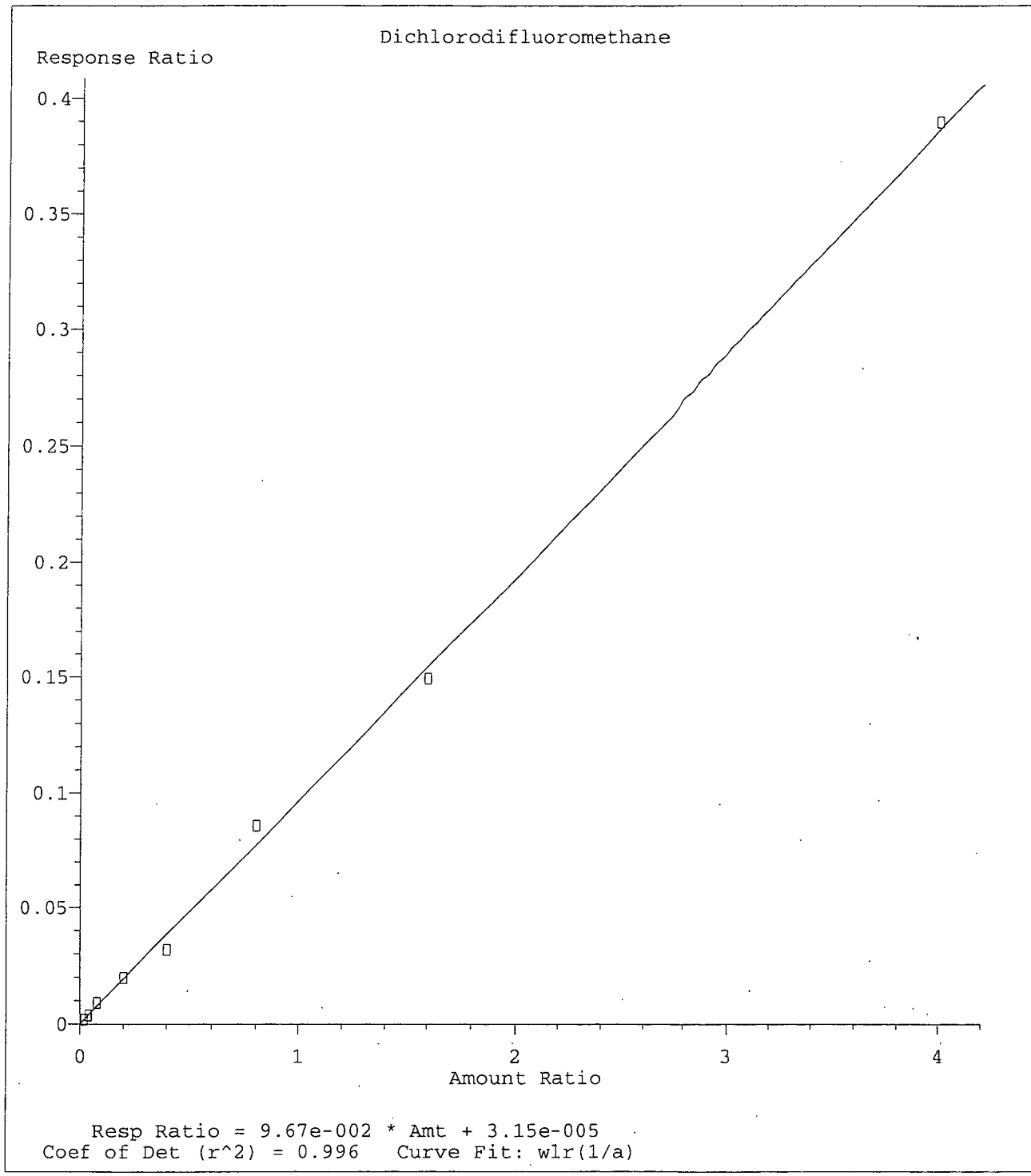

Method Name: M:\MAX\DATA\210702\M0702W.M
Calibration Table Last Updated: Wed Jul 07 10:03:18 2021

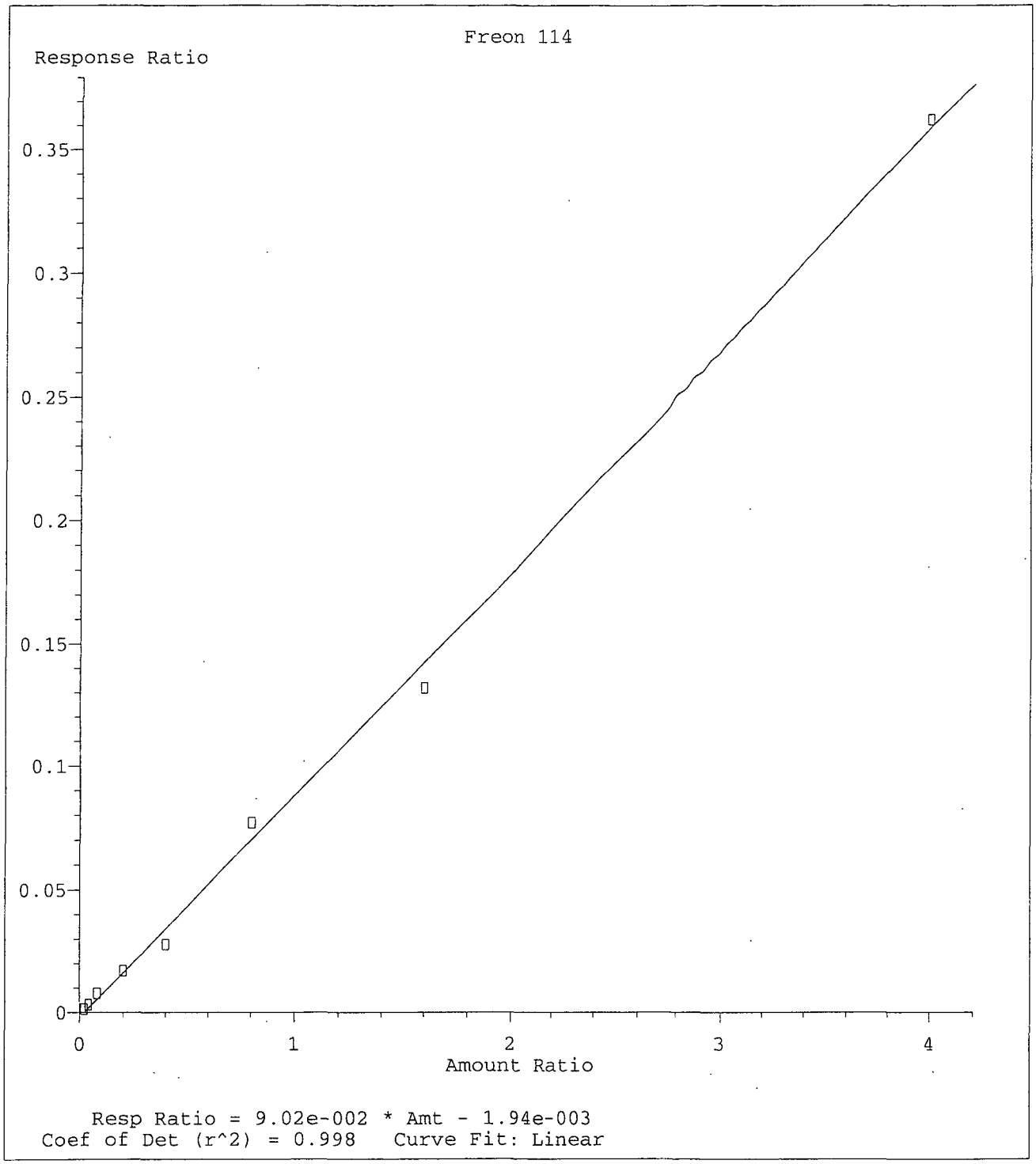

Method Name: M:\MAX\DATA\210702\M0702W.M
Calibration Table Last Updated: Wed Jul 07 10:03:18 2021

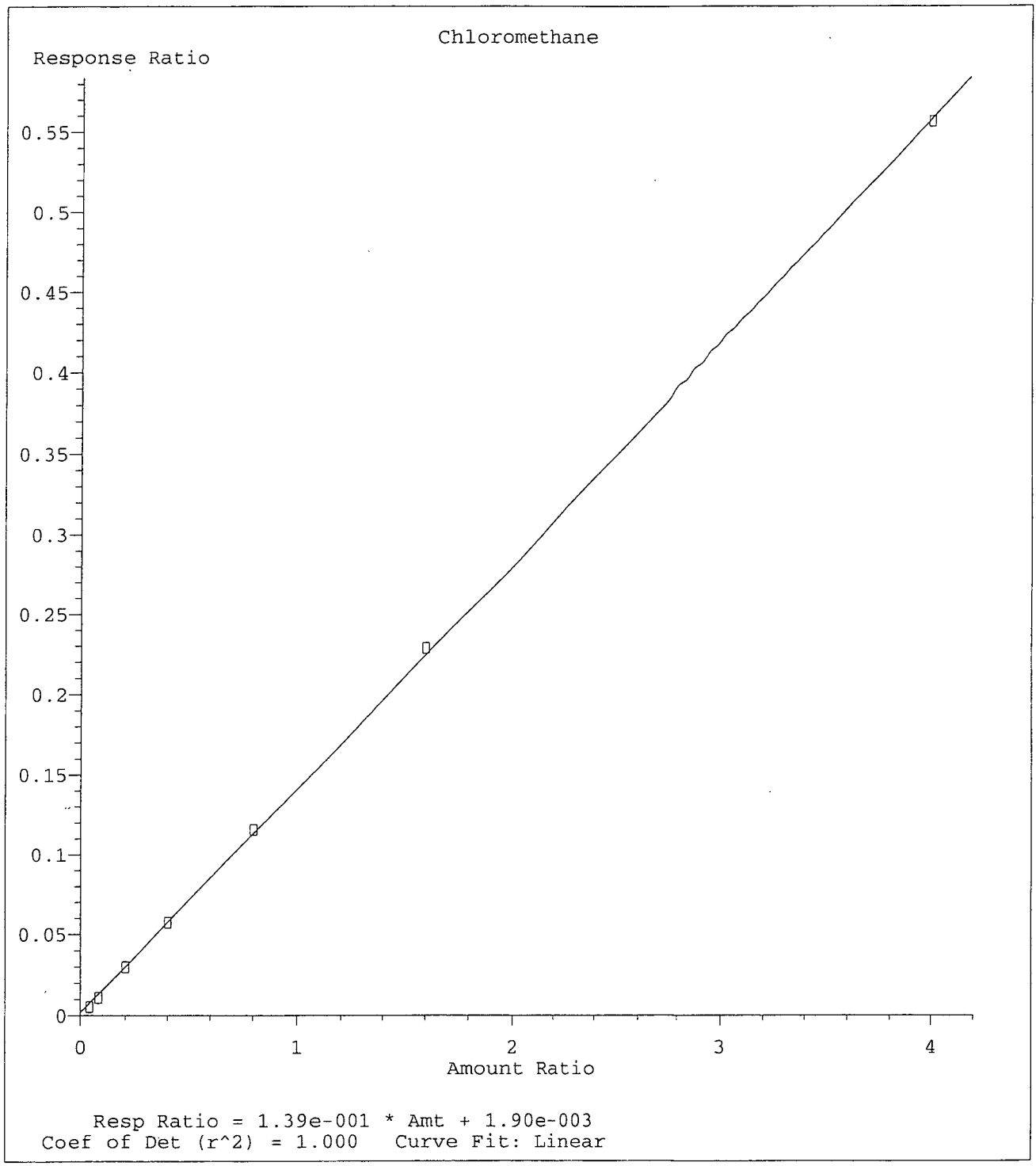

Method Name: M:\MAX\DATA\210702\M0702W.M
Calibration Table Last Updated: Wed Jul 07 10:03:18 2021

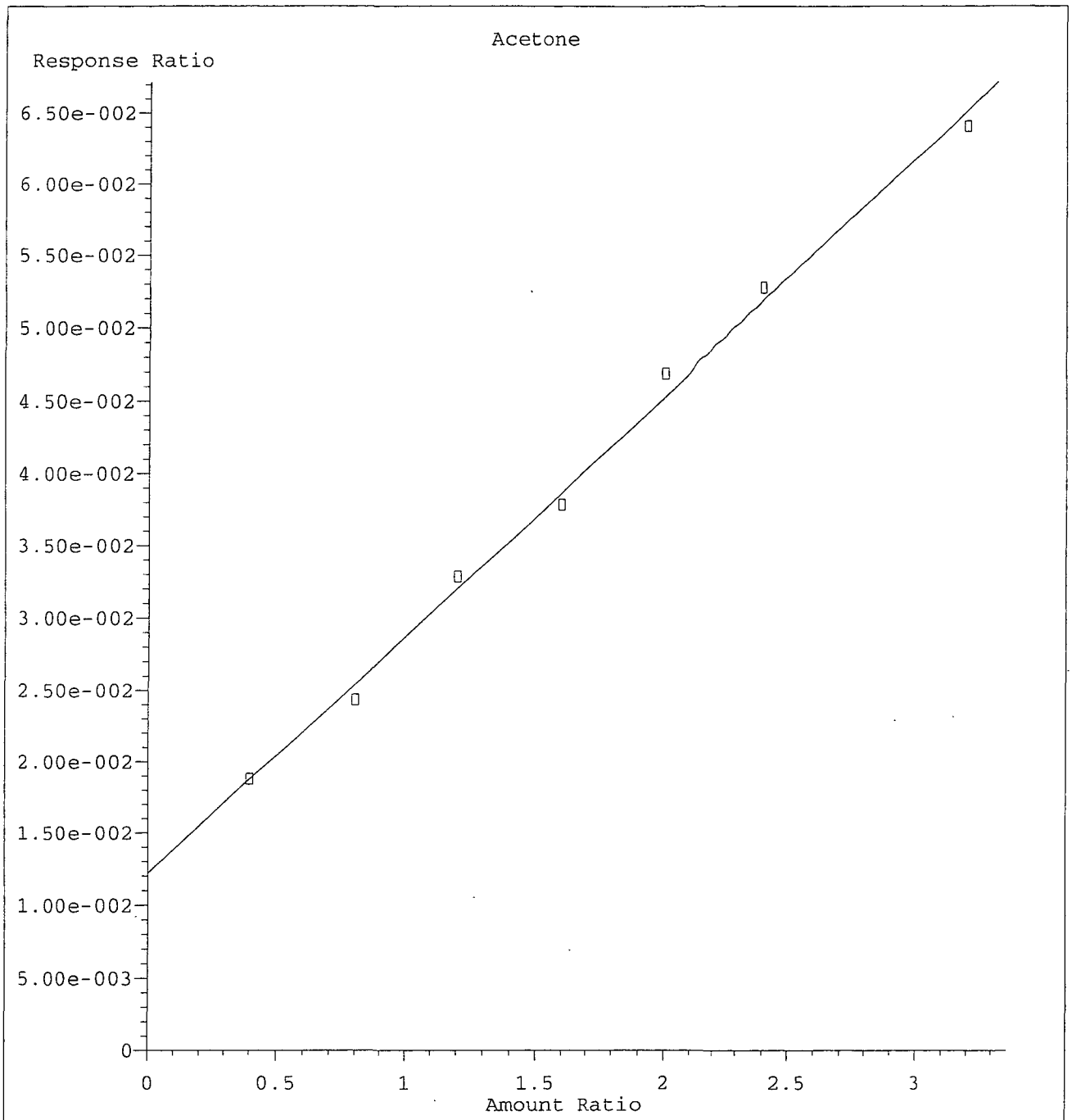

Resp Ratio = 1.66e-002 * Amt + 1.22e-002
Coef of Det (r^2) = 0.995 Curve Fit: Linear

Method Name: M:\MAX\DATA\210702\M0702W.M
Calibration Table Last Updated: Wed Jul 07 10:03:18 2021

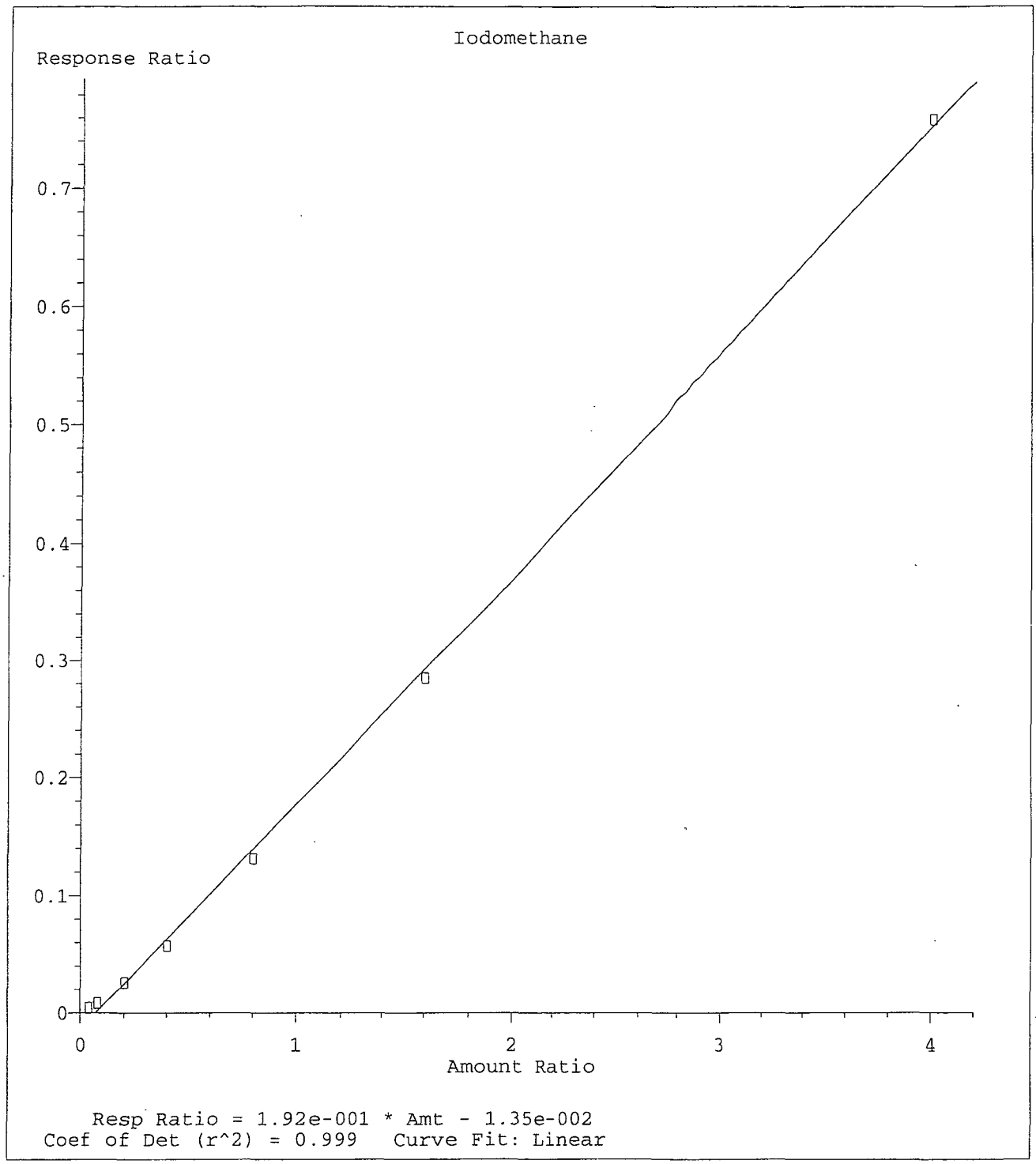

Method Name: M:\MAX\DATA\210702\M0702W.M
Calibration Table Last Updated: Wed Jul 07 10:03:18 2021

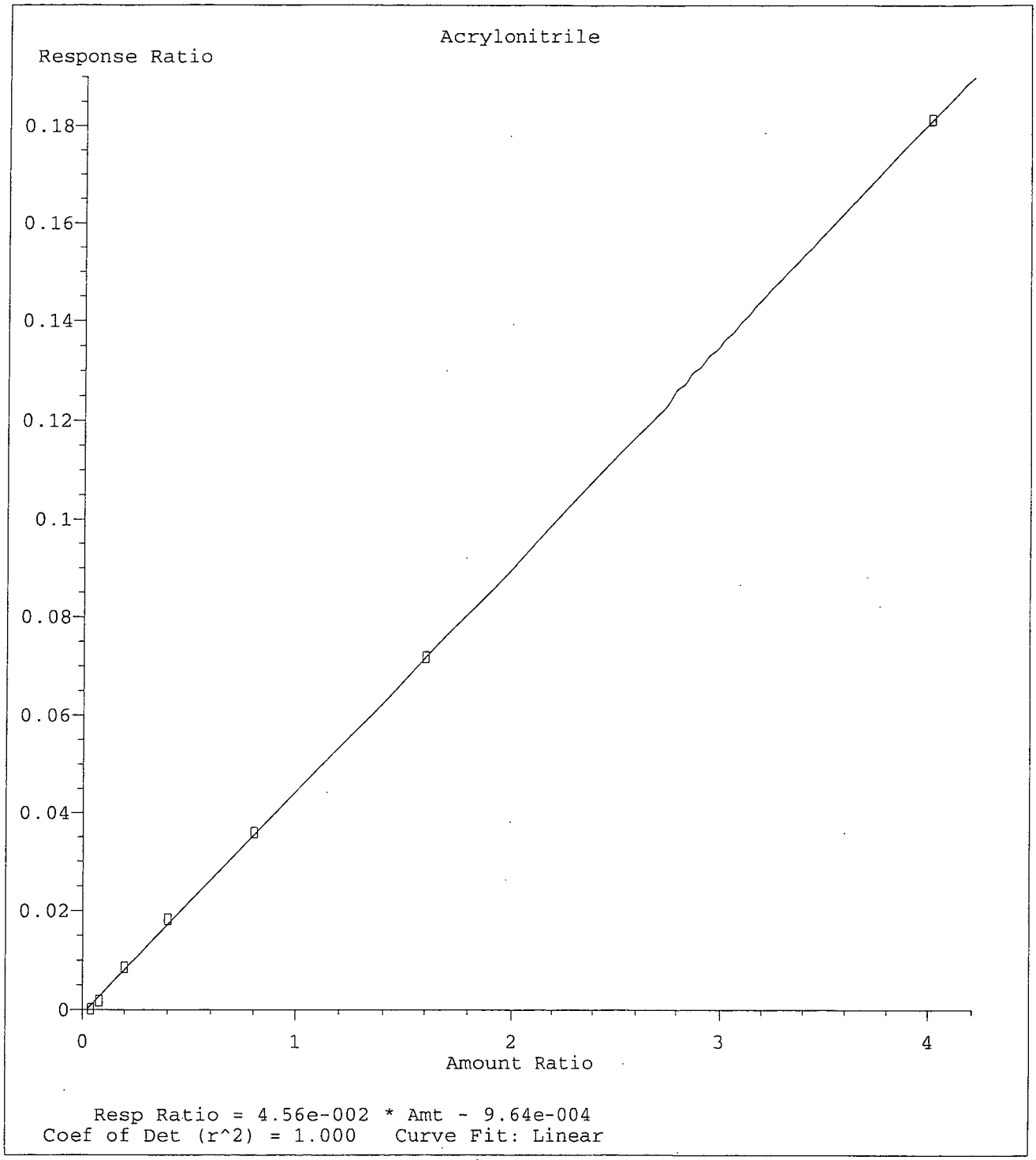

Method Name: M:\MAX\DATA\210702\M0702W.M
Calibration Table Last Updated: Wed Jul 07 10:03:18 2021

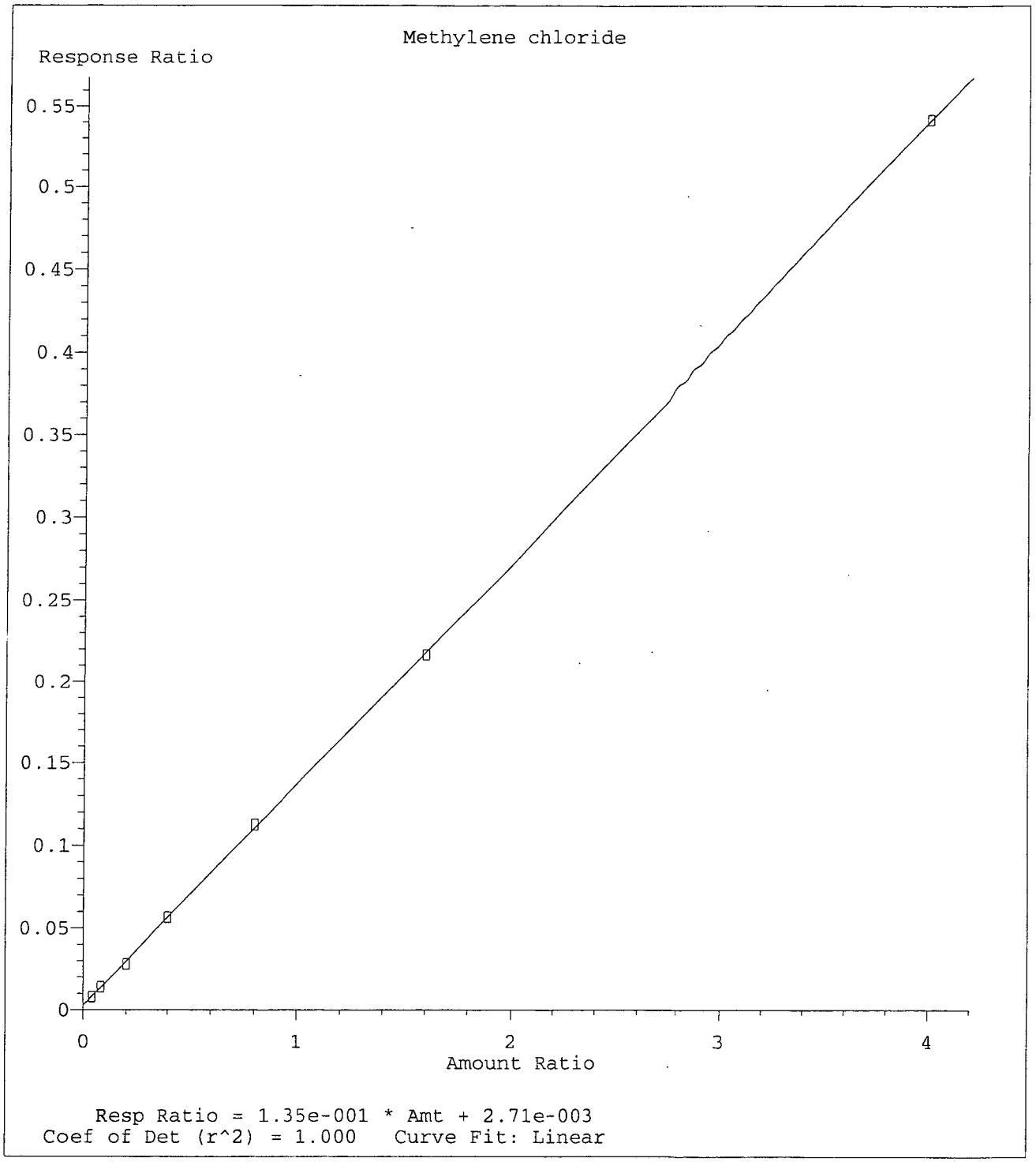

Method Name: M:\MAX\DATA\210702\M0702W.M
Calibration Table Last Updated: Wed Jul 07 10:03:18 2021

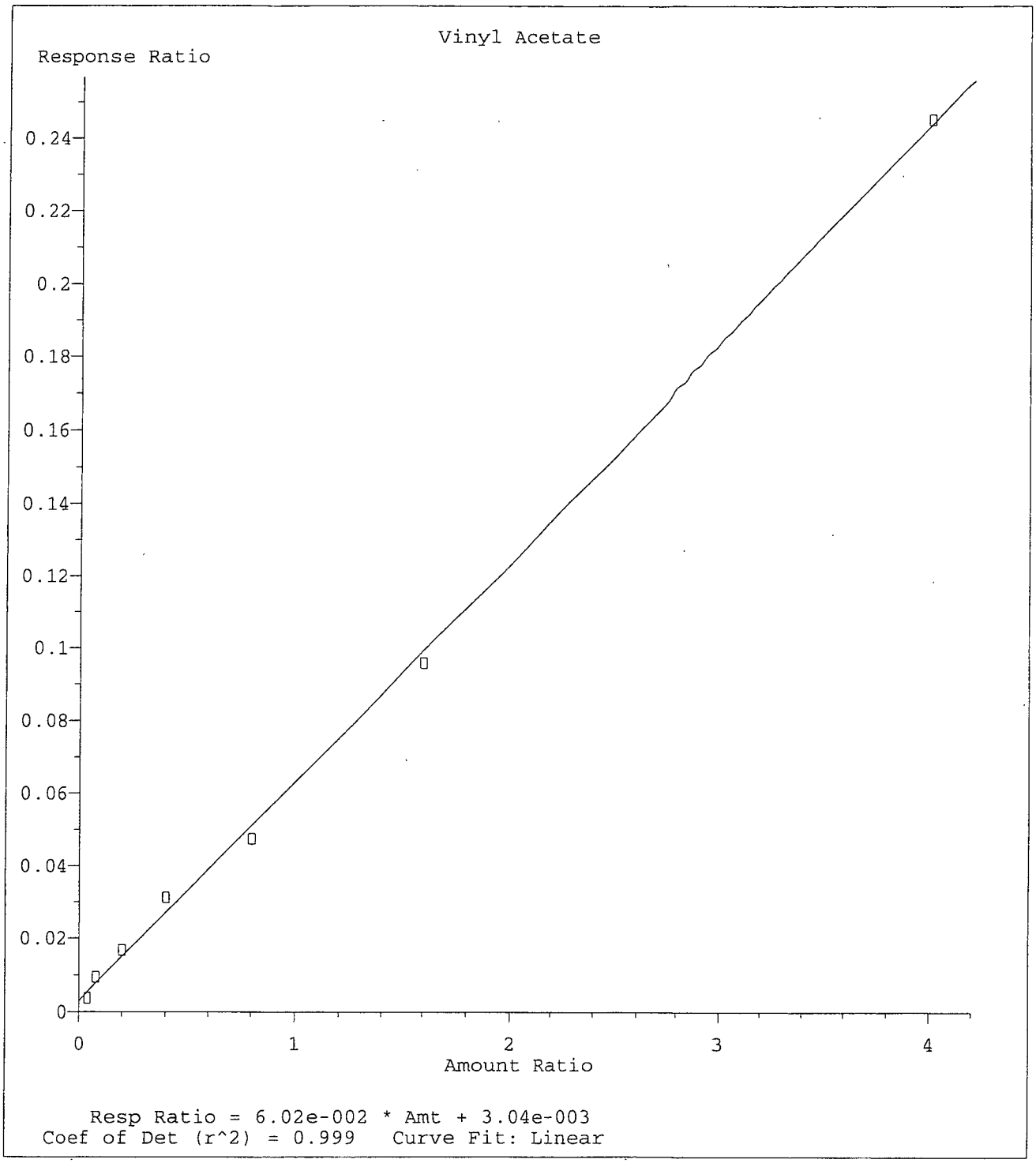

Method Name: M:\MAX\DATA\210702\M0702W.M
Calibration Table Last Updated: Wed Jul 07 10:03:18 2021

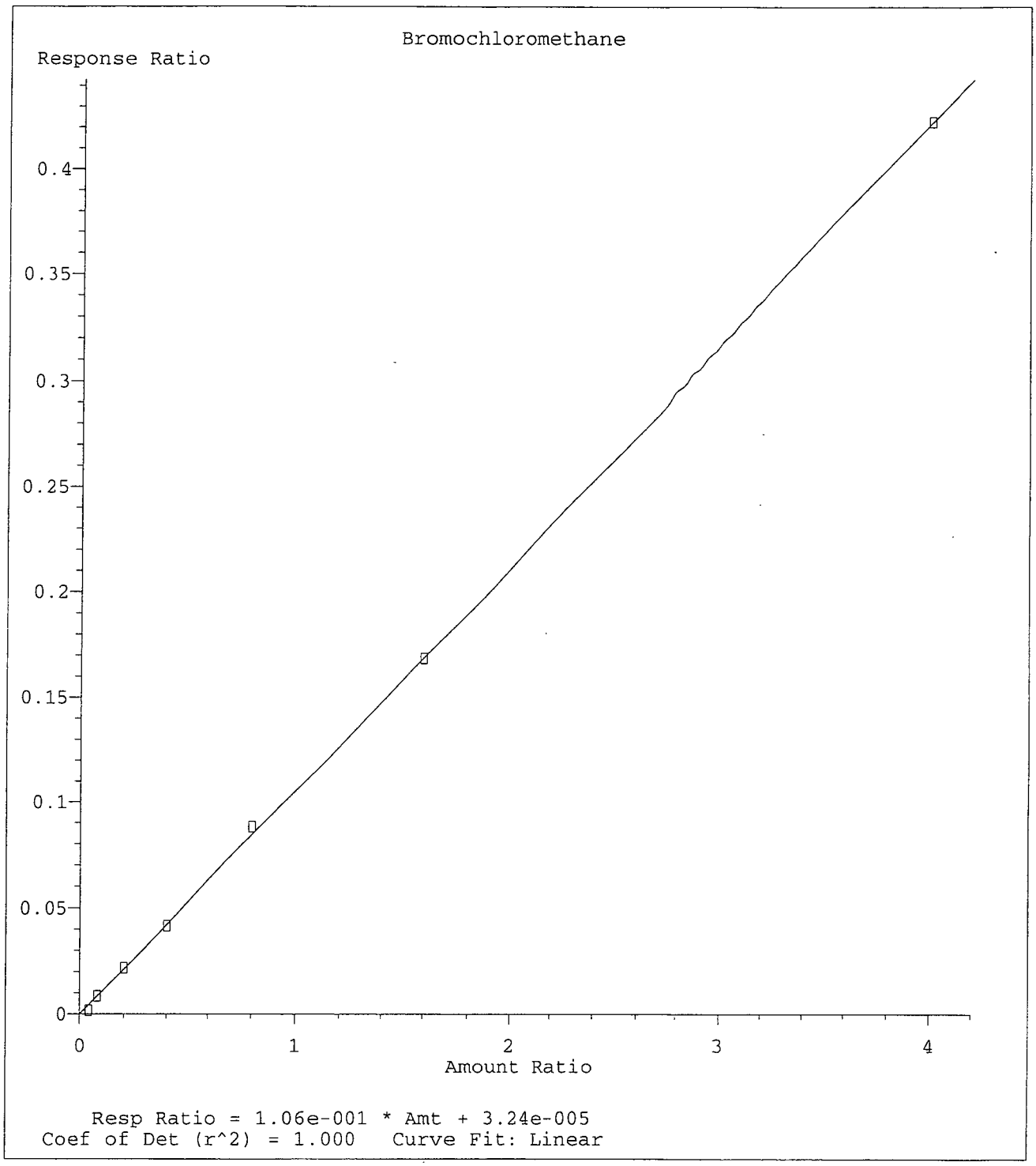

Method Name: M:\MAX\DATA\210702\M0702W.M
Calibration Table Last Updated: Wed Jul 07 10:03:18 2021

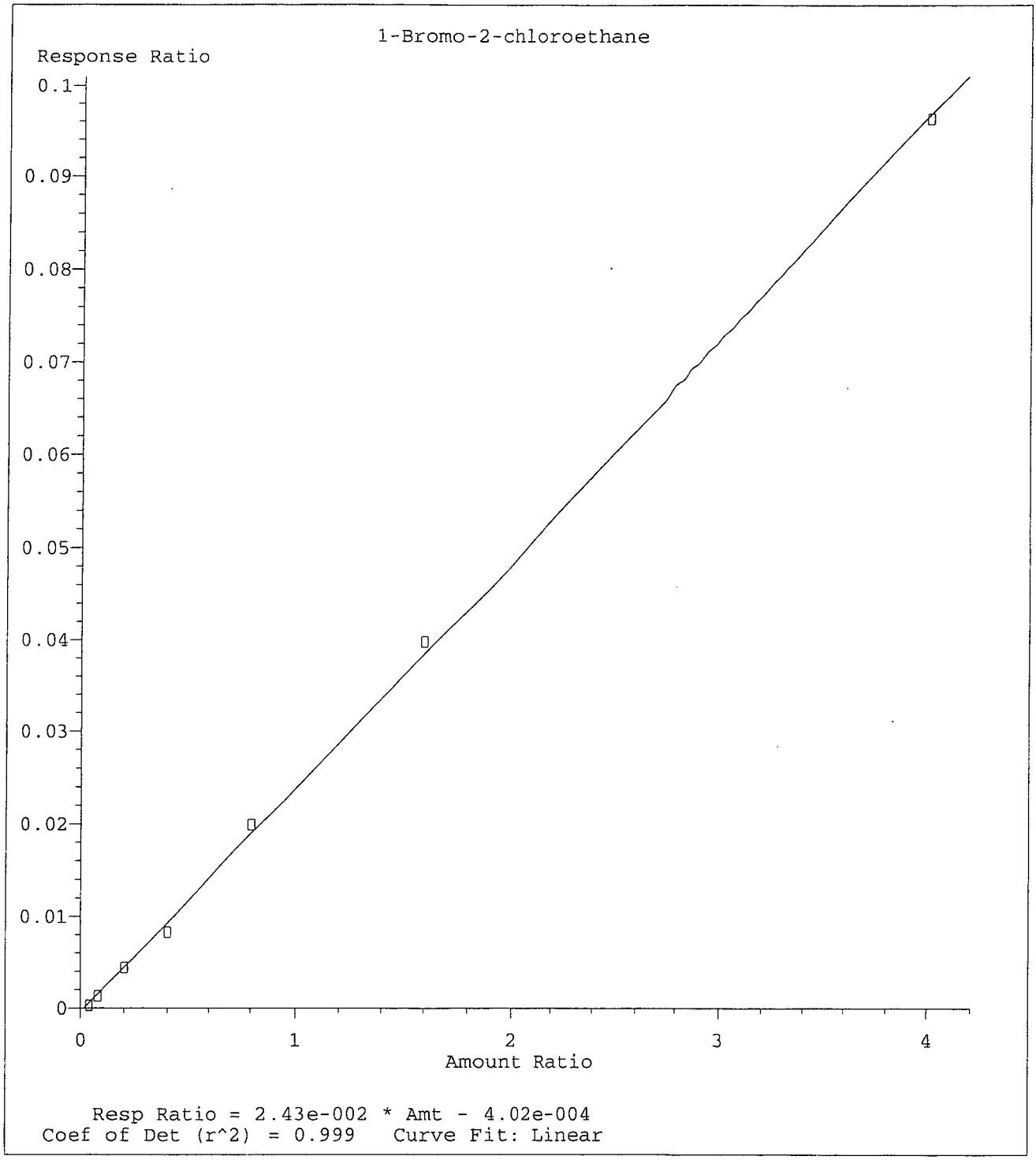

Method Name: M:\MAX\DATA\210702\M0702W.M
Calibration Table Last Updated: Wed Jul 07 10:03:18 2021

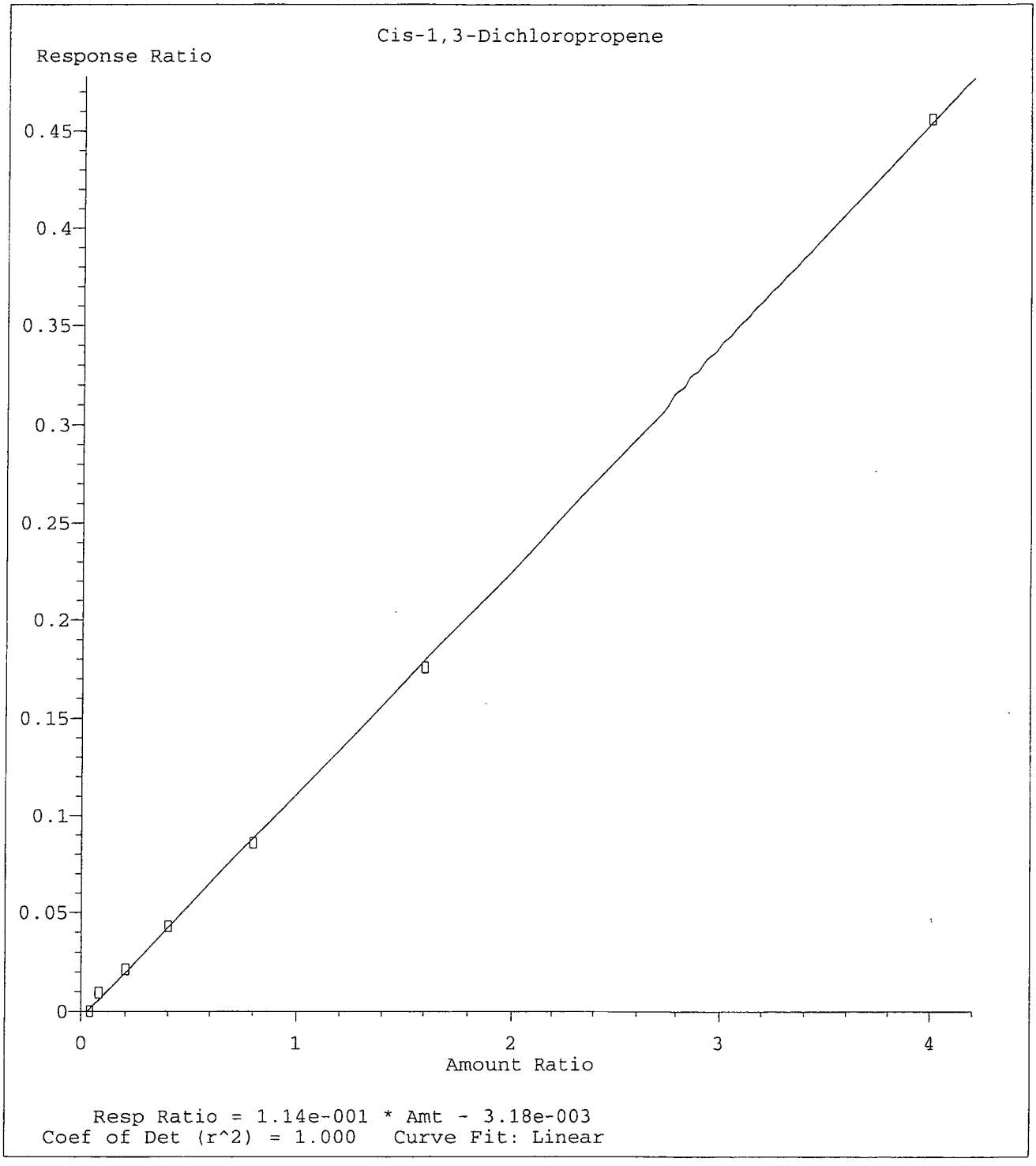

Method Name: M:\MAX\DATA\210702\M0702W.M
Calibration Table Last Updated: Wed Jul 07 10:03:18 2021

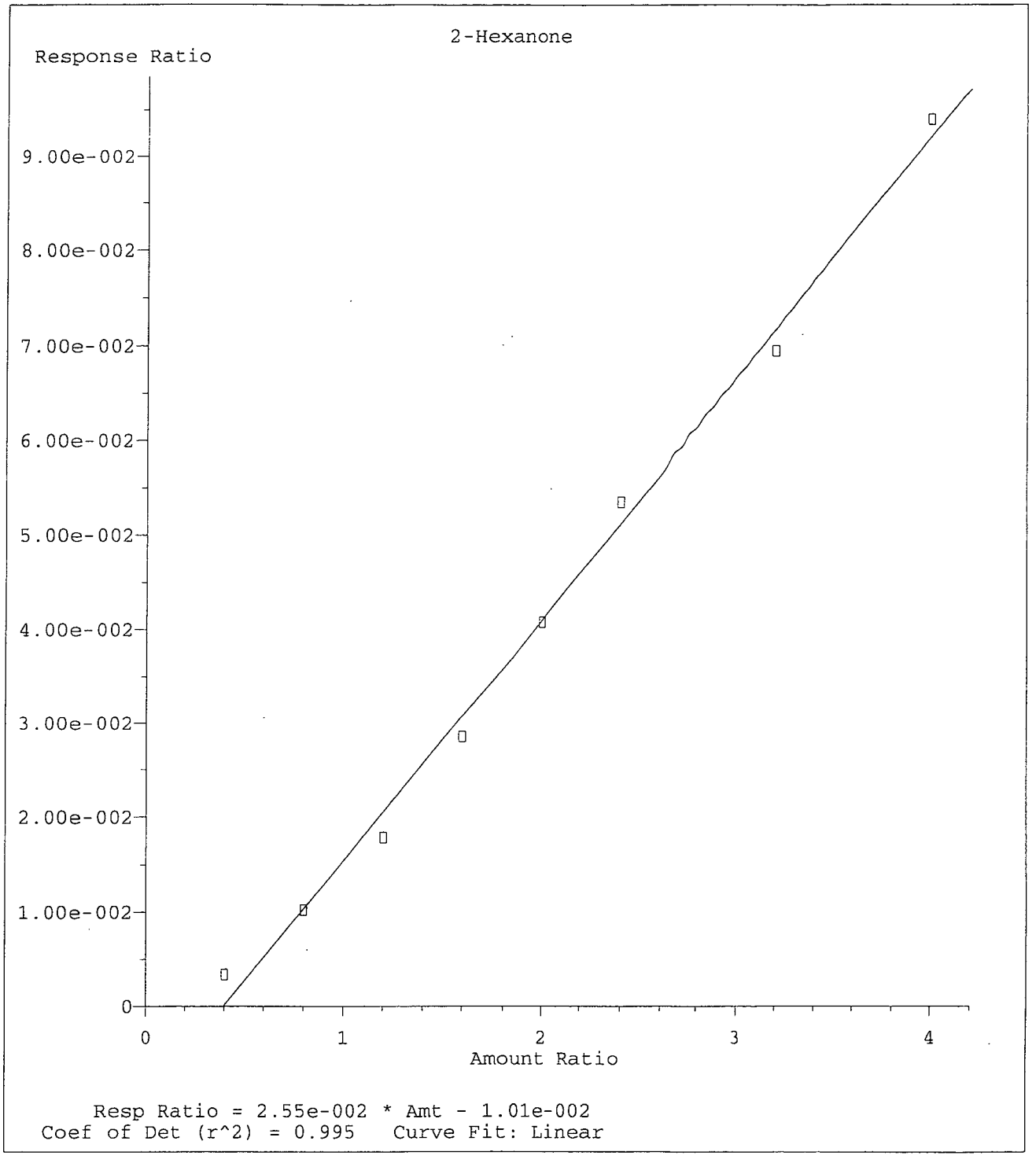

Method Name: M:\MAX\DATA\210702\M0702W.M
Calibration Table Last Updated: Wed Jul 07 10:03:18 2021

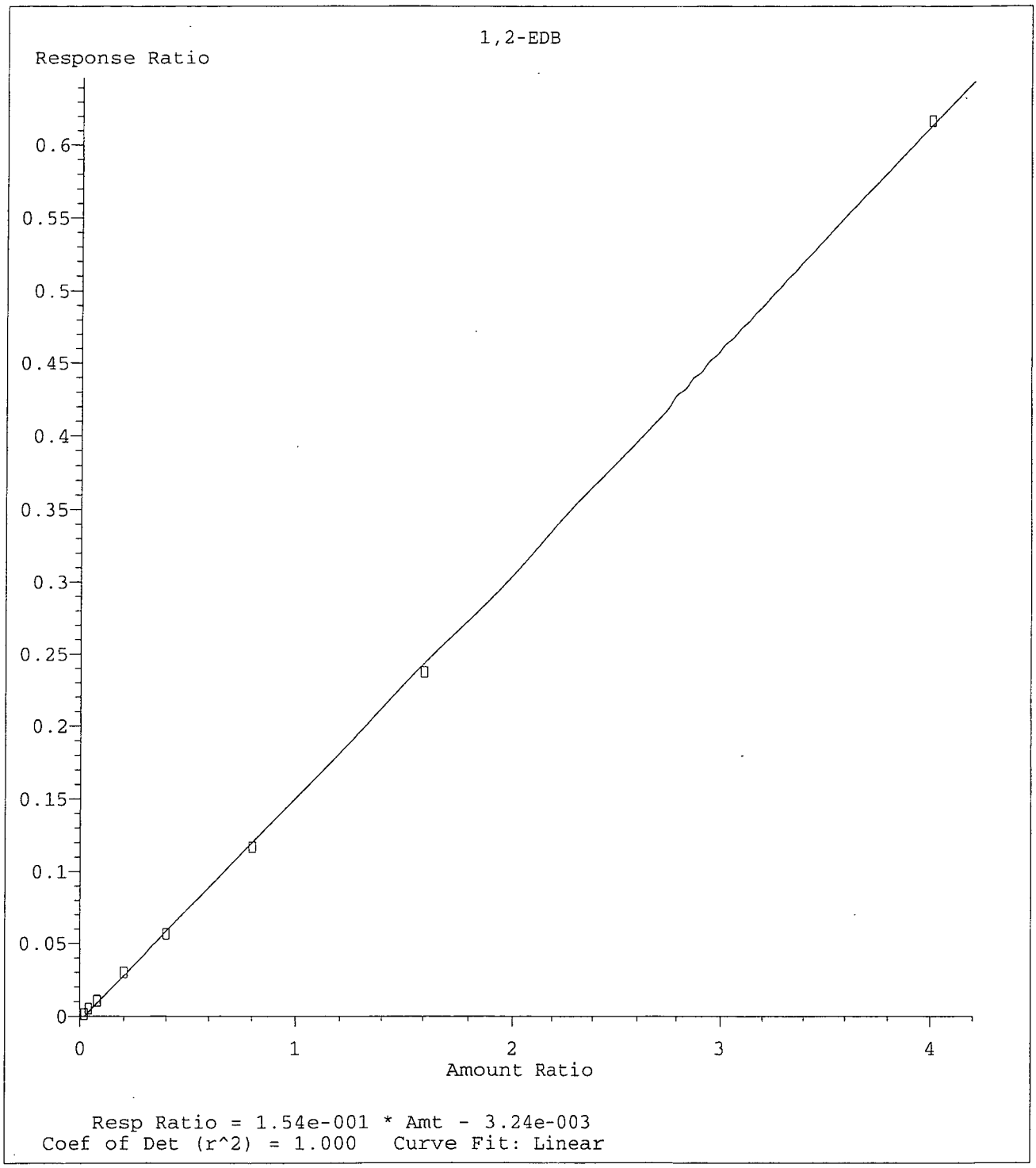

Method Name: M:\MAX\DATA\210702\M0702W.M
Calibration Table Last Updated: Wed Jul 07 10:03:18 2021

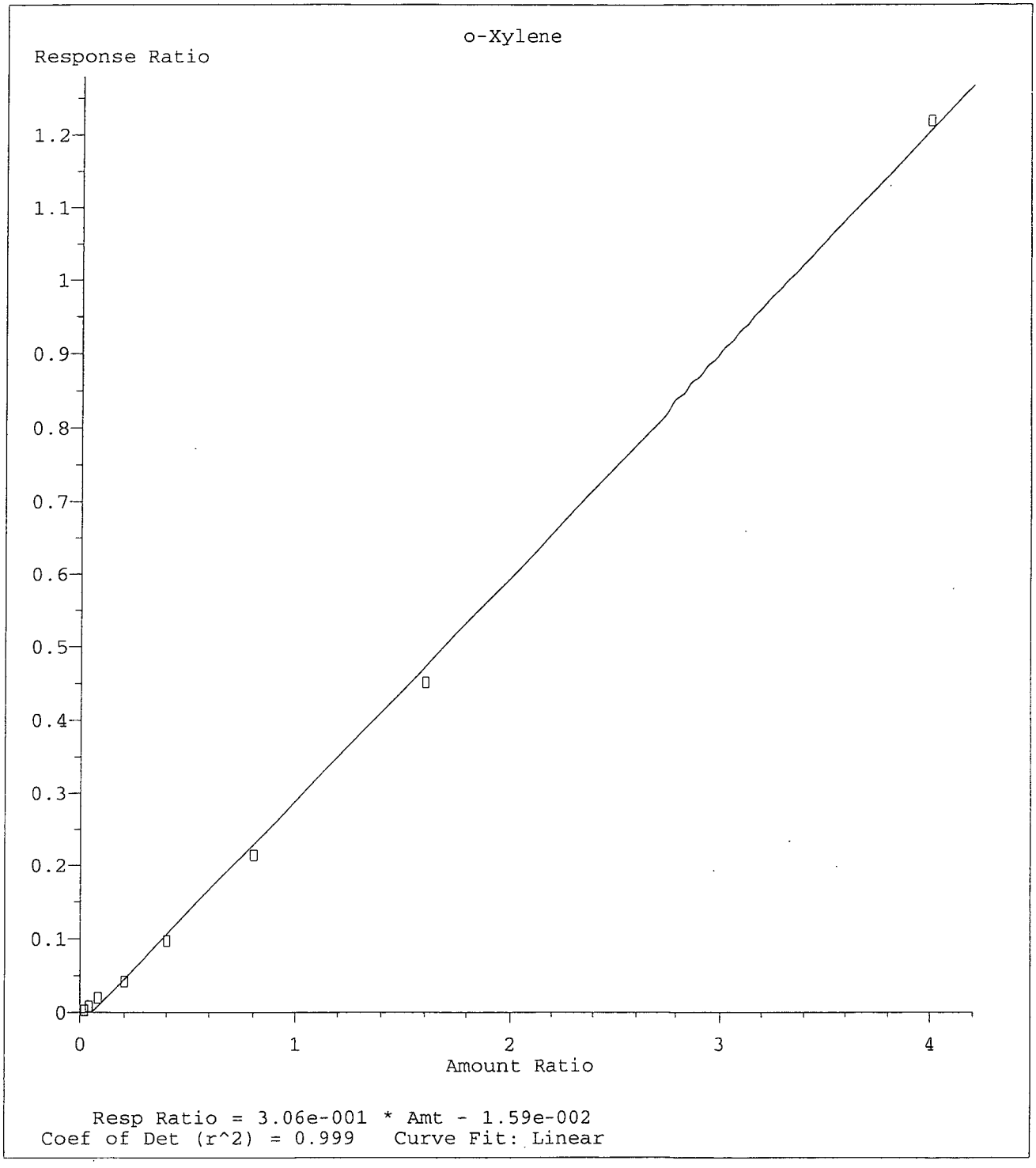

Method Name: M:\MAX\DATA\210702\M0702W.M
Calibration Table Last Updated: Wed Jul 07 10:03:18 2021

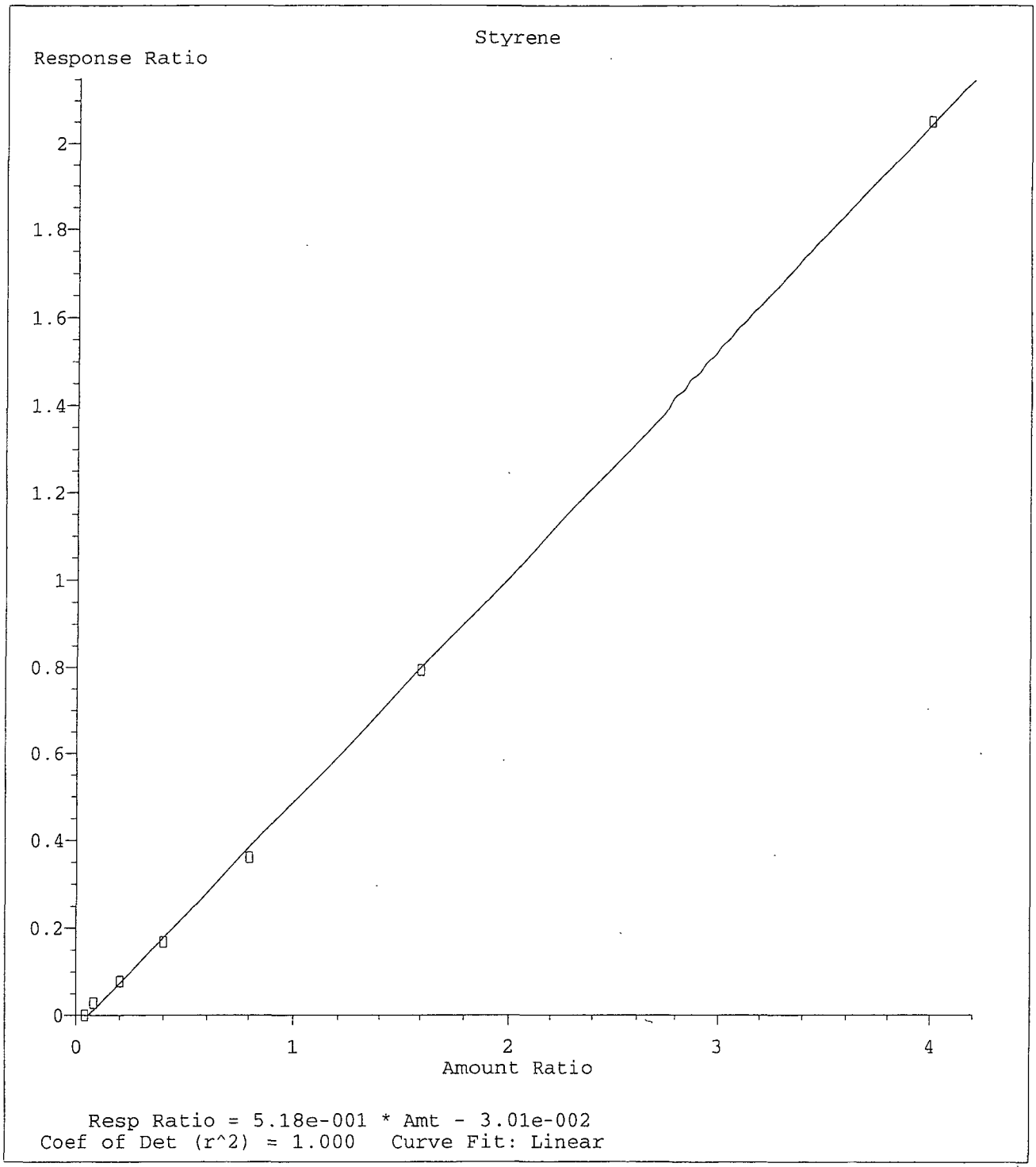

Method Name: M:\MAX\DATA\210702\M0702W.M
Calibration Table Last Updated: Wed Jul 07 10:03:18 2021

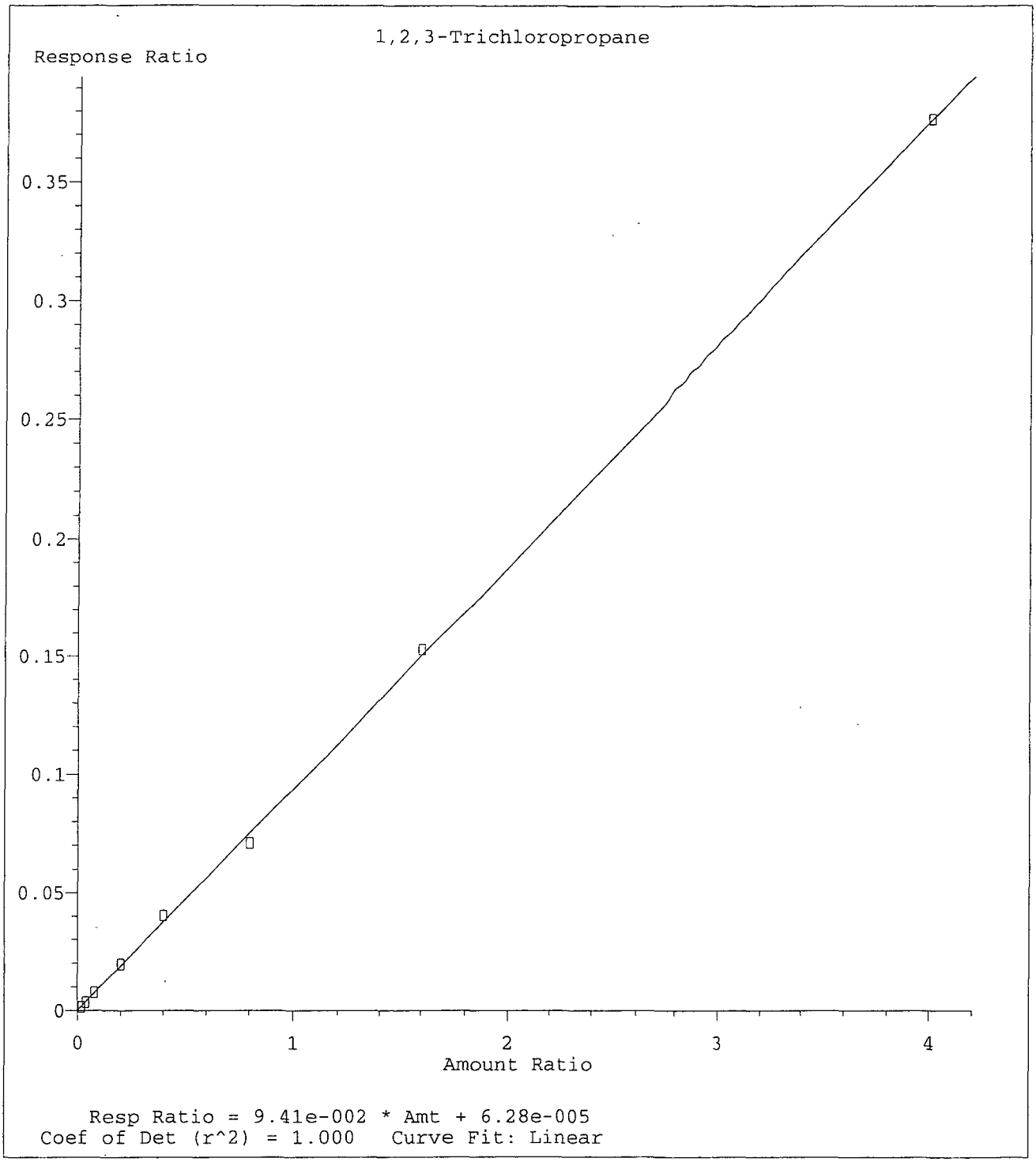

Method Name: M:\MAX\DATA\210702\M0702W.M
Calibration Table Last Updated: Wed Jul 07 10:03:18 2021

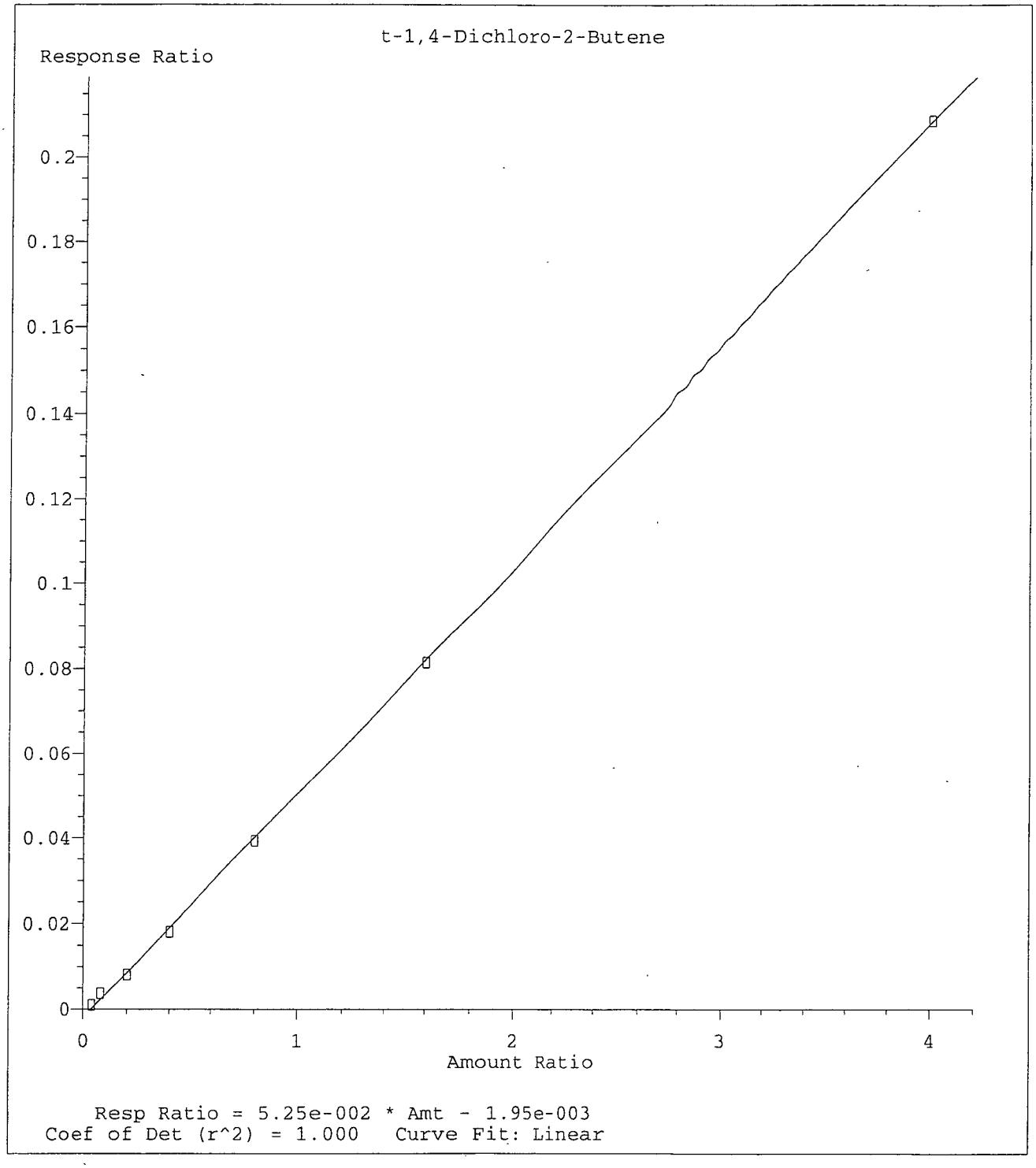

Method Name: M:\MAX\DATA\210702\M0702W.M
Calibration Table Last Updated: Wed Jul 07 10:03:18 2021

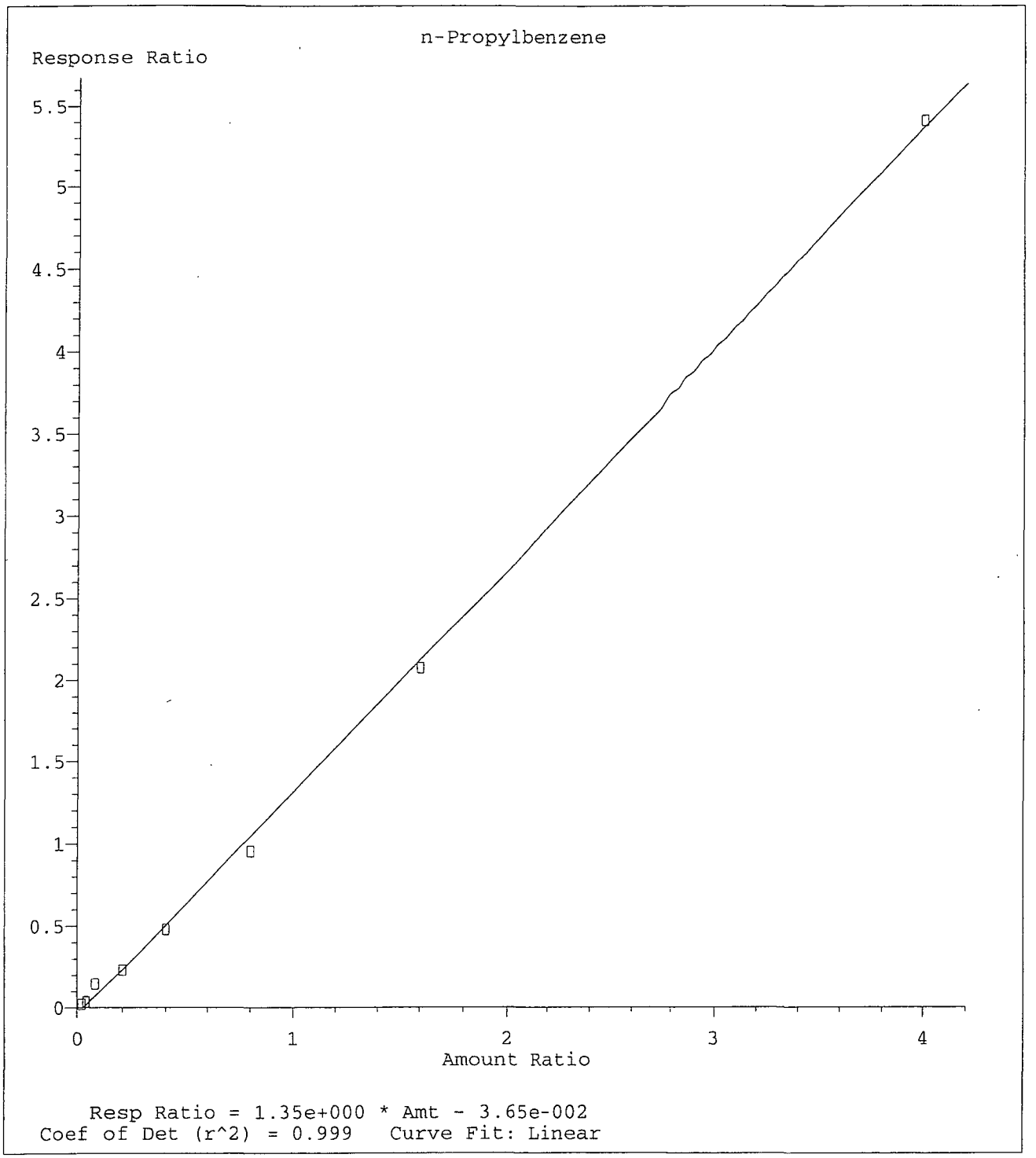

Method Name: M:\MAX\DATA\210702\M0702W.M
Calibration Table Last Updated: Wed Jul 07 10:03:18 2021

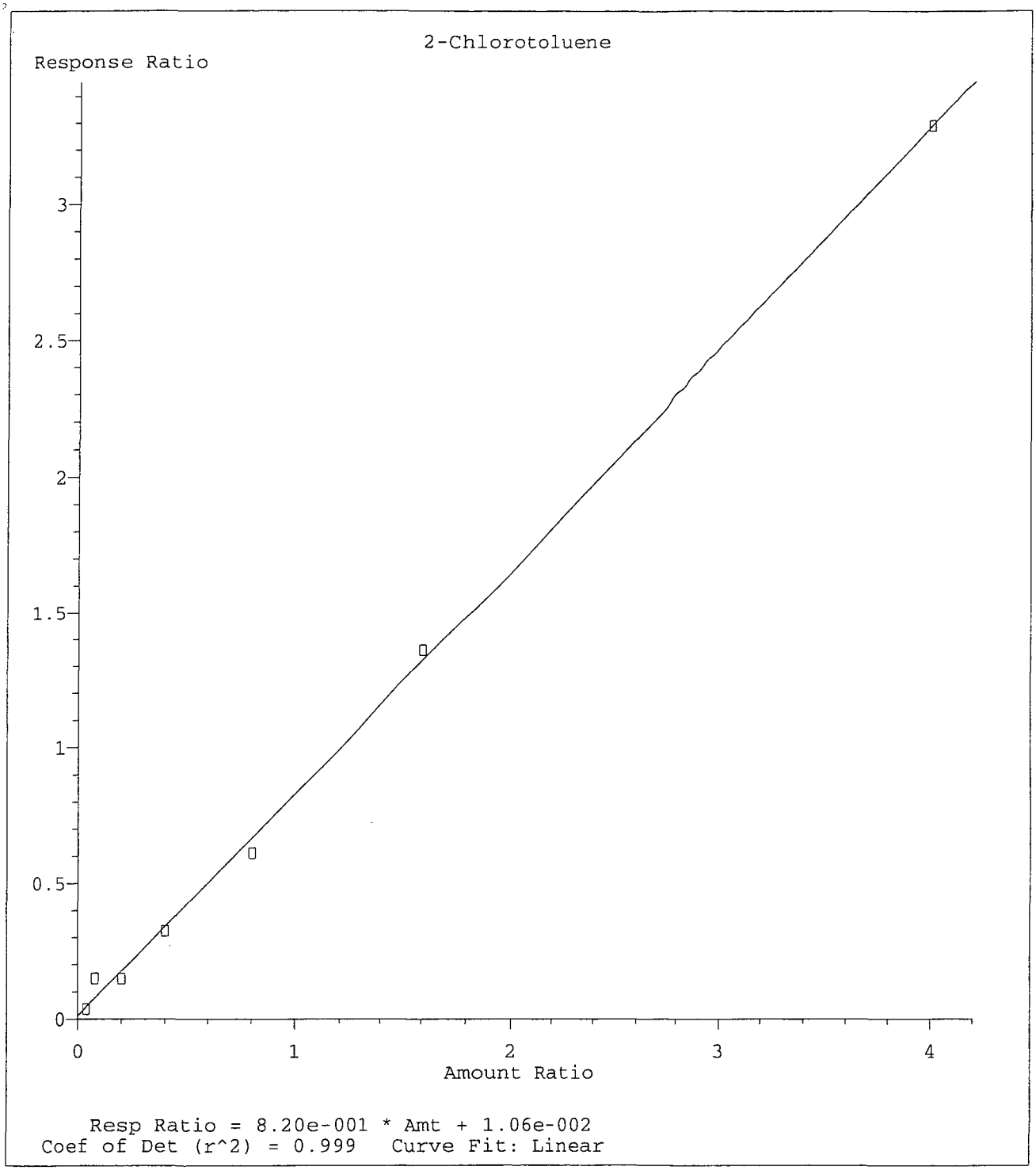

Method Name: M:\MAX\DATA\210702\M0702W.M
Calibration Table Last Updated: Wed Jul 07 10:03:18 2021

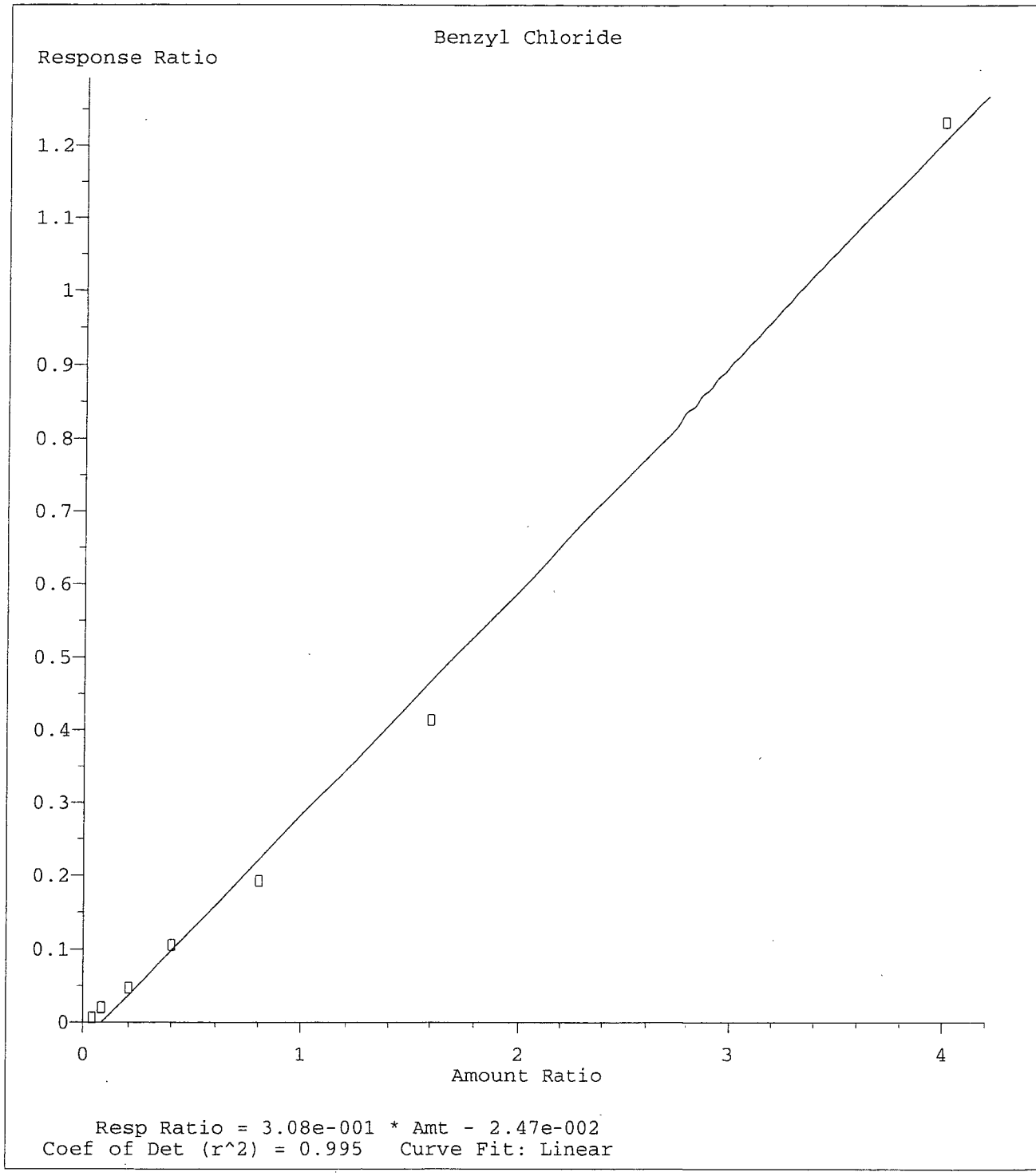

Method Name: M:\MAX\DATA\210702\M0702W.M
Calibration Table Last Updated: Wed Jul 07 10:03:18 2021

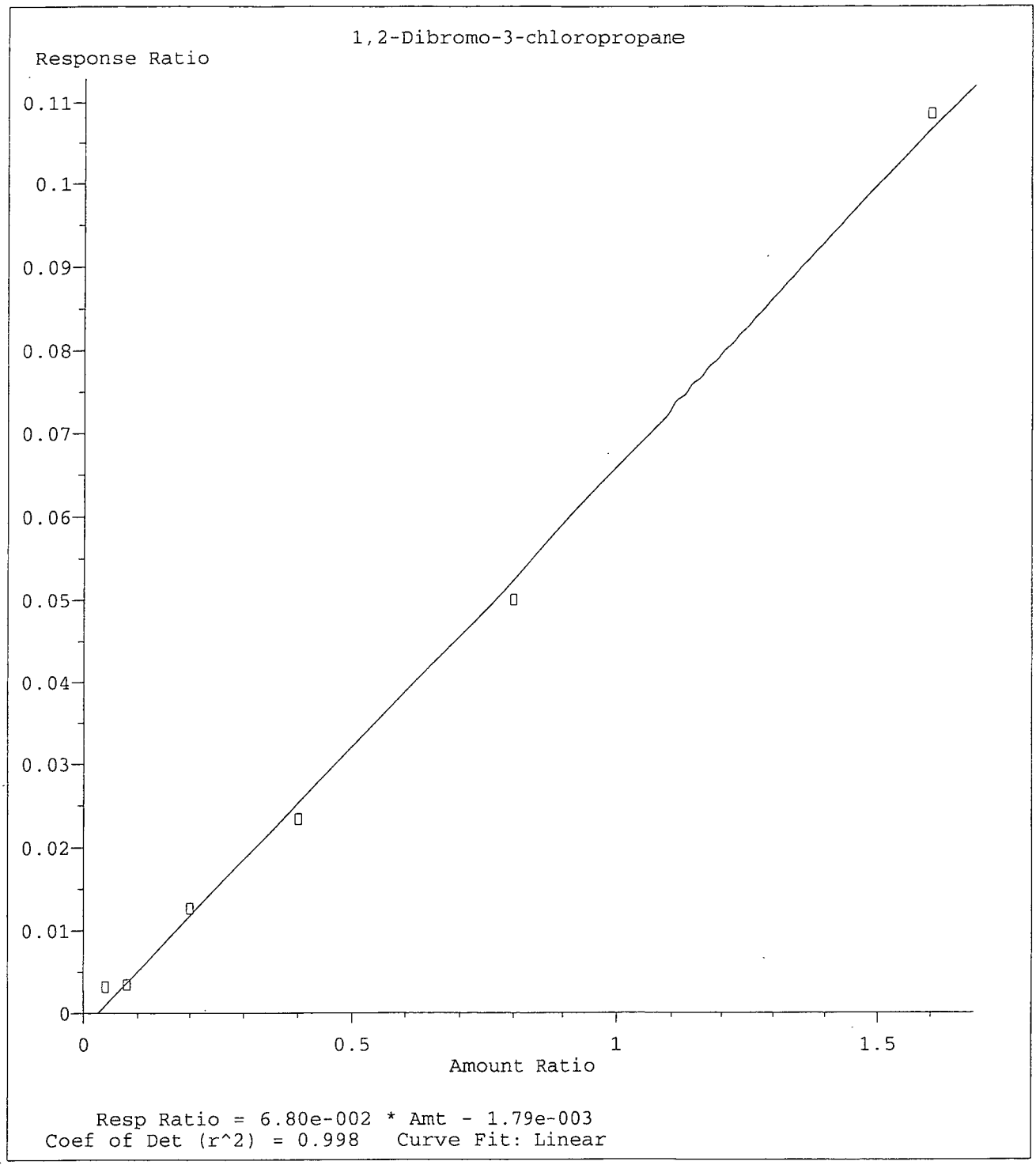

Method Name: M:\MAX\DATA\210702\M0702W.M
Calibration Table Last Updated: Wed Jul 07 10:03:18 2021

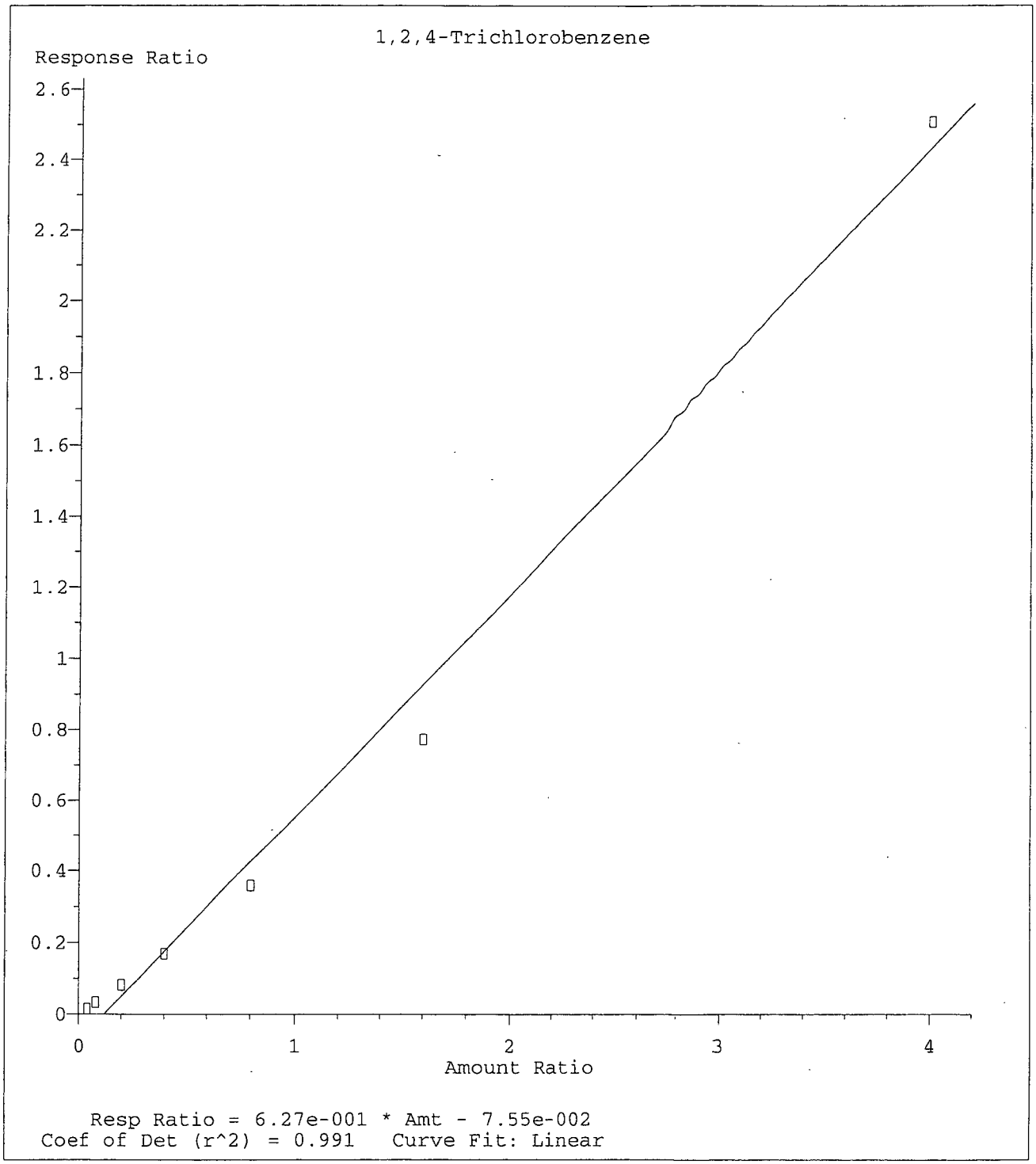

Method Name: M:\MAX\DATA\210702\M0702W.M
Calibration Table Last Updated: Wed Jul 07 10:03:18 2021

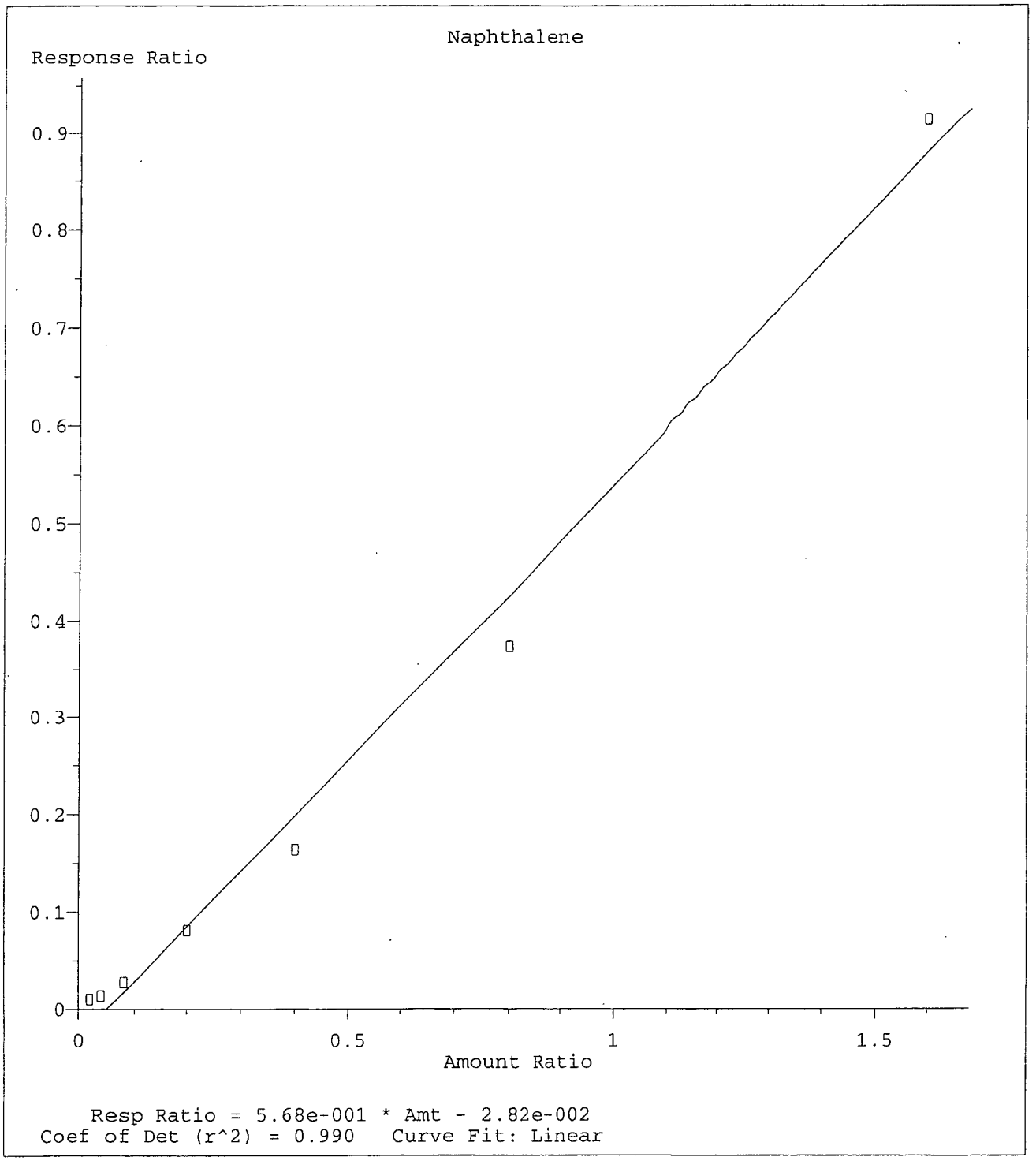

Method Name: M:\MAX\DATA\210702\M0702W.M
Calibration Table Last Updated: Wed Jul 07 10:03:18 2021

VOLATILE ORGANIC ANALYSIS BY
EPA METHOD 8260B

Form 7

Second Source Calibration

Lab Name: APPL, Inc.
Case No:
Matrix: Water

SDG No:
Date Analyzed: 2 Jul 21 17:18
Instrument: Max
Initial Cal. Date: 07/02/21
Data File: 0702M22.D

		Compound	MEAN	CCRF	%D		%Drift	
1	TM	Chlorotrifluoroethene	0.0000	0.0037	0.00	TM		
2	TML	Dichlorodifluoromethane	0.0971	0.1094	13	TML	13	
3	TML	Freon 114	0.0844	0.1094	30	TML	27	*High
4	TM**L	Chloromethane	0.1410	0.1711	21	TM**L	20	
5	TM*	Vinyl chloride	0.1308	0.1570	20	TM*		
6	TM	2-Chloro-1,1,1-trifluoroethane	0.0000	0.0023	0.00	TM		
7	TM	Bromomethane	0.1139	0.1364	20	TM		
8	TM	Chloroethane	0.0995	0.1032	3.7	TM		
9	TM	Dichlorofluoromethane	0.2499	0.2582	3.3	TM		
10	TM	Trichlorofluoromethane	0.2332	0.2433	4.3	TM		
11	TML	2,2-Dichloro-1,1,1-trifluoroethane	0.0000	0.0025	0.00	TML		
12	TM	Acrolein	0.0092	0.0098	6.3	TM		
13	TML	Acetone	0.0277	0.0217	22	TML	6.0	
14	TM	Freon-113	0.1106	0.1171	6.0	TM		
15	TM	Acetonitrile	0.0179	0.0170	5.0	TM		
16	TM	2-propanol	0.0000	0.0002	0.00	TM		
17	TM*	1,1-DCE	0.1864	0.1988	6.7	TM*		
18	TM	t-Butanol	0.0106	0.0113	6.0	TM		
19	TM	Methyl Acetate	0.0982	0.0998	1.6	TM		
20	TML	Iodomethane	0.1445	0.1292	11	TML	15	
21	TML	Acrylonitrile	0.0357	0.0351	1.6	TML	18	
22	TM	2-Methylpentane	0.0000	0.0013	0.00	TM		
23	TML	Methylene chloride	0.1529	0.1670	9.3	TML	19	
24	TM	Carbon disulfide	0.2561	0.2844	11	TM		
25	TM	Methyl t-butyl ether (MtBE)	0.3409	0.3461	1.5	TM		
26	TM	Trans-1,2-DCE	0.1319	0.1440	9.2	TM		
27	TM	3-Methylpentane	0.0000	0.0671	0.00	TM		
28	TM	Diisopropyl Ether	0.3760	0.3920	4.3	TM		
29	TM**	1,1-DCA	0.2354	0.2681	14	TM**		
30	TML	Vinyl Acetate	0.0790	0.0799	1.2	TML	20	
31	TM	Ethyl tert Butyl Ether	0.3353	0.3403	1.5	TM		
32	TML	Methylcyclopentane	0.0000	0.0003	0.00	TML		
33	TM	MEK (2-Butanone)	0.0224	0.0217	3.1	TM		
34	TM	Cis-1,2-DCE	0.1422	0.1554	9.3	TM		
35	TM	2,2-Dichloropropane	0.2007	0.2138	6.6	TM		
36	TM*	Chloroform	0.2434	0.2586	6.2	TM*		
37	TML	Bromochloromethane	0.0976	0.1057	8.3	TML	0.12	
38	TM	1,1,1-TCA	0.2326	0.2590	11	TM		
39	TM	Cyclohexane	0.1025	0.0953	7.0	TM		
40	TM	1,1-Dichloropropene	0.1406	0.1607	14	TM		
		Average			7.5			

VOLATILE ORGANIC ANALYSIS BY
EPA METHOD 8260B

Form 7

Second Source Calibration

Lab Name: APPL, Inc.
Case No:
Matrix: Water

SDG No:
Date Analyzed: 2 Jul 21 17:18
Instrument: Max
Cal. Date: 07/02/21
Data File: 0702M22.D

		Compound	MEAN	CCRF	%D		%Drift	
41	TM	2,2,4-Trimethylpentane	0.2517	0.2402	4.6	TM		
42	TM	Carbon Tetrachloride	0.2058	0.2205	7.1	TM		
43	TM	Tert Amyl Methyl Ether	0.2915	0.2917	0.08	TM		
44	TM	1,2-DCA	0.1934	0.2046	5.8	TM		
45	TM	Benzene	0.4785	0.5306	11	TM		
46	TM	TCE	0.1251	0.1394	11	TM		
47	TM	2-Pentanone	0.0699	0.0700	0.21	TM		
48	TM*	1,2-Dichloropropane	0.0621	0.0668	7.7	TM*		
49	TM	Bromodichloromethane	0.1923	0.2208	15	TM		
50	TM	Methyl Cyclohexane	0.1427	0.1466	2.8	TM		
51	TM	Dibromomethane	0.0821	0.0888	8.2	TM		
52	TM	MIBK (methyl isobutyl ketone)	0.0440	0.0439	0.32	TM		
53	TML	1-Bromo-2-chloroethane	0.0200	0.0242	21	TML	3.6	
54	TM	2-Chloroethyl vinyl ether	0.0000	0.0003	0.00	TM		
55	TML	Cis-1,3-Dichloropropene	0.0955	0.1126	18	TML	5.5	
56	TM*	Toluene	0.5124	0.5797	13	TM*		
57	TM	Trans-1,3-Dichloropropene	0.1689	0.1840	8.9	TM		
58	TM	1,1,2-TCA	0.0915	0.0928	1.5	TM		
59	TML	2-Hexanone	0.0177	0.0195	10	TML	3.8	
60	TML	1,2-EDB	0.1352	0.1592	18	TML	8.5	
61	TM	Tetrachloroethene	0.1120	0.1340	20	TM		
62	TM	1-Chlorohexane	0.1358	0.1562	15	TM		
63	TM	1,1,1,2-Tetrachloroethane	0.1898	0.2172	14	TM		
64	TM	m&p-Xylene	0.2612	0.3055	17	TM		
65	TML	o-Xylene	0.2417	0.2960	22	TML	9.8	
66	TML	Styrene	0.3759	0.4973	32	TML	10	
67	TM	1,3-Dichloropropane	0.2235	0.2508	12	TM		
68	TM	Dibromochloromethane	0.1953	0.2171	11	TM		
69	TM**	Chlorobenzene	0.4666	0.4911	5.2	TM**		
70	TM*	Ethylbenzene	0.6654	0.7502	13	TM*		
71	TM**	Bromoform	0.1544	0.1656	7.3	TM**		
72	TM	Isopropylbenzene	1.057	1.173	11	TM		
73	TM**	1,1,2,2-Tetrachloroethane	0.2762	0.2987	8.1	TM**		
74	TML	1,2,3-Trichloropropane	0.0924	0.1166	26	TML	24	*High
75	TML	t-1,4-Dichloro-2-Butene	0.0441	0.0644	46	TML	32	*High
76	TM	Bromobenzene	0.3650	0.4145	14	TM		
77	TML	n-Propylbenzene	1.254	1.284	2.4	TML	1.8	
78	TM	4-Ethyltoluene	1.021	1.081	5.9	TM		
79	TML	2-Chlorotoluene	0.9631	0.8191	15	TML	3.4	
80	TM	1,3,5-Trimethylbenzene	0.9567	1.067	12	TM		
		Average			11.8			

VOLATILE ORGANIC ANALYSIS BY
EPA METHOD 8260B

Form 7

Second Source Calibration

Lab Name: APPL, Inc.
Case No:
Matrix: Water

SDG No:
Date Analyzed: 2 Jul 21 17:18
Instrument: Max
Cal. Date: 07/02/21
Data File: 0702M22.D

		Compound	MEAN	CCRF	%D		%Drift
81	TM	4-Chlorotoluene	0.8950	1.042	16	TM	
82	TM	Tert-Butylbenzene	0.5329	0.6099	14	TM	
83	TM	1,2,4-Trimethylbenzene	0.8954	1.008	13	TM	
84	TM	Sec-Butylbenzene	1.094	1.257	15	TM	
85	TM	p-Isopropyltoluene	1.055	1.152	9.2	TM	
86	TML	Benzyl Chloride	0.2458	0.2279	7.3	TML	5.9
87	TM	1,3-DCB	0.6612	0.7567	14	TM	
88	TM	1,4-DCB	0.7484	0.7976	6.6	TM	
89	TM	n-Butylbenzene	0.7770	0.8661	11	TM	
90	TM	1,2-DCB	0.6513	0.7049	8.2	TM	
91	TM	Hexachloroethane	0.1962	0.2019	2.9	TM	
92	TML	1,2-Dibromo-3-chloropropane	0.0625	0.0726	16	TML	13
93	TML	1,2,4-Trichlorobenzene	0.4550	0.4911	7.9	TML	8.4
94	TM	Hexachlorobutadiene	0.2710	0.2875	6.1	TM	
95	TML	Naphthalene	0.4358	0.4892	12	TML	1.4
96	TM	1,2,3-Trichlorobenzene	0.4227	0.5015	19	TM	
97							
98							
99							
100							
101							
102							
103							
104							
105							
106							
107							
108							
109							
110							
111							
112							
113							
114							
115							
116							
117							
118							
119							
120							
		Average			11.1		

Quantitation Report (Not Reviewed)

Data File : M:\MAX\DATA\210702\0702M22.D
Acq On : 2 Jul 21 17:18
Sample : (SS) 10ug/L VOC STD 7/2/21
Misc : IS&S 6/4/21

Vial: 12
Operator: LP,DG,CH
Inst : Max
Multiplr: 1.00

Quant Time: Jul 7 10:44 2021

Quant Results File: M0702W.RES

Quant Method : M:\MAX\DATA\210702\M0702W.M (RTE Integrator)
Title : METHOD 8260B
Last Update : Wed Jul 07 10:03:18 2021
Response via : Initial Calibration
DataAcq Meth : M8260_062221

Internal Standards	R.T.	QIon	Response	Conc Units	Dev(Min)
1) Fluorobenzene (IS)	5.25	96	155049	25.00 ppb	0.00
63) Chlorobenzene-D5 (IS)	8.60	117	121524	25.00 ppb	0.00
78) 1,4-Dichlorobenzene-D (IS)	10.94	152	76695	25.00 ppb	0.00
System Monitoring Compounds					
39) Dibromofluoromethane(S)	4.31	111	46336	24.74 ppb	0.00
Spiked Amount 25.000			Recovery =	98.944%	
44) 1,2-DCA-D4(S)	4.77	65	21736	26.47 ppb	0.00
Spiked Amount 25.000			Recovery =	105.868%	
64) Toluene-D8(S)	7.12	98	153217	26.48 ppb	0.00
Spiked Amount 25.000			Recovery =	105.912%	
72) 4-Bromofluorobenzene(S)	9.80	95	55532	27.38 ppb	0.00
Spiked Amount 25.000			Recovery =	109.504%	

Target Compounds						Qvalue
3) Dichlorodifluoromethane	0.89	85	6784	11.30 ppb		98
4) Freon 114	0.89	85	6784	12.66 ppb		89
5) Chloromethane	0.92	50	10613	11.96 ppb		95
6) Vinyl chloride	0.98	62	9736	12.00 ppb		99
8) Bromomethane	1.17	94	8458	11.98 ppb		96
9) Chloroethane	1.24	64	6398	10.37 ppb		95
10) Dichlorofluoromethane	1.36	67	16013	10.33 ppb		91
11) Trichlorofluoromethane	1.41	101	15087	10.43 ppb		99
13) Acrolein	1.68	56	7580	132.92 ppb		92
14) Acetone	1.79	43	6723	47.01 ppb		99
15) Freon-113	1.78	151	7265	10.60 ppb	#	80
16) Acetonitrile	1.99	41	13208	118.80 ppb		97
18) 1,1-DCE	1.76	61	12332	10.67 ppb		97
19) t-Butanol	2.30	59	8744	132.49 ppb		97
20) Methyl Acetate	2.08	43	6191	10.16 ppb		85
21) Iodomethane	1.85	142	8012	8.51 ppb		97
22) Acrylonitrile	2.37	53	2179	8.23 ppb	#	85
24) Methylene chloride	2.13	84	10360	11.90 ppb		98
25) Carbon disulfide	1.90	76	17640	11.11 ppb		100
26) Methyl t-butyl ether (MtBE	2.43	73	21465	10.15 ppb		91
27) Trans-1,2-DCE	2.40	96	8933	10.92 ppb		92
29) Diisopropyl Ether	3.00	45	24312	10.43 ppb		96
30) 1,1-DCA	2.82	63	16630	11.39 ppb		92
31) Vinyl Acetate	3.00	43	4955	12.02 ppb	#	97
32) Ethyl tert Butyl Ether	3.48	59	21103	10.15 ppb		99
34) MEK (2-Butanone)	3.66	43	6718	48.45 ppb	#	88
35) Cis-1,2-DCE	3.57	96	9638	10.93 ppb		92
36) 2,2-Dichloropropane	3.56	77	13262	10.66 ppb		94
37) Chloroform	4.08	83	16038	10.62 ppb		81
38) Bromochloromethane	3.91	130	6555	9.99 ppb		93
40) 1,1,1-TCA	4.32	97	16060	11.13 ppb		97
41) Cyclohexane	4.40	41	5912	9.30 ppb		95
42) 1,1-Dichloropropene	4.59	75	9964	11.43 ppb		92
43) 2,2,4-Trimethylpentane	5.06	57	14897	9.54 ppb		93
45) Carbon Tetrachloride	4.57	117	13675	10.71 ppb		88
46) Tert Amyl Methyl Ether	5.12	73	18094	10.01 ppb	#	98
47) 1,2-DCA	4.88	62	12687	10.58 ppb		98
48) Benzene	4.85	78	32909	11.09 ppb		95
49) TCE	5.73	95	8645	11.15 ppb		95

(#) = qualifier out of range (m) = manual integration

Quantitation Report (Not Reviewed)

Data File : M:\MAX\DATA\210702\0702M22.D
Acq On : 2 Jul 21 17:18
Sample : (SS) 10ug/L VOC STD 7/2/21
Misc : IS&S 6/4/21

Vial: 12
Operator: LP,DG,CH
Inst : Max
Multiplr: 1.00

Quant Time: Jul 7 10:44 2021 Quant Results File: M0702W.RES

Quant Method : M:\MAX\DATA\210702\M0702W.M (RTE Integrator)
Title : METHOD 8260B
Last Update : Wed Jul 07 10:03:18 2021
Response via : Initial Calibration
DataAcq Meth : M8260_062221

Compound	R.T.	QIon	Response	Conc Unit		Qvalue
50) 2-Pentanone	6.00	43	54287	125.27 ppb		99
51) 1,2-Dichloropropane	5.96	63	4145	10.77 ppb		100
52) Bromodichloromethane	6.32	83	13693	11.48 ppb		87
53) Methyl Cyclohexane	5.95	83	9091	10.28 ppb		95
54) Dibromomethane	6.09	93	5507	10.82 ppb		86
55) MIBK (methyl isobutyl ket	7.05	43	13604	49.84 ppb	#	93
56) 1-Bromo-2-chloroethane	6.63	144	1500	10.36 ppb		92
58) Cis-1,3-Dichloropropene	6.84	39	6985	10.55 ppb		91
59) Toluene	7.19	91	35952	11.31 ppb		97
60) Trans-1,3-Dichloropropene	7.46	75	11412	10.89 ppb		93
61) 1,1,2-TCA	7.63	83	5757	10.15 ppb		99
62) 2-Hexanone	7.96	43	6056	48.11 ppb	#	86
65) 1,2-EDB	8.10	107	7738	10.85 ppb		96
66) Tetrachloroethene	7.77	164	6512	11.96 ppb		96
67) 1-Chlorohexane	8.68	91	7595	11.50 ppb		94
68) 1,1,1,2-Tetrachloroethane	8.73	131	10556	11.44 ppb		97
69) m&p-Xylene	8.91	106	29696	23.38 ppb		98
70) o-Xylene	9.29	106	14389	10.98 ppb		88
71) Styrene	9.31	104	24173	11.04 ppb		95
73) 1,3-Dichloropropane	7.79	76	12190	11.22 ppb		93
74) Dibromochloromethane	8.01	129	10551	11.12 ppb		98
75) Chlorobenzene	8.63	112	23870	10.52 ppb		93
76) Ethylbenzene	8.78	91	36467	11.27 ppb		89
77) Bromoform	9.45	173	8052	10.73 ppb		93
79) Isopropylbenzene	9.68	105	36000	11.10 ppb		100
80) 1,1,2,2-Tetrachloroethane	9.96	83	9164	10.81 ppb		95
81) 1,2,3-Trichloropropane	9.99	110	3577	12.37 ppb		86
82) t-1,4-Dichloro-2-Butene	10.03	53	1976	13.19 ppb		81
83) Bromobenzene	9.93	156	12717	11.36 ppb		97
84) n-Propylbenzene	10.09	91	39383	10.18 ppb		97
85) 4-Ethyltoluene	10.21	105	33162	10.59 ppb		96
86) 2-Chlorotoluene	10.14	91	25127	9.66 ppb		95
87) 1,3,5-Trimethylbenzene	10.28	105	32746	11.16 ppb		89
88) 4-Chlorotoluene	10.25	91	31958	11.64 ppb		96
89) Tert-Butylbenzene	10.59	119	18712	11.45 ppb		97
90) 1,2,4-Trimethylbenzene	10.64	105	30920	11.26 ppb		98
91) Sec-Butylbenzene	10.81	105	38549	11.48 ppb		99
92) p-Isopropyltoluene	10.97	119	35346	10.92 ppb		98
93) Benzyl Chloride	11.11	91	6991	9.41 ppb		89
94) 1,3-DCB	10.88	146	23213	11.44 ppb		95
95) 1,4-DCB	10.97	146	24470	10.66 ppb		93
96) n-Butylbenzene	11.37	91	26570	11.15 ppb		99
97) 1,2-DCB	11.32	146	21625	10.82 ppb		96
98) Hexachloroethane	11.58	117	6195	10.29 ppb		83
99) 1,2-Dibromo-3-chloropropan	12.08	157	2228	11.35 ppb	#	79
100) 1,2,4-Trichlorobenzene	12.91	180	15065	10.84 ppb		97
101) Hexachlorobutadiene	13.12	225	8820	10.61 ppb		93
102) Naphthalene	13.14	128	15007	9.86 ppb		100
103) 1,2,3-Trichlorobenzene	13.38	180	15386	11.87 ppb		90

(#) = qualifier out of range (m) = manual integration

Quantitation Report

Data File : M:\MAX\DATA\210702\0702M22.D
Acq On : 2 Jul 21 17:18
Sample : (SS) 10ug/L VOC STD 7/2/21
Misc : IS&S 6/4/21

Vial: 12
Operator: LP,DG,CH
Inst : Max
Multiplr: 1.00

Quant Time: Jul 7 10:44 2021

Quant Results File: M0702W.RES

Method : M:\MAX\DATA\210702\M0702W.M (RTE Integrator)
Title : METHOD 8260B
Last Update : Wed Jul 07 10:03:18 2021
Response via : Initial Calibration



VOLATILE ORGANIC ANALYSIS BY
EPA METHOD 8260B

Form 7

Continuing Calibration

Lab Name: APPL, Inc.
Case No:
Matrix: Water

SDG No:
Date Analyzed: 6 Jul 21 14:54
Instrument: Max
Initial Cal. Date: 07/02/21
Data File: 0706M02.D

		Compound	MEAN	CCRF	%D		%Drift	
1	I	Fluorobenzene (IS)	ISTD			I		
2	TM	Chlorotrifluoroethene	0.0000	0.0041	0.00	TM		
3	TML	Dichlorodifluoromethane	0.0971	0.1226	26	TML	27	*High
4	TML	Freon 114	0.0844	0.1226	45	TML	41	*NT
5	TM**L	Chloromethane	0.1410	0.1748	24	TM**L	22	*High
6	TM*	Vinyl chloride	0.1308	0.1624	24	TM*		*High
7	TM	2-Chloro-1,1,1-trifluoroethane	0.0000	0.0016	0.00	TM		
8	TM	Bromomethane	0.1139	0.1094	3.9	TM		
9	TM	Chloroethane	0.0995	0.0946	4.9	TM		
10	TM	Dichlorofluoromethane	0.2499	0.2254	9.8	TM		
11	TM	Trichlorofluoromethane	0.2332	0.2526	8.3	TM		
12	TML	2,2-Dichloro-1,1,1-trifluoroethane	0.0000	0.0013	0.00	TML		
13	TM	Acrolein	0.0092	0.0075	18	TM		
14	TML	Acetone	0.0277	0.0193	30	TML	20	
15	TM	Freon-113	0.1106	0.1063	3.9	TM		
16	TM	Acetonitrile	0.0179	0.0168	6.5	TM		
17	TM	2-propanol	0.0000	0.0003	0.00	TM		
18	TM*	1,1-DCE	0.1864	0.1880	0.85	TM*		
19	TM	t-Butanol	0.0106	0.0095	11	TM		
20	TM	Methyl Acetate	0.0982	0.0987	0.48	TM		
21	TML	Iodomethane	0.1445	0.1239	14	TML	18	
22	TML	Acrylonitrile	0.0357	0.0430	21	TML	0.32	
23	TML	Methylene chloride	0.1529	0.1605	5.0	TML	14	
24	TM	Carbon disulfide	0.2561	0.2564	0.11	TM		
25	TM	Methyl t-butyl ether (MtBE)	0.3409	0.3211	5.8	TM		
26	TM	Trans-1,2-DCE	0.1319	0.1410	6.9	TM		
27	TM	3-Methylpentane	0.0000	0.0743	0.00	TM		
28	TM	Diisopropyl Ether	0.3760	0.3702	1.5	TM		
29	TM**	1,1-DCA	0.2354	0.2472	5.0	TM**		
30	TML	Vinyl Acetate	0.0790	0.1207	53	TML	88	*NT
31	TM	Ethyl tert Butyl Ether	0.3353	0.3199	4.6	TM		
32	TM	MEK (2-Butanone)	0.0224	0.0150	33	TM		*Low
33	TM	Cis-1,2-DCE	0.1422	0.1519	6.8	TM		
34	TM	2,2-Dichloropropane	0.2007	0.2124	5.9	TM		
35	TM*	Chloroform	0.2434	0.2425	0.36	TM*		
36	TML	Bromochloromethane	0.0976	0.1050	7.6	TML	0.77	
37	S	Dibromofluoromethane(S)	0.3020	0.2985	1.2	S		
38	TM	1,1,1-TCA	0.2326	0.2410	3.6	TM		
39	TM	Cyclohexane	0.1025	0.1042	1.7	TM		
40	TM	1,1-Dichloropropene	0.1406	0.1535	9.2	TM		
		Average			10.3			

VOLATILE ORGANIC ANALYSIS BY
EPA METHOD 8260B

Form 7

Continuing Calibration

Lab Name: APPL, Inc.
Case No:
Matrix: Water

SDG No:
Date Analyzed: 6 Jul 21 14:54
Instrument: Max
Cal. Date: 07/02/21
Data File: 0706M02.D

		Compound	MEAN	CCRF	%D		%Drift
41	TM	2,2,4-Trimethylpentane	0.2517	0.2957	17	TM	
42	S	1,2-DCA-D4(S)	0.1324	0.1311	1.0	S	
43	TM	Carbon Tetrachloride	0.2058	0.2072	0.64	TM	
44	TM	Tert Amyl Methyl Ether	0.2915	0.2855	2.1	TM	
45	TM	1,2-DCA	0.1934	0.1961	1.4	TM	
46	TM	Benzene	0.4785	0.5019	4.9	TM	
47	TM	TCE	0.1251	0.1348	7.8	TM	
48	TM	2-Pentanone	0.0699	0.0642	8.2	TM	
49	TM*	1,2-Dichloropropane	0.0621	0.0636	2.5	TM*	
50	TM	Bromodichloromethane	0.1923	0.1911	0.63	TM	
51	TM	Methyl Cyclohexane	0.1427	0.1598	12	TM	
52	TM	Dibromomethane	0.0821	0.0832	1.4	TM	
53	TM	MIBK (methyl isobutyl ketone)	0.0440	0.0402	8.6	TM	
54	TML	1-Bromo-2-chloroethane	0.0200	0.0238	19	TML	2.1
55	TM	2-Chloroethyl vinyl ether	0.0000	0.0031	0.00	TM	
56	TML	Cis-1,3-Dichloropropene	0.0955	0.1072	12	TML	0.74
57	TM*	Toluene	0.5124	0.5636	10.0	TM*	
58	TM	Trans-1,3-Dichloropropene	0.1689	0.1798	6.4	TM	
59	TM	1,1,2-TCA	0.0915	0.0926	1.2	TM	
60	TML	2-Hexanone	0.0177	0.0184	3.7	TML	8.3
61	I	Chlorobenzene-D5 (IS)	ISTD			I	
62	S	Toluene-D8(S)	1.190	1.227	3.0	S	
63	TML	1,2-EDB	0.1352	0.1399	3.5	TML	4.0
64	TM	Tetrachloroethene	0.1120	0.1219	8.9	TM	
65	TM	1-Chlorohexane	0.1358	0.1391	2.4	TM	
66	TM	1,1,1,2-Tetrachloroethane	0.1898	0.1912	0.74	TM	
67	TM	m&p-Xylene	0.2612	0.2818	7.9	TM	
68	TML	o-Xylene	0.2417	0.2850	18	TML	6.2
69	TML	Styrene	0.3759	0.4413	17	TML	0.37
70	S	4-Bromofluorobenzene(S)	0.4173	0.4453	6.7	S	
71	TM	1,3-Dichloropropane	0.2235	0.2326	4.1	TM	
72	TM	Dibromochloromethane	0.1953	0.1959	0.31	TM	
73	TM**	Chlorobenzene	0.4666	0.4631	0.74	TM**	
74	TM*	Ethylbenzene	0.6654	0.7120	7.0	TM*	
75	TM**	Bromoform	0.1544	0.1470	4.8	TM**	
76	I	1,4-Dichlorobenzene-D (IS)	ISTD			I	
77	TM	Isopropylbenzene	1.057	1.123	6.2	TM	
78	TM**	1,1,2,2-Tetrachloroethane	0.2762	0.2993	8.4	TM**	
79	TML	1,2,3-Trichloropropane	0.0924	0.1016	10.0	TML	7.7
80	TML	t-1,4-Dichloro-2-Butene	0.0441	0.0533	21	TML	11
		Average			6.6		

VOLATILE ORGANIC ANALYSIS BY
EPA METHOD 8260B

Form 7

Continuing Calibration

Lab Name: APPL, Inc.
Case No:
Matrix: Water

SDG No:
Date Analyzed: 6 Jul 21 14:54
Instrument: Max
Cal. Date: 07/02/21
Data File: 0706M02.D

		Compound	MEAN	CCRF	%D		%Drift
81	TM	Bromobenzene	0.3650	0.3838	5.2	TM	
82	TML	n-Propylbenzene	1.254	1.263	0.75	TML	0.26
83	TM	4-Ethyltoluene	1.021	1.061	3.9	TM	
84	TML	2-Chlorotoluene	0.9631	0.8286	14	TML	2.2
85	TM	1,3,5-Trimethylbenzene	0.9567	1.038	8.5	TM	
86	TM	4-Chlorotoluene	0.8950	0.9755	9.0	TM	
87	TM	Tert-Butylbenzene	0.5329	0.5675	6.5	TM	
88	TM	1,2,4-Trimethylbenzene	0.8954	0.9613	7.4	TM	
89	TM	Sec-Butylbenzene	1.094	1.212	11	TM	
90	TM	p-Isopropyltoluene	1.055	1.109	5.2	TM	
91	TML	Benzyl Chloride	0.2458	0.2432	1.0	TML	0.88
92	TM	1,3-DCB	0.6612	0.7128	7.8	TM	
93	TM	1,4-DCB	0.7484	0.7393	1.2	TM	
94	TM	n-Butylbenzene	0.7770	0.8194	5.5	TM	
95	TM	1,2-DCB	0.6513	0.6383	2.0	TM	
96	TM	Hexachloroethane	0.1962	0.2132	8.7	TM	
97	TML	1,2-Dibromo-3-chloropropane	0.0625	0.0589	5.6	TML	6.7
98	TML	1,2,4-Trichlorobenzene	0.4550	0.4539	0.24	TML	2.5
99	TM	Hexachlorobutadiene	0.2710	0.2732	0.84	TM	
100	TML	Naphthalene	0.4358	0.4282	1.7	TML	12
101	TM	1,2,3-Trichlorobenzene	0.4227	0.4544	7.5	TM	
102							
103							
104							
105							
106							
107							
108							
109							
110							
111							
112							
113							
114							
115							
116							
117							
118							
119							
120							
		Average			5.4		

Quantitation Report (Not Reviewed)

Data File : M:\MAX\DATA\210702\0706M02.D
Acq On : 6 Jul 21 14:54
Sample : 210706A CCV 10ug/L
Misc : IS&S 6/4/21

Vial: 2
Operator: LP,DG,CH
Inst : Max
Multiplr: 1.00

Quant Time: Jul 7 10:45 2021 Quant Results File: M0702W.RES

Quant Method : M:\MAX\DATA\210702\M0702W.M (RTE Integrator)
Title : METHOD 8260B
Last Update : Wed Jul 07 10:03:18 2021
Response via : Initial Calibration
DataAcq Meth : M8260_062221

Internal Standards	R.T.	QIon	Response	Conc	Units		Dev(Min)
1) Fluorobenzene (IS)	5.25	96	175737	25.00	ppb		0.00
63) Chlorobenzene-D5 (IS)	8.60	117	138729	25.00	ppb		0.00
78) 1,4-Dichlorobenzene-D (IS)	10.94	152	84229	25.00	ppb		0.00
System Monitoring Compounds							
39) Dibromofluoromethane(S)	4.31	111	52449	24.70	ppb		0.00
Spiked Amount 25.000			Recovery = 98.812%				
44) 1,2-DCA-D4(S)	4.76	65	23032	24.74	ppb		0.00
Spiked Amount 25.000			Recovery = 98.972%				
64) Toluene-D8(S)	7.12	98	170180	25.76	ppb		0.00
Spiked Amount 25.000			Recovery = 103.048%				
72) 4-Bromofluorobenzene(S)	9.80	95	61773	26.68	ppb		0.00
Spiked Amount 25.000			Recovery = 106.704%				
Target Compounds							Qvalue
3) Dichlorodifluoromethane	0.89	85	8620	12.67	ppb		97
4) Freon 114	0.89	85	8620	14.13	ppb		85
5) Chloromethane	0.92	50	12286	12.22	ppb		100
6) Vinyl chloride	0.98	62	11416	12.42	ppb		94
8) Bromomethane	1.17	94	7691	9.61	ppb		90
9) Chloroethane	1.24	64	6652	9.51	ppb		93
10) Dichlorofluoromethane	1.36	67	15843	9.02	ppb		98
11) Trichlorofluoromethane	1.41	101	17759	10.83	ppb		98
13) Acrolein	1.67	56	6607	102.22	ppb		92
14) Acetone	1.79	43	6792	39.90	ppb		100
15) Freon-113	1.78	151	7472	9.61	ppb		89
16) Acetonitrile	1.99	41	14723	116.83	ppb		94
18) 1,1-DCE	1.76	61	13214	10.08	ppb		97
19) t-Butanol	2.30	59	8310	111.09	ppb	#	88
20) Methyl Acetate	2.08	43	6939	10.05	ppb		99
21) Iodomethane	1.85	142	8709	8.23	ppb		96
22) Acrylonitrile	2.37	53	3026	9.97	ppb		89
24) Methylene chloride	2.13	84	11283	11.42	ppb		95
25) Carbon disulfide	1.90	76	18024	10.01	ppb		96
26) Methyl t-butyl ether (MtBE	2.43	73	22574	9.42	ppb		99
27) Trans-1,2-DCE	2.40	96	9914	10.69	ppb		96
29) Diisopropyl Ether	2.99	45	26021	9.85	ppb		96
30) 1,1-DCA	2.82	63	17375	10.50	ppb	#	91
31) Vinyl Acetate	3.00	43	8485	18.80	ppb	#	94
32) Ethyl tert Butyl Ether	3.47	59	22485	9.54	ppb		93
34) MEK (2-Butanone)	3.67	43	5256	33.44	ppb	#	85
35) Cis-1,2-DCE	3.56	96	10678	10.68	ppb		88
36) 2,2-Dichloropropane	3.55	77	14933	10.59	ppb		97
37) Chloroform	4.08	83	17049	9.96	ppb		98
38) Bromochloromethane	3.90	130	7381	9.92	ppb		96
40) 1,1,1-TCA	4.32	97	16941	10.36	ppb		96
41) Cyclohexane	4.41	41	7328	10.17	ppb		87
42) 1,1-Dichloropropene	4.58	75	10789	10.92	ppb		98
43) 2,2,4-Trimethylpentane	5.06	57	20785	11.75	ppb		98
45) Carbon Tetrachloride	4.57	117	14562	10.06	ppb		96
46) Tert Amyl Methyl Ether	5.11	73	20069	9.79	ppb		97
47) 1,2-DCA	4.88	62	13782	10.14	ppb		93
48) Benzene	4.85	78	35284	10.49	ppb		88
49) TCE	5.73	95	9474	10.78	ppb		92

(#) = qualifier out of range (m) = manual integration

Quantitation Report (Not Reviewed)

Data File : M:\MAX\DATA\210702\0706M02.D
Acq On : 6 Jul 21 14:54
Sample : 210706A CCV 10ug/L
Misc : IS&S 6/4/21

Vial: 2
Operator: LP,DG,CH
Inst : Max
Multiplr: 1.00

Quant Time: Jul 7 10:45 2021 Quant Results File: M0702W.RES

Quant Method : M:\MAX\DATA\210702\M0702W.M (RTE Integrator)
Title : METHOD 8260B
Last Update : Wed Jul 07 10:03:18 2021
Response via : Initial Calibration
DataAcq Meth : M8260_062221

	Compound	R.T.	QIon	Response	Conc Unit		Qvalue
50)	2-Pentanone	6.00	43	56382	114.79 ppb		99
51)	1,2-Dichloropropane	5.96	63	4472	10.25 ppb		96
52)	Bromodichloromethane	6.32	83	13433	9.94 ppb		99
53)	Methyl Cyclohexane	5.95	83	11233	11.20 ppb		97
54)	Dibromomethane	6.09	93	5849	10.14 ppb		98
55)	MIBK (methyl isobutyl ket	7.05	43	14137	45.69 ppb	#	95
56)	1-Bromo-2-chloroethane	6.63	144	1675	10.21 ppb		78
58)	Cis-1,3-Dichloropropene	6.84	39	7538	10.07 ppb	#	84
59)	Toluene	7.19	91	39619	11.00 ppb		96
60)	Trans-1,3-Dichloropropene	7.46	75	12639	10.64 ppb		85
61)	1,1,2-TCA	7.63	83	6507	10.12 ppb		92
62)	2-Hexanone	7.96	43	6460	45.86 ppb	#	75
65)	1,2-EDB	8.10	107	7765	9.60 ppb		84
66)	Tetrachloroethene	7.77	164	6767	10.89 ppb		97
67)	1-Chlorohexane	8.68	91	7717	10.24 ppb		95
68)	1,1,1,2-Tetrachloroethane	8.73	131	10608	10.07 ppb		95
69)	m&p-Xylene	8.91	106	31278	21.58 ppb		93
70)	o-Xylene	9.29	106	15813	10.62 ppb		92
71)	Styrene	9.31	104	24486	9.96 ppb		96
73)	1,3-Dichloropropane	7.79	76	12907	10.41 ppb		93
74)	Dibromochloromethane	8.01	129	10870	10.03 ppb		89
75)	Chlorobenzene	8.63	112	25700	9.93 ppb		93
76)	Ethylbenzene	8.78	91	39508	10.70 ppb		91
77)	Bromoform	9.44	173	8159	9.52 ppb		93
79)	Isopropylbenzene	9.68	105	37847	10.62 ppb		95
80)	1,1,2,2-Tetrachloroethane	9.96	83	10085	10.84 ppb		98
81)	1,2,3-Trichloropropane	9.98	110	3422	10.77 ppb		98
82)	t-1,4-Dichloro-2-Butene	10.04	53	1795	11.07 ppb	#	60
83)	Bromobenzene	9.93	156	12932	10.52 ppb		87
84)	n-Propylbenzene	10.09	91	42563	10.03 ppb		98
85)	4-Ethyltoluene	10.21	105	35734	10.39 ppb		96
86)	2-Chlorotoluene	10.14	91	27917	9.78 ppb		94
87)	1,3,5-Trimethylbenzene	10.28	105	34978	10.85 ppb		99
88)	4-Chlorotoluene	10.25	91	32867	10.90 ppb		99
89)	Tert-Butylbenzene	10.59	119	19120	10.65 ppb		93
90)	1,2,4-Trimethylbenzene	10.64	105	32387	10.74 ppb		96
91)	Sec-Butylbenzene	10.81	105	40850	11.08 ppb		99
92)	p-Isopropyltoluene	10.97	119	37376	10.52 ppb		97
93)	Benzyl Chloride	11.11	91	8194	9.91 ppb		92
94)	1,3-DCB	10.88	146	24014	10.78 ppb		96
95)	1,4-DCB	10.96	146	24908	9.88 ppb		93
96)	n-Butylbenzene	11.37	91	27607	10.55 ppb		96
97)	1,2-DCB	11.32	146	21505	9.80 ppb		99
98)	Hexachloroethane	11.58	117	7183	10.87 ppb		89
99)	1,2-Dibromo-3-chloropropan	12.08	157	1986	9.33 ppb		91
100)	1,2,4-Trichlorobenzene	12.92	180	15294	10.25 ppb		93
101)	Hexachlorobutadiene	13.12	225	9206	10.08 ppb		96
102)	Naphthalene	13.13	128	14428	8.79 ppb		98
103)	1,2,3-Trichlorobenzene	13.38	180	15310	10.75 ppb		88

(#) = qualifier out of range (m) = manual integration

Quantitation Report

Data File : M:\MAX\DATA\210702\0706M02.D
Acq On : 6 Jul 21 14:54
Sample : 210706A CCV 10ug/L
Misc : IS&S 6/4/21

Vial: 2
Operator: LP,DG,CH
Inst : Max
Multiplr: 1.00

Quant Time: Jul 7 10:45 2021

Quant Results File: M0702W.RES

Method : M:\MAX\DATA\210702\M0702W.M (RTE Integrator)
Title : METHOD 8260B
Last Update : Wed Jul 07 10:03:18 2021
Response via : Initial Calibration

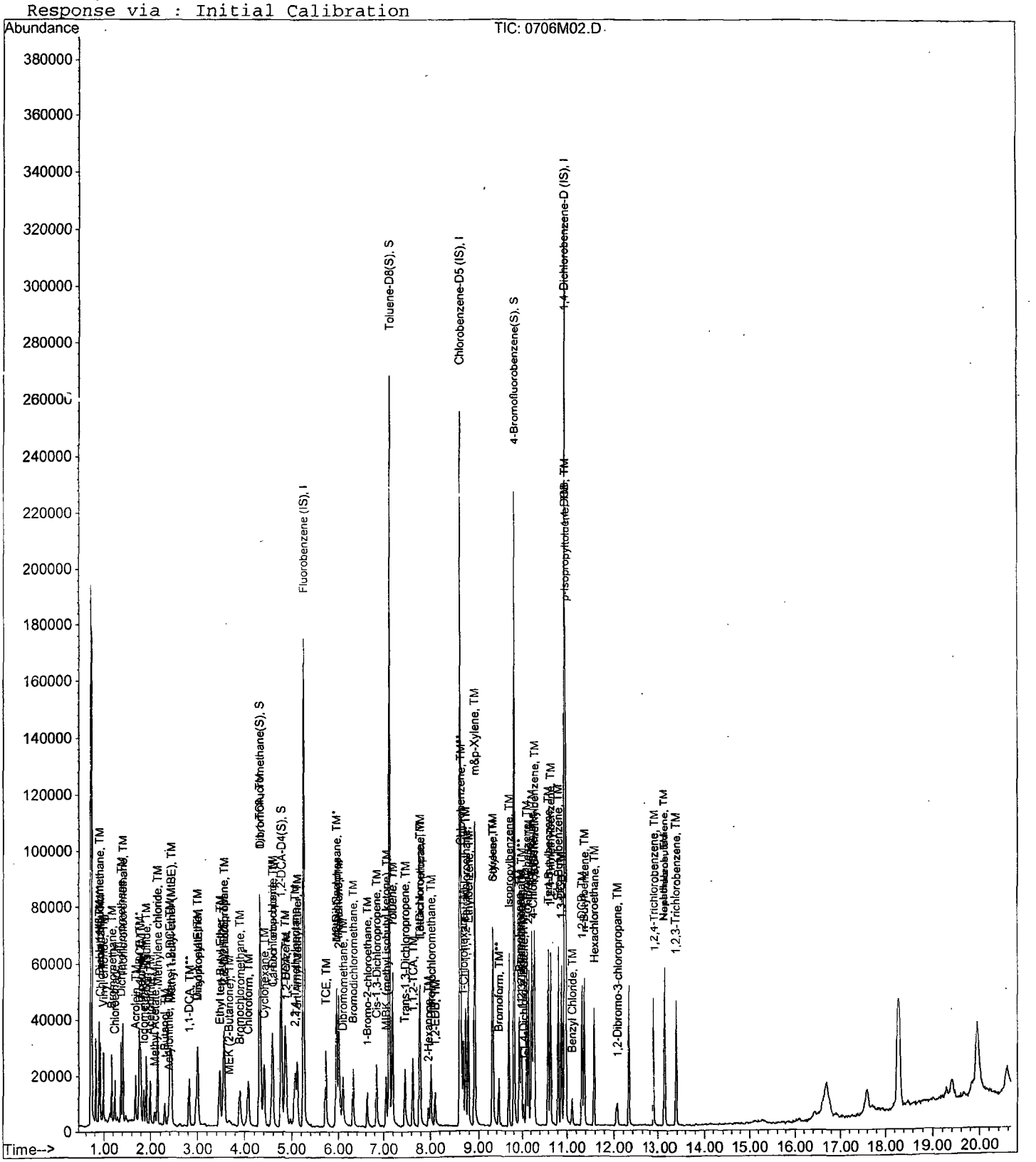

VOLATILE ORGANIC ANALYSIS BY
EPA METHOD 8260B

Form 7

Ending Continuing Calibration

Lab Name: APPL, Inc.
Case No:
Matrix: Water

SDG No:
Date Analyzed: 7 Jul 21 2:05
Instrument: Max
Initial Cal. Date: 07/02/21
Data File: 0706M26.D

		Compound	MEAN	CCRF	%D		%Drift	
1	I	Fluorobenzene (IS)	ISTD			I		
2	TM	Chlorotrifluoroethene	0.0000	0.0043	0.00	TM		
3	TML	Dichlorodifluoromethane	0.0971	0.1335	37	TML	38	
4	TML	Freon 114	0.0844	0.1335	58	TML	53	*NT
5	TM**L	Chloromethane	0.1410	0.1758	25	TM**L	23	
6	TM*	Vinyl chloride	0.1308	0.1599	22	TM*		
7	TM	2-Chloro-1,1,1-trifluoroethane	0.0000	0.0032	0.00	TM		
8	TM	Bromomethane	0.1139	0.1365	20	TM		
9	TM	Chloroethane	0.0995	0.1180	19	TM		
10	TM	Dichlorofluoromethane	0.2499	0.2770	11	TM		
11	TM	Trichlorofluoromethane	0.2332	0.2923	25	TM		
12	TML	2,2-Dichloro-1,1,1-trifluoroethane	0.0000	0.0043	0.00	TML		
13	TM	Acrolein	0.0092	0.0081	12	TM		
14	TML	Acetone	0.0277	0.0234	16	TML	4.4	
15	TM	Freon-113	0.1106	0.1347	22	TM		
16	TM	Acetonitrile	0.0179	0.0174	2.8	TM		
17	TM*	1,1-DCE	0.1864	0.2097	12	TM*		
18	TM	t-Butanol	0.0106	0.0100	5.8	TM		
19	TM	Methyl Acetate	0.0982	0.1061	8.0	TM		
20	TML	Iodomethane	0.1445	0.1386	4.1	TML	10.0	
21	TML	Acrylonitrile	0.0357	0.0426	19	TML	1.2	
22	TML	Methylene chloride	0.1529	0.1655	8.2	TML	18	
23	TM	Carbon disulfide	0.2561	0.2946	15	TM		
24	TM	Methyl t-butyl ether (MtBE)	0.3409	0.3448	1.1	TM		
25	TM	Trans-1,2-DCE	0.1319	0.1466	11	TM		
26	TM	3-Methylpentane	0.0000	0.0766	0.00	TM		
27	TM	Diisopropyl Ether	0.3760	0.4030	7.2	TM		
28	TM**	1,1-DCA	0.2354	0.2667	13	TM**		
29	TML	Vinyl Acetate	0.0790	0.1281	62	TML	100	*NT
30	TM	Ethyl tert Butyl Ether	0.3353	0.3378	0.73	TM		
31	TM	MEK (2-Butanone)	0.0224	0.0196	13	TM		
32	TM	Cis-1,2-DCE	0.1422	0.1616	14	TM		
33	TM	2,2-Dichloropropane	0.2007	0.1870	6.8	TM		
34	TM*	Chloroform	0.2434	0.2778	14	TM*		
35	TML	Bromochloromethane	0.0976	0.1150	18	TML	8.7	
36	S	Dibromofluoromethane(S)	0.3020	0.3101	2.7	S		
37	TM	1,1,1-TCA	0.2326	0.2484	6.8	TM		
38	TM	Cyclohexane	0.1025	0.1172	14	TM		
39	TM	1,1-Dichloropropene	0.1406	0.1582	12	TM		
40	TM	2,2,4-Trimethylpentane	0.2517	0.2711	7.7	TM		
		Average			14.0			

VOLATILE ORGANIC ANALYSIS BY
EPA METHOD 8260B

Form 7

Ending Continuing Calibration

Lab Name: APPL, Inc.
Case No:
Matrix: Water

SDG No:
Date Analyzed: 7 Jul 21 2:05
Instrument: Max
Cal. Date: 07/02/21
Data File: 0706M26.D

		Compound	MEAN	CCRF	%D		%Drift
41	S	1,2-DCA-D4(S)	0.1324	0.1368	3.3	S	
42	TM	Carbon Tetrachloride	0.2058	0.2276	11	TM	
43	TM	Tert Amyl Methyl Ether	0.2915	0.3100	6.3	TM	
44	TM	1,2-DCA	0.1934	0.2054	6.2	TM	
45	TM	Benzene	0.4785	0.5415	13	TM	
46	TM	TCE	0.1251	0.1443	15	TM	
47	TM	2-Pentanone	0.0699	0.0703	0.56	TM	
48	TM*	1,2-Dichloropropane	0.0621	0.0689	11	TM*	
49	TM	Bromodichloromethane	0.1923	0.2184	14	TM	
50	TM	Methyl Cyclohexane	0.1427	0.1657	16	TM	
51	TM	Dibromomethane	0.0821	0.0903	10	TM	
52	TM	MIBK (methyl isobutyl ketone)	0.0440	0.0438	0.55	TM	
53	TML	1-Bromo-2-chloroethane	0.0200	0.0271	35	TML	16
54	TM	2-Chloroethyl vinyl ether	0.0000	0.0006	0.00	TM	
55	TML	Cis-1,3-Dichloropropene	0.0955	0.1116	17	TML	4.5
56	TM*	Toluene	0.5124	0.5814	13	TM*	
57	TM	Trans-1,3-Dichloropropene	0.1689	0.1831	8.4	TM	
58	TM	1,1,2-TCA	0.0915	0.0978	7.0	TM	
59	TML	2-Hexanone	0.0177	0.0197	11	TML	3.0
60	I	Chlorobenzene-D5 (IS)	ISTD			I	
61	S	Toluene-D8(S)	1.190	1.197	0.59	S	
62	TML	1,2-EDB	0.1352	0.1553	15	TML	6.0
63	TM	Tetrachloroethene	0.1120	0.1076	4.0	TM	
64	TM	1-Chlorohexane	0.1358	0.1528	12	TM	
65	TM	1,1,1,2-Tetrachloroethane	0.1898	0.2028	6.9	TM	
66	TM	m&p-Xylene	0.2612	0.2807	7.4	TM	
67	TML	o-Xylene	0.2417	0.2782	15	TML	3.9
68	TML	Styrene	0.3759	0.4310	15	TML	2.3
69	S	4-Bromofluorobenzene(S)	0.4173	0.4395	5.3	S	
70	TM	1,3-Dichloropropane	0.2235	0.2454	9.8	TM	
71	TM	Dibromochloromethane	0.1953	0.1980	1.4	TM	
72	TM**	Chlorobenzene	0.4666	0.4738	1.5	TM**	
73	TM*	Ethylbenzene	0.6654	0.7084	6.5	TM*	
74	TM**	Bromoform	0.1544	0.1573	1.9	TM**	
75	I	1,4-Dichlorobenzene-D (IS)	ISTD			I	
76	TM	Isopropylbenzene	1.057	1.074	1.6	TM	
77	TM**	1,1,2,2-Tetrachloroethane	0.2762	0.2977	7.8	TM**	
78	TML	1,2,3-Trichloropropane	0.0924	0.1013	9.7	TML	7.4
79	TML	t-1,4-Dichloro-2-Butene	0.0441	0.0587	33	TML	21
80	TM	Bromobenzene	0.3650	0.3839	5.2	TM	
		Average			9.4		

VOLATILE ORGANIC ANALYSIS BY
EPA METHOD 8260B

Form 7

Ending Continuing Calibration

Lab Name: APPL, Inc.
Case No:
Matrix: Water

SDG No:
Date Analyzed: 7 Jul 21 2:05
Instrument: Max
Cal. Date: 07/02/21
Data File: 0706M26.D

		Compound	MEAN	CCRF	%D		%Drift
81	TML	n-Propylbenzene	1.254	1.148	8.5	TML	8.3
82	TM	4-Ethyltoluene	1.021	1.032	1.1	TM	
83	TML	2-Chlorotoluene	0.9631	0.8560	11	TML	1.1
84	TM	1,3,5-Trimethylbenzene	0.9567	1.003	4.8	TM	
85	TM	4-Chlorotoluene	0.8950	0.9743	8.9	TM	
86	TM	Tert-Butylbenzene	0.5329	0.5036	5.5	TM	
87	TM	1,2,4-Trimethylbenzene	0.8954	0.9075	1.3	TM	
88	TM	Sec-Butylbenzene	1.094	1.140	4.2	TM	
89	TM	p-Isopropyltoluene	1.055	1.043	1.1	TM	
90	TML	Benzyl Chloride	0.2458	0.1594	35	TML	28
91	TM	1,3-DCB	0.6612	0.7213	9.1	TM	
92	TM	1,4-DCB	0.7484	0.7512	0.38	TM	
93	TM	n-Butylbenzene	0.7770	0.7386	4.9	TM	
94	TM	1,2-DCB	0.6513	0.6917	6.2	TM	
95	TM	Hexachloroethane	0.1962	0.2053	4.6	TM	
96	TML	1,2-Dibromo-3-chloropropane	0.0625	0.0705	13	TML	10
97	TML	1,2,4-Trichlorobenzene	0.4550	0.4174	8.3	TML	3.4
98	TM	Hexachlorobutadiene	0.2710	0.2439	10	TM	
99	TML	Naphthalene	0.4358	0.3844	12	TML	20
100	TM	1,2,3-Trichlorobenzene	0.4227	0.4165	1.5	TM	
101							
102							
103							
104							
105							
106							
107							
108							
109							
110							
111							
112							
113							
114							
115							
116							
117							
118							
119							
120							
		Average			7.6		

Quantitation Report (Not Reviewed)

Data File : M:\MAX\DATA\210702\0706M26.D
Acq On : 7 Jul 21 2:05
Sample : Ending CCV 10ug/L 7/6/21
Misc : IS&S 6/4/21

Vial: 26
Operator: LP,DG,CH
Inst : Max
Multiplr: 1.00

Quant Time: Jul 7 10:46 2021

Quant Results File: M0702W.RES

Quant Method : M:\MAX\DATA\210702\M0702W.M (RTE Integrator)
Title : METHOD 8260B
Last Update : Wed Jul 07 10:03:18 2021
Response via : Initial Calibration
DataAcq Meth : M8260_062221

Internal Standards	R.T.	QIon	Response	Conc	Units		Dev(Min)
1) Fluorobenzene (IS)	5.25	96	137590	25.00	ppb		0.00
63) Chlorobenzene-D5 (IS)	8.60	117	113964	25.00	ppb		0.00
78) 1,4-Dichlorobenzene-D (IS)	10.94	152	71468	25.00	ppb		0.00
System Monitoring Compounds							
39) Dibromofluoromethane(S)	4.32	111	42672	25.67	ppb		0.00
Spiked Amount 25.000			Recovery	=	102.684%		
44) 1,2-DCA-D4(S)	4.76	65	18816	25.82	ppb		0.00
Spiked Amount 25.000			Recovery	=	103.272%		
64) Toluene-D8(S)	7.12	98	136469	25.15	ppb		0.00
Spiked Amount 25.000			Recovery	=	100.592%		
72) 4-Bromofluorobenzene(S)	9.80	95	50087	26.33	ppb		0.00
Spiked Amount 25.000			Recovery	=	105.320%		
Target Compounds							Qvalue
3) Dichlorodifluoromethane	0.89	85	7349	13.80	ppb		97
4) Freon 114	0.89	85	7349	15.33	ppb		88
5) Chloromethane	0.92	50	9676	12.29	ppb		99
6) Vinyl chloride	0.98	62	8800	12.22	ppb		95
8) Bromomethane	1.17	94	7514	11.99	ppb		96
9) Chloroethane	1.24	64	6494	11.86	ppb		99
10) Dichlorofluoromethane	1.36	67	15243	11.08	ppb		97
11) Trichlorofluoromethane	1.41	101	16089	12.53	ppb		95
13) Acrolein	1.68	56	5563	109.93	ppb		92
14) Acetone	1.79	43	6439	52.20	ppb		95
15) Freon-113	1.78	151	7414	12.19	ppb		88
16) Acetonitrile	1.99	41	11986	121.48	ppb		94
18) 1,1-DCE	1.75	61	11540	11.25	ppb		98
19) t-Butanol	2.30	59	6895	117.73	ppb	#	79
20) Methyl Acetate	2.08	43	5837	10.80	ppb	#	82
21) Iodomethane	1.85	142	7630	9.00	ppb		91
22) Acrylonitrile	2.36	53	2346	9.88	ppb		93
24) Methylene chloride	2.14	84	9108	11.79	ppb		90
25) Carbon disulfide	1.90	76	16216	11.50	ppb		95
26) Methyl t-butyl ether (MtBE	2.43	73	18976	10.11	ppb		99
27) Trans-1,2-DCE	2.40	96	8071	11.12	ppb		95
29) Diisopropyl Ether	3.00	45	22177	10.72	ppb		88
30) 1,1-DCA	2.82	63	14677	11.33	ppb		97
31) Vinyl Acetate	3.00	43	7052	20.04	ppb	#	95
32) Ethyl tert Butyl Ether	3.47	59	18589	10.07	ppb		97
34) MEK (2-Butanone)	3.68	43	5380	43.72	ppb	#	78
35) Cis-1,2-DCE	3.56	96	8893	11.36	ppb		93
36) 2,2-Dichloropropane	3.55	77	10289	9.32	ppb		97
37) Chloroform	4.08	83	15288	11.41	ppb		97
38) Bromochloromethane	3.90	130	6328	10.87	ppb		94
40) 1,1,1-TCA	4.32	97	13671	10.68	ppb	#	91
41) Cyclohexane	4.41	41	6449	11.43	ppb		83
42) 1,1-Dichloropropene	4.59	75	8705	11.25	ppb		92
43) 2,2,4-Trimethylpentane	5.07	57	14919	10.77	ppb		96
45) Carbon Tetrachloride	4.57	117	12524	11.06	ppb		90
46) Tert Amyl Methyl Ether	5.11	73	17059	10.63	ppb	#	96
47) 1,2-DCA	4.88	62	11302	10.62	ppb		96
48) Benzene	4.85	78	29803	11.32	ppb		91
49) TCE	5.73	95	7941	11.54	ppb		96

(#) = qualifier out of range (m) = manual integration

Quantitation Report (Not Reviewed)

Data File : M:\MAX\DATA\210702\0706M26.D
Acq On : 7 Jul 21 2:05
Sample : Ending CCV 10ug/L 7/6/21
Misc : IS&S 6/4/21

Vial: 26
Operator: LP,DG,CH
Inst : Max
Multiplr: 1.00

Quant Time: Jul 7 10:46 2021

Quant Results File: M0702W.RES

Quant Method : M:\MAX\DATA\210702\M0702W.M (RTE Integrator)
Title : METHOD 8260B
Last Update : Wed Jul 07 10:03:18 2021
Response via : Initial Calibration
DataAcq Meth : M8260_062221

	Compound	R.T.	QIon	Response	Conc Unit		Qvalue
50)	2-Pentanone	6.00	43	48341	125.70 ppb		96
51)	1,2-Dichloropropane	5.96	63	3791	11.10 ppb		99
52)	Bromodichloromethane	6.32	83	12022	11.36 ppb		87
53)	Methyl Cyclohexane	5.95	83	9122	11.62 ppb		96
54)	Dibromomethane	6.09	93	4970	11.00 ppb		95
55)	MIBK (methyl isobutyl ket	7.05	43	12045	49.73 ppb		94
56)	1-Bromo-2-chloroethane	6.63	144	1491	11.55 ppb		93
58)	Cis-1,3-Dichloropropene	6.84	39	6140	10.45 ppb		96
59)	Toluene	7.20	91	32000	11.35 ppb		97
60)	Trans-1,3-Dichloropropene	7.46	75	10075	10.84 ppb		87
61)	1,1,2-TCA	7.63	83	5385	10.70 ppb		88
62)	2-Hexanone	7.96	43	5429	48.51 ppb		92
65)	1,2-EDB	8.10	107	7078	10.60 ppb		96
66)	Tetrachloroethene	7.77	164	4903	9.60 ppb		97
67)	1-Chlorohexane	8.68	91	6966	11.25 ppb		92
68)	1,1,1,2-Tetrachloroethane	8.73	131	9244	10.69 ppb		96
69)	m&p-Xylene	8.91	106	25588	21.49 ppb		94
70)	o-Xylene	9.30	106	12680	10.39 ppb		87
71)	Styrene	9.31	104	19649	9.77 ppb		98
73)	1,3-Dichloropropane	7.79	76	11188	10.98 ppb		95
74)	Dibromochloromethane	8.01	129	9027	10.14 ppb		92
75)	Chlorobenzene	8.64	112	21599	10.15 ppb		86
76)	Ethylbenzene	8.78	91	32291	10.65 ppb		91
77)	Bromoform	9.45	173	7170	10.19 ppb		100
79)	Isopropylbenzene	9.68	105	30707	10.16 ppb		99
80)	1,1,2,2-Tetrachloroethane	9.96	83	8511	10.78 ppb		93
81)	1,2,3-Trichloropropane	9.98	110	2895	10.74 ppb	#	84
82)	t-1,4-Dichloro-2-Butene	10.03	53	1677	12.10 ppb	#	75
83)	Bromobenzene	9.93	156	10975	10.52 ppb		99
84)	n-Propylbenzene	10.09	91	32804	9.17 ppb		97
85)	4-Ethyltoluene	10.21	105	29512	10.11 ppb		98
86)	2-Chlorotoluene	10.14	91	24472	10.11 ppb		88
87)	1,3,5-Trimethylbenzene	10.28	105	28662	10.48 ppb		96
88)	4-Chlorotoluene	10.25	91	27852	10.89 ppb		97
89)	Tert-Butylbenzene	10.59	119	14396	9.45 ppb		94
90)	1,2,4-Trimethylbenzene	10.64	105	25943	10.13 ppb		100
91)	Sec-Butylbenzene	10.81	105	32594	10.42 ppb		100
92)	p-Isopropyltoluene	10.97	119	29818	9.89 ppb		95
93)	Benzyl Chloride	11.11	91	4556	7.19 ppb		94
94)	1,3-DCB	10.88	146	20620	10.91 ppb		98
95)	1,4-DCB	10.97	146	21476	10.04 ppb		91
96)	n-Butylbenzene	11.37	91	21114	9.51 ppb		97
97)	1,2-DCB	11.32	146	19773	10.62 ppb		96
98)	Hexachloroethane	11.58	117	5869	10.46 ppb		85
99)	1,2-Dibromo-3-chloropropan	12.08	157	2016	11.04 ppb		82
100)	1,2,4-Trichlorobenzene	12.91	180	11933	9.66 ppb		98
101)	Hexachlorobutadiene	13.12	225	6971	9.00 ppb		90
102)	Naphthalene	13.14	128	10988	8.02 ppb		96
103)	1,2,3-Trichlorobenzene	13.38	180	11906	9.85 ppb		98

(#) = qualifier out of range (m) = manual integration

Quantitation Report

Data File : M:\MAX\DATA\210702\0706M26.D
Acq On : 7 Jul 21 2:05
Sample : Ending CCV 10ug/L 7/6/21
Misc : IS&S 6/4/21

Vial: 26
Operator: LP,DG,CH
Inst : Max
Multiplr: 1.00

Quant Time: Jul 7 10:46 2021

Quant Results File: M0702W.RES

Method : M:\MAX\DATA\210702\M0702W.M (RTE Integrator)
Title : METHOD 8260B
Last Update : Wed Jul 07 10:03:18 2021
Response via : Initial Calibration



ORGANICS
Raw Data

Quantitation Report (QT Reviewed)

Data File : M:\MAX\DATA\210702\0706M23.D
Acq On : 7 Jul 21 00:41
Sample : BA35417W01
Misc : IS&S 6/4/21

Vial: 23
Operator: LP,DG,CH
Inst : Max
Multiplr: 1.00

Quant Time: Jul 7 11:57 2021 Quant Results File: M0702W.RES

Quant Method : M:\MAX\DATA\210702\M0702W.M (RTE Integrator)
Title : METHOD 8260B
Last Update : Wed Jul 07 10:03:18 2021
Response via : Initial Calibration
DataAcq Meth : M8260_062221

Internal Standards	R.T.	QIon	Response	Conc Units	Dev(Min)
1) Fluorobenzene (IS)	5.25	96	131900	25.00 ppb	0.00
63) Chlorobenzene-D5 (IS)	8.60	117	107574	25.00 ppb	0.00
78) 1,4-Dichlorobenzene-D (IS)	10.94	152	62651	25.00 ppb	0.00
System Monitoring Compounds					
39) Dibromofluoromethane(S)	4.31	111	42502	26.67 ppb	0.00
Spiked Amount 25.000			Recovery	= 106.684%	
44) 1,2-DCA-D4(S)	4.77	65	19320	27.65 ppb	0.00
Spiked Amount 25.000			Recovery	= 110.616%	
64) Toluene-D8(S)	7.12	98	127502	24.89 ppb	0.00
Spiked Amount 25.000			Recovery	= 99.568%	
72) 4-Bromofluorobenzene(S)	9.80	95	42148	23.47 ppb	0.00
Spiked Amount 25.000			Recovery	= 93.892%	

Target Compounds Qvalue

(#) = qualifier out of range (m) = manual integration

Quantitation Report

Data File : M:\MAX\DATA\210702\0706M23.D
Acq On : 7 Jul 21 00:41
Sample : BA35417W01
Misc : IS&S 6/4/21

Vial: 23
Operator: LP,DG,CH
Inst : Max
Multiplr: 1.00

Quant Time: Jul 7 11:57 2021 Quant Results File: M0702W.RES

Method : M:\MAX\DATA\210702\M0702W.M (RTE Integrator)
Title : METHOD 8260B
Last Update : Wed Jul 07 10:03:18 2021
Response via : Initial Calibration



Quantitation Report (QT Reviewed)

Data File : M:\MAX\DATA\210702\0706M24.D
Acq On : 7 Jul 21 1:09
Sample : BA35418W01
Misc : IS&S 6/4/21

Vial: 24
Operator: LP,DG,CH
Inst : Max
Multiplr: 1.00

Quant Time: Jul 7 11:59 2021
Quant Results File: M0702W.RES

Quant Method : M:\MAX\DATA\210702\M0702W.M (RTE Integrator)
Title : METHOD 8260B
Last Update : Wed Jul 07 10:03:18 2021
Response via : Initial Calibration
DataAcq Meth : M8260_062221

Internal Standards	R.T.	QIon	Response	Conc Units	Dev(Min)
1) Fluorobenzene (IS)	5.25	96	129110	25.00 ppb	0.00
63) Chlorobenzene-D5 (IS)	8.61	117	108847	25.00 ppb	0.00
78) 1,4-Dichlorobenzene-D (IS)	10.94	152	63043	25.00 ppb	0.00
System Monitoring Compounds					
39) Dibromofluoromethane(S)	4.31	111	41550	26.64 ppb	0.00
Spiked Amount 25.000			Recovery	= 106.548%	
44) 1,2-DCA-D4(S)	4.76	65	18992	27.77 ppb	0.00
Spiked Amount 25.000			Recovery	= 111.088%	
64) Toluene-D8(S)	7.12	98	126809	24.47 ppb	0.00
Spiked Amount 25.000			Recovery	= 97.868%	
72) 4-Bromofluorobenzene(S)	9.80	95	43346	23.86 ppb	0.00
Spiked Amount 25.000			Recovery	= 95.432%	

Target Compounds Qvalue

(#) = qualifier out of range (m) = manual integration

Quantitation Report

Data File : M:\MAX\DATA\210702\0706M24.D
Acq On : 7 Jul 21 1:09
Sample : BA35418W01
Misc : IS&S 6/4/21

Vial: 24
Operator: LP,DG,CH
Inst : Max
Multiplr: 1.00

Quant Time: Jul 7 11:59 2021 Quant Results File: M0702W.RES

Method : M:\MAX\DATA\210702\M0702W.M (RTE Integrator)
Title : METHOD 8260B
Last Update : Wed Jul 07 10:03:18 2021
Response via : Initial Calibration



Quantitation Report (QT Reviewed)

Data File : M:\MAX\DATA\210702\0706M25.D
Acq On : 7 Jul 21 1:37
Sample : BA35420W01
Misc : IS&S 6/4/21

Vial: 25
Operator: LP,DG,CH
Inst : Max
Multiplr: 1.00

Quant Time: Jul 7 12:02 2021 Quant Results File: M0702W.RES

Quant Method : M:\MAX\DATA\210702\M0702W.M (RTE Integrator)
Title : METHOD 8260B
Last Update : Wed Jul 07 10:03:18 2021
Response via : Initial Calibration
DataAcq Meth : M8260_062221

Internal Standards	R.T.	QIon	Response	Conc Units	Dev(Min)
1) Fluorobenzene (IS)	5.25	96	128743	25.00 ppb	0.00
63) Chlorobenzene-D5 (IS)	8.60	117	109725	25.00 ppb	0.00
78) 1,4-Dichlorobenzene-D (IS)	10.94	152	63803	25.00 ppb	0.00
System Monitoring Compounds					
39) Dibromofluoromethane(S)	4.31	111	43061	27.68 ppb	0.00
Spiked Amount 25.000			Recovery	= 110.740%	
44) 1,2-DCA-D4(S)	4.77	65	18808	27.58 ppb	0.00
Spiked Amount 25.000			Recovery	= 110.324%	
64) Toluene-D8(S)	7.12	98	124613	23.85 ppb	0.00
Spiked Amount 25.000			Recovery	= 95.404%	
72) 4-Bromofluorobenzene(S)	9.80	95	43944	23.99 ppb	0.00
Spiked Amount 25.000			Recovery	= 95.972%	

Target Compounds Qvalue

(#) = qualifier out of range (m) = manual integration
0706M25.D M0702W.M Tue Jul 13 13:44:46 2021

Quantitation Report

Data File : M:\MAX\DATA\210702\0706M25.D
Acq On : 7 Jul 21 1:37
Sample : BA35420W01
Misc : IS&S 6/4/21

Vial: 25
Operator: LP,DG,CH
Inst : Max
Multiplr: 1.00

Quant Time: Jul 7 12:02 2021

Quant Results File: M0702W.RES

Method : M:\MAX\DATA\210702\M0702W.M (RTE Integrator)
Title : METHOD 8260B
Last Update : Wed Jul 07 10:03:18 2021
Response via : Initial Calibration



Quantitation Report (QT Reviewed)

Data File : M:\MAX\DATA\210702\0706M10.D
Acq On : 6 Jul 21 18:38
Sample : 210706A BLK
Misc : IS&S 6/4/21

Vial: 10
Operator: LP,DG,CH
Inst : Max
Multiplr: 1.00

Quant Time: Jul 7 10:50 2021 Quant Results File: M0702W.RES

Quant Method : M:\MAX\DATA\210702\M0702W.M (RTE Integrator)
Title : METHOD 8260B
Last Update : Wed Jul 07 10:03:18 2021
Response via : Initial Calibration
DataAcq Meth : M8260_062221

Internal Standards	R.T.	QIon	Response	Conc Units	Dev(Min)
1) Fluorobenzene (IS)	5.25	96	145136	25.00 ppb	0.00
63) Chlorobenzene-D5 (IS)	8.61	117	120268	25.00 ppb	0.00
78) 1,4-Dichlorobenzene-D (IS)	10.94	152	69994	25.00 ppb	0.00
System Monitoring Compounds					
39) Dibromofluoromethane(S)	4.31	111	45104	25.72 ppb	0.00
Spiked Amount 25.000			Recovery	= 102.892%	
44) 1,2-DCA-D4(S)	4.76	65	20088	26.13 ppb	0.00
Spiked Amount 25.000			Recovery	= 104.524%	
64) Toluene-D8(S)	7.12	98	140029	24.45 ppb	0.00
Spiked Amount 25.000			Recovery	= 97.808%	
72) 4-Bromofluorobenzene(S)	9.80	95	48180	24.00 ppb	0.00
Spiked Amount 25.000			Recovery	= 96.000%	

Target Compounds Qvalue

(#) = qualifier out of range (m) = manual integration

Quantitation Report

Data File : M:\MAX\DATA\210702\0706M10.D
Acq On : 6 Jul 21 18:38
Sample : 210706A BLK
Misc : IS&S 6/4/21

Vial: 10
Operator: LP,DG,CH
Inst : Max
Multiplr: 1.00

Quant Time: Jul 7 10:50 2021 Quant Results File: M0702W.RES

Method : M:\MAX\DATA\210702\M0702W.M (RTE Integrator)
Title : METHOD 8260B
Last Update : Wed Jul 07 10:03:18 2021
Response via : Initial Calibration



Quantitation Report (Not Reviewed)

Data File : M:\MAX\DATA\210702\0706M03.D
Acq On : 6 Jul 21 15:22
Sample : 210706A LCS 10ug/L
Misc : IS&S 6/4/21

Vial: 3
Operator: LP,DG,CH
Inst : Max
Multiplr: 1.00

Quant Time: Jul 7 10:45 2021 Quant Results File: M0702W.RES

Quant Method : M:\MAX\DATA\210702\M0702W.M (RTE Integrator)
Title : METHOD 8260B
Last Update : Wed Jul 07 10:03:18 2021
Response via : Initial Calibration
DataAcq Meth : M8260_062221

Internal Standards	R.T.	QIon	Response	Conc	Units		Dev(Min)
1) Fluorobenzene (IS)	5.25	96	165417	25.00	ppb		0.00
63) Chlorobenzene-D5 (IS)	8.60	117	134610	25.00	ppb		0.00
78) 1,4-Dichlorobenzene-D (IS)	10.94	152	82090	25.00	ppb		0.00
System Monitoring Compounds							
39) Dibromofluoromethane(S)	4.31	111	47801	23.92	ppb		0.00
Spiked Amount 25.000			Recovery = 95.676%				
44) 1,2-DCA-D4(S)	4.76	65	21584	24.63	ppb		0.00
Spiked Amount 25.000			Recovery = 98.536%				
64) Toluene-D8(S)	7.12	98	163386	25.49	ppb		0.00
Spiked Amount 25.000			Recovery = 101.964%				
72) 4-Bromofluorobenzene(S)	9.80	95	59207	26.35	ppb		0.00
Spiked Amount 25.000			Recovery = 105.404%				
Target Compounds							Qvalue
3) Dichlorodifluoromethane	0.90	85	8566	13.37	ppb		95
4) Freon 114	0.90	85	8566	14.88	ppb		92
5) Chloromethane	0.92	50	10968	11.57	ppb		98
6) Vinyl chloride	0.99	62	10314	11.92	ppb		99
8) Bromomethane	1.17	94	8168	10.84	ppb		94
9) Chloroethane	1.24	64	6053	9.19	ppb		99
10) Dichlorofluoromethane	1.36	67	15882	9.61	ppb		100
11) Trichlorofluoromethane	1.41	101	16599	10.76	ppb		95
13) Acrolein	1.68	56	7248	119.13	ppb		95
14) Acetone	1.79	43	7491	49.91	ppb		98
15) Freon-113	1.78	151	8005	10.94	ppb	#	82
16) Acetonitrile	1.99	41	13529	114.06	ppb		97
18) 1,1-DCE	1.76	61	12327	9.99	ppb		92
19) t-Butanol	2.30	59	9531	135.37	ppb		95
20) Methyl Acetate	2.08	43	5735	8.82	ppb		100
21) Iodomethane	1.85	142	9181	9.01	ppb		96
22) Acrylonitrile	2.37	53	2474	8.73	ppb		96
24) Methylene chloride	2.14	84	10450	11.23	ppb		98
25) Carbon disulfide	1.90	76	18264	10.78	ppb		97
26) Methyl t-butyl ether (MtBE	2.43	73	23012	10.20	ppb		93
27) Trans-1,2-DCE	2.40	96	8778	10.06	ppb		96
29) Diisopropyl Ether	3.00	45	24895	10.01	ppb		97
30) 1,1-DCA	2.82	63	15854	10.18	ppb		95
32) Ethyl tert Butyl Ether	3.47	59	23324	10.51	ppb		92
34) MEK (2-Butanone)	3.66	43	7378	49.88	ppb	#	75
35) Cis-1,2-DCE	3.56	96	9391	9.98	ppb		92
36) 2,2-Dichloropropane	3.55	77	14604	11.00	ppb	#	88
37) Chloroform	4.08	83	16374	10.17	ppb		81
38) Bromochloromethane	3.90	130	6857	9.79	ppb		95
40) 1,1,1-TCA	4.32	97	15725	10.22	ppb		91
41) Cyclohexane	4.41	41	7137	10.53	ppb		99
42) 1,1-Dichloropropene	4.59	75	10237	11.00	ppb		95
43) 2,2,4-Trimethylpentane	5.07	57	20688	12.42	ppb		90
45) Carbon Tetrachloride	4.57	117	14187	10.42	ppb		96
46) Tert Amyl Methyl Ether	5.11	73	20009	10.37	ppb	#	98
47) 1,2-DCA	4.88	62	13001	10.16	ppb		99
48) Benzene	4.85	78	34373	10.86	ppb		93
49) TCE	5.73	95	9029	10.91	ppb		93
50) 2-Pentanone	6.00	43	56640	122.51	ppb		96

(#) = qualifier out of range (m) = manual integration

Quantitation Report (Not Reviewed)

Data File : M:\MAX\DATA\210702\0706M03.D
Acq On : 6 Jul 21 15:22
Sample : 210706A LCS 10ug/L
Misc : IS&S 6/4/21

Vial: 3
Operator: LP,DG,CH
Inst : Max
Multiplr: 1.00

Quant Time: Jul 7 10:45 2021 Quant Results File: M0702W.RES

Quant Method : M:\MAX\DATA\210702\M0702W.M (RTE Integrator)
Title : METHOD 8260B
Last Update : Wed Jul 07 10:03:18 2021
Response via : Initial Calibration
DataAcq Meth : M8260_062221

	Compound	R.T.	QIon	Response	Conc Unit		Qvalue
51)	1,2-Dichloropropane	5.96	63	4329	10.54 ppb		95
52)	Bromodichloromethane	6.31	83	12810	10.07 ppb		90
53)	Methyl Cyclohexane	5.95	83	10622	11.25 ppb		90
54)	Dibromomethane	6.08	93	5641	10.39 ppb		97
55)	MIBK (methyl isobutyl ket	7.05	43	14173	48.67 ppb		96
56)	1-Bromo-2-chloroethane	6.63	144	1743	11.25 ppb		99
58)	Cis-1,3-Dichloropropene	6.84	39	7289	10.33 ppb		97
59)	Toluene	7.19	91	37478	11.05 ppb		98
60)	Trans-1,3-Dichloropropene	7.46	75	10833	9.69 ppb		88
61)	1,1,2-TCA	7.63	83	6233	10.30 ppb		90
62)	2-Hexanone	7.96	43	6498	48.33 ppb	#	92
65)	1,2-EDB	8.10	107	8069	10.25 ppb		100
66)	Tetrachloroethene	7.77	164	5672	9.41 ppb		94
67)	1-Chlorohexane	8.68	91	7809	10.68 ppb		97
68)	1,1,1,2-Tetrachloroethane	8.73	131	10430	10.21 ppb		89
69)	m&p-Xylene	8.91	106	30935	21.99 ppb		95
70)	o-Xylene	9.29	106	14536	10.13 ppb		98
71)	Styrene	9.31	104	23849	10.00 ppb	#	88
73)	1,3-Dichloropropane	7.79	76	12934	10.75 ppb		96
74)	Dibromochloromethane	8.01	129	10629	10.11 ppb		88
75)	Chlorobenzene	8.63	112	24901	9.91 ppb		89
76)	Ethylbenzene	8.78	91	36884	10.29 ppb		95
77)	Bromoform	9.44	173	8300	9.98 ppb		88
79)	Isopropylbenzene	9.68	105	35877	10.33 ppb		95
80)	1,1,2,2-Tetrachloroethane	9.96	83	9218	10.16 ppb	#	85
81)	1,2,3-Trichloropropane	9.99	110	3125	10.09 ppb	#	84
82)	t-1,4-Dichloro-2-Butene	10.04	53	1778	11.24 ppb	#	74
83)	Bromobenzene	9.93	156	13004	10.85 ppb		96
84)	n-Propylbenzene	10.09	91	39518	9.58 ppb		99
85)	4-Ethyltoluene	10.21	105	35492	10.59 ppb		98
86)	2-Chlorotoluene	10.14	91	27265	9.80 ppb		97
87)	1,3,5-Trimethylbenzene	10.28	105	32632	10.39 ppb		94
88)	4-Chlorotoluene	10.25	91	32442	11.04 ppb		96
89)	Tert-Butylbenzene	10.59	119	17576	10.04 ppb		90
90)	1,2,4-Trimethylbenzene	10.64	105	30504	10.37 ppb		98
91)	Sec-Butylbenzene	10.81	105	38655	10.76 ppb		97
92)	p-Isopropyltoluene	10.97	119	35468	10.24 ppb		95
93)	Benzyl Chloride	11.11	91	6946	8.88 ppb		96
94)	1,3-DCB	10.88	146	24069	11.09 ppb		99
95)	1,4-DCB	10.96	146	24183	9.84 ppb		90
96)	n-Butylbenzene	11.37	91	26107	10.23 ppb		94
97)	1,2-DCB	11.32	146	21468	10.04 ppb		98
98)	Hexachloroethane	11.58	117	6678	10.37 ppb		96
99)	1,2-Dibromo-3-chloropropan	12.08	157	2130	10.21 ppb	#	67
100)	1,2,4-Trichlorobenzene	12.91	180	15915	10.74 ppb		90
101)	Hexachlorobutadiene	13.12	225	8596	9.66 ppb		92
102)	Naphthalene	13.14	128	15529	9.58 ppb		99
103)	1,2,3-Trichlorobenzene	13.38	180	14086	10.15 ppb		93

(#) = qualifier out of range (m) = manual integration

Quantitation Report

Data File : M:\MAX\DATA\210702\0706M03.D
Acq On : 6 Jul 21 15:22
Sample : 210706A LCS 10ug/L
Misc : IS&S 6/4/21

Vial: 3
Operator: LP,DG,CH
Inst : Max
Multiplr: 1.00

Quant Time: Jul 7 10:45 2021

Quant Results File: M0702W.RES

Method : M:\MAX\DATA\210702\M0702W.M (RTE Integrator)
Title : METHOD 8260B
Last Update : Wed Jul 07 10:03:18 2021
Response via : Initial Calibration

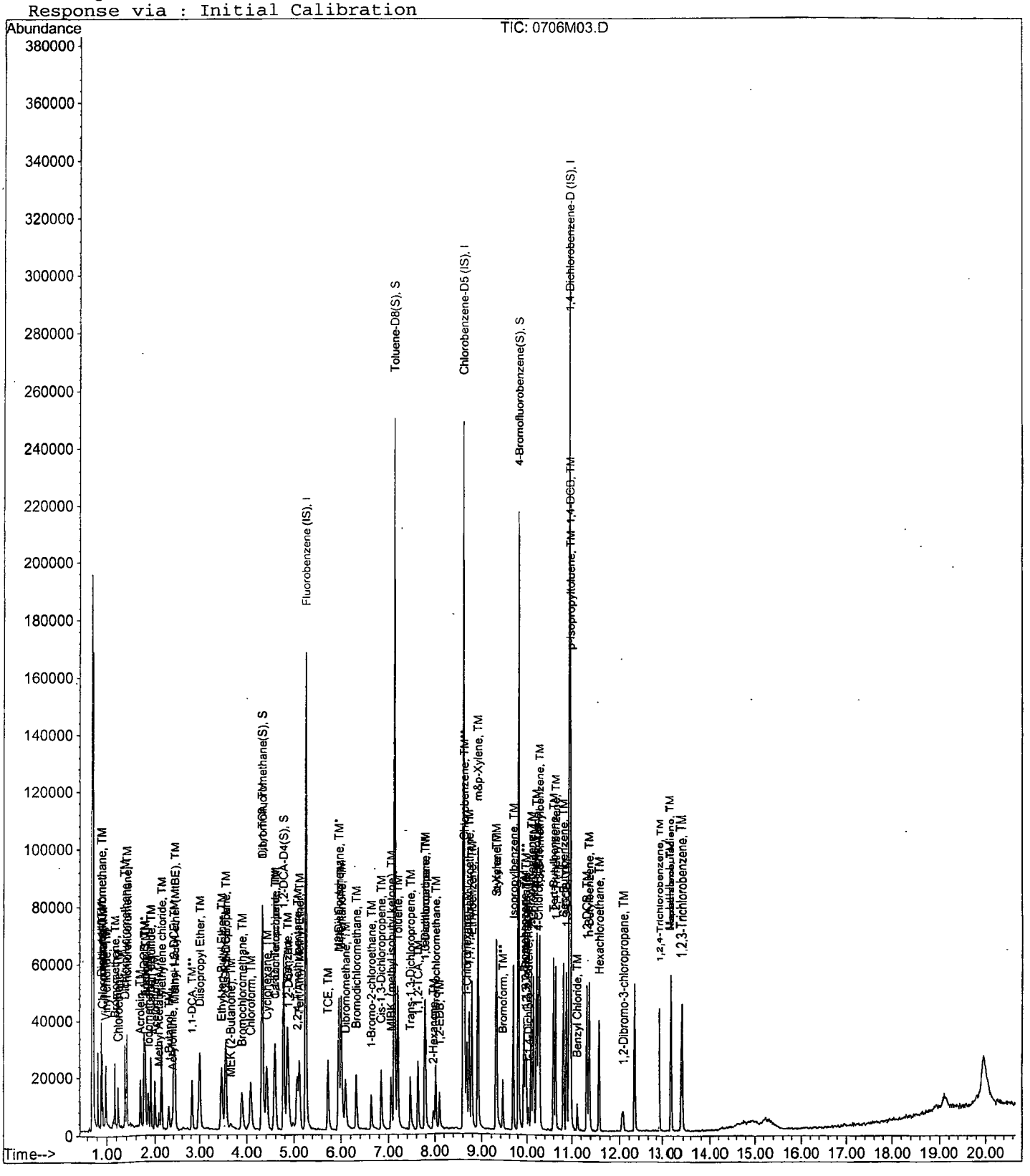

Quantitation Report (Not Reviewed)

Data File : M:\MAX\DATA\210702\0706M04.D
Acq On : 6 Jul 21 15:50
Sample : 210706A LCSD 10ug/L
Misc : IS&S 6/4/21

Vial: 4
Operator: LP,DG,CH
Inst : Max
Multiplr: 1.00

Quant Time: Jul 7 10:45 2021 Quant Results File: M0702W.RES

Quant Method : M:\MAX\DATA\210702\M0702W.M (RTE Integrator)
Title : METHOD 8260B
Last Update : Wed Jul 07 10:03:18 2021
Response via : Initial Calibration
DataAcq Meth : M8260_062221

Internal Standards	R.T.	QIon	Response	Conc	Units	Dev(Min)
1) Fluorobenzene (IS)	5.25	96	163059	25.00	ppb	0.00
63) Chlorobenzene-D5 (IS)	8.60	117	130279	25.00	ppb	0.00
78) 1,4-Dichlorobenzene-D (IS)	10.94	152	81167	25.00	ppb	0.00
System Monitoring Compounds						
39) Dibromofluoromethane(S)	4.31	111	48891	24.82	ppb	0.00
Spiked Amount 25.000			Recovery = 99.272%			
44) 1,2-DCA-D4(S)	4.77	65	20552	23.80	ppb	0.00
Spiked Amount 25.000			Recovery = 95.184%			
64) Toluene-D8(S)	7.12	98	160131	25.81	ppb	0.00
Spiked Amount 25.000			Recovery = 103.252%			
72) 4-Bromofluorobenzene(S)	9.80	95	57178	26.29	ppb	0.00
Spiked Amount 25.000			Recovery = 105.176%			

Target Compounds							Qvalue
3) Dichlorodifluoromethane	0.89	85	8320	13.18	ppb		94
4) Freon 114	0.89	85	8320	14.67	ppb		87
5) Chloromethane	0.92	50	11245	12.05	ppb		97
6) Vinyl chloride	0.98	62	10577	12.40	ppb		100
8) Bromomethane	1.17	94	7179	9.67	ppb		81
9) Chloroethane	1.24	64	6285	9.68	ppb		98
10) Dichlorofluoromethane	1.36	67	15300	9.39	ppb		96
11) Trichlorofluoromethane	1.41	101	16952	11.14	ppb		99
13) Acrolein	1.68	56	6679	111.37	ppb		100
14) Acetone	1.79	43	7144	47.69	ppb		100
15) Freon-113	1.78	151	7718	10.70	ppb		92
16) Acetonitrile	1.99	41	13361	114.27	ppb	#	89
18) 1,1-DCE	1.76	61	12641	10.40	ppb		96
19) t-Butanol	2.30	59	9502	136.91	ppb		91
20) Methyl Acetate	2.08	43	6478	10.11	ppb	#	84
21) Iodomethane	1.85	142	10739	10.36	ppb		95
22) Acrylonitrile	2.36	53	2814	9.99	ppb	#	76
24) Methylene chloride	2.13	84	10302	11.23	ppb		96
25) Carbon disulfide	1.90	76	17352	10.39	ppb		98
26) Methyl t-butyl ether (MtBE	2.43	73	22626	10.18	ppb		98
27) Trans-1,2-DCE	2.40	96	9470	11.01	ppb		90
29) Diisopropyl Ether	3.00	45	24619	10.04	ppb		99
30) 1,1-DCA	2.82	63	16701	10.88	ppb		95
32) Ethyl tert Butyl Ether	3.47	59	21000	9.60	ppb		89
34) MEK (2-Butanone)	3.67	43	7380	50.61	ppb	#	83
35) Cis-1,2-DCE	3.57	96	9513	10.26	ppb		90
36) 2,2-Dichloropropane	3.55	77	14373	10.98	ppb	#	84
37) Chloroform	4.08	83	16328	10.28	ppb		77
38) Bromochloromethane	3.91	130	6754	9.79	ppb		97
40) 1,1,1-TCA	4.32	97	16081	10.60	ppb		94
41) Cyclohexane	4.41	41	6812	10.19	ppb		97
42) 1,1-Dichloropropene	4.59	75	10179	11.10	ppb		95
43) 2,2,4-Trimethylpentane	5.06	57	19006	11.58	ppb		94
45) Carbon Tetrachloride	4.57	117	14375	10.71	ppb		97
46) Tert Amyl Methyl Ether	5.12	73	19116	10.05	ppb	#	93
47) 1,2-DCA	4.88	62	13350	10.59	ppb		97
48) Benzene	4.85	78	34299	10.99	ppb		92
49) TCE	5.73	95	8910	10.92	ppb		92
50) 2-Pentanone	6.00	43	54763	120.16	ppb		99

(#) = qualifier out of range (m) = manual integration

Quantitation Report (Not Reviewed)

Data File : M:\MAX\DATA\210702\0706M04.D
Acq On : 6 Jul 21 15:50
Sample : 210706A LCSD 10ug/L
Misc : IS&S 6/4/21

Vial: 4
Operator: LP,DG,CH
Inst : Max
Multiplr: 1.00

Quant Time: Jul 7 10:45 2021 Quant Results File: M0702W.RES

Quant Method : M:\MAX\DATA\210702\M0702W.M (RTE Integrator)
Title : METHOD 8260B
Last Update : Wed Jul 07 10:03:18 2021
Response via : Initial Calibration
DataAcq Meth : M8260_062221

	Compound	R.T.	QIon	Response	Conc	Unit		Qvalue
51)	1,2-Dichloropropane	5.96	63	4351	10.75	ppb		99
52)	Bromodichloromethane	6.32	83	13237	10.55	ppb		95
53)	Methyl Cyclohexane	5.95	83	10580	11.37	ppb		98
54)	Dibromomethane	6.09	93	5331	9.96	ppb		88
55)	MIBK (methyl isobutyl ket	7.05	43	14446	50.32	ppb	#	90
56)	1-Bromo-2-chloroethane	6.63	144	1248	8.28	ppb		85
58)	Cis-1,3-Dichloropropene	6.84	39	7277	10.45	ppb	#	87
59)	Toluene	7.19	91	39172	11.72	ppb		99
60)	Trans-1,3-Dichloropropene	7.46	75	11441	10.38	ppb		88
61)	1,1,2-TCA	7.63	83	6353	10.65	ppb		92
62)	2-Hexanone	7.96	43	6624	49.65	ppb	#	90
65)	1,2-EDB	8.10	107	7789	10.22	ppb		95
66)	Tetrachloroethene	7.77	164	5781	9.90	ppb		88
67)	1-Chlorohexane	8.68	91	7385	10.43	ppb		93
68)	1,1,1,2-Tetrachloroethane	8.73	131	10417	10.53	ppb		99
69)	m&p-Xylene	8.91	106	30644	22.51	ppb		95
70)	o-Xylene	9.30	106	14397	10.33	ppb		95
71)	Styrene	9.31	104	24006	10.34	ppb		94
73)	1,3-Dichloropropane	7.79	76	12338	10.59	ppb		95
74)	Dibromochloromethane	8.01	129	10420	10.24	ppb		96
75)	Chlorobenzene	8.63	112	25573	10.52	ppb		89
76)	Ethylbenzene	8.78	91	37293	10.75	ppb		93
77)	Bromoform	9.44	173	8146	10.12	ppb		93
79)	Isopropylbenzene	9.68	105	35514	10.34	ppb		99
80)	1,1,2,2-Tetrachloroethane	9.96	83	9390	10.47	ppb		95
81)	1,2,3-Trichloropropane	9.99	110	3205	10.47	ppb		86
82)	t-1,4-Dichloro-2-Butene	10.04	53	2095	13.21	ppb		77
83)	Bromobenzene	9.93	156	12681	10.70	ppb		99
84)	n-Propylbenzene	10.09	91	41420	10.12	ppb		93
85)	4-Ethyltoluene	10.21	105	34540	10.42	ppb		100
86)	2-Chlorotoluene	10.14	91	25849	9.38	ppb		93
87)	1,3,5-Trimethylbenzene	10.28	105	33195	10.69	ppb		95
88)	4-Chlorotoluene	10.25	91	32480	11.18	ppb		100
89)	Tert-Butylbenzene	10.59	119	18472	10.68	ppb		95
90)	1,2,4-Trimethylbenzene	10.64	105	32298	11.11	ppb		98
91)	Sec-Butylbenzene	10.81	105	39600	11.15	ppb		96
92)	p-Isopropyltoluene	10.97	119	35711	10.43	ppb		96
93)	Benzyl Chloride	11.11	91	6884	8.90	ppb		91
94)	1,3-DCB	10.88	146	23918	11.14	ppb		97
95)	1,4-DCB	10.97	146	24347	10.02	ppb		91
96)	n-Butylbenzene	11.37	91	26916	10.67	ppb		97
97)	1,2-DCB	11.32	146	22873	10.82	ppb		95
98)	Hexachloroethane	11.58	117	6585	10.34	ppb		92
99)	1,2-Dibromo-3-chloropropan	12.08	157	2387	11.48	ppb	#	79
100)	1,2,4-Trichlorobenzene	12.92	180	15060	10.40	ppb		91
101)	Hexachlorobutadiene	13.12	225	8800	10.00	ppb		92
102)	Naphthalene	13.14	128	15597	9.71	ppb		100
103)	1,2,3-Trichlorobenzene	13.38	180	14550	10.60	ppb		92

(#) = qualifier out of range (m) = manual integration

Quantitation Report

Data File : M:\MAX\DATA\210702\0706M04.D
Acq On : 6 Jul 21 15:50
Sample : 210706A LCSD 10ug/L
Misc : IS&S 6/4/21

Vial: 4
Operator: LP,DG,CH
Inst : Max
Multiplr: 1.00

Quant Time: Jul 7 10:45 2021

Quant Results File: M0702W.RES

Method : M:\MAX\DATA\210702\M0702W.M (RTE Integrator)
Title : METHOD 8260B
Last Update : Wed Jul 07 10:03:18 2021
Response via : Initial Calibration

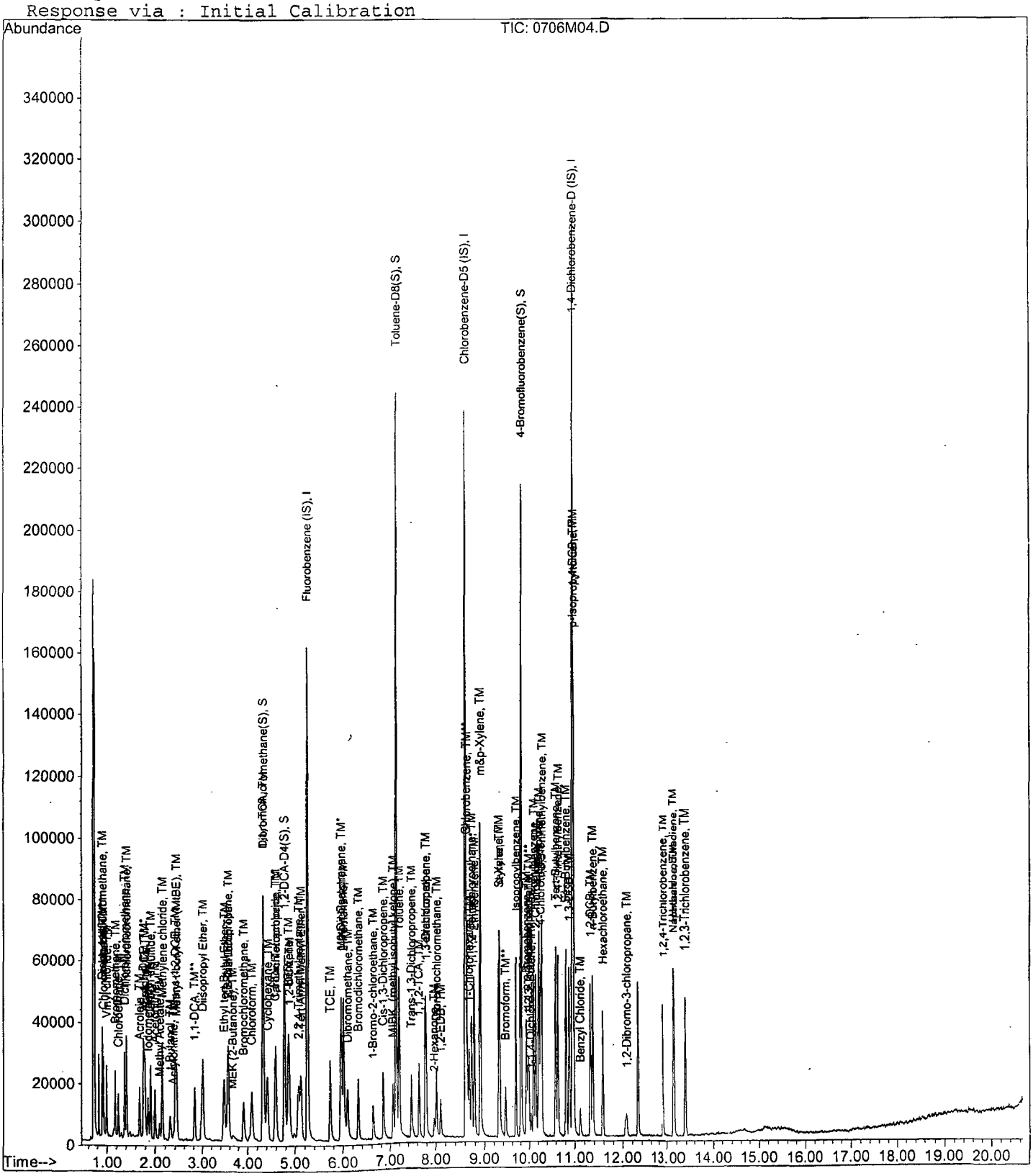

BFB

Data File : M:\MAX\DATA\210702\0702M10.D
Acq On : 2 Jul 21 11:54
Sample : 25ug/L BFB STD 3/23/21
Misc : 2ul

Vial: 1
Operator: LP,DG,CH
Inst : Max
Multiplr: 1.00

Method : M:\MAX\DATA\210702\M0702W.M (RTE Integrator)
Title : METHOD 8260B

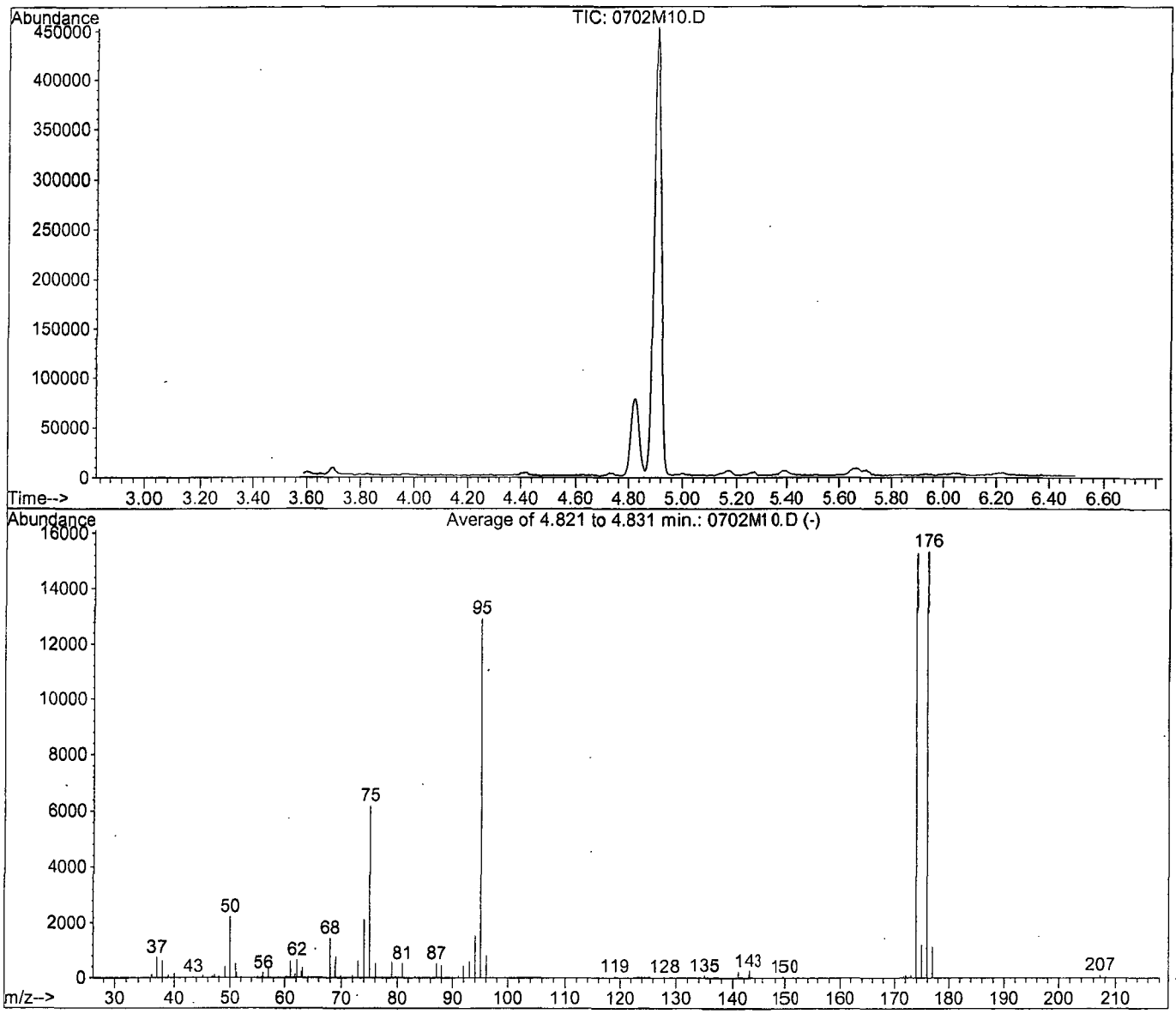

AutoFind: Scans 247, 248, 249; Background Corrected with Scan 235

Target Mass	Rel. to Mass	Lower Limit%	Upper Limit%	Rel. Abn%	Raw Abn	Result Pass/Fail
50	95	15	40	17.2	2222	PASS
75	95	30	60	47.9	6192	PASS
95	95	100	200	100.0	12926	PASS
96	95	5	9	6.4	832	PASS
173	174	0.00	2	0.7	108	PASS
174	95	50	200	118.2	15278	PASS
175	174	5	9	8.0	1221	PASS
176	174	95	101	100.4	15336	PASS
177	176	5	9	7.4	1138	PASS

Data File : M:\MAX\DATA\210702\0706M00.D
Acq On : 6 Jul 21 14:10
Sample : 25ug/L BFB STD 3/23/21
Misc : 2ul

Vial: 1
Operator: LP,DG,CH
Inst : Max
Multiplr: 1.00

Method : M:\MAX\DATA\210702\M0702W.M (RTE Integrator)
Title : METHOD 8260B

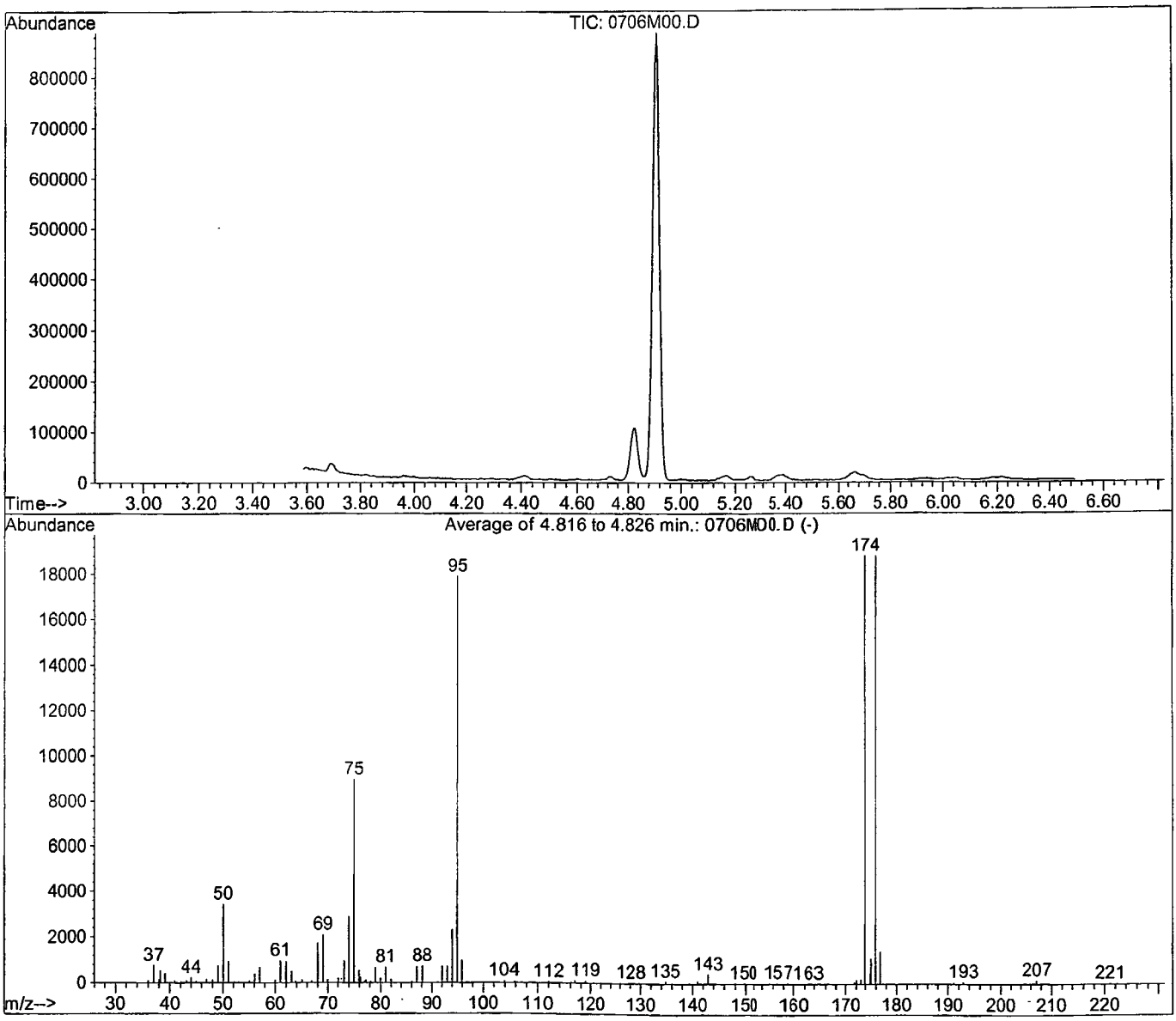

AutoFind: Scans 246, 247, 248; Background Corrected with Scan 236

Target Mass	Rel. to Mass	Lower Limit%	Upper Limit%	Rel. Abn%	Raw Abn	Result Pass/Fail
50	95	15	40	19.3	3453	PASS
75	95	30	60	50.2	8979	PASS
95	95	100	200	100.0	17903	PASS
96	95	5	9	5.6	996	PASS
173	174	0.00	2	1.1	213	PASS
174	95	50	200	105.1	18819	PASS
175	174	5	9	5.9	1113	PASS
176	174	95	101	99.9	18808	PASS
177	176	5	9	7.5	1407	PASS

Primary and Secondary Working Standards

Primary Standards

VOA STD 7

Prepared: 06/28/21 A
Expires: 08/27/21
Methanol Lot No. DW117-US-0095

Prepared By (Initials): EO

Initial Standard Information							Final Standard Information			
Name of Initial Standard (QAU Label)	Supplier	Supplier P/N#	Conc. (ug/mL)	Lot Number - QA Number	Exp. Date (1 yr)	Exp. Date (Manufacturers)	Aliquot From Stock	Final Volume	Solvent	Final Standard Conc. (ug/mL)
VOA Gasses STD	Phenova	ALO-101206	2,000	CL15769-52358	06/28/22	09/30/25	100uL	4mL	Methanol	50
Hexachloroethane	Absolute	70199	1,000	021621-52404	06/28/22	02/16/26	200uL			50
Benzyl Chloride	Absolute	70037	1,000	052521-52413	06/28/22	05/25/22	200uL			50

VOA STD 8

Prepared: 06/28/21 B
Expires: 07/14/21
Methanol Lot No. DW117-US-0095

Prepared By (Initials): EO

Initial Standard Information							Final Standard Information			
Name of Initial Standard (QAU Label)	Supplier	Supplier P/N#	Conc. (ug/mL)	Lot Number - QA Number	Exp. Date (1 yr)	Exp. Date (Manufacturers)	Aliquot From Stock	Final Volume	Solvent	Final Standard Conc. (ug/mL)
VOA Additions STD	Phenova	ALO-130175	2,000	CL15724-52365	06/28/22	09/30/22	100uL	4mL	Methanol	50
502.2 Cal. Std.	Phenova	ALO-101200	2,000	CL16071-52372	06/28/22	11/30/25	100uL			50
Vinyl Acetate	Phenova	ALO-101228	2,000	CL16990-52476	06/18/22	07/14/21	100uL			50

VOA STD TBA

Prepared: 06/28/21 C
Expires: 07/14/21
Methanol Lot No. DW117-US-0095

Prepared By (Initials): EO

Initial Standard Information							Final Standard Information			
Name of Initial Standard (QAU Label)	Supplier	Supplier P/N#	Conc. (ug/mL)	Lot Number - QA Number	Exp. Date (1 yr)	Exp. Date (Manufacturers)	Aliquot From Stock	Final Volume	Solvent	Final Standard Conc. (ug/mL)
Custom VOC Mix	Phenova	ALO-130176	2,000	CL15725-52076	06/28/22	09/30/23	500uL	4mL	Methanol	250
Acrolein	Phenova	ALO-130549	10,000	CL16994-52478	06/18/22	07/14/21	100uL			250

VOA STD 1

Prepared: 06/28/21 D
Expires: 08/27/21
Methanol Lot No. DW117-US-0095

Prepared By (Initials): EO

Initial Standard Information							Final Standard Information			
Name of Initial Standard (QAU Label)	Supplier	Supplier P/N#	Conc. (ug/mL)	Lot Number - QA Number	Exp. Date (1 yr)	Exp. Date (Manufacturers)	Aliquot From Stock	Final Volume	Solvent	Final Standard Conc. (ug/mL)
2-CEVE	Absolute	82408	2,000	052521-52422	06/28/22	05/25/24	50	2mL	Methanol	50

VOA STD 2

Prepared: 06/28/21 E
Expires: 08/27/21
Methanol Lot No. DW117-US-0095

Prepared By (Initials): EO

Initial Standard Information							Final Standard Information			
Name of Initial Standard (QAU Label)	Supplier	Supplier P/N#	Conc. (ug/mL)	Lot Number - QA Number	Exp. Date (1 yr)	Exp. Date (Manufacturers)	Aliquot From Stock	Final Volume	Solvent	Final Standard Conc. (ug/mL)
Ketones Std.	Phenova	ALO-109211	2,000	CL16074-52383	06/28/22	11/30/30	100	4mL	Methanol	50

VOA STD 9

Prepared: 06/28/21 F
Expires: 08/27/21
Methanol Lot No. DW117-US-0095

Prepared By (Initials): EO

Initial Standard Information							Final Standard Information			
Name of Initial Standard (QAU Label)	Supplier	APPL Mix Name	Conc. (ug/mL)	Reference To APPL Prep Date	Exp. Date (1 yr)	Exp. Date (Manufacturers)	Aliquot From Stock	Final Volume	Solvent	Final Standard Conc. (ug/mL)
VOA STD. 7		VOA STD. 9	50	Prepared 06/28/21	06/28/22	N/A	200uL	2mL	Methanol	5
VOA STD. 8			50	Prepared 06/28/21	06/28/22	N/A	200uL			5

VOA STD. 10

Prepared: 06/28/21 G
Expires: 08/27/21
Methanol Lot No. DW117-US-0095

Prepared By (Initials): EO

Initial Standard Information							Final Standard Information			
Name of Initial Standard (QAU Label)	Supplier	APPL Mix Name	Conc. (ug/mL)	Reference To APPL Prep Date	Exp. Date (1 yr)	Exp. Date (Manufacturers)	Aliquot From Stock	Final Volume	Solvent	Final Standard Conc. (ug/mL)
VOA STD. 1		VOA STD. 10	50	Prepared 06/28/21	06/28/22	N/A	200uL	2mL	Methanol	5

VOA STD. 12

Prepared: 06/28/21 H
Expires: 08/27/21
Methanol Lot No. DW117-US-0095

Prepared By (Initials): EO

Initial Standard Information							Final Standard Information			
Name of Initial Standard (QAU Label)	Supplier	APPL Mix Name	Conc. (ug/mL)	Reference To APPL Prep Date	Exp. Date (1 yr)	Exp. Date (Manufacturers)	Aliquot From Stock	Final Volume	Solvent	Final Standard Conc. (ug/mL)
VOA STD. 2		VOA STD. 12	50	Prepared 06/28/21	06/28/22	N/A	200uL	2mL	Methanol	5

Second Source (SS) Standards

VOA STD. 3

Prepared: 06/28/21 I

Expires: 08/27/21

Prepared By (Initials): EO

Methanol Lot No. DW117-US-0095

Initial Standard Information							Final Standard Information			
Name of Initial Standard (QAU Label)	Supplier	Supplier P/N#	Conc. (ug/mL)	Lot Number - QA Number	Exp. Date (1 yr)	Exp. Date (Manufacturers)	Aliquot From Stock	Final Volume	Solvent	Final Standard Conc. (ug/mL)
Ketones Standard	Phenova	ALQ-101211	2,000	CL16067-52387	06/28/22	11/30/30	50uL	2mL	Methanol	50

VOA STD. Gases

Prepared: 06/28/21 J

Expires: 08/27/21

Prepared By (Initials): EO

Methanol Lot No. DW117-US-0095

Initial Standard Information							Final Standard Information			
Name of Initial Standard (QAU Label)	Supplier	Supplier P/N#	Conc. (ug/mL)	Lot Number - QA Number	Exp. Date (1 yr)	Exp. Date (Manufacturers)	Aliquot From Stock	Final Volume	Solvent	Final Standard Conc. (ug/mL)
8260 Gases (SS)	Phenova	ALQ-101206	2,000	CL15768-52361	06/28/22	09/30/25	50uL	2mL	Methanol	50

VOA STD. 6

Prepared: 06/28/21 K

Expires: 07/14/21

Prepared By (Initials): EO

Methanol Lot No. DW117-US-0095

Initial Standard Information							Final Standard Information			
Name of Initial Standard (QAU Label)	Supplier	Supplier P/N#	Conc. (ug/mL)	Lot Number - QA Number	Exp. Date (1 yr)	Exp. Date (Manufacturers)	Aliquot From Stock	Final Volume	Solvent	Final Standard Conc. (ug/mL)
502.2 Calibration STD. (54-compounds)	Phenova	ALQ-101200	2,000	CL16052-52377	06/28/22	11/30/25	50uL	2mL	Methanol	50
Vinyl Acetate	Phenova	ALQ-101228	2,000	CL16990-52477	06/18/22	07/14/21	50uL			50
Hexachloroethane	Accustan	AS-E0011	1,000	052521-52408	06/28/22	05/25/26	100uL			50
Benzyl Chloride	Accustan	M-8010-01	200	219111303-01-52430	06/28/22	01/30/23	500uL			50

VOA STD. TBA

Prepared: 06/28/21 L

Expires: 07/14/21

Prepared By (Initials): EO

Methanol Lot No. DW117-US-0095

Initial Standard Information							Final Standard Information			
Name of Initial Standard (QAU Label)	Supplier	Supplier P/N#	Conc. (ug/mL)	Lot Number - QA Number	Exp. Date (1 yr)	Exp. Date (Manufacturers)	Aliquot From Stock	Final Volume	Solvent	Final Standard Conc. (ug/mL)
Custom VOA Mix (4-3)	Phenova	ALQ-130176	2,000	CL16012-52075	06/24/22	11/30/23	250uL	2mL	Methanol	250
Acrolein	Phenova	ALQ-101224	10,000	CL16994-52479	06/18/22	07/14/21	50uL			250

VOA STD. 0

Prepared: 06/28/21 M

Expires: 08/27/21

Prepared By (Initials): EO

Methanol Lot No. DW117-US-0095

Initial Standard Information							Final Standard Information			
Name of Initial Standard (QAU Label)	Supplier	Supplier P/N#	Conc. (ug/mL)	Lot Number - QA Number	Exp. Date (1 yr)	Exp. Date (Manufacturers)	Aliquot From Stock	Final Volume	Solvent	Final Standard Conc. (ug/mL)
VOA Addition STD.	Phenova	ALQ-130175	2,000	CL15724-52366	06/24/22	09/30/22	50uL	2mL	Methanol	50

VOA STD. 2-CEVE

Prepared: 06/28/21 N

Expires: 08/27/21

Prepared By (Initials): EO

Methanol Lot No. DW117-US-0095

Initial Standard Information							Final Standard Information			
Name of Initial Standard (QAU Label)	Supplier	Supplier P/N#	Conc. (ug/mL)	Lot Number - QA Number	Exp. Date (1 yr)	Exp. Date (Manufacturers)	Aliquot From Stock	Final Volume	Solvent	Final Standard Conc. (ug/mL)
2-CEVE (SS)	Absolute	82408	2,000	121119-52419	06/24/22	12/11/22	50uL	2mL	Methanol	50

Max 8260 Standard Prep

Max 8260 Water Calibration Curve

Prepared By (Initials): CH

0.3ug/L

Prepared: 07/02/21

Expires: 07/14/21

Initial Standard Information							Final Standard Information			
Name of Initial Standard (QAU Label)	Supplier	APPL Mix Name	Conc (ug/mL)	Reference To APPL Prep Date	Exp. Date	Exp Date (Manufacturers)	Aliquot From Stock	Final Volume	Solvent	Final Standard Conc. (ug/L)
VOA STD. 9	Various	0.3ug/L	5	Prepared 06/28/21	08/27/21	N/A	3uL	50mL	P&T Water	0.3
VOA STD 1	Absolute		50	Prepared 06/28/21	08/27/21	N/A	5uL			5
VOA STD. 2	Phenova		100	Prepared 06/28/21	08/27/21	N/A	2.5uL			5
VOA STD. TBA	Various		250	Prepared 06/28/21	07/14/21	N/A	2uL			10

0.5ug/L

Prepared: 07/02/21

Expires: 07/14/21

Initial Standard Information							Final Standard Information			
Name of Initial Standard (QAU Label)	Supplier	APPL Mix Name	Conc. (ug/mL)	Reference To APPL Prep Date	Exp. Date	Exp. Date (Manufacturers)	Aliquot From Stock	Final Volume	Solvent	Final Standard Conc. (ug/L)
VOA STD. 9	Various	0.5ug/L	5	Prepared 06/28/21	08/27/21	N/A	5uL	50mL	P&T Water	0.5
VOA STD. 1	Absolute		50	Prepared 06/28/21	08/27/21	N/A	10uL			10
VOA STD. 2	Phenova		100	Prepared 06/28/21	08/27/21	N/A	5uL			10
VOA STD. TBA	Various		250	Prepared 06/28/21	07/14/21	N/A	5uL			25

1.0ug/L

Prepared: 07/02/21

Expires: 07/14/21

Initial Standard Information							Final Standard Information			
Name of Initial Standard (QAU Label)	Supplier	APPL Mix Name	Conc. (ug/mL)	Reference To APPL Prep Date	Exp. Date	Exp. Date (Manufacturers)	Aliquot From Stock	Final Volume	Solvent	Final Standard Conc. (ug/L)
VOA STD. 9	Various	1.0ug/L	5	Prepared 06/28/21	08/27/21	N/A	10uL	50mL	P&T Water	1
VOA STD. 1	Absolute		50	Prepared 06/28/21	08/27/21	N/A	20uL			20
VOA STD. 2	Phenova		100	Prepared 06/28/21	08/27/21	N/A	10uL			20
VOA STD. TBA	Various		250	Prepared 06/28/21	07/14/21	N/A	10uL			50

2.0ug/L

Prepared: 07/02/21

Expires: 07/14/21

Initial Standard Information							Final Standard Information			
Name of Initial Standard (QAU Label)	Supplier	APPL Mix Name	Conc. (ug/mL)	Reference To APPL Prep Date	Exp. Date	Exp. Date (Manufacturers)	Aliquot From Stock	Final Volume	Solvent	Final Standard Conc. (ug/L)
VOA STD. 9	Various	2.0ug/L	5	Prepared 06/28/21	08/27/21	N/A	20uL	50mL	P&T Water	2
VOA STD. 1	Absolute		50	Prepared 06/28/21	08/27/21	N/A	30uL			30
VOA STD. 2	Phenova		100	Prepared 06/28/21	08/27/21	N/A	15uL			30
VOA STD. TBA	Various		250	Prepared 06/28/21	07/14/21	N/A	15uL			75

5ug/L

Prepared: 07/02/21

Expires: 07/14/21

Initial Standard Information							Final Standard Information			
Name of Initial Standard (QAU Label)	Supplier	APPL Mix Name	Conc. (ug/mL)	Reference To APPL Prep Date	Exp. Date	Exp. Date (Manufacturers)	Aliquot From Stock	Final Volume	Solvent	Final Standard Conc. (ug/L)
VOA STD. 7	Various	5ug/L	50	Prepared 06/28/21	08/27/21	N/A	5uL	50mL	P&T Water	5
VOA STD. 8	Phenova		50	Prepared 06/28/21	07/14/21	N/A	5uL			5
VOA STD. 1	Absolute		50	Prepared 06/28/21	08/27/21	N/A	40uL			40
VOA STD. 2	Phenova		100	Prepared 06/28/21	08/27/21	N/A	20uL			20
VOA STD. TBA	Various		250	Prepared 06/28/21	07/14/21	N/A	20uL			100

10ug/L

Prepared: 07/02/21

Expires: 07/14/21

Initial Standard Information							Final Standard Information			
Name of Initial Standard (QAU Label)	Supplier	APPL Mix Name	Conc. (ug/mL)	Reference To APPL Prep Date	Exp. Date	Exp. Date (Manufacturers)	Aliquot From Stock	Final Volume	Solvent	Final Standard Conc. (ug/L)
VOA STD. 7	Various	10ug/L	50	Prepared 06/28/21	08/27/21	N/A	10uL	50mL	P&T Water	10
VOA STD. 8	Phenova		50	Prepared 06/28/21	07/14/21	N/A	10uL			10
VOA STD 1	Absolute		50	Prepared 06/28/21	08/27/21	N/A	50uL			50
VOA STD. 2	Phenova		100	Prepared 06/28/21	08/27/21	N/A	25uL			50
VOA STD. TBA	Various		250	Prepared 06/28/21	07/14/21	N/A	25uL			125

20ug/L

Prepared: 07/02/21

Expires: 07/14/21

Initial Standard Information							Final Standard Information			
Name of Initial Standard (QAU Label)	Supplier	APPL Mix Name	Conc. (ug/mL)	Reference To APPL Prep Date	Exp. Date	Exp. Date (Manufacturers)	Aliquot From Stock	Final Volume	Solvent	Final Standard Conc. (ug/L)
VOA STD. 7	Various	20ug/L	50	Prepared 06/28/21	08/27/21	N/A	20uL	50mL	P&T Water	20
VOA STD. 8	Phenova		50	Prepared 06/28/21	07/14/21	N/A	20uL			20
VOA STD. 1	Absolute		50	Prepared 06/28/21	08/27/21	N/A	60uL			60
VOA STD. 2	Phenova		100	Prepared 06/28/21	08/27/21	N/A	30uL			60
VOA STD. TBA	Various		250	Prepared 06/28/21	07/14/21	N/A	30uL			150

40ug/L

Prepared: 07/02/21

Expires: 07/14/21

Initial Standard Information							Final Standard Information			
Name of Initial Standard (QAU Label)	Supplier	APPL Mix Name	Conc. (ug/mL)	Reference To APPL Prep Date	Exp. Date	Exp. Date (Manufacturers)	Aliquot From Stock	Final Volume	Solvent	Final Standard Conc. (ug/L)
VOA STD. 7	Various	40ug/L	50	Prepared 06/28/21	08/27/21	N/A	40uL	50mL	P&T Water	40
VOA STD. 8	Phenova		50	Prepared 06/28/21	07/14/21	N/A	40uL			40
VOA STD. 1	Absolute		50	Prepared 06/28/21	08/27/21	N/A	80uL			80
VOA STD. 2	Phenova		100	Prepared 06/28/21	08/27/21	N/A	40uL			80
VOA STD. TBA	Various		250	Prepared 06/28/21	07/14/21	N/A	35uL			175

100ug/L

Prepared: 07/02/21

Expires: 07/14/21

Initial Standard Information							Final Standard Information			
Name of Initial Standard (QAU Label)	Supplier	APPL Mix Name	Conc. (ug/mL)	Reference To APPL Prep Date	Exp. Date	Exp. Date (Manufacturers)	Aliquot From Stock	Final Volume	Solvent	Final Standard Conc. (ug/L)
VOA STD. 7	Various	100ug/L	50	Prepared 06/28/21	08/27/21	N/A	100uL	50mL	P&T Water	100
VOA STD. 8	Phenova		50	Prepared 06/28/21	07/14/21	N/A	100uL			100
VOA STD. 1	Absolute		50	Prepared 06/28/21	08/27/21	N/A	100uL			100
VOA STD. 2	Phenova		100	Prepared 06/28/21	08/27/21	N/A	50uL			100
VOA STD. TBA	Various		250	Prepared 06/28/21	07/14/21	N/A	40uL			200

Max 8260 Water Second Source (SS)

Prepared: 07/02/21

Prepared By (Initials): CH

Expires: 07/14/21

Initial Standard Information							Final Standard Information			
Name of Initial Standard (QAU Label)	Supplier	APPL Mix Name	Conc. (ug/mL)	Reference To APPL Prep Date	Exp. Date	Exp. Date (Manufacturers)	Aliquot From Stock	Final Volume	Solvent	Final Standard Conc. (ug/L)
VOA STD. 3	Phenova	8260 Water SS	100	Prepared 06/28/21	08/27/21	N/A	25uL	50mL	P&T Water	50
VOA STD. GASES	Phenova	8260 Water SS	50	Prepared 06/28/21	08/27/21	N/A	10uL			10
VOA STD. 0	Phenova	8260 Water SS	50	Prepared 06/28/21	08/27/21	N/A	10uL			10
VOA STD. 2-CEVE	Absolute	8260 Water SS	50	Prepared 06/28/21	06/28/21	N/A	50uL			50
VOA STD. 6	Various	8260 Water SS	50	Prepared 06/28/21	07/14/21	N/A	10uL			10
Voa STD. TBA	Various	8260 Water SS	250	Prepared 06/28/21	07/14/21	N/A	25uL			250

8260 Water Continuing Calibrations (CCV)/ Lab Control Spikes (LCS)

Prepared: 07/02/21

Prepared By (Initials): CH

Expires: 07/03/21

Initial Standard Information							Final Standard Information			
Name of Initial Standard (QAU Label)	Supplier	APPL Mix Name	Conc. (ug/mL)	Reference To APPL Prep Date	Exp. Date	Exp. Date (Manufacturers)	Aliquot From Stock	Final Volume	Solvent	Final Standard Conc. (ug/L)
VOA STD. 7	Various	CCV/ LCS	50	Prepared 06/28/21	08/27/21	N/A	10uL	50mL	P&T Water	10
VOA STD. 8	Phenova	CCV/ LCS	50	Prepared 06/28/21	07/14/21	N/A	10uL			10
VOA STD. 1	Absolute	CCV/ LCS	50	Prepared 06/28/21	08/27/21	N/A	50uL			50
VOA STD. 2	Phenova	CCV/ LCS	100	Prepared 06/28/21	08/27/21	N/A	25uL			50
VOA STD. TBA	Various	CCV/ LCS	250	Prepared 06/28/21	07/14/21	N/A	25uL			250

Injection Log

Directory: M:\MAX\DATA\210702\

Line	Vial	FileName	Multiplier	SampleName	Misc Info	Injected
1	1	0702M10.D	1	25ug/L BFB STD 3/23/21	2ul	2 Jul 21 11:54
2	2	0702M12.D	1	0.3ug/L VOC STD 7/2/21	IS&S 6/4/21	2 Jul 21 12:38
3	3	0702M13.D	1	0.5ug/L VOC STD 7/2/21	IS&S 6/4/21	2 Jul 21 13:06
4	4	0702M14.D	1	1ug/L VOC STD 7/2/21	IS&S 6/4/21	2 Jul 21 13:34
5	5	0702M15.D	1	2ug/L VOC STD 7/2/21	IS&S 6/4/21	2 Jul 21 14:02
6	6	0702M16.D	1	5ug/L VOC STD 7/2/21	IS&S 6/4/21	2 Jul 21 14:30
7	7	0702M17.D	1	10ug/L VOC STD 7/2/21	IS&S 6/4/21	2 Jul 21 14:58
8	8	0702M18.D	1	20ug/L VOC STD 7/2/21	IS&S 6/4/21	2 Jul 21 15:26
9	9	0702M19.D	1	40ug/L VOC STD 7/2/21	IS&S 6/4/21	2 Jul 21 15:54
10	10	0702M20.D	1	100ug/L VOC STD 7/2/21	IS&S 6/4/21	2 Jul 21 16:22
11	12	0702M22.D	1	(SS) 10ug/L VOC STD 7/2/21	IS&S 6/4/21	2 Jul 21 17:18
12	1	0706M00.D	1	25ug/L BFB STD 3/23/21	2ul	6 Jul 21 14:10
13	2	0706M02.D	1	210706A CCV 10ug/L	IS&S 6/4/21	6 Jul 21 14:54
14	3	0706M03.D	1	210706A LCS 10ug/L	IS&S 6/4/21	6 Jul 21 15:22
15	4	0706M04.D	1	210706A LCSD 10ug/L	IS&S 6/4/21	6 Jul 21 15:50
16	10	0706M10.D	1	210706A BLK	IS&S 6/4/21	6 Jul 21 18:38
17	23	0706M23.D	1	BA35417W01	IS&S 6/4/21	7 Jul 21 00:41
18	24	0706M24.D	1	BA35418W01	IS&S 6/4/21	7 Jul 21 1:09
19	25	0706M25.D	1	BA35420W01	IS&S 6/4/21	7 Jul 21 1:37
20	26	0706M26.D	1	Ending CCV 10ug/L 7/6/21	IS&S 6/4/21	7 Jul 21 2:05

ORGANICS
Calibration Data

VOLATILE ORGANIC ANALYSIS
VOLATILE ORGANIC COMPOUNDS

Form 6
Initial Calibration

Lab Name: APPL, Inc.
Case No:
Matrix:

SDG No:
Initial Cal. Date: 07/02/21
Instrument: Max

Initials:

		Compound	1	2	3	4	5	6	7				Avg	%RSD	Type	r^2	Q	MRF
			0703M02.D	0703M03.D	0703M04.D	0703M05.D	0703M06.D	0703M07.D	0703M08.D									
1	I	Fluorobenzene (IS)																
2	TMHBL	Gasoline C6-C10	12.2	5.351	2.937	1.309	0.9601	0.8725	0.8392				3.5	119	TMHB	0.998		
3	TMHB	Chlorobenzene-D5 (IS)																
4	TMHB	1,4-Dichlorobenzene (IS)																
5																		
6																		
7																		
8																		
9																		
10																		
11																		
12																		
13																		
14																		
15																		
16																		
17																		
18																		
19																		
20																		
21																		
22																		
23																		
24																		
25																		
26																		
27																		
28																		
29																		
30																		
31																		
32																		
33																		
34																		
35																		

Quantitation Report (Not Reviewed)

Data File : M:\MAX\DATA\210702\0703M02.D
Acq On : 3 Jul 21 10:07
Sample : 20ug/L GAS STD 7/3/21
Misc : IS&S 6/4/21

Vial: 2
Operator: LP,DG,CH
Inst : Max
Multiplr: 1.00

Quant Time: Jul 6 17:49 2021 Quant Results File: MGAS0702.RES

Quant Method : M:\MAX\DATA\210702\MGAS0702.M (RTE Integrator)
Title : METHOD 8260B
Last Update : Tue Jul 06 17:49:21 2021
Response via : Initial Calibration
DataAcq Meth : M8260_062221

Internal Standards	R.T.	QIon	Response	Conc Units	Dev(Min)
1) Fluorobenzene (IS)	5.25	TIC	151142	25.00 ppb	0.00
3) Chlorobenzene-D5 (IS)	10.94	TIC	-121888m	25.00 ppb	0.00
4) 1,4-Dichlorobenzene (IS)	10.94	TIC	250218m	25.00 ppb	0.00

System Monitoring Compounds

Target Compounds					Qvalue
2) Gasoline C6-C10	7.12	TIC	1470966m	6.56 ppb	100

(#) = qualifier out of range (m) = manual integration
0703M02.D MGAS0702.M Tue Jul 13 14:03:42 2021

Quantitation Report

Data File : M:\MAX\DATA\210702\0703M02.D
Acq On : 3 Jul 21 10:07
Sample : 20ug/L GAS STD 7/3/21
Misc : IS&S 6/4/21

Vial: 2
Operator: LP,DG,CH
Inst : Max
Multiplr: 1.00

Quant Time: Jul 6 17:49 2021

Quant Results File: MGAS0702.RES

Method : M:\MAX\DATA\210702\MGAS0702.M (RTE Integrator)
Title : METHOD 8260B
Last Update : Tue Jul 06 17:49:21 2021
Response via : Initial Calibration



Quantitation Report (Not Reviewed)

Data File : M:\MAX\DATA\210702\0703M03.D
Acq On : 3 Jul 21 10:35
Sample : 50ug/L GAS STD 7/3/21
Misc : IS&S 6/4/21

Vial: 3
Operator: LP,DG,CH
Inst : Max
Multiplr: 1.00

Quant Time: Jul 6 17:49 2021 Quant Results File: MGAS0702.RES

Quant Method : M:\MAX\DATA\210702\MGAS0702.M (RTE Integrator)
Title : METHOD 8260B
Last Update : Tue Jul 06 17:49:21 2021
Response via : Initial Calibration
DataAcq Meth : M8260_062221

Internal Standards	R.T.	QIon	Response	Conc Units	Dev(Min)
1) Fluorobenzene (IS)	5.25	TIC	142816	25.00 ppb	0.00
3) Chlorobenzene-D5 (IS)	10.94	TIC	-101948m	25.00 ppb	0.00
4) 1,4-Dichlorobenzene (IS)	10.94	TIC	240686m	25.00 ppb	0.00

System Monitoring Compounds

Target Compounds					Qvalue
2) Gasoline C6-C10	7.12	TIC	1528288m	54.37 ppb	100

(#) = qualifier out of range (m) = manual integration

Quantitation Report

Data File : M:\MAX\DATA\210702\0703M03.D
Acq On : 3 Jul 21 10:35
Sample : 50ug/L GAS STD 7/3/21
Misc : IS&S 6/4/21

Vial: 3
Operator: LP,DG,CH
Inst : Max
Multiplr: 1.00

Quant Time: Jul 6 17:49 2021

Quant Results File: MGAS0702.RES

Method : M:\MAX\DATA\210702\MGAS0702.M (RTE Integrator)
Title : METHOD 8260B
Last Update : Tue Jul 06 17:49:21 2021
Response via : Initial Calibration



Quantitation Report (Not Reviewed)

Data File : M:\MAX\DATA\210702\0703M04.D
Acq On : 3 Jul 21 11:03
Sample : 100ug/L GAS STD 7/3/21
Misc : IS&S 6/4/21

Vial: 4
Operator: LP,DG,CH
Inst : Max
Multiplr: 1.00

Quant Time: Jul 6 17:49 2021 Quant Results File: MGAS0702.RES

Quant Method : M:\MAX\DATA\210702\MGAS0702.M (RTE Integrator)
Title : METHOD 8260B
Last Update : Tue Jul 06 17:49:21 2021
Response via : Initial Calibration
DataAcq Meth : M8260_062221

Internal Standards	R.T.	QIon	Response	Conc Units	Dev(Min)
1) Fluorobenzene (IS)	5.25	TIC	140059	25.00 ppb	0.00
3) Chlorobenzene-D5 (IS)	10.94	TIC	-109418m	25.00 ppb	0.00
4) 1,4-Dichlorobenzene (IS)	10.94	TIC	244940m	25.00 ppb	0.00

System Monitoring Compounds

Target Compounds					Qvalue
2) Gasoline C6-C10	7.12	TIC	1645510m	106.07 ppb	100

(#) = qualifier out of range (m) = manual integration

Quantitation Report

Data File : M:\MAX\DATA\210702\0703M04.D
Acq On : 3 Jul 21 11:03
Sample : 100ug/L GAS STD 7/3/21
Misc : IS&S 6/4/21

Vial: 4
Operator: LP,DG,CH
Inst : Max
Multiplr: 1.00

Quant Time: Jul 6 17:49 2021

Quant Results File: MGAS0702.RES

Method : M:\MAX\DATA\210702\MGAS0702.M (RTE Integrator)
Title : METHOD 8260B
Last Update : Tue Jul 06 17:49:21 2021
Response via : Initial Calibration



Quantitation Report (Not Reviewed)

Data File : M:\MAX\DATA\210702\0703M05.D
Acq On : 3 Jul 21 11:31
Sample : 300ug/L GAS STD 7/3/21
Misc : IS&S 6/4/21

Vial: 5
Operator: LP,DG,CH
Inst : Max
Multiplr: 1.00

Quant Time: Jul 6 17:49 2021 Quant Results File: MGAS0702.RES

Quant Method : M:\MAX\DATA\210702\MGAS0702.M (RTE Integrator)
Title : METHOD 8260B
Last Update : Tue Jul 06 17:49:21 2021
Response via : Initial Calibration
DataAcq Meth : M8260_062221

Internal Standards	R.T.	QIon	Response	Conc Units	Dev(Min)
1) Fluorobenzene (IS)	5.25	TIC	140607	25.00 ppb	0.00
3) Chlorobenzene-D5 (IS)	10.94	TIC	-105318m	25.00 ppb	0.00
4) 1,4-Dichlorobenzene (IS)	10.94	TIC	246304m	25.00 ppb	0.00

System Monitoring Compounds

Target Compounds					Qvalue
2) Gasoline C6-C10	7.12	TIC	2208923m	301.56 ppb	100

(#) = qualifier out of range (m) = manual integration
0703M05.D MGAS0702.M Tue Jul 13 14:03:49 2021

Quantitation Report

Data File : M:\MAX\DATA\210702\0703M05.D
Acq On : 3 Jul 21 11:31
Sample : 300ug/L GAS STD 7/3/21
Misc : IS&S 6/4/21

Vial: 5
Operator: LP,DG,CH
Inst : Max
Multiplr: 1.00

Quant Time: Jul 6 17:49 2021 Quant Results File: MGAS0702.RES

Method : M:\MAX\DATA\210702\MGAS0702.M (RTE Integrator)
Title : METHOD 8260B
Last Update : Tue Jul 06 17:49:21 2021
Response via : Initial Calibration

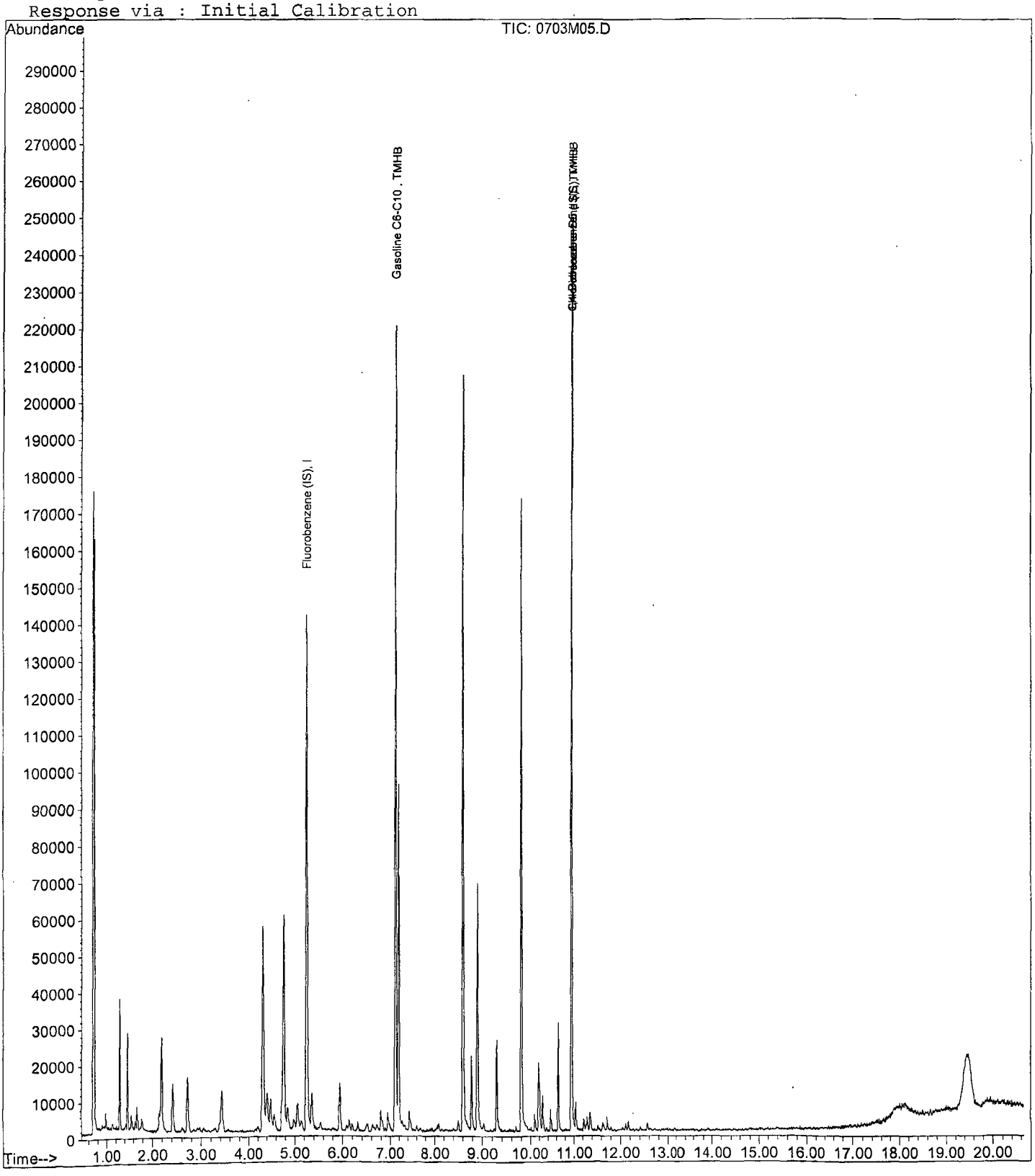

Quantitation Report (Not Reviewed)

Data File : M:\MAX\DATA\210702\0703M06.D
Acq On : 3 Jul 21 11:59
Sample : 600ug/L GAS STD 7/3/21
Misc : IS&S 6/4/21

Vial: 6
Operator: LP,DG,CH
Inst : Max
Multiplr: 1.00

Quant Time: Jul 6 17:49 2021

Quant Results File: MGAS0702.RES

Quant Method : M:\MAX\DATA\210702\MGAS0702.M (RTE Integrator)
Title : METHOD 8260B
Last Update : Tue Jul 06 17:49:21 2021
Response via : Initial Calibration
DataAcq Meth : M8260_062221

Internal Standards	R.T.	QIon	Response	Conc Units	Dev(Min)
1) Fluorobenzene (IS)	5.25	TIC	144756	25.00 ppb	0.00
3) Chlorobenzene-D5 (IS)	10.94	TIC	-91096m	25.00 ppb	0.00
4) 1,4-Dichlorobenzene (IS)	10.94	TIC	258087m	25.00 ppb	0.00

System Monitoring Compounds

Target Compounds					Qvalue
2) Gasoline C6-C10	7.12	TIC	3335568m	663.44 ppb	100

(#) = qualifier out of range (m) = manual integration

Quantitation Report

Data File : M:\MAX\DATA\210702\0703M06.D
Acq On : 3 Jul 21 11:59
Sample : 600ug/L GAS STD 7/3/21
Misc : IS&S 6/4/21

Vial: 6
Operator: LP,DG,CH
Inst : Max
Multiplr: 1.00

Quant Time: Jul 6 17:49 2021

Quant Results File: MGAS0702.RES

Method : M:\MAX\DATA\210702\MGAS0702.M (RTE Integrator)
Title : METHOD 8260B
Last Update : Tue Jul 06 17:49:21 2021
Response via : Initial Calibration

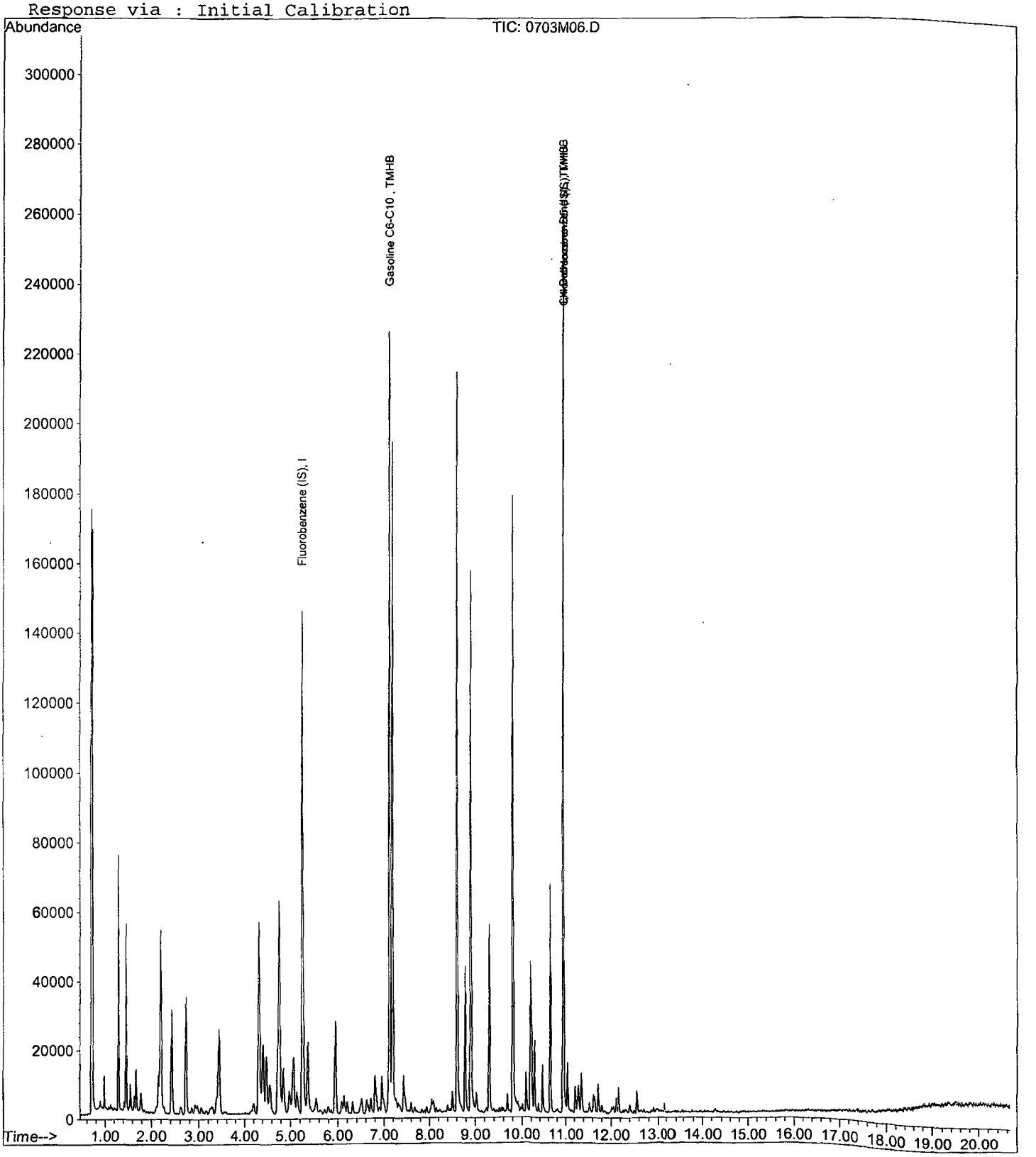

Quantitation Report (Not Reviewed)

Data File : M:\MAX\DATA\210702\0703M07.D
Acq On : 3 Jul 21 12:27
Sample : 800ug/L GAS STD 7/3/21
Misc : IS&S 6/4/21

Vial: 7
Operator: LP,DG,CH
Inst : Max
Multiplr: 1.00

Quant Time: Jul 6 17:49 2021 Quant Results File: MGAS0702.RES

Quant Method : M:\MAX\DATA\210702\MGAS0702.M (RTE Integrator)
Title : METHOD 8260B
Last Update : Tue Jul 06 17:49:21 2021
Response via : Initial Calibration
DataAcq Meth : M8260_062221

Internal Standards	R.T.	QIon	Response	Conc Units	Dev(Min)
1) Fluorobenzene (IS)	5.25	TIC	140549	25.00 ppb	0.00
3) Chlorobenzene-D5 (IS)	10.94	TIC	-83351m	25.00 ppb	0.00
4) 1,4-Dichlorobenzene (IS)	10.94	TIC	254389m	25.00 ppb	0.00

System Monitoring Compounds

Target Compounds					Qvalue
2) Gasoline C6-C10	7.12	TIC	3924029m	904.11 ppb	100

(#) = qualifier out of range (m) = manual integration

Quantitation Report

Data File : M:\MAX\DATA\210702\0703M07.D
Acq On : 3 Jul 21 12:27
Sample : 800ug/L GAS STD 7/3/21
Misc : IS&S 6/4/21

Vial: 7
Operator: LP,DG,CH
Inst : Max
Multiplr: 1.00

Quant Time: Jul 6 17:49 2021

Quant Results File: MGAS0702.RES

Method : M:\MAX\DATA\210702\MGAS0702.M (RTE Integrator)
Title : METHOD 8260B
Last Update : Tue Jul 06 17:49:21 2021
Response via : Initial Calibration

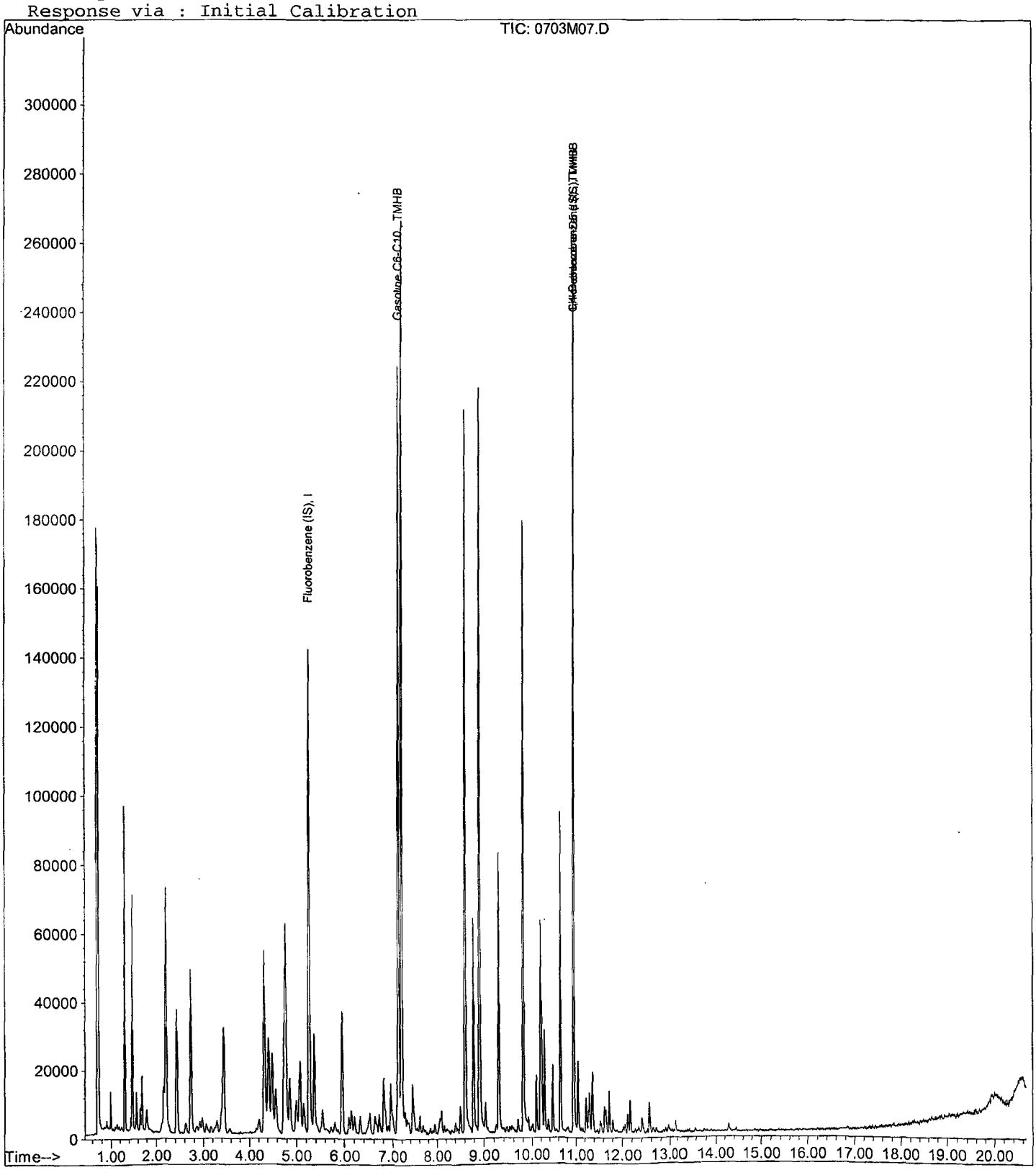

Quantitation Report (Not Reviewed)

Data File : M:\MAX\DATA\210702\0703M08.D
Acq On : 3 Jul 21 12:55
Sample : 1000ug/L GAS STD 7/3/21
Misc : IS&S 6/4/21

Vial: 8
Operator: LP,DG,CH
Inst : Max
Multiplr: 1.00

Quant Time: Jul 6 17:49 2021 Quant Results File: MGAS0702.RES

Quant Method : M:\MAX\DATA\210702\MGAS0702.M (RTE Integrator)
Title : METHOD 8260B
Last Update : Tue Jul 06 17:49:21 2021
Response via : Initial Calibration
DataAcq Meth : M8260_062221

Internal Standards	R.T.	QIon	Response	Conc Units	Dev(Min)
1) Fluorobenzene (IS)	5.25	TIC	142777	25.00 ppb	0.00
3) Chlorobenzene-D5 (IS)	10.94	TIC	-78591m	25.00 ppb	0.00
4) 1,4-Dichlorobenzene (IS)	10.94	TIC	260958m	25.00 ppb	0.00

System Monitoring Compounds

Target Compounds					Qvalue
2) Gasoline C6-C10	7.12	TIC	4792489m	1182.79 ppb	100

(#) = qualifier out of range (m) = manual integration

Quantitation Report

Data File : M:\MAX\DATA\210702\0703M08.D
Acq On : 3 Jul 21 12:55
Sample : 1000ug/L GAS STD 7/3/21
Misc : IS&S 6/4/21

Vial: 8
Operator: LP,DG,CH
Inst : Max
Multiplr: 1.00

Quant Time: Jul 6 17:49 2021

Quant Results File: MGAS0702.RES

Method : M:\MAX\DATA\210702\MGAS0702.M (RTE Integrator)
Title : METHOD 8260B
Last Update : Tue Jul 06 17:49:21 2021
Response via : Initial Calibration

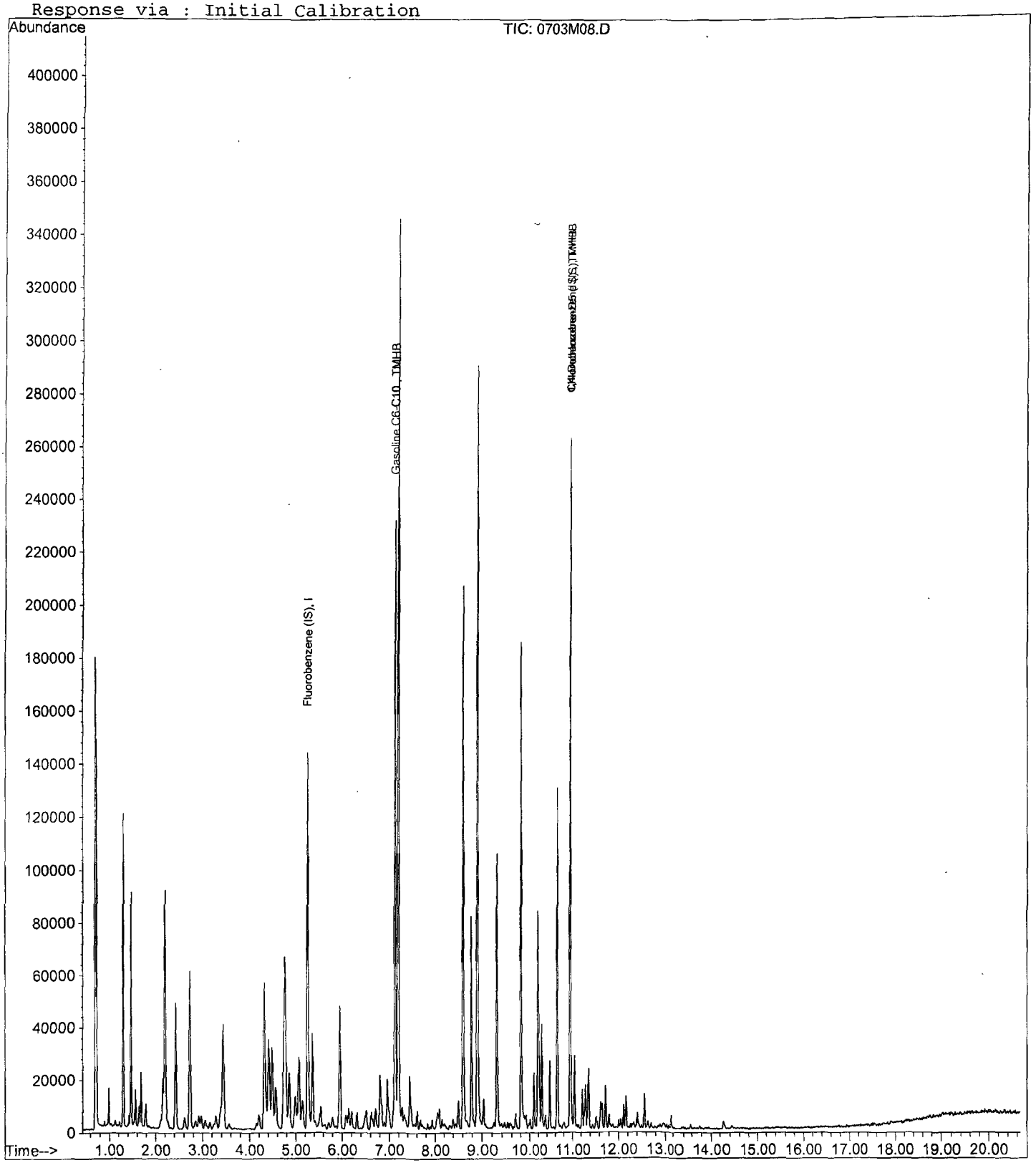

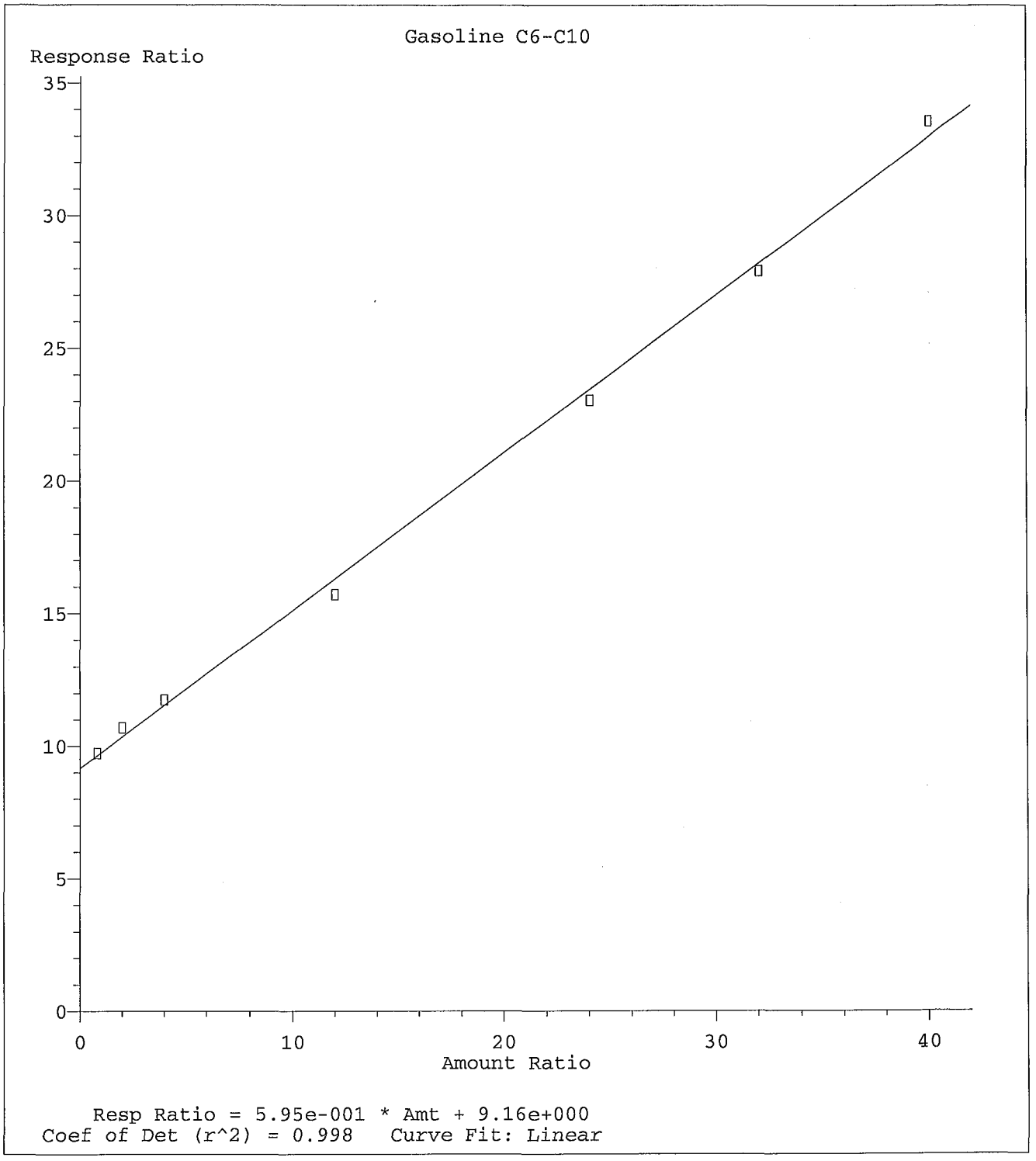

Method Name: M:\MAX\DATA\210702\MGAS0702.M
Calibration Table Last Updated: Tue Jul 13 14:55:09 2021

VOLATILE ORGANIC ANALYSIS
VOLATILE ORGANIC COMPOUNDS

Form 7

Second Source Calibration

Lab Name: APPL, Inc.
Case No:
Matrix:

SDG No:
Date Analyzed: 3 Jul 21 13:51
Instrument: Max
Initial Cal. Date: 07/03/21
Data File: 0703M10.D

		Compound	MEAN	CCRF	%D		%Drift
1	TMHB	Gasoline C6-C10	3.493	1.414	60	TMHBL	9.3
2							
3							
4							
5							
6							
7							
8							
9							
10							
11							
12							
13							
14							
15							
16							
17							
18							
19							
20							
21							
22							
23							
24							
25							
26							
27							
28							
29							
30							
31							
32							
33							
34							
35							
36							
37							
38							
39							
40							
		Average			60.0		

Quantitation Report (QT Reviewed)

Data File : M:\MAX\DATA\210702\0703M10.D
Acq On : 3 Jul 21 13:51
Sample : (SS) 300ug/L GAS STD 7/3/21
Misc : IS&S 6/4/21

Vial: 10
Operator: LP,DG,CH
Inst : Max
Multiplr: 1.00

Quant Time: Jul 6 17:54 2021 Quant Results File: MGAS0702.RES

Quant Method : M:\MAX\DATA\210702\MGAS0702.M (RTE Integrator)
Title : METHOD 8260B
Last Update : Tue Jul 06 17:50:21 2021
Response via : Initial Calibration
DataAcq Meth : M8260_062221

Internal Standards	R.T.	QIon	Response	Conc Units	Dev(Min)
1) Fluorobenzene (IS)	5.25	TIC	139180	25.00 ppb	0.00
3) Chlorobenzene-D5 (IS)	10.94	TIC	-102623m	25.00 ppb	0.00
4) 1,4-Dichlorobenzene (IS)	10.94	TIC	240073m	25.00 ppb	0.00

System Monitoring Compounds

Target Compounds					Qvalue
2) Gasoline C6-C10	7.12	TIC	2361199m	328.01 ppb	100

(#) = qualifier out of range (m) = manual integration

Quantitation Report

Data File : M:\MAX\DATA\210702\0703M10.D
Acq On : 3 Jul 21 13:51
Sample : (SS) 300ug/L GAS STD 7/3/21
Misc : IS&S 6/4/21

Vial: 10
Operator: LP,DG,CH
Inst : Max
Multiplr: 1.00

Quant Time: Jul 6 17:54 2021 Quant Results File: MGAS0702.RES

Method : M:\MAX\DATA\210702\MGAS0702.M (RTE Integrator)
Title : METHOD 8260B
Last Update : Tue Jul 06 17:49:21 2021
Response via : Initial Calibration



VOLATILE ORGANIC ANALYSIS BY
EPA METHOD 8260B

Form 6
Initial Calibration

Lab Name: APPL, Inc.
Case No:
Matrix:

SDG No:
Initial Cal. Date: 07/02/21
Instrument: Max

Initials:

		Compound	1	2	3	4	5	6	7	8	9		Avg	%RSD	Type	r^2	Q	MRF
			0702M12.D	0702M13.D	0702M14.D	0702M15.D	0702M16.D	0702M17.D	0702M18.D	0702M19 D	0702M20.D							
1	I	Fluorobenzene (IS)																
2	S	Dibromofluoromethane(S)	0.3156	0.3293	0.2949	0.2897	0.2953	0.3018	0.3020	0.3026	0.2870		0.30	4.4	S			
3	S	1,2-DCA-D4(S)	0.1305	0.1373	0.1253	0.1210	0.1364	0.1288	0.1416	0.1394	0.1315		0.13	5.1	S			
4	I	Chlorobenzene-D5 (IS)																
5	S	Toluene-D8(S)	1.185	1.231	1.062	1.086	1.193	1.211	1.268	1.263	1.215		1.2	6.1	S			
6	S	4-Bromofluorobenzene(S)	0.4209	0.4005	0.3604	0.3631	0.4249	0.4221	0.4544	0.4612	0.4482		0.42	8.8	S			
7	I	1,4-Dichlorobenzene-D (IS)																
8																		
9																		
10																		
11																		
12																		
13																		
14																		
15																		
16																		
17																		
18																		
19																		
20																		
21																		
22																		
23																		
24																		
25																		
26																		
27																		
28																		
29																		
30																		
31																		
32																		
33																		
34																		
35																		

Quantitation Report (Not Reviewed)

Data File : M:\MAX\DATA\210702\0702M12.D
Acq On : 2 Jul 21 12:38
Sample : 0.3ug/L VOC STD 7/2/21
Misc : IS&S 6/4/21

Vial: 2
Operator: LP,DG,CH
Inst : Max
Multiplr: 1.00

Quant Time: Jul 13 11:22 2021 Quant Results File: M0702SUR.RES

Quant Method : M:\MAX\DATA\210702\M0702SUR.M (RTE Integrator)
Title : METHOD 8260B
Last Update : Wed Jun 30 14:21:29 2021
Response via : Initial Calibration
DataAcq Meth : M8260_062221

Internal Standards	R.T.	QIon	Response	Conc Units	Dev(Min)
1) Fluorobenzene (IS)	5.25	96	157261	25.00 ppb	0.00
4) Chlorobenzene-D5 (IS)	8.60	117	125030	25.00 ppb	0.00
7) 1,4-Dichlorobenzene-D (IS)	10.94	152	72199	25.00 ppb	0.00
System Monitoring Compounds					
2) Dibromofluoromethane(S)	4.32	111	9927	5.31 ppb	0.00
Spiked Amount 25.000			Recovery	= 21.228%	
3) 1,2-DCA-D4(S)	4.77	65	4105	4.80 ppb	0.00
Spiked Amount 25.000			Recovery	= 19.192%	
5) Toluene-D8(S)	7.12	98	29627	5.07 ppb	0.00
Spiked Amount 25.000			Recovery	= 20.284%	
6) 4-Bromofluorobenzene(S)	9.80	95	10526	5.07 ppb	0.00
Spiked Amount 25.000			Recovery	= 20.272%	

Target Compounds Qvalue

(#) = qualifier out of range (m) = manual integration

Quantitation Report

Data File : M:\MAX\DATA\210702\0702M12.D
Acq On : 2 Jul 21 12:38
Sample : 0.3ug/L VOC STD 7/2/21
Misc : IS&S 6/4/21

Vial: 2
Operator: LP,DG,CH
Inst : Max
Multiplr: 1.00

Quant Time: Jul 13 11:22 2021

Quant Results File: M0702SUR.RES

Method : M:\MAX\DATA\210702\M0702SUR.M (RTE Integrator)
Title : METHOD 8260B
Last Update : Wed Jul 07 10:03:18 2021
Response via : Initial Calibration



Quantitation Report (Not Reviewed)

Data File : M:\MAX\DATA\210702\0702M13.D Vial: 3
Acq On : 2 Jul 21 13:06 Operator: LP,DG,CH
Sample : 0.5ug/L VOC STD 7/2/21 Inst : Max
Misc : IS&S 6/4/21 Multiplr: 1.00

Quant Time: Jul 13 11:22 2021 Quant Results File: M0702SUR.RES

Quant Method : M:\MAX\DATA\210702\M0702SUR.M (RTE Integrator)
Title : METHOD 8260B
Last Update : Wed Jun 30 14:21:29 2021
Response via : Initial Calibration
DataAcq Meth : M8260_062221

Internal Standards	R.T.	QIon	Response	Conc Units	Dev(Min)
1) Fluorobenzene (IS)	5.25	96	148692	25.00 ppb	0.00
4) Chlorobenzene-D5 (IS)	8.60	117	120322	25.00 ppb	0.00
7) 1,4-Dichlorobenzene-D (IS)	10.94	152	70687	25.00 ppb	0.00
System Monitoring Compounds					
2) Dibromofluoromethane(S)	4.32	111	9793	5.54 ppb	0.00
Spiked Amount 25.000			Recovery	= 22.148%	
3) 1,2-DCA-D4(S)	4.77	65	4083	5.05 ppb	0.00
Spiked Amount 25.000			Recovery	= 20.192%	
5) Toluene-D8(S)	7.12	98	29622	5.27 ppb	0.00
Spiked Amount 25.000			Recovery	= 21.076%	
6) 4-Bromofluorobenzene(S)	9.81	95	9637	4.82 ppb	0.00
Spiked Amount 25.000			Recovery	= 19.284%	

Target Compounds Qvalue

(#) = qualifier out of range (m) = manual integration

Quantitation Report

Data File : M:\MAX\DATA\210702\0702M13.D
Acq On : 2 Jul 21 13:06
Sample : 0.5ug/L VOC STD 7/2/21
Misc : IS&S 6/4/21

Vial: 3
Operator: LP,DG,CH
Inst : Max
Multiplr: 1.00

Quant Time: Jul 13 11:22 2021

Quant Results File: M0702SUR.RES

Method : M:\MAX\DATA\210702\M0702SUR.M (RTE Integrator)
Title : METHOD 8260B
Last Update : Wed Jul 07 10:03:18 2021
Response via : Initial Calibration



Quantitation Report (Not Reviewed)

Data File : M:\MAX\DATA\210702\0702M14.D
Acq On : 2 Jul 21 13:34
Sample : 1ug/L VOC STD 7/2/21
Misc : IS&S 6/4/21

Vial: 4
Operator: LP,DG,CH
Inst : Max
Multiplr: 1.00

Quant Time: Jul 13 11:22 2021 Quant Results File: M0702SUR.RES

Quant Method : M:\MAX\DATA\210702\M0702SUR.M (RTE Integrator)
Title : METHOD 8260B
Last Update : Wed Jun 30 14:21:29 2021
Response via : Initial Calibration
DataAcq Meth : M8260_062221

Internal Standards	R.T.	QIon	Response	Conc Units	Dev(Min)
1) Fluorobenzene (IS)	5.25	96	148149	25.00 ppb	0.00
4) Chlorobenzene-D5 (IS)	8.60	117	123453	25.00 ppb	0.00
7) 1,4-Dichlorobenzene-D (IS)	10.94	152	71525	25.00 ppb	0.00
System Monitoring Compounds					
2) Dibromofluoromethane(S)	4.32	111	17475	9.92 ppb	0.00
Spiked Amount 25.000			Recovery	= 39.668%	
3) 1,2-DCA-D4(S)	4.77	65	7426	9.21 ppb	0.00
Spiked Amount 25.000			Recovery	= 36.856%	
5) Toluene-D8(S)	7.12	98	52438	9.09 ppb	0.00
Spiked Amount 25.000			Recovery	= 36.360%	
6) 4-Bromofluorobenzene(S)	9.80	95	17795	8.68 ppb	0.00
Spiked Amount 25.000			Recovery	= 34.708%	

Target Compounds Qvalue

(#) = qualifier out of range (m) = manual integration
0702M14.D M0702SUR.M Tue Jul 13 15:36:00 2021

Quantitation Report

Data File : M:\MAX\DATA\210702\0702M14.D
Acq On : 2 Jul 21 13:34
Sample : 1ug/L VOC STD 7/2/21
Misc : IS&S 6/4/21

Vial: 4
Operator: LP,DG,CH
Inst : Max
Multiplr: 1.00

Quant Time: Jul 13 11:22 2021 Quant Results File: M0702SUR.RES

Method : M:\MAX\DATA\210702\M0702SUR.M (RTE Integrator)
Title : METHOD 8260B
Last Update : Wed Jul 07 10:03:18 2021
Response via : Initial Calibration



Quantitation Report (Not Reviewed)

Data File : M:\MAX\DATA\210702\0702M15.D
Acq On : 2 Jul 21 14:02
Sample : 2ug/L VOC STD 7/2/21
Misc : IS&S 6/4/21

Vial: 5
Operator: LP,DG,CH
Inst : Max
Multiplr: 1.00

Quant Time: Jul 13 11:22 2021 Quant Results File: M0702SUR.RES

Quant Method : M:\MAX\DATA\210702\M0702SUR.M (RTE Integrator)
Title : METHOD 8260B
Last Update : Wed Jun 30 14:21:29 2021
Response via : Initial Calibration
DataAcq Meth : M8260_062221

Internal Standards	R.T.	QIon	Response	Conc Units	Dev(Min)
1) Fluorobenzene (IS)	5.25	96	143054	25.00 ppb	0.00
4) Chlorobenzene-D5 (IS)	8.60	117	118873	25.00 ppb	0.00
7) 1,4-Dichlorobenzene-D (IS)	10.94	152	69751	25.00 ppb	0.00
System Monitoring Compounds					
2) Dibromofluoromethane(S)	4.32	111	16575	9.74 ppb	0.00
Spiked Amount 25.000			Recovery	= 38.964%	
3) 1,2-DCA-D4(S)	4.77	65	6926	8.90 ppb	0.00
Spiked Amount 25.000			Recovery	= 35.600%	
5) Toluene-D8(S)	7.12	98	51625	9.29 ppb	0.00
Spiked Amount 25.000			Recovery	= 37.176%	
6) 4-Bromofluorobenzene(S)	9.80	95	17264	8.74 ppb	0.00
Spiked Amount 25.000			Recovery	= 34.968%	

Target Compounds Qvalue

(#) = qualifier out of range (m) = manual integration

Quantitation Report

Data File : M:\MAX\DATA\210702\0702M15.D
Acq On : 2 Jul 21 14:02
Sample : 2ug/L VOC STD 7/2/21
Misc : IS&S 6/4/21

Vial: 5
Operator: LP,DG,CH
Inst : Max
Multiplr: 1.00

Quant Time: Jul 13 11:22 2021

Quant Results File: M0702SUR.RES

Method : M:\MAX\DATA\210702\M0702SUR.M (RTE Integrator)
Title : METHOD 8260B
Last Update : Wed Jul 07 10:03:18 2021
Response via : Initial Calibration



Quantitation Report (Not Reviewed)

Data File : M:\MAX\DATA\210702\0702M16.D
Acq On : 2 Jul 21 14:30
Sample : 5ug/L VOC STD 7/2/21
Misc : IS&S 6/4/21

Vial: 6
Operator: LP,DG,CH
Inst : Max
Multiplr: 1.00

Quant Time: Jul 13 11:22 2021 Quant Results File: M0702SUR.RES

Quant Method : M:\MAX\DATA\210702\M0702SUR.M (RTE Integrator)
Title : METHOD 8260B
Last Update : Wed Jun 30 14:21:29 2021
Response via : Initial Calibration
DataAcq Meth : M8260_062221

Internal Standards	R.T.	QIon	Response	Conc Units	Dev(Min)
1) Fluorobenzene (IS)	5.25	96	147959	25.00 ppb	0.00
4) Chlorobenzene-D5 (IS)	8.61	117	118991	25.00 ppb	0.00
7) 1,4-Dichlorobenzene-D (IS)	10.94	152	72587	25.00 ppb	0.00
System Monitoring Compounds					
2) Dibromofluoromethane(S)	4.32	111	43694	24.83 ppb	0.00
Spiked Amount 25.000			Recovery	= 99.308%	
3) 1,2-DCA-D4(S)	4.77	65	20176	25.07 ppb	0.00
Spiked Amount 25.000			Recovery	= 100.268%	
5) Toluene-D8(S)	7.12	98	141991	25.54 ppb	0.00
Spiked Amount 25.000			Recovery	= 102.148%	
6) 4-Bromofluorobenzene(S)	9.80	95	50560	25.58 ppb	0.00
Spiked Amount 25.000			Recovery	= 102.308%	

Target Compounds Qvalue

(#) = qualifier out of range (m) = manual integration

Quantitation Report

Data File : M:\MAX\DATA\210702\0702M16.D
Acq On : 2 Jul 21 14:30
Sample : 5ug/L VOC STD 7/2/21
Misc : IS&S 6/4/21

Vial: 6
Operator: LP,DG,CH
Inst : Max
Multiplr: 1.00

Quant Time: Jul 13 11:22 2021

Quant Results File: M0702SUR.RES

Method : M:\MAX\DATA\210702\M0702SUR.M (RTE Integrator)
Title : METHOD 8260B
Last Update : Wed Jul 07 10:03:18 2021
Response via : Initial Calibration

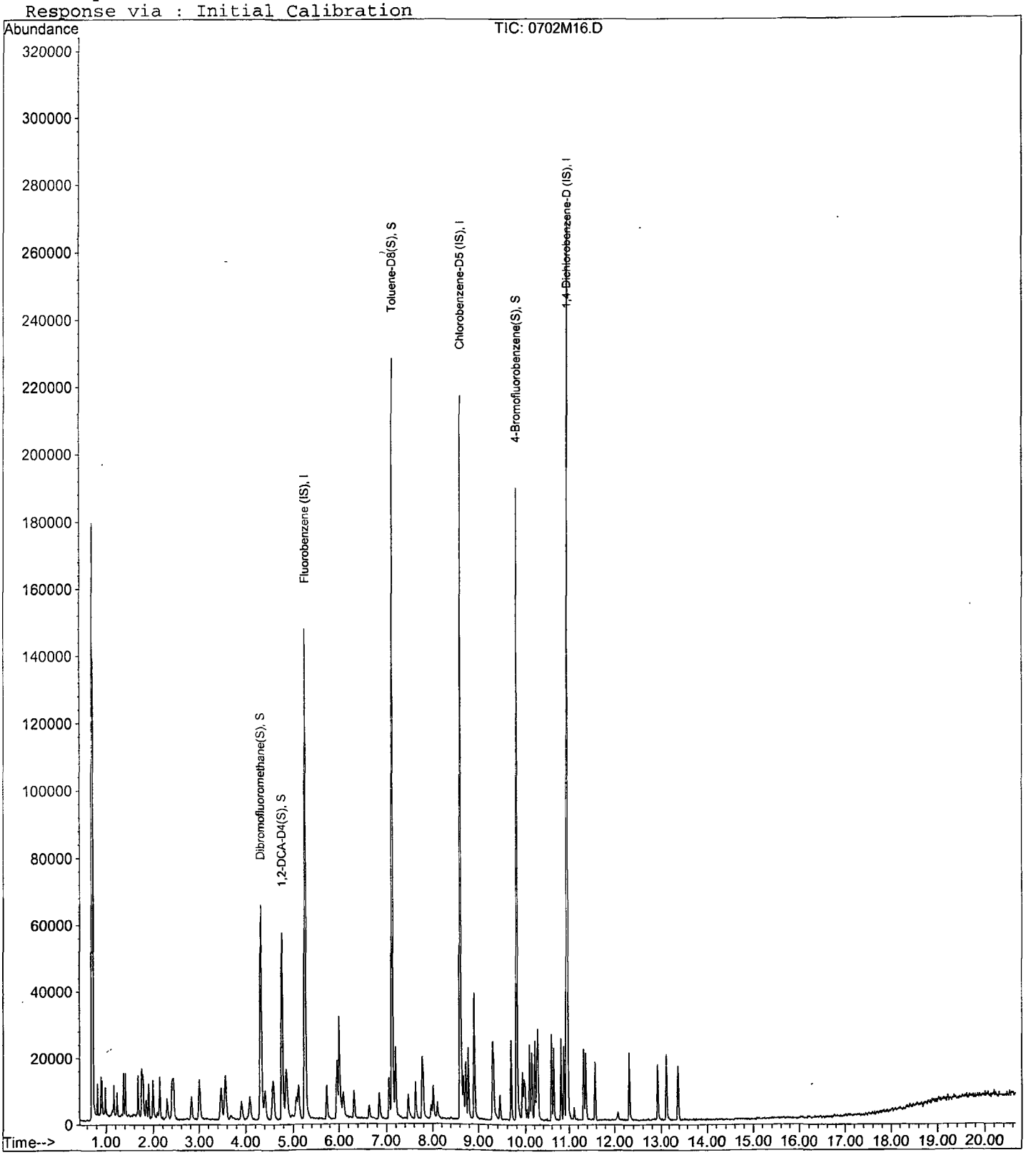

Quantitation Report (Not Reviewed)

Data File : M:\MAX\DATA\210702\0702M17.D
Acq On : 2 Jul 21 14:58
Sample : 10ug/L VOC STD 7/2/21
Misc : IS&S 6/4/21

Vial: 7
Operator: LP,DG,CH
Inst : Max
Multiplr: 1.00

Quant Time: Jul 13 11:22 2021 Quant Results File: M0702SUR.RES

Quant Method : M:\MAX\DATA\210702\M0702SUR.M (RTE Integrator)
Title : METHOD 8260B
Last Update : Wed Jun 30 14:21:29 2021
Response via : Initial Calibration
DataAcq Meth : M8260_062221

Internal Standards	R.T.	QIon	Response	Conc Units	Dev(Min)
1) Fluorobenzene (IS)	5.25	96	146860	25.00 ppb	0.00
4) Chlorobenzene-D5 (IS)	8.61	117	118452	25.00 ppb	0.00
7) 1,4-Dichlorobenzene-D (IS)	10.94	152	72795	25.00 ppb	0.00
System Monitoring Compounds					
2) Dibromofluoromethane(S)	4.32	111	44329	25.38 ppb	0.00
Spiked Amount 25.000			Recovery	= 101.504%	
3) 1,2-DCA-D4(S)	4.77	65	18912	23.67 ppb	0.00
Spiked Amount 25.000			Recovery	= 94.688%	
5) Toluene-D8(S)	7.12	98	143421	25.91 ppb	0.00
Spiked Amount 25.000			Recovery	= 103.644%	
6) 4-Bromofluorobenzene(S)	9.80	95	50003	25.41 ppb	0.00
Spiked Amount 25.000			Recovery	= 101.640%	

Target Compounds Qvalue

(#) = qualifier out of range (m) = manual integration

Quantitation Report

Data File : M:\MAX\DATA\210702\0702M17.D
Acq On : 2 Jul 21 14:58
Sample : 10ug/L VOC STD 7/2/21
Misc : IS&S 6/4/21

Vial: 7
Operator: LP,DG,CH
Inst : Max
Multiplr: 1.00

Quant Time: Jul 13 11:22 2021

Quant Results File: M0702SUR.RES

Method : M:\MAX\DATA\210702\M0702SUR.M (RTE Integrator)
Title : METHOD 8260B
Last Update : Wed Jul 07 10:03:18 2021
Response via : Initial Calibration

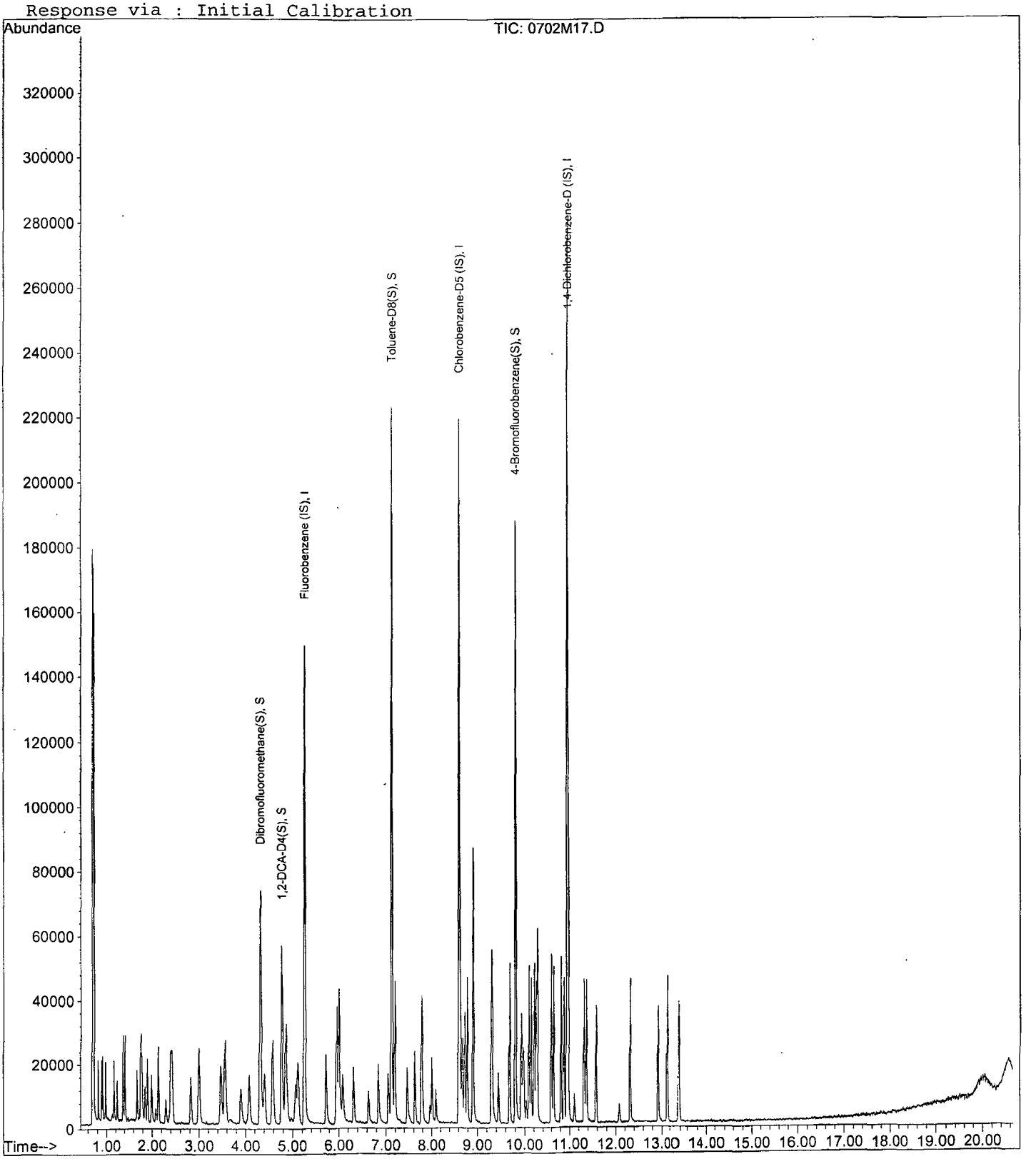

Quantitation Report (Not Reviewed)

Data File : M:\MAX\DATA\210702\0702M18.D
Acq On : 2 Jul 21 15:26
Sample : 20ug/L VOC STD 7/2/21
Misc : IS&S 6/4/21

Vial: 8
Operator: LP,DG,CH
Inst : Max
Multiplr: 1.00

Quant Time: Jul 13 11:22 2021 Quant Results File: M0702SUR.RES

Quant Method : M:\MAX\DATA\210702\M0702SUR.M (RTE Integrator)
Title : METHOD 8260B
Last Update : Wed Jun 30 14:21:29 2021
Response via : Initial Calibration
DataAcq Meth : M8260_062221

Internal Standards	R.T.	QIon	Response	Conc Units	Dev(Min)
1) Fluorobenzene (IS)	5.25	96	149704	25.00 ppb	0.00
4) Chlorobenzene-D5 (IS)	8.60	117	119249	25.00 ppb	0.00
7) 1,4-Dichlorobenzene-D (IS)	10.94	152	77146	25.00 ppb	0.00
System Monitoring Compounds					
2) Dibromofluoromethane(S)	4.31	111	90435	50.79 ppb	0.00
Spiked Amount 25.000			Recovery	= 203.144%	
3) 1,2-DCA-D4(S)	4.76	65	42392	52.05 ppb	0.00
Spiked Amount 25.000			Recovery	= 208.220%	
5) Toluene-D8(S)	7.12	98	302533	54.29 ppb	0.00
Spiked Amount 25.000			Recovery	= 217.168%	
6) 4-Bromofluorobenzene(S)	9.80	95	108373	54.70 ppb	0.00
Spiked Amount 25.000			Recovery	= 218.812%	

Target Compounds Qvalue

(#) = qualifier out of range (m) = manual integration

Quantitation Report

Data File : M:\MAX\DATA\210702\0702M18.D
Acq On : 2 Jul 21 15:26
Sample : 20ug/L VOC STD 7/2/21
Misc : IS&S 6/4/21

Vial: 8
Operator: LP,DG,CH
Inst : Max
Multiplr: 1.00

Quant Time: Jul 13 11:22 2021 Quant Results File: M0702SUR.RES

Method : M:\MAX\DATA\210702\M0702SUR.M (RTE Integrator)
Title : METHOD 8260B
Last Update : Wed Jul 07 10:03:18 2021
Response via : Initial Calibration

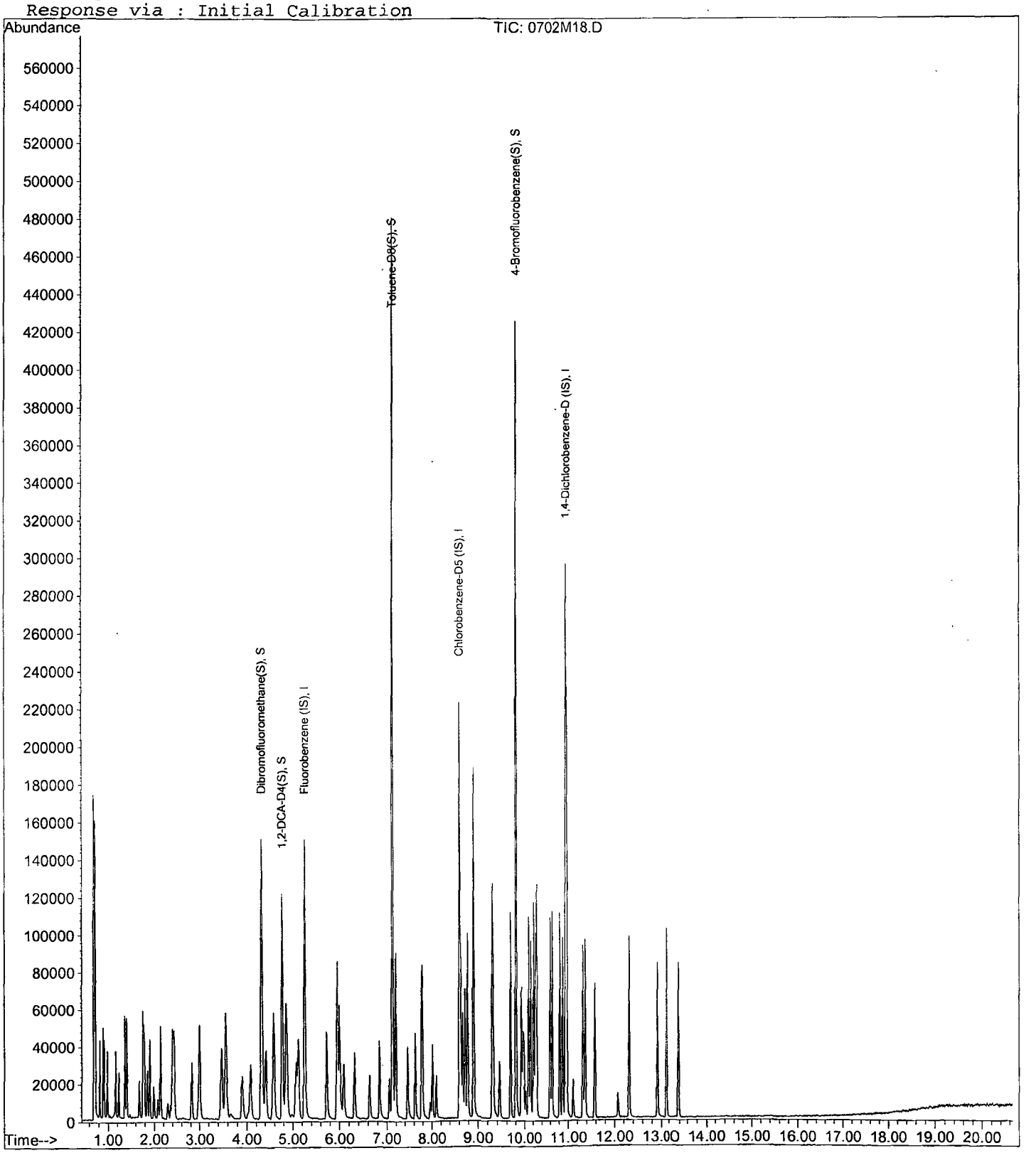

Quantitation Report (Not Reviewed)

Data File : M:\MAX\DATA\210702\0702M19.D
Acq On : 2 Jul 21 15:54
Sample : 40ug/L VOC STD 7/2/21
Misc : IS&S 6/4/21

Vial: 9
Operator: LP,DG,CH
Inst : Max
Multiplr: 1.00

Quant Time: Jul 13 11:22 2021 Quant Results File: M0702SUR.RES

Quant Method : M:\MAX\DATA\210702\M0702SUR.M (RTE Integrator)
Title : METHOD 8260B
Last Update : Wed Jun 30 14:21:29 2021
Response via : Initial Calibration
DataAcq Meth : M8260_062221

Internal Standards	R.T.	QIon	Response	Conc Units	Dev(Min)
1) Fluorobenzene (IS)	5.25	96	152943	25.00 ppb	0.00
4) Chlorobenzene-D5 (IS)	8.60	117	121258	25.00 ppb	0.00
7) 1,4-Dichlorobenzene-D (IS)	10.94	152	76366	25.00 ppb	0.00
System Monitoring Compounds					
2) Dibromofluoromethane(S)	4.31	111	92576	50.89 ppb	0.00
Spiked Amount 25.000			Recovery	= 203.548%	
3) 1,2-DCA-D4(S)	4.76	65	42640	51.25 ppb	0.00
Spiked Amount 25.000			Recovery	= 205.000%	
5) Toluene-D8(S)	7.12	98	306318	54.06 ppb	0.00
Spiked Amount 25.000			Recovery	= 216.244%	
6) 4-Bromofluorobenzene(S)	9.80	95	111839	55.52 ppb	0.00
Spiked Amount 25.000			Recovery	= 222.072%	

Target Compounds Qvalue

(#) = qualifier out of range (m) = manual integration

Quantitation Report

Data File : M:\MAX\DATA\210702\0702M19.D
Acq On : 2 Jul 21 15:54
Sample : 40ug/L VOC STD 7/2/21
Misc : IS&S 6/4/21

Vial: 9
Operator: LP,DG,CH
Inst : Max
Multiplr: 1.00

Quant Time: Jul 13 11:22 2021

Quant Results File: M0702SUR.RES

Method : M:\MAX\DATA\210702\M0702SUR.M (RTE Integrator)
Title : METHOD 8260B
Last Update : Wed Jul 07 10:03:18 2021
Response via : Initial Calibration



Quantitation Report (Not Reviewed)

Data File : M:\MAX\DATA\210702\0702M20.D
Acq On : 2 Jul 21 16:22
Sample : 100ug/L VOC STD 7/2/21
Misc : IS&S 6/4/21

Vial: 10
Operator: LP,DG,CH
Inst : Max
Multiplr: 1.00

Quant Time: Jul 13 11:22 2021

Quant Results File: M0702SUR.RES

Quant Method : M:\MAX\DATA\210702\M0702SUR.M (RTE Integrator)
Title : METHOD 8260B
Last Update : Wed Jun 30 14:21:29 2021
Response via : Initial Calibration
DataAcq Meth : M8260_062221

Internal Standards	R.T.	QIon	Response	Conc Units	Dev(Min)
1) Fluorobenzene (IS)	5.25	96	150281	25.00 ppb	0.00
4) Chlorobenzene-D5 (IS)	8.60	117	119361	25.00 ppb	0.00
7) 1,4-Dichlorobenzene-D (IS)	10.94	152	76489	25.00 ppb	0.00
System Monitoring Compounds					
2) Dibromofluoromethane(S)	4.31	111	172527	96.51 ppb	0.00
Spiked Amount 25.000			Recovery	= 386.060%	
3) 1,2-DCA-D4(S)	4.76	65	79040	96.68 ppb	0.00
Spiked Amount 25.000			Recovery	= 386.732%	
5) Toluene-D8(S)	7.12	98	579954	103.98 ppb	0.00
Spiked Amount 25.000			Recovery	= 415.924%	
6) 4-Bromofluorobenzene(S)	9.80	95	213999	107.92 ppb	0.00
Spiked Amount 25.000			Recovery	= 431.676%	

Target Compounds Qvalue

(#) = qualifier out of range (m) = manual integration
0702M20.D M0702SUR.M Tue Jul 13 15:36:13 2021

Quantitation Report

Data File : M:\MAX\DATA\210702\0702M20.D
Acq On : 2 Jul 21 16:22
Sample : 100ug/L VOC STD 7/2/21
Misc : IS&S 6/4/21

Vial: 10
Operator: LP,DG,CH
Inst : Max
Multiplr: 1.00

Quant Time: Jul 13 11:22 2021

Quant Results File: M0702SUR.RES

Method : M:\MAX\DATA\210702\M0702SUR.M (RTE Integrator)
Title : METHOD 8260B
Last Update : Wed Jul 07 10:03:18 2021
Response via : Initial Calibration



VOLATILE ORGANIC ANALYSIS
VOLATILE ORGANIC COMPOUNDS

Form 7

Continuing Calibration

Lab Name: APPL, Inc.
Case No:
Matrix:

SDG No:
Date Analyzed: 6 Jul 21 16:46
Instrument: Max
Initial Cal. Date: 07/02/21
Data File: 0706M06.D

		Compound	MEAN	CCRF	%D		%Drift
1	I	Fluorobenzene (IS)	ISTD			I	
2	TMHB	Gasoline C6-C10	3.493	1.387	60	TMHBL	4.9
3	TMHB	Chlorobenzene-D5 (IS)	ISTD			TMHB	
4	TMHB	1,4-Dichlorobenzene (IS)	ISTD			TMHB	
5							
6							
7							
8							
9							
10							
11							
12							
13							
14							
15							
16							
17							
18							
19							
20							
21							
22							
23							
24							
25							
26							
27							
28							
29							
30							
31							
32							
33							
34							
35							
36							
37							
38							
39							
40							
		Average			60.0		

VOLATILE ORGANIC ANALYSIS BY
EPA METHOD 8260B

Form 7

Continuing Calibration

Lab Name: APPL, Inc.
Case No:
Matrix:

SDG No:
Date Analyzed: 6 Jul 21 16:46
Instrument: Max
Initial Cal. Date: 07/02/21
Data File: 0706M06.D

		Compound	MEAN	CCRF	%D		%Drift
1	I	Fluorobenzene (IS)	ISTD			I	
2	S	Dibromofluoromethane(S)	0.3020	0.3007	0.45	S	
3	S	1,2-DCA-D4(S)	0.1324	0.1353	2.2	S	
4	I	Chlorobenzene-D5 (IS)	ISTD			I	
5	S	Toluene-D8(S)	1.190	1.176	1.2	S	
6	S	4-Bromofluorobenzene(S)	0.4173	0.4224	1.2	S	
7	I	1,4-Dichlorobenzene-D (IS)	ISTD			I	
8							
9							
10							
11							
12							
13							
14							
15							
16							
17							
18							
19							
20							
21							
22							
23							
24							
25							
26							
27							
28							
29							
30							
31							
32							
33							
34							
35							
36							
37							
38							
39							
40							
		Average			1.3		

Quantitation Report (QT Reviewed)

Data File : M:\MAX\DATA\210702\0706M06.D
Acq On : 6 Jul 21 16:46
Sample : 210706A CCV/LCS 300ug/L
Misc : IS&S 6/4/21

Vial: 6
Operator: LP,DG,CH
Inst : Max
Multiplr: 1.00

Quant Time: Jul 6 17:58 2021 Quant Results File: MGAS0702.RES

Quant Method : M:\MAX\DATA\210702\MGAS0702.M (RTE Integrator)
Title : METHOD 8260B
Last Update : Tue Jul 06 17:50:21 2021
Response via : Initial Calibration
DataAcq Meth : M8260_062221

Internal Standards	R.T.	QIon	Response	Conc Units	Dev(Min)
1) Fluorobenzene (IS)	5.25	TIC	152732	25.00 ppb	0.00
3) Chlorobenzene-D5 (IS)	10.94	TIC	-104477m	25.00 ppb	0.00
4) 1,4-Dichlorobenzene (IS)	10.94	TIC	264269m	25.00 ppb	0.00

System Monitoring Compounds

Target Compounds					Qvalue
2) Gasoline C6-C10	7.12	TIC	2542914m	314.76 ppb	100

(#) = qualifier out of range (m) = manual integration

Quantitation Report (Not Reviewed)

Data File : M:\MAX\DATA\210702\0706M06.D
Acq On : 6 Jul 21 16:46
Sample : 210706A CCV/LCS 300ug/L
Misc : IS&S 6/4/21

Vial: 6
Operator: LP,DG,CH
Inst : Max
Multiplr: 1.00

Quant Time: Jul 13 14:52 2021 Quant Results File: M0702SUR.RES

Quant Method : M:\MAX\DATA\210702\M0702SUR.M (RTE Integrator)
Title : METHOD 8260B
Last Update : Wed Jul 07 10:03:18 2021
Response via : Initial Calibration
DataAcq Meth : M8260_062221

Internal Standards	R.T.	QIon	Response	Conc Units	Dev(Min)
1) Fluorobenzene (IS)	5.25	96	153208	25.00 ppb	0.00
4) Chlorobenzene-D5 (IS)	8.61	117	125989	25.00 ppb	0.00
7) 1,4-Dichlorobenzene-D (IS)	10.94	152	75425	25.00 ppb	0.00
System Monitoring Compounds					
2) Dibromofluoromethane(S)	4.32	111	46067	24.89 ppb	0.00
Spiked Amount 25.000			Recovery	= 99.552%	
3) 1,2-DCA-D4(S)	4.77	65	20728	25.54 ppb	0.00
Spiked Amount 25.000			Recovery	= 102.172%	
5) Toluene-D8(S)	7.12	98	148134	24.69 ppb	0.00
Spiked Amount 25.000			Recovery	= 98.768%	
6) 4-Bromofluorobenzene(S)	9.80	95	53212	25.30 ppb	0.00
Spiked Amount 25.000			Recovery	= 101.212%	

Target Compounds Qvalue

(#) = qualifier out of range (m) = manual integration

Quantitation Report

Data File : M:\MAX\DATA\210702\0706M06.D
Acq On : 6 Jul 21 16:46
Sample : 210706A CCV/LCS 300ug/L
Misc : IS&S 6/4/21

Vial: 6
Operator: LP,DG,CH
Inst : Max
Multiplr: 1.00

Quant Time: Jul 6 17:58 2021

Quant Results File: MGAS0702.RES

Method : M:\MAX\DATA\210702\MGAS0702.M (RTE Integrator)
Title : METHOD 8260B
Last Update : Tue Jul 06 17:49:21 2021
Response via : Initial Calibration

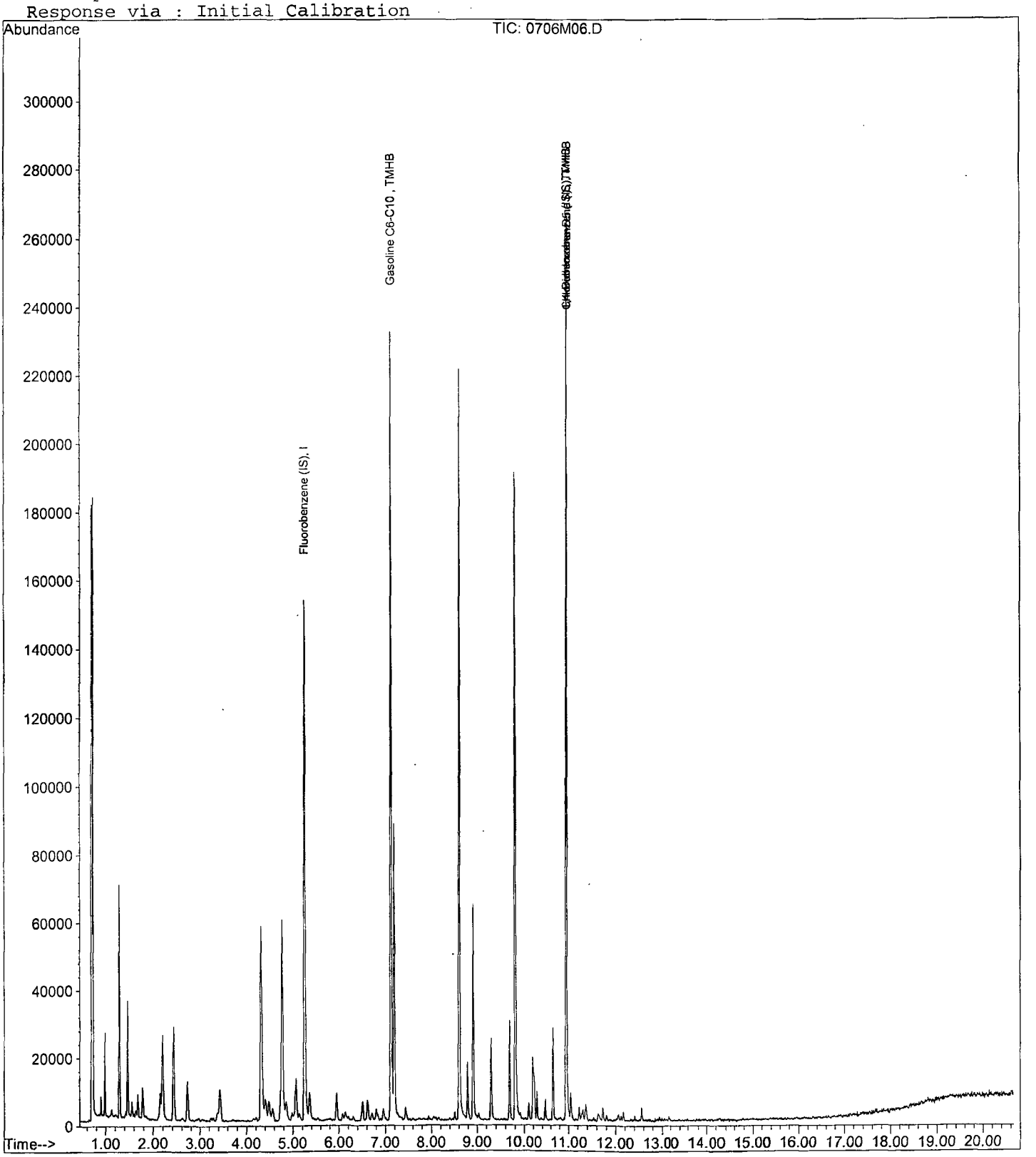

VOLATILE ORGANIC ANALYSIS
VOLATILE ORGANIC COMPOUNDS

Form 7

Ending Continuing Calibration

Lab Name: APPL, Inc.
Case No:
Matrix:

SDG No:
Date Analyzed: 7 Jul 21 2:33
Instrument: Max
Initial Cal. Date: 07/02/21
Data File: 0706M27.D

		Compound	MEAN	CCRF	%D		%Drift
1	I	Fluorobenzene (IS)	ISTD			I	
2	TMHB	Gasoline C6-C10	3.493	1.335	62	TMHBL	5.6
3	TMHB	Chlorobenzene-D5 (IS)	ISTD			TMHB	
4	TMHB	1,4-Dichlorobenzene (IS)	ISTD			TMHB	
5							
6							
7							
8							
9							
10							
11							
12							
13							
14							
15							
16							
17							
18							
19							
20							
21							
22							
23							
24							
25							
26							
27							
28							
29							
30							
31							
32							
33							
34							
35							
36							
37							
38							
39							
40							
		Average			62.0		

VOLATILE ORGANIC ANALYSIS BY
EPA METHOD 8260B

Form 7

Ending Continuing Calibration

Lab Name: APPL, Inc.
Case No:
Matrix:

SDG No:
Date Analyzed: 7 Jul 21 2:33
Instrument: Max
Initial Cal. Date: 07/02/21
Data File: 0706M27.D

		Compound	MEAN	CCRF	%D	%Drift	
1	I	Fluorobenzene (IS)	ISTD			I	
2	S	Dibromofluoromethane(S)	0.3020	0.3119	3.3	S	
3	S	1,2-DCA-D4(S)	0.1324	0.1397	5.5	S	
4	I	Chlorobenzene-D5 (IS)	ISTD			I	
5	S	Toluene-D8(S)	1.190	1.191	0.08	S	
6	S	4-Bromofluorobenzene(S)	0.4173	0.4162	0.26	S	
7	I	1,4-Dichlorobenzene-D (IS)	ISTD			I	
8							
9							
10							
11							
12							
13							
14							
15							
16							
17							
18							
19							
20							
21							
22							
23							
24							
25							
26							
27							
28							
29							
30							
31							
32							
33							
34							
35							
36							
37							
38							
39							
40							
		Average			2.3		

Quantitation Report (QT Reviewed)

Data File : M:\MAX\DATA\210702\0706M27.D
Acq On : 7 Jul 21 2:33
Sample : Ending CCV/LCSD 300ug/L 7/6/21
Misc : IS&S 6/4/21

Vial: 27
Operator: LP,DG,CH
Inst : Max
Multiplr: 1.00

Quant Time: Jul 13 11:12 2021 Quant Results File: MGAS0702.RES

Quant Method : M:\MAX\DATA\210702\MGAS0702.M (RTE Integrator)
Title : METHOD 8260B
Last Update : Tue Jul 06 17:49:21 2021
Response via : Initial Calibration
DataAcq Meth : M8260_062221

Internal Standards	R.T.	QIon	Response	Conc Units	Dev(Min)
1) Fluorobenzene (IS)	5.25	TIC	140377	25.00 ppb	0.00
3) Chlorobenzene-D5 (IS)	10.94	TIC	-105671m	25.00 ppb	0.00
4) 1,4-Dichlorobenzene (IS)	10.94	TIC	244652m	25.00 ppb	0.00

System Monitoring Compounds

Target Compounds					Qvalue
2) Gasoline C6-C10	7.12	TIC	2248690m	316.81 ppb	100

(#) = qualifier out of range (m) = manual integration

Quantitation Report (Not Reviewed)

Data File : M:\MAX\DATA\210702\0706M27.D
Acq On : 7 Jul 21 2:33
Sample : Ending CCV/LCSD 300ug/L 7/6/21
Misc : IS&S 6/4/21

Vial: 27
Operator: LP,DG,CH
Inst : Max
Multiplr: 1.00

Quant Time: Jul 13 14:52 2021 Quant Results File: M0702SUR.RES

Quant Method : M:\MAX\DATA\210702\M0702SUR.M (RTE Integrator)
Title : METHOD 8260B
Last Update : Wed Jul 07 10:03:18 2021
Response via : Initial Calibration
DataAcq Meth : M8260_062221

Internal Standards	R.T.	QIon	Response	Conc Units	Dev(Min)
1) Fluorobenzene (IS)	5.25	96	137772	25.00 ppb	0.00
4) Chlorobenzene-D5 (IS)	8.60	117	112489	25.00 ppb	0.00
7) 1,4-Dichlorobenzene-D (IS)	10.94	152	68182	25.00 ppb	0.00
System Monitoring Compounds					
2) Dibromofluoromethane(S)	4.31	111	42965	25.81 ppb	0.00
Spiked Amount 25.000			Recovery	= 103.252%	
3) 1,2-DCA-D4(S)	4.77	65	19248	26.38 ppb	0.00
Spiked Amount 25.000			Recovery	= 105.504%	
5) Toluene-D8(S)	7.12	98	134018	25.02 ppb	0.00
Spiked Amount 25.000			Recovery	= 100.080%	
6) 4-Bromofluorobenzene(S)	9.80	95	46821	24.94 ppb	0.00
Spiked Amount 25.000			Recovery	= 99.744%	

Target Compounds Qvalue

(#) = qualifier out of range (m) = manual integration

Quantitation Report

Data File : M:\MAX\DATA\210702\0706M27.D
Acq On : 7 Jul 21 2:33
Sample : Ending CCV/LCSD 300ug/L 7/6/21
Misc : IS&S 6/4/21

Vial: 27
Operator: LP,DG,CH
Inst : Max
Multiplr: 1.00

Quant Time: Jul 13 11:12 2021

Quant Results File: MGAS0702.RES

Method : M:\MAX\DATA\210702\MGAS0702.M (RTE Integrator)
Title : METHOD 8260B
Last Update : Tue Jul 06 17:49:21 2021
Response via : Initial Calibration

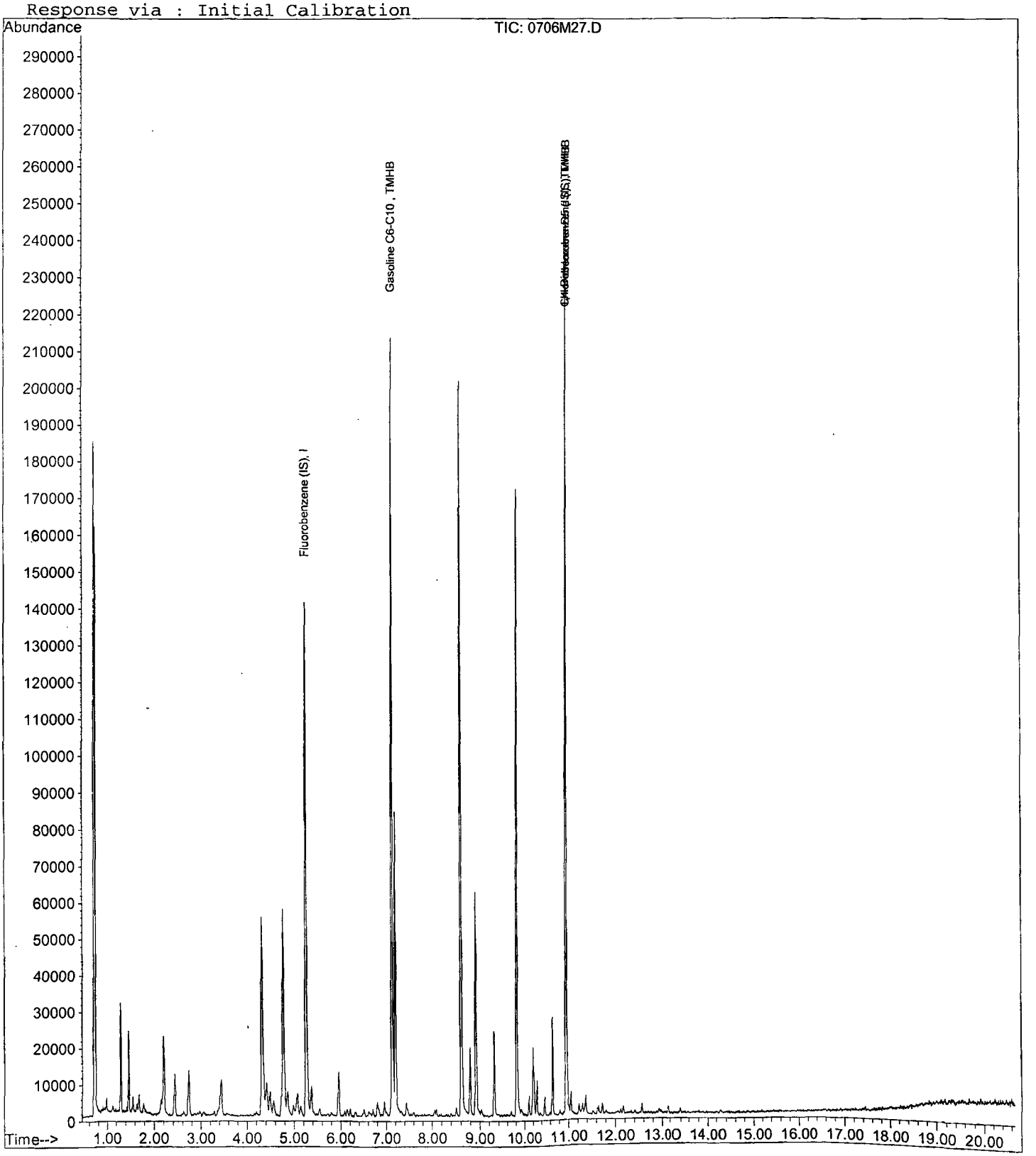

ORGANICS
Raw Data

Quantitation Report (QT Reviewed)

Data File : M:\MAX\DATA\210702\0706M23.D
Acq On : 7 Jul 21 00:41
Sample : BA35417W01
Misc : IS&S 6/4/21

Vial: 23
Operator: LP,DG,CH
Inst : Max
Multiplr: 1.00

Quant Time: Jul 13 13:58 2021 Quant Results File: MGAS0702.RES

Quant Method : M:\MAX\DATA\210702\MGAS0702.M (RTE Integrator)
Title : METHOD 8260B
Last Update : Tue Jul 06 17:49:21 2021
Response via : Initial Calibration
DataAcq Meth : M8260_062221

Internal Standards	R.T.	QIon	Response	Conc Units	Dev(Min)
1) Fluorobenzene (IS)	5.25	TIC	130693	25.00 ppb	0.00
3) Chlorobenzene-D5 (IS)	10.94	TIC	-105201m	25.00 ppb	0.00
4) 1,4-Dichlorobenzene (IS)	10.94	TIC	225661m	25.00 ppb	0.00

System Monitoring Compounds

Target Compounds Qvalue

(#) = qualifier out of range (m) = manual integration

Quantitation Report (Not Reviewed)

Data File : M:\MAX\DATA\210702\0706M23.D
Acq On : 7 Jul 21 00:41
Sample : BA35417W01
Misc : IS&S 6/4/21

Vial: 23
Operator: LP,DG,CH
Inst : Max
Multiplr: 1.00

Quant Time: Jul 13 14:52 2021 Quant Results File: M0702SUR.RES

Quant Method : M:\MAX\DATA\210702\M0702SUR.M (RTE Integrator)
Title : METHOD 8260B
Last Update : Wed Jul 07 10:03:18 2021
Response via : Initial Calibration
DataAcq Meth : M8260_062221

Internal Standards	R.T.	QIon	Response	Conc Units	Dev(Min)
1) Fluorobenzene (IS)	5.25	96	131900	25.00 ppb	0.00
4) Chlorobenzene-D5 (IS)	8.60	117	107574	25.00 ppb	0.00
7) 1,4-Dichlorobenzene-D (IS)	10.94	152	62651	25.00 ppb	0.00
System Monitoring Compounds					
2) Dibromofluoromethane(S)	4.31	111	42502	26.67 ppb	0.00
Spiked Amount 25.000			Recovery	= 106.684%	
3) 1,2-DCA-D4(S)	4.77	65	19320	27.65 ppb	0.00
Spiked Amount 25.000			Recovery	= 110.616%	
5) Toluene-D8(S)	7.12	98	127502	24.89 ppb	0.00
Spiked Amount 25.000			Recovery	= 99.568%	
6) 4-Bromofluorobenzene(S)	9.80	95	42148	23.47 ppb	0.00
Spiked Amount 25.000			Recovery	= 93.892%	

Target Compounds Qvalue

(#) = qualifier out of range (m) = manual integration

Quantitation Report

Data File : M:\MAX\DATA\210702\0706M23.D
Acq On : 7 Jul 21 00:41
Sample : BA35417W01
Misc : IS&S 6/4/21

Vial: 23
Operator: LP,DG,CH
Inst : Max
Multiplr: 1.00

Quant Time: Jul 13 13:58 2021

Quant Results File: MGAS0702.RES

Method : M:\MAX\DATA\210702\MGAS0702.M (RTE Integrator)
Title : METHOD 8260B
Last Update : Tue Jul 06 17:49:21 2021
Response via : Initial Calibration



Quantitation Report (QT Reviewed)

Data File : M:\MAX\DATA\210702\0706M24.D
Acq On : 7 Jul 21 1:09
Sample : BA35418W01
Misc : IS&S 6/4/21

Vial: 24
Operator: LP,DG,CH
Inst : Max
Multiplr: 1.00

Quant Time: Jul 13 13:58 2021 Quant Results File: MGAS0702.RES

Quant Method : M:\MAX\DATA\210702\MGAS0702.M (RTE Integrator)
Title : METHOD 8260B
Last Update : Tue Jul 06 17:49:21 2021
Response via : Initial Calibration
DataAcq Meth : M8260_062221

Internal Standards	R.T.	QIon	Response	Conc Units	Dev(Min)
1) Fluorobenzene (IS)	5.25	TIC	130060	25.00 ppb	0.00
3) Chlorobenzene-D5 (IS)	10.94	TIC	-107329m	25.00 ppb	0.00
4) 1,4-Dichlorobenzene (IS)	10.94	TIC	226153m	25.00 ppb	0.00

System Monitoring Compounds

Target Compounds Qvalue

(#) = qualifier out of range (m) = manual integration

Quantitation Report (Not Reviewed)

Data File : M:\MAX\DATA\210702\0706M24.D
Acq On : 7 Jul 21 1:09
Sample : BA35418W01
Misc : IS&S 6/4/21

Vial: 24
Operator: LP,DG,CH
Inst : Max
Multiplr: 1.00

Quant Time: Jul 13 14:52 2021 Quant Results File: M0702SUR.RES

Quant Method : M:\MAX\DATA\210702\M0702SUR.M (RTE Integrator)
Title : METHOD 8260B
Last Update : Wed Jul 07 10:03:18 2021
Response via : Initial Calibration
DataAcq Meth : M8260_062221

Internal Standards	R.T.	QIon	Response	Conc Units	Dev(Min)
1) Fluorobenzene (IS)	5.25	96	129110	25.00 ppb	0.00
4) Chlorobenzene-D5 (IS)	8.61	117	108847	25.00 ppb	0.00
7) 1,4-Dichlorobenzene-D (IS)	10.94	152	63043	25.00 ppb	0.00
System Monitoring Compounds					
2) Dibromofluoromethane(S)	4.31	111	41550	26.64 ppb	0.00
Spiked Amount 25.000			Recovery	= 106.548%	
3) 1,2-DCA-D4(S)	4.76	65	18992	27.77 ppb	0.00
Spiked Amount 25.000			Recovery	= 111.088%	
5) Toluene-D8(S)	7.12	98	126809	24.47 ppb	0.00
Spiked Amount 25.000			Recovery	= 97.868%	
6) 4-Bromofluorobenzene(S)	9.80	95	43346	23.86 ppb	0.00
Spiked Amount 25.000			Recovery	= 95.432%	

Target Compounds Qvalue

(#) = qualifier out of range (m) = manual integration

Quantitation Report

Data File : M:\MAX\DATA\210702\0706M24.D
Acq On : 7 Jul 21 1:09
Sample : BA35418W01
Misc : IS&S 6/4/21

Vial: 24
Operator: LP,DG,CH
Inst : Max
Multiplr: 1.00

Quant Time: Jul 13 13:58 2021

Quant Results File: MGAS0702.RES

Method : M:\MAX\DATA\210702\MGAS0702.M (RTE Integrator)
Title : METHOD 8260B
Last Update : Tue Jul 06 17:49:21 2021
Response via : Initial Calibration



Quantitation Report (QT Reviewed)

Data File : M:\MAX\DATA\210702\0706M25.D
Acq On : 7 Jul 21 1:37
Sample : BA35420W01
Misc : IS&S 6/4/21

Vial: 25
Operator: LP,DG,CH
Inst : Max
Multiplr: 1.00

Quant Time: Jul 13 13:58 2021 Quant Results File: MGAS0702.RES

Quant Method : M:\MAX\DATA\210702\MGAS0702.M (RTE Integrator)
Title : METHOD 8260B
Last Update : Tue Jul 06 17:49:21 2021
Response via : Initial Calibration
DataAcq Meth : M8260_062221

Internal Standards	R.T.	QIon	Response	Conc Units	Dev(Min)
1) Fluorobenzene (IS)	5.25	TIC	131036	25.00 ppb	0.00
3) Chlorobenzene-D5 (IS)	10.94	TIC	-96635m	25.00 ppb	0.00
4) 1,4-Dichlorobenzene (IS)	10.94	TIC	220692m	25.00 ppb	0.00

System Monitoring Compounds

Target Compounds Qvalue

(#) = qualifier out of range (m) = manual integration

Quantitation Report (Not Reviewed)

Data File : M:\MAX\DATA\210702\0706M25.D
Acq On : 7 Jul 21 1:37
Sample : BA35420W01
Misc : IS&S 6/4/21

Vial: 25
Operator: LP,DG,CH
Inst : Max
Multiplr: 1.00

Quant Time: Jul 13 14:52 2021 Quant Results File: M0702SUR.RES

Quant Method : M:\MAX\DATA\210702\M0702SUR.M (RTE Integrator)
Title : METHOD 8260B
Last Update : Wed Jul 07 10:03:18 2021
Response via : Initial Calibration
DataAcq Meth : M8260_062221

Internal Standards	R.T.	QIon	Response	Conc Units	Dev(Min)
1) Fluorobenzene (IS)	5.25	96	128743	25.00 ppb	0.00
4) Chlorobenzene-D5 (IS)	8.60	117	109725	25.00 ppb	0.00
7) 1,4-Dichlorobenzene-D (IS)	10.94	152	63803	25.00 ppb	0.00
System Monitoring Compounds					
2) Dibromofluoromethane(S)	4.31	111	43061	27.68 ppb	0.00
Spiked Amount 25.000			Recovery	= 110.740%	
3) 1,2-DCA-D4(S)	4.77	65	18808	27.58 ppb	0.00
Spiked Amount 25.000			Recovery	= 110.324%	
5) Toluene-D8(S)	7.12	98	124613	23.85 ppb	0.00
Spiked Amount 25.000			Recovery	= 95.404%	
6) 4-Bromofluorobenzene(S)	9.80	95	43944	23.99 ppb	0.00
Spiked Amount 25.000			Recovery	= 95.972%	

Target Compounds Qvalue

(#) = qualifier out of range (m) = manual integration
0706M25.D M0702SUR.M Tue Jul 13 14:54:40 2021

Quantitation Report

Data File : M:\MAX\DATA\210702\0706M25.D
Acq On : 7 Jul 21 1:37
Sample : BA35420W01
Misc : IS&S 6/4/21

Vial: 25
Operator: LP,DG,CH
Inst : Max
Multiplr: 1.00

Quant Time: Jul 13 13:58 2021

Quant Results File: MGAS0702.RES

Method : M:\MAX\DATA\210702\MGAS0702.M (RTE Integrator)
Title : METHOD 8260B
Last Update : Tue Jul 06 17:49:21 2021
Response via : Initial Calibration

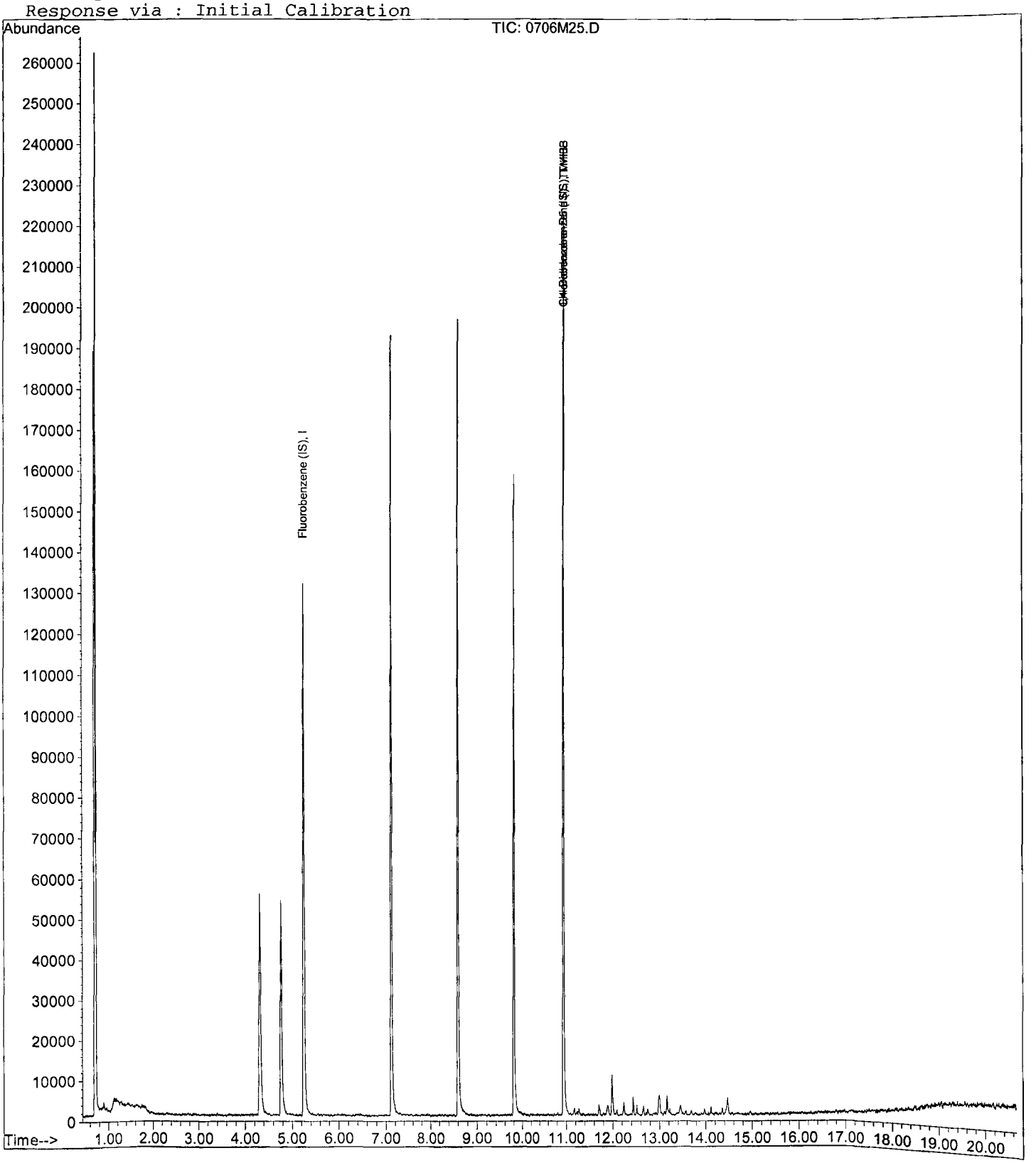

Quantitation Report (QT Reviewed)

Data File : M:\MAX\DATA\210702\0706M10.D
Acq On : 6 Jul 21 18:38
Sample : 210706A BLK
Misc : IS&S 6/4/21

Vial: 10
Operator: LP,DG,CH
Inst : Max
Multiplr: 1.00

Quant Time: Jul 13 11:16 2021 Quant Results File: MGAS0702.RES

Quant Method : M:\MAX\DATA\210702\MGAS0702.M (RTE Integrator)
Title : METHOD 8260B
Last Update : Tue Jul 06 17:49:21 2021
Response via : Initial Calibration
DataAcq Meth : M8260_062221

Internal Standards	R.T.	QIon	Response	Conc Units	Dev(Min)
1) Fluorobenzene (IS)	5.25	TIC	145489	25.00 ppb	0.00
3) Chlorobenzene-D5 (IS)	10.94	TIC	-113687m	25.00 ppb	0.00
4) 1,4-Dichlorobenzene (IS)	10.94	TIC	247347m	25.00 ppb	0.00

System Monitoring Compounds

Target Compounds Qvalue

(#) = qualifier out of range (m) = manual integration

Quantitation Report (Not Reviewed)

Data File : M:\MAX\DATA\210702\0706M10.D
Acq On : 6 Jul 21 18:38
Sample : 210706A BLK
Misc : IS&S 6/4/21

Vial: 10
Operator: LP,DG,CH
Inst : Max
Multiplr: 1.00

Quant Time: Jul 13 14:52 2021 Quant Results File: M0702SUR.RES

Quant Method : M:\MAX\DATA\210702\M0702SUR.M (RTE Integrator)
Title : METHOD 8260B
Last Update : Wed Jul 07 10:03:18 2021
Response via : Initial Calibration
DataAcq Meth : M8260_062221

Internal Standards	R.T.	QIon	Response	Conc Units	Dev(Min)
1) Fluorobenzene (IS)	5.25	96	145136	25.00 ppb	0.00
4) Chlorobenzene-D5 (IS)	8.61	117	120268	25.00 ppb	0.00
7) 1,4-Dichlorobenzene-D (IS)	10.94	152	69994	25.00 ppb	0.00
System Monitoring Compounds					
2) Dibromofluoromethane(S)	4.31	111	45104	25.72 ppb	0.00
Spiked Amount 25.000			Recovery	= 102.892%	
3) 1,2-DCA-D4(S)	4.76	65	20088	26.13 ppb	0.00
Spiked Amount 25.000			Recovery	= 104.524%	
5) Toluene-D8(S)	7.12	98	140029	24.45 ppb	0.00
Spiked Amount 25.000			Recovery	= 97.808%	
6) 4-Bromofluorobenzene(S)	9.80	95	48180	24.00 ppb	0.00
Spiked Amount 25.000			Recovery	= 96.000%	

Target Compounds Qvalue

(#) = qualifier out of range (m) = manual integration

Quantitation Report

Data File : M:\MAX\DATA\210702\0706M10.D
Acq On : 6 Jul 21 18:38
Sample : 210706A BLK
Misc : IS&S 6/4/21

Vial: 10
Operator: LP,DG,CH
Inst : Max
Multiplr: 1.00

Quant Time: Jul 13 11:16 2021

Quant Results File: MGAS0702.RES

Method : M:\MAX\DATA\210702\MGAS0702.M (RTE Integrator)
Title : METHOD 8260B
Last Update : Tue Jul 06 17:49:21 2021
Response via : Initial Calibration



Max Gas Standard Prep

Gas Primary Working Standard

Prepared: 03/31/21
Expires: 01/04/22
Methanol Lot No.

Prepared By (Initials): CH

Initial Standard Information							Final Standard Information			
Name of Initial Standard (QAU Label)	Supplier	Supplier P/N#	Conc. (ug/mL)	Lot Number - QA Number	Exp. Date (1 yr)	Exp. Date (Manufacturers)	Aliquot From Stock	Final Volume	Solvent	Final Standard Conc. (ug/mL)
50,000ug/mL Gas STD	Restek	30205	50,000	A0132443	01/04/22	12/31/24	80uL	2mL	Methanol	2,000

Gas Second Source (SS) Working Standard

Prepared: 03/31/21
Expires: 01/31/30
Methanol Lot No.

Prepared By (Initials): CH

Initial Standard Information							Final Standard Information			
Name of Initial Standard (QAU Label)	Supplier	Supplier P/N#	Conc. (ug/mL)	Lot Number - QA Number	Exp Date (1 yr)	Exp Date (Manufacturers)	Aliquot From Stock	Final Volume	Solvent	Final Standard Conc. (ug/mL)
Gasoline (50,000ppm)	Phenova	ALO-101543	50,000	CL14915-51175	01/04/22	01/31/30	80uL	2mL	Methanol	2,000

Max Gas Calibration Curve

Prepared: 07/02/21
Expires: 08/31/21

Prepared By (Initials): CH

Initial Standard Information							Final Standard Information			
Name of Initial Standard (QAU Label)	Supplier	APPL Mix Name	Conc. (ug/mL)	Reference To APPL Prep Date	Exp. Date	Exp. Date (Manufacturers)	Aliquot From Stock	Final Volume	Solvent	Final Standard Conc. (ug/L)
VOA Gasses Standards	Phenova	20ug/L	2,000	Prepared 03/31/21	01/04/22	N/A	1uL	100mL	P&T Water	20
VOA Gasses Standards	Phenova	50ug/L	2,000	Prepared 03/31/21	01/04/22	N/A	2.5uL	100mL	P&T Water	50
VOA Gasses Standards	Phenova	100ug/L	2,000	Prepared 03/31/21	01/04/22	N/A	5uL	100mL	P&T Water	100
VOA Gasses Standards	Phenova	300ug/L	2,000	Prepared 03/31/21	01/04/22	N/A	15uL	100mL	P&T Water	300
VOA Gasses Standards	Phenova	600ug/L	2,000	Prepared 03/31/21	01/04/22	N/A	30uL	100mL	P&T Water	600
VOA Gasses Standards	Phenova	800ug/L	2,000	Prepared 03/31/21	01/04/22	N/A	40uL	100mL	P&T Water	800
VOA Gasses Standards	Phenova	1,000ug/L	2,000	Prepared 03/31/21	01/04/22	N/A	50uL	100mL	P&T Water	1,000

Zeus Gas Second Source

Prepared: 07/02/21
Expires: 08/31/21

Prepared By (Initials): CH

Initial Standard Information							Final Standard Information			
Name of Initial Standard (QAU Label)	Supplier	APPL Mix Name	Conc. (ug/mL)	Reference To APPL Prep Date	Exp. Date	Exp. Date (Manufacturers)	Aliquot From Stock	Final Volume	Solvent	Final Standard Conc. (ug/L)
50,000ug/mL Gas STD	Phenova	SS 300ug/L	2,000	Prepared 03/31/21	01/31/30	N/A	15uL	100mL	P&T Water	300

Max Gas Continuing Calibrations/Lab Control Spikes

Prepared: 07/02/21
Expires: 07/03/21

Prepared By (Initials): CH

Initial Standard Information							Final Standard Information			
Name of Initial Standard (QAU Label)	Supplier	Supplier P/N#	Conc. (ug/mL)	Lot Number - QA Number	Exp. Date (1 yr)	Exp. Date (Manufacturers)	Aliquot From Stock	Final Volume	Solvent	Final Standard Conc. (ug/mL)
VOA Gasses Standards	Phenova	300ug/L	2,000	Prepared 03/31/21	01/04/22	N/A	15uL	100mL	P&T Water	300

Max 8260 Standard Prep

Max 8260 Water Calibration Curve

Prepared By (Initials): CH

0.3ug/L

Prepared: 07/02/21

Expires: 07/14/21

Initial Standard Information							Final Standard Information			
Name of Initial Standard (QAU Label)	Supplier	APPL Mix Name	Conc. (ug/mL)	Reference To APPL Prep Date	Exp. Date	Exp. Date (Manufacturers)	Aliquot From Stock	Final Volume	Solvent	Final Standard Conc. (ug/L)
VOA STD. 9	Various	0 3ug/L	5	Prepared 06/28/21	08/27/21	N/A	3uL	50mL	P&T Water	0.3
VOA STD. 1	Absolute		50	Prepared 06/28/21	08/27/21	N/A	5uL			5
VOA STD. 2	Phenova		100	Prepared 06/28/21	08/27/21	N/A	2.5uL			5
VOA STD. TBA	Various		250	Prepared 06/28/21	07/14/21	N/A	2uL			10

0.5ug/L

Prepared: 07/02/21

Expires: 07/14/21

Initial Standard Information							Final Standard Information			
Name of Initial Standard (QAU Label)	Supplier	APPL Mix Name	Conc. (ug/mL)	Reference To APPL Prep Date	Exp. Date	Exp. Date (Manufacturers)	Aliquot From Stock	Final Volume	Solvent	Final Standard Conc. (ug/L)
VOA STD 9	Various	0.5ug/L	5	Prepared 06/28/21	08/27/21	N/A	5uL	50mL	P&T Water	0.5
VOA STD. 1	Absolute		50	Prepared 06/28/21	08/27/21	N/A	10uL			10
VOA STD. 2	Phenova		100	Prepared 06/28/21	08/27/21	N/A	5uL			10
VOA STD TBA	Various		250	Prepared 06/28/21	07/14/21	N/A	5uL			25

1.0ug/L

Prepared: 07/02/21

Expires: 07/14/21

Initial Standard Information							Final Standard Information			
Name of Initial Standard (QAU Label)	Supplier	APPL Mix Name	Conc. (ug/mL)	Reference To APPL Prep Date	Exp. Date	Exp Date (Manufacturers)	Aliquot From Stock	Final Volume	Solvent	Final Standard Conc. (ug/L)
VOA STD. 9	Various	1.0ug/L	5	Prepared 06/28/21	08/27/21	N/A	10uL	50mL	P&T Water	1
VOA STD. 1	Absolute		50	Prepared 06/28/21	08/27/21	N/A	20uL			20
VOA STD. 2	Phenova		100	Prepared 06/28/21	08/27/21	N/A	10uL			20
VOA STD. TBA	Various		250	Prepared 06/28/21	07/14/21	N/A	10uL			50

2.0ug/L

Prepared: 07/02/21

Expires: 07/14/21

Initial Standard Information							Final Standard Information			
Name of Initial Standard (QAU Label)	Supplier	APPL Mix Name	Conc. (ug/mL)	Reference To APPL Prep Date	Exp. Date	Exp. Date (Manufacturers)	Aliquot From Stock	Final Volume	Solvent	Final Standard Conc. (ug/L)
VOA STD. 9	Various	2.0ug/L	5	Prepared 06/28/21	08/27/21	N/A	20uL	50mL	P&T Water	2
VOA STD. 1	Absolute		50	Prepared 06/28/21	08/27/21	N/A	30uL			30
VOA STD. 2	Phenova		100	Prepared 06/28/21	08/27/21	N/A	15uL			30
VOA STD. TBA	Various		250	Prepared 06/28/21	07/14/21	N/A	15uL			75

5ug/L

Prepared: 07/02/21

Expires: 07/14/21

Initial Standard Information							Final Standard Information			
Name of Initial Standard (QAU Label)	Supplier	APPL Mix Name	Conc. (ug/mL)	Reference To APPL Prep Date	Exp. Date	Exp. Date (Manufacturers)	Aliquot From Stock	Final Volume	Solvent	Final Standard Conc. (ug/L)
VOA STD. 7	Various	5ug/L	50	Prepared 06/28/21	08/27/21	N/A	5uL	50mL	P&T Water	5
VOA STD. 8	Phenova		50	Prepared 06/28/21	07/14/21	N/A	5uL			5
VOA STD. 1	Absolute		50	Prepared 06/28/21	08/27/21	N/A	40uL			40
VOA STD. 2	Phenova		100	Prepared 06/28/21	08/27/21	N/A	20uL			20
VOA STD. TBA	Various		250	Prepared 06/28/21	07/14/21	N/A	20uL			100

10ug/L

Prepared: 07/02/21

Expires: 07/14/21

Initial Standard Information							Final Standard Information			
Name of Initial Standard (QAU Label)	Supplier	APPL Mix Name	Conc. (ug/mL)	Reference To APPL Prep Date	Exp. Date	Exp. Date (Manufacturers)	Aliquot From Stock	Final Volume	Solvent	Final Standard Conc. (ug/L)
VOA STD. 7	Various	10ug/L	50	Prepared 06/28/21	08/27/21	N/A	10uL	50mL	P&T Water	10
VOA STD. 8	Phenova		50	Prepared 06/28/21	07/14/21	N/A	10uL			10
VOA STD. 1	Absolute		50	Prepared 06/28/21	08/27/21	N/A	50uL			50
VOA STD. 2	Phenova		100	Prepared 06/28/21	08/27/21	N/A	25uL			50
VOA STD. TBA	Various		250	Prepared 06/28/21	07/14/21	N/A	25uL			125

20ug/L

Prepared: 07/02/21

Expires: 07/14/21

Initial Standard Information							Final Standard Information			
Name of Initial Standard (QAU Label)	Supplier	APPL Mix Name	Conc. (ug/mL)	Reference To APPL Prep Date	Exp. Date	Exp. Date (Manufacturers)	Aliquot From Stock	Final Volume	Solvent	Final Standard Conc. (ug/L)
VOA STD. 7	Various	20ug/L	50	Prepared 06/28/21	08/27/21	N/A	20uL	50mL	P&T Water	20
VOA STD. 8	Phenova		50	Prepared 06/28/21	07/14/21	N/A	20uL			20
VOA STD. 1	Absolute		50	Prepared 06/28/21	08/27/21	N/A	60uL			60
VOA STD. 2	Phenova		100	Prepared 06/28/21	08/27/21	N/A	30uL			60
VOA STD. TBA	Various		250	Prepared 06/28/21	07/14/21	N/A	30uL			150

40ug/L

Prepared: 07/02/21

Expires: 07/14/21

Initial Standard Information							Final Standard Information			
Name of Initial Standard (QAU Label)	Supplier	APPL Mix Name	Conc. (ug/mL)	Reference To APPL Prep Date	Exp. Date	Exp. Date (Manufacturers)	Aliquot From Stock	Final Volume	Solvent	Final Standard Conc. (ug/L)
VOA STD. 7	Various	40ug/L	50	Prepared 06/28/21	08/27/21	N/A	40uL	50mL	P&T Water	40
VOA STD. 8	Phenova		50	Prepared 06/28/21	07/14/21	N/A	40uL			40
VOA STD. 1	Absolute		50	Prepared 06/28/21	08/27/21	N/A	80uL			80
VOA STD. 2	Phenova		100	Prepared 06/28/21	08/27/21	N/A	40uL			80
VOA STD. TBA	Various		250	Prepared 06/28/21	07/14/21	N/A	35uL			175

100ug/L

Prepared: 07/02/21

Expires: 07/14/21

Initial Standard Information							Final Standard Information			
Name of Initial Standard (QAU Label)	Supplier	APPL Mix Name	Conc. (ug/mL)	Reference To APPL Prep Date	Exp. Date	Exp. Date (Manufacturers)	Aliquot From Stock	Final Volume	Solvent	Final Standard Conc. (ug/L)
VOA STD. 7	Various	100ug/L	50	Prepared 06/28/21	08/27/21	N/A	100uL	50mL	P&T Water	100
VOA STD. 8	Phenova		50	Prepared 06/28/21	07/14/21	N/A	100uL			100
VOA STD. 1	Absolute		50	Prepared 06/28/21	08/27/21	N/A	100uL			100
VOA STD. 2	Phenova		100	Prepared 06/28/21	08/27/21	N/A	50uL			100
VOA STD. TBA	Various		250	Prepared 06/28/21	07/14/21	N/A	40uL			200

Max 8260 Water Second Source (SS)

Prepared: 07/02/21

Prepared By (Initials): CH

Expires: 07/14/21

Initial Standard Information							Final Standard Information			
Name of Initial Standard (QAU Label)	Supplier	APPL Mix Name	Conc. (ug/mL)	Reference To APPL Prep Date	Exp. Date	Exp. Date (Manufacturers)	Aliquot From Stock	Final Volume	Solvent	Final Standard Conc. (ug/L)
VOA STD. 3	Phenova	8260 Water SS	100	Prepared 06/28/21	08/27/21	N/A	25uL	50mL	P&T Water	50
VOA STD. GASES	Phenova	8260 Water SS	50	Prepared 06/28/21	08/27/21	N/A	10uL			10
VOA STD 0	Phenova	8260 Water SS	50	Prepared 06/28/21	08/27/21	N/A	10uL			10
VOA STD. 2-CEVE	Absolute	8260 Water SS	50	Prepared 06/28/21	06/28/21	N/A	50uL			50
VOA STD. 6	Various	8260 Water SS	50	Prepared 06/28/21	07/14/21	N/A	10uL			10
Voa STD. TBA	Various	8260 Water SS	250	Prepared 06/28/21	07/14/21	N/A	25uL			250

8260 Water Continuing Calibrations (CCV)/ Lab Control Spikes (LCS)

Prepared: 07/02/21

Prepared By (Initials): CH

Expires: 07/03/21

Initial Standard Information							Final Standard Information			
Name of Initial Standard (QAU Label)	Supplier	APPL Mix Name	Conc. (ug/mL)	Reference To APPL Prep Date	Exp. Date	Exp. Date (Manufacturers)	Aliquot From Stock	Final Volume	Solvent	Final Standard Conc. (ug/L)
VOA STD. 7	Various	CCV/ LCS	50	Prepared 06/28/21	08/27/21	N/A	10uL	50mL	P&T Water	10
VOA STD. 8	Phenova	CCV/ LCS	50	Prepared 06/28/21	07/14/21	N/A	10uL			10
VOA STD. 1	Absolute	CCV/ LCS	50	Prepared 06/28/21	08/27/21	N/A	50uL			50
VOA STD. 2	Phenova	CCV/ LCS	100	Prepared 06/28/21	08/27/21	N/A	25uL			50
VOA STD. TBA	Various	CCV/ LCS	250	Prepared 06/28/21	07/14/21	N/A	25uL			250

Injection Log

Directory: M:\MAX\DATA\210702\

Line	Vial	FileName	Multiplier	SampleName	Misc Info	Injected
1	2	0702M12.D	1	0.3ug/L VOC STD 7/2/21	IS&S 6/4/21	2 Jul 21 12:38
2	3	0702M13.D	1	0.5ug/L VOC STD 7/2/21	IS&S 6/4/21	2 Jul 21 13:06
3	4	0702M14.D	1	1ug/L VOC STD 7/2/21	IS&S 6/4/21	2 Jul 21 13:34
4	5	0702M15.D	1	2ug/L VOC STD 7/2/21	IS&S 6/4/21	2 Jul 21 14:02
5	6	0702M16.D	1	5ug/L VOC STD 7/2/21	IS&S 6/4/21	2 Jul 21 14:30
6	7	0702M17.D	1	10ug/L VOC STD 7/2/21	IS&S 6/4/21	2 Jul 21 14:58
7	8	0702M18.D	1	20ug/L VOC STD 7/2/21	IS&S 6/4/21	2 Jul 21 15:26
8	9	0702M19.D	1	40ug/L VOC STD 7/2/21	IS&S 6/4/21	2 Jul 21 15:54
9	10	0702M20.D	1	100ug/L VOC STD 7/2/21	IS&S 6/4/21	2 Jul 21 16:22
10	2	0703M02.D	1	20ug/L GAS STD 7/3/21	IS&S 6/4/21	3 Jul 21 10:07
11	3	0703M03.D	1	50ug/L GAS STD 7/3/21	IS&S 6/4/21	3 Jul 21 10:35
12	4	0703M04.D	1	100ug/L GAS STD 7/3/21	IS&S 6/4/21	3 Jul 21 11:03
13	5	0703M05.D	1	300ug/L GAS STD 7/3/21	IS&S 6/4/21	3 Jul 21 11:31
14	6	0703M06.D	1	600ug/L GAS STD 7/3/21	IS&S 6/4/21	3 Jul 21 11:59
15	7	0703M07.D	1	800ug/L GAS STD 7/3/21	IS&S 6/4/21	3 Jul 21 12:27
16	8	0703M08.D	1	1000ug/L GAS STD 7/3/21	IS&S 6/4/21	3 Jul 21 12:55
17	10	0703M10.D	1	(SS) 300ug/L GAS STD 7/3/21	IS&S 6/4/21	3 Jul 21 13:51
18	6	0706M06.D	1	210706A CCV/LCS 300ug/L	IS&S 6/4/21	6 Jul 21 16:46
19	10	0706M10.D	1	210706A BLK	IS&S 6/4/21	6 Jul 21 18:38
20	23	0706M23.D	1	BA35417W01	IS&S 6/4/21	7 Jul 21 00:41
21	24	0706M24.D	1	BA35418W01	IS&S 6/4/21	7 Jul 21 1:09
22	25	0706M25.D	1	BA35420W01	IS&S 6/4/21	7 Jul 21 1:37
23	27	0706M27.D	1	Ending CCV/LCSD 300ug/L 7/6/21	IS&S 6/4/21	7 Jul 21 2:33

908 North Temperance Ave. ∇ Clovis, CA 93611 ∇ Phone 559-275-2175 ∇ Fax 559-275-4422

Certification Number: CA1312
NELAP Certification number: CA00046
DoD-ELAP Certificate number: 4064.01

Data Validatable Report

August 6, 2021

AECOM
1001 Bishop Street, Suite 1600
Honolulu, Hawaii 96813

Attn: Alethea Ramos

Title: Report of Data: Case 96714

Project: 60571032 CV18F0126 Red Hill Fuel Storage, HI

Contract #: Prime contract # for DoD: NAVY CLEAN N62742-17-F-1800, CV18F0126
Subcontract: 18S-22209-HI27

Dear Ms. Ramos:

Nine water samples were received July 2, 2021. Written results for the requested analyses are being provided on this August 6, 2021.

Results in this report apply to the samples analyzed in accordance with the chain of custody document. This analytical report must be reproduced in its entirety.

If you have any questions or require further information, please contact your APPL Project Manager, Libby Cheeseborough, libby@applinc.com, at your convenience. Thank you for choosing APPL, Inc.

I certify that this data package is in compliance with the terms and conditions of the contract, both technically and for completeness, for other than the conditions detailed above. These test results meet all requirements of NELAC and DoD QSM. Release of the hard copy has been authorized by the Laboratory Manager or his designee, as verified by the following signature.

Paula McCartney for

Loren Portwood, Laboratory Director
APPL, Inc.

LP/lac
Enclosure
cc: File

Data Validation Package
for
60571032 CV18F0126 Red Hill Fuel Storage
APPL SDG 96714
TABLE OF CONTENTS

LABORATORY NAME: *APPL, Inc.*

Case Narrative	3
Sample Management Records	8
Sample Results	18
QC Forms	58
Method 8015B Calibration Data	96
Method 8015B Raw Data	127
Method 8015B Silica Gel Calibration Data	153
Method 8015B Silica Gel Raw Data	203
Method 8015B Blank Calibration Data	239
Method 8015B Blank Raw Data	264
Method 8270D SIM Calibration Data	290
Method 8270D SIM Raw Data	317
Method 8260B Calibration Data	350
Method 8260B Raw Data	426
Method 8260B GRO Calibration Data	458
Method 8260B GRO Raw Data	506

CASE NARRATIVE

Case Narrative

ARF: 96714

Project: 60571032 CV18F0126 Red Hill Fuel Storage. HI

Sample Receipt Information:

Nine water samples were received July 2, 2021 at 2.0°C, 3.0°C, and 5.0°C. The sample group was assigned Analytical Request Form (ARF) number 96714.

Sample Preparation and Analysis Information:

For the EPA 8015B analysis, the sample was extracted according to EPA method 3520C. The sample extracts were silica gel cleaned according to APPL's SOP CLN004 and placed on hold.

For the EPA 8015B analysis, pre-extraction sample blanks were extracted according to EPA method 3520C before the method QC and field samples. The sample blanks are included in this report.

For the EPA 8270D SIM analysis, the sample was extracted according to EPA method 3520C.

For the EPA 8260B analysis, the samples were purged according to EPA method 5030B.

Only the portion of the injection log relative to these samples is included. A full sequence log is available upon request. Measurement uncertainty can be reported upon request.

Analytical Exceptions, Deviations and Abnormalities.

None.

SDG	Received	Client ID	APPL ID	Collected DateTime	Matrix	Method	Method Description
96714	07/02/21	ERH1457	BA35511	06/30/21 10:35:00 AM	WATER	EPA 8260B	EPA 8260B BTEX WATER
96714	07/02/21	ERH1457	BA35511	06/30/21 10:35:00 AM	WATER	EPA 8260B	EPA 8260B GRO WATER
96714	07/02/21	ERH1458	BA35512	06/30/21 10:40:00 AM	WATER	EPA 8260B	EPA 8260B BTEX WATER
96714	07/02/21	ERH1458	BA35512	06/30/21 10:40:00 AM	WATER	EPA 8015B-eHL	EPA 8015B TPH WATER L-L SGC
96714	07/02/21	ERH1458	BA35512	06/30/21 10:40:00 AM	WATER	EPA 8015B-eHL	EPA 8015B TPH LIQ-LIQ
96714	07/02/21	ERH1458	BA35512	06/30/21 10:40:00 AM	WATER	EPA 8260B	EPA 8260B GRO WATER
96714	07/02/21	ERH1458	BA35512	06/30/21 10:40:00 AM	WATER	8270D-SIM	EPA 8270D SIM LIQ-LIQ
96714	07/02/21	ERH1459	BA35513	06/30/21 1:25:00 PM	WATER	EPA 8260B	EPA 8260B BTEX WATER
96714	07/02/21	ERH1459	BA35513	06/30/21 1:25:00 PM	WATER	EPA 8260B	EPA 8260B GRO WATER
96714	07/02/21	ERH1460	BA35514	06/30/21 1:30:00 PM	WATER	EPA 8260B	EPA 8260B BTEX WATER
96714	07/02/21	ERH1460	BA35514	06/30/21 1:30:00 PM	WATER	EPA 8015B-eHL	EPA 8015B TPH WATER L-L SGC
96714	07/02/21	ERH1460	BA35514	06/30/21 1:30:00 PM	WATER	EPA 8015B-eHL	EPA 8015B TPH LIQ-LIQ
96714	07/02/21	ERH1460	BA35514	06/30/21 1:30:00 PM	WATER	EPA 8260B	EPA 8260B GRO WATER
96714	07/02/21	ERH1460	BA35514	06/30/21 1:30:00 PM	WATER	8270D-SIM	EPA 8270D SIM LIQ-LIQ
96714	07/02/21	ERH1461	BA35515	07/01/21 8:35:00 AM	WATER	EPA 8260B	EPA 8260B BTEX WATER
96714	07/02/21	ERH1461	BA35515	07/01/21 8:35:00 AM	WATER	EPA 8260B	EPA 8260B GRO WATER
96714	07/02/21	ERH1462	BA35516	07/01/21 8:40:00 AM	WATER	EPA 8260B	EPA 8260B BTEX WATER
96714	07/02/21	ERH1462	BA35516	07/01/21 8:40:00 AM	WATER	EPA 8015B-eHL	EPA 8015B TPH WATER L-L SGC
96714	07/02/21	ERH1462	BA35516	07/01/21 8:40:00 AM	WATER	EPA 8015B-eHL	EPA 8015B TPH LIQ-LIQ
96714	07/02/21	ERH1462	BA35516	07/01/21 8:40:00 AM	WATER	EPA 8260B	EPA 8260B GRO WATER
96714	07/02/21	ERH1462	BA35516	07/01/21 8:40:00 AM	WATER	8270D-SIM	EPA 8270D SIM LIQ-LIQ
96714	07/02/21	ERH1475	BA35517	06/30/21 1:06:00 PM	WATER	EPA 8015B-eHL	EPA 8015B TPH WATER L-L SGC
96714	07/02/21	ERH1475	BA35517	06/30/21 1:06:00 PM	WATER	EPA 8015B-eHL	EPA 8015B TPH LIQ-LIQ
96714	07/02/21	ERH1530	BA35518	06/30/21 12:43:00 PM	WATER	EPA 8260B	EPA 8260B BTEX WATER
96714	07/02/21	ERH1530	BA35518	06/30/21 12:43:00 PM	WATER	EPA 8015B-eHL	EPA 8015B TPH WATER L-L SGC
96714	07/02/21	ERH1530	BA35518	06/30/21 12:43:00 PM	WATER	EPA 8015B-eHL	EPA 8015B TPH LIQ-LIQ
96714	07/02/21	ERH1530	BA35518	06/30/21 12:43:00 PM	WATER	EPA 8260B	EPA 8260B GRO WATER
96714	07/02/21	ERH1530	BA35518	06/30/21 12:43:00 PM	WATER	8270D-SIM	EPA 8270D SIM LIQ-LIQ
96714	07/02/21	ERH1531	BA35519	06/30/21 3:10:00 PM	WATER	EPA 8260B	EPA 8260B BTEX WATER
96714	07/02/21	ERH1531	BA35519	06/30/21 3:10:00 PM	WATER	EPA 8015B-eHL	EPA 8015B TPH WATER L-L SGC
96714	07/02/21	ERH1531	BA35519	06/30/21 3:10:00 PM	WATER	EPA 8015B-eHL	EPA 8015B TPH LIQ-LIQ
96714	07/02/21	ERH1531	BA35519	06/30/21 3:10:00 PM	WATER	EPA 8260B	EPA 8260B GRO WATER
96714	07/02/21	ERH1531	BA35519	06/30/21 3:10:00 PM	WATER	8270D-SIM	EPA 8270D SIM LIQ-LIQ
96714	07/02/21	ERH1458 BLANK	BA35520	06/30/21 10:40:00 AM	WATER	EPA 8015B-eHL	EPA 8015B TPH LIQ-LIQ
96714	07/02/21	ERH1460 BLANK	BA35521	06/30/21 1:30:00 PM	WATER	EPA 8015B-eHL	EPA 8015B TPH LIQ-LIQ

96714	07/02/21	ERH1462 BLANK	BA35522	07/01/21 8:40:00 AM	WATER	EPA 8015B-eHL	EPA 8015B TPH LIQ-LIQ
96714	07/02/21	ERH1530 BLANK	BA35523	06/30/21 12:43:00 PM	WATER	EPA 8015B-eHL	EPA 8015B TPH LIQ-LIQ
96714	07/02/21	ERH1531 BLANK	BA35524	06/30/21 3:10:00 PM	WATER	EPA 8015B-eHL	EPA 8015B TPH LIQ-LIQ
96714	07/02/21	ERH1475 BLANK	BA35538	06/30/21 1:06:00 PM	WATER	EPA 8015B-eHL	EPA 8015B TPH LIQ-LIQ

Abbreviations and Flags

FLAG	DESCRIPTION
#	Recovery or RPD outside control limits
*	Recovery or RPD outside control limits
B	Analyte detected in associated method blank
C1	Reason for correction: wrote incorrect response
C2	Reason for correction: calculated incorrectly
C3	Reason for correction: needs to be rechecked
C4	Reason for correction: data not usable
DO	Diluted out
E	Exceeds linear range
F	Estimated value
G1	Includes a wide range of hydrocarbons which does not match our gasoline standard
G10	Includes a match to hydrocarbon profiles within the range of mineral spirits
G11	Includes a match to hydrocarbon profiles within the range of JP-4
G12	Pattern does not match the gasoline standard; the carbon range for this sample is consistent with JP8
G13	Closely resembles the hydrocarbon profile of aviation gasoline
G14	Analyte concentration may be biased due to carry over
G2	Closely resembles the boiling point hydrocarbon profile consistent with weathered gasoline
G3	Includes higher boiling hydrocarbons
G4	Includes dominant peak(s) not indicative of petroleum hydrocarbons
G5	Is mainly dominant peak(s) not indicative of petroleum hydrocarbons
G6	Contains recognizable contaminant peak(s) which has been removed from quantitation
G7	Is mainly a match to hydrocarbons within the range of gasoline
G8	Closely resembles the boiling point hydrocarbon profile consistent with weathered gasoline
G9	Includes hydrocarbons within the range of kerosene
J	Estimated value
M	Matrix effect
MI1	Manual integration: integration does not follow baseline
MI2	Manual integration: non-target peak interference
MI3	Manual integration: to split a peak that was integrated as one peak by the computer
MI4	Manual integration: to integrate a split peak
MI5	Manual integration: the whole peak or part of the peak was not integrated
MI6	Manual integration: computer integrated wrong peak
MI7	Manual integration: other - explain
MDL	Method detection limit
ND	Not detected
NT	Non-target
Q	Acceptance criteria not met
T1 I	Includes wide range of hydrocarbons not indicative of diesel
T1 M	Is mainly wide range of hydrocarbons not necessarily indicative of diesel
T2 I	Includes lower boiling hydrocarbons, i.e. mineral spirits, kerosene, stoddard solvent, white gas
T2 M	Is mainly lower boiling hydrocarbons, i.e. mineral spirits, kerosene, stoddard solvent, white gas
T3 I	Includes higher boiling hydrocarbons, i.e. asphaltene, waster oil, motor oil, or weathered diesel fuel
T3 M	Is mainly higher boiling hydrocarbons, i.e. asphaltene, waster oil, motor oil, or weathered diesel fuel
T4 I	Includes dominant peak(s) not indicative of hydrocarbons
T4 M	Is mainly dominant peak(s) not indicative of hydrocarbons
T5	Contains recognizable contaminant peak(s) which has been removed from quantitation
T6	Is mainly a match to hydrocarbons within range of diesel fuel
T7	Closely resembles the boiling point hydrocarbon profile consistent with diesel fuel
T8	Includes a match to hydrocarbon profiles within range of diesel and kerosene fuel
T9 I	Includes non-diesel hydrocarbons within boiling point range of diesel fuel
T9 M	Is mainly non-diesel hydrocarbons within boiling point range of diesel fuel.
Y	Percent difference between primary and confirmation column > 40%

SAMPLE RECORDS MANAGEMENT

CHAIN OF CUSTODY,

ARF, CRF, AND

CLIENT COMMUNICATION

APPL - Analysis Request Form

96714

Client: AECOM
Address: 1001 Bishop Street, Suite 1600
Honolulu, HI 96813
Attn: Alethea Ramos
Phone: 808-954-4536 Fax: 808-523-8950
Job: 60571032 CV18F0126 Red Hill Fuel Storage
PO #: 18S-22209-HI27 PO# 102604
Chain of Custody (Y/N): Y # 51731
RAD Screen (Y/N): Y pH (Y/N): Y
Turn Around Type: 1 WEEK

Received by: MSA
Date Received: 07/02/21 Time: 09:45
Delivered by: FEDEX
Shuttle Custody Seals (Y/N): Y Time Zone: -10
Chest Temp(s): 3.0,2.0,5.0°C
Color: VFRG/I-PurpleRed
Samples Chilled until Placed in Refrig/Freezer: Y
Project Manager: Libby Cheesebor
QC Report Type: DVP4DOD/EQUIS/HI
Due Date: 07/09/21

Comments:
PM: login and F1s to Margie.Pascua@aecom.com & alethea.ramos@aecom.com
AN: 7 day TAT for Form 1s; 21 day TAT for PKG STYLE 1; DOD v5.1; DOD Forms: LOD database
Report MS/MSD/DUPs when AECOM sample used
8260: BTEX & TPH-G only; 8270 SIM: 1-methylnaphthalene, 2-methylnaphthalene & naphthalene only.
TPH-D/O both with and w/o SGC, reverse surrog for SGC; DO NOT Q-DELETE.
FR: email ftp info to Margie, alethea.ramos@aecom.com, Stella, trommelfanger@lab-data.com & jcanlas@la
EDD: AECOM EQuIS EDD 2.5.3 to alethea.ramos@, Margie.Pascua@aecom.com, jecklund@lab-data.com

Sample Distribution:
GC: 6-$DOC53SGCW5LIQ, 6-$DOC53W5LIQ, 5-$SIM53LIQ51, 6-$RHBLKETBLK
Extractions: 5-_LIQ003, 12-_LIQ005, 6-_LIQ005SGC
VOA: 8-$86BTOTXDOD5W, 8-$GASBL, 8-$GRO86BW

Charges:

Invoice To:
ACCOUNTS PAYABLE
1001 Bishop Street, Ste 1600
USAPImaging@aecom.com
mary.basano@aecom.com

	Client ID	APPL ID	Sampled		Analyses Requested
1.	ERH1457	BA35511W LCSD	06/30/21	10:35	$86BTOTXDOD5W, $GASBL, $GRO86BW -- See Comments
2.	ERH1458	BA35512W LCSD	06/30/21	10:40	$86BTOTXDOD5W, $DOC53SGCW5LIQ, $DOC53W5LIQ, $GASBL, $GRO86BW, $SIM53LIQ51 -- See Comments
3.	ERH1459	BA35513W LCSD	06/30/21	13:25	$86BTOTXDOD5W, $GASBL, $GRO86BW -- See Comments
4.	ERH1460	BA35514W LCSD	06/30/21	13:30	$86BTOTXDOD5W, $DOC53SGCW5LIQ, $DOC53W5LIQ, $GASBL, $GRO86BW, $SIM53LIQ51 -- See Comments

Note: All times, excluding sample collection times, are Pacific Time Zone unless noted otherwise. Collection times are in: -10 UTC

5.	ERH1461	LCSD BA35515W	07/01/21	08:35	$86BTOTXDOD5W, $GASBL, $GRO86BW -- See Comments
6.	ERH1462	LCSD BA35516W	07/01/21	08:40	$86BTOTXDOD5W, $DOC53SGCW5LIQ, $DOC53W5LIQ, $GASBL, $GRO86BW, $SIM53LIQ51 -- See Comments
7.	ERH1475	LCSD BA35517W	06/30/21	13:06	$DOC53SGCW5LIQ, $DOC53W5LIQ -- See Comments
8.	ERH1530	LCSD BA35518W	06/30/21	12:43	$86BTOTXDOD5W, $DOC53SGCW5LIQ, $DOC53W5LIQ, $GASBL, $GRO86BW, $SIM53LIQ51 -- See Comments
9.	ERH1531	LCSD BA35519W	06/30/21	15:10	$86BTOTXDOD5W, $DOC53SGCW5LIQ, $DOC53W5LIQ, $GASBL, $GRO86BW, $SIM53LIQ51 -- See Comments
10.	ERH1458 BLANK	LCSD BA35520W	06/30/21	10:40	$RHBLKETBLK -- See Comments
11.	ERH1460 BLANK	LCSD BA35521W	06/30/21	13:30	$RHBLKETBLK -- See Comments
12.	ERH1462 BLANK	LCSD BA35522W	07/01/21	08:40	$RHBLKETBLK -- See Comments
13.	ERH1530 BLANK	LCSD BA35523W	06/30/21	12:43	$RHBLKETBLK -- See Comments
14.	ERH1531 BLANK	LCSD BA35524W	06/30/21	15:10	$RHBLKETBLK -- See Comments
15.	ERH1475 BLANK	LCSD BA35538W	06/30/21	13:06	$RHBLKETBLK -- See Comments

APPL Sample Receipt Form

ARF# **96714**

Sample	Container Type	Count	p
BA35511	13 VOAs - HCL	4	NA
BA35512	13 VOAs - HCL	4	NA
	17 Amber Liter	2	NA
	39 Amber Liter, HCL prsvd	2	1.6
BA35513	13 VOAs - HCL	4	NA
BA35514	13 VOAs - HCL	4	NA
	17 Amber Liter	2	NA
	39 Amber Liter, HCL prsvd	2	1.6
BA35515	13 VOAs - HCL	4	NA
BA35516	13 VOAs - HCL	4	NA
	17 Amber Liter	2	NA
	39 Amber Liter, HCL prsvd	2	1.6
BA35517	39 Amber Liter, HCL prsvd	2	1.6
BA35518	13 VOAs - HCL	4	NA
	17 Amber Liter	2	NA
	39 Amber Liter, HCL prsvd	2	1.6
BA35519	13 VOAs - HCL	4	NA
	17 Amber Liter	2	NA
	39 Amber Liter, HCL prsvd	2	1.6
BA35520	39 Amber Liter, HCL prsvd	1	NA
BA35521	39 Amber Liter, HCL prsvd	1	NA
BA35522	39 Amber Liter, HCL prsvd	1	NA
BA35523	39 Amber Liter, HCL prsvd	1	NA
BA35524	39 Amber Liter, HCL prsvd	1	NA
BA35538	39 Amber Liter, HCL prsvd	1	NA

Sample	Container Type	Count	p

APPL Sample Receipt Form

ARF# **96714**

Sample	Container Type	Count	p
BA35511	13 VOAs - HCL	4	NA
BA35512	13 VOAs - HCL	4	NA
	17 Amber Liter	2	NA
	39 Amber Liter, HCL prsvd	2	1.6
BA35513	13 VOAs - HCL	4	NA
BA35514	13 VOAs - HCL	4	NA
	17 Amber Liter	2	NA
	39 Amber Liter, HCL prsvd	2	1.6
BA35515	13 VOAs - HCL	4	NA
BA35516	13 VOAs - HCL	4	NA
	17 Amber Liter	2	NA
	39 Amber Liter, HCL prsvd	2	1.6
BA35517	39 Amber Liter, HCL prsvd	2	1.6
BA35518	13 VOAs - HCL	4	NA
	17 Amber Liter	2	NA
	39 Amber Liter, HCL prsvd	2	1.6
BA35519	13 VOAs - HCL	4	NA
	17 Amber Liter	2	NA
	39 Amber Liter, HCL prsvd	2	1.6
BA35520	39 Amber Liter, HCL prsvd	1	NA
BA35521	39 Amber Liter, HCL prsvd	1	NA
BA35522	39 Amber Liter, HCL prsvd	1	NA
BA35523	39 Amber Liter, HCL prsvd	1	NA
BA35524	39 Amber Liter, HCL prsvd	1	NA

Sample	Container Type	Count	p

96714 Summary

APPL LABS

APPL, Inc.
908 N Temperance Ave
Clovis, CA 93611
www.applinc.com

Phone: (559) 275-2175
Fax: (559) 275-4422
coc@applinc.com

CHAIN OF CUSTODY RECORD

C.O.C. 51731

Report to: PLEASE PRINT
Company Name: AECOM
Phone: 808-529-7283
Address: 1001 Bishop St., Ste 1600
Honolulu, HI 96813
Fax: 808-523-8950
Attn: Alethea Ramos
Email: Alethea.Ramos@aecom.com

Invoice to: PLEASE PRINT
Company Name: AECOM
Phone: 808-529-7249
Address: 1001 Bishop St., Ste 1600
Honolulu, HI 96813
Fax: 808-523-8950
Attn: Sheree Smith
Email: Sheree.Smith@aecom.com; USAPimaging@aecom.com

Project Name/Number: CV_18F0126 / 60571032
Sampler (Print): KL, GM, AM, CS
Purchase Order Number: 102604
Sampler (Signature): Weifeng for KL, AM, GM, CS

Date Shipped: 7/1/2021
Carrier: FedEx
Waybill No.:
Comments:

Sample Identification	Location	Date Collected	Time Collected	Time Zone	No. of Containers	Matrix: Aq	Sed.	Soil		BTEX 8260	TPH-G 8260	TPH-D/O 8015	TPH-D/O w/SGC 8015	PAHs short list 8270D SIM								Comments
ERH1457	RHMW02-TB	6/30/2021	10:35	HST	4	✔				✔	✔											
ERH1458	RHMW02-Bailer	6/30/2021	10:40	HST	8	✔				✔	✔	✔	✔	✔								
ERH1459	RHMW03-TB	6/30/2021	13:25	HST	4	✔				✔	✔											
ERH1460	RHMW03-Bailer	6/30/2021	13:30	HST	8	✔				✔	✔	✔	✔	✔								
ERH1461	RHSF-TB	7/1/2021	08:35	HST	4	✔				✔	✔											
ERH1462	RHSF	7/1/2021	08:40	HST	8	✔				✔	✔	✔	✔	✔								
ERH1475	Equipment Blank	6/30/2021	13:06	HST	2	✔						✔	✔									
ERH1530	RHMW02-Low flow	6/30/2021	12:43	HST	8	✔				✔	✔	✔	✔	✔								TPH-D/O and PAHs need
ERH1531	RHMW03-Low flow	6/30/2021	15:10	HST	8	✔				✔	✔	✔	✔	✔								liquid-liquid extraction;
																						PAHs short list: Naphthalene;
	VVZ	7/1/2021																				1-methylnaphthalene; 2-methylnaphthalene;

Shuttle Temperature: 5.0/5.0°C RIC 3.0/3.0 2.0/2.0

Turnaround Requested: Check one
☐ Standard 2-3 wk ☑ One week ☐ 3 days ☐ 24/48 Hrs. ☐ Other:

Sample Disposal:
☐ Return to client ☑ Disposal by Lab (30-day retention)

Relinquished by sampler:	Date	Time	Received by:	Relinquished by:	Date	Time	Received by:
Relinquished by: Weifeng Zheng	7/1/2021	15:00			7-2-21	945	Received at lab by:

See page 2 for Container Preservative and Sampling Information

APPL LABS

APPL, Inc.
908 N Temperance Ave
Clovis, CA 93611
www.applinc.com

Phone: (559) 275-2175
Fax: (559) 275-4422
coc@applinc.com

CHAIN OF CUSTODY RECORD

C.O.C. 51733

1/3

Report to: PLEASE PRINT
Company Name: AECOM
Phone: 808-529-7283
Address: 1001 Bishop St., Ste 1600
Honolulu, HI 96813
Fax: 808-523-8950
Attn: Alethea Ramos
Email: Alethea.Ramos@aecom.com

Invoice to: PLEASE PRINT
Company Name: AECOM
Phone: 808-529-7249
Address: 1001 Bishop St., Ste 1600
Honolulu, HI 96813
Fax: 808-523-8950
Attn: Sheree Smith
Email: Sheree.Smith@aecom.com; USAPimaging@aecom.com

Project Name/Number: CV_18F0126 / 60571032
Sampler (Print): KL, GM, AM, CS
Purchase Order Number: 102604
Sampler (Signature): [signature] for KL, GM, AM, CS

Date Shipped: 7/1/2021
Carrier: FedEx
Waybill No.:
Comments:

Sample Identification	Location	Date Collected	Time Collected	Time Zone	No. of Containers	Matrix: Aq	Sed.	Soil		BTEX 8260	TPH-G 8260	TPH-D/O 8015	TPH-D/O w/SGC 8015	PAHs short list 8270D SIM								Comments
ERH1457	RHMW02-TB	6/30/2021	10:35	HST	4	✔				✔	✔											
ERH1458	RHMW02-Bailer	6/30/2021	10:40	HST	8	✔				✔	✔	✔	✔	✔								
ERH1459	RHMW03-TB	6/30/2021	13:25	HST	0	✔				✔	✔											
ERH1460	RHMW03-Bailer	6/30/2021	13:30	HST	0	✔				✔	✔	✔	✔	✔								
ERH1461	RHSF-TB	7/1/2021	08:35	HST	0	✔				✔	✔											
ERH1462	RHSF	7/1/2021	08:40	HST	0	✔				✔	✔	✔	✔	✔								
ERH1475	Equipment Blank	6/30/2021	13:06	HST	0	✔						✔	✔									See other coolers.
ERH1530	RHMW02-Low flow	6/30/2021	12:43	HST	8	✔				✔	✔	✔	✔	✔								TPH-D/O and PAHs need
ERH1531	RHMW03-Low flow	6/30/2021	15:10	HST	0	✔				✔	✔	✔	✔	✔								liquid-liquid extraction;
			WZ 7/1/2021																			PAHs short list: Naphthalene;
																						1-methylnaphthalene; 2-methylnaphthalene;

Shuttle Temperature: R1 @ 3.0/3.0°C

Turnaround Requested: Check one: ☐ Standard 2-3 wk ☑ One week ☐ 3 days ☐ 24/48 Hrs. ☐ Other:

Sample Disposal: ☐ Return to client ☑ Disposal by Lab (30-day retention)

Relinquished by sampler:	Date	Time	Received by:	Relinquished by:	Date	Time	Received by:
Relinquished by: [signature] Weifeng Zheng	7/1/2021	15:00			7-2-21	945	Received at lab by: [signature]

See page 2 for Container Preservative and Sampling Information

APPL LABS

APPL, Inc.
908 N Temperance Ave
Clovis, CA 93611
www.applinc.com

Phone: (559) 275-2175
Fax: (559) 275-4422
coc@applinc.com

CHAIN OF CUSTODY RECORD

C.O.C. 51734 2/3

Report to: PLEASE PRINT
Company Name: AECOM
Phone: 808-529-7283
Address: 1001 Bishop St., Ste 1600
Honolulu, HI 96813
Fax: 808-523-8950
Attn: Alethea Ramos
Email: Alethea.Ramos@aecom.com

Invoice to: PLEASE PRINT
Company Name: AECOM
Phone: 808-529-7249
Address: 1001 Bishop St., Ste 1600
Honolulu, HI 96813
Fax: 808-523-8950
Attn: Sheree Smith
Email: Sheree.Smith@aecom.com; USAPimaging@aecom.com

Project Name/Number: CV_18F0126 / 60571032
Sampler (Print): KL, GM, AM, CS
Purchase Order Number: 102604
Sampler (Signature): Weifeng for KL, GM, AM, CS

Date Shipped: 7/1/2021
Carrier: FedEx
Waybill No.:
Comments:

Sample Identification	Location	Date Collected	Time Collected	Time Zone	No. of Containers	Matrix: Aq	Matrix: Sed.	Matrix: Soil	Matrix:	BTEX 8260	TPH-G 8260	TPH-D/O 8015	TPH-D/O w/SGC 8015	PAHs short list 8270D SIM								Comments
ERH1457	RHMW02-TB	6/30/2021	10:35	HST	0	✔				✔	✔											
ERH1458	RHMW02-Bailer	6/30/2021	10:40	HST	0	✔				✔	✔	✔	✔	✔								
ERH1459	RHMW03-TB	6/30/2021	13:25	HST	0	✔				✔	✔											
ERH1460	RHMW03-Bailer	6/30/2021	13:30	HST	4	✔				✔	✔	✔	✔	✔								
ERH1461	RHSF-TB	7/1/2021	08:35	HST	0	✔				✔	✔											
ERH1462	RHSF	7/1/2021	08:40	HST	0	✔				✔	✔	✔	✔	✔								
ERH1475	Equipment Blank	6/30/2021	13:06	HST	0	✔						✔	✔									
ERH1530	RHMW02-Low flow	6/30/2021	12:43	HST	0	✔				✔	✔	✔	✔	✔								
ERH1531	RHMW03-Low flow	6/30/2021	15:10	HST	4	✔				✔	✔	✔	✔	✔								
	W2	7/1/2021																				

See Coolers

See Other

TPH-D/O and PAHs need liquid-liquid extraction;

PAHs short list: Naphthalene; 1-methylnaphthalene; 2-methylnaphthalene;

Shuttle Temperature: RIC 2.0/2.0°C

Turnaround Requested: Check one: ☐ Standard 2-3 wk ☑ One week ☐ 3 days ☐ 24/48 Hrs. ☐ Other:

Sample Disposal: ☐ Return to client ☑ Disposal by Lab (30-day retention)

Relinquished by sampler:	Date	Time	Received by:	Relinquished by:	Date	Time	Received by:
Relinquished by: Weifeng Zheng	7/1/2021	15:00			7-2-21	945	Received at lab by:

See page 2 for Container Preservative and Sampling Information

APPL, Inc.
908 N Temperance Ave
Clovis, CA 93611
www.applinc.com

Phone: (559) 275-2175
Fax: (559) 275-4422
coc@applinc.com

CHAIN OF CUSTODY RECORD

C.O.C. 51735 3/3

Report to: PLEASE PRINT
Company Name: AECOM
Phone: 808-529-7283
Address: 1001 Bishop St., Ste 1600
Honolulu, HI 96813
Fax: 808-523-8950
Attn: Alethea Ramos
Email: Alethea.Ramos@aecom.com

Invoice to: PLEASE PRINT
Company Name: AECOM
Phone: 808-529-7249
Address: 1001 Bishop St., Ste 1600
Honolulu, HI 96813
Fax: 808-523-8950
Attn: Sheree Smith
Email: Sheree.Smith@aecom.com; USAPimaging@aecom.com

Project Name/Number: CV_18F0126 / 60571032
Sampler (Print): KL, GM, AM, CS
Purchase Order Number: 102604
Sampler (Signature): Weifeng for KL.GM.AM.CS

Date Shipped: 7/1/2021
Carrier: FedEx
Waybill No.:
Comments:

Sample Identification	Location	Date Collected	Time Collected	Time Zone	No. of Containers	Matrix: Aq	Sed.	Soil		BTEX 8260	TPH-G 8260	TPH-D/O 8015	TPH-D/O w/SGC 8015	PAHs short list 8270D SIM							
ERH1457	RHMW02-TB	6/30/2021	10:35	HST	0	✔				✔	✔										
ERH1458	RHMW02-Bailer	6/30/2021	10:40	HST	0	✔				✔	✔	✔	✔	✔							
ERH1459	RHMW03-TB	6/30/2021	13:25	HST	4	✔				✔	✔										
ERH1460	RHMW03-Bailer	6/30/2021	13:30	HST	4	✔				✔	✔	✔	✔	✔							
ERH1461	RHSF-TB	7/1/2021	08:35	HST	4	✔				✔	✔										
ERH1462	RHSF	7/1/2021	08:40	HST	8	✔				✔	✔	✔	✔	✔							
ERH1475	Equipment Blank	6/30/2021	13:06	HST	2	✔						✔	✔								
ERH1530	RHMW02-Low flow	6/30/2021	12:43	HST	0	✔				✔	✔	✔	✔	✔							
ERH1531	RHMW03-Low flow	6/30/2021	15:10	HST	4	✔				✔	✔	✔	✔	✔							
		W2	7/1/2021																		

See Other Coolers

TPH-D/O and PAHs need liquid-liquid extraction;

PAHs short list: Naphthalene; 1-methylnaphthalene; 2-methylnaphthalene;

Shuttle Temperature: R1 @ 5.0/5.0°C

Turnaround Requested: Check one: ☐ Standard 2-3 wk ☑ One week ☐ 3 days ☐ 24/48 Hrs. ☐ Other:

Sample Disposal: ☐ Return to client ☑ Disposal by Lab (30-day retention)

Relinquished by sampler:	Date	Time	Received by:	Relinquished by:	Date	Time	Received by:
Relinquished by: Weifeng Zheng Weifeng	7/1/2021	15:00			7-2-21	945	Received at lab by:

See page 2 for Container Preservative and Sampling Information

COOLER RECEIPT FORM **ARF: 96714**

1) Project: 60571032 CV18F0126 Red Hill Fuel Storage Date Received: 07/02/21

2) Coolers: Number of Coolers: 3

3) YES Were custody seals present and intact?
How many? 6 Name/Date on seal? SEE BELOW

4) YES Was there a shipping slip? Carrier name: FEDEX

5) Type of packing in cooler: X bubble wrap __ popcorn __ foam X plastic bags __ other
X wet ice __ dry ice __ no ice __ gel ice

6) YES Were cooler temperatures acceptable?

7) Serial number of calibrated thermometer used: R1 CF:+0.0°C

8) Cooler temp(s): In °C. Thermometer Temp / Corrected Temp
1: 3.0/3.0 2: 2.0/2.0 3: 5.0/5.0 4: 5: 6:
7: 8: 9: 10: 11: 12:

Chain of custody:

9) YES Was a chain of custody received?

10) YES Were the custody papers complete/signed in the appropriate places?

Sample Labels:

11) YES Were all sample labels complete (sample ID, date/time of sampling, etc.)?

12) YES Did all container labels agree with custody papers?

Sample Containers:

13) YES Were all containers sealed in separate bags?

14) YES Did all containers arrive in good condition:(unbroken, no leakage, no cracked/broken lids)?

15) YES Were correct containers and preservatives used for the tests indicated?

16) YES Was a sufficient amount of sample sent for tests indicated?

17) Yes Were bubbles present in volatile samples?
If yes, the following were received with air bubbles:
Larger than a pea:
Smaller than a pea: BA35512w03-04,BA35518w04,BA35519w02-04

Preservation Hold time:

18) Yes Was a sufficient amount of holding time remaining to analyze the samples?

19) Yes Was the pH taken of all non-VOA preserved samples and written on the sample container?

20) Yes Was the pH of acid preserved non-VOA samples < 2?

21) NA Was the pH of the "basic" preserved samples for Cyanide > 12, Sulfide >9, Hexchrom >9?

22) NO Were unpreserved VOA Vials received for VOA Dept analysis?

23) NA If "yes", are the unpreserved VOA vials noted in the ADD TEST FIELD on the ARF?
pH strip lot number: HC029115
Lab notified if pH was not adequate:

Notes/Deficiencies:

CUSTODY SEAL
APPL, Inc. (559) 275-2175
Initials MY **Date** 7/1/21

Personnel receiving samples: MS Second reviewer: SS
Personnel labeling samples: MS
Project manager notified: MS Date/Time of notification 07/02/21
Name of client notified: Date/Time of notification

Revision: 22, November 5, 2013

SAMPLE RESULTS

EPA 8015B TPH WATER L-L SGC

AECOM
1001 Bishop Street, Suite 1600
Honolulu, HI 96813

APPL Inc.
908 North Temperance Avenue
Clovis, CA 93611

Attn: Alethea Ramos

Project: 60571032 CV18F0126 Red Hill Fuel Storage

ARF: 96714

Sample ID: ERH1458

APPL ID: BA35512

Sample Collection Date: 06/30/21

QCG: #DOC53-210707A1-266512

Method	Analyte	Result	LOQ	LOD	DL	Units	Extraction Date	Analysis Date
EPA 8015B-e	DIESEL (C10-C24)	570	320	300.0	150.0	ug/L	07/07/21	07/28/21
EPA 8015B-e	OIL (C24-C40)	300.0 U	320	300.0	150.0	ug/L	07/07/21	07/28/21
EPA 8015B-e	SURROGATE: (R) DECANOIC ACID (S)	0.0	0-1			%	07/07/21	07/28/21
EPA 8015B-e	SURROGATE: OCTACOSANE (S)	109	60-142			%	07/07/21	07/28/21
EPA 8015B-e	SURROGATE: ORTHO-TERPHENYL (S)	93.6	56-125			%	07/07/21	07/28/21

Quant Method:	DOC0702.M
Run #:	727027
Instrument:	Apollo
Sequence:	210727
Dilution Factor:	1
Initials:	LA

Printed: 08/06/21 1:17:39 PM
APPL-F1-SC-NoMC-REG MDLs-DOD

EPA 8015B TPH LIQ-LIQ

AECOM
1001 Bishop Street, Suite 1600
Honolulu, HI 96813

APPL Inc.
908 North Temperance Avenue
Clovis, CA 93611

Attn: Alethea Ramos

Project: 60571032 CV18F0126 Red Hill Fuel Storage

ARF: 96714

Sample ID: ERH1458

APPL ID: BA35512

Sample Collection Date: 06/30/21

QCG: #DOC53-210707A-265849

Method	Analyte	Result	LOQ	LOD	DL	Units	Extraction Date	Analysis Date
EPA 8015B-e	DIESEL (C10-C24)	1800 ++	320	300.0	150.0	ug/L	07/07/21	07/10/21
EPA 8015B-e	OIL (C24-C40)	320	320	300.0	150.0	ug/L	07/07/21	07/10/21
EPA 8015B-e	SURROGATE: OCTACOSANE (S)	94.9	60-142			%	07/07/21	07/10/21
EPA 8015B-e	SURROGATE: ORTHO-TERPHENYL (S)	84.4	56-125			%	07/07/21	07/10/21

++(T2M) The analyst has noted that the chromatogram of this sample is mainly lower boiling hydrocarbons.

Quant Method:	DOC0702.M
Run #:	709063
Instrument:	Apollo
Sequence:	210709
Dilution Factor:	1
Initials:	MBE

Printed: 08/06/21 1:17:39 PM

APPL-F1-SC-NoMC-REG MDLs-DOD

EPA 8015B TPH WATER L-L SGC

AECOM
1001 Bishop Street, Suite 1600
Honolulu, HI 96813

APPL Inc.
908 North Temperance Avenue
Clovis, CA 93611

Attn: Alethea Ramos

Project: 60571032 CV18F0126 Red Hill Fuel Storage

ARF: 96714

Sample ID: ERH1460

APPL ID: BA35514

Sample Collection Date: 06/30/21

QCG: #DOC53-210707A1-266512

Method	Analyte	Result	LOQ	LOD	DL	Units	Extraction Date	Analysis Date
EPA 8015B-e	DIESEL (C10-C24)	300.0 U	320	300.0	150.0	ug/L	07/07/21	07/28/21
EPA 8015B-e	OIL (C24-C40)	150 J	320	300.0	150.0	ug/L	07/07/21	07/28/21
EPA 8015B-e	SURROGATE: (R) DECANOIC ACID (S)	0.0	0-1			%	07/07/21	07/28/21
EPA 8015B-e	SURROGATE: OCTACOSANE (S)	91.6	60-142			%	07/07/21	07/28/21
EPA 8015B-e	SURROGATE: ORTHO-TERPHENYL (S)	87.0	56-125			%	07/07/21	07/28/21

J = Estimated value.

Quant Method:	DOC0702.M
Run #:	727028
Instrument:	Apollo
Sequence:	210727
Dilution Factor:	1
Initials:	LA

Printed: 08/06/21 1:17:39 PM
APPL-F1-SC-NoMC-REG MDLs-DOD

EPA 8015B TPH LIQ-LIQ

AECOM
1001 Bishop Street, Suite 1600
Honolulu, HI 96813

APPL Inc.
908 North Temperance Avenue
Clovis, CA 93611

Attn: Alethea Ramos

Project: 60571032 CV18F0126 Red Hill Fuel Storage

ARF: 96714

Sample ID: ERH1460

APPL ID: BA35514

Sample Collection Date: 06/30/21

QCG: #DOC53-210707A-265849

Method	Analyte	Result	LOQ	LOD	DL	Units	Extraction Date	Analysis Date
EPA 8015B-e	DIESEL (C10-C24)	220 J	320	300.0	150.0	ug/L	07/07/21	07/10/21
EPA 8015B-e	OIL (C24-C40)	350 ++	320	300.0	150.0	ug/L	07/07/21	07/10/21
EPA 8015B-e	SURROGATE: OCTACOSANE (S)	90.7	60-142			%	07/07/21	07/10/21
EPA 8015B-e	SURROGATE: ORTHO-TERPHENYL (S)	86.8	56-125			%	07/07/21	07/10/21

J = Estimated value.
++(T3M) The analyst has noted that the chromatogram of this sample is mainly higher boiling hydrocarbons.

Quant Method:	DOC0702.M
Run #:	709064
Instrument:	Apollo
Sequence:	210709
Dilution Factor:	1
Initials:	MBE

Printed: 08/06/21 1:17:39 PM
APPL-F1-SC-NoMC-REG MDLs-DOD

EPA 8015B TPH WATER L-L SGC

AECOM
1001 Bishop Street, Suite 1600
Honolulu, HI 96813

APPL Inc.
908 North Temperance Avenue
Clovis, CA 93611

Attn: Alethea Ramos

Project: 60571032 CV18F0126 Red Hill Fuel Storage

ARF: 96714

Sample ID: ERH1462

APPL ID: BA35516

Sample Collection Date: 07/01/21

QCG: #DOC53-210707A1-266512

Method	Analyte	Result	LOQ	LOD	DL	Units	Extraction Date	Analysis Date
EPA 8015B-e	DIESEL (C10-C24)	300.0 U	320	300.0	150.0	ug/L	07/07/21	07/28/21
EPA 8015B-e	OIL (C24-C40)	300.0 U	320	300.0	150.0	ug/L	07/07/21	07/28/21
EPA 8015B-e	SURROGATE: (R) DECANOIC ACID (S)	0.0	0-1			%	07/07/21	07/28/21
EPA 8015B-e	SURROGATE: OCTACOSANE (S)	94.6	60-142			%	07/07/21	07/28/21
EPA 8015B-e	SURROGATE: ORTHO-TERPHENYL (S)	81.5	56-125			%	07/07/21	07/28/21

Quant Method: DOC0702.M
Run #: 727031
Instrument: Apollo
Sequence: 210727
Dilution Factor: 1
Initials: LA

Printed: 08/06/21 1:17:39 PM
APPL-F1-SC-NoMC-REG MDLs-DOD

EPA 8015B TPH LIQ-LIQ

AECOM
1001 Bishop Street, Suite 1600
Honolulu, HI 96813

APPL Inc.
908 North Temperance Avenue
Clovis, CA 93611

Attn: Alethea Ramos

Project: 60571032 CV18F0126 Red Hill Fuel Storage

ARF: 96714

Sample ID: ERH1462

APPL ID: BA35516

Sample Collection Date: 07/01/21

QCG: #DOC53-210707A-265849

Method	Analyte	Result	LOQ	LOD	DL	Units	Extraction Date	Analysis Date
EPA 8015B-e	DIESEL (C10-C24)	300.0 U	320	300.0	150.0	ug/L	07/07/21	07/10/21
EPA 8015B-e	OIL (C24-C40)	300.0 U	320	300.0	150.0	ug/L	07/07/21	07/10/21
EPA 8015B-e	SURROGATE: OCTACOSANE (S)	96.4	60-142			%	07/07/21	07/10/21
EPA 8015B-e	SURROGATE: ORTHO-TERPHENYL (S)	82.7	56-125			%	07/07/21	07/10/21

Quant Method:	DOC0702.M
Run #:	709066
Instrument:	Apollo
Sequence:	210709
Dilution Factor:	1
Initials:	MBE

Printed: 08/06/21 1:17:39 PM
APPL-F1-SC-NoMC-REG MDLs-DOD

EPA 8015B TPH WATER L-L SGC

AECOM
1001 Bishop Street, Suite 1600
Honolulu, HI 96813

APPL Inc.
908 North Temperance Avenue
Clovis, CA 93611

Attn: Alethea Ramos

Project: 60571032 CV18F0126 Red Hill Fuel Storage

ARF: 96714

Sample ID: ERH1475

APPL ID: BA35517

Sample Collection Date: 06/30/21

QCG: #DOC53-210707A1-266512

Method	Analyte	Result	LOQ	LOD	DL	Units	Extraction Date	Analysis Date
EPA 8015B-e	DIESEL (C10-C24)	300.0 U	320	300.0	150.0	ug/L	07/07/21	07/28/21
EPA 8015B-e	OIL (C24-C40)	300.0 U	320	300.0	150.0	ug/L	07/07/21	07/28/21
EPA 8015B-e	SURROGATE: (R) DECANOIC ACID (S)	0.0	0-1			%	07/07/21	07/28/21
EPA 8015B-e	SURROGATE: OCTACOSANE (S)	99.9	60-142			%	07/07/21	07/28/21
EPA 8015B-e	SURROGATE: ORTHO-TERPHENYL (S)	86.7	56-125			%	07/07/21	07/28/21

Quant Method:	DOC0702.M
Run #:	727032
Instrument:	Apollo
Sequence:	210727
Dilution Factor:	1
Initials:	LA

Printed: 08/06/21 1:17:39 PM
APPL-F1-SC-NoMC-REG MDLs-DOD

EPA 8015B TPH LIQ-LIQ

AECOM
1001 Bishop Street, Suite 1600
Honolulu, HI 96813

APPL Inc.
908 North Temperance Avenue
Clovis, CA 93611

Attn: Alethea Ramos

Project: 60571032 CV18F0126 Red Hill Fuel Storage

ARF: 96714

Sample ID: ERH1475

APPL ID: BA35517

Sample Collection Date: 06/30/21

QCG: #DOC53-210707A-265849

Method	Analyte	Result	LOQ	LOD	DL	Units	Extraction Date	Analysis Date
EPA 8015B-e	DIESEL (C10-C24)	300.0 U	320	300.0	150.0	ug/L	07/07/21	07/13/21
EPA 8015B-e	OIL (C24-C40)	300.0 U	320	300.0	150.0	ug/L	07/07/21	07/13/21
EPA 8015B-e	SURROGATE: OCTACOSANE (S)	99.0	60-142			%	07/07/21	07/13/21
EPA 8015B-e	SURROGATE: ORTHO-TERPHENYL (S)	87.0	56-125			%	07/07/21	07/13/21

Quant Method:	DOC0702.M
Run #:	712053
Instrument:	Apollo
Sequence:	210712
Dilution Factor:	1
Initials:	MBE

Printed: 08/06/21 1:17:39 PM
APPL-F1-SC-NoMC-REG MDLs-DOD

EPA 8015B TPH WATER L-L SGC

AECOM
1001 Bishop Street, Suite 1600
Honolulu, HI 96813

APPL Inc.
908 North Temperance Avenue
Clovis, CA 93611

Attn: Alethea Ramos

Project: 60571032 CV18F0126 Red Hill Fuel Storage

ARF: 96714

Sample ID: ERH1530

APPL ID: BA35518

Sample Collection Date: 06/30/21

QCG: #DOC53-210707A1-266512

Method	Analyte	Result	LOQ	LOD	DL	Units	Extraction Date	Analysis Date
EPA 8015B-e	DIESEL (C10-C24)	520	320	300.0	150.0	ug/L	07/07/21	07/28/21
EPA 8015B-e	OIL (C24-C40)	300.0 U	320	300.0	150.0	ug/L	07/07/21	07/28/21
EPA 8015B-e	SURROGATE: (R) DECANOIC ACID (S)	0.0	0-1			%	07/07/21	07/28/21
EPA 8015B-e	SURROGATE: OCTACOSANE (S)	126	60-142			%	07/07/21	07/28/21
EPA 8015B-e	SURROGATE: ORTHO-TERPHENYL (S)	96.5	56-125			%	07/07/21	07/28/21

Quant Method:	DOC0702.M
Run #:	727033
Instrument:	Apollo
Sequence:	210727
Dilution Factor:	1
Initials:	LA

Printed: 08/06/21 1:17:39 PM
APPL-F1-SC-NoMC-REG MDLs-DOD

EPA 8015B TPH LIQ-LIQ

AECOM
1001 Bishop Street, Suite 1600
Honolulu, HI 96813

APPL Inc.
908 North Temperance Avenue
Clovis, CA 93611

Attn: Alethea Ramos

Project: 60571032 CV18F0126 Red Hill Fuel Storage

ARF: 96714

Sample ID: ERH1530

APPL ID: BA35518

Sample Collection Date: 06/30/21

QCG: #DOC53-210707A-265849

Method	Analyte	Result	LOQ	LOD	DL	Units	Extraction Date	Analysis Date
EPA 8015B-e	DIESEL (C10-C24)	1800 ++	320	300.0	150.0	ug/L	07/07/21	07/10/21
EPA 8015B-e	OIL (C24-C40)	210 J	320	300.0	150.0	ug/L	07/07/21	07/10/21
EPA 8015B-e	SURROGATE: OCTACOSANE (S)	106	60-142			%	07/07/21	07/10/21
EPA 8015B-e	SURROGATE: ORTHO-TERPHENYL (S)	84.5	56-125			%	07/07/21	07/10/21

J = Estimated value.
++(T2M) The analyst has noted that the chromatogram of this sample is mainly lower boiling hydrocarbons.

Quant Method:	DOC0702.M
Run #:	709067
Instrument:	Apollo
Sequence:	210709
Dilution Factor:	1
Initials:	MBE

Printed: 08/06/21 1:17:39 PM
APPL-F1-SC-NoMC-REG MDLs-DOD

EPA 8015B TPH WATER L-L SGC

AECOM
1001 Bishop Street, Suite 1600
Honolulu, HI 96813

APPL Inc.
908 North Temperance Avenue
Clovis, CA 93611

Attn: Alethea Ramos

Project: 60571032 CV18F0126 Red Hill Fuel Storage

ARF: 96714

Sample ID: ERH1531

APPL ID: BA35519

Sample Collection Date: 06/30/21

QCG: #DOC53-210707A1-266512

Method	Analyte	Result	LOQ	LOD	DL	Units	Extraction Date	Analysis Date
EPA 8015B-e	DIESEL (C10-C24)	300.0 U	320	300.0	150.0	ug/L	07/07/21	07/28/21
EPA 8015B-e	OIL (C24-C40)	300.0 U	320	300.0	150.0	ug/L	07/07/21	07/28/21
EPA 8015B-e	SURROGATE: (R) DECANOIC ACID (S)	0.0	0-1			%	07/07/21	07/28/21
EPA 8015B-e	SURROGATE: OCTACOSANE (S)	106	60-142			%	07/07/21	07/28/21
EPA 8015B-e	SURROGATE: ORTHO-TERPHENYL (S)	83.9	56-125			%	07/07/21	07/28/21

Quant Method:	DOC0702.M
Run #:	727034
Instrument:	Apollo
Sequence:	210727
Dilution Factor:	1
Initials:	LA

Printed: 08/06/21 1:17:39 PM
APPL-F1-SC-NoMC-REG MDLs-DOD

EPA 8015B TPH LIQ-LIQ

AECOM
1001 Bishop Street, Suite 1600
Honolulu, HI 96813

APPL Inc.
908 North Temperance Avenue
Clovis, CA 93611

Attn: Alethea Ramos

Project: 60571032 CV18F0126 Red Hill Fuel Storage

ARF: 96714

Sample ID: ERH1531

APPL ID: BA35519

Sample Collection Date: 06/30/21

QCG: #DOC53-210707A-265849

Method	Analyte	Result	LOQ	LOD	DL	Units	Extraction Date	Analysis Date
EPA 8015B-e	DIESEL (C10-C24)	160 J	320	300.0	150.0	ug/L	07/07/21	07/10/21
EPA 8015B-e	OIL (C24-C40)	200 ++J	320	300.0	150.0	ug/L	07/07/21	07/10/21
EPA 8015B-e	SURROGATE: OCTACOSANE (S)	100	60-142			%	07/07/21	07/10/21
EPA 8015B-e	SURROGATE: ORTHO-TERPHENYL (S)	79.9	56-125			%	07/07/21	07/10/21

J = Estimated value.
++(T3M) The analyst has noted that the chromatogram of this sample is mainly higher boiling hydrocarbons.

Quant Method:	DOC0702.M
Run #:	709068
Instrument:	Apollo
Sequence:	210709
Dilution Factor:	1
Initials:	MBE

Printed: 08/06/21 1:17:39 PM
APPL-F1-SC-NoMC-REG MDLs-DOD

EPA 8015B TPH LIQ-LIQ

AECOM
1001 Bishop Street, Suite 1600
Honolulu, HI 96813

APPL Inc.
908 North Temperance Avenue
Clovis, CA 93611

Attn: Alethea Ramos

Project: 60571032 CV18F0126 Red Hill Fuel Storage

ARF: 96714

Sample ID: ERH1458 BLANK

APPL ID: BA35520

Sample Collection Date: 06/30/21

QCG: #RHBLK-210706A-265772

Method	Analyte	Result	LOQ	LOD	DL	Units	Extraction Date	Analysis Date
EPA 8015B-e	DIESEL (C10-C24)	300.0 U	320	300.0	150.0	ug/L	07/06/21	07/09/21
EPA 8015B-e	OIL (C24-C40)	300.0 U	320	300.0	150.0	ug/L	07/06/21	07/09/21
EPA 8015B-e	SURROGATE: OCTACOSANE (S)	117	60-142			%	07/06/21	07/09/21
EPA 8015B-e	SURROGATE: ORTHO-TERPHENYL (S)	84.1	56-125			%	07/06/21	07/09/21

Quant Method: DOC0702.M
Run #: 709007
Instrument: Apollo
Sequence: 210709
Dilution Factor: 1
Initials: MBE

Printed: 08/06/21 1:17:39 PM
APPL-F1-SC-NoMC-REG MDLs-DOD

EPA 8015B TPH LIQ-LIQ

AECOM
1001 Bishop Street, Suite 1600
Honolulu, HI 96813

APPL Inc.
908 North Temperance Avenue
Clovis, CA 93611

Attn: Alethea Ramos

Project: 60571032 CV18F0126 Red Hill Fuel Storage

ARF: 96714

Sample ID: ERH1460 BLANK

APPL ID: BA35521

Sample Collection Date: 06/30/21

QCG: #RHBLK-210706A-265772

Method	Analyte	Result	LOQ	LOD	DL	Units	Extraction Date	Analysis Date
EPA 8015B-e	DIESEL (C10-C24)	300.0 U	320	300.0	150.0	ug/L	07/06/21	07/09/21
EPA 8015B-e	OIL (C24-C40)	300.0 U	320	300.0	150.0	ug/L	07/06/21	07/09/21
EPA 8015B-e	SURROGATE: OCTACOSANE (S)	117	60-142			%	07/06/21	07/09/21
EPA 8015B-e	SURROGATE: ORTHO-TERPHENYL (S)	83.8	56-125			%	07/06/21	07/09/21

Quant Method:	DOC0702.M
Run #:	709008
Instrument:	Apollo
Sequence:	210709
Dilution Factor:	1
Initials:	MBE

Printed: 08/06/21 1:17:39 PM

APPL-F1-SC-NoMC-REG MDLs-DOD

EPA 8015B TPH LIQ-LIQ

AECOM
1001 Bishop Street, Suite 1600
Honolulu, HI 96813

APPL Inc.
908 North Temperance Avenue
Clovis, CA 93611

Attn: Alethea Ramos

Project: 60571032 CV18F0126 Red Hill Fuel Storage

ARF: 96714

Sample ID: ERH1462 BLANK

APPL ID: BA35522

Sample Collection Date: 07/01/21

QCG: #RHBLK-210706A-265772

Method	Analyte	Result	LOQ	LOD	DL	Units	Extraction Date	Analysis Date
EPA 8015B-e	DIESEL (C10-C24)	300.0 U	320	300.0	150.0	ug/L	07/06/21	07/09/21
EPA 8015B-e	OIL (C24-C40)	300.0 U	320	300.0	150.0	ug/L	07/06/21	07/09/21
EPA 8015B-e	SURROGATE: OCTACOSANE (S)	132	60-142			%	07/06/21	07/09/21
EPA 8015B-e	SURROGATE: ORTHO-TERPHENYL (S)	95.0	56-125			%	07/06/21	07/09/21

Quant Method: DOC0702.M
Run #: 709009
Instrument: Apollo
Sequence: 210709
Dilution Factor: 1
Initials: MBE

Printed: 08/06/21 1:17:39 PM
APPL-F1-SC-NoMC-REG MDLs-DOD

EPA 8015B TPH LIQ-LIQ

AECOM
1001 Bishop Street, Suite 1600
Honolulu, HI 96813

APPL Inc.
908 North Temperance Avenue
Clovis, CA 93611

Attn: Alethea Ramos

Project: 60571032 CV18F0126 Red Hill Fuel Storage

ARF: 96714

Sample ID: ERH1530 BLANK

APPL ID: BA35523

Sample Collection Date: 06/30/21

QCG: #RHBLK-210706A-265772

Method	Analyte	Result	LOQ	LOD	DL	Units	Extraction Date	Analysis Date
EPA 8015B-e	DIESEL (C10-C24)	300.0 U	320	300.0	150.0	ug/L	07/06/21	07/09/21
EPA 8015B-e	OIL (C24-C40)	300.0 U	320	300.0	150.0	ug/L	07/06/21	07/09/21
EPA 8015B-e	SURROGATE: OCTACOSANE (S)	118	60-142			%	07/06/21	07/09/21
EPA 8015B-e	SURROGATE: ORTHO-TERPHENYL (S)	85.6	56-125			%	07/06/21	07/09/21

Quant Method: DOC0702.M
Run #: 709010
Instrument: Apollo
Sequence: 210709
Dilution Factor: 1
Initials: MBE

Printed: 08/06/21 1:17:39 PM
APPL-F1-SC-NoMC-REG MDLs-DOD

EPA 8015B TPH LIQ-LIQ

AECOM
1001 Bishop Street, Suite 1600
Honolulu, HI 96813

APPL Inc.
908 North Temperance Avenue
Clovis, CA 93611

Attn: Alethea Ramos

Project: 60571032 CV18F0126 Red Hill Fuel Storage

ARF: 96714

Sample ID: ERH1531 BLANK

APPL ID: BA35524

Sample Collection Date: 06/30/21

QCG: #RHBLK-210706A-265772

Method	Analyte	Result	LOQ	LOD	DL	Units	Extraction Date	Analysis Date
EPA 8015B-e	DIESEL (C10-C24)	300.0 U	320	300.0	150.0	ug/L	07/06/21	07/09/21
EPA 8015B-e	OIL (C24-C40)	300.0 U	320	300.0	150.0	ug/L	07/06/21	07/09/21
EPA 8015B-e	SURROGATE: OCTACOSANE (S)	118	60-142			%	07/06/21	07/09/21
EPA 8015B-e	SURROGATE: ORTHO-TERPHENYL (S)	86.2	56-125			%	07/06/21	07/09/21

Quant Method: DOC0702.M
Run #: 709011
Instrument: Apollo
Sequence: 210709
Dilution Factor: 1
Initials: MBE

Printed: 08/06/21 1:17:39 PM
APPL-F1-SC-NoMC-REG MDLs-DOD

EPA 8015B TPH LIQ-LIQ

AECOM
1001 Bishop Street, Suite 1600
Honolulu, HI 96813

APPL Inc.
908 North Temperance Avenue
Clovis, CA 93611

Attn: Alethea Ramos

Project: 60571032 CV18F0126 Red Hill Fuel Storage

ARF: 96714

Sample ID: ERH1475 BLANK

APPL ID: BA35538

Sample Collection Date: 06/30/21

QCG: #RHBLK-210706A-265772

Method	Analyte	Result	LOQ	LOD	DL	Units	Extraction Date	Analysis Date
EPA 8015B-e	DIESEL (C10-C24)	300.0 U	320	300.0	150.0	ug/L	07/06/21	07/09/21
EPA 8015B-e	OIL (C24-C40)	300.0 U	320	300.0	150.0	ug/L	07/06/21	07/09/21
EPA 8015B-e	SURROGATE: OCTACOSANE (S)	117	60-142			%	07/06/21	07/09/21
EPA 8015B-e	SURROGATE: ORTHO-TERPHENYL (S)	84.8	56-125			%	07/06/21	07/09/21

Quant Method: DOC0702.M
Run #: 709012
Instrument: Apollo
Sequence: 210709
Dilution Factor: 1
Initials: MBE

Printed: 08/06/21 1:17:39 PM
APPL-F1-SC-NoMC-REG MDLs-DOD

EPA 8270D SIM LIQ-LIQ

AECOM
1001 Bishop Street, Suite 1600
Honolulu, HI 96813

APPL Inc.
908 North Temperance Avenue
Clovis, CA 93611

Attn: Alethea Ramos

Project: 60571032 CV18F0126 Red Hill Fuel Storage

ARF: 96714

Sample ID: ERH1458

APPL ID: BA35512

Sample Collection Date: 06/30/21

QCG: #SIM53-210707A-265941

Method	Analyte	Result	LOQ	LOD	DL	Units	Extraction Date	Analysis Date
8270D-SIM	1-METHYLNAPHTHALENE	20	0.2	0.10	0.04	ug/L	07/07/21	07/12/21
8270D-SIM	2-METHYLNAPHTHALENE	10	0.2	0.10	0.04	ug/L	07/07/21	07/12/21
8270D-SIM	NAPHTHALENE	32	0.2	0.10	0.04	ug/L	07/07/21	07/12/21
8270D-SIM	SURROGATE: 2-METHYLNAPHTHALEN	100	39-114			%	07/07/21	07/12/21
8270D-SIM	SURROGATE: FLUORANTHENE-D10 (S	72.6	58-120			%	07/07/21	07/12/21

Quant Method: L0709.M
Run #: 0709L050
Instrument: Linus
Sequence: L210709
Dilution Factor: 1
Initials: JPR

Printed: 07/15/21 7:57:16 AM
APPL-F1-SC-NoMC-REG MDLs-DOD

EPA 8270D SIM LIQ-LIQ

AECOM
1001 Bishop Street, Suite 1600
Honolulu, HI 96813

APPL Inc.
908 North Temperance Avenue
Clovis, CA 93611

Attn: Alethea Ramos

Project: 60571032 CV18F0126 Red Hill Fuel Storage

ARF: 96714

Sample ID: ERH1460

APPL ID: BA35514

Sample Collection Date: 06/30/21

QCG: #SIM53-210707A-265941

Method	Analyte	Result	LOQ	LOD	DL	Units	Extraction Date	Analysis Date
8270D-SIM	1-METHYLNAPHTHALENE	0.10 U	0.2	0.10	0.04	ug/L	07/07/21	07/12/21
8270D-SIM	2-METHYLNAPHTHALENE	0.10 U	0.2	0.10	0.04	ug/L	07/07/21	07/12/21
8270D-SIM	NAPHTHALENE	0.10 U	0.2	0.10	0.04	ug/L	07/07/21	07/12/21
8270D-SIM	SURROGATE: 2-METHYLNAPHTHALEN	101	39-114			%	07/07/21	07/12/21
8270D-SIM	SURROGATE: FLUORANTHENE-D10 (S	67.2	58-120			%	07/07/21	07/12/21

Quant Method: L0709.M
Run #: 0709L051
Instrument: Linus
Sequence: L210709
Dilution Factor: 1
Initials: JPR

Printed: 07/15/21 7:57:16 AM
APPL-F1-SC-NoMC-REG MDLs-DOD

EPA 8270D SIM LIQ-LIQ

AECOM
1001 Bishop Street, Suite 1600
Honolulu, HI 96813

APPL Inc.
908 North Temperance Avenue
Clovis, CA 93611

Attn: Alethea Ramos

Project: 60571032 CV18F0126 Red Hill Fuel Storage

ARF: 96714

Sample ID: ERH1462

APPL ID: BA35516

Sample Collection Date: 07/01/21

QCG: #SIM53-210707A-265941

Method	Analyte	Result	LOQ	LOD	DL	Units	Extraction Date	Analysis Date
8270D-SIM	1-METHYLNAPHTHALENE	0.10 U	0.2	0.10	0.04	ug/L	07/07/21	07/12/21
8270D-SIM	2-METHYLNAPHTHALENE	0.10 U	0.2	0.10	0.04	ug/L	07/07/21	07/12/21
8270D-SIM	NAPHTHALENE	0.10 U	0.2	0.10	0.04	ug/L	07/07/21	07/12/21
8270D-SIM	SURROGATE: 2-METHYLNAPHTHALEN	97.1	39-114			%	07/07/21	07/12/21
8270D-SIM	SURROGATE: FLUORANTHENE-D10 (S	87.6	58-120			%	07/07/21	07/12/21

Quant Method: L0709.M
Run #: 0709L052
Instrument: Linus
Sequence: L210709
Dilution Factor: 1
Initials: JPR

Printed: 07/15/21 7:57:16 AM
APPL-F1-SC-NoMC-REG MDLs-DOD

EPA 8270D SIM LIQ-LIQ

AECOM
1001 Bishop Street, Suite 1600
Honolulu, HI 96813

APPL Inc.
908 North Temperance Avenue
Clovis, CA 93611

Attn: Alethea Ramos

Project: 60571032 CV18F0126 Red Hill Fuel Storage

ARF: 96714

Sample ID: ERH1530

APPL ID: BA35518

Sample Collection Date: 06/30/21

QCG: #SIM53-210707A-265941

Method	Analyte	Result	LOQ	LOD	DL	Units	Extraction Date	Analysis Date
8270D-SIM	1-METHYLNAPHTHALENE	13	0.2	0.10	0.04	ug/L	07/07/21	07/12/21
8270D-SIM	2-METHYLNAPHTHALENE	11	0.2	0.10	0.04	ug/L	07/07/21	07/12/21
8270D-SIM	NAPHTHALENE	26	0.2	0.10	0.04	ug/L	07/07/21	07/12/21
8270D-SIM	SURROGATE: 2-METHYLNAPHTHALEN	110	39-114			%	07/07/21	07/12/21
8270D-SIM	SURROGATE: FLUORANTHENE-D10 (S	78.9	58-120			%	07/07/21	07/12/21

Quant Method: L0709.M
Run #: 0709L053
Instrument: Linus
Sequence: L210709
Dilution Factor: 1
Initials: JPR

Printed: 07/15/21 7:57:16 AM
APPL-F1-SC-NoMC-REG MDLs-DOD

EPA 8270D SIM LIQ-LIQ

AECOM
1001 Bishop Street, Suite 1600
Honolulu, HI 96813

APPL Inc.
908 North Temperance Avenue
Clovis, CA 93611

Attn: Alethea Ramos

Project: 60571032 CV18F0126 Red Hill Fuel Storage

ARF: 96714

Sample ID: ERH1531

APPL ID: BA35519

Sample Collection Date: 06/30/21

QCG: #SIM53-210707A-265941

Method	Analyte	Result	LOQ	LOD	DL	Units	Extraction Date	Analysis Date
8270D-SIM	1-METHYLNAPHTHALENE	0.10 U	0.2	0.10	0.04	ug/L	07/07/21	07/12/21
8270D-SIM	2-METHYLNAPHTHALENE	0.10 U	0.2	0.10	0.04	ug/L	07/07/21	07/12/21
8270D-SIM	NAPHTHALENE	0.10 U	0.2	0.10	0.04	ug/L	07/07/21	07/12/21
8270D-SIM	SURROGATE: 2-METHYLNAPHTHALEN	103	39-114			%	07/07/21	07/12/21
8270D-SIM	SURROGATE: FLUORANTHENE-D10 (S	88.3	58-120			%	07/07/21	07/12/21

Quant Method: L0709.M
Run #: 0709L054
Instrument: Linus
Sequence: L210709
Dilution Factor: 1
Initials: JPR

Printed: 07/15/21 7:57:16 AM
APPL-F1-SC-NoMC-REG MDLs-DOD

EPA 8260B BTEX WATER

AECOM
1001 Bishop Street, Suite 1600
Honolulu, HI 96813

APPL Inc.
908 North Temperance Avenue
Clovis, CA 93611

Attn: Alethea Ramos

Project: 60571032 CV18F0126 Red Hill Fuel Storage

ARF: 96714

Sample ID: ERH1457

APPL ID: BA35511

Sample Collection Date: 06/30/21

QCG: #86BTO-210708AM-265916

Method	Analyte	Result	LOQ	LOD	DL	Units	Extraction Date	Analysis Date
EPA 8260B	BENZENE	0.30 U	1.0	0.30	0.15	ug/L	07/08/21	07/08/21
EPA 8260B	ETHYLBENZENE	0.50 U	1.0	0.50	0.23	ug/L	07/08/21	07/08/21
EPA 8260B	TOLUENE	0.30 U	1.0	0.30	0.15	ug/L	07/08/21	07/08/21
EPA 8260B	XYLENES (TOTAL)	0.30 U	2.0	0.30	0.15	ug/L	07/08/21	07/08/21
EPA 8260B	SURROGATE: 1,2-DICHLOROETHANE-	115	81-118			%	07/08/21	07/08/21
EPA 8260B	SURROGATE: 4-BROMOFLUOROBENZ	93.7	85-114			%	07/08/21	07/08/21
EPA 8260B	SURROGATE: DIBROMOFLUOROMETH	109	80-119			%	07/08/21	07/08/21
EPA 8260B	SURROGATE: TOLUENE-D8 (S)	102	89-112			%	07/08/21	07/08/21

Quant Method: M0707W.M
Run #: 0708M12
Instrument: Max
Sequence: 210707
Dilution Factor: 1
Initials: JPR

Printed: 07/14/21 12:51:55 PM
APPL-F1-SC-NoMC-REG MDLs-DOD

EPA 8260B BTEX WATER

AECOM
1001 Bishop Street, Suite 1600
Honolulu, HI 96813

APPL Inc.
908 North Temperance Avenue
Clovis, CA 93611

Attn: Alethea Ramos

Project: 60571032 CV18F0126 Red Hill Fuel Storage

ARF: 96714

Sample ID: ERH1458

APPL ID: BA35512

Sample Collection Date: 06/30/21

QCG: #86BTO-210708AM-265916

Method	Analyte	Result	LOQ	LOD	DL	Units	Extraction Date	Analysis Date
EPA 8260B	BENZENE	0.30 U	1.0	0.30	0.15	ug/L	07/08/21	07/08/21
EPA 8260B	ETHYLBENZENE	0.50 U	1.0	0.50	0.23	ug/L	07/08/21	07/08/21
EPA 8260B	TOLUENE	0.30 U	1.0	0.30	0.15	ug/L	07/08/21	07/08/21
EPA 8260B	XYLENES (TOTAL)	0.30 U	2.0	0.30	0.15	ug/L	07/08/21	07/08/21
EPA 8260B	SURROGATE: 1,2-DICHLOROETHANE-	111	81-118			%	07/08/21	07/08/21
EPA 8260B	SURROGATE: 4-BROMOFLUOROBENZ	97.8	85-114			%	07/08/21	07/08/21
EPA 8260B	SURROGATE: DIBROMOFLUOROMETH	109	80-119			%	07/08/21	07/08/21
EPA 8260B	SURROGATE: TOLUENE-D8 (S)	98.5	89-112			%	07/08/21	07/08/21

Quant Method: M0707W.M
Run #: 0708M13
Instrument: Max
Sequence: 210707
Dilution Factor: 1
Initials: JPR

Printed: 07/14/21 12:51:55 PM
APPL-F1-SC-NoMC-REG MDLs-DOD

EPA 8260B BTEX WATER

AECOM
1001 Bishop Street, Suite 1600
Honolulu, HI 96813

APPL Inc.
908 North Temperance Avenue
Clovis, CA 93611

Attn: Alethea Ramos

Project: 60571032 CV18F0126 Red Hill Fuel Storage

ARF: 96714

Sample ID: ERH1459

APPL ID: BA35513

Sample Collection Date: 06/30/21

QCG: #86BTO-210708AM-265916

Method	Analyte	Result	LOQ	LOD	DL	Units	Extraction Date	Analysis Date
EPA 8260B	BENZENE	0.30 U	1.0	0.30	0.15	ug/L	07/08/21	07/08/21
EPA 8260B	ETHYLBENZENE	0.50 U	1.0	0.50	0.23	ug/L	07/08/21	07/08/21
EPA 8260B	TOLUENE	0.30 U	1.0	0.30	0.15	ug/L	07/08/21	07/08/21
EPA 8260B	XYLENES (TOTAL)	0.30 U	2.0	0.30	0.15	ug/L	07/08/21	07/08/21
EPA 8260B	SURROGATE: 1,2-DICHLOROETHANE-	102	81-118			%	07/08/21	07/08/21
EPA 8260B	SURROGATE: 4-BROMOFLUOROBENZ	93.9	85-114			%	07/08/21	07/08/21
EPA 8260B	SURROGATE: DIBROMOFLUOROMETH	106	80-119			%	07/08/21	07/08/21
EPA 8260B	SURROGATE: TOLUENE-D8 (S)	98.9	89-112			%	07/08/21	07/08/21

Quant Method: M0707W.M
Run #: 0708M14
Instrument: Max
Sequence: 210707
Dilution Factor: 1
Initials: JPR

Printed: 07/14/21 12:51:55 PM
APPL-F1-SC-NoMC-REG MDLs-DOD

EPA 8260B BTEX WATER

AECOM
1001 Bishop Street, Suite 1600
Honolulu, HI 96813

APPL Inc.
908 North Temperance Avenue
Clovis, CA 93611

Attn: Alethea Ramos

Project: 60571032 CV18F0126 Red Hill Fuel Storage

ARF: 96714

Sample ID: ERH1460

APPL ID: BA35514

Sample Collection Date: 06/30/21

QCG: #86BTO-210708AM-265916

Method	Analyte	Result	LOQ	LOD	DL	Units	Extraction Date	Analysis Date
EPA 8260B	BENZENE	0.30 U	1.0	0.30	0.15	ug/L	07/08/21	07/08/21
EPA 8260B	ETHYLBENZENE	0.50 U	1.0	0.50	0.23	ug/L	07/08/21	07/08/21
EPA 8260B	TOLUENE	0.30 U	1.0	0.30	0.15	ug/L	07/08/21	07/08/21
EPA 8260B	XYLENES (TOTAL)	0.30 U	2.0	0.30	0.15	ug/L	07/08/21	07/08/21
EPA 8260B	SURROGATE: 1,2-DICHLOROETHANE-	113	81-118			%	07/08/21	07/08/21
EPA 8260B	SURROGATE: 4-BROMOFLUOROBENZ	95.2	85-114			%	07/08/21	07/08/21
EPA 8260B	SURROGATE: DIBROMOFLUOROMETH	108	80-119			%	07/08/21	07/08/21
EPA 8260B	SURROGATE: TOLUENE-D8 (S)	100.0	89-112			%	07/08/21	07/08/21

Quant Method: M0707W.M
Run #: 0708M15
Instrument: Max
Sequence: 210707
Dilution Factor: 1
Initials: JPR

Printed: 07/14/21 12:51:55 PM
APPL-F1-SC-NoMC-REG MDLs-DOD

EPA 8260B BTEX WATER

AECOM
1001 Bishop Street, Suite 1600
Honolulu, HI 96813

APPL Inc.
908 North Temperance Avenue
Clovis, CA 93611

Attn: Alethea Ramos

Project: 60571032 CV18F0126 Red Hill Fuel Storage

ARF: 96714

Sample ID: ERH1461

APPL ID: BA35515

Sample Collection Date: 07/01/21

QCG: #86BTO-210708AM-265916

Method	Analyte	Result	LOQ	LOD	DL	Units	Extraction Date	Analysis Date
EPA 8260B	BENZENE	0.30 U	1.0	0.30	0.15	ug/L	07/08/21	07/08/21
EPA 8260B	ETHYLBENZENE	0.50 U	1.0	0.50	0.23	ug/L	07/08/21	07/08/21
EPA 8260B	TOLUENE	0.30 U	1.0	0.30	0.15	ug/L	07/08/21	07/08/21
EPA 8260B	XYLENES (TOTAL)	0.30 U	2.0	0.30	0.15	ug/L	07/08/21	07/08/21
EPA 8260B	SURROGATE: 1,2-DICHLOROETHANE-	105	81-118			%	07/08/21	07/08/21
EPA 8260B	SURROGATE: 4-BROMOFLUOROBENZ	95.7	85-114			%	07/08/21	07/08/21
EPA 8260B	SURROGATE: DIBROMOFLUOROMETH	109	80-119			%	07/08/21	07/08/21
EPA 8260B	SURROGATE: TOLUENE-D8 (S)	98.0	89-112			%	07/08/21	07/08/21

Quant Method: M0707W.M
Run #: 0708M16
Instrument: Max
Sequence: 210707
Dilution Factor: 1
Initials: JPR

Printed: 07/14/21 12:51:55 PM
APPL-F1-SC-NoMC-REG MDLs-DOD

EPA 8260B BTEX WATER

AECOM
1001 Bishop Street, Suite 1600
Honolulu, HI 96813

APPL Inc.
908 North Temperance Avenue
Clovis, CA 93611

Attn: Alethea Ramos

Project: 60571032 CV18F0126 Red Hill Fuel Storage

ARF: 96714

Sample ID: ERH1462

APPL ID: BA35516

Sample Collection Date: 07/01/21

QCG: #86BTO-210708AM-265916

Method	Analyte	Result	LOQ	LOD	DL	Units	Extraction Date	Analysis Date
EPA 8260B	BENZENE	0.30 U	1.0	0.30	0.15	ug/L	07/08/21	07/08/21
EPA 8260B	ETHYLBENZENE	0.50 U	1.0	0.50	0.23	ug/L	07/08/21	07/08/21
EPA 8260B	TOLUENE	0.30 U	1.0	0.30	0.15	ug/L	07/08/21	07/08/21
EPA 8260B	XYLENES (TOTAL)	0.30 U	2.0	0.30	0.15	ug/L	07/08/21	07/08/21
EPA 8260B	SURROGATE: 1,2-DICHLOROETHANE-	114	81-118			%	07/08/21	07/08/21
EPA 8260B	SURROGATE: 4-BROMOFLUOROBENZ	93.6	85-114			%	07/08/21	07/08/21
EPA 8260B	SURROGATE: DIBROMOFLUOROMETH	106	80-119			%	07/08/21	07/08/21
EPA 8260B	SURROGATE: TOLUENE-D8 (S)	99.0	89-112			%	07/08/21	07/08/21

Quant Method: M0707W.M
Run #: 0708M17
Instrument: Max
Sequence: 210707
Dilution Factor: 1
Initials: JPR

Printed: 07/14/21 12:51:55 PM
APPL-F1-SC-NoMC-REG MDLs-DOD

EPA 8260B BTEX WATER

AECOM
1001 Bishop Street, Suite 1600
Honolulu, HI 96813

APPL Inc.
908 North Temperance Avenue
Clovis, CA 93611

Attn: Alethea Ramos

Project: 60571032 CV18F0126 Red Hill Fuel Storage

ARF: 96714

Sample ID: ERH1530

APPL ID: BA35518

Sample Collection Date: 06/30/21

QCG: #86BTO-210708AM-265916

Method	Analyte	Result	LOQ	LOD	DL	Units	Extraction Date	Analysis Date
EPA 8260B	BENZENE	0.30 U	1.0	0.30	0.15	ug/L	07/08/21	07/08/21
EPA 8260B	ETHYLBENZENE	0.50 U	1.0	0.50	0.23	ug/L	07/08/21	07/08/21
EPA 8260B	TOLUENE	0.30 U	1.0	0.30	0.15	ug/L	07/08/21	07/08/21
EPA 8260B	XYLENES (TOTAL)	0.30 U	2.0	0.30	0.15	ug/L	07/08/21	07/08/21
EPA 8260B	SURROGATE: 1,2-DICHLOROETHANE-	111	81-118			%	07/08/21	07/08/21
EPA 8260B	SURROGATE: 4-BROMOFLUOROBENZ	97.4	85-114			%	07/08/21	07/08/21
EPA 8260B	SURROGATE: DIBROMOFLUOROMETH	105	80-119			%	07/08/21	07/08/21
EPA 8260B	SURROGATE: TOLUENE-D8 (S)	97.2	89-112			%	07/08/21	07/08/21

Quant Method: M0707W.M
Run #: 0708M18
Instrument: Max
Sequence: 210707
Dilution Factor: 1
Initials: JPR

Printed: 07/14/21 12:51:55 PM
APPL-F1-SC-NoMC-REG MDLs-DOD

EPA 8260B BTEX WATER

AECOM
1001 Bishop Street, Suite 1600
Honolulu, HI 96813

APPL Inc.
908 North Temperance Avenue
Clovis, CA 93611

Attn: Alethea Ramos

Project: 60571032 CV18F0126 Red Hill Fuel Storage

ARF: 96714

Sample ID: ERH1531

APPL ID: BA35519

Sample Collection Date: 06/30/21

QCG: #86BTO-210708AM-265916

Method	Analyte	Result	LOQ	LOD	DL	Units	Extraction Date	Analysis Date
EPA 8260B	BENZENE	0.30 U	1.0	0.30	0.15	ug/L	07/08/21	07/08/21
EPA 8260B	ETHYLBENZENE	0.50 U	1.0	0.50	0.23	ug/L	07/08/21	07/08/21
EPA 8260B	TOLUENE	0.30 U	1.0	0.30	0.15	ug/L	07/08/21	07/08/21
EPA 8260B	XYLENES (TOTAL)	0.30 U	2.0	0.30	0.15	ug/L	07/08/21	07/08/21
EPA 8260B	SURROGATE: 1,2-DICHLOROETHANE-	111	81-118			%	07/08/21	07/08/21
EPA 8260B	SURROGATE: 4-BROMOFLUOROBENZ	94.0	85-114			%	07/08/21	07/08/21
EPA 8260B	SURROGATE: DIBROMOFLUOROMETH	106	80-119			%	07/08/21	07/08/21
EPA 8260B	SURROGATE: TOLUENE-D8 (S)	96.1	89-112			%	07/08/21	07/08/21

Quant Method: M0707W.M
Run #: 0708M19
Instrument: Max
Sequence: 210707
Dilution Factor: 1
Initials: JPR

Printed: 07/14/21 12:51:55 PM
APPL-F1-SC-NoMC-REG MDLs-DOD

EPA 8260B GRO WATER

AECOM
1001 Bishop Street, Suite 1600
Honolulu, HI 96813

APPL Inc.
908 North Temperance Avenue
Clovis, CA 93611

Attn: Alethea Ramos

Project: 60571032 CV18F0126 Red Hill Fuel Storage

ARF: 96714

Sample ID: ERH1457

APPL ID: BA35511

Sample Collection Date: 06/30/21

QCG: #GRO86-210708AM-265925

Method	Analyte	Result	LOQ	LOD	DL	Units	Extraction Date	Analysis Date
EPA 8260B	GASOLINE RANGE ORGANICS	18.0 U	20	18.0	8.6	ug/L	07/08/21	07/08/21
EPA 8260B	SURROGATE: 4-BROMOFLUOROBENZ	93.4	85-114			%	07/08/21	07/08/21

Quant Method: MGAS0702.M
Run #: 0708M12
Instrument: Max
Sequence: 210707
Dilution Factor: 1
Initials: JPR

Printed: 07/14/21 1:57:49 PM
APPL-F1-SC-NoMC-REG MDLs-DOD

EPA 8260B GRO WATER

AECOM
1001 Bishop Street, Suite 1600
Honolulu, HI 96813

APPL Inc.
908 North Temperance Avenue
Clovis, CA 93611

Attn: Alethea Ramos

Project: 60571032 CV18F0126 Red Hill Fuel Storage

ARF: 96714

Sample ID: ERH1458

APPL ID: BA35512

Sample Collection Date: 06/30/21

QCG: #GRO86-210708AM-265925

Method	Analyte	Result	LOQ	LOD	DL	Units	Extraction Date	Analysis Date
EPA 8260B	GASOLINE RANGE ORGANICS	130	20	18.0	8.6	ug/L	07/08/21	07/08/21
EPA 8260B	SURROGATE: 4-BROMOFLUOROBENZ	97.4	85-114			%	07/08/21	07/08/21

Quant Method: MGAS0702.M
Run #: 0708M13
Instrument: Max
Sequence: 210707
Dilution Factor: 1
Initials: JPR

Printed: 07/14/21 1:57:49 PM
APPL-F1-SC-NoMC-REG MDLs-DOD

EPA 8260B GRO WATER

AECOM
1001 Bishop Street, Suite 1600
Honolulu, HI 96813

APPL Inc.
908 North Temperance Avenue
Clovis, CA 93611

Attn: Alethea Ramos

Project: 60571032 CV18F0126 Red Hill Fuel Storage

ARF: 96714

Sample ID: ERH1459

APPL ID: BA35513

Sample Collection Date: 06/30/21

QCG: #GRO86-210708AM-265925

Method	Analyte	Result	LOQ	LOD	DL	Units	Extraction Date	Analysis Date
EPA 8260B	GASOLINE RANGE ORGANICS	18.0 U	20	18.0	8.6	ug/L	07/08/21	07/08/21
EPA 8260B	SURROGATE: 4-BROMOFLUOROBENZ	93.6	85-114			%	07/08/21	07/08/21

Quant Method: MGAS0702.M
Run #: 0708M14
Instrument: Max
Sequence: 210707
Dilution Factor: 1
Initials: JPR

Printed: 07/14/21 1:57:49 PM
APPL-F1-SC-NoMC-REG MDLs-DOD

EPA 8260B GRO WATER

AECOM
1001 Bishop Street, Suite 1600
Honolulu, HI 96813

APPL Inc.
908 North Temperance Avenue
Clovis, CA 93611

Attn: Alethea Ramos

Project: 60571032 CV18F0126 Red Hill Fuel Storage

ARF: 96714

Sample ID: ERH1460

APPL ID: BA35514

Sample Collection Date: 06/30/21

QCG: #GRO86-210708AM-265925

Method	Analyte	Result	LOQ	LOD	DL	Units	Extraction Date	Analysis Date
EPA 8260B	GASOLINE RANGE ORGANICS	18.0 U	20	18.0	8.6	ug/L	07/08/21	07/08/21
EPA 8260B	SURROGATE: 4-BROMOFLUOROBENZ	94.8	85-114			%	07/08/21	07/08/21

Quant Method: MGAS0702.M
Run #: 0708M15
Instrument: Max
Sequence: 210707
Dilution Factor: 1
Initials: JPR

Printed: 07/14/21 1:57:49 PM
APPL-F1-SC-NoMC-REG MDLs-DOD

EPA 8260B GRO WATER

AECOM
1001 Bishop Street, Suite 1600
Honolulu, HI 96813

APPL Inc.
908 North Temperance Avenue
Clovis, CA 93611

Attn: Alethea Ramos

Project: 60571032 CV18F0126 Red Hill Fuel Storage

ARF: 96714

Sample ID: ERH1461

APPL ID: BA35515

Sample Collection Date: 07/01/21

QCG: #GRO86-210708AM-265925

Method	Analyte	Result	LOQ	LOD	DL	Units	Extraction Date	Analysis Date
EPA 8260B	GASOLINE RANGE ORGANICS	18.0 U	20	18.0	8.6	ug/L	07/08/21	07/08/21
EPA 8260B	SURROGATE: 4-BROMOFLUOROBENZ	95.3	85-114			%	07/08/21	07/08/21

Quant Method: MGAS0702.M
Run #: 0708M16
Instrument: Max
Sequence: 210707
Dilution Factor: 1
Initials: JPR

Printed: 07/14/21 1:57:49 PM
APPL-F1-SC-NoMC-REG MDLs-DOD

EPA 8260B GRO WATER

AECOM
1001 Bishop Street, Suite 1600
Honolulu, HI 96813

APPL Inc.
908 North Temperance Avenue
Clovis, CA 93611

Attn: Alethea Ramos

Project: 60571032 CV18F0126 Red Hill Fuel Storage

ARF: 96714

Sample ID: ERH1462

APPL ID: BA35516

Sample Collection Date: 07/01/21

QCG: #GRO86-210708AM-265925

Method	Analyte	Result	LOQ	LOD	DL	Units	Extraction Date	Analysis Date
EPA 8260B	GASOLINE RANGE ORGANICS	18.0 U	20	18.0	8.6	ug/L	07/08/21	07/08/21
EPA 8260B	SURROGATE: 4-BROMOFLUOROBENZ	93.3	85-114			%	07/08/21	07/08/21

Quant Method: MGAS0702.M
Run #: 0708M17
Instrument: Max
Sequence: 210707
Dilution Factor: 1
Initials: JPR

Printed: 07/14/21 1:57:49 PM
APPL-F1-SC-NoMC-REG MDLs-DOD

EPA 8260B GRO WATER

AECOM
1001 Bishop Street, Suite 1600
Honolulu, HI 96813

APPL Inc.
908 North Temperance Avenue
Clovis, CA 93611

Attn: Alethea Ramos

Project: 60571032 CV18F0126 Red Hill Fuel Storage

ARF: 96714

Sample ID: ERH1530

APPL ID: BA35518

Sample Collection Date: 06/30/21

QCG: #GRO86-210708AM-265925

Method	Analyte	Result	LOQ	LOD	DL	Units	Extraction Date	Analysis Date
EPA 8260B	GASOLINE RANGE ORGANICS	170	20	18.0	8.6	ug/L	07/08/21	07/08/21
EPA 8260B	SURROGATE: 4-BROMOFLUOROBENZ	97.1	85-114			%	07/08/21	07/08/21

Quant Method:	MGAS0702.M
Run #:	0708M18
Instrument:	Max
Sequence:	210707
Dilution Factor:	1
Initials:	JPR

Printed: 07/14/21 1:57:49 PM
APPL-F1-SC-NoMC-REG MDLs-DOD

EPA 8260B GRO WATER

AECOM
1001 Bishop Street, Suite 1600
Honolulu, HI 96813

APPL Inc.
908 North Temperance Avenue
Clovis, CA 93611

Attn: Alethea Ramos

Project: 60571032 CV18F0126 Red Hill Fuel Storage

ARF: 96714

Sample ID: ERH1531

APPL ID: BA35519

Sample Collection Date: 06/30/21

QCG: #GRO86-210708AM-265925

Method	Analyte	Result	LOQ	LOD	DL	Units	Extraction Date	Analysis Date
EPA 8260B	GASOLINE RANGE ORGANICS	18.0 U	20	18.0	8.6	ug/L	07/08/21	07/08/21
EPA 8260B	SURROGATE: 4-BROMOFLUOROBENZ	93.6	85-114			%	07/08/21	07/08/21

Quant Method: MGAS0702.M
Run #: 0708M19
Instrument: Max
Sequence: 210707
Dilution Factor: 1
Initials: JPR

Printed: 07/14/21 1:57:49 PM
APPL-F1-SC-NoMC-REG MDLs-DOD

QC FORMS

EPA 8015B-eHL

Form 2 & 8

Surrogate Recovery

Lab Name: APPL, Inc. SDG No: 96714
Case No: 96714 Date Analyzed: 07/27/21
Matrix: WATER Instrument: Apollo

APPL ID.	Client Sample No.	SURROGATE: (R) DECANOIC ACID (S)			SURROGATE: OCTACOSANE (S)		
		Limits	Result	Qualifier	Limits	Result	Qualifier
210707A1-BLK	Blank	0-1	0.0		60-142	71.0	
210707A1-LCS	Lab Control Spike	0-1	0.0		60-142	88.7	
210707A1-LCSD	Lab Control SpikeD	0-1	0.0		60-142	82.7	
BA35512	ERH1458	0-1	0.0		60-142	109	
BA35514	ERH1460	0-1	0.0		60-142	91.6	
BA35516	ERH1462	0-1	0.0		60-142	94.6	
BA35517	ERH1475	0-1	0.0		60-142	99.9	
BA35518	ERH1530	0-1	0.0		60-142	126	
BA35519	ERH1531	0-1	0.0		60-142	106	

Comments: Batch: #DOC53-210707A1

EPA 8015B-eHL

Form 2 & 8

Surrogate Recovery

Lab Name: APPL, Inc. SDG No: 96714
Case No: 96714 Date Analyzed: 07/27/21
Matrix: WATER Instrument: Apollo

APPL ID.	Client Sample No.	SURROGATE: ORTHO-TERPHENYL (S)					
		Limits	Result	Qualifier	Limits	Result	Qualifier
210707A1-BLK	Blank	56-125	80.4				
210707A1-LCS	Lab Control Spike	56-125	98.7				
210707A1-LCSD	Lab Control SpikeD	56-125	92.7				
BA35512	ERH1458	56-125	93.6				
BA35514	ERH1460	56-125	87.0				
BA35516	ERH1462	56-125	81.5				
BA35517	ERH1475	56-125	86.7				
BA35518	ERH1530	56-125	96.5				
BA35519	ERH1531	56-125	83.9				

Comments: Batch: #DOC53-210707A1

EPA 8015B-eHL

Form 2 & 8

Surrogate Recovery

Lab Name: APPL, Inc. SDG No: 96714

Case No: 96714 Date Analyzed: 07/09/21

Matrix: WATER Instrument: Apollo

APPL ID.	Client Sample No.	SURROGATE: OCTACOSANE (S)			SURROGATE: ORTHO-TERPHENYL (S)		
		Limits	Result	Qualifier	Limits	Result	Qualifier
210706A-BLK	Blank	60-142	115		56-125	84.9	
210706A-LCS	Lab Control Spike	60-142	125		56-125	90.7	
210706A-LCSD	Lab Control SpikeD	60-142	125		56-125	90.0	
BA35520	ERH1458 BLANK	60-142	117		56-125	84.1	
BA35521	ERH1460 BLANK	60-142	117		56-125	83.8	
BA35522	ERH1462 BLANK	60-142	132		56-125	95.0	
BA35523	ERH1530 BLANK	60-142	118		56-125	85.6	
BA35524	ERH1531 BLANK	60-142	118		56-125	86.2	
BA35538	ERH1475 BLANK	60-142	117		56-125	84.8	

Comments: Batch: #RHBLK-210706A

EPA 8015B-eH

Form 4

Blank Summary

Lab Name: APPL, Inc. SDG No: 96714

Case No: 96714 Date Analyzed: 07/10/21

Matrix: WATER Instrument: Apollo

Blank ID: 210707A-BLK Time Analyzed: 1255

APPL ID.	Client Sample No.	File ID.	Date Analyzed
210707A-BLK	Blank	709060	07/10/21 1255
210707A-LCS	Lab Control Spike	709061	07/10/21 1324
210707A-LCSD	Lab Control SpikeD	709062	07/10/21 1352
BA35512	ERH1458	709063	07/10/21 1420
BA35514	ERH1460	709064	07/10/21 1449
BA35516	ERH1462	709066	07/10/21 1546
BA35518	ERH1530	709067	07/10/21 1615
BA35519	ERH1531	709068	07/10/21 1643
BA35517	ERH1475	712053	07/13/21 0954

Comments: Batch: #DOC53-210707A

EPA 8015B-eH

Form 4

Blank Summary

Lab Name:	APPL, Inc.	SDG No:	96714
Case No:	96714	Date Analyzed:	07/27/21
Matrix:	WATER	Instrument:	Apollo
Blank ID:	210707A1-BLK	Time Analyzed:	2341

APPL ID.	Client Sample No.	File ID.	Date Analyzed	
210707A1-BLK	Blank	727024	07/27/21	2341
210707A1-LCS	Lab Control Spike	727025	07/28/21	0009
210707A1-LCSD	Lab Control SpikeD	727026	07/28/21	0038
BA35512	ERH1458	727027	07/28/21	0106
BA35514	ERH1460	727028	07/28/21	0134
BA35516	ERH1462	727031	07/28/21	0259
BA35517	ERH1475	727032	07/28/21	0328
BA35518	ERH1530	727033	07/28/21	0356
BA35519	ERH1531	727034	07/28/21	0424

Comments: Batch: #DOC53-210707A1

EPA 8015B-eH

Form 4

Blank Summary

Lab Name: APPL, Inc. SDG No: 96714

Case No: 96714 Date Analyzed: 07/09/21

Matrix: WATER Instrument: Apollo

Blank ID: 210706A-BLK Time Analyzed: 1029

APPL ID.	Client Sample No.	File ID.	Date Analyzed
210706A-BLK	Blank	709004	07/09/21 1029
210706A-LCS	Lab Control Spike	709005	07/09/21 1058
210706A-LCSD	Lab Control SpikeD	709006	07/09/21 1126
BA35520	ERH1458 BLANK	709007	07/09/21 1154
BA35521	ERH1460 BLANK	709008	07/09/21 1222
BA35522	ERH1462 BLANK	709009	07/09/21 1250
BA35523	ERH1530 BLANK	709010	07/09/21 1319
BA35524	ERH1531 BLANK	709011	07/09/21 1347
BA35538	ERH1475 BLANK	709012	07/09/21 1415

Comments: Batch: #RHBLK-210706A

Method Blank
EPA 8015B TPH LIQ-LIQ

APPL Inc.
908 North Temperance Avenu
Clovis, CA 93611

Blank Name/QCG: **210706W-35520 - 265772**
Batch ID: #RHBLK-210706A

Sample Type	Analyte	Result	LOQ	LOD	DL	Units	Extraction Date	Analysis Date
BLANK	DIESEL (C10-C24)	300.0 U	320	300.0	150.0	ug/L	07/06/21	07/09/21
BLANK	OIL (C24-C40)	300.0 U	320	300.0	150.0	ug/L	07/06/21	07/09/21
BLANK	SURROGATE: OCTACOSANE (S)	115	60-142			%	07/06/21	07/09/21
BLANK	SURROGATE: ORTHO-TERPHEN	84.9	56-125			%	07/06/21	07/09/21

Quant Method: DOC0702.M
Run #: 709004
Instrument: Apollo
Sequence: 210709
Initials: MBE

GC SC-Blank-REG MDLs-DOD
Printed: 08/06/21 1:19:03 PM

Method Blank
EPA 8015B TPH LIQ-LIQ

APPL Inc.
908 North Temperance Avenu
Clovis, CA 93611

Blank Name/QCG: **210707W-35512 - 265849**
Batch ID: #DOC53-210707A

Sample Type	Analyte	Result	LOQ	LOD	DL	Units	Extraction Date	Analysis Date
BLANK	DIESEL (C10-C24)	300.0 U	320	300.0	150.0	ug/L	07/07/21	07/10/21
BLANK	OIL (C24-C40)	300.0 U	320	300.0	150.0	ug/L	07/07/21	07/10/21
BLANK	SURROGATE: OCTACOSANE (S)	70.1	60-142			%	07/07/21	07/10/21
BLANK	SURROGATE: ORTHO-TERPHEN	80.4	56-125			%	07/07/21	07/10/21

Quant Method: DOC0702.M
Run #: 709060
Instrument: Apollo
Sequence: 210709
Initials: MBE

GC SC-Blank-REG MDLs-DOD
Printed: 08/06/21 1:19:03 PM

Method Blank

EPA 8015B TPH WATER L-L SGC

APPL Inc.
908 North Temperance Avenu
Clovis, CA 93611

Blank Name/QCG: **210707W-35512 - 266512**
Batch ID: #DOC53-210707A1

Sample Type	Analyte	Result	LOQ	LOD	DL	Units	Extraction Date	Analysis Date
BLANK	DIESEL (C10-C24)	300.0 U	320	300.0	150.0	ug/L	07/07/21	07/27/21
BLANK	OIL (C24-C40)	300.0 U	320	300.0	150.0	ug/L	07/07/21	07/27/21
BLANK	SURROGATE: (R) DECANOIC AC	0.0	0-1			%	07/07/21	07/27/21
BLANK	SURROGATE: OCTACOSANE (S)	71.0	60-142			%	07/07/21	07/27/21
BLANK	SURROGATE: ORTHO-TERPHEN	80.4	56-125			%	07/07/21	07/27/21

Quant Method: DOC0702.M
Run #: 727024
Instrument: Apollo
Sequence: 210727
Initials: LA

GC SC-Blank-REG MDLs-DOD
Printed: 08/06/21 1:19:03 PM

EPA 8015B-eH

Form 4

LCS Summary

Lab Name:	APPL, Inc.	SDG No:	96714
Case No:	96714	Date Analyzed:	07/10/21
Matrix:	WATER	Instrument:	Apollo
LCS ID:	210707A-LCS	Time Analyzed:	1324

APPL ID.	Client Sample No.	File ID.	Date Analyzed
210707A-BLK	Blank	709060	07/10/21 1255
210707A-LCS	Lab Control Spike	709061	07/10/21 1324
210707A-LCSD	Lab Control SpikeD	709062	07/10/21 1352
BA35512	ERH1458	709063	07/10/21 1420
BA35514	ERH1460	709064	07/10/21 1449
BA35516	ERH1462	709066	07/10/21 1546
BA35518	ERH1530	709067	07/10/21 1615
BA35519	ERH1531	709068	07/10/21 1643
BA35517	ERH1475	712053	07/13/21 0954

Comments: Batch: #DOC53-210707A

EPA 8015B-eH

Form 4

LCS Summary

Lab Name:	APPL, Inc.	SDG No:	96714
Case No:	96714	Date Analyzed:	07/28/21
Matrix:	WATER	Instrument:	Apollo
LCS ID:	210707A1-LCS	Time Analyzed:	0009

APPL ID.	Client Sample No.	File ID.	Date Analyzed
210707A1-BLK	Blank	727024	07/27/21 2341
210707A1-LCS	Lab Control Spike	727025	07/28/21 0009
210707A1-LCSD	Lab Control SpikeD	727026	07/28/21 0038
BA35512	ERH1458	727027	07/28/21 0106
BA35514	ERH1460	727028	07/28/21 0134
BA35516	ERH1462	727031	07/28/21 0259
BA35517	ERH1475	727032	07/28/21 0328
BA35518	ERH1530	727033	07/28/21 0356
BA35519	ERH1531	727034	07/28/21 0424

Comments: Batch: #DOC53-210707A1

EPA 8015B-eH

Form 4

LCS Summary

Lab Name:	APPL, Inc.	SDG No:	96714
Case No:	96714	Date Analyzed:	07/09/21
Matrix:	WATER	Instrument:	Apollo
LCS ID:	210706A-LCS	Time Analyzed:	1058

APPL ID.	Client Sample No.	File ID.	Date Analyzed	
210706A-BLK	Blank	709004	07/09/21	1029
210706A-LCS	Lab Control Spike	709005	07/09/21	1058
210706A-LCSD	Lab Control SpikeD	709006	07/09/21	1126
BA35520	ERH1458 BLANK	709007	07/09/21	1154
BA35521	ERH1460 BLANK	709008	07/09/21	1222
BA35522	ERH1462 BLANK	709009	07/09/21	1250
BA35523	ERH1530 BLANK	709010	07/09/21	1319
BA35524	ERH1531 BLANK	709011	07/09/21	1347
BA35538	ERH1475 BLANK	709012	07/09/21	1415

Comments: Batch: #RHBLK-210706A

Laboratory Control Spike Recoveries

EPA 8015B TPH LIQ-LIQ

APPL ID: **210707W-35512 LCS - 265849**
Batch ID: #DOC53-210707A

APPL Inc.
908 North Temperance Avenue
Clovis, CA 93611

Compound Name	Spike Lvl ug/L	SPK Result ug/L	DUP Result ug/L	SPK % Recovery	DUP % Recovery	Recovery Limits	RPD %	RPD Limits
DIESEL (C10-C24)	2000	1950	1880	97.5	94.0	36-132	3.7	30
OIL (C24-C40)	2000	2090	2080	105	104	41-113	0.48	30
SURROGATE: OCTACOSANE (S)	150	131	126	87.3	84.0	60-142		
SURROGATE: ORTHO-TERPHENYL (S)	150	150	143	100	95.3	56-125		

Comments:

Primary	SPK	DUP
Quant Method :	DOC0702.M	DOC0702.M
Extraction Date :	07/07/21	07/07/21
Analysis Date :	07/10/21	07/10/21
Instrument :	Apollo	Apollo
Run :	709061	709062
Initials :	MBE	

Laboratory Control Spike Recoveries
EPA 8015B TPH WATER L-L SGC

APPL ID: **210707W-35512 LCS - 266512**
Batch ID: #DOC53-210707A1

APPL Inc.
908 North Temperance Avenue
Clovis, CA 93611

Compound Name	Spike Lvl ug/L	SPK Result ug/L	DUP Result ug/L	SPK % Recovery	DUP % Recovery	Recovery Limits	RPD %	RPD Limits
DIESEL (C10-C24)	2000	1910	1740	95.5	87.0	36-132	9.3	30
OIL (C24-C40)	2000	2050	1900	103	95.0	41-113	7.6	30
SURROGATE: (R) DECANOIC ACID (S)	10.00	0	0	0.0	0.0	0-1		
SURROGATE: OCTACOSANE (S)	150	133	124	88.7	82.7	60-142		
SURROGATE: ORTHO-TERPHENYL (S)	150	148	139	98.7	92.7	56-125		

Comments:

Primary	SPK	DUP
Quant Method :	DOC0702.M	DOC0702.M
Extraction Date :	07/07/21	07/07/21
Analysis Date :	07/28/21	07/28/21
Instrument :	Apollo	Apollo
Run :	727025	727026
Initials :	LA	

Printed: 08/06/21 1:25:33 PM
APPL Standard LCSD

Laboratory Control Spike Recoveries

EPA 8015B TPH LIQ-LIQ

APPL ID: **210706W-35520 LCS - 265772**
Batch ID: #RHBLK-210706A

APPL Inc.
908 North Temperance Avenue
Clovis, CA 93611

Compound Name	Spike Lvl ug/L	SPK Result ug/L	DUP Result ug/L	SPK % Recovery	DUP % Recovery	Recovery Limits	RPD %	RPD Limits
DIESEL (C10-C24)	0	121	107	NA	NA	36-132		30
OIL (C24-C40)	0	142	113	NA	NA	41-113		30
SURROGATE: OCTACOSANE (S)	150	188	187	125	125	60-142		
SURROGATE: ORTHO-TERPHENYL (S)	150	136	135	90.7	90.0	56-125		

Comments:

Primary	SPK	DUP
Quant Method :	DOC0702.M	DOC0702.M
Extraction Date :	07/06/21	07/06/21
Analysis Date :	07/09/21	07/09/21
Instrument :	Apollo	Apollo
Run :	709005	709006
Initials :	MBE	

8270D-SIM

Form 2 & 8

Surrogate Recovery

Lab Name: APPL, Inc. SDG No: 96714

Case No: 96714 Date Analyzed: 07/12/21

Matrix: WATER Instrument: Linus

APPL ID.	Client Sample No.	SURROGATE: 2-METHYLNAPHTHALENE-D10 (S)			SURROGATE: FLUORANTHENE-D10 (S)		
		Limits	Result	Qualifier	Limits	Result	Qualifier
210707A-BLK	Blank	39-114	94.0		58-120	93.3	
210707A-LCS	Lab Control Spike	39-114	94.6		58-120	93.8	
210707A-LCSD	Lab Control SpikeD	39-114	94.2		58-120	94.4	
BA35512	ERH1458	39-114	100		58-120	72.6	
BA35514	ERH1460	39-114	101		58-120	67.2	
BA35516	ERH1462	39-114	97.1		58-120	87.6	
BA35518	ERH1530	39-114	110		58-120	78.9	
BA35519	ERH1531	39-114	103		58-120	88.3	

Comments: Batch: #SIM53-210707A

8270D-SIM

Form 4

Blank Summary

Lab Name: APPL, Inc. SDG No: 96714

Case No: 96714 Date Analyzed: 07/12/21

Matrix: WATER Instrument: Linus

Blank ID: 210707A-BLK Time Analyzed: 1123

APPL ID.	Client Sample No.	File ID.	Date Analyzed	
210707A-BLK	Blank	0709L047	07/12/21	1123
210707A-LCS	Lab Control Spike	0709L048	07/12/21	1145
210707A-LCSD	Lab Control SpikeD	0709L049	07/12/21	1208
BA35512	ERH1458	0709L050	07/12/21	1230
BA35514	ERH1460	0709L051	07/12/21	1252
BA35516	ERH1462	0709L052	07/12/21	1314
BA35518	ERH1530	0709L053	07/12/21	1336
BA35519	ERH1531	0709L054	07/12/21	1358

Comments: Batch: #SIM53-210707A

Method Blank
EPA 8270D SIM LIQ-LIQ

APPL Inc.
908 North Temperance Avenu
Clovis, CA 93611

Blank Name/QCG: **210707W-35512 - 265941**
Batch ID: #SIM53-210707A

Sample Type	Analyte	Result	LOQ	LOD	DL	Units	Extraction Date	Analysis Date
BLANK	1-METHYLNAPHTHALENE	0.10 U	0.2	0.10	0.04	ug/L	07/07/21	07/12/21
BLANK	2-METHYLNAPHTHALENE	0.10 U	0.2	0.10	0.04	ug/L	07/07/21	07/12/21
BLANK	NAPHTHALENE	0.10 U	0.2	0.10	0.04	ug/L	07/07/21	07/12/21
BLANK	SURROGATE: 2-METHYLNAPHT	94.0	39-114			%	07/07/21	07/12/21
BLANK	SURROGATE: FLUORANTHENE-	93.3	58-120			%	07/07/21	07/12/21

Quant Method:L0709.M
Run #:0709L047
Instrument:Linus
Sequence:L210709
Initials:JPR

GC SC-Blank-REG MDLs-DOD
Printed: 07/15/21 7:57:23 AM

8270D-SIM

Form 4

LCS Summary

Lab Name:	APPL, Inc.	SDG No:	96714
Case No:	96714	Date Analyzed:	07/12/21
Matrix:	WATER	Instrument:	Linus
LCS ID:	210707A-LCS	Time Analyzed:	1145

APPL ID.	Client Sample No.	File ID.	Date Analyzed	
210707A-BLK	Blank	0709L047	07/12/21	1123
210707A-LCS	Lab Control Spike	0709L048	07/12/21	1145
210707A-LCSD	Lab Control SpikeD	0709L049	07/12/21	1208
BA35512	ERH1458	0709L050	07/12/21	1230
BA35514	ERH1460	0709L051	07/12/21	1252
BA35516	ERH1462	0709L052	07/12/21	1314
BA35518	ERH1530	0709L053	07/12/21	1336
BA35519	ERH1531	0709L054	07/12/21	1358

Comments: Batch: #SIM53-210707A

Laboratory Control Spike Recoveries

EPA 8270D SIM LIQ-LIQ

APPL ID: **210707W-35512 LCS - 265941**
Batch ID: #SIM53-210707A

APPL Inc.
908 North Temperance Avenue
Clovis, CA 93611

Compound Name	Spike Lvl ug/L	SPK Result ug/L	DUP Result ug/L	SPK % Recovery	DUP % Recovery	Recovery Limits	RPD %	RPD Limits
1-METHYLNAPHTHALENE	5.00	4.50	4.64	90.0	92.8	41-115	3.1	20
2-METHYLNAPHTHALENE	5.00	4.57	4.68	91.4	93.6	39-114	2.4	20
NAPHTHALENE	5.00	4.37	4.46	87.4	89.2	43-114	2.0	20
SURROGATE: 2-METHYLNAPHTHALEN	5.00	4.73	4.71	94.6	94.2	39-114		
SURROGATE: FLUORANTHENE-D10 (S)	5.00	4.69	4.72	93.8	94.4	58-120		

Comments:

Primary	SPK	DUP
Quant Method :	L0709.M	L0709.M
Extraction Date :	07/07/21	07/07/21
Analysis Date :	07/12/21	07/12/21
Instrument :	Linus	Linus
Run :	0709L048	0709L049
Initials :	JPR	

Printed: 07/15/21 7:57:29 AM
APPL Standard LCSD

Form 5
Tune Summary

Lab Name: APPL Inc.
Case No:
Matrix: Water
ID: 0709L003.D

SDG No:
Date Analyzed: 07/09/21
Instrument: Linus
Time Analyzed: 9:02

	Client Sample No.	APPL ID.	File ID.	Date Analyzed
1		0.1 SIM 07/08/21	0709L004.D	07/09/21 9:19
2		0.2 SIM 07/08/21	0709L005.D	07/09/21 9:41
3		0.5 SIM 07/08/21	0709L006.D	07/09/21 10:03
4		1 SIM 07/08/21	0709L007.D	07/09/21 10:25
5		5 SIM 07/08/21	0709L008.D	07/09/21 10:47
6		10 SIM 07/08/21	0709L009.D	07/09/21 11:09
7		50 SIM 07/08/21	0709L010.D	07/09/21 11:38
8		100 SIM 07/08/21	0709L011.D	07/09/21 12:00
9		SS SIM 07/08/21	0709L012.D	07/09/21 12:22
10				
11				
12				
13				
14				
15				
16				
17				
18				
19				
20				
21				
22				

m/e		
51	9.95 - 80.1% of mass 198	35.1
68	0 - 2.05% of mass 69	0.0
70	0 - 2% of mass 69	0.6
127	10 - 80% of mass 198	53.1
197	0 - 2% of mass 198	0.0
198	100 - 100% of mass 198	100.0
199	5 - 9% of mass 198	7.0
275	10 - 60% of mass 198	28.4
365	1 - 100% of mass 198	4.2
441	0.01 - 24% of mass 442	16.0
442	50 - 500% of mass 198	116.5
443	15 - 24% of mass 442	18.9

Form 5
Tune Summary

Lab Name: APPL Inc.
Case No: 96714
Matrix: Water
ID: 0709L042.D

SDG No: 96714
Date Analyzed: 07/12/21
Instrument: Linus
Time Analyzed: 8:57

	Client Sample No.	APPL ID.	File ID.	Date Analyzed
1		5 SIM 06/17/21 (2)	0709L043.D	07/12/21 9:14
2	Blank	210707A BLK 1/1000	0709L047.D	07/12/21 11:23
3	Lab Control Spike	210707A LCS-1 1/1000	0709L048.D	07/12/21 11:45
4	Lab Control SpikeD	210707A LCSD-1 1/100	0709L049.D	07/12/21 12:08
5	ERH1458	BA35512W05 1/810	0709L050.D	07/12/21 12:30
6	ERH1460	BA35514W05 1/850	0709L051.D	07/12/21 12:52
7	ERH1462	BA35516W06 1/890	0709L052.D	07/12/21 13:14
8	ERH1530	BA35518W06 1/850	0709L053.D	07/12/21 13:36
9	ERH1531	BA35519W05 1/890	0709L054.D	07/12/21 13:58
10		5 SIM 07/08/21 (1)	0709L073.D	07/12/21 21:00
11				
12				
13				
14				
15				
16				
17				
18				
19				
20				
21				
22				

m/e		
51	9.95 - 80.1% of mass 198	32.1
68	0 - 2.05% of mass 69	0.0
70	0 - 2% of mass 69	0.5
127	10 - 80% of mass 198	50.2
197	0 - 2% of mass 198	0.0
198	100 - 100% of mass 198	100.0
199	5 - 9% of mass 198	6.8
275	10 - 60% of mass 198	31.2
365	1 - 100% of mass 198	4.5
441	0.01 - 24% of mass 442	15.7
442	50 - 500% of mass 198	144.7
443	15 - 24% of mass 442	19.3

8A
INTERNAL STANDARD AREA AND RT SUMMARY

Lab Name: APPL Inc. Contract: _____

Lab Code: _____ SDG No.: _____

Lab File ID (Standard): 0709L043.D Date Analyzed: 07/12/21

Instrument ID: Linus Time Analyzed: 9:14

GC Column: _____ ID: Heated Purge: (Y/N) _____

		Napthalene-D8(IS)		Acenaphthene-D10(IS)		Phenanthrene-D10(IS)	
		AREA #	RT #	AREA #	RT #	AREA #	RT #
	12 HOUR STD	11543	4.09	6093	6.08	10716	7.81
	UPPER LIMIT	23086	4.26	12186	6.25	21432	7.98
	LOWER LIMIT	5772	3.92	3047	5.91	5358	7.64
	SAMPLE NO.						
01	210707A BLK 1/1000	10581	4.09	5856	6.08	10695	7.81
02	210707A LCS-1 1/1000	11097	4.09	6074	6.08	10462	7.81
03	210707A LCSD-1 1/100	11321	4.09	6178	6.08	10730	7.81
04	BA35512W05 1/810	10384	4.09	5699	6.08	10501	7.81
05	BA35514W05 1/850	10164	4.09	5667	6.08	10436	7.81
06	BA35516W06 1/890	10432	4.09	5890	6.08	10815	7.81
07	BA35518W06 1/850	8813	4.09	5290	6.08	10581	7.81
08	BA35519W05 1/890	9694	4.09	5436	6.08	10048	7.81
09	5 SIM 07/08/21 (1)	9078	4.09	5120	6.08	9092	7.81
10							
11							
12							
13							
14							
15							
16							
17							
18							
19							
20							
21							
22							

AREA UPPER LIMIT = +100% of internal standard area.
AREA LOWER LIMIT = -50% of internal standard area.
RT UPPER LIMIT = +0.17 minutes of internal standard RT
RT LOWER LIMIT = -0.17 minutes of internal standard RT

Column used to flag values outside QC limits with an asterisk.
* Values outside of QC limits.

EPA 8260B

Form 2 & 8

Surrogate Recovery

Lab Name: APPL, Inc. SDG No: 96714

Case No: 96714 Date Analyzed: 07/08/21

Matrix: WATER Instrument: Max

APPL ID.	Client Sample No.	SURROGATE: 1,2-DICHLOROETHANE-D4 (S)			SURROGATE: 4-BROMOFLUOROBENZENE (S)		
		Limits	Result	Qualifier	Limits	Result	Qualifier
210708AM-LCS	Lab Control Spike	81-118	105		85-114	104	
210708AM-LCSD	Lab Control SpikeD	81-118	107		85-114	104	
210708AM-BLK	Blank	81-118	107		85-114	97.0	
BA35511	ERH1457	81-118	115		85-114	93.7	
BA35512	ERH1458	81-118	111		85-114	97.8	
BA35513	ERH1459	81-118	102		85-114	93.9	
BA35514	ERH1460	81-118	113		85-114	95.2	
BA35515	ERH1461	81-118	105		85-114	95.7	
BA35516	ERH1462	81-118	114		85-114	93.6	
BA35518	ERH1530	81-118	111		85-114	97.4	
BA35519	ERH1531	81-118	111		85-114	94.0	

Comments: Batch: #86BTO-210708AM

EPA 8260B

Form 2 & 8

Surrogate Recovery

Lab Name: APPL, Inc. SDG No: 96714

Case No: 96714 Date Analyzed: 07/08/21

Matrix: WATER Instrument: Max

APPL ID.	Client Sample No.	SURROGATE: DIBROMOFLUOROMETHANE (S)			SURROGATE: TOLUENE-D8 (S)		
		Limits	Result	Qualifier	Limits	Result	Qualifier
210708AM-LCS	Lab Control Spike	80-119	99.2		89-112	102	
210708AM-LCSD	Lab Control SpikeD	80-119	99.6		89-112	101	
210708AM-BLK	Blank	80-119	104		89-112	99.0	
BA35511	ERH1457	80-119	109		89-112	102	
BA35512	ERH1458	80-119	109		89-112	98.5	
BA35513	ERH1459	80-119	106		89-112	98.9	
BA35514	ERH1460	80-119	108		89-112	100.0	
BA35515	ERH1461	80-119	109		89-112	98.0	
BA35516	ERH1462	80-119	106		89-112	99.0	
BA35518	ERH1530	80-119	105		89-112	97.2	
BA35519	ERH1531	80-119	106		89-112	96.1	

Comments: Batch: #86BTO-210708AM

EPA 8260B

Form 4

Blank Summary

Lab Name:	APPL, Inc.	SDG No:	96714
Case No:	96714	Date Analyzed:	07/08/21
Matrix:	WATER	Instrument:	Max
Blank ID:	210708AM-BLK	Time Analyzed:	1404

APPL ID.	Client Sample No.	File ID.	Date Analyzed	
210708AM-LCS	Lab Control Spike	0708M03	07/08/21	1144
210708AM-LCSD	Lab Control SpikeD	0708M04	07/08/21	1212
210708AM-BLK	Blank	0708M08	07/08/21	1404
BA35511	ERH1457	0708M12	07/08/21	1556
BA35512	ERH1458	0708M13	07/08/21	1624
BA35513	ERH1459	0708M14	07/08/21	1652
BA35514	ERH1460	0708M15	07/08/21	1720
BA35515	ERH1461	0708M16	07/08/21	1747
BA35516	ERH1462	0708M17	07/08/21	1815
BA35518	ERH1530	0708M18	07/08/21	1843
BA35519	ERH1531	0708M19	07/08/21	1911

Comments: Batch: #86BTO-210708AM

Method Blank
EPA 8260B BTEX WATER

APPL Inc.
908 North Temperance Avenu
Clovis, CA 93611

Blank Name/QCG: **210708W-35511 - 265916**
Batch ID: #86BTO-210708AM

Sample Type	Analyte	Result	LOQ	LOD	DL	Units	Extraction Date	Analysis Date
BLANK	BENZENE	0.30 U	1.0	0.30	0.15	ug/L	07/08/21	07/08/21
BLANK	ETHYLBENZENE	0.50 U	1.0	0.50	0.23	ug/L	07/08/21	07/08/21
BLANK	TOLUENE	0.30 U	1.0	0.30	0.15	ug/L	07/08/21	07/08/21
BLANK	XYLENES (TOTAL)	0.30 U	2.0	0.30	0.15	ug/L	07/08/21	07/08/21
BLANK	SURROGATE: 1,2-DICHLOROET	107	81-118			%	07/08/21	07/08/21
BLANK	SURROGATE: 4-BROMOFLUORO	97.0	85-114			%	07/08/21	07/08/21
BLANK	SURROGATE: DIBROMOFLUOR	104	80-119			%	07/08/21	07/08/21
BLANK	SURROGATE: TOLUENE-D8 (S)	99.0	89-112			%	07/08/21	07/08/21

Quant Method:M0707W.M
Run #:0708M08
Instrument:Max
Sequence:210707
Initials:JPR

GC SC-Blank-REG MDLs-DOD
Printed: 07/14/21 12:52:05 PM

EPA 8260B

Form 4

LCS Summary

Lab Name:	APPL, Inc.	SDG No:	96714
Case No:	96714	Date Analyzed:	07/08/21
Matrix:	WATER	Instrument:	Max
LCS ID:	210708AM-LCS	Time Analyzed:	1144

APPL ID.	Client Sample No.	File ID.	Date Analyzed	
210708AM-LCS	Lab Control Spike	0708M03	07/08/21	1144
210708AM-LCSD	Lab Control SpikeD	0708M04	07/08/21	1212
210708AM-BLK	Blank	0708M08	07/08/21	1404
BA35511	ERH1457	0708M12	07/08/21	1556
BA35512	ERH1458	0708M13	07/08/21	1624
BA35513	ERH1459	0708M14	07/08/21	1652
BA35514	ERH1460	0708M15	07/08/21	1720
BA35515	ERH1461	0708M16	07/08/21	1747
BA35516	ERH1462	0708M17	07/08/21	1815
BA35518	ERH1530	0708M18	07/08/21	1843
BA35519	ERH1531	0708M19	07/08/21	1911

Comments: Batch: #86BTO-210708AM

Laboratory Control Spike Recoveries

EPA 8260B BTEX WATER

APPL ID: **210708W-35511 LCS - 265916**
Batch ID: #86BTO-210708AM

APPL Inc.
908 North Temperance Avenue
Clovis, CA 93611

Compound Name	Spike Lvl ug/L	SPK Result ug/L	DUP Result ug/L	SPK % Recovery	DUP % Recovery	Recovery Limits	RPD %	RPD Limits
BENZENE	10.00	9.74	9.75	97.4	97.5	79-120	0.10	20
ETHYLBENZENE	10.00	10.5	9.88	105	98.8	79-121	6.1	20
TOLUENE	10.00	10.3	9.60	103	96.0	80-121	7.0	20
XYLENES (TOTAL)	30.0	30.7	28.0	102	93.3	79-121	9.2	20
SURROGATE: 1,2-DICHLOROETHANE-D	25.0	26.3	26.8	105	107	81-118		
SURROGATE: 4-BROMOFLUOROBENZE	25.0	26.0	26.1	104	104	85-114		
SURROGATE: DIBROMOFLUOROMETH	25.0	24.8	24.9	99.2	99.6	80-119		
SURROGATE: TOLUENE-D8 (S)	25.0	25.5	25.3	102	101	89-112		

Comments:

Primary	SPK	DUP
Quant Method :	M0707W.M	M0707W.M
Extraction Date :	07/08/21	07/08/21
Analysis Date :	07/08/21	07/08/21
Instrument :	Max	Max
Run :	0708M03	0708M04
Initials :	JPR	

Printed: 07/14/21 12:52:11 PM
APPL Standard LCSD

Form 5
Tune Summary

Lab Name: APPL Inc.
Case No:
Matrix: Water
ID: 0707M01.D

SDG No:
Date Analyzed: 07/07/21
Instrument: Max
Time Analyzed: 11:42

	Client Sample No.	APPL ID.	File ID.	Date Analyzed
1		0.3ug/L VOC STD 7/7/	0707M03.D	07/07/21 12:34
2		0.5ug/L VOC STD 7/7/	0707M04.D	07/07/21 13:02
3		1ug/L VOC STD 7/7/21	0707M05.D	07/07/21 13:30
4		2ug/L VOC STD 7/7/21	0707M06.D	07/07/21 13:58
5		5ug/L VOC STD 7/7/21	0707M07.D	07/07/21 14:25
6		10ug/L VOC STD 7/7/2	0707M08.D	07/07/21 14:54
7		20ug/L VOC STD 7/7/2	0707M09.D	07/07/21 15:21
8		40ug/L VOC STD 7/7/2	0707M10.D	07/07/21 15:49
9		100ug/L VOC STD 7/7/	0707M11.D	07/07/21 16:18
10	Lab Control Spike	(SS)/LCS 10ug/L VOC	0707M13.D	07/07/21 17:13
11				
12				
13				
14				
15				
16				
17				
18				
19				
20				
21				
22				

m/e		
50	15 - 40% of mass 95	20.3
75	30 - 60.04% of mass 95	50.9
95	100 - 200% of mass 95	100.0
96	5 - 9% of mass 95	5.8
173	0 - 2% of mass 174	1.2
174	50 - 200% of mass 95	121.3
175	5 - 9.02% of mass 174	8.8
176	94.9 - 101% of mass 174	97.7
177	5 - 9% of mass 176	6.9

Form 5
Tune Summary

Lab Name: APPL Inc.
Case No: 96714
Matrix: Water
ID: 0708M00.D

SDG No: 96714
Date Analyzed: 07/08/21
Instrument: Max
Time Analyzed: 10:31

	Client Sample No.	APPL ID.	File ID.	Date Analyzed
1	Lab Control Spike	210708A CCV/LCS 10ug	0708M03.D	07/08/21 11:44
2	Lab Control SpikeD	210708A LCSD 10ug/L	0708M04.D	07/08/21 12:12
3	Blank	210708A BLK	0708M08.D	07/08/21 14:04
4	ERH1457	BA35511W01	0708M12.D	07/08/21 15:56
5	ERH1458	BA35512W01	0708M13.D	07/08/21 16:24
6	ERH1459	BA35513W01	0708M14.D	07/08/21 16:52
7	ERH1460	BA35514W01	0708M15.D	07/08/21 17:20
8	ERH1461	BA35515W01	0708M16.D	07/08/21 17:47
9	ERH1462	BA35516W01	0708M17.D	07/08/21 18:15
10	ERH1530	BA35518W01	0708M18.D	07/08/21 18:43
11	ERH1531	BA35519W01	0708M19.D	07/08/21 19:11
12		Ending CCV 10ug/L 7/	0708M27.D	07/08/21 22:55
13				
14				
15				
16				
17				
18				
19				
20				
21				
22				

m/e		
50	15 - 40% of mass 95	18.1
75	30 - 60.04% of mass 95	50.1
95	100 - 200% of mass 95	100.0
96	5 - 9% of mass 95	6.7
173	0 - 2% of mass 174	0.0
174	50 - 200% of mass 95	113.4
175	5 - 9.02% of mass 174	6.7
176	94.9 - 101% of mass 174	97.8
177	5 - 9% of mass 176	8.1

8A
INTERNAL STANDARD AREA AND RT SUMMARY

Lab Name: APPL Inc. Contract: _____

Lab Code: _____ SDG No.: _____

Lab File ID (Standard): 0708M03.D Date Analyzed: 8 Jul 21 11:44

Instrument ID: Max Time Analyzed: 8 Jul 21 11:44

GC Column: _____ ID: Heated Purge: (Y/N) _____

		Fluorobenzene (IS)		Chlorobenzene-D5 (IS)		1,4-Dichlorobenzene-D (IS)	
		AREA #	RT #	AREA #	RT #	AREA #	RT #
	12 HOUR STD	151596	5.25	119822	8.60	74293	10.94
	UPPER LIMIT	303192	5.42	239644	8.77	148586	11.11
	LOWER LIMIT	75798	5.08	59911	8.43	37147	10.77
	SAMPLE NO.						
01	210708A LCSD 10ug/L	149144	5.25	119926	8.60	72684	10.94
02	210708A BLK	135688	5.25	111888	8.61	63766	10.94
03	BA35511W01	131790	5.25	106675	8.61	60591	10.94
04	BA35512W01	127013	5.25	105984	8.61	64550	10.94
05	BA35513W01	132931	5.25	109781	8.60	63124	10.94
06	BA35514W01	131938	5.25	108955	8.60	61903	10.94
07	BA35515W01	130222	5.25	107417	8.61	60377	10.94
08	BA35516W01	125843	5.25	105435	8.61	58980	10.94
09	BA35518W01	125979	5.25	105468	8.61	63091	10.94
10	BA35519W01	130403	5.25	108669	8.60	59497	10.94
11	Ending CCV 10ug/L 7/8/	131247	5.25	104003	8.60	64689	10.94
12							
13							
14							
15							
16							
17							
18							
19							
20							
21							
22							

AREA UPPER LIMIT = +100% of internal standard area.
AREA LOWER LIMIT = -50% of internal standard area.
RT UPPER LIMIT = +0.17 minutes of internal standard RT
RT LOWER LIMIT = -0.17 minutes of internal standard RT

Column used to flag values outside QC limits with an asterisk.
* Values outside of QC limits.

EPA 8260B

Form 2 & 8

Surrogate Recovery

Lab Name: APPL, Inc. SDG No: 96714

Case No: 96714 Date Analyzed: 07/08/21

Matrix: WATER Instrument: Max

APPL ID.	Client Sample No.	SURROGATE: 4-BROMOFLUOROBENZENE (S)					
		Limits	Result	Qualifier	Limits	Result	Qualifier
210708AM-LCS	Lab Control Spike	85-114	99.2				
210708AM-BLK	Blank	85-114	96.6				
BA35511	ERH1457	85-114	93.4				
BA35512	ERH1458	85-114	97.4				
BA35513	ERH1459	85-114	93.6				
BA35514	ERH1460	85-114	94.8				
BA35515	ERH1461	85-114	95.3				
BA35516	ERH1462	85-114	93.3				
BA35518	ERH1530	85-114	97.1				
BA35519	ERH1531	85-114	93.6				
210708AM-LCSD	Lab Control SpikeD	85-114	94.8				

Comments: Batch: #GRO86-210708AM

EPA 8260B

Form 4

Blank Summary

Lab Name:	APPL, Inc.	SDG No:	96714
Case No:	96714	Date Analyzed:	07/08/21
Matrix:	WATER	Instrument:	Max
Blank ID:	210708AM-BLK	Time Analyzed:	1404

APPL ID.	Client Sample No.	File ID.	Date Analyzed
210708AM-LCS	Lab Control Spike	0708M07	07/08/21 1336
210708AM-BLK	Blank	0708M08	07/08/21 1404
BA35511	ERH1457	0708M12	07/08/21 1556
BA35512	ERH1458	0708M13	07/08/21 1624
BA35513	ERH1459	0708M14	07/08/21 1652
BA35514	ERH1460	0708M15	07/08/21 1720
BA35515	ERH1461	0708M16	07/08/21 1747
BA35516	ERH1462	0708M17	07/08/21 1815
BA35518	ERH1530	0708M18	07/08/21 1843
BA35519	ERH1531	0708M19	07/08/21 1911
210708AM-LCSD	Lab Control SpikeD	0708M28	07/08/21 2323

Comments: Batch: #GRO86-210708AM

Method Blank
EPA 8260B GRO WATER

APPL Inc.
908 North Temperance Avenu
Clovis, CA 93611

Blank Name/QCG: **210708W-35511 - 265925**
Batch ID: #GRO86-210708AM

Sample Type	Analyte	Result	LOQ	LOD	DL	Units	Extraction Date	Analysis Date
BLANK	GASOLINE RANGE ORGANICS	18.0 U	20	18.0	8.6	ug/L	07/08/21	07/08/21
BLANK	SURROGATE: 4-BROMOFLUORO	96.6	85-114			%	07/08/21	07/08/21

Quant Method:MGAS0702.M
Run #:0708M08
Instrument:Max
Sequence:210707
Initials:JPR

GC SC-Blank-REG MDLs-DOD
Printed: 07/14/21 1:57:56 PM

EPA 8260B

Form 4

LCS Summary

Lab Name:	APPL, Inc.	SDG No:	96714
Case No:	96714	Date Analyzed:	07/08/21
Matrix:	WATER	Instrument:	Max
LCS ID:	210708AM-LCS	Time Analyzed:	1336

APPL ID.	Client Sample No.	File ID.	Date Analyzed
210708AM-LCS	Lab Control Spike	0708M07	07/08/21 1336
210708AM-BLK	Blank	0708M08	07/08/21 1404
BA35511	ERH1457	0708M12	07/08/21 1556
BA35512	ERH1458	0708M13	07/08/21 1624
BA35513	ERH1459	0708M14	07/08/21 1652
BA35514	ERH1460	0708M15	07/08/21 1720
BA35515	ERH1461	0708M16	07/08/21 1747
BA35516	ERH1462	0708M17	07/08/21 1815
BA35518	ERH1530	0708M18	07/08/21 1843
BA35519	ERH1531	0708M19	07/08/21 1911
210708AM-LCSD	Lab Control SpikeD	0708M28	07/08/21 2323

Comments: Batch: #GRO86-210708AM

Laboratory Control Spike Recoveries

EPA 8260B GRO WATER

APPL ID: **210708W-35511 LCS - 265925**
Batch ID: #GRO86-210708AM

APPL Inc.
908 North Temperance Avenue
Clovis, CA 93611

Compound Name	Spike Lvl ug/L	SPK Result ug/L	DUP Result ug/L	SPK % Recovery	DUP % Recovery	Recovery Limits	RPD %	RPD Limits
GASOLINE RANGE ORGANICS	300	330	325	110	108	78-122	1.5	20
SURROGATE: 4-BROMOFLUOROBENZE	25.0	24.8	23.7	99.2	94.8	85-114		

Comments:

Primary	SPK	DUP
Quant Method :	MGAS0702.M	MGAS0702.M
Extraction Date :	07/08/21	07/08/21
Analysis Date :	07/08/21	07/08/21
Instrument :	Max	Max
Run :	0708M07	0708M28
Initials :	JPR	

Printed: 07/14/21 1:58:05 PM
APPL Standard LCSD

ORGANICS

Calibration Data

TPH Extractables
DOC0702

Form 6
Initial Calibration

Lab Name: APPL, Inc. SDG No:
Case No: Initial Cal. Date: 07/02/21
Matrix: Water Instrument: Apollo Initials: MB

		Compound	1	2	3	4	5	6	7				Avg	%RSD	Type	r^2	Q
			702005.D	702006.D	702007 D	702008 D	702009 D	702010.D	702011.D								
1	HATM	Diesel (C10-C24)	3016894	1951949	2014939	2067917	2039722	2119264	2139867				2192936	17	HATM		
2	HBTM	Motor Oil (C24-C40)		1676406	1491952	1522421	1492860	1546113	1554117				1547312	4.4	HBTM		
3	SA	Ortho-Terpheny(S)	2636466	2540006	2431557	2529925	2422677	2435838	2499496				2499423	3.1	SA		
4	SA	Octacosane(S)	1728504	1650255	1588691	1695307	1644244	1699403	1705536				1673134	2.9	SA		
5																	
6																	
7																	
8																	
9																	
10																	
11																	
12																	
13																	
14																	
15																	
16																	
17																	
18																	
19																	
20																	
21																	
22																	
23																	
24																	
25																	
26																	
27																	
28																	
29																	
30																	
31																	
32																	
33																	
34																	
35																	

0.776978

Quantitation Report (Not Reviewed)

Data File : G:\APOLLO\DATA\210702\702005.D Vial: 5
Acq On : 7-2-21 14:35:23 Operator: MB
Sample : DMO STD-1 07/02/21 Inst : Apollo
Misc : water Multiplr: 1.00
IntFile : events.e
Quant Time: Jul 6 8:47 2021 Quant Results File: DOC0702.RES

Method : G:\APOLLO\DATA\210702\DOC0702.M (Chemstation Integrator)
Title : 8015 B&C
Last Update : Tue Jul 06 08:45:30 2021
Response via : Multiple Level Calibration

Volume Inj. : 2UL
Signal Phase : DB-5
Signal Info : FID02A

Compound	R.T.	Response	Conc Units
System Monitoring Compounds			
3) SA Ortho-Terphenyl(S)	7.63	1318233	0.264 ppb
Surrogate Spike 30.000	Recovery	=	0.88%
4) SA Octacosane(S)	9.99	864252	0.258 ppb
Surrogate Spike 30.000	Recovery	=	0.86%
Target Compounds			
1) HATM Diesel (C10-C24)	6.59	30168940	6.879 ppb
2) HBTM Motor Oil (C24-C40)	15.58	26926949	8.701 ppb

Target Compounds

(f)=RT Delta > 1/2 Window (m)=manual int.

Data File: G:\APOLLO\DATA\210702\702005.D
Sample : DMO STD-1 07/02/21

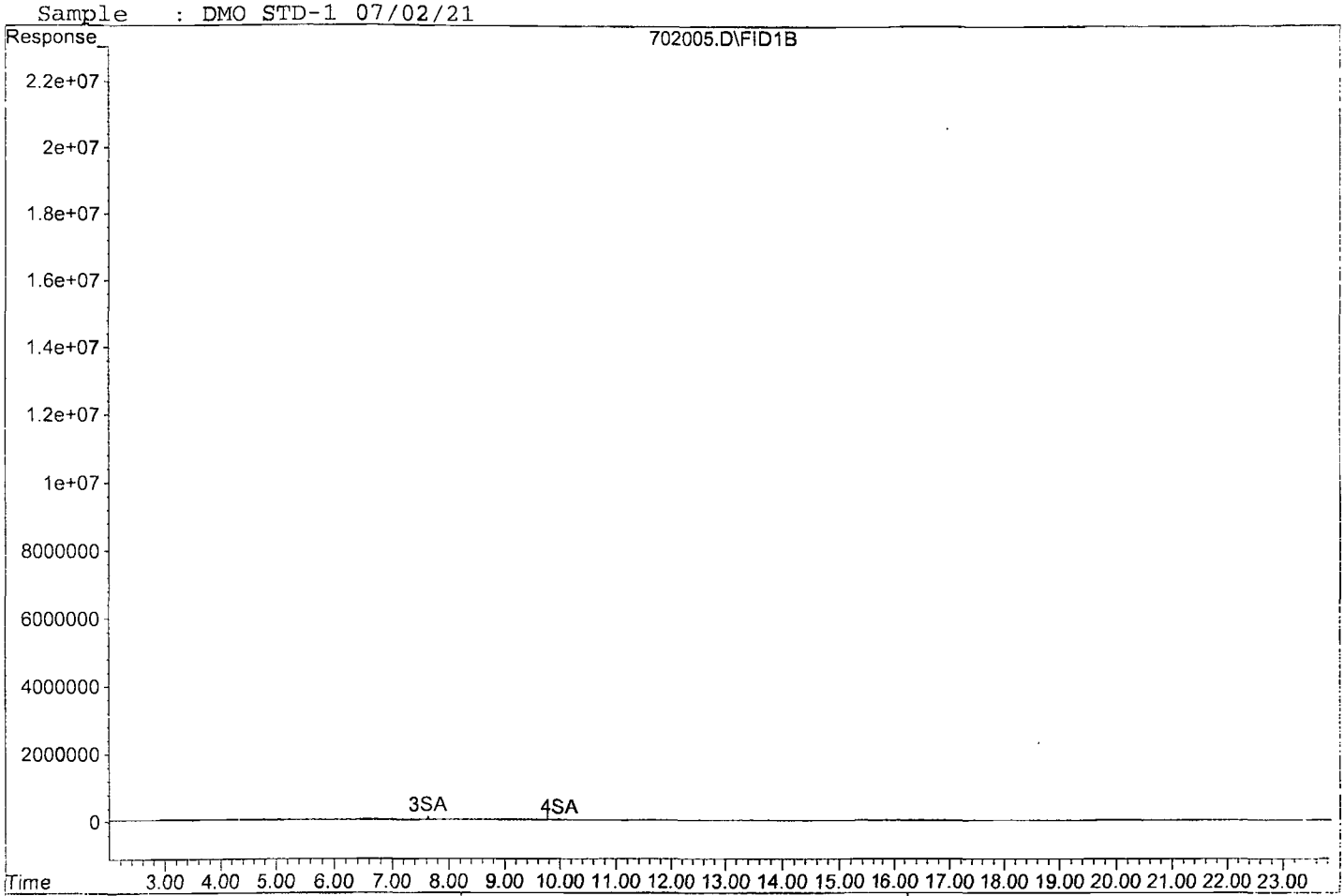

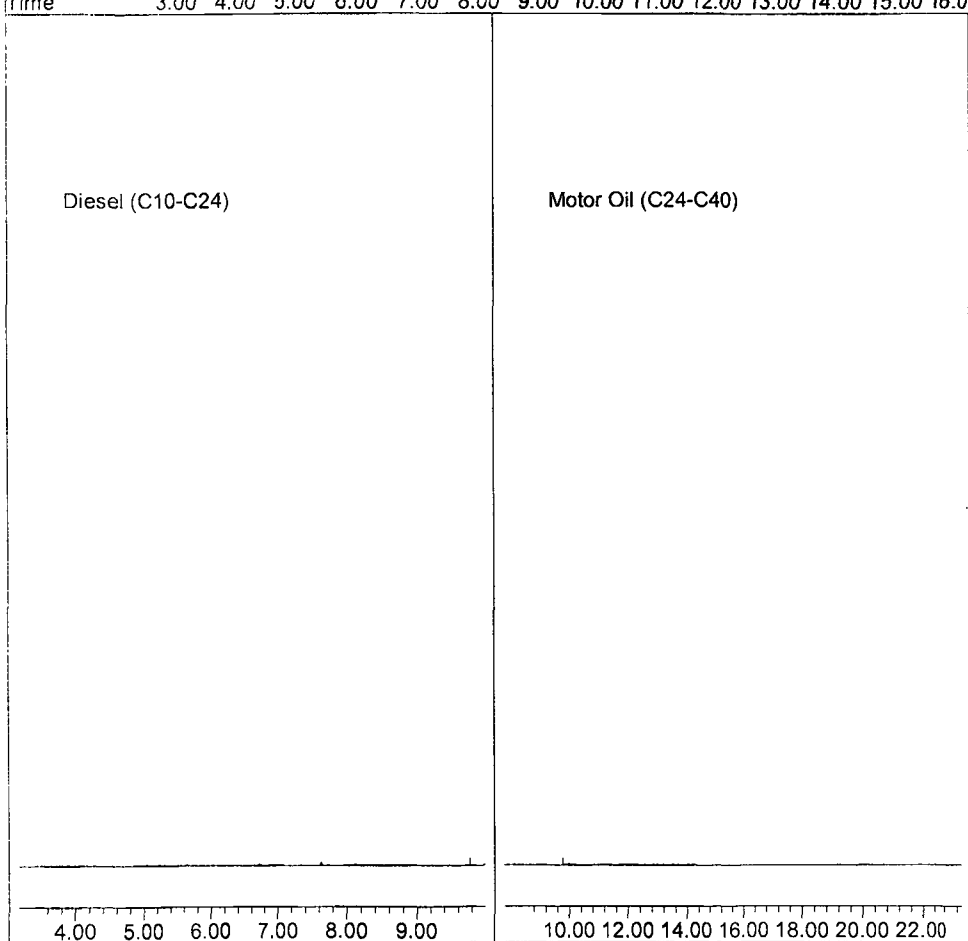

Quantitation Report (Not Reviewed)

Data File : G:\APOLLO\DATA\210702\702006.D Vial: 6
Acq On : 7-2-21 15:03:41 Operator: MB
Sample : DMO STD-2 07/02/21 Inst : Apollo
Misc : water Multiplr: 1.00
IntFile : events.e
Quant Time: Jul 6 8:47 2021 Quant Results File: DOC0702.RES

Method : G:\APOLLO\DATA\210702\DOC0702.M (Chemstation Integrator)
Title : 8015 B&C
Last Update : Tue Jul 06 08:45:30 2021
Response via : Multiple Level Calibration

Volume Inj. : 2UL
Signal Phase : DB-5
Signal Info : FID02A

Compound	R.T.	Response	Conc Units
System Monitoring Compounds			
3) SA Ortho-Terphenyl(S)	7.63	2540006	0.508 ppb
Surrogate Spike 30.000	Recovery	=	1.69%
4) SA Octacosane(S)	9.99	1650255	0.493 ppb
Surrogate Spike 30.000	Recovery	=	1.64%
Target Compounds			
1) HATM Diesel (C10-C24)	6.59	39038983	8.901 ppb
2) HBTM Motor Oil (C24-C40)	15.58	33528117	10.834 ppb

Target Compounds

(f)=RT Delta > 1/2 Window (m)=manual int.

Quantitation Report

Data File: G:\APOLLO\DATA\210702\702006.D
Sample : DMO STD-2 07/02/21

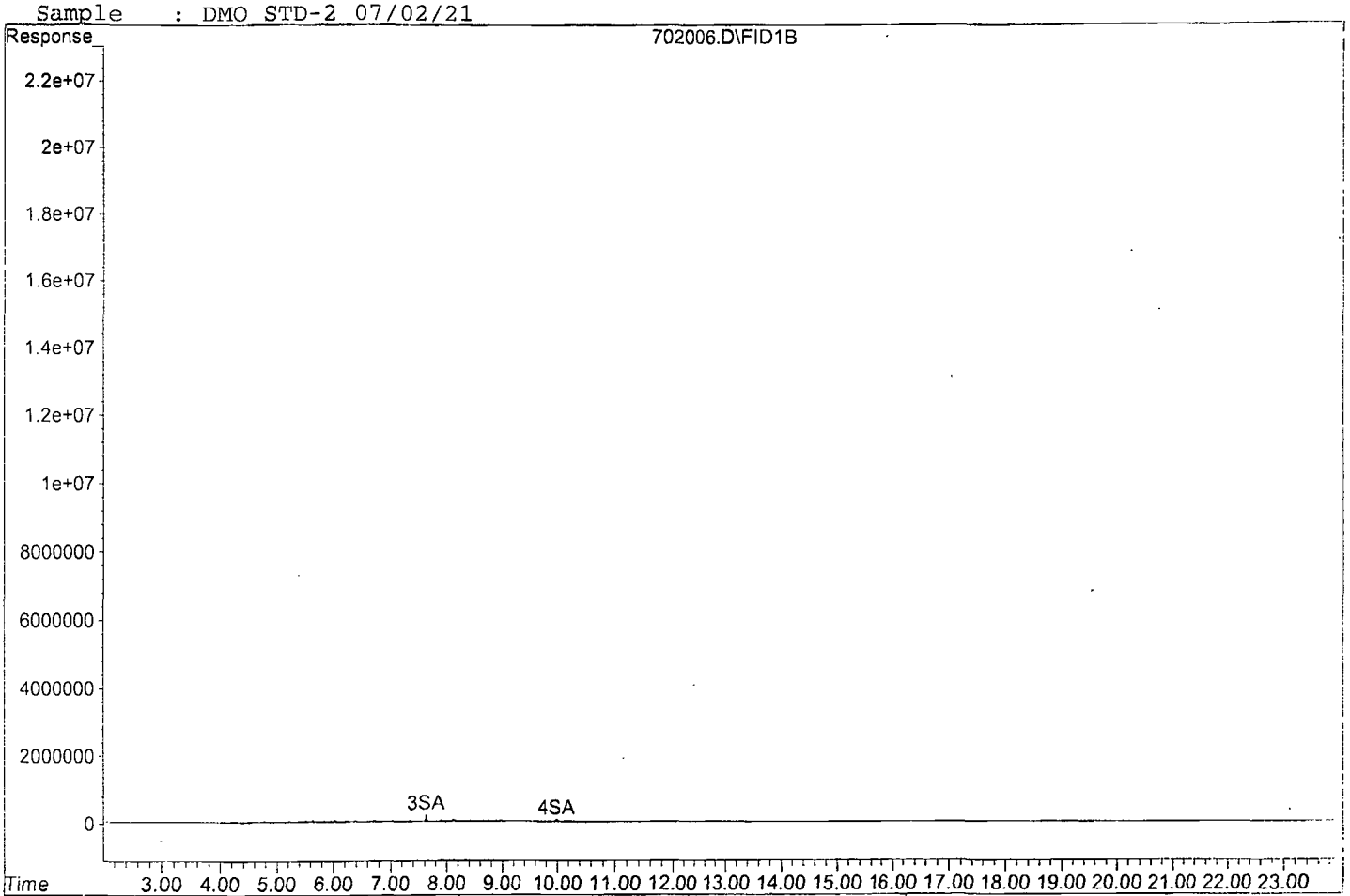

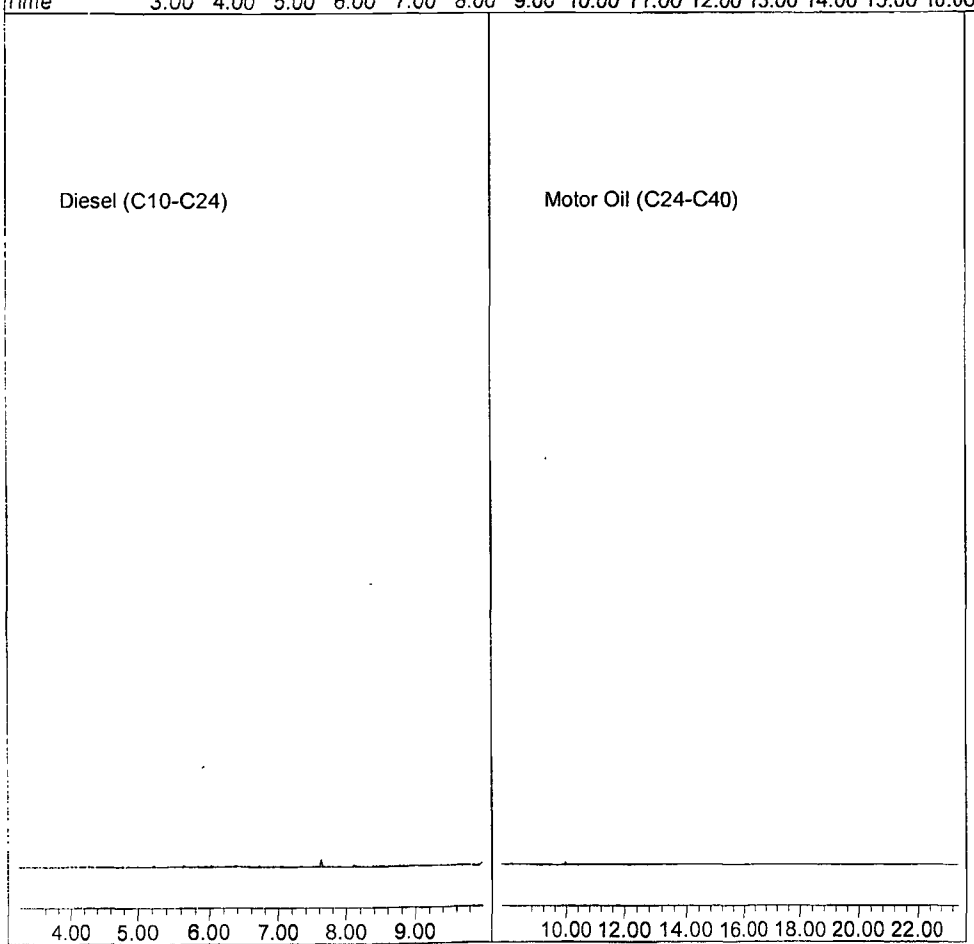

Quantitation Report (Not Reviewed)

Data File : G:\APOLLO\DATA\210702\702007.D Vial: 7
Acq On : 7-2-21 15:32:00 Operator: MB
Sample : DMO STD-3 07/02/21 Inst : Apollo
Misc : water Multiplr: 1.00
IntFile : events.e
Quant Time: Jul 6 8:47 2021 Quant Results File: DOC0702.RES

Method : G:\APOLLO\DATA\210702\DOC0702.M (Chemstation Integrator)
Title : 8015 B&C
Last Update : Tue Jul 06 08:45:30 2021
Response via : Multiple Level Calibration

Volume Inj. : 2UL
Signal Phase : DB-5
Signal Info : FID02A

Compound	R.T.	Response	Conc	Units
System Monitoring Compounds				
3) SA Ortho-Terphenyl(S)	7.63	12157783	2.432	ppb
Surrogate Spike 30.000	Recovery	=	8.11%	
4) SA Octacosane(S)	9.99	7943456	2.374	ppb
Surrogate Spike 30.000	Recovery	=	7.91%	
Target Compounds				
1) HATM Diesel (C10-C24)	6.59	201493934	45.942	ppb
2) HBTM Motor Oil (C24-C40)	15.58	149195183	48.211	ppb

Target Compounds

(f)=RT Delta > 1/2 Window (m)=manual int.

Data File: G:\APOLLO\DATA\210702\702007.D
Sample : DMO STD-3 07/02/21

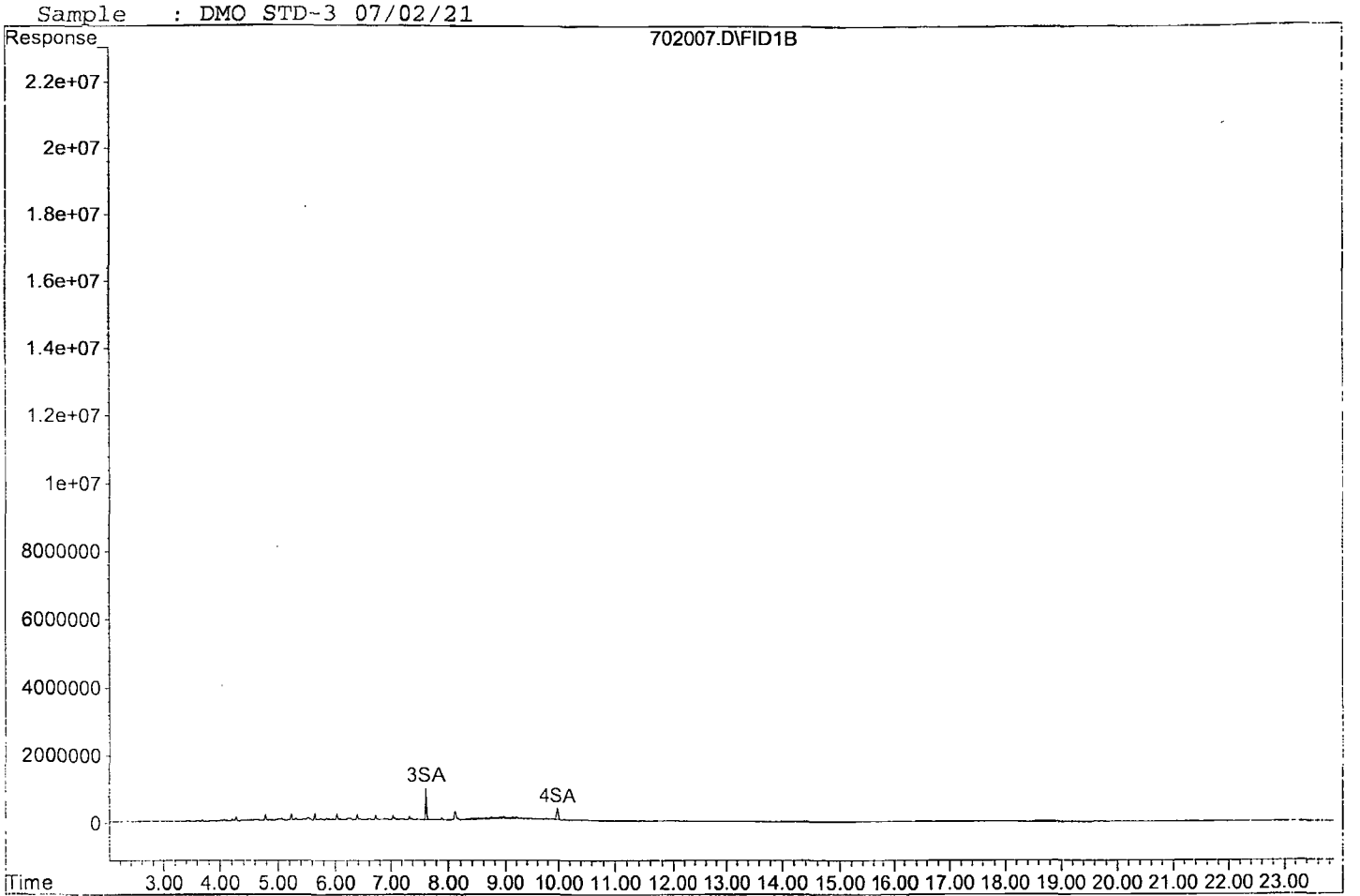

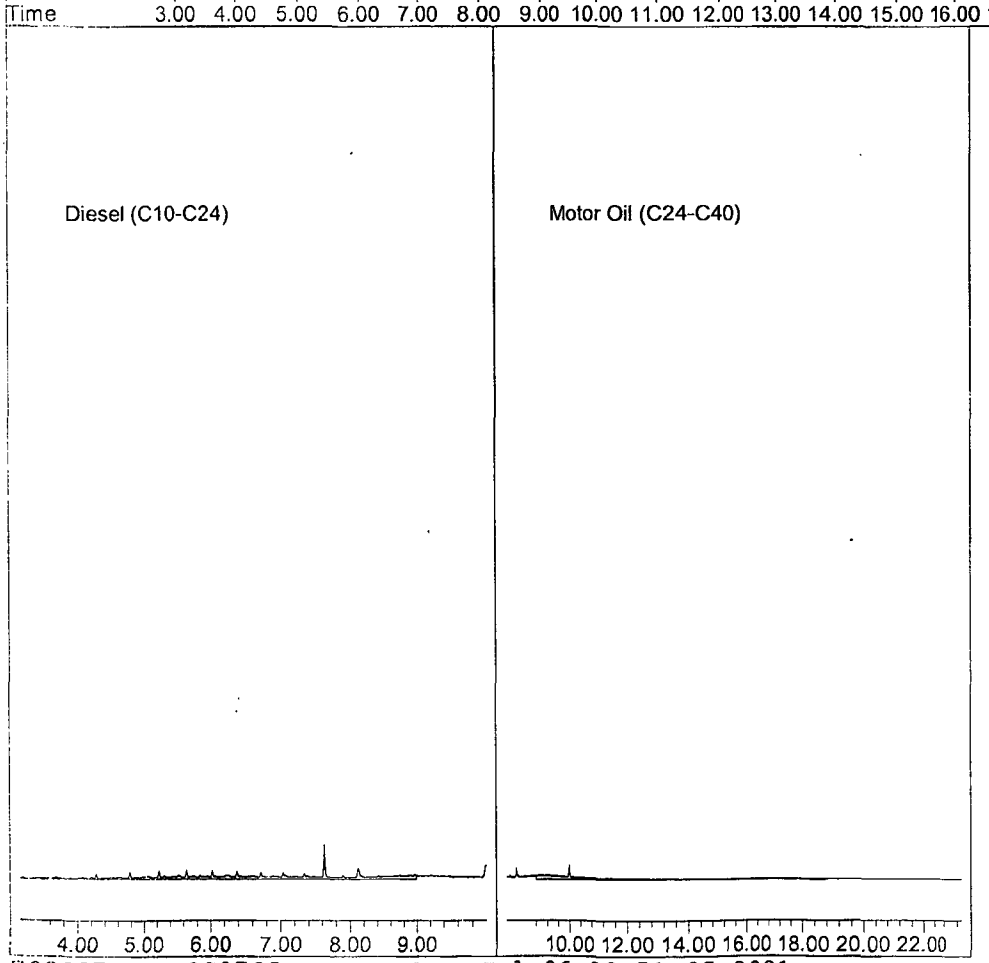

Quantitation Report (Not Reviewed)

Data File : G:\APOLLO\DATA\210702\702008.D
Acq On : 7-2-21 16:01:03
Sample : DMO STD-4 07/02/21
Misc : water
IntFile : events.e
Quant Time: Jul 6 8:47 2021 Quant Results File: DOC0702.RES

Vial: 8
Operator: MB
Inst : Apollo
Multiplr: 1.00

Method : G:\APOLLO\DATA\210702\DOC0702.M (Chemstation Integrator)
Title : 8015 B&C
Last Update : Tue Jul 06 08:45:30 2021
Response via : Multiple Level Calibration

Volume Inj. : 2UL
Signal Phase : DB-5
Signal Info : FID02A

Compound	R.T.	Response	Conc Units
System Monitoring Compounds			
3) SA Ortho-Terphenyl(S)	7.63	63248117	12.653 ppb
Surrogate Spike 30.000		Recovery =	42.18%
4) SA Octacosane(S)	9.99	42382685	12.666 ppb
Surrogate Spike 30.000		Recovery =	42.22%
Target Compounds			
1) HATM Diesel (C10-C24)	6.59	1033958317	235.747 ppb
2) HBTM Motor Oil (C24-C40)	15.58	761210432	245.978 ppb

Target Compounds

(f)=RT Delta > 1/2 Window (m)=manual int.

Data File: G:\APOLLO\DATA\210702\702008.D
Sample : DMO STD-4 07/02/21

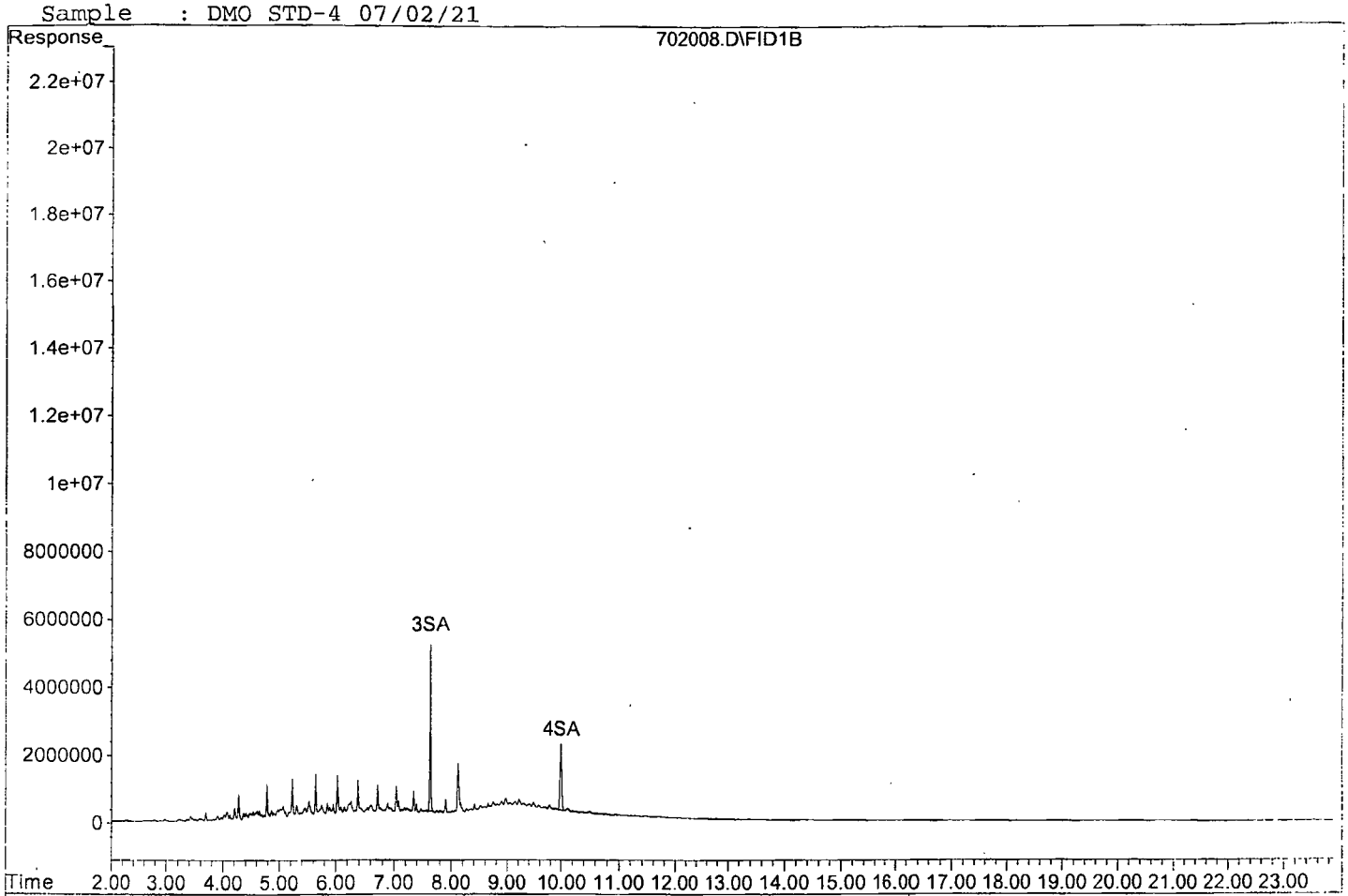

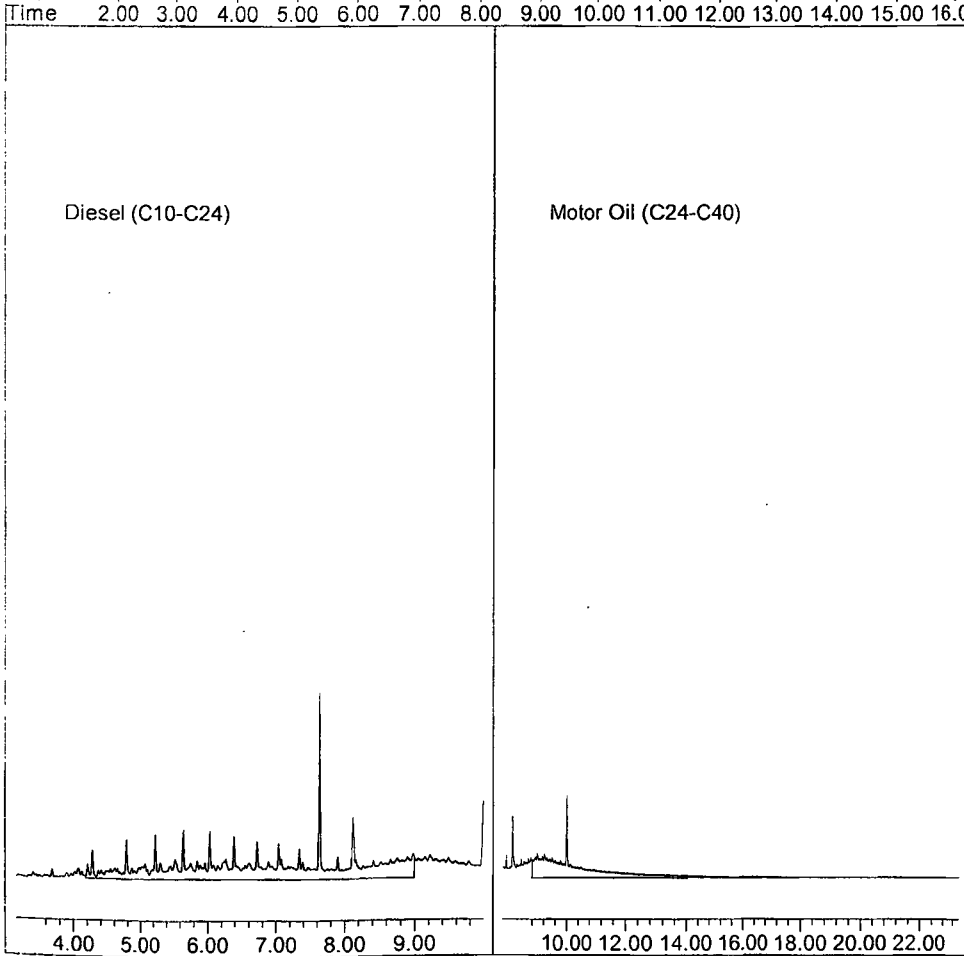

Quantitation Report (Not Reviewed)

Data File : G:\APOLLO\DATA\210702\702009.D Vial: 9
Acq On : 7-2-21 16:29:22 Operator: MB
Sample : DMO STD-5 07/02/21 Inst : Apollo
Misc : water Multiplr: 1.00
IntFile : events.e
Quant Time: Jul 6 8:47 2021 Quant Results File: DOC0702.RES

Method : G:\APOLLO\DATA\210702\DOC0702.M (Chemstation Integrator)
Title : 8015 B&C
Last Update : Tue Jul 06 08:45:30 2021
Response via : Multiple Level Calibration

Volume Inj. : 2UL
Signal Phase : DB-5
Signal Info : FID02A

Compound	R.T.	Response	Conc Units
System Monitoring Compounds			
3) SA Ortho-Terphenyl(S)	7.64	242267738	48.465 ppb
Surrogate Spike 30.000		Recovery =	161.55%
4) SA Octacosane(S)	10.00	164424401	49.137 ppb
Surrogate Spike 30.000		Recovery =	163.79%
Target Compounds			
1) HATM Diesel (C10-C24)	6.59	4079443154	930.133 ppb
2) HBTM Motor Oil (C24-C40)	15.58	2985720309	964.809 ppb

Target Compounds

(f)=RT Delta > 1/2 Window (m)=manual int.

Quantitation Report

Data File: G:\APOLLO\DATA\210702\702009.D
Sample : DMO STD-5 07/02/21

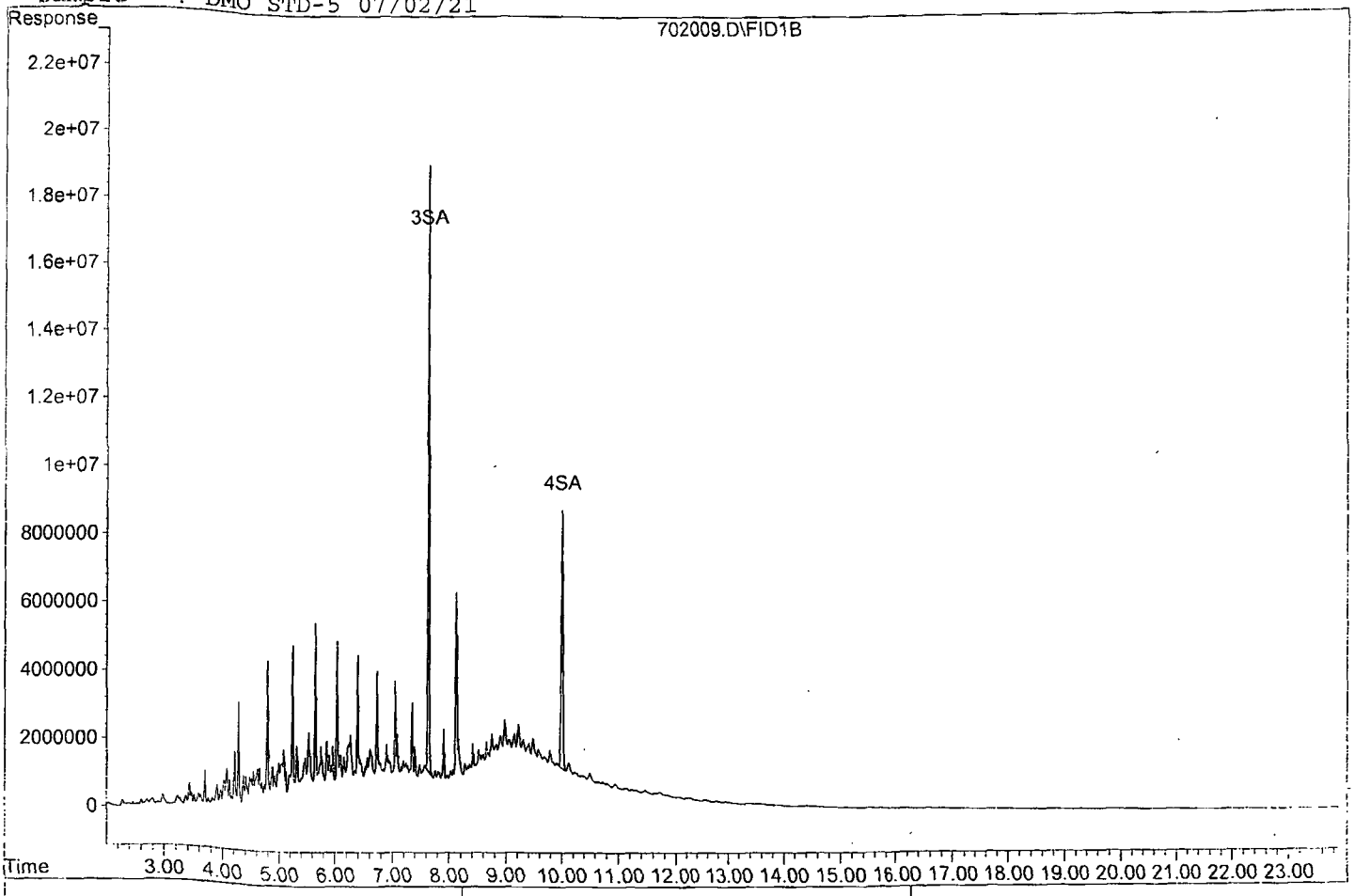

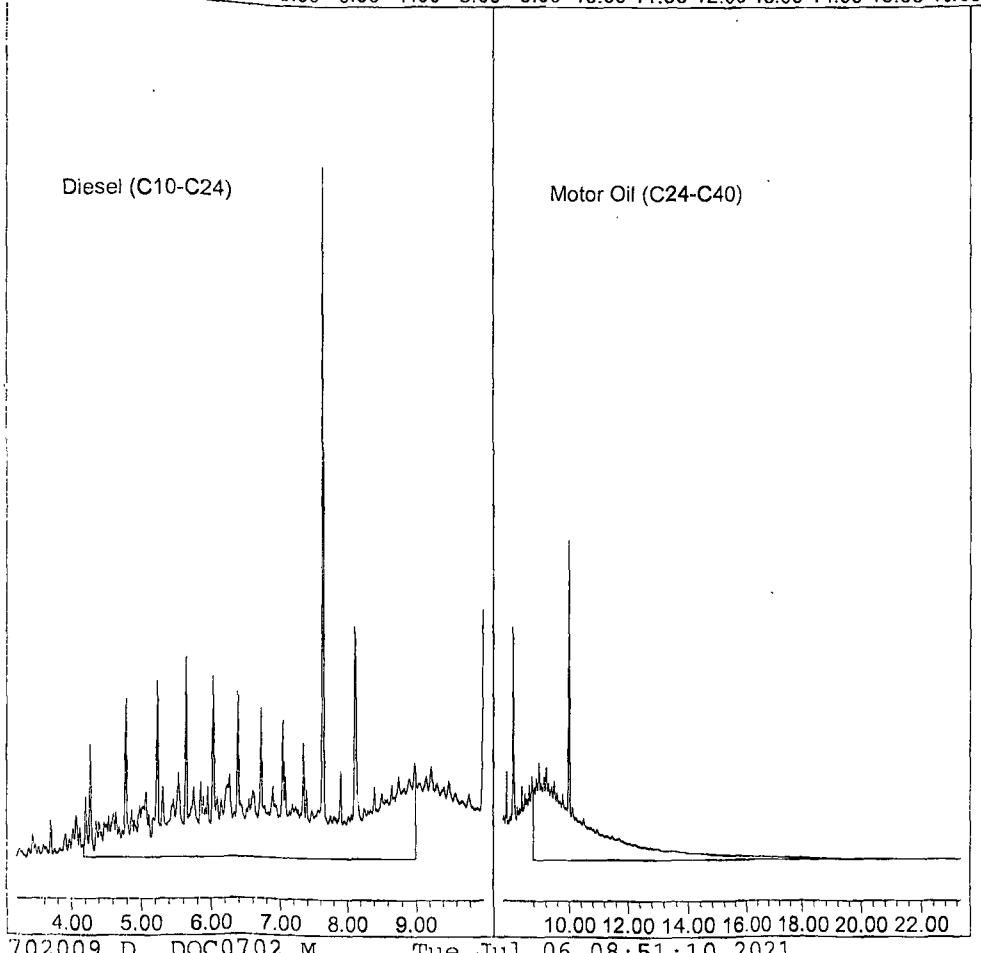

Quantitation Report (Not Reviewed)

Data File : G:\APOLLO\DATA\210702\702010.D Vial: 10
Acq On : 7-2-21 16:57:44 Operator: MB
Sample : DMO STD-6 07/02/21 Inst : Apollo
Misc : water Multiplr: 1.00
IntFile : events.e
Quant Time: Jul 6 8:47 2021 Quant Results File: DOC0702.RES

Method : G:\APOLLO\DATA\210702\DOC0702.M (Chemstation Integrator)
Title : 8015 B&C
Last Update : Tue Jul 06 08:45:30 2021
Response via : Multiple Level Calibration

Volume Inj. : 2UL
Signal Phase : DB-5
Signal Info : FID02A

Compound	R.T.	Response	Conc Units
System Monitoring Compounds			
3) SA Ortho-Terphenyl(S)	7.64	365375654	73.092 ppb
Surrogate Spike 30.000		Recovery =	243.64%
4) SA Octacosane(S)	10.00	254910432	76.178 ppb
Surrogate Spike 30.000		Recovery =	253.93%
Target Compounds			
1) HATM Diesel (C10-C24)	6.59	6357793272	1449.608 ppb
2) HBTM Motor Oil (C24-C40)	15.58	4638339387	1498.838 ppb

Target Compounds

(f)=RT Delta > 1/2 Window (m)=manual int.

Quantitation Report

Data File: G:\APOLLO\DATA\210702\702010.D
Sample : DMO STD-6 07/02/21

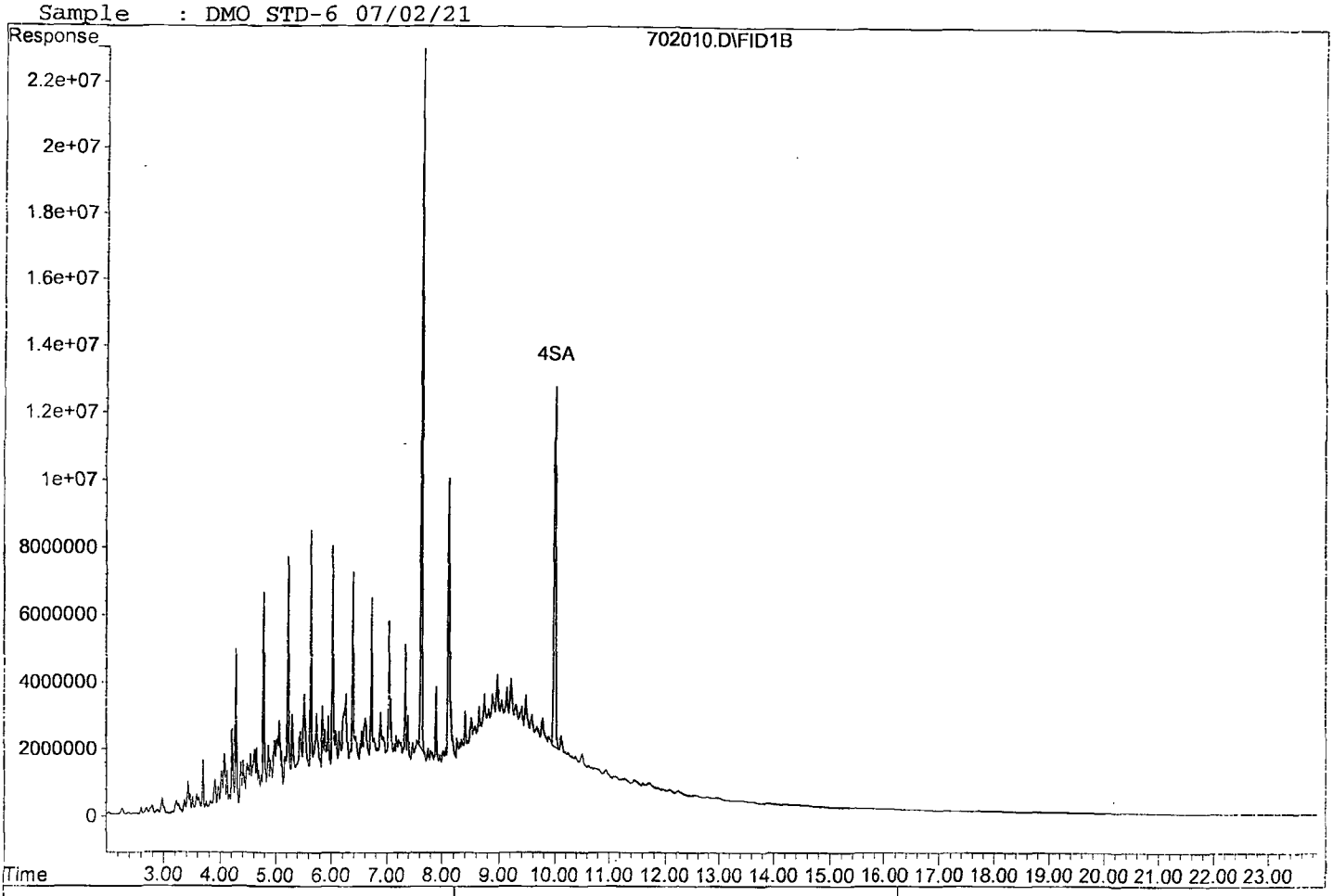

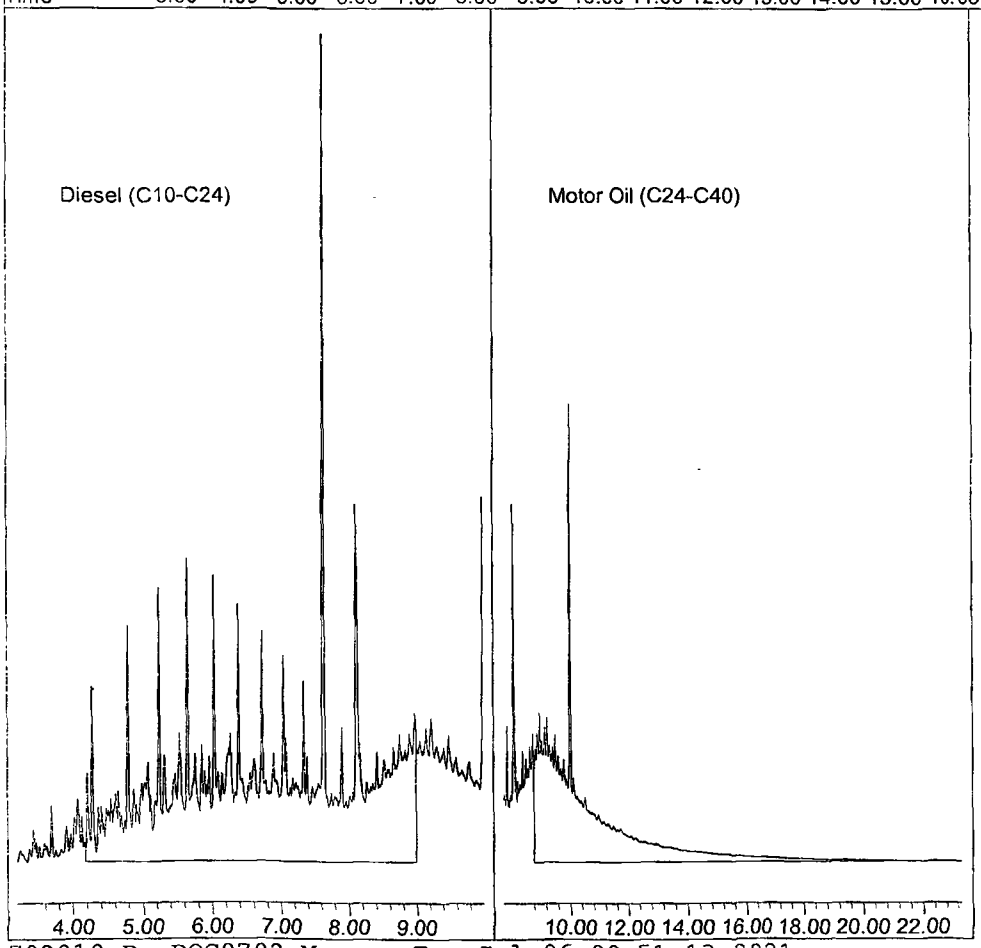

Quantitation Report (Not Reviewed)

Data File : G:\APOLLO\DATA\210702\702011.D Vial: 11
Acq On : 7-2-21 17:26:03 Operator: MB
Sample : DMO STD-7 07/02/21 Inst : Apollo
Misc : water Multiplr: 1.00
IntFile : events.e
Quant Time: Jul 6 8:47 2021 Quant Results File: DOC0702.RES

Method : G:\APOLLO\DATA\210702\DOC0702.M (Chemstation Integrator)
Title : 8015 B&C
Last Update : Tue Jul 06 08:45:30 2021
Response via : Multiple Level Calibration

Volume Inj. : 2UL
Signal Phase : DB-5
Signal Info : FID02A

Compound	R.T.	Response	Conc Units
System Monitoring Compounds			
3) SA Ortho-Terphenyl(S)	7.64	499899155	100.003 ppb
Surrogate Spike 30.000		Recovery =	333.34%
4) SA Octacosane(S)	10.01	341107264	101.937 ppb
Surrogate Spike 30.000		Recovery =	339.79%
Target Compounds			
1) HATM Diesel (C10-C24)	6.59	8559469801	1951.600 ppb
2) HBTM Motor Oil (C24-C40)	15.58	6216469170	2008.797 ppb

Target Compounds

(f)=RT Delta > 1/2 Window (m)=manual int.

Quantitation Report

Data File: G:\APOLLO\DATA\210702\702011.D
Sample : DMO STD-7 07/02/21

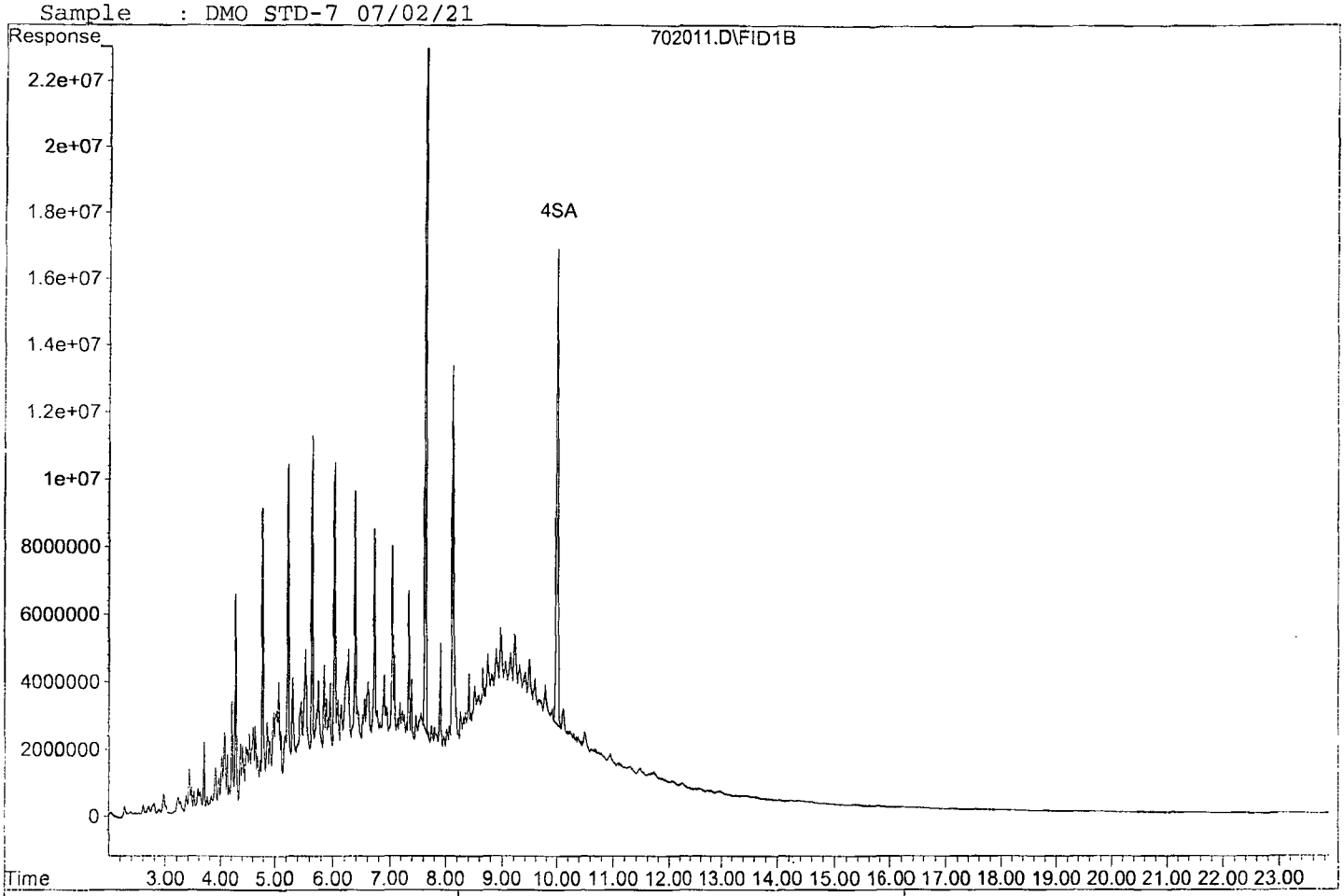

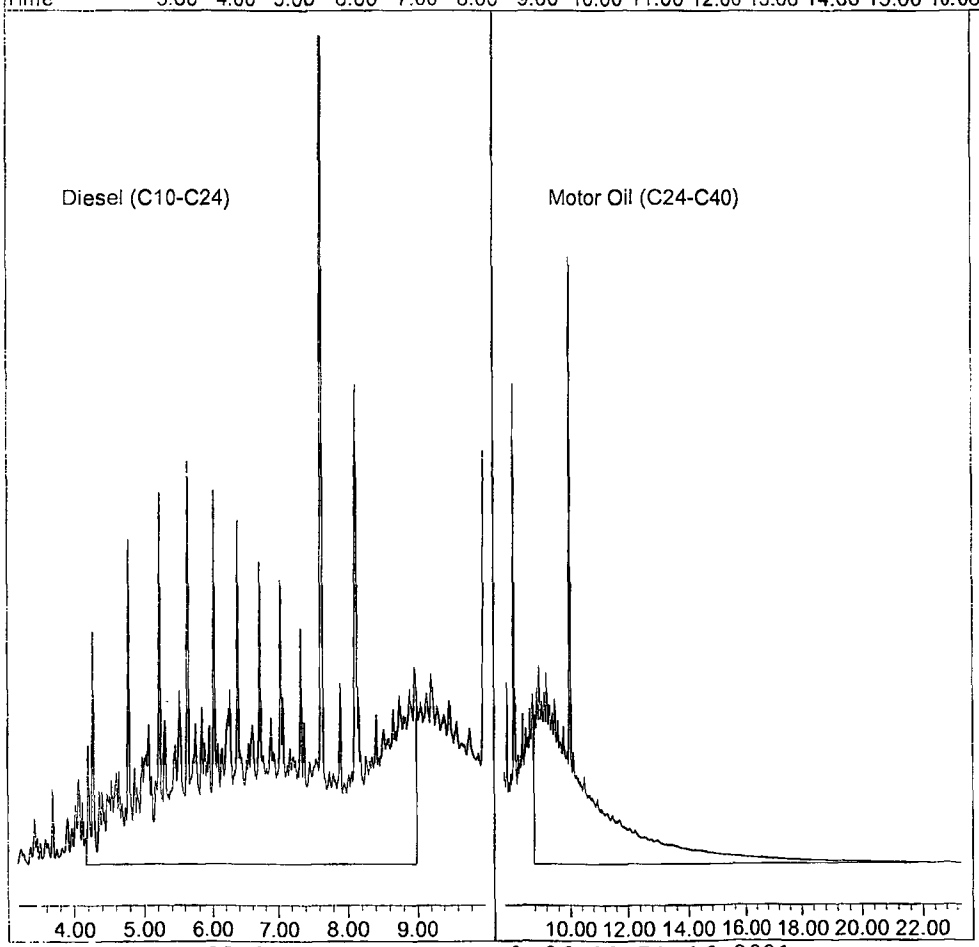

TPH Extractables
DOC0702

Form 7

Second Source Calibration

Lab Name: APPL, Inc.
Case No:
Matrix: Water

SDG No:
Date Analyzed: 07/02/21
Instrument: Apollo
Initial Cal. Date: 07/02/21
Data File: 702012.D

		Compound	MEAN	CCRF	%D		%Drift
1	HATM	Diesel (C10-C24)	2192940	2197080	0.19	HATM	
2	HBTM	Motor Oil (C24-C40)	1547310	1697380	9.7	HBTM	
3							
4							
5							
6							
7							
8							
9							
10							
11							
12							
13							
14							
15							
16							
17							
18							
19							
20							
21							
22							
23							
24							
25							
26							
27							
28							
29							
30							
31							
32							
33							
34							
35							
36							
37							
38							
39							
40							
		Average			4.9		

Quantitation Report (Not Reviewed)

Data File : G:\APOLLO\DATA\210702\702012.D
Acq On : 7-2-21 17:54:24
Sample : DMO STD-SS 07/02/21
Misc : water
IntFile : events.e
Quant Time: Jul 6 8:49 2021 Quant Results File: DOC0702.RES

Vial: 12
Operator: MB
Inst : Apollo
Multiplr: 1.00

Method : G:\APOLLO\DATA\210702\DOC0702.M (Chemstation Integrator)
Title : 8015 B&C
Last Update : Tue Jul 06 08:45:30 2021
Response via : Multiple Level Calibration

Volume Inj. : 2UL
Signal Phase : DB-5
Signal Info : FID02A

Compound	R.T.	Response	Conc Units
System Monitoring Compounds			
3) SA Ortho-Terphenyl(S)	7.63	4247288	0.850 ppb
Surrogate Spike 30.000		Recovery =	2.83%
4) SA Octacosane(S)	9.97	108123	0.032 ppb
Surrogate Spike 30.000		Recovery =	0.11%
Target Compounds			
1) HATM Diesel (C10-C24)	6.59	1098540957	250.473 ppb
2) HBTM Motor Oil (C24-C40)	15.58	848692375	274.247 ppb

Target Compounds

(f)=RT Delta > 1/2 Window (m)=manual int.

Quantitation Report

Data File: G:\APOLLO\DATA\210702\702012.D
Sample : DMO STD-SS 07/02/21

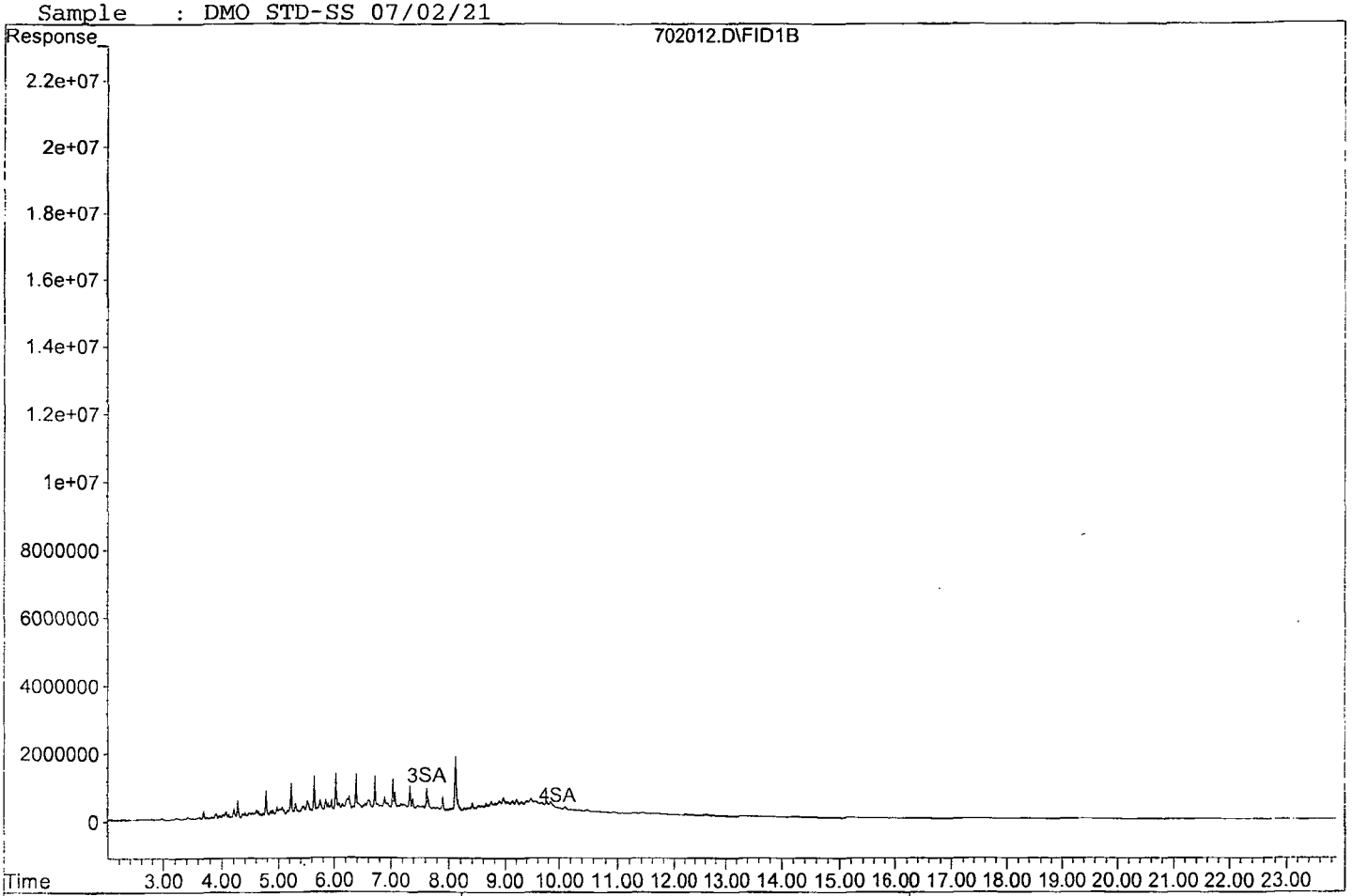

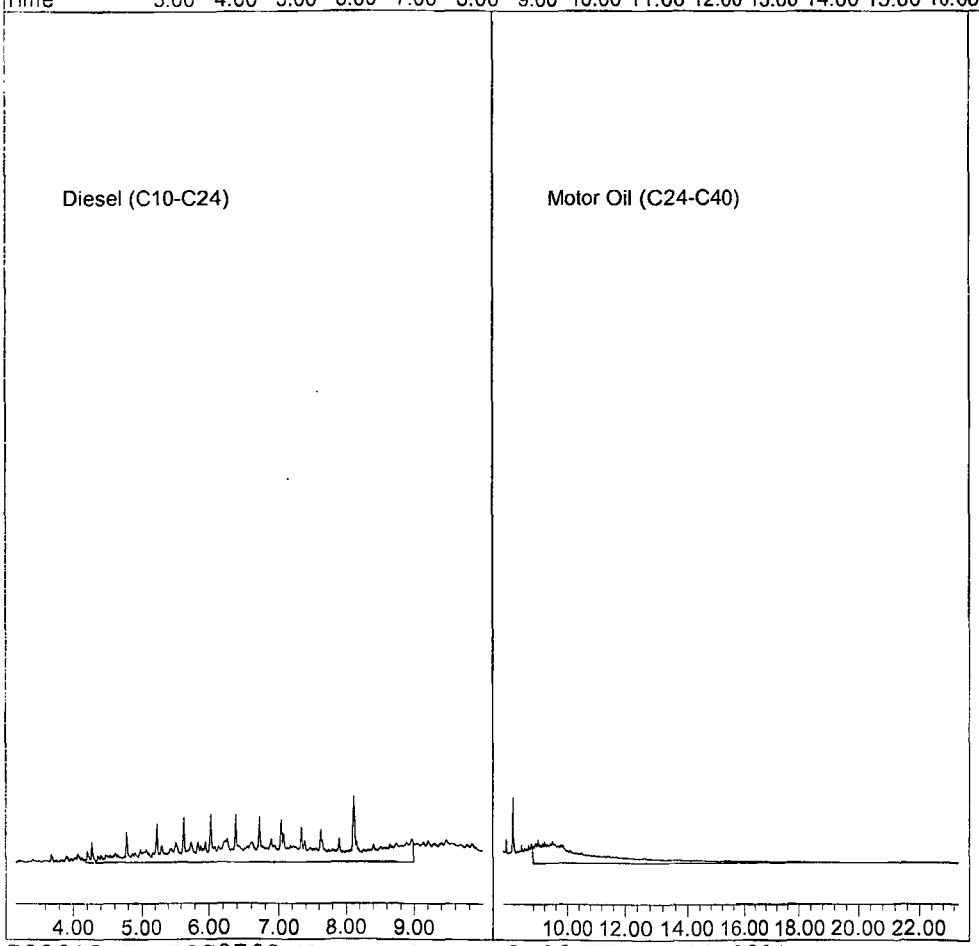

TPH Extractables
DOC0702

Form 7

Continuing Calibration

Lab Name: APPL, Inc.
Case No:
Matrix: Water

SDG No:
Date Analyzed: 07/10/21
Instrument: Apollo
Initial Cal. Date: 07/02/21
Data File: 709056.D

		Compound	MEAN	CCRF	%D		%Drift
1	HATM	Diesel (C10-C24)	2192940	2391000	9.0	HATM	
2	HBTM	Motor Oil (C24-C40)	1547310	1761310	14	HBTM	
3	SA	Ortho-Terphenyl(S)	2499420	2913840	17	SA	
4	SA	Octacosane(S)	1673130	1935510	16	SA	
5							
6							
7							
8							
9							
10							
11							
12							
13							
14							
15							
16							
17							
18							
19							
20							
21							
22							
23							
24							
25							
26							
27							
28							
29							
30							
31							
32							
33							
34							
35							
36							
37							
38							
39							
40							
		Average			14.0		

Quantitation Report (Not Reviewed)

Data File : G:\APOLLO\DATA\210709\709056.D Vial: 56
Acq On : 7-10-21 11:02:15 Operator: MB
Sample : Diesel Motor OIl 06/30/21 Inst : Apollo
Misc : water Multiplr: 1.00
IntFile : events.e
Quant Time: Jul 12 8:23 2021 Quant Results File: DOC0702.RES

Method : G:\APOLLO\DATA\210707\DOC0702.M (Chemstation Integrator)
Title : 8015 B&C
Last Update : Tue Jul 06 08:45:30 2021
Response via : Multiple Level Calibration

Volume Inj. : 2UL
Signal Phase : DB-5
Signal Info : FID02A

Compound	R.T.	Response	Conc Units
System Monitoring Compounds			
3) SA Ortho-Terphenyl(S)	7.63	72846077	14.573 ppb
Surrogate Spike 30.000		Recovery =	48.58%
4) SA Octacosane(S)	9.97	48387802	14.460 ppb
Surrogate Spike 30.000		Recovery =	48.20%
Target Compounds			
1) HATM Diesel (C10-C24)	6.59	1195498642	272.579 ppb
2) HBTM Motor Oil (C24-C40)	15.58	880657334	284.577 ppb

Target Compounds

(f)=RT Delta > 1/2 Window (m)=manual int.

Data File: G:\APOLLO\DATA\210709\709056.D
Sample : Diesel Motor OIl 06/30/21

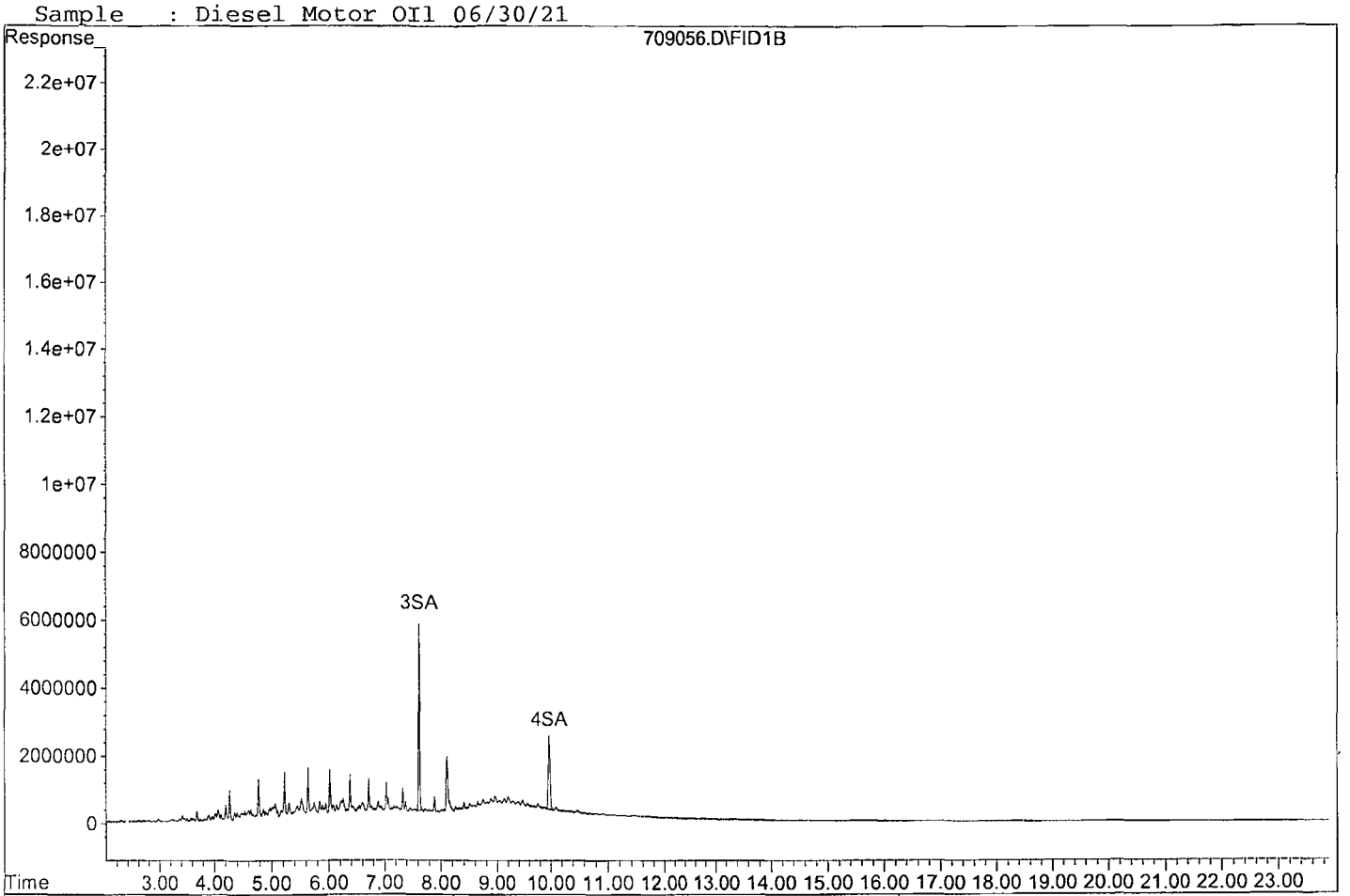

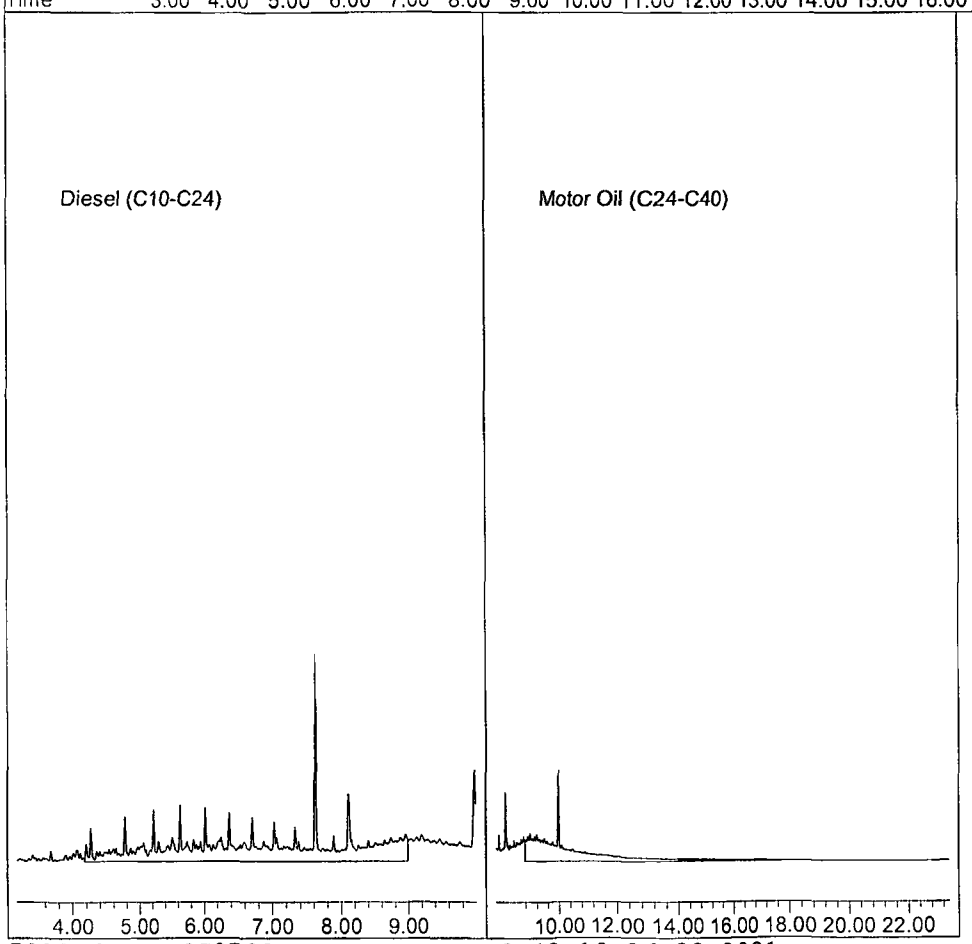

TPH Extractables
DOC0702

Form 7

Continuing Calibration

Lab Name: APPL, Inc.
Case No:
Matrix: Water

SDG No:
Date Analyzed: 07/10/21
Instrument: Apollo
Initial Cal. Date: 07/02/21
Data File: 709073.D

		Compound	MEAN	CCRF	%D	%Drift	
1	HATM	Diesel (C10-C24)	2192940	2259590	3.0	HATM	
2	HBTM	Motor Oil (C24-C40)	1547310	1662670	7.5	HBTM	
3	SA	Ortho-Terphenyl(S)	2499420	2731300	9.3	SA	
4	SA	Octacosane(S)	1673130	1812510	8.3	SA	
5							
6							
7							
8							
9							
10							
11							
12							
13							
14							
15							
16							
17							
18							
19							
20							
21							
22							
23							
24							
25							
26							
27							
28							
29							
30							
31							
32							
33							
34							
35							
36							
37							
38							
39							
40							
		Average			7.0		

Quantitation Report (Not Reviewed)

Data File : G:\APOLLO\DATA\210709\709073.D Vial: 73
Acq On : 7-10-21 19:05:24 Operator: MB
Sample : Diesel Motor OIl 06/30/21 Inst : Apollo
Misc : water Multiplr: 1.00
IntFile : events.e
Quant Time: Jul 12 8:22 2021 Quant Results File: DOC0702.RES

Method : G:\APOLLO\DATA\210707\DOC0702.M (Chemstation Integrator)
Title : 8015 B&C
Last Update : Tue Jul 06 08:45:30 2021
Response via : Multiple Level Calibration

Volume Inj. : 2UL
Signal Phase : DB-5
Signal Info : FID02A

Compound	R.T.	Response	Conc Units
System Monitoring Compounds			
3) SA Ortho-Terphenyl(S)	7.62	68282624	13.660 ppb
Surrogate Spike 30.000		Recovery =	45.53%
4) SA Octacosane(S)	9.98	45312867	13.541 ppb
Surrogate Spike 30.000		Recovery =	45.14%
Target Compounds			
1) HATM Diesel (C10-C24)	6.59	1129794493	257.599 ppb
2) HBTM Motor Oil (C24-C40)	15.58	831334493	268.638 ppb

Target Compounds

(f)=RT Delta > 1/2 Window (m)=manual int.

Data File: G:\APOLLO\DATA\210709\709073.D
Sample : Diesel Motor OIl 06/30/21

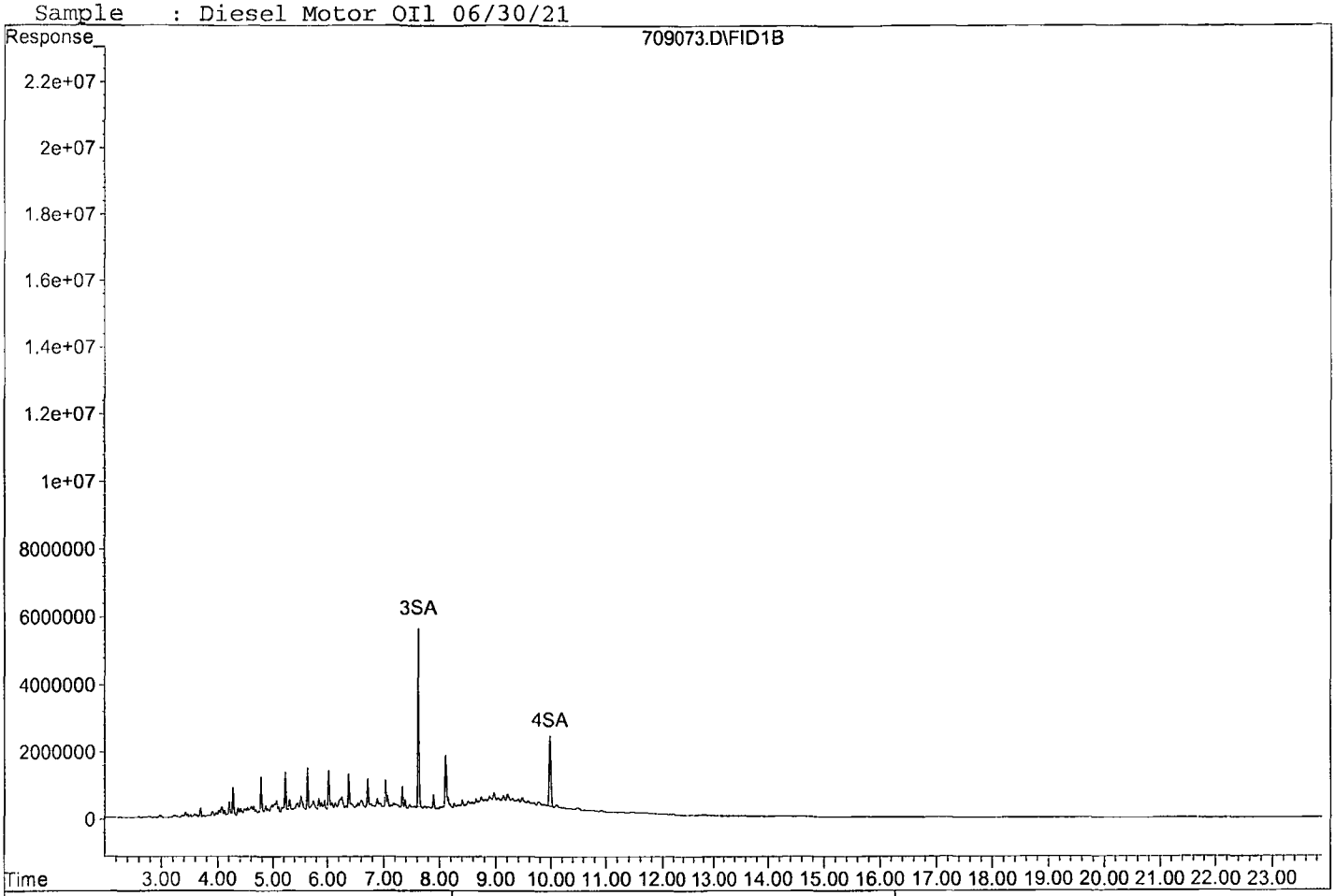

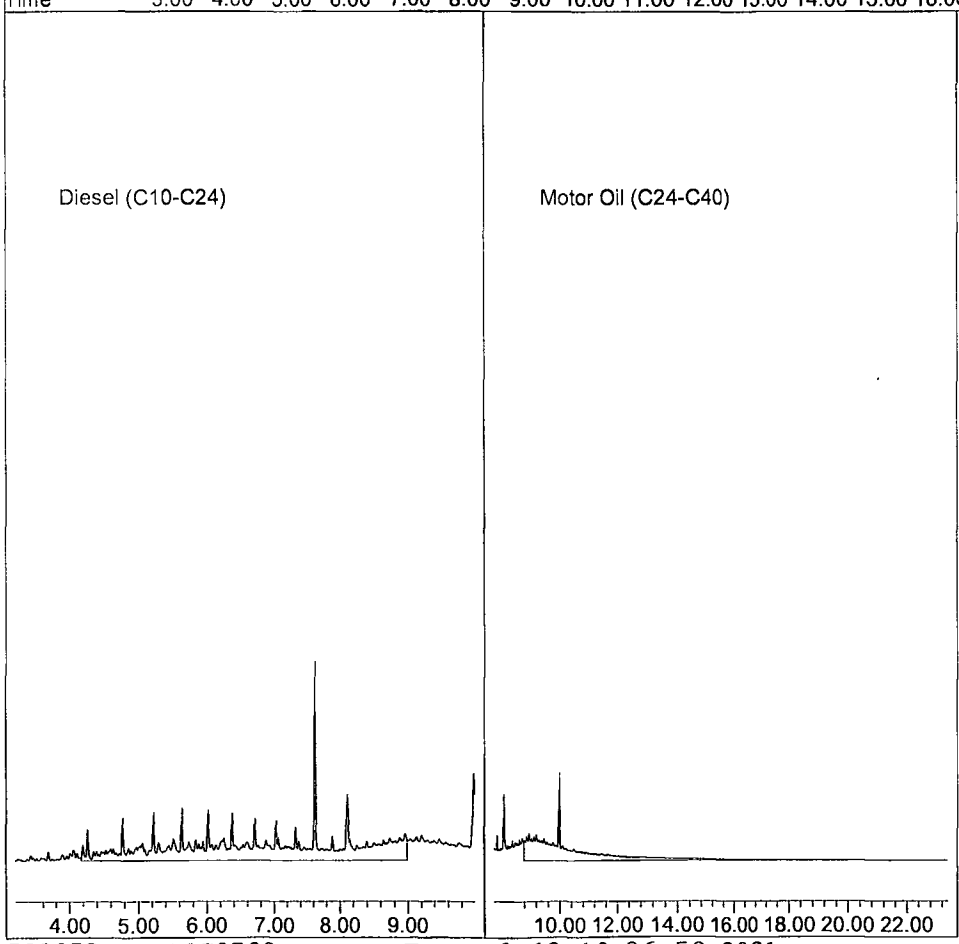

TPH Extractables
DOC0702

Form 7

Continuing Calibration

Lab Name: APPL, Inc.
Case No:
Matrix: Water

SDG No:
Date Analyzed: 07/13/21
Instrument: Apollo
Initial Cal. Date: 07/02/21
Data File: 712041.D

		Compound	MEAN	CCRF	%D		%Drift
1	HATM	Diesel (C10-C24)	2192940	2247600	2.5	HATM	
2	HBTM	Motor Oil (C24-C40)	1547310	1714280	11	HBTM	
3	SA	Ortho-Terphenyl(S)	2499420	2760690	10	SA	
4	SA	Octacosane(S)	1673130	1823420	9.0	SA	
5							
6							
7							
8							
9							
10							
11							
12							
13							
14							
15							
16							
17							
18							
19							
20							
21							
22							
23							
24							
25							
26							
27							
28							
29							
30							
31							
32							
33							
34							
35							
36							
37							
38							
39							
40							
		Average			8.1		

Quantitation Report (Not Reviewed)

Data File : G:\APOLLO\DATA\210712\712041.D Vial: 41
Acq On : 7-13-21 4:15:29 Operator: MB
Sample : Diesel Motor Oil 06/30/21 Inst : Apollo
Misc : water Multiplr: 1.00
IntFile : events.e
Quant Time: Jul 13 10:37 2021 Quant Results File: DOC0702.RES

Method : G:\APOLLO\DATA\210707\DOC0702.M (Chemstation Integrator)
Title : 8015 B&C
Last Update : Tue Jul 06 08:45:30 2021
Response via : Multiple Level Calibration

Volume Inj. : 2UL
Signal Phase : DB-5
Signal Info : FID02A

Compound	R.T.	Response	Conc Units
System Monitoring Compounds			
3) SA Ortho-Terphenyl(S)	7.62	69017284	13.807 ppb
Surrogate Spike 30.000		Recovery =	46.02%
4) SA Octacosane(S)	9.97	45585381	13.623 ppb
Surrogate Spike 30.000		Recovery =	45.41%
Target Compounds			
1) HATM Diesel (C10-C24)	6.59	1123798793	256.232 ppb
2) HBTM Motor Oil (C24-C40)	15.58	857138498	276.977 ppb

Target Compounds

(f)=RT Delta > 1/2 Window (m)=manual int.

Data File: G:\APOLLO\DATA\210712\712041.D
Sample : Diesel Motor Oil 06/30/21

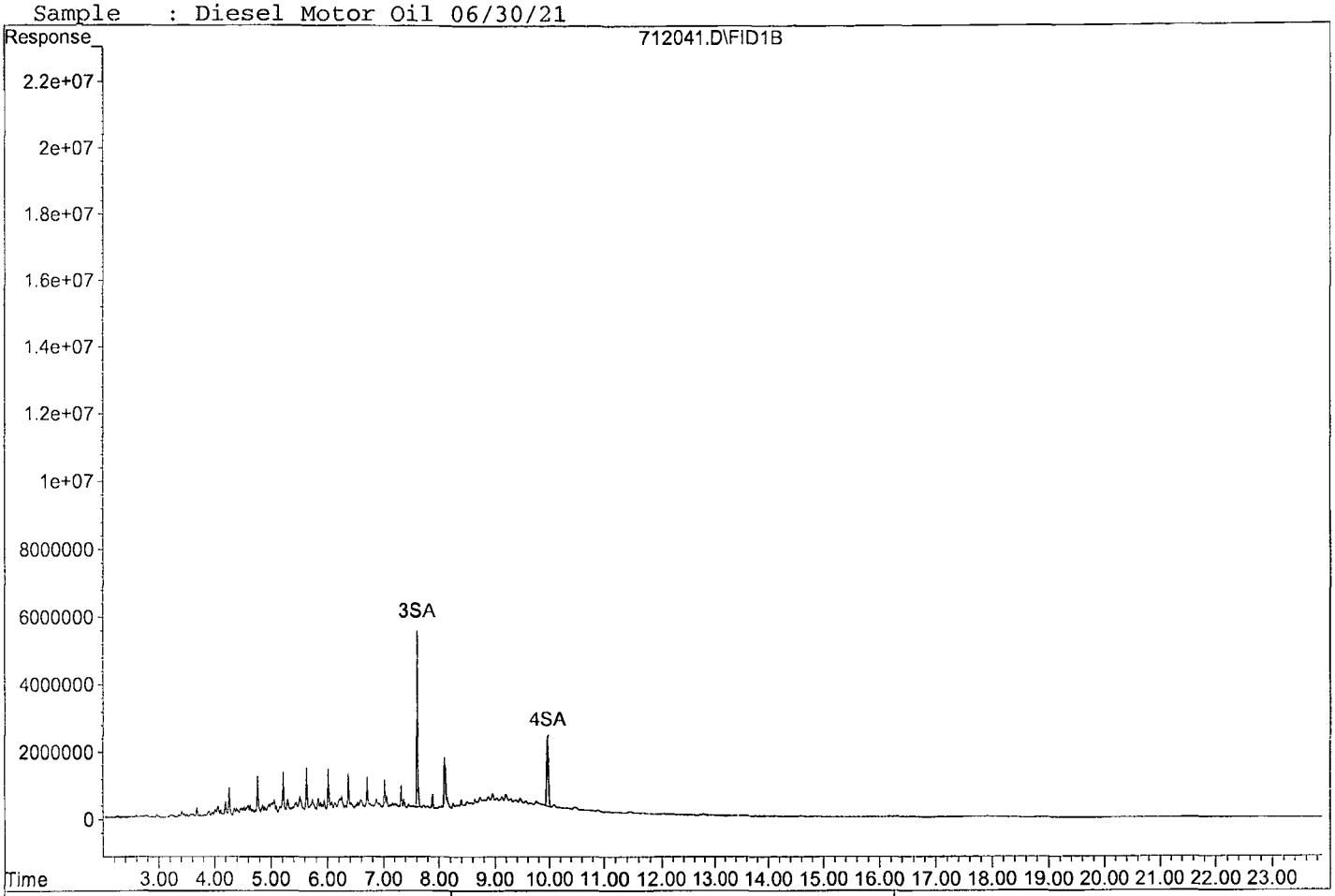

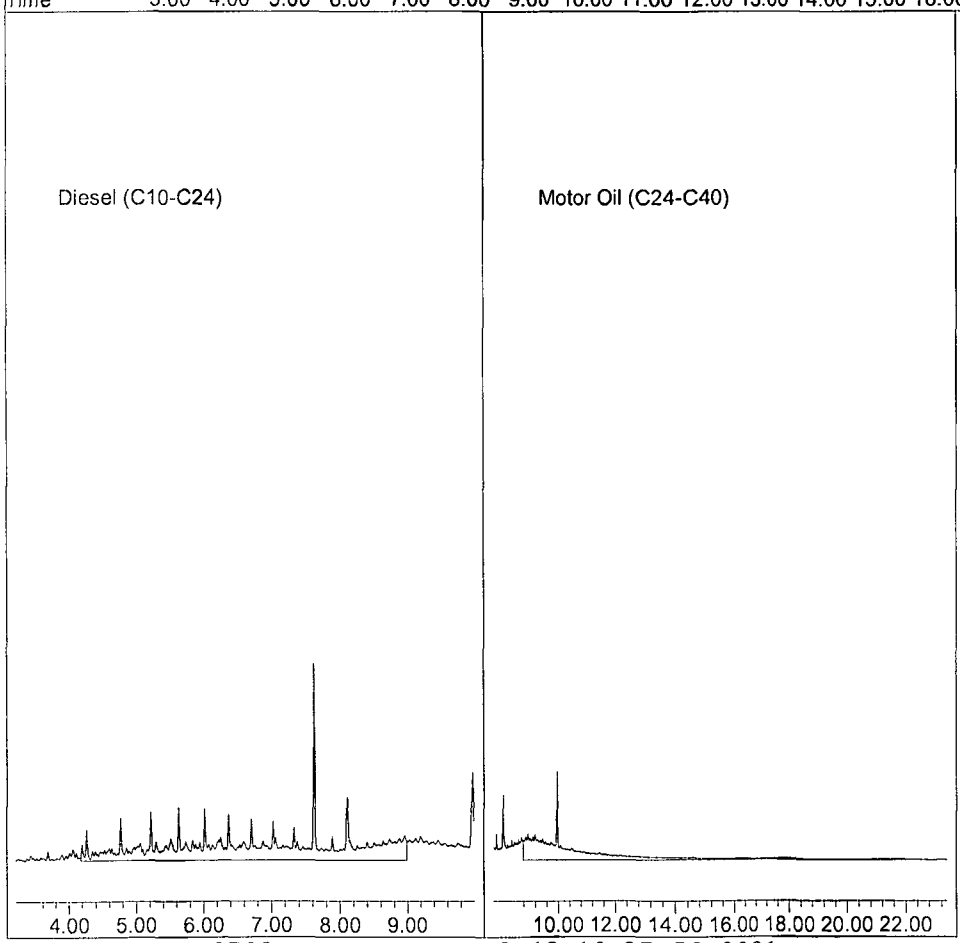

TPH Extractables
DOC0702

Form 7

Continuing Calibration

Lab Name: APPL, Inc.
Case No:
Matrix: Water

SDG No:
Date Analyzed: 07/13/21
Instrument: Apollo
Initial Cal. Date: 07/02/21
Data File: 712060.D

		Compound	MEAN	CCRF	%D		%Drift
1	HATM	Diesel (C10-C24)	2192940	2319080	5.8	HATM	
2	HBTM	Motor Oil (C24-C40)	1547310	1733720	12	HBTM	
3	SA	Ortho-Terphenyl(S)	2499420	2804650	12	SA	
4	SA	Octacosane(S)	1673130	1870680	12	SA	
5							
6							
7							
8							
9							
10							
11							
12							
13							
14							
15							
16							
17							
18							
19							
20							
21							
22							
23							
24							
25							
26							
27							
28							
29							
30							
31							
32							
33							
34							
35							
36							
37							
38							
39							
40							
		Average			10.5		

Quantitation Report (Not Reviewed)

Data File : G:\APOLLO\DATA\210712\712060.D Vial: 60
Acq On : 7-13-21 13:13:18 Operator: MB
Sample : Diesel Motor Oil 06/30/21 Inst : Apollo
Misc : water Multiplr: 1.00
IntFile : events.e
Quant Time: Jul 13 13:49 2021 Quant Results File: DOC0702.RES

Method : G:\APOLLO\DATA\210712\DOC0702.M (Chemstation Integrator)
Title : 8015 B&C
Last Update : Tue Jul 06 08:45:30 2021
Response via : Multiple Level Calibration

Volume Inj. : 2UL
Signal Phase : DB-5
Signal Info : FID02A

Compound	R.T.	Response	Conc Units
System Monitoring Compounds			
3) SA Ortho-Terphenyl(S)	7.62	70116289	14.026 ppb
Surrogate Spike 30.000		Recovery =	46.75%
4) SA Octacosane(S)	9.97	46766922	13.976 ppb
Surrogate Spike 30.000		Recovery =	46.59%
Target Compounds			
1) HATM Diesel (C10-C24)	6.59	1159541950	264.381 ppb
2) HBTM Motor Oil (C24-C40)	15.58	866861814	280.119 ppb

Target Compounds

(f)=RT Delta > 1/2 Window (m)=manual int.

Data File: G:\APOLLO\DATA\210712\712060.D
Sample : Diesel Motor Oil 06/30/21

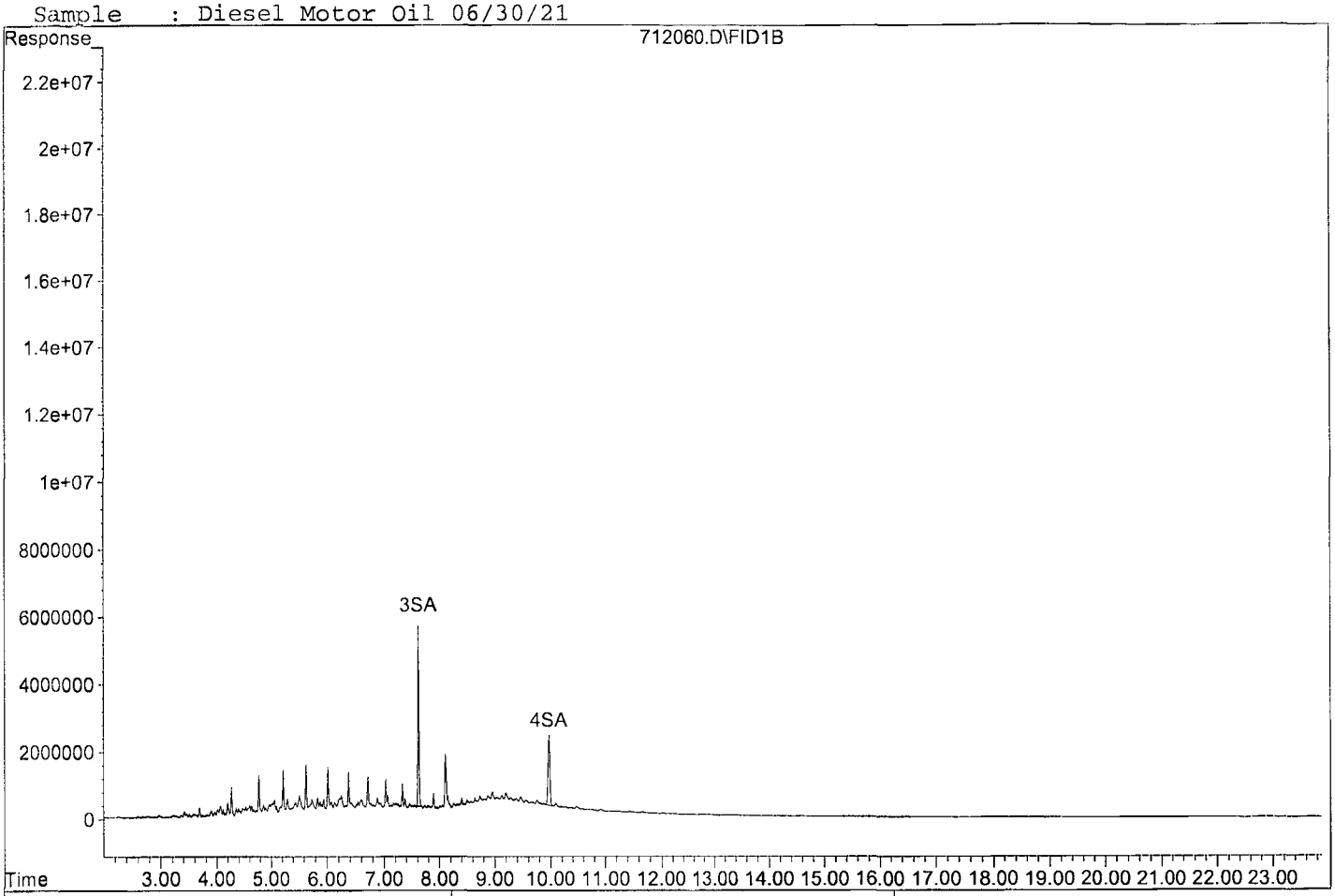

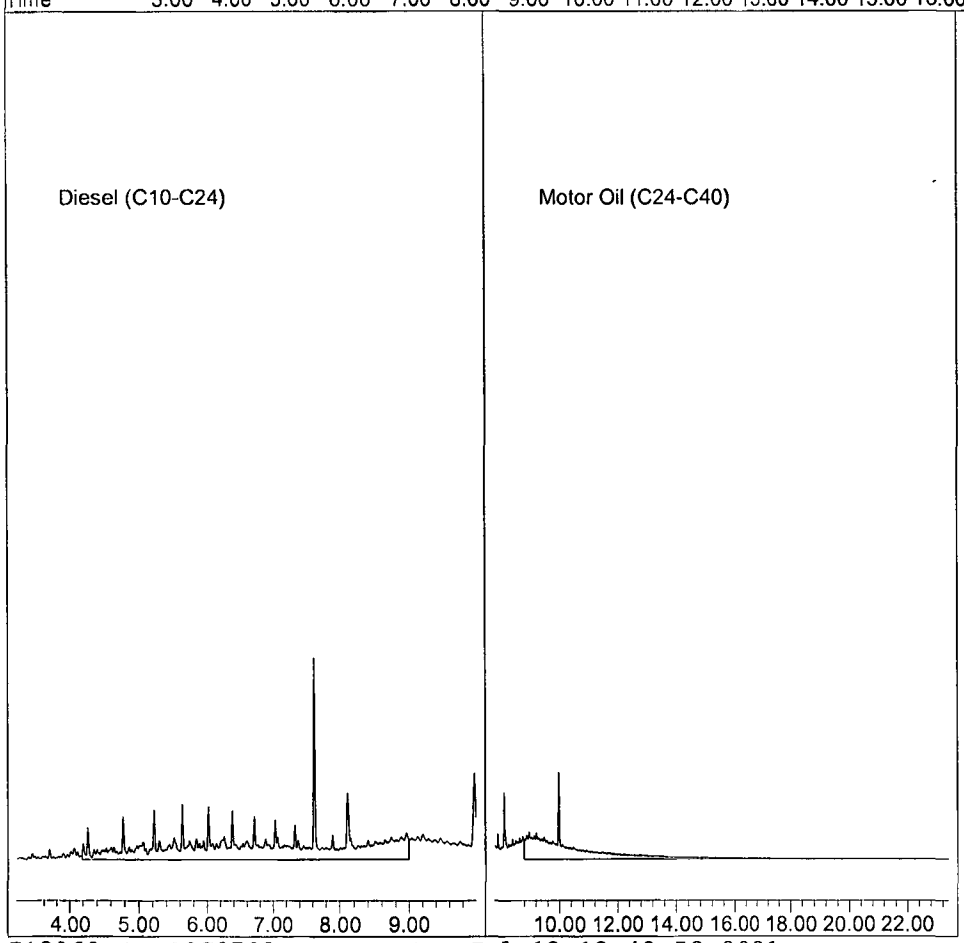

ORGANICS

Raw Data

Quantitation Report (Not Reviewed)

Data File : G:\APOLLO\DATA\210709\709063.D Vial: 63
Acq On : 7-10-21 14:20:45 Operator: MB
Sample : BA35512W07 5/1010 Inst : Apollo
Misc : water Multiplr: 4.95
IntFile : events.e
Quant Time: Jul 13 10:31 2021 Quant Results File: DOC0702.RES

Method : G:\APOLLO\DATA\210707\DOC0702.M (Chemstation Integrator)
Title : 8015 B&C
Last Update : Tue Jul 06 08:45:30 2021
Response via : Multiple Level Calibration

Volume Inj. : 2UL
Signal Phase : DB-5
Signal Info : FID02A

Compound	R.T.	Response	Conc Units
System Monitoring Compounds			
3) SA Ortho-Terphenyl(S)	7.63	126507543	125.284 ppb
Surrogate Spike 148.515		Recovery =	84.36%
4) SA Octacosane(S)	9.98	95242683	140.903 ppb
Surrogate Spike 148.515		Recovery =	94.87%
Target Compounds			
1) HATM Diesel (C10-C24)	6.59	1611620605	1819.097 ppb
2) HBTM Motor Oil (C24-C40)	15.58	199856589	319.713 ppb

Target Compounds

(f)=RT Delta > 1/2 Window (m)=manual int.

Data File: G:\APOLLO\DATA\210709\709063.D
Sample : BA35512W07 5/1010

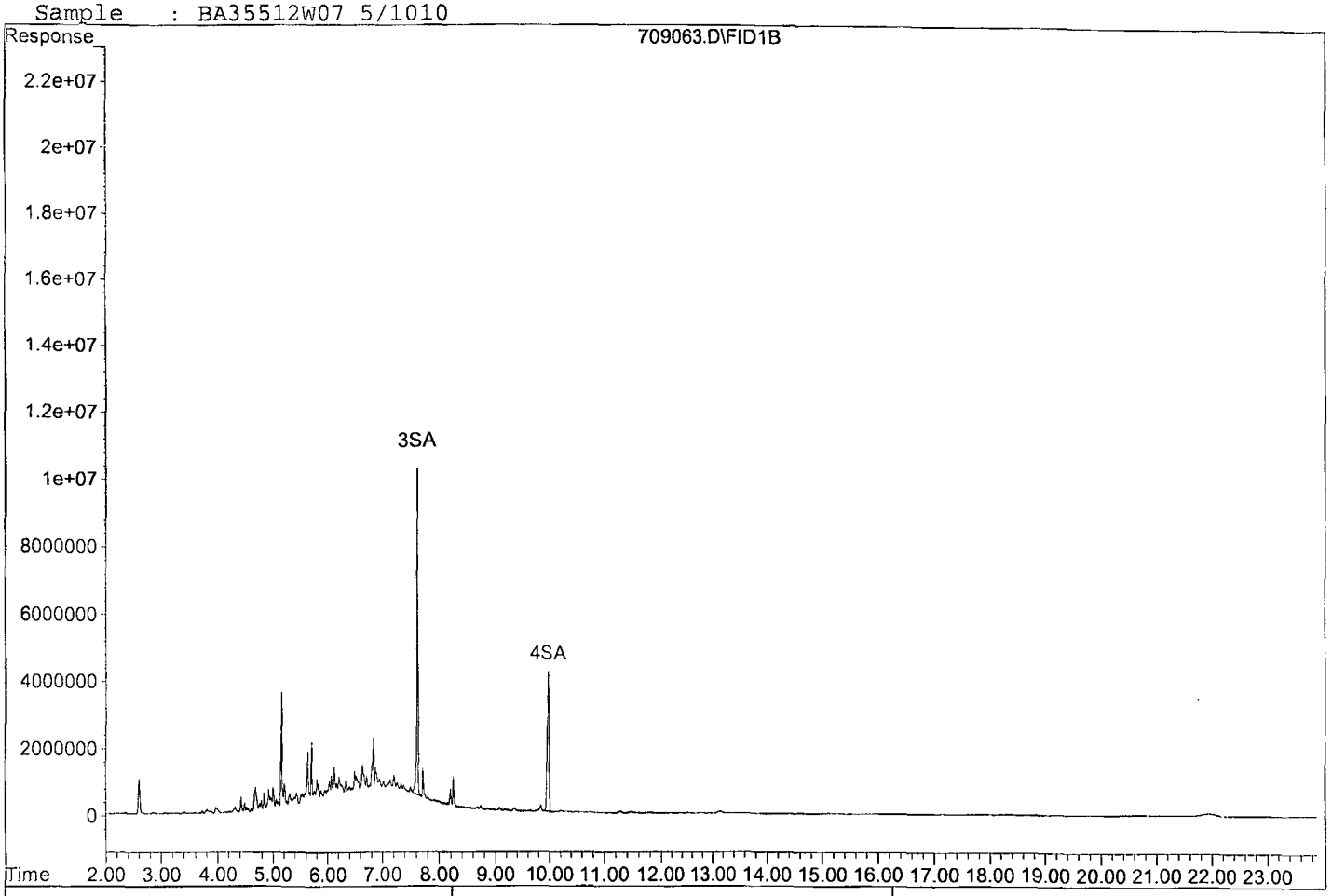

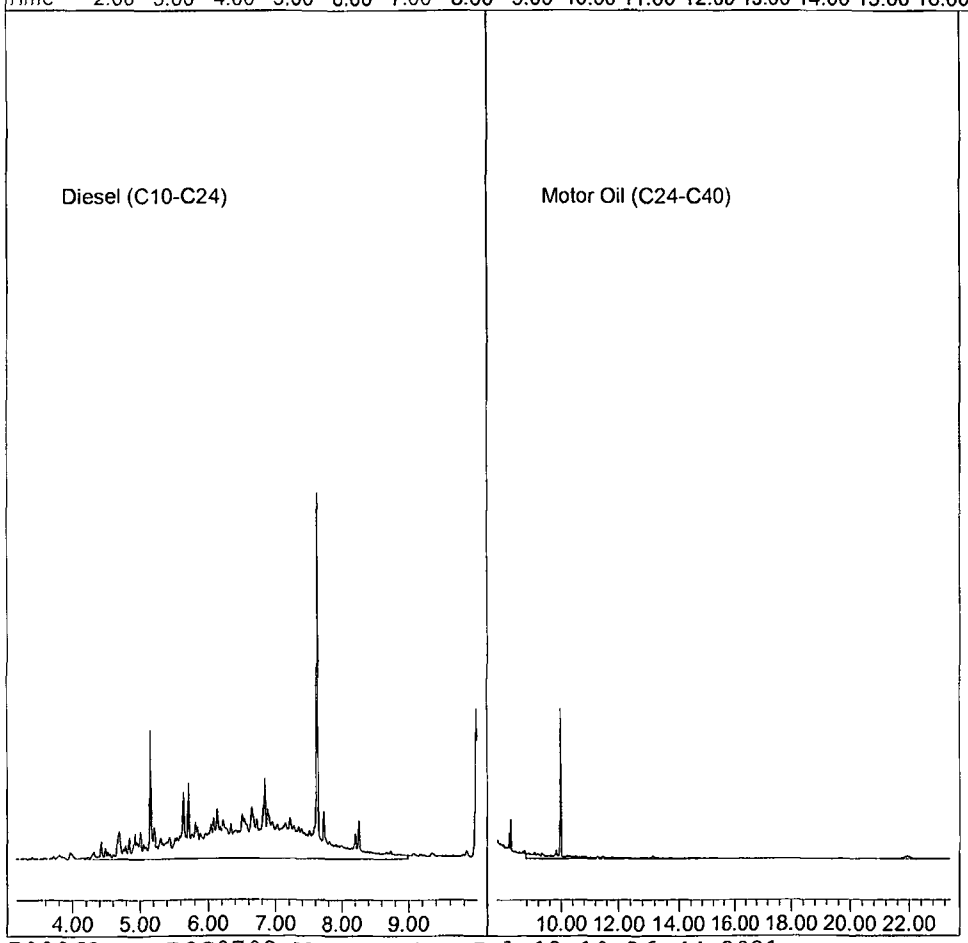

Quantitation Report (Not Reviewed)

Data File : G:\APOLLO\DATA\210709\709064.D Vial: 64
Acq On : 7-10-21 14:49:09 Operator: MB
Sample : BA35514W07 5/1040 Inst : Apollo
Misc : water Multiplr: 4.81
IntFile : events.e
Quant Time: Jul 13 10:32 2021 Quant Results File: DOC0702.RES

Method : G:\APOLLO\DATA\210707\DOC0702.M (Chemstation Integrator)
Title : 8015 B&C
Last Update : Tue Jul 06 08:45:30 2021
Response via : Multiple Level Calibration

Volume Inj. : 2UL
Signal Phase : DB-5
Signal Info : FID02A

Compound	R.T.	Response	Conc Units
System Monitoring Compounds			
3) SA Ortho-Terphenyl(S)	7.63	130227158	125.247 ppb
Surrogate Spike 144.231		Recovery =	86.84%
4) SA Octacosane(S)	9.98	91020993	130.773 ppb
Surrogate Spike 144.231		Recovery =	90.67%
Target Compounds			
1) HATM Diesel (C10-C24)	6.59	198596358	217.697 ppb
2) HBTM Motor Oil (C24-C40)	15.58	225561180	350.423 ppb

Target Compounds

(f)=RT Delta > 1/2 Window (m)=manual int.

Data File: G:\APOLLO\DATA\210709\709064.D
Sample : BA35514W07 5/1040

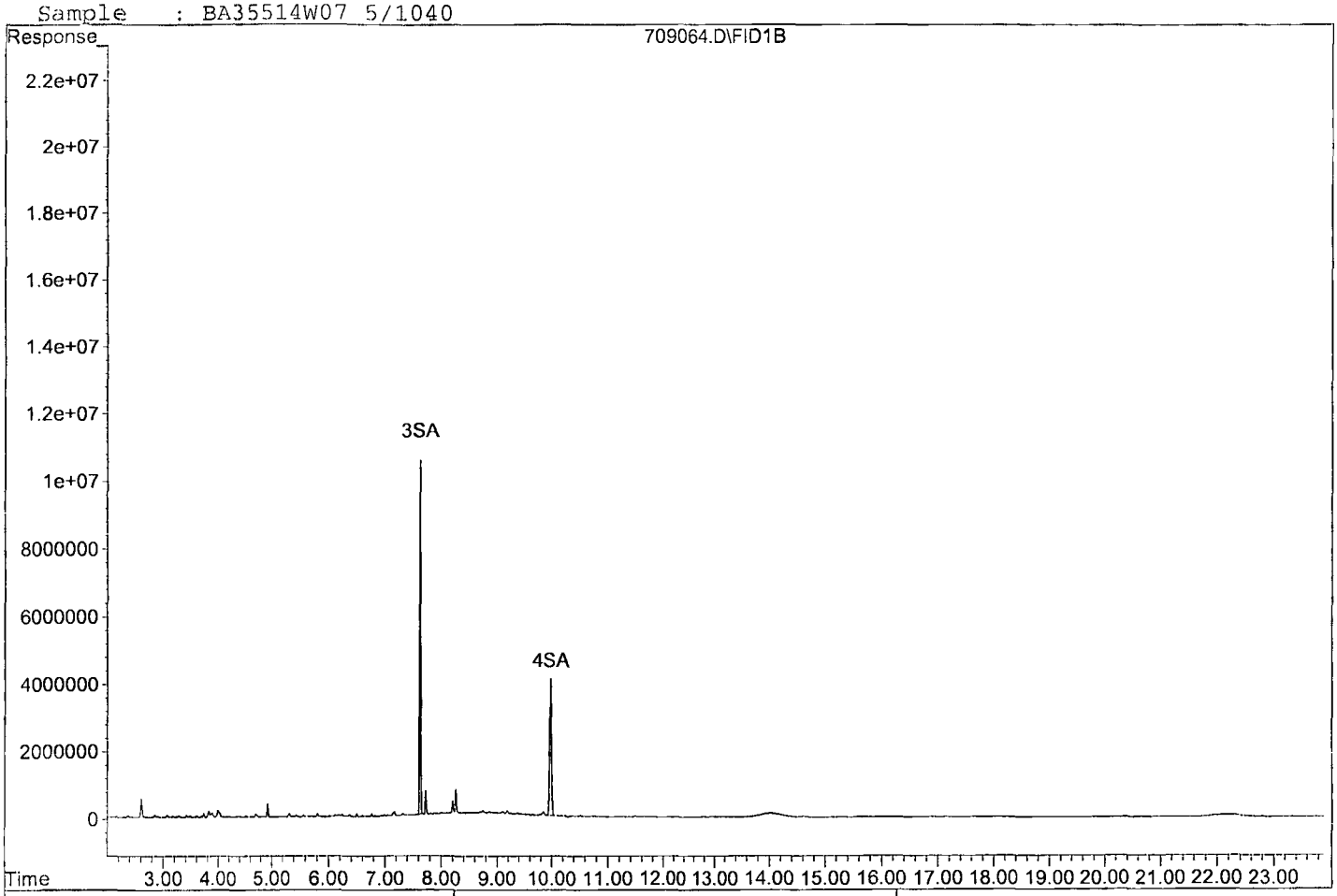

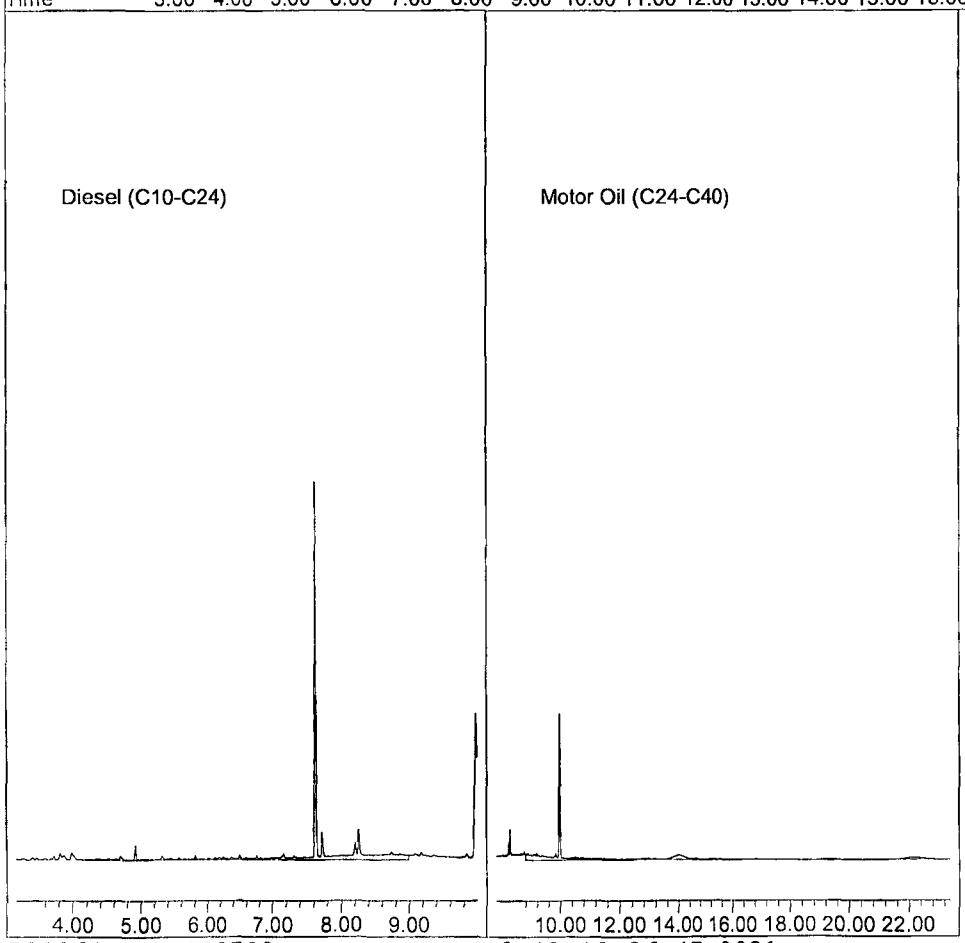

Quantitation Report (Not Reviewed)

Data File : G:\APOLLO\DATA\210709\709066.D Vial: 66
Acq On : 7-10-21 15:46:36 Operator: MB
Sample : BA35516W07 5/1000 Inst : Apollo
Misc : water Multiplr: 5.00
IntFile : events.e
Quant Time: Jul 13 10:29 2021 Quant Results File: DOC0702.RES

Method : G:\APOLLO\DATA\210707\DOC0702.M (Chemstation Integrator)
Title : 8015 B&C
Last Update : Tue Jul 06 08:45:30 2021
Response via : Multiple Level Calibration

Volume Inj. : 2UL
Signal Phase : DB-5
Signal Info : FID02A

Compound	R.T.	Response	Conc Units
System Monitoring Compounds			
3) SA Ortho-Terphenyl(S)	7.63	124073601	124.102 ppb
Surrogate Spike 150.000		Recovery =	82.73%
4) SA Octacosane(S)	9.98	96721721	144.522 ppb
Surrogate Spike 150.000		Recovery =	96.35%
Target Compounds			
1) HATM Diesel (C10-C24)	6.59	58917054	67.167 ppb
2) HBTM Motor Oil (C24-C40)	15.58	49249552	79.573 ppb

Target Compounds

(f)=RT Delta > 1/2 Window (m)=manual int.

Data File: G:\APOLLO\DATA\210709\709066.D
Sample : BA35516W07 5/1000

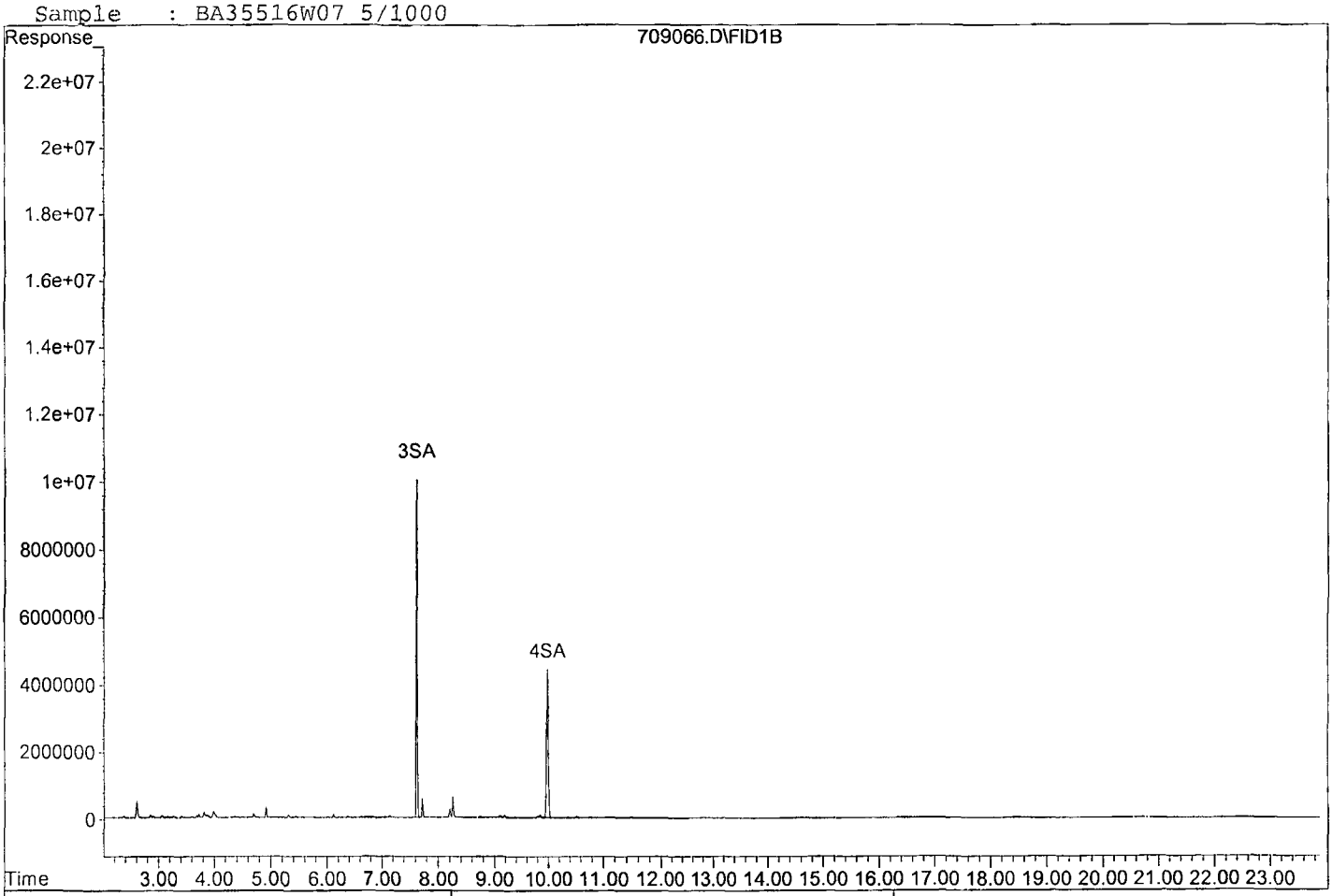

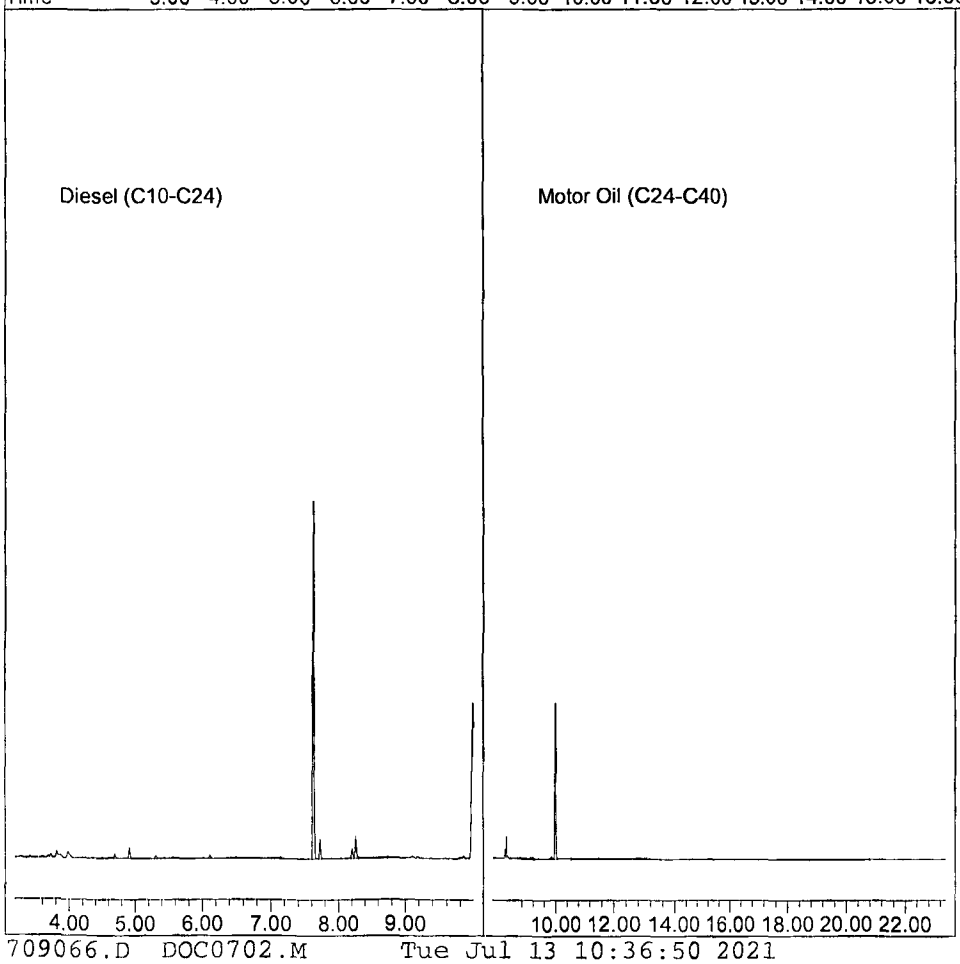

Quantitation Report (Not Reviewed)

Data File : G:\APOLLO\DATA\210712\712053.D Vial: 53
Acq On : 7-13-21 9:54:52 Operator: MB
Sample : BA35517W01 5/1040 Inst : Apollo
Misc : water Multiplr: 4.81
IntFile : events.e
Quant Time: Jul 13 10:37 2021 Quant Results File: DOC0702.RES

Method : G:\APOLLO\DATA\210707\DOC0702.M (Chemstation Integrator)
Title : 8015 B&C
Last Update : Tue Jul 06 08:45:30 2021
Response via : Multiple Level Calibration

Volume Inj. : 2UL
Signal Phase : DB-5
Signal Info : FID02A

Compound	R.T.	Response	Conc Units
System Monitoring Compounds			
3) SA Ortho-Terphenyl(S)	7.62	130466417	125.477 ppb
Surrogate Spike 144.231		Recovery =	87.00%
4) SA Octacosane(S)	9.97	99376003	142.777 ppb
Surrogate Spike 144.231		Recovery =	98.99%
Target Compounds			
1) HATM Diesel (C10-C24)	6.59	124081608	136.015 ppb
2) HBTM Motor Oil (C24-C40)	15.58	72897663	113.251 ppb

Target Compounds

(f)=RT Delta > 1/2 Window (m)=manual int.

Data File: G:\APOLLO\DATA\210712\712053.D
Sample : BA35517W01 5/1040

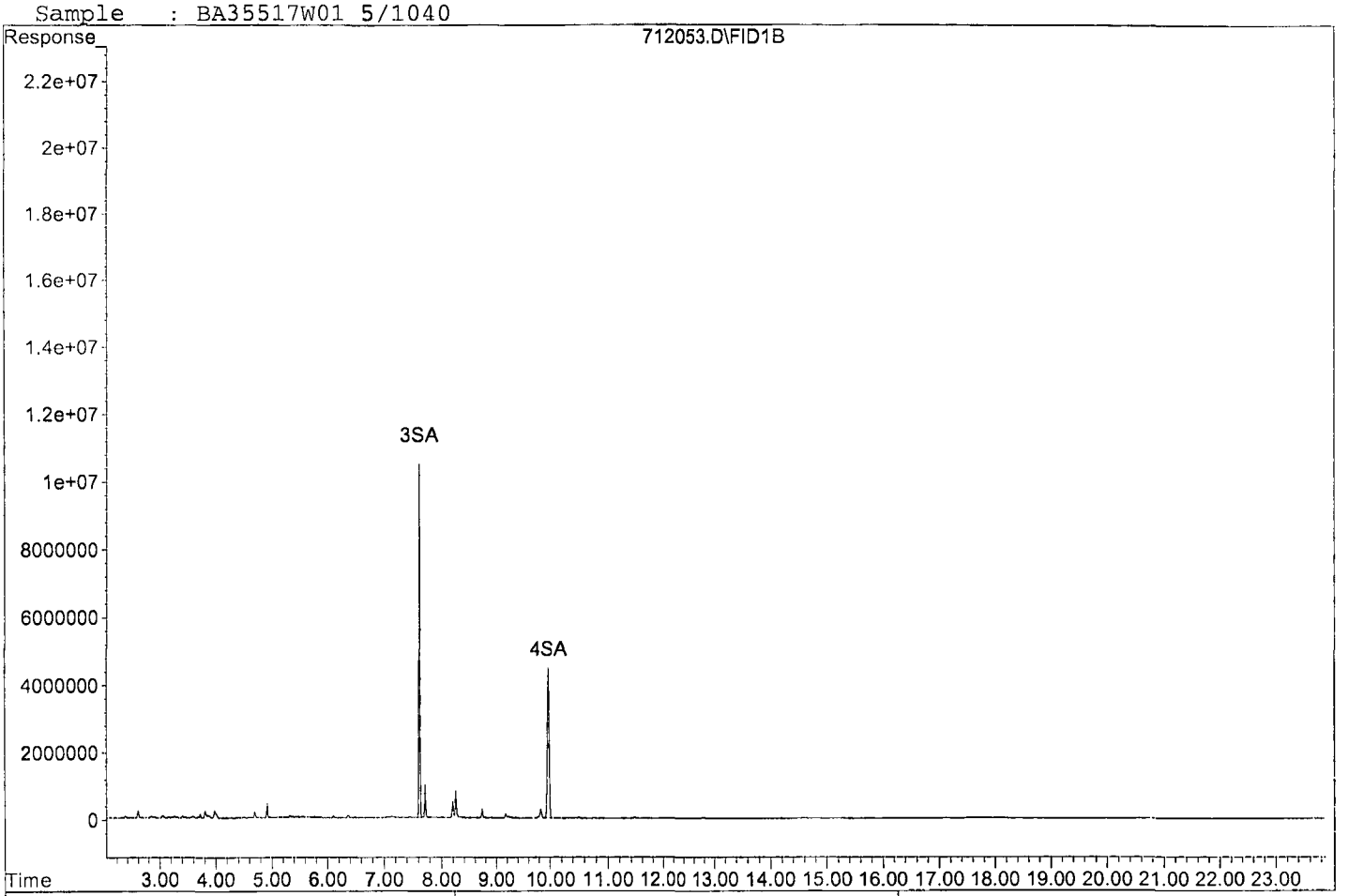

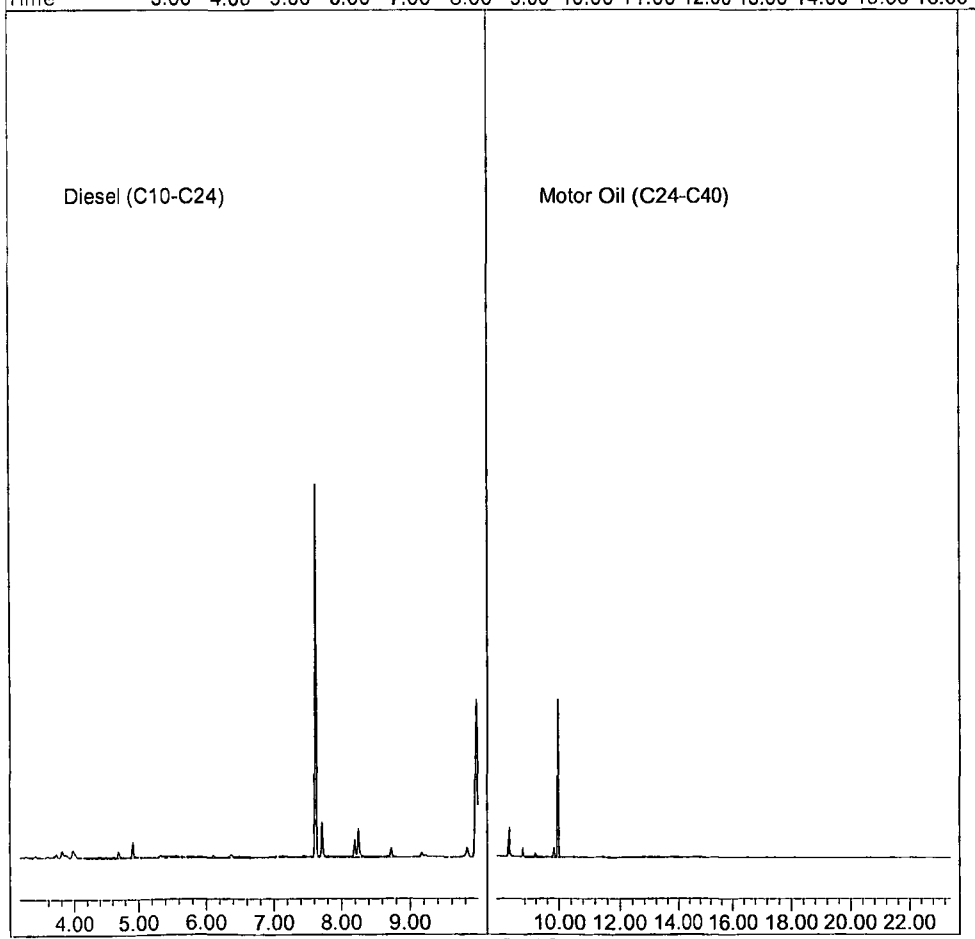

Quantitation Report (Not Reviewed)

Data File : G:\APOLLO\DATA\210709\709067.D Vial: 67
Acq On : 7-10-21 16:15:00 Operator: MB
Sample : BA35518W07 5/1040 Inst : Apollo
Misc : water Multiplr: 4.81
IntFile : events.e
Quant Time: Jul 13 10:32 2021 Quant Results File: DOC0702.RES

Method : G:\APOLLO\DATA\210707\DOC0702.M (Chemstation Integrator)
Title : 8015 B&C
Last Update : Tue Jul 06 08:45:30 2021
Response via : Multiple Level Calibration

Volume Inj. : 2UL
Signal Phase : DB-5
Signal Info : FID02A

Compound	R.T.	Response	Conc Units
System Monitoring Compounds			
3) SA Ortho-Terphenyl(S)	7.63	126746512	121.900 ppb
Surrogate Spike 144.231		Recovery =	84.52%
4) SA Octacosane(S)	9.98	106228374	152.622 ppb
Surrogate Spike 144.231		Recovery =	105.82%
Target Compounds			
1) HATM Diesel (C10-C24)	6.59	1599332239	1753.150 ppb
2) HBTM Motor Oil (C24-C40)	15.58	134056173	208.265 ppb
Target Compounds			

(f)=RT Delta > 1/2 Window (m)=manual int.

Data File: G:\APOLLO\DATA\210709\709067.D
Sample : BA35518W07 5/1040

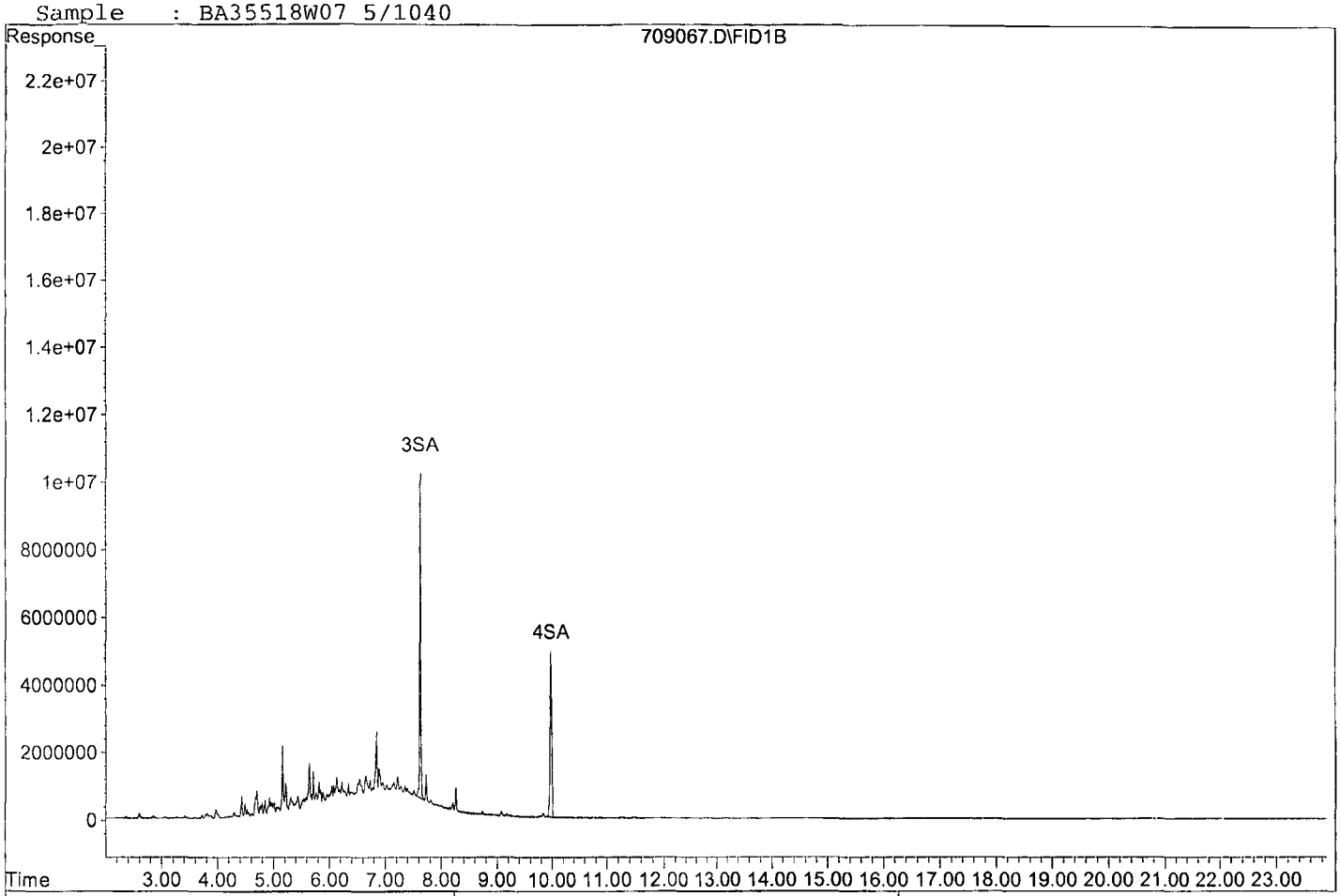

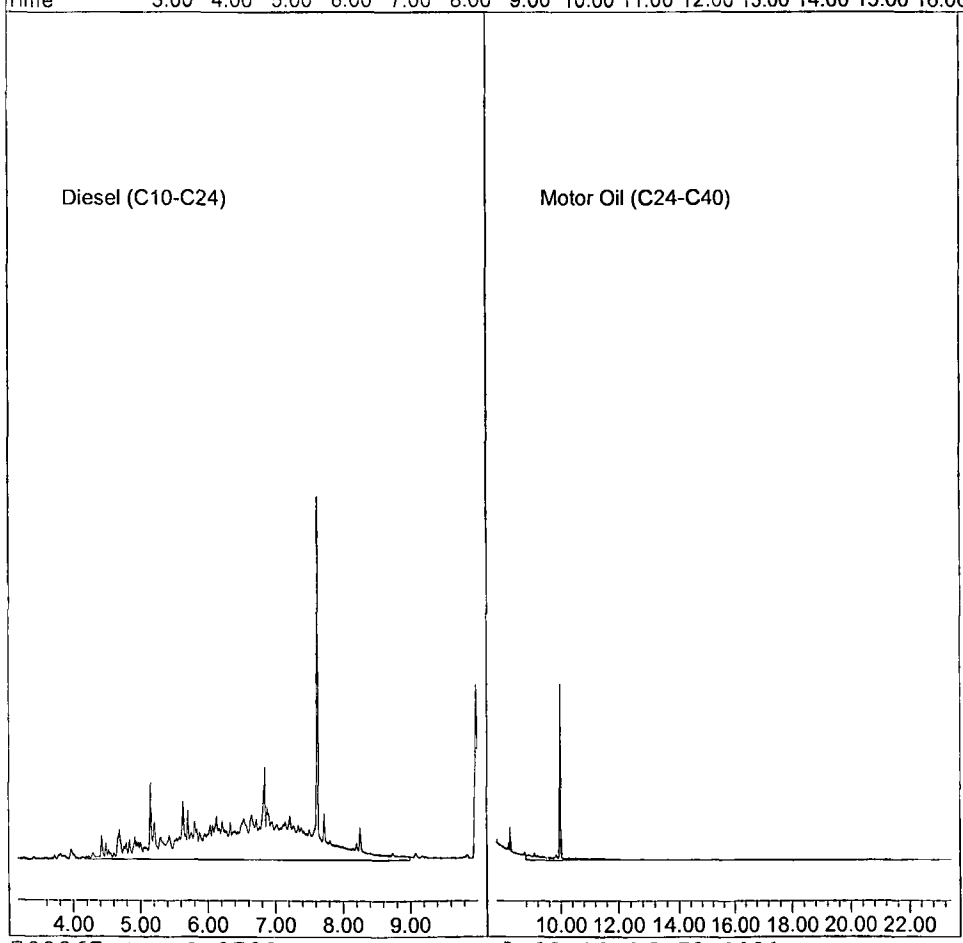

Quantitation Report (QT Reviewed)

Data File : G:\APOLLO\DATA\210709\709068.D Vial: 68
Acq On : 7-10-21 16:43:23 Operator: MB
Sample : BA35519W07 5/1040 Inst : Apollo
Misc : water Multiplr: 4.81
IntFile : events.e
Quant Time: Jul 13 10:33 2021 Quant Results File: DOC0702.RES

Method : G:\APOLLO\DATA\210707\DOC0702.M (Chemstation Integrator)
Title : 8015 B&C
Last Update : Tue Jul 06 08:45:30 2021
Response via : Multiple Level Calibration

Volume Inj. : 2UL
Signal Phase : DB-5
Signal Info : FID02A

Compound	R.T.	Response	Conc Units
System Monitoring Compounds			
3) SA Ortho-Terphenyl(S)	7.63	119780871	115.200 ppb
Surrogate Spike 144.231		Recovery =	79.87%
4) SA Octacosane(S)	9.98	100405244	144.255 ppb
Surrogate Spike 144.231		Recovery =	100.02%
Target Compounds			
1) HATM Diesel (C10-C24)	6.59	146849410	160.973 ppb
2) HBTM Motor Oil (C24-C40)	15.58	129968602	201.914 ppb

Target Compounds

(f)=RT Delta > 1/2 Window (m)=manual int.

Data File: G:\APOLLO\DATA\210709\709068.D
Sample : BA35519W07 5/1040

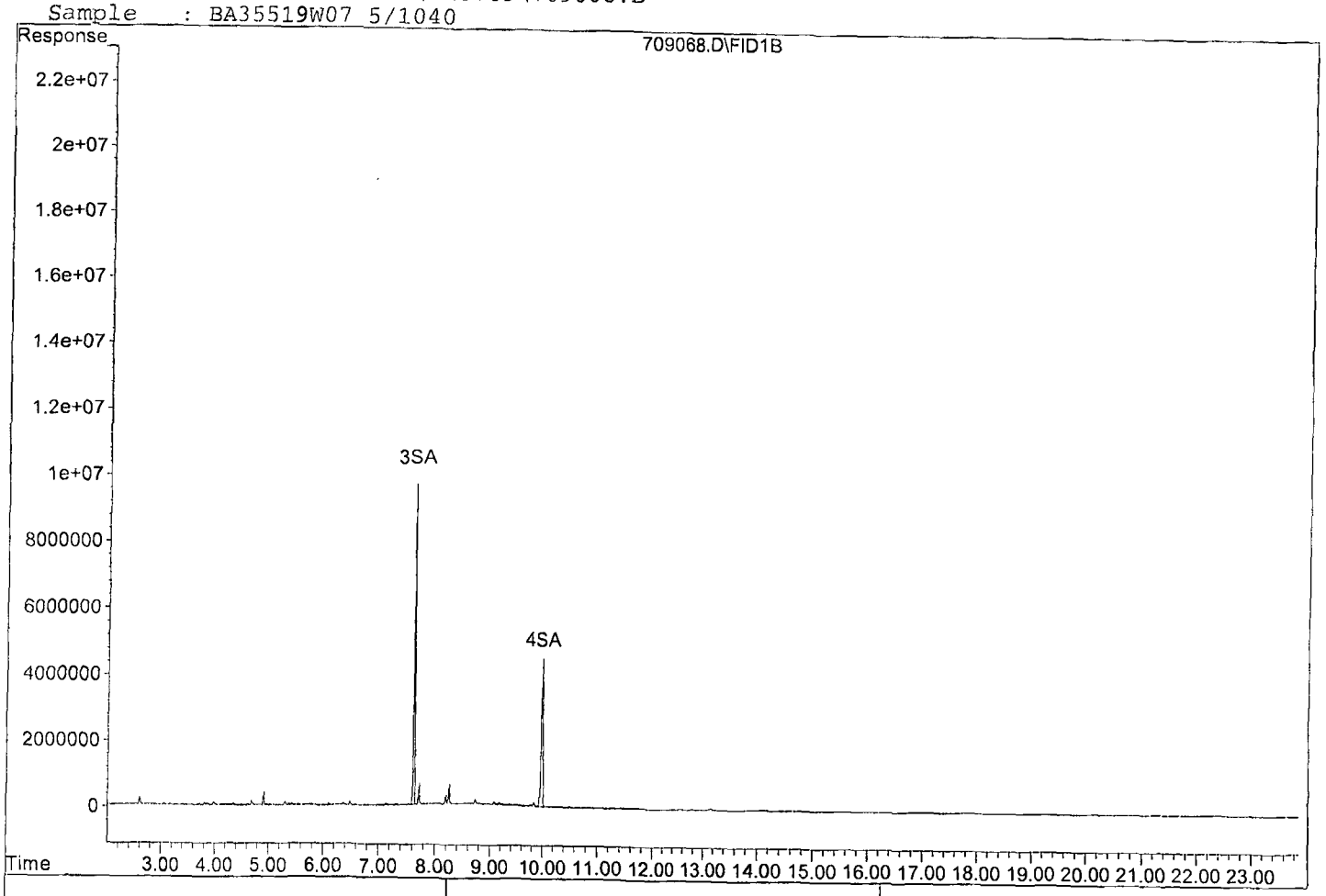

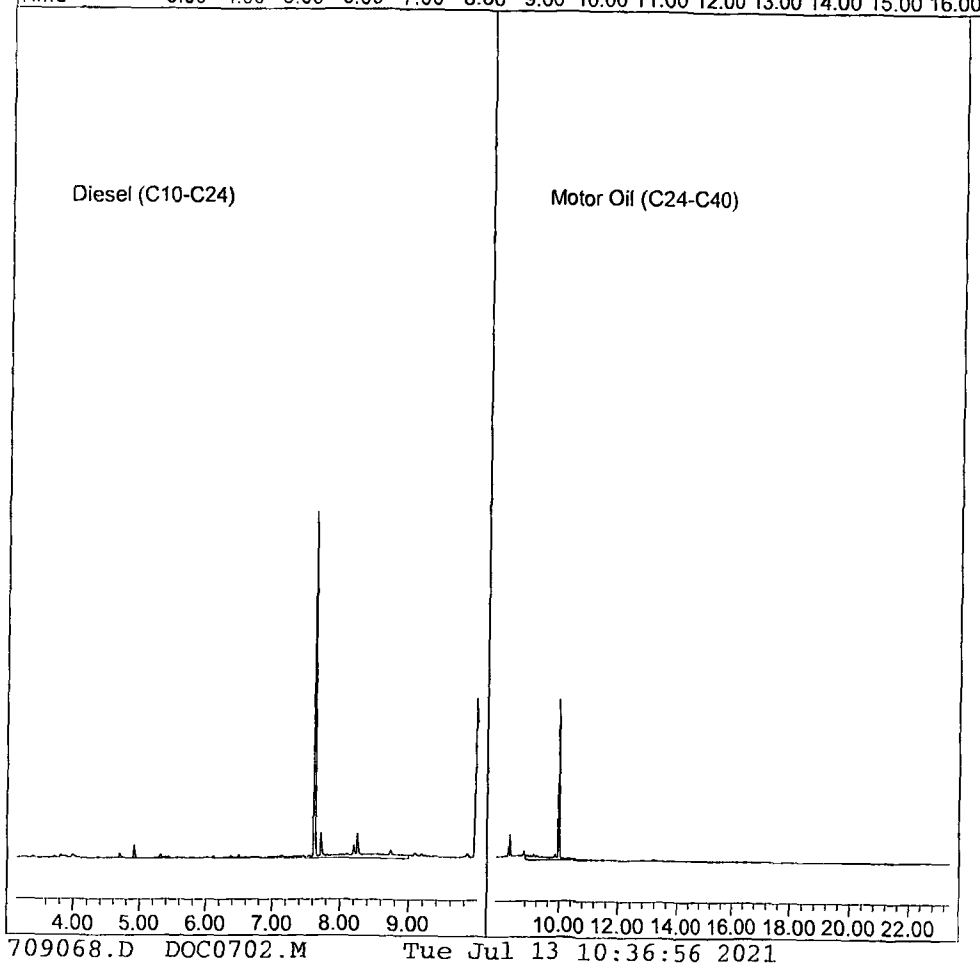

709068.D DOC0702.M Tue Jul 13 10:36:56 2021

Quantitation Report (Not Reviewed)

Data File : G:\APOLLO\DATA\210709\709060.D Vial: 60
Acq On : 7-10-21 12:55:41 Operator: MB
Sample : 210707A BLK 5/1000 Inst : Apollo
Misc : water Multiplr: 5.00
IntFile : events.e
Quant Time: Jul 13 10:30 2021 Quant Results File: DOC0702.RES

Method : G:\APOLLO\DATA\210707\DOC0702.M (Chemstation Integrator)
Title : 8015 B&C
Last Update : Tue Jul 06 08:45:30 2021
Response via : Multiple Level Calibration

Volume Inj. : 2UL
Signal Phase : DB-5
Signal Info : FID02A

Compound	R.T.	Response	Conc Units
System Monitoring Compounds			
3) SA Ortho-Terphenyl(S)	7.63	120577777	120.606 ppb
Surrogate Spike 150.000		Recovery =	80.40%
4) SA Octacosane(S)	9.97	70349528	105.116 ppb
Surrogate Spike 150.000		Recovery =	70.08%
Target Compounds			
1) HATM Diesel (C10-C24)	6.59	64784354	73.856 ppb
2) HBTM Motor Oil (C24-C40)	15.58	46908455	75.790 ppb

Target Compounds

(f)=RT Delta > 1/2 Window (m)=manual int.

Data File: G:\APOLLO\DATA\210709\709060.D
Sample : 210707A BLK 5/1000

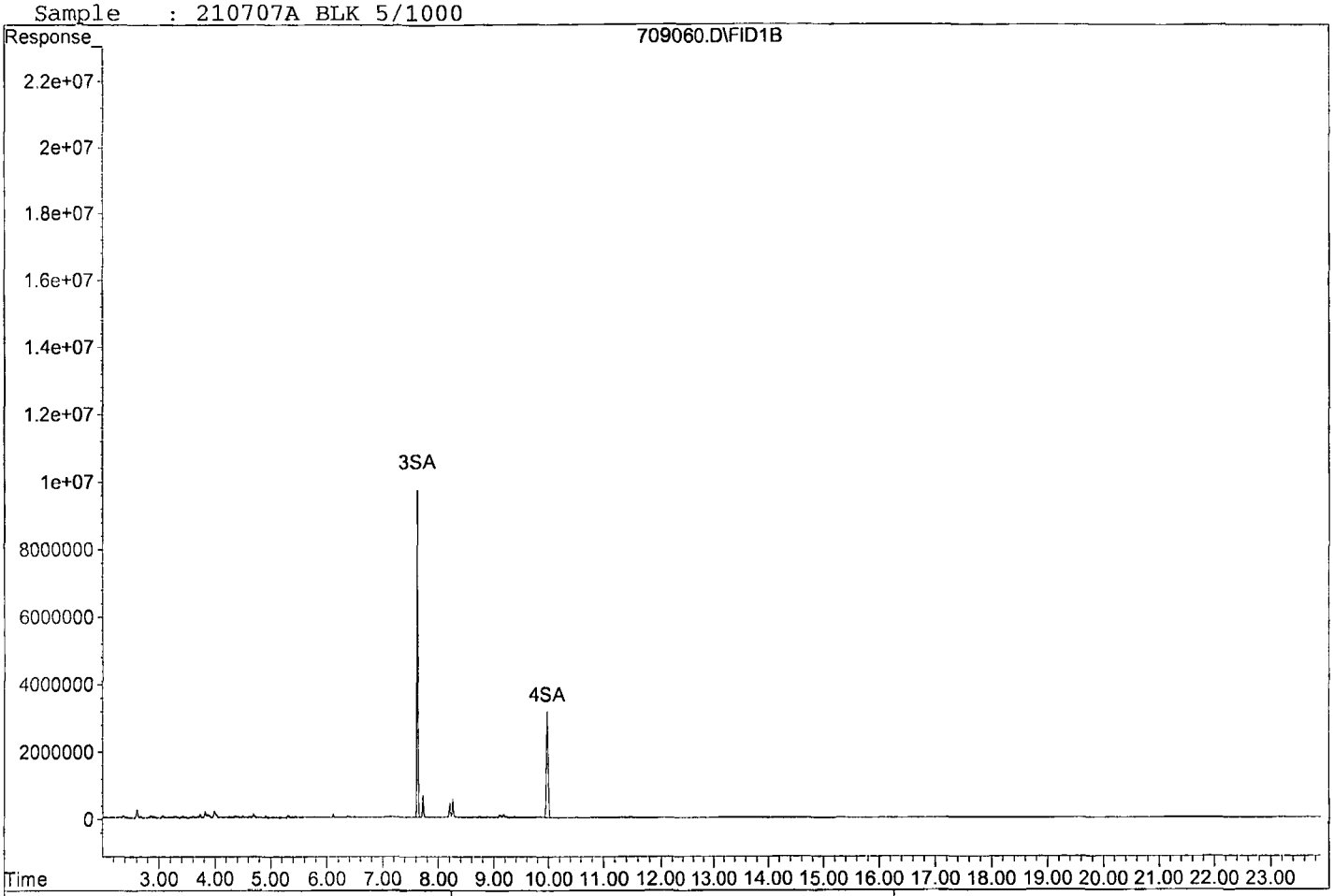

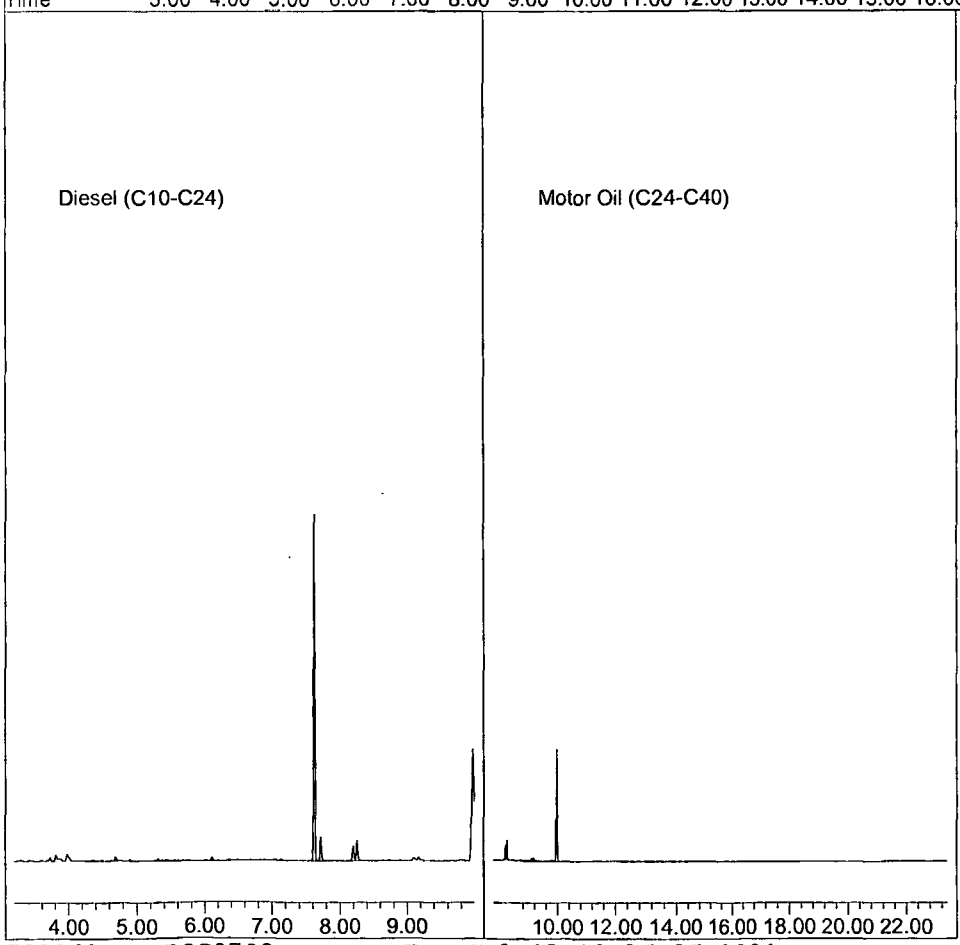

Quantitation Report (Not Reviewed)

Data File : G:\APOLLO\DATA\210709\709061.D Vial: 61
Acq On : 7-10-21 13:24:02 Operator: MB
Sample : 210707A LCS-1 5/1000 Inst : Apollo
Misc : water Multiplr: 5.00
IntFile : events.e
Quant Time: Jul 13 10:30 2021 Quant Results File: DOC0702.RES

Method : G:\APOLLO\DATA\210707\DOC0702.M (Chemstation Integrator)
Title : 8015 B&C
Last Update : Tue Jul 06 08:45:30 2021
Response via : Multiple Level Calibration

Volume Inj. : 2UL
Signal Phase : DB-5
Signal Info : FID02A

Compound	R.T.	Response	Conc Units
System Monitoring Compounds			
3) SA Ortho-Terphenyl(S)	7.63	150030681	150.065 ppb
Surrogate Spike 150.000		Recovery =	100.04%
4) SA Octacosane(S)	9.98	87359762	130.533 ppb
Surrogate Spike 150.000		Recovery =	87.02%
Target Compounds			
1) HATM Diesel (C10-C24)	6.59	1712895673	1952.742 ppb
2) HBTM Motor Oil (C24-C40)	15.58	1295368547	2092.934 ppb

Target Compounds

(f)=RT Delta > 1/2 Window (m)=manual int.

Data File: G:\APOLLO\DATA\210709\709061.D
Sample : 210707A LCS-1 5/1000

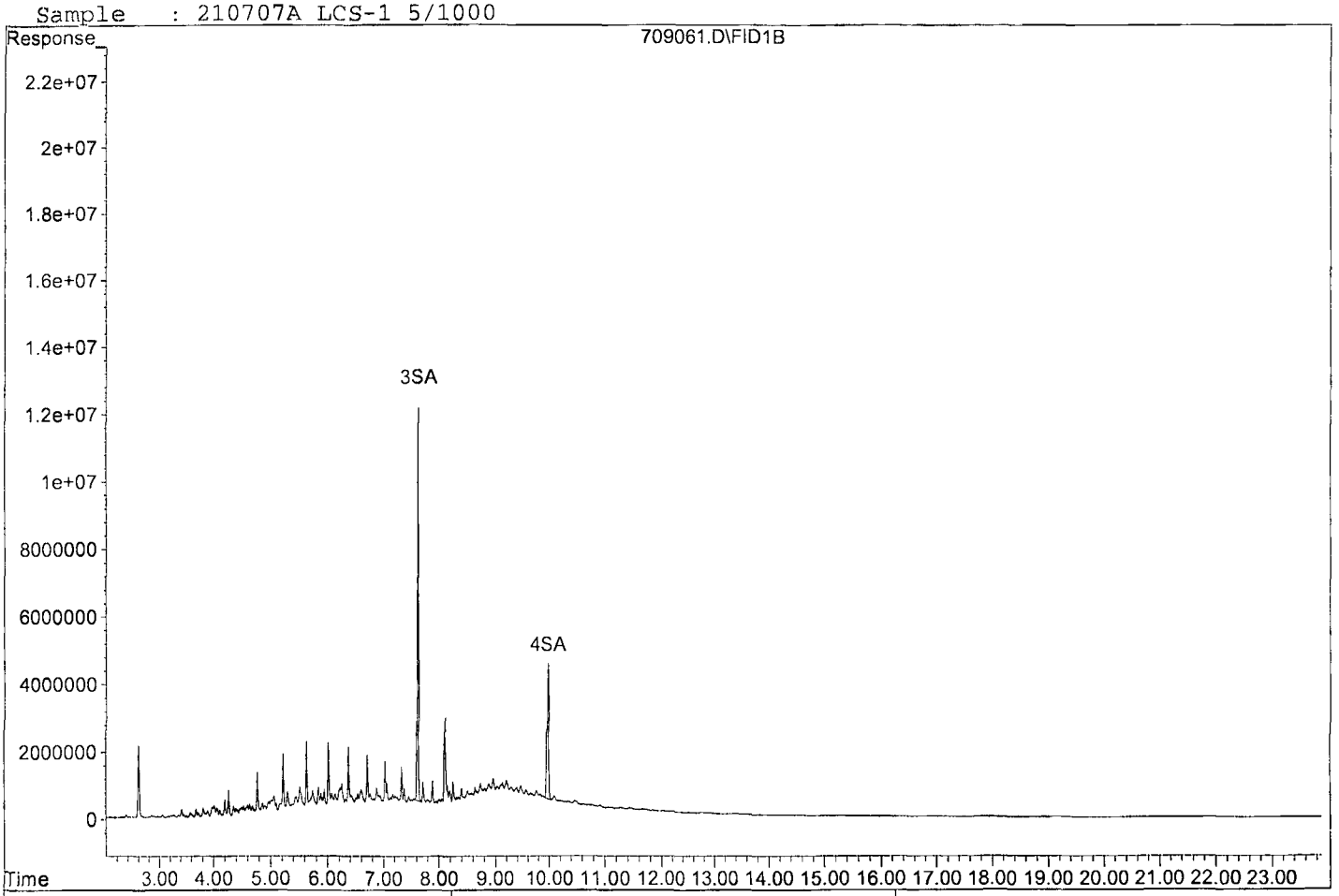

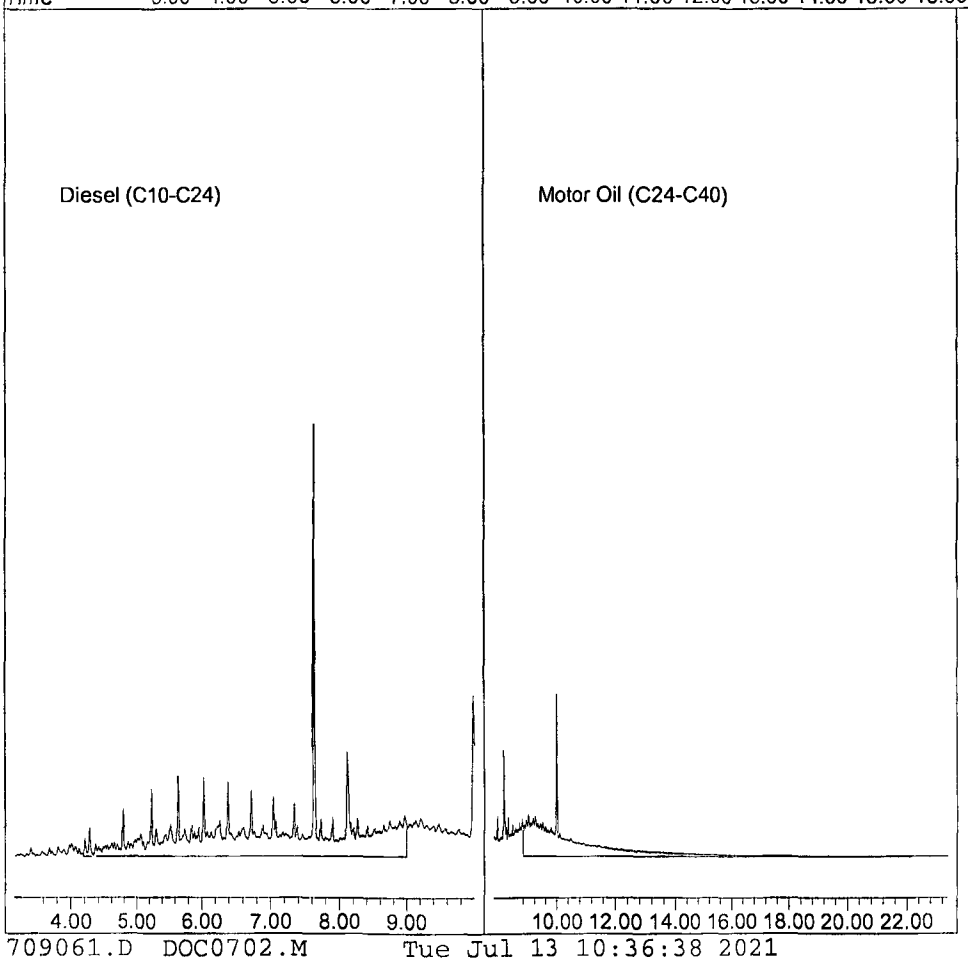

Quantitation Report (Not Reviewed)

Data File : G:\APOLLO\DATA\210709\709062.D Vial: 62
Acq On : 7-10-21 13:52:22 Operator: MB
Sample : 210707A LCSD-1 5/1000 Inst : Apollo
Misc : water Multiplr: 5.00
IntFile : events.e
Quant Time: Jul 13 10:31 2021 Quant Results File: DOC0702.RES

Method : G:\APOLLO\DATA\210707\DOC0702.M (Chemstation Integrator)
Title : 8015 B&C
Last Update : Tue Jul 06 08:45:30 2021
Response via : Multiple Level Calibration

Volume Inj. : 2UL
Signal Phase : DB-5
Signal Info : FID02A

Compound	R.T.	Response	Conc Units
System Monitoring Compounds			
3) SA Ortho-Terphenyl(S)	7.63	143026768	143.060 ppb
Surrogate Spike 150.000		Recovery =	95.37%
4) SA Octacosane(S)	9.98	84382511	126.084 ppb
Surrogate Spike 150.000		Recovery =	84.06%
Target Compounds			
1) HATM Diesel (C10-C24)	6.59	1650811801	1881.965 ppb
2) HBTM Motor Oil (C24-C40)	15.58	1286009677	2077.813 ppb

Target Compounds

(f)=RT Delta > 1/2 Window (m)=manual int.

Data File: G:\APOLLO\DATA\210709\709062.D
Sample : 210707A LCSD-1 5/1000

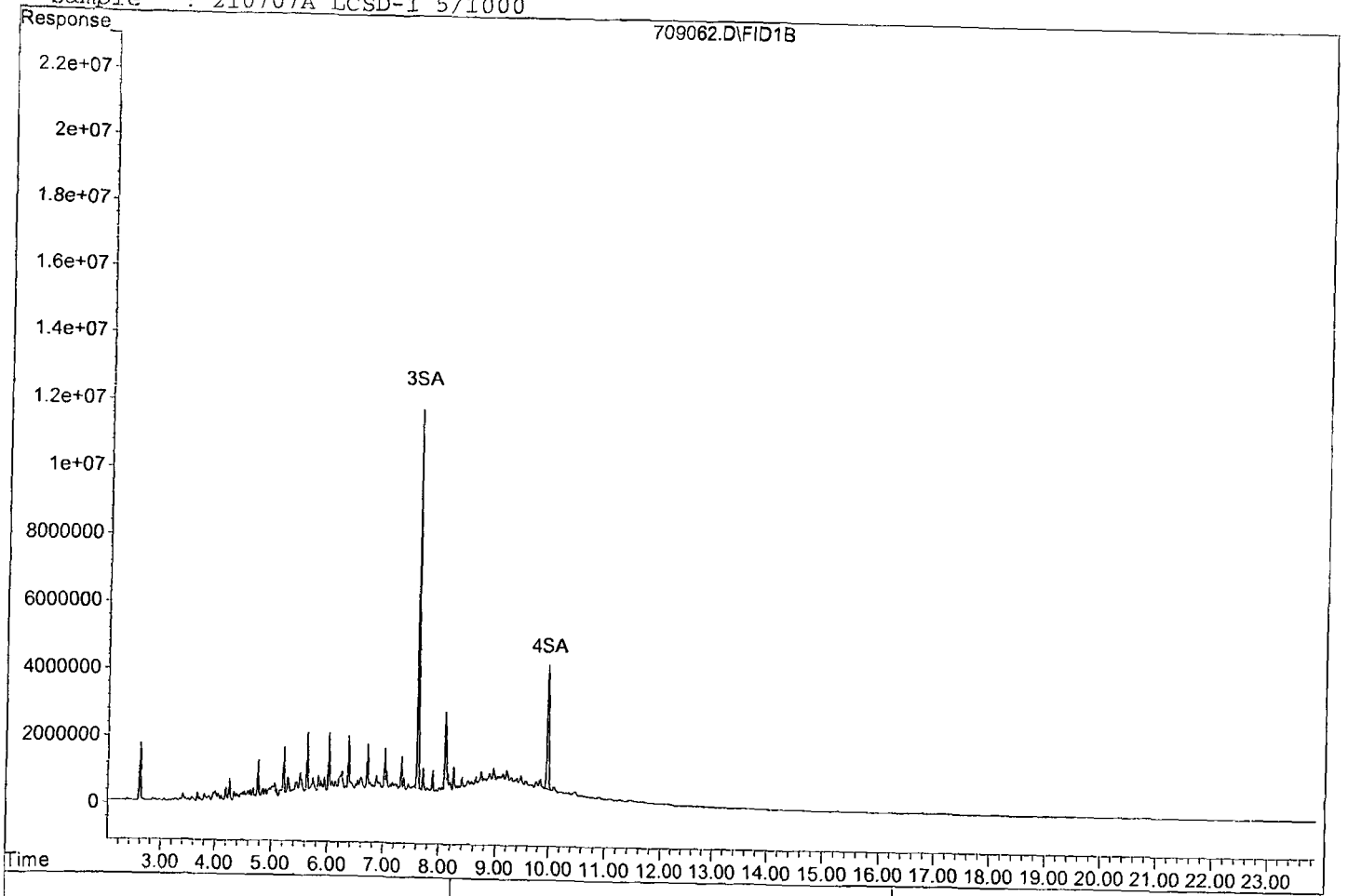

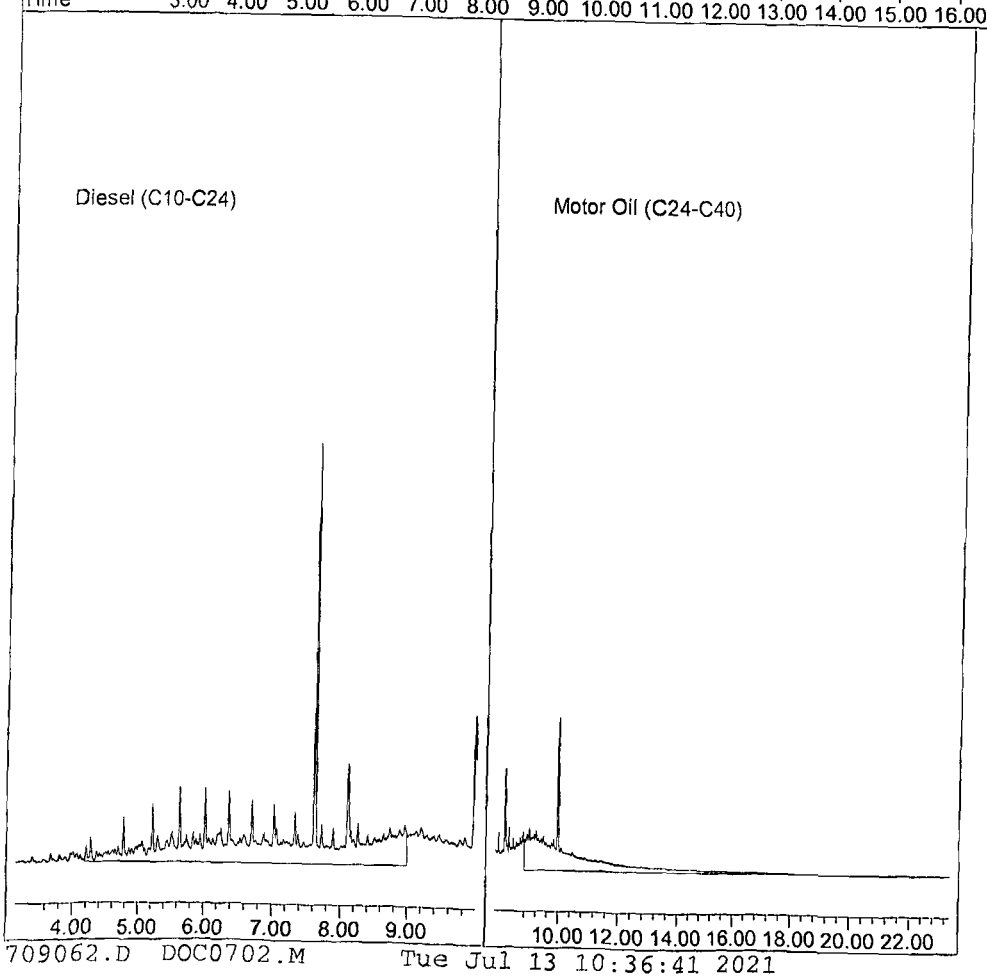

709062.D DOC0702.M Tue Jul 13 10:36:41 2021

Name of Final Standard	THC Surrogate
Prep Date	07/01/21
Exp Date	07/01/22

Prep'd By (Initials) LS (KY)

Initial Standard Information						Final Standard Information				
Name of Initial Standard (QAU Label)	Supplier	Supplier Part No.	Conc (mg/L))	Lot # with QA # (or reference to APPL prep date)	EXP DATE (1Yr)	Exp Date (Manufacturer)	Aliquot from Stock	Final Volume	Final Solvent + Lot# (or APPL Prep Date)	Final Standard Conc (range)
O-terphenyl/ Octacosane Mix	Phhenova	ALO-130161	600 mg/L	CL15902-52325	07/01/22	10/31/25	NA	NA	NA	600 mg/L

Name of Final Standard	Diesel Motor Oil Standard	MB
Prep Date	06/30/21	
Exp Date	06/30/21	
MC		

Initial Standard Information						Final Standard Information			
Name of Standard	Supplier	Supplier P/N# (or APPL Mix Name)	Conc.(ug/mL)	Lot # QA Number	Exp. Date	Aliquot from Stock	Final Volume	solvent	Final Standard Conc (range)
Diesel Fuel #2	Restek	31258	50,000	A0164485-52484	46,691	400 uL	10 mL	MC	2000 ug/mL
Motor Oil	Restek	31464	50,000	A0166510-52488	46,752	400 uL	10 mL	MC	2000 ug/mL
THC Surrogate	Phenova	ALO-130161	600	CL15902-51797	10/31/25	1666uL	10 mL	MC	100 ug/mL

Diesel Motor Oil Calibration Curve

Prep'd By (Initials) MB

Prep Date 07/02/21

Exp Date 07/02/22

						Final Standard Information			
Name of Initial Standard (from contianer Label)	Supplier	Supplier P/N# (or APPL Mix Name)	Conc. (ug/mL)	Lot # with QA # (or reference to APPL prep date)	Exp Date	Aliquot from Stock	Final Volume	Solvent	Final Standard Conc (ug/mL)
Diesel Motor Oil Calibration STD -2	AAPL	Diesel /Motor Oil 1	10	04/21/21	05/06/22	100 uL	200 uL	MC	5
Diesel Motor Oil Calibration STD-3	AAPL	Diesel /Motor Oil 2	50	04/21/21	05/06/22	200 uL	1 mL	MC	10
Diesel Motor Oil Calibration STD	Restek	Diesel /Motor Oil 3	2000	04/21/21	05/06/22	25 uL	1mL	MC	50
Diesel Motor Oil Calibration STD	Restek	Diesel /Motor Oil 4	2000	04/21/21	05/06/22	125 uL	1mL	MC	250
Diesel Motor Oil Calibration STD	Restek	Diesel /Motor Oil 5	2000	04/21/21	05/06/22	500 uL	1 mL	MC	1000
Diesel Motor Oil Calibration STD	Restek	Diesel /Motor Oil 6	2000	04/21/21	05/06/22	750 uL	1 mL	MC	1500
Diesel Motor Oil Calibration STD	Restek	Diesel /Motor Oil 7	2000	04/21/21	05/06/22	100uL	100 uL	MC	2000

Diesel Motor Oil CCV

Prepared By (Initials): MB

Prep Date 06/30/21

Exp Date 06/30/21

Methylene Chloride Lot No. 59353

Initial Standard Information						Final Standard Information			
Name of Initial Standard (QAU Label)	Supplier	APPL Mix name	Conc.(ug/mL)	Reference to APPL Prep Date and Lot #'s	Exp Date	Aliquot from Stock	Final Volume	Solvent	Final Standard Conc (ug/mL)
Diesel-Motor Oil Standard	Restek	Diesel Motor Oil CCV	2000	Perp'd: 09/05/20 A0156490-156569-51860, A0155668-160024-51534, CL15440-500953	06/30/25	1250 uL	10mL	MC	250

Diesel Motor Oil Mix

Prepared: 06/28/21

Expires: 06/28/22

Prepared By (Initials): MB

Initial Standard Information							Final Standard Information			
Name of Initial Standard (QAU Label)	Supplier	Supplier Part No.	Conc. (ug/mL)	Lot Number - QA Number	Exp. Date (1 yr.)	Exp. Date (Manufacturer)	Aliquot From Stock	Final Volume	Solvent	Final Standard Conc. (ug/mL)
Diesel Fuel #2	Restek	31258	50,000	A0164485-52482,52484,52483, 52480	06/28/22	02/28/27	4.00 mL	8.0 mL	NA	25,000
Motor Oil Composite	Restek	31464	50,000	A0166510-52485,52486.52487, 52484	06/28/22	09/30/27	4.00 mL			25,000

_LIQ005SGC

Organic Extraction Worksheet

Method	Continuous Liq/Liq TPH- 3520C w/SGC	Extraction Set	210707A	Extraction Method	LIQ005SGC	Units	mL

Spiked ID 1	Diesel Motor Oil Mix 6/28/21-6/28/22		Surrogate ID 1	THC Surrogate 7/6/21-7/6/22	
Spiked ID 2	Decanoic 1000ug/mL Acid Solution		Surrogate ID 2		
Spiked ID 3			Surrogate ID 3		
Spiked ID 4			Surrogate ID 4		
Spiked ID 5			Surrogate ID 5		
Spiked ID 6			Sufficient Vol for Matrix QC:	NO	
Spiked ID 7			Ext. Start Time:	07/07/21 13:50	
Spiked ID 8			Ext. End Time:	07/08/21 7:55	
			GC Requires Extract By:		

pH1	2	07/07/21 12:00	Water Bath Temp 1 °C	38/36.5 °C
pH2			Water Bath Temp 2 °C	40/43.1
pH3			Water Bath Temp 3 °C	36/35.5 °C

Spiked By: YL **Date** 07/07/21 **Witnessed By:** SR **Date** 07/07/21

	Sample	Sample Container	Spike Amount	Spike ID	Surrogate Amount	Surrogate ID	Extract Amount	Final Volume	pH	Extract Date/Time	Comments
1	210707A Blk		0.050	2	0.250	1	1000	5	2	07/07/21 12:07	*
						equip	E-HP3 E-WB1				
2	210707A LCS-1		0.080,0.050	1,2	0.250	1	1000	5	2	07/07/21 12:07	*
						equip	E-HP4 E-WB2				
3	210707A LCSD-1		0.080,0.050	1,2	0.250	1	1000	5	2	07/07/21 12:07	*
						equip	E-HP6 E-WB3				
4	BA35512	BA35512W07	0.050	2	0.250	1	1010	5	2	07/07/21 12:07	96714 *
						equip	E-HP7 E-WB1				
5	BA35514	BA35514W07	0.050	2	0.250	1	1040	5	2	07/07/21 12:07	96714 *
						equip	E-HP8 E-WB2				
6	BA35516	BA35516W07	0.050	2	0.250	1	1000	5	2	07/07/21 12:07	96714 *
						equip	E-HP9 E-WB3				
7	BA35517	BA35517W01	0.050	2	0.250	1	1040	5	2	07/07/21 12:07	96714 *
						equip	E-HP12 E-WB1				
8	BA35518	BA35518W07	0.050	2	0.250	1	1040	5	2	07/07/21 12:07	96714 *
						equip	E-HP10 E-WB2				
9	BA35519	BA35519W07	0.050	2	0.250	1	1040	5	2	07/07/21 12:07	96714 *
						equip	E-HP11 E-WB3				

Solvent and Lot#	
1+1 HCL (5mLs)	60282
PH Strips	HC148594
Dichloromethane (DCM)	60338
Filter Paper	400181
Sodium Sulfate	2020120870
SILICA GEL (*)	*

Extraction COC Transfer	
Extraction lab employee Initials	YL
GC analyst's initials	CW
Date	07/09/21
Time	10:10
Refrigerator	Hobart

	Technician's Initials
Scanned By	YL
Sample Preparation	YL
Extraction	YL
Concentration	YL

Modified	07/09/21 1:53:12 PM

Reviewed By: **Date**

Injection Log

Directory: G:\APOLLO\DATA\210702\

Line	Vial	FileName	Multiplier	SampleName	Misc Info	Injected
1	5	702005.D	1	DMO STD-1 07/02/21	water	7-2-21 14:35:23
2	6	702006.D	1	DMO STD-2 07/02/21	water	7-2-21 15:03:41
3	7	702007.D	1	DMO STD-3 07/02/21	water	7-2-21 15:32:00
4	8	702008.D	1	DMO STD-4 07/02/21	water	7-2-21 16:01:03
5	9	702009.D	1	DMO STD-5 07/02/21	water	7-2-21 16:29:22
6	10	702010.D	1	DMO STD-6 07/02/21	water	7-2-21 16:57:44
7	11	702011.D	1	DMO STD-7 07/02/21	water	7-2-21 17:26:03
8	12	702012.D	1	DMO STD-SS 07/02/21	water	7-2-21 17:54:24
9	56	709056.D	1	Diesel Motor Oil 06/30/21	water	7-10-21 11:02:15
10	60	709060.D	5	210707A BLK 5/1000	water	7-10-21 12:55:41
11	61	709061.D	5	210707A LCS-1 5/1000	water	7-10-21 13:24:02
12	62	709062.D	5	210707A LCSD-1 5/1000	water	7-10-21 13:52:22
13	63	709063.D	4.9505	BA35512W07 5/1010	water	7-10-21 14:20:45
14	64	709064.D	4.80769	BA35514W07 5/1040	water	7-10-21 14:49:09
15	66	709066.D	5	BA35516W07 5/1000	water	7-10-21 15:46:36
16	67	709067.D	4.80769	BA35518W07 5/1040	water	7-10-21 16:15:00
17	68	709068.D	4.80769	BA35519W07 5/1040	water	7-10-21 16:43:23
18	73	709073.D	1	Diesel Motor Oil 06/30/21	water	7-10-21 19:05:24
19	41	712041.D	1	Diesel Motor Oil 06/30/21	water	7-13-21 4:15:29
20	53	712053.D	4.80769	BA35517W01 5/1040	water	7-13-21 9:54:52
21	60	712060.D	1	Diesel Motor Oil 06/30/21	water	7-13-21 13:13:18

ORGANICS

Calibration Data

TPH Extractables
DOC0702

Form 6
Initial Calibration

Lab Name: APPL, Inc. SDG No:
Case No: Initial Cal. Date: 07/02/21
Matrix: Water Instrument: Apollo
Initials: HB

		Compound	1	2	3	4	5	6	7				Avg	%RSD	Type	r^2	Q
			702005.D	702006.D	702007.D	702008.D	702009.D	702010.D	702011.D								
1	HATM	Diesel (C10-C24)	3016894	1951949	2014939	2067917	2039722	2119264	2139867				2192936	17	HATM		
2	HBTM	Motor Oil (C24-C40)		1676406	1491952	1522421	1492860	1546113	1554117				1547312	4.4	HBTM		
3	SA	Ortho-Terphenyl(S)	2636466	2540006	2431557	2529925	2422677	2435838	2499496				2499423	3.1	SA		
4	SA	Octacosane(S)	1728504	1650255	1588691	1695307	1644244	1699403	1705536				1673134	2.9	SA		
5																	
6																	
7																	
8																	
9																	
10																	
11																	
12																	
13																	
14																	
15																	
16																	
17																	
18																	
19																	
20																	
21																	
22																	
23																	
24																	
25																	
26																	
27																	
28																	
29																	
30																	
31																	
32																	
33																	
34																	
35																	

0.776978

Data File : G:\APOLLO\DATA\210702\702005.D Vial: 5
Acq On : 7-2-21 14:35:23 Operator: MB
Sample : DMO STD-1 07/02/21 Inst : Apollo
Misc : water Multiplr: 1.00
IntFile : events.e
Quant Time: Jul 6 8:47 2021 Quant Results File: DOC0702.RES

Method : G:\APOLLO\DATA\210702\DOC0702.M (Chemstation Integrator)
Title : 8015 B&C
Last Update : Tue Jul 06 08:45:30 2021
Response via : Multiple Level Calibration

Volume Inj. : 2UL
Signal Phase : DB-5
Signal Info : FID02A

Compound	R.T.	Response	Conc Units
System Monitoring Compounds			
3) SA Ortho-Terphenyl(S)	7.63	1318233	0.264 ppb
Surrogate Spike 30.000	Recovery	=	0.88%
4) SA Octacosane(S)	9.99	864252	0.258 ppb
Surrogate Spike 30.000	Recovery	=	0.86%
Target Compounds			
1) HATM Diesel (C10-C24)	6.59	30168940	6.879 ppb
2) HBTM Motor Oil (C24-C40)	15.58	26926949	8.701 ppb

Target Compounds

(f)=RT Delta > 1/2 Window (m)=manual int.

Data File: G:\APOLLO\DATA\210702\702005.D
Sample : DMO STD-1 07/02/21

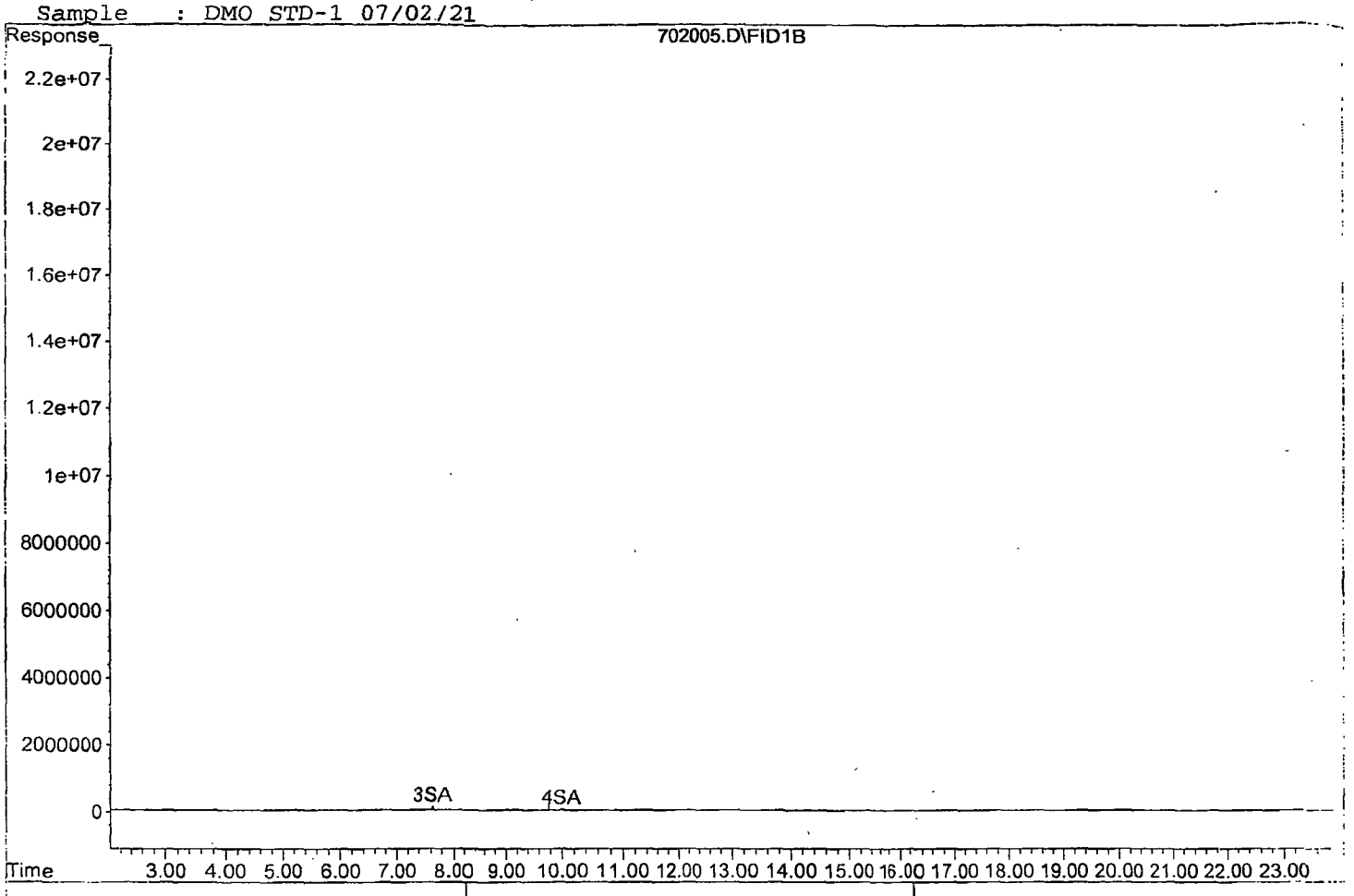

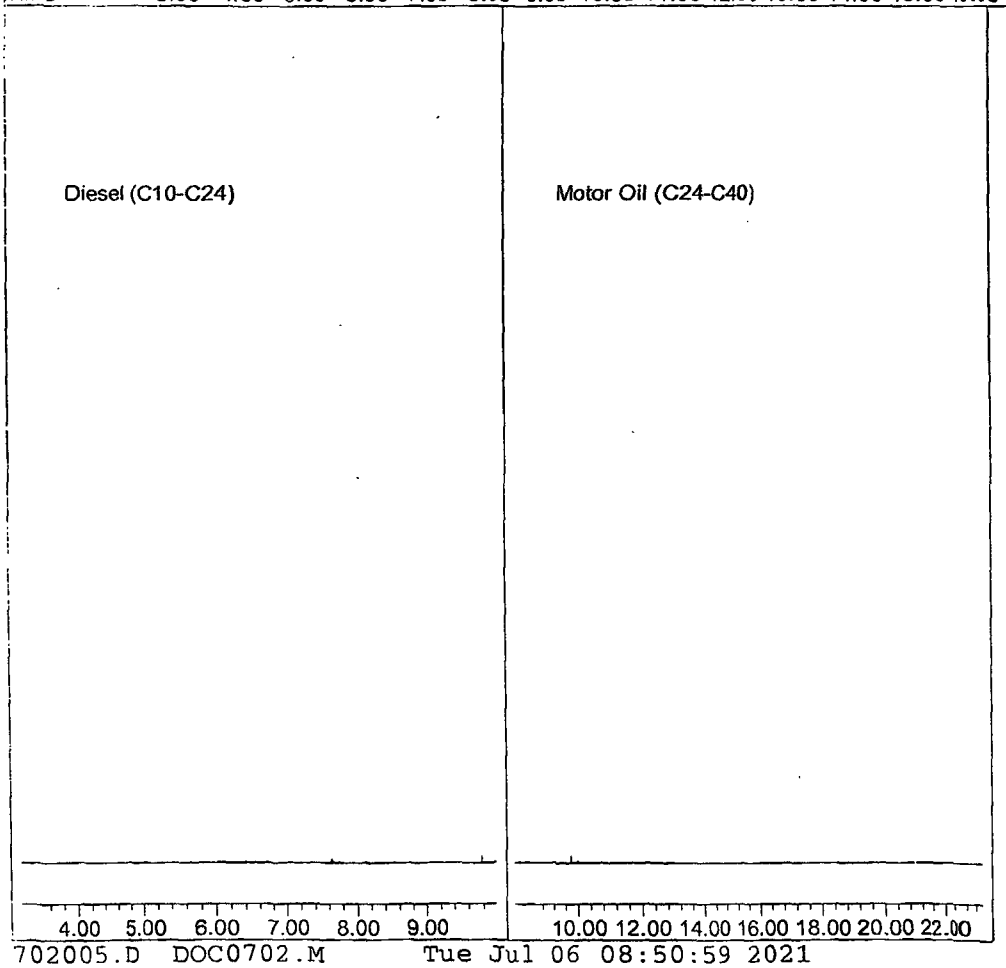

702005.D DOC0702.M Tue Jul 06 08:50:59 2021

Data File : G:\APOLLO\DATA\210702\702006.D Vial: 6
Acq On : 7-2-21 15:03:41 Operator: MB
Sample : DMO STD-2 07/02/21 Inst : Apollo
Misc : water Multiplr: 1.00
IntFile : events.e
Quant Time: Jul 6 8:47 2021 Quant Results File: DOC0702.RES

Method : G:\APOLLO\DATA\210702\DOC0702.M (Chemstation Integrator)
Title : 8015 B&C
Last Update : Tue Jul 06 08:45:30 2021
Response via : Multiple Level Calibration

Volume Inj. : 2UL
Signal Phase : DB-5
Signal Info : FID02A

Compound	R.T.	Response	Conc Units
System Monitoring Compounds			
3) SA Ortho-Terphenyl(S)	7.63	2540006	0.508 ppb
Surrogate Spike 30.000	Recovery	=	1.69%
4) SA Octacosane(S)	9.99	1650255	0.493 ppb
Surrogate Spike 30.000	Recovery	=	1.64%
Target Compounds			
1) HATM Diesel (C10-C24)	6.59	39038983	8.901 ppb
2) HBTM Motor Oil (C24-C40)	15.58	33528117	10.834 ppb

Target Compounds

(f)=RT Delta > 1/2 Window (m)=manual int.

Data File: G:\APOLLO\DATA\210702\702006.D
Sample : DMO STD-2 07/02/21

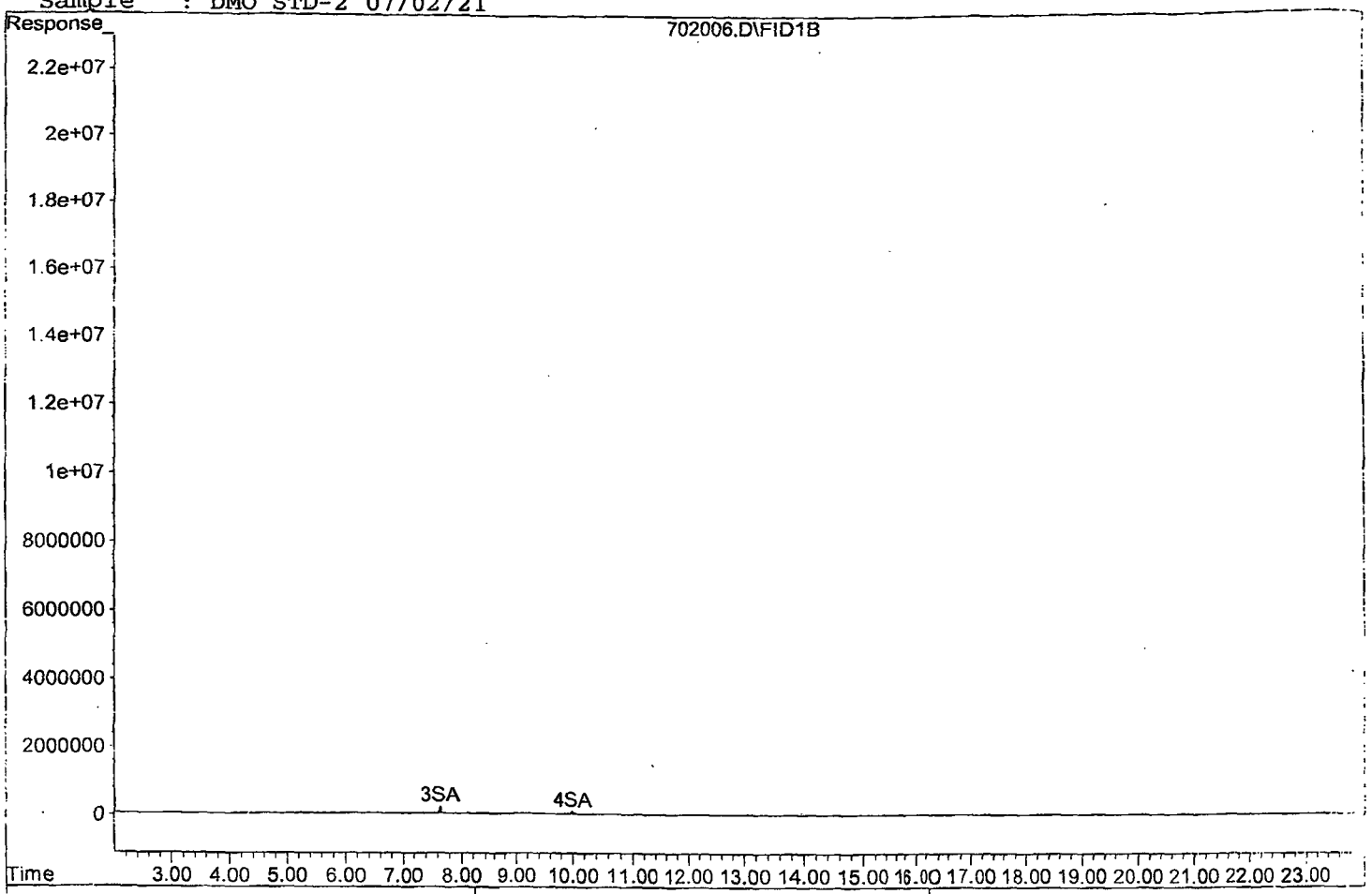

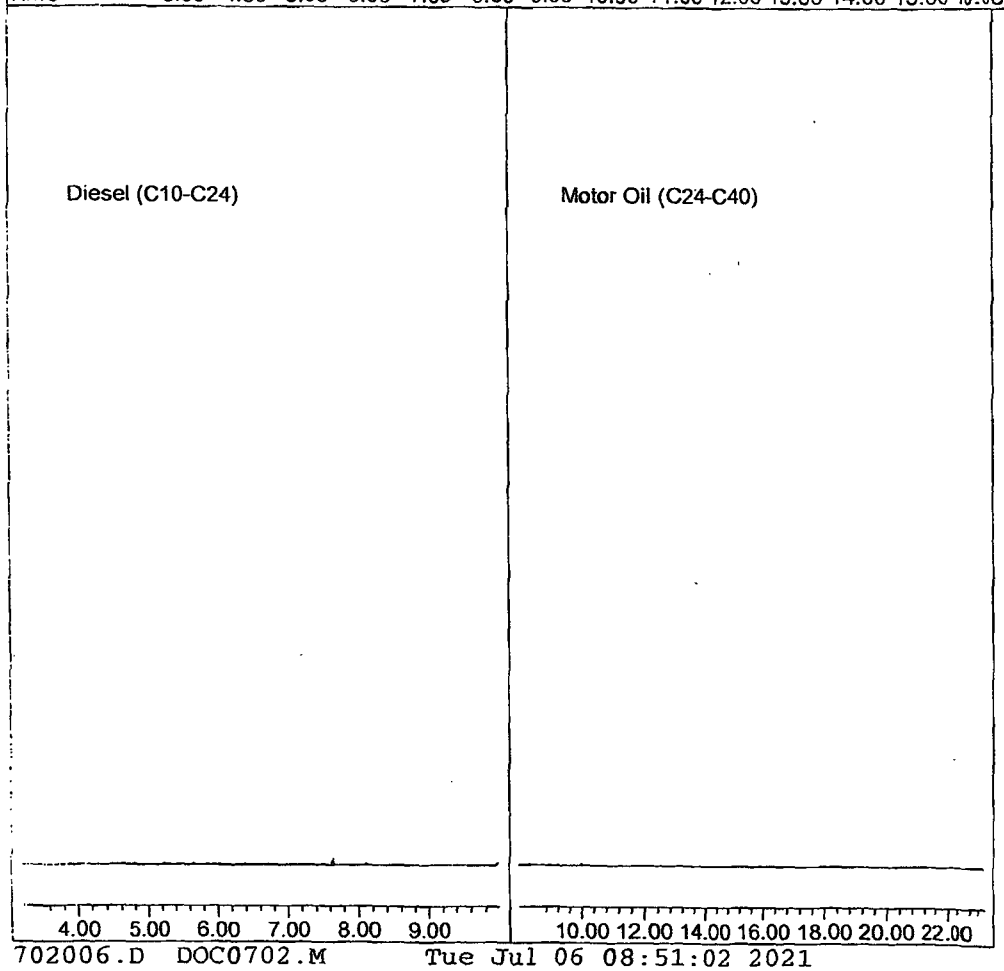

702006.D DOC0702.M Tue Jul 06 08:51:02 2021

Quantitation Report (Not Reviewed)

Data File : G:\APOLLO\DATA\210702\702007.D
Acq On : 7-2-21 15:32:00
Sample : DMO STD-3 07/02/21
Misc : water
IntFile : events.e
Quant Time: Jul 6 8:47 2021 Quant Results File: DOC0702.RES

Vial: 7
Operator: MB
Inst : Apollo
Multiplr: 1.00

Method : G:\APOLLO\DATA\210702\DOC0702.M (Chemstation Integrator)
Title : 8015 B&C
Last Update : Tue Jul 06 08:45:30 2021
Response via : Multiple Level Calibration

Volume Inj. : 2UL
Signal Phase : DB-5
Signal Info : FID02A

Compound	R.T.	Response	Conc Units
System Monitoring Compounds			
3) SA Ortho-Terphenyl(S)	7.63	12157783	2.432 ppb
Surrogate Spike 30.000		Recovery =	8.11%
4) SA Octacosane(S)	9.99	7943456	2.374 ppb
Surrogate Spike 30.000		Recovery =	7.91%
Target Compounds			
1) HATM Diesel (C10-C24)	6.59	201493934	45.942 ppb
2) HBTM Motor Oil (C24-C40)	15.58	149195183	48.211 ppb

Target Compounds

(f)=RT Delta > 1/2 Window (m)=manual int.

Data File: G:\APOLLO\DATA\210702\702007.D
Sample : DMO STD-3 07/02/21

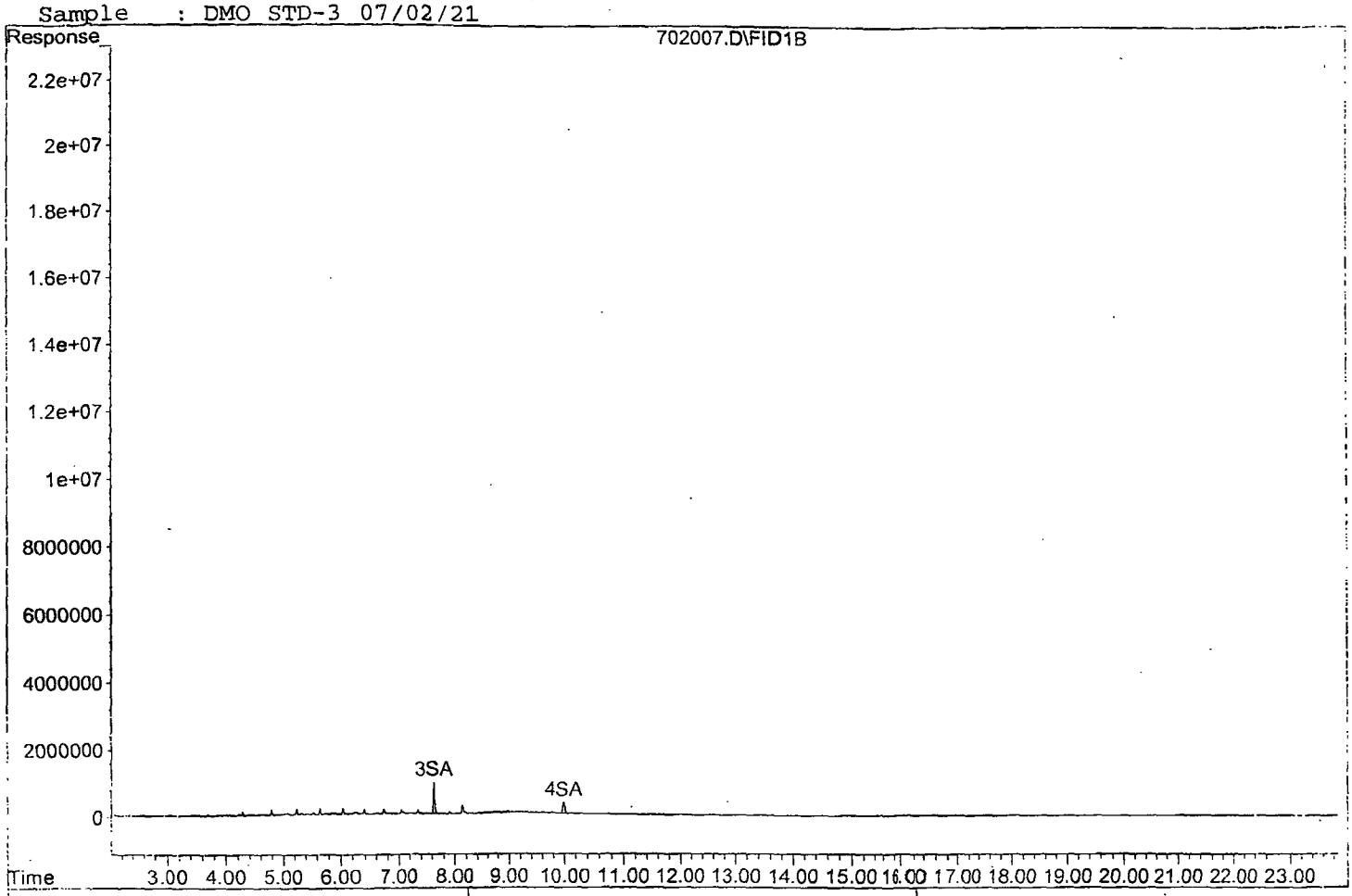

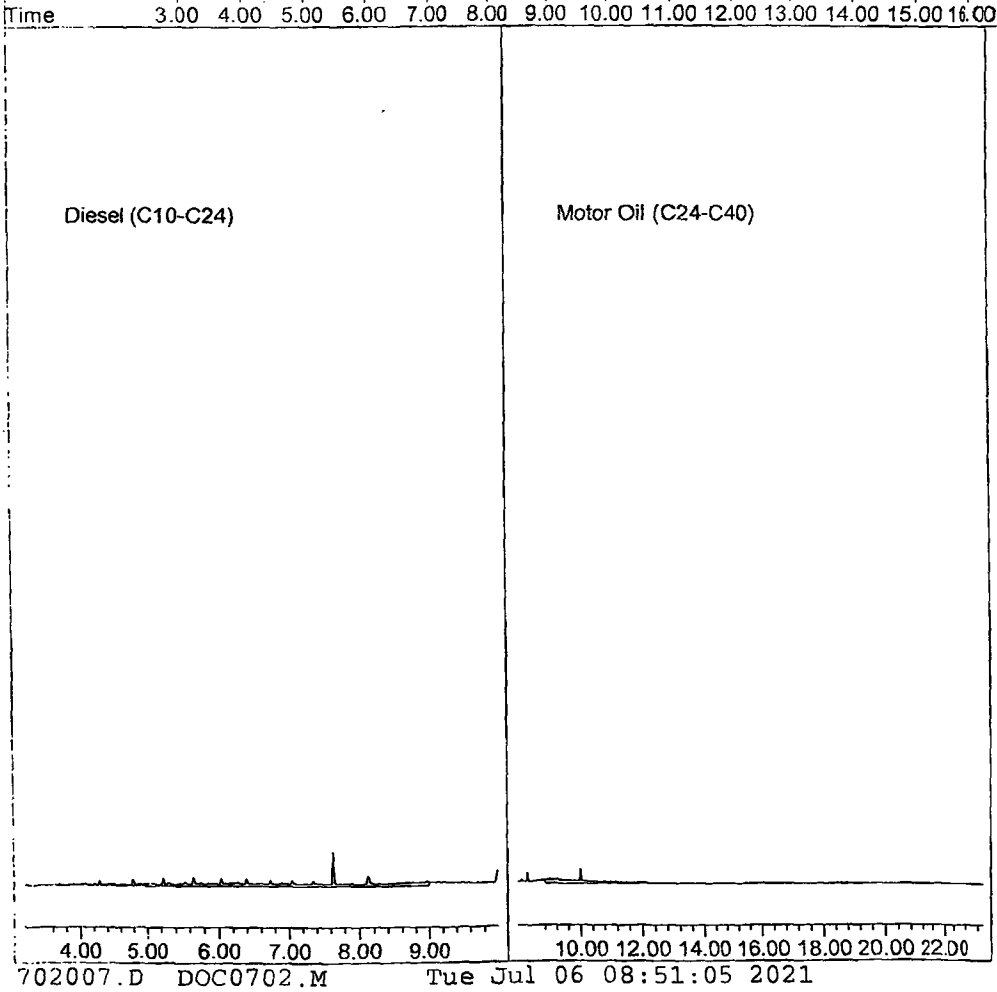

Quantitation Report (Not Reviewed)

Data File : G:\APOLLO\DATA\210702\702008.D
Acq On : 7-2-21 16:01:03
Sample : DMO STD-4 07/02/21
Misc : water
IntFile : events.e
Quant Time: Jul 6 8:47 2021 Quant Results File: DOC0702.RES

Vial: 8
Operator: MB
Inst : Apollo
Multiplr: 1.00

Method : G:\APOLLO\DATA\210702\DOC0702.M (Chemstation Integrator)
Title : 8015 B&C
Last Update : Tue Jul 06 08:45:30 2021
Response via : Multiple Level Calibration

Volume Inj. : 2UL
Signal Phase : DB-5
Signal Info : FID02A

Compound	R.T.	Response	Conc Units
System Monitoring Compounds			
3) SA Ortho-Terphenyl(S)	7.63	63248117	12.653 ppb
Surrogate Spike 30.000		Recovery =	42.18%
4) SA Octacosane(S)	9.99	42382685	12.666 ppb
Surrogate Spike 30.000		Recovery =	42.22%
Target Compounds			
1) HATM Diesel (C10-C24)	6.59	1033958317	235.747 ppb
2) HBTM Motor Oil (C24-C40)	15.58	761210432	245.978 ppb

Target Compounds

(f)=RT Delta > 1/2 Window (m)=manual int.

Data File: G:\APOLLO\DATA\210702\702008.D
Sample : DMO STD-4 07/02/21

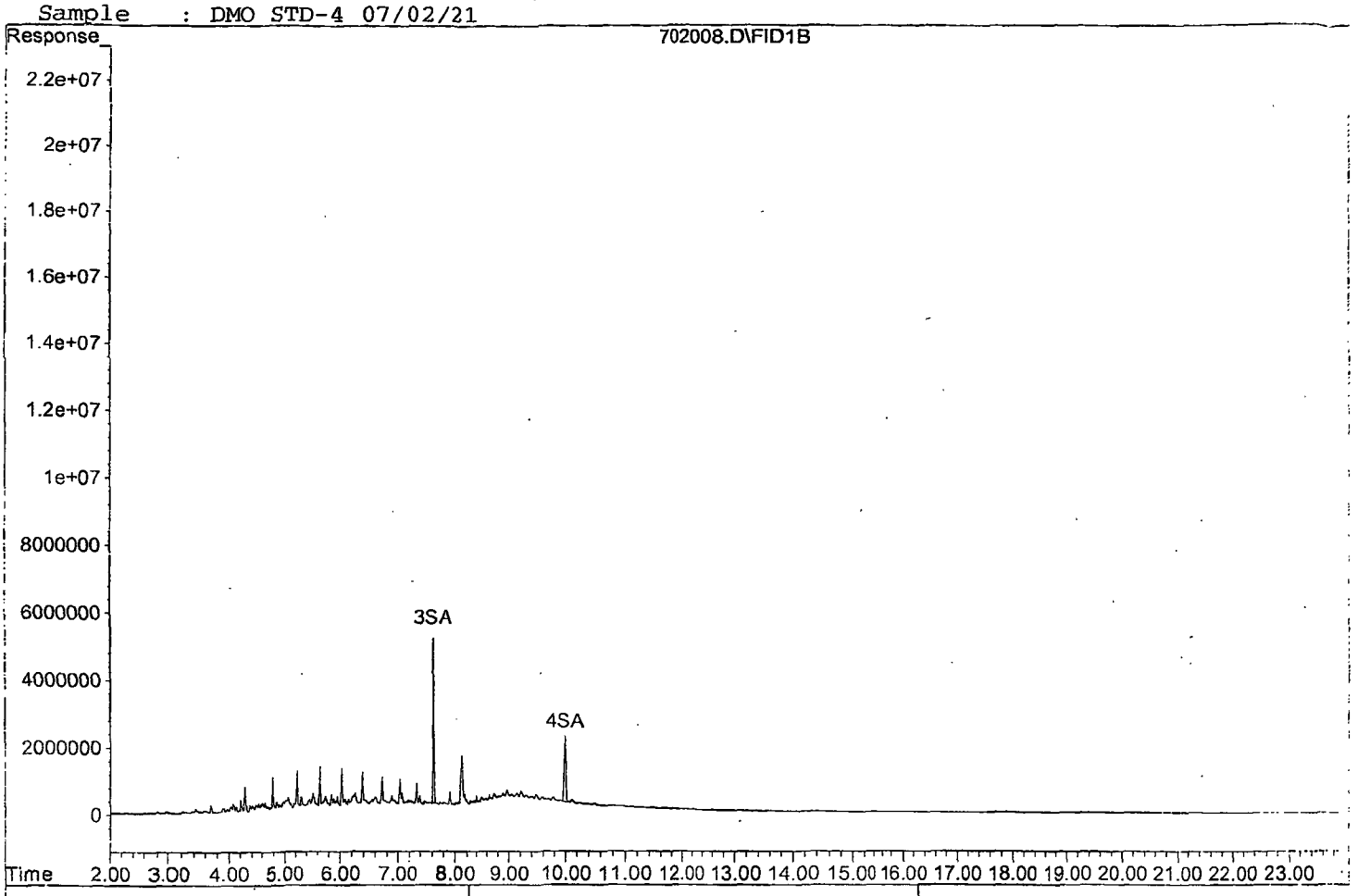

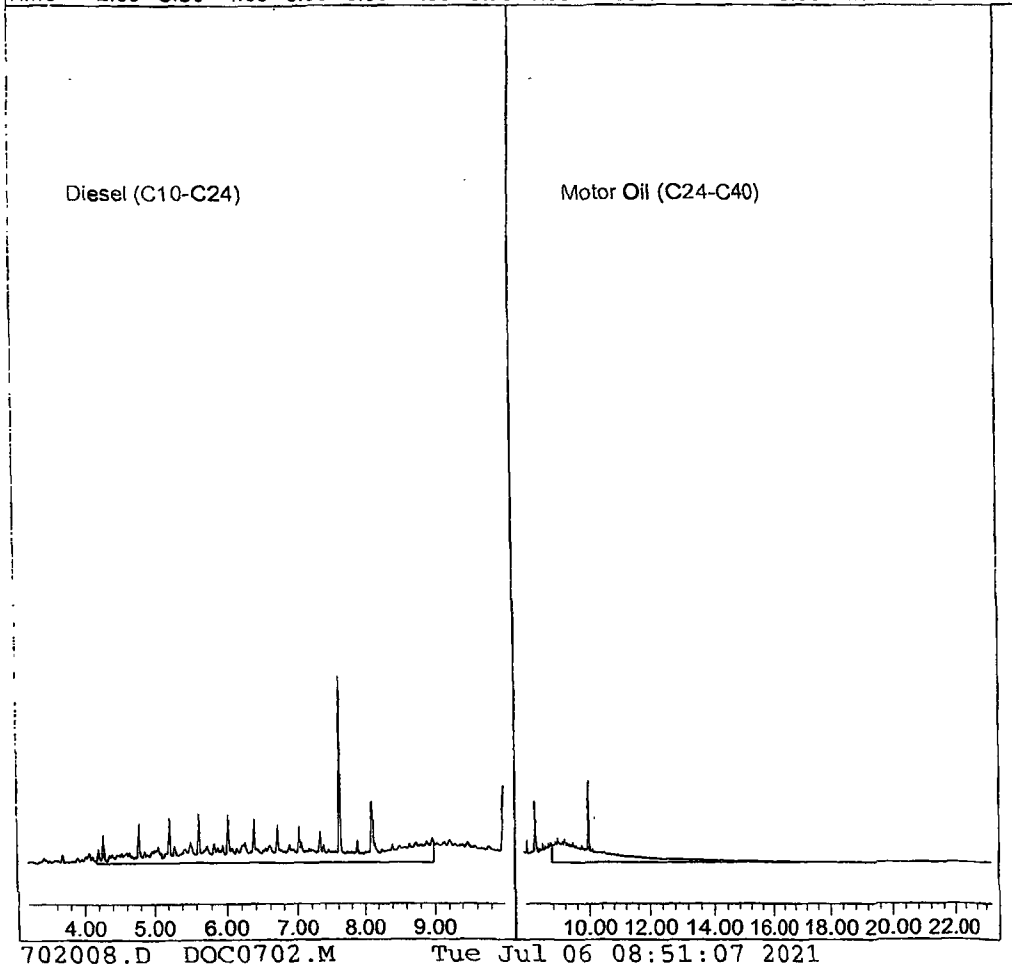

Quantitation Report (Not Reviewed)

Data File : G:\APOLLO\DATA\210702\702009.D
Acq On : 7-2-21 16:29:22
Sample : DMO STD-5 07/02/21
Misc : water
IntFile : events.e
Quant Time: Jul 6 8:47 2021 Quant Results File: DOC0702.RES

Vial: 9
Operator: MB
Inst : Apollo
Multiplr: 1.00

Method : G:\APOLLO\DATA\210702\DOC0702.M (Chemstation Integrator)
Title : 8015 B&C
Last Update : Tue Jul 06 08:45:30 2021
Response via : Multiple Level Calibration

Volume Inj. : 2UL
Signal Phase : DB-5
Signal Info : FID02A

Compound	R.T.	Response	Conc Units
System Monitoring Compounds			
3) SA Ortho-Terphenyl(S)	7.64	242267738	48.465 ppb
Surrogate Spike 30.000		Recovery =	161.55%
4) SA Octacosane(S)	10.00	164424401	49.137 ppb
Surrogate Spike 30.000		Recovery =	163.79%
Target Compounds			
1) HATM Diesel (C10-C24)	6.59	4079443154	930.133 ppb
2) HBTM Motor Oil (C24-C40)	15.58	2985720309	964.809 ppb

Target Compounds

(f)=RT Delta > 1/2 Window (m)=manual int.

Data File: G:\APOLLO\DATA\210702\702009.D
Sample : DMO STD-5 07/02/21

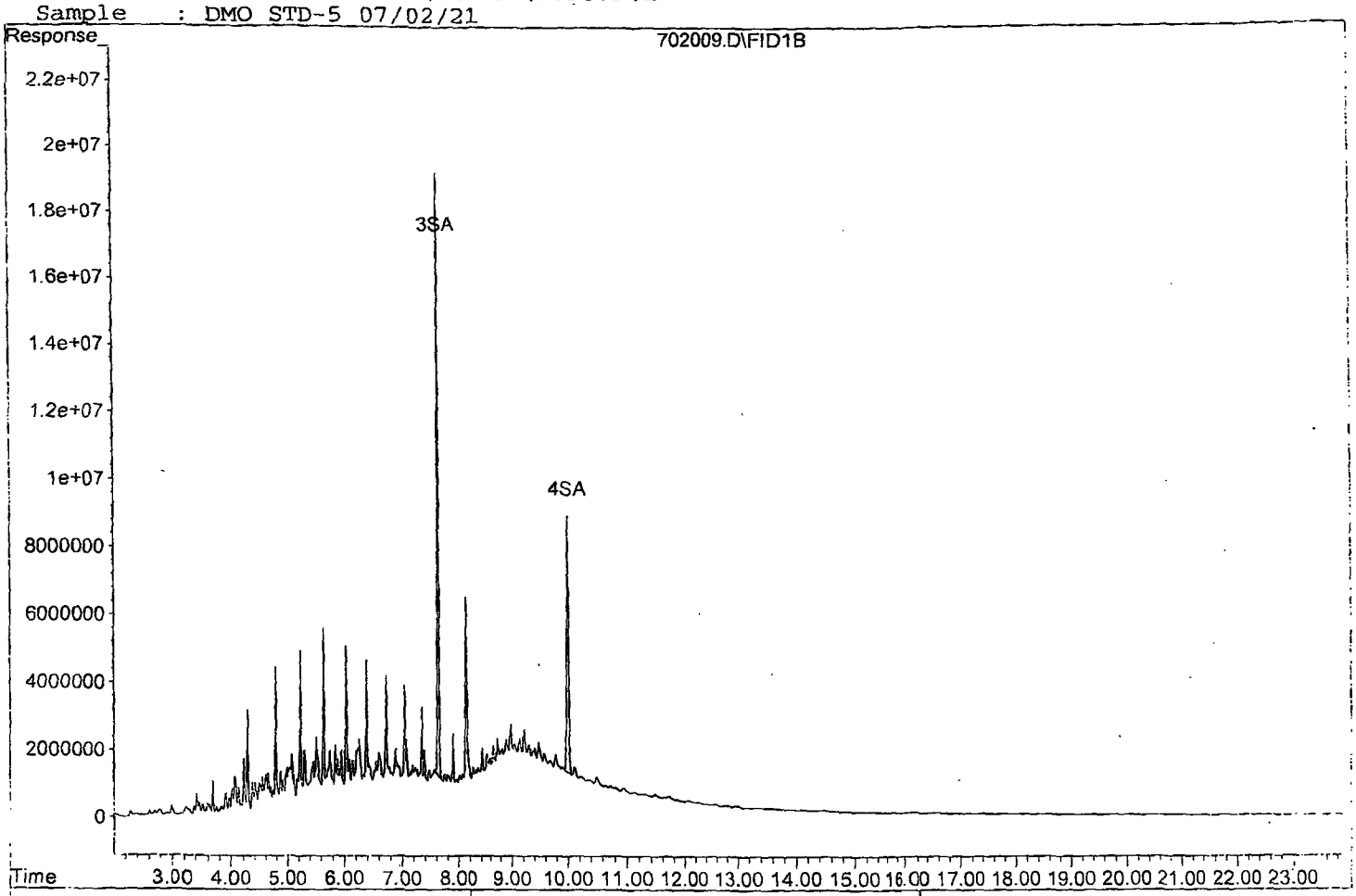

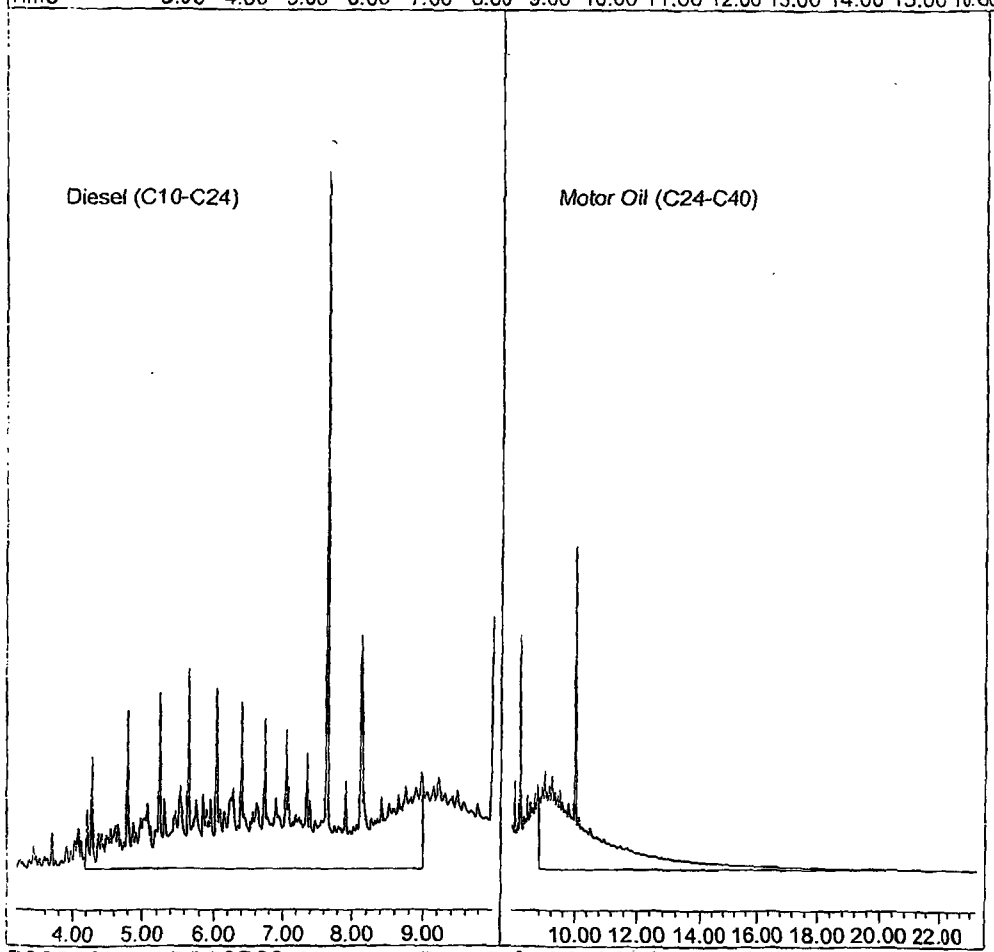

702009.D DOC0702.M Tue Jul 06 08:51:10 2021

Quantitation Report (Not Reviewed)

Data File : G:\APOLLO\DATA\210702\702010.D Vial: 10
Acq On : 7-2-21 16:57:44 Operator: MB
Sample : DMO STD-6 07/02/21 Inst : Apollo
Misc : water Multiplr: 1.00
IntFile : events.e
Quant Time: Jul 6 8:47 2021 Quant Results File: DOC0702.RES

Method : G:\APOLLO\DATA\210702\DOC0702.M (Chemstation Integrator)
Title : 8015 B&C
Last Update : Tue Jul 06 08:45:30 2021
Response via : Multiple Level Calibration

Volume Inj. : 2UL
Signal Phase : DB-5
Signal Info : FID02A

Compound	R.T.	Response	Conc Units
System Monitoring Compounds			
3) SA Ortho-Terphenyl(S)	7.64	365375654	73.092 ppb
Surrogate Spike 30.000		Recovery =	243.64%
4) SA Octacosane(S)	10.00	254910432	76.178 ppb
Surrogate Spike 30.000		Recovery =	253.93%
Target Compounds			
1) HATM Diesel (C10-C24)	6.59	6357793272	1449.608 ppb
2) HBTM Motor Oil (C24-C40)	15.58	4638339387	1498.838 ppb

Target Compounds

(f)=RT Delta > 1/2 Window (m)=manual int.

Data File: G:\APOLLO\DATA\210702\702010.D
Sample : DMO STD-6 07/02/21

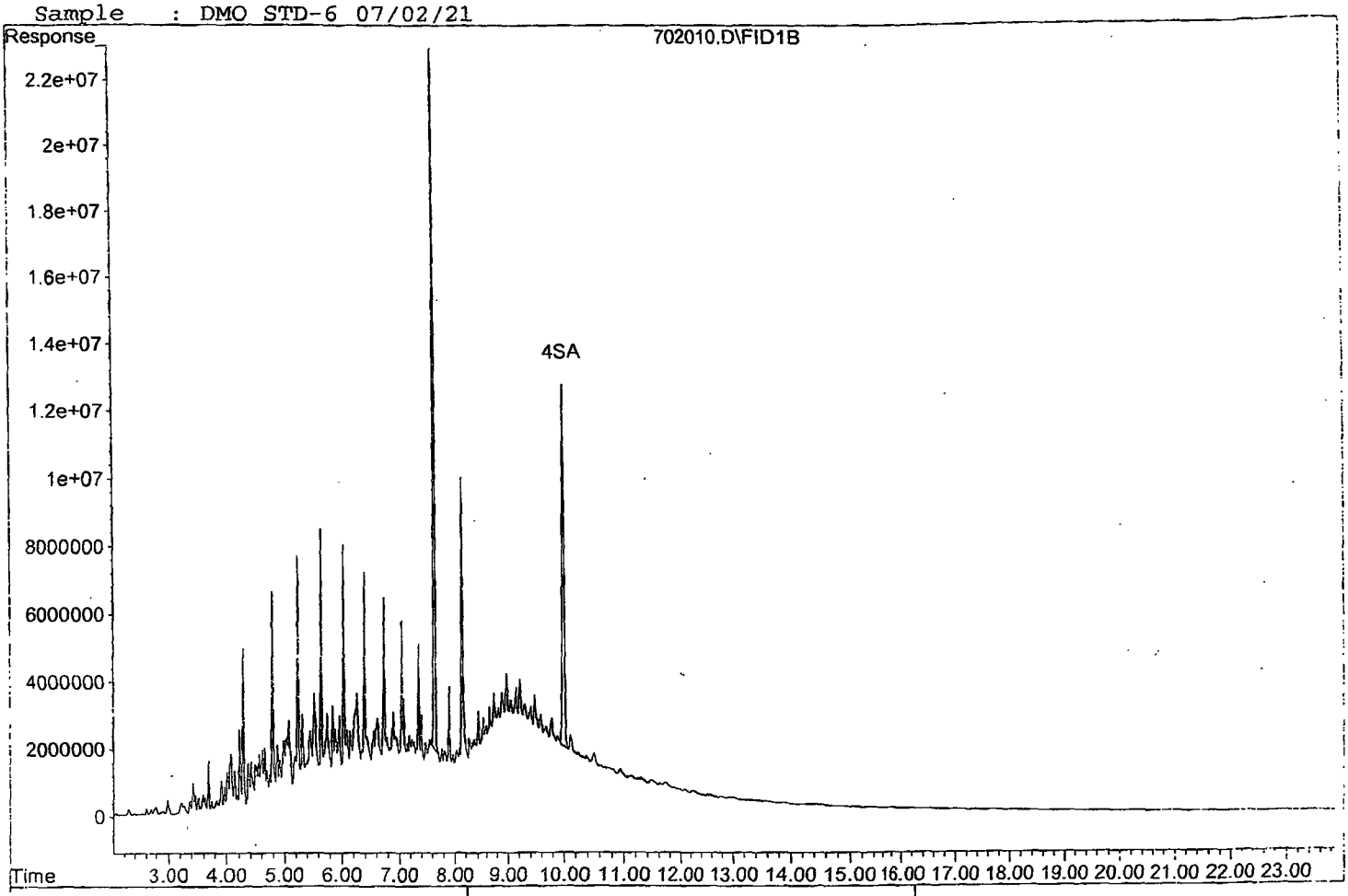

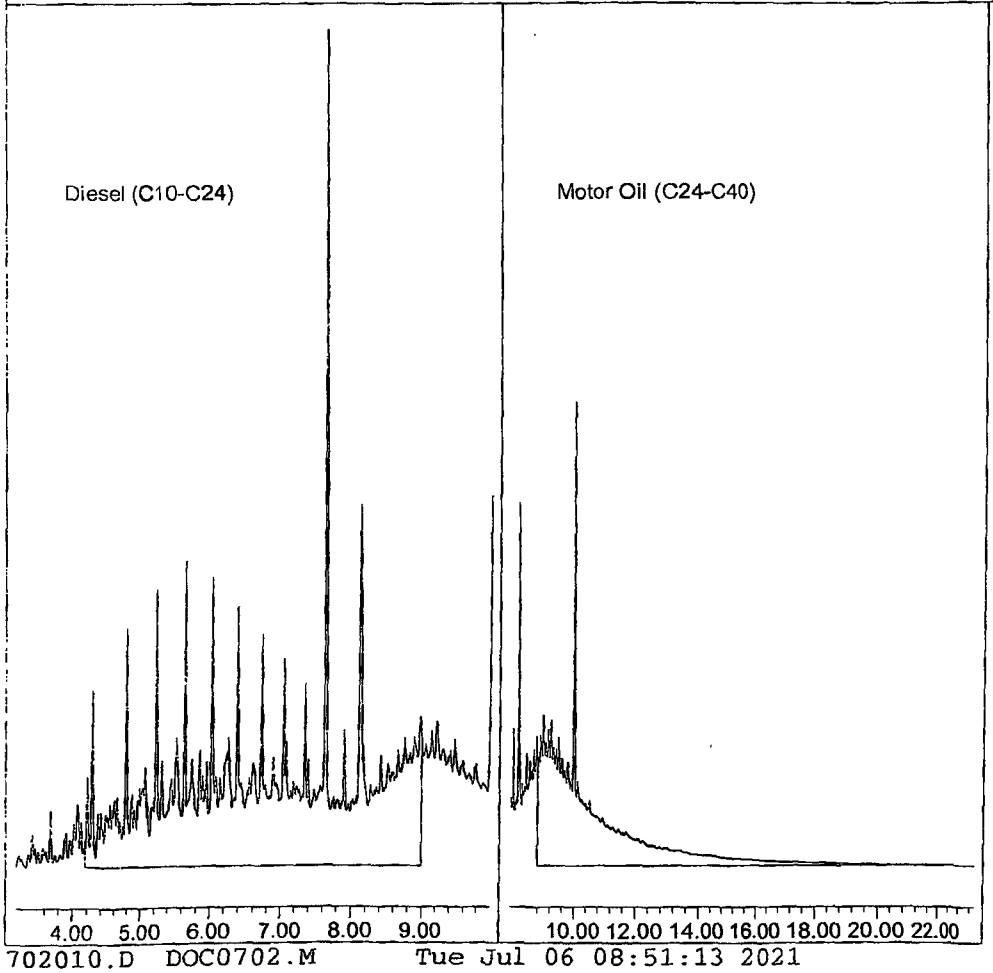

Data File : G:\APOLLO\DATA\210702\702011.D Vial: 11
Acq On : 7-2-21 17:26:03 Operator: MB
Sample : DMO STD-7 07/02/21 Inst : Apollo
Misc : water Multiplr: 1.00
IntFile : events.e
Quant Time: Jul 6 8:47 2021 Quant Results File: DOC0702.RES

Method : G:\APOLLO\DATA\210702\DOC0702.M (Chemstation Integrator)
Title : 8015 B&C
Last Update : Tue Jul 06 08:45:30 2021
Response via : Multiple Level Calibration

Volume Inj. : 2UL
Signal Phase : DB-5
Signal Info : FID02A

Compound	R.T.	Response	Conc Units
System Monitoring Compounds			
3) SA Ortho-Terphenyl(S)	7.64	499899155	100.003 ppb
Surrogate Spike 30.000		Recovery =	333.34%
4) SA Octacosane(S)	10.01	341107264	101.937 ppb
Surrogate Spike 30.000		Recovery =	339.79%
Target Compounds			
1) HATM Diesel (C10-C24)	6.59	8559469801	1951.600 ppb
2) HBTM Motor Oil (C24-C40)	15.58	6216469170	2008.797 ppb

Target Compounds

(f)=RT Delta > 1/2 Window (m)=manual int.

Data File: G:\APOLLO\DATA\210702\702011.D
Sample : DMO STD-7 07/02/21

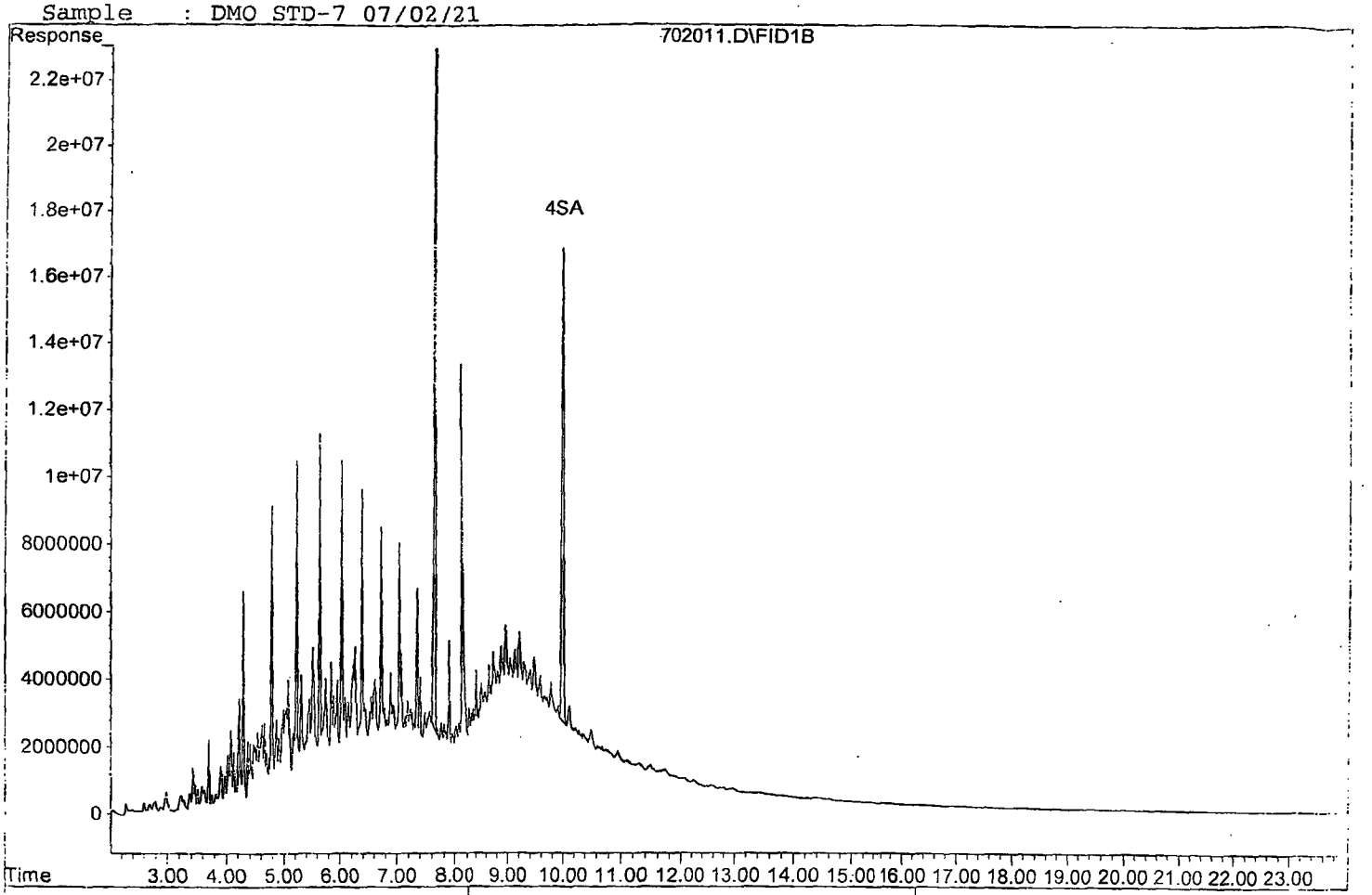

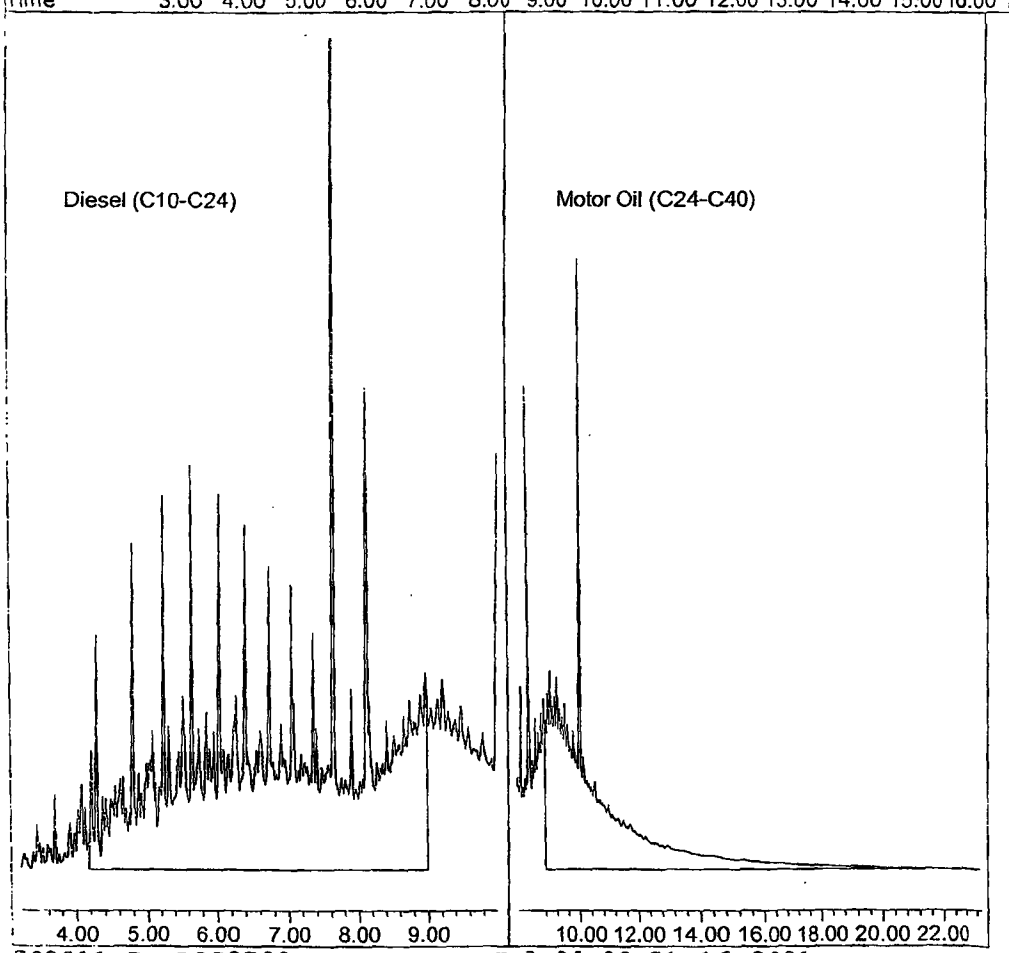

702011.D DOC0702.M Tue Jul 06 08:51:16 2021

TPH Extractables
DOC0702

Form 7

Second Source Calibration

Lab Name: APPL, Inc.
Case No:
Matrix: Water

SDG No:
Date Analyzed: 07/02/21
Instrument: Apollo
Initial Cal. Date: 07/02/21
Data File: 702012.D

		Compound	MEAN	CCRF	%D		%Drift
1	HATM	Diesel (C10-C24)	2192940	2197080	0.19	HATM	
2	HBTM	Motor Oil (C24-C40)	1547310	1697380	9.7	HBTM	
3							
4							
5							
6							
7							
8							
9							
10							
11							
12							
13							
14							
15							
16							
17							
18							
19							
20							
21							
22							
23							
24							
25							
26							
27							
28							
29							
30							
31							
32							
33							
34							
35							
36							
37							
38							
39							
40							
		Average			4.9		

Quantitation Report (Not Reviewed)

Data File : G:\APOLLO\DATA\210702\702012.D
Acq On : 7-2-21 17:54:24
Sample : DMO STD-SS 07/02/21
Misc : water
IntFile : events.e
Quant Time: Jul 6 8:49 2021 Quant Results File: DOC0702.RES

Vial: 12
Operator: MB
Inst : Apollo
Multiplr: 1.00

Method : G:\APOLLO\DATA\210702\DOC0702.M (Chemstation Integrator)
Title : 8015 B&C
Last Update : Tue Jul 06 08:45:30 2021
Response via : Multiple Level Calibration

Volume Inj. : 2UL
Signal Phase : DB-5
Signal Info : FID02A

Compound	R.T.	Response	Conc Units
System Monitoring Compounds			
3) SA Ortho-Terphenyl(S)	7.63	4247288	0.850 ppb
Surrogate Spike 30.000		Recovery =	2.83%
4) SA Octacosane(S)	9.97	108123	0.032 ppb
Surrogate Spike 30.000		Recovery =	0.11%
Target Compounds			
1) HATM Diesel (C10-C24)	6.59	1098540957	250.473 ppb
2) HBTM Motor Oil (C24-C40)	15.58	848692375	274.247 ppb

Target Compounds

f)=RT Delta > 1/2 Window (m)=manual int.

Data File: G:\APOLLO\DATA\210702\702012.D
Sample : DMO STD-SS 07/02/21

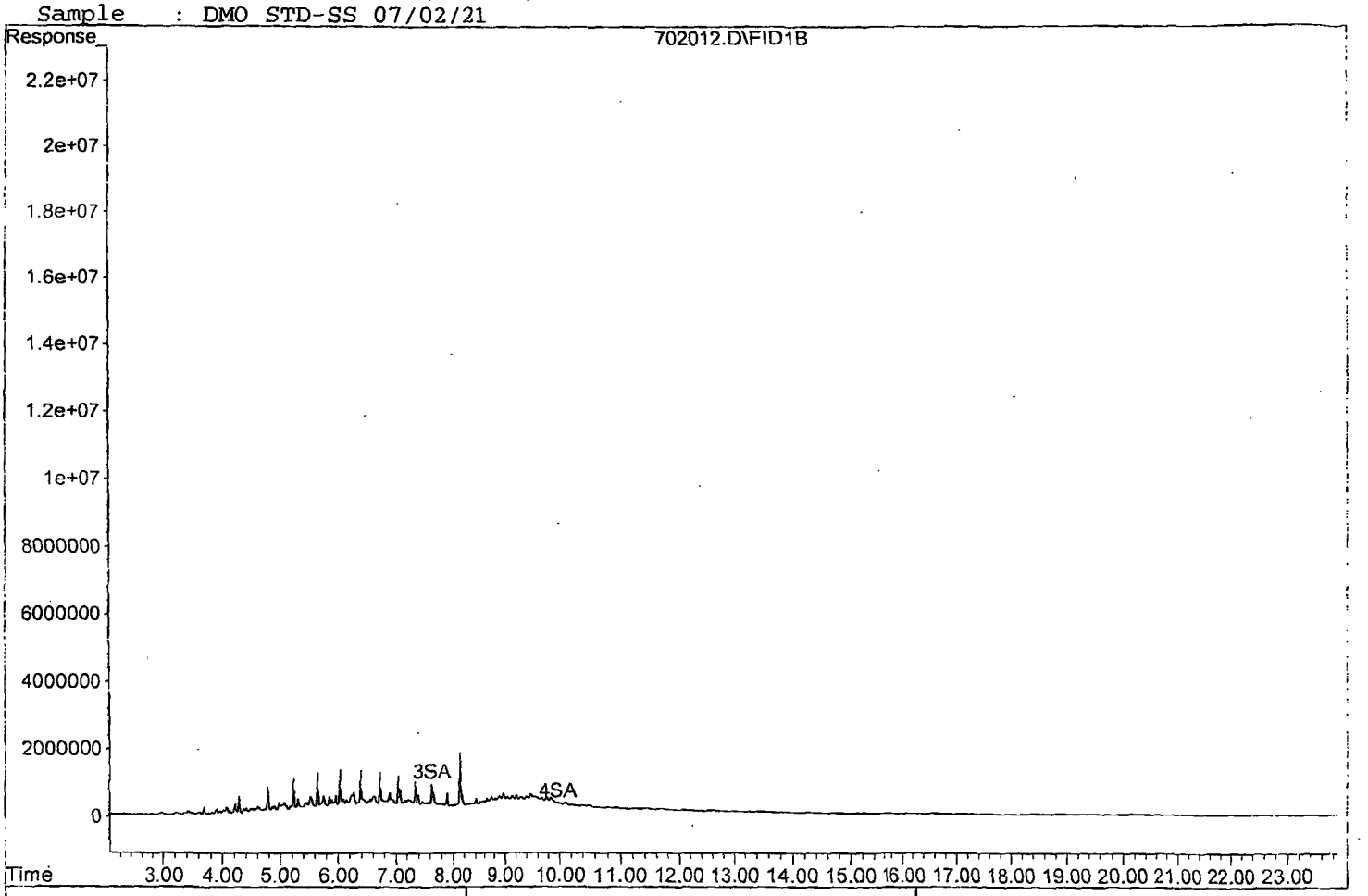

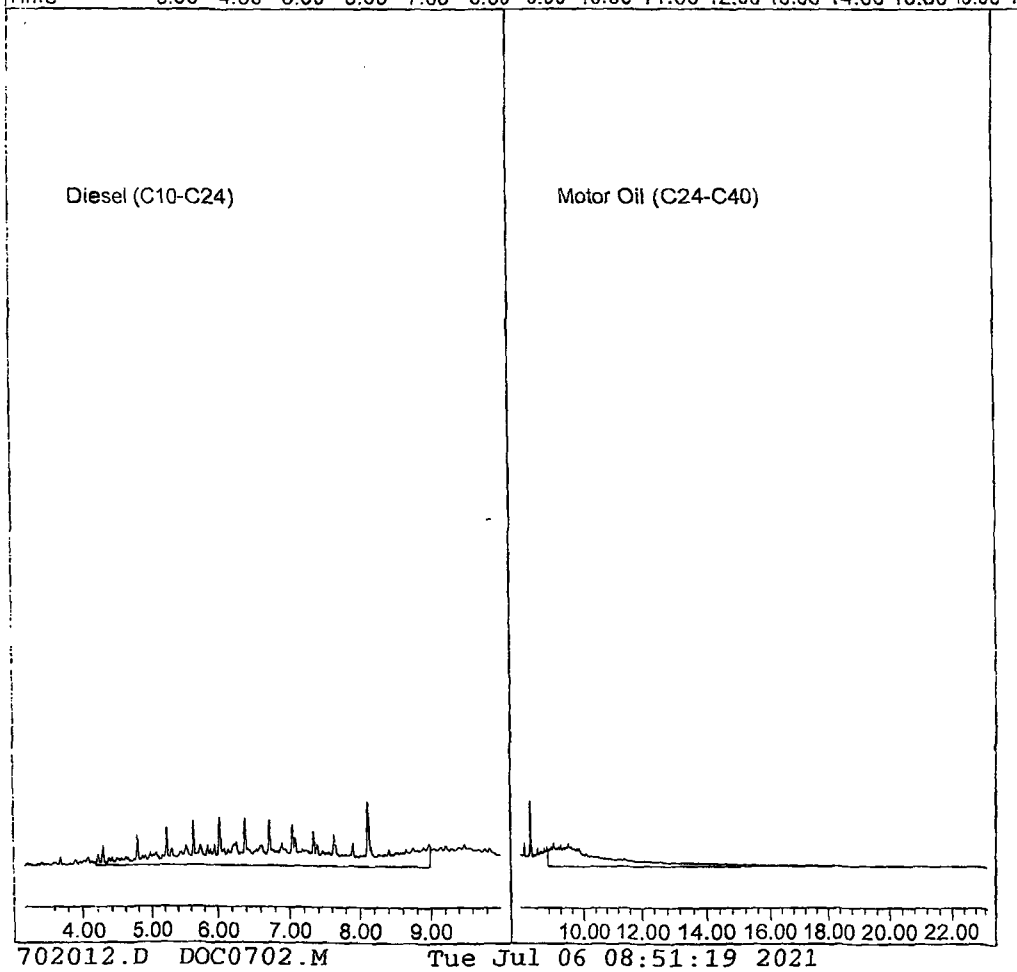

TPH Extractables
DEC0712

Form 6
Initial Calibration

Lab Name: APPL, Inc.
Case No:
Matrix: Water

SDG No:
Initial Cal. Date: 07/12/21
Instrument: Apollo

Initials: MB

712003 D 712004 D 712005 D 712006.D 712007.D 712008.D

		Compound	1	2	3	4	5	6					Avg	%RSD	Type	r^2	Q
1	SC	Decanoic Acid(S)	1076201	1238207	1265572	1305227	1331032	1285287					1250254	7.3	SC		
2																	
3																	
4																	
5																	
6																	
7																	
8																	
9																	
10																	
11																	
12																	
13																	
14																	
15																	
16																	
17																	
18																	
19																	
20																	
21																	
22																	
23																	
24																	
25																	
26																	
27																	
28																	
29																	
30																	
31																	
32																	
33																	
34																	
35																	

0.208067

Quantitation Report (Not Reviewed)

Data File : G:\APOLLO\DATA\210712\712003.D
Acq On : 7-12-21 10:17:48
Sample : Decanoic Acid 1 07/12/21
Misc : water
IntFile : events.e
Quant Time: Jul 13 8:56 2021 Quant Results File: DEC0712.RES

Vial: 3
Operator: MB
Inst : Apollo
Multiplr: 1.00

Method : G:\APOLLO\DATA\210505\DEC0712.M (Chemstation Integrator)
Title : 8015 B&C
Last Update : Tue Jul 13 08:55:17 2021
Response via : Multiple Level Calibration

Volume Inj. : 2UL
Signal Phase : DB-5
Signal Info : FID02A

Compound	R.T.	Response	Conc Units
System Monitoring Compounds			
1) SC Decanoic Acid(S)	5.78	6457209	2.582 ppb
Surrogate Spike 24.000		Recovery =	10.76%

Target Compounds

Target Compounds

(f)=RT Delta > 1/2 Window (m)=manual int.

File : G:\APOLLO\DATA\210712\712003.D
Operator : MB
Acquired : 7-12-21 10:17:48 using AcqMethod TPHSN.M
Instrument : Apollo
Sample Name: Decanoic Acid 1 07/12/21
Misc Info : water
Vial Number: 3



Quantitation Report (Not Reviewed)

Data File : G:\APOLLO\DATA\210712\712004.D
Acq On : 7-12-21 10:46:08
Sample : Decanoic Acid 2 07/12/21
Misc : water
IntFile : events.e
Quant Time: Jul 13 8:56 2021 Quant Results File: DEC0712.RES

Vial: 4
Operator: MB
Inst : Apollo
Multiplr: 1.00

Method : G:\APOLLO\DATA\210505\DEC0712.M (Chemstation Integrator)
Title : 8015 B&C
Last Update : Tue Jul 13 08:55:17 2021
Response via : Multiple Level Calibration

Volume Inj. : 2UL
Signal Phase : DB-5
Signal Info : FID02A

Compound	R.T.	Response	Conc Units
System Monitoring Compounds			
1) SC Decanoic Acid(S)	5.78	14858480	5.942 ppb
Surrogate Spike 24.000		Recovery =	24.76%

Target Compounds

Target Compounds

(f)=RT Delta > 1/2 Window (m)=manual int.

475-04537

File : G:\APOLLO\DATA\210712\712004.D
Operator : MB
Acquired : 7-12-21 10:46:08 using AcqMethod TPHSN.M
Instrument : Apollo
Sample Name: Decanoic Acid 2 07/12/21
Misc Info : water
Vial Number: 4



Quantitation Report (Not Reviewed)

Data File : G:\APOLLO\DATA\210712\712005.D Vial: 5
Acq On : 7-12-21 11:14:29 Operator: MB
Sample : Decanoic Acid 3 07/12/21 Inst : Apollo
Misc : water Multiplr: 1.00
IntFile : events.e
Quant Time: Jul 13 8:56 2021 Quant Results File: DEC0712.RES

Method : G:\APOLLO\DATA\210505\DEC0712.M (Chemstation Integrator)
Title : 8015 B&C
Last Update : Tue Jul 13 08:55:17 2021
Response via : Multiple Level Calibration

Volume Inj. : 2UL
Signal Phase : DB-5
Signal Info : FID02A

Compound	R.T.	Response	Conc Units
System Monitoring Compounds			
1) SC Decanoic Acid(S)	5.80	60747433	24.294 ppb
Surrogate Spike 24.000		Recovery =	101.23%

Target Compounds

Target Compounds

(f)=RT Delta > 1/2 Window (m)=manual int.

1772-01537

File : G:\APOLLO\DATA\210712\712005.D
Operator : MB
Acquired : 7-12-21 11:14:29 using AcqMethod TPHSN.M
Instrument : Apollo
Sample Name: Decanoic Acid 3 07/12/21
Misc Info : water
Vial Number: 5



Quantitation Report (Not Reviewed)

Data File : G:\APOLLO\DATA\210712\712006.D Vial: 6
Acq On : 7-12-21 11:42:47 Operator: MB
Sample : Decanoic Acid 4 07/12/21 Inst : Apollo
Misc : water Multiplr: 1.00
IntFile : events.e
Quant Time: Jul 13 8:56 2021 Quant Results File: DEC0712.RES

Method : G:\APOLLO\DATA\210505\DEC0712.M (Chemstation Integrator)
Title : 8015 B&C
Last Update : Tue Jul 13 08:55:17 2021
Response via : Multiple Level Calibration

Volume Inj. : 2UL
Signal Phase : DB-5
Signal Info : FID02A

Compound	R.T.	Response	Conc Units
System Monitoring Compounds			
1) SC Decanoic Acid(S)	5.80	93976376	37.583 ppb
Surrogate Spike 24.000		Recovery =	156.60%

Target Compounds

Target Compounds

(f)=RT Delta > 1/2 Window (m)=manual int.

File : G:\APOLLO\DATA\210712\712006.D
Operator : MB
Acquired : 7-12-21 11:42:47 using AcqMethod TPHSN.M
Instrument : Apollo
Sample Name: Decanoic Acid 4 07/12/21
Misc Info : water
Vial Number: 6



Quantitation Report (Not Reviewed)

Data File : G:\APOLLO\DATA\210712\712007.D Vial: 7
Acq On : 7-12-21 12:11:03 Operator: MB
Sample : Decanoic Acid 5 07/12/21 Inst : Apollo
Misc : water Multiplr: 1.00
IntFile : events.e
Quant Time: Jul 13 8:56 2021 Quant Results File: DEC0712.RES

Method : G:\APOLLO\DATA\210505\DEC0712.M (Chemstation Integrator)
Title : 8015 B&C
Last Update : Tue Jul 13 08:55:17 2021
Response via : Multiple Level Calibration

Volume Inj. : 2UL
Signal Phase : DB-5
Signal Info : FID02A

Compound	R.T.	Response	Conc Units
System Monitoring Compounds			
1) SC Decanoic Acid(S)	5.81	127779111	51.101 ppb
Surrogate Spike 24.000		Recovery =	212.92%

Target Compounds

Target Compounds

(f)=RT Delta > 1/2 Window (m)=manual int.

File : G:\APOLLO\DATA\210712\712007.D
Operator : MB
Acquired : 7-12-21 12:11:03 using AcqMethod TPHSN.M
Instrument : Apollo
Sample Name: Decanoic Acid 5 07/12/21
Misc Info : water
Vial Number: 7



Quantitation Report (Not Reviewed)

Data File : G:\APOLLO\DATA\210712\712008.D Vial: 8
Acq On : 7-12-21 12:39:20 Operator: MB
Sample : Decanoic Acid 6 07/12/21 Inst : Apollo
Misc : water Multiplr: 1.00
IntFile : events.e
Quant Time: Jul 13 8:56 2021 Quant Results File: DEC0712.RES

Method : G:\APOLLO\DATA\210505\DEC0712.M (Chemstation Integrator)
Title : 8015 B&C
Last Update : Tue Jul 13 08:55:17 2021
Response via : Multiple Level Calibration

Volume Inj. : 2UL
Signal Phase : DB-5
Signal Info : FID02A

Compound	R.T.	Response	Conc Units
System Monitoring Compounds			
1) SC Decanoic Acid(S)	5.81	154234436	61.681 ppb
Surrogate Spike 24.000		Recovery =	257.00%

Target Compounds

Target Compounds

(f)=RT Delta > 1/2 Window (m)=manual int.

File : G:\APOLLO\DATA\210712\712008.D
Operator : MB
Acquired : 7-12-21 12:39:20 using AcqMethod TPHSN.M
Instrument : Apollo
Sample Name: Decanoic Acid 6 07/12/21
Misc Info : water
Vial Number: 8



TPH Extractables
DOC0702

Form 7

Continuing Calibration

Lab Name: APPL, Inc.
Case No:
Matrix: Water

SDG No:
Date Analyzed: 7/27/2021
Instrument: Apollo
Initial Cal. Date: 7/12/2021
Data File: 727015.D

		Compound	MEAN	CCRF	%D		%Drift
1	HATM	Diesel (C10-C24)	2192940	2366620	7.9	HATM	
2	HBTM	Motor Oil (C24-C40)	1547310	1661440	7.4	HBTM	
3	SA	Ortho-Terphenyl(S)	2499420	2784480	11	SA	
4	SA	Octacosane(S)	1673130	1885190	13	SA	
5							
6							
7							
8							
9							
10							
11							
12							
13							
14							
15							
16							
17							
18							
19							
20							
21							
22							
23							
24							
25							
26							
27							
28							
29							
30							
31							
32							
33							
34							
35							
36							
37							
38							
39							
40							
		Average			9.8		

Quantitation Report (Not Reviewed)

Data File : G:\APOLLO\DATA\210727\727015.D Vial: 15
Acq On : 7-27-21 19:26:58 Operator: KA
Sample : Diesel Motor Oil CCV-7/15/21 Inst : Apollo
Misc : water Multiplr: 1.00
IntFile : events.e
Quant Time: Jul 28 8:08 2021 Quant Results File: DOC0702.RES

Method : G:\APOLLO\DATA\210712\DOC0702.M (Chemstation Integrator)
Title : 8015 B&C
Last Update : Thu Jul 15 15:08:31 2021
Response via : Multiple Level Calibration

Volume Inj. : 2UL
Signal Phase : DB-5
Signal Info : FID02A

Compound	R.T.	Response	Conc Units
System Monitoring Compounds			
3) SA Ortho-Terphenyl(S)	7.57	69611928	13.926 ppb
Surrogate Spike 30.000		Recovery =	46.42%
4) SA Octacosane(S)	9.88	47129792	14.084 ppb
Surrogate Spike 30.000		Recovery =	46.95%
Target Compounds			
1) HATM Diesel (C10-C24)	6.59	1183309331	269.800 ppb
2) HBTM Motor Oil (C24-C40)	15.58	830720452	268.440 ppb

Target Compounds

(f)=RT Delta > 1/2 Window (m)=manual int.

Data File: G:\APOLLO\DATA\210727\727015.D
Sample : Diesel Motor Oil CCV-7/15/21

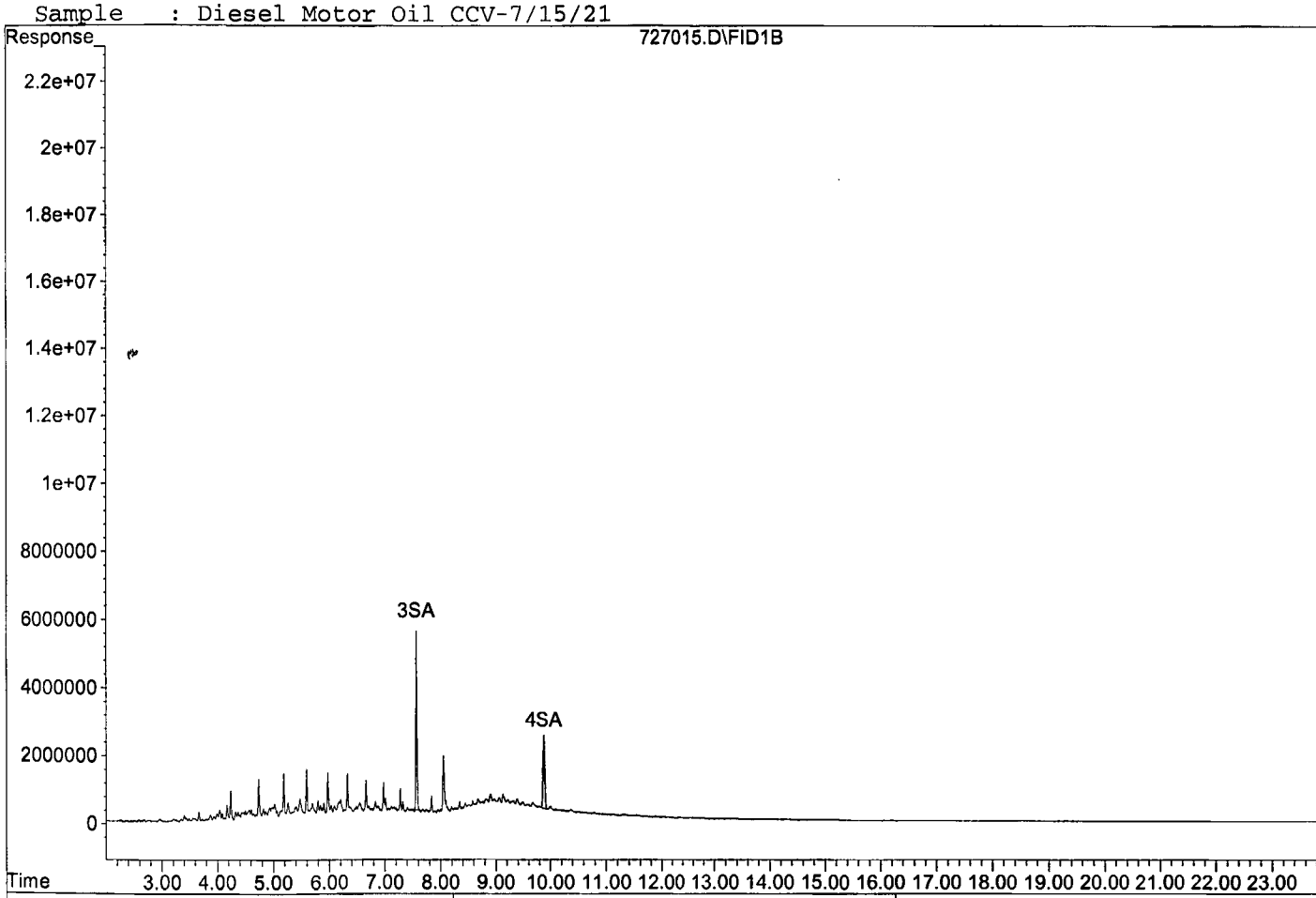

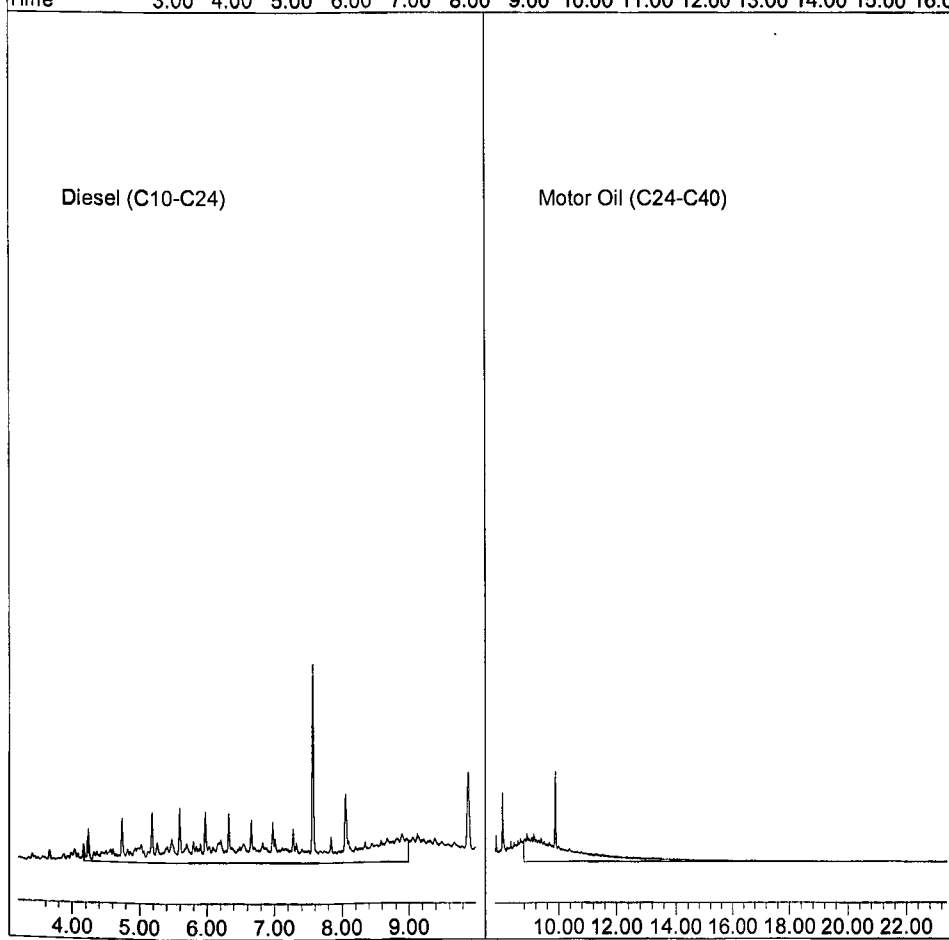

TPH Extractables
DEC0712

Form 7

Continuing Calibration

Lab Name: APPL, Inc.
Case No:
Matrix: Water

SDG No:
Date Analyzed: 7/27/2021
Instrument: Apollo
Initial Cal. Date: 7/12/2021
Data File: 727016.D

		Compound	MEAN	CCRF	%D		%Drift
1	SC	Decanoic Acid(S)	1250250	1263040	1.0	SC	
2							
3							
4							
5							
6							
7							
8							
9							
10							
11							
12							
13							
14							
15							
16							
17							
18							
19							
20							
21							
22							
23							
24							
25							
26							
27							
28							
29							
30							
31							
32							
33							
34							
35							
36							
37							
38							
39							
40							
		Average			1.0		

Quantitation Report (Not Reviewed)

Data File : G:\APOLLO\DATA\210727\727016.D Vial: 16
Acq On : 7-27-21 19:55:16 Operator: KA
Sample : Decanoic Acid CCV-7/12/21 Inst : Apollo
Misc : water Multiplr: 1.00
IntFile : events.e
Quant Time: Aug 2 14:42 2021 Quant Results File: DEC0712.RES

Method : G:\APOLLO\DATA\210727\DEC0712.M (Chemstation Integrator)
Title : 8015 B&C
Last Update : Sat Jul 31 11:29:23 2021
Response via : Multiple Level Calibration

Volume Inj. : 2UL
Signal Phase : DB-5
Signal Info : FID02A

Compound	R.T.	Response	Conc Units
System Monitoring Compounds			
1) SC Decanoic Acid(S)	5.76	90938633	36.368 ppb
Surrogate Spike 24.000		Recovery =	151.53%

Target Compounds

Target Compounds

(f)=RT Delta > 1/2 Window (m)=manual int.

File : G:\APOLLO\DATA\210727\727016.D
Operator : KA
Acquired : 7-27-21 19:55:16 using AcqMethod TPHSN.M
Instrument : Apollo
Sample Name: Decanoic Acid CCV-7/12/21
Misc Info : water
Vial Number: 16



TPH Extractables
DOC0702

Form 7

Continuing Calibration

Lab Name: APPL, Inc.
Case No:
Matrix: Water

SDG No:
Date Analyzed: 7/28/2021
Instrument: Apollo
Initial Cal. Date: 7/2/2021
Data File: 727029.D

		Compound	MEAN	CCRF	%D		%Drift
1	HATM	Diesel (C10-C24)	2192940	2351310	7.2	HATM	
2	HBTM	Motor Oil (C24-C40)	1547310	1669860	7.9	HBTM	
3	SA	Ortho-Terphenyl(S)	2499420	2827170	13	SA	
4	SA	Octacosane(S)	1673130	1876940	12	SA	
5							
6							
7							
8							
9							
10							
11							
12							
13							
14							
15							
16							
17							
18							
19							
20							
21							
22							
23							
24							
25							
26							
27							
28							
29							
30							
31							
32							
33							
34							
35							
36							
37							
38							
39							
40							
		Average			10.0		

Quantitation Report (Not Reviewed)

Data File : G:\APOLLO\DATA\210727\727029.D Vial: 29
Acq On : 7-28-21 2:03:10 Operator: KA
Sample : Diesel Motor Oil CCV-7/15/21 Inst : Apollo
Misc : water Multiplr: 1.00
IntFile : events.e
Quant Time: Jul 28 8:42 2021 Quant Results File: DOC0702.RES

Method : G:\APOLLO\DATA\210712\DOC0702.M (Chemstation Integrator)
Title : 8015 B&C
Last Update : Thu Jul 15 15:08:31 2021
Response via : Multiple Level Calibration

Volume Inj. : 2UL
Signal Phase : DB-5
Signal Info : FID02A

Compound	R.T.	Response	Conc Units
System Monitoring Compounds			
3) SA Ortho-Terphenyl(S)	7.57	70679183	14.139 ppb
Surrogate Spike 30.000		Recovery =	47.13%
4) SA Octacosane(S)	9.88	46923496	14.023 ppb
Surrogate Spike 30.000		Recovery =	46.74%
Target Compounds			
1) HATM Diesel (C10-C24)	6.59	1175654518	268.055 ppb
2) HBTM Motor Oil (C24-C40)	15.58	834929393	269.800 ppb

Target Compounds

(f)=RT Delta > 1/2 Window (m)=manual int.

Data File: G:\APOLLO\DATA\210727\727029.D
Sample : Diesel Motor Oil CCV-7/15/21

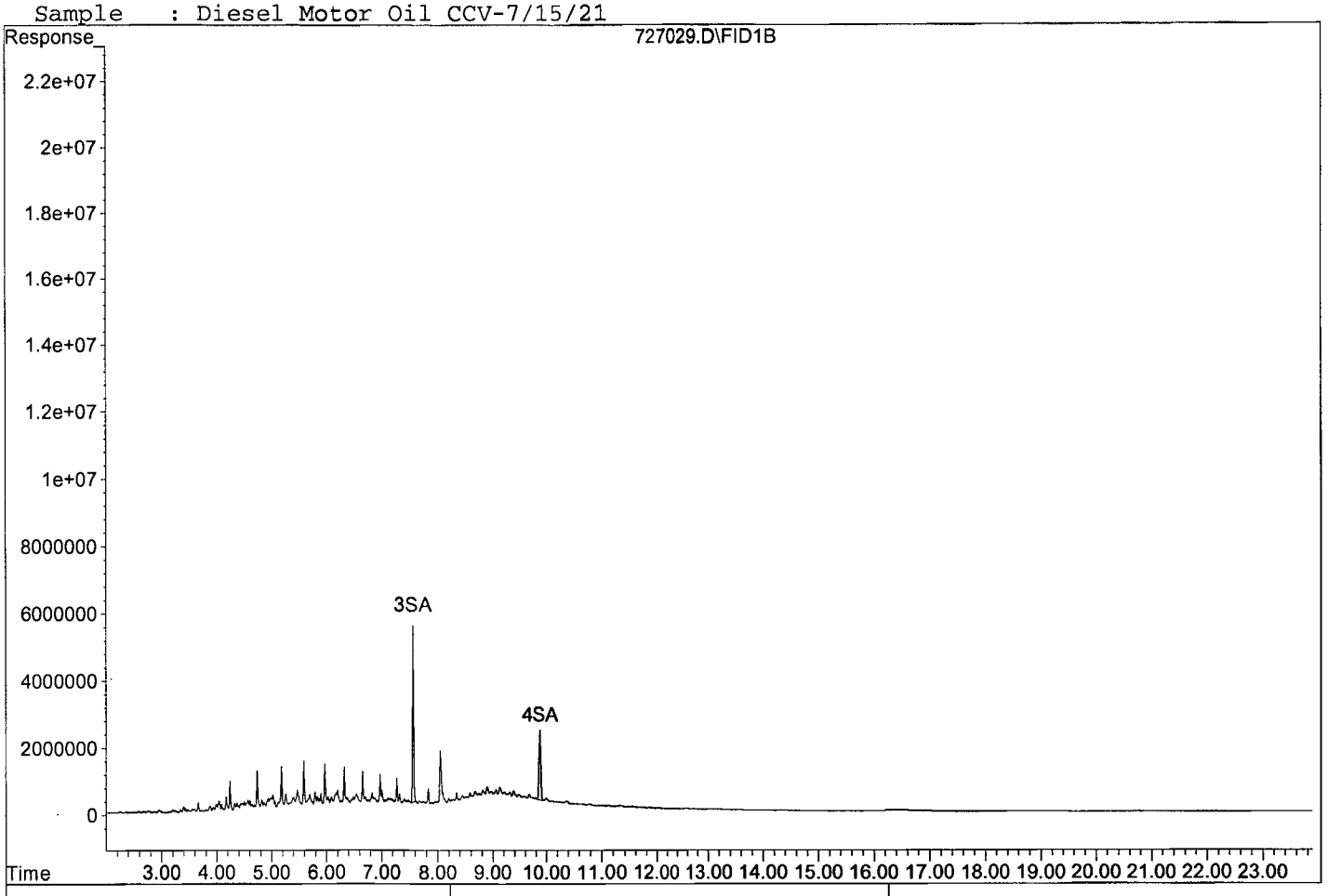

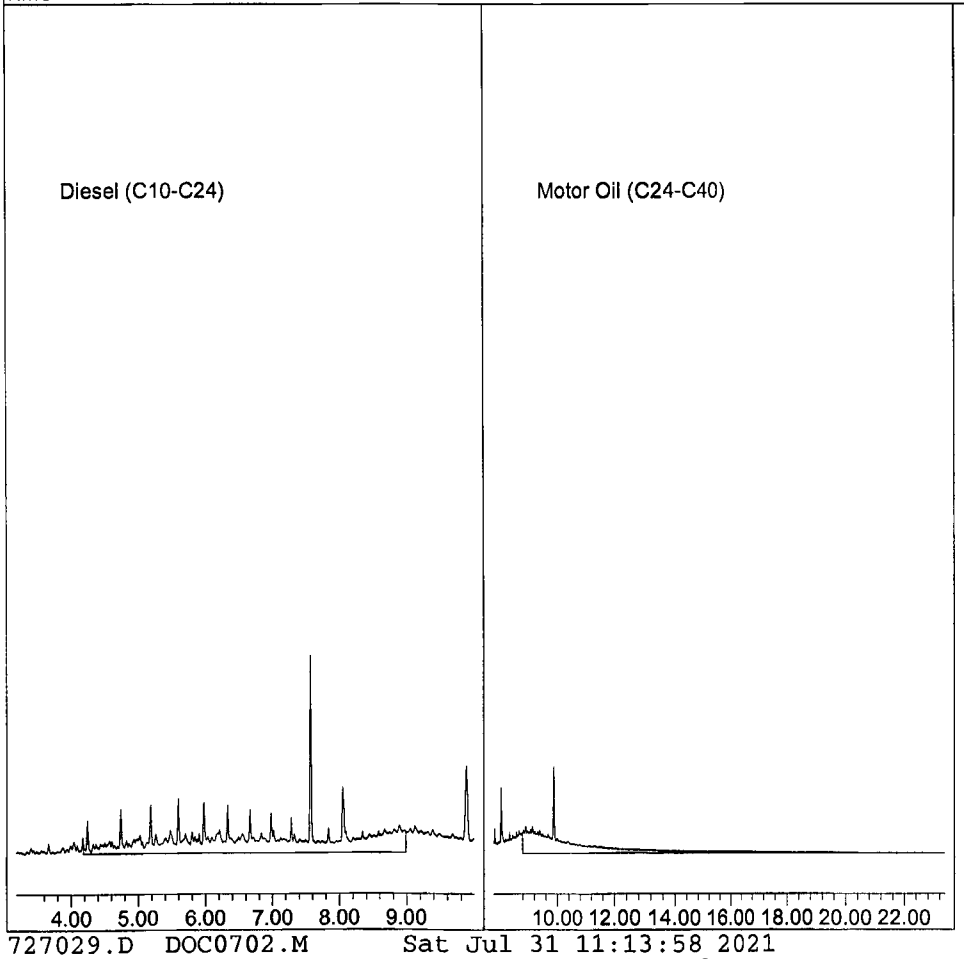

TPH Extractables
DEC0712

Form 7

Continuing Calibration

Lab Name: APPL, Inc.
Case No:
Matrix: Water

SDG No:
Date Analyzed: 7/28/2021
Instrument: Apollo
Initial Cal. Date: 7/12/2021
Data File: 727030.D

		Compound	MEAN	CCRF	%D		%Drift
1	SC	Decanoic Acid(S)	1250250	1172330	6.2	SC	
2							
3							
4							
5							
6							
7							
8							
9							
10							
11							
12							
13							
14							
15							
16							
17							
18							
19							
20							
21							
22							
23							
24							
25							
26							
27							
28							
29							
30							
31							
32							
33							
34							
35							
36							
37							
38							
39							
40							
		Average			6.2		

Quantitation Report (Not Reviewed)

Data File : G:\APOLLO\DATA\210727\727030.D Vial: 30
Acq On : 7-28-21 2:31:32 Operator: KA
Sample : Decanoic Acid CCV-7/12/21 Inst : Apollo
Misc : water Multiplr: 1.00
IntFile : events.e
Quant Time: Aug 2 14:42 2021 Quant Results File: DEC0712.RES

Method : G:\APOLLO\DATA\210727\DEC0712.M (Chemstation Integrator)
Title : 8015 B&C
Last Update : Sat Jul 31 11:29:23 2021
Response via : Multiple Level Calibration

Volume Inj. : 2UL
Signal Phase : DB-5
Signal Info : FID02A

Compound	R.T.	Response	Conc Units
System Monitoring Compounds			
1) SC Decanoic Acid(S)	5.76	84407497	33.756 ppb
Surrogate Spike 24.000		Recovery =	140.65%

Target Compounds

Target Compounds

(f)=RT Delta > 1/2 Window (m)=manual int.

195 of 537

File : G:\APOLLO\DATA\210727\727030.D
Operator : KA
Acquired : 7-28-21 2:31:32 using AcqMethod TPHSN.M
Instrument : Apollo
Sample Name: Decanoic Acid CCV-7/12/21
Misc Info : water
Vial Number: 30



TPH Extractables
DOC0702

Form 7

Continuing Calibration

Lab Name: APPL, Inc.
Case No:
Matrix: Water

SDG No:
Date Analyzed: 7/28/2021
Instrument: Apollo
Initial Cal. Date: 7/2/2021
Data File: 727044.D

		Compound	MEAN	CCRF	%D	%Drift	
1	HATM	Diesel (C10-C24)	2192940	2363150	7.8	HATM	
2	HBTM	Motor Oil (C24-C40)	1547310	1676250	8.3	HBTM	
3	SA	Ortho-Terphenyl(S)	2499420	2840340	14	SA	
4	SA	Octacosane(S)	1673130	1860910	11	SA	
5							
6							
7							
8							
9							
10							
11							
12							
13							
14							
15							
16							
17							
18							
19							
20							
21							
22							
23							
24							
25							
26							
27							
28							
29							
30							
31							
32							
33							
34							
35							
36							
37							
38							
39							
40							
		Average			10.3		

Quantitation Report (Not Reviewed)

Data File : G:\APOLLO\DATA\210727\727044.D Vial: 44
Acq On : 7-28-21 9:08:30 Operator: KA
Sample : Diesel Motor Oil CCV-7/15/21 Inst : Apollo
Misc : water Multiplr: 1.00
IntFile : events.e
Quant Time: Jul 29 10:32 2021 Quant Results File: DOC0702.RES

Method : G:\APOLLO\DATA\210712\DOC0702.M (Chemstation Integrator)
Title : 8015 B&C
Last Update : Thu Jul 15 15:08:31 2021
Response via : Multiple Level Calibration

Volume Inj. : 2UL
Signal Phase : DB-5
Signal Info : FID02A

Compound	R.T.	Response	Conc Units
System Monitoring Compounds			
3) SA Ortho-Terphenyl(S)	7.57	71008464	14.205 ppb
Surrogate Spike 30.000		Recovery =	47.35%
4) SA Octacosane(S)	9.88	46522816	13.903 ppb
Surrogate Spike 30.000		Recovery =	46.34%
Target Compounds			
1) HATM Diesel (C10-C24)	6.59	1181573073	269.404 ppb
2) HBTM Motor Oil (C24-C40)	15.58	838125214	270.833 ppb

Target Compounds

(f)=RT Delta > 1/2 Window (m)=manual int.

Data File: G:\APOLLO\DATA\210727\727044.D
Sample : Diesel Motor Oil CCV-7/15/21

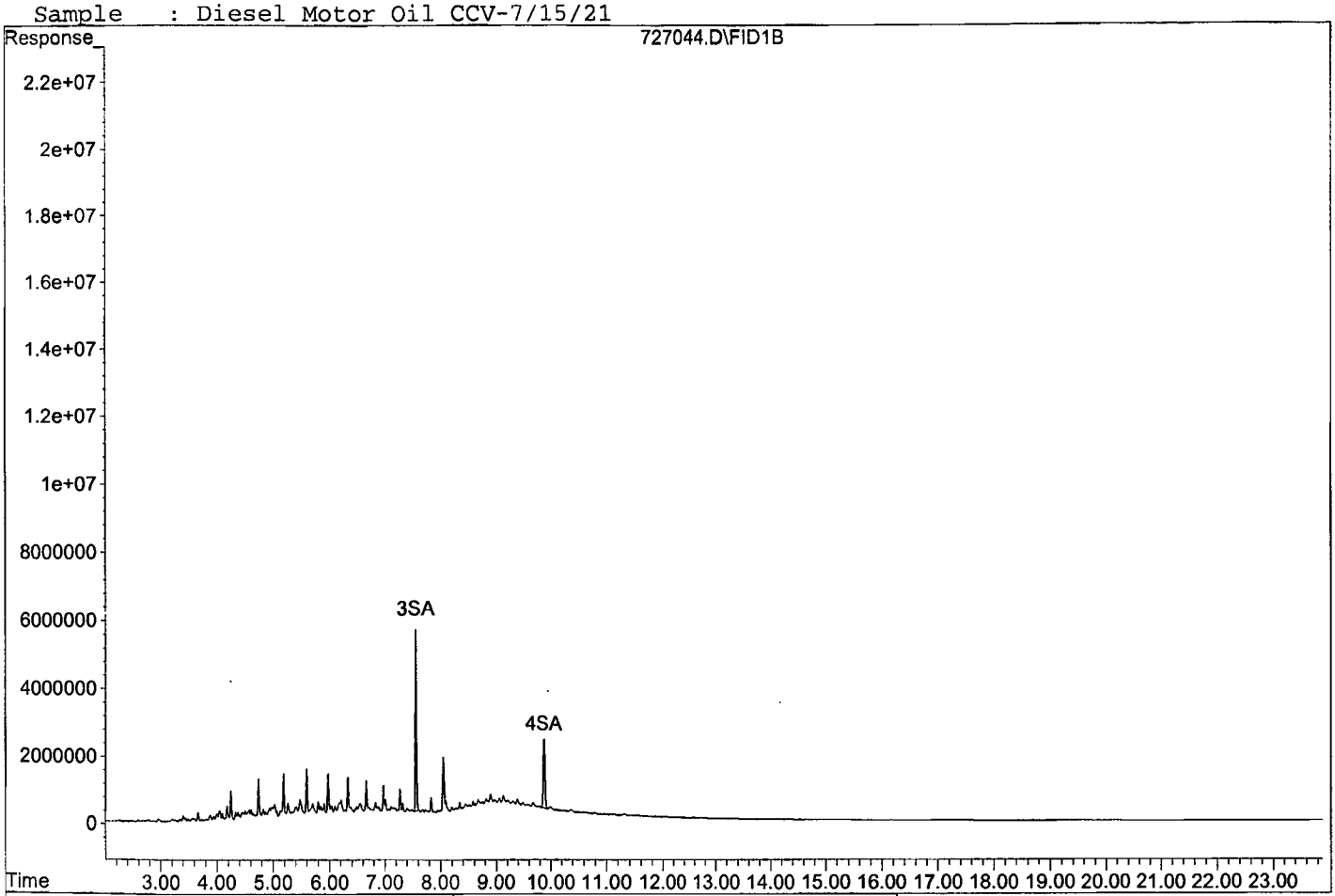

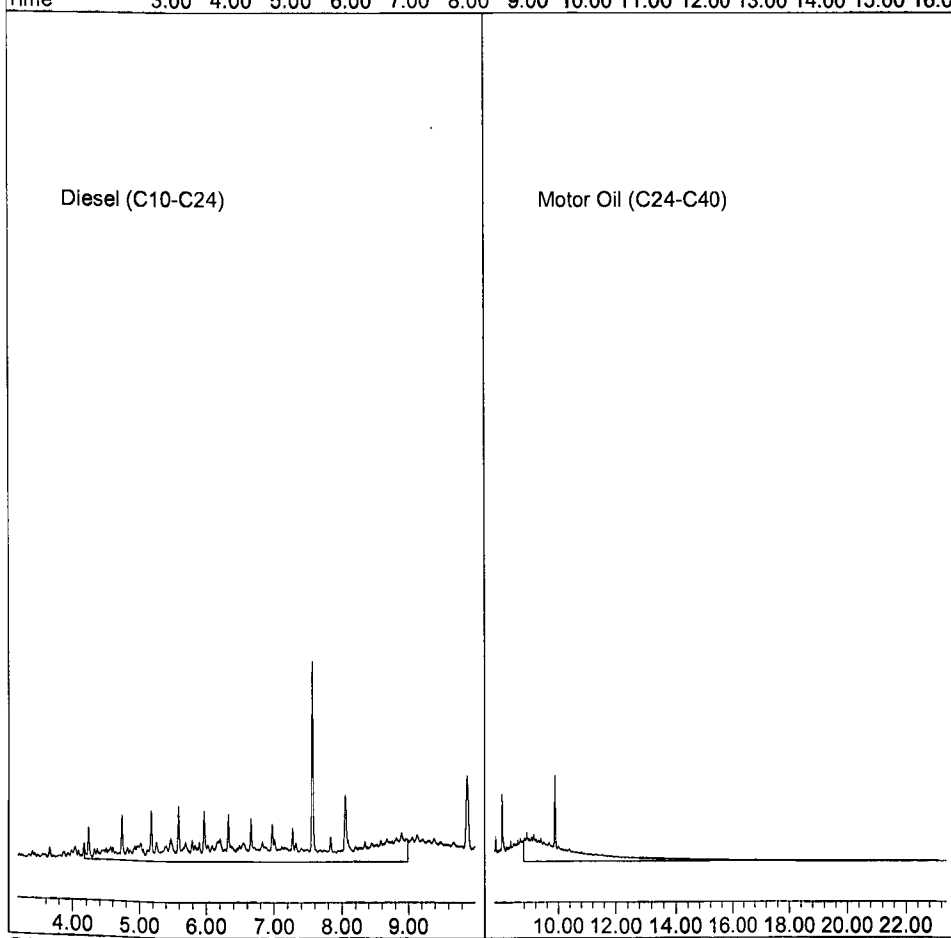

TPH Extractables
DEC0712

Form 7

Continuing Calibration

Lab Name: APPL, Inc.
Case No:
Matrix: Water

SDG No:
Date Analyzed: 7/28/2021
Instrument: Apollo
Initial Cal. Date: 7/12/2021
Data File: 727045.D

		Compound	MEAN	CCRF	%D	%Drift	
1	SC	Decanoic Acid(S)	1250250	1162610	7.0	SC	
2							
3							
4							
5							
6							
7							
8							
9							
10							
11							
12							
13							
14							
15							
16							
17							
18							
19							
20							
21							
22							
23							
24							
25							
26							
27							
28							
29							
30							
31							
32							
33							
34							
35							
36							
37							
38							
39							
40							
		Average			7.0		

Quantitation Report (Not Reviewed)

Data File : G:\APOLLO\DATA\210727\727045.D Vial: 45
Acq On : 7-28-21 9:36:45 Operator: KA
Sample : Decanoic Acid CCV-7/12/21 Inst : Apollo
Misc : water Multiplr: 1.00
IntFile : events.e
Quant Time: Jul 31 11:30 2021 Quant Results File: DEC0712.RES

Method : G:\APOLLO\DATA\210727\DEC0712.M (Chemstation Integrator)
Title : 8015 B&C
Last Update : Sat Jul 31 11:29:23 2021
Response via : Multiple Level Calibration

Volume Inj. : 2UL
Signal Phase : DB-5
Signal Info : FID02A

Compound	R.T.	Response	Conc Units
System Monitoring Compounds			
1) SC Decanoic Acid(S)	5.76	83707948	33.476 ppb
Surrogate Spike 24.000		Recovery =	139.48%

Target Compounds

Target Compounds

(f)=RT Delta > 1/2 Window (m)=manual int.

2012012537

File : G:\APOLLO\DATA\210727\727045.D
Operator : KA
Acquired : 7-28-21 9:36:45 using AcqMethod TPHSN.M
Instrument : Apollo
Sample Name: Decanoic Acid CCV-7/12/21
Misc Info : water
Vial Number: 45



ORGANICS

Raw Data

Quantitation Report (Not Reviewed)

Data File : G:\APOLLO\DATA\210727\727024.D Vial: 24
Acq On : 7-27-21 23:41:23 Operator: KA
Sample : 210707A BLK 5/1000 SG Inst : Apollo
Misc : water Multiplr: 5.00
IntFile : events.e
Quant Time: Jul 31 11:30 2021 Quant Results File: DEC0712.RES

Method : G:\APOLLO\DATA\210727\DEC0712.M (Chemstation Integrator)
Title : 8015 B&C
Last Update : Sat Jul 31 11:29:23 2021
Response via : Multiple Level Calibration

Volume Inj. : 2UL
Signal Phase : DB-5
Signal Info : FID02A

Compound	R.T.	Response	Conc Units
System Monitoring Compounds			
1) SC Decanoic Acid(S)	0.00	0	N.D. ppb
Surrogate Spike 120.000		Recovery =	0.00%

Target Compounds

Target Compounds

(f)=RT Delta > 1/2 Window (m)=manual int.

Quantitation Report (Not Reviewed)

Data File : G:\APOLLO\DATA\210727\727024.D Vial: 24
Acq On : 7-27-21 23:41:23 Operator: KA
Sample : 210707A BLK 5/1000 SG Inst : Apollo
Misc : water Multiplr: 5.00
IntFile : events.e
Quant Time: Jul 28 8:08 2021 Quant Results File: DOC0702.RES

Method : G:\APOLLO\DATA\210712\DOC0702.M (Chemstation Integrator)
Title : 8015 B&C
Last Update : Thu Jul 15 15:08:31 2021
Response via : Multiple Level Calibration

Volume Inj. : 2UL
Signal Phase : DB-5
Signal Info : FID02A

Compound	R.T.	Response	Conc Units
System Monitoring Compounds			
3) SA Ortho-Terphenyl(S)	7.57	120629200	120.657 ppb
Surrogate Spike 150.000		Recovery =	80.44%
4) SA Octacosane(S)	9.88	71316600	106.561 ppb
Surrogate Spike 150.000		Recovery =	71.04%
Target Compounds			
1) HATM Diesel (C10-C24)	6.59	24351048	27.761 ppb
2) HBTM Motor Oil (C24-C40)	15.58	74868615	120.966 ppb
Target Compounds			

(f)=RT Delta > 1/2 Window (m)=manual int.

Data File: G:\APOLLO\DATA\210727\727024.D
Sample : 210707A BLK 5/1000 SG

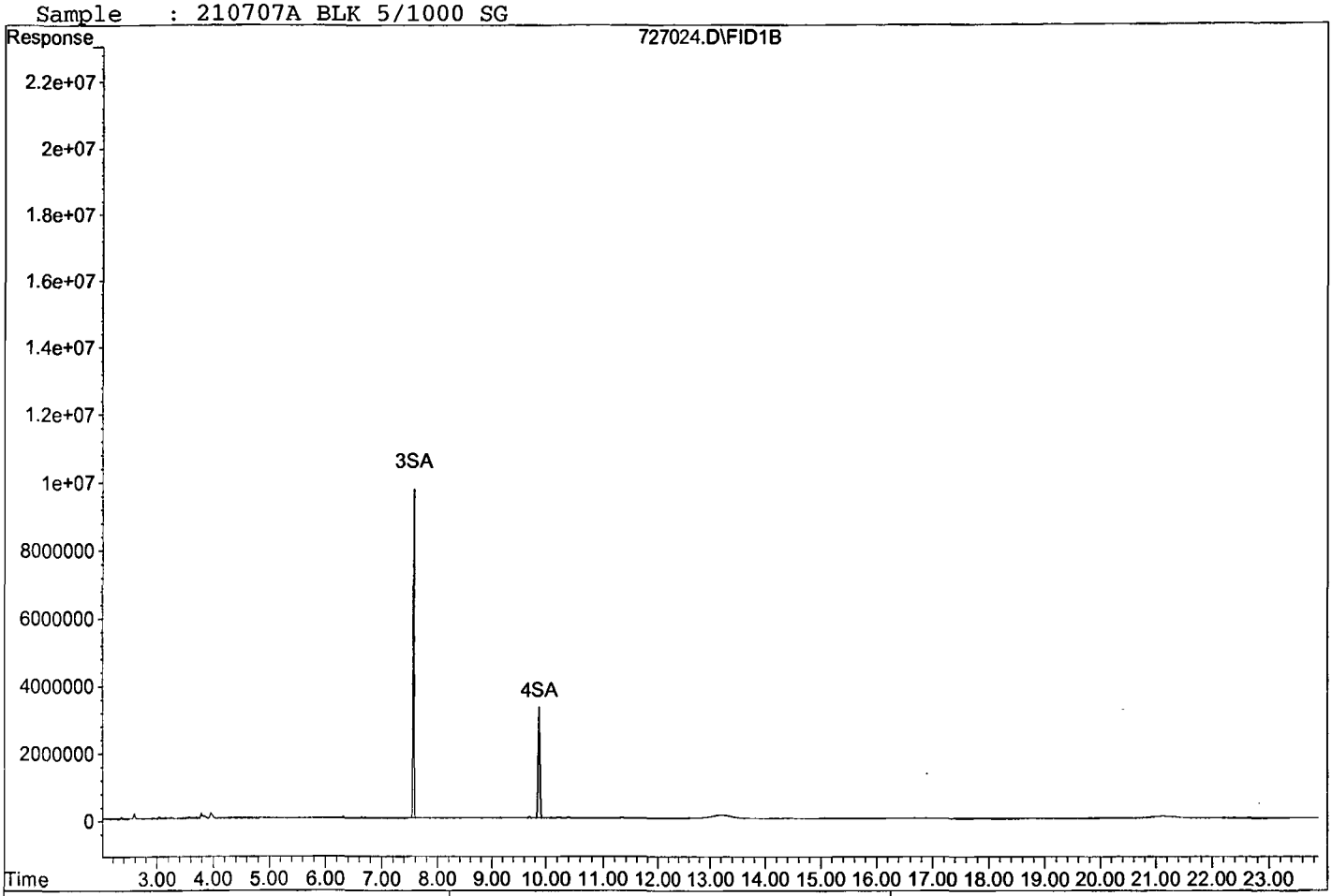

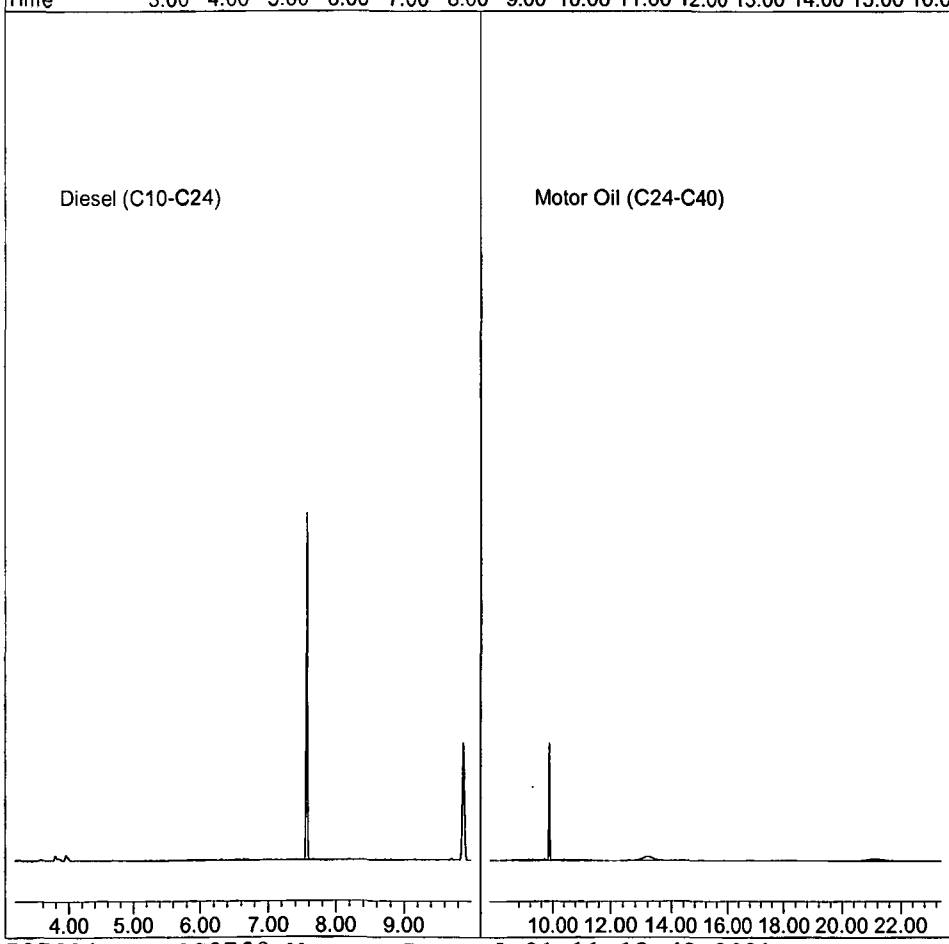

Quantitation Report (QT Reviewed)

Data File : G:\APOLLO\DATA\210727\727025.D Vial: 25
Acq On : 7-28-21 0:09:41 Operator: KA
Sample : 210707A LCS-1 5/1000 SG Inst : Apollo
Misc : water Multiplr: 5.00
IntFile : events.e
Quant Time: Aug 6 13:42 2021 Quant Results File: DEC0712.RES

Method : G:\APOLLO\DATA\210727\DEC0712.M (Chemstation Integrator)
Title : 8015 B&C
Last Update : Sat Jul 31 11:29:23 2021
Response via : Multiple Level Calibration

Volume Inj. : 2UL
Signal Phase : DB-5
Signal Info : FID02A

Compound	R.T.	Response	Conc	Units	
System Monitoring Compounds					
1) SC Decanoic Acid(S)	0.00	0	N.D.	ppb	d
Surrogate Spike 120.000		Recovery =	0.00%		

Target Compounds

Target Compounds

(f)=RT Delta > 1/2 Window (m)=manual int.

Quantitation Report (Not Reviewed)

Data File : G:\APOLLO\DATA\210727\727025.D Vial: 25
Acq On : 7-28-21 0:09:41 Operator: KA
Sample : 210707A LCS-1 5/1000 SG Inst : Apollo
Misc : water Multiplr: 5.00
IntFile : events.e
Quant Time: Jul 28 8:08 2021 Quant Results File: DOC0702.RES

Method : G:\APOLLO\DATA\210712\DOC0702.M (Chemstation Integrator)
Title : 8015 B&C
Last Update : Thu Jul 15 15:08:31 2021
Response via : Multiple Level Calibration

Volume Inj. : 2UL
Signal Phase : DB-5
Signal Info : FID02A

Compound	R.T.	Response	Conc Units
System Monitoring Compounds			
3) SA Ortho-Terphenyl(S)	7.57	148057414	148.092 ppb
Surrogate Spike 150.000		Recovery =	98.73%
4) SA Octacosane(S)	9.88	89267445	133.384 ppb
Surrogate Spike 150.000		Recovery =	88.92%
Target Compounds			
1) HATM Diesel (C10-C24)	6.59	1675788094	1910.439 ppb
2) HBTM Motor Oil (C24-C40)	15.58	1270151346	2052.191 ppb

Target Compounds

(f)=RT Delta > 1/2 Window (m)=manual int.

Data File: G:\APOLLO\DATA\210727\727025.D
Sample : 210707A LCS-1 5/1000 SG

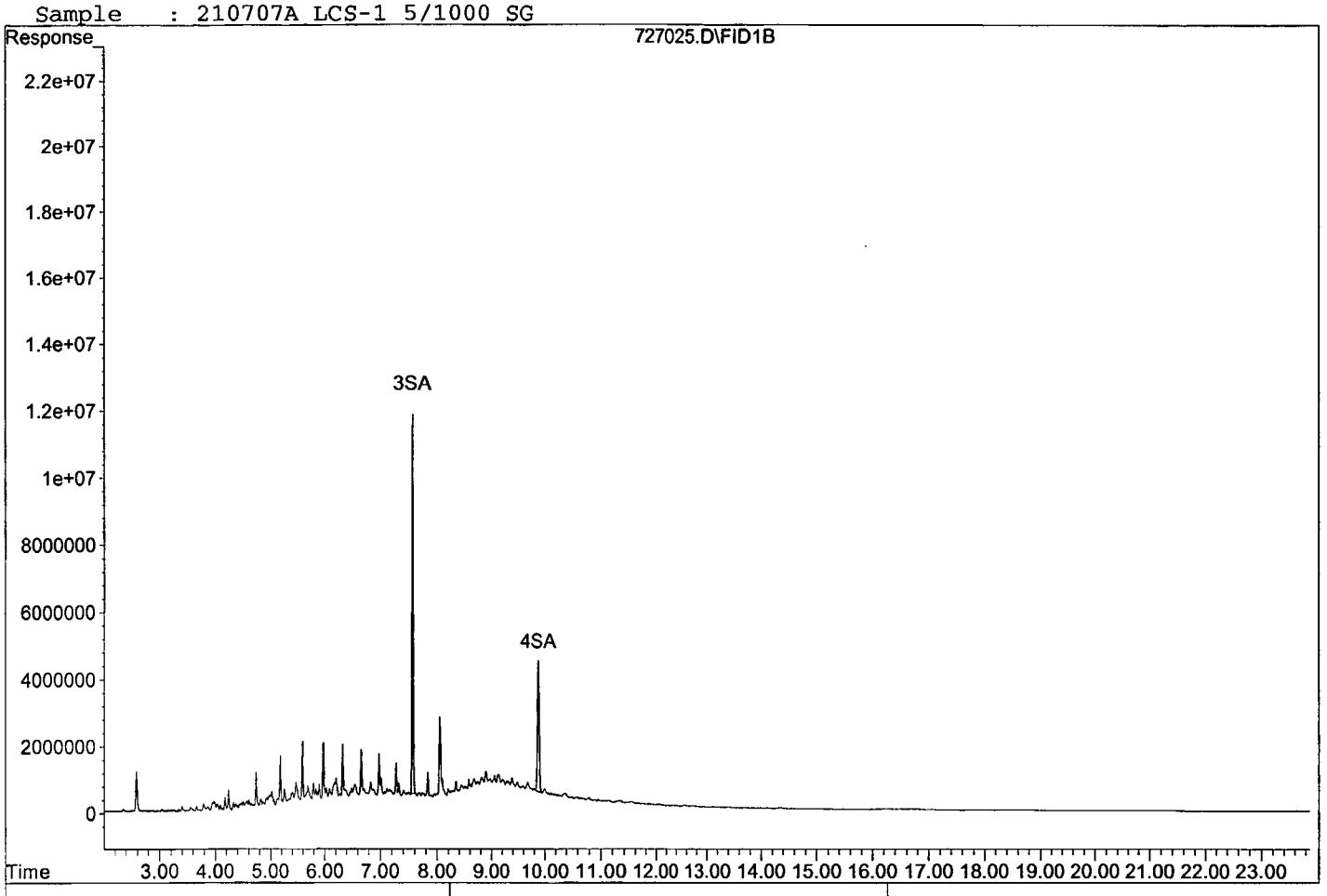

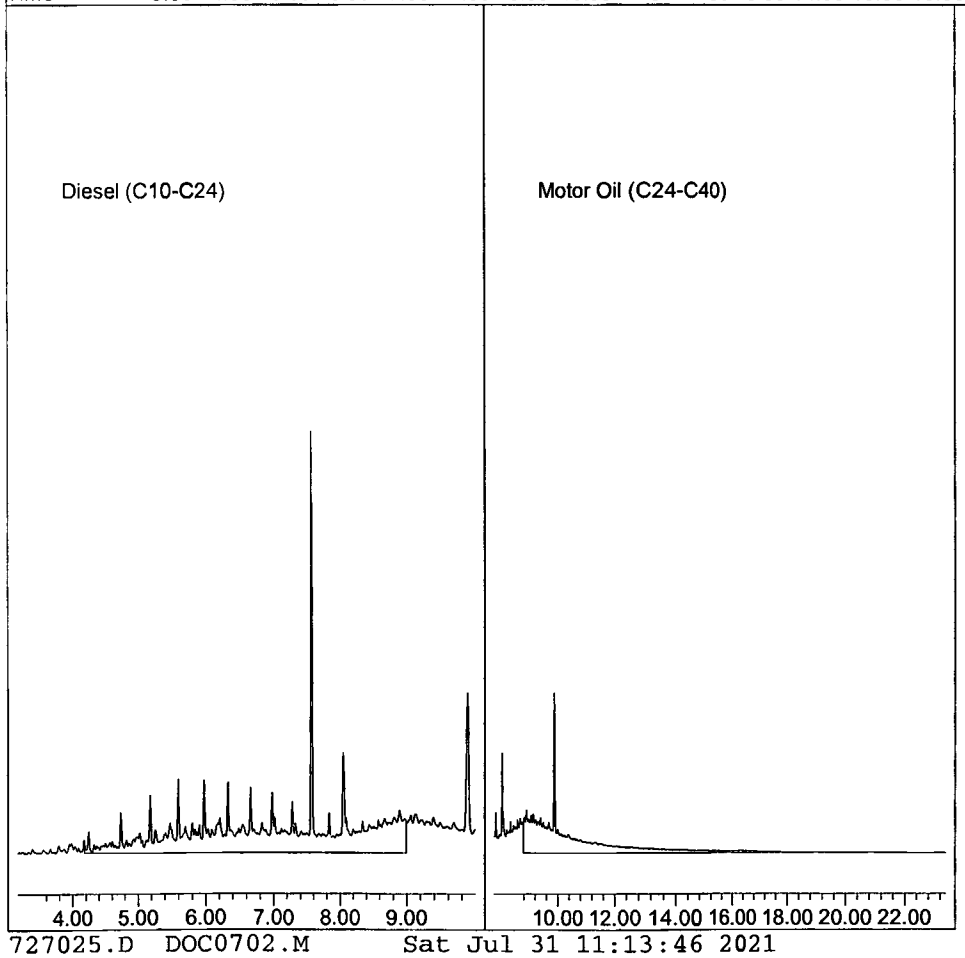

Quantitation Report (QT Reviewed)

Data File : G:\APOLLO\DATA\210727\727026.D Vial: 26
Acq On : 7-28-21 0:38:02 Operator: KA
Sample : 210707A LCSD-1 5/1000 SG Inst : Apollo
Misc : water Multiplr: 5.00
IntFile : events.e
Quant Time: Aug 6 13:43 2021 Quant Results File: DEC0712.RES

Method : G:\APOLLO\DATA\210727\DEC0712.M (Chemstation Integrator)
Title : 8015 B&C
Last Update : Sat Jul 31 11:29:23 2021
Response via : Multiple Level Calibration

Volume Inj. : 2UL
Signal Phase : DB-5
Signal Info : FID02A

Compound	R.T.	Response	Conc	Units	
System Monitoring Compounds					
1) SC Decanoic Acid(S)	0.00	0	N.D.	ppb	d
Surrogate Spike 120.000		Recovery =	0.00%		

Target Compounds

Target Compounds

(f)=RT Delta > 1/2 Window (m)=manual int.

Quantitation Report (Not Reviewed)

Data File : G:\APOLLO\DATA\210727\727026.D Vial: 26
Acq On : 7-28-21 0:38:02 Operator: KA
Sample : 210707A LCSD-1 5/1000 SG Inst : Apollo
Misc : water Multiplr: 5.00
IntFile : events.e
Quant Time: Jul 28 8:08 2021 Quant Results File: DOC0702.RES

Method : G:\APOLLO\DATA\210712\DOC0702.M (Chemstation Integrator)
Title : 8015 B&C
Last Update : Thu Jul 15 15:08:31 2021
Response via : Multiple Level Calibration

Volume Inj. : 2UL
Signal Phase : DB-5
Signal Info : FID02A

Compound	R.T.	Response	Conc Units
System Monitoring Compounds			
3) SA Ortho-Terphenyl(S)	7.57	139370516	139.403 ppb
Surrogate Spike 150.000		Recovery =	92.94%
4) SA Octacosane(S)	9.88	82981887	123.992 ppb
Surrogate Spike 150.000		Recovery =	82.66%
Target Compounds			
1) HATM Diesel (C10-C24)	6.59	1523454121	1736.774 ppb
2) HBTM Motor Oil (C24-C40)	15.58	1175512589	1899.282 ppb

Target Compounds

(f)=RT Delta > 1/2 Window (m)=manual int.

Data File: G:\APOLLO\DATA\210727\727026.D
Sample : 210707A LCSD-1 5/1000 SG

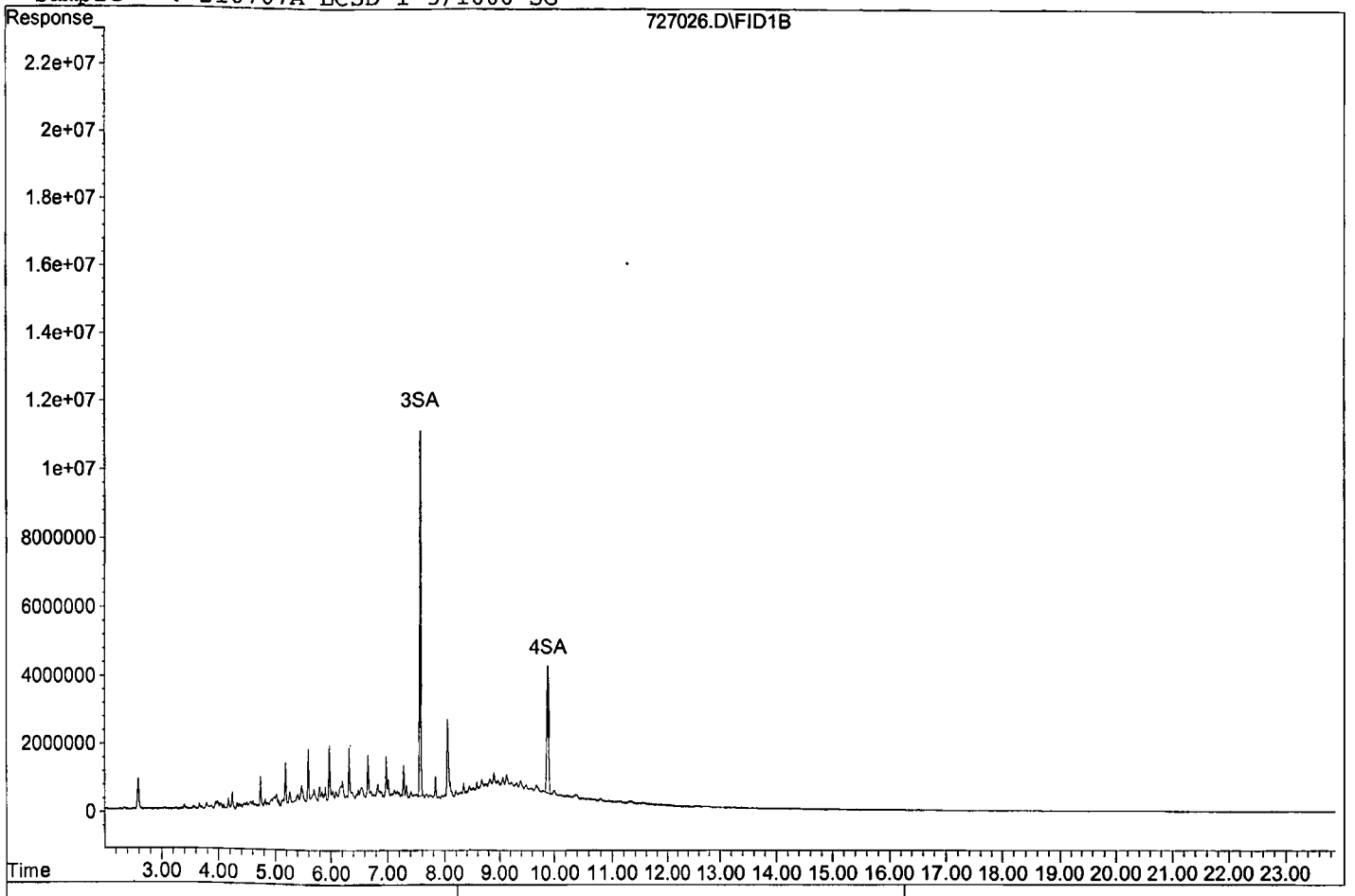

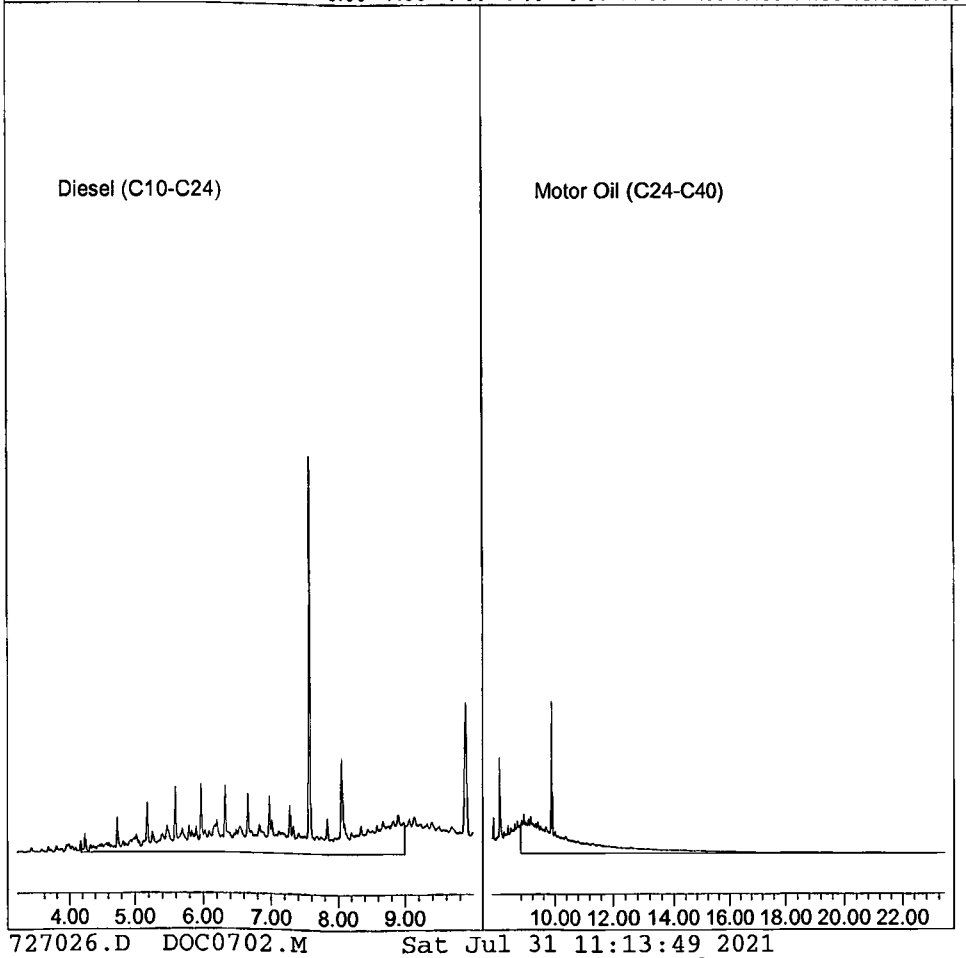

Quantitation Report (Not Reviewed)

Data File : G:\APOLLO\DATA\210727\727027.D Vial: 27
Acq On : 7-28-21 1:06:26 Operator: KA
Sample : BA35512W07 5/1010 SG Inst : Apollo
Misc : water Multiplr: 4.95
IntFile : events.e
Quant Time: Jul 31 11:30 2021 Quant Results File: DEC0712.RES

Method : G:\APOLLO\DATA\210727\DEC0712.M (Chemstation Integrator)
Title : 8015 B&C
Last Update : Sat Jul 31 11:29:23 2021
Response via : Multiple Level Calibration

Volume Inj. : 2UL
Signal Phase : DB-5
Signal Info : FID02A

Compound	R.T.	Response	Conc Units
System Monitoring Compounds			
1) SC Decanoic Acid(S)	5.76	9213782	18.241 ppb
Surrogate Spike 118.812		Recovery =	15.35%

Target Compounds

Target Compounds

(f)=RT Delta > 1/2 Window (m)=manual int.

21302537

Quantitation Report (Not Reviewed)

Data File : G:\APOLLO\DATA\210727\727027.D Vial: 27
Acq On : 7-28-21 1:06:26 Operator: KA
Sample : BA35512W07 5/1010 SG Inst : Apollo
Misc : water Multiplr: 4.95
IntFile : events.e
Quant Time: Jul 28 8:08 2021 Quant Results File: DOC0702.RES

Method : G:\APOLLO\DATA\210712\DOC0702.M (Chemstation Integrator)
Title : 8015 B&C
Last Update : Thu Jul 15 15:08:31 2021
Response via : Multiple Level Calibration

Volume Inj. : 2UL
Signal Phase : DB-5
Signal Info : FID02A

Compound	R.T.	Response	Conc Units
System Monitoring Compounds			
3) SA Ortho-Terphenyl(S)	7.57	140418300	139.060 ppb
Surrogate Spike 148.515		Recovery =	93.63%
4) SA Octacosane(S)	9.88	109760997	162.381 ppb
Surrogate Spike 148.515		Recovery =	109.34%
Target Compounds			
1) HATM Diesel (C10-C24)	6.59	505441238	570.511 ppb
2) HBTM Motor Oil (C24-C40)	15.58	64125152	102.582 ppb

Target Compounds

(f)=RT Delta > 1/2 Window (m)=manual int.

Data File: G:\APOLLO\DATA\210727\727027.D
Sample : BA35512W07 5/1010 SG

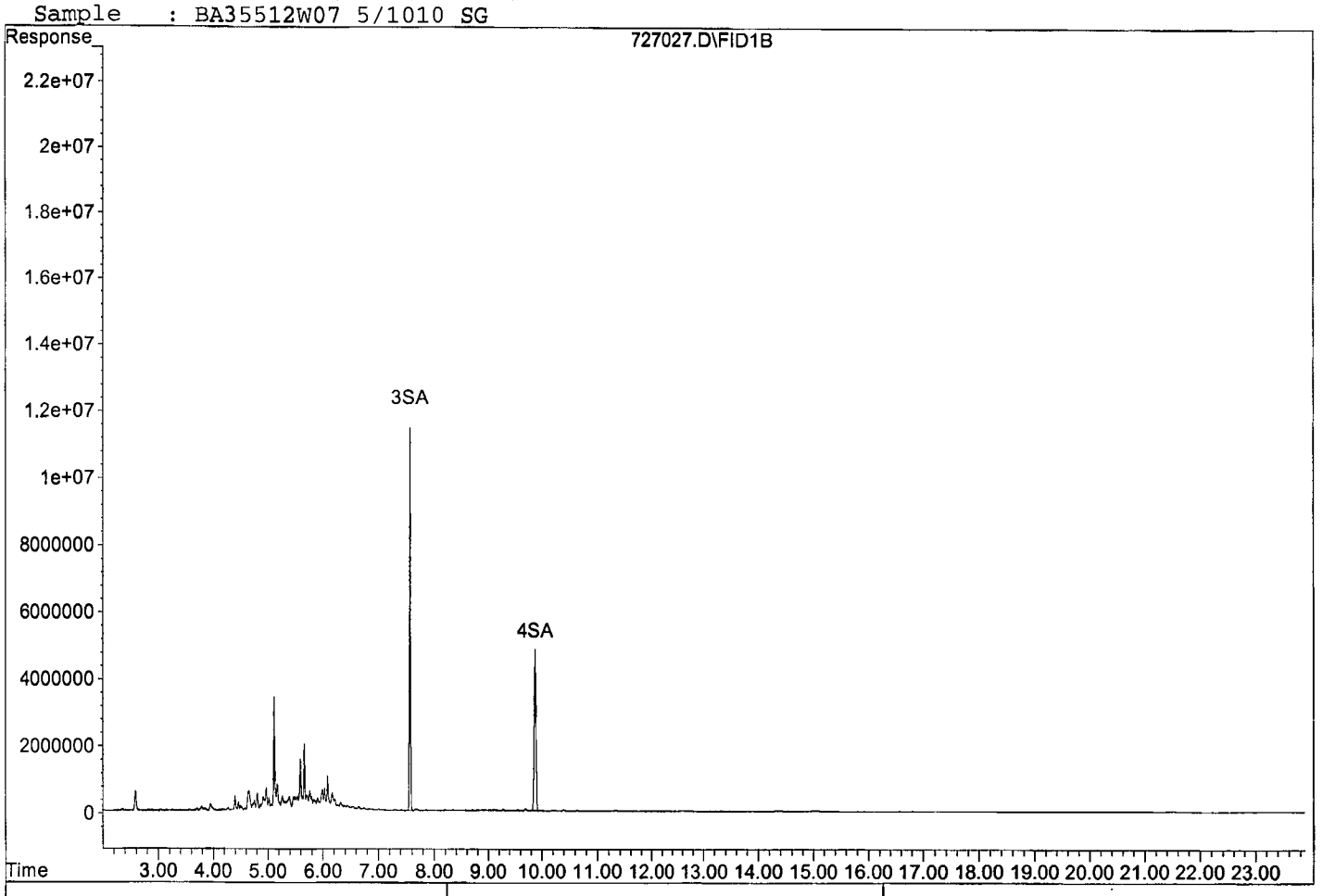

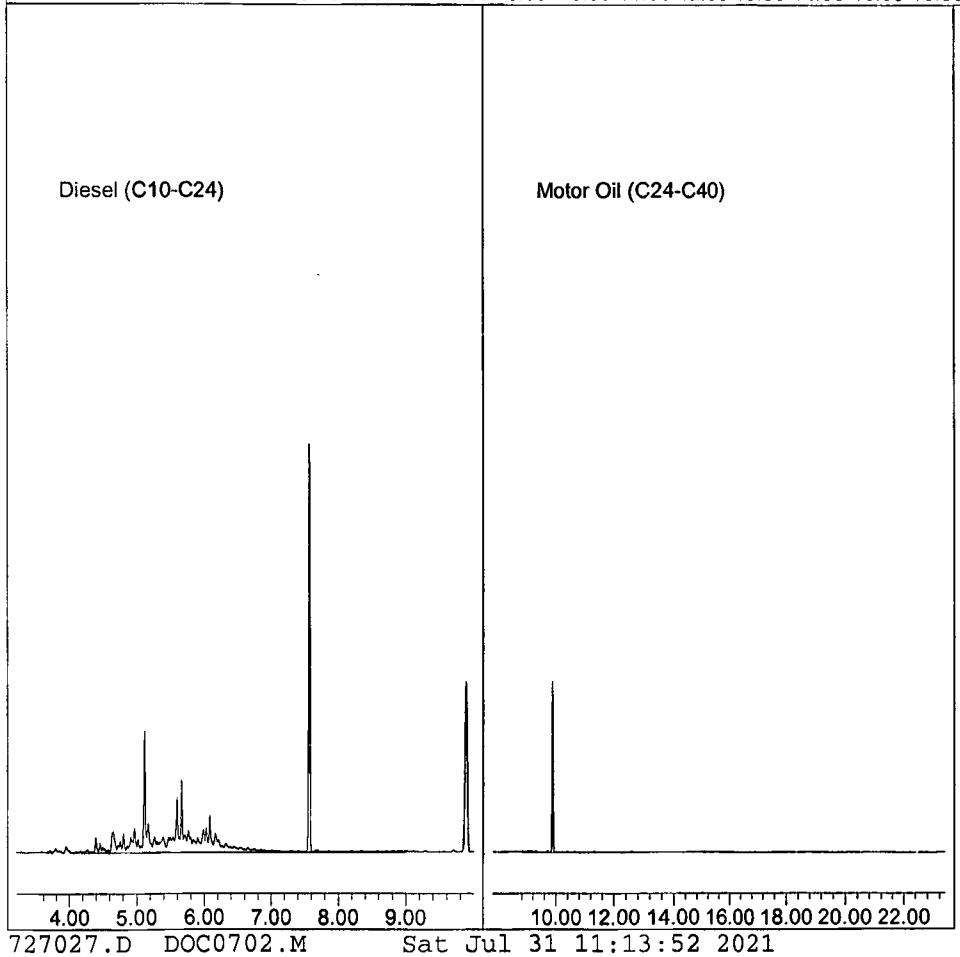

Quantitation Report (Not Reviewed)

Data File : G:\APOLLO\DATA\210727\727028.D Vial: 28
Acq On : 7-28-21 1:34:47 Operator: KA
Sample : BA35514W07 5/1040 SG Inst : Apollo
Misc : water Multiplr: 4.81
IntFile : events.e
Quant Time: Jul 31 11:30 2021 Quant Results File: DEC0712.RES

Method : G:\APOLLO\DATA\210727\DEC0712.M (Chemstation Integrator)
Title : 8015 B&C
Last Update : Sat Jul 31 11:29:23 2021
Response via : Multiple Level Calibration

Volume Inj. : 2UL
Signal Phase : DB-5
Signal Info : FID02A

Compound	R.T.	Response	Conc Units
System Monitoring Compounds			
1) SC Decanoic Acid(S)	0.00	0	N.D. ppb
Surrogate Spike 115.385		Recovery =	0.00%

Target Compounds

Target Compounds

(f)=RT Delta > 1/2 Window (m)=manual int.

21602537

Quantitation Report (Not Reviewed)

Data File : G:\APOLLO\DATA\210727\727028.D Vial: 28
Acq On : 7-28-21 1:34:47 Operator: KA
Sample : BA35514W07 5/1040 SG Inst : Apollo
Misc : water Multiplr: 4.81
IntFile : events.e
Quant Time: Jul 28 8:08 2021 Quant Results File: DOC0702.RES

Method : G:\APOLLO\DATA\210712\DOC0702.M (Chemstation Integrator)
Title : 8015 B&C
Last Update : Thu Jul 15 15:08:31 2021
Response via : Multiple Level Calibration

Volume Inj. : 2UL
Signal Phase : DB-5
Signal Info : FID02A

Compound	R.T.	Response	Conc Units
System Monitoring Compounds			
3) SA Ortho-Terphenyl(S)	7.57	130491256	125.501 ppb
Surrogate Spike 144.231		Recovery =	87.01%
4) SA Octacosane(S)	9.88	92000471	132.180 ppb
Surrogate Spike 144.231		Recovery =	91.64%
Target Compounds			
1) HATM Diesel (C10-C24)	6.59	29280470	32.097 ppb
2) HBTM Motor Oil (C24-C40)	15.58	97570270	151.582 ppb
Target Compounds			

(f)=RT Delta > 1/2 Window (m)=manual int.

Data File: G:\APOLLO\DATA\210727\727028.D
Sample : BA35514W07 5/1040 SG

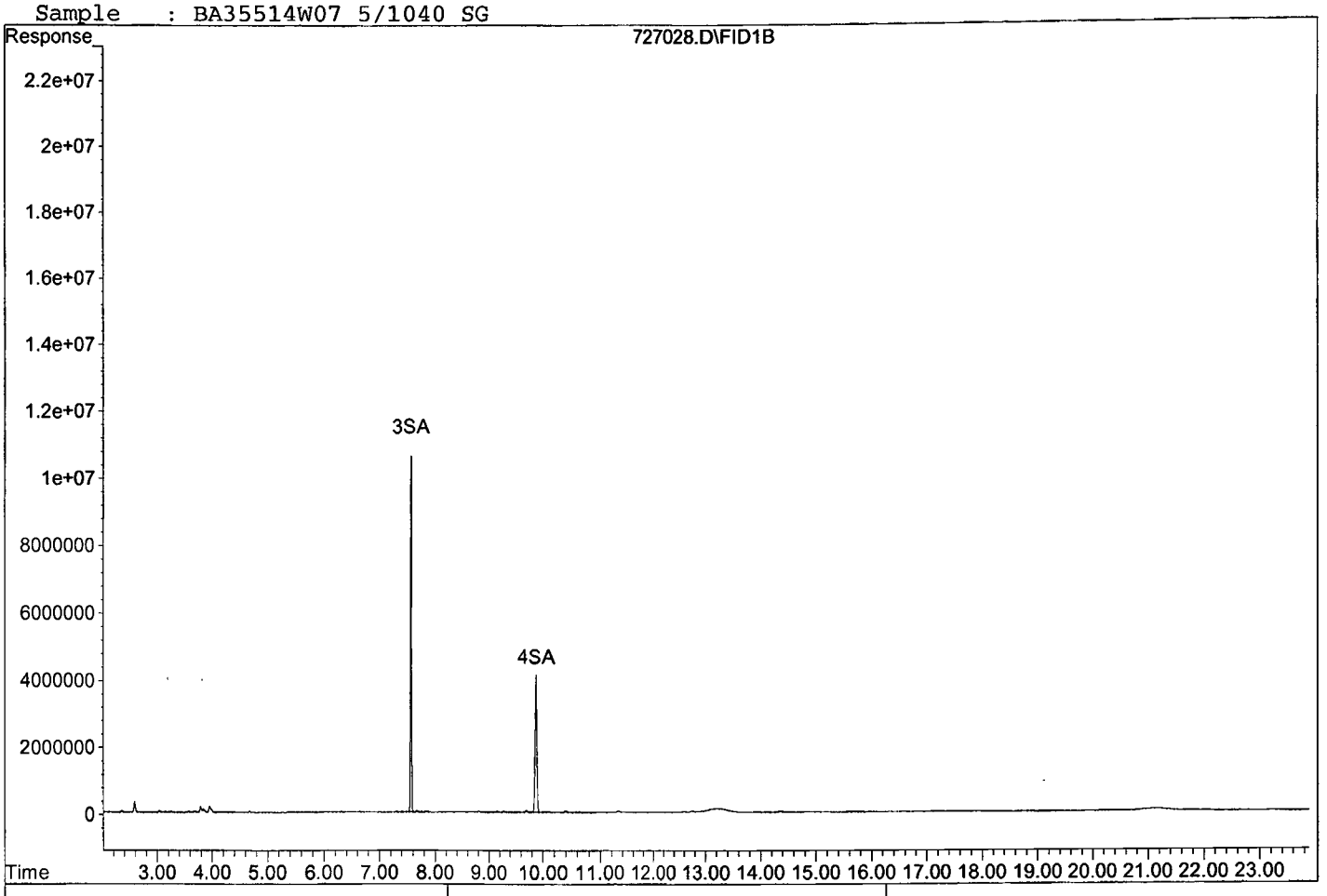

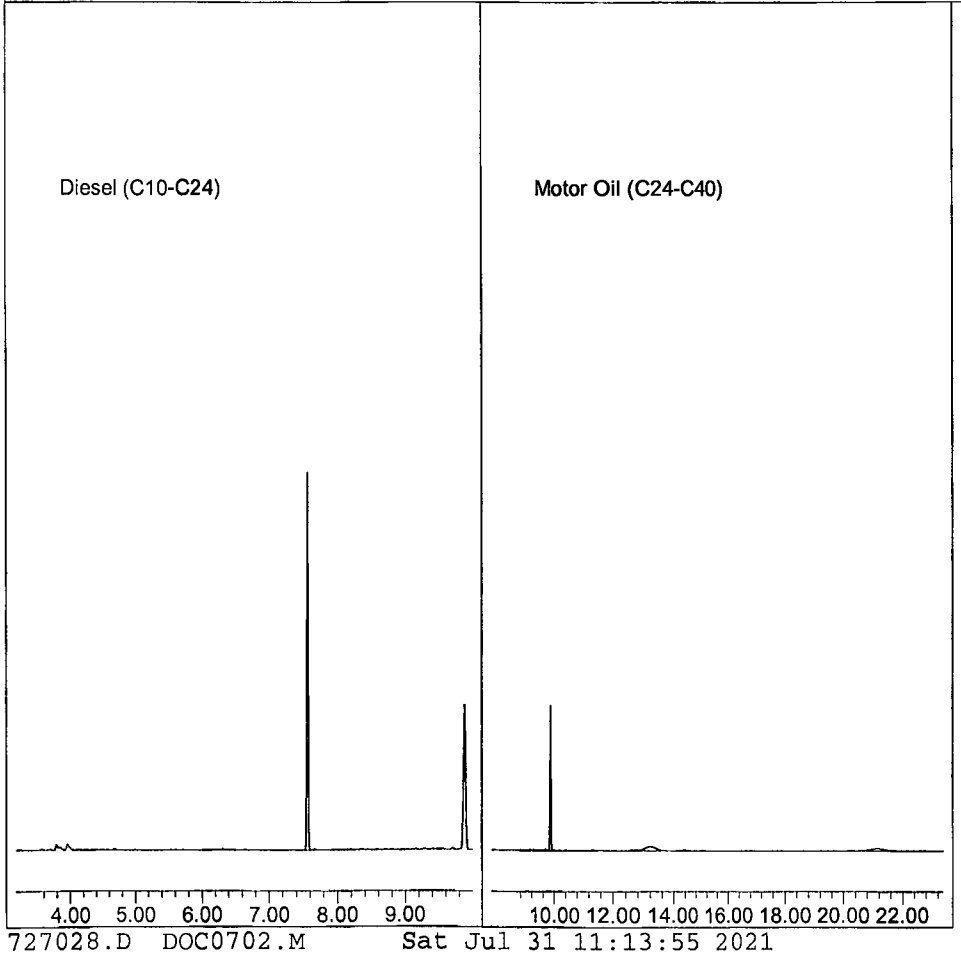

Quantitation Report (Not Reviewed)

Data File : G:\APOLLO\DATA\210727\727031.D Vial: 31
Acq On : 7-28-21 2:59:56 Operator: KA
Sample : BA35516W07 5/1000 SG Inst : Apollo
Misc : water Multiplr: 5.00
IntFile : events.e
Quant Time: Jul 31 11:30 2021 Quant Results File: DEC0712.RES

Method : G:\APOLLO\DATA\210727\DEC0712.M (Chemstation Integrator)
Title : 8015 B&C
Last Update : Sat Jul 31 11:29:23 2021
Response via : Multiple Level Calibration

Volume Inj. : 2UL
Signal Phase : DB-5
Signal Info : FID02A

Compound	R.T.	Response	Conc Units
System Monitoring Compounds			
1) SC Decanoic Acid(S)	0.00	0	N.D. ppb
Surrogate Spike 120.000		Recovery =	0.00%

Target Compounds

Target Compounds

(f)=RT Delta > 1/2 Window (m)=manual int.

21920537

Quantitation Report (Not Reviewed)

Data File : G:\APOLLO\DATA\210727\727031.D Vial: 31
Acq On : 7-28-21 2:59:56 Operator: KA
Sample : BA35516W07 5/1000 SG Inst : Apollo
Misc : water Multiplr: 5.00
IntFile : events.e
Quant Time: Jul 28 8:08 2021 Quant Results File: DOC0702.RES

Method : G:\APOLLO\DATA\210712\DOC0702.M (Chemstation Integrator)
Title : 8015 B&C
Last Update : Thu Jul 15 15:08:31 2021
Response via : Multiple Level Calibration

Volume Inj. : 2UL
Signal Phase : DB-5
Signal Info : FID02A

Compound	R.T.	Response	Conc Units
System Monitoring Compounds			
3) SA Ortho-Terphenyl(S)	7.57	122272512	122.301 ppb
Surrogate Spike 150.000		Recovery =	81.53%
4) SA Octacosane(S)	9.88	94945163	141.867 ppb
Surrogate Spike 150.000		Recovery =	94.58%
Target Compounds			
1) HATM Diesel (C10-C24)	6.59	26234121	29.908 ppb
2) HBTM Motor Oil (C24-C40)	15.58	25420145	41.071 ppb
Target Compounds			

(f)=RT Delta > 1/2 Window (m)=manual int.

Data File: G:\APOLLO\DATA\210727\727031.D
Sample : BA35516W07 5/1000 SG

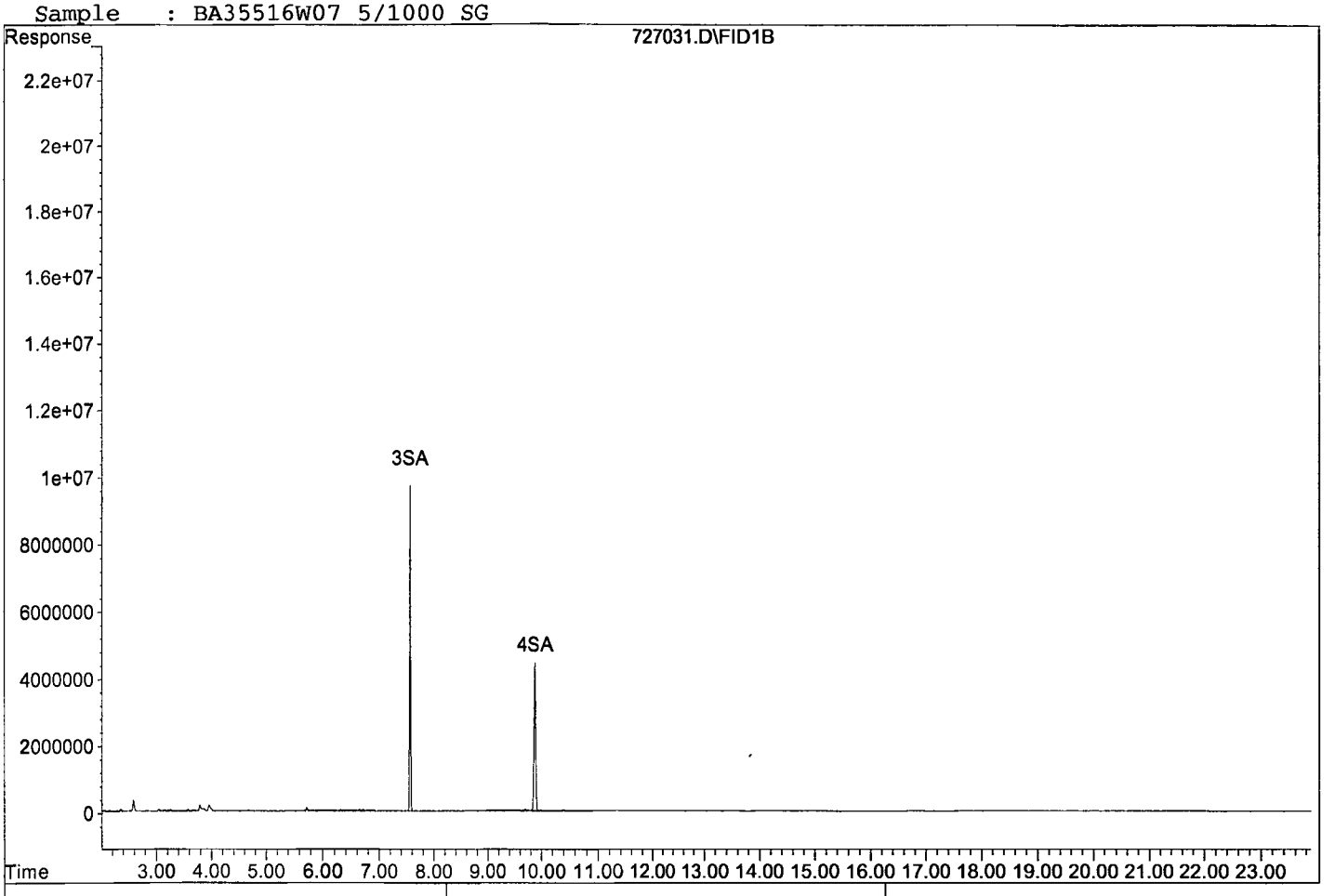

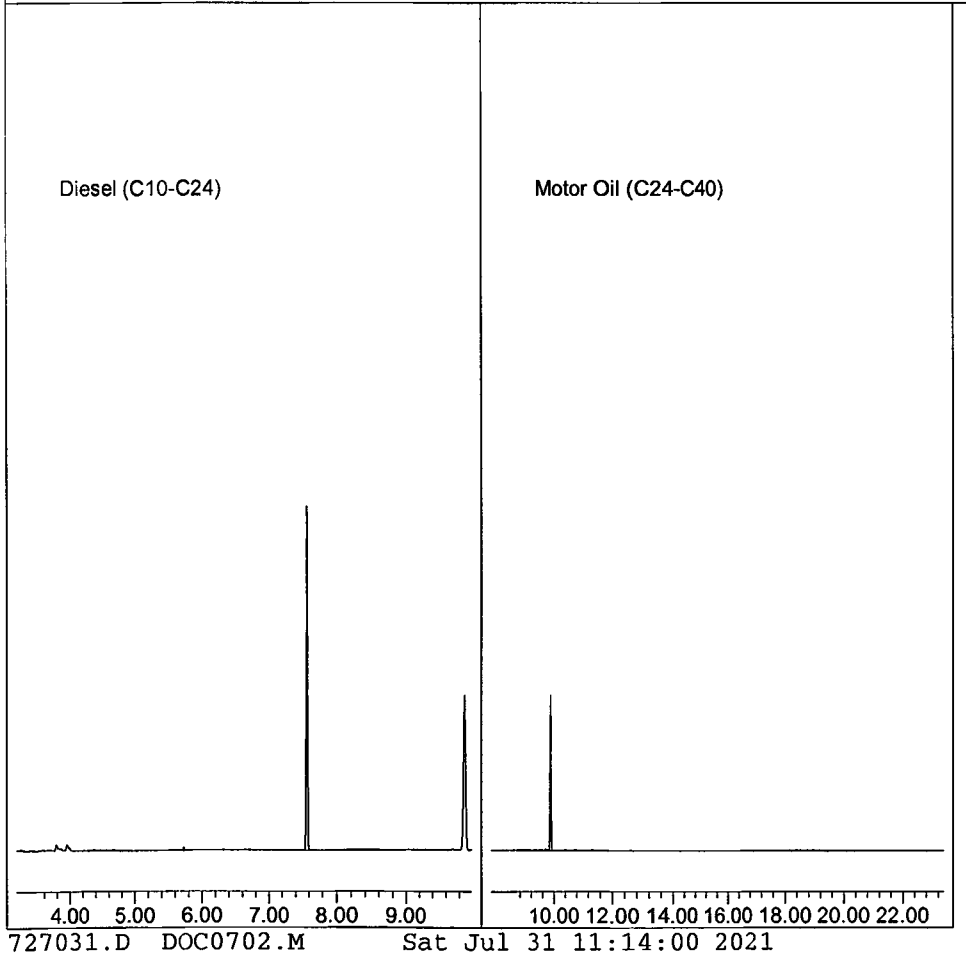

Quantitation Report (Not Reviewed)

Data File : G:\APOLLO\DATA\210727\727032.D Vial: 32
Acq On : 7-28-21 3:28:16 Operator: KA
Sample : BA35517W01 5/1040 SG Inst : Apollo
Misc : water Multiplr: 4.81
IntFile : events.e
Quant Time: Jul 31 11:30 2021 Quant Results File: DEC0712.RES

Method : G:\APOLLO\DATA\210727\DEC0712.M (Chemstation Integrator)
Title : 8015 B&C
Last Update : Sat Jul 31 11:29:23 2021
Response via : Multiple Level Calibration

Volume Inj. : 2UL
Signal Phase : DB-5
Signal Info : FID02A

Compound	R.T.	Response	Conc Units
System Monitoring Compounds			
1) SC Decanoic Acid(S)	0.00	0	N.D. ppb
Surrogate Spike 115.385		Recovery =	0.00%

Target Compounds

Target Compounds

(f)=RT Delta > 1/2 Window (m)=manual int.

Quantitation Report (Not Reviewed)

Data File : G:\APOLLO\DATA\210727\727032.D Vial: 32
Acq On : 7-28-21 3:28:16 Operator: KA
Sample : BA35517W01 5/1040 SG Inst : Apollo
Misc : water Multiplr: 4.81
IntFile : events.e
Quant Time: Jul 28 8:08 2021 Quant Results File: DOC0702.RES

Method : G:\APOLLO\DATA\210712\DOC0702.M (Chemstation Integrator)
Title : 8015 B&C
Last Update : Thu Jul 15 15:08:31 2021
Response via : Multiple Level Calibration

Volume Inj. : 2UL
Signal Phase : DB-5
Signal Info : FID02A

Compound	R.T.	Response	Conc Units
System Monitoring Compounds			
3) SA Ortho-Terphenyl(S)	7.57	129946048	124.977 ppb
Surrogate Spike 144.231		Recovery =	86.65%
4) SA Octacosane(S)	9.88	100265882	144.055 ppb
Surrogate Spike 144.231		Recovery =	99.88%
Target Compounds			
1) HATM Diesel (C10-C24)	6.59	28625309	31.378 ppb
2) HBTM Motor Oil (C24-C40)	15.58	28824105	44.780 ppb

Target Compounds

(f)=RT Delta > 1/2 Window (m)=manual int.

Data File: G:\APOLLO\DATA\210727\727032.D
Sample : BA35517W01 5/1040 SG

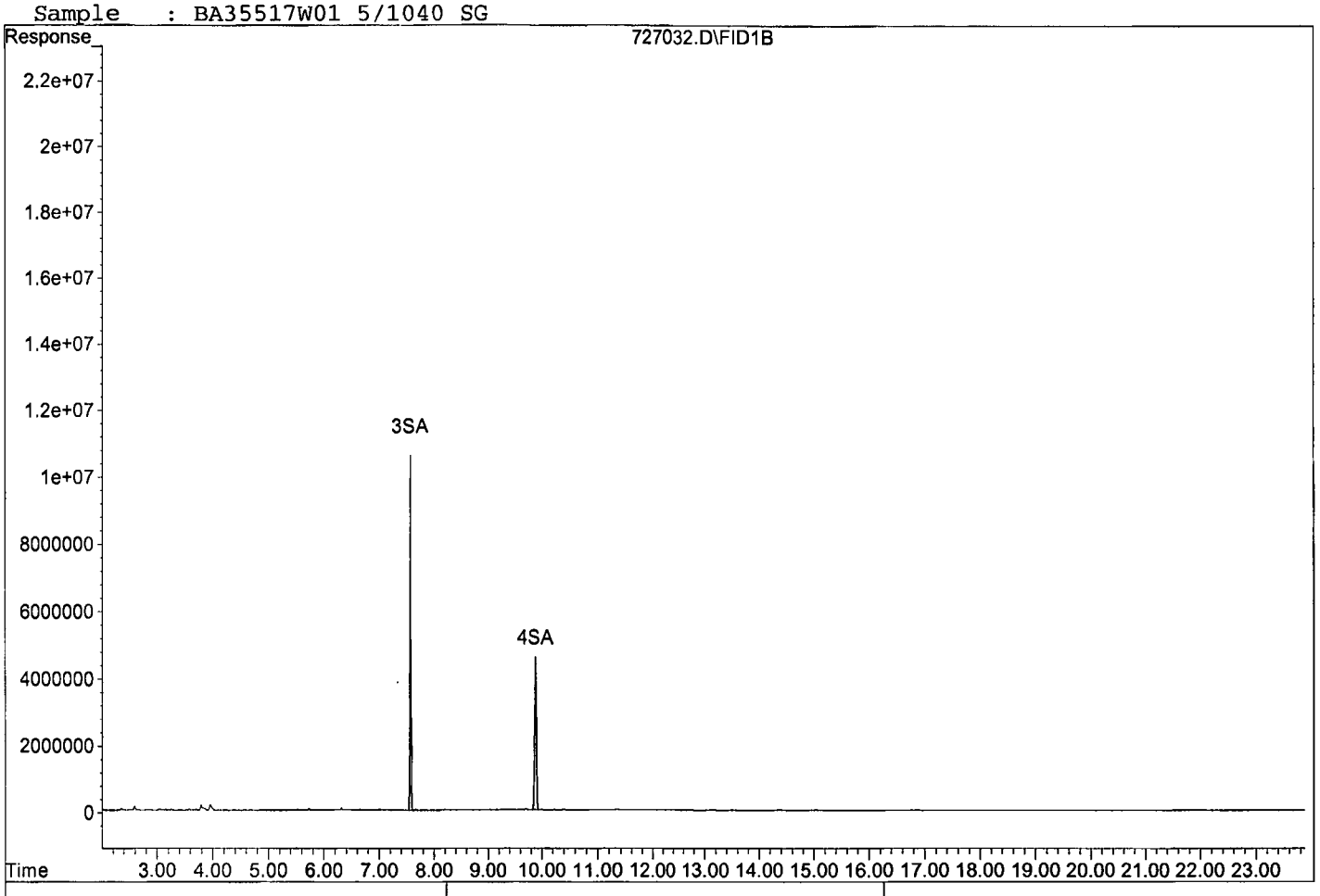

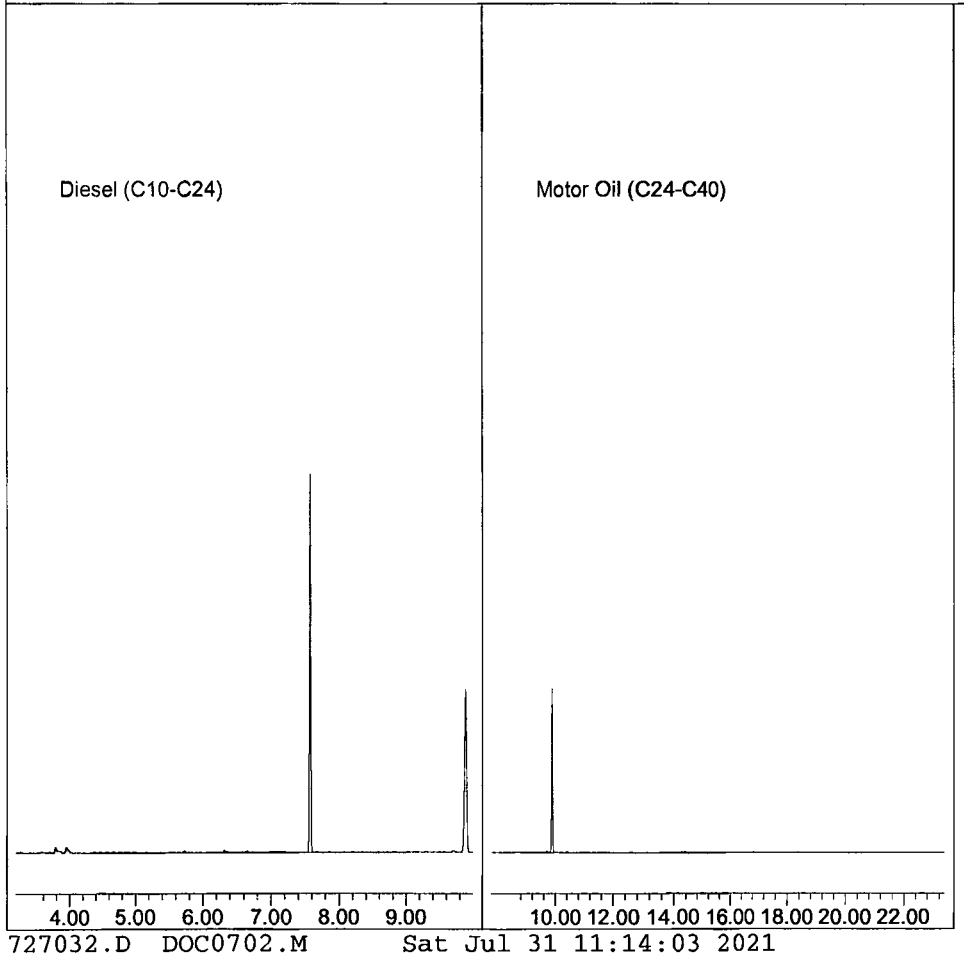

Quantitation Report (Not Reviewed)

Data File : G:\APOLLO\DATA\210727\727033.D Vial: 33
Acq On : 7-28-21 3:56:38 Operator: KA
Sample : BA35518W07 5/1040 SG Inst : Apollo
Misc : water Multiplr: 4.81
IntFile : events.e
Quant Time: Jul 31 11:30 2021 Quant Results File: DEC0712.RES

Method : G:\APOLLO\DATA\210727\DEC0712.M (Chemstation Integrator)
Title : 8015 B&C
Last Update : Sat Jul 31 11:29:23 2021
Response via : Multiple Level Calibration

Volume Inj. : 2UL
Signal Phase : DB-5
Signal Info : FID02A

Compound	R.T.	Response	Conc Units
System Monitoring Compounds			
1) SC Decanoic Acid(S)	5.77	10355847	19.911 ppb
Surrogate Spike 115.385		Recovery =	17.26%

Target Compounds

Target Compounds

(f)=RT Delta > 1/2 Window (m)=manual int.

Quantitation Report (Not Reviewed)

Data File : G:\APOLLO\DATA\210727\727033.D Vial: 33
Acq On : 7-28-21 3:56:38 Operator: KA
Sample : BA35518W07 5/1040 SG Inst : Apollo
Misc : water Multiplr: 4.81
IntFile : events.e
Quant Time: Jul 28 8:08 2021 Quant Results File: DOC0702.RES

Method : G:\APOLLO\DATA\210712\DOC0702.M (Chemstation Integrator)
Title : 8015 B&C
Last Update : Thu Jul 15 15:08:31 2021
Response via : Multiple Level Calibration

Volume Inj. : 2UL
Signal Phase : DB-5
Signal Info : FID02A

Compound	R.T.	Response	Conc Units
System Monitoring Compounds			
3) SA Ortho-Terphenyl(S)	7.57	144693804	139.161 ppb
Surrogate Spike 144.231		Recovery =	96.48%
4) SA Octacosane(S)	9.88	126558384	181.830 ppb
Surrogate Spike 144.231		Recovery =	126.07%
Target Compounds			
1) HATM Diesel (C10-C24)	6.59	475211480	520.916 ppb
2) HBTM Motor Oil (C24-C40)	15.58	46338485	71.990 ppb

Target Compounds

(f)=RT Delta > 1/2 Window (m)=manual int.

Data File: G:\APOLLO\DATA\210727\727033.D
Sample : BA35518W07 5/1040 SG

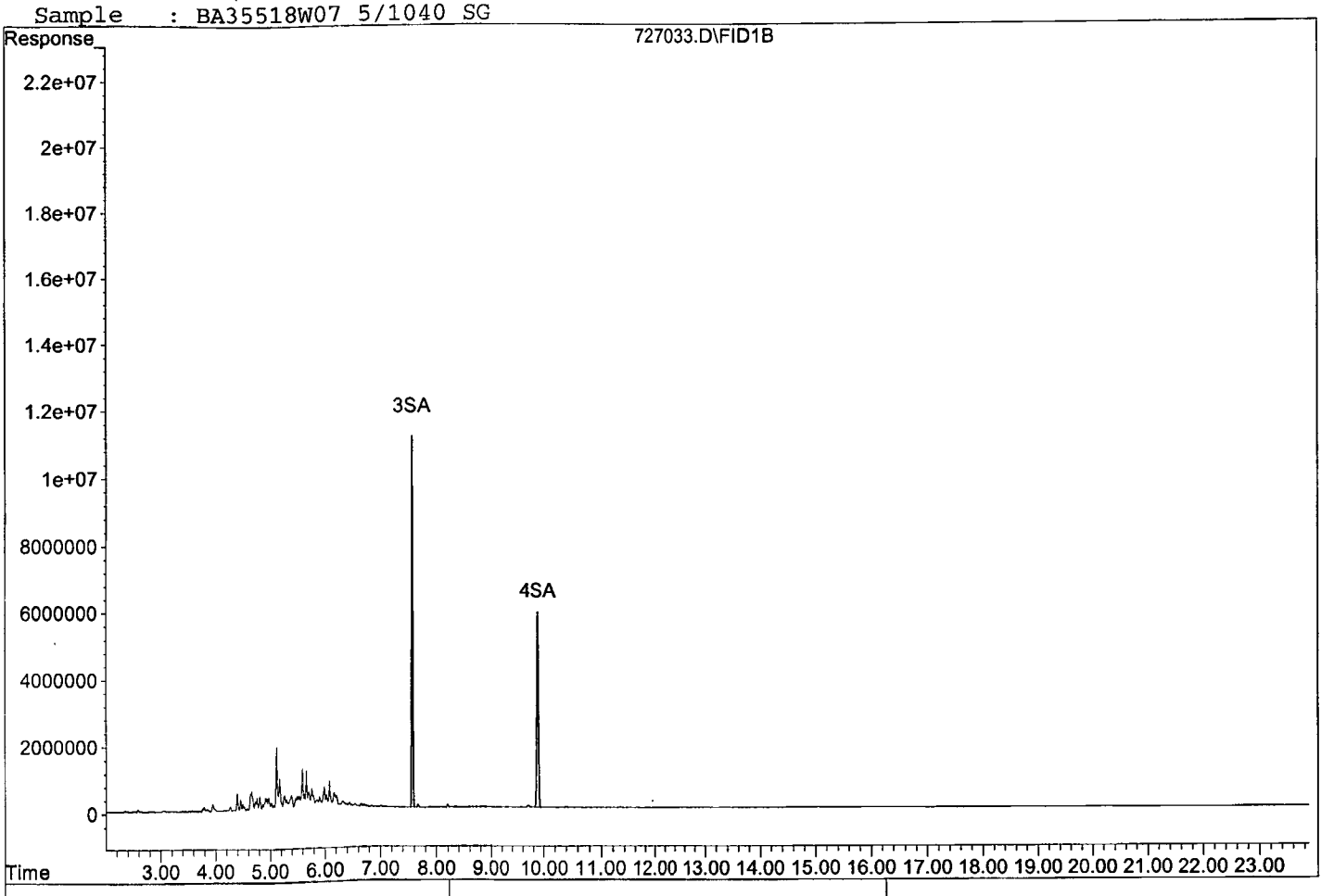

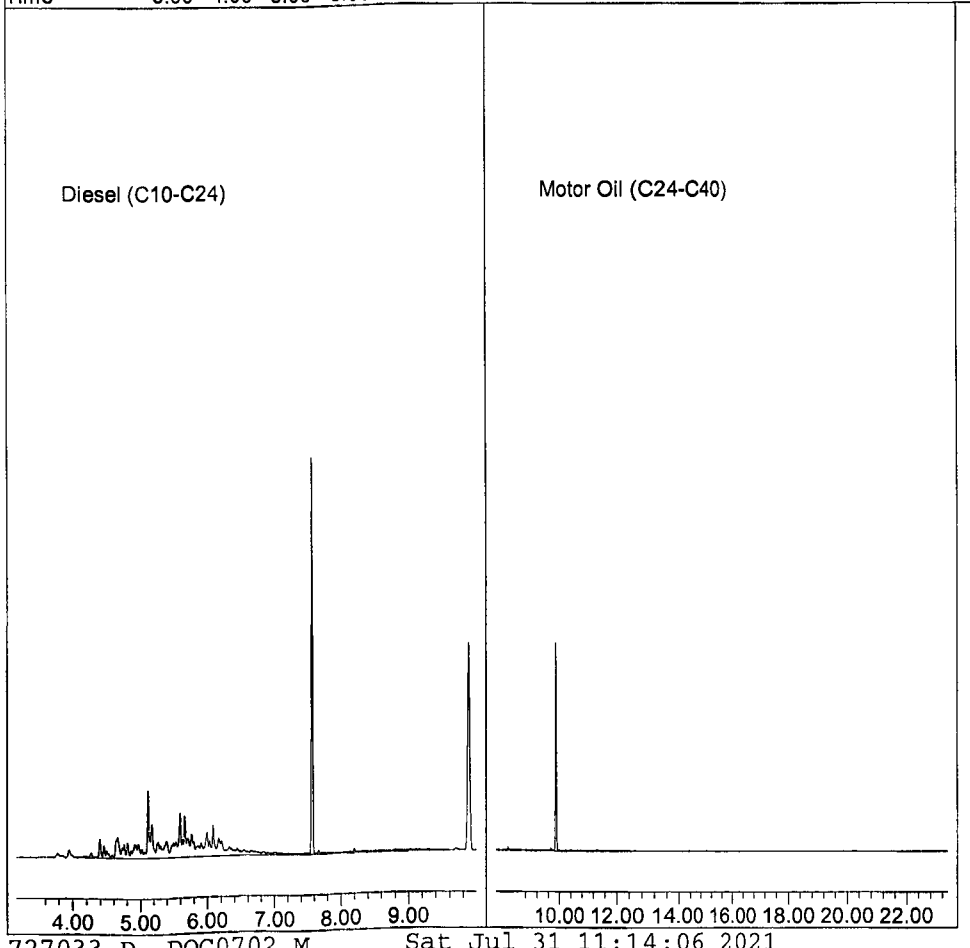

Quantitation Report (Not Reviewed)

Data File : G:\APOLLO\DATA\210727\727034.D Vial: 34
Acq On : 7-28-21 4:24:58 Operator: KA
Sample : BA35519W07 5/1040 SG Inst : Apollo
Misc : water Multiplr: 4.81
IntFile : events.e
Quant Time: Jul 31 11:30 2021 Quant Results File: DEC0712.RES

Method : G:\APOLLO\DATA\210727\DEC0712.M (Chemstation Integrator)
Title : 8015 B&C
Last Update : Sat Jul 31 11:29:23 2021
Response via : Multiple Level Calibration

Volume Inj. : 2UL
Signal Phase : DB-5
Signal Info : FID02A

Compound	R.T.	Response	Conc Units
System Monitoring Compounds			
1) SC Decanoic Acid(S)	0.00	0	N.D. ppb
Surrogate Spike 115.385		Recovery =	0.00%

Target Compounds

Target Compounds

(f)=RT Delta > 1/2 Window (m)=manual int.

Quantitation Report (Not Reviewed)

Data File : G:\APOLLO\DATA\210727\727034.D Vial: 34
Acq On : 7-28-21 4:24:58 Operator: KA
Sample : BA35519W07 5/1040 SG Inst : Apollo
Misc : water Multiplr: 4.81
IntFile : events.e
Quant Time: Jul 28 8:08 2021 Quant Results File: DOC0702.RES

Method : G:\APOLLO\DATA\210712\DOC0702.M (Chemstation Integrator)
Title : 8015 B&C
Last Update : Thu Jul 15 15:08:31 2021
Response via : Multiple Level Calibration

Volume Inj. : 2UL
Signal Phase : DB-5
Signal Info : FID02A

Compound	R.T.	Response	Conc Units
System Monitoring Compounds			
3) SA Ortho-Terphenyl(S)	7.57	125854107	121.041 ppb
Surrogate Spike 144.231		Recovery =	83.92%
4) SA Octacosane(S)	9.88	106061283	152.382 ppb
Surrogate Spike 144.231		Recovery =	105.65%
Target Compounds			
1) HATM Diesel (C10-C24)	6.59	43867290	48.086 ppb
2) HBTM Motor Oil (C24-C40)	15.58	45612985	70.863 ppb

Target Compounds

(f)=RT Delta > 1/2 Window (m)=manual int.

Data File: G:\APOLLO\DATA\210727\727034.D
Sample : BA35519W07 5/1040 SG

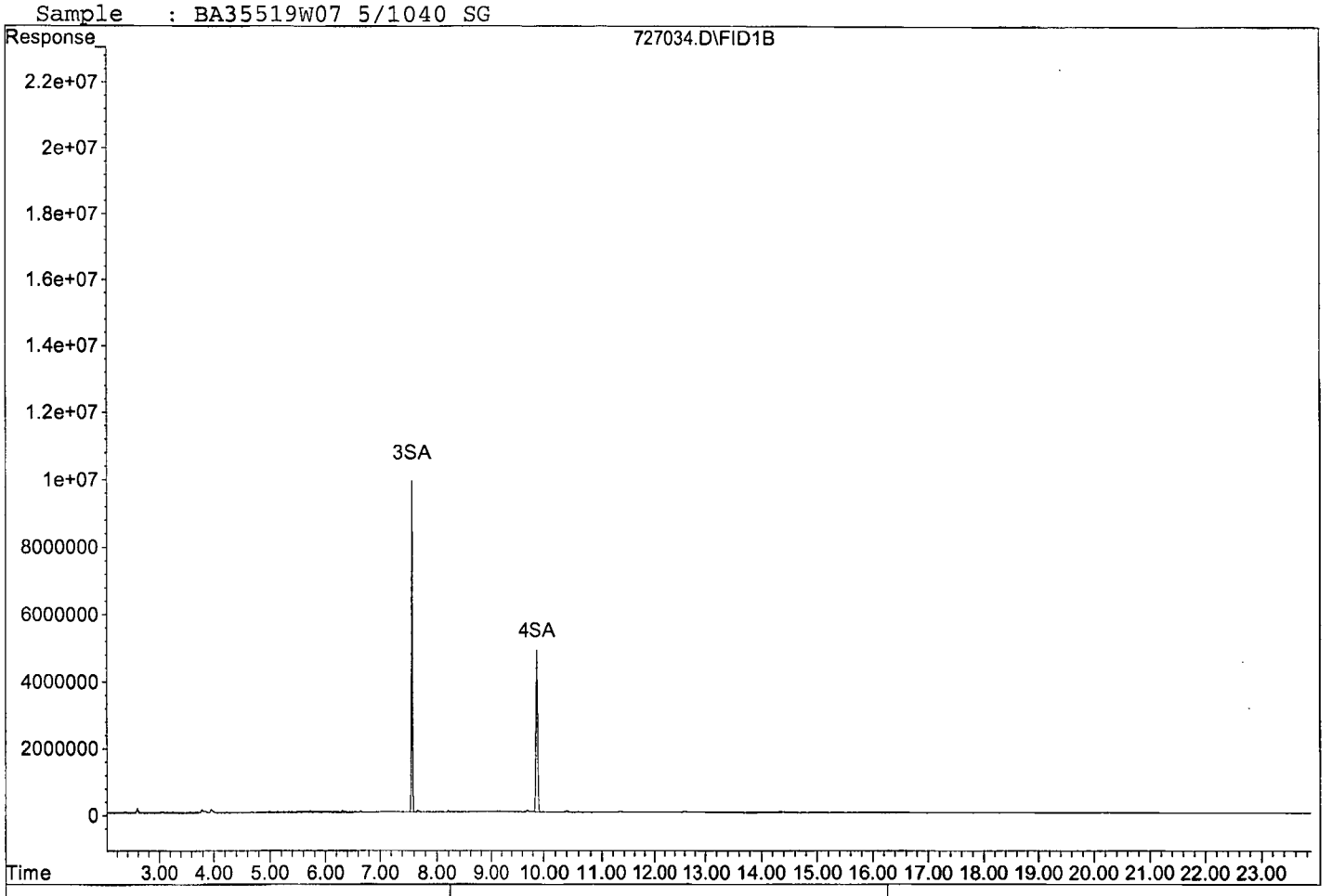

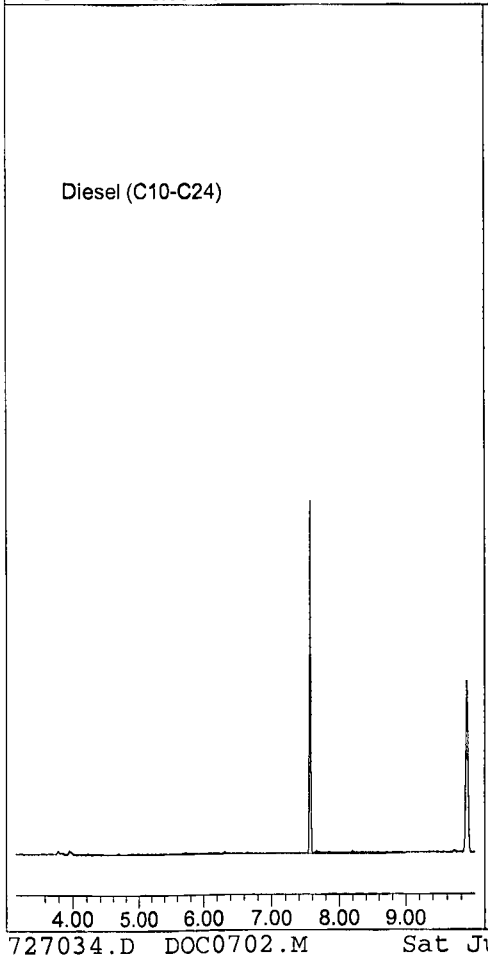



Name of Final Standard	THC Surrogate
Prep Date	07/01/21
Exp Date	07/01/22

Prep'd By (Initials) LS (KY)

Initial Standard Information						Final Standard Information				
Name of Initial Standard (QAU Label)	Supplier	Supplier Part No.	Conc.(mg/L))	Lot # with QA # (or reference to APPL prep date)	EXP DATE (1Yr)	Exp Date (Manufacturer)	Aliquot from Stock	Final Volume	Final Solvent + Lot# (or APPL Prep Date)	Final Standard Conc (range)
O-terphenyl/ Octacosane Mix	Phhenova	ALO-130161	600 mg/L	CL15902-52325	07/01/22	10/31/25	NA	NA	NA	600 mg/L

Name of Final Standard	Diesel Motor Oil Standard
Prep Date	06/30/21
Exp Date	06/30/21
MC	

MB

Initial Standard Information						Final Standard Information			
Name of Standard	Supplier	Supplier P/N# (or APPL Mix Name)	Conc.(ug/mL)	Lot # QA Number	Exp. Date	Aliquot from Stock	Final Volume	solvent	Final Standard Conc (range)
Diesel Fuel #2	Restek	31258	50,000	A0164485-52484	46,691	400 uL	10 mL	MC	2000 ug/mL
Motor Oil	Restek	31464	50,000	A0166510-52488	46,752	400 uL	10 mL	MC	2000 ug/mL
THC Surrogate	Phenova	ALO-130161	600	CL15902-51797	10/31/25	1666uL	10 mL	MC	100 ug/mL

Diesel Motor Oil Calibration Curve

Prep Date 07/02/21

Exp Date 07/02/22

Prep'd By (Initials) MB

						Final Standard Information			
Name of Initial Standard (from contianer Label)	Supplier	Supplier P/N# (or APPL Mix Name)	Conc. (ug/mL)	Lot # with QA # (or reference to APPL prep date)	Exp Date	Aliquot from Stock	Final Volume	Solvent	Final Standard Conc (ug/mL)
Diesel Motor Oil Calibration STD -2	AAPL	Diesel /Motor Oil 1	10	04/21/21	05/06/22	100 uL	200 uL	MC	5
Diesel Motor Oil Calibration STD-3	AAPL	Diesel /Motor Oil 2	50	04/21/21	05/06/22	200 uL	1 mL	MC	10
Diesel Motor Oil Calibration STD	Restek	Diesel /Motor Oil 3	2000	04/21/21	05/06/22	25 uL	1mL	MC	50
Diesel Motor Oil Calibration STD	Restek	Diesel /Motor Oil 4	2000	04/21/21	05/06/22	125 uL	1mL	MC	250
Diesel Motor Oil Calibration STD	Restek	Diesel /Motor Oil 5	2000	04/21/21	05/06/22	500 uL	1 mL	MC	1000
Diesel Motor Oil Calibration STD	Restek	Diesel /Motor Oil 6	2000	04/21/21	05/06/22	750 uL	1 mL	MC	1500
Diesel Motor Oil Calibration STD	Restek	Diesel /Motor Oil 7	2000	04/21/21	05/06/22	100uL	100 uL	MC	2000

Diesel Motor Oil CCV

Prepared By (Initials): MB

Prep Date	06/30/21
Exp Date	06/30/21
Methylene Chloride Lot No.	59353

Initial Standard Information						Final Standard Information			
Name of Initial Standard (QAU Label)	Supplier	APPL Mix name	Conc.(ug/mL)	Reference to APPL Prep Date and Lot #'s	Exp Date	Aliquot from Stock	Final Volume	Solvent	Final Standard Conc (ug/mL)
Diesel-Motor Oil Standard	Restek	Diesel Motor Oil CCV	2000	Perp'd: 09/05/20 A0156490-156569-51860, A0155668-160024-51534, CL15440-500953	06/30/25	1250 uL	10mL	MC	250

Diesel Motor Oil Mix

Prepared: 06/28/21

Expires: 06/28/22

Prepared By (Initials): MB

Initial Standard Information							Final Standard Information			
Name of Initial Standard (QAU Label)	Supplier	Supplier Part No.	Conc. (ug/mL)	Lot Number - QA Number	Exp. Date (1 yr.)	Exp. Date (Manufacturer)	Aliquot From Stock	Final Volume	Solvent	Final Standard Conc. (ug/mL)
Diesel Fuel #2	Restek	31258	50,000	A0164485-52482,52484,52483,52480	06/28/22	02/28/27	4.00 mL	8.0 mL	NA	25,000
Motor Oil Composite	Restek	31464	50,000	A0166510-52485,52486.52487,52484	06/28/22	09/30/27	4.00 mL			25,000

Decanoic Acid Calibration Curve

Prep'd By (Initials) **MB**

Prep Date	**7/12/2021**
Exp Date	**7/12/2022**

						Final Standard Information			
Name of Initial Standard (from contianer Label)	Supplier	Supplier P/N# (or APPL Mix Name)	Conc. (ug/mL)	prep date	Exp Date	Aliquot from Stock	Final Volume	Solvent	Final Standard Conc (ug/mL)
Decanoic Acid Standard	O2Si	Decanoic Acid 1	60	**7/12/2021**	**7/12/2022**	50 uL	1mL	**MC**	3
Decanoic Acid Standard	O2Si	Decanoic Acid 2	60	**7/12/2021**	**7/12/2022**	100 uL	1 mL	**MC**	6
Decanoic Acid Standard	O2Si	Decanoic Acid 3	60	**7/12/2021**	**7/12/2022**	400 uL	1mL	**MC**	24
Decanoic Acid Standard	O2Si	Decanoic Acid 4	60	**7/12/2021**	**7/12/2022**	600 uL	1mL	**MC**	36
Decanoic Acid Standard	O2Si	Decanoic Acid 5	60	**7/12/2021**	**7/12/2022**	800 uL	1 mL	**MC**	48
Decanoic Acid Standard	O2Si	Decanoic Acid 6	60	**7/12/2021**	**7/12/2022**	100 uL	100uL	**MC**	60

Name of Final Standard	Decanoic Acid Standard	Prep'd By (Initials)	MB
Prep Date	7/12/2021		
Exp Date	7/12/2022		

Initial Standard Information						Final Standard Information			
Name of Initial Standard (from container Label)	Supplier	Supplier P/N# (or APPL Mix Name)	Conc.(range)	Lot # with QA # (or reference to APPL prep date)	Manufacturer Exp Date	Aliquot from Stock	Final Volume	Final Solvent + Lot# (or APPL Prep Date)	Final Standard Conc (range)
Decanoic Acid	O2Si	72766	1000ug/mL	061821-52673	6/18/2021	600 uL	10 mL	MC	60 ug/mL

Injection Log

Directory: G:\APOLLO\DATA\210702\

Line	Vial	FileName	Multiplier	SampleName	Misc Info	Injected
1	5	702005.D	1	DMO STD-1 07/02/21	water	7-2-21 14:35:23
2	6	702006.D	1	DMO STD-2 07/02/21	water	7-2-21 15:03:41
3	7	702007.D	1	DMO STD-3 07/02/21	water	7-2-21 15:32:00
4	8	702008.D	1	DMO STD-4 07/02/21	water	7-2-21 16:01:03
5	9	702009.D	1	DMO STD-5 07/02/21	water	7-2-21 16:29:22
6	10	702010.D	1	DMO STD-6 07/02/21	water	7-2-21 16:57:44
7	11	702011.D	1	DMO STD-7 07/02/21	water	7-2-21 17:26:03
8	12	702012.D	1	DMO STD-SS 07/02/21	water	7-2-21 17:54:24
9	3	712003.D	1	Decanoic Acid 1 07/12/21	water	7-12-21 10:17:48
10	4	712004.D	1	Decanoic Acid 2 07/12/21	water	7-12-21 10:46:08
11	5	712005.D	1	Decanoic Acid 3 07/12/21	water	7-12-21 11:14:29
12	6	712006.D	1	Decanoic Acid 4 07/12/21	water	7-12-21 11:42:47
13	7	712007.D	1	Decanoic Acid 5 07/12/21	water	7-12-21 12:11:03
14	8	712008.D	1	Decanoic Acid 6 07/12/21	water	7-12-21 12:39:20
1	15	727015.D	1	Diesel Motor Oil CCV-7/15/21	water	7-27-21 19:26:58
2	16	727016.D	1	Decanoic Acid CCV-7/12/21	water	7-27-21 19:55:16
3	24	727024.D	5	210707A BLK 5/1000 SG	water	7-27-21 23:41:23
4	25	727025.D	5	210707A LCS-1 5/1000 SG	water	7-28-21 0:09:41
5	26	727026.D	5	210707A LCSD-1 5/1000 SG	water	7-28-21 0:38:02
6	27	727027.D	4.9505	BA35512W07 5/1010 SG	water	7-28-21 1:06:26
7	28	727028.D	4.80769	BA35514W07 5/1040 SG	water	7-28-21 1:34:47
8	29	727029.D	1	Diesel Motor Oil CCV-7/15/21	water	7-28-21 2:03:10
9	30	727030.D	1	Decanoic Acid CCV-7/12/21	water	7-28-21 2:31:32
10	31	727031.D	5	BA35516W07 5/1000 SG	water	7-28-21 2:59:56
11	32	727032.D	4.80769	BA35517W01 5/1040 SG	water	7-28-21 3:28:16
12	33	727033.D	4.80769	BA35518W07 5/1040 SG	water	7-28-21 3:56:38
13	34	727034.D	4.80769	BA35519W07 5/1040 SG	water	7-28-21 4:24:58
14	44	727044.D	1	Diesel Motor Oil CCV-7/15/21	water	7-28-21 9:08:30
15	45	727045.D	1	Decanoic Acid CCV-7/12/21	water	7-28-21 9:36:45

ORGANICS

Calibration Data

TPH Extractables
DOC0702

Form 6
Initial Calibration

Lab Name: APPL, Inc.
Case No:
Matrix: Water

SDG No:
Initial Cal. Date: 07/02/21
Instrument: Apollo

Initials: MB

		Compound	1	2	3	4	5	6	7				Avg	%RSD	Type	r^2	Q
			702005 D	702006.D	702007.D	702008 D	702009 D	702010.D	702011.D								
1	HATM	Diesel (C10-C24)	3016894	1951949	2014939	2067917	2039722	2119264	2139867				2192936	17	HATM		
2	HBTM	Motor Oil (C24-C40)		1676406	1491952	1522421	1492860	1546113	1554117				1547312	4.4	HBTM		
3	SA	Ortho-Terphenyl(S)	2636466	2540006	2431557	2529925	2422677	2435838	2499496				2499423	3.1	SA		
4	SA	Octacosane(S)	1728504	1650255	1588691	1695307	1644244	1699403	1705536				1673134	2.9	SA		
5																	
6																	
7																	
8																	
9																	
10																	
11																	
12																	
13																	
14																	
15																	
16																	
17																	
18																	
19																	
20																	
21																	
22																	
23																	
24																	
25																	
26																	
27																	
28																	
29																	
30																	
31																	
32																	
33																	
34																	
35																	

0.776978

Quantitation Report (Not Reviewed)

Data File : G:\APOLLO\DATA\210702\702005.D
Acq On : 7-2-21 14:35:23
Sample : DMO STD-1 07/02/21
Misc : water
IntFile : events.e
Quant Time: Jul 6 8:47 2021 Quant Results File: DOC0702.RES

Vial: 5
Operator: MB
Inst : Apollo
Multiplr: 1.00

Method : G:\APOLLO\DATA\210702\DOC0702.M (Chemstation Integrator)
Title : 8015 B&C
Last Update : Tue Jul 06 08:45:30 2021
Response via : Multiple Level Calibration

Volume Inj. : 2UL
Signal Phase : DB-5
Signal Info : FID02A

Compound	R.T.	Response	Conc Units
System Monitoring Compounds			
3) SA Ortho-Terphenyl(S)	7.63	1318233	0.264 ppb
Surrogate Spike 30.000		Recovery =	0.88%
4) SA Octacosane(S)	9.99	864252	0.258 ppb
Surrogate Spike 30.000		Recovery =	0.86%
Target Compounds			
1) HATM Diesel (C10-C24)	6.59	30168940	6.879 ppb
2) HBTM Motor Oil (C24-C40)	15.58	26926949	8.701 ppb

Target Compounds

(f)=RT Delta > 1/2 Window (m)=manual int.

Data File: G:\APOLLO\DATA\210702\702005.D
Sample : DMO STD-1 07/02/21

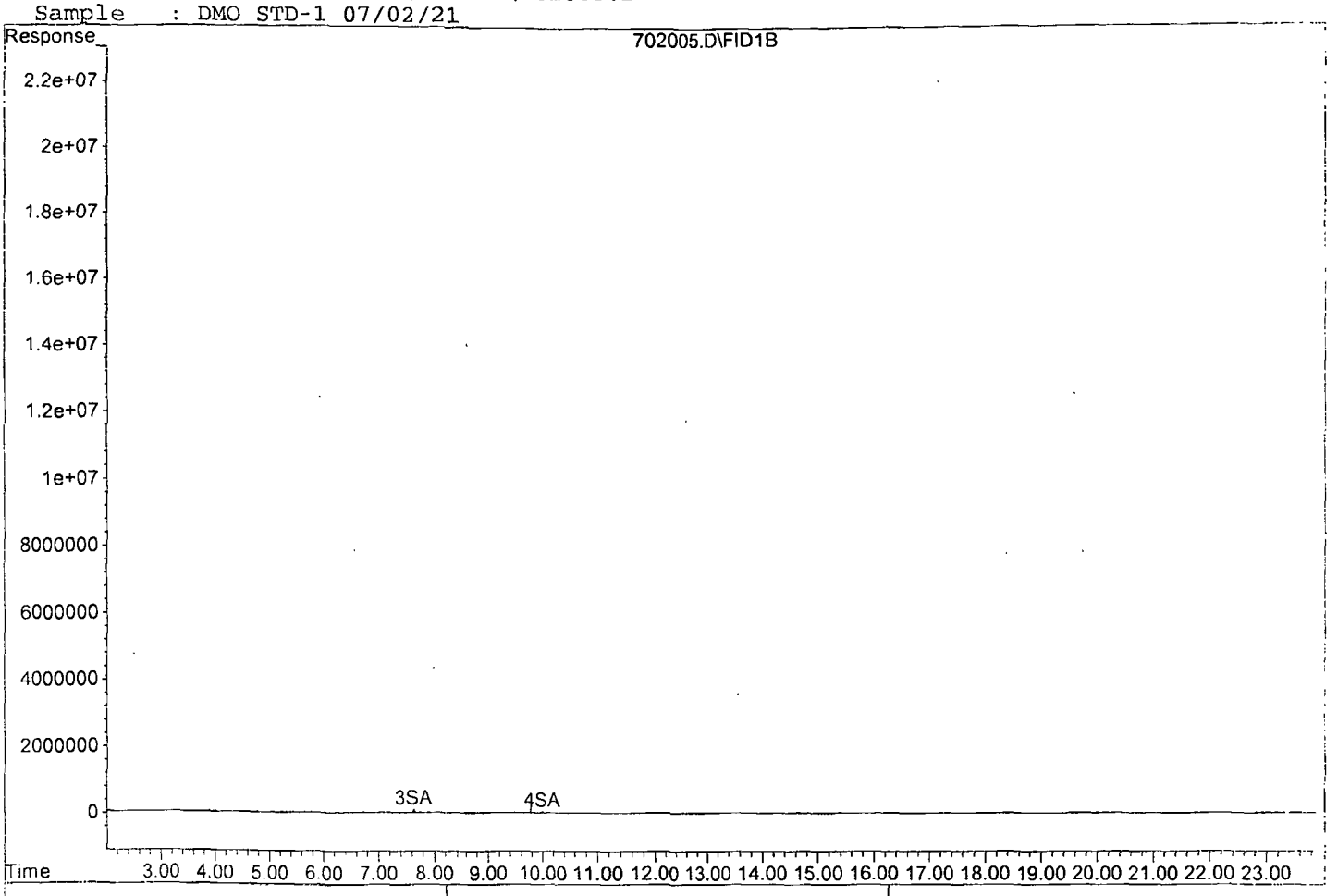



Quantitation Report (Not Reviewed)

Data File : G:\APOLLO\DATA\210702\702006.D Vial: 6
Acq On : 7-2-21 15:03:41 Operator: MB
Sample : DMO STD-2 07/02/21 Inst : Apollo
Misc : water Multiplr: 1.00
IntFile : events.e
Quant Time: Jul 6 8:47 2021 Quant Results File: DOC0702.RES

Method : G:\APOLLO\DATA\210702\DOC0702.M (Chemstation Integrator)
Title : 8015 B&C
Last Update : Tue Jul 06 08:45:30 2021
Response via : Multiple Level Calibration

Volume Inj. : 2UL
Signal Phase : DB-5
Signal Info : FID02A

Compound	R.T.	Response	Conc Units
System Monitoring Compounds			
3) SA Ortho-Terphenyl(S)	7.63	2540006	0.508 ppb
Surrogate Spike 30.000		Recovery =	1.69%
4) SA Octacosane(S)	9.99	1650255	0.493 ppb
Surrogate Spike 30.000		Recovery =	1.64%
Target Compounds			
1) HATM Diesel (C10-C24)	6.59	39038983	8.901 ppb
2) HBTM Motor Oil (C24-C40)	15.58	33528117	10.834 ppb

Target Compounds

(f)=RT Delta > 1/2 Window (m)=manual int.

Data File: G:\APOLLO\DATA\210702\702006.D
Sample : DMO STD-2 07/02/21

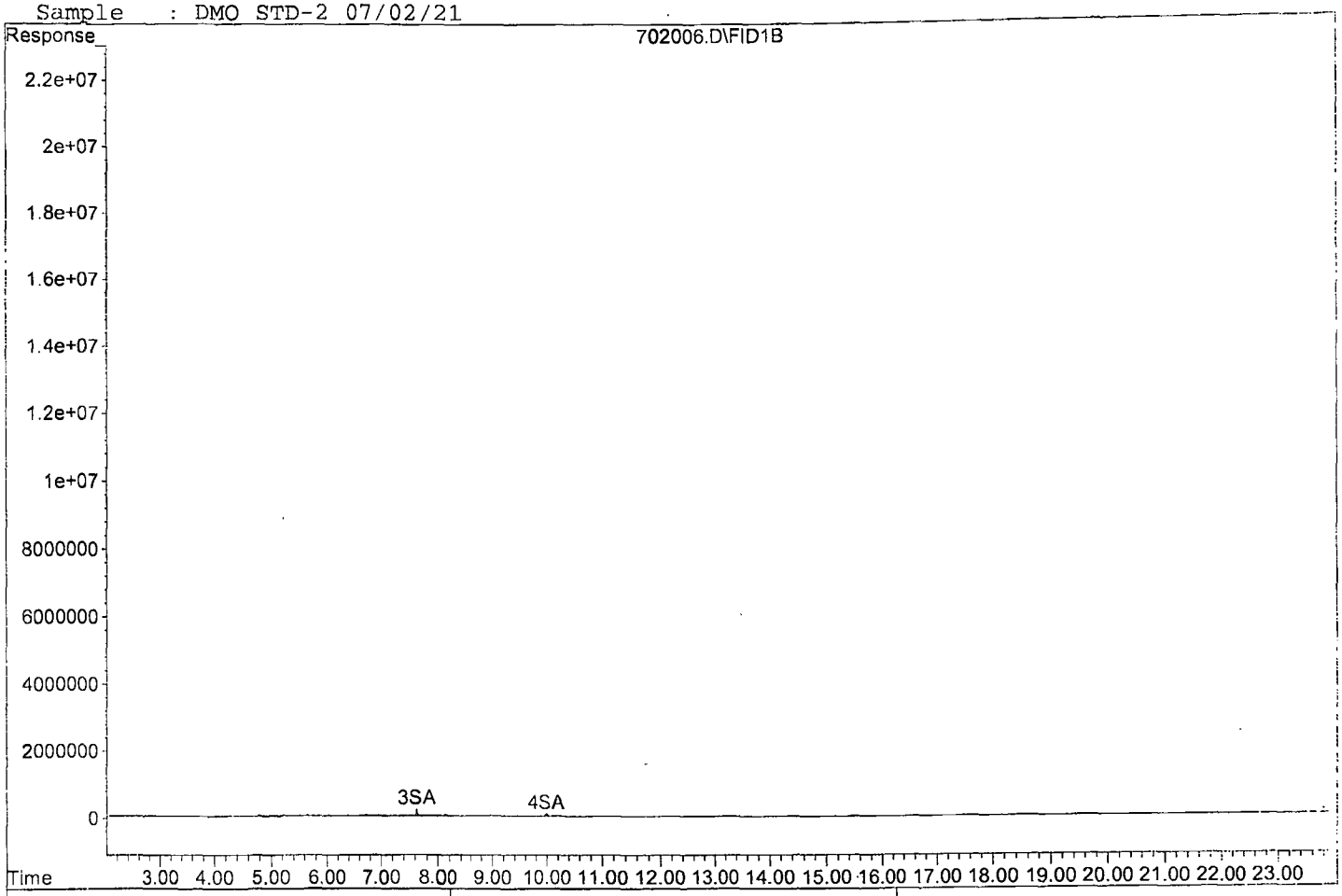



Quantitation Report (Not Reviewed)

Data File : G:\APOLLO\DATA\210702\702007.D
Acq On : 7-2-21 15:32:00
Sample : DMO STD-3 07/02/21
Misc : water
IntFile : events.e
Quant Time: Jul 6 8:47 2021 Quant Results File: DOC0702.RES

Vial: 7
Operator: MB
Inst : Apollo
Multiplr: 1.00

Method : G:\APOLLO\DATA\210702\DOC0702.M (Chemstation Integrator)
Title : 8015 B&C
Last Update : Tue Jul 06 08:45:30 2021
Response via : Multiple Level Calibration

Volume Inj. : 2UL
Signal Phase : DB-5
Signal Info : FID02A

Compound	R.T.	Response	Conc Units
System Monitoring Compounds			
3) SA Ortho-Terphenyl(S)	7.63	12157783	2.432 ppb
Surrogate Spike 30.000		Recovery =	8.11%
4) SA Octacosane(S)	9.99	7943456	2.374 ppb
Surrogate Spike 30.000		Recovery =	7.91%
Target Compounds			
1) HATM Diesel (C10-C24)	6.59	201493934	45.942 ppb
2) HBTM Motor Oil (C24-C40)	15.58	149195183	48.211 ppb

Target Compounds

(f)=RT Delta > 1/2 Window (m)=manual int.

Data File: G:\APOLLO\DATA\210702\702007.D
Sample : DMO STD-3 07/02/21

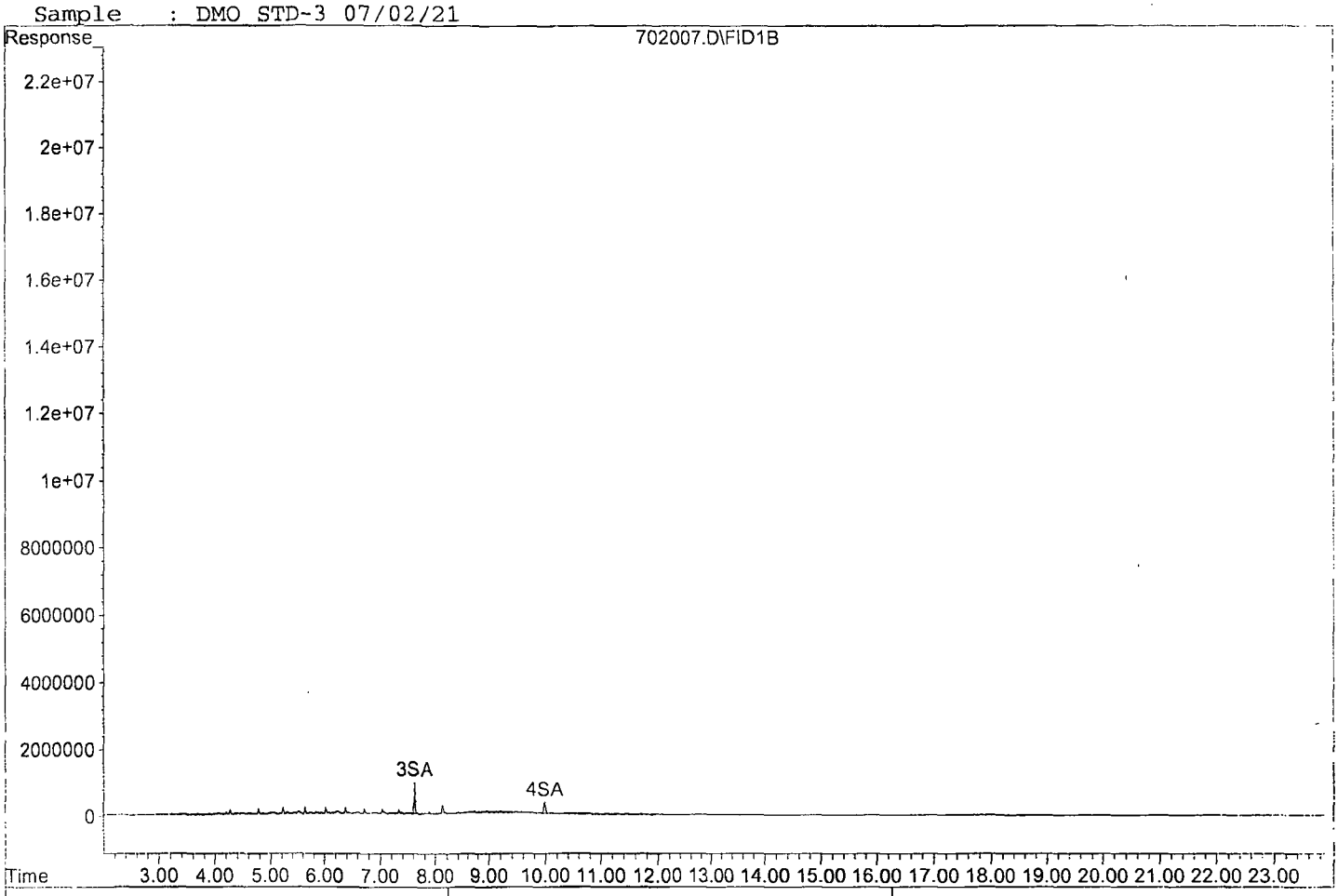

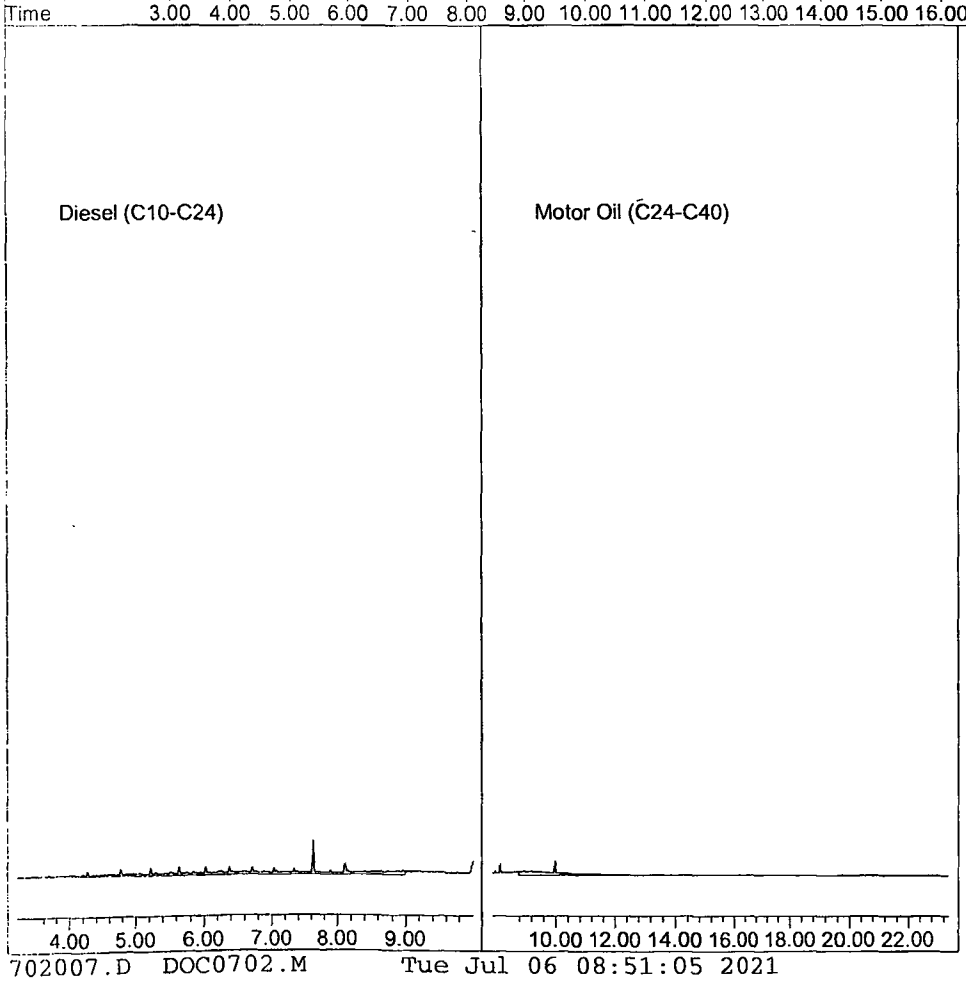

Quantitation Report (Not Reviewed)

Data File : G:\APOLLO\DATA\210702\702008.D
Vial: 8
Acq On : 7-2-21 16:01:03
Operator: MB
Sample : DMO STD-4 07/02/21
Inst : Apollo
Misc : water
Multiplr: 1.00
IntFile : events.e
Quant Time: Jul 6 8:47 2021 Quant Results File: DOC0702.RES

Method : G:\APOLLO\DATA\210702\DOC0702.M (Chemstation Integrator)
Title : 8015 B&C
Last Update : Tue Jul 06 08:45:30 2021
Response via : Multiple Level Calibration

Volume Inj. : 2UL
Signal Phase : DB-5
Signal Info : FID02A

Compound	R.T.	Response	Conc Units
System Monitoring Compounds			
3) SA Ortho-Terphenyl(S)	7.63	63248117	12.653 ppb
Surrogate Spike 30.000		Recovery =	42.18%
4) SA Octacosane(S)	9.99	42382685	12.666 ppb
Surrogate Spike 30.000		Recovery =	42.22%
Target Compounds			
1) HATM Diesel (C10-C24)	6.59	1033958317	235.747 ppb
2) HBTM Motor Oil (C24-C40)	15.58	761210432	245.978 ppb

Target Compounds

(f)=RT Delta > 1/2 Window (m)=manual int.

Data File: G:\APOLLO\DATA\210702\702008.D
Sample : DMO STD-4 07/02/21

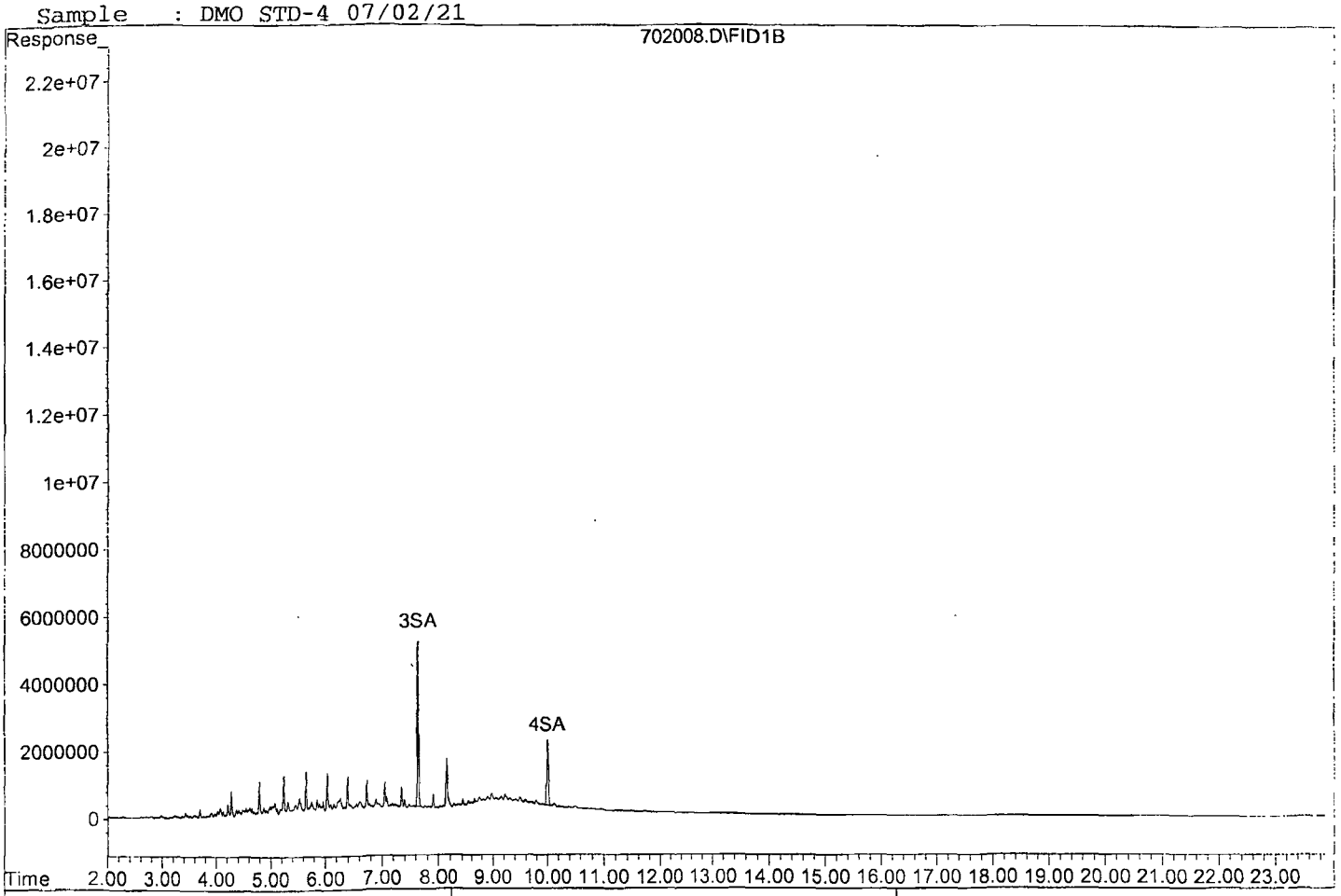

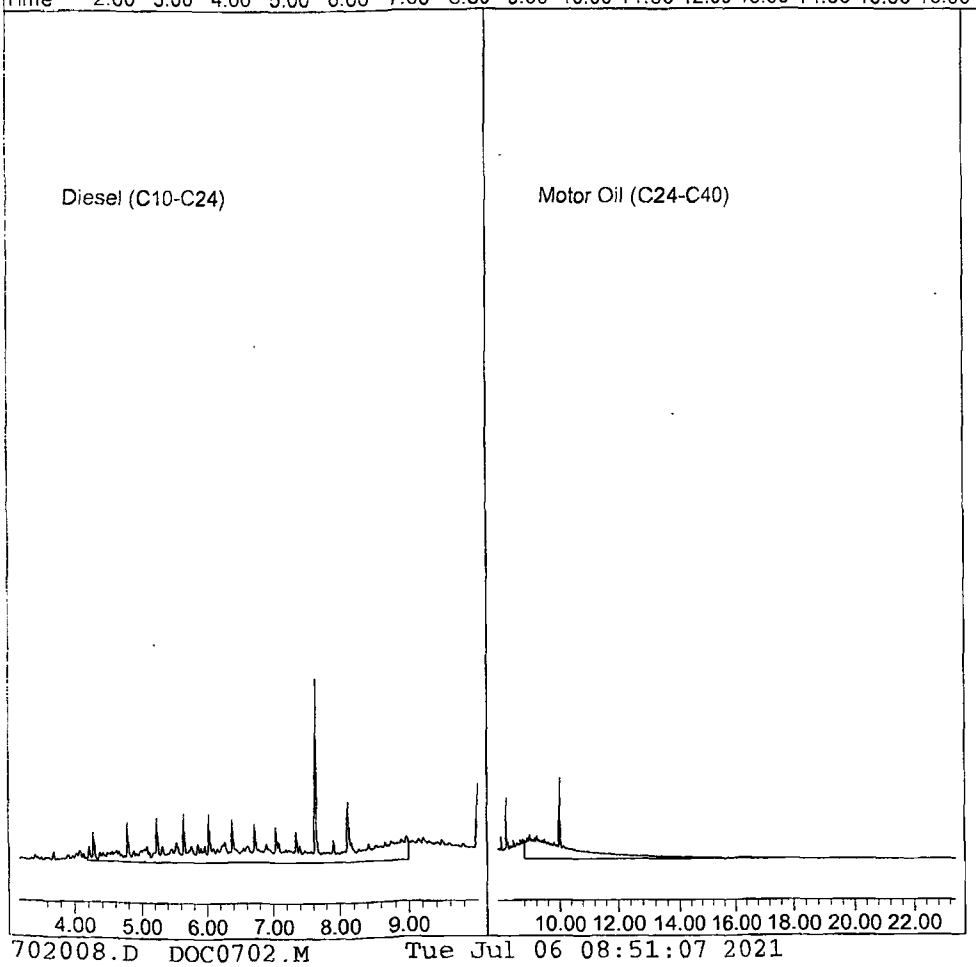

Quantitation Report (Not Reviewed)

Data File : G:\APOLLO\DATA\210702\702009.D Vial: 9
Acq On : 7-2-21 16:29:22 Operator: MB
Sample : DMO STD-5 07/02/21 Inst : Apollo
Misc : water Multiplr: 1.00
IntFile : events.e
Quant Time: Jul 6 8:47 2021 Quant Results File: DOC0702.RES

Method : G:\APOLLO\DATA\210702\DOC0702.M (Chemstation Integrator)
Title : 8015 B&C
Last Update : Tue Jul 06 08:45:30 2021
Response via : Multiple Level Calibration

Volume Inj. : 2UL
Signal Phase : DB-5
Signal Info : FID02A

Compound	R.T.	Response	Conc Units
System Monitoring Compounds			
3) SA Ortho-Terphenyl(S)	7.64	242267738	48.465 ppb
Surrogate Spike 30.000		Recovery =	161.55%
4) SA Octacosane(S)	10.00	164424401	49.137 ppb
Surrogate Spike 30.000		Recovery =	163.79%
Target Compounds			
1) HATM Diesel (C10-C24)	6.59	4079443154	930.133 ppb
2) HBTM Motor Oil (C24-C40)	15.58	2985720309	964.809 ppb

Target Compounds

(f)=RT Delta > 1/2 Window (m)=manual int.

Data File: G:\APOLLO\DATA\210702\702009.D
Sample : DMO STD-5 07/02/21

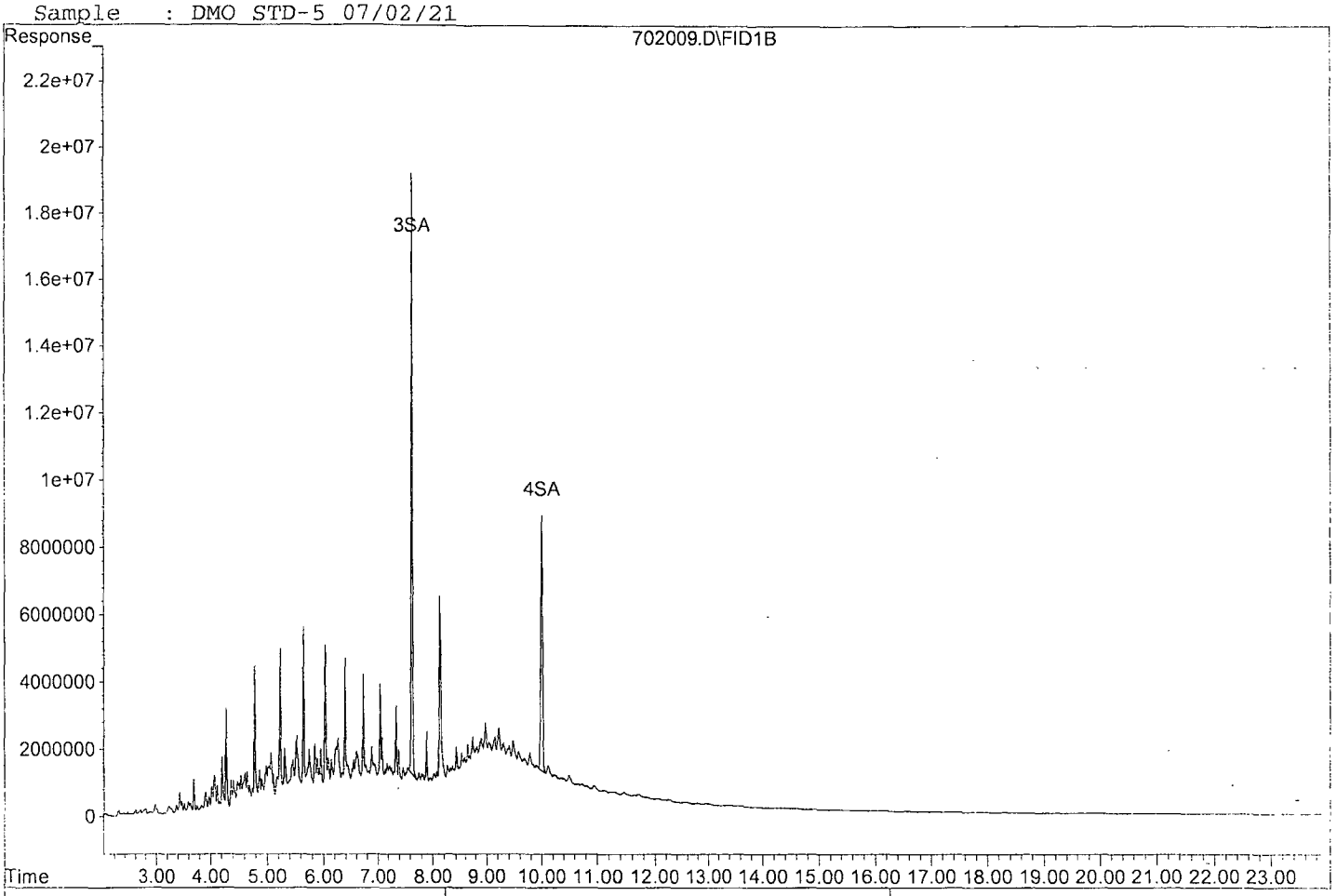

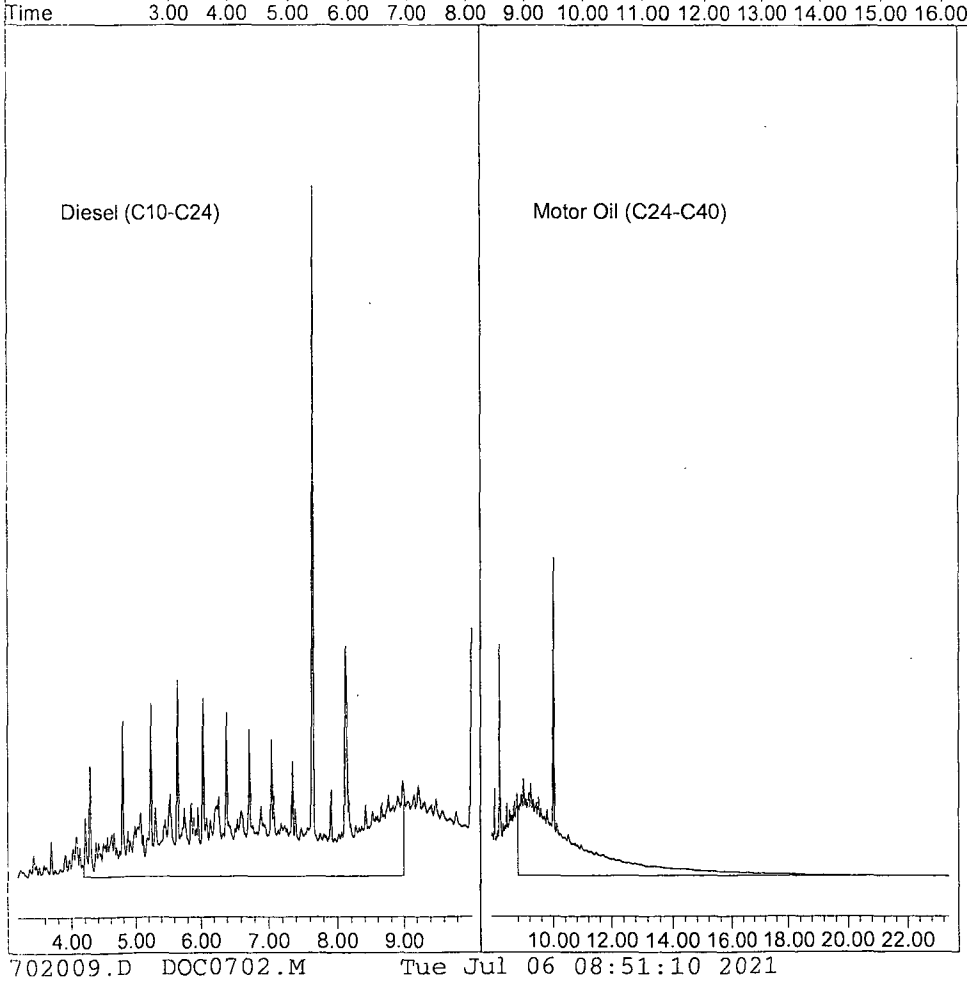

Quantitation Report (Not Reviewed)

Data File : G:\APOLLO\DATA\210702\702010.D Vial: 10
Acq On : 7-2-21 16:57:44 Operator: MB
Sample : DMO STD-6 07/02/21 Inst : Apollo
Misc : water Multiplr: 1.00
IntFile : events.e
Quant Time: Jul 6 8:47 2021 Quant Results File: DOC0702.RES

Method : G:\APOLLO\DATA\210702\DOC0702.M (Chemstation Integrator)
Title : 8015 B&C
Last Update : Tue Jul 06 08:45:30 2021
Response via : Multiple Level Calibration

Volume Inj. : 2UL
Signal Phase : DB-5
Signal Info : FID02A

Compound	R.T.	Response	Conc Units
System Monitoring Compounds			
3) SA Ortho-Terphenyl(S)	7.64	365375654	73.092 ppb
Surrogate Spike 30.000		Recovery =	243.64%
4) SA Octacosane(S)	10.00	254910432	76.178 ppb
Surrogate Spike 30.000		Recovery =	253.93%
Target Compounds			
1) HATM Diesel (C10-C24)	6.59	6357793272	1449.608 ppb
2) HBTM Motor Oil (C24-C40)	15.58	4638339387	1498.838 ppb

Target Compounds

(f)=RT Delta > 1/2 Window (m)=manual int.

Data File: G:\APOLLO\DATA\210702\702010.D
Sample : DMO STD-6 07/02/21

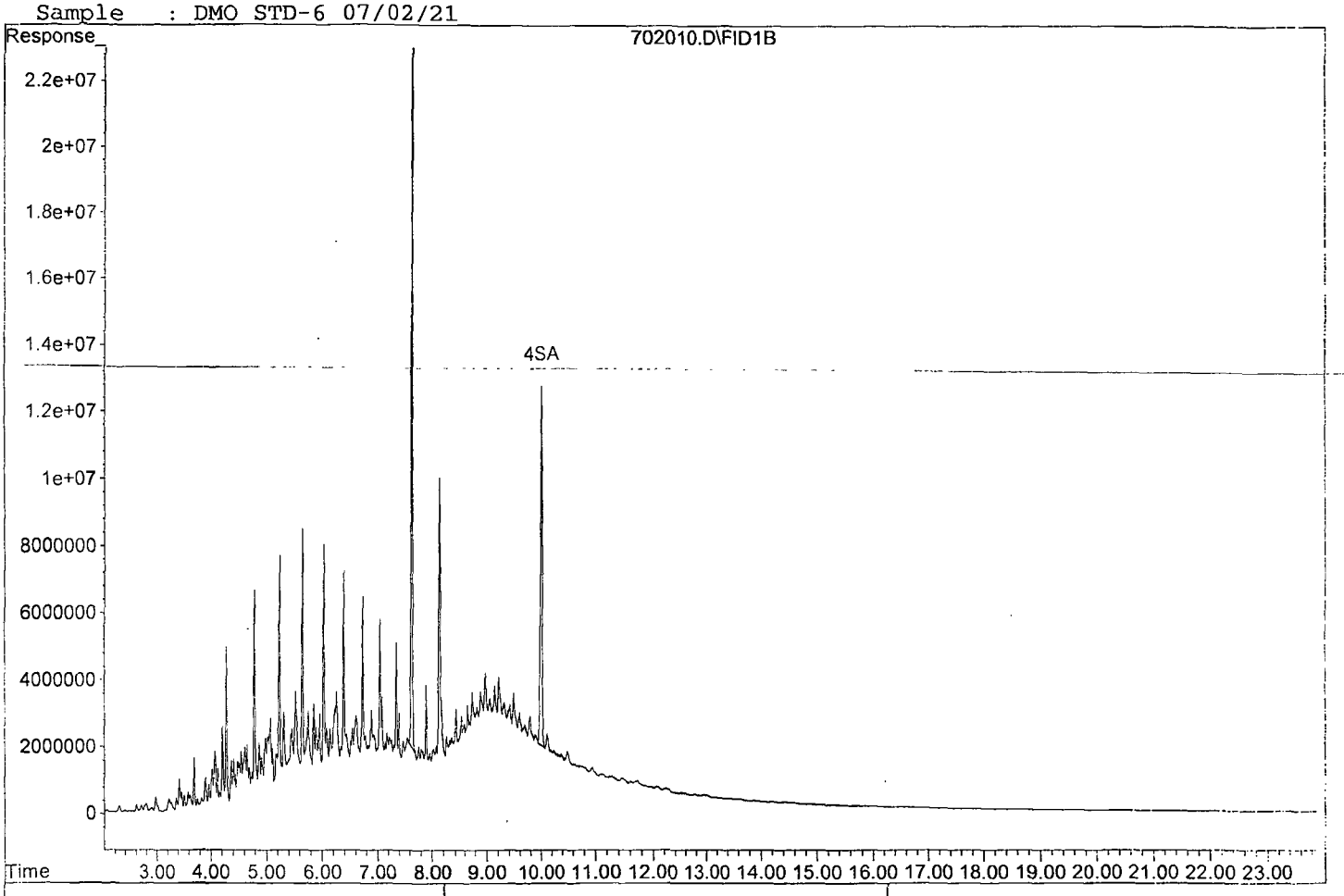

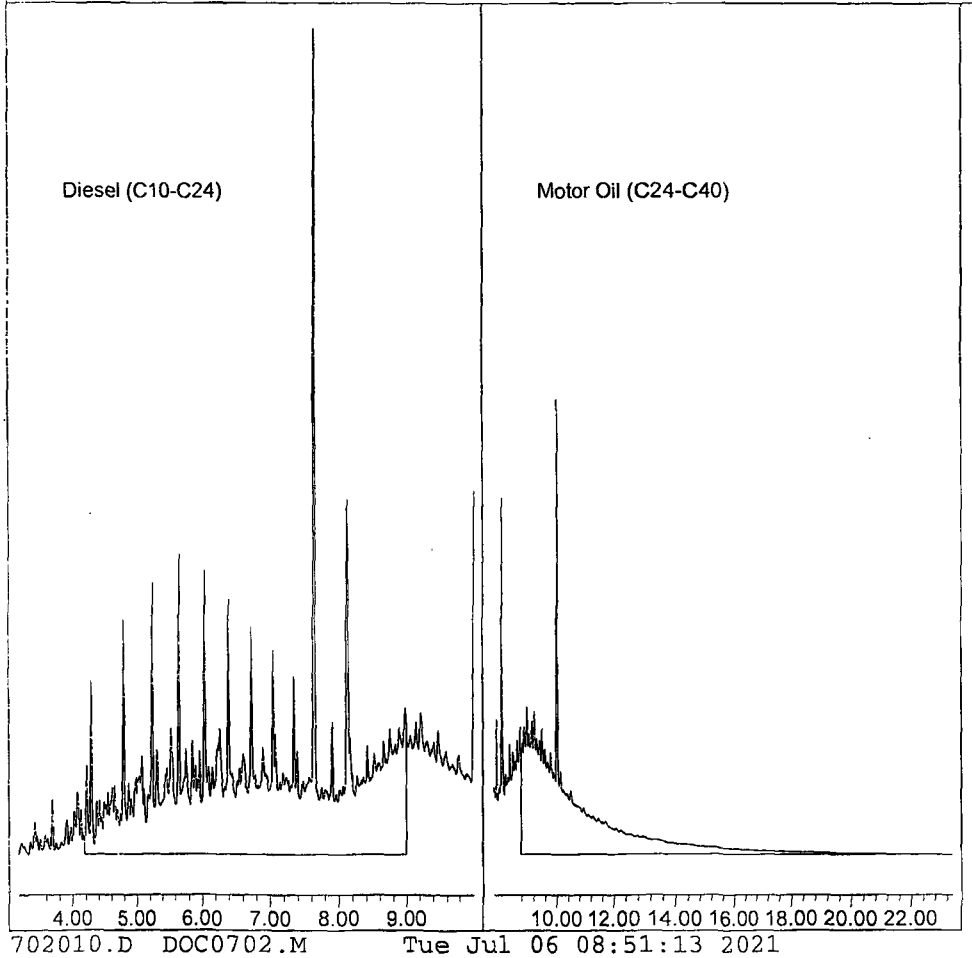

Quantitation Report (Not Reviewed)

Data File : G:\APOLLO\DATA\210702\702011.D Vial: 11
Acq On : 7-2-21 17:26:03 Operator: MB
Sample : DMO STD-7 07/02/21 Inst : Apollo
Misc : water Multiplr: 1.00
IntFile : events.e
Quant Time: Jul 6 8:47 2021 Quant Results File: DOC0702.RES

Method : G:\APOLLO\DATA\210702\DOC0702.M (Chemstation Integrator)
Title : 8015 B&C
Last Update : Tue Jul 06 08:45:30 2021
Response via : Multiple Level Calibration

Volume Inj. : 2UL
Signal Phase : DB-5
Signal Info : FID02A

Compound	R.T.	Response	Conc Units
System Monitoring Compounds			
3) SA Ortho-Terphenyl(S)	7.64	499899155	100.003 ppb
Surrogate Spike 30.000		Recovery =	333.34%
4) SA Octacosane(S)	10.01	341107264	101.937 ppb
Surrogate Spike 30.000		Recovery =	339.79%
Target Compounds			
1) HATM Diesel (C10-C24)	6.59	8559469801	1951.600 ppb
2) HBTM Motor Oil (C24-C40)	15.58	6216469170	2008.797 ppb

Target Compounds

(f)=RT Delta > 1/2 Window (m)=manual int.

Data File: G:\APOLLO\DATA\210702\702011.D
Sample : DMO STD-7 07/02/21

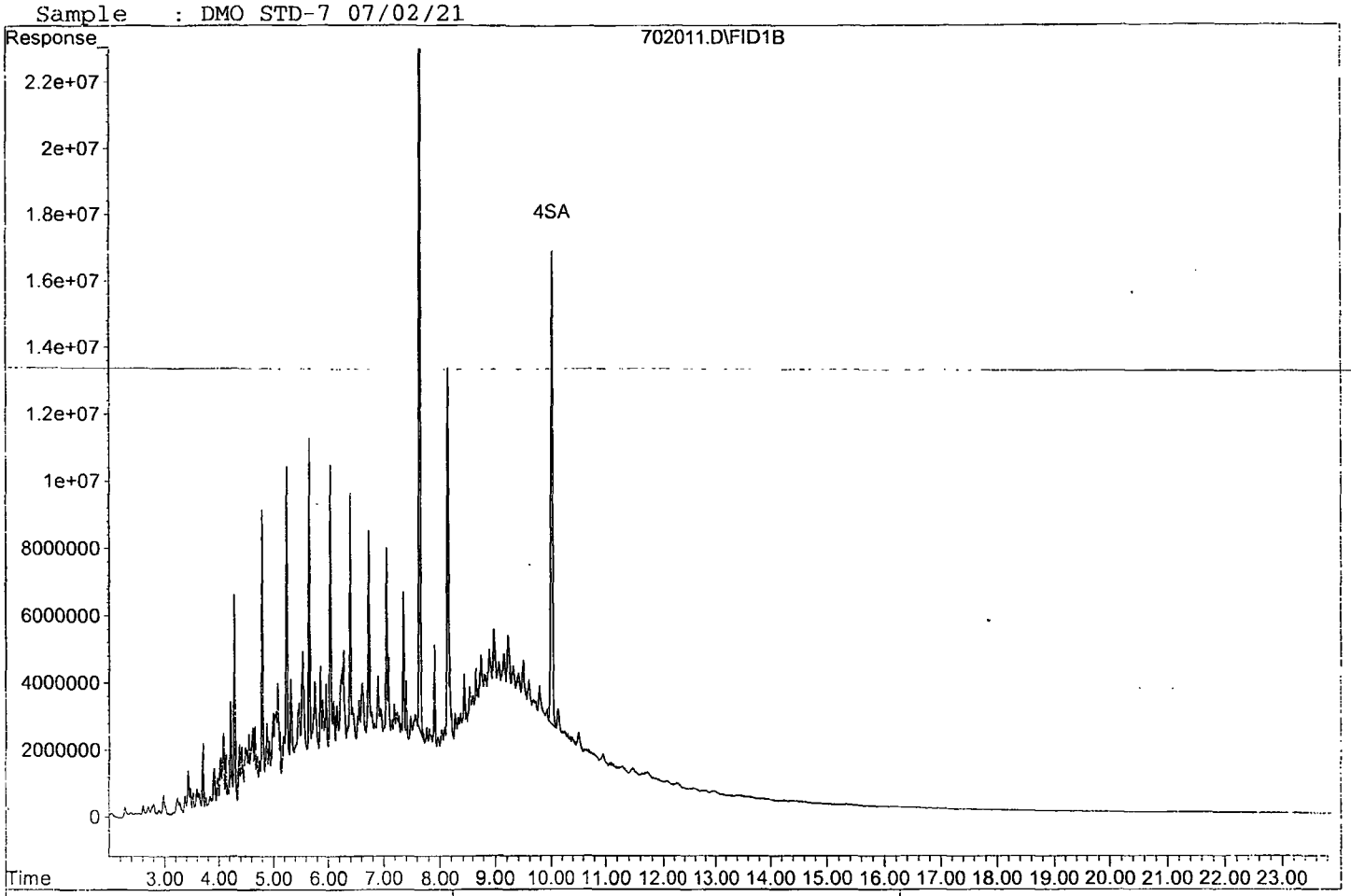

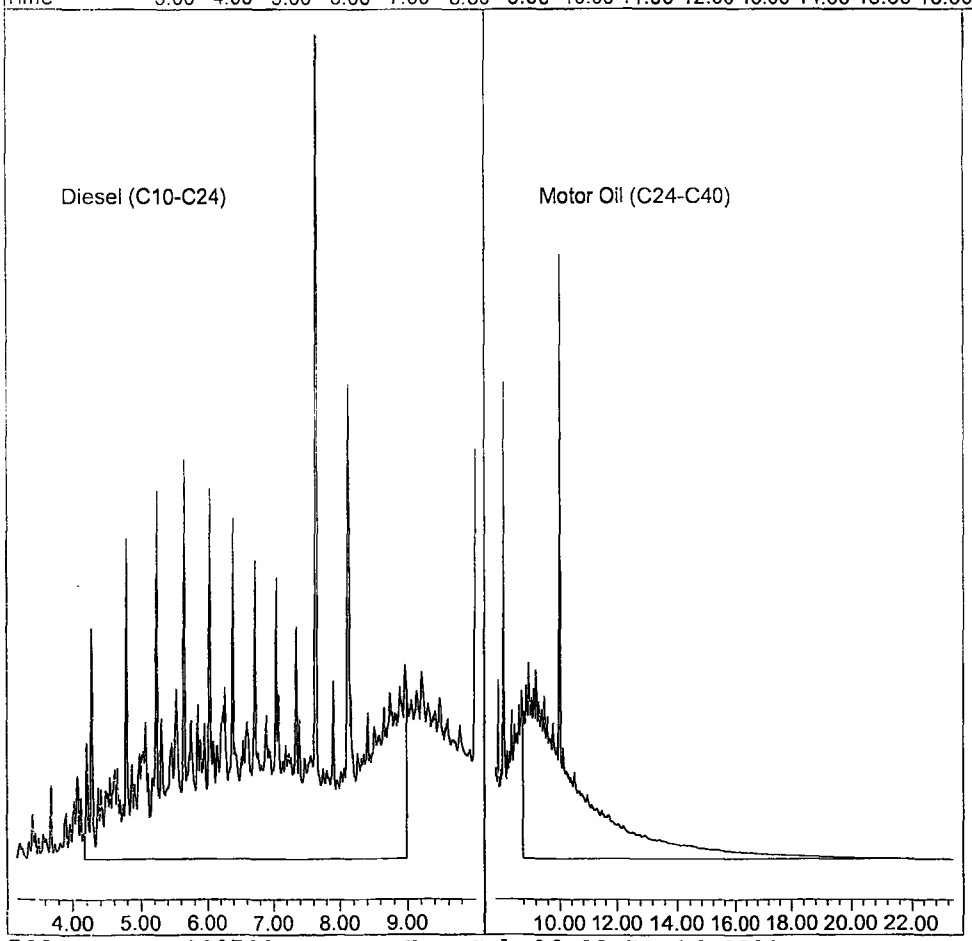

TPH Extractables
DOC0702

Form 7

Second Source Calibration

Lab Name: APPL, Inc.
Case No:
Matrix: Water

SDG No:
Date Analyzed: 07/02/21
Instrument: Apollo
Initial Cal. Date: 07/02/21
Data File: 702012.D

		Compound	MEAN	CCRF	%D		%Drift
1	HATM	Diesel (C10-C24)	2192940	2197080	0.19	HATM	
2	HBTM	Motor Oil (C24-C40)	1547310	1697380	9.7	HBTM	
3							
4							
5							
6							
7							
8							
9							
10							
11							
12							
13							
14							
15							
16							
17							
18							
19							
20							
21							
22							
23							
24							
25							
26							
27							
28							
29							
30							
31							
32							
33							
34							
35							
36							
37							
38							
39							
40							
		Average			4.9		

Quantitation Report (Not Reviewed)

Data File : G:\APOLLO\DATA\210702\702012.D
Acq On : 7-2-21 17:54:24
Sample : DMO STD-SS 07/02/21
Misc : water
IntFile : events.e
Quant Time: Jul 6 8:49 2021 Quant Results File: DOC0702.RES

Vial: 12
Operator: MB
Inst : Apollo
Multiplr: 1.00

Method : G:\APOLLO\DATA\210702\DOC0702.M (Chemstation Integrator)
Title : 8015 B&C
Last Update : Tue Jul 06 08:45:30 2021
Response via : Multiple Level Calibration

Volume Inj. : 2UL
Signal Phase : DB-5
Signal Info : FID02A

Compound	R.T.	Response	Conc Units
System Monitoring Compounds			
3) SA Ortho-Terphenyl(S)	7.63	4247288	0.850 ppb
Surrogate Spike 30.000		Recovery =	2.83%
4) SA Octacosane(S)	9.97	108123	0.032 ppb
Surrogate Spike 30.000		Recovery =	0.11%
Target Compounds			
1) HATM Diesel (C10-C24)	6.59	1098540957	250.473 ppb
2) HBTM Motor Oil (C24-C40)	15.58	848692375	274.247 ppb

Target Compounds

(f)=RT Delta > 1/2 Window (m)=manual int.

Data File: G:\APOLLO\DATA\210702\702012.D
Sample : DMO STD-SS 07/02/21

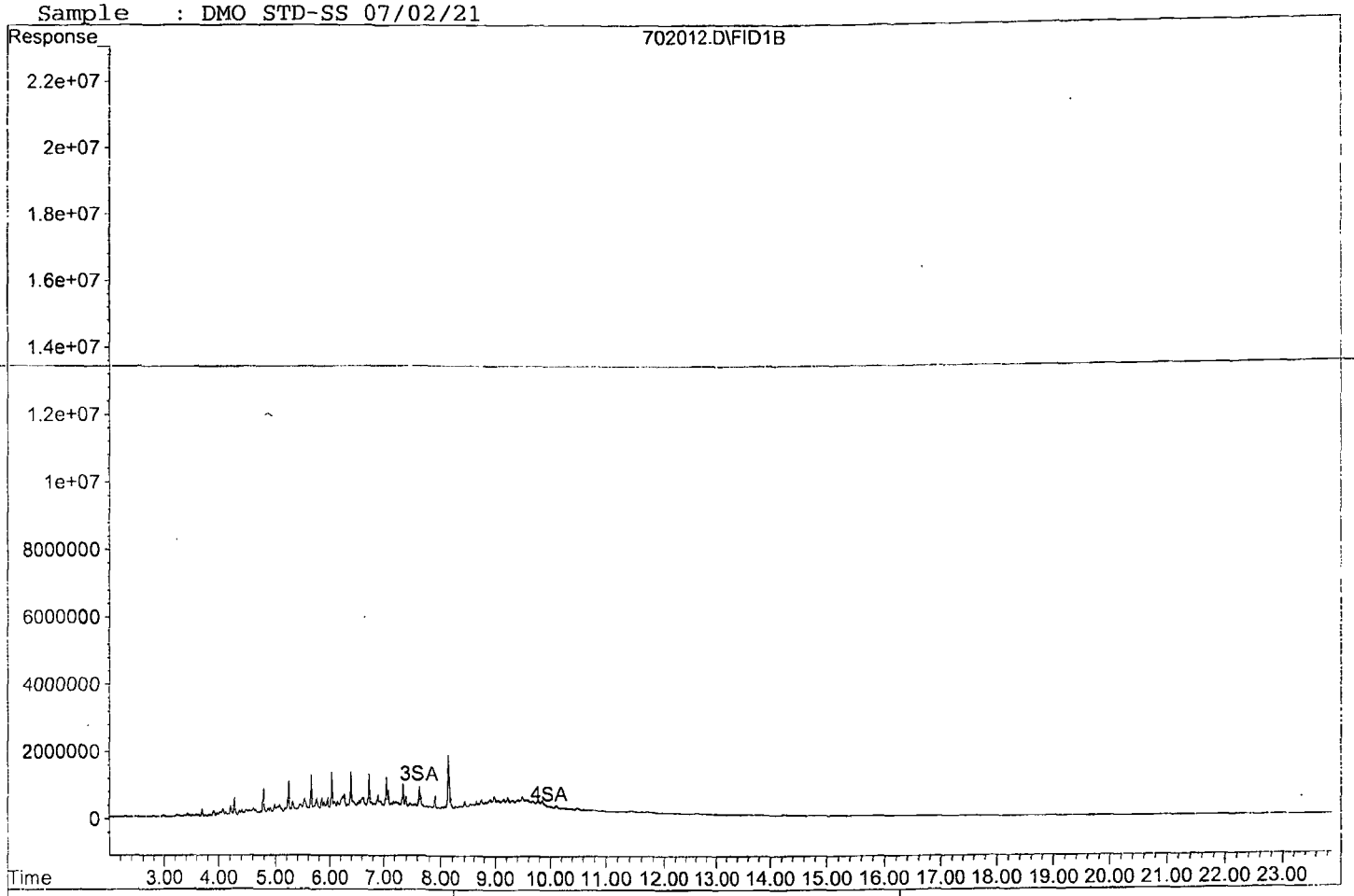

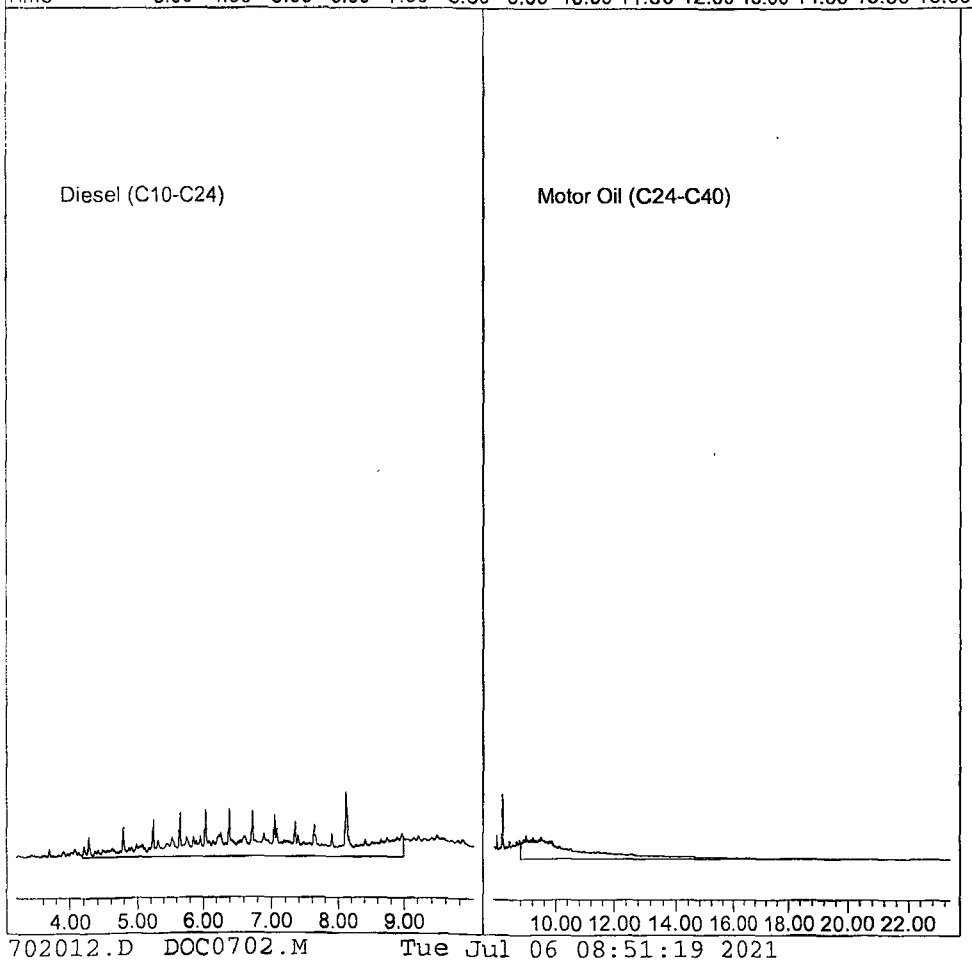

TPH Extractables
DOC0702

Form 7

Continuing Calibration

Lab Name: APPL, Inc.
Case No:
Matrix: Water

SDG No:
Date Analyzed: 07/09/21
Instrument: Apollo
Initial Cal. Date: 07/02/21
Data File: 709003.D

		Compound	MEAN	CCRF	%D		%Drift
1	HATM	Diesel (C10-C24)	2192940	2372060	8.2	HATM	
2	HBTM	Motor Oil (C24-C40)	1547310	1749050	13	HBTM	
3	SA	Ortho-Terphenyl(S)	2499420	2856620	14	SA	
4	SA	Octacosane(S)	1673130	1917690	15	SA	
5							
6							
7							
8							
9							
10							
11							
12							
13							
14							
15							
16							
17							
18							
19							
20							
21							
22							
23							
24							
25							
26							
27							
28							
29							
30							
31							
32							
33							
34							
35							
36							
37							
38							
39							
40							
		Average			12.6		

Quantitation Report (Not Reviewed)

Data File : G:\APOLLO\DATA\210709\709003.D Vial: 3
Acq On : 7-9-21 10:00:05 Operator: MB
Sample : Diesel Motor OIl 06/30/21 Inst : Apollo
Misc : water Multiplr: 1.00
IntFile : events.e
Quant Time: Jul 9 10:26 2021 Quant Results File: DOC0702.RES

Method : G:\APOLLO\DATA\210707\DOC0702.M (Chemstation Integrator)
Title : 8015 B&C
Last Update : Tue Jul 06 08:45:30 2021
Response via : Multiple Level Calibration

Volume Inj. : 2UL
Signal Phase : DB-5
Signal Info : FID02A

Compound	R.T.	Response	Conc Units
System Monitoring Compounds			
3) SA Ortho-Terphenyl(S)	7.63	71415557	14.286 ppb
Surrogate Spike 30.000		Recovery =	47.62%
4) SA Octacosane(S)	9.98	47942218	14.327 ppb
Surrogate Spike 30.000		Recovery =	47.76%
Target Compounds			
1) HATM Diesel (C10-C24)	6.59	1186027628	270.420 ppb
2) HBTM Motor Oil (C24-C40)	15.58	874524713	282.595 ppb

Target Compounds

(f)=RT Delta > 1/2 Window (m)=manual int.

Data File: G:\APOLLO\DATA\210709\709003.D
Sample : Diesel Motor Oil 06/30/21

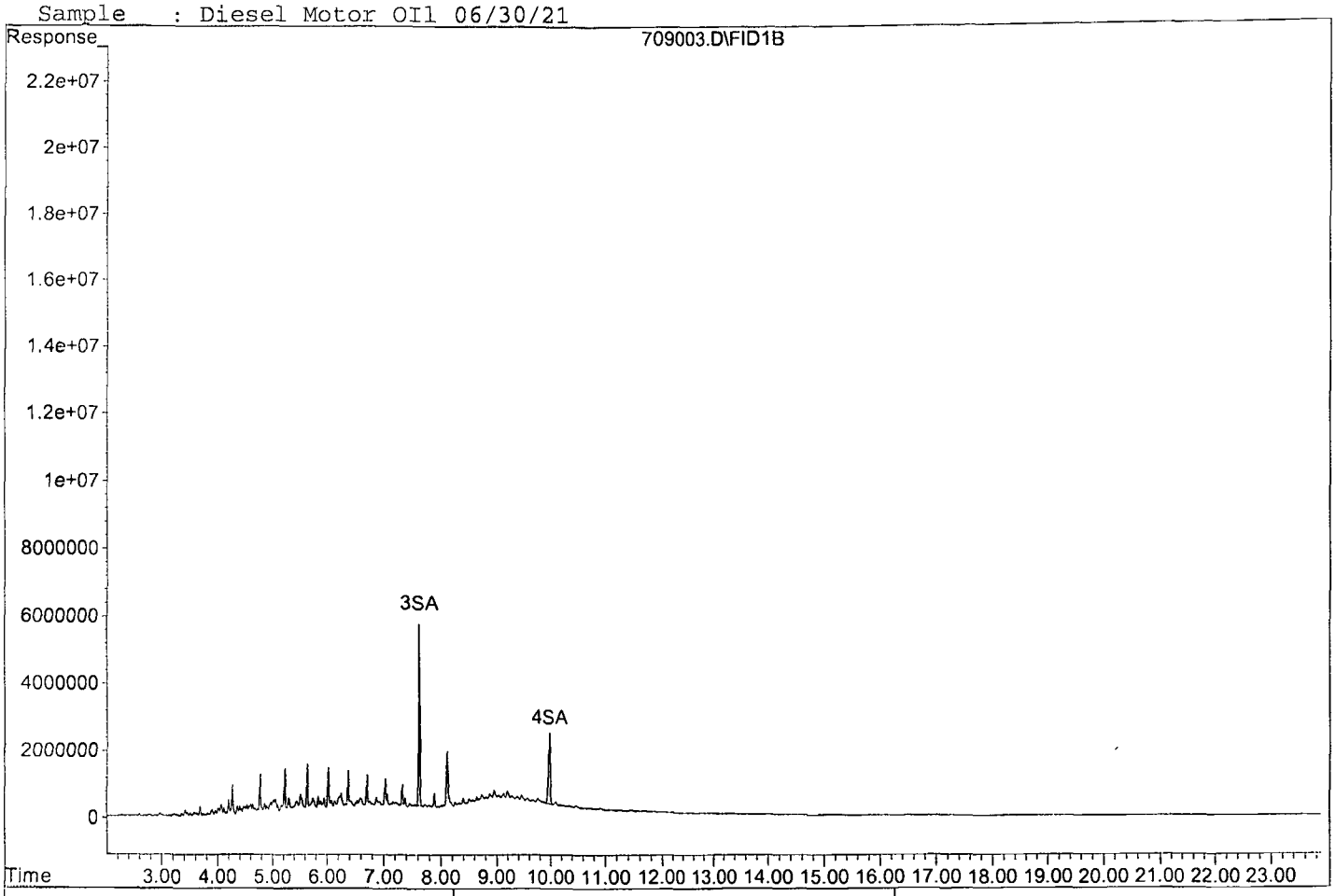

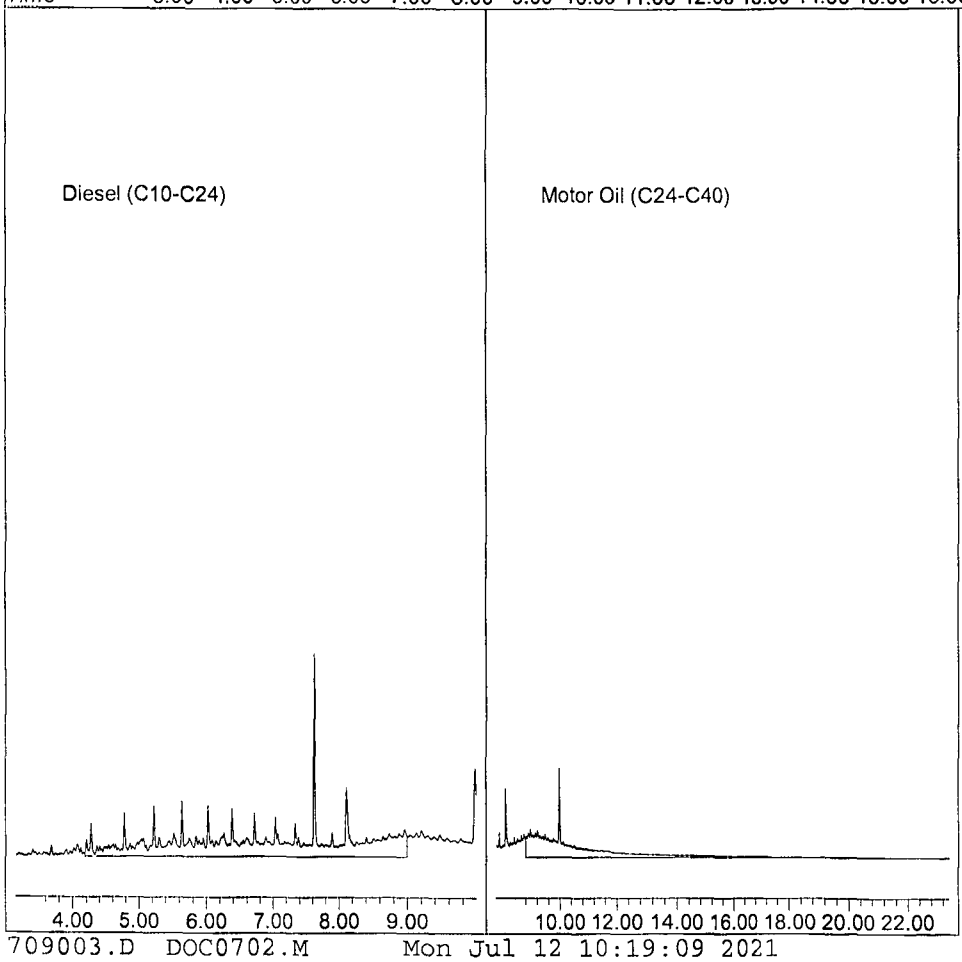

TPH Extractables
DOC0702

Form 7

Continuing Calibration

Lab Name: APPL, Inc.
Case No:
Matrix: Water

SDG No:
Date Analyzed: 07/09/21
Instrument: Apollo
Initial Cal. Date: 07/02/21
Data File: 709020.D

		Compound	MEAN	CCRF	%D		%Drift
1	HATM	Diesel (C10-C24)	2192940	2221940	1.3	HATM	
2	HBTM	Motor Oil (C24-C40)	1547310	1653990	6.9	HBTM	
3	SA	Ortho-Terphenyl(S)	2499420	2785070	11	SA	
4	SA	Octacosane(S)	1673130	1845020	10	SA	
5							
6							
7							
8							
9							
10							
11							
12							
13							
14							
15							
16							
17							
18							
19							
20							
21							
22							
23							
24							
25							
26							
27							
28							
29							
30							
31							
32							
33							
34							
35							
36							
37							
38							
39							
40							
		Average			7.3		

Quantitation Report (Not Reviewed)

Data File : G:\APOLLO\DATA\210709\709020.D Vial: 20
Acq On : 7-9-21 18:02:45 Operator: MB
Sample : Diesel Motor OIl 06/30/21 Inst : Apollo
Misc : water Multiplr: 1.00
IntFile : events.e
Quant Time: Jul 10 6:25 2021 Quant Results File: DOC0702.RES

Method : G:\APOLLO\DATA\210707\DOC0702.M (Chemstation Integrator)
Title : 8015 B&C
Last Update : Tue Jul 06 08:45:30 2021
Response via : Multiple Level Calibration

Volume Inj. : 2UL
Signal Phase : DB-5
Signal Info : FID02A

Compound	R.T.	Response	Conc Units
System Monitoring Compounds			
3) SA Ortho-Terphenyl(S)	7.63	69626769	13.929 ppb
Surrogate Spike 30.000		Recovery =	46.43%
4) SA Octacosane(S)	9.98	46125490	13.784 ppb
Surrogate Spike 30.000		Recovery =	45.95%
Target Compounds			
1) HATM Diesel (C10-C24)	6.59	1110967508	253.306 ppb
2) HBTM Motor Oil (C24-C40)	15.58	826995202	267.236 ppb

Target Compounds

(f)=RT Delta > 1/2 Window (m)=manual int.

Data File: G:\APOLLO\DATA\210709\709020.D
Sample : Diesel Motor OIl 06/30/21

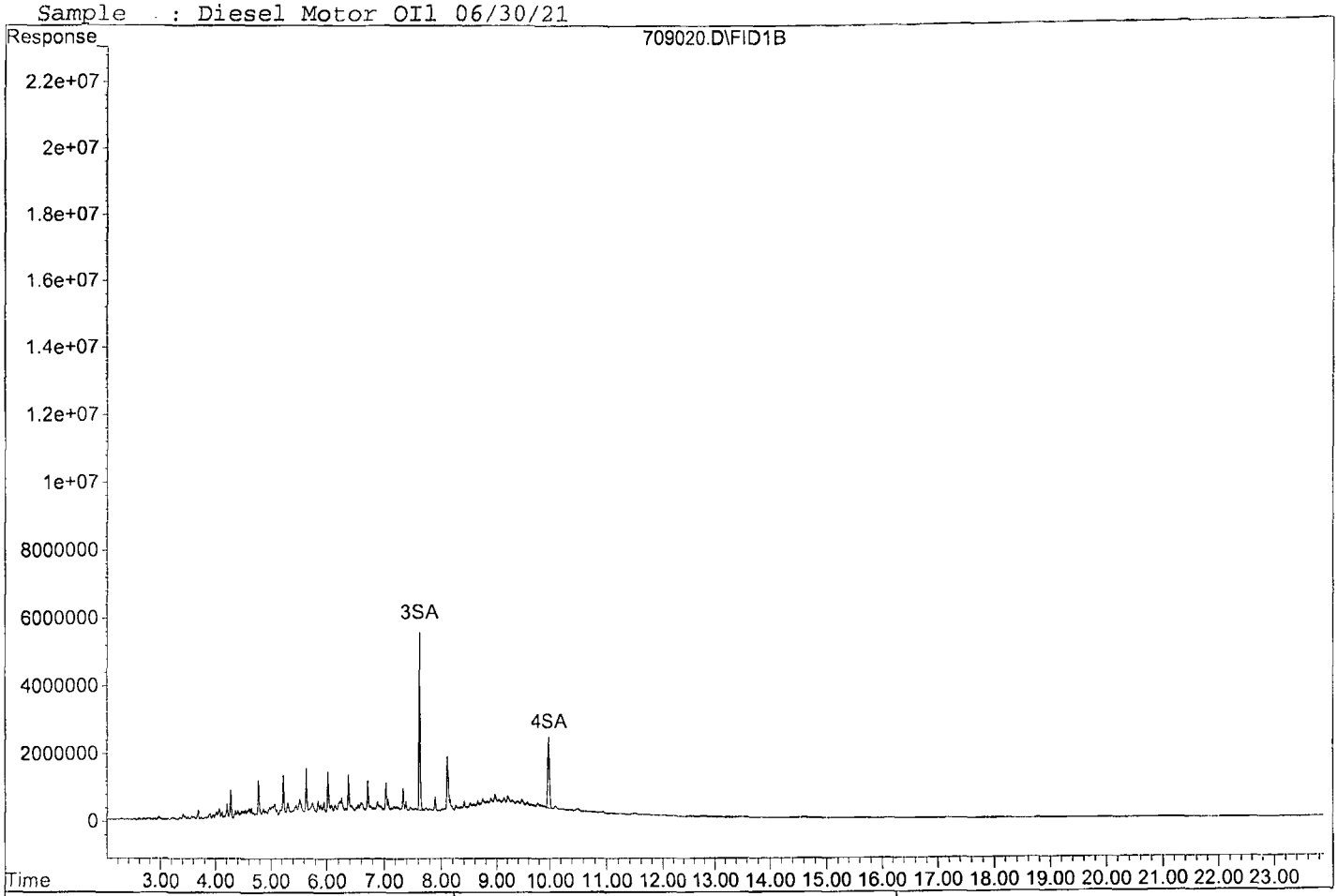

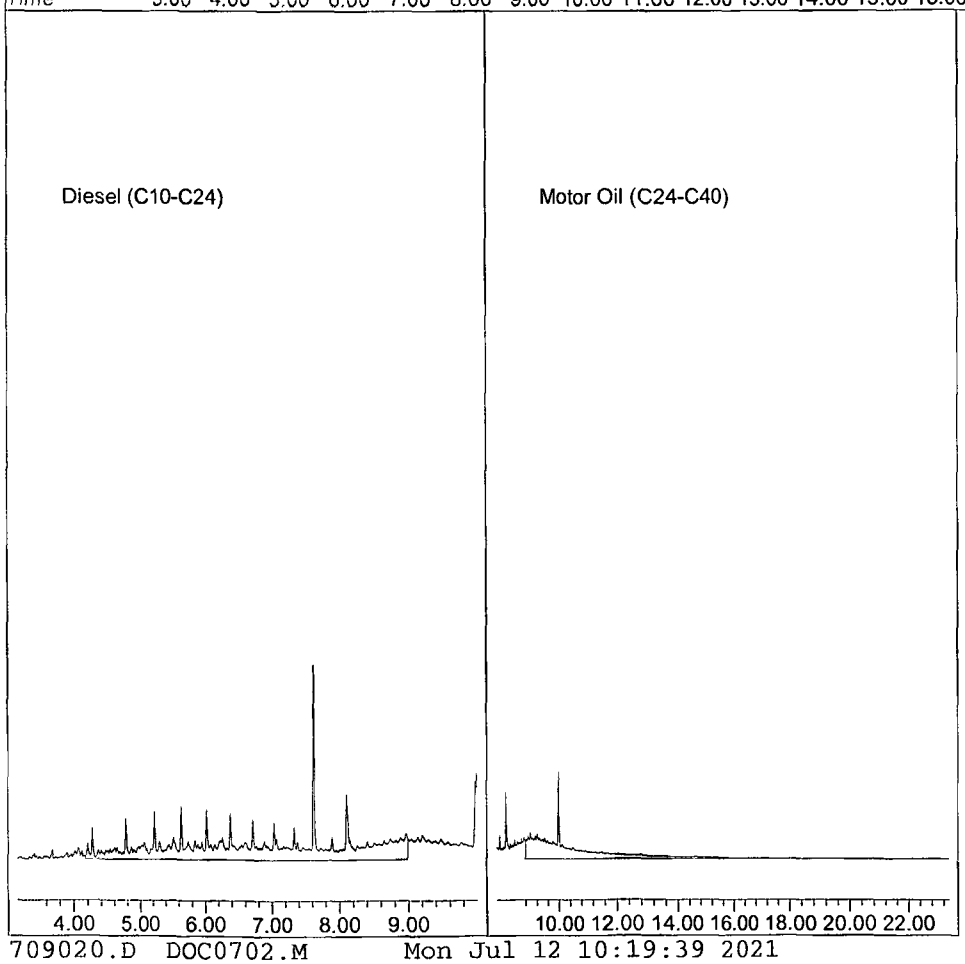

ORGANICS

Raw Data

Quantitation Report (Not Reviewed)

Data File : G:\APOLLO\DATA\210709\709007.D Vial: 7
Acq On : 7-9-21 11:54:29 Operator: MB
Sample : BA35520W01 5/1000 Inst : Apollo
Misc : water Multiplr: 5.00
IntFile : events.e
Quant Time: Jul 9 12:25 2021 Quant Results File: DOC0702.RES

Method : G:\APOLLO\DATA\210707\DOC0702.M (Chemstation Integrator)
Title : 8015 B&C
Last Update : Tue Jul 06 08:45:30 2021
Response via : Multiple Level Calibration

Volume Inj. : 2UL
Signal Phase : DB-5
Signal Info : FID02A

Compound	R.T.	Response	Conc Units
System Monitoring Compounds			
3) SA Ortho-Terphenyl(S)	7.63	126180147	126.209 ppb
Surrogate Spike 150.000		Recovery =	84.14%
4) SA Octacosane(S)	9.98	117940552	176.227 ppb
Surrogate Spike 150.000		Recovery =	117.48%
Target Compounds			
1) HATM Diesel (C10-C24)	6.59	73316316	83.582 ppb
2) HBTM Motor Oil (C24-C40)	15.58	65031969	105.073 ppb

Target Compounds

(f)=RT Delta > 1/2 Window (m)=manual int.

Data File: G:\APOLLO\DATA\210709\709007.D
Sample : BA35520W01 5/1000

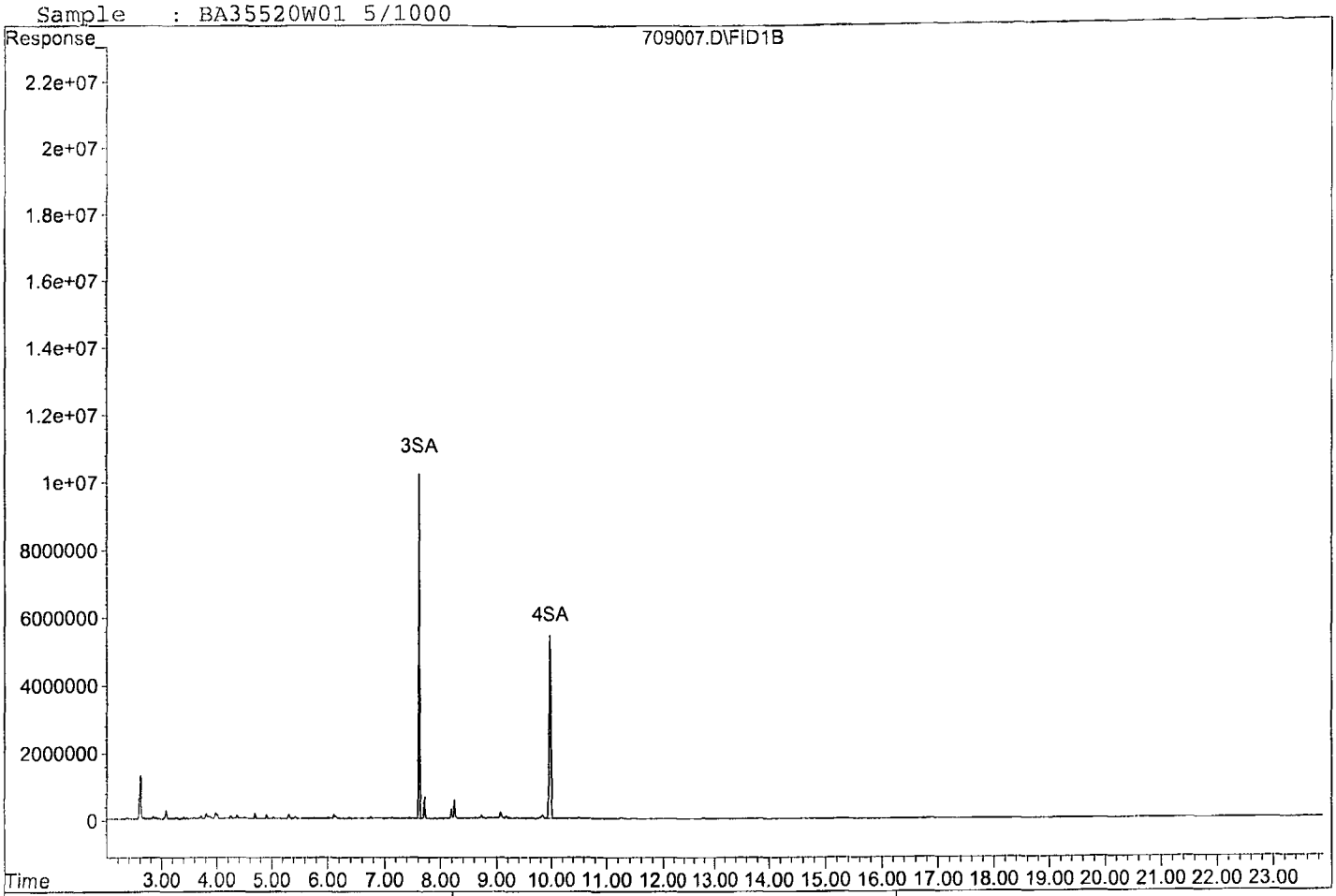

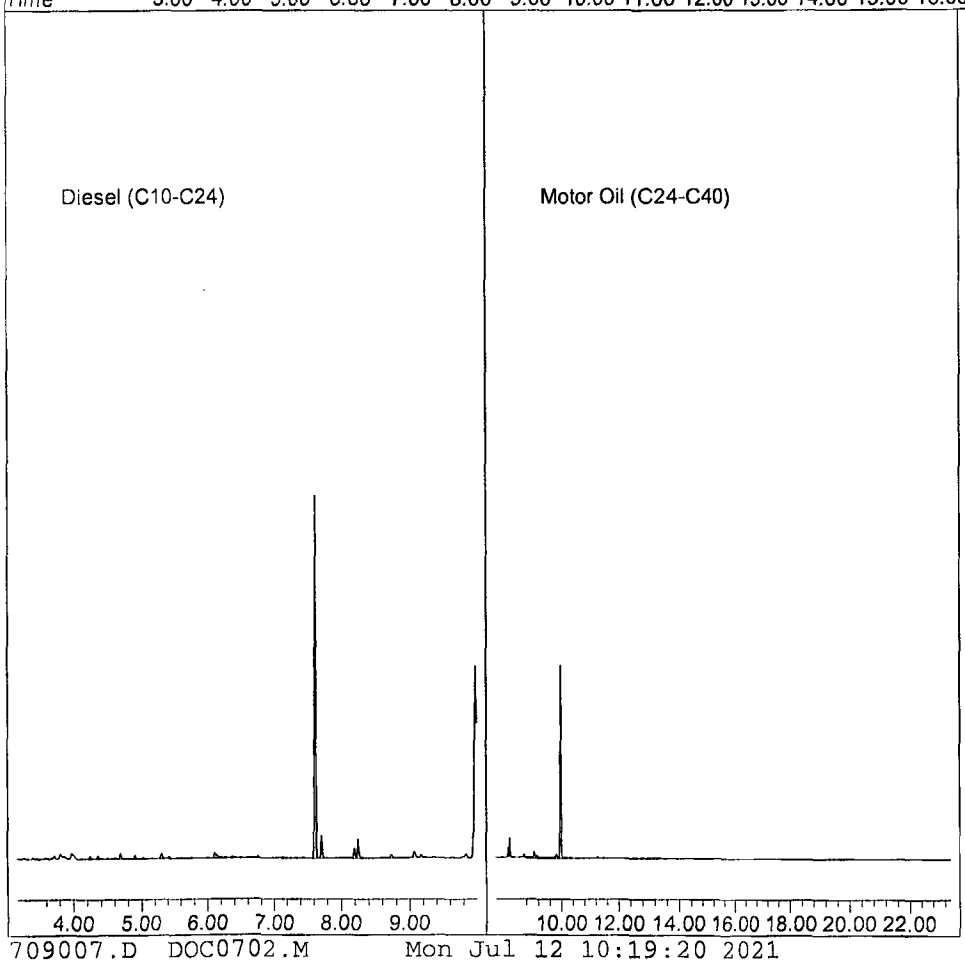

Quantitation Report (Not Reviewed)

Data File : G:\APOLLO\DATA\210709\709008.D Vial: 8
Acq On : 7-9-21 12:22:44 Operator: MB
Sample : BA35521W01 5/1000 Inst : Apollo
Misc : water Multiplr: 5.00
IntFile : events.e
Quant Time: Jul 9 13:09 2021 Quant Results File: DOC0702.RES

Method : G:\APOLLO\DATA\210707\DOC0702.M (Chemstation Integrator)
Title : 8015 B&C
Last Update : Tue Jul 06 08:45:30 2021
Response via : Multiple Level Calibration

Volume Inj. : 2UL
Signal Phase : DB-5
Signal Info : FID02A

Compound	R.T.	Response	Conc Units
System Monitoring Compounds			
3) SA Ortho-Terphenyl(S)	7.63	125737125	125.766 ppb
Surrogate Spike 150.000		Recovery =	83.84%
4) SA Octacosane(S)	9.98	117570076	175.673 ppb
Surrogate Spike 150.000		Recovery =	117.12%
Target Compounds			
1) HATM Diesel (C10-C24)	6.59	71860088	81.922 ppb
2) HBTM Motor Oil (C24-C40)	15.58	61631807	99.579 ppb

Target Compounds

(f)=RT Delta > 1/2 Window (m)=manual int.

Data File: G:\APOLLO\DATA\210709\709008.D
Sample : BA35521W01 5/1000

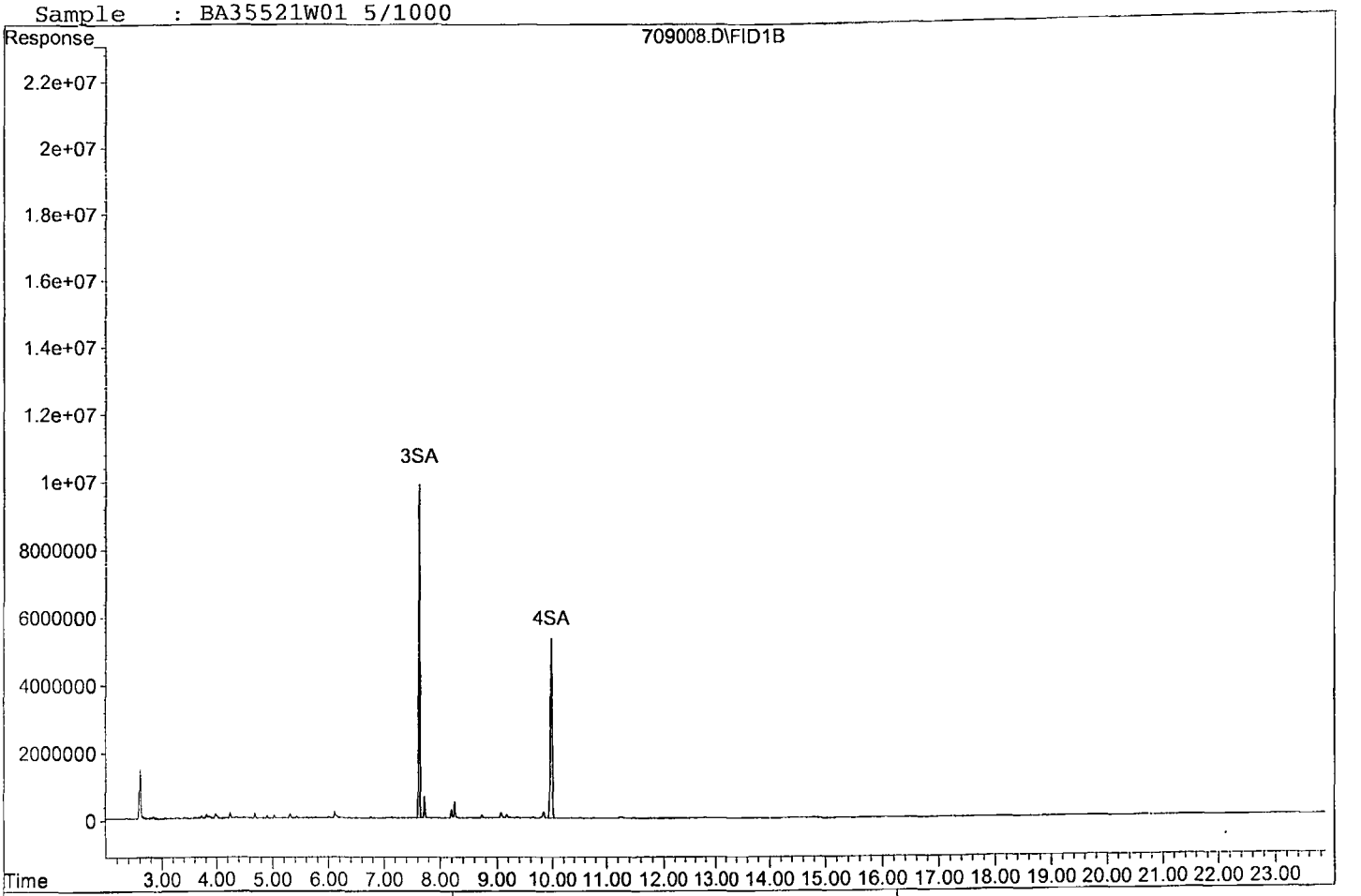

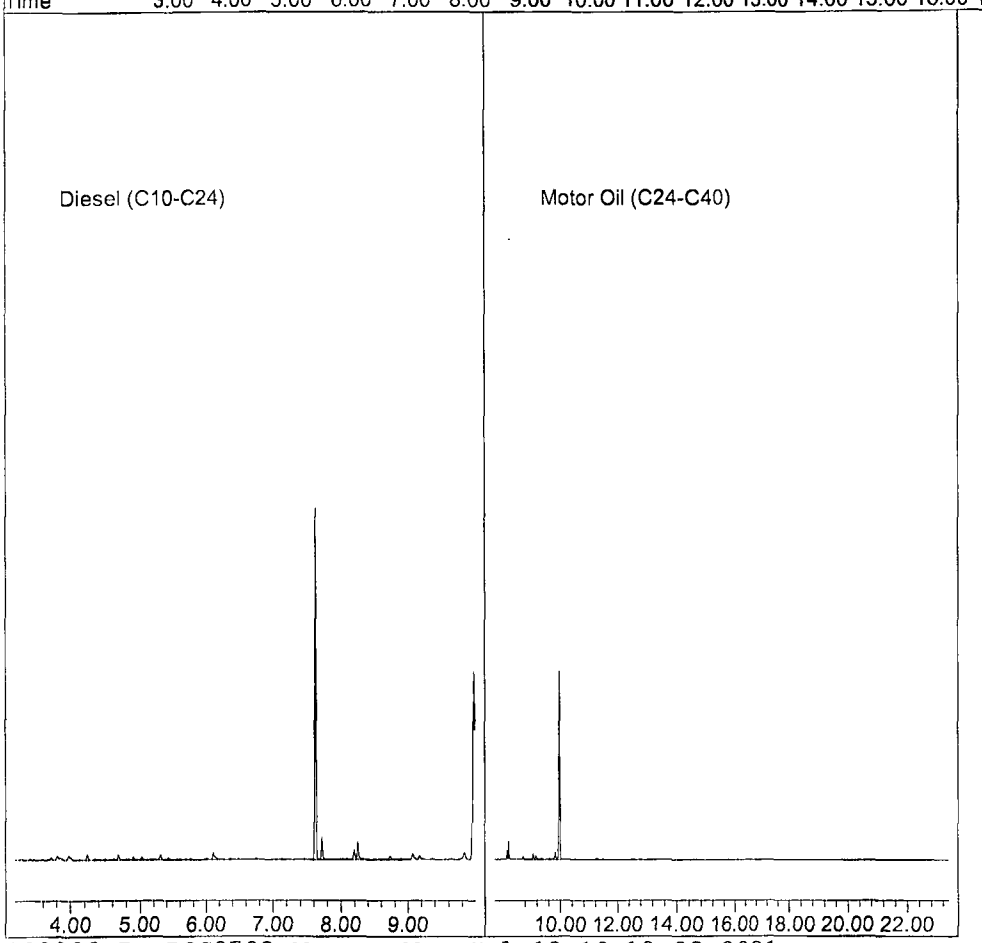

Quantitation Report (Not Reviewed)

Data File : G:\APOLLO\DATA\210709\709009.D Vial: 9
Acq On : 7-9-21 12:50:58 Operator: MB
Sample : BA35522W01 5/1000 Inst : Apollo
Misc : water Multiplr: 5.00
IntFile : events.e
Quant Time: Jul 9 13:38 2021 Quant Results File: DOC0702.RES

Method : G:\APOLLO\DATA\210707\DOC0702.M (Chemstation Integrator)
Title : 8015 B&C
Last Update : Tue Jul 06 08:45:30 2021
Response via : Multiple Level Calibration

Volume Inj. : 2UL
Signal Phase : DB-5
Signal Info : FID02A

Compound	R.T.	Response	Conc Units
System Monitoring Compounds			
3) SA Ortho-Terphenyl(S)	7.63	142406012	142.439 ppb
Surrogate Spike 150.000		Recovery =	94.96%
4) SA Octacosane(S)	9.98	132082327	197.358 ppb
Surrogate Spike 150.000		Recovery =	131.57%
Target Compounds			
1) HATM Diesel (C10-C24)	6.59	95807726	109.223 ppb
2) HBTM Motor Oil (C24-C40)	15.58	86373375	139.554 ppb

Target Compounds

(f)=RT Delta > 1/2 Window (m)=manual int.

Data File: G:\APOLLO\DATA\210709\709009.D
Sample : BA35522W01 5/1000

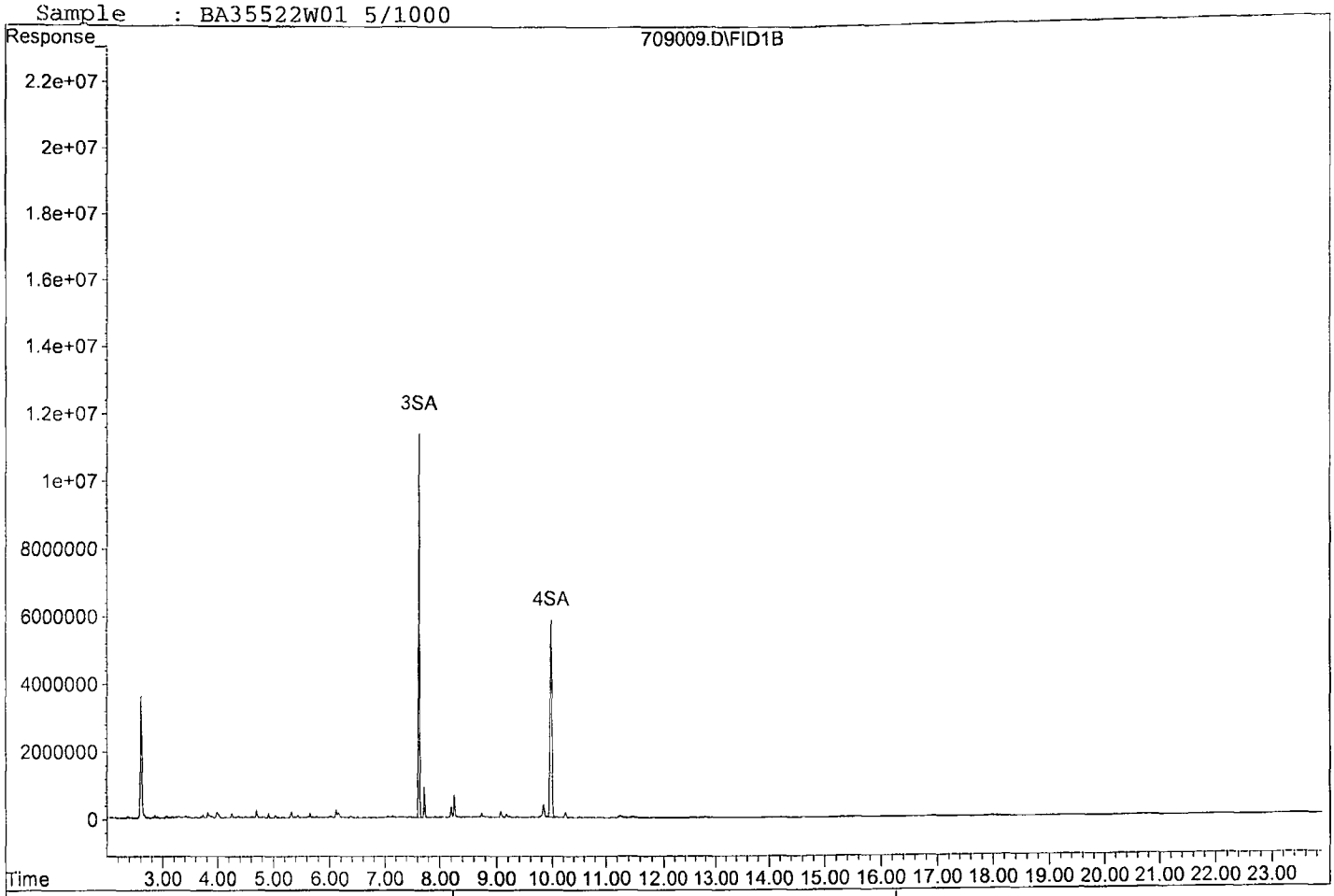

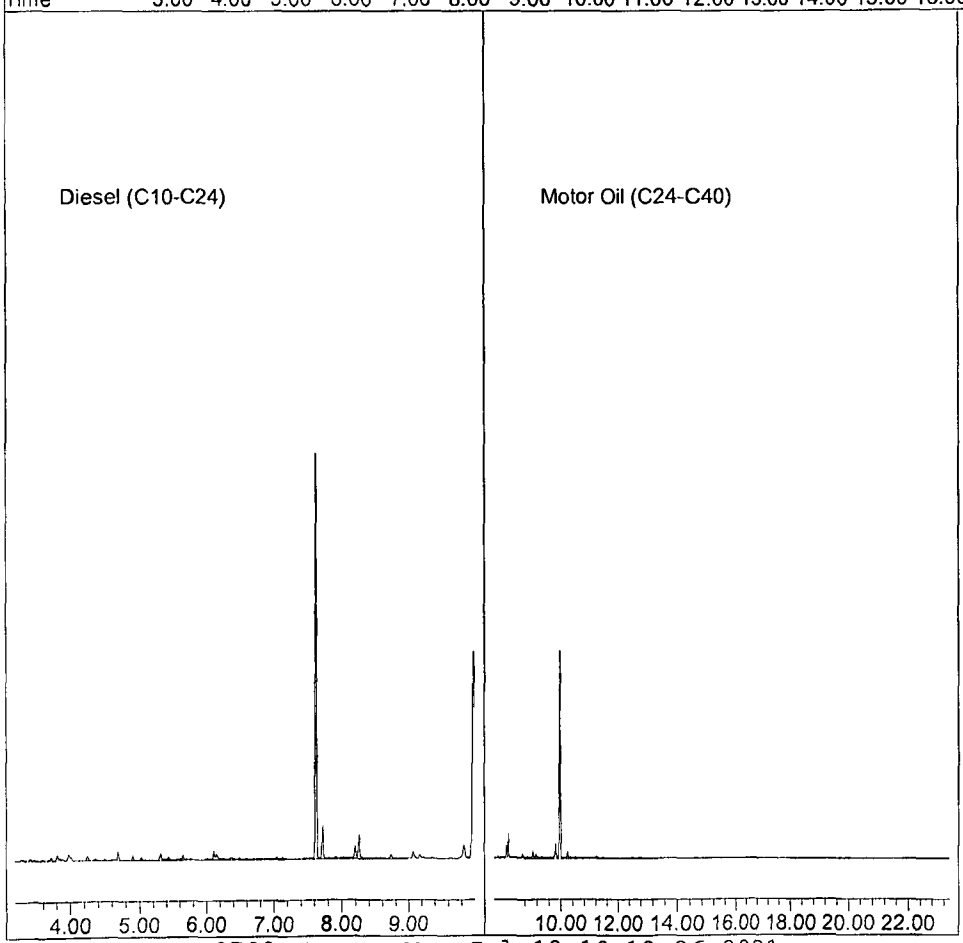

Quantitation Report (Not Reviewed)

Data File : G:\APOLLO\DATA\210709\709010.D
Acq On : 7-9-21 13:19:13
Sample : BA35523W01 5/1000
Misc : water
IntFile : events.e
Quant Time: Jul 9 15:58 2021 Quant Results File: DOC0702.RES

Vial: 10
Operator: MB
Inst : Apollo
Multiplr: 5.00

Method : G:\APOLLO\DATA\210707\DOC0702.M (Chemstation Integrator)
Title : 8015 B&C
Last Update : Tue Jul 06 08:45:30 2021
Response via : Multiple Level Calibration

Volume Inj. : 2UL
Signal Phase : DB-5
Signal Info : FID02A

Compound	R.T.	Response	Conc Units
System Monitoring Compounds			
3) SA Ortho-Terphenyl(S)	7.63	128288743	128.318 ppb
Surrogate Spike 150.000		Recovery =	85.55%
4) SA Octacosane(S)	9.98	118045150	176.383 ppb
Surrogate Spike 150.000		Recovery =	117.59%
Target Compounds			
1) HATM Diesel (C10-C24)	6.59	82329139	93.857 ppb
2) HBTM Motor Oil (C24-C40)	15.58	61495154	99.358 ppb

Target Compounds

(f)=RT Delta > 1/2 Window (m)=manual int.

Data File: G:\APOLLO\DATA\210709\709010.D
Sample : BA35523W01 5/1000

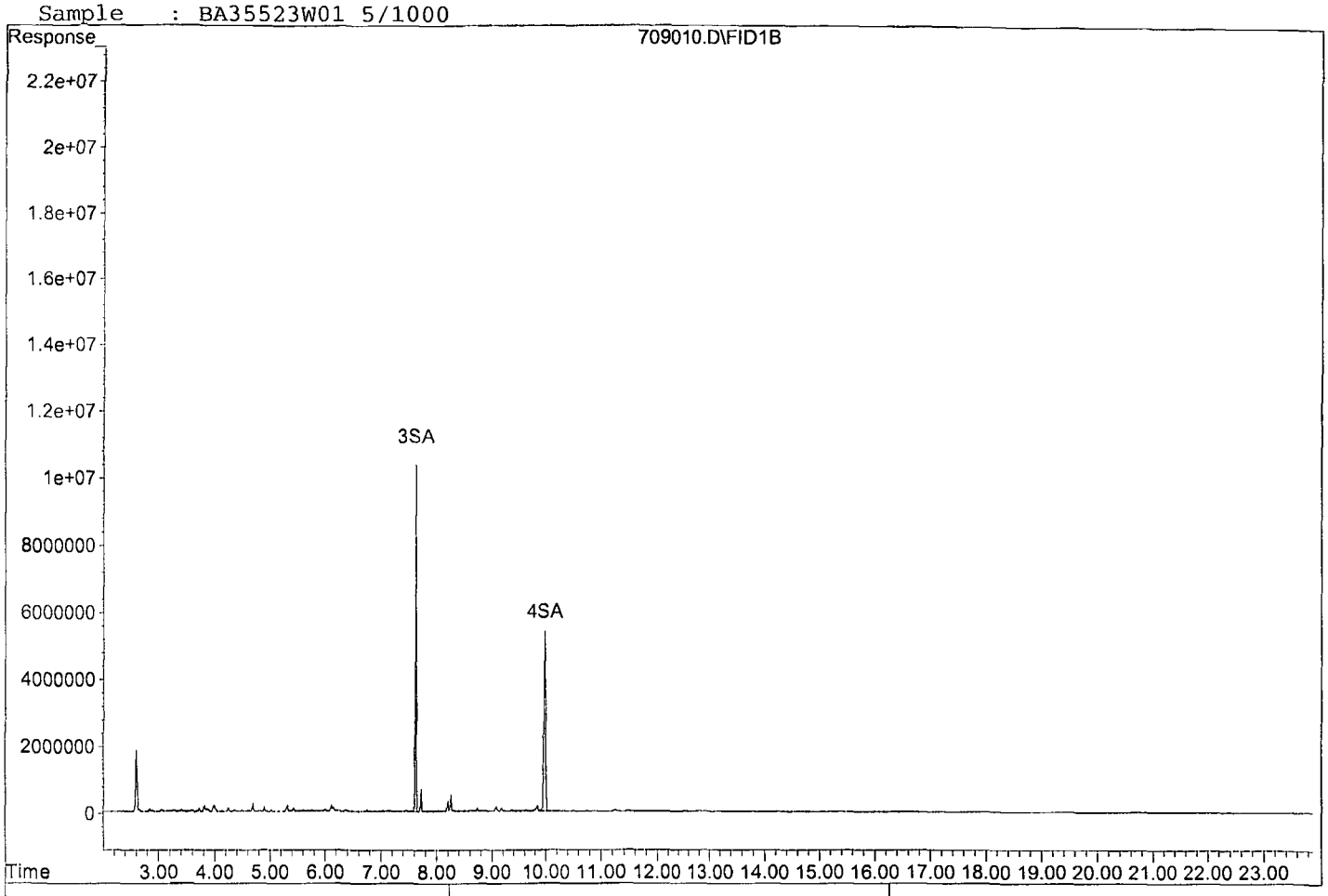

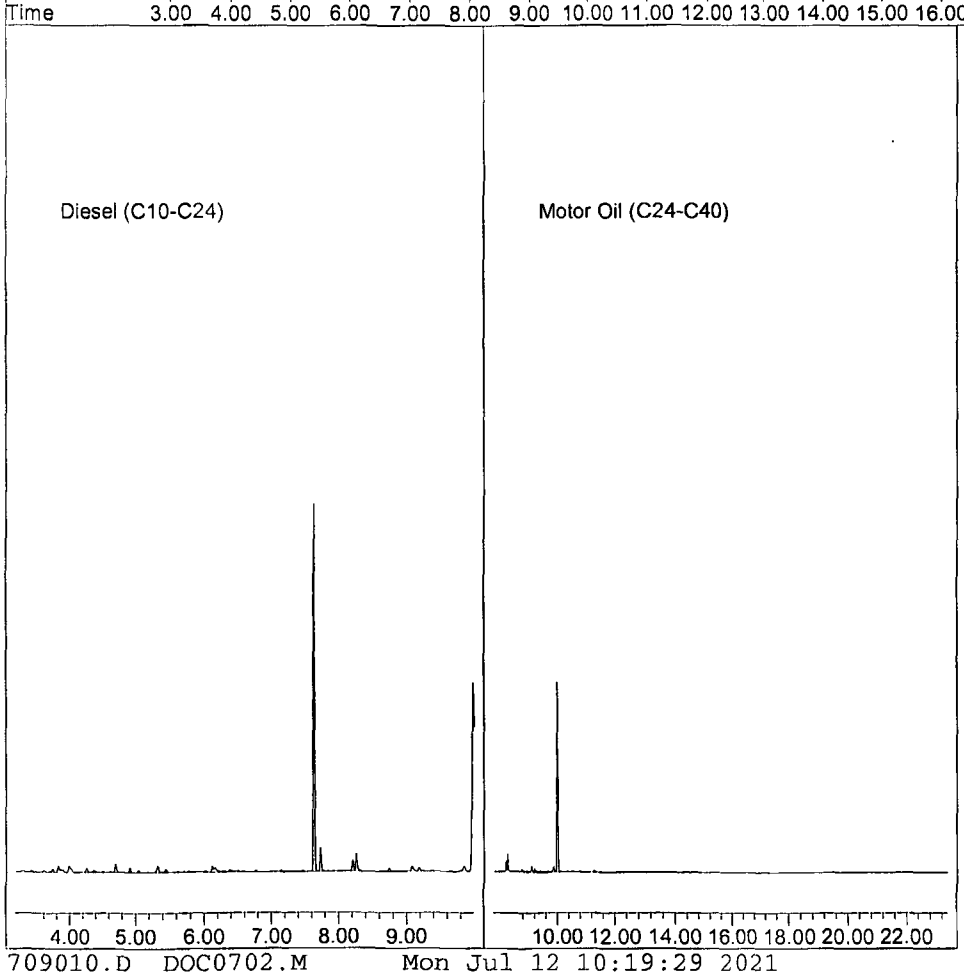

Quantitation Report (Not Reviewed)

Data File : G:\APOLLO\DATA\210709\709011.D Vial: 11
Acq On : 7-9-21 13:47:33 Operator: MB
Sample : BA35524W01 5/1000 Inst : Apollo
Misc : water Multiplr: 5.00
IntFile : events.e
Quant Time: Jul 9 15:08 2021 Quant Results File: DOC0702.RES

Method : G:\APOLLO\DATA\210707\DOC0702.M (Chemstation Integrator)
Title : 8015 B&C
Last Update : Tue Jul 06 08:45:30 2021
Response via : Multiple Level Calibration

Volume Inj. : 2UL
Signal Phase : DB-5
Signal Info : FID02A

Compound	R.T.	Response	Conc Units
System Monitoring Compounds			
3) SA Ortho-Terphenyl(S)	7.63	129244605	129.274 ppb
Surrogate Spike 150.000		Recovery =	86.18%
4) SA Octacosane(S)	9.98	118069817	176.420 ppb
Surrogate Spike 150.000		Recovery =	117.61%
Target Compounds			
1) HATM Diesel (C10-C24)	6.59	66665566	76.000 ppb
2) HBTM Motor Oil (C24-C40)	15.58	62615082	101.168 ppb

Target Compounds

(f)=RT Delta > 1/2 Window (m)=manual int.

Data File: G:\APOLLO\DATA\210709\709011.D
Sample : BA35524W01 5/1000

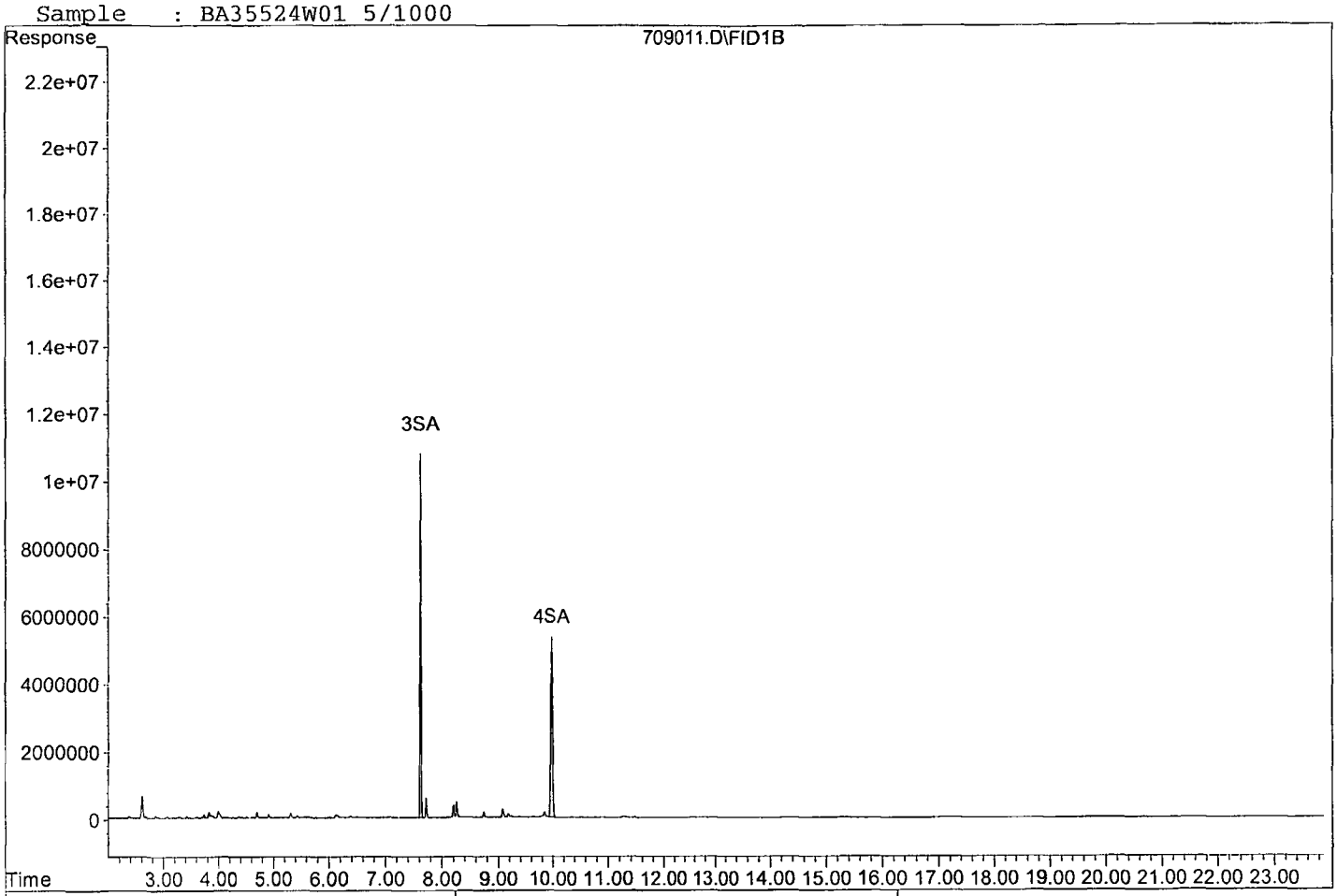

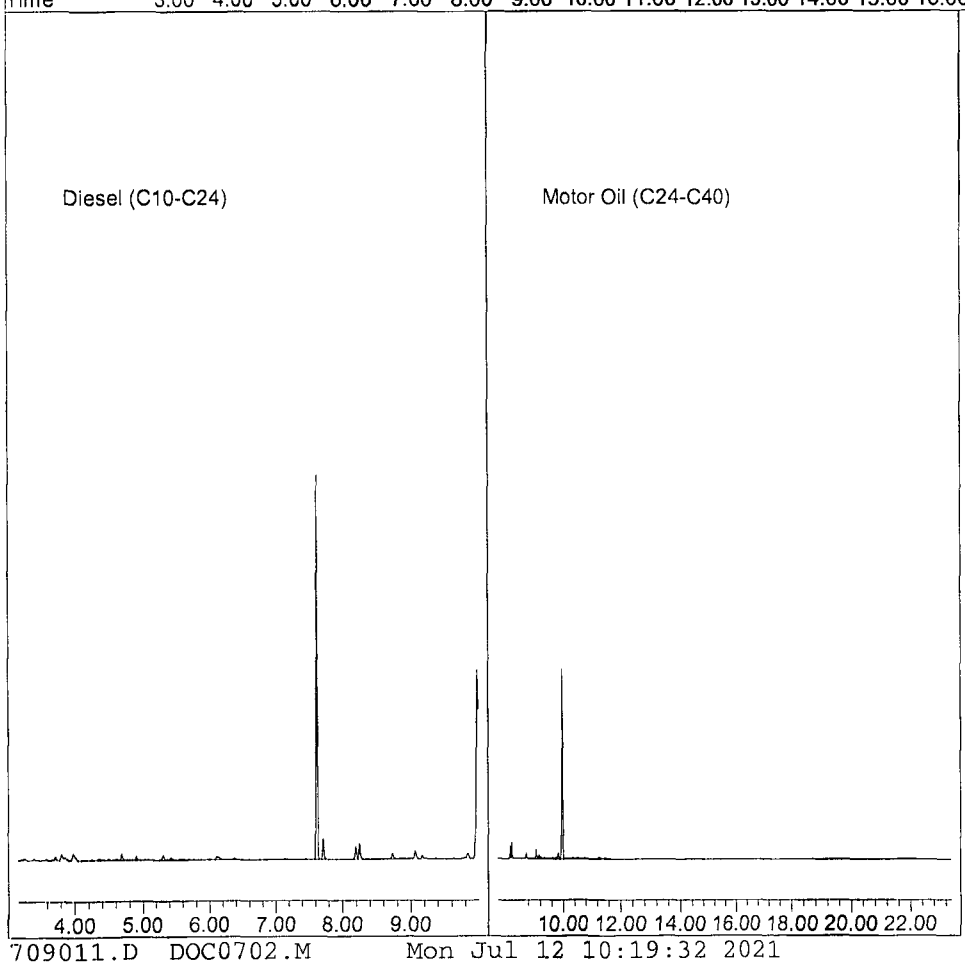

Quantitation Report (Not Reviewed)

Data File : G:\APOLLO\DATA\210709\709012.D Vial: 12
Acq On : 7-9-21 14:15:54 Operator: MB
Sample : BA35538W01 5/1000 Inst : Apollo
Misc : water Multiplr: 5.00
IntFile : events.e
Quant Time: Jul 9 15:08 2021 Quant Results File: DOC0702.RES

Method : G:\APOLLO\DATA\210707\DOC0702.M (Chemstation Integrator)
Title : 8015 B&C
Last Update : Tue Jul 06 08:45:30 2021
Response via : Multiple Level Calibration

Volume Inj. : 2UL
Signal Phase : DB-5
Signal Info : FID02A

Compound	R.T.	Response	Conc Units
System Monitoring Compounds			
3) SA Ortho-Terphenyl(S)	7.63	127110739	127.140 ppb
Surrogate Spike 150.000		Recovery =	84.76%
4) SA Octacosane(S)	9.98	117399417	175.418 ppb
Surrogate Spike 150.000		Recovery =	116.95%
Target Compounds			
1) HATM Diesel (C10-C24)	6.59	61175054	69.741 ppb
2) HBTM Motor Oil (C24-C40)	15.58	49857264	80.555 ppb

Target Compounds

(f)=RT Delta > 1/2 Window (m)=manual int.

Data File: G:\APOLLO\DATA\210709\709012.D
Sample : BA35538W01 5/1000

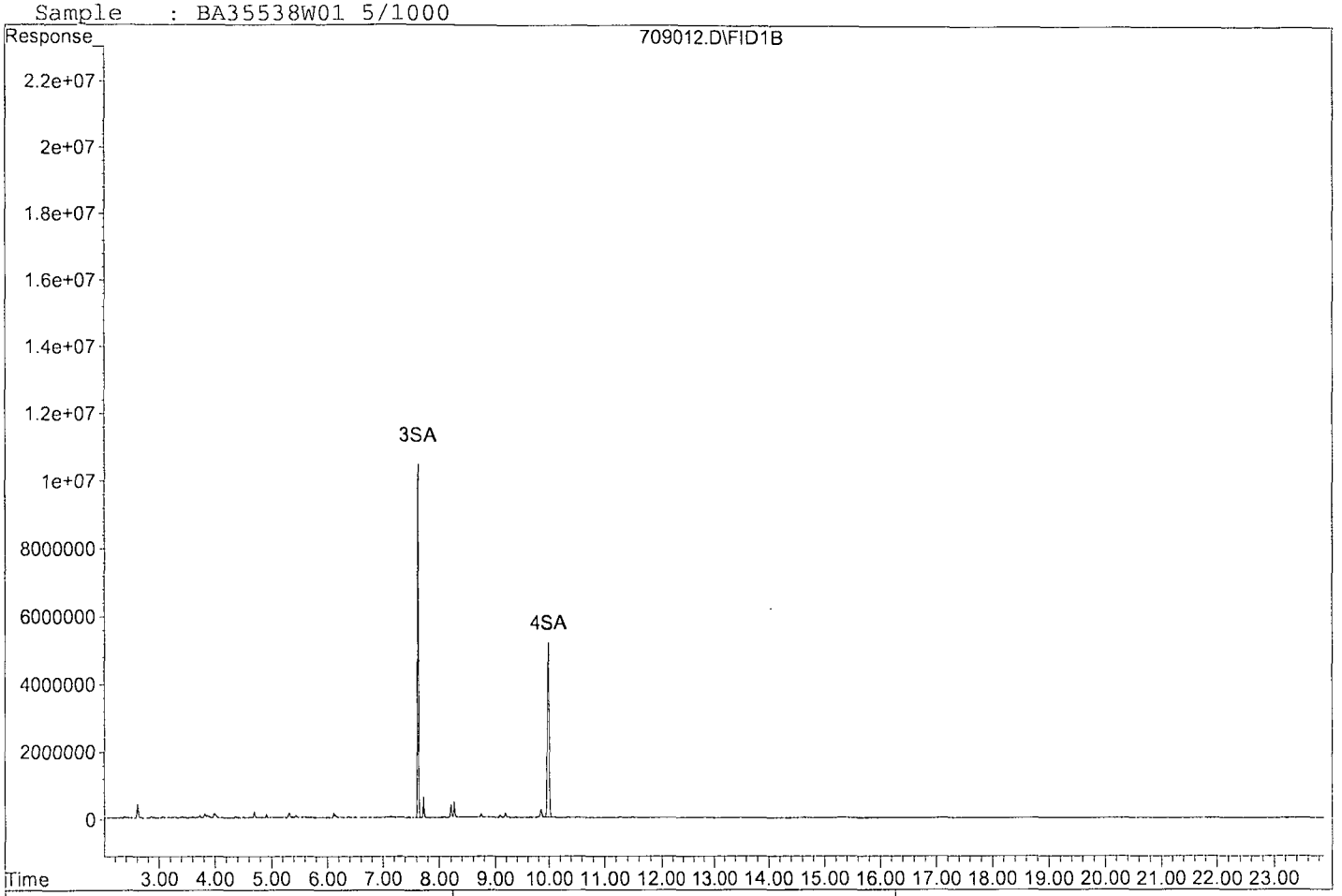

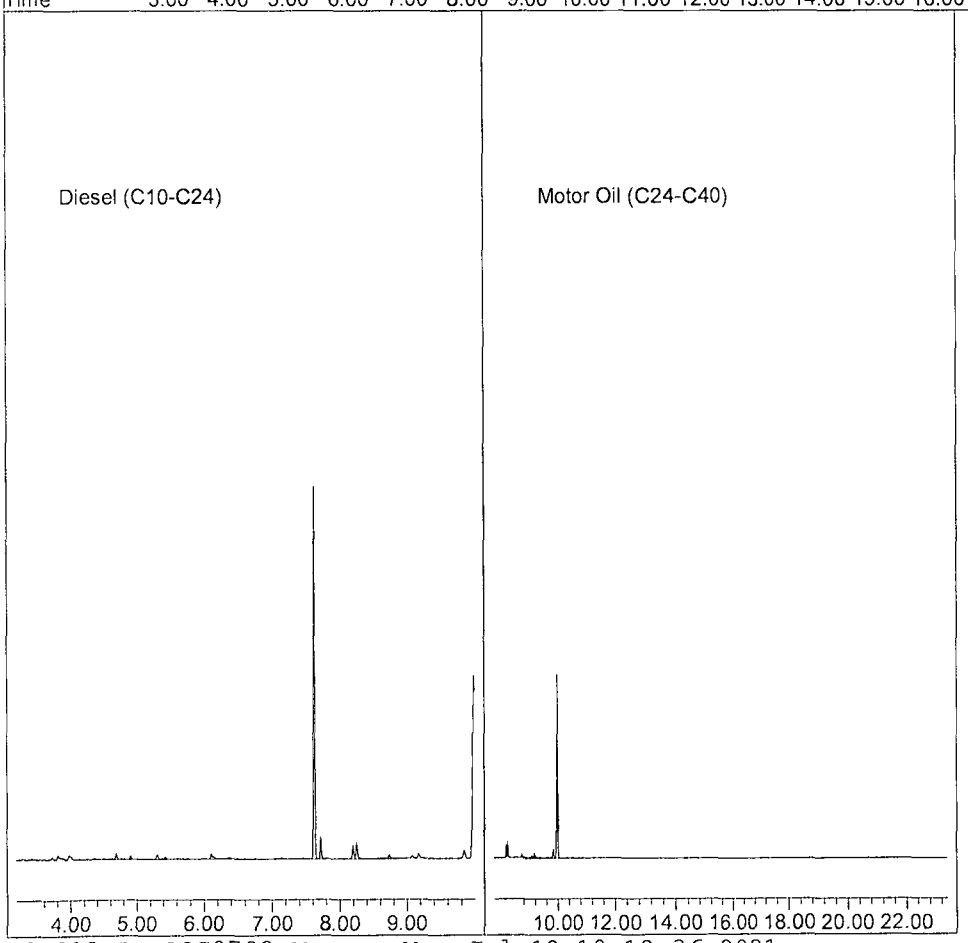

Quantitation Report (Not Reviewed)

Data File : G:\APOLLO\DATA\210709\709004.D Vial: 4
Acq On : 7-9-21 10:29:44 Operator: MB
Sample : 210706A BLK 5/1000 Inst : Apollo
Misc : water Multiplr: 5.00
IntFile : events.e
Quant Time: Jul 9 10:54 2021 Quant Results File: DOC0702.RES

Method : G:\APOLLO\DATA\210707\DOC0702.M (Chemstation Integrator)
Title : 8015 B&C
Last Update : Tue Jul 06 08:45:30 2021
Response via : Multiple Level Calibration

Volume Inj. : 2UL
Signal Phase : DB-5
Signal Info : FID02A

Compound	R.T.	Response	Conc Units
System Monitoring Compounds			
3) SA Ortho-Terphenyl(S)	7.63	127375362	127.405 ppb
Surrogate Spike 150.000		Recovery =	84.94%
4) SA Octacosane(S)	9.98	115447693	172.502 ppb
Surrogate Spike 150.000		Recovery =	115.00%
Target Compounds			
1) HATM Diesel (C10-C24)	6.59	93227064	106.281 ppb
2) HBTM Motor Oil (C24-C40)	15.58	78298341	126.507 ppb
Target Compounds			

(f)=RT Delta > 1/2 Window (m)=manual int.

Data File: G:\APOLLO\DATA\210709\709004.D
Sample : 210706A BLK 5/1000

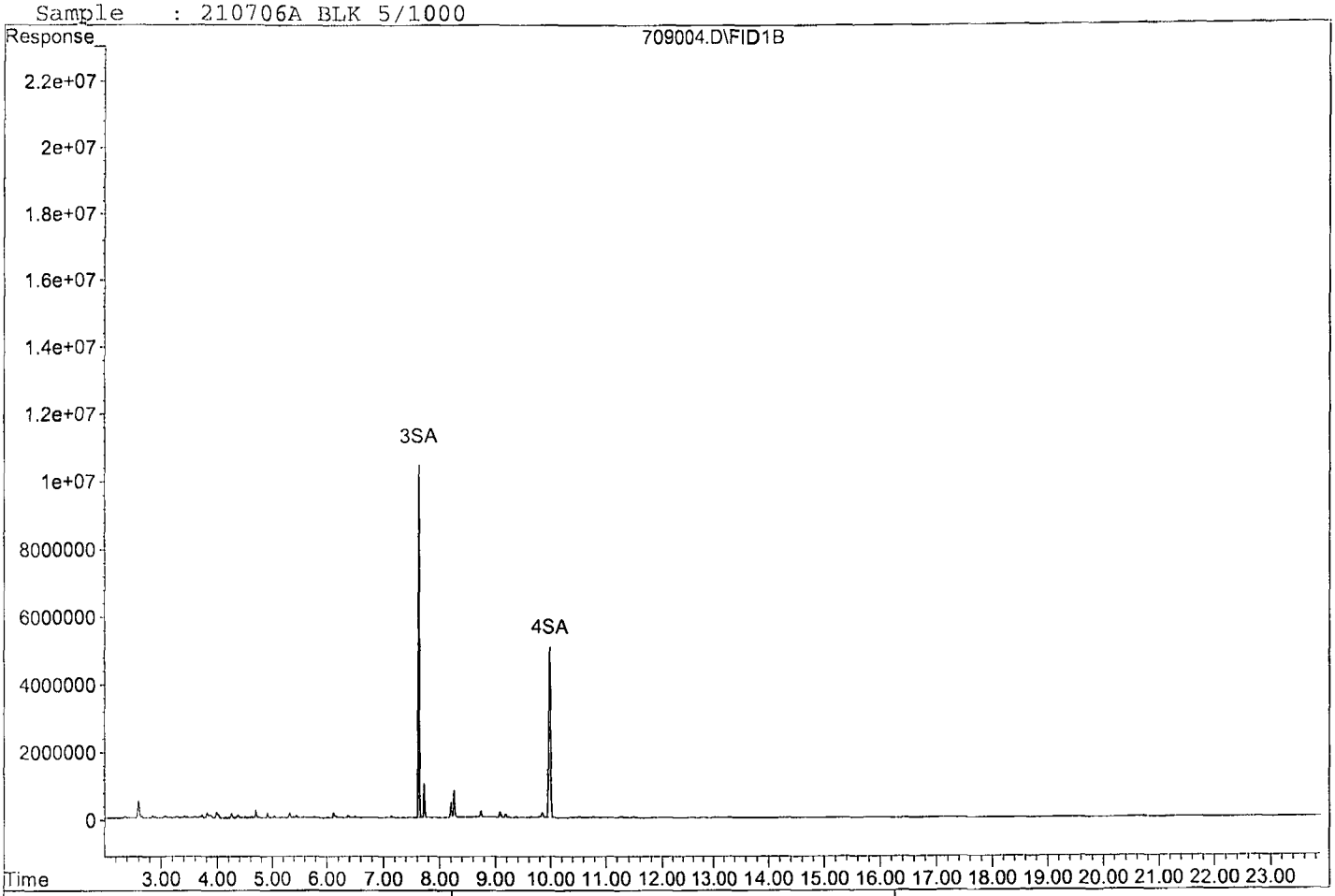

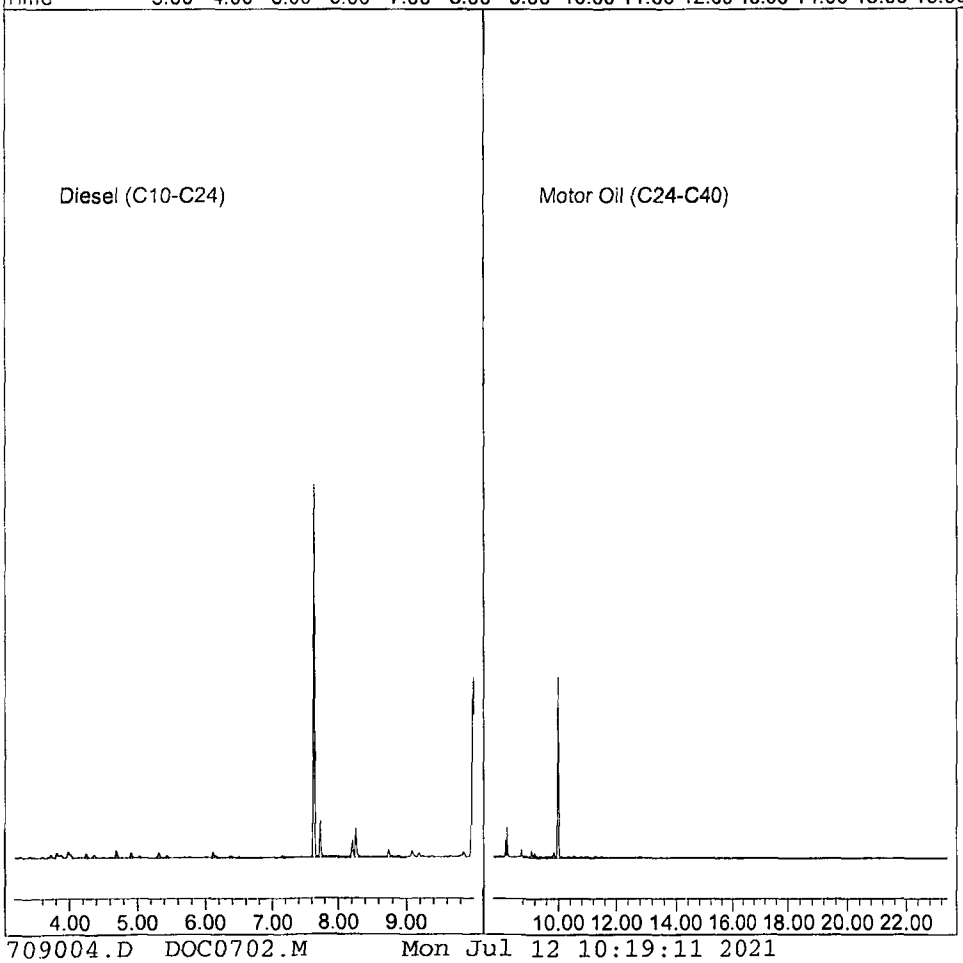

Quantitation Report (Not Reviewed)

Data File : G:\APOLLO\DATA\210709\709005.D Vial: 5
Acq On : 7-9-21 10:58:02 Operator: MB
Sample : 210706A LCS-1 5/1000 Inst : Apollo
Misc : water Multiplr: 5.00
IntFile : events.e
Quant Time: Jul 9 11:37 2021 Quant Results File: DOC0702.RES

Method : G:\APOLLO\DATA\210707\DOC0702.M (Chemstation Integrator)
Title : 8015 B&C
Last Update : Tue Jul 06 08:45:30 2021
Response via : Multiple Level Calibration

Volume Inj. : 2UL
Signal Phase : DB-5
Signal Info : FID02A

Compound	R.T.	Response	Conc Units
System Monitoring Compounds			
3) SA Ortho-Terphenyl(S)	7.63	135814709	135.846 ppb
Surrogate Spike 150.000		Recovery =	90.56%
4) SA Octacosane(S)	9.98	125786810	187.951 ppb
Surrogate Spike 150.000		Recovery =	125.30%
Target Compounds			
1) HATM Diesel (C10-C24)	6.59	106366532	121.260 ppb
2) HBTM Motor Oil (C24-C40)	15.58	87785642	141.836 ppb

Target Compounds

(f)=RT Delta > 1/2 Window (m)=manual int.

Data File: G:\APOLLO\DATA\210709\709005.D
Sample : 210706A LCS-1 5/1000

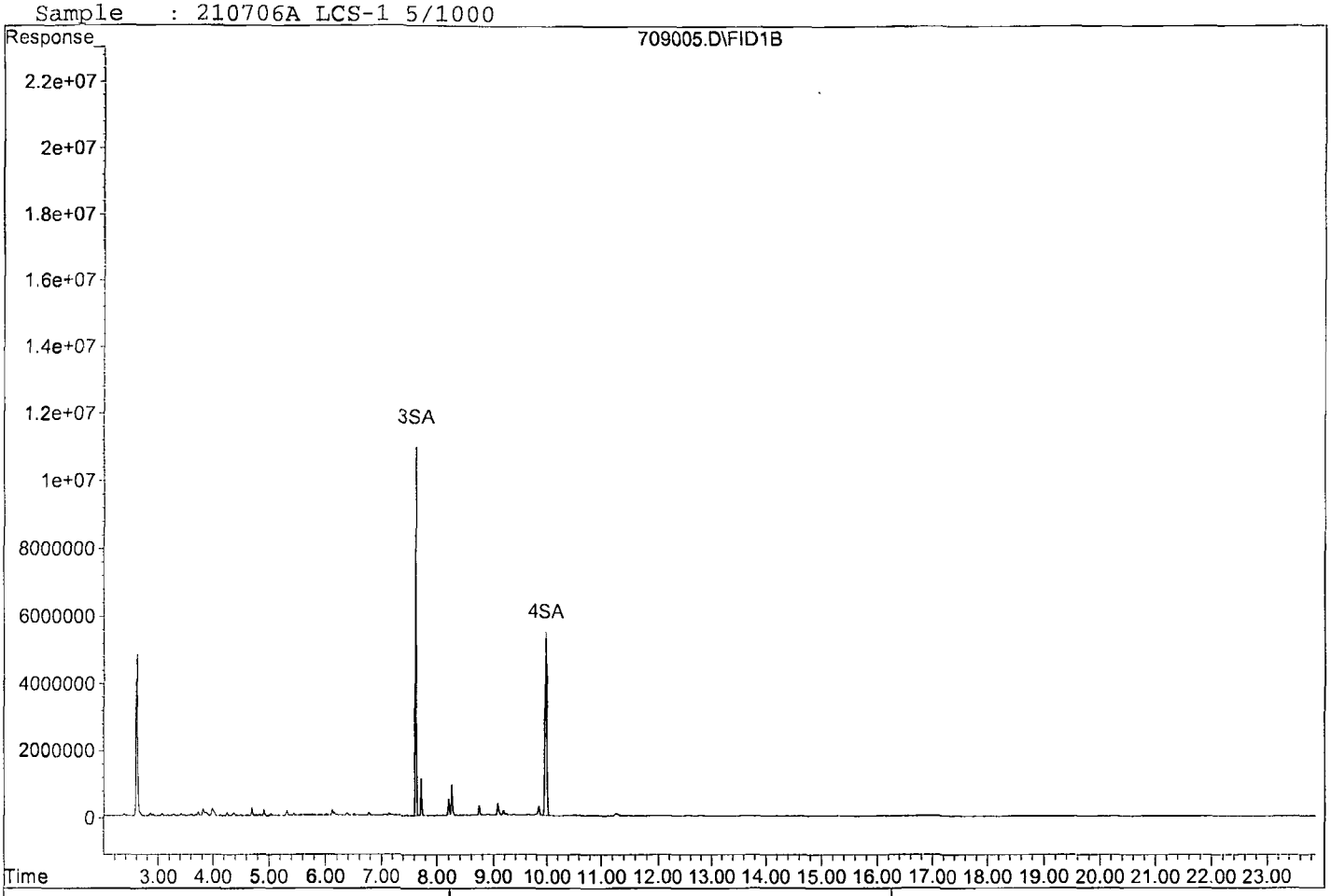

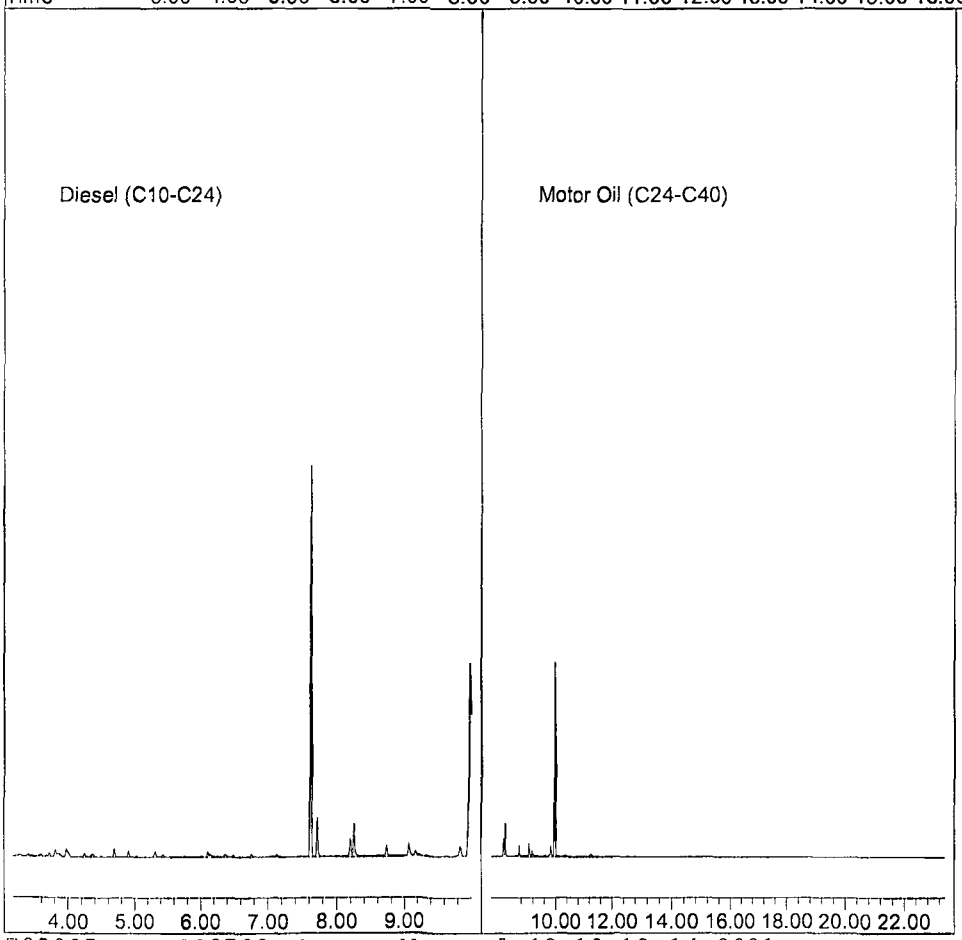

Quantitation Report (Not Reviewed)

Data File : G:\APOLLO\DATA\210709\709006.D Vial: 6
Acq On : 7-9-21 11:26:16 Operator: MB
Sample : 210706A LCSD-1 5/1000 Inst : Apollo
Misc : water Multiplr: 5.00
IntFile : events.e
Quant Time: Jul 9 11:51 2021 Quant Results File: DOC0702.RES

Method : G:\APOLLO\DATA\210707\DOC0702.M (Chemstation Integrator)
Title : 8015 B&C
Last Update : Tue Jul 06 08:45:30 2021
Response via : Multiple Level Calibration

Volume Inj. : 2UL
Signal Phase : DB-5
Signal Info : FID02A

Compound	R.T.	Response	Conc Units
System Monitoring Compounds			
3) SA Ortho-Terphenyl(S)	7.63	134582237	134.613 ppb
Surrogate Spike 150.000		Recovery =	89.74%
4) SA Octacosane(S)	9.98	124837677	186.533 ppb
Surrogate Spike 150.000		Recovery =	124.36%
Target Compounds			
1) HATM Diesel (C10-C24)	6.59	93448027	106.533 ppb
2) HBTM Motor Oil (C24-C40)	15.58	70152197	113.345 ppb

Target Compounds

(f)=RT Delta > 1/2 Window (m)=manual int.

Data File: G:\APOLLO\DATA\210709\709006.D
Sample : 210706A LCSD-1 5/1000

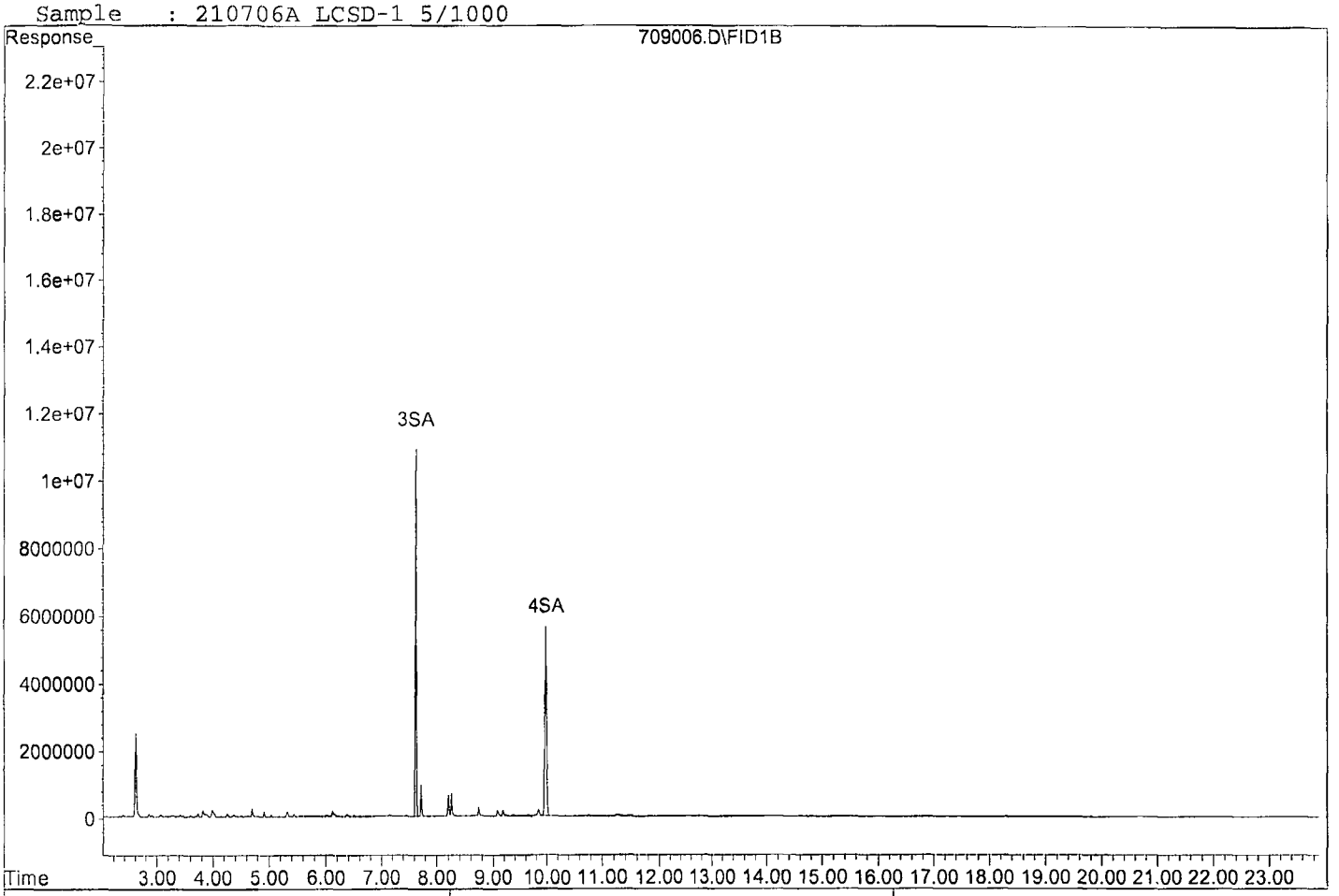

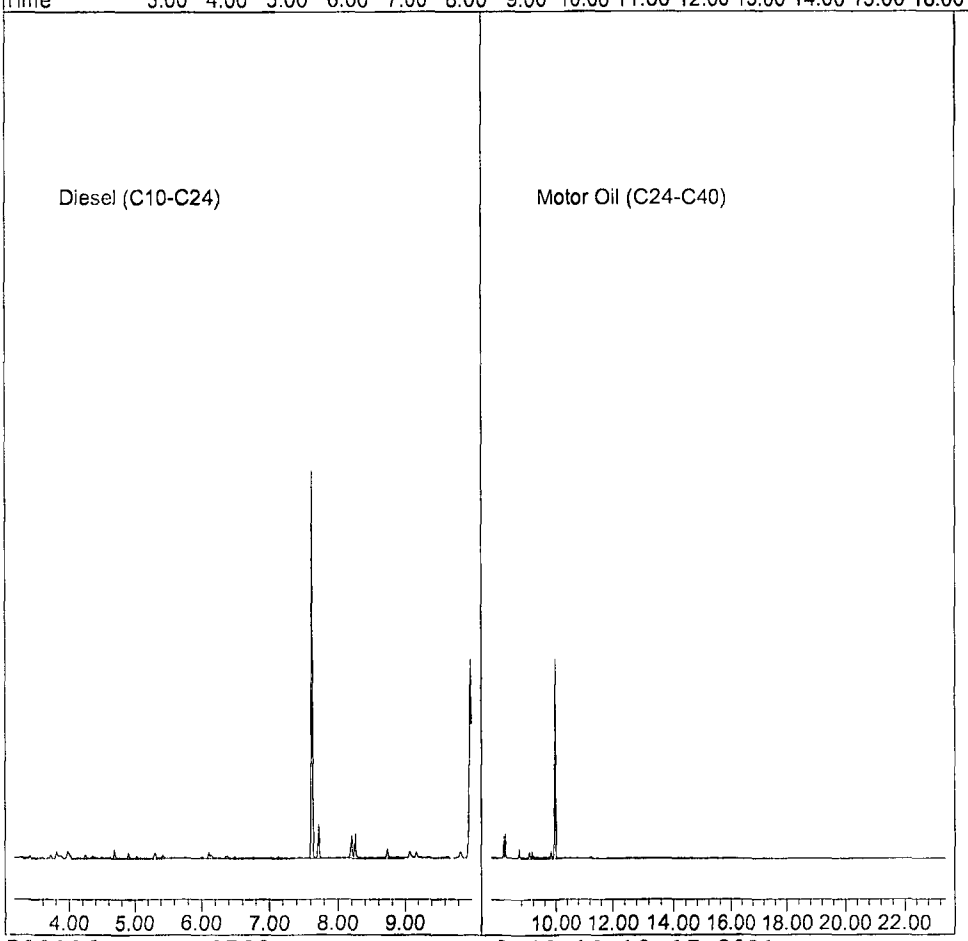

Name of Final Standard	THC Surrogate	Prep'd By (Initials)	LS (KY)
Prep Date	07/01/21		
Exp Date	07/01/22		

Initial Standard Information						Final Standard Information				
Name of Initial Standard (QAU Label)	Supplier	Supplier Part No.	Conc.(mg/L))	Lot # with QA # (or reference to APPL prep date)	EXP DATE (1Yr)	Exp Date (Manufacturer)	Aliquot from Stock	Final Volume	Final Solvent + Lot# (or APPL Prep Date)	Final Standard Conc (range)
O-terphenyl/ Octacosane Mix	Phhenova	ALO-130161	600 mg/L	CL15902-52325	07/01/22	10/31/25	NA	NA	NA	600 mg/L

Name of Final Standard	Diesel Motor Oil Standard	MB
Prep Date	06/30/21	
Exp Date	06/30/21	
MC		

Initial Standard Information						Final Standard Information			
Name of Standard	Supplier	*Supplier P/N# (or* APPL Mix Name)	*Conc.(* ug/mL)	Lot # QA Number	Exp. Date	Aliquot from Stock	Final Volume	solvent	Final Standard Conc (range)
Diesel Fuel #2	Restek	31258	50,000	A0164485-52484	46,691	400 uL	10 mL	MC	2000 ug/mL
Motor Oil	Restek	31464	50,000	A0166510-52488	46,752	400 uL	10 mL	MC	2000 ug/mL
THC Surrogate	Phenova	ALO-130161	600	CL15902-51797	10/31/25	1666uL	10 mL	MC	100 ug/mL

Diesel Motor Oil Calibration Curve

Prep Date 07/02/21

Exp Date 07/02/22

Prep'd By (Initials) MB

						Final Standard Information			
Name of Initial Standard (from contianer Label)	Supplier	Supplier P/N# (or APPL Mix Name)	Conc. (ug/mL)	Lot # with QA # (or reference to APPL prep date)	Exp Date	Aliquot from Stock	Final Volume	Solvent	Final Standard Conc (ug/mL)
Diesel Motor Oil Calibration STD -2	AAPL	Diesel /Motor Oil 1	10	04/21/21	05/06/22	100 uL	200 uL	MC	5
Diesel Motor Oil Calibration STD-3	AAPL	Diesel /Motor Oil 2	50	04/21/21	05/06/22	200 uL	1 mL	MC	10
Diesel Motor Oil Calibration STD	Restek	Diesel /Motor Oil 3	2000	04/21/21	05/06/22	25 uL	1mL	MC	50
Diesel Motor Oil Calibration STD	Restek	Diesel /Motor Oil 4	2000	04/21/21	05/06/22	125 uL	1mL	MC	250
Diesel Motor Oil Calibration STD	Restek	Diesel /Motor Oil 5	2000	04/21/21	05/06/22	500 uL	1 mL	MC	1000
Diesel Motor Oil Calibration STD	Restek	Diesel /Motor Oil 6	2000	04/21/21	05/06/22	750 uL	1 mL	MC	1500
Diesel Motor Oil Calibration STD	Restek	Diesel /Motor Oil 7	2000	04/21/21	05/06/22	100uL	100 uL	MC	2000

Diesel Motor Oil CCV

Prepared By (Initials): MB

Prep Date	06/30/21
Exp Date	06/30/21
Methylene Chloride Lot No.	59353

Initial Standard Information						Final Standard Information			
Name of Initial Standard (QAU Label)	Supplier	APPL Mix name	Conc.(ug/mL)	Reference to APPL Prep Date and Lot #'s	Exp Date	Aliquot from Stock	Final Volume	Solvent	Final Standard Conc (ug/mL)
Diesel-Motor Oil Standard	Restek	Diesel Motor Oil CCV	2000	Perp'd: 09/05/20 A0156490-156569-51860, A0155668-160024-51534, CL15440-500953	06/30/25	1250 uL	10mL	MC	250

Diesel Motor Oil Mix

Prepared: 06/28/21

Expires: 06/28/22

Prepared By (Initials): MB

Initial Standard Information							Final Standard Information			
Name of Initial Standard (QAU Label)	Supplier	Supplier Part No.	Conc. (ug/mL)	Lot Number - QA Number	Exp. Date (1 yr.)	Exp. Date (Manufacturer)	Aliquot From Stock	Final Volume	Solvent	Final Standard Conc. (ug/mL)
Diesel Fuel #2	Restek	31258	50,000	A0164485-52482,52484,52483, 52480	06/28/22	02/28/27	4.00 mL	8.0 mL	NA	25,000
Motor Oil Composite	Restek	31464	50,000	A0166510-52485,52486.52487, 52484	06/28/22	09/30/27	4.00 mL			25,000

Organic Extraction Worksheet

Method	Continuous Liq/Liq TPH-Diesel/MO 3520C	Extraction Set	210706A	Extraction Method	LIQ005	Units	ml.

Spiked ID 1			Surrogate ID 1	THC Surrogate 7-6-21 7-6-22	
Spiked ID 2			Surrogate ID 2		
Spiked ID 3			Surrogate ID 3		
Spiked ID 4			Surrogate ID 4		
Spiked ID 5			Surrogate ID 5		
Spiked ID 6			Sufficient Vol for Matrix QC:	NO	
Spiked ID 7			Ext. Start Time:	07/06/21 11:58	
Spiked ID 8			Ext. End Time:	07/07/21 14:36	
			GC Requires Extract By:		

pH1	2	07/06/21 11:55	Water Bath Temp 1 °C	35/33.5 °C
pH2			Water Bath Temp 2 °C	35/38.1
pH3			Water Bath Temp 3 °C	35/34.5 °C

Spiked By: YL **Date** 07/06/21 **Witnessed By:** SR **Date** 07/06/21

	Sample	Sample Container	Spike Amount	Spike ID	Surrogate Amount	Surrogate ID	Extract Amount	Final Volume	pH	Extract Date/Time	Comments
1	210706A Blk				0.250	1	1000	5	2	07/06/21 11:58	
						equip	E-HP3 E-WB1				
2	210706A LCS-1				0.250	1	1000	5	2	07/06/21 11:58	
						equip	E-HP4 E-WB2				
3	210706A LCSD-1				0.250	1	1000	5	2	07/06/21 11:58	
						equip	E-HP6 E-WB3				
4	BA35520	BA35520W01			0.250	1	1000	5	2	07/06/21 11:58	96714
						equip	E-HP7 E-WB1				
5	BA35521	BA35521W01			0.250	1	1000	5	2	07/06/21 11:58	96714
						equip	E-HP8 E-WB2				
6	BA35522	BA35522W01			0.250	1	1000	5	2	07/06/21 11:58	96714
						equip	E-HP9 E-WB3				
7	BA35523	BA35523W01			0.250	1	1000	5	2	07/06/21 11:58	96714
						equip	E-HP10 E-WB1				
8	BA35524	BA35524W01			0.250	1	1000	5	2	07/06/21 11:58	96714
						equip	E-HP11 E-WB2				
9	BA35538	BA35538W01			0.250	1	1000	5	2	07/06/21 11:58	96714
						equip	E-HP12 E-WB3				

Solvent and Lot#	
1+1 HCL (5mLs)	60282
PH Strips	HC148594
Dicholormethane	60338
Filter Paper	400181
Sodium Sulfate	2020120870

Extraction COC Transfer	
Extraction lab employee Initials	KY
GC analyst's initials	CW
Date	7-8-21
Time	10:42
Refrigerator	Hobart

	Technician's Initials
Scanned By	YL
Sample Preparation	YL
Extraction	YL
Concentration	SR

Modified	07/08/21 1:14:08 PM

Reviewed By: KY **Date** 07/08/21

Injection Log

Directory: G:\APOLLO\DATA\210702\

Line	Vial	FileName	Multiplier	SampleName	Misc Info	Injected
1	5	702005.D	1	DMO STD-1 07/02/21	water	7-2-21 14:35:23
2	6	702006.D	1	DMO STD-2 07/02/21	water	7-2-21 15:03:41
3	7	702007.D	1	DMO STD-3 07/02/21	water	7-2-21 15:32:00
4	8	702008.D	1	DMO STD-4 07/02/21	water	7-2-21 16:01:03
5	9	702009.D	1	DMO STD-5 07/02/21	water	7-2-21 16:29:22
6	10	702010.D	1	DMO STD-6 07/02/21	water	7-2-21 16:57:44
7	11	702011.D	1	DMO STD-7 07/02/21	water	7-2-21 17:26:03
8	12	702012.D	1	DMO STD-SS 07/02/21	water	7-2-21 17:54:24
9	3	709003.D	1	Diesel Motor Oil 06/30/21	water	7-9-21 10:00:05
10	4	709004.D	5	210706A BLK 5/1000	water	7-9-21 10:29:44
11	5	709005.D	5	210706A LCS-1 5/1000	water	7-9-21 10:58:02
12	6	709006.D	5	210706A LCSD-1 5/1000	water	7-9-21 11:26:16
13	7	709007.D	5	BA35520W01 5/1000	water	7-9-21 11:54:29
14	8	709008.D	5	BA35521W01 5/1000	water	7-9-21 12:22:44
15	9	709009.D	5	BA35522W01 5/1000	water	7-9-21 12:50:58
16	10	709010.D	5	BA35523W01 5/1000	water	7-9-21 13:19:13
17	11	709011.D	5	BA35524W01 5/1000	water	7-9-21 13:47:33
18	12	709012.D	5	BA35538W01 5/1000	water	7-9-21 14:15:54
19	20	709020.D	1	Diesel Motor Oil 06/30/21	water	7-9-21 18:02:45

ORGANICS

Calibration Data

PAH by GCMS SIM
EPA 8270 SIM

Form 6
Initial Calibration

Lab Name: APPL, Inc.
Case No:
Matrix:

SDG No:
Initial Cal. Date: 07/09/21
Instrument: Linus

Initials:

		Compound	0.1	0.2	0.5	1	5	10	50	100			Avg	%RSD	Type	r^2	Q	MRF
			0709L004.D	0709L005.D	0709L006.D	0709L007.D	0709L008.D	0709L009.D	0709L010.D	0709L011.D								
1	I	Napthalene-D8(IS)																
2	TM	Naphthalene	1.199	1.125	1.132	1.095	1.044	1.002	1.021	0.9845			1.1	6.9	TM			0.700
3	S	2-Methylnaphthalene-D10 (2M	1.241	1.146	1.202	1.158	1.077	1.163	1.102	1.086			1.1	5.0	S			
4	TM	2-Methylnaphthalene	0.6816	0.6581	0.6833	0.6695	0.6734	0.6560	0.6373	0.5869			0.66	4.8	TM			0.400
5	TM	1-Methylnaphthalene	0.6935	0.7057	0.7134	0.6936	0.6832	0.6558	0.6232	0.5745			0.67	7.1	TM			
6	I	Acenaphthene-D10(IS)																
7	TM	Acenaphthylene	4.034	4.013	4.107	4.070	4.228	4.138	4.155	3.682			4.1	4.1	TM			0.900
8	*TM	Acenaphthene	1.455	1.363	1.332	1.278	1.259	1.217	1.187	0.9997			1.3	11	*TM			0.900
9	TM	Fluorene	1.444	1.381	1.442	1.445	1.504	1.462	1.418	1.299			1.4	4.3	TM			0.900
10	I	Phenanthrene-D10(IS)																
11	TM	Phenanthrene	1.328	1.328	1.317	1.287	1.306	1.298	1.175	1.018			1.3	8.6	TM			0.700
12	TM	Anthracene	1.033	1.046	1.063	1.130	1.224	1.232	1.123	0.9506			1.1	8.8	TM			0.700
13	S	Fluoranthene-D10 (FRT)	1.421	1.467	1.455	1.446	1.490	1.645	1.582	1.505			1.5	5.0	S			
14	*TM	Fluoranthene	1.549	1.557	1.624	1.675	1.859	1.834	1.665	1.411			1.6	9.0	*TM			0.600
15	I	Chrysene-D12(IS)																
16	TM	Pyrene	1.391	1.411	1.446	1.435	1.504	1.437	1.346	1.256			1.4	5.3	TM			0.600
17	TM	Benz (a) anthracene	1.228	1.116	1.128	1.005	1.137	1.158	1.221	1.167			1.1	6.1	TM			0.800
18	TM	Chrysene	1.432	1.397	1.403	1.432	1.369	1.307	1.238	1.070			1.3	9.4	TM			0.700
19	TML	Indeno (1,2,3-cd) pyrene	0.9599	0.9117	0.9667	1.006	1.198	1.248	1.408	1.378			1.1	18	TM	1.000		0.500
20	I	Perylene-D12(IS)																
21	TML	Benzo (b) fluoranthene	0.8992	0.8949	0.8971	1.016	1.213	1.258	1.379	1.386			1.1	19	TM	1.000		0.700
22	TM	Benzo (k) fluoranthene	1.461	1.401	1.555	1.489	1.610	1.620	1.367	1.294			1.5	7.9	TM			0.700
23	*TML	Benzo (a) pyrene	0.7947	0.7710	1.013	1.054	1.239	1.281	1.356	1.252			1.1	20	*TM	0.999		0.700
24	TML	Dibenz (a,h) anthracene	0.8513	0.7699	0.9058	0.9364	1.163	1.230	1.321	1.220			1.0	20	TM	0.999		0.400
25	TM	Benzo (g,h,i) perylene	1.008	0.9841	1.015	1.078	1.262	1.309	1.360	1.279			1.2	13	TM			0.500
26																		
27																		
28																		
29																		
30																		
31																		
32																		
33																		
34																		
35																		

Quantitation Report (Not Reviewed)

Data File : M:\LINUS\DATA\L210709\0709L004.D Vial: 4
Acq On : 9 Jul 21 9:19 Operator: LS
Sample : 0.1 SIM 07/08/21 Inst : Linus
Misc : Multiplr: 1.00

Quant Time: Jul 9 12:47 2021 Quant Results File: L0709.RES

Quant Method : M:\LINUS\DATA\L210624\L0709.M (RTE Integrator)
Title : EPA 8270
Last Update : Fri Jul 09 12:44:10 2021
Response via : Initial Calibration
DataAcq Meth : SIM_2

Internal Standards	R.T.	QIon	Response	Conc Units	Dev(Min)
1) Napthalene-D8(IS)	4.09	136	14744	2.50000 ppb	0.00
6) Acenaphthene-D10(IS)	6.08	164	7115	2.50000 ppb	0.00
10) Phenanthrene-D10(IS)	7.81	188	11330	2.50000 ppb	0.00
15) Chrysene-D12(IS)	10.91	240	12762	2.50000 ppb	0.01
20) Perylene-D12(IS)	13.29	264	11483	2.50000 ppb	0.00
System Monitoring Compounds					
3) 2-Methylnaphthalene-D10 (2	4.88	152	366	0.05411 ppb	0.01
Spiked Amount 5.000			Recovery	= 1.080%	
13) Fluoranthene-D10 (FRT)	9.20	212	322	0.04732 ppb	0.02
Spiked Amount 5.000			Recovery	= 0.940%	
Target Compounds					Qvalue
2) Naphthalene	4.12	128	707	0.11148 ppb	99
4) 2-Methylnaphthalene	4.91	142	402	0.10395 ppb	100
5) 1-Methylnaphthalene	5.01	142	409	0.10384 ppb	94
7) Acenaphthylene	5.93	152	1148	0.09952 ppb	98
8) Acenaphthene	6.12	154	414	0.11533 ppb	99
9) Fluorene	6.74	166	411	0.10139 ppb	98
11) Phenanthrene	7.83	178	602	0.10566 ppb	98
12) Anthracene	7.91	178	468	0.09386 ppb	99
14) Fluoranthene	9.23	202	702	0.09406 ppb #	90
16) Pyrene	9.48	202	710	0.09911 ppb	97
17) Benz (a) anthracene	10.90	228	627	0.10726 ppb	97
18) Chrysene	10.94	228	731	0.10759 ppb	97
19) Indeno (1,2,3-cd) pyrene	14.82	276	490	0.33980 ppb #	100
21) Benzo (b) fluoranthene	12.65	252	413	0.41291 ppb	96
22) Benzo (k) fluoranthene	12.69	252	671	0.09906 ppb	97
23) Benzo (a) pyrene	13.20	252	365	-0.14383 ppb	96
24) Dibenz (a,h) anthracene	14.85	278	391	-0.06490 ppb	97
25) Benzo (g,h,i) perylene	15.17	276	463	0.08676 ppb	95

(#) = qualifier out of range (m) = manual integration

Quantitation Report

Data File : M:\LINUS\DATA\L210709\0709L004.D
Acq On : 9 Jul 21 9:19
Sample : 0.1 SIM 07/08/21
Misc :

Vial: 4
Operator: LS
Inst : Linus
Multiplr: 1.00

Quant Time: Jul 9 12:47 2021

Quant Results File: L0709.RES

Method : M:\LINUS\DATA\L210624\L0709.M (RTE Integrator)
Title : EPA 8270
Last Update : Fri Jul 09 12:44:10 2021
Response via : Initial Calibration

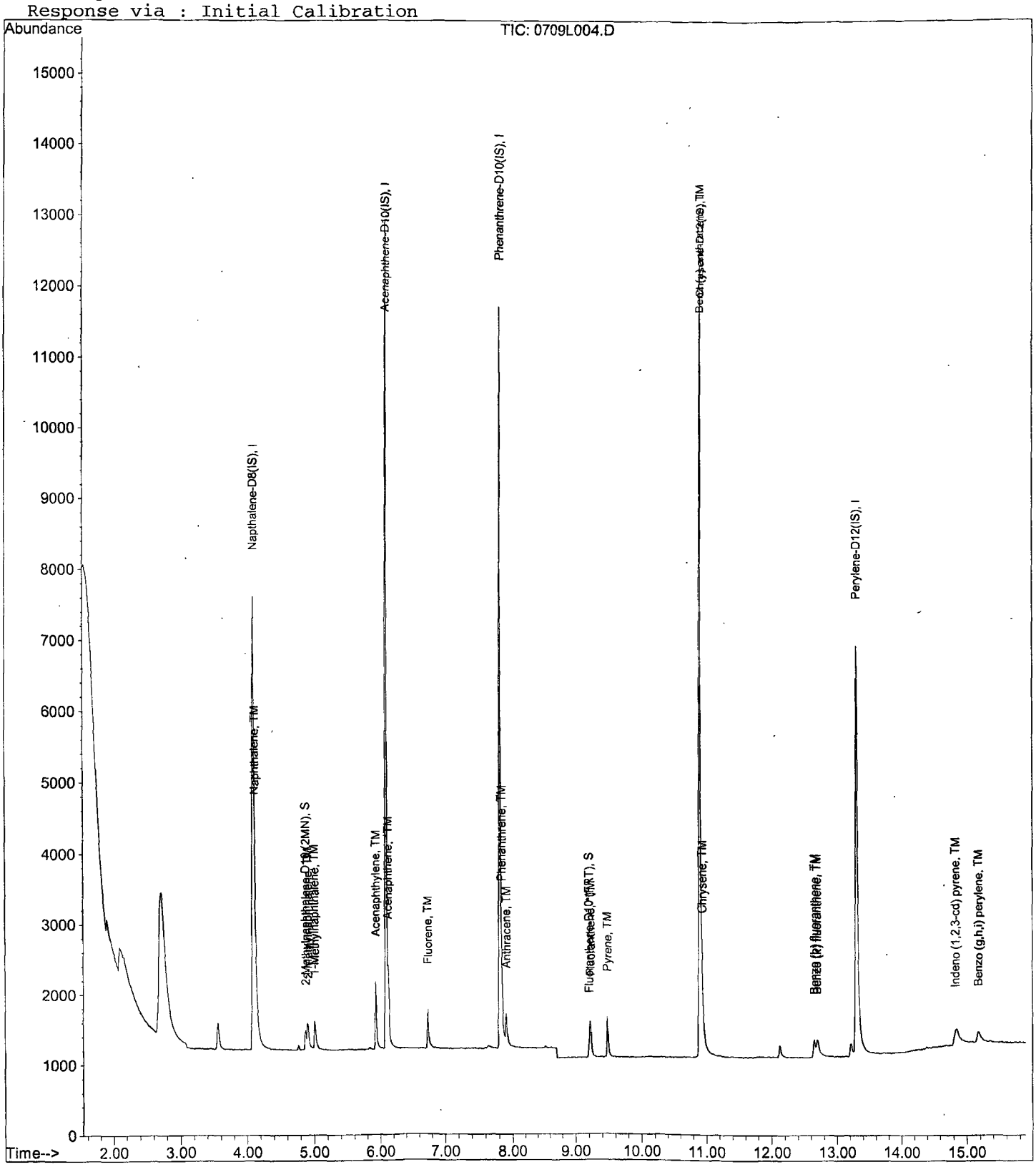

Quantitation Report (Not Reviewed)

Data File : M:\LINUS\DATA\L210709\0709L005.D Vial: 5
Acq On : 9 Jul 21 9:41 Operator: LS
Sample : 0.2 SIM 07/08/21 Inst : Linus
Misc : Multiplr: 1.00

Quant Time: Jul 9 12:47 2021 Quant Results File: L0709.RES

Quant Method : M:\LINUS\DATA\L210624\L0709.M (RTE Integrator)
Title : EPA 8270
Last Update : Fri Jul 09 12:44:10 2021
Response via : Initial Calibration
DataAcq Meth : SIM_2

Internal Standards	R.T.	QIon	Response	Conc Units	Dev(Min)
1) Napthalene-D8(IS)	4.09	136	14701	2.50000 ppb	0.00
6) Acenaphthene-D10(IS)	6.08	164	6977	2.50000 ppb	0.00
10) Phenanthrene-D10(IS)	7.81	188	11193	2.50000 ppb	0.00
15) Chrysene-D12(IS)	10.90	240	12587	2.50000 ppb	0.00
20) Perylene-D12(IS)	13.29	264	11203	2.50000 ppb	0.00
System Monitoring Compounds					
3) 2-Methylnaphthalene-D10 (2	4.88	152	674	0.09993 ppb	0.01
Spiked Amount 5.000			Recovery	= 2.000%	
13) Fluoranthene-D10 (FRT)	9.20	212	657	0.09774 ppb	0.02
Spiked Amount 5.000			Recovery	= 1.960%	
Target Compounds					Qvalue
2) Naphthalene	4.12	128	1323	0.20922 ppb	98
4) 2-Methylnaphthalene	4.90	142	774	0.20072 ppb	96
5) 1-Methylnaphthalene	5.01	142	830	0.21133 ppb	97
7) Acenaphthylene	5.93	152	2240	0.19802 ppb	98
8) Acenaphthene	6.12	154	761	0.21618 ppb	100
9) Fluorene	6.74	166	771	0.19397 ppb	98
11) Phenanthrene	7.83	178	1189	0.21125 ppb	98
12) Anthracene	7.91	178	937	0.19023 ppb	98
14) Fluoranthene	9.21	202	1394	0.18907 ppb	99
16) Pyrene	9.48	202	1421	0.20112 ppb	99
17) Benz (a) anthracene	10.90	228	1124	0.19496 ppb	97
18) Chrysene	10.94	228	1407	0.20997 ppb	97
19) Indeno (1,2,3-cd) pyrene	14.81	276	918	0.40201 ppb #	90
21) Benzo (b) fluoranthene	12.64	252	802	0.47698 ppb #	98
22) Benzo (k) fluoranthene	12.69	252	1256	0.19007 ppb	97
23) Benzo (a) pyrene	13.20	252	691	-0.08494 ppb	97
25) Benzo (g,h,i) perylene	15.16	276	882	0.16940 ppb	96

(#) = qualifier out of range (m) = manual integration

Quantitation Report

Data File : M:\LINUS\DATA\L210709\0709L005.D Vial: 5
Acq On : 9 Jul 21 9:41 Operator: LS
Sample : 0.2 SIM 07/08/21 Inst : Linus
Misc : Multiplr: 1.00

Quant Time: Jul 9 12:47 2021 Quant Results File: L0709.RES

Method : M:\LINUS\DATA\L210624\L0709.M (RTE Integrator)
Title : EPA 8270
Last Update : Fri Jul 09 12:44:10 2021
Response via : Initial Calibration

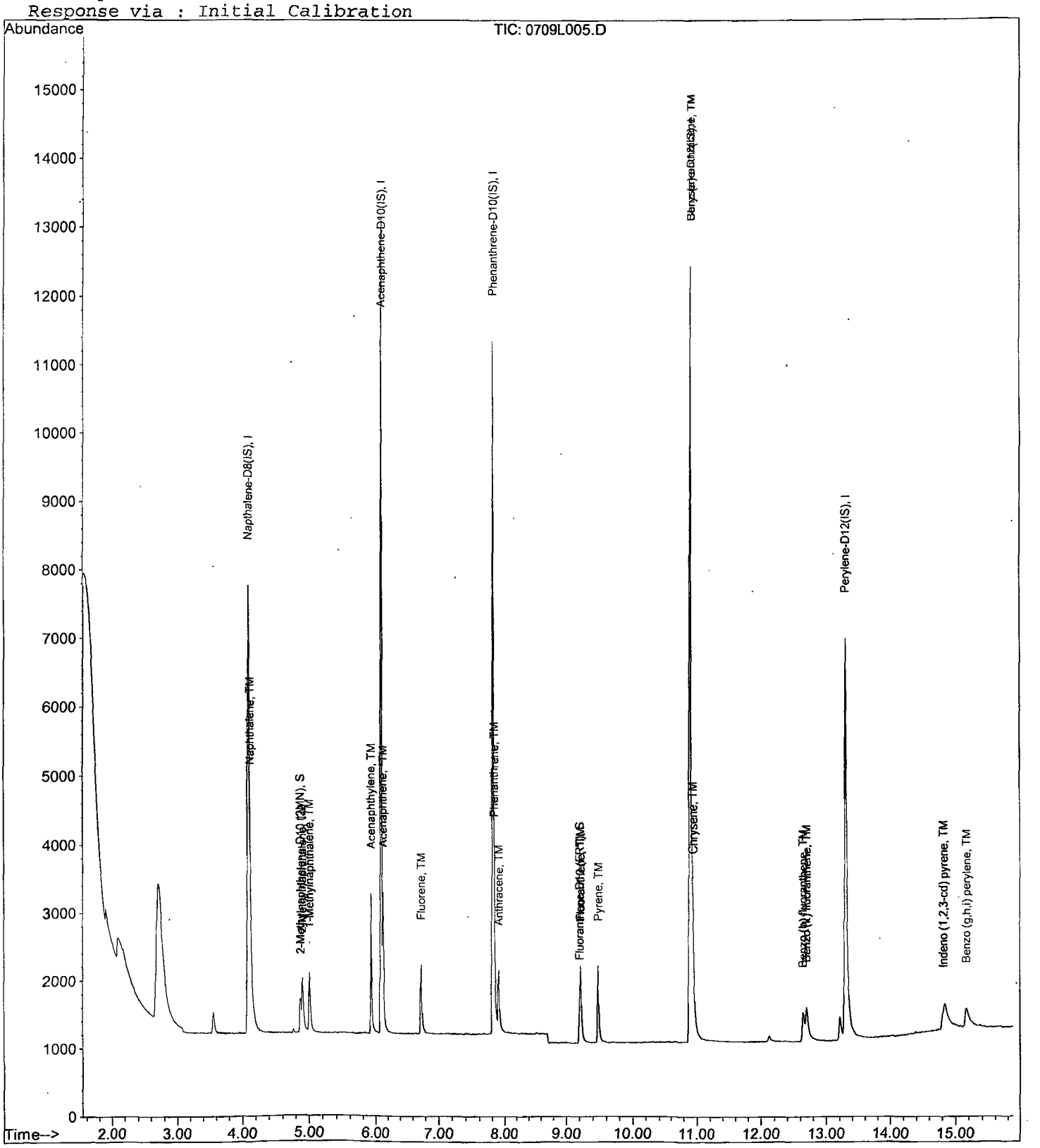

Quantitation Report (Not Reviewed)

Data File : M:\LINUS\DATA\L210709\0709L006.D Vial: 6
Acq On : 9 Jul 21 10:03 Operator: LS
Sample : 0.5 SIM 07/08/21 Inst : Linus
Misc : Multiplr: 1.00

Quant Time: Jul 9 12:47 2021 Quant Results File: L0709.RES

Quant Method : M:\LINUS\DATA\L210624\L0709.M (RTE Integrator)
Title : EPA 8270
Last Update : Fri Jul 09 12:44:10 2021
Response via : Initial Calibration
DataAcq Meth : SIM_2

Internal Standards	R.T.	QIon	Response	Conc Units	Dev(Min)
1) Napthalene-D8(IS)	4.09	136	14108	2.50000 ppb	0.00
6) Acenaphthene-D10(IS)	6.08	164	6694	2.50000 ppb	0.00
10) Phenanthrene-D10(IS)	7.81	188	10964	2.50000 ppb	0.00
15) Chrysene-D12(IS)	10.90	240	12299	2.50000 ppb	0.00
20) Perylene-D12(IS)	13.29	264	10907	2.50000 ppb	0.00
System Monitoring Compounds					
3) 2-Methylnaphthalene-D10 (2	4.87	152	1696	0.26203 ppb	0.00
Spiked Amount 5.000			Recovery	= 5.240%	
13) Fluoranthene-D10 (FRT)	9.19	212	1595	0.24224 ppb	0.01
Spiked Amount 5.000			Recovery	= 4.840%	
Target Compounds					Qvalue
2) Naphthalene	4.12	128	3193	0.52618 ppb	100
4) 2-Methylnaphthalene	4.90	142	1928	0.52100 ppb	98
5) 1-Methylnaphthalene	5.01	142	2013	0.53409 ppb	98
7) Acenaphthylene	5.93	152	5499	0.50666 ppb	99
8) Acenaphthene	6.12	154	1783	0.52791 ppb	98
9) Fluorene	6.74	166	1930	0.50608 ppb	96
11) Phenanthrene	7.83	178	2889	0.52401 ppb	99
12) Anthracene	7.91	178	2331	0.48312 ppb	100
14) Fluoranthene	9.21	202	3561	0.49308 ppb	95
16) Pyrene	9.48	202	3557	0.51524 ppb	98
17) Benz (a) anthracene	10.89	228	2775	0.49259 ppb	98
18) Chrysene	10.94	228	3452	0.52721 ppb	98
19) Indeno (1,2,3-cd) pyrene	14.80	276	2378	0.61892 ppb #	92
21) Benzo (b) fluoranthene	12.64	252	1957	0.67095 ppb	98
22) Benzo (k) fluoranthene	12.69	252	3393	0.52739 ppb	98
23) Benzo (a) pyrene	13.20	252	2210	0.19268 ppb	98
24) Dibenz (a,h) anthracene	14.83	278	1976	0.23218 ppb	98
25) Benzo (g,h,i) perylene	15.15	276	2215	0.43696 ppb	98

(#) = qualifier out of range (m) = manual integration

Quantitation Report

Data File : M:\LINUS\DATA\L210709\0709L006.D Vial: 6
Acq On : 9 Jul 21 10:03 Operator: LS
Sample : 0.5 SIM 07/08/21 Inst : Linus
Misc : Multiplr: 1.00

Quant Time: Jul 9 12:47 2021 Quant Results File: L0709.RES

Method : M:\LINUS\DATA\L210624\L0709.M (RTE Integrator)
Title : EPA 8270
Last Update : Fri Jul 09 12:44:10 2021
Response via : Initial Calibration

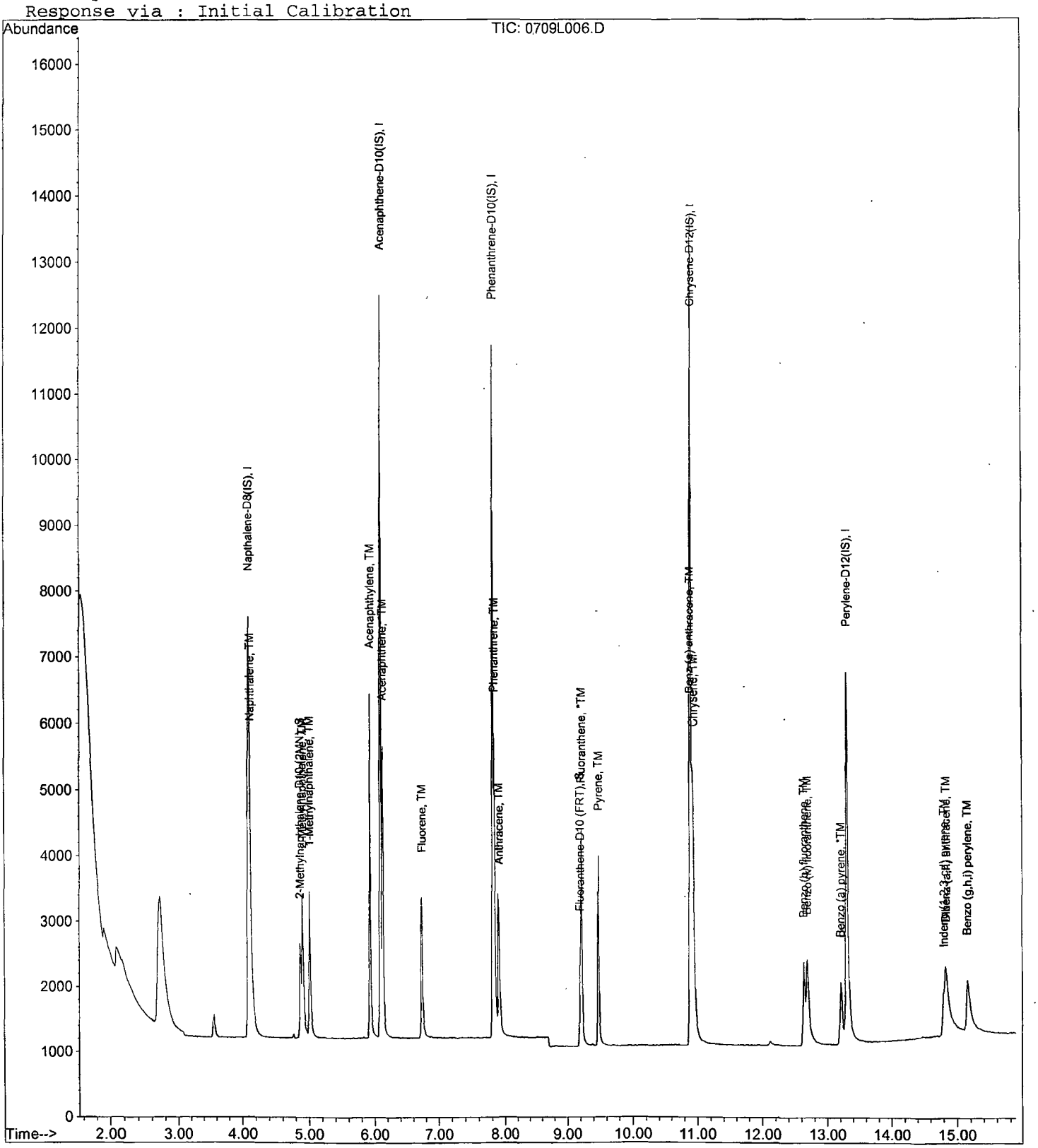

Quantitation Report (Not Reviewed)

Data File : M:\LINUS\DATA\L210709\0709L007.D Vial: 7
Acq On : 9 Jul 21 10:25 Operator: LS
Sample : 1 SIM 07/08/21 Inst : Linus
Misc : Multiplr: 1.00

Quant Time: Jul 9 12:47 2021 Quant Results File: L0709.RES

Quant Method : M:\LINUS\DATA\L210624\L0709.M (RTE Integrator)
Title : EPA 8270
Last Update : Fri Jul 09 12:44:10 2021
Response via : Initial Calibration
DataAcq Meth : SIM_2

Internal Standards	R.T.	QIon	Response	Conc Units		Dev(Min)
1) Napthalene-D8(IS)	4.09	136	15347	2.50000 ppb		0.00
6) Acenaphthene-D10(IS)	6.08	164	7331	2.50000 ppb		0.00
10) Phenanthrene-D10(IS)	7.81	188	11646	2.50000 ppb		0.00
15) Chrysene-D12(IS)	10.90	240	13677	2.50000 ppb		0.00
20) Perylene-D12(IS)	13.29	264	11966	2.50000 ppb		0.00
System Monitoring Compounds						
3) 2-Methylnaphthalene-D10 (2	4.87	152	3555	0.50491 ppb		0.00
Spiked Amount 5.000			Recovery	= 10.100%		
13) Fluoranthene-D10 (FRT)	9.19	212	3367	0.48141 ppb		0.01
Spiked Amount 5.000			Recovery	= 9.620%		
Target Compounds						Qvalue
2) Naphthalene	4.12	128	6724	1.01860 ppb		100
4) 2-Methylnaphthalene	4.90	142	4110	1.02098 ppb		99
5) 1-Methylnaphthalene	5.01	142	4258	1.03854 ppb		100
7) Acenaphthylene	5.93	152	11934	1.00403 ppb		100
8) Acenaphthene	6.12	154	3749	1.01356 ppb		97
9) Fluorene	6.72	166	4236	1.01424 ppb		97
11) Phenanthrene	7.83	178	5995	1.02370 ppb		99
12) Anthracene	7.89	178	5266	1.02751 ppb		98
14) Fluoranthene	9.21	202	7803	1.01719 ppb	#	90
16) Pyrene	9.46	202	7850	1.02252 ppb	#	88
17) Benz (a) anthracene	10.89	228	5498	0.87763 ppb		98
18) Chrysene	10.93	228	7833	1.07578 ppb		98
19) Indeno (1,2,3-cd) pyrene	14.79	276	5501	0.99513 ppb		98
21) Benzo (b) fluoranthene	12.63	252	4865	1.07952 ppb	#	97
22) Benzo (k) fluoranthene	12.68	252	7125	1.00945 ppb		99
23) Benzo (a) pyrene	13.20	252	5044	0.62388 ppb		99
24) Dibenz (a,h) anthracene	14.82	278	4482	0.62270 ppb		98
25) Benzo (g,h,i) perylene	15.14	276	5158	0.92748 ppb		96

(#) = qualifier out of range (m) = manual integration

Quantitation Report

Data File : M:\LINUS\DATA\L210709\0709L007.D
Acq On : 9 Jul 21 10:25
Sample : 1 SIM 07/08/21
Misc :

Vial: 7
Operator: LS
Inst : Linus
Multiplr: 1.00

Quant Time: Jul 9 12:47 2021

Quant Results File: L0709.RES

Method : M:\LINUS\DATA\L210624\L0709.M (RTE Integrator)
Title : EPA 8270
Last Update : Fri Jul 09 12:44:10 2021
Response via : Initial Calibration

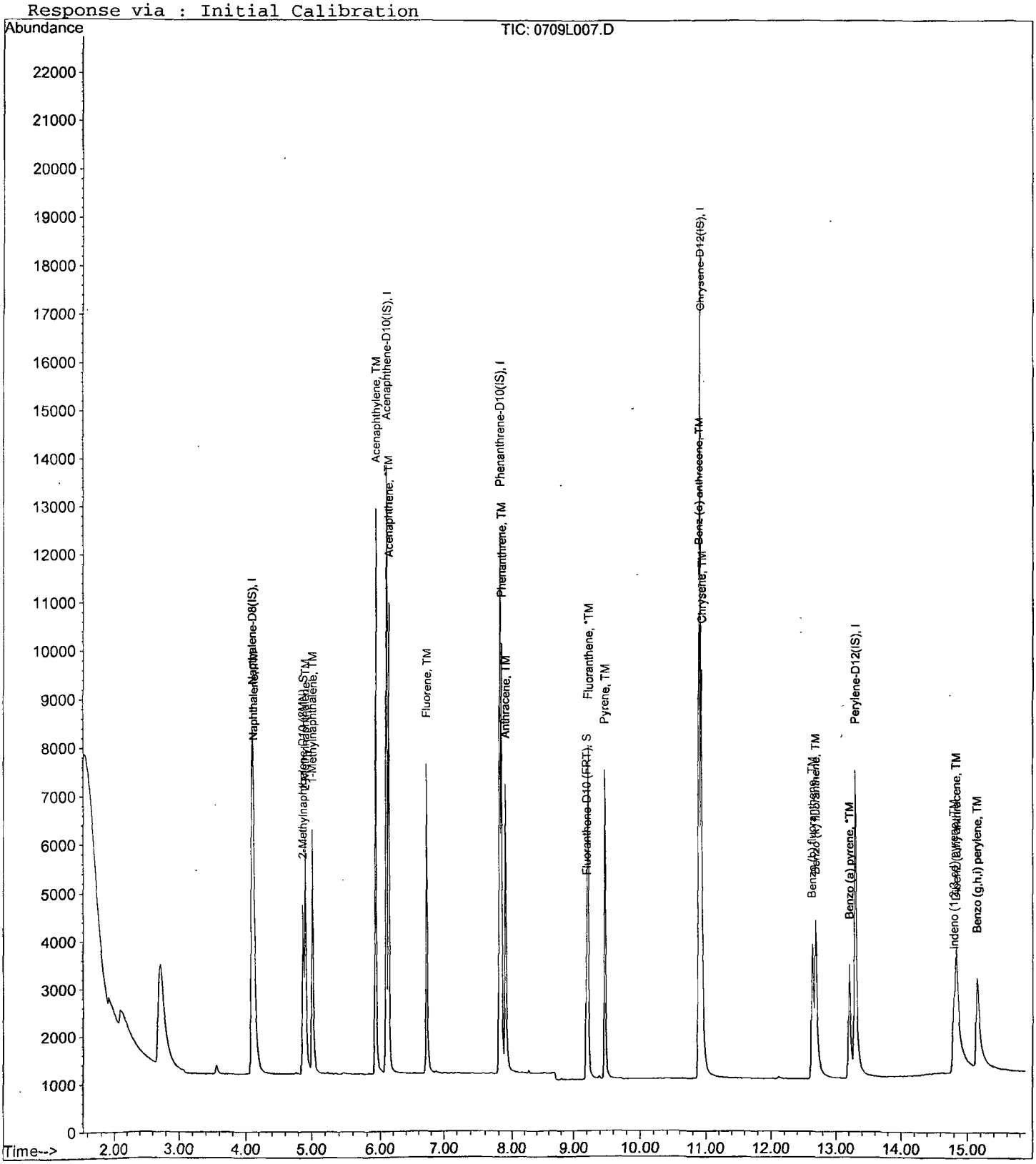

Quantitation Report (Not Reviewed)

Data File : M:\LINUS\DATA\L210709\0709L008.D Vial: 8
Acq On : 9 Jul 21 10:47 Operator: LS
Sample : 5 SIM 07/08/21 Inst : Linus
Misc : Multiplr: 1.00

Quant Time: Jul 9 12:47 2021 Quant Results File: L0709.RES

Quant Method : M:\LINUS\DATA\L210624\L0709.M (RTE Integrator)
Title : EPA 8270
Last Update : Fri Jul 09 12:44:10 2021
Response via : Initial Calibration
DataAcq Meth : SIM_2

Internal Standards	R.T.	QIon	Response	Conc Units	Dev(Min)
1) Napthalene-D8(IS)	4.09	136	14108	2.50000 ppb	0.00
6) Acenaphthene-D10(IS)	6.08	164	6767	2.50000 ppb	0.00
10) Phenanthrene-D10(IS)	7.81	188	10668	2.50000 ppb	0.00
15) Chrysene-D12(IS)	10.90	240	13260	2.50000 ppb	0.00
20) Perylene-D12(IS)	13.29	264	11379	2.50000 ppb	0.00
System Monitoring Compounds					
3) 2-Methylnaphthalene-D10 (2	4.87	152	15198	2.34811 ppb	0.00
Spiked Amount 5.000			Recovery	= 46.960%	
13) Fluoranthene-D10 (FRT)	9.18	212	15900	2.48176 ppb	0.00
Spiked Amount 5.000			Recovery	= 49.640%	
Target Compounds					Qvalue
2) Naphthalene	4.12	128	29446	4.85242 ppb	100
4) 2-Methylnaphthalene	4.90	142	19000	5.13435 ppb	100
5) 1-Methylnaphthalene	5.01	142	19278	5.11489 ppb	100
7) Acenaphthylene	5.93	152	57221	5.21532 ppb	100
8) Acenaphthene	6.12	154	17037	4.98994 ppb	100
9) Fluorene	6.72	166	20357	5.28040 ppb	100
11) Phenanthrene	7.83	178	27865	5.19443 ppb	100
12) Anthracene	7.89	178	26108	5.56127 ppb	100
14) Fluoranthene	9.20	202	39662	5.64427 ppb	100
16) Pyrene	9.46	202	39875	5.35734 ppb	100
17) Benz (a) anthracene	10.89	228	30145	4.96327 ppb	100
18) Chrysene	10.93	228	36297	5.14177 ppb	100
19) Indeno (1,2,3-cd) pyrene	14.78	276	31762	4.58531 ppb	100
21) Benzo (b) fluoranthene	12.63	252	27611	4.71278 ppb	100
22) Benzo (k) fluoranthene	12.67	252	36630	5.45736 ppb	100
23) Benzo (a) pyrene	13.19	252	28198	4.67482 ppb	100
24) Dibenz (a,h) anthracene	14.81	278	26478	4.56511 ppb	100
25) Benzo (g,h,i) perylene	15.13	276	28721	5.43087 ppb	100

(#) = qualifier out of range (m) = manual integration

Quantitation Report

Data File : M:\LINUS\DATA\L210709\0709L008.D
Acq On : 9 Jul 21 10:47
Sample : 5 SIM 07/08/21
Misc :

Vial: 8
Operator: LS
Inst : Linus
Multiplr: 1.00

Quant Time: Jul 9 12:47 2021

Quant Results File: L0709.RES

Method : M:\LINUS\DATA\L210624\L0709.M (RTE Integrator)
Title : EPA 8270
Last Update : Fri Jul 09 12:44:10 2021
Response via : Initial Calibration

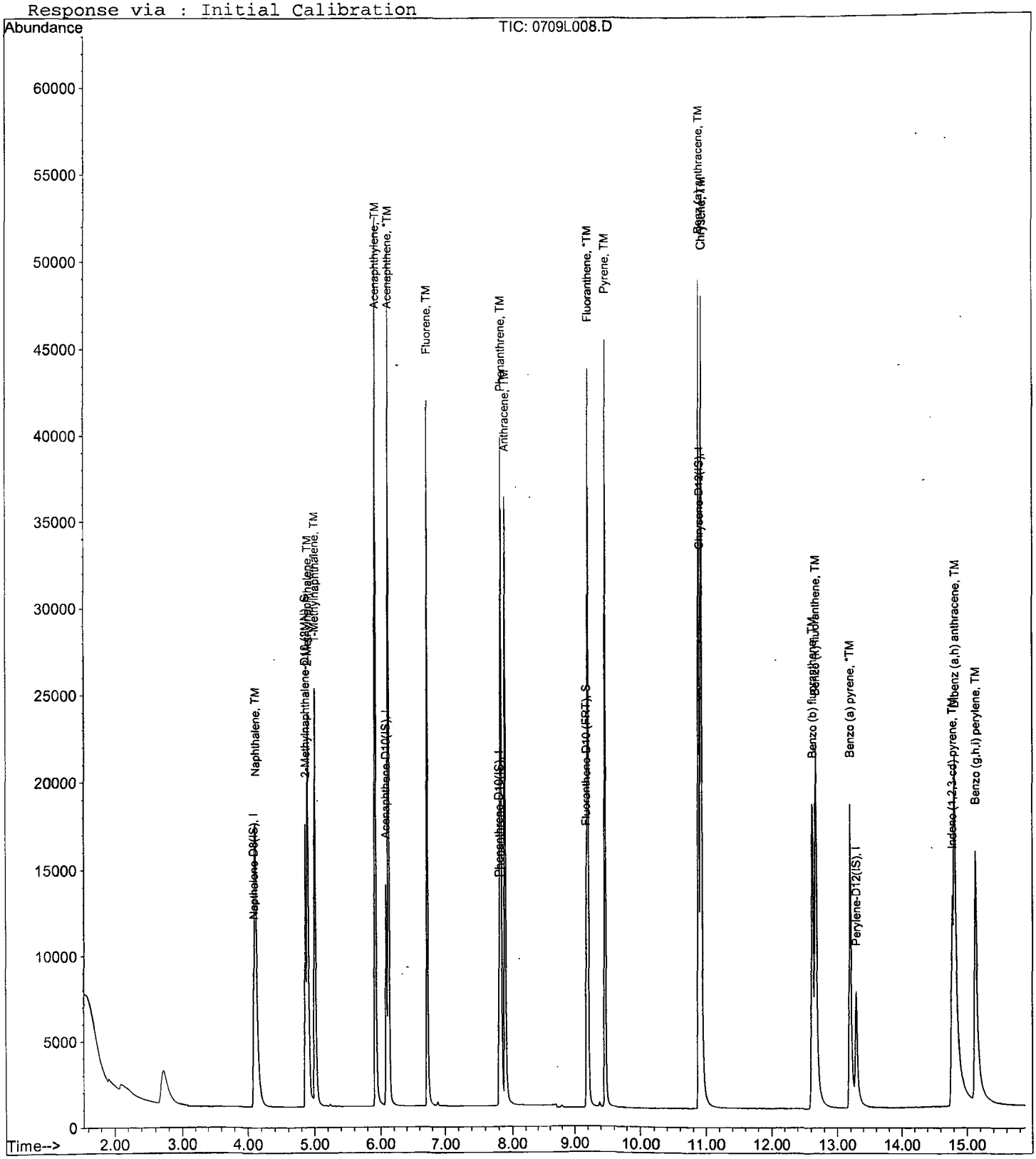

Quantitation Report (Not Reviewed)

Data File : M:\LINUS\DATA\L210709\0709L009.D Vial: 9
Acq On : 9 Jul 21 11:09 Operator: LS
Sample : 10 SIM 07/08/21 Inst : Linus
Misc : Multiplr: 1.00

Quant Time: Jul 9 12:47 2021 Quant Results File: L0709.RES

Quant Method : M:\LINUS\DATA\L210624\L0709.M (RTE Integrator)
Title : EPA 8270
Last Update : Fri Jul 09 12:44:10 2021
Response via : Initial Calibration
DataAcq Meth : SIM_2

Internal Standards	R.T.	QIon	Response	Conc Units	Dev(Min)
1) Napthalene-D8(IS)	4.09	136	14235	2.50000 ppb	0.00
6) Acenaphthene-D10(IS)	6.08	164	6825	2.50000 ppb	0.00
10) Phenanthrene-D10(IS)	7.81	188	10707	2.50000 ppb	0.00
15) Chrysene-D12(IS)	10.90	240	13591	2.50000 ppb	0.00
20) Perylene-D12(IS)	13.29	264	11523	2.50000 ppb	0.00
System Monitoring Compounds					
3) 2-Methylnaphthalene-D10 (2	4.87	152	33108	5.06960 ppb	0.00
Spiked Amount 5.000			Recovery	= 101.400%	
13) Fluoranthene-D10 (FRT)	9.18	212	35222	5.47762 ppb	0.00
Spiked Amount 5.000			Recovery	= 109.560%	
Target Compounds					Qvalue
2) Naphthalene	4.12	128	57081	9.32248 ppb	100
4) 2-Methylnaphthalene	4.90	142	37350	10.00300 ppb	99
5) 1-Methylnaphthalene	5.01	142	37341	9.81902 ppb	100
7) Acenaphthylene	5.93	152	112966	10.20862 ppb	100
8) Acenaphthene	6.12	154	33230	9.64997 ppb	99
9) Fluorene	6.72	166	39905	10.26298 ppb	100
11) Phenanthrene	7.83	178	55577	10.32259 ppb	99
12) Anthracene	7.89	178	52746	11.19450 ppb	100
14) Fluoranthene	9.20	202	78558	11.13880 ppb	100
16) Pyrene	9.46	202	78136	10.24217 ppb	99
17) Benz (a) anthracene	10.89	228	62955	10.11289 ppb	100
18) Chrysene	10.93	228	71034	9.81748 ppb	99
19) Indeno (1,2,3-cd) pyrene	14.78	276	67841	9.26197 ppb	96
21) Benzo (b) fluoranthene	12.63	252	58000	9.40191 ppb	99
22) Benzo (k) fluoranthene	12.68	252	74665	10.98503 ppb	96
23) Benzo (a) pyrene	13.19	252	59061	9.88965 ppb	99
24) Dibenz (a,h) anthracene	14.81	278	56697	9.80202 ppb	98
25) Benzo (g,h,i) perylene	15.13	276	60344	11.26788 ppb	98

(#) = qualifier out of range (m) = manual integration

Quantitation Report

Data File : M:\LINUS\DATA\L210709\0709L009.D
Acq On : 9 Jul 21 11:09
Sample : 10 SIM 07/08/21
Misc :

Vial: 9
Operator: LS
Inst : Linus
Multiplr: 1.00

Quant Time: Jul 9 12:47 2021

Quant Results File: L0709.RES

Method : M:\LINUS\DATA\L210624\L0709.M (RTE Integrator)
Title : EPA 8270
Last Update : Fri Jul 09 12:44:10 2021
Response via : Initial Calibration



Quantitation Report (Not Reviewed)

Data File : M:\LINUS\DATA\L210709\0709L010.D Vial: 10
Acq On : 9 Jul 21 11:38 Operator: LS
Sample : 50 SIM 07/08/21 Inst : Linus
Misc : Multiplr: 1.00

Quant Time: Jul 9 12:47 2021 Quant Results File: L0709.RES

Quant Method : M:\LINUS\DATA\L210624\L0709.M (RTE Integrator)
Title : EPA 8270
Last Update : Fri Jul 09 12:44:10 2021
Response via : Initial Calibration
DataAcq Meth : SIM_2

Internal Standards	R.T.	QIon	Response	Conc Units	Dev(Min)
1) Napthalene-D8(IS)	4.09	136	15229	2.50000 ppb	0.00
6) Acenaphthene-D10(IS)	6.10	164	7095	2.50000 ppb	0.01
10) Phenanthrene-D10(IS)	7.81	188	11770	2.50000 ppb	0.00
15) Chrysene-D12(IS)	10.91	240	14136	2.50000 ppb	0.01
20) Perylene-D12(IS)	13.29	264	12539	2.50000 ppb	0.00
System Monitoring Compounds					
3) 2-Methylnaphthalene-D10 (2	4.87	152	167767	24.01228 ppb	0.00
Spiked Amount 5.000			Recovery	= 480.240%	
13) Fluoranthene-D10 (FRT)	9.19	212	186164	26.33692 ppb	0.01
Spiked Amount 5.000			Recovery	= 526.740%	
Target Compounds					Qvalue
2) Naphthalene	4.12	128	311107	47.49368 ppb	100
4) 2-Methylnaphthalene	4.90	142	194109	48.59274 ppb	100
5) 1-Methylnaphthalene	5.01	142	189816	46.65532 ppb	99
7) Acenaphthylene	5.93	152	589634	51.25687 ppb	99
8) Acenaphthene	6.13	154	168407	47.04420 ppb	91
9) Fluorene	6.74	166	201190	49.77404 ppb	94
11) Phenanthrene	7.85	178	276590	46.73278 ppb	99
12) Anthracene	7.91	178	264342	51.03554 ppb	98
14) Fluoranthene	9.21	202	391929	50.55299 ppb	94
16) Pyrene	9.48	202	380558	47.96082 ppb	92
17) Benz (a) anthracene	10.90	228	345239	53.31996 ppb	97
18) Chrysene	10.95	228	349927	46.49818 ppb	97
19) Indeno (1,2,3-cd) pyrene	14.80	276	398165	51.00701 ppb	92
21) Benzo (b) fluoranthene	12.65	252	345754	49.94661 ppb #	96
22) Benzo (k) fluoranthene	12.65	252	342883	46.35888 ppb	99
23) Benzo (a) pyrene	13.21	252	340151	53.22867 ppb	96
24) Dibenz (a,h) anthracene	14.85	278	331239	53.20986 ppb #	92
25) Benzo (g,h,i) perylene	15.16	276	341047	58.52280 ppb	95

(#) = qualifier out of range (m) = manual integration

Quantitation Report

Data File : M:\LINUS\DATA\L210709\0709L010.D Vial: 10
Acq On : 9 Jul 21 11:38 Operator: LS
Sample : 50 SIM 07/08/21 Inst : Linus
Misc : Multiplr: 1.00

Quant Time: Jul 9 12:47 2021 Quant Results File: L0709.RES

Method : M:\LINUS\DATA\L210624\L0709.M (RTE Integrator)
Title : EPA 8270
Last Update : Fri Jul 09 12:44:10 2021
Response via : Initial Calibration



Quantitation Report (Not Reviewed)

Data File : M:\LINUS\DATA\L210709\0709L011.D Vial: 11
Acq On : 9 Jul 21 12:00 Operator: LS
Sample : 100 SIM 07/08/21 Inst : Linus
Misc : Multiplr: 1.00

Quant Time: Jul 9 12:47 2021 Quant Results File: L0709.RES

Quant Method : M:\LINUS\DATA\L210624\L0709.M (RTE Integrator)
Title : EPA 8270
Last Update : Fri Jul 09 12:44:10 2021
Response via : Initial Calibration
DataAcq Meth : SIM_2

Internal Standards	R.T.	QIon	Response	Conc Units	Dev(Min)
1) Napthalene-D8(IS)	4.09	136	15134	2.50000 ppb	0.00
6) Acenaphthene-D10(IS)	6.10	164	7152	2.50000 ppb	0.01
10) Phenanthrene-D10(IS)	7.81	188	12011	2.50000 ppb	0.00
15) Chrysene-D12(IS)	10.92	240	14276	2.50000 ppb	0.02
20) Perylene-D12(IS)	13.30	264	13062	2.50000 ppb	0.01
System Monitoring Compounds					
3) 2-Methylnaphthalene-D10 (2	4.87	152	328716	47.34405 ppb	0.00
Spiked Amount 5.000			Recovery	= 946.880%	
13) Fluoranthene-D10 (FRT)	9.19	212	361638	50.13496 ppb	0.01
Spiked Amount 5.000			Recovery	= 1002.700%	
Target Compounds					Qvalue
2) Naphthalene	4.12	128	595969	91.55190 ppb	99
4) 2-Methylnaphthalene	4.90	142	355262	89.49363 ppb	100
5) 1-Methylnaphthalene	5.01	142	347809	86.02543 ppb	99
7) Acenaphthylene	5.93	152	1053315	90.83490 ppb	99
8) Acenaphthene	6.13	154	286008	79.25908 ppb	97
9) Fluorene	6.74	166	371573	91.19385 ppb	99
11) Phenanthrene	7.85	178	488966	80.95824 ppb	98
12) Anthracene	7.91	178	456703	86.40477 ppb	98
14) Fluoranthene	9.23	202	677901	85.68465 ppb	97
16) Pyrene	9.49	202	717478	89.53532 ppb	96
17) Benz (a) anthracene	10.91	228	666605	101.94326 ppb	97
18) Chrysene	10.96	228	611016	80.39538 ppb	98
19) Indeno (1,2,3-cd) pyrene	14.83	276	787149	99.58984 ppb #	79
21) Benzo (b) fluoranthene	12.67	252	724369	100.09835 ppb	98
22) Benzo (k) fluoranthene	12.67	252	676208	87.76483 ppb	96
23) Benzo (a) pyrene	13.24	252	654005	98.41907 ppb	98
24) Dibenz (a,h) anthracene	14.87	278	637643	98.44231 ppb	97
25) Benzo (g,h,i) perylene	15.19	276	668154	110.06283 ppb	93

(#) = qualifier out of range (m) = manual integration

Quantitation Report

Data File : M:\LINUS\DATA\L210709\0709L011.D Vial: 11
Acq On : 9 Jul 21 12:00 Operator: LS
Sample : 100 SIM 07/08/21 Inst : Linus
Misc : Multiplr: 1.00

Quant Time: Jul 9 12:47 2021 Quant Results File: L0709.RES

Method : M:\LINUS\DATA\L210624\L0709.M (RTE Integrator)
Title : EPA 8270
Last Update : Fri Jul 09 12:44:10 2021
Response via : Initial Calibration



PAH by GCMS SIM
EPA 8270 SIM

Form 7

Second Source Calibration

Lab Name: APPL, Inc.
Case No:
Matrix:

SDG No:
Date Analyzed: 9 Jul 21 12:22
Instrument: Linus
Initial Cal. Date: 07/09/21
Data File: 0709L012.D

		Compound	MEAN	CCRF	%D		%Drift
1	TM	Naphthalene	1.075	1.013	5.8	TM	
2	TM	2-Methylnaphthalene	0.6558	0.6252	4.7	TM	
3	TM	1-Methylnaphthalene	0.6679	0.6258	6.3	TM	
4	TM	Acenaphthylene	4.053	3.951	2.5	TM	
5	*TM	Acenaphthene	1.261	1.197	5.1	*TM	
6	TM	Fluorene	1.424	1.420	0.27	TM	
7	TM	Phenanthrene	1.257	1.217	3.2	TM	
8	TM	Anthracene	1.100	1.213	10	TM	
9	*TM	Fluoranthene	1.647	1.663	1.0	*TM	
10	TM	Pyrene	1.403	1.405	0.16	TM	
11	TM	Benz (a) anthracene	1.145	1.071	6.5	TM	
12	TM	Chrysene	1.331	1.269	4.6	TM	
13	TML	Indeno (1,2,3-cd) pyrene	1.135	1.143	0.74	TML	12
14	TML	Benzo (b) fluoranthene	1.118	1.102	1.5	TML	14
15	TM	Benzo (k) fluoranthene	1.475	1.531	3.8	TM	
16	*TML	Benzo (a) pyrene	1.095	1.193	9.0	*TML	10
17	TML	Dibenz (a,h) anthracene	1.050	1.090	3.8	TML	15
18	TM	Benzo (g,h,i) perylene	1.162	1.170	0.71	TM	
19							
20							
21							
22							
23							
24							
25							
26							
27							
28							
29							
30							
31							
32							
33							
34							
35							
36							
37							
38							
		Average			3.9		

PAH by GCMS SIM
EPA 8270 SIM

Quantitation Report (Not Reviewed)

Data File : M:\LINUS\DATA\L210709\0709L012.D Vial: 12
Acq On : 9 Jul 21 12:22 Operator: LS
Sample : SS SIM 07/08/21 Inst : Linus
Misc : Multiplr: 1.00

Quant Time: Jul 9 12:53 2021 Quant Results File: L0709.RES

Quant Method : M:\LINUS\DATA\L210624\L0709.M (RTE Integrator)
Title : EPA 8270
Last Update : Fri Jul 09 12:44:10 2021
Response via : Initial Calibration
DataAcq Meth : SIM_2

Internal Standards	R.T.	QIon	Response	Conc Units	Dev(Min)
1) Napthalene-D8(IS)	4.09	136	14251	2.50000 ppb	0.00
6) Acenaphthene-D10(IS)	6.08	164	6853	2.50000 ppb	0.00
10) Phenanthrene-D10(IS)	7.81	188	10730	2.50000 ppb	0.00
15) Chrysene-D12(IS)	10.90	240	13297	2.50000 ppb	0.00
20) Perylene-D12(IS)	13.29	264	11463	2.50000 ppb	0.00
System Monitoring Compounds					
3) 2-Methylnaphthalene-D10 (2	4.87	152	7	0.00107 ppb	0.00
Spiked Amount 5.000			Recovery	= 0.020%	
13) Fluoranthene-D10 (FRT)	9.19	212	79	0.01226 ppb	0.01
Spiked Amount 5.000			Recovery	= 0.240%	
Target Compounds					Qvalue
2) Naphthalene	4.12	128	28867	4.70927 ppb	100
4) 2-Methylnaphthalene	4.90	142	17819	4.76689 ppb	99
5) 1-Methylnaphthalene	5.01	142	17837	4.68507 ppb	100
7) Acenaphthylene	5.93	152	54149	4.87340 ppb	100
8) Acenaphthene	6.12	154	16409	4.74569 ppb	99
9) Fluorene	6.72	166	19469	4.98668 ppb	100
11) Phenanthrene	7.83	178	26119	4.84081 ppb	99
12) Anthracene	7.89	178	26028	5.51219 ppb	100
14) Fluoranthene	9.20	202	35696	5.05052 ppb	98
16) Pyrene	9.46	202	37377	5.00776 ppb	99
17) Benz (a) anthracene	10.89	228	28488	4.67740 ppb	100
18) Chrysene	10.93	228	33751	4.76780 ppb	99
19) Indeno (1,2,3-cd) pyrene	14.78	276	30395	4.38812 ppb	100
21) Benzo (b) fluoranthene	12.63	252	25259	4.31173 ppb	100
22) Benzo (k) fluoranthene	12.67	252	35103	5.19154 ppb	100
23) Benzo (a) pyrene	13.19	252	27359	4.49488 ppb	100
24) Dibenz (a,h) anthracene	14.81	278	24992	4.26891 ppb	99
25) Benzo (g,h,i) perylene	15.13	276	26826	5.03537 ppb	98

(#) = qualifier out of range (m) = manual integration

Quantitation Report

Data File : M:\LINUS\DATA\L210709\0709L012.D
Acq On : 9 Jul 21 12:22
Sample : SS SIM 07/08/21
Misc :

Vial: 12
Operator: LS
Inst : Linus
Multiplr: 1.00

Quant Time: Jul 9 12:53 2021

Quant Results File: L0709.RES

Method : M:\LINUS\DATA\L210624\L0709.M (RTE Integrator)
Title : EPA 8270
Last Update : Fri Jul 09 12:44:10 2021
Response via : Initial Calibration



PAH by GCMS SIM
EPA 8270 SIM

Form 7

Continuing Calibration

Lab Name: APPL, Inc.
Case No:
Matrix:

SDG No:
Date Analyzed: 07/12/21
Instrument: Linus
Initial Cal. Date: 07/09/21
Data File: 0709L043.D

		Compound	MEAN	CCRF	%D		%Drift
1	I	Napthalene-D8(IS)	ISTD			I	
2	TM	Naphthalene	1.075	1.004	6.6	TM	
3	S	2-Methylnaphthalene-D10 (2MN)	1.147	1.142	0.47	S	
4	TM	2-Methylnaphthalene	0.6558	0.6477	1.2	TM	
5	TM	1-Methylnaphthalene	0.6679	0.6459	3.3	TM	
6	I	Acenaphthene-D10(IS)	ISTD			I	
7	TM	Acenaphthylene	4.053	3.769	7.0	TM	
8	*TM	Acenaphthene	1.261	1.104	12	*TM	
9	TM	Fluorene	1.424	1.333	6.4	TM	
10	I	Phenanthrene-D10(IS)	ISTD			I	
11	TM	Phenanthrene	1.257	1.086	14	TM	
12	TM	Anthracene	1.100	1.019	7.4	TM	
13	S	Fluoranthene-D10 (FRT)	1.501	1.462	2.6	S	
14	*TM	Fluoranthene	1.647	1.644	0.18	*TM	
15	I	Chrysene-D12(IS)	ISTD			I	
16	TM	Pyrene	1.403	1.210	14	TM	
17	TM	Benz (a) anthracene	1.145	1.133	1.1	TM	
18	TM	Chrysene	1.331	1.227	7.8	TM	
19	TML	Indeno (1,2,3-cd) pyrene	1.135	1.324	17	TML	0.79
20	I	Perylene-D12(IS)	ISTD			I	
21	TML	Benzo (b) fluoranthene	1.118	1.156	3.4	TML	9.9
22	TM	Benzo (k) fluoranthene	1.475	1.365	7.5	TM	
23	*TML	Benzo (a) pyrene	1.095	1.125	2.7	*TML	16
24	TML	Dibenz (a,h) anthracene	1.050	1.170	11	TML	8.2
25	TM	Benzo (g,h,i) perylene	1.162	1.186	2.1	TM	
26							
27							
28							
29							
30							
31							
32							
33							
34							
35							
36							
37							
38							
39							
40							
		Average			6.4		

Quantitation Report (Not Reviewed)

Data File : M:\LINUS\DATA\L210709\0709L043.D Vial: 43
Acq On : 12 Jul 21 9:14 Operator: LS
Sample : 5 SIM 06/17/21 (2) Inst : Linus
Misc : Multiplr: 1.00

Quant Time: Jul 12 9:43 2021 Quant Results File: L0709.RES

Quant Method : M:\LINUS\DATA\L210624\L0709.M (RTE Integrator)
Title : EPA 8270
Last Update : Fri Jul 09 12:44:10 2021
Response via : Initial Calibration
DataAcq Meth : SIM_2

Internal Standards	R.T.	QIon	Response	Conc Units	Dev(Min)
1) Napthalene-D8(IS)	4.09	136	11543	2.50000 ppb	0.00
6) Acenaphthene-D10(IS)	6.08	164	6093	2.50000 ppb	0.00
10) Phenanthrene-D10(IS)	7.81	188	10716	2.50000 ppb	0.00
15) Chrysene-D12(IS)	10.90	240	14780	2.50000 ppb	0.00
20) Perylene-D12(IS)	13.29	264	14247	2.50000 ppb	0.00
System Monitoring Compounds					
3) 2-Methylnaphthalene-D10 (2	4.87	152	13177	2.48826 ppb	0.00
Spiked Amount 5.000			Recovery	= 49.760%	
13) Fluoranthene-D10 (FRT)	9.18	212	15669	2.43475 ppb	0.00
Spiked Amount 5.000			Recovery	= 48.700%	
Target Compounds					Qvalue
2) Naphthalene	4.11	128	23182	4.66906 ppb	99
4) 2-Methylnaphthalene	4.90	142	14953	4.93863 ppb	98
5) 1-Methylnaphthalene	5.01	142	14911	4.83535 ppb	99
7) Acenaphthylene	5.93	152	45932	4.64950 ppb	99
8) Acenaphthene	6.12	154	13456	4.37707 ppb	98
9) Fluorene	6.72	166	16240	4.67847 ppb	100
11) Phenanthrene	7.83	178	23265	4.31750 ppb	100
12) Anthracene	7.89	178	21835	4.63024 ppb	100
14) Fluoranthene	9.20	202	35230	4.99110 ppb	100
16) Pyrene	9.46	202	35754	4.30966 ppb	99
17) Benz (a) anthracene	10.89	228	33483	4.94591 ppb	100
18) Chrysene	10.93	228	36257	4.60789 ppb	99
19) Indeno (1,2,3-cd) pyrene	14.78	276	39130	5.03954 ppb	97
21) Benzo (b) fluoranthene	12.63	252	32932	4.50596 ppb	99
22) Benzo (k) fluoranthene	12.68	252	38882	4.62674 ppb	97
23) Benzo (a) pyrene	13.19	252	32047	4.22436 ppb	100
24) Dibenz (a,h) anthracene	14.81	278	33335	4.59111 ppb	99
25) Benzo (g,h,i) perylene	15.13	276	33801	5.10481 ppb	99

(#) = qualifier out of range (m) = manual integration

Quantitation Report

Data File : M:\LINUS\DATA\L210709\0709L043.D
Acq On : 12 Jul 21 9:14
Sample : 5 SIM 06/17/21 (2)
Misc :

Vial: 43
Operator: LS
Inst : Linus
Multiplr: 1.00

Quant Time: Jul 12 9:43 2021

Quant Results File: L0709.RES

Method : M:\LINUS\DATA\L210624\L0709.M (RTE Integrator)
Title : EPA 8270
Last Update : Fri Jul 09 12:44:10 2021
Response via : Initial Calibration

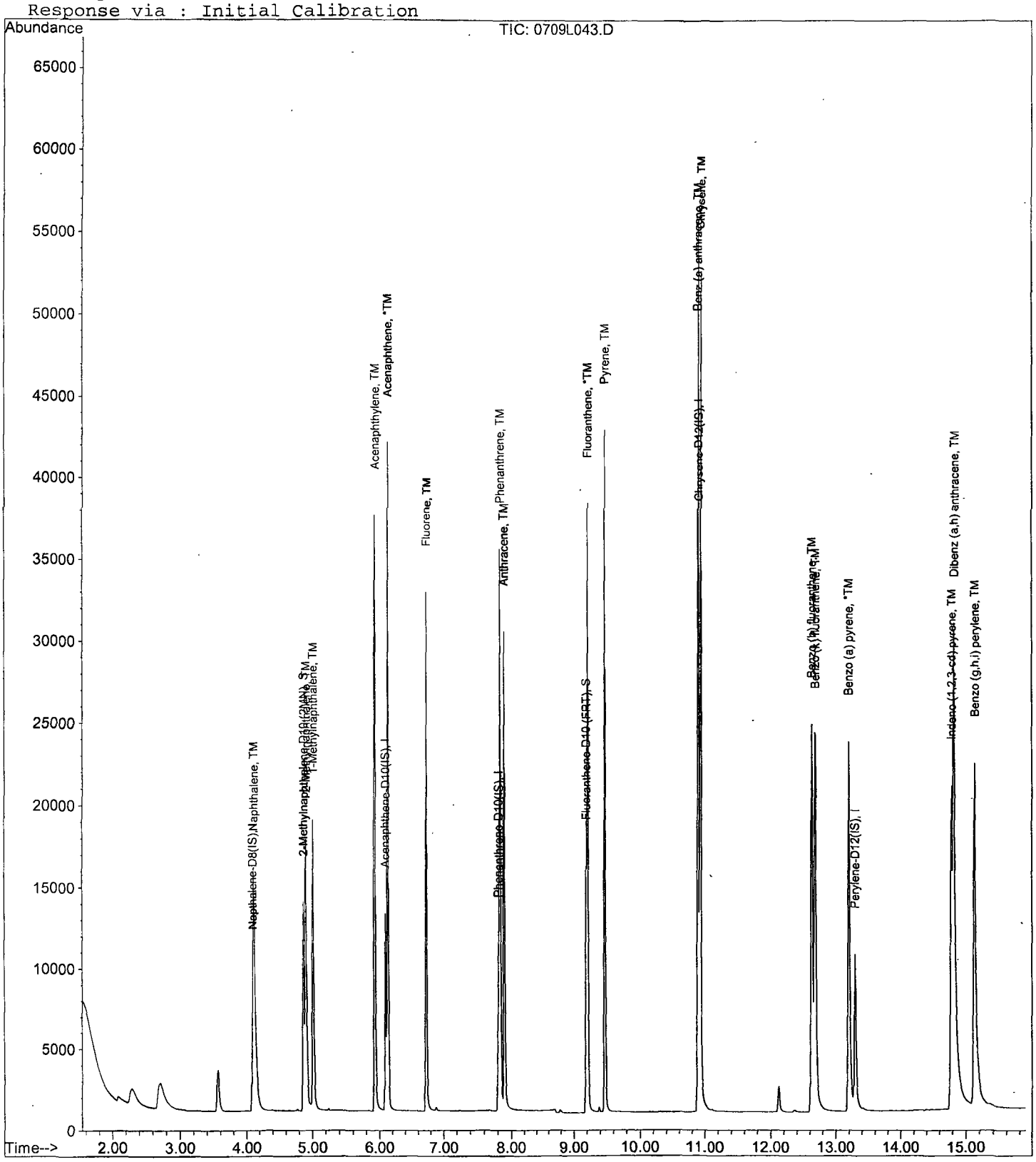

PAH by GCMS SIM
EPA 8270 SIM

Form 7

Ending Continuing Calibration

Lab Name: APPL, Inc.
Case No:
Matrix:

SDG No:
Date Analyzed: 07/12/21
Instrument: Linus
Initial Cal. Date: 07/09/21
Data File: 0709L073.D

		Compound	MEAN	CCRF	%D		%Drift
1	I	Napthalene-D8(IS)	ISTD			I	
2	TM	Naphthalene	1.075	0.9844	8.5	TM	
3	S	2-Methylnaphthalene-D10 (2MN)	1.147	1.230	7.2	S	
4	TM	2-Methylnaphthalene	0.6558	0.6717	2.4	TM	
5	TM	1-Methylnaphthalene	0.6679	0.6711	0.49	TM	
6	I	Acenaphthene-D10(IS)	ISTD			I	
7	TM	Acenaphthylene	4.053	3.681	9.2	TM	
8	*TM	Acenaphthene	1.261	1.105	12	*TM	
9	TM	Fluorene	1.424	1.359	4.6	TM	
10	I	Phenanthrene-D10(IS)	ISTD			I	
11	TM	Phenanthrene	1.257	1.094	13	TM	
12	TM	Anthracene	1.100	1.049	4.6	TM	
13	S	Fluoranthene-D10 (FRT)	1.501	1.496	0.39	S	
14	*TM	Fluoranthene	1.647	1.649	0.16	*TM	
15	I	Chrysene-D12(IS)	ISTD			I	
16	TM	Pyrene	1.403	1.365	2.7	TM	
17	TM	Benz (a) anthracene	1.145	1.224	6.9	TM	
18	TM	Chrysene	1.331	1.270	4.6	TM	
19	TML	Indeno (1,2,3-cd) pyrene	1.135	1.408	24	TML	6.9
20	I	Perylene-D12(IS)	ISTD			I	
21	TML	Benzo (b) fluoranthene	1.118	1.197	7.0	TML	6.9
22	TM	Benzo (k) fluoranthene	1.475	1.345	8.8	TM	
23	*TML	Benzo (a) pyrene	1.095	1.169	6.8	*TML	12
24	TML	Dibenz (a,h) anthracene	1.050	1.193	14	TML	6.3
25	TM	Benzo (g,h,i) perylene	1.162	1.152	0.87	TM	
26							
27							
28							
29							
30							
31							
32							
33							
34							
35							
36							
37							
38							
39							
40							
		Average			6.9		

Quantitation Report (Not Reviewed)

Data File : M:\LINUS\DATA\L210709\0709L073.D
Acq On : 12 Jul 21 21:00
Sample : 5 SIM 07/08/21 (1)
Misc :

Vial: 73
Operator: LS
Inst : Linus
Multiplr: 1.00

Quant Time: Jul 13 7:57 2021

Quant Results File: L0709.RES

Quant Method : M:\LINUS\DATA\L210624\L0709.M (RTE Integrator)
Title : EPA 8270
Last Update : Fri Jul 09 12:44:10 2021
Response via : Initial Calibration
DataAcq Meth : SIM_2

Internal Standards	R.T.	QIon	Response	Conc Units	Dev(Min)
1) Napthalene-D8(IS)	4.09	136	9078	2.50000 ppb	0.00
6) Acenaphthene-D10(IS)	6.08	164	5120	2.50000 ppb	0.00
10) Phenanthrene-D10(IS)	7.81	188	9092	2.50000 ppb	0.00
15) Chrysene-D12(IS)	10.90	240	11116	2.50000 ppb	0.00
20) Perylene-D12(IS)	13.29	264	11260	2.50000 ppb	0.00
System Monitoring Compounds					
3) 2-Methylnaphthalene-D10 (2	4.87	152	11164	2.68057 ppb	0.00
Spiked Amount 5.000			Recovery	= 53.620%	
13) Fluoranthene-D10 (FRT)	9.18	212	13598	2.49036 ppb	0.00
Spiked Amount 5.000			Recovery	= 49.800%	
Target Compounds					Qvalue
2) Naphthalene	4.12	128	17873	4.57725 ppb	100
4) 2-Methylnaphthalene	4.90	142	12195	5.12140 ppb	100
5) 1-Methylnaphthalene	5.01	142	12185	5.02429 ppb	100
7) Acenaphthylene	5.93	152	37691	4.54035 ppb	100
8) Acenaphthene	6.12	154	11319	4.38164 ppb	98
9) Fluorene	6.72	166	13917	4.77117 ppb	100
11) Phenanthrene	7.83	178	19901	4.35288 ppb	100
12) Anthracene	7.89	178	19079	4.76847 ppb	99
14) Fluoranthene	9.20	202	29993	5.00814 ppb	97
16) Pyrene	9.46	202	30351	4.86426 ppb	97
17) Benz (a) anthracene	10.89	228	27207	5.34353 ppb	100
18) Chrysene	10.93	228	28237	4.77150 ppb	99
19) Indeno (1,2,3-cd) pyrene	14.78	276	31312	5.34458 ppb	89
21) Benzo (b) fluoranthene	12.63	252	26948	4.65300 ppb	99
22) Benzo (k) fluoranthene	12.68	252	30297	4.56154 ppb #	95
23) Benzo (a) pyrene	13.19	252	26331	4.39980 ppb	98
24) Dibenz (a,h) anthracene	14.81	278	26875	4.68597 ppb	96
25) Benzo (g,h,i) perylene	15.13	276	25938	4.95646 ppb	96

(#) = qualifier out of range (m) = manual integration

Quantitation Report

Data File : M:\LINUS\DATA\L210709\0709L073.D
Acq On : 12 Jul 21 21:00
Sample : 5 SIM 07/08/21 (1)
Misc :

Vial: 73
Operator: LS
Inst : Linus
Multiplr: 1.00

Quant Time: Jul 13 7:57 2021

Quant Results File: L0709.RES

Method : M:\LINUS\DATA\L210624\L0709.M (RTE Integrator)
Title : EPA 8270
Last Update : Fri Jul 09 12:44:10 2021
Response via : Initial Calibration



ORGANICS

Raw Data

Quantitation Report (QT Reviewed)

Data File : M:\LINUS\DATA\L210709\0709L050.D
Acq On : 12 Jul 21 12:30
Sample : BA35512W05 1/810
Misc :

Vial: 50
Operator: LS
Inst : Linus
Multiplr: 1.23

Quant Time: Jul 14 12:42 2021

Quant Results File: L0709.RES

Quant Method : M:\LINUS\DATA\L210624\L0709.M (RTE Integrator)
Title : EPA 8270
Last Update : Fri Jul 09 12:44:10 2021
Response via : Initial Calibration
DataAcq Meth : SIM_2

Internal Standards	R.T.	QIon	Response	Conc Units	Dev(Min)
1) Napthalene-D8(IS)	4.09	136	10384	2.50 ppb	0.00
6) Acenaphthene-D10(IS)	6.08	164	5699	2.50 ppb	0.00
10) Phenanthrene-D10(IS)	7.81	188	10501	2.50 ppb	0.00
15) Chrysene-D12(IS)	10.90	240	12502	2.50 ppb	0.00
20) Perylene-D12(IS)	13.29	264	13000	2.50 ppb	0.00
System Monitoring Compounds					
3) 2-Methylnaphthalene-D10 (2	4.87	152	23923	6.20 ppb	0.00
Spiked Amount 6.173			Recovery	= 100.440%	
13) Fluoranthene-D10 (FRT)	9.18	212	22888	4.48 ppb	0.00
Spiked Amount 6.173			Recovery	= 72.592%	
Target Compounds					Qvalue
2) Naphthalene	4.11	128	116455	32.19 ppb	96
4) 2-Methylnaphthalene	4.90	142	22188	10.06 ppb	100
5) 1-Methylnaphthalene	5.01	142	43936	19.55 ppb	100
9) Fluorene	6.72	166	546	0.21 ppb	98

(#) = qualifier out of range (m) = manual integration

Quantitation Report

Data File : M:\LINUS\DATA\L210709\0709L050.D
Acq On : 12 Jul 21 12:30
Sample : BA35512W05 1/810
Misc :

Vial: 50
Operator: LS
Inst : Linus
Multiplr: 1.23

Quant Time: Jul 14 12:42 2021

Quant Results File: L0709.RES

Method : M:\LINUS\DATA\L210624\L0709.M (RTE Integrator)
Title : EPA 8270
Last Update : Fri Jul 09 12:44:10 2021
Response via : Initial Calibration

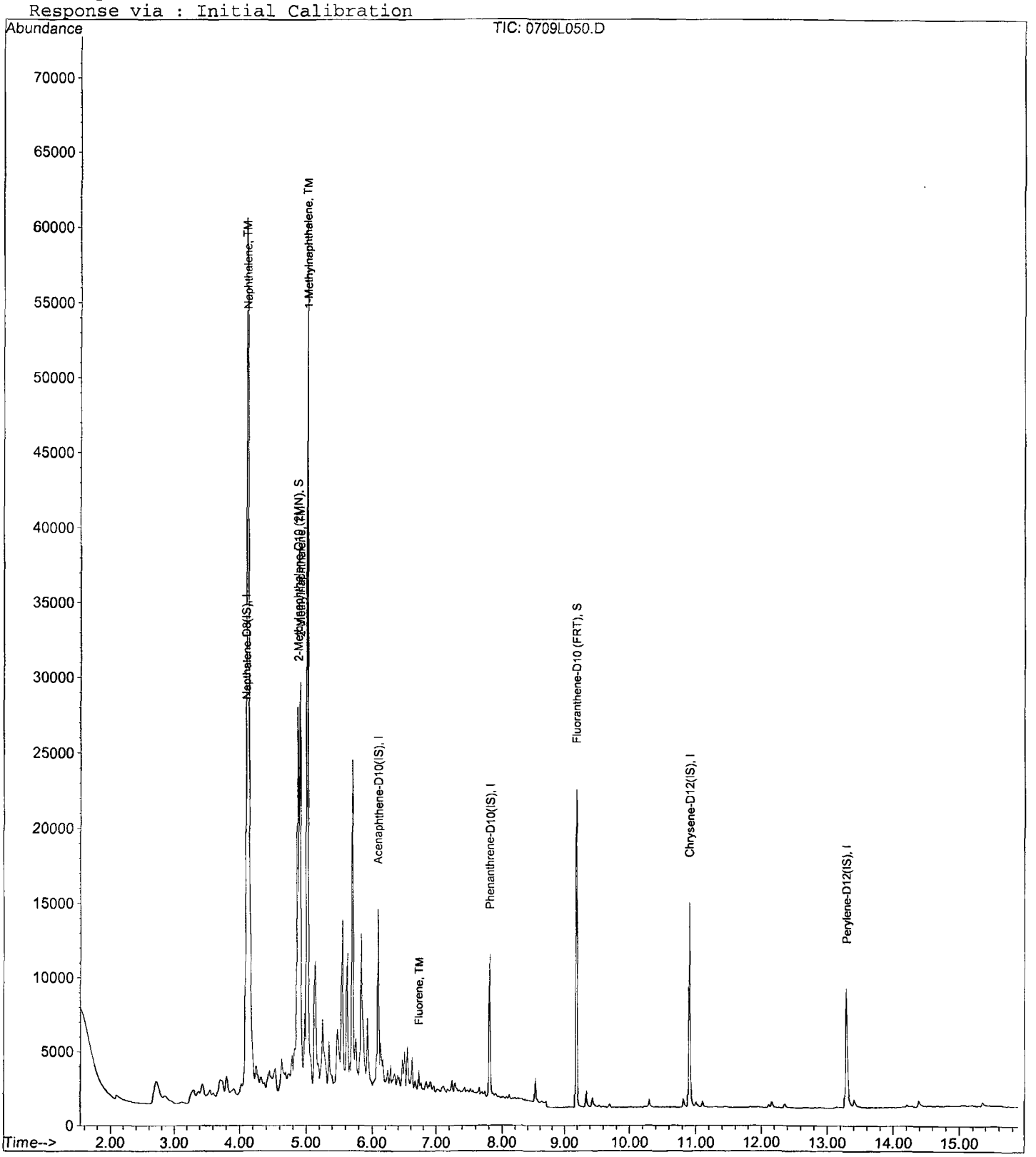

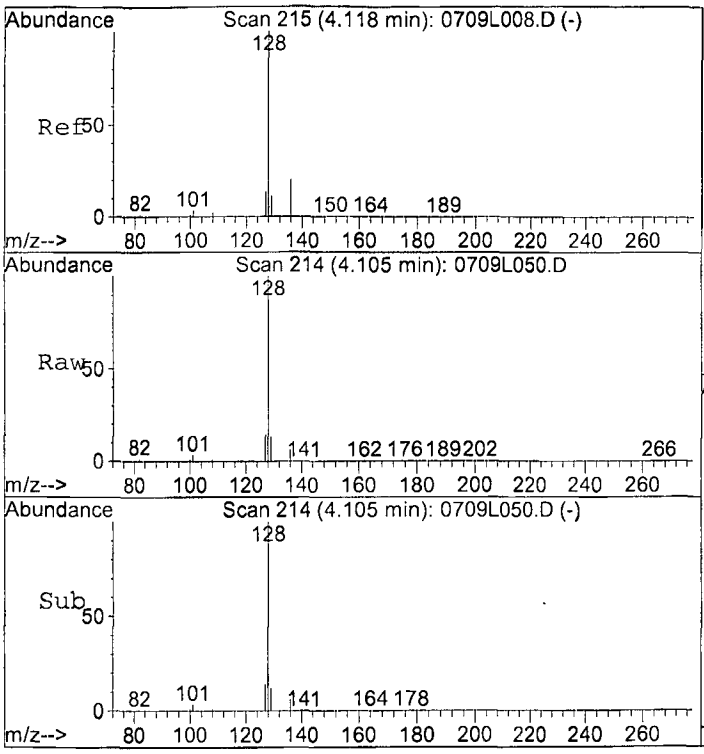

#2
Naphthalene
Concen: 32.19 ppb
RT: 4.11 min Scan# 214
Delta R.T. -0.01 min
Lab File: 0709L050.D
Acq: 12 Jul 21 12:30

Tgt Ion:128 Resp: 116455

Ion	Ratio	Lower	Upper
128	100		
129	12.7	7.7	14.3
127	13.7	8.8	16.4

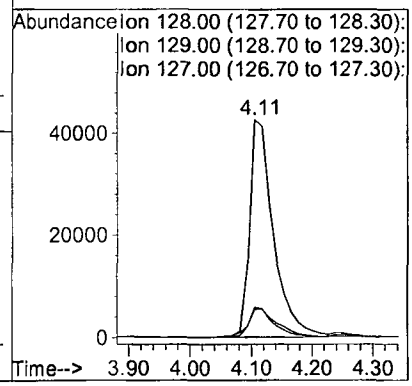

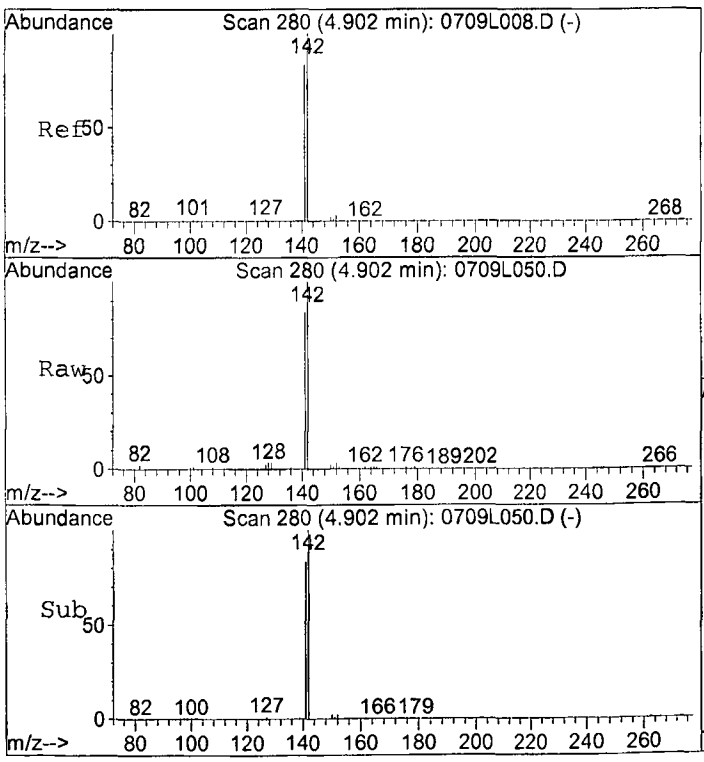

#4
2-Methylnaphthalene
Concen: 10.06 ppb
RT: 4.90 min Scan# 280
Delta R.T. -0.00 min
Lab File: 0709L050.D
Acq: 12 Jul 21 12:30

Tgt Ion:142 Resp: 22188

Ion	Ratio	Lower	Upper
142	100		
141	82.5	58.0	107.6

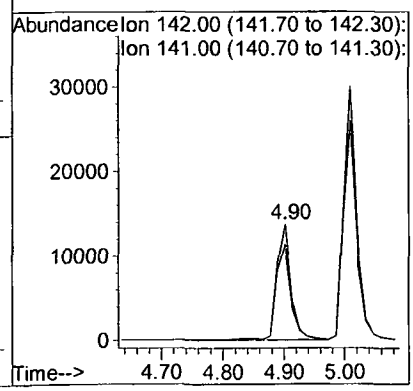

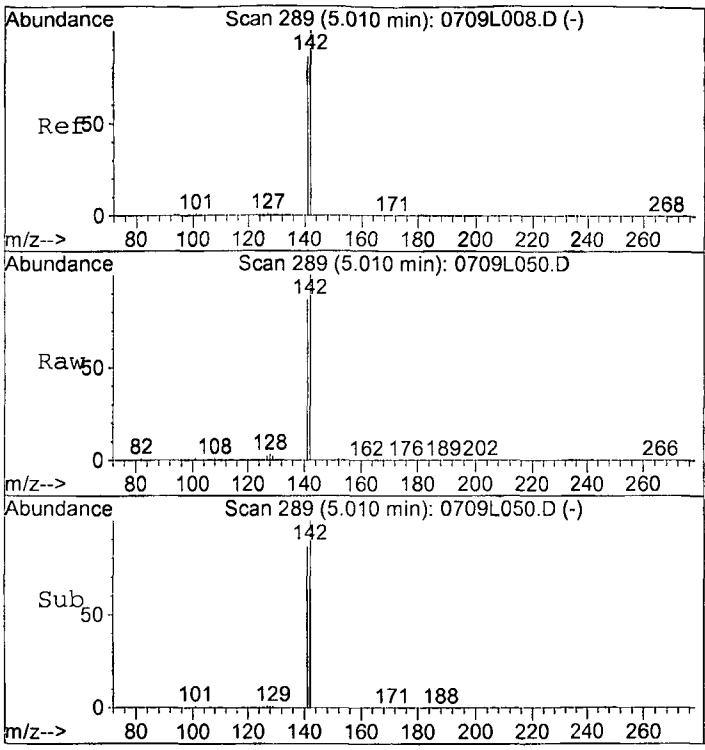

#5
1-Methylnaphthalene
Concen: 19.55 ppb
RT: 5.01 min Scan# 289
Delta R.T. -0.00 min
Lab File: 0709L050.D
Acq: 12 Jul 21 12:30

Tgt Ion:142 Resp: 43936

Ion	Ratio	Lower	Upper
142	100		
141	86.5	60.3	112.1

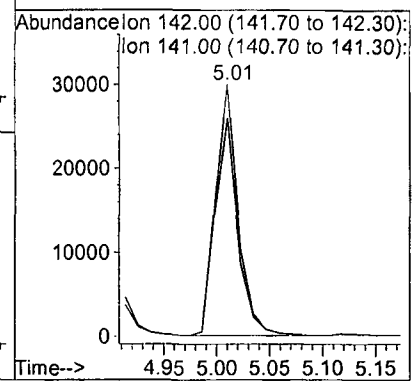

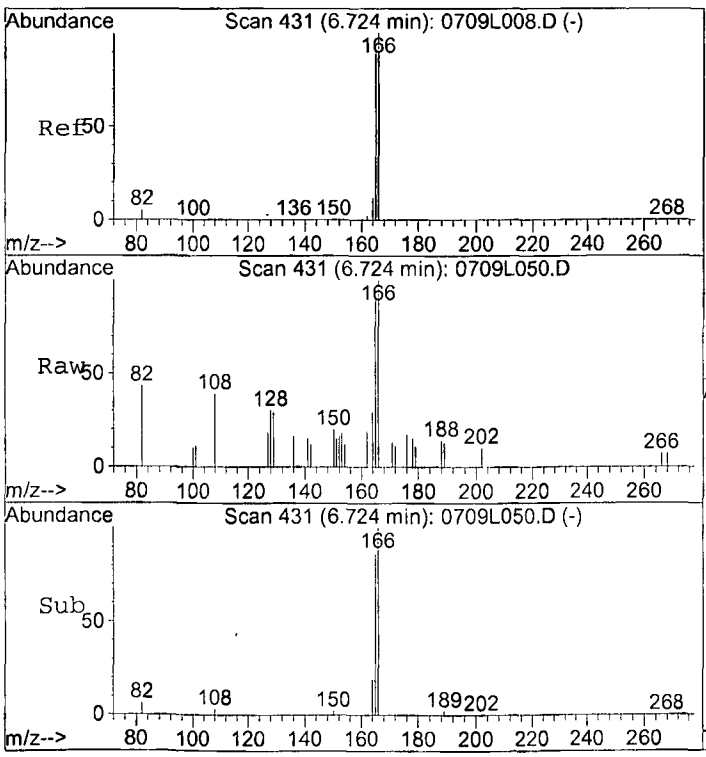

#9
Fluorene
Concen: 0.21 ppb
RT: 6.72 min Scan# 431
Delta R.T. -0.00 min
Lab File: 0709L050.D
Acq: 12 Jul 21 12:30

Tgt Ion:166 Resp: 546

Ion	Ratio	Lower	Upper
166	100		
165	89.3	63.6	118.2

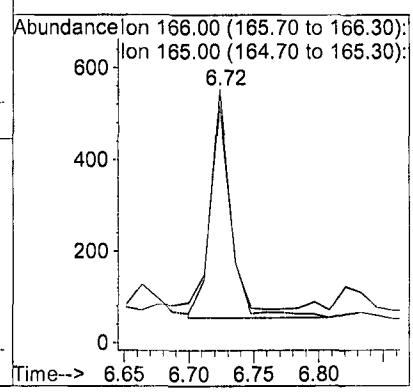

Quantitation Report (QT Reviewed)

Data File : M:\LINUS\DATA\L210709\0709L051.D Vial: 51
Acq On : 12 Jul 21 12:52 Operator: LS
Sample : BA35514W05 1/850 Inst : Linus
Misc : Multiplr: 1.18

Quant Time: Jul 14 12:40 2021 Quant Results File: L0709.RES

Quant Method : M:\LINUS\DATA\L210624\L0709.M (RTE Integrator)
Title : EPA 8270
Last Update : Fri Jul 09 12:44:10 2021
Response via : Initial Calibration
DataAcq Meth : SIM_2

Internal Standards	R.T.	QIon	Response	Conc Units	Dev(Min)
1) Napthalene-D8(IS)	4.09	136	10164	2.50 ppb	0.00
6) Acenaphthene-D10(IS)	6.08	164	5667	2.50 ppb	0.00
10) Phenanthrene-D10(IS)	7.81	188	10436	2.50 ppb	0.00
15) Chrysene-D12(IS)	10.90	240	12716	2.50 ppb	0.00
20) Perylene-D12(IS)	13.29	264	12865	2.50 ppb	0.00
System Monitoring Compounds					
3) 2-Methylnaphthalene-D10 (2	4.87	152	23609	5.96 ppb	0.00
Spiked Amount 5.882			Recovery	= 101.269%	
13) Fluoranthene-D10 (FRT)	9.18	212	21065	3.95 ppb	0.00
Spiked Amount 5.882			Recovery	= 67.218%	

Target Compounds Qvalue

(#) = qualifier out of range (m) = manual integration

Quantitation Report

Data File : M:\LINUS\DATA\L210709\0709L051.D
Acq On : 12 Jul 21 12:52
Sample : BA35514W05 1/850
Misc :

Vial: 51
Operator: LS
Inst : Linus
Multiplr: 1.18

Quant Time: Jul 14 12:40 2021

Quant Results File: L0709.RES

Method : M:\LINUS\DATA\L210624\L0709.M (RTE Integrator)
Title : EPA 8270
Last Update : Fri Jul 09 12:44:10 2021
Response via : Initial Calibration

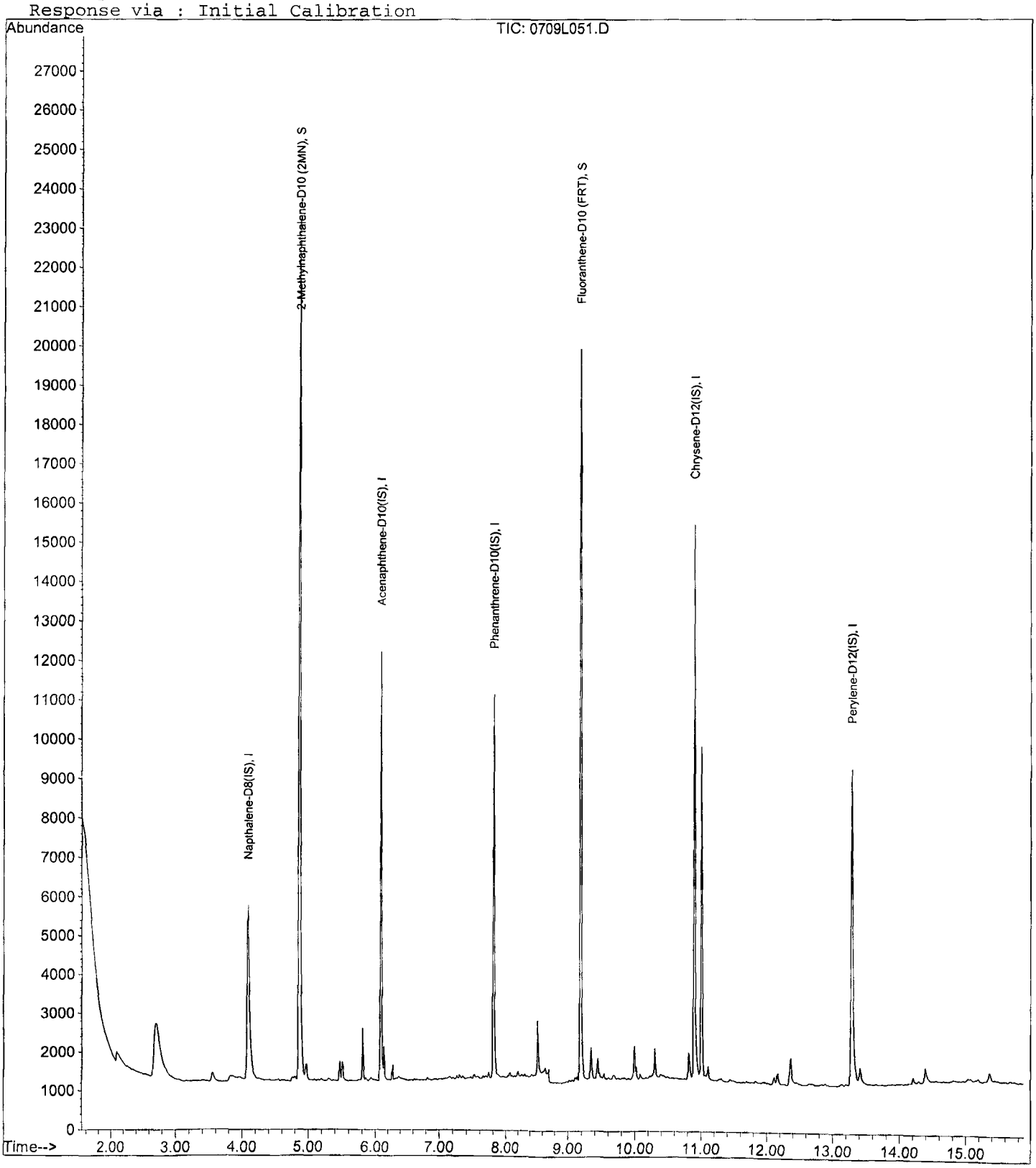

Quantitation Report (QT Reviewed)

Data File : M:\LINUS\DATA\L210709\0709L052.D Vial: 52
Acq On : 12 Jul 21 13:14 Operator: LS
Sample : BA35516W06 1/890 Inst : Linus
Misc : Multiplr: 1.12

Quant Time: Jul 14 12:41 2021 Quant Results File: L0709.RES

Quant Method : M:\LINUS\DATA\L210624\L0709.M (RTE Integrator)
Title : EPA 8270
Last Update : Fri Jul 09 12:44:10 2021
Response via : Initial Calibration
DataAcq Meth : SIM_2

Internal Standards	R.T.	QIon	Response	Conc Units	Dev(Min)
1) Napthalene-D8(IS)	4.09	136	10432	2.50 ppb	0.00
6) Acenaphthene-D10(IS)	6.08	164	5890	2.50 ppb	0.00
10) Phenanthrene-D10(IS)	7.81	188	10815	2.50 ppb	0.00
15) Chrysene-D12(IS)	10.90	240	12852	2.50 ppb	0.00
20) Perylene-D12(IS)	13.29	264	13011	2.50 ppb	0.00
System Monitoring Compounds					
3) 2-Methylnaphthalene-D10 (2	4.87	152	23242	5.46 ppb	0.00
Spiked Amount 5.618			Recovery	= 97.135%	
13) Fluoranthene-D10 (FRT)	9.18	212	28450	4.92 ppb	0.00
Spiked Amount 5.618			Recovery	= 87.612%	

Target Compounds Qvalue

(#) = qualifier out of range (m) = manual integration

Quantitation Report

Data File : M:\LINUS\DATA\L210709\0709L052.D Vial: 52
Acq On : 12 Jul 21 13:14 Operator: LS
Sample : BA35516W06 1/890 Inst : Linus
Misc : Multiplr: 1.12

Quant Time: Jul 14 12:41 2021 Quant Results File: L0709.RES

Method : M:\LINUS\DATA\L210624\L0709.M (RTE Integrator)
Title : EPA 8270
Last Update : Fri Jul 09 12:44:10 2021
Response via : Initial Calibration

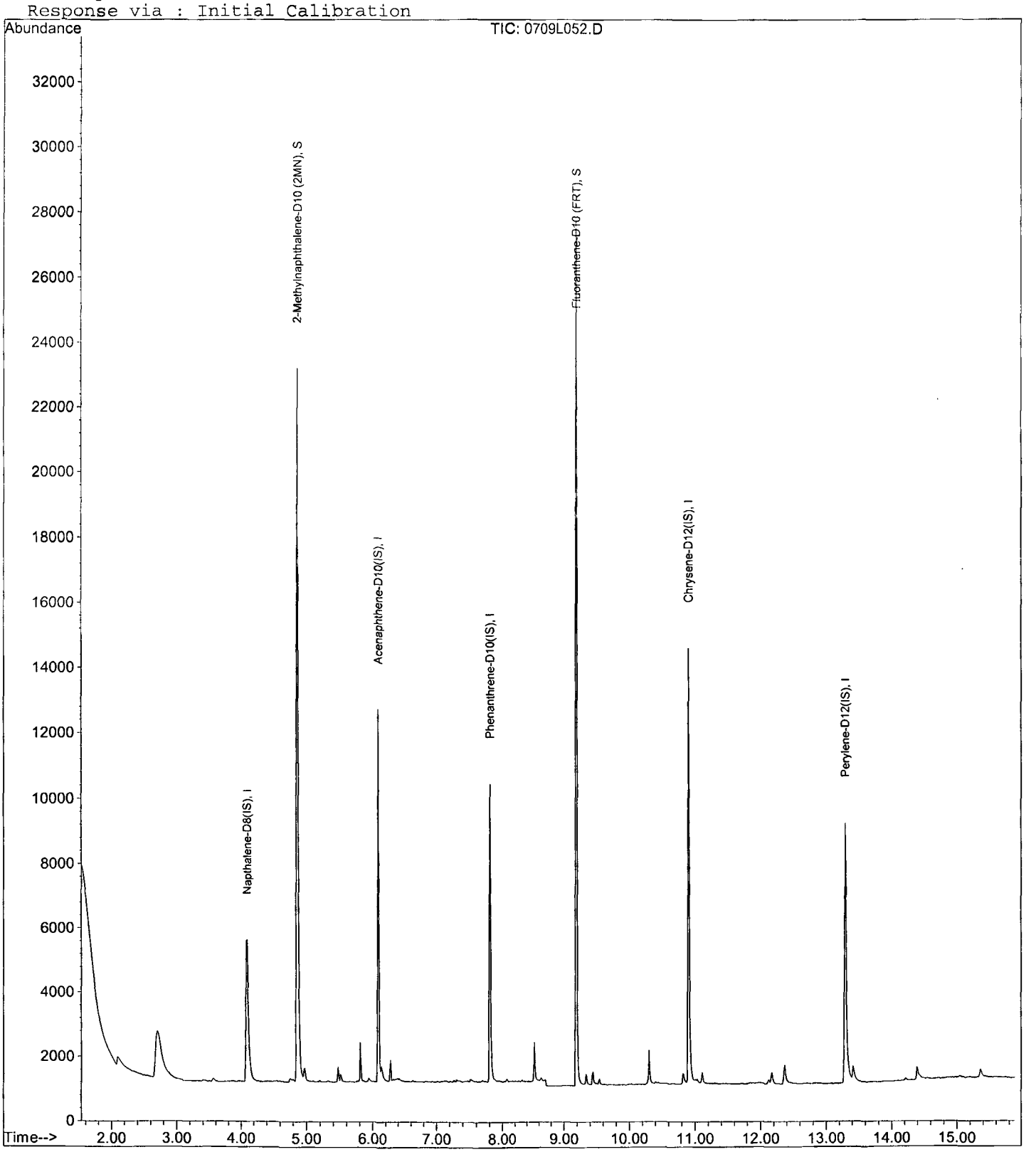

Quantitation Report (QT Reviewed)

Data File : M:\LINUS\DATA\L210709\0709L053.D Vial: 53
Acq On : 12 Jul 21 13:36 Operator: LS
Sample : BA35518W06 1/850 Inst : Linus
Misc : Multiplr: 1.18

Quant Time: Jul 14 12:41 2021 Quant Results File: L0709.RES

Quant Method : M:\LINUS\DATA\L210624\L0709.M (RTE Integrator)
Title : EPA 8270
Last Update : Fri Jul 09 12:44:10 2021
Response via : Initial Calibration
DataAcq Meth : SIM_2

Internal Standards	R.T.	QIon	Response	Conc Units	Dev(Min)
1) Napthalene-D8(IS)	4.09	136	8813	2.50 ppb	0.00
6) Acenaphthene-D10(IS)	6.08	164	5290	2.50 ppb	0.00
10) Phenanthrene-D10(IS)	7.81	188	10581	2.50 ppb	0.00
15) Chrysene-D12(IS)	10.90	240	12999	2.50 ppb	0.00
20) Perylene-D12(IS)	13.29	264	13101	2.50 ppb	0.00
System Monitoring Compounds					
3) 2-Methylnaphthalene-D10 (2	4.87	152	22254	6.48 ppb	0.00
Spiked Amount 5.882			Recovery	= 110.075%	
13) Fluoranthene-D10 (FRT)	9.18	212	25066	4.64 ppb	0.00
Spiked Amount 5.882			Recovery	= 78.897%	
Target Compounds					Qvalue
2) Naphthalene	4.12	128	84170	26.12 ppb #	94
4) 2-Methylnaphthalene	4.90	142	22102	11.25 ppb	100
5) 1-Methylnaphthalene	5.01	142	25203	12.59 ppb	100
9) Fluorene	6.72	166	525	0.20 ppb	99

(#) = qualifier out of range (m) = manual integration

Quantitation Report

Data File : M:\LINUS\DATA\L210709\0709L053.D
Acq On : 12 Jul 21 13:36
Sample : BA35518W06 1/850
Misc :

Vial: 53
Operator: LS
Inst : Linus
Multiplr: 1.18

Quant Time: Jul 14 12:41 2021

Quant Results File: L0709.RES

Method : M:\LINUS\DATA\L210624\L0709.M (RTE Integrator)
Title : EPA 8270
Last Update : Fri Jul 09 12:44:10 2021
Response via : Initial Calibration

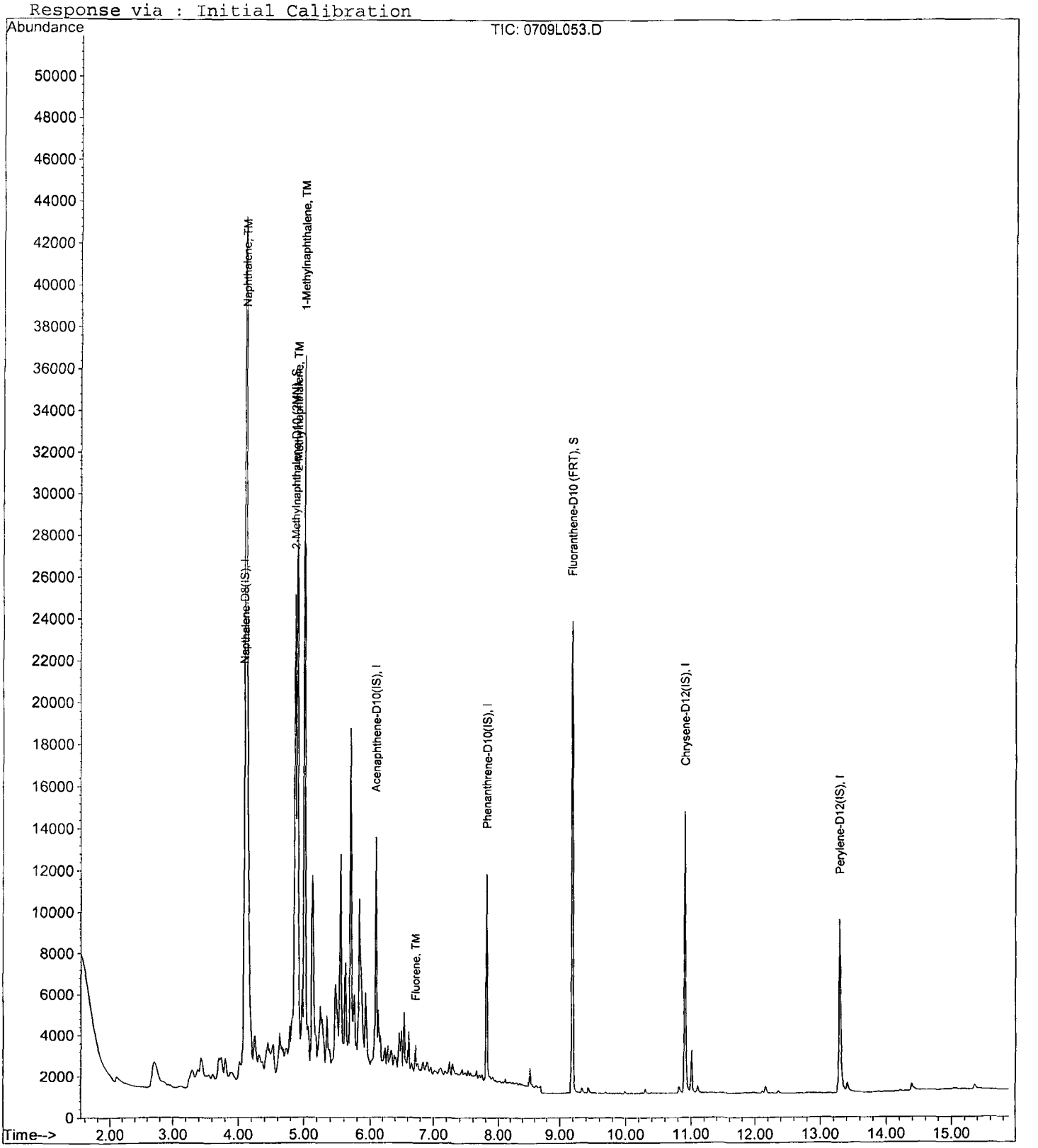

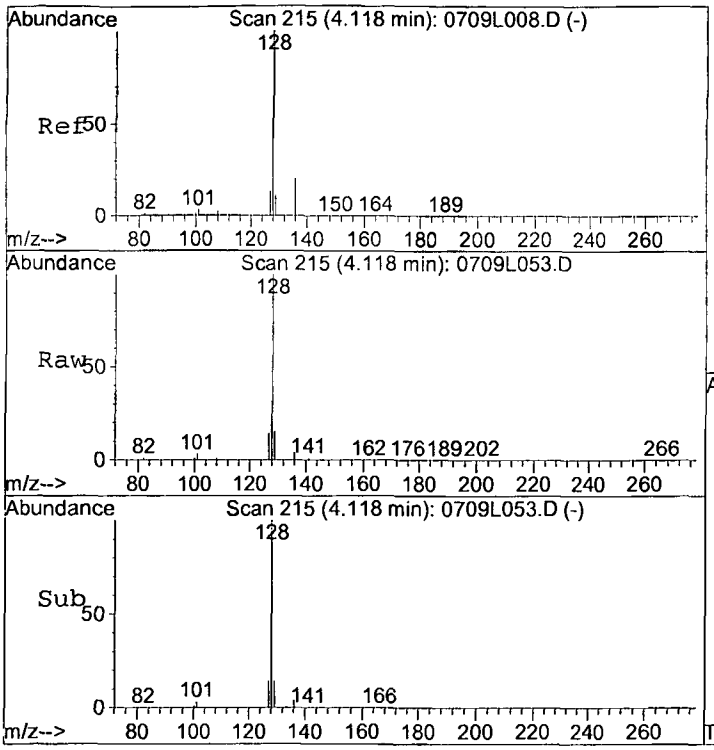

#2
Naphthalene
Concen: 26.12 ppb
RT: 4.12 min Scan# 215
Delta R.T. 0.00 min
Lab File: 0709L053.D
Acq: 12 Jul 21 13:36

Tgt Ion:128 Resp: 84170

Ion	Ratio	Lower	Upper
128	100		
129	14.5	7.7	14.3#
127	13.7	8.8	16.4

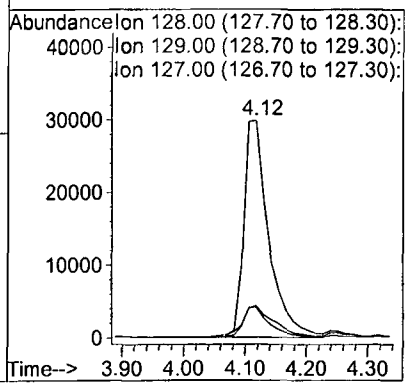

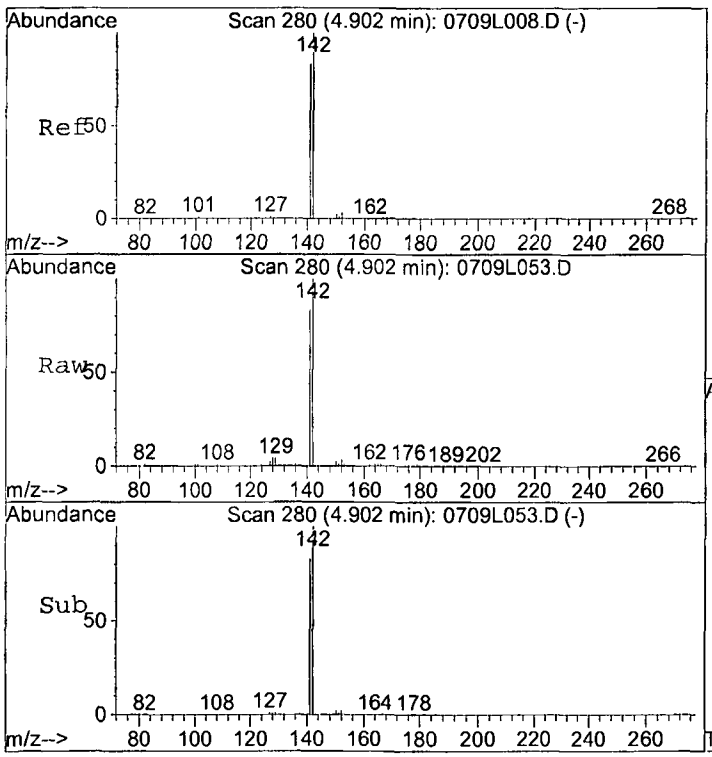

#4
2-Methylnaphthalene
Concen: 11.25 ppb
RT: 4.90 min Scan# 280
Delta R.T. 0.00 min
Lab File: 0709L053.D
Acq: 12 Jul 21 13:36

Tgt Ion:142 Resp: 22102

Ion	Ratio	Lower	Upper
142	100		
141	82.6	58.0	107.6

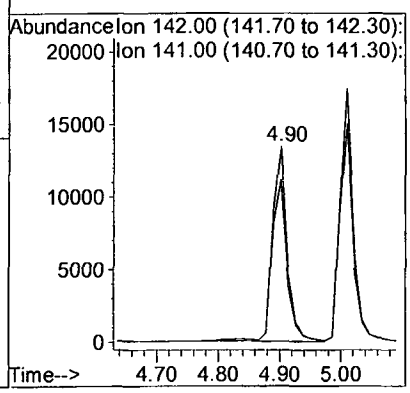

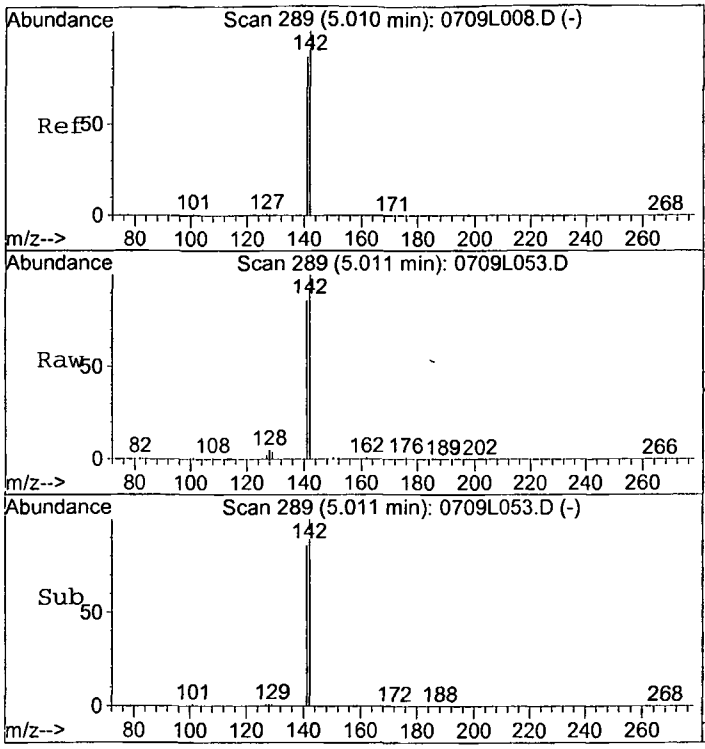

#5
1-Methylnaphthalene
Concen: 12.59 ppb
RT: 5.01 min Scan# 289
Delta R.T. 0.00 min
Lab File: 0709L053.D
Acq: 12 Jul 21 13:36

Tgt Ion:142 Resp: 25203

Ion	Ratio	Lower	Upper
142	100		
141	86.1	60.3	112.1

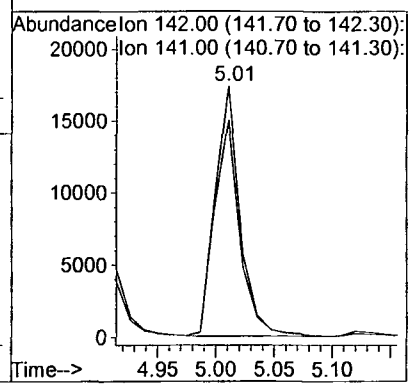

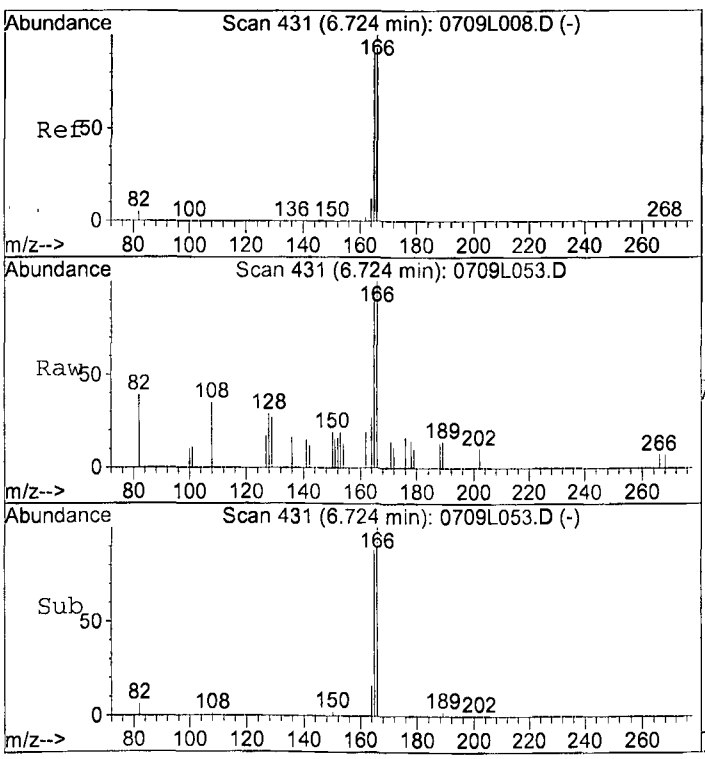

#9
Fluorene
Concen: 0.20 ppb
RT: 6.72 min Scan# 431
Delta R.T. 0.00 min
Lab File: 0709L053.D
Acq: 12 Jul 21 13:36

Tgt Ion:166 Resp: 525

Ion	Ratio	Lower	Upper
166	100		
165	91.6	63.6	118.2

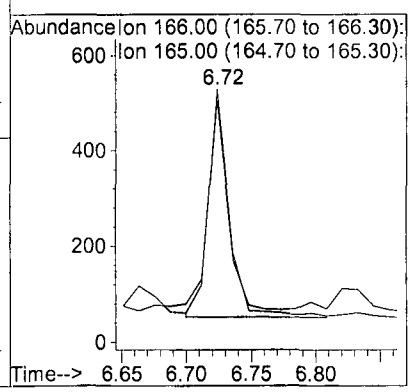

Quantitation Report (QT Reviewed)

Data File : M:\LINUS\DATA\L210709\0709L054.D Vial: 54
Acq On : 12 Jul 21 13:58 Operator: LS
Sample : BA35519W05 1/890 Inst : Linus
Misc : Multiplr: 1.12

Quant Time: Jul 14 12:42 2021 Quant Results File: L0709.RES

Quant Method : M:\LINUS\DATA\L210624\L0709.M (RTE Integrator)
Title : EPA 8270
Last Update : Fri Jul 09 12:44:10 2021
Response via : Initial Calibration
DataAcq Meth : SIM_2

Internal Standards	R.T.	QIon	Response	Conc Units	Dev(Min)
1) Napthalene-D8(IS)	4.09	136	9694	2.50 ppb	0.00
6) Acenaphthene-D10(IS)	6.08	164	5436	2.50 ppb	0.00
10) Phenanthrene-D10(IS)	7.81	188	10048	2.50 ppb	0.00
15) Chrysene-D12(IS)	10.90	240	12094	2.50 ppb	0.00
20) Perylene-D12(IS)	13.29	264	12305	2.50 ppb	0.00
System Monitoring Compounds					
3) 2-Methylnaphthalene-D10 (2	4.87	152	23005	5.81 ppb	0.00
Spiked Amount 5.618			Recovery	= 103.454%	
13) Fluoranthene-D10 (FRT)	9.18	212	26631	4.96 ppb	0.00
Spiked Amount 5.618			Recovery	= 88.270%	

Target Compounds Qvalue

(#) = qualifier out of range (m) = manual integration
0709L054.D L0709.M Thu Jul 15 08:27:45 2021

Quantitation Report

Data File : M:\LINUS\DATA\L210709\0709L054.D Vial: 54
Acq On : 12 Jul 21 13:58 Operator: LS
Sample : BA35519W05 1/890 Inst : Linus
Misc : Multiplr: 1.12

Quant Time: Jul 14 12:42 2021 Quant Results File: L0709.RES

Method : M:\LINUS\DATA\L210624\L0709.M (RTE Integrator)
Title : EPA 8270
Last Update : Fri Jul 09 12:44:10 2021
Response via : Initial Calibration

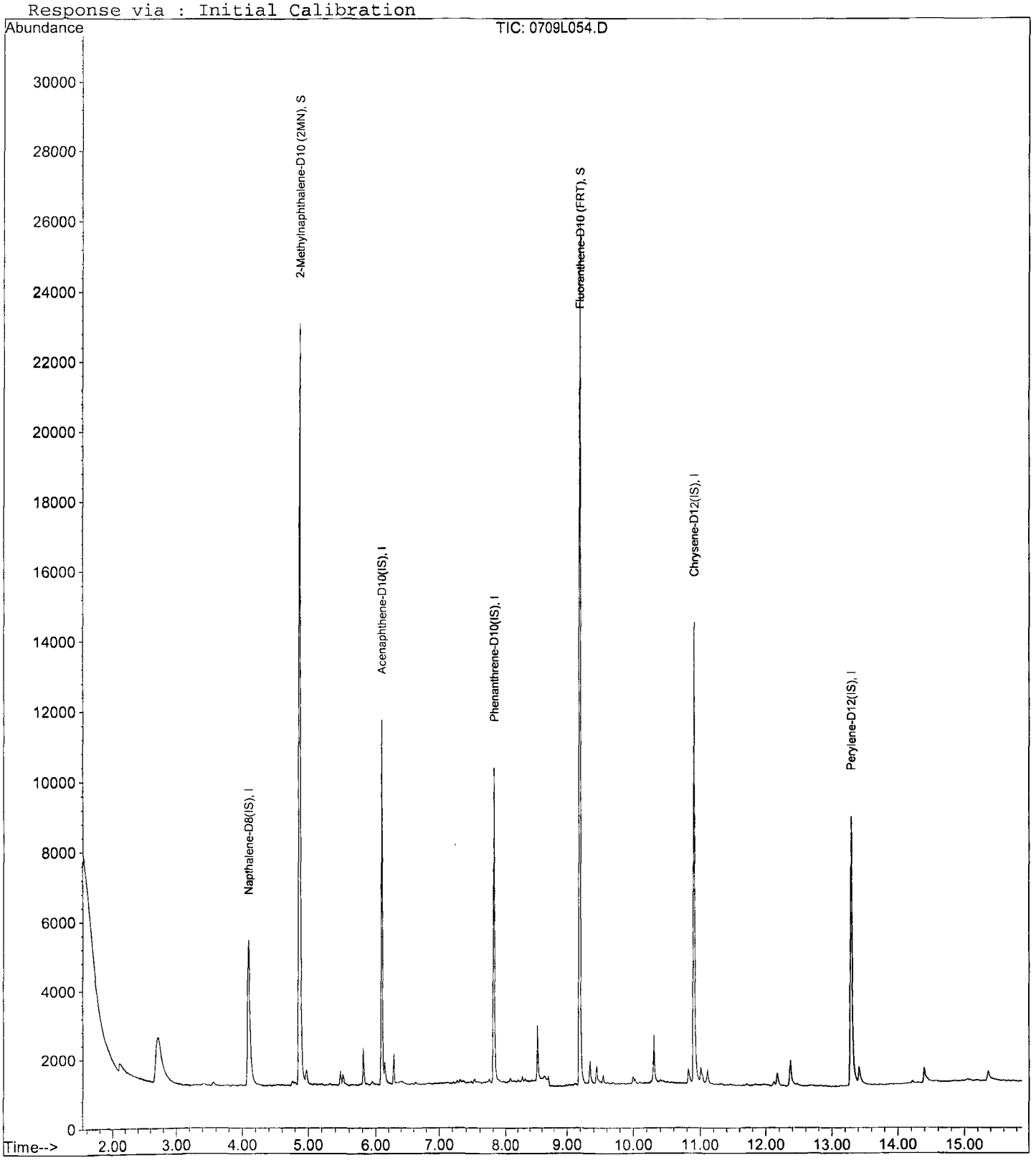

Quantitation Report (QT Reviewed)

Data File : M:\LINUS\DATA\L210709\0709L047.D Vial: 47
Acq On : 12 Jul 21 11:23 Operator: LS
Sample : 210707A BLK 1/1000 Inst : Linus
Misc : Multiplr: 1.00

Quant Time: Jul 14 12:39 2021 Quant Results File: L0709.RES

Quant Method : M:\LINUS\DATA\L210624\L0709.M (RTE Integrator)
Title : EPA 8270
Last Update : Fri Jul 09 12:44:10 2021
Response via : Initial Calibration
DataAcq Meth : SIM_2

Internal Standards	R.T.	QIon	Response	Conc Units	Dev(Min)
1) Napthalene-D8(IS)	4.09	136	10581	2.50 ppb	0.00
6) Acenaphthene-D10(IS)	6.08	164	5856	2.50 ppb	0.00
10) Phenanthrene-D10(IS)	7.81	188	10695	2.50 ppb	0.00
15) Chrysene-D12(IS)	10.90	240	12895	2.50 ppb	0.00
20) Perylene-D12(IS)	13.29	264	12862	2.50 ppb	0.00
System Monitoring Compounds					
3) 2-Methylnaphthalene-D10 (2	4.87	152	22805	4.70 ppb	0.00
Spiked Amount 5.000			Recovery	= 93.960%	
13) Fluoranthene-D10 (FRT)	9.18	212	29967	4.67 ppb	0.00
Spiked Amount 5.000			Recovery	= 93.320%	

Target Compounds Qvalue

(#) = qualifier out of range (m) = manual integration

Quantitation Report

Data File : M:\LINUS\DATA\L210709\0709L047.D
Acq On : 12 Jul 21 11:23
Sample : 210707A BLK 1/1000
Misc :

Vial: 47
Operator: LS
Inst : Linus
Multiplr: 1.00

Quant Time: Jul 14 12:39 2021

Quant Results File: L0709.RES

Method : M:\LINUS\DATA\L210624\L0709.M (RTE Integrator)
Title : EPA 8270
Last Update : Fri Jul 09 12:44:10 2021
Response via : Initial Calibration

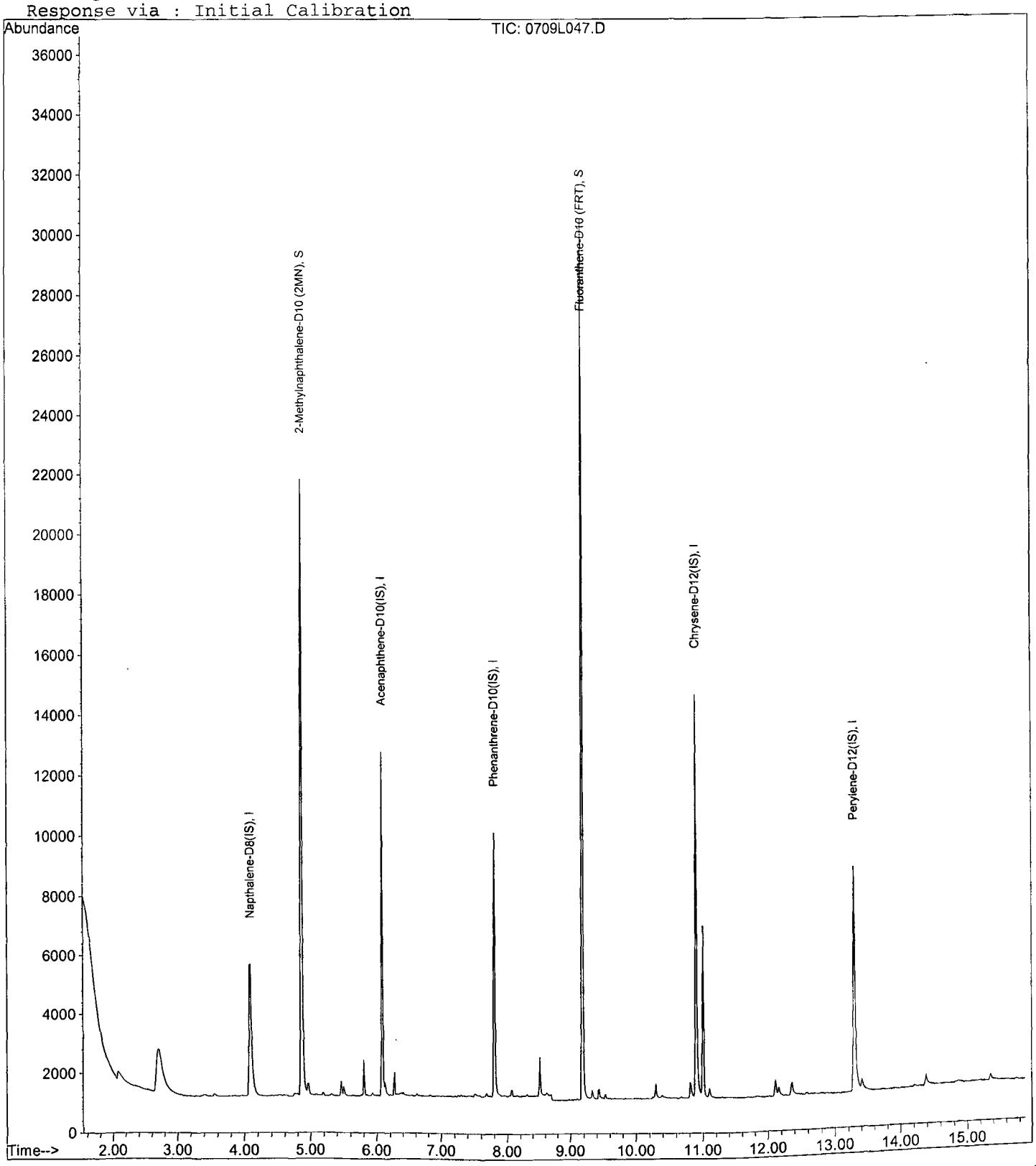

Quantitation Report (Not Reviewed)

Data File : M:\LINUS\DATA\L210709\0709L048.D Vial: 48
Acq On : 12 Jul 21 11:45 Operator: LS
Sample : 210707A LCS-1 1/1000 Inst : Linus
Misc : Multiplr: 1.00

Quant Time: Jul 12 16:29 2021 Quant Results File: L0709.RES

Quant Method : M:\LINUS\DATA\L210624\L0709.M (RTE Integrator)
Title : EPA 8270
Last Update : Fri Jul 09 12:44:10 2021
Response via : Initial Calibration
DataAcq Meth : SIM_2

Internal Standards	R.T.	QIon	Response	Conc Units	Dev(Min)
1) Napthalene-D8(IS)	4.09	136	11097	2.50 ppb	0.00
6) Acenaphthene-D10(IS)	6.08	164	6074	2.50 ppb	0.00
10) Phenanthrene-D10(IS)	7.81	188	10462	2.50 ppb	0.00
15) Chrysene-D12(IS)	10.90	240	12855	2.50 ppb	0.00
20) Perylene-D12(IS)	13.29	264	12769	2.50 ppb	0.00
System Monitoring Compounds					
3) 2-Methylnaphthalene-D10 (2	4.87	152	24076	4.73 ppb	0.00
Spiked Amount 5.000			Recovery	= 94.580%	
13) Fluoranthene-D10 (FRT)	9.18	212	29498	4.69 ppb	0.00
Spiked Amount 5.000			Recovery	= 93.900%	
Target Compounds					Qvalue
2) Naphthalene	4.11	128	20855	4.37 ppb	99
4) 2-Methylnaphthalene	4.90	142	13294	4.57 ppb	99
5) 1-Methylnaphthalene	5.01	142	13349	4.50 ppb	100
7) Acenaphthylene	5.93	152	42624	4.33 ppb	100
8) Acenaphthene	6.12	154	12185	3.98 ppb	98
9) Fluorene	6.72	166	15147	4.38 ppb	99
11) Phenanthrene	7.83	178	21552	4.10 ppb	100
12) Anthracene	7.89	178	19727	4.28 ppb	99
14) Fluoranthene	9.20	202	32735	4.75 ppb	99
16) Pyrene	9.46	202	33418	4.63 ppb	99
17) Benz (a) anthracene	10.89	228	29082	4.94 ppb	100
18) Chrysene	10.93	228	30039	4.39 ppb	99
19) Indeno (1,2,3-cd) pyrene	14.78	276	33667	4.99 ppb #	93
21) Benzo (b) fluoranthene	12.63	252	28594	4.38 ppb	100
22) Benzo (k) fluoranthene	12.67	252	32303	4.29 ppb	100
23) Benzo (a) pyrene	13.19	252	27090	3.97 ppb	99
24) Dibenz (a,h) anthracene	14.81	278	28614	4.39 ppb	97
25) Benzo (g,h,i) perylene	15.13	276	28717	4.84 ppb	99

(#) = qualifier out of range (m) = manual integration

Quantitation Report

Data File : M:\LINUS\DATA\L210709\0709L048.D Vial: 48
Acq On : 12 Jul 21 11:45 Operator: LS
Sample : 210707A LCS-1 1/1000 Inst : Linus
Misc : Multiplr: 1.00

Quant Time: Jul 12 16:29 2021 Quant Results File: L0709.RES

Method : M:\LINUS\DATA\L210624\L0709.M (RTE Integrator)
Title : EPA 8270
Last Update : Fri Jul 09 12:44:10 2021
Response via : Initial Calibration



Quantitation Report (Not Reviewed)

Data File : M:\LINUS\DATA\L210709\0709L049.D Vial: 49
Acq On : 12 Jul 21 12:08 Operator: LS
Sample : 210707A LCSD-1 1/1000 Inst : Linus
Misc : Multiplr: 1.00

Quant Time: Jul 12 16:29 2021 Quant Results File: L0709.RES

Quant Method : M:\LINUS\DATA\L210624\L0709.M (RTE Integrator)
Title : EPA 8270
Last Update : Fri Jul 09 12:44:10 2021
Response via : Initial Calibration
DataAcq Meth : SIM_2

Internal Standards	R.T.	QIon	Response	Conc Units	Dev(Min)
1) Napthalene-D8(IS)	4.09	136	11321	2.50 ppb	0.00
6) Acenaphthene-D10(IS)	6.08	164	6178	2.50 ppb	0.00
10) Phenanthrene-D10(IS)	7.81	188	10730	2.50 ppb	0.00
15) Chrysene-D12(IS)	10.90	240	13125	2.50 ppb	0.00
20) Perylene-D12(IS)	13.29	264	13016	2.50 ppb	0.00
System Monitoring Compounds					
3) 2-Methylnaphthalene-D10 (2	4.87	152	24465	4.71 ppb	0.00
Spiked Amount 5.000			Recovery	= 94.200%	
13) Fluoranthene-D10 (FRT)	9.18	212	30425	4.72 ppb	0.00
Spiked Amount 5.000			Recovery	= 94.420%	
Target Compounds					Qvalue
2) Naphthalene	4.11	128	21733	4.46 ppb	99
4) 2-Methylnaphthalene	4.90	142	13912	4.68 ppb	99
5) 1-Methylnaphthalene	5.01	142	14030	4.64 ppb	99
7) Acenaphthylene	5.92	152	43425	4.34 ppb	97
8) Acenaphthene	6.12	154	12648	4.06 ppb	96
9) Fluorene	6.72	166	15835	4.50 ppb	99
11) Phenanthrene	7.83	178	21929	4.06 ppb	100
12) Anthracene	7.89	178	20418	4.32 ppb	99
14) Fluoranthene	9.20	202	33340	4.72 ppb	98
16) Pyrene	9.46	202	34342	4.66 ppb	99
17) Benz (a) anthracene	10.89	228	30210	5.03 ppb	99
18) Chrysene	10.93	228	31010	4.44 ppb	99
19) Indeno (1,2,3-cd) pyrene	14.78	276	34790	5.05 ppb	93
21) Benzo (b) fluoranthene	12.63	252	29448	4.42 ppb	99
22) Benzo (k) fluoranthene	12.67	252	33733	4.39 ppb	100
23) Benzo (a) pyrene	13.19	252	28020	4.03 ppb	99
24) Dibenz (a,h) anthracene	14.81	278	29715	4.48 ppb	97
25) Benzo (g,h,i) perylene	15.13	276	29873	4.94 ppb	97

(#) = qualifier out of range (m) = manual integration

Quantitation Report

Data File : M:\LINUS\DATA\L210709\0709L049.D Vial: 49
Acq On : 12 Jul 21 12:08 Operator: LS
Sample : 210707A LCSD-1 1/1000 Inst : Linus
Misc : Multiplr: 1.00

Quant Time: Jul 12 16:29 2021 Quant Results File: L0709.RES

Method : M:\LINUS\DATA\L210624\L0709.M (RTE Integrator)
Title : EPA 8270
Last Update : Fri Jul 09 12:44:10 2021
Response via : Initial Calibration



DFTPP

Data File : M:\LINUS\DATA\L210709\0709L003.D
Acq On : 9 Jul 21 9:02
Sample : SV TUNE 7/2/21
Misc :

Vial: 3
Operator: LS
Inst : Linus
Multiplr: 1.00

Method : M:\LINUS\DATA\L210624\L0709.M (RTE Integrator)
Title : EPA 8270

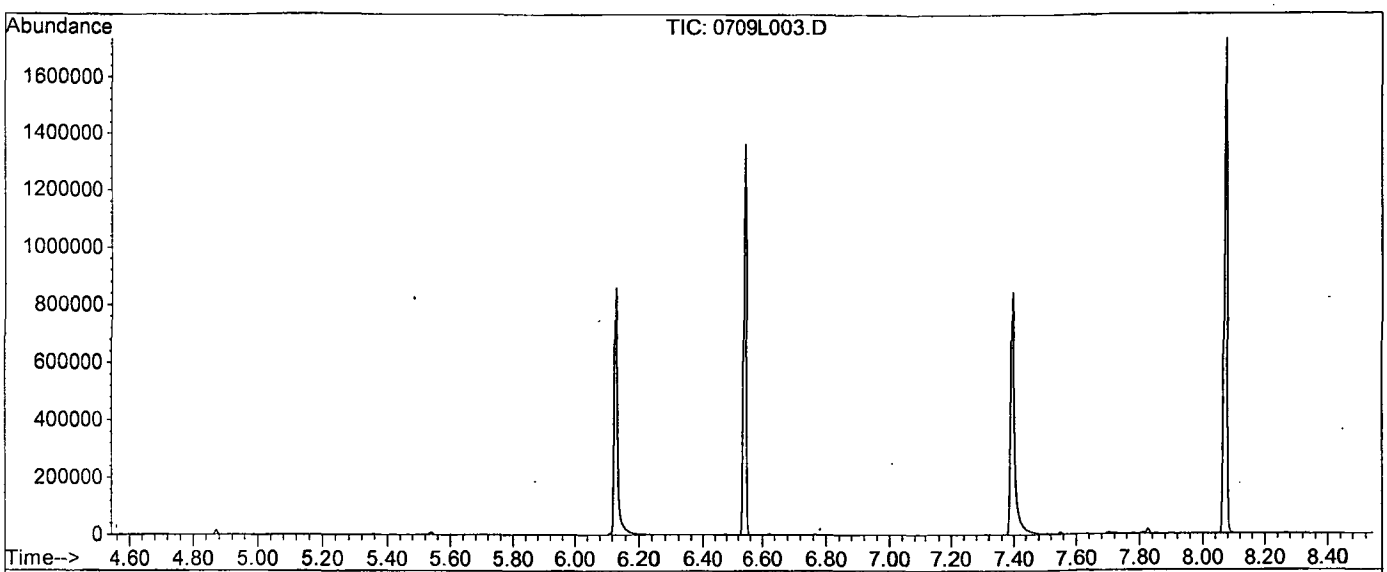

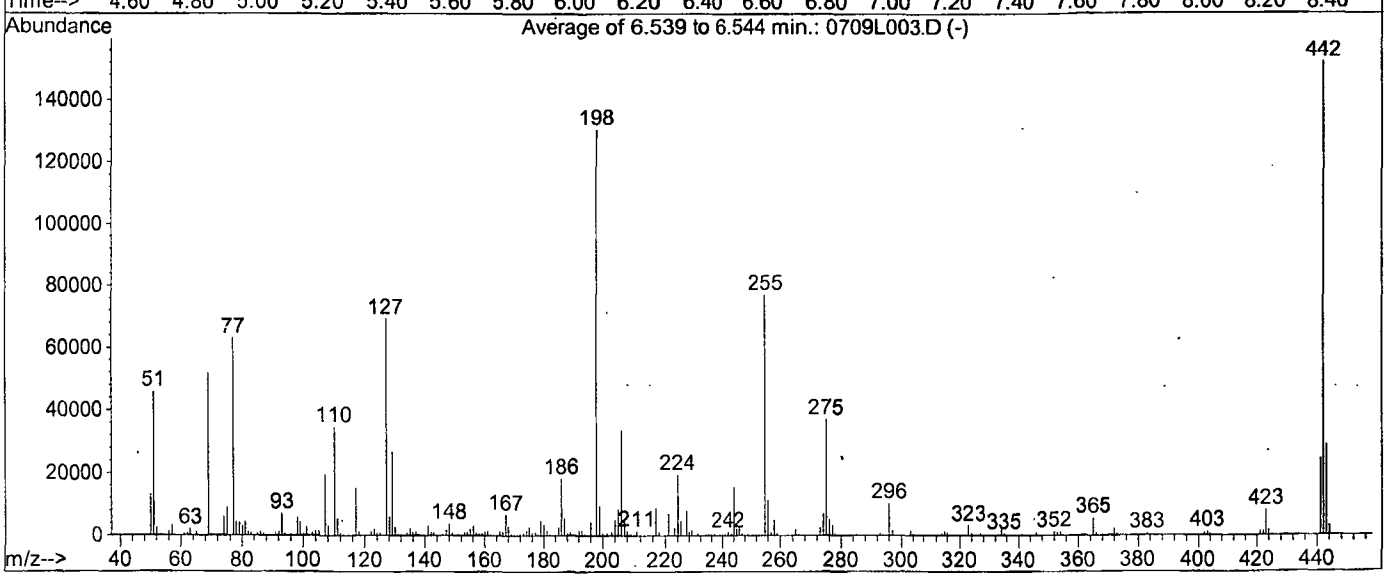

AutoFind: Scans 1588, 1589, 1590; Background Corrected with Scan 1580

Target Mass	Rel. to Mass	Lower Limit%	Upper Limit%	Rel. Abn%	Raw Abn	Result Pass/Fail
51	198	10	80	35.1	45771	PASS
68	69	0.00	2	0.0	0	PASS
70	69	0.00	2	0.6	297	PASS
127	198	10	80	53.1	69296	PASS
197	198	0.00	2	0.0	0	PASS
198	198	100	100	100.0	130533	PASS
199	198	5	9	7.0	9115	PASS
275	198	10	60	28.4	37008	PASS
365	198	1	100	4.2	5530	PASS
441	442	0.01	24	16.0	24372	PASS
442	198	50	500	116.5	152091	PASS
443	442	15	24	18.9	28768	PASS

0709L003.D L0709.M Fri Jul 09 12:51:15 2021

Data File Name:	**0709L003.D**
Data File Path:	**M:\LINUS\DATA\L210709**
Operator:	**LS**
Date Acquired:	**9 Jul 21 9:02**
Method File:	**DFTPP2.M**
Sample Name:	**SV TUNE 7/2/21**
Vial Number:	**3**
Instrument Name:	**Linus**

#	Name	Ret Time	Target Response
1)	DDT	8.08	11780100
2)	DDD	7.83	112912
3)	DDE	7.55	0

Breakdown **0.95**

Quantitation Report

Data File : M:\LINUS\DATA\L210709\0709L003.D Vial: 3
Acq On : 9 Jul 21 9:02 Operator: LS
Sample : SV TUNE 7/2/21 Inst : Linus
Misc : Multiplr: 1.00
Quant Time: Jul 9 12:51 2021 Quant Results File: temp.res

Method : M:\LINUS\DATA\L210624\DFTPP2.M (Chemstation Integrator)
Title :
Last Update : Wed Jun 23 11:24:41 2021
Response via : Single Level Calibration

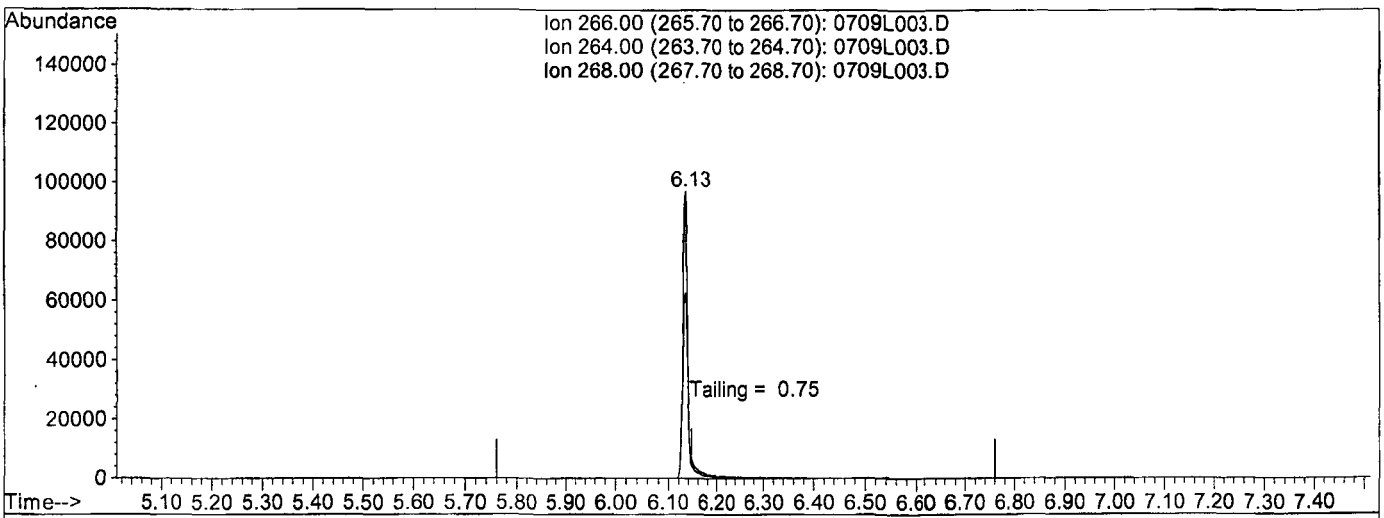

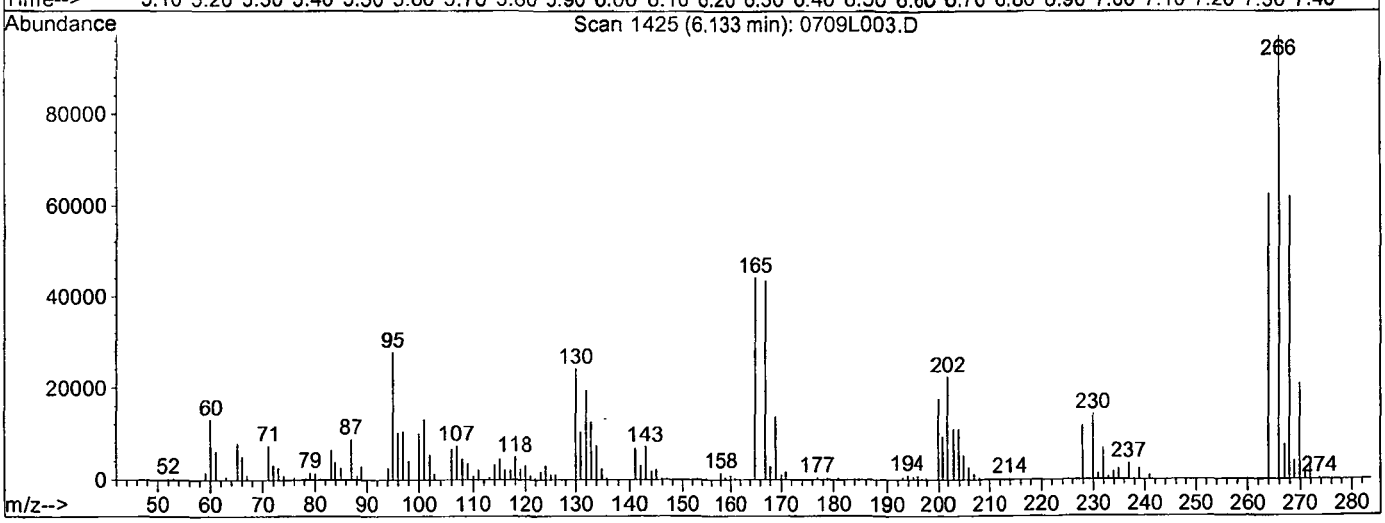

TIC: 0709L003.D

(5) Pentachlorophenol

6.13min 0.0000

response 687886

Ion	Exp%	Act%
266.00	100	100
264.00	60.60	65.32
268.00	65.30	63.87
0.00	0.00	0.00

Quantitation Report

Data File : M:\LINUS\DATA\L210709\0709L003.D Vial: 3
Acq On : 9 Jul 21 9:02 Operator: LS
Sample : SV TUNE 7/2/21 Inst : Linus
Misc : Multiplr: 1.00
Quant Time: Jul 9 12:51 2021 Quant Results File: temp.res

Method : M:\LINUS\DATA\L210624\DFTPP2.M (Chemstation Integrator)
Title :
Last Update : Wed Jun 23 11:24:41 2021
Response via : Single Level Calibration

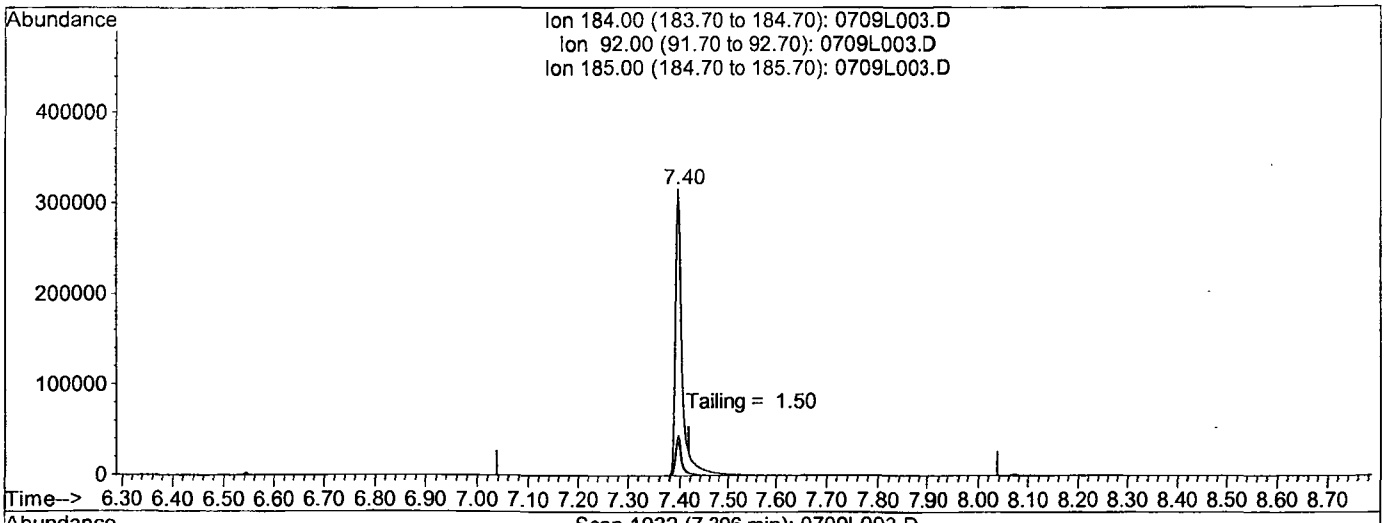

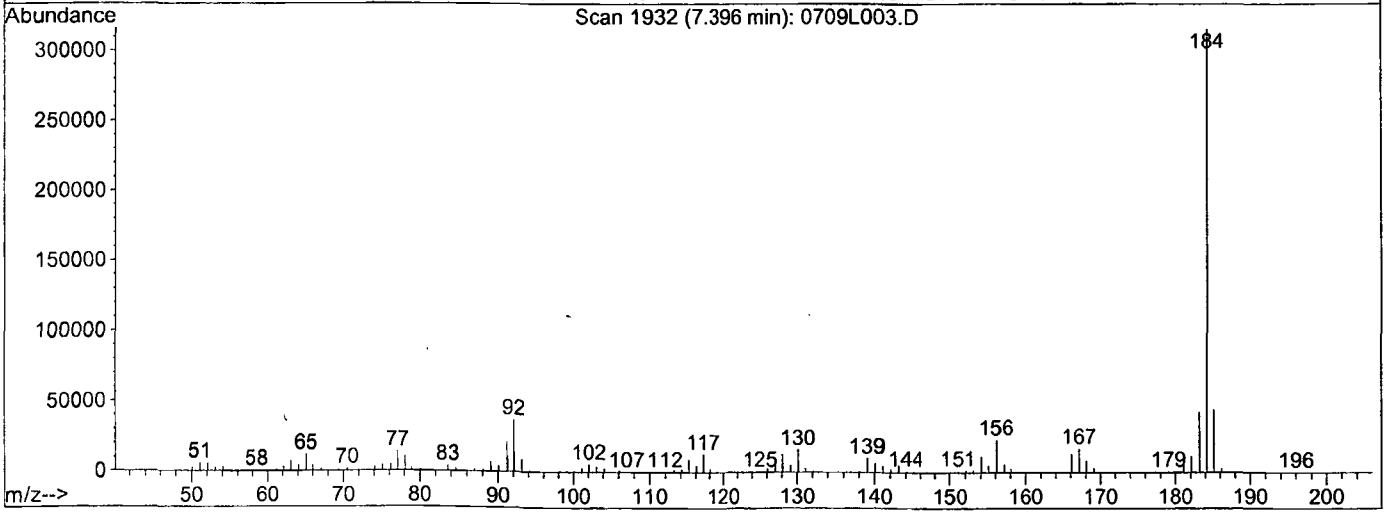

TIC: 0709L003.D

(6) Benzidine

7.40min 0.0000

response 2762564

Ion	Exp%	Act%
184.00	100	100
92.00	7.20	11.04#
185.00	13.60	13.30
0.00	0.00	0.00

DFTPP

Data File : M:\LINUS\DATA\L210709\0709L042.D Vial: 42
Acq On : 12 Jul 21 8:57 Operator: LS
Sample : SV TUNE 7/2/21 Inst : Linus
Misc : Multiplr: 1.00

Method : M:\LINUS\DATA\L210624\L0709.M (RTE Integrator)
Title : EPA 8270

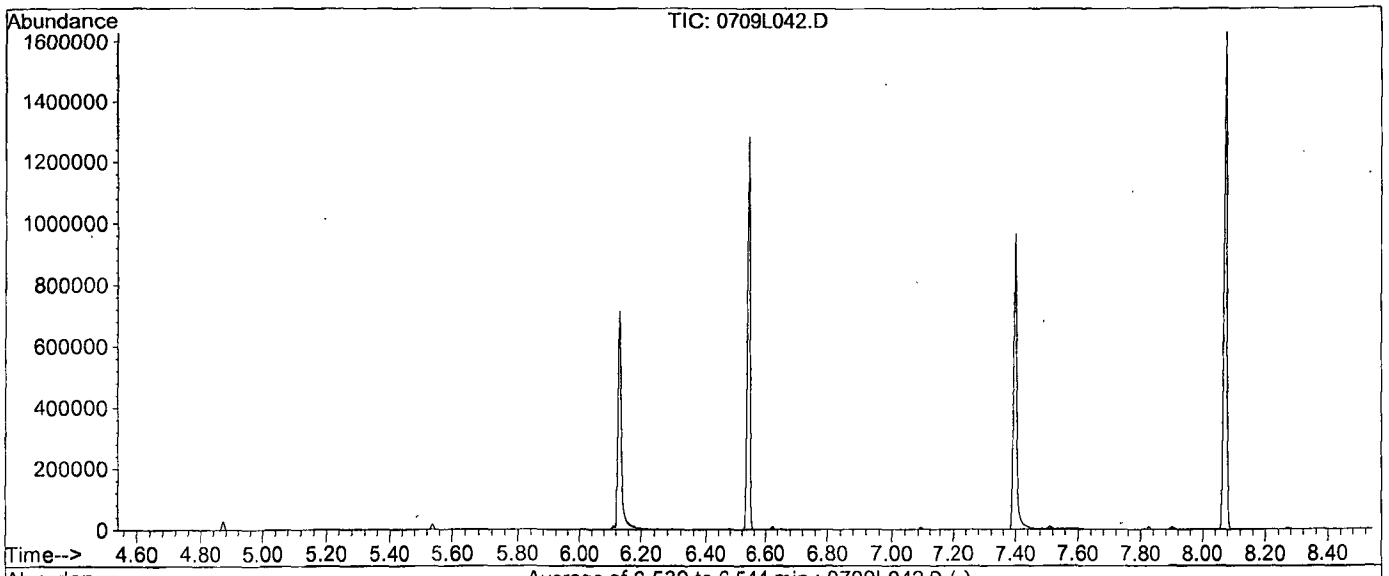

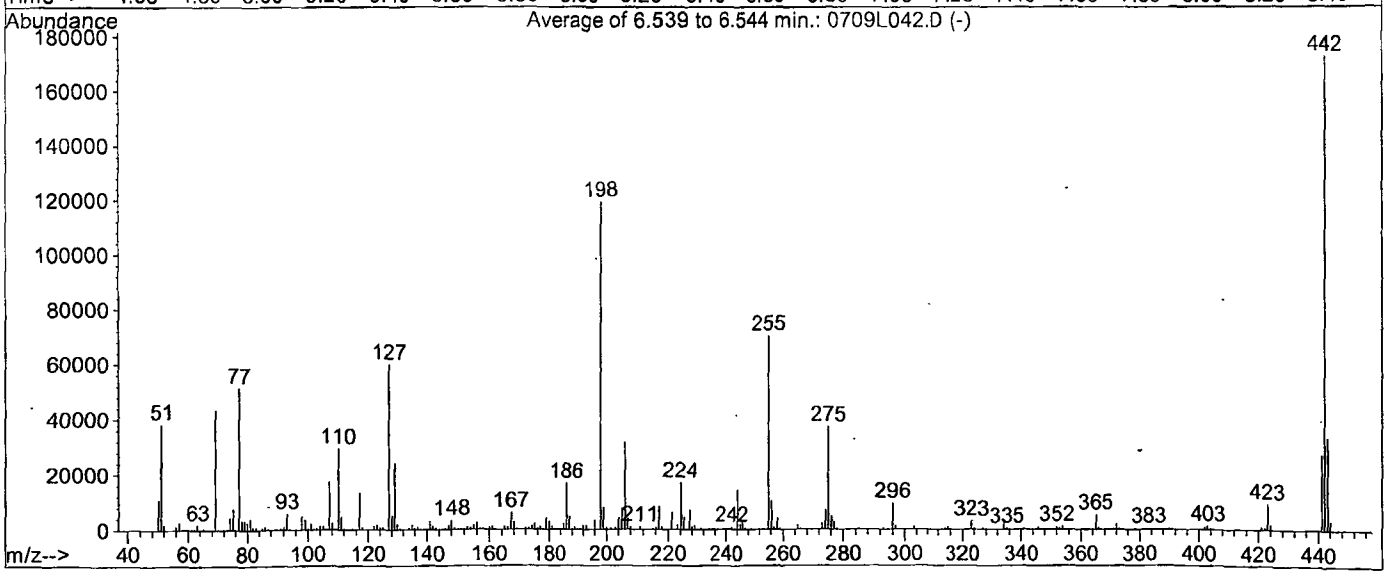

AutoFind: Scans 1588, 1589, 1590; Background Corrected with Scan 1580

Target Mass	Rel. to Mass	Lower Limit%	Upper Limit%	Rel. Abn%	Raw Abn	Result Pass/Fail
51	198	10	80	32.1	38397	PASS
68	69	0.00	2	0.0	0	PASS
70	69	0.00	2	0.5	230	PASS
127	198	10	80	50.2	59952	PASS
197	198	0.00	2	0.0	0	PASS
198	198	100	100	100.0	119485	PASS
199	198	5	9	6.8	8078	PASS
275	198	10	60	31.2	37221	PASS
365	198	1	100	4.5	5426	PASS
441	442	0.01	24	15.7	27208	PASS
442	198	50	500	144.7	172917	PASS
443	442	15	24	19.3	33368	PASS

0709L042.D L0709.M Mon Jul 12 09:44:30 2021

Data File Name:	**0709L042.D**
Data File Path:	**M:\LINUS\DATA\L210709**
Operator:	**LS**
Date Acquired:	**12 Jul 2021 08:57**
Method File:	**DFTPP2.M**
Sample Name:	**SV TUNE 7/2/21**
Vial Number:	**42**
Instrument Name:	**Linus**

#	Name	Ret Time	Target Response
1)	DDT	8.08	10912600
2)	DDD	7.83	0
3)	DDE	7.55	0

Breakdown **0.00**

Quantitation Report

Data File : M:\LINUS\DATA\L210709\0709L042.D Vial: 42
Acq On : 12 Jul 21 8:57 Operator: LS
Sample : SV TUNE 7/2/21 Inst : Linus
Misc : Multiplr: 1.00
Quant Time: Jul 12 9:44 2021 Quant Results File: temp.res

Method : M:\LINUS\DATA\L210624\DFTPP2.M (Chemstation Integrator)
Title :
Last Update : Wed Jun 23 11:24:41 2021
Response via : Single Level Calibration

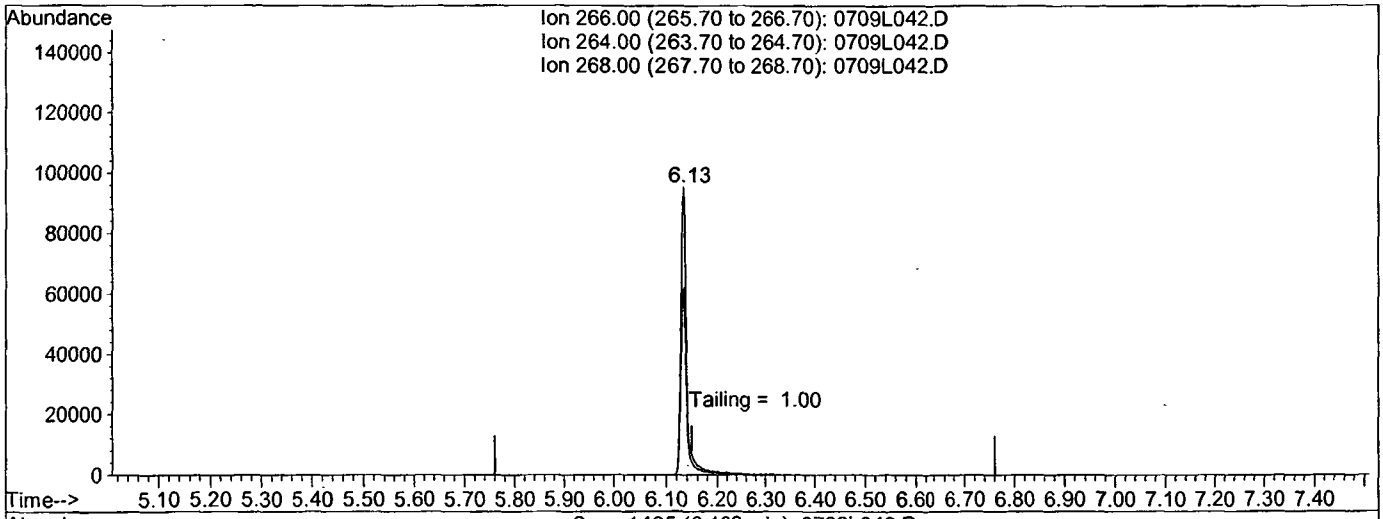

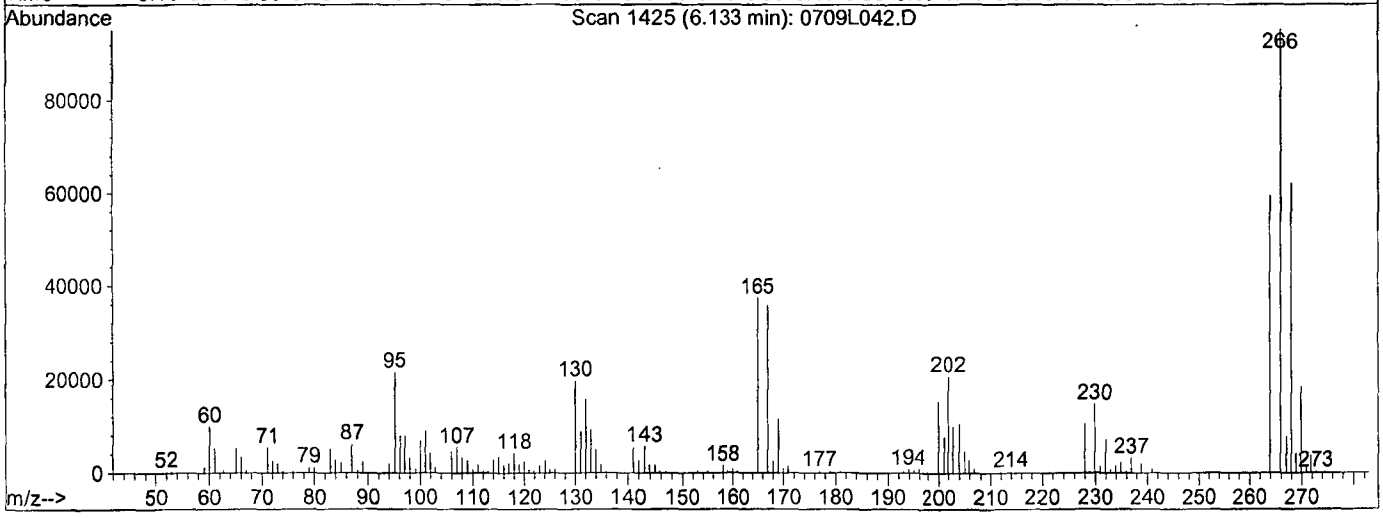

TIC: 0709L042.D

(5) Pentachlorophenol

6.13min 0.0000

response 702345

Ion	Exp%	Act%
266.00	100	100
264.00	60.60	61.50
268.00	65.30	63.87
0.00	0.00	0.00

Quantitation Report

Data File : M:\LINUS\DATA\L210709\0709L042.D Vial: 42
Acq On : 12 Jul 21 8:57 Operator: LS
Sample : SV TUNE 7/2/21 Inst : Linus
Misc : Multiplr: 1.00
Quant Time: Jul 12 9:44 2021 Quant Results File: temp.res

Method : M:\LINUS\DATA\L210624\DFTPP2.M (Chemstation Integrator)
Title :
Last Update : Wed Jun 23 11:24:41 2021
Response via : Single Level Calibration

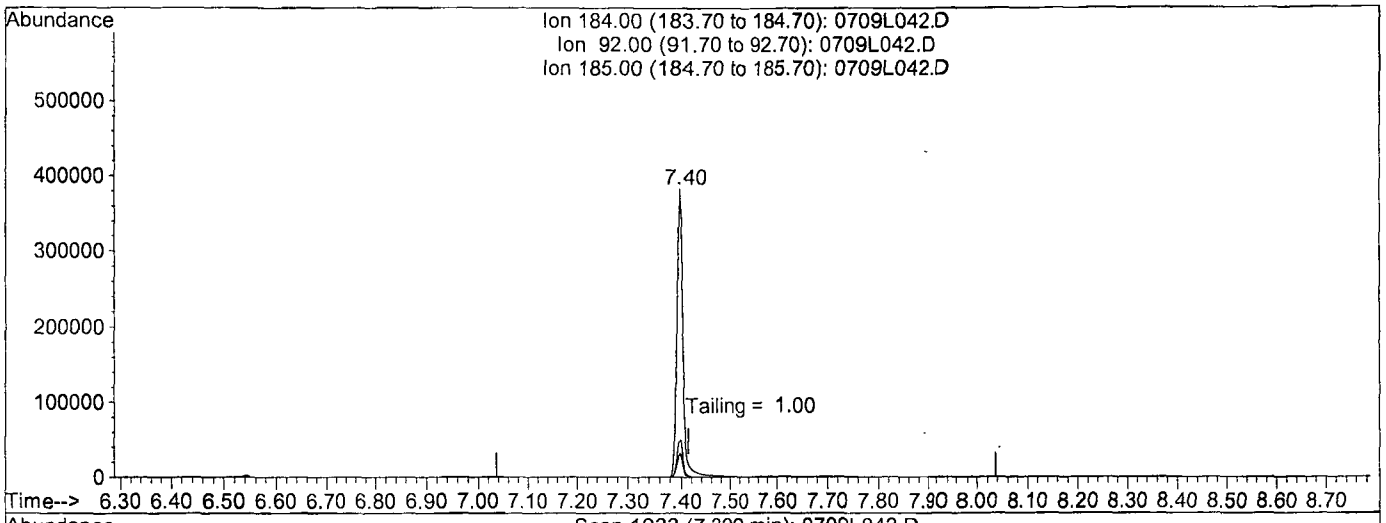

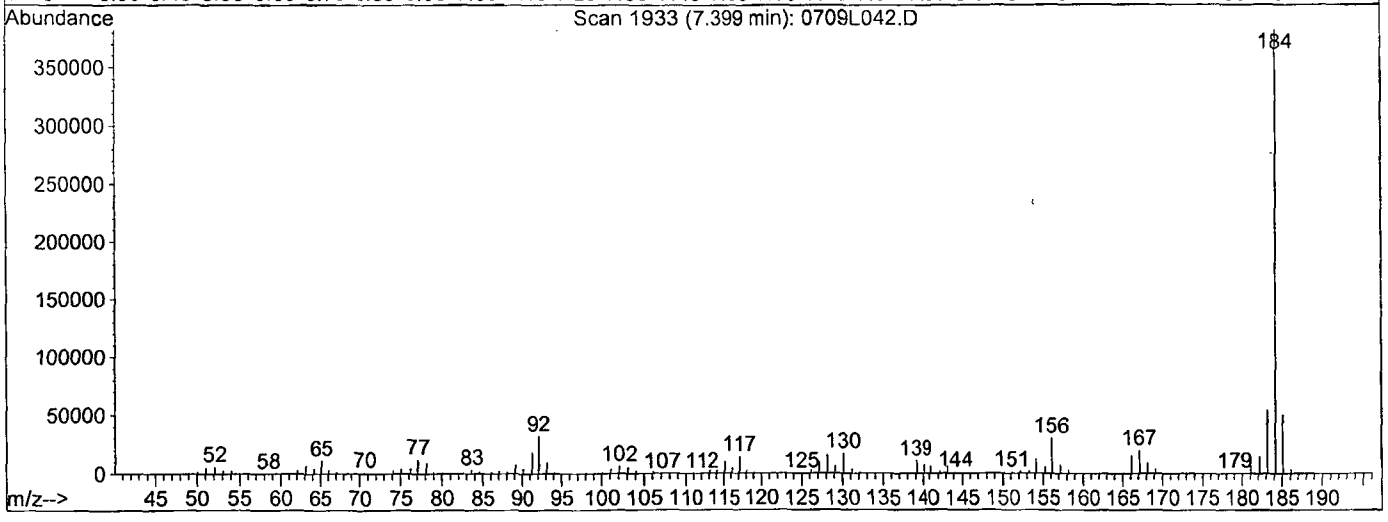

TIC: 0709L042.D

(6) Benzidine

7.40min 0.0000

response 2909661

Ion	Exp%	Act%
184.00	100	100
92.00	7.20	8.01
185.00	13.60	13.43
0.00	0.00	0.00

Name of Final Standard	**PAH SIM Stock (Ampule)**	**Prep'd By (Initials)**	**LS**
Prep Date	**06/17/21**		
Exp Date	**06/17/22**		

Initial Standard Information						Final Standard Information			
Name of Initial Standard (from contianer Label)	Supplier	Supplier P/N# (or APPL Mix Name)	Conc.(range)	Lot # with QA # (or reference to APPL prep date)	Exp Date	Aliquot from Stock	Final Volume	Final Solvent + Lot# (or APPL Prep Date)	Final Standard Conc (range)
Custom PAH SIM Mix	Phenova	ALO-130490	200 ug/mL	**CL13121-52443**	**12/31/22**	1000 uL	1mL	**NA**	200 ug/mL

Name of Final Standard	**SIM Surrogate**	**Prep'd By (Initials)**	**LS**
Prep Date	**06/17/21**		
Exp Date	**06/17/22**		

Initial Standard Information						Final Standard Information			
Name of Initial Standard (from contianer Label)	Supplier	Supplier P/N# (or APPL Mix Name)	Conc.(range)	Lot # with QA # (or reference to APPL prep date)	Exp Date	Aliquot from Stock	Final Volume	Final Solvent + Lot# (or APPL Prep Date)	Final Standard Conc (range)
Sim Surrogate Deuterated	Restek	33913	2000 ug/mL	**A0161454-50793**	**05/31/26**	1 mL	20 mL	**Acetone #0246130**	100 ug/mL

Name of Final Standard	**8270 SIM PAH Internal Standard**	**Prep'd By (Initials)**	**LS**
Prep Date	**06/17/21**		
Exp Date	**06/17/22**		

Initial Standard Information						Final Standard Information			
Name of Initial Standard (from contianer Label)	Supplier	Supplier P/N# (or APPL Mix Name)	Conc.(range)	Lot # with QA # (or reference to APPL prep date)	Exp Date	Aliquot from Stock	Final Volume	Final Solvent + Lot# (or APPL Prep Date)	Final Standard Conc (range)
SV Internal Standard	Restek	31206	2000 ug/mL	**A0162879-50593**	**06/30/26**	625uL	10mL	**MC 60338**	125 ug/mL

Name of Final Standard	**SIM SS Stock (Ampule second source)**	**Prep'd By**	**LS**
Prep Date	**06/17/21**		
Exp Date	**06/17/22**		

Initial Standard Information						Final Standard Information			
Name of Initial Standard (from contianer Label)	Supplier	Supplier P/N# (or APPL Mix Name)	Conc.(range)	Lot # with QA # (or reference to APPL prep date)	Exp Date	Aliquot from Stock	Final Volume	Final Solvent + Lot# (or APPL Prep Date)	Final Standard Conc (range)
Custom PAH SIM Mix	Phenova	ALO-130490	200 ug/mL	**CL13117-51757**	**12/31/22**	1000 uL	1mL	**NA**	200 ug/mL

Name of Final Standard	**SIM Curve**	**Prep'd By (Initials)**	**LS**
Prep Date	**07/08/21**		
Exp Date	**06/17/22**		

Initial Standard Information						Final Standard Information			
Name of Initial Standard (from container Label)	Supplier	Supplier P/N# (or APPL Mix Name)	Conc. (range)	Lot # with QA # (or reference to APPL prep date)	Exp Date	Aliquot from Stock	Final Volume	Final Solvent + Lot# (or APPL Prep Date)	Final Standard Conc (range)
1.0 ug/mL SIM	APPL	1.0 ug/mL SIM	1.0 ug/mL	**07/08/21**	**06/17/22**	10 uL	100uL	**MC 60338 90uL**	0.1 ug/mL
SIM Internal Standard	APPL	SIM Internal Standard	125 ug/mL	**06/17/21**	**06/17/22**	2 uL	*	*	2.5ug/mL
1.0 ug/mL SIM	APPL	1.0 ug/mL SIM	1.0 ug/mL	**07/08/21**	**06/17/22**	20 uL	100uL	**MC 60338 80uL**	0.2 ug/mL
SIM Internal Standard	APPL	SIM Internal Standard	125 ug/mL	**06/17/21**	**06/17/22**	2 uL	*	*	2.5ug/mL
5.0 ug/mL SIM	APPL	5.0 ug/mL SIM	5.0 ug/mL	**07/08/21**	**06/17/22**	10 uL	100uL	**MC 60338 90uL**	0.5 ug/mL
SIM Internal Standard	APPL	SIM Internal Standard	125 ug/mL	**06/17/21**	**06/17/22**	2 uL	*	*	2.5ug/mL
5.0 ug/mL SIM	APPL	5.0 ug/mL SIM	5.0 ug/mL	**07/08/21**	**06/17/22**	20 uL	100uL	**MC 60338 80 uL**	1.0 ug/mL
SIM Internal Standard	APPL	SIM Internal Standard	125 ug/mL	**06/17/21**	**06/17/22**	2 uL	*	*	2.5ug/mL
SIM STOCK	APPL	SIM STOCK	200 ug/mL	**06/17/21**	**06/17/22**	5 uL	200uL	**MC 60338 190 uL**	5.0 ug/mL
SIM SURROGATE	APPL	SIM SURR	100 ug/mL	**06/17/21**	**06/17/22**	5 uL	*	*	2.5ug/mL
SIM Internal Standard	APPL	SIM Internal Standard	125 ug/mL	**06/17/21**	**06/17/22**	4 uL	*	*	2.5ug/mL
SIM STOCK	APPL	SIM STOCK	200 ug/mL	**06/17/21**	**06/17/22**	5 uL	100 uL	**MC 60338 90 uL**	10 ug/mL
SIM SURROGATE	APPL	SIM SURR	100 ug/mL	**06/17/21**	**06/17/22**	5 uL	*	*	5 ug/mL
SIM Internal Standard	APPL	SIM Internal Standard	125 ug/mL	**06/17/21**	**06/17/22**	2 uL	*	*	2.5ug/mL
SIM STOCK	APPL	SIM STOCK	200 ug/mL	**06/17/21**	**06/17/22**	25 uL	100uL	**MC 60338 50 uL**	50 ug/mL
SIM SURROGATE	APPL	SIM SURR	100 ug/mL	**06/17/21**	**06/17/22**	25 uL	*	*	25 ug/mL
SIM Internal Standard	APPL	SIM Internal Standard	125 ug/mL	**06/17/21**	**06/17/22**	2 uL	*	*	2.5ug/mL
SIM STOCK	APPL	SIM STOCK	200 ug/mL	**06/17/21**	**06/17/22**	50 uL	100uL	**na**	100 ug/mL
SIM SURROGATE	APPL	SIM SURR	100 ug/mL	**06/17/21**	**06/17/22**	50 uL	*	*	50 ug/mL
SIM Internal Standard	APPL	SIM Internal Standard	125 ug/mL	**06/17/21**	**06/17/22**	2 uL	*	*	2.5ug/mL

Name of Final Standard	**8270 PAH SIM Second Source**	**Prep'd By (Initials)**	**LS**
Prep Date	**07/08/21**		
Exp Date	**06/17/22**		

Initial Standard Information						Final Standard Information			
Name of Initial Standard (from container Label)	Supplier	Supplier P/N# (or APPL Mix Name)	Conc. (range)	Lot # with QA # (or reference to APPL prep date)	Exp Date	Aliquot from Stock	Final Volume	Final Solvent + Lot# (or APPL Prep Date)	Final Standard Conc (range)
PAH SIM SS Stock	Phenova	AL0-130490	200 ug/mL	**06/17/21**	**06/17/22**	5 uL	200uL	**MC 60338 195uL**	5 ug/mL
SIM Internal Standard	APPL	SIM Internal Standard	125 ug/mL	**06/17/21**	**06/17/22**	4 uL	*	*	2.5ug/mL

Organic Extraction Worksheet

Method	Continuous Liquid/Liquid SVOC 3520C	Extraction Set	210707A	Extraction Method	LIQ003	Units	mL

Spiked ID 1	Sim Spike 5-28-21 5-28-22		Surrogate ID 1	SIM Surrogate 4-8-21 4-8-22
Spiked ID 2			Surrogate ID 2	
Spiked ID 3			Surrogate ID 3	
Spiked ID 4			Surrogate ID 4	
Spiked ID 5			Surrogate ID 5	
Spiked ID 6			Sufficient Vol for Matrix QC:	NO
Spiked ID 7			Ext. Start Time:	07/07/21 14:40
Spiked ID 8			Ext. End Time:	07/08/21 9:15
			GC Requires Extract By:	

pH1	14	07/07/21 12:20	Water Bath Temp 1 °C	75/73 E-WB6 °C
pH2			Water Bath Temp 2 °C	
pH3			Water Bath Temp 3 °C	

Spiked By: YL **Date** 07/07/21 **Witnessed By:** SR **Date** 07/07/21

	Sample	Sample Container	Spike Amount	Spike ID	Surrogate Amount	Surrogate ID	Extract Amount	Final Volume	pH	Extract Date/Time	Comments
1	210707A Blk				0.050	1	1000	1	14	07/07/21 12:11	
						equip	E-HP25 E-WB6				
2	210707A LCS-1		0.125	1	0.050	1	1000	1	14	07/07/21 12:11	
						equip	E-HP26 E-WB6				
3	210707A LCSD-1		0.125	1	0.050	1	1000	1	14	07/07/21 12:11	
						equip	E-HP27 E-WB6				
4	BA35512	BA35512W05			0.050	1	810	1	14	07/07/21 12:11	96714
						equip	E-HP28 E-WB6				
5	BA35514	BA35514W05			0.050	1	850	1	14	07/07/21 12:11	96714
						equip	E-HP29 E-WB6				
6	BA35516	BA35516W06			0.050	1	890	1	14	07/07/21 12:11	96714
						equip	E-HP30 E-WB6				
7	BA35518	BA35518W06			0.050	1	850	1	14	07/07/21 12:11	96714
						equip	E-HP47 E-WB6				
8	BA35519	BA35519W05			0.050	1	890	1	14	07/07/21 12:11	96714
						equip	E-HP48 E-WB6				

Solvent and Lot#	
PH Strips	HC148594
Dichloromethane (DCM)	60338
10N NaOH (40mLs)	6-21-21
Filter Paper	400181
Na2SO4	2020120870

Extraction COC Transfer	
Extraction lab employee Initials	KY
GC analyst's initials	LS
Date	7/9/21
Time	0916
Refrigerator	GC-C

	Technician's Initials
Scanned By	YL
Sample Preparation	YL
Extraction	YL
Concentration	YL

Modified	07/09/21 7:25:55 AM

Reviewed By: KY **Date** 07/09/21

Injection Log

Directory: M:\LINUS\DATA\L210709\

Line	Vial	FileName	Multiplier	SampleName	Misc Info	Injected
1	3	0709L003.D	1	SV TUNE 7/2/21		9 Jul 21 9:02
2	4	0709L004.D	1	0.1 SIM 07/08/21		9 Jul 21 9:19
3	5	0709L005.D	1	0.2 SIM 07/08/21		9 Jul 21 9:41
4	6	0709L006.D	1	0.5 SIM 07/08/21		9 Jul 21 10:03
5	7	0709L007.D	1	1 SIM 07/08/21		9 Jul 21 10:25
6	8	0709L008.D	1	5 SIM 07/08/21		9 Jul 21 10:47
7	9	0709L009.D	1	10 SIM 07/08/21		9 Jul 21 11:09
8	10	0709L010.D	1	50 SIM 07/08/21		9 Jul 21 11:38
9	11	0709L011.D	1	100 SIM 07/08/21		9 Jul 21 12:00
10	12	0709L012.D	1	SS SIM 07/08/21		9 Jul 21 12:22
11	42	0709L042.D	1	SV TUNE 7/2/21		12 Jul 21 8:57
12	43	0709L043.D	1	5 SIM 06/17/21 (2)		12 Jul 21 9:14
13	47	0709L047.D	1	210707A BLK 1/1000		12 Jul 21 11:23
14	48	0709L048.D	1	210707A LCS-1 1/1000		12 Jul 21 11:45
15	49	0709L049.D	1	210707A LCSD-1 1/1000		12 Jul 21 12:08
16	50	0709L050.D	1.23457	BA35512W05 1/810		12 Jul 21 12:30
17	51	0709L051.D	1.17647	BA35514W05 1/850		12 Jul 21 12:52
18	52	0709L052.D	1.1236	BA35516W06 1/890		12 Jul 21 13:14
19	53	0709L053.D	1.17647	BA35518W06 1/850		12 Jul 21 13:36
20	54	0709L054.D	1.1236	BA35519W05 1/890		12 Jul 21 13:58
21	73	0709L073.D	1	5 SIM 07/08/21 (1)		12 Jul 21 21:00

ORGANICS
Calibration Data

VOLATILE ORGANIC ANALYSIS BY
EPA METHOD 8260B

Form 6
Initial Calibration

Lab Name: APPL, Inc. SDG No:
Case No: Initial Cal. Date: 07/07/21
Matrix: Instrument: Max Initials:

		Compound	0707M03.D 1	0707M04.D 2	0707M05 D 3	0707M06.D 4	0707M07.D 5	0707M08.D 6	0707M09.D 7	0707M10 D 8	0707M11.D 9		Avg	%RSD	Type	r^2	Q	MRF
1	I	Fluorobenzene (IS)																
2	TM	Chlorotrifluoroethene													TM			
3	TML	Dichlorodifluoromethane		0.1007	0.1416	0.1220	0.1105	0.1197	0.1213	0.1222	0.1239		0.12	9.7	TM	0.999		
4	TML	Freon 114		0.1007	0.1416	0.1220	0.1105	0.1197	0.1213	0.1222	0.1239		0.12	9.7	TM	1.000		
5	TM**L	Chloromethane		1.101	0.6337	0.2496	0.1720	0.1623	0.1470	0.1467	0.1408		0.34	101	TM**	0.999		
6	TM*	Vinyl chloride			0.1326	0.1614	0.1372	0.1382	0.1263	0.1334	0.1315		0.14	8.3	TM*			
7	TM	2-Chloro-1,1,1-trifluoroethane													TM			
8	TM	Bromomethane		0.0956	0.0594	0.0738	0.0854	0.0785	0.0786	0.0699	0.0684		0.08	15	TM			
9	TM	Chloroethane			0.1240			0.1348	0.0839	0.0955	0.0817		0.10	23	TM		*	
10	TM	Dichlorofluoromethane		0.3154	0.2634	0.2559	0.2277	0.2282	0.2293	0.2320	0.2318		0.25	12	TM			
11	TM	Trichlorofluoromethane	0.1544	0.1648	0.2108	0.2292	0.2290	0.2278	0.2137	0.2309	0.2299		0.21	14	TM			
12	TM	2,2-Dichloro-1,1,1-trifluoroethane													TM			
13	TML	Acrolein	0.0170	0.0186	0.0140	0.0149	0.0136	0.0156	0.0148	0.0148	0.0154		0.02	9.9	TM	0.994		
14	TM	Acetone			0.0334	0.0289	0.0250	0.0242	0.0236	0.0221	0.0240		0.03	15	TM			
15	TM	Freon-113		0.1283	0.1372	0.1160	0.1243	0.1159	0.1151	0.1193	0.1185		0.12	6.3	TM			
16	TM	Acetonitrile		0.0223	0.0194	0.0186	0.0184	0.0189	0.0178	0.0179	0.0173		0.02	8.3	TM			
17	TM	2-propanol													TM			
18	TM*	1,1-DCE	0.1871	0.1764	0.1763	0.1876	0.1635	0.1796	0.1718	0.1788	0.1795		0.18	4.1	TM*			
19	TM	t-Butanol		0.0087	0.0089	0.0102	0.0099	0.0113	0.0094	0.0103	0.0107		0.01	8.9	TM			
20	TML	Methyl Acetate			0.2212	0.1163	0.1186	0.1067	0.1023	0.0982	0.0989		0.12	36	TM	0.998		
21	TML	Iodomethane		0.0939	0.1370	0.1403	0.1529	0.1620	0.1745	0.1838	0.1934		0.15	20	TM	1.000		
22	TM	Acrylonitrile					0.0399	0.0485	0.0396	0.0472	0.0479		0.04	10	TM			
23	TM	2-Methylpentane													TM			
24	TML	Methylene chloride	0.3575	0.2177	0.2094	0.1569	0.1398	0.1354	0.1256	0.1311	0.1315		0.18	42	TM	1.000		
25	TM	Carbon disulfide			0.2918	0.3374	0.2643	0.2732	0.2638	0.2687	0.2592		0.28	9.8	TM			
26	TM	Methyl t-butyl ether (MtBE)			0.3230	0.3698	0.3634	0.3468	0.3261	0.3465	0.3665		0.35	5.4	TM			
27	TM	Trans-1,2-DCE			0.1408	0.1353	0.1298	0.1273	0.1285	0.1292	0.1313		0.13	3.6	TM			
28	TM	3-Methylpentane			0.0939	0.0710	0.0801	0.0713	0.0732	0.0755	0.0790		0.08	10	TM			
29	TM	Diisopropyl Ether			0.3676	0.3619	0.3820	0.3701	0.3787	0.3989	0.4145		0.38	4.9	TM			
30	TM**	1,1-DCA			0.1975	0.2451	0.2201	0.2287	0.2267	0.2275	0.2243		0.22	6.3	TM**			
31	TML	Vinyl Acetate			0.2084	0.2458	0.2216		0.0745	0.1041	0.0948		0.16	47	TM	0.991		
32	TM	Ethyl tert Butyl Ether			0.3075	0.3290	0.3477	0.3405	0.3412	0.3583	0.3839		0.34	6.9	TM			
33	TM	Methylcyclopentane													TM			
34	TM	MEK (2-Butanone)				0.0207	0.0224	0.0255	0.0221	0.0248	0.0269		0.02	9.9	TM			
35	TM	Cis-1,2-DCE			0.0895	0.1326	0.1310	0.1419	0.1347	0.1419	0.1446		0.13	15	TM			

VOLATILE ORGANIC ANALYSIS BY
EPA METHOD 8260B

Form 6
Initial Calibration

Lab Name: APPL, Inc.
Case No:
Matrix:

SDG No:
Initial Cal. Date: 07/07/21
Instrument: Max

Initials:

		Compound	1	2	3	4	5	6	7	8	9		Avg	%RSD	Type		Q	MRF
36	TM	2,2-Dichloropropane			0.2306	0.2182	0.1848	0.1916	0.1784	0.1846	0.1860		0.20	10	TM			
37	TM*	Chloroform	0.2144	0.2167	0.1917	0.2297	0.2336	0.2440	0.2414	0.2428	0.2428		0.23	7.8	TM*			
38	TML	Bromochloromethane			0.0545	0.1105	0.0900	0.1047	0.1009	0.1012	0.1030		0.09	20	TM	1.000		
39	S	Dibromofluoromethane(S)	0.3226	0.3146	0.2849	0.2806	0.3073	0.3000	0.2956	0.2963	0.2878		0.30	4.7	S			
40	TM	1,1,1-TCA			0.2004	0.2304	0.2162	0.2266	0.2106	0.2170	0.2179		0.22	4.6	TM			
41	TM	Cyclohexane		0.0741	0.1092	0.1187	0.0951	0.1137	0.1041	0.1080	0.1118		0.10	13	TM			
42	TM	1,1-Dichloropropene			0.1365	0.1321	0.1374	0.1366	0.1411	0.1485	0.1506		0.14	4.8	TM			
43	TM	2,2,4-Trimethylpentane		0.2805	0.2637	0.2583	0.2382	0.2729	0.2791	0.2986	0.3118		0.28	8.4	TM			
44	S	1,2-DCA-D4(S)	0.1249	0.1361	0.1230	0.1230	0.1350	0.1340	0.1354	0.1357	0.1336		0.13	4.4	S			
45	TM	Carbon Tetrachloride	0.1511	0.1973	0.1946	0.2270	0.1943	0.2076	0.1926	0.2006	0.1969		0.20	10	TM			
46	TM	Tert Amyl Methyl Ether		0.3556	0.2477	0.3262	0.2849	0.3183	0.3189	0.3328	0.3475		0.32	11	TM			
47	TM	1,2-DCA			0.2222	0.1798	0.2023	0.1828	0.1863	0.1843	0.1867		0.19	7.9	TM			
48	TM	Benzene		0.5631	0.4293	0.4853	0.5063	0.4894	0.4787	0.4916	0.4850		0.49	7.5	TM			
49	TM	TCE			0.1341	0.1259	0.1227	0.1236	0.1181	0.1236	0.1276		0.13	4.0	TM			
50	TM	2-Pentanone		0.0635	0.0649	0.0704	0.0741	0.0737	0.0742	0.0757	0.0753		0.07	6.7	TM			
51	TM*	1,2-Dichloropropane			0.0533	0.0545	0.0616	0.0582	0.0614	0.0648	0.0647		0.06	7.7	TM*			
52	TM	Bromodichloromethane		0.2126	0.1841	0.2075	0.1980	0.1833	0.1858	0.1864	0.1851		0.19	6.0	TM			
53	TM	Methyl Cyclohexane		0.1314	0.1689	0.1633	0.1429	0.1541	0.1543	0.1683	0.1834		0.16	10	TM			
54	TM	Dibromomethane			0.0846	0.0787	0.0831	0.0814	0.0827	0.0831	0.0849		0.08	2.5	TM			
55	TM	MIBK (methyl isobutyl ketone)			0.0450	0.0466	0.0509	0.0509	0.0492	0.0505	0.0523		0.05	5.3	TM			
56	TML	1-Bromo-2-chloroethane			0.0036	0.0148	0.0236	0.0295	0.0236	0.0250	0.0250		0.02	42	TM	0.999		
57	TM	2-Chloroethyl vinyl ether													TM			
58	TML	Cis-1,3-Dichloropropene		0.1328	0.1216	0.1346	0.1106	0.0998	0.1053	0.1093	0.1112		0.12	11	TM	1.000		
59	TM*	Toluene	0.4819	0.4403	0.4921	0.5139	0.5539	0.5236	0.5154	0.5256	0.5317		0.51	6.5	TM*			
60	TM	Trans-1,3-Dichloropropene			0.1807	0.1661	0.1832	0.1847	0.1764	0.1852	0.1862		0.18	3.9	TM			
61	TML	1,1,2-TCA			0.0477	0.0846	0.1032	0.0928	0.0926	0.0948	0.0916		0.09	21	TM	1.000		
62	TML	2-Hexanone			0.0211	0.0231	0.0239	0.0266	0.0251	0.0263	0.0289		0.02	10	TM	0.994		
63	I	Chlorobenzene-D5 (IS)																
64	S	Toluene-D8(S)	1.226	1.273	1.076	1.023	1.191	1.209	1.236	1.226	1.189		1.2	6.8	S			
65	TML	1,2-EDB		0.0780	0.1297	0.1298	0.1322	0.1344	0.1428	0.1450	0.1440		0.13	17	TM	1.000		
66	TM	Tetrachloroethene		0.1127	0.0941	0.1066	0.0988	0.0917	0.0998	0.1044	0.1005		0.10	6.7	TM			
67	TM	1-Chlorohexane			0.1503	0.1286	0.1486	0.1605	0.1674	0.1803	0.1848		0.16	12	TM			
68	TM	1,1,1,2-Tetrachloroethane			0.1822	0.1634	0.1948	0.1923	0.1872	0.1908	0.1792		0.18	5.8	TM			
69	TM	m&p-Xylene		0.2155	0.2177	0.2289	0.2508	0.2607	0.2736	0.2895	0.2893		0.25	12	TM			
70	TML	o-Xylene		0.1685	0.2504	0.2148	0.2542	0.2402	0.2488	0.2791	0.2806		0.24	15	TM	1.000		

VOLATILE ORGANIC ANALYSIS BY
EPA METHOD 8260B

Form 6
Initial Calibration

Lab Name: APPL, Inc.
Case No:
Matrix:

SDG No:
Initial Cal. Date: 07/07/21
Instrument: Max

Initials:

		Compound	1	2	3	4	5	6	7	8	9		Avg	%RSD	Type		Q	MRF
71	TML	Styrene			0.3216	0.3344	0.3627	0.4023	0.4659	0.4811	0.4877		0.41	17	TM	1.000		
72	S	4-Bromofluorobenzene(S)	0.4086	0.3849	0.3650	0.3475	0.4225	0.4479	0.4604	0.4639	0.4413		0.42	10	S			
73	TM	1,3-Dichloropropane		0.1994	0.1748	0.2188	0.2212	0.2244	0.2214	0.2315	0.2267		0.21	8.7	TM			
74	TM	Dibromochloromethane			0.1950	0.1851	0.2019	0.1997	0.1989	0.1926	0.1916		0.19	3.0	TM			
75	TM**	Chlorobenzene		0.5091	0.4777	0.4332	0.4320	0.4580	0.4521	0.4577	0.4434		0.46	5.6	TM**			
76	TM*	Ethylbenzene			0.5586	0.5735	0.6123	0.6245	0.6517	0.6976	0.7018		0.63	8.9	TM*			
77	TM**	Bromoform		0.1375	0.1299	0.1496	0.1549	0.1556	0.1441				0.15	7.0	TM**			
78	I	1,4-Dichlorobenzene-D (IS)																
79	TM	Isopropylbenzene		0.8385	0.8799	0.9708	0.9385	0.9701	0.9772	1.071	1.155		0.98	10	TM			
80	TM**	1,1,2,2-Tetrachloroethane			0.2781	0.3061	0.2911	0.2876	0.2665	0.2733	0.2703		0.28	4.9	TM**			
81	TM	1,2,3-Trichloropropane			0.1132	0.0891	0.1091	0.1015	0.0952	0.1002	0.2353		0.12	43	TM		*	
82	TML	t-1,4-Dichloro-2-Butene			0.0313	0.0426	0.0751	0.0747	0.0679	0.0731	0.0717		0.06	29	TM	1.000		
83	TM	Bromobenzene		0.3531	0.4026	0.3701	0.3502	0.3543	0.3494	0.3810	0.3670		0.37	5.1	TM			
84	TML	n-Propylbenzene		0.9557	0.9814	1.040	1.066	1.095	1.113	1.213	1.295		1.1	10	TM	0.999		
85	TM	4-Ethyltoluene	0.9368	0.8674	0.9385	0.9300	0.9556	1.004	1.038	1.134	1.177		1.00	10	TM			
86	TML	2-Chlorotoluene		0.6446	0.7062	0.7994	0.7333	0.7460	0.7421	0.8063	0.7885		0.75	7.2	TM	1.000		
87	TM	1,3,5-Trimethylbenzene		0.9723	0.8191	0.7870	0.8809	0.9225	0.9406	0.9970	0.9991		0.91	8.7	TM			
88	TM	4-Chlorotoluene		0.7727	0.7729	0.8590	0.8849	0.9069	0.8834	0.9512	0.9414		0.87	7.8	TM			
89	TM	Tert-Butylbenzene	0.5353	0.5629	0.5253	0.4614	0.4452	0.4938	0.4718	0.5507	0.5975		0.52	9.9	TM			
90	TM	1,2,4-Trimethylbenzene		0.7018	0.7517	0.7180	0.7926	0.8619	0.9085	0.9792	1.036		0.84	15	TM			
91	TM	Sec-Butylbenzene		0.9868	0.9691	0.9634	0.9739	1.005	1.049	1.144	1.198		1.0	8.6	TM			
92	TM	p-Isopropyltoluene	1.051	0.9991	0.8424	0.9206	0.9831	1.000	0.9809	1.093	1.135		1.0	8.7	TM			
93	TML	Benzyl Chloride			0.4186	0.4337	0.4449	0.4377	0.4026	0.4499	0.4974		0.44	6.8	TM	0.998		
94	TM	1,3-DCB	0.6950	0.6041	0.7346	0.6273	0.6574	0.6537	0.6316	0.6659	0.6656		0.66	5.8	TM			
95	TM	1,4-DCB	0.7114	0.8769	0.6130	0.7948	0.7071	0.6974	0.6702	0.6951	0.6862		0.72	11	TM			
96	TM	n-Butylbenzene		0.6714	0.6753	0.6916	0.6964	0.7424	0.7673	0.8714	0.9207		0.75	12	TM			
97	TM	1,2-DCB		0.6591	0.5745	0.6809	0.6102	0.6237	0.6170	0.6301	0.6565		0.63	5.3	TM			
98	TM	Hexachloroethane		0.2424	0.1908	0.1991	0.2202	0.2080	0.1953	0.2120	0.2148		0.21	7.8	TM			
99	TML	1,2-Dibromo-3-chloropropane				0.0439	0.0733	0.0794	0.0726	0.0735	0.0957		0.07	23	TM	0.992		
100	TML	1,2,4-Trichlorobenzene		0.5621	0.4303	0.4760	0.4927	0.4351	0.4488	0.4779	0.5958		0.49	12	TM	0.993		
101	TM	Hexachlorobutadiene		0.2865	0.2712	0.2791	0.2265	0.2478	0.2396	0.2463	0.2563		0.26	8.1	TM			
102	TM	Naphthalene			0.4368	0.4398	0.4660	0.5281	0.5235	0.6396			0.51	15	TM			
103	TM	1,2,3-Trichlorobenzene		0.5064	0.4558	0.4579	0.4700	0.4540	0.4544	0.4951	0.6044		0.49	11	TM			
104																		
105																		

Quantitation Report (QT Reviewed)

Data File : M:\MAX\DATA\210707\0707M03.D
Acq On : 7 Jul 21 12:34
Sample : 0.3ug/L VOC STD 7/7/21
Misc : IS&S 6/4/21

Vial: 2
Operator: LP,DG,CH
Inst : Max
Multiplr: 1.00

Quant Time: Jul 8 4:20 2021 Quant Results File: M0707W.RES

Quant Method : M:\MAX\DATA\210707\M0707W.M (RTE Integrator)
Title : METHOD 8260B
Last Update : Thu Jul 08 04:11:55 2021
Response via : Initial Calibration
DataAcq Meth : M8260_062221

Internal Standards	R.T.	QIon	Response	Conc Units	Dev(Min)
1) Fluorobenzene (IS)	5.25	96	155476	25.00 ppb	0.00
63) Chlorobenzene-D5 (IS)	8.60	117	128563	25.00 ppb	0.00
78) 1,4-Dichlorobenzene-D (IS)	10.94	152	70987	25.00 ppb	0.00
System Monitoring Compounds					
39) Dibromofluoromethane(S)	4.32	111	10030	5.34 ppb	0.00
Spiked Amount 25.000			Recovery	= 21.372%	
44) 1,2-DCA-D4(S)	4.77	65	3884	4.70 ppb	0.00
Spiked Amount 25.000			Recovery	= 18.784%	
64) Toluene-D8(S)	7.12	98	31512	5.15 ppb	0.00
Spiked Amount 25.000			Recovery	= 20.596%	
72) 4-Bromofluorobenzene(S)	9.80	95	10506	4.86 ppb	0.00
Spiked Amount 25.000			Recovery	= 19.448%	

Target Compounds						Qvalue
10) Dichlorofluoromethane	1.36	67	637	0.41 ppb		100
11) Trichlorofluoromethane	1.41	101	288	0.20 ppb		77
13) Acrolein	1.68	56	1056	16.94 ppb		94
14) Acetone	1.79	43	2699	7.63 ppb		89
15) Freon-113	1.78	151	129	0.18 ppb	#	75
18) 1,1-DCE	1.76	61	349	0.30 ppb		93
24) Methylene chloride	2.14	84	667	0.38 ppb	#	79
25) Carbon disulfide	1.90	76	1015	0.63 ppb	#	92
37) Chloroform	4.08	83	400	0.27 ppb		99
45) Carbon Tetrachloride	4.57	117	282	0.22 ppb		98
59) Toluene	7.21	91	899	0.28 ppb		82
68) 1,1,1,2-Tetrachloroethane	8.73	131	208	0.21 ppb		77
85) 4-Ethyltoluene	10.21	105	798	0.28 ppb		89
89) Tert-Butylbenzene	10.59	119	456	0.31 ppb		83
92) p-Isopropyltoluene	10.98	119	895	0.30 ppb		94
94) 1,3-DCB	10.89	146	592	0.32 ppb		83
95) 1,4-DCB	10.97	146	606	0.29 ppb		88

(#) = qualifier out of range (m) = manual integration

Quantitation Report

Data File : M:\MAX\DATA\210707\0707M03.D
Acq On : 7 Jul 21 12:34
Sample : 0.3ug/L VOC STD 7/7/21
Misc : IS&S 6/4/21

Vial: 2
Operator: LP,DG,CH
Inst : Max
Multiplr: 1.00

Quant Time: Jul 8 4:20 2021

Quant Results File: M0707W.RES

Method : M:\MAX\DATA\210707\M0707W.M (RTE Integrator)
Title : METHOD 8260B
Last Update : Thu Jul 08 09:45:53 2021
Response via : Initial Calibration



Quantitation Report (QT Reviewed)

Data File : M:\MAX\DATA\210707\0707M04.D
Acq On : 7 Jul 21 13:02
Sample : 0.5ug/L VOC STD 7/7/21
Misc : IS&S 6/4/21

Vial: 3
Operator: LP,DG,CH
Inst : Max
Multiplr: 1.00

Quant Time: Jul 8 4:26 2021

Quant Results File: M0707W.RES

Quant Method : M:\MAX\DATA\210707\M0707W.M (RTE Integrator)
Title : METHOD 8260B
Last Update : Thu Jul 08 04:11:55 2021
Response via : Initial Calibration
DataAcq Meth : M8260_062221

Internal Standards	R.T.	QIon	Response	Conc Units	Dev(Min)
1) Fluorobenzene (IS)	5.25	96	146504	25.00 ppb	0.00
63) Chlorobenzene-D5 (IS)	8.60	117	121091	25.00 ppb	0.00
78) 1,4-Dichlorobenzene-D (IS)	10.94	152	69111	25.00 ppb	0.00
System Monitoring Compounds					
39) Dibromofluoromethane(S)	4.32	111	9218	5.21 ppb	0.00
Spiked Amount 25.000			Recovery	= 20.844%	
44) 1,2-DCA-D4(S)	4.77	65	3988	5.12 ppb	0.00
Spiked Amount 25.000			Recovery	= 20.468%	
64) Toluene-D8(S)	7.12	98	30818	5.35 ppb	0.00
Spiked Amount 25.000			Recovery	= 21.384%	
72) 4-Bromofluorobenzene(S)	9.80	95	9322	4.58 ppb	0.00
Spiked Amount 25.000			Recovery	= 18.324%	

Target Compounds						Qvalue
3) Dichlorodifluoromethane	0.90	85	295	0.44 ppb		89
4) Freon 114	0.90	85	295	0.22 ppb		89
5) Chloromethane	0.92	50	3226	3.36 ppb		89
7) 2-Chloro-1,1,1-trifluoroet	0.71	118	659	42.31 ppb	#	84
8) Bromomethane	1.17	94	280	0.45 ppb		87
10) Dichlorofluoromethane	1.37	67	924	0.64 ppb	#	79
11) Trichlorofluoromethane	1.41	101	483	0.35 ppb		79
13) Acrolein	1.68	56	2718	46.26 ppb	#	80
14) Acetone	1.79	43	2389	6.05 ppb		90
15) Freon-113	1.79	151	376	0.56 ppb	#	83
16) Acetonitrile	1.99	41	3270	30.48 ppb	#	94
18) 1,1-DCE	1.76	61	517	0.47 ppb	#	87
19) t-Butanol	2.30	59	1273	20.50 ppb	#	70
21) Iodomethane	1.85	142	275	1.81 ppb	#	85
24) Methylene chloride	2.14	84	638	0.39 ppb		85
37) Chloroform	4.09	83	635	0.45 ppb	#	69
41) Cyclohexane	4.42	41	217	0.35 ppb		83
43) 2,2,4-Trimethylpentane	5.05	57	822	0.54 ppb	#	67
45) Carbon Tetrachloride	4.57	117	578	0.48 ppb	#	78
46) Tert Amyl Methyl Ether	5.12	73	1042	0.60 ppb	#	89
48) Benzene	4.86	78	1650	0.59 ppb	#	81
50) 2-Pentanone	6.02	43	9298	22.47 ppb		90
52) Bromodichloromethane	6.33	83	623	0.56 ppb	#	72
53) Methyl Cyclohexane	5.95	83	385	0.45 ppb		96
54) Dibromomethane	6.09	93	107	0.22 ppb	#	65
58) Cis-1,3-Dichloropropene	6.86	39	389	1.41 ppb	#	36
59) Toluene	7.20	91	1290	0.43 ppb		89
65) 1,2-EDB	8.11	107	189	0.85 ppb		96
66) Tetrachloroethene	7.78	164	273	0.52 ppb	#	77
69) m&p-Xylene	8.92	106	1044	0.83 ppb		87
70) o-Xylene	9.30	106	408	1.58 ppb		83
73) 1,3-Dichloropropane	7.80	76	483	0.45 ppb	#	7
75) Chlorobenzene	8.63	112	1233	0.55 ppb	#	71
77) Bromoform	9.45	173	333	0.45 ppb		91
79) Isopropylbenzene	9.69	105	1159	0.40 ppb		95
83) Bromobenzene	9.94	156	488	0.49 ppb		81
84) n-Propylbenzene	10.10	91	1321	1.15 ppb		99
85) 4-Ethyltoluene	10.21	105	1199	0.43 ppb		88
86) 2-Chlorotoluene	10.14	91	891	0.22 ppb		94

(#) = qualifier out of range (m) = manual integration

Quantitation Report (QT Reviewed)

Data File : M:\MAX\DATA\210707\0707M04.D
Acq On : 7 Jul 21 13:02
Sample : 0.5ug/L VOC STD 7/7/21
Misc : IS&S 6/4/21

Vial: 3
Operator: LP,DG,CH
Inst : Max
Multiplr: 1.00

Quant Time: Jul 8 4:26 2021

Quant Results File: M0707W.RES

Quant Method : M:\MAX\DATA\210707\M0707W.M (RTE Integrator)
Title : METHOD 8260B
Last Update : Thu Jul 08 04:11:55 2021
Response via : Initial Calibration
DataAcq Meth : M8260_062221

	Compound	R.T.	QIon	Response	Conc Unit		Qvalue
87)	1,3,5-Trimethylbenzene	10.28	105	1344	0.51 ppb		84
88)	4-Chlorotoluene	10.26	91	1068	0.43 ppb	#	71
89)	Tert-Butylbenzene	10.59	119	778	0.54 ppb	#	71
90)	1,2,4-Trimethylbenzene	10.64	105	970	0.39 ppb		97
91)	Sec-Butylbenzene	10.81	105	1364	0.46 ppb		94
92)	p-Isopropyltoluene	10.97	119	1381	0.48 ppb	#	82
94)	1,3-DCB	10.89	146	835	0.46 ppb		92
95)	1,4-DCB	10.97	146	1212	0.59 ppb	#	78
96)	n-Butylbenzene	11.37	91	928	0.43 ppb	#	91
97)	1,2-DCB	11.33	146	911	0.51 ppb	#	65
98)	Hexachloroethane	11.58	117	335	0.61 ppb		86
100)	1,2,4-Trichlorobenzene	12.92	180	777	3.43 ppb		80
101)	Hexachlorobutadiene	13.12	225	396	0.53 ppb	#	82
102)	Naphthalene	13.14	128	848	1.47 ppb	#	91
103)	1,2,3-Trichlorobenzene	13.38	180	700	0.59 ppb	#	65

(#) = qualifier out of range (m) = manual integration

Quantitation Report

Data File : M:\MAX\DATA\210707\0707M04.D
Acq On : 7 Jul 21 13:02
Sample : 0.5ug/L VOC STD 7/7/21
Misc : IS&S 6/4/21

Vial: 3
Operator: LP,DG,CH
Inst : Max
Multiplr: 1.00

Quant Time: Jul 8 4:26 2021

Quant Results File: M0707W.RES

Method : M:\MAX\DATA\210707\M0707W.M (RTE Integrator)
Title : METHOD 8260B
Last Update : Thu Jul 08 09:45:53 2021
Response via : Initial Calibration



Quantitation Report (Not Reviewed)

Data File : M:\MAX\DATA\210707\0707M05.D
Acq On : 7 Jul 21 13:30
Sample : 1ug/L VOC STD 7/7/21
Misc : IS&S 6/4/21

Vial: 4
Operator: LP,DG,CH
Inst : Max
Multiplr: 1.00

Quant Time: Jul 8 4:12 2021
Quant Results File: M0707W.RES

Quant Method : M:\MAX\DATA\210707\M0707W.M (RTE Integrator)
Title : METHOD 8260B
Last Update : Thu Jul 08 04:11:55 2021
Response via : Initial Calibration
DataAcq Meth : M8260_062221

Internal Standards	R.T.	QIon	Response	Conc Units	Dev(Min)
1) Fluorobenzene (IS)	5.25	96	146356	25.00 ppb	0.00
63) Chlorobenzene-D5 (IS)	8.60	117	120887	25.00 ppb	0.00
78) 1,4-Dichlorobenzene-D (IS)	10.94	152	68674	25.00 ppb	0.00
System Monitoring Compounds					
39) Dibromofluoromethane(S)	4.32	111	16676	9.44 ppb	0.00
Spiked Amount 25.000			Recovery	= 37.748%	
44) 1,2-DCA-D4(S)	4.77	65	7198	9.24 ppb	0.00
Spiked Amount 25.000			Recovery	= 36.980%	
64) Toluene-D8(S)	7.12	98	52035	9.04 ppb	0.00
Spiked Amount 25.000			Recovery	= 36.168%	
72) 4-Bromofluorobenzene(S)	9.80	95	17649	8.69 ppb	0.00
Spiked Amount 25.000			Recovery	= 34.748%	

Target Compounds						Qvalue
3) Dichlorodifluoromethane	0.89	85	829	1.36 ppb		94
4) Freon 114	0.89	85	829	1.24 ppb		94
5) Chloromethane	0.92	50	3710	3.96 ppb		88
6) Vinyl chloride	0.98	62	776	1.01 ppb	#	40
7) 2-Chloro-1,1,1-trifluoroet	0.70	118	803	51.61 ppb	#	54
8) Bromomethane	1.17	94	348	0.55 ppb	#	62
9) Chloroethane	1.29	64	726	1.18 ppb	#	49
10) Dichlorofluoromethane	1.36	67	1542	1.06 ppb		84
11) Trichlorofluoromethane	1.41	101	1234	0.91 ppb		94
13) Acrolein	1.68	56	4109	70.01 ppb	#	78
14) Acetone	1.79	43	3910	21.67 ppb		97
15) Freon-113	1.78	151	803	1.21 ppb		92
16) Acetonitrile	1.99	41	5674	52.94 ppb	#	81
18) 1,1-DCE	1.75	61	1032	0.95 ppb	#	93
19) t-Butanol	2.29	59	2602	41.94 ppb	#	44
20) Methyl Acetate	2.09	43	1295	2.20 ppb	#	54
21) Iodomethane	1.85	142	802	2.29 ppb	#	86
24) Methylene chloride	2.13	84	1226	1.14 ppb		92
25) Carbon disulfide	1.90	76	1708	1.13 ppb	#	84
26) Methyl t-butyl ether (MtBE	2.43	73	1891	0.94 ppb	#	76
27) Trans-1,2-DCE	2.40	96	824	1.07 ppb	#	67
28) 3-Methylpentane	2.42	57	550	1.32 ppb	#	53
29) Diisopropyl Ether	2.99	45	2152	0.98 ppb	#	77
30) 1,1-DCA	2.83	63	1156	0.84 ppb		91
31) Vinyl Acetate	3.01	43	1220	2.17 ppb	#	95
32) Ethyl tert Butyl Ether	3.47	59	1800	0.91 ppb		89
34) MEK (2-Butanone)	3.64	43	138	1.02 ppb	#	57
35) Cis-1,2-DCE	3.58	96	524	0.62 ppb	#	59
36) 2,2-Dichloropropane	3.56	77	1350	1.16 ppb		99
37) Chloroform	4.09	83	1122	0.79 ppb		95
38) Bromochloromethane	3.91	130	319	0.50 ppb	#	45
40) 1,1,1-TCA	4.33	97	1173	0.86 ppb	#	79
41) Cyclohexane	4.41	41	639	1.03 ppb	#	58
42) 1,1-Dichloropropene	4.60	75	799	0.97 ppb		89
43) 2,2,4-Trimethylpentane	5.07	57	1544	1.01 ppb	#	74
45) Carbon Tetrachloride	4.57	117	1139	0.95 ppb		96
46) Tert Amyl Methyl Ether	5.11	73	1450	0.84 ppb	#	58
47) 1,2-DCA	4.88	62	1301	1.15 ppb	#	71
48) Benzene	4.86	78	2513	0.89 ppb		92

(#) = qualifier out of range (m) = manual integration

Quantitation Report (Not Reviewed)

Data File : M:\MAX\DATA\210707\0707M05.D
Acq On : 7 Jul 21 13:30
Sample : 1ug/L VOC STD 7/7/21
Misc : IS&S 6/4/21

Vial: 4
Operator: LP,DG,CH
Inst : Max
Multiplr: 1.00

Quant Time: Jul 8 4:12 2021 Quant Results File: M0707W.RES

Quant Method : M:\MAX\DATA\210707\M0707W.M (RTE Integrator)
Title : METHOD 8260B
Last Update : Thu Jul 08 04:11:55 2021
Response via : Initial Calibration
DataAcq Meth : M8260_062221

	Compound	R.T.	QIon	Response	Conc Unit		Qvalue
49)	TCE	5.74	95	785	1.07 ppb	#	79
50)	2-Pentanone	6.01	43	18984	45.93 ppb		97
51)	1,2-Dichloropropane	5.96	63	312	0.86 ppb	#	81
52)	Bromodichloromethane	6.33	83	1078	0.97 ppb		94
53)	Methyl Cyclohexane	5.95	83	989	1.15 ppb		95
54)	Dibromomethane	6.09	93	495	1.03 ppb		79
55)	MIBK (methyl isobutyl ket	7.06	43	5273	20.15 ppb	#	95
56)	1-Bromo-2-chloroethane	6.65	144	21	-0.15 ppb	#	18
57)	2-Chloroethyl vinyl ether	6.66	43	108	34.04 ppb	#	1
58)	Cis-1,3-Dichloropropene	6.85	39	712	1.89 ppb	#	47
59)	Toluene	7.19	91	2881	0.96 ppb		81
60)	Trans-1,3-Dichloropropene	7.47	75	1058	1.06 ppb	#	81
61)	1,1,2-TCA	7.63	83	279	0.52 ppb	#	71
62)	2-Hexanone	7.97	43	2466	24.96 ppb	#	89
65)	1,2-EDB	8.11	107	627	1.44 ppb	#	70
66)	Tetrachloroethene	7.78	164	455	0.86 ppb	#	90
67)	1-Chlorohexane	8.68	91	727	1.08 ppb		93
68)	1,1,1,2-Tetrachloroethane	8.73	131	881	0.96 ppb		86
69)	m&p-Xylene	8.92	106	2105	1.68 ppb		93
70)	o-Xylene	9.30	106	1211	2.13 ppb	#	52
71)	Styrene	9.32	104	1555	2.13 ppb	#	78
73)	1,3-Dichloropropane	7.80	76	845	0.78 ppb		95
74)	Dibromochloromethane	8.02	129	943	0.99 ppb		81
75)	Chlorobenzene	8.63	112	2310	1.03 ppb	#	69
76)	Ethylbenzene	8.79	91	2701	0.84 ppb		99
77)	Bromoform	9.44	173	628	0.84 ppb		97
79)	Isopropylbenzene	9.68	105	2417	0.84 ppb	#	81
80)	1,1,2,2-Tetrachloroethane	9.97	83	764	1.01 ppb	#	90
81)	1,2,3-Trichloropropane	10.00	110	311	1.17 ppb		98
82)	t-1,4-Dichloro-2-Butene	10.07	53	86	0.44 ppb	#	27
83)	Bromobenzene	9.94	156	1106	1.11 ppb		86
84)	n-Propylbenzene	10.10	91	2696	1.52 ppb		92
85)	4-Ethyltoluene	10.21	105	2578	0.92 ppb		90
86)	2-Chlorotoluene	10.15	91	1940	0.69 ppb	#	71
87)	1,3,5-Trimethylbenzene	10.28	105	2250	0.86 ppb		78
88)	4-Chlorotoluene	10.26	91	2123	0.87 ppb	#	66
89)	Tert-Butylbenzene	10.59	119	1443	1.00 ppb	#	76
90)	1,2,4-Trimethylbenzene	10.64	105	2065	0.84 ppb		79
91)	Sec-Butylbenzene	10.81	105	2662	0.89 ppb		99
92)	p-Isopropyltoluene	10.97	119	2314	0.80 ppb		92
93)	Benzyl Chloride	11.11	91	1150	2.30 ppb	#	84
94)	1,3-DCB	10.89	146	2018	1.12 ppb		85
95)	1,4-DCB	10.96	146	1684	0.82 ppb		91
96)	n-Butylbenzene	11.37	91	1855	0.87 ppb	#	91
97)	1,2-DCB	11.33	146	1578	0.89 ppb	#	89
98)	Hexachloroethane	11.58	117	524	0.96 ppb		83
100)	1,2,4-Trichlorobenzene	12.92	180	1182	3.66 ppb		84
101)	Hexachlorobutadiene	13.12	225	745	1.00 ppb		90
102)	Naphthalene	13.15	128	1200	1.70 ppb		94
103)	1,2,3-Trichlorobenzene	13.38	180	1252	1.06 ppb		81

(#) = qualifier out of range (m) = manual integration

Quantitation Report

Data File : M:\MAX\DATA\210707\0707M05.D
Acq On : 7 Jul 21 13:30
Sample : 1ug/L VOC STD 7/7/21
Misc : IS&S 6/4/21

Vial: 4
Operator: LP,DG,CH
Inst : Max
Multiplr: 1.00

Quant Time: Jul 8 4:12 2021

Quant Results File: M0707W.RES

Method : M:\MAX\DATA\210707\M0707W.M (RTE Integrator)
Title : METHOD 8260B
Last Update : Thu Jul 08 09:45:53 2021
Response via : Initial Calibration



Quantitation Report (Not Reviewed)

Data File : M:\MAX\DATA\210707\0707M06.D
Acq On : 7 Jul 21 13:58
Sample : 2ug/L VOC STD 7/7/21
Misc : IS&S 6/4/21

Vial: 5
Operator: LP,DG,CH
Inst : Max
Multiplr: 1.00

Quant Time: Jul 8 4:12 2021

Quant Results File: M0707W.RES

Quant Method : M:\MAX\DATA\210707\M0707W.M (RTE Integrator)
Title : METHOD 8260B
Last Update : Thu Jul 08 04:11:55 2021
Response via : Initial Calibration
DataAcq Meth : M8260_062221

Internal Standards	R.T.	QIon	Response	Conc	Units		Dev(Min)
1) Fluorobenzene (IS)	5.25	96	143693	25.00	ppb		0.00
63) Chlorobenzene-D5 (IS)	8.60	117	120557	25.00	ppb		0.00
78) 1,4-Dichlorobenzene-D (IS)	10.94	152	67755	25.00	ppb		0.00
System Monitoring Compounds							
39) Dibromofluoromethane(S)	4.32	111	16130	9.30	ppb		0.00
Spiked Amount 25.000			Recovery	=	37.192%		
44) 1,2-DCA-D4(S)	4.77	65	7069	9.25	ppb		0.00
Spiked Amount 25.000			Recovery	=	36.988%		
64) Toluene-D8(S)	7.12	98	49320	8.59	ppb		0.00
Spiked Amount 25.000			Recovery	=	34.372%		
72) 4-Bromofluorobenzene(S)	9.80	95	16756	8.27	ppb		0.00
Spiked Amount 25.000			Recovery	=	33.080%		
Target Compounds							Qvalue
3) Dichlorodifluoromethane	0.89	85	1403	2.40	ppb		98
4) Freon 114	0.89	85	1403	2.38	ppb		100
5) Chloromethane	0.92	50	2869	2.99	ppb		92
6) Vinyl chloride	0.98	62	1855	2.47	ppb		82
7) 2-Chloro-1,1,1-trifluoroet	0.71	118	563	36.86	ppb	#	57
8) Bromomethane	1.17	94	848	1.38	ppb		89
10) Dichlorofluoromethane	1.37	67	2942	2.07	ppb		95
11) Trichlorofluoromethane	1.41	101	2635	1.97	ppb		97
13) Acrolein	1.68	56	6425	111.49	ppb		98
14) Acetone	1.79	43	4991	33.70	ppb		100
15) Freon-113	1.78	151	1333	2.04	ppb		91
16) Acetonitrile	1.99	41	8029	76.30	ppb		96
17) 2-propanol	2.08	45	19	22.80	ppb	#	1
18) 1,1-DCE	1.75	61	2156	2.01	ppb		96
19) t-Butanol	2.29	59	4384	71.98	ppb	#	70
20) Methyl Acetate	2.08	43	1337	2.31	ppb	#	82
21) Iodomethane	1.85	142	1613	3.04	ppb		98
22) Acrylonitrile	2.41	53	237	1.31	ppb	#	54
24) Methylene chloride	2.14	84	1804	1.92	ppb		81
25) Carbon disulfide	1.90	76	3879	2.60	ppb		99
26) Methyl t-butyl ether (MtBE	2.43	73	4251	2.15	ppb		94
27) Trans-1,2-DCE	2.40	96	1555	2.05	ppb		90
28) 3-Methylpentane	2.43	57	816	1.99	ppb	#	76
29) Diisopropyl Ether	3.00	45	4160	1.92	ppb		93
30) 1,1-DCA	2.82	63	2818	2.10	ppb	#	84
31) Vinyl Acetate	3.00	43	2825	6.87	ppb	#	95
32) Ethyl tert Butyl Ether	3.48	59	3782	1.95	ppb	#	83
34) MEK (2-Butanone)	3.68	43	3574	26.86	ppb	#	57
35) Cis-1,2-DCE	3.59	96	1524	1.85	ppb	#	41
36) 2,2-Dichloropropane	3.56	77	2508	2.19	ppb		95
37) Chloroform	4.08	83	2640	1.90	ppb		83
38) Bromochloromethane	3.92	130	1270	2.07	ppb		95
40) 1,1,1-TCA	4.32	97	2648	1.97	ppb	#	81
41) Cyclohexane	4.41	41	1364	2.24	ppb		91
42) 1,1-Dichloropropene	4.60	75	1518	1.89	ppb		91
43) 2,2,4-Trimethylpentane	5.07	57	2969	1.99	ppb	#	62
45) Carbon Tetrachloride	4.58	117	2610	2.21	ppb		85
46) Tert Amyl Methyl Ether	5.11	73	3750	2.20	ppb		95
47) 1,2-DCA	4.88	62	2067	1.87	ppb	#	71

(#) = qualifier out of range (m) = manual integration

Quantitation Report (Not Reviewed)

Data File : M:\MAX\DATA\210707\0707M06.D
Acq On : 7 Jul 21 13:58
Sample : 2ug/L VOC STD 7/7/21
Misc : IS&S 6/4/21

Vial: 5
Operator: LP,DG,CH
Inst : Max
Multiplr: 1.00

Quant Time: Jul 8 4:12 2021 Quant Results File: M0707W.RES

Quant Method : M:\MAX\DATA\210707\M0707W.M (RTE Integrator)
Title : METHOD 8260B
Last Update : Thu Jul 08 04:11:55 2021
Response via : Initial Calibration
DataAcq Meth : M8260_062221

	Compound	R.T.	QIon	Response	Conc Unit		Qvalue
48)	Benzene	4.85	78	5579	2.02 ppb	#	95
49)	TCE	5.74	95	1447	2.01 ppb		83
50)	2-Pentanone	6.00	43	30349	74.79 ppb		95
51)	1,2-Dichloropropane	5.96	63	627	1.77 ppb	#	81
52)	Bromodichloromethane	6.32	83	2385	2.18 ppb	#	72
53)	Methyl Cyclohexane	5.95	83	1877	2.23 ppb		95
54)	Dibromomethane	6.08	93	905	1.92 ppb		76
55)	MIBK (methyl isobutyl ket	7.05	43	8041	31.29 ppb	#	91
56)	1-Bromo-2-chloroethane	6.64	144	170	0.93 ppb		77
57)	2-Chloroethyl vinyl ether	6.62	43	70	22.47 ppb	#	1
58)	Cis-1,3-Dichloropropene	6.85	39	1547	3.18 ppb	#	60
59)	Toluene	7.20	91	5907	2.00 ppb		96
60)	Trans-1,3-Dichloropropene	7.47	75	1909	1.95 ppb	#	78
61)	1,1,2-TCA	7.63	83	973	1.86 ppb		84
62)	2-Hexanone	7.96	43	3976	35.53 ppb	#	79
65)	1,2-EDB	8.11	107	1252	2.28 ppb	#	74
66)	Tetrachloroethene	7.77	164	1028	1.96 ppb	#	80
67)	1-Chlorohexane	8.68	91	1240	1.85 ppb		93
68)	1,1,1,2-Tetrachloroethane	8.73	131	1576	1.73 ppb		77
69)	m&p-Xylene	8.91	106	4416	3.53 ppb		98
70)	o-Xylene	9.30	106	2072	2.71 ppb		85
71)	Styrene	9.32	104	3225	2.80 ppb	#	83
73)	1,3-Dichloropropane	7.79	76	2110	1.96 ppb		96
74)	Dibromochloromethane	8.01	129	1785	1.89 ppb		99
75)	Chlorobenzene	8.64	112	4178	1.87 ppb		91
76)	Ethylbenzene	8.79	91	5531	1.73 ppb		94
77)	Bromoform	9.45	173	1443	1.94 ppb		100
79)	Isopropylbenzene	9.68	105	5262	1.85 ppb		100
80)	1,1,2,2-Tetrachloroethane	9.96	83	1659	2.21 ppb		93
81)	1,2,3-Trichloropropane	10.00	110	483	1.86 ppb	#	81
82)	t-1,4-Dichloro-2-Butene	10.04	53	231	1.47 ppb	#	27
83)	Bromobenzene	9.93	156	2006	2.04 ppb		75
84)	n-Propylbenzene	10.09	91	5637	2.34 ppb		95
85)	4-Ethyltoluene	10.21	105	5041	1.83 ppb		98
86)	2-Chlorotoluene	10.14	91	4333	1.77 ppb		90
87)	1,3,5-Trimethylbenzene	10.28	105	4266	1.66 ppb		95
88)	4-Chlorotoluene	10.26	91	4656	1.93 ppb		94
89)	Tert-Butylbenzene	10.59	119	2501	1.75 ppb		98
90)	1,2,4-Trimethylbenzene	10.64	105	3892	1.61 ppb		98
91)	Sec-Butylbenzene	10.81	105	5222	1.78 ppb		100
92)	p-Isopropyltoluene	10.97	119	4990	1.75 ppb		92
93)	Benzyl Chloride	11.11	91	2351	3.78 ppb	#	89
94)	1,3-DCB	10.88	146	3400	1.92 ppb		91
95)	1,4-DCB	10.97	146	4308	2.13 ppb		87
96)	n-Butylbenzene	11.37	91	3749	1.79 ppb		97
97)	1,2-DCB	11.33	146	3691	2.11 ppb		94
98)	Hexachloroethane	11.58	117	1079	2.01 ppb		92
99)	1,2-Dibromo-3-chloropropan	12.08	157	238	1.34 ppb	#	68
100)	1,2,4-Trichlorobenzene	12.92	180	2580	4.50 ppb		83
101)	Hexachlorobutadiene	13.12	225	1513	2.06 ppb		94
102)	Naphthalene	13.14	128	2384	2.48 ppb	#	91
103)	1,2,3-Trichlorobenzene	13.38	180	2482	2.13 ppb		85

(#) = qualifier out of range (m) = manual integration

Quantitation Report

Data File : M:\MAX\DATA\210707\0707M06.D
Acq On : 7 Jul 21 13:58
Sample : 2ug/L VOC STD 7/7/21
Misc : IS&S 6/4/21

Vial: 5
Operator: LP,DG,CH
Inst : Max
Multiplr: 1.00

Quant Time: Jul 8 4:12 2021

Quant Results File: M0707W.RES

Method : M:\MAX\DATA\210707\M0707W.M (RTE Integrator)
Title : METHOD 8260B
Last Update : Thu Jul 08 09:45:53 2021
Response via : Initial Calibration



Quantitation Report (Not Reviewed)

Data File : M:\MAX\DATA\210707\0707M07.D
Acq On : 7 Jul 21 14:25
Sample : 5ug/L VOC STD 7/7/21
Misc : IS&S 6/4/21

Vial: 6
Operator: LP,DG,CH
Inst : Max
Multiplr: 1.00

Quant Time: Jul 8 4:12 2021

Quant Results File: M0707W.RES

Quant Method : M:\MAX\DATA\210707\M0707W.M (RTE Integrator)
Title : METHOD 8260B
Last Update : Thu Jul 08 04:11:55 2021
Response via : Initial Calibration
DataAcq Meth : M8260_062221

Internal Standards	R.T.	QIon	Response	Conc	Units		Dev(Min)
1) Fluorobenzene (IS)	5.25	96	145584	25.00	ppb		0.00
63) Chlorobenzene-D5 (IS)	8.60	117	119587	25.00	ppb		0.00
78) 1,4-Dichlorobenzene-D (IS)	10.94	152	72526	25.00	ppb		0.00
System Monitoring Compounds							
39) Dibromofluoromethane(S)	4.31	111	44738	25.45	ppb		0.00
Spiked Amount 25.000			Recovery	=	101.812%		
44) 1,2-DCA-D4(S)	4.76	65	19656	25.38	ppb		0.00
Spiked Amount 25.000			Recovery	=	101.516%		
64) Toluene-D8(S)	7.12	98	142454	25.02	ppb		0.00
Spiked Amount 25.000			Recovery	=	100.088%		
72) 4-Bromofluorobenzene(S)	9.80	95	50522	25.14	ppb		0.00
Spiked Amount 25.000			Recovery	=	100.552%		
Target Compounds							Qvalue
2) Chlorotrifluoroethene	0.90	116	106	3.84	ppb	#	16
3) Dichlorodifluoromethane	0.89	85	3216	5.52	ppb		98
4) Freon 114	0.89	85	3216	5.83	ppb		96
5) Chloromethane	0.92	50	5007	5.59	ppb		99
6) Vinyl chloride	0.98	62	3996	5.25	ppb	#	74
7) 2-Chloro-1,1,1-trifluoroet	0.70	118	860	55.57	ppb	#	51
8) Bromomethane	1.17	94	2486	3.98	ppb		90
10) Dichlorofluoromethane	1.36	67	6631	4.60	ppb		99
11) Trichlorofluoromethane	1.41	101	6667	4.93	ppb		92
12) 2,2-Dichloro-1,1,1-trifluo	2.14	83	65	6.60	ppb	#	1
13) Acrolein	1.68	56	7925	135.74	ppb		96
14) Acetone	1.79	43	5812	41.49	ppb		99
15) Freon-113	1.78	151	3620	5.47	ppb	#	85
16) Acetonitrile	1.99	41	10701	100.37	ppb	#	86
17) 2-propanol	1.97	45	47	55.67	ppb	#	1
18) 1,1-DCE	1.76	61	4761	4.39	ppb		98
19) t-Butanol	2.30	59	5772	93.54	ppb	#	84
20) Methyl Acetate	2.08	43	3452	5.90	ppb		95
21) Iodomethane	1.85	142	4453	5.57	ppb		96
22) Acrylonitrile	2.37	53	1161	4.78	ppb		85
23) 2-Methylpentane	2.47	71	20	3.06	ppb	#	1
24) Methylene chloride	2.13	84	4071	4.77	ppb		93
25) Carbon disulfide	1.90	76	7696	5.10	ppb		94
26) Methyl t-butyl ether (MtBE	2.43	73	10580	5.29	ppb		93
27) Trans-1,2-DCE	2.40	96	3778	4.93	ppb		99
28) 3-Methylpentane	2.42	57	2332	5.62	ppb	#	80
29) Diisopropyl Ether	3.00	45	11124	5.08	ppb		93
30) 1,1-DCA	2.82	63	6408	4.71	ppb		98
31) Vinyl Acetate	3.00	43	6453	17.13	ppb	#	95
32) Ethyl tert Butyl Ether	3.47	59	10124	5.15	ppb		89
34) MEK (2-Butanone)	3.66	43	5219	38.72	ppb	#	93
35) Cis-1,2-DCE	3.57	96	3813	4.57	ppb		84
36) 2,2-Dichloropropane	3.56	77	5380	4.63	ppb		94
37) Chloroform	4.08	83	6801	4.84	ppb		93
38) Bromochloromethane	3.90	130	2621	4.24	ppb	#	85
40) 1,1,1-TCA	4.32	97	6295	4.63	ppb		97
41) Cyclohexane	4.41	41	2769	4.49	ppb	#	56
42) 1,1-Dichloropropene	4.59	75	4001	4.91	ppb		96
43) 2,2,4-Trimethylpentane	5.07	57	6936	4.58	ppb	#	72

(#) = qualifier out of range (m) = manual integration

Quantitation Report (Not Reviewed)

Data File : M:\MAX\DATA\210707\0707M07.D Vial: 6
Acq On : 7 Jul 21 14:25 Operator: LP,DG,CH
Sample : 5ug/L VOC STD 7/7/21 Inst : Max
Misc : IS&S 6/4/21 Multiplr: 1.00

Quant Time: Jul 8 4:12 2021 Quant Results File: M0707W.RES

Quant Method : M:\MAX\DATA\210707\M0707W.M (RTE Integrator)
Title : METHOD 8260B
Last Update : Thu Jul 08 04:11:55 2021
Response via : Initial Calibration
DataAcq Meth : M8260_062221

	Compound	R.T.	QIon	Response	Conc Unit		Qvalue
45)	Carbon Tetrachloride	4.58	117	5656	4.73 ppb		98
46)	Tert Amyl Methyl Ether	5.12	73	8294	4.81 ppb		96
47)	1,2-DCA	4.88	62	5889	5.26 ppb	#	88
48)	Benzene	4.85	78	14743	5.28 ppb	#	94
49)	TCE	5.73	95	3573	4.91 ppb		81
50)	2-Pentanone	6.00	43	43179	105.02 ppb		92
51)	1,2-Dichloropropane	5.96	63	1795	4.99 ppb	#	81
52)	Bromodichloromethane	6.32	83	5765	5.21 ppb		97
53)	Methyl Cyclohexane	5.95	83	4162	4.88 ppb		99
54)	Dibromomethane	6.09	93	2420	5.08 ppb		95
55)	MIBK (methyl isobutyl ket	7.05	43	11857	45.54 ppb	#	92
56)	1-Bromo-2-chloroethane	6.64	144	686	4.59 ppb		100
57)	2-Chloroethyl vinyl ether	6.62	43	113	35.81 ppb	#	1
58)	Cis-1,3-Dichloropropene	6.84	39	3221	5.66 ppb		80
59)	Toluene	7.20	91	16127	5.40 ppb		91
60)	Trans-1,3-Dichloropropene	7.46	75	5334	5.38 ppb		91
61)	1,1,2-TCA	7.63	83	3005	5.66 ppb		90
62)	2-Hexanone	7.96	43	5564	45.83 ppb		97
65)	1,2-EDB	8.10	107	3162	4.88 ppb		94
66)	Tetrachloroethene	7.77	164	2364	4.54 ppb	#	88
67)	1-Chlorohexane	8.68	91	3555	5.35 ppb		91
68)	1,1,1,2-Tetrachloroethane	8.73	131	4660	5.16 ppb		89
69)	m&p-Xylene	8.91	106	11996	9.67 ppb		89
70)	o-Xylene	9.29	106	6079	5.46 ppb		73
71)	Styrene	9.31	104	8675	5.01 ppb	#	92
73)	1,3-Dichloropropane	7.79	76	5290	4.94 ppb	#	68
74)	Dibromochloromethane	8.01	129	4830	5.15 ppb		99
75)	Chlorobenzene	8.64	112	10333	4.67 ppb		98
76)	Ethylbenzene	8.78	91	14645	4.63 ppb		93
77)	Bromoform	9.44	173	3705	5.03 ppb		97
79)	Isopropylbenzene	9.68	105	13613	4.48 ppb		98
80)	1,1,2,2-Tetrachloroethane	9.96	83	4222	5.27 ppb		99
81)	1,2,3-Trichloropropane	9.99	110	1583	5.76 ppb	#	77
82)	t-1,4-Dichloro-2-Butene	10.04	53	1090	7.07 ppb		85
83)	Bromobenzene	9.93	156	5080	4.83 ppb		96
84)	n-Propylbenzene	10.09	91	15460	4.74 ppb		96
85)	4-Ethyltoluene	10.21	105	13861	4.69 ppb		98
86)	2-Chlorotoluene	10.14	91	10636	4.29 ppb		95
87)	1,3,5-Trimethylbenzene	10.28	105	12778	4.65 ppb		99
88)	4-Chlorotoluene	10.25	91	12835	4.96 ppb		90
89)	Tert-Butylbenzene	10.59	119	6458	4.23 ppb		93
90)	1,2,4-Trimethylbenzene	10.64	105	11497	4.45 ppb		99
91)	Sec-Butylbenzene	10.81	105	14126	4.49 ppb		96
92)	p-Isopropyltoluene	10.97	119	14260	4.68 ppb		98
93)	Benzyl Chloride	11.11	91	6454	8.24 ppb	#	91
94)	1,3-DCB	10.88	146	9535	5.02 ppb		96
95)	1,4-DCB	10.97	146	10257	4.74 ppb		94
96)	n-Butylbenzene	11.37	91	10102	4.50 ppb		93
97)	1,2-DCB	11.32	146	8851	4.72 ppb		94
98)	Hexachloroethane	11.58	117	3194	5.55 ppb		95
99)	1,2-Dibromo-3-chloropropan	12.08	157	1063	5.48 ppb	#	74
100)	1,2,4-Trichlorobenzene	12.91	180	7146	6.91 ppb		89
101)	Hexachlorobutadiene	13.13	225	3286	4.19 ppb		89
102)	Naphthalene	13.14	128	6759	5.04 ppb		100

(#) = qualifier out of range (m) = manual integration

Quantitation Report (Not Reviewed)

Data File : M:\MAX\DATA\210707\0707M07.D
Acq On : 7 Jul 21 14:25
Sample : 5ug/L VOC STD 7/7/21
Misc : IS&S 6/4/21

Vial: 6
Operator: LP,DG,CH
Inst : Max
Multiplr: 1.00

Quant Time: Jul 8 4:12 2021 Quant Results File: M0707W.RES

Quant Method : M:\MAX\DATA\210707\M0707W.M (RTE Integrator)
Title : METHOD 8260B
Last Update : Thu Jul 08 04:11:55 2021
Response via : Initial Calibration
DataAcq Meth : M8260_062221

Compound	R.T.	QIon	Response	Conc Unit	Qvalue
103) 1,2,3-Trichlorobenzene	13.38	180	6817	5.48 ppb	93

(#) = qualifier out of range (m) = manual integration

Quantitation Report

Data File : M:\MAX\DATA\210707\0707M07.D
Acq On : 7 Jul 21 14:25
Sample : 5ug/L VOC STD 7/7/21
Misc : IS&S 6/4/21

Vial: 6
Operator: LP,DG,CH
Inst : Max
Multiplr: 1.00

Quant Time: Jul 8 4:12 2021

Quant Results File: M0707W.RES

Method : M:\MAX\DATA\210707\M0707W.M (RTE Integrator)
Title : METHOD 8260B
Last Update : Thu Jul 08 09:45:53 2021
Response via : Initial Calibration



Quantitation Report (Not Reviewed)

Data File : M:\MAX\DATA\210707\0707M08.D
Acq On : 7 Jul 21 14:54
Sample : 10ug/L VOC STD 7/7/21
Misc : IS&S 6/4/21

Vial: 7
Operator: LP,DG,CH
Inst : Max
Multiplr: 1.00

Quant Time: Jul 8 4:12 2021

Quant Results File: M0707W.RES

Quant Method : M:\MAX\DATA\210707\M0707W.M (RTE Integrator)
Title : METHOD 8260B
Last Update : Thu Jul 08 04:11:55 2021
Response via : Initial Calibration
DataAcq Meth : M8260_062221

Internal Standards	R.T.	QIon	Response	Conc Units	Dev(Min)
1) Fluorobenzene (IS)	5.25	96	144861	25.00 ppb	0.00
63) Chlorobenzene-D5 (IS)	8.60	117	119263	25.00 ppb	0.00
78) 1,4-Dichlorobenzene-D (IS)	10.94	152	73436	25.00 ppb	0.00
System Monitoring Compounds					
39) Dibromofluoromethane(S)	4.31	111	43461	24.85 ppb	0.00
Spiked Amount 25.000			Recovery	= 99.400%	
44) 1,2-DCA-D4(S)	4.77	65	19408	25.18 ppb	0.00
Spiked Amount 25.000			Recovery	= 100.736%	
64) Toluene-D8(S)	7.12	98	144148	25.39 ppb	0.00
Spiked Amount 25.000			Recovery	= 101.552%	
72) 4-Bromofluorobenzene(S)	9.80	95	53415	26.65 ppb	0.00
Spiked Amount 25.000			Recovery	= 106.596%	
Target Compounds					Qvalue
2) Chlorotrifluoroethene	0.89	116	275	10.00 ppb	100
3) Dichlorodifluoromethane	0.89	85	6935	12.05 ppb	100
4) Freon 114	0.89	85	6935	13.03 ppb	100
5) Chloromethane	0.92	50	9403	11.08 ppb	100
6) Vinyl chloride	0.98	62	8010	10.57 ppb	100
7) 2-Chloro-1,1,1-trifluoroet	0.70	118	770	50.00 ppb	100
8) Bromomethane	1.17	94	4548	7.32 ppb	100
9) Chloroethane	1.24	64	7808	12.86 ppb	100
10) Dichlorofluoromethane	1.36	67	13220	9.22 ppb	100
11) Trichlorofluoromethane	1.41	101	13197	9.81 ppb	100
12) 2,2-Dichloro-1,1,1-trifluo	2.13	83	98	10.00 ppb	100
13) Acrolein	1.68	56	11281	194.18 ppb	100
14) Acetone	1.79	43	7018	54.28 ppb	100
15) Freon-113	1.78	151	6714	10.19 ppb	100
16) Acetonitrile	1.99	41	13677	128.92 ppb	100
17) 2-propanol	2.08	45	42	50.00 ppb	100
18) 1,1-DCE	1.76	61	10406	9.64 ppb	100
19) t-Butanol	2.29	59	8190	133.38 ppb	100
20) Methyl Acetate	2.08	43	6185	10.62 ppb	100
21) Iodomethane	1.85	142	9386	10.04 ppb	100
22) Acrylonitrile	2.37	53	2811	11.06 ppb	100
23) 2-Methylpentane	2.43	71	65	10.00 ppb	100
24) Methylene chloride	2.13	84	7846	9.63 ppb	100
25) Carbon disulfide	1.90	76	15830	10.54 ppb	100
26) Methyl t-butyl ether (MtBE	2.43	73	20097	10.10 ppb	100
27) Trans-1,2-DCE	2.40	96	7376	9.66 ppb	100
28) 3-Methylpentane	2.43	57	4131	10.00 ppb	100
29) Diisopropyl Ether	3.00	45	21447	9.84 ppb	100
30) 1,1-DCA	2.82	63	13254	9.79 ppb	100
32) Ethyl tert Butyl Ether	3.48	59	19730	10.09 ppb	100
34) MEK (2-Butanone)	3.67	43	7384	55.06 ppb	100
35) Cis-1,2-DCE	3.56	96	8224	9.91 ppb	100
36) 2,2-Dichloropropane	3.55	77	11101	9.60 ppb	100
37) Chloroform	4.08	83	14137	10.10 ppb	100
38) Bromochloromethane	3.90	130	6068	9.89 ppb	100
40) 1,1,1-TCA	4.32	97	13132	9.70 ppb	100
41) Cyclohexane	4.41	41	6587	10.73 ppb	100
42) 1,1-Dichloropropene	4.59	75	7918	9.76 ppb	100
43) 2,2,4-Trimethylpentane	5.07	57	15815	10.50 ppb	100

(#) = qualifier out of range (m) = manual integration

Quantitation Report (Not Reviewed)

Data File : M:\MAX\DATA\210707\0707M08.D
Acq On : 7 Jul 21 14:54
Sample : 10ug/L VOC STD 7/7/21
Misc : IS&S 6/4/21

Vial: 7
Operator: LP,DG,CH
Inst : Max
Multiplr: 1.00

Quant Time: Jul 8 4:12 2021

Quant Results File: M0707W.RES

Quant Method : M:\MAX\DATA\210707\M0707W.M (RTE Integrator)
Title : METHOD 8260B
Last Update : Thu Jul 08 04:11:55 2021
Response via : Initial Calibration
DataAcq Meth : M8260_062221

	Compound	R.T.	QIon	Response	Conc	Unit		Qvalue
45)	Carbon Tetrachloride	4.57	117	12029	10.11	ppb		100
46)	Tert Amyl Methyl Ether	5.11	73	18445	10.76	ppb		100
47)	1,2-DCA	4.88	62	10595	9.50	ppb		100
48)	Benzene	4.85	78	28357	10.20	ppb		100
49)	TCE	5.73	95	7162	9.89	ppb		100
50)	2-Pentanone	6.00	43	53379	130.47	ppb		100
51)	1,2-Dichloropropane	5.96	63	3372	9.42	ppb		100
52)	Bromodichloromethane	6.32	83	10622	9.64	ppb		100
53)	Methyl Cyclohexane	5.95	83	8929	10.51	ppb		100
54)	Dibromomethane	6.09	93	4716	9.95	ppb		100
55)	MIBK (methyl isobutyl ket	7.05	43	14760	56.97	ppb		100
56)	1-Bromo-2-chloroethane	6.63	144	1712	11.95	ppb		100
57)	2-Chloroethyl vinyl ether	6.62	43	157	50.00	ppb	#	100
58)	Cis-1,3-Dichloropropene	6.84	39	5782	9.54	ppb		100
59)	Toluene	7.19	91	30341	10.20	ppb		100
60)	Trans-1,3-Dichloropropene	7.46	75	10701	10.84	ppb		100
61)	1,1,2-TCA	7.63	83	5376	10.17	ppb		100
62)	2-Hexanone	7.95	43	7717	60.53	ppb		100
65)	1,2-EDB	8.10	107	6410	9.31	ppb		100
66)	Tetrachloroethene	7.77	164	4375	8.42	ppb		100
67)	1-Chlorohexane	8.68	91	7659	11.56	ppb		100
68)	1,1,1,2-Tetrachloroethane	8.73	131	9175	10.18	ppb		100
69)	m&p-Xylene	8.91	106	24874	20.10	ppb		100
70)	o-Xylene	9.29	106	11461	9.17	ppb		100
71)	Styrene	9.31	104	19193	9.27	ppb		100
73)	1,3-Dichloropropane	7.79	76	10705	10.03	ppb		100
74)	Dibromochloromethane	8.01	129	9529	10.19	ppb		100
75)	Chlorobenzene	8.64	112	21848	9.89	ppb		100
76)	Ethylbenzene	8.78	91	29792	9.44	ppb		100
77)	Bromoform	9.45	173	7421	10.10	ppb		100
79)	Isopropylbenzene	9.68	105	28495	9.26	ppb		100
80)	1,1,2,2-Tetrachloroethane	9.96	83	8448	10.41	ppb		100
81)	1,2,3-Trichloropropane	9.98	110	2982	10.75	ppb		100
82)	t-1,4-Dichloro-2-Butene	10.03	53	2195	14.22	ppb		100
83)	Bromobenzene	9.93	156	10406	9.77	ppb		100
84)	n-Propylbenzene	10.09	91	32171	8.89	ppb		100
85)	4-Ethyltoluene	10.21	105	29479	9.86	ppb		100
86)	2-Chlorotoluene	10.14	91	21913	8.91	ppb		100
87)	1,3,5-Trimethylbenzene	10.28	105	27097	9.73	ppb		100
88)	4-Chlorotoluene	10.25	91	26640	10.18	ppb		100
89)	Tert-Butylbenzene	10.59	119	14504	9.39	ppb		100
90)	1,2,4-Trimethylbenzene	10.64	105	25317	9.67	ppb		100
91)	Sec-Butylbenzene	10.81	105	29519	9.28	ppb		100
92)	p-Isopropyltoluene	10.97	119	29388	9.52	ppb		100
93)	Benzyl Chloride	11.11	91	12856	15.31	ppb		100
94)	1,3-DCB	10.88	146	19203	9.98	ppb		100
95)	1,4-DCB	10.97	146	20485	9.35	ppb		100
96)	n-Butylbenzene	11.37	91	21808	9.60	ppb		100
97)	1,2-DCB	11.32	146	18322	9.65	ppb		100
98)	Hexachloroethane	11.58	117	6111	10.48	ppb		100
99)	1,2-Dibromo-3-chloropropan	12.08	157	2333	11.82	ppb		100
100)	1,2,4-Trichlorobenzene	12.91	180	12781	9.92	ppb		100
101)	Hexachlorobutadiene	13.12	225	7278	9.16	ppb		100
102)	Naphthalene	13.13	128	15514	10.25	ppb		100

(#) = qualifier out of range (m) = manual integration

Quantitation Report (Not Reviewed)

Data File : M:\MAX\DATA\210707\0707M08.D
Acq On : 7 Jul 21 14:54
Sample : 10ug/L VOC STD 7/7/21
Misc : IS&S 6/4/21

Vial: 7
Operator: LP,DG,CH
Inst : Max
Multiplr: 1.00

Quant Time: Jul 8 4:12 2021 Quant Results File: M0707W.RES

Quant Method : M:\MAX\DATA\210707\M0707W.M (RTE Integrator)
Title : METHOD 8260B
Last Update : Thu Jul 08 04:11:55 2021
Response via : Initial Calibration
DataAcq Meth : M8260_062221

Compound	R.T.	QIon	Response	Conc Unit	Qvalue
103) 1,2,3-Trichlorobenzene	13.38	180	13335	10.58 ppb	100

(#) = qualifier out of range (m) = manual integration

Quantitation Report

Data File : M:\MAX\DATA\210707\0707M08.D
Acq On : 7 Jul 21 14:54
Sample : 10ug/L VOC STD 7/7/21
Misc : IS&S 6/4/21

Vial: 7
Operator: LP,DG,CH
Inst : Max
Multiplr: 1.00

Quant Time: Jul 8 4:12 2021

Quant Results File: M0707W.RES

Method : M:\MAX\DATA\210707\M0707W.M (RTE Integrator)
Title : METHOD 8260B
Last Update : Thu Jul 08 09:45:53 2021
Response via : Initial Calibration

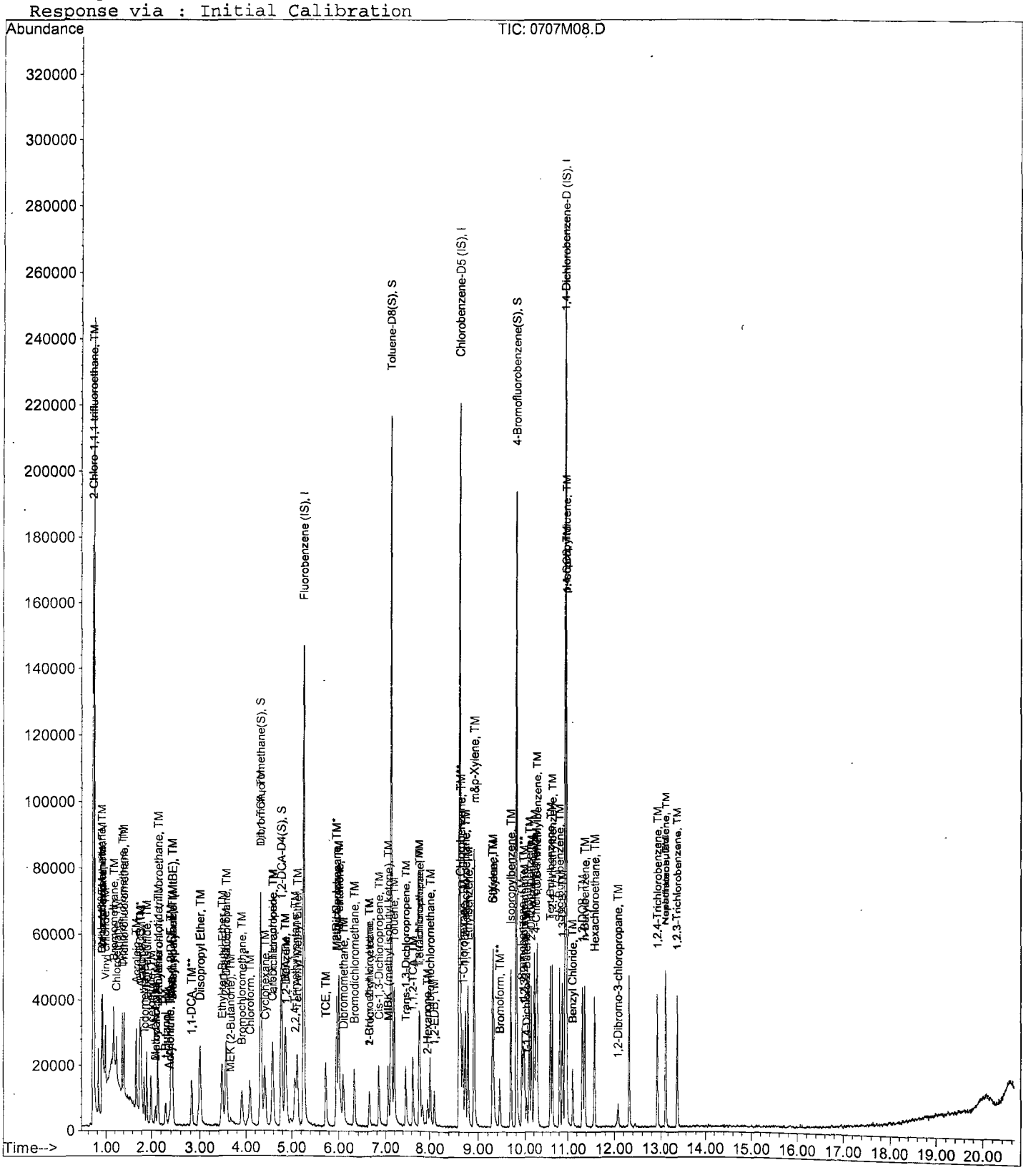

Quantitation Report (Not Reviewed)

Data File : M:\MAX\DATA\210707\0707M09.D
Acq On : 7 Jul 21 15:21
Sample : 20ug/L VOC STD 7/7/21
Misc : IS&S 6/4/21

Vial: 8
Operator: LP,DG,CH
Inst : Max
Multiplr: 1.00

Quant Time: Jul 8 4:12 2021

Quant Results File: M0707W.RES

Quant Method : M:\MAX\DATA\210707\M0707W.M (RTE Integrator)
Title : METHOD 8260B
Last Update : Thu Jul 08 04:11:55 2021
Response via : Initial Calibration
DataAcq Meth : M8260_062221

Internal Standards	R.T.	QIon	Response	Conc	Units		Dev(Min)
1) Fluorobenzene (IS)	5.25	96	149982	25.00	ppb		0.00
63) Chlorobenzene-D5 (IS)	8.60	117	120160	25.00	ppb		0.00
78) 1,4-Dichlorobenzene-D (IS)	10.94	152	77631	25.00	ppb		0.00
System Monitoring Compounds							
39) Dibromofluoromethane(S)	4.31	111	88682	48.97	ppb		0.00
Spiked Amount 25.000			Recovery	=	195.896%		
44) 1,2-DCA-D4(S)	4.77	65	40600	50.88	ppb		0.00
Spiked Amount 25.000			Recovery	=	203.536%		
64) Toluene-D8(S)	7.12	98	297056	51.93	ppb		0.00
Spiked Amount 25.000			Recovery	=	207.716%		
72) 4-Bromofluorobenzene(S)	9.80	95	110633	54.78	ppb		0.00
Spiked Amount 25.000			Recovery	=	219.136%		
Target Compounds							Qvalue
2) Chlorotrifluoroethene	0.90	116	605	21.25	ppb		68
3) Dichlorodifluoromethane	0.89	85	14557	24.51	ppb		99
4) Freon 114	0.89	85	14557	26.77	ppb		96
5) Chloromethane	0.92	50	17639	20.58	ppb		91
6) Vinyl chloride	0.98	62	15149	19.30	ppb	#	74
7) 2-Chloro-1,1,1-trifluoroet	0.70	118	644	40.39	ppb	#	1
8) Bromomethane	1.17	94	9436	14.67	ppb		98
9) Chloroethane	1.23	64	10064	16.01	ppb		93
10) Dichlorofluoromethane	1.36	67	27517	18.54	ppb		98
11) Trichlorofluoromethane	1.40	101	25646	18.41	ppb		97
12) 2,2-Dichloro-1,1,1-trifluo	2.13	83	588	57.95	ppb	#	73
13) Acrolein	1.68	56	13318	221.42	ppb		98
14) Acetone	1.79	43	8480	66.42	ppb		96
15) Freon-113	1.78	151	13809	20.25	ppb		94
16) Acetonitrile	1.99	41	15990	145.58	ppb	#	85
17) 2-propanol	2.09	45	169	194.32	ppb	#	1
18) 1,1-DCE	1.76	61	20619	18.45	ppb		96
19) t-Butanol	2.30	59	8481	133.41	ppb	#	85
20) Methyl Acetate	2.08	43	12269	20.34	ppb		96
21) Iodomethane	1.85	142	20942	19.83	ppb		97
22) Acrylonitrile	2.36	53	4756	17.81	ppb		96
24) Methylene chloride	2.13	84	15074	18.23	ppb		96
25) Carbon disulfide	1.90	76	31656	20.35	ppb		99
26) Methyl t-butyl ether (MtBE	2.43	73	39124	19.00	ppb	#	88
27) Trans-1,2-DCE	2.40	96	15423	19.52	ppb		94
28) 3-Methylpentane	2.43	57	8783	20.54	ppb	#	81
29) Diisopropyl Ether	3.00	45	45444	20.15	ppb		95
30) 1,1-DCA	2.82	63	27195	19.40	ppb		96
31) Vinyl Acetate	3.00	43	8944	23.49	ppb		99
32) Ethyl tert Butyl Ether	3.47	59	40936	20.22	ppb		95
34) MEK (2-Butanone)	3.66	43	7963	57.35	ppb		89
35) Cis-1,2-DCE	3.57	96	16167	18.82	ppb		94
36) 2,2-Dichloropropane	3.55	77	21408	17.89	ppb		90
37) Chloroform	4.08	83	28965	20.00	ppb		94
38) Bromochloromethane	3.90	130	12108	19.07	ppb	#	93
40) 1,1,1-TCA	4.32	97	25268	18.03	ppb		95
41) Cyclohexane	4.41	41	12494	19.66	ppb	#	57
42) 1,1-Dichloropropene	4.58	75	16932	20.16	ppb		95
43) 2,2,4-Trimethylpentane	5.06	57	33484	21.47	ppb		96

(#) = qualifier out of range (m) = manual integration

Quantitation Report (Not Reviewed)

Data File : M:\MAX\DATA\210707\0707M09.D
Acq On : 7 Jul 21 15:21
Sample : 20ug/L VOC STD 7/7/21
Misc : IS&S 6/4/21

Vial: 8
Operator: LP,DG,CH
Inst : Max
Multiplr: 1.00

Quant Time: Jul 8 4:12 2021 Quant Results File: M0707W.RES

Quant Method : M:\MAX\DATA\210707\M0707W.M (RTE Integrator)
Title : METHOD 8260B
Last Update : Thu Jul 08 04:11:55 2021
Response via : Initial Calibration
DataAcq Meth : M8260_062221

	Compound	R.T.	QIon	Response	Conc Unit		Qvalue
45)	Carbon Tetrachloride	4.57	117	23111	18.76 ppb		98
46)	Tert Amyl Methyl Ether	5.11	73	38269	21.55 ppb		99
47)	1,2-DCA	4.87	62	22355	19.36 ppb		98
48)	Benzene	4.85	78	57440	19.95 ppb		96
49)	TCE	5.73	95	14171	18.90 ppb		89
50)	2-Pentanone	6.00	43	66766	157.62 ppb		93
51)	1,2-Dichloropropane	5.96	63	7369	19.88 ppb		99
52)	Bromodichloromethane	6.31	83	22299	19.55 ppb		96
53)	Methyl Cyclohexane	5.95	83	18513	21.05 ppb		97
54)	Dibromomethane	6.09	93	9918	20.20 ppb		92
55)	MIBK (methyl isobutyl ket	7.05	43	17715	66.04 ppb	#	94
56)	1-Bromo-2-chloroethane	6.63	144	2834	19.28 ppb		86
57)	2-Chloroethyl vinyl ether	6.61	43	259	79.67 ppb	#	66
58)	Cis-1,3-Dichloropropene	6.84	39	12631	19.22 ppb		81
59)	Toluene	7.19	91	61837	20.08 ppb		90
60)	Trans-1,3-Dichloropropene	7.46	75	21166	20.71 ppb		98
61)	1,1,2-TCA	7.63	83	11110	20.30 ppb		91
62)	2-Hexanone	7.96	43	9031	67.31 ppb	#	91
65)	1,2-EDB	8.10	107	13729	19.11 ppb	#	77
66)	Tetrachloroethene	7.77	164	9592	18.33 ppb		95
67)	1-Chlorohexane	8.68	91	16096	24.12 ppb		96
68)	1,1,1,2-Tetrachloroethane	8.73	131	17999	19.83 ppb		92
69)	m&p-Xylene	8.91	106	52599	42.19 ppb		99
70)	o-Xylene	9.29	106	23918	17.58 ppb		95
71)	Styrene	9.31	104	44787	19.48 ppb	#	93
73)	1,3-Dichloropropane	7.79	76	21280	19.79 ppb		94
74)	Dibromochloromethane	8.01	129	19123	20.30 ppb		100
75)	Chlorobenzene	8.63	112	43464	19.53 ppb		99
76)	Ethylbenzene	8.78	91	62644	19.70 ppb		93
77)	Bromoform	9.44	173	13853	18.71 ppb		88
79)	Isopropylbenzene	9.68	105	60688	18.66 ppb		99
80)	1,1,2,2-Tetrachloroethane	9.96	83	16554	19.29 ppb		96
81)	1,2,3-Trichloropropane	9.98	110	5913	20.20 ppb		92
82)	t-1,4-Dichloro-2-Butene	10.03	53	4219	26.00 ppb		98
83)	Bromobenzene	9.93	156	21700	19.28 ppb		96
84)	n-Propylbenzene	10.09	91	69112	17.25 ppb		99
85)	4-Ethyltoluene	10.21	105	64472	20.39 ppb		97
86)	2-Chlorotoluene	10.14	91	46090	17.89 ppb		95
87)	1,3,5-Trimethylbenzene	10.28	105	58414	19.84 ppb		96
88)	4-Chlorotoluene	10.25	91	54862	19.82 ppb		98
89)	Tert-Butylbenzene	10.59	119	29304	17.94 ppb		99
90)	1,2,4-Trimethylbenzene	10.64	105	56422	20.38 ppb		94
91)	Sec-Butylbenzene	10.81	105	65172	19.37 ppb		95
92)	p-Isopropyltoluene	10.97	119	60917	18.67 ppb		96
93)	Benzyl Chloride	11.10	91	25001	27.39 ppb		95
94)	1,3-DCB	10.88	146	39225	19.29 ppb		98
95)	1,4-DCB	10.96	146	41623	17.97 ppb		97
96)	n-Butylbenzene	11.37	91	47656	19.84 ppb		96
97)	1,2-DCB	11.32	146	38319	19.09 ppb		94
98)	Hexachloroethane	11.58	117	12131	19.69 ppb		95
99)	1,2-Dibromo-3-chloropropan	12.08	157	4507	21.58 ppb	#	81
100)	1,2,4-Trichlorobenzene	12.91	180	27871	17.29 ppb		91
101)	Hexachlorobutadiene	13.12	225	14882	17.72 ppb		95
102)	Naphthalene	13.13	128	32512	19.41 ppb		98

(#) = qualifier out of range (m) = manual integration

Quantitation Report (Not Reviewed)

Data File : M:\MAX\DATA\210707\0707M09.D
Acq On : 7 Jul 21 15:21
Sample : 20ug/L VOC STD 7/7/21
Misc : IS&S 6/4/21

Vial: 8
Operator: LP,DG,CH
Inst : Max
Multiplr: 1.00

Quant Time: Jul 8 4:12 2021 Quant Results File: M0707W.RES

Quant Method : M:\MAX\DATA\210707\M0707W.M (RTE Integrator)
Title : METHOD 8260B
Last Update : Thu Jul 08 04:11:55 2021
Response via : Initial Calibration
DataAcq Meth : M8260_062221

Compound	R.T.	QIon	Response	Conc Unit	Qvalue
103) 1,2,3-Trichlorobenzene	13.38	180	28218	21.18 ppb	95

(#) = qualifier out of range (m) = manual integration

Quantitation Report

Data File : M:\MAX\DATA\210707\0707M09.D
Acq On : 7 Jul 21 15:21
Sample : 20ug/L VOC STD 7/7/21
Misc : IS&S 6/4/21

Vial: 8
Operator: LP,DG,CH
Inst : Max
Multiplr: 1.00

Quant Time: Jul 8 4:12 2021

Quant Results File: M0707W.RES

Method : M:\MAX\DATA\210707\M0707W.M (RTE Integrator)
Title : METHOD 8260B
Last Update : Thu Jul 08 09:45:53 2021
Response via : Initial Calibration

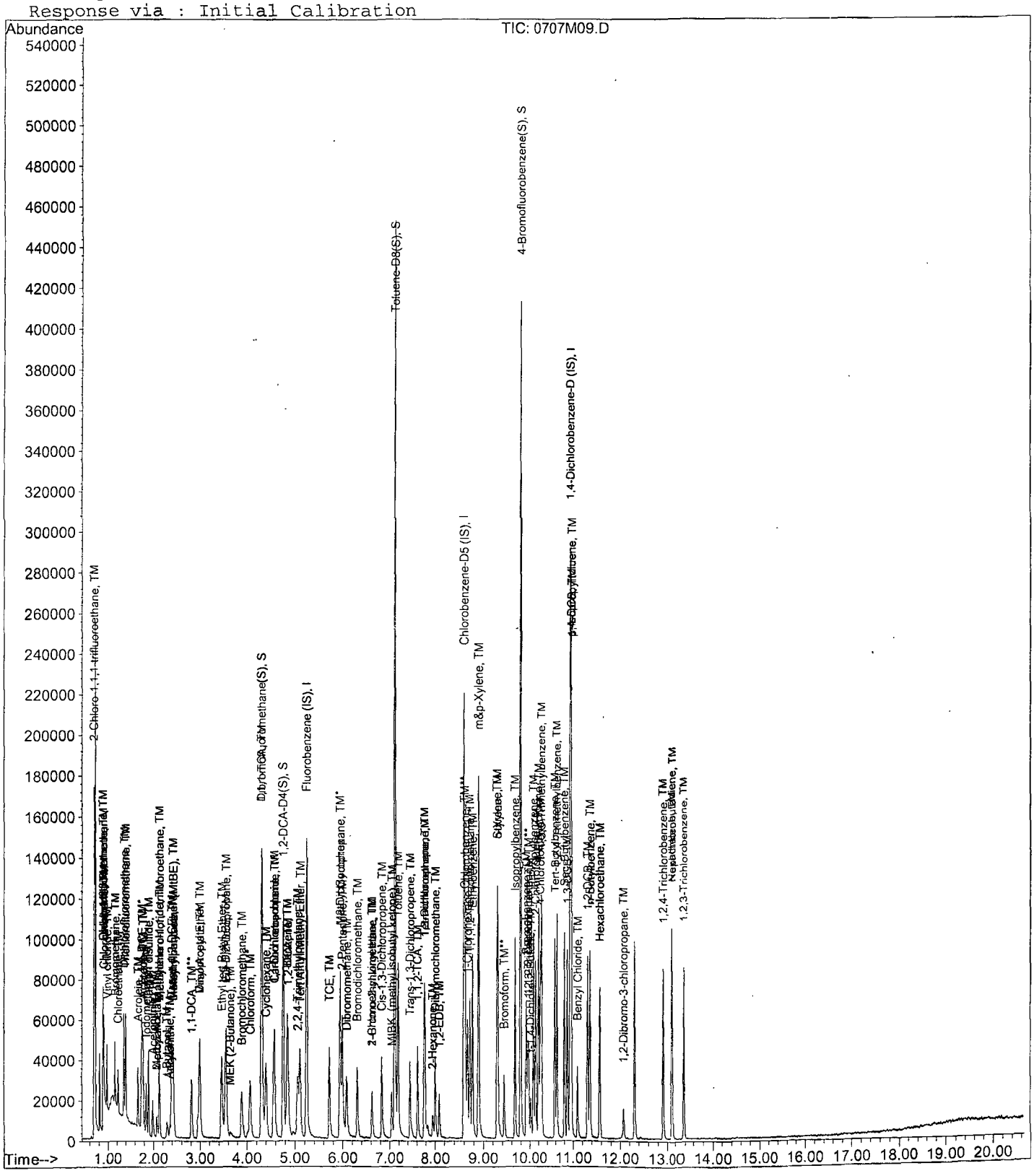
Abundance
TIC: 0707M09.D
Time-->
Toluene-D8(S), S
4-Bromofluorobenzene(S), S
Chlorobenzene-D5 (IS), I
1,4-Dichlorobenzene-D (IS), I
Fluorobenzene (IS), I
1,2-DCA-D4(S), S
m&p-Xylene, TM
Hexachloroethane, TM
1,2-Dibromo-3-chloropropane, TM
1,2,4-Trichlorobenzene, TM
1,2,3-Trichlorobenzene, TM
Benzyl Chloride, TM
Bromoform, TM**
TCE, TM
1,1-DCA, TM**
Chloroform, TM
Cyclohexane, TM
Isopropylbenzene, TM
Trans-1,3-Dichloropropene, TM
Cis-1,3-Dichloropropene, TM
Bromodichloromethane, TM
Dibromomethane, TM
Chloromethane, TM
Vinyl Chloride, TM
Acrolein, TM
Acrylonitrile, TM
Methyl Iodide, TM
Methyl Acetate, TM
Methyl Tert-Butyl Ether (MTBE), TM
Ethyl Ether, TM
Ethyl Tert-Butyl Ether, TM
Bromochloromethane, TM
Tert-Butyl Alcohol, TM
Tert-Amyl Methyl Ether, TM
Tert-Butyl Alcohol-d9, TM
Tert-Amyl Methyl Ether-d3, TM
Methyl Ethyl Ketone, TM
Methyl Isobutyl Ketone, TM
Methyl Tert-Butyl Ether-d3, TM
Methyl Tert-Butyl Ether-d9, TM
Methyl Tert-Butyl Ether-d12, TM
Methyl Tert-Butyl Ether-d15, TM
Methyl Tert-Butyl Ether-d18, TM
Methyl Tert-Butyl Ether-d21, TM
Methyl Tert-Butyl Ether-d24, TM
Methyl Tert-Butyl Ether-d27, TM
Methyl Tert-Butyl Ether-d30, TM
Methyl Tert-Butyl Ether-d33, TM
Methyl Tert-Butyl Ether-d36, TM
Methyl Tert-Butyl

Quantitation Report (Not Reviewed)

Data File : M:\MAX\DATA\210707\0707M10.D
Acq On : 7 Jul 21 15:49
Sample : 40ug/L VOC STD 7/7/21
Misc : IS&S 6/4/21

Vial: 9
Operator: LP,DG,CH
Inst : Max
Multiplr: 1.00

Quant Time: Jul 8 4:12 2021

Quant Results File: M0707W.RES

Quant Method : M:\MAX\DATA\210707\M0707W.M (RTE Integrator)
Title : METHOD 8260B
Last Update : Thu Jul 08 04:11:55 2021
Response via : Initial Calibration
DataAcq Meth : M8260_062221

Internal Standards	R.T.	QIon	Response	Conc Units	Dev(Min)
1) Fluorobenzene (IS)	5.25	96	151157	25.00 ppb	0.00
63) Chlorobenzene-D5 (IS)	8.60	117	121196	25.00 ppb	0.00
78) 1,4-Dichlorobenzene-D (IS)	10.94	152	76581	25.00 ppb	0.00
System Monitoring Compounds					
39) Dibromofluoromethane(S)	4.31	111	89585	49.09 ppb	0.00
Spiked Amount 25.000			Recovery	= 196.352%	
44) 1,2-DCA-D4(S)	4.76	65	41024	51.02 ppb	0.00
Spiked Amount 25.000			Recovery	= 204.064%	
64) Toluene-D8(S)	7.12	98	297096	51.49 ppb	0.00
Spiked Amount 25.000			Recovery	= 205.968%	
72) 4-Bromofluorobenzene(S)	9.80	95	112441	55.20 ppb	0.00
Spiked Amount 25.000			Recovery	= 220.812%	

Target Compounds						Qvalue
2) Chlorotrifluoroethene	0.89	116	889	30.98 ppb	#	30
3) Dichlorodifluoromethane	0.89	85	29566	49.46 ppb		98
4) Freon 114	0.89	85	29566	54.30 ppb		98
5) Chloromethane	0.92	50	35485	41.68 ppb		93
6) Vinyl chloride	0.98	62	32252	40.78 ppb		84
7) 2-Chloro-1,1,1-trifluoroet	0.70	118	850	52.90 ppb	#	76
8) Bromomethane	1.17	94	16896	26.07 ppb		97
9) Chloroethane	1.23	64	23098	36.45 ppb		94
10) Dichlorofluoromethane	1.36	67	56112	37.52 ppb		99
11) Trichlorofluoromethane	1.40	101	55842	39.76 ppb		97
12) 2,2-Dichloro-1,1,1-trifluo	2.13	83	1003	98.08 ppb		93
13) Acrolein	1.67	56	15663	258.38 ppb		93
14) Acetone	1.79	43	10668	87.49 ppb		97
15) Freon-113	1.78	151	28841	41.96 ppb		95
16) Acetonitrile	1.99	41	18961	171.29 ppb		95
17) 2-propanol	2.08	45	394	449.51 ppb	#	1
18) 1,1-DCE	1.75	61	43245	38.40 ppb		97
19) t-Butanol	2.30	59	10852	169.38 ppb	#	90
20) Methyl Acetate	2.08	43	23739	39.05 ppb		100
21) Iodomethane	1.85	142	44452	40.03 ppb		98
22) Acrylonitrile	2.35	53	11404	41.82 ppb		97
23) 2-Methylpentane	2.42	71	260	38.33 ppb	#	1
24) Methylene chloride	2.13	84	31695	38.48 ppb		97
25) Carbon disulfide	1.90	76	64976	41.45 ppb		96
26) Methyl t-butyl ether (MtBE	2.43	73	83799	40.37 ppb		94
27) Trans-1,2-DCE	2.40	96	31243	39.23 ppb		92
28) 3-Methylpentane	2.43	57	18259	42.36 ppb		92
29) Diisopropyl Ether	3.00	45	96486	42.44 ppb		94
30) 1,1-DCA	2.82	63	55010	38.93 ppb	#	93
31) Vinyl Acetate	2.99	43	25170	67.93 ppb	#	98
32) Ethyl tert Butyl Ether	3.47	59	86661	42.47 ppb		93
34) MEK (2-Butanone)	3.64	43	11980	85.60 ppb		93
35) Cis-1,2-DCE	3.56	96	34330	39.64 ppb		89
36) 2,2-Dichloropropane	3.55	77	44636	37.00 ppb	#	90
37) Chloroform	4.08	83	58729	40.23 ppb		94
38) Bromochloromethane	3.89	130	24486	38.29 ppb		93
40) 1,1,1-TCA	4.32	97	52479	37.15 ppb		95
41) Cyclohexane	4.41	41	26116	40.78 ppb	#	61
42) 1,1-Dichloropropene	4.58	75	35914	42.42 ppb		93

(#) = qualifier out of range (m) = manual integration

Quantitation Report (Not Reviewed)

Data File : M:\MAX\DATA\210707\0707M10.D
Acq On : 7 Jul 21 15:49
Sample : 40ug/L VOC STD 7/7/21
Misc : IS&S 6/4/21

Vial: 9
Operator: LP,DG,CH
Inst : Max
Multiplr: 1.00

Quant Time: Jul 8 4:12 2021

Quant Results File: M0707W.RES

Quant Method : M:\MAX\DATA\210707\M0707W.M (RTE Integrator)
Title : METHOD 8260B
Last Update : Thu Jul 08 04:11:55 2021
Response via : Initial Calibration
DataAcq Meth : M8260_062221

	Compound	R.T.	QIon	Response	Conc	Unit		Qvalue
43)	2,2,4-Trimethylpentane	5.06	57	72211	45.94	ppb		94
45)	Carbon Tetrachloride	4.57	117	48521	39.07	ppb		97
46)	Tert Amyl Methyl Ether	5.11	73	80483	44.98	ppb		99
47)	1,2-DCA	4.87	62	44577	38.31	ppb		99
48)	Benzene	4.85	78	118882	40.98	ppb		95
49)	TCE	5.72	95	29904	39.58	ppb		93
50)	2-Pentanone	6.00	43	80133	187.71	ppb		96
51)	1,2-Dichloropropane	5.96	63	15667	41.94	ppb		95
52)	Bromodichloromethane	6.31	83	45088	39.23	ppb		98
53)	Methyl Cyclohexane	5.95	83	40708	45.93	ppb		97
54)	Dibromomethane	6.09	93	20094	40.62	ppb		96
55)	MIBK (methyl isobutyl ket	7.05	43	24440	90.41	ppb		97
56)	1-Bromo-2-chloroethane	6.62	144	6044	41.12	ppb		78
57)	2-Chloroethyl vinyl ether	6.63	43	99	30.22	ppb	#	1
58)	Cis-1,3-Dichloropropene	6.84	39	26432	39.01	ppb		82
59)	Toluene	7.19	91	127106	40.96	ppb		92
60)	Trans-1,3-Dichloropropene	7.45	75	44797	43.50	ppb		96
61)	1,1,2-TCA	7.62	83	22932	41.57	ppb		93
62)	2-Hexanone	7.95	43	12742	90.83	ppb	#	90
65)	1,2-EDB	8.10	107	28118	38.20	ppb	#	76
66)	Tetrachloroethene	7.77	164	20240	38.35	ppb		94
67)	1-Chlorohexane	8.68	91	34958	51.93	ppb		92
68)	1,1,1,2-Tetrachloroethane	8.73	131	36998	40.40	ppb		93
69)	m&p-Xylene	8.91	106	112257	89.27	ppb		96
70)	o-Xylene	9.29	106	54119	37.82	ppb		98
71)	Styrene	9.31	104	93292	38.61	ppb		95
73)	1,3-Dichloropropane	7.79	76	44884	41.39	ppb		100
74)	Dibromochloromethane	8.01	129	37338	39.29	ppb		95
75)	Chlorobenzene	8.63	112	88747	39.54	ppb		97
76)	Ethylbenzene	8.78	91	135267	42.17	ppb		93
77)	Bromoform	9.44	173	29325	39.28	ppb		97
79)	Isopropylbenzene	9.68	105	131284	40.92	ppb		100
80)	1,1,2,2-Tetrachloroethane	9.96	83	33488	39.55	ppb		98
81)	1,2,3-Trichloropropane	9.98	110	12274	42.53	ppb		92
82)	t-1,4-Dichloro-2-Butene	10.03	53	8957	56.15	ppb	#	78
83)	Bromobenzene	9.92	156	46678	42.04	ppb		98
84)	n-Propylbenzene	10.09	91	148644	36.67	ppb		99
85)	4-Ethyltoluene	10.21	105	138979	44.57	ppb		99
86)	2-Chlorotoluene	10.14	91	98790	39.08	ppb		91
87)	1,3,5-Trimethylbenzene	10.28	105	122162	42.07	ppb		98
88)	4-Chlorotoluene	10.25	91	116546	42.69	ppb		100
89)	Tert-Butylbenzene	10.59	119	67480	41.89	ppb		99
90)	1,2,4-Trimethylbenzene	10.64	105	119978	43.94	ppb		96
91)	Sec-Butylbenzene	10.81	105	140206	42.25	ppb		93
92)	p-Isopropyltoluene	10.97	119	133985	41.63	ppb		97
93)	Benzyl Chloride	11.10	91	55129	60.08	ppb		96
94)	1,3-DCB	10.87	146	81595	40.68	ppb		98
95)	1,4-DCB	10.96	146	85176	37.28	ppb		97
96)	n-Butylbenzene	11.37	91	106775	45.07	ppb		97
97)	1,2-DCB	11.32	146	77202	38.99	ppb		99
98)	Hexachloroethane	11.58	117	25971	42.72	ppb		96
99)	1,2-Dibromo-3-chloropropan	12.07	157	9005	43.66	ppb	#	79
100)	1,2,4-Trichlorobenzene	12.91	180	58557	33.46	ppb		91
101)	Hexachlorobutadiene	13.12	225	30177	36.43	ppb		94

(#) = qualifier out of range (m) = manual integration

Quantitation Report (Not Reviewed)

Data File : M:\MAX\DATA\210707\0707M10.D
Acq On : 7 Jul 21 15:49
Sample : 40ug/L VOC STD 7/7/21
Misc : IS&S 6/4/21

Vial: 9
Operator: LP,DG,CH
Inst : Max
Multiplr: 1.00

Quant Time: Jul 8 4:12 2021 Quant Results File: M0707W.RES

Quant Method : M:\MAX\DATA\210707\M0707W.M (RTE Integrator)
Title : METHOD 8260B
Last Update : Thu Jul 08 04:11:55 2021
Response via : Initial Calibration
DataAcq Meth : M8260_062221

Compound	R.T.	QIon	Response	Conc Unit	Qvalue
102) Naphthalene	13.14	128	78368	46.09 ppb	97
103) 1,2,3-Trichlorobenzene	13.38	180	60663	46.15 ppb	95

(#) = qualifier out of range (m) = manual integration
0707M10.D M0707W.M Wed Jul 14 13:04:55 2021

Quantitation Report

Data File : M:\MAX\DATA\210707\0707M10.D
Acq On : 7 Jul 21 15:49
Sample : 40ug/L VOC STD 7/7/21
Misc : IS&S 6/4/21

Vial: 9
Operator: LP,DG,CH
Inst : Max
Multiplr: 1.00

Quant Time: Jul 8 4:12 2021

Quant Results File: M0707W.RES

Method : M:\MAX\DATA\210707\M0707W.M (RTE Integrator)
Title : METHOD 8260B
Last Update : Thu Jul 08 09:45:53 2021
Response via : Initial Calibration



Quantitation Report (Not Reviewed)

Data File : M:\MAX\DATA\210707\0707M11.D
Acq On : 7 Jul 21 16:18
Sample : 100ug/L VOC STD 7/7/21
Misc : IS&S 6/4/21

Vial: 10
Operator: LP,DG,CH
Inst : Max
Multiplr: 1.00

Quant Time: Jul 8 4:12 2021

Quant Results File: M0707W.RES

Quant Method : M:\MAX\DATA\210707\M0707W.M (RTE Integrator)
Title : METHOD 8260B
Last Update : Thu Jul 08 04:11:55 2021
Response via : Initial Calibration
DataAcq Meth : M8260_062221

Internal Standards	R.T.	QIon	Response	Conc Units	Dev(Min)
1) Fluorobenzene (IS)	5.25	96	150245	25.00 ppb	0.00
63) Chlorobenzene-D5 (IS)	8.60	117	123315	25.00 ppb	0.00
78) 1,4-Dichlorobenzene-D (IS)	10.94	152	75993	25.00 ppb	0.00
System Monitoring Compounds					
39) Dibromofluoromethane(S)	4.31	111	172933	95.33 ppb	0.00
Spiked Amount 25.000			Recovery	= 381.336%	
44) 1,2-DCA-D4(S)	4.76	65	80296	100.46 ppb	0.00
Spiked Amount 25.000			Recovery	= 401.840%	
64) Toluene-D8(S)	7.12	98	586463	99.90 ppb	0.00
Spiked Amount 25.000			Recovery	= 399.588%	
72) 4-Bromofluorobenzene(S)	9.80	95	217667	105.03 ppb	0.00
Spiked Amount 25.000			Recovery	= 420.112%	

Target Compounds						Qvalue
2) Chlorotrifluoroethene	0.89	116	1866	65.42 ppb	#	2
3) Dichlorodifluoromethane	0.89	85	74488	125.47 ppb		95
4) Freon 114	0.89	85	74488	138.16 ppb		98
5) Chloromethane	0.92	50	84614	100.85 ppb		94
6) Vinyl chloride	0.98	62	79034	100.53 ppb	#	77
7) 2-Chloro-1,1,1-trifluoroet	0.70	118	871	54.53 ppb	#	17
8) Bromomethane	1.17	94	41104	63.80 ppb		99
9) Chloroethane	1.23	64	49117	77.98 ppb		91
10) Dichlorofluoromethane	1.36	67	139299	93.70 ppb		98
11) Trichlorofluoromethane	1.40	101	138166	98.98 ppb		96
12) 2,2-Dichloro-1,1,1-trifluo	2.13	83	2459	241.93 ppb	#	75
13) Acrolein	1.68	56	18568	308.16 ppb		95
14) Acetone	1.80	43	14397	125.37 ppb		98
15) Freon-113	1.78	151	71205	104.22 ppb		96
16) Acetonitrile	1.99	41	20806	189.10 ppb	#	94
17) 2-propanol	2.08	45	967	1109.94 ppb	#	1
18) 1,1-DCE	1.75	61	107891	96.39 ppb		96
19) t-Butanol	2.31	59	12840	201.62 ppb	#	82
20) Methyl Acetate	2.08	43	59439	98.37 ppb		96
21) Iodomethane	1.85	142	116247	102.77 ppb		98
22) Acrylonitrile	2.35	53	28808	105.65 ppb		97
23) 2-Methylpentane	2.43	71	474	70.31 ppb	#	1
24) Methylene chloride	2.13	84	79023	97.15 ppb		97
25) Carbon disulfide	1.90	76	155776	99.99 ppb		98
26) Methyl t-butyl ether (MtBE	2.43	73	220251	106.76 ppb		92
27) Trans-1,2-DCE	2.40	96	78904	99.68 ppb		96
28) 3-Methylpentane	2.43	57	47495	110.85 ppb	#	84
29) Diisopropyl Ether	3.00	45	249131	110.25 ppb		91
30) 1,1-DCA	2.82	63	134820	95.98 ppb		97
31) Vinyl Acetate	3.00	43	56985	156.39 ppb	#	95
32) Ethyl tert Butyl Ether	3.47	59	230693	113.75 ppb		93
34) MEK (2-Butanone)	3.65	43	16190	116.39 ppb		92
35) Cis-1,2-DCE	3.56	96	86890	100.95 ppb		92
36) 2,2-Dichloropropane	3.55	77	111777	93.22 ppb		93
37) Chloroform	4.07	83	145938	100.57 ppb		97
38) Bromochloromethane	3.89	130	61915	97.43 ppb		93
40) 1,1,1-TCA	4.32	97	130957	93.27 ppb		91
41) Cyclohexane	4.41	41	67196	105.56 ppb	#	59
42) 1,1-Dichloropropene	4.58	75	90494	107.55 ppb		92

(#) = qualifier out of range (m) = manual integration

Quantitation Report (Not Reviewed)

Data File : M:\MAX\DATA\210707\0707M11.D
Acq On : 7 Jul 21 16:18
Sample : 100ug/L VOC STD 7/7/21
Misc : IS&S 6/4/21

Vial: 10
Operator: LP,DG,CH
Inst : Max
Multiplr: 1.00

Quant Time: Jul 8 4:12 2021

Quant Results File: M0707W.RES

Quant Method : M:\MAX\DATA\210707\M0707W.M (RTE Integrator)
Title : METHOD 8260B
Last Update : Thu Jul 08 04:11:55 2021
Response via : Initial Calibration
DataAcq Meth : M8260_062221

	Compound	R.T.	QIon	Response	Conc	Unit		Qvalue
43)	2,2,4-Trimethylpentane	5.06	57	187412	119.96	ppb		92
45)	Carbon Tetrachloride	4.57	117	118347	95.88	ppb		100
46)	Tert Amyl Methyl Ether	5.11	73	208824	117.41	ppb		95
47)	1,2-DCA	4.87	62	112199	97.02	ppb		94
48)	Benzene	4.85	78	291478	101.08	ppb		95
49)	TCE	5.72	95	76705	102.14	ppb		92
50)	2-Pentanone	6.00	43	90515	213.32	ppb		96
51)	1,2-Dichloropropane	5.96	63	38872	104.69	ppb		96
52)	Bromodichloromethane	6.31	83	111249	97.38	ppb		97
53)	Methyl Cyclohexane	5.95	83	110221	125.13	ppb		94
54)	Dibromomethane	6.08	93	51044	103.80	ppb		97
55)	MIBK (methyl isobutyl ket	7.05	43	31408	116.89	ppb		96
56)	1-Bromo-2-chloroethane	6.62	144	15019	103.24	ppb		78
57)	2-Chloroethyl vinyl ether	6.61	43	283	86.90	ppb	#	1
58)	Cis-1,3-Dichloropropene	6.83	39	66820	97.93	ppb		82
59)	Toluene	7.19	91	319565	103.61	ppb		92
60)	Trans-1,3-Dichloropropene	7.45	75	111880	109.29	ppb		98
61)	1,1,2-TCA	7.62	83	55060	100.41	ppb		94
62)	2-Hexanone	7.95	43	17374	121.44	ppb		96
65)	1,2-EDB	8.09	107	71040	93.95	ppb		79
66)	Tetrachloroethene	7.77	164	49552	92.27	ppb		95
67)	1-Chlorohexane	8.68	91	91170	133.10	ppb		98
68)	1,1,1,2-Tetrachloroethane	8.73	131	88395	94.87	ppb		92
69)	m&p-Xylene	8.91	106	285362	223.04	ppb		96
70)	o-Xylene	9.29	106	138407	93.07	ppb		96
71)	Styrene	9.31	104	240550	95.52	ppb		98
73)	1,3-Dichloropropane	7.79	76	111815	101.34	ppb		99
74)	Dibromochloromethane	8.01	129	94513	97.76	ppb		95
75)	Chlorobenzene	8.63	112	218699	95.76	ppb		99
76)	Ethylbenzene	8.78	91	346160	106.06	ppb		93
77)	Bromoform	9.44	173	71514	94.13	ppb		95
79)	Isopropylbenzene	9.68	105	351179	110.32	ppb		98
80)	1,1,2,2-Tetrachloroethane	9.96	83	82168	97.80	ppb		97
81)	1,2,3-Trichloropropane	9.98	110	27964	97.69	ppb		96
82)	t-1,4-Dichloro-2-Butene	10.03	53	21793	137.91	ppb		89
83)	Bromobenzene	9.92	156	111556	101.24	ppb		96
84)	n-Propylbenzene	10.09	91	393663	96.54	ppb		97
85)	4-Ethyltoluene	10.21	105	357653	115.57	ppb		100
86)	2-Chlorotoluene	10.14	91	239686	95.80	ppb		94
87)	1,3,5-Trimethylbenzene	10.28	105	303700	105.39	ppb		99
88)	4-Chlorotoluene	10.25	91	286168	105.64	ppb		98
89)	Tert-Butylbenzene	10.59	119	181632	113.61	ppb		98
90)	1,2,4-Trimethylbenzene	10.64	105	314810	116.19	ppb		97
91)	Sec-Butylbenzene	10.81	105	364114	110.58	ppb		94
92)	p-Isopropyltoluene	10.97	119	344966	108.03	ppb		98
93)	Benzyl Chloride	11.10	91	151187	164.40	ppb	#	94
94)	1,3-DCB	10.87	146	202327	101.66	ppb		99
95)	1,4-DCB	10.96	146	208583	92.00	ppb		98
96)	n-Butylbenzene	11.37	91	279877	119.04	ppb		99
97)	1,2-DCB	11.32	146	199566	101.56	ppb		95
98)	Hexachloroethane	11.58	117	65300	108.25	ppb		93
99)	1,2-Dibromo-3-chloropropan	12.07	157	29085	142.03	ppb	#	81
100)	1,2,4-Trichlorobenzene	12.91	180	181100	97.98	ppb		91
101)	Hexachlorobutadiene	13.12	225	77915	94.78	ppb		96

(#) = qualifier out of range (m) = manual integration

Quantitation Report (Not Reviewed)

Data File : M:\MAX\DATA\210707\0707M11.D
Acq On : 7 Jul 21 16:18
Sample : 100ug/L VOC STD 7/7/21
Misc : IS&S 6/4/21

Vial: 10
Operator: LP,DG,CH
Inst : Max
Multiplr: 1.00

Quant Time: Jul 8 4:12 2021 Quant Results File: M0707W.RES

Quant Method : M:\MAX\DATA\210707\M0707W.M (RTE Integrator)
Title : METHOD 8260B
Last Update : Thu Jul 08 04:11:55 2021
Response via : Initial Calibration
DataAcq Meth : M8260_062221

Compound	R.T.	QIon	Response	Conc Unit	Qvalue
102) Naphthalene	13.13	128	272384	159.12 ppb	99
103) 1,2,3-Trichlorobenzene	13.38	180	183720	140.84 ppb	97

(#) = qualifier out of range (m) = manual integration
0707M11.D M0707W.M Wed Jul 14 13:04:59 2021

Quantitation Report

Data File : M:\MAX\DATA\210707\0707M11.D
Acq On : 7 Jul 21 16:18
Sample : 100ug/L VOC STD 7/7/21
Misc : IS&S 6/4/21

Vial: 10
Operator: LP,DG,CH
Inst : Max
Multiplr: 1.00

Quant Time: Jul 8 4:12 2021

Quant Results File: M0707W.RES

Method : M:\MAX\DATA\210707\M0707W.M (RTE Integrator)
Title : METHOD 8260B
Last Update : Thu Jul 08 09:45:53 2021
Response via : Initial Calibration



VOLATILE ORGANIC ANALYSIS BY
EPA METHOD 8260B

Form 7

Second Source Calibration

Lab Name: APPL, Inc.
Case No:
Matrix:

SDG No:
Date Analyzed: 7 Jul 21 17:13
Instrument: Max
Initial Cal. Date: 07/07/21
Data File: 0707M13.D

		Compound	MEAN	CCRF	%D		%Drift	
1	TM	Chlorotrifluoroethene	0.0000	0.0037	0.00	TM		
2	TML	Dichlorodifluoromethane	0.1202	0.1154	4.1	TML	5.7	
3	TML	Freon 114	0.1202	0.1154	4.1	TML	4.5	
4	TM**L	Chloromethane	0.3441	0.1586	54	TM**L	7.5	
5	TM*	Vinyl chloride	0.1372	0.1298	5.4	TM*		
6	TM	2-Chloro-1,1,1-trifluoroethane	0.0000	0.0033	0.00	TM		
7	TM	Bromomethane	0.0762	0.0803	5.3	TM		
8	TM	Chloroethane	0.1040	0.1303	25	TM		*
9	TM	Dichlorofluoromethane	0.2480	0.2141	14	TM		
10	TM	Trichlorofluoromethane	0.2101	0.2258	7.5	TM		
11	TM	2,2-Dichloro-1,1,1-trifluoroethane	0.0000	0.0036	0.00	TM		
12	TML	Acrolein	0.0154	0.0154	0.20	TML	2.9	
13	TM	Acetone	0.0259	0.0215	17	TM		
14	TM	Freon-113	0.1218	0.1136	6.8	TM		
15	TM	Acetonitrile	0.0188	0.0162	14	TM		
16	TM	2-propanol	0.0000	0.0002	0.00	TM		
17	TM*	1,1-DCE	0.1778	0.1526	14	TM*		
18	TM	t-Butanol	0.0099	0.0093	6.4	TM		
19	TML	Methyl Acetate	0.1232	0.0841	32	TML	23	*
20	TML	Iodomethane	0.1547	0.1552	0.30	TML	9.6	
21	TM	Acrylonitrile	0.0446	0.0358	20	TM		
22	TML	Methylene chloride	0.1783	0.1287	28	TML	4.2	
23	TM	Carbon disulfide	0.2798	0.2500	11	TM		
24	TM	Methyl t-butyl ether (MtBE)	0.3489	0.2924	16	TM		
25	TM	Trans-1,2-DCE	0.1317	0.1160	12	TM		
26	TM	3-Methylpentane	0.0777	0.0627	19	TM		
27	TM	Diisopropyl Ether	0.3820	0.3305	13	TM		
28	TM**	1,1-DCA	0.2243	0.2044	8.9	TM**		
29	TML	Vinyl Acetate	0.1582	0.1229	22	TML	7.4	
30	TM	Ethyl tert Butyl Ether	0.3440	0.2973	14	TM		
31	TM	Methylcyclopentane	0.0000	0.0003	0.00	TM		
32	TM	MEK (2-Butanone)	0.0237	0.0185	22	TM		*
33	TM	Cis-1,2-DCE	0.1309	0.1291	1.4	TM		
34	TM	2,2-Dichloropropane	0.1963	0.1597	19	TM		
35	TM*	Chloroform	0.2286	0.2107	7.8	TM*		
36	TML	Bromochloromethane	0.0950	0.0967	1.9	TML	3.2	
37	TM	1,1,1-TCA	0.2170	0.1970	9.2	TM		
38	TM	Cyclohexane	0.1043	0.0918	12	TM		
39	TM	1,1-Dichloropropene	0.1404	0.1363	2.9	TM		
40	TM	2,2,4-Trimethylpentane	0.2754	0.2359	14	TM		
		Average			11.6			

VOLATILE ORGANIC ANALYSIS BY
EPA METHOD 8260B

Form 7

Second Source Calibration

Lab Name: APPL, Inc.
Case No:
Matrix: 0

SDG No:
Date Analyzed: 7 Jul 21 17:13
Instrument: Max
Cal. Date: 07/07/21
Data File: 0707M13.D

		Compound	MEAN	CCRF	%D		%Drift	
41	TM	Carbon Tetrachloride	0.1958	0.1821	7.0	TM		
42	TM	Tert Amyl Methyl Ether	0.3165	0.2607	18	TM		
43	TM	1,2-DCA	0.1921	0.1648	14	TM		
44	TM	Benzene	0.4911	0.4291	13	TM		
45	TM	TCE	0.1251	0.1099	12	TM		
46	TM	2-Pentanone	0.0715	0.0683	4.4	TM		
47	TM*	1,2-Dichloropropane	0.0598	0.0546	8.7	TM*		
48	TM	Bromodichloromethane	0.1929	0.1684	13	TM		
49	TM	Methyl Cyclohexane	0.1583	0.1321	17	TM		
50	TM	Dibromomethane	0.0826	0.0753	8.8	TM		
51	TM	MIBK (methyl isobutyl ketone)	0.0494	0.0420	15	TM		
52	TML	1-Bromo-2-chloroethane	0.0207	0.0218	5.4	TML	10	
53	TM	2-Chloroethyl vinyl ether	0.0000	0.0002	0.00	TM		
54	TML	Cis-1,3-Dichloropropene	0.1156	0.0963	17	TML	11	
55	TM*	Toluene	0.5087	0.4723	7.2	TM*		
56	TM	Trans-1,3-Dichloropropene	0.1804	0.1520	16	TM		
57	TML	1,1,2-TCA	0.0868	0.0826	4.8	TML	12	
58	TML	2-Hexanone	0.0250	0.0199	21	TML	19	
59	TML	1,2-EDB	0.1295	0.1208	6.7	TML	14	
60	TM	Tetrachloroethene	0.1011	0.0924	8.6	TM		
61	TM	1-Chlorohexane	0.1601	0.1400	13	TM		
62	TM	1,1,1,2-Tetrachloroethane	0.1843	0.1836	0.36	TM		
63	TM	m&p-Xylene	0.2532	0.2360	6.8	TM		
64	TML	o-Xylene	0.2421	0.2357	2.6	TML	8.8	
65	TML	Styrene	0.4080	0.3765	7.7	TML	13	
66	TM	1,3-Dichloropropane	0.2148	0.1963	8.6	TM		
67	TM	Dibromochloromethane	0.1950	0.1721	12	TM		
68	TM**	Chlorobenzene	0.4579	0.4092	11	TM**		
69	TM*	Ethylbenzene	0.6314	0.5861	7.2	TM*		
70	TM**	Bromoform	0.1453	0.1125	23	TM**		*
71	TM	Isopropylbenzene	0.9752	0.8878	9.0	TM		
72	TM**	1,1,2,2-Tetrachloroethane	0.2819	0.2612	7.3	TM**		
73	TM	1,2,3-Trichloropropane	0.1205	0.0747	38	TM		*
74	TML	t-1,4-Dichloro-2-Butene	0.0624	0.0610	2.2	TML	13	
75	TM	Bromobenzene	0.3659	0.3418	6.6	TM		
76	TML	n-Propylbenzene	1.095	1.035	5.5	TML	9.2	
77	TM	4-Ethyltoluene	0.9979	0.8687	13	TM		
78	TML	2-Chlorotoluene	0.7458	0.7113	4.6	TML	7.6	
79	TM	1,3,5-Trimethylbenzene	0.9148	0.8342	8.8	TM		
80	TM	4-Chlorotoluene	0.8715	0.8141	6.6	TM		
		Average			10.3			

VOLATILE ORGANIC ANALYSIS BY
EPA METHOD 8260B

Form 7

Second Source Calibration

Lab Name: APPL, Inc.
Case No:
Matrix: 0

SDG No:
Date Analyzed: 7 Jul 21 17:13
Instrument: Max
Cal. Date: 07/07/21
Data File: 0707M13.D

		Compound	MEAN	CCRF	%D		%Drift
81	TM	Tert-Butylbenzene	0.5160	0.4491	13	TM	
82	TM	1,2,4-Trimethylbenzene	0.8437	0.7817	7.3	TM	
83	TM	Sec-Butylbenzene	1.036	0.9365	9.6	TM	
84	TM	p-Isopropyltoluene	1.001	0.8861	11	TM	
85	TML	Benzyl Chloride	0.4407	0.3279	26	TML	20
86	TM	1,3-DCB	0.6595	0.6075	7.9	TM	
87	TM	1,4-DCB	0.7169	0.6559	8.5	TM	
88	TM	n-Butylbenzene	0.7546	0.6858	9.1	TM	
89	TM	1,2-DCB	0.6315	0.5675	10	TM	
90	TM	Hexachloroethane	0.2103	0.1917	8.8	TM	
91	TML	1,2-Dibromo-3-chloropropane	0.0731	0.0643	12	TML	1.6
92	TML	1,2,4-Trichlorobenzene	0.4898	0.4152	15	TML	10.0
93	TM	Hexachlorobutadiene	0.2567	0.2208	14	TM	
94	TM	Naphthalene	0.5056	0.4228	16	TM	
95	TM	1,2,3-Trichlorobenzene	0.4872	0.4383	10	TM	
96							
97							
98							
99							
100							
101							
102							
103							
104							
105							
106							
107							
108							
109							
110							
111							
112							
113							
114							
115							
116							
117							
118							
119							
120							
		Average			11.9		

Quantitation Report (Not Reviewed)

Data File : M:\MAX\DATA\210707\0707M13.D
Acq On : 7 Jul 21 17:13
Sample : (SS)/LCS 10ug/L VOC STD 7/7/21
Misc : IS&S 6/4/21

Vial: 12
Operator: LP,DG,CH
Inst : Max
Multiplr: 1.00

Quant Time: Jul 9 11:28 2021 Quant Results File: M0707W.RES

Quant Method : M:\MAX\DATA\210707\M0707W.M (RTE Integrator)
Title : METHOD 8260B
Last Update : Fri Jul 09 11:28:00 2021
Response via : Initial Calibration
DataAcq Meth : M8260_062221

Internal Standards	R.T.	QIon	Response	Conc Units	Dev(Min)
1) Fluorobenzene (IS)	5.25	96	148094	25.00 ppb	0.00
63) Chlorobenzene-D5 (IS)	8.60	117	120830	25.00 ppb	0.00
78) 1,4-Dichlorobenzene-D (IS)	10.94	152	74083	25.00 ppb	0.00
System Monitoring Compounds					
39) Dibromofluoromethane(S)	4.31	111	43990	24.85 ppb	0.00
Spiked Amount 25.000			Recovery	= 99.392%	
44) 1,2-DCA-D4(S)	4.77	65	19640	25.27 ppb	0.00
Spiked Amount 25.000			Recovery	= 101.096%	
64) Toluene-D8(S)	7.12	98	145258	25.40 ppb	0.00
Spiked Amount 25.000			Recovery	= 101.616%	
72) 4-Bromofluorobenzene(S)	9.80	95	52774	26.26 ppb	0.00
Spiked Amount 25.000			Recovery	= 105.052%	
Target Compounds					Qvalue
3) Dichlorodifluoromethane	0.89	85	6834	9.43 ppb	95
4) Freon 114	0.89	85	6834	9.55 ppb	86
5) Chloromethane	0.92	50	9394	9.25 ppb	89
6) Vinyl chloride	0.98	62	7692	9.46 ppb	95
8) Bromomethane	1.17	94	4754	10.53 ppb	90
9) Chloroethane	1.24	64	7716	12.53 ppb	95
10) Dichlorofluoromethane	1.36	67	12682	8.63 ppb	95
11) Trichlorofluoromethane	1.41	101	13373	10.75 ppb	94
13) Acrolein	1.67	56	11435	128.57 ppb	85
14) Acetone	1.79	43	6369	42.90 ppb	95
15) Freon-113	1.78	151	6728	9.32 ppb	94
16) Acetonitrile	1.99	41	12018	107.78 ppb	92
18) 1,1-DCE	1.76	61	9037	8.58 ppb	98
19) t-Butanol	2.30	59	6874	117.02 ppb #	89
20) Methyl Acetate	2.08	43	4984	7.66 ppb	97
21) Iodomethane	1.85	142	9193	9.04 ppb	98
22) Acrylonitrile	2.37	53	2119	8.02 ppb #	92
24) Methylene chloride	2.13	84	7625	9.58 ppb	98
25) Carbon disulfide	1.90	76	14807	8.93 ppb	95
26) Methyl t-butyl ether (MtBE	2.43	73	17321	8.38 ppb #	91
27) Trans-1,2-DCE	2.40	96	6869	8.80 ppb	96
28) 3-Methylpentane	2.43	57	3713	8.06 ppb	85
29) Diisopropyl Ether	2.99	45	19576	8.65 ppb	97
30) 1,1-DCA	2.82	63	12109	9.11 ppb	99
31) Vinyl Acetate	3.00	43	7281	10.74 ppb #	96
32) Ethyl tert Butyl Ether	3.47	59	17611	8.64 ppb	99
34) MEK (2-Butanone)	3.66	43	5490	39.04 ppb #	92
35) Cis-1,2-DCE	3.57	96	7647	9.86 ppb	80
36) 2,2-Dichloropropane	3.56	77	9462	8.14 ppb	93
37) Chloroform	4.08	83	12479	9.22 ppb	94
38) Bromochloromethane	3.90	130	5731	9.68 ppb #	80
40) 1,1,1-TCA	4.32	97	11671	9.08 ppb	99
41) Cyclohexane	4.41	41	5436	8.80 ppb	92
42) 1,1-Dichloropropene	4.59	75	8074	9.71 ppb	96
43) 2,2,4-Trimethylpentane	5.06	57	13976	8.57 ppb	98
45) Carbon Tetrachloride	4.57	117	10789	9.30 ppb	95
46) Tert Amyl Methyl Ether	5.12	73	15442	8.24 ppb	93
47) 1,2-DCA	4.88	62	9765	8.58 ppb	96
48) Benzene	4.85	78	25419	8.74 ppb	99

(#) = qualifier out of range (m) = manual integration

Quantitation Report (Not Reviewed)

Data File : M:\MAX\DATA\210707\0707M13.D
Acq On : 7 Jul 21 17:13
Sample : (SS)/LCS 10ug/L VOC STD 7/7/21
Misc : IS&S 6/4/21

Vial: 12
Operator: LP,DG,CH
Inst : Max
Multiplr: 1.00

Quant Time: Jul 9 11:28 2021 Quant Results File: M0707W.RES

Quant Method : M:\MAX\DATA\210707\M0707W.M (RTE Integrator)
Title : METHOD 8260B
Last Update : Fri Jul 09 11:28:00 2021
Response via : Initial Calibration
DataAcq Meth : M8260_062221

	Compound	R.T.	QIon	Response	Conc Unit		Qvalue
49)	TCE	5.73	95	6511	8.79 ppb		92
50)	2-Pentanone	6.00	43	50590	119.48 ppb		97
51)	1,2-Dichloropropane	5.96	63	3233	9.13 ppb		99
52)	Bromodichloromethane	6.32	83	9974	8.73 ppb		98
53)	Methyl Cyclohexane	5.95	83	7825	8.34 ppb		95
54)	Dibromomethane	6.09	93	4463	9.12 ppb		94
55)	MIBK (methyl isobutyl ket	7.05	43	12454	42.59 ppb		93
56)	1-Bromo-2-chloroethane	6.63	144	1294	8.97 ppb		87
58)	Cis-1,3-Dichloropropene	6.84	39	5702	8.92 ppb	#	74
59)	Toluene	7.19	91	27975	9.28 ppb		95
60)	Trans-1,3-Dichloropropene	7.46	75	9006	8.43 ppb		98
61)	1,1,2-TCA	7.63	83	4894	8.81 ppb		92
62)	2-Hexanone	7.96	43	5882	40.34 ppb	#	84
65)	1,2-EDB	8.10	107	5840	8.63 ppb		90
66)	Tetrachloroethene	7.77	164	4467	9.14 ppb		94
67)	1-Chlorohexane	8.68	91	6768	8.75 ppb		95
68)	1,1,1,2-Tetrachloroethane	8.73	131	8875	9.96 ppb		95
69)	m&p-Xylene	8.91	106	22810	18.64 ppb		94
70)	o-Xylene	9.30	106	11393	9.12 ppb		96
71)	Styrene	9.31	104	18199	8.66 ppb		98
73)	1,3-Dichloropropane	7.79	76	9488	9.14 ppb		97
74)	Dibromochloromethane	8.01	129	8316	8.82 ppb		95
75)	Chlorobenzene	8.64	112	19779	8.94 ppb		96
76)	Ethylbenzene	8.78	91	28328	9.28 ppb		92
77)	Bromoform	9.45	173	5438	7.75 ppb		80
79)	Isopropylbenzene	9.68	105	26309	9.10 ppb		96
80)	1,1,2,2-Tetrachloroethane	9.96	83	7739	9.27 ppb		94
81)	1,2,3-Trichloropropane	9.99	110	2215	6.20 ppb		87
82)	t-1,4-Dichloro-2-Butene	10.04	53	1808	8.73 ppb		97
83)	Bromobenzene	9.93	156	10129	9.34 ppb		97
84)	n-Propylbenzene	10.09	91	30672	9.08 ppb		98
85)	4-Ethyltoluene	10.21	105	25742	8.71 ppb		94
86)	2-Chlorotoluene	10.14	91	21077	9.24 ppb		95
87)	1,3,5-Trimethylbenzene	10.28	105	24720	9.12 ppb		99
88)	4-Chlorotoluene	10.25	91	24124	9.34 ppb		98
89)	Tert-Butylbenzene	10.59	119	13308	8.70 ppb		99
90)	1,2,4-Trimethylbenzene	10.64	105	23164	9.27 ppb		100
91)	Sec-Butylbenzene	10.81	105	27750	9.04 ppb		92
92)	p-Isopropyltoluene	10.97	119	26257	8.86 ppb		99
93)	Benzyl Chloride	11.11	91	9716	8.00 ppb	#	93
94)	1,3-DCB	10.88	146	18001	9.21 ppb		95
95)	1,4-DCB	10.97	146	19437	9.15 ppb		97
96)	n-Butylbenzene	11.37	91	20321	9.09 ppb		98
97)	1,2-DCB	11.32	146	16816	8.99 ppb		96
98)	Hexachloroethane	11.58	117	5682	9.12 ppb		90
99)	1,2-Dibromo-3-chloropropan	12.08	157	1904	9.84 ppb		90
100)	1,2,4-Trichlorobenzene	12.91	180	12303	9.00 ppb		91
101)	Hexachlorobutadiene	13.12	225	6542	8.60 ppb		84
102)	Naphthalene	13.14	128	12528	8.36 ppb		98
103)	1,2,3-Trichlorobenzene	13.38	180	12989	9.00 ppb		91

(#) = qualifier out of range (m) = manual integration

Quantitation Report

Data File : M:\MAX\DATA\210707\0707M13.D
Acq On : 7 Jul 21 17:13
Sample : (SS)/LCS 10ug/L VOC STD 7/7/21
Misc : IS&S 6/4/21

Vial: 12
Operator: LP,DG,CH
Inst : Max
Multiplr: 1.00

Quant Time: Jul 9 11:28 2021 Quant Results File: M0707W.RES

Method : M:\MAX\DATA\210707\M0707W.M (RTE Integrator)
Title : METHOD 8260B
Last Update : Thu Jul 08 09:45:53 2021
Response via : Initial Calibration

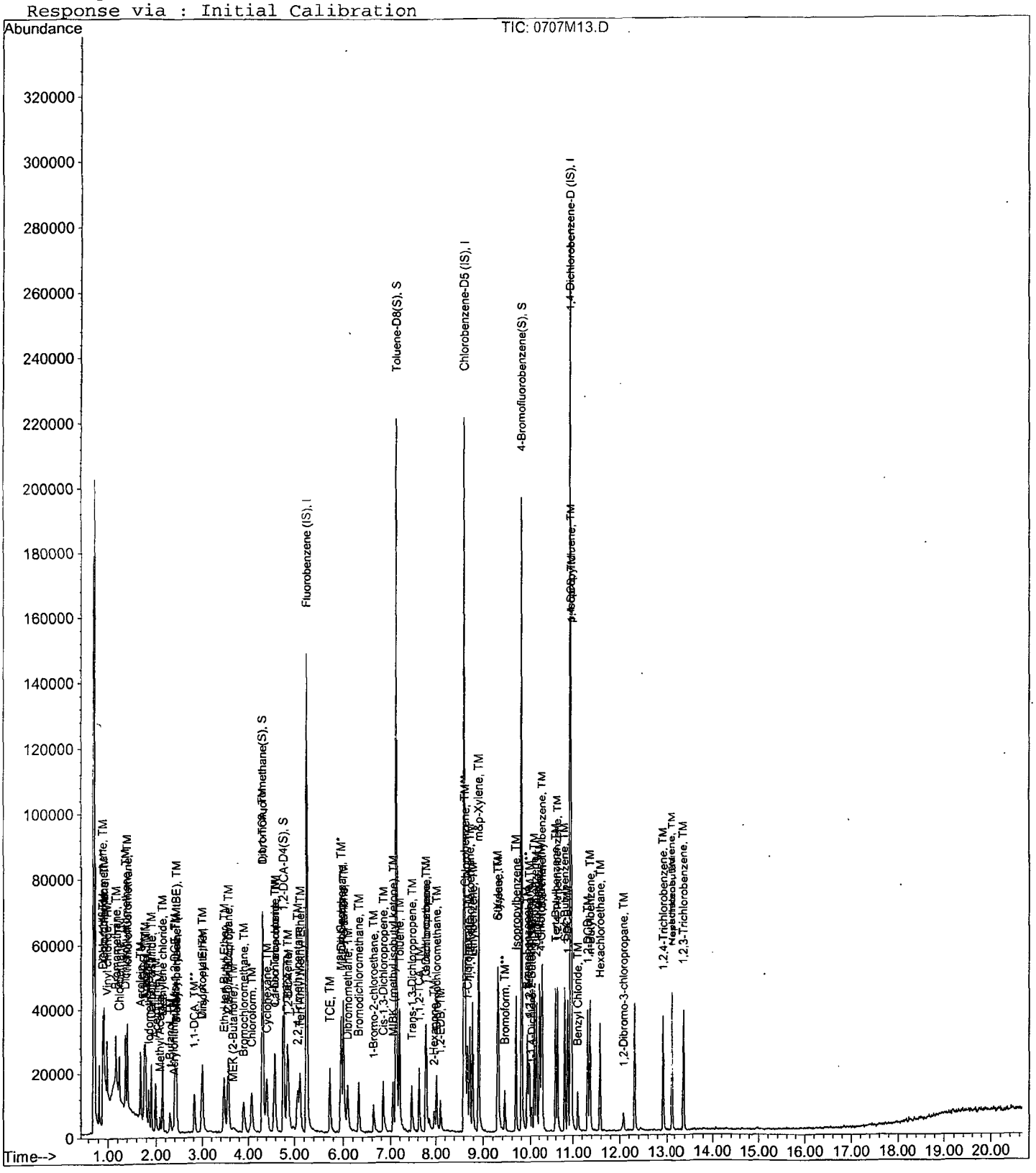

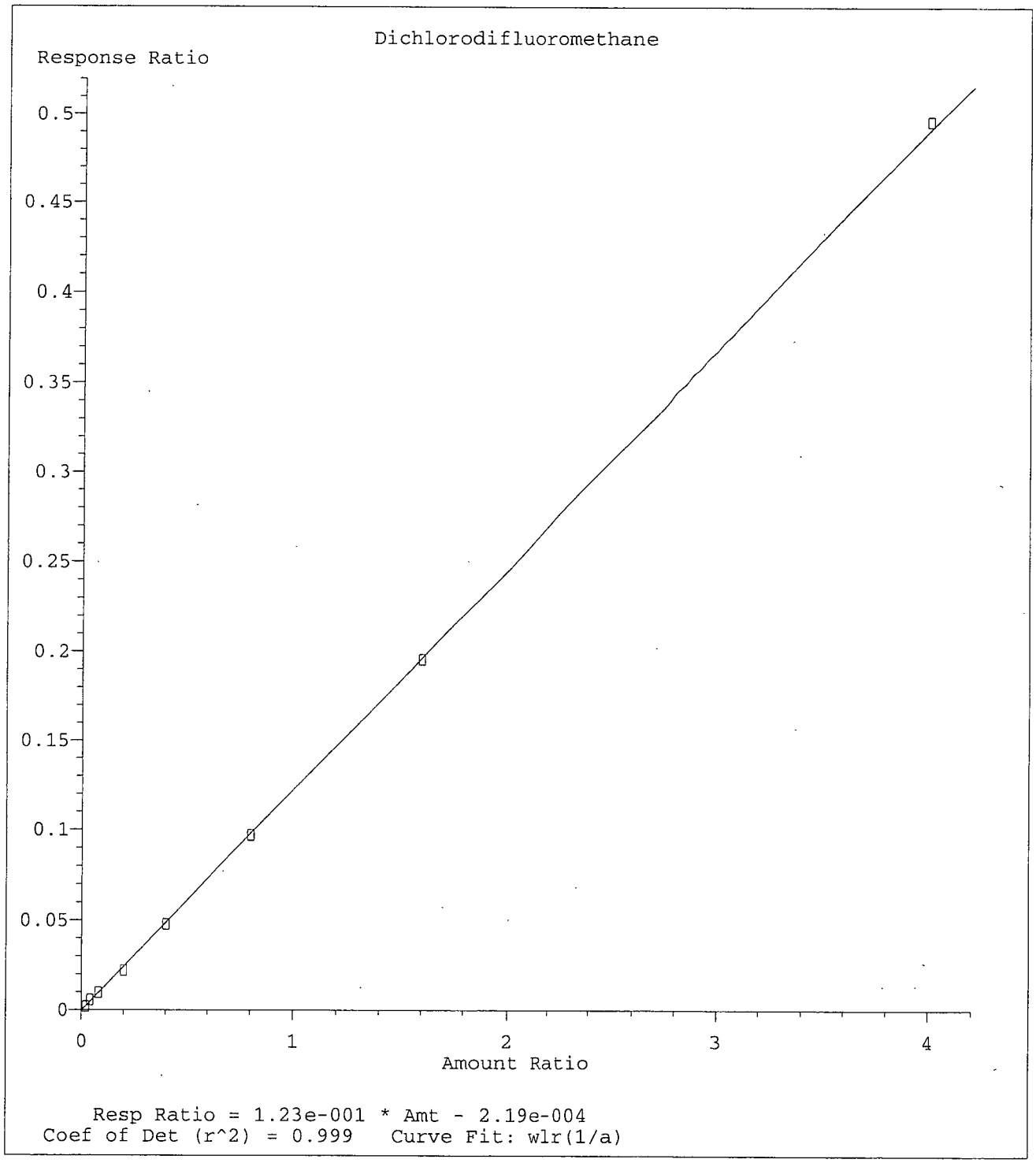

Method Name: M:\MAX\DATA\210707\M0707W.M
Calibration Table Last Updated: Thu Jul 08 09:45:53 2021

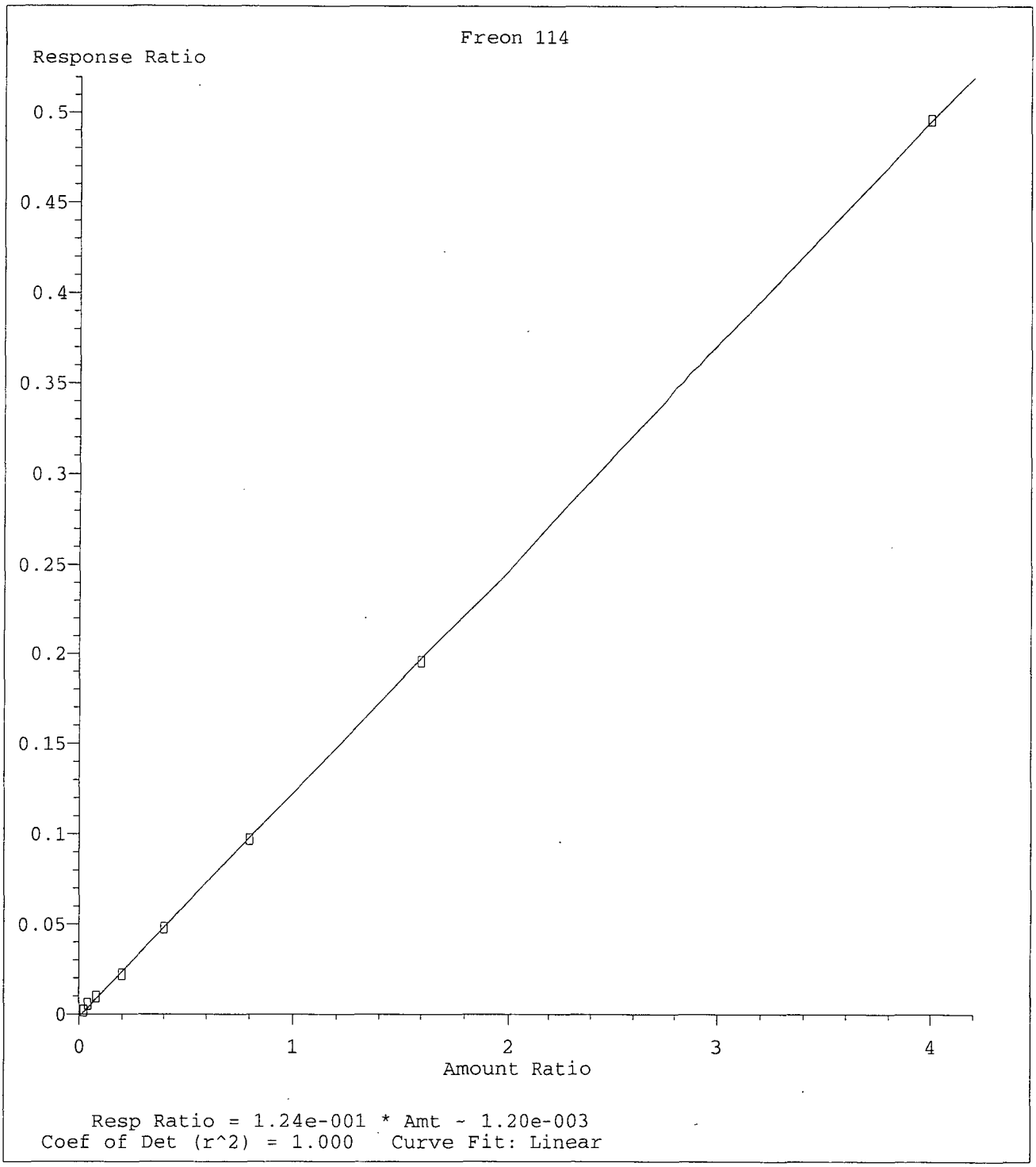

Method Name: M:\MAX\DATA\210707\M0707W.M
Calibration Table Last Updated: Thu Jul 08 09:45:53 2021

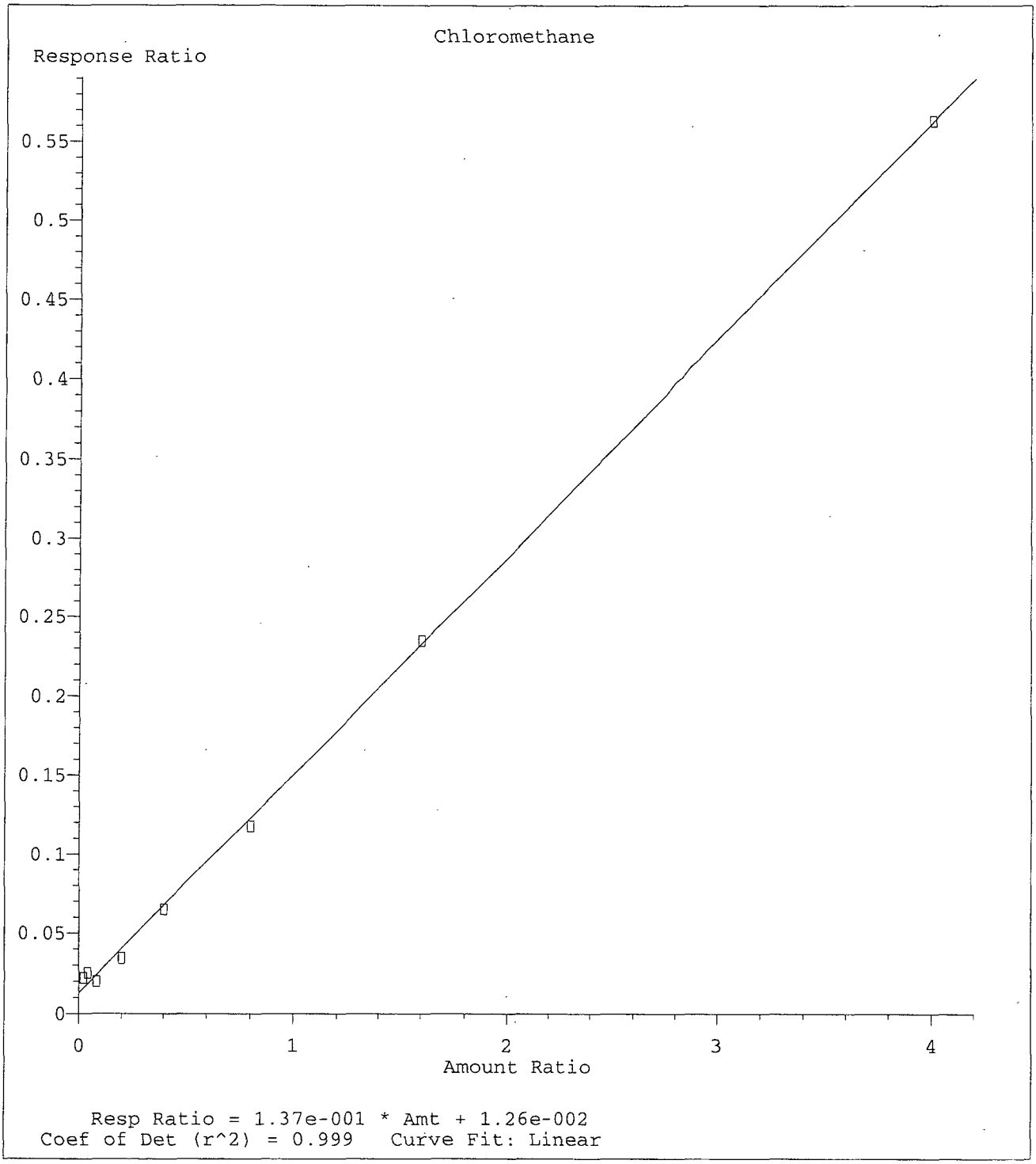

Method Name: M:\MAX\DATA\210707\M0707W.M
Calibration Table Last Updated: Thu Jul 08 09:45:53 2021

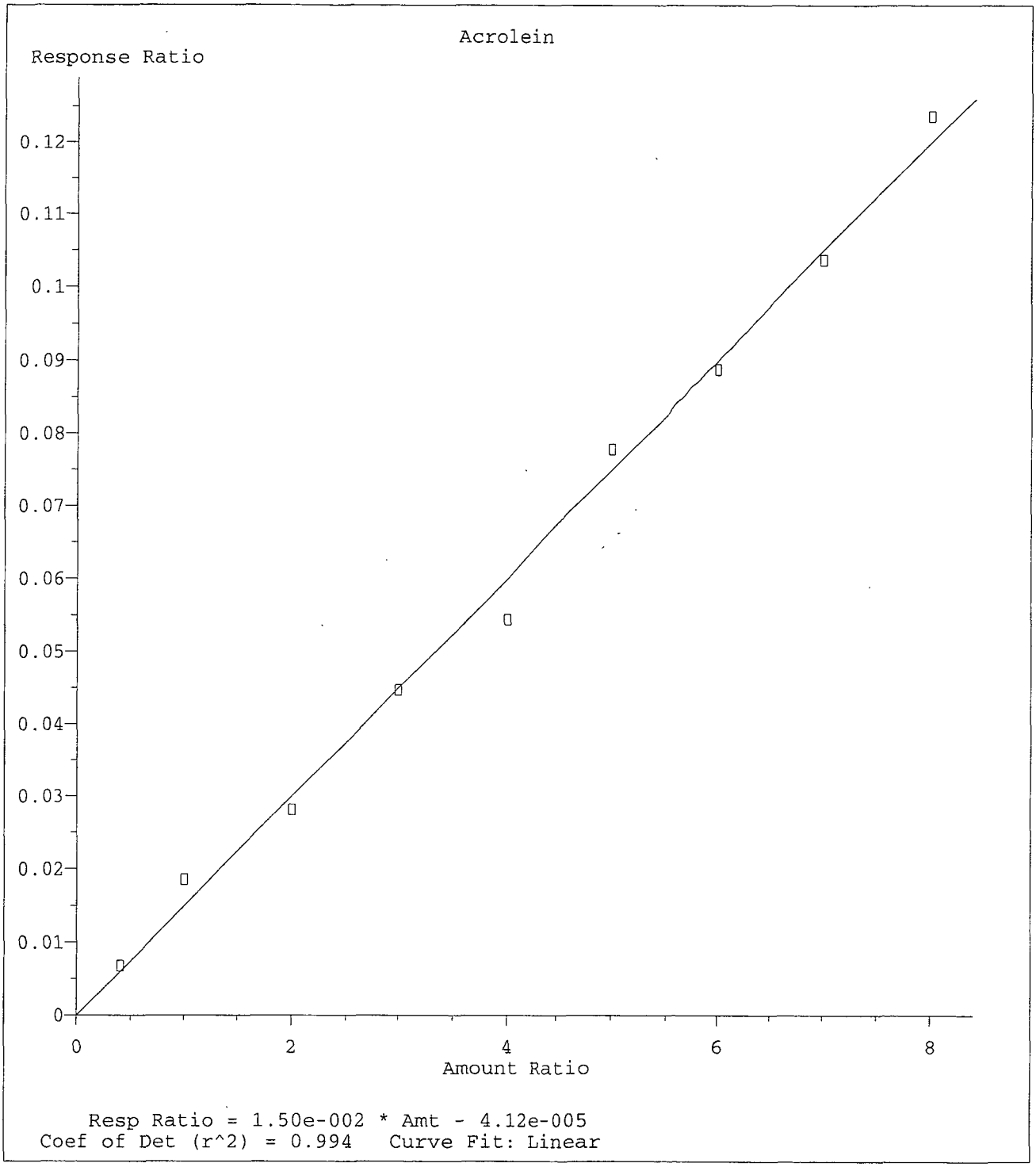

Method Name: M:\MAX\DATA\210707\M0707W.M
Calibration Table Last Updated: Thu Jul 08 09:45:53 2021

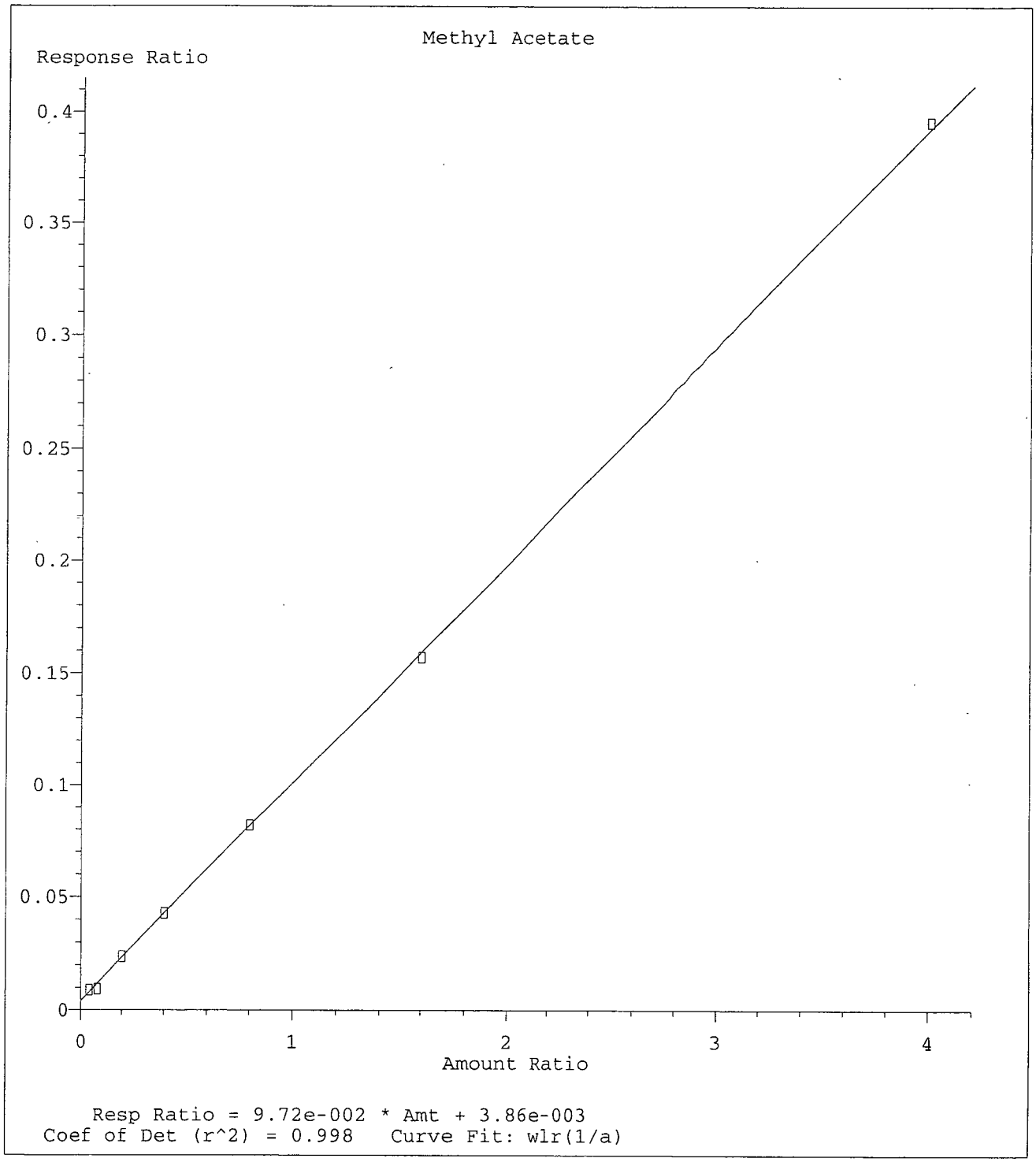

Method Name: M:\MAX\DATA\210707\M0707W.M
Calibration Table Last Updated: Thu Jul 08 09:45:53 2021

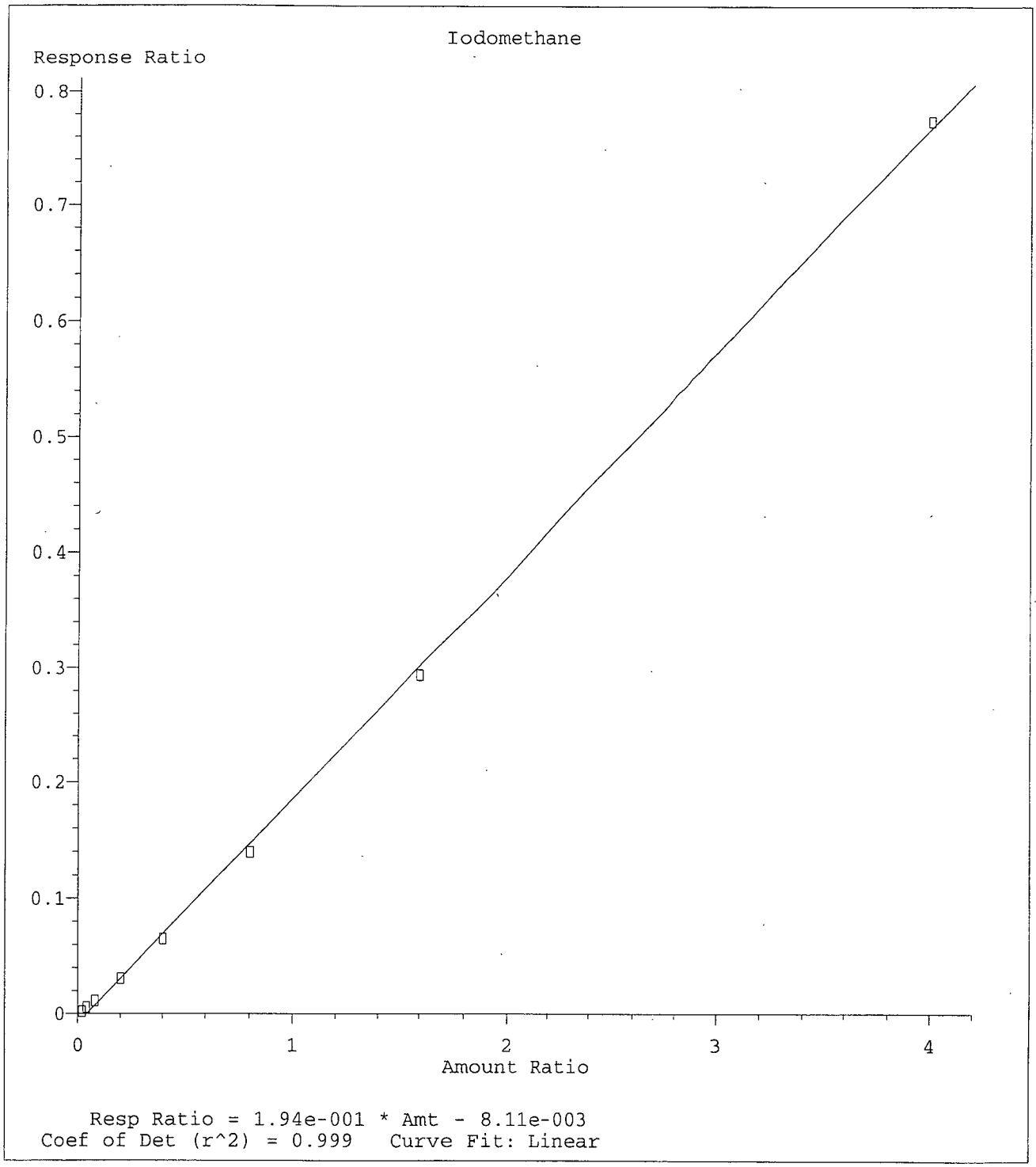

Method Name: M:\MAX\DATA\210707\M0707W.M
Calibration Table Last Updated: Thu Jul 08 09:45:53 2021

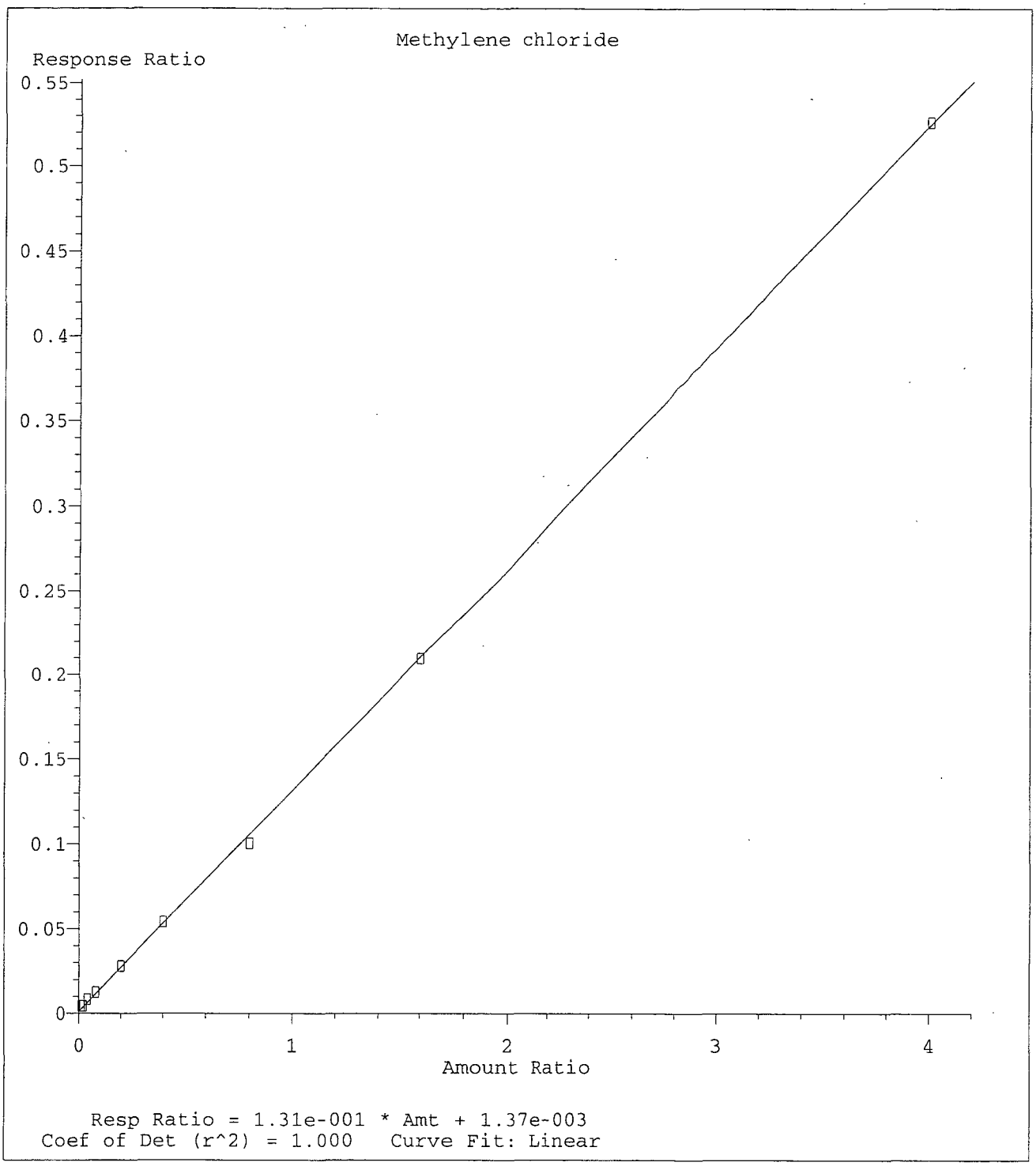

Method Name: M:\MAX\DATA\210707\M0707W.M
Calibration Table Last Updated: Thu Jul 08 09:45:53 2021

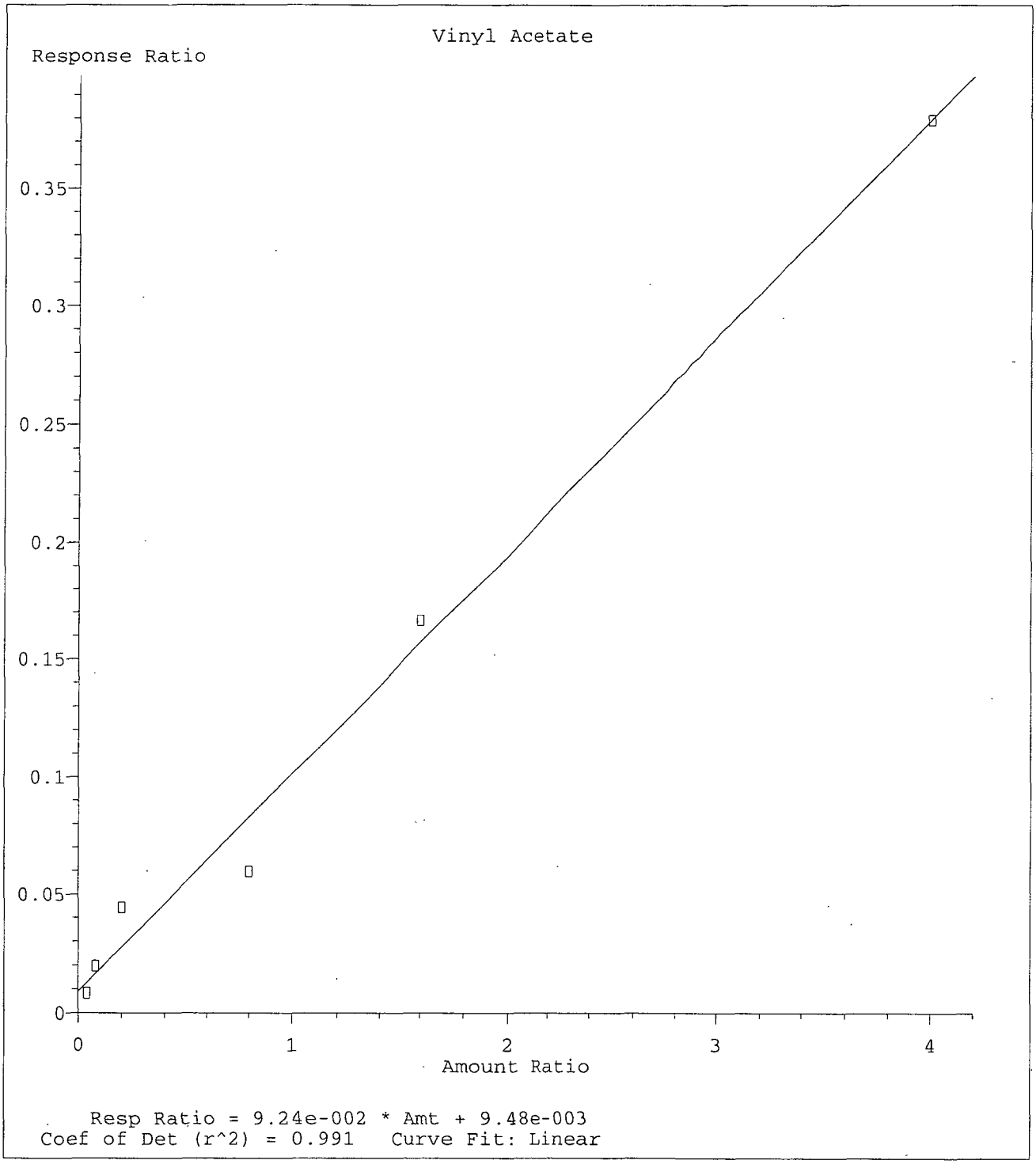

Method Name: M:\MAX\DATA\210707\M0707W.M
Calibration Table Last Updated: Thu Jul 08 09:45:53 2021

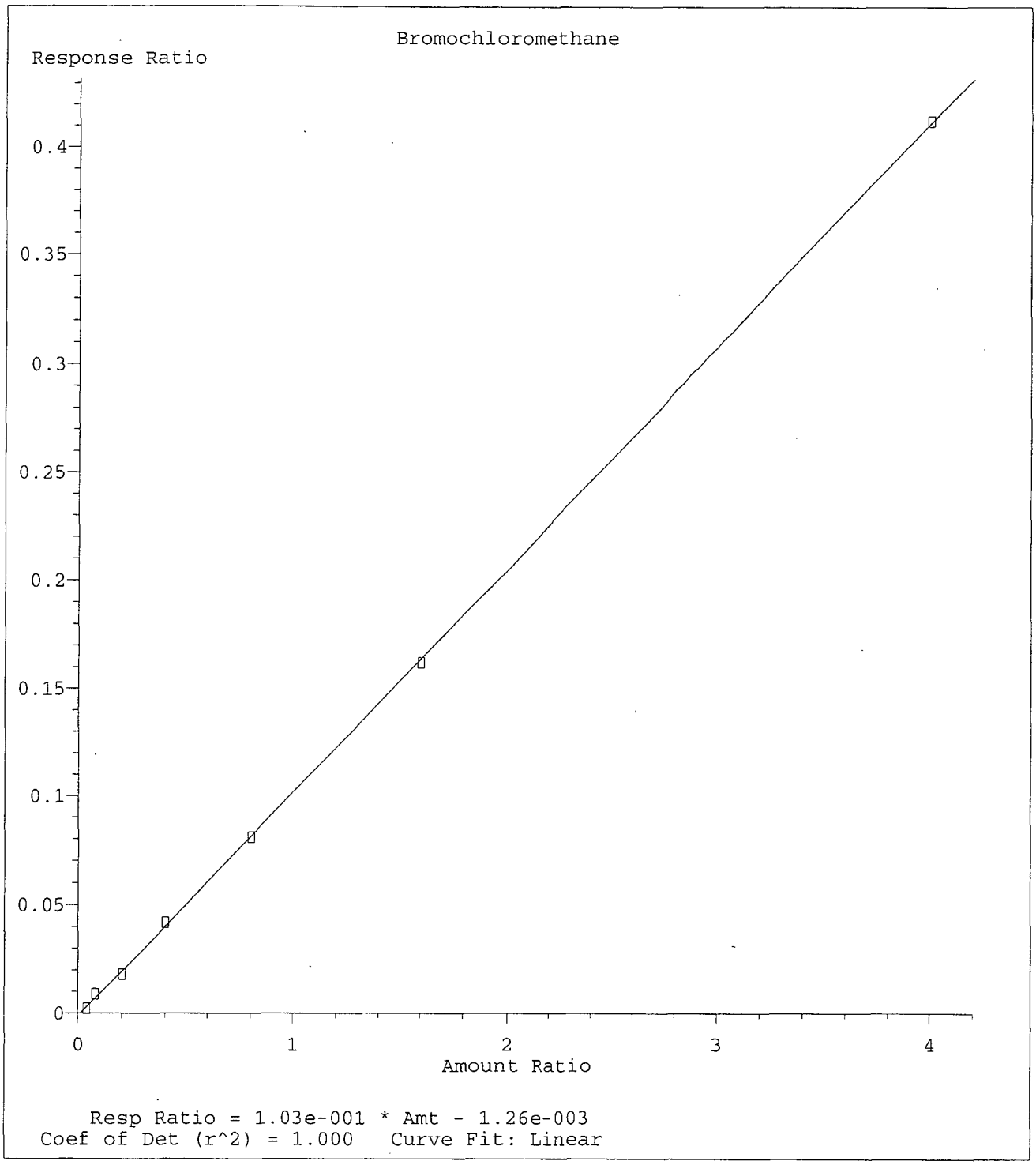

Method Name: M:\MAX\DATA\210707\M0707W.M
Calibration Table Last Updated: Thu Jul 08 09:45:53 2021

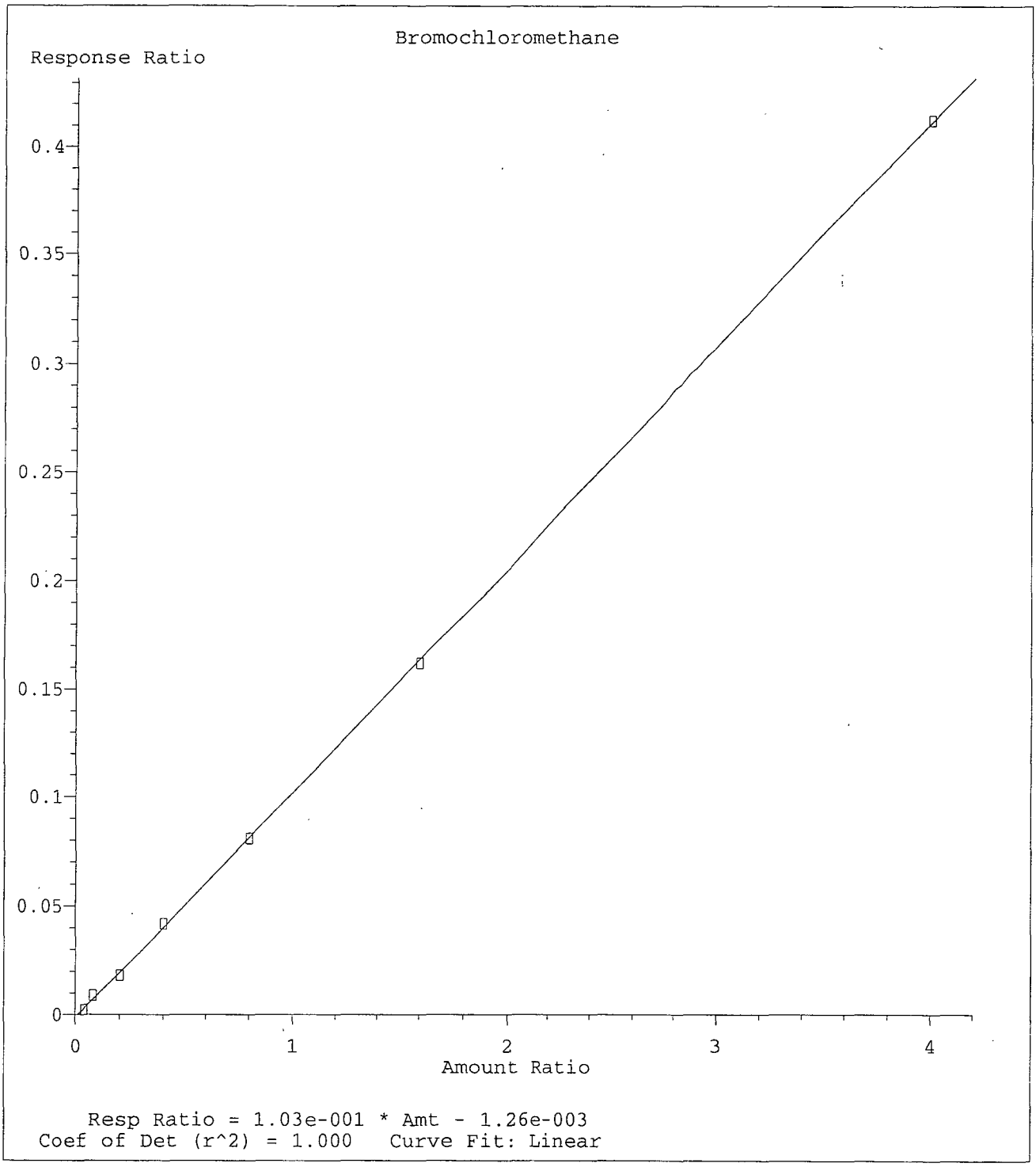

Method Name: M:\MAX\DATA\210707\M0707W.M
Calibration Table Last Updated: Thu Jul 08 09:45:53 2021

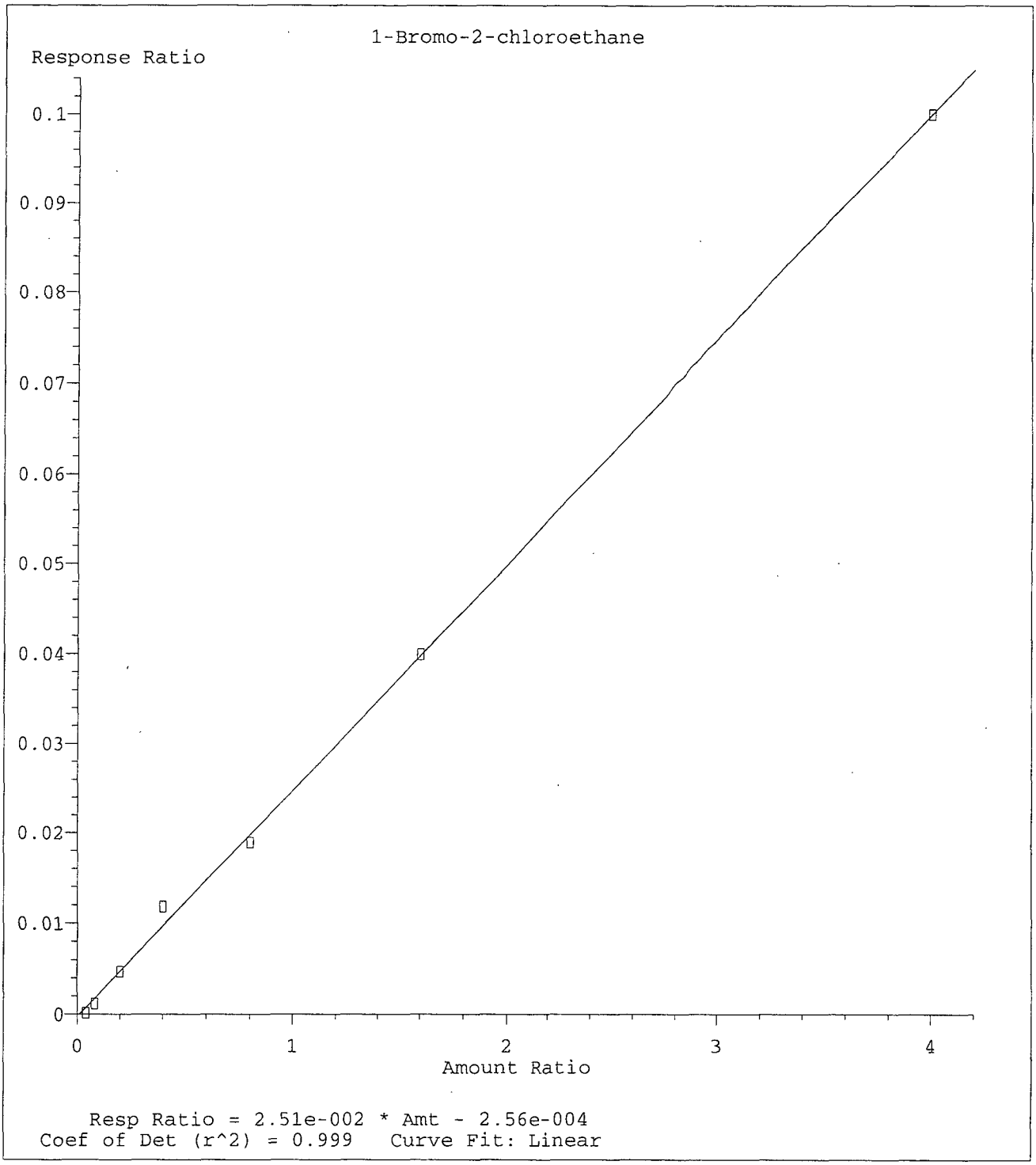

Method Name: M:\MAX\DATA\210707\M0707W.M
Calibration Table Last Updated: Thu Jul 08 09:45:53 2021

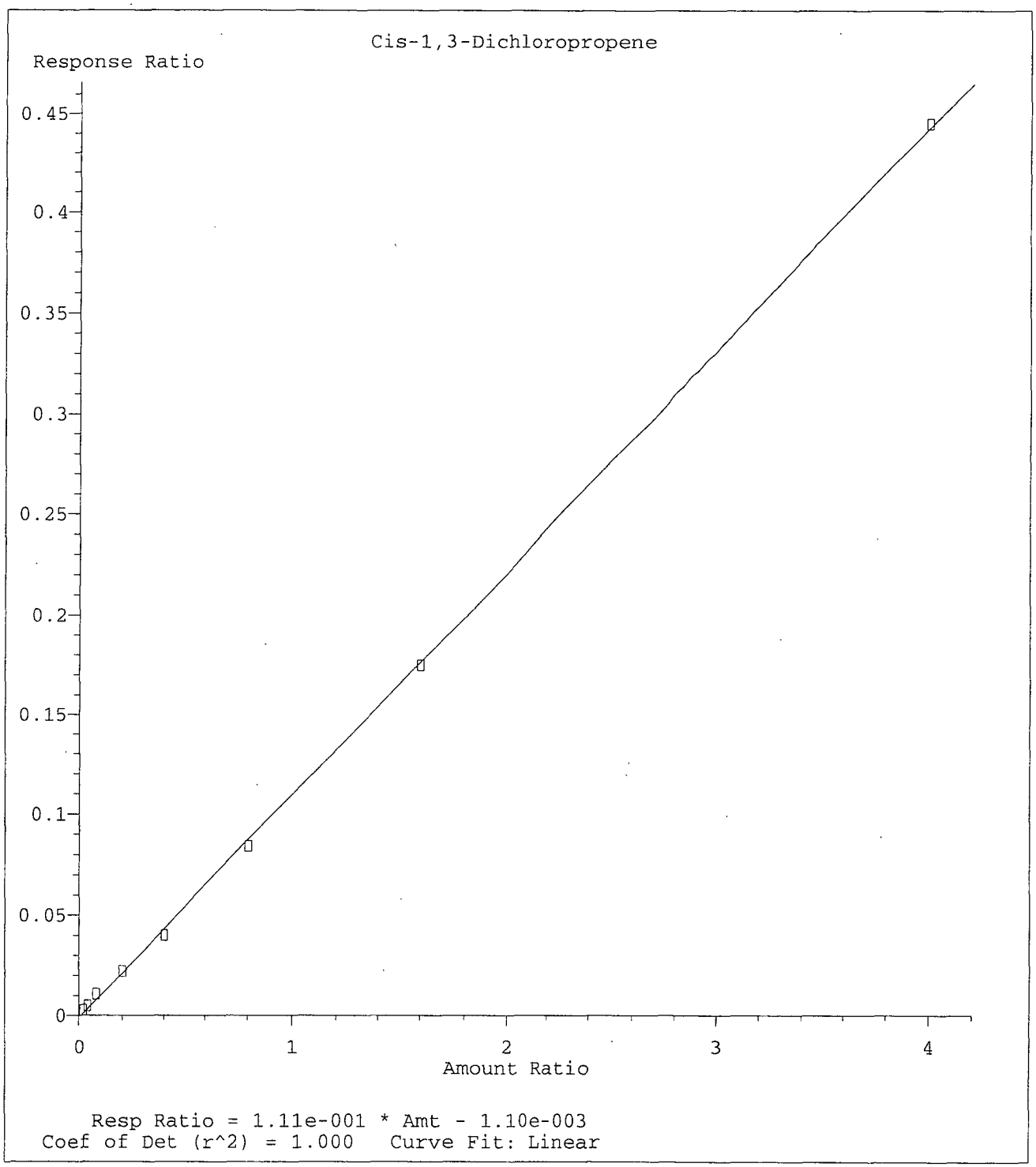

Method Name: M:\MAX\DATA\210707\M0707W.M
Calibration Table Last Updated: Thu Jul 08 09:45:53 2021

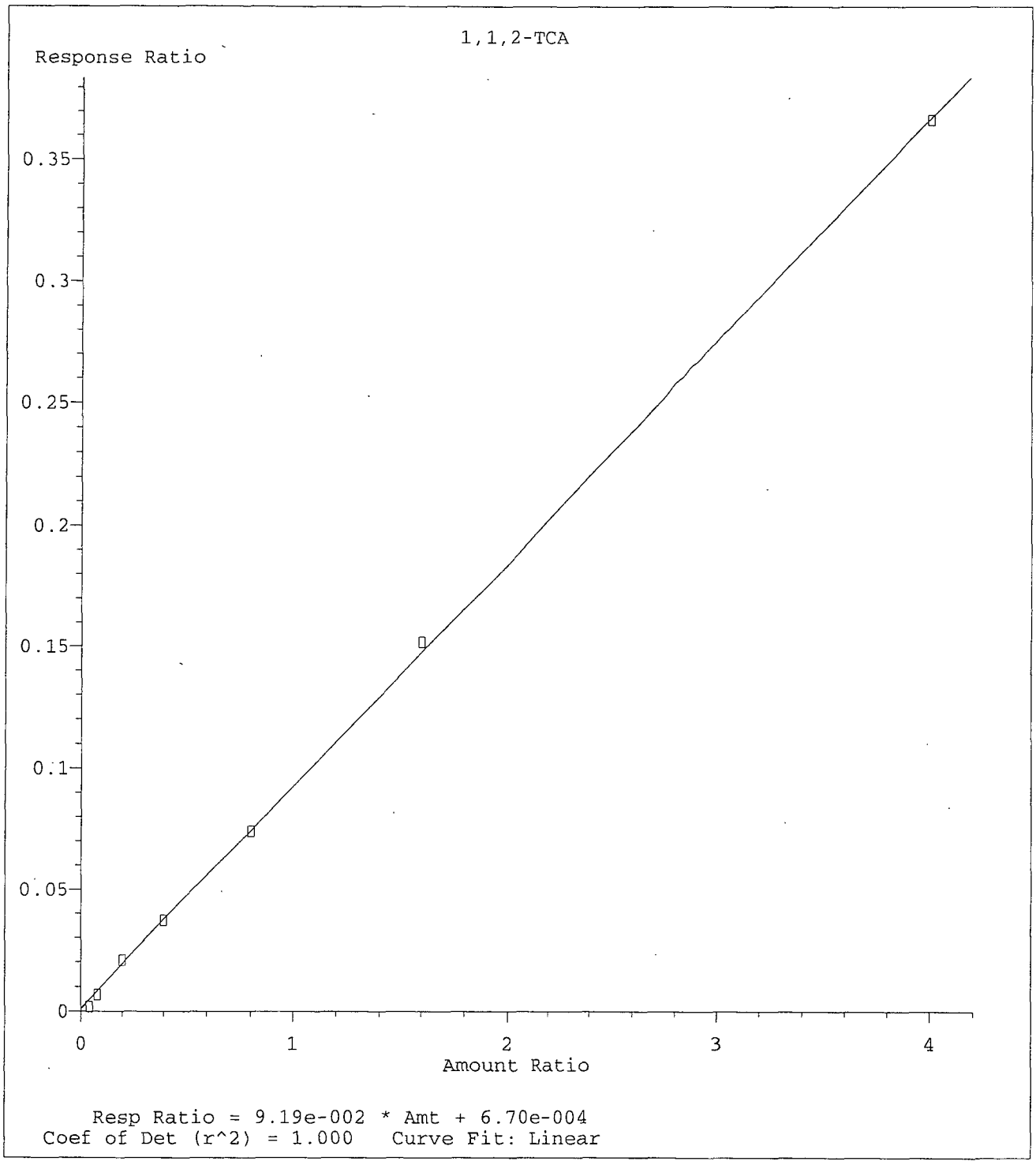

Method Name: M:\MAX\DATA\210707\M0707W.M
Calibration Table Last Updated: Thu Jul 08 09:45:53 2021

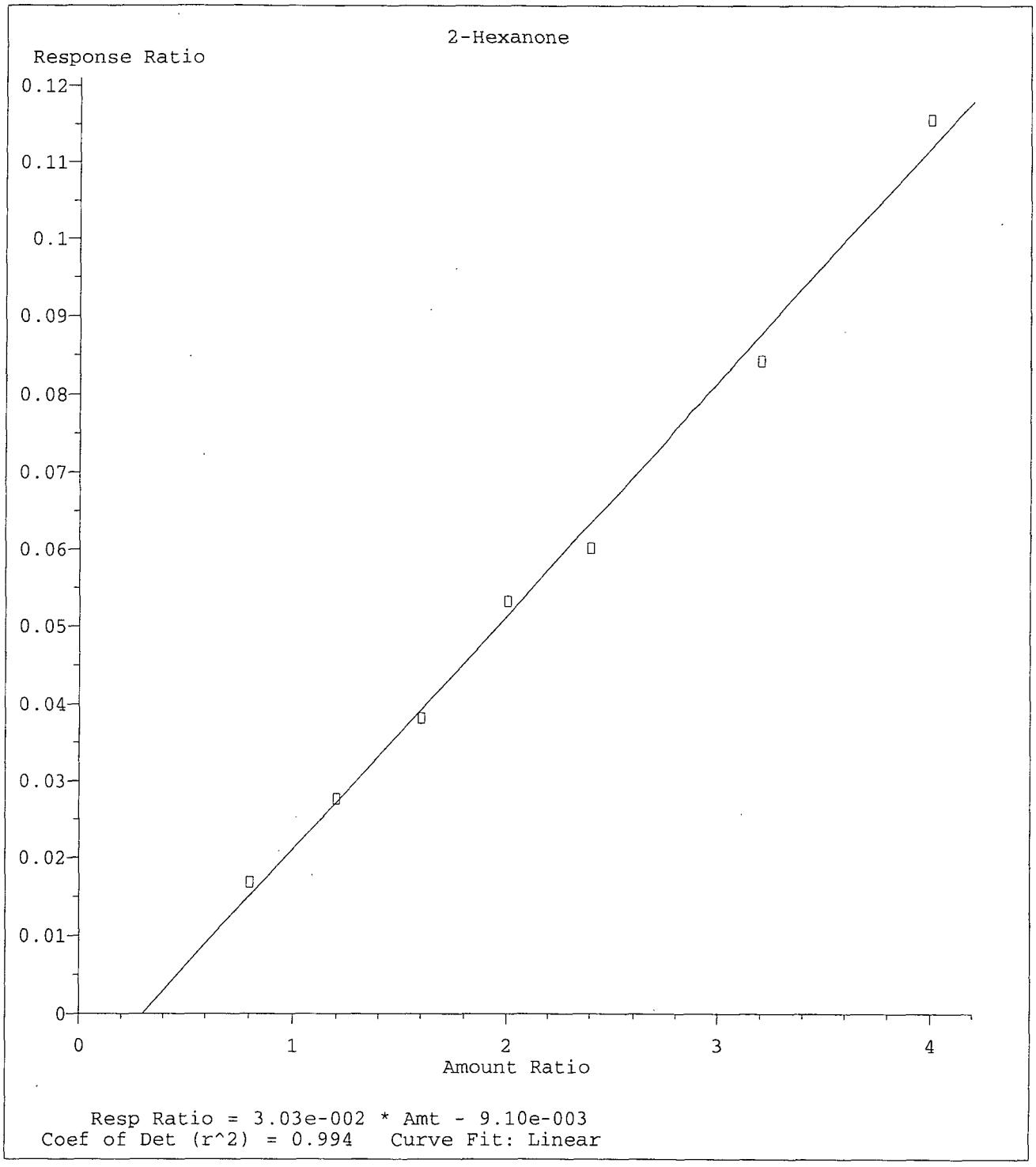

Method Name: M:\MAX\DATA\210707\M0707W.M
Calibration Table Last Updated: Thu Jul 08 09:45:53 2021

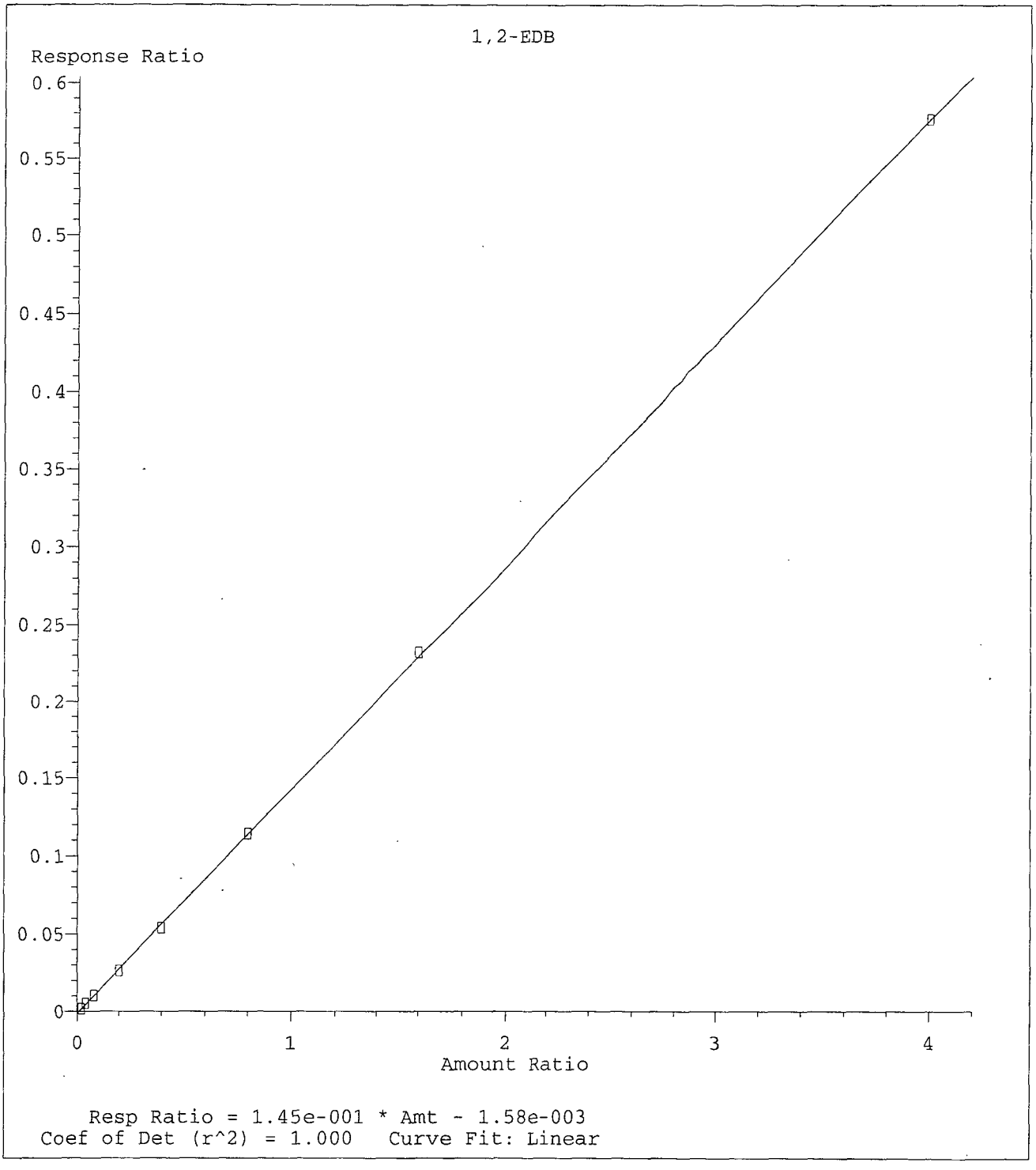

Method Name: M:\MAX\DATA\210707\M0707W.M
Calibration Table Last Updated: Thu Jul 08 09:45:53 2021

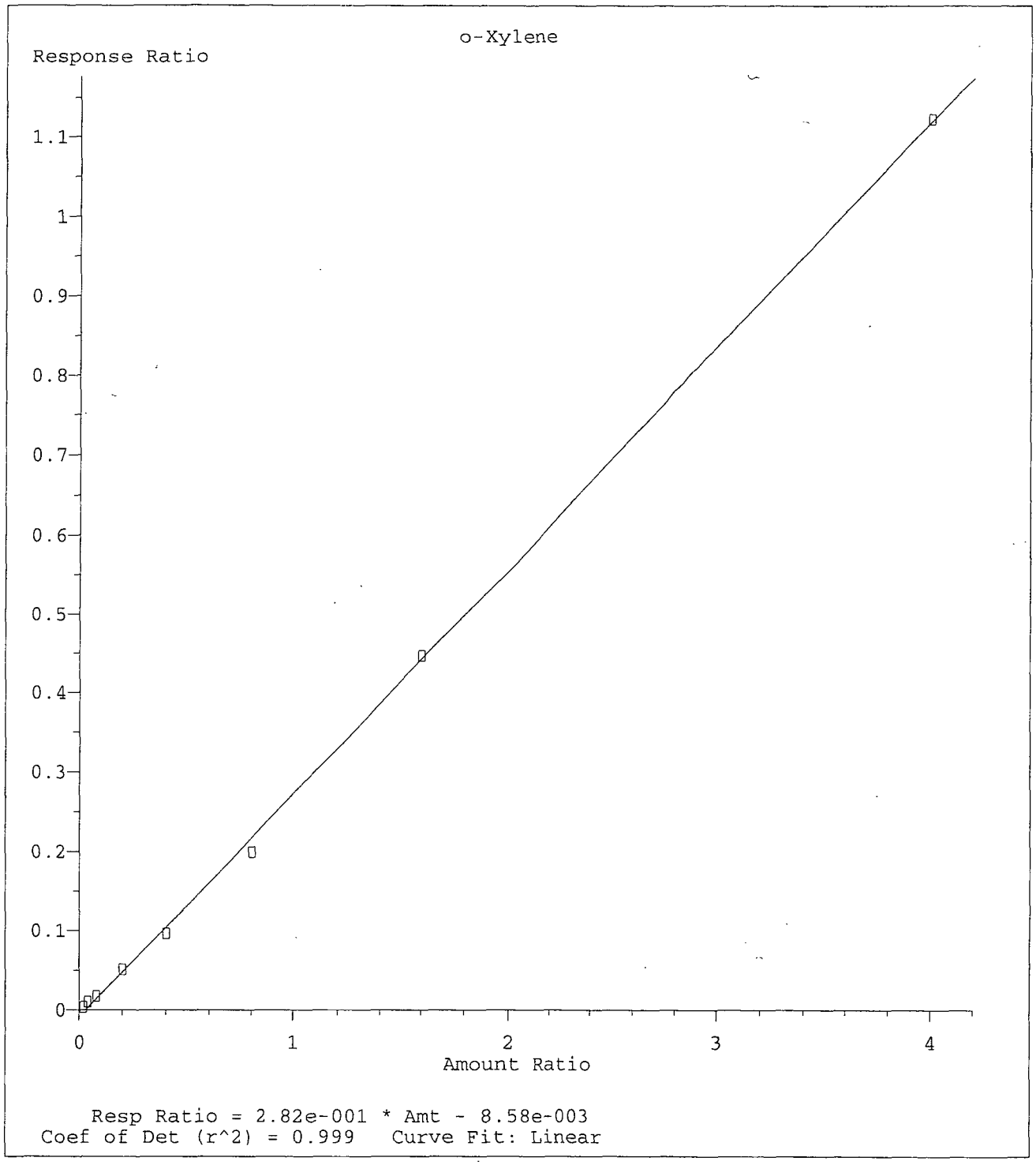

Method Name: M:\MAX\DATA\210707\M0707W.M
Calibration Table Last Updated: Thu Jul 08 09:45:53 2021

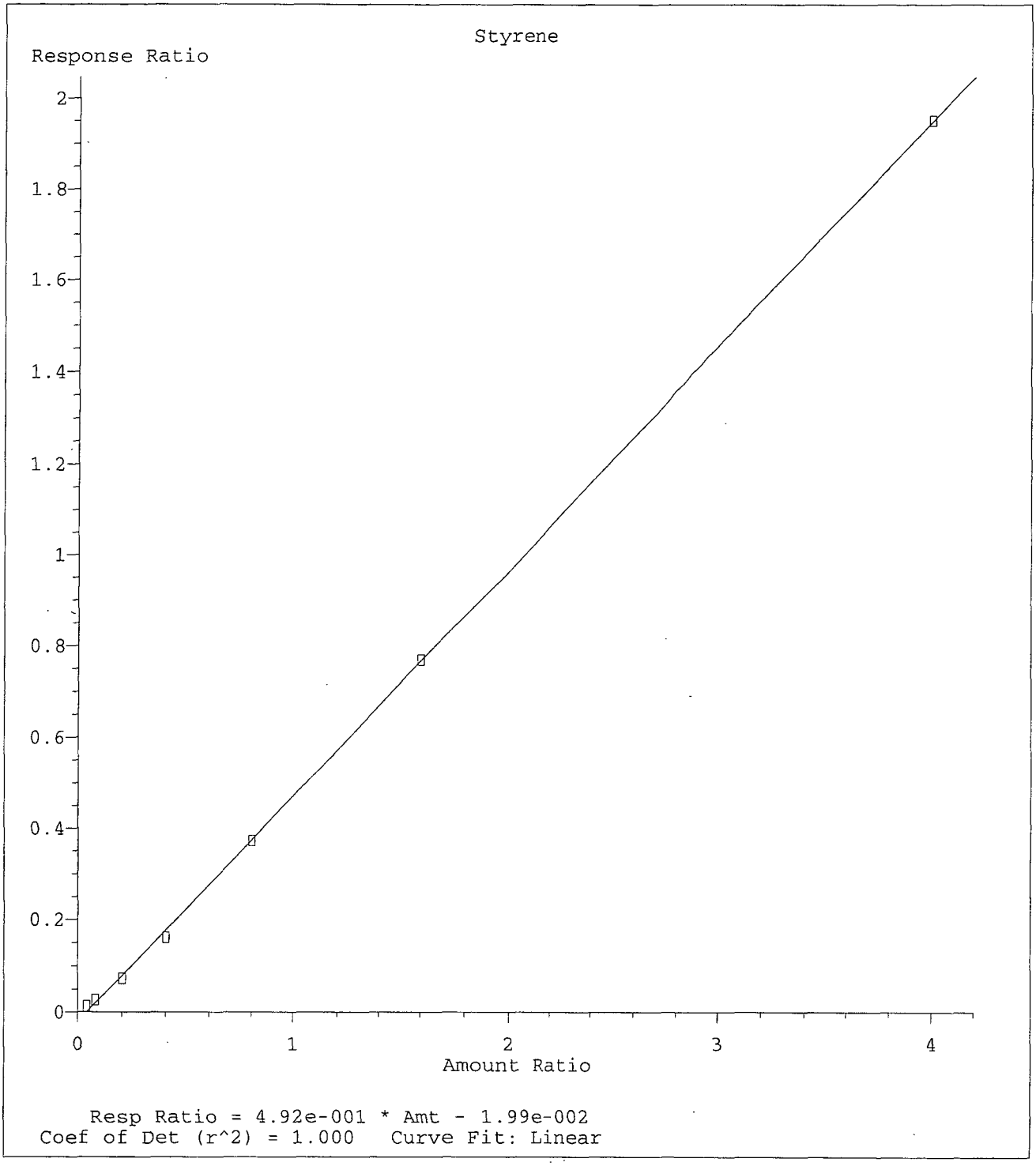

Method Name: M:\MAX\DATA\210707\M0707W.M
Calibration Table Last Updated: Thu Jul 08 09:45:53 2021

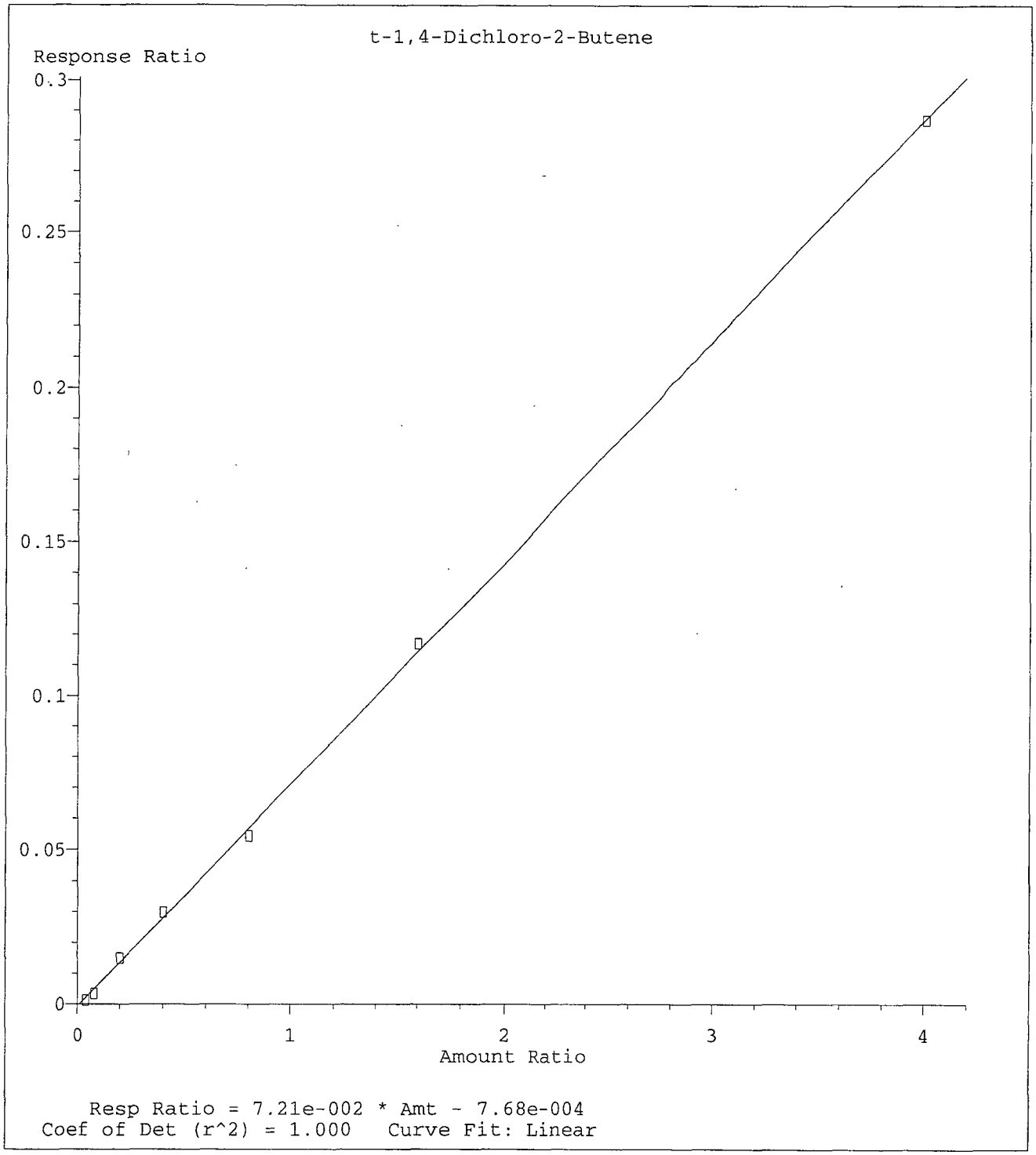

Method Name: M:\MAX\DATA\210707\M0707W.M
Calibration Table Last Updated: Thu Jul 08 09:45:53 2021

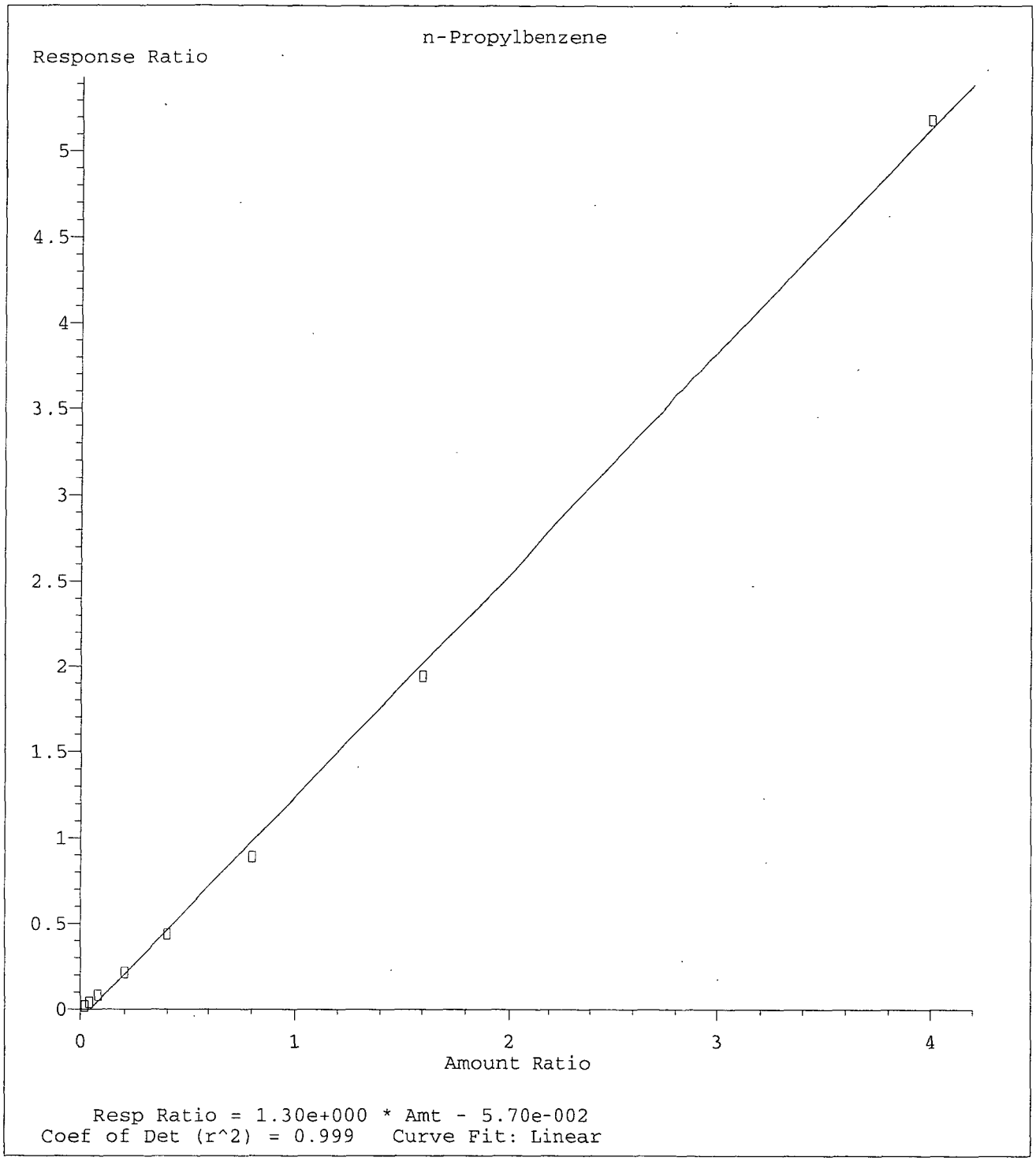

Method Name: M:\MAX\DATA\210707\M0707W.M
Calibration Table Last Updated: Thu Jul 08 09:45:53 2021

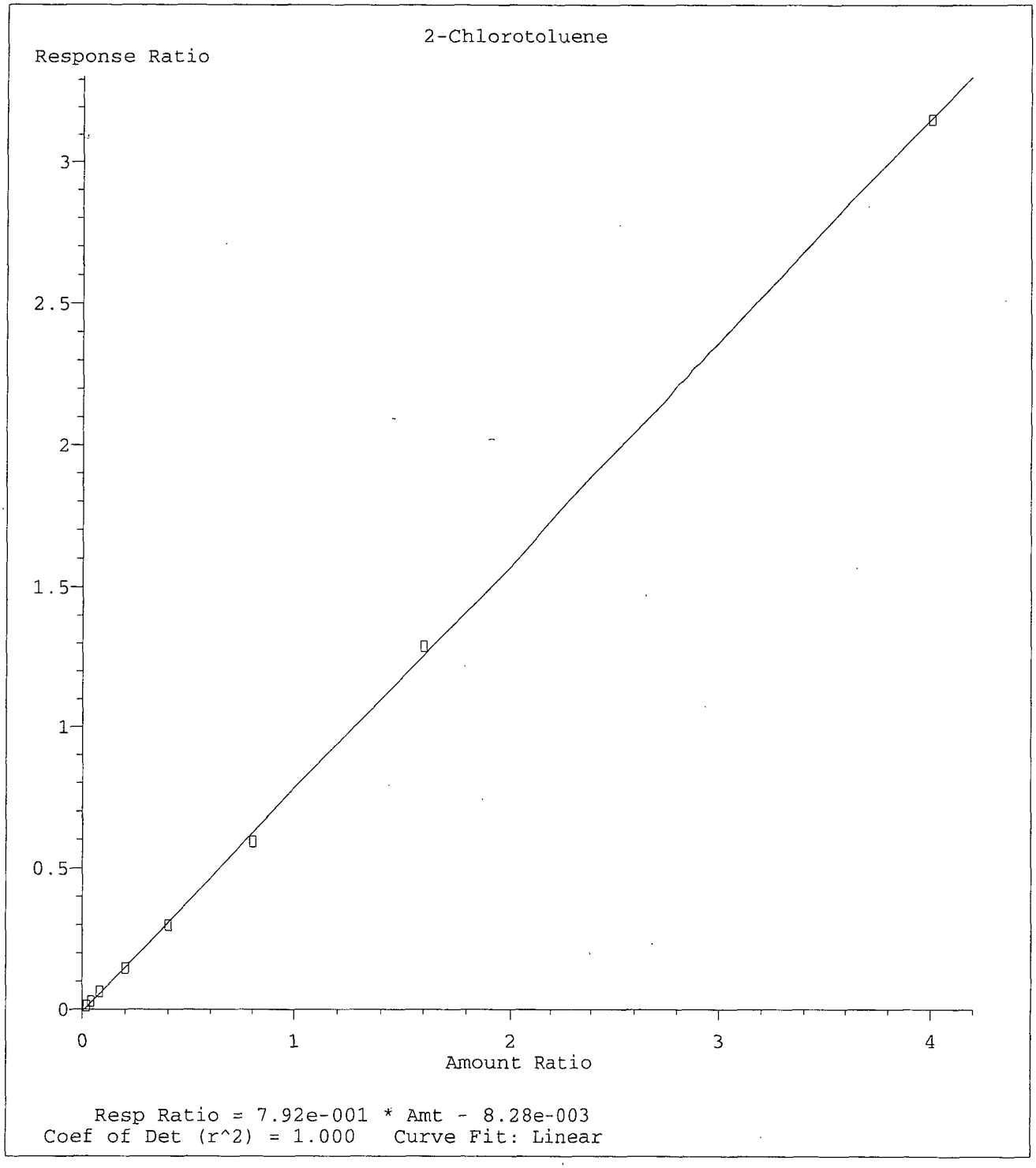

Method Name: M:\MAX\DATA\210707\M0707W.M
Calibration Table Last Updated: Thu Jul 08 09:45:53 2021

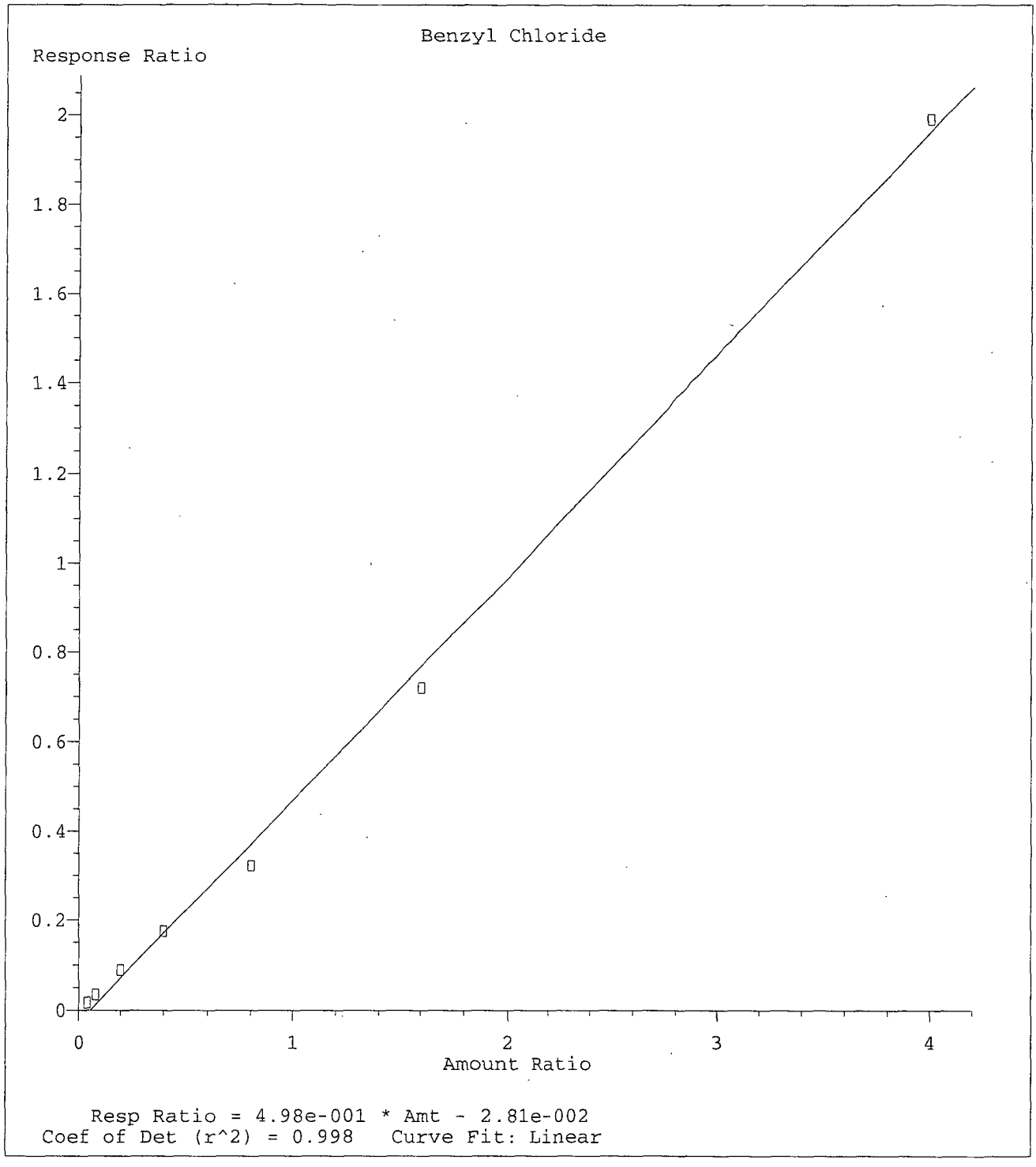

Method Name: M:\MAX\DATA\210707\M0707W.M
Calibration Table Last Updated: Thu Jul 08 09:45:53 2021

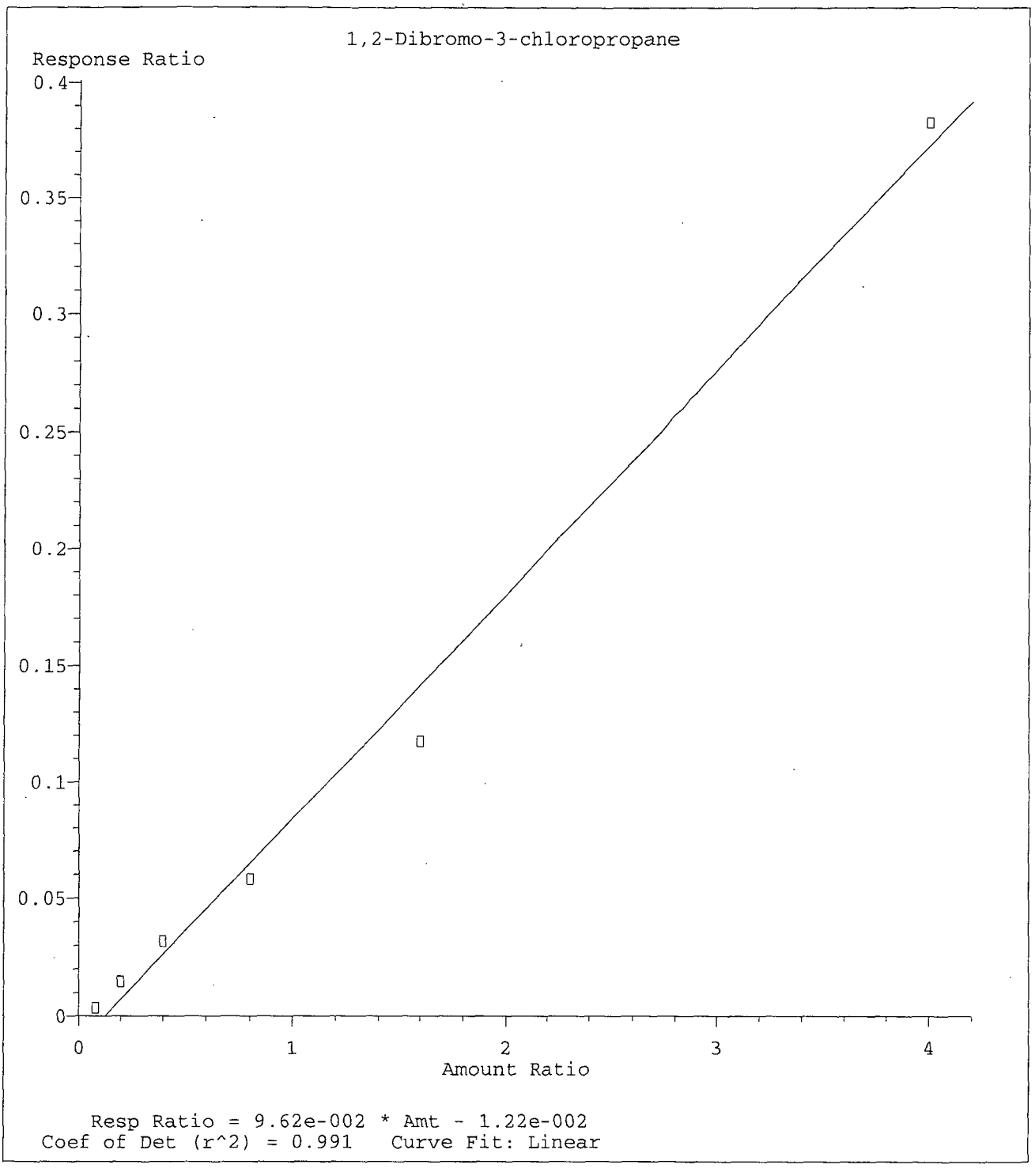

Method Name: M:\MAX\DATA\210707\M0707W.M
Calibration Table Last Updated: Thu Jul 08 09:45:53 2021

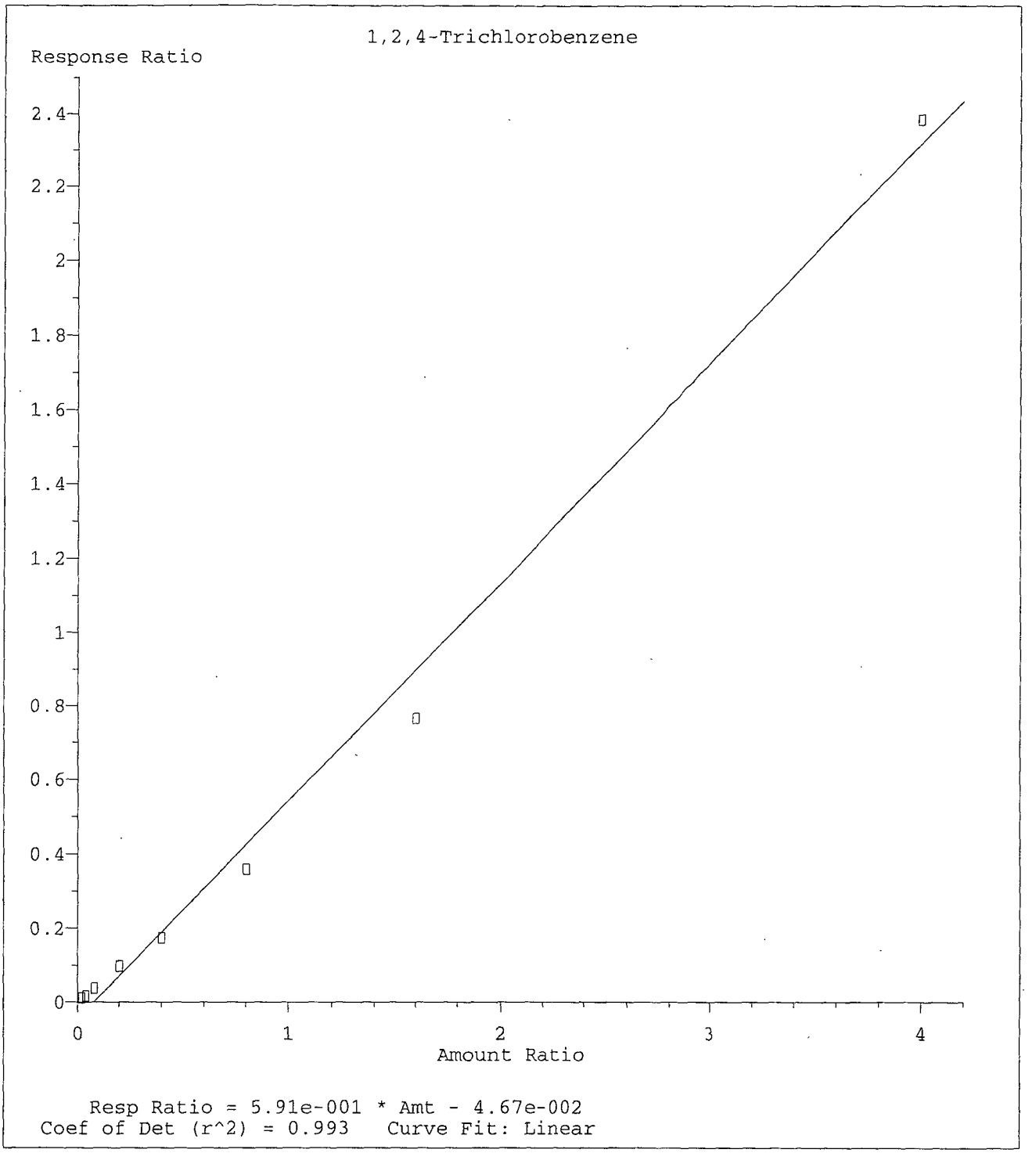

Method Name: M:\MAX\DATA\210707\M0707W.M
Calibration Table Last Updated: Thu Jul 08 09:45:53 2021

VOLATILE ORGANIC ANALYSIS BY
EPA METHOD 8260B

Form 7

Continuing Calibration

Lab Name: APPL, Inc.
Case No:
Matrix: Water

SDG No:
Date Analyzed: 8 Jul 21 11:44
Instrument: Max
Initial Cal. Date: 07/07/21
Data File: 0708M03.D

		Compound	MEAN	CCRF	%D	%Drift		
1	I	Fluorobenzene (IS)	ISTD			I		
2	TM	Chlorotrifluoroethene	0.0000	0.0040	0.00	TM		
3	TML	Dichlorodifluoromethane	0.1202	0.1261	4.9	TML	3.0	
4	TML	Freon 114	0.1202	0.1261	4.9	TML	4.1	
5	TM**L	Chloromethane	0.3441	0.1661	52	TM**L	2.0	
6	TM*	Vinyl chloride	0.1372	0.1469	7.1	TM*		
7	TM	2-Chloro-1,1,1-trifluoroethane	0.0000	0.0017	0.00	TM		
8	TM	Bromomethane	0.0762	0.0896	18	TM		
9	TM	Chloroethane	0.1040	0.1016	2.2	TM		
10	TM	Dichlorofluoromethane	0.2480	0.2558	3.2	TM		
11	TM	Trichlorofluoromethane	0.2101	0.2357	12	TM		
12	TM	2,2-Dichloro-1,1,1-trifluoroethane	0.0000	0.0016	0.00	TM		
13	TML	Acrolein	0.0154	0.0210	36	TML	40	*NT
14	TM	Acetone	0.0259	0.0237	8.3	TM		
15	TM	Freon-113	0.1218	0.1229	0.93	TM		
16	TM	Acetonitrile	0.0188	0.0184	2.0	TM		
17	TM	2-propanol	0.0000	0.0002	0.00	TM		
18	TM*	1,1-DCE	0.1778	0.1922	8.1	TM*		
19	TM	t-Butanol	0.0099	0.0094	4.7	TM		
20	TML	Methyl Acetate	0.1232	0.0978	21	TML	9.3	
21	TML	Iodomethane	0.1547	0.1627	5.1	TML	5.8	
22	TM	Acrylonitrile	0.0446	0.0447	0.12	TM		
23	TM	2-Methylpentane	0.0000	0.0003	0.00	TM		
24	TML	Methylene chloride	0.1783	0.1360	24	TML	1.3	
25	TM	Carbon disulfide	0.2798	0.2694	3.7	TM		
26	TM	Methyl t-butyl ether (MtBE)	0.3489	0.3560	2.1	TM		
27	TM	Trans-1,2-DCE	0.1317	0.1334	1.3	TM		
28	TM	3-Methylpentane	0.0777	0.0778	0.09	TM		
29	TM	Diisopropyl Ether	0.3820	0.3735	2.2	TM		
30	TM**	1,1-DCA	0.2243	0.2247	0.18	TM**		
31	TM	Ethyl tert Butyl Ether	0.3440	0.3584	4.2	TM		
32	TM	MEK (2-Butanone)	0.0237	0.0212	11	TM		
33	TM	Cis-1,2-DCE	0.1309	0.1447	11	TM		
34	TM	2,2-Dichloropropane	0.1963	0.2072	5.6	TM		
35	TM*	Chloroform	0.2286	0.2414	5.6	TM*		
36	TML	Bromochloromethane	0.0950	0.1015	6.9	TML	1.4	
37	S	Dibromofluoromethane(S)	0.2989	0.2961	0.93	S		
38	TM	1,1,1-TCA	0.2170	0.2327	7.2	TM		
39	TM	Cyclohexane	0.1043	0.1150	10	TM		
40	TM	1,1-Dichloropropene	0.1404	0.1424	1.4	TM		
		Average			7.4			

VOLATILE ORGANIC ANALYSIS BY
EPA METHOD 8260B

Form 7

Continuing Calibration

Lab Name: APPL, Inc.
Case No:
Matrix: Water

SDG No:
Date Analyzed: 8 Jul 21 11:44
Instrument: Max
Cal. Date: 07/07/21
Data File: 0708M03.D

		Compound	MEAN	CCRF	%D		%Drift	
41	TM	2,2,4-Trimethylpentane	0.2754	0.2894	5.1	TM		
42	S	1,2-DCA-D4(S)	0.1312	0.1379	5.2	S		
43	TM	Carbon Tetrachloride	0.1958	0.2042	4.3	TM		
44	TM	Tert Amyl Methyl Ether	0.3165	0.3027	4.3	TM		
45	TM	1,2-DCA	0.1921	0.1905	0.83	TM		
46	TM	Benzene	0.4911	0.4783	2.6	TM		
47	TM	TCE	0.1251	0.2120	69	TM		*High
48	TM	2-Pentanone	0.0715	0.0712	0.40	TM		
49	TM*	1,2-Dichloropropane	0.0598	0.0614	2.6	TM*		
50	TM	Bromodichloromethane	0.1929	0.1987	3.0	TM		
51	TM	Methyl Cyclohexane	0.1583	0.1613	1.9	TM		
52	TM	Dibromomethane	0.0826	0.0847	2.5	TM		
53	TM	MIBK (methyl isobutyl ketone)	0.0494	0.0461	6.5	TM		
54	TML	1-Bromo-2-chloroethane	0.0207	0.0220	6.3	TML	9.6	
55	TM	2-Chloroethyl vinyl ether	0.0000	0.0001	0.00	TM		
56	TML	Cis-1,3-Dichloropropene	0.1156	0.1084	6.3	TML	0.08	
57	TM*	Toluene	0.5087	0.5239	3.0	TM*		
58	TM	Trans-1,3-Dichloropropene	0.1804	0.1750	3.0	TM		
59	TML	1,1,2-TCA	0.0868	0.0948	9.3	TML	1.4	
60	TML	2-Hexanone	0.0250	0.0226	9.4	TML	10	
61	I	Chlorobenzene-D5 (IS)	ISTD			I		
62	S	Toluene-D8(S)	1.183	1.209	2.2	S		
63	TML	1,2-EDB	0.1295	0.1490	15	TML	5.8	
64	TM	Tetrachloroethene	0.1011	0.1027	1.6	TM		
65	TM	1-Chlorohexane	0.1601	0.1691	5.7	TM		
66	TM	1,1,1,2-Tetrachloroethane	0.1843	0.1954	6.0	TM		
67	TM	m&p-Xylene	0.2532	0.2648	4.6	TM		
68	TML	o-Xylene	0.2421	0.2548	5.3	TML	2.1	
69	TML	Styrene	0.4080	0.4007	1.8	TML	8.5	
70	S	4-Bromofluorobenzene(S)	0.4158	0.4317	3.8	S		
71	TM	1,3-Dichloropropane	0.2148	0.2411	12	TM		
72	TM	Dibromochloromethane	0.1950	0.2002	2.7	TM		
73	TM**	Chlorobenzene	0.4579	0.4641	1.4	TM**		
74	TM*	Ethylbenzene	0.6314	0.6621	4.9	TM*		
75	TM**	Bromoform	0.1453	0.1537	5.8	TM**		
76	I	1,4-Dichlorobenzene-D (IS)	ISTD			I		
77	TM	Isopropylbenzene	0.9752	0.9951	2.0	TM		
78	TM**	1,1,2,2-Tetrachloroethane	0.2819	0.2866	1.7	TM**		
79	TM	1,2,3-Trichloropropane	0.1205	0.0999	17	TM		
80	TML	t-1,4-Dichloro-2-Butene	0.0624	0.0707	13	TML	0.74	
		Average			6.6			

VOLATILE ORGANIC ANALYSIS BY
EPA METHOD 8260B

Form 7

Continuing Calibration

Lab Name: APPL, Inc.
Case No:
Matrix: Water

SDG No:
Date Analyzed: 8 Jul 21 11:44
Instrument: Max
Cal. Date: 07/07/21
Data File: 0708M03.D

		Compound	MEAN	CCRF	%D		%Drift
81	TM	Bromobenzene	0.3659	0.3606	1.5	TM	
82	TML	n-Propylbenzene	1.095	1.102	0.65	TML	4.0
83	TM	4-Ethyltoluene	0.9979	1.033	3.6	TM	
84	TML	2-Chlorotoluene	0.7458	0.7766	4.1	TML	0.68
85	TM	1,3,5-Trimethylbenzene	0.9148	0.9505	3.9	TM	
86	TM	4-Chlorotoluene	0.8715	0.9310	6.8	TM	
87	TM	Tert-Butylbenzene	0.5160	0.4781	7.3	TM	
88	TM	1,2,4-Trimethylbenzene	0.8437	0.9036	7.1	TM	
89	TM	Sec-Butylbenzene	1.036	1.050	1.3	TM	
90	TM	p-Isopropyltoluene	1.001	1.037	3.6	TM	
91	TML	Benzyl Chloride	0.4407	0.4921	12	TML	13
92	TM	1,3-DCB	0.6595	0.6697	1.6	TM	
93	TM	1,4-DCB	0.7169	0.7128	0.57	TM	
94	TM	n-Butylbenzene	0.7546	0.7949	5.3	TM	
95	TM	1,2-DCB	0.6315	0.6204	1.8	TM	
96	TM	Hexachloroethane	0.2103	0.2359	12	TM	
97	TML	1,2-Dibromo-3-chloropropane	0.0731	0.0742	1.6	TML	8.7
98	TML	1,2,4-Trichlorobenzene	0.4898	0.4495	8.2	TML	4.2
99	TM	Hexachlorobutadiene	0.2567	0.2606	1.5	TM	
100	TM	Naphthalene	0.5056	0.4665	7.7	TM	
101	TM	1,2,3-Trichlorobenzene	0.4872	0.4377	10	TM	
102							
103							
104							
105							
106							
107							
108							
109							
110							
111							
112							
113							
114							
115							
116							
117							
118							
119							
120							
		Average			4.9		

Quantitation Report (Not Reviewed)

Data File : M:\MAX\DATA\210707\0708M03.D
Acq On : 8 Jul 21 11:44
Sample : 210708A CCV/LCS 10ug/L
Misc : IS&S 6/4/21

Vial: 3
Operator: LP,DG,CH
Inst : Max
Multiplr: 1.00

Quant Time: Jul 9 6:12 2021 Quant Results File: M0707W.RES

Quant Method : M:\MAX\DATA\210707\M0707W.M (RTE Integrator)
Title : METHOD 8260B
Last Update : Thu Jul 08 09:45:53 2021
Response via : Initial Calibration
DataAcq Meth : M8260_062221

Internal Standards	R.T.	QIon	Response	Conc	Units		Dev(Min)
1) Fluorobenzene (IS)	5.25	96	151596	25.00	ppb		0.00
63) Chlorobenzene-D5 (IS)	8.60	117	119822	25.00	ppb		0.00
78) 1,4-Dichlorobenzene-D (IS)	10.94	152	74293	25.00	ppb		0.00
System Monitoring Compounds							
39) Dibromofluoromethane(S)	4.31	111	44883	24.77	ppb		0.00
Spiked Amount 25.000			Recovery	=	99.068%		
44) 1,2-DCA-D4(S)	4.76	65	20912	26.29	ppb		0.00
Spiked Amount 25.000			Recovery	=	105.160%		
64) Toluene-D8(S)	7.12	98	144826	25.54	ppb		0.00
Spiked Amount 25.000			Recovery	=	102.164%		
72) 4-Bromofluorobenzene(S)	9.80	95	51731	25.96	ppb		0.00
Spiked Amount 25.000			Recovery	=	103.840%		
Target Compounds							Qvalue
3) Dichlorodifluoromethane	0.89	85	7647	10.30	ppb		99
4) Freon 114	0.89	85	7647	10.41	ppb		96
5) Chloromethane	0.92	50	10072	9.80	ppb		98
6) Vinyl chloride	0.98	62	8909	10.71	ppb		83
8) Bromomethane	1.17	94	5433	11.76	ppb		86
9) Chloroethane	1.24	64	6163	9.78	ppb		96
10) Dichlorofluoromethane	1.36	67	15513	10.32	ppb		95
11) Trichlorofluoromethane	1.41	101	14290	11.22	ppb		98
13) Acrolein	1.68	56	15893	174.54	ppb		98
14) Acetone	1.79	43	7191	45.84	ppb		96
15) Freon-113	1.78	151	7455	10.09	ppb		92
16) Acetonitrile	1.99	41	13979	122.47	ppb	#	90
18) 1,1-DCE	1.75	61	11653	10.81	ppb		93
19) t-Butanol	2.30	59	7160	119.07	ppb	#	78
20) Methyl Acetate	2.08	43	5931	9.07	ppb		99
21) Iodomethane	1.85	142	9864	9.42	ppb		97
22) Acrylonitrile	2.37	53	2709	10.01	ppb	#	89
24) Methylene chloride	2.13	84	8244	10.13	ppb		95
25) Carbon disulfide	1.90	76	16338	9.63	ppb		97
26) Methyl t-butyl ether (MtBE	2.43	73	21590	10.21	ppb	#	90
27) Trans-1,2-DCE	2.40	96	8089	10.13	ppb		99
28) 3-Methylpentane	2.43	57	4717	10.01	ppb	#	82
29) Diisopropyl Ether	3.00	45	22648	9.78	ppb		94
30) 1,1-DCA	2.82	63	13623	10.02	ppb		96
32) Ethyl tert Butyl Ether	3.48	59	21733	10.42	ppb		98
34) MEK (2-Butanone)	3.66	43	6437	44.71	ppb	#	86
35) Cis-1,2-DCE	3.56	96	8772	11.05	ppb		93
36) 2,2-Dichloropropane	3.55	77	12565	10.56	ppb		91
37) Chloroform	4.07	83	14640	10.56	ppb		94
38) Bromochloromethane	3.91	130	6155	10.14	ppb		95
40) 1,1,1-TCA	4.32	97	14110	10.72	ppb		95
41) Cyclohexane	4.41	41	6973	11.02	ppb		80
42) 1,1-Dichloropropene	4.59	75	8634	10.14	ppb		93
43) 2,2,4-Trimethylpentane	5.06	57	17547	10.51	ppb		99
45) Carbon Tetrachloride	4.57	117	12380	10.43	ppb		94
46) Tert Amyl Methyl Ether	5.12	73	18358	9.57	ppb		94
47) 1,2-DCA	4.88	62	11550	9.92	ppb		94
48) Benzene	4.85	78	29003	9.74	ppb		93
49) TCE	5.72	95	12856	16.95	ppb		93

(#) = qualifier out of range (m) = manual integration

Quantitation Report (Not Reviewed)

Data File : M:\MAX\DATA\210707\0708M03.D
Acq On : 8 Jul 21 11:44
Sample : 210708A CCV/LCS 10ug/L
Misc : IS&S 6/4/21

Vial: 3
Operator: LP,DG,CH
Inst : Max
Multiplr: 1.00

Quant Time: Jul 9 6:12 2021 Quant Results File: M0707W.RES

Quant Method : M:\MAX\DATA\210707\M0707W.M (RTE Integrator)
Title : METHOD 8260B
Last Update : Thu Jul 08 09:45:53 2021
Response via : Initial Calibration
DataAcq Meth : M8260_062221

	Compound	R.T.	QIon	Response	Conc	Unit		Qvalue
50)	2-Pentanone	6.00	43	53960	124.50	ppb		100
51)	1,2-Dichloropropane	5.96	63	3721	10.26	ppb	#	93
52)	Bromodichloromethane	6.32	83	12050	10.30	ppb		99
53)	Methyl Cyclohexane	5.95	83	9779	10.19	ppb		99
54)	Dibromomethane	6.08	93	5135	10.25	ppb		94
55)	MIBK (methyl isobutyl ket	7.05	43	13990	46.74	ppb		94
56)	1-Bromo-2-chloroethane	6.63	144	1336	9.04	ppb		87
58)	Cis-1,3-Dichloropropene	6.84	39	6573	10.01	ppb	#	71
59)	Toluene	7.19	91	31768	10.30	ppb		91
60)	Trans-1,3-Dichloropropene	7.46	75	10610	9.70	ppb		95
61)	1,1,2-TCA	7.63	83	5751	10.14	ppb		92
62)	2-Hexanone	7.96	43	6867	44.95	ppb	#	85
65)	1,2-EDB	8.10	107	7141	10.58	ppb	#	71
66)	Tetrachloroethene	7.77	164	4921	10.16	ppb		91
67)	1-Chlorohexane	8.68	91	8107	10.57	ppb		92
68)	1,1,1,2-Tetrachloroethane	8.73	131	9366	10.60	ppb		96
69)	m&p-Xylene	8.91	106	25386	20.92	ppb		91
70)	o-Xylene	9.29	106	12214	9.79	ppb		93
71)	Styrene	9.31	104	19206	9.15	ppb		91
73)	1,3-Dichloropropane	7.79	76	11557	11.23	ppb		99
74)	Dibromochloromethane	8.01	129	9597	10.27	ppb		92
75)	Chlorobenzene	8.64	112	22246	10.14	ppb		97
76)	Ethylbenzene	8.78	91	31732	10.49	ppb		89
77)	Bromoform	9.44	173	7368	10.58	ppb		92
79)	Isopropylbenzene	9.68	105	29573	10.20	ppb		98
80)	1,1,2,2-Tetrachloroethane	9.96	83	8517	10.17	ppb		90
81)	1,2,3-Trichloropropane	9.98	110	2969	8.29	ppb		85
82)	t-1,4-Dichloro-2-Butene	10.03	53	2100	10.07	ppb		89
83)	Bromobenzene	9.93	156	10716	9.85	ppb		91
84)	n-Propylbenzene	10.09	91	32750	9.60	ppb		97
85)	4-Ethyltoluene	10.21	105	30708	10.36	ppb		98
86)	2-Chlorotoluene	10.14	91	23078	10.07	ppb		88
87)	1,3,5-Trimethylbenzene	10.28	105	28245	10.39	ppb		99
88)	4-Chlorotoluene	10.25	91	27667	10.68	ppb		99
89)	Tert-Butylbenzene	10.59	119	14209	9.27	ppb		96
90)	1,2,4-Trimethylbenzene	10.64	105	26852	10.71	ppb		97
91)	Sec-Butylbenzene	10.81	105	31208	10.13	ppb		96
92)	p-Isopropyltoluene	10.97	119	30820	10.36	ppb		98
93)	Benzyl Chloride	11.11	91	14624	11.30	ppb	#	91
94)	1,3-DCB	10.88	146	19903	10.16	ppb		99
95)	1,4-DCB	10.96	146	21183	9.94	ppb		97
96)	n-Butylbenzene	11.37	91	23621	10.53	ppb		100
97)	1,2-DCB	11.32	146	18437	9.82	ppb		97
98)	Hexachloroethane	11.58	117	7011	11.22	ppb		83
99)	1,2-Dibromo-3-chloropropan	12.08	157	2205	10.87	ppb	#	84
100)	1,2,4-Trichlorobenzene	12.91	180	13358	9.58	ppb		91
101)	Hexachlorobutadiene	13.12	225	7743	10.15	ppb		93
102)	Naphthalene	13.13	128	13863	9.23	ppb		99
103)	1,2,3-Trichlorobenzene	13.38	180	13007	8.98	ppb		98

(#) = qualifier out of range (m) = manual integration

Quantitation Report

Data File : M:\MAX\DATA\210707\0708M03.D
Acq On : 8 Jul 21 11:44
Sample : 210708A CCV/LCS 10ug/L
Misc : IS&S 6/4/21

Vial: 3
Operator: LP,DG,CH
Inst : Max
Multiplr: 1.00

Quant Time: Jul 9 6:12 2021

Quant Results File: M0707W.RES

Method : M:\MAX\DATA\210707\M0707W.M (RTE Integrator)
Title : METHOD 8260B
Last Update : Thu Jul 08 09:45:53 2021
Response via : Initial Calibration

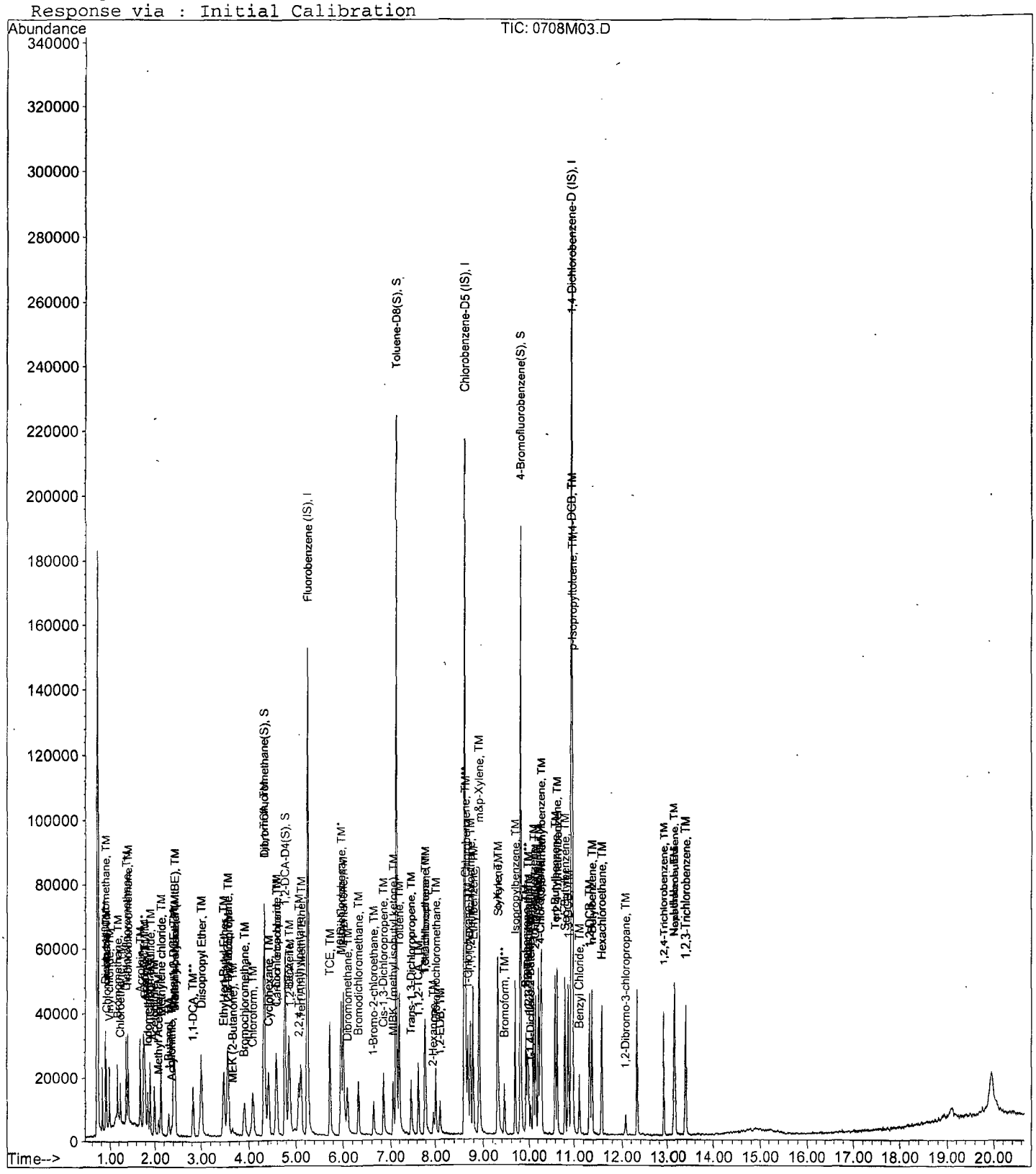

VOLATILE ORGANIC ANALYSIS BY
EPA METHOD 8260B

Form 7

Ending Continuing Calibration

Lab Name: APPL, Inc.
Case No:
Matrix: Water

SDG No:
Date Analyzed: 8 Jul 21 22:55
Instrument: Max
Initial Cal. Date: 07/07/21
Data File: 0708M27.D

		Compound	MEAN	CCRF	%D		%Drift	
1	I	Fluorobenzene (IS)	ISTD			I		
2	TM	Chlorotrifluoroethene	0.0000	0.0046	0.00	TM		
3	TML	Dichlorodifluoromethane	0.1202	0.1326	10	TML	8.3	
4	TML	Freon 114	0.1202	0.1326	10	TML	9.3	
5	TM**L	Chloromethane	0.3441	0.1693	51	TM**L	0.27	
6	TM*	Vinyl chloride	0.1372	0.1551	13	TM*		
7	TM	2-Chloro-1,1,1-trifluoroethane	0.0000	0.0034	0.00	TM		
8	TM	Bromomethane	0.0762	0.0912	20	TM		
9	TM	Chloroethane	0.1040	0.0909	13	TM		
10	TM	Dichlorofluoromethane	0.2480	0.2746	11	TM		
11	TM	Trichlorofluoromethane	0.2101	0.2591	23	TM		
12	TM	2,2-Dichloro-1,1,1-trifluoroethane	0.0000	0.0032	0.00	TM		
13	TML	Acrolein	0.0154	0.0186	21	TML	24	
14	TM	Acetone	0.0259	0.0236	8.8	TM		
15	TM	Freon-113	0.1218	0.1314	7.9	TM		
16	TM	Acetonitrile	0.0188	0.0183	2.9	TM		
17	TM	2-propanol	0.0000	0.0003	0.00	TM		
18	TM*	1,1-DCE	0.1778	0.2086	17	TM*		
19	TM	t-Butanol	0.0099	0.0082	17	TM		
20	TML	Methyl Acetate	0.1232	0.1065	14	TML	0.37	
21	TML	Iodomethane	0.1547	0.1319	15	TML	22	
22	TM	Acrylonitrile	0.0446	0.0377	16	TM		
23	TML	Methylene chloride	0.1783	0.1495	16	TML	12	
24	TM	Carbon disulfide	0.2798	0.2799	0.04	TM		
25	TM	Methyl t-butyl ether (MtBE)	0.3489	0.3521	0.93	TM		
26	TM	Trans-1,2-DCE	0.1317	0.1340	1.8	TM		
27	TM	3-Methylpentane	0.0777	0.0762	1.9	TM		
28	TM	Diisopropyl Ether	0.3820	0.3754	1.7	TM		
29	TM**	1,1-DCA	0.2243	0.2447	9.1	TM**		
30	TML	Vinyl Acetate	0.1582	0.2066	31	TML	98	*NT
31	TM	Ethyl tert Butyl Ether	0.3440	0.3443	0.09	TM		
32	TM	MEK (2-Butanone)	0.0237	0.0224	5.6	TM		
33	TM	Cis-1,2-DCE	0.1309	0.1464	12	TM		
34	TM	2,2-Dichloropropane	0.1963	0.1586	19	TM		
35	TM*	Chloroform	0.2286	0.2650	16	TM*		
36	TML	Bromochloromethane	0.0950	0.1008	6.1	TML	0.73	
37	S	Dibromofluoromethane(S)	0.2989	0.3011	0.74	S		
38	TM	1,1,1-TCA	0.2170	0.2422	12	TM		
39	TM	Cyclohexane	0.1043	0.1096	5.1	TM		
40	TM	1,1-Dichloropropene	0.1404	0.1378	1.8	TM		
		Average			10.6			

VOLATILE ORGANIC ANALYSIS BY
EPA METHOD 8260B

Form 7

Ending Continuing Calibration

Lab Name: APPL, Inc.
Case No:
Matrix: Water

SDG No:
Date Analyzed: 8 Jul 21 22:55
Instrument: Max
Cal. Date: 07/07/21
Data File: 0708M27.D

		Compound	MEAN	CCRF	%D		%Drift
41	TM	2,2,4-Trimethylpentane	0.2754	0.2531	8.1	TM	
42	S	1,2-DCA-D4(S)	0.1312	0.1355	3.3	S	
43	TM	Carbon Tetrachloride	0.1958	0.2237	14	TM	
44	TM	Tert Amyl Methyl Ether	0.3165	0.2974	6.0	TM	
45	TM	1,2-DCA	0.1921	0.2065	7.5	TM	
46	TM	Benzene	0.4911	0.5127	4.4	TM	
47	TM	TCE	0.1251	0.1473	18	TM	
48	TM	2-Pentanone	0.0715	0.0716	0.14	TM	
49	TM*	1,2-Dichloropropane	0.0598	0.0655	9.5	TM*	
50	TM	Bromodichloromethane	0.1929	0.1990	3.2	TM	
51	TM	Methyl Cyclohexane	0.1583	0.1499	5.3	TM	
52	TM	Dibromomethane	0.0826	0.0857	3.7	TM	
53	TM	MIBK (methyl isobutyl ketone)	0.0494	0.0456	7.7	TM	
54	TML	1-Bromo-2-chloroethane	0.0207	0.0224	8.3	TML	7.9
55	TM	2-Chloroethyl vinyl ether	0.0000	0.0003	0.00	TM	
56	TML	Cis-1,3-Dichloropropene	0.1156	0.1076	6.9	TML	0.61
57	TM*	Toluene	0.5087	0.5509	8.3	TM*	
58	TM	Trans-1,3-Dichloropropene	0.1804	0.1661	7.9	TM	
59	TML	1,1,2-TCA	0.0868	0.1003	16	TML	7.3
60	TML	2-Hexanone	0.0250	0.0204	18	TML	18
61	I	Chlorobenzene-D5 (IS)	ISTD			I	
62	S	Toluene-D8(S)	1.183	1.236	4.5	S	
63	TML	1,2-EDB	0.1295	0.1508	16	TML	7.1
64	TM	Tetrachloroethene	0.1011	0.1002	0.83	TM	
65	TM	1-Chlorohexane	0.1601	0.1574	1.7	TM	
66	TM	1,1,1,2-Tetrachloroethane	0.1843	0.1935	5.0	TM	
67	TM	m&p-Xylene	0.2532	0.2641	4.3	TM	
68	TML	o-Xylene	0.2421	0.2648	9.4	TML	1.5
69	TML	Styrene	0.4080	0.3955	3.1	TML	9.6
70	S	4-Bromofluorobenzene(S)	0.4158	0.4355	4.8	S	
71	TM	1,3-Dichloropropane	0.2148	0.2367	10	TM	
72	TM	Dibromochloromethane	0.1950	0.2063	5.8	TM	
73	TM**	Chlorobenzene	0.4579	0.4640	1.3	TM**	
74	TM*	Ethylbenzene	0.6314	0.6745	6.8	TM*	
75	TM**	Bromoform	0.1453	0.1572	8.2	TM**	
76	I	1,4-Dichlorobenzene-D (IS)	ISTD			I	
77	TM	Isopropylbenzene	0.9752	0.9609	1.5	TM	
78	TM**	1,1,2,2-Tetrachloroethane	0.2819	0.2502	11	TM**	
79	TM	1,2,3-Trichloropropane	0.1205	0.0989	18	TM	
80	TML	t-1,4-Dichloro-2-Butene	0.0624	0.0468	25	TML	32
		Average			7.7		

VOLATILE ORGANIC ANALYSIS BY
EPA METHOD 8260B

Form 7

Ending Continuing Calibration

Lab Name: APPL, Inc.
Case No:
Matrix: Water

SDG No:
Date Analyzed: 8 Jul 21 22:55
Instrument: Max
Cal. Date: 07/07/21
Data File: 0708M27.D

		Compound	MEAN	CCRF	%D		%Drift
81	TM	Bromobenzene	0.3659	0.3598	1.7	TM	
82	TML	n-Propylbenzene	1.095	1.123	2.5	TML	2.5
83	TM	4-Ethyltoluene	0.9979	1.022	2.4	TM	
84	TML	2-Chlorotoluene	0.7458	0.7986	7.1	TML	3.5
85	TM	1,3,5-Trimethylbenzene	0.9148	0.9025	1.3	TM	
86	TM	4-Chlorotoluene	0.8715	0.9434	8.2	TM	
87	TM	Tert-Butylbenzene	0.5160	0.4897	5.1	TM	
88	TM	1,2,4-Trimethylbenzene	0.8437	0.8585	1.8	TM	
89	TM	Sec-Butylbenzene	1.036	1.063	2.6	TM	
90	TM	p-Isopropyltoluene	1.001	1.014	1.3	TM	
91	TML	Benzyl Chloride	0.4407	0.2817	36	TML	29
92	TM	1,3-DCB	0.6595	0.7007	6.3	TM	
93	TM	1,4-DCB	0.7169	0.7276	1.5	TM	
94	TM	n-Butylbenzene	0.7546	0.7181	4.8	TM	
95	TM	1,2-DCB	0.6315	0.6144	2.7	TM	
96	TM	Hexachloroethane	0.2103	0.2449	16	TM	
97	TML	1,2-Dibromo-3-chloropropane	0.0731	0.0730	0.03	TML	7.5
98	TML	1,2,4-Trichlorobenzene	0.4898	0.4009	18	TML	12
99	TM	Hexachlorobutadiene	0.2567	0.2501	2.6	TM	
100	TM	Naphthalene	0.5056	0.3799	25	TM	
101	TM	1,2,3-Trichlorobenzene	0.4872	0.3742	23	TM	
102							
103							
104							
105							
106							
107							
108							
109							
110							
111							
112							
113							
114							
115							
116							
117							
118							
119							
120							
		Average			8.1		

Quantitation Report (Not Reviewed)

Data File : M:\MAX\DATA\210707\0708M27.D
Acq On : 8 Jul 21 22:55
Sample : Ending CCV 10ug/L 7/8/21
Misc : IS&S 6/4/21

Vial: 27
Operator: LP,DG,CH
Inst : Max
Multiplr: 1.00

Quant Time: Jul 9 6:12 2021
Quant Results File: M0707W.RES

Quant Method : M:\MAX\DATA\210707\M0707W.M (RTE Integrator)
Title : METHOD 8260B
Last Update : Thu Jul 08 09:45:53 2021
Response via : Initial Calibration
DataAcq Meth : M8260_062221

Internal Standards	R.T.	QIon	Response	Conc	Units		Dev(Min)
1) Fluorobenzene (IS)	5.25	96	131247	25.00	ppb		0.00
63) Chlorobenzene-D5 (IS)	8.60	117	104003	25.00	ppb		0.00
78) 1,4-Dichlorobenzene-D (IS)	10.94	152	64689	25.00	ppb		0.00
System Monitoring Compounds							
39) Dibromofluoromethane(S)	4.31	111	39515	25.19	ppb		0.00
Spiked Amount 25.000			Recovery	=	100.744%		
44) 1,2-DCA-D4(S)	4.76	65	17784	25.82	ppb		0.00
Spiked Amount 25.000			Recovery	=	103.296%		
64) Toluene-D8(S)	7.12	98	128538	26.12	ppb		0.00
Spiked Amount 25.000			Recovery	=	104.468%		
72) 4-Bromofluorobenzene(S)	9.80	95	45298	26.19	ppb		0.00
Spiked Amount 25.000			Recovery	=	104.760%		
Target Compounds							Qvalue
3) Dichlorodifluoromethane	0.89	85	6959	10.83	ppb		90
4) Freon 114	0.89	85	6959	10.93	ppb		89
5) Chloromethane	0.92	50	8886	10.03	ppb		95
6) Vinyl chloride	0.98	62	8145	11.31	ppb	#	78
8) Bromomethane	1.17	94	4788	11.97	ppb		89
9) Chloroethane	1.24	64	4771	8.74	ppb	#	90
10) Dichlorofluoromethane	1.36	67	14418	11.08	ppb		99
11) Trichlorofluoromethane	1.41	101	13601	12.33	ppb		99
13) Acrolein	1.67	56	12202	154.79	ppb		86
14) Acetone	1.79	43	6190	45.58	ppb		98
15) Freon-113	1.78	151	6898	10.79	ppb		91
16) Acetonitrile	1.99	41	11992	121.35	ppb	#	96
18) 1,1-DCE	1.76	61	10949	11.73	ppb		96
19) t-Butanol	2.29	59	5408	103.88	ppb		92
20) Methyl Acetate	2.08	43	5590	9.96	ppb		93
21) Iodomethane	1.85	142	6926	7.84	ppb		97
22) Acrylonitrile	2.37	53	1979	8.45	ppb	#	87
24) Methylene chloride	2.14	84	7850	11.17	ppb		96
25) Carbon disulfide	1.90	76	14693	10.00	ppb		99
26) Methyl t-butyl ether (MtBE	2.43	73	18486	10.09	ppb		93
27) Trans-1,2-DCE	2.40	96	7037	10.18	ppb		87
28) 3-Methylpentane	2.43	57	4001	9.81	ppb	#	87
29) Diisopropyl Ether	3.00	45	19710	9.83	ppb		95
30) 1,1-DCA	2.82	63	12844	10.91	ppb		97
31) Vinyl Acetate	3.00	43	10847	19.80	ppb	#	95
32) Ethyl tert Butyl Ether	3.47	59	18076	10.01	ppb	#	85
34) MEK (2-Butanone)	3.67	43	5882	47.19	ppb	#	85
35) Cis-1,2-DCE	3.57	96	7684	11.18	ppb		83
36) 2,2-Dichloropropane	3.55	77	8324	8.08	ppb		97
37) Chloroform	4.08	83	13910	11.59	ppb		95
38) Bromochloromethane	3.90	130	5290	10.07	ppb		89
40) 1,1,1-TCA	4.32	97	12716	11.16	ppb	#	85
41) Cyclohexane	4.41	41	5756	10.51	ppb		92
42) 1,1-Dichloropropene	4.59	75	7236	9.82	ppb		91
43) 2,2,4-Trimethylpentane	5.07	57	13290	9.19	ppb		92
45) Carbon Tetrachloride	4.57	117	11742	11.42	ppb		96
46) Tert Amyl Methyl Ether	5.11	73	15615	9.40	ppb		92
47) 1,2-DCA	4.88	62	10841	10.75	ppb		95
48) Benzene	4.85	78	26914	10.44	ppb		93

(#) = qualifier out of range (m) = manual integration
0708M27.D M0707W.M Fri Jul 09 06:35:19 2021

Quantitation Report (Not Reviewed)

Data File : M:\MAX\DATA\210707\0708M27.D
Acq On : 8 Jul 21 22:55
Sample : Ending CCV 10ug/L 7/8/21
Misc : IS&S 6/4/21

Vial: 27
Operator: LP,DG,CH
Inst : Max
Multiplr: 1.00

Quant Time: Jul 9 6:12 2021 Quant Results File: M0707W.RES

Quant Method : M:\MAX\DATA\210707\M0707W.M (RTE Integrator)
Title : METHOD 8260B
Last Update : Thu Jul 08 09:45:53 2021
Response via : Initial Calibration
DataAcq Meth : M8260_062221

Compound	R.T.	QIon	Response	Conc Unit		Qvalue
49) TCE	5.73	95	7731	11.77 ppb		95
50) 2-Pentanone	6.00	43	46968	125.17 ppb		99
51) 1,2-Dichloropropane	5.96	63	3437	10.95 ppb		99
52) Bromodichloromethane	6.31	83	10448	10.32 ppb		96
53) Methyl Cyclohexane	5.95	83	7869	9.47 ppb		91
54) Dibromomethane	6.08	93	4501	10.37 ppb		88
55) MIBK (methyl isobutyl ket	7.05	43	11963	46.17 ppb		98
56) 1-Bromo-2-chloroethane	6.63	144	1178	9.21 ppb		89
58) Cis-1,3-Dichloropropene	6.84	39	5650	9.94 ppb		89
59) Toluene	7.19	91	28924	10.83 ppb		95
60) Trans-1,3-Dichloropropene	7.46	75	8718	9.21 ppb		94
61) 1,1,2-TCA	7.63	83	5264	10.73 ppb		92
62) 2-Hexanone	7.96	43	5352	41.22 ppb		94
65) 1,2-EDB	8.10	107	6275	10.71 ppb		81
66) Tetrachloroethene	7.77	164	4170	9.92 ppb		95
67) 1-Chlorohexane	8.68	91	6547	9.83 ppb		94
68) 1,1,1,2-Tetrachloroethane	8.73	131	8051	10.50 ppb		99
69) m&p-Xylene	8.91	106	21970	20.85 ppb		97
70) o-Xylene	9.29	106	11014	10.15 ppb		90
71) Styrene	9.31	104	16452	9.04 ppb		95
73) 1,3-Dichloropropane	7.79	76	9848	11.02 ppb		99
74) Dibromochloromethane	8.01	129	8584	10.58 ppb		95
75) Chlorobenzene	8.64	112	19301	10.13 ppb		97
76) Ethylbenzene	8.78	91	28061	10.68 ppb		95
77) Bromoform	9.44	173	6540	10.82 ppb		94
79) Isopropylbenzene	9.68	105	24863	9.85 ppb		100
80) 1,1,2,2-Tetrachloroethane	9.96	83	6474	8.88 ppb		92
81) 1,2,3-Trichloropropane	9.99	110	2559	8.21 ppb		86
82) t-1,4-Dichloro-2-Butene	10.03	53	1210	6.76 ppb		98
83) Bromobenzene	9.93	156	9310	9.83 ppb		88
84) n-Propylbenzene	10.09	91	29048	9.75 ppb		97
85) 4-Ethyltoluene	10.21	105	26442	10.24 ppb		98
86) 2-Chlorotoluene	10.14	91	20665	10.35 ppb		86
87) 1,3,5-Trimethylbenzene	10.28	105	23353	9.87 ppb		100
88) 4-Chlorotoluene	10.26	91	24411	10.82 ppb		96
89) Tert-Butylbenzene	10.59	119	12672	9.49 ppb		98
90) 1,2,4-Trimethylbenzene	10.64	105	22213	10.18 ppb		95
91) Sec-Butylbenzene	10.81	105	27496	10.26 ppb		94
92) p-Isopropyltoluene	10.97	119	26231	10.13 ppb		98
93) Benzyl Chloride	11.11	91	7289	7.07 ppb		93
94) 1,3-DCB	10.88	146	18132	10.63 ppb		94
95) 1,4-DCB	10.97	146	18826	10.15 ppb		98
96) n-Butylbenzene	11.37	91	18580	9.52 ppb		99
97) 1,2-DCB	11.32	146	15898	9.73 ppb		100
98) Hexachloroethane	11.58	117	6336	11.64 ppb		88
99) 1,2-Dibromo-3-chloropropan	12.08	157	1890	10.75 ppb	#	77
100) 1,2,4-Trichlorobenzene	12.92	180	10374	8.76 ppb		91
101) Hexachlorobutadiene	13.12	225	6472	9.74 ppb		96
102) Naphthalene	13.14	128	9829	7.51 ppb		94
103) 1,2,3-Trichlorobenzene	13.38	180	9683	7.68 ppb		93

(#) = qualifier out of range (m) = manual integration

Quantitation Report

Data File : M:\MAX\DATA\210707\0708M27.D
Acq On : 8 Jul 21 22:55
Sample : Ending CCV 10ug/L 7/8/21
Misc : IS&S 6/4/21

Vial: 27
Operator: LP,DG,CH
Inst : Max
Multiplr: 1.00

Quant Time: Jul 9 6:12 2021

Quant Results File: M0707W.RES

Method : M:\MAX\DATA\210707\M0707W.M (RTE Integrator)
Title : METHOD 8260B
Last Update : Thu Jul 08 09:45:53 2021
Response via : Initial Calibration



ORGANICS
Raw Data

Quantitation Report (QT Reviewed)

Data File : M:\MAX\DATA\210707\0708M12.D
Acq On : 8 Jul 21 15:56
Sample : BA35511W01
Misc : IS&S 6/4/21

Vial: 12
Operator: LP,DG,CH
Inst : Max
Multiplr: 1.00

Quant Time: Jul 14 9:51 2021 Quant Results File: M0707W.RES

Quant Method : M:\MAX\DATA\210707\M0707W.M (RTE Integrator)
Title : METHOD 8260B
Last Update : Thu Jul 08 09:45:53 2021
Response via : Initial Calibration
DataAcq Meth : M8260_062221

Internal Standards	R.T.	QIon	Response	Conc Units	Dev(Min)
1) Fluorobenzene (IS)	5.25	96	131790	25.00 ppb	0.00
63) Chlorobenzene-D5 (IS)	8.61	117	106675	25.00 ppb	0.00
78) 1,4-Dichlorobenzene-D (IS)	10.94	152	60591	25.00 ppb	0.00
System Monitoring Compounds					
39) Dibromofluoromethane(S)	4.31	111	42743	27.13 ppb	0.00
Spiked Amount 25.000			Recovery	= 108.524%	
44) 1,2-DCA-D4(S)	4.77	65	19944	28.84 ppb	0.00
Spiked Amount 25.000			Recovery	= 115.364%	
64) Toluene-D8(S)	7.12	98	128524	25.46 ppb	0.00
Spiked Amount 25.000			Recovery	= 101.840%	
72) 4-Bromofluorobenzene(S)	9.80	95	41577	23.44 ppb	0.00
Spiked Amount 25.000			Recovery	= 93.744%	

Target Compounds Qvalue

(#) = qualifier out of range (m) = manual integration

Quantitation Report

Data File : M:\MAX\DATA\210707\0708M12.D
Acq On : 8 Jul 21 15:56
Sample : BA35511W01
Misc : IS&S 6/4/21

Vial: 12
Operator: LP,DG,CH
Inst : Max
Multiplr: 1.00

Quant Time: Jul 14 9:51 2021

Quant Results File: M0707W.RES

Method : M:\MAX\DATA\210707\M0707W.M (RTE Integrator)
Title : METHOD 8260B
Last Update : Thu Jul 08 09:45:53 2021
Response via : Initial Calibration



Quantitation Report (QT Reviewed)

Data File : M:\MAX\DATA\210707\0708M13.D
Acq On : 8 Jul 21 16:24
Sample : BA35512W01
Misc : IS&S 6/4/21

Vial: 13
Operator: LP,DG,CH
Inst : Max
Multiplr: 1.00

Quant Time: Jul 14 9:55 2021

Quant Results File: M0707W.RES

Quant Method : M:\MAX\DATA\210707\M0707W.M (RTE Integrator)
Title : METHOD 8260B
Last Update : Thu Jul 08 09:45:53 2021
Response via : Initial Calibration
DataAcq Meth : M8260_062221

Internal Standards	R.T.	QIon	Response	Conc Units	Dev(Min)
1) Fluorobenzene (IS)	5.25	96	127013	25.00 ppb	0.00
63) Chlorobenzene-D5 (IS)	8.61	117	105984	25.00 ppb	0.00
78) 1,4-Dichlorobenzene-D (IS)	10.94	152	64550	25.00 ppb	0.00
System Monitoring Compounds					
39) Dibromofluoromethane(S)	4.31	111	41494	27.33 ppb	0.00
Spiked Amount 25.000			Recovery	= 109.316%	
44) 1,2-DCA-D4(S)	4.77	65	18440	27.67 ppb	0.00
Spiked Amount 25.000			Recovery	= 110.676%	
64) Toluene-D8(S)	7.12	98	123529	24.63 ppb	0.00
Spiked Amount 25.000			Recovery	= 98.520%	
72) 4-Bromofluorobenzene(S)	9.80	95	43093	24.45 ppb	0.00
Spiked Amount 25.000			Recovery	= 97.796%	
Target Compounds					Qvalue
102) Naphthalene	13.13	128	118686	90.91 ppb	99

(#) = qualifier out of range (m) = manual integration

Quantitation Report

Data File : M:\MAX\DATA\210707\0708M13.D
Acq On : 8 Jul 21 16:24
Sample : BA35512W01
Misc : IS&S 6/4/21

Vial: 13
Operator: LP,DG,CH
Inst : Max
Multiplr: 1.00

Quant Time: Jul 14 9:55 2021

Quant Results File: M0707W.RES

Method : M:\MAX\DATA\210707\M0707W.M (RTE Integrator)
Title : METHOD 8260B
Last Update : Thu Jul 08 09:45:53 2021
Response via : Initial Calibration

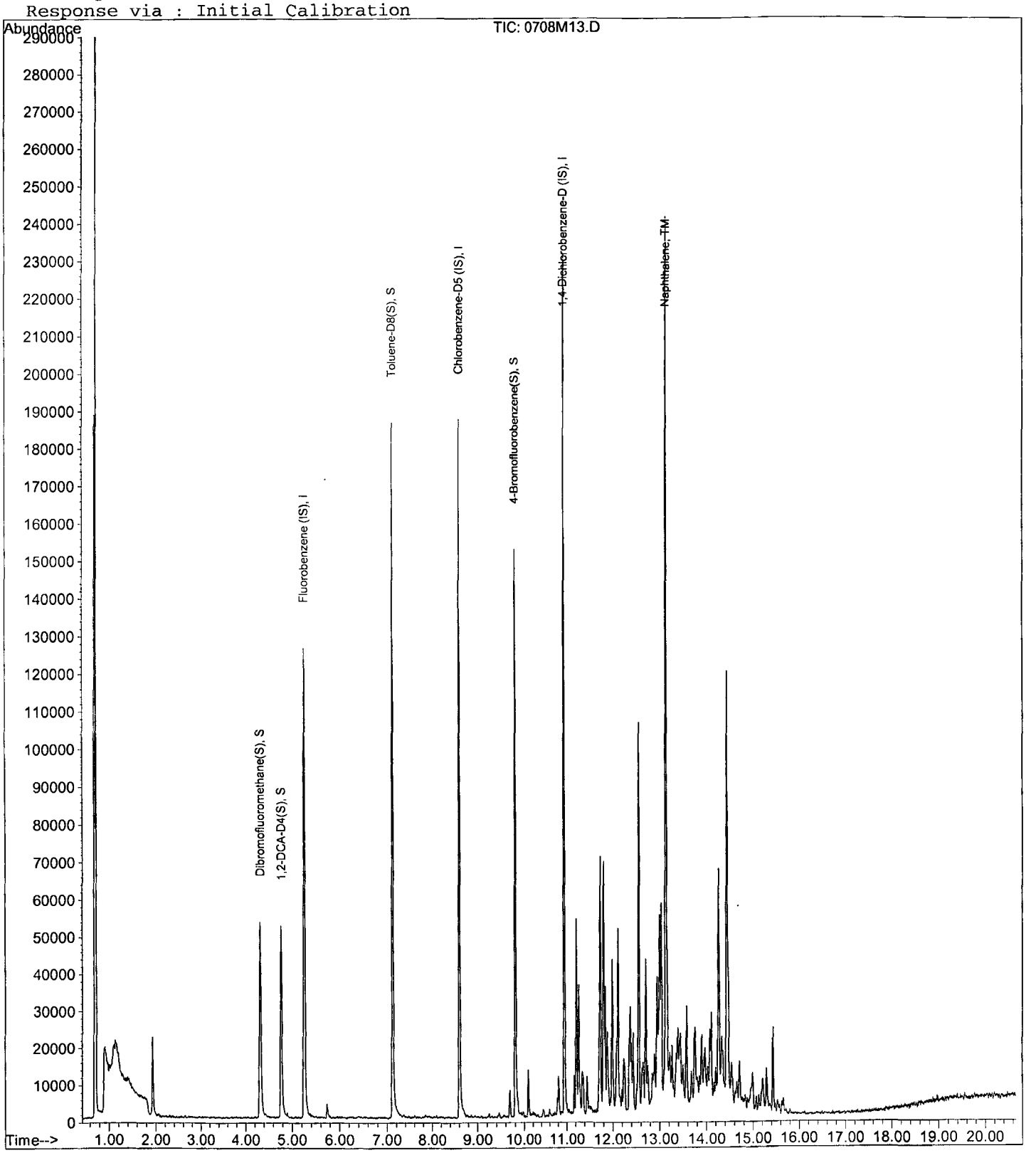

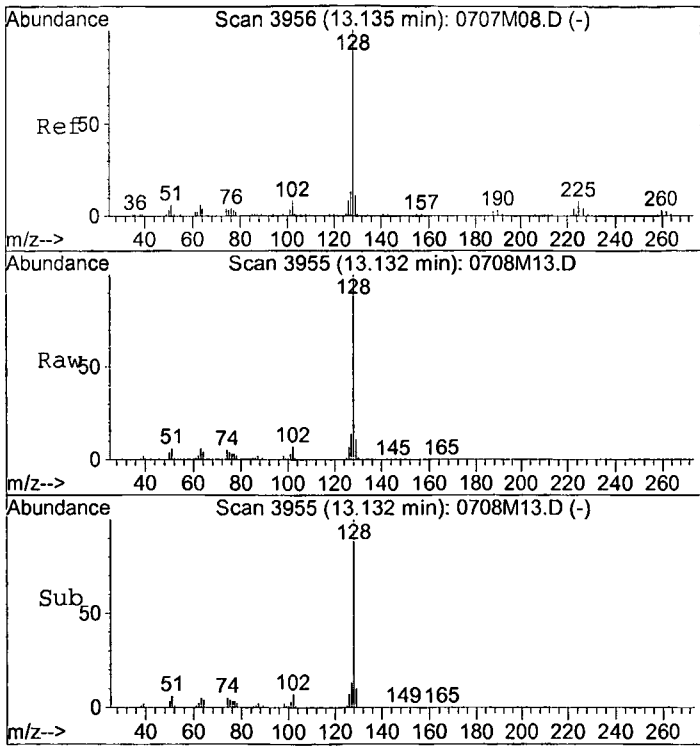

#102
Naphthalene
Concen: 90.91 ppb
RT: 13.13 min Scan# 3955
Delta R.T. -0.00 min
Lab File: 0708M13.D
Acq: 8 Jul 21 16:24

Tgt Ion:128 Resp: 118686

Ion	Ratio	Lower	Upper
128	100		
127	13.7	10.5	15.7

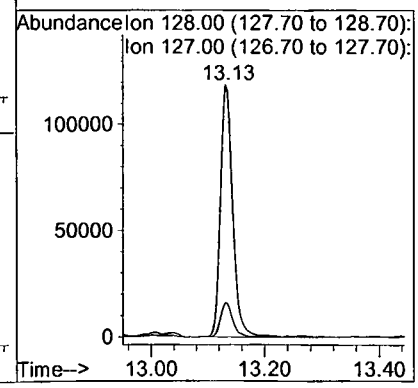

Quantitation Report (QT Reviewed)

Data File : M:\MAX\DATA\210707\0708M14.D
Acq On : 8 Jul 21 16:52
Sample : BA35513W01
Misc : IS&S 6/4/21

Vial: 14
Operator: LP,DG,CH
Inst : Max
Multiplr: 1.00

Quant Time: Jul 14 11:47 2021

Quant Results File: M0707W.RES

Quant Method : M:\MAX\DATA\210707\M0707W.M (RTE Integrator)
Title : METHOD 8260B
Last Update : Thu Jul 08 09:45:53 2021
Response via : Initial Calibration
DataAcq Meth : M8260_062221

Internal Standards	R.T.	QIon	Response	Conc Units	Dev(Min)
1) Fluorobenzene (IS)	5.25	96	132931	25.00 ppb	0.00
63) Chlorobenzene-D5 (IS)	8.60	117	109781	25.00 ppb	0.00
78) 1,4-Dichlorobenzene-D (IS)	10.94	152	63124	25.00 ppb	0.00
System Monitoring Compounds					
39) Dibromofluoromethane(S)	4.31	111	42227	26.57 ppb	0.00
Spiked Amount 25.000			Recovery	= 106.292%	
44) 1,2-DCA-D4(S)	4.77	65	17840	25.58 ppb	0.00
Spiked Amount 25.000			Recovery	= 102.308%	
64) Toluene-D8(S)	7.12	98	128407	24.72 ppb	0.00
Spiked Amount 25.000			Recovery	= 98.868%	
72) 4-Bromofluorobenzene(S)	9.80	95	42867	23.48 ppb	0.00
Spiked Amount 25.000			Recovery	= 93.920%	

Target Compounds Qvalue

(#) = qualifier out of range (m) = manual integration

Quantitation Report

Data File : M:\MAX\DATA\210707\0708M14.D
Acq On : 8 Jul 21 16:52
Sample : BA35513W01
Misc : IS&S 6/4/21

Vial: 14
Operator: LP,DG,CH
Inst : Max
Multiplr: 1.00

Quant Time: Jul 14 11:47 2021

Quant Results File: M0707W.RES

Method : M:\MAX\DATA\210707\M0707W.M (RTE Integrator)
Title : METHOD 8260B
Last Update : Thu Jul 08 09:45:53 2021
Response via : Initial Calibration



Quantitation Report (QT Reviewed)

Data File : M:\MAX\DATA\210707\0708M15.D
Acq On : 8 Jul 21 17:20
Sample : BA35514W01
Misc : IS&S 6/4/21

Vial: 15
Operator: LP,DG,CH
Inst : Max
Multiplr: 1.00

Quant Time: Jul 14 11:56 2021 Quant Results File: M0707W.RES

Quant Method : M:\MAX\DATA\210707\M0707W.M (RTE Integrator)
Title : METHOD 8260B
Last Update : Thu Jul 08 09:45:53 2021
Response via : Initial Calibration
DataAcq Meth : M8260_062221

Internal Standards	R.T.	QIon	Response	Conc Units	Dev(Min)
1) Fluorobenzene (IS)	5.25	96	131938	25.00 ppb	0.00
63) Chlorobenzene-D5 (IS)	8.60	117	108955	25.00 ppb	0.00
78) 1,4-Dichlorobenzene-D (IS)	10.94	152	61903	25.00 ppb	0.00
System Monitoring Compounds					
39) Dibromofluoromethane(S)	4.32	111	42759	27.11 ppb	0.00
Spiked Amount 25.000			Recovery	= 108.444%	
44) 1,2-DCA-D4(S)	4.77	65	19488	28.15 ppb	0.00
Spiked Amount 25.000			Recovery	= 112.600%	
64) Toluene-D8(S)	7.12	98	128875	25.00 ppb	0.00
Spiked Amount 25.000			Recovery	= 99.980%	
72) 4-Bromofluorobenzene(S)	9.80	95	43104	23.79 ppb	0.00
Spiked Amount 25.000			Recovery	= 95.156%	

Target Compounds Qvalue

(#) = qualifier out of range (m) = manual integration
0708M15.D M0707W.M Wed Jul 14 13:29:00 2021

Quantitation Report

Data File : M:\MAX\DATA\210707\0708M15.D
Acq On : 8 Jul 21 17:20
Sample : BA35514W01
Misc : IS&S 6/4/21

Vial: 15
Operator: LP,DG,CH
Inst : Max
Multiplr: 1.00

Quant Time: Jul 14 11:56 2021

Quant Results File: M0707W.RES

Method : M:\MAX\DATA\210707\M0707W.M (RTE Integrator)
Title : METHOD 8260B
Last Update : Thu Jul 08 09:45:53 2021
Response via : Initial Calibration



0708M15.D M0707W.M Wed Jul 14 13:29:01 2021

Quantitation Report (QT Reviewed)

Data File : M:\MAX\DATA\210707\0708M16.D
Acq On : 8 Jul 21 17:47
Sample : BA35515W01
Misc : IS&S 6/4/21

Vial: 16
Operator: LP,DG,CH
Inst : Max
Multiplr: 1.00

Quant Time: Jul 14 11:59 2021
Quant Results File: M0707W.RES

Quant Method : M:\MAX\DATA\210707\M0707W.M (RTE Integrator)
Title : METHOD 8260B
Last Update : Thu Jul 08 09:45:53 2021
Response via : Initial Calibration
DataAcq Meth : M8260_062221

Internal Standards	R.T.	QIon	Response	Conc Units	Dev(Min)
1) Fluorobenzene (IS)	5.25	96	130222	25.00 ppb	0.00
63) Chlorobenzene-D5 (IS)	8.61	117	107417	25.00 ppb	0.00
78) 1,4-Dichlorobenzene-D (IS)	10.94	152	60377	25.00 ppb	0.00
System Monitoring Compounds					
39) Dibromofluoromethane(S)	4.31	111	42394	27.23 ppb	0.00
Spiked Amount 25.000			Recovery	= 108.932%	
44) 1,2-DCA-D4(S)	4.77	65	17928	26.24 ppb	0.00
Spiked Amount 25.000			Recovery	= 104.952%	
64) Toluene-D8(S)	7.12	98	124577	24.51 ppb	0.00
Spiked Amount 25.000			Recovery	= 98.032%	
72) 4-Bromofluorobenzene(S)	9.80	95	42728	23.92 ppb	0.00
Spiked Amount 25.000			Recovery	= 95.676%	

Target Compounds Qvalue

(#) = qualifier out of range (m) = manual integration

Quantitation Report

Data File : M:\MAX\DATA\210707\0708M16.D
Acq On : 8 Jul 21 17:47
Sample : BA35515W01
Misc : IS&S 6/4/21

Vial: 16
Operator: LP,DG,CH
Inst : Max
Multiplr: 1.00

Quant Time: Jul 14 11:59 2021

Quant Results File: M0707W.RES

Method : M:\MAX\DATA\210707\M0707W.M (RTE Integrator)
Title : METHOD 8260B
Last Update : Thu Jul 08 09:45:53 2021
Response via : Initial Calibration



0708M16.D M0707W.M Wed Jul 14 13:29:03 2021

Quantitation Report (QT Reviewed)

Data File : M:\MAX\DATA\210707\0708M17.D
Acq On : 8 Jul 21 18:15
Sample : BA35516W01
Misc : IS&S 6/4/21

Vial: 17
Operator: LP,DG,CH
Inst : Max
Multiplr: 1.00

Quant Time: Jul 14 12:01 2021 Quant Results File: M0707W.RES

Quant Method : M:\MAX\DATA\210707\M0707W.M (RTE Integrator)
Title : METHOD 8260B
Last Update : Thu Jul 08 09:45:53 2021
Response via : Initial Calibration
DataAcq Meth : M8260_062221

Internal Standards	R.T.	QIon	Response	Conc Units	Dev(Min)
1) Fluorobenzene (IS)	5.25	96	125843	25.00 ppb	0.00
63) Chlorobenzene-D5 (IS)	8.61	117	105435	25.00 ppb	0.00
78) 1,4-Dichlorobenzene-D (IS)	10.94	152	58980	25.00 ppb	0.00
System Monitoring Compounds					
39) Dibromofluoromethane(S)	4.32	111	39861	26.50 ppb	0.00
Spiked Amount 25.000			Recovery	= 105.988%	
44) 1,2-DCA-D4(S)	4.77	65	18872	28.58 ppb	0.00
Spiked Amount 25.000			Recovery	= 114.320%	
64) Toluene-D8(S)	7.12	98	123480	24.75 ppb	0.00
Spiked Amount 25.000			Recovery	= 98.992%	
72) 4-Bromofluorobenzene(S)	9.80	95	41049	23.41 ppb	0.00
Spiked Amount 25.000			Recovery	= 93.644%	

Target Compounds Qvalue

(#) = qualifier out of range (m) = manual integration

Quantitation Report

Data File : M:\MAX\DATA\210707\0708M17.D
Acq On : 8 Jul 21 18:15
Sample : BA35516W01
Misc : IS&S 6/4/21

Vial: 17
Operator: LP,DG,CH
Inst : Max
Multiplr: 1.00

Quant Time: Jul 14 12:01 2021

Quant Results File: M0707W.RES

Method : M:\MAX\DATA\210707\M0707W.M (RTE Integrator)
Title : METHOD 8260B
Last Update : Thu Jul 08 09:45:53 2021
Response via : Initial Calibration



Quantitation Report (QT Reviewed)

Data File : M:\MAX\DATA\210707\0708M18.D
Acq On : 8 Jul 21 18:43
Sample : BA35518W01
Misc : IS&S 6/4/21

Vial: 18
Operator: LP,DG,CH
Inst : Max
Multiplr: 1.00

Quant Time: Jul 14 12:22 2021

Quant Results File: M0707W.RES

Quant Method : M:\MAX\DATA\210707\M0707W.M (RTE Integrator)
Title : METHOD 8260B
Last Update : Thu Jul 08 09:45:53 2021
Response via : Initial Calibration
DataAcq Meth : M8260_062221

Internal Standards	R.T.	QIon	Response	Conc Units	Dev(Min)
1) Fluorobenzene (IS)	5.25	96	125979	25.00 ppb	0.00
63) Chlorobenzene-D5 (IS)	8.61	117	105468	25.00 ppb	0.00
78) 1,4-Dichlorobenzene-D (IS)	10.94	152	63091	25.00 ppb	0.00
System Monitoring Compounds					
39) Dibromofluoromethane(S)	4.31	111	39638	26.32 ppb	0.00
Spiked Amount 25.000			Recovery	= 105.284%	
44) 1,2-DCA-D4(S)	4.77	65	18344	27.75 ppb	0.00
Spiked Amount 25.000			Recovery	= 111.004%	
64) Toluene-D8(S)	7.12	98	121284	24.30 ppb	0.00
Spiked Amount 25.000			Recovery	= 97.204%	
72) 4-Bromofluorobenzene(S)	9.80	95	42731	24.36 ppb	0.00
Spiked Amount 25.000			Recovery	= 97.448%	
Target Compounds					Qvalue
79) Isopropylbenzene	9.69	105	5959	2.42 ppb	97
84) n-Propylbenzene	10.10	91	12571	4.94 ppb	96
102) Naphthalene	13.14	128	50913	39.90 ppb	99

(#) = qualifier out of range (m) = manual integration

Quantitation Report

Data File : M:\MAX\DATA\210707\0708M18.D
Acq On : 8 Jul 21 18:43
Sample : BA35518W01
Misc : IS&S 6/4/21

Vial: 18
Operator: LP,DG,CH
Inst : Max
Multiplr: 1.00

Quant Time: Jul 14 12:22 2021

Quant Results File: M0707W.RES

Method : M:\MAX\DATA\210707\M0707W.M (RTE Integrator)
Title : METHOD 8260B
Last Update : Thu Jul 08 09:45:53 2021
Response via : Initial Calibration



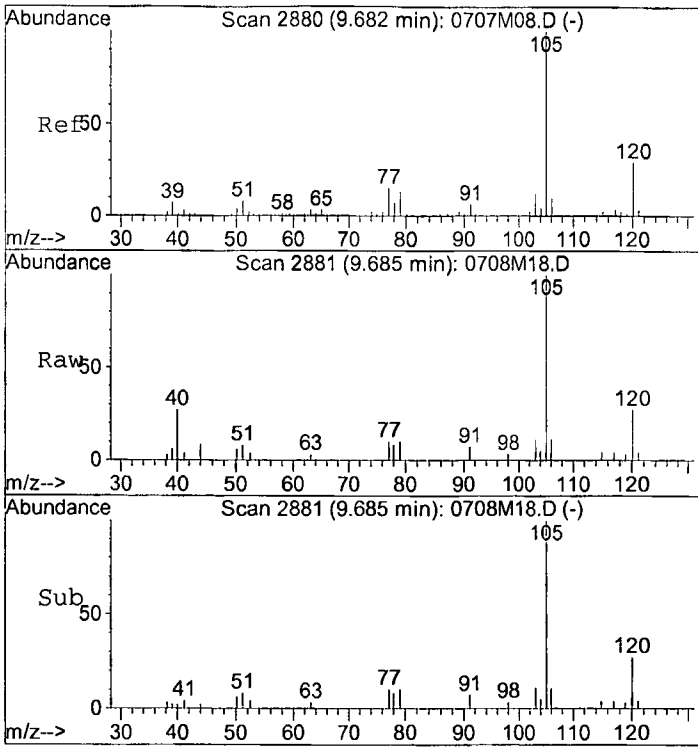

#79
Isopropylbenzene
Concen: 2.42 ppb
RT: 9.69 min Scan# 2881
Delta R.T. 0.00 min
Lab File: 0708M18.D
Acq: 8 Jul 21 18:43

Tgt Ion:105 Resp: 5959

Ion	Ratio	Lower	Upper
105	100		
120	27.2	23.0	34.6

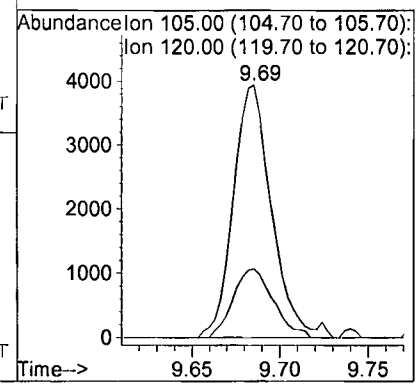

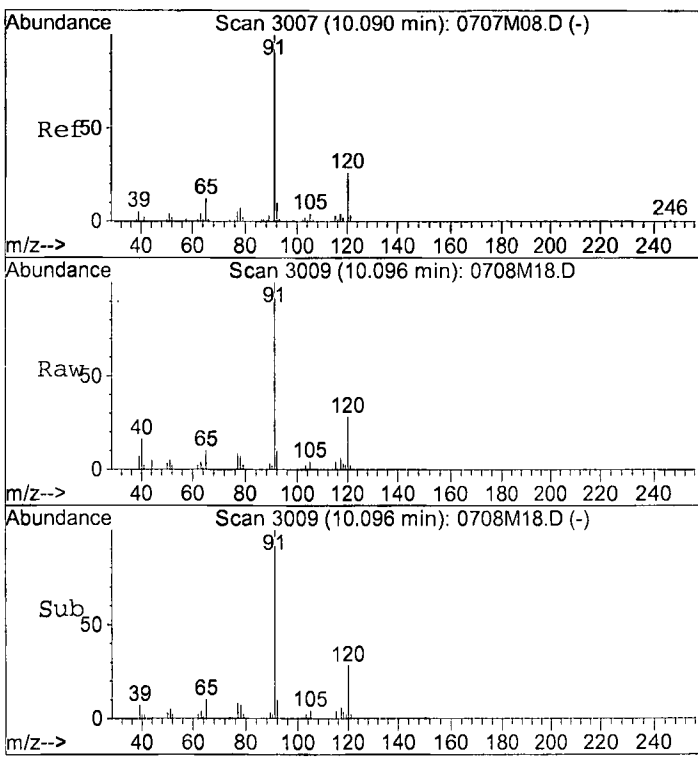

#84
n-Propylbenzene
Concen: 4.94 ppb
RT: 10.10 min Scan# 3009
Delta R.T. 0.01 min
Lab File: 0708M18.D
Acq: 8 Jul 21 18:43

Tgt Ion: 91 Resp: 12571

Ion	Ratio	Lower	Upper
91	100		
120	28.3	18.5	34.3

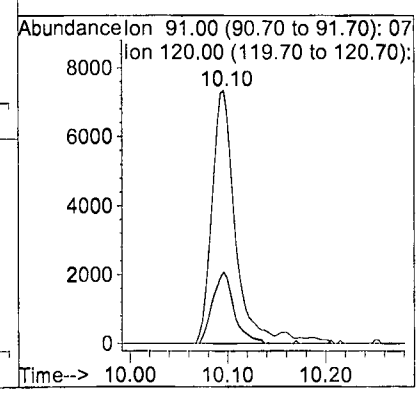

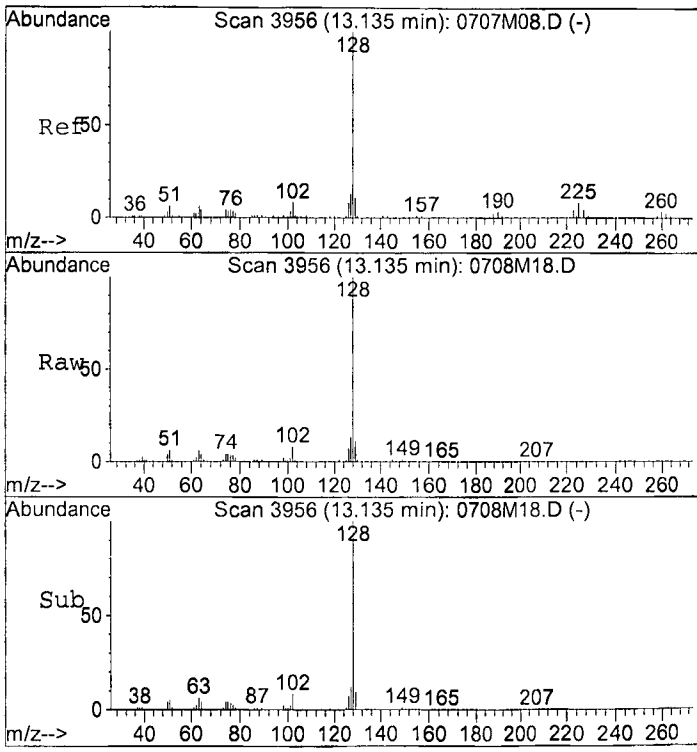

#102
Naphthalene
Concen: 39.90 ppb
RT: 13.14 min Scan# 3956
Delta R.T. 0.00 min
Lab File: 0708M18.D
Acq: 8 Jul 21 18:43

Tgt Ion:128 Resp: 50913

Ion	Ratio	Lower	Upper
128	100		
127	12.6	10.5	15.7

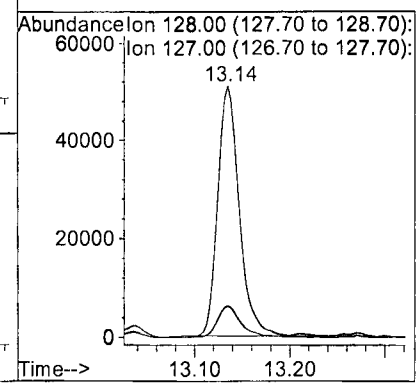

Quantitation Report (QT Reviewed)

Data File : M:\MAX\DATA\210707\0708M19.D
Acq On : 8 Jul 21 19:11
Sample : BA35519W01
Misc : IS&S 6/4/21

Vial: 19
Operator: LP,DG,CH
Inst : Max
Multiplr: 1.00

Quant Time: Jul 14 12:24 2021
Quant Results File: M0707W.RES

Quant Method : M:\MAX\DATA\210707\M0707W.M (RTE Integrator)
Title : METHOD 8260B
Last Update : Thu Jul 08 09:45:53 2021
Response via : Initial Calibration
DataAcq Meth : M8260_062221

Internal Standards	R.T.	QIon	Response	Conc Units	Dev(Min)
1) Fluorobenzene (IS)	5.25	96	130403	25.00 ppb	0.00
63) Chlorobenzene-D5 (IS)	8.60	117	108669	25.00 ppb	0.00
78) 1,4-Dichlorobenzene-D (IS)	10.94	152	59497	25.00 ppb	0.00
System Monitoring Compounds					
39) Dibromofluoromethane(S)	4.32	111	41358	26.53 ppb	0.00
Spiked Amount 25.000			Recovery	= 106.124%	
44) 1,2-DCA-D4(S)	4.77	65	18960	27.71 ppb	0.00
Spiked Amount 25.000			Recovery	= 110.840%	
64) Toluene-D8(S)	7.12	98	123496	24.01 ppb	0.00
Spiked Amount 25.000			Recovery	= 96.060%	
72) 4-Bromofluorobenzene(S)	9.80	95	42449	23.49 ppb	0.00
Spiked Amount 25.000			Recovery	= 93.956%	

Target Compounds Qvalue

(#) = qualifier out of range (m) = manual integration

Quantitation Report

Data File : M:\MAX\DATA\210707\0708M19.D
Acq On : 8 Jul 21 19:11
Sample : BA35519W01
Misc : IS&S 6/4/21

Vial: 19
Operator: LP,DG,CH
Inst : Max
Multiplr: 1.00

Quant Time: Jul 14 12:24 2021

Quant Results File: M0707W.RES

Method : M:\MAX\DATA\210707\M0707W.M (RTE Integrator)
Title : METHOD 8260B
Last Update : Thu Jul 08 09:45:53 2021
Response via : Initial Calibration



Quantitation Report (QT Reviewed)

Data File : M:\MAX\DATA\210707\0708M08.D
Acq On : 8 Jul 21 14:04
Sample : 210708A BLK
Misc : IS&S 6/4/21

Vial: 8
Operator: LP,DG,CH
Inst : Max
Multiplr: 1.00

Quant Time: Jul 9 6:32 2021 Quant Results File: M0707W.RES

Quant Method : M:\MAX\DATA\210707\M0707W.M (RTE Integrator)
Title : METHOD 8260B
Last Update : Thu Jul 08 09:45:53 2021
Response via : Initial Calibration
DataAcq Meth : M8260_062221

Internal Standards	R.T.	QIon	Response	Conc Units	Dev(Min)
1) Fluorobenzene (IS)	5.25	96	135688	25.00 ppb	0.00
63) Chlorobenzene-D5 (IS)	8.61	117	111888	25.00 ppb	0.00
78) 1,4-Dichlorobenzene-D (IS)	10.94	152	63766	25.00 ppb	0.00
System Monitoring Compounds					
39) Dibromofluoromethane(S)	4.31	111	42269	26.06 ppb	0.00
Spiked Amount 25.000			Recovery	= 104.236%	
44) 1,2-DCA-D4(S)	4.77	65	19112	26.84 ppb	0.00
Spiked Amount 25.000			Recovery	= 107.376%	
64) Toluene-D8(S)	7.12	98	131021	24.75 ppb	0.00
Spiked Amount 25.000			Recovery	= 98.980%	
72) 4-Bromofluorobenzene(S)	9.80	95	45116	24.25 ppb	0.00
Spiked Amount 25.000			Recovery	= 96.984%	
Target Compounds					Qvalue
49) TCE	5.73	95	2359	3.47 ppb	93

(#) = qualifier out of range (m) = manual integration
0708M08.D M0707W.M Fri Jul 09 06:35:17 2021

Quantitation Report

Data File : M:\MAX\DATA\210707\0708M08.D
Acq On : 8 Jul 21 14:04
Sample : 210708A BLK
Misc : IS&S 6/4/21

Vial: 8
Operator: LP,DG,CH
Inst : Max
Multiplr: 1.00

Quant Time: Jul 9 6:32 2021

Quant Results File: M0707W.RES

Method : M:\MAX\DATA\210707\M0707W.M (RTE Integrator)
Title : METHOD 8260B
Last Update : Thu Jul 08 09:45:53 2021
Response via : Initial Calibration



Quantitation Report (Not Reviewed)

Data File : M:\MAX\DATA\210707\0708M04.D
Acq On : 8 Jul 21 12:12
Sample : 210708A LCSD 10ug/L
Misc : IS&S 6/4/21

Vial: 4
Operator: LP,DG,CH
Inst : Max
Multiplr: 1.00

Quant Time: Jul 9 6:12 2021

Quant Results File: M0707W.RES

Quant Method : M:\MAX\DATA\210707\M0707W.M (RTE Integrator)
Title : METHOD 8260B
Last Update : Thu Jul 08 09:45:53 2021
Response via : Initial Calibration
DataAcq Meth : M8260_062221

Internal Standards	R.T.	QIon	Response	Conc Units	Dev(Min)
1) Fluorobenzene (IS)	5.25	96	149144	25.00 ppb	0.00
63) Chlorobenzene-D5 (IS)	8.60	117	119926	25.00 ppb	0.00
78) 1,4-Dichlorobenzene-D (IS)	10.94	152	72684	25.00 ppb	0.00
System Monitoring Compounds					
39) Dibromofluoromethane(S)	4.31	111	44449	24.93 ppb	0.00
Spiked Amount 25.000			Recovery	= 99.724%	
44) 1,2-DCA-D4(S)	4.76	65	20936	26.75 ppb	0.00
Spiked Amount 25.000			Recovery	= 107.012%	
64) Toluene-D8(S)	7.12	98	143764	25.33 ppb	0.00
Spiked Amount 25.000			Recovery	= 101.328%	
72) 4-Bromofluorobenzene(S)	9.80	95	52130	26.14 ppb	0.00
Spiked Amount 25.000			Recovery	= 104.552%	

Target Compounds						Qvalue
3) Dichlorodifluoromethane	0.89	85	7888	10.80 ppb		96
4) Freon 114	0.89	85	7888	10.90 ppb		86
5) Chloromethane	0.92	50	9343	9.11 ppb		90
6) Vinyl chloride	0.98	62	8331	10.18 ppb		87
8) Bromomethane	1.17	94	5028	11.06 ppb		88
9) Chloroethane	1.24	64	6324	10.20 ppb		97
10) Dichlorofluoromethane	1.36	67	14186	9.59 ppb		96
11) Trichlorofluoromethane	1.41	101	13285	10.60 ppb		99
13) Acrolein	1.67	56	14051	156.85 ppb		95
14) Acetone	1.79	43	6324	40.98 ppb		99
15) Freon-113	1.78	151	6828	9.40 ppb		92
16) Acetonitrile	1.99	41	13579	120.92 ppb	#	93
18) 1,1-DCE	1.76	61	10781	10.16 ppb		97
19) t-Butanol	2.30	59	6809	115.10 ppb	#	90
20) Methyl Acetate	2.08	43	6051	9.44 ppb		99
21) Iodomethane	1.85	142	10004	9.68 ppb		96
22) Acrylonitrile	2.37	53	2092	7.86 ppb		94
24) Methylene chloride	2.13	84	7683	9.58 ppb		94
25) Carbon disulfide	1.90	76	15537	9.31 ppb		99
26) Methyl t-butyl ether (MtBE	2.43	73	18945	9.10 ppb	#	90
27) Trans-1,2-DCE	2.40	96	7653	9.74 ppb		91
28) 3-Methylpentane	2.43	57	4716	10.17 ppb		92
29) Diisopropyl Ether	3.00	45	21573	9.47 ppb		96
30) 1,1-DCA	2.82	63	13033	9.74 ppb		95
31) Vinyl Acetate	3.00	43	5800	7.96 ppb	#	94
32) Ethyl tert Butyl Ether	3.47	59	19310	9.41 ppb		89
34) MEK (2-Butanone)	3.68	43	6521	46.04 ppb	#	78
35) Cis-1,2-DCE	3.57	96	7428	9.51 ppb		100
36) 2,2-Dichloropropane	3.55	77	11992	10.24 ppb	#	85
37) Chloroform	4.08	83	15821	11.60 ppb		90
38) Bromochloromethane	3.90	130	5615	9.43 ppb	#	85
40) 1,1,1-TCA	4.32	97	13148	10.16 ppb		90
41) Cyclohexane	4.40	41	6145	9.87 ppb		78
42) 1,1-Dichloropropene	4.59	75	8184	9.77 ppb		94
43) 2,2,4-Trimethylpentane	5.06	57	16375	9.97 ppb		87
45) Carbon Tetrachloride	4.57	117	11033	9.45 ppb		95
46) Tert Amyl Methyl Ether	5.12	73	16318	8.64 ppb		99
47) 1,2-DCA	4.88	62	10776	9.40 ppb		96
48) Benzene	4.85	78	28553	9.75 ppb		94

(#) = qualifier out of range (m) = manual integration

Quantitation Report (Not Reviewed)

Data File : M:\MAX\DATA\210707\0708M04.D
Acq On : 8 Jul 21 12:12
Sample : 210708A LCSD 10ug/L
Misc : IS&S 6/4/21

Vial: 4
Operator: LP,DG,CH
Inst : Max
Multiplr: 1.00

Quant Time: Jul 9 6:12 2021 Quant Results File: M0707W.RES

Quant Method : M:\MAX\DATA\210707\M0707W.M (RTE Integrator)
Title : METHOD 8260B
Last Update : Thu Jul 08 09:45:53 2021
Response via : Initial Calibration
DataAcq Meth : M8260_062221

	Compound	R.T.	QIon	Response	Conc	Unit		Qvalue
49)	TCE	5.73	95	11526	15.44	ppb		88
50)	2-Pentanone	6.00	43	50026	117.32	ppb		99
51)	1,2-Dichloropropane	5.96	63	3409	9.56	ppb	#	90
52)	Bromodichloromethane	6.32	83	10954	9.52	ppb		95
53)	Methyl Cyclohexane	5.95	83	9245	9.79	ppb		95
54)	Dibromomethane	6.09	93	4555	9.24	ppb		95
55)	MIBK (methyl isobutyl ket	7.05	43	13634	46.30	ppb		95
56)	1-Bromo-2-chloroethane	6.63	144	1319	9.07	ppb	#	71
58)	Cis-1,3-Dichloropropene	6.85	39	6351	9.83	ppb	#	73
59)	Toluene	7.19	91	29146	9.60	ppb		92
60)	Trans-1,3-Dichloropropene	7.46	75	9863	9.17	ppb		87
61)	1,1,2-TCA	7.63	83	5196	9.30	ppb		92
62)	2-Hexanone	7.96	43	6238	42.08	ppb		99
65)	1,2-EDB	8.10	107	6423	9.53	ppb		90
66)	Tetrachloroethene	7.77	164	4832	9.97	ppb		92
67)	1-Chlorohexane	8.68	91	7226	9.41	ppb		91
68)	1,1,1,2-Tetrachloroethane	8.73	131	8565	9.69	ppb		84
69)	m&p-Xylene	8.91	106	23152	19.06	ppb		98
70)	o-Xylene	9.29	106	11128	8.98	ppb		95
71)	Styrene	9.31	104	18694	8.93	ppb	#	98
73)	1,3-Dichloropropane	7.79	76	10030	9.74	ppb		92
74)	Dibromochloromethane	8.01	129	8667	9.27	ppb		95
75)	Chlorobenzene	8.63	112	20617	9.39	ppb		96
76)	Ethylbenzene	8.78	91	29939	9.88	ppb		90
77)	Bromoform	9.45	173	6877	9.87	ppb		99
79)	Isopropylbenzene	9.68	105	27905	9.84	ppb		98
80)	1,1,2,2-Tetrachloroethane	9.96	83	7937	9.69	ppb	#	85
81)	1,2,3-Trichloropropane	9.99	110	2299	6.56	ppb	#	80
82)	t-1,4-Dichloro-2-Butene	10.04	53	1880	9.24	ppb		94
83)	Bromobenzene	9.93	156	10280	9.66	ppb		87
84)	n-Propylbenzene	10.09	91	31229	9.38	ppb		100
85)	4-Ethyltoluene	10.21	105	28384	9.78	ppb		95
86)	2-Chlorotoluene	10.14	91	20500	9.17	ppb		99
87)	1,3,5-Trimethylbenzene	10.28	105	26525	9.97	ppb		95
88)	4-Chlorotoluene	10.25	91	26125	10.31	ppb		96
89)	Tert-Butylbenzene	10.59	119	14362	9.57	ppb		99
90)	1,2,4-Trimethylbenzene	10.64	105	23733	9.68	ppb		92
91)	Sec-Butylbenzene	10.81	105	29839	9.90	ppb		90
92)	p-Isopropyltoluene	10.97	119	27961	9.61	ppb		96
93)	Benzyl Chloride	11.11	91	12394	9.98	ppb		96
94)	1,3-DCB	10.88	146	18815	9.81	ppb		97
95)	1,4-DCB	10.97	146	21233	10.19	ppb		93
96)	n-Butylbenzene	11.37	91	21615	9.85	ppb		96
97)	1,2-DCB	11.32	146	18339	9.99	ppb		93
98)	Hexachloroethane	11.58	117	6466	10.57	ppb		88
99)	1,2-Dibromo-3-chloropropan	12.08	157	1879	9.88	ppb	#	58
100)	1,2,4-Trichlorobenzene	12.91	180	12628	9.33	ppb		82
101)	Hexachlorobutadiene	13.12	225	6830	9.15	ppb		97
102)	Naphthalene	13.13	128	12248	8.33	ppb		96
103)	1,2,3-Trichlorobenzene	13.38	180	11760	8.30	ppb		96

(#) = qualifier out of range (m) = manual integration

Quantitation Report

Data File : M:\MAX\DATA\210707\0708M04.D
Acq On : 8 Jul 21 12:12
Sample : 210708A LCSD 10ug/L
Misc : IS&S 6/4/21

Vial: 4
Operator: LP,DG,CH
Inst : Max
Multiplr: 1.00

Quant Time: Jul 9 6:12 2021

Quant Results File: M0707W.RES

Method : M:\MAX\DATA\210707\M0707W.M (RTE Integrator)
Title : METHOD 8260B
Last Update : Thu Jul 08 09:45:53 2021
Response via : Initial Calibration



Data File : M:\MAX\DATA\210707\0707M01.D
Acq On : 7 Jul 21 11:42
Sample : 25ug/L BFB STD 3/23/21
Misc : 2ul

Vial: 1
Operator: LP,DG,CH
Inst : Max
Multiplr: 1.00

Method : M:\MAX\DATA\210707\M0707W.M (RTE Integrator)
Title : METHOD 8260B

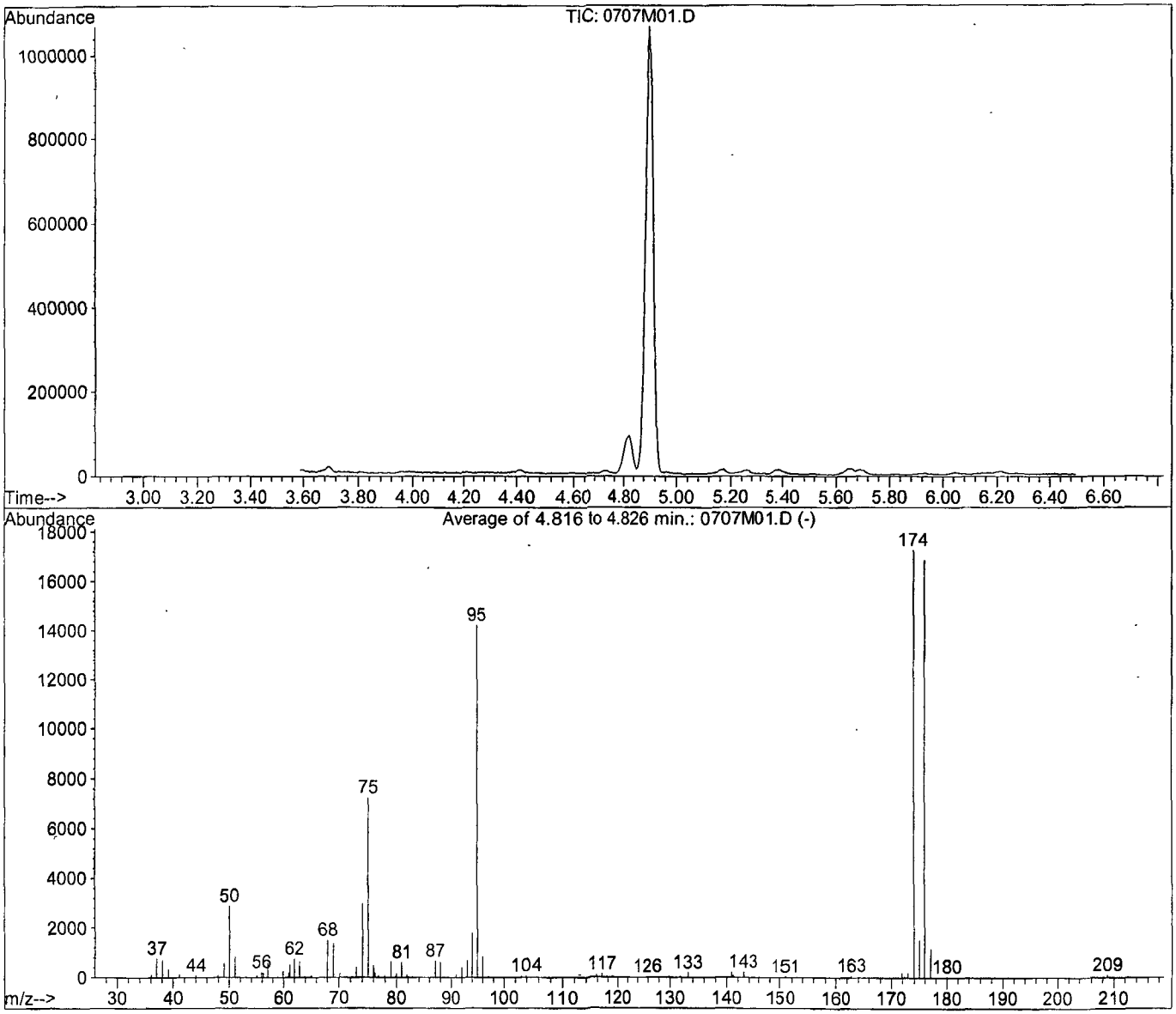

AutoFind: Scans 246, 247, 248; Background Corrected with Scan 232

Target Mass	Rel. to Mass	Lower Limit%	Upper Limit%	Rel. Abn%	Raw Abn	Result Pass/Fail
50	95	15	40	20.3	2891	PASS
75	95	30	60	50.9	7246	PASS
95	95	100	200	100.0	14231	PASS
96	95	5	9	5.8	828	PASS
173	174	0.00	2	1.2	203	PASS
174	95	50	200	121.3	17261	PASS
175	174	5	9	8.8	1518	PASS
176	174	95	101	97.7	16860	PASS
177	176	5	9	6.9	1164	PASS

0707M01.D M0707W.M Thu Jul 08 10:42:12 2021

BFB

Data File : M:\MAX\DATA\210707\0708M00.D
Acq On : 8 Jul 21 10:31
Sample : 25ug/L BFB STD 3/23/21
Misc : 2ul

Vial: 1
Operator: LP,DG,CH
Inst : Max
Multiplr: 1.00

Method : M:\MAX\DATA\210707\M0707W.M (RTE Integrator)
Title : METHOD 8260B

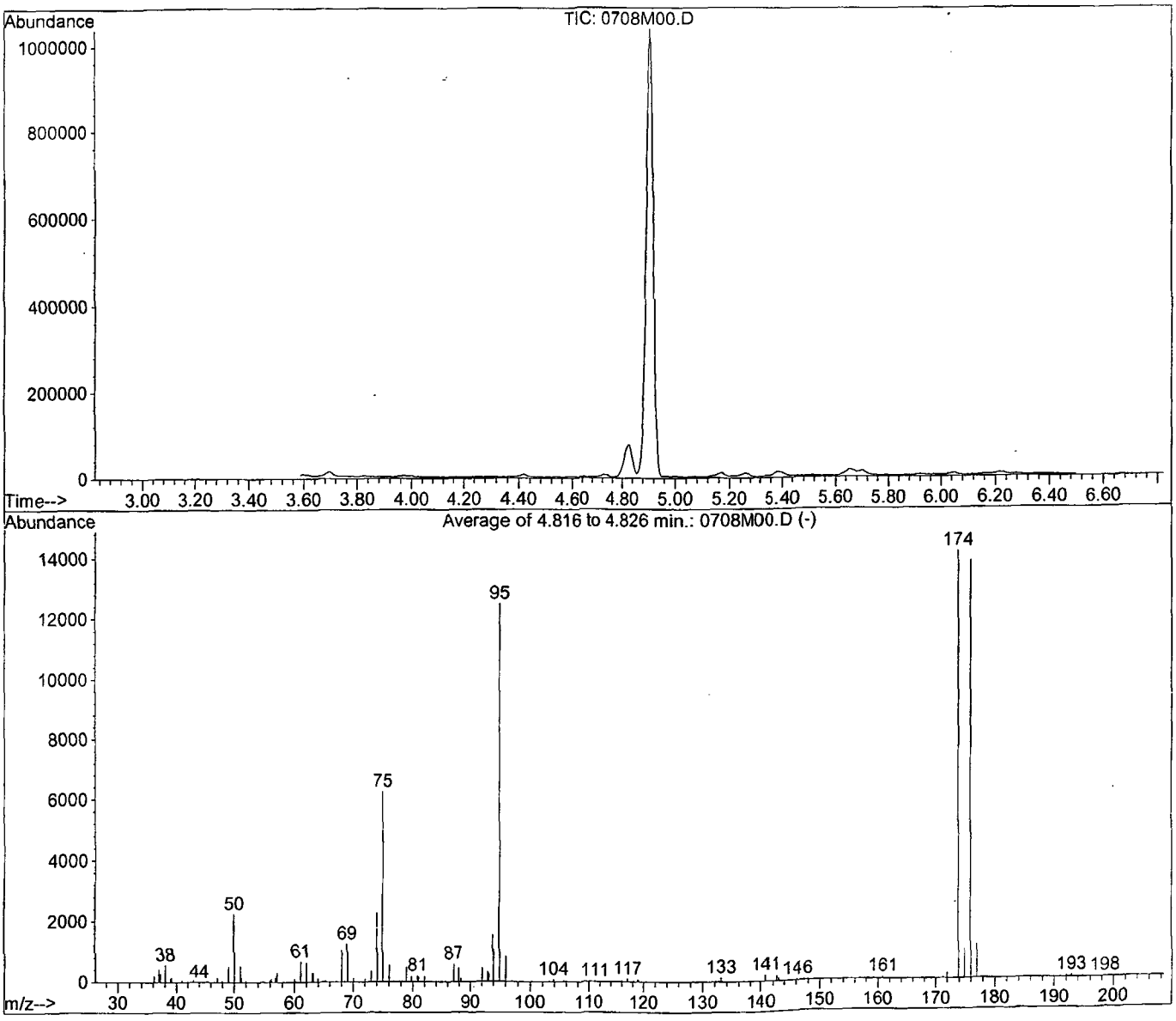

AutoFind: Scans 246, 247, 248; Background Corrected with Scan 235

Target Mass	Rel. to Mass	Lower Limit%	Upper Limit%	Rel. Abn%	Raw Abn	Result Pass/Fail
50	95	15	40	18.1	2257	PASS
75	95	30	60	50.1	6263	PASS
95	95	100	200	100.0	12496	PASS
96	95	5	9	6.7	842	PASS
173	174	0.00	2	0.0	0	PASS
174	95	50	200	113.4	14173	PASS
175	174	5	9	6.7	956	PASS
176	174	95	101	97.8	13865	PASS
177	176	5	9	8.1	1121	PASS

0708M00.D M0707W.M Fri Jul 09 06:19:28 2021

Primary and Secondary Working Standards

Primary Standards

VOA STD 7

Prepared: 07/06/21 A
Expires: 09/04/21
Methanol Lot No. DW117-US-0095

Prepared By (Initials): EO

Initial Standard Information							Final Standard Information			
Name of Initial Standard (QAU Label)	Supplier	Supplier P/N#	Conc. (ug/mL)	Lot Number - QA Number	Exp. Date (1 yr)	Exp. Date (Manufacturers)	Aliquot From Stock	Final Volume	Solvent	Final Standard Conc. (ug/mL)
VOA Gasses STD	Phenova	ALO-101206	2,000	CL15769-52357	07/06/22	09/30/25	100uL	4mL	Methanol	50
Hexachloroethane	Absolute	70199	1,000	021621-52403	07/06/22	02/16/26	200uL			50
Benzyl Chloride	Absolute	70037	1,000	052521-52412	07/06/22	05/25/22	200uL			50

VOA STD 8

Prepared: 07/06/21 B
Expires: 07/14/21
Methanol Lot No. DW117-US-0095

Prepared By (Initials): EO

Initial Standard Information							Final Standard Information			
Name of Initial Standard (QAU Label)	Supplier	Supplier P/N#	Conc. (ug/mL)	Lot Number - QA Number	Exp. Date (1 yr)	Exp. Date (Manufacturers)	Aliquot From Stock	Final Volume	Solvent	Final Standard Conc. (ug/mL)
VOA Additions STD	Phenova	ALO-130175	2,000	CL15724-52558	07/06/22	09/30/22	100uL	4mL	Methanol	50
502.2 Cal. Std.	Phenova	ALO-101200	2,000	CL16071-52371	07/06/22	11/30/25	100uL			50
Vinyl Acetate	Phenova	ALO-101228	2,000	CL16990-52476	07/06/22	07/14/21	100uL			50

VOA STD TBA

Prepared: 07/06/21 C
Expires: 07/14/21
Methanol Lot No. DW117-US-0095

Prepared By (Initials): EO

Initial Standard Information							Final Standard Information			
Name of Initial Standard (QAU Label)	Supplier	Supplier P/N#	Conc. (ug/mL)	Lot Number - QA Number	Exp. Date (1 yr)	Exp. Date (Manufacturers)	Aliquot From Stock	Final Volume	Solvent	Final Standard Conc. (ug/mL)
Custom VOC Mix	Phenova	ALO-130176	2,000	CL15725-52076	07/06/22	09/30/23	500uL	4mL	Methanol	250
Acrolein	Phenova	ALO-130549	10,000	CL16994-52478	07/06/22	07/14/21	100uL			250

VOA STD 1

Prepared: 07/06/21 D
Expires: 09/04/21
Methanol Lot No. DW117-US-0095

Prepared By (Initials): EO

Initial Standard Information							Final Standard Information			
Name of Initial Standard (QAU Label)	Supplier	Supplier P/N#	Conc. (ug/mL)	Lot Number - QA Number	Exp. Date (1 yr)	Exp. Date (Manufacturers)	Aliquot From Stock	Final Volume	Solvent	Final Standard Conc. (ug/mL)
2-CEVE	Absolute	82408	2,000	052521-52421	07/06/22	05/25/24	50	2mL	Methanol	50

VOA STD 2

Prepared: 07/06/21 E
Expires: 09/04/21
Methanol Lot No. DW117-US-0095

Prepared By (Initials): EO

Initial Standard Information							Final Standard Information			
Name of Initial Standard (QAU Label)	Supplier	Supplier P/N#	Conc. (ug/mL)	Lot Number - QA Number	Exp. Date (1 yr)	Exp. Date (Manufacturers)	Aliquot From Stock	Final Volume	Solvent	Final Standard Conc. (ug/mL)
Ketones Std.	Phenova	AL0-109211	2,000	CL16074-52382	07/06/22	11/30/30	100	4mL	Methanol	50

VOA STD 9

Prepared: 07/06/21 F
Expires: 09/04/21
Methanol Lot No. DW117-US-0095

Prepared By (Initials): EO

Initial Standard Information							Final Standard Information			
Name of Initial Standard (QAU Label)	Supplier	APPL Mix Name	Conc. (ug/mL)	Reference To APPL Prep Date	Exp. Date (1 yr)	Exp. Date (Manufacturers)	Aliquot From Stock	Final Volume	Solvent	Final Standard Conc. (ug/mL)
VOA STD. 7		VOA STD. 9	50	Prepared 07/06/21	07/06/22	N/A	200uL	2mL	Methanol	5
VOA STD. 8			50	Prepared 07/06/21	07/06/22	N/A	200uL			5

VOA STD. 10

Prepared: 07/06/21 G
Expires: 09/04/21
Methanol Lot No. DW117-US-0095

Prepared By (Initials): EO

Initial Standard Information							Final Standard Information			
Name of Initial Standard (QAU Label)	Supplier	APPL Mix Name	Conc. (ug/mL)	Reference To APPL Prep Date	Exp. Date (1 yr)	Exp. Date (Manufacturers)	Aliquot From Stock	Final Volume	Solvent	Final Standard Conc. (ug/mL)
VOA STD. 1		VOA STD. 10	50	Prepared 07/06/21	07/06/22	N/A	200uL	2mL	Methanol	5

VOA STD. 12

Prepared: 07/06/21 H
Expires: 09/04/21
Methanol Lot No. DW117-US-0095

Prepared By (Initials): EO

Initial Standard Information							Final Standard Information			
Name of Initial Standard (QAU Label)	Supplier	APPL Mix Name	Conc. (ug/mL)	Reference To APPL Prep Date	Exp. Date (1 yr)	Exp. Date (Manufacturers)	Aliquot From Stock	Final Volume	Solvent	Final Standard Conc. (ug/mL)
VOA STD. 2		VOA STD. 12	50	Prepared 07/06/21	07/06/22	N/A	200uL	2mL	Methanol	5

Second Source (SS) Standards

VOA STD. 3

Prepared: 07/06/21 I
Expires: 09/04/21
Methanol Lot No. DW117-US-0095

Prepared By (Initials): EO

Initial Standard Information							Final Standard Information			
Name of Initial Standard (QAU Label)	Supplier	Supplier P/N#	Conc. (ug/mL)	Lot Number - QA Number	Exp. Date (1 yr)	Exp. Date (Manufacturers)	Aliquot From Stock	Final Volume	Solvent	Final Standard Conc. (ug/mL)
Ketones Standard	Phenova	ALO-101211	2,000	CL16067-52388	07/06/22	11/30/30	50uL	2mL	Methanol	50

VOA STD. Gases

Prepared: 07/06/21 J
Expires: 09/04/21
Methanol Lot No. DW117-US-0095

Prepared By (Initials): EO

Initial Standard Information							Final Standard Information			
Name of Initial Standard (QAU Label)	Supplier	Supplier P/N#	Conc. (ug/mL)	Lot Number - QA Number	Exp. Date (1 yr)	Exp. Date (Manufacturers)	Aliquot From Stock	Final Volume	Solvent	Final Standard Conc. (ug/mL)
8260 Gases (SS)	Phenova	ALO-101206	2,000	CL15768-52360	07/06/22	09/30/25	50uL	2mL	Methanol	50

VOA STD. 6

Prepared: 07/06/21 K
Expires: 07/14/21
Methanol Lot No. DW117-US-0095

Prepared By (Initials): EO

Initial Standard Information							Final Standard Information			
Name of Initial Standard (QAU Label)	Supplier	Supplier P/N#	Conc. (ug/mL)	Lot Number - QA Number	Exp. Date (1 yr)	Exp. Date (Manufacturers)	Aliquot From Stock	Final Volume	Solvent	Final Standard Conc. (ug/mL)
502.2 Calibration STD. (54-compounds)	Phenova	ALO-101200	2,000	CL16052-52378	07/06/22	11/30/25	50uL	2mL	Methanol	50
Vinyl Acetate	Phenova	ALO-101228	2,000	CL16990-52477	07/06/22	07/14/21	50uL			50
Hexachloroethane	Accustan	AS-E0011	1,000	052521-52407	07/06/22	05/25/26	100uL			50
Benzyl Chloride	Accustan	M-8010-01	200	219111303-01-52431	07/06/22	01/30/23	500uL			50

VOA STD. TBA

Prepared: 07/06/21 L
Expires: 07/14/21
Methanol Lot No. DW117-US-0095

Prepared By (Initials): EO

Initial Standard Information							Final Standard Information			
Name of Initial Standard (QAU Label)	Supplier	Supplier P/N#	Conc. (ug/mL)	Lot Number - QA Number	Exp. Date (1 yr)	Exp. Date (Manufacturers)	Aliquot From Stock	Final Volume	Solvent	Final Standard Conc. (ug/mL)
Custom VOA Mix (4-3)	Phenova	ALO-130176	2,000	CL16012-52081	07/06/22	11/30/23	250uL	2mL	Methanol	250
Acrolein	Phenova	ALO-101224	10,000	CL16994-52479	07/06/22	07/14/21	50uL			250

VOA STD. 0

Prepared: 07/06/21 M
Expires: 09/04/21
Methanol Lot No. DW117-US-0095

Prepared By (Initials): EO

Initial Standard Information							Final Standard Information			
Name of Initial Standard (QAU Label)	Supplier	Supplier P/N#	Conc. (ug/mL)	Lot Number - QA Number	Exp. Date (1 yr)	Exp. Date (Manufacturers)	Aliquot From Stock	Final Volume	Solvent	Final Standard Conc. (ug/mL)
VOA Addition STD.	Phenova	ALO-130175	2,000	CL14058-52563	07/06/22	08/31/22	50uL	2mL	Methanol	50

VOA STD. 2-CEVE

Prepared: 07/06/21 N
Expires: 09/04/21
Methanol Lot No. DW117-US-0095

Prepared By (Initials): EO

Initial Standard Information							Final Standard Information			
Name of Initial Standard (QAU Label)	Supplier	Supplier P/N#	Conc. (ug/mL)	Lot Number - QA Number	Exp. Date (1 yr)	Exp. Date (Manufacturers)	Aliquot From Stock	Final Volume	Solvent	Final Standard Conc. (ug/mL)
2-CEVE (SS)	Absolute	82408	2,000	121119-52417	07/06/22	12/11/22	50uL	2mL	Methanol	50

MAX 8260 Standard Prep

MAX 8260 Water Calibration Curve

Prepared By (Initials): CH

0.3ug/L

Prepared: 07/07/21

Expires: 07/14/21

Initial Standard Information							Final Standard Information			
Name of Initial Standard (QAU Label)	Supplier	APPL Mix Name	Conc. (ug/mL)	Reference To APPL Prep Date	Exp. Date	Exp. Date (Manufacturers)	Aliquot From Stock	Final Volume	Solvent	Final Standard Conc. (ug/L)
VOA STD. 9	Various	0.3ug/L	5	Prepared 07/06/21	09/04/21	N/A	3uL	50mL	P&T Water	0.3
VOA STD. 1	Absolute		50	Prepared 07/06/21	09/04/21	N/A	5uL			5
VOA STD. 2	Phenova		100	Prepared 07/06/21	09/04/21	N/A	2.5uL			5
VOA STD. TBA	Various		250	Prepared 07/06/21	07/14/21	N/A	2uL			10

0.5ug/L

Prepared: 07/07/21

Expires: 07/14/21

Initial Standard Information							Final Standard Information			
Name of Initial Standard (QAU Label)	Supplier	APPL Mix Name	Conc. (ug/mL)	Reference To APPL Prep Date	Exp. Date	Exp. Date (Manufacturers)	Aliquot From Stock	Final Volume	Solvent	Final Standard Conc. (ug/L)
VOA STD. 9	Various	0.5ug/L	5	Prepared 07/06/21	09/04/21	N/A	5uL	50mL	P&T Water	0.5
VOA STD. 1	Absolute		50	Prepared 07/06/21	09/04/21	N/A	10uL			10
VOA STD. 2	Phenova		100	Prepared 07/06/21	09/04/21	N/A	5uL			10
VOA STD. TBA	Various		250	Prepared 07/06/21	07/14/21	N/A	5uL			25

1.0ug/L

Prepared: 07/07/21

Expires: 07/14/21

Initial Standard Information							Final Standard Information			
Name of Initial Standard (QAU Label)	Supplier	APPL Mix Name	Conc. (ug/mL)	Reference To APPL Prep Date	Exp. Date	Exp. Date (Manufacturers)	Aliquot From Stock	Final Volume	Solvent	Final Standard Conc. (ug/L)
VOA STD. 9	Various	1.0ug/L	5	Prepared 07/06/21	09/04/21	N/A	10uL	50mL	P&T Water	1
VOA STD. 1	Absolute		50	Prepared 07/06/21	09/04/21	N/A	20uL			20
VOA STD. 2	Phenova		100	Prepared 07/06/21	09/04/21	N/A	10uL			20
VOA STD. TBA	Various		250	Prepared 07/06/21	07/14/21	N/A	10uL			50

2.0ug/L

Prepared: 07/07/21

Expires: 07/14/21

Initial Standard Information							Final Standard Information			
Name of Initial Standard (QAU Label)	Supplier	APPL Mix Name	Conc. (ug/mL)	Reference To APPL Prep Date	Exp. Date	Exp. Date (Manufacturers)	Aliquot From Stock	Final Volume	Solvent	Final Standard Conc. (ug/L)
VOA STD. 9	Various	2.0ug/L	5	Prepared 07/06/21	09/04/21	N/A	20uL	50mL	P&T Water	2
VOA STD. 1	Absolute		50	Prepared 07/06/21	09/04/21	N/A	30uL			30
VOA STD. 2	Phenova		100	Prepared 07/06/21	09/04/21	N/A	15uL			30
VOA STD. TBA	Various		250	Prepared 07/06/21	07/14/21	N/A	15uL			75

5ug/L

Prepared: 07/07/21

Expires: 07/14/21

Initial Standard Information							Final Standard Information			
Name of Initial Standard (QAU Label)	Supplier	APPL Mix Name	Conc. (ug/mL)	Reference To APPL Prep Date	Exp. Date	Exp. Date (Manufacturers)	Aliquot From Stock	Final Volume	Solvent	Final Standard Conc. (ug/L)
VOA STD. 7	Various	5ug/L	50	Prepared 07/06/21	09/04/21	N/A	5uL	50mL	P&T Water	5
VOA STD. 8	Phenova		50	Prepared 07/06/21	07/14/21	N/A	5uL			5
VOA STD. 1	Absolute		50	Prepared 07/06/21	09/04/21	N/A	40uL			40
VOA STD. 2	Phenova		100	Prepared 07/06/21	09/04/21	N/A	20uL			20
VOA STD. TBA	Various		250	Prepared 07/06/21	07/14/21	N/A	20uL			100

10ug/L

Prepared: 07/07/21

Expires: 07/14/21

Initial Standard Information							Final Standard Information			
Name of Initial Standard (QAU Label)	Supplier	APPL Mix Name	Conc. (ug/mL)	Reference To APPL Prep Date	Exp. Date	Exp. Date (Manufacturers)	Aliquot From Stock	Final Volume	Solvent	Final Standard Conc. (ug/L)
VOA STD. 7	Various	10ug/L	50	Prepared 07/06/21	09/04/21	N/A	10uL	50mL	P&T Water	10
VOA STD. 8	Phenova		50	Prepared 07/06/21	07/14/21	N/A	10uL			10
VOA STD. 1	Absolute		50	Prepared 07/06/21	09/04/21	N/A	50uL			50
VOA STD. 2	Phenova		100	Prepared 07/06/21	09/04/21	N/A	25uL			50
VOA STD. TBA	Various		250	Prepared 07/06/21	07/14/21	N/A	25uL			125

20ug/L

Prepared: 07/07/21

Expires: 07/14/21

Initial Standard Information							Final Standard Information			
Name of Initial Standard (QAU Label)	Supplier	APPL Mix Name	Conc. (ug/mL)	Reference To APPL Prep Date	Exp. Date	Exp. Date (Manufacturers)	Aliquot From Stock	Final Volume	Solvent	Final Standard Conc. (ug/L)
VOA STD. 7	Various	20ug/L	50	Prepared 07/06/21	09/04/21	N/A	20uL	50mL	P&T Water	20
VOA STD. 8	Phenova		50	Prepared 07/06/21	07/14/21	N/A	20uL			20
VOA STD. 1	Absolute		50	Prepared 07/06/21	09/04/21	N/A	60uL			60
VOA STD. 2	Phenova		100	Prepared 07/06/21	09/04/21	N/A	30uL			60
VOA STD. TBA	Various		250	Prepared 07/06/21	07/14/21	N/A	30uL			150

40ug/L

Prepared: 07/07/21

Expires: 07/14/21

Initial Standard Information							Final Standard Information			
Name of Initial Standard (QAU Label)	Supplier	APPL Mix Name	Conc. (ug/mL)	Reference To APPL Prep Date	Exp. Date	Exp. Date (Manufacturers)	Aliquot From Stock	Final Volume	Solvent	Final Standard Conc. (ug/L)
VOA STD. 7	Various	40ug/L	50	Prepared 07/06/21	09/04/21	N/A	40uL	50mL	P&T Water	40
VOA STD. 8	Phenova		50	Prepared 07/06/21	07/14/21	N/A	40uL			40
VOA STD. 1	Absolute		50	Prepared 07/06/21	09/04/21	N/A	80uL			80
VOA STD. 2	Phenova		100	Prepared 07/06/21	09/04/21	N/A	40uL			80
VOA STD. TBA	Various		250	Prepared 07/06/21	07/14/21	N/A	35uL			175

100ug/L

Prepared: 07/07/21

Expires: 07/14/21

Initial Standard Information							Final Standard Information			
Name of initial Standard (QAU Label)	Supplier	APPL Mix Name	Conc. (ug/mL)	Reference To APPL Prep Date	Exp. Date	Exp. Date (Manufacturers)	Aliquot From Stock	Final Volume	Solvent	Final Standard Conc. (ug/L)
VOA STD. 7	Various	100ug/L	50	Prepared 07/06/21	09/04/21	N/A	100uL	50mL	P&T Water	100
VOA STD. 8	Phenova		50	Prepared 07/06/21	07/14/21	N/A	100uL			100
VOA STD. 1	Absolute		50	Prepared 07/06/21	09/04/21	N/A	100uL			100
VOA STD. 2	Phenova		100	Prepared 07/06/21	09/04/21	N/A	50uL			100
VOA STD. TBA	Various		250	Prepared 07/06/21	07/14/21	N/A	40uL			200

MAX 8260 Water Second Source (SS)

Prepared: 07/07/21 **Prepared By (Initials): CH**

Expires: 07/14/21

Initial Standard Information							Final Standard Information			
Name of Initial Standard (QAU Label)	Supplier	APPL Mix Name	Conc. (ug/mL)	Reference To APPL Prep Date	Exp. Date	Exp. Date (Manufacturers)	Aliquot From Stock	Final Volume	Solvent	Final Standard Conc. (ug/L)
VOA STD. 3	Phenova	8260 Water SS	100	Prepared 07/06/21	09/04/21	N/A	25uL	50mL	P&T Water	50
VOA STD. GASES	Phenova	8260 Water SS	50	Prepared 07/06/21	09/04/21	N/A	10uL			10
VOA STD. 0	Phenova	8260 Water SS	50	Prepared 07/06/21	09/04/21	N/A	10uL			10
VOA STD. 2-CEVE	Absolute	8260 Water SS	50	Prepared 07/06/21	07/06/21	N/A	50uL			50
VOA STD. 6	Various	8260 Water SS	50	Prepared 07/06/21	07/14/21	N/A	10uL			10
Voa STD. TBA	Various	8260 Water SS	250	Prepared 07/06/21	07/14/21	N/A	25uL			250

8260 Water Continuing Calibrations (CCV)/ Lab Control Spikes (LCS)

Prepared: 07/07/21 **Prepared By (Initials): CH**

Expires: 07/08/21

Initial Standard Information							Final Standard Information			
Name of Initial Standard (QAU Label)	Supplier	APPL Mix Name	Conc. (ug/mL)	Reference To APPL Prep Date	Exp. Date	Exp. Date (Manufacturers)	Aliquot From Stock	Final Volume	Solvent	Final Standard Conc. (ug/L)
VOA STD. 7	Various	CCV/ LCS	50	Prepared 07/06/21	09/04/21	N/A	10uL	50mL	P&T Water	10
VOA STD. 8	Phenova	CCV/ LCS	50	Prepared 07/06/21	07/14/21	N/A	10uL			10
VOA STD. 1	Absolute	CCV/ LCS	50	Prepared 07/06/21	09/04/21	N/A	50uL			50
VOA STD. 2	Phenova	CCV/ LCS	100	Prepared 07/06/21	09/04/21	N/A	25uL			50
VOA STD. TBA	Various	CCV/ LCS	250	Prepared 07/06/21	07/14/21	N/A	25uL			250

Injection Log

Directory: M:\MAX\DATA\210707\

Line	Vial	FileName	Multiplier	SampleName	Misc Info	Injected
1	1	0707M01.D	1	25ug/L BFB STD 3/23/21	2ul	7 Jul 21 11:42
2	2	0707M03.D	1	0.3ug/L VOC STD 7/7/21	IS&S 6/4/21	7 Jul 21 12:34
3	3	0707M04.D	1	0.5ug/L VOC STD 7/7/21	IS&S 6/4/21	7 Jul 21 13:02
4	4	0707M05.D	1	1ug/L VOC STD 7/7/21	IS&S 6/4/21	7 Jul 21 13:30
5	5	0707M06.D	1	2ug/L VOC STD 7/7/21	IS&S 6/4/21	7 Jul 21 13:58
6	6	0707M07.D	1	5ug/L VOC STD 7/7/21	IS&S 6/4/21	7 Jul 21 14:25
7	7	0707M08.D	1	10ug/L VOC STD 7/7/21	IS&S 6/4/21	7 Jul 21 14:54
8	8	0707M09.D	1	20ug/L VOC STD 7/7/21	IS&S 6/4/21	7 Jul 21 15:21
9	9	0707M10.D	1	40ug/L VOC STD 7/7/21	IS&S 6/4/21	7 Jul 21 15:49
10	10	0707M11.D	1	100ug/L VOC STD 7/7/21	IS&S 6/4/21	7 Jul 21 16:18
11	12	0707M13.D	1	(SS)/LCS 10ug/L VOC STD 7/7/21	IS&S 6/4/21	7 Jul 21 17:13
12	1	0708M00.D	1	25ug/L BFB STD 3/23/21	2ul	8 Jul 21 10:31
13	3	0708M03.D	1	210708A CCV/LCS 10ug/L	IS&S 6/4/21	8 Jul 21 11:44
14	4	0708M04.D	1	210708A LCSD 10ug/L	IS&S 6/4/21	8 Jul 21 12:12
15	8	0708M08.D	1	210708A BLK	IS&S 6/4/21	8 Jul 21 14:04
16	12	0708M12.D	1	BA35511W01	IS&S 6/4/21	8 Jul 21 15:56
17	13	0708M13.D	1	BA35512W01	IS&S 6/4/21	8 Jul 21 16:24
18	14	0708M14.D	1	BA35513W01	IS&S 6/4/21	8 Jul 21 16:52
19	15	0708M15.D	1	BA35514W01	IS&S 6/4/21	8 Jul 21 17:20
20	16	0708M16.D	1	BA35515W01	IS&S 6/4/21	8 Jul 21 17:47
21	17	0708M17.D	1	BA35516W01	IS&S 6/4/21	8 Jul 21 18:15
22	18	0708M18.D	1	BA35518W01	IS&S 6/4/21	8 Jul 21 18:43
23	19	0708M19.D	1	BA35519W01	IS&S 6/4/21	8 Jul 21 19:11
24	27	0708M27.D	1	Ending CCV 10ug/L 7/8/21	IS&S 6/4/21	8 Jul 21 22:55

ORGANICS
Calibration Data

VOLATILE ORGANIC ANALYSIS
VOLATILE ORGANIC COMPOUNDS

Form 6
Initial Calibration

Lab Name: APPL, Inc.
Case No:
Matrix:

SDG No:
Initial Cal. Date: 07/03/21
Instrument: Max

Initials:

		Compound	1	2	3	4	5	6	7				Avg	%RSD	Type	r^2	Q	MRF
			0703M02.D	0703M03.D	0703M04 D	0703M05 D	0703M06.D	0703M07.D	0703M08.D									
1	I	Fluorobenzene (IS)																
2	TMHBL	Gasoline C6-C10	12.2	5.351	2.937	1.309	0.9601	0.8725	0.8392				3.5	119	TMHB	0.998		
3	TMHB	Chlorobenzene-D5 (IS)																
4	TMHB	1,4-Dichlorobenzene (IS)																
5																		
6																		
7																		
8																		
9																		
10																		
11																		
12																		
13																		
14																		
15																		
16																		
17																		
18																		
19																		
20																		
21																		
22																		
23																		
24																		
25																		
26																		
27																		
28																		
29																		
30																		
31																		
32																		
33																		
34																		
35																		

Quantitation Report (Not Reviewed)

Data File : M:\MAX\DATA\210702\0703M02.D Vial: 2
Acq On : 3 Jul 21 10:07 Operator: LP,DG,CH
Sample : 20ug/L GAS STD 7/3/21 Inst : Max
Misc : IS&S 6/4/21 Multiplr: 1.00

Quant Time: Jul 6 17:49 2021 Quant Results File: MGAS0702.RES

Quant Method : M:\MAX\DATA\210702\MGAS0702.M (RTE Integrator)
Title : METHOD 8260B
Last Update : Tue Jul 06 17:49:21 2021
Response via : Initial Calibration
DataAcq Meth : M8260_062221

Internal Standards	R.T.	QIon	Response	Conc Units	Dev(Min)
1) Fluorobenzene (IS)	5.25	TIC	151142	25.00 ppb	0.00
3) Chlorobenzene-D5 (IS)	10.94	TIC	-121888m	25.00 ppb	0.00
4) 1,4-Dichlorobenzene (IS)	10.94	TIC	250218m	25.00 ppb	0.00

System Monitoring Compounds

Target Compounds					Qvalue
2) Gasoline C6-C10	7.12	TIC	1470966m	6.56 ppb	100

(#) = qualifier out of range (m) = manual integration

Quantitation Report

Data File : M:\MAX\DATA\210702\0703M02.D
Acq On : 3 Jul 21 10:07
Sample : 20ug/L GAS STD 7/3/21
Misc : IS&S 6/4/21

Vial: 2
Operator: LP,DG,CH
Inst : Max
Multiplr: 1.00

Quant Time: Jul 6 17:49 2021

Quant Results File: MGAS0702.RES

Method : M:\MAX\DATA\210702\MGAS0702.M (RTE Integrator)
Title : METHOD 8260B
Last Update : Tue Jul 13 14:55:09 2021
Response via : Initial Calibration



Quantitation Report (Not Reviewed)

Data File : M:\MAX\DATA\210702\0703M03.D
Acq On : 3 Jul 21 10:35
Sample : 50ug/L GAS STD 7/3/21
Misc : IS&S 6/4/21

Vial: 3
Operator: LP,DG,CH
Inst : Max
Multiplr: 1.00

Quant Time: Jul 6 17:49 2021 Quant Results File: MGAS0702.RES

Quant Method : M:\MAX\DATA\210702\MGAS0702.M (RTE Integrator)
Title : METHOD 8260B
Last Update : Tue Jul 06 17:49:21 2021
Response via : Initial Calibration
DataAcq Meth : M8260_062221

Internal Standards	R.T.	QIon	Response	Conc Units	Dev(Min)
1) Fluorobenzene (IS)	5.25	TIC	142816	25.00 ppb	0.00
3) Chlorobenzene-D5 (IS)	10.94	TIC	-101948m	25.00 ppb	0.00
4) 1,4-Dichlorobenzene (IS)	10.94	TIC	240686m	25.00 ppb	0.00

System Monitoring Compounds

Target Compounds					Qvalue
2) Gasoline C6-C10	7.12	TIC	1528288m	54.37 ppb	100

(#) = qualifier out of range (m) = manual integration

Quantitation Report

Data File : M:\MAX\DATA\210702\0703M03.D
Acq On : 3 Jul 21 10:35
Sample : 50ug/L GAS STD 7/3/21
Misc : IS&S 6/4/21

Vial: 3
Operator: LP,DG,CH
Inst : Max
Multiplr: 1.00

Quant Time: Jul 6 17:49 2021

Quant Results File: MGAS0702.RES

Method : M:\MAX\DATA\210702\MGAS0702.M (RTE Integrator)
Title : METHOD 8260B
Last Update : Tue Jul 13 14:55:09 2021
Response via : Initial Calibration



Quantitation Report (Not Reviewed)

Data File : M:\MAX\DATA\210702\0703M04.D
Acq On : 3 Jul 21 11:03
Sample : 100ug/L GAS STD 7/3/21
Misc : IS&S 6/4/21

Vial: 4
Operator: LP,DG,CH
Inst : Max
Multiplr: 1.00

Quant Time: Jul 6 17:49 2021 Quant Results File: MGAS0702.RES

Quant Method : M:\MAX\DATA\210702\MGAS0702.M (RTE Integrator)
Title : METHOD 8260B
Last Update : Tue Jul 06 17:49:21 2021
Response via : Initial Calibration
DataAcq Meth : M8260_062221

Internal Standards	R.T.	QIon	Response	Conc Units	Dev(Min)
1) Fluorobenzene (IS)	5.25	TIC	140059	25.00 ppb	0.00
3) Chlorobenzene-D5 (IS)	10.94	TIC	-109418m	25.00 ppb	0.00
4) 1,4-Dichlorobenzene (IS)	10.94	TIC	244940m	25.00 ppb	0.00

System Monitoring Compounds

Target Compounds					Qvalue
2) Gasoline C6-C10	7.12	TIC	1645510m	106.07 ppb	100

(#) = qualifier out of range (m) = manual integration

Quantitation Report

Data File : M:\MAX\DATA\210702\0703M04.D
Acq On : 3 Jul 21 11:03
Sample : 100ug/L GAS STD 7/3/21
Misc : IS&S 6/4/21

Vial: 4
Operator: LP,DG,CH
Inst : Max
Multiplr: 1.00

Quant Time: Jul 6 17:49 2021

Quant Results File: MGAS0702.RES

Method : M:\MAX\DATA\210702\MGAS0702.M (RTE Integrator)
Title : METHOD 8260B
Last Update : Tue Jul 13 14:55:09 2021
Response via : Initial Calibration



Quantitation Report (Not Reviewed)

Data File : M:\MAX\DATA\210702\0703M05.D
Acq On : 3 Jul 21 11:31
Sample : 300ug/L GAS STD 7/3/21
Misc : IS&S 6/4/21

Vial: 5
Operator: LP,DG,CH
Inst : Max
Multiplr: 1.00

Quant Time: Jul 6 17:49 2021 Quant Results File: MGAS0702.RES

Quant Method : M:\MAX\DATA\210702\MGAS0702.M (RTE Integrator)
Title : METHOD 8260B
Last Update : Tue Jul 06 17:49:21 2021
Response via : Initial Calibration
DataAcq Meth : M8260_062221

Internal Standards	R.T.	QIon	Response	Conc Units	Dev(Min)
1) Fluorobenzene (IS)	5.25	TIC	140607	25.00 ppb	0.00
3) Chlorobenzene-D5 (IS)	10.94	TIC	-105318m	25.00 ppb	0.00
4) 1,4-Dichlorobenzene (IS)	10.94	TIC	246304m	25.00 ppb	0.00

System Monitoring Compounds

Target Compounds					Qvalue
2) Gasoline C6-C10	7.12	TIC	2208923m	301.56 ppb	100

(#) = qualifier out of range (m) = manual integration

Quantitation Report

Data File : M:\MAX\DATA\210702\0703M05.D
Acq On : 3 Jul 21 11:31
Sample : 300ug/L GAS STD 7/3/21
Misc : IS&S 6/4/21

Vial: 5
Operator: LP,DG,CH
Inst : Max
Multiplr: 1.00

Quant Time: Jul 6 17:49 2021

Quant Results File: MGAS0702.RES

Method : M:\MAX\DATA\210702\MGAS0702.M (RTE Integrator)
Title : METHOD 8260B
Last Update : Tue Jul 13 14:55:09 2021
Response via : Initial Calibration

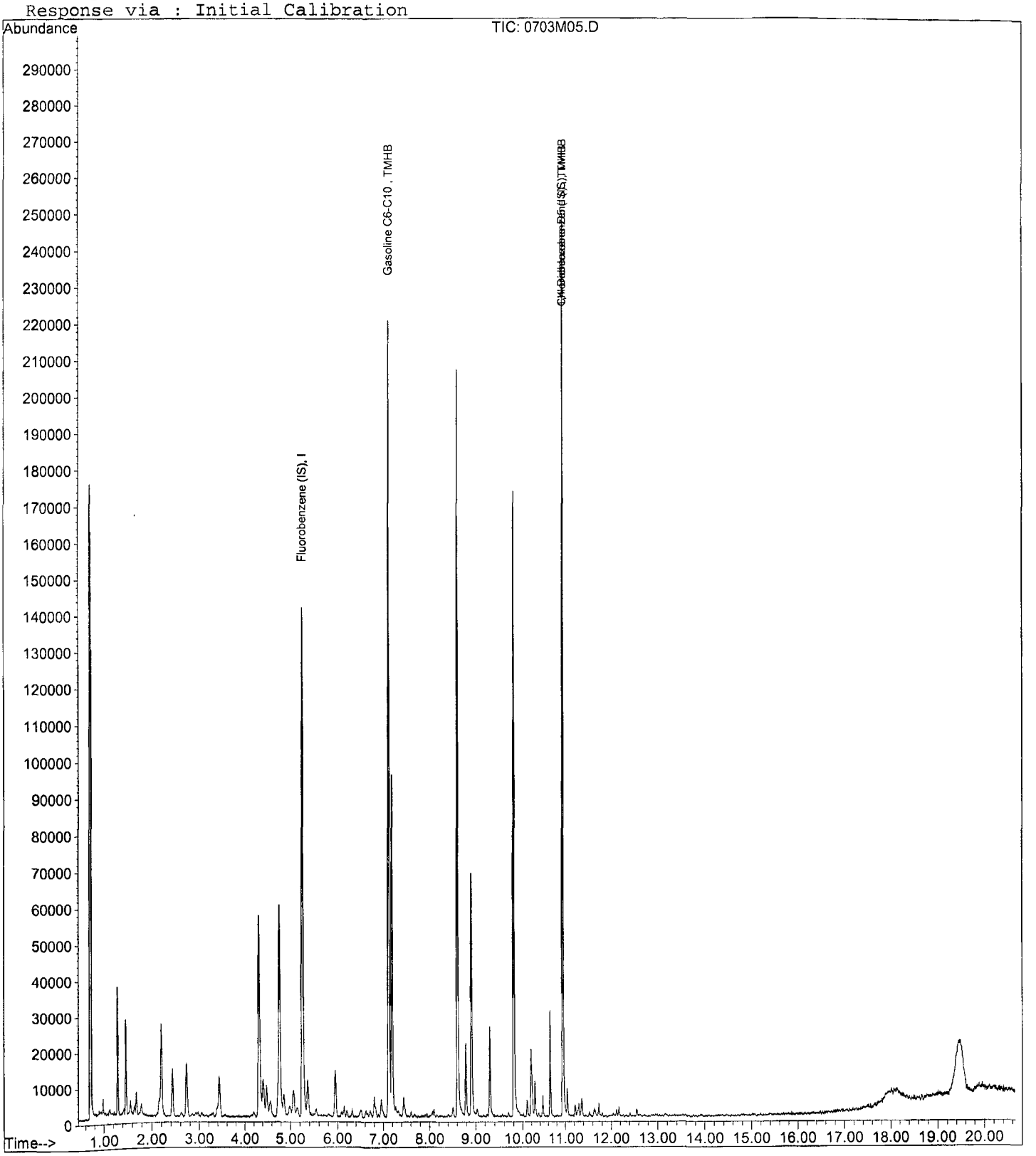

Quantitation Report (Not Reviewed)

Data File : M:\MAX\DATA\210702\0703M06.D
Acq On : 3 Jul 21 11:59
Sample : 600ug/L GAS STD 7/3/21
Misc : IS&S 6/4/21

Vial: 6
Operator: LP,DG,CH
Inst : Max
Multiplr: 1.00

Quant Time: Jul 6 17:49 2021 Quant Results File: MGAS0702.RES

Quant Method : M:\MAX\DATA\210702\MGAS0702.M (RTE Integrator)
Title : METHOD 8260B
Last Update : Tue Jul 06 17:49:21 2021
Response via : Initial Calibration
DataAcq Meth : M8260_062221

Internal Standards	R.T.	QIon	Response	Conc Units	Dev(Min)
1) Fluorobenzene (IS)	5.25	TIC	144756	25.00 ppb	0.00
3) Chlorobenzene-D5 (IS)	10.94	TIC	-91096m	25.00 ppb	0.00
4) 1,4-Dichlorobenzene (IS)	10.94	TIC	258087m	25.00 ppb	0.00

System Monitoring Compounds

Target Compounds					Qvalue
2) Gasoline C6-C10	7.12	TIC	3335568m	663.44 ppb	100

(#) = qualifier out of range (m) = manual integration
0703M06.D MGAS0702.M Wed Jul 14 16:09:49 2021

Quantitation Report

Data File : M:\MAX\DATA\210702\0703M06.D
Acq On : 3 Jul 21 11:59
Sample : 600ug/L GAS STD 7/3/21
Misc : IS&S 6/4/21

Vial: 6
Operator: LP,DG,CH
Inst : Max
Multiplr: 1.00

Quant Time: Jul 6 17:49 2021

Quant Results File: MGAS0702.RES

Method : M:\MAX\DATA\210702\MGAS0702.M (RTE Integrator)
Title : METHOD 8260B
Last Update : Tue Jul 13 14:55:09 2021
Response via : Initial Calibration

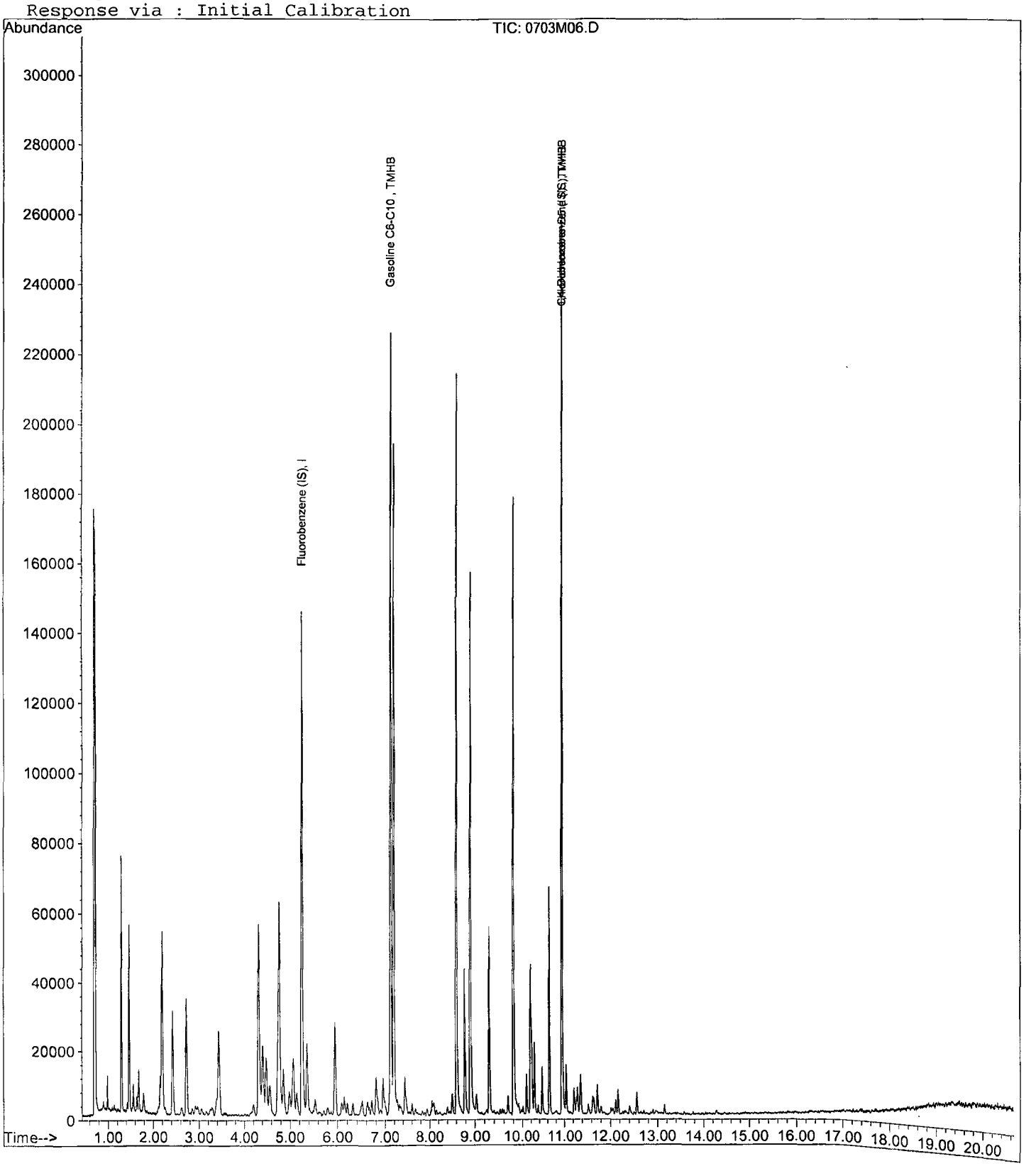

Quantitation Report (Not Reviewed)

Data File : M:\MAX\DATA\210702\0703M07.D
Acq On : 3 Jul 21 12:27
Sample : 800ug/L GAS STD 7/3/21
Misc : IS&S 6/4/21

Vial: 7
Operator: LP,DG,CH
Inst : Max
Multiplr: 1.00

Quant Time: Jul 6 17:49 2021 Quant Results File: MGAS0702.RES

Quant Method : M:\MAX\DATA\210702\MGAS0702.M (RTE Integrator)
Title : METHOD 8260B
Last Update : Tue Jul 06 17:49:21 2021
Response via : Initial Calibration
DataAcq Meth : M8260_062221

Internal Standards	R.T.	QIon	Response	Conc Units	Dev(Min)
1) Fluorobenzene (IS)	5.25	TIC	140549	25.00 ppb	0.00
3) Chlorobenzene-D5 (IS)	10.94	TIC	-83351m	25.00 ppb	0.00
4) 1,4-Dichlorobenzene (IS)	10.94	TIC	254389m	25.00 ppb	0.00

System Monitoring Compounds

Target Compounds					Qvalue
2) Gasoline C6-C10	7.12	TIC	3924029m	904.11 ppb	100

(#) = qualifier out of range (m) = manual integration

Quantitation Report

Data File : M:\MAX\DATA\210702\0703M07.D
Acq On : 3 Jul 21 12:27
Sample : 800ug/L GAS STD 7/3/21
Misc : IS&S 6/4/21

Vial: 7
Operator: LP,DG,CH
Inst : Max
Multiplr: 1.00

Quant Time: Jul 6 17:49 2021 Quant Results File: MGAS0702.RES

Method : M:\MAX\DATA\210702\MGAS0702.M (RTE Integrator)
Title : METHOD 8260B
Last Update : Tue Jul 13 14:55:09 2021
Response via : Initial Calibration

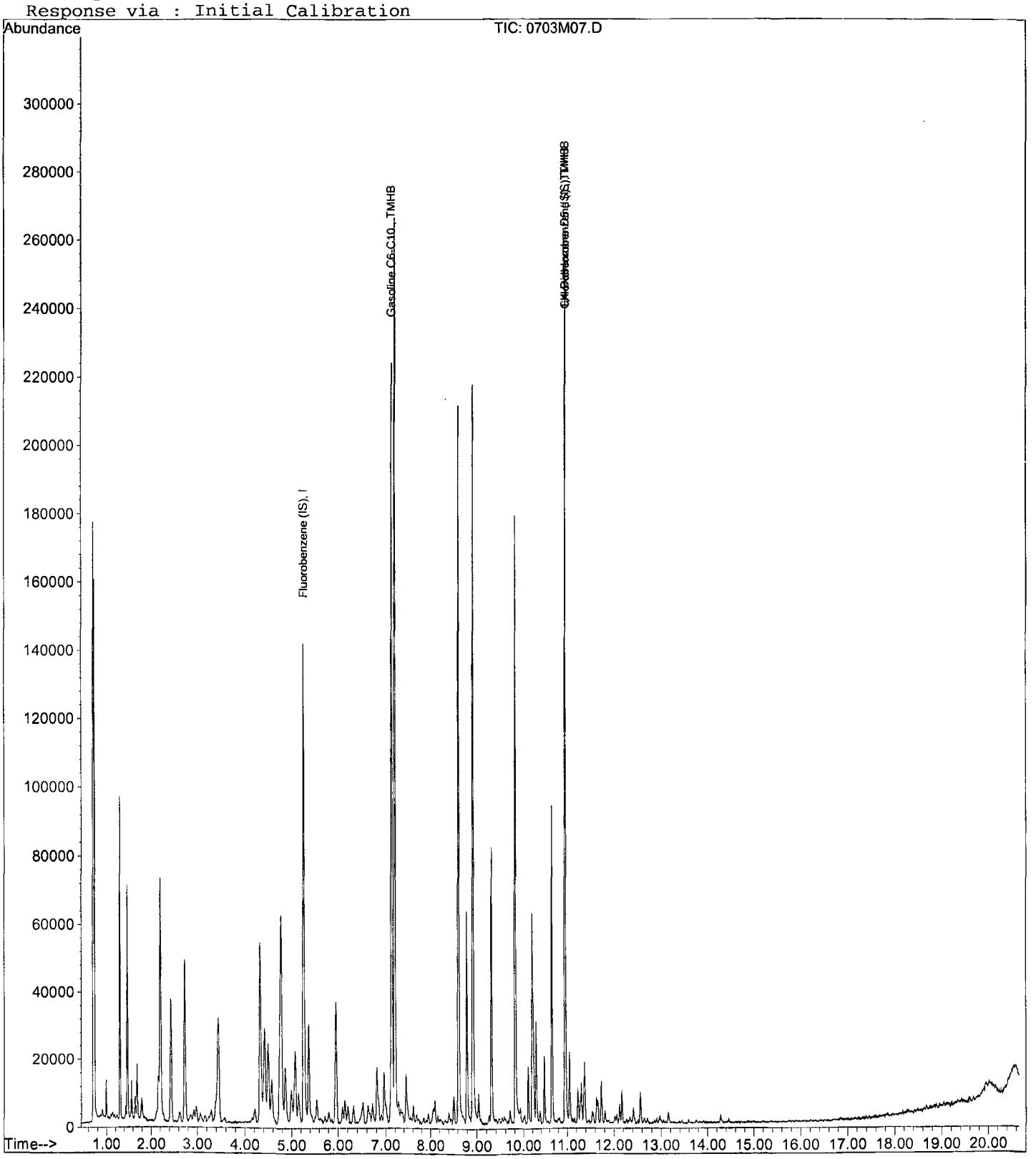

Quantitation Report (Not Reviewed)

Data File : M:\MAX\DATA\210702\0703M08.D
Acq On : 3 Jul 21 12:55
Sample : 1000ug/L GAS STD 7/3/21
Misc : IS&S 6/4/21

Vial: 8
Operator: LP,DG,CH
Inst : Max
Multiplr: 1.00

Quant Time: Jul 6 17:49 2021 Quant Results File: MGAS0702.RES

Quant Method : M:\MAX\DATA\210702\MGAS0702.M (RTE Integrator)
Title : METHOD 8260B
Last Update : Tue Jul 06 17:49:21 2021
Response via : Initial Calibration
DataAcq Meth : M8260_062221

Internal Standards	R.T.	QIon	Response	Conc Units	Dev(Min)
1) Fluorobenzene (IS)	5.25	TIC	142777	25.00 ppb	0.00
3) Chlorobenzene-D5 (IS)	10.94	TIC	-78591m	25.00 ppb	0.00
4) 1,4-Dichlorobenzene (IS)	10.94	TIC	260958m	25.00 ppb	0.00

System Monitoring Compounds

Target Compounds					Qvalue
2) Gasoline C6-C10	7.12	TIC	4792489m	1182.79 ppb	100

(#) = qualifier out of range (m) = manual integration

Quantitation Report

Data File : M:\MAX\DATA\210702\0703M08.D
Acq On : 3 Jul 21 12:55
Sample : 1000ug/L GAS STD 7/3/21
Misc : IS&S 6/4/21

Vial: 8
Operator: LP,DG,CH
Inst : Max
Multiplr: 1.00

Quant Time: Jul 6 17:49 2021

Quant Results File: MGAS0702.RES

Method : M:\MAX\DATA\210702\MGAS0702.M (RTE Integrator)
Title : METHOD 8260B
Last Update : Tue Jul 13 14:55:09 2021
Response via : Initial Calibration

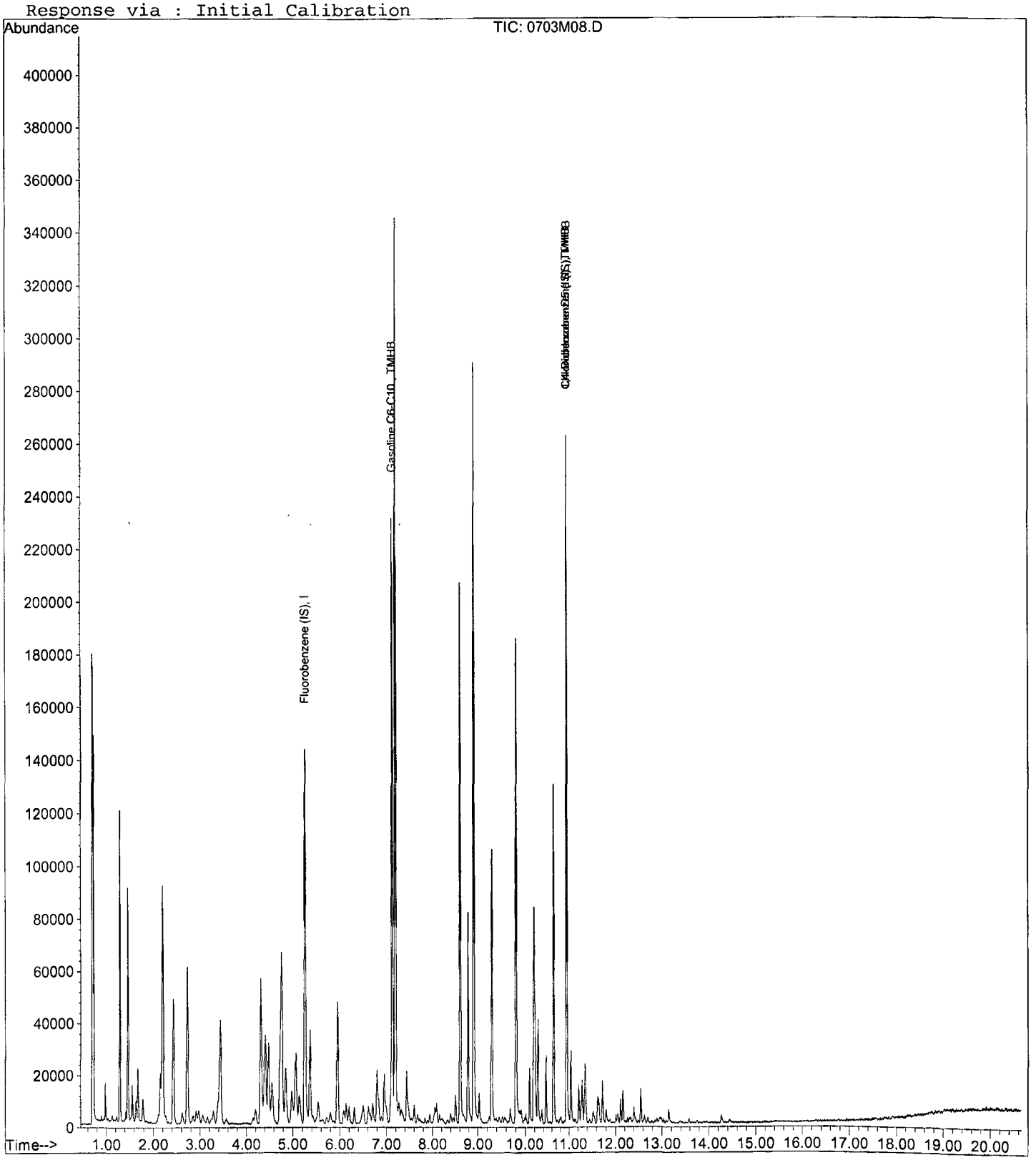

VOLATILE ORGANIC ANALYSIS
VOLATILE ORGANIC COMPOUNDS

Form 7

Second Source Calibration

Lab Name: APPL, Inc.
Case No:
Matrix:

SDG No:
Date Analyzed: 3 Jul 21 13:51
Instrument: Max
Initial Cal. Date: 07/03/21
Data File: 0703M10.D

		Compound	MEAN	CCRF	%D	%Drift	
1	TMHB	Gasoline C6-C10	3.491	1.414	59	TMHBL	9.3
2							
3							
4							
5							
6							
7							
8							
9							
10							
11							
12							
13							
14							
15							
16							
17							
18							
19							
20							
21							
22							
23							
24							
25							
26							
27							
28							
29							
30							
31							
32							
33							
34							
35							
36							
37							
38							
39							
40							
		Average			59.0		

Quantitation Report (QT Reviewed)

Data File : M:\MAX\DATA\210702\0703M10.D
Acq On : 3 Jul 21 13:51
Sample : (SS) 300ug/L GAS STD 7/3/21
Misc : IS&S 6/4/21

Vial: 10
Operator: LP,DG,CH
Inst : Max
Multiplr: 1.00

Quant Time: Jul 6 17:54 2021 Quant Results File: MGAS0702.RES

Quant Method : M:\MAX\DATA\210702\MGAS0702.M (RTE Integrator)
Title : METHOD 8260B
Last Update : Tue Jul 06 17:50:21 2021
Response via : Initial Calibration
DataAcq Meth : M8260_062221

Internal Standards	R.T.	QIon	Response	Conc Units	Dev(Min)
1) Fluorobenzene (IS)	5.25	TIC	139180	25.00 ppb	0.00
3) Chlorobenzene-D5 (IS)	10.94	TIC	-102623m	25.00 ppb	0.00
4) 1,4-Dichlorobenzene (IS)	10.94	TIC	240073m	25.00 ppb	0.00

System Monitoring Compounds

Target Compounds					Qvalue
2) Gasoline C6-C10	7.12	TIC	2361199m	328.01 ppb	100

(#) = qualifier out of range (m) = manual integration

Quantitation Report

Data File : M:\MAX\DATA\210702\0703M10.D
Acq On : 3 Jul 21 13:51
Sample : (SS) 300ug/L GAS STD 7/3/21
Misc : IS&S 6/4/21

Vial: 10
Operator: LP,DG,CH
Inst : Max
Multiplr: 1.00

Quant Time: Jul 6 17:54 2021 Quant Results File: MGAS0702.RES

Method : M:\MAX\DATA\210702\MGAS0702.M (RTE Integrator)
Title : METHOD 8260B
Last Update : Tue Jul 13 14:55:09 2021
Response via : Initial Calibration

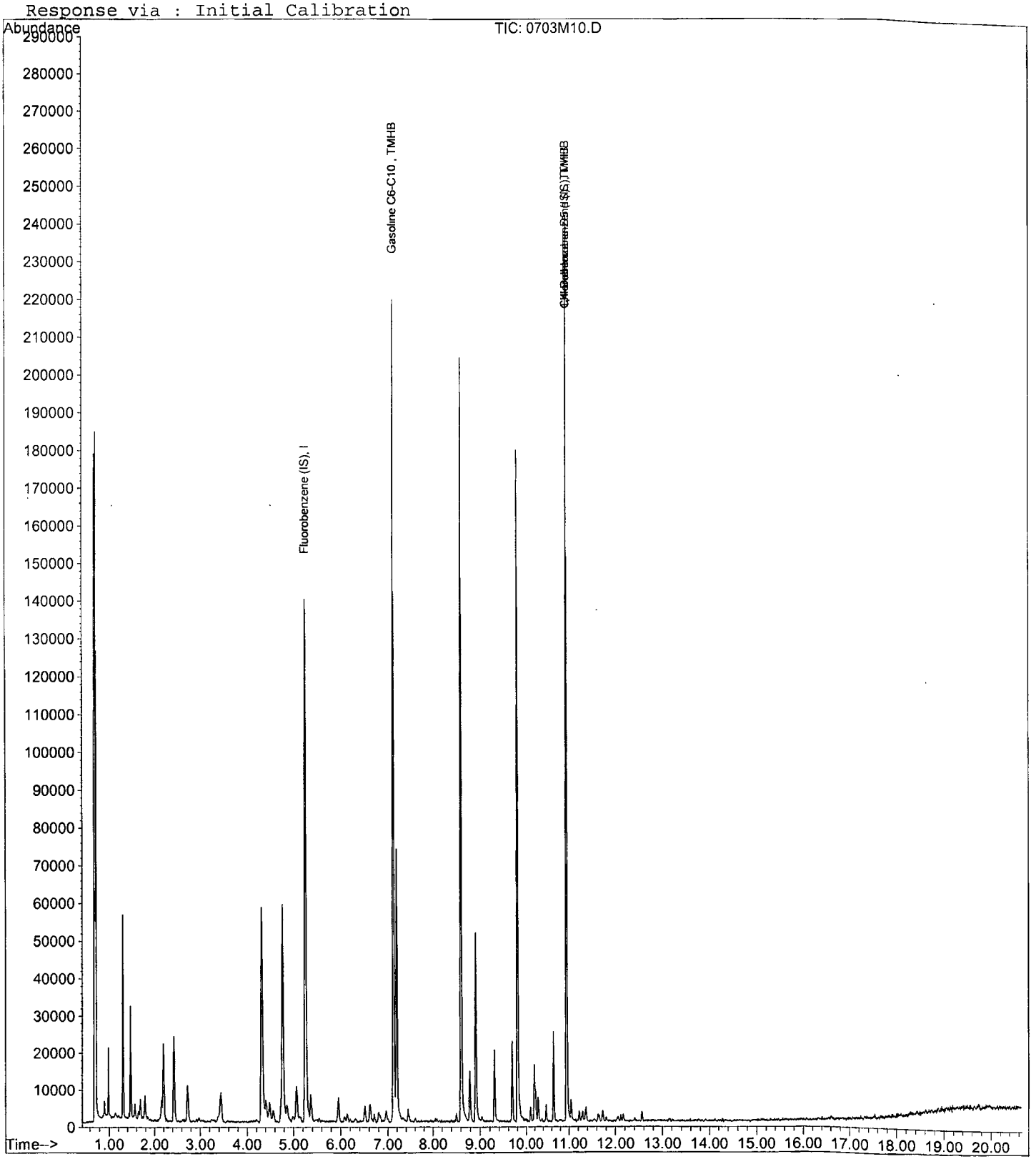

VOLATILE ORGANIC ANALYSIS BY
EPA METHOD 8260B

Form 6
Initial Calibration

Lab Name: APPL, Inc.
Case No:
Matrix:

SDG No:
Initial Cal. Date: 07/07/21
Instrument: Max

Initials:

		Compound	0707M03.D	0707M04 D	0707M05.D	0707M06 D	0707M07.D	0707M08.D	0707M09.D	0707M10.D	0707M11 D		Avg	%RSD	Type	r^2	Q	MRF
			1	2	3	4	5	6	7	8	9							
1	I	Fluorobenzene (IS)																
2	S	Dibromofluoromethane(S)	0.3226	0.3146	0.2849	0.2806	0.3073	0.3000	0.2956	0.2963	0.2878		0.30	4.7	S			
3	S	1,2-DCA-D4(S)	0.1249	0.1361	0.1230	0.1230	0.1350	0.1340	0.1354	0.1357	0.1336		0.13	4.4	S			
4	I	Chlorobenzene-D5 (IS)																
5	S	Toluene-D8(S)	1.226	1.273	1.076	1.023	1.191	1.209	1.236	1.226	1.189		1.2	6.8	S			
6	S	4-Bromofluorobenzene(S)	0.4086	0.3849	0.3650	0.3475	0.4225	0.4479	0.4604	0.4639	0.4413		0.42	10	S			
7	I	1,4-Dichlorobenzene-D (IS)																
8																		
9																		
10																		
11																		
12																		
13																		
14																		
15																		
16																		
17																		
18																		
19																		
20																		
21																		
22																		
23																		
24																		
25																		
26																		
27																		
28																		
29																		
30																		
31																		
32																		
33																		
34																		
35																		

Quantitation Report (Not Reviewed)

Data File : M:\MAX\DATA\210707\0707M03.D
Acq On : 7 Jul 21 12:34
Sample : 0.3ug/L VOC STD 7/7/21
Misc : IS&S 6/4/21

Vial: 2
Operator: LP,DG,CH
Inst : Max
Multiplr: 1.00

Quant Time: Jul 14 16:04 2021 Quant Results File: M0707SUR.RES

Quant Method : M:\MAX\DATA\210707\M0707SUR.M (RTE Integrator)
Title : METHOD 8260B
Last Update : Thu Jul 08 09:45:53 2021
Response via : Initial Calibration
DataAcq Meth : M8260_062221

Internal Standards	R.T.	QIon	Response	Conc Units	Dev(Min)
1) Fluorobenzene (IS)	5.25	96	155476	25.00 ppb	0.00
4) Chlorobenzene-D5 (IS)	8.60	117	128563	25.00 ppb	0.00
7) 1,4-Dichlorobenzene-D (IS)	10.94	152	70987	25.00 ppb	0.00
System Monitoring Compounds					
2) Dibromofluoromethane(S)	4.32	111	10030	5.40 ppb	0.00
Spiked Amount 25.000			Recovery	= 21.588%	
3) 1,2-DCA-D4(S)	4.77	65	3884	4.76 ppb	0.00
Spiked Amount 25.000			Recovery	= 19.044%	
5) Toluene-D8(S)	7.12	98	31512	5.18 ppb	0.00
Spiked Amount 25.000			Recovery	= 20.720%	
6) 4-Bromofluorobenzene(S)	9.80	95	10506	4.91 ppb	0.00
Spiked Amount 25.000			Recovery	= 19.656%	

Target Compounds Qvalue

(#) = qualifier out of range (m) = manual integration

Quantitation Report

Data File : M:\MAX\DATA\210707\0707M03.D
Acq On : 7 Jul 21 12:34
Sample : 0.3ug/L VOC STD 7/7/21
Misc : IS&S 6/4/21

Vial: 2
Operator: LP,DG,CH
Inst : Max
Multiplr: 1.00

Quant Time: Jul 14 16:04 2021 Quant Results File: M0707SUR.RES

Method : M:\MAX\DATA\210707\M0707SUR.M (RTE Integrator)
Title : METHOD 8260B
Last Update : Thu Jul 08 09:45:53 2021
Response via : Initial Calibration



Quantitation Report (Not Reviewed)

Data File : M:\MAX\DATA\210707\0707M04.D
Acq On : 7 Jul 21 13:02
Sample : 0.5ug/L VOC STD 7/7/21
Misc : IS&S 6/4/21

Vial: 3
Operator: LP,DG,CH
Inst : Max
Multiplr: 1.00

Quant Time: Jul 14 16:04 2021 Quant Results File: M0707SUR.RES

Quant Method : M:\MAX\DATA\210707\M0707SUR.M (RTE Integrator)
Title : METHOD 8260B
Last Update : Thu Jul 08 09:45:53 2021
Response via : Initial Calibration
DataAcq Meth : M8260_062221

Internal Standards	R.T.	QIon	Response	Conc Units	Dev(Min)
1) Fluorobenzene (IS)	5.25	96	146504	25.00 ppb	0.00
4) Chlorobenzene-D5 (IS)	8.60	117	121091	25.00 ppb	0.00
7) 1,4-Dichlorobenzene-D (IS)	10.94	152	69111	25.00 ppb	0.00
System Monitoring Compounds					
2) Dibromofluoromethane(S)	4.32	111	9218	5.26 ppb	0.00
Spiked Amount 25.000			Recovery	= 21.052%	
3) 1,2-DCA-D4(S)	4.77	65	3988	5.19 ppb	0.00
Spiked Amount 25.000			Recovery	= 20.752%	
5) Toluene-D8(S)	7.12	98	30818	5.38 ppb	0.00
Spiked Amount 25.000			Recovery	= 21.512%	
6) 4-Bromofluorobenzene(S)	9.80	95	9322	4.63 ppb	0.00
Spiked Amount 25.000			Recovery	= 18.516%	

Target Compounds Qvalue

(#) = qualifier out of range (m) = manual integration

Quantitation Report

Data File : M:\MAX\DATA\210707\0707M04.D
Acq On : 7 Jul 21 13:02
Sample : 0.5ug/L VOC STD 7/7/21
Misc : IS&S 6/4/21

Vial: 3
Operator: LP,DG,CH
Inst : Max
Multiplr: 1.00

Quant Time: Jul 14 16:04 2021

Quant Results File: M0707SUR.RES

Method : M:\MAX\DATA\210707\M0707SUR.M (RTE Integrator)
Title : METHOD 8260B
Last Update : Thu Jul 08 09:45:53 2021
Response via : Initial Calibration



Quantitation Report (Not Reviewed)

Data File : M:\MAX\DATA\210707\0707M05.D
Acq On : 7 Jul 21 13:30
Sample : 1ug/L VOC STD 7/7/21
Misc : IS&S 6/4/21

Vial: 4
Operator: LP,DG,CH
Inst : Max
Multiplr: 1.00

Quant Time: Jul 14 16:04 2021 Quant Results File: M0707SUR.RES

Quant Method : M:\MAX\DATA\210707\M0707SUR.M (RTE Integrator)
Title : METHOD 8260B
Last Update : Thu Jul 08 09:45:53 2021
Response via : Initial Calibration
DataAcq Meth : M8260_062221

Internal Standards	R.T.	QIon	Response	Conc Units	Dev(Min)
1) Fluorobenzene (IS)	5.25	96	146356	25.00 ppb	0.00
4) Chlorobenzene-D5 (IS)	8.60	117	120887	25.00 ppb	0.00
7) 1,4-Dichlorobenzene-D (IS)	10.94	152	68674	25.00 ppb	0.00
System Monitoring Compounds					
2) Dibromofluoromethane(S)	4.32	111	16676	9.53 ppb	0.00
Spiked Amount 25.000			Recovery	= 38.128%	
3) 1,2-DCA-D4(S)	4.77	65	7198	9.37 ppb	0.00
Spiked Amount 25.000			Recovery	= 37.492%	
5) Toluene-D8(S)	7.12	98	52035	9.10 ppb	0.00
Spiked Amount 25.000			Recovery	= 36.384%	
6) 4-Bromofluorobenzene(S)	9.80	95	17649	8.78 ppb	0.00
Spiked Amount 25.000			Recovery	= 35.116%	

Target Compounds Qvalue

(#) = qualifier out of range (m) = manual integration

Quantitation Report

Data File : M:\MAX\DATA\210707\0707M05.D
Acq On : 7 Jul 21 13:30
Sample : 1ug/L VOC STD 7/7/21
Misc : IS&S 6/4/21

Vial: 4
Operator: LP,DG,CH
Inst : Max
Multiplr: 1.00

Quant Time: Jul 14 16:04 2021 Quant Results File: M0707SUR.RES

Method : M:\MAX\DATA\210707\M0707SUR.M (RTE Integrator)
Title : METHOD 8260B
Last Update : Thu Jul 08 09:45:53 2021
Response via : Initial Calibration



Quantitation Report (Not Reviewed)

Data File : M:\MAX\DATA\210707\0707M06.D
Acq On : 7 Jul 21 13:58
Sample : 2ug/L VOC STD 7/7/21
Misc : IS&S 6/4/21

Vial: 5
Operator: LP,DG,CH
Inst : Max
Multiplr: 1.00

Quant Time: Jul 14 16:04 2021 Quant Results File: M0707SUR.RES

Quant Method : M:\MAX\DATA\210707\M0707SUR.M (RTE Integrator)
Title : METHOD 8260B
Last Update : Thu Jul 08 09:45:53 2021
Response via : Initial Calibration
DataAcq Meth : M8260_062221

Internal Standards	R.T.	QIon	Response	Conc Units	Dev(Min)
1) Fluorobenzene (IS)	5.25	96	143693	25.00 ppb	0.00
4) Chlorobenzene-D5 (IS)	8.60	117	120557	25.00 ppb	0.00
7) 1,4-Dichlorobenzene-D (IS)	10.94	152	67755	25.00 ppb	0.00
System Monitoring Compounds					
2) Dibromofluoromethane(S)	4.32	111	16130	9.39 ppb	0.00
Spiked Amount 25.000			Recovery	= 37.560%	
3) 1,2-DCA-D4(S)	4.77	65	7069	9.38 ppb	0.00
Spiked Amount 25.000			Recovery	= 37.504%	
5) Toluene-D8(S)	7.12	98	49320	8.64 ppb	0.00
Spiked Amount 25.000			Recovery	= 34.580%	
6) 4-Bromofluorobenzene(S)	9.80	95	16756	8.36 ppb	0.00
Spiked Amount 25.000			Recovery	= 33.428%	

Target Compounds Qvalue

(#) = qualifier out of range (m) = manual integration

Quantitation Report

Data File : M:\MAX\DATA\210707\0707M06.D
Acq On : 7 Jul 21 13:58
Sample : 2ug/L VOC STD 7/7/21
Misc : IS&S 6/4/21

Vial: 5
Operator: LP,DG,CH
Inst : Max
Multiplr: 1.00

Quant Time: Jul 14 16:04 2021

Quant Results File: M0707SUR.RES

Method : M:\MAX\DATA\210707\M0707SUR.M (RTE Integrator)
Title : METHOD 8260B
Last Update : Thu Jul 08 09:45:53 2021
Response via : Initial Calibration

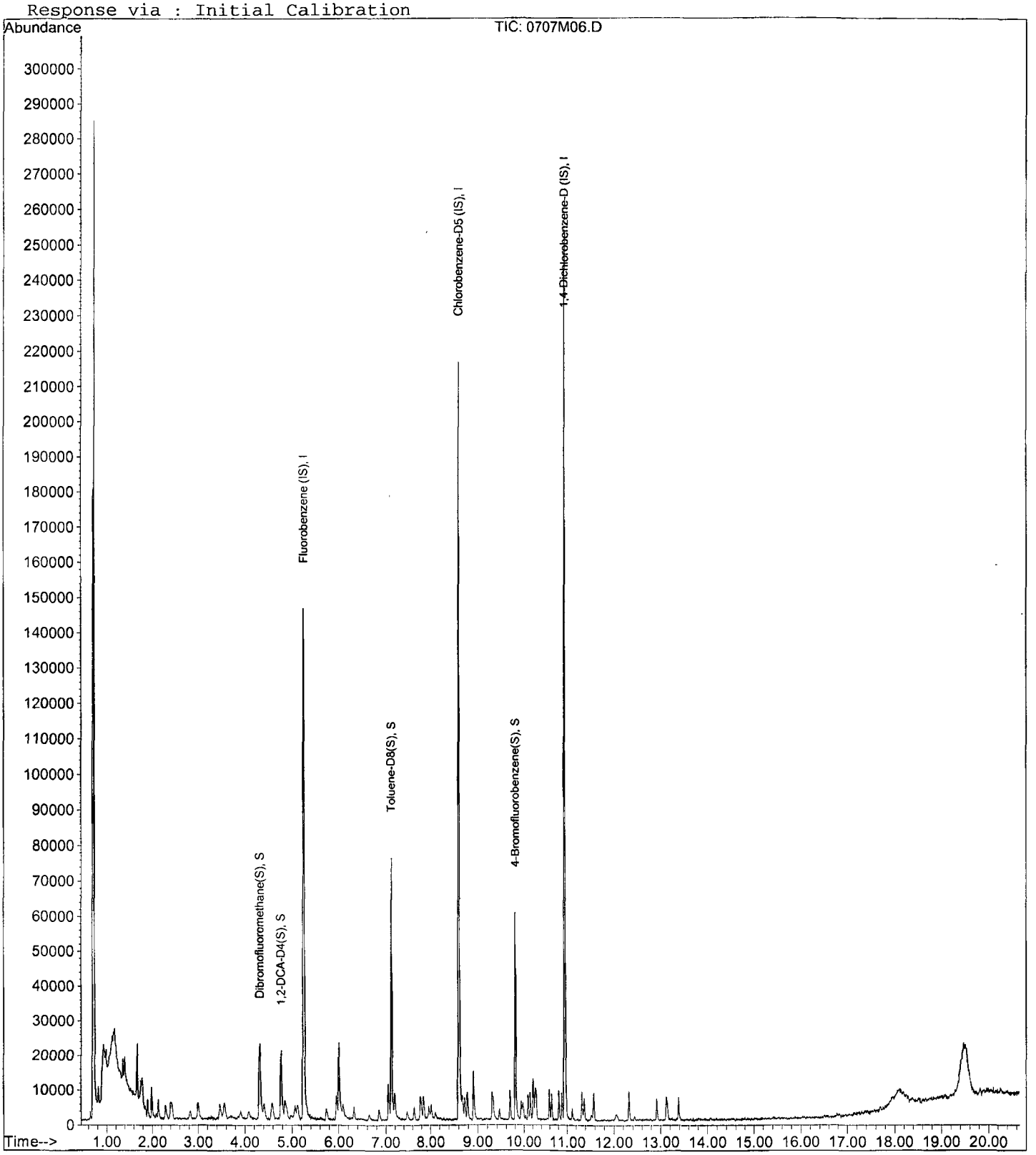

Quantitation Report (Not Reviewed)

Data File : M:\MAX\DATA\210707\0707M07.D
Acq On : 7 Jul 21 14:25
Sample : 5ug/L VOC STD 7/7/21
Misc : IS&S 6/4/21

Vial: 6
Operator: LP,DG,CH
Inst : Max
Multiplr: 1.00

Quant Time: Jul 14 16:04 2021 Quant Results File: M0707SUR.RES

Quant Method : M:\MAX\DATA\210707\M0707SUR.M (RTE Integrator)
Title : METHOD 8260B
Last Update : Thu Jul 08 09:45:53 2021
Response via : Initial Calibration
DataAcq Meth : M8260_062221

Internal Standards	R.T.	QIon	Response	Conc Units	Dev(Min)
1) Fluorobenzene (IS)	5.25	96	145584	25.00 ppb	0.00
4) Chlorobenzene-D5 (IS)	8.60	117	119587	25.00 ppb	0.00
7) 1,4-Dichlorobenzene-D (IS)	10.94	152	72526	25.00 ppb	0.00
System Monitoring Compounds					
2) Dibromofluoromethane(S)	4.31	111	44738	25.71 ppb	0.00
Spiked Amount 25.000			Recovery	= 102.828%	
3) 1,2-DCA-D4(S)	4.76	65	19656	25.73 ppb	0.00
Spiked Amount 25.000			Recovery	= 102.924%	
5) Toluene-D8(S)	7.12	98	142454	25.17 ppb	0.00
Spiked Amount 25.000			Recovery	= 100.688%	
6) 4-Bromofluorobenzene(S)	9.80	95	50522	25.40 ppb	0.00
Spiked Amount 25.000			Recovery	= 101.616%	

Target Compounds Qvalue

(#) = qualifier out of range (m) = manual integration

Quantitation Report

Data File : M:\MAX\DATA\210707\0707M07.D
Acq On : 7 Jul 21 14:25
Sample : 5ug/L VOC STD 7/7/21
Misc : IS&S 6/4/21

Vial: 6
Operator: LP,DG,CH
Inst : Max
Multiplr: 1.00

Quant Time: Jul 14 16:04 2021

Quant Results File: M0707SUR.RES

Method : M:\MAX\DATA\210707\M0707SUR.M (RTE Integrator)
Title : METHOD 8260B
Last Update : Thu Jul 08 09:45:53 2021
Response via : Initial Calibration

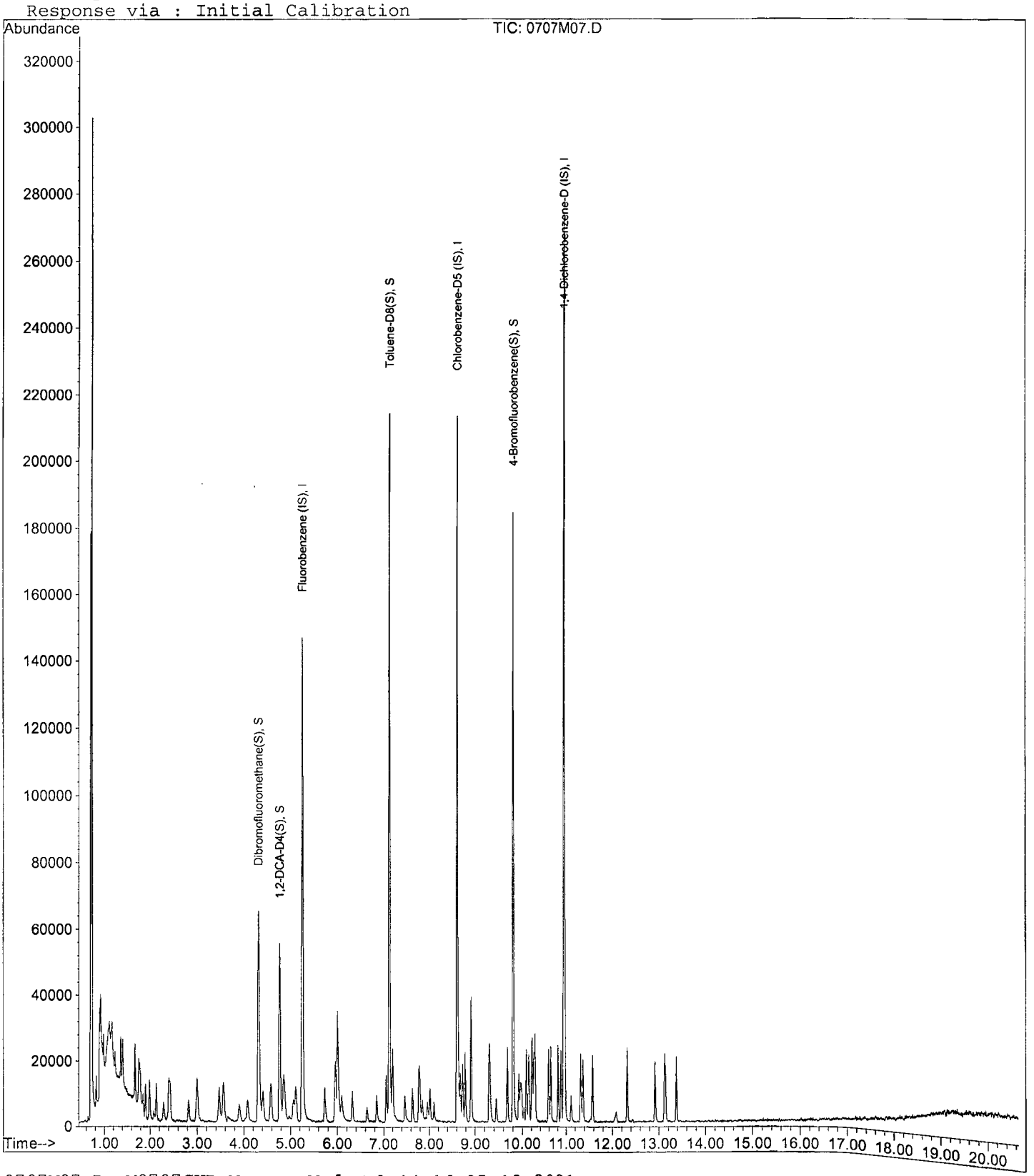

0707M07.D M0707SUR.M Wed Jul 14 16:05:19 2021

Quantitation Report (Not Reviewed)

Data File : M:\MAX\DATA\210707\0707M08.D
Acq On : 7 Jul 21 14:54
Sample : 10ug/L VOC STD 7/7/21
Misc : IS&S 6/4/21

Vial: 7
Operator: LP,DG,CH
Inst : Max
Multiplr: 1.00

Quant Time: Jul 14 16:04 2021 Quant Results File: M0707SUR.RES

Quant Method : M:\MAX\DATA\210707\M0707SUR.M (RTE Integrator)
Title : METHOD 8260B
Last Update : Thu Jul 08 09:45:53 2021
Response via : Initial Calibration
DataAcq Meth : M8260_062221

Internal Standards	R.T.	QIon	Response	Conc Units	Dev(Min)
1) Fluorobenzene (IS)	5.25	96	144861	25.00 ppb	0.00
4) Chlorobenzene-D5 (IS)	8.60	117	119263	25.00 ppb	0.00
7) 1,4-Dichlorobenzene-D (IS)	10.94	152	73436	25.00 ppb	0.00
System Monitoring Compounds					
2) Dibromofluoromethane(S)	4.31	111	43461	25.10 ppb	0.00
Spiked Amount 25.000			Recovery	= 100.388%	
3) 1,2-DCA-D4(S)	4.77	65	19408	25.53 ppb	0.00
Spiked Amount 25.000			Recovery	= 102.132%	
5) Toluene-D8(S)	7.12	98	144148	25.54 ppb	0.00
Spiked Amount 25.000			Recovery	= 102.164%	
6) 4-Bromofluorobenzene(S)	9.80	95	53415	26.93 ppb	0.00
Spiked Amount 25.000			Recovery	= 107.724%	

Target Compounds Qvalue

(#) = qualifier out of range (m) = manual integration

Quantitation Report

Data File : M:\MAX\DATA\210707\0707M08.D
Acq On : 7 Jul 21 14:54
Sample : 10ug/L VOC STD 7/7/21
Misc : IS&S 6/4/21

Vial: 7
Operator: LP,DG,CH
Inst : Max
Multiplr: 1.00

Quant Time: Jul 14 16:04 2021

Quant Results File: M0707SUR.RES

Method : M:\MAX\DATA\210707\M0707SUR.M (RTE Integrator)
Title : METHOD 8260B
Last Update : Thu Jul 08 09:45:53 2021
Response via : Initial Calibration

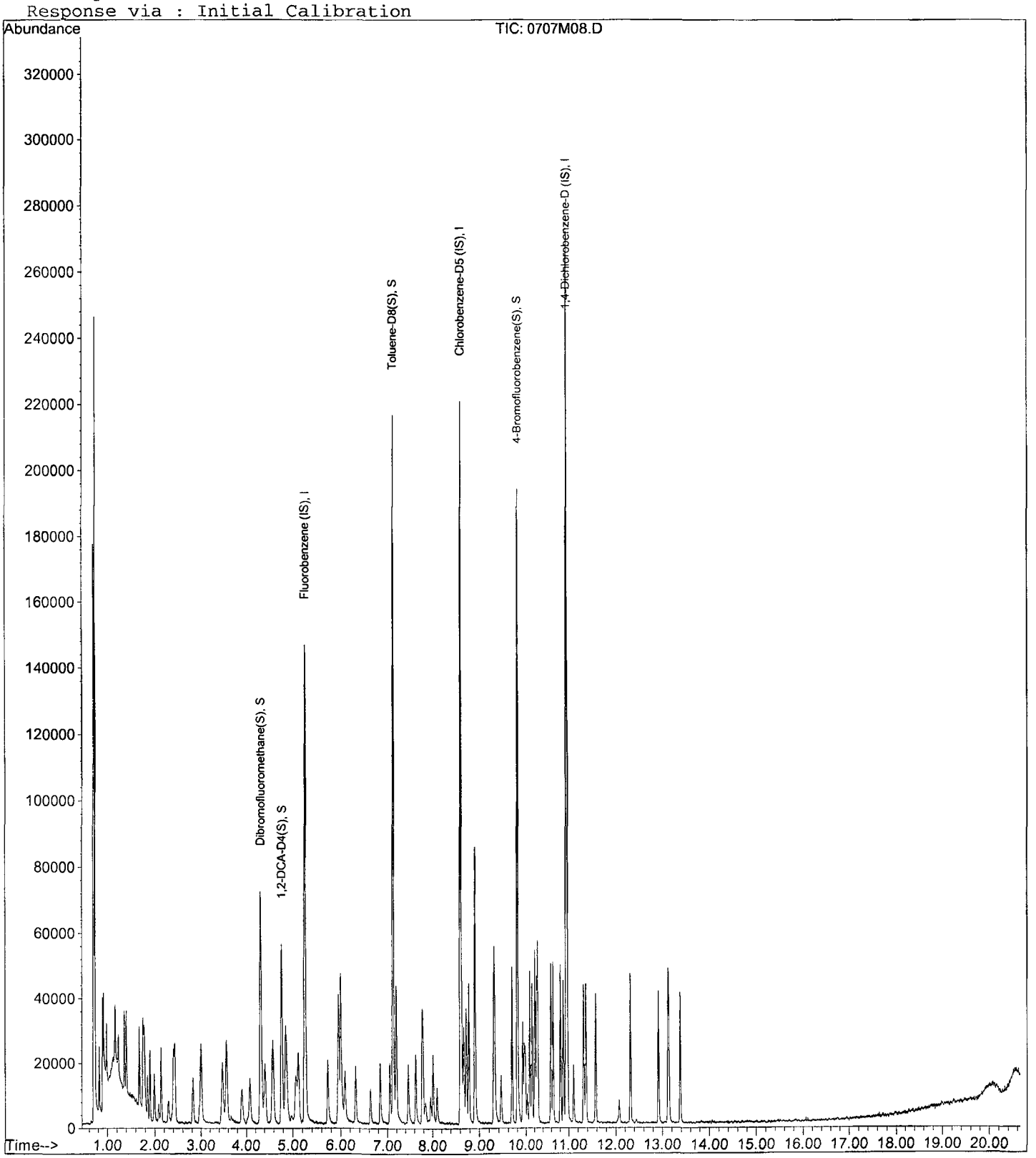

Quantitation Report (Not Reviewed)

Data File : M:\MAX\DATA\210707\0707M09.D
Acq On : 7 Jul 21 15:21
Sample : 20ug/L VOC STD 7/7/21
Misc : IS&S 6/4/21

Vial: 8
Operator: LP,DG,CH
Inst : Max
Multiplr: 1.00

Quant Time: Jul 14 16:04 2021 Quant Results File: M0707SUR.RES

Quant Method : M:\MAX\DATA\210707\M0707SUR.M (RTE Integrator)
Title : METHOD 8260B
Last Update : Thu Jul 08 09:45:53 2021
Response via : Initial Calibration
DataAcq Meth : M8260_062221

Internal Standards	R.T.	QIon	Response	Conc	Units	Dev(Min)
1) Fluorobenzene (IS)	5.25	96	149982	25.00	ppb	0.00
4) Chlorobenzene-D5 (IS)	8.60	117	120160	25.00	ppb	0.00
7) 1,4-Dichlorobenzene-D (IS)	10.94	152	77631	25.00	ppb	0.00
System Monitoring Compounds						
2) Dibromofluoromethane(S)	4.31	111	88682	49.46	ppb	0.00
Spiked Amount 25.000			Recovery	=	197.852%	
3) 1,2-DCA-D4(S)	4.77	65	40600	51.59	ppb	0.00
Spiked Amount 25.000			Recovery	=	206.360%	
5) Toluene-D8(S)	7.12	98	297056	52.24	ppb	0.00
Spiked Amount 25.000			Recovery	=	208.964%	
6) 4-Bromofluorobenzene(S)	9.80	95	110633	55.36	ppb	0.00
Spiked Amount 25.000			Recovery	=	221.452%	

Target Compounds Qvalue

(#) = qualifier out of range (m) = manual integration

Quantitation Report

Data File : M:\MAX\DATA\210707\0707M09.D
Acq On : 7 Jul 21 15:21
Sample : 20ug/L VOC STD 7/7/21
Misc : IS&S 6/4/21

Vial: 8
Operator: LP,DG,CH
Inst : Max
Multiplr: 1.00

Quant Time: Jul 14 16:04 2021

Quant Results File: M0707SUR.RES

Method : M:\MAX\DATA\210707\M0707SUR.M (RTE Integrator)
Title : METHOD 8260B
Last Update : Thu Jul 08 09:45:53 2021
Response via : Initial Calibration



Quantitation Report (Not Reviewed)

Data File : M:\MAX\DATA\210707\0707M10.D
Acq On : 7 Jul 21 15:49
Sample : 40ug/L VOC STD 7/7/21
Misc : IS&S 6/4/21

Vial: 9
Operator: LP,DG,CH
Inst : Max
Multiplr: 1.00

Quant Time: Jul 14 16:04 2021 Quant Results File: M0707SUR.RES

Quant Method : M:\MAX\DATA\210707\M0707SUR.M (RTE Integrator)
Title : METHOD 8260B
Last Update : Thu Jul 08 09:45:53 2021
Response via : Initial Calibration
DataAcq Meth : M8260_062221

Internal Standards	R.T.	QIon	Response	Conc	Units	Dev(Min)
1) Fluorobenzene (IS)	5.25	96	151157	25.00	ppb	0.00
4) Chlorobenzene-D5 (IS)	8.60	117	121196	25.00	ppb	0.00
7) 1,4-Dichlorobenzene-D (IS)	10.94	152	76581	25.00	ppb	0.00
System Monitoring Compounds						
2) Dibromofluoromethane(S)	4.31	111	89585	49.58	ppb	0.00
Spiked Amount 25.000			Recovery	=	198.312%	
3) 1,2-DCA-D4(S)	4.76	65	41024	51.72	ppb	0.00
Spiked Amount 25.000			Recovery	=	206.896%	
5) Toluene-D8(S)	7.12	98	297096	51.80	ppb	0.00
Spiked Amount 25.000			Recovery	=	207.208%	
6) 4-Bromofluorobenzene(S)	9.80	95	112441	55.79	ppb	0.00
Spiked Amount 25.000			Recovery	=	223.148%	

Target Compounds Qvalue

(#) = qualifier out of range (m) = manual integration

Quantitation Report

Data File : M:\MAX\DATA\210707\0707M10.D
Acq On : 7 Jul 21 15:49
Sample : 40ug/L VOC STD 7/7/21
Misc : IS&S 6/4/21

Vial: 9
Operator: LP,DG,CH
Inst : Max
Multiplr: 1.00

Quant Time: Jul 14 16:04 2021

Quant Results File: M0707SUR.RES

Method : M:\MAX\DATA\210707\M0707SUR.M (RTE Integrator)
Title : METHOD 8260B
Last Update : Thu Jul 08 09:45:53 2021
Response via : Initial Calibration

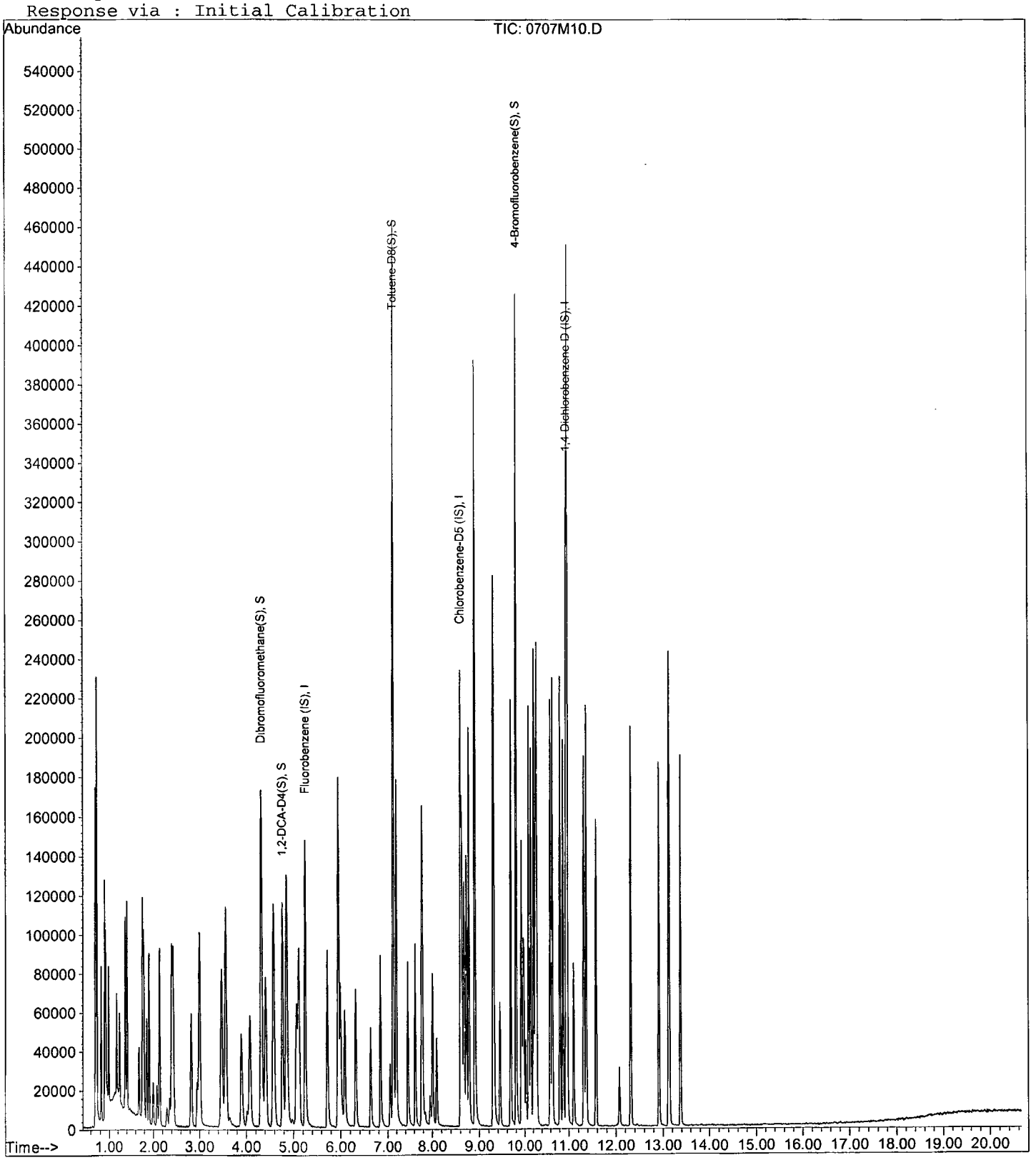

Quantitation Report (Not Reviewed)

Data File : M:\MAX\DATA\210707\0707M11.D
Acq On : 7 Jul 21 16:18
Sample : 100ug/L VOC STD 7/7/21
Misc : IS&S 6/4/21

Vial: 10
Operator: LP,DG,CH
Inst : Max
Multiplr: 1.00

Quant Time: Jul 14 16:04 2021 Quant Results File: M0707SUR.RES

Quant Method : M:\MAX\DATA\210707\M0707SUR.M (RTE Integrator)
Title : METHOD 8260B
Last Update : Thu Jul 08 09:45:53 2021
Response via : Initial Calibration
DataAcq Meth : M8260_062221

Internal Standards	R.T.	QIon	Response	Conc	Units	Dev(Min)
1) Fluorobenzene (IS)	5.25	96	150245	25.00	ppb	0.00
4) Chlorobenzene-D5 (IS)	8.60	117	123315	25.00	ppb	0.00
7) 1,4-Dichlorobenzene-D (IS)	10.94	152	75993	25.00	ppb	0.00
System Monitoring Compounds						
2) Dibromofluoromethane(S)	4.31	111	172933	96.29	ppb	0.00
Spiked Amount 25.000			Recovery	=	385.140%	
3) 1,2-DCA-D4(S)	4.76	65	80296	101.85	ppb	0.00
Spiked Amount 25.000			Recovery	=	407.412%	
5) Toluene-D8(S)	7.12	98	586463	100.50	ppb	0.00
Spiked Amount 25.000			Recovery	=	401.992%	
6) 4-Bromofluorobenzene(S)	9.80	95	217667	106.14	ppb	0.00
Spiked Amount 25.000			Recovery	=	424.556%	

Target Compounds Qvalue

(#) = qualifier out of range (m) = manual integration

Quantitation Report

Data File : M:\MAX\DATA\210707\0707M11.D
Acq On : 7 Jul 21 16:18
Sample : 100ug/L VOC STD 7/7/21
Misc : IS&S 6/4/21

Vial: 10
Operator: LP,DG,CH
Inst : Max
Multiplr: 1.00

Quant Time: Jul 14 16:04 2021

Quant Results File: M0707SUR.RES

Method : M:\MAX\DATA\210707\M0707SUR.M (RTE Integrator)
Title : METHOD 8260B
Last Update : Thu Jul 08 09:45:53 2021
Response via : Initial Calibration



VOLATILE ORGANIC ANALYSIS
VOLATILE ORGANIC COMPOUNDS

Form 7

Continuing Calibration

Lab Name: APPL, Inc.
Case No:
Matrix:

SDG No:
Date Analyzed: 8 Jul 21 13:36
Instrument: Max
Initial Cal. Date: 07/07/21
Data File: 0708M07.D

		Compound	MEAN	CCRF	%D	%Drift	
1	I	Fluorobenzene (IS)	ISTD			I	
2	TMHB	Gasoline C6-C10	3.491	1.357	61	TMHBL	10
3	TMHB	Chlorobenzene-D5 (IS)	ISTD			TMHB	
4	TMHB	1,4-Dichlorobenzene (IS)	ISTD			TMHB	
5							
6							
7							
8							
9							
10							
11							
12							
13							
14							
15							
16							
17							
18							
19							
20							
21							
22							
23							
24							
25							
26							
27							
28							
29							
30							
31							
32							
33							
34							
35							
36							
37							
38							
39							
40							
		Average			61.0		

VOLATILE ORGANIC ANALYSIS BY
EPA METHOD 8260B

Form 7

Continuing Calibration

Lab Name: APPL, Inc.
Case No:
Matrix:

SDG No:
Date Analyzed: 8 Jul 21 13:36
Instrument: Max
Initial Cal. Date: 07/07/21
Data File: 0708M07.D

		Compound	MEAN	CCRF	%D	%Drift	
1	I	Fluorobenzene (IS)	ISTD			I	
2	S	Dibromofluoromethane(S)	0.2989	0.3073	2.8	S	
3	S	1,2-DCA-D4(S)	0.1312	0.1393	6.2	S	
4	I	Chlorobenzene-D5 (IS)	ISTD			I	
5	S	Toluene-D8(S)	1.183	1.198	1.3	S	
6	S	4-Bromofluorobenzene(S)	0.4158	0.4143	0.36	S	
7	I	1,4-Dichlorobenzene-D (IS)	ISTD			I	
8							
9							
10							
11							
12							
13							
14							
15							
16							
17							
18							
19							
20							
21							
22							
23							
24							
25							
26							
27							
28							
29							
30							
31							
32							
33							
34							
35							
36							
37							
38							
39							
40							
		Average			2.7		

Quantitation Report (QT Reviewed)

Data File : M:\MAX\DATA\210707\0708M07.D
Acq On : 8 Jul 21 13:36
Sample : 210708A CCV/LCS 300ug/L
Misc : IS&S 6/4/21

Vial: 7
Operator: LP,DG,CH
Inst : Max
Multiplr: 1.00

Quant Time: Jul 9 10:43 2021 Quant Results File: MGAS0702.RES

Quant Method : M:\MAX\DATA\210702\MGAS0702.M (RTE Integrator)
Title : METHOD 8260B
Last Update : Tue Jul 06 17:49:21 2021
Response via : Initial Calibration
DataAcq Meth : M8260_062221

Internal Standards	R.T.	QIon	Response	Conc Units	Dev(Min)
1) Fluorobenzene (IS)	5.25	TIC	138069	25.00 ppb	0.00
3) Chlorobenzene-D5 (IS)	10.94	TIC	-102004m	25.00 ppb	0.00
4) 1,4-Dichlorobenzene (IS)	10.94	TIC	242047m	25.00 ppb	0.00

System Monitoring Compounds

Target Compounds					Qvalue
2) Gasoline C6-C10	7.12	TIC	2248969m	330.13 ppb	100

(#) = qualifier out of range (m) = manual integration

Quantitation Report (Not Reviewed)

Data File : M:\MAX\DATA\210707\0708M07.D
Acq On : 8 Jul 21 13:36
Sample : 210708A CCV/LCS 300ug/L
Misc : IS&S 6/4/21

Vial: 7
Operator: LP,DG,CH
Inst : Max
Multiplr: 1.00

Quant Time: Jul 14 14:26 2021 Quant Results File: M0707SUR.RES

Quant Method : M:\MAX\DATA\210707\M0707SUR.M (RTE Integrator)
Title : METHOD 8260B
Last Update : Thu Jul 08 09:45:53 2021
Response via : Initial Calibration
DataAcq Meth : M8260_062221

Internal Standards	R.T.	QIon	Response	Conc	Units	Dev(Min)
1) Fluorobenzene (IS)	5.25	96	139345	25.00	ppb	0.00
4) Chlorobenzene-D5 (IS)	8.60	117	113460	25.00	ppb	0.00
7) 1,4-Dichlorobenzene-D (IS)	10.94	152	66811	25.00	ppb	0.00
System Monitoring Compounds						
2) Dibromofluoromethane(S)	4.31	111	42818	25.70	ppb	0.00
Spiked Amount 25.000			Recovery	=	102.820%	
3) 1,2-DCA-D4(S)	4.77	65	19408	26.54	ppb	0.00
Spiked Amount 25.000			Recovery	=	106.176%	
5) Toluene-D8(S)	7.12	98	135948	25.32	ppb	0.00
Spiked Amount 25.000			Recovery	=	101.280%	
6) 4-Bromofluorobenzene(S)	9.80	95	47003	24.91	ppb	0.00
Spiked Amount 25.000			Recovery	=	99.640%	

Target Compounds Qvalue

(#) = qualifier out of range (m) = manual integration

Quantitation Report

Data File : M:\MAX\DATA\210707\0708M07.D
Acq On : 8 Jul 21 13:36
Sample : 210708A CCV/LCS 300ug/L
Misc : IS&S 6/4/21

Vial: 7
Operator: LP,DG,CH
Inst : Max
Multiplr: 1.00

Quant Time: Jul 9 10:43 2021 Quant Results File: MGAS0702.RES

Method : M:\MAX\DATA\210702\MGAS0702.M (RTE Integrator)
Title : METHOD 8260B
Last Update : Tue Jul 13 14:55:09 2021
Response via : Initial Calibration

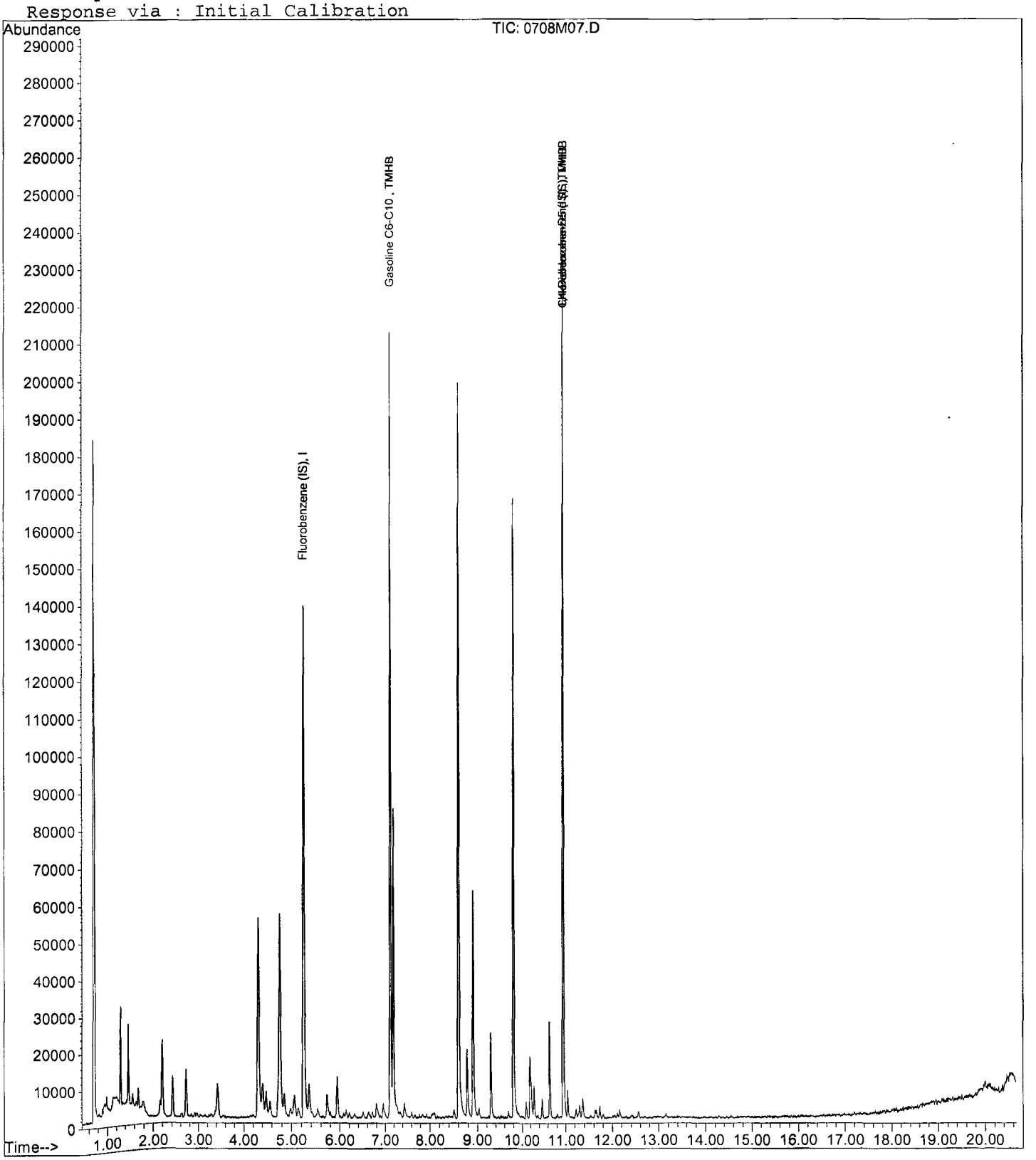

VOLATILE ORGANIC ANALYSIS
VOLATILE ORGANIC COMPOUNDS

Form 7

Ending Continuing Calibration

Lab Name: APPL, Inc.
Case No:
Matrix:

SDG No:
Date Analyzed: 8 Jul 21 23:23
Instrument: Max
Initial Cal. Date: 07/07/21
Data File: 0708M28.D

		Compound	MEAN	CCRF	%D		%Drift
1	I	Fluorobenzene (IS)	ISTD			I	
2	TMHB	Gasoline C6-C10	3.491	1.408	60	TMHBL	8.3
3	TMHB	Chlorobenzene-D5 (IS)	ISTD			TMHB	
4	TMHB	1,4-Dichlorobenzene (IS)	ISTD			TMHB	
5							
6							
7							
8							
9							
10							
11							
12							
13							
14							
15							
16							
17							
18							
19							
20							
21							
22							
23							
24							
25							
26							
27							
28							
29							
30							
31							
32							
33							
34							
35							
36							
37							
38							
39							
40							
		Average			60.0		

VOLATILE ORGANIC ANALYSIS BY
EPA METHOD 8260B

Form 7

Ending Continuing Calibration

Lab Name: APPL, Inc.
Case No:
Matrix:

SDG No:
Date Analyzed: 8 Jul 21 23:23
Instrument: Max
Initial Cal. Date: 07/07/21
Data File: 0708M28.D

		Compound	MEAN	CCRF	%D	%Drift	
1	I	Fluorobenzene (IS)	ISTD			I	
2	S	Dibromofluoromethane(S)	0.2989	0.3035	1.6	S	
3	S	1,2-DCA-D4(S)	0.1312	0.1401	6.8	S	
4	I	Chlorobenzene-D5 (IS)	ISTD			I	
5	S	Toluene-D8(S)	1.183	1.194	0.95	S	
6	S	4-Bromofluorobenzene(S)	0.4158	0.3952	4.9	S	
7	I	1,4-Dichlorobenzene-D (IS)	ISTD			I	
8							
9							
10							
11							
12							
13							
14							
15							
16							
17							
18							
19							
20							
21							
22							
23							
24							
25							
26							
27							
28							
29							
30							
31							
32							
33							
34							
35							
36							
37							
38							
39							
40							
		Average			3.6		

Quantitation Report (QT Reviewed)

Data File : M:\MAX\DATA\210707\0708M28.D Vial: 28
Acq On : 8 Jul 21 23:23 Operator: LP,DG,CH
Sample : Ending CCV/LCSD 300ug/L 7/8/21 Inst : Max
Misc : IS&S 6/4/21 Multiplr: 1.00

Quant Time: Jul 14 13:46 2021 Quant Results File: MGAS0702.RES

Quant Method : M:\MAX\DATA\210702\MGAS0702.M (RTE Integrator)
Title : METHOD 8260B
Last Update : Tue Jul 13 14:55:09 2021
Response via : Initial Calibration
DataAcq Meth : M8260_062221

Internal Standards	R.T.	QIon	Response	Conc Units	Dev(Min)
1) Fluorobenzene (IS)	5.25	TIC	127418	25.00 ppb	0.00
3) Chlorobenzene-D5 (IS)	10.94	TIC	-98694m	25.00 ppb	0.00
4) 1,4-Dichlorobenzene (IS)	10.94	TIC	224595m	25.00 ppb	0.00

System Monitoring Compounds

Target Compounds					Qvalue
2) Gasoline C6-C10	7.12	TIC	2152544m	325.01 ppb	100

(#) = qualifier out of range (m) = manual integration
0708M28.D MGAS0702.M Wed Jul 14 16:10:19 2021

Quantitation Report (Not Reviewed)

Data File : M:\MAX\DATA\210707\0708M28.D Vial: 28
Acq On : 8 Jul 21 23:23 Operator: LP,DG,CH
Sample : Ending CCV/LCSD 300ug/L 7/8/21 Inst : Max
Misc : IS&S 6/4/21 Multiplr: 1.00

Quant Time: Jul 14 14:26 2021 Quant Results File: M0707SUR.RES

Quant Method : M:\MAX\DATA\210707\M0707SUR.M (RTE Integrator)
Title : METHOD 8260B
Last Update : Thu Jul 08 09:45:53 2021
Response via : Initial Calibration
DataAcq Meth : M8260_062221

Internal Standards	R.T.	QIon	Response	Conc	Units	Dev(Min)
1) Fluorobenzene (IS)	5.25	96	128974	25.00	ppb	0.00
4) Chlorobenzene-D5 (IS)	8.60	117	104830	25.00	ppb	0.00
7) 1,4-Dichlorobenzene-D (IS)	10.94	152	60242	25.00	ppb	0.00
System Monitoring Compounds						
2) Dibromofluoromethane(S)	4.31	111	39146	25.39	ppb	0.00
Spiked Amount 25.000			Recovery	=	101.560%	
3) 1,2-DCA-D4(S)	4.77	65	18064	26.69	ppb	0.00
Spiked Amount 25.000			Recovery	=	106.772%	
5) Toluene-D8(S)	7.12	98	125198	25.24	ppb	0.00
Spiked Amount 25.000			Recovery	=	100.948%	
6) 4-Bromofluorobenzene(S)	9.80	95	41427	23.76	ppb	0.00
Spiked Amount 25.000			Recovery	=	95.052%	

Target Compounds Qvalue

(#) = qualifier out of range (m) = manual integration

Quantitation Report

Data File : M:\MAX\DATA\210707\0708M28.D
Acq On : 8 Jul 21 23:23
Sample : Ending CCV/LCSD 300ug/L 7/8/21
Misc : IS&S 6/4/21

Vial: 28
Operator: LP,DG,CH
Inst : Max
Multiplr: 1.00

Quant Time: Jul 14 13:46 2021

Quant Results File: MGAS0702.RES

Method : M:\MAX\DATA\210702\MGAS0702.M (RTE Integrator)
Title : METHOD 8260B
Last Update : Tue Jul 13 14:55:09 2021
Response via : Initial Calibration

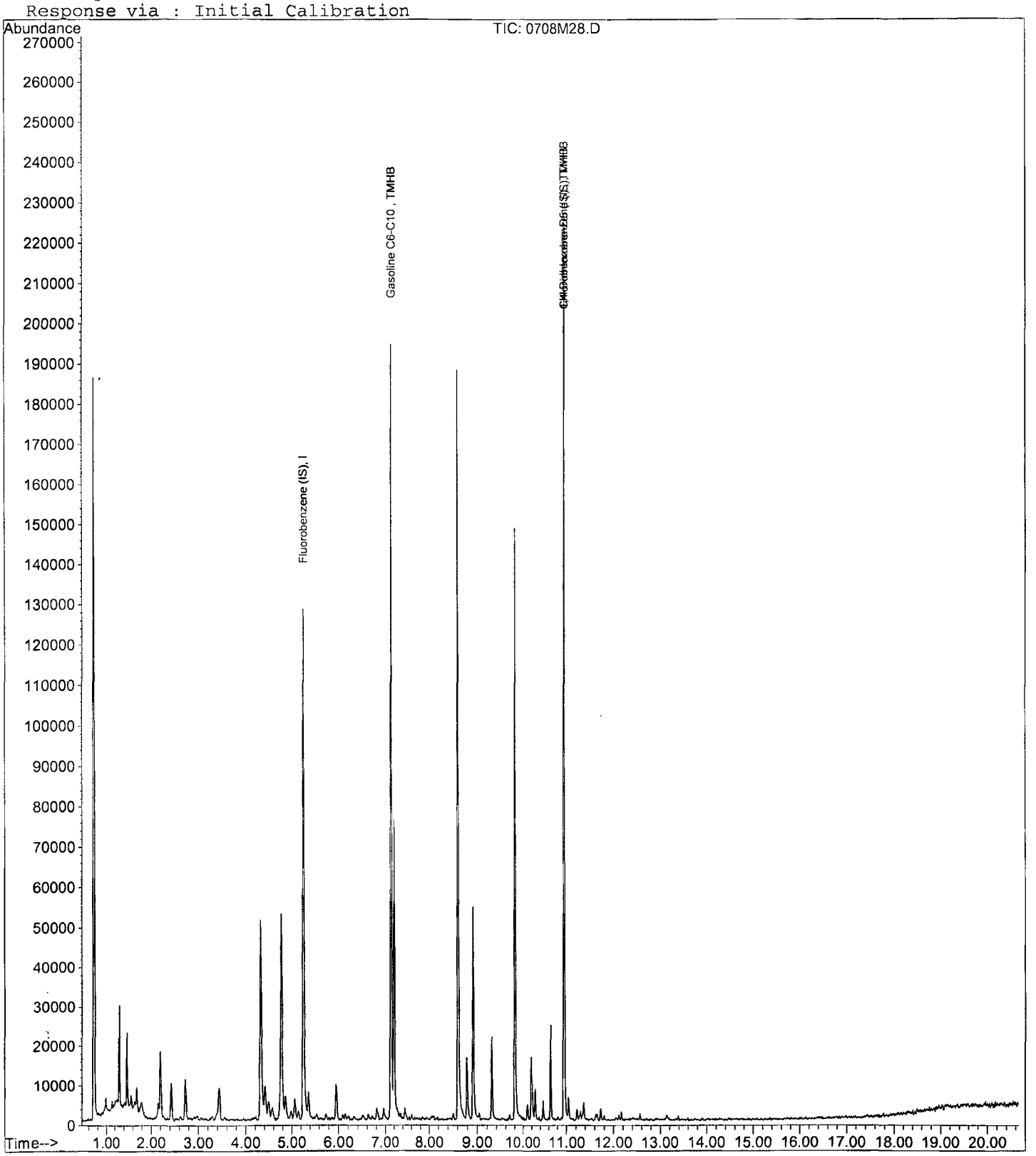

ORGANICS
Raw Data

Quantitation Report (QT Reviewed)

Data File : M:\MAX\DATA\210707\0708M12.D
Acq On : 8 Jul 21 15:56
Sample : BA35511W01
Misc : IS&S 6/4/21

Vial: 12
Operator: LP,DG,CH
Inst : Max
Multiplr: 1.00

Quant Time: Jul 14 13:46 2021 Quant Results File: MGAS0702.RES

Quant Method : M:\MAX\DATA\210702\MGAS0702.M (RTE Integrator)
Title : METHOD 8260B
Last Update : Tue Jul 13 14:55:09 2021
Response via : Initial Calibration
DataAcq Meth : M8260_062221

Internal Standards	R.T.	QIon	Response	Conc Units	Dev(Min)
1) Fluorobenzene (IS)	5.25	TIC	128233	25.00 ppb	0.00
3) Chlorobenzene-D5 (IS)	10.94	TIC	-99084m	25.00 ppb	0.00
4) 1,4-Dichlorobenzene (IS)	10.94	TIC	213625m	25.00 ppb	0.00

System Monitoring Compounds

Target Compounds Qvalue

(#) = qualifier out of range (m) = manual integration

Quantitation Report (Not Reviewed)

Data File : M:\MAX\DATA\210707\0708M12.D
Acq On : 8 Jul 21 15:56
Sample : BA35511W01
Misc : IS&S 6/4/21

Vial: 12
Operator: LP,DG,CH
Inst : Max
Multiplr: 1.00

Quant Time: Jul 14 14:26 2021

Quant Results File: M0707SUR.RES

Quant Method : M:\MAX\DATA\210707\M0707SUR.M (RTE Integrator)
Title : METHOD 8260B
Last Update : Thu Jul 08 09:45:53 2021
Response via : Initial Calibration
DataAcq Meth : M8260_062221

Internal Standards	R.T.	QIon	Response	Conc Units	Dev(Min)
1) Fluorobenzene (IS)	5.25	96	131790	25.00 ppb	0.00
4) Chlorobenzene-D5 (IS)	8.61	117	106675	25.00 ppb	0.00
7) 1,4-Dichlorobenzene-D (IS)	10.94	152	60591	25.00 ppb	0.00
System Monitoring Compounds					
2) Dibromofluoromethane(S)	4.31	111	42743	27.13 ppb	0.00
Spiked Amount 25.000			Recovery	= 108.524%	
3) 1,2-DCA-D4(S)	4.77	65	19944	28.84 ppb	0.00
Spiked Amount 25.000			Recovery	= 115.364%	
5) Toluene-D8(S)	7.12	98	128524	25.46 ppb	0.00
Spiked Amount 25.000			Recovery	= 101.840%	
6) 4-Bromofluorobenzene(S)	9.80	95	41577	23.44 ppb	0.00
Spiked Amount 25.000			Recovery	= 93.744%	

Target Compounds Qvalue

(#) = qualifier out of range (m) = manual integration

Quantitation Report

Data File : M:\MAX\DATA\210707\0708M12.D
Acq On : 8 Jul 21 15:56
Sample : BA35511W01
Misc : IS&S 6/4/21

Vial: 12
Operator: LP,DG,CH
Inst : Max
Multiplr: 1.00

Quant Time: Jul 14 13:46 2021

Quant Results File: MGAS0702.RES

Method : M:\MAX\DATA\210702\MGAS0702.M (RTE Integrator)
Title : METHOD 8260B
Last Update : Tue Jul 13 14:55:09 2021
Response via : Initial Calibration



Quantitation Report (QT Reviewed)

Data File : M:\MAX\DATA\210707\0708M13.D
Acq On : 8 Jul 21 16:24
Sample : BA35512W01
Misc : IS&S 6/4/21

Vial: 13
Operator: LP,DG,CH
Inst : Max
Multiplr: 1.00

Quant Time: Jul 14 13:47 2021

Quant Results File: MGAS0702.RES

Quant Method : M:\MAX\DATA\210702\MGAS0702.M (RTE Integrator)
Title : METHOD 8260B
Last Update : Tue Jul 13 14:55:09 2021
Response via : Initial Calibration
DataAcq Meth : M8260_062221

Internal Standards	R.T.	QIon	Response	Conc Units	Dev(Min)
1) Fluorobenzene (IS)	5.25	TIC	125608	25.00 ppb	0.00
3) Chlorobenzene-D5 (IS)	10.94	TIC	-87955m	25.00 ppb	0.00
4) 1,4-Dichlorobenzene (IS)	10.94	TIC	229449m	25.00 ppb	0.00

System Monitoring Compounds

Target Compounds					Qvalue
2) Gasoline C6-C10	8.61	TIC	1528970m	126.73 ppb	100

(#) = qualifier out of range (m) = manual integration

Quantitation Report (Not Reviewed)

Data File : M:\MAX\DATA\210707\0708M13.D
Acq On : 8 Jul 21 16:24
Sample : BA35512W01
Misc : IS&S 6/4/21

Vial: 13
Operator: LP,DG,CH
Inst : Max
Multiplr: 1.00

Quant Time: Jul 14 14:26 2021 Quant Results File: M0707SUR.RES

Quant Method : M:\MAX\DATA\210707\M0707SUR.M (RTE Integrator)
Title : METHOD 8260B
Last Update : Thu Jul 08 09:45:53 2021
Response via : Initial Calibration
DataAcq Meth : M8260_062221

Internal Standards	R.T.	QIon	Response	Conc Units	Dev(Min)
1) Fluorobenzene (IS)	5.25	96	127013	25.00 ppb	0.00
4) Chlorobenzene-D5 (IS)	8.61	117	105984	25.00 ppb	0.00
7) 1,4-Dichlorobenzene-D (IS)	10.94	152	64550	25.00 ppb	0.00
System Monitoring Compounds					
2) Dibromofluoromethane(S)	4.31	111	41494	27.33 ppb	0.00
Spiked Amount 25.000			Recovery	= 109.316%	
3) 1,2-DCA-D4(S)	4.77	65	18440	27.67 ppb	0.00
Spiked Amount 25.000			Recovery	= 110.676%	
5) Toluene-D8(S)	7.12	98	123529	24.63 ppb	0.00
Spiked Amount 25.000			Recovery	= 98.520%	
6) 4-Bromofluorobenzene(S)	9.80	95	43093	24.45 ppb	0.00
Spiked Amount 25.000			Recovery	= 97.796%	

Target Compounds Qvalue

(#) = qualifier out of range (m) = manual integration

Quantitation Report

Data File : M:\MAX\DATA\210707\0708M13.D
Acq On : 8 Jul 21 16:24
Sample : BA35512W01
Misc : IS&S 6/4/21

Vial: 13
Operator: LP,DG,CH
Inst : Max
Multiplr: 1.00

Quant Time: Jul 14 13:47 2021

Quant Results File: MGAS0702.RES

Method : M:\MAX\DATA\210702\MGAS0702.M (RTE Integrator)
Title : METHOD 8260B
Last Update : Tue Jul 13 14:55:09 2021
Response via : Initial Calibration

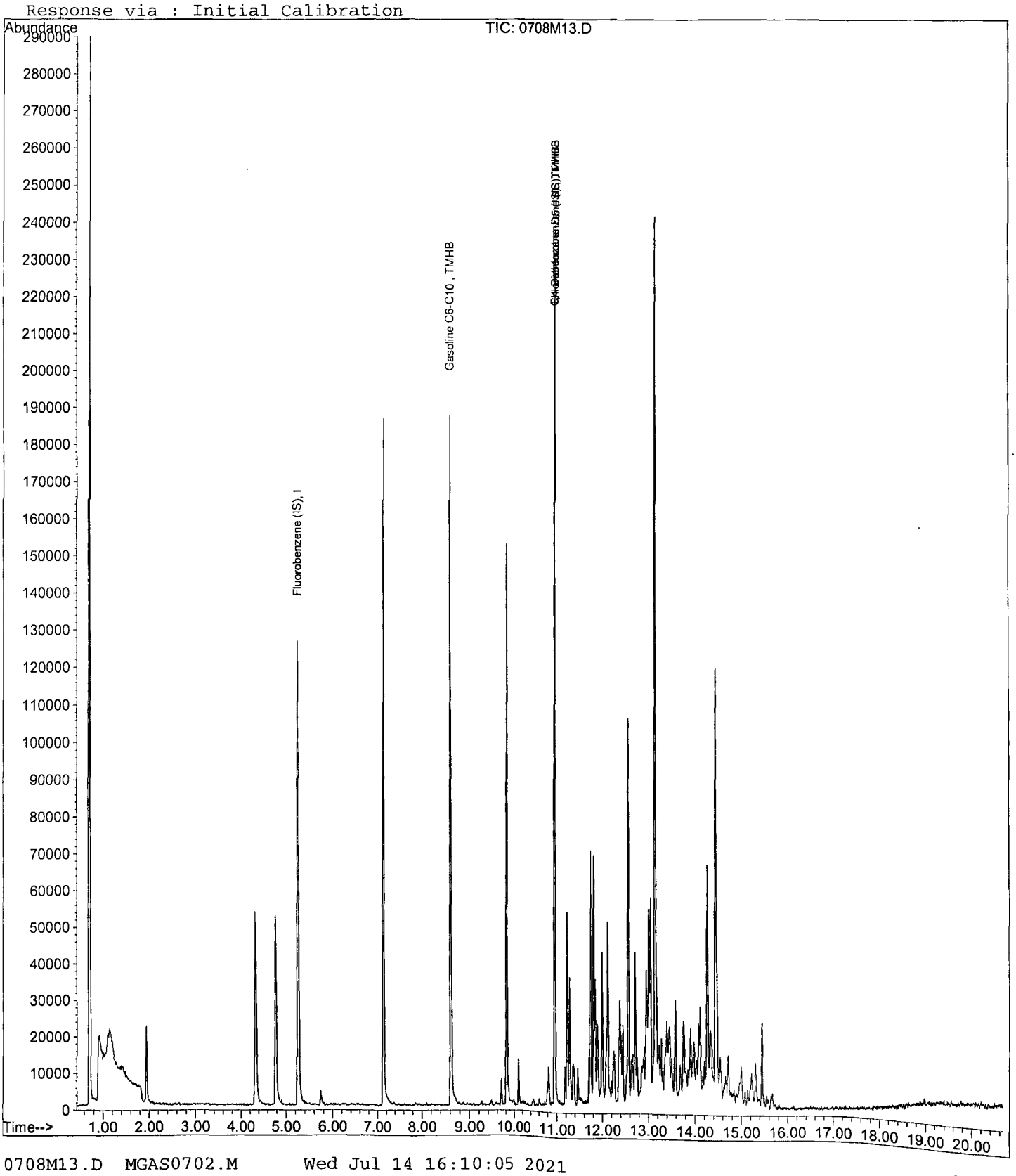

Quantitation Report (QT Reviewed)

Data File : M:\MAX\DATA\210707\0708M14.D
Acq On : 8 Jul 21 16:52
Sample : BA35513W01
Misc : IS&S 6/4/21

Vial: 14
Operator: LP,DG,CH
Inst : Max
Multiplr: 1.00

Quant Time: Jul 14 13:47 2021 Quant Results File: MGAS0702.RES

Quant Method : M:\MAX\DATA\210702\MGAS0702.M (RTE Integrator)
Title : METHOD 8260B
Last Update : Tue Jul 13 14:55:09 2021
Response via : Initial Calibration
DataAcq Meth : M8260_062221

Internal Standards	R.T.	QIon	Response	Conc Units	Dev(Min)
1) Fluorobenzene (IS)	5.25	TIC	132379	25.00 ppb	0.00
3) Chlorobenzene-D5 (IS)	10.94	TIC	-107942m	25.00 ppb	0.00
4) 1,4-Dichlorobenzene (IS)	10.94	TIC	226468m	25.00 ppb	0.00

System Monitoring Compounds

Target Compounds Qvalue

(#) = qualifier out of range (m) = manual integration

Quantitation Report (Not Reviewed)

Data File : M:\MAX\DATA\210707\0708M14.D
Acq On : 8 Jul 21 16:52
Sample : BA35513W01
Misc : IS&S 6/4/21

Vial: 14
Operator: LP,DG,CH
Inst : Max
Multiplr: 1.00

Quant Time: Jul 14 14:26 2021 Quant Results File: M0707SUR.RES

Quant Method : M:\MAX\DATA\210707\M0707SUR.M (RTE Integrator)
Title : METHOD 8260B
Last Update : Thu Jul 08 09:45:53 2021
Response via : Initial Calibration
DataAcq Meth : M8260_062221

Internal Standards	R.T.	QIon	Response	Conc Units	Dev(Min)
1) Fluorobenzene (IS)	5.25	96	132931	25.00 ppb	0.00
4) Chlorobenzene-D5 (IS)	8.60	117	109781	25.00 ppb	0.00
7) 1,4-Dichlorobenzene-D (IS)	10.94	152	63124	25.00 ppb	0.00
System Monitoring Compounds					
2) Dibromofluoromethane(S)	4.31	111	42227	26.57 ppb	0.00
Spiked Amount 25.000			Recovery	= 106.292%	
3) 1,2-DCA-D4(S)	4.77	65	17840	25.58 ppb	0.00
Spiked Amount 25.000			Recovery	= 102.308%	
5) Toluene-D8(S)	7.12	98	128407	24.72 ppb	0.00
Spiked Amount 25.000			Recovery	= 98.868%	
6) 4-Bromofluorobenzene(S)	9.80	95	42867	23.48 ppb	0.00
Spiked Amount 25.000			Recovery	= 93.920%	

Target Compounds Qvalue

(#) = qualifier out of range (m) = manual integration
0708M14.D M0707SUR.M Wed Jul 14 16:06:03 2021

Quantitation Report

Data File : M:\MAX\DATA\210707\0708M14.D
Acq On : 8 Jul 21 16:52
Sample : BA35513W01
Misc : IS&S 6/4/21

Vial: 14
Operator: LP,DG,CH
Inst : Max
Multiplr: 1.00

Quant Time: Jul 14 13:47 2021

Quant Results File: MGAS0702.RES

Method : M:\MAX\DATA\210702\MGAS0702.M (RTE Integrator)
Title : METHOD 8260B
Last Update : Tue Jul 13 14:55:09 2021
Response via : Initial Calibration



Quantitation Report (QT Reviewed)

Data File : M:\MAX\DATA\210707\0708M15.D
Acq On : 8 Jul 21 17:20
Sample : BA35514W01
Misc : IS&S 6/4/21

Vial: 15
Operator: LP,DG,CH
Inst : Max
Multiplr: 1.00

Quant Time: Jul 14 13:47 2021 Quant Results File: MGAS0702.RES

Quant Method : M:\MAX\DATA\210702\MGAS0702.M (RTE Integrator)
Title : METHOD 8260B
Last Update : Tue Jul 13 14:55:09 2021
Response via : Initial Calibration
DataAcq Meth : M8260_062221

Internal Standards	R.T.	QIon	Response	Conc Units	Dev(Min)
1) Fluorobenzene (IS)	5.25	TIC	129492	25.00 ppb	0.00
3) Chlorobenzene-D5 (IS)	10.94	TIC	-105353m	25.00 ppb	0.00
4) 1,4-Dichlorobenzene (IS)	10.94	TIC	222091m	25.00 ppb	0.00

System Monitoring Compounds

Target Compounds Qvalue

(#) = qualifier out of range (m) = manual integration

Quantitation Report (Not Reviewed)

Data File : M:\MAX\DATA\210707\0708M15.D
Acq On : 8 Jul 21 17:20
Sample : BA35514W01
Misc : IS&S 6/4/21

Vial: 15
Operator: LP,DG,CH
Inst : Max
Multiplr: 1.00

Quant Time: Jul 14 14:26 2021

Quant Results File: M0707SUR.RES

Quant Method : M:\MAX\DATA\210707\M0707SUR.M (RTE Integrator)
Title : METHOD 8260B
Last Update : Thu Jul 08 09:45:53 2021
Response via : Initial Calibration
DataAcq Meth : M8260_062221

Internal Standards	R.T.	QIon	Response	Conc Units	Dev(Min)
1) Fluorobenzene (IS)	5.25	96	131938	25.00 ppb	0.00
4) Chlorobenzene-D5 (IS)	8.60	117	108955	25.00 ppb	0.00
7) 1,4-Dichlorobenzene-D (IS)	10.94	152	61903	25.00 ppb	0.00
System Monitoring Compounds					
2) Dibromofluoromethane(S)	4.32	111	42759	27.11 ppb	0.00
Spiked Amount 25.000			Recovery	= 108.444%	
3) 1,2-DCA-D4(S)	4.77	65	19488	28.15 ppb	0.00
Spiked Amount 25.000			Recovery	= 112.600%	
5) Toluene-D8(S)	7.12	98	128875	25.00 ppb	0.00
Spiked Amount 25.000			Recovery	= 99.980%	
6) 4-Bromofluorobenzene(S)	9.80	95	43104	23.79 ppb	0.00
Spiked Amount 25.000			Recovery	= 95.156%	

Target Compounds Qvalue

(#) = qualifier out of range (m) = manual integration

Quantitation Report

Data File : M:\MAX\DATA\210707\0708M15.D
Acq On : 8 Jul 21 17:20
Sample : BA35514W01
Misc : IS&S 6/4/21

Vial: 15
Operator: LP,DG,CH
Inst : Max
Multiplr: 1.00

Quant Time: Jul 14 13:47 2021

Quant Results File: MGAS0702.RES

Method : M:\MAX\DATA\210702\MGAS0702.M (RTE Integrator)
Title : METHOD 8260B
Last Update : Tue Jul 13 14:55:09 2021
Response via : Initial Calibration



Quantitation Report (QT Reviewed)

Data File : M:\MAX\DATA\210707\0708M16.D
Acq On : 8 Jul 21 17:47
Sample : BA35515W01
Misc : IS&S 6/4/21

Vial: 16
Operator: LP,DG,CH
Inst : Max
Multiplr: 1.00

Quant Time: Jul 14 13:47 2021

Quant Results File: MGAS0702.RES

Quant Method : M:\MAX\DATA\210702\MGAS0702.M (RTE Integrator)
Title : METHOD 8260B
Last Update : Tue Jul 13 14:55:09 2021
Response via : Initial Calibration
DataAcq Meth : M8260_062221

Internal Standards	R.T.	QIon	Response	Conc Units	Dev(Min)
1) Fluorobenzene (IS)	5.25	TIC	129603	25.00 ppb	0.00
3) Chlorobenzene-D5 (IS)	10.94	TIC	-104066m	25.00 ppb	0.00
4) 1,4-Dichlorobenzene (IS)	10.94	TIC	216387m	25.00 ppb	0.00

System Monitoring Compounds

Target Compounds Qvalue

(#) = qualifier out of range (m) = manual integration

Quantitation Report (Not Reviewed)

Data File : M:\MAX\DATA\210707\0708M16.D
Acq On : 8 Jul 21 17:47
Sample : BA35515W01
Misc : IS&S 6/4/21

Vial: 16
Operator: LP,DG,CH
Inst : Max
Multiplr: 1.00

Quant Time: Jul 14 14:26 2021

Quant Results File: M0707SUR.RES

Quant Method : M:\MAX\DATA\210707\M0707SUR.M (RTE Integrator)
Title : METHOD 8260B
Last Update : Thu Jul 08 09:45:53 2021
Response via : Initial Calibration
DataAcq Meth : M8260_062221

Internal Standards	R.T.	QIon	Response	Conc Units	Dev(Min)
1) Fluorobenzene (IS)	5.25	96	130222	25.00 ppb	0.00
4) Chlorobenzene-D5 (IS)	8.61	117	107417	25.00 ppb	0.00
7) 1,4-Dichlorobenzene-D (IS)	10.94	152	60377	25.00 ppb	0.00
System Monitoring Compounds					
2) Dibromofluoromethane(S)	4.31	111	42394	27.23 ppb	0.00
Spiked Amount 25.000			Recovery	= 108.932%	
3) 1,2-DCA-D4(S)	4.77	65	17928	26.24 ppb	0.00
Spiked Amount 25.000			Recovery	= 104.952%	
5) Toluene-D8(S)	7.12	98	124577	24.51 ppb	0.00
Spiked Amount 25.000			Recovery	= 98.032%	
6) 4-Bromofluorobenzene(S)	9.80	95	42728	23.92 ppb	0.00
Spiked Amount 25.000			Recovery	= 95.676%	

Target Compounds Qvalue

(#) = qualifier out of range (m) = manual integration

Quantitation Report

Data File : M:\MAX\DATA\210707\0708M16.D
Acq On : 8 Jul 21 17:47
Sample : BA35515W01
Misc : IS&S 6/4/21

Vial: 16
Operator: LP,DG,CH
Inst : Max
Multiplr: 1.00

Quant Time: Jul 14 13:47 2021

Quant Results File: MGAS0702.RES

Method : M:\MAX\DATA\210702\MGAS0702.M (RTE Integrator)
Title : METHOD 8260B
Last Update : Tue Jul 13 14:55:09 2021
Response via : Initial Calibration



Quantitation Report (QT Reviewed)

Data File : M:\MAX\DATA\210707\0708M17.D
Acq On : 8 Jul 21 18:15
Sample : BA35516W01
Misc : IS&S 6/4/21

Vial: 17
Operator: LP,DG,CH
Inst : Max
Multiplr: 1.00

Quant Time: Jul 14 13:48 2021

Quant Results File: MGAS0702.RES

Quant Method : M:\MAX\DATA\210702\MGAS0702.M (RTE Integrator)
Title : METHOD 8260B
Last Update : Tue Jul 13 14:55:09 2021
Response via : Initial Calibration
DataAcq Meth : M8260_062221

Internal Standards	R.T.	QIon	Response	Conc Units	Dev(Min)
1) Fluorobenzene (IS)	5.25	TIC	123153	25.00 ppb	0.00
3) Chlorobenzene-D5 (IS)	10.94	TIC	-93358m	25.00 ppb	0.00
4) 1,4-Dichlorobenzene (IS)	10.94	TIC	210422m	25.00 ppb	0.00

System Monitoring Compounds

Target Compounds Qvalue

(#) = qualifier out of range (m) = manual integration

Quantitation Report (Not Reviewed)

Data File : M:\MAX\DATA\210707\0708M17.D
Acq On : 8 Jul 21 18:15
Sample : BA35516W01
Misc : IS&S 6/4/21

Vial: 17
Operator: LP,DG,CH
Inst : Max
Multiplr: 1.00

Quant Time: Jul 14 14:26 2021 Quant Results File: M0707SUR.RES

Quant Method : M:\MAX\DATA\210707\M0707SUR.M (RTE Integrator)
Title : METHOD 8260B
Last Update : Thu Jul 08 09:45:53 2021
Response via : Initial Calibration
DataAcq Meth : M8260_062221

Internal Standards	R.T.	QIon	Response	Conc Units	Dev(Min)
1) Fluorobenzene (IS)	5.25	96	125843	25.00 ppb	0.00
4) Chlorobenzene-D5 (IS)	8.61	117	105435	25.00 ppb	0.00
7) 1,4-Dichlorobenzene-D (IS)	10.94	152	58980	25.00 ppb	0.00
System Monitoring Compounds					
2) Dibromofluoromethane(S)	4.32	111	39861	26.50 ppb	0.00
Spiked Amount 25.000			Recovery	= 105.988%	
3) 1,2-DCA-D4(S)	4.77	65	18872	28.58 ppb	0.00
Spiked Amount 25.000			Recovery	= 114.320%	
5) Toluene-D8(S)	7.12	98	123480	24.75 ppb	0.00
Spiked Amount 25.000			Recovery	= 98.992%	
6) 4-Bromofluorobenzene(S)	9.80	95	41049	23.41 ppb	0.00
Spiked Amount 25.000			Recovery	= 93.644%	

Target Compounds Qvalue

(#) = qualifier out of range (m) = manual integration

Quantitation Report

Data File : M:\MAX\DATA\210707\0708M17.D
Acq On : 8 Jul 21 18:15
Sample : BA35516W01
Misc : IS&S 6/4/21

Vial: 17
Operator: LP,DG,CH
Inst : Max
Multiplr: 1.00

Quant Time: Jul 14 13:48 2021 Quant Results File: MGAS0702.RES

Method : M:\MAX\DATA\210702\MGAS0702.M (RTE Integrator)
Title : METHOD 8260B
Last Update : Tue Jul 13 14:55:09 2021
Response via : Initial Calibration



0708M17.D MGAS0702.M Wed Jul 14 16:10:14 2021

Quantitation Report (QT Reviewed)

Data File : M:\MAX\DATA\210707\0708M18.D
Acq On : 8 Jul 21 18:43
Sample : BA35518W01
Misc : IS&S 6/4/21

Vial: 18
Operator: LP,DG,CH
Inst : Max
Multiplr: 1.00

Quant Time: Jul 14 13:48 2021

Quant Results File: MGAS0702.RES

Quant Method : M:\MAX\DATA\210702\MGAS0702.M (RTE Integrator)
Title : METHOD 8260B
Last Update : Tue Jul 13 14:55:09 2021
Response via : Initial Calibration
DataAcq Meth : M8260_062221

Internal Standards	R.T.	QIon	Response	Conc Units	Dev(Min)
1) Fluorobenzene (IS)	5.25	TIC	127005	25.00 ppb	0.00
3) Chlorobenzene-D5 (IS)	10.94	TIC	-81569m	25.00 ppb	0.00
4) 1,4-Dichlorobenzene (IS)	10.94	TIC	231334m	25.00 ppb	0.00

System Monitoring Compounds

Target Compounds					Qvalue
2) Gasoline C6-C10	7.12	TIC	1680192m	171.11 ppb	100

(#) = qualifier out of range (m) = manual integration

Quantitation Report (Not Reviewed)

Data File : M:\MAX\DATA\210707\0708M18.D
Acq On : 8 Jul 21 18:43
Sample : BA35518W01
Misc : IS&S 6/4/21

Vial: 18
Operator: LP,DG,CH
Inst : Max
Multiplr: 1.00

Quant Time: Jul 14 14:26 2021 Quant Results File: M0707SUR.RES

Quant Method : M:\MAX\DATA\210707\M0707SUR.M (RTE Integrator)
Title : METHOD 8260B
Last Update : Thu Jul 08 09:45:53 2021
Response via : Initial Calibration
DataAcq Meth : M8260_062221

Internal Standards	R.T.	QIon	Response	Conc Units	Dev(Min)
1) Fluorobenzene (IS)	5.25	96	125979	25.00 ppb	0.00
4) Chlorobenzene-D5 (IS)	8.61	117	105468	25.00 ppb	0.00
7) 1,4-Dichlorobenzene-D (IS)	10.94	152	63091	25.00 ppb	0.00
System Monitoring Compounds					
2) Dibromofluoromethane(S)	4.31	111	39638	26.32 ppb	0.00
Spiked Amount 25.000			Recovery	= 105.284%	
3) 1,2-DCA-D4(S)	4.77	65	18344	27.75 ppb	0.00
Spiked Amount 25.000			Recovery	= 111.004%	
5) Toluene-D8(S)	7.12	98	121284	24.30 ppb	0.00
Spiked Amount 25.000			Recovery	= 97.204%	
6) 4-Bromofluorobenzene(S)	9.80	95	42731	24.36 ppb	0.00
Spiked Amount 25.000			Recovery	= 97.448%	

Target Compounds Qvalue

(#) = qualifier out of range (m) = manual integration

Quantitation Report

Data File : M:\MAX\DATA\210707\0708M18.D
Acq On : 8 Jul 21 18:43
Sample : BA35518W01
Misc : IS&S 6/4/21

Vial: 18
Operator: LP,DG,CH
Inst : Max
Multiplr: 1.00

Quant Time: Jul 14 13:48 2021

Quant Results File: MGAS0702.RES

Method : M:\MAX\DATA\210702\MGAS0702.M (RTE Integrator)
Title : METHOD 8260B
Last Update : Tue Jul 13 14:55:09 2021
Response via : Initial Calibration

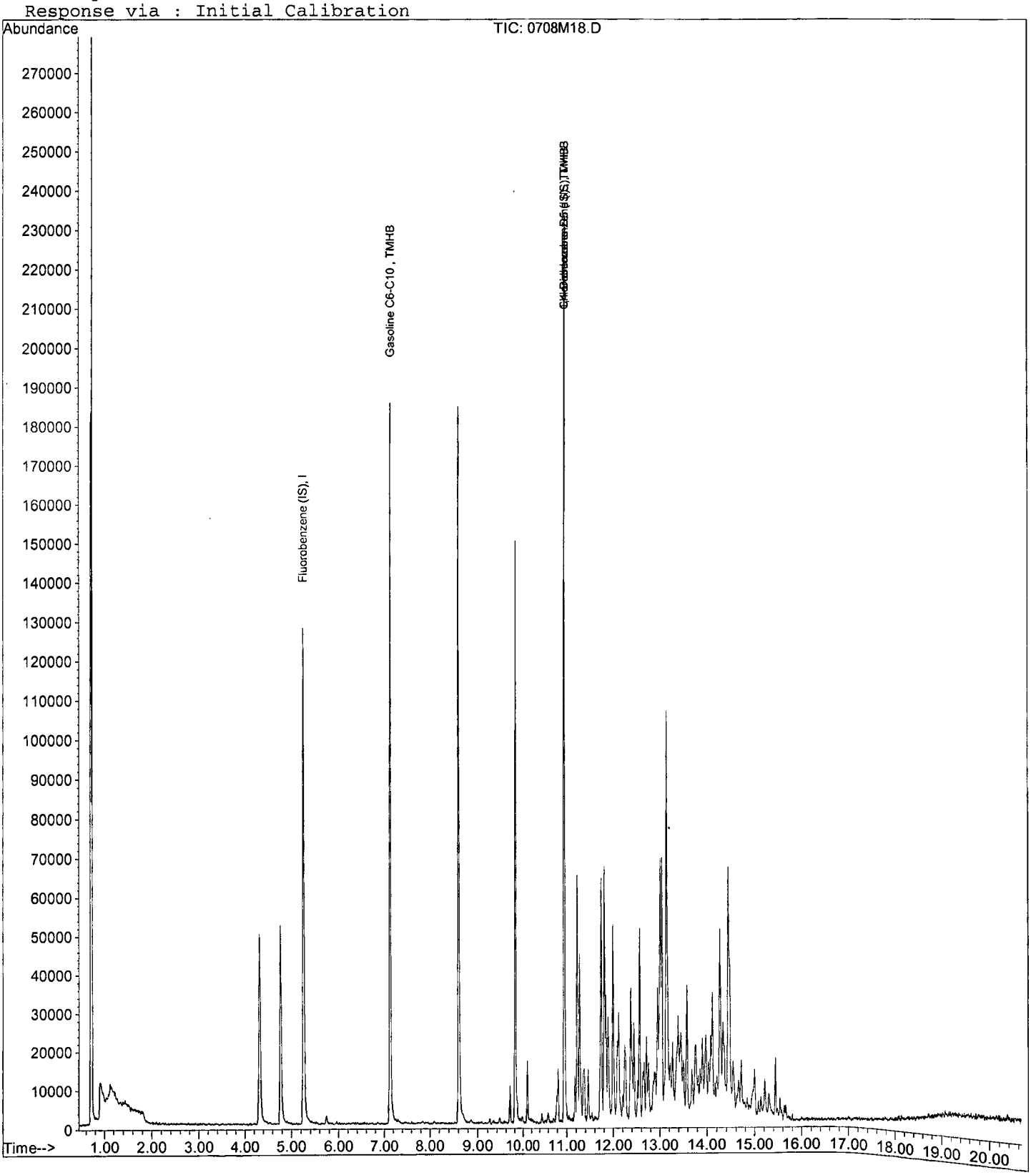

Quantitation Report (QT Reviewed)

Data File : M:\MAX\DATA\210707\0708M19.D
Acq On : 8 Jul 21 19:11
Sample : BA35519W01
Misc : IS&S 6/4/21

Vial: 19
Operator: LP,DG,CH
Inst : Max
Multiplr: 1.00

Quant Time: Jul 14 13:48 2021 Quant Results File: MGAS0702.RES

Quant Method : M:\MAX\DATA\210702\MGAS0702.M (RTE Integrator)
Title : METHOD 8260B
Last Update : Tue Jul 13 14:55:09 2021
Response via : Initial Calibration
DataAcq Meth : M8260_062221

Internal Standards	R.T.	QIon	Response	Conc Units	Dev(Min)
1) Fluorobenzene (IS)	5.25	TIC	130388	25.00 ppb	0.00
3) Chlorobenzene-D5 (IS)	10.94	TIC	-96696m	25.00 ppb	0.00
4) 1,4-Dichlorobenzene (IS)	10.94	TIC	213825m	25.00 ppb	0.00

System Monitoring Compounds

Target Compounds Qvalue

(#) = qualifier out of range (m) = manual integration

Quantitation Report (Not Reviewed)

Data File : M:\MAX\DATA\210707\0708M19.D
Acq On : 8 Jul 21 19:11
Sample : BA35519W01
Misc : IS&S 6/4/21

Vial: 19
Operator: LP,DG,CH
Inst : Max
Multiplr: 1.00

Quant Time: Jul 14 14:26 2021
Quant Results File: M0707SUR.RES

Quant Method : M:\MAX\DATA\210707\M0707SUR.M (RTE Integrator)
Title : METHOD 8260B
Last Update : Thu Jul 08 09:45:53 2021
Response via : Initial Calibration
DataAcq Meth : M8260_062221

Internal Standards	R.T.	QIon	Response	Conc Units	Dev(Min)
1) Fluorobenzene (IS)	5.25	96	130403	25.00 ppb	0.00
4) Chlorobenzene-D5 (IS)	8.60	117	108669	25.00 ppb	0.00
7) 1,4-Dichlorobenzene-D (IS)	10.94	152	59497	25.00 ppb	0.00
System Monitoring Compounds					
2) Dibromofluoromethane(S)	4.32	111	41358	26.53 ppb	0.00
Spiked Amount 25.000			Recovery	= 106.124%	
3) 1,2-DCA-D4(S)	4.77	65	18960	27.71 ppb	0.00
Spiked Amount 25.000			Recovery	= 110.840%	
5) Toluene-D8(S)	7.12	98	123496	24.01 ppb	0.00
Spiked Amount 25.000			Recovery	= 96.060%	
6) 4-Bromofluorobenzene(S)	9.80	95	42449	23.49 ppb	0.00
Spiked Amount 25.000			Recovery	= 93.956%	

Target Compounds Qvalue

(#) = qualifier out of range (m) = manual integration

Quantitation Report

Data File : M:\MAX\DATA\210707\0708M19.D
Acq On : 8 Jul 21 19:11
Sample : BA35519W01
Misc : IS&S 6/4/21

Vial: 19
Operator: LP,DG,CH
Inst : Max
Multiplr: 1.00

Quant Time: Jul 14 13:48 2021

Quant Results File: MGAS0702.RES

Method : M:\MAX\DATA\210702\MGAS0702.M (RTE Integrator)
Title : METHOD 8260B
Last Update : Tue Jul 13 14:55:09 2021
Response via : Initial Calibration



Quantitation Report (QT Reviewed)

Data File : M:\MAX\DATA\210707\0708M08.D
Acq On : 8 Jul 21 14:04
Sample : 210708A BLK
Misc : IS&S 6/4/21

Vial: 8
Operator: LP,DG,CH
Inst : Max
Multiplr: 1.00

Quant Time: Jul 14 13:46 2021 Quant Results File: MGAS0702.RES

Quant Method : M:\MAX\DATA\210702\MGAS0702.M (RTE Integrator)
Title : METHOD 8260B
Last Update : Tue Jul 13 14:55:09 2021
Response via : Initial Calibration
DataAcq Meth : M8260_062221

Internal Standards	R.T.	QIon	Response	Conc Units	Dev(Min)
1) Fluorobenzene (IS)	5.25	TIC	132401	25.00 ppb	0.00
3) Chlorobenzene-D5 (IS)	10.94	TIC	-94876m	25.00 ppb	0.00
4) 1,4-Dichlorobenzene (IS)	10.94	TIC	221157m	25.00 ppb	0.00

System Monitoring Compounds

Target Compounds Qvalue

(#) = qualifier out of range (m) = manual integration

Quantitation Report (Not Reviewed)

Data File : M:\MAX\DATA\210707\0708M08.D
Acq On : 8 Jul 21 14:04
Sample : 210708A BLK
Misc : IS&S 6/4/21

Vial: 8
Operator: LP,DG,CH
Inst : Max
Multiplr: 1.00

Quant Time: Jul 14 14:26 2021

Quant Results File: M0707SUR.RES

Quant Method : M:\MAX\DATA\210707\M0707SUR.M (RTE Integrator)
Title : METHOD 8260B
Last Update : Thu Jul 08 09:45:53 2021
Response via : Initial Calibration
DataAcq Meth : M8260_062221

Internal Standards	R.T.	QIon	Response	Conc Units	Dev(Min)
1) Fluorobenzene (IS)	5.25	96	135688	25.00 ppb	0.00
4) Chlorobenzene-D5 (IS)	8.61	117	111888	25.00 ppb	0.00
7) 1,4-Dichlorobenzene-D (IS)	10.94	152	63766	25.00 ppb	0.00
System Monitoring Compounds					
2) Dibromofluoromethane(S)	4.31	111	42269	26.06 ppb	0.00
Spiked Amount 25.000			Recovery	= 104.236%	
3) 1,2-DCA-D4(S)	4.77	65	19112	26.84 ppb	0.00
Spiked Amount 25.000			Recovery	= 107.376%	
5) Toluene-D8(S)	7.12	98	131021	24.75 ppb	0.00
Spiked Amount 25.000			Recovery	= 98.980%	
6) 4-Bromofluorobenzene(S)	9.80	95	45116	24.25 ppb	0.00
Spiked Amount 25.000			Recovery	= 96.984%	

Target Compounds Qvalue

(#) = qualifier out of range (m) = manual integration

Quantitation Report

Data File : M:\MAX\DATA\210707\0708M08.D
Acq On : 8 Jul 21 14:04
Sample : 210708A BLK
Misc : IS&S 6/4/21

Vial: 8
Operator: LP,DG,CH
Inst : Max
Multiplr: 1.00

Quant Time: Jul 14 13:46 2021

Quant Results File: MGAS0702.RES

Method : M:\MAX\DATA\210702\MGAS0702.M (RTE Integrator)
Title : METHOD 8260B
Last Update : Tue Jul 13 14:55:09 2021
Response via : Initial Calibration



MAX Gas Standard Prep

Gas Primary Working Standard

Prepared: 06/23/21 — **Prepared By (Initials):** CH

Expires: 01/04/22

Methanol Lot No.

Initial Standard Information							Final Standard Information			
Name of Initial Standard (QAU Label)	Supplier	Supplier P/N#	Conc. (ug/mL)	Lot Number - QA Number	Exp. Date (1 yr)	Exp. Date (Manufacturers)	Aliquot From Stock	Final Volume	Solvent	Final Standard Conc. (ug/mL)
50,000ug/mL Gas STD	Restek	30205	50,000	A0132443	01/04/22	12/31/24	80uL	2mL	Methanol	2,000

Gas Second Source (SS) Working Standard

Prepared: 03/31/21 — **Prepared By (Initials):** CH

Expires: 01/31/30

Methanol Lot No.

Initial Standard Information							Final Standard Information			
Name of Initial Standard (QAU Label)	Supplier	Supplier P/N#	Conc. (ug/mL)	Lot Number - QA Number	Exp. Date (1 yr)	Exp. Date (Manufacturers)	Aliquot From Stock	Final Volume	Solvent	Final Standard Conc. (ug/mL)
Gasoline (50,000ppm)	Phenova	ALO-101543	50,000	CL14915-51175	01/04/22	01/31/30	80uL	2mL	Methanol	2,000

MAX Gas Calibration Curve

Prepared: 07/03/21 — **Prepared By (Initials):** CH

Expires: 09/01/21

Initial Standard Information							Final Standard Information			
Name of Initial Standard (QAU Label)	Supplier	APPL Mix Name	Conc. (ug/mL)	Reference To APPL Prep Date	Exp. Date	Exp. Date (Manufacturers)	Aliquot From Stock	Final Volume	Solvent	Final Standard Conc. (ug/L)
VOA Gasses Standards	Phenova	20ug/L	2,000	Prepared 06/23/21	01/04/22	N/A	1uL	100mL	P&T Water	20
VOA Gasses Standards	Phenova	50ug/L	2,000	Prepared 06/23/21	01/04/22	N/A	2.5uL	100mL	P&T Water	50
VOA Gasses Standards	Phenova	100ug/L	2,000	Prepared 06/23/21	01/04/22	N/A	5uL	100mL	P&T Water	100
VOA Gasses Standards	Phenova	300ug/L	2,000	Prepared 06/23/21	01/04/22	N/A	15uL	100mL	P&T Water	300
VOA Gasses Standards	Phenova	600ug/L	2,000	Prepared 06/23/21	01/04/22	N/A	30uL	100mL	P&T Water	600
VOA Gasses Standards	Phenova	800ug/L	2,000	Prepared 06/23/21	01/04/22	N/A	40uL	100mL	P&T Water	800
VOA Gasses Standards	Phenova	1,000ug/L	2,000	Prepared 06/23/21	01/04/22	N/A	50uL	100mL	P&T Water	1,000

Zeus Gas Second Source

Prepared: 07/03/21 — **Prepared By (Initials):** CH

Expires: 09/01/21

Initial Standard Information							Final Standard Information			
Name of Initial Standard (QAU Label)	Supplier	APPL Mix Name	Conc. (ug/mL)	Reference To APPL Prep Date	Exp. Date	Exp. Date (Manufacturers)	Aliquot From Stock	Final Volume	Solvent	Final Standard Conc. (ug/L)
50,000ug/mL Gas STD	Phenova	SS 300ug/L	2,000	Prepared 03/31/21	01/31/30	N/A	15uL	100mL	P&T Water	300

MAX Gas Continuing Calibrations/Lab Control Spikes

Prepared: 07/03/21 — **Prepared By (Initials):** CH

Expires: 07/04/21

Initial Standard Information							Final Standard Information			
Name of Initial Standard (QAU Label)	Supplier	Supplier P/N#	Conc. (ug/mL)	Lot Number - QA Number	Exp. Date (1 yr)	Exp. Date (Manufacturers)	Aliquot From Stock	Final Volume	Solvent	Final Standard Conc. (ug/mL)
VOA Gasses Standards	Phenova	300ug/L	2,000	Prepared 06/23/21	01/04/22	N/A	15uL	100mL	P&T Water	300

MAX 8260 Standard Prep

MAX 8260 Water Calibration Curve

Prepared By (Initials): CH

0.3ug/L

Prepared: 07/07/21

Expires: 07/14/21

Initial Standard Information							Final Standard Information			
Name of Initial Standard (QAU Label)	Supplier	APPL Mix Name	Conc. (ug/mL)	Reference To APPL Prep Date	Exp. Date	Exp. Date (Manufacturers)	Aliquot From Stock	Final Volume	Solvent	Final Standard Conc. (ug/L)
VOA STD. 9	Various	0.3ug/L	5	Prepared 07/06/21	09/04/21	N/A	3uL	50mL	P&T Water	0.3
VOA STD. 1	Absolute		50	Prepared 07/06/21	09/04/21	N/A	5uL			5
VOA STD. 2	Phenova		100	Prepared 07/06/21	09/04/21	N/A	2.5uL			5
VOA STD. TBA	Various		250	Prepared 07/06/21	07/14/21	N/A	2uL			10

0.5ug/L

Prepared: 07/07/21

Expires: 07/14/21

Initial Standard Information							Final Standard Information			
Name of Initial Standard (QAU Label)	Supplier	APPL Mix Name	Conc. (ug/mL)	Reference To APPL Prep Date	Exp. Date	Exp. Date (Manufacturers)	Aliquot From Stock	Final Volume	Solvent	Final Standard Conc. (ug/L)
VOA STD. 9	Various	0.5ug/L	5	Prepared 07/06/21	09/04/21	N/A	5uL	50mL	P&T Water	0.5
VOA STD. 1	Absolute		50	Prepared 07/06/21	09/04/21	N/A	10uL			10
VOA STD. 2	Phenova		100	Prepared 07/06/21	09/04/21	N/A	5uL			10
VOA STD. TBA	Various		250	Prepared 07/06/21	07/14/21	N/A	5uL			25

1.0ug/L

Prepared: 07/07/21

Expires: 07/14/21

Initial Standard Information							Final Standard Information			
Name of Initial Standard (QAU Label)	Supplier	APPL Mix Name	Conc. (ug/mL)	Reference To APPL Prep Date	Exp. Date	Exp. Date (Manufacturers)	Aliquot From Stock	Final Volume	Solvent	Final Standard Conc. (ug/L)
VOA STD. 9	Various	1.0ug/L	5	Prepared 07/06/21	09/04/21	N/A	10uL	50mL	P&T Water	1
VOA STD. 1	Absolute		50	Prepared 07/06/21	09/04/21	N/A	20uL			20
VOA STD. 2	Phenova		100	Prepared 07/06/21	09/04/21	N/A	10uL			20
VOA STD. TBA	Various		250	Prepared 07/06/21	07/14/21	N/A	10uL			50

2.0ug/L

Prepared: 07/07/21

Expires: 07/14/21

Initial Standard Information							Final Standard Information			
Name of Initial Standard (QAU Label)	Supplier	APPL Mix Name	Conc. (ug/mL)	Reference To APPL Prep Date	Exp. Date	Exp. Date (Manufacturers)	Aliquot From Stock	Final Volume	Solvent	Final Standard Conc. (ug/L)
VOA STD. 9	Various	2.0ug/L	5	Prepared 07/06/21	09/04/21	N/A	20uL	50mL	P&T Water	2
VOA STD. 1	Absolute		50	Prepared 07/06/21	09/04/21	N/A	30uL			30
VOA STD. 2	Phenova		100	Prepared 07/06/21	09/04/21	N/A	15uL			30
VOA STD. TBA	Various		250	Prepared 07/06/21	07/14/21	N/A	15uL			75

5ug/L

Prepared: 07/07/21

Expires: 07/14/21

Initial Standard Information							Final Standard Information			
Name of Initial Standard (QAU Label)	Supplier	APPL Mix Name	Conc. (ug/mL)	Reference To APPL Prep Date	Exp. Date	Exp. Date (Manufacturers)	Aliquot From Stock	Final Volume	Solvent	Final Standard Conc. (ug/L)
VOA STD. 7	Various	5ug/L	50	Prepared 07/06/21	09/04/21	N/A	5uL	50mL	P&T Water	5
VOA STD. 8	Phenova		50	Prepared 07/06/21	07/14/21	N/A	5uL			5
VOA STD. 1	Absolute		50	Prepared 07/06/21	09/04/21	N/A	40uL			40
VOA STD. 2	Phenova		100	Prepared 07/06/21	09/04/21	N/A	20uL			20
VOA STD. TBA	Various		250	Prepared 07/06/21	07/14/21	N/A	20uL			100

10ug/L

Prepared: 07/07/21

Expires: 07/14/21

Initial Standard Information							Final Standard Information			
Name of Initial Standard (QAU Label)	Supplier	APPL Mix Name	Conc. (ug/mL)	Reference To APPL Prep Date	Exp. Date	Exp. Date (Manufacturers)	Aliquot From Stock	Final Volume	Solvent	Final Standard Conc. (ug/L)
VOA STD. 7	Various	10ug/L	50	Prepared 07/06/21	09/04/21	N/A	10uL	50mL	P&T Water	10
VOA STD. 8	Phenova		50	Prepared 07/06/21	07/14/21	N/A	10uL			10
VOA STD. 1	Absolute		50	Prepared 07/06/21	09/04/21	N/A	50uL			50
VOA STD. 2	Phenova		100	Prepared 07/06/21	09/04/21	N/A	25uL			50
VOA STD. TBA	Various		250	Prepared 07/06/21	07/14/21	N/A	25uL			125

20ug/L

Prepared: 07/07/21

Expires: 07/14/21

Initial Standard Information							Final Standard Information			
Name of Initial Standard (QAU Label)	Supplier	APPL Mix Name	Conc. (ug/mL)	Reference To APPL Prep Date	Exp. Date	Exp. Date (Manufacturers)	Aliquot From Stock	Final Volume	Solvent	Final Standard Conc. (ug/L)
VOA STD. 7	Various	20ug/L	50	Prepared 07/06/21	09/04/21	N/A	20uL	50mL	P&T Water	20
VOA STD. 8	Phenova		50	Prepared 07/06/21	07/14/21	N/A	20uL			20
VOA STD. 1	Absolute		50	Prepared 07/06/21	09/04/21	N/A	60uL			60
VOA STD. 2	Phenova		100	Prepared 07/06/21	09/04/21	N/A	30uL			60
VOA STD. TBA	Various		250	Prepared 07/06/21	07/14/21	N/A	30uL			150

40ug/L

Prepared: 07/07/21

Expires: 07/14/21

Initial Standard Information							Final Standard Information			
Name of Initial Standard (QAU Label)	Supplier	APPL Mix Name	Conc. (ug/mL)	Reference To APPL Prep Date	Exp. Date	Exp. Date (Manufacturers)	Aliquot From Stock	Final Volume	Solvent	Final Standard Conc. (ug/L)
VOA STD. 7	Various	40ug/L	50	Prepared 07/06/21	09/04/21	N/A	40uL	50mL	P&T Water	40
VOA STD. 8	Phenova		50	Prepared 07/06/21	07/14/21	N/A	40uL			40
VOA STD. 1	Absolute		50	Prepared 07/06/21	09/04/21	N/A	80uL			80
VOA STD. 2	Phenova		100	Prepared 07/06/21	09/04/21	N/A	40uL			80
VOA STD. TBA	Various		250	Prepared 07/06/21	07/14/21	N/A	35uL			175

100ug/L

Prepared: 07/07/21

Expires: 07/14/21

Initial Standard Information							Final Standard Information			
Name of Initial Standard (QAU Label)	Supplier	APPL Mix Name	Conc. (ug/mL)	Reference To APPL Prep Date	Exp. Date	Exp. Date (Manufacturers)	Aliquot From Stock	Final Volume	Solvent	Final Standard Conc. (ug/L)
VOA STD. 7	Various	100ug/L	50	Prepared 07/06/21	09/04/21	N/A	100uL	50mL	P&T Water	100
VOA STD. 8	Phenova		50	Prepared 07/06/21	07/14/21	N/A	100uL			100
VOA STD. 1	Absolute		50	Prepared 07/06/21	09/04/21	N/A	100uL			100
VOA STD. 2	Phenova		100	Prepared 07/06/21	09/04/21	N/A	50uL			100
VOA STD. TBA	Various		250	Prepared 07/06/21	07/14/21	N/A	40uL			200

MAX 8260 Water Second Source (SS)

Prepared: 07/07/21 **Prepared By (Initials): CH**

Expires: 07/14/21

Initial Standard Information							Final Standard Information			
Name of Initial Standard (QAU Label)	Supplier	APPL Mix Name	Conc. (ug/mL)	Reference To APPL Prep Date	Exp. Date	Exp. Date (Manufacturers)	Aliquot From Stock	Final Volume	Solvent	Final Standard Conc. (ug/L)
VOA STD. 3	Phenova	8260 Water SS	100	Prepared 07/06/21	09/04/21	N/A	25uL	50mL	P&T Water	50
VOA STD. GASES	Phenova	8260 Water SS	50	Prepared 07/06/21	09/04/21	N/A	10uL			10
VOA STD. 0	Phenova	8260 Water SS	50	Prepared 07/06/21	09/04/21	N/A	10uL			10
VOA STD. 2-CEVE	Absolute	8260 Water SS	50	Prepared 07/06/21	07/06/21	N/A	50uL			50
VOA STD. 6	Various	8260 Water SS	50	Prepared 07/06/21	07/14/21	N/A	10uL			10
Voa STD. TBA	Various	8260 Water SS	250	Prepared 07/06/21	07/14/21	N/A	25uL			250

8260 Water Continuing Calibrations (CCV)/ Lab Control Spikes (LCS)

Prepared: 07/07/21 **Prepared By (Initials): CH**

Expires: 07/08/21

Initial Standard Information							Final Standard Information			
Name of Initial Standard (QAU Label)	Supplier	APPL Mix Name	Conc. (ug/mL)	Reference To APPL Prep Date	Exp. Date	Exp. Date (Manufacturers)	Aliquot From Stock	Final Volume	Solvent	Final Standard Conc. (ug/L)
VOA STD. 7	Various	CCV/ LCS	50	Prepared 07/06/21	09/04/21	N/A	10uL	50mL	P&T Water	10
VOA STD. 8	Phenova	CCV/ LCS	50	Prepared 07/06/21	07/14/21	N/A	10uL			10
VOA STD. 1	Absolute	CCV/ LCS	50	Prepared 07/06/21	09/04/21	N/A	50uL			50
VOA STD. 2	Phenova	CCV/ LCS	100	Prepared 07/06/21	09/04/21	N/A	25uL			50
VOA STD. TBA	Various	CCV/ LCS	250	Prepared 07/06/21	07/14/21	N/A	25uL			250

Injection Log

Directory: M:\MAX\DATA\210702\

Line	Vial	FileName	Multiplier	SampleName	Misc Info	Injected
1	2	0703M02.D	1	20ug/L GAS STD 7/3/21	IS&S 6/4/21	3 Jul 21 10:07
2	3	0703M03.D	1	50ug/L GAS STD 7/3/21	IS&S 6/4/21	3 Jul 21 10:35
3	4	0703M04.D	1	100ug/L GAS STD 7/3/21	IS&S 6/4/21	3 Jul 21 11:03
4	5	0703M05.D	1	300ug/L GAS STD 7/3/21	IS&S 6/4/21	3 Jul 21 11:31
5	6	0703M06.D	1	600ug/L GAS STD 7/3/21	IS&S 6/4/21	3 Jul 21 11:59
6	7	0703M07.D	1	800ug/L GAS STD 7/3/21	IS&S 6/4/21	3 Jul 21 12:27
7	8	0703M08.D	1	1000ug/L GAS STD 7/3/21	IS&S 6/4/21	3 Jul 21 12:55
8	10	0703M10.D	1	(SS) 300ug/L GAS STD 7/3/21	IS&S 6/4/21	3 Jul 21 13:51
9	2	0707M03.D	1	0.3ug/L VOC STD 7/7/21	IS&S 6/4/21	7 Jul 21 12:34
10	3	0707M04.D	1	0.5ug/L VOC STD 7/7/21	IS&S 6/4/21	7 Jul 21 13:02
11	4	0707M05.D	1	1ug/L VOC STD 7/7/21	IS&S 6/4/21	7 Jul 21 13:30
12	5	0707M06.D	1	2ug/L VOC STD 7/7/21	IS&S 6/4/21	7 Jul 21 13:58
13	6	0707M07.D	1	5ug/L VOC STD 7/7/21	IS&S 6/4/21	7 Jul 21 14:25
14	7	0707M08.D	1	10ug/L VOC STD 7/7/21	IS&S 6/4/21	7 Jul 21 14:54
15	8	0707M09.D	1	20ug/L VOC STD 7/7/21	IS&S 6/4/21	7 Jul 21 15:21
16	9	0707M10.D	1	40ug/L VOC STD 7/7/21	IS&S 6/4/21	7 Jul 21 15:49
17	10	0707M11.D	1	100ug/L VOC STD 7/7/21	IS&S 6/4/21	7 Jul 21 16:18
18	1	0708M00.D	1	25ug/L BFB STD 3/23/21	2ul	8 Jul 21 10:31
19	7	0708M07.D	1	210708A CCV/LCS 300ug/L	IS&S 6/4/21	8 Jul 21 13:36
20	8	0708M08.D	1	210708A BLK	IS&S 6/4/21	8 Jul 21 14:04
21	12	0708M12.D	1	BA35511W01	IS&S 6/4/21	8 Jul 21 15:56
22	13	0708M13.D	1	BA35512W01	IS&S 6/4/21	8 Jul 21 16:24
23	14	0708M14.D	1	BA35513W01	IS&S 6/4/21	8 Jul 21 16:52
24	15	0708M15.D	1	BA35514W01	IS&S 6/4/21	8 Jul 21 17:20
25	16	0708M16.D	1	BA35515W01	IS&S 6/4/21	8 Jul 21 17:47
26	17	0708M17.D	1	BA35516W01	IS&S 6/4/21	8 Jul 21 18:15
27	18	0708M18.D	1	BA35518W01	IS&S 6/4/21	8 Jul 21 18:43
28	19	0708M19.D	1	BA35519W01	IS&S 6/4/21	8 Jul 21 19:11
29	28	0708M28.D	1	Ending CCV/LCSD 300ug/L 7/8/21	IS&S 6/4/21	8 Jul 21 23:23

908 North Temperance Ave. ∇ Clovis, CA 93611 ∇ Phone 559-275-2175 ∇ Fax 559-275-4422

Certification Number: CA1312
NELAP Certification number: CA00046
DoD-ELAP Certificate number: 4064.01

Data Validatable Report

June 9, 2021

AECOM
1001 Bishop Street, Suite 1600
Honolulu, Hawaii 96813

Attn: Alethea Ramos

Title: Report of Data: Case 96269

Project: 60571032 CV18F0126 Red Hill Fuel Storage, HI

Contract #: Prime contract # for DoD: NAVY CLEAN N62742-17-F-1800, CV18F0126
Subcontract: 18S-22209-HI27

Dear Ms. Ramos:

Two water samples were received May 21, 2021. Written results for the requested analyses are being provided on this June 9, 2021.

Results in this report apply to the samples analyzed in accordance with the chain of custody document. This analytical report must be reproduced in its entirety.

If you have any questions or require further information, please contact your APPL Project Manager, Libby Cheeseborough, libby@applinc.com, at your convenience. Thank you for choosing APPL, Inc.

I certify that this data package is in compliance with the terms and conditions of the contract, both technically and for completeness, for other than the conditions detailed above. These test results meet all requirements of NELAC and DoD QSM. Release of the hard copy has been authorized by the Laboratory Manager or his designee, as verified by the following signature.

Loren Portwood, Laboratory Director
APPL, Inc.

LP/lac
Enclosure
cc: File

Data Validation Package
for
60571032 CV18F0126 Red Hill Fuel Storage
APPL SDG 96269
TABLE OF CONTENTS

LABORATORY NAME: *APPL, Inc.*

Case Narrative	3
Sample Management Records	7
Sample Results	12
QC Forms	21
Method 8015B Calibration Data	64
Method 8015B Raw Data	89
Method 8015B Silica Gel Calibration Data	101
Method 8015B Silica Gel Raw Data	144
Method 8015B Blank Calibration Data	167
Method 8015B Blank Raw Data	189
Method 8270D SIM Calibration Data	205
Method 8270D SIM Raw Data	240
Method 8260B Calibration Data	259
Method 8260B Raw Data	322
Method 8260B GRO Calibration Data	342
Method 8260B GRO Raw Data	391

CASE NARRATIVE

Case Narrative

ARF: 96269

Project: 60571032 CV18F0126 Red Hill Fuel Storage. HI

Sample Receipt Information:

Two water samples were received May 21, 2021 at 2.0°C. The sample group was assigned Analytical Request Form (ARF) number 96269.

Sample Preparation and Analysis Information:

For the EPA 8015B analysis, the sample was extracted according to EPA method 3520C. The sample extracts were silica gel cleaned according to APPL's SOP CLN004 and placed on hold.

For the EPA 8015B analysis, pre-extraction sample blanks were extracted according to EPA method 3520C before the method QC and field samples. The sample blanks are included in this report.

For the EPA 8270D SIM analysis, the sample was extracted according to EPA method 3520C.

For the EPA 8260B analysis, the samples were purged according to EPA method 5030B.

Only the portion of the injection log relative to these samples is included. A full sequence log is available upon request. Measurement uncertainty can be reported upon request.

Analytical Exceptions, Deviations and Abnormalities.

None.

SDG	Received	Client ID	APPL ID	Collected DateTime	Matrix	Method	Method Description
96269	05/21/21	ERH1369	BA32946	05/19/21 2:20:00 PM	WATER	EPA 8260B	EPA 8260B BTEX WATER
96269	05/21/21	ERH1369	BA32946	05/19/21 2:20:00 PM	WATER	EPA 8260B	EPA 8260B GRO WATER
96269	05/21/21	ERH1370	BA32947	05/19/21 2:50:00 PM	WATER	EPA 8260B	EPA 8260B BTEX WATER
96269	05/21/21	ERH1370	BA32947	05/19/21 2:50:00 PM	WATER	EPA 8015B-eHL	EPA 8015B TPH WATER L-L SGC
96269	05/21/21	ERH1370	BA32947	05/19/21 2:50:00 PM	WATER	EPA 8015B-eHL	EPA 8015B TPH LIQ-LIQ
96269	05/21/21	ERH1370	BA32947	05/19/21 2:50:00 PM	WATER	EPA 8260B	EPA 8260B GRO WATER
96269	05/21/21	ERH1370	BA32947	05/19/21 2:50:00 PM	WATER	8270D-SIM	EPA 8270D SIM LIQ-LIQ
96269	05/21/21	ERH1370 BLANK	BA32948	05/19/21 2:50:00 PM	WATER	EPA 8015B-eHL	EPA 8015B TPH LIQ-LIQ

Abbreviations and Flags

FLAG	DESCRIPTION
#	Recovery or RPD outside control limits
*	Recovery or RPD outside control limits
B	Analyte detected in associated method blank
C1	Reason for correction: wrote incorrect response
C2	Reason for correction: calculated incorrectly
C3	Reason for correction: needs to be rechecked
C4	Reason for correction: data not usable
DO	Diluted out
E	Exceeds linear range
F	Estimated value
G1	Includes a wide range of hydrocarbons which does not match our gasoline standard
G10	Includes a match to hydrocarbon profiles within the range of mineral spirits
G11	Includes a match to hydrocarbon profiles within the range of JP-4
G12	Pattern does not match the gasoline standard; the carbon range for this sample is consistent with JP8
G13	Closely resembles the hydrocarbon profile of aviation gasoline
G14	Analyte concentration may be biased due to carry over
G2	Closely resembles the boiling point hydrocarbon profile consistent with weathered gasoline
G3	Includes higher boiling hydrocarbons
G4	Includes dominant peak(s) not indicative of petroleum hydrocarbons
G5	Is mainly dominant peak(s) not indicative of petroleum hydrocarbons
G6	Contains recognizable contaminant peak(s) which has been removed from quantitation
G7	Is mainly a match to hydrocarbons within the range of gasoline
G8	Closely resembles the boiling point hydrocarbon profile consistent with weathered gasoline
G9	Includes hydrocarbons within the range of kerosene
J	Estimated value
M	Matrix effect
MI1	Manual integration: integration does not follow baseline
MI2	Manual integration: non-target peak interference
MI3	Manual integration: to split a peak that was integrated as one peak by the computer
MI4	Manual integration: to integrate a split peak
MI5	Manual integration: the whole peak or part of the peak was not integrated
MI6	Manual integration: computer integrated wrong peak
MI7	Manual integration: other - explain
MDL	Method detection limit
ND	Not detected
NT	Non-target
Q	Acceptance criteria not met
T1 I	Includes wide range of hydrocarbons not indicative of diesel
T1 M	Is mainly wide range of hydrocarbons not necessarily indicative of diesel
T2 I	Includes lower boiling hydrocarbons, i.e. mineral spirits, kerosene, stoddard solvent, white gas
T2 M	Is mainly lower boiling hydrocarbons, i.e. mineral spirits, kerosene, stoddard solvent, white gas
T3 I	Includes higher boiling hydrocarbons, i.e. asphaltene, waster oil, motor oil, or weathered diesel fuel
T3 M	Is mainly higher boiling hydrocarbons, i.e. asphaltene, waster oil, motor oil, or weathered diesel fuel
T4 I	Includes dominant peak(s) not indicative of hydrocarbons
T4 M	Is mainly dominant peak(s) not indicative of hydrocarbons
T5	Contains recognizable contaminant peak(s) which has been removed from quantitation
T6	Is mainly a match to hydrocarbons within range of diesel fuel
T7	Closely resembles the boiling point hydrocarbon profile consistent with diesel fuel
T8	Includes a match to hydrocarbon profiles within range of diesel and kerosene fuel
T9 I	Includes non-diesel hydrocarbons within boiling point range of diesel fuel
T9 M	Is mainly non-diesel hydrocarbons within boiling point range of diesel fuel.
Y	Percent difference between primary and confirmation column > 40%

SAMPLE RECORDS MANAGEMENT

CHAIN OF CUSTODY,

ARF, CRF, AND

CLIENT COMMUNICATION

APPL - Analysis Request Form

96269

Client: AECOM
Address: 1001 Bishop Street, Suite 1600
Honolulu, HI 96813
Attn: Alethea Ramos
Phone: 808-954-4536 Fax: 808-523-8950
Job: 60571032 CV18F0126 Red Hill Fuel Storage
PO #: 18S-22209-HI27 PO# 102604
Chain of Custody (Y/N): Y # 51847
RAD Screen (Y/N): Y pH (Y/N): Y
Turn Around Type: 1 WEEK

Received by: SSE
Date Received: 05/21/21 Time: 10:25
Delivered by: FEDEX
Shuttle Custody Seals (Y/N): Y Time Zone: -10
Chest Temp(s): 2.0°C
Color: VFRG/F-Pink
Samples Chilled until Placed in Refrig/Freezer: Y
Project Manager: Libby Cheesebor
QC Report Type: DVP4DOD/EQUIS/HI
Due Date: 05/28/21

Comments:
PM: login and F1s to Margie.Pascua@aecom.com & alethea.ramos@aecom.com
AN: 7 day TAT for Form 1s; 21 day TAT for PKG STYLE 1; DOD v5.1; DOD Forms: LOD database
Report MS/MSD/DUPs when AECOM sample used
8260: BTEX & TPH-G only; 8270 SIM: 1-methylnaphthalene, 2-methylnaphthalene & naphthalene only.
TPH-D/O both with and w/o SGC, reverse surrog for SGC; analyze SGC if detections. DO NOT Q-DELETE.
FR: email ftp info to Margie, alethea.ramos@aecom.com, Stella, trommelfanger@lab-data.com & jcanlas@la
EDD: AECOM EQuIS EDD 2.5.3 Red Hill 87DMEE->3535A to alethea.ramos@, Margie.Pascua@aecom.com, jecklund

Sample Distribution:
GC: 1-$DOC53W5LIQ, 1-$SIM53LIQ51, 1-$RHBLKETBLK
Extractions: 1-_LIQ003, 2-_LIQ005
VOA: 2-$86BTOTXDOD5W, 2-$GASBL, 2-$GRO86BW

Charges:

Invoice To:
ACCOUNTS PAYABLE
1001 Bishop Street, Ste 1600
USAPImaging@aecom.com
mary.basano@aecom.com

	Client ID	APPL ID	Sampled	Analyses Requested
1.	ERH1369	LCSD BA32946W	05/19/21 14:20	$86BTOTXDOD5W, $GASBL, $GRO86BW -- See Comments
2.	ERH1370	LCSD BA32947W	05/19/21 14:50	$86BTOTXDOD5W, $DOC53W5LIQ, $GASBL, $GRO86BW, $SIM53LIQ51 -- See Comments
3.	ERH1370 BLANK	LCSD BA32948W	05/19/21 14:50	$RHBLKETBLK -- See Comments

Note: All times, excluding sample collection times, are Pacific Time Zone unless noted otherwise. Collection times are in: -10 UTC

APPL Sample Receipt Form

ARF# **96269**

Sample	Container Type	Count	p
BA32946	13 VOAs - HCL	4	NA
BA32947	13 VOAs - HCL	4	NA
	17 Amber Liter	2	NA
	39 Amber Liter, HCL prsvd	2	1.3
BA32948	39 Amber Liter, HCL prsvd	1	NA

Sample	Container Type	Count	p

96269

APPL LABS

APPL, Inc.
908 N Temperance Ave
Clovis, CA 93611
www.applinc.com

Phone: (559) 275-2175
Fax: (559) 275-4422
coc@applinc.com

CHAIN OF CUSTODY RECORD

C.O.C. 51847

Report to: PLEASE PRINT	Invoice to: PLEASE PRINT
Company Name: AECOM	Company Name: AECOM
Address: 1001 Bishop St., Suite 1600, Honolulu, HI 96813	Address: 1001 Bishop St., Suite 1600, Honolulu, HI 96813
Attn: Alethea Ramos (808)521-3051, Alethea.Ramos@aecom.com, CV_18F0126 / 60571032	Attn: Sheree Smith (808)521-3051, Sheree.Smith@aecom.com, USAImaging@aecom.com
Email:	Email:

Project Name/Number: CV-18F0126/60571032
Purchase Order Number: 102604
Sampler (Print): KL. MM
Sampler (Signature): Wei for KL, MM

Date Shipped: 5/20/21
Carrier: FedEx
Waybill No.:
Comments:

Sample Identification	Location	Date Collected	Time Collected	Time Zone	No. of Containers	Matrix: Aq	Sed.	Soil		BTEX 8260	TPH-G 8260	TPH-D/O 8015	TPH-D/O WSGT 8015	PAHs Short list 8270D SIM							
ERH1369	Trip Blank	5/9/21	14:20	HST	4	X				X	X										
ERH1370	RHMW01R	5/9/21	14:50	HST	8	X				X	X	X	X*	X**							

5/20/21

WZ

TPH-D/O & PAHs need liquid-liquid extraction.

* Analyze TPH-D/O WSGT only if TPH-D/O detected

** naphthalene
1-methylnaphthalene
2-methylnaphthalene

Shuttle Temperature: 03 @ 00 2-0/20

Turnaround Requested: Check one
☐ Standard 2-3 wk ☒ One week ☐ 3 days ☐ 24/48 Hrs. ☐ Other:

Sample Disposal:
☐ Return to client ☒ Disposal by Lab (30-day retention)

Relinquished by sampler:	Date	Time	Received by:	Relinquished by:	Date	Time	Received by:
Relinquished by: Wei	Date 5/20/21	Time 1400	Received by:	Relinquished by:	Date 5/21/21	Time 10:25	Received at lab by:

White: Return to client with report Yellow: Laboratory Copy See reverse side for Container Preservative and Sampling Information

COOLER RECEIPT FORM **ARF: 96269**

1) Project: 60571032 CV18F0126 Red Hill Fuel Storage Date Received: 05/21/21

2) Coolers: Number of Coolers: 1

3) YES Were custody seals present and intact?
How many? 1 Name/Date on seal? See below

4) YES Was there a shipping slip? Carrier name: FEDEX

5) Type of packing in cooler: X bubble wrap __ popcorn __ foam X plastic bags __ other
X wet ice __ dry ice __ no ice __ gel ice

6) YES Were cooler temperatures acceptable?

7) Serial number of calibrated thermometer used: R3 @ CF: +0.0

8) Cooler temp(s): In °C. Thermometer Temp / Corrected Temp
1: 2.0/2.0 2: ____ 3: ____ 4: ____ 5: ____ 6: ____
7: ____ 8: ____ 9: ____ 10: ____ 11: ____ 12: ____

Chain of custody:

9) YES Was a chain of custody received?

10) YES Were the custody papers complete/signed in the appropriate places?

Sample Labels:

11) YES Were all sample labels complete (sample ID, date/time of sampling, etc.)?

12) YES Did all container labels agree with custody papers?

Sample Containers:

13) YES Were all containers sealed in separate bags?

14) YES Did all containers arrive in good condition:(unbroken, no leakage, no cracked/broken lids)?

15) YES Were correct containers and preservatives used for the tests indicated?

16) YES Was a sufficient amount of sample sent for tests indicated?

17) YES Were bubbles present in volatile samples?
If yes, the following were received with air bubbles:
Larger than a pea: ____
Smaller than a pea: BA32946W w04 and BA32947W w04

Preservation Hold time:

18) YES Was a sufficient amount of holding time remaining to analyze the samples?

19) YES Was the pH taken of all non-VOA preserved samples and written on the sample container?

20) YES Was the pH of acid preserved non-VOA samples < 2?

21) NA Was the pH of the "basic" preserved samples for Cyanide > 12, Sulfide >9, Hexchrom >9?

22) NA Were unpreserved VOA Vials received for VOA Dept analysis?

23) NA If "yes", are the unpreserved VOA vials noted in the ADD TEST FIELD on the ARF?
pH strip lot number: HCO29115
Lab notified if pH was not adequate: ____

Notes/Deficiencies:

CUSTODY SEAL
AECOM (808)521-3051
Initials CB Date 5/20/21

Personnel receiving samples: SS Second reviewer: SS
Personnel labeling samples: CG
Project manager notified: SS Date/Time of notification 05/21/21
Name of client notified: ____ Date/Time of notification ____

Revision: 22, November 5, 2013

SAMPLE RESULTS

EPA 8015B TPH WATER L-L SGC

AECOM
1001 Bishop Street, Suite 1600
Honolulu, HI 96813

APPL Inc.
908 North Temperance Avenue
Clovis, CA 93611

Attn: Alethea Ramos

Project: 60571032 CV18F0126 Red Hill Fuel Storage

ARF: 96269

Sample ID: ERH1370

APPL ID: BA32947

Sample Collection Date: 05/19/21

QCG: #DOC53SGC-264792-26479

Method	Analyte	Result	LOQ	LOD	DL	Units	Extraction Date	Analysis Date
EPA 8015B-e	DIESEL (C10-C24)	300.0 U	320	300.0	150.0	ug/L	05/25/21	06/02/21
EPA 8015B-e	OIL (C24-C40)	300.0 U	320	300.0	150.0	ug/L	05/25/21	06/02/21
EPA 8015B-e	SURROGATE: (R) DECANOIC ACID (S)	0	0-1			%	05/25/21	06/02/21
EPA 8015B-e	SURROGATE: OCTACOSANE (S)	94.0	60-142			%	05/25/21	06/02/21
EPA 8015B-e	SURROGATE: ORTHO-TERPHENYL (S)	77.3	56-125			%	05/25/21	06/02/21

Quant Method: DEC0504.M
Run #: 525106
Instrument: Apollo
Sequence: 210525
Dilution Factor: 1
Initials: LA

Printed: 06/09/21 8:05:46 AM
APPL-F1-SC-NoMC-REG MDLs-DOD

EPA 8015B TPH LIQ-LIQ

AECOM
1001 Bishop Street, Suite 1600
Honolulu, HI 96813

APPL Inc.
908 North Temperance Avenue
Clovis, CA 93611

Attn: Alethea Ramos

Project: 60571032 CV18F0126 Red Hill Fuel Storage

ARF: 96269

Sample ID: ERH1370

APPL ID: BA32947

Sample Collection Date: 05/19/21

QCG: #DOC53-210525A-264434

Method	Analyte	Result	LOQ	LOD	DL	Units	Extraction Date	Analysis Date
EPA 8015B-e	DIESEL (C10-C24)	210 ++J	320	300.0	150.0	ug/L	05/25/21	05/27/21
EPA 8015B-e	OIL (C24-C40)	300.0 U	320	300.0	150.0	ug/L	05/25/21	05/27/21
EPA 8015B-e	SURROGATE: OCTACOSANE (S)	100	60-142			%	05/25/21	05/27/21
EPA 8015B-e	SURROGATE: ORTHO-TERPHENYL (S)	84.1	56-125			%	05/25/21	05/27/21

J = Estimated value.
++(T2M) The analyst has noted that the chromatogram of this sample is mainly lower boiling hydrocarbons.

Quant Method: DOC0525.M
Run #: 525060
Instrument: Apollo
Sequence: 210525
Dilution Factor: 1
Initials: MBE

Printed: 06/03/21 10:22:28 AM
APPL-F1-SC-NoMC-REG MDLs-DOD

EPA 8015B TPH LIQ-LIQ

AECOM
1001 Bishop Street, Suite 1600
Honolulu, HI 96813

APPL Inc.
908 North Temperance Avenue
Clovis, CA 93611

Attn: Alethea Ramos

Project: 60571032 CV18F0126 Red Hill Fuel Storage

ARF: 96269

Sample ID: ERH1370 BLANK

APPL ID: BA32948

Sample Collection Date: 05/19/21

QCG: #RHBLK-210524A-264326

Method	Analyte	Result	LOQ	LOD	DL	Units	Extraction Date	Analysis Date
EPA 8015B-e	DIESEL (C10-C24)	300.0 U	320	300.0	150.0	ug/L	05/24/21	05/26/21
EPA 8015B-e	OIL (C24-C40)	300.0 U	320	300.0	150.0	ug/L	05/24/21	05/26/21
EPA 8015B-e	SURROGATE: OCTACOSANE (S)	97.6	60-142			%	05/24/21	05/26/21
EPA 8015B-e	SURROGATE: ORTHO-TERPHENYL (S)	82.8	56-125			%	05/24/21	05/26/21

Quant Method:	DOC0525.M
Run #:	525021
Instrument:	Apollo
Sequence:	210525
Dilution Factor:	1
Initials:	MBE

Printed: 6/2/2021 10:02:36 AM
APPL-F1-SC-NoMC-REG MDLs-DOD

EPA 8270D SIM LIQ-LIQ

AECOM
1001 Bishop Street, Suite 1600
Honolulu, HI 96813

APPL Inc.
908 North Temperance Avenue
Clovis, CA 93611

Attn: Alethea Ramos

Project: 60571032 CV18F0126 Red Hill Fuel Storage

ARF: 96269

Sample ID: ERH1370

APPL ID: BA32947

Sample Collection Date: 05/19/21

QCG: #SIM53-210524A-264474

Method	Analyte	Result	LOQ	LOD	DL	Units	Extraction Date	Analysis Date
8270D-SIM	1-METHYLNAPHTHALENE	0.10 U	0.2	0.10	0.04	ug/L	05/24/21	06/01/21
8270D-SIM	2-METHYLNAPHTHALENE	0.10 U	0.2	0.10	0.04	ug/L	05/24/21	06/01/21
8270D-SIM	NAPHTHALENE	0.10 U	0.2	0.10	0.04	ug/L	05/24/21	06/01/21
8270D-SIM	SURROGATE: 2-METHYLNAPHTHALEN	86.8	39-114			%	05/24/21	06/01/21
8270D-SIM	SURROGATE: FLUORANTHENE-D10 (S	66.8	58-120			%	05/24/21	06/01/21

Quant Method: L0324.M
Run #: 0513L164
Instrument: Linus
Sequence: L210513
Dilution Factor: 1
Initials: MA

Printed: 06/09/21 9:04:07 AM
APPL-F1-SC-NoMC-REG MDLs-DOD

EPA 8260B BTEX WATER

AECOM
1001 Bishop Street, Suite 1600
Honolulu, HI 96813

APPL Inc.
908 North Temperance Avenue
Clovis, CA 93611

Attn: Alethea Ramos

Project: 60571032 CV18F0126 Red Hill Fuel Storage

ARF: 96269

Sample ID: ERH1369

APPL ID: BA32946

Sample Collection Date: 05/19/21

QCG: #86BTO-210525AM-264370

Method	Analyte	Result	LOQ	LOD	DL	Units	Extraction Date	Analysis Date
EPA 8260B	BENZENE	0.30 U	1.0	0.30	0.15	ug/L	05/25/21	05/25/21
EPA 8260B	ETHYLBENZENE	0.50 U	1.0	0.50	0.23	ug/L	05/25/21	05/25/21
EPA 8260B	TOLUENE	0.30 U	1.0	0.30	0.15	ug/L	05/25/21	05/25/21
EPA 8260B	XYLENES (TOTAL)	0.30 U	2.0	0.30	0.15	ug/L	05/25/21	05/25/21
EPA 8260B	SURROGATE: 1,2-DICHLOROETHANE-	100	81-118			%	05/25/21	05/25/21
EPA 8260B	SURROGATE: 4-BROMOFLUOROBENZ	99.7	85-114			%	05/25/21	05/25/21
EPA 8260B	SURROGATE: DIBROMOFLUOROMETH	100	80-119			%	05/25/21	05/25/21
EPA 8260B	SURROGATE: TOLUENE-D8 (S)	96.9	89-112			%	05/25/21	05/25/21

Quant Method: M0524W.M
Run #: 0525M09
Instrument: Max
Sequence: 210524
Dilution Factor: 1
Initials: EOG

Printed: 05/26/21 4:31:21 PM
APPL-F1-SC-NoMC-REG MDLs-DOD

EPA 8260B BTEX WATER

AECOM
1001 Bishop Street, Suite 1600
Honolulu, HI 96813

APPL Inc.
908 North Temperance Avenue
Clovis, CA 93611

Attn: Alethea Ramos

Project: 60571032 CV18F0126 Red Hill Fuel Storage

ARF: 96269

Sample ID: ERH1370

APPL ID: BA32947

Sample Collection Date: 05/19/21

QCG: #86BTO-210525AM-264370

Method	Analyte	Result	LOQ	LOD	DL	Units	Extraction Date	Analysis Date
EPA 8260B	BENZENE	0.30 U	1.0	0.30	0.15	ug/L	05/25/21	05/25/21
EPA 8260B	ETHYLBENZENE	0.50 U	1.0	0.50	0.23	ug/L	05/25/21	05/25/21
EPA 8260B	TOLUENE	0.30 U	1.0	0.30	0.15	ug/L	05/25/21	05/25/21
EPA 8260B	XYLENES (TOTAL)	0.30 U	2.0	0.30	0.15	ug/L	05/25/21	05/25/21
EPA 8260B	SURROGATE: 1,2-DICHLOROETHANE-	96.6	81-118			%	05/25/21	05/25/21
EPA 8260B	SURROGATE: 4-BROMOFLUOROBENZ	101	85-114			%	05/25/21	05/25/21
EPA 8260B	SURROGATE: DIBROMOFLUOROMETH	105	80-119			%	05/25/21	05/25/21
EPA 8260B	SURROGATE: TOLUENE-D8 (S)	94.3	89-112			%	05/25/21	05/25/21

Quant Method: M0524W.M
Run #: 0525M10
Instrument: Max
Sequence: 210524
Dilution Factor: 1
Initials: EOG

Printed: 05/26/21 4:31:21 PM
APPL-F1-SC-NoMC-REG MDLs-DOD

EPA 8260B GRO WATER

AECOM
1001 Bishop Street, Suite 1600
Honolulu, HI 96813

APPL Inc.
908 North Temperance Avenue
Clovis, CA 93611

Attn: Alethea Ramos

Project: 60571032 CV18F0126 Red Hill Fuel Storage

ARF: 96269

Sample ID: ERH1369

APPL ID: BA32946

Sample Collection Date: 05/19/21

QCG: #GRO86-210525AM-264386

Method	Analyte	Result	LOQ	LOD	DL	Units	Extraction Date	Analysis Date
EPA 8260B	GASOLINE RANGE ORGANICS	18.0 U	20	18.0	8.6	ug/L	05/25/21	05/25/21
EPA 8260B	SURROGATE: 4-BROMOFLUOROBENZ	99.7	85-114			%	05/25/21	05/25/21

Quant Method: MGAS0511.M
Run #: 0525M09
Instrument: Max
Sequence: 210524
Dilution Factor: 1
Initials: EOG

Printed: 05/27/21 3:15:16 PM
APPL-F1-SC-NoMC-REG MDLs-DOD

EPA 8260B GRO WATER

AECOM
1001 Bishop Street, Suite 1600
Honolulu, HI 96813

APPL Inc.
908 North Temperance Avenue
Clovis, CA 93611

Attn: Alethea Ramos

Project: 60571032 CV18F0126 Red Hill Fuel Storage

ARF: 96269

Sample ID: ERH1370

APPL ID: BA32947

Sample Collection Date: 05/19/21

QCG: #GRO86-210525AM-264386

Method	Analyte	Result	LOQ	LOD	DL	Units	Extraction Date	Analysis Date
EPA 8260B	GASOLINE RANGE ORGANICS	18.0 U	20	18.0	8.6	ug/L	05/25/21	05/25/21
EPA 8260B	SURROGATE: 4-BROMOFLUOROBENZ	101	85-114			%	05/25/21	05/25/21

Quant Method:	MGAS0511.M
Run #:	0525M10
Instrument:	Max
Sequence:	210524
Dilution Factor:	1
Initials:	EOG

Printed: 05/27/21 3:15:16 PM
APPL-F1-SC-NoMC-REG MDLs-DOD

QC FORMS

EPA 8015B-eHL

Form 2 & 8

Surrogate Recovery

Lab Name: APPL, Inc. SDG No: 96269

Case No: 96269 Date Analyzed: 05/27/21

Matrix: WATER Instrument: Apollo

APPL ID.	Client Sample No.	SURROGATE: OCTACOSANE (S)			SURROGATE: ORTHO-TERPHENYL (S)		
		Limits	Result	Qualifier	Limits	Result	Qualifier
210525A-BLK	Blank	60-142	99.9		56-125	83.3	
210525A-LCS	Lab Control Spike	60-142	97.3		56-125	88.0	
210525A-LCSD	Lab Control SpikeD	60-142	92.7		56-125	88.7	
BA32947	ERH1370	60-142	100		56-125	84.1	

Comments: Batch: #DOC53-210525A

EPA 8015B-eHL

Form 2 & 8

Surrogate Recovery

Lab Name: APPL, Inc. SDG No: 96269
Case No: 96269 Date Analyzed: 06/02/21
Matrix: WATER Instrument: Apollo

APPL ID.	Client Sample No.	SURROGATE: (R) DECANOIC ACID (S)			SURROGATE: OCTACOSANE (S)		
		Limits	Result	Qualifier	Limits	Result	Qualifier
264792-BLK	Blank	0-1	0		60-142	99.8	
264792-LCS	Lab Control Spike	0-1	0.0		60-142	111	
264792-LCSD	Lab Control SpikeD	0-1	0.0		60-142	106	
BA32947	ERH1370	0-1	0		60-142	94.0	

Comments: Batch: #DOC53SGC-2647

EPA 8015B-eHL

Form 2 & 8

Surrogate Recovery

Lab Name: APPL, Inc. SDG No: 96269
Case No: 96269 Date Analyzed: 06/02/21
Matrix: WATER Instrument: Apollo

APPL ID.	Client Sample No.	SURROGATE: ORTHO-TERPHENYL (S)					
		Limits	Result	Qualifier	Limits	Result	Qualifier
264792-BLK	Blank	56-125	82				
264792-LCS	Lab Control Spike	56-125	105				
264792-LCSD	Lab Control SpikeD	56-125	98.5				
BA32947	ERH1370	56-125	77.3				

Comments: Batch: #DOC53SGC-2647

EPA 8015B-eH

Form 4

Blank Summary

Lab Name:	APPL, Inc.	SDG No:	96269
Case No:	96269	Date Analyzed:	05/27/21
Matrix:	WATER	Instrument:	Apollo
Blank ID:	210525A-BLK	Time Analyzed:	1157

APPL ID.	Client Sample No.	File ID.	Date Analyzed
210525A-BLK	Blank	525056	05/27/21 1157
210525A-LCS	Lab Control Spike	525057	05/27/21 1225
210525A-LCSD	Lab Control SpikeD	525058	05/27/21 1253
BA32947	ERH1370	525060	05/27/21 1349

Comments: Batch: #DOC53-210525A

EPA 8015B-eH

Form 4

Blank Summary

Lab Name:	APPL, Inc.	SDG No:	96269
Case No:	96269	Date Analyzed:	06/02/21
Matrix:	WATER	Instrument:	Apollo
Blank ID:	264792-BLK	Time Analyzed:	1422

APPL ID.	Client Sample No.	File ID.	Date Analyzed
264792-BLK	Blank	525102	06/02/21 1422
264792-LCS	Lab Control Spike	525103	06/02/21 1450
264792-LCSD	Lab Control SpikeD	525104	06/02/21 1518
BA32947	ERH1370	525106	06/02/21 1615

Comments: Batch: #DOC53SGC-2647

Method Blank
EPA 8015B TPH LIQ-LIQ

APPL Inc.
908 North Temperance Avenu
Clovis, CA 93611

Blank Name/QCG: **210525W-32947 - 264434**
Batch ID: #DOC53-210525A

Sample Type	Analyte	Result	LOQ	LOD	DL	Units	Extraction Date	Analysis Date
BLANK	DIESEL (C10-C24)	300.0 U	320	300.0	150.0	ug/L	05/25/21	05/27/21
BLANK	OIL (C24-C40)	300.0 U	320	300.0	150.0	ug/L	05/25/21	05/27/21
BLANK	SURROGATE: OCTACOSANE (S)	99.9	60-142			%	05/25/21	05/27/21
BLANK	SURROGATE: ORTHO-TERPHEN	83.3	56-125			%	05/25/21	05/27/21

Quant Method: DOC0525.M
Run #: 525056
Instrument: Apollo
Sequence: 210525
Initials: MBE

GC SC-Blank-REG MDLs-DOD
Printed: 06/03/21 10:23:21 AM

Method Blank
EPA 8015B TPH WATER L-L SGC

APPL Inc.
908 North Temperance Avenu
Clovis, CA 93611

Blank Name/QCG: **264792W-32947 - 264792**
Batch ID: #DOC53SGC-264792

Sample Type	Analyte	Result	LOQ	LOD	DL	Units	Extraction Date	Analysis Date
BLANK	DIESEL (C10-C24)	300.0 U	320	300.0	150.0	ug/L	05/25/21	06/02/21
BLANK	OIL (C24-C40)	300.0 U	320	300.0	150.0	ug/L	05/25/21	06/02/21
BLANK	SURROGATE: (R) DECANOIC AC	0	0-1			%	05/25/21	06/02/21
BLANK	SURROGATE: OCTACOSANE (S)	99.8	60-142			%	05/25/21	06/02/21
BLANK	SURROGATE: ORTHO-TERPHEN	82	56-125			%	05/25/21	06/02/21

Quant Method: DEC0504.M
Run #: 525102
Instrument: Apollo
Sequence: 210525
Initials: LA

GC SC-Blank-REG MDLs-DOD
Printed: 06/09/21 8:07:04 AM

EPA 8015B-eH

Form 4

LCS Summary

Lab Name:	APPL, Inc.	SDG No:	96269
Case No:	96269	Date Analyzed:	05/27/21
Matrix:	WATER	Instrument:	Apollo
LCS ID:	210525A-LCS	Time Analyzed:	1225

APPL ID.	Client Sample No.	File ID.	Date Analyzed
210525A-BLK	Blank	525056	05/27/21 1157
210525A-LCS	Lab Control Spike	525057	05/27/21 1225
210525A-LCSD	Lab Control SpikeD	525058	05/27/21 1253
BA32947	ERH1370	525060	05/27/21 1349

Comments: Batch: #DOC53-210525A

EPA 8015B-eH

Form 4

LCS Summary

Lab Name:	APPL, Inc.	SDG No:	96269
Case No:	96269	Date Analyzed:	06/02/21
Matrix:	WATER	Instrument:	Apollo
LCS ID:	264792-LCS	Time Analyzed:	1450

APPL ID.	Client Sample No.	File ID.	Date Analyzed
264792-BLK	Blank	525102	06/02/21 1422
264792-LCS	Lab Control Spike	525103	06/02/21 1450
264792-LCSD	Lab Control SpikeD	525104	06/02/21 1518
BA32947	ERH1370	525106	06/02/21 1615

Comments: Batch: #DOC53SGC-2647

Laboratory Control Spike Recoveries

EPA 8015B TPH LIQ-LIQ

APPL ID: **210525W-32947 LCS - 264434**
Batch ID: #DOC53-210525A

APPL Inc.
908 North Temperance Avenue
Clovis, CA 93611

Compound Name	Spike Lvl ug/L	SPK Result ug/L	DUP Result ug/L	SPK % Recovery	DUP % Recovery	Recovery Limits	RPD %	RPD Limits
DIESEL (C10-C24)	2000	1880	1840	94.0	92.0	36-132	2.2	30
OIL (C24-C40)	2000	1980	1960	99.0	98.0	41-113	1.0	30
SURROGATE: OCTACOSANE (S)	150	146	139	97.3	92.7	60-142		
SURROGATE: ORTHO-TERPHENYL (S)	150	132	133	88.0	88.7	56-125		

Comments:

Primary	SPK	DUP
Quant Method :	DOC0525.M	DOC0525.M
Extraction Date :	05/25/21	05/25/21
Analysis Date :	05/27/21	05/27/21
Instrument :	Apollo	Apollo
Run :	525057	525058
Initials :	MBE	

Laboratory Control Spike Recoveries
EPA 8015B TPH WATER L-L SGC

APPL ID: **210525W-32947 LCS - 264792**
Batch ID: #DOC53SGC-264792

APPL Inc.
908 North Temperance Avenue
Clovis, CA 93611

Compound Name	Spike Lvl ug/L	SPK Result ug/L	DUP Result ug/L	SPK % Recovery	DUP % Recovery	Recovery Limits	RPD %	RPD Limits
DIESEL (C10-C24)	2000	1610	1630	80.5	81.5	36-132	1.2	30
OIL (C24-C40)	2000	1930	1920	96.5	96.0	41-113	0.52	30
SURROGATE: (R) DECANOIC ACID (S)	10.00	0	0	0.0	0.0	0-1		
SURROGATE: OCTACOSANE (S)	133	147	141	111	106	60-142		
SURROGATE: ORTHO-TERPHENYL (S)	133	140	131	105	98.5	56-125		

Comments:

Primary	SPK	DUP
Quant Method :	DEC0504.M	DEC0504.M
Extraction Date :	05/25/21	05/25/21
Analysis Date :	06/02/21	06/02/21
Instrument :	Apollo	Apollo
Run :	525103	525104
Initials :	LA	

Printed: 06/09/21 8:06:40 AM
APPL Standard LCSD

EPA 8015B-eHL

Form 2 & 8

Surrogate Recovery

Lab Name: APPL, Inc. SDG No: 96269

Case No: 96269 Date Analyzed: 05/25/21

Matrix: WATER Instrument: Apollo

APPL ID.	Client Sample No.	SURROGATE: OCTACOSANE (S)			SURROGATE: ORTHO-TERPHENYL (S)		
		Limits	Result	Qualifier	Limits	Result	Qualifier
210524A-BLK	Blank	60-142	99.6		56-125	82.2	
210524A-LCS	Lab Control Spike	60-142	84.7		56-125	71.3	
210524A-LCSD	Lab Control SpikeD	60-142	82.0		56-125	69.3	
BA32948	ERH1370 BLANK	60-142	97.6		56-125	82.8	

Comments: Batch: #RHBLK-210524A

EPA 8015B-eH

Form 4

Blank Summary

Lab Name:	APPL, Inc.	SDG No:	96269
Case No:	96269	Date Analyzed:	05/25/21
Matrix:	WATER	Instrument:	Apollo
Blank ID:	210524A-BLK	Time Analyzed:	2259

APPL ID.	Client Sample No.	File ID.	Date Analyzed	
210524A-BLK	Blank	525017	05/25/21	2259
210524A-LCS	Lab Control Spike	525018	05/25/21	2327
210524A-LCSD	Lab Control SpikeD	525019	05/25/21	2355
BA32948	ERH1370 BLANK	525021	05/26/21	0051

Comments: Batch: #RHBLK-210524A

Method Blank
EPA 8015B TPH LIQ-LIQ

APPL Inc.
908 North Temperance Avenu
Clovis, CA 93611

Blank Name/QCG: **210524W-32948 - 264326**
Batch ID: #RHBLK-210524A

Sample Type	Analyte	Result	LOQ	LOD	DL	Units	Extraction Date	Analysis Date
BLANK	DIESEL (C10-C24)	300.0 U	320	300.0	150.0	ug/L	05/24/21	05/25/21
BLANK	OIL (C24-C40)	300.0 U	320	300.0	150.0	ug/L	05/24/21	05/25/21
BLANK	SURROGATE: OCTACOSANE (S)	99.6	60-142			%	05/24/21	05/25/21
BLANK	SURROGATE: ORTHO-TERPHEN	82.2	56-125			%	05/24/21	05/25/21

Quant Method: DOC0525.M
Run #: 525017
Instrument: Apollo
Sequence: 210525
Initials: MBE

GC SC-Blank-REG MDLs-DOD
Printed: 06/02/21 7:11:58 AM

EPA 8015B-eH

Form 4

LCS Summary

Lab Name:	APPL, Inc.	SDG No:	96269
Case No:	96269	Date Analyzed:	05/25/21
Matrix:	WATER	Instrument:	Apollo
LCS ID:	210524A-LCS	Time Analyzed:	2327

APPL ID.	Client Sample No.	File ID.	Date Analyzed
210524A-BLK	Blank	525017	05/25/21 2259
210524A-LCS	Lab Control Spike	525018	05/25/21 2327
210524A-LCSD	Lab Control SpikeD	525019	05/25/21 2355
BA32948	ERH1370 BLANK	525021	05/26/21 0051

Comments: Batch: #RHBLK-210524A

Laboratory Control Spike Recoveries

EPA 8015B TPH LIQ-LIQ

APPL ID: **210524W-32948 LCS - 264326**
Batch ID: #RHBLK-210524A

APPL Inc.
908 North Temperance Avenue
Clovis, CA 93611

Compound Name	Spike Lvl ug/L	SPK Result ug/L	DUP Result ug/L	SPK % Recovery	DUP % Recovery	Recovery Limits	RPD %	RPD Limits
DIESEL (C10-C24)	0	97.2	76.6	NA	NA	36-132		30
OIL (C24-C40)	0	136	114	NA	NA	41-113		30
SURROGATE: OCTACOSANE (S)	150	127	123	84.7	82.0	60-142		
SURROGATE: ORTHO-TERPHENYL (S)	150	107	104	71.3	69.3	56-125		

Comments:

Primary	SPK	DUP
Quant Method :	DOC0525.M	DOC0525.M
Extraction Date :	05/24/21	05/24/21
Analysis Date :	05/25/21	05/25/21
Instrument :	Apollo	Apollo
Run :	525018	525019
Initials :	MBE	

8270D-SIM

Form 2 & 8

Surrogate Recovery

Lab Name: APPL, Inc. SDG No: 96269
Case No: 96269 Date Analyzed: 05/26/21
Matrix: WATER Instrument: Linus

APPL ID.	Client Sample No.	SURROGATE: 2-METHYLNAPHTHALENE-D10 (S)			SURROGATE: FLUORANTHENE-D10 (S)		
		Limits	Result	Qualifier	Limits	Result	Qualifier
210524A-LCS	Lab Control Spike	39-114	67.0		58-120	66.8	
210524A-LCSD	Lab Control SpikeD	39-114	63.6		58-120	67.8	
210524A-BLK	Blank	39-114	79.3		58-120	82.6	
BA32947	ERH1370	39-114	86.8		58-120	66.8	

Comments: Batch: #SIM53-210524A

8270D-SIM

Form 4

Blank Summary

Lab Name:	APPL, Inc.	SDG No:	96269
Case No:	96269	Date Analyzed:	06/01/21
Matrix:	WATER	Instrument:	Linus
Blank ID:	210524A-BLK	Time Analyzed:	0834

APPL ID.	Client Sample No.	File ID.	Date Analyzed
210524A-LCS	Lab Control Spike	0513L150	05/26/21 1356
210524A-LCSD	Lab Control SpikeD	0513L151	05/26/21 1418
210524A-BLK	Blank	0513L163	06/01/21 0834
BA32947	ERH1370	0513L164	06/01/21 0856

Comments: Batch: #SIM53-210524A

Method Blank
EPA 8270D SIM LIQ-LIQ

APPL Inc.
908 North Temperance Avenu
Clovis, CA 93611

Blank Name/QCG: **210524W-32947 - 264474**
Batch ID: #SIM53-210524A

Sample Type	Analyte	Result	LOQ	LOD	DL	Units	Extraction Date	Analysis Date
BLANK	1-METHYLNAPHTHALENE	0.10 U	0.2	0.10	0.04	ug/L	05/24/21	06/01/21
BLANK	2-METHYLNAPHTHALENE	0.10 U	0.2	0.10	0.04	ug/L	05/24/21	06/01/21
BLANK	NAPHTHALENE	0.10 U	0.2	0.10	0.04	ug/L	05/24/21	06/01/21
BLANK	SURROGATE: 2-METHYLNAPHT	79.3	39-114			%	05/24/21	06/01/21
BLANK	SURROGATE: FLUORANTHENE-	82.6	58-120			%	05/24/21	06/01/21

Quant Method: L0324.M
Run #: 0513L163
Instrument: Linus
Sequence: L210513
Initials: MA

GC SC-Blank-REG MDLs-DOD
Printed: 06/07/21 4:18:54 PM

8270D-SIM

Form 4

LCS Summary

Lab Name:	APPL, Inc.	SDG No:	96269
Case No:	96269	Date Analyzed:	05/26/21
Matrix:	WATER	Instrument:	Linus
LCS ID:	210524A-LCS	Time Analyzed:	1356

APPL ID.	Client Sample No.	File ID.	Date Analyzed
210524A-LCS	Lab Control Spike	0513L150	05/26/21 1356
210524A-LCSD	Lab Control SpikeD	0513L151	05/26/21 1418
210524A-BLK	Blank	0513L163	06/01/21 0834
BA32947	ERH1370	0513L164	06/01/21 0856

Comments: Batch: #SIM53-210524A

Laboratory Control Spike Recoveries

EPA 8270D SIM LIQ-LIQ

APPL ID: **210524W-32947 LCS - 264474**
Batch ID: #SIM53-210524A

APPL Inc.
908 North Temperance Avenue
Clovis, CA 93611

Compound Name	Spike Lvl ug/L	SPK Result ug/L	DUP Result ug/L	SPK % Recovery	DUP % Recovery	Recovery Limits	RPD %	RPD Limits
1-METHYLNAPHTHALENE	5.00	3.85	3.80	77.0	76.0	41-115	1.3	20
2-METHYLNAPHTHALENE	5.00	3.86	3.74	77.2	74.8	39-114	3.2	20
NAPHTHALENE	5.00	3.66	3.60	73.2	72.0	43-114	1.7	20
SURROGATE: 2-METHYLNAPHTHALEN	5.00	3.35	3.18	67.0	63.6	39-114		
SURROGATE: FLUORANTHENE-D10 (S)	5.00	3.34	3.39	66.8	67.8	58-120		

Comments:

Primary	SPK	DUP
Quant Method :	L0324.M	L0324.M
Extraction Date :	05/24/21	05/24/21
Analysis Date :	05/26/21	05/26/21
Instrument :	Linus	Linus
Run :	0513L150	0513L151
Initials :	MA	

Form 5
Tune Summary

Lab Name: APPL Inc.
Case No:
Matrix: Water
ID: 0324L002.D

SDG No:
Date Analyzed: 03/24/21
Instrument: Linus
Time Analyzed: 10:26

	Client Sample No.	APPL ID.	File ID.	Date Analyzed
1		0.1 SIM 03/24/21	0324L003.D	03/24/21 11:35
2		0.2 SIM 03/24/21	0324L004.D	03/24/21 11:57
3		0.5 SIM 03/24/21	0324L005.D	03/24/21 12:19
4		1 SIM 03/24/21	0324L006.D	03/24/21 12:41
5		5 SIM 03/24/21	0324L007.D	03/24/21 13:07
6		10 SIM 03/24/21	0324L008.D	03/24/21 13:29
7		50 SIM 03/24/21	0324L009.D	03/24/21 13:51
8		100 SIM 03/24/21	0324L010.D	03/24/21 14:13
9		SS SIM 03/24/21	0324L011.D	03/24/21 14:59
10				
11				
12				
13				
14				
15				
16				
17				
18				
19				
20				
21				
22				

m/e		
51	9.95 - 80.1% of mass 198	26.4
68	0 - 2.05% of mass 69	0.0
70	0 - 2% of mass 69	0.7
127	10 - 80% of mass 198	50.7
197	0 - 2% of mass 198	0.0
198	100 - 100% of mass 198	100.0
199	5 - 9% of mass 198	6.8
275	10 - 60% of mass 198	30.5
365	1 - 100% of mass 198	3.9
441	0.01 - 24% of mass 442	15.2
442	50 - 500% of mass 198	142.7
443	15 - 24% of mass 442	19.6

Form 5
Tune Summary

Lab Name: APPL Inc.
Case No:
Matrix: Water
ID: 0513L141.D

SDG No:
Date Analyzed: 05/26/21
Instrument: Linus
Time Analyzed: 9:56

	Client Sample No.	APPL ID.	File ID.	Date Analyzed
1		5 SIM 3/24/21 (1)	0513L142.D	05/26/21 10:12
2	Lab Control Spike	210524A LCS-1 1/1000	0513L150.D	05/26/21 13:56
3	Lab Control SpikeD	210524A LCSD-1 1/100	0513L151.D	05/26/21 14:18
4		5 SIM 3/24/21 (2)	0513L156.D	05/26/21 16:54
5				
6				
7				
8				
9				
10				
11				
12				
13				
14				
15				
16				
17				
18				
19				
20				
21				
22				

m/e		
51	9.95 - 80.1% of mass 198	27.9
68	0 - 2.05% of mass 69	0.0
70	0 - 2% of mass 69	0.7
127	10 - 80% of mass 198	50.1
197	0 - 2% of mass 198	0.0
198	100 - 100% of mass 198	100.0
199	5 - 9% of mass 198	6.8
275	10 - 60% of mass 198	32.5
365	1 - 100% of mass 198	4.6
441	0.01 - 24% of mass 442	16.1
442	50 - 500% of mass 198	162.7
443	15 - 24% of mass 442	19.5

Form 5
Tune Summary

Lab Name: APPL Inc.
Case No: 96269
Matrix: Water
ID: 0513L161.D

SDG No: 96269
Date Analyzed: 06/01/21
Instrument: Linus
Time Analyzed: 7:52

	Client Sample No.	APPL ID.	File ID.	Date Analyzed
1		5 SIM 3/24/21 (1)	0513L162.D	06/01/21 8:08
2	Blank	210524A BLK 1/1000	0513L163.D	06/01/21 8:34
3	ERH1370	BA32947W06 1/850	0513L164.D	06/01/21 8:56
4		5 SIM 3/24/21 (1)	0513L191.D	06/01/21 19:30
5				
6				
7				
8				
9				
10				
11				
12				
13				
14				
15				
16				
17				
18				
19				
20				
21				
22				

m/e		
51	9.95 - 80.1% of mass 198	26.2
68	0 - 2.05% of mass 69	0.0
70	0 - 2% of mass 69	0.4
127	10 - 80% of mass 198	48.7
197	0 - 2% of mass 198	0.0
198	100 - 100% of mass 198	100.0
199	5 - 9% of mass 198	6.5
275	10 - 60% of mass 198	32.4
365	1 - 100% of mass 198	4.8
441	0.01 - 24% of mass 442	15.9
442	50 - 500% of mass 198	171.9
443	15 - 24% of mass 442	19.0

8A
INTERNAL STANDARD AREA AND RT SUMMARY

Lab Name: APPL Inc. Contract: _____

Lab Code: _____ SDG No.: _____

Lab File ID (Standard): 0513L142.D Date Analyzed: 05/26/21

Instrument ID: Linus Time Analyzed: 10:12

GC Column: _____ ID: Heated Purge: (Y/N) _____

		Napthalene-D8(IS)		Acenaphthene-D10(IS)		Phenanthrene-D10(IS)	
		AREA #	RT #	AREA #	RT #	AREA #	RT #
	12 HOUR STD	29662	4.13	17637	6.12	35250	7.85
	UPPER LIMIT	59324	4.30	35274	6.29	70500	8.02
	LOWER LIMIT	14831	3.96	8819	5.95	17625	7.68
	SAMPLE NO.						
01	210524A LCS-1 1/1000	19845	4.13	11995	6.13	24990	7.85
02	210524A LCSD-1 1/1000	19847	4.13	12126	6.13	25202	7.85
03	5 SIM 3/24/21 (2)	28135	4.13	17097	6.13	36296	7.85
04							
05							
06							
07							
08							
09							
10							
11							
12							
13							
14							
15							
16							
17							
18							
19							
20							
21							
22							

AREA UPPER LIMIT = +100% of internal standard area.
AREA LOWER LIMIT = -50% of internal standard area.
RT UPPER LIMIT = +0.17 minutes of internal standard RT
RT LOWER LIMIT = -0.17 minutes of internal standard RT

Column used to flag values outside QC limits with an asterisk.
* Values outside of QC limits.

8A
INTERNAL STANDARD AREA AND RT SUMMARY

Lab Name: APPL Inc. Contract: _____

Lab Code: _____ SDG No.: _____

Lab File ID (Standard): 0513L142.D Date Analyzed: 05/26/21

Instrument ID: Linus Time Analyzed: 10:12

GC Column: _____ ID: Heated Purge: (Y/N) _____

		Chrysene-D12(IS)		Perylene-D12(IS)			
		AREA #	RT #	AREA #	RT #	AREA #	RT #
	12 HOUR STD	39850	10.95	43921	13.36		
	UPPER LIMIT	79700	11.12	87842	13.53		
	LOWER LIMIT	19925	10.78	21961	13.19		
	SAMPLE NO.						
01	210524A LCS-1 1/1000	30614	10.95	33149	13.36		
02	210524A LCSD-1 1/1000	31648	10.95	41748	13.36		
03	5 SIM 3/24/21 (2)	44498	10.95	61974	13.36		
04							
05							
06							
07							
08							
09							
10							
11							
12							
13							
14							
15							
16							
17							
18							
19							
20							
21							
22							

AREA UPPER LIMIT = +100% of internal standard area.
AREA LOWER LIMIT = -50% of internal standard area.
RT UPPER LIMIT = +0.17 minutes of internal standard RT
RT LOWER LIMIT = -0.17 minutes of internal standard RT

Column used to flag values outside QC limits with an asterisk.
* Values outside of QC limits.

8A
INTERNAL STANDARD AREA AND RT SUMMARY

Lab Name: APPL Inc. Contract: _____

Lab Code: _____ SDG No.: _____

Lab File ID (Standard): 0513L162.D Date Analyzed: 1 Jun 21 8:08

Instrument ID: Linus Time Analyzed: 1 Jun 21 8:08

GC Column: _____ ID: Heated Purge: (Y/N) _____

		Napthalene-D8(IS)		Acenaphthene-D10(IS)		Phenanthrene-D10(IS)	
		AREA #	RT #	AREA #	RT #	AREA #	RT #
	12 HOUR STD	21597	4.13	13694	6.13	28892	7.85
	UPPER LIMIT	43194	4.30	27388	6.30	57784	8.02
	LOWER LIMIT	10799	3.96	6847	5.96	14446	7.68
	SAMPLE NO.						
01	210524A BLK 1/1000	16611	4.13	10143	6.13	20900	7.85
02	BA32947W06 1/850	31005	4.13	16383	6.12	32224	7.85
03	5 SIM 3/24/21 (1)	21476	4.13	13583	6.12	34225	7.85
04							
05							
06							
07							
08							
09							
10							
11							
12							
13							
14							
15							
16							
17							
18							
19							
20							
21							
22							

AREA UPPER LIMIT = +100% of internal standard area.
AREA LOWER LIMIT = -50% of internal standard area.
RT UPPER LIMIT = +0.17 minutes of internal standard RT
RT LOWER LIMIT = -0.17 minutes of internal standard RT

Column used to flag values outside QC limits with an asterisk.
* Values outside of QC limits.

8A
INTERNAL STANDARD AREA AND RT SUMMARY

Lab Name: APPL Inc. Contract: _____

Lab Code: _____ SDG No.: _____

Lab File ID (Standard): 0513L162.D Date Analyzed: 1 Jun 21 8:08

Instrument ID: Linus Time Analyzed: 1 Jun 21 8:08

GC Column: _____ ID: Heated Purge: (Y/N) _____

		Chrysene-D12(IS)		Perylene-D12(IS)			
		AREA #	RT #	AREA #	RT #	AREA #	RT #
	12 HOUR STD	36461	10.95	39396	13.36		
	UPPER LIMIT	72922	11.12	78792	13.53		
	LOWER LIMIT	18231	10.78	19698	13.19		
	SAMPLE NO.						
01	210524A BLK 1/1000	25357	10.95	25819	13.36		
02	BA32947W06 1/850	27859	10.95	36039	13.36		
03	5 SIM 3/24/21 (1)	41383	10.94	33222	13.36		
04							
05							
06							
07							
08							
09							
10							
11							
12							
13							
14							
15							
16							
17							
18							
19							
20							
21							
22							

AREA UPPER LIMIT = +100% of internal standard area.
AREA LOWER LIMIT = -50% of internal standard area.
RT UPPER LIMIT = +0.17 minutes of internal standard RT
RT LOWER LIMIT = -0.17 minutes of internal standard RT

Column used to flag values outside QC limits with an asterisk.
* Values outside of QC limits.

EPA 8260B

Form 2 & 8

Surrogate Recovery

Lab Name: APPL, Inc. SDG No: 96269

Case No: 96269 Date Analyzed: 05/25/21

Matrix: WATER Instrument: Max

APPL ID.	Client Sample No.	SURROGATE: 1,2-DICHLOROETHANE-D4 (S)			SURROGATE: 4-BROMOFLUOROBENZENE (S)		
		Limits	Result	Qualifier	Limits	Result	Qualifier
210525AM-LCS	Lab Control Spike	81-118	92.8		85-114	103	
210525AM-LCSD	Lab Control SpikeD	81-118	97.2		85-114	103	
210525AM-BLK	Blank	81-118	91.0		85-114	98.3	
BA32946	ERH1369	81-118	100		85-114	99.7	
BA32947	ERH1370	81-118	96.6		85-114	101	

Comments: Batch: #86BTO-210525AM

EPA 8260B

Form 2 & 8

Surrogate Recovery

Lab Name: APPL, Inc. SDG No: 96269

Case No: 96269 Date Analyzed: 05/25/21

Matrix: WATER Instrument: Max

APPL ID.	Client Sample No.	SURROGATE: DIBROMOFLUOROMETHANE (S)			SURROGATE: TOLUENE-D8 (S)		
		Limits	Result	Qualifier	Limits	Result	Qualifier
210525AM-LCS	Lab Control Spike	80-119	94.8		89-112	98.4	
210525AM-LCSD	Lab Control SpikeD	80-119	102		89-112	97.2	
210525AM-BLK	Blank	80-119	107		89-112	97.6	
BA32946	ERH1369	80-119	100		89-112	96.9	
BA32947	ERH1370	80-119	105		89-112	94.3	

Comments: Batch: #86BTO-210525AM

EPA 8260B

Form 4

Blank Summary

Lab Name:	APPL, Inc.	SDG No:	96269
Case No:	96269	Date Analyzed:	05/25/21
Matrix:	WATER	Instrument:	Max
Blank ID:	210525AM-BLK	Time Analyzed:	1228

APPL ID.	Client Sample No.	File ID.	Date Analyzed	
210525AM-LCS	Lab Control Spike	0525M03	05/25/21	1009
210525AM-LCSD	Lab Control SpikeD	0525M04	05/25/21	1037
210525AM-BLK	Blank	0525M08	05/25/21	1228
BA32946	ERH1369	0525M09	05/25/21	1256
BA32947	ERH1370	0525M10	05/25/21	1324

Comments: Batch: #86BTO-210525AM

Method Blank
EPA 8260B BTEX WATER

APPL Inc.
908 North Temperance Avenu
Clovis, CA 93611

Blank Name/QCG: **210525W-32946 - 264370**
Batch ID: #86BTO-210525AM

Sample Type	Analyte	Result	LOQ	LOD	DL	Units	Extraction Date	Analysis Date
BLANK	BENZENE	0.30 U	1.0	0.30	0.15	ug/L	05/25/21	05/25/21
BLANK	ETHYLBENZENE	0.50 U	1.0	0.50	0.23	ug/L	05/25/21	05/25/21
BLANK	TOLUENE	0.30 U	1.0	0.30	0.15	ug/L	05/25/21	05/25/21
BLANK	XYLENES (TOTAL)	0.30 U	2.0	0.30	0.15	ug/L	05/25/21	05/25/21
BLANK	SURROGATE: 1,2-DICHLOROET	91.0	81-118			%	05/25/21	05/25/21
BLANK	SURROGATE: 4-BROMOFLUORO	98.3	85-114			%	05/25/21	05/25/21
BLANK	SURROGATE: DIBROMOFLUOR	107	80-119			%	05/25/21	05/25/21
BLANK	SURROGATE: TOLUENE-D8 (S)	97.6	89-112			%	05/25/21	05/25/21

Quant Method: M0524W.M
Run #: 0525M08
Instrument: Max
Sequence: 210524
Initials: EOG

GC SC-Blank-REG MDLs-DOD
Printed: 05/26/21 4:31:26 PM

EPA 8260B

Form 4

LCS Summary

Lab Name:	APPL, Inc.	SDG No:	96269
Case No:	96269	Date Analyzed:	05/25/21
Matrix:	WATER	Instrument:	Max
LCS ID:	210525AM-LCS	Time Analyzed:	1009

APPL ID.	Client Sample No.	File ID.	Date Analyzed	
210525AM-LCS	Lab Control Spike	0525M03	05/25/21	1009
210525AM-LCSD	Lab Control SpikeD	0525M04	05/25/21	1037
210525AM-BLK	Blank	0525M08	05/25/21	1228
BA32946	ERH1369	0525M09	05/25/21	1256
BA32947	ERH1370	0525M10	05/25/21	1324

Comments: Batch: #86BTO-210525AM

Laboratory Control Spike Recoveries

EPA 8260B BTEX WATER

APPL ID: **210525W-32946 LCS - 264370**
Batch ID: #86BTO-210525AM

APPL Inc.
908 North Temperance Avenue
Clovis, CA 93611

Compound Name	Spike Lvl ug/L	SPK Result ug/L	DUP Result ug/L	SPK % Recovery	DUP % Recovery	Recovery Limits	RPD %	RPD Limits
BENZENE	10.00	9.47	10.0	94.7	100	79-120	5.4	20
ETHYLBENZENE	10.00	9.62	9.50	96.2	95.0	79-121	1.3	20
TOLUENE	10.00	9.19	9.72	91.9	97.2	80-121	5.6	20
XYLENES (TOTAL)	30.0	28.6	27.7	95.3	92.3	79-121	3.2	20
SURROGATE: 1,2-DICHLOROETHANE-D	25.0	23.2	24.3	92.8	97.2	81-118		
SURROGATE: 4-BROMOFLUOROBENZE	25.0	25.8	25.7	103	103	85-114		
SURROGATE: DIBROMOFLUOROMETH	25.0	23.7	25.4	94.8	102	80-119		
SURROGATE: TOLUENE-D8 (S)	25.0	24.6	24.3	98.4	97.2	89-112		

Comments:

Primary	SPK	DUP
Quant Method :	M0524W.M	M0524W.M
Extraction Date :	05/25/21	05/25/21
Analysis Date :	05/25/21	05/25/21
Instrument :	Max	Max
Run :	0525M03	0525M04
Initials :	EOG	

Printed: 05/26/21 4:31:17 PM
APPL Standard LCSD

Form 5
Tune Summary

Lab Name: APPL Inc.
Case No:
Matrix: Water
ID: 0520M00.D

SDG No:
Date Analyzed: 05/24/21
Instrument: Max
Time Analyzed: 10:27

	Client Sample No.	APPL ID.	File ID.	Date Analyzed
1		0.3ug/L VOC STD 5/24	0520M02.D	05/24/21 11:23
2		0.5ug/L VOC STD 5/24	0520M03.D	05/24/21 11:51
3		1ug/L VOC STD 5/24/2	0520M04.D	05/24/21 12:19
4		2ug/L VOC STD 5/24/2	0520M05.D	05/24/21 12:47
5		5ug/L VOC STD 5/24/2	0520M06.D	05/24/21 13:15
6		10ug/L VOC STD 5/24/	0520M07.D	05/24/21 13:43
7		20ug/L VOC STD 5/24/	0520M08.D	05/24/21 14:11
8		40ug/L VOC STD 5/24/	0520M09.D	05/24/21 14:38
9		100ug/L VOC STD 5/24	0520M10.D	05/24/21 15:06
10		(SS) 10ug/L VOC STD	0520M12.D	05/24/21 16:03
11				
12				
13				
14				
15				
16				
17				
18				
19				
20				
21				
22				

m/e		
50	15 - 40% of mass 95	17.4
75	30 - 60.04% of mass 95	53.0
95	100 - 200% of mass 95	100.0
96	5 - 9% of mass 95	7.1
173	0 - 2% of mass 174	1.4
174	50 - 200% of mass 95	123.1
175	5 - 9.02% of mass 174	7.3
176	94.9 - 101% of mass 174	96.6
177	5 - 9% of mass 176	7.6

Form 5
Tune Summary

Lab Name: APPL Inc.
Case No: 96269
Matrix: Water
ID: 0525M00.D

SDG No: 96269
Date Analyzed: 05/25/21
Instrument: Max
Time Analyzed: 8:47

	Client Sample No.	APPL ID.	File ID.	Date Analyzed
1	Lab Control Spike	210525A CCV/LCS 10ug	0525M03.D	05/25/21 10:09
2	Lab Control SpikeD	210525A LCSD 10ug/L	0525M04.D	05/25/21 10:37
3	Blank	210525A BLK	0525M08.D	05/25/21 12:28
4	ERH1369	BA32946W01	0525M09.D	05/25/21 12:56
5	ERH1370	BA32947W01	0525M10.D	05/25/21 13:24
6		Ending CCV 10ug/L 5/	0525M26.D	05/25/21 20:52
7				
8				
9				
10				
11				
12				
13				
14				
15				
16				
17				
18				
19				
20				
21				
22				

m/e		
50	15 - 40% of mass 95	16.7
75	30 - 60.04% of mass 95	51.9
95	100 - 200% of mass 95	100.0
96	5 - 9% of mass 95	8.4
173	0 - 2% of mass 174	0.9
174	50 - 200% of mass 95	146.0
175	5 - 9.02% of mass 174	7.6
176	94.9 - 101% of mass 174	95.4
177	5 - 9% of mass 176	5.8

8A
INTERNAL STANDARD AREA AND RT SUMMARY

Lab Name: APPL Inc. Contract: _____

Lab Code: _____ SDG No.: _____

Lab File ID (Standard): 0525M03.D Date Analyzed: 05/25/21

Instrument ID: Max Time Analyzed: 10:09

GC Column: _____ ID: Heated Purge: (Y/N) _____

		Fluorobenzene (IS)		Chlorobenzene-D5 (IS)		1,4-Dichlorobenzene-D (IS)	
		AREA #	RT #	AREA #	RT #	AREA #	RT #
	12 HOUR STD	157476	5.56	229043	8.84	206574	11.17
	UPPER LIMIT	314952	5.73	458086	9.01	413148	11.34
	LOWER LIMIT	78738	5.39	114522	8.67	103287	11.00
	SAMPLE NO.						
01	210525A CCV/LCS 10ug	157476	5.56	229043	8.84	206574	11.17
02	210525A LCSD 10ug/L	154741	5.56	244719	8.83	221329	11.16
03	210525A BLK	158176	5.57	238095	8.84	200136	11.17
04	BA32946W01	162492	5.56	238264	8.84	212665	11.17
05	BA32947W01	161525	5.57	244061	8.84	214901	11.17
06	Ending CCV 10ug/L 5/25	221015	5.56	332182	8.83	295754	11.16
07							
08							
09							
10							
11							
12							
13							
14							
15							
16							
17							
18							
19							
20							
21							
22							

AREA UPPER LIMIT = +100% of internal standard area.
AREA LOWER LIMIT = -50% of internal standard area.
RT UPPER LIMIT = +0.17 minutes of internal standard RT
RT LOWER LIMIT = -0.17 minutes of internal standard RT

Column used to flag values outside QC limits with an asterisk.
* Values outside of QC limits.

EPA 8260B

Form 2 & 8

Surrogate Recovery

Lab Name: APPL, Inc. SDG No: 96269

Case No: 96269 Date Analyzed: 05/25/21

Matrix: WATER Instrument: Max

APPL ID.	Client Sample No.	SURROGATE: 4-BROMOFLUOROBENZENE (S)					
		Limits	Result	Qualifier	Limits	Result	Qualifier
210525AM-LCS	Lab Control Spike	85-114	102				
210525AM-LCSD	Lab Control SpikeD	85-114	102				
210525AM-BLK	Blank	85-114	98.3				
BA32946	ERH1369	85-114	99.7				
BA32947	ERH1370	85-114	101				

Comments: Batch: #GRO86-210525AM

EPA 8260B

Form 4

Blank Summary

Lab Name:	APPL, Inc.	SDG No:	96269
Case No:	96269	Date Analyzed:	05/25/21
Matrix:	WATER	Instrument:	Max
Blank ID:	210525AM-BLK	Time Analyzed:	1228

APPL ID.	Client Sample No.	File ID.	Date Analyzed
210525AM-LCS	Lab Control Spike	0525M05	05/25/21 1104
210525AM-LCSD	Lab Control SpikeD	0525M06	05/25/21 1132
210525AM-BLK	Blank	0525M08	05/25/21 1228
BA32946	ERH1369	0525M09	05/25/21 1256
BA32947	ERH1370	0525M10	05/25/21 1324

Comments: Batch: #GRO86-210525AM

Method Blank
EPA 8260B GRO WATER

APPL Inc.
908 North Temperance Avenu
Clovis, CA 93611

Blank Name/QCG: **210525W-32946 - 264386**
Batch ID: #GRO86-210525AM

Sample Type	Analyte	Result	LOQ	LOD	DL	Units	Extraction Date	Analysis Date
BLANK	GASOLINE RANGE ORGANICS	18.0 U	20	18.0	8.6	ug/L	05/25/21	05/25/21
BLANK	SURROGATE: 4-BROMOFLUORO	98.3	85-114			%	05/25/21	05/25/21

Quant Method: MGAS0511.M
Run #: 0525M08
Instrument: Max
Sequence: 210524
Initials: EOG

GC SC-Blank-REG MDLs-DOD
Printed: 05/27/21 3:15:21 PM

EPA 8260B

Form 4

LCS Summary

Lab Name:	APPL, Inc.	SDG No:	96269
Case No:	96269	Date Analyzed:	05/25/21
Matrix:	WATER	Instrument:	Max
LCS ID:	210525AM-LCS	Time Analyzed:	1104

APPL ID.	Client Sample No.	File ID.	Date Analyzed
210525AM-LCS	Lab Control Spike	0525M05	05/25/21 1104
210525AM-LCSD	Lab Control SpikeD	0525M06	05/25/21 1132
210525AM-BLK	Blank	0525M08	05/25/21 1228
BA32946	ERH1369	0525M09	05/25/21 1256
BA32947	ERH1370	0525M10	05/25/21 1324

Comments: Batch: #GRO86-210525AM

Laboratory Control Spike Recoveries

EPA 8260B GRO WATER

APPL ID: **210525W-32946 LCS - 264386**
Batch ID: #GRO86-210525AM

APPL Inc.
908 North Temperance Avenue
Clovis, CA 93611

Compound Name	Spike Lvl ug/L	SPK Result ug/L	DUP Result ug/L	SPK % Recovery	DUP % Recovery	Recovery Limits	RPD %	RPD Limits
GASOLINE RANGE ORGANICS	300	307	273	102	91.0	78-122	11.7	20
SURROGATE: 4-BROMOFLUOROBENZE	25.0	25.5	25.6	102	102	85-114		

Comments:

Primary	SPK	DUP
Quant Method :	MGAS0511.M	MGAS0511.M
Extraction Date :	05/25/21	05/25/21
Analysis Date :	05/25/21	05/25/21
Instrument :	Max	Max
Run :	0525M05	0525M06
Initials :	EOG	

Printed: 05/27/21 3:15:09 PM
APPL Standard LCSD

ORGANICS

QC Summary

TPH Extractables
DOC0525

Form 6
Initial Calibration

Lab Name: APPL, Inc.
Case No:
Matrix: Water

SDG No:
Initial Cal. Date: 05/25/21
Instrument: Apollo

Initials: MB

		Compound	1	2	3	4	5	6	7				Avg	%RSD	Type	r^2	Q
			525004.D	525005.D	525006.D	525007.D	525008 D	525009 D	525010 D								
1	HATM	Diesel (C10-C24)		2678669	2011588	1966384	1899323	2039512	1956611				2092014	14	HATM		
2	HBTM	Motor Oil (C24-C40)		2088040	1454456	1403002	1344042	1443115	1389714				1520395	18	HBTM		
3	SA	Ortho-Terphenyl(S)		3254067	2533714	2341131	2086885	2225479	2161118				2433732	18	SA		
4	SA	Octacosane(S)		2285719	1847331	1802330	1725558	1821275	1744969				1871197	11	SA		
5																	
6																	
7																	
8																	
9																	
10																	
11																	
12																	
13																	
14																	
15																	
16																	
17																	
18																	
19																	
20																	
21																	
22																	
23																	
24																	
25																	
26																	
27																	
28																	
29																	
30																	
31																	
32																	
33																	
34																	
35																	

1.749969

Quantitation Report (Not Reviewed)

Data File : G:\APOLLO\DATA\210525\525004.D Vial: 4
Acq On : 5-25-21 16:52:49 Operator: MB
Sample : DMO STD-1 05-25-21 Inst : Apollo
Misc : water Multiplr: 1.00
IntFile : events.e
Quant Time: May 26 6:38 2021 Quant Results File: DOC0525.RES

Method : G:\APOLLO\DATA\210513\DOC0525.M (Chemstation Integrator)
Title : 8015 B&C
Last Update : Wed May 26 06:37:42 2021
Response via : Multiple Level Calibration

Volume Inj. : 2UL
Signal Phase : DB-5
Signal Info : FID02A

Compound	R.T.	Response	Conc Units
System Monitoring Compounds			
3) SA Ortho-Terphenyl(S)	7.50	2834267	0.582 ppb
Surrogate Spike 30.000	Recovery	=	1.94%
4) SA Octacosane(S)	9.77	1922152	0.514 ppb
Surrogate Spike 30.000	Recovery	=	1.71%
Target Compounds			
1) HATM Diesel (C10-C24)	6.46	43609284	10.423 ppb
2) HBTM Motor Oil (C24-C40)	14.75	39135760	12.870 ppb
Target Compounds			

(f)=RT Delta > 1/2 Window (m)=manual int.

Data File: G:\APOLLO\DATA\210525\525004.D
Sample : DMO STD-1 05-25-21

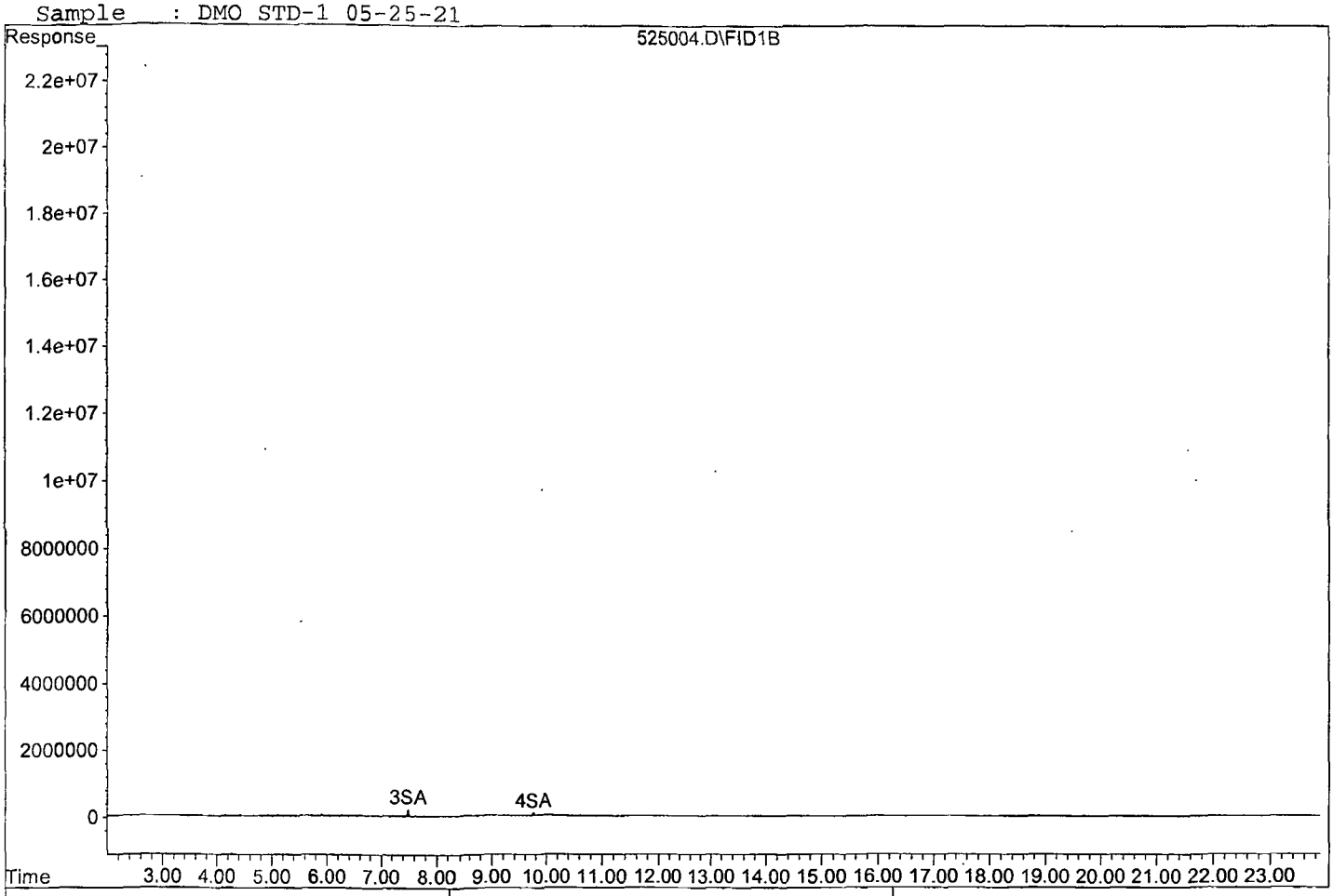



Quantitation Report (Not Reviewed)

Data File : G:\APOLLO\DATA\210525\525005.D Vial: 5
Acq On : 5-25-21 17:21:00 Operator: MB
Sample : DMOS STD-2 05-25-21 Inst : Apollo
Misc : water Multiplr: 1.00
IntFile : events.e
Quant Time: May 26 6:38 2021 Quant Results File: DOC0525.RES

Method : G:\APOLLO\DATA\210513\DOC0525.M (Chemstation Integrator)
Title : 8015 B&C
Last Update : Wed May 26 06:37:42 2021
Response via : Multiple Level Calibration

Volume Inj. : 2UL
Signal Phase : DB-5
Signal Info : FID02A

Compound	R.T.	Response	Conc Units
System Monitoring Compounds			
3) SA Ortho-Terphenyl(S)	7.50	3254067	0.669 ppb
Surrogate Spike 30.000		Recovery =	2.23%
4) SA Octacosane(S)	9.77	2285719	0.611 ppb
Surrogate Spike 30.000		Recovery =	2.04%
Target Compounds			
1) HATM Diesel (C10-C24)	6.46	53573372	12.804 ppb
2) HBTM Motor Oil (C24-C40)	14.75	41760796	13.734 ppb

Target Compounds

(f)=RT Delta > 1/2 Window (m)=manual int.

Data File: G:\APOLLO\DATA\210525\525005.D
Sample : DMOS STD-2 05-25-21

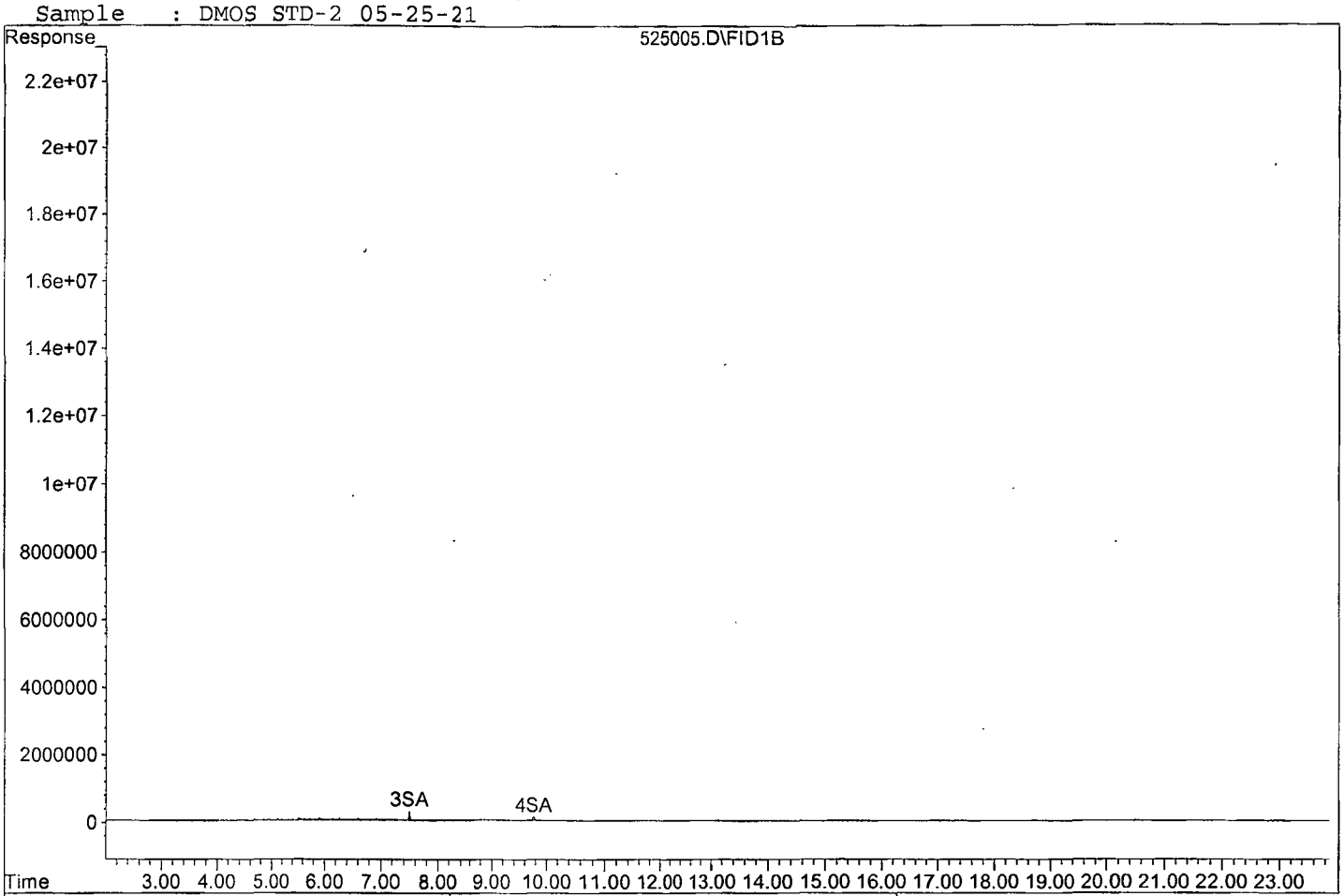



Quantitation Report (Not Reviewed)

Data File : G:\APOLLO\DATA\210525\525006.D
Acq On : 5-25-21 17:49:08
Sample : DMO STD-3 05-125-21
Misc : water
IntFile : events.e
Quant Time: May 26 6:38 2021 Quant Results File: DOC0525.RES

Vial: 6
Operator: MB
Inst : Apollo
Multiplr: 1.00

Method : G:\APOLLO\DATA\210513\DOC0525.M (Chemstation Integrator)
Title : 8015 B&C
Last Update : Wed May 26 06:37:42 2021
Response via : Multiple Level Calibration

Volume Inj. : 2UL
Signal Phase : DB-5
Signal Info : FID02A

Compound	R.T.	Response	Conc Units
System Monitoring Compounds			
3) SA Ortho-Terphenyl(S)	7.50	12668571	2.603 ppb
Surrogate Spike 30.000		Recovery =	8.68%
4) SA Octacosane(S)	9.77	9236655	2.468 ppb
Surrogate Spike 30.000		Recovery =	8.23%
Target Compounds			
1) HATM Diesel (C10-C24)	6.46	201158836	48.078 ppb
2) HBTM Motor Oil (C24-C40)	14.75	145445564	47.832 ppb

Target Compounds

(f)=RT Delta > 1/2 Window (m)=manual int.

Quantitation Report

Data File: G:\APOLLO\DATA\210525\525006.D
Sample : DMO STD-3 05-125-21

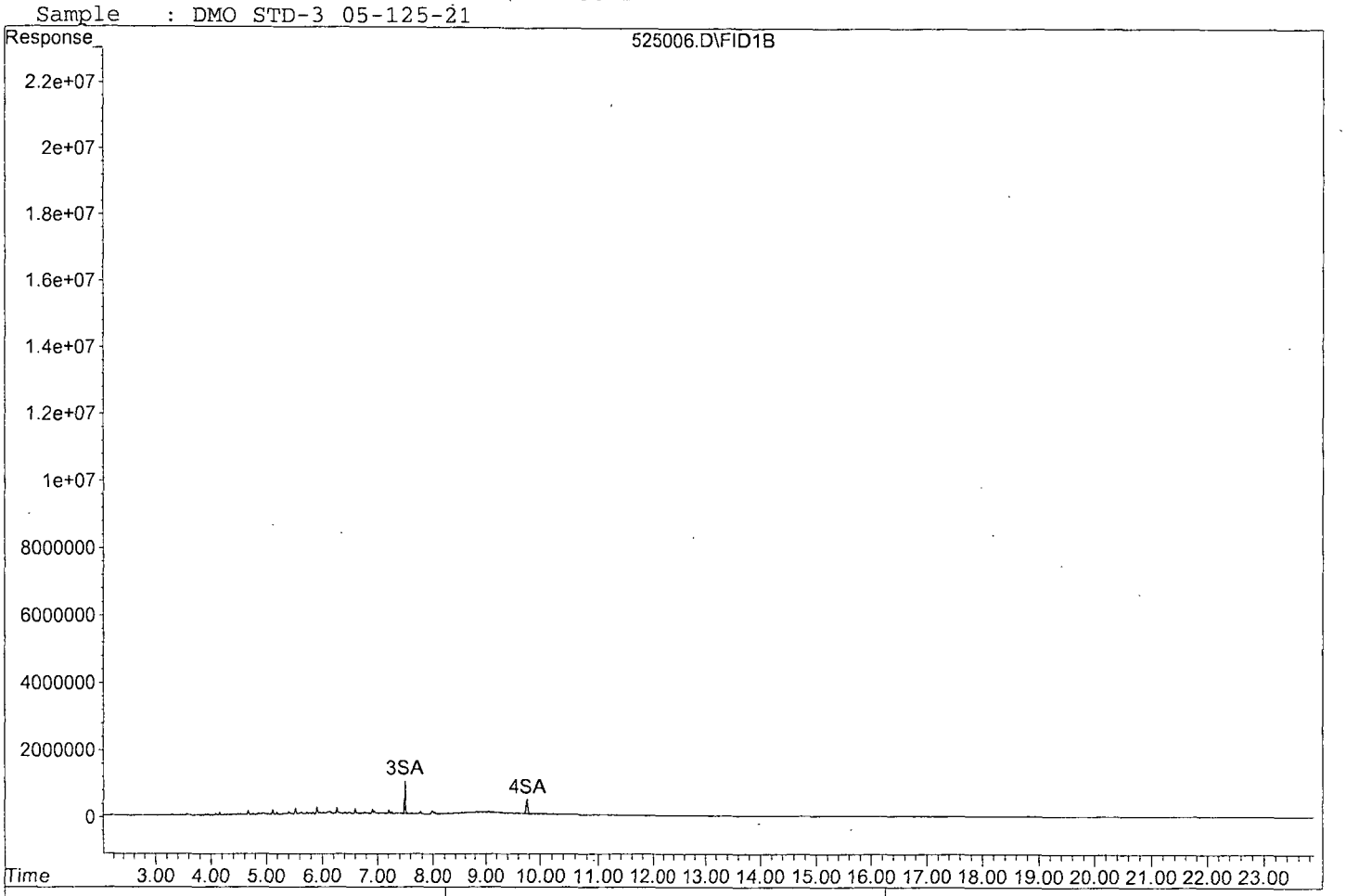

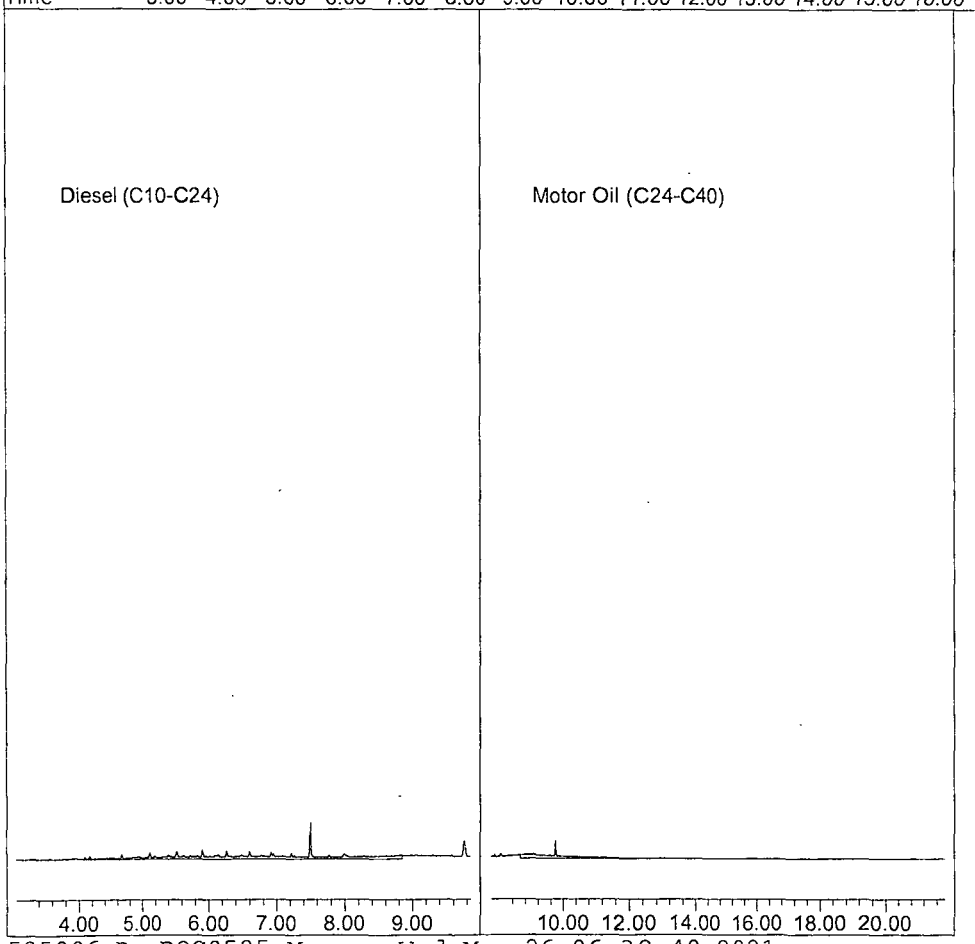

Quantitation Report (Not Reviewed)

Data File : G:\APOLLO\DATA\210525\525007.D
Acq On : 5-25-21 18:17:24
Sample : DMO STD-4 05-25-21
Misc : water
IntFile : events.e
Quant Time: May 26 6:38 2021 Quant Results File: DOC0525.RES

Vial: 7
Operator: MB
Inst : Apollo
Multiplr: 1.00

Method : G:\APOLLO\DATA\210513\DOC0525.M (Chemstation Integrator)
Title : 8015 B&C
Last Update : Wed May 26 06:37:42 2021
Response via : Multiple Level Calibration

Volume Inj. : 2UL
Signal Phase : DB-5
Signal Info : FID02A

Compound	R.T.	Response	Conc Units
System Monitoring Compounds			
3) SA Ortho-Terphenyl(S)	7.50	58528267	12.024 ppb
Surrogate Spike 30.000		Recovery =	40.08%
4) SA Octacosane(S)	9.77	45058258	12.040 ppb
Surrogate Spike 30.000		Recovery =	40.13%
Target Compounds			
1) HATM Diesel (C10-C24)	6.46	983192079	234.987 ppb
2) HBTM Motor Oil (C24-C40)	14.75	701500965	230.697 ppb

Target Compounds

(f)=RT Delta > 1/2 Window (m)=manual int.

Data File: G:\APOLLO\DATA\210525\525007.D
Sample : DMO STD-4 05-25-21

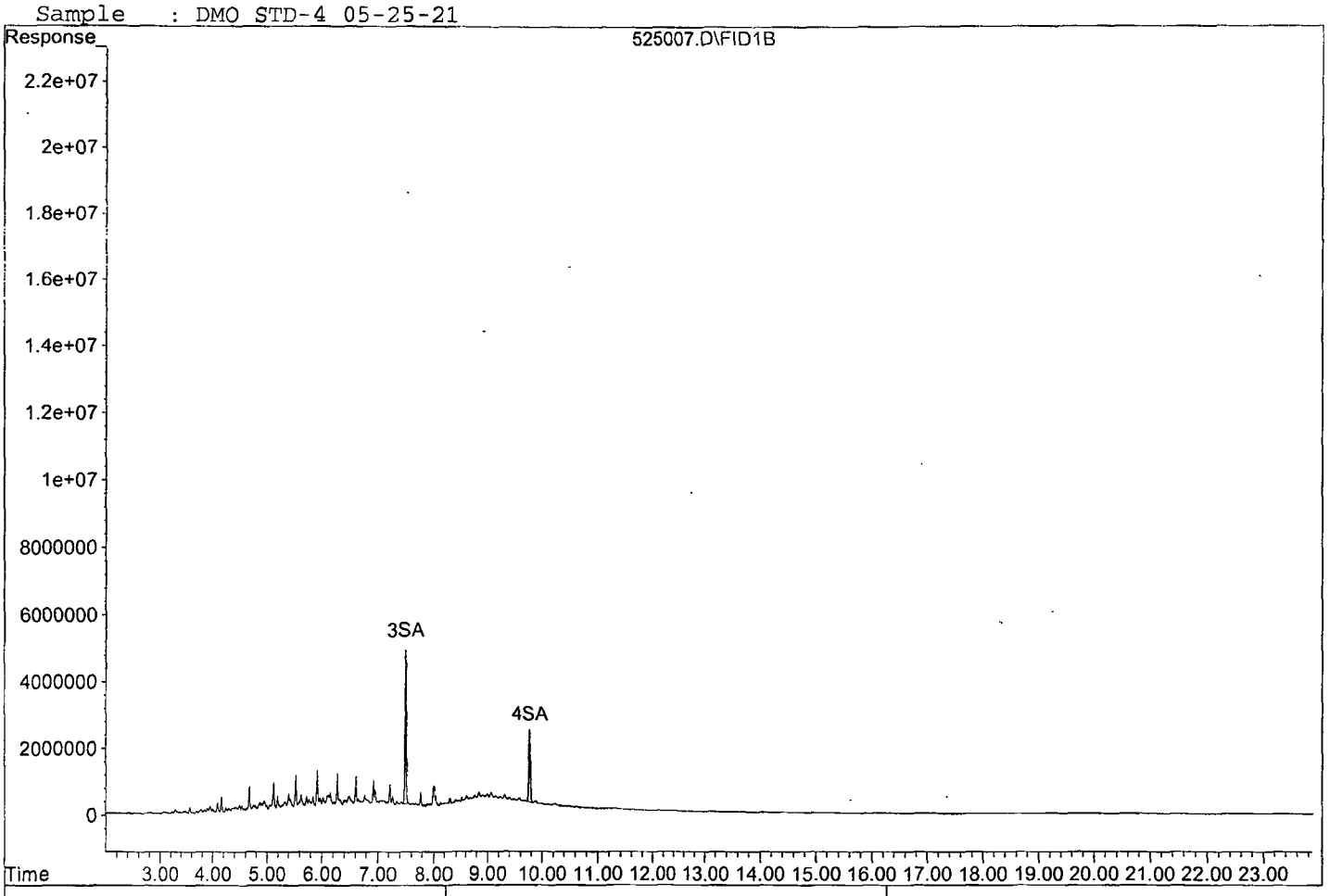

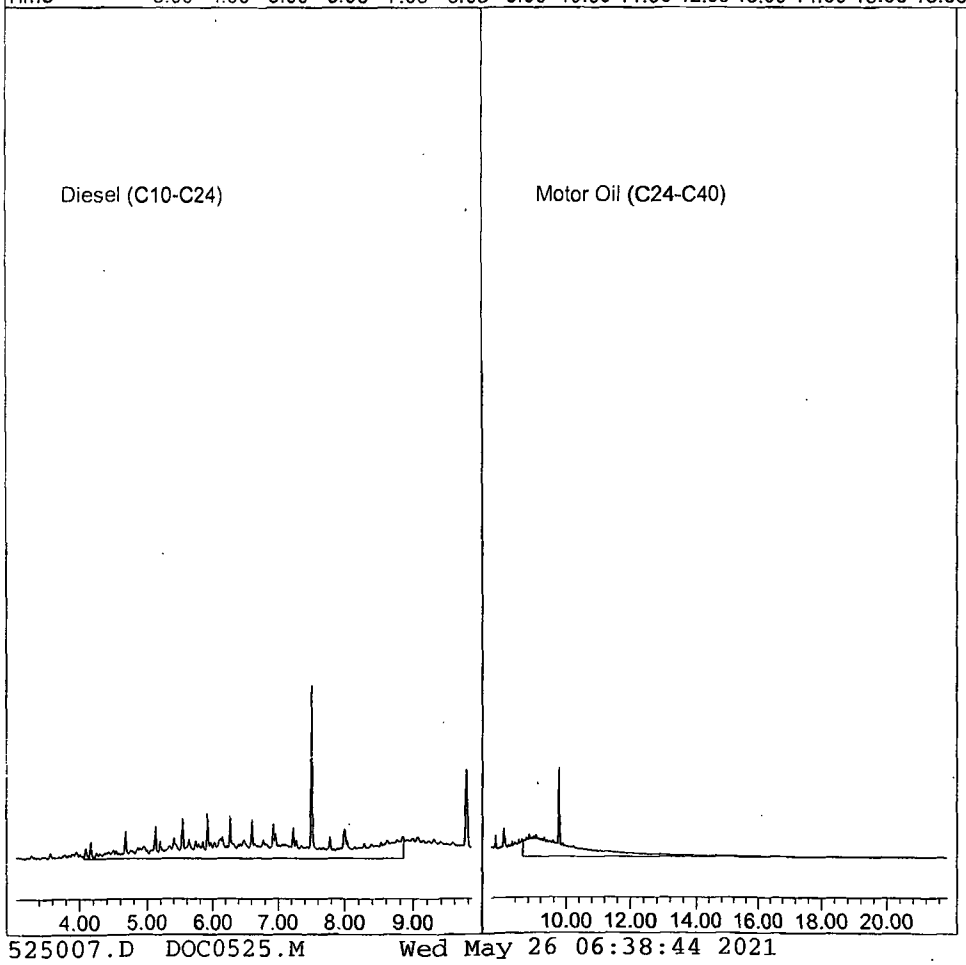

Quantitation Report (Not Reviewed)

Data File : G:\APOLLO\DATA\210525\525008.D Vial: 8
Acq On : 5-25-21 18:45:28 Operator: MB
Sample : DMO-STD-5 05-25-21 Inst : Apollo
Misc : water Multiplr: 1.00
IntFile : events.e
Quant Time: May 26 6:38 2021 Quant Results File: DOC0525.RES

Method : G:\APOLLO\DATA\210513\DOC0525.M (Chemstation Integrator)
Title : 8015 B&C
Last Update : Wed May 26 06:37:42 2021
Response via : Multiple Level Calibration

Volume Inj. : 2UL
Signal Phase : DB-5
Signal Info : FID02A

Compound	R.T.	Response	Conc Units
System Monitoring Compounds			
3) SA Ortho-Terphenyl(S)	7.51	208688471	42.874 ppb
Surrogate Spike 30.000		Recovery =	142.91%
4) SA Octacosane(S)	9.78	172555813	46.108 ppb
Surrogate Spike 30.000		Recovery =	153.69%
Target Compounds			
1) HATM Diesel (C10-C24)	6.46	3798646132	907.892 ppb
2) HBTM Motor Oil (C24-C40)	14.75	2688083188	884.008 ppb

Target Compounds

(f)=RT Delta > 1/2 Window (m)=manual int.

Data File: G:\APOLLO\DATA\210525\525008.D
Sample : DMO-STD-5 05-25-21

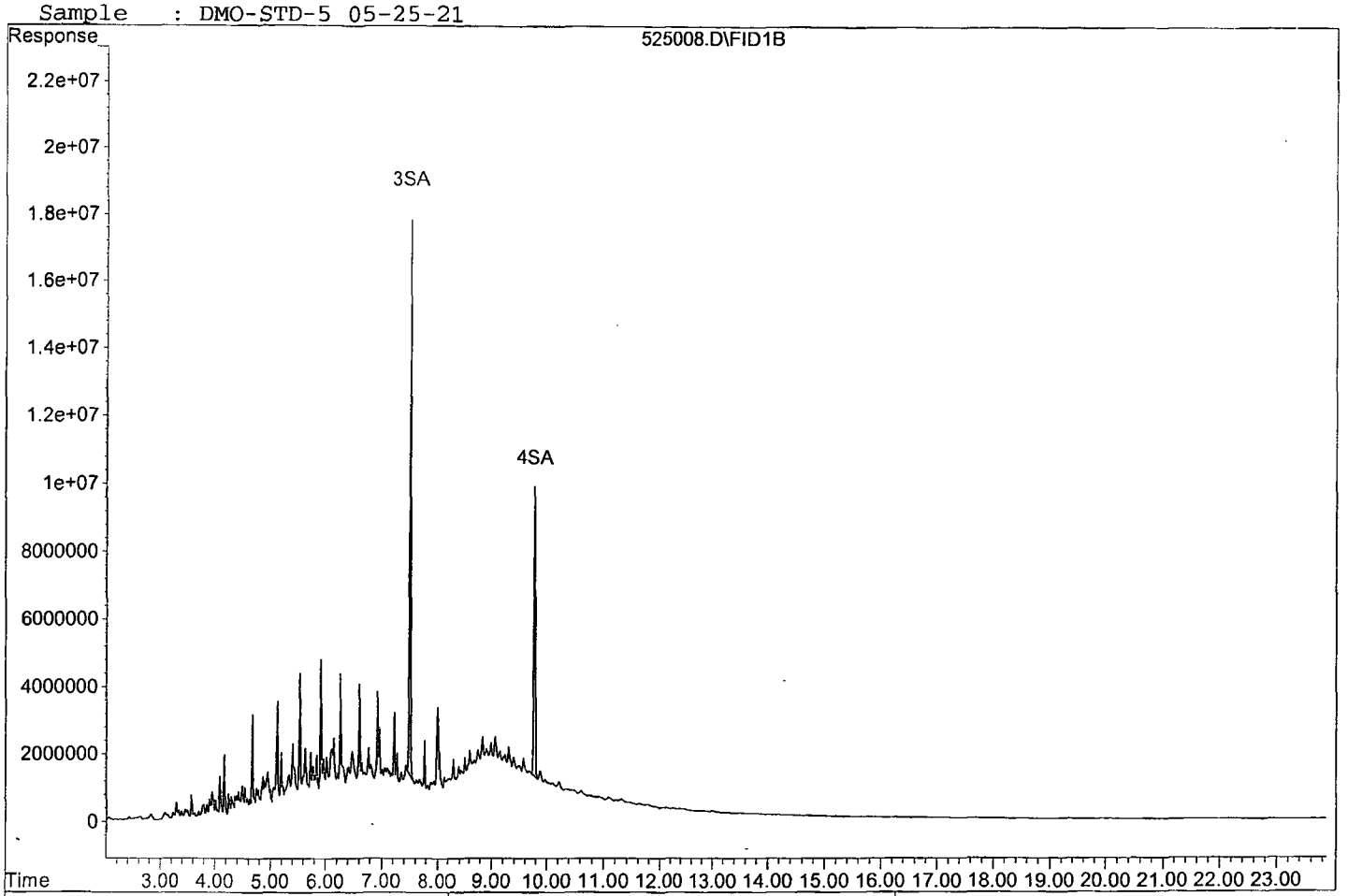

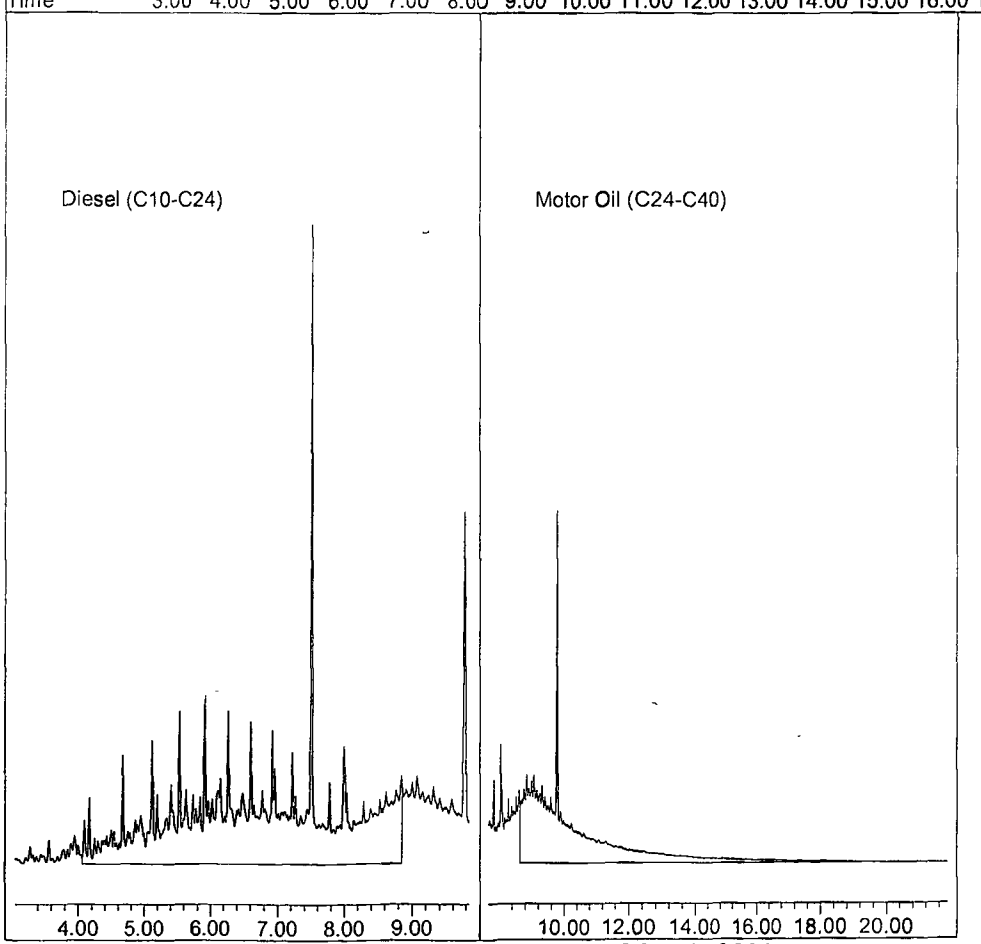

Quantitation Report (Not Reviewed)

Data File : G:\APOLLO\DATA\210525\525009.D Vial: 9
Acq On : 5-25-21 19:13:36 Operator: MB
Sample : DMOS-STD 6 05-25-21 Inst : Apollo
Misc : water Multiplr: 1.00
IntFile : events.e
Quant Time: May 26 6:38 2021 Quant Results File: DOC0525.RES

Method : G:\APOLLO\DATA\210513\DOC0525.M (Chemstation Integrator)
Title : 8015 B&C
Last Update : Wed May 26 06:37:42 2021
Response via : Multiple Level Calibration

Volume Inj. : 2UL
Signal Phase : DB-5
Signal Info : FID02A

Compound	R.T.	Response	Conc Units
System Monitoring Compounds			
3) SA Ortho-Terphenyl(S)	7.51	333821867	68.582 ppb
Surrogate Spike 30.000		Recovery =	228.61%
4) SA Octacosane(S)	9.78	273191182	72.999 ppb
Surrogate Spike 30.000		Recovery =	243.33%
Target Compounds			
1) HATM Diesel (C10-C24)	6.46	6118534727	1462.355 ppb
2) HBTM Motor Oil (C24-C40)	14.75	4329345488	1423.757 ppb

Target Compounds

(f)=RT Delta > 1/2 Window (m)=manual int.

Data File: G:\APOLLO\DATA\210525\525009.D
Sample : DMOS-STD 6 05-25-21

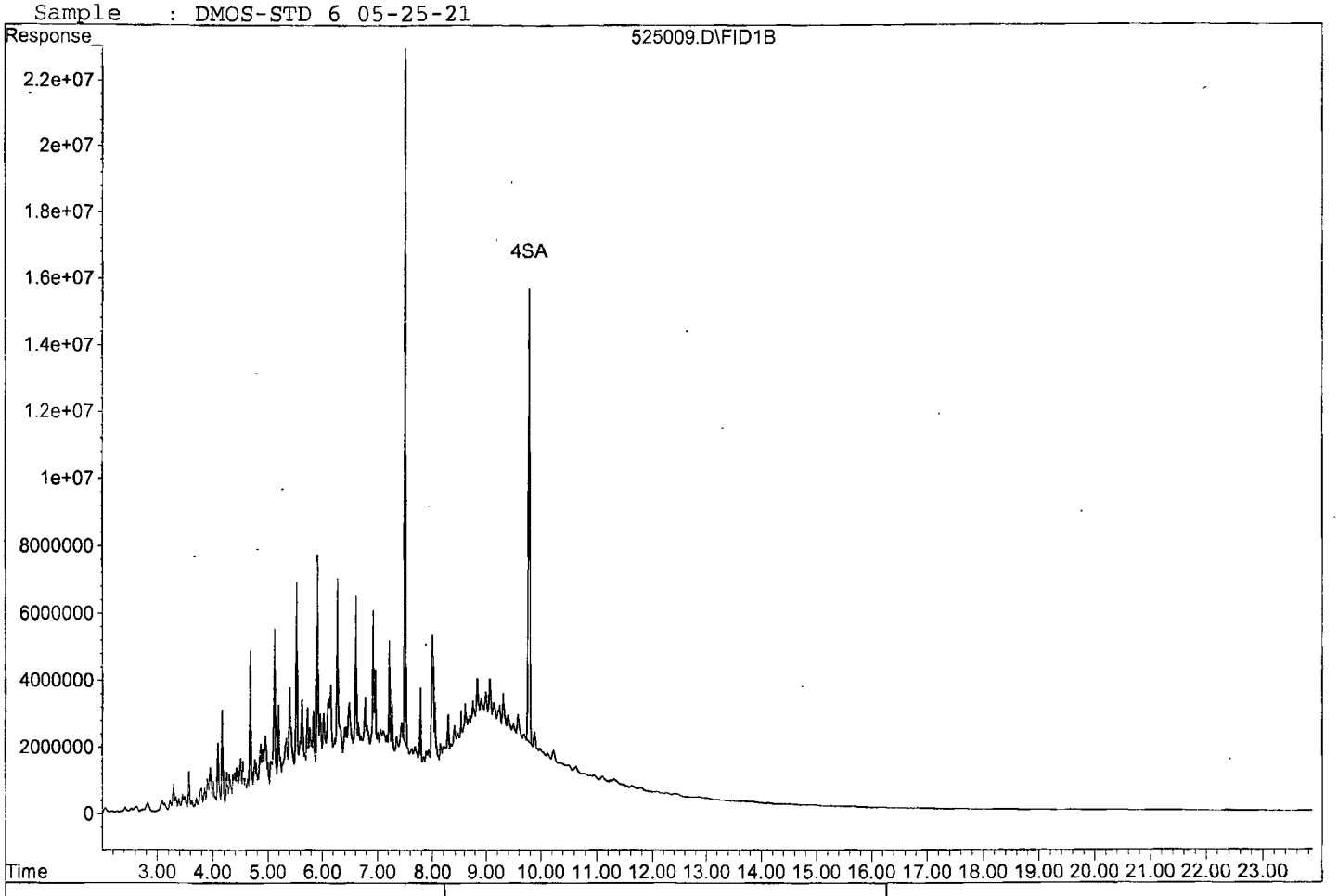

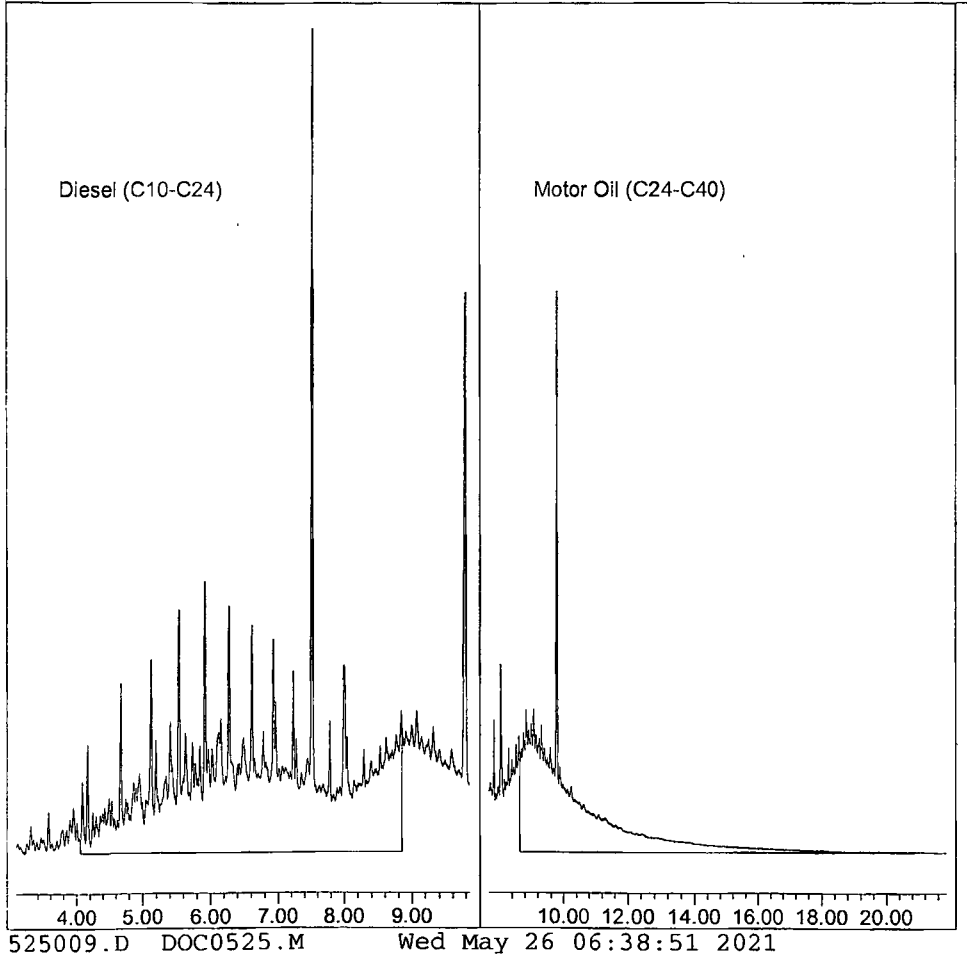

Quantitation Report (Not Reviewed)

Data File : G:\APOLLO\DATA\210525\525010.D Vial: 10
Acq On : 5-25-21 19:41:44 Operator: MB
Sample : DMO-STD 7 05-25-21 Inst : Apollo
Misc : water Multiplr: 1.00
IntFile : events.e
Quant Time: May 26 6:38 2021 Quant Results File: DOC0525.RES

Method : G:\APOLLO\DATA\210513\DOC0525.M (Chemstation Integrator)
Title : 8015 B&C
Last Update : Wed May 26 06:37:42 2021
Response via : Multiple Level Calibration

Volume Inj. : 2UL
Signal Phase : DB-5
Signal Info : FID02A

Compound	R.T.	Response	Conc Units
System Monitoring Compounds			
3) SA Ortho-Terphenyl(S)	7.51	432223523	88.798 ppb
Surrogate Spike 30.000		Recovery =	295.99%
4) SA Octacosane(S)	9.79	348993780	93.254 ppb
Surrogate Spike 30.000		Recovery =	310.85%
Target Compounds			
1) HATM Diesel (C10-C24)	6.46	7826442466	1870.552 ppb
2) HBTM Motor Oil (C24-C40)	14.75	5558856787	1828.097 ppb

Target Compounds

(f)=RT Delta > 1/2 Window (m)=manual int.

Quantitation Report

Data File: G:\APOLLO\DATA\210525\525010.D
Sample : DMO-STD 7 05-25-21

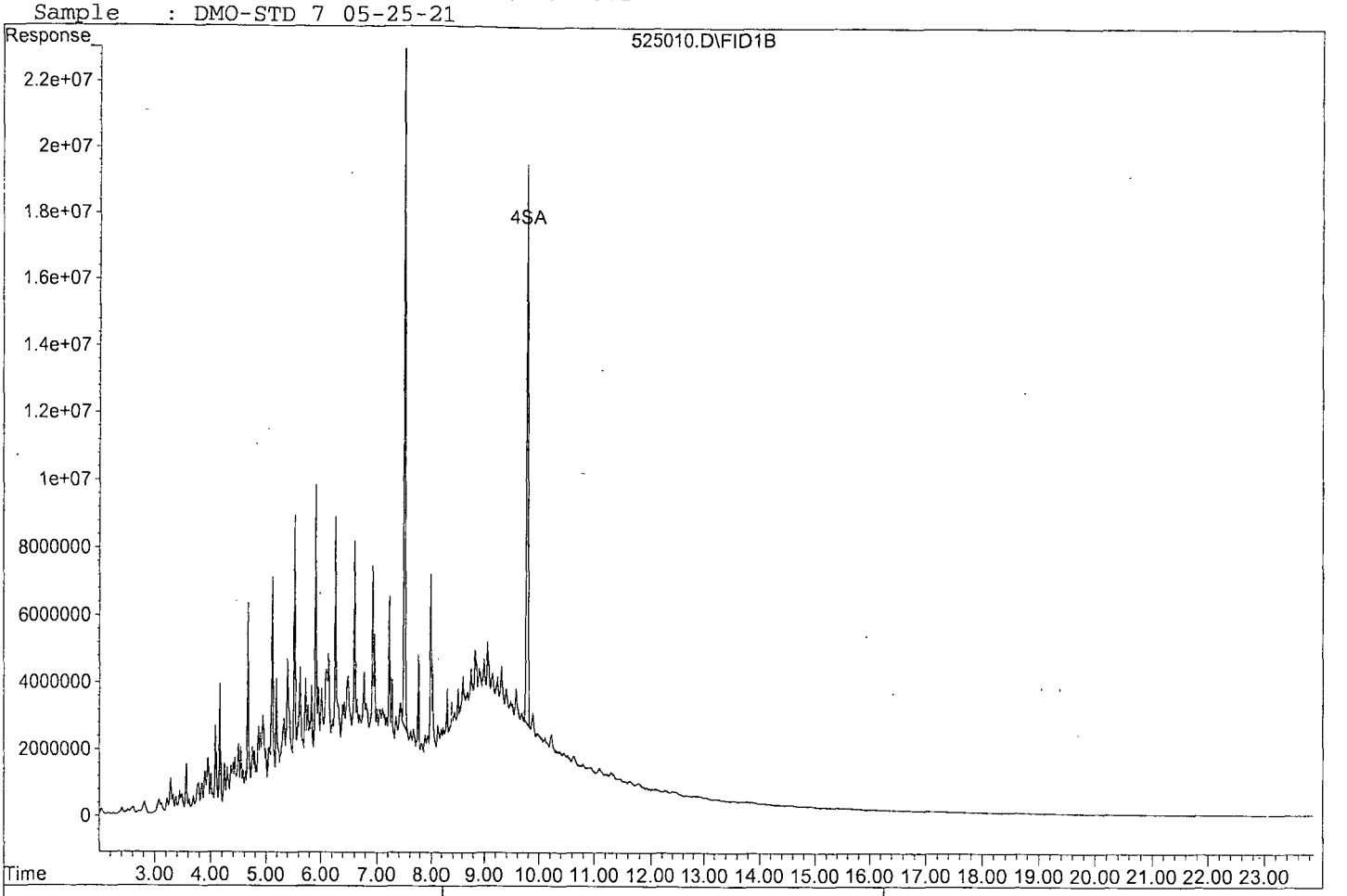

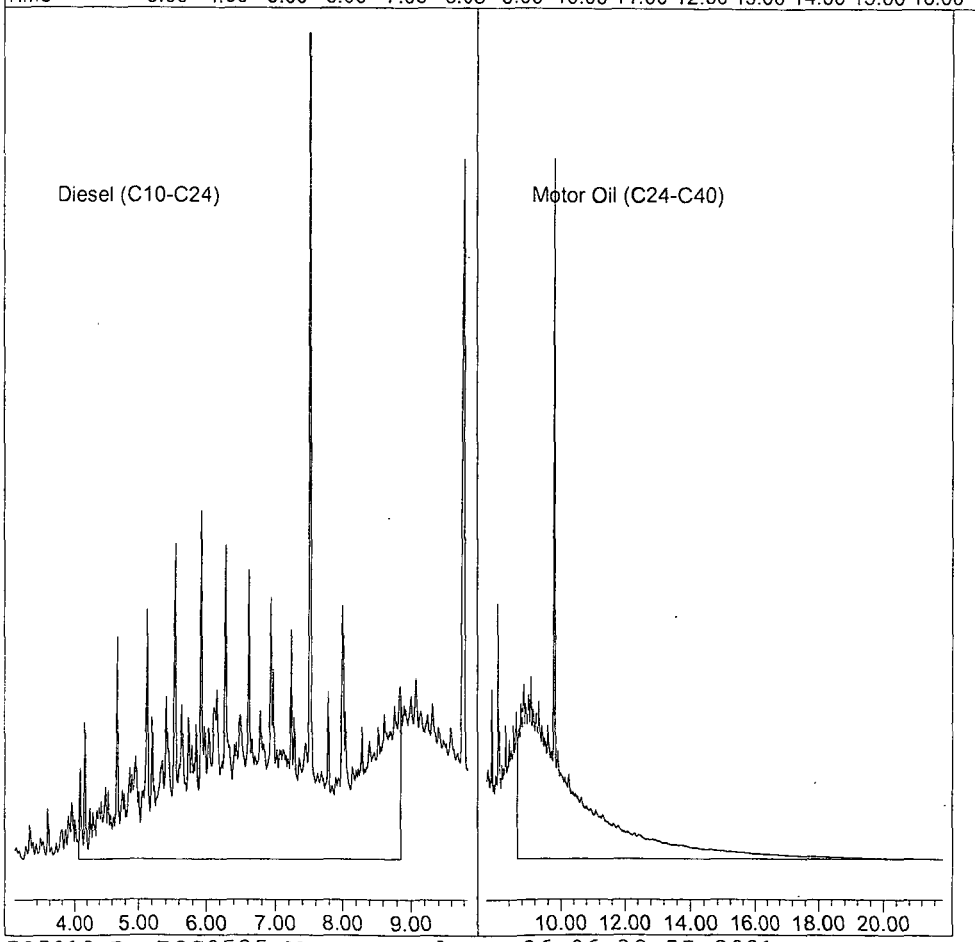

525010.D DOC0525.M Wed May 26 06:38:55 2021

TPH Extractables
DOC0525

Form 7

Second Source Calibration

Lab Name: APPL, Inc.
Case No:
Matrix: Water

SDG No:
Date Analyzed: 05/25/21
Instrument: Apollo
Initial Cal. Date: 05/25/21
Data File: 525011.D

		Compound	MEAN	CCRF	%D		%Drift
1	HATM	Diesel (C10-C24)	2092010	2163690	3.4	HATM	
2	HBTM	Motor Oil (C24-C40)	1520390	1633000	7.4	HBTM	
3							
4							
5							
6							
7							
8							
9							
10							
11							
12							
13							
14							
15							
16							
17							
18							
19							
20							
21							
22							
23							
24							
25							
26							
27							
28							
29							
30							
31							
32							
33							
34							
35							
36							
37							
38							
39							
40							
		Average			5.4		

Quantitation Report (Not Reviewed)

Data File : G:\APOLLO\DATA\210525\525011.D
Acq On : 5-25-21 20:09:50
Sample : DMO-STD SS 05-25-21
Misc : water
IntFile : events.e
Quant Time: May 26 6:38 2021 Quant Results File: DOC0525.RES

Vial: 11
Operator: MB
Inst : Apollo
Multiplr: 1.00

Method : G:\APOLLO\DATA\210513\DOC0525.M (Chemstation Integrator)
Title : 8015 B&C
Last Update : Wed May 26 06:37:42 2021
Response via : Multiple Level Calibration

Volume Inj. : 2UL
Signal Phase : DB-5
Signal Info : FID02A

Compound	R.T.	Response	Conc Units
System Monitoring Compounds			
3) SA Ortho-Terphenyl(S)	7.51	4092829	0.841 ppb
Surrogate Spike 30.000	Recovery	=	2.80%
4) SA Octacosane(S)	9.75	135276	0.036 ppb
Surrogate Spike 30.000	Recovery	=	0.12%
Target Compounds			
1) HATM Diesel (C10-C24)	6.46	1081842953	258.565 ppb
2) HBTM Motor Oil (C24-C40)	14.75	816499976	268.516 ppb

Target Compounds

(f)=RT Delta > 1/2 Window (m)=manual int.

Data File: G:\APOLLO\DATA\210525\525011.D
Sample : DMO-STD SS 05-25-21

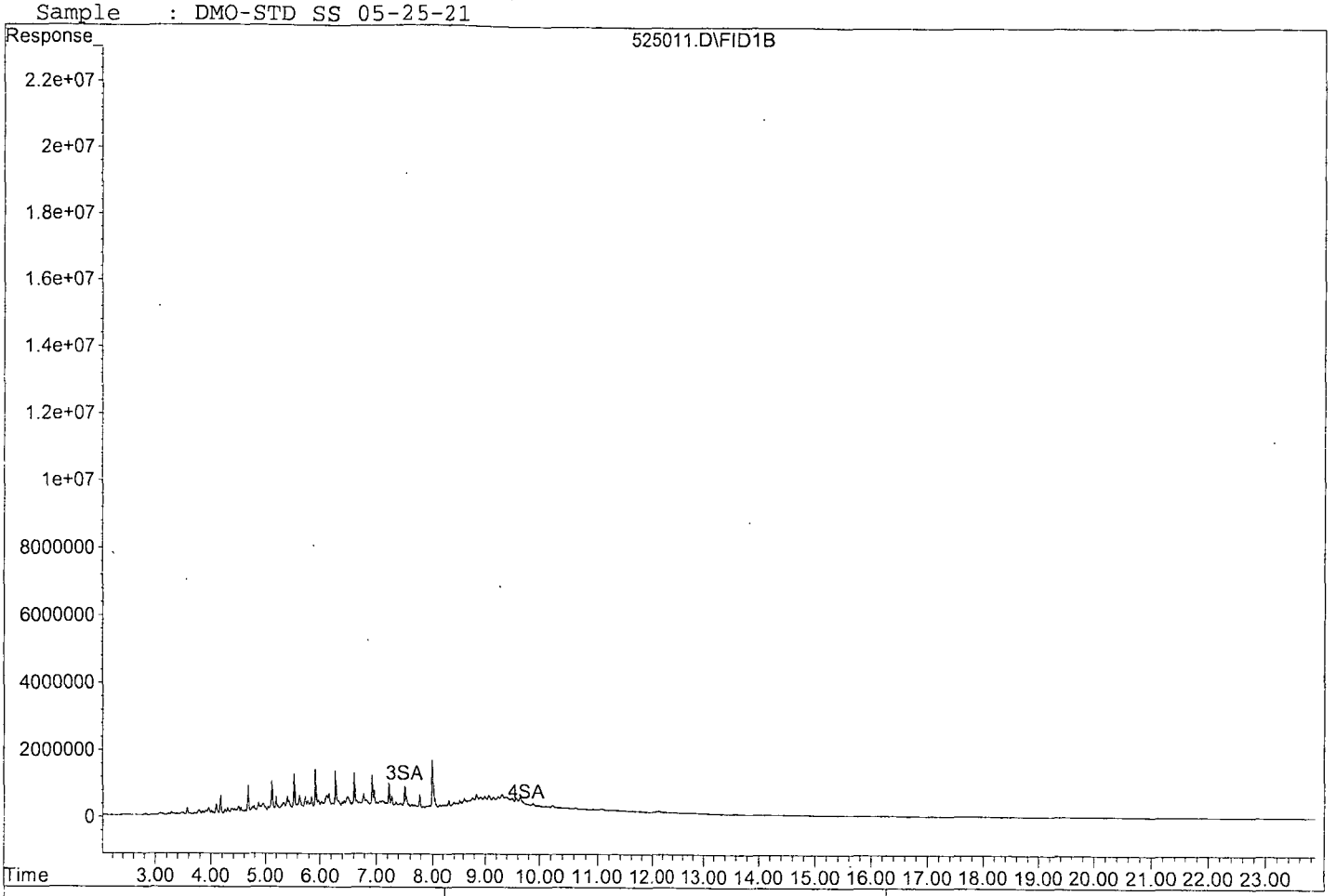

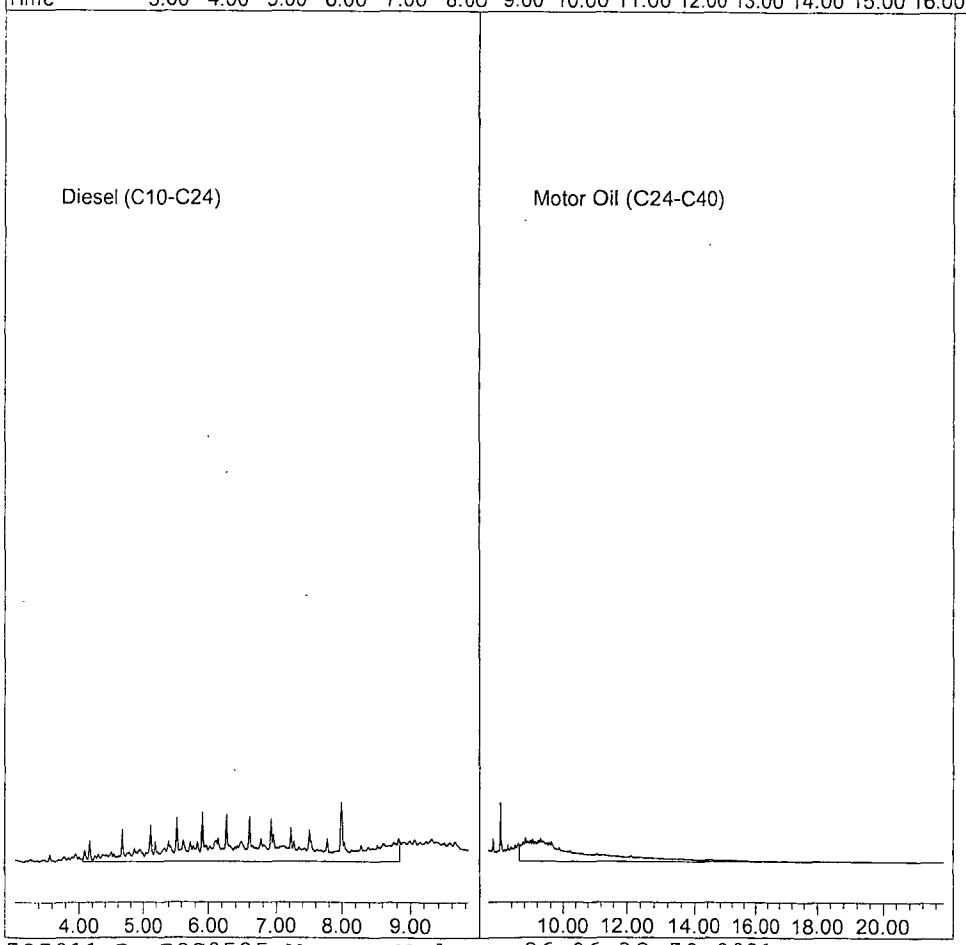

TPH Extractables
DOC0525

Form 7

Continuing Calibration

Lab Name: APPL, Inc.
Case No:
Matrix: Water

SDG No:
Date Analyzed: 05/27/21
Instrument: Apollo
Initial Cal. Date: 05/25/21
Data File: 525055.D

		Compound	MEAN	CCRF	%D		%Drift
1	HATM	Diesel (C10-C24)	2092010	2083450	0.41	HATM	
2	HBTM	Motor Oil (C24-C40)	1520390	1501080	1.3	HBTM	
3	SA	Ortho-Terphenyl(S)	2433730	2477830	1.8	SA	
4	SA	Octacosane(S)	1871200	1920570	2.6	SA	
5							
6							
7							
8							
9							
10							
11							
12							
13							
14							
15							
16							
17							
18							
19							
20							
21							
22							
23							
24							
25							
26							
27							
28							
29							
30							
31							
32							
33							
34							
35							
36							
37							
38							
39							
40							
		Average			1.5		

Quantitation Report (Not Reviewed)

Data File : G:\APOLLO\DATA\210525\525055.D Vial: 55
Acq On : 5-27-21 11:13:07 Operator: MB
Sample : Diesel Motor Oil CCV 05/25/21 Inst : Apollo
Misc : water Multiplr: 1.00
IntFile : events.e
Quant Time: May 27 15:59 2021 Quant Results File: DOC0525.RES

Method : G:\APOLLO\DATA\210525\DOC0525.M (Chemstation Integrator)
Title : 8015 B&C
Last Update : Wed May 26 06:37:42 2021
Response via : Multiple Level Calibration

Volume Inj. : 2UL
Signal Phase : DB-5
Signal Info : FID02A

Compound	R.T.	Response	Conc Units
System Monitoring Compounds			
3) SA Ortho-Terphenyl(S)	7.50	61945802	12.727 ppb
Surrogate Spike 30.000		Recovery =	42.42%
4) SA Octacosane(S)	9.76	48014159	12.830 ppb
Surrogate Spike 30.000		Recovery =	42.77%
Target Compounds			
1) HATM Diesel (C10-C24)	6.46	1041725140	248.977 ppb
2) HBTM Motor Oil (C24-C40)	14.75	750539526	246.824 ppb

Target Compounds

(f)=RT Delta > 1/2 Window (m)=manual int.

Data File: G:\APOLLO\DATA\210525\525055.D
Sample : Diesel Motor Oil CCV 05/25/21

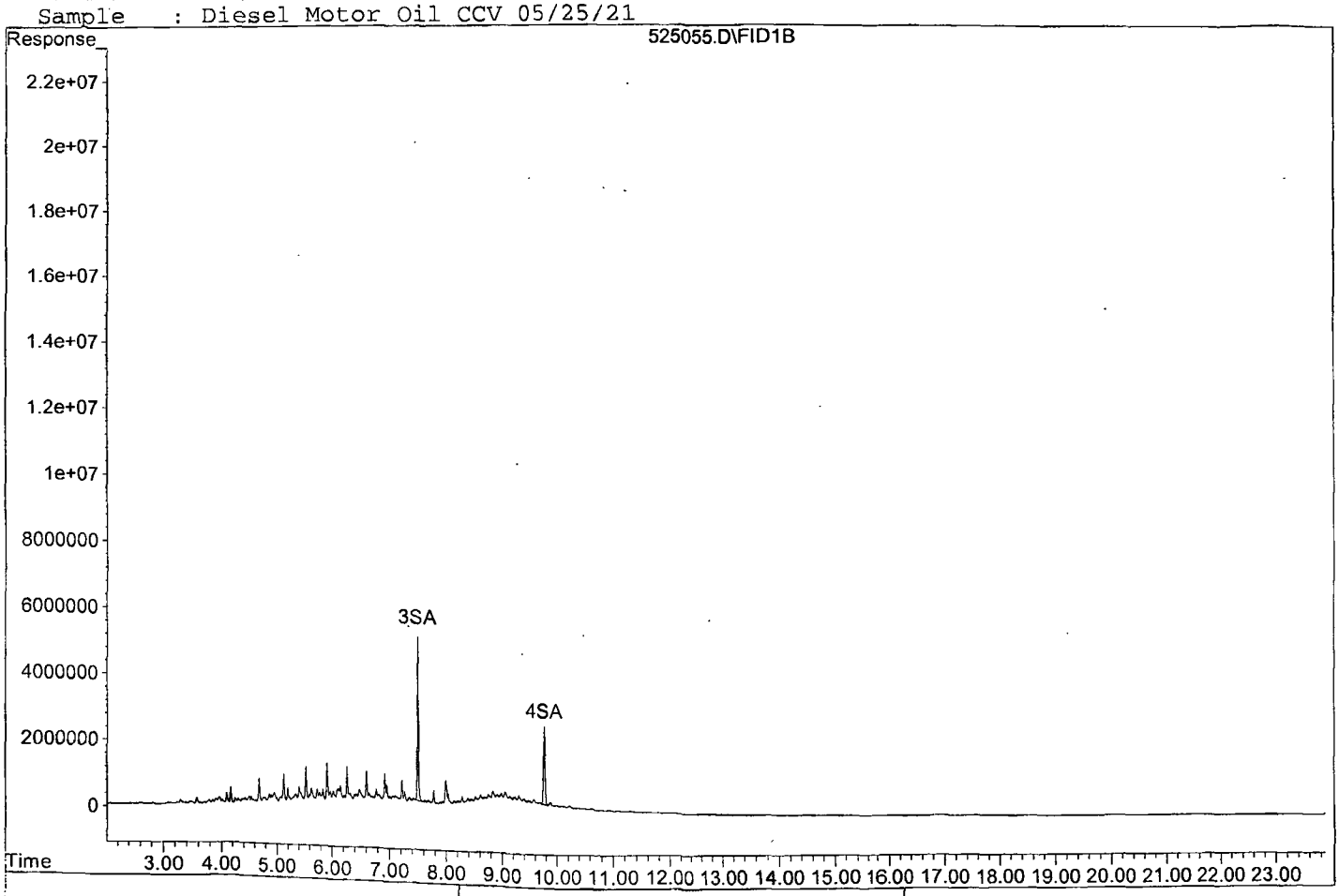

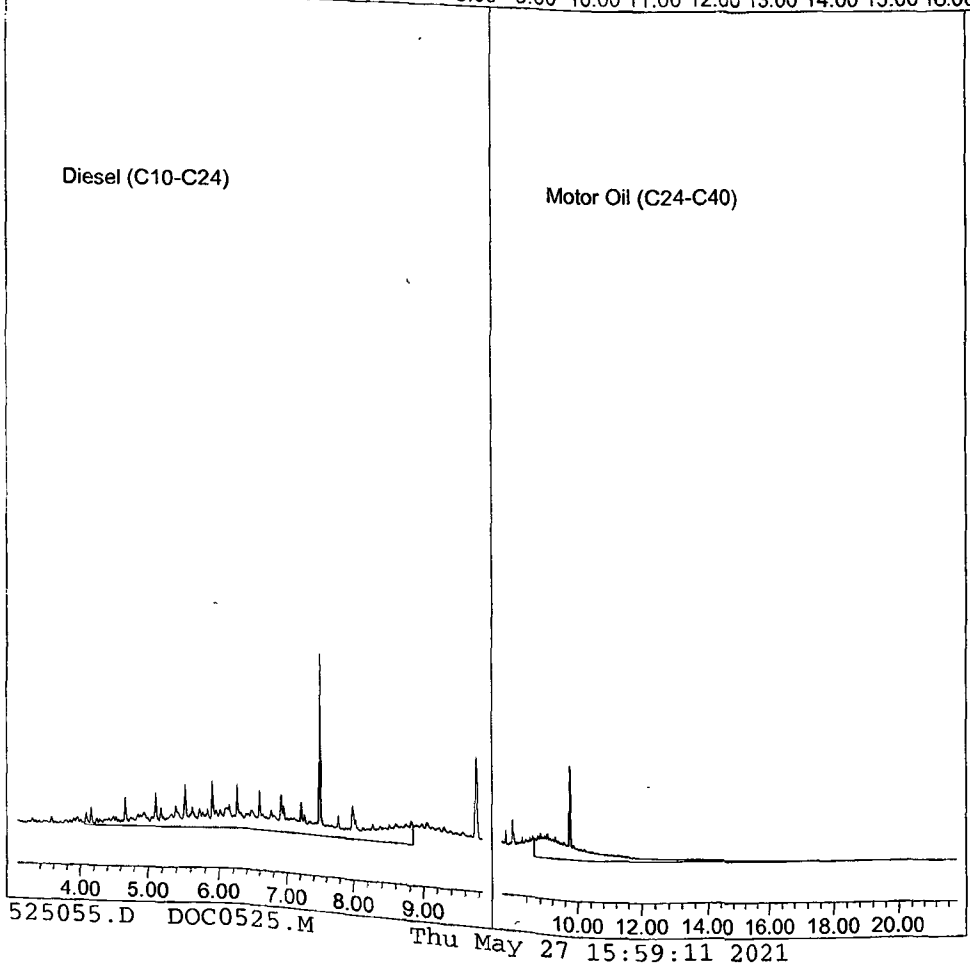

525055.D DOC0525.M Thu May 27 15:59:11 2021

TPH Extractables
DOC0525

Form 7

Continuing Calibration

Lab Name: APPL, Inc.
Case No:
Matrix: Water

SDG No:
Date Analyzed: 05/27/21
Instrument: Apollo
Initial Cal. Date: 05/25/21
Data File: 525063.D

		Compound	MEAN	CCRF	%D		%Drift
1	HATM	Diesel (C10-C24)	2092010	2080260	0.56	HATM	
2	HBTM	Motor Oil (C24-C40)	1520390	1554950	2.3	HBTM	
3	SA	Ortho-Terphenyl(S)	2433730	2381450	2.1	SA	
4	SA	Octacosane(S)	1871200	1500960	20	SA	
5							
6							
7							
8							
9							
10							
11							
12							
13							
14							
15							
16							
17							
18							
19							
20							
21							
22							
23							
24							
25							
26							
27							
28							
29							
30							
31							
32							
33							
34							
35							
36							
37							
38							
39							
40							
		Average			6.2		

Quantitation Report (Not Reviewed)

Data File : G:\APOLLO\DATA\210525\525063.D
Acq On : 5-27-21 15:14:06
Sample : diesel Motor OIl CCV 05/25/21
Misc : water
IntFile : events.e
Quant Time: May 27 15:59 2021 Quant Results File: DOC0525.RES

Vial: 63
Operator: MB
Inst : Apollo
Multiplr: 1.00

Method : G:\APOLLO\DATA\210525\DOC0525.M (Chemstation Integrator)
Title : 8015 B&C
Last Update : Wed May 26 06:37:42 2021
Response via : Multiple Level Calibration

Volume Inj. : 2UL
Signal Phase : DB-5
Signal Info : FID02A

Compound	R.T.	Response	Conc Units
System Monitoring Compounds			
3) SA Ortho-Terphenyl(S)	7.50	59536233	12.231 ppb
Surrogate Spike 30.000		Recovery =	40.77%
4) SA Octacosane(S)	9.76	37523884	10.027 ppb
Surrogate Spike 30.000		Recovery =	33.42%
Target Compounds			
1) HATM Diesel (C10-C24)	6.46	1040129509	248.595 ppb
2) HBTM Motor Oil (C24-C40)	14.75	777475191	255.682 ppb

Target Compounds

(f)=RT Delta > 1/2 Window (m)=manual int.

Quantitation Report

Data File: G:\APOLLO\DATA\210525\525063.D
Sample : diesel Motor Oil CCV 05/25/21

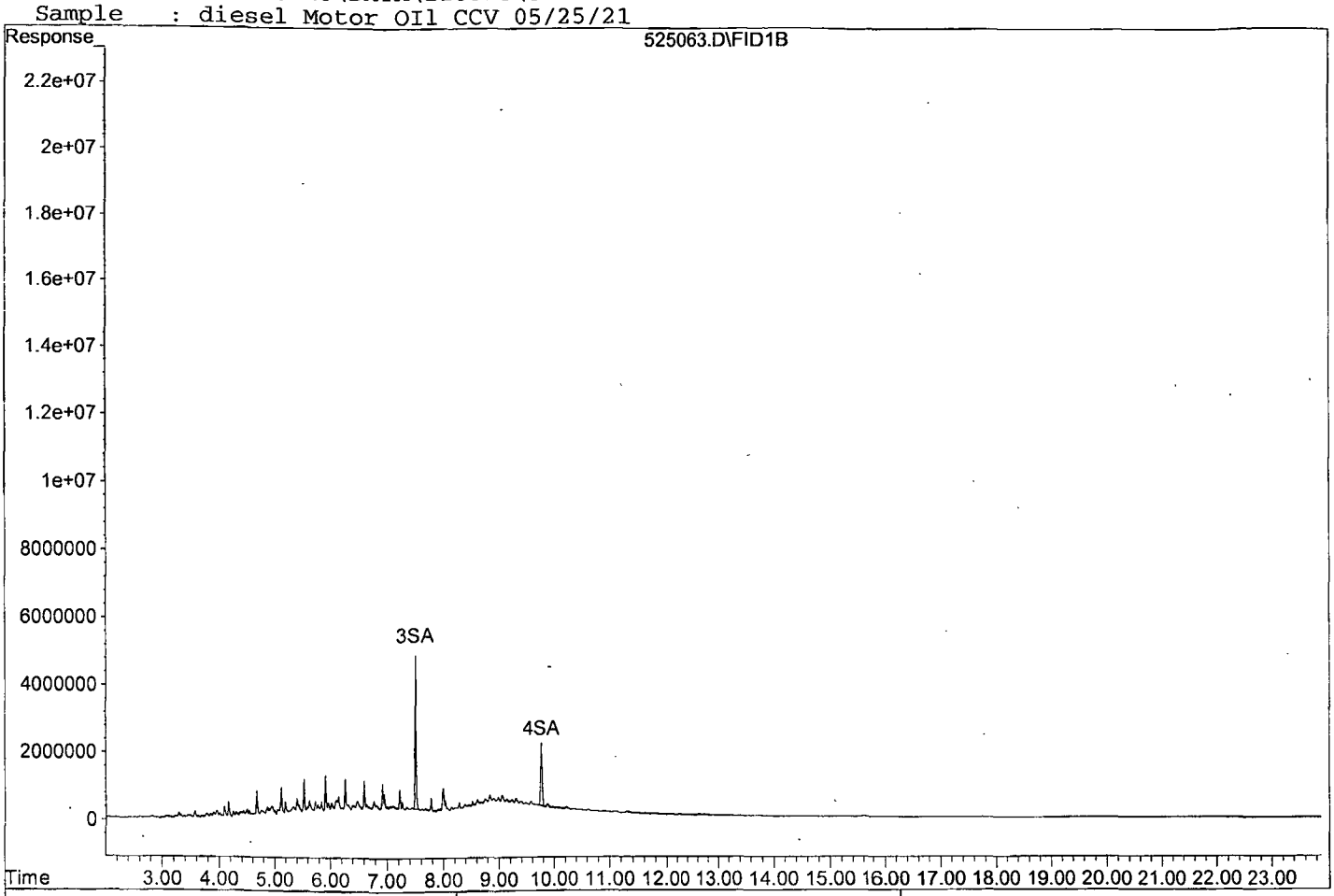

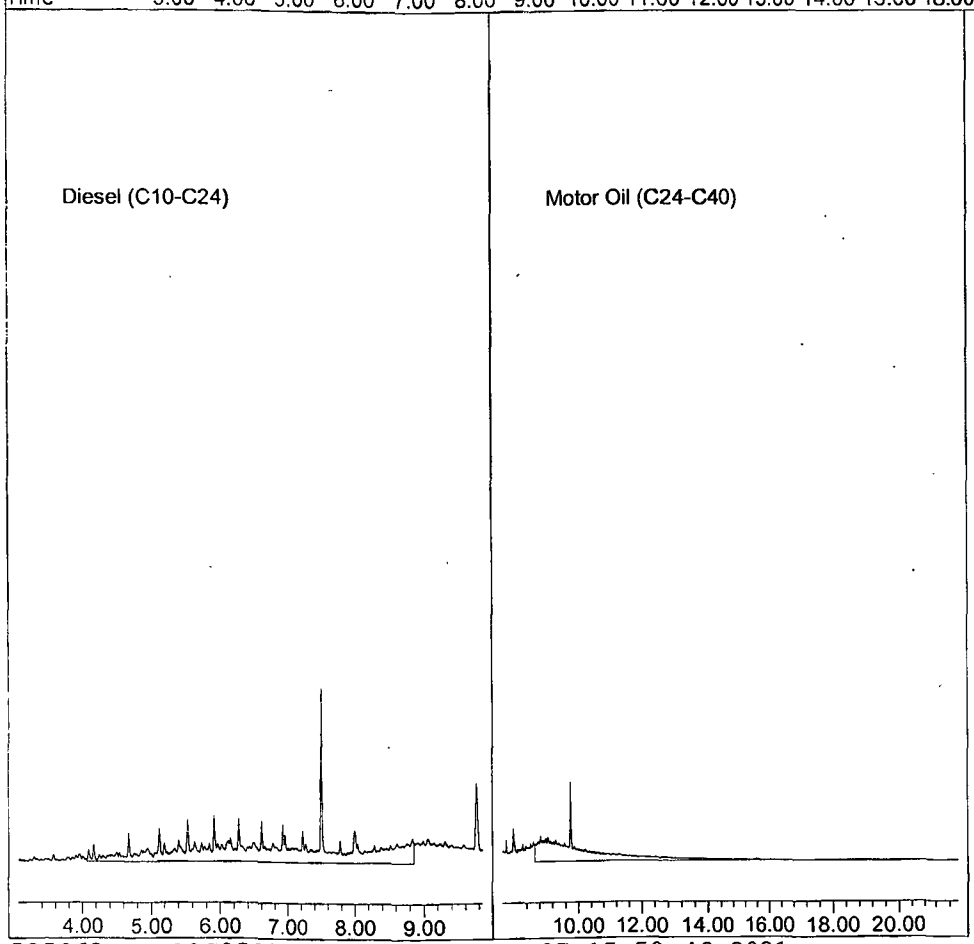

525063.D DOC0525.M Thu May 27 15:59:40 2021

ORGANICS

Sample Data

Quantitation Report (Not Reviewed)

Data File : G:\APOLLO\DATA\210525\525060.D Vial: 60
Acq On : 5-27-21 13:49:44 Operator: MB
Sample : BA32947W08 5/1040 Inst : Apollo
Misc : water Multiplr: 4.81
IntFile : events.e
Quant Time: May 27 15:59 2021 Quant Results File: DOC0525.RES

Method : G:\APOLLO\DATA\210525\DOC0525.M (Chemstation Integrator)
Title : 8015 B&C
Last Update : Wed May 26 06:37:42 2021
Response via : Multiple Level Calibration

Volume Inj. : 2UL
Signal Phase : DB-5
Signal Info : FID02A

Compound	R.T.	Response	Conc Units
System Monitoring Compounds			
3) SA Ortho-Terphenyl(S)	7.50	122750475	121.243 ppb
Surrogate Spike 144.231		Recovery =	84.06%
4) SA Octacosane(S)	9.77	112741039	144.833 ppb
Surrogate Spike 144.231		Recovery =	100.42%
Target Compounds			
1) HATM Diesel (C10-C24)	6.46	185321091	212.945 ppb
2) HBTM Motor Oil (C24-C40)	14.75	75695826	119.680 ppb

Target Compounds

(f)=RT Delta > 1/2 Window (m)=manual int.

Data File: G:\APOLLO\DATA\210525\525060.D
Sample : BA32947W08 5/1040

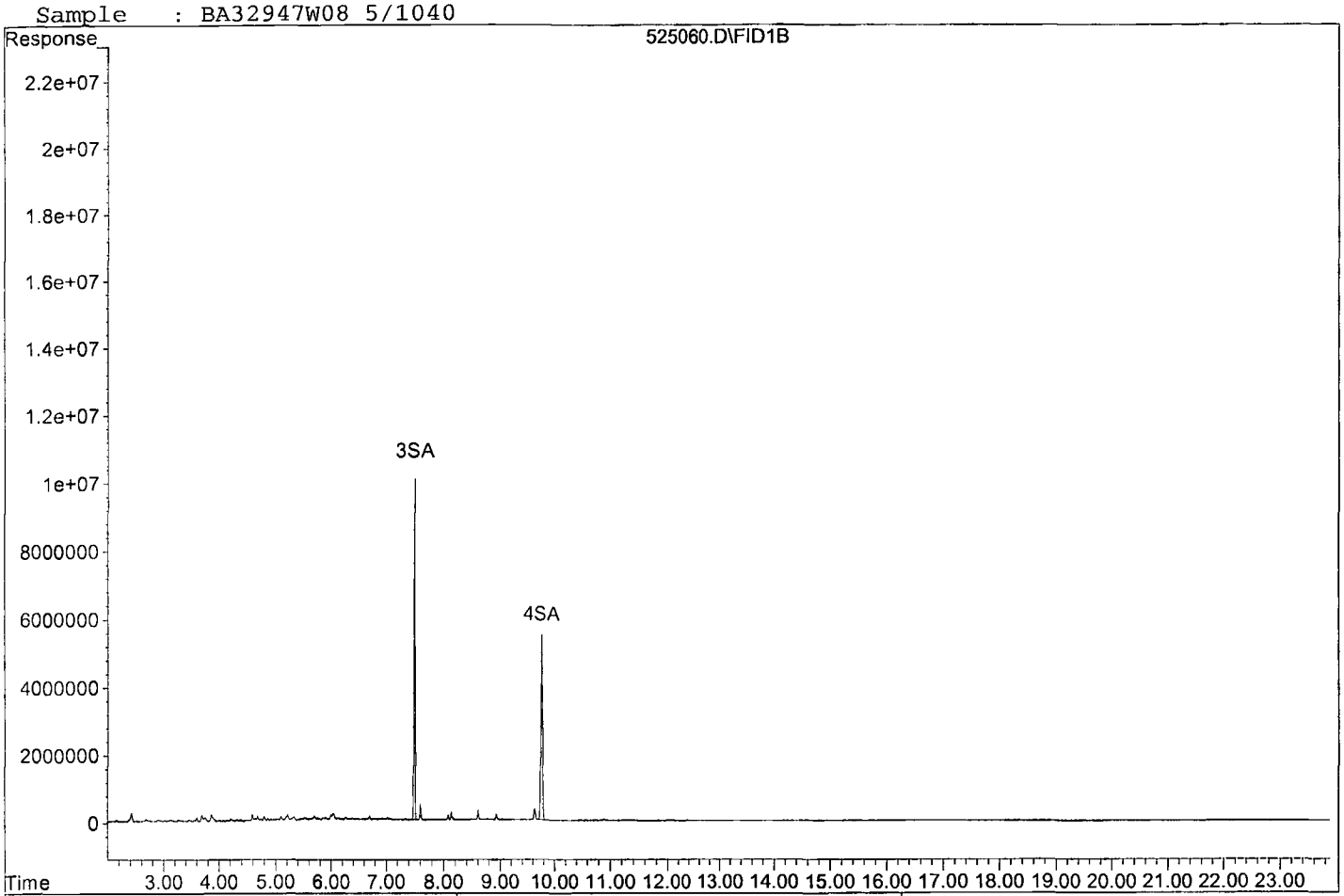

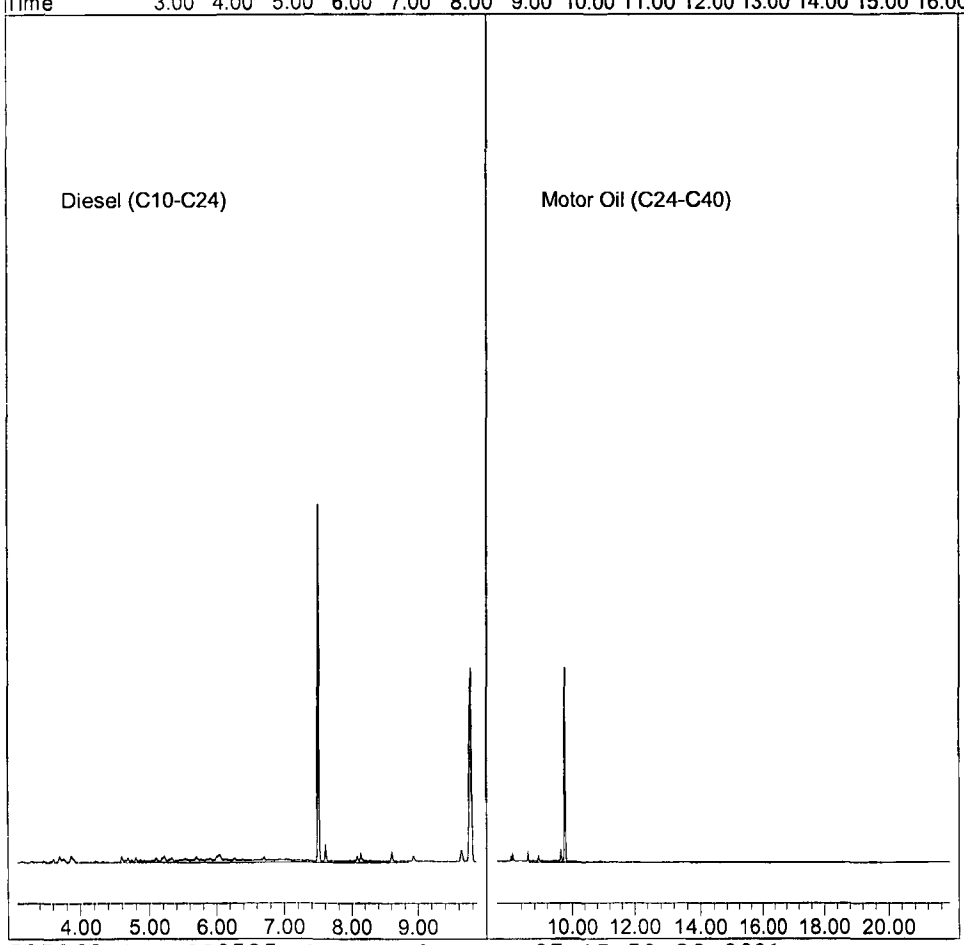

Quantitation Report (Not Reviewed)

Data File : G:\APOLLO\DATA\210525\525056.D Vial: 56
Acq On : 5-27-21 11:57:20 Operator: MB
Sample : 210525A BLK 5/1000 Inst : Apollo
Misc : water Multiplr: 5.00
IntFile : events.e
Quant Time: May 27 15:59 2021 Quant Results File: DOC0525.RES

Method : G:\APOLLO\DATA\210525\DOC0525.M (Chemstation Integrator)
Title : 8015 B&C
Last Update : Wed May 26 06:37:42 2021
Response via : Multiple Level Calibration

Volume Inj. : 2UL
Signal Phase : DB-5
Signal Info : FID02A

Compound	R.T.	Response	Conc Units
System Monitoring Compounds			
3) SA Ortho-Terphenyl(S)	7.50	121576986	124.887 ppb
Surrogate Spike 150.000		Recovery =	83.26%
4) SA Octacosane(S)	9.77	112147937	149.834 ppb
Surrogate Spike 150.000		Recovery =	99.89%
Target Compounds			
1) HATM Diesel (C10-C24)	6.46	48200232	57.600 ppb
2) HBTM Motor Oil (C24-C40)	14.75	56369263	92.689 ppb

Target Compounds

(f)=RT Delta > 1/2 Window (m)=manual int.

Data File: G:\APOLLO\DATA\210525\525056.D
Sample : 210525A BLK 5/1000

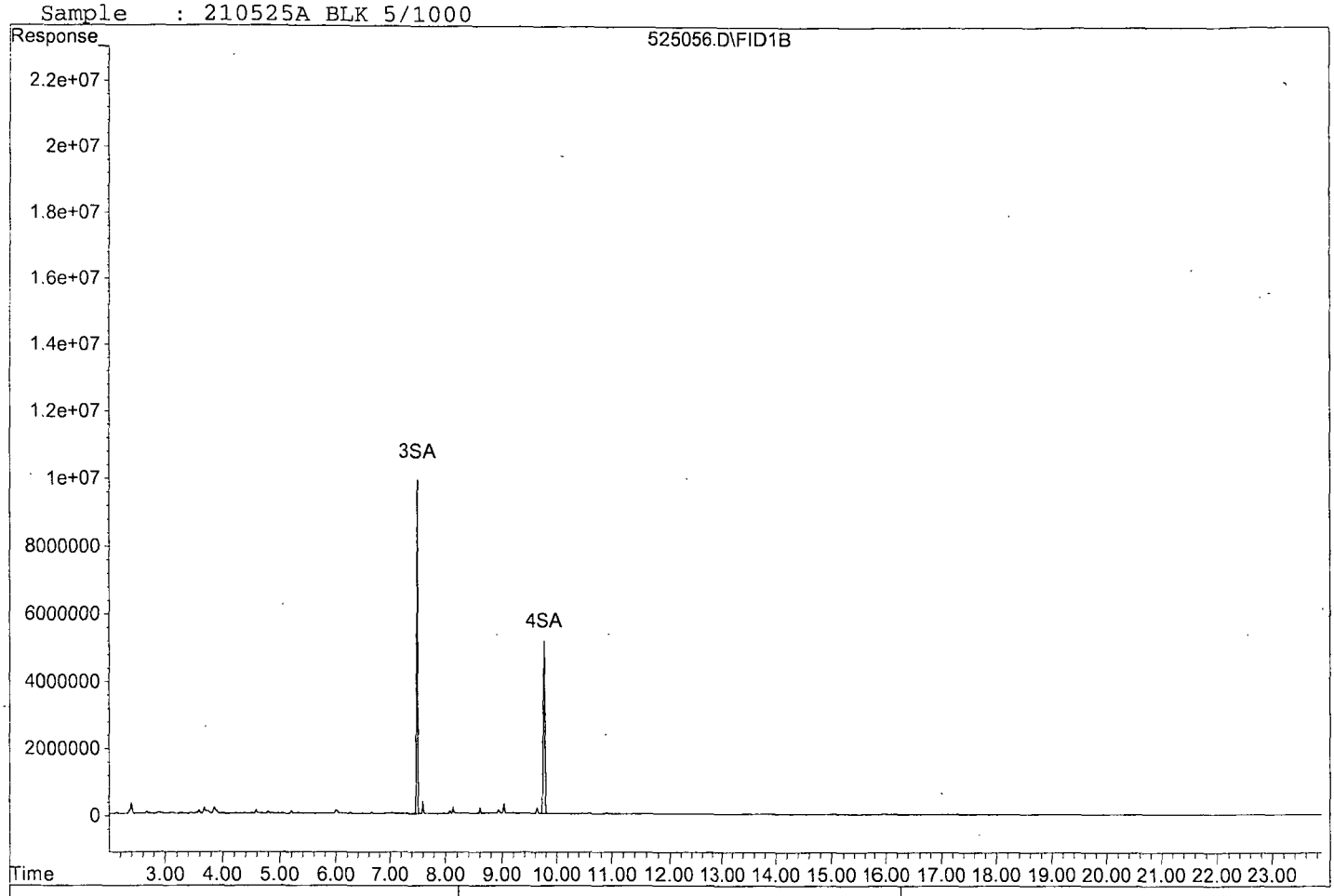

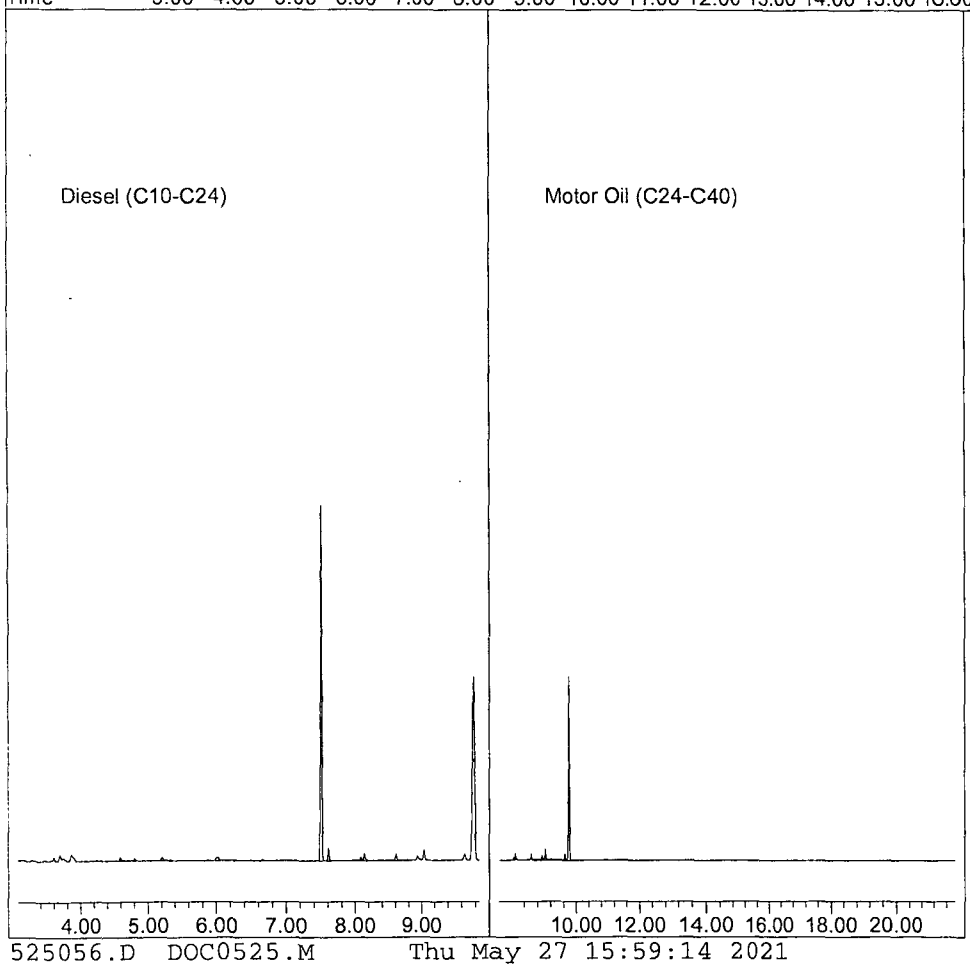

Quantitation Report (Not Reviewed)

Data File : G:\APOLLO\DATA\210525\525057.D Vial: 57
Acq On : 5-27-21 12:25:24 Operator: MB
Sample : 210525A LCS-1 5/1000 Inst : Apollo
Misc : water Multiplr: 5.00
IntFile : events.e
Quant Time: May 27 15:59 2021 Quant Results File: DOC0525.RES

Method : G:\APOLLO\DATA\210525\DOC0525.M (Chemstation Integrator)
Title : 8015 B&C
Last Update : Wed May 26 06:37:42 2021
Response via : Multiple Level Calibration

Volume Inj. : 2UL
Signal Phase : DB-5
Signal Info : FID02A

Compound	R.T.	Response	Conc Units
System Monitoring Compounds			
3) SA Ortho-Terphenyl(S)	7.50	128585978	132.087 ppb
Surrogate Spike 150.000		Recovery =	88.06%
4) SA Octacosane(S)	9.77	109014092	145.648 ppb
Surrogate Spike 150.000		Recovery =	97.10%
Target Compounds			
1) HATM Diesel (C10-C24)	6.46	1571835313	1878.375 ppb
2) HBTM Motor Oil (C24-C40)	14.75	1201423102	1975.512 ppb
Target Compounds			

(f)=RT Delta > 1/2 Window (m)=manual int.

Quantitation Report

Data File: G:\APOLLO\DATA\210525\525057.D
Sample : 210525A LCS-1 5/1000

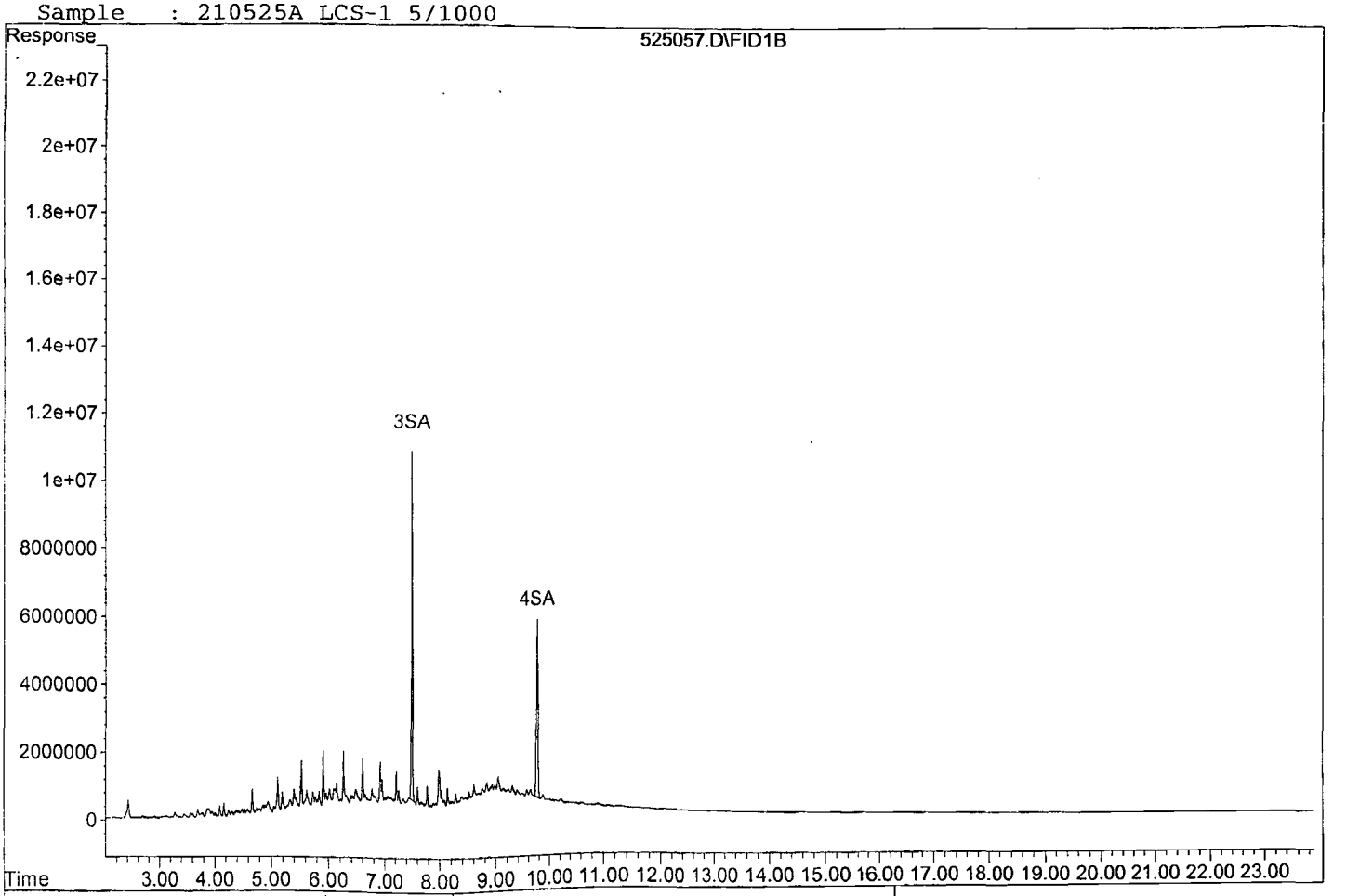

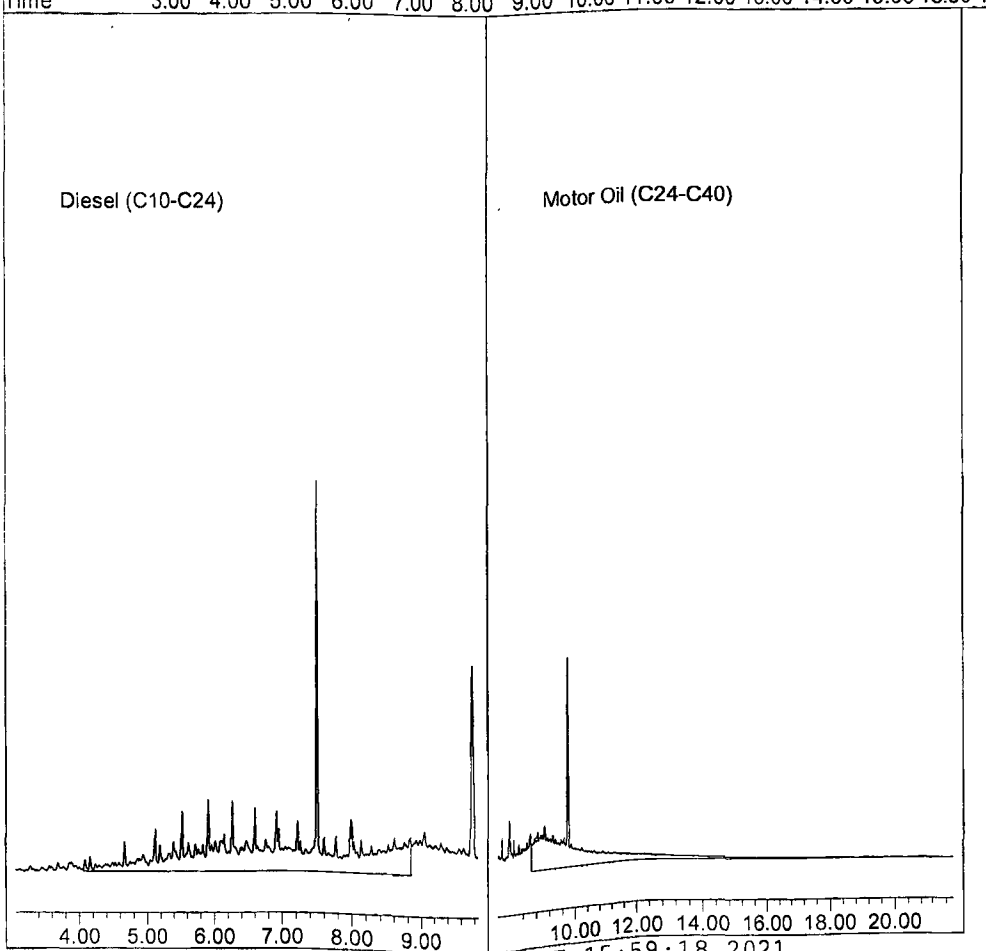

525057.D DOC0525.M Thu May 27 15:59:18 2021

Quantitation Report (Not Reviewed)

Data File : G:\APOLLO\DATA\210525\525058.D Vial: 58
Acq On : 5-27-21 12:53:34 Operator: MB
Sample : 210525A LCSD-1 5/1000 Inst : Apollo
Misc : water Multiplr: 5.00
IntFile : events.e
Quant Time: May 27 15:59 2021 Quant Results File: DOC0525.RES

Method : G:\APOLLO\DATA\210525\DOC0525.M (Chemstation Integrator)
Title : 8015 B&C
Last Update : Wed May 26 06:37:42 2021
Response via : Multiple Level Calibration

Volume Inj. : 2UL
Signal Phase : DB-5
Signal Info : FID02A

Compound	R.T.	Response	Conc Units
System Monitoring Compounds			
3) SA Ortho-Terphenyl(S)	7.50	129552547	133.080 ppb
Surrogate Spike 150.000		Recovery =	88.72%
4) SA Octacosane(S)	9.77	103884343	138.794 ppb
Surrogate Spike 150.000		Recovery =	92.53%
Target Compounds			
1) HATM Diesel (C10-C24)	6.46	1543490255	1844.502 ppb
2) HBTM Motor Oil (C24-C40)	14.75	1190854057	1958.133 ppb

Target Compounds

(f)=RT Delta > 1/2 Window (m)=manual int.

Data File: G:\APOLLO\DATA\210525\525058.D
Sample : 210525A LCSD-1 5/1000

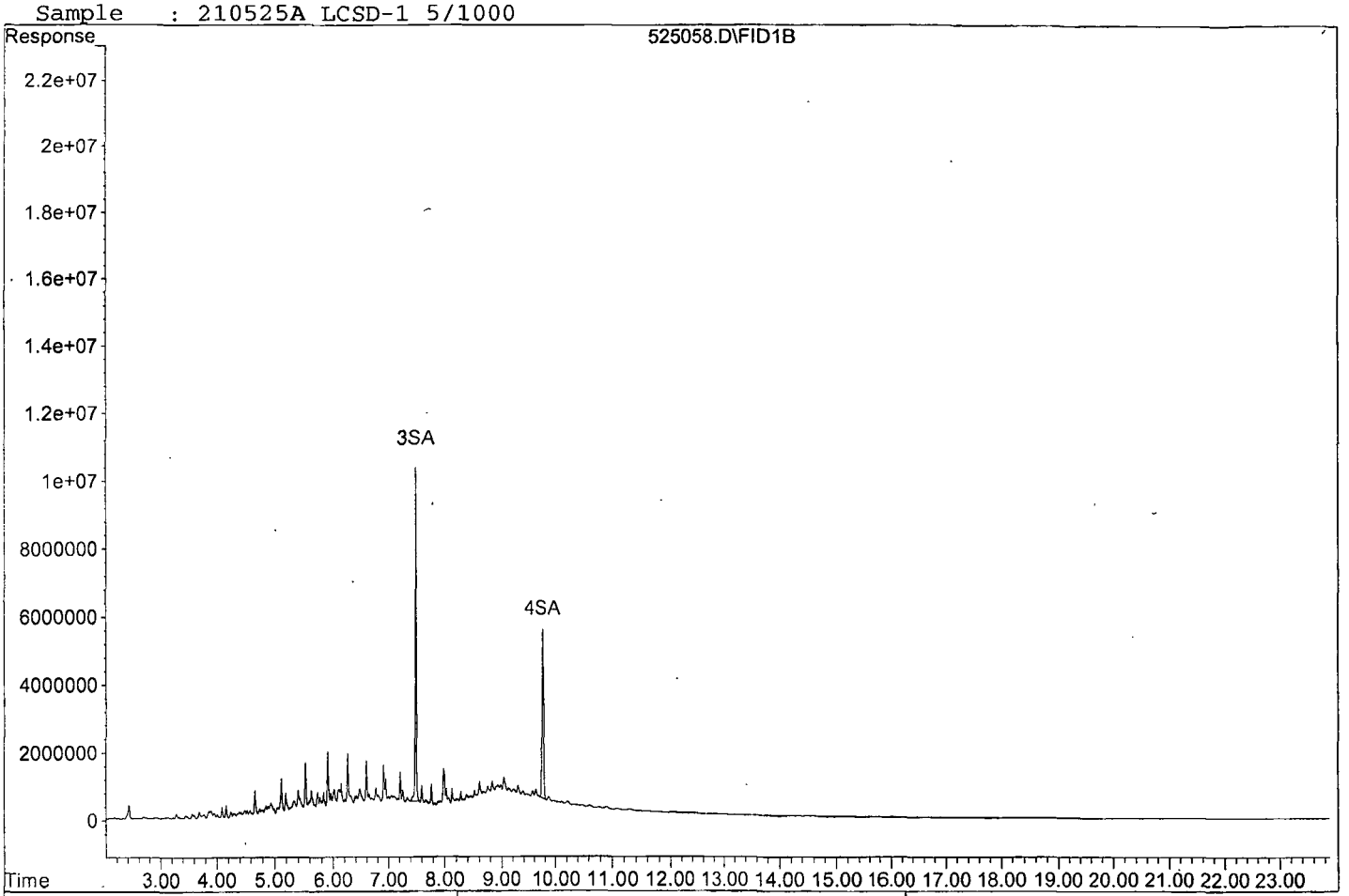

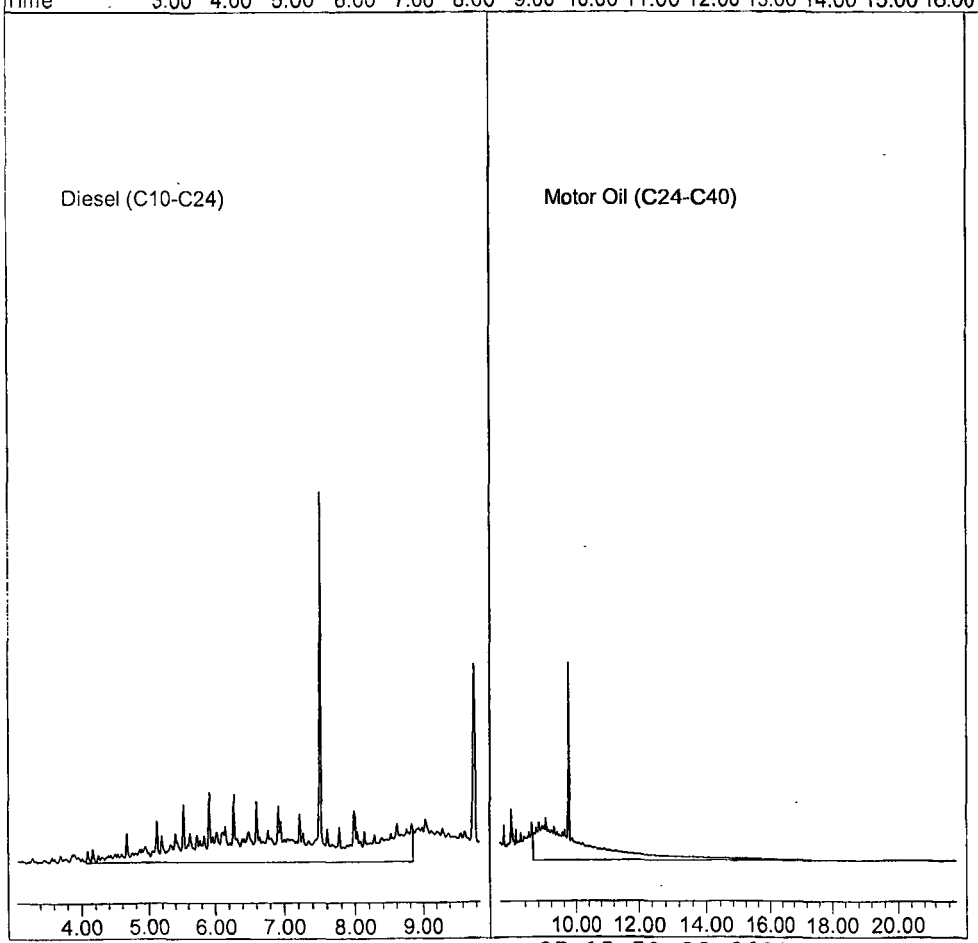

_LIQ005

Organic Extraction Worksheet

Method	Continuous Liq/Liq TPH-Diesel/MO 3520C	Extraction Set	210525A	Extraction Method	LIQ005	Units	mL

Spiked ID 1	Diesel Motor Oil Mix		Surrogate ID 1	THC Surrogate	
Spiked ID 2			Surrogate ID 2		
Spiked ID 3			Surrogate ID 3		
Spiked ID 4			Surrogate ID 4		
Spiked ID 5			Surrogate ID 5		
Spiked ID 6			Sufficient Vol for Matrix QC:	NO	
Spiked ID 7			Ext. Start Time:		
Spiked ID 8			Ext. End Time:		
			GC Requires Extract By:		

pH1	2		Water Bath Temp 1 °C	
pH2			Water Bath Temp 2 °C	
pH3			Water Bath Temp 3 °C	

Spiked By: **Date** **Witnessed By:** **Date**

	Sample	Sample Container	Spike Amount	Spike ID	Surrogate Amount	Surrogate ID	Extract Amount	Final Volume	pH	Extract Date/Time	Comments
1	210525A Blk				0.250	1 equip	1000	5	2	05/25/21 12:20	
2	210525A LCS-1		0.080	1	0.250	1 equip	1000	5	2	05/25/21 12:20	
3	210525A LCSD-1		0.080	1	0.250	1 equip	1000	5	2	05/25/21 12:20	
4	BA32616	BA32616W08			0.250	1 equip	1040	5	2	05/25/21 12:20	96188 RE-EXTRACT
5	BA32947	BA32947W08			0.250	1 equip	1040	5	2	05/25/21 12:20	96269
6	BA33035	BA33035W08			0.250	1 equip	1040	5	2	05/25/21 12:20	96282
7	BA33037	BA33037W07			0.250	1 equip	1040	5	2	05/25/21 12:20	96282

Solvent and Lot#	
1+1 HCL (5mLs)	60282
PH Strips	HCL148594
Dicholormethane	60338
Filter Paper	400181
Sodium Sulfate	2020120870

Extraction COC Transfer	
Extraction lab employee Initials	
GC analyst's initials	MB
Date	05/27/21
Time	9:21
Refrigerator	Hobart

	Technician's Initials
Scanned By	
Sample Preparation	
Extraction	
Concentration	

Modified	05/27/21 6:51:39 AM

Reviewed By: **Date**

GC - MultiLevel Review

ARF number(s)	96188,96269,96282	Ext__ID #	71209

SAMPLE PREPARATION

Extraction/Preparation Method: EPA 3520 APPL SOP: LIQ005

The reviewer's initials below indicate the following criteria were met with the exceptions being noted in the comments:

HT met: HT date(s): 5/26/2021 Ext. date: 5/25/2021

Sample preservation is acceptable

Method and client-specific QC requirements were performed (DoD etc)

Information was entered into proper lab notebooks

Proper lab equipment was documented on extraction sheet

The client ID on the sample label matches the client ID on the APPL label

Soil samples were corrected for % Moisture (or Encores)	Yes		No		NA	X
Soil samples were prepared correctly for Incremental Sampling	Yes		No		NA	X
Sufficient sample was provided for matrix QC	Yes		No	X	NA	

#1 Reviewer Initials / Date: KY / 6/2/2021

Comments:

INSTRUMENTATION LABORATORY

Analytical Method _____ 8015 APPL SOP ___ 8015B

The analyst(s) initials below indicate the following criteria were met with the exceptions being noted below:

Holding times were met for all analyses

Checked ARF and COC for specific reporting requirements

Correct quantitation method used

Calibrations include all pertinent analytes

Initial calibration in control

Internal standards in control (when applicable)

Second source calibrations in control

Continuing calibrations in control

DDT Degradation Check Passes (when applicable)

Tune within control (when applicable)

LCS(/LCSD) passes

Method blank/calibration blank passes

Matrix Duplicate and MS/MSD passes (when applicable)

Surrogate(s) passes

Client-specific QC requirements met (DoD or client QAPP)

The units on the Form 1 were properly transcribed

Algorithm checked (LCS) Data File ID: 212065

Correct multiplier used to quantitate sample data

The dilutions agree (when applicable)

Soil samples were corrected for % Moisture (when applicable)

Samples were checked for TICs (when applicable)

Manual integration(s) were dated / signed (when applicable)

Sample results were reviewed in EnviroQuant

LA/MA Target Analyte Values were checked

#1 Initials of analyst(s)/Date: Mb 06/02/21

Initials of data entry/Date: Mb 06/02/21

#2 Initials of technical reviewer/Date: DA 6/2/21

Comments / Case Narrative Data Qualifiers:

Were Hand-input Entries Made? Need peer review:	Yes:	No:	NA:
Is a NWR needed for the above failures? : NWR#:	Yes:	No:	NA:

Injection Log

Directory: G:\APOLLO\DATA\210525\

Line	Vial	FileName	Multiplier	SampleName	Misc Info	Injected
1	4	525004.D	1	DMO STD-1 05-25-21	water	5-25-21 16:52:49
2	5	525005.D	1	DMOS STD-2 05-25-21	water	5-25-21 17:21:00
3	6	525006.D	1	DMO STD-3 05-125-21	water	5-25-21 17:49:08
4	7	525007.D	1	DMO STD-4 05-25-21	water	5-25-21 18:17:24
5	8	525008.D	1	DMO-STD-5 05-25-21	water	5-25-21 18:45:28
6	9	525009.D	1	DMOS-STD 6 05-25-21	water	5-25-21 19:13:36
7	10	525010.D	1	DMO-STD 7 05-25-21	water	5-25-21 19:41:44
8	11	525011.D	1	DMO-STD SS 05-25-21	water	5-25-21 20:09:50
9	55	525055.D	1	Diesel Motor Oil CCV 05/25/21	water	5-27-21 11:13:07
10	56	525056.D	5	210525A BLK 5/1000	water	5-27-21 11:57:20
11	57	525057.D	5	210525A LCS-1 5/1000	water	5-27-21 12:25:24
12	58	525058.D	5	210525A LCSD-1 5/1000	water	5-27-21 12:53:34
13	60	525060.D	4.80769	BA32947W08 5/1040	water	5-27-21 13:49:44
14	63	525063.D	1	diesel Motor Oil CCV 05/25/21	water	5-27-21 15:14:06

ORGANICS

Calibration Data

TPH Extractables
DEC0504

Form 6
Initial Calibration

Lab Name: APPL, Inc.
Case No:
Matrix: Water

SDG No:
Initial Cal. Date: 5/4/2021
Instrument: Apollo

Initials: MB

		Compound	1	2	3	4	5	6					Avg	%RSD	Type	r^2	Q
			423331.D	423332.D	423333 D	423334.D	423335.D	423336.D									
1	SC	Decanoic Acid(S)	1016635	1048129	1234077	1315790	1280755	1271835					1194537	11	SC		
2																	
3																	
4																	
5																	
6																	
7																	
8																	
9																	
10																	
11																	
12																	
13																	
14																	
15																	
16																	
17																	
18																	
19																	
20																	
21																	
22																	
23																	
24																	
25																	
26																	
27																	
28																	
29																	
30																	
31																	
32																	
33																	
34																	
35																	

0.307719

Quantitation Report (Not Reviewed)

Data File : G:\APOLLO\DATA\210423\423331.D Vial: 31
Acq On : 5-4-21 13:02:57 Operator: MB
Sample : Decanoic Acid STD-1 Inst : Apollo
Misc : water Multiplr: 1.00
IntFile : events.e
Quant Time: May 20 12:30 2021 Quant Results File: DEC0504.RES

Method : G:\APOLLO\DATA\210423\DEC0504.M (Chemstation Integrator)
Title : 8015 B&C
Last Update : Tue May 04 17:12:27 2021
Response via : Multiple Level Calibration

Volume Inj. : 2UL
Signal Phase : DB-5
Signal Info : FID02A

Compound	R.T.	Response	Conc Units
System Monitoring Compounds			
1) SC Decanoic Acid(S)	5.70	6099813	2.553 ppb
Surrogate Spike 24.000		Recovery =	10.64%

Target Compounds

Target Compounds

(f)=RT Delta > 1/2 Window (m)=manual int.

Quantitation Report

Data File: G:\APOLLO\DATA\210423\423331.D
Sample : Decanoic Acid STD-1

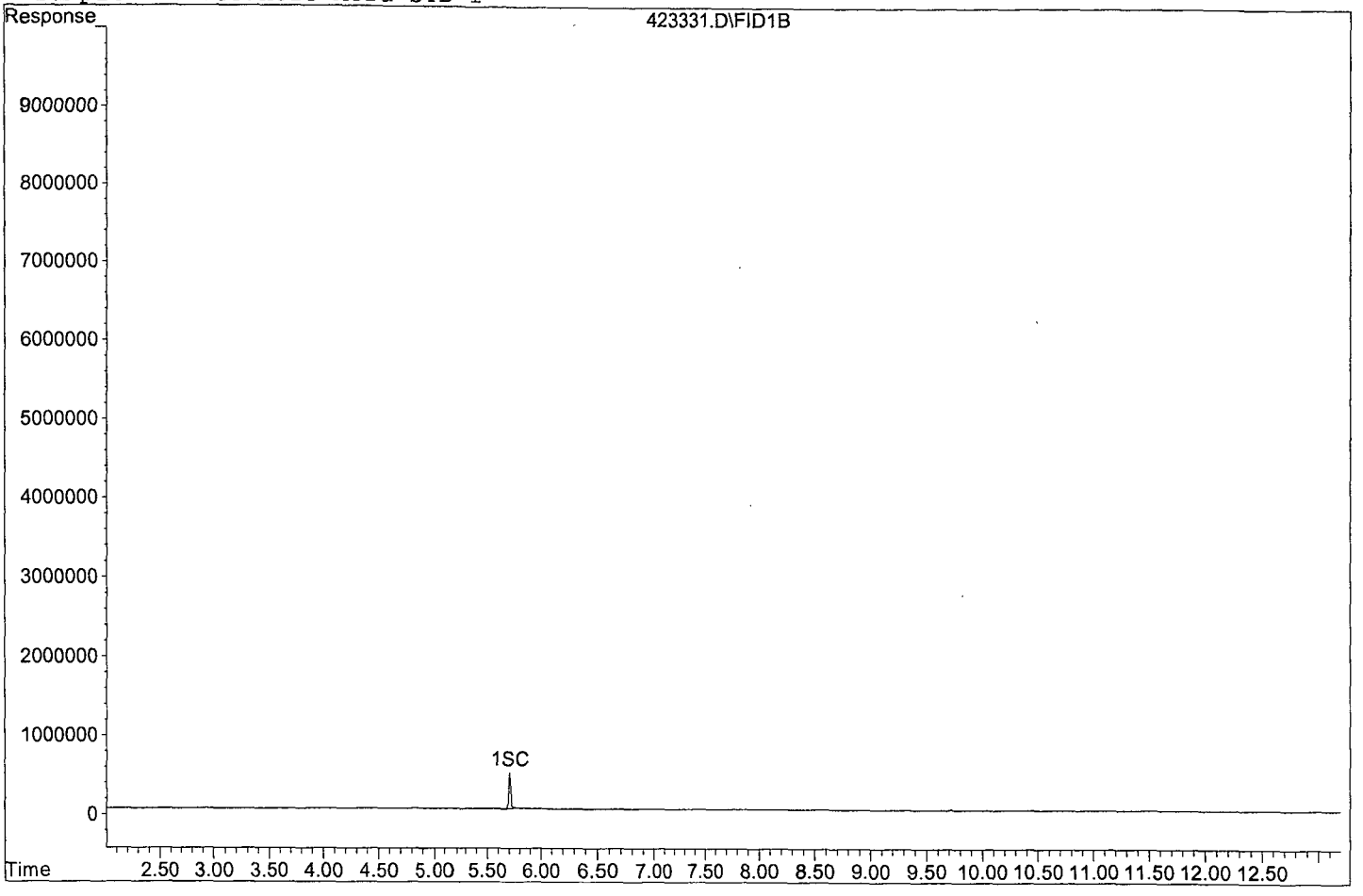

Quantitation Report (Not Reviewed)

Data File : G:\APOLLO\DATA\210423\423332.D Vial: 32
Acq On : 5-4-21 13:31:11 Operator: MB
Sample : Decanoic Acid STD-2 Inst : Apollo
Misc : water Multiplr: 1.00
IntFile : events.e
Quant Time: May 19 11:41 2021 Quant Results File: DEC0504.RES

Method : G:\APOLLO\DATA\210423\DEC0504.M (Chemstation Integrator)
Title : 8015 B&C
Last Update : Tue May 04 17:12:27 2021
Response via : Multiple Level Calibration

Volume Inj. : 2UL
Signal Phase : DB-5
Signal Info : FID02A

Compound	R.T.	Response	Conc Units
System Monitoring Compounds			
1) SC Decanoic Acid(S)	5.70	12577543	5.265 ppb
Surrogate Spike 24.000		Recovery =	21.94%

Target Compounds

Target Compounds

(f)=RT Delta > 1/2 Window (m)=manual int.

File : G:\APOLLO\DATA\210423\423332.D
Operator : MB
Acquired : 5-4-21 13:31:11 using AcqMethod TPHSN.M
Instrument : Apollo
Sample Name: Decanoic Acid STD-2
Misc Info : water
Vial Number: 32



Quantitation Report (Not Reviewed)

Data File : G:\APOLLO\DATA\210423\423333.D Vial: 33
Acq On : 5-4-21 13:59:39 Operator: MB
Sample : Decanoic Acid STD-3 Inst : Apollo
Misc : water Multiplr: 1.00
IntFile : events.e
Quant Time: May 19 13:09 2021 Quant Results File: DEC0504.RES

Method : G:\APOLLO\DATA\210423\DEC0504.M (Chemstation Integrator)
Title : 8015 B&C
Last Update : Tue May 04 17:12:27 2021
Response via : Multiple Level Calibration

Volume Inj. : 2UL
Signal Phase : DB-5
Signal Info : FID02A

Compound	R.T.	Response	Conc Units
System Monitoring Compounds			
1) SC Decanoic Acid(S)	5.72	59235682	24.794 ppb
Surrogate Spike 24.000		Recovery =	103.31%

Target Compounds

Target Compounds

(f)=RT Delta > 1/2 Window (m)=manual int.

File : G:\APOLLO\DATA\210423\423333.D
Operator : MB
Acquired : 5-4-21 13:59:39 using AcqMethod TPHSN.M
Instrument : Apollo
Sample Name: Decanoic Acid STD-3
Misc Info : water
Vial Number: 33



Quantitation Report (Not Reviewed)

Data File : G:\APOLLO\DATA\210423\423334.D Vial: 34
Acq On : 5-4-21 14:28:01 Operator: MB
Sample : Decanoic Acid STD-4 Inst : Apollo
Misc : water Multiplr: 1.00
IntFile : events.e
Quant Time: May 19 11:41 2021 Quant Results File: DEC0504.RES

Method : G:\APOLLO\DATA\210423\DEC0504.M (Chemstation Integrator)
Title : 8015 B&C
Last Update : Tue May 04 17:12:27 2021
Response via : Multiple Level Calibration

Volume Inj. : 2UL
Signal Phase : DB-5
Signal Info : FID02A

Compound	R.T.	Response	Conc Units
System Monitoring Compounds			
1) SC Decanoic Acid(S)	5.73	94736910	39.654 ppb
Surrogate Spike 24.000		Recovery =	165.23%

Target Compounds

Target Compounds

(f)=RT Delta > 1/2 Window (m)=manual int.

File : G:\APOLLO\DATA\210423\423334.D
Operator : MB
Acquired : 5-4-21 14:28:01 using AcqMethod TPHSN.M
Instrument : Apollo
Sample Name: Decanoic Acid STD-4
Misc Info : water
Vial Number: 34



Quantitation Report (Not Reviewed)

Data File : G:\APOLLO\DATA\210423\423335.D Vial: 35
Acq On : 5-4-21 14:56:23 Operator: MB
Sample : Decanoic Acid STD-5 Inst : Apollo
Misc : water Multiplr: 1.00
IntFile : events.e
Quant Time: May 19 11:41 2021 Quant Results File: DEC0504.RES

Method : G:\APOLLO\DATA\210423\DEC0504.M (Chemstation Integrator)
Title : 8015 B&C
Last Update : Tue May 04 17:12:27 2021
Response via : Multiple Level Calibration

Volume Inj. : 2UL
Signal Phase : DB-5
Signal Info : FID02A

Compound	R.T.	Response	Conc Units
System Monitoring Compounds			
1) SC Decanoic Acid(S)	5.73	122952502	51.465 ppb
Surrogate Spike 24.000		Recovery =	214.44%

Target Compounds

Target Compounds

(f)=RT Delta > 1/2 Window (m)=manual int.

Quantitation Report (Not Reviewed)

Data File : G:\APOLLO\DATA\210423\423336.D Vial: 36
Acq On : 5-4-21 15:24:41 Operator: MB
Sample : Decanoic Acid STD-6 Inst : Apollo
Misc : water Multiplr: 1.00
IntFile : events.e
Quant Time: May 19 13:10 2021 Quant Results File: DEC0504.RES

Method : G:\APOLLO\DATA\210423\DEC0504.M (Chemstation Integrator)
Title : 8015 B&C
Last Update : Tue May 04 17:12:27 2021
Response via : Multiple Level Calibration

Volume Inj. : 2UL
Signal Phase : DB-5
Signal Info : FID02A

Compound	R.T.	Response	Conc Units
System Monitoring Compounds			
1) SC Decanoic Acid(S)	5.74	152620220	63.883 ppb
Surrogate Spike 24.000		Recovery =	266.18%

Target Compounds

Target Compounds

(f)=RT Delta > 1/2 Window (m)=manual int.

File : G:\APOLLO\DATA\210423\423335.D
Operator : MB
Acquired : 5-4-21 14:56:23 using AcqMethod TPHSN.M
Instrument : Apollo
Sample Name: Decanoic Acid STD-5
Misc Info : water
Vial Number: 35



Quantitation Report (Not Reviewed)

Data File : G:\APOLLO\DATA\210423\423336.D Vial: 36
Acq On : 5-4-21 15:24:41 Operator: MB
Sample : Decanoic Acid STD-6 Inst : Apollo
Misc : water Multiplr: 1.00
IntFile : events.e
Quant Time: May 19 13:10 2021 Quant Results File: DEC0504.RES

Method : G:\APOLLO\DATA\210423\DEC0504.M (Chemstation Integrator)
Title : 8015 B&C
Last Update : Tue May 04 17:12:27 2021
Response via : Multiple Level Calibration

Volume Inj. : 2UL
Signal Phase : DB-5
Signal Info : FID02A

Compound	R.T.	Response	Conc Units
System Monitoring Compounds			
1) SC Decanoic Acid(S)	5.74	152620220	63.883 ppb
Surrogate Spike 24.000		Recovery =	266.18%

Target Compounds

Target Compounds

(f)=RT Delta > 1/2 Window (m)=manual int.

File : G:\APOLLO\DATA\210423\423336.D
Operator : MB
Acquired : 5-4-21 15:24:41 using AcqMethod TPHSN.M
Instrument : Apollo
Sample Name: Decanoic Acid STD-6
Misc Info : water
Vial Number: 36



TPH Extractables
DOC0525

Form 6
Initial Calibration

Lab Name: APPL, Inc.
Case No:
Matrix: Water

SDG No:
Initial Cal. Date: 05/25/21
Instrument: Apollo

Initials: MB

		Compound	1	2	3	4	5	6	7				Avg	%RSD	Type	r^2	Q
			525004.D	525005.D	525006 D	525007.D	525008 D	525009.D	525010 D								
1	HATM	Diesel (C10-C24)		2678669	2011588	1966384	1899323	2039512	1956611				2092014	14	HATM		
2	HBTM	Motor Oil (C24-C40)		2088040	1454456	1403002	1344042	1443115	1389714				1520395	18	HBTM		
3	SA	Ortho-Terphenyl(S)		3254067	2533714	2341131	2086885	2225479	2161118				2433732	18	SA		
4	SA	Octacosane(S)		2285719	1847331	1802330	1725558	1821275	1744969				1871197	11	SA		
5																	
6																	
7																	
8																	
9																	
10																	
11																	
12																	
13																	
14																	
15																	
16																	
17																	
18																	
19																	
20																	
21																	
22																	
23																	
24																	
25																	
26																	
27																	
28																	
29																	
30																	
31																	
32																	
33																	
34																	
35																	

1.749969

Quantitation Report (Not Reviewed)

Data File : G:\APOLLO\DATA\210525\525004.D Vial: 4
Acq On : 5-25-21 16:52:49 Operator: MB
Sample : DMO STD-1 05-25-21 Inst : Apollo
Misc : water Multiplr: 1.00
IntFile : events.e
Quant Time: May 26 6:38 2021 Quant Results File: DOC0525.RES

Method : G:\APOLLO\DATA\210513\DOC0525.M (Chemstation Integrator)
Title : 8015 B&C
Last Update : Wed May 26 06:37:42 2021
Response via : Multiple Level Calibration

Volume Inj. : 2UL
Signal Phase : DB-5
Signal Info : FID02A

Compound	R.T.	Response	Conc Units
System Monitoring Compounds			
3) SA Ortho-Terphenyl(S)	7.50	2834267	0.582 ppb
Surrogate Spike 30.000		Recovery =	1.94%
4) SA Octacosane(S)	9.77	1922152	0.514 ppb
Surrogate Spike 30.000		Recovery =	1.71%
Target Compounds			
1) HATM Diesel (C10-C24)	6.46	43609284	10.423 ppb
2) HBTM Motor Oil (C24-C40)	14.75	39135760	12.870 ppb

Target Compounds

(f)=RT Delta > 1/2 Window (m)=manual int.

Data File: G:\APOLLO\DATA\210525\525004.D
Sample : DMO STD-1 05-25-21

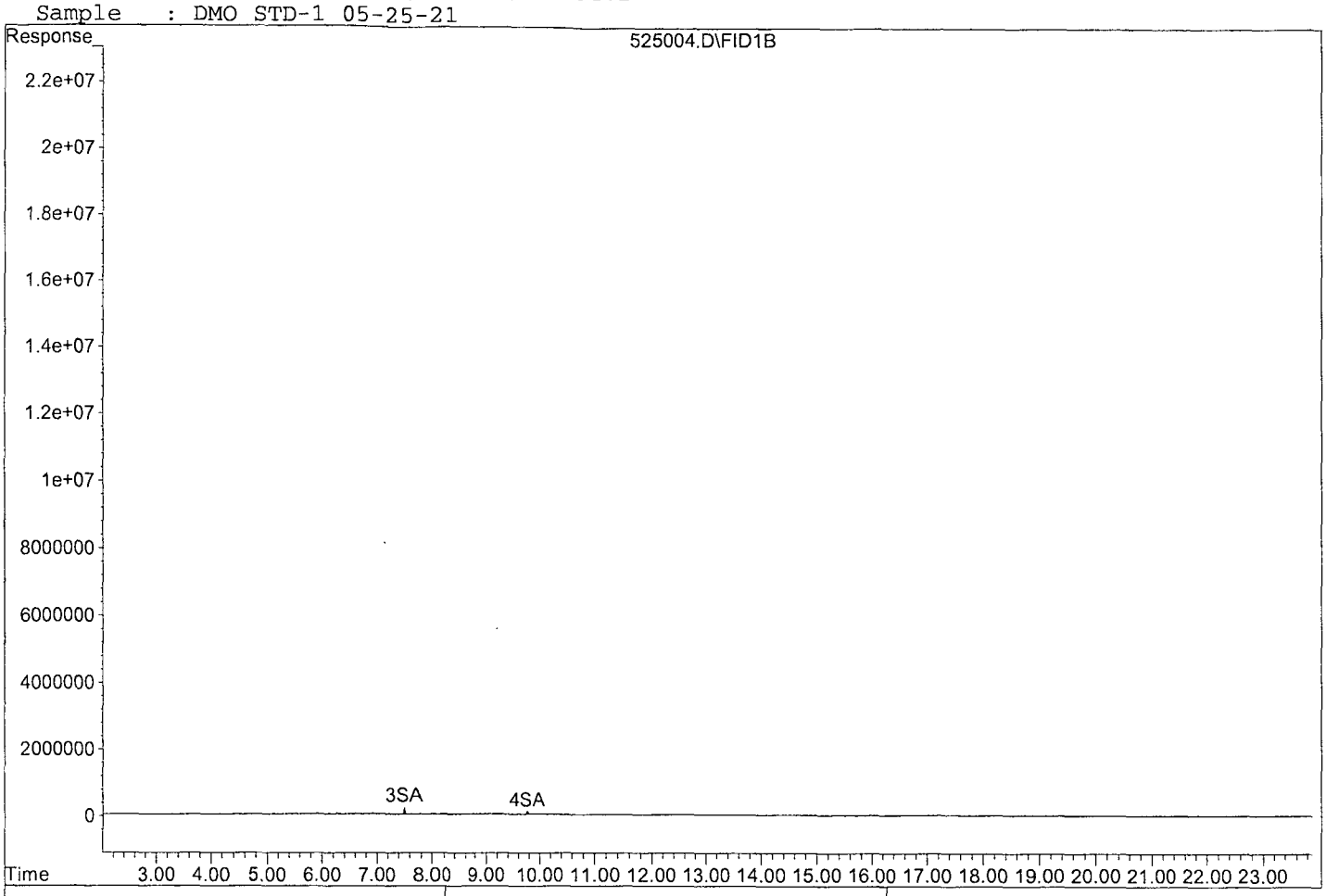



Quantitation Report (Not Reviewed)

Data File : G:\APOLLO\DATA\210525\525005.D Vial: 5
Acq On : 5-25-21 17:21:00 Operator: MB
Sample : DMOS STD-2 05-25-21 Inst : Apollo
Misc : water Multiplr: 1.00
IntFile : events.e
Quant Time: May 26 6:38 2021 Quant Results File: DOC0525.RES

Method : G:\APOLLO\DATA\210513\DOC0525.M (Chemstation Integrator)
Title : 8015 B&C
Last Update : Wed May 26 06:37:42 2021
Response via : Multiple Level Calibration

Volume Inj. : 2UL
Signal Phase : DB-5
Signal Info : FID02A

Compound	R.T.	Response	Conc Units
System Monitoring Compounds			
3) SA Ortho-Terphenyl(S)	7.50	3254067	0.669 ppb
Surrogate Spike 30.000		Recovery =	2.23%
4) SA Octacosane(S)	9.77	2285719	0.611 ppb
Surrogate Spike 30.000		Recovery =	2.04%
Target Compounds			
1) HATM Diesel (C10-C24)	6.46	53573372	12.804 ppb
2) HBTM Motor Oil (C24-C40)	14.75	41760796	13.734 ppb

Target Compounds

(f)=RT Delta > 1/2 Window (m)=manual int.

Data File: G:\APOLLO\DATA\210525\525005.D
Sample : DMOS STD-2 05-25-21

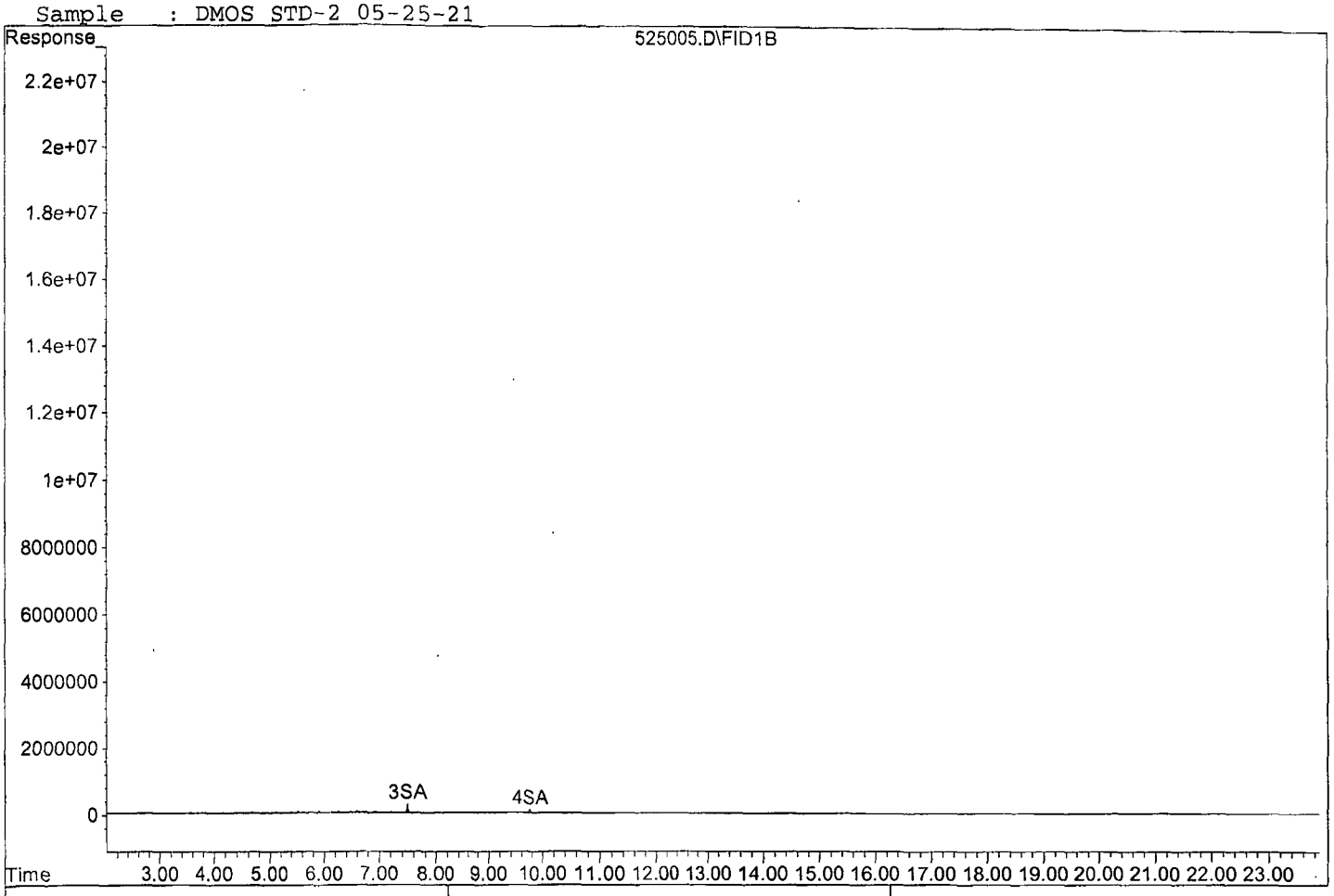

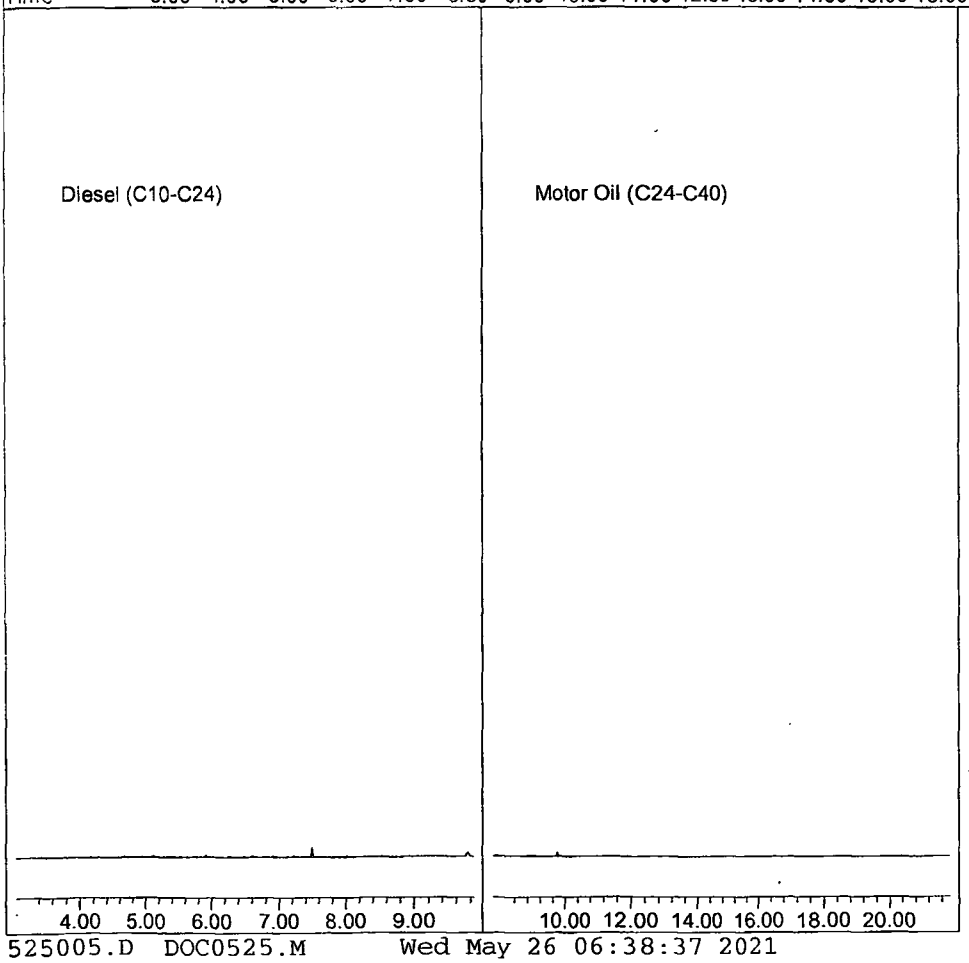

Quantitation Report (Not Reviewed)

Data File : G:\APOLLO\DATA\210525\525006.D Vial: 6
Acq On : 5-25-21 17:49:08 Operator: MB
Sample : DMO STD-3 05-125-21 Inst : Apollo
Misc : water Multiplr: 1.00
IntFile : events.e
Quant Time: May 26 6:38 2021 Quant Results File: DOC0525.RES

Method : G:\APOLLO\DATA\210513\DOC0525.M (Chemstation Integrator)
Title : 8015 B&C
Last Update : Wed May 26 06:37:42 2021
Response via : Multiple Level Calibration

Volume Inj. : 2UL
Signal Phase : DB-5
Signal Info : FID02A

Compound	R.T.	Response	Conc Units
System Monitoring Compounds			
3) SA Ortho-Terphenyl(S)	7.50	12668571	2.603 ppb
Surrogate Spike 30.000		Recovery =	8.68%
4) SA Octacosane(S)	9.77	9236655	2.468 ppb
Surrogate Spike 30.000		Recovery =	8.23%
Target Compounds			
1) HATM Diesel (C10-C24)	6.46	201158836	48.078 ppb
2) HBTM Motor Oil (C24-C40)	14.75	145445564	47.832 ppb
Target Compounds			

(f)=RT Delta > 1/2 Window (m)=manual int.

Data File: G:\APOLLO\DATA\210525\525006.D
Sample : DMO STD-3 05-125-21

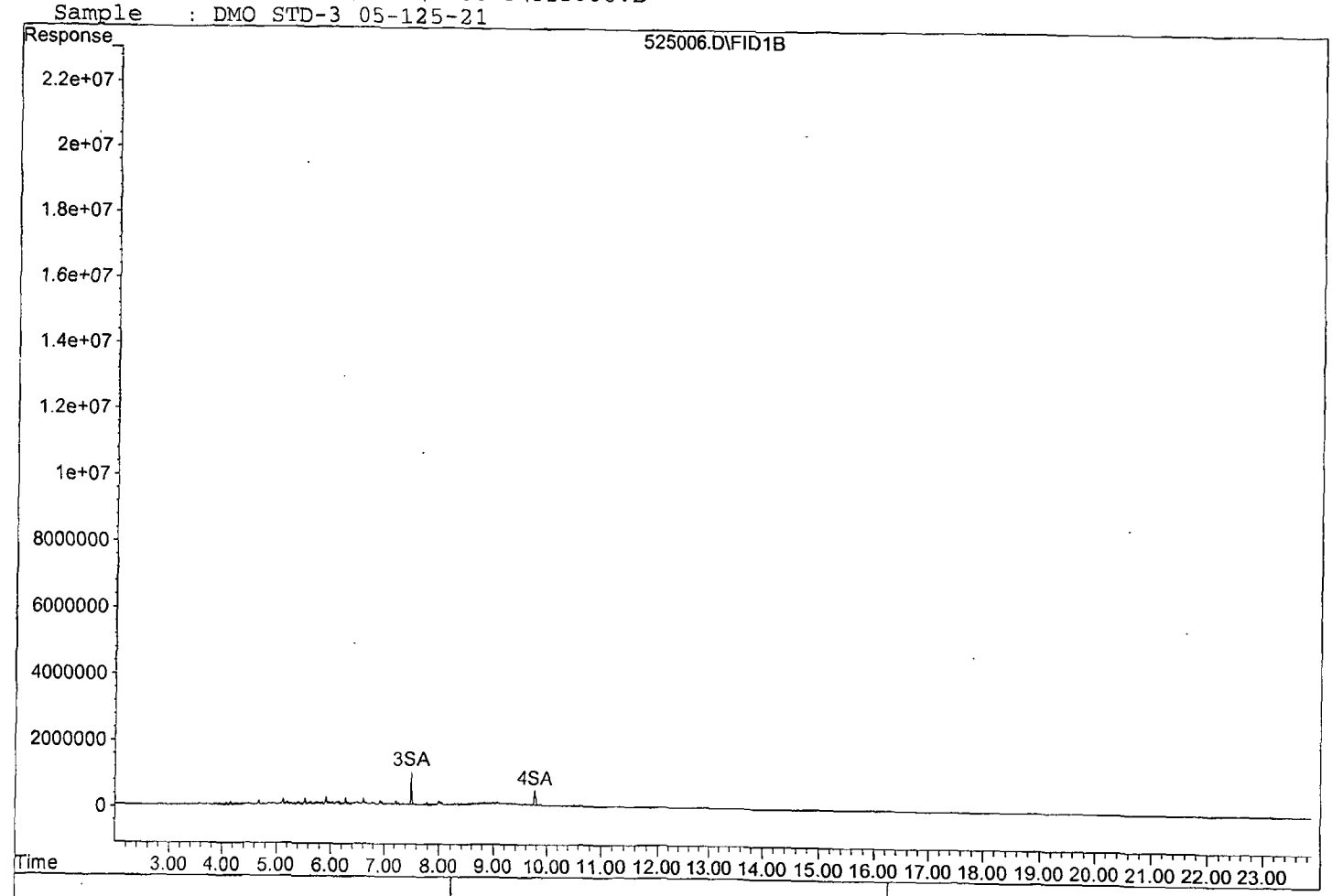

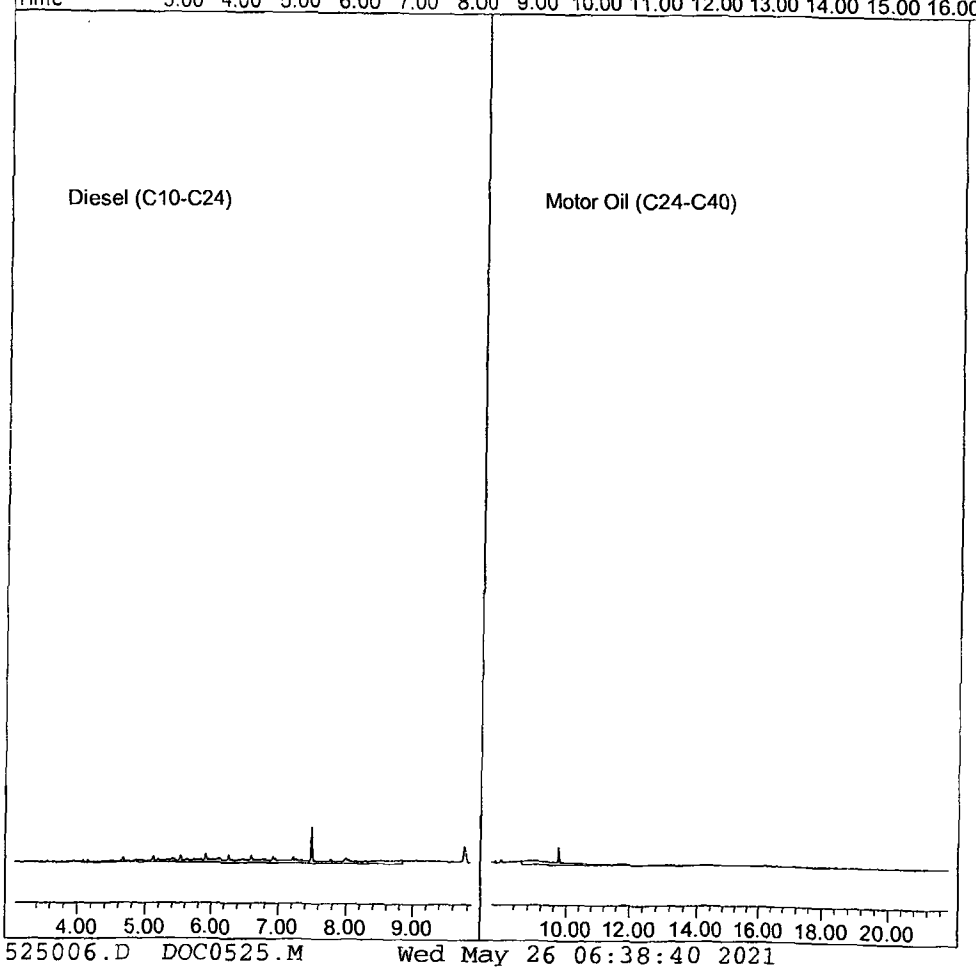

525006.D DOC0525.M Wed May 26 06:38:40 2021

Quantitation Report (Not Reviewed)

Data File : G:\APOLLO\DATA\210525\525007.D Vial: 7
Acq On : 5-25-21 18:17:24 Operator: MB
Sample : DMO STD-4 05-25-21 Inst : Apollo
Misc : water Multiplr: 1.00
IntFile : events.e
Quant Time: May 26 6:38 2021 Quant Results File: DOC0525.RES

Method : G:\APOLLO\DATA\210513\DOC0525.M (Chemstation Integrator)
Title : 8015 B&C
Last Update : Wed May 26 06:37:42 2021
Response via : Multiple Level Calibration

Volume Inj. : 2UL
Signal Phase : DB-5
Signal Info : FID02A

Compound	R.T.	Response	Conc Units
System Monitoring Compounds			
3) SA Ortho-Terphenyl(S)	7.50	58528267	12.024 ppb
Surrogate Spike 30.000		Recovery =	40.08%
4) SA Octacosane(S)	9.77	45058258	12.040 ppb
Surrogate Spike 30.000		Recovery =	40.13%
Target Compounds			
1) HATM Diesel (C10-C24)	6.46	983192079	234.987 ppb
2) HBTM Motor Oil (C24-C40)	14.75	701500965	230.697 ppb

Target Compounds

(f)=RT Delta > 1/2 Window (m)=manual int.

Data File: G:\APOLLO\DATA\210525\525007.D
Sample : DMO STD-4 05-25-21

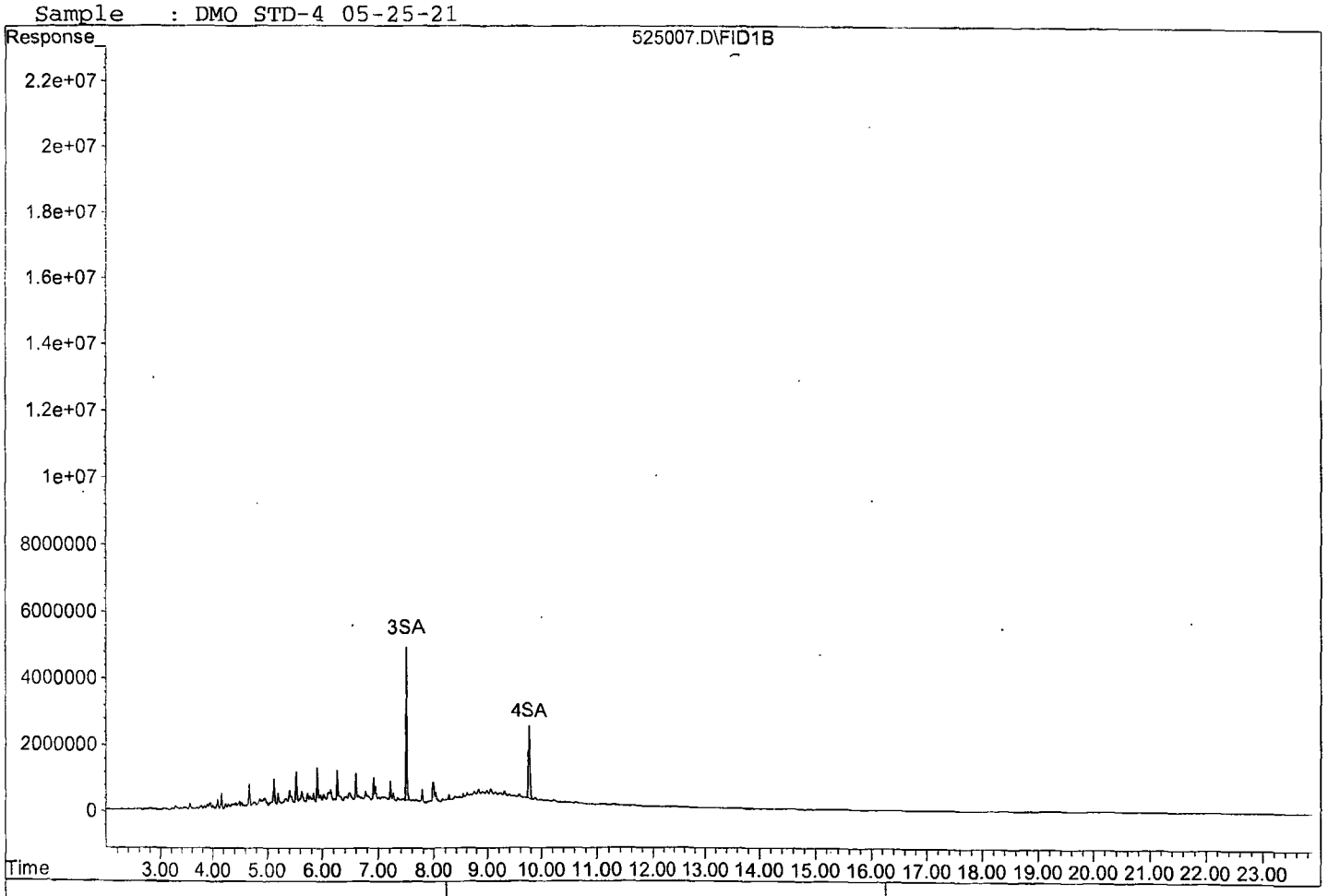

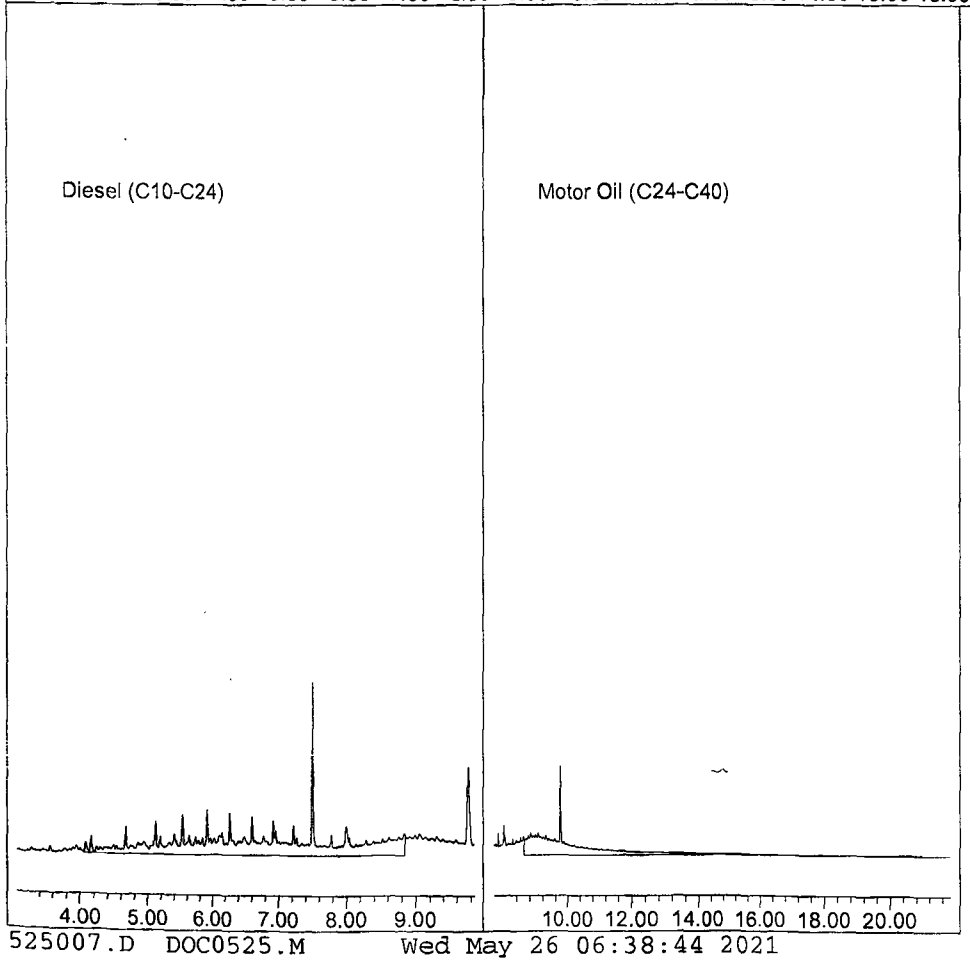

525007.D DOC0525.M Wed May 26 06:38:44 2021

Quantitation Report (Not Reviewed)

Data File : G:\APOLLO\DATA\210525\525008.D Vial: 8
Acq On : 5-25-21 18:45:28 Operator: MB
Sample : DMO-STD-5 05-25-21 Inst : Apollo
Misc : water Multiplr: 1.00
IntFile : events.e
Quant Time: May 26 6:38 2021 Quant Results File: DOC0525.RES

Method : G:\APOLLO\DATA\210513\DOC0525.M (Chemstation Integrator)
Title : 8015 B&C
Last Update : Wed May 26 06:37:42 2021
Response via : Multiple Level Calibration

Volume Inj. : 2UL
Signal Phase : DB-5
Signal Info : FID02A

Compound	R.T.	Response	Conc Units
System Monitoring Compounds			
3) SA Ortho-Terphenyl(S)	7.51	208688471	42.874 ppb
Surrogate Spike 30.000		Recovery =	142.91%
4) SA Octacosane(S)	9.78	172555813	46.108 ppb
Surrogate Spike 30.000		Recovery =	153.69%
Target Compounds			
1) HATM Diesel (C10-C24)	6.46	3798646132	907.892 ppb
2) HBTM Motor Oil (C24-C40)	14.75	2688083188	884.008 ppb

Target Compounds

(f)=RT Delta > 1/2 Window (m)=manual int.

Data File: G:\APOLLO\DATA\210525\525008.D
Sample : DMO-STD-5 05-25-21

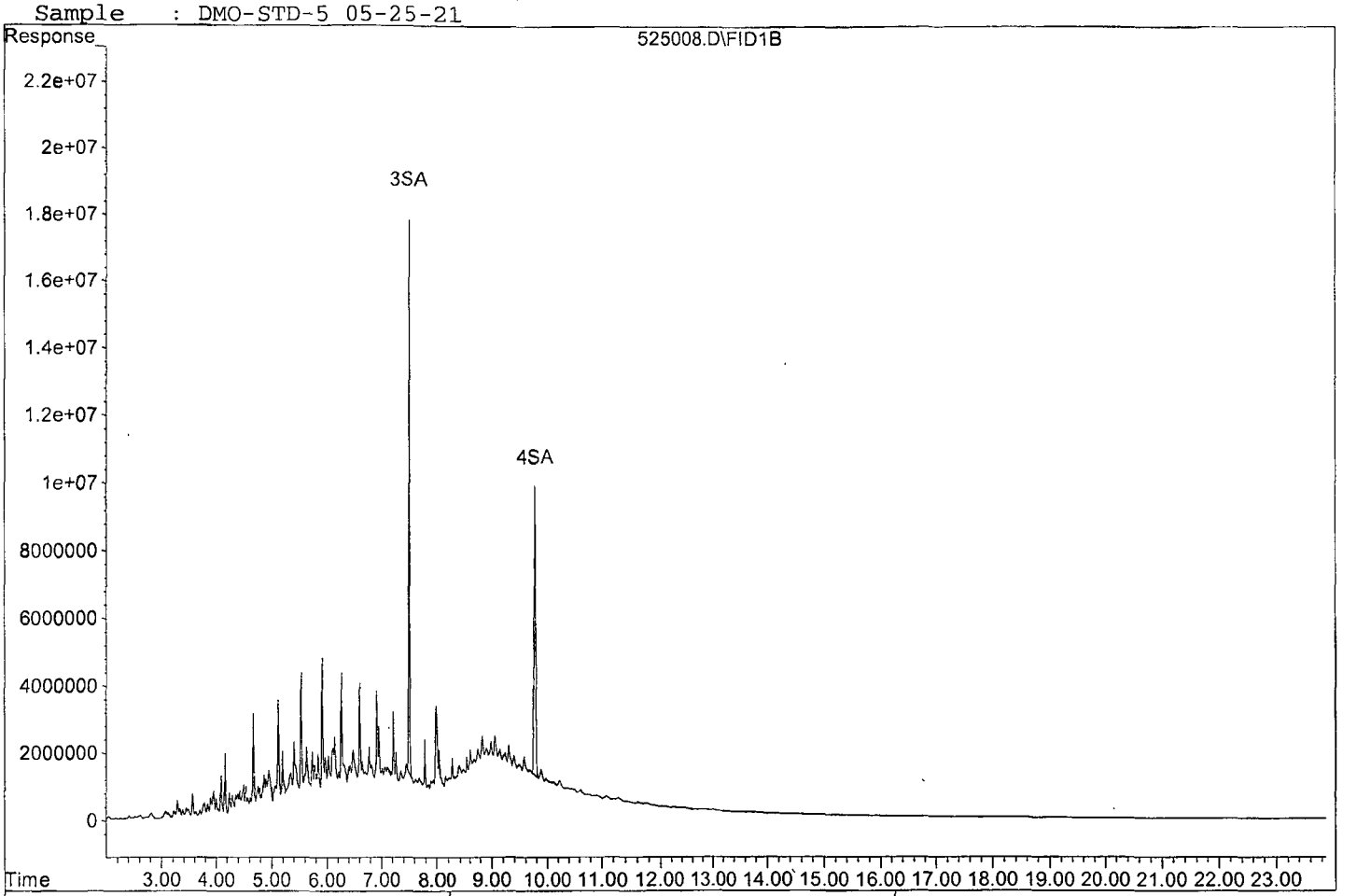

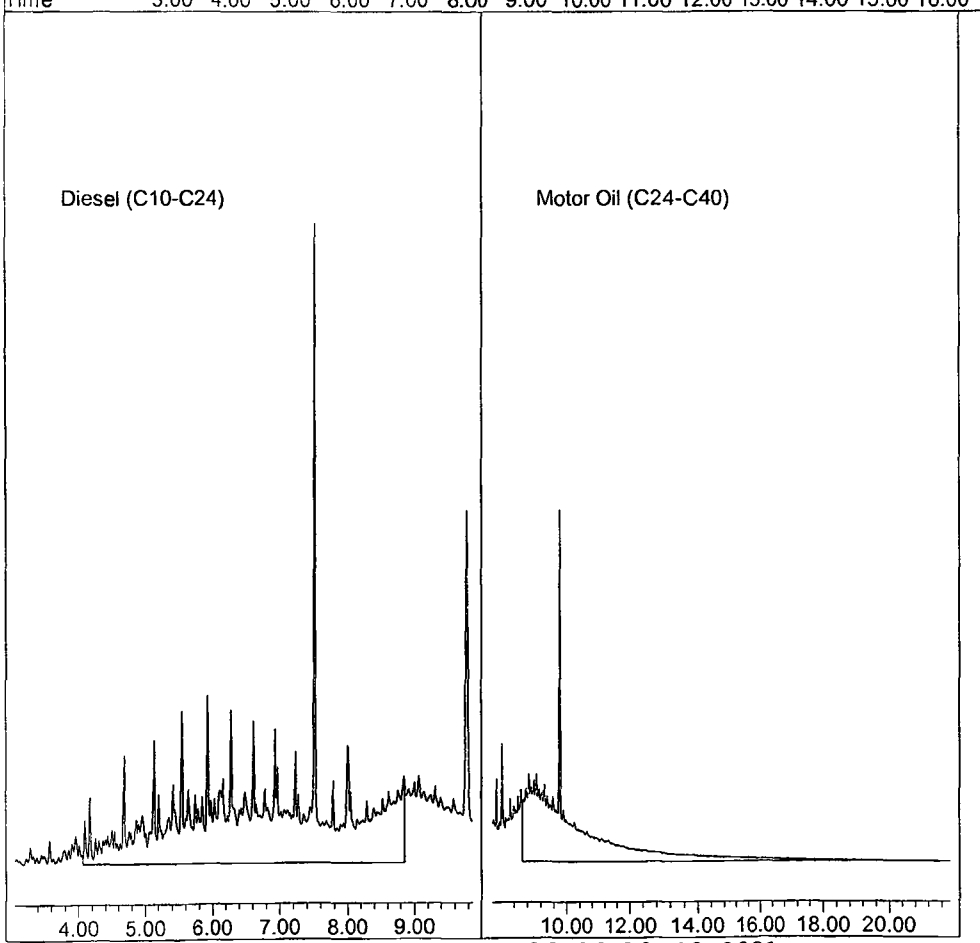

Quantitation Report (Not Reviewed)

Data File : G:\APOLLO\DATA\210525\525009.D
Acq On : 5-25-21 19:13:36
Sample : DMOS-STD 6 05-25-21
Misc : water
IntFile : events.e
Quant Time: May 26 6:38 2021 Quant Results File: DOC0525.RES

Vial: 9
Operator: MB
Inst : Apollo
Multiplr: 1.00

Method : G:\APOLLO\DATA\210513\DOC0525.M (Chemstation Integrator)
Title : 8015 B&C
Last Update : Wed May 26 06:37:42 2021
Response via : Multiple Level Calibration

Volume Inj. : 2UL
Signal Phase : DB-5
Signal Info : FID02A

Compound	R.T.	Response	Conc Units
System Monitoring Compounds			
3) SA Ortho-Terphenyl(S)	7.51	333821867	68.582 ppb
Surrogate Spike 30.000		Recovery =	228.61%
4) SA Octacosane(S)	9.78	273191182	72.999 ppb
Surrogate Spike 30.000		Recovery =	243.33%
Target Compounds			
1) HATM Diesel (C10-C24)	6.46	6118534727	1462.355 ppb
2) HBTM Motor Oil (C24-C40)	14.75	4329345488	1423.757 ppb

Target Compounds

(f)=RT Delta > 1/2 Window (m)=manual int.

Data File: G:\APOLLO\DATA\210525\525009.D
Sample : DMOS-STD 6 05-25-21

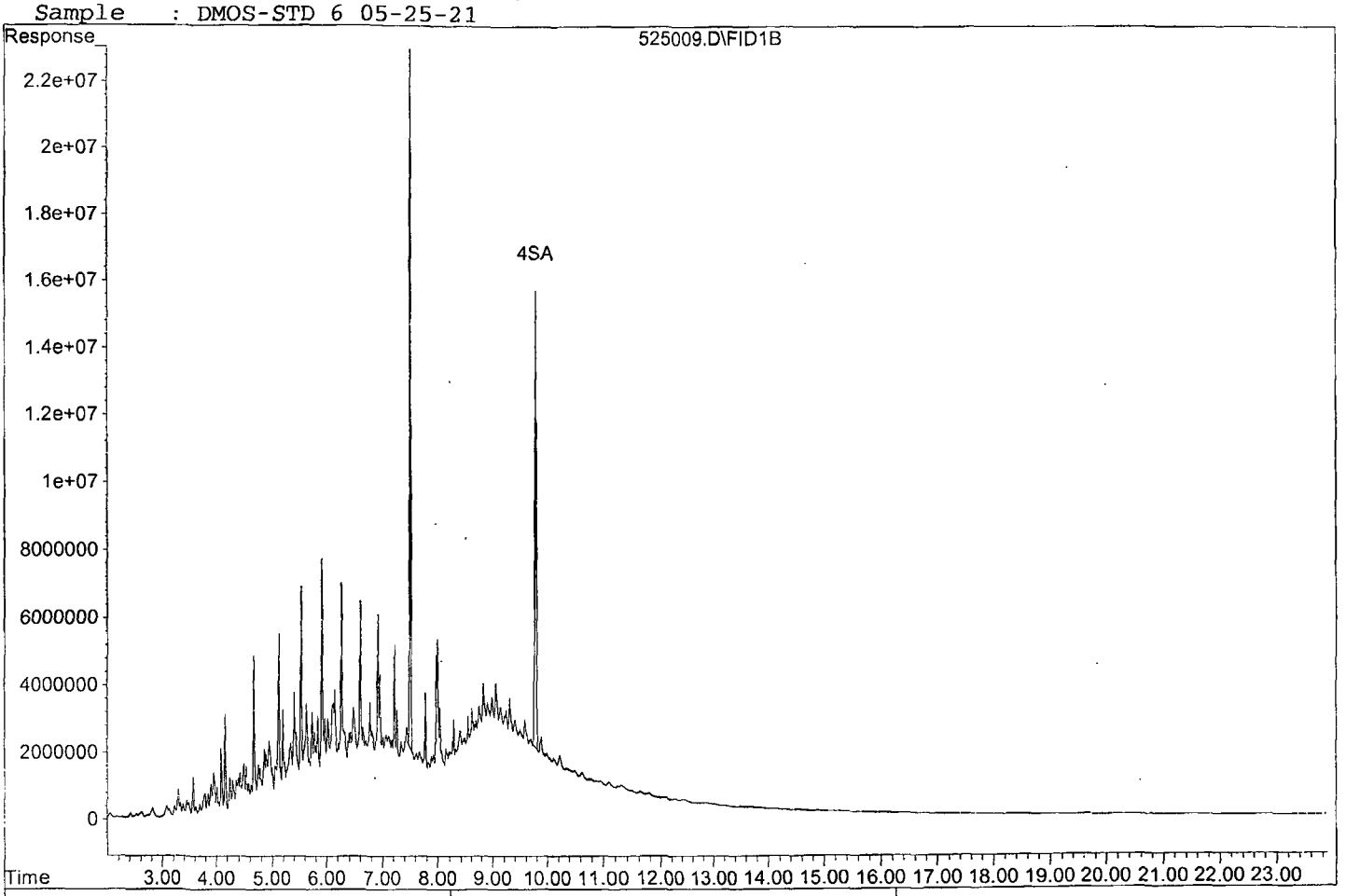

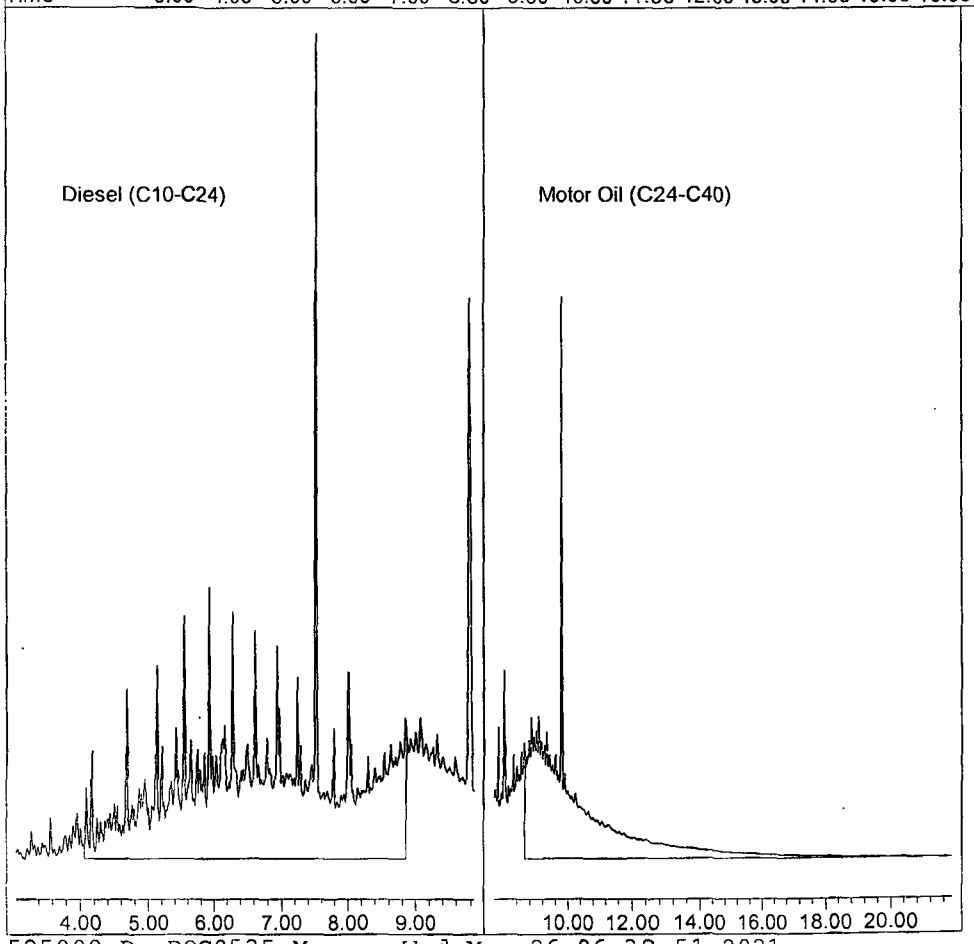

525009.D DOC0525.M Wed May 26 06:38:51 2021

Quantitation Report (Not Reviewed)

Data File : G:\APOLLO\DATA\210525\525010.D Vial: 10
Acq On : 5-25-21 19:41:44 Operator: MB
Sample : DMO-STD 7 05-25-21 Inst : Apollo
Misc : water Multiplr: 1.00
IntFile : events.e
Quant Time: May 26 6:38 2021 Quant Results File: DOC0525.RES

Method : G:\APOLLO\DATA\210513\DOC0525.M (Chemstation Integrator)
Title : 8015 B&C
Last Update : Wed May 26 06:37:42 2021
Response via : Multiple Level Calibration

Volume Inj. : 2UL
Signal Phase : DB-5
Signal Info : FID02A

Compound	R.T.	Response	Conc Units
System Monitoring Compounds			
3) SA Ortho-Terphenyl(S)	7.51	432223523	88.798 ppb
Surrogate Spike 30.000		Recovery =	295.99%
4) SA Octacosane(S)	9.79	348993780	93.254 ppb
Surrogate Spike 30.000		Recovery =	310.85%
Target Compounds			
1) HATM Diesel (C10-C24)	6.46	7826442466	1870.552 ppb
2) HBTM Motor Oil (C24-C40)	14.75	5558856787	1828.097 ppb

Target Compounds

(f)=RT Delta > 1/2 Window (m)=manual int.

Data File: G:\APOLLO\DATA\210525\525010.D
Sample : DMO-STD 7 05-25-21

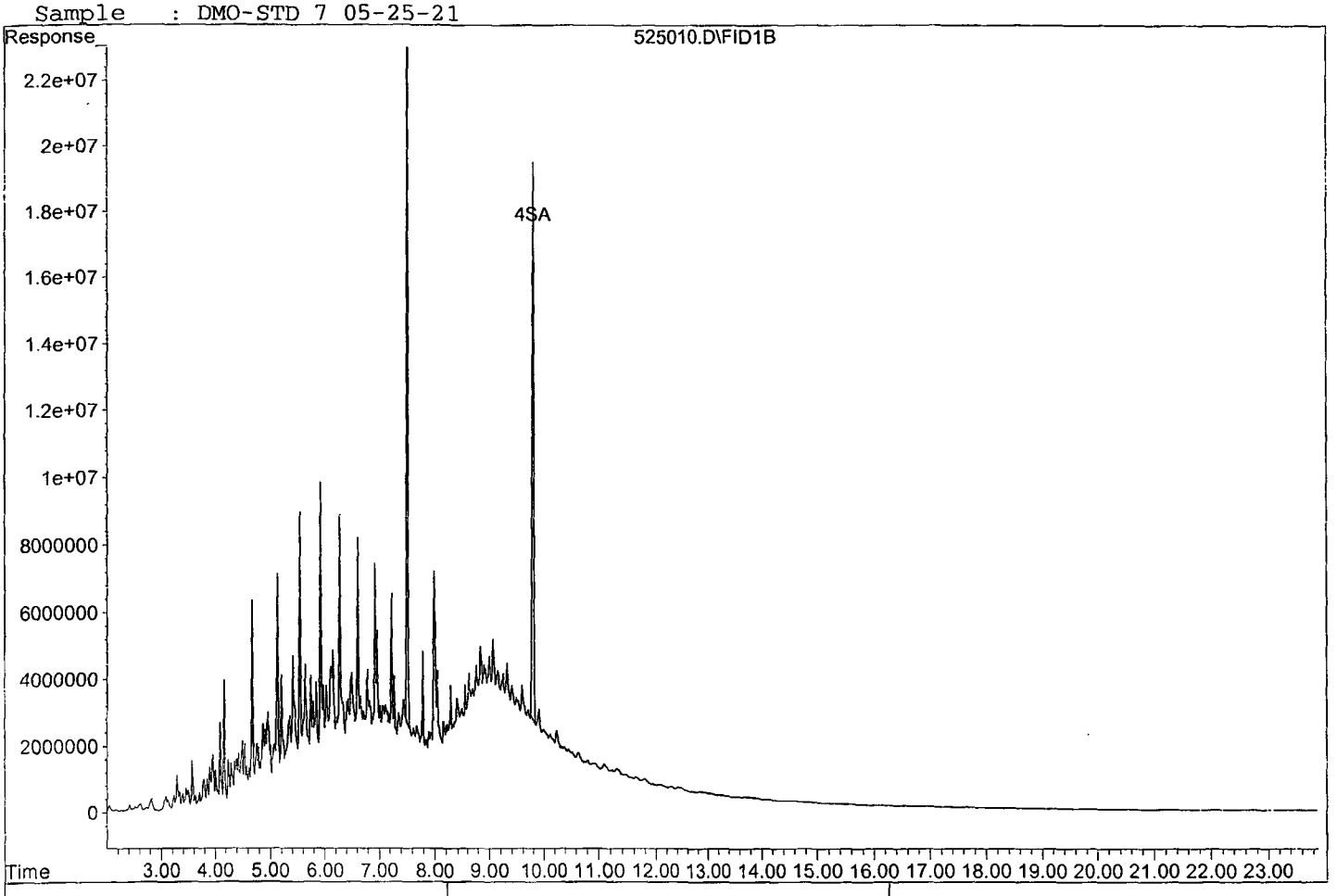

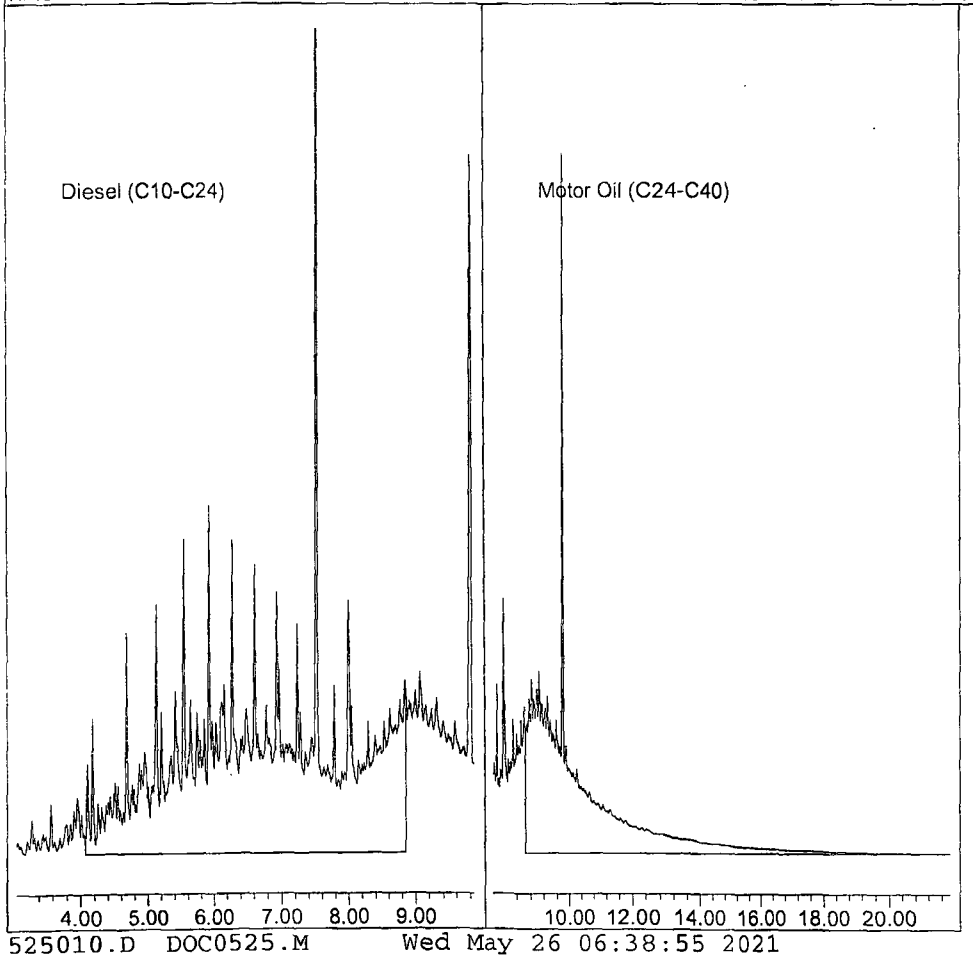

TPH Extractables
DOC0525

Form 7

Second Source Calibration

Lab Name: APPL, Inc.
Case No:
Matrix: Water

SDG No:
Date Analyzed: 05/25/21
Instrument: Apollo
Initial Cal. Date: 05/25/21
Data File: 525011.D

		Compound	MEAN	CCRF	%D		%Drift
1	HATM	Diesel (C10-C24)	2092010	2163690	3.4	HATM	
2	HBTM	Motor Oil (C24-C40)	1520390	1633000	7.4	HBTM	
3							
4							
5							
6							
7							
8							
9							
10							
11							
12							
13							
14							
15							
16							
17							
18							
19							
20							
21							
22							
23							
24							
25							
26							
27							
28							
29							
30							
31							
32							
33							
34							
35							
36							
37							
38							
39							
40							
		Average			5.4		

Quantitation Report (Not Reviewed)

Data File : G:\APOLLO\DATA\210525\525011.D
Acq On : 5-25-21 20:09:50
Sample : DMO-STD SS 05-25-21
Misc : water
IntFile : events.e
Quant Time: May 26 6:38 2021 Quant Results File: DOC0525.RES

Vial: 11
Operator: MB
Inst : Apollo
Multiplr: 1.00

Method : G:\APOLLO\DATA\210513\DOC0525.M (Chemstation Integrator)
Title : 8015 B&C
Last Update : Wed May 26 06:37:42 2021
Response via : Multiple Level Calibration

Volume Inj. : 2UL
Signal Phase : DB-5
Signal Info : FID02A

Compound	R.T.	Response	Conc Units
System Monitoring Compounds			
3) SA Ortho-Terphenyl(S)	7.51	4092829	0.841 ppb
Surrogate Spike 30.000		Recovery =	2.80%
4) SA Octacosane(S)	9.75	135276	0.036 ppb
Surrogate Spike 30.000		Recovery =	0.12%
Target Compounds			
1) HATM Diesel (C10-C24)	6.46	1081842953	258.565 ppb
2) HBTM Motor Oil (C24-C40)	14.75	816499976	268.516 ppb
Target Compounds			

(f)=RT Delta > 1/2 Window (m)=manual int.

Quantitation Report

Data File: G:\APOLLO\DATA\210525\525011.D
Sample : DMO-STD SS 05-25-21

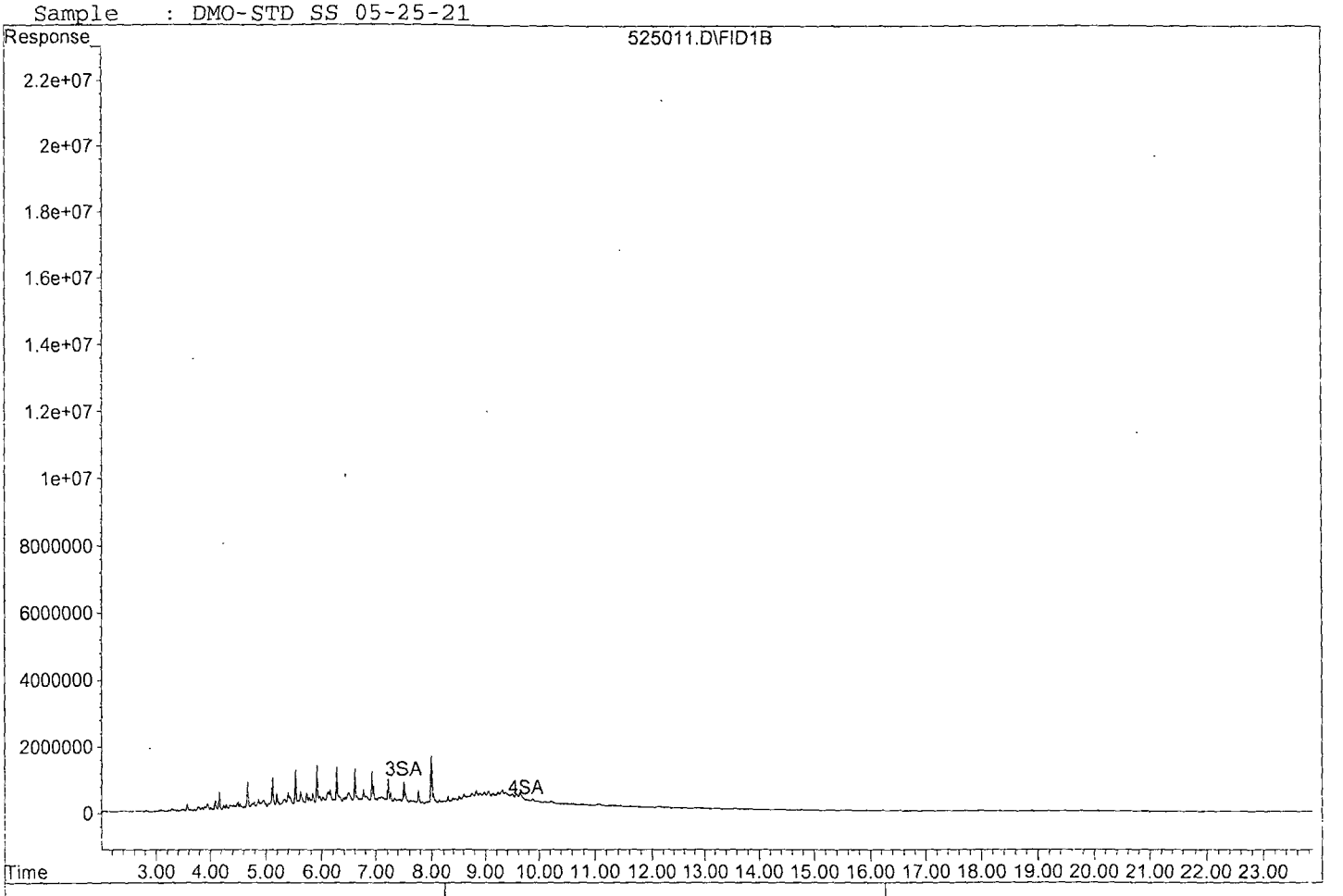

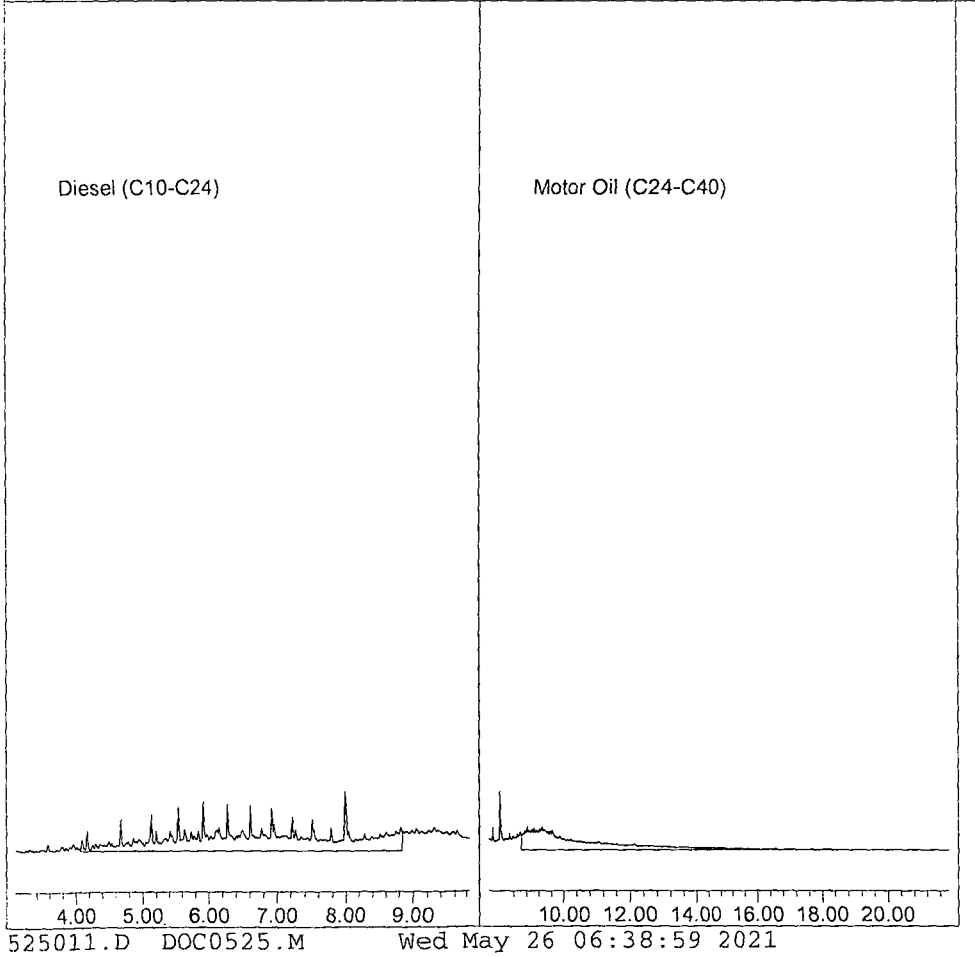

TPH Extractables
DOC0525

Form 7

Continuing Calibration

Lab Name: APPL, Inc.
Case No:
Matrix: Water

SDG No:
Date Analyzed: 06/02/21
Instrument: Apollo
Initial Cal. Date: 05/25/21
Data File: 525100.D

		Compound	MEAN	CCRF	%D	%Drift	
1	HATM	Diesel (C10-C24)	2092010	2126910	1.7	HATM	
2	HBTM	Motor Oil (C24-C40)	1520390	1512330	0.53	HBTM	
3	SA	Ortho-Terphenyl(S)	2433730	2523240	3.7	SA	
4	SA	Octacosane(S)	1871200	1949220	4.2	SA	
5							
6							
7							
8							
9							
10							
11							
12							
13							
14							
15							
16							
17							
18							
19							
20							
21							
22							
23							
24							
25							
26							
27							
28							
29							
30							
31							
32							
33							
34							
35							
36							
37							
38							
39							
40							
		Average			2.5		

Quantitation Report (Not Reviewed)

Data File : G:\APOLLO\DATA\210525\525100.D
Acq On : 6-2-21 13:26:22
Sample : Diesel Motor OIl CCv 05/
Misc : water
IntFile : events.e
Quant Time: Jun 2 13:55 2021 Quant Results File: DOC0525.RES

Vial: 100
Operator: MB
Inst : Apollo
Multiplr: 1.00

Method : G:\APOLLO\DATA\210525\DOC0525.M (Chemstation Integrator)
Title : 8015 B&C
Last Update : Wed May 26 06:37:42 2021
Response via : Multiple Level Calibration

Volume Inj. : 2UL
Signal Phase : DB-5
Signal Info : FID02A

Compound	R.T.	Response	Conc Units
System Monitoring Compounds			
3) SA Ortho-Terphenyl(S)	7.50	63080927	12.960 ppb
Surrogate Spike 30.000		Recovery =	43.20%
4) SA Octacosane(S)	9.76	48730449	13.021 ppb
Surrogate Spike 30.000		Recovery =	43.40%
Target Compounds			
1) HATM Diesel (C10-C24)	6.46	1063456459	254.170 ppb
2) HBTM Motor Oil (C24-C40)	14.75	756163371	248.673 ppb

Target Compounds

(f)=RT Delta > 1/2 Window (m)=manual int.

Data File: G:\APOLLO\DATA\210525\525100.D
Sample : Diesel Motor OIl CCv 05/

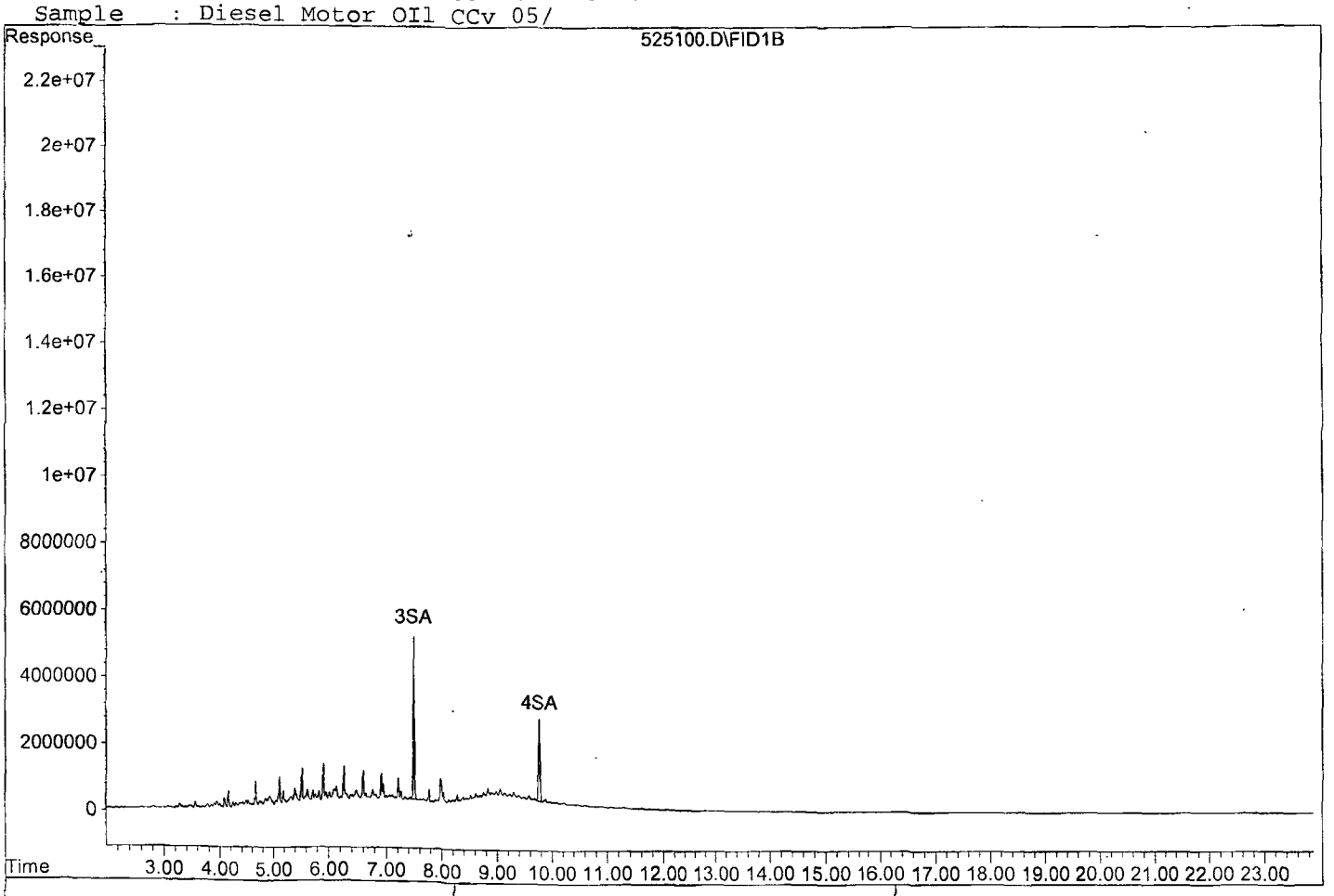

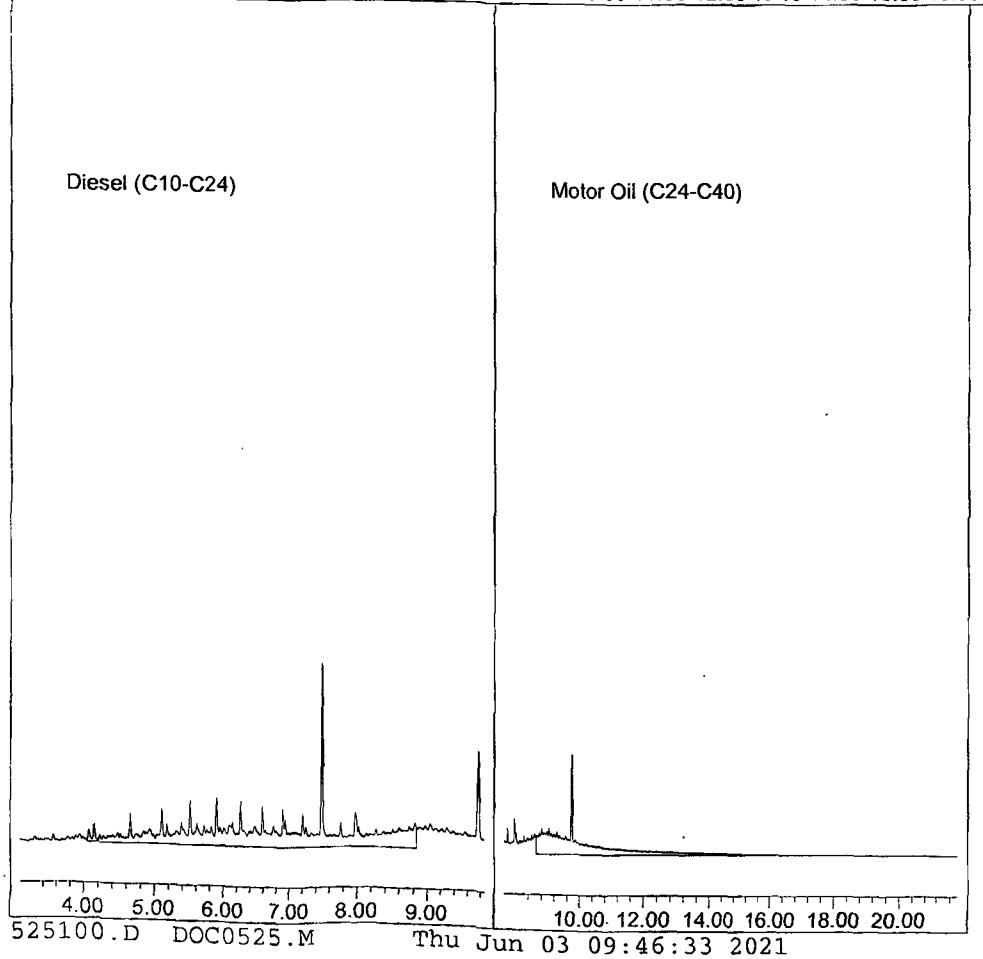

525100.D DOC0525.M Thu Jun 03 09:46:33 2021

TPH Extractables
DEC0504

Form 7

Continuing Calibration

Lab Name: APPL, Inc.
Case No:
Matrix: Water

SDG No:
Date Analyzed: 06/02/21
Instrument: Apollo
Initial Cal. Date: 05/04/21
Data File: 525101.D

		Compound	MEAN	CCRF	%D		%Drift
1	SC	Decanoic Acid(S)	1194540	1426330	19	SC	
2							
3							
4							
5							
6							
7							
8							
9							
10							
11							
12							
13							
14							
15							
16							
17							
18							
19							
20							
21							
22							
23							
24							
25							
26							
27							
28							
29							
30							
31							
32							
33							
34							
35							
36							
37							
38							
39							
40							
		Average			19.0		

Quantitation Report (Not Reviewed)

Data File : G:\APOLLO\DATA\210525\525101.D Vial: 1
Acq On : 6-2-21 13:54:29 Operator: MB
Sample : Deacnoic Acid CCV 05/04/21 Inst : Apollo
Misc : water Multiplr: 1.00
IntFile : events.e
Quant Time: Jun 2 14:33 2021 Quant Results File: DEC0504.RES

Method : G:\APOLLO\DATA\210513\DEC0504.M (Chemstation Integrator)
Title : 8015 B&C
Last Update : Tue May 04 17:12:27 2021
Response via : Multiple Level Calibration

Volume Inj. : 2UL
Signal Phase : DB-5
Signal Info : FID02A

Compound	R.T.	Response	Conc Units
System Monitoring Compounds			
1) SC Decanoic Acid(S)	5.70	102695472	42.985 ppb
Surrogate Spike 24.000		Recovery =	179.10%

Target Compounds

Target Compounds

(f)=RT Delta > 1/2 Window (m)=manual int.

TPH Extractables
DEC0504

Form 7

Continuing Calibration

Lab Name: APPL, Inc.
Case No:
Matrix: Water

SDG No:
Date Analyzed: 06/02/21
Instrument: Apollo
Initial Cal. Date: 05/04/21
Data File: 525109.D

		Compound	MEAN	CCRF	%D	%Drift	
1	SC	Decanoic Acid(S)	1194540	1409030	18	SC	
2							
3							
4							
5							
6							
7							
8							
9							
10							
11							
12							
13							
14							
15							
16							
17							
18							
19							
20							
21							
22							
23							
24							
25							
26							
27							
28							
29							
30							
31							
32							
33							
34							
35							
36							
37							
38							
39							
40							
		Average			18.0		

Quantitation Report (Not Reviewed)

Data File : G:\APOLLO\DATA\210525\525109.D Vial: 9
Acq On : 6-2-21 17:39:38 Operator: MB
Sample : Deacnoic Acid CCV 05/04/21 Inst : Apollo
Misc : water Multiplr: 1.00
IntFile : events.e
Quant Time: Jun 3 8:29 2021 Quant Results File: DEC0504.RES

Method : G:\APOLLO\DATA\210513\DEC0504.M (Chemstation Integrator)
Title : 8015 B&C
Last Update : Tue May 04 17:12:27 2021
Response via : Multiple Level Calibration

Volume Inj. : 2UL
Signal Phase : DB-5
Signal Info : FID02A

Compound	R.T.	Response	Conc Units
System Monitoring Compounds			
1) SC Decanoic Acid(S)	5.70	101450164	42.464 ppb
Surrogate Spike 24.000		Recovery =	176.93%

Target Compounds

Target Compounds

(f)=RT Delta > 1/2 Window (m)=manual int.

TPH Extractables
DOC0525

Form 7

Continuing Calibration

Lab Name: APPL, Inc.
Case No:
Matrix: Water

SDG No:
Date Analyzed: 06/02/21
Instrument: Apollo
Initial Cal. Date: 05/25/21
Data File: 525110.D

		Compound	MEAN	CCRF	%D		%Drift
1	HATM	Diesel (C10-C24)	2092010	2106740	0.70	HATM	
2	HBTM	Motor Oil (C24-C40)	1520390	1507630	0.84	HBTM	
3	SA	Ortho-Terphenyl(S)	2433730	2480210	1.9	SA	
4	SA	Octacosane(S)	1871200	1936020	3.5	SA	
5							
6							
7							
8							
9							
10							
11							
12							
13							
14							
15							
16							
17							
18							
19							
20							
21							
22							
23							
24							
25							
26							
27							
28							
29							
30							
31							
32							
33							
34							
35							
36							
37							
38							
39							
40							
		Average			1.7		

Quantitation Report (Not Reviewed)

Data File : G:\APOLLO\DATA\210525\525110.D Vial: 10
Acq On : 6-2-21 18:07:46 Operator: MB
Sample : Diesel Motor oil CCV 05/25/21 Inst : Apollo
Misc : water Multiplr: 1.00
IntFile : events.e
Quant Time: Jun 3 8:29 2021 Quant Results File: DOC0525.RES

Method : G:\APOLLO\DATA\210525\DOC0525.M (Chemstation Integrator)
Title : 8015 B&C
Last Update : Wed May 26 06:37:42 2021
Response via : Multiple Level Calibration

Volume Inj. : 2UL
Signal Phase : DB-5
Signal Info : FID02A

Compound	R.T.	Response	Conc Units
System Monitoring Compounds			
3) SA Ortho-Terphenyl(S)	7.50	62005224	12.739 ppb
Surrogate Spike 30.000		Recovery =	42.46%
4) SA Octacosane(S)	9.76	48400538	12.933 ppb
Surrogate Spike 30.000		Recovery =	43.11%
Target Compounds			
1) HATM Diesel (C10-C24)	6.46	1053371969	251.760 ppb
2) HBTM Motor Oil (C24-C40)	14.75	753815849	247.901 ppb

Target Compounds

(f)=RT Delta > 1/2 Window (m)=manual int.

Data File: G:\APOLLO\DATA\210525\525110.D
Sample : Diesel Motor oil CCV 05/25/21

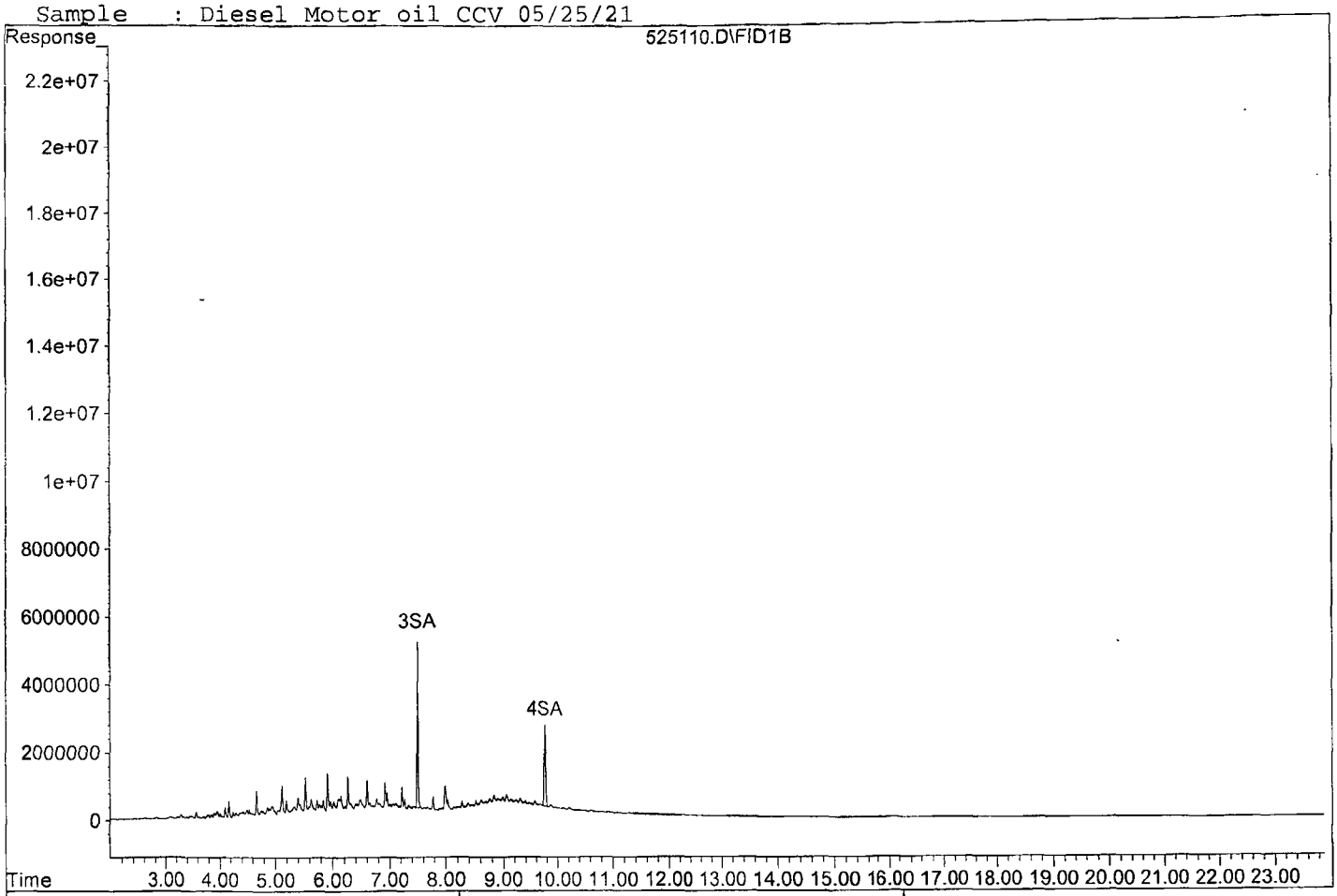

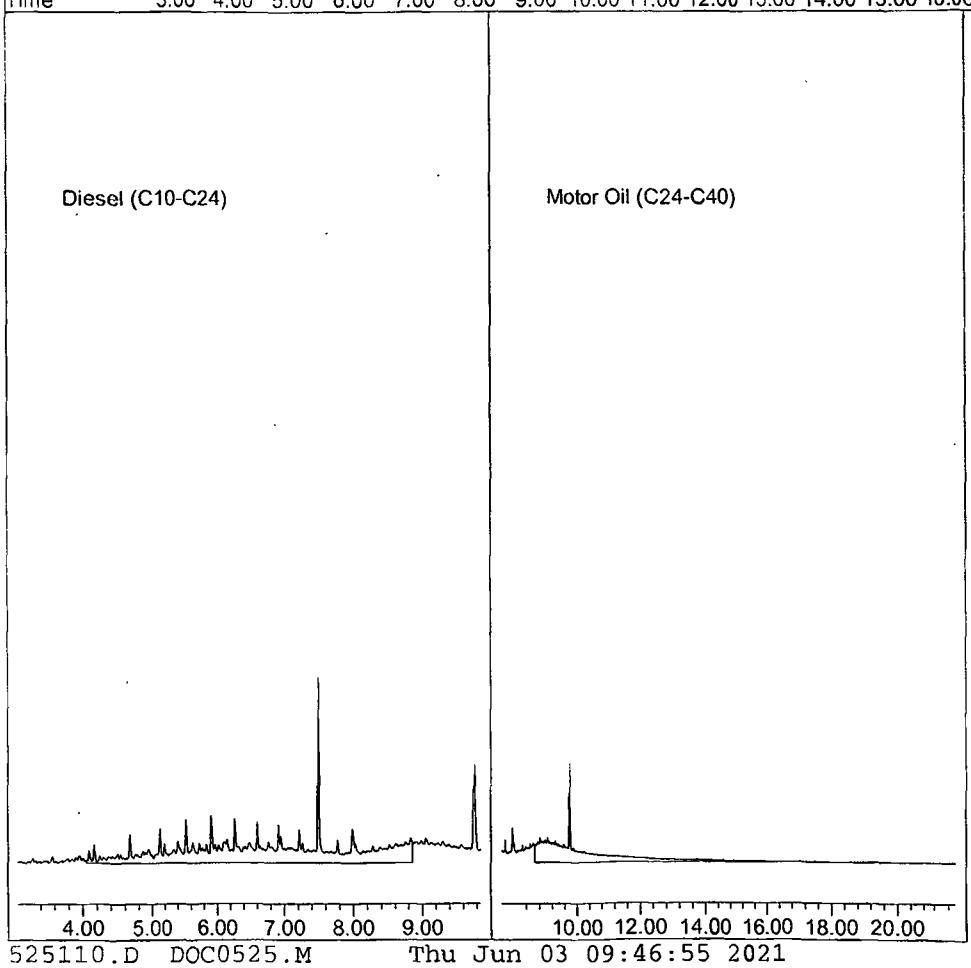

525110.D DOC0525.M Thu Jun 03 09:46:55 2021

ORGANICS

Raw Data

Quantitation Report (Not Reviewed)

Data File : G:\APOLLO\DATA\210525\525106.D Vial: 6
Acq On : 6-2-21 16:15:11 Operator: MB
Sample : BA32947W08 5/1040 Inst : Apollo
Misc : water Multiplr: 4.81
IntFile : events.e
Quant Time: Jun 3 9:42 2021 Quant Results File: DEC0504.RES

Method : G:\APOLLO\DATA\210513\DEC0504.M (Chemstation Integrator)
Title : 8015 B&C
Last Update : Tue May 04 17:12:27 2021
Response via : Multiple Level Calibration

Volume Inj. : 2UL
Signal Phase : DB-5
Signal Info : FID02A

Compound	R.T.	Response	Conc Units
System Monitoring Compounds			
1) SC Decanoic Acid(S)	0.00	0	N.D. ppb
Surrogate Spike 115.385		Recovery =	0.00%
Target Compounds			
Target Compounds			

(f)=RT Delta > 1/2 Window (m)=manual int.

Quantitation Report (Not Reviewed)

Data File : G:\APOLLO\DATA\210525\525106.D Vial: 6
Acq On : 6-2-21 16:15:11 Operator: MB
Sample : BA32947W08 5/1040 Inst : Apollo
Misc : water Multiplr: 4.81
IntFile : events.e
Quant Time: Jun 3 8:48 2021 Quant Results File: DOC0525.RES

Method : G:\APOLLO\DATA\210525\DOC0525.M (Chemstation Integrator)
Title : 8015 B&C
Last Update : Wed May 26 06:37:42 2021
Response via : Multiple Level Calibration

Volume Inj. : 2UL
Signal Phase : DB-5
Signal Info : FID02A

Compound	R.T.	Response	Conc Units
System Monitoring Compounds			
3) SA Ortho-Terphenyl(S)	7.50	112800949	111.416 ppb
Surrogate Spike 144.231		Recovery =	77.25%
4) SA Octacosane(S)	9.76	105571467	135.623 ppb
Surrogate Spike 144.231		Recovery =	94.03%
Target Compounds			
1) HATM Diesel (C10-C24)	6.46	45478283	52.257 ppb
2) HBTM Motor Oil (C24-C40)	14.75	38468140	60.821 ppb

Target Compounds

(f)=RT Delta > 1/2 Window (m)=manual int.

Data File: G:\APOLLO\DATA\210525\525106.D
Sample : BA32947W08 5/1040

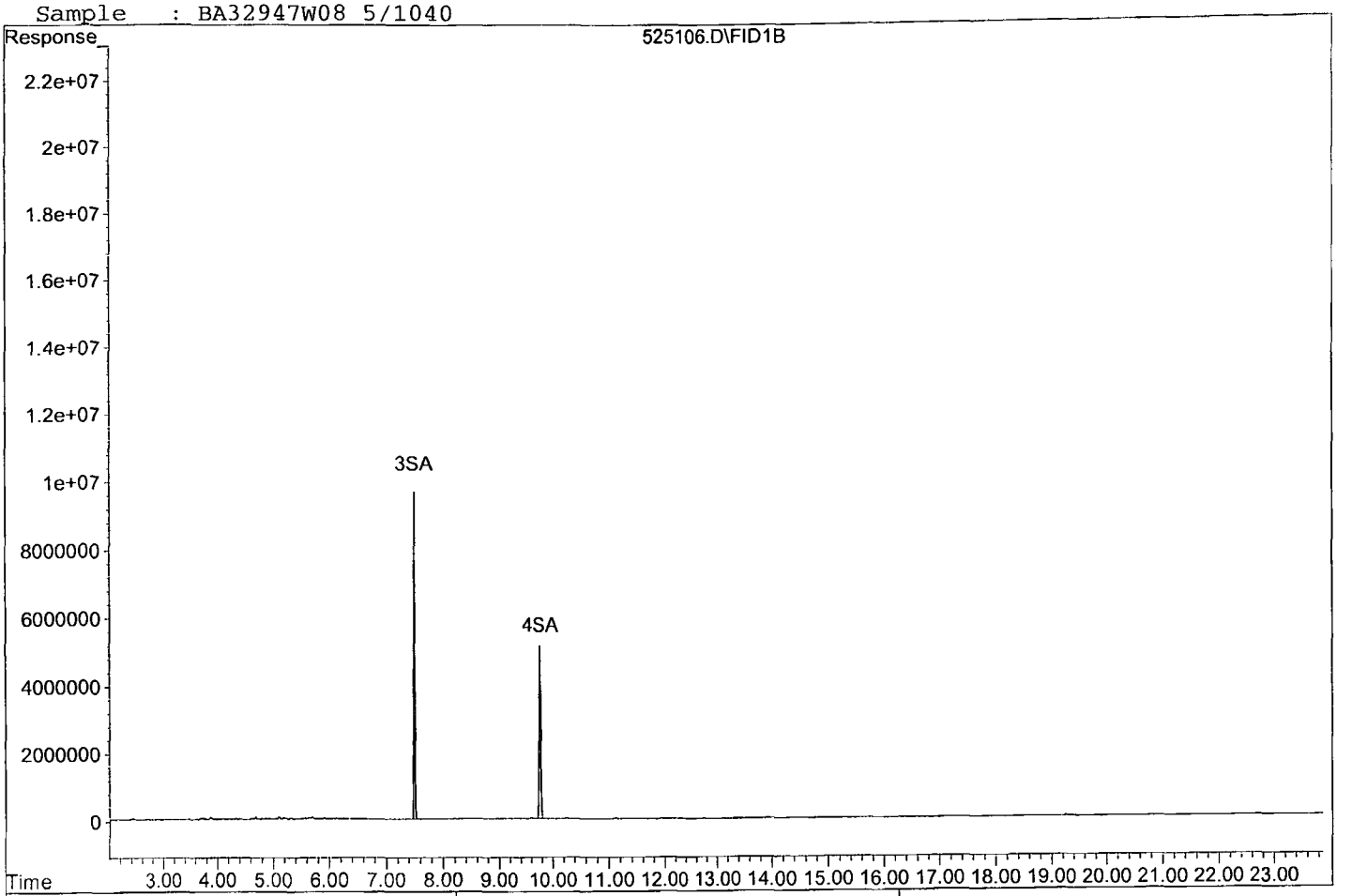

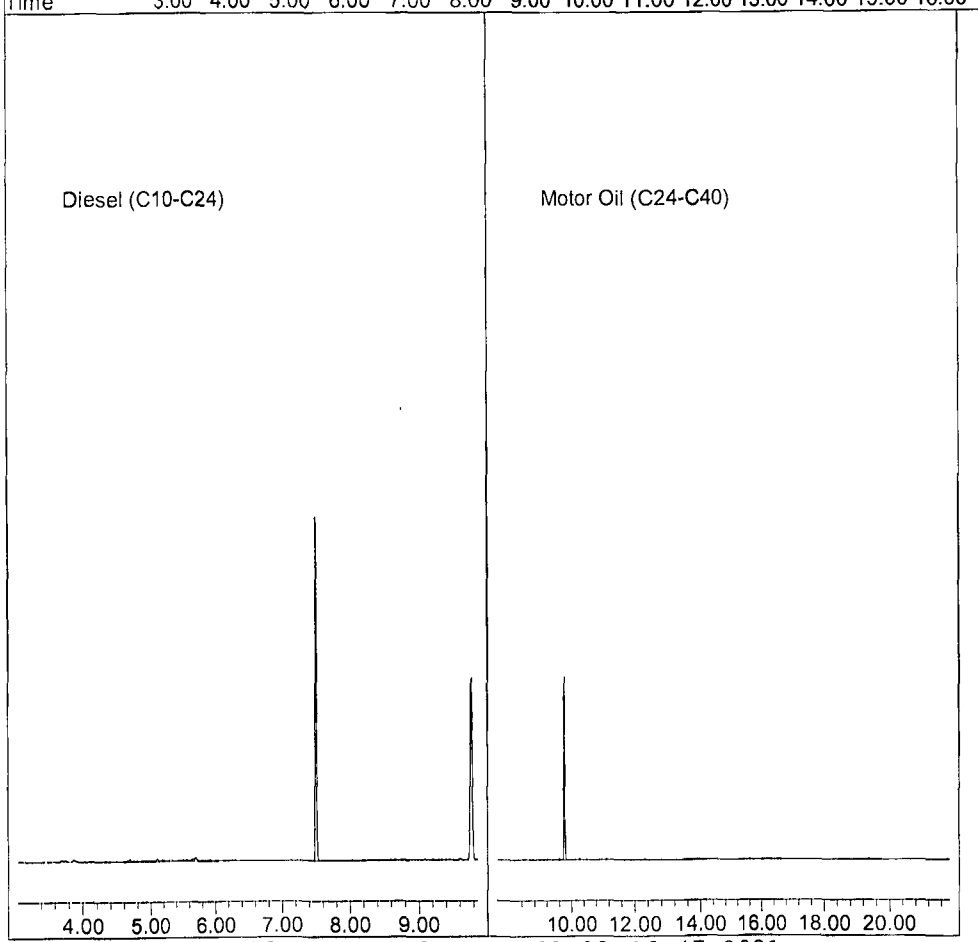

Quantitation Report (QT Reviewed)

Data File : G:\APOLLO\DATA\210525\525102.D
Acq On : 6-2-21 14:22:35
Sample : 210525A BLK 5/1000
Misc : water
IntFile : events.e
Quant Time: Jun 3 9:41 2021 Quant Results File: DEC0504.RES

Vial: 2
Operator: MB
Inst : Apollo
Multiplr: 5.00

Method : G:\APOLLO\DATA\210513\DEC0504.M (Chemstation Integrator)
Title : 8015 B&C
Last Update : Tue May 04 17:12:27 2021
Response via : Multiple Level Calibration

Volume Inj. : 2UL
Signal Phase : DB-5
Signal Info : FID02A

Compound	R.T.	Response	Conc	Units	
System Monitoring Compounds					
1) SC Decanoic Acid(S)	0.00	0	N.D.	ppb	d
Surrogate Spike 120.000		Recovery =	0.00%		

Target Compounds

Target Compounds

(f)=RT Delta > 1/2 Window (m)=manual int.

Quantitation Report (Not Reviewed)

Data File : G:\APOLLO\DATA\210525\525102.D Vial: 2
Acq On : 6-2-21 14:22:35 Operator: MB
Sample : 210525A BLK 5/1000 Inst : Apollo
Misc : water Multiplr: 5.00
IntFile : events.e
Quant Time: Jun 3 8:47 2021 Quant Results File: DOC0525.RES

Method : G:\APOLLO\DATA\210525\DOC0525.M (Chemstation Integrator)
Title : 8015 B&C
Last Update : Wed May 26 06:37:42 2021
Response via : Multiple Level Calibration

Volume Inj. : 2UL
Signal Phase : DB-5
Signal Info : FID02A

Compound	R.T.	Response	Conc Units
System Monitoring Compounds			
3) SA Ortho-Terphenyl(S)	7.50	119682068	122.941 ppb
Surrogate Spike 150.000		Recovery =	81.96%
4) SA Octacosane(S)	9.76	112004100	149.642 ppb
Surrogate Spike 150.000		Recovery =	99.76%
Target Compounds			
1) HATM Diesel (C10-C24)	6.46	17517460	20.934 ppb
2) HBTM Motor Oil (C24-C40)	14.75	42271254	69.507 ppb

Target Compounds

(f)=RT Delta > 1/2 Window (m)=manual int.

Data File: G:\APOLLO\DATA\210525\525102.D
Sample : 210525A BLK 5/1000

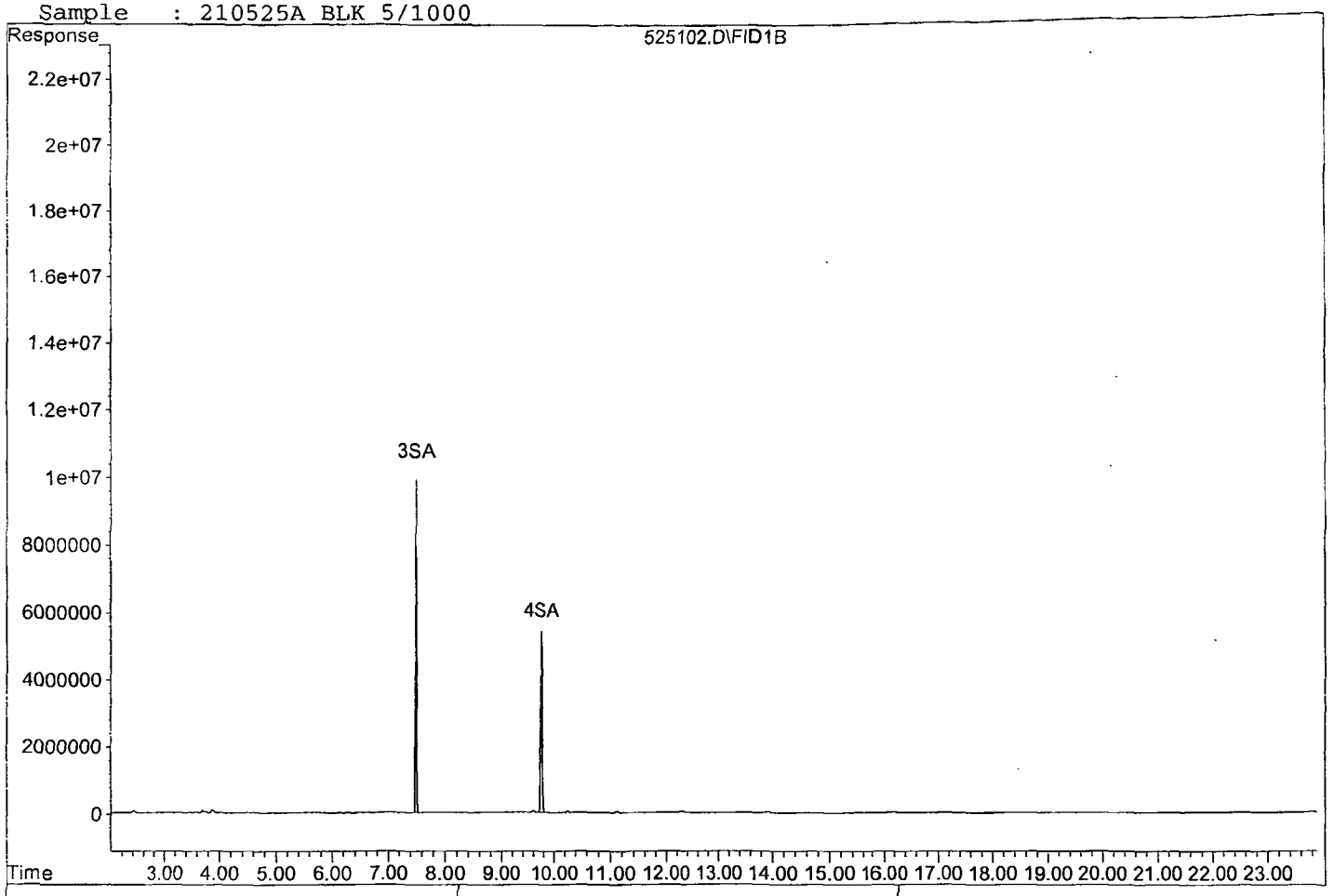

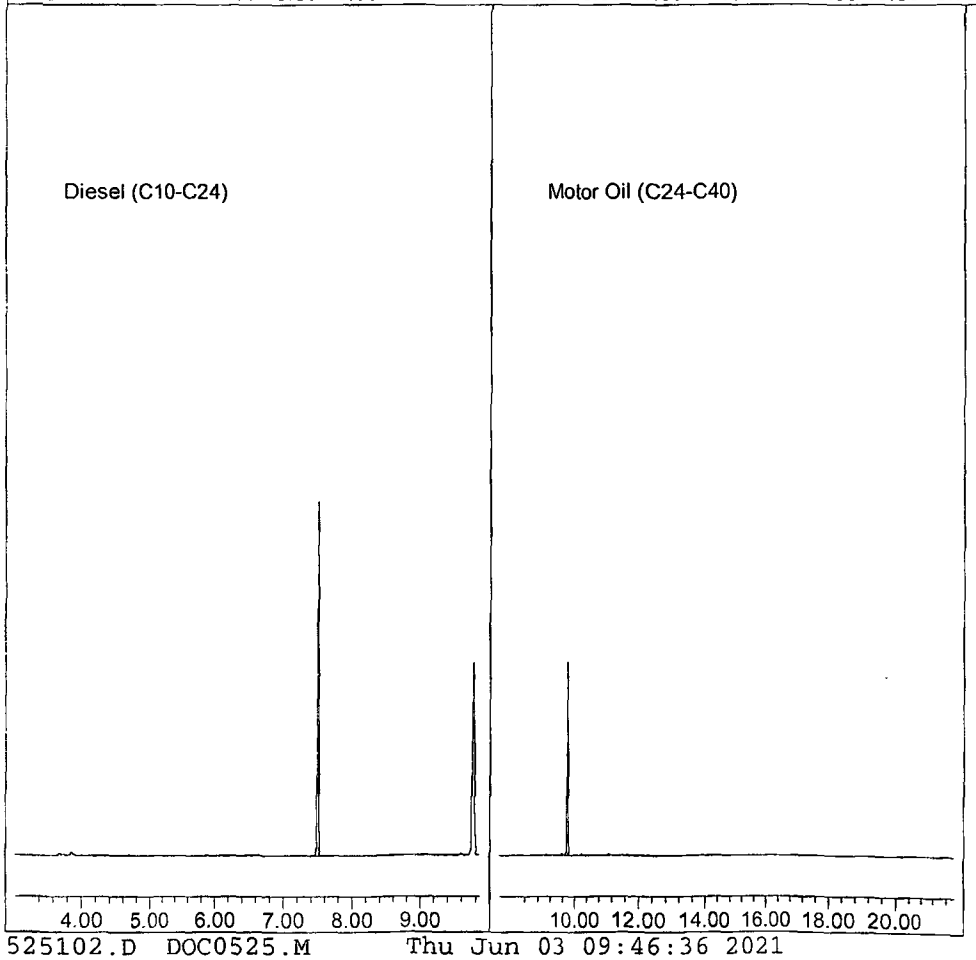

525102.D DOC0525.M Thu Jun 03 09:46:36 2021

Quantitation Report (QT Reviewed)

Data File : G:\APOLLO\DATA\210525\525103.D
Acq On : 6-2-21 14:50:43
Sample : 210525A LCS-1 5/1000
Misc : water
IntFile : events.e
Quant Time: Jun 3 9:41 2021 Quant Results File: DEC0504.RES

Vial: 3
Operator: MB
Inst : Apollo
Multiplr: 5.00

Method : G:\APOLLO\DATA\210513\DEC0504.M (Chemstation Integrator)
Title : 8015 B&C
Last Update : Tue May 04 17:12:27 2021
Response via : Multiple Level Calibration

Volume Inj. : 2UL
Signal Phase : DB-5
Signal Info : FID02A

Compound	R.T.	Response	Conc	Units	
System Monitoring Compounds					
1) SC Decanoic Acid(S)	0.00	0	N.D.	ppb	d
Surrogate Spike 120.000		Recovery =	0.00%		

Target Compounds

Target Compounds

(f)=RT Delta > 1/2 Window (m)=manual int.

Quantitation Report (Not Reviewed)

Data File : G:\APOLLO\DATA\210525\525103.D
Acq On : 6-2-21 14:50:43
Sample : 210525A LCS-1 5/1000
Misc : water
IntFile : events.e
Quant Time: Jun 3 8:47 2021 Quant Results File: DOC0525.RES

Vial: 3
Operator: MB
Inst : Apollo
Multiplr: 5.00

Method : G:\APOLLO\DATA\210525\DOC0525.M (Chemstation Integrator)
Title : 8015 B&C
Last Update : Wed May 26 06:37:42 2021
Response via : Multiple Level Calibration

Volume Inj. : 2UL
Signal Phase : DB-5
Signal Info : FID02A

Compound	R.T.	Response	Conc Units
System Monitoring Compounds			
3) SA Ortho-Terphenyl(S)	7.50	136303071	140.014 ppb
Surrogate Spike 150.000		Recovery =	93.34%
4) SA Octacosane(S)	9.76	109785555	146.678 ppb
Surrogate Spike 150.000		Recovery =	97.79%
Target Compounds			
1) HATM Diesel (C10-C24)	6.46	1350990480	1614.461 ppb
2) HBTM Motor Oil (C24-C40)	14.75	1176582943	1934.667 ppb

Target Compounds

(f)=RT Delta > 1/2 Window (m)=manual int.

Data File: G:\APOLLO\DATA\210525\525103.D
Sample : 210525A LCS-1 5/1000

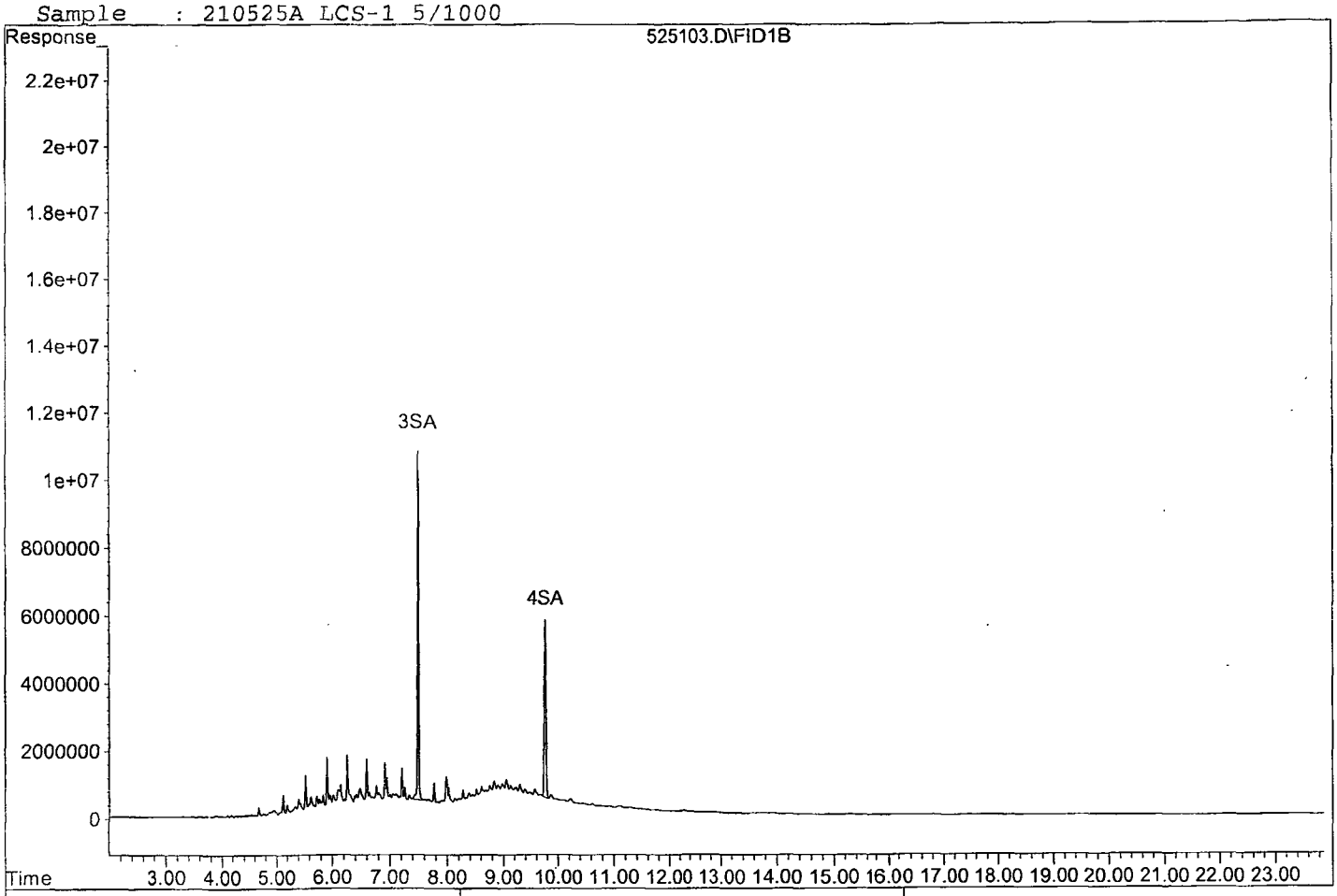

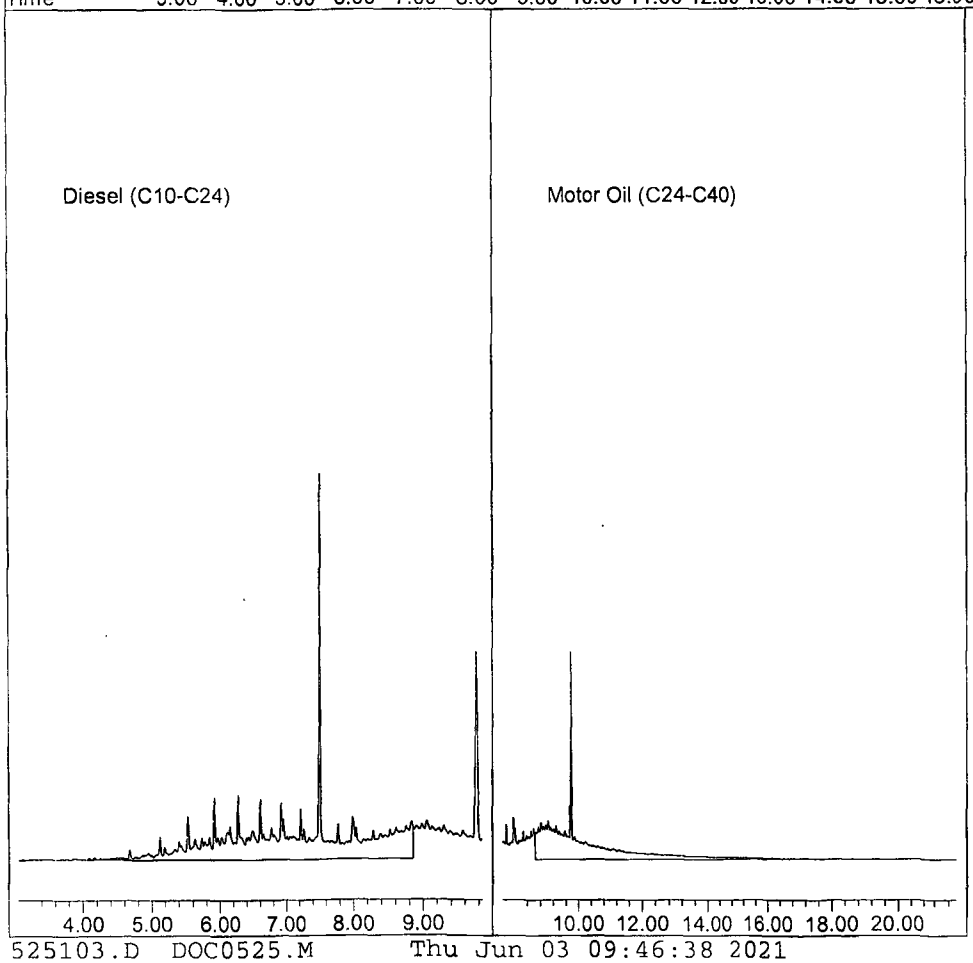

Quantitation Report (QT Reviewed)

Data File : G:\APOLLO\DATA\210525\525104.D Vial: 4
Acq On : 6-2-21 15:18:51 Operator: MB
Sample : 210525A LCSD-1 5/1000 Inst : Apollo
Misc : water Multiplr: 5.00
IntFile : events.e
Quant Time: Jun 3 9:41 2021 Quant Results File: DEC0504.RES

Method : G:\APOLLO\DATA\210513\DEC0504.M (Chemstation Integrator)
Title : 8015 B&C
Last Update : Tue May 04 17:12:27 2021
Response via : Multiple Level Calibration

Volume Inj. : 2UL
Signal Phase : DB-5
Signal Info : FID02A

Compound	R.T.	Response	Conc	Units	
System Monitoring Compounds					
1) SC Decanoic Acid(S)	0.00	0	N.D.	ppb	d
Surrogate Spike 120.000		Recovery =	0.00%		

Target Compounds

Target Compounds

(f)=RT Delta > 1/2 Window (m)=manual int.

Quantitation Report (Not Reviewed)

Data File : G:\APOLLO\DATA\210525\525104.D Vial: 4
Acq On : 6-2-21 15:18:51 Operator: MB
Sample : 210525A LCSD-1 5/1000 Inst : Apollo
Misc : water Multiplr: 5.00
IntFile : events.e
Quant Time: Jun 3 8:47 2021 Quant Results File: DOC0525.RES

Method : G:\APOLLO\DATA\210525\DOC0525.M (Chemstation Integrator)
Title : 8015 B&C
Last Update : Wed May 26 06:37:42 2021
Response via : Multiple Level Calibration

Volume Inj. : 2UL
Signal Phase : DB-5
Signal Info : FID02A

Compound	R.T.	Response	Conc Units
System Monitoring Compounds			
3) SA Ortho-Terphenyl(S)	7.50	127852690	131.334 ppb
Surrogate Spike 150.000		Recovery =	87.56%
4) SA Octacosane(S)	9.76	105560321	141.033 ppb
Surrogate Spike 150.000		Recovery =	94.02%
Target Compounds			
1) HATM Diesel (C10-C24)	6.46	1366613860	1633.132 ppb
2) HBTM Motor Oil (C24-C40)	14.75	1170359098	1924.433 ppb

Target Compounds

(f)=RT Delta > 1/2 Window (m)=manual int.

Data File: G:\APOLLO\DATA\210525\525104.D
Sample : 210525A LCSD-1 5/1000

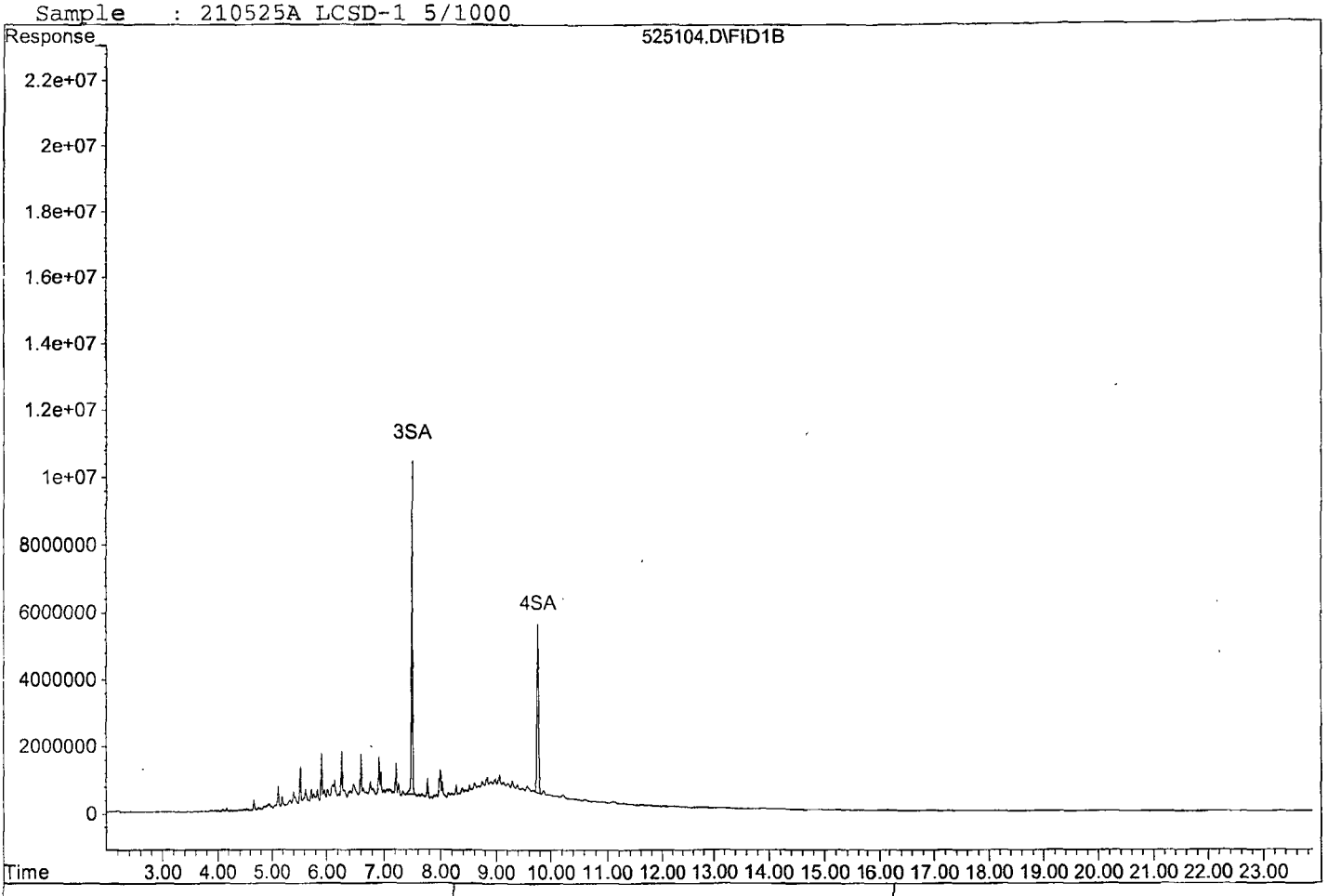

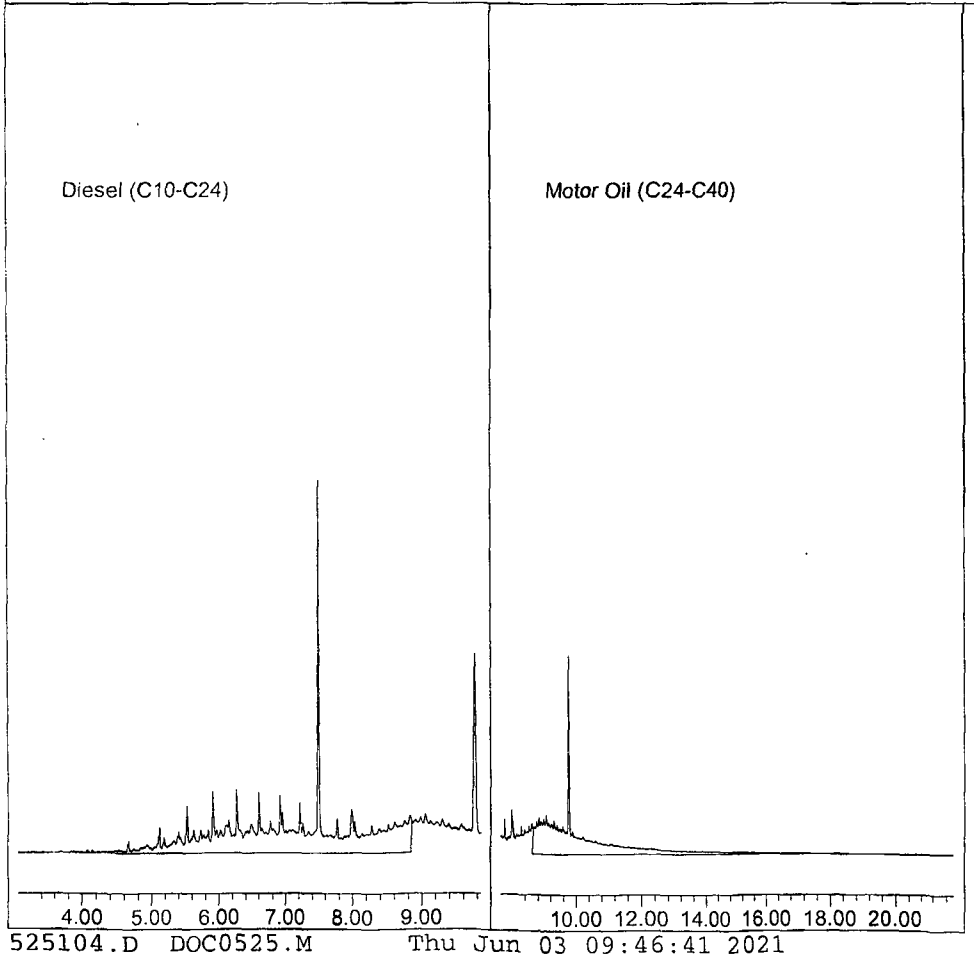

525104.D DOC0525.M Thu Jun 03 09:46:41 2021

Diesel Motor Oil Calibration Curve

Prep'd By (

Prep Date 05/06/21

Exp Date 05/06/22

Name of Initial Standard (from contianer Label)	Supplier	Supplier P/N# (or APPL Mix Name)	Conc. (ug/mL)	Lot # with QA # (or reference to APPL prep date)	Exp Date
Diesel Motor Oil Calibration STD -2	AAPL	TNRCC Diesel /Motor Oil 1	10	04/21/21	05/06/22
Diesel Motor Oil Calibration STD-3	AAPL	TNRCC Diesel /Motor Oil 2	50	04/21/21	05/06/22
Diesel Motor Oil Calibration STD	Restek	TNRCC Diesel /Motor Oil 3	2000	04/21/21	05/06/22
Diesel Motor Oil Calibration STD	Restek	TNRCC Diesel /Motor Oil 4	2000	04/21/21	05/06/22
Diesel Motor Oil Calibration STD	Restek	TNRCC Diesel /Motor Oil 5	2000	04/21/21	05/06/22
Diesel Motor Oil Calibration STD	Restek	TNRCC Diesel /Motor Oil 6	2000	04/21/21	05/06/22
Diesel Motor Oil Calibration STD	Restek	TNRCC Diesel /Motor Oil 7	2000	04/21/21	05/06/22

(Initials) MB

Final Standard Information			
Aliquot from Stock	Final Volume	Solvent	Final Standard Conc (ug/mL)
100 uL	200 uL	MC	5
200 uL	1 mL	MC	10
25 uL	1mL	MC	50
125 uL	1mL	MC	250
500 uL	1 mL	MC	1000
750 uL	1 mL	MC	1500
100uL	100 uL	MC	2000

Diesel / Motor Oil Calibration Standard

Prepared: 02/11/21

Expires: 01/28/22

Methylene Chloride Lot No. 58059

Prepared By (Initials): SS

Initial Standard Information							Final Standard Information			
Name of Initial Standard (QAU Label)	Supplier	Supplier Part No.	Conc. (ug/mL)	Lot Number - QA Number	Exp. Date (1 yr.)	Exp. Date (Manufacturer)	Aliquot From Stock	Final Volume	Solvent	Final Standard Conc. (ug/mL)
Diesel Fuel #2	Restek	31258	50,000	A0156490-50991,50992,51528	01/28/22	02/26/27	400uL	10mL	MC	2000
Motor Oil	Restek	31464	50,000	A0155668-50514 A0160024-5153 A0157842-50994	01/28/22	01/31/27	400uL			2000
THC Surrogate	Phenova	ALO-130161	600	CL15440-50948	02/01/22	06/30/25	1666uL			100

Diesel / Motor Oil Second Source

Prepared: 07/21/20

Expires: 07/21/21

Methylene Chloride Lot No. 58059

Prepared By (Initials): SS

Initial Standard Information							Final Standard Information			
Name of Initial Standard (QAU Label)	Supplier	Supplier Part No.	Conc. (ug/mL)	Lot Number - QA Number	Exp. Date (1 yr.)	Exp. Date (Manufacturer)	Aliquot From Stock	Final Volume	Solvent	Final Standard Conc. (ug/mL)
Diesel Fuel #2 Second Source	Phenova	ALO-101287	50,000	CL13327-40550	07/21/21	02/28/22	50uL	10mL	MC	250
Motor Oil Second Source	Absolute	51094	50,000	010918-39581	07/21/21	01/09/23	50uL			

Diesel Motor Oil CCV

Prepared By (Initials): MB

Prep Date	05/25/21
Exp Date	10/16/21
Methylene Chloride Lot No.	59353

Initial Standard Information						Final Standard Information			
Name of Initial Standard (QAU Label)	Supplier	APPL Mix name	Conc.(ug/mL)	Reference to APPL Prep Date and Lot #'s	Exp Date	Aliquot from Stock	Final Volume	Solvent	Final Standard Conc (ug/mL)
Diesel-Motor Oil Standard	Restek	Diesel Motor Oil CCV	2000	Perp'd: 09/05/20 A0154201-50381, 50522, 50526, AO155668-50515,50518,50519 cl 15440-50421	06/30/25	1250 uL	10mL	MC	250

Name of Final Standard	Diesel Motor Oil Standard	MB
Prep Date	05/25/21	
Exp Date	05/25/22	
MC		

Initial Standard Information						Final Standard Information			
Name of Standard	Supplier	Supplier P/N# (or APPL Mix Name)	Conc.(ug/mL)	Lot # QA Number	Exp. Date	Aliquot from Stock	Final Volume	solvent	Final Standard Conc (range)
Diesel Fuel #2	Restek	31258	50,000	A0156569-51860	46,446	400 uL	10 mL	MC	2000 ug/mL
Motor Oil	Restek	31464	50,000	A0160024-51534	46,538	400 uL	10 mL	MC	2000 ug/mL
THC Surrogate	Phenova	ALO-130161	600	CL15440-50952	06/30/25	1666uL	10 mL	MC	100 ug/mL

Name of Final Standard	THC Surrogate	Prep'd By (Initials)	MB
Prep Date	05/18/21		
Exp Date	05/18/22		

Initial Standard Information						Final Standard Information			
Name of Initial Standard (QAU Label)	Supplier	Supplier Part No.	Conc.(mg/L))	Lot # with QA # (or reference to APPL prep date)	EXP DATE (1Yr)	Exp Date (Manufacturer)	Aliquot from Stock	Final Volume	Final Solvent + Lot# (or APPL Prep Date)
O-terphenyl/ Octacosane Mix	Phhenova	ALO-130161	600 mg/L	CL15902-51799	04/27/22	10/31/25	NA	NA	NA

Final Standard Conc (range)
600 mg/L

Organic Extraction Worksheet

Method	Continuous Liq/Liq TPH-Diesel/MO 3520C	Extraction Set	210525A	Extraction Method	LIQ005	Units	mL

Spiked ID 1	Diesel Motor Oil Mix 4-15-21 4-15-22		Surrogate ID 1	THC Surrogate 5-18-21 5-18-22	
Spiked ID 2	Decanoic 1000ug/mL Acid Solution 5-22-21 5-22-22		Surrogate ID 2		
Spiked ID 3			Surrogate ID 3		
Spiked ID 4			Surrogate ID 4		
Spiked ID 5			Surrogate ID 5		
Spiked ID 6			Sufficient Vol for Matrix QC:	NO	
Spiked ID 7			Ext. Start Time:	05/25/21 14:57	
Spiked ID 8			Ext. End Time:	05/26/21 9:00	
			GC Requires Extract By:		

pH1	2	05/25/21 12:10	Water Bath Temp 1 °C	40/37.5 °C
pH2			Water Bath Temp 2 °C	39/42.1
pH3			Water Bath Temp 3 °C	35/34.5 °C

Spiked By: KY **Date** 05/25/21 **Witnessed By:** YL **Date** 05/25/21

	Sample	Sample Container	Spike Amount	Spike ID	Surrogate Amount	Surrogate ID	Extract Amount	Final Volume	pH	Extract Date/Time	Comments
1	210525A Blk		0.050	2	0.250	1	1000	5	2	05/25/21 12:20	*
						equip	E-HP10 E-WB1				
2	210525A LCS-1		0.080,0.050	1,2	0.250	1	1000	5	2	05/25/21 12:20	*
						equip	E-HP9 E-WB2				
3	210525A LCSD-1		0.080,0.050	1,2	0.250	1	1000	5	2	05/25/21 12:20	*
						equip	E-HP8 E-WB3				
4	BA32616	BA32616W08	0.050	2	0.250	1	1040	5	2	05/25/21 12:20	96188 RE-EXTRACT *
						equip	E-HP7 E-WB1				
5	BA32947	BA32947W08	0.050	2	0.250	1	1040	5	2	05/25/21 12:20	96269 *
						equip	E-HP6 E-WB2				
6	BA33035	BA33035W08	0.050	2	0.250	1	1040	5	2	05/25/21 12:20	96282 *
						equip	E-HP4 E-WB3				
7	BA33037	BA33037W07	0.050	2	0.250	1	1040	5	2	05/25/21 12:20	96282 *
						equip	E-HP3 E-WB1				

Solvent and Lot#	
1+1 HCL (5mLs)	60282
PH Strips	HCL148594
Dicholormethane	60338
Filter Paper	400181
Sodium Sulfate	2020120870
Silica gel (*)	050627T

Extraction COC Transfer	
Extraction lab employee Initials	KY
GC analyst's initials	MB
Date	
Time	
Refrigerator	HOBART

	Technician's Initials
Scanned By	YL
Sample Preparation	YL
Extraction	YL
Concentration	YL

Modified	06/02/21 8:16:16 AM

Reviewed By: KY **Date** 06/02/21

Injection Log

Directory: G:\APOLLO\DATA\210423\

Line	Vial	FileName	Multiplier	SampleName	Misc Info	Injected
1	31	423331.D	1	Decanoic Acid STD-1	water	5-4-21 13:02:57
2	32	423332.D	1	Decanoic Acid STD-2	water	5-4-21 13:31:11
3	33	423333.D	1	Decanoic Acid STD-3	water	5-4-21 13:59:39
4	34	423334.D	1	Decanoic Acid STD-4	water	5-4-21 14:28:01
5	35	423335.D	1	Decanoic Acid STD-5	water	5-4-21 14:56:23
6	36	423336.D	1	Decanoic Acid STD-6	water	5-4-21 15:24:41
7	4	525004.D	1	DMO STD-1 05-25-21	water	5-25-21 16:52:49
8	5	525005.D	1	DMOS STD-2 05-25-21	water	5-25-21 17:21:00
9	6	525006.D	1	DMO STD-3 05-125-21	water	5-25-21 17:49:08
10	7	525007.D	1	DMO STD-4 05-25-21	water	5-25-21 18:17:24
11	8	525008.D	1	DMO-STD-5 05-25-21	water	5-25-21 18:45:28
12	9	525009.D	1	DMOS-STD 6 05-25-21	water	5-25-21 19:13:36
13	10	525010.D	1	DMO-STD 7 05-25-21	water	5-25-21 19:41:44
14	11	525011.D	1	DMO-STD SS 05-25-21	water	5-25-21 20:09:50
15	100	525100.D	1	Diesel Motor Oil CCv 05/	water	6-2-21 13:26:22
16	1	525101.D	1	Deacnoic Acid CCV 05/04/21	water	6-2-21 13:54:29
17	2	525102.D	5	210525A BLK 5/1000	water	6-2-21 14:22:35
18	3	525103.D	5	210525A LCS-1 5/1000	water	6-2-21 14:50:43
19	4	525104.D	5	210525A LCSD-1 5/1000	water	6-2-21 15:18:51
20	6	525106.D	4.80769	BA32947W08 5/1040	water	6-2-21 16:15:11
21	9	525109.D	1	Deacnoic Acid CCV 05/04/21	water	6-2-21 17:39:38
22	10	525110.D	1	Diesel Motor oil CCV 05/25/21	water	6-2-21 18:07:46

ORGANICS

Calibration Data

TPH Extractables
DOC0525

Form 6
Initial Calibration

Lab Name: APPL, Inc.
Case No:
Matrix: Water

SDG No:
Initial Cal. Date: 5/25/2021
Instrument: Apollo

Initials: MB

		Compound	1	2	3	4	5	6	7				Avg	%RSD	Type	r^2	Q
			525004.D	525005.D	525006.D	525007.D	525008.D	525009.D	525010.D								
1	HATM	Diesel (C10-C24)		2678669	2011588	1966384	1899323	2039512	1956611				2092014	14	HATM		
2	HBTM	Motor Oil (C24-C40)		2088040	1454456	1403002	1344042	1443115	1389714				1520395	18	HBTM		
3	SA	Ortho-Terphenyl(S)		3254067	2533714	2341131	2086885	2225479	2161118				2433732	18	SA		
4	SA	Octacosane(S)		2285719	1847331	1802330	1725558	1821275	1744969				1871197	11	SA		
5																	
6																	
7																	
8																	
9																	
10																	
11																	
12																	
13																	
14																	
15																	
16																	
17																	
18																	
19																	
20																	
21																	
22																	
23																	
24																	
25																	
26																	
27																	
28																	
29																	
30																	
31																	
32																	
33																	
34																	
35																	

1.749969

Quantitation Report (Not Reviewed)

Data File : G:\APOLLO\DATA\210525\525004.D Vial: 4
Acq On : 5-25-21 16:52:49 Operator: MB
Sample : DMO STD-1 05-25-21 Inst : Apollo
Misc : water Multiplr: 1.00
IntFile : events.e
Quant Time: May 26 6:38 2021 Quant Results File: DOC0525.RES

Method : G:\APOLLO\DATA\210525\DOC0525.M (Chemstation Integrator)
Title : 8015 B&C
Last Update : Wed May 26 06:37:42 2021
Response via : Multiple Level Calibration

Volume Inj. : 2UL
Signal Phase : DB-5
Signal Info : FID02A

Compound	R.T.	Response	Conc Units
System Monitoring Compounds			
3) SA Ortho-Terphenyl(S)	7.50	2834267	0.582 ppb
Surrogate Spike 30.000	Recovery	=	1.94%
4) SA Octacosane(S)	9.77	1922152	0.514 ppb
Surrogate Spike 30.000	Recovery	=	1.71%
Target Compounds			
1) HATM Diesel (C10-C24)	6.46	43609284	10.423 ppb
2) HBTM Motor Oil (C24-C40)	14.75	39135760	12.870 ppb

Target Compounds

(f)=RT Delta > 1/2 Window (m)=manual int.

Data File: G:\APOLLO\DATA\210525\525004.D
Sample : DMO STD-1 05-25-21

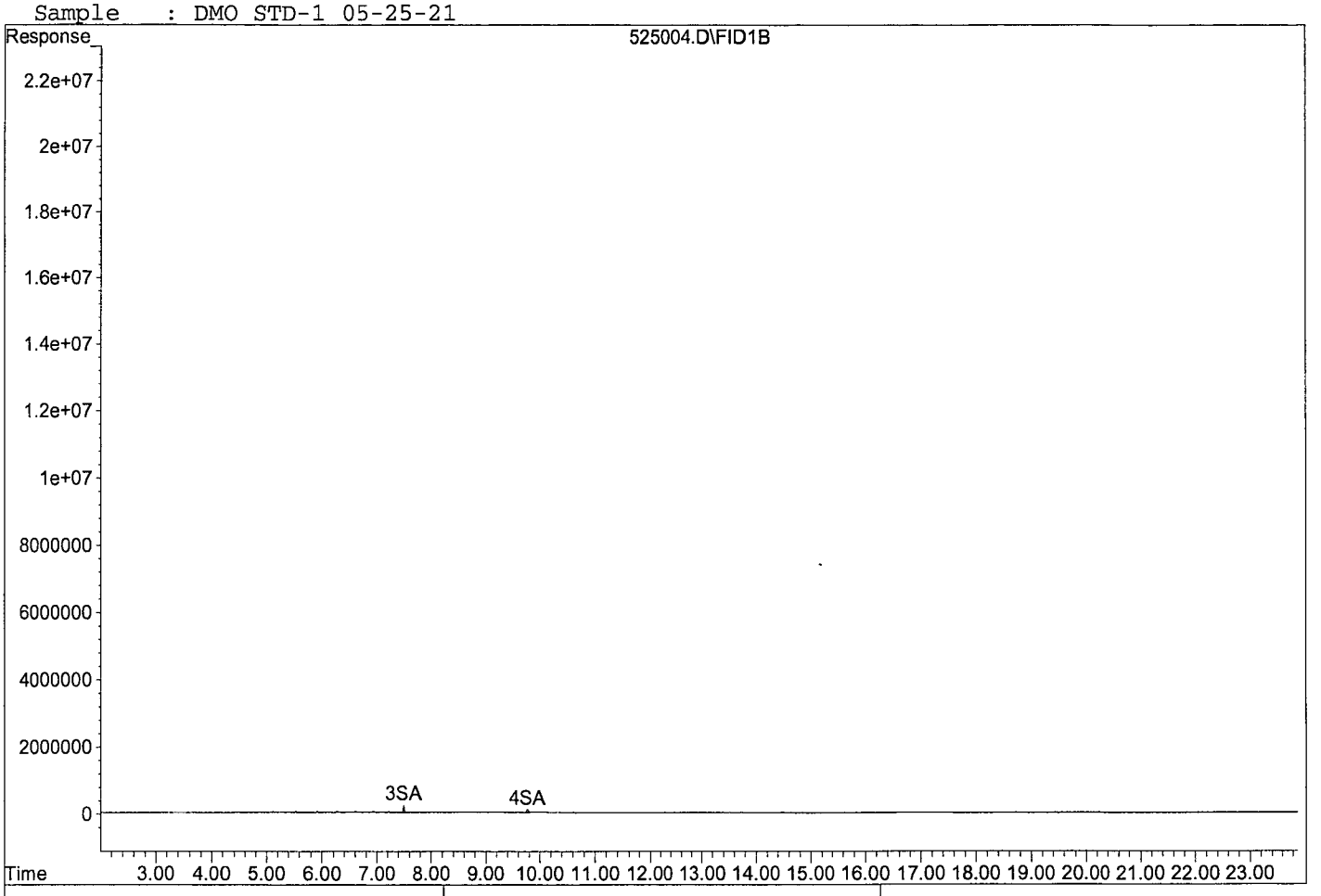



Quantitation Report (Not Reviewed)

Data File : G:\APOLLO\DATA\210525\525005.D Vial: 5
Acq On : 5-25-21 17:21:00 Operator: MB
Sample : DMOS STD-2 05-25-21 Inst : Apollo
Misc : water Multiplr: 1.00
IntFile : events.e
Quant Time: May 26 6:38 2021 Quant Results File: DOC0525.RES

Method : G:\APOLLO\DATA\210525\DOC0525.M (Chemstation Integrator)
Title : 8015 B&C
Last Update : Wed May 26 06:37:42 2021
Response via : Multiple Level Calibration

Volume Inj. : 2UL
Signal Phase : DB-5
Signal Info : FID02A

Compound	R.T.	Response	Conc Units
System Monitoring Compounds			
3) SA Ortho-Terphenyl(S)	7.50	3254067	0.669 ppb
Surrogate Spike 30.000		Recovery =	2.23%
4) SA Octacosane(S)	9.77	2285719	0.611 ppb
Surrogate Spike 30.000		Recovery =	2.04%
Target Compounds			
1) HATM Diesel (C10-C24)	6.46	53573372	12.804 ppb
2) HBTM Motor Oil (C24-C40)	14.75	41760796	13.734 ppb

Target Compounds

(f)=RT Delta > 1/2 Window (m)=manual int.

Data File: G:\APOLLO\DATA\210525\525005.D
Sample : DMOS STD-2 05-25-21

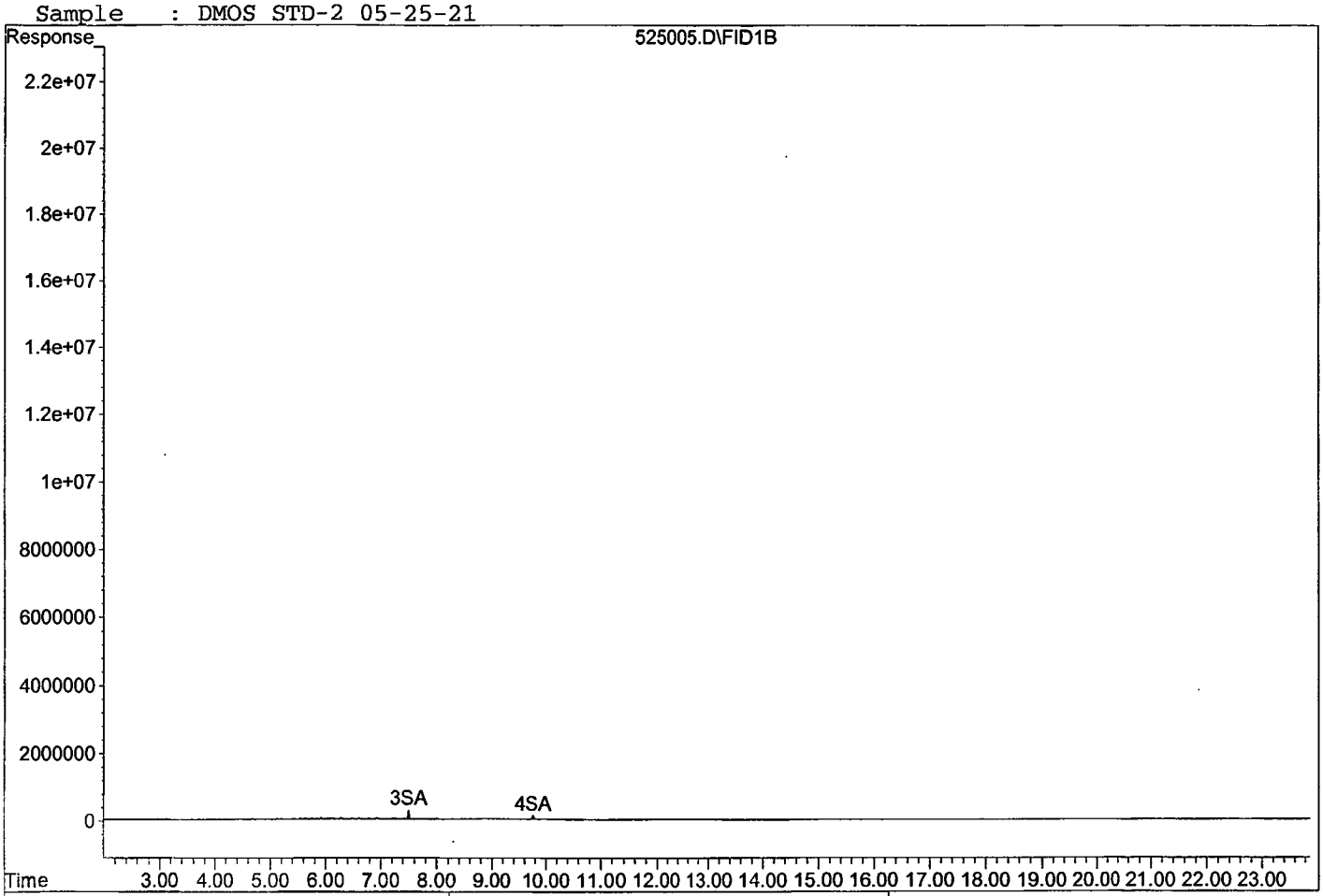

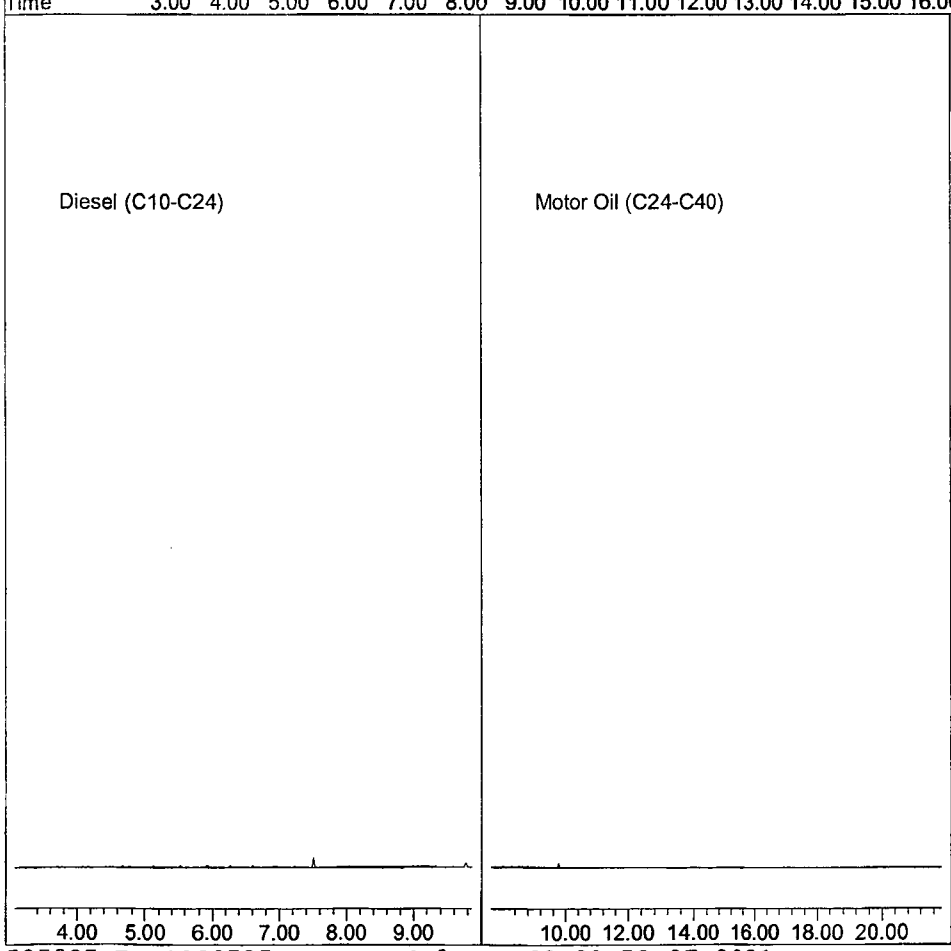

Quantitation Report (Not Reviewed)

Data File : G:\APOLLO\DATA\210525\525006.D Vial: 6
Acq On : 5-25-21 17:49:08 Operator: MB
Sample : DMO STD-3 05-125-21 Inst : Apollo
Misc : water Multiplr: 1.00
IntFile : events.e
Quant Time: May 26 6:38 2021 Quant Results File: DOC0525.RES

Method : G:\APOLLO\DATA\210525\DOC0525.M (Chemstation Integrator)
Title : 8015 B&C
Last Update : Wed May 26 06:37:42 2021
Response via : Multiple Level Calibration

Volume Inj. : 2UL
Signal Phase : DB-5
Signal Info : FID02A

Compound	R.T.	Response	Conc Units
System Monitoring Compounds			
3) SA Ortho-Terphenyl(S)	7.50	12668571	2.603 ppb
Surrogate Spike 30.000		Recovery =	8.68%
4) SA Octacosane(S)	9.77	9236655	2.468 ppb
Surrogate Spike 30.000		Recovery =	8.23%
Target Compounds			
1) HATM Diesel (C10-C24)	6.46	201158836	48.078 ppb
2) HBTM Motor Oil (C24-C40)	14.75	145445564	47.832 ppb

Target Compounds

(f)=RT Delta > 1/2 Window (m)=manual int.

Data File: G:\APOLLO\DATA\210525\525006.D
Sample : DMO STD-3 05-125-21

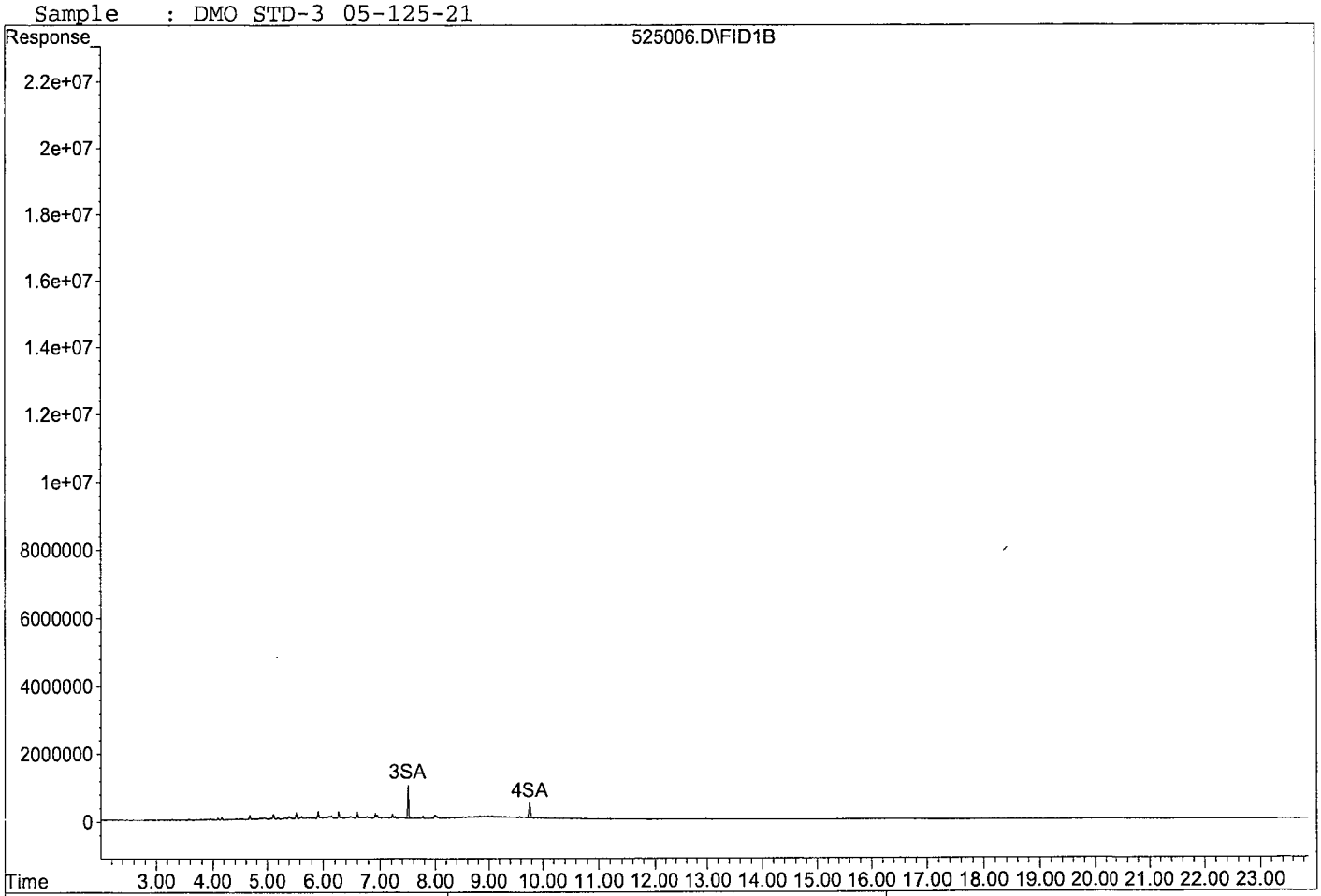

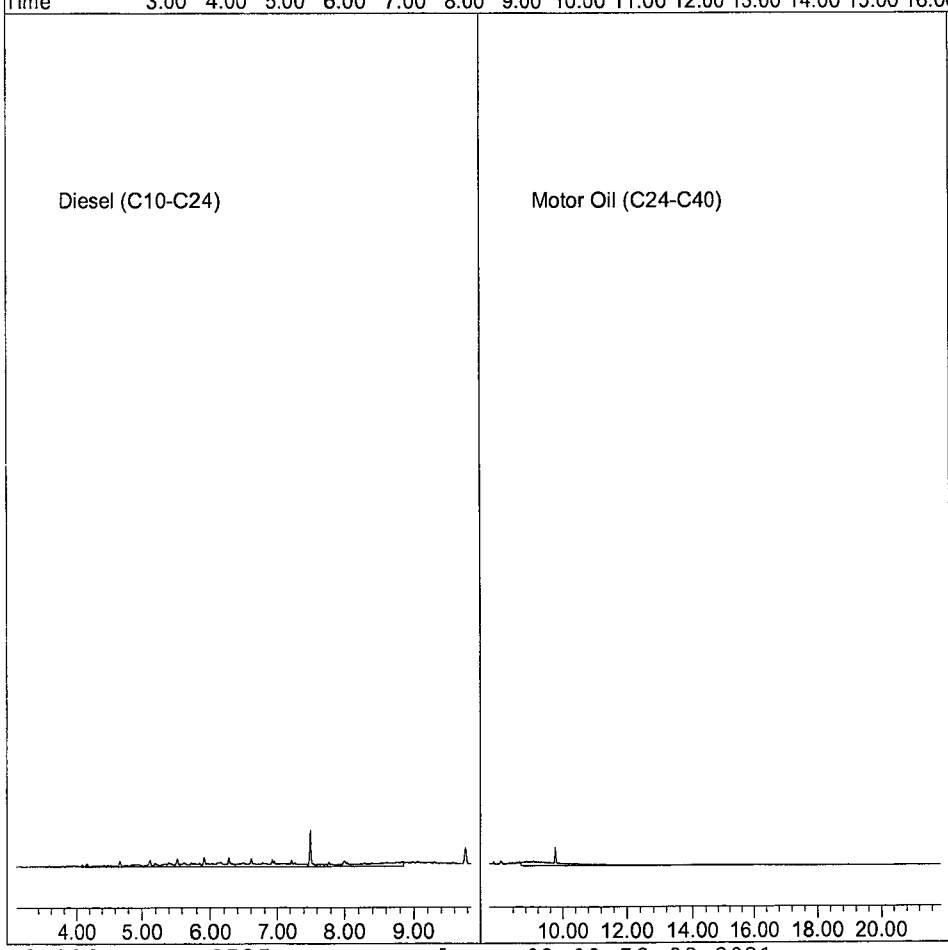

Quantitation Report (Not Reviewed)

Data File : G:\APOLLO\DATA\210525\525007.D Vial: 7
Acq On : 5-25-21 18:17:24 Operator: MB
Sample : DMO STD-4 05-25-21 Inst : Apollo
Misc : water Multiplr: 1.00
IntFile : events.e
Quant Time: May 26 6:38 2021 Quant Results File: DOC0525.RES

Method : G:\APOLLO\DATA\210525\DOC0525.M (Chemstation Integrator)
Title : 8015 B&C
Last Update : Wed May 26 06:37:42 2021
Response via : Multiple Level Calibration

Volume Inj. : 2UL
Signal Phase : DB-5
Signal Info : FID02A

Compound	R.T.	Response	Conc Units
System Monitoring Compounds			
3) SA Ortho-Terphenyl(S)	7.50	58528267	12.024 ppb
Surrogate Spike 30.000		Recovery =	40.08%
4) SA Octacosane(S)	9.77	45058258	12.040 ppb
Surrogate Spike 30.000		Recovery =	40.13%
Target Compounds			
1) HATM Diesel (C10-C24)	6.46	983192079	234.987 ppb
2) HBTM Motor Oil (C24-C40)	14.75	701500965	230.697 ppb

Target Compounds

(f)=RT Delta > 1/2 Window (m)=manual int.

Data File: G:\APOLLO\DATA\210525\525007.D
Sample : DMO STD-4 05-25-21

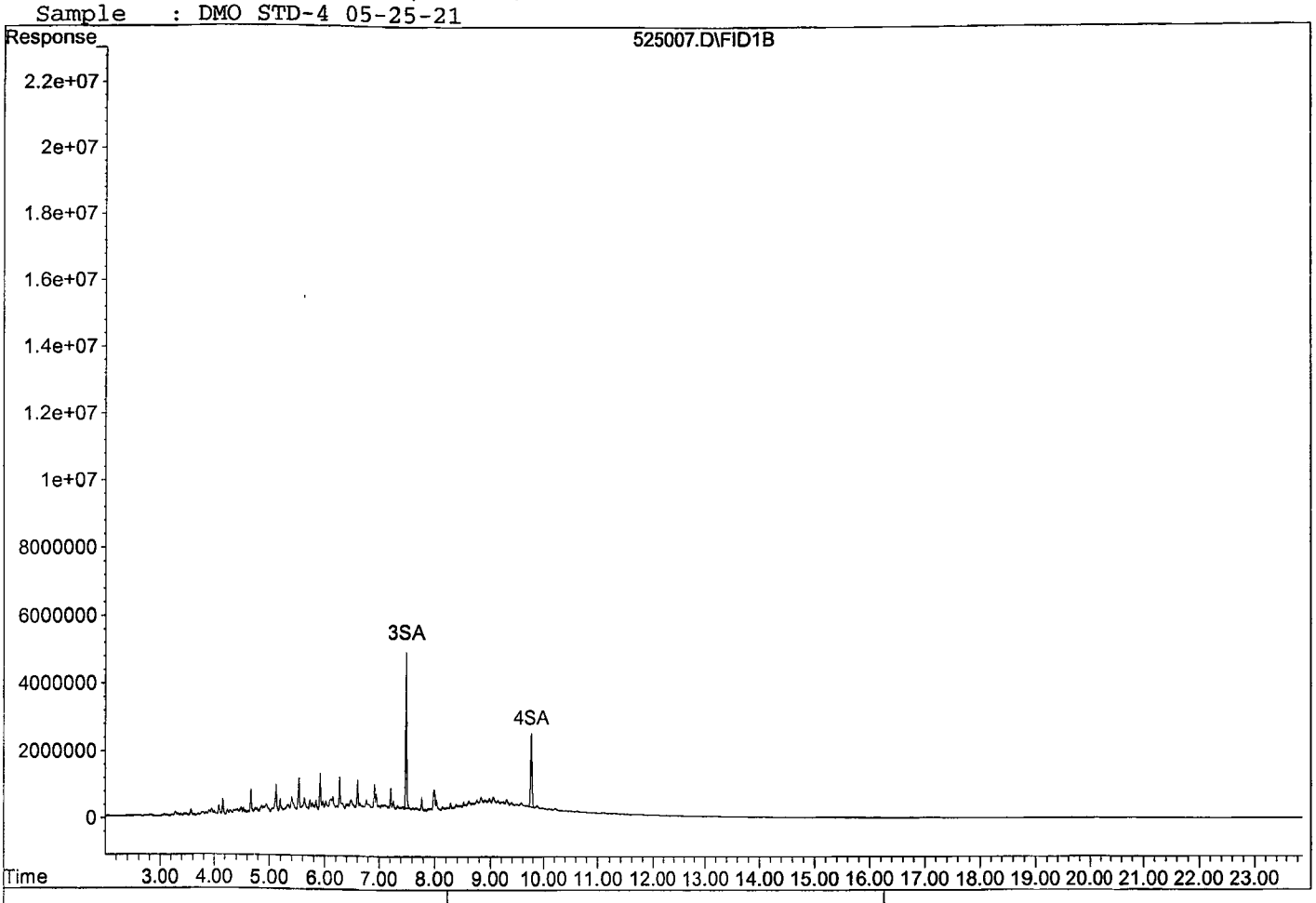

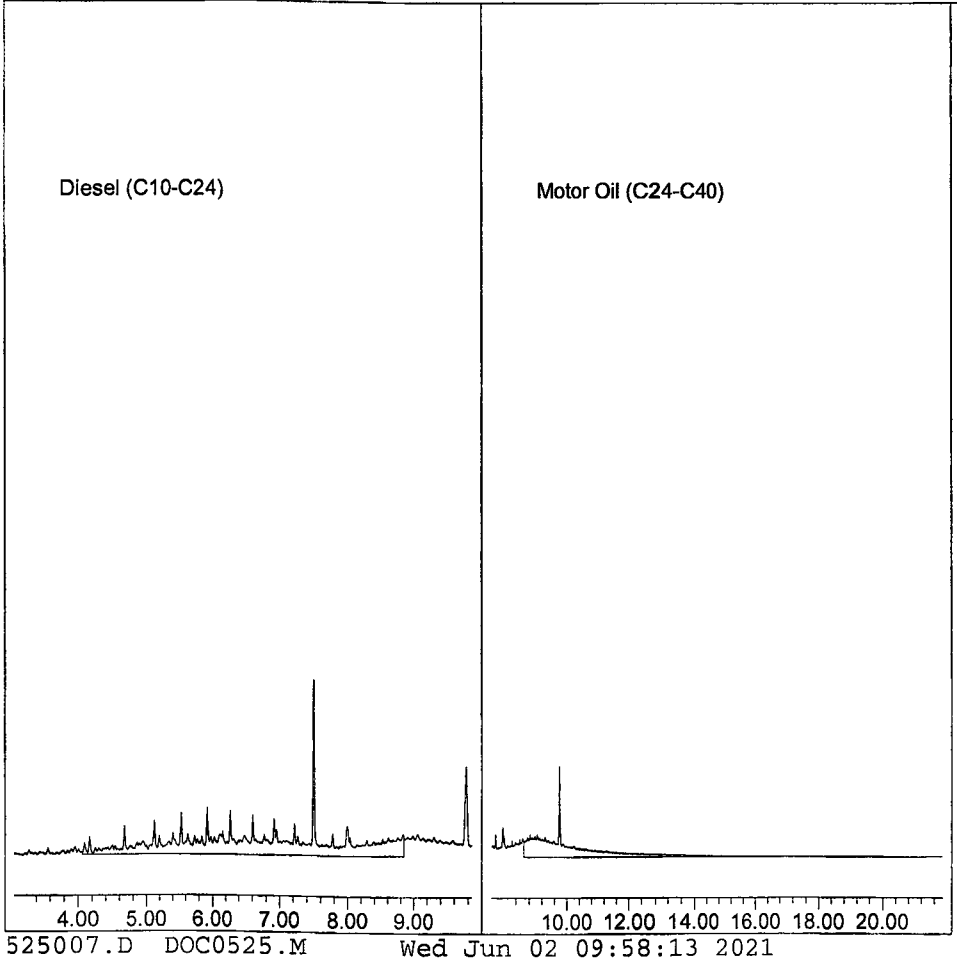

Quantitation Report (Not Reviewed)

Data File : G:\APOLLO\DATA\210525\525008.D Vial: 8
Acq On : 5-25-21 18:45:28 Operator: MB
Sample : DMO-STD-5 05-25-21 Inst : Apollo
Misc : water Multiplr: 1.00
IntFile : events.e
Quant Time: May 26 6:38 2021 Quant Results File: DOC0525.RES

Method : G:\APOLLO\DATA\210525\DOC0525.M (Chemstation Integrator)
Title : 8015 B&C
Last Update : Wed May 26 06:37:42 2021
Response via : Multiple Level Calibration

Volume Inj. : 2UL
Signal Phase : DB-5
Signal Info : FID02A

Compound	R.T.	Response	Conc Units
System Monitoring Compounds			
3) SA Ortho-Terphenyl(S)	7.51	208688471	42.874 ppb
Surrogate Spike 30.000		Recovery =	142.91%
4) SA Octacosane(S)	9.78	172555813	46.108 ppb
Surrogate Spike 30.000		Recovery =	153.69%
Target Compounds			
1) HATM Diesel (C10-C24)	6.46	3798646132	907.892 ppb
2) HBTM Motor Oil (C24-C40)	14.75	2688083188	884.008 ppb

Target Compounds

(f)=RT Delta > 1/2 Window (m)=manual int.

Data File: G:\APOLLO\DATA\210525\525008.D
Sample : DMO-STD-5 05-25-21

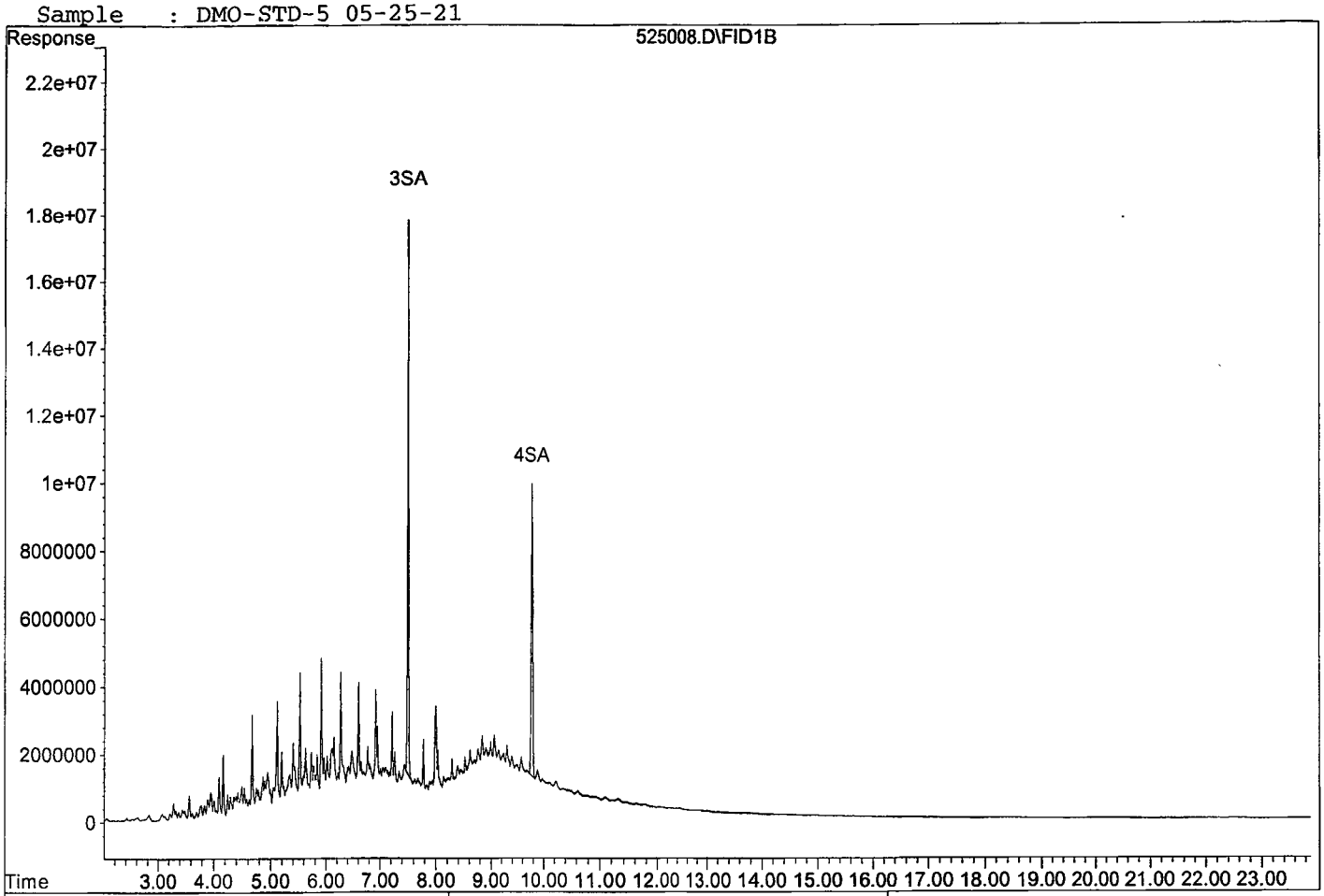

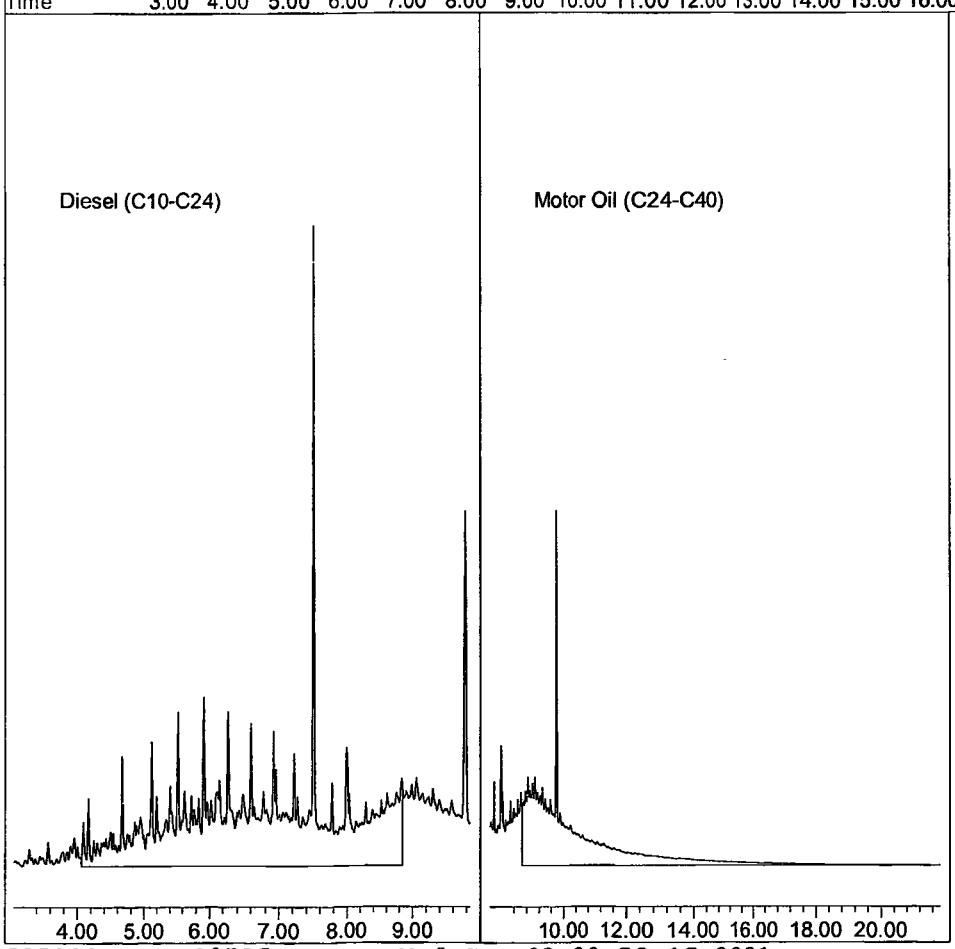

Quantitation Report (Not Reviewed)

Data File : G:\APOLLO\DATA\210525\525009.D Vial: 9
Acq On : 5-25-21 19:13:36 Operator: MB
Sample : DMOS-STD 6 05-25-21 Inst : Apollo
Misc : water Multiplr: 1.00
IntFile : events.e
Quant Time: May 26 6:38 2021 Quant Results File: DOC0525.RES

Method : G:\APOLLO\DATA\210525\DOC0525.M (Chemstation Integrator)
Title : 8015 B&C
Last Update : Wed May 26 06:37:42 2021
Response via : Multiple Level Calibration

Volume Inj. : 2UL
Signal Phase : DB-5
Signal Info : FID02A

Compound	R.T.	Response	Conc Units
System Monitoring Compounds			
3) SA Ortho-Terphenyl(S)	7.51	333821867	68.582 ppb
Surrogate Spike 30.000		Recovery =	228.61%
4) SA Octacosane(S)	9.78	273191182	72.999 ppb
Surrogate Spike 30.000		Recovery =	243.33%
Target Compounds			
1) HATM Diesel (C10-C24)	6.46	6118534727	1462.355 ppb
2) HBTM Motor Oil (C24-C40)	14.75	4329345488	1423.757 ppb

Target Compounds

(f)=RT Delta > 1/2 Window (m)=manual int.

Data File: G:\APOLLO\DATA\210525\525009.D
Sample : DMOS-STD 6 05-25-21

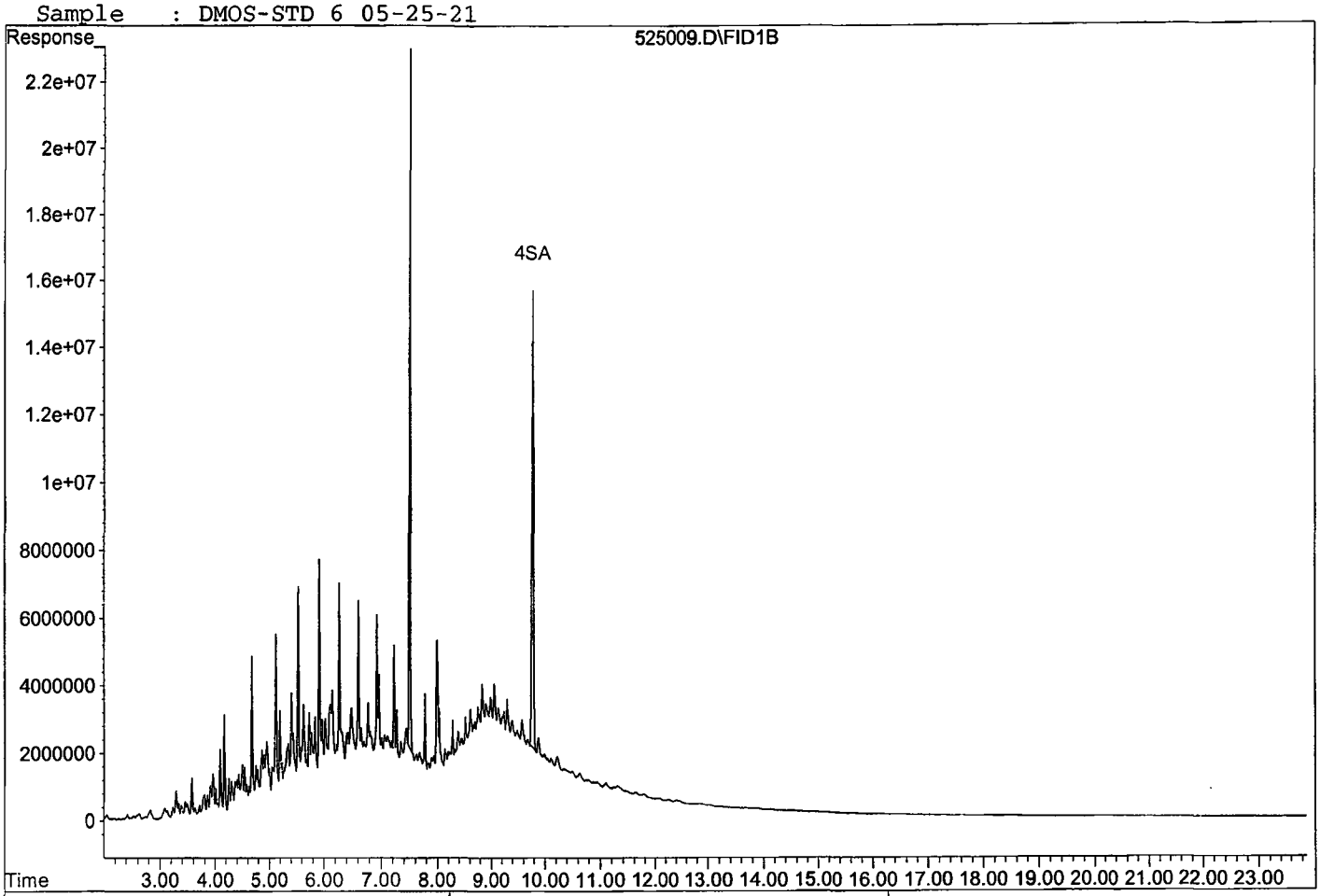

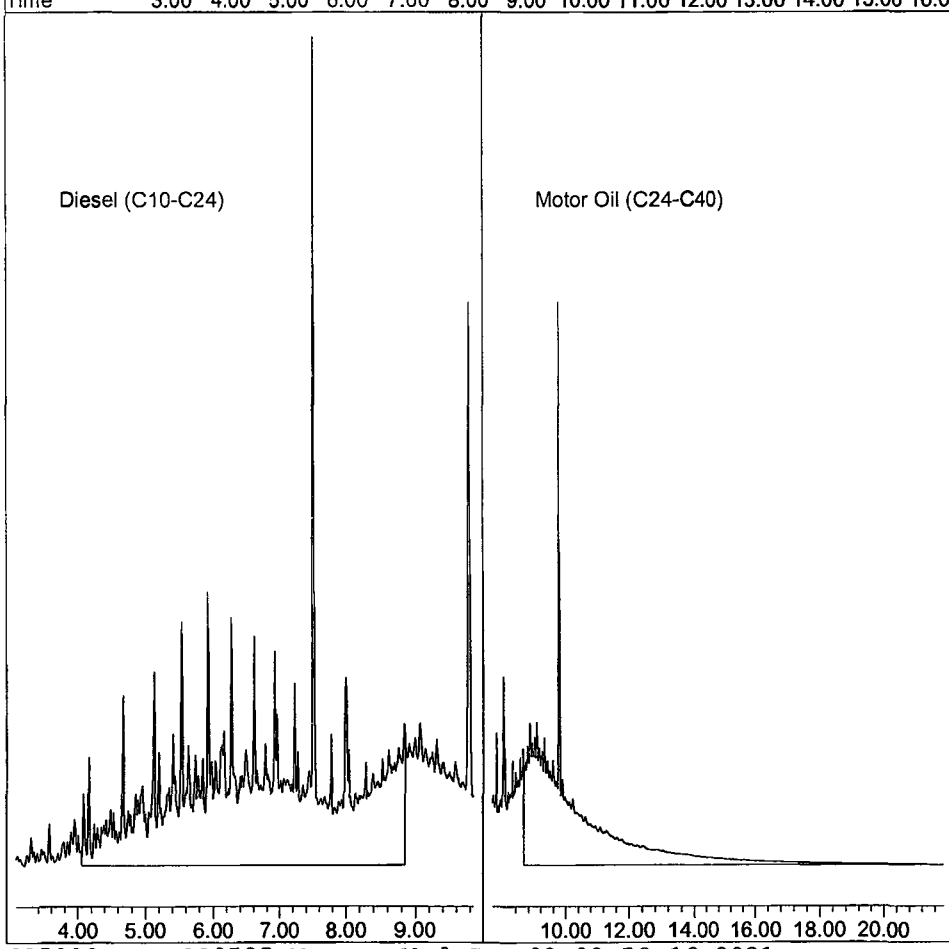

Quantitation Report (Not Reviewed)

Data File : G:\APOLLO\DATA\210525\525010.D Vial: 10
Acq On : 5-25-21 19:41:44 Operator: MB
Sample : DMO-STD 7 05-25-21 Inst : Apollo
Misc : water Multiplr: 1.00
IntFile : events.e
Quant Time: May 26 6:38 2021 Quant Results File: DOC0525.RES

Method : G:\APOLLO\DATA\210525\DOC0525.M (Chemstation Integrator)
Title : 8015 B&C
Last Update : Wed May 26 06:37:42 2021
Response via : Multiple Level Calibration

Volume Inj. : 2UL
Signal Phase : DB-5
Signal Info : FID02A

Compound	R.T.	Response	Conc	Units
System Monitoring Compounds				
3) SA Ortho-Terphenyl(S)	7.51	432223523	88.798	ppb
Surrogate Spike 30.000		Recovery =	295.99%	
4) SA Octacosane(S)	9.79	348993780	93.254	ppb
Surrogate Spike 30.000		Recovery =	310.85%	
Target Compounds				
1) HATM Diesel (C10-C24)	6.46	7826442466	1870.552	ppb
2) HBTM Motor Oil (C24-C40)	14.75	5558856787	1828.097	ppb

Target Compounds

(f)=RT Delta > 1/2 Window (m)=manual int.

Data File: G:\APOLLO\DATA\210525\525010.D
Sample : DMO-STD 7 05-25-21

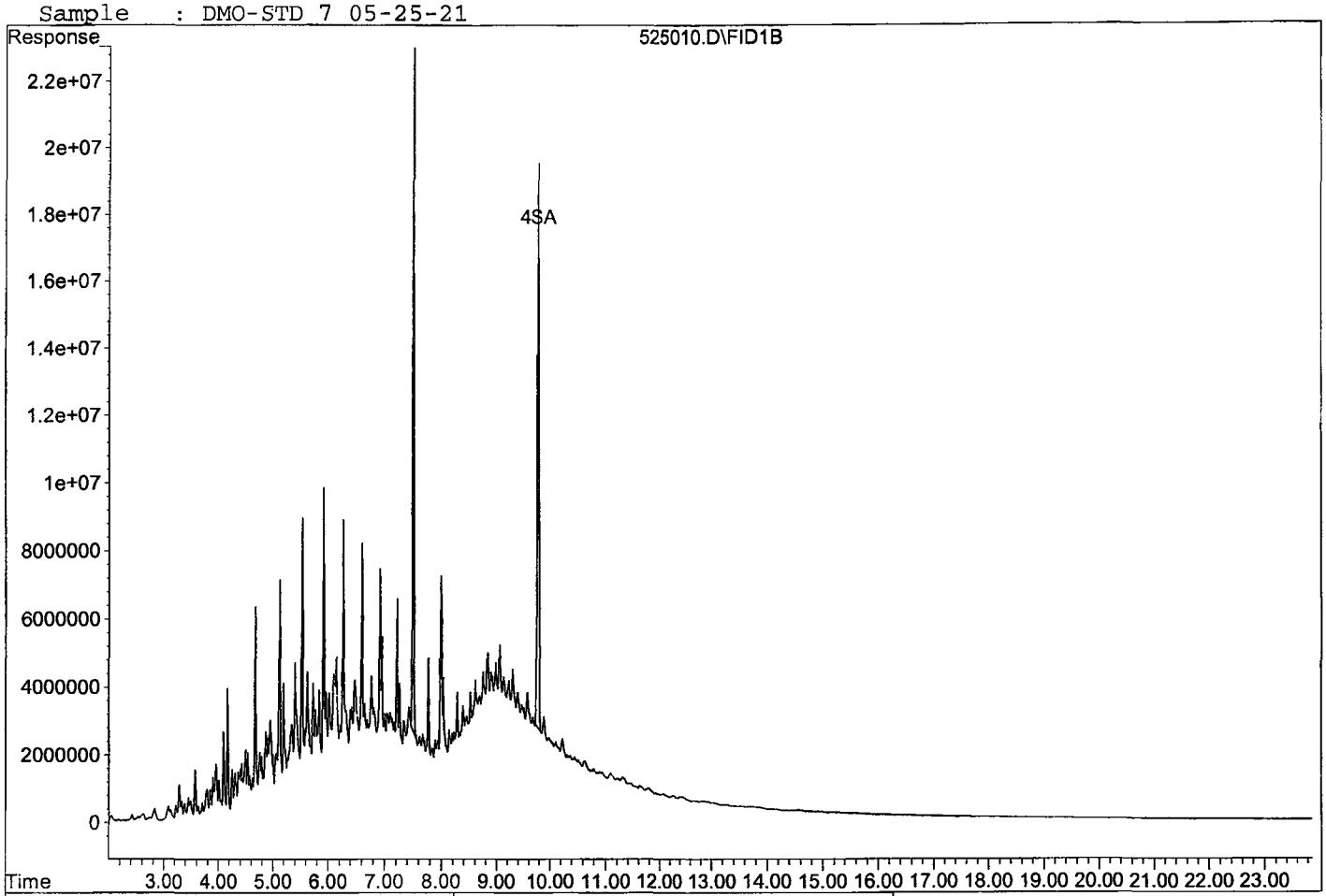

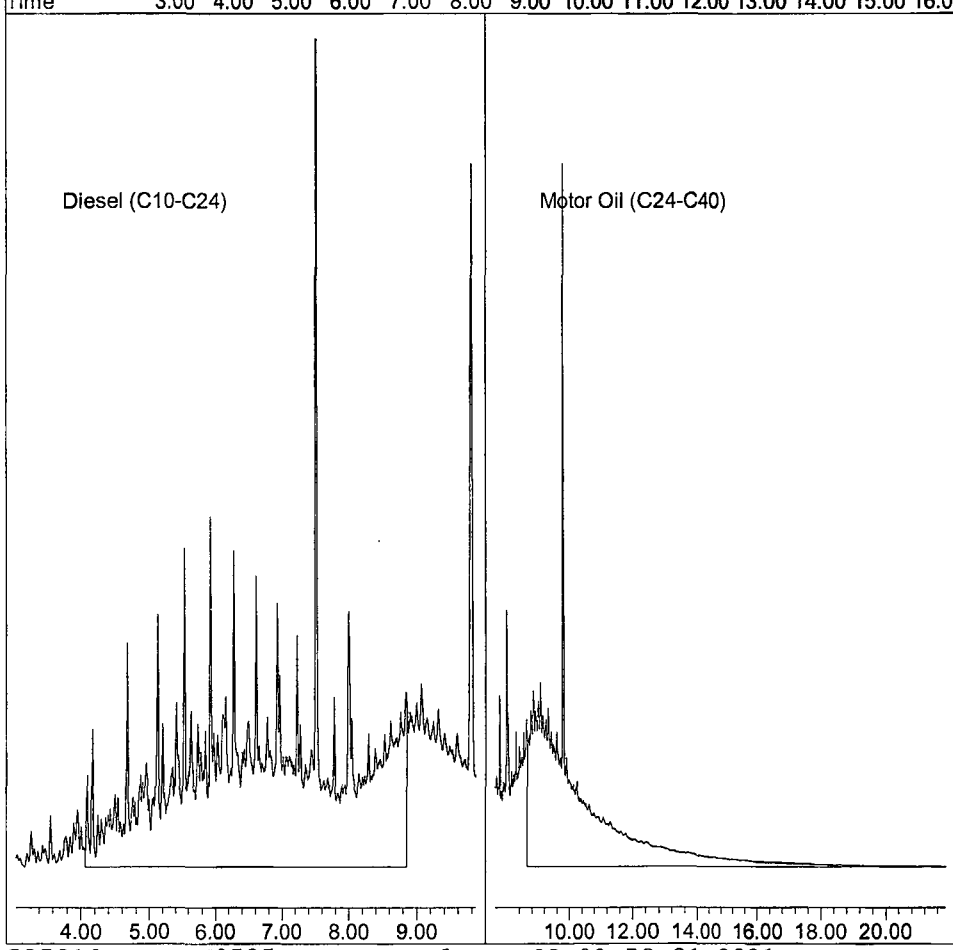

TPH Extractables
DOC0525

Form 7

Second Source Calibration

Lab Name: APPL, Inc.
Case No:
Matrix: Water

SDG No:
Date Analyzed: 5/25/2021
Instrument: Apollo
Initial Cal. Date: 5/25/2021
Data File: 525011.D

		Compound	MEAN	CCRF	%D		%Drift
1	HATM	Diesel (C10-C24)	2092010	2163690	3.4	HATM	
2	HBTM	Motor Oil (C24-C40)	1520390	1633000	7.4	HBTM	
3							
4							
5							
6							
7							
8							
9							
10							
11							
12							
13							
14							
15							
16							
17							
18							
19							
20							
21							
22							
23							
24							
25							
26							
27							
28							
29							
30							
31							
32							
33							
34							
35							
36							
37							
38							
39							
40							
		Average			5.4		

Quantitation Report (Not Reviewed)

Data File : G:\APOLLO\DATA\210525\525011.D Vial: 11
Acq On : 5-25-21 20:09:50 Operator: MB
Sample : DMO-STD SS 05-25-21 Inst : Apollo
Misc : water Multiplr: 1.00
IntFile : events.e
Quant Time: May 26 6:38 2021 Quant Results File: DOC0525.RES

Method : G:\APOLLO\DATA\210525\DOC0525.M (Chemstation Integrator)
Title : 8015 B&C
Last Update : Wed May 26 06:37:42 2021
Response via : Multiple Level Calibration

Volume Inj. : 2UL
Signal Phase : DB-5
Signal Info : FID02A

Compound	R.T.	Response	Conc Units
System Monitoring Compounds			
3) SA Ortho-Terphenyl(S)	7.51	4092829	0.841 ppb
Surrogate Spike 30.000	Recovery	=	2.80%
4) SA Octacosane(S)	9.75	135276	0.036 ppb
Surrogate Spike 30.000	Recovery	=	0.12%
Target Compounds			
1) HATM Diesel (C10-C24)	6.46	1081842953	258.565 ppb
2) HBTM Motor Oil (C24-C40)	14.75	816499976	268.516 ppb

Target Compounds

(f)=RT Delta > 1/2 Window (m)=manual int.

Data File: G:\APOLLO\DATA\210525\525011.D
Sample : DMO-STD SS 05-25-21

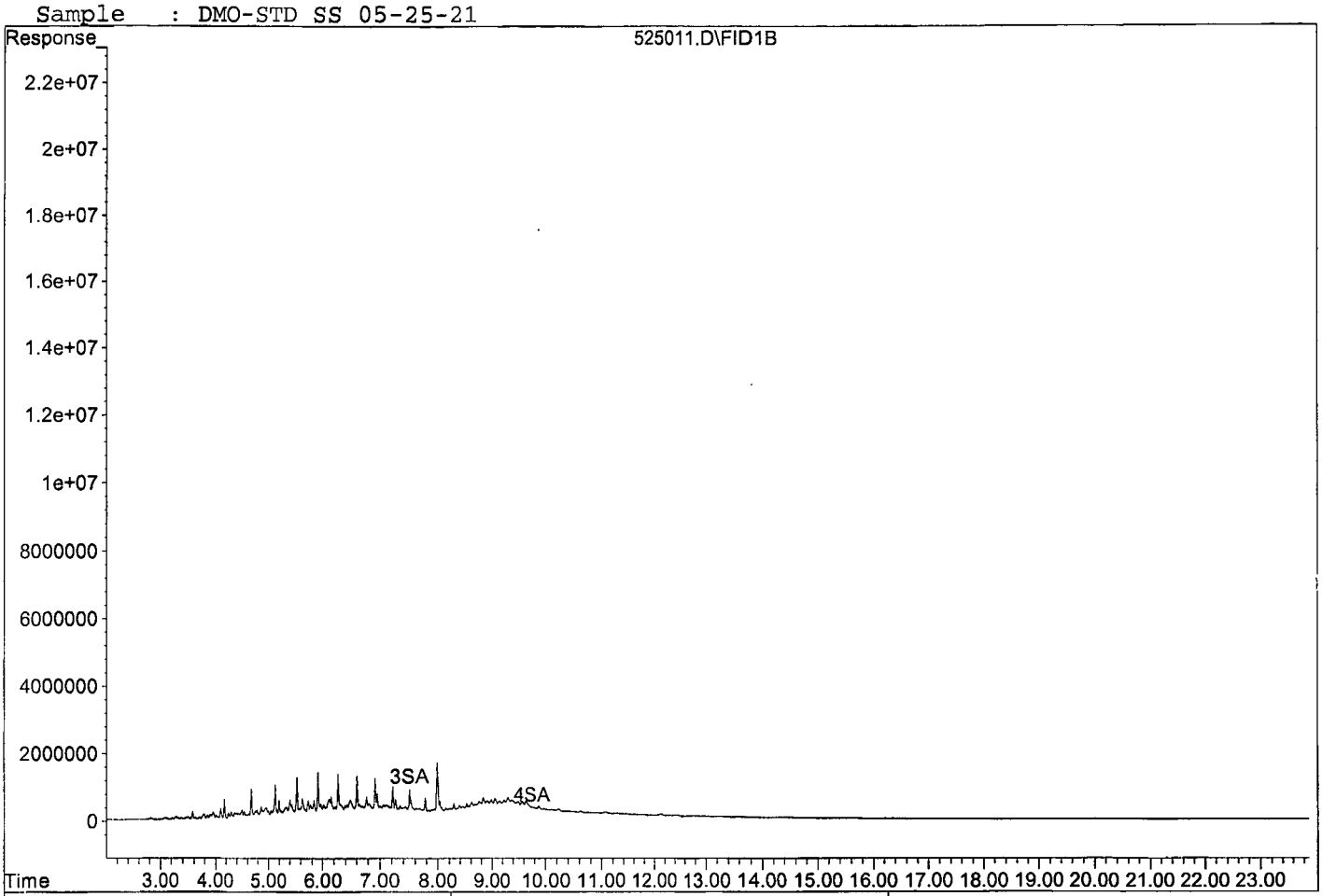

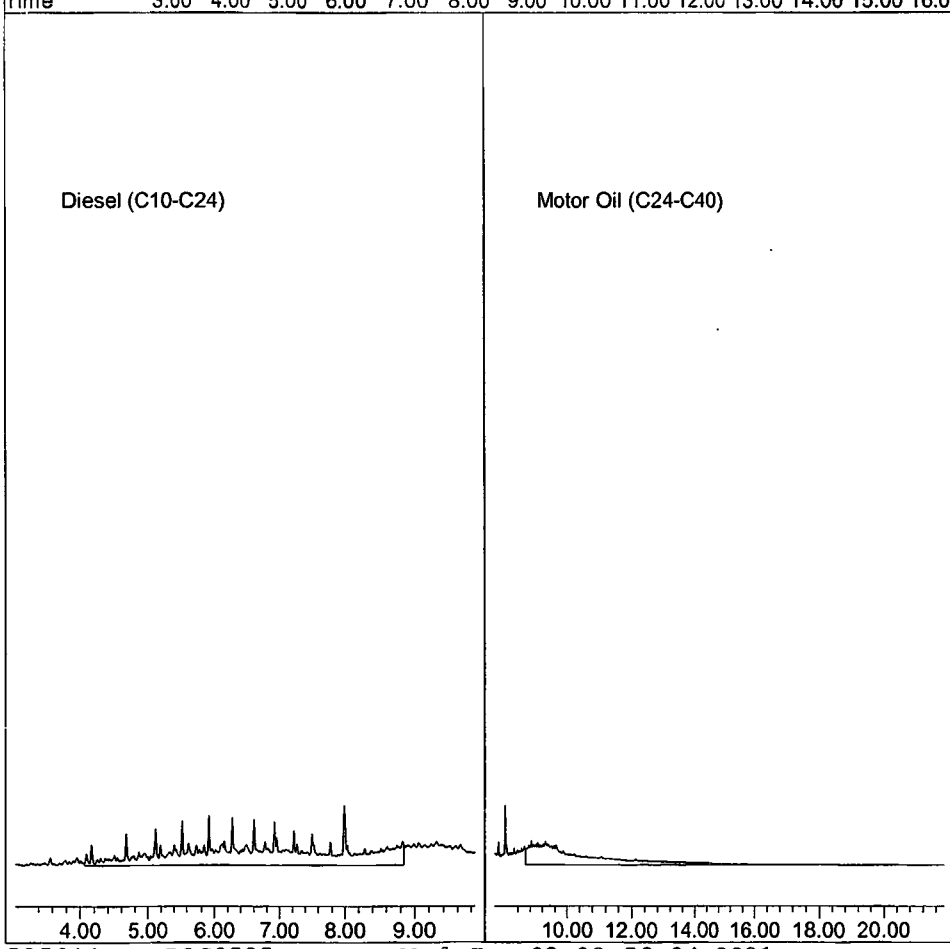

TPH Extractables
DOC0525

Form 7

Continuing Calibration

Lab Name: APPL, Inc.
Case No:
Matrix: Water

SDG No:
Date Analyzed: 5/26/2021
Instrument: Apollo
Initial Cal. Date: 5/25/2021
Data File: 525024.D

		Compound	MEAN	CCRF	%D	%Drift	
1	HATM	Diesel (C10-C24)	2092010	2141040	2.3	HATM	
2	HBTM	Motor Oil (C24-C40)	1520390	1525330	0.32	HBTM	
3	SA	Ortho-Terphenyl(S)	2433730	2497420	2.6	SA	
4	SA	Octacosane(S)	1871200	1954250	4.4	SA	
5							
6							
7							
8							
9							
10							
11							
12							
13							
14							
15							
16							
17							
18							
19							
20							
21							
22							
23							
24							
25							
26							
27							
28							
29							
30							
31							
32							
33							
34							
35							
36							
37							
38							
39							
40							
		Average			2.4		

Quantitation Report (Not Reviewed)

Data File : G:\APOLLO\DATA\210525\525024.D Vial: 24
Acq On : 5-26-21 2:16:08 Operator: MB
Sample : Diesel Motor Oil CCV 05/25/21 Inst : Apollo
Misc : water Multiplr: 1.00
IntFile : events.e
Quant Time: Jun 1 15:01 2021 Quant Results File: DOC0525.RES

Method : G:\APOLLO\DATA\210525\DOC0525.M (Chemstation Integrator)
Title : 8015 B&C
Last Update : Wed May 26 06:37:42 2021
Response via : Multiple Level Calibration

Volume Inj. : 2UL
Signal Phase : DB-5
Signal Info : FID02A

Compound	R.T.	Response	Conc Units
System Monitoring Compounds			
3) SA Ortho-Terphenyl(S)	7.50	62435460	12.827 ppb
Surrogate Spike 30.000		Recovery =	42.76%
4) SA Octacosane(S)	9.77	48856359	13.055 ppb
Surrogate Spike 30.000		Recovery =	43.52%
Target Compounds			
1) HATM Diesel (C10-C24)	6.46	1070517882	255.858 ppb
2) HBTM Motor Oil (C24-C40)	14.75	762663472	250.811 ppb
Target Compounds			

(f)=RT Delta > 1/2 Window (m)=manual int.

Quantitation Report

Data File: G:\APOLLO\DATA\210525\525024.D
Sample : Diesel Motor Oil CCV 05/25/21

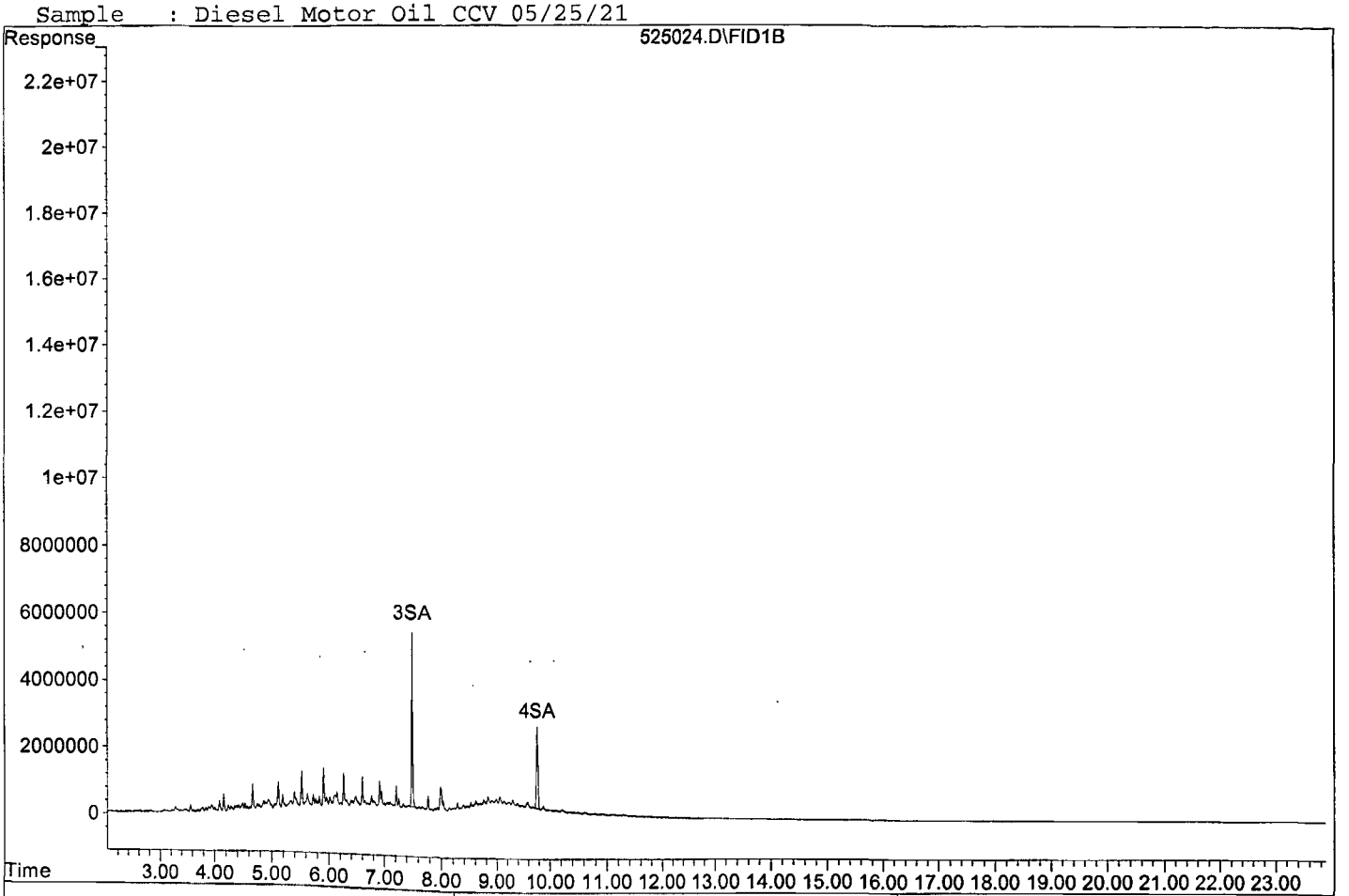

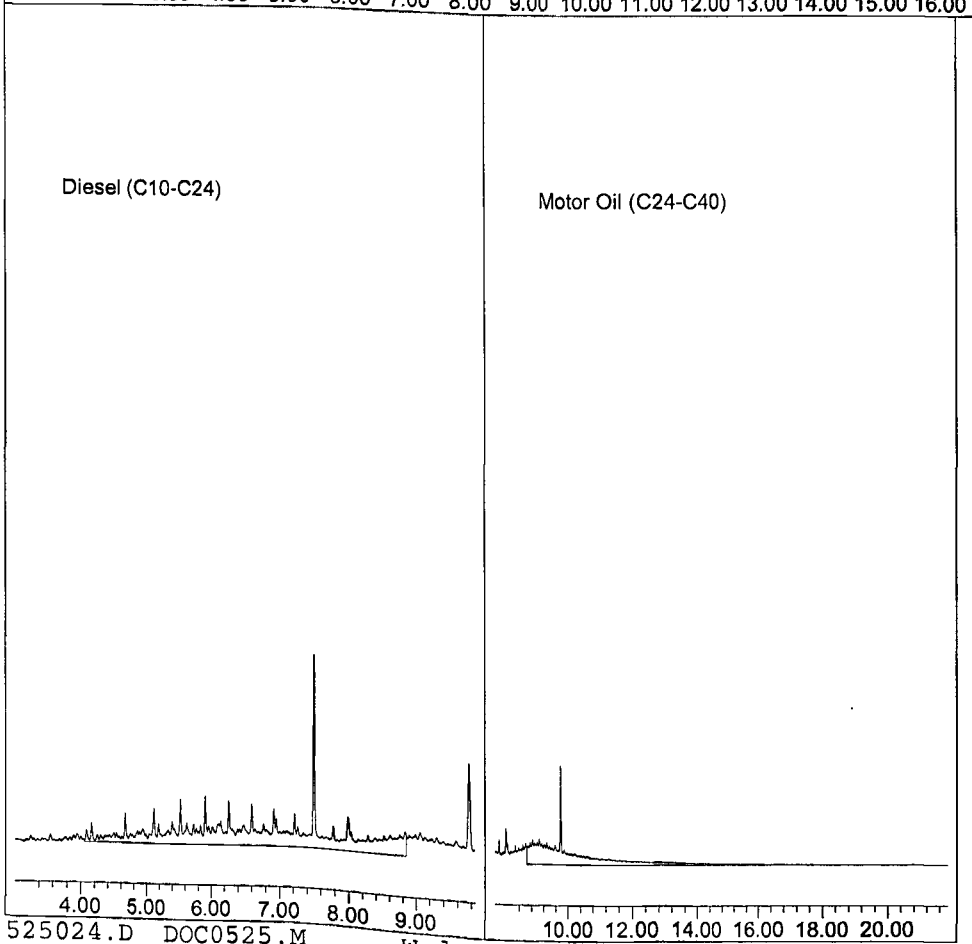

525024.D DOC0525.M Wed Jun 02 09:50:37 2021

ORGANICS

Raw Data

Quantitation Report (QT Reviewed)

Data File : G:\APOLLO\DATA\210525\525021.D Vial: 21
Acq On : 5-26-21 0:51:37 Operator: MB
Sample : BA32948 Inst : Apollo
Misc : water Multiplr: 5.00
IntFile : events.e
Quant Time: Jun 2 9:40 2021 Quant Results File: DOC0525.RES

Method : G:\APOLLO\DATA\210525\DOC0525.M (Chemstation Integrator)
Title : 8015 B&C
Last Update : Wed May 26 06:37:42 2021
Response via : Multiple Level Calibration

Volume Inj. : 2UL
Signal Phase : DB-5
Signal Info : FID02A

Compound	R.T.	Response	Conc Units
System Monitoring Compounds			
3) SA Ortho-Terphenyl(S)	7.50	120964046	124.258 ppb
Surrogate Spike 150.000		Recovery =	82.84%
4) SA Octacosane(S)	9.77	109575190	146.397 ppb
Surrogate Spike 150.000		Recovery =	97.60%
Target Compounds			
1) HATM Diesel (C10-C24)	6.46	85783922	102.514 ppb
2) HBTM Motor Oil (C24-C40)	14.75	87853230	144.458 ppb
Target Compounds			

(f)=RT Delta > 1/2 Window (m)=manual int.

Data File: G:\APOLLO\DATA\210525\525021.D
Sample : BA32948

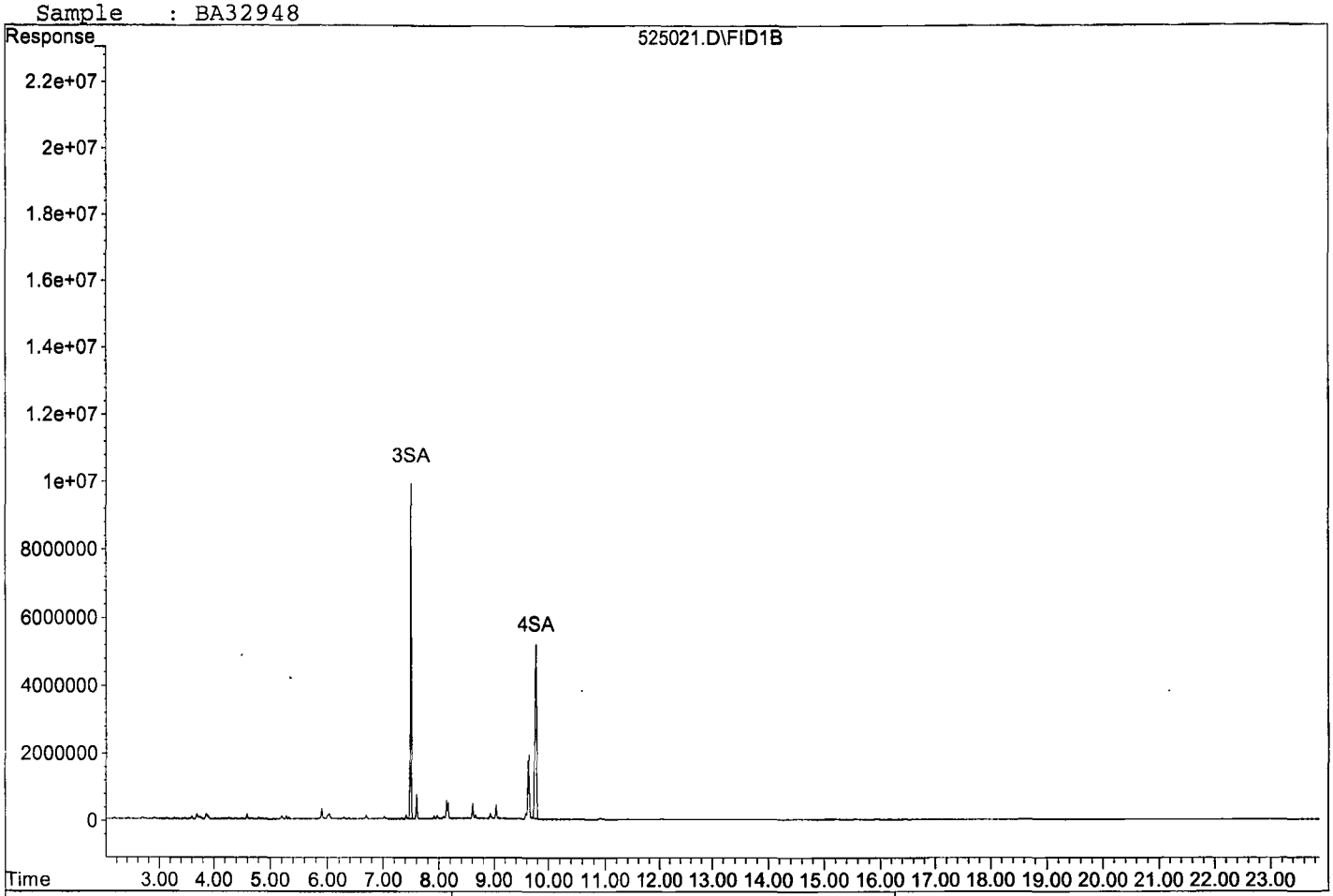

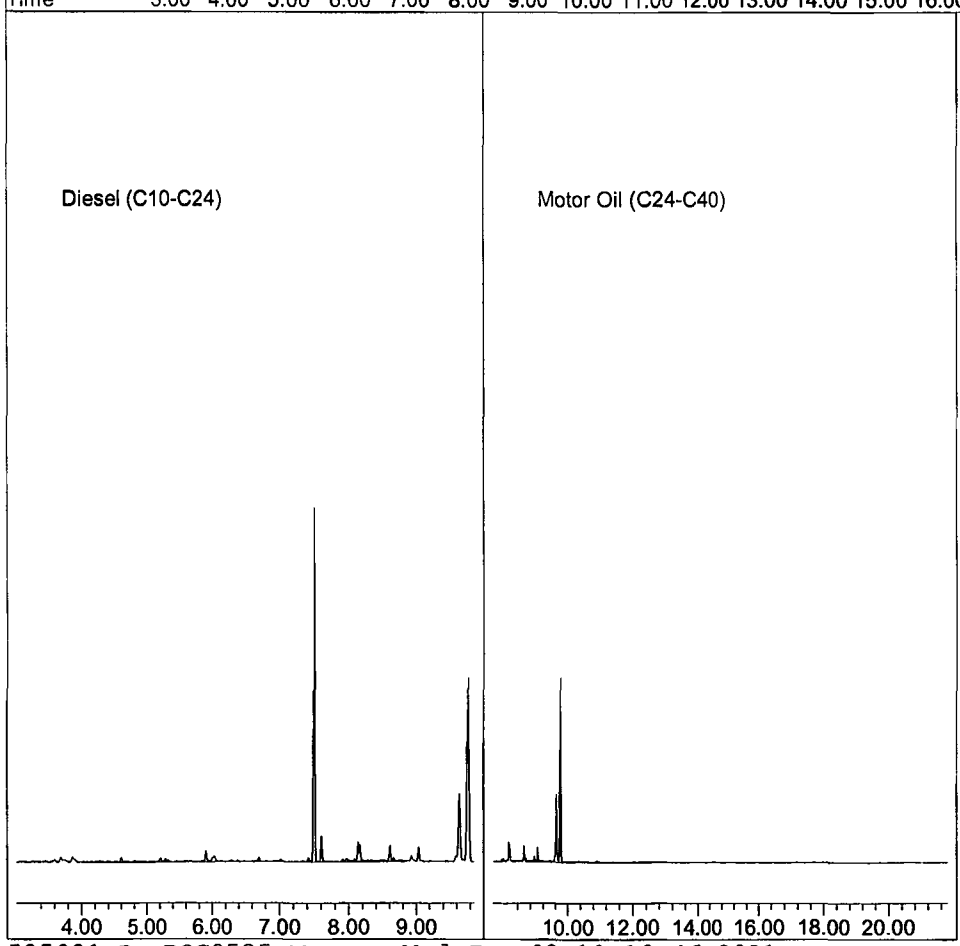

Quantitation Report (QT Reviewed)

Data File : G:\APOLLO\DATA\210525\525017.D Vial: 17
Acq On : 5-25-21 22:59:01 Operator: MB
Sample : 210524A BLk Inst : Apollo
Misc : water Multiplr: 5.00
IntFile : events.e
Quant Time: Jun 2 9:38 2021 Quant Results File: DOC0525.RES

Method : G:\APOLLO\DATA\210525\DOC0525.M (Chemstation Integrator)
Title : 8015 B&C
Last Update : Wed May 26 06:37:42 2021
Response via : Multiple Level Calibration

Volume Inj. : 2UL
Signal Phase : DB-5
Signal Info : FID02A

Compound	R.T.	Response	Conc Units
System Monitoring Compounds			
3) SA Ortho-Terphenyl(S)	7.50	120054619	123.324 ppb
Surrogate Spike 150.000		Recovery =	82.22%
4) SA Octacosane(S)	9.77	111777611	149.340 ppb
Surrogate Spike 150.000		Recovery =	99.56%
Target Compounds			
1) HATM Diesel (C10-C24)	6.46	81148986	96.975 ppb
2) HBTM Motor Oil (C24-C40)	14.75	69411832	114.135 ppb

Target Compounds

(f)=RT Delta > 1/2 Window (m)=manual int.

Data File: G:\APOLLO\DATA\210525\525017.D
Sample : 210524A BLk

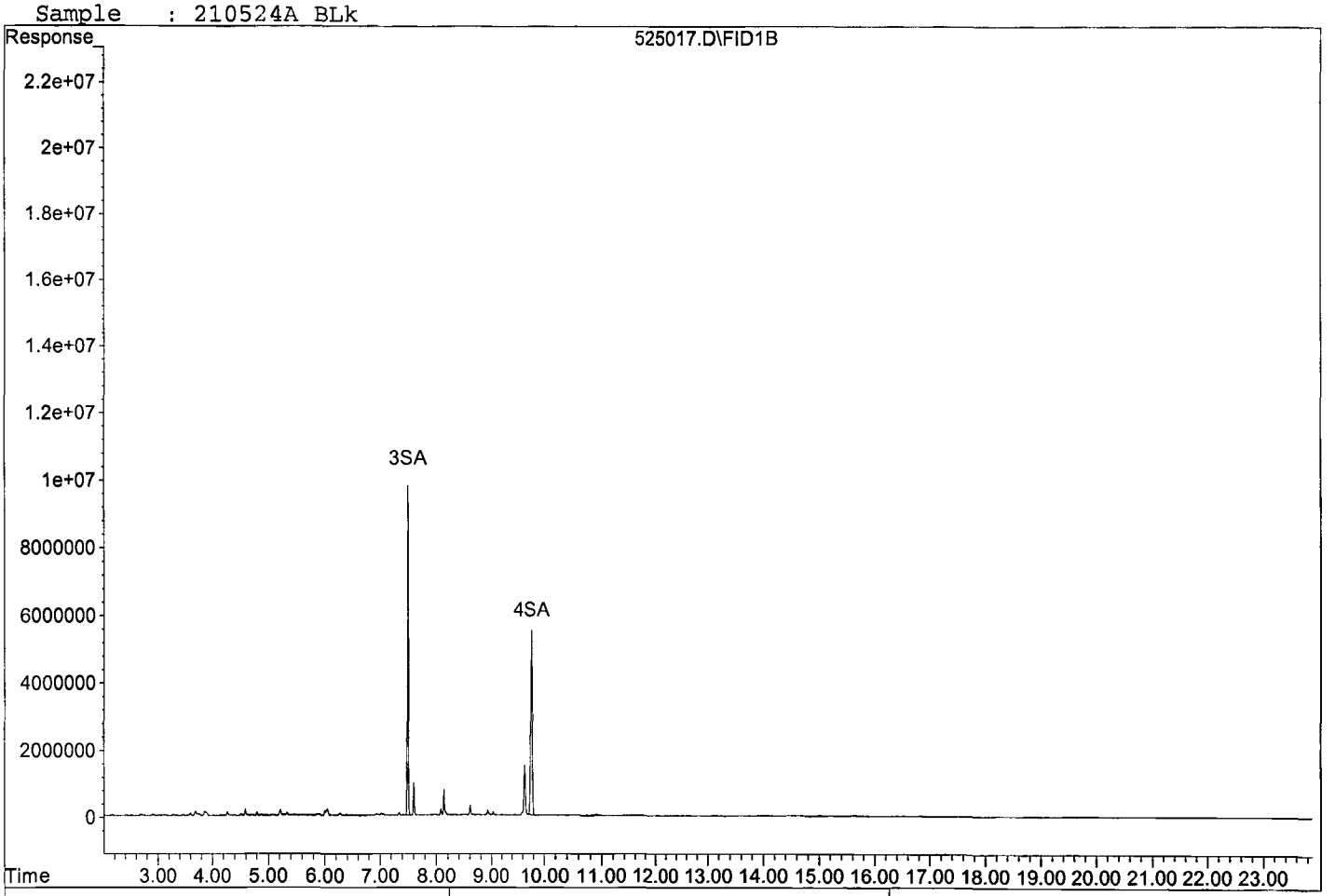

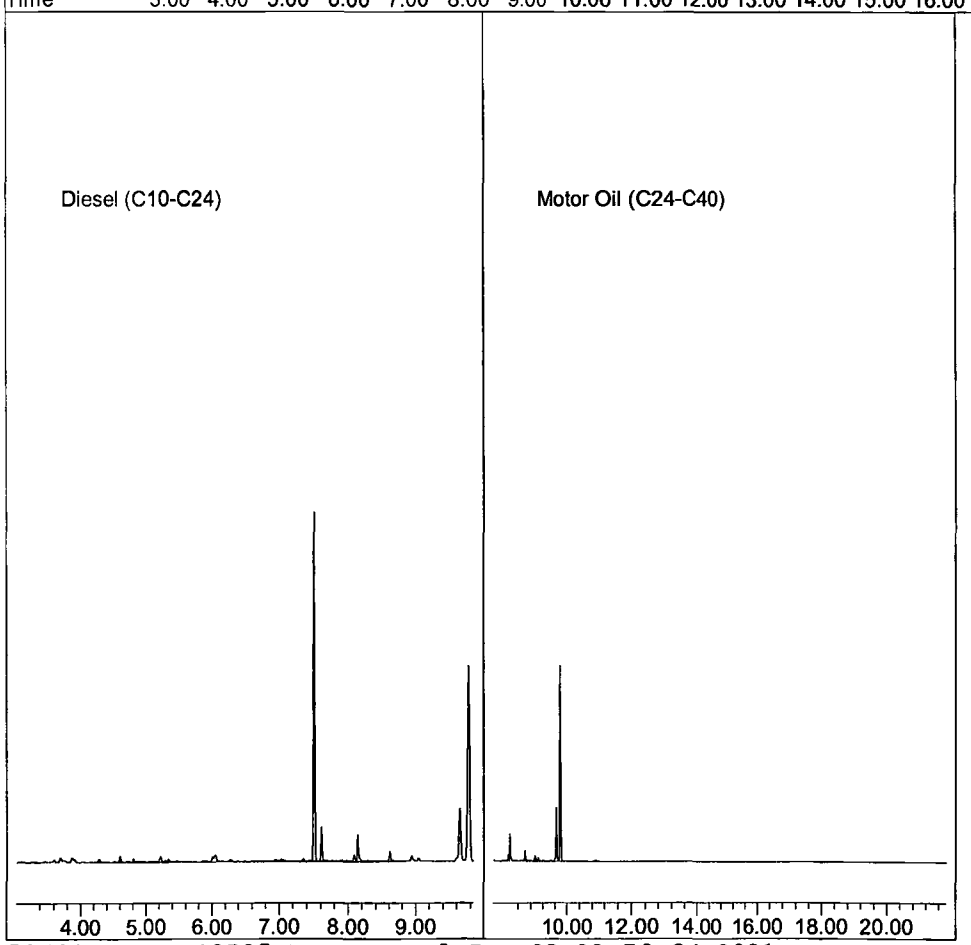

Quantitation Report (Not Reviewed)

Data File : G:\APOLLO\DATA\210525\525018.D Vial: 18
Acq On : 5-25-21 23:27:04 Operator: MB
Sample : 210524A LCS Inst : Apollo
Misc : water Multiplr: 5.00
IntFile : events.e
Quant Time: May 26 10:07 2021 Quant Results File: DOC0525.RES

Method : G:\APOLLO\DATA\210525\DOC0525.M (Chemstation Integrator)
Title : 8015 B&C
Last Update : Wed May 26 06:37:42 2021
Response via : Multiple Level Calibration

Volume Inj. : 2UL
Signal Phase : DB-5
Signal Info : FID02A

Compound	R.T.	Response	Conc Units
System Monitoring Compounds			
3) SA Ortho-Terphenyl(S)	7.50	104623877	107.473 ppb
Surrogate Spike 150.000		Recovery =	71.65%
4) SA Octacosane(S)	9.77	94972670	126.888 ppb
Surrogate Spike 150.000		Recovery =	84.59%
Target Compounds			
1) HATM Diesel (C10-C24)	6.46	81321736	97.181 ppb
2) HBTM Motor Oil (C24-C40)	14.75	82557101	135.749 ppb

Target Compounds

Data File: G:\APOLLO\DATA\210525\525018.D
Sample : 210524A LCS

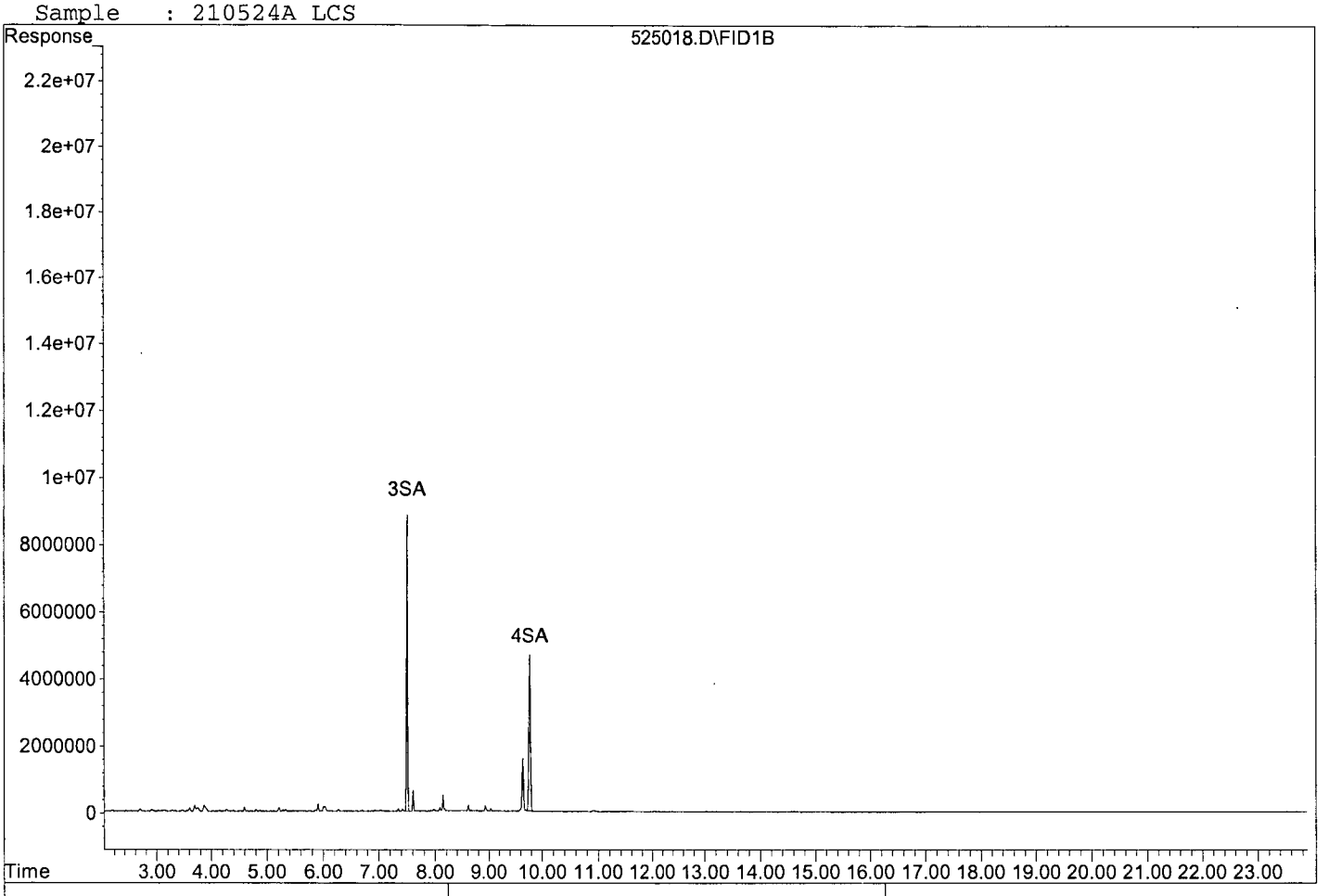

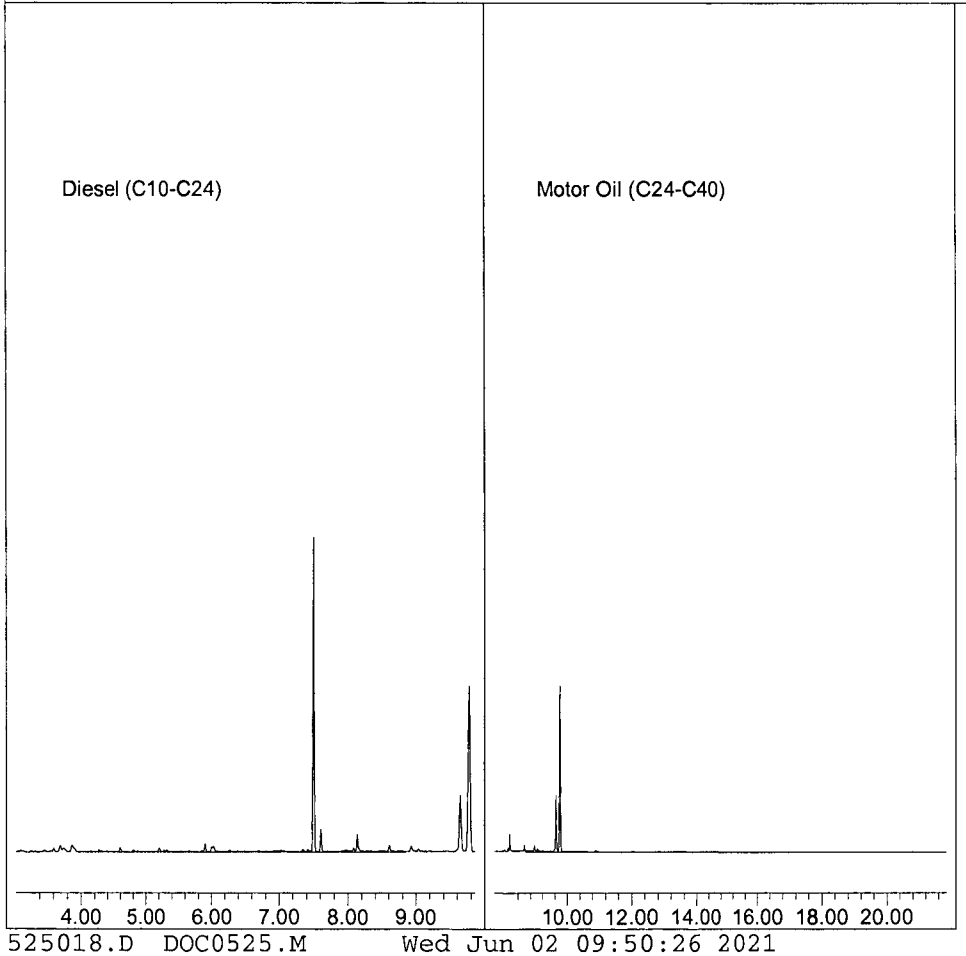

Quantitation Report (Not Reviewed)

Data File : G:\APOLLO\DATA\210525\525019.D Vial: 19
Acq On : 5-25-21 23:55:17 Operator: MB
Sample : 210524A LCSD Inst : Apollo
Misc : water Multiplr: 5.00
IntFile : events.e
Quant Time: May 26 10:07 2021 Quant Results File: DOC0525.RES

Method : G:\APOLLO\DATA\210525\DOC0525.M (Chemstation Integrator)
Title : 8015 B&C
Last Update : Wed May 26 06:37:42 2021
Response via : Multiple Level Calibration

Volume Inj. : 2UL
Signal Phase : DB-5
Signal Info : FID02A

Compound	R.T.	Response	Conc Units
System Monitoring Compounds			
3) SA Ortho-Terphenyl(S)	7.50	101101711	103.855 ppb
Surrogate Spike 150.000		Recovery =	69.24%
4) SA Octacosane(S)	9.77	92297530	123.313 ppb
Surrogate Spike 150.000		Recovery =	82.21%
Target Compounds			
1) HATM Diesel (C10-C24)	6.46	64086812	76.585 ppb
2) HBTM Motor Oil (C24-C40)	14.75	69466956	114.225 ppb
Target Compounds			

(f)=RT Delta > 1/2 Window (m)=manual int.

Quantitation Report

Data File: G:\APOLLO\DATA\210525\525019.D
Sample : 210524A LCSD

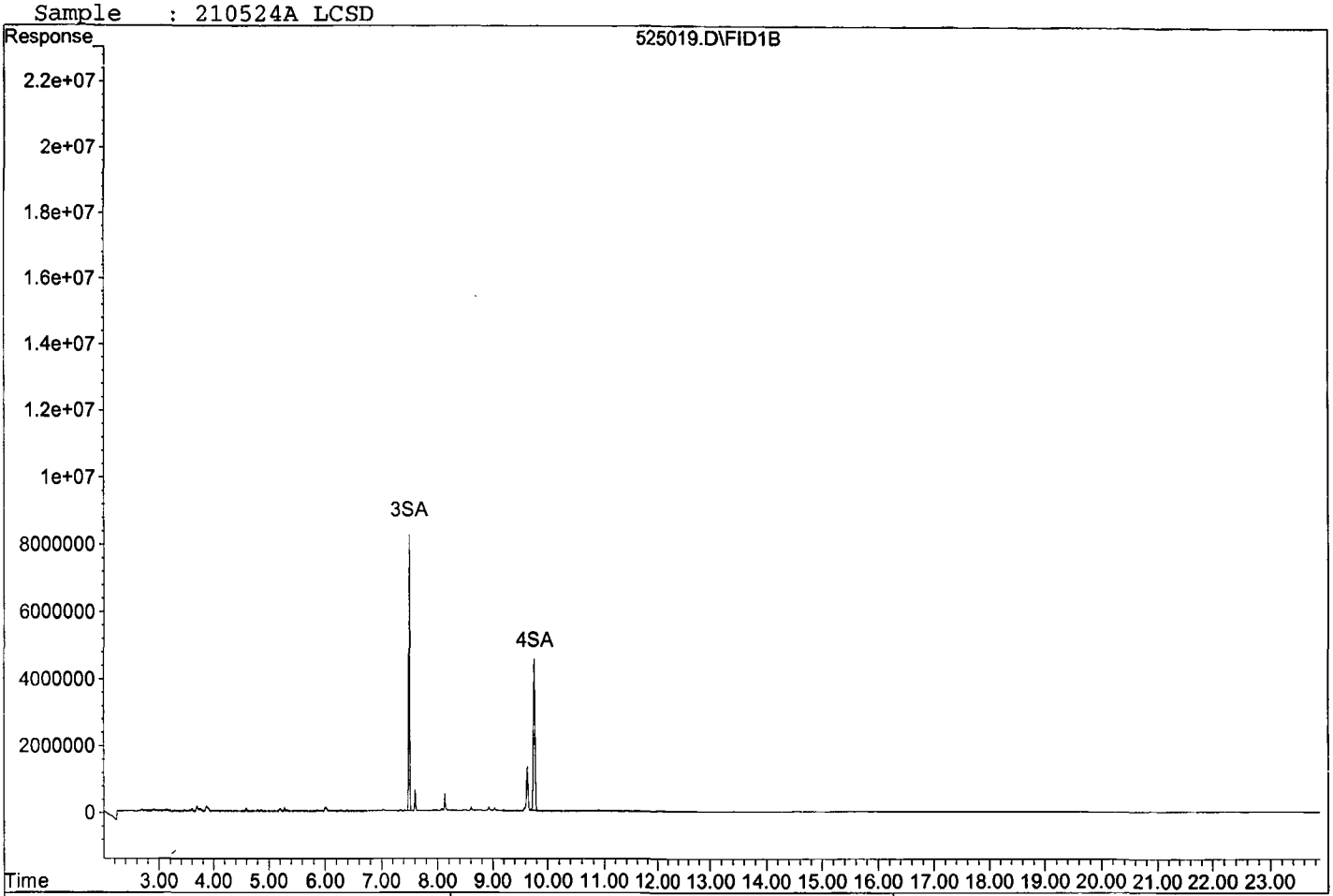

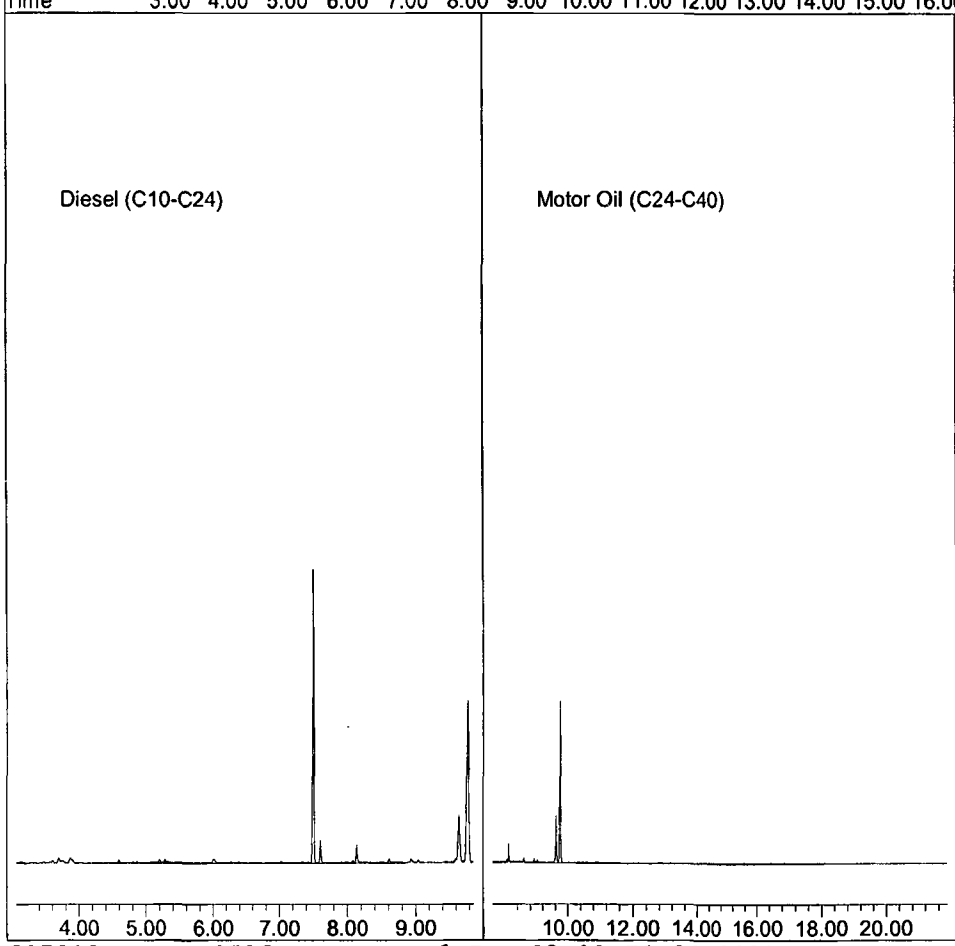

Name of Final Standard	THC Surrogate	Prep'd By (Initials)	MB
Prep Date	05/18/21		
Exp Date	05/18/22		

Initial Standard Information						Final Standard Informati		
Name of Initial Standard (QAU Label)	Supplier	Supplier Part No.	Conc.(mg/L))	Lot # with QA # (or reference to APPL prep date)	EXP DATE (1Yr)	Exp Date (Manufacturer)	Aliquot from Stock	Final Volume
O-terphenyl/ Octacosane Mix	Phhenova	ALO-130161	600 mg/L	**CL15902-51799**	**04/27/22**	**10/31/25**	NA	NA

Diesel Motor Oil Calibration Curve

Prep'd By (Initials) MB

Prep Date 05/25/21

Exp Date 05/25/22

						Final Standard Information			
Name of Initial Standard (from contianer Label)	Supplier	Supplier P/N# (or APPL Mix Name)	Conc. (ug/mL)	Lot # with QA # (or reference to APPL prep date)	Exp Date	Aliquot from Stock	Final Volume	Solvent	Final Standard Conc (ug/mL)
Diesel Motor Oil Calibration STD -2	AAPL	Diesel /Motor Oil 1	10	04/21/21	05/06/22	100 uL	200 uL	MC	5
Diesel Motor Oil Calibration STD-3	AAPL	Diesel /Motor Oil 2	50	04/21/21	05/06/22	200 uL	1 mL	MC	10
Diesel Motor Oil Calibration STD	Restek	Diesel /Motor Oil 3	2000	04/21/21	05/06/22	25 uL	1mL	MC	50
Diesel Motor Oil Calibration STD	Restek	Diesel /Motor Oil 4	2000	04/21/21	05/06/22	125 uL	1mL	MC	250
Diesel Motor Oil Calibration STD	Restek	Diesel /Motor Oil 5	2000	04/21/21	05/06/22	500 uL	1 mL	MC	1000
Diesel Motor Oil Calibration STD	Restek	Diesel /Motor Oil 6	2000	04/21/21	05/06/22	750 uL	1 mL	MC	1500
Diesel Motor Oil Calibration STD	Restek	Diesel /Motor Oil 7	2000	04/21/21	05/06/22	100uL	100 uL	MC	2000

Diesel Motor Oil CCV

Prepared By (Initials): **MB**

Prep Date	**05/25/21**
Exp Date	**10/16/21**
Methylene Chloride Lot No.	59353

Initial Standard Information						Final Standard Information			
Name of Initial Standard (QAU Label)	Supplier	APPL Mix name	Conc.(ug/mL)	Reference to APPL Prep Date and Lot #'s	Exp Date	Aliquot from Stock	Final Volume	Solvent	Final Standard Conc (ug/mL)
Diesel-Motor Oil Standard	Restek	Diesel Motor Oil CCV	2000	**Perp'd: 09/05/20 A0154201-50381, 50522, 50526, AO155668-50515,50518,50519 cl 15440-50421**	**06/30/25**	1250 uL	10mL	**MC**	250

Name of Final Standard	Diesel Motor Oil Standard	MB
Prep Date	05/25/21	
Exp Date	05/25/22	
MC		

Initial Standard Information						Final Standard Information			
Name of Standard	Supplier	Supplier P/N# (or APPL Mix Name)	Conc.(ug/mL)	Lot # QA Number	Exp. Date	Aliquot from Stock	Final Volume	solvent	Final Standard Conc (range)
Diesel Fuel #2	Restek	31258	50,000	A0156569-51860	46,446	400 uL	10 mL	MC	2000 ug/mL
Motor Oil	Restek	31464	50,000	A0160024-51534	46,538	400 uL	10 mL	MC	2000 ug/mL
THC Surrogate	Phenova	ALO-130161	600	CL15440-50952	06/30/25	1666uL	10 mL	MC	100 ug/mL

Organic Extraction Worksheet

Method	Continuous Liq/Liq TPH-Diesel/MO 3520C	Extraction Set	210524A	Extraction Method	LIQ005	Units	mL

Spiked ID 1			Surrogate ID 1	THC Surrogate 5-18-21 5-18-22	
Spiked ID 2			Surrogate ID 2		
Spiked ID 3			Surrogate ID 3		
Spiked ID 4			Surrogate ID 4		
Spiked ID 5			Surrogate ID 5		
Spiked ID 6			Sufficient Vol for Matrix QC:	NO	
Spiked ID 7			Ext. Start Time:	05/24/21 15:35	
Spiked ID 8			Ext. End Time:	05/25/21 9:45	
			GC Requires Extract By:		

pH1	2	05/24/21 11:30	Water Bath Temp 1 °C	40/38.5 °C
pH2			Water Bath Temp 2 °C	34/37.1
pH3			Water Bath Temp 3 °C	34/33.5 °C

Spiked By: YL **Date** 05/24/21 **Witnessed By:** DS **Date** 05/24/21

	Sample	Sample Container	Spike Amount	Spike ID	Surrogate Amount	Surrogate ID	Extract Amount	Final Volume	pH	Extract Date/Time	Comments
1	210524A Blk				0.250	1	1000	5	2	05/24/21 11:37	
						equip	E-HP10 E-WB1				
2	210524A LCS-1				0.250	1	1000	5	2	05/24/21 11:37	
						equip	E-HP9 E-WB2				
3	210524A LCSD-1				0.250	1	1000	5	2	05/24/21 11:37	
						equip	E-HP8 E-WB3				
4	BA32618	BA32618W02			0.250	1	1000	5	2	05/24/21 11:37	96188 RE-EXTRACT
						equip	E-HP7 E-WB3				
5	BA32948	BA32948W01			0.250	1	1000	5	2	05/24/21 11:37	96269
						equip	E-HP6 E-WB1				
6	BA33038	BA33038W01			0.250	1	1000	5	2	05/24/21 11:37	96282
						equip	E-HP4 E-WB2				
7	BA33039	BA33039W01			0.250	1	1000	5	2	05/24/21 11:37	96282
						equip	E-HP3 E-WB1				

Solvent and Lot#	
1+1 HCL (5mLs)	60282
PH Strips	HC148594
Dicholormethane	60338
Filter Paper	400181
Sodium Sulfate	2020210870

Extraction COC Transfer	
Extraction lab employee Initials	KY
GC analyst's initials	MB
Date	5/25/21
Time	4:28
Refrigerator	HOBART

	Technician's Initials
Scanned By	YL
Sample Preparation	YL
Extraction	YL
Concentration	DS

Modified	06/02/21 8:24:57 AM

Reviewed By: KY **Date** 06/02/21

Rev 5, 06/05/18

GC - MultiLevel Review

ARF number(s)	96188,96269,96282	Ext__ID #	71205

SAMPLE PREPARATION Extraction/Preparation Method: EPA 3520 APPL SOP: LIQ005

The reviewer's initials below indicate the following criteria were met with the exceptions being noted in the comments:

HT met: HT date(s): 05/26/21 Ext. date: 05/24/21

Sample preservation is acceptable

Method and client-specific QC requirements were performed (DoD etc)

Information was entered into proper lab notebooks

Proper lab equipment was documented on extraction sheet

The client ID on the sample label matches the client ID on the APPL label

	Yes		No		NA	X
Soil samples were corrected for % Moisture (or Encores)	Yes		No		NA	X
Soil samples were prepared correctly for Incremental Sampling	Yes		No		NA	X
Sufficient sample was provided for matrix QC	Yes		No	X	NA	

#1 Reviewer Initials / Date: KY / 06/02/21

Comments:

INSTRUMENTATION LABORATORY Analytical Method 8015 APPL SOP 8015B

The analyst(s) initials below indicate the following criteria were met with the exceptions being noted below:

Holding times were met for all analyses

Checked ARF and COC for specific reporting requirements

Correct quantitation method used

Calibrations include all pertinent analytes

Initial calibration in control

Internal standards in control (when applicable)

Second source calibrations in control

Continuing calibrations in control

DDT Degradation Check Passes (when applicable)

Tune within control (when applicable)

LCS(/LCSD) passes

Method blank/calibration blank passes

Matrix Duplicate and MS/MSD passes (when applicable)

Surrogate(s) passes

Client-specific QC requirements met (DoD or client QAPP)

The units on the Form 1 were properly transcribed

Algorithm checked (LCS) Data File ID: 012065

Correct multiplier used to quantitate sample data

The dilutions agree (when applicable)

Soil samples were corrected for % Moisture (when applicable)

Samples were checked for TICs (when applicable)

Manual integration(s) were dated / signed (when applicable)

Sample results were reviewed in EnviroQuant

LA/MA Target Analyte Values were checked

#1 Initials of analyst(s)/Date: MB 06/02/21

Initials of data entry/Date: MB 06/04/21

#2 Initials of technical reviewer/Date: TA 6/2/21

Comments / Case Narrative Data Qualifiers:

	Yes:	No:	NA:
Were Hand-input Entries Made? Need peer review:			
Is a NWR needed for the above failures? : NWR#:	Yes:	No:	NA:

Injection Log

Directory: G:\APOLLO\DATA\210525\

Line	Vial	FileName	Multiplier	SampleName	Misc Info	Injected
1	4	525004.D	1	DMO STD-1 05-25-21	water	5-25-21 16:52:49
2	5	525005.D	1	DMOS STD-2 05-25-21	water	5-25-21 17:21:00
3	6	525006.D	1	DMO STD-3 05-125-21	water	5-25-21 17:49:08
4	7	525007.D	1	DMO STD-4 05-25-21	water	5-25-21 18:17:24
5	8	525008.D	1	DMO-STD-5 05-25-21	water	5-25-21 18:45:28
6	9	525009.D	1	DMOS-STD 6 05-25-21	water	5-25-21 19:13:36
7	10	525010.D	1	DMO-STD 7 05-25-21	water	5-25-21 19:41:44
8	11	525011.D	1	DMO-STD SS 05-25-21	water	5-25-21 20:09:50
9	17	525017.D	5	210524A BLk	water	5-25-21 22:59:01
10	18	525018.D	5	210524A LCS	water	5-25-21 23:27:04
11	19	525019.D	5	210524A LCSD	water	5-25-21 23:55:17
12	21	525021.D	5	BA32948	water	5-26-21 0:51:37
13	24	525024.D	1	Diesel Motor Oil CCV 05/25/21	water	5-26-21 2:16:08

ORGANICS

Calibration Data

PAH by GCMS SIM
EPA 8270 SIM

Form 6
Initial Calibration

Lab Name: APPL, Inc.
Case No:
Matrix:

SDG No:
Initial Cal. Date: 03/24/21
Instrument: Linus

Initials:

		Compound	0324L003.D 0.1	0324L004.D 0.2	0324L005.D 0.5	0324L006.D 1	0324L007.D 5	0324L008.D 10	0324L009.D 50	0324L010.D 100			Avg	%RSD	Type	r^2	Q	MRF
1	I	Napthalene-D8(IS)																
2	TM	Naphthalene	1.022	1.015	0.9035	0.9513	0.9843	1.019	0.9028	0.8602			0.96	6.5	TM			0.700
3	S	2-Methylnaphthalene-D10 (2M	1.331	1.252	1.112	1.149	1.072	1.112	1.093	1.049			1.1	8.4	S			
4	TM	2-Methylnaphthalene	0.7019	0.6897	0.6045	0.6422	0.6662	0.6976	0.5974	0.5765			0.65	7.6	TM			0.400
5	TM	1-Methylnaphthalene	0.6892	0.6822	0.6155	0.6531	0.6647	0.6924	0.5956	0.5664			0.64	7.3	TM			
6	I	Acenaphthene-D10(IS)																
7	TM	Acenaphthylene	3.604	3.667	3.279	3.371	3.645	3.760	3.330	3.009			3.5	7.3	TM			0.900
8	*TM	Acenaphthene	1.189	1.175	1.014	1.032	1.084	1.108	0.9732	0.9638			1.1	8.1	*TM			0.900
9	TM	Fluorene	1.334	1.369	1.198	1.248	1.347	1.403	1.217	1.293			1.3	5.7	TM			0.900
10	I	Phenanthrene-D10(IS)																
11	TM	Phenanthrene	1.074	1.083	0.9454	0.9774	1.054	1.067	0.9344	0.8540			1.00	8.4	TM			0.700
12	TM	Anthracene	0.9221	0.9704	0.8788	0.9342	1.012	1.017	0.8797	0.7857			0.92	8.4	TM			0.700
13	S	Fluoranthene-D10 (FRT)			1.398	1.363	1.256	1.224	1.279	1.208			1.3	5.9	S			
14	*TM	Fluoranthene	1.529	1.543	1.353	1.471	1.573	1.573	1.374	1.294			1.5	7.5	*TM			0.600
15	I	Chrysene-D12(IS)																
16	TM	Pyrene	1.275	1.301	1.174	1.231	1.310	1.350	1.196	1.172			1.3	5.4	TM			0.600
17	TM	Benz (a) anthracene	1.219	1.234	1.133	1.145	1.214	1.256	1.151	1.132			1.2	4.2	TM			0.800
18	TM	Chrysene	1.221	1.273	1.124	1.165	1.214	1.226	1.087	1.013			1.2	7.4	TM			0.700
19	TM	Indeno (1,2,3-cd) pyrene	1.390	1.466	1.316	1.364	1.442	1.525	1.424	1.434			1.4	4.5	TM			0.500
20	I	Perylene-D12(IS)																
21	TM	Benzo (b) fluoranthene	1.103	1.052	0.9778	1.038	1.110	1.264	1.210	1.111			1.1	8.3	TM			0.700
22	TM	Benzo (k) fluoranthene	1.055	1.236	1.122	1.143	1.263	1.170	1.020	1.027			1.1	8.1	TM			0.700
23	*TM	Benzo (a) pyrene	0.8447	1.010	0.9198	1.019	1.097	1.126	1.051	1.031			1.0	9.1	*TM			0.700
24	TM	Dibenz (a,h) anthracene	0.9240	1.119	0.9987	1.062	1.153	1.196	1.093	1.096			1.1	8.0	TM			0.400
25	TM	Benzo (g,h,i) perylene	0.9596	1.154	1.032	1.081	1.161	1.213	1.110	1.097			1.1	7.2	TM			0.500
26																		
27																		
28																		
29																		
30																		
31																		
32																		
33																		
34																		
35																		

Quantitation Report (Not Reviewed)

Data File : M:\LINUS\DATA\L210324\0324L003.D
Acq On : 24 Mar 21 11:35
Sample : 0.1 SIM 03/24/21
Misc :

Vial: 3
Operator: MA
Inst : Linus
Multiplr: 1.00

Quant Time: Mar 24 12:05 2021
Quant Results File: L0324.RES

Quant Method : M:\LINUS\DATA\L210324\L0324.M (RTE Integrator)
Title : EPA 8270
Last Update : Mon Jan 18 16:20:25 2021
Response via : Initial Calibration
DataAcq Meth : SIM_2

Internal Standards	R.T.	QIon	Response	Conc Units		Dev(Min)
1) Napthalene-D8(IS)	4.23	136	27424	2.500 ppb		-0.02
6) Acenaphthene-D10(IS)	6.23	164	15481	2.500 ppb		-0.02
10) Phenanthrene-D10(IS)	7.95	188	31397	2.500 ppb		-0.02
15) Chrysene-D12(IS)	11.07	240	38299	2.500 ppb		-0.04
20) Perylene-D12(IS)	13.51	264	49867	2.500 ppb		-0.05
System Monitoring Compounds						
3) 2-Methylnaphthalene-D10 (2	5.00	152	730	0.062 ppb		-0.02
Spiked Amount 5.000			Recovery	= 1.240%		
13) Fluoranthene-D10 (FRT)	9.33	212	5438	0.320 ppb		-0.03
Spiked Amount 5.000			Recovery	= 6.400%		
Target Compounds						Qvalue
2) Naphthalene	4.25	128	1121	0.100 ppb		99
4) 2-Methylnaphthalene	5.03	142	770	0.110 ppb		95
5) 1-Methylnaphthalene	5.14	142	756	0.109 ppb		90
7) Acenaphthylene	6.06	152	2232	0.089 ppb		99
8) Acenaphthene	6.27	154	736	0.100 ppb		96
9) Fluorene	6.87	166	826	0.096 ppb		98
11) Phenanthrene	7.98	178	1349	0.093 ppb		100
12) Anthracene	8.04	178	1158	0.089 ppb		98
14) Fluoranthene	9.36	202	1920	0.100 ppb		99
16) Pyrene	9.62	202	1953	0.094 ppb		99
17) Benz (a) anthracene	11.06	228	1867	0.106 ppb		99
18) Chrysene	11.11	228	1870	0.100 ppb		99
19) Indeno (1,2,3-cd) pyrene	15.00	276	2130	0.128 ppb	#	92
21) Benzo (b) fluoranthene	12.87	252	2200	0.113 ppb		97
22) Benzo (k) fluoranthene	12.92	252	2104	0.083 ppb	#	95
23) Benzo (a) pyrene	13.42	252	1685	0.089 ppb	#	92
24) Dibenz (a,h) anthracene	15.04	278	1843	0.104 ppb	#	94
25) Benzo (g,h,i) perylene	15.37	276	1914	0.095 ppb		91

(#) = qualifier out of range (m) = manual integration

Quantitation Report

Data File : M:\LINUS\DATA\L210324\0324L003.D Vial: 3
Acq On : 24 Mar 21 11:35 Operator: MA
Sample : 0.1 SIM 03/24/21 Inst : Linus
Misc : Multiplr: 1.00

Quant Time: Mar 24 12:05 2021 Quant Results File: L0324.RES

Method : M:\LINUS\DATA\L210324\L0324.M (RTE Integrator)
Title : EPA 8270
Last Update : Wed Mar 24 14:55:37 2021
Response via : Initial Calibration



Quantitation Report (Not Reviewed)

Data File : M:\LINUS\DATA\L210324\0324L004.D
Acq On : 24 Mar 21 11:57
Sample : 0.2 SIM 03/24/21
Misc :

Vial: 4
Operator: MA
Inst : Linus
Multiplr: 1.00

Quant Time: Mar 24 12:19 2021

Quant Results File: L0324.RES

Quant Method : M:\LINUS\DATA\L210324\L0324.M (RTE Integrator)
Title : EPA 8270
Last Update : Mon Jan 18 16:20:25 2021
Response via : Initial Calibration
DataAcq Meth : SIM_2

Internal Standards	R.T.	QIon	Response	Conc Units	Dev(Min)
1) Napthalene-D8(IS)	4.23	136	26697	2.50000 ppb	-0.02
6) Acenaphthene-D10(IS)	6.23	164	14970	2.50000 ppb	-0.02
10) Phenanthrene-D10(IS)	7.95	188	29691	2.50000 ppb	-0.02
15) Chrysene-D12(IS)	11.07	240	35455	2.50000 ppb	-0.04
20) Perylene-D12(IS)	13.51	264	39312	2.50000 ppb	-0.05
System Monitoring Compounds					
3) 2-Methylnaphthalene-D10 (2	5.00	152	1337	0.11668 ppb	-0.02
Spiked Amount 5.000			Recovery	= 2.340%	
13) Fluoranthene-D10 (FRT)	9.33	212	2218	0.13821 ppb	-0.03
Spiked Amount 5.000			Recovery	= 2.760%	
Target Compounds					Qvalue
2) Naphthalene	4.25	128	2167	0.19950 ppb	98
4) 2-Methylnaphthalene	5.03	142	1473	0.21661 ppb	99
5) 1-Methylnaphthalene	5.14	142	1457	0.21507 ppb	94
7) Acenaphthylene	6.06	152	4391	0.18035 ppb	99
8) Acenaphthene	6.27	154	1407	0.19781 ppb	91
9) Fluorene	6.87	166	1640	0.19772 ppb	98
11) Phenanthrene	7.98	178	2572	0.18691 ppb	98
12) Anthracene	8.04	178	2305	0.18683 ppb	98
14) Fluoranthene	9.36	202	3665	0.20090 ppb	99
16) Pyrene	9.62	202	3690	0.19111 ppb	98
17) Benz (a) anthracene	11.06	228	3499	0.21448 ppb	98
18) Chrysene	11.11	228	3610	0.20766 ppb	97
19) Indeno (1,2,3-cd) pyrene	14.99	276	4157	0.26986 ppb #	98
21) Benzo (b) fluoranthene	12.87	252	3309	0.21490 ppb	99
22) Benzo (k) fluoranthene	12.92	252	3886	0.19515 ppb #	95
23) Benzo (a) pyrene	13.41	252	3175	0.21384 ppb	95
24) Dibenz (a,h) anthracene	15.03	278	3518	0.25276 ppb	96
25) Benzo (g,h,i) perylene	15.37	276	3629	0.22867 ppb #	88

(#) = qualifier out of range (m) = manual integration

Quantitation Report

Data File : M:\LINUS\DATA\L210324\0324L004.D
Acq On : 24 Mar 21 11:57
Sample : 0.2 SIM 03/24/21
Misc :

Vial: 4
Operator: MA
Inst : Linus
Multiplr: 1.00

Quant Time: Mar 24 12:19 2021

Quant Results File: L0324.RES

Method : M:\LINUS\DATA\L210324\L0324.M (RTE Integrator)
Title : EPA 8270
Last Update : Wed Mar 24 14:55:37 2021
Response via : Initial Calibration

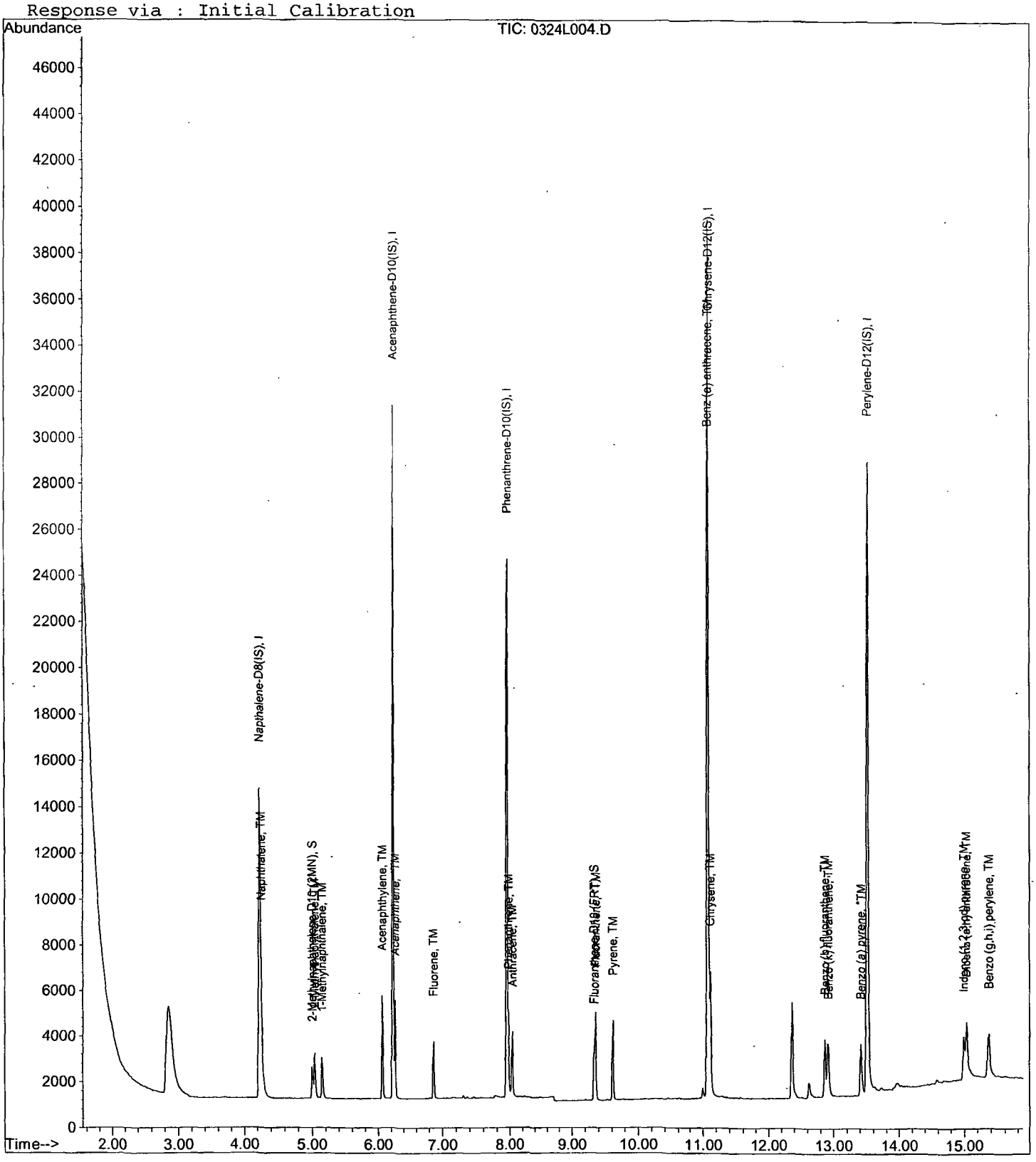

Quantitation Report (Not Reviewed)

Data File : M:\LINUS\DATA\L210324\0324L005.D
Acq On : 24 Mar 21 12:19
Sample : 0.5 SIM 03/24/21
Misc :

Vial: 5
Operator: MA
Inst : Linus
Multiplr: 1.00

Quant Time: Mar 24 13:06 2021

Quant Results File: L0324.RES

Quant Method : M:\LINUS\DATA\L210324\L0324.M (RTE Integrator)
Title : EPA 8270
Last Update : Mon Jan 18 16:20:25 2021
Response via : Initial Calibration
DataAcq Meth : SIM_2

Internal Standards	R.T.	QIon	Response	Conc Units	Dev(Min)
1) Napthalene-D8(IS)	4.23	136	26856	2.50000 ppb	-0.02
6) Acenaphthene-D10(IS)	6.23	164	15106	2.50000 ppb	-0.02
10) Phenanthrene-D10(IS)	7.95	188	30145	2.50000 ppb	-0.02
15) Chrysene-D12(IS)	11.07	240	35431	2.50000 ppb	-0.04
20) Perylene-D12(IS)	13.51	264	39291	2.50000 ppb	-0.05
System Monitoring Compounds					
3) 2-Methylnaphthalene-D10 (2	5.00	152	2987	0.25913 ppb	-0.02
Spiked Amount 5.000			Recovery	= 5.180%	
13) Fluoranthene-D10 (FRT)	9.33	212	4213	0.25856 ppb	-0.03
Spiked Amount 5.000			Recovery	= 5.180%	
Target Compounds					Qvalue
2) Naphthalene	4.25	128	4853	0.44413 ppb	99
4) 2-Methylnaphthalene	5.03	142	3247	0.47465 ppb	97
5) 1-Methylnaphthalene	5.14	142	3306	0.48512 ppb	94
7) Acenaphthylene	6.06	152	9907	0.40323 ppb	100
8) Acenaphthene	6.27	154	3064	0.42688 ppb	92
9) Fluorene	6.87	166	3618	0.43227 ppb	99
11) Phenanthrene	7.98	178	5700	0.40798 ppb	97
12) Anthracene	8.04	178	5298	0.42297 ppb	98
14) Fluoranthene	9.36	202	8155	0.44030 ppb	96
16) Pyrene	9.62	202	8316	0.43099 ppb	96
17) Benz (a) anthracene	11.05	228	8031	0.49261 ppb	97
18) Chrysene	11.11	228	7966	0.45855 ppb #	97
19) Indeno (1,2,3-cd) pyrene	14.99	276	9326	0.60582 ppb #	94
21) Benzo (b) fluoranthene	12.87	252	7684	0.49930 ppb	98
22) Benzo (k) fluoranthene	12.91	252	8815	0.44292 ppb	97
23) Benzo (a) pyrene	13.41	252	7228	0.48708 ppb #	94
24) Dibenz (a,h) anthracene	15.03	278	7848	0.56417 ppb	95
25) Benzo (g,h,i) perylene	15.36	276	8112	0.51142 ppb	92

(#) = qualifier out of range (m) = manual integration

Quantitation Report

Data File : M:\LINUS\DATA\L210324\0324L005.D
Acq On : 24 Mar 21 12:19
Sample : 0.5 SIM 03/24/21
Misc :

Vial: 5
Operator: MA
Inst : Linus
Multiplr: 1.00

Quant Time: Mar 24 13:06 2021

Quant Results File: L0324.RES

Method : M:\LINUS\DATA\L210324\L0324.M (RTE Integrator)
Title : EPA 8270
Last Update : Wed Mar 24 14:55:37 2021
Response via : Initial Calibration



Quantitation Report (Not Reviewed)

Data File : M:\LINUS\DATA\L210324\0324L006.D Vial: 6
Acq On : 24 Mar 21 12:41 Operator: MA
Sample : 1 SIM 03/24/21 Inst : Linus
Misc : Multiplr: 1.00

Quant Time: Mar 24 13:56 2021 Quant Results File: L0324.RES

Quant Method : M:\LINUS\DATA\L210324\L0324.M (RTE Integrator)
Title : EPA 8270
Last Update : Mon Jan 18 16:20:25 2021
Response via : Initial Calibration
DataAcq Meth : SIM_2

Internal Standards	R.T.	QIon	Response	Conc Units	Dev(Min)
1) Napthalene-D8(IS)	4.23	136	26947	2.50000 ppb	-0.02
6) Acenaphthene-D10(IS)	6.23	164	15238	2.50000 ppb	-0.02
10) Phenanthrene-D10(IS)	7.95	188	29756	2.50000 ppb	-0.02
15) Chrysene-D12(IS)	11.07	240	35539	2.50000 ppb	-0.04
20) Perylene-D12(IS)	13.51	264	38843	2.50000 ppb	-0.05
System Monitoring Compounds					
3) 2-Methylnaphthalene-D10 (2	5.00	152	6192	0.53535 ppb	-0.02
Spiked Amount 5.000			Recovery	= 10.700%	
13) Fluoranthene-D10 (FRT)	9.33	212	8114	0.50449 ppb	-0.03
Spiked Amount 5.000			Recovery	= 10.080%	
Target Compounds					Qvalue
2) Naphthalene	4.25	128	10254	0.93524 ppb	99
4) 2-Methylnaphthalene	5.03	142	6922	1.00845 ppb	99
5) 1-Methylnaphthalene	5.14	142	7040	1.02955 ppb	95
7) Acenaphthylene	6.06	152	20548	0.82910 ppb	100
8) Acenaphthene	6.27	154	6291	0.86888 ppb	93
9) Fluorene	6.87	166	7604	0.90064 ppb	98
11) Phenanthrene	7.98	178	11633	0.84352 ppb	98
12) Anthracene	8.04	178	11119	0.89929 ppb	97
14) Fluoranthene	9.36	202	17514	0.95796 ppb	96
16) Pyrene	9.62	202	17506	0.90452 ppb	96
17) Benz (a) anthracene	11.05	228	16274	0.99519 ppb	97
18) Chrysene	11.11	228	16564	0.95059 ppb	97
19) Indeno (1,2,3-cd) pyrene	14.99	276	19384	1.25536 ppb #	90
21) Benzo (b) fluoranthene	12.87	252	16124	1.05980 ppb	98
22) Benzo (k) fluoranthene	12.91	252	17765	0.90291 ppb	97
23) Benzo (a) pyrene	13.41	252	15830	1.07904 ppb #	94
24) Dibenz (a,h) anthracene	15.03	278	16493	1.19931 ppb #	94
25) Benzo (g,h,i) perylene	15.36	276	16799	1.07131 ppb #	89

(#) = qualifier out of range (m) = manual integration

Quantitation Report

Data File : M:\LINUS\DATA\L210324\0324L006.D Vial: 6
Acq On : 24 Mar 21 12:41 Operator: MA
Sample : 1 SIM 03/24/21 Inst : Linus
Misc : Multiplr: 1.00

Quant Time: Mar 24 13:56 2021 Quant Results File: L0324.RES

Method : M:\LINUS\DATA\L210324\L0324.M (RTE Integrator)
Title : EPA 8270
Last Update : Wed Mar 24 14:55:37 2021
Response via : Initial Calibration

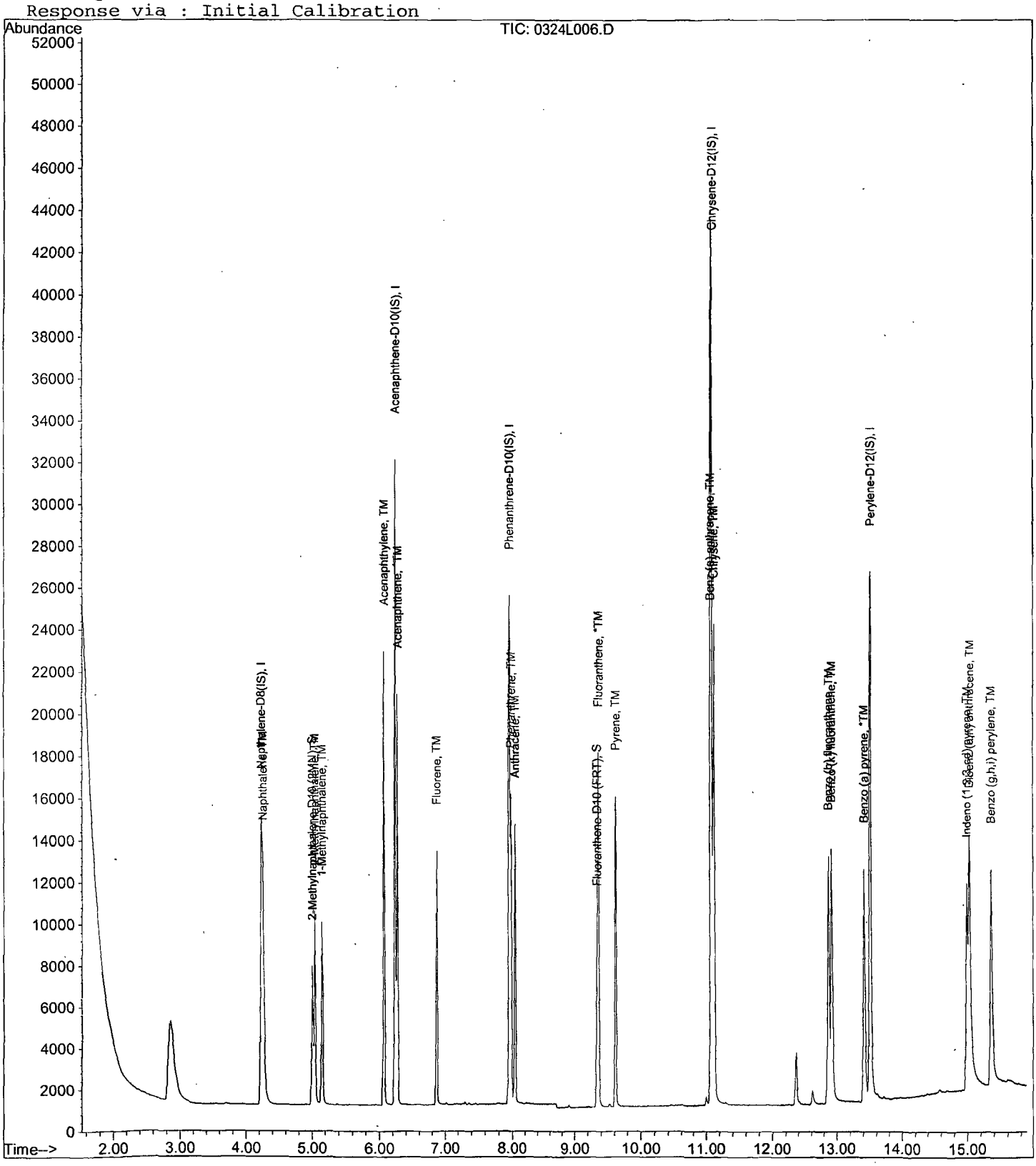

Quantitation Report (Not Reviewed)

Data File : M:\LINUS\DATA\L210324\0324L007.D Vial: 7
Acq On : 24 Mar 21 13:07 Operator: MA
Sample : 5 SIM 03/24/21 Inst : Linus
Misc : Multiplr: 1.00

Quant Time: Mar 24 13:57 2021 Quant Results File: L0324.RES

Quant Method : M:\LINUS\DATA\L210324\L0324.M (RTE Integrator)
Title : EPA 8270
Last Update : Mon Jan 18 16:20:25 2021
Response via : Initial Calibration
DataAcq Meth : SIM_2

Internal Standards	R.T.	QIon	Response	Conc Units		Dev(Min)
1) Napthalene-D8(IS)	4.23	136	27336	2.50000 ppb		-0.02
6) Acenaphthene-D10(IS)	6.23	164	15164	2.50000 ppb		-0.02
10) Phenanthrene-D10(IS)	7.95	188	29558	2.50000 ppb		-0.02
15) Chrysene-D12(IS)	11.07	240	35494	2.50000 ppb		-0.04
20) Perylene-D12(IS)	13.51	264	37901	2.50000 ppb		-0.05
System Monitoring Compounds						
3) 2-Methylnaphthalene-D10 (2	5.00	152	29315	2.49848 ppb		-0.02
Spiked Amount 5.000			Recovery	= 49.960%		
13) Fluoranthene-D10 (FRT)	9.33	212	37132	2.32415 ppb		-0.03
Spiked Amount 5.000			Recovery	= 46.480%		
Target Compounds						Qvalue
2) Naphthalene	4.25	128	53812	4.83819 ppb		100
4) 2-Methylnaphthalene	5.03	142	36421	5.23056 ppb		99
5) 1-Methylnaphthalene	5.14	142	36343	5.23925 ppb		93
7) Acenaphthylene	6.06	152	110531	4.48162 ppb		100
8) Acenaphthene	6.27	154	32865	4.56129 ppb		94
9) Fluorene	6.87	166	40863	4.86357 ppb		98
11) Phenanthrene	7.98	178	62314	4.54872 ppb		98
12) Anthracene	8.04	178	59848	4.87286 ppb		98
14) Fluoranthene	9.36	202	92978	5.11969 ppb		96
16) Pyrene	9.62	202	92996	4.81112 ppb		97
17) Benz (a) anthracene	11.06	228	86163	5.27575 ppb		99
18) Chrysene	11.11	228	86211	4.95383 ppb		98
19) Indeno (1,2,3-cd) pyrene	14.99	276	102335	6.63591 ppb		94
21) Benzo (b) fluoranthene	12.87	252	84124	5.66676 ppb		99
22) Benzo (k) fluoranthene	12.92	252	95712	4.98550 ppb	#	94
23) Benzo (a) pyrene	13.41	252	83186	5.81126 ppb		95
24) Dibenz (a,h) anthracene	15.03	278	87376	6.51158 ppb	#	94
25) Benzo (g,h,i) perylene	15.36	276	88009	5.75201 ppb		92

(#) = qualifier out of range (m) = manual integration

Quantitation Report

Data File : M:\LINUS\DATA\L210324\0324L007.D
Acq On : 24 Mar 21 13:07
Sample : 5 SIM 03/24/21
Misc :

Vial: 7
Operator: MA
Inst : Linus
Multiplr: 1.00

Quant Time: Mar 24 13:57 2021

Quant Results File: L0324.RES

Method : M:\LINUS\DATA\L210324\L0324.M (RTE Integrator)
Title : EPA 8270
Last Update : Wed Mar 24 14:55:37 2021
Response via : Initial Calibration



Quantitation Report (Not Reviewed)

Data File : M:\LINUS\DATA\L210324\0324L008.D Vial: 8
Acq On : 24 Mar 21 13:29 Operator: MA
Sample : 10 SIM 03/24/21 Inst : Linus
Misc : Multiplr: 1.00

Quant Time: Mar 24 13:57 2021 Quant Results File: L0324.RES

Quant Method : M:\LINUS\DATA\L210324\L0324.M (RTE Integrator)
Title : EPA 8270
Last Update : Mon Jan 18 16:20:25 2021
Response via : Initial Calibration
DataAcq Meth : SIM_2

Internal Standards	R.T.	QIon	Response	Conc Units	Dev(Min)
1) Napthalene-D8(IS)	4.23	136	24492	2.50000 ppb	-0.02
6) Acenaphthene-D10(IS)	6.23	164	14011	2.50000 ppb	-0.02
10) Phenanthrene-D10(IS)	7.95	188	28290	2.50000 ppb	-0.02
15) Chrysene-D12(IS)	11.07	240	33622	2.50000 ppb	-0.04
20) Perylene-D12(IS)	13.51	264	36316	2.50000 ppb	-0.05
System Monitoring Compounds					
3) 2-Methylnaphthalene-D10 (2	5.00	152	54484	5.18280 ppb	-0.02
Spiked Amount 5.000			Recovery	= 103.660%	
13) Fluoranthene-D10 (FRT)	9.33	212	69271	4.53012 ppb	-0.03
Spiked Amount 5.000			Recovery	= 90.600%	
Target Compounds					Qvalue
2) Naphthalene	4.25	128	99875	10.02238 ppb	100
4) 2-Methylnaphthalene	5.03	142	68341	10.95440 ppb	100
5) 1-Methylnaphthalene	5.14	142	67837	10.91506 ppb	93
7) Acenaphthylene	6.06	152	210730	9.24745 ppb	99
8) Acenaphthene	6.27	154	62103	9.32850 ppb	93
9) Fluorene	6.87	166	78615	10.12687 ppb	97
11) Phenanthrene	7.98	178	120778	9.21156 ppb	97
12) Anthracene	8.04	178	115039	9.78638 ppb	98
14) Fluoranthene	9.36	202	178046	10.24324 ppb	96
16) Pyrene	9.62	202	181593	9.91774 ppb	96
17) Benz (a) anthracene	11.06	228	168868	10.91546 ppb	99
18) Chrysene	11.11	228	164942	10.00554 ppb	99
19) Indeno (1,2,3-cd) pyrene	14.99	276	205033	14.03561 ppb	98
21) Benzo (b) fluoranthene	12.87	252	183637	12.91005 ppb	100
22) Benzo (k) fluoranthene	12.92	252	169899	9.23604 ppb #	96
23) Benzo (a) pyrene	13.41	252	163615	11.92878 ppb	96
24) Dibenz (a,h) anthracene	15.03	278	173707	13.51028 ppb	97
25) Benzo (g,h,i) perylene	15.37	276	176209	12.01914 ppb #	84

(#) = qualifier out of range (m) = manual integration

Quantitation Report

Data File : M:\LINUS\DATA\L210324\0324L008.D
Acq On : 24 Mar 21 13:29
Sample : 10 SIM 03/24/21
Misc :

Vial: 8
Operator: MA
Inst : Linus
Multiplr: 1.00

Quant Time: Mar 24 13:57 2021

Quant Results File: L0324.RES

Method : M:\LINUS\DATA\L210324\L0324.M (RTE Integrator)
Title : EPA 8270
Last Update : Wed Mar 24 14:55:37 2021
Response via : Initial Calibration



Quantitation Report (Not Reviewed)

Data File : M:\LINUS\DATA\L210324\0324L009.D Vial: 9
Acq On : 24 Mar 21 13:51 Operator: MA
Sample : 50 SIM 03/24/21 Inst : Linus
Misc : Multiplr: 1.00

Quant Time: Mar 24 14:26 2021 Quant Results File: L0324.RES

Quant Method : M:\LINUS\DATA\L210324\L0324.M (RTE Integrator)
Title : EPA 8270
Last Update : Mon Jan 18 16:20:25 2021
Response via : Initial Calibration
DataAcq Meth : SIM_2

Internal Standards	R.T.	QIon	Response	Conc Units	Dev(Min)
1) Napthalene-D8(IS)	4.23	136	26806	2.50000 ppb	-0.02
6) Acenaphthene-D10(IS)	6.23	164	14673	2.50000 ppb	-0.02
10) Phenanthrene-D10(IS)	7.95	188	29592	2.50000 ppb	-0.02
15) Chrysene-D12(IS)	11.08	240	34877	2.50000 ppb	-0.03
20) Perylene-D12(IS)	13.51	264	37899	2.50000 ppb	-0.05
System Monitoring Compounds					
3) 2-Methylnaphthalene-D10 (2	5.00	152	292991	25.46492 ppb	-0.02
Spiked Amount 5.000			Recovery	= 509.300%	
13) Fluoranthene-D10 (FRT)	9.33	212	378543	23.66641 ppb	-0.03
Spiked Amount 5.000			Recovery	= 473.320%	
Target Compounds					Qvalue
2) Naphthalene	4.25	128	484002	44.37656 ppb	100
4) 2-Methylnaphthalene	5.03	142	320283	46.90655 ppb	99
5) 1-Methylnaphthalene	5.16	142	319309	46.94214 ppb	100
7) Acenaphthylene	6.07	152	977231	40.94897 ppb	97
8) Acenaphthene	6.27	154	285585	40.96233 ppb	96
9) Fluorene	6.87	166	357147	43.93058 ppb	99
11) Phenanthrene	7.98	178	553020	40.32224 ppb	99
12) Anthracene	8.04	178	520638	42.34199 ppb	99
14) Fluoranthene	9.37	202	812997	44.71496 ppb	95
16) Pyrene	9.63	202	834067	43.91361 ppb #	92
17) Benz (a) anthracene	11.07	228	802786	50.02407 ppb	99
18) Chrysene	11.13	228	758486	44.35489 ppb #	94
19) Indeno (1,2,3-cd) pyrene	15.02	276	993032	65.53226 ppb	90
21) Benzo (b) fluoranthene	12.89	252	916842	61.76360 ppb	99
22) Benzo (k) fluoranthene	12.95	252	773408	40.28781 ppb #	93
23) Benzo (a) pyrene	13.43	252	796620	55.65375 ppb #	94
24) Dibenz (a,h) anthracene	15.06	278	828634	61.75612 ppb #	91
25) Benzo (g,h,i) perylene	15.40	276	841629	55.00931 ppb #	85

(#) = qualifier out of range (m) = manual integration

Quantitation Report

Data File : M:\LINUS\DATA\L210324\0324L009.D
Acq On : 24 Mar 21 13:51
Sample : 50 SIM 03/24/21
Misc :

Vial: 9
Operator: MA
Inst : Linus
Multiplr: 1.00

Quant Time: Mar 24 14:26 2021

Quant Results File: L0324.RES

Method : M:\LINUS\DATA\L210324\L0324.M (RTE Integrator)
Title : EPA 8270
Last Update : Wed Mar 24 14:55:37 2021
Response via : Initial Calibration



Quantitation Report (Not Reviewed)

Data File : M:\LINUS\DATA\L210324\0324L010.D
Acq On : 24 Mar 21 14:13
Sample : 100 SIM 03/24/21
Misc :

Vial: 10
Operator: MA
Inst : Linus
Multiplr: 1.00

Quant Time: Mar 24 14:53 2021

Quant Results File: L0324.RES

Quant Method : M:\LINUS\DATA\L210324\L0324.M (RTE Integrator)
Title : EPA 8270
Last Update : Mon Jan 18 16:20:25 2021
Response via : Initial Calibration
DataAcq Meth : SIM_2

Internal Standards	R.T.	QIon	Response	Conc Units	Dev(Min)
1) Napthalene-D8(IS)	4.23	136	26703	2.50000 ppb	0.00
6) Acenaphthene-D10(IS)	6.23	164	14573	2.50000 ppb	0.00
10) Phenanthrene-D10(IS)	7.95	188	30310	2.50000 ppb	0.00
15) Chrysene-D12(IS)	11.10	240	34758	2.50000 ppb	0.01
20) Perylene-D12(IS)	13.52	264	38790	2.50000 ppb	0.01
System Monitoring Compounds					
3) 2-Methylnaphthalene-D10 (2	5.00	152	560155	46.09820 ppb	0.00
Spiked Amount 5.000			Recovery	= 921.960%	
13) Fluoranthene-D10 (FRT)	9.35	212	732578	26.44944 ppb	0.01
Spiked Amount 5.000			Recovery	= 528.980%	

Target Compounds						Qvalue
2) Naphthalene	4.25	128	918816	89.34072 ppb		99
4) 2-Methylnaphthalene	5.05	142	615808	89.66270 ppb		95
5) 1-Methylnaphthalene	5.16	142	605035	88.26520 ppb		99
7) Acenaphthylene	6.07	152	1753721	86.30900 ppb		99
8) Acenaphthene	6.28	154	561793	90.68227 ppb		87
9) Fluorene	6.88	166	753448	100.78645 ppb		93
11) Phenanthrene	7.99	178	1035369	84.47454 ppb		98
12) Anthracene	8.05	178	952635	83.31655 ppb		98
14) Fluoranthene	9.38	202	1569090	88.82547 ppb	#	93
16) Pyrene	9.63	202	1629599	93.46516 ppb		96
17) Benz (a) anthracene	11.08	228	1573482	95.88310 ppb		98
18) Chrysene	11.14	228	1408863	86.06769 ppb		98
19) Indeno (1,2,3-cd) pyrene	15.05	276	1993819	101.83975 ppb	#	99
21) Benzo (b) fluoranthene	12.91	252	1723439	99.90457 ppb		98
22) Benzo (k) fluoranthene	12.98	252	1592982	90.41039 ppb	#	94
23) Benzo (a) pyrene	13.45	252	1599355	101.81998 ppb	#	94
24) Dibenz (a,h) anthracene	15.08	278	1700246	102.36964 ppb		96
25) Benzo (g,h,i) perylene	15.43	276	1702507	99.85930 ppb	#	86

(#) = qualifier out of range (m) = manual integration

Quantitation Report

Data File : M:\LINUS\DATA\L210324\0324L010.D
Acq On : 24 Mar 21 14:13
Sample : 100 SIM 03/24/21
Misc :

Vial: 10
Operator: MA
Inst : Linus
Multiplr: 1.00

Quant Time: Mar 24 14:53 2021

Quant Results File: L0324.RES

Method : M:\LINUS\DATA\L210324\L0324.M (RTE Integrator)
Title : EPA 8270
Last Update : Wed Mar 24 14:55:37 2021
Response via : Initial Calibration



Form 7

Second Source Calibration

Lab Name: APPL, Inc.
Case No:
Matrix:

SDG No:
Date Analyzed: 03/24/21
Instrument: Linus
Initial Cal. Date: 03/24/21
Data File: 0324L011.D

		Compound	MEAN	CCRF	%D		%Drift
1	TM	Naphthalene	0.9573	0.9465	1.1	TM	
2	TM	2-Methylnaphthalene	0.6470	0.6367	1.6	TM	
3	TM	1-Methylnaphthalene	0.6449	0.6204	3.8	TM	
4	TM	Acenaphthylene	3.458	3.366	2.7	TM	
5	*TM	Acenaphthene	1.067	1.014	5.0	*TM	
6	TM	Fluorene	1.301	1.247	4.2	TM	
7	TM	Phenanthrene	0.9987	0.9475	5.1	TM	
8	TM	Anthracene	0.9250	0.9644	4.3	TM	
9	*TM	Fluoranthene	1.464	1.399	4.5	*TM	
10	TM	Pyrene	1.251	1.194	4.6	TM	
11	TM	Benz (a) anthracene	1.185	1.120	5.5	TM	
12	TM	Chrysene	1.166	1.095	6.1	TM	
13	TM	Indeno (1,2,3-cd) pyrene	1.420	1.373	3.3	TM	
14	TM	Benzo (b) fluoranthene	1.108	1.093	1.4	TM	
15	TM	Benzo (k) fluoranthene	1.129	1.113	1.5	TM	
16	*TM	Benzo (a) pyrene	1.012	1.061	4.8	*TM	
17	TM	Dibenz (a,h) anthracene	1.080	1.077	0.32	TM	
18	TM	Benzo (g,h,i) perylene	1.101	1.082	1.7	TM	
19							
20							
21							
22							
23							
24							
25							
26							
27							
28							
29							
30							
31							
32							
33							
34							
35							
36							
37							
38							
		Average			3.4		

Quantitation Report (Not Reviewed)

Data File : M:\LINUS\DATA\L210324\0324L011.D
Acq On : 24 Mar 21 14:59
Sample : SS SIM 03/24/21
Misc :

Vial: 11
Operator: MA
Inst : Linus
Multiplr: 1.00

Quant Time: Mar 24 15:18 2021

Quant Results File: L0324.RES

Quant Method : M:\LINUS\DATA\L210324\L0324.M (RTE Integrator)
Title : EPA 8270
Last Update : Wed Mar 24 14:55:37 2021
Response via : Initial Calibration
DataAcq Meth : SIM_2

Internal Standards	R.T.	QIon	Response	Conc Units	Dev(Min)
1) Napthalene-D8(IS)	4.23	136	25317	2.500 ppb	0.00
6) Acenaphthene-D10(IS)	6.23	164	14823	2.500 ppb	0.00
10) Phenanthrene-D10(IS)	7.95	188	29371	2.500 ppb	0.00
15) Chrysene-D12(IS)	11.07	240	35343	2.500 ppb	0.00
20) Perylene-D12(IS)	13.51	264	37658	2.500 ppb	0.00
System Monitoring Compounds					
3) 2-Methylnaphthalene-D10 (2	5.01	152	46	0.004 ppb	0.01
Spiked Amount 5.000			Recovery	= 0.080%	
13) Fluoranthene-D10 (FRT)	9.33	212	976	0.064 ppb	0.00
Spiked Amount 5.000			Recovery	= 1.280%	
Target Compounds					Qvalue
2) Naphthalene	4.25	128	47925	4.944 ppb	100
4) 2-Methylnaphthalene	5.03	142	32240	4.921 ppb	99
5) 1-Methylnaphthalene	5.16	142	31411	4.810 ppb	95
7) Acenaphthylene	6.06	152	99775	4.866 ppb	99
8) Acenaphthene	6.27	154	30061	4.750 ppb	99
9) Fluorene	6.87	166	36955	4.791 ppb	100
11) Phenanthrene	7.98	178	55658	4.744 ppb	99
12) Anthracene	8.04	178	56653	5.213 ppb	100
14) Fluoranthene	9.36	202	82152	4.777 ppb	96
16) Pyrene	9.62	202	84408	4.772 ppb	99
17) Benz (a) anthracene	11.06	228	79151	4.723 ppb	99
18) Chrysene	11.11	228	77377	4.696 ppb	99
19) Indeno (1,2,3-cd) pyrene	15.00	276	97070	4.836 ppb	90
21) Benzo (b) fluoranthene	12.88	252	82292	4.930 ppb	98
22) Benzo (k) fluoranthene	12.92	252	83807	4.926 ppb	98
23) Benzo (a) pyrene	13.42	252	79937	5.242 ppb	97
24) Dibenz (a,h) anthracene	15.03	278	81083	4.984 ppb #	95
25) Benzo (g,h,i) perylene	15.37	276	81503	4.914 ppb	95

(#) = qualifier out of range (m) = manual integration

Quantitation Report

Data File : M:\LINUS\DATA\L210324\0324L011.D
Acq On : 24 Mar 21 14:59
Sample : SS SIM 03/24/21
Misc :

Vial: 11
Operator: MA
Inst : Linus
Multiplr: 1.00

Quant Time: Mar 24 15:18 2021

Quant Results File: L0324.RES

Method : M:\LINUS\DATA\L210324\L0324.M (RTE Integrator)
Title : EPA 8270
Last Update : Wed Mar 24 14:55:37 2021
Response via : Initial Calibration



0324L011.D L0324.M Wed Mar 24 15:36:06 2021 Page 2

PAH by GCMS SIM
EPA 8270 SIM

Form 7

Continuing Calibration

Lab Name: APPL, Inc.
Case No:
Matrix:

SDG No:
Date Analyzed: 05/26/21
Instrument: Linus
Initial Cal. Date: 03/24/21
Data File: 0513L142.D

		Compound	MEAN	CCRF	%D		%Drift
1	I	Napthalene-D8(IS)	ISTD			I	
2	TM	Naphthalene	0.9573	1.042	8.8	TM	
3	S	2-Methylnaphthalene-D10 (2MN)	1.146	1.252	9.2	S	
4	TM	2-Methylnaphthalene	0.6470	0.7122	10	TM	
5	TM	1-Methylnaphthalene	0.6449	0.6870	6.5	TM	
6	I	Acenaphthene-D10(IS)	ISTD			I	
7	TM	Acenaphthylene	3.458	3.848	11	TM	
8	*TM	Acenaphthene	1.067	1.130	5.8	*TM	
9	TM	Fluorene	1.301	1.386	6.5	TM	
10	I	Phenanthrene-D10(IS)	ISTD			I	
11	TM	Phenanthrene	0.9987	1.036	3.8	TM	
12	TM	Anthracene	0.9250	0.9763	5.5	TM	
13	S	Fluoranthene-D10 (FRT)	1.288	1.282	0.47	S	
14	*TM	Fluoranthene	1.464	1.514	3.4	*TM	
15	I	Chrysene-D12(IS)	ISTD			I	
16	TM	Pyrene	1.251	1.415	13	TM	
17	TM	Benz (a) anthracene	1.185	1.228	3.6	TM	
18	TM	Chrysene	1.166	1.196	2.6	TM	
19	TM	Indeno (1,2,3-cd) pyrene	1.420	1.144	19	TM	
20	I	Perylene-D12(IS)	ISTD			I	
21	TM	Benzo (b) fluoranthene	1.108	1.180	6.5	TM	
22	TM	Benzo (k) fluoranthene	1.129	1.066	5.6	TM	
23	*TM	Benzo (a) pyrene	1.012	1.023	1.1	*TM	
24	TM	Dibenz (a,h) anthracene	1.080	0.8721	19	TM	
25	TM	Benzo (g,h,i) perylene	1.101	0.8811	20	TM	
26							
27							
28							
29							
30							
31							
32							
33							
34							
35							
36							
37							
38							
39							
40							
		Average			8.1		

Quantitation Report (QT Reviewed)

Data File : M:\LINUS\DATA\L210513\0513L142.D
Acq On : 26 May 21 10:12
Sample : 5 SIM 3/24/21 (1)
Misc :

Vial: 42
Operator: LS
Inst : Linus
Multiplr: 1.00

Quant Time: May 26 10:53 2021

Quant Results File: L0324.RES

Quant Method : M:\LINUS\DATA\L210513\L0324.M (RTE Integrator)
Title : EPA 8270
Last Update : Mon May 03 10:54:34 2021
Response via : Initial Calibration
DataAcq Meth : SIM_2

Internal Standards	R.T.	QIon	Response	Conc Units	Dev(Min)
1) Napthalene-D8(IS)	4.13	136	29662	2.500 ppb	0.00
6) Acenaphthene-D10(IS)	6.12	164	17637	2.500 ppb	-0.01
10) Phenanthrene-D10(IS)	7.85	188	35250	2.500 ppb	0.00
15) Chrysene-D12(IS)	10.95	240	39850	2.500 ppb	0.01
20) Perylene-D12(IS)	13.36	264	43921	2.500 ppb	0.01
System Monitoring Compounds					
3) 2-Methylnaphthalene-D10 (2	4.90	152	37141	2.731 ppb	0.02
Spiked Amount 5.000			Recovery	= 54.620%	
13) Fluoranthene-D10 (FRT)	9.23	212	45196	2.488 ppb	0.02
Spiked Amount 5.000			Recovery	= 49.760%	
Target Compounds					Qvalue
2) Naphthalene	4.14	128	61797	5.441 ppb	99
4) 2-Methylnaphthalene	4.94	142	42251	5.504 ppb	96
5) 1-Methylnaphthalene	5.05	142	40754	5.326 ppb	97
7) Acenaphthylene	5.96	152	135748	5.564 ppb	98
8) Acenaphthene	6.16	154	39848	5.292 ppb	88
9) Fluorene	6.76	166	48895	5.327 ppb	97
11) Phenanthrene	7.87	178	73060	5.188 ppb	99
12) Anthracene	7.93	178	68826	5.277 ppb	98
14) Fluoranthene	9.25	202	106752	5.172 ppb #	89
16) Pyrene	9.51	202	112766	5.654 ppb #	87
17) Benz (a) anthracene	10.93	228	97902	5.182 ppb	96
18) Chrysene	10.99	228	95309	5.130 ppb	98
19) Indeno (1,2,3-cd) pyrene	14.85	276	91166m	4.028 ppb	87
21) Benzo (b) fluoranthene	12.70	252	103686	5.326 ppb	98
22) Benzo (k) fluoranthene	12.75	252	93677	4.721 ppb	99
23) Benzo (a) pyrene	13.26	252	89877	5.054 ppb	98
24) Dibenz (a,h) anthracene	14.88	278	76603	4.037 ppb	99
25) Benzo (g,h,i) perylene	15.20	276	77400	4.001 ppb	94

(#) = qualifier out of range (m) = manual integration

Quantitation Report

Data File : M:\LINUS\DATA\L210513\0513L142.D
Acq On : 26 May 21 10:12
Sample : 5 SIM 3/24/21 (1)
Misc :

Vial: 42
Operator: LS
Inst : Linus
Multiplr: 1.00

Quant Time: May 26 10:53 2021

Quant Results File: L0324.RES

Method : M:\LINUS\DATA\L210513\L0324.M (RTE Integrator)
Title : EPA 8270
Last Update : Mon May 03 10:54:34 2021
Response via : Initial Calibration



Quantitation Report

Data File : M:\LINUS\DATA\L210513\0513L142.D
Acq On : 26 May 21 10:12
Sample : 5 SIM 3/24/21 (1)
Misc :
Quant Time: May 26 10:52 2021

Vial: 42
Operator: LS
Inst : Linus
Multiplr: 1.00
Quant Results File: temp.res

Method : M:\LINUS\DATA\L210513\L0324.M (RTE Integrator)
Title : EPA 8270
Last Update : Mon May 03 10:54:34 2021
Response via : Multiple Level Calibration

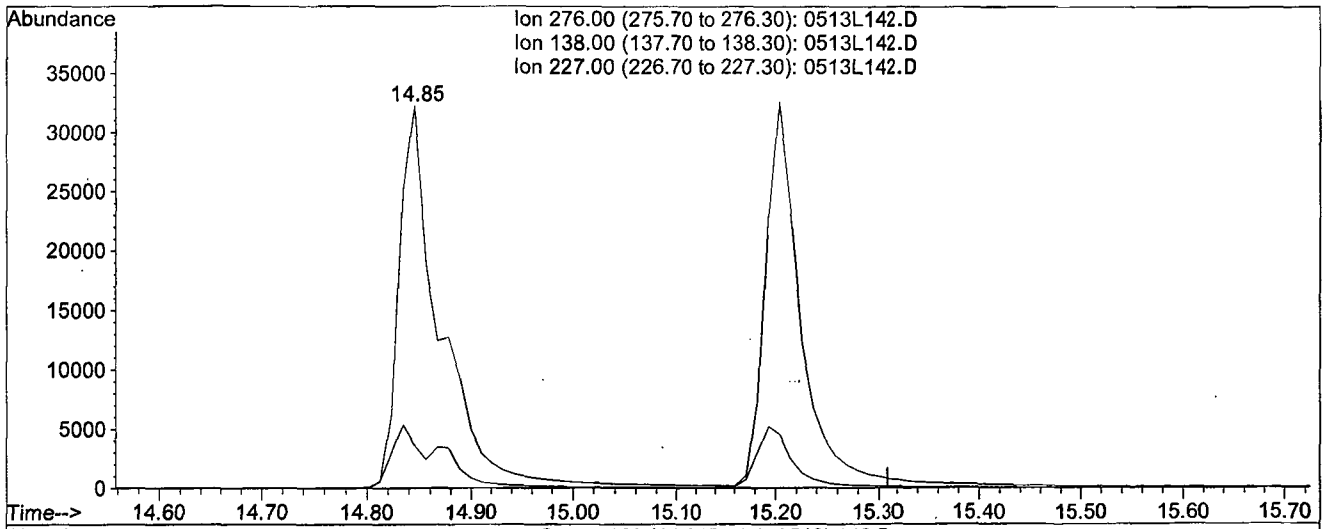

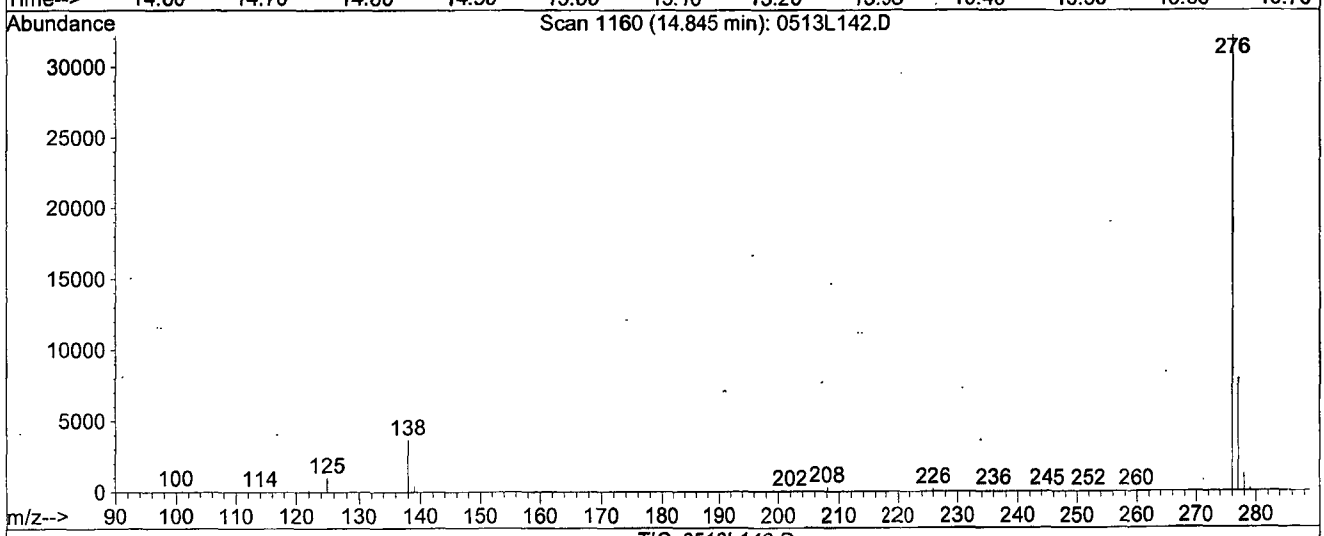

TIC: 0513L142.D

(19) Indeno (1,2,3-cd) pyrene (TM)

14.85min 3.9750ppb

response 89968

Ion	Exp%	Act%
276.00	100	100
138.00	17.10	11.21#
227.00	0.10	0.09
0.00	0.00	0.00

0513L142.D L0324.M Wed May 26 10:53:13 2021

Quantitation Report

Data File : M:\LINUS\DATA\L210513\0513L142.D
Acq On : 26 May 21 10:12
Sample : 5 SIM 3/24/21 (1)
Misc :
Quant Time: May 26 10:53 2021

Vial: 42
Operator: LS
Inst : Linus
Multiplr: 1.00
Quant Results File: temp.res

Method : M:\LINUS\DATA\L210513\L0324.M (RTE Integrator)
Title : EPA 8270
Last Update : Mon May 03 10:54:34 2021
Response via : Multiple Level Calibration

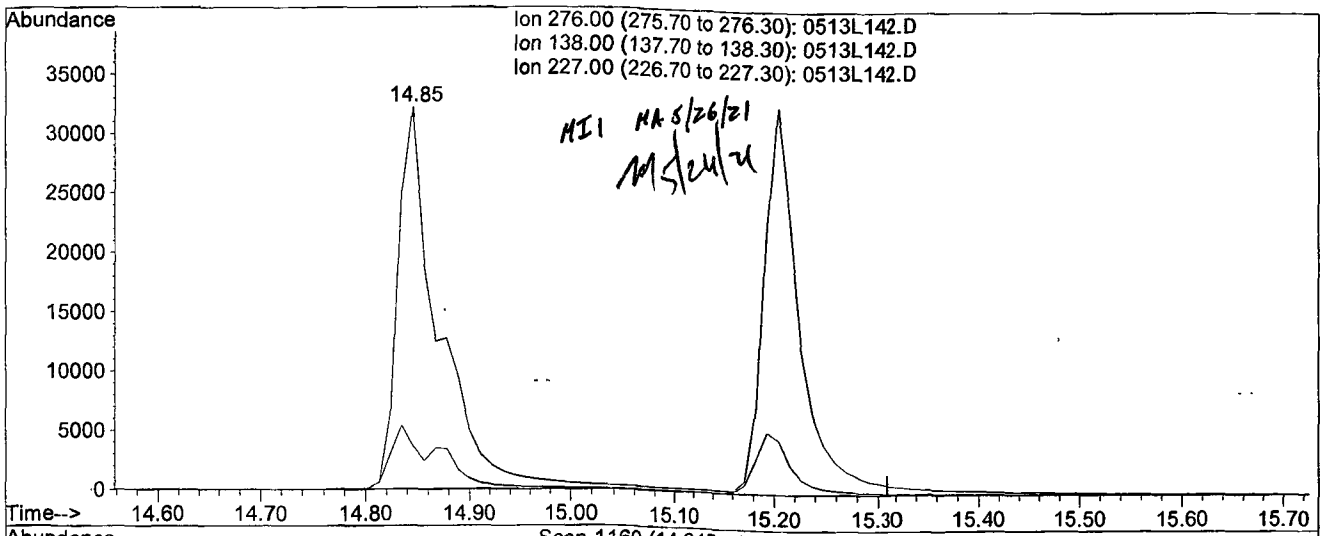

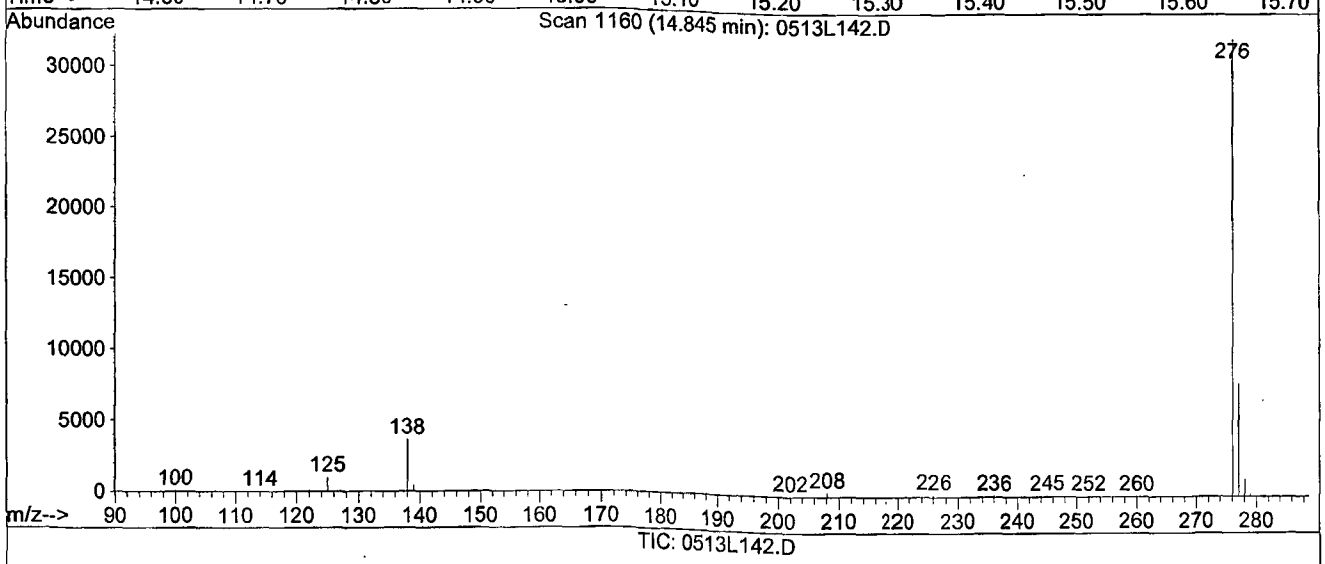

(19) Indeno (1,2,3-cd) pyrene (TM)

14.85min 4.0279ppb m

response 91166

Ion	Exp%	Act%
276.00	100	100
138.00	17.10	11.37#
227.00	0.10	0.24#
0.00	0.00	0.00

0513L142.D L0324.M Wed May 26 10:53:24 2021

PAH by GCMS SIM
EPA 8270 SIM

Form 7

Ending Continuing Calibration

Lab Name: APPL, Inc.
Case No:
Matrix:

SDG No:
Date Analyzed: 05/26/21
Instrument: Linus
Initial Cal. Date: 03/24/21
Data File: 0513L156.D

		Compound	MEAN	CCRF	%D		%Drift
1	I	Napthalene-D8(IS)	ISTD			I	
2	TM	Naphthalene	0.9573	0.8654	9.6	TM	
3	S	2-Methylnaphthalene-D10 (2MN)	1.146	1.113	2.9	S	
4	TM	2-Methylnaphthalene	0.6470	0.6313	2.4	TM	
5	TM	1-Methylnaphthalene	0.6449	0.6174	4.3	TM	
6	I	Acenaphthene-D10(IS)	ISTD			I	
7	TM	Acenaphthylene	3.458	3.083	11	TM	
8	*TM	Acenaphthene	1.067	0.9622	9.8	*TM	
9	TM	Fluorene	1.301	1.258	3.3	TM	
10	I	Phenanthrene-D10(IS)	ISTD			I	
11	TM	Phenanthrene	0.9987	0.9175	8.1	TM	
12	TM	Anthracene	0.9250	0.8540	7.7	TM	
13	S	Fluoranthene-D10 (FRT)	1.288	1.251	2.9	S	
14	*TM	Fluoranthene	1.464	1.469	0.39	*TM	
15	I	Chrysene-D12(IS)	ISTD			I	
16	TM	Pyrene	1.251	1.210	3.3	TM	
17	TM	Benz (a) anthracene	1.185	1.219	2.9	TM	
18	TM	Chrysene	1.166	1.127	3.3	TM	
19	TM	Indeno (1,2,3-cd) pyrene	1.420	1.873	32	TM	
20	I	Perylene-D12(IS)	ISTD			I	
21	TM	Benzo (b) fluoranthene	1.108	1.202	8.5	TM	
22	TM	Benzo (k) fluoranthene	1.129	1.155	2.3	TM	
23	*TM	Benzo (a) pyrene	1.012	1.096	8.3	*TM	
24	TM	Dibenz (a,h) anthracene	1.080	1.138	5.4	TM	
25	TM	Benzo (g,h,i) perylene	1.101	0.9817	11	TM	
26							
27							
28							
29							
30							
31							
32							
33							
34							
35							
36							
37							
38							
39							
40							
		Average			7.0		

Quantitation Report (Not Reviewed)

Data File : M:\LINUS\DATA\L210513\0513L156.D
Acq On : 26 May 21 16:54
Sample : 5 SIM 3/24/21 (2)
Misc :

Vial: 56
Operator: LS
Inst : Linus
Multiplr: 1.00

Quant Time: May 26 17:20 2021

Quant Results File: L0324.RES

Quant Method : M:\LINUS\DATA\L210513\L0324.M (RTE Integrator)
Title : EPA 8270
Last Update : Mon May 03 10:54:34 2021
Response via : Initial Calibration
DataAcq Meth : SIM_2

Internal Standards	R.T.	QIon	Response	Conc Units	Dev(Min)
1) Napthalene-D8(IS)	4.13	136	28135	2.500 ppb	0.00
6) Acenaphthene-D10(IS)	6.13	164	17097	2.500 ppb	0.00
10) Phenanthrene-D10(IS)	7.85	188	36296	2.500 ppb	0.00
15) Chrysene-D12(IS)	10.95	240	44498	2.500 ppb	0.01
20) Perylene-D12(IS)	13.36	264	61974	2.500 ppb	0.01
System Monitoring Compounds					
3) 2-Methylnaphthalene-D10 (2	4.90	152	31304	2.427 ppb	0.02
Spiked Amount 5.000			Recovery	= 48.540%	
13) Fluoranthene-D10 (FRT)	9.23	212	45417	2.428 ppb	0.02
Spiked Amount 5.000			Recovery	= 48.560%	
Target Compounds					Qvalue
2) Naphthalene	4.15	128	48696	4.520 ppb	100
4) 2-Methylnaphthalene	4.94	142	35523	4.879 ppb	98
5) 1-Methylnaphthalene	5.05	142	34740	4.787 ppb	98
7) Acenaphthylene	5.96	152	105405	4.457 ppb	99
8) Acenaphthene	6.17	154	32901	4.508 ppb	89
9) Fluorene	6.76	166	43003	4.833 ppb	97
11) Phenanthrene	7.87	178	66601	4.593 ppb	99
12) Anthracene	7.93	178	61992	4.616 ppb	99
14) Fluoranthene	9.25	202	106672	5.020 ppb	99
16) Pyrene	9.51	202	107666	4.835 ppb	96
17) Benz (a) anthracene	10.93	228	108496	5.143 ppb	96
18) Chrysene	10.99	228	100306	4.835 ppb #	96
19) Indeno (1,2,3-cd) pyrene	14.85	276	166732	6.597 ppb	97
21) Benzo (b) fluoranthene	12.70	252	148996	5.424 ppb	98
22) Benzo (k) fluoranthene	12.75	252	143185	5.114 ppb	98
23) Benzo (a) pyrene	13.26	252	135880	5.415 ppb	97
24) Dibenz (a,h) anthracene	14.88	278	141083	5.269 ppb #	95
25) Benzo (g,h,i) perylene	15.20	276	121675	4.458 ppb	97

(#) = qualifier out of range (m) = manual integration

Quantitation Report

Data File : M:\LINUS\DATA\L210513\0513L156.D
Acq On : 26 May 21 16:54
Sample : 5 SIM 3/24/21 (2)
Misc :

Vial: 56
Operator: LS
Inst : Linus
Multiplr: 1.00

Quant Time: May 26 17:20 2021

Quant Results File: L0324.RES

Method : M:\LINUS\DATA\L210513\L0324.M (RTE Integrator)
Title : EPA 8270
Last Update : Mon May 03 10:54:34 2021
Response via : Initial Calibration



PAH by GCMS SIM
EPA 8270 SIM

Form 7

Continuing Calibration

Lab Name: APPL, Inc.
Case No:
Matrix:

SDG No:
Date Analyzed: 1 Jun 21 8:08
Instrument: Linus
Initial Cal. Date: 03/24/21
Data File: 0513L162.D

		Compound	MEAN	CCRF	%D	%Drift	
1	I	Napthalene-D8(IS)	ISTD			I	
2	TM	Naphthalene	0.9573	0.9068	5.3	TM	
3	S	2-Methylnaphthalene-D10 (2MN)	1.146	1.203	4.9	S	
4	TM	2-Methylnaphthalene	0.6470	0.6546	1.2	TM	
5	TM	1-Methylnaphthalene	0.6449	0.6540	1.4	TM	
6	I	Acenaphthene-D10(IS)	ISTD			I	
7	TM	Acenaphthylene	3.458	3.152	8.9	TM	
8	*TM	Acenaphthene	1.067	0.9810	8.1	*TM	
9	TM	Fluorene	1.301	1.280	1.6	TM	
10	I	Phenanthrene-D10(IS)	ISTD			I	
11	TM	Phenanthrene	0.9987	0.9413	5.7	TM	
12	TM	Anthracene	0.9250	0.8946	3.3	TM	
13	S	Fluoranthene-D10 (FRT)	1.288	1.219	5.3	S	
14	*TM	Fluoranthene	1.464	1.462	0.13	*TM	
15	I	Chrysene-D12(IS)	ISTD			I	
16	TM	Pyrene	1.251	1.192	4.8	TM	
17	TM	Benz (a) anthracene	1.185	1.199	1.2	TM	
18	TM	Chrysene	1.166	1.106	5.1	TM	
19	TM	Indeno (1,2,3-cd) pyrene	1.420	1.434	1.0	TM	
20	I	Perylene-D12(IS)	ISTD			I	
21	TM	Benzo (b) fluoranthene	1.108	1.154	4.1	TM	
22	TM	Benzo (k) fluoranthene	1.129	1.143	1.2	TM	
23	*TM	Benzo (a) pyrene	1.012	1.062	4.9	*TM	
24	TM	Dibenz (a,h) anthracene	1.080	1.146	6.1	TM	
25	TM	Benzo (g,h,i) perylene	1.101	1.141	3.6	TM	
26							
27							
28							
29							
30							
31							
32							
33							
34							
35							
36							
37							
38							
39							
40							
		Average			3.9		

Quantitation Report (Not Reviewed)

Data File : M:\LINUS\DATA\L210513\0513L162.D
Acq On : 1 Jun 21 8:08
Sample : 5 SIM 3/24/21 (1)
Misc :

Vial: 62
Operator: LS
Inst : Linus
Multiplr: 1.00

Quant Time: Jun 1 8:27 2021

Quant Results File: L0324.RES

Quant Method : M:\LINUS\DATA\L210513\L0324.M (RTE Integrator)
Title : EPA 8270
Last Update : Mon May 03 10:54:34 2021
Response via : Initial Calibration
DataAcq Meth : SIM_2

Internal Standards	R.T.	QIon	Response	Conc Units		Dev(Min)
1) Napthalene-D8(IS)	4.13	136	21597	2.500 ppb		0.00
6) Acenaphthene-D10(IS)	6.13	164	13694	2.500 ppb		0.00
10) Phenanthrene-D10(IS)	7.85	188	28892	2.500 ppb		0.00
15) Chrysene-D12(IS)	10.95	240	36461	2.500 ppb		0.01
20) Perylene-D12(IS)	13.36	264	39396	2.500 ppb		0.01
System Monitoring Compounds						
3) 2-Methylnaphthalene-D10 (2	4.90	152	25982	2.624 ppb		0.02
Spiked Amount 5.000			Recovery	= 52.480%		
13) Fluoranthene-D10 (FRT)	9.23	212	35233	2.367 ppb		0.02
Spiked Amount 5.000			Recovery	= 47.340%		
Target Compounds						Qvalue
2) Naphthalene	4.15	128	39167	4.736 ppb		100
4) 2-Methylnaphthalene	4.94	142	28275	5.059 ppb		98
5) 1-Methylnaphthalene	5.05	142	28251	5.071 ppb		98
7) Acenaphthylene	5.96	152	86327	4.557 ppb		99
8) Acenaphthene	6.17	154	26868	4.596 ppb		90
9) Fluorene	6.76	166	35046	4.918 ppb		96
11) Phenanthrene	7.87	178	54393	4.713 ppb		99
12) Anthracene	7.93	178	51695	4.836 ppb		99
14) Fluoranthene	9.25	202	84473	4.994 ppb		98
16) Pyrene	9.51	202	86893	4.762 ppb		94
17) Benz (a) anthracene	10.93	228	87443	5.058 ppb		97
18) Chrysene	10.99	228	80660	4.745 ppb	#	96
19) Indeno (1,2,3-cd) pyrene	14.85	276	104605	5.051 ppb	#	81
21) Benzo (b) fluoranthene	12.69	252	90920	5.207 ppb	#	97
22) Benzo (k) fluoranthene	12.75	252	90076	5.061 ppb	#	98
23) Benzo (a) pyrene	13.26	252	83698	5.247 ppb	#	96
24) Dibenz (a,h) anthracene	14.88	278	90275	5.304 ppb		97
25) Benzo (g,h,i) perylene	15.20	276	89897	5.181 ppb	#	91

(#) = qualifier out of range (m) = manual integration

Quantitation Report

Data File : M:\LINUS\DATA\L210513\0513L162.D
Acq On : 1 Jun 21 8:08
Sample : 5 SIM 3/24/21 (1)
Misc :

Vial: 62
Operator: LS
Inst : Linus
Multiplr: 1.00

Quant Time: Jun 1 8:27 2021

Quant Results File: L0324.RES

Method : M:\LINUS\DATA\L210513\L0324.M (RTE Integrator)
Title : EPA 8270
Last Update : Mon May 03 10:54:34 2021
Response via : Initial Calibration



PAH by GCMS SIM
EPA 8270 SIM

Form 7

Ending Continuing Calibration

Lab Name: APPL, Inc.
Case No:
Matrix:

SDG No:
Date Analyzed: 1 Jun 21 19:30
Instrument: Linus
Initial Cal. Date: 03/24/21
Data File: 0513L191.D

		Compound	MEAN	CCRF	%D		%Drift
1	I	Napthalene-D8(IS)	ISTD			I	
2	TM	Naphthalene	0.9573	0.9034	5.6	TM	
3	S	2-Methylnaphthalene-D10 (2MN)	1.146	1.143	0.26	S	
4	TM	2-Methylnaphthalene	0.6470	0.6498	0.43	TM	
5	TM	1-Methylnaphthalene	0.6449	0.6524	1.2	TM	
6	I	Acenaphthene-D10(IS)	ISTD			I	
7	TM	Acenaphthylene	3.458	3.214	7.1	TM	
8	*TM	Acenaphthene	1.067	0.9929	7.0	*TM	
9	TM	Fluorene	1.301	1.291	0.80	TM	
10	I	Phenanthrene-D10(IS)	ISTD			I	
11	TM	Phenanthrene	0.9987	1.043	4.4	TM	
12	TM	Anthracene	0.9250	0.9661	4.4	TM	
13	S	Fluoranthene-D10 (FRT)	1.288	1.553	21	S	
14	*TM	Fluoranthene	1.464	1.780	22	*TM	
15	I	Chrysene-D12(IS)	ISTD			I	
16	TM	Pyrene	1.251	1.427	14	TM	
17	TM	Benz (a) anthracene	1.185	1.166	1.6	TM	
18	TM	Chrysene	1.166	1.234	5.9	TM	
19	TM	Indeno (1,2,3-cd) pyrene	1.420	1.045	26	TM	
20	I	Perylene-D12(IS)	ISTD			I	
21	TM	Benzo (b) fluoranthene	1.108	1.044	5.8	TM	
22	TM	Benzo (k) fluoranthene	1.129	1.271	13	TM	
23	*TM	Benzo (a) pyrene	1.012	1.035	2.2	*TM	
24	TM	Dibenz (a,h) anthracene	1.080	1.113	3.0	TM	
25	TM	Benzo (g,h,i) perylene	1.101	1.119	1.7	TM	
26							
27							
28							
29							
30							
31							
32							
33							
34							
35							
36							
37							
38							
39							
40							
		Average			7.4		

Quantitation Report (Not Reviewed)

Data File : M:\LINUS\DATA\L210513\0513L191.D
Acq On : 1 Jun 21 19:30
Sample : 5 SIM 3/24/21 (1)
Misc :

Vial: 91
Operator: LS
Inst : Linus
Multiplr: 1.00

Quant Time: Jun 2 9:00 2021

Quant Results File: L0324.RES

Quant Method : M:\LINUS\DATA\L210513\L0324.M (RTE Integrator)
Title : EPA 8270
Last Update : Mon May 03 10:54:34 2021
Response via : Initial Calibration
DataAcq Meth : SIM_2

Internal Standards	R.T.	QIon	Response	Conc Units		Dev(Min)
1) Napthalene-D8(IS)	4.13	136	21476	2.500 ppb		0.00
6) Acenaphthene-D10(IS)	6.12	164	13583	2.500 ppb		-0.01
10) Phenanthrene-D10(IS)	7.85	188	34225	2.500 ppb		0.00
15) Chrysene-D12(IS)	10.94	240	41383	2.500 ppb		0.00
20) Perylene-D12(IS)	13.36	264	33222	2.500 ppb		0.01
System Monitoring Compounds						
3) 2-Methylnaphthalene-D10 (2	4.90	152	24555	2.494 ppb		0.02
Spiked Amount 5.000			Recovery	= 49.880%		
13) Fluoranthene-D10 (FRT)	9.23	212	53158	3.014 ppb		0.02
Spiked Amount 5.000			Recovery	= 60.280%		
Target Compounds						Qvalue
2) Naphthalene	4.15	128	38803	4.719 ppb		100
4) 2-Methylnaphthalene	4.94	142	27910	5.022 ppb		97
5) 1-Methylnaphthalene	5.05	142	28022	5.058 ppb		97
7) Acenaphthylene	5.96	152	87318	4.647 ppb		99
8) Acenaphthene	6.16	154	26972	4.651 ppb		94
9) Fluorene	6.76	166	35060	4.960 ppb		98
11) Phenanthrene	7.87	178	71389	5.221 ppb		98
12) Anthracene	7.93	178	66129	5.222 ppb		99
14) Fluoranthene	9.25	202	121873	6.082 ppb	#	90
16) Pyrene	9.51	202	118123	5.704 ppb	#	91
17) Benz (a) anthracene	10.93	228	96490	4.918 ppb		97
18) Chrysene	10.99	228	102166	5.295 ppb		98
19) Indeno (1,2,3-cd) pyrene	14.85	276	86457	3.678 ppb	#	82
21) Benzo (b) fluoranthene	12.69	252	69368	4.711 ppb	#	96
22) Benzo (k) fluoranthene	12.75	252	84464	5.628 ppb	#	97
23) Benzo (a) pyrene	13.26	252	68760	5.111 ppb	#	96
24) Dibenz (a,h) anthracene	14.88	278	73932	5.151 ppb		97
25) Benzo (g,h,i) perylene	15.20	276	74379	5.083 ppb	#	92

(#) = qualifier out of range (m) = manual integration

Quantitation Report

Data File : M:\LINUS\DATA\L210513\0513L191.D
Acq On : 1 Jun 21 19:30
Sample : 5 SIM 3/24/21 (1)
Misc :

Vial: 91
Operator: LS
Inst : Linus
Multiplr: 1.00

Quant Time: Jun 2 9:00 2021

Quant Results File: L0324.RES

Method : M:\LINUS\DATA\L210513\L0324.M (RTE Integrator)
Title : EPA 8270
Last Update : Mon May 03 10:54:34 2021
Response via : Initial Calibration



0513L191.D L0324.M Wed Jun 02 09:00:37 2021 Page 2

ORGANICS

Raw Data

Quantitation Report (QT Reviewed)

Data File : M:\LINUS\DATA\L210513\0513L164.D Vial: 64
Acq On : 1 Jun 21 8:56 Operator: LS
Sample : BA32947W06 1/850 Inst : Linus
Misc : Multiplr: 1.00

Quant Time: Jun 9 8:59 2021 Quant Results File: L0324.RES

Quant Method : M:\LINUS\DATA\L210513\L0324.M (RTE Integrator)
Title : EPA 8270
Last Update : Mon May 03 10:54:34 2021
Response via : Initial Calibration
DataAcq Meth : SIM_2

Internal Standards	R.T.	QIon	Response	Conc Units	Dev(Min)
1) Napthalene-D8(IS)	4.13	136	31005	2.500 ppb	0.00
6) Acenaphthene-D10(IS)	6.12	164	16383	2.500 ppb	-0.01
10) Phenanthrene-D10(IS)	7.85	188	32224	2.500 ppb	0.00
15) Chrysene-D12(IS)	10.95	240	27859	2.500 ppb	0.01
20) Perylene-D12(IS)	13.36	264	36039	2.500 ppb	0.01
System Monitoring Compounds					
3) 2-Methylnaphthalene-D10 (2	4.90	152	61676	4.338 ppb	0.02
Spiked Amount 5.000			Recovery	= 86.760%	
13) Fluoranthene-D10 (FRT)	9.23	212	55495	3.342 ppb	0.02
Spiked Amount 5.000			Recovery	= 66.840%	

Target Compounds Qvalue

(#) = qualifier out of range (m) = manual integration

Quantitation Report

Data File : M:\LINUS\DATA\L210513\0513L164.D
Acq On : 1 Jun 21 8:56
Sample : BA32947W06 1/850
Misc :

Vial: 64
Operator: LS
Inst : Linus
Multiplr: 1.00

Quant Time: Jun 9 8:59 2021

Quant Results File: L0324.RES

Method : M:\LINUS\DATA\L210513\L0324.M (RTE Integrator)
Title : EPA 8270
Last Update : Mon May 03 10:54:34 2021
Response via : Initial Calibration

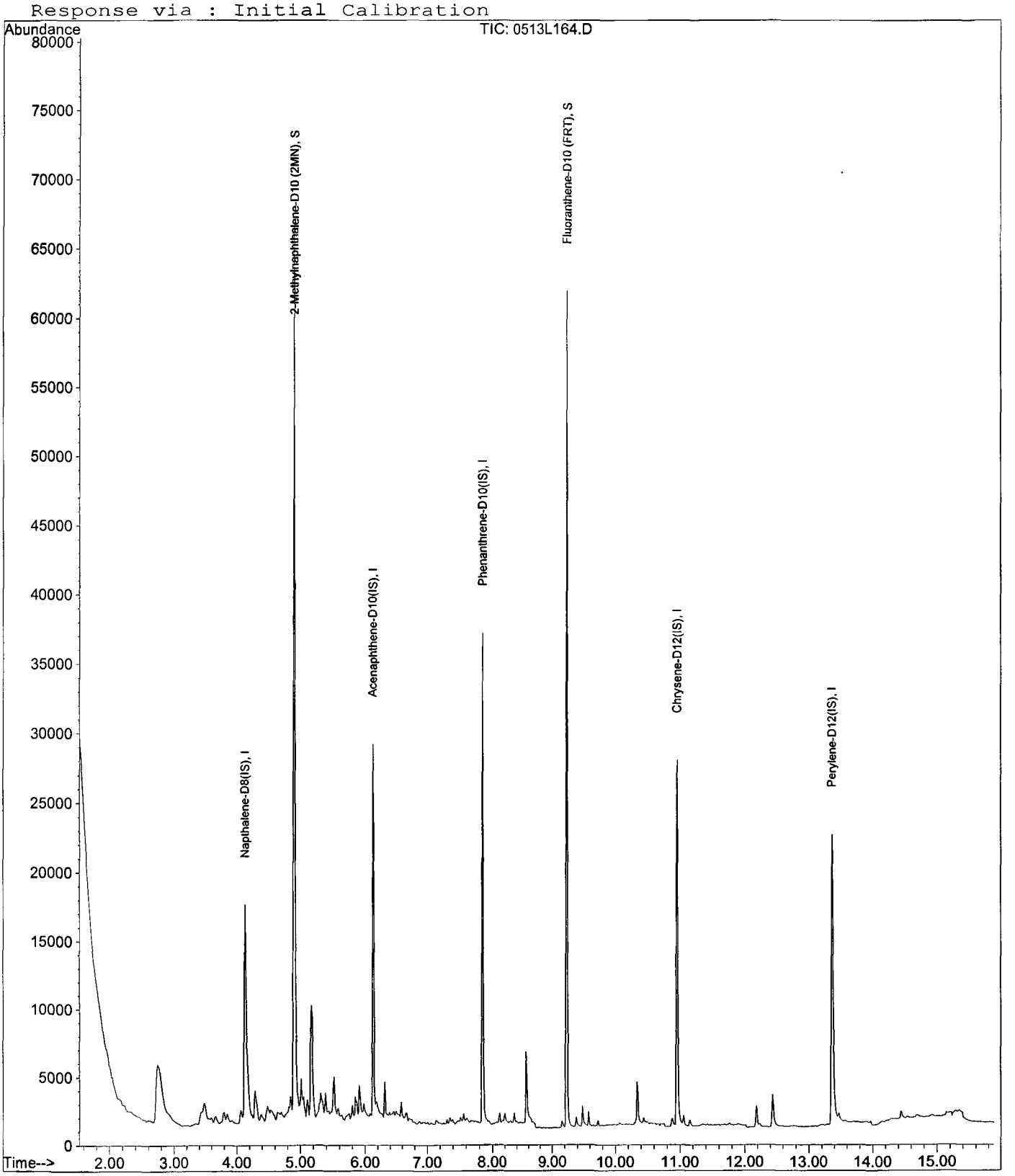

Quantitation Report (QT Reviewed)

Data File : M:\LINUS\DATA\L210513\0513L163.D Vial: 63
Acq On : 1 Jun 21 8:34 Operator: LS
Sample : 210524A BLK 1/1000 Inst : Linus
Misc : Multiplr: 1.00

Quant Time: Jun 1 9:35 2021 Quant Results File: L0324.RES

Quant Method : M:\LINUS\DATA\L210513\L0324.M (RTE Integrator)
Title : EPA 8270
Last Update : Mon May 03 10:54:34 2021
Response via : Initial Calibration
DataAcq Meth : SIM_2

Internal Standards	R.T.	QIon	Response	Conc Units	Dev(Min)
1) Napthalene-D8(IS)	4.13	136	16611	2.50000 ppb	0.00
6) Acenaphthene-D10(IS)	6.13	164	10143	2.50000 ppb	0.00
10) Phenanthrene-D10(IS)	7.85	188	20900	2.50000 ppb	0.00
15) Chrysene-D12(IS)	10.95	240	25357	2.50000 ppb	0.01
20) Perylene-D12(IS)	13.36	264	25819	2.50000 ppb	0.01
System Monitoring Compounds					
3) 2-Methylnaphthalene-D10 (2	4.90	152	30183	3.96274 ppb	0.02
Spiked Amount 5.000			Recovery	= 79.260%	
13) Fluoranthene-D10 (FRT)	9.23	212	44487	4.13087 ppb	0.02
Spiked Amount 5.000			Recovery	= 82.620%	

Target Compounds Qvalue

(#) = qualifier out of range (m) = manual integration

Quantitation Report

Data File : M:\LINUS\DATA\L210513\0513L163.D
Acq On : 1 Jun 21 8:34
Sample : 210524A BLK 1/1000
Misc :

Vial: 63
Operator: LS
Inst : Linus
Multiplr: 1.00

Quant Time: Jun 1 9:35 2021

Quant Results File: L0324.RES

Method : M:\LINUS\DATA\L210513\L0324.M (RTE Integrator)
Title : EPA 8270
Last Update : Mon May 03 10:54:34 2021
Response via : Initial Calibration



Quantitation Report (Not Reviewed)

Data File : M:\LINUS\DATA\L210513\0513L150.D
Acq On : 26 May 21 13:56
Sample : 210524A LCS-1 1/1000
Misc :

Vial: 50
Operator: LS
Inst : Linus
Multiplr: 1.00

Quant Time: May 26 16:13 2021 Quant Results File: L0324.RES

Quant Method : M:\LINUS\DATA\L210513\L0324.M (RTE Integrator)
Title : EPA 8270
Last Update : Mon May 03 10:54:34 2021
Response via : Initial Calibration
DataAcq Meth : SIM_2

Internal Standards	R.T.	QIon	Response	Conc Units	Dev(Min)
1) Napthalene-D8(IS)	4.13	136	19845	2.50000 ppb	0.00
6) Acenaphthene-D10(IS)	6.13	164	11995	2.50000 ppb	0.00
10) Phenanthrene-D10(IS)	7.85	188	24990	2.50000 ppb	0.00
15) Chrysene-D12(IS)	10.95	240	30614	2.50000 ppb	0.01
20) Perylene-D12(IS)	13.36	264	33149	2.50000 ppb	0.01
System Monitoring Compounds					
3) 2-Methylnaphthalene-D10 (2	4.90	152	30529	3.35499 ppb	0.02
Spiked Amount 5.000			Recovery	= 67.100%	
13) Fluoranthene-D10 (FRT)	9.23	212	42950	3.33543 ppb	0.02
Spiked Amount 5.000			Recovery	= 66.700%	
Target Compounds					Qvalue
2) Naphthalene	4.15	128	27789	3.65704 ppb	100
4) 2-Methylnaphthalene	4.94	142	19825	3.86007 ppb	98
5) 1-Methylnaphthalene	5.05	142	19707	3.84959 ppb	97
7) Acenaphthylene	5.96	152	60946	3.67328 ppb	99
8) Acenaphthene	6.17	154	19014	3.71302 ppb	91
9) Fluorene	6.76	166	24374	3.90470 ppb	97
11) Phenanthrene	7.87	178	38580	3.86458 ppb	98
12) Anthracene	7.93	178	36089	3.90316 ppb	99
14) Fluoranthene	9.25	202	60311	4.12197 ppb	97
16) Pyrene	9.51	202	61866	4.03809 ppb	94
17) Benz (a) anthracene	10.93	228	61584	4.24284 ppb	96
18) Chrysene	10.99	228	58186	4.07671 ppb #	96
19) Indeno (1,2,3-cd) pyrene	14.85	276	73071	4.20241 ppb #	82
21) Benzo (b) fluoranthene	12.70	252	63486	4.32076 ppb #	95
22) Benzo (k) fluoranthene	12.75	252	64331	4.29595 ppb	98
23) Benzo (a) pyrene	13.26	252	57839	4.30902 ppb	97
24) Dibenz (a,h) anthracene	14.88	278	63310	4.42082 ppb	99
25) Benzo (g,h,i) perylene	15.20	276	62424	4.27565 ppb #	93

(#) = qualifier out of range (m) = manual integration

Quantitation Report

Data File : M:\LINUS\DATA\L210513\0513L150.D
Acq On : 26 May 21 13:56
Sample : 210524A LCS-1 1/1000
Misc :

Vial: 50
Operator: LS
Inst : Linus
Multiplr: 1.00

Quant Time: May 26 16:13 2021

Quant Results File: L0324.RES

Method : M:\LINUS\DATA\L210513\L0324.M (RTE Integrator)
Title : EPA 8270
Last Update : Mon May 03 10:54:34 2021
Response via : Initial Calibration



Quantitation Report (Not Reviewed)

Data File : M:\LINUS\DATA\L210513\0513L151.D Vial: 51
Acq On : 26 May 21 14:18 Operator: LS
Sample : 210524A LCSD-1 1/1000 Inst : Linus
Misc : Multiplr: 1.00

Quant Time: May 26 16:13 2021 Quant Results File: L0324.RES

Quant Method : M:\LINUS\DATA\L210513\L0324.M (RTE Integrator)
Title : EPA 8270
Last Update : Mon May 03 10:54:34 2021
Response via : Initial Calibration
DataAcq Meth : SIM_2

Internal Standards	R.T.	QIon	Response	Conc Units	Dev(Min)
1) Napthalene-D8(IS)	4.13	136	19847	2.50000 ppb	0.00
6) Acenaphthene-D10(IS)	6.13	164	12126	2.50000 ppb	0.00
10) Phenanthrene-D10(IS)	7.85	188	25202	2.50000 ppb	0.00
15) Chrysene-D12(IS)	10.95	240	31648	2.50000 ppb	0.01
20) Perylene-D12(IS)	13.36	264	41748	2.50000 ppb	0.01
System Monitoring Compounds					
3) 2-Methylnaphthalene-D10 (2	4.90	152	28917	3.17752 ppb	0.02
Spiked Amount 5.000			Recovery	= 63.560%	
13) Fluoranthene-D10 (FRT)	9.23	212	43989	3.38738 ppb	0.02
Spiked Amount 5.000			Recovery	= 67.740%	
Target Compounds					Qvalue
2) Naphthalene	4.15	128	27386	3.60364 ppb	100
4) 2-Methylnaphthalene	4.94	142	19225	3.74287 ppb	98
5) 1-Methylnaphthalene	5.05	142	19476	3.80408 ppb	100
7) Acenaphthylene	5.96	152	61427	3.66227 ppb	99
8) Acenaphthene	6.17	154	18713	3.61477 ppb	92
9) Fluorene	6.76	166	24654	3.90689 ppb	96
11) Phenanthrene	7.87	178	39742	3.94749 ppb	99
12) Anthracene	7.93	178	36819	3.94862 ppb	99
14) Fluoranthene	9.25	202	62844	4.25896 ppb	99
16) Pyrene	9.51	202	63434	4.00515 ppb	96
17) Benz (a) anthracene	10.93	228	64262	4.28269 ppb	97
18) Chrysene	10.99	228	61540	4.17083 ppb #	97
19) Indeno (1,2,3-cd) pyrene	14.85	276	97031	5.39806 ppb	97
21) Benzo (b) fluoranthene	12.70	252	69155	3.73715 ppb #	96
22) Benzo (k) fluoranthene	12.75	252	70456	3.73587 ppb	99
23) Benzo (a) pyrene	13.27	252	76981	4.55382 ppb	98
24) Dibenz (a,h) anthracene	14.88	278	83525	4.63108 ppb	98
25) Benzo (g,h,i) perylene	15.20	276	83523	4.54246 ppb	98

(#) = qualifier out of range (m) = manual integration

Quantitation Report

Data File : M:\LINUS\DATA\L210513\0513L151.D Vial: 51
Acq On : 26 May 21 14:18 Operator: LS
Sample : 210524A LCSD-1 1/1000 Inst : Linus
Misc : Multiplr: 1.00

Quant Time: May 26 16:13 2021 Quant Results File: L0324.RES

Method : M:\LINUS\DATA\L210513\L0324.M (RTE Integrator)
Title : EPA 8270
Last Update : Mon May 03 10:54:34 2021
Response via : Initial Calibration



DFTPP

Data File : M:\LINUS\DATA\L210324\0324L002.D Vial: 2
Acq On : 24 Mar 21 10:26 Operator: MA
Sample : SV Tune 10/02/20 Inst : Linus
Misc : Multiplr: 1.00

Method : M:\LINUS\DATA\L210324\L0324.M (RTE Integrator)
Title : EPA 8270

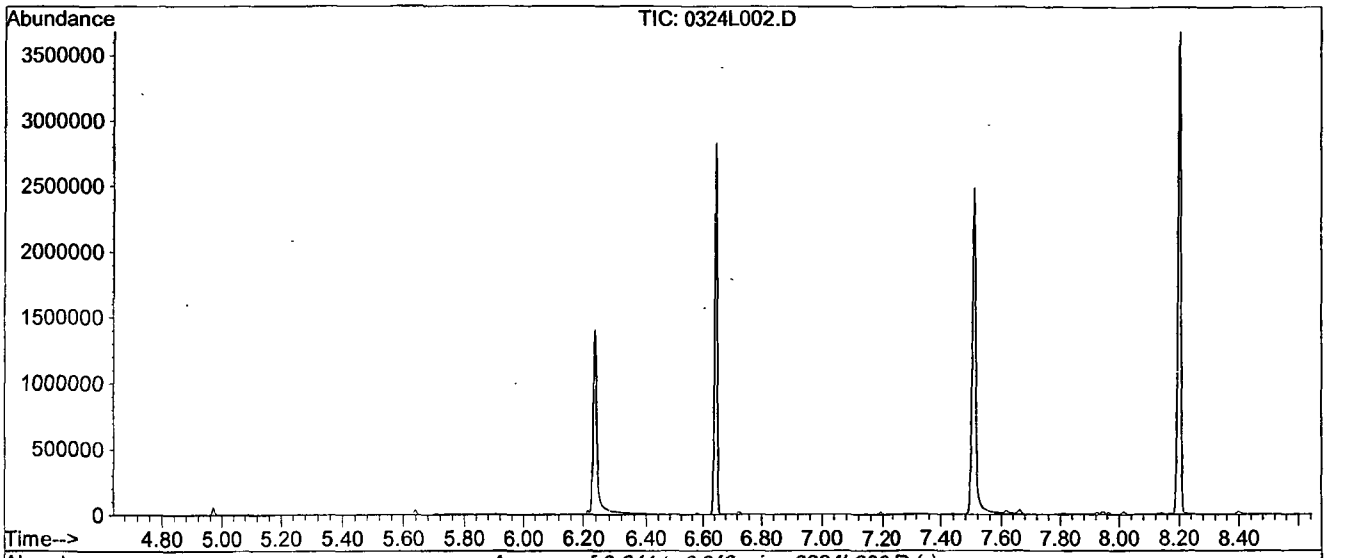

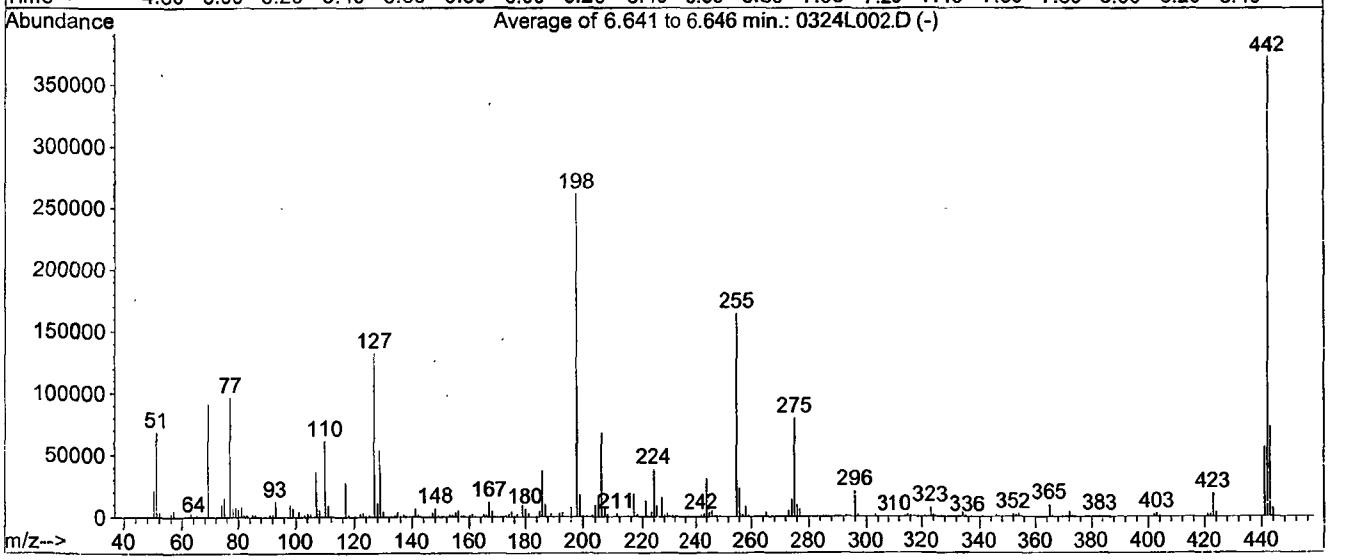

AutoFind: Scans 1629, 1630, 1631; Background Corrected with Scan 1621

Target Mass	Rel. to Mass	Lower Limit%	Upper Limit%	Rel. Abn%	Raw Abn	Result Pass/Fail
51	198	10	80	26.4	68985	PASS
68	69	0.00	2	0.0	0	PASS
70	69	0.00	2	0.7	611	PASS
127	198	10	80	50.7	132699	PASS
197	198	0.00	2	0.0	0	PASS
198	198	100	100	100.0	261760	PASS
199	198	5	9	6.8	17899	PASS
275	198	10	60	30.5	79933	PASS
365	198	1	100	3.9	10297	PASS
441	442	0.01	24	15.2	56736	PASS
442	198	50	500	142.7	373483	PASS
443	442	15	24	19.6	73083	PASS

0324L002.D L0324.M Wed Mar 24 12:02:59 2021

Data File Name:	**0324L002.D**
Data File Path:	**M:\LINUS\DATA\L210324**
Operator:	**MA**
Date Acquired:	**24 Mar 2021 10:26**
Method File:	**DFTPP2.M**
Sample Name:	**SV Tune 10/02/20**
Vial Number:	**2**
Instrument Name:	**Linus**

#	Name	Ret Time	Target Response
1)	DDT	8.24	25018800
2)	DDD	7.96	106089
3)	DDE	7.68	176936

Breakdown **1.12**

DFTPP

Data File : M:\LINUS\DATA\L210513\0513L141.D
Acq On : 26 May 21 9:56
Sample : SV Tune 10/2/20
Misc :

Vial: 41
Operator: LS
Inst : Linus
Multiplr: 1.00

Method : M:\LINUS\DATA\L210513\L0324.M (RTE Integrator)
Title : EPA 8270

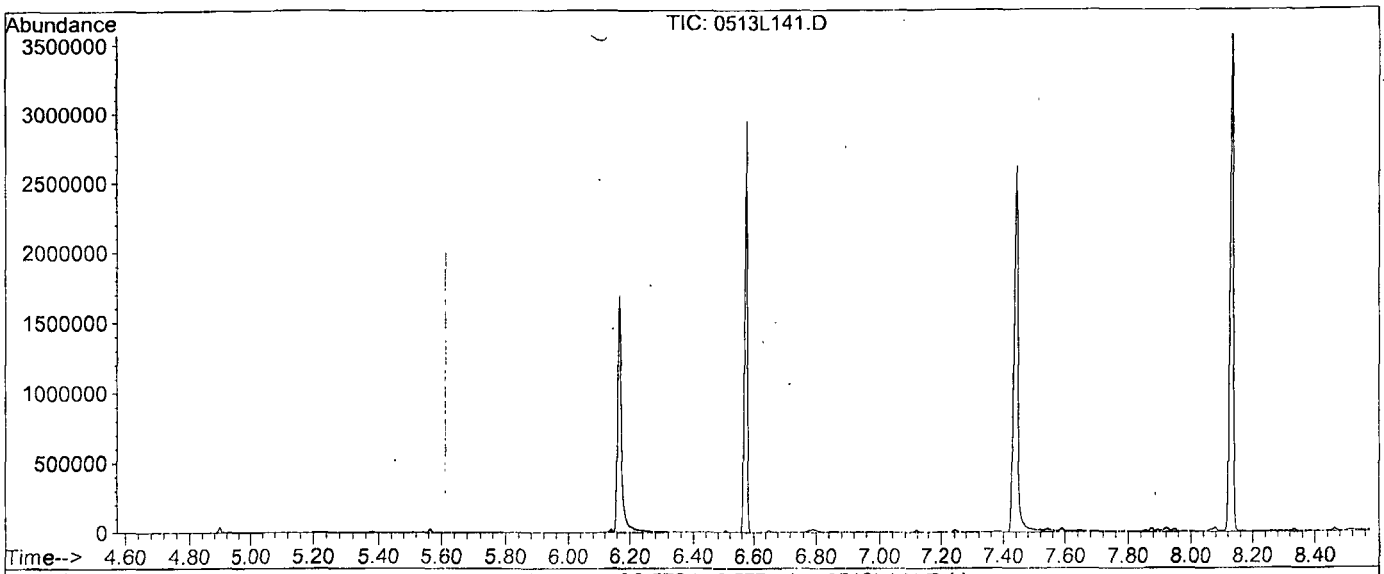

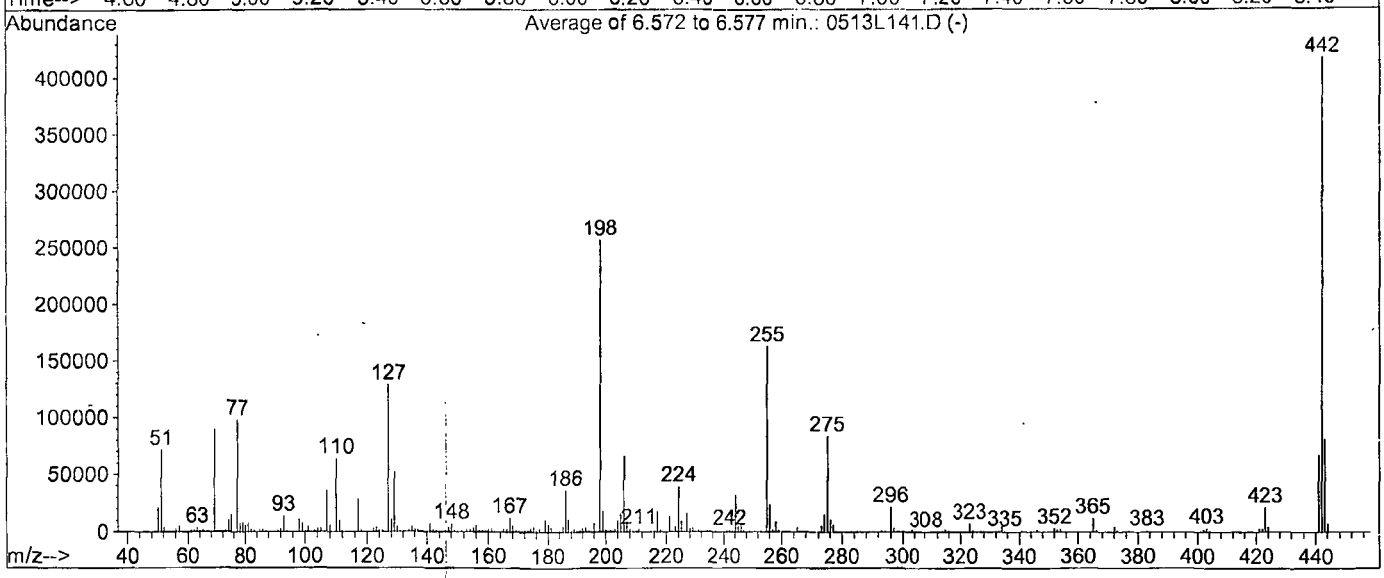

AutoFind: Scans 1601, 1602, 1603; Background Corrected with Scan 1592

Target Mass	Rel. to Mass	Lower Limit%	Upper Limit%	Rel. Abn%	Raw Abn	Result Pass/Fail
51	198	10	80	27.9	71731	PASS
68	69	0.00	2	0.0	0	PASS
70	69	0.00	2	0.7	622	PASS
127	198	10	80	50.1	128765	PASS
197	198	0.00	2	0.0	0	PASS
198	198	100	100	100.0	256811	PASS
199	198	5	9	6.8	17511	PASS
275	198	10	60	32.5	83472	PASS
365	198	1	100	4.6	11884	PASS
441	442	0.01	24	16.1	67144	PASS
442	198	50	500	162.7	417920	PASS
443	442	15	24	19.5	81352	PASS

0513L141.D L0324.M Wed May 26 10:53:24 2021

Data File Name:	**0513L141.D**
Data File Path:	**M:\LINUS\DATA\L210513**
Operator:	**LS**
Date Acquired:	**26 May 2021 09:56**
Method File:	**DFTPP2.M**
Sample Name:	**SV Tune 10/2/20**
Vial Number:	**41**
Instrument Name:	**Linus**

#	Name	Ret Time	Target Response
1)	DDT	8.11	25492500
2)	DDD	7.87	201335
3)	DDE	7.59	142292

Breakdown **1.33**

DFTPP

Data File : M:\LINUS\DATA\L210513\0513L161.D Vial: 61
Acq On : 1 Jun 21 7:52 Operator: LS
Sample : SV TUNE 10/2/20 Inst : Linus
Misc : Multiplr: 1.00

Method : M:\LINUS\DATA\L210513\L0324.M (RTE Integrator)
Title : EPA 8270

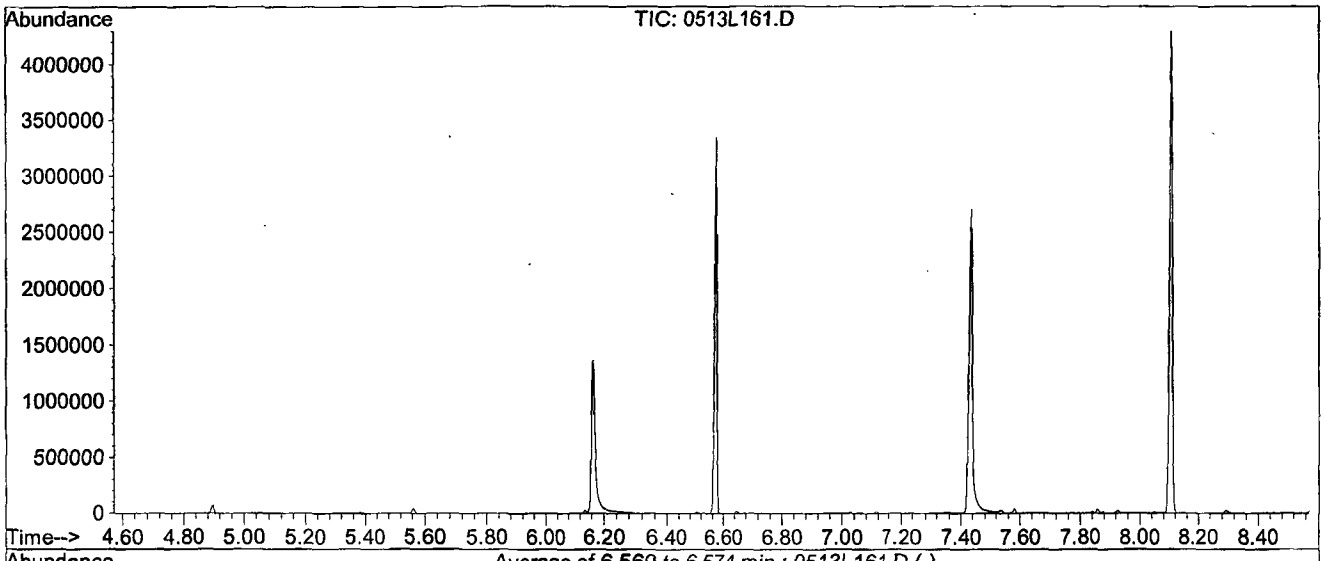

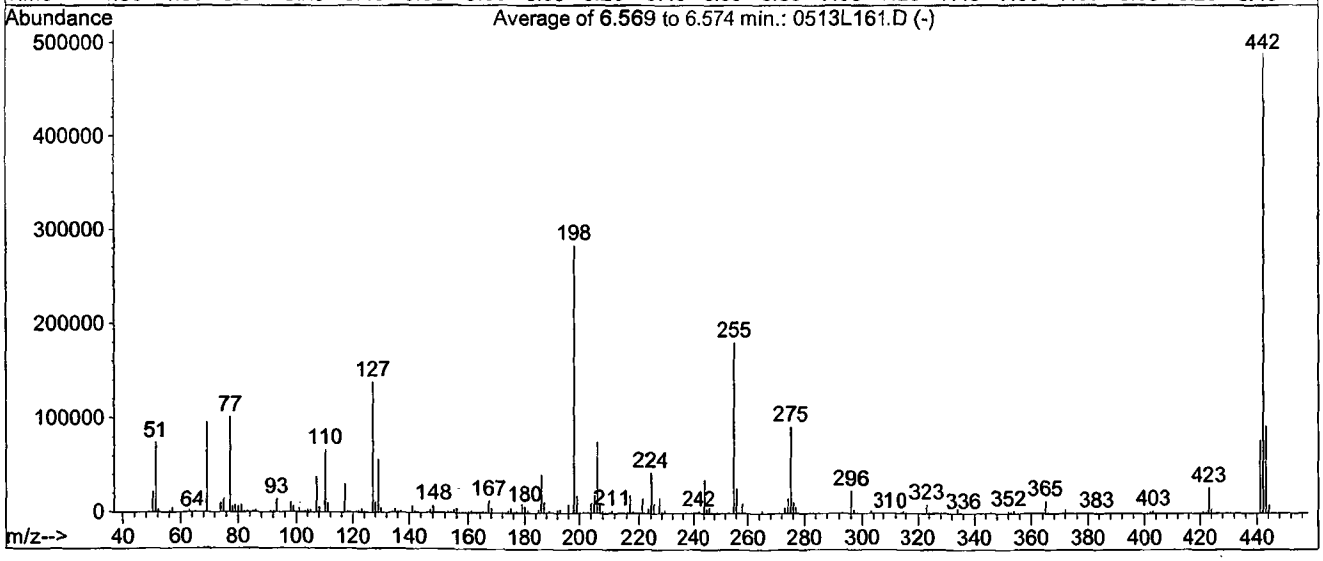

AutoFind: Scans 1600, 1601, 1602; Background Corrected with Scan 1591

Target Mass	Rel. to Mass	Lower Limit%	Upper Limit%	Rel. Abn%	Raw Abn	Result Pass/Fail
51	198	10	80	26.2	74469	PASS
68	69	0.00	2	0.0	0	PASS
70	69	0.00	2	0.4	423	PASS
127	198	10	80	48.7	138565	PASS
197	198	0.00	2	0.0	0	PASS
198	198	100	100	100.0	284523	PASS
199	198	5	9	6.5	18575	PASS
275	198	10	60	32.4	92189	PASS
365	198	1	100	4.8	13613	PASS
441	442	0.01	24	15.9	77715	PASS
442	198	50	500	171.9	489024	PASS
443	442	15	24	19.0	92960	PASS

Data File Name:	**0513L161.D**
Data File Path:	**M:\LINUS\DATA\L210513**
Operator:	**LS**
Date Acquired:	**1 Jun 21 7:52**
Method File:	**DFTPP2.M**
Sample Name:	**SV TUNE 10/2/20**
Vial Number:	**61**
Instrument Name:	**Linus**

#	Name	Ret Time	Target Response
1)	DDT	8.11	28663500
2)	DDD	7.87	106877
3)	DDE	7.59	218981

Breakdown **1.12**

Name of Final Standard	SIM Spike	Prep'd By (Initials)	MA
Prep Date	01/29/21		
Exp Date	01/29/22		

Initial Standard Information						Final Standard Information			
Name of Initial Standard (from contianer Label)	Supplier	Supplier P/N# (or APPL Mix Name)	Conc.(range)	Lot # with QA # (or reference to APPL prep date)	Exp Date	Aliquot from Stock	Final Volume	Final Solvent + Lot# (or APPL Prep Date)	Final Standard Conc (range)
Custom PAH Sim Mix	Phenova	AL0-130490	200 ug/mL	CL13121- 50763 50764 50765 50766	12/31/22	5 mL	25 mL	Acetone 0242320	40 ug/mL

Name of Final Standard	SIM Surrogate	Prep'd By (Initials)	LS
Prep Date	11/30/20		
Exp Date	11/30/21		

Initial Standard Information						Final Standard Information			
Name of Initial Standard (from contianer Label)	Supplier	Supplier P/N# (or APPL Mix Name)	Conc.(range)	Lot # with QA # (or reference to APPL prep date)	Exp Date	Aliquot from Stock	Final Volume	Final Solvent + Lot# (or APPL Prep Date)	Final Standard Conc (range)
Sim Surrogate Deuterated	Restek	33913	2000 ug/mL	A0154854-50257, 50258, 50259 A0161454-50790, 50794	10/31/2025 5/31/25	5mL	100 mL	Acetone #246130	100 ug/mL

Name of Final Standard	SIM Curve	Prep'd By (Initials)	MA
Prep Date	03/24/21		
Exp Date	06/19/21		

Initial Standard Information						Final Standard Information			
Name of Initial Standard (from container Label)	Supplier	Supplier P/N# (or APPL Mix Name)	Conc.(range)	Lot # with QA # (or reference to APPL prep date)	Exp Date	Aliquot from Stock	Final Volume	Final Solvent + Lot# (or APPL Prep Date)	Final Standard Conc (range)
1.0 ug/mL SIM	APPL	1.0 ug/mL SIM	1.0 ug/mL	01/15/21	06/19/21	10 uL	100uL	MC 56258 90uL	0.1 ug/mL
SIM Internal Standard	APPL	SIM Internal Standard	125 ug/mL	06/19/20	06/19/21	2 uL	•	•	2.5ug/mL
1.0 ug/mL SIM	APPL	1.0 ug/mL SIM	1.0 ug/mL	01/15/21	06/19/21	20 uL	100uL	MC 56258 80uL	0.2 ug/mL
SIM Internal Standard	APPL	SIM Internal Standard	125 ug/mL	06/19/20	06/19/21	2 uL	•	•	2.5ug/mL
5.0 ug/mL SIM	APPL	5.0 ug/mL SIM	5.0 ug/mL	01/15/21	06/19/21	10 uL	100uL	MC 56258 90uL	0.5 ug/mL
SIM Internal Standard	APPL	SIM Internal Standard	125 ug/mL	06/19/20	06/19/21	2 uL	•	•	2.5ug/mL
5.0 ug/mL SIM	APPL	5.0 ug/mL SIM	5.0 ug/mL	01/15/21	06/19/21	20 uL	100uL	MC 56258 80 uL	1.0 ug/mL
SIM Internal Standard	APPL	SIM Internal Standard	125 ug/mL	06/19/20	06/19/21	2 uL	•	•	2.5ug/mL
SIM STOCK	APPL	SIM STOCK	200 ug/mL	08/20/20	08/20/21	5 uL	200uL	MC 56258 190 uL	5.0 ug/mL
SIM SURROGATE	APPL	SIM SURR	100 ug/mL	08/11/20	08/11/21	5 uL	•	•	2.5ug/mL
SIM Internal Standard	APPL	SIM Internal Standard	125 ug/mL	06/19/20	06/19/21	4 uL	•	•	2.5ug/mL
SIM STOCK	APPL	SIM STOCK	200 ug/mL	08/20/20	08/20/21	5 uL	100 uL	MC 56258 90 uL	10 ug/mL
SIM SURROGATE	APPL	SIM SURR	100 ug/mL	08/11/20	08/11/21	5 uL	•	•	5 ug/mL
SIM Internal Standard	APPL	SIM Internal Standard	125 ug/mL	06/19/20	06/19/21	2 uL	•	•	2.5ug/mL
SIM STOCK	APPL	SIM STOCK	200 ug/mL	08/20/20	08/20/21	25 uL	100uL	MC 56258 50 uL	50 ug/mL
SIM SURROGATE	APPL	SIM SURR	100 ug/mL	08/11/20	08/11/21	25 uL	•	•	25 ug/mL
SIM Internal Standard	APPL	SIM Internal Standard	125 ug/mL	06/19/20	06/19/21	2 uL	•	•	2.5ug/mL
SIM STOCK	APPL	SIM STOCK	200 ug/mL	08/20/20	08/20/21	50 uL	100uL	na	100 ug/mL
SIM SURROGATE	APPL	SIM SURR	100 ug/mL	08/11/20	08/11/21	50 uL	•	•	50 ug/mL
SIM Internal Standard	APPL	SIM Internal Standard	125 ug/mL	06/19/20	06/19/21	2 uL	•	•	2.5ug/mL

Name of Final Standard	8270 PAH SIM Second Source	Prep'd By (Initials)	MA
Prep Date	03/24/21		
Exp Date	06/19/21		

Initial Standard Information						Final Standard Information			
Name of Initial Standard (from container Label)	Supplier	Supplier P/N# (or APPL Mix Name)	Conc.(range)	Lot # with QA # (or reference to APPL prep date)	Exp Date	Aliquot from Stock	Final Volume	Final Solvent + Lot# (or APPL Prep Date)	Final Standard Conc (range)
PAH SIM SS Stock	Phenova	AL0-130490	200 ug/mL	01/14/21	01/14/22	5 uL	200uL	MC 56258 195uL	5 ug/mL
SIM Internal Standard	APPL	SIM Internal Standard	125 ug/mL	06/19/20	06/19/21	4 uL	•	•	2.5ug/mL

Name of Final Standard: 8270 SIM PAH Internal Standard
Prep Date: 06/19/20
Exp Date: 06/19/21
Prep'd By (Initials): CD

Initial Standard Information						Final Standard Information			
Name of Initial Standard (from contianer Label)	Supplier	Supplier P/N# (or APPL Mix Name)	Conc.(range)	Lot # with QA # (or reference to APPL prep date)	Exp Date	Aliquot from Stock	Final Volume	Final Solvent + Lot# (or APPL Prep Date)	Final Standard Conc (range)
SV Internal Standard	Restek	31206	2000 ug/mL	A0157142-49875	12/31/25	625uL	10mL	MC DW717	125 ug/mL

Name of Final Standard: PAH SIM Stock (Ampule)
Prep Date: 08/20/20
Exp Date: 08/20/21
Prep'd By (I: MA

Initial Standard Information						Final Standard Information			
Name of Initial Standard (from contianer Label)	Supplier	Supplier P/N# (or APPL Mix Name)	Conc.(range)	Lot # with QA # (or reference to APPL prep date)	Exp Date	Aliquot from Stock	Final Volume	Final Solvent + Lot# (or APPL Prep Date)	Final Standard Conc (range)
Custom PAH SIM Mix	Phenova	ALO-130490	200 ug/mL	CL13121-41383	12/31/22	1000 uL	1mL	NA	200ug/mL

Name of Final Standard: SIM Surrogate
Prep Date: 08/11/20
Exp Date: 04/01/21
Prep'd By (Initials): CD

Initial Standard Information						Final Standard Information			
Name of Initial Standard (from contianer Label)	Supplier	Supplier P/N# (or APPL Mix Name)	Conc.(range)	Lot # with QA # (or reference to APPL prep date)	Exp Date	Aliquot from Stock	Final Volume	Final Solvent + Lot# (or APPL Prep Date)	Final Standard Conc (range)
Sim Surrogate Deuterated	Restek	33913	2000 ug/mL	A0154854-49995,49992,50255,50256,50257	10/01/25	5mL	100 mL	Acetone #0234320	100 ug/mL

Name of Final Standard: SIM SS Stock (Ampule second source)
Prep Date: 01/14/21
Exp Date: 01/14/22
Prep'd By: MA

Initial Standard Information						Final Standard Information			
Name of Initial Standard (from contianer Label)	Supplier	Supplier P/N# (or APPL Mix Name)	Conc.(range)	Lot # with QA # (or reference to APPL prep date)	Exp Date	Aliquot from Stock	Final Volume	Final Solvent + Lot# (or APPL Prep Date)	Final Standard Conc (range)
Custom PAH SIM Mix	Phenova	ALO-130490	200 ug/mL	CL13127-41106	12/31/22	1000 uL	1mL	NA	200ug/mL

_LIQ003

Organic Extraction Worksheet

Method	Continuous Liquid/Liquid SVOC 3520C	Extraction Set	210524A	Extraction Method	LIQ003	Units	mL

Spiked ID 1	Sim Spike 1-29-21 1-29-22		Surrogate ID 1	SIM Surrogate 11-30-20 11-30-21	
Spiked ID 2			Surrogate ID 2		
Spiked ID 3			Surrogate ID 3		
Spiked ID 4			Surrogate ID 4		
Spiked ID 5			Surrogate ID 5		
Spiked ID 6			Sufficient Vol for Matrix QC:	NO	
Spiked ID 7			Ext. Start Time:	05/24/21 11:35	
Spiked ID 8			Ext. End Time:	05/25/21 9:45	
			GC Requires Extract By:		

pH1	14	05/24/21 11:45	Water Bath Temp 1 °C	70/68 E-WB6 °C
pH2			Water Bath Temp 2 °C	
pH3			Water Bath Temp 3 °C	

Spiked By: YL **Date** 05/24/21 **Witnessed By:** DS **Date** 05/24/21

	Sample	Sample Container	Spike Amount	Spike ID	Surrogate Amount	Surrogate ID	Extract Amount	Final Volume	pH	Extract Date/Time	Comments
1	210524A Blk				0.050	1	1000	1	14	05/24/21 11:35	
						equip	E-HP16 E-WB6				
2	210524A LCS-1		0.125	1	0.050	1	1000	1	14	05/24/21 11:35	
						equip	E-HP15 E-WB6				
3	210524A LCSD-1		0.125	1	0.050	1	1000	1	14	05/24/21 11:35	
						equip	E-HP14 E-WB6				
4	BA32947	BA32947W06			0.050	1	850	1	14	05/24/21 11:35	96269
						equip	E-HP13 E-WB6				
5	BA33035	BA33035W06			0.050	1	850	1	14	05/24/21 11:35	96282
						equip	E-HP12 E-WB6				
6	BA33037	BA33037W06			0.050	1	800	1	14	05/24/21 11:35	96282
						equip	E-HP11 E-WB6				

Solvent and Lot#	
PH Strips	HC148594
Dichloromethane (DCM)	60338
10N NaOH (10mLs)	4-3-21
Filter Paper	400181
Na2SO4	2020120870

Extraction COC Transfer	
Extraction lab employee Initials	KY
GC analyst's initials	LS
Date	5/28/21
Time	12:06
Refrigerator	GC-C

	Technician's Initials
Scanned By	YL
Sample Preparation	YL
Extraction	YL
Concentration	YL

Modified	06/03/21 7:41:43 AM

Reviewed By: KY **Date** 06/03/21

06/07/21 4:54:37 PM Ext_ID 71207 Page 1 of 1

Injection Log

Directory: M:\LINUS\DATA\L210324\

Vial	FileName	Multiplier	SampleName	Misc Info	Injected
2	0324L002.D	1	SV Tune 10/02/20		24 Mar 21 10:26
3	0324L003.D	1	0.1 SIM 03/24/21		24 Mar 21 11:35
4	0324L004.D	1	0.2 SIM 03/24/21		24 Mar 21 11:57
5	0324L005.D	1	0.5 SIM 03/24/21		24 Mar 21 12:19
6	0324L006.D	1	1 SIM 03/24/21		24 Mar 21 12:41
7	0324L007.D	1	5 SIM 03/24/21		24 Mar 21 13:07
8	0324L008.D	1	10 SIM 03/24/21		24 Mar 21 13:29
9	0324L009.D	1	50 SIM 03/24/21		24 Mar 21 13:51
10	0324L010.D	1	100 SIM 03/24/21		24 Mar 21 14:13
11	0324L011.D	1	SS SIM 03/24/21		24 Mar 21 14:59
41	0513L141.D	1	SV Tune 10/2/20		26 May 21 9:56
42	0513L142.D	1	5 SIM 3/24/21 (1)		26 May 21 10:12
50	0513L150.D	1	210524A LCS-1 1/1000		26 May 21 13:56
51	0513L151.D	1	210524A LCSD-1 1/1000		26 May 21 14:18
56	0513L156.D	1	5 SIM 3/24/21 (2)		26 May 21 16:54
61	0513L161.D	1	SV TUNE 10/2/20		1 Jun 21 7:52
62	0513L162.D	1	5 SIM 3/24/21 (1)		1 Jun 21 8:08
63	0513L163.D	1	210524A BLK 1/1000		1 Jun 21 8:34
64	0513L164.D	1	BA32947W06 1/850		1 Jun 21 8:56
91	0513L191.D	1	5 SIM 3/24/21 (1)		1 Jun 21 19:30

ORGANICS

Calibration Data

VOLATILE ORGANIC ANALYSIS BY
EPA METHOD 8260B

Form 6
Initial Calibration

Lab Name: APPL, Inc. SDG No:
Case No: Initial Cal. Date: 05/24/21
Matrix: Water Instrument: Max Initials:

		Compound	1	2	3	4	5	6	7	8	9		Avg	%RSD	Type	r^2	Q	MRF
			0520M02.D	0520M03 D	0520M04.D	0520M05.D	0520M06.D	0520M07.D	0520M08 D	0520M09.D	0520M10.D							
1	I	Fluorobenzene (IS)																
2	TM	Chlorotrifluoroethene													TM			
3	TM	Dichlorodifluoromethane			0.7528	0.8035	0.6917	0.7667	0.7455	0.7415	0.8172		0.76	5.5	TM			
4	TM	Freon 114			0.5378	0.4980	0.4934	0.5451	0.5031	0.5310	0.5785		0.53	5.8	TM			
5	TM**	Chloromethane			0.4146	0.4494	0.4409	0.4859	0.4921	0.4793	0.5140		0.47	7.3	TM**			
6	TM*	Vinyl chloride			0.4724	0.3672	0.3882	0.4346	0.4025	0.4476	0.4615		0.42	9.3	TM*			
7	TM	2-Chloro-1,1,1-trifluoroethane													TM			
8	TM	Bromomethane			0.2823	0.3179	0.2937	0.2634	0.2714	0.2745	0.3831		0.30	14	TM			
9	TM	Chloroethane			0.1809	0.1916	0.2464	0.1742	0.1974	0.2134	0.2097		0.20	12	TM			
10	TM	Dichlorofluoromethane			0.7657	0.8219	0.8104	0.8838	0.8317	0.8741	0.9348		0.85	6.6	TM			
11	TM	Trichlorofluoromethane			0.8529	0.9678	0.9291	1.003	0.9209	0.9774	1.013		0.95	5.8	TM			
12	TM	2,2-Dichloro-1,1,1-trifluoroethane													TM			
13	TM	Acrolein			0.0249	0.0286	0.0278	0.0305	0.0286	0.0322	0.0338		0.03	10	TM			
14	TM	Acetone		0.1084	0.0881	0.1024	0.1007	0.1088	0.1051	0.1018	0.1175		0.10	8.1	TM			
15	TM	Freon-113			0.4945	0.5074	0.4878	0.5546	0.4887	0.5346	0.5527		0.52	5.7	TM			
16	TM	Acetonitrile			0.0269	0.0264	0.0283	0.0283	0.0289	0.0291	0.0287		0.03	3.7	TM			
17	TM	2-propanol													TM			
18	TM*	1,1-DCE			0.6542	0.6528	0.5944	0.6732	0.6354	0.6808	0.7217		0.66	6.0	TM*			
19	TM	t-Butanol			0.0254	0.0272	0.0227	0.0252	0.0259	0.0262	0.0336		0.03	13	TM			
20	TML	Methyl Acetate			0.1928	0.1965	0.2303	0.2413	0.2183	0.2380	0.2533		0.22	10	TM	0.999		
21	TML	Iodomethane			0.3463	0.2839	0.3812	0.5268	0.5825	0.7096	0.8731		0.53	40	TM	0.994		
22	TML	Acrylonitrile			0.0196	0.0664	0.0909	0.1510	0.1301	0.1163	0.1450		0.10	46	TM	0.994		
23	TM	2-Methylpentane													TM			
24	TM	Methylene chloride			0.7328	0.5785	0.5410	0.5543	0.5166	0.5558	0.5671		0.58	12	TM			
25	TM	Carbon disulfide			0.6508	0.7849	0.7078	0.8129	0.7363	0.8249	0.8605		0.77	9.6	TM			
26	TM	Methyl t-butyl ether (MtBE)			1.536	1.518	1.465	1.613	1.525	1.720	1.826		1.6	8.1	TM			
27	TM	Trans-1,2-DCE			0.4545	0.5349	0.4875	0.5245	0.5002	0.5430	0.5730		0.52	7.6	TM			
28	TM	3-Methylpentane													TM			
29	TM	Diisopropyl Ether			0.9804	1.117	1.081	1.205	1.128	1.235	1.339		1.2	10	TM			
30	TM**	1,1-DCA			0.7318	0.8158	0.7598	0.8682	0.7905	0.8499	0.9256		0.82	8.1	TM**			
31	TML	Vinyl Acetate					0.1790	0.2274	0.2408	0.2886	0.2999		0.25	20	TM	1.000		
32	TM	Ethyl tert Butyl Ether			1.267	1.330	1.412	1.521	1.447	1.612	1.720		1.5	11	TM			
33	TML	Methylcyclopentane													TM		*	
34	TML	MEK (2-Butanone)		0.0701	0.1050	0.1094	0.1067	0.1190	0.1231	0.1209			0.11	17	TM	0.997		
35	TM	Cis-1,2-DCE			0.5734	0.5324	0.5662	0.5968	0.5729	0.6159	0.6497		0.59	6.5	TM			

VOLATILE ORGANIC ANALYSIS BY
EPA METHOD 8260B

Form 6
Initial Calibration

Lab Name: APPL, Inc.
Case No:
Matrix: Water

SDG No:
Initial Cal. Date: 05/24/21
Instrument: Max

Initials:

		Compound	1	2	3	4	5	6	7	8	9		Avg	%RSD	Type		Q	MRF
36	TM	2,2-Dichloropropane			0.8266	0.9875	0.9634	1.075	0.9629	1.054	1.093		0.99	9.2	TM			
37	TM*	Chloroform			1.078	1.035	1.002	1.123	1.134	1.168	1.226		1.1	7.0	TM*			
38	TM	Bromochloromethane			0.4482	0.4369	0.4717	0.4683	0.4591	0.4893	0.5187		0.47	5.8	TM			
39	S	Dibromofluoromethane(S)	0.2171	0.1801	0.2056	0.2401	0.2888	0.2716	0.2590	0.2819	0.2572		0.24	15	S			
40	TM	1,1,1-TCA			1.055	1.122	1.085	1.185	1.177	1.211	1.297		1.2	7.0	TM			
41	TM	Cyclohexane			0.2864	0.3369	0.3401	0.3690	0.3372	0.3736	0.4003		0.35	10	TM			
42	TM	1,1-Dichloropropene			0.6000	0.6397	0.5739	0.7135	0.6708	0.7216	0.7779		0.67	11	TM			
43	TM	2,2,4-Trimethylpentane			0.9187	0.9709	1.057	1.179	1.105	1.207	1.300		1.1	12	TM			
44	SL	1,2-DCA-D4(S)		0.0697	0.0609	0.0861	0.1072	0.0922	0.0949	0.1011	0.0964		0.09	18	S	0.996		
45	TM	Carbon Tetrachloride			1.091	1.078	0.9984	1.130	1.102	1.181	1.231		1.1	6.7	TM			
46	TM	Tert Amyl Methyl Ether			1.369	1.517	1.373	1.455	1.437	1.541	1.692		1.5	7.6	TM			
47	TM	1,2-DCA			0.8675	0.9078	0.9444	0.9361	0.9467	1.032	1.087		0.96	7.8	TM			
48	TM	Benzene			1.648	1.866	1.806	1.955	1.877	2.092	2.181		1.9	9.3	TM			
49	TM	TCE			0.5613	0.4807	0.5769	0.5872	0.5821	0.6204	0.6824		0.58	10	TM			
50	TM	2-Pentanone			0.2118	0.2220	0.2396	0.2466	0.2553	0.2690	0.2982		0.25	12	TM			
51	TM*L	1,2-Dichloropropane			0.2038	0.2066	0.1977	0.2140	0.2162	0.2306	0.2546		0.22	8.9	TM*	0.998		
52	TM	Bromodichloromethane			0.7721	0.8957	0.8516	0.9828	0.9092	0.9470	1.019		0.91	9.1	TM			
53	TM	Methyl Cyclohexane			0.6344	0.7218	0.6884	0.7990	0.7662	0.8505	0.9052		0.77	12	TM			
54	TM	Dibromomethane			0.3121	0.2997	0.3245	0.3554	0.3467	0.3787	0.3925		0.34	10.0	TM			
55	TM	MIBK (methyl isobutyl ketone)		0.2783	0.2674	0.2927	0.3096	0.3161	0.3349	0.3403	0.3735		0.31	11	TM			
56	TM	1-Bromo-2-chloroethane			0.1321	0.1391	0.1289	0.1334	0.1290	0.1390	0.1457		0.14	4.6	TM			
57	TM	2-Chloroethyl vinyl ether													TM			
58	TM	Cis-1,3-Dichloropropene			0.5177	0.4936	0.4651	0.4941	0.4832	0.5497	0.5876		0.51	8.3	TM			
59	TM*	Toluene			2.162	2.255	2.340	2.584	2.442	2.699	2.870		2.5	10	TM*			
60	TM	Trans-1,3-Dichloropropene			0.8621	0.8873	0.8252	0.9522	0.8813	0.9806	1.047		0.92	8.4	TM			
61	TM	1,1,2-TCA			0.3324	0.3682	0.3654	0.3668	0.3622	0.3734	0.4239		0.37	7.3	TM			
62	TM	2-Hexanone		0.1890	0.1558	0.1839	0.2140	0.2115	0.2207	0.2328	0.2523		0.21	15	TM			
63	I	Chlorobenzene-D5 (IS)																
64	S	Toluene-D8(S)	0.4942	0.4774	0.4244	0.4880	0.5816	0.5626	0.5945	0.5677	0.5288		0.52	11	S			
65	TM	1,2-EDB			0.3340	0.3690	0.3459	0.3905	0.3878	0.3918	0.4291		0.38	8.4	TM			
66	TM	Tetrachloroethene			0.2570	0.3066	0.2984	0.3515	0.3659	0.3590	0.3711		0.33	13	TM			
67	TM	1-Chlorohexane			0.4494	0.4380	0.4164	0.4655	0.4478	0.4882	0.5478		0.46	9.2	TM			
68	TM	1,1,1,2-Tetrachloroethane			0.5112	0.5702	0.4751	0.5646	0.5617	0.5831	0.6306		0.56	9.0	TM			
69	TM	m&p-Xylene			0.7086	0.7196	0.7663	0.8718	0.8758	0.9177	0.9527		0.83	12	TM			
70	TM	o-Xylene			0.7156	0.7505	0.7397	0.8465	0.8503	0.9013	0.9857		0.83	12	TM			

VOLATILE ORGANIC ANALYSIS BY
EPA METHOD 8260B

Form 6
Initial Calibration

Lab Name: APPL, Inc.
Case No:
Matrix: Water

SDG No:
Initial Cal. Date: 05/24/21
Instrument: Max

Initials:

		Compound	1	2	3	4	5	6	7	8	9		Avg	%RSD	Type		Q	MRF
71	TML	Styrene			0.9387	1.116	1.286	1.396	1.455	1.540	1.653		1.3	18	TM	0.999		
72	S	4-Bromofluorobenzene(S)	0.5143	0.4883	0.4376	0.4933	0.5920	0.6132	0.6486	0.6463	0.6254		0.56	14	S			
73	TM	1,3-Dichloropropane			0.5099	0.5440	0.5444	0.5784	0.5760	0.5659	0.5960		0.56	5.1	TM			
74	TM	Dibromochloromethane			0.5175	0.5581	0.5495	0.5876	0.5687	0.5846	0.6246		0.57	5.9	TM			
75	TM**	Chlorobenzene			1.228	1.251	1.234	1.320	1.317	1.345	1.453		1.3	6.1	TM**			
76	TM*	Ethylbenzene			1.675	1.791	1.823	1.979	2.104	2.195	2.316		2.0	12	TM*			
77	TM**	Bromoform			0.4501	0.4637	0.4861	0.5357	0.4873	0.5072	0.5678		0.50	8.2	TM**			
78	I	1,4-Dichlorobenzene-D (IS)																
79	TM	Isopropylbenzene			2.260	2.366	2.191	2.452	2.491	2.860	2.774		2.5	10	TM			
80	TM**L	1,1,2,2-Tetrachloroethane			0.4108	0.5078	0.4158	0.4477	0.4328	0.4941	0.4791		0.46	8.5	TM**	0.999		
81	TM	1,2,3-Trichloropropane			0.2242	0.2162	0.1975	0.2334	0.1895	0.2194	0.2058		0.21	7.3	TM			
82	TML	t-1,4-Dichloro-2-Butene			0.0663	0.1416	0.0873	0.1349	0.1165	0.1258	0.1234		0.11	24	TM	0.999		
83	TM	Bromobenzene			0.7390	0.8781	0.7710	0.8569	0.8364	0.9633	0.9183		0.85	9.2	TM			
84	TM	n-Propylbenzene			2.298	2.342	2.239	2.577	2.548	2.990	2.928		2.6	12	TM			
85	TM	4-Ethyltoluene			2.177	2.395	2.246	2.497	2.507	2.891	2.820		2.5	11	TM			
86	TM	2-Chlorotoluene			1.677	1.553	1.574	1.805	1.718	1.945	1.871		1.7	8.5	TM			
87	TM	1,3,5-Trimethylbenzene			2.119	2.289	2.020	2.230	2.173	2.566	2.474		2.3	8.6	TM			
88	TM	4-Chlorotoluene			1.988	2.102	1.998	2.143	2.056	2.328	2.211		2.1	5.7	TM			
89	TM	Tert-Butylbenzene			1.085	1.288	1.207	1.360	1.318	1.564	1.544		1.3	13	TM			
90	TM	1,2,4-Trimethylbenzene			1.905	2.014	2.069	2.222	2.236	2.576	2.547		2.2	12	TM			
91	TM	Sec-Butylbenzene			2.211	2.401	2.307	2.565	2.542	2.964	2.952		2.6	12	TM			
92	TM	p-Isopropyltoluene			2.208	2.444	2.284	2.614	2.512	2.931	2.904		2.6	11	TM			
93	TM	Benzyl Chloride			0.7063	0.8174	0.7660	0.7561	0.7481	0.8306	0.8971		0.79	8.1	TM			
94	TM	1,3-DCB			1.245	1.510	1.478	1.574	1.518	1.715	1.713		1.5	10	TM			
95	TM	1,4-DCB			1.410	1.600	1.484	1.634	1.577	1.736	1.722		1.6	7.4	TM			
96	TML	n-Butylbenzene			1.365	1.511	1.450	1.762	1.758	2.056	2.124		1.7	17	TM	0.999		
97	TM	1,2-DCB			1.212	1.479	1.375	1.579	1.537	1.704	1.728		1.5	12	TM			
98	TM	Hexachloroethane			0.4840	0.4738	0.3881	0.4168	0.3946	0.4526	0.4599		0.44	8.8	TM			
99	TM	1,2-Dibromo-3-chloropropane			0.1717	0.2010	0.1643	0.1616	0.1606	0.1889	0.2009		0.18	10	TM			
100	TML	1,2,4-Trichlorobenzene			1.086	1.170	1.135	1.240	1.240	1.469	1.484		1.3	12	TM	0.999		
101	TM	Hexachlorobutadiene			0.6349	0.7559	0.6774	0.7480	0.7179	0.8424	0.8166		0.74	9.9	TM			
102	TML	Naphthalene			0.7731	0.8589	0.8438	1.083	1.240	1.519	1.597		1.1	29	TM	0.998		
103	TML	1,2,3-Trichlorobenzene			0.9381	1.041	1.038	1.116	1.152	1.333	1.358		1.1	14	TM	0.999		
104																		
105																		

Quantitation Report (Not Reviewed)

Data File : M:\MAX\DATA\210524\0520M02.D
Acq On : 24 May 21 11:23
Sample : 0.3ug/L VOC STD 5/24/21
Misc : IS&S 9/22/20

Vial: 2
Operator: LP,DG,CH
Inst : Max
Multiplr: 1.00

Quant Time: May 25 14:05 2021 Quant Results File: M0524W.RES

Quant Method : M:\MAX\DATA\210524\M0524W.M (RTE Integrator)
Title : METHOD 8260B
Last Update : Tue May 25 13:01:41 2021
Response via : Initial Calibration
DataAcq Meth : M8260

Internal Standards	R.T.	QIon	Response	Conc	Units		Dev(Min)
1) Fluorobenzene (IS)	5.56	96	130186	25.00	ppb		0.00
63) Chlorobenzene-D5 (IS)	8.83	117	200912	25.00	ppb		0.00
78) 1,4-Dichlorobenzene-D (IS)	11.17	152	164924	25.00	ppb		0.00
System Monitoring Compounds							
39) Dibromofluoromethane(S)	4.69	111	5652	4.44	ppb		0.00
Spiked Amount 25.000			Recovery	=	17.748%		
44) 1,2-DCA-D4(S)	5.12	65	2279	5.57	ppb		0.02
Spiked Amount 25.000			Recovery	=	22.292%		
64) Toluene-D8(S)	7.37	98	19860	4.71	ppb		0.00
Spiked Amount 25.000			Recovery	=	18.852%		
72) 4-Bromofluorobenzene(S)	10.03	95	20666	4.57	ppb		0.00
Spiked Amount 25.000			Recovery	=	18.300%		
Target Compounds							Qvalue
3) Dichlorodifluoromethane	0.96	85	1106	0.28	ppb		98
4) Freon 114	1.03	85	694	0.25	ppb		94
5) Chloromethane	1.07	50	1067	0.44	ppb		96
6) Vinyl chloride	1.14	62	1165	0.53	ppb		85
8) Bromomethane	1.34	94	681	0.44	ppb		91
9) Chloroethane	1.40	64	292	0.28	ppb	#	36
10) Dichlorofluoromethane	1.56	67	1664	0.38	ppb		96
11) Trichlorofluoromethane	1.60	101	1505	0.30	ppb	#	73
13) Acrolein	1.89	56	1717	11.19	ppb		88
14) Acetone	2.02	43	3393	6.26	ppb	#	67
15) Freon-113	2.00	151	751	0.28	ppb		89
16) Acetonitrile	2.25	41	1861	12.73	ppb	#	55
18) 1,1-DCE	1.98	61	1573	0.46	ppb	#	80
19) t-Butanol	2.57	59	1433	10.35	ppb	#	91
20) Methyl Acetate	2.33	43	94	1.08	ppb	#	45
21) Iodomethane	2.09	142	774	3.70	ppb	#	56
22) Acrylonitrile	2.64	53	81	1.94	ppb	#	32
24) Methylene chloride	2.40	84	814	0.27	ppb	#	38
25) Carbon disulfide	2.14	76	1654	0.41	ppb	#	81
26) Methyl t-butyl ether (MtBE	2.72	73	3346	0.40	ppb	#	83
27) Trans-1,2-DCE	2.67	96	1013	0.38	ppb	#	46
29) Diisopropyl Ether	3.35	45	1512	0.25	ppb	#	83
30) 1,1-DCA	3.15	63	1054	0.25	ppb	#	91
31) Vinyl Acetate	3.29	43	114	2.97	ppb	#	78
32) Ethyl tert Butyl Ether	3.87	59	2046	0.27	ppb	#	72
34) MEK (2-Butanone)	4.10	43	1435	6.70	ppb	#	43
35) Cis-1,2-DCE	3.98	96	824	0.27	ppb		77
36) 2,2-Dichloropropane	3.96	77	790	0.15	ppb	#	78
37) Chloroform	4.45	83	554	0.10	ppb		80
38) Bromochloromethane	4.30	130	224	0.09	ppb	#	52
40) 1,1,1-TCA	4.69	97	2153	0.36	ppb	#	74
41) Cyclohexane	4.77	41	430	0.24	ppb		67
42) 1,1-Dichloropropene	4.95	75	975	0.28	ppb		94
43) 2,2,4-Trimethylpentane	5.39	57	1592	0.28	ppb	#	54
45) Carbon Tetrachloride	4.93	117	1805	0.31	ppb		82
46) Tert Amyl Methyl Ether	5.43	73	2242	0.29	ppb	#	81
48) Benzene	5.20	78	3483	0.35	ppb	#	64
49) TCE	6.01	95	1553	0.51	ppb	#	38
50) 2-Pentanone	6.30	43	10285	7.93	ppb	#	70

(#) = qualifier out of range (m) = manual integration

Quantitation Report (Not Reviewed)

Data File : M:\MAX\DATA\210524\0520M02.D
Acq On : 24 May 21 11:23
Sample : 0.3ug/L VOC STD 5/24/21
Misc : IS&S 9/22/20

Vial: 2
Operator: LP,DG,CH
Inst : Max
Multiplr: 1.00

Quant Time: May 25 14:05 2021

Quant Results File: M0524W.RES

Quant Method : M:\MAX\DATA\210524\M0524W.M (RTE Integrator)
Title : METHOD 8260B
Last Update : Tue May 25 13:01:41 2021
Response via : Initial Calibration
DataAcq Meth : M8260

	Compound	R.T.	QIon	Response	Conc	Unit		Qvalue
51)	1,2-Dichloropropane	6.25	63	525	1.90	ppb	#	37
52)	Bromodichloromethane	6.59	83	1270	0.27	ppb		84
53)	Methyl Cyclohexane	6.24	83	1227	0.31	ppb		91
54)	Dibromomethane	6.37	93	468	0.26	ppb	#	19
55)	MIBK (methyl isobutyl ket	7.30	43	7619	4.66	ppb	#	77
56)	1-Bromo-2-chloroethane	6.92	144	101	0.14	ppb	#	11
58)	Cis-1,3-Dichloropropene	7.11	39	943	0.35	ppb	#	61
59)	Toluene	7.45	91	3661	0.28	ppb		82
62)	2-Hexanone	8.19	43	4781	4.42	ppb	#	84
65)	1,2-EDB	8.35	107	840	0.28	ppb	#	42
66)	Tetrachloroethene	8.01	164	912	0.34	ppb	#	81
67)	1-Chlorohexane	8.92	91	1227	0.33	ppb	#	65
68)	1,1,1,2-Tetrachloroethane	8.95	131	1276	0.29	ppb		96
69)	m&p-Xylene	9.14	106	3620	0.54	ppb		96
70)	o-Xylene	9.52	106	1646	0.25	ppb		80
71)	Styrene	9.54	104	3137	1.65	ppb	#	72
73)	1,3-Dichloropropane	8.05	76	1104	0.25	ppb		99
74)	Dibromochloromethane	8.26	129	1245	0.27	ppb		93
75)	Chlorobenzene	8.86	112	3082	0.29	ppb	#	48
76)	Ethylbenzene	9.02	91	4326	0.27	ppb		93
77)	Bromoform	9.67	173	1436	0.36	ppb		96
79)	Isopropylbenzene	9.91	105	5346	0.33	ppb	#	89
80)	1,1,2,2-Tetrachloroethane	10.18	83	1423	0.91	ppb	#	72
81)	1,2,3-Trichloropropane	10.22	110	620	0.44	ppb		97
82)	t-1,4-Dichloro-2-Butene	10.25	53	20	0.30	ppb	#	11
83)	Bromobenzene	10.16	156	1895	0.34	ppb		71
84)	n-Propylbenzene	10.32	91	6007	0.36	ppb		94
85)	4-Ethyltoluene	10.44	105	4732	0.29	ppb	#	79
86)	2-Chlorotoluene	10.37	91	3313	0.29	ppb		89
87)	1,3,5-Trimethylbenzene	10.50	105	4722	0.32	ppb		98
88)	4-Chlorotoluene	10.49	91	3854	0.28	ppb	#	81
89)	Tert-Butylbenzene	10.81	119	2703	0.31	ppb	#	83
90)	1,2,4-Trimethylbenzene	10.87	105	4299	0.29	ppb		86
91)	Sec-Butylbenzene	11.03	105	4986	0.29	ppb	#	80
92)	p-Isopropyltoluene	11.19	119	5023	0.30	ppb	#	87
93)	Benzyl Chloride	11.34	91	2023	0.39	ppb		94
94)	1,3-DCB	11.11	146	3562	0.35	ppb	#	81
95)	1,4-DCB	11.19	146	4323	0.41	ppb	#	78
96)	n-Butylbenzene	11.59	91	3775	1.80	ppb	#	77
97)	1,2-DCB	11.56	146	3645	0.36	ppb	#	76
98)	Hexachloroethane	11.82	117	1203	0.42	ppb	#	44
99)	1,2-Dibromo-3-chloropropan	12.31	157	142	0.12	ppb		94
100)	1,2,4-Trichlorobenzene	13.15	180	2149	1.49	ppb	#	8
101)	Hexachlorobutadiene	13.35	225	1975	0.40	ppb	#	74
102)	Naphthalene	13.38	128	2823	2.57	ppb	#	86
103)	1,2,3-Trichlorobenzene	13.62	180	3295	1.68	ppb	#	64

(#) = qualifier out of range (m) = manual integration

Quantitation Report

Data File : M:\MAX\DATA\210524\0520M02.D
Acq On : 24 May 21 11:23
Sample : 0.3ug/L VOC STD 5/24/21
Misc : IS&S 9/22/20

Vial: 2
Operator: LP,DG,CH
Inst : Max
Multiplr: 1.00

Quant Time: May 25 14:05 2021

Quant Results File: M0524W.RES

Method : M:\MAX\DATA\210524\M0524W.M (RTE Integrator)
Title : METHOD 8260B
Last Update : Tue May 25 13:01:41 2021
Response via : Initial Calibration

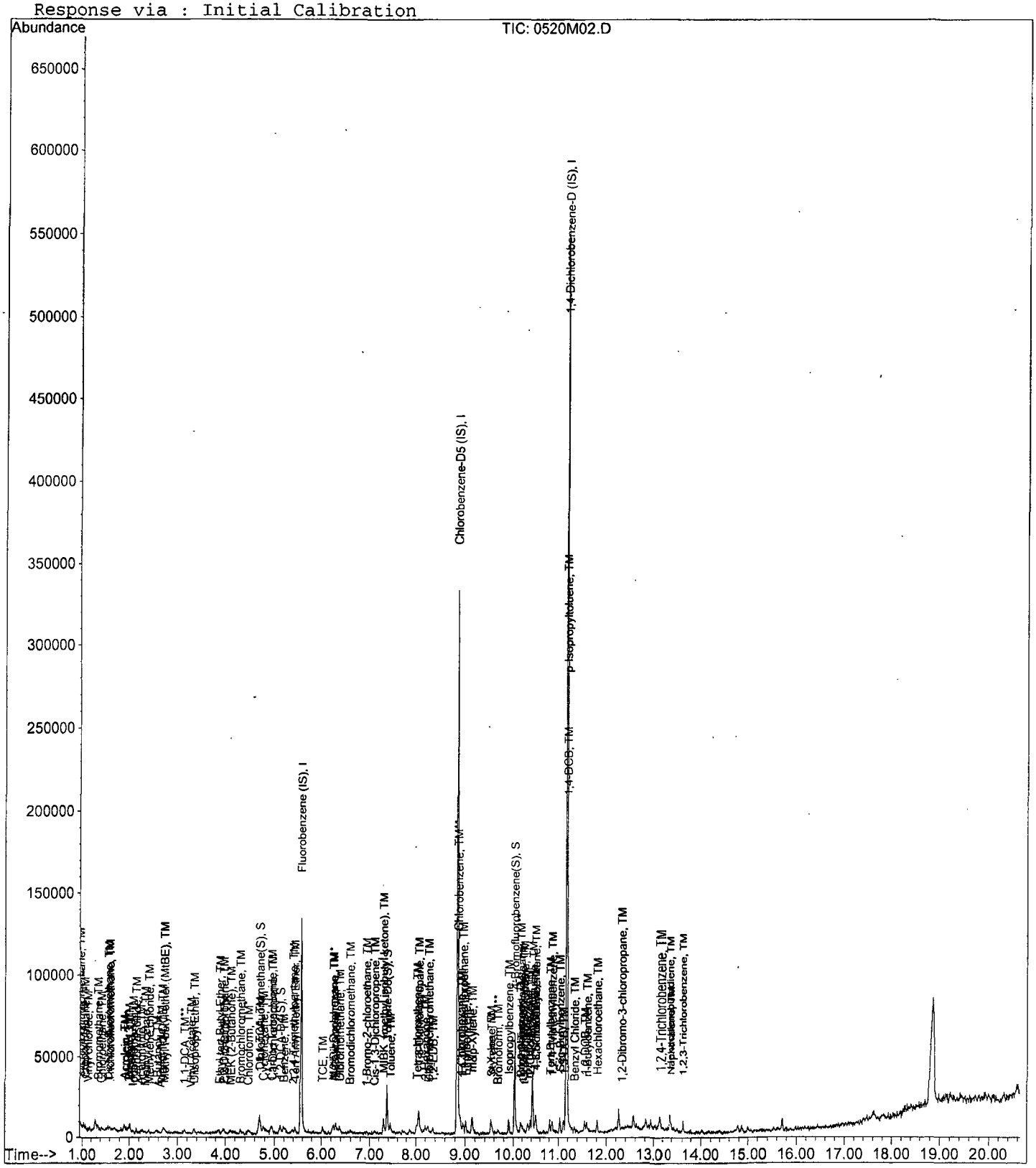

Quantitation Report (Not Reviewed)

Data File : M:\MAX\DATA\210524\0520M03.D
Acq On : 24 May 21 11:51
Sample : 0.5ug/L VOC STD 5/24/21
Misc : IS&S 9/22/20

Vial: 3
Operator: LP,DG,CH
Inst : Max
Multiplr: 1.00

Quant Time: May 25 14:05 2021 Quant Results File: M0524W.RES

Quant Method : M:\MAX\DATA\210524\M0524W.M (RTE Integrator)
Title : METHOD 8260B
Last Update : Tue May 25 13:01:41 2021
Response via : Initial Calibration
DataAcq Meth : M8260

Internal Standards	R.T.	QIon	Response	Conc Units	Dev(Min)
1) Fluorobenzene (IS)	5.56	96	143898	25.00 ppb	0.00
63) Chlorobenzene-D5 (IS)	8.84	117	211128	25.00 ppb	0.00
78) 1,4-Dichlorobenzene-D (IS)	11.17	152	170954	25.00 ppb	0.00
System Monitoring Compounds					
39) Dibromofluoromethane(S)	4.69	111	5183	3.68 ppb	0.00
Spiked Amount 25.000			Recovery	= 14.728%	
44) 1,2-DCA-D4(S)	5.11	65	2006	4.67 ppb	0.00
Spiked Amount 25.000			Recovery	= 18.680%	
64) Toluene-D8(S)	7.37	98	20160	4.55 ppb	0.00
Spiked Amount 25.000			Recovery	= 18.208%	
72) 4-Bromofluorobenzene(S)	10.03	95	20619	4.34 ppb	0.00
Spiked Amount 25.000			Recovery	= 17.376%	

Target Compounds						Qvalue
3) Dichlorodifluoromethane	0.96	85	2032	0.46 ppb	#	87
4) Freon 114	1.04	85	1206	0.40 ppb	#	69
5) Chloromethane	1.07	50	1320	0.49 ppb		91
6) Vinyl chloride	1.14	62	632	0.26 ppb	#	43
8) Bromomethane	1.34	94	906	0.53 ppb		94
9) Chloroethane	1.41	64	617	0.53 ppb	#	82
10) Dichlorofluoromethane	1.56	67	2301	0.47 ppb		87
11) Trichlorofluoromethane	1.60	101	2377	0.43 ppb		98
13) Acrolein	1.89	56	3806	22.43 ppb		86
14) Acetone	2.02	43	6240	10.41 ppb		88
15) Freon-113	2.01	151	1216	0.41 ppb		89
16) Acetonitrile	2.26	41	5119	31.67 ppb	#	62
18) 1,1-DCE	1.98	61	1858	0.49 ppb	#	75
19) t-Butanol	2.56	59	4213	27.54 ppb	#	44
20) Methyl Acetate	2.31	43	22	1.03 ppb	#	45
21) Iodomethane	2.09	142	990	3.73 ppb	#	84
22) Acrylonitrile	2.66	53	52	1.89 ppb	#	1
24) Methylene chloride	2.40	84	1852	0.56 ppb	#	67
25) Carbon disulfide	2.14	76	2134	0.48 ppb	#	90
26) Methyl t-butyl ether (MtBE	2.72	73	4241	0.46 ppb	#	91
27) Trans-1,2-DCE	2.69	96	1483	0.50 ppb	#	41
29) Diisopropyl Ether	3.34	45	3229	0.49 ppb	#	80
30) 1,1-DCA	3.15	63	2163	0.46 ppb	#	61
31) Vinyl Acetate	3.28	43	134	2.97 ppb	#	78
32) Ethyl tert Butyl Ether	3.86	59	3271	0.39 ppb	#	57
34) MEK (2-Butanone)	4.06	43	4033	9.98 ppb		99
35) Cis-1,2-DCE	3.97	96	1583	0.47 ppb		87
36) 2,2-Dichloropropane	3.95	77	2703	0.47 ppb	#	85
37) Chloroform	4.48	83	2857	0.45 ppb	#	48
38) Bromochloromethane	4.32	130	668	0.25 ppb	#	85
40) 1,1,1-TCA	4.70	97	3226	0.48 ppb	#	88
41) Cyclohexane	4.77	41	1036	0.52 ppb	#	32
42) 1,1-Dichloropropene	4.95	75	1878	0.49 ppb	#	74
43) 2,2,4-Trimethylpentane	5.39	57	2825	0.44 ppb	#	59
45) Carbon Tetrachloride	4.92	117	2648	0.41 ppb	#	58
46) Tert Amyl Methyl Ether	5.44	73	4318	0.51 ppb	#	87
47) 1,2-DCA	5.21	62	2202	0.40 ppb	#	26
48) Benzene	5.19	78	5043	0.46 ppb	#	85
49) TCE	6.01	95	1621	0.48 ppb	#	75

(#) = qualifier out of range (m) = manual integration

Quantitation Report (Not Reviewed)

Data File : M:\MAX\DATA\210524\0520M03.D
Acq On : 24 May 21 11:51
Sample : 0.5ug/L VOC STD 5/24/21
Misc : IS&S 9/22/20

Vial: 3
Operator: LP,DG,CH
Inst : Max
Multiplr: 1.00

Quant Time: May 25 14:05 2021 Quant Results File: M0524W.RES

Quant Method : M:\MAX\DATA\210524\M0524W.M (RTE Integrator)
Title : METHOD 8260B
Last Update : Tue May 25 13:01:41 2021
Response via : Initial Calibration
DataAcq Meth : M8260

	Compound	R.T.	QIon	Response	Conc	Unit		Qvalue
50)	2-Pentanone	6.28	43	33596	23.45	ppb	#	81
51)	1,2-Dichloropropane	6.25	63	567	1.90	ppb	#	89
52)	Bromodichloromethane	6.59	83	2636	0.50	ppb	#	60
53)	Methyl Cyclohexane	6.24	83	1392	0.32	ppb		86
54)	Dibromomethane	6.36	93	1023	0.52	ppb	#	10
55)	MIBK (methyl isobutyl ket	7.29	43	16017	8.86	ppb	#	75
56)	1-Bromo-2-chloroethane	6.91	144	326	0.42	ppb	#	11
59)	Toluene	7.45	91	7228	0.51	ppb		87
60)	Trans-1,3-Dichloropropene	7.70	75	2240	0.42	ppb		95
61)	1,1,2-TCA	7.86	83	842	0.40	ppb	#	78
62)	2-Hexanone	8.19	43	10881	9.11	ppb	#	89
65)	1,2-EDB	8.34	107	1720	0.54	ppb	#	42
66)	Tetrachloroethene	8.02	164	1248	0.45	ppb	#	81
67)	1-Chlorohexane	8.91	91	1876	0.48	ppb	#	52
68)	1,1,1,2-Tetrachloroethane	8.96	131	1871	0.40	ppb		83
69)	m&p-Xylene	9.14	106	6276	0.89	ppb		96
70)	o-Xylene	9.52	106	2698	0.39	ppb		94
71)	Styrene	9.54	104	4810	1.76	ppb	#	79
73)	1,3-Dichloropropane	8.03	76	2301	0.49	ppb	#	79
74)	Dibromochloromethane	8.25	129	2149	0.45	ppb		87
75)	Chlorobenzene	8.87	112	6179	0.56	ppb	#	78
76)	Ethylbenzene	9.01	91	8575	0.51	ppb	#	75
77)	Bromoform	9.69	173	1810	0.43	ppb	#	59
79)	Isopropylbenzene	9.91	105	8310	0.49	ppb		95
80)	1,1,2,2-Tetrachloroethane	10.19	83	1411	0.89	ppb	#	76
81)	1,2,3-Trichloropropane	10.21	110	775	0.53	ppb	#	77
82)	t-1,4-Dichloro-2-Butene	10.25	53	64	0.35	ppb	#	11
83)	Bromobenzene	10.16	156	2764	0.47	ppb		84
84)	n-Propylbenzene	10.32	91	7565	0.43	ppb		97
85)	4-Ethyltoluene	10.43	105	8044	0.47	ppb		92
86)	2-Chlorotoluene	10.37	91	5852	0.49	ppb		99
87)	1,3,5-Trimethylbenzene	10.50	105	7656	0.49	ppb		99
88)	4-Chlorotoluene	10.49	91	7018	0.48	ppb		91
89)	Tert-Butylbenzene	10.81	119	3967	0.43	ppb	#	93
90)	1,2,4-Trimethylbenzene	10.86	105	7124	0.47	ppb		96
91)	Sec-Butylbenzene	11.03	105	7433	0.42	ppb		99
92)	p-Isopropyltoluene	11.18	119	8132	0.47	ppb	#	89
93)	Benzyl Chloride	11.34	91	3302	0.61	ppb	#	68
94)	1,3-DCB	11.11	146	5358	0.51	ppb		91
95)	1,4-DCB	11.19	146	6020	0.55	ppb	#	80
96)	n-Butylbenzene	11.60	91	5078	1.88	ppb	#	90
97)	1,2-DCB	11.55	146	5320	0.51	ppb	#	92
98)	Hexachloroethane	11.81	117	1739	0.58	ppb		97
99)	1,2-Dibromo-3-chloropropan	12.32	157	572	0.47	ppb	#	71
100)	1,2,4-Trichlorobenzene	13.15	180	3407	1.61	ppb		88
101)	Hexachlorobutadiene	13.36	225	2937	0.58	ppb		82
102)	Naphthalene	13.38	128	2310	2.52	ppb	#	90
103)	1,2,3-Trichlorobenzene	13.63	180	3660	1.70	ppb	#	76

(#) = qualifier out of range (m) = manual integration

Quantitation Report

Data File : M:\MAX\DATA\210524\0520M03.D
Acq On : 24 May 21 11:51
Sample : 0.5ug/L VOC STD 5/24/21
Misc : IS&S 9/22/20

Vial: 3
Operator: LP,DG,CH
Inst : Max
Multiplr: 1.00

Quant Time: May 25 14:05 2021 Quant Results File: M0524W.RES

Method : M:\MAX\DATA\210524\M0524W.M (RTE Integrator)
Title : METHOD 8260B
Last Update : Tue May 25 13:01:41 2021
Response via : Initial Calibration

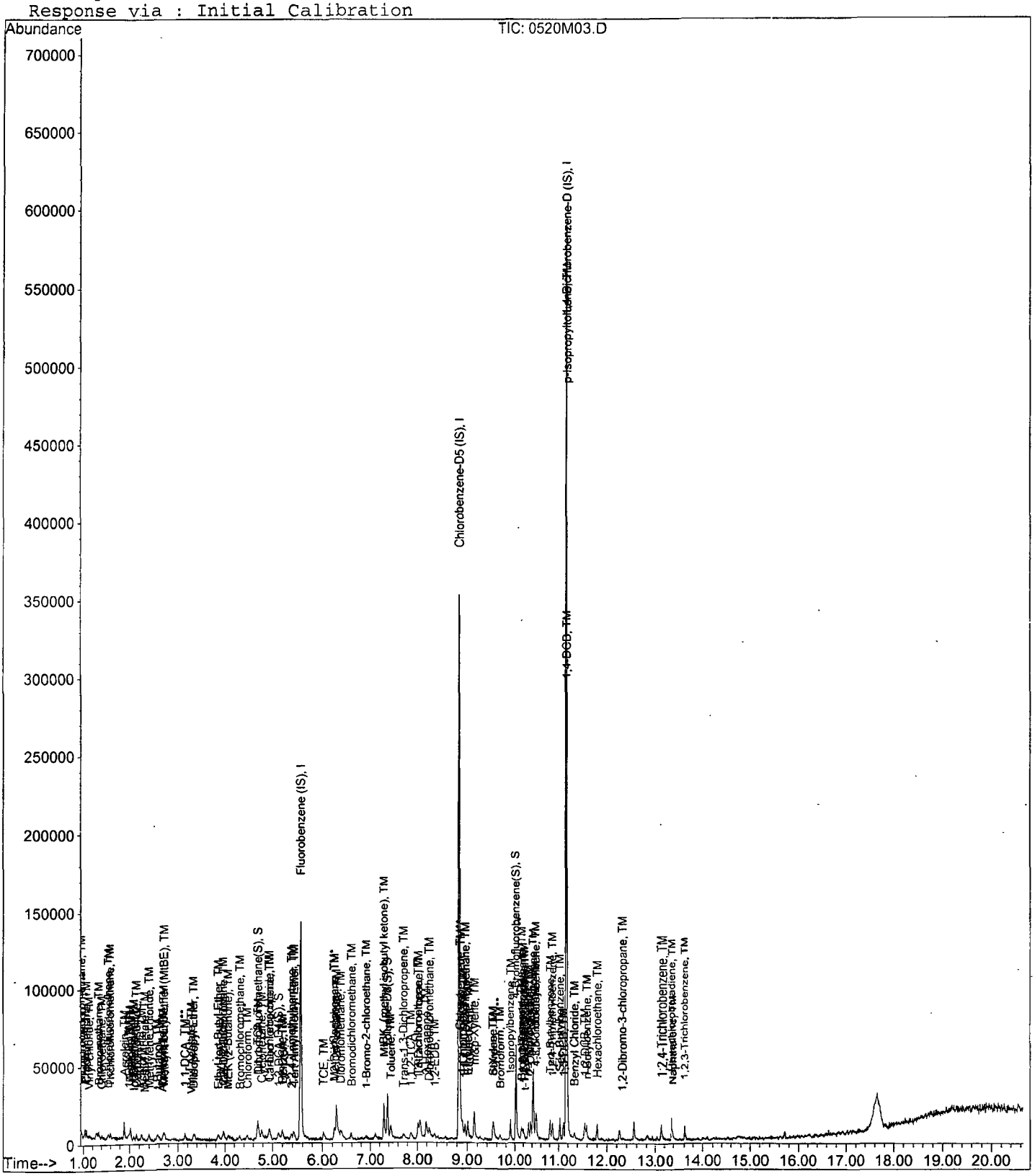

Quantitation Report (Not Reviewed)

Data File : M:\MAX\DATA\210524\0520M04.D
Acq On : 24 May 21 12:19
Sample : 1ug/L VOC STD 5/24/21
Misc : IS&S 9/22/20

Vial: 4
Operator: LP,DG,CH
Inst : Max
Multiplr: 1.00

Quant Time: May 25 14:05 2021 Quant Results File: M0524W.RES

Quant Method : M:\MAX\DATA\210524\M0524W.M (RTE Integrator)
Title : METHOD 8260B
Last Update : Tue May 25 13:01:41 2021
Response via : Initial Calibration
DataAcq Meth : M8260

Internal Standards	R.T.	QIon	Response	Conc Units	Dev(Min)
1) Fluorobenzene (IS)	5.56	96	152739	25.00 ppb	0.00
63) Chlorobenzene-D5 (IS)	8.84	117	222965	25.00 ppb	0.00
78) 1,4-Dichlorobenzene-D (IS)	11.17	152	190497	25.00 ppb	0.00
System Monitoring Compounds					
39) Dibromofluoromethane(S)	4.69	111	12559	8.40 ppb	0.00
Spiked Amount 25.000			Recovery	= 33.616%	
44) 1,2-DCA-D4(S)	5.11	65	3721	7.31 ppb	0.00
Spiked Amount 25.000			Recovery	= 29.236%	
64) Toluene-D8(S)	7.37	98	37847	8.09 ppb	0.00
Spiked Amount 25.000			Recovery	= 32.372%	
72) 4-Bromofluorobenzene(S)	10.03	95	39032	7.79 ppb	0.00
Spiked Amount 25.000			Recovery	= 31.144%	

Target Compounds						Qvalue
3) Dichlorodifluoromethane	0.96	85	4599	0.99 ppb	#	79
4) Freon 114	1.04	85	3286	1.02 ppb		76
5) Chloromethane	1.07	50	2533	0.89 ppb		97
6) Vinyl chloride	1.14	62	2886	1.11 ppb		94
8) Bromomethane	1.34	94	1725	0.95 ppb	#	74
9) Chloroethane	1.42	64	1105	0.90 ppb	#	82
10) Dichlorofluoromethane	1.56	67	4678	0.91 ppb		100
11) Trichlorofluoromethane	1.60	101	5211	0.90 ppb		95
13) Acrolein	1.89	56	7598	42.19 ppb		89
14) Acetone	2.02	43	10761	16.92 ppb		97
15) Freon-113	2.01	151	3021	0.96 ppb	#	87
16) Acetonitrile	2.24	41	8212	47.87 ppb	#	59
18) 1,1-DCE	1.98	61	3997	0.99 ppb	#	59
19) t-Butanol	2.55	59	7769	47.84 ppb		99
20) Methyl Acetate	2.34	43	1178	1.77 ppb	#	41
21) Iodomethane	2.09	142	2116	3.93 ppb	#	78
22) Acrylonitrile	2.65	53	120	1.96 ppb	#	32
24) Methylene chloride	2.41	84	4477	1.27 ppb	#	74
25) Carbon disulfide	2.14	76	3976	0.85 ppb		98
26) Methyl t-butyl ether (MtBE	2.73	73	9385	0.96 ppb		92
27) Trans-1,2-DCE	2.69	96	2777	0.88 ppb	#	74
29) Diisopropyl Ether	3.34	45	5990	0.85 ppb	#	90
30) 1,1-DCA	3.16	63	4471	0.89 ppb	#	89
31) Vinyl Acetate	3.28	43	195	3.00 ppb	#	78
32) Ethyl tert Butyl Ether	3.87	59	7743	0.86 ppb		99
34) MEK (2-Butanone)	4.05	43	12824	20.80 ppb		90
35) Cis-1,2-DCE	3.97	96	3503	0.98 ppb	#	65
36) 2,2-Dichloropropane	3.96	77	5050	0.83 ppb		93
37) Chloroform	4.47	83	6584	0.97 ppb	#	64
38) Bromochloromethane	4.31	130	2738	0.95 ppb	#	74
40) 1,1,1-TCA	4.70	97	6448	0.91 ppb	#	93
41) Cyclohexane	4.77	41	1750	0.82 ppb	#	63
42) 1,1-Dichloropropene	4.94	75	3666	0.89 ppb	#	85
43) 2,2,4-Trimethylpentane	5.39	57	5613	0.83 ppb		89
45) Carbon Tetrachloride	4.92	117	6663	0.98 ppb	#	57
46) Tert Amyl Methyl Ether	5.43	73	8367	0.92 ppb		98
47) 1,2-DCA	5.21	62	5300	0.90 ppb		99
48) Benzene	5.19	78	10069	0.86 ppb	#	79
49) TCE	6.01	95	3429	0.96 ppb	#	79

(#) = qualifier out of range (m) = manual integration

Quantitation Report (Not Reviewed)

Data File : M:\MAX\DATA\210524\0520M04.D
Acq On : 24 May 21 12:19
Sample : 1ug/L VOC STD 5/24/21
Misc : IS&S 9/22/20

Vial: 4
Operator: LP,DG,CH
Inst : Max
Multiplr: 1.00

Quant Time: May 25 14:05 2021

Quant Results File: M0524W.RES

Quant Method : M:\MAX\DATA\210524\M0524W.M (RTE Integrator)
Title : METHOD 8260B
Last Update : Tue May 25 13:01:41 2021
Response via : Initial Calibration
DataAcq Meth : M8260

	Compound	R.T.	QIon	Response	Conc	Unit		Qvalue
50)	2-Pentanone	6.27	43	64704	42.54	ppb		98
51)	1,2-Dichloropropane	6.24	63	1245	2.31	ppb	#	86
52)	Bromodichloromethane	6.58	83	4717	0.85	ppb		100
53)	Methyl Cyclohexane	6.24	83	3876	0.83	ppb		85
54)	Dibromomethane	6.36	93	1907	0.91	ppb	#	16
55)	MIBK (methyl isobutyl ket	7.29	43	32670	17.03	ppb		92
56)	1-Bromo-2-chloroethane	6.90	144	807	0.98	ppb	#	63
58)	Cis-1,3-Dichloropropene	7.10	39	3163	1.01	ppb	#	81
59)	Toluene	7.44	91	13210	0.87	ppb		100
60)	Trans-1,3-Dichloropropene	7.71	75	5267	0.94	ppb		96
61)	1,1,2-TCA	7.87	83	2031	0.90	ppb		80
62)	2-Hexanone	8.18	43	19040	15.02	ppb	#	93
65)	1,2-EDB	8.34	107	2979	0.88	ppb		94
66)	Tetrachloroethene	8.01	164	2292	0.78	ppb	#	78
67)	1-Chlorohexane	8.90	91	4008	0.97	ppb		84
68)	1,1,1,2-Tetrachloroethane	8.96	131	4559	0.92	ppb		72
69)	m&p-Xylene	9.14	106	12640	1.71	ppb		98
70)	o-Xylene	9.52	106	6382	0.87	ppb		95
71)	Styrene	9.55	104	8372	1.98	ppb	#	87
73)	1,3-Dichloropropane	8.04	76	4548	0.91	ppb	#	52
74)	Dibromochloromethane	8.25	129	4615	0.91	ppb		94
75)	Chlorobenzene	8.87	112	10949	0.94	ppb	#	87
76)	Ethylbenzene	9.01	91	14935	0.84	ppb		100
77)	Bromoform	9.68	173	4014	0.90	ppb		88
79)	Isopropylbenzene	9.90	105	17224	0.91	ppb		100
80)	1,1,2,2-Tetrachloroethane	10.18	83	3130	1.32	ppb	#	85
81)	1,2,3-Trichloropropane	10.20	110	1708	1.06	ppb	#	81
82)	t-1,4-Dichloro-2-Butene	10.25	53	505	0.81	ppb		98
83)	Bromobenzene	10.16	156	5631	0.87	ppb	#	62
84)	n-Propylbenzene	10.31	91	17510	0.90	ppb		88
85)	4-Ethyltoluene	10.44	105	16590	0.87	ppb	#	80
86)	2-Chlorotoluene	10.37	91	12775	0.97	ppb		85
87)	1,3,5-Trimethylbenzene	10.50	105	16143	0.93	ppb		96
88)	4-Chlorotoluene	10.48	91	15147	0.94	ppb		98
89)	Tert-Butylbenzene	10.81	119	8267	0.81	ppb		88
90)	1,2,4-Trimethylbenzene	10.86	105	14516	0.86	ppb		96
91)	Sec-Butylbenzene	11.03	105	16845	0.86	ppb		90
92)	p-Isopropyltoluene	11.19	119	16828	0.86	ppb	#	87
93)	Benzyl Chloride	11.34	91	5382	0.90	ppb	#	87
94)	1,3-DCB	11.11	146	9486	0.81	ppb		89
95)	1,4-DCB	11.19	146	10741	0.88	ppb	#	60
96)	n-Butylbenzene	11.59	91	10402	2.17	ppb		99
97)	1,2-DCB	11.56	146	9235	0.80	ppb		92
98)	Hexachloroethane	11.81	117	3688	1.10	ppb	#	69
99)	1,2-Dibromo-3-chloropropan	12.32	157	1308	0.96	ppb	#	57
100)	1,2,4-Trichlorobenzene	13.15	180	8275	2.00	ppb		76
101)	Hexachlorobutadiene	13.35	225	4838	0.86	ppb		90
102)	Naphthalene	13.38	128	5891	2.78	ppb		98
103)	1,2,3-Trichlorobenzene	13.62	180	7148	2.00	ppb		98

(#) = qualifier out of range (m) = manual integration

Quantitation Report

Data File : M:\MAX\DATA\210524\0520M04.D
Acq On : 24 May 21 12:19
Sample : 1ug/L VOC STD 5/24/21
Misc : IS&S 9/22/20

Vial: 4
Operator: LP,DG,CH
Inst : Max
Multiplr: 1.00

Quant Time: May 25 14:05 2021

Quant Results File: M0524W.RES

Method : M:\MAX\DATA\210524\M0524W.M (RTE Integrator)
Title : METHOD 8260B
Last Update : Tue May 25 13:01:41 2021
Response via : Initial Calibration



Quantitation Report (Not Reviewed)

Data File : M:\MAX\DATA\210524\0520M05.D
Acq On : 24 May 21 12:47
Sample : 2ug/L VOC STD 5/24/21
Misc : IS&S 9/22/20

Vial: 5
Operator: LP,DG,CH
Inst : Max
Multiplr: 1.00

Quant Time: May 25 14:05 2021 Quant Results File: M0524W.RES

Quant Method : M:\MAX\DATA\210524\M0524W.M (RTE Integrator)
Title : METHOD 8260B
Last Update : Tue May 25 13:01:41 2021
Response via : Initial Calibration
DataAcq Meth : M8260

Internal Standards	R.T.	QIon	Response	Conc Units	Dev(Min)
1) Fluorobenzene (IS)	5.56	96	143373	25.00 ppb	0.00
63) Chlorobenzene-D5 (IS)	8.84	117	208399	25.00 ppb	0.00
78) 1,4-Dichlorobenzene-D (IS)	11.17	152	178619	25.00 ppb	0.00
System Monitoring Compounds					
39) Dibromofluoromethane(S)	4.69	111	13767	9.81 ppb	0.00
Spiked Amount 25.000			Recovery	= 39.260%	
44) 1,2-DCA-D4(S)	5.11	65	4937	9.86 ppb	0.00
Spiked Amount 25.000			Recovery	= 39.440%	
64) Toluene-D8(S)	7.37	98	40682	9.31 ppb	0.00
Spiked Amount 25.000			Recovery	= 37.228%	
72) 4-Bromofluorobenzene(S)	10.03	95	41119	8.78 ppb	0.00
Spiked Amount 25.000			Recovery	= 35.100%	

Target Compounds						Qvalue
3) Dichlorodifluoromethane	0.96	85	9216	2.11 ppb		90
4) Freon 114	1.04	85	5712	1.89 ppb		81
5) Chloromethane	1.07	50	5154	1.92 ppb		90
6) Vinyl chloride	1.14	62	4212	1.73 ppb		89
8) Bromomethane	1.34	94	3646	2.13 ppb		94
9) Chloroethane	1.41	64	2198	1.90 ppb		94
10) Dichlorofluoromethane	1.55	67	9427	1.94 ppb		98
11) Trichlorofluoromethane	1.60	101	11101	2.03 ppb		91
13) Acrolein	1.89	56	12290	72.71 ppb		88
14) Acetone	2.02	43	17615	29.51 ppb		93
15) Freon-113	2.01	151	5820	1.96 ppb	#	80
16) Acetonitrile	2.24	41	11336	70.40 ppb	#	85
18) 1,1-DCE	1.98	61	7487	1.98 ppb	#	88
19) t-Butanol	2.56	59	11685	76.65 ppb	#	77
20) Methyl Acetate	2.35	43	2254	2.56 ppb		89
21) Iodomethane	2.09	142	3256	4.18 ppb	#	93
22) Acrylonitrile	2.66	53	762	2.75 ppb	#	79
24) Methylene chloride	2.40	84	6635	2.00 ppb		81
25) Carbon disulfide	2.14	76	9003	2.04 ppb		97
26) Methyl t-butyl ether (MtBE	2.72	73	17416	1.90 ppb		93
27) Trans-1,2-DCE	2.69	96	6135	2.07 ppb		87
29) Diisopropyl Ether	3.34	45	12810	1.93 ppb	#	85
30) 1,1-DCA	3.15	63	9357	1.99 ppb	#	81
32) Ethyl tert Butyl Ether	3.85	59	15255	1.81 ppb		91
34) MEK (2-Butanone)	4.03	43	18819	29.95 ppb	#	81
35) Cis-1,2-DCE	3.98	96	6106	1.81 ppb	#	67
36) 2,2-Dichloropropane	3.95	77	11326	1.99 ppb		93
37) Chloroform	4.47	83	11874	1.87 ppb		74
38) Bromochloromethane	4.32	130	5011	1.86 ppb	#	75
40) 1,1,1-TCA	4.70	97	12874	1.93 ppb	#	84
41) Cyclohexane	4.78	41	3864	1.93 ppb		89
42) 1,1-Dichloropropene	4.94	75	7337	1.91 ppb		98
43) 2,2,4-Trimethylpentane	5.39	57	11136	1.76 ppb	#	73
45) Carbon Tetrachloride	4.92	117	12359	1.93 ppb		94
46) Tert Amyl Methyl Ether	5.43	73	17401	2.05 ppb	#	82
47) 1,2-DCA	5.21	62	10412	1.89 ppb		94
48) Benzene	5.19	78	21404	1.95 ppb		96
49) TCE	6.02	95	5513	1.64 ppb		92
50) 2-Pentanone	6.27	43	95485	66.88 ppb		96

(#) = qualifier out of range (m) = manual integration

Quantitation Report (Not Reviewed)

Data File : M:\MAX\DATA\210524\0520M05.D
Acq On : 24 May 21 12:47
Sample : 2ug/L VOC STD 5/24/21
Misc : IS&S 9/22/20

Vial: 5
Operator: LP,DG,CH
Inst : Max
Multiplr: 1.00

Quant Time: May 25 14:05 2021

Quant Results File: M0524W.RES

Quant Method : M:\MAX\DATA\210524\M0524W.M (RTE Integrator)
Title : METHOD 8260B
Last Update : Tue May 25 13:01:41 2021
Response via : Initial Calibration
DataAcq Meth : M8260

	Compound	R.T.	QIon	Response	Conc	Unit		Qvalue
51)	1,2-Dichloropropane	6.25	63	2370	3.13	ppb	#	88
52)	Bromodichloromethane	6.59	83	10273	1.97	ppb		87
53)	Methyl Cyclohexane	6.24	83	8279	1.88	ppb		82
54)	Dibromomethane	6.36	93	3437	1.74	ppb	#	56
55)	MIBK (methyl isobutyl ket	7.29	43	50365	27.96	ppb		98
56)	1-Bromo-2-chloroethane	6.88	144	1595	2.06	ppb		77
58)	Cis-1,3-Dichloropropene	7.10	39	5662	1.92	ppb	#	89
59)	Toluene	7.44	91	25867	1.82	ppb		98
60)	Trans-1,3-Dichloropropene	7.70	75	10177	1.93	ppb		96
61)	1,1,2-TCA	7.86	83	4223	1.99	ppb		82
62)	2-Hexanone	8.17	43	31639	26.59	ppb		95
65)	1,2-EDB	8.34	107	6152	1.95	ppb		85
66)	Tetrachloroethene	8.01	164	5111	1.86	ppb		87
67)	1-Chlorohexane	8.91	91	7303	1.89	ppb		83
68)	1,1,1,2-Tetrachloroethane	8.96	131	9506	2.05	ppb		90
69)	m&p-Xylene	9.13	106	23993	3.47	ppb		90
70)	o-Xylene	9.52	106	12512	1.81	ppb		84
71)	Styrene	9.54	104	18613	2.76	ppb		92
73)	1,3-Dichloropropane	8.03	76	9070	1.95	ppb		93
74)	Dibromochloromethane	8.25	129	9304	1.96	ppb	#	71
75)	Chlorobenzene	8.86	112	20860	1.91	ppb		98
76)	Ethylbenzene	9.01	91	29861	1.81	ppb		83
77)	Bromoform	9.68	173	7730	1.86	ppb		83
79)	Isopropylbenzene	9.91	105	33811	1.90	ppb		98
80)	1,1,2,2-Tetrachloroethane	10.18	83	7256	2.57	ppb	#	80
81)	1,2,3-Trichloropropane	10.21	110	3089	2.04	ppb	#	80
82)	t-1,4-Dichloro-2-Butene	10.25	53	2024	2.56	ppb	#	62
83)	Bromobenzene	10.16	156	12547	2.06	ppb		75
84)	n-Propylbenzene	10.31	91	33472	1.83	ppb		94
85)	4-Ethyltoluene	10.43	105	34221	1.91	ppb		99
86)	2-Chlorotoluene	10.37	91	22190	1.79	ppb		90
87)	1,3,5-Trimethylbenzene	10.50	105	32702	2.02	ppb		98
88)	4-Chlorotoluene	10.48	91	30037	1.98	ppb		96
89)	Tert-Butylbenzene	10.81	119	18400	1.92	ppb		99
90)	1,2,4-Trimethylbenzene	10.86	105	28780	1.81	ppb		91
91)	Sec-Butylbenzene	11.03	105	34307	1.87	ppb		93
92)	p-Isopropyltoluene	11.19	119	34926	1.91	ppb		94
93)	Benzyl Chloride	11.33	91	11680	2.07	ppb		93
94)	1,3-DCB	11.10	146	21577	1.97	ppb		93
95)	1,4-DCB	11.19	146	22860	2.01	ppb		99
96)	n-Butylbenzene	11.59	91	21596	2.94	ppb		95
97)	1,2-DCB	11.55	146	21129	1.95	ppb		98
98)	Hexachloroethane	11.81	117	6770	2.16	ppb	#	59
99)	1,2-Dibromo-3-chloropropan	12.31	157	2872	2.25	ppb	#	86
100)	1,2,4-Trichlorobenzene	13.15	180	16715	2.84	ppb		94
101)	Hexachlorobutadiene	13.35	225	10801	2.04	ppb	#	76
102)	Naphthalene	13.38	128	12273	3.37	ppb		97
103)	1,2,3-Trichlorobenzene	13.62	180	14875	2.83	ppb		98

(#) = qualifier out of range (m) = manual integration

Quantitation Report

Data File : M:\MAX\DATA\210524\0520M05.D
Acq On : 24 May 21 12:47
Sample : 2ug/L VOC STD 5/24/21
Misc : IS&S 9/22/20

Vial: 5
Operator: LP,DG,CH
Inst : Max
Multiplr: 1.00

Quant Time: May 25 14:05 2021

Quant Results File: M0524W.RES

Method : M:\MAX\DATA\210524\M0524W.M (RTE Integrator)
Title : METHOD 8260B
Last Update : Tue May 25 13:01:41 2021
Response via : Initial Calibration



Quantitation Report (Not Reviewed)

Data File : M:\MAX\DATA\210524\0520M06.D
Acq On : 24 May 21 13:15
Sample : 5ug/L VOC STD 5/24/21
Misc : IS&S 9/22/20

Vial: 6
Operator: LP,DG,CH
Inst : Max
Multiplr: 1.00

Quant Time: May 25 14:05 2021 Quant Results File: M0524W.RES

Quant Method : M:\MAX\DATA\210524\M0524W.M (RTE Integrator)
Title : METHOD 8260B
Last Update : Tue May 25 13:01:41 2021
Response via : Initial Calibration
DataAcq Meth : M8260

Internal Standards	R.T.	QIon	Response	Conc	Units		Dev(Min)
1) Fluorobenzene (IS)	5.57	96	135465	25.00	ppb		0.00
63) Chlorobenzene-D5 (IS)	8.84	117	208117	25.00	ppb		0.00
78) 1,4-Dichlorobenzene-D (IS)	11.17	152	187489	25.00	ppb		0.00
System Monitoring Compounds							
39) Dibromofluoromethane(S)	4.69	111	39119	29.52	ppb		0.00
Spiked Amount 25.000			Recovery	=	118.064%		
44) 1,2-DCA-D4(S)	5.11	65	14522	28.29	ppb		0.00
Spiked Amount 25.000			Recovery	=	113.156%		
64) Toluene-D8(S)	7.37	98	121040	27.73	ppb		0.00
Spiked Amount 25.000			Recovery	=	110.912%		
72) 4-Bromofluorobenzene(S)	10.02	95	123209	26.33	ppb		0.00
Spiked Amount 25.000			Recovery	=	105.320%		
Target Compounds							Qvalue
3) Dichlorodifluoromethane	0.96	85	18741	4.55	ppb	#	84
4) Freon 114	1.04	85	13368	4.68	ppb		86
5) Chloromethane	1.07	50	11945	4.71	ppb		96
6) Vinyl chloride	1.14	62	10517	4.57	ppb		84
8) Bromomethane	1.34	94	7958	4.93	ppb		88
9) Chloroethane	1.42	64	6677	6.10	ppb	#	71
10) Dichlorofluoromethane	1.55	67	21955	4.79	ppb	#	81
11) Trichlorofluoromethane	1.60	101	25173	4.88	ppb		92
13) Acrolein	1.89	56	15058	94.28	ppb		86
14) Acetone	2.02	43	21823	38.69	ppb		99
15) Freon-113	2.01	151	13217	4.72	ppb		96
16) Acetonitrile	2.24	41	15361	100.97	ppb	#	82
18) 1,1-DCE	1.98	61	16104	4.51	ppb		89
19) t-Butanol	2.57	59	12311	85.47	ppb	#	92
20) Methyl Acetate	2.34	43	6240	5.55	ppb	#	81
21) Iodomethane	2.08	142	10329	5.69	ppb		87
22) Acrylonitrile	2.65	53	2463	4.97	ppb	#	38
24) Methylene chloride	2.40	84	14656	4.68	ppb		87
25) Carbon disulfide	2.14	76	19176	4.61	ppb		99
26) Methyl t-butyl ether (MtBE	2.72	73	39681	4.58	ppb		98
27) Trans-1,2-DCE	2.68	96	13209	4.72	ppb		87
29) Diisopropyl Ether	3.34	45	29299	4.68	ppb		94
30) 1,1-DCA	3.15	63	20585	4.63	ppb		99
31) Vinyl Acetate	3.29	43	4850	5.80	ppb	#	78
32) Ethyl tert Butyl Ether	3.85	59	38248	4.79	ppb		93
34) MEK (2-Butanone)	4.03	43	23132	37.59	ppb		97
35) Cis-1,2-DCE	3.96	96	15340	4.82	ppb	#	67
36) 2,2-Dichloropropane	3.95	77	26101	4.84	ppb	#	91
37) Chloroform	4.46	83	27148	4.52	ppb		81
38) Bromochloromethane	4.30	130	12781	5.02	ppb		89
40) 1,1,1-TCA	4.70	97	29402	4.67	ppb		92
41) Cyclohexane	4.78	41	9213	4.87	ppb		76
42) 1,1-Dichloropropene	4.94	75	15549	4.28	ppb	#	87
43) 2,2,4-Trimethylpentane	5.39	57	28638	4.78	ppb		97
45) Carbon Tetrachloride	4.93	117	27049	4.47	ppb		89
46) Tert Amyl Methyl Ether	5.44	73	37197	4.63	ppb		92
47) 1,2-DCA	5.21	62	25586	4.92	ppb	#	89
48) Benzene	5.19	78	48942	4.71	ppb		91
49) TCE	6.02	95	15630	4.94	ppb		96

(#) = qualifier out of range (m) = manual integration

Quantitation Report (Not Reviewed)

Data File : M:\MAX\DATA\210524\0520M06.D
Acq On : 24 May 21 13:15
Sample : 5ug/L VOC STD 5/24/21
Misc : IS&S 9/22/20

Vial: 6
Operator: LP,DG,CH
Inst : Max
Multiplr: 1.00

Quant Time: May 25 14:05 2021 Quant Results File: M0524W.RES

Quant Method : M:\MAX\DATA\210524\M0524W.M (RTE Integrator)
Title : METHOD 8260B
Last Update : Tue May 25 13:01:41 2021
Response via : Initial Calibration
DataAcq Meth : M8260

	Compound	R.T.	QIon	Response	Conc	Unit		Qvalue
50)	2-Pentanone	6.27	43	129848	96.26	ppb		96
51)	1,2-Dichloropropane	6.25	63	5355	5.38	ppb	#	80
52)	Bromodichloromethane	6.58	83	23073	4.67	ppb	#	74
53)	Methyl Cyclohexane	6.24	83	18652	4.49	ppb		96
54)	Dibromomethane	6.37	93	8793	4.71	ppb		82
55)	MIBK (methyl isobutyl ket	7.29	43	67095	39.42	ppb		94
56)	1-Bromo-2-chloroethane	6.89	144	3491	4.76	ppb		81
58)	Cis-1,3-Dichloropropene	7.10	39	12601	4.53	ppb		86
59)	Toluene	7.44	91	63390	4.72	ppb		99
60)	Trans-1,3-Dichloropropene	7.70	75	22358	4.49	ppb		100
61)	1,1,2-TCA	7.86	83	9899	4.93	ppb		95
62)	2-Hexanone	8.17	43	46375	41.25	ppb		95
65)	1,2-EDB	8.34	107	14399	4.57	ppb	#	81
66)	Tetrachloroethene	8.01	164	12422	4.52	ppb		92
67)	1-Chlorohexane	8.90	91	17330	4.48	ppb		95
68)	1,1,1,2-Tetrachloroethane	8.96	131	19776	4.27	ppb		98
69)	m&p-Xylene	9.13	106	63792	9.23	ppb		97
70)	o-Xylene	9.52	106	30787	4.47	ppb		99
71)	Styrene	9.54	104	53534	5.28	ppb	#	85
73)	1,3-Dichloropropane	8.03	76	22658	4.87	ppb		91
74)	Dibromochloromethane	8.24	129	22873	4.82	ppb		93
75)	Chlorobenzene	8.87	112	51369	4.72	ppb		95
76)	Ethylbenzene	9.01	91	75888	4.60	ppb		94
77)	Bromoform	9.67	173	20235	4.86	ppb		85
79)	Isopropylbenzene	9.90	105	82171	4.41	ppb		99
80)	1,1,2,2-Tetrachloroethane	10.18	83	15591	4.77	ppb	#	97
81)	1,2,3-Trichloropropane	10.21	110	7404	4.65	ppb	#	83
82)	t-1,4-Dichloro-2-Butene	10.26	53	3274	3.79	ppb	#	64
83)	Bromobenzene	10.15	156	28912	4.53	ppb		95
84)	n-Propylbenzene	10.31	91	83973	4.37	ppb		93
85)	4-Ethyltoluene	10.43	105	84238	4.48	ppb		92
86)	2-Chlorotoluene	10.37	91	59037	4.54	ppb		99
87)	1,3,5-Trimethylbenzene	10.50	105	75759	4.46	ppb		97
88)	4-Chlorotoluene	10.48	91	74933	4.72	ppb		94
89)	Tert-Butylbenzene	10.81	119	45256	4.51	ppb		97
90)	1,2,4-Trimethylbenzene	10.86	105	77571	4.65	ppb		99
91)	Sec-Butylbenzene	11.03	105	86517	4.50	ppb		99
92)	p-Isopropyltoluene	11.19	119	85644	4.47	ppb		95
93)	Benzyl Chloride	11.33	91	28724	4.86	ppb		97
94)	1,3-DCB	11.10	146	55440	4.81	ppb		92
95)	1,4-DCB	11.19	146	55655	4.65	ppb		95
96)	n-Butylbenzene	11.59	91	54380	4.91	ppb		93
97)	1,2-DCB	11.55	146	51552	4.53	ppb	#	85
98)	Hexachloroethane	11.81	117	14553	4.42	ppb		93
99)	1,2-Dibromo-3-chloropropan	12.31	157	6162	4.61	ppb	#	87
100)	1,2,4-Trichlorobenzene	13.15	180	42563	5.06	ppb		92
101)	Hexachlorobutadiene	13.35	225	25400	4.57	ppb		97
102)	Naphthalene	13.38	128	31640	4.91	ppb		94
103)	1,2,3-Trichlorobenzene	13.62	180	38924	5.10	ppb		85

(#) = qualifier out of range (m) = manual integration

Quantitation Report

Data File : M:\MAX\DATA\210524\0520M06.D Vial: 6
Acq On : 24 May 21 13:15 Operator: LP,DG,CH
Sample : 5ug/L VOC STD 5/24/21 Inst : Max
Misc : IS&S 9/22/20 Multiplr: 1.00

Quant Time: May 25 14:05 2021 Quant Results File: M0524W.RES

Method : M:\MAX\DATA\210524\M0524W.M (RTE Integrator)
Title : METHOD 8260B
Last Update : Tue May 25 13:01:41 2021
Response via : Initial Calibration

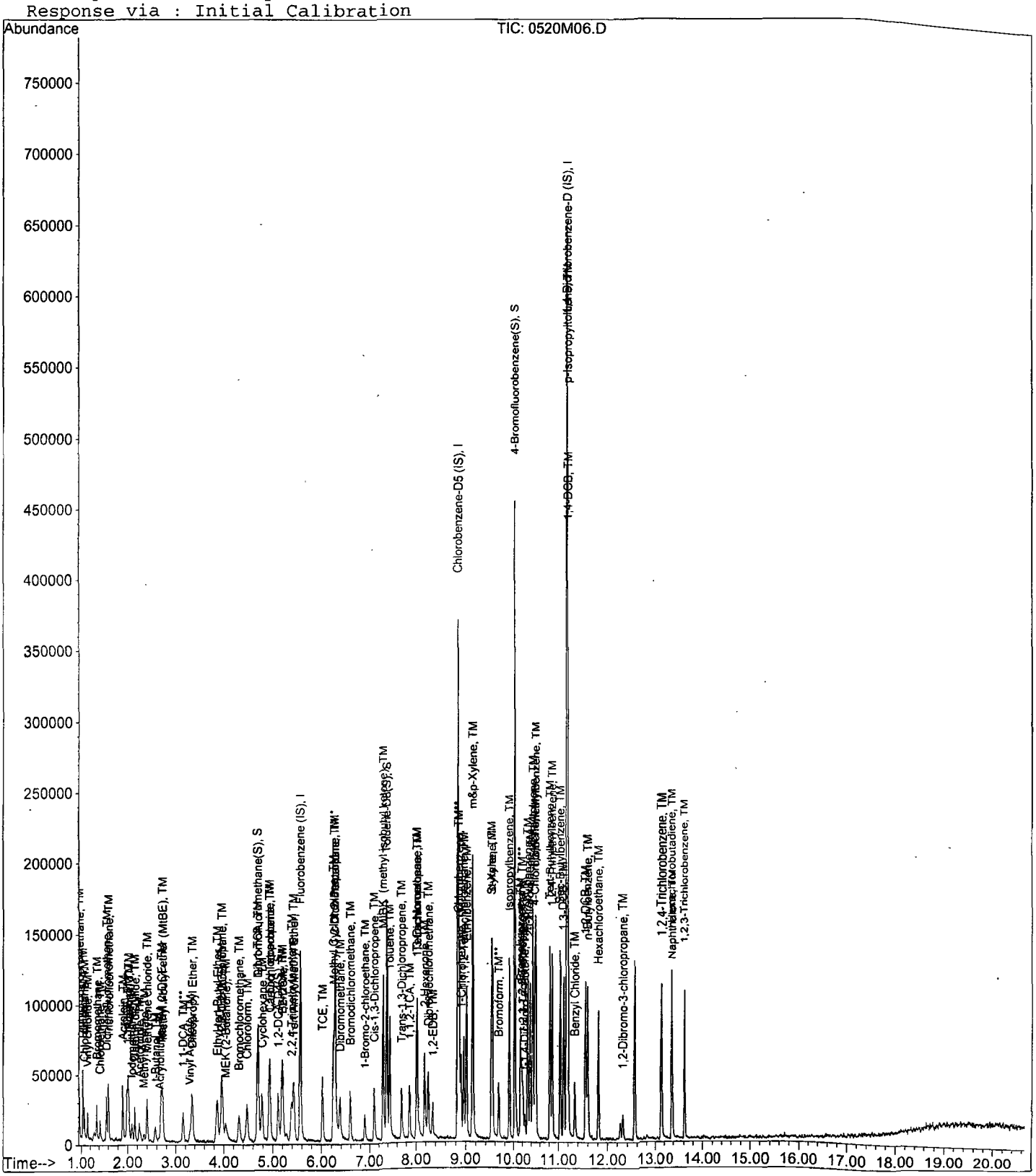

Quantitation Report (Not Reviewed)

Data File : M:\MAX\DATA\210524\0520M07.D
Acq On : 24 May 21 13:43
Sample : 10ug/L VOC STD 5/24/21
Misc : IS&S 9/22/20

Vial: 7
Operator: LP,DG,CH
Inst : Max
Multiplr: 1.00

Quant Time: May 25 14:05 2021

Quant Results File: M0524W.RES

Quant Method : M:\MAX\DATA\210524\M0524W.M (RTE Integrator)
Title : METHOD 8260B
Last Update : Tue May 25 13:01:41 2021
Response via : Initial Calibration
DataAcq Meth : M8260

Internal Standards	R.T.	QIon	Response	Conc	Units	Dev(Min)
1) Fluorobenzene (IS)	5.57	96	138493	25.00	ppb	0.00
63) Chlorobenzene-D5 (IS)	8.84	117	207262	25.00	ppb	0.00
78) 1,4-Dichlorobenzene-D (IS)	11.17	152	186571	25.00	ppb	0.00
System Monitoring Compounds						
39) Dibromofluoromethane(S)	4.69	111	37615	27.76	ppb	0.00
Spiked Amount 25.000			Recovery	=	111.044%	
44) 1,2-DCA-D4(S)	5.11	65	12768	24.49	ppb	0.00
Spiked Amount 25.000			Recovery	=	97.952%	
64) Toluene-D8(S)	7.37	98	116604	26.82	ppb	0.00
Spiked Amount 25.000			Recovery	=	107.288%	
72) 4-Bromofluorobenzene(S)	10.02	95	127089	27.27	ppb	0.00
Spiked Amount 25.000			Recovery	=	109.088%	
Target Compounds						Qvalue
3) Dichlorodifluoromethane	0.96	85	42473	10.09	ppb	100
4) Freon 114	1.04	85	30195	10.35	ppb	100
5) Chloromethane	1.07	50	26916	10.38	ppb	100
6) Vinyl chloride	1.14	62	24074	10.23	ppb	100
8) Bromomethane	1.34	94	14593	8.84	ppb	100
9) Chloroethane	1.42	64	9650	8.63	ppb	100
10) Dichlorofluoromethane	1.55	67	48959	10.45	ppb	100
11) Trichlorofluoromethane	1.60	101	55567	10.54	ppb	100
13) Acrolein	1.89	56	21136	129.45	ppb	100
14) Acetone	2.02	43	30142	52.27	ppb	100
15) Freon-113	2.01	151	30724	10.72	ppb	100
16) Acetonitrile	2.24	41	19602	126.02	ppb	100
18) 1,1-DCE	1.98	61	37294	10.22	ppb	100
19) t-Butanol	2.56	59	17425	118.33	ppb	100
20) Methyl Acetate	2.33	43	13367	10.52	ppb	100
21) Iodomethane	2.09	142	29181	9.49	ppb	100
22) Acrylonitrile	2.65	53	8366	12.28	ppb	100
24) Methylene chloride	2.40	84	30706	9.59	ppb	100
25) Carbon disulfide	2.14	76	45032	10.58	ppb	100
26) Methyl t-butyl ether (MtBE	2.72	73	89356	10.08	ppb	100
27) Trans-1,2-DCE	2.69	96	29058	10.15	ppb	100
29) Diisopropyl Ether	3.34	45	66764	10.43	ppb	100
30) 1,1-DCA	3.15	63	48097	10.59	ppb	100
31) Vinyl Acetate	3.29	43	12599	10.27	ppb	99
32) Ethyl tert Butyl Ether	3.85	59	84274	10.33	ppb	100
34) MEK (2-Butanone)	4.03	43	32962	50.59	ppb	100
35) Cis-1,2-DCE	3.96	96	33061	10.17	ppb	100
36) 2,2-Dichloropropane	3.96	77	59562	10.81	ppb	100
37) Chloroform	4.47	83	62204	10.12	ppb	100
38) Bromochloromethane	4.31	130	25940	9.96	ppb	100
40) 1,1,1-TCA	4.70	97	65625	10.20	ppb	100
41) Cyclohexane	4.78	41	20442	10.57	ppb	100
42) 1,1-Dichloropropene	4.94	75	39528	10.63	ppb	100
43) 2,2,4-Trimethylpentane	5.39	57	65313	10.67	ppb	100
45) Carbon Tetrachloride	4.93	117	62623	10.13	ppb	100
46) Tert Amyl Methyl Ether	5.43	73	80623	9.81	ppb	100
47) 1,2-DCA	5.20	62	51856	9.75	ppb	100
48) Benzene	5.19	78	108328	10.20	ppb	100
49) TCE	6.01	95	32531	10.05	ppb	100

(#) = qualifier out of range (m) = manual integration

Quantitation Report (Not Reviewed)

Data File : M:\MAX\DATA\210524\0520M07.D
Acq On : 24 May 21 13:43
Sample : 10ug/L VOC STD 5/24/21
Misc : IS&S 9/22/20

Vial: 7
Operator: LP,DG,CH
Inst : Max
Multiplr: 1.00

Quant Time: May 25 14:05 2021

Quant Results File: M0524W.RES

Quant Method : M:\MAX\DATA\210524\M0524W.M (RTE Integrator)
Title : METHOD 8260B
Last Update : Tue May 25 13:01:41 2021
Response via : Initial Calibration
DataAcq Meth : M8260

	Compound	R.T.	QIon	Response	Conc	Unit	Qvalue
50)	2-Pentanone	6.27	43	170764	123.83	ppb	100
51)	1,2-Dichloropropane	6.25	63	11856	9.89	ppb	100
52)	Bromodichloromethane	6.58	83	54445	10.79	ppb	100
53)	Methyl Cyclohexane	6.24	83	44263	10.42	ppb	100
54)	Dibromomethane	6.37	93	19686	10.32	ppb	100
55)	MIBK (methyl isobutyl ket	7.29	43	87565	50.33	ppb	100
56)	1-Bromo-2-chloroethane	6.89	144	7390	9.86	ppb	100
58)	Cis-1,3-Dichloropropene	7.09	39	27374	9.63	ppb	100
59)	Toluene	7.44	91	143149	10.42	ppb	100
60)	Trans-1,3-Dichloropropene	7.69	75	52749	10.36	ppb	100
61)	1,1,2-TCA	7.86	83	20319	9.90	ppb	100
62)	2-Hexanone	8.17	43	58585	50.97	ppb	100
65)	1,2-EDB	8.33	107	32375	10.32	ppb	100
66)	Tetrachloroethene	8.01	164	29144	10.65	ppb	100
67)	1-Chlorohexane	8.90	91	38595	10.02	ppb	100
68)	1,1,1,2-Tetrachloroethane	8.96	131	46809	10.14	ppb	100
69)	m&p-Xylene	9.13	106	144549	21.00	ppb	100
70)	o-Xylene	9.52	106	70182	10.24	ppb	100
71)	Styrene	9.53	104	115748	9.81	ppb	100
73)	1,3-Dichloropropane	8.02	76	47954	10.34	ppb	100
74)	Dibromochloromethane	8.24	129	48718	10.31	ppb	100
75)	Chlorobenzene	8.86	112	109400	10.10	ppb	100
76)	Ethylbenzene	9.01	91	164082	9.98	ppb	100
77)	Bromoform	9.67	173	44414	10.72	ppb	100
79)	Isopropylbenzene	9.90	105	182988	9.87	ppb	100
80)	1,1,2,2-Tetrachloroethane	10.18	83	33408	9.74	ppb	100
81)	1,2,3-Trichloropropane	10.21	110	17419	11.00	ppb	100
82)	t-1,4-Dichloro-2-Butene	10.25	53	10067	11.15	ppb	100
83)	Bromobenzene	10.15	156	63952	10.06	ppb	100
84)	n-Propylbenzene	10.31	91	192349	10.07	ppb	100
85)	4-Ethyltoluene	10.43	105	186327	9.97	ppb	100
86)	2-Chlorotoluene	10.37	91	134734	10.41	ppb	100
87)	1,3,5-Trimethylbenzene	10.50	105	166439	9.84	ppb	100
88)	4-Chlorotoluene	10.48	91	159912	10.12	ppb	100
89)	Tert-Butylbenzene	10.81	119	101464	10.16	ppb	100
90)	1,2,4-Trimethylbenzene	10.86	105	165823	9.99	ppb	100
91)	Sec-Butylbenzene	11.03	105	191446	10.01	ppb	100
92)	p-Isopropyltoluene	11.19	119	195096	10.22	ppb	100
93)	Benzyl Chloride	11.33	91	56429	9.59	ppb	100
94)	1,3-DCB	11.10	146	117447	10.24	ppb	100
95)	1,4-DCB	11.19	146	121916	10.25	ppb	100
96)	n-Butylbenzene	11.59	91	131530	9.74	ppb	100
97)	1,2-DCB	11.55	146	117845	10.41	ppb	100
98)	Hexachloroethane	11.81	117	31107	9.50	ppb	100
99)	1,2-Dibromo-3-chloropropan	12.31	157	12058	9.06	ppb	100
100)	1,2,4-Trichlorobenzene	13.15	180	92502	9.54	ppb	100
101)	Hexachlorobutadiene	13.36	225	55823	10.08	ppb	100
102)	Naphthalene	13.37	128	80792	8.98	ppb	100
103)	1,2,3-Trichlorobenzene	13.62	180	83263	9.45	ppb	100

(#) = qualifier out of range (m) = manual integration

Quantitation Report

Data File : M:\MAX\DATA\210524\0520M07.D
Acq On : 24 May 21 13:43
Sample : 10ug/L VOC STD 5/24/21
Misc : IS&S 9/22/20

Vial: 7
Operator: LP,DG,CH
Inst : Max
Multiplr: 1.00

Quant Time: May 25 14:05 2021

Quant Results File: M0524W.RES

Method : M:\MAX\DATA\210524\M0524W.M (RTE Integrator)
Title : METHOD 8260B
Last Update : Tue May 25 13:01:41 2021
Response via : Initial Calibration

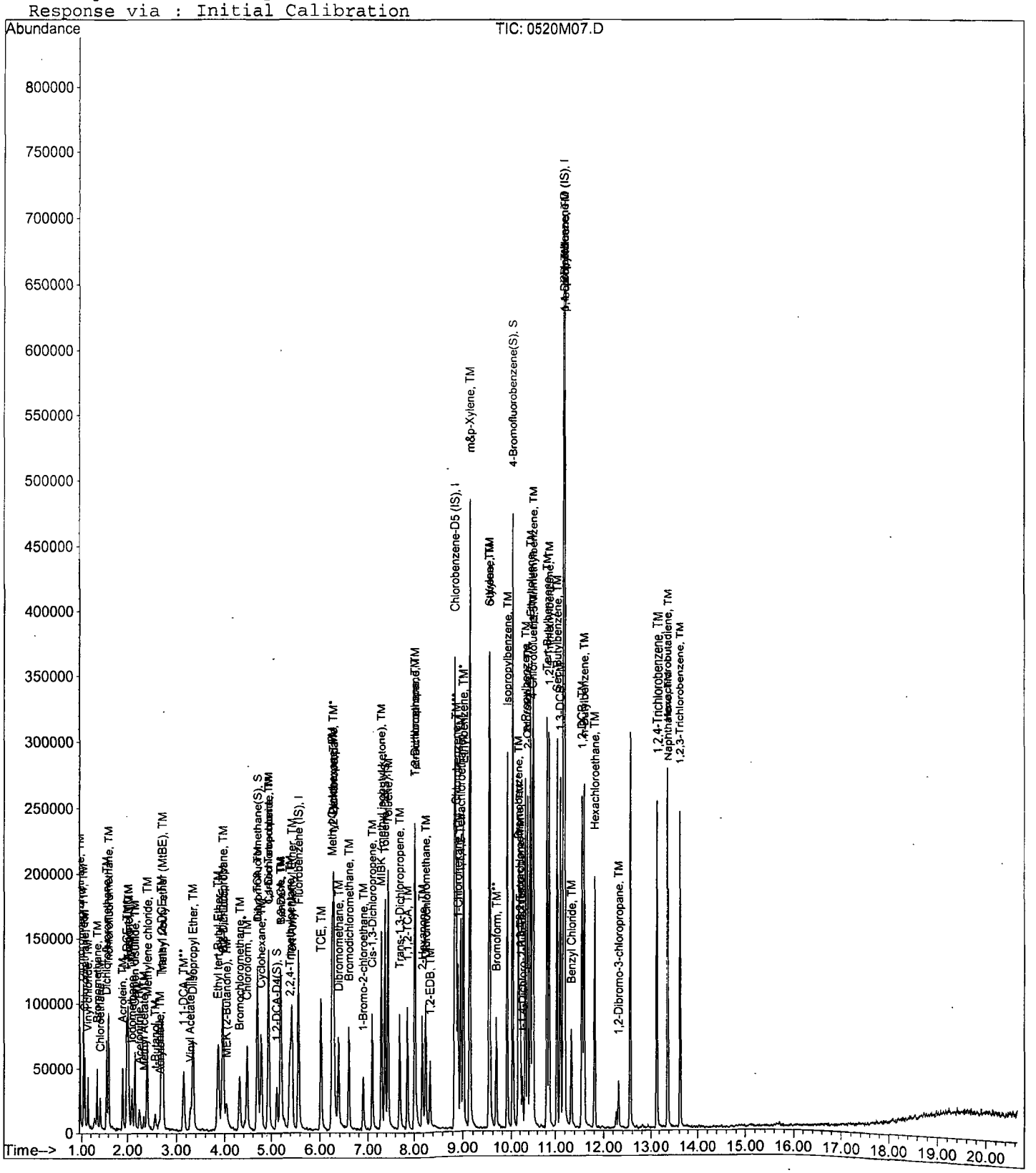

Quantitation Report (Not Reviewed)

Data File : M:\MAX\DATA\210524\0520M08.D
Acq On : 24 May 21 14:11
Sample : 20ug/L VOC STD 5/24/21
Misc : IS&S 9/22/20

Vial: 8
Operator: LP,DG,CH
Inst : Max
Multiplr: 1.00

Quant Time: May 25 14:05 2021 Quant Results File: M0524W.RES

Quant Method : M:\MAX\DATA\210524\M0524W.M (RTE Integrator)
Title : METHOD 8260B
Last Update : Tue May 25 13:01:41 2021
Response via : Initial Calibration
DataAcq Meth : M8260

Internal Standards	R.T.	QIon	Response	Conc	Units		Dev(Min)
1) Fluorobenzene (IS)	5.56	96	138784	25.00	ppb		0.00
63) Chlorobenzene-D5 (IS)	8.84	117	200561	25.00	ppb		0.00
78) 1,4-Dichlorobenzene-D (IS)	11.17	152	185692	25.00	ppb		0.00
System Monitoring Compounds							
39) Dibromofluoromethane(S)	4.69	111	71900	52.95	ppb		0.00
Spiked Amount 25.000			Recovery	=	211.812%		
44) 1,2-DCA-D4(S)	5.11	65	26328	49.18	ppb		0.00
Spiked Amount 25.000			Recovery	=	196.736%		
64) Toluene-D8(S)	7.37	98	238461	56.69	ppb		0.00
Spiked Amount 25.000			Recovery	=	226.744%		
72) 4-Bromofluorobenzene(S)	10.02	95	260157	57.69	ppb		0.00
Spiked Amount 25.000			Recovery	=	230.764%		
Target Compounds							Qvalue
3) Dichlorodifluoromethane	0.96	85	82769	19.62	ppb		90
4) Freon 114	1.04	85	55854	19.10	ppb		92
5) Chloromethane	1.07	50	54639	21.03	ppb		95
6) Vinyl chloride	1.14	62	44693	18.95	ppb		96
8) Bromomethane	1.34	94	30128	18.21	ppb		99
9) Chloroethane	1.42	64	21912	19.55	ppb	#	85
10) Dichlorofluoromethane	1.55	67	92336	19.66	ppb		93
11) Trichlorofluoromethane	1.60	101	102243	19.35	ppb		95
13) Acrolein	1.89	56	23824	145.60	ppb	#	73
14) Acetone	2.02	43	35007	60.58	ppb		94
15) Freon-113	2.01	151	54260	18.90	ppb		90
16) Acetonitrile	2.24	41	24031	154.18	ppb	#	84
18) 1,1-DCE	1.98	61	70545	19.29	ppb		96
19) t-Butanol	2.57	59	21535	145.94	ppb	#	64
20) Methyl Acetate	2.33	43	24234	18.22	ppb		95
21) Iodomethane	2.09	142	64678	16.72	ppb		94
22) Acrylonitrile	2.64	53	14441	19.83	ppb	#	82
24) Methylene chloride	2.40	84	57355	17.88	ppb		89
25) Carbon disulfide	2.14	76	81752	19.17	ppb		95
26) Methyl t-butyl ether (MtBE	2.72	73	169328	19.06	ppb		100
27) Trans-1,2-DCE	2.69	96	55533	19.36	ppb		96
29) Diisopropyl Ether	3.34	45	125203	19.53	ppb		93
30) 1,1-DCA	3.15	63	87762	19.27	ppb		92
31) Vinyl Acetate	3.28	43	26738	18.51	ppb	#	80
32) Ethyl tert Butyl Ether	3.86	59	160695	19.65	ppb		96
34) MEK (2-Butanone)	4.03	43	41007	61.71	ppb		94
35) Cis-1,2-DCE	3.95	96	63605	19.53	ppb		87
36) 2,2-Dichloropropane	3.95	77	106907	19.36	ppb		95
37) Chloroform	4.46	83	125863	20.44	ppb		78
38) Bromochloromethane	4.30	130	50970	19.52	ppb	#	71
40) 1,1,1-TCA	4.70	97	130651	20.26	ppb		98
41) Cyclohexane	4.78	41	37436	19.32	ppb		91
42) 1,1-Dichloropropene	4.94	75	74474	19.99	ppb		94
43) 2,2,4-Trimethylpentane	5.39	57	122633	19.98	ppb		98
45) Carbon Tetrachloride	4.93	117	122393	19.76	ppb		98
46) Tert Amyl Methyl Ether	5.43	73	159544	19.37	ppb	#	97
47) 1,2-DCA	5.20	62	105114	19.72	ppb		97
48) Benzene	5.19	78	208377	19.57	ppb		96
49) TCE	6.01	95	64630	19.92	ppb		95

(#) = qualifier out of range (m) = manual integration

Quantitation Report (Not Reviewed)

Data File : M:\MAX\DATA\210524\0520M08.D
Acq On : 24 May 21 14:11
Sample : 20ug/L VOC STD 5/24/21
Misc : IS&S 9/22/20

Vial: 8
Operator: LP,DG,CH
Inst : Max
Multiplr: 1.00

Quant Time: May 25 14:05 2021 Quant Results File: M0524W.RES

Quant Method : M:\MAX\DATA\210524\M0524W.M (RTE Integrator)
Title : METHOD 8260B
Last Update : Tue May 25 13:01:41 2021
Response via : Initial Calibration
DataAcq Meth : M8260

	Compound	R.T.	QIon	Response	Conc	Unit		Qvalue
50)	2-Pentanone	6.26	43	212575	153.83	ppb		97
51)	1,2-Dichloropropane	6.24	63	24008	18.45	ppb	#	85
52)	Bromodichloromethane	6.58	83	100942	19.96	ppb		92
53)	Methyl Cyclohexane	6.24	83	85066	19.99	ppb		88
54)	Dibromomethane	6.36	93	38493	20.14	ppb		90
55)	MIBK (methyl isobutyl ket	7.29	43	111533	63.97	ppb		94
56)	1-Bromo-2-chloroethane	6.89	144	14326	19.07	ppb		96
58)	Cis-1,3-Dichloropropene	7.09	39	53643	18.84	ppb		96
59)	Toluene	7.44	91	271118	19.70	ppb		95
60)	Trans-1,3-Dichloropropene	7.69	75	97847	19.17	ppb		98
61)	1,1,2-TCA	7.86	83	40214	19.56	ppb		83
62)	2-Hexanone	8.17	43	73508	63.81	ppb		92
65)	1,2-EDB	8.33	107	62214	20.50	ppb		96
66)	Tetrachloroethene	8.01	164	58712	22.18	ppb		93
67)	1-Chlorohexane	8.90	91	71853	19.27	ppb		91
68)	1,1,1,2-Tetrachloroethane	8.96	131	90126	20.18	ppb		86
69)	m&p-Xylene	9.13	106	281047	42.19	ppb		92
70)	o-Xylene	9.52	106	136435	20.56	ppb		98
71)	Styrene	9.53	104	233465	18.91	ppb		95
73)	1,3-Dichloropropane	8.02	76	92412	20.60	ppb		89
74)	Dibromochloromethane	8.24	129	91243	19.95	ppb		93
75)	Chlorobenzene	8.86	112	211282	20.15	ppb		95
76)	Ethylbenzene	9.01	91	337575	21.22	ppb		97
77)	Bromoform	9.67	173	78190	19.50	ppb		98
79)	Isopropylbenzene	9.90	105	370010	20.05	ppb		99
80)	1,1,2,2-Tetrachloroethane	10.18	83	64291	18.40	ppb		90
81)	1,2,3-Trichloropropane	10.20	110	28144	17.85	ppb	#	84
82)	t-1,4-Dichloro-2-Butene	10.25	53	17313	19.06	ppb		77
83)	Bromobenzene	10.15	156	124248	19.64	ppb		99
84)	n-Propylbenzene	10.31	91	378565	19.90	ppb		98
85)	4-Ethyltoluene	10.43	105	372426	20.02	ppb		99
86)	2-Chlorotoluene	10.36	91	255157	19.80	ppb		96
87)	1,3,5-Trimethylbenzene	10.50	105	322748	19.17	ppb		99
88)	4-Chlorotoluene	10.47	91	305395	19.41	ppb		97
89)	Tert-Butylbenzene	10.81	119	195776	19.70	ppb		98
90)	1,2,4-Trimethylbenzene	10.86	105	332238	20.11	ppb		99
91)	Sec-Butylbenzene	11.03	105	377676	19.84	ppb		99
92)	p-Isopropyltoluene	11.19	119	373200	19.65	ppb		95
93)	Benzyl Chloride	11.33	91	111136	18.97	ppb	#	96
94)	1,3-DCB	11.10	146	225563	19.77	ppb		98
95)	1,4-DCB	11.19	146	234290	19.78	ppb		99
96)	n-Butylbenzene	11.59	91	261162	17.91	ppb		95
97)	1,2-DCB	11.55	146	228368	20.28	ppb		91
98)	Hexachloroethane	11.81	117	58624	18.00	ppb		96
99)	1,2-Dibromo-3-chloropropan	12.30	157	23855	18.00	ppb		97
100)	1,2,4-Trichlorobenzene	13.15	180	184225	17.82	ppb		88
101)	Hexachlorobutadiene	13.35	225	106652	19.35	ppb		92
102)	Naphthalene	13.37	128	184256	17.59	ppb		97
103)	1,2,3-Trichlorobenzene	13.62	180	171158	18.11	ppb		97

(#) = qualifier out of range (m) = manual integration

Quantitation Report

Data File : M:\MAX\DATA\210524\0520M08.D
Acq On : 24 May 21 14:11
Sample : 20ug/L VOC STD 5/24/21
Misc : IS&S 9/22/20

Vial: 8
Operator: LP,DG,CH
Inst : Max
Multiplr: 1.00

Quant Time: May 25 14:05 2021

Quant Results File: M0524W.RES

Method : M:\MAX\DATA\210524\M0524W.M (RTE Integrator)
Title : METHOD 8260B
Last Update : Tue May 25 13:01:41 2021
Response via : Initial Calibration

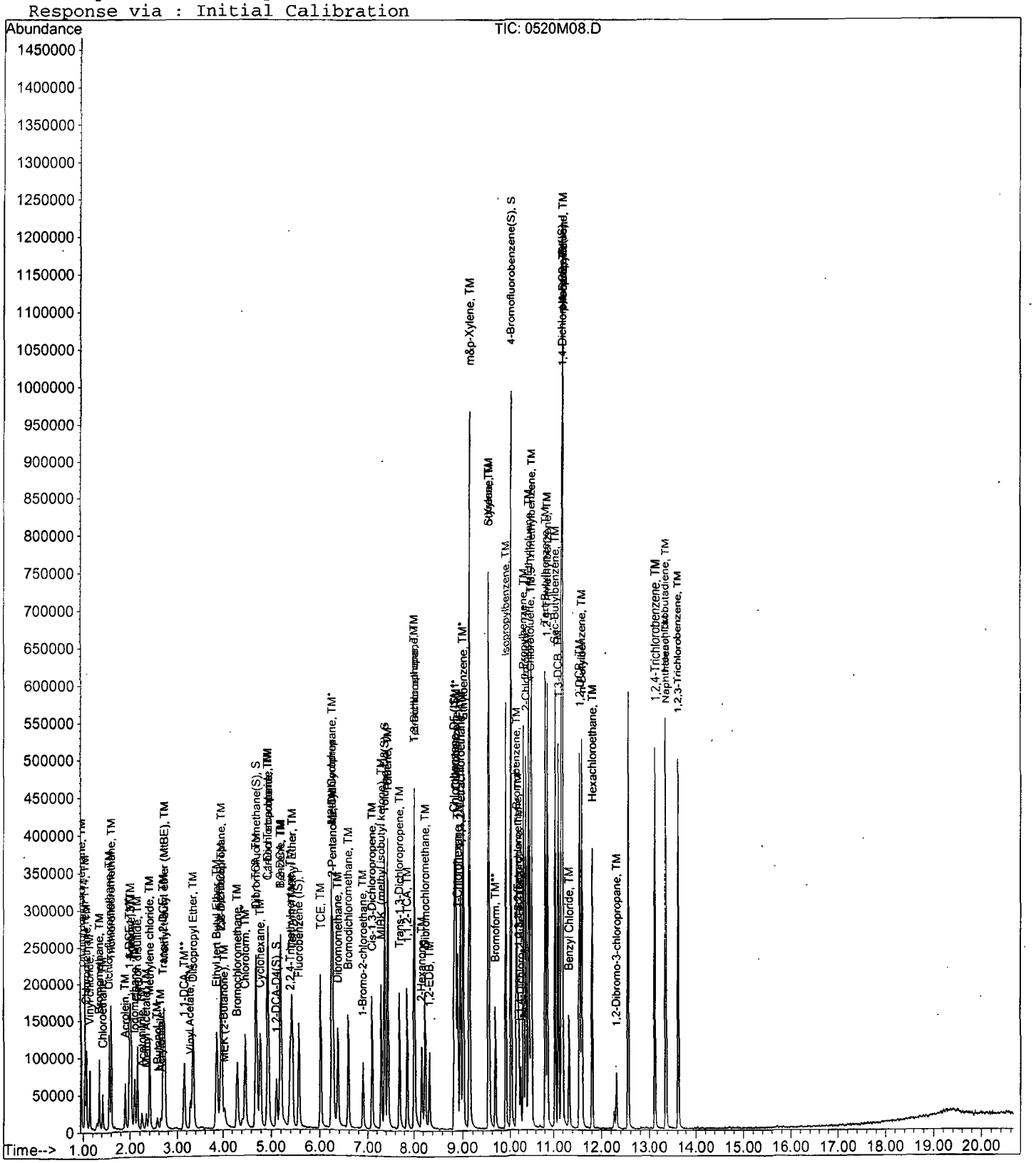

Quantitation Report (Not Reviewed)

Data File : M:\MAX\DATA\210524\0520M09.D
Acq On : 24 May 21 14:38
Sample : 40ug/L VOC STD 5/24/21
Misc : IS&S 9/22/20

Vial: 9
Operator: LP,DG,CH
Inst : Max
Multiplr: 1.00

Quant Time: May 25 14:05 2021 Quant Results File: M0524W.RES

Quant Method : M:\MAX\DATA\210524\M0524W.M (RTE Integrator)
Title : METHOD 8260B
Last Update : Tue May 25 13:01:41 2021
Response via : Initial Calibration
DataAcq Meth : M8260

Internal Standards	R.T.	QIon	Response	Conc	Units		Dev(Min)
1) Fluorobenzene (IS)	5.56	96	133546	25.00	ppb		0.00
63) Chlorobenzene-D5 (IS)	8.83	117	202110	25.00	ppb		0.00
78) 1,4-Dichlorobenzene-D (IS)	11.17	152	172813	25.00	ppb		0.00
System Monitoring Compounds							
39) Dibromofluoromethane(S)	4.68	111	75301	57.63	ppb		0.00
Spiked Amount 25.000			Recovery	=	230.532%		
44) 1,2-DCA-D4(S)	5.11	65	27016	52.37	ppb		0.00
Spiked Amount 25.000			Recovery	=	209.492%		
64) Toluene-D8(S)	7.37	98	229490	54.14	ppb		0.00
Spiked Amount 25.000			Recovery	=	216.540%		
72) 4-Bromofluorobenzene(S)	10.02	95	261248	57.49	ppb		0.00
Spiked Amount 25.000			Recovery	=	229.956%		
Target Compounds							Qvalue
3) Dichlorodifluoromethane	0.96	85	158430	39.03	ppb		91
4) Freon 114	1.04	85	113453	40.32	ppb		95
5) Chloromethane	1.07	50	102412	40.96	ppb		94
6) Vinyl chloride	1.14	62	95646	42.14	ppb		95
8) Bromomethane	1.34	94	58648	36.84	ppb		97
9) Chloroethane	1.41	64	45608	42.28	ppb	#	85
10) Dichlorofluoromethane	1.55	67	186763	41.32	ppb	#	84
11) Trichlorofluoromethane	1.60	101	208838	41.06	ppb		94
13) Acrolein	1.89	56	30080	191.05	ppb		85
14) Acetone	2.02	43	43503	78.23	ppb		91
15) Freon-113	2.01	151	114221	41.34	ppb		93
16) Acetonitrile	2.24	41	27166	181.12	ppb	#	89
18) 1,1-DCE	1.98	61	145470	41.33	ppb		92
19) t-Butanol	2.56	59	24448	172.18	ppb	#	68
20) Methyl Acetate	2.33	43	50849	38.53	ppb		91
21) Iodomethane	2.09	142	151631	35.66	ppb		98
22) Acrylonitrile	2.63	53	24859	34.03	ppb	#	64
24) Methylene chloride	2.40	84	118754	38.46	ppb		91
25) Carbon disulfide	2.14	76	176256	42.95	ppb		99
26) Methyl t-butyl ether (MtBE	2.72	73	367496	42.98	ppb		98
27) Trans-1,2-DCE	2.69	96	116014	42.02	ppb		96
29) Diisopropyl Ether	3.34	45	263812	42.76	ppb		93
30) 1,1-DCA	3.15	63	181602	41.45	ppb		97
31) Vinyl Acetate	3.28	43	61664	40.32	ppb	#	87
32) Ethyl tert Butyl Ether	3.86	59	344473	43.78	ppb		94
34) MEK (2-Butanone)	4.02	43	51505	79.15	ppb		98
35) Cis-1,2-DCE	3.96	96	131596	41.99	ppb		89
36) 2,2-Dichloropropane	3.95	77	225243	42.39	ppb		95
37) Chloroform	4.47	83	249537	42.11	ppb		90
38) Bromochloromethane	4.30	130	104553	41.62	ppb		90
40) 1,1,1-TCA	4.69	97	258810	41.70	ppb		99
41) Cyclohexane	4.78	41	79831	42.81	ppb		90
42) 1,1-Dichloropropene	4.94	75	154179	43.01	ppb		92
43) 2,2,4-Trimethylpentane	5.39	57	257942	43.68	ppb		98
45) Carbon Tetrachloride	4.93	117	252274	42.32	ppb		96
46) Tert Amyl Methyl Ether	5.43	73	329372	41.56	ppb		98
47) 1,2-DCA	5.20	62	220413	42.97	ppb		99
48) Benzene	5.19	78	446995	43.63	ppb		97
49) TCE	6.01	95	132567	42.46	ppb		96

(#) = qualifier out of range (m) = manual integration

Quantitation Report (Not Reviewed)

Data File : M:\MAX\DATA\210524\0520M09.D
Acq On : 24 May 21 14:38
Sample : 40ug/L VOC STD 5/24/21
Misc : IS&S 9/22/20

Vial: 9
Operator: LP,DG,CH
Inst : Max
Multiplr: 1.00

Quant Time: May 25 14:05 2021

Quant Results File: M0524W.RES

Quant Method : M:\MAX\DATA\210524\M0524W.M (RTE Integrator)
Title : METHOD 8260B
Last Update : Tue May 25 13:01:41 2021
Response via : Initial Calibration
DataAcq Meth : M8260

	Compound	R.T.	QIon	Response	Conc	Unit		Qvalue
50)	2-Pentanone	6.26	43	251431	189.08	ppb		97
51)	1,2-Dichloropropane	6.24	63	49264	37.63	ppb	#	87
52)	Bromodichloromethane	6.58	83	202354	41.58	ppb		92
53)	Methyl Cyclohexane	6.24	83	181736	44.38	ppb		86
54)	Dibromomethane	6.36	93	80914	44.00	ppb		91
55)	MIBK (methyl isobutyl ket	7.29	43	145406	86.67	ppb		97
56)	1-Bromo-2-chloroethane	6.89	144	29702	41.10	ppb		92
58)	Cis-1,3-Dichloropropene	7.09	39	117464	42.86	ppb		95
59)	Toluene	7.44	91	576611	43.55	ppb		98
60)	Trans-1,3-Dichloropropene	7.69	75	209527	42.66	ppb		98
61)	1,1,2-TCA	7.86	83	79775	40.33	ppb		92
62)	2-Hexanone	8.17	43	99493	89.76	ppb		97
65)	1,2-EDB	8.33	107	126694	41.43	ppb		92
66)	Tetrachloroethene	8.01	164	116104	43.53	ppb		97
67)	1-Chlorohexane	8.90	91	157870	42.02	ppb		95
68)	1,1,1,2-Tetrachloroethane	8.96	131	188559	41.90	ppb		94
69)	m&p-Xylene	9.13	106	593508	88.41	ppb		91
70)	o-Xylene	9.52	106	291450	43.59	ppb		96
71)	Styrene	9.53	104	497849	38.44	ppb		99
73)	1,3-Dichloropropane	8.02	76	182988	40.48	ppb	#	83
74)	Dibromochloromethane	8.24	129	189049	41.02	ppb		95
75)	Chlorobenzene	8.86	112	435088	41.18	ppb		97
76)	Ethylbenzene	9.01	91	709846	44.27	ppb		98
77)	Bromoform	9.67	173	164032	40.60	ppb		98
79)	Isopropylbenzene	9.90	105	790894	46.04	ppb		97
80)	1,1,2,2-Tetrachloroethane	10.18	83	136612	41.42	ppb		89
81)	1,2,3-Trichloropropane	10.20	110	60652	41.34	ppb		97
82)	t-1,4-Dichloro-2-Butene	10.24	53	34783	40.84	ppb		79
83)	Bromobenzene	10.15	156	266363	45.23	ppb		100
84)	n-Propylbenzene	10.31	91	826842	46.71	ppb		100
85)	4-Ethyltoluene	10.43	105	799226	46.16	ppb		95
86)	2-Chlorotoluene	10.37	91	537893	44.86	ppb		99
87)	1,3,5-Trimethylbenzene	10.50	105	709507	45.27	ppb		100
88)	4-Chlorotoluene	10.47	91	643788	43.97	ppb		98
89)	Tert-Butylbenzene	10.81	119	432512	46.77	ppb		97
90)	1,2,4-Trimethylbenzene	10.86	105	712384	46.33	ppb		99
91)	Sec-Butylbenzene	11.03	105	819579	46.26	ppb		98
92)	p-Isopropyltoluene	11.19	119	810382	45.85	ppb		95
93)	Benzyl Chloride	11.32	91	229658	42.12	ppb		98
94)	1,3-DCB	11.10	146	474083	44.65	ppb		99
95)	1,4-DCB	11.19	146	479951	43.54	ppb		98
96)	n-Butylbenzene	11.59	91	568496	39.84	ppb		95
97)	1,2-DCB	11.55	146	471181	44.95	ppb		92
98)	Hexachloroethane	11.81	117	125142	41.28	ppb		98
99)	1,2-Dibromo-3-chloropropan	12.30	157	52231	42.35	ppb		93
100)	1,2,4-Trichlorobenzene	13.14	180	406190	40.48	ppb		89
101)	Hexachlorobutadiene	13.35	225	232931	45.42	ppb		97
102)	Naphthalene	13.37	128	419904	39.73	ppb		96
103)	1,2,3-Trichlorobenzene	13.61	180	368695	40.19	ppb		93

(#) = qualifier out of range (m) = manual integration

Quantitation Report

Data File : M:\MAX\DATA\210524\0520M09.D
Acq On : 24 May 21 14:38
Sample : 40ug/L VOC STD 5/24/21
Misc : IS&S 9/22/20

Vial: 9
Operator: LP,DG,CH
Inst : Max
Multiplr: 1.00

Quant Time: May 25 14:05 2021

Quant Results File: M0524W.RES

Method : M:\MAX\DATA\210524\M0524W.M (RTE Integrator)
Title : METHOD 8260B
Last Update : Tue May 25 13:01:41 2021
Response via : Initial Calibration

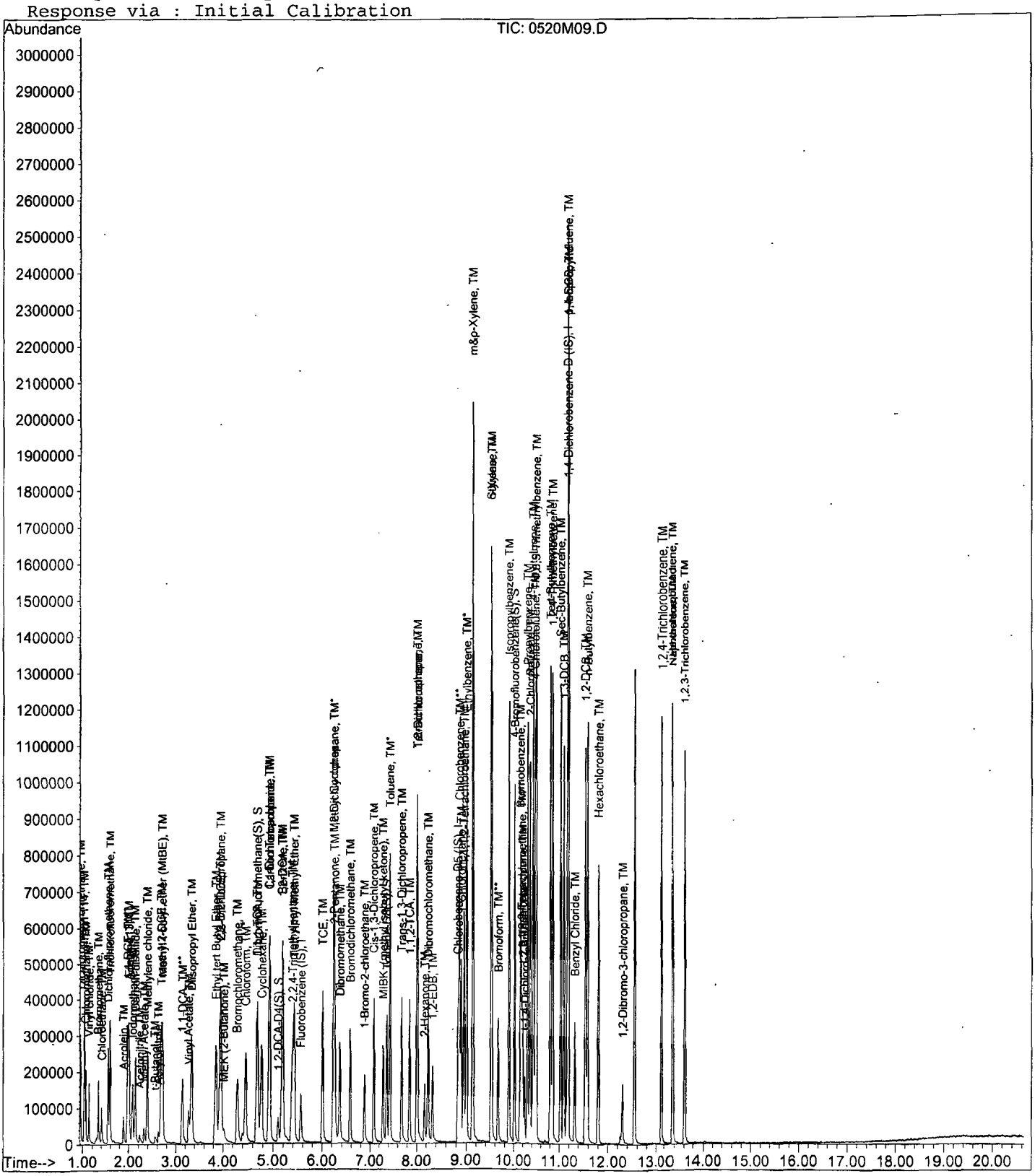

Quantitation Report (Not Reviewed)

Data File : M:\MAX\DATA\210524\0520M10.D
Acq On : 24 May 21 15:06
Sample : 100ug/L VOC STD 5/24/21
Misc : IS&S 9/22/20

Vial: 10
Operator: LP,DG,CH
Inst : Max
Multiplr: 1.00

Quant Time: May 25 14:05 2021 Quant Results File: M0524W.RES

Quant Method : M:\MAX\DATA\210524\M0524W.M (RTE Integrator)
Title : METHOD 8260B
Last Update : Tue May 25 13:01:41 2021
Response via : Initial Calibration
DataAcq Meth : M8260

Internal Standards	R.T.	QIon	Response	Conc	Units		Dev(Min)
1) Fluorobenzene (IS)	5.56	96	132429	25.00	ppb		0.00
63) Chlorobenzene-D5 (IS)	8.84	117	201668	25.00	ppb		0.00
78) 1,4-Dichlorobenzene-D (IS)	11.17	152	192574	25.00	ppb		0.00
System Monitoring Compounds							
39) Dibromofluoromethane(S)	4.69	111	136238	105.15	ppb		0.00
Spiked Amount 25.000			Recovery	=	420.604%		
44) 1,2-DCA-D4(S)	5.11	65	51080	98.83	ppb		0.00
Spiked Amount 25.000			Recovery	=	395.308%		
64) Toluene-D8(S)	7.37	98	426596	100.85	ppb		0.00
Spiked Amount 25.000			Recovery	=	403.408%		
72) 4-Bromofluorobenzene(S)	10.02	95	504455	111.25	ppb		0.00
Spiked Amount 25.000			Recovery	=	445.008%		
Target Compounds							Qvalue
3) Dichlorodifluoromethane	0.96	85	432903	107.55	ppb		94
4) Freon 114	1.04	85	306444	109.84	ppb		94
5) Chloromethane	1.07	50	272282	109.83	ppb		99
6) Vinyl chloride	1.14	62	244445	108.62	ppb		100
8) Bromomethane	1.34	94	202944	128.54	ppb		95
9) Chloroethane	1.41	64	111088	103.84	ppb		89
10) Dichlorofluoromethane	1.55	67	495193	110.49	ppb		91
11) Trichlorofluoromethane	1.60	101	536662	106.41	ppb		97
13) Acrolein	1.89	56	35784	229.19	ppb	#	73
14) Acetone	2.02	43	62265	112.91	ppb		96
15) Freon-113	2.01	151	292785	106.87	ppb		86
16) Acetonitrile	2.24	41	30436	204.64	ppb	#	96
18) 1,1-DCE	1.98	61	382289	109.53	ppb		95
19) t-Butanol	2.57	59	35568	252.60	ppb	#	91
20) Methyl Acetate	2.33	43	134179	100.85	ppb		99
21) Iodomethane	2.09	142	462474	102.34	ppb		95
22) Acrylonitrile	2.63	53	76808	102.17	ppb	#	61
24) Methylene chloride	2.40	84	300387	98.11	ppb		92
25) Carbon disulfide	2.14	76	455808	112.00	ppb		96
26) Methyl t-butyl ether (MtBE	2.71	73	967488	114.12	ppb		98
27) Trans-1,2-DCE	2.68	96	303550	110.88	ppb		95
29) Diisopropyl Ether	3.34	45	709291	115.93	ppb		93
30) 1,1-DCA	3.14	63	490331	112.85	ppb		97
31) Vinyl Acetate	3.27	43	158848	100.10	ppb	#	79
32) Ethyl tert Butyl Ether	3.85	59	911078	116.78	ppb		95
34) MEK (2-Butanone)	3.85	43	118433	177.52	ppb	#	51
35) Cis-1,2-DCE	3.95	96	344161	110.73	ppb		80
36) 2,2-Dichloropropane	3.95	77	578793	109.86	ppb		93
37) Chloroform	4.46	83	649573	110.54	ppb		86
38) Bromochloromethane	4.30	130	274744	110.28	ppb	#	84
40) 1,1,1-TCA	4.69	97	686789	111.60	ppb		97
41) Cyclohexane	4.78	41	212053	114.68	ppb		90
42) 1,1-Dichloropropene	4.94	75	412056	115.92	ppb		97
43) 2,2,4-Trimethylpentane	5.39	57	688837	117.64	ppb		98
45) Carbon Tetrachloride	4.93	117	652308	110.35	ppb		96
46) Tert Amyl Methyl Ether	5.43	73	896164	114.03	ppb		96
47) 1,2-DCA	5.20	62	575910	113.23	ppb		97
48) Benzene	5.19	78	1155529	113.73	ppb		95
49) TCE	6.01	95	361488	116.77	ppb		93

(#) = qualifier out of range (m) = manual integration

Quantitation Report (Not Reviewed)

Data File : M:\MAX\DATA\210524\0520M10.D
Acq On : 24 May 21 15:06
Sample : 100ug/L VOC STD 5/24/21
Misc : IS&S 9/22/20

Vial: 10
Operator: LP,DG,CH
Inst : Max
Multiplr: 1.00

Quant Time: May 25 14:05 2021 Quant Results File: M0524W.RES

Quant Method : M:\MAX\DATA\210524\M0524W.M (RTE Integrator)
Title : METHOD 8260B
Last Update : Tue May 25 13:01:41 2021
Response via : Initial Calibration
DataAcq Meth : M8260

	Compound	R.T.	QIon	Response	Conc	Unit		Qvalue
50)	2-Pentanone	6.26	43	315964	239.61	ppb		97
51)	1,2-Dichloropropane	6.24	63	134848	101.21	ppb	#	91
52)	Bromodichloromethane	6.58	83	539800	111.85	ppb		91
53)	Methyl Cyclohexane	6.24	83	479523	118.10	ppb		92
54)	Dibromomethane	6.36	93	207895	114.02	ppb		89
55)	MIBK (methyl isobutyl ket	7.29	43	197845	118.92	ppb		98
56)	1-Bromo-2-chloroethane	6.88	144	77155	107.65	ppb		98
58)	Cis-1,3-Dichloropropene	7.08	39	311270	114.54	ppb		95
59)	Toluene	7.44	91	1520126	115.77	ppb		95
60)	Trans-1,3-Dichloropropene	7.69	75	554868	113.92	ppb		97
61)	1,1,2-TCA	7.86	83	224551	114.47	ppb		98
62)	2-Hexanone	8.17	43	133627	121.57	ppb		94
65)	1,2-EDB	8.33	107	346153	113.43	ppb		97
66)	Tetrachloroethene	8.01	164	299328	112.47	ppb		96
67)	1-Chlorohexane	8.90	91	441909	117.88	ppb		95
68)	1,1,1,2-Tetrachloroethane	8.96	131	508693	113.29	ppb		96
69)	m&p-Xylene	9.13	106	1537085	229.48	ppb		91
70)	o-Xylene	9.52	106	795128	119.18	ppb		98
71)	Styrene	9.53	104	1333751	100.82	ppb		96
73)	1,3-Dichloropropane	8.02	76	480772	106.58	ppb	#	83
74)	Dibromochloromethane	8.24	129	503880	109.57	ppb		93
75)	Chlorobenzene	8.86	112	1171696	111.15	ppb		96
76)	Ethylbenzene	9.01	91	1868443	116.78	ppb		100
77)	Bromoform	9.67	173	458029	113.63	ppb		97
79)	Isopropylbenzene	9.90	105	2136987	111.64	ppb		99
80)	1,1,2,2-Tetrachloroethane	10.18	83	369086	99.77	ppb		89
81)	1,2,3-Trichloropropane	10.20	110	158544	96.97	ppb		89
82)	t-1,4-Dichloro-2-Butene	10.24	53	95090	99.79	ppb		95
83)	Bromobenzene	10.15	156	707331	107.80	ppb		99
84)	n-Propylbenzene	10.31	91	2255673	114.36	ppb		100
85)	4-Ethyltoluene	10.43	105	2172214	112.59	ppb		97
86)	2-Chlorotoluene	10.36	91	1441303	107.86	ppb		98
87)	1,3,5-Trimethylbenzene	10.50	105	1905385	109.11	ppb		98
88)	4-Chlorotoluene	10.48	91	1703305	104.40	ppb		99
89)	Tert-Butylbenzene	10.81	119	1189376	115.41	ppb		97
90)	1,2,4-Trimethylbenzene	10.86	105	1961834	114.51	ppb		100
91)	Sec-Butylbenzene	11.03	105	2273908	115.17	ppb		99
92)	p-Isopropyltoluene	11.19	119	2237007	113.58	ppb		96
93)	Benzyl Chloride	11.32	91	691033	113.73	ppb		99
94)	1,3-DCB	11.10	146	1319435	111.51	ppb		98
95)	1,4-DCB	11.19	146	1326164	107.97	ppb		99
96)	n-Butylbenzene	11.59	91	1636157	100.48	ppb		97
97)	1,2-DCB	11.55	146	1331297	113.98	ppb		93
98)	Hexachloroethane	11.81	117	354291	104.88	ppb		99
99)	1,2-Dibromo-3-chloropropan	12.31	157	154729	112.59	ppb		91
100)	1,2,4-Trichlorobenzene	13.15	180	1142904	100.26	ppb		86
101)	Hexachlorobutadiene	13.35	225	629005	110.07	ppb		94
102)	Naphthalene	13.37	128	1229824	100.65	ppb		96
103)	1,2,3-Trichlorobenzene	13.62	180	1046403	100.33	ppb		94

(#) = qualifier out of range (m) = manual integration

Quantitation Report

Data File : M:\MAX\DATA\210524\0520M10.D
Acq On : 24 May 21 15:06
Sample : 100ug/L VOC STD 5/24/21
Misc : IS&S 9/22/20

Vial: 10
Operator: LP,DG,CH
Inst : Max
Multiplr: 1.00

Quant Time: May 25 14:05 2021

Quant Results File: M0524W.RES

Method : M:\MAX\DATA\210524\M0524W.M (RTE Integrator)
Title : METHOD 8260B
Last Update : Tue May 25 13:01:41 2021
Response via : Initial Calibration

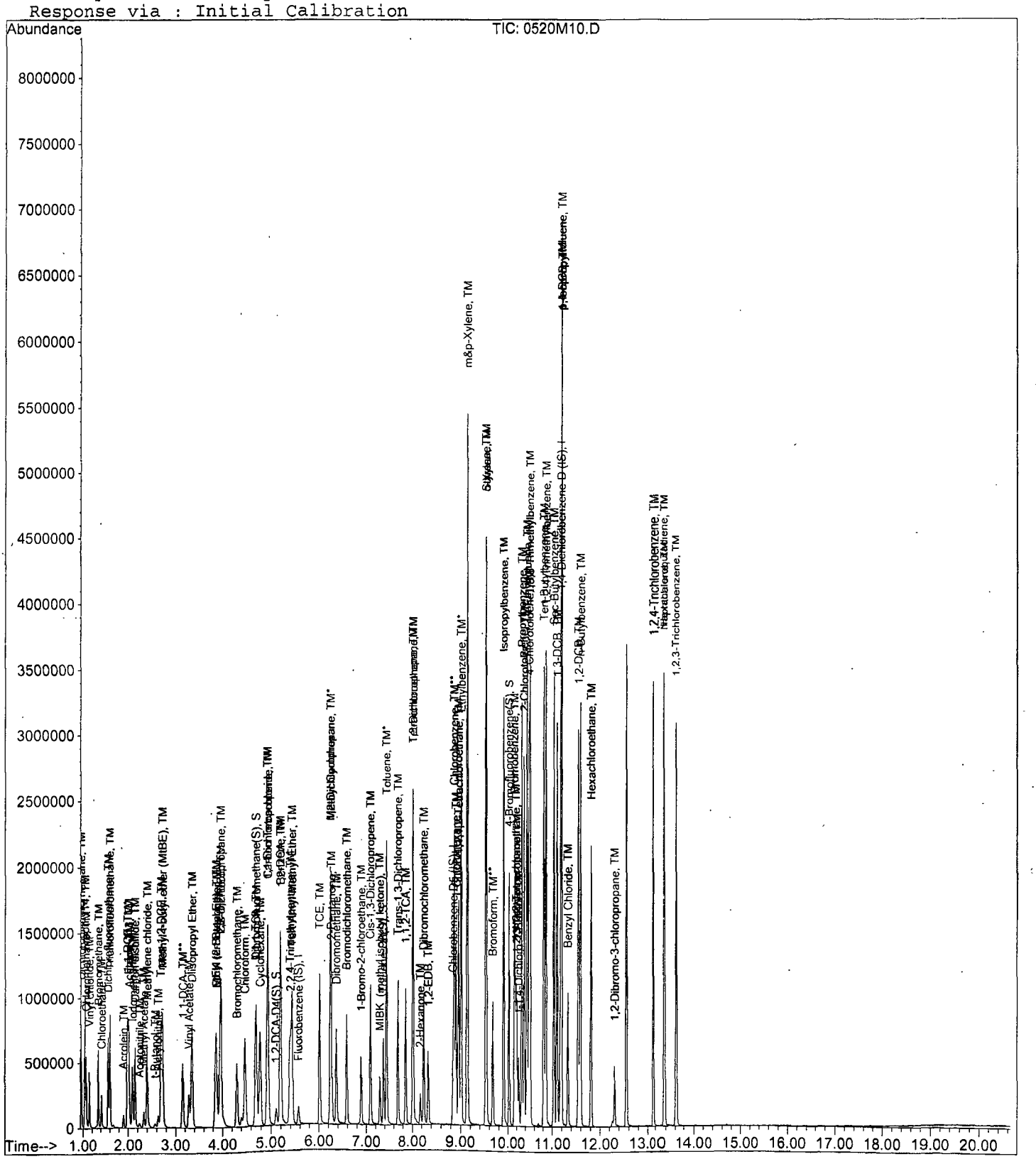

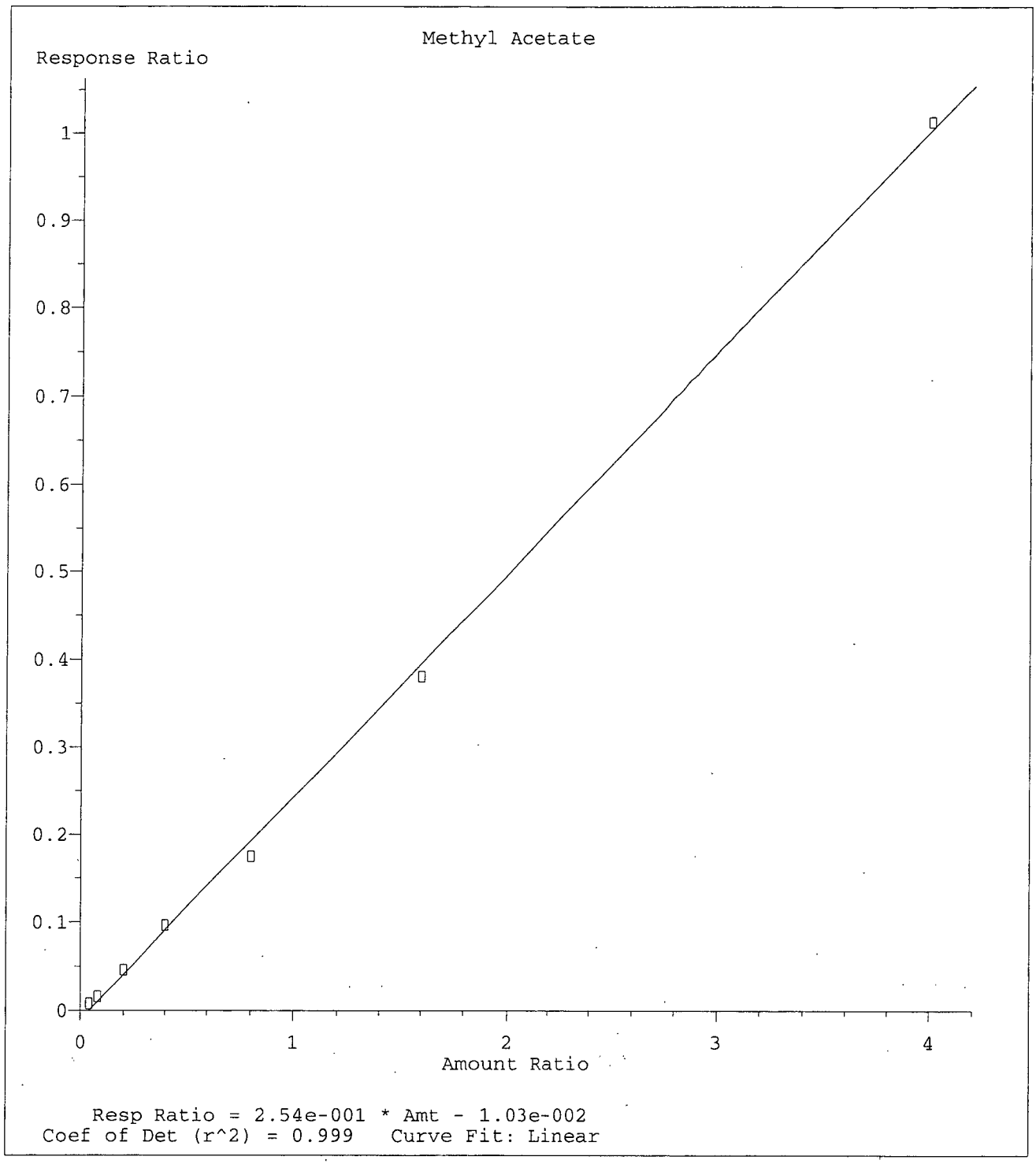

Method Name: M:\MAX\DATA\210524\M0524W.M
Calibration Table Last Updated: Tue May 25 13:01:41 2021

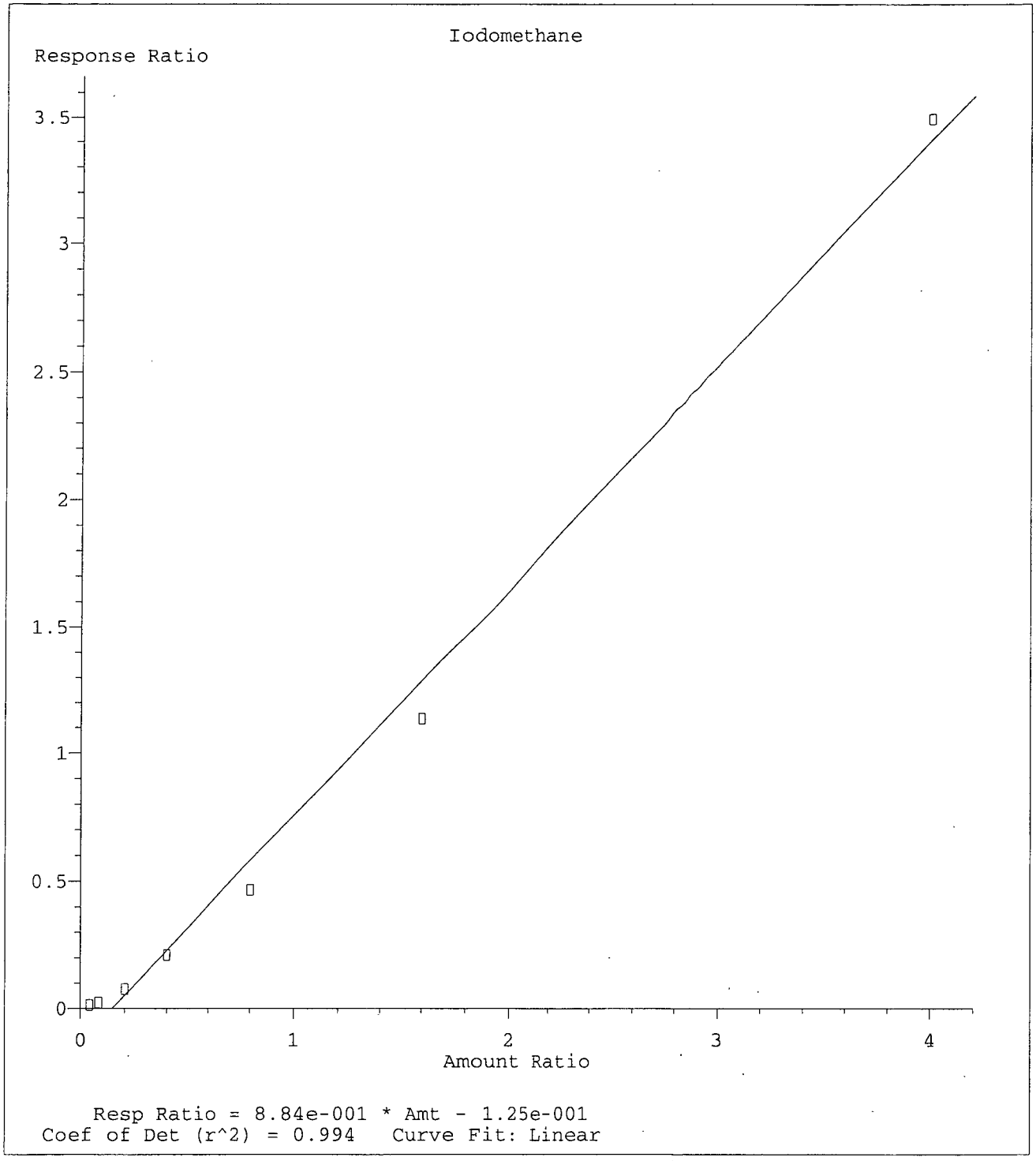

Method Name: M:\MAX\DATA\210524\M0524W.M
Calibration Table Last Updated: Tue May 25 13:01:41 2021

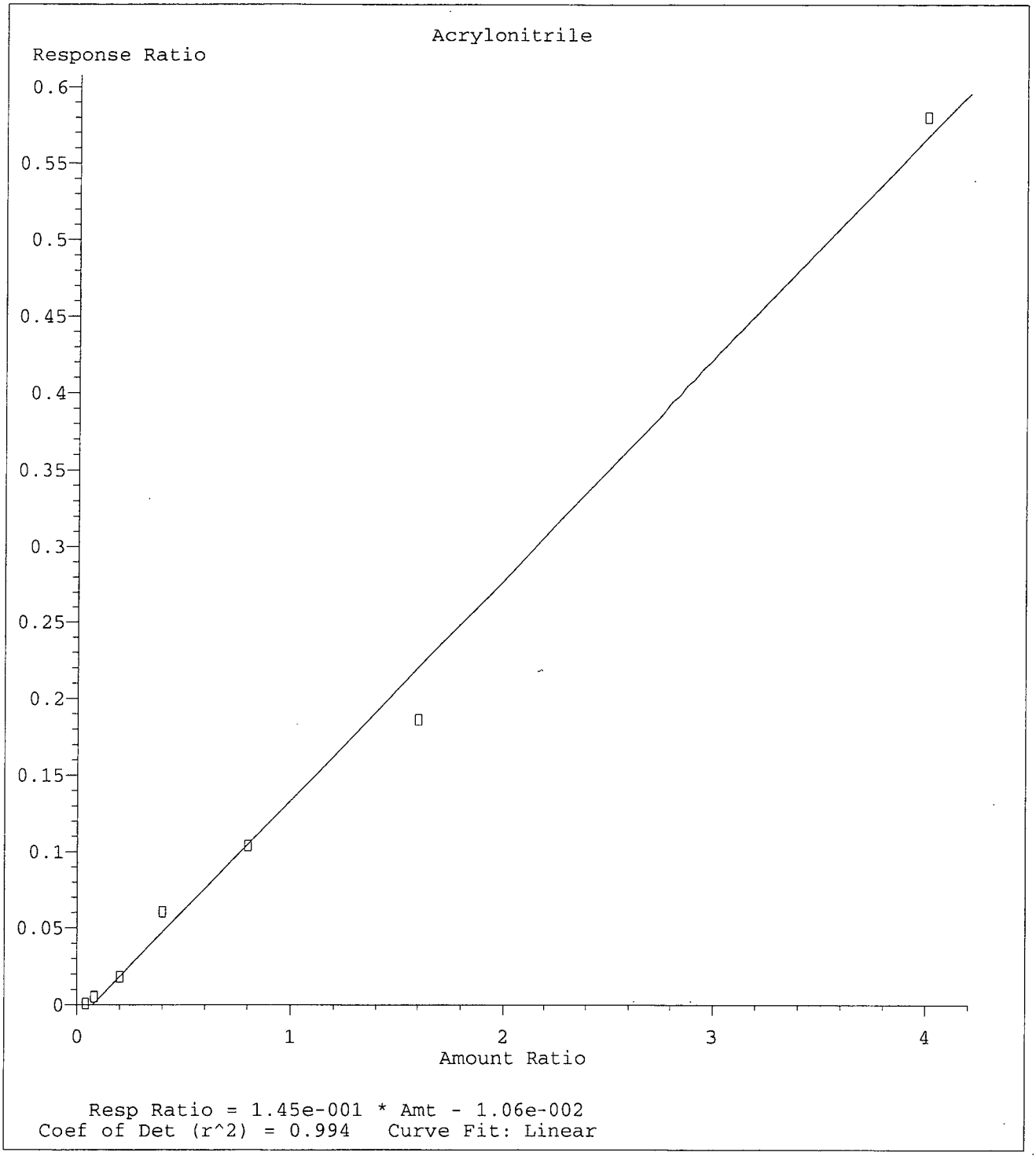

Method Name: M:\MAX\DATA\210524\M0524W.M
Calibration Table Last Updated: Tue May 25 13:01:41 2021

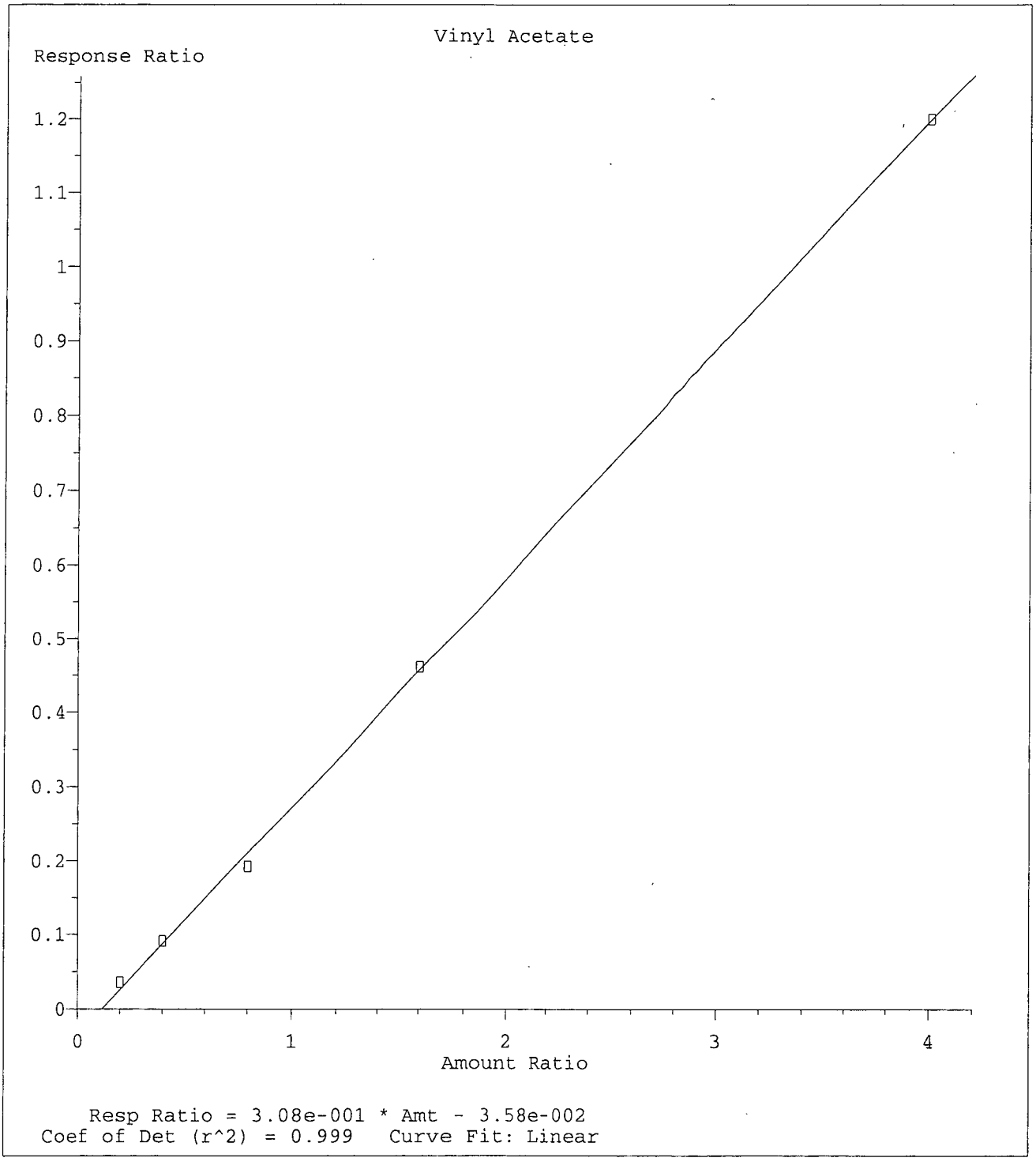

Method Name: M:\MAX\DATA\210524\M0524W.M
Calibration Table Last Updated: Tue May 25 13:01:41 2021

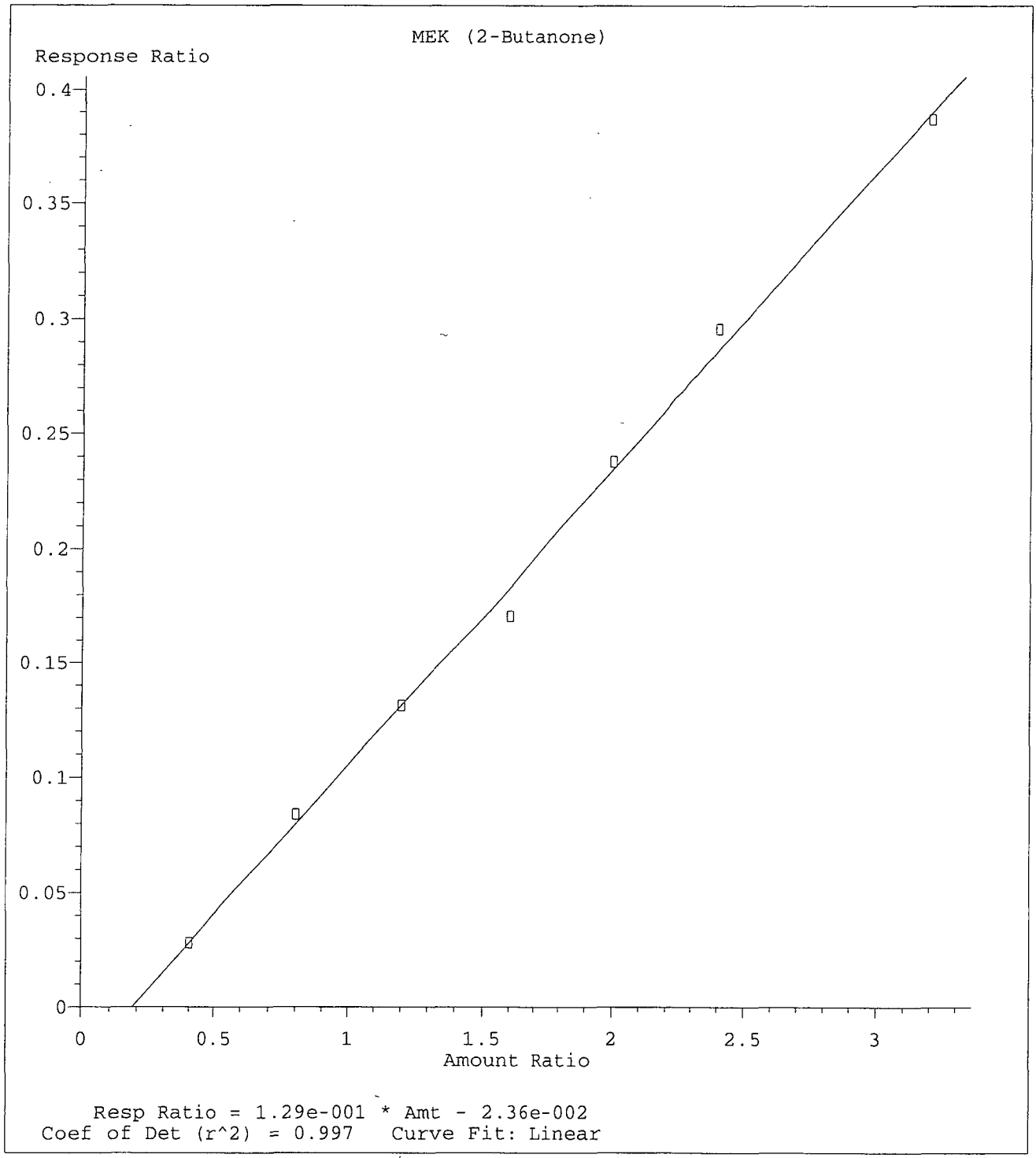

Method Name: M:\MAX\DATA\210524\M0524W.M
Calibration Table Last Updated: Tue May 25 13:01:41 2021

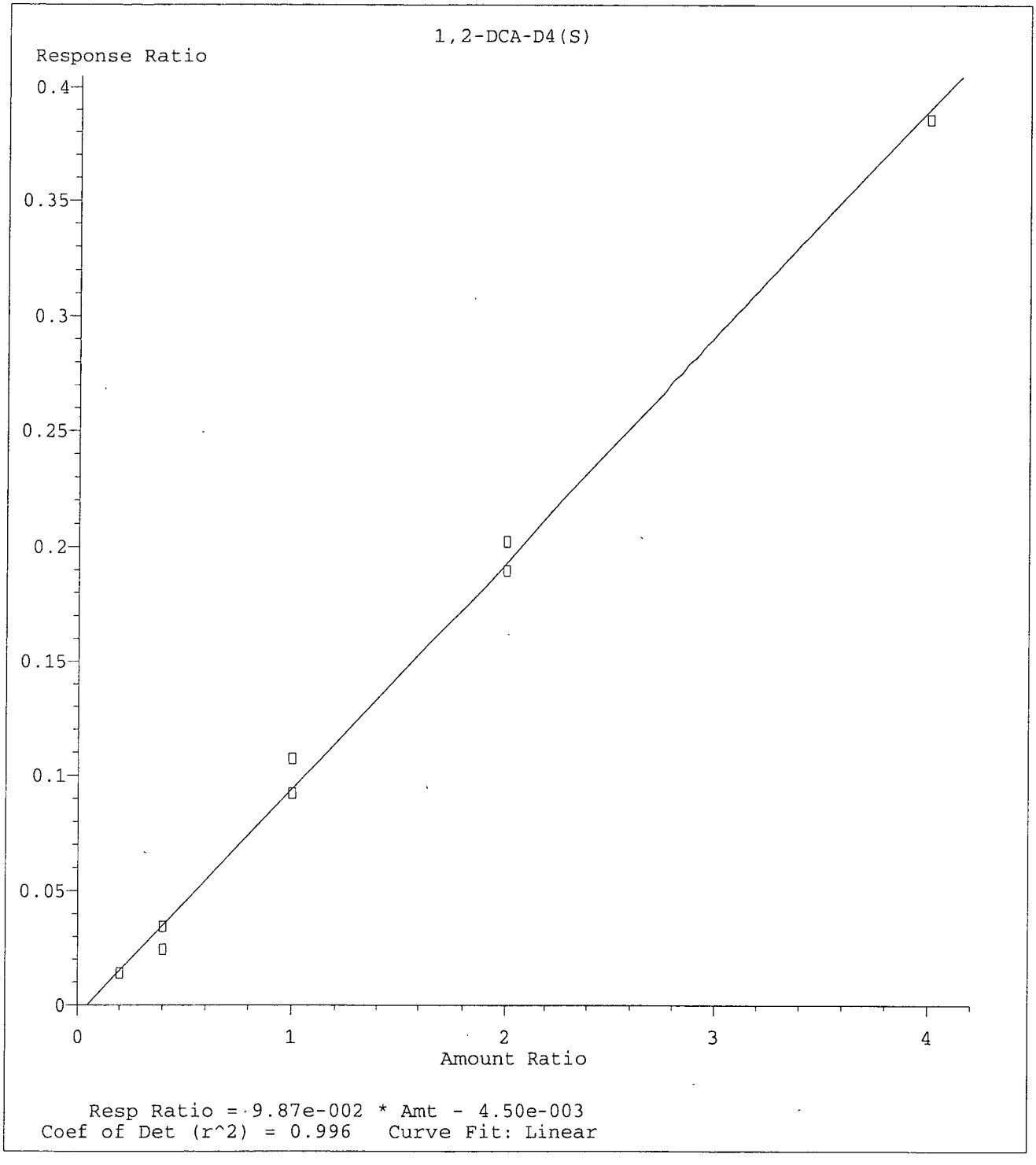

Method Name: M:\MAX\DATA\210524\M0524W.M
Calibration Table Last Updated: Tue May 25 13:01:41 2021

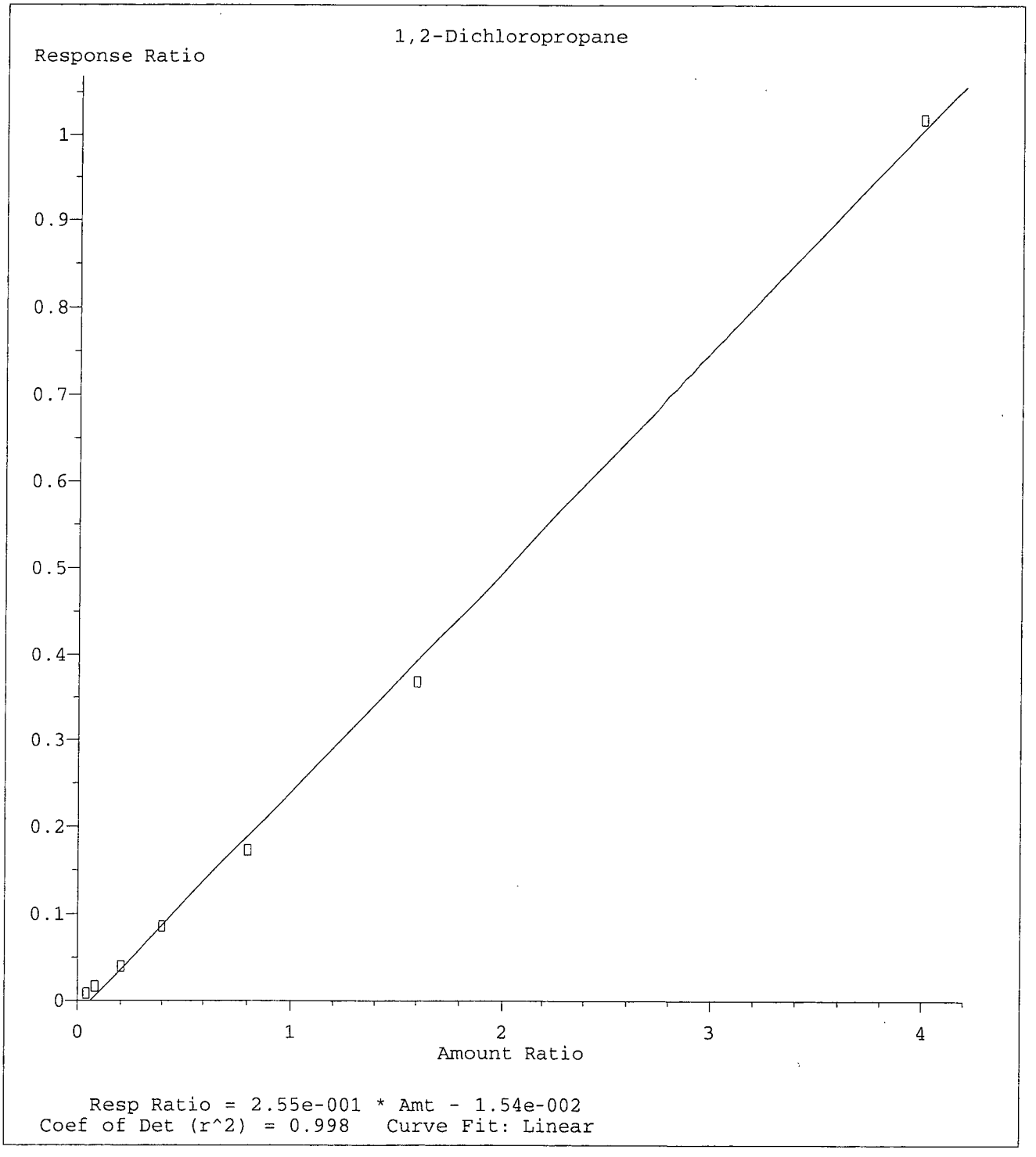

Method Name: M:\MAX\DATA\210524\M0524W.M
Calibration Table Last Updated: Tue May 25 13:01:41 2021

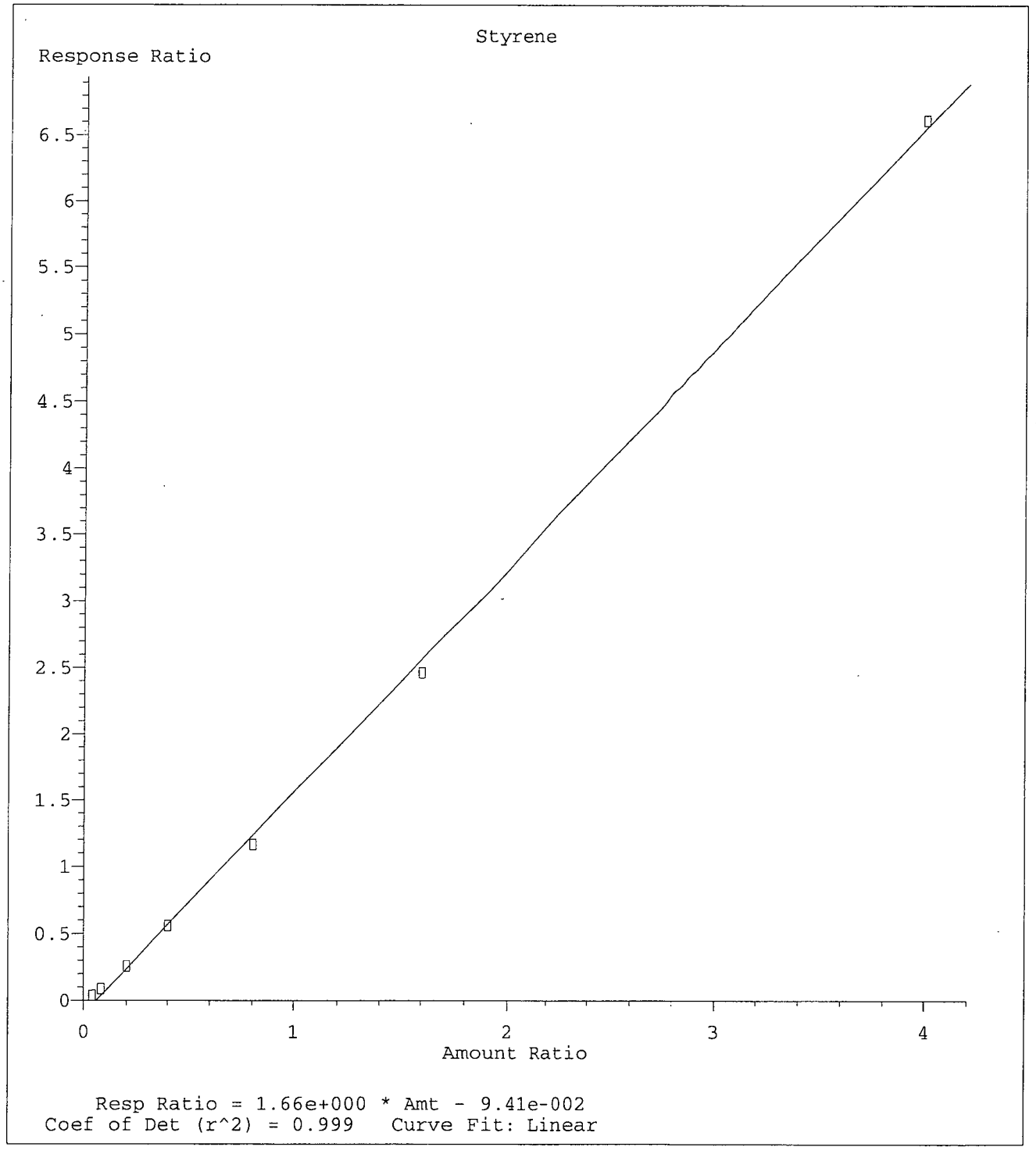

Method Name: M:\MAX\DATA\210524\M0524W.M
Calibration Table Last Updated: Tue May 25 13:01:41 2021

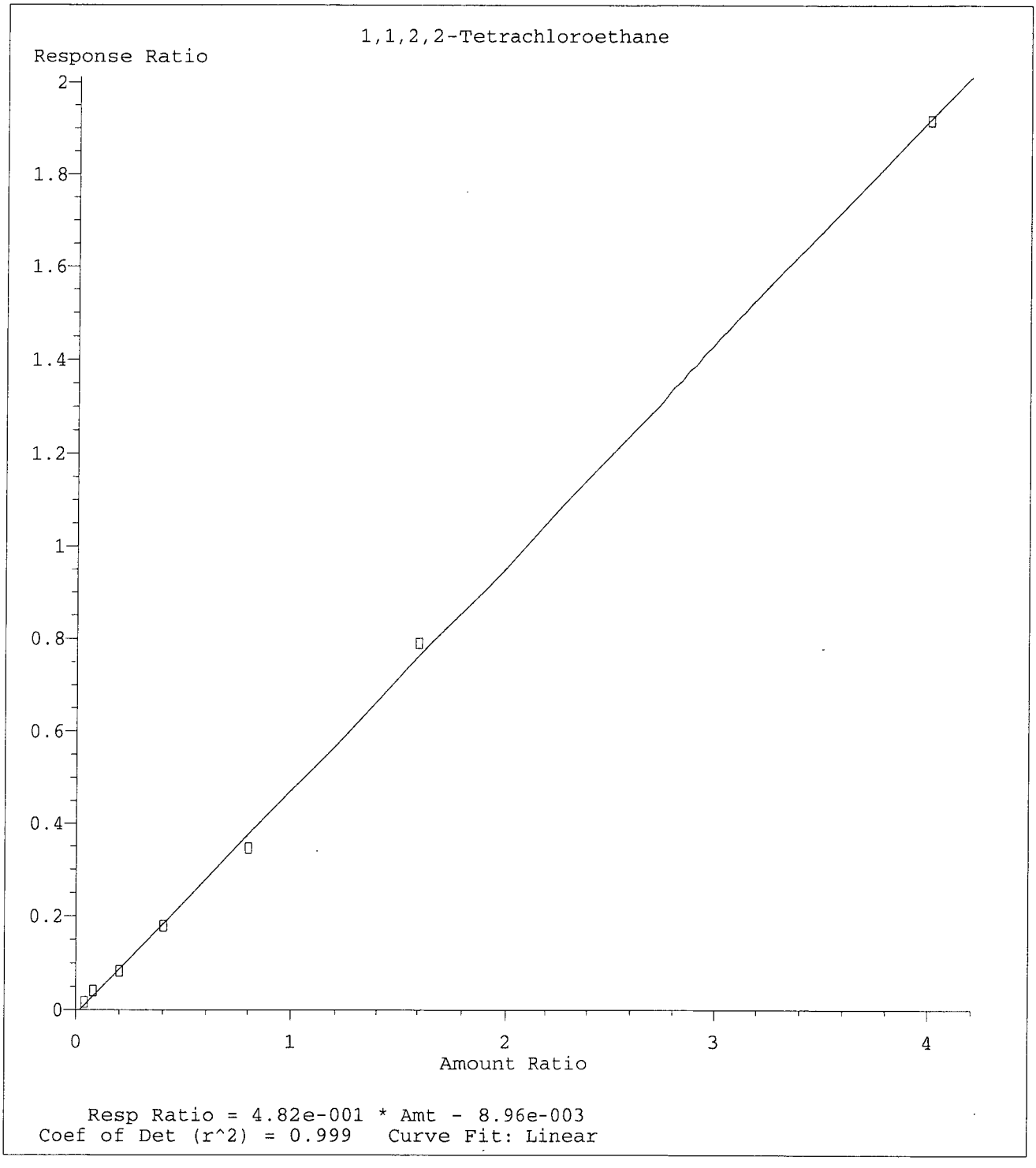

Method Name: M:\MAX\DATA\210524\M0524W.M
Calibration Table Last Updated: Tue May 25 13:01:41 2021

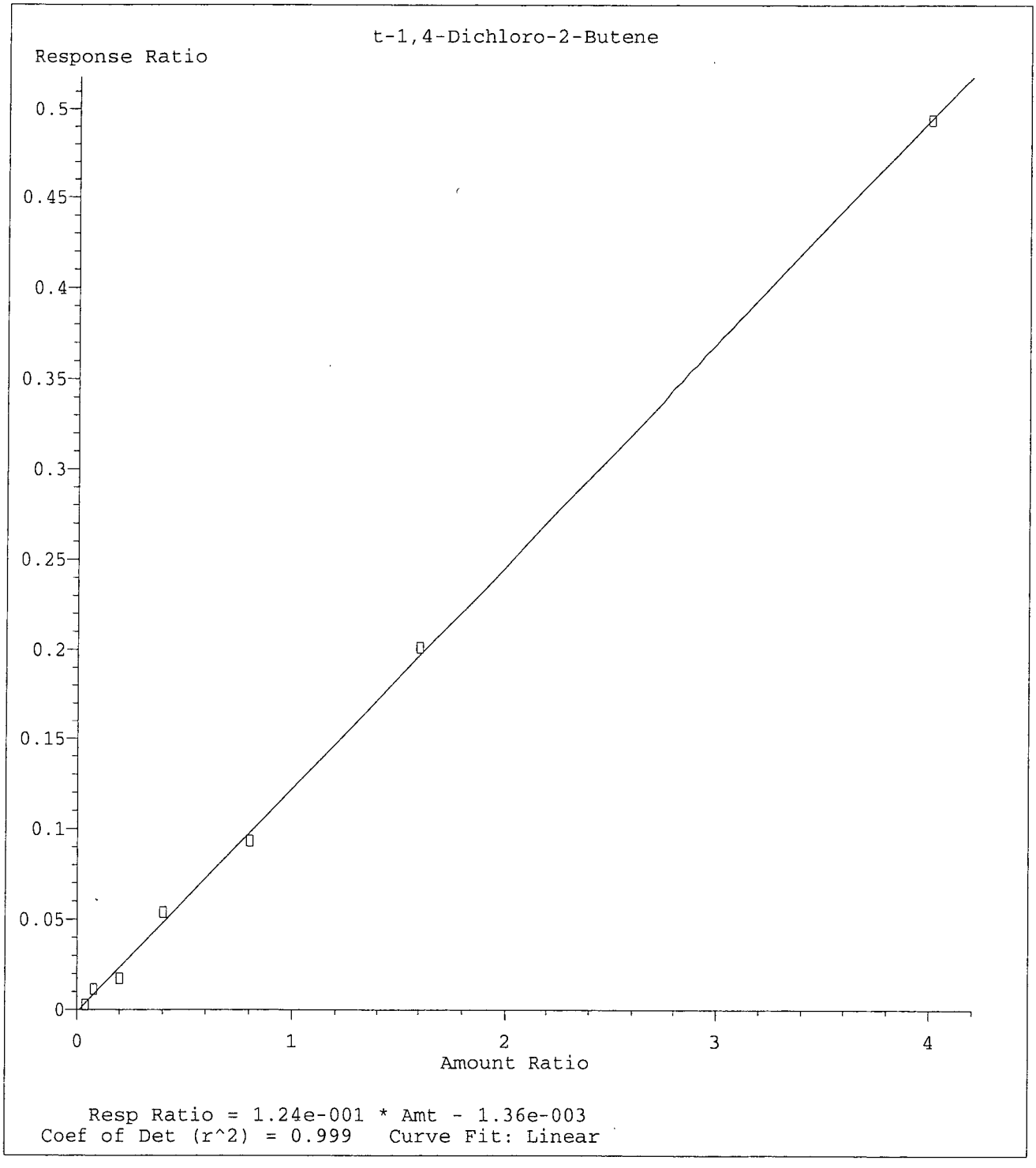

Method Name: M:\MAX\DATA\210524\M0524W.M
Calibration Table Last Updated: Tue May 25 13:01:41 2021

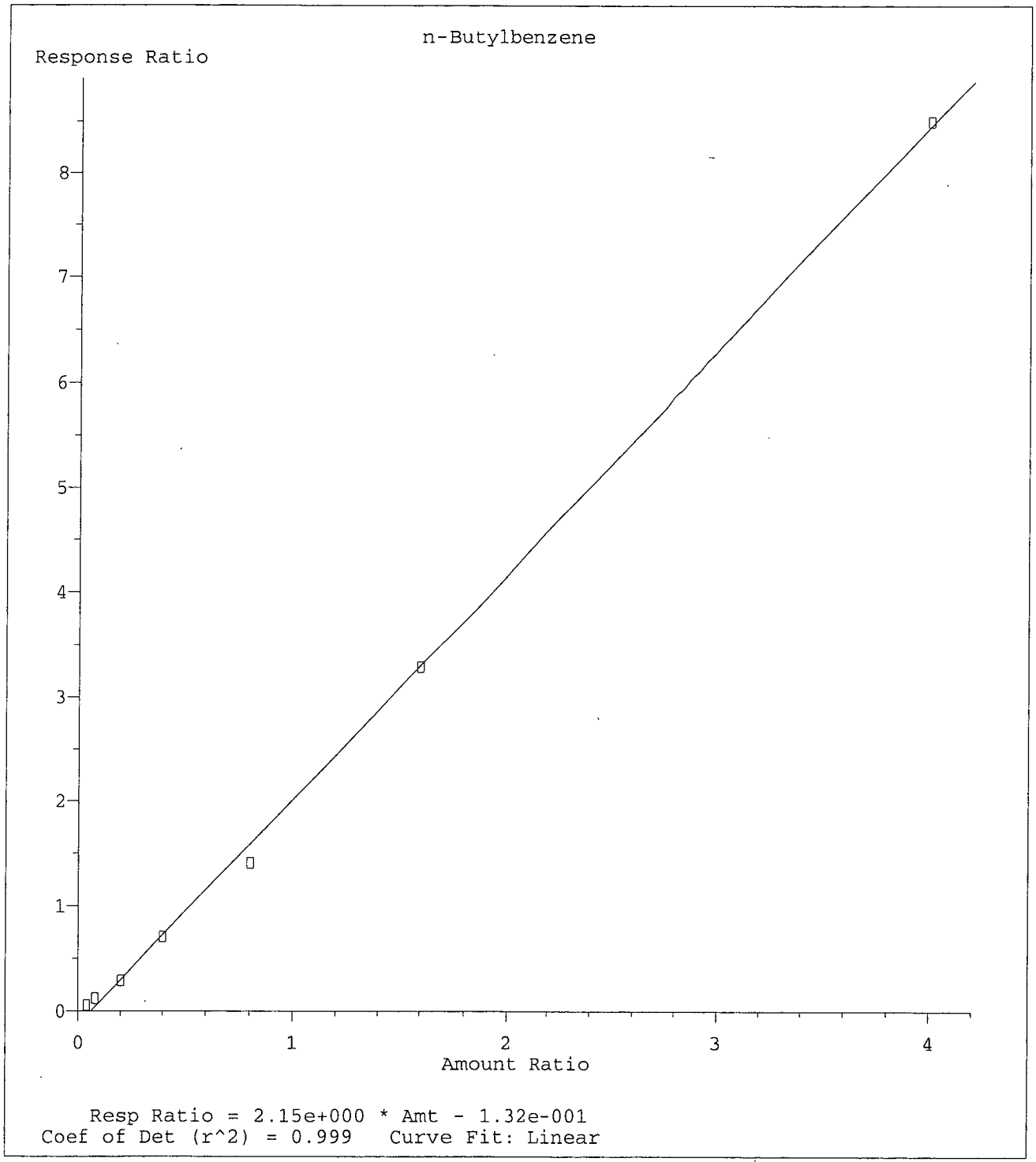

Method Name: M:\MAX\DATA\210524\M0524W.M
Calibration Table Last Updated: Tue May 25 13:01:41 2021

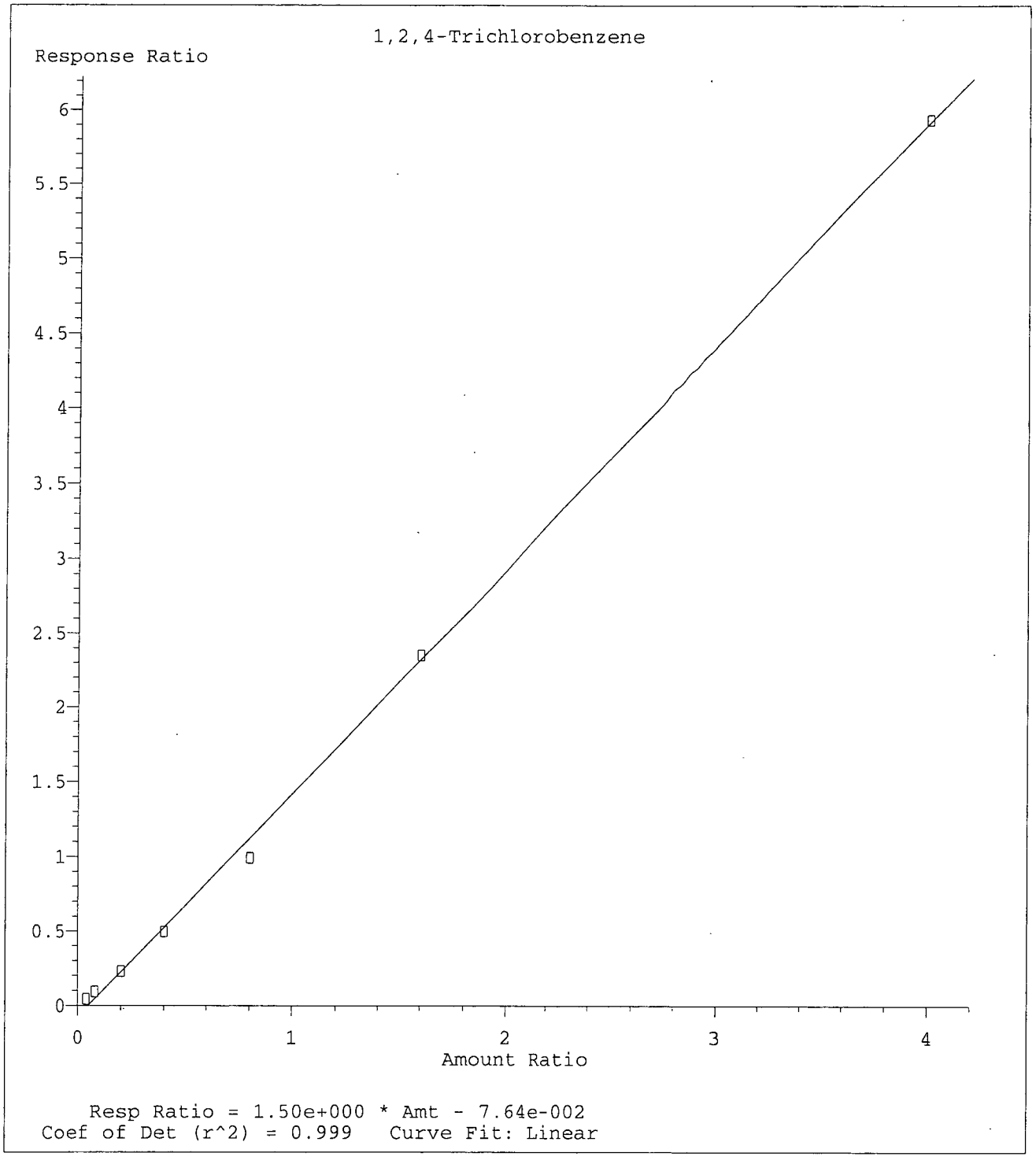

Method Name: M:\MAX\DATA\210524\M0524W.M
Calibration Table Last Updated: Tue May 25 13:01:41 2021

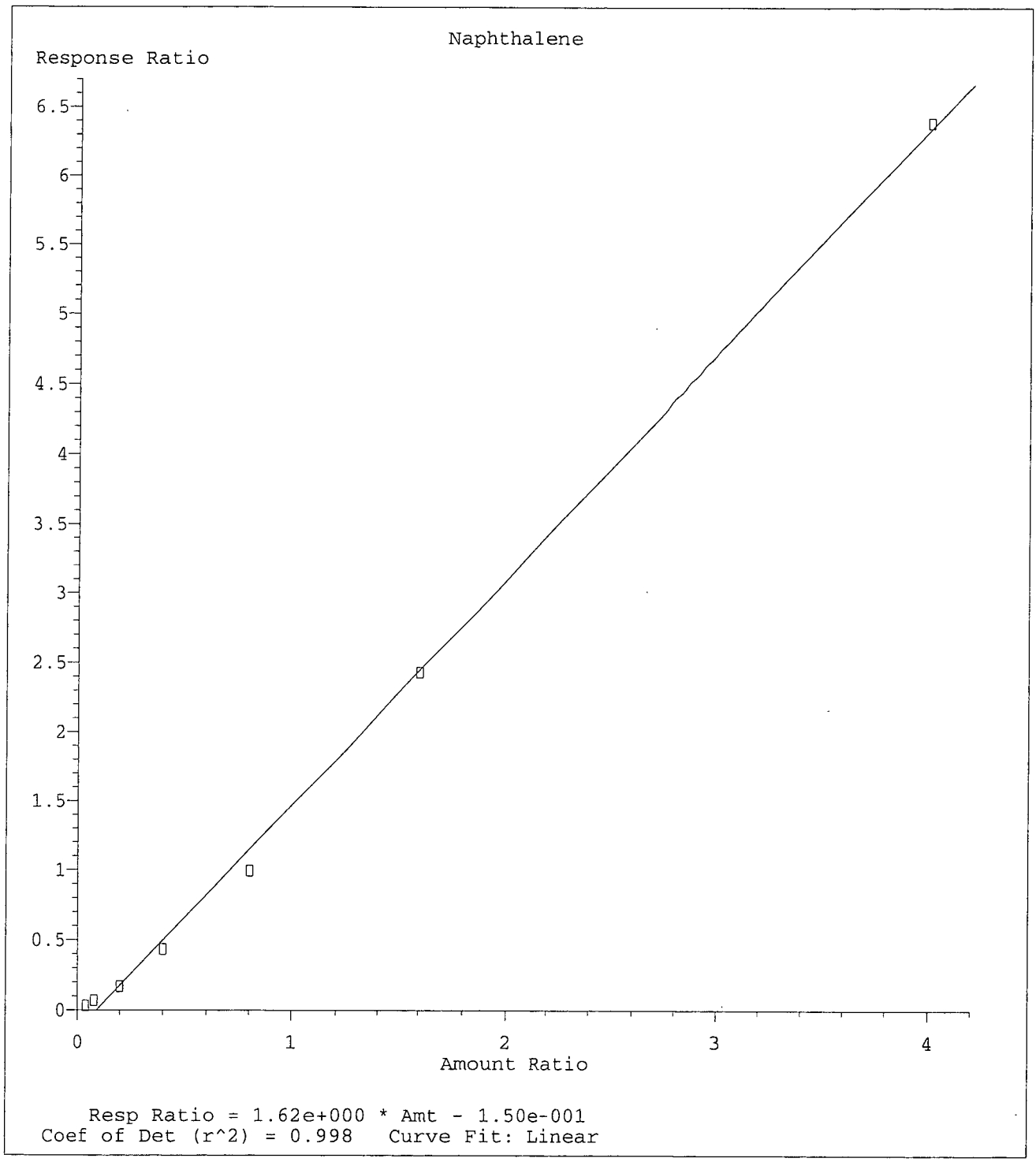

Method Name: M:\MAX\DATA\210524\M0524W.M
Calibration Table Last Updated: Tue May 25 13:01:41 2021

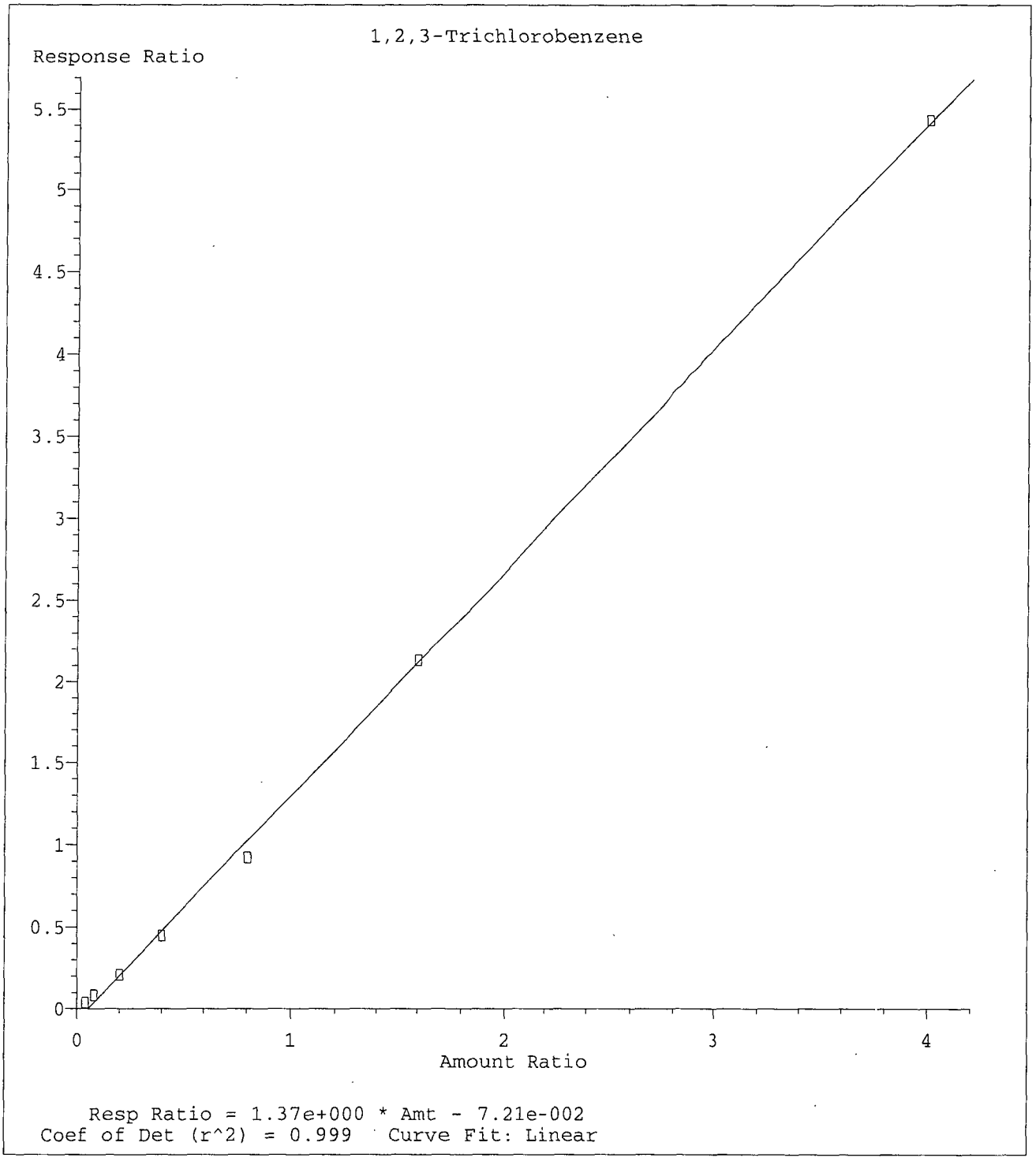

Method Name: M:\MAX\DATA\210524\M0524W.M
Calibration Table Last Updated: Tue May 25 13:01:41 2021

VOLATILE ORGANIC ANALYSIS BY
EPA METHOD 8260B

Form 7

Second Source Calibration

Lab Name: APPL, Inc.
Case No:
Matrix: Water

SDG No:
Date Analyzed: 05/24/21
Instrument: Max
Initial Cal. Date: 05/24/21
Data File: 0520M12.D

		Compound	MEAN	CCRF	%D		%Drift
1	TM	Chlorotrifluoroethene	0.0000	0.0137	0.00	TM	
2	TM	Dichlorodifluoromethane	0.7598	0.7861	3.5	TM	
3	TM	Freon 114	0.5267	0.4604	13	TM	
4	TM**	Chloromethane	0.4680	0.4388	6.2	TM**	
5	TM*	Vinyl chloride	0.4249	0.4281	0.76	TM*	
6	TM	2-Chloro-1,1,1-trifluoroethane	0.0000	0.0023	0.00	TM	
7	TM	Bromomethane	0.2980	0.3168	6.3	TM	
8	TM	Chloroethane	0.2020	0.1818	10.0	TM	
9	TM	Dichlorofluoromethane	0.8460	0.8559	1.2	TM	
10	TM	Trichlorofluoromethane	0.9520	1.016	6.7	TM	
11	TM	2,2-Dichloro-1,1,1-trifluoroethane	0.0000	0.0029	0.00	TM	
12	TM	Acrolein	0.0295	0.0328	11	TM	
13	TM	Acetone	0.1041	0.1058	1.6	TM	
14	TM	Freon-113	0.5172	0.5489	6.1	TM	
15	TM	Acetonitrile	0.0281	0.0306	9.1	TM	
16	TM	2-propanol	0.0000	0.0017	0.00	TM	
17	TM*	1,1-DCE	0.6589	0.7016	6.5	TM*	
18	TM	t-Butanol	0.0266	0.0253	4.8	TM	
19	TML	Methyl Acetate	0.2244	0.2389	6.5	TML	4.3
20	TML	Iodomethane	0.5291	0.5153	2.6	TML	6.3
21	TML	Acrylonitrile	0.1028	0.1005	2.2	TML	12
22	TM	2-Methylpentane	0.0000	0.0067	0.00	TM	
23	TM	Methylene chloride	0.5780	0.6079	5.2	TM	
24	TM	Carbon disulfide	0.7683	0.8044	4.7	TM	
25	TM	Methyl t-butyl ether (MtBE)	1.601	1.726	7.8	TM	
26	TM	Trans-1,2-DCE	0.5168	0.5543	7.3	TM	
27	TM	3-Methylpentane	0.0000	0.2792	0.00	TM	
28	TM	Diisopropyl Ether	1.155	1.231	6.6	TM	
29	TM**	1,1-DCA	0.8202	0.9092	11	TM**	
30	TML	Vinyl Acetate	0.2471	0.2517	1.8	TML	11
31	TM	Ethyl tert Butyl Ether	1.473	1.570	6.6	TM	
32	TML	Methylcyclopentane	0.0000	0.0040	0.00	TML	
33	TML	MEK (2-Butanone)	0.1077	0.1303	21	TML	9.9
34	TM	Cis-1,2-DCE	0.5867	0.5920	0.89	TM	
35	TM	2,2-Dichloropropane	0.9946	1.020	2.6	TM	
36	TM*	Chloroform	1.109	1.198	8.0	TM*	
37	TM	Bromochloromethane	0.4703	0.5188	10	TM	
38	TM	1,1,1-TCA	1.162	1.281	10	TM	
39	TM	Cyclohexane	0.3491	0.3470	0.60	TM	
40	TM	1,1-Dichloropropene	0.6711	0.7825	17	TM	
		Average			5.5		

VOLATILE ORGANIC ANALYSIS BY
EPA METHOD 8260B

Form 7

Second Source Calibration

Lab Name: APPL, Inc.
Case No:
Matrix: Water

SDG No:
Date Analyzed: 05/24/21
Instrument: Max
Cal. Date: 05/24/21
Data File: 0520M12.D

		Compound	MEAN	CCRF	%D		%Drift
41	TM	2,2,4-Trimethylpentane	1.105	1.123	1.6	TM	
42	TM	Carbon Tetrachloride	1.116	1.160	4.0	TM	
43	TM	Tert Amyl Methyl Ether	1.484	1.613	8.7	TM	
44	TM	1,2-DCA	0.9602	1.018	6.0	TM	
45	TM	Benzene	1.918	2.017	5.2	TM	
46	TM	TCE	0.5844	0.6580	13	TM	
47	TM	2-Pentanone	0.2489	0.2751	11	TM	
48	TM*L	1,2-Dichloropropane	0.2176	0.2308	6.0	TM*L	5.5
49	TM	Bromodichloromethane	0.9111	0.9964	9.4	TM	
50	TM	Methyl Cyclohexane	0.7665	0.7716	0.67	TM	
51	TM	Dibromomethane	0.3442	0.3625	5.3	TM	
52	TM	MIBK (methyl isobutyl ketone)	0.3141	0.3468	10	TM	
53	TM	1-Bromo-2-chloroethane	0.1353	0.1338	1.1	TM	
54	TM	2-Chloroethyl vinyl ether	0.0000	0.0012	0.00	TM	
55	TM	Cis-1,3-Dichloropropene	0.5130	0.5507	7.3	TM	
56	TM*	Toluene	2.479	2.579	4.1	TM*	
57	TM	Trans-1,3-Dichloropropene	0.9195	0.9842	7.0	TM	
58	TM	1,1,2-TCA	0.3703	0.4111	11	TM	
59	TM	2-Hexanone	0.2075	0.2379	15	TM	
60	TM	1,2-EDB	0.3783	0.4547	20	TM	
61	TM	Tetrachloroethene	0.3299	0.3535	7.1	TM	
62	TM	1-Chlorohexane	0.4647	0.5159	11	TM	
63	TM	1,1,1,2-Tetrachloroethane	0.5566	0.5638	1.3	TM	
64	TM	m&p-Xylene	0.8304	0.9369	13	TM	
65	TM	o-Xylene	0.8271	0.8892	7.5	TM	
66	TML	Styrene	1.341	1.531	14	TML	6.2
67	TM	1,3-Dichloropropane	0.5592	0.5932	6.1	TM	
68	TM	Dibromochloromethane	0.5701	0.6508	14	TM	
69	TM**	Chlorobenzene	1.307	1.393	6.6	TM**	
70	TM*	Ethylbenzene	1.983	2.240	13	TM*	
71	TM**	Bromoform	0.4997	0.5529	11	TM**	
72	TM	Isopropylbenzene	2.485	2.685	8.1	TM	
73	TM**L	1,1,2,2-Tetrachloroethane	0.4554	0.4869	6.9	TM**L	5.6
74	TM	1,2,3-Trichloropropane	0.2123	0.2232	5.1	TM	
75	TML	t-1,4-Dichloro-2-Butene	0.1137	0.1097	3.5	TML	8.8
76	TM	Bromobenzene	0.8519	0.9465	11	TM	
77	TM	n-Propylbenzene	2.561	2.857	12	TM	
78	TM	4-Ethyltoluene	2.505	2.660	6.2	TM	
79	TM	2-Chlorotoluene	1.735	1.778	2.5	TM	
80	TM	1,3,5-Trimethylbenzene	2.267	2.492	9.9	TM	
		Average			7.9		

VOLATILE ORGANIC ANALYSIS BY
EPA METHOD 8260B

Form 7

Second Source Calibration

Lab Name: APPL, Inc.
Case No:
Matrix: Water

SDG No:
Date Analyzed: 05/24/21
Instrument: Max
Cal. Date: 05/24/21
Data File: 0520M12.D

		Compound	MEAN	CCRF	%D		%Drift
81	TM	4-Chlorotoluene	2.118	2.222	4.9	TM	
82	TM	Tert-Butylbenzene	1.338	1.505	12	TM	
83	TM	1,2,4-Trimethylbenzene	2.224	2.513	13	TM	
84	TM	Sec-Butylbenzene	2.563	2.774	8.2	TM	
85	TM	p-Isopropyltoluene	2.557	2.841	11	TM	
86	TM	Benzyl Chloride	0.7888	0.6966	12	TM	
87	TM	1,3-DCB	1.536	1.646	7.1	TM	
88	TM	1,4-DCB	1.595	1.762	10	TM	
89	TML	n-Butylbenzene	1.718	1.885	9.7	TML	3.2
90	TM	1,2-DCB	1.516	1.645	8.5	TM	
91	TM	Hexachloroethane	0.4386	0.4362	0.53	TM	
92	TM	1,2-Dibromo-3-chloropropane	0.1784	0.2007	12	TM	
93	TML	1,2,4-Trichlorobenzene	1.260	1.318	4.6	TML	0.70
94	TM	Hexachlorobutadiene	0.7419	0.8324	12	TM	
95	TML	Naphthalene	1.131	1.313	16	TML	3.9
96	TML	1,2,3-Trichlorobenzene	1.140	1.343	18	TML	11
97							
98							
99							
100							
101							
102							
103							
104							
105							
106							
107							
108							
109							
110							
111							
112							
113							
114							
115							
116							
117							
118							
119							
120							
		Average			10.0		

Quantitation Report (Not Reviewed)

Data File : M:\MAX\DATA\210524\0520M12.D
Acq On : 24 May 21 16:03
Sample : (SS) 10ug/L VOC STD 5/24/21
Misc : IS&S 9/22/20

Vial: 12
Operator: LP,DG,CH
Inst : Max
Multiplr: 1.00

Quant Time: May 25 14:05 2021 Quant Results File: M0524W.RES

Quant Method : M:\MAX\DATA\210524\M0524W.M (RTE Integrator)
Title : METHOD 8260B
Last Update : Tue May 25 13:01:41 2021
Response via : Initial Calibration
DataAcq Meth : M8260

Internal Standards	R.T.	QIon	Response	Conc	Units		Dev(Min)
1) Fluorobenzene (IS)	5.56	96	129543	25.00	ppb		0.00
63) Chlorobenzene-D5 (IS)	8.84	117	188705	25.00	ppb		0.00
78) 1,4-Dichlorobenzene-D (IS)	11.17	152	171300	25.00	ppb		0.00
System Monitoring Compounds							
39) Dibromofluoromethane(S)	4.69	111	35735	28.20	ppb		0.00
Spiked Amount 25.000			Recovery	=	112.780%		
44) 1,2-DCA-D4(S)	5.11	65	12835	26.23	ppb		0.00
Spiked Amount 25.000			Recovery	=	104.928%		
64) Toluene-D8(S)	7.37	98	108908	27.52	ppb		0.00
Spiked Amount 25.000			Recovery	=	110.064%		
72) 4-Bromofluorobenzene(S)	10.03	95	120214	28.33	ppb		0.00
Spiked Amount 25.000			Recovery	=	113.332%		
Target Compounds							Qvalue
3) Dichlorodifluoromethane	0.96	85	40736	10.35	ppb		92
4) Freon 114	1.04	85	23855	8.74	ppb		97
5) Chloromethane	1.07	50	22737	9.38	ppb		96
6) Vinyl chloride	1.14	62	22182	10.08	ppb		100
8) Bromomethane	1.34	94	16416	10.63	ppb		95
9) Chloroethane	1.42	64	9420	9.00	ppb		94
10) Dichlorofluoromethane	1.55	67	44348	10.12	ppb	#	83
11) Trichlorofluoromethane	1.60	101	52647	10.67	ppb		100
13) Acrolein	1.89	56	21232	139.02	ppb	#	71
14) Acetone	2.02	43	27411	50.82	ppb		98
15) Freon-113	2.01	151	28444	10.61	ppb		92
16) Acetonitrile	2.24	41	19850	136.44	ppb	#	81
18) 1,1-DCE	1.98	61	36354	10.65	ppb	#	96
19) t-Butanol	2.56	59	16389	118.99	ppb	#	70
20) Methyl Acetate	2.34	43	12379	10.43	ppb		95
21) Iodomethane	2.09	142	26701	9.37	ppb		96
22) Acrylonitrile	2.65	53	5206	8.78	ppb	#	70
24) Methylene chloride	2.40	84	31498	10.52	ppb		89
25) Carbon disulfide	2.14	76	41680	10.47	ppb		95
26) Methyl t-butyl ether (MtBE	2.72	73	89430	10.78	ppb		96
27) Trans-1,2-DCE	2.69	96	28722	10.73	ppb		95
29) Diisopropyl Ether	3.34	45	63800	10.66	ppb		95
30) 1,1-DCA	3.15	63	47114	11.09	ppb	#	95
31) Vinyl Acetate	3.29	43	13040	11.05	ppb	#	89
32) Ethyl tert Butyl Ether	3.86	59	81338	10.66	ppb		98
34) MEK (2-Butanone)	4.03	43	33760	54.96	ppb		87
35) Cis-1,2-DCE	3.96	96	30674	10.09	ppb		86
36) 2,2-Dichloropropane	3.96	77	52873	10.26	ppb		93
37) Chloroform	4.47	83	62080	10.80	ppb		87
38) Bromochloromethane	4.30	130	26882	11.03	ppb	#	90
40) 1,1,1-TCA	4.70	97	66372	11.03	ppb		96
41) Cyclohexane	4.77	41	17979	9.94	ppb	#	68
42) 1,1-Dichloropropene	4.94	75	40549	11.66	ppb		91
43) 2,2,4-Trimethylpentane	5.39	57	58197	10.16	ppb		96
45) Carbon Tetrachloride	4.93	117	60124	10.40	ppb		96
46) Tert Amyl Methyl Ether	5.43	73	83578	10.87	ppb		98
47) 1,2-DCA	5.21	62	52753	10.60	ppb		96
48) Benzene	5.19	78	104527	10.52	ppb		95
49) TCE	6.01	95	34095	11.26	ppb		78

(#) = qualifier out of range (m) = manual integration

Quantitation Report (Not Reviewed)

Data File : M:\MAX\DATA\210524\0520M12.D
Acq On : 24 May 21 16:03
Sample : (SS) 10ug/L VOC STD 5/24/21
Misc : IS&S 9/22/20

Vial: 12
Operator: LP,DG,CH
Inst : Max
Multiplr: 1.00

Quant Time: May 25 14:05 2021 Quant Results File: M0524W.RES

Quant Method : M:\MAX\DATA\210524\M0524W.M (RTE Integrator)
Title : METHOD 8260B
Last Update : Tue May 25 13:01:41 2021
Response via : Initial Calibration
DataAcq Meth : M8260

	Compound	R.T.	QIon	Response	Conc	Unit		Qvalue
50)	2-Pentanone	6.27	43	178217	138.16	ppb		96
51)	1,2-Dichloropropane	6.24	63	11957	10.55	ppb	#	92
52)	Bromodichloromethane	6.58	83	51633	10.94	ppb		93
53)	Methyl Cyclohexane	6.24	83	39984	10.07	ppb		92
54)	Dibromomethane	6.36	93	18786	10.53	ppb		85
55)	MIBK (methyl isobutyl ket	7.29	43	89862	55.22	ppb		97
56)	1-Bromo-2-chloroethane	6.89	144	6933	9.89	ppb		97
58)	Cis-1,3-Dichloropropene	7.09	39	28534	10.73	ppb		96
59)	Toluene	7.44	91	133647	10.41	ppb		96
60)	Trans-1,3-Dichloropropene	7.69	75	50998	10.70	ppb		98
61)	1,1,2-TCA	7.86	83	21300	11.10	ppb		92
62)	2-Hexanone	8.17	43	61624	57.31	ppb		95
65)	1,2-EDB	8.34	107	34318	12.02	ppb		99
66)	Tetrachloroethene	8.01	164	26680	10.71	ppb		97
67)	1-Chlorohexane	8.90	91	38942	11.10	ppb		93
68)	1,1,1,2-Tetrachloroethane	8.96	131	42559	10.13	ppb		99
69)	m&p-Xylene	9.13	106	141437	22.57	ppb		95
70)	o-Xylene	9.52	106	67116	10.75	ppb		97
71)	Styrene	9.53	104	115587	10.62	ppb		99
73)	1,3-Dichloropropane	8.02	76	44779	10.61	ppb		89
74)	Dibromochloromethane	8.24	129	49120	11.41	ppb		98
75)	Chlorobenzene	8.87	112	105151	10.66	ppb		98
76)	Ethylbenzene	9.01	91	169046	11.29	ppb		92
77)	Bromoform	9.67	173	41735	11.06	ppb		92
79)	Isopropylbenzene	9.90	105	184000	10.81	ppb		100
80)	1,1,2,2-Tetrachloroethane	10.18	83	33365	10.56	ppb		92
81)	1,2,3-Trichloropropane	10.20	110	15292	10.51	ppb		100
82)	t-1,4-Dichloro-2-Butene	10.24	53	7520	9.12	ppb		80
83)	Bromobenzene	10.15	156	64851	11.11	ppb		99
84)	n-Propylbenzene	10.31	91	195791	11.16	ppb		96
85)	4-Ethyltoluene	10.43	105	182292	10.62	ppb		97
86)	2-Chlorotoluene	10.37	91	121847	10.25	ppb		86
87)	1,3,5-Trimethylbenzene	10.50	105	170722	10.99	ppb		98
88)	4-Chlorotoluene	10.48	91	152269	10.49	ppb		97
89)	Tert-Butylbenzene	10.81	119	103128	11.25	ppb		95
90)	1,2,4-Trimethylbenzene	10.86	105	172197	11.30	ppb		96
91)	Sec-Butylbenzene	11.03	105	190097	10.82	ppb		94
92)	p-Isopropyltoluene	11.19	119	194657	11.11	ppb		98
93)	Benzyl Chloride	11.33	91	47734	8.83	ppb		92
94)	1,3-DCB	11.10	146	112776	10.71	ppb		96
95)	1,4-DCB	11.19	146	120723	11.05	ppb		97
96)	n-Butylbenzene	11.59	91	129175	10.32	ppb		99
97)	1,2-DCB	11.55	146	112744	10.85	ppb		96
98)	Hexachloroethane	11.81	117	29890	9.95	ppb		88
99)	1,2-Dibromo-3-chloropropan	12.31	157	13750	11.25	ppb	#	90
100)	1,2,4-Trichlorobenzene	13.15	180	90331	10.07	ppb		85
101)	Hexachlorobutadiene	13.35	225	57034	11.22	ppb		98
102)	Naphthalene	13.37	128	89944	10.39	ppb		100
103)	1,2,3-Trichlorobenzene	13.62	180	92008	11.10	ppb		94

(#) = qualifier out of range (m) = manual integration

Quantitation Report

Data File : M:\MAX\DATA\210524\0520M12.D Vial: 12
Acq On : 24 May 21 16:03 Operator: LP,DG,CH
Sample : (SS) 10ug/L VOC STD 5/24/21 Inst : Max
Misc : IS&S 9/22/20 Multiplr: 1.00

Quant Time: May 25 14:05 2021 Quant Results File: M0524W.RES

Method : M:\MAX\DATA\210524\M0524W.M (RTE Integrator)
Title : METHOD 8260B
Last Update : Tue May 25 13:01:41 2021
Response via : Initial Calibration

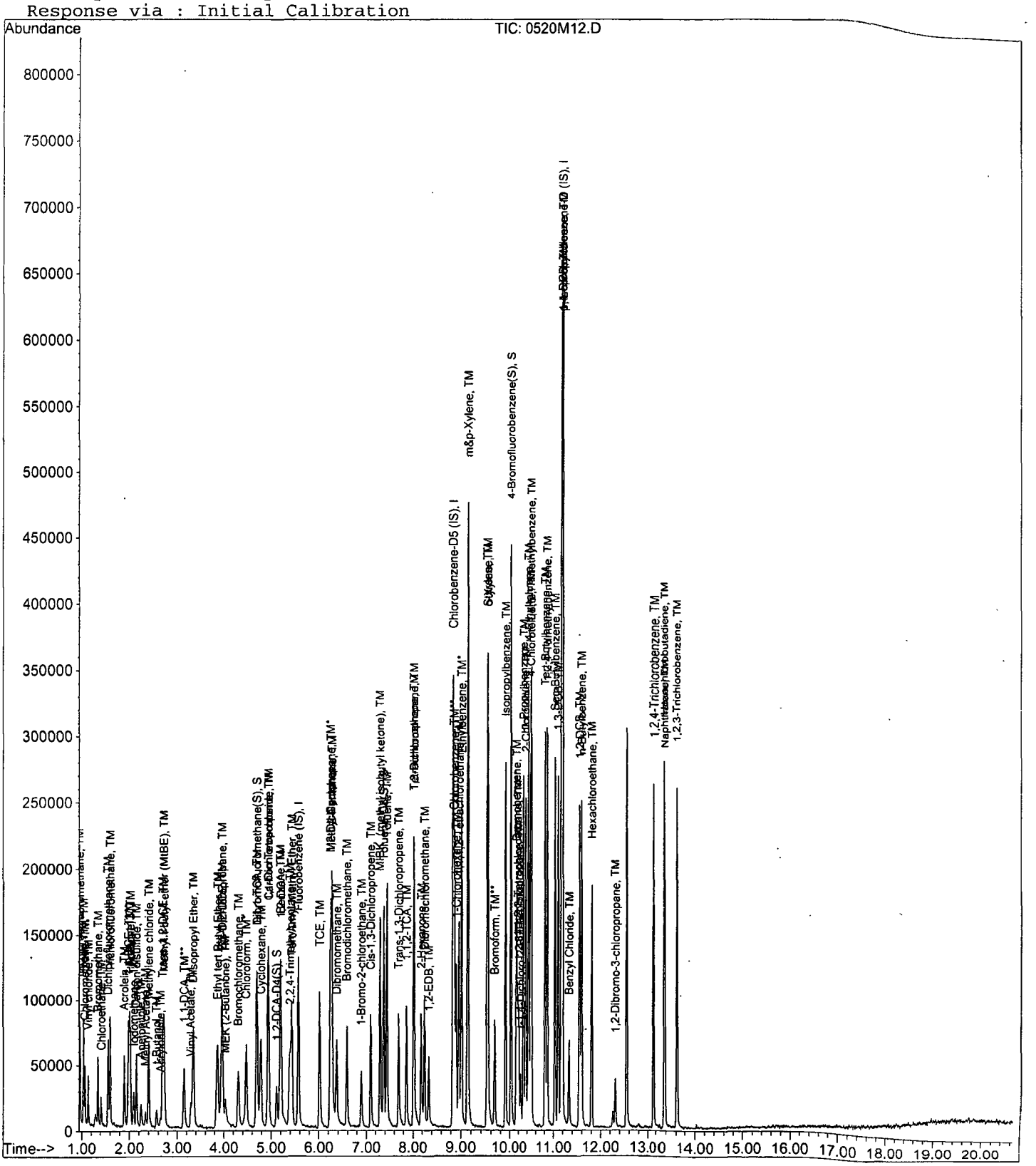

VOLATILE ORGANIC ANALYSIS BY
EPA METHOD 8260B

Form 7

Continuing Calibration

Lab Name: APPL, Inc.
Case No:
Matrix: Water

SDG No:
Date Analyzed: 05/25/21
Instrument: Max
Initial Cal. Date: 05/24/21
Data File: 0525M03.D

		Compound	MEAN	CCRF	%D		%Drift	
1	I	Fluorobenzene (IS)	ISTD			I		
2	TM	Chlorotrifluoroethene	0.0000	0.0184	0.00	TM		
3	TM	Dichlorodifluoromethane	0.7598	0.6671	12	TM		
4	TM	Freon 114	0.5267	0.4485	15	TM		
5	TM**	Chloromethane	0.4680	0.4183	11	TM**		
6	TM*	Vinyl chloride	0.4249	0.3780	11	TM*		
7	TM	2-Chloro-1,1,1-trifluoroethane	0.0000	0.0009	0.00	TM		
8	TM	Bromomethane	0.2980	0.2706	9.2	TM		
9	TM	Chloroethane	0.2020	0.1898	6.0	TM		
10	TM	Dichlorofluoromethane	0.8460	0.7983	5.6	TM		
11	TM	Trichlorofluoromethane	0.9520	0.8409	12	TM		
12	TM	2,2-Dichloro-1,1,1-trifluoroethane	0.0000	0.0187	0.00	TM		
13	TM	Acrolein	0.0295	0.0281	4.6	TM		
14	TM	Acetone	0.1041	0.1210	16	TM		
15	TM	Freon-113	0.5172	0.4736	8.4	TM		
16	TM	Acetonitrile	0.0281	0.0358	27	TM		*NT
17	TM	2-propanol	0.0000	0.0023	0.00	TM		
18	TM*	1,1-DCE	0.6589	0.5861	11	TM*		
19	TM	t-Butanol	0.0266	0.0369	39	TM		*High
20	TML	Methyl Acetate	0.2244	0.2206	1.7	TML	2.9	
21	TML	Iodomethane	0.5291	0.5276	0.29	TML	5.0	
22	TML	Acrylonitrile	0.1028	0.1167	14	TML	0.99	
23	TM	2-Methylpentane	0.0000	0.0046	0.00	TM		
24	TM	Methylene chloride	0.5780	0.4989	14	TM		
25	TM	Carbon disulfide	0.7683	0.6984	9.1	TM		
26	TM	Methyl t-butyl ether (MtBE)	1.601	1.532	4.3	TM		
27	TM	Trans-1,2-DCE	0.5168	0.4971	3.8	TM		
28	TM	3-Methylpentane	0.0000	0.2789	0.00	TM		
29	TM	Diisopropyl Ether	1.155	1.089	5.7	TM		
30	TM**	1,1-DCA	0.8202	0.7487	8.7	TM**		
31	TML	Vinyl Acetate	0.2471	0.1993	19	TML	6.4	
32	TM	Ethyl tert Butyl Ether	1.473	1.379	6.4	TM		
33	TML	Methylcyclopentane	0.0000	0.0029	0.00	TML		
34	TML	MEK (2-Butanone)	0.1077	0.1352	25	TML	14	
35	TM	Cis-1,2-DCE	0.5867	0.5573	5.0	TM		
36	TM	2,2-Dichloropropane	0.9946	0.9734	2.1	TM		
37	TM*	Chloroform	1.109	1.025	7.6	TM*		
38	TM	Bromochloromethane	0.4703	0.4417	6.1	TM		
39	S	Dibromofluoromethane(S)	0.2446	0.2321	5.1	S		
40	TM	1,1,1-TCA	1.162	1.123	3.4	TM		
		Average			8.4			

VOLATILE ORGANIC ANALYSIS BY
EPA METHOD 8260B

Form 7

Continuing Calibration

Lab Name: APPL, Inc.
Case No:
Matrix: Water

SDG No:
Date Analyzed: 05/25/21
Instrument: Max
Cal. Date: 05/24/21
Data File: 0525M03.D

		Compound	MEAN	CCRF	%D		%Drift
41	TM	Cyclohexane	0.3491	0.3333	4.5	TM	
42	TM	1,1-Dichloropropene	0.6711	0.6159	8.2	TM	
43	TM	2,2,4-Trimethylpentane	1.105	1.020	7.7	TM	
44	SL	1,2-DCA-D4(S)	0.0886	0.0870	1.8	SL	7.3
45	TM	Carbon Tetrachloride	1.116	1.043	6.5	TM	
46	TM	Tert Amyl Methyl Ether	1.484	1.323	11	TM	
47	TM	1,2-DCA	0.9602	0.9254	3.6	TM	
48	TM	Benzene	1.918	1.816	5.3	TM	
49	TM	TCE	0.5844	0.5403	7.5	TM	
50	TM	2-Pentanone	0.2489	0.2501	0.48	TM	
51	TM*L	1,2-Dichloropropane	0.2176	0.1766	19	TM*L	16
52	TM	Bromodichloromethane	0.9111	0.8636	5.2	TM	
53	TM	Methyl Cyclohexane	0.7665	0.6346	17	TM	
54	TM	Dibromomethane	0.3442	0.3250	5.6	TM	
55	TM	MIBK (methyl isobutyl ketone)	0.3141	0.3171	0.96	TM	
56	TM	1-Bromo-2-chloroethane	0.1353	0.1242	8.2	TM	
57	TM	2-Chloroethyl vinyl ether	0.0000	0.0006	0.00	TM	
58	TM	Cis-1,3-Dichloropropene	0.5130	0.4503	12	TM	
59	TM*	Toluene	2.479	2.277	8.1	TM*	
60	TM	Trans-1,3-Dichloropropene	0.9195	0.8099	12	TM	
61	TM	1,1,2-TCA	0.3703	0.3657	1.2	TM	
62	TM	2-Hexanone	0.2075	0.2053	1.1	TM	
63	I	Chlorobenzene-D5 (IS)	ISTD			I	
64	S	Toluene-D8(S)	0.5244	0.5169	1.4	S	
65	TM	1,2-EDB	0.3783	0.3599	4.9	TM	
66	TM	Tetrachloroethene	0.3299	0.3194	3.2	TM	
67	TM	1-Chlorohexane	0.4647	0.4184	10.0	TM	
68	TM	1,1,1,2-Tetrachloroethane	0.5566	0.5247	5.7	TM	
69	TM	m&p-Xylene	0.8304	0.8087	2.6	TM	
70	TM	o-Xylene	0.8271	0.7553	8.7	TM	
71	TML	Styrene	1.341	1.278	4.7	TML	9.0
72	S	4-Bromofluorobenzene(S)	0.5621	0.5800	3.2	S	
73	TM	1,3-Dichloropropane	0.5592	0.5477	2.1	TM	
74	TM	Dibromochloromethane	0.5701	0.5621	1.4	TM	
75	TM**	Chlorobenzene	1.307	1.206	7.7	TM**	
76	TM*	Ethylbenzene	1.983	1.907	3.8	TM*	
77	TM**	Bromoform	0.4997	0.4515	9.7	TM**	
78	I	1,4-Dichlorobenzene-D (IS)	ISTD			I	
79	TM	Isopropylbenzene	2.485	2.253	9.3	TM	
80	TM**L	1,1,2,2-Tetrachloroethane	0.4554	0.4298	5.6	TM**L	6.3
		Average			6.1		

VOLATILE ORGANIC ANALYSIS BY
EPA METHOD 8260B

Form 7

Continuing Calibration

Lab Name: APPL, Inc.
Case No:
Matrix: Water

SDG No:
Date Analyzed: 05/25/21
Instrument: Max
Cal. Date: 05/24/21
Data File: 0525M03.D

		Compound	MEAN	CCRF	%D		%Drift
81	TM	1,2,3-Trichloropropane	0.2123	0.2039	3.9	TM	
82	TML	t-1,4-Dichloro-2-Butene	0.1137	0.1089	4.2	TML	9.5
83	TM	Bromobenzene	0.8519	0.8114	4.8	TM	
84	TM	n-Propylbenzene	2.561	2.393	6.6	TM	
85	TM	4-Ethyltoluene	2.505	2.359	5.8	TM	
86	TM	2-Chlorotoluene	1.735	1.648	5.0	TM	
87	TM	1,3,5-Trimethylbenzene	2.267	2.191	3.4	TM	
88	TM	4-Chlorotoluene	2.118	1.974	6.8	TM	
89	TM	Tert-Butylbenzene	1.338	1.203	10	TM	
90	TM	1,2,4-Trimethylbenzene	2.224	2.004	9.9	TM	
91	TM	Sec-Butylbenzene	2.563	2.317	9.6	TM	
92	TM	p-Isopropyltoluene	2.557	2.322	9.2	TM	
93	TM	Benzyl Chloride	0.7888	0.7561	4.2	TM	
94	TM	1,3-DCB	1.536	1.464	4.7	TM	
95	TM	1,4-DCB	1.595	1.498	6.0	TM	
96	TML	n-Butylbenzene	1.718	1.624	5.5	TML	9.0
97	TM	1,2-DCB	1.516	1.452	4.3	TM	
98	TM	Hexachloroethane	0.4386	0.3875	12	TM	
99	TM	1,2-Dibromo-3-chloropropane	0.1784	0.1626	8.8	TM	
100	TML	1,2,4-Trichlorobenzene	1.260	1.090	14	TML	15
101	TM	Hexachlorobutadiene	0.7419	0.7503	1.1	TM	
102	TML	Naphthalene	1.131	1.048	7.3	TML	12
103	TML	1,2,3-Trichlorobenzene	1.140	1.075	5.7	TML	8.5
104							
105							
106							
107							
108							
109							
110							
111							
112							
113							
114							
115							
116							
117							
118							
119							
120							
		Average			6.6		

Quantitation Report (Not Reviewed)

Data File : M:\MAX\DATA\210524\0525M03.D
Acq On : 25 May 21 10:09
Sample : 210525A CCV/LCS 10ug/L
Misc : IS&S 9/22/20

Vial: 3
Operator: LP,DG,CH
Inst : Max
Multiplr: 1.00

Quant Time: May 26 5:39 2021

Quant Results File: M0524W.RES

Quant Method : M:\MAX\DATA\210524\M0524W.M (RTE Integrator)
Title : METHOD 8260B
Last Update : Tue May 25 13:01:41 2021
Response via : Initial Calibration
DataAcq Meth : M8260

Internal Standards	R.T.	QIon	Response	Conc	Units		Dev(Min)
1) Fluorobenzene (IS)	5.56	96	157476	25.00	ppb		0.00
63) Chlorobenzene-D5 (IS)	8.84	117	229043	25.00	ppb		0.00
78) 1,4-Dichlorobenzene-D (IS)	11.17	152	206574	25.00	ppb		0.00
System Monitoring Compounds							
39) Dibromofluoromethane(S)	4.69	111	36556	23.73	ppb		0.00
Spiked Amount 25.000			Recovery	=	94.908%		
44) 1,2-DCA-D4(S)	5.11	65	13701	23.17	ppb		0.00
Spiked Amount 25.000			Recovery	=	92.696%		
64) Toluene-D8(S)	7.37	98	118402	24.65	ppb		0.00
Spiked Amount 25.000			Recovery	=	98.584%		
72) 4-Bromofluorobenzene(S)	10.02	95	132850	25.80	ppb		0.00
Spiked Amount 25.000			Recovery	=	103.188%		
Target Compounds							Qvalue
3) Dichlorodifluoromethane	0.96	85	42020	8.78	ppb		94
4) Freon 114	1.04	85	28253	8.52	ppb		92
5) Chloromethane	1.07	50	26351	8.94	ppb		99
6) Vinyl chloride	1.14	62	23810	8.90	ppb		97
8) Bromomethane	1.34	94	17048	9.08	ppb		95
9) Chloroethane	1.41	64	11958	9.40	ppb		91
10) Dichlorofluoromethane	1.55	67	50287	9.44	ppb		96
11) Trichlorofluoromethane	1.60	101	52967	8.83	ppb		91
13) Acrolein	1.89	56	22136	119.23	ppb	#	80
14) Acetone	2.02	43	38108	58.11	ppb		90
15) Freon-113	2.01	151	29832	9.16	ppb		98
16) Acetonitrile	2.24	41	28176	159.31	ppb		97
18) 1,1-DCE	1.98	61	36919	8.89	ppb		96
19) t-Butanol	2.56	59	29062	173.57	ppb	#	68
20) Methyl Acetate	2.33	43	13897	9.71	ppb		93
21) Iodomethane	2.09	142	33231	9.50	ppb		91
22) Acrylonitrile	2.64	53	7348	9.90	ppb	#	70
24) Methylene chloride	2.40	84	31424	8.63	ppb		97
25) Carbon disulfide	2.14	76	43992	9.09	ppb		98
26) Methyl t-butyl ether (MtBE	2.72	73	96484	9.57	ppb		100
27) Trans-1,2-DCE	2.69	96	31314	9.62	ppb		95
29) Diisopropyl Ether	3.34	45	68606	9.43	ppb		97
30) 1,1-DCA	3.14	63	47164	9.13	ppb		98
31) Vinyl Acetate	3.29	43	12552	9.36	ppb	#	71
32) Ethyl tert Butyl Ether	3.86	59	86837	9.36	ppb		94
34) MEK (2-Butanone)	4.03	43	42569	56.84	ppb		97
35) Cis-1,2-DCE	3.96	96	35104	9.50	ppb	#	82
36) 2,2-Dichloropropane	3.95	77	61315	9.79	ppb	#	86
37) Chloroform	4.47	83	64568	9.24	ppb		85
38) Bromochloromethane	4.31	130	27821	9.39	ppb		93
40) 1,1,1-TCA	4.69	97	70710	9.66	ppb		92
41) Cyclohexane	4.78	41	20995	9.55	ppb		80
42) 1,1-Dichloropropene	4.94	75	38793	9.18	ppb		99
43) 2,2,4-Trimethylpentane	5.39	57	64247	9.23	ppb		95
45) Carbon Tetrachloride	4.93	117	65693	9.35	ppb		94
46) Tert Amyl Methyl Ether	5.43	73	83356	8.92	ppb	#	97
47) 1,2-DCA	5.21	62	58292	9.64	ppb		97
48) Benzene	5.19	78	114396	9.47	ppb		98
49) TCE	6.01	95	34035	9.25	ppb		88

(#) = qualifier out of range (m) = manual integration

Quantitation Report (Not Reviewed)

Data File : M:\MAX\DATA\210524\0525M03.D
Acq On : 25 May 21 10:09
Sample : 210525A CCV/LCS 10ug/L
Misc : IS&S 9/22/20

Vial: 3
Operator: LP,DG,CH
Inst : Max
Multiplr: 1.00

Quant Time: May 26 5:39 2021

Quant Results File: M0524W.RES

Quant Method : M:\MAX\DATA\210524\M0524W.M (RTE Integrator)
Title : METHOD 8260B
Last Update : Tue May 25 13:01:41 2021
Response via : Initial Calibration
DataAcq Meth : M8260

	Compound	R.T.	QIon	Response	Conc	Unit		Qvalue
50)	2-Pentanone	6.26	43	196942	125.60	ppb		99
51)	1,2-Dichloropropane	6.24	63	11124	8.43	ppb	#	86
52)	Bromodichloromethane	6.58	83	54401	9.48	ppb		86
53)	Methyl Cyclohexane	6.24	83	39972	8.28	ppb		80
54)	Dibromomethane	6.36	93	20471	9.44	ppb		91
55)	MIBK (methyl isobutyl ket	7.29	43	99867	50.48	ppb		96
56)	1-Bromo-2-chloroethane	6.89	144	7821	9.18	ppb		92
58)	Cis-1,3-Dichloropropene	7.09	39	28363	8.78	ppb		83
59)	Toluene	7.44	91	143431	9.19	ppb		98
60)	Trans-1,3-Dichloropropene	7.69	75	51019	8.81	ppb		96
61)	1,1,2-TCA	7.86	83	23037	9.88	ppb		96
62)	2-Hexanone	8.17	43	64663	49.47	ppb		95
65)	1,2-EDB	8.33	107	32974	9.51	ppb		94
66)	Tetrachloroethene	8.01	164	29264	9.68	ppb		89
67)	1-Chlorohexane	8.90	91	38330	9.00	ppb		93
68)	1,1,1,2-Tetrachloroethane	8.96	131	48068	9.43	ppb		95
69)	m&p-Xylene	9.13	106	148182	19.48	ppb		99
70)	o-Xylene	9.52	106	69201	9.13	ppb		100
71)	Styrene	9.53	104	117092	9.10	ppb		97
73)	1,3-Dichloropropane	8.02	76	50175	9.79	ppb		88
74)	Dibromochloromethane	8.24	129	51498	9.86	ppb		99
75)	Chlorobenzene	8.86	112	110502	9.23	ppb		96
76)	Ethylbenzene	9.01	91	174723	9.62	ppb		94
77)	Bromoform	9.67	173	41362	9.03	ppb		99
79)	Isopropylbenzene	9.90	105	186196	9.07	ppb		98
80)	1,1,2,2-Tetrachloroethane	10.18	83	35516	9.37	ppb		88
81)	1,2,3-Trichloropropane	10.20	110	16847	9.61	ppb	#	80
82)	t-1,4-Dichloro-2-Butene	10.25	53	8998	9.05	ppb		77
83)	Bromobenzene	10.15	156	67045	9.52	ppb		96
84)	n-Propylbenzene	10.31	91	197700	9.34	ppb		97
85)	4-Ethyltoluene	10.43	105	194905	9.42	ppb		96
86)	2-Chlorotoluene	10.36	91	136198	9.50	ppb		99
87)	1,3,5-Trimethylbenzene	10.50	105	181014	9.66	ppb		93
88)	4-Chlorotoluene	10.47	91	163133	9.32	ppb		99
89)	Tert-Butylbenzene	10.81	119	99440	9.00	ppb		98
90)	1,2,4-Trimethylbenzene	10.86	105	165580	9.01	ppb		97
91)	Sec-Butylbenzene	11.03	105	191486	9.04	ppb		99
92)	p-Isopropyltoluene	11.19	119	191853	9.08	ppb		96
93)	Benzyl Chloride	11.33	91	62473	9.58	ppb		95
94)	1,3-DCB	11.10	146	121002	9.53	ppb		99
95)	1,4-DCB	11.19	146	123819	9.40	ppb		98
96)	n-Butylbenzene	11.59	91	134207	9.10	ppb		95
97)	1,2-DCB	11.55	146	119953	9.57	ppb		94
98)	Hexachloroethane	11.81	117	32017	8.84	ppb		99
99)	1,2-Dibromo-3-chloropropan	12.31	157	13439	9.12	ppb		95
100)	1,2,4-Trichlorobenzene	13.14	180	90070	8.55	ppb		84
101)	Hexachlorobutadiene	13.35	225	61998	10.11	ppb		92
102)	Naphthalene	13.37	128	86576	8.76	ppb		100
103)	1,2,3-Trichlorobenzene	13.62	180	88806	9.15	ppb		93

(#) = qualifier out of range (m) = manual integration
0525M03.D M0524W.M Wed May 26 05:51:53 2021

Quantitation Report

Data File : M:\MAX\DATA\210524\0525M03.D
Acq On : 25 May 21 10:09
Sample : 210525A CCV/LCS 10ug/L
Misc : IS&S 9/22/20

Vial: 3
Operator: LP,DG,CH
Inst : Max
Multiplr: 1.00

Quant Time: May 26 5:39 2021

Quant Results File: M0524W.RES

Method : M:\MAX\DATA\210524\M0524W.M (RTE Integrator)
Title : METHOD 8260B
Last Update : Tue May 25 13:01:41 2021
Response via : Initial Calibration

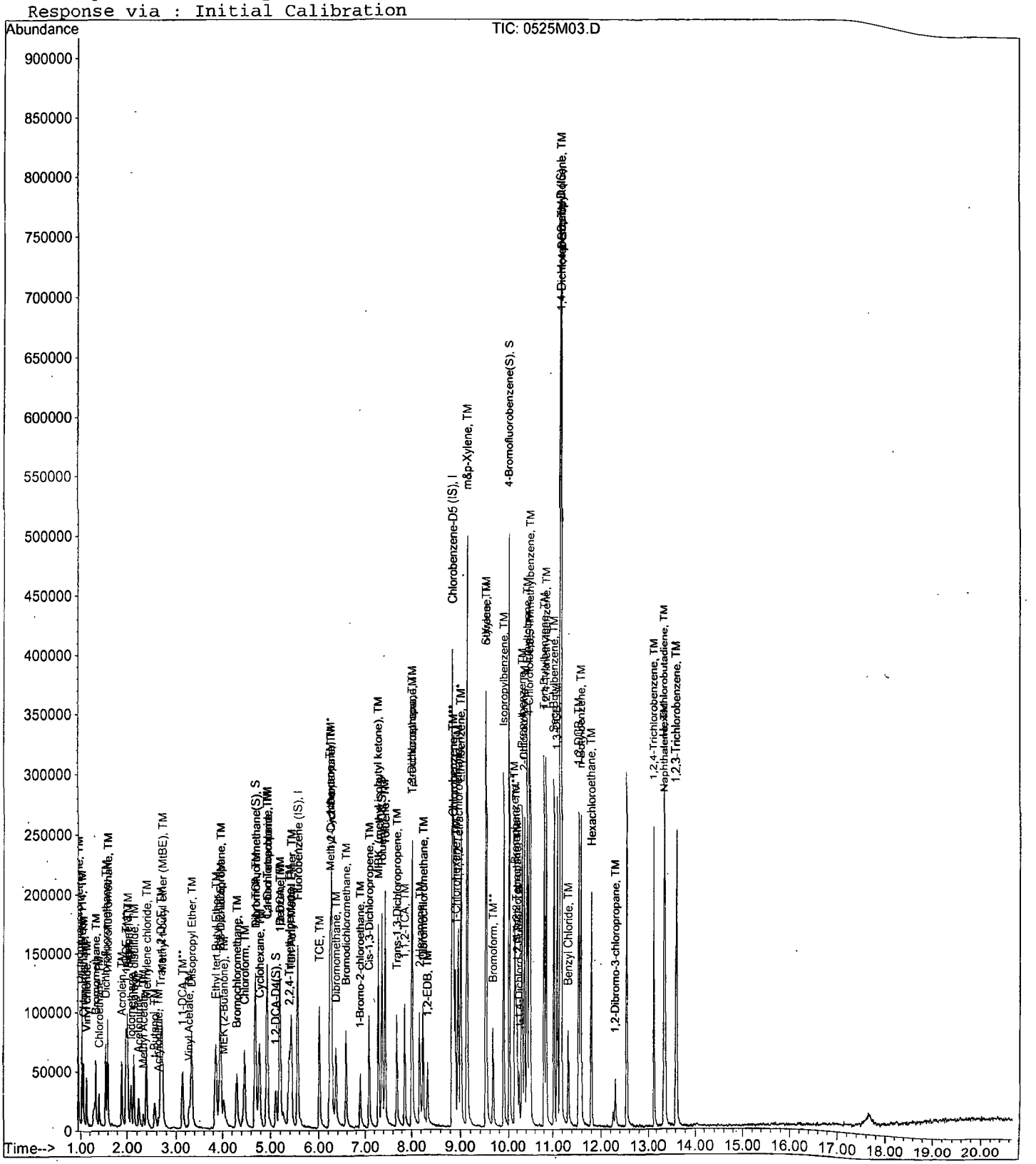

VOLATILE ORGANIC ANALYSIS BY
EPA METHOD 8260B

Form 7

Ending Continuing Calibration

Lab Name: APPL, Inc.
Case No:
Matrix: Water

SDG No:
Date Analyzed: 05/25/21
Instrument: Max
Initial Cal. Date: 05/24/21
Data File: 0525M26.D

		Compound	MEAN	CCRF	%D		%Drift
1	I	Fluorobenzene (IS)	ISTD			I	
2	TM	Chlorotrifluoroethene	0.0000	0.0087	0.00	TM	
3	TM	Dichlorodifluoromethane	0.7598	0.5207	31	TM	
4	TM	Freon 114	0.5267	0.3250	38	TM	
5	TM**	Chloromethane	0.4680	0.3403	27	TM**	
6	TM*	Vinyl chloride	0.4249	0.2969	30	TM*	
7	TM	2-Chloro-1,1,1-trifluoroethane	0.0000	0.0007	0.00	TM	
8	TM	Bromomethane	0.2980	0.2304	23	TM	
9	TM	Chloroethane	0.2020	0.1321	35	TM	
10	TM	Dichlorofluoromethane	0.8460	0.6108	28	TM	
11	TM	Trichlorofluoromethane	0.9520	0.6577	31	TM	
12	TM	2,2-Dichloro-1,1,1-trifluoroethane	0.0000	0.0047	0.00	TM	
13	TM	Acrolein	0.0295	0.0174	41	TM	
14	TM	Acetone	0.1041	0.0812	22	TM	
15	TM	Freon-113	0.5172	0.3300	36	TM	
16	TM	Acetonitrile	0.0281	0.0256	8.9	TM	
17	TM	2-propanol	0.0000	0.0005	0.00	TM	
18	TM*	1,1-DCE	0.6589	0.4648	29	TM*	
19	TM	t-Butanol	0.0266	0.0283	6.5	TM	
20	TML	Methyl Acetate	0.2244	0.1563	30	TML	28
21	TML	Iodomethane	0.5291	0.4060	23	TML	19
22	TML	Acrylonitrile	0.1028	0.0955	7.0	TML	16
23	TM	2-Methylpentane	0.0000	0.0043	0.00	TM	
24	TM	Methylene chloride	0.5780	0.3851	33	TM	
25	TM	Carbon disulfide	0.7683	0.5446	29	TM	
26	TM	Methyl t-butyl ether (MtBE)	1.601	1.104	31	TM	
27	TM	Trans-1,2-DCE	0.5168	0.3639	30	TM	
28	TM	3-Methylpentane	0.0000	0.1854	0.00	TM	
29	TM	Diisopropyl Ether	1.155	0.8134	30	TM	
30	TM**	1,1-DCA	0.8202	0.5653	31	TM**	
31	TML	Vinyl Acetate	0.2471	0.0786	68	TML	46
32	TM	Ethyl tert Butyl Ether	1.473	1.003	32	TM	
33	TML	Methylcyclopentane	0.0000	0.0002	0.00	TML	
34	TML	MEK (2-Butanone)	0.1077	0.0918	15	TML	20
35	TM	Cis-1,2-DCE	0.5867	0.4223	28	TM	
36	TM	2,2-Dichloropropane	0.9946	0.6006	40	TM	
37	TM*	Chloroform	1.109	0.7843	29	TM*	
38	TM	Bromochloromethane	0.4703	0.3252	31	TM	
39	S	Dibromofluoromethane(S)	0.2446	0.2168	11	S	
40	TM	1,1,1-TCA	1.162	0.8197	29	TM	
		Average			23.4		

VOLATILE ORGANIC ANALYSIS BY
EPA METHOD 8260B

Form 7

Ending Continuing Calibration

Lab Name: APPL, Inc.
Case No:
Matrix: Water

SDG No:
Date Analyzed: 05/25/21
Instrument: Max
Cal. Date: 05/24/21
Data File: 0525M26.D

		Compound	MEAN	CCRF	%D		%Drift
41	TM	Cyclohexane	0.3491	0.2350	33	TM	
42	TM	1,1-Dichloropropene	0.6711	0.4605	31	TM	
43	TM	2,2,4-Trimethylpentane	1.105	0.7152	35	TM	
44	SL	1,2-DCA-D4(S)	0.0886	0.0751	15	SL	19
45	TM	Carbon Tetrachloride	1.116	0.7523	33	TM	
46	TM	Tert Amyl Methyl Ether	1.484	1.029	31	TM	
47	TM	1,2-DCA	0.9602	0.6569	32	TM	
48	TM	Benzene	1.918	1.339	30	TM	
49	TM	TCE	0.5844	0.4628	21	TM	
50	TM	2-Pentanone	0.2489	0.1705	32	TM	
51	TM*L	1,2-Dichloropropane	0.2176	0.1444	34	TM*L	28
52	TM	Bromodichloromethane	0.9111	0.6300	31	TM	
53	TM	Methyl Cyclohexane	0.7665	0.5038	34	TM	
54	TM	Dibromomethane	0.3442	0.2537	26	TM	
55	TM	MIBK (methyl isobutyl ketone)	0.3141	0.2170	31	TM	
56	TM	1-Bromo-2-chloroethane	0.1353	0.0902	33	TM	
57	TM	2-Chloroethyl vinyl ether	0.0000	0.0015	0.00	TM	
58	TM	Cis-1,3-Dichloropropene	0.5130	0.3370	34	TM	
59	TM*	Toluene	2.479	1.707	31	TM*	
60	TM	Trans-1,3-Dichloropropene	0.9195	0.6109	34	TM	
61	TM	1,1,2-TCA	0.3703	0.2758	26	TM	
62	TM	2-Hexanone	0.2075	0.1422	31	TM	
63	I	Chlorobenzene-D5 (IS)	ISTD			I	
64	S	Toluene-D8(S)	0.5244	0.4925	6.1	S	
65	TM	1,2-EDB	0.3783	0.2778	27	TM	
66	TM	Tetrachloroethene	0.3299	0.2506	24	TM	
67	TM	1-Chlorohexane	0.4647	0.2913	37	TM	
68	TM	1,1,1,2-Tetrachloroethane	0.5566	0.3856	31	TM	
69	TM	m&p-Xylene	0.8304	0.5664	32	TM	
70	TM	o-Xylene	0.8271	0.5792	30	TM	
71	TML	Styrene	1.341	0.9537	29	TML	29
72	S	4-Bromofluorobenzene(S)	0.5621	0.5646	0.45	S	
73	TM	1,3-Dichloropropane	0.5592	0.3800	32	TM	
74	TM	Dibromochloromethane	0.5701	0.3987	30	TM	
75	TM**	Chlorobenzene	1.307	0.8793	33	TM**	
76	TM*	Ethylbenzene	1.983	1.362	31	TM*	
77	TM**	Bromoform	0.4997	0.3240	35	TM**	
78	I	1,4-Dichlorobenzene-D (IS)	ISTD			I	
79	TM	Isopropylbenzene	2.485	1.616	35	TM	
80	TM**L	1,1,2,2-Tetrachloroethane	0.4554	0.2916	36	TM**L	35
		Average			28.6		

VOLATILE ORGANIC ANALYSIS BY
EPA METHOD 8260B

Form 7

Ending Continuing Calibration

Lab Name: APPL, Inc.
Case No:
Matrix: Water

SDG No:
Date Analyzed: 05/25/21
Instrument: Max
Cal. Date: 05/24/21
Data File: 0525M26.D

		Compound	MEAN	CCRF	%D		%Drift	
81	TM	1,2,3-Trichloropropane	0.2123	0.1396	34	TM		
82	TML	t-1,4-Dichloro-2-Butene	0.1137	0.0752	34	TML	37	
83	TM	Bromobenzene	0.8519	0.5962	30	TM		
84	TM	n-Propylbenzene	2.561	1.708	33	TM		
85	TM	4-Ethyltoluene	2.505	1.692	32	TM		
86	TM	2-Chlorotoluene	1.735	1.173	32	TM		
87	TM	1,3,5-Trimethylbenzene	2.267	1.540	32	TM		
88	TM	4-Chlorotoluene	2.118	1.408	34	TM		
89	TM	Tert-Butylbenzene	1.338	0.8728	35	TM		
90	TM	1,2,4-Trimethylbenzene	2.224	1.483	33	TM		
91	TM	Sec-Butylbenzene	2.563	1.711	33	TM		
92	TM	p-Isopropyltoluene	2.557	1.670	35	TM		
93	TM	Benzyl Chloride	0.7888	0.3391	57	TM		*NT
94	TM	1,3-DCB	1.536	1.078	30	TM		
95	TM	1,4-DCB	1.595	1.121	30	TM		
96	TML	n-Butylbenzene	1.718	1.151	33	TML	31	
97	TM	1,2-DCB	1.516	1.041	31	TM		
98	TM	Hexachloroethane	0.4386	0.2682	39	TM		
99	TM	1,2-Dibromo-3-chloropropane	0.1784	0.1165	35	TM		
100	TML	1,2,4-Trichlorobenzene	1.260	0.8108	36	TML	33	
101	TM	Hexachlorobutadiene	0.7419	0.4847	35	TM		
102	TML	Naphthalene	1.131	0.7486	34	TML	31	
103	TML	1,2,3-Trichlorobenzene	1.140	0.7539	34	TML	32	
104								
105								
106								
107								
108								
109								
110								
111								
112								
113								
114								
115								
116								
117								
118								
119								
120								
		Average			34.4			

Quantitation Report (Not Reviewed)

Data File : M:\MAX\DATA\210524\0525M26.D
Acq On : 25 May 21 20:52
Sample : Ending CCV 10ug/L 5/25/21
Misc : IS&S 9/22/20

Vial: 26
Operator: LP,DG,CH
Inst : Max
Multiplr: 1.00

Quant Time: May 26 5:39 2021

Quant Results File: M0524W.RES

Quant Method : M:\MAX\DATA\210524\M0524W.M (RTE Integrator)
Title : METHOD 8260B
Last Update : Tue May 25 13:01:41 2021
Response via : Initial Calibration
DataAcq Meth : M8260

Internal Standards	R.T.	QIon	Response	Conc	Units		Dev(Min)
1) Fluorobenzene (IS)	5.56	96	221015	25.00	ppb		0.00
63) Chlorobenzene-D5 (IS)	8.83	117	332182	25.00	ppb		0.00
78) 1,4-Dichlorobenzene-D (IS)	11.16	152	295754	25.00	ppb		0.00
System Monitoring Compounds							
39) Dibromofluoromethane(S)	4.69	111	47913	22.16	ppb		0.00
Spiked Amount 25.000			Recovery = 88.632%				
44) 1,2-DCA-D4(S)	5.11	65	16608	20.17	ppb		0.00
Spiked Amount 25.000			Recovery = 80.680%				
64) Toluene-D8(S)	7.37	98	163598	23.48	ppb		0.00
Spiked Amount 25.000			Recovery = 93.920%				
72) 4-Bromofluorobenzene(S)	10.02	95	187561	25.11	ppb		0.00
Spiked Amount 25.000			Recovery = 100.448%				
Target Compounds							Qvalue
3) Dichlorodifluoromethane	0.96	85	46030	6.85	ppb		93
4) Freon 114	1.04	85	28730	6.17	ppb		95
5) Chloromethane	1.07	50	30088	7.27	ppb		97
6) Vinyl chloride	1.14	62	26251	6.99	ppb		96
8) Bromomethane	1.34	94	20368	7.73	ppb		94
9) Chloroethane	1.41	64	11682	6.54	ppb		98
10) Dichlorofluoromethane	1.55	67	53999	7.22	ppb		95
11) Trichlorofluoromethane	1.60	101	58149	6.91	ppb		92
13) Acrolein	1.89	56	19216	73.75	ppb	#	80
14) Acetone	2.02	43	35891	39.00	ppb		93
15) Freon-113	2.01	151	29174	6.38	ppb	#	74
16) Acetonitrile	2.24	41	28276	113.91	ppb		98
18) 1,1-DCE	1.98	61	41088	7.05	ppb		97
19) t-Butanol	2.56	59	31270	133.07	ppb	#	75
20) Methyl Acetate	2.33	43	13817	7.17	ppb		98
21) Iodomethane	2.09	142	35891	8.13	ppb		90
22) Acrylonitrile	2.63	53	8447	8.44	ppb		90
24) Methylene chloride	2.40	84	34044	6.66	ppb		94
25) Carbon disulfide	2.14	76	48144	7.09	ppb		99
26) Methyl t-butyl ether (MtBE	2.72	73	97628	6.90	ppb		97
27) Trans-1,2-DCE	2.69	96	32174	7.04	ppb		95
29) Diisopropyl Ether	3.34	45	71909	7.04	ppb		91
30) 1,1-DCA	3.15	63	49975	6.89	ppb		93
31) Vinyl Acetate	3.29	43	6948	5.44	ppb	#	71
32) Ethyl tert Butyl Ether	3.86	59	88628	6.81	ppb	#	87
34) MEK (2-Butanone)	4.03	43	40563	40.06	ppb	#	81
35) Cis-1,2-DCE	3.97	96	37332	7.20	ppb		86
36) 2,2-Dichloropropane	3.95	77	53097	6.04	ppb		97
37) Chloroform	4.47	83	69334	7.07	ppb		91
38) Bromochloromethane	4.30	130	28753	6.92	ppb	#	88
40) 1,1,1-TCA	4.69	97	72467	7.06	ppb		94
41) Cyclohexane	4.78	41	20772	6.73	ppb		82
42) 1,1-Dichloropropene	4.95	75	40711	6.86	ppb		97
43) 2,2,4-Trimethylpentane	5.39	57	63226	6.47	ppb		95
45) Carbon Tetrachloride	4.93	117	66508	6.74	ppb		90
46) Tert Amyl Methyl Ether	5.43	73	90951	6.93	ppb		97
47) 1,2-DCA	5.21	62	58077	6.84	ppb		94
48) Benzene	5.19	78	118362	6.98	ppb	#	94
49) TCE	6.02	95	40910	7.92	ppb		78

(#) = qualifier out of range (m) = manual integration

Quantitation Report (Not Reviewed)

Data File : M:\MAX\DATA\210524\0525M26.D
Acq On : 25 May 21 20:52
Sample : Ending CCV 10ug/L 5/25/21
Misc : IS&S 9/22/20

Vial: 26
Operator: LP,DG,CH
Inst : Max
Multiplr: 1.00

Quant Time: May 26 5:39 2021

Quant Results File: M0524W.RES

Quant Method : M:\MAX\DATA\210524\M0524W.M (RTE Integrator)
Title : METHOD 8260B
Last Update : Tue May 25 13:01:41 2021
Response via : Initial Calibration
DataAcq Meth : M8260

	Compound	R.T.	QIon	Response	Conc	Unit		Qvalue
50)	2-Pentanone	6.26	43	188434	85.62	ppb		99
51)	1,2-Dichloropropane	6.24	63	12768	7.17	ppb	#	87
52)	Bromodichloromethane	6.58	83	55694	6.91	ppb		91
53)	Methyl Cyclohexane	6.23	83	44541	6.57	ppb		95
54)	Dibromomethane	6.37	93	22430	7.37	ppb		73
55)	MIBK (methyl isobutyl ket	7.29	43	95916	34.54	ppb		92
56)	1-Bromo-2-chloroethane	6.89	144	7975	6.67	ppb		86
58)	Cis-1,3-Dichloropropene	7.09	39	29792	6.57	ppb		93
59)	Toluene	7.44	91	150942	6.89	ppb		94
60)	Trans-1,3-Dichloropropene	7.69	75	54003	6.64	ppb		92
61)	1,1,2-TCA	7.86	83	24378	7.45	ppb		94
62)	2-Hexanone	8.17	43	62860	34.27	ppb	#	93
65)	1,2-EDB	8.33	107	36916	7.34	ppb		94
66)	Tetrachloroethene	8.01	164	33296	7.59	ppb		95
67)	1-Chlorohexane	8.90	91	38703	6.27	ppb		96
68)	1,1,1,2-Tetrachloroethane	8.96	131	51230	6.93	ppb		93
69)	m&p-Xylene	9.13	106	150526	13.64	ppb		93
70)	o-Xylene	9.52	106	76955	7.00	ppb		95
71)	Styrene	9.53	104	126727	7.15	ppb		94
73)	1,3-Dichloropropane	8.02	76	50486	6.79	ppb	#	79
74)	Dibromochloromethane	8.24	129	52983	6.99	ppb		99
75)	Chlorobenzene	8.86	112	116841	6.73	ppb		96
76)	Ethylbenzene	9.01	91	181019	6.87	ppb		99
77)	Bromoform	9.67	173	43047	6.48	ppb		91
79)	Isopropylbenzene	9.90	105	191146	6.50	ppb		99
80)	1,1,2,2-Tetrachloroethane	10.18	83	34497	6.51	ppb		93
81)	1,2,3-Trichloropropane	10.20	110	16517	6.58	ppb		97
82)	t-1,4-Dichloro-2-Butene	10.25	53	8894	6.34	ppb	#	73
83)	Bromobenzene	10.15	156	70531	7.00	ppb		95
84)	n-Propylbenzene	10.31	91	202057	6.67	ppb		99
85)	4-Ethyltoluene	10.43	105	200164	6.76	ppb		99
86)	2-Chlorotoluene	10.37	91	138713	6.76	ppb		98
87)	1,3,5-Trimethylbenzene	10.50	105	182150	6.79	ppb		100
88)	4-Chlorotoluene	10.47	91	166591	6.65	ppb		97
89)	Tert-Butylbenzene	10.81	119	103248	6.52	ppb		97
90)	1,2,4-Trimethylbenzene	10.86	105	175450	6.67	ppb		99
91)	Sec-Butylbenzene	11.03	105	202395	6.67	ppb		95
92)	p-Isopropyltoluene	11.19	119	197578	6.53	ppb		94
93)	Benzyl Chloride	11.33	91	40117	4.30	ppb		98
94)	1,3-DCB	11.10	146	127493	7.02	ppb		97
95)	1,4-DCB	11.19	146	132638	7.03	ppb		95
96)	n-Butylbenzene	11.59	91	136145	6.89	ppb		94
97)	1,2-DCB	11.55	146	123174	6.87	ppb	#	92
98)	Hexachloroethane	11.81	117	31731	6.12	ppb		95
99)	1,2-Dibromo-3-chloropropan	12.31	157	13785	6.53	ppb	#	89
100)	1,2,4-Trichlorobenzene	13.15	180	95923	6.68	ppb		88
101)	Hexachlorobutadiene	13.35	225	57335	6.53	ppb		94
102)	Naphthalene	13.37	128	88560	6.92	ppb		98
103)	1,2,3-Trichlorobenzene	13.62	180	89185	6.81	ppb		88

(#) = qualifier out of range (m) = manual integration

Quantitation Report

Data File : M:\MAX\DATA\210524\0525M26.D
Acq On : 25 May 21 20:52
Sample : Ending CCV 10ug/L 5/25/21
Misc : IS&S 9/22/20

Vial: 26
Operator: LP,DG,CH
Inst : Max
Multiplr: 1.00

Quant Time: May 26 5:39 2021

Quant Results File: M0524W.RES

Method : M:\MAX\DATA\210524\M0524W.M (RTE Integrator)
Title : METHOD 8260B
Last Update : Tue May 25 13:01:41 2021
Response via : Initial Calibration



ORGANICS

Raw Data

Quantitation Report (QT Reviewed)

Data File : M:\MAX\DATA\210524\0525M09.D
Acq On : 25 May 21 12:56
Sample : BA32946W01
Misc : IS&S 9/22/20

Vial: 9
Operator: LP,DG,CH
Inst : Max
Multiplr: 1.00

Quant Time: May 26 6:12 2021

Quant Results File: M0524W.RES

Quant Method : M:\MAX\DATA\210524\M0524W.M (RTE Integrator)
Title : METHOD 8260B
Last Update : Tue May 25 13:01:41 2021
Response via : Initial Calibration
DataAcq Meth : M8260

Internal Standards	R.T.	QIon	Response	Conc Units	Dev(Min)
1) Fluorobenzene (IS)	5.56	96	162492	25.00 ppb	0.00
63) Chlorobenzene-D5 (IS)	8.84	117	238264	25.00 ppb	0.00
78) 1,4-Dichlorobenzene-D (IS)	11.17	152	212665	25.00 ppb	0.00
System Monitoring Compounds					
39) Dibromofluoromethane(S)	4.69	111	39745	25.00 ppb	0.00
Spiked Amount 25.000			Recovery	= 100.004%	
44) 1,2-DCA-D4(S)	5.11	65	15358	25.08 ppb	0.00
Spiked Amount 25.000			Recovery	= 100.304%	
64) Toluene-D8(S)	7.37	98	121046	24.22 ppb	0.00
Spiked Amount 25.000			Recovery	= 96.884%	
72) 4-Bromofluorobenzene(S)	10.02	95	133559	24.93 ppb	0.00
Spiked Amount 25.000			Recovery	= 99.724%	

Target Compounds Qvalue

(#) = qualifier out of range (m) = manual integration

Quantitation Report

Data File : M:\MAX\DATA\210524\0525M09.D
Acq On : 25 May 21 12:56
Sample : BA32946W01
Misc : IS&S 9/22/20

Vial: 9
Operator: LP,DG,CH
Inst : Max
Multiplr: 1.00

Quant Time: May 26 6:12 2021

Quant Results File: M0524W.RES

Method : M:\MAX\DATA\210524\M0524W.M (RTE Integrator)
Title : METHOD 8260B
Last Update : Tue May 25 13:01:41 2021
Response via : Initial Calibration



Quantitation Report (QT Reviewed)

Data File : M:\MAX\DATA\210524\0525M10.D
Acq On : 25 May 21 13:24
Sample : BA32947W01
Misc : IS&S 9/22/20

Vial: 10
Operator: LP,DG,CH
Inst : Max
Multiplr: 1.00

Quant Time: May 26 6:14 2021

Quant Results File: M0524W.RES

Quant Method : M:\MAX\DATA\210524\M0524W.M (RTE Integrator)
Title : METHOD 8260B
Last Update : Tue May 25 13:01:41 2021
Response via : Initial Calibration
DataAcq Meth : M8260

Internal Standards	R.T.	QIon	Response	Conc Units	Dev(Min)
1) Fluorobenzene (IS)	5.57	96	161525	25.00 ppb	0.00
63) Chlorobenzene-D5 (IS)	8.84	117	244061	25.00 ppb	0.00
78) 1,4-Dichlorobenzene-D (IS)	11.17	152	214901	25.00 ppb	0.00
System Monitoring Compounds					
39) Dibromofluoromethane(S)	4.69	111	41576	26.31 ppb	0.00
Spiked Amount 25.000			Recovery	= 105.236%	
44) 1,2-DCA-D4(S)	5.11	65	14680	24.16 ppb	0.00
Spiked Amount 25.000			Recovery	= 96.628%	
64) Toluene-D8(S)	7.37	98	120686	23.58 ppb	0.00
Spiked Amount 25.000			Recovery	= 94.304%	
72) 4-Bromofluorobenzene(S)	10.02	95	137937	25.14 ppb	0.00
Spiked Amount 25.000			Recovery	= 100.544%	

Target Compounds Qvalue

(#) = qualifier out of range (m) = manual integration

Quantitation Report

Data File : M:\MAX\DATA\210524\0525M10.D
Acq On : 25 May 21 13:24
Sample : BA32947W01
Misc : IS&S 9/22/20

Vial: 10
Operator: LP,DG,CH
Inst : Max
Multiplr: 1.00

Quant Time: May 26 6:14 2021

Quant Results File: M0524W.RES

Method : M:\MAX\DATA\210524\M0524W.M (RTE Integrator)
Title : METHOD 8260B
Last Update : Tue May 25 13:01:41 2021
Response via : Initial Calibration

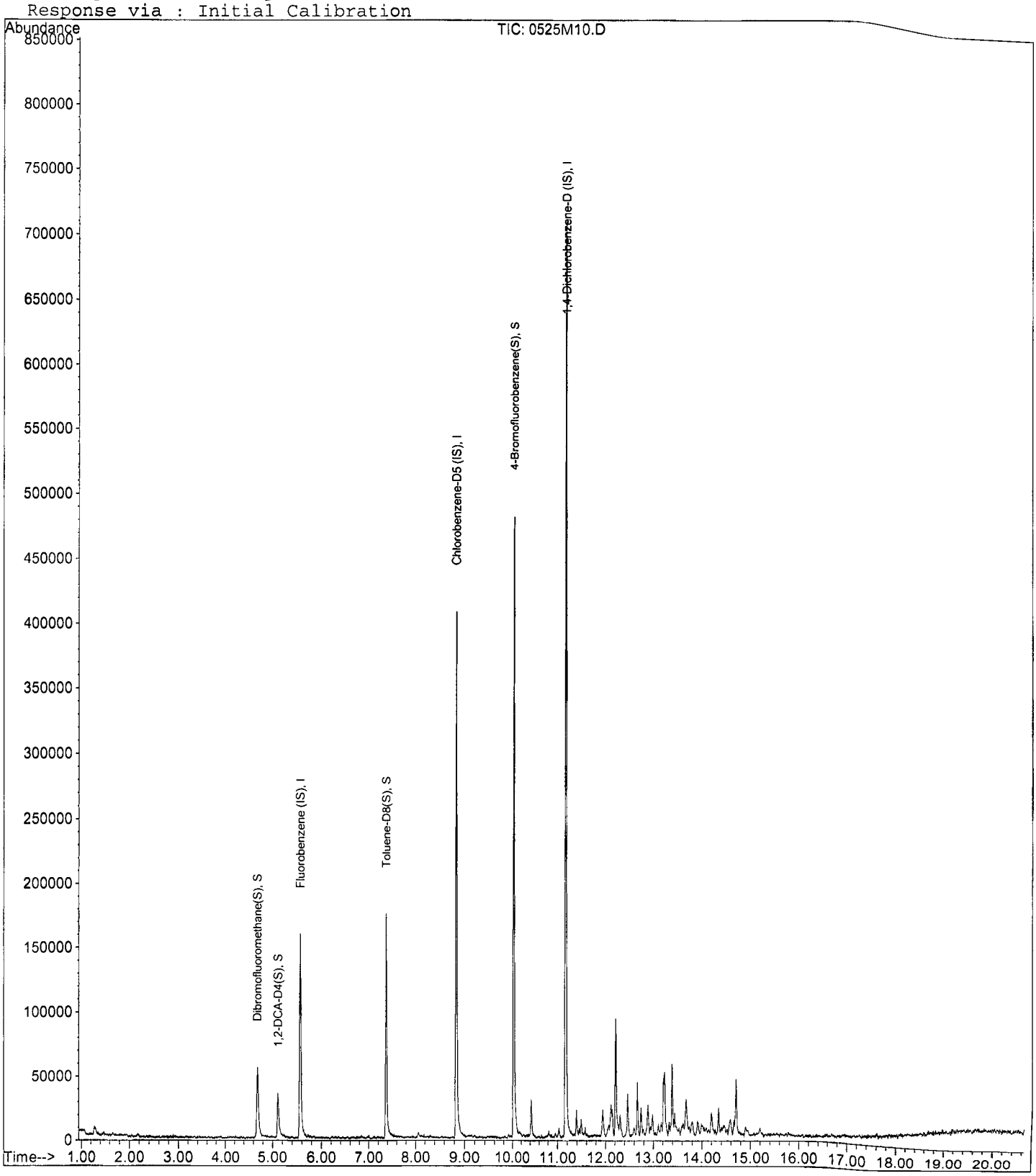

Quantitation Report (QT Reviewed)

Data File : M:\MAX\DATA\210524\0525M08.D
Acq On : 25 May 21 12:28
Sample : 210525A BLK
Misc : IS&S 9/22/20

Vial: 8
Operator: LP,DG,CH
Inst : Max
Multiplr: 1.00

Quant Time: May 26 5:50 2021

Quant Results File: M0524W.RES

Quant Method : M:\MAX\DATA\210524\M0524W.M (RTE Integrator)
Title : METHOD 8260B
Last Update : Tue May 25 13:01:41 2021
Response via : Initial Calibration
DataAcq Meth : M8260

Internal Standards	R.T.	QIon	Response	Conc Units	Dev(Min)
1) Fluorobenzene (IS)	5.57	96	158176	25.00 ppb	0.00
63) Chlorobenzene-D5 (IS)	8.84	117	238095	25.00 ppb	0.00
78) 1,4-Dichlorobenzene-D (IS)	11.17	152	200136	25.00 ppb	0.00
System Monitoring Compounds					
39) Dibromofluoromethane(S)	4.69	111	41393	26.75 ppb	0.00
Spiked Amount 25.000			Recovery	= 106.992%	
44) 1,2-DCA-D4(S)	5.11	65	13491	22.74 ppb	0.00
Spiked Amount 25.000			Recovery	= 90.960%	
64) Toluene-D8(S)	7.37	98	121894	24.41 ppb	0.00
Spiked Amount 25.000			Recovery	= 97.632%	
72) 4-Bromofluorobenzene(S)	10.02	95	131589	24.58 ppb	0.00
Spiked Amount 25.000			Recovery	= 98.324%	

Target Compounds Qvalue

(#) = qualifier out of range (m) = manual integration
0525M08.D M0524W.M Wed May 26 05:51:59 2021

Quantitation Report

Data File : M:\MAX\DATA\210524\0525M08.D
Acq On : 25 May 21 12:28
Sample : 210525A BLK
Misc : IS&S 9/22/20

Vial: 8
Operator: LP,DG,CH
Inst : Max
Multiplr: 1.00

Quant Time: May 26 5:50 2021

Quant Results File: M0524W.RES

Method : M:\MAX\DATA\210524\M0524W.M (RTE Integrator)
Title : METHOD 8260B
Last Update : Tue May 25 13:01:41 2021
Response via : Initial Calibration



Quantitation Report (Not Reviewed)

Data File : M:\MAX\DATA\210524\0525M03.D
Acq On : 25 May 21 10:09
Sample : 210525A CCV/LCS 10ug/L
Misc : IS&S 9/22/20

Vial: 3
Operator: LP,DG,CH
Inst : Max
Multiplr: 1.00

Quant Time: May 26 5:39 2021

Quant Results File: M0524W.RES

Quant Method : M:\MAX\DATA\210524\M0524W.M (RTE Integrator)
Title : METHOD 8260B
Last Update : Tue May 25 13:01:41 2021
Response via : Initial Calibration
DataAcq Meth : M8260

Internal Standards	R.T.	QIon	Response	Conc	Units		Dev(Min)
1) Fluorobenzene (IS)	5.56	96	157476	25.00	ppb		0.00
63) Chlorobenzene-D5 (IS)	8.84	117	229043	25.00	ppb		0.00
78) 1,4-Dichlorobenzene-D (IS)	11.17	152	206574	25.00	ppb		0.00
System Monitoring Compounds							
39) Dibromofluoromethane(S)	4.69	111	36556	23.73	ppb		0.00
Spiked Amount 25.000			Recovery	=	94.908%		
44) 1,2-DCA-D4(S)	5.11	65	13701	23.17	ppb		0.00
Spiked Amount 25.000			Recovery	=	92.696%		
64) Toluene-D8(S)	7.37	98	118402	24.65	ppb		0.00
Spiked Amount 25.000			Recovery	=	98.584%		
72) 4-Bromofluorobenzene(S)	10.02	95	132850	25.80	ppb		0.00
Spiked Amount 25.000			Recovery	=	103.188%		
Target Compounds							Qvalue
3) Dichlorodifluoromethane	0.96	85	42020	8.78	ppb		94
4) Freon 114	1.04	85	28253	8.52	ppb		92
5) Chloromethane	1.07	50	26351	8.94	ppb		99
6) Vinyl chloride	1.14	62	23810	8.90	ppb		97
8) Bromomethane	1.34	94	17048	9.08	ppb		95
9) Chloroethane	1.41	64	11958	9.40	ppb		91
10) Dichlorofluoromethane	1.55	67	50287	9.44	ppb		96
11) Trichlorofluoromethane	1.60	101	52967	8.83	ppb		91
13) Acrolein	1.89	56	22136	119.23	ppb	#	80
14) Acetone	2.02	43	38108	58.11	ppb		90
15) Freon-113	2.01	151	29832	9.16	ppb		98
16) Acetonitrile	2.24	41	28176	159.31	ppb		97
18) 1,1-DCE	1.98	61	36919	8.89	ppb		96
19) t-Butanol	2.56	59	29062	173.57	ppb	#	68
20) Methyl Acetate	2.33	43	13897	9.71	ppb		93
21) Iodomethane	2.09	142	33231	9.50	ppb		91
22) Acrylonitrile	2.64	53	7348	9.90	ppb	#	70
24) Methylene chloride	2.40	84	31424	8.63	ppb		97
25) Carbon disulfide	2.14	76	43992	9.09	ppb		98
26) Methyl t-butyl ether (MtBE	2.72	73	96484	9.57	ppb		100
27) Trans-1,2-DCE	2.69	96	31314	9.62	ppb		95
29) Diisopropyl Ether	3.34	45	68606	9.43	ppb		97
30) 1,1-DCA	3.14	63	47164	9.13	ppb		98
31) Vinyl Acetate	3.29	43	12552	9.36	ppb	#	71
32) Ethyl tert Butyl Ether	3.86	59	86837	9.36	ppb		94
34) MEK (2-Butanone)	4.03	43	42569	56.84	ppb		97
35) Cis-1,2-DCE	3.96	96	35104	9.50	ppb	#	82
36) 2,2-Dichloropropane	3.95	77	61315	9.79	ppb	#	86
37) Chloroform	4.47	83	64568	9.24	ppb		85
38) Bromochloromethane	4.31	130	27821	9.39	ppb		93
40) 1,1,1-TCA	4.69	97	70710	9.66	ppb		92
41) Cyclohexane	4.78	41	20995	9.55	ppb		80
42) 1,1-Dichloropropene	4.94	75	38793	9.18	ppb		99
43) 2,2,4-Trimethylpentane	5.39	57	64247	9.23	ppb		95
45) Carbon Tetrachloride	4.93	117	65693	9.35	ppb		94
46) Tert Amyl Methyl Ether	5.43	73	83356	8.92	ppb	#	97
47) 1,2-DCA	5.21	62	58292	9.64	ppb		97
48) Benzene	5.19	78	114396	9.47	ppb		98
49) TCE	6.01	95	34035	9.25	ppb		88

(#) = qualifier out of range (m) = manual integration

Quantitation Report (Not Reviewed)

Data File : M:\MAX\DATA\210524\0525M03.D
Acq On : 25 May 21 10:09
Sample : 210525A CCV/LCS 10ug/L
Misc : IS&S 9/22/20

Vial: 3
Operator: LP,DG,CH
Inst : Max
Multiplr: 1.00

Quant Time: May 26 5:39 2021

Quant Results File: M0524W.RES

Quant Method : M:\MAX\DATA\210524\M0524W.M (RTE Integrator)
Title : METHOD 8260B
Last Update : Tue May 25 13:01:41 2021
Response via : Initial Calibration
DataAcq Meth : M8260

	Compound	R.T.	QIon	Response	Conc	Unit		Qvalue
50)	2-Pentanone	6.26	43	196942	125.60	ppb		99
51)	1,2-Dichloropropane	6.24	63	11124	8.43	ppb	#	86
52)	Bromodichloromethane	6.58	83	54401	9.48	ppb		86
53)	Methyl Cyclohexane	6.24	83	39972	8.28	ppb		80
54)	Dibromomethane	6.36	93	20471	9.44	ppb		91
55)	MIBK (methyl isobutyl ket	7.29	43	99867	50.48	ppb		96
56)	1-Bromo-2-chloroethane	6.89	144	7821	9.18	ppb		92
58)	Cis-1,3-Dichloropropene	7.09	39	28363	8.78	ppb		83
59)	Toluene	7.44	91	143431	9.19	ppb		98
60)	Trans-1,3-Dichloropropene	7.69	75	51019	8.81	ppb		96
61)	1,1,2-TCA	7.86	83	23037	9.88	ppb		96
62)	2-Hexanone	8.17	43	64663	49.47	ppb		95
65)	1,2-EDB	8.33	107	32974	9.51	ppb		94
66)	Tetrachloroethene	8.01	164	29264	9.68	ppb		89
67)	1-Chlorohexane	8.90	91	38330	9.00	ppb		93
68)	1,1,1,2-Tetrachloroethane	8.96	131	48068	9.43	ppb		95
69)	m&p-Xylene	9.13	106	148182	19.48	ppb		99
70)	o-Xylene	9.52	106	69201	9.13	ppb		100
71)	Styrene	9.53	104	117092	9.10	ppb		97
73)	1,3-Dichloropropane	8.02	76	50175	9.79	ppb		88
74)	Dibromochloromethane	8.24	129	51498	9.86	ppb		99
75)	Chlorobenzene	8.86	112	110502	9.23	ppb		96
76)	Ethylbenzene	9.01	91	174723	9.62	ppb		94
77)	Bromoform	9.67	173	41362	9.03	ppb		99
79)	Isopropylbenzene	9.90	105	186196	9.07	ppb		98
80)	1,1,2,2-Tetrachloroethane	10.18	83	35516	9.37	ppb		88
81)	1,2,3-Trichloropropane	10.20	110	16847	9.61	ppb	#	80
82)	t-1,4-Dichloro-2-Butene	10.25	53	8998	9.05	ppb		77
83)	Bromobenzene	10.15	156	67045	9.52	ppb		96
84)	n-Propylbenzene	10.31	91	197700	9.34	ppb		97
85)	4-Ethyltoluene	10.43	105	194905	9.42	ppb		96
86)	2-Chlorotoluene	10.36	91	136198	9.50	ppb		99
87)	1,3,5-Trimethylbenzene	10.50	105	181014	9.66	ppb		93
88)	4-Chlorotoluene	10.47	91	163133	9.32	ppb		99
89)	Tert-Butylbenzene	10.81	119	99440	9.00	ppb		98
90)	1,2,4-Trimethylbenzene	10.86	105	165580	9.01	ppb		97
91)	Sec-Butylbenzene	11.03	105	191486	9.04	ppb		99
92)	p-Isopropyltoluene	11.19	119	191853	9.08	ppb		96
93)	Benzyl Chloride	11.33	91	62473	9.58	ppb		95
94)	1,3-DCB	11.10	146	121002	9.53	ppb		99
95)	1,4-DCB	11.19	146	123819	9.40	ppb		98
96)	n-Butylbenzene	11.59	91	134207	9.10	ppb		95
97)	1,2-DCB	11.55	146	119953	9.57	ppb		94
98)	Hexachloroethane	11.81	117	32017	8.84	ppb		99
99)	1,2-Dibromo-3-chloropropan	12.31	157	13439	9.12	ppb		95
100)	1,2,4-Trichlorobenzene	13.14	180	90070	8.55	ppb		84
101)	Hexachlorobutadiene	13.35	225	61998	10.11	ppb		92
102)	Naphthalene	13.37	128	86576	8.76	ppb		100
103)	1,2,3-Trichlorobenzene	13.62	180	88806	9.15	ppb		93

(#) = qualifier out of range (m) = manual integration

Quantitation Report

Data File : M:\MAX\DATA\210524\0525M03.D
Acq On : 25 May 21 10:09
Sample : 210525A CCV/LCS 10ug/L
Misc : IS&S 9/22/20

Vial: 3
Operator: LP,DG,CH
Inst : Max
Multiplr: 1.00

Quant Time: May 26 5:39 2021

Quant Results File: M0524W.RES

Method : M:\MAX\DATA\210524\M0524W.M (RTE Integrator)
Title : METHOD 8260B
Last Update : Tue May 25 13:01:41 2021
Response via : Initial Calibration

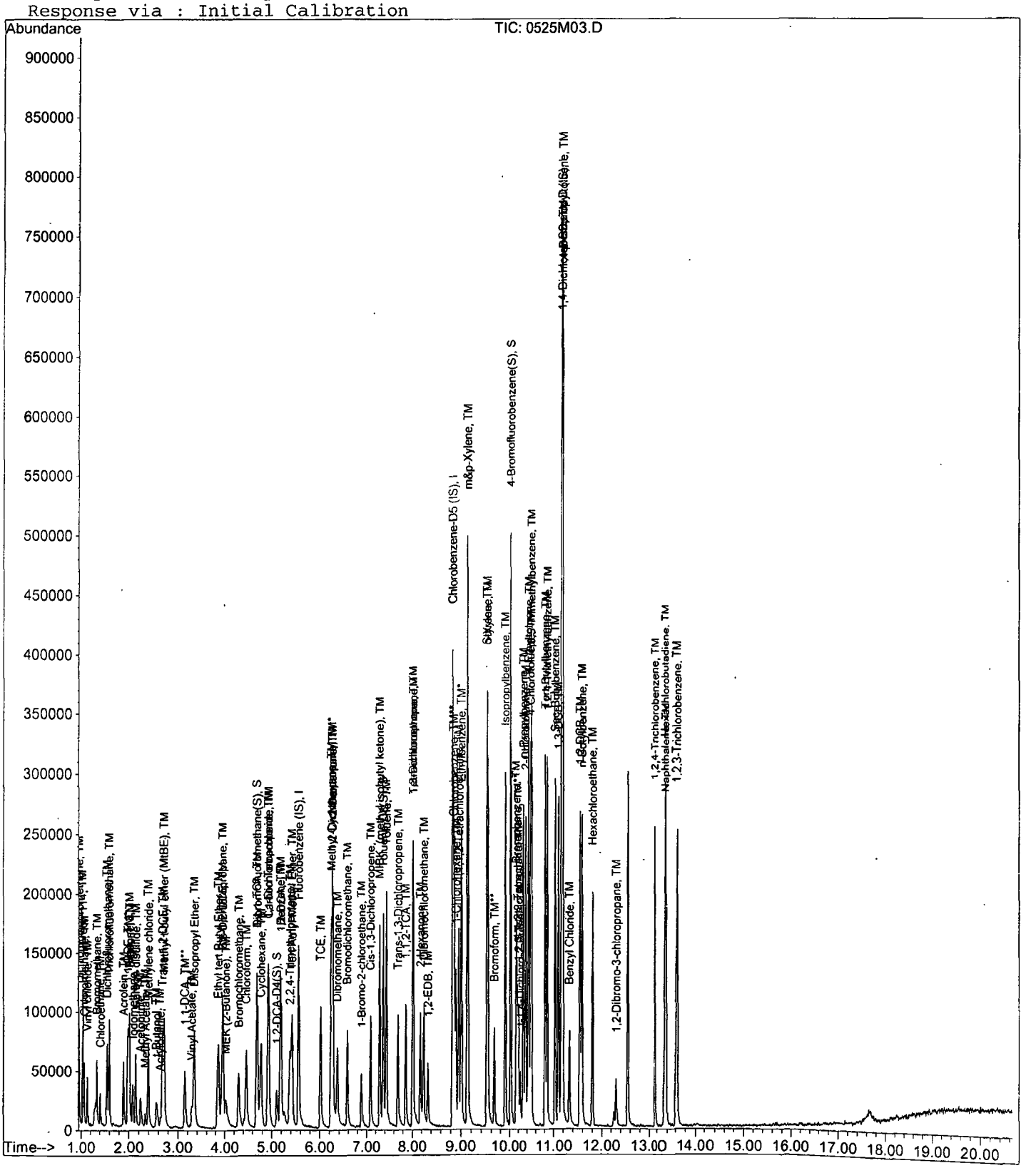

Quantitation Report (Not Reviewed)

Data File : M:\MAX\DATA\210524\0525M04.D
Acq On : 25 May 21 10:37
Sample : 210525A LCSD 10ug/L
Misc : IS&S 9/22/20

Vial: 4
Operator: LP,DG,CH
Inst : Max
Multiplr: 1.00

Quant Time: May 26 5:39 2021

Quant Results File: M0524W.RES

Quant Method : M:\MAX\DATA\210524\M0524W.M (RTE Integrator)
Title : METHOD 8260B
Last Update : Tue May 25 13:01:41 2021
Response via : Initial Calibration
DataAcq Meth : M8260

Internal Standards	R.T.	QIon	Response	Conc	Units		Dev(Min)
1) Fluorobenzene (IS)	5.56	96	154741	25.00	ppb		0.00
63) Chlorobenzene-D5 (IS)	8.83	117	244719	25.00	ppb		0.00
78) 1,4-Dichlorobenzene-D (IS)	11.16	152	221329	25.00	ppb		0.00
System Monitoring Compounds							
39) Dibromofluoromethane(S)	4.69	111	38397	25.36	ppb		0.00
Spiked Amount 25.000			Recovery	=	101.448%		
44) 1,2-DCA-D4(S)	5.11	65	14174	24.34	ppb		0.00
Spiked Amount 25.000			Recovery	=	97.348%		
64) Toluene-D8(S)	7.37	98	124803	24.31	ppb		0.00
Spiked Amount 25.000			Recovery	=	97.256%		
72) 4-Bromofluorobenzene(S)	10.03	95	141163	25.66	ppb		0.00
Spiked Amount 25.000			Recovery	=	102.620%		
Target Compounds							Qvalue
3) Dichlorodifluoromethane	0.96	85	42784	9.10	ppb	#	86
4) Freon 114	1.04	85	32323	9.91	ppb		93
5) Chloromethane	1.07	50	27627	9.54	ppb		97
6) Vinyl chloride	1.14	62	25930	9.86	ppb		99
8) Bromomethane	1.34	94	20656	11.20	ppb		91
9) Chloroethane	1.42	64	12079	9.66	ppb	#	86
10) Dichlorofluoromethane	1.55	67	51347	9.81	ppb		91
11) Trichlorofluoromethane	1.60	101	57729	9.80	ppb		97
13) Acrolein	1.89	56	21288	116.69	ppb		85
14) Acetone	2.02	43	37927	58.86	ppb		94
15) Freon-113	2.01	151	30067	9.39	ppb	#	82
16) Acetonitrile	2.24	41	26807	154.25	ppb	#	89
18) 1,1-DCE	1.98	61	40295	9.88	ppb		96
19) t-Butanol	2.57	59	27939	169.81	ppb	#	78
20) Methyl Acetate	2.33	43	13515	9.62	ppb	#	80
21) Iodomethane	2.09	142	33907	9.73	ppb		94
22) Acrylonitrile	2.64	53	7152	9.82	ppb	#	49
24) Methylene chloride	2.40	84	33386	9.33	ppb		86
25) Carbon disulfide	2.14	76	46056	9.68	ppb		97
26) Methyl t-butyl ether (MtBE	2.72	73	96353	9.73	ppb		96
27) Trans-1,2-DCE	2.69	96	31258	9.77	ppb		93
29) Diisopropyl Ether	3.34	45	72498	10.14	ppb		96
30) 1,1-DCA	3.15	63	50297	9.91	ppb		92
31) Vinyl Acetate	3.28	43	12495	9.44	ppb	#	84
32) Ethyl tert Butyl Ether	3.85	59	84437	9.26	ppb		90
34) MEK (2-Butanone)	4.02	43	42146	57.24	ppb		94
35) Cis-1,2-DCE	3.97	96	35398	9.75	ppb		89
36) 2,2-Dichloropropane	3.95	77	59491	9.66	ppb		99
37) Chloroform	4.46	83	66877	9.74	ppb		87
38) Bromochloromethane	4.30	130	27288	9.37	ppb		98
40) 1,1,1-TCA	4.70	97	71676	9.97	ppb		92
41) Cyclohexane	4.78	41	19219	8.90	ppb		97
42) 1,1-Dichloropropene	4.94	75	39435	9.49	ppb		96
43) 2,2,4-Trimethylpentane	5.39	57	69652	10.18	ppb		98
45) Carbon Tetrachloride	4.93	117	65140	9.43	ppb		93
46) Tert Amyl Methyl Ether	5.43	73	84230	9.17	ppb		96
47) 1,2-DCA	5.21	62	56817	9.56	ppb		96
48) Benzene	5.19	78	119289	10.05	ppb	#	93
49) TCE	6.02	95	35567	9.83	ppb		89

(#) = qualifier out of range (m) = manual integration
0525M04.D M0524W.M Wed May 26 05:51:56 2021

Quantitation Report (Not Reviewed)

Data File : M:\MAX\DATA\210524\0525M04.D
Acq On : 25 May 21 10:37
Sample : 210525A LCSD 10ug/L
Misc : IS&S 9/22/20

Vial: 4
Operator: LP,DG,CH
Inst : Max
Multiplr: 1.00

Quant Time: May 26 5:39 2021

Quant Results File: M0524W.RES

Quant Method : M:\MAX\DATA\210524\M0524W.M (RTE Integrator)
Title : METHOD 8260B
Last Update : Tue May 25 13:01:41 2021
Response via : Initial Calibration
DataAcq Meth : M8260

	Compound	R.T.	QIon	Response	Conc	Unit		Qvalue
50)	2-Pentanone	6.27	43	199143	129.25	ppb		94
51)	1,2-Dichloropropane	6.24	63	12371	9.34	ppb	#	93
52)	Bromodichloromethane	6.58	83	53331	9.46	ppb		95
53)	Methyl Cyclohexane	6.23	83	44501	9.38	ppb		87
54)	Dibromomethane	6.37	93	21631	10.15	ppb		81
55)	MIBK (methyl isobutyl ket	7.29	43	95482	49.11	ppb		98
56)	1-Bromo-2-chloroethane	6.89	144	7777	9.29	ppb		89
58)	Cis-1,3-Dichloropropene	7.09	39	30437	9.59	ppb		99
59)	Toluene	7.44	91	149194	9.72	ppb		95
60)	Trans-1,3-Dichloropropene	7.69	75	49867	8.76	ppb		94
61)	1,1,2-TCA	7.86	83	20761	9.06	ppb	#	68
62)	2-Hexanone	8.17	43	68176	53.08	ppb	#	90
65)	1,2-EDB	8.34	107	32956	8.90	ppb		96
66)	Tetrachloroethene	8.01	164	29328	9.08	ppb		89
67)	1-Chlorohexane	8.90	91	38263	8.41	ppb		94
68)	1,1,1,2-Tetrachloroethane	8.96	131	49161	9.02	ppb		99
69)	m&p-Xylene	9.13	106	148997	18.33	ppb		92
70)	o-Xylene	9.52	106	75661	9.35	ppb		89
71)	Styrene	9.53	104	125745	9.14	ppb		97
73)	1,3-Dichloropropane	8.02	76	45069	8.23	ppb	#	83
74)	Dibromochloromethane	8.24	129	49865	8.94	ppb		100
75)	Chlorobenzene	8.87	112	111910	8.75	ppb		96
76)	Ethylbenzene	9.01	91	184363	9.50	ppb		99
77)	Bromoform	9.67	173	41438	8.47	ppb		89
79)	Isopropylbenzene	9.90	105	193980	8.82	ppb		97
80)	1,1,2,2-Tetrachloroethane	10.18	83	36424	8.99	ppb		87
81)	1,2,3-Trichloropropane	10.20	110	16576	8.82	ppb		93
82)	t-1,4-Dichloro-2-Butene	10.25	53	7250	6.88	ppb		90
83)	Bromobenzene	10.15	156	69342	9.19	ppb		100
84)	n-Propylbenzene	10.31	91	203894	8.99	ppb		99
85)	4-Ethyltoluene	10.43	105	195267	8.81	ppb		99
86)	2-Chlorotoluene	10.37	91	138511	9.02	ppb		99
87)	1,3,5-Trimethylbenzene	10.50	105	177313	8.83	ppb		96
88)	4-Chlorotoluene	10.48	91	169503	9.04	ppb		100
89)	Tert-Butylbenzene	10.81	119	101144	8.54	ppb		99
90)	1,2,4-Trimethylbenzene	10.86	105	177744	9.03	ppb		98
91)	Sec-Butylbenzene	11.03	105	205952	9.08	ppb		98
92)	p-Isopropyltoluene	11.19	119	199701	8.82	ppb		95
93)	Benzyl Chloride	11.33	91	59038	8.45	ppb		94
94)	1,3-DCB	11.10	146	118100	8.68	ppb		98
95)	1,4-DCB	11.19	146	127711	9.05	ppb		96
96)	n-Butylbenzene	11.59	91	139831	8.89	ppb		93
97)	1,2-DCB	11.55	146	119500	8.90	ppb		93
98)	Hexachloroethane	11.81	117	31987	8.24	ppb		95
99)	1,2-Dibromo-3-chloropropan	12.31	157	11608	7.35	ppb		93
100)	1,2,4-Trichlorobenzene	13.15	180	96394	8.54	ppb		90
101)	Hexachlorobutadiene	13.35	225	59378	9.04	ppb		98
102)	Naphthalene	13.37	128	88792	8.49	ppb		93
103)	1,2,3-Trichlorobenzene	13.61	180	90818	8.79	ppb		87

(#) = qualifier out of range (m) = manual integration

Quantitation Report

Data File : M:\MAX\DATA\210524\0525M04.D
Acq On : 25 May 21 10:37
Sample : 210525A LCSD 10ug/L
Misc : IS&S 9/22/20

Vial: 4
Operator: LP,DG,CH
Inst : Max
Multiplr: 1.00

Quant Time: May 26 5:39 2021

Quant Results File: M0524W.RES

Method : M:\MAX\DATA\210524\M0524W.M (RTE Integrator)
Title : METHOD 8260B
Last Update : Tue May 25 13:01:41 2021
Response via : Initial Calibration

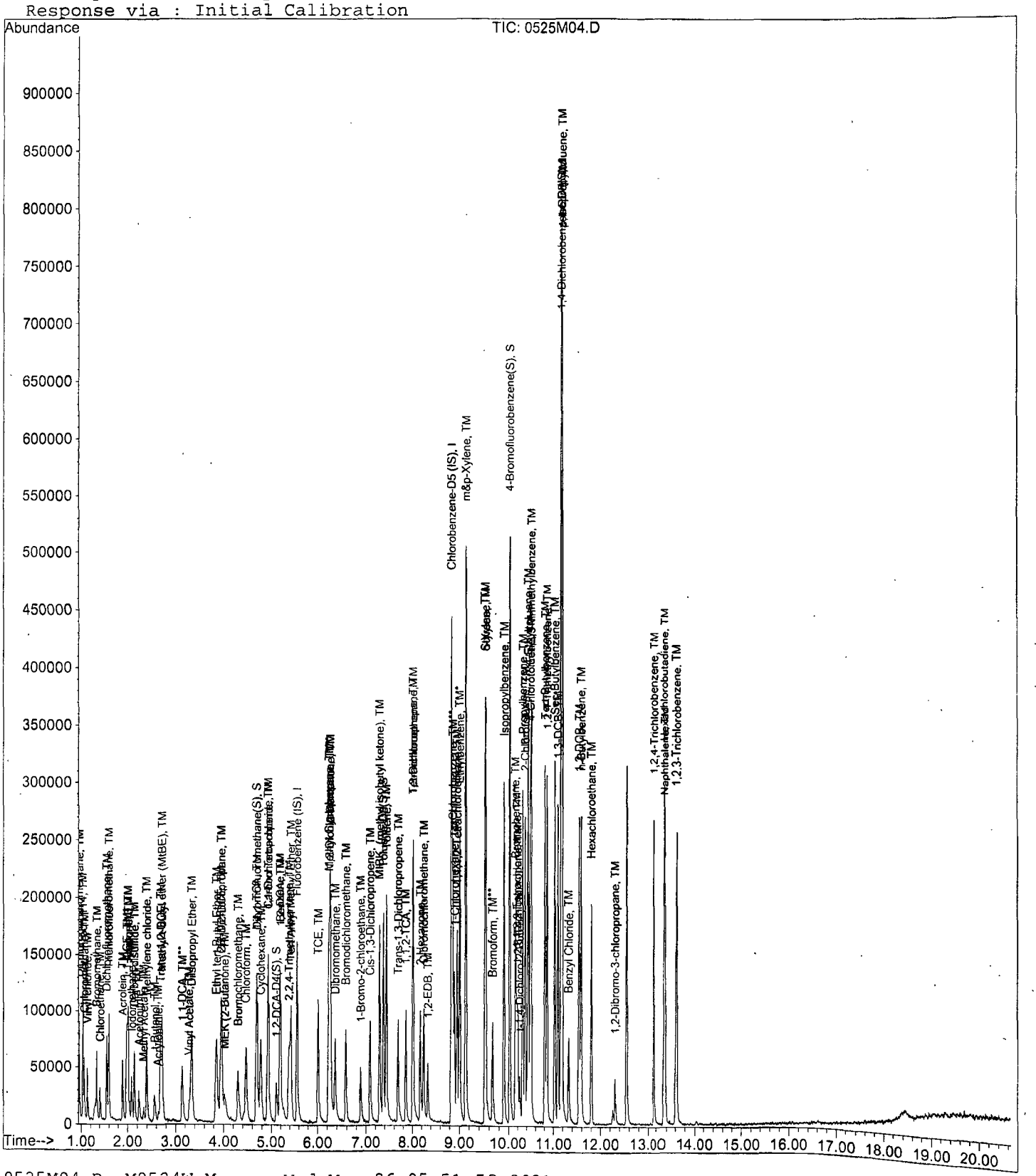
Abundance
TIC: 0525M04.D
900000
850000
800000
750000
700000
650000
600000
550000
500000
450000
400000
350000
300000
250000
200000
150000
100000
50000
0
Time-->
1.00
2.00
3.00
4.00
5.00
6.00
7.00
8.00
9.00
10.00
11.00
12.00
13.00
14.00
15.00
16.00
17.00
18.00
19.00
20.00
Chlorobenzene-D5 (IS), I
m&p-Xylene, TM
4-Bromofluorobenzene(S), S
Isopropylbenzene, TM
Bromoform, TM**
Benzyl Chloride, TM
Hexachloroethane, TM
1,2-Dibromo-3-chloropropane, TM
1,2,4-Trichlorobenzene, TM
1,2,3-Trichlorobenzene, TM
TCE, TM
Dibromomethane, TM
Bromodichloromethane, TM
1-Bromo-2-chloroethane, TM
Cis-1,3-Dichloropropene, TM
Trans-1,3-Dichloropropene, TM
1,2-DCA-D4(S), S
2,2,4-Trimethylpentane (IS), I
Chloroform, TM
Cyclohexane, TM
Bromochloromethane, TM
Ethyl tert-Butyl Ether, TM
Isopropyl Ether, TM
Vinyl Acetate, TM**
Methyl Acetate, TM
Methylene chloride, TM
Acrolein, TM
Chloroethane, TM
Bromomethane, TM
Chloromethane, TM
Vinyl Chloride, TM
Acetone, TM
Methyl tert-Butyl Ether (MtBE), TM
Acrylonitrile, TM
Carbon Disulfide, TM
Iodomethane, TM
Allyl Chloride, TM
Acetonitrile, TM
Propionitrile, TM
Methacrylonitrile, TM
Methyl Methacrylate

BFB

Data File : M:\MAX\DATA\210524\0520M00.D
Acq On : 24 May 21 10:27
Sample : 25ug/L BFB STD 3/23/21
Misc : 2ul

Vial: 1
Operator: LP,DG,CH
Inst : Max
Multiplr: 1.00

Method : M:\THOR\DATA\210519\T0519W.M (RTE Integrator)
Title : METHOD 8260B

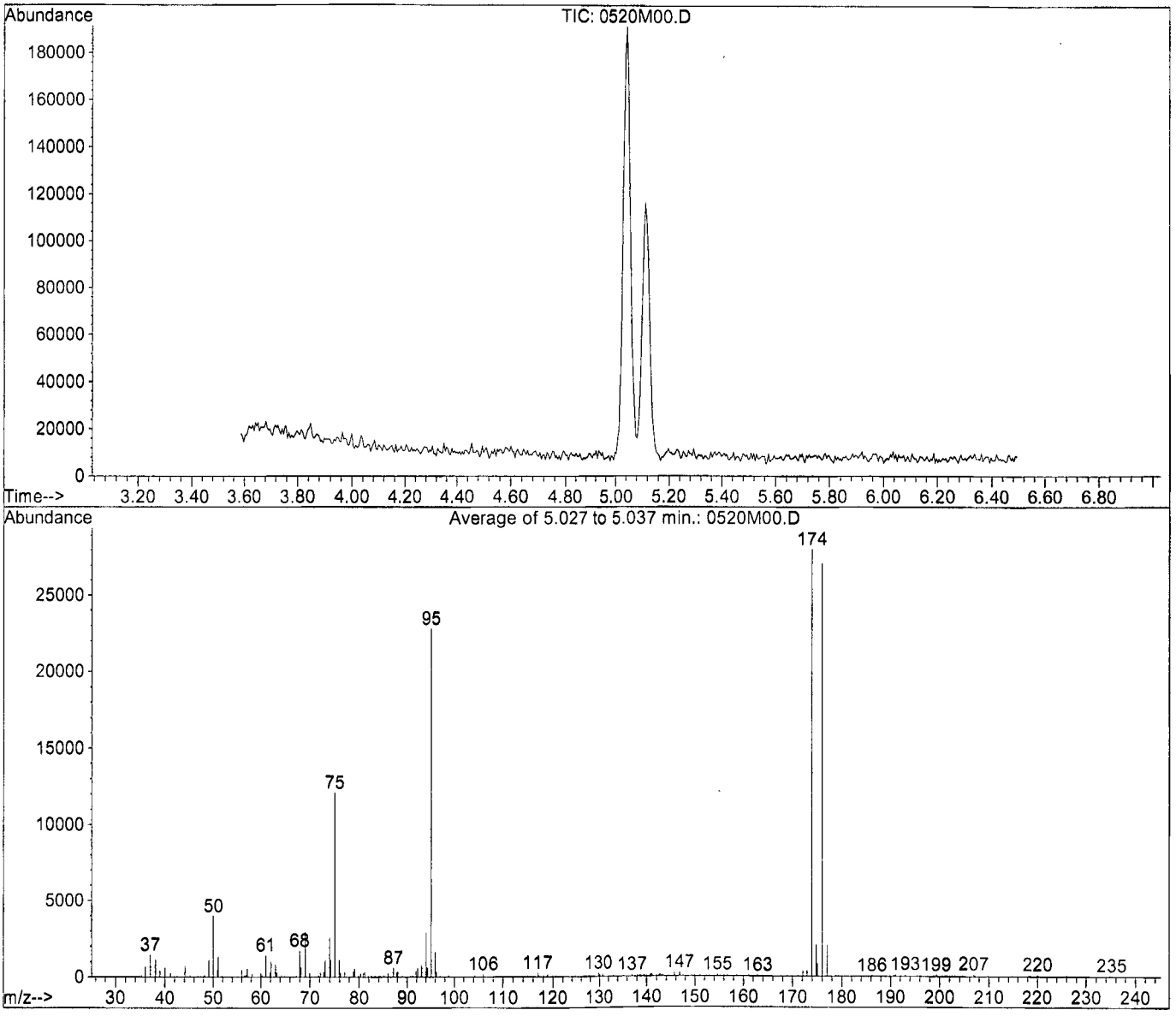

Spectrum Information: Average of 5.027 to 5.037 min.

Target Mass	Rel. to Mass	Lower Limit%	Upper Limit%	Rel. Abn%	Raw Abn	Result Pass/Fail
50	95	15	40	17.4	3977	PASS
75	95	30	60	53.0	12086	PASS
95	95	100	100	100.0	22803	PASS
96	95	5	9	7.1	1628	PASS
173	174	0.00	2	1.4	404	PASS
174	95	50	200	123.1	28077	PASS
175	174	5	9	7.3	2050	PASS
176	174	95	101	96.6	27115	PASS
177	176	5	9	7.6	2050	PASS

0520M00.D T0519W.M Mon May 24 10:37:15 2021

BFB

Data File : M:\MAX\DATA\210524\0525M00.D
Acq On : 25 May 21 8:47
Sample : 25ug/L BFB STD 3/23/21
Misc : 2ul

Vial: 1
Operator: LP,DG,CH
Inst : Max
Multiplr: 1.00

Method : M:\ZEUS\DATA\210408\ZGAS0408.M (RTE Integrator)
Title : METHOD 8260B

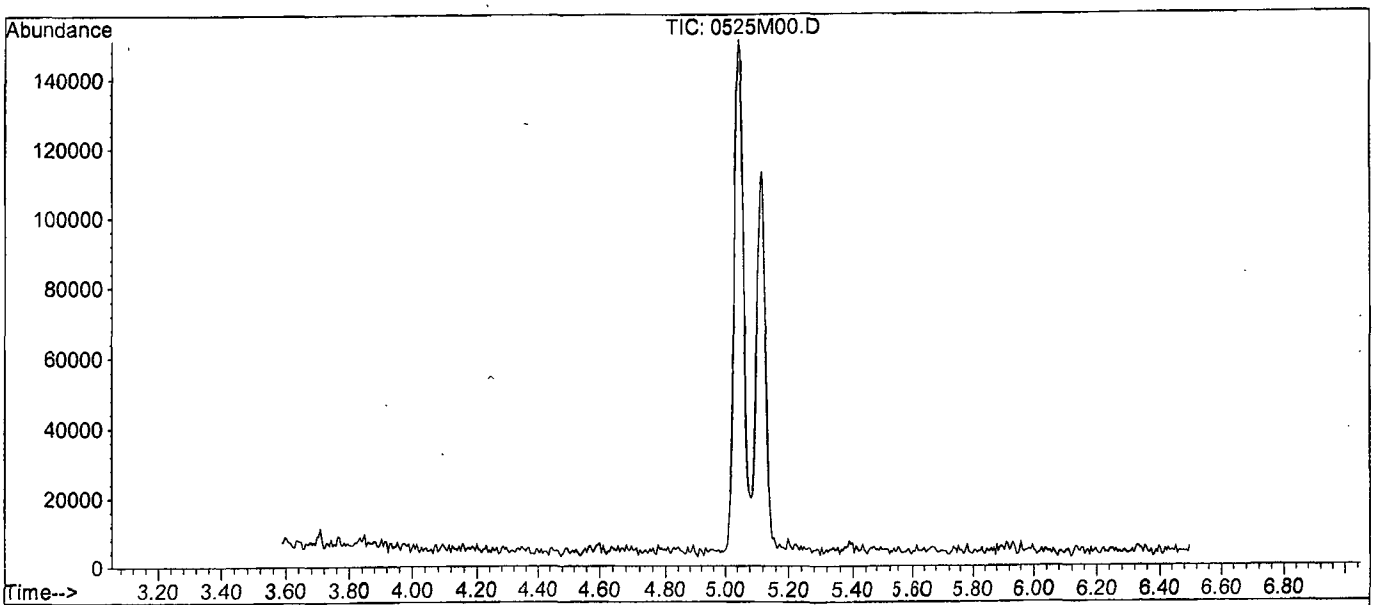

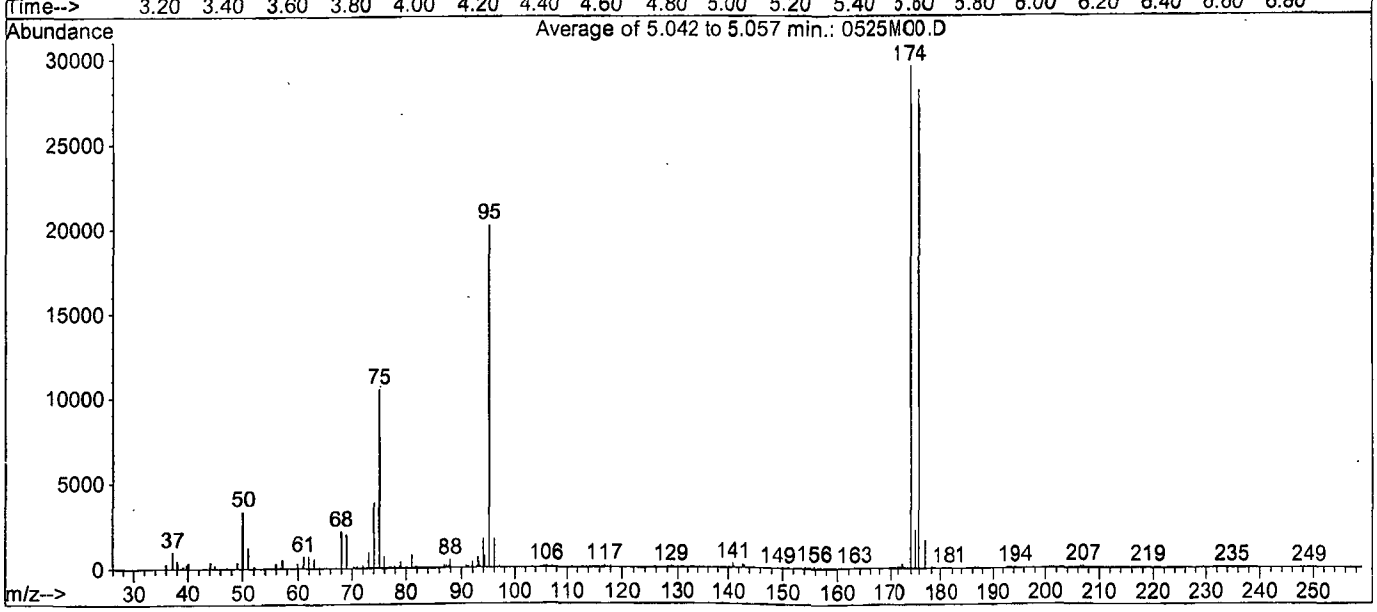

Spectrum Information: Average of 5.042 to 5.057 min.

Target Mass	Rel. to Mass	Lower Limit%	Upper Limit%	Rel. Abn%	Raw Abn	Result Pass/Fail
50	95	15	40	16.7	3384	PASS
75	95	30	60	51.9	10507	PASS
95	95	100	100	100.0	20237	PASS
96	95	5	9	8.4	1698	PASS
173	174	0.00	2	0.9	276	PASS
174	95	50	200	146.0	29540	PASS
175	174	5	9	7.6	2236	PASS
176	174	95	101	95.4	28190	PASS
177	176	5	9	5.8	1649	PASS

Max 8260 Standard Prep

Max 8260 Water Calibration Curve

Prepared By (Initials): CH

0.3ug/L

Prepared: 05/24/21

Expires: 06/16/21

Initial Standard Information							Final Standard Information			
Name of Initial Standard (QAU Label)	Supplier	APPL Mix Name	Conc. (ug/mL)	Reference To APPL Prep Date	Exp. Date	Exp. Date (Manufacturers)	Aliquot From Stock	Final Volume	Solvent	Final Standard Conc. (ug/L)
VOA STD. 9	Various	0.3ug/L	5	Prepared 05/21/21	07/20/21	N/A	3uL	50mL	P&T Water	0.3
VOA STD. 1	Absolute		50	Prepared 05/21/21	07/20/21	N/A	5uL			5
VOA STD. 2	Phenova		100	Prepared 05/21/21	07/20/21	N/A	2.5uL			5
VOA STD. TBA	Various		250	Prepared 05/21/21	06/16/21	N/A	2uL			10

0.5ug/L

Prepared: 05/24/21

Expires: 06/16/21

Initial Standard Information							Final Standard Information			
Name of Initial Standard (QAU Label)	Supplier	APPL Mix Name	Conc. (ug/mL)	Reference To APPL Prep Date	Exp. Date	Exp. Date (Manufacturers)	Aliquot From Stock	Final Volume	Solvent	Final Standard Conc. (ug/L)
VOA STD. 9	Various	0.5ug/L	5	Prepared 05/21/21	07/20/21	N/A	5uL	50mL	P&T Water	0.5
VOA STD. 1	Absolute		50	Prepared 05/21/21	07/20/21	N/A	10uL			10
VOA STD. 2	Phenova		100	Prepared 05/21/21	07/20/21	N/A	5uL			10
VOA STD. TBA	Various		250	Prepared 05/21/21	06/16/21	N/A	5uL			25

1.0ug/L

Prepared: 05/24/21

Expires: 06/16/21

Initial Standard Information							Final Standard Information			
Name of Initial Standard (QAU Label)	Supplier	APPL Mix Name	Conc. (ug/mL)	Reference To APPL Prep Date	Exp. Date	Exp. Date (Manufacturers)	Aliquot From Stock	Final Volume	Solvent	Final Standard Conc. (ug/L)
VOA STD. 9	Various	1.0ug/L	5	Prepared 05/21/21	07/20/21	N/A	10uL	50mL	P&T Water	1
VOA STD. 1	Absolute		50	Prepared 05/21/21	07/20/21	N/A	20uL			20
VOA STD. 2	Phenova		100	Prepared 05/21/21	07/20/21	N/A	10uL			20
VOA STD. TBA	Various		250	Prepared 05/21/21	06/16/21	N/A	10uL			50

2.0ug/L

Prepared: 05/24/21

Expires: 06/16/21

Initial Standard Information							Final Standard Information			
Name of Initial Standard (QAU Label)	Supplier	APPL Mix Name	Conc. (ug/mL)	Reference To APPL Prep Date	Exp. Date	Exp. Date (Manufacturers)	Aliquot From Stock	Final Volume	Solvent	Final Standard Conc. (ug/L)
VOA STD. 9	Various	2.0ug/L	5	Prepared 05/21/21	07/20/21	N/A	20uL	50mL	P&T Water	2
VOA STD. 1	Absolute		50	Prepared 05/21/21	07/20/21	N/A	30uL			30
VOA STD. 2	Phenova		100	Prepared 05/21/21	07/20/21	N/A	15uL			30
VOA STD. TBA	Various		250	Prepared 05/21/21	06/16/21	N/A	15uL			75

5ug/L

Prepared: 05/24/21

Expires: 06/16/21

Initial Standard Information							Final Standard Information			
Name of Initial Standard (QAU Label)	Supplier	APPL Mix Name	Conc. (ug/mL)	Reference To APPL Prep Date	Exp. Date	Exp. Date (Manufacturers)	Aliquot From Stock	Final Volume	Solvent	Final Standard Conc. (ug/L)
VOA STD. 7	Various	5ug/L	50	Prepared 05/21/21	07/20/21	N/A	5uL	50mL	P&T Water	5
VOA STD. 8	Phenova		50	Prepared 05/21/21	06/16/21	N/A	5uL			5
VOA STD. 1	Absolute		50	Prepared 05/21/21	07/20/21	N/A	40uL			40
VOA STD. 2	Phenova		100	Prepared 05/21/21	07/20/21	N/A	20uL			20
VOA STD. TBA	Various		250	Prepared 05/21/21	06/16/21	N/A	20uL			100

10ug/L

Prepared: 05/24/21

Expires: 06/16/21

Initial Standard Information							Final Standard Information			
Name of Initial Standard (QAU Label)	Supplier	APPL Mix Name	Conc. (ug/mL)	Reference To APPL Prep Date	Exp. Date	Exp. Date (Manufacturers)	Aliquot From Stock	Final Volume	Solvent	Final Standard Conc. (ug/L)
VOA STD. 7	Various	10ug/L	50	Prepared 05/21/21	07/20/21	N/A	10uL	50mL	P&T Water	10
VOA STD. 8	Phenova		50	Prepared 05/21/21	06/16/21	N/A	10uL			10
VOA STD. 1	Absolute		50	Prepared 05/21/21	07/20/21	N/A	50uL			50
VOA STD. 2	Phenova		100	Prepared 05/21/21	07/20/21	N/A	25uL			50
VOA STD. TBA	Various		250	Prepared 05/21/21	06/16/21	N/A	25uL			125

20ug/L

Prepared: 05/24/21

Expires: 06/16/21

Initial Standard Information							Final Standard Information			
Name of Initial Standard (QAU Label)	Supplier	APPL Mix Name	Conc. (ug/mL)	Reference To APPL Prep Date	Exp. Date	Exp. Date (Manufacturers)	Aliquot From Stock	Final Volume	Solvent	Final Standard Conc. (ug/L)
VOA STD. 7	Various	20ug/L	50	Prepared 05/21/21	07/20/21	N/A	20uL	50mL	P&T Water	20
VOA STD. 8	Phenova		50	Prepared 05/21/21	06/16/21	N/A	20uL			20
VOA STD. 1	Absolute		50	Prepared 05/21/21	07/20/21	N/A	60uL			60
VOA STD. 2	Phenova		100	Prepared 05/21/21	07/20/21	N/A	30uL			60
VOA STD. TBA	Various		250	Prepared 05/21/21	06/16/21	N/A	30uL			150

40ug/L

Prepared: 05/24/21

Expires: 06/16/21

Initial Standard Information							Final Standard Information			
Name of Initial Standard (QAU Label)	Supplier	APPL Mix Name	Conc. (ug/mL)	Reference To APPL Prep Date	Exp. Date	Exp. Date (Manufacturers)	Aliquot From Stock	Final Volume	Solvent	Final Standard Conc. (ug/L)
VOA STD. 7	Various	40ug/L	50	Prepared 05/21/21	07/20/21	N/A	40uL	50mL	P&T Water	40
VOA STD. 8	Phenova		50	Prepared 05/21/21	06/16/21	N/A	40uL			40
VOA STD. 1	Absolute		50	Prepared 05/21/21	07/20/21	N/A	80uL			80
VOA STD. 2	Phenova		100	Prepared 05/21/21	07/20/21	N/A	40uL			80
VOA STD. TBA	Various		250	Prepared 05/21/21	06/16/21	N/A	35uL			175

100ug/L

Prepared: 05/24/21

Expires: 06/16/21

Initial Standard Information							Final Standard Information			
Name of Initial Standard (QAU Label)	Supplier	APPL Mix Name	Conc. (ug/mL)	Reference To APPL Prep Date	Exp. Date	Exp. Date (Manufacturers)	Aliquot From Stock	Final Volume	Solvent	Final Standard Conc. (ug/L)
VOA STD. 7	Various	100ug/L	50	Prepared 05/21/21	07/20/21	N/A	100uL	50mL	P&T Water	100
VOA STD. 8	Phenova		50	Prepared 05/21/21	06/16/21	N/A	100uL			100
VOA STD. 1	Absolute		50	Prepared 05/21/21	07/20/21	N/A	100uL			100
VOA STD. 2	Phenova		100	Prepared 05/21/21	07/20/21	N/A	50uL			100
VOA STD. TBA	Various		250	Prepared 05/21/21	06/16/21	N/A	40uL			200

Max 8260 Water Second Source (SS)

Prepared: 05/24/21 **Prepared By (Initials): CH**

Expires: 06/16/21

Initial Standard Information							Final Standard Information			
Name of Initial Standard (QAU Label)	Supplier	APPL Mix Name	Conc. (ug/mL)	Reference To APPL Prep Date	Exp. Date	Exp. Date (Manufacturers)	Aliquot From Stock	Final Volume	Solvent	Final Standard Conc. (ug/L)
VOA STD. 3	Phenova	8260 Water SS	100	Prepared 05/21/21	07/20/21	N/A	25uL	50mL	P&T Water	50
VOA STD. GASES	Phenova	8260 Water SS	50	Prepared 05/21/21	07/20/21	N/A	10uL			10
VOA STD. 0	Phenova	8260 Water SS	50	Prepared 05/21/21	07/20/21	N/A	10uL			10
VOA STD. 2-CEVE	Absolute	8260 Water SS	50	Prepared 05/21/21	05/21/21	N/A	50uL			50
VOA STD. 6	Various	8260 Water SS	50	Prepared 05/21/21	06/16/21	N/A	10uL			10
Voa STD. TBA	Various	8260 Water SS	250	Prepared 05/21/21	06/16/21	N/A	25uL			250

8260 Water Continuing Calibrations (CCV)/ Lab Control Spikes (LCS)

Prepared: 05/24/21 **Prepared By (Initials): CH**

Expires: 05/25/21

Initial Standard Information							Final Standard Information			
Name of Initial Standard (QAU Label)	Supplier	APPL Mix Name	Conc. (ug/mL)	Reference To APPL Prep Date	Exp. Date	Exp. Date (Manufacturers)	Aliquot From Stock	Final Volume	Solvent	Final Standard Conc. (ug/L)
VOA STD. 7	Various	CCV/ LCS	50	Prepared 05/21/21	07/20/21	N/A	10uL	50mL	P&T Water	10
VOA STD. 8	Phenova	CCV/ LCS	50	Prepared 05/21/21	06/16/21	N/A	10uL			10
VOA STD. 1	Absolute	CCV/ LCS	50	Prepared 05/21/21	07/20/21	N/A	50uL			50
VOA STD. 2	Phenova	CCV/ LCS	100	Prepared 05/21/21	07/20/21	N/A	25uL			50
VOA STD. TBA	Various	CCV/ LCS	250	Prepared 05/21/21	06/16/21	N/A	25uL			250

Primary and Secondary Working Standards

Primary Standards

VOA STD 7

Prepared: 05/21/21 A
Expires: 07/20/21
Methanol Lot No. DW117-US-0095

Prepared By (Initials): EO

Initial Standard Information							Final Standard Information			
Name of Initial Standard (QAU Label)	Supplier	Supplier P/N#	Conc. (ug/mL)	Lot Number - QA Number	Exp. Date (1 yr)	Exp. Date (Manufacturers)	Aliquot From Stock	Final Volume	Solvent	Final Standard Conc. (ug/mL)
VOA Gasses STD	Phenova	ALO-101206	2,000	CL14505-51549	05/21/22	10/31/24	100uL	4mL	Methanol	50
Hexachloroethane	Absolute	70199	1,000	021621-52153	05/21/22	02/16/26	200uL			50
Benzyl Chloride	Absolute	70037	1,000	011421-52158	05/21/22	01/14/22	200uL			50

VOA STD 8

Prepared: 05/21/21 B
Expires: 06/16/21
Methanol Lot No. DW117-US-0095

Prepared By (Initials): EO

Initial Standard Information							Final Standard Information			
Name of Initial Standard (QAU Label)	Supplier	Supplier P/N#	Conc. (ug/mL)	Lot Number - QA Number	Exp. Date (1 yr)	Exp. Date (Manufacturers)	Aliquot From Stock	Final Volume	Solvent	Final Standard Conc. (ug/mL)
VOA Additions STD	Phenova	ALO-130175	2,000	CL14058-52058	05/21/22	08/31/21	100uL	4mL	Methanol	50
502.2 Cal. Std.	Phenova	ALO-101200	2,000	CL16052-52067	05/21/22	11/30/25	100uL			50
Vinyl Acetate	Phenova	ALO-101226	2,000	CL16869-52321	05/21/22	06/16/21	100uL			50

VOA STD TBA

Prepared: 05/21/21 C
Expires: 06/16/21
Methanol Lot No. DW117-US-0095

Prepared By (Initials): EO

Initial Standard Information							Final Standard Information			
Name of Initial Standard (QAU Label)	Supplier	Supplier P/N#	Conc. (ug/mL)	Lot Number - QA Number	Exp. Date (1 yr)	Exp. Date (Manufacturers)	Aliquot From Stock	Final Volume	Solvent	Final Standard Conc. (ug/mL)
Custom VOC Mix	Phenova	ALO-130176	2,000	CL16012-51864	05/21/22	11/30/23	500uL	4mL	Methanol	250
Acrolein	Phenova	ALO-130549	10,000	CL16873-52322	05/21/22	06/16/21	100uL			250

VOA STD 1

Prepared: 05/21/21 D
Expires: 07/20/21
Methanol Lot No. DW117-US-0095

Prepared By (Initials): EO

Initial Standard Information							Final Standard Information			
Name of Initial Standard (QAU Label)	Supplier	Supplier P/N#	Conc. (ug/mL)	Lot Number - QA Number	Exp. Date (1 yr)	Exp. Date (Manufacturers)	Aliquot From Stock	Final Volume	Solvent	Final Standard Conc. (ug/mL)
2-CEVE	Absolute	82408	2,000	111419-52163	05/21/22	11/14/22	50	2mL	Methanol	50

VOA STD 2

Prepared: 05/21/21 E
Expires: 07/20/21
Methanol Lot No. DW117-US-0095

Prepared By (Initials): EO

Initial Standard Information							Final Standard Information			
Name of Initial Standard (QAU Label)	Supplier	Supplier P/N#	Conc. (ug/mL)	Lot Number - QA Number	Exp. Date (1 yr)	Exp. Date (Manufacturers)	Aliquot From Stock	Final Volume	Solvent	Final Standard Conc. (ug/mL)
Ketones Std.	Phenova	ALO-109211	2,000	CL16067-52088	05/21/22	11/30/30	100	4mL	Methanol	50

VOA STD 9

Prepared: 05/21/21 F
Expires: 07/20/21
Methanol Lot No. DW117-US-0095

Prepared By (Initials): EO

Initial Standard Information							Final Standard Information			
Name of Initial Standard (QAU Label)	Supplier	APPL Mix Name	Conc. (ug/mL)	Reference To APPL Prep Date	Exp. Date (1 yr)	Exp. Date (Manufacturers)	Aliquot From Stock	Final Volume	Solvent	Final Standard Conc. (ug/mL)
VOA STD. 7		VOA STD. 9	50	Prepared 05/21/21	05/21/22	N/A	200uL	2mL	Methanol	5
VOA STD. 8			50	Prepared 05/21/21	05/21/22	N/A	200uL			5

VOA STD. 10

Prepared: 05/21/21 G
Expires: 07/20/21
Methanol Lot No. DW117-US-0095

Prepared By (Initials): EO

Initial Standard Information							Final Standard Information			
Name of Initial Standard (QAU Label)	Supplier	APPL Mix Name	Conc. (ug/mL)	Reference To APPL Prep Date	Exp. Date (1 yr)	Exp. Date (Manufacturers)	Aliquot From Stock	Final Volume	Solvent	Final Standard Conc. (ug/mL)
VOA STD. 1		VOA STD. 10	50	Prepared 05/21/21	05/21/22	N/A	200uL	2mL	Methanol	5

VOA STD. 12

Prepared: 05/21/21 H
Expires: 07/20/21
Methanol Lot No. DW117-US-0095

Prepared By (Initials): EO

Initial Standard Information							Final Standard Information			
Name of Initial Standard (QAU Label)	Supplier	APPL Mix Name	Conc. (ug/mL)	Reference To APPL Prep Date	Exp. Date (1 yr)	Exp. Date (Manufacturers)	Aliquot From Stock	Final Volume	Solvent	Final Standard Conc. (ug/mL)
VOA STD. 2		VOA STD. 12	50	Prepared 05/21/21	05/21/22	N/A	200uL	2mL	Methanol	5

Second Source (SS) Standards

VOA STD. 3

Prepared: 05/21/21 I
Expires: 07/20/21
Methanol Lot No. DW117-US-0095

Prepared By (Initials): EO

Initial Standard Information							Final Standard Information			
Name of Initial Standard (QAU Label)	Supplier	Supplier P/N#	Conc. (ug/mL)	Lot Number - QA Number	Exp. Date (1 yr)	Exp. Date (Manufacturers)	Aliquot From Stock	Final Volume	Solvent	Final Standard Conc. (ug/mL)
Ketones Standard	Phenova	ALO-101211	2,000	CL16074-52092	05/21/22	11/30/30	50uL	2mL	Methanol	50

VOA STD. Gases

Prepared: 05/21/21 J
Expires: 07/20/21
Methanol Lot No. DW117-US-0095

Prepared By (Initials): EO

Initial Standard Information							Final Standard Information			
Name of Initial Standard (QAU Label)	Supplier	Supplier P/N#	Conc. (ug/mL)	Lot Number - QA Number	Exp. Date (1 yr)	Exp. Date (Manufacturers)	Aliquot From Stock	Final Volume	Solvent	Final Standard Conc. (ug/mL)
8260 Gases (SS)	Phenova	ALO-101206	2,000	CL15533-51565	05/21/22	07/31/25	50uL	2mL	Methanol	50

VOA STD. 6

Prepared: 05/21/21 K
Expires: 06/16/21
Methanol Lot No. DW117-US-0095

Prepared By (Initials): EO

Initial Standard Information							Final Standard Information			
Name of Initial Standard (QAU Label)	Supplier	Supplier P/N#	Conc. (ug/mL)	Lot Number - QA Number	Exp. Date (1 yr)	Exp. Date (Manufacturers)	Aliquot From Stock	Final Volume	Solvent	Final Standard Conc. (ug/mL)
502.2 Calibration STD. (54-compounds)	Phenova	ALO-101200	2,000	CL16071-52072	05/21/22	11/30/25	50uL	2mL	Methanol	50
Vinyl Acetate	Phenova	ALO-101228	2,000	CL16869-52320	05/21/22	06/16/21	50uL			50
Hexachloroethane	Accustan	AS-E0011	1,000	219061767-52116	05/21/22	06/28/29	100uL			50
Benzyl Chloride	Accustan	M-8010-01	200	219111303-01-52120	05/21/22	01/30/23	500uL			50

VOA STD. TBA

Prepared: 05/21/21 L
Expires: 06/16/21
Methanol Lot No. DW117-US-0095

Prepared By (Initials): EO

Initial Standard Information							Final Standard Information			
Name of Initial Standard (QAU Label)	Supplier	Supplier P/N#	Conc. (ug/mL)	Lot Number - QA Number	Exp. Date (1 yr)	Exp. Date (Manufacturers)	Aliquot From Stock	Final Volume	Solvent	Final Standard Conc. (ug/mL)
Custom VOA Mix (4-3)	Phenova	ALO-130176	2,000	CL15725-51869	05/21/22	09/30/23	250uL	2mL	Methanol	250
Acrolein	Phenova	ALO-101224	10,000	CL16873-52323	05/21/22	06/16/21	50uL			250

VOA STD. 0

Prepared: 05/21/21 M
Expires: 07/20/21
Methanol Lot No. DW117-US-0095

Prepared By (Initials): EO

Initial Standard Information							Final Standard Information			
Name of Initial Standard (QAU Label)	Supplier	Supplier P/N#	Conc. (ug/mL)	Lot Number - QA Number	Exp. Date (1 yr)	Exp. Date (Manufacturers)	Aliquot From Stock	Final Volume	Solvent	Final Standard Conc. (ug/mL)
VOA Addition STD.	Phenova	ALO-130175	2,000	CL15724-52063	05/21/22	09/30/22	50uL	2mL	Methanol	50

VOA STD. 2-CEVE

Prepared: 05/21/21 N
Expires: 07/20/21
Methanol Lot No. DW117-US-0095

Prepared By (Initials): EO

Initial Standard Information							Final Standard Information			
Name of Initial Standard (QAU Label)	Supplier	Supplier P/N#	Conc. (ug/mL)	Lot Number - QA Number	Exp. Date (1 yr)	Exp. Date (Manufacturers)	Aliquot From Stock	Final Volume	Solvent	Final Standard Conc. (ug/mL)
2-CEVE (SS)	Absolute	82408	2,000	12119-52168	05/21/22	12/11/22	50uL	2mL	Methanol	50

Injection Log

Directory: M:\MAX\DATA\210524\

Line	Vial	FileName	Multiplier	SampleName	Misc Info	Injected
1	1	0524M00.D	1	25ug/L BFB STD 3/23/21	2ul	24 May 21 10:27
2	2	0524M02.D	1	0.3ug/L VOC STD 5/24/21	IS&S 9/22/20	24 May 21 11:23
3	3	0524M03.D	1	0.5ug/L VOC STD 5/24/21	IS&S 9/22/20	24 May 21 11:51
4	4	0524M04.D	1	1ug/L VOC STD 5/24/21	IS&S 9/22/20	24 May 21 12:19
5	5	0524M05.D	1	2ug/L VOC STD 5/24/21	IS&S 9/22/20	24 May 21 12:47
6	6	0524M06.D	1	5ug/L VOC STD 5/24/21	IS&S 9/22/20	24 May 21 13:15
7	7	0524M07.D	1	10ug/L VOC STD 5/24/21	IS&S 9/22/20	24 May 21 13:43
8	8	0524M08.D	1	20ug/L VOC STD 5/24/21	IS&S 9/22/20	24 May 21 14:11
9	9	0524M09.D	1	40ug/L VOC STD 5/24/21	IS&S 9/22/20	24 May 21 14:38
10	10	0524M10.D	1	100ug/L VOC STD 5/24/21	IS&S 9/22/20	24 May 21 15:06
11	12	0524M12.D	1	(SS) 10ug/L VOC STD 5/24/21	IS&S 9/22/20	24 May 21 16:03
12	1	0525M00.D	1	25ug/L BFB STD 3/23/21	2ul	25 May 21 8:47
13	3	0525M03.D	1	210525A CCV/LCS 10ug/L	IS&S 9/22/20	25 May 21 10:09
14	4	0525M04.D	1	210525A LCSD 10ug/L	IS&S 9/22/20	25 May 21 10:37
15	8	0525M08.D	1	210525A BLK	IS&S 9/22/20	25 May 21 12:28
16	9	0525M09.D	1	BA32946W01	IS&S 9/22/20	25 May 21 12:56
17	10	0525M10.D	1	BA32947W01	IS&S 9/22/20	25 May 21 13:24
18	26	0525M26.D	1	Ending CCV 10ug/L 5/25/21	IS&S 9/22/20	25 May 21 20:52

ORGANICS

Calibration Data

VOLATILE ORGANIC ANALYSIS
VOLATILE ORGANIC COMPOUNDS

Form 6
Initial Calibration

Lab Name: APPL, Inc. SDG No:
Case No: Initial Cal. Date: 05/11/21
Matrix: Water Instrument: Max Initials: CH

		Compound	1	2	3	4	5	6	7				Avg	%RSD	Type	r^2	Q	MRF
			0511M02.D	0511M03 D	0511M04.D	0511M05.D	0511M06 D	0511M07.D	0511M08 D									
1	I	Fluorobenzene (IS)																
2	TMHBL	Gasoline C6-C10	24.1	10.6	5.524	3.128	2.818	2.593	2.445				7.3	109	TMHB	0.996		
3	TMHB	Chlorobenzene-D5 (IS)																
4	TMHB	1,4-Dichlorobenzene (IS)																
5																		
6																		
7																		
8																		
9																		
10																		
11																		
12																		
13																		
14																		
15																		
16																		
17																		
18																		
19																		
20																		
21																		
22																		
23																		
24																		
25																		
26																		
27																		
28																		
29																		
30																		
31																		
32																		
33																		
34																		
35																		

Quantitation Report (QT Reviewed)

Data File : M:\MAX\DATA\210511\0511M02.D
Acq On : 11 May 21 8:16
Sample : 20ug/L GAS STD 5/11/21
Misc : IS&S 9/22/20

Vial: 2
Operator: LP,DG,CH
Inst : Max
Multiplr: 1.00

Quant Time: May 11 11:59 2021 Quant Results File: MGAS0511.RES

Quant Method : M:\MAX\DATA\210511\MGAS0511.M (RTE Integrator)
Title : METHOD 8260B
Last Update : Tue May 11 11:54:03 2021
Response via : Initial Calibration
DataAcq Meth : M8260

Internal Standards	R.T.	QIon	Response	Conc Units	Dev(Min)
1) Fluorobenzene (IS)	5.57	TIC	143893	25.00 ppb	0.00
3) Chlorobenzene-D5 (IS)	11.17	TIC	-135030m	25.00 ppb	0.00
4) 1,4-Dichlorobenzene (IS)	11.17	TIC	507211m	25.00 ppb	0.00

System Monitoring Compounds

Target Compounds					Qvalue
2) Gasoline C6-C10	10.02	TIC	2771933m	21.05 ppb	100

(#) = qualifier out of range (m) = manual integration

Quantitation Report

Data File : M:\MAX\DATA\210511\0511M02.D
Acq On : 11 May 21 8:16
Sample : 20ug/L GAS STD 5/11/21
Misc : IS&S 9/22/20

Vial: 2
Operator: LP,DG,CH
Inst : Max
Multiplr: 1.00

Quant Time: May 11 11:59 2021

Quant Results File: MGAS0511.RES

Method : M:\MAX\DATA\210511\MGAS0511.M (RTE Integrator)
Title : METHOD 8260B
Last Update : Tue May 11 12:30:16 2021
Response via : Initial Calibration



Quantitation Report (QT Reviewed)

Data File : M:\MAX\DATA\210511\0511M03.D
Acq On : 11 May 21 8:44
Sample : 50ug/L GAS STD 5/11/21
Misc : IS&S 9/22/20

Vial: 3
Operator: LP,DG,CH
Inst : Max
Multiplr: 1.00

Quant Time: May 11 11:59 2021 Quant Results File: MGAS0511.RES

Quant Method : M:\MAX\DATA\210511\MGAS0511.M (RTE Integrator)
Title : METHOD 8260B
Last Update : Tue May 11 11:54:03 2021
Response via : Initial Calibration
DataAcq Meth : M8260

Internal Standards	R.T.	QIon	Response	Conc Units	Dev(Min)
1) Fluorobenzene (IS)	5.57	TIC	140009	25.00 ppb	0.00
3) Chlorobenzene-D5 (IS)	11.17	TIC	-143018m	25.00 ppb	0.00
4) 1,4-Dichlorobenzene (IS)	11.17	TIC	506347m	25.00 ppb	0.00

System Monitoring Compounds

Target Compounds					Qvalue
2) Gasoline C6-C10	10.03	TIC	2956348m	43.34 ppb	100

(#) = qualifier out of range (m) = manual integration

Quantitation Report

Data File : M:\MAX\DATA\210511\0511M03.D
Acq On : 11 May 21 8:44
Sample : 50ug/L GAS STD 5/11/21
Misc : IS&S 9/22/20

Vial: 3
Operator: LP,DG,CH
Inst : Max
Multiplr: 1.00

Quant Time: May 11 11:59 2021

Quant Results File: MGAS0511.RES

Method : M:\MAX\DATA\210511\MGAS0511.M (RTE Integrator)
Title : METHOD 8260B
Last Update : Tue May 11 12:30:16 2021
Response via : Initial Calibration



Quantitation Report (QT Reviewed)

Data File : M:\MAX\DATA\210511\0511M04.D
Acq On : 11 May 21 9:12
Sample : 100ug/L GAS STD 5/11/21
Misc : IS&S 9/22/20

Vial: 4
Operator: LP,DG,CH
Inst : Max
Multiplr: 1.00

Quant Time: May 11 11:58 2021 Quant Results File: MGAS0511.RES

Quant Method : M:\MAX\DATA\210511\MGAS0511.M (RTE Integrator)
Title : METHOD 8260B
Last Update : Tue May 11 11:54:03 2021
Response via : Initial Calibration
DataAcq Meth : M8260

Internal Standards	R.T.	QIon	Response	Conc Units	Dev(Min)
1) Fluorobenzene (IS)	5.57	TIC	141253	25.00 ppb	0.00
3) Chlorobenzene-D5 (IS)	11.17	TIC	~138939m	25.00 ppb	0.00
4) 1,4-Dichlorobenzene (IS)	11.17	TIC	496689m	25.00 ppb	0.00

System Monitoring Compounds

Target Compounds					Qvalue
2) Gasoline C6-C10	10.02	TIC	3121208m	55.14 ppb	100

(#) = qualifier out of range (m) = manual integration

Quantitation Report

Data File : M:\MAX\DATA\210511\0511M04.D
Acq On : 11 May 21 9:12
Sample : 100ug/L GAS STD 5/11/21
Misc : IS&S 9/22/20

Vial: 4
Operator: LP,DG,CH
Inst : Max
Multiplr: 1.00

Quant Time: May 11 11:58 2021

Quant Results File: MGAS0511.RES

Method : M:\MAX\DATA\210511\MGAS0511.M (RTE Integrator)
Title : METHOD 8260B
Last Update : Tue May 11 12:30:16 2021
Response via : Initial Calibration



Quantitation Report (QT Reviewed)

Data File : M:\MAX\DATA\210511\0511M05.D
Acq On : 11 May 21 9:40
Sample : 300ug/L GAS STD 5/11/21
Misc : IS&S 9/22/20

Vial: 5
Operator: LP,DG,CH
Inst : Max
Multiplr: 1.00

Quant Time: May 11 11:58 2021

Quant Results File: MGAS0511.RES

Quant Method : M:\MAX\DATA\210511\MGAS0511.M (RTE Integrator)
Title : METHOD 8260B
Last Update : Tue May 11 11:54:03 2021
Response via : Initial Calibration
DataAcq Meth : M8260

Internal Standards	R.T.	QIon	Response	Conc Units	Dev(Min)
1) Fluorobenzene (IS)	5.57	TIC	145153	25.00 ppb	0.00
3) Chlorobenzene-D5 (IS)	11.17	TIC	~133138m	25.00 ppb	0.00
4) 1,4-Dichlorobenzene (IS)	11.17	TIC	518598m	25.00 ppb	0.00

System Monitoring Compounds

Target Compounds					Qvalue
2) Gasoline C6-C10	10.03	TIC	5448978m	240.99 ppb	100

(#) = qualifier out of range (m) = manual integration

Quantitation Report

Data File : M:\MAX\DATA\210511\0511M05.D
Acq On : 11 May 21 9:40
Sample : 300ug/L GAS STD 5/11/21
Misc : IS&S 9/22/20

Vial: 5
Operator: LP,DG,CH
Inst : Max
Multiplr: 1.00

Quant Time: May 11 11:58 2021

Quant Results File: MGAS0511.RES

Method : M:\MAX\DATA\210511\MGAS0511.M (RTE Integrator)
Title : METHOD 8260B
Last Update : Tue May 11 12:30:16 2021
Response via : Initial Calibration

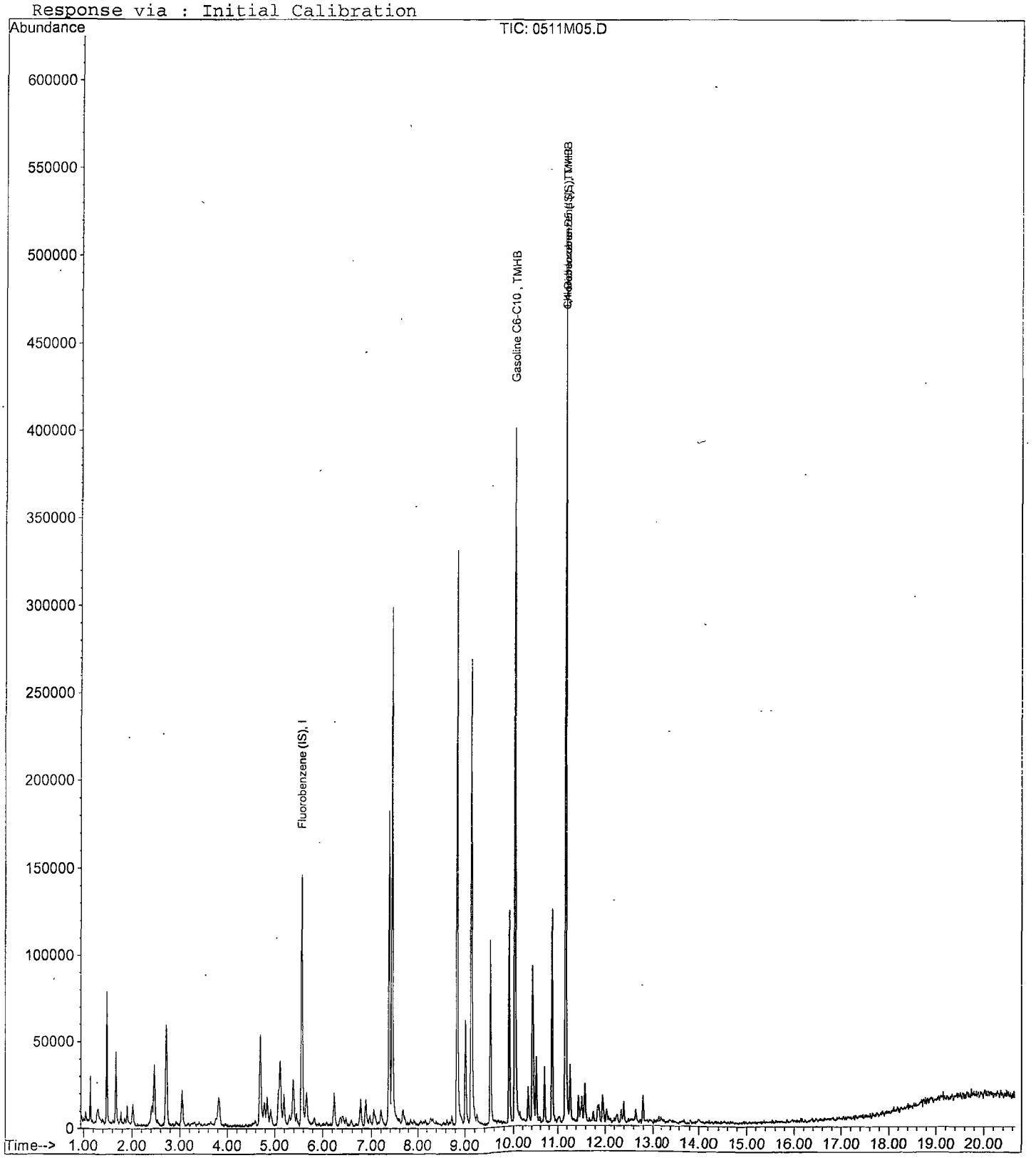

Quantitation Report (QT Reviewed)

Data File : M:\MAX\DATA\210511\0511M06.D
Acq On : 11 May 21 10:08
Sample : 600ug/L GAS STD 5/11/21
Misc : IS&S 9/22/20

Vial: 6
Operator: LP,DG,CH
Inst : Max
Multiplr: 1.00

Quant Time: May 11 11:57 2021 Quant Results File: MGAS0511.RES

Quant Method : M:\MAX\DATA\210511\MGAS0511.M (RTE Integrator)
Title : METHOD 8260B
Last Update : Tue May 11 11:54:03 2021
Response via : Initial Calibration
DataAcq Meth : M8260

Internal Standards	R.T.	QIon	Response	Conc Units	Dev(Min)
1) Fluorobenzene (IS)	5.56	TIC	141470	25.00 ppb	0.00
3) Chlorobenzene-D5 (IS)	11.17	TIC	-47507m	25.00 ppb	0.00
4) 1,4-Dichlorobenzene (IS)	11.17	TIC	536316m	25.00 ppb	0.00

System Monitoring Compounds

Target Compounds					Qvalue
2) Gasoline C6-C10	7.44	TIC	9566214m	602.99 ppb	100

(#) = qualifier out of range (m) = manual integration

Quantitation Report

Data File : M:\MAX\DATA\210511\0511M06.D
Acq On : 11 May 21 10:08
Sample : 600ug/L GAS STD 5/11/21
Misc : IS&S 9/22/20

Vial: 6
Operator: LP,DG,CH
Inst : Max
Multiplr: 1.00

Quant Time: May 11 11:57 2021

Quant Results File: MGAS0511.RES

Method : M:\MAX\DATA\210511\MGAS0511.M (RTE Integrator)
Title : METHOD 8260B
Last Update : Tue May 11 12:30:16 2021
Response via : Initial Calibration

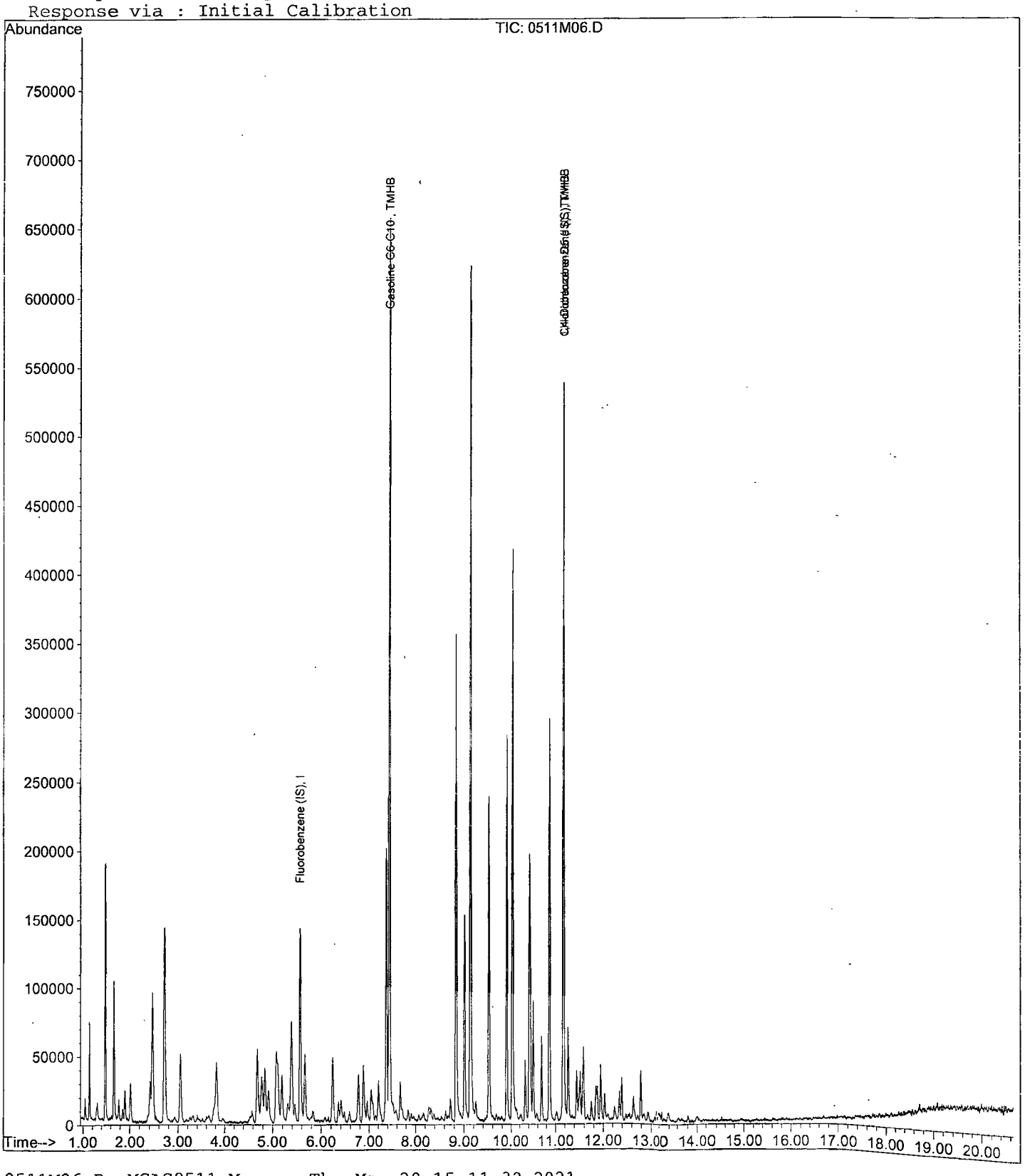

Quantitation Report (QT Reviewed)

Data File : M:\MAX\DATA\210511\0511M07.D
Acq On : 11 May 21 10:35
Sample : 800ug/L GAS STD 5/11/21
Misc : IS&S 9/22/20

Vial: 7
Operator: LP,DG,CH
Inst : Max
Multiplr: 1.00

Quant Time: May 11 11:57 2021 Quant Results File: MGAS0511.RES

Quant Method : M:\MAX\DATA\210511\MGAS0511.M (RTE Integrator)
Title : METHOD 8260B
Last Update : Tue May 11 11:54:03 2021
Response via : Initial Calibration
DataAcq Meth : M8260

Internal Standards	R.T.	QIon	Response	Conc Units	Dev(Min)
1) Fluorobenzene (IS)	5.57	TIC	136869	25.00 ppb	0.00
3) Chlorobenzene-D5 (IS)	11.17	TIC	-9282m	25.00 ppb	0.00
4) 1,4-Dichlorobenzene (IS)	11.17	TIC	555621m	25.00 ppb	0.00

System Monitoring Compounds

Target Compounds					Qvalue
2) Gasoline C6-C10	7.44	TIC	11356105m	787.72 ppb	100

(#) = qualifier out of range (m) = manual integration

Quantitation Report

Data File : M:\MAX\DATA\210511\0511M07.D
Acq On : 11 May 21 10:35
Sample : 800ug/L GAS STD 5/11/21
Misc : IS&S 9/22/20

Vial: 7
Operator: LP,DG,CH
Inst : Max
Multiplr: 1.00

Quant Time: May 11 11:57 2021

Quant Results File: MGAS0511.RES

Method : M:\MAX\DATA\210511\MGAS0511.M (RTE Integrator)
Title : METHOD 8260B
Last Update : Tue May 11 12:30:16 2021
Response via : Initial Calibration

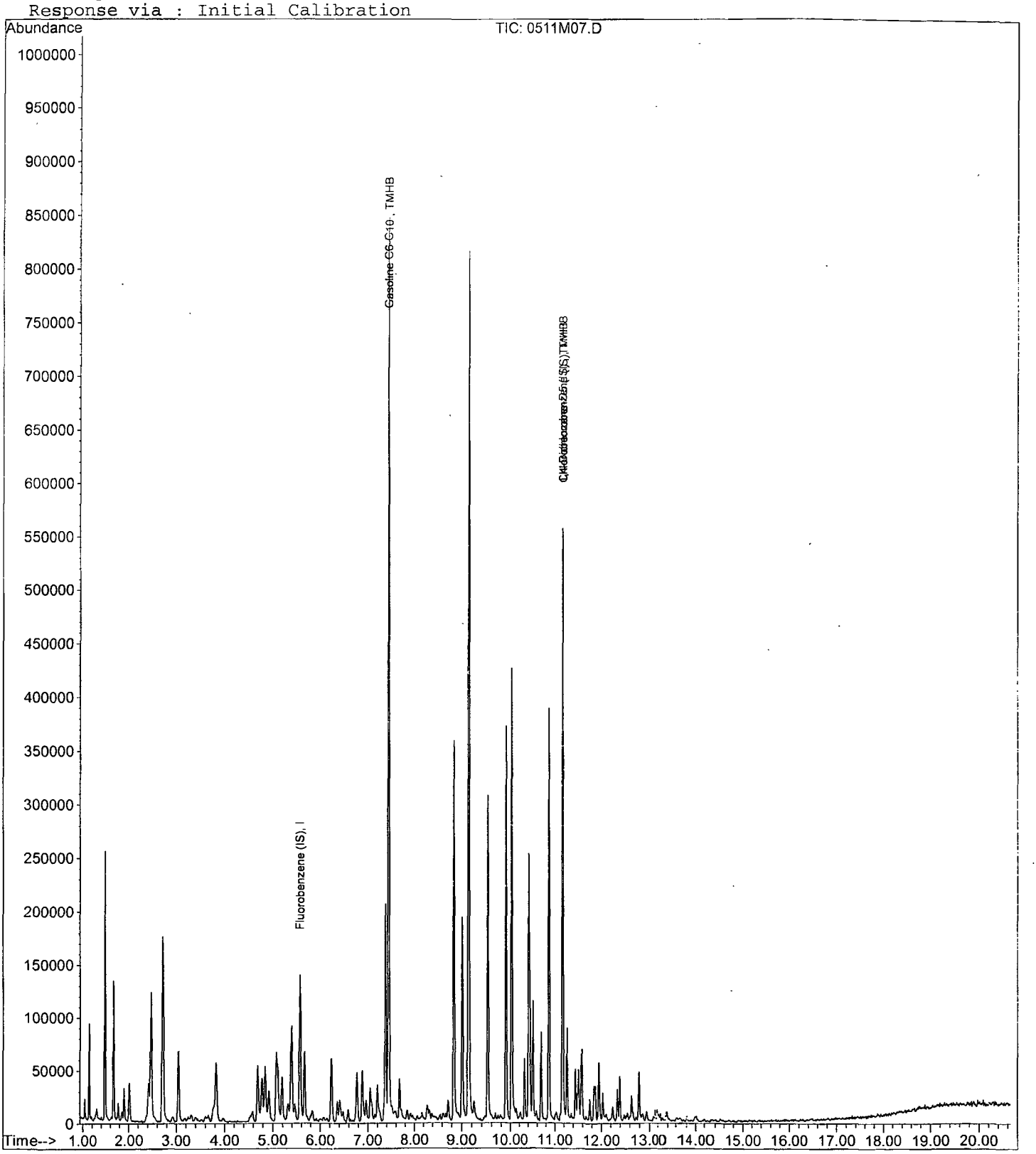

Quantitation Report (QT Reviewed)

Data File : M:\MAX\DATA\210511\0511M08.D
Acq On : 11 May 21 11:03
Sample : 1000ug/L GAS STD 5/11/21
Misc : IS&S 9/22/20

Vial: 8
Operator: LP,DG,CH
Inst : Max
Multiplr: 1.00

Quant Time: May 11 11:56 2021 Quant Results File: MGAS0511.RES

Quant Method : M:\MAX\DATA\210511\MGAS0511.M (RTE Integrator)
Title : METHOD 8260B
Last Update : Tue May 11 11:54:03 2021
Response via : Initial Calibration
DataAcq Meth : M8260

Internal Standards	R.T.	QIon	Response	Conc Units	Dev(Min)
1) Fluorobenzene (IS)	5.57	TIC	147207	25.00 ppb	0.00
3) Chlorobenzene-D5 (IS)	11.17	TIC	54807m	25.00 ppb	0.00
4) 1,4-Dichlorobenzene (IS)	11.17	TIC	554709m	25.00 ppb	0.00

System Monitoring Compounds

Target Compounds					Qvalue
2) Gasoline C6-C10	7.44	TIC	14396598m	966.16 ppb	100

(#) = qualifier out of range (m) = manual integration
0511M08.D MGAS0511.M Thu May 20 15:11:35 2021

Quantitation Report

Data File : M:\MAX\DATA\210511\0511M08.D
Acq On : 11 May 21 11:03
Sample : 1000ug/L GAS STD 5/11/21
Misc : IS&S 9/22/20

Vial: 8
Operator: LP,DG,CH
Inst : Max
Multiplr: 1.00

Quant Time: May 11 11:56 2021

Quant Results File: MGAS0511.RES

Method : M:\MAX\DATA\210511\MGAS0511.M (RTE Integrator)
Title : METHOD 8260B
Last Update : Tue May 11 12:30:16 2021
Response via : Initial Calibration

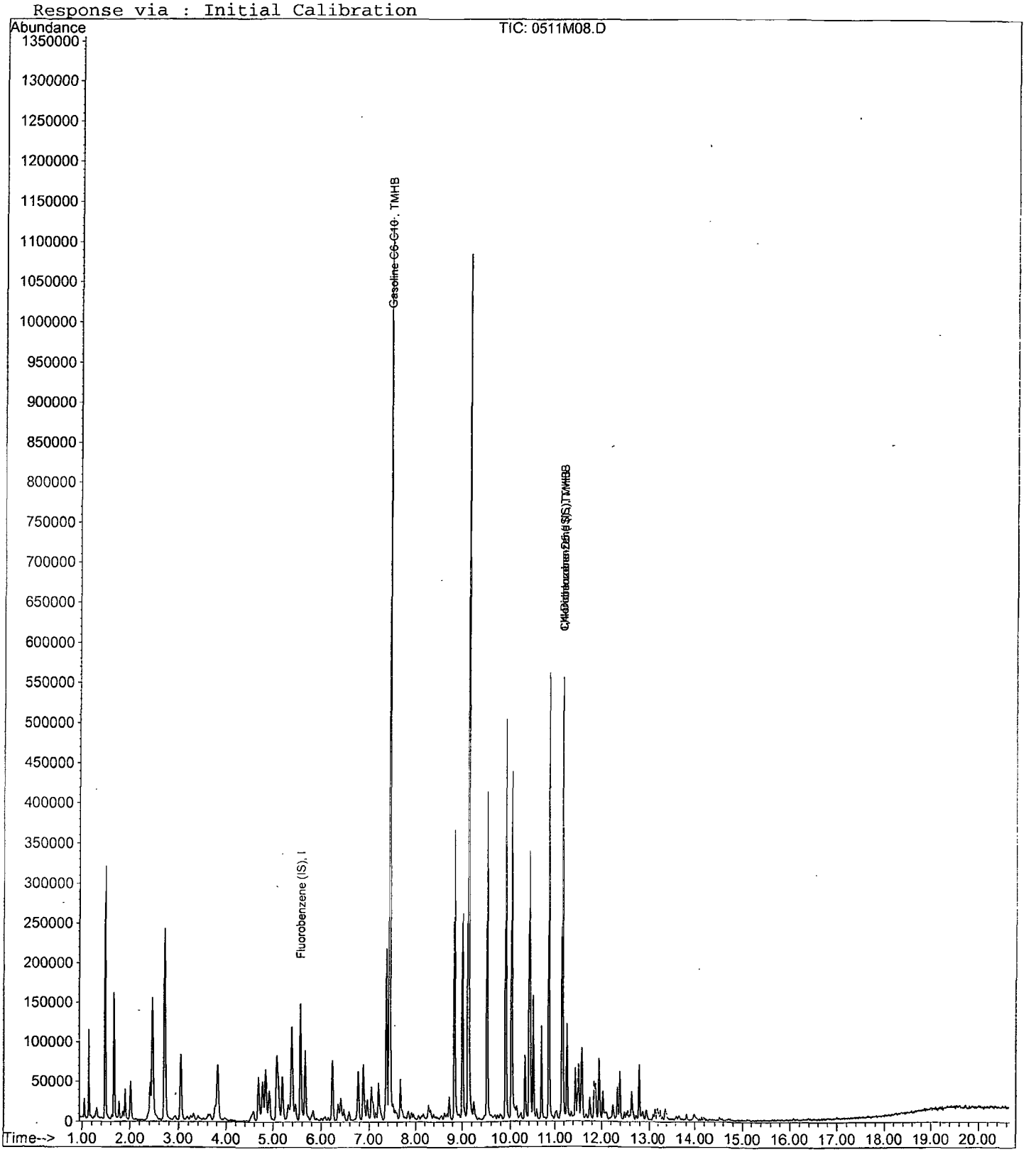

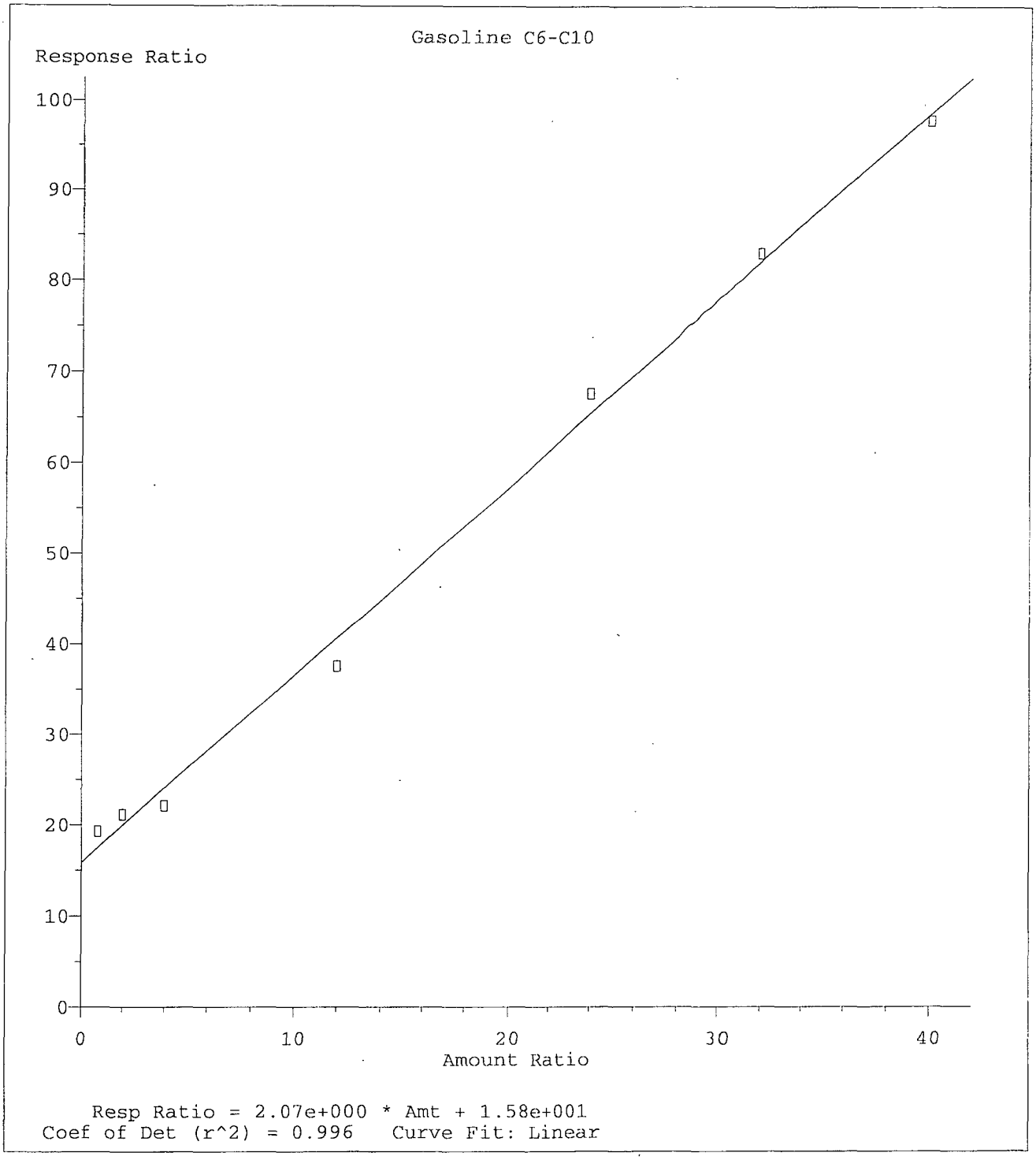

Method Name: M:\MAX\DATA\210511\MGAS0511.M
Calibration Table Last Updated: Tue May 11 12:30:16 2021

VOLATILE ORGANIC ANALYSIS
VOLATILE ORGANIC COMPOUNDS

Form 7

Second Source Calibration

Lab Name: APPL, Inc.
Case No:
Matrix: Water

SDG No:
Date Analyzed: 05/11/21
Instrument: Max
Initial Cal. Date: 05/11/21
Data File: 0511M10.D

		Compound	MEAN	CCRF	%D	%Drift	
1	TMHB	Gasoline C6-C10	7.306	3.772	48	TMHBL	19
2							
3							
4							
5							
6							
7							
8							
9							
10							
11							
12							
13							
14							
15							
16							
17							
18							
19							
20							
21							
22							
23							
24							
25							
26							
27							
28							
29							
30							
31							
32							
33							
34							
35							
36							
37							
38							
39							
40							
		Average			48.0		

Quantitation Report (Not Reviewed)

Data File : M:\MAX\DATA\210511\0511M10.D
Acq On : 11 May 21 11:59
Sample : (SS) 300ug/L GAS STD 5/11/21
Misc : IS&S 9/22/20

Vial: 10
Operator: LP,DG,CH
Inst : Max
Multiplr: 1.00

Quant Time: May 11 12:30 2021 Quant Results File: MGAS0511.RES

Quant Method : M:\MAX\DATA\210511\MGAS0511.M (RTE Integrator)
Title : METHOD 8260B
Last Update : Tue May 11 12:30:16 2021
Response via : Initial Calibration
DataAcq Meth : M8260

Internal Standards	R.T.	QIon	Response	Conc Units	Dev(Min)
1) Fluorobenzene (IS)	5.57	TIC	140845	25.00 ppb	0.00
3) Chlorobenzene-D5 (IS)	11.17	TIC	-105911m	25.00 ppb	0.00
4) 1,4-Dichlorobenzene (IS)	11.17	TIC	525276m	25.00 ppb	0.00

System Monitoring Compounds

Target Compounds					Qvalue
2) Gasoline C6-C10	10.02	TIC	6374383m	355.57 ppb	100

(#) = qualifier out of range (m) = manual integration

Quantitation Report

Data File : M:\MAX\DATA\210511\0511M10.D
Acq On : 11 May 21 11:59
Sample : (SS) 300ug/L GAS STD 5/11/21
Misc : IS&S 9/22/20

Vial: 10
Operator: LP,DG,CH
Inst : Max
Multiplr: 1.00

Quant Time: May 11 12:30 2021

Quant Results File: MGAS0511.RES

Method : M:\MAX\DATA\210511\MGAS0511.M (RTE Integrator)
Title : METHOD 8260B
Last Update : Tue May 11 12:30:16 2021
Response via : Initial Calibration

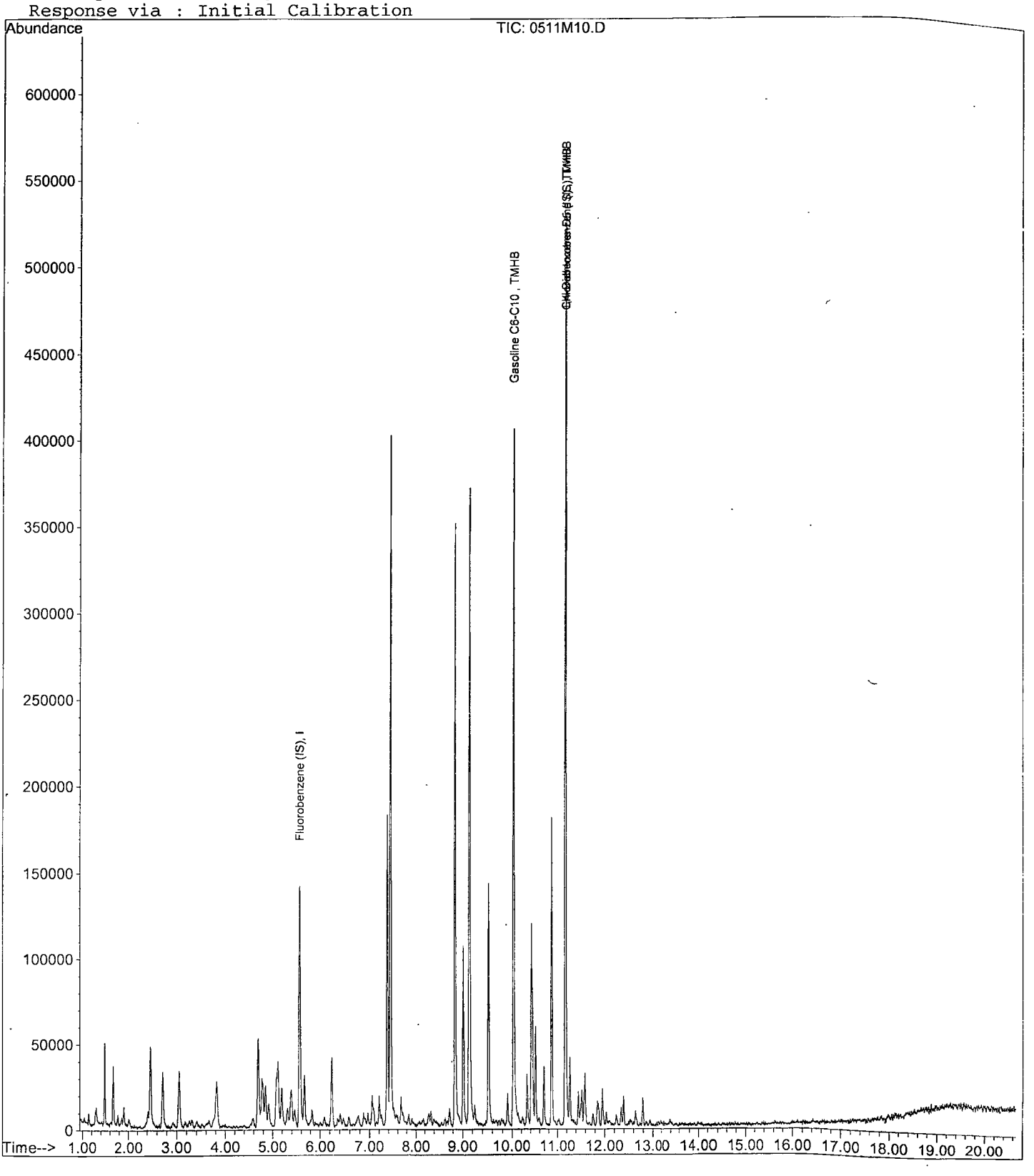

VOLATILE ORGANIC ANALYSIS BY
EPA METHOD 8260B

Form 6
Initial Calibration

Lab Name: APPL, Inc.
Case No:
Matrix: Water

SDG No:
Initial Cal. Date: 05/24/21
Instrument: Max

Initials: CH

		Compound	0520M02.D	0520M03.D	0520M04.D	0520M05.D	0520M06.D	0520M07.D	0520M08.D	0520M09.D	0520M10.D		Avg	%RSD	Type	r^2	Q	MRF
			1	2	3	4	5	6	7	8	9							
1	I	Fluorobenzene (IS)																
2	S	Dibromofluoromethane(S)	0.2171	0.1801	0.2056	0.2401	0.2888	0.2716	0.2590	0.2819	0.2572		0.24	15	S			
3	SL	1,2-DCA-D4(S)		0.0697	0.0609	0.0861	0.1072	0.0922	0.0949	0.1011	0.0964		0.09	18	S	0.996		
4	I	Chlorobenzene-D5 (IS)																
5	S	Toluene-D8(S)	0.4942	0.4774	0.4244	0.4880	0.5816	0.5626	0.5945	0.5677	0.5288		0.52	11	S			
6	S	4-Bromofluorobenzene(S)	0.5143	0.4883	0.4376	0.4933	0.5920	0.6132	0.6486	0.6463	0.6254		0.56	14	S			
7	I	1,4-Dichlorobenzene-D (IS)																
8																		
9																		
10																		
11																		
12																		
13																		
14																		
15																		
16																		
17																		
18																		
19																		
20																		
21																		
22																		
23																		
24																		
25																		
26																		
27																		
28																		
29																		
30																		
31																		
32																		
33																		
34																		
35																		

Quantitation Report (Not Reviewed)

Data File : M:\MAX\DATA\210524\0520M02.D
Acq On : 24 May 21 11:23
Sample : 0.3ug/L VOC STD 5/24/21
Misc : IS&S 9/22/20

Vial: 2
Operator: LP,DG,CH
Inst : Max
Multiplr: 1.00

Quant Time: May 26 13:49 2021

Quant Results File: M0524SUR.RES

Quant Method : M:\MAX\DATA\210524\M0524SUR.M (RTE Integrator)
Title : METHOD 8260B
Last Update : Tue May 25 13:01:41 2021
Response via : Initial Calibration
DataAcq Meth : M8260

Internal Standards	R.T.	QIon	Response	Conc Units	Dev(Min)
1) Fluorobenzene (IS)	5.56	96	130186	25.00 ppb	0.00
4) Chlorobenzene-D5 (IS)	8.83	117	200912	25.00 ppb	0.00
7) 1,4-Dichlorobenzene-D (IS)	11.17	152	164924	25.00 ppb	0.00
System Monitoring Compounds					
2) Dibromofluoromethane(S)	4.69	111	5652	4.44 ppb	0.00
Spiked Amount 25.000			Recovery	= 17.748%	
3) 1,2-DCA-D4(S)	5.12	65	2279	5.57 ppb	0.02
Spiked Amount 25.000			Recovery	= 22.292%	
5) Toluene-D8(S)	7.37	98	19860	4.71 ppb	0.00
Spiked Amount 25.000			Recovery	= 18.852%	
6) 4-Bromofluorobenzene(S)	10.03	95	20666	4.57 ppb	0.00
Spiked Amount 25.000			Recovery	= 18.300%	

Target Compounds Qvalue

(#) = qualifier out of range (m) = manual integration

Quantitation Report

Data File : M:\MAX\DATA\210524\0520M02.D
Acq On : 24 May 21 11:23
Sample : 0.3ug/L VOC STD 5/24/21
Misc : IS&S 9/22/20

Vial: 2
Operator: LP,DG,CH
Inst : Max
Multiplr: 1.00

Quant Time: May 26 13:49 2021 Quant Results File: M0524SUR.RES

Method : M:\MAX\DATA\210524\M0524SUR.M (RTE Integrator)
Title : METHOD 8260B
Last Update : Tue May 25 13:01:41 2021
Response via : Initial Calibration



Quantitation Report (Not Reviewed)

Data File : M:\MAX\DATA\210524\0520M03.D
Acq On : 24 May 21 11:51
Sample : 0.5ug/L VOC STD 5/24/21
Misc : IS&S 9/22/20

Vial: 3
Operator: LP,DG,CH
Inst : Max
Multiplr: 1.00

Quant Time: May 26 13:49 2021 Quant Results File: M0524SUR.RES

Quant Method : M:\MAX\DATA\210524\M0524SUR.M (RTE Integrator)
Title : METHOD 8260B
Last Update : Tue May 25 13:01:41 2021
Response via : Initial Calibration
DataAcq Meth : M8260

Internal Standards	R.T.	QIon	Response	Conc Units	Dev(Min)
1) Fluorobenzene (IS)	5.56	96	143898	25.00 ppb	0.00
4) Chlorobenzene-D5 (IS)	8.84	117	211128	25.00 ppb	0.00
7) 1,4-Dichlorobenzene-D (IS)	11.17	152	170954	25.00 ppb	0.00
System Monitoring Compounds					
2) Dibromofluoromethane(S)	4.69	111	5183	3.68 ppb	0.00
Spiked Amount 25.000			Recovery	= 14.728%	
3) 1,2-DCA-D4(S)	5.11	65	2006	4.67 ppb	0.00
Spiked Amount 25.000			Recovery	= 18.680%	
5) Toluene-D8(S)	7.37	98	20160	4.55 ppb	0.00
Spiked Amount 25.000			Recovery	= 18.208%	
6) 4-Bromofluorobenzene(S)	10.03	95	20619	4.34 ppb	0.00
Spiked Amount 25.000			Recovery	= 17.376%	

Target Compounds Qvalue

(#) = qualifier out of range (m) = manual integration

Quantitation Report

Data File : M:\MAX\DATA\210524\0520M03.D
Acq On : 24 May 21 11:51
Sample : 0.5ug/L VOC STD 5/24/21
Misc : IS&S 9/22/20

Vial: 3
Operator: LP,DG,CH
Inst : Max
Multiplr: 1.00

Quant Time: May 26 13:49 2021

Quant Results File: M0524SUR.RES

Method : M:\MAX\DATA\210524\M0524SUR.M (RTE Integrator)
Title : METHOD 8260B
Last Update : Tue May 25 13:01:41 2021
Response via : Initial Calibration



Quantitation Report (Not Reviewed)

Data File : M:\MAX\DATA\210524\0520M04.D
Acq On : 24 May 21 12:19
Sample : 1ug/L VOC STD 5/24/21
Misc : IS&S 9/22/20

Vial: 4
Operator: LP,DG,CH
Inst : Max
Multiplr: 1.00

Quant Time: May 26 13:49 2021 Quant Results File: M0524SUR.RES

Quant Method : M:\MAX\DATA\210524\M0524SUR.M (RTE Integrator)
Title : METHOD 8260B
Last Update : Tue May 25 13:01:41 2021
Response via : Initial Calibration
DataAcq Meth : M8260

Internal Standards	R.T.	QIon	Response	Conc Units	Dev(Min)
1) Fluorobenzene (IS)	5.56	96	152739	25.00 ppb	0.00
4) Chlorobenzene-D5 (IS)	8.84	117	222965	25.00 ppb	0.00
7) 1,4-Dichlorobenzene-D (IS)	11.17	152	190497	25.00 ppb	0.00
System Monitoring Compounds					
2) Dibromofluoromethane(S)	4.69	111	12559	8.40 ppb	0.00
Spiked Amount 25.000			Recovery	= 33.616%	
3) 1,2-DCA-D4(S)	5.11	65	3721	7.31 ppb	0.00
Spiked Amount 25.000			Recovery	= 29.236%	
5) Toluene-D8(S)	7.37	98	37847	8.09 ppb	0.00
Spiked Amount 25.000			Recovery	= 32.372%	
6) 4-Bromofluorobenzene(S)	10.03	95	39032	7.79 ppb	0.00
Spiked Amount 25.000			Recovery	= 31.144%	

Target Compounds Qvalue

(#) = qualifier out of range (m) = manual integration

Quantitation Report

Data File : M:\MAX\DATA\210524\0520M04.D
Acq On : 24 May 21 12:19
Sample : 1ug/L VOC STD 5/24/21
Misc : IS&S 9/22/20

Vial: 4
Operator: LP,DG,CH
Inst : Max
Multiplr: 1.00

Quant Time: May 26 13:49 2021

Quant Results File: M0524SUR.RES

Method : M:\MAX\DATA\210524\M0524SUR.M (RTE Integrator)
Title : METHOD 8260B
Last Update : Tue May 25 13:01:41 2021
Response via : Initial Calibration

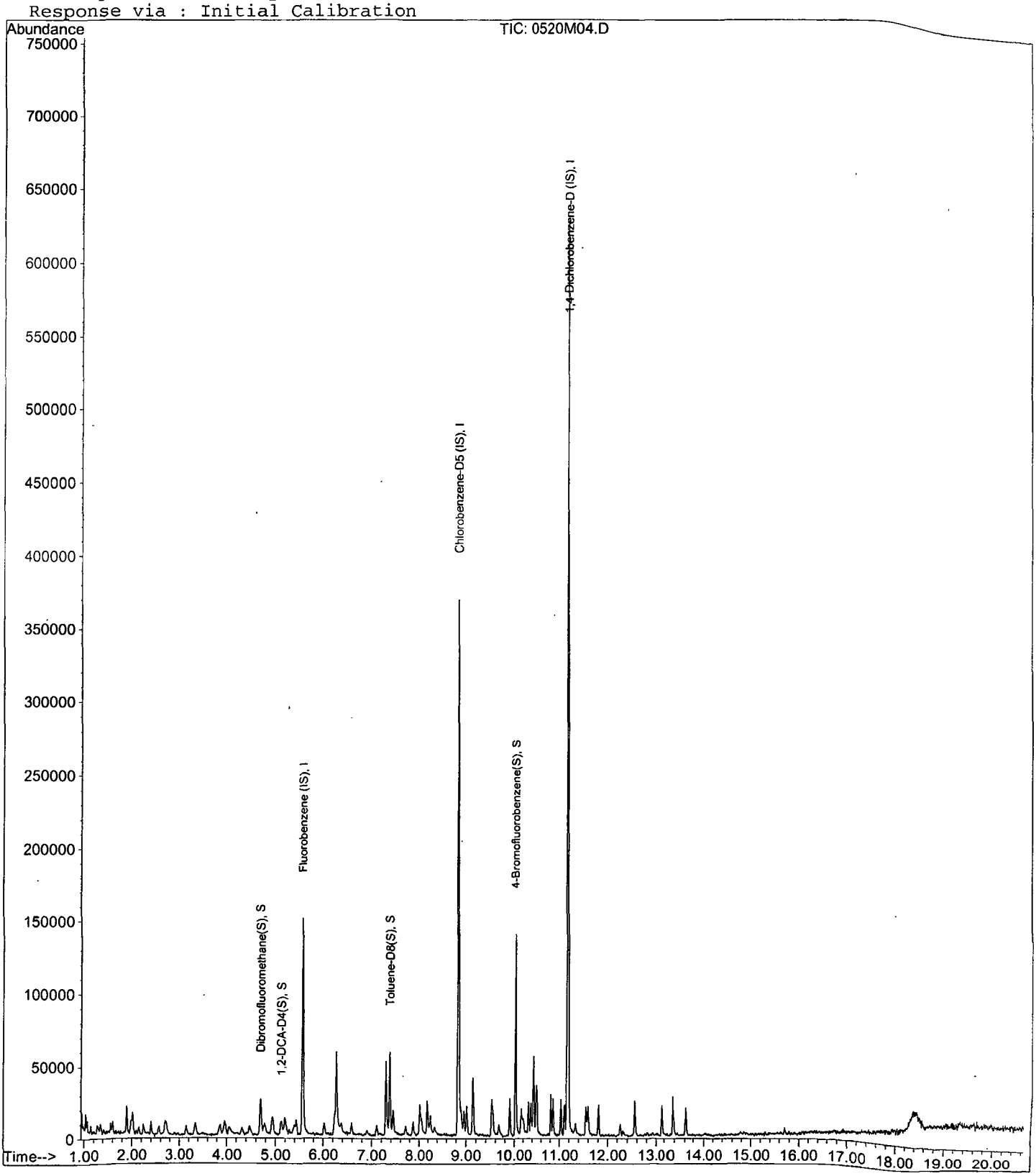

Quantitation Report (Not Reviewed)

Data File : M:\MAX\DATA\210524\0520M05.D
Acq On : 24 May 21 12:47
Sample : 2ug/L VOC STD 5/24/21
Misc : IS&S 9/22/20

Vial: 5
Operator: LP,DG,CH
Inst : Max
Multiplr: 1.00

Quant Time: May 26 13:49 2021 Quant Results File: M0524SUR.RES

Quant Method : M:\MAX\DATA\210524\M0524SUR.M (RTE Integrator)
Title : METHOD 8260B
Last Update : Tue May 25 13:01:41 2021
Response via : Initial Calibration
DataAcq Meth : M8260

Internal Standards	R.T.	QIon	Response	Conc Units	Dev(Min)
1) Fluorobenzene (IS)	5.56	96	143373	25.00 ppb	0.00
4) Chlorobenzene-D5 (IS)	8.84	117	208399	25.00 ppb	0.00
7) 1,4-Dichlorobenzene-D (IS)	11.17	152	178619	25.00 ppb	0.00
System Monitoring Compounds					
2) Dibromofluoromethane(S)	4.69	111	13767	9.81 ppb	0.00
Spiked Amount 25.000			Recovery	= 39.260%	
3) 1,2-DCA-D4(S)	5.11	65	4937	9.86 ppb	0.00
Spiked Amount 25.000			Recovery	= 39.440%	
5) Toluene-D8(S)	7.37	98	40682	9.31 ppb	0.00
Spiked Amount 25.000			Recovery	= 37.228%	
6) 4-Bromofluorobenzene(S)	10.03	95	41119	8.78 ppb	0.00
Spiked Amount 25.000			Recovery	= 35.100%	

Target Compounds Qvalue

(#) = qualifier out of range (m) = manual integration

Quantitation Report

Data File : M:\MAX\DATA\210524\0520M05.D
Acq On : 24 May 21 12:47
Sample : 2ug/L VOC STD 5/24/21
Misc : IS&S 9/22/20

Vial: 5
Operator: LP,DG,CH
Inst : Max
Multiplr: 1.00

Quant Time: May 26 13:49 2021

Quant Results File: M0524SUR.RES

Method : M:\MAX\DATA\210524\M0524SUR.M (RTE Integrator)
Title : METHOD 8260B
Last Update : Tue May 25 13:01:41 2021
Response via : Initial Calibration

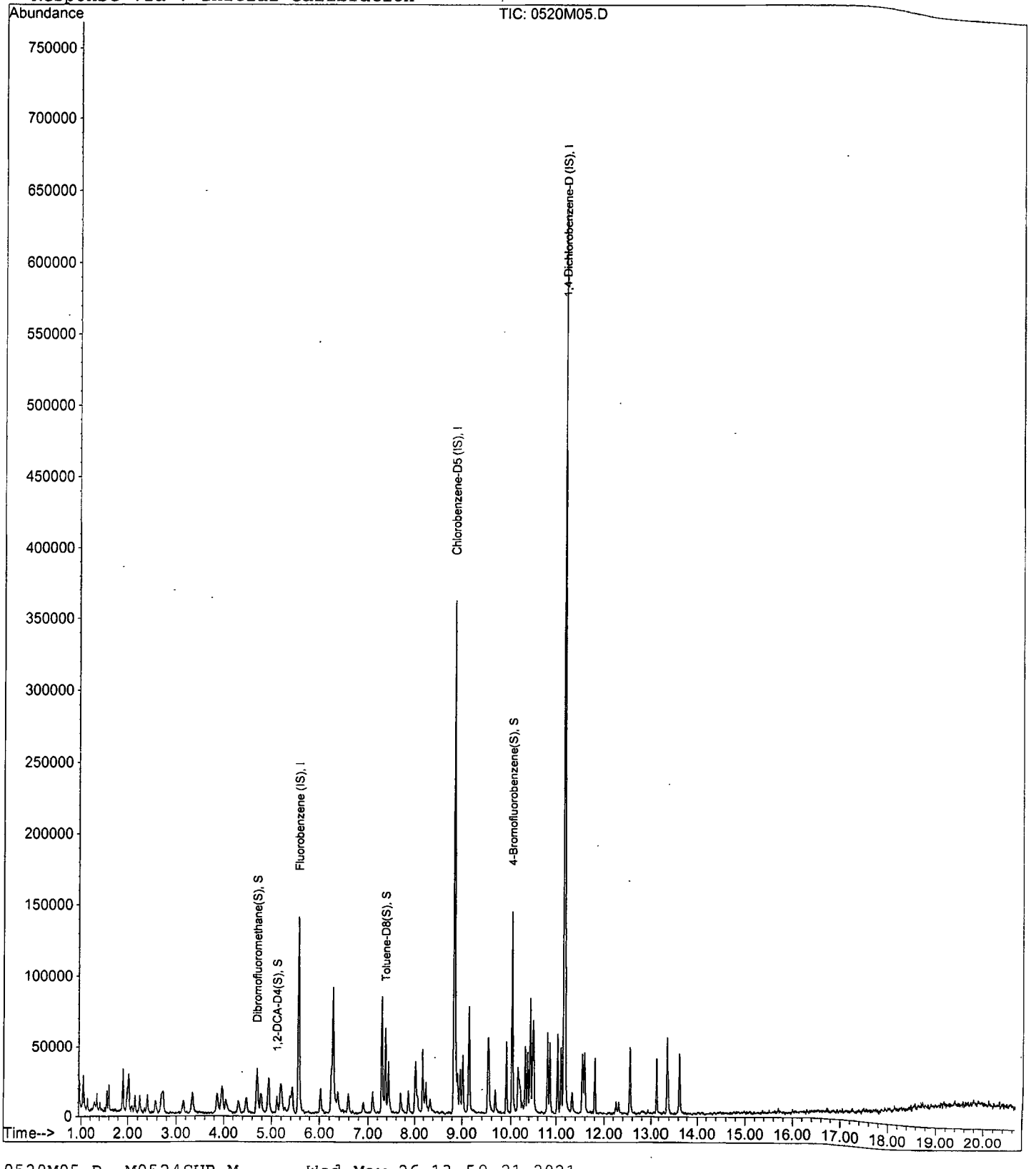

Quantitation Report (Not Reviewed)

Data File : M:\MAX\DATA\210524\0520M06.D
Acq On : 24 May 21 13:15
Sample : 5ug/L VOC STD 5/24/21
Misc : IS&S 9/22/20

Vial: 6
Operator: LP,DG,CH
Inst : Max
Multiplr: 1.00

Quant Time: May 26 13:49 2021 Quant Results File: M0524SUR.RES

Quant Method : M:\MAX\DATA\210524\M0524SUR.M (RTE Integrator)
Title : METHOD 8260B
Last Update : Tue May 25 13:01:41 2021
Response via : Initial Calibration
DataAcq Meth : M8260

Internal Standards	R.T.	QIon	Response	Conc Units	Dev(Min)
1) Fluorobenzene (IS)	5.57	96	135465	25.00 ppb	0.00
4) Chlorobenzene-D5 (IS)	8.84	117	208117	25.00 ppb	0.00
7) 1,4-Dichlorobenzene-D (IS)	11.17	152	187489	25.00 ppb	0.00
System Monitoring Compounds					
2) Dibromofluoromethane(S)	4.69	111	39119	29.52 ppb	0.00
Spiked Amount 25.000			Recovery	= 118.064%	
3) 1,2-DCA-D4(S)	5.11	65	14522	28.29 ppb	0.00
Spiked Amount 25.000			Recovery	= 113.156%	
5) Toluene-D8(S)	7.37	98	121040	27.73 ppb	0.00
Spiked Amount 25.000			Recovery	= 110.912%	
6) 4-Bromofluorobenzene(S)	10.02	95	123209	26.33 ppb	0.00
Spiked Amount 25.000			Recovery	= 105.320%	

Target Compounds Qvalue

(#) = qualifier out of range (m) = manual integration

Quantitation Report

Data File : M:\MAX\DATA\210524\0520M06.D
Acq On : 24 May 21 13:15
Sample : 5ug/L VOC STD 5/24/21
Misc : IS&S 9/22/20

Vial: 6
Operator: LP,DG,CH
Inst : Max
Multiplr: 1.00

Quant Time: May 26 13:49 2021

Quant Results File: M0524SUR.RES

Method : M:\MAX\DATA\210524\M0524SUR.M (RTE Integrator)
Title : METHOD 8260B
Last Update : Tue May 25 13:01:41 2021
Response via : Initial Calibration

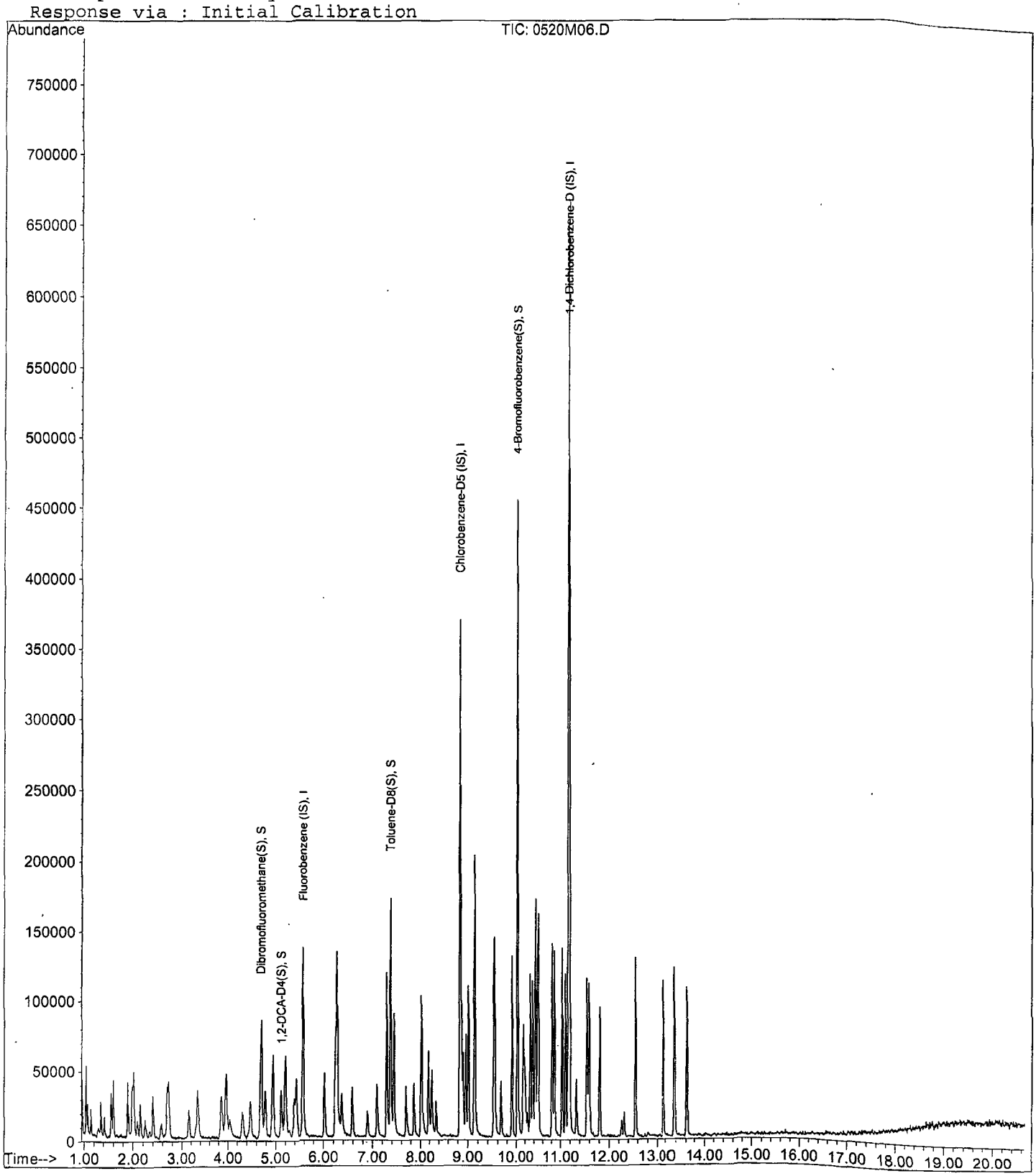

Quantitation Report (Not Reviewed)

Data File : M:\MAX\DATA\210524\0520M07.D
Acq On : 24 May 21 13:43
Sample : 10ug/L VOC STD 5/24/21
Misc : IS&S 9/22/20

Vial: 7
Operator: LP,DG,CH
Inst : Max
Multiplr: 1.00

Quant Time: May 26 13:49 2021 Quant Results File: M0524SUR.RES

Quant Method : M:\MAX\DATA\210524\M0524SUR.M (RTE Integrator)
Title : METHOD 8260B
Last Update : Tue May 25 13:01:41 2021
Response via : Initial Calibration
DataAcq Meth : M8260

Internal Standards	R.T.	QIon	Response	Conc	Units	Dev(Min)
1) Fluorobenzene (IS)	5.57	96	138493	25.00	ppb	0.00
4) Chlorobenzene-D5 (IS)	8.84	117	207262	25.00	ppb	0.00
7) 1,4-Dichlorobenzene-D (IS)	11.17	152	186571	25.00	ppb	0.00
System Monitoring Compounds						
2) Dibromofluoromethane(S)	4.69	111	37615	27.76	ppb	0.00
Spiked Amount 25.000			Recovery	=	111.044%	
3) 1,2-DCA-D4(S)	5.11	65	12768	24.49	ppb	0.00
Spiked Amount 25.000			Recovery	=	97.952%	
5) Toluene-D8(S)	7.37	98	116604	26.82	ppb	0.00
Spiked Amount 25.000			Recovery	=	107.288%	
6) 4-Bromofluorobenzene(S)	10.02	95	127089	27.27	ppb	0.00
Spiked Amount 25.000			Recovery	=	109.088%	

Target Compounds Qvalue

(#) = qualifier out of range (m) = manual integration

Quantitation Report

Data File : M:\MAX\DATA\210524\0520M07.D
Acq On : 24 May 21 13:43
Sample : 10ug/L VOC STD 5/24/21
Misc : IS&S 9/22/20

Vial: 7
Operator: LP,DG,CH
Inst : Max
Multiplr: 1.00

Quant Time: May 26 13:49 2021

Quant Results File: M0524SUR.RES

Method : M:\MAX\DATA\210524\M0524SUR.M (RTE Integrator)
Title : METHOD 8260B
Last Update : Tue May 25 13:01:41 2021
Response via : Initial Calibration

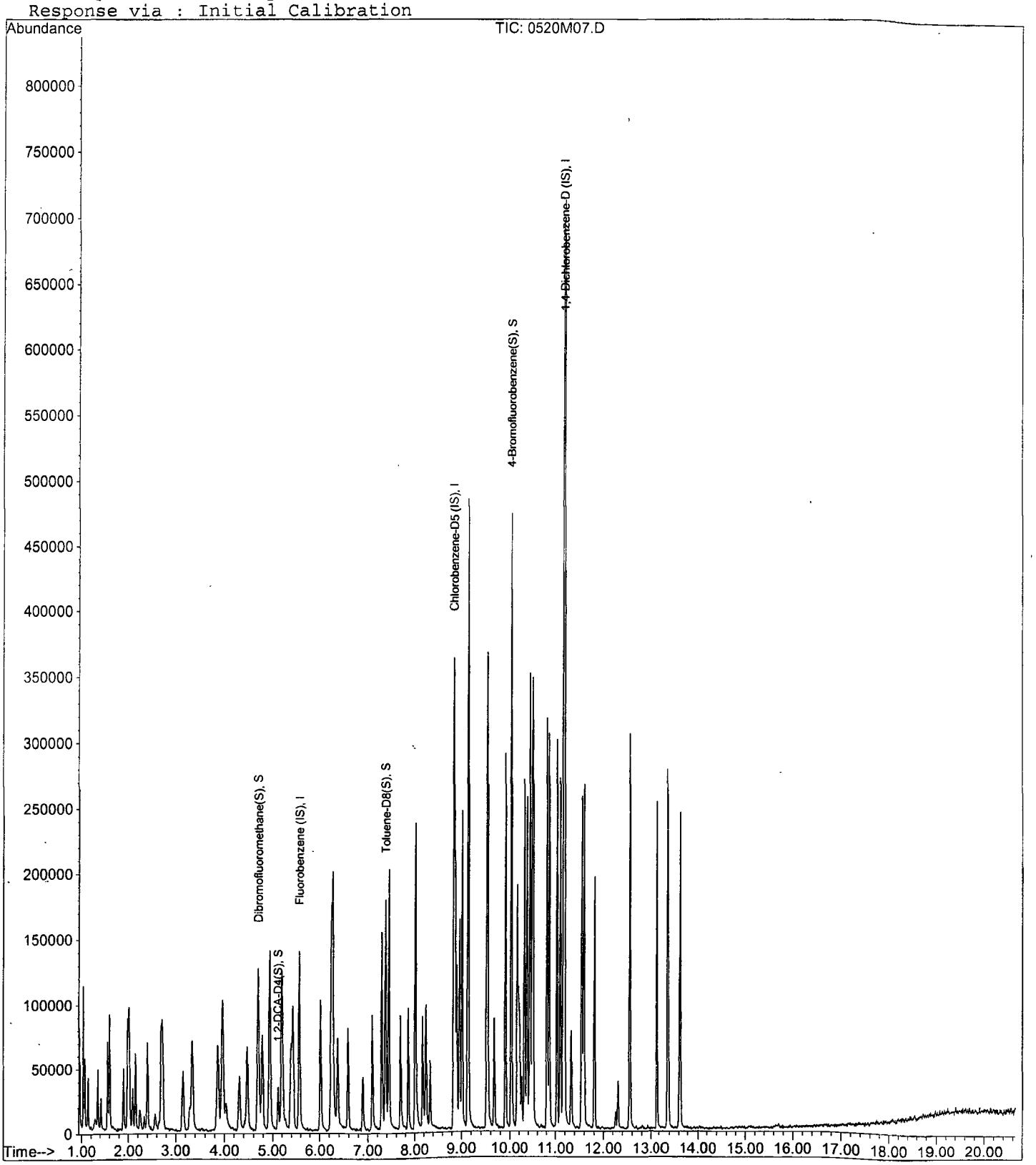

Quantitation Report (Not Reviewed)

Data File : M:\MAX\DATA\210524\0520M08.D
Acq On : 24 May 21 14:11
Sample : 20ug/L VOC STD 5/24/21
Misc : IS&S 9/22/20

Vial: 8
Operator: LP,DG,CH
Inst : Max
Multiplr: 1.00

Quant Time: May 26 13:49 2021 Quant Results File: M0524SUR.RES

Quant Method : M:\MAX\DATA\210524\M0524SUR.M (RTE Integrator)
Title : METHOD 8260B
Last Update : Tue May 25 13:01:41 2021
Response via : Initial Calibration
DataAcq Meth : M8260

Internal Standards	R.T.	QIon	Response	Conc Units	Dev(Min)
1) Fluorobenzene (IS)	5.56	96	138784	25.00 ppb	0.00
4) Chlorobenzene-D5 (IS)	8.84	117	200561	25.00 ppb	0.00
7) 1,4-Dichlorobenzene-D (IS)	11.17	152	185692	25.00 ppb	0.00
System Monitoring Compounds					
2) Dibromofluoromethane(S)	4.69	111	71900	52.95 ppb	0.00
Spiked Amount 25.000			Recovery	= 211.812%	
3) 1,2-DCA-D4(S)	5.11	65	26328	49.18 ppb	0.00
Spiked Amount 25.000			Recovery	= 196.736%	
5) Toluene-D8(S)	7.37	98	238461	56.69 ppb	0.00
Spiked Amount 25.000			Recovery	= 226.744%	
6) 4-Bromofluorobenzene(S)	10.02	95	260157	57.69 ppb	0.00
Spiked Amount 25.000			Recovery	= 230.764%	

Target Compounds Qvalue

(#) = qualifier out of range (m) = manual integration

Quantitation Report

Data File : M:\MAX\DATA\210524\0520M08.D
Acq On : 24 May 21 14:11
Sample : 20ug/L VOC STD 5/24/21
Misc : IS&S 9/22/20

Vial: 8
Operator: LP,DG,CH
Inst : Max
Multiplr: 1.00

Quant Time: May 26 13:49 2021

Quant Results File: M0524SUR.RES

Method : M:\MAX\DATA\210524\M0524SUR.M (RTE Integrator)
Title : METHOD 8260B
Last Update : Tue May 25 13:01:41 2021
Response via : Initial Calibration

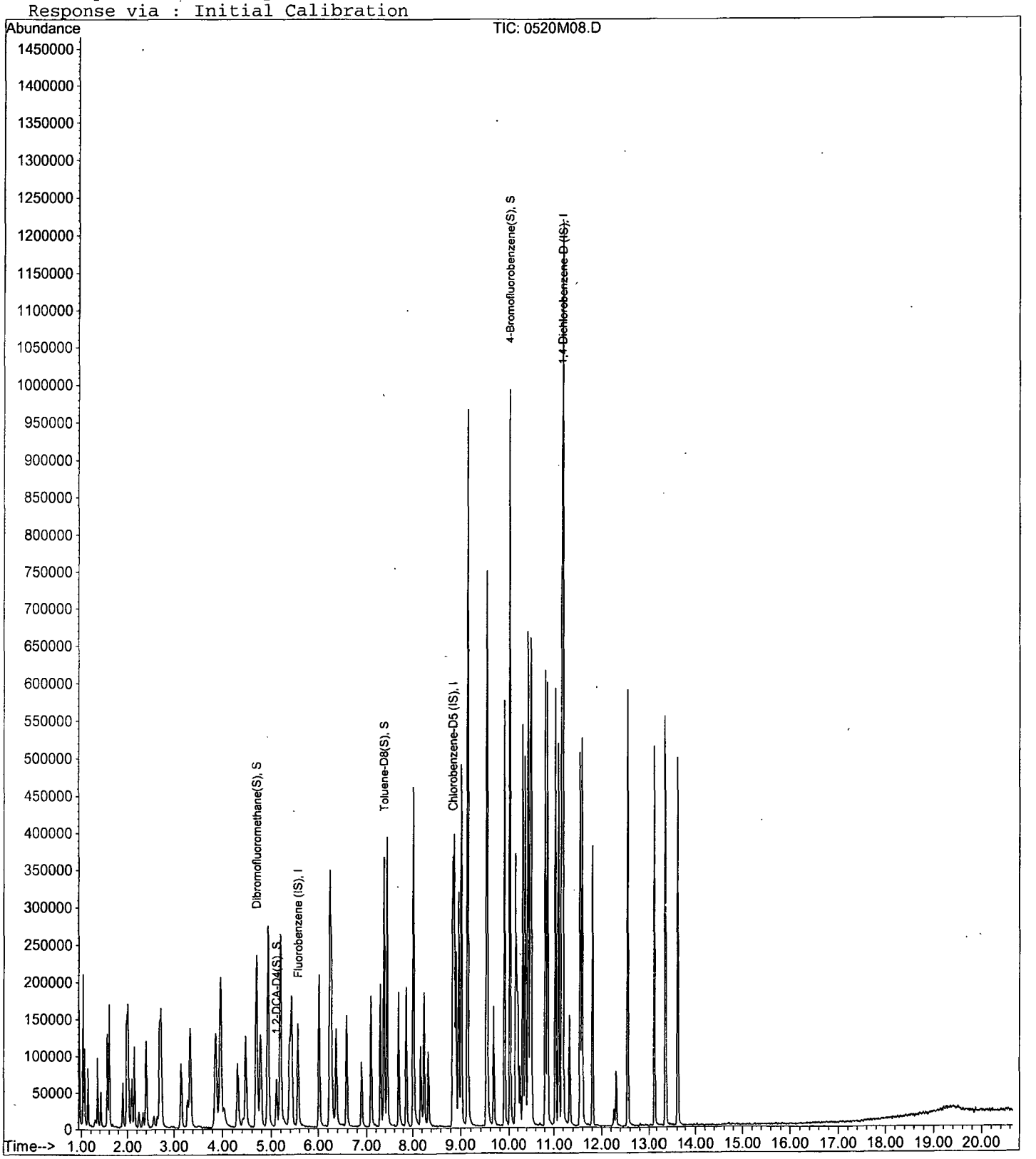

Quantitation Report (Not Reviewed)

Data File : M:\MAX\DATA\210524\0520M09.D
Acq On : 24 May 21 14:38
Sample : 40ug/L VOC STD 5/24/21
Misc : IS&S 9/22/20

Vial: 9
Operator: LP,DG,CH
Inst : Max
Multiplr: 1.00

Quant Time: May 26 13:49 2021 Quant Results File: M0524SUR.RES

Quant Method : M:\MAX\DATA\210524\M0524SUR.M (RTE Integrator)
Title : METHOD 8260B
Last Update : Tue May 25 13:01:41 2021
Response via : Initial Calibration
DataAcq Meth : M8260

Internal Standards	R.T.	QIon	Response	Conc Units	Dev(Min)
1) Fluorobenzene (IS)	5.56	96	133546	25.00 ppb	0.00
4) Chlorobenzene-D5 (IS)	8.83	117	202110	25.00 ppb	0.00
7) 1,4-Dichlorobenzene-D (IS)	11.17	152	172813	25.00 ppb	0.00
System Monitoring Compounds					
2) Dibromofluoromethane(S)	4.68	111	75301	57.63 ppb	0.00
Spiked Amount 25.000			Recovery	= 230.532%	
3) 1,2-DCA-D4(S)	5.11	65	27016	52.37 ppb	0.00
Spiked Amount 25.000			Recovery	= 209.492%	
5) Toluene-D8(S)	7.37	98	229490	54.14 ppb	0.00
Spiked Amount 25.000			Recovery	= 216.540%	
6) 4-Bromofluorobenzene(S)	10.02	95	261248	57.49 ppb	0.00
Spiked Amount 25.000			Recovery	= 229.956%	

Target Compounds Qvalue

(#) = qualifier out of range (m) = manual integration

Quantitation Report

Data File : M:\MAX\DATA\210524\0520M09.D
Acq On : 24 May 21 14:38
Sample : 40ug/L VOC STD 5/24/21
Misc : IS&S 9/22/20

Vial: 9
Operator: LP,DG,CH
Inst : Max
Multiplr: 1.00

Quant Time: May 26 13:49 2021

Quant Results File: M0524SUR.RES

Method : M:\MAX\DATA\210524\M0524SUR.M (RTE Integrator)
Title : METHOD 8260B
Last Update : Tue May 25 13:01:41 2021
Response via : Initial Calibration

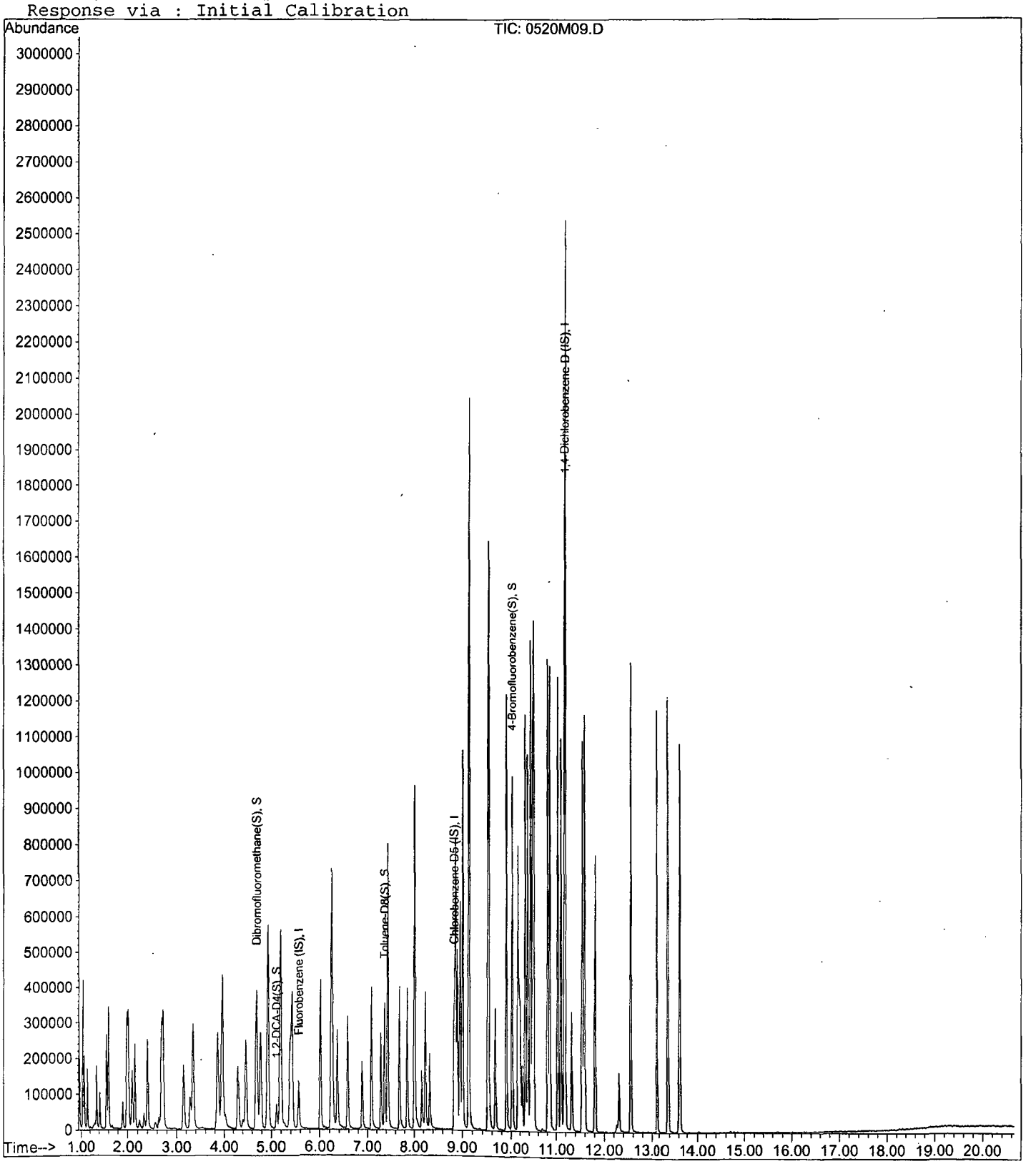

Quantitation Report (Not Reviewed)

Data File : M:\MAX\DATA\210524\0520M10.D
Acq On : 24 May 21 15:06
Sample : 100ug/L VOC STD 5/24/21
Misc : IS&S 9/22/20

Vial: 10
Operator: LP,DG,CH
Inst : Max
Multiplr: 1.00

Quant Time: May 26 13:49 2021 Quant Results File: M0524SUR.RES

Quant Method : M:\MAX\DATA\210524\M0524SUR.M (RTE Integrator)
Title : METHOD 8260B
Last Update : Tue May 25 13:01:41 2021
Response via : Initial Calibration
DataAcq Meth : M8260

Internal Standards	R.T.	QIon	Response	Conc	Units	Dev(Min)
1) Fluorobenzene (IS)	5.56	96	132429	25.00	ppb	0.00
4) Chlorobenzene-D5 (IS)	8.84	117	201668	25.00	ppb	0.00
7) 1,4-Dichlorobenzene-D (IS)	11.17	152	192574	25.00	ppb	0.00
System Monitoring Compounds						
2) Dibromofluoromethane(S)	4.69	111	136238	105.15	ppb	0.00
Spiked Amount 25.000			Recovery	=	420.604%	
3) 1,2-DCA-D4(S)	5.11	65	51080	98.83	ppb	0.00
Spiked Amount 25.000			Recovery	=	395.308%	
5) Toluene-D8(S)	7.37	98	426596	100.85	ppb	0.00
Spiked Amount 25.000			Recovery	=	403.408%	
6) 4-Bromofluorobenzene(S)	10.02	95	504455	111.25	ppb	0.00
Spiked Amount 25.000			Recovery	=	445.008%	

Target Compounds Qvalue

(#) = qualifier out of range (m) = manual integration

Quantitation Report

Data File : M:\MAX\DATA\210524\0520M10.D
Acq On : 24 May 21 15:06
Sample : 100ug/L VOC STD 5/24/21
Misc : IS&S 9/22/20

Vial: 10
Operator: LP,DG,CH
Inst : Max
Multiplr: 1.00

Quant Time: May 26 13:49 2021

Quant Results File: M0524SUR.RES

Method : M:\MAX\DATA\210524\M0524SUR.M (RTE Integrator)
Title : METHOD 8260B
Last Update : Tue May 25 13:01:41 2021
Response via : Initial Calibration

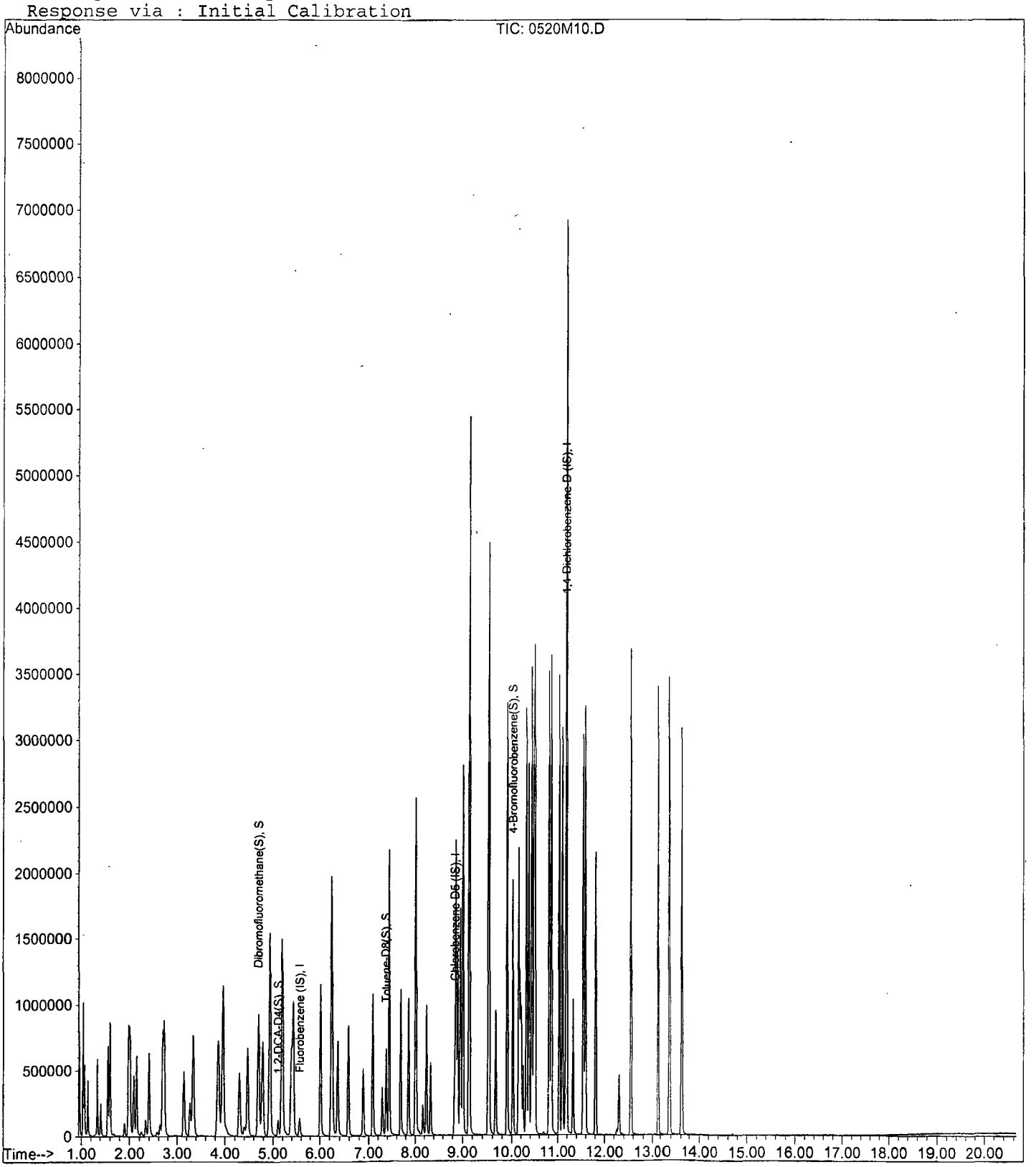

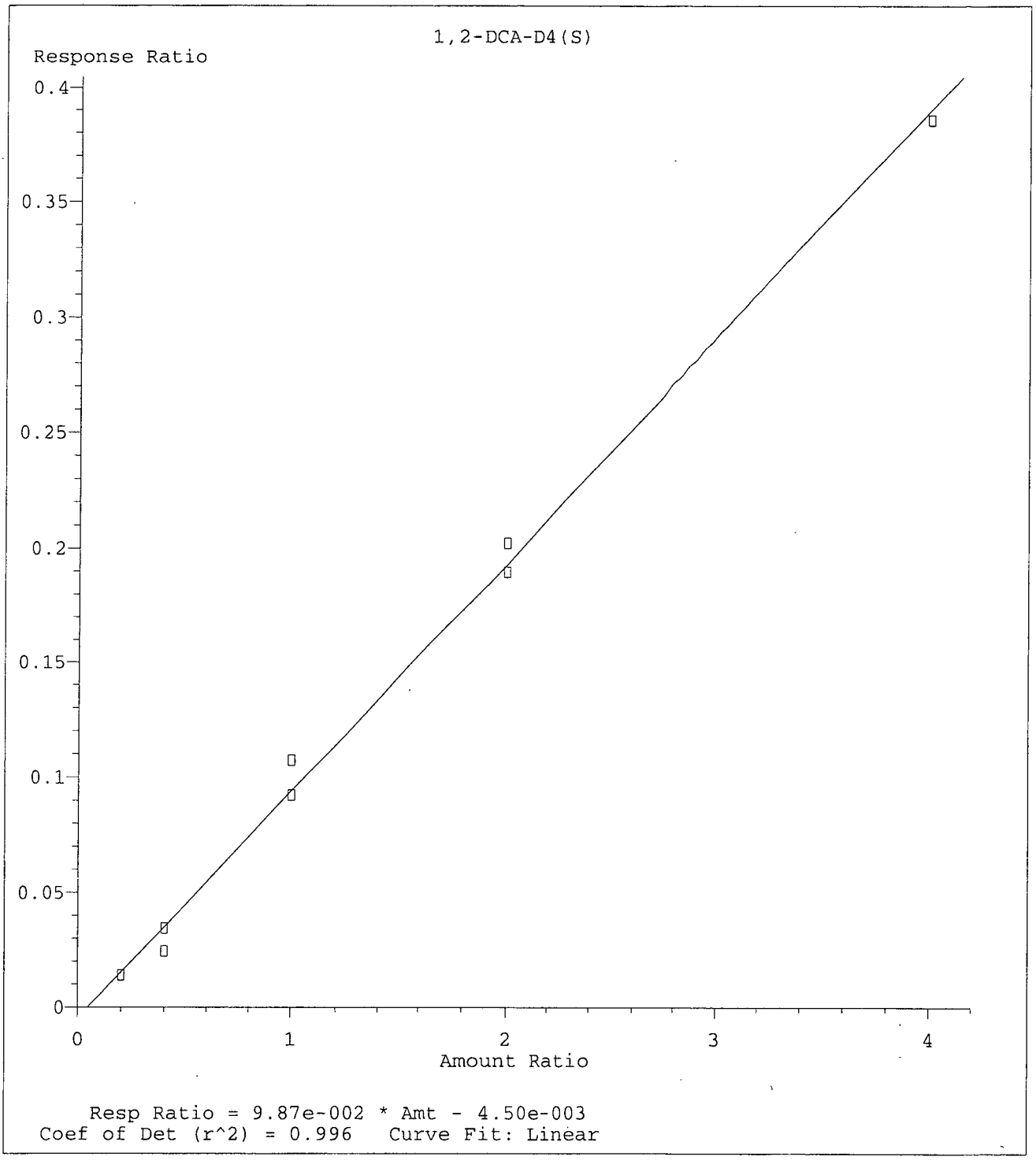

Method Name: M:\MAX\DATA\210524\M0524SUR.M
Calibration Table Last Updated: Tue May 25 13:01:41 2021

VOLATILE ORGANIC ANALYSIS
VOLATILE ORGANIC COMPOUNDS

Form 7

Continuing Calibration

Lab Name: APPL, Inc.
Case No:
Matrix: Water

SDG No:
Date Analyzed: 05/25/21
Instrument: Max
Initial Cal. Date: 05/11/21
Data File: 0525M05.D

		Compound	MEAN	CCRF	%D		%Drift
1	I	Fluorobenzene (IS)	ISTD			I	
2	TMHB	Gasoline C6-C10	7.306	3.435	53	TMHBL	2.3
3	TMHB	Chlorobenzene-D5 (IS)	ISTD			TMHB	
4	TMHB	1,4-Dichlorobenzene (IS)	ISTD			TMHB	
5							
6							
7							
8							
9							
10							
11							
12							
13							
14							
15							
16							
17							
18							
19							
20							
21							
22							
23							
24							
25							
26							
27							
28							
29							
30							
31							
32							
33							
34							
35							
36							
37							
38							
39							
40							
		Average			53.0		

VOLATILE ORGANIC ANALYSIS BY
EPA METHOD 8260B

Form 7

Continuing Calibration

Lab Name: APPL, Inc.
Case No:
Matrix: Water

SDG No:
Date Analyzed: 05/25/21
Instrument: Max
Initial Cal. Date: 05/11/21
Data File: 0525M05.D

		Compound	MEAN	CCRF	%D		%Drift
1	I	Fluorobenzene (IS)	ISTD			I	
2	S	Dibromofluoromethane(S)	0.2446	0.2563	4.8	S	
3	SL	1,2-DCA-D4(S)	0.0886	0.0774	13	SL	17
4	I	Chlorobenzene-D5 (IS)	ISTD			I	
5	S	Toluene-D8(S)	0.5244	0.5098	2.8	S	
6	S	4-Bromofluorobenzene(S)	0.5621	0.5724	1.8	S	
7	I	1,4-Dichlorobenzene-D (IS)	ISTD			I	
8							
9							
10							
11							
12							
13							
14							
15							
16							
17							
18							
19							
20							
21							
22							
23							
24							
25							
26							
27							
28							
29							
30							
31							
32							
33							
34							
35							
36							
37							
38							
39							
40							
		Average			5.6		

Quantitation Report (QT Reviewed)

Data File : M:\MAX\DATA\210524\0525M05.D
Acq On : 25 May 21 11:04
Sample : 210525A CCV/LCS 300ug/L
Misc : IS&S 9/22/20

Vial: 5
Operator: LP,DG,CH
Inst : Max
Multiplr: 1.00

Quant Time: May 26 15:08 2021

Quant Results File: MGAS0511.RES

Quant Method : M:\MAX\DATA\210511\MGAS0511.M (RTE Integrator)
Title : METHOD 8260B
Last Update : Tue May 11 12:30:16 2021
Response via : Initial Calibration
DataAcq Meth : M8260

Internal Standards	R.T.	QIon	Response	Conc Units	Dev(Min)
1) Fluorobenzene (IS)	5.56	TIC	156390	25.000 ppb	0.00
3) Chlorobenzene-D5 (IS)	11.17	TIC	-174366m	25.000 ppb	0.00
4) 1,4-Dichlorobenzene (IS)	11.17	TIC	681763m	25.000 ppb	0.00

System Monitoring Compounds

Target Compounds					Qvalue
2) Gasoline C6-C10	10.03	TIC	6447114m	306.937 ppb	100

(#) = qualifier out of range (m) = manual integration

Quantitation Report (Not Reviewed)

Data File : M:\MAX\DATA\210524\0525M05.D
Acq On : 25 May 21 11:04
Sample : 210525A CCV/LCS 300ug/L
Misc : IS&S 9/22/20

Vial: 5
Operator: LP,DG,CH
Inst : Max
Multiplr: 1.00

Quant Time: May 26 14:39 2021

Quant Results File: M0524SUR.RES

Quant Method : M:\MAX\DATA\210524\M0524SUR.M (RTE Integrator)
Title : METHOD 8260B
Last Update : Tue May 25 13:01:41 2021
Response via : Initial Calibration
DataAcq Meth : M8260

Internal Standards	R.T.	QIon	Response	Conc Units	Dev(Min)
1) Fluorobenzene (IS)	5.57	96	160427	25.000 ppb	0.00
4) Chlorobenzene-D5 (IS)	8.84	117	238874	25.000 ppb	0.00
7) 1,4-Dichlorobenzene-D (IS)	11.17	152	206418	25.000 ppb	0.00
System Monitoring Compounds					
2) Dibromofluoromethane(S)	4.68	111	41123	26.200 ppb	0.00
Spiked Amount 25.000			Recovery	= 104.800%	
3) 1,2-DCA-D4(S)	5.11	65	12411	20.732 ppb	0.00
Spiked Amount 25.000			Recovery	= 82.928%	
5) Toluene-D8(S)	7.37	98	121776	24.305 ppb	0.00
Spiked Amount 25.000			Recovery	= 97.220%	
6) 4-Bromofluorobenzene(S)	10.02	95	136726	25.457 ppb	0.00
Spiked Amount 25.000			Recovery	= 101.828%	

Target Compounds Qvalue

(#) = qualifier out of range (m) = manual integration

Quantitation Report

Data File : M:\MAX\DATA\210524\0525M05.D
Acq On : 25 May 21 11:04
Sample : 210525A CCV/LCS 300ug/L
Misc : IS&S 9/22/20

Vial: 5
Operator: LP,DG,CH
Inst : Max
Multiplr: 1.00

Quant Time: May 26 15:08 2021

Quant Results File: MGAS0511.RES

Method : M:\MAX\DATA\210511\MGAS0511.M (RTE Integrator)
Title : METHOD 8260B
Last Update : Tue May 11 12:30:16 2021
Response via : Initial Calibration

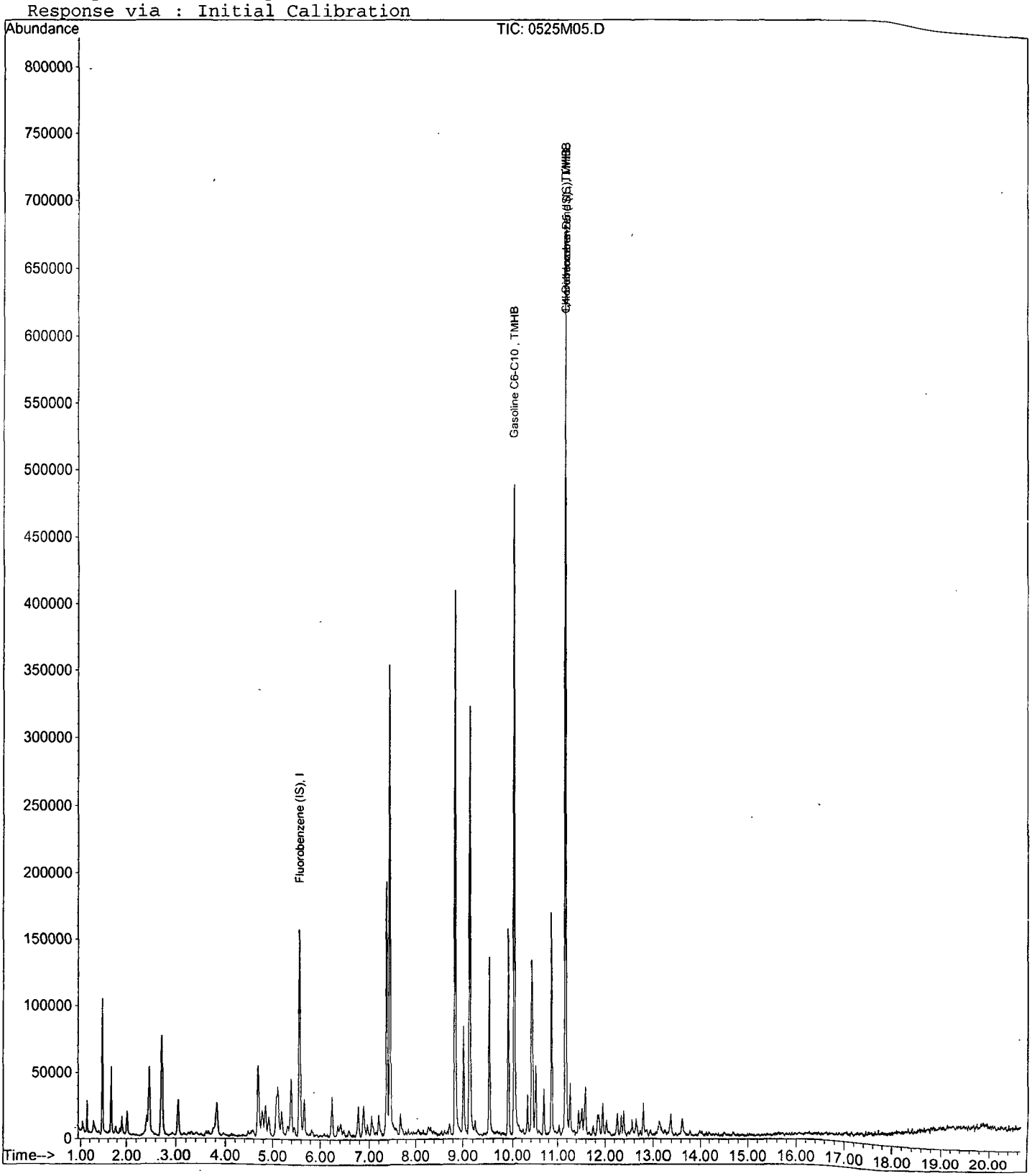

VOLATILE ORGANIC ANALYSIS
VOLATILE ORGANIC COMPOUNDS

Form 7

Ending Continuing Calibration

Lab Name: APPL, Inc.
Case No:
Matrix: Water

SDG No:
Date Analyzed: 05/25/21
Instrument: Max
Initial Cal. Date: 05/24/21
Data File: 0525M27.D

		Compound	MEAN	CCRF	%D		%Drift
1	I	Fluorobenzene (IS)	ISTD			I	
2	TMHB	Gasoline C6-C10	7.306	2.390	67	TMHBL	48
3	TMHB	Chlorobenzene-D5 (IS)	ISTD			TMHB	
4	TMHB	1,4-Dichlorobenzene (IS)	ISTD			TMHB	
5							
6							
7							
8							
9							
10							
11							
12							
13							
14							
15							
16							
17							
18							
19							
20							
21							
22							
23							
24							
25							
26							
27							
28							
29							
30							
31							
32							
33							
34							
35							
36							
37							
38							
39							
40							
		Average			67.0		

Quantitation Report (QT Reviewed)

Data File : M:\MAX\DATA\210524\0525M27.D
Acq On : 25 May 21 21:20
Sample : Ending CCV 300ug/L 5/25/21
Misc : IS&S 9/22/20

Vial: 27
Operator: LP,DG,CH
Inst : Max
Multiplr: 1.00

Quant Time: May 26 15:11 2021 Quant Results File: MGAS0511.RES

Quant Method : M:\MAX\DATA\210511\MGAS0511.M (RTE Integrator)
Title : METHOD 8260B
Last Update : Tue May 11 12:30:16 2021
Response via : Initial Calibration
DataAcq Meth : M8260

Internal Standards	R.T.	QIon	Response	Conc Units	Dev(Min)
1) Fluorobenzene (IS)	5.56	TIC	218014	25.000 ppb	0.00
3) Chlorobenzene-D5 (IS)	11.17	TIC	-355453m	25.000 ppb	0.00
4) 1,4-Dichlorobenzene (IS)	11.17	TIC	981499m	25.000 ppb	0.00

System Monitoring Compounds

Target Compounds					Qvalue
2) Gasoline C6-C10	10.02	TIC	6253882m	155.746 ppb	100

(#) = qualifier out of range (m) = manual integration

Quantitation Report (Not Reviewed)

Data File : M:\MAX\DATA\210524\0525M27.D
Acq On : 25 May 21 21:20
Sample : Ending CCV 300ug/L 5/25/21
Misc : IS&S 9/22/20

Vial: 27
Operator: LP,DG,CH
Inst : Max
Multiplr: 1.00

Quant Time: May 26 15:19 2021 Quant Results File: M0524SUR.RES

Quant Method : M:\MAX\DATA\210524\M0524SUR.M (RTE Integrator)
Title : METHOD 8260B
Last Update : Tue May 25 13:01:41 2021
Response via : Initial Calibration
DataAcq Meth : M8260

Internal Standards	R.T.	QIon	Response	Conc Units	Dev(Min)
1) Fluorobenzene (IS)	5.56	96	223605	25.000 ppb	0.00
4) Chlorobenzene-D5 (IS)	8.83	117	343741	25.000 ppb	0.00
7) 1,4-Dichlorobenzene-D (IS)	11.17	152	300147	25.000 ppb	0.00
System Monitoring Compounds					
2) Dibromofluoromethane(S)	4.69	111	54833	25.065 ppb	0.00
Spiked Amount 25.000			Recovery	= 100.260%	
3) 1,2-DCA-D4(S)	5.10	65	18000	21.526 ppb	0.00
Spiked Amount 25.000			Recovery	= 86.104%	
5) Toluene-D8(S)	7.37	98	166169	23.047 ppb	0.00
Spiked Amount 25.000			Recovery	= 92.188%	
6) 4-Bromofluorobenzene(S)	10.02	95	199273	25.783 ppb	0.00
Spiked Amount 25.000			Recovery	= 103.132%	

Target Compounds Qvalue

(#) = qualifier out of range (m) = manual integration

Quantitation Report

Data File : M:\MAX\DATA\210524\0525M27.D
Acq On : 25 May 21 21:20
Sample : Ending CCV 300ug/L 5/25/21
Misc : IS&S 9/22/20

Vial: 27
Operator: LP,DG,CH
Inst : Max
Multiplr: 1.00

Quant Time: May 26 15:11 2021

Quant Results File: MGAS0511.RES

Method : M:\MAX\DATA\210511\MGAS0511.M (RTE Integrator)
Title : METHOD 8260B
Last Update : Tue May 11 12:30:16 2021
Response via : Initial Calibration

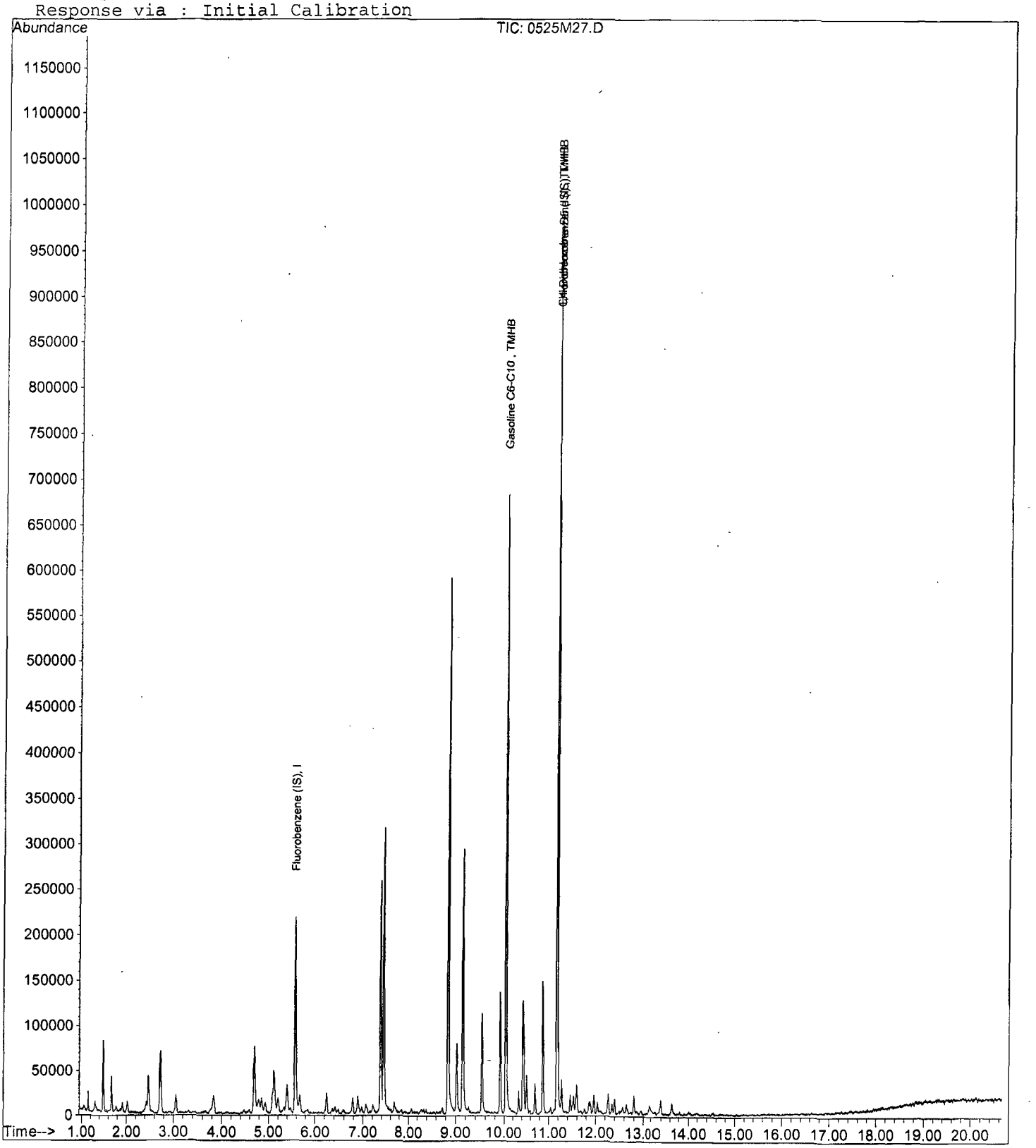

ORGANICS

Raw Data

Quantitation Report (QT Reviewed)

Data File : M:\MAX\DATA\210524\0525M09.D
Acq On : 25 May 21 12:56
Sample : BA32946W01
Misc : IS&S 9/22/20

Vial: 9
Operator: LP,DG,CH
Inst : Max
Multiplr: 1.00

Quant Time: May 26 15:49 2021 Quant Results File: MGAS0511.RES

Quant Method : M:\MAX\DATA\210511\MGAS0511.M (RTE Integrator)
Title : METHOD 8260B
Last Update : Tue May 11 12:30:16 2021
Response via : Initial Calibration
DataAcq Meth : M8260

Internal Standards	R.T.	QIon	Response	Conc Units	Dev(Min)
1) Fluorobenzene (IS)	5.57	TIC	154083	25.000 ppb	0.00
3) Chlorobenzene-D5 (IS)	11.17	TIC	-282608m	25.000 ppb	0.00
4) 1,4-Dichlorobenzene (IS)	11.17	TIC	699379m	25.000 ppb	0.00

System Monitoring Compounds

Target Compounds Qvalue

(#) = qualifier out of range (m) = manual integration
0525M09.D MGAS0511.M Thu May 27 15:09:25 2021

Quantitation Report

Data File : M:\MAX\DATA\210524\0525M09.D
Acq On : 25 May 21 12:56
Sample : BA32946W01
Misc : IS&S 9/22/20

Vial: 9
Operator: LP,DG,CH
Inst : Max
Multiplr: 1.00

Quant Time: May 26 15:49 2021

Quant Results File: MGAS0511.RES

Method : M:\MAX\DATA\210511\MGAS0511.M (RTE Integrator)
Title : METHOD 8260B
Last Update : Tue May 11 12:30:16 2021
Response via : Initial Calibration

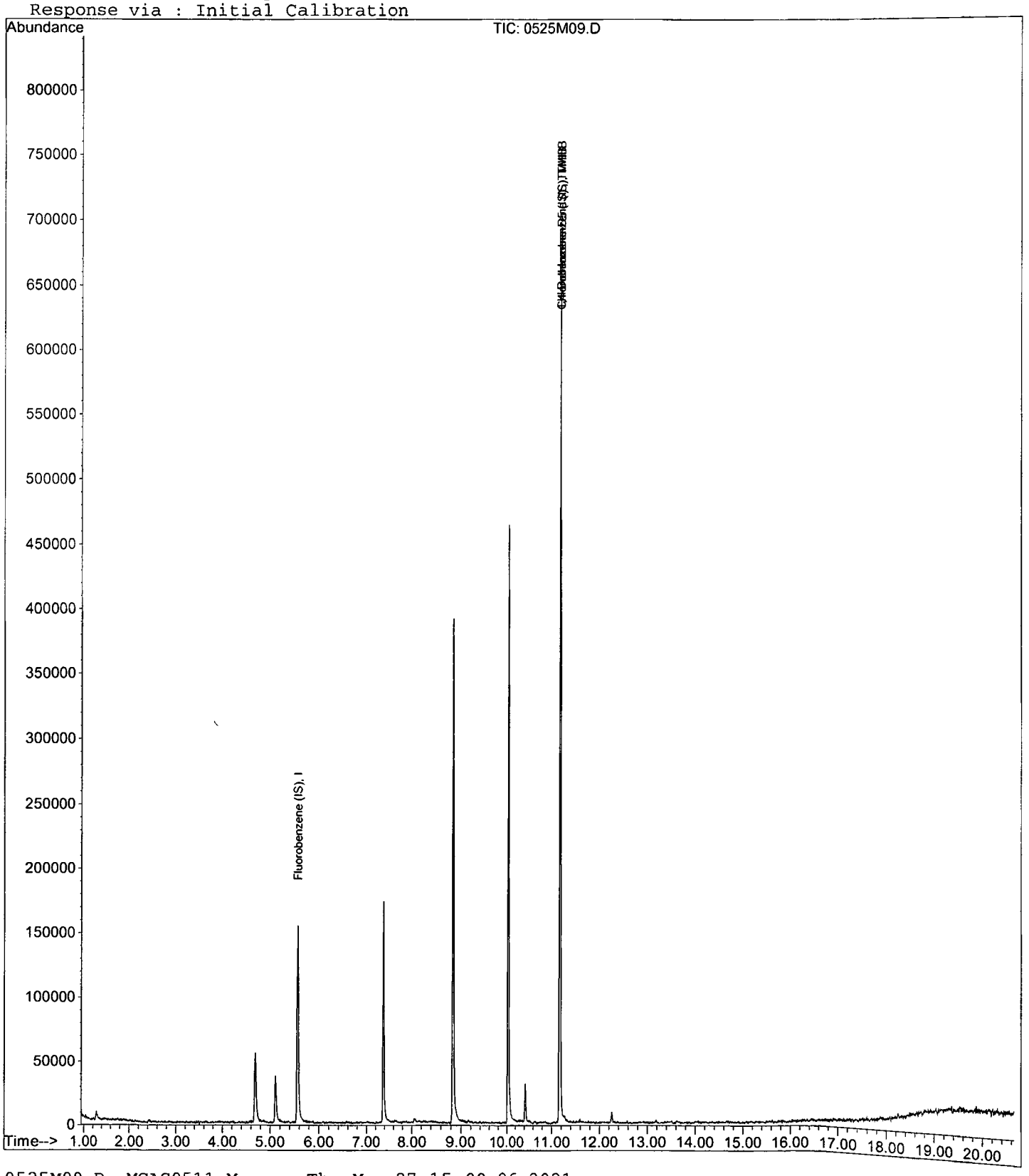

Quantitation Report (QT Reviewed)

Data File : M:\MAX\DATA\210524\0525M10.D
Acq On : 25 May 21 13:24
Sample : BA32947W01
Misc : IS&S 9/22/20

Vial: 10
Operator: LP,DG,CH
Inst : Max
Multiplr: 1.00

Quant Time: May 26 15:49 2021 Quant Results File: MGAS0511.RES

Quant Method : M:\MAX\DATA\210511\MGAS0511.M (RTE Integrator)
Title : METHOD 8260B
Last Update : Tue May 11 12:30:16 2021
Response via : Initial Calibration
DataAcq Meth : M8260

Internal Standards	R.T.	QIon	Response	Conc Units	Dev(Min)
1) Fluorobenzene (IS)	5.57	TIC	159142	25.000 ppb	0.00
3) Chlorobenzene-D5 (IS)	11.17	TIC	-253399m	25.000 ppb	0.00
4) 1,4-Dichlorobenzene (IS)	11.17	TIC	706815m	25.000 ppb	0.00

System Monitoring Compounds

Target Compounds Qvalue

(#) = qualifier out of range (m) = manual integration

Quantitation Report

Data File : M:\MAX\DATA\210524\0525M10.D
Acq On : 25 May 21 13:24
Sample : BA32947W01
Misc : IS&S 9/22/20

Vial: 10
Operator: LP,DG,CH
Inst : Max
Multiplr: 1.00

Quant Time: May 26 15:49 2021

Quant Results File: MGAS0511.RES

Method : M:\MAX\DATA\210511\MGAS0511.M (RTE Integrator)
Title : METHOD 8260B
Last Update : Tue May 11 12:30:16 2021
Response via : Initial Calibration

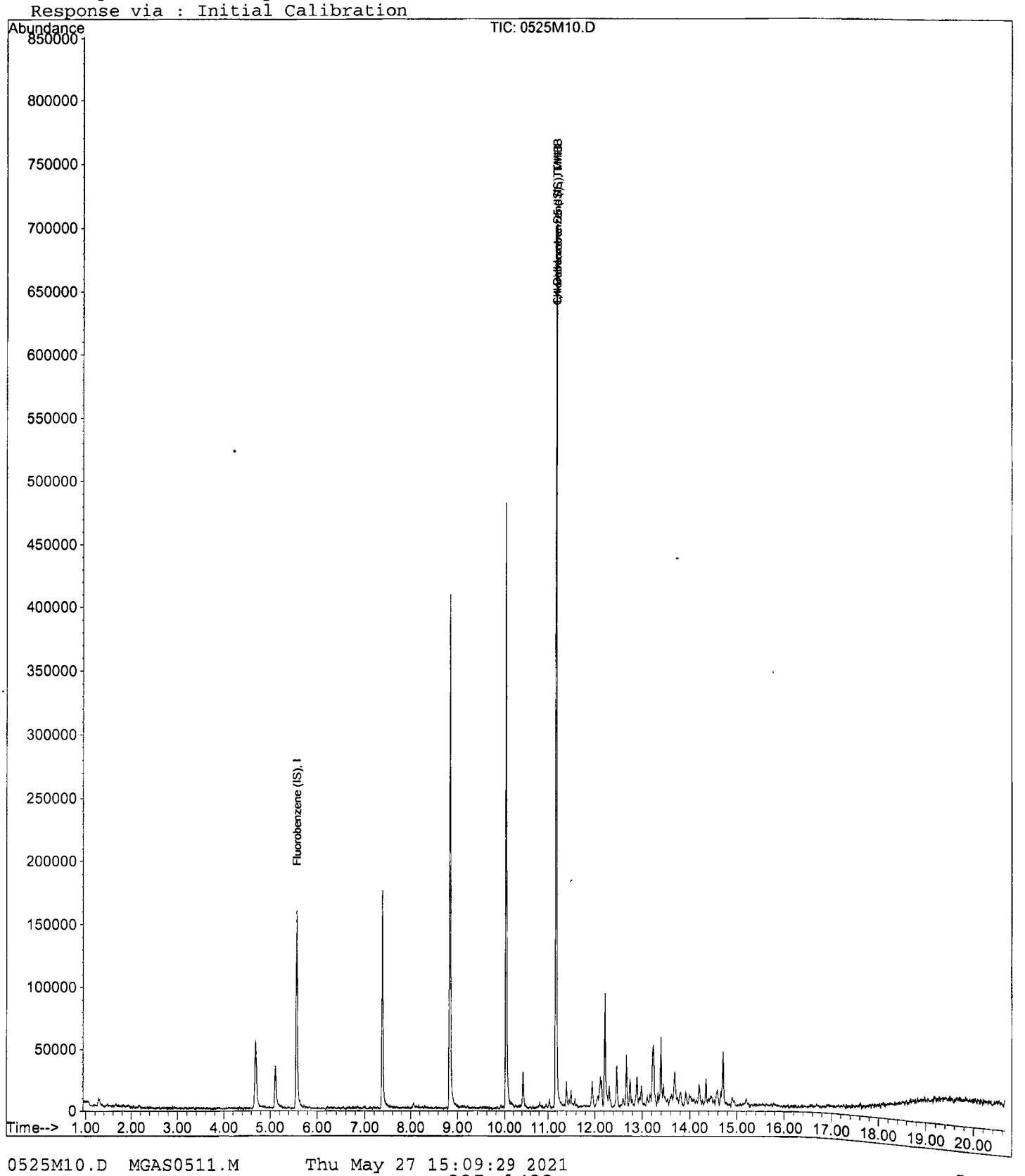

Quantitation Report (Not Reviewed)

Data File : M:\MAX\DATA\210524\0525M08.D
Acq On : 25 May 21 12:28
Sample : 210525A BLK
Misc : IS&S 9/22/20

Vial: 8
Operator: LP,DG,CH
Inst : Max
Multiplr: 1.00

Quant Time: May 26 15:07 2021 Quant Results File: MGAS0511.RES

Quant Method : M:\MAX\DATA\210511\MGAS0511.M (RTE Integrator)
Title : METHOD 8260B
Last Update : Tue May 11 12:30:16 2021
Response via : Initial Calibration
DataAcq Meth : M8260

Internal Standards	R.T.	QIon	Response	Conc Units	Dev(Min)
1) Fluorobenzene (IS)	5.57	TIC	155598	25.000 ppb	0.00
3) Chlorobenzene-D5 (IS)	11.17	TIC	-219823m	25.000 ppb	0.00
4) 1,4-Dichlorobenzene (IS)	11.17	TIC	633500m	25.000 ppb	0.00

System Monitoring Compounds

Target Compounds					Qvalue
2) Gasoline C6-C10	8.84	TIC	2270630m	-14.181 ppb	100

(#) = qualifier out of range (m) = manual integration

Quantitation Report (QT Reviewed)

Data File : M:\MAX\DATA\210524\0525M08.D
Acq On : 25 May 21 12:28
Sample : 210525A BLK
Misc : IS&S 9/22/20

Vial: 8
Operator: LP,DG,CH
Inst : Max
Multiplr: 1.00

Quant Time: May 26 5:50 2021

Quant Results File: M0524W.RES

Quant Method : M:\MAX\DATA\210524\M0524W.M (RTE Integrator)
Title : METHOD 8260B
Last Update : Tue May 25 13:01:41 2021
Response via : Initial Calibration
DataAcq Meth : M8260

Internal Standards	R.T.	QIon	Response	Conc Units	Dev(Min)
1) Fluorobenzene (IS)	5.57	96	158176	25.000 ppb	0.00
63) Chlorobenzene-D5 (IS)	8.84	117	238095	25.000 ppb	0.00
78) 1,4-Dichlorobenzene-D (IS)	11.17	152	200136	25.000 ppb	0.00
System Monitoring Compounds					
39) Dibromofluoromethane(S)	4.69	111	41393	26.748 ppb	0.00
Spiked Amount 25.000			Recovery	= 106.992%	
44) 1,2-DCA-D4(S)	5.11	65	13491	22.740 ppb	0.00
Spiked Amount 25.000			Recovery	= 90.960%	
64) Toluene-D8(S)	7.37	98	121894	24.408 ppb	0.00
Spiked Amount 25.000			Recovery	= 97.632%	
72) 4-Bromofluorobenzene(S)	10.02	95	131589	24.581 ppb	0.00
Spiked Amount 25.000			Recovery	= 98.324%	

Target Compounds Qvalue

(#) = qualifier out of range (m) = manual integration
0525M08.D M0524SUR.M Wed May 26 15:12:23 2021

Quantitation Report

Data File : M:\MAX\DATA\210524\0525M08.D
Acq On : 25 May 21 12:28
Sample : 210525A BLK
Misc : IS&S 9/22/20

Vial: 8
Operator: LP,DG,CH
Inst : Max
Multiplr: 1.00

Quant Time: May 26 15:07 2021

Quant Results File: MGAS0511.RES

Method : M:\MAX\DATA\210511\MGAS0511.M (RTE Integrator)
Title : METHOD 8260B
Last Update : Tue May 11 12:30:16 2021
Response via : Initial Calibration

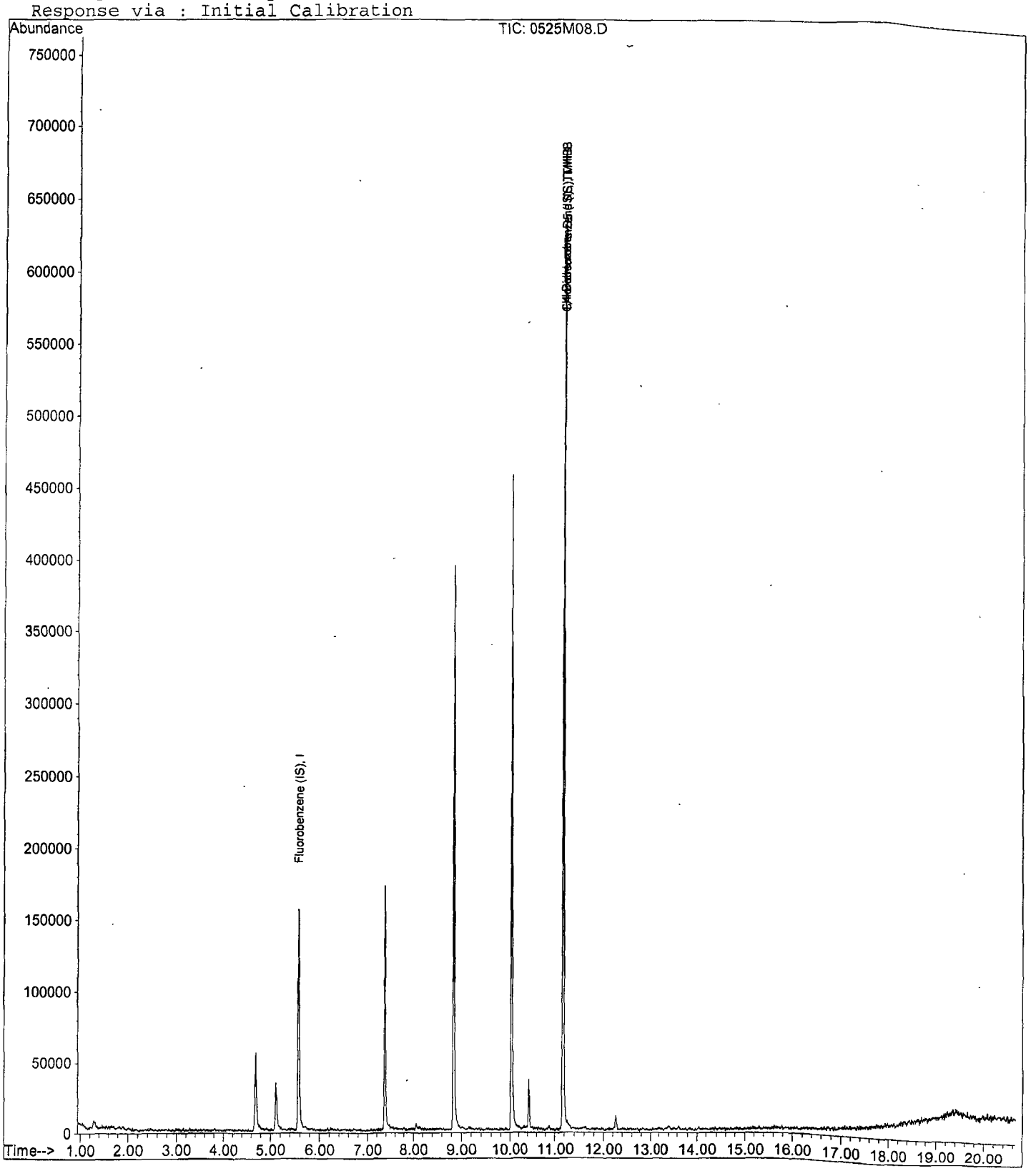

Quantitation Report (QT Reviewed)

Data File : M:\MAX\DATA\210524\0525M05.D
Acq On : 25 May 21 11:04
Sample : 210525A CCV/LCS 300ug/L
Misc : IS&S 9/22/20

Vial: 5
Operator: LP,DG,CH
Inst : Max
Multiplr: 1.00

Quant Time: May 26 15:08 2021

Quant Results File: MGAS0511.RES

Quant Method : M:\MAX\DATA\210511\MGAS0511.M (RTE Integrator)
Title : METHOD 8260B
Last Update : Tue May 11 12:30:16 2021
Response via : Initial Calibration
DataAcq Meth : M8260

Internal Standards	R.T.	QIon	Response	Conc Units	Dev(Min)
1) Fluorobenzene (IS)	5.56	TIC	156390	25.000 ppb	0.00
3) Chlorobenzene-D5 (IS)	11.17	TIC	-174366m	25.000 ppb	0.00
4) 1,4-Dichlorobenzene (IS)	11.17	TIC	681763m	25.000 ppb	0.00

System Monitoring Compounds

Target Compounds					Qvalue
2) Gasoline C6-C10	10.03	TIC	6447114m	306.937 ppb	100

(#) = qualifier out of range (m) = manual integration

Quantitation Report (Not Reviewed)

Data File : M:\MAX\DATA\210524\0525M05.D
Acq On : 25 May 21 11:04
Sample : 210525A CCV/LCS 300ug/L
Misc : IS&S 9/22/20

Vial: 5
Operator: LP,DG,CH
Inst : Max
Multiplr: 1.00

Quant Time: May 26 14:39 2021

Quant Results File: M0524SUR.RES

Quant Method : M:\MAX\DATA\210524\M0524SUR.M (RTE Integrator)
Title : METHOD 8260B
Last Update : Tue May 25 13:01:41 2021
Response via : Initial Calibration
DataAcq Meth : M8260

Internal Standards	R.T.	QIon	Response	Conc Units	Dev(Min)
1) Fluorobenzene (IS)	5.57	96	160427	25.000 ppb	0.00
4) Chlorobenzene-D5 (IS)	8.84	117	238874	25.000 ppb	0.00
7) 1,4-Dichlorobenzene-D (IS)	11.17	152	206418	25.000 ppb	0.00
System Monitoring Compounds					
2) Dibromofluoromethane(S)	4.68	111	41123	26.200 ppb	0.00
Spiked Amount 25.000			Recovery	= 104.800%	
3) 1,2-DCA-D4(S)	5.11	65	12411	20.732 ppb	0.00
Spiked Amount 25.000			Recovery	= 82.928%	
5) Toluene-D8(S)	7.37	98	121776	24.305 ppb	0.00
Spiked Amount 25.000			Recovery	= 97.220%	
6) 4-Bromofluorobenzene(S)	10.02	95	136726	25.457 ppb	0.00
Spiked Amount 25.000			Recovery	= 101.828%	

Target Compounds Qvalue

(#) = qualifier out of range (m) = manual integration

Quantitation Report

Data File : M:\MAX\DATA\210524\0525M05.D
Acq On : 25 May 21 11:04
Sample : 210525A CCV/LCS 300ug/L
Misc : IS&S 9/22/20

Vial: 5
Operator: LP,DG,CH
Inst : Max
Multiplr: 1.00

Quant Time: May 26 15:08 2021

Quant Results File: MGAS0511.RES

Method : M:\MAX\DATA\210511\MGAS0511.M (RTE Integrator)
Title : METHOD 8260B
Last Update : Tue May 11 12:30:16 2021
Response via : Initial Calibration

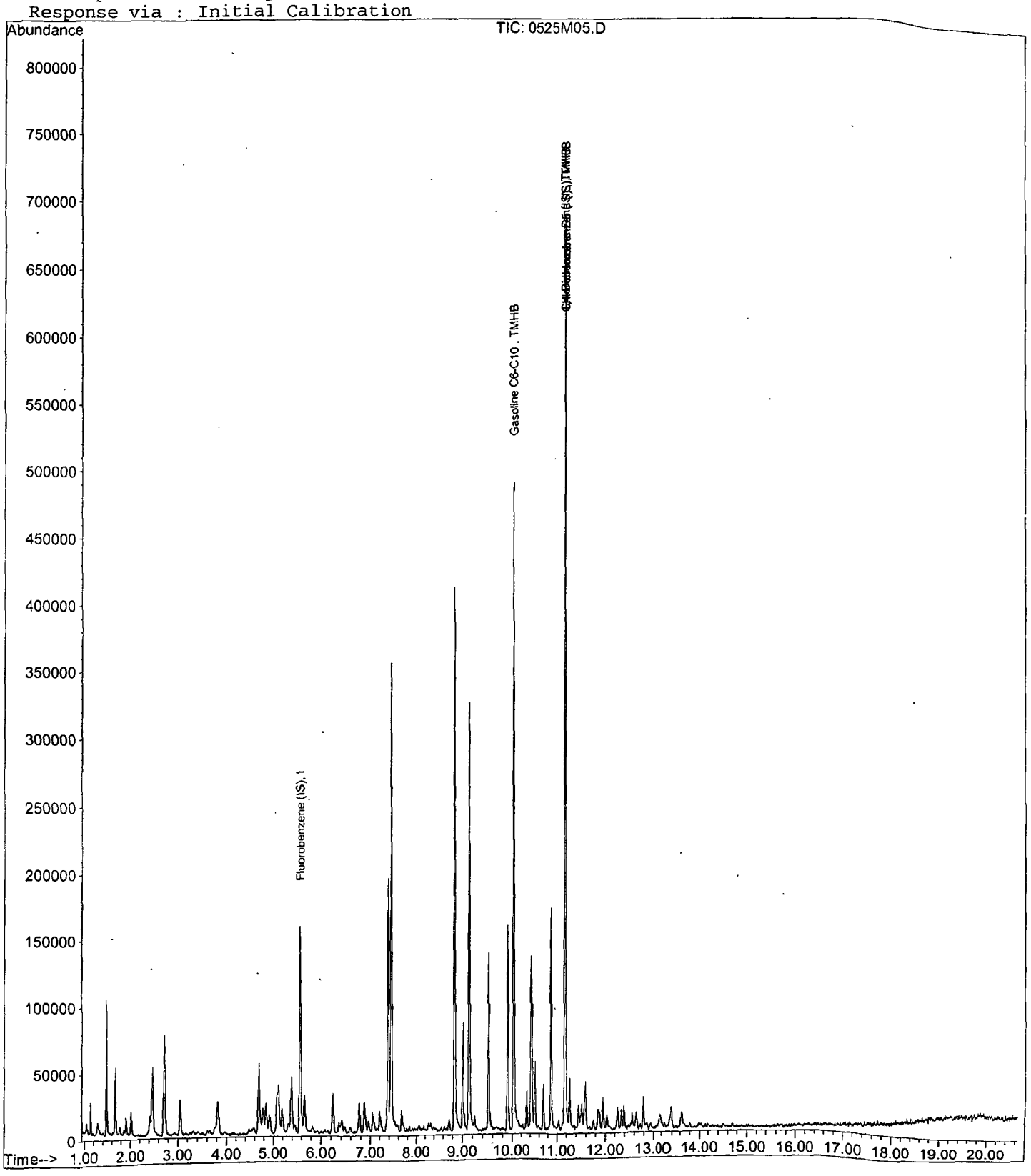

Quantitation Report (QT Reviewed)

Data File : M:\MAX\DATA\210524\0525M06.D
Acq On : 25 May 21 11:32
Sample : 210525A LCSD 300ug/L
Misc : IS&S 9/22/20

Vial: 6
Operator: LP,DG,CH
Inst : Max
Multiplr: 1.00

Quant Time: May 26 15:09 2021 Quant Results File: MGAS0511.RES

Quant Method : M:\MAX\DATA\210511\MGAS0511.M (RTE Integrator)
Title : METHOD 8260B
Last Update : Tue May 11 12:30:16 2021
Response via : Initial Calibration
DataAcq Meth : M8260

Internal Standards	R.T.	QIon	Response	Conc Units	Dev(Min)
1) Fluorobenzene (IS)	5.57	TIC	156201	25.000 ppb	0.00
3) Chlorobenzene-D5 (IS)	11.17	TIC	-195675m	25.000 ppb	0.00
4) 1,4-Dichlorobenzene (IS)	11.17	TIC	711192m	25.000 ppb	0.00

System Monitoring Compounds

Target Compounds					Qvalue
2) Gasoline C6-C10	10.02	TIC	5999860m	273.013 ppb	100

(#) = qualifier out of range (m) = manual integration

Quantitation Report (Not Reviewed)

Data File : M:\MAX\DATA\210524\0525M06.D
Acq On : 25 May 21 11:32
Sample : 210525A LCSD 300ug/L
Misc : IS&S 9/22/20

Vial: 6
Operator: LP,DG,CH
Inst : Max
Multiplr: 1.00

Quant Time: May 26 15:19 2021 Quant Results File: M0524SUR.RES

Quant Method : M:\MAX\DATA\210524\M0524SUR.M (RTE Integrator)
Title : METHOD 8260B
Last Update : Tue May 25 13:01:41 2021
Response via : Initial Calibration
DataAcq Meth : M8260

Internal Standards	R.T.	QIon	Response	Conc Units	Dev(Min)
1) Fluorobenzene (IS)	5.57	96	162463	25.000 ppb	0.00
4) Chlorobenzene-D5 (IS)	8.84	117	243740	25.000 ppb	0.00
7) 1,4-Dichlorobenzene-D (IS)	11.17	152	213338	25.000 ppb	0.00
System Monitoring Compounds					
2) Dibromofluoromethane(S)	4.69	111	40988	25.787 ppb	0.00
Spiked Amount 25.000			Recovery	= 103.148%	
3) 1,2-DCA-D4(S)	5.12	65	13119	21.590 ppb	0.00
Spiked Amount 25.000			Recovery	= 86.360%	
5) Toluene-D8(S)	7.37	98	129317	25.295 ppb	0.00
Spiked Amount 25.000			Recovery	= 101.180%	
6) 4-Bromofluorobenzene(S)	10.02	95	140040	25.553 ppb	0.00
Spiked Amount 25.000			Recovery	= 102.212%	

Target Compounds Qvalue

(#) = qualifier out of range (m) = manual integration
0525M06.D M0524SUR.M Wed May 26 15:19:57 2021

Quantitation Report

Data File : M:\MAX\DATA\210524\0525M06.D
Acq On : 25 May 21 11:32
Sample : 210525A LCSD 300ug/L
Misc : IS&S 9/22/20

Vial: 6
Operator: LP,DG,CH
Inst : Max
Multiplr: 1.00

Quant Time: May 26 15:09 2021 Quant Results File: MGAS0511.RES

Method : M:\MAX\DATA\210511\MGAS0511.M (RTE Integrator)
Title : METHOD 8260B
Last Update : Tue May 11 12:30:16 2021
Response via : Initial Calibration

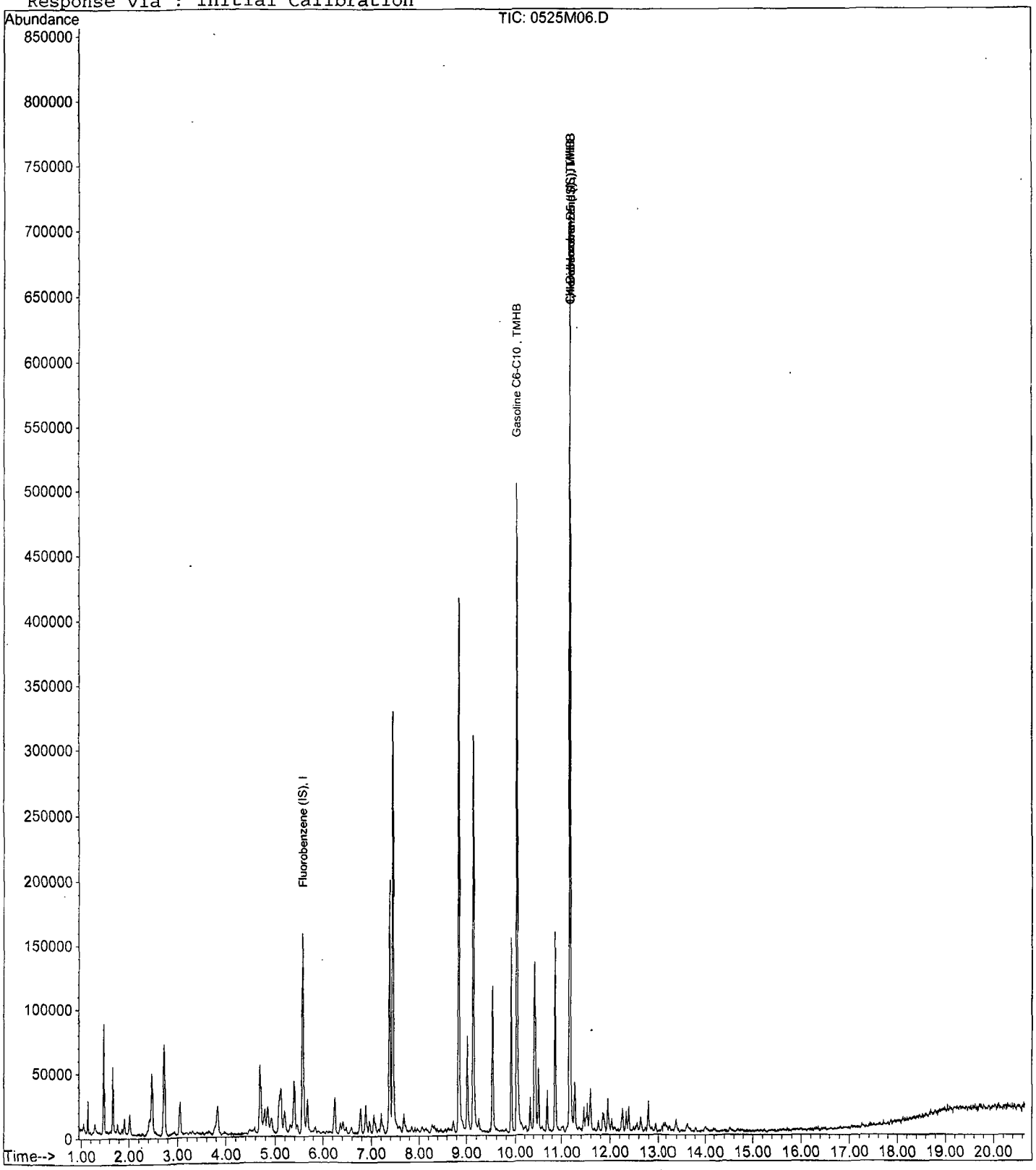

Max Gas Standard Prep

Gas Primary Working Standard

Prepared: 03/31/21
Expires: 01/04/22
Methanol Lot No.

Prepared By (Initials): CH

Initial Standard Information							Final Standard Information			
Name of Initial Standard (QAU Label)	Supplier	Supplier P/N#	Conc. (ug/mL)	Lot Number - QA Number	Exp. Date (1 yr)	Exp. Date (Manufacturers)	Aliquot From Stock	Final Volume	Solvent	Final Standard Conc. (ug/mL)
50,000ug/mL Gas STD	Restek	30205	50,000	A0132443	01/04/22	12/31/24	80uL	2mL	Methanol	2,000

Gas Second Source (SS) Working Standard

Prepared: 03/31/21
Expires: 01/31/30
Methanol Lot No.

Prepared By (Initials): CH

Initial Standard Information							Final Standard Information			
Name of Initial Standard (QAU Label)	Supplier	Supplier P/N#	Conc. (ug/mL)	Lot Number - QA Number	Exp. Date (1 yr)	Exp. Date (Manufacturers)	Aliquot From Stock	Final Volume	Solvent	Final Standard Conc. (ug/mL)
Gasoline (50,000ppm)	Phenova	ALO-101543	50,000	CL14915-51175	01/04/22	01/31/30	80uL	2mL	Methanol	2,000

Max Gas Calibration Curve

Prepared: 05/11/21
Expires: 07/10/21

Prepared By (Initials): CH

Initial Standard Information							Final Standard Information			
Name of Initial Standard (QAU Label)	Supplier	APPL Mix Name	Conc. (ug/mL)	Reference To APPL Prep Date	Exp. Date	Exp. Date (Manufacturers)	Aliquot From Stock	Final Volume	Solvent	Final Standard Conc. (ug/L)
VOA Gasses Standards	Phenova	20ug/L	2,000	Prepared 03/31/21	01/04/22	N/A	1uL	100mL	P&T Water	20
VOA Gasses Standards	Phenova	50ug/L	2,000	Prepared 03/31/21	01/04/22	N/A	2.5uL	100mL	P&T Water	50
VOA Gasses Standards	Phenova	100ug/L	2,000	Prepared 03/31/21	01/04/22	N/A	5uL	100mL	P&T Water	100
VOA Gasses Standards	Phenova	300ug/L	2,000	Prepared 03/31/21	01/04/22	N/A	15uL	100mL	P&T Water	300
VOA Gasses Standards	Phenova	600ug/L	2,000	Prepared 03/31/21	01/04/22	N/A	30uL	100mL	P&T Water	600
VOA Gasses Standards	Phenova	800ug/L	2,000	Prepared 03/31/21	01/04/22	N/A	40uL	100mL	P&T Water	800
VOA Gasses Standards	Phenova	1,000ug/L	2,000	Prepared 03/31/21	01/04/22	N/A	50uL	100mL	P&T Water	1,000

Zeus Gas Second Source

Prepared: 05/11/21
Expires: 07/10/21

Prepared By (Initials): CH

Initial Standard Information							Final Standard Information			
Name of Initial Standard (QAU Label)	Supplier	APPL Mix Name	Conc. (ug/mL)	Reference To APPL Prep Date	Exp. Date	Exp. Date (Manufacturers)	Aliquot From Stock	Final Volume	Solvent	Final Standard Conc. (ug/L)
50,000ug/mL Gas STD	Phenova	SS 300ug/L	2,000	Prepared 03/31/21	01/31/30	N/A	15uL	100mL	P&T Water	300

Max Gas Continuing Calibrations/Lab Control Spikes

Prepared: 05/11/21
Expires: 05/12/21

Prepared By (Initials): CH

Initial Standard Information							Final Standard Information			
Name of Initial Standard (QAU Label)	Supplier	Supplier P/N#	Conc. (ug/mL)	Lot Number - QA Number	Exp. Date (1 yr)	Exp. Date (Manufacturers)	Aliquot From Stock	Final Volume	Solvent	Final Standard Conc. (ug/mL)
VOA Gasses Standards	Phenova	300ug/L	2,000	Prepared 03/31/21	01/04/22	N/A	15uL	100mL	P&T Water	300

Max 8260 Standard Prep

Max 8260 Water Calibration Curve

Prepared By (Initials): CH

0.3ug/L

Prepared: 05/24/21

Expires: 06/16/21

Initial Standard Information							Final Standard Information			
Name of Initial Standard (QAU Label)	Supplier	APPL Mix Name	Conc. (ug/mL)	Reference To APPL Prep Date	Exp. Date	Exp. Date (Manufacturers)	Aliquot From Stock	Final Volume	Solvent	Final Standard Conc. (ug/L)
VOA STD. 9	Various	0.3ug/L	5	Prepared 05/21/21	07/20/21	N/A	3uL	50mL	P&T Water	0.3
VOA STD. 1	Absolute		50	Prepared 05/21/21	07/20/21	N/A	5uL			5
VOA STD. 2	Phenova		100	Prepared 05/21/21	07/20/21	N/A	2.5uL			5
VOA STD. TBA	Various		250	Prepared 05/21/21	06/16/21	N/A	2uL			10

0.5ug/L

Prepared: 05/24/21

Expires: 06/16/21

Initial Standard Information							Final Standard Information			
Name of Initial Standard (QAU Label)	Supplier	APPL Mix Name	Conc. (ug/mL)	Reference To APPL Prep Date	Exp. Date	Exp. Date (Manufacturers)	Aliquot From Stock	Final Volume	Solvent	Final Standard Conc. (ug/L)
VOA STD. 9	Various	0.5ug/L	5	Prepared 05/21/21	07/20/21	N/A	5uL	50mL	P&T Water	0 5
VOA STD. 1	Absolute		50	Prepared 05/21/21	07/20/21	N/A	10uL			10
VOA STD. 2	Phenova		100	Prepared 05/21/21	07/20/21	N/A	5uL			10
VOA STD. TBA	Various		250	Prepared 05/21/21	06/16/21	N/A	5uL			25

1.0ug/L

Prepared: 05/24/21

Expires: 06/16/21

Initial Standard Information							Final Standard Information			
Name of Initial Standard (QAU Label)	Supplier	APPL Mix Name	Conc. (ug/mL)	Reference To APPL Prep Date	Exp. Date	Exp. Date (Manufacturers)	Aliquot From Stock	Final Volume	Solvent	Final Standard Conc. (ug/L)
VOA STD. 9	Various	1.0ug/L	5	Prepared 05/21/21	07/20/21	N/A	10uL	50mL	P&T Water	1
VOA STD. 1	Absolute		50	Prepared 05/21/21	07/20/21	N/A	20uL			20
VOA STD. 2	Phenova		100	Prepared 05/21/21	07/20/21	N/A	10uL			20
VOA STD TBA	Various		250	Prepared 05/21/21	06/16/21	N/A	10uL			50

2.0ug/L

Prepared: 05/24/21

Expires: 06/16/21

Initial Standard Information							Final Standard Information			
Name of Initial Standard (QAU Label)	Supplier	APPL Mix Name	Conc. (ug/mL)	Reference To APPL Prep Date	Exp. Date	Exp. Date (Manufacturers)	Aliquot From Stock	Final Volume	Solvent	Final Standard Conc. (ug/L)
VOA STD. 9	Various	2.0ug/L	5	Prepared 05/21/21	07/20/21	N/A	20uL	50mL	P&T Water	2
VOA STD. 1	Absolute		50	Prepared 05/21/21	07/20/21	N/A	30uL			30
VOA STD. 2	Phenova		100	Prepared 05/21/21	07/20/21	N/A	15uL			30
VOA STD. TBA	Various		250	Prepared 05/21/21	06/16/21	N/A	15uL			75

5ug/L

Prepared: 05/24/21

Expires: 06/16/21

Initial Standard Information							Final Standard Information			
Name of Initial Standard (QAU Label)	Supplier	APPL Mix Name	Conc. (ug/mL)	Reference To APPL Prep Date	Exp. Date	Exp. Date (Manufacturers)	Aliquot From Stock	Final Volume	Solvent	Final Standard Conc. (ug/L)
VOA STD. 7	Various	5ug/L	50	Prepared 05/21/21	07/20/21	N/A	5uL	50mL	P&T Water	5
VOA STD. 8	Phenova		50	Prepared 05/21/21	06/16/21	N/A	5uL			5
VOA STD. 1	Absolute		50	Prepared 05/21/21	07/20/21	N/A	40uL			40
VOA STD. 2	Phenova		100	Prepared 05/21/21	07/20/21	N/A	20uL			20
VOA STD. TBA	Various		250	Prepared 05/21/21	06/16/21	N/A	20uL			100

10ug/L

Prepared: 05/24/21

Expires: 06/16/21

Initial Standard Information							Final Standard Information			
Name of Initial Standard (QAU Label)	Supplier	APPL Mix Name	Conc. (ug/mL)	Reference To APPL Prep Date	Exp. Date	Exp. Date (Manufacturers)	Aliquot From Stock	Final Volume	Solvent	Final Standard Conc. (ug/L)
VOA STD. 7	Various	10ug/L	50	Prepared 05/21/21	07/20/21	N/A	10uL	50mL	P&T Water	10
VOA STD. 8	Phenova		50	Prepared 05/21/21	06/16/21	N/A	10uL			10
VOA STD. 1	Absolute		50	Prepared 05/21/21	07/20/21	N/A	50uL			50
VOA STD. 2	Phenova		100	Prepared 05/21/21	07/20/21	N/A	25uL			50
VOA STD. TBA	Various		250	Prepared 05/21/21	06/16/21	N/A	25uL			125

20ug/L

Prepared: 05/24/21

Expires: 06/16/21

Initial Standard Information							Final Standard Information			
Name of Initial Standard (QAU Label)	Supplier	APPL Mix Name	Conc (ug/mL)	Reference To APPL Prep Date	Exp Date	Exp. Date (Manufacturers)	Aliquot From Stock	Final Volume	Solvent	Final Standard Conc. (ug/L)
VOA STD. 7	Various	20ug/L	50	Prepared 05/21/21	07/20/21	N/A	20uL	50mL	P&T Water	20
VOA STD. 8	Phenova		50	Prepared 05/21/21	06/16/21	N/A	20uL			20
VOA STD. 1	Absolute		50	Prepared 05/21/21	07/20/21	N/A	60uL			60
VOA STD. 2	Phenova		100	Prepared 05/21/21	07/20/21	N/A	30uL			60
VOA STD TBA	Various		250	Prepared 05/21/21	06/16/21	N/A	30uL			150

40ug/L

Prepared: 05/24/21

Expires: 06/16/21

Initial Standard Information							Final Standard Information			
Name of Initial Standard (QAU Label)	Supplier	APPL Mix Name	Conc (ug/mL)	Reference To APPL Prep Date	Exp. Date	Exp. Date (Manufacturers)	Aliquot From Stock	Final Volume	Solvent	Final Standard Conc. (ug/L)
VOA STD. 7	Various	40ug/L	50	Prepared 05/21/21	07/20/21	N/A	40uL	50mL	P&T Water	40
VOA STD. 8	Phenova		50	Prepared 05/21/21	06/16/21	N/A	40uL			40
VOA STD. 1	Absolute		50	Prepared 05/21/21	07/20/21	N/A	80uL			80
VOA STD. 2	Phenova		100	Prepared 05/21/21	07/20/21	N/A	40uL			80
VOA STD. TBA	Various		250	Prepared 05/21/21	06/16/21	N/A	35uL			175

100ug/L

Prepared: 05/24/21

Expires: 06/16/21

Initial Standard Information							Final Standard Information			
Name of Initial Standard (QAU Label)	Supplier	APPL Mix Name	Conc. (ug/mL)	Reference To APPL Prep Date	Exp. Date	Exp. Date (Manufacturers)	Aliquot From Stock	Final Volume	Solvent	Final Standard Conc. (ug/L)
VOA STD. 7	Various	100ug/L	50	Prepared 05/21/21	07/20/21	N/A	100uL	50mL	P&T Water	100
VOA STD. 8	Phenova		50	Prepared 05/21/21	06/16/21	N/A	100uL			100
VOA STD. 1	Absolute		50	Prepared 05/21/21	07/20/21	N/A	100uL			100
VOA STD. 2	Phenova		100	Prepared 05/21/21	07/20/21	N/A	50uL			100
VOA STD. TBA	Various		250	Prepared 05/21/21	06/16/21	N/A	40uL			200

Max 8260 Water Second Source (SS)

Prepared: 05/24/21

Prepared By (Initials): CH

Expires: 06/16/21

Initial Standard Information							Final Standard Information			
Name of Initial Standard (QAU Label)	Supplier	APPL Mix Name	Conc. (ug/mL)	Reference To APPL Prep Date	Exp. Date	Exp. Date (Manufacturers)	Aliquot From Stock	Final Volume	Solvent	Final Standard Conc. (ug/L)
VOA STD 3	Phenova	8260 Water SS	100	Prepared 05/21/21	07/20/21	N/A	25uL	50mL	P&T Water	50
VOA STD. GASES	Phenova	8260 Water SS	50	Prepared 05/21/21	07/20/21	N/A	10uL			10
VOA STD 0	Phenova	8260 Water SS	50	Prepared 05/21/21	07/20/21	N/A	10uL			10
VOA STD 2-CEVE	Absolute	8260 Water SS	50	Prepared 05/21/21	05/21/21	N/A	50uL			50
VOA STD. 6	Various	8260 Water SS	50	Prepared 05/21/21	06/16/21	N/A	10uL			10
Voa STD TBA	Various	8260 Water SS	250	Prepared 05/21/21	06/16/21	N/A	25uL			250

8260 Water Continuing Calibrations (CCV)/ Lab Control Spikes (LCS)

Prepared: 05/24/21

Prepared By (Initials): CH

Expires: 05/25/21

Initial Standard Information							Final Standard Information			
Name of Initial Standard (QAU Label)	Supplier	APPL Mix Name	Conc. (ug/mL)	Reference To APPL Prep Date	Exp. Date	Exp. Date (Manufacturers)	Aliquot From Stock	Final Volume	Solvent	Final Standard Conc. (ug/L)
VOA STD. 7	Various	CCV/ LCS	50	Prepared 05/21/21	07/20/21	N/A	10uL	50mL	P&T Water	10
VOA STD. 8	Phenova	CCV/ LCS	50	Prepared 05/21/21	06/16/21	N/A	10uL			10
VOA STD. 1	Absolute	CCV/ LCS	50	Prepared 05/21/21	07/20/21	N/A	50uL			50
VOA STD. 2	Phenova	CCV/ LCS	100	Prepared 05/21/21	07/20/21	N/A	25uL			50
VOA STD. TBA	Various	CCV/ LCS	250	Prepared 05/21/21	06/16/21	N/A	25uL			250

Injection Log

Directory: M:\MAX\DATA\210511\

Line	Vial	FileName	Multiplier	SampleName	Misc Info	Injected
1	2	0511M02.D	1	20ug/L GAS STD 5/11/21	IS&S 9/22/20	11 May 21 8:16
2	3	0511M03.D	1	50ug/L GAS STD 5/11/21	IS&S 9/22/20	11 May 21 8:44
3	4	0511M04.D	1	100ug/L GAS STD 5/11/21	IS&S 9/22/20	11 May 21 9:12
4	5	0511M05.D	1	300ug/L GAS STD 5/11/21	IS&S 9/22/20	11 May 21 9:40
5	6	0511M06.D	1	600ug/L GAS STD 5/11/21	IS&S 9/22/20	11 May 21 10:08
6	7	0511M07.D	1	800ug/L GAS STD 5/11/21	IS&S 9/22/20	11 May 21 10:35
7	8	0511M08.D	1	1000ug/L GAS STD 5/11/21	IS&S 9/22/20	11 May 21 11:03
8	10	0511M10.D	1	(SS) 300ug/L GAS STD 5/11/21	IS&S 9/22/20	11 May 21 11:59
9	2	0524M02.D	1	0.3ug/L VOC STD 5/24/21	IS&S 9/22/20	24 May 21 11:23
10	3	0524M03.D	1	0.5ug/L VOC STD 5/24/21	IS&S 9/22/20	24 May 21 11:51
11	4	0524M04.D	1	1ug/L VOC STD 5/24/21	IS&S 9/22/20	24 May 21 12:19
12	5	0524M05.D	1	2ug/L VOC STD 5/24/21	IS&S 9/22/20	24 May 21 12:47
13	6	0524M06.D	1	5ug/L VOC STD 5/24/21	IS&S 9/22/20	24 May 21 13:15
14	7	0524M07.D	1	10ug/L VOC STD 5/24/21	IS&S 9/22/20	24 May 21 13:43
15	8	0524M08.D	1	20ug/L VOC STD 5/24/21	IS&S 9/22/20	24 May 21 14:11
16	9	0524M09.D	1	40ug/L VOC STD 5/24/21	IS&S 9/22/20	24 May 21 14:38
17	10	0524M10.D	1	100ug/L VOC STD 5/24/21	IS&S 9/22/20	24 May 21 15:06
18	5	0525M05.D	1	210525A CCV/LCS 300ug/L	IS&S 9/22/20	25 May 21 11:04
19	6	0525M06.D	1	210525A LCSD 300ug/L	IS&S 9/22/20	25 May 21 11:32
20	8	0525M08.D	1	210525A BLK	IS&S 9/22/20	25 May 21 12:28
21	9	0525M09.D	1	BA32946W01	IS&S 9/22/20	25 May 21 12:56
22	10	0525M10.D	1	BA32947W01	IS&S 9/22/20	25 May 21 13:24
23	27	0525M27.D	1	Ending CCV 300ug/L 5/25/21	IS&S 9/22/20	25 May 21 21:20

908 North Temperance Ave. ∇ Clovis, CA 93611 ∇ Phone 559-275-2175 ∇ Fax 559-275-4422

Certification Number: CA1312
NELAP Certification number: CA00046
DoD-ELAP Certificate number: 4064.01

Data Validatable Report

June 9, 2021

AECOM
1001 Bishop Street, Suite 1600
Honolulu, Hawaii 96813

Attn: Alethea Ramos

Title: Report of Data: Case 96282

Project: 60571032 CV18F0126 Red Hill Fuel Storage, HI

Contract #: Prime contract # for DoD: NAVY CLEAN N62742-17-F-1800, CV18F0126
Subcontract: 18S-22209-HI27

Dear Ms. Ramos:

Four water samples were received May 22, 2021. Written results for the requested analyses are being provided on this June 9, 2021.

Results in this report apply to the samples analyzed in accordance with the chain of custody document. This analytical report must be reproduced in its entirety.

If you have any questions or require further information, please contact your APPL Project Manager, Libby Cheeseborough, libby@applinc.com, at your convenience. Thank you for choosing APPL, Inc.

I certify that this data package is in compliance with the terms and conditions of the contract, both technically and for completeness, for other than the conditions detailed above. These test results meet all requirements of NELAC and DoD QSM. Release of the hard copy has been authorized by the Laboratory Manager or his designee, as verified by the following signature.

Loren Portwood, Laboratory Director
APPL, Inc.

LP/lac
Enclosure
cc: File

Data Validation Package
for
60571032 CV18F0126 Red Hill Fuel Storage
APPL SDG 96282
TABLE OF CONTENTS

LABORATORY NAME: *APPL, Inc.*

Case Narrative	3
Sample Management Records	7
Sample Results	13
QC Forms	30
Method 8015B Calibration Data	73
Method 8015B Raw Data	98
Method 8015B Silica Gel Calibration Data	112
Method 8015B Silica Gel Raw Data	154
Method 8015B Blank Calibration Data	180
Method 8015B Blank Raw Data	202
Method 8270D SIM Calibration Data	220
Method 8270D SIM Raw Data	255
Method 8260B Calibration Data	279
Method 8260B Raw Data	342
Method 8260B GRO Calibration Data	366
Method 8260B GRO Raw Data	415

CASE NARRATIVE

Case Narrative

ARF: 96282

Project: 60571032 CV18F0126 Red Hill Fuel Storage. HI

Sample Receipt Information:

Four water samples were received May 22, 2021 at 1.0°C. The sample group was assigned Analytical Request Form (ARF) number 96282.

Sample Preparation and Analysis Information:

For the EPA 8015B analysis, the sample was extracted according to EPA method 3520C. The sample extracts were silica gel cleaned according to APPL's SOP CLN004 and placed on hold.

For the EPA 8015B analysis, pre-extraction sample blanks were extracted according to EPA method 3520C before the method QC and field samples. The sample blanks are included in this report.

For the EPA 8270D SIM analysis, the sample was extracted according to EPA method 3520C.

For the EPA 8260B analysis, the samples were purged according to EPA method 5030B.

Only the portion of the injection log relative to these samples is included. A full sequence log is available upon request. Measurement uncertainty can be reported upon request.

Analytical Exceptions, Deviations and Abnormalities.

None.

SDG	Received	Client ID	APPL ID	Collected DateTime	Matrix	Method	Method Description
96282	05/22/21	ERH1371	BA33034	05/20/21 10:30:00 AM	WATER	EPA 8260B	EPA 8260B BTEX WATER
96282	05/22/21	ERH1371	BA33034	05/20/21 10:30:00 AM	WATER	EPA 8260B	EPA 8260B GRO WATER
96282	05/22/21	ERH1372	BA33035	05/20/21 11:00:00 AM	WATER	EPA 8260B	EPA 8260B BTEX WATER
96282	05/22/21	ERH1372	BA33035	05/20/21 11:00:00 AM	WATER	EPA 8015B-eHL	EPA 8015B TPH WATER L-L SGC
96282	05/22/21	ERH1372	BA33035	05/20/21 11:00:00 AM	WATER	EPA 8015B-eHL	EPA 8015B TPH LIQ-LIQ
96282	05/22/21	ERH1372	BA33035	05/20/21 11:00:00 AM	WATER	EPA 8260B	EPA 8260B GRO WATER
96282	05/22/21	ERH1372	BA33035	05/20/21 11:00:00 AM	WATER	8270D-SIM	EPA 8270D SIM LIQ-LIQ
96282	05/22/21	ERH1373	BA33036	05/20/21 12:30:00 PM	WATER	EPA 8260B	EPA 8260B BTEX WATER
96282	05/22/21	ERH1373	BA33036	05/20/21 12:30:00 PM	WATER	EPA 8260B	EPA 8260B GRO WATER
96282	05/22/21	ERH1374	BA33037	05/20/21 2:20:00 PM	WATER	EPA 8260B	EPA 8260B BTEX WATER
96282	05/22/21	ERH1374	BA33037	05/20/21 2:20:00 PM	WATER	EPA 8015B-eHL	EPA 8015B TPH WATER L-L SGC
96282	05/22/21	ERH1374	BA33037	05/20/21 2:20:00 PM	WATER	EPA 8015B-eHL	EPA 8015B TPH LIQ-LIQ
96282	05/22/21	ERH1374	BA33037	05/20/21 2:20:00 PM	WATER	EPA 8260B	EPA 8260B GRO WATER
96282	05/22/21	ERH1374	BA33037	05/20/21 2:20:00 PM	WATER	8270D-SIM	EPA 8270D SIM LIQ-LIQ
96282	05/22/21	ERH1372 BLANK	BA33038	05/20/21 11:00:00 AM	WATER	EPA 8015B-eHL	EPA 8015B TPH LIQ-LIQ
96282	05/22/21	ERH1374 BLANK	BA33039	05/20/21 2:20:00 PM	WATER	EPA 8015B-eHL	EPA 8015B TPH LIQ-LIQ

Abbreviations and Flags

FLAG	DESCRIPTION
#	Recovery or RPD outside control limits
*	Recovery or RPD outside control limits
B	Analyte detected in associated method blank
C1	Reason for correction: wrote incorrect response
C2	Reason for correction: calculated incorrectly
C3	Reason for correction: needs to be rechecked
C4	Reason for correction: data not usable
DO	Diluted out
E	Exceeds linear range
F	Estimated value
G1	Includes a wide range of hydrocarbons which does not match our gasoline standard
G10	Includes a match to hydrocarbon profiles within the range of mineral spirits
G11	Includes a match to hydrocarbon profiles within the range of JP-4
G12	Pattern does not match the gasoline standard; the carbon range for this sample is consistent with JP8
G13	Closely resembles the hydrocarbon profile of aviation gasoline
G14	Analyte concentration may be biased due to carry over
G2	Closely resembles the boiling point hydrocarbon profile consistent with weathered gasoline
G3	Includes higher boiling hydrocarbons
G4	Includes dominant peak(s) not indicative of petroleum hydrocarbons
G5	Is mainly dominant peak(s) not indicative of petroleum hydrocarbons
G6	Contains recognizable contaminant peak(s) which has been removed from quantitation
G7	Is mainly a match to hydrocarbons within the range of gasoline
G8	Closely resembles the boiling point hydrocarbon profile consistent with weathered gasoline
G9	Includes hydrocarbons within the range of kerosene
J	Estimated value
M	Matrix effect
MI1	Manual integration: integration does not follow baseline
MI2	Manual integration: non-target peak interference
MI3	Manual integration: to split a peak that was integrated as one peak by the computer
MI4	Manual integration: to integrate a split peak
MI5	Manual integration: the whole peak or part of the peak was not integrated
MI6	Manual integration: computer integrated wrong peak
MI7	Manual integration: other - explain
MDL	Method detection limit
ND	Not detected
NT	Non-target
Q	Acceptance criteria not met
T1 I	Includes wide range of hydrocarbons not indicative of diesel
T1 M	Is mainly wide range of hydrocarbons not necessarily indicative of diesel
T2 I	Includes lower boiling hydrocarbons, i.e. mineral spirits, kerosene, stoddard solvent, white gas
T2 M	Is mainly lower boiling hydrocarbons, i.e. mineral spirits, kerosene, stoddard solvent, white gas
T3 I	Includes higher boiling hydrocarbons, i.e. asphaltene, waster oil, motor oil, or weathered diesel fuel
T3 M	Is mainly higher boiling hydrocarbons, i.e. asphaltene, waster oil, motor oil, or weathered diesel fuel
T4 I	Includes dominant peak(s) not indicative of hydrocarbons
T4 M	Is mainly dominant peak(s) not indicative of hydrocarbons
T5	Contains recognizable contaminant peak(s) which has been removed from quantitation
T6	Is mainly a match to hydrocarbons within range of diesel fuel
T7	Closely resembles the boiling point hydrocarbon profile consistent with diesel fuel
T8	Includes a match to hydrocarbon profiles within range of diesel and kerosene fuel
T9 I	Includes non-diesel hydrocarbons within boiling point range of diesel fuel
T9 M	Is mainly non-diesel hydrocarbons within boiling point range of diesel fuel.
Y	Percent difference between primary and confirmation column > 40%

SAMPLE RECORDS MANAGEMENT

CHAIN OF CUSTODY,

ARF, CRF, AND

CLIENT COMMUNICATION

APPL - Analysis Request Form

96282

Client: AECOM
Address: 1001 Bishop Street, Suite 1600
Honolulu, HI 96813
Attn: Alethea Ramos
Phone: 808-954-4536 Fax: 808-523-8950
Job: 60571032 CV18F0126 Red Hill Fuel Storage
PO #: 18S-22209-HI27 PO# 102604
Chain of Custody (Y/N): Y # 51848
RAD Screen (Y/N): Y pH (Y/N): Y
Turn Around Type: 1 WEEK

Received by: SSE
Date Received: 05/22/21 Time: 09:30
Delivered by: FEDEX
Shuttle Custody Seals (Y/N): Y Time Zone: -10
Chest Temp(s): 1.0°C
Color: VFRG/H-PurpleGreen
Samples Chilled until Placed in Refrig/Freezer: Y
Project Manager: Libby Cheesebor
QC Report Type: DVP4DOD/EQUIS/HI
Due Date: 05/31/21

Comments:
PM: login and F1s to Margie.Pascua@aecom.com & alethea.ramos@aecom.com
AN: 7 day TAT for Form 1s; 21 day TAT for PKG STYLE 1; DOD v5.1; DOD Forms: LOD database
Report MS/MSD/DUPs when AECOM sample used
8260: BTEX & TPH-G only; 8270 SIM: 1-methylnaphthalene, 2-methylnaphthalene & naphthalene only.
TPH-D/O both with and w/o SGC, reverse surrog for SGC; analyze SGC if detections. DO NOT Q-DELETE.
FR: email ftp info to Margie, alethea.ramos@aecom.com, Stella, trommelfanger@lab-data.com & jcanlas@la
EDD: AECOM EQuIS EDD 2.5.3 Red Hill 87DMEE->3535A to alethea.ramos@, Margie.Pascua@aecom.com, jecklund

Sample Distribution:
GC: 2-$DOC53W5LIQ, 2-$SIM53LIQ51, 2-$RHBLKETBLK
Extractions: 2-_LIQ003, 4-_LIQ005
VOA: 4-$86BTOTXDOD5W, 4-$GASBL, 4-$GRO86BW

Charges:

Invoice To:
ACCOUNTS PAYABLE
1001 Bishop Street, Ste 1600
USAPImaging@aecom.com
mary.basano@aecom.com

	Client ID		APPL ID	Sampled		Analyses Requested
1.	ERH1371	LCSD	BA33034W	05/20/21	10:30	$86BTOTXDOD5W, $GASBL, $GRO86BW -- See Comments
2.	ERH1372	LCSD	BA33035W	05/20/21	11:00	$86BTOTXDOD5W, $DOC53W5LIQ, $GASBL, $GRO86BW, $SIM53LIQ51 -- See Comments
3.	ERH1373	LCSD	BA33036W	05/20/21	12:30	$86BTOTXDOD5W, $GASBL, $GRO86BW -- See Comments
4.	ERH1374	LCSD	BA33037W	05/20/21	14:20	$86BTOTXDOD5W, $DOC53W5LIQ, $GASBL, $GRO86BW, $SIM53LIQ51 -- See Comments

Note: All times, excluding sample collection times, are Pacific Time Zone unless noted otherwise. Collection times are in: -10 UTC

5.	ERH1372 BLANK	LCSD	BA33038W	05/20/21	11:00	$RHBLKETBLK -- See Comments
6.	ERH1374 BLANK	LCSD	BA33039W	05/20/21	14:20	$RHBLKETBLK -- See Comments

APPL Sample Receipt Form

ARF# **96282**

Sample	Container Type	Count	p
BA33034	13 VOAs - HCL	4	NA
BA33035	13 VOAs - HCL	4	NA
	17 Amber Liter	2	NA
	39 Amber Liter, HCL prsvd	2	1.3
BA33036	13 VOAs - HCL	4	NA
BA33037	13 VOAs - HCL	4	NA
	17 Amber Liter	2	NA
	39 Amber Liter, HCL prsvd	1	1.6
	39 Amber Liter, HCL prsvd	1	1.0
BA33038	39 Amber Liter, HCL prsvd	1	NA
BA33039	39 Amber Liter, HCL prsvd	1	NA

Sample	Container Type	Count	p

APPL LABS

APPL, Inc.
908 N Temperance Ave
Clovis, CA 93611
www.applinc.com

Phone: (559) 275-2175
Fax: (559) 275-4422
coc@applinc.com

CHAIN OF CUSTODY RECORD

96282

C.O.C. 51848

Report to: PLEASE PRINT

Company Name: AECOM
1001 Bishop St., Suite 1600
Honolulu, HI 96813
Attn: Alethea Ramos (808)521-3051
Alethea.Ramos@aecom.com
CV_18F0126 / 60571032

Address:

Attn:

Email:

Invoice to: PLEASE PRINT

Company Name: AECOM
1001 Bishop St., Suite 1600
Honolulu, HI 96813
Attn: Sheree Smith (808)521-3051
Sheree.Smith@aecom.com
USAImaging@aecom.com

Address:

Attn:

Email:

Project Name/Number: CV_18F0126/60571032

Purchase Order Number: 102604

Sampler (Print): KL, AM

Sampler (Signature): Wei for KL, AM

Date Shipped: 5/21/21

Carrier: FedEx

Waybill No.:

Comments:

Sample Identification	Location	Date Collected	Time Collected	Time Zone	No. of Containers	Matrix: Aq	Matrix: Sed.	Matrix: Soil	BTEX 8260	TPH-G 8260	TPH-D/O 8015	TPH-D/O w/SGT 8015	PAHs Short list 8270D SIM
ERH1371	Trip Blank	5/20/21	10:30	HST	4	X			X	X			
ERH1372	RHMW02	5/20/21	11:00	HST	8	X			X	X	X	X*	X**
ERH1373	Trip Blank	5/20/21	12:30	HST	4	X			X	X			
ERH1374	RHMW03	5/20/21	14:20	HST	8	X			X	X	X	X*	X**

WZ 5/21/2021

TPH-D/O & PAHs need liquid-liquid extraction

* Analyze TPH w/SGT only if TPH-D/O detected

** naphthalene
1-methylnaphthalene
2-methylnaphthalene

Shuttle Temperature: RS @ 0.0 1.0/1.0

Turnaround Requested: Check one
☐ Standard 2-3 wk ☒ One week ☐ 3 days ☐ 24/48 Hrs. ☐ Other:

Sample Disposal:
☐ Return to client ☒ Disposal by Lab (30-day retention)

Relinquished by sampler:	Date	Time	Received by:	Relinquished by:	Date	Time	Received by:

Relinquished by:	Date	Time	Received by:	Relinquished by:	Date	Time	Received at lab by:
Wei	5/21/21	14:00			5/22/21	9:30	

White: Return to client with report Yellow: Laboratory Copy See reverse side for Container Preservative and Sampling Information

COOLER RECEIPT FORM **ARF: 96282**

1) Project: 60571032 CV18F0126 Red Hill Fuel Storage Date Received: 05/22/21

2) Coolers: Number of Coolers: 1

3) YES Were custody seals present and intact?
How many? 1 Name/Date on seal? See below

4) YES Was there a shipping slip? Carrier name: FEDEX

5) Type of packing in cooler: X bubble wrap __ popcorn __ foam X plastic bags __ other
X wet ice __ dry ice __ no ice __ gel ice

6) YES Were cooler temperatures acceptable?

7) Serial number of calibrated thermometer used: R5 @ +0.0°C

8) Cooler temp(s): In °C. Thermometer Temp / Corrected Temp
1: 1.0/1.0 2: ____ 3: ____ 4: ____ 5: ____ 6: ____
7: ____ 8: ____ 9: ____ 10: ____ 11: ____ 12: ____

Chain of custody:

9) YES Was a chain of custody received?

10) YES Were the custody papers complete/signed in the appropriate places?

Sample Labels:

11) YES Were all sample labels complete (sample ID, date/time of sampling, etc.)?

12) YES Did all container labels agree with custody papers?

Sample Containers:

13) YES Were all containers sealed in separate bags?

14) YES Did all containers arrive in good condition:(unbroken, no leakage, no cracked/broken lids)?

15) YES Were correct containers and preservatives used for the tests indicated?

16) YES Was a sufficient amount of sample sent for tests indicated?

17) YES Were bubbles present in volatile samples?
If yes, the following were received with air bubbles:
Larger than a pea: ____
Smaller than a pea: BA33036W w04, BA33037W w03-4

Preservation Hold time:

18) YES Was a sufficient amount of holding time remaining to analyze the samples?

19) YES Was the pH taken of all non-VOA preserved samples and written on the sample container?

20) YES Was the pH of acid preserved non-VOA samples < 2?

21) NA Was the pH of the "basic" preserved samples for Cyanide > 12, Sulfide >9, Hexchrom >9?

22) NA Were unpreserved VOA Vials received for VOA Dept analysis?

23) NA If "yes", are the unpreserved VOA vials noted in the ADD TEST FIELD on the ARF?
pH strip lot number: HCO29115
Lab notified if pH was not adequate: ____

Notes/Deficiencies:

CUSTODY SEAL
AECOM (808)521-3051
Initials WZ Date 5/21/21

Personnel receiving samples: SS Second reviewer: SS
Personnel labeling samples: CG
Project manager notified: SS Date/Time of notification 05/22/21
Name of client notified: ____ Date/Time of notification ____

Revision: 22, November 5, 2013

SAMPLE RESULTS

EPA 8015B TPH LIQ-LIQ

AECOM
1001 Bishop Street, Suite 1600
Honolulu, HI 96813

APPL Inc.
908 North Temperance Avenue
Clovis, CA 93611

Attn: Alethea Ramos

Project: 60571032 CV18F0126 Red Hill Fuel Storage

ARF: 96282

Sample ID: ERH1372

APPL ID: BA33035

Sample Collection Date: 05/20/21

QCG: #DOC53-210525A-264434

Method	Analyte	Result	LOQ	LOD	DL	Units	Extraction Date	Analysis Date
EPA 8015B-e	DIESEL (C10-C24)	1700 ++	320	300.0	150.0	ug/L	05/25/21	05/27/21
EPA 8015B-e	OIL (C24-C40)	250 J	320	300.0	150.0	ug/L	05/25/21	05/27/21
EPA 8015B-e	SURROGATE: OCTACOSANE (S)	93.1	60-142			%	05/25/21	05/27/21
EPA 8015B-e	SURROGATE: ORTHO-TERPHENYL (S)	83.5	56-125			%	05/25/21	05/27/21

J = Estimated value.
++(T2M) The analyst has noted that the chromatogram of this sample is mainly lower boiling hydrocarbons.

Quant Method: DOC0525.M
Run #: 525061
Instrument: Apollo
Sequence: 210525
Dilution Factor: 1
Initials: MBE

Printed: 06/02/21 7:06:47 AM
APPL-F1-SC-NoMC-REG MDLs-DOD

EPA 8015B TPH LIQ-LIQ

AECOM
1001 Bishop Street, Suite 1600
Honolulu, HI 96813

APPL Inc.
908 North Temperance Avenue
Clovis, CA 93611

Attn: Alethea Ramos

Project: 60571032 CV18F0126 Red Hill Fuel Storage

ARF: 96282

Sample ID: ERH1374

APPL ID: BA33037

Sample Collection Date: 05/20/21

QCG: #DOC53-210525A-264434

Method	Analyte	Result	LOQ	LOD	DL	Units	Extraction Date	Analysis Date
EPA 8015B-e	DIESEL (C10-C24)	170 J	320	300.0	150.0	ug/L	05/25/21	05/27/21
EPA 8015B-e	OIL (C24-C40)	210 ++J	320	300.0	150.0	ug/L	05/25/21	05/27/21
EPA 8015B-e	SURROGATE: OCTACOSANE (S)	98.8	60-142			%	05/25/21	05/27/21
EPA 8015B-e	SURROGATE: ORTHO-TERPHENYL (S)	83.3	56-125			%	05/25/21	05/27/21

J = Estimated value.
++(T3M) The analyst has noted that the chromatogram of this sample is mainly higher boiling hydrocarbons.

Quant Method: DOC0525.M
Run #: 525062
Instrument: Apollo
Sequence: 210525
Dilution Factor: 1
Initials: MBE

Printed: 06/02/21 7:06:47 AM
APPL-F1-SC-NoMC-REG MDLs-DOD

EPA 8015B TPH WATER L-L SGC

AECOM
1001 Bishop Street, Suite 1600
Honolulu, HI 96813

APPL Inc.
908 North Temperance Avenue
Clovis, CA 93611

Attn: Alethea Ramos

Project: 60571032 CV18F0126 Red Hill Fuel Storage

ARF: 96282

Sample ID: ERH1372

APPL ID: BA33035

Sample Collection Date: 05/20/21

QCG: #DOC53SGC-264792-26479

Method	Analyte	Result	LOQ	LOD	DL	Units	Extraction Date	Analysis Date
EPA 8015B-e	DIESEL (C10-C24)	340	320	300.0	150.0	ug/L	05/25/21	06/02/21
EPA 8015B-e	OIL (C24-C40)	300.0 U	320	300.0	150.0	ug/L	05/25/21	06/02/21
EPA 8015B-e	SURROGATE: (R) DECANOIC ACID (S)	0	0-1			%	05/25/21	06/02/21
EPA 8015B-e	SURROGATE: OCTACOSANE (S)	94.4	60-142			%	05/25/21	06/02/21
EPA 8015B-e	SURROGATE: ORTHO-TERPHENYL (S)	79.3	56-125			%	05/25/21	06/02/21

Quant Method:	DEC0504.M
Run #:	525107
Instrument:	Apollo
Sequence:	210525
Dilution Factor:	1
Initials:	LA

Printed: 06/09/21 8:41:59 AM
APPL-F1-SC-NoMC-REG MDLs-DOD

EPA 8015B TPH WATER L-L SGC

AECOM
1001 Bishop Street, Suite 1600
Honolulu, HI 96813

APPL Inc.
908 North Temperance Avenue
Clovis, CA 93611

Attn: Alethea Ramos

Project: 60571032 CV18F0126 Red Hill Fuel Storage

ARF: 96282

Sample ID: ERH1374

APPL ID: BA33037

Sample Collection Date: 05/20/21

QCG: #DOC53SGC-264792-26479

Method	Analyte	Result	LOQ	LOD	DL	Units	Extraction Date	Analysis Date
EPA 8015B-e	DIESEL (C10-C24)	300.0 U	320	300.0	150.0	ug/L	05/25/21	06/02/21
EPA 8015B-e	OIL (C24-C40)	300.0 U	320	300.0	150.0	ug/L	05/25/21	06/02/21
EPA 8015B-e	SURROGATE: (R) DECANOIC ACID (S)	0	0-1			%	05/25/21	06/02/21
EPA 8015B-e	SURROGATE: OCTACOSANE (S)	89.2	60-142			%	05/25/21	06/02/21
EPA 8015B-e	SURROGATE: ORTHO-TERPHENYL (S)	74.2	56-125			%	05/25/21	06/02/21

Quant Method: DEC0504.M
Run #: 525108
Instrument: Apollo
Sequence: 210525
Dilution Factor: 1
Initials: LA

Printed: 06/09/21 8:41:59 AM
APPL-F1-SC-NoMC-REG MDLs-DOD

EPA 8015B TPH LIQ-LIQ

AECOM
1001 Bishop Street, Suite 1600
Honolulu, HI 96813

APPL Inc.
908 North Temperance Avenue
Clovis, CA 93611

Attn: Alethea Ramos

Project: 60571032 CV18F0126 Red Hill Fuel Storage

ARF: 96282

Sample ID: ERH1372 BLANK

APPL ID: BA33038

Sample Collection Date: 05/20/21

QCG: #RHBLK-210524A-264326

Method	Analyte	Result	LOQ	LOD	DL	Units	Extraction Date	Analysis Date
EPA 8015B-e	DIESEL (C10-C24)	300.0 U	320	300.0	150.0	ug/L	05/24/21	05/26/21
EPA 8015B-e	OIL (C24-C40)	300.0 U	320	300.0	150.0	ug/L	05/24/21	05/26/21
EPA 8015B-e	SURROGATE: OCTACOSANE (S)	95.1	60-142			%	05/24/21	05/26/21
EPA 8015B-e	SURROGATE: ORTHO-TERPHENYL (S)	80.5	56-125			%	05/24/21	05/26/21

Quant Method:	DOC0525.M
Run #:	525022
Instrument:	Apollo
Sequence:	210525
Dilution Factor:	1
Initials:	MBE

Printed: 6/2/2021 10:52:09 AM
APPL-F1-SC-NoMC-REG MDLs-DOD

EPA 8015B TPH LIQ-LIQ

AECOM
1001 Bishop Street, Suite 1600
Honolulu, HI 96813

APPL Inc.
908 North Temperance Avenue
Clovis, CA 93611

Attn: Alethea Ramos

Project: 60571032 CV18F0126 Red Hill Fuel Storage

ARF: 96282

Sample ID: ERH1374 BLANK

APPL ID: BA33039

Sample Collection Date: 05/20/21

QCG: #RHBLK-210524A-264326

Method	Analyte	Result	LOQ	LOD	DL	Units	Extraction Date	Analysis Date
EPA 8015B-e	DIESEL (C10-C24)	300.0 U	320	300.0	150.0	ug/L	05/24/21	05/26/21
EPA 8015B-e	OIL (C24-C40)	300.0 U	320	300.0	150.0	ug/L	05/24/21	05/26/21
EPA 8015B-e	SURROGATE: OCTACOSANE (S)	104	60-142			%	05/24/21	05/26/21
EPA 8015B-e	SURROGATE: ORTHO-TERPHENYL (S)	87.3	56-125			%	05/24/21	05/26/21

Quant Method: DOC0525.M
Run #: 525023
Instrument: Apollo
Sequence: 210525
Dilution Factor: 1
Initials: MBE

Printed: 06/02/21 7:04:21 AM
APPL-F1-SC-NoMC-REG MDLs-DOD

EPA 8270D SIM LIQ-LIQ

AECOM
1001 Bishop Street, Suite 1600
Honolulu, HI 96813

APPL Inc.
908 North Temperance Avenue
Clovis, CA 93611

Attn: Alethea Ramos

Project: 60571032 CV18F0126 Red Hill Fuel Storage

ARF: 96282

Sample ID: ERH1372

APPL ID: BA33035

Sample Collection Date: 05/20/21

QCG: #SIM53-210524A-264474

Method	Analyte	Result	LOQ	LOD	DL	Units	Extraction Date	Analysis Date
8270D-SIM	1-METHYLNAPHTHALENE	21	0.2	0.10	0.04	ug/L	05/24/21	05/26/21
8270D-SIM	2-METHYLNAPHTHALENE	9.5	0.2	0.10	0.04	ug/L	05/24/21	05/26/21
8270D-SIM	NAPHTHALENE	52	0.2	0.10	0.04	ug/L	05/24/21	05/26/21
8270D-SIM	SURROGATE: 2-METHYLNAPHTHALEN	78.7	39-114			%	05/24/21	05/26/21
8270D-SIM	SURROGATE: FLUORANTHENE-D10 (S	62.2	58-120			%	05/24/21	05/26/21

Quant Method: L0324.M
Run #: 0513L153
Instrument: Linus
Sequence: L210513
Dilution Factor: 1
Initials: MA

Printed: 06/01/21 9:54:55 AM
APPL-F1-SC-NoMC-REG MDLs-DOD

EPA 8270D SIM LIQ-LIQ

AECOM
1001 Bishop Street, Suite 1600
Honolulu, HI 96813

APPL Inc.
908 North Temperance Avenue
Clovis, CA 93611

Attn: Alethea Ramos

Project: 60571032 CV18F0126 Red Hill Fuel Storage

ARF: 96282

Sample ID: ERH1374

APPL ID: BA33037

Sample Collection Date: 05/20/21

QCG: #SIM53-210524A-264474

Method	Analyte	Result	LOQ	LOD	DL	Units	Extraction Date	Analysis Date
8270D-SIM	1-METHYLNAPHTHALENE	0.10 U	0.2	0.10	0.04	ug/L	05/24/21	05/26/21
8270D-SIM	2-METHYLNAPHTHALENE	0.10 U	0.2	0.10	0.04	ug/L	05/24/21	05/26/21
8270D-SIM	NAPHTHALENE	0.10 U	0.2	0.10	0.04	ug/L	05/24/21	05/26/21
8270D-SIM	SURROGATE: 2-METHYLNAPHTHALEN	67.4	39-114			%	05/24/21	05/26/21
8270D-SIM	SURROGATE: FLUORANTHENE-D10 (S	65.0	58-120			%	05/24/21	05/26/21

Quant Method: L0324.M
Run #: 0513L154
Instrument: Linus
Sequence: L210513
Dilution Factor: 1
Initials: MA

Printed: 06/01/21 9:54:55 AM
APPL-F1-SC-NoMC-REG MDLs-DOD

EPA 8260B BTEX WATER

AECOM
1001 Bishop Street, Suite 1600
Honolulu, HI 96813

APPL Inc.
908 North Temperance Avenue
Clovis, CA 93611

Attn: Alethea Ramos

Project: 60571032 CV18F0126 Red Hill Fuel Storage

ARF: 96282

Sample ID: ERH1371

APPL ID: BA33034

Sample Collection Date: 05/20/21

QCG: #86BTO-210525AM-264370

Method	Analyte	Result	LOQ	LOD	DL	Units	Extraction Date	Analysis Date
EPA 8260B	BENZENE	0.30 U	1.0	0.30	0.15	ug/L	05/25/21	05/25/21
EPA 8260B	ETHYLBENZENE	0.50 U	1.0	0.50	0.23	ug/L	05/25/21	05/25/21
EPA 8260B	TOLUENE	0.30 U	1.0	0.30	0.15	ug/L	05/25/21	05/25/21
EPA 8260B	XYLENES (TOTAL)	0.30 U	2.0	0.30	0.15	ug/L	05/25/21	05/25/21
EPA 8260B	SURROGATE: 1,2-DICHLOROETHANE-	85.8	81-118			%	05/25/21	05/25/21
EPA 8260B	SURROGATE: 4-BROMOFLUOROBENZ	97.9	85-114			%	05/25/21	05/25/21
EPA 8260B	SURROGATE: DIBROMOFLUOROMETH	109	80-119			%	05/25/21	05/25/21
EPA 8260B	SURROGATE: TOLUENE-D8 (S)	95.8	89-112			%	05/25/21	05/25/21

Quant Method: M0524W.M
Run #: 0525M11
Instrument: Max
Sequence: 210524
Dilution Factor: 1
Initials: EOG

Printed: 05/27/21 1:23:13 PM
APPL-F1-SC-NoMC-REG MDLs-DOD

EPA 8260B BTEX WATER

AECOM
1001 Bishop Street, Suite 1600
Honolulu, HI 96813

APPL Inc.
908 North Temperance Avenue
Clovis, CA 93611

Attn: Alethea Ramos

Project: 60571032 CV18F0126 Red Hill Fuel Storage

ARF: 96282

Sample ID: ERH1372

APPL ID: BA33035

Sample Collection Date: 05/20/21

QCG: #86BTO-210525AM-264370

Method	Analyte	Result	LOQ	LOD	DL	Units	Extraction Date	Analysis Date
EPA 8260B	BENZENE	0.30 U	1.0	0.30	0.15	ug/L	05/25/21	05/25/21
EPA 8260B	ETHYLBENZENE	0.50 U	1.0	0.50	0.23	ug/L	05/25/21	05/25/21
EPA 8260B	TOLUENE	0.30 U	1.0	0.30	0.15	ug/L	05/25/21	05/25/21
EPA 8260B	XYLENES (TOTAL)	0.30 U	2.0	0.30	0.15	ug/L	05/25/21	05/25/21
EPA 8260B	SURROGATE: 1,2-DICHLOROETHANE-	102	81-118			%	05/25/21	05/25/21
EPA 8260B	SURROGATE: 4-BROMOFLUOROBENZ	103	85-114			%	05/25/21	05/25/21
EPA 8260B	SURROGATE: DIBROMOFLUOROMETH	105	80-119			%	05/25/21	05/25/21
EPA 8260B	SURROGATE: TOLUENE-D8 (S)	94.0	89-112			%	05/25/21	05/25/21

Quant Method: M0524W.M
Run #: 0525M12
Instrument: Max
Sequence: 210524
Dilution Factor: 1
Initials: EOG

Printed: 05/27/21 1:23:14 PM
APPL-F1-SC-NoMC-REG MDLs-DOD

EPA 8260B BTEX WATER

AECOM
1001 Bishop Street, Suite 1600
Honolulu, HI 96813

APPL Inc.
908 North Temperance Avenue
Clovis, CA 93611

Attn: Alethea Ramos

Project: 60571032 CV18F0126 Red Hill Fuel Storage

ARF: 96282

Sample ID: ERH1373

APPL ID: BA33036

Sample Collection Date: 05/20/21

QCG: #86BTO-210525AM-264370

Method	Analyte	Result	LOQ	LOD	DL	Units	Extraction Date	Analysis Date
EPA 8260B	BENZENE	0.30 U	1.0	0.30	0.15	ug/L	05/25/21	05/25/21
EPA 8260B	ETHYLBENZENE	0.50 U	1.0	0.50	0.23	ug/L	05/25/21	05/25/21
EPA 8260B	TOLUENE	0.30 U	1.0	0.30	0.15	ug/L	05/25/21	05/25/21
EPA 8260B	XYLENES (TOTAL)	0.30 U	2.0	0.30	0.15	ug/L	05/25/21	05/25/21
EPA 8260B	SURROGATE: 1,2-DICHLOROETHANE-	90.3	81-118			%	05/25/21	05/25/21
EPA 8260B	SURROGATE: 4-BROMOFLUOROBENZ	98.8	85-114			%	05/25/21	05/25/21
EPA 8260B	SURROGATE: DIBROMOFLUOROMETH	106	80-119			%	05/25/21	05/25/21
EPA 8260B	SURROGATE: TOLUENE-D8 (S)	95.2	89-112			%	05/25/21	05/25/21

Quant Method: M0524W.M
Run #: 0525M13
Instrument: Max
Sequence: 210524
Dilution Factor: 1
Initials: EOG

Printed: 05/27/21 1:23:14 PM
APPL-F1-SC-NoMC-REG MDLs-DOD

EPA 8260B BTEX WATER

AECOM
1001 Bishop Street, Suite 1600
Honolulu, HI 96813

APPL Inc.
908 North Temperance Avenue
Clovis, CA 93611

Attn: Alethea Ramos

Project: 60571032 CV18F0126 Red Hill Fuel Storage

ARF: 96282

Sample ID: ERH1374

APPL ID: BA33037

Sample Collection Date: 05/20/21

QCG: #86BTO-210525AM-264370

Method	Analyte	Result	LOQ	LOD	DL	Units	Extraction Date	Analysis Date
EPA 8260B	BENZENE	0.30 U	1.0	0.30	0.15	ug/L	05/25/21	05/25/21
EPA 8260B	ETHYLBENZENE	0.50 U	1.0	0.50	0.23	ug/L	05/25/21	05/25/21
EPA 8260B	TOLUENE	0.30 U	1.0	0.30	0.15	ug/L	05/25/21	05/25/21
EPA 8260B	XYLENES (TOTAL)	0.30 U	2.0	0.30	0.15	ug/L	05/25/21	05/25/21
EPA 8260B	SURROGATE: 1,2-DICHLOROETHANE-	82.6	81-118			%	05/25/21	05/25/21
EPA 8260B	SURROGATE: 4-BROMOFLUOROBENZ	96.6	85-114			%	05/25/21	05/25/21
EPA 8260B	SURROGATE: DIBROMOFLUOROMETH	105	80-119			%	05/25/21	05/25/21
EPA 8260B	SURROGATE: TOLUENE-D8 (S)	94.8	89-112			%	05/25/21	05/25/21

Quant Method: M0524W.M
Run #: 0525M14
Instrument: Max
Sequence: 210524
Dilution Factor: 1
Initials: EOG

Printed: 05/27/21 1:23:14 PM
APPL-F1-SC-NoMC-REG MDLs-DOD

EPA 8260B GRO WATER

AECOM
1001 Bishop Street, Suite 1600
Honolulu, HI 96813

APPL Inc.
908 North Temperance Avenue
Clovis, CA 93611

Attn: Alethea Ramos

Project: 60571032 CV18F0126 Red Hill Fuel Storage

ARF: 96282

Sample ID: ERH1371

APPL ID: BA33034

Sample Collection Date: 05/20/21

QCG: #GRO86-210525AM-264386

Method	Analyte	Result	LOQ	LOD	DL	Units	Extraction Date	Analysis Date
EPA 8260B	GASOLINE RANGE ORGANICS	18.0 U	20	18.0	8.6	ug/L	05/25/21	05/25/21
EPA 8260B	SURROGATE: 4-BROMOFLUOROBENZ	97.9	85-114			%	05/25/21	05/25/21

Quant Method:	MGAS0511.M
Run #:	0525M11
Instrument:	Max
Sequence:	210524
Dilution Factor:	1
Initials:	EOG

Printed: 05/27/21 4:56:16 PM

APPL-F1-SC-NoMC-REG MDLs-DOD

EPA 8260B GRO WATER

AECOM
1001 Bishop Street, Suite 1600
Honolulu, HI 96813

APPL Inc.
908 North Temperance Avenue
Clovis, CA 93611

Attn: Alethea Ramos

Project: 60571032 CV18F0126 Red Hill Fuel Storage

ARF: 96282

Sample ID: ERH1372

APPL ID: BA33035

Sample Collection Date: 05/20/21

QCG: #GRO86-210525AM-264386

Method	Analyte	Result	LOQ	LOD	DL	Units	Extraction Date	Analysis Date
EPA 8260B	GASOLINE RANGE ORGANICS	37	20	18.0	8.6	ug/L	05/25/21	05/25/21
EPA 8260B	SURROGATE: 4-BROMOFLUOROBENZ	103	85-114			%	05/25/21	05/25/21

Quant Method:	MGAS0511.M
Run #:	0525M12
Instrument:	Max
Sequence:	210524
Dilution Factor:	1
Initials:	EOG

Printed: 05/27/21 4:56:16 PM
APPL-F1-SC-NoMC-REG MDLs-DOD

EPA 8260B GRO WATER

AECOM
1001 Bishop Street, Suite 1600
Honolulu, HI 96813

APPL Inc.
908 North Temperance Avenue
Clovis, CA 93611

Attn: Alethea Ramos

Project: 60571032 CV18F0126 Red Hill Fuel Storage

ARF: 96282

Sample ID: ERH1373

APPL ID: BA33036

Sample Collection Date: 05/20/21

QCG: #GRO86-210525AM-264386

Method	Analyte	Result	LOQ	LOD	DL	Units	Extraction Date	Analysis Date
EPA 8260B	GASOLINE RANGE ORGANICS	18.0 U	20	18.0	8.6	ug/L	05/25/21	05/25/21
EPA 8260B	SURROGATE: 4-BROMOFLUOROBENZ	98.8	85-114			%	05/25/21	05/25/21

Quant Method:	MGAS0511.M
Run #:	0525M13
Instrument:	Max
Sequence:	210524
Dilution Factor:	1
Initials:	EOG

Printed: 05/27/21 4:56:16 PM

APPL-F1-SC-NoMC-REG MDLs-DOD

EPA 8260B GRO WATER

AECOM
1001 Bishop Street, Suite 1600
Honolulu, HI 96813

APPL Inc.
908 North Temperance Avenue
Clovis, CA 93611

Attn: Alethea Ramos

Project: 60571032 CV18F0126 Red Hill Fuel Storage

ARF: 96282

Sample ID: ERH1374

APPL ID: BA33037

Sample Collection Date: 05/20/21

QCG: #GRO86-210525AM-264386

Method	Analyte	Result	LOQ	LOD	DL	Units	Extraction Date	Analysis Date
EPA 8260B	GASOLINE RANGE ORGANICS	18.0 U	20	18.0	8.6	ug/L	05/25/21	05/25/21
EPA 8260B	SURROGATE: 4-BROMOFLUOROBENZ	96.6	85-114			%	05/25/21	05/25/21

Quant Method:	MGAS0511.M
Run #:	0525M14
Instrument:	Max
Sequence:	210524
Dilution Factor:	1
Initials:	EOG

Printed: 05/27/21 4:56:16 PM

APPL-F1-SC-NoMC-REG MDLs-DOD

QC FORMS

EPA 8015B-eHL

Form 2 & 8

Surrogate Recovery

Lab Name: APPL, Inc. SDG No: 96282

Case No: 96282 Date Analyzed: 05/27/21

Matrix: WATER Instrument: Apollo

APPL ID.	Client Sample No.	SURROGATE: OCTACOSANE (S)			SURROGATE: ORTHO-TERPHENYL (S)		
		Limits	Result	Qualifier	Limits	Result	Qualifier
210525A-BLK	Blank	60-142	99.9		56-125	83.3	
210525A-LCS	Lab Control Spike	60-142	97.3		56-125	88.0	
210525A-LCSD	Lab Control SpikeD	60-142	92.7		56-125	88.7	
BA33035	ERH1372	60-142	93.1		56-125	83.5	
BA33037	ERH1374	60-142	98.8		56-125	83.3	

Comments: Batch: #DOC53-210525A

EPA 8015B-eH

Form 4

Blank Summary

Lab Name:	APPL, Inc.	SDG No:	96282
Case No:	96282	Date Analyzed:	05/27/21
Matrix:	WATER	Instrument:	Apollo
Blank ID:	210525A-BLK	Time Analyzed:	1157

APPL ID.	Client Sample No.	File ID.	Date Analyzed
210525A-BLK	Blank	525056	05/27/21 1157
210525A-LCS	Lab Control Spike	525057	05/27/21 1225
210525A-LCSD	Lab Control SpikeD	525058	05/27/21 1253
BA33035	ERH1372	525061	05/27/21 1417
BA33037	ERH1374	525062	05/27/21 1445

Comments: Batch: #DOC53-210525A

Method Blank
EPA 8015B TPH LIQ-LIQ

APPL Inc.
908 North Temperance Avenu
Clovis, CA 93611

Blank Name/QCG: **210525W-32947 - 264434**
Batch ID: #DOC53-210525A

Sample Type	Analyte	Result	LOQ	LOD	DL	Units	Extraction Date	Analysis Date
BLANK	DIESEL (C10-C24)	300.0 U	320	300.0	150.0	ug/L	05/25/21	05/27/21
BLANK	OIL (C24-C40)	300.0 U	320	300.0	150.0	ug/L	05/25/21	05/27/21
BLANK	SURROGATE: OCTACOSANE (S)	99.9	60-142			%	05/25/21	05/27/21
BLANK	SURROGATE: ORTHO-TERPHEN	83.3	56-125			%	05/25/21	05/27/21

Quant Method: DOC0525.M
Run #: 525056
Instrument: Apollo
Sequence: 210525
Initials: MBE

GC SC-Blank-REG MDLs-DOD
Printed: 06/02/21 7:07:23 AM

EPA 8015B-eH

Form 4

LCS Summary

Lab Name:	APPL, Inc.	SDG No:	96282
Case No:	96282	Date Analyzed:	05/27/21
Matrix:	WATER	Instrument:	Apollo
LCS ID:	210525A-LCS	Time Analyzed:	1225

APPL ID.	Client Sample No.	File ID.	Date Analyzed
210525A-BLK	Blank	525056	05/27/21 1157
210525A-LCS	Lab Control Spike	525057	05/27/21 1225
210525A-LCSD	Lab Control SpikeD	525058	05/27/21 1253
BA33035	ERH1372	525061	05/27/21 1417
BA33037	ERH1374	525062	05/27/21 1445

Comments: Batch: #DOC53-210525A

Laboratory Control Spike Recoveries

EPA 8015B TPH LIQ-LIQ

APPL ID: **210525W-32947 LCS - 264434**
Batch ID: #DOC53-210525A

APPL Inc.
908 North Temperance Avenue
Clovis, CA 93611

Compound Name	Spike Lvl ug/L	SPK Result ug/L	DUP Result ug/L	SPK % Recovery	DUP % Recovery	Recovery Limits	RPD %	RPD Limits
DIESEL (C10-C24)	2000	1880	1840	94.0	92.0	36-132	2.2	30
OIL (C24-C40)	2000	1980	1960	99.0	98.0	41-113	1.0	30
SURROGATE: OCTACOSANE (S)	150	146	139	97.3	92.7	60-142		
SURROGATE: ORTHO-TERPHENYL (S)	150	132	133	88.0	88.7	56-125		

Comments:

Primary	SPK	DUP
Quant Method :	DOC0525.M	DOC0525.M
Extraction Date :	05/25/21	05/25/21
Analysis Date :	05/27/21	05/27/21
Instrument :	Apollo	Apollo
Run :	525057	525058
Initials :	MBE	

EPA 8015B-eHL

Form 2 & 8

Surrogate Recovery

Lab Name: APPL, Inc. SDG No: 96282
Case No: 96282 Date Analyzed: 06/02/21
Matrix: WATER Instrument: Apollo

APPL ID.	Client Sample No.	SURROGATE: (R) DECANOIC ACID (S)			SURROGATE: OCTACOSANE (S)		
		Limits	Result	Qualifier	Limits	Result	Qualifier
264792-BLK	Blank	0-1	0		60-142	99.8	
264792-LCS	Lab Control Spike	0-1	0.0		60-142	111	
264792-LCSD	Lab Control SpikeD	0-1	0.0		60-142	106	
BA33035	ERH1372	0-1	0		60-142	94.4	
BA33037	ERH1374	0-1	0		60-142	89.2	

Comments: Batch: #DOC53SGC-2647

EPA 8015B-eHL

Form 2 & 8

Surrogate Recovery

Lab Name: APPL, Inc. SDG No: 96282
Case No: 96282 Date Analyzed: 06/02/21
Matrix: WATER Instrument: Apollo

APPL ID.	Client Sample No.	SURROGATE: ORTHO-TERPHENYL (S)					
		Limits	Result	Qualifier	Limits	Result	Qualifier
264792-BLK	Blank	56-125	82				
264792-LCS	Lab Control Spike	56-125	105				
264792-LCSD	Lab Control SpikeD	56-125	98.5				
BA33035	ERH1372	56-125	79.3				
BA33037	ERH1374	56-125	74.2				

Comments: Batch: #DOC53SGC-2647

EPA 8015B-eH

Form 4

Blank Summary

Lab Name: APPL, Inc.
SDG No: 96282
Case No: 96282
Date Analyzed: 06/02/21
Matrix: WATER
Instrument: Apollo
Blank ID: 264792-BLK
Time Analyzed: 1422

APPL ID.	Client Sample No.	File ID.	Date Analyzed
264792-BLK	Blank	525102	06/02/21 1422
264792-LCS	Lab Control Spike	525103	06/02/21 1450
264792-LCSD	Lab Control SpikeD	525104	06/02/21 1518
BA33035	ERH1372	525107	06/02/21 1643
BA33037	ERH1374	525108	06/02/21 1711

Comments: Batch: #DOC53SGC-2647

Method Blank

EPA 8015B TPH WATER L-L SGC

APPL Inc.
908 North Temperance Avenu
Clovis, CA 93611

Blank Name/QCG: **264792W-32947 - 264792**
Batch ID: #DOC53SGC-264792

Sample Type	Analyte	Result	LOQ	LOD	DL	Units	Extraction Date	Analysis Date
BLANK	DIESEL (C10-C24)	300.0 U	320	300.0	150.0	ug/L	05/25/21	06/02/21
BLANK	OIL (C24-C40)	300.0 U	320	300.0	150.0	ug/L	05/25/21	06/02/21
BLANK	SURROGATE: (R) DECANOIC AC	0	0-1			%	05/25/21	06/02/21
BLANK	SURROGATE: OCTACOSANE (S)	99.8	60-142			%	05/25/21	06/02/21
BLANK	SURROGATE: ORTHO-TERPHEN	82	56-125			%	05/25/21	06/02/21

Quant Method: DEC0504.M
Run #: 525102
Instrument: Apollo
Sequence: 210525
Initials: LA

GC SC-Blank-REG MDLs-DOD
Printed: 06/09/21 8:44:38 AM

EPA 8015B-eH

Form 4

LCS Summary

Lab Name:	APPL, Inc.	SDG No:	96282
Case No:	96282	Date Analyzed:	06/02/21
Matrix:	WATER	Instrument:	Apollo
LCS ID:	264792-LCS	Time Analyzed:	1450

APPL ID.	Client Sample No.	File ID.	Date Analyzed
264792-BLK	Blank	525102	06/02/21 1422
264792-LCS	Lab Control Spike	525103	06/02/21 1450
264792-LCSD	Lab Control SpikeD	525104	06/02/21 1518
BA33035	ERH1372	525107	06/02/21 1643
BA33037	ERH1374	525108	06/02/21 1711

Comments: Batch: #DOC53SGC-2647

Laboratory Control Spike Recoveries

EPA 8015B TPH WATER L-L SGC

APPL ID: **210525W-32947 LCS - 264792**
Batch ID: #DOC53SGC-264792

APPL Inc.
908 North Temperance Avenue
Clovis, CA 93611

Compound Name	Spike Lvl ug/L	SPK Result ug/L	DUP Result ug/L	SPK % Recovery	DUP % Recovery	Recovery Limits	RPD %	RPD Limits
DIESEL (C10-C24)	2000	1610	1630	80.5	81.5	36-132	1.2	30
OIL (C24-C40)	2000	1930	1920	96.5	96.0	41-113	0.52	30
SURROGATE: (R) DECANOIC ACID (S)	10.00	0	0	0.0	0.0	0-1		
SURROGATE: OCTACOSANE (S)	133	147	141	111	106	60-142		
SURROGATE: ORTHO-TERPHENYL (S)	133	140	131	105	98.5	56-125		

Comments:

Primary	SPK	DUP
Quant Method :	DEC0504.M	DEC0504.M
Extraction Date :	05/25/21	05/25/21
Analysis Date :	06/02/21	06/02/21
Instrument :	Apollo	Apollo
Run :	525103	525104
Initials :	LA	

Printed: 06/09/21 8:44:10 AM
APPL Standard LCSD

EPA 8015B-eHL

Form 2 & 8

Surrogate Recovery

Lab Name: APPL, Inc. SDG No: 96282

Case No: 96282 Date Analyzed: 05/25/21

Matrix: WATER Instrument: Apollo

APPL ID.	Client Sample No.	SURROGATE: OCTACOSANE (S)			SURROGATE: ORTHO-TERPHENYL (S)		
		Limits	Result	Qualifier	Limits	Result	Qualifier
210524A-BLK	Blank	60-142	99.6		56-125	82.2	
210524A-LCS	Lab Control Spike	60-142	84.7		56-125	71.3	
210524A-LCSD	Lab Control SpikeD	60-142	82.0		56-125	69.3	
BA33038	ERH1372 BLANK	60-142	95.1		56-125	80.5	
BA33039	ERH1374 BLANK	60-142	104		56-125	87.3	

Comments: Batch: #RHBLK-210524A

EPA 8015B-eH

Form 4

Blank Summary

Lab Name:	APPL, Inc.	SDG No:	96282
Case No:	96282	Date Analyzed:	05/25/21
Matrix:	WATER	Instrument:	Apollo
Blank ID:	210524A-BLK	Time Analyzed:	2259

APPL ID.	Client Sample No.	File ID.	Date Analyzed
210524A-BLK	Blank	525017	05/25/21 2259
210524A-LCS	Lab Control Spike	525018	05/25/21 2327
210524A-LCSD	Lab Control SpikeD	525019	05/25/21 2355
BA33038	ERH1372 BLANK	525022	05/26/21 0119
BA33039	ERH1374 BLANK	525023	05/26/21 0147

Comments: Batch: #RHBLK-210524A

Method Blank
EPA 8015B TPH LIQ-LIQ

APPL Inc.
908 North Temperance Avenu
Clovis, CA 93611

Blank Name/QCG: **210524W-32948 - 264326**
Batch ID: #RHBLK-210524A

Sample Type	Analyte	Result	LOQ	LOD	DL	Units	Extraction Date	Analysis Date
BLANK	DIESEL (C10-C24)	300.0 U	320	300.0	150.0	ug/L	05/24/21	05/25/21
BLANK	OIL (C24-C40)	300.0 U	320	300.0	150.0	ug/L	05/24/21	05/25/21
BLANK	SURROGATE: OCTACOSANE (S)	99.6	60-142			%	05/24/21	05/25/21
BLANK	SURROGATE: ORTHO-TERPHEN	82.2	56-125			%	05/24/21	05/25/21

Quant Method: DOC0525.M
Run #: 525017
Instrument: Apollo
Sequence: 210525
Initials: MBE

GC SC-Blank-REG MDLs-DOD
Printed: 06/02/21 7:05:20 AM

EPA 8015B-eH

Form 4

LCS Summary

Lab Name:	APPL, Inc.	SDG No:	96282
Case No:	96282	Date Analyzed:	05/25/21
Matrix:	WATER	Instrument:	Apollo
LCS ID:	210524A-LCS	Time Analyzed:	2327

APPL ID.	Client Sample No.	File ID.	Date Analyzed
210524A-BLK	Blank	525017	05/25/21 2259
210524A-LCS	Lab Control Spike	525018	05/25/21 2327
210524A-LCSD	Lab Control SpikeD	525019	05/25/21 2355
BA33038	ERH1372 BLANK	525022	05/26/21 0119
BA33039	ERH1374 BLANK	525023	05/26/21 0147

Comments: Batch: #RHBLK-210524A

Laboratory Control Spike Recoveries

EPA 8015B TPH LIQ-LIQ

APPL ID: **210524W-32948 LCS - 264326**
Batch ID: #RHBLK-210524A

APPL Inc.
908 North Temperance Avenue
Clovis, CA 93611

Compound Name	Spike Lvl ug/L	SPK Result ug/L	DUP Result ug/L	SPK % Recovery	DUP % Recovery	Recovery Limits	RPD %	RPD Limits
DIESEL (C10-C24)	0	97.2	76.6	NA	NA	36-132		30
OIL (C24-C40)	0	136	114	NA	NA	41-113		30
SURROGATE: OCTACOSANE (S)	150	127	123	84.7	82.0	60-142		
SURROGATE: ORTHO-TERPHENYL (S)	150	107	104	71.3	69.3	56-125		

Comments:

Primary	SPK	DUP
Quant Method :	DOC0525.M	DOC0525.M
Extraction Date :	05/24/21	05/24/21
Analysis Date :	05/25/21	05/25/21
Instrument :	Apollo	Apollo
Run :	525018	525019
Initials :	MBE	

8270D-SIM

Form 2 & 8

Surrogate Recovery

Lab Name: APPL, Inc. SDG No: 96282
Case No: 96282 Date Analyzed: 05/26/21
Matrix: WATER Instrument: Linus

APPL ID.	Client Sample No.	SURROGATE: 2-METHYLNAPHTHALENE-D10 (S)			SURROGATE: FLUORANTHENE-D10 (S)		
		Limits	Result	Qualifier	Limits	Result	Qualifier
210524A-LCS	Lab Control Spike	39-114	67.0		58-120	66.8	
210524A-LCSD	Lab Control SpikeD	39-114	63.6		58-120	67.8	
BA33035	ERH1372	39-114	78.7		58-120	62.2	
BA33037	ERH1374	39-114	67.4		58-120	65.0	
210524A-BLK	Blank	39-114	79.3		58-120	82.6	

Comments: Batch: #SIM53-210524A

8270D-SIM

Form 4

Blank Summary

Lab Name:	APPL, Inc.	SDG No:	96282
Case No:	96282	Date Analyzed:	06/01/21
Matrix:	WATER	Instrument:	Linus
Blank ID:	210524A-BLK	Time Analyzed:	0834

APPL ID.	Client Sample No.	File ID.	Date Analyzed
210524A-LCS	Lab Control Spike	0513L150	05/26/21 1356
210524A-LCSD	Lab Control SpikeD	0513L151	05/26/21 1418
BA33035	ERH1372	0513L153	05/26/21 1503
BA33037	ERH1374	0513L154	05/26/21 1525
210524A-BLK	Blank	0513L163	06/01/21 0834

Comments: Batch: #SIM53-210524A

Method Blank
EPA 8270D SIM LIQ-LIQ

APPL Inc.
908 North Temperance Avenu
Clovis, CA 93611

Blank Name/QCG: **210524W-32947 - 264474**
Batch ID: #SIM53-210524A

Sample Type	Analyte	Result	LOQ	LOD	DL	Units	Extraction Date	Analysis Date
BLANK	1-METHYLNAPHTHALENE	0.10 U	0.2	0.10	0.04	ug/L	05/24/21	06/01/21
BLANK	2-METHYLNAPHTHALENE	0.10 U	0.2	0.10	0.04	ug/L	05/24/21	06/01/21
BLANK	NAPHTHALENE	0.10 U	0.2	0.10	0.04	ug/L	05/24/21	06/01/21
BLANK	SURROGATE: 2-METHYLNAPHT	79.3	39-114			%	05/24/21	06/01/21
BLANK	SURROGATE: FLUORANTHENE-	82.6	58-120			%	05/24/21	06/01/21

Quant Method: L0324.M
Run #: 0513L163
Instrument: Linus
Sequence: L210513
Initials: MA

GC SC-Blank-REG MDLs-DOD
Printed: 06/07/21 4:51:03 PM

8270D-SIM

Form 4

LCS Summary

Lab Name:	APPL, Inc.	SDG No:	96282
Case No:	96282	Date Analyzed:	05/26/21
Matrix:	WATER	Instrument:	Linus
LCS ID:	210524A-LCS	Time Analyzed:	1356

APPL ID.	Client Sample No.	File ID.	Date Analyzed
210524A-LCS	Lab Control Spike	0513L150	05/26/21 1356
210524A-LCSD	Lab Control SpikeD	0513L151	05/26/21 1418
BA33035	ERH1372	0513L153	05/26/21 1503
BA33037	ERH1374	0513L154	05/26/21 1525
210524A-BLK	Blank	0513L163	06/01/21 0834

Comments: Batch: #SIM53-210524A

Laboratory Control Spike Recoveries

EPA 8270D SIM LIQ-LIQ

APPL ID: **210524W-32947 LCS - 264474**
Batch ID: #SIM53-210524A

APPL Inc.
908 North Temperance Avenue
Clovis, CA 93611

Compound Name	Spike Lvl ug/L	SPK Result ug/L	DUP Result ug/L	SPK % Recovery	DUP % Recovery	Recovery Limits	RPD %	RPD Limits
1-METHYLNAPHTHALENE	5.00	3.85	3.80	77.0	76.0	41-115	1.3	20
2-METHYLNAPHTHALENE	5.00	3.86	3.74	77.2	74.8	39-114	3.2	20
NAPHTHALENE	5.00	3.66	3.60	73.2	72.0	43-114	1.7	20
SURROGATE: 2-METHYLNAPHTHALEN	5.00	3.35	3.18	67.0	63.6	39-114		
SURROGATE: FLUORANTHENE-D10 (S)	5.00	3.34	3.39	66.8	67.8	58-120		

Comments:

Primary	SPK	DUP
Quant Method :	L0324.M	L0324.M
Extraction Date :	05/24/21	05/24/21
Analysis Date :	05/26/21	05/26/21
Instrument :	Linus	Linus
Run :	0513L150	0513L151
Initials :	MA	

Form 5
Tune Summary

Lab Name: APPL Inc.
Case No:
Matrix: Water
ID: 0324L002.D

SDG No:
Date Analyzed: 03/24/21
Instrument: Linus
Time Analyzed: 10:26

	Client Sample No.	APPL ID.	File ID.	Date Analyzed
1		0.1 SIM 03/24/21	0324L003.D	03/24/21 11:35
2		0.2 SIM 03/24/21	0324L004.D	03/24/21 11:57
3		0.5 SIM 03/24/21	0324L005.D	03/24/21 12:19
4		1 SIM 03/24/21	0324L006.D	03/24/21 12:41
5		5 SIM 03/24/21	0324L007.D	03/24/21 13:07
6		10 SIM 03/24/21	0324L008.D	03/24/21 13:29
7		50 SIM 03/24/21	0324L009.D	03/24/21 13:51
8		100 SIM 03/24/21	0324L010.D	03/24/21 14:13
9		SS SIM 03/24/21	0324L011.D	03/24/21 14:59
10				
11				
12				
13				
14				
15				
16				
17				
18				
19				
20				
21				
22				

m/e		
51	9.95 - 80.1% of mass 198	26.4
68	0 - 2.05% of mass 69	0.0
70	0 - 2% of mass 69	0.7
127	10 - 80% of mass 198	50.7
197	0 - 2% of mass 198	0.0
198	100 - 100% of mass 198	100.0
199	5 - 9% of mass 198	6.8
275	10 - 60% of mass 198	30.5
365	1 - 100% of mass 198	3.9
441	0.01 - 24% of mass 442	15.2
442	50 - 500% of mass 198	142.7
443	15 - 24% of mass 442	19.6

Form 5
Tune Summary

Lab Name: APPL Inc.
Case No: 96282
Matrix: Water
ID: 0513L141.D

SDG No: 96282
Date Analyzed: 05/26/21
Instrument: Linus
Time Analyzed: 9:56

	Client Sample No.	APPL ID.	File ID.	Date Analyzed
1		5 SIM 3/24/21 (1)	0513L142.D	05/26/21 10:12
2	Lab Control Spike	210524A LCS-1 1/1000	0513L150.D	05/26/21 13:56
3	Lab Control SpikeD	210524A LCSD-1 1/100	0513L151.D	05/26/21 14:18
4	ERH1372	BA33035W06 1/850	0513L153.D	05/26/21 15:03
5	ERH1374	BA33037W06 1/800	0513L154.D	05/26/21 15:25
6		5 SIM 3/24/21 (2)	0513L156.D	05/26/21 16:54
7				
8				
9				
10				
11				
12				
13				
14				
15				
16				
17				
18				
19				
20				
21				
22				

m/e		
51	9.95 - 80.1% of mass 198	27.9
68	0 - 2.05% of mass 69	0.0
70	0 - 2% of mass 69	0.7
127	10 - 80% of mass 198	50.1
197	0 - 2% of mass 198	0.0
198	100 - 100% of mass 198	100.0
199	5 - 9% of mass 198	6.8
275	10 - 60% of mass 198	32.5
365	1 - 100% of mass 198	4.6
441	0.01 - 24% of mass 442	16.1
442	50 - 500% of mass 198	162.7
443	15 - 24% of mass 442	19.5

Form 5
Tune Summary

Lab Name: APPL Inc.
Case No: 96269
Matrix: Water
ID: 0513L161.D

SDG No: 96269
Date Analyzed: 06/01/21
Instrument: Linus
Time Analyzed: 7:52

	Client Sample No.	APPL ID.	File ID.	Date Analyzed
1		5 SIM 3/24/21 (1)	0513L162.D	06/01/21 8:08
2	Blank	210524A BLK 1/1000	0513L163.D	06/01/21 8:34
3		5 SIM 3/24/21 (1)	0513L191.D	06/01/21 19:30
4				
5				
6				
7				
8				
9				
10				
11				
12				
13				
14				
15				
16				
17				
18				
19				
20				
21				
22				

m/e		
51	9.95 - 80.1% of mass 198	26.2
68	0 - 2.05% of mass 69	0.0
70	0 - 2% of mass 69	0.4
127	10 - 80% of mass 198	48.7
197	0 - 2% of mass 198	0.0
198	100 - 100% of mass 198	100.0
199	5 - 9% of mass 198	6.5
275	10 - 60% of mass 198	32.4
365	1 - 100% of mass 198	4.8
441	0.01 - 24% of mass 442	15.9
442	50 - 500% of mass 198	171.9
443	15 - 24% of mass 442	19.0

8A
INTERNAL STANDARD AREA AND RT SUMMARY

Lab Name: APPL Inc. Contract: _____

Lab Code: _____ SDG No.: _____

Lab File ID (Standard): 0513L142.D Date Analyzed: 05/26/21

Instrument ID: Linus Time Analyzed: 10:12

GC Column: _____ ID: Heated Purge: (Y/N) _____

		Napthalene-D8(IS)		Acenaphthene-D10(IS)		Phenanthrene-D10(IS)	
		AREA #	RT #	AREA #	RT #	AREA #	RT #
	12 HOUR STD	29662	4.13	17637	6.12	35250	7.85
	UPPER LIMIT	59324	4.30	35274	6.29	70500	8.02
	LOWER LIMIT	14831	3.96	8819	5.95	17625	7.68
	SAMPLE NO.						
01	210524A LCS-1 1/1000	19845	4.13	11995	6.13	24990	7.85
02	210524A LCSD-1 1/1000	19847	4.13	12126	6.13	25202	7.85
03	BA33035W06 1/850	25467	4.13	15924	6.13	24046	7.85
04	BA33037W06 1/800	19010	4.13	11795	6.13	25797	7.85
05	5 SIM 3/24/21 (2)	28135	4.13	17097	6.13	36296	7.85
06							
07							
08							
09							
10							
11							
12							
13							
14							
15							
16							
17							
18							
19							
20							
21							
22							

AREA UPPER LIMIT = +100% of internal standard area.
AREA LOWER LIMIT = -50% of internal standard area.
RT UPPER LIMIT = +0.17 minutes of internal standard RT
RT LOWER LIMIT = -0.17 minutes of internal standard RT

Column used to flag values outside QC limits with an asterisk.
* Values outside of QC limits.

8A
INTERNAL STANDARD AREA AND RT SUMMARY

Lab Name: APPL Inc. Contract: _____

Lab Code: _____ SDG No.: _____

Lab File ID (Standard): 0513L142.D Date Analyzed: 05/26/21

Instrument ID: Linus Time Analyzed: 10:12

GC Column: _____ ID: Heated Purge: (Y/N) _____

		Chrysene-D12(IS)		Perylene-D12(IS)			
		AREA #	RT #	AREA #	RT #	AREA #	RT #
	12 HOUR STD	39850	10.95	43921	13.36		
	UPPER LIMIT	79700	11.12	87842	13.53		
	LOWER LIMIT	19925	10.78	21961	13.19		
	SAMPLE NO.						
01	210524A LCS-1 1/1000	30614	10.95	33149	13.36		
02	210524A LCSD-1 1/1000	31648	10.95	41748	13.36		
03	BA33035W06 1/850	29352	10.95	31791	13.36		
04	BA33037W06 1/800	29863	10.95	31798	13.36		
05	5 SIM 3/24/21 (2)	44498	10.95	61974	13.36		
06							
07							
08							
09							
10							
11							
12							
13							
14							
15							
16							
17							
18							
19							
20							
21							
22							

AREA UPPER LIMIT = +100% of internal standard area.
AREA LOWER LIMIT = -50% of internal standard area.
RT UPPER LIMIT = +0.17 minutes of internal standard RT
RT LOWER LIMIT = -0.17 minutes of internal standard RT

Column used to flag values outside QC limits with an asterisk.
* Values outside of QC limits.

8A
INTERNAL STANDARD AREA AND RT SUMMARY

Lab Name: APPL Inc. Contract: _____

Lab Code: _____ SDG No.: _____

Lab File ID (Standard): 0513L162.D Date Analyzed: 1 Jun 21 8:08

Instrument ID: Linus Time Analyzed: 1 Jun 21 8:08

GC Column: _____ ID: Heated Purge: (Y/N) _____

		Napthalene-D8(IS)		Acenaphthene-D10(IS)		Phenanthrene-D10(IS)	
		AREA #	RT #	AREA #	RT #	AREA #	RT #
	12 HOUR STD	21597	4.13	13694	6.13	28892	7.85
	UPPER LIMIT	43194	4.30	27388	6.30	57784	8.02
	LOWER LIMIT	10799	3.96	6847	5.96	14446	7.68
	SAMPLE NO.						
01	210524A BLK 1/1000	16611	4.13	10143	6.13	20900	7.85
02	5 SIM 3/24/21 (1)	21476	4.13	13583	6.12	34225	7.85
03							
04							
05							
06							
07							
08							
09							
10							
11							
12							
13							
14							
15							
16							
17							
18							
19							
20							
21							
22							

AREA UPPER LIMIT = +100% of internal standard area.
AREA LOWER LIMIT = -50% of internal standard area.
RT UPPER LIMIT = +0.17 minutes of internal standard RT
RT LOWER LIMIT = -0.17 minutes of internal standard RT

Column used to flag values outside QC limits with an asterisk.
* Values outside of QC limits.

8A
INTERNAL STANDARD AREA AND RT SUMMARY

Lab Name: APPL Inc. Contract: _____

Lab Code: _____ SDG No.: _____

Lab File ID (Standard): 0513L162.D Date Analyzed: 1 Jun 21 8:08

Instrument ID: Linus Time Analyzed: 1 Jun 21 8:08

GC Column: _____ ID: Heated Purge: (Y/N) _____

		Chrysene-D12(IS)		Perylene-D12(IS)			
		AREA #	RT #	AREA #	RT #	AREA #	RT #
	12 HOUR STD	36461	10.95	39396	13.36		
	UPPER LIMIT	72922	11.12	78792	13.53		
	LOWER LIMIT	18231	10.78	19698	13.19		
	SAMPLE NO.						
01	210524A BLK 1/1000	25357	10.95	25819	13.36		
02	5 SIM 3/24/21 (1)	41383	10.94	33222	13.36		
03							
04							
05							
06							
07							
08							
09							
10							
11							
12							
13							
14							
15							
16							
17							
18							
19							
20							
21							
22							

AREA UPPER LIMIT = +100% of internal standard area.
AREA LOWER LIMIT = -50% of internal standard area.
RT UPPER LIMIT = +0.17 minutes of internal standard RT
RT LOWER LIMIT = -0.17 minutes of internal standard RT

Column used to flag values outside QC limits with an asterisk.
* Values outside of QC limits.

EPA 8260B

Form 2 & 8

Surrogate Recovery

Lab Name: APPL, Inc. SDG No: 96282

Case No: 96282 Date Analyzed: 05/25/21

Matrix: WATER Instrument: Max

APPL ID.	Client Sample No.	SURROGATE: 1,2-DICHLOROETHANE-D4 (S)			SURROGATE: 4-BROMOFLUOROBENZENE (S)		
		Limits	Result	Qualifier	Limits	Result	Qualifier
210525AM-LCS	Lab Control Spike	81-118	92.8		85-114	103	
210525AM-LCSD	Lab Control SpikeD	81-118	97.2		85-114	103	
210525AM-BLK	Blank	81-118	91.0		85-114	98.3	
BA33034	ERH1371	81-118	85.8		85-114	97.9	
BA33035	ERH1372	81-118	102		85-114	103	
BA33036	ERH1373	81-118	90.3		85-114	98.8	
BA33037	ERH1374	81-118	82.6		85-114	96.6	

Comments: Batch: #86BTO-210525AM

EPA 8260B

Form 2 & 8

Surrogate Recovery

Lab Name: APPL, Inc. SDG No: 96282

Case No: 96282 Date Analyzed: 05/25/21

Matrix: WATER Instrument: Max

APPL ID.	Client Sample No.	SURROGATE: DIBROMOFLUOROMETHANE (S)			SURROGATE: TOLUENE-D8 (S)		
		Limits	Result	Qualifier	Limits	Result	Qualifier
210525AM-LCS	Lab Control Spike	80-119	94.8		89-112	98.4	
210525AM-LCSD	Lab Control SpikeD	80-119	102		89-112	97.2	
210525AM-BLK	Blank	80-119	107		89-112	97.6	
BA33034	ERH1371	80-119	109		89-112	95.8	
BA33035	ERH1372	80-119	105		89-112	94.0	
BA33036	ERH1373	80-119	106		89-112	95.2	
BA33037	ERH1374	80-119	105		89-112	94.8	

Comments: Batch: #86BTO-210525AM

EPA 8260B

Form 4

Blank Summary

Lab Name:	APPL, Inc.	SDG No:	96282
Case No:	96282	Date Analyzed:	05/25/21
Matrix:	WATER	Instrument:	Max
Blank ID:	210525AM-BLK	Time Analyzed:	1228

APPL ID.	Client Sample No.	File ID.	Date Analyzed	
210525AM-LCS	Lab Control Spike	0525M03	05/25/21	1009
210525AM-LCSD	Lab Control SpikeD	0525M04	05/25/21	1037
210525AM-BLK	Blank	0525M08	05/25/21	1228
BA33034	ERH1371	0525M11	05/25/21	1352
BA33035	ERH1372	0525M12	05/25/21	1420
BA33036	ERH1373	0525M13	05/25/21	1448
BA33037	ERH1374	0525M14	05/25/21	1516

Comments: Batch: #86BTO-210525AM

Method Blank
EPA 8260B BTEX WATER

APPL Inc.
908 North Temperance Avenu
Clovis, CA 93611

Blank Name/QCG: **210525W-32946 - 264370**
Batch ID: #86BTO-210525AM

Sample Type	Analyte	Result	LOQ	LOD	DL	Units	Extraction Date	Analysis Date
BLANK	BENZENE	0.30 U	1.0	0.30	0.15	ug/L	05/25/21	05/25/21
BLANK	ETHYLBENZENE	0.50 U	1.0	0.50	0.23	ug/L	05/25/21	05/25/21
BLANK	TOLUENE	0.30 U	1.0	0.30	0.15	ug/L	05/25/21	05/25/21
BLANK	XYLENES (TOTAL)	0.30 U	2.0	0.30	0.15	ug/L	05/25/21	05/25/21
BLANK	SURROGATE: 1,2-DICHLOROET	91.0	81-118			%	05/25/21	05/25/21
BLANK	SURROGATE: 4-BROMOFLUORO	98.3	85-114			%	05/25/21	05/25/21
BLANK	SURROGATE: DIBROMOFLUOR	107	80-119			%	05/25/21	05/25/21
BLANK	SURROGATE: TOLUENE-D8 (S)	97.6	89-112			%	05/25/21	05/25/21

Quant Method: M0524W.M
Run #: 0525M08
Instrument: Max
Sequence: 210524
Initials: EOG

GC SC-Blank-REG MDLs-DOD
Printed: 05/27/21 1:23:40 PM

EPA 8260B

Form 4

LCS Summary

Lab Name:	APPL, Inc.	SDG No:	96282
Case No:	96282	Date Analyzed:	05/25/21
Matrix:	WATER	Instrument:	Max
LCS ID:	210525AM-LCS	Time Analyzed:	1009

APPL ID.	Client Sample No.	File ID.	Date Analyzed	
210525AM-LCS	Lab Control Spike	0525M03	05/25/21	1009
210525AM-LCSD	Lab Control SpikeD	0525M04	05/25/21	1037
210525AM-BLK	Blank	0525M08	05/25/21	1228
BA33034	ERH1371	0525M11	05/25/21	1352
BA33035	ERH1372	0525M12	05/25/21	1420
BA33036	ERH1373	0525M13	05/25/21	1448
BA33037	ERH1374	0525M14	05/25/21	1516

Comments: Batch: #86BTO-210525AM

Laboratory Control Spike Recoveries

EPA 8260B BTEX WATER

APPL ID: **210525W-32946 LCS - 264370**
Batch ID: #86BTO-210525AM

APPL Inc.
908 North Temperance Avenue
Clovis, CA 93611

Compound Name	Spike Lvl ug/L	SPK Result ug/L	DUP Result ug/L	SPK % Recovery	DUP % Recovery	Recovery Limits	RPD %	RPD Limits
BENZENE	10.00	9.47	10.0	94.7	100	79-120	5.4	20
ETHYLBENZENE	10.00	9.62	9.50	96.2	95.0	79-121	1.3	20
TOLUENE	10.00	9.19	9.72	91.9	97.2	80-121	5.6	20
XYLENES (TOTAL)	30.0	28.6	27.7	95.3	92.3	79-121	3.2	20
SURROGATE: 1,2-DICHLOROETHANE-D	25.0	23.2	24.3	92.8	97.2	81-118		
SURROGATE: 4-BROMOFLUOROBENZE	25.0	25.8	25.7	103	103	85-114		
SURROGATE: DIBROMOFLUOROMETH	25.0	23.7	25.4	94.8	102	80-119		
SURROGATE: TOLUENE-D8 (S)	25.0	24.6	24.3	98.4	97.2	89-112		

Comments:

Primary	SPK	DUP
Quant Method :	M0524W.M	M0524W.M
Extraction Date :	05/25/21	05/25/21
Analysis Date :	05/25/21	05/25/21
Instrument :	Max	Max
Run :	0525M03	0525M04
Initials :	EOG	

Form 5
Tune Summary

Lab Name: APPL Inc.
Case No:
Matrix: Water
ID: 0520M00.D

SDG No:
Date Analyzed: 05/24/21
Instrument: Max
Time Analyzed: 10:27

	Client Sample No.	APPL ID.	File ID.	Date Analyzed
1		0.3ug/L VOC STD 5/24	0520M02.D	05/24/21 11:23
2		0.5ug/L VOC STD 5/24	0520M03.D	05/24/21 11:51
3		1ug/L VOC STD 5/24/2	0520M04.D	05/24/21 12:19
4		2ug/L VOC STD 5/24/2	0520M05.D	05/24/21 12:47
5		5ug/L VOC STD 5/24/2	0520M06.D	05/24/21 13:15
6		10ug/L VOC STD 5/24/	0520M07.D	05/24/21 13:43
7		20ug/L VOC STD 5/24/	0520M08.D	05/24/21 14:11
8		40ug/L VOC STD 5/24/	0520M09.D	05/24/21 14:38
9		100ug/L VOC STD 5/24	0520M10.D	05/24/21 15:06
10		(SS) 10ug/L VOC STD	0520M12.D	05/24/21 16:03
11				
12				
13				
14				
15				
16				
17				
18				
19				
20				
21				
22				

m/e		
50	15.0 - 40.0% of mass 95	22.1
75	30.0 - 60.0% of mas 95	52.9
95	Base peak, 100% relative abundance	100.0
96	5.0 - 9.0% of mass 95	6.5
173	Less than 2.0% of mass 174	0.6
174	50.0 - 200.0% of mass 95	141.9
175	5.0 - 9.0% of mass 174	8.2
176	95.0 - 101.0% of mass 174	99.3
177	5.0 - 9.0% of mass 176	6.8

Form 5
Tune Summary

Lab Name: APPL Inc.
Case No: 96282
Matrix: Water
ID: 0525M00.D

SDG No: 96282
Date Analyzed: 05/25/21
Instrument: Max
Time Analyzed: 8:47

	Client Sample No.	APPL ID.	File ID.	Date Analyzed
1	Lab Control Spike	210525A CCV/LCS 10ug	0525M03.D	05/25/21 10:09
2	Lab Control SpikeD	210525A LCSD 10ug/L	0525M04.D	05/25/21 10:37
3	Blank	210525A BLK	0525M08.D	05/25/21 12:28
4	ERH1371	BA33034W01	0525M11.D	05/25/21 13:52
5	ERH1372	BA33035W01	0525M12.D	05/25/21 14:20
6	ERH1373	BA33036W01	0525M13.D	05/25/21 14:48
7	ERH1374	BA33037W01	0525M14.D	05/25/21 15:16
8		Ending CCV 10ug/L 5/	0525M26.D	05/25/21 20:52
9				
10				
11				
12				
13				
14				
15				
16				
17				
18				
19				
20				
21				
22				

m/e		
50	15.0 - 40.0% of mass 95	16.7
75	30.0 - 60.0% of mas 95	51.9
95	Base peak, 100% relative abundance	100.0
96	5.0 - 9.0% of mass 95	8.4
173	Less than 2.0% of mass 174	0.9
174	50.0 - 200.0% of mass 95	146.0
175	5.0 - 9.0% of mass 174	7.6
176	95.0 - 101.0% of mass 174	95.4
177	5.0 - 9.0% of mass 176	5.8

8A
INTERNAL STANDARD AREA AND RT SUMMARY

Lab Name: APPL Inc. Contract: _____

Lab Code: _____ SDG No.: _____

Lab File ID (Standard): 0525M14.D Date Analyzed: 05/25/21

Instrument ID: Max Time Analyzed: 15:16

GC Column: _____ ID: Heated Purge: (Y/N) _____

		Fluorobenzene (IS)		Chlorobenzene-D5 (IS)		1,4-Dichlorobenzene-D (IS)	
		AREA #	RT #	AREA #	RT #	AREA #	RT #
	12 HOUR STD	176612	5.56	267116	8.84	227753	11.17
	UPPER LIMIT	353224	5.73	534232	9.01	455506	11.34
	LOWER LIMIT	88306	5.39	133558	8.67	113877	11.00
	SAMPLE NO.						
01	210525A CCV/LCS 10ug	157476	5.56	229043	8.84	206574	11.17
02	210525A LCSD 10ug/L	154741	5.56	244719	8.83	221329	11.16
03	210525A BLK	158176	5.57	238095	8.84	200136	11.17
04	BA33034W01	162871	5.57	252239	8.84	206791	11.17
05	BA33035W01	169841	5.56	262490	8.84	236274	11.17
06	BA33036W01	173795	5.56	262961	8.84	221975	11.17
07	BA33037W01	176612	5.56	267116	8.84	227753	11.17
08	Ending CCV 10ug/L 5/25	221015	5.56	332182	8.83	295754	11.16
09							
10							
11							
12							
13							
14							
15							
16							
17							
18							
19							
20							
21							
22							

AREA UPPER LIMIT = +100% of internal standard area.
AREA LOWER LIMIT = -50% of internal standard area.
RT UPPER LIMIT = +0.17 minutes of internal standard RT
RT LOWER LIMIT = -0.17 minutes of internal standard RT

Column used to flag values outside QC limits with an asterisk.
* Values outside of QC limits.

EPA 8260B

Form 2 & 8

Surrogate Recovery

Lab Name: APPL, Inc. SDG No: 96282

Case No: 96282 Date Analyzed: 05/25/21

Matrix: WATER Instrument: Max

APPL ID.	Client Sample No.	SURROGATE: 4-BROMOFLUOROBENZENE (S)					
		Limits	Result	Qualifier	Limits	Result	Qualifier
210525AM-LCS	Lab Control Spike	85-114	102				
210525AM-LCSD	Lab Control SpikeD	85-114	102				
210525AM-BLK	Blank	85-114	98.3				
BA33034	ERH1371	85-114	97.9				
BA33035	ERH1372	85-114	103				
BA33036	ERH1373	85-114	98.8				
BA33037	ERH1374	85-114	96.6				

Comments: Batch: #GRO86-210525AM

EPA 8260B

Form 4

Blank Summary

Lab Name:	APPL, Inc.	SDG No:	96282
Case No:	96282	Date Analyzed:	05/25/21
Matrix:	WATER	Instrument:	Max
Blank ID:	210525AM-BLK	Time Analyzed:	1228

APPL ID.	Client Sample No.	File ID.	Date Analyzed
210525AM-LCS	Lab Control Spike	0525M05	05/25/21 1104
210525AM-LCSD	Lab Control SpikeD	0525M06	05/25/21 1132
210525AM-BLK	Blank	0525M08	05/25/21 1228
BA33034	ERH1371	0525M11	05/25/21 1352
BA33035	ERH1372	0525M12	05/25/21 1420
BA33036	ERH1373	0525M13	05/25/21 1448
BA33037	ERH1374	0525M14	05/25/21 1516

Comments: Batch: #GRO86-210525AM

Method Blank
EPA 8260B GRO WATER

APPL Inc.
908 North Temperance Avenu
Clovis, CA 93611

Blank Name/QCG: **210525W-32946 - 264386**
Batch ID: #GRO86-210525AM

Sample Type	Analyte	Result	LOQ	LOD	DL	Units	Extraction Date	Analysis Date
BLANK	GASOLINE RANGE ORGANICS	18.0 U	20	18.0	8.6	ug/L	05/25/21	05/25/21
BLANK	SURROGATE: 4-BROMOFLUORO	98.3	85-114			%	05/25/21	05/25/21

Quant Method: MGAS0511.M
Run #: 0525M08
Instrument: Max
Sequence: 210524
Initials: EOG

GC SC-Blank-REG MDLs-DOD
Printed: 05/27/21 4:56:21 PM

EPA 8260B

Form 4

LCS Summary

Lab Name:	APPL, Inc.	SDG No:	96282
Case No:	96282	Date Analyzed:	05/25/21
Matrix:	WATER	Instrument:	Max
LCS ID:	210525AM-LCS	Time Analyzed:	1104

APPL ID.	Client Sample No.	File ID.	Date Analyzed
210525AM-LCS	Lab Control Spike	0525M05	05/25/21 1104
210525AM-LCSD	Lab Control SpikeD	0525M06	05/25/21 1132
210525AM-BLK	Blank	0525M08	05/25/21 1228
BA33034	ERH1371	0525M11	05/25/21 1352
BA33035	ERH1372	0525M12	05/25/21 1420
BA33036	ERH1373	0525M13	05/25/21 1448
BA33037	ERH1374	0525M14	05/25/21 1516

Comments: Batch: #GRO86-210525AM

Laboratory Control Spike Recoveries

EPA 8260B GRO WATER

APPL ID: **210525W-32946 LCS - 264386**
Batch ID: #GRO86-210525AM

APPL Inc.
908 North Temperance Avenue
Clovis, CA 93611

Compound Name	Spike Lvl ug/L	SPK Result ug/L	DUP Result ug/L	SPK % Recovery	DUP % Recovery	Recovery Limits	RPD %	RPD Limits
GASOLINE RANGE ORGANICS	300	307	273	102	91.0	78-122	11.7	20
SURROGATE: 4-BROMOFLUOROBENZE	25.0	25.5	25.6	102	102	85-114		

Comments:

Primary	SPK	DUP
Quant Method :	MGAS0511.M	MGAS0511.M
Extraction Date :	05/25/21	05/25/21
Analysis Date :	05/25/21	05/25/21
Instrument :	Max	Max
Run :	0525M05	0525M06
Initials :	EOG	

Printed: 05/27/21 4:56:12 PM
APPL Standard LCSD

ORGANICS
QC Summary

TPH Extractables
DOC0525

Form 6
Initial Calibration

Lab Name: APPL, Inc. SDG No:
Case No: Initial Cal. Date: 05/25/21
Matrix: Water Instrument: Apollo
Initials: MB

		Compound	1	2	3	4	5	6	7				Avg	%RSD	Type	r^2	Q
			525004.D	525005 D	525006 D	525007.D	525008 D	525009.D	525010.D								
1	HATM	Diesel (C10-C24)		2678669	2011588	1966384	1899323	2039512	1956611				2092014	14	HATM		
2	HBTM	Motor Oil (C24-C40)		2088040	1454456	1403002	1344042	1443115	1389714				1520395	18	HBTM		
3	SA	Ortho-Terphenyl(S)		3254067	2533714	2341131	2086885	2225479	2161118				2433732	18	SA		
4	SA	Octacosane(S)		2285719	1847331	1802330	1725558	1821275	1744969				1871197	11	SA		
5																	
6																	
7																	
8																	
9																	
10																	
11																	
12																	
13																	
14																	
15																	
16																	
17																	
18																	
19																	
20																	
21																	
22																	
23																	
24																	
25																	
26																	
27																	
28																	
29																	
30																	
31																	
32																	
33																	
34																	
35																	

1.749969

Quantitation Report (Not Reviewed)

Data File : G:\APOLLO\DATA\210525\525004.D
Acq On : 5-25-21 16:52:49
Sample : DMO STD-1 05-25-21
Misc : water
IntFile : events.e
Quant Time: May 26 6:38 2021 Quant Results File: DOC0525.RES

Vial: 4
Operator: MB
Inst : Apollo
Multiplr: 1.00

Method : G:\APOLLO\DATA\210513\DOC0525.M (Chemstation Integrator)
Title : 8015 B&C
Last Update : Wed May 26 06:37:42 2021
Response via : Multiple Level Calibration

Volume Inj. : 2UL
Signal Phase : DB-5
Signal Info : FID02A

Compound	R.T.	Response	Conc Units
System Monitoring Compounds			
3) SA Ortho-Terphenyl(S)	7.50	2834267	0.582 ppb
Surrogate Spike 30.000	Recovery	=	1.94%
4) SA Octacosane(S)	9.77	1922152	0.514 ppb
Surrogate Spike 30.000	Recovery	=	1.71%
Target Compounds			
1) HATM Diesel (C10-C24)	6.46	43609284	10.423 ppb
2) HBTM Motor Oil (C24-C40)	14.75	39135760	12.870 ppb

Target Compounds

(f)=RT Delta > 1/2 Window (m)=manual int.

Data File: G:\APOLLO\DATA\210525\525004.D
Sample : DMO STD-1 05-25-21

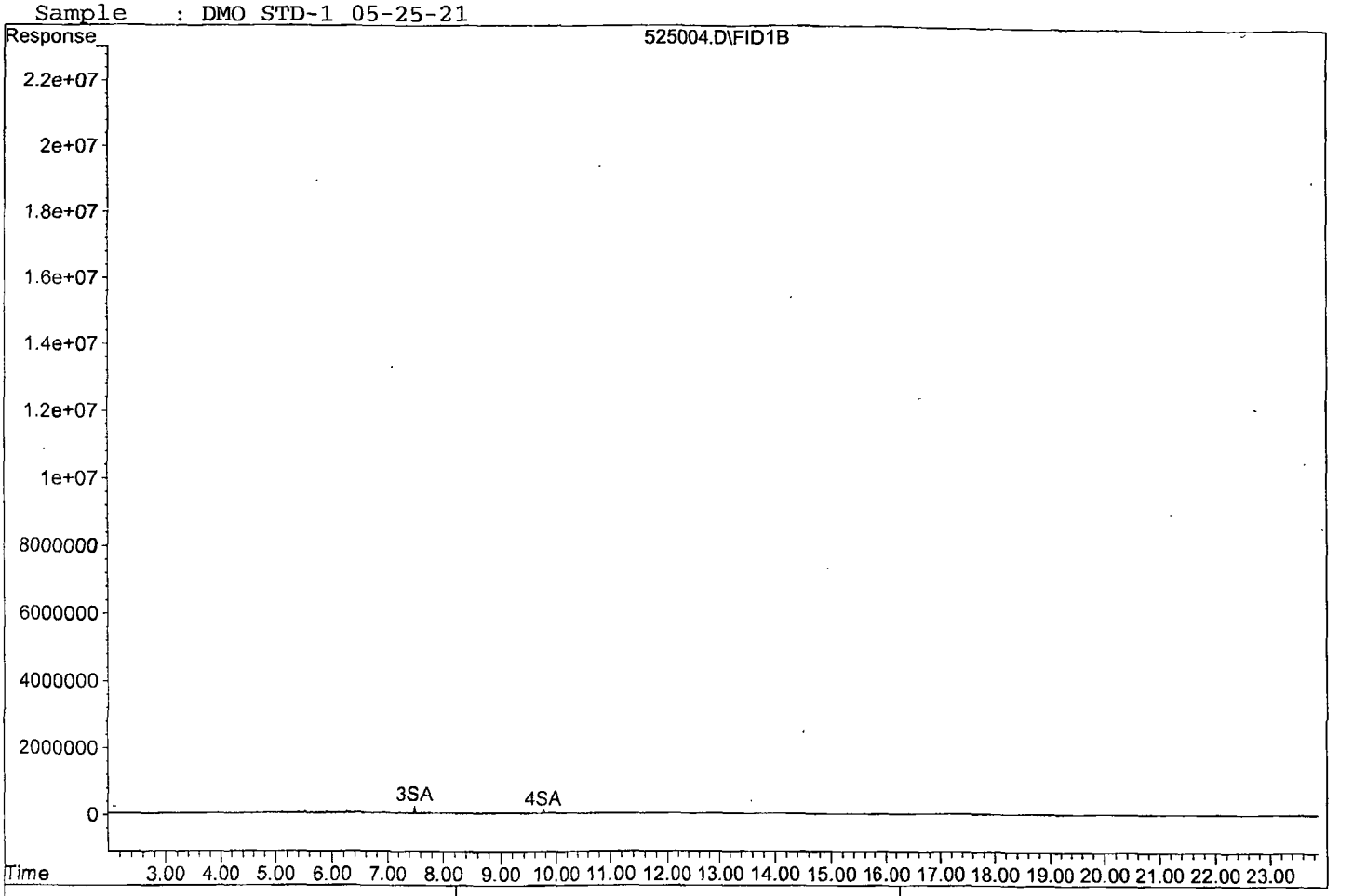



Quantitation Report (Not Reviewed)

Data File : G:\APOLLO\DATA\210525\525005.D Vial: 5
Acq On : 5-25-21 17:21:00 Operator: MB
Sample : DMOS STD-2 05-25-21 Inst : Apollo
Misc : water Multiplr: 1.00
IntFile : events.e
Quant Time: May 26 6:38 2021 Quant Results File: DOC0525.RES

Method : G:\APOLLO\DATA\210513\DOC0525.M (Chemstation Integrator)
Title : 8015 B&C
Last Update : Wed May 26 06:37:42 2021
Response via : Multiple Level Calibration

Volume Inj. : 2UL
Signal Phase : DB-5
Signal Info : FID02A

Compound	R.T.	Response	Conc Units
System Monitoring Compounds			
3) SA Ortho-Terphenyl(S)	7.50	3254067	0.669 ppb
Surrogate Spike 30.000	Recovery	=	2.23%
4) SA Octacosane(S)	9.77	2285719	0.611 ppb
Surrogate Spike 30.000	Recovery	=	2.04%
Target Compounds			
1) HATM Diesel (C10-C24)	6.46	53573372	12.804 ppb
2) HBTM Motor Oil (C24-C40)	14.75	41760796	13.734 ppb

Target Compounds

(f)=RT Delta > 1/2 Window (m)=manual int.

Data File: G:\APOLLO\DATA\210525\525005.D
Sample : DMOS STD-2 05-25-21

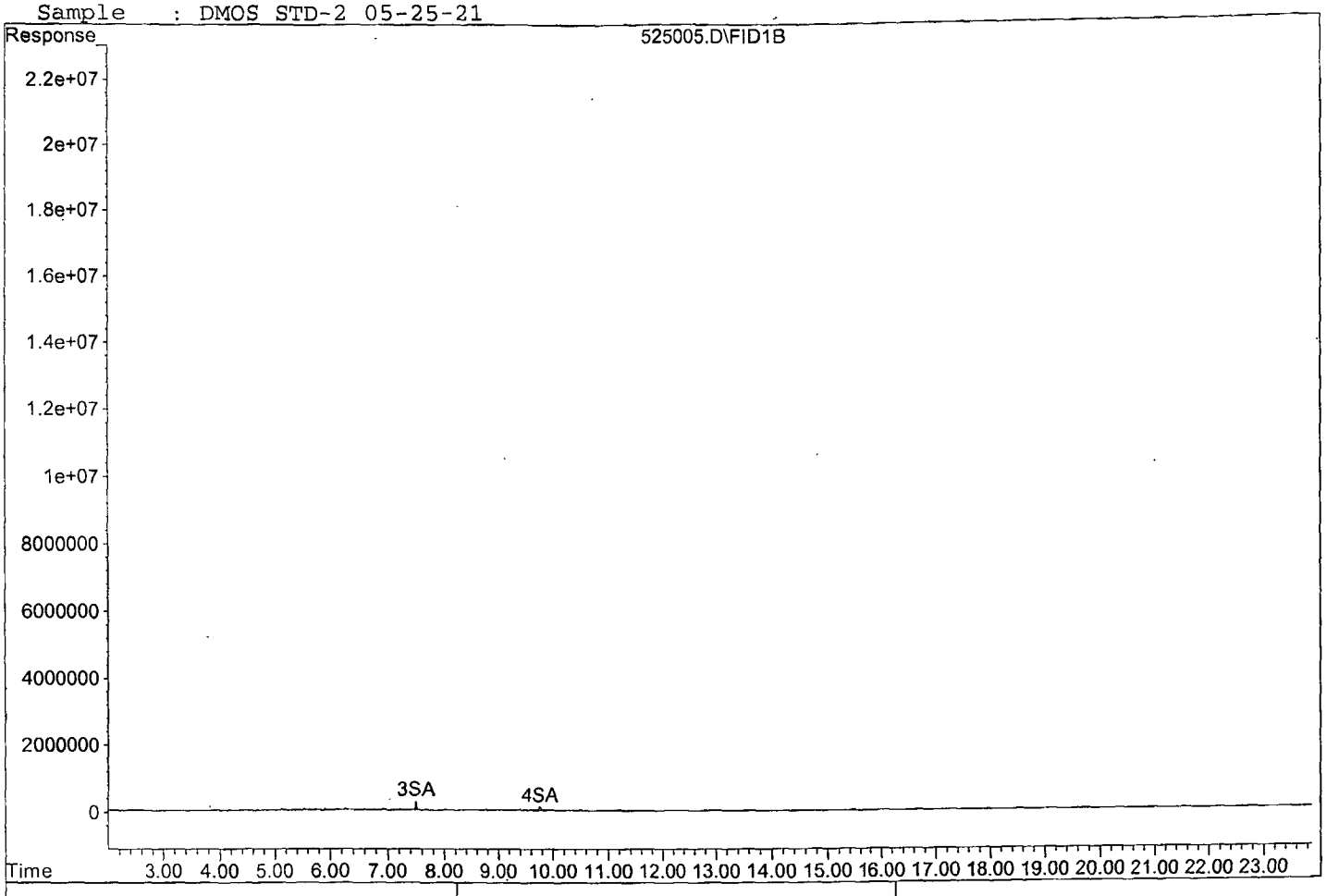

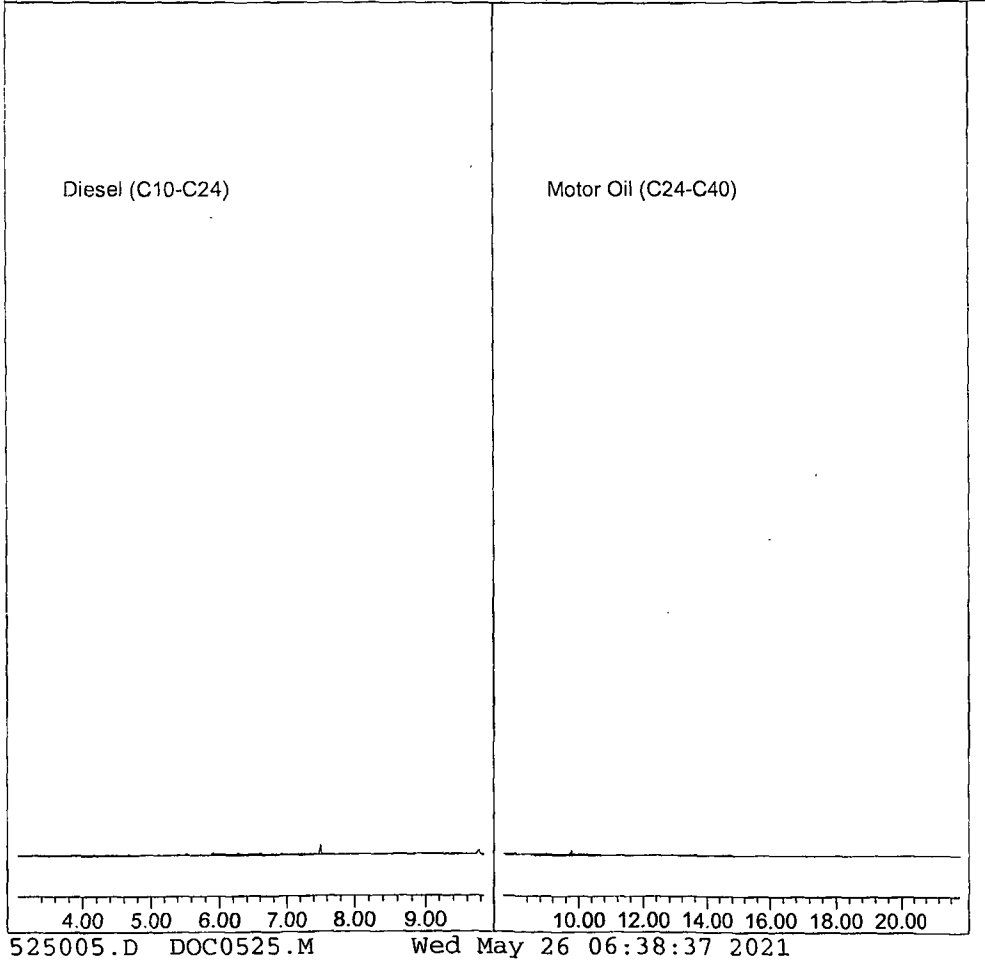

Quantitation Report (Not Reviewed)

Data File : G:\APOLLO\DATA\210525\525006.D Vial: 6
Acq On : 5-25-21 17:49:08 Operator: MB
Sample : DMO STD-3 05-125-21 Inst : Apollo
Misc : water Multiplr: 1.00
IntFile : events.e
Quant Time: May 26 6:38 2021 Quant Results File: DOC0525.RES

Method : G:\APOLLO\DATA\210513\DOC0525.M (Chemstation Integrator)
Title : 8015 B&C
Last Update : Wed May 26 06:37:42 2021
Response via : Multiple Level Calibration

Volume Inj. : 2UL
Signal Phase : DB-5
Signal Info : FID02A

Compound	R.T.	Response	Conc Units
System Monitoring Compounds			
3) SA Ortho-Terphenyl(S)	7.50	12668571	2.603 ppb
Surrogate Spike 30.000		Recovery =	8.68%
4) SA Octacosane(S)	9.77	9236655	2.468 ppb
Surrogate Spike 30.000		Recovery =	8.23%
Target Compounds			
1) HATM Diesel (C10-C24)	6.46	201158836	48.078 ppb
2) HBTM Motor Oil (C24-C40)	14.75	145445564	47.832 ppb

Target Compounds

(f)=RT Delta > 1/2 Window (m)=manual int.

Quantitation Report

Data File: G:\APOLLO\DATA\210525\525006.D
Sample : DMO STD-3 05-125-21

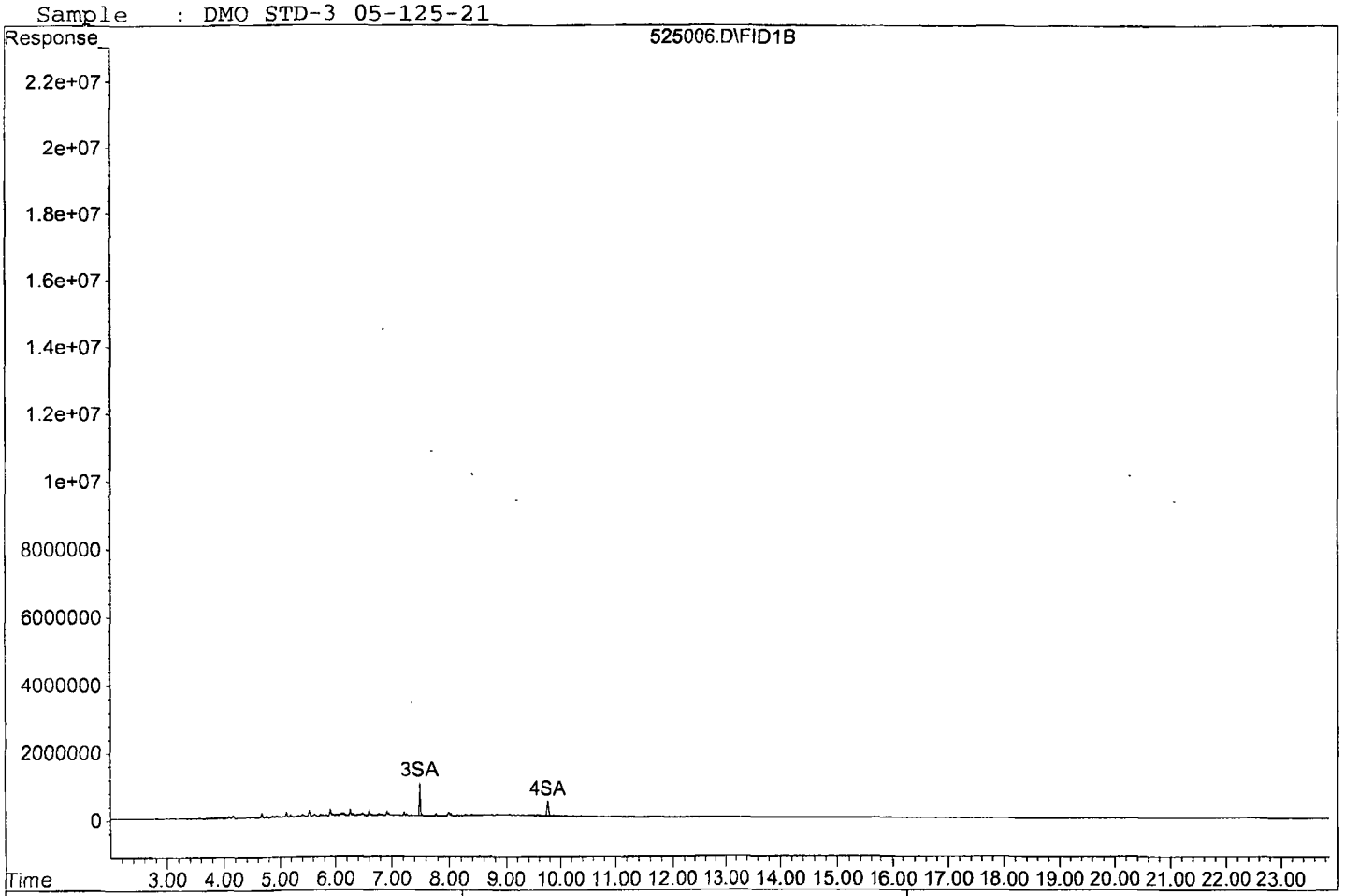

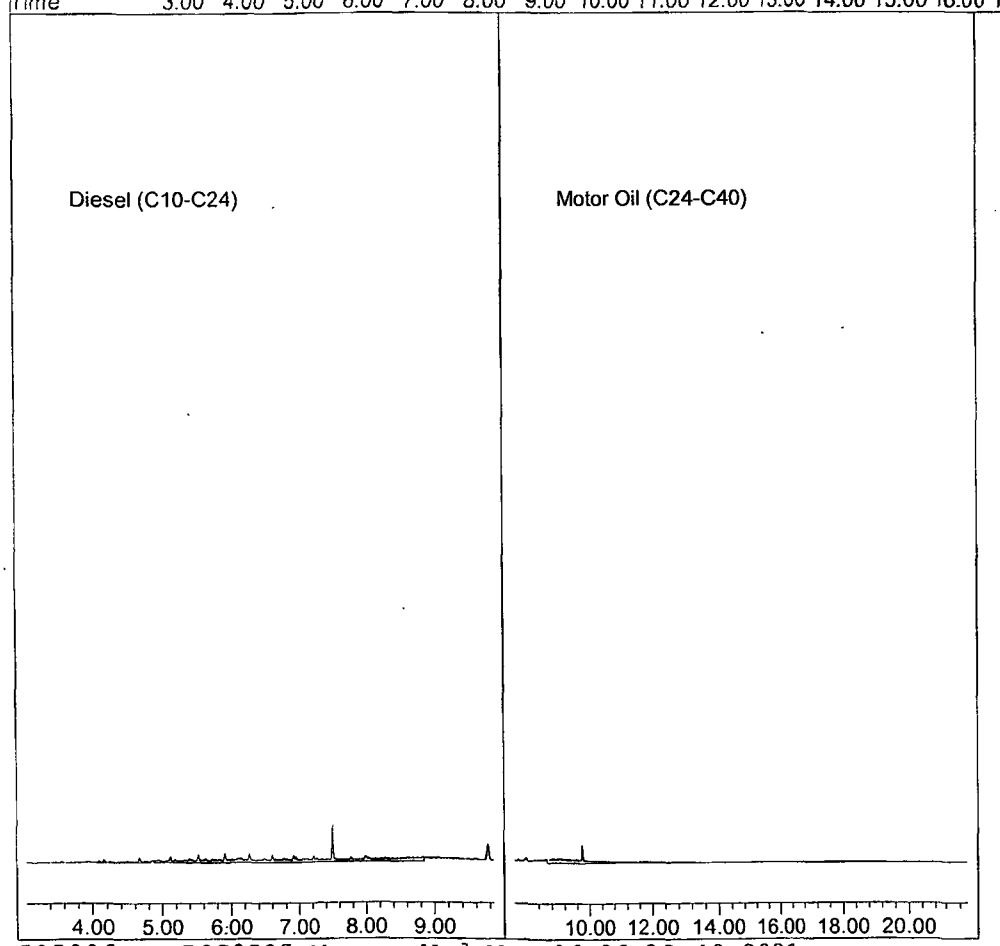

Quantitation Report (Not Reviewed)

Data File : G:\APOLLO\DATA\210525\525007.D
Acq On : 5-25-21 18:17:24
Sample : DMO STD-4 05-25-21
Misc : water
IntFile : events.e
Quant Time: May 26 6:38 2021 Quant Results File: DOC0525.RES

Vial: 7
Operator: MB
Inst : Apollo
Multiplr: 1.00

Method : G:\APOLLO\DATA\210513\DOC0525.M (Chemstation Integrator)
Title : 8015 B&C
Last Update : Wed May 26 06:37:42 2021
Response via : Multiple Level Calibration

Volume Inj. : 2UL
Signal Phase : DB-5
Signal Info : FID02A

Compound	R.T.	Response	Conc Units
System Monitoring Compounds			
3) SA Ortho-Terphenyl(S)	7.50	58528267	12.024 ppb
Surrogate Spike 30.000		Recovery =	40.08%
4) SA Octacosane(S)	9.77	45058258	12.040 ppb
Surrogate Spike 30.000		Recovery =	40.13%
Target Compounds			
1) HATM Diesel (C10-C24)	6.46	983192079	234.987 ppb
2) HBTM Motor Oil (C24-C40)	14.75	701500965	230.697 ppb

Target Compounds

(f)=RT Delta > 1/2 Window (m)=manual int.

Data File: G:\APOLLO\DATA\210525\525007.D
Sample : DMO STD-4 05-25-21

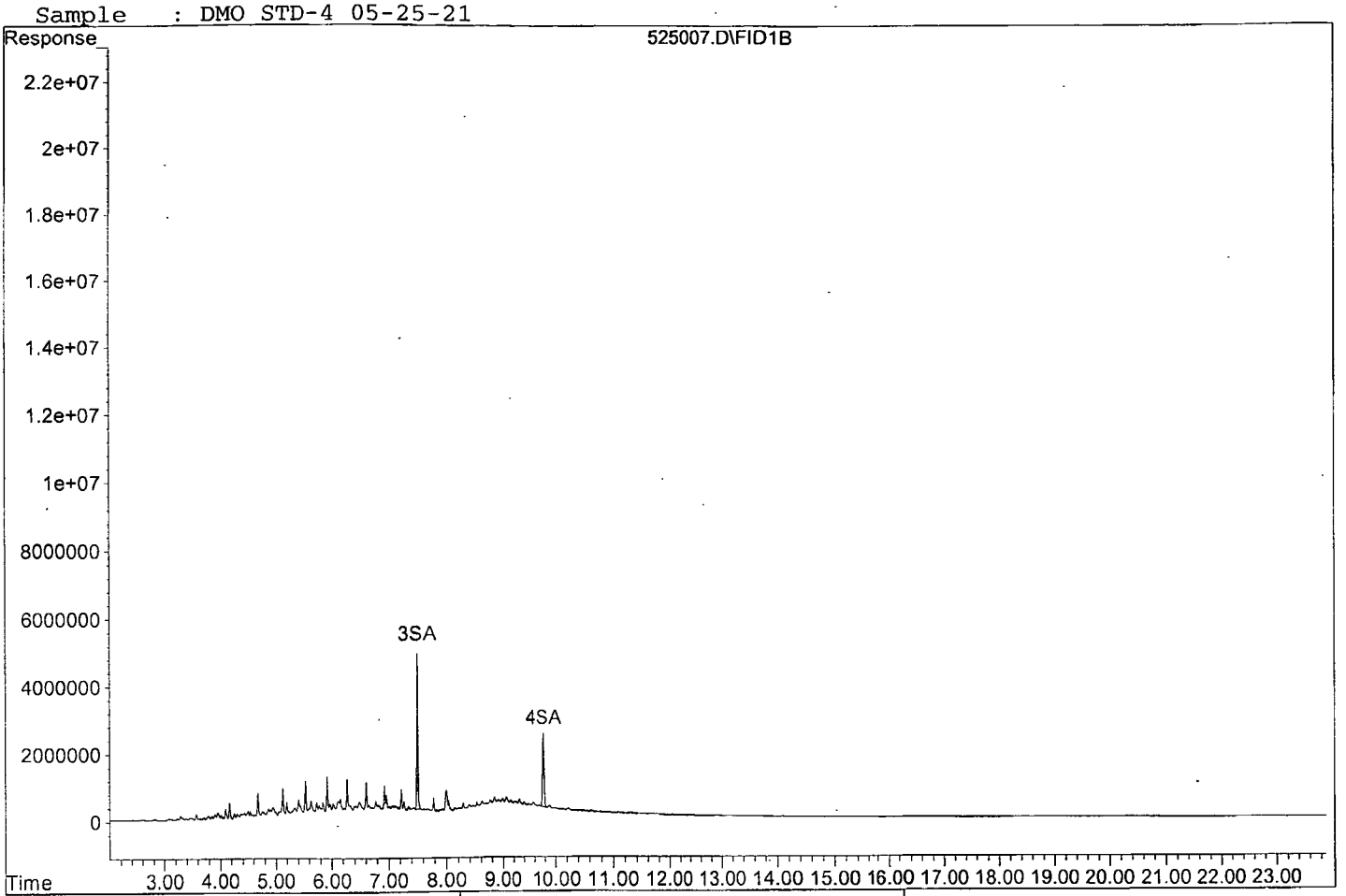

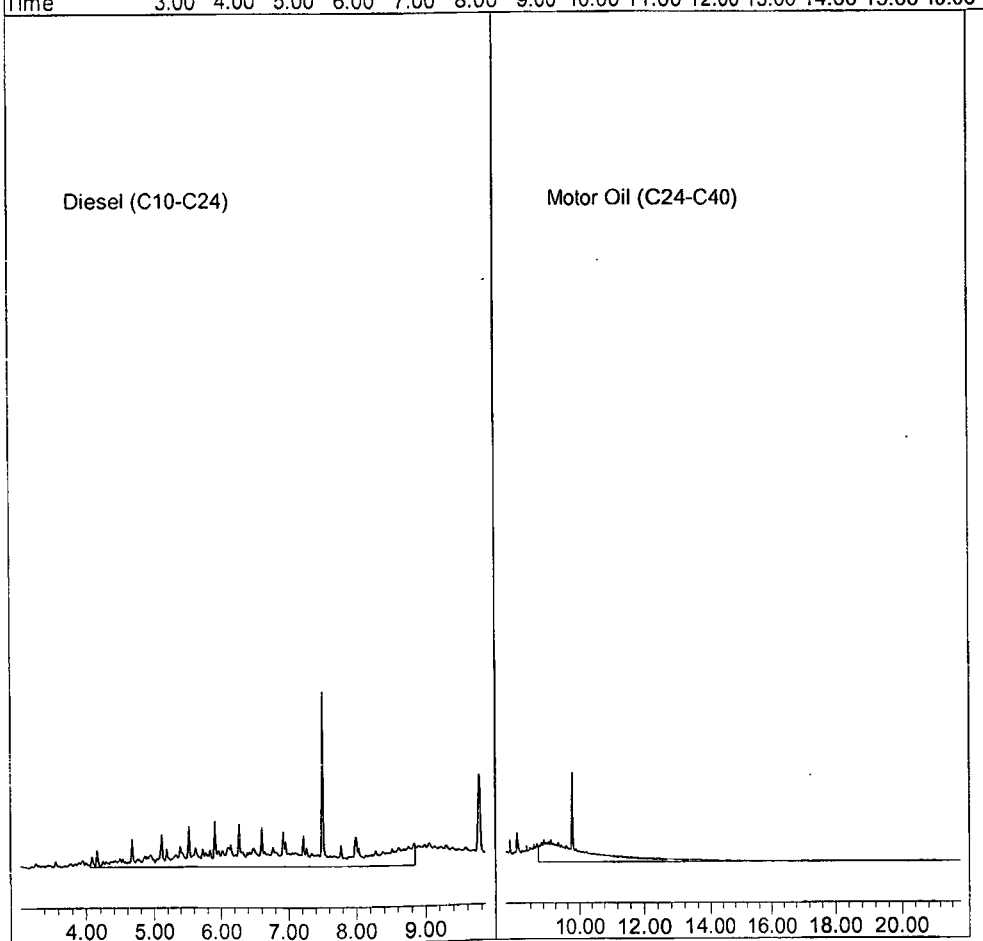

Quantitation Report (Not Reviewed)

Data File : G:\APOLLO\DATA\210525\525008.D Vial: 8
Acq On : 5-25-21 18:45:28 Operator: MB
Sample : DMO-STD-5 05-25-21 Inst : Apollo
Misc : water Multiplr: 1.00
IntFile : events.e
Quant Time: May 26 6:38 2021 Quant Results File: DOC0525.RES

Method : G:\APOLLO\DATA\210513\DOC0525.M (Chemstation Integrator)
Title : 8015 B&C
Last Update : Wed May 26 06:37:42 2021
Response via : Multiple Level Calibration

Volume Inj. : 2UL
Signal Phase : DB-5
Signal Info : FID02A

Compound	R.T.	Response	Conc Units
System Monitoring Compounds			
3) SA Ortho-Terphenyl(S)	7.51	208688471	42.874 ppb
Surrogate Spike 30.000		Recovery =	142.91%
4) SA Octacosane(S)	9.78	172555813	46.108 ppb
Surrogate Spike 30.000		Recovery =	153.69%
Target Compounds			
1) HATM Diesel (C10-C24)	6.46	3798646132	907.892 ppb
2) HBTM Motor Oil (C24-C40)	14.75	2688083188	884.008 ppb

Target Compounds

(f)=RT Delta > 1/2 Window (m)=manual int.

Data File: G:\APOLLO\DATA\210525\525008.D
Sample : DMO-STD-5 05-25-21

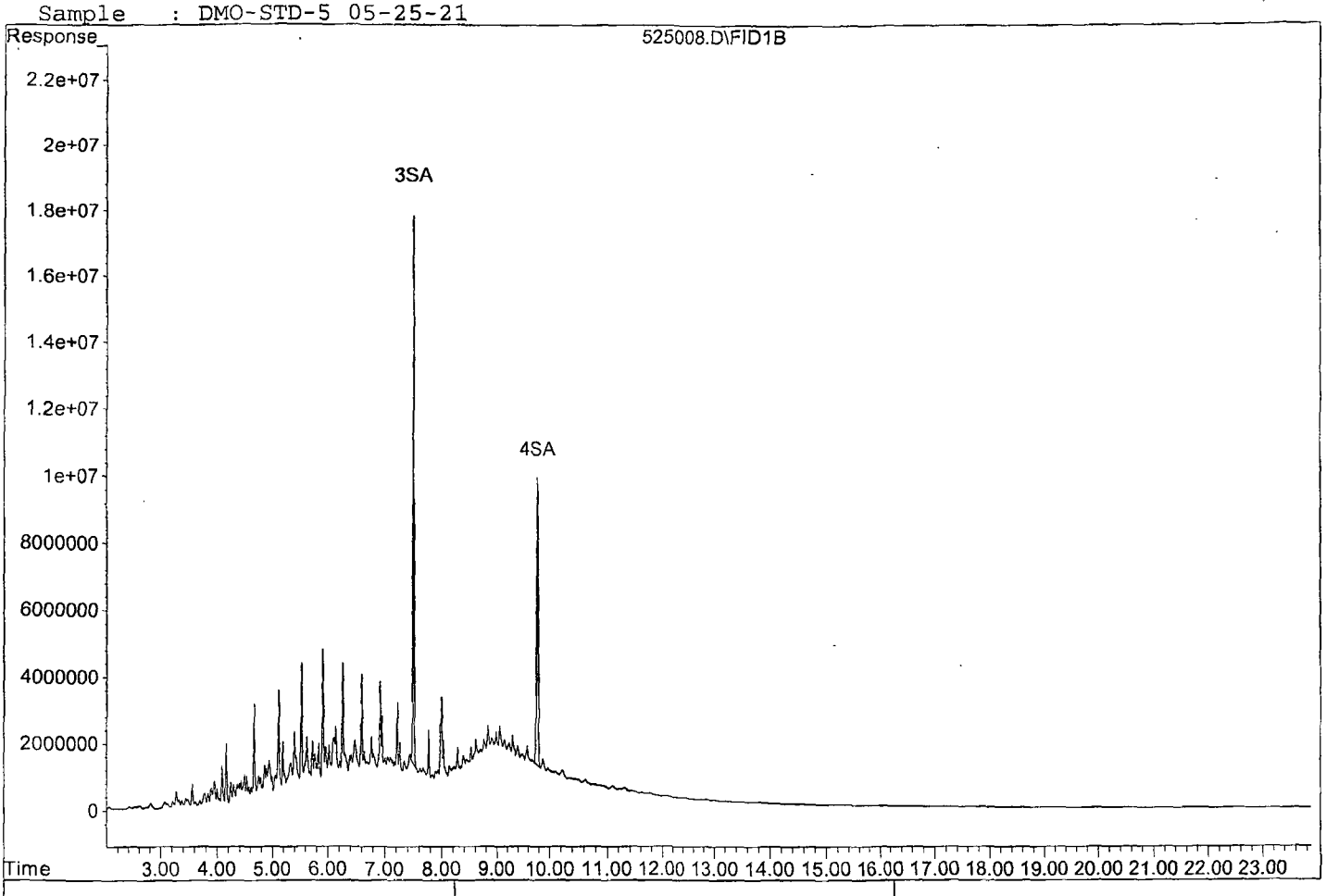

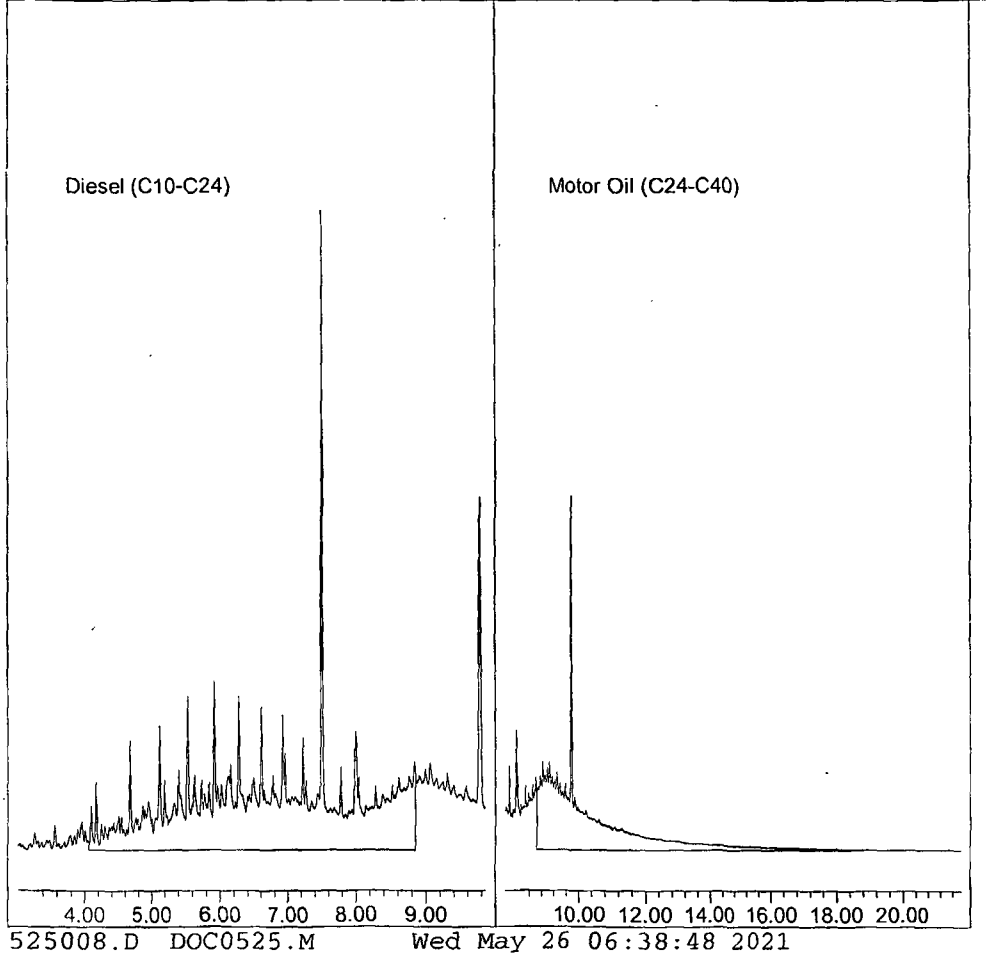

Quantitation Report (Not Reviewed)

Data File : G:\APOLLO\DATA\210525\525009.D Vial: 9
Acq On : 5-25-21 19:13:36 Operator: MB
Sample : DMOS-STD 6 05-25-21 Inst : Apollo
Misc : water Multiplr: 1.00
IntFile : events.e
Quant Time: May 26 6:38 2021 Quant Results File: DOC0525.RES

Method : G:\APOLLO\DATA\210513\DOC0525.M (Chemstation Integrator)
Title : 8015 B&C
Last Update : Wed May 26 06:37:42 2021
Response via : Multiple Level Calibration

Volume Inj. : 2UL
Signal Phase : DB-5
Signal Info : FID02A

Compound	R.T.	Response	Conc Units
System Monitoring Compounds			
3) SA Ortho-Terphenyl(S)	7.51	333821867	68.582 ppb
Surrogate Spike 30.000		Recovery =	228.61%
4) SA Octacosane(S)	9.78	273191182	72.999 ppb
Surrogate Spike 30.000		Recovery =	243.33%
Target Compounds			
1) HATM Diesel (C10-C24)	6.46	6118534727	1462.355 ppb
2) HBTM Motor Oil (C24-C40)	14.75	4329345488	1423.757 ppb

Target Compounds

(f)=RT Delta > 1/2 Window (m)=manual int.

Quantitation Report

Data File: G:\APOLLO\DATA\210525\525009.D
Sample : DMOS-STD 6 05-25-21

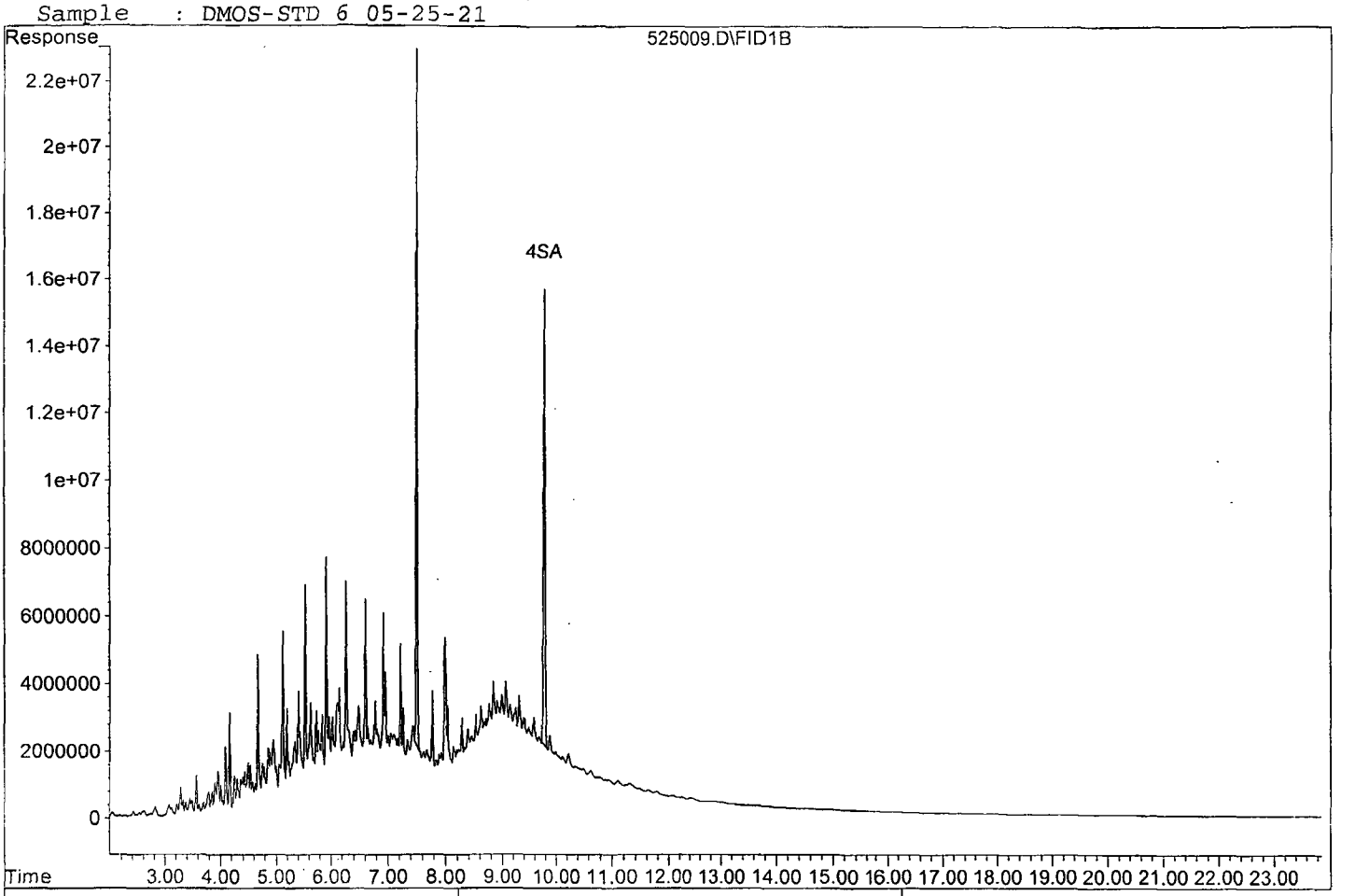

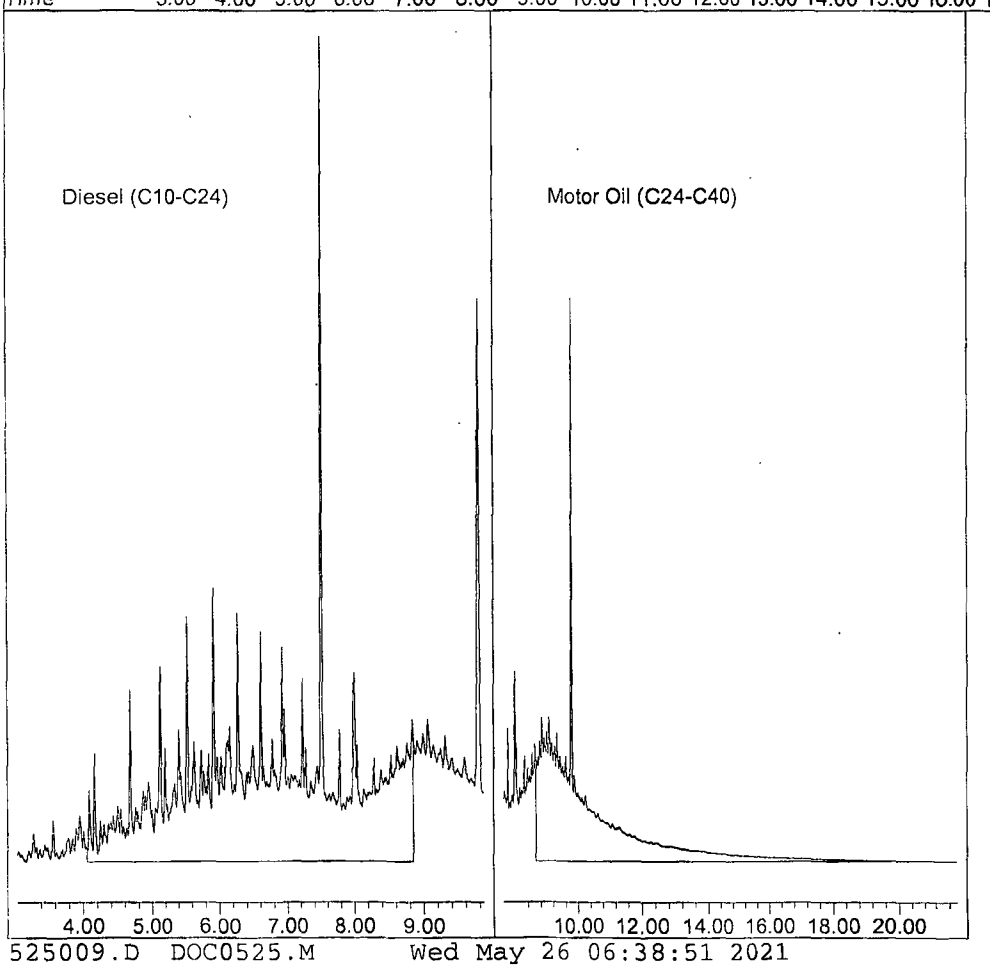

525009.D DOC0525.M Wed May 26 06:38:51 2021

Quantitation Report (Not Reviewed)

Data File : G:\APOLLO\DATA\210525\525010.D Vial: 10
Acq On : 5-25-21 19:41:44 Operator: MB
Sample : DMO-STD 7 05-25-21 Inst : Apollo
Misc : water Multiplr: 1.00
IntFile : events.e
Quant Time: May 26 6:38 2021 Quant Results File: DOC0525.RES

Method : G:\APOLLO\DATA\210513\DOC0525.M (Chemstation Integrator)
Title : 8015 B&C
Last Update : Wed May 26 06:37:42 2021
Response via : Multiple Level Calibration

Volume Inj. : 2UL
Signal Phase : DB-5
Signal Info : FID02A

Compound	R.T.	Response	Conc	Units
System Monitoring Compounds				
3) SA Ortho-Terphenyl(S)	7.51	432223523	88.798	ppb
Surrogate Spike 30.000		Recovery =	295.99%	
4) SA Octacosane(S)	9.79	348993780	93.254	ppb
Surrogate Spike 30.000		Recovery =	310.85%	
Target Compounds				
1) HATM Diesel (C10-C24)	6.46	7826442466	1870.552	ppb
2) HBTM Motor Oil (C24-C40)	14.75	5558856787	1828.097	ppb

Target Compounds

(f)=RT Delta > 1/2 Window (m)=manual int.

Data File: G:\APOLLO\DATA\210525\525010.D
Sample : DMO-STD 7 05-25-21

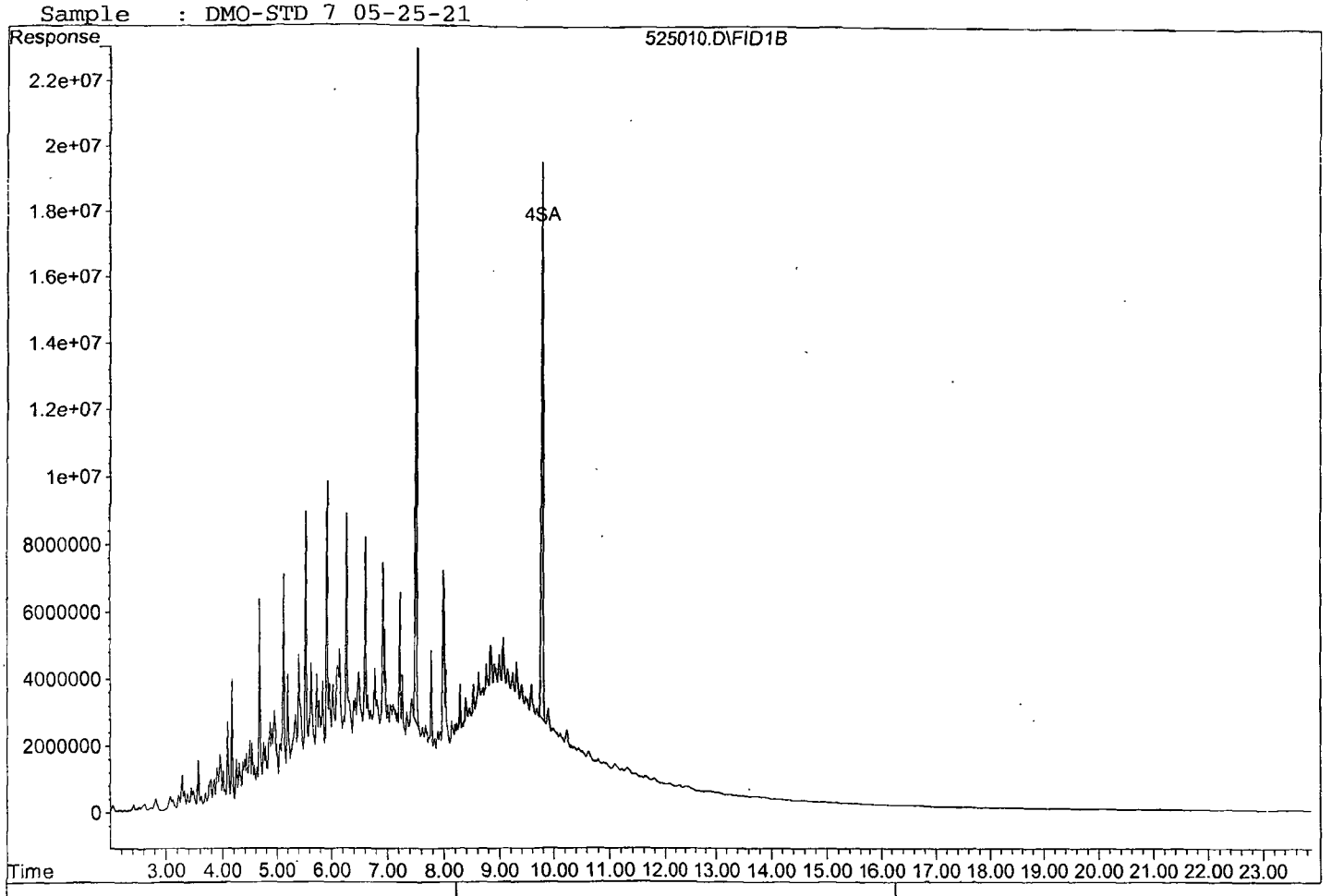

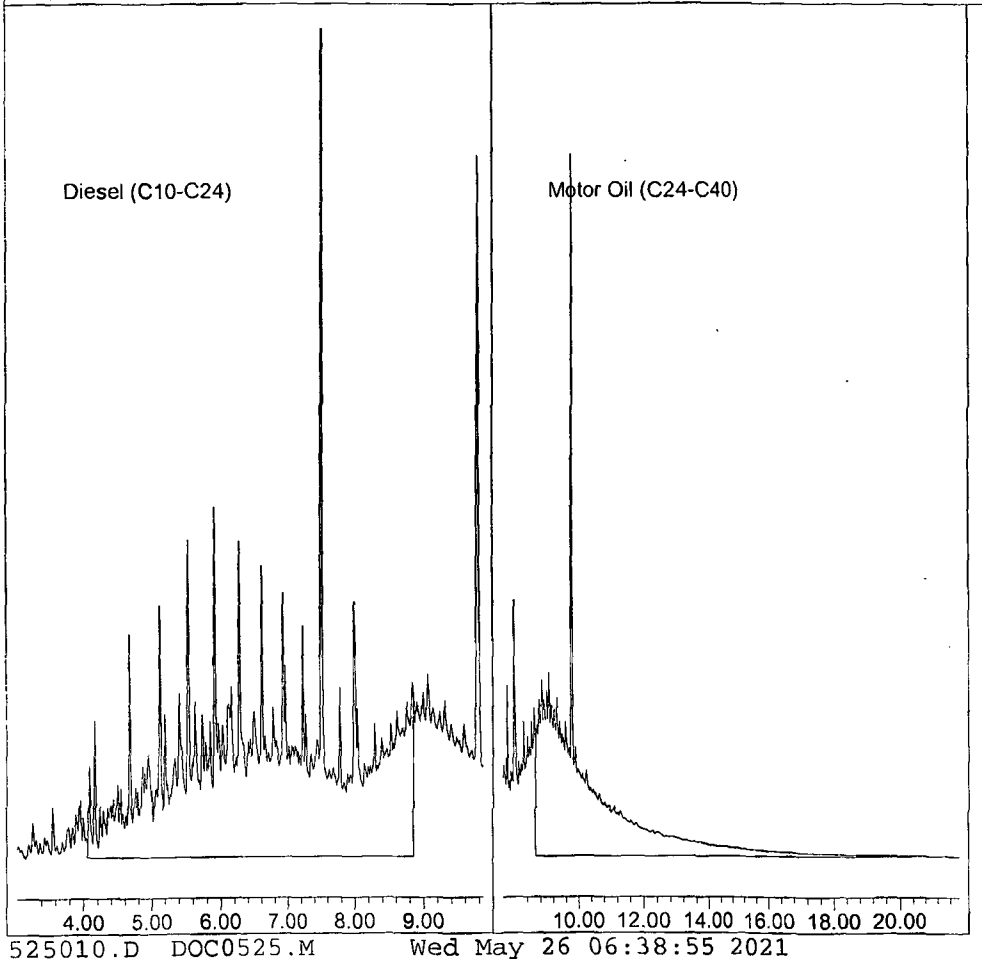

TPH Extractables
DOC0525

Form 7

Second Source Calibration

Lab Name: APPL, Inc.
Case No:
Matrix: Water

SDG No:
Date Analyzed: 05/25/21
Instrument: Apollo
Initial Cal. Date: 05/25/21
Data File: 525011.D

		Compound	MEAN	CCRF	%D		%Drift
1	HATM	Diesel (C10-C24)	2092010	2163690	3.4	HATM	
2	HBTM	Motor Oil (C24-C40)	1520390	1633000	7.4	HBTM	
3							
4							
5							
6							
7							
8							
9							
10							
11							
12							
13							
14							
15							
16							
17							
18							
19							
20							
21							
22							
23							
24							
25							
26							
27							
28							
29							
30							
31							
32							
33							
34							
35							
36							
37							
38							
39							
40							
		Average			5.4		

Quantitation Report (Not Reviewed)

Data File : G:\APOLLO\DATA\210525\525011.D Vial: 11
Acq On : 5-25-21 20:09:50 Operator: MB
Sample : DMO-STD SS 05-25-21 Inst : Apollo
Misc : water Multiplr: 1.00
IntFile : events.e
Quant Time: May 26 6:38 2021 Quant Results File: DOC0525.RES

Method : G:\APOLLO\DATA\210513\DOC0525.M (Chemstation Integrator)
Title : 8015 B&C
Last Update : Wed May 26 06:37:42 2021
Response via : Multiple Level Calibration

Volume Inj. : 2UL
Signal Phase : DB-5
Signal Info : FID02A

Compound	R.T.	Response	Conc Units
System Monitoring Compounds			
3) SA Ortho-Terphenyl(S)	7.51	4092829	0.841 ppb
Surrogate Spike 30.000	Recovery	=	2.80%
4) SA Octacosane(S)	9.75	135276	0.036 ppb
Surrogate Spike 30.000	Recovery	=	0.12%
Target Compounds			
1) HATM Diesel (C10-C24)	6.46	1081842953	258.565 ppb
2) HBTM Motor Oil (C24-C40)	14.75	816499976	268.516 ppb

Target Compounds

(f)=RT Delta > 1/2 Window (m)=manual int.

Data File: G:\APOLLO\DATA\210525\525011.D
Sample : DMO-STD SS 05-25-21

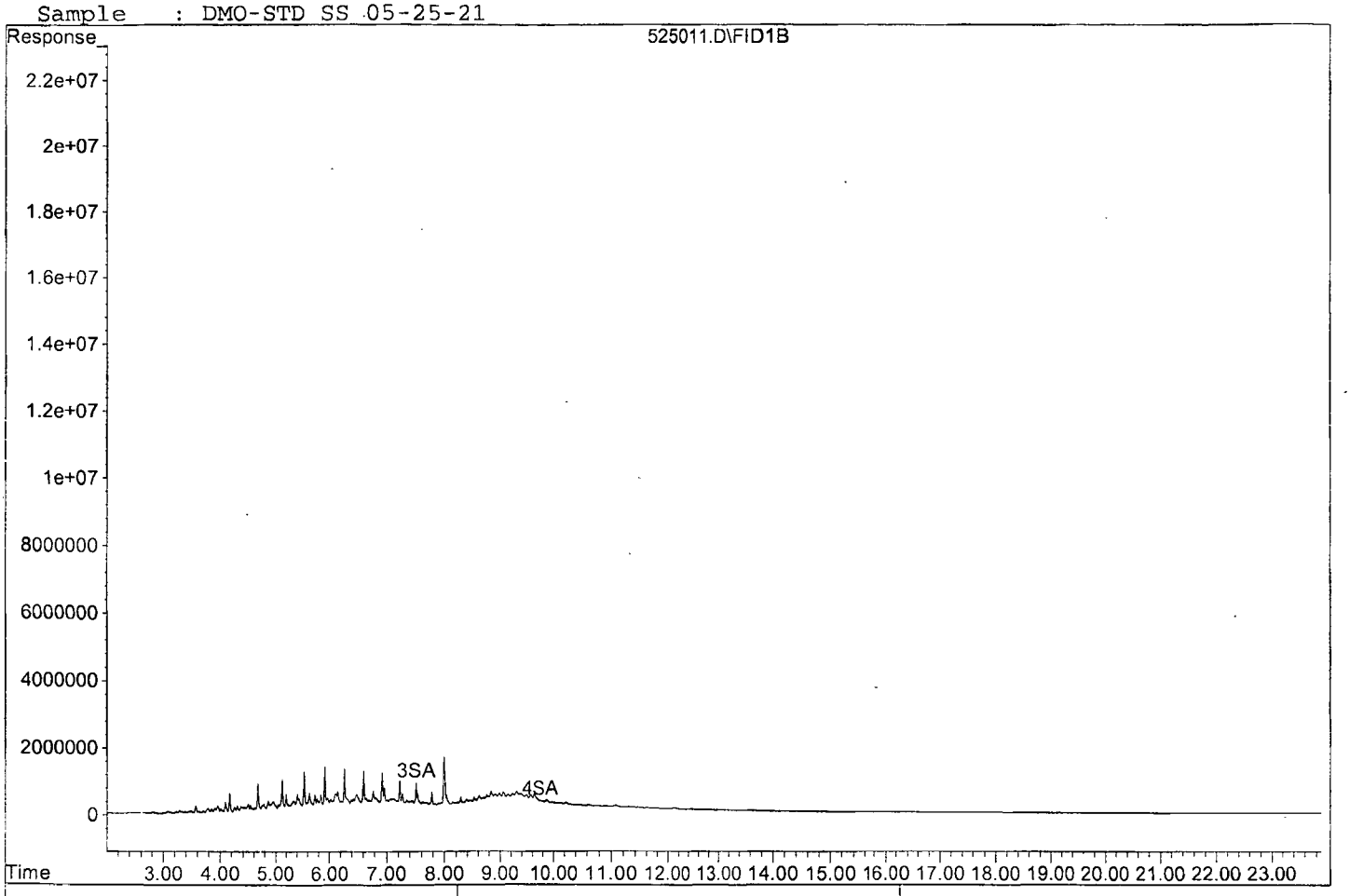

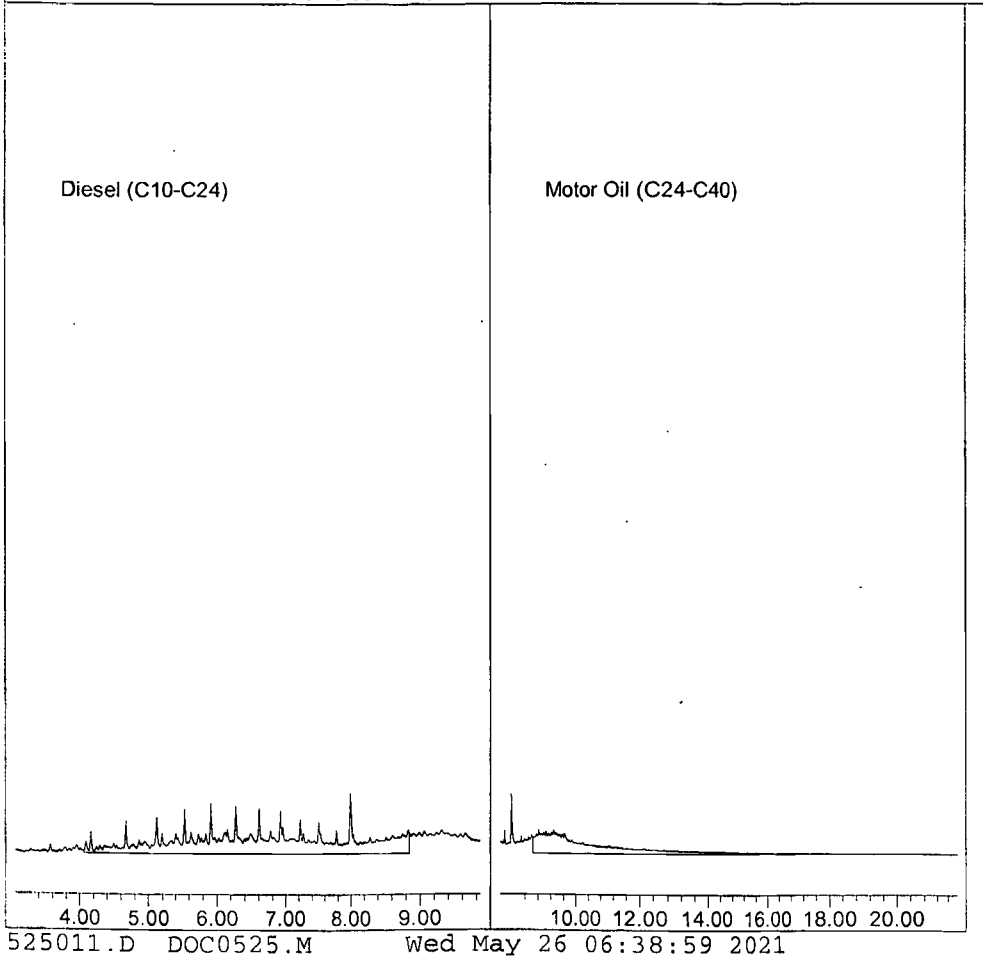

TPH Extractables
DOC0525

Form 7

Continuing Calibration

Lab Name: APPL, Inc.
Case No:
Matrix: Water

SDG No:
Date Analyzed: 05/27/21
Instrument: Apollo
Initial Cal. Date: 05/25/21
Data File: 525055.D

		Compound	MEAN	CCRF	%D		%Drift
1	HATM	Diesel (C10-C24)	2092010	2083450	0.41	HATM	
2	HBTM	Motor Oil (C24-C40)	1520390	1501080	1.3	HBTM	
3	SA	Ortho-Terphenyl(S)	2433730	2477830	1.8	SA	
4	SA	Octacosane(S)	1871200	1920570	2.6	SA	
5							
6							
7							
8							
9							
10							
11							
12							
13							
14							
15							
16							
17							
18							
19							
20							
21							
22							
23							
24							
25							
26							
27							
28							
29							
30							
31							
32							
33							
34							
35							
36							
37							
38							
39							
40							
		Average			1.5		

Quantitation Report (Not Reviewed)

Data File : G:\APOLLO\DATA\210525\525055.D Vial: 55
Acq On : 5-27-21 11:13:07 Operator: MB
Sample : Diesel Motor Oil CCV 05/25/21 Inst : Apollo
Misc : water Multiplr: 1.00
IntFile : events.e
Quant Time: May 27 15:59 2021 Quant Results File: DOC0525.RES

Method : G:\APOLLO\DATA\210525\DOC0525.M (Chemstation Integrator)
Title : 8015 B&C
Last Update : Wed May 26 06:37:42 2021
Response via : Multiple Level Calibration

Volume Inj. : 2UL
Signal Phase : DB-5
Signal Info : FID02A

Compound	R.T.	Response	Conc Units
System Monitoring Compounds			
3) SA Ortho-Terphenyl(S)	7.50	61945802	12.727 ppb
Surrogate Spike 30.000	Recovery	=	42.42%
4) SA Octacosane(S)	9.76	48014159	12.830 ppb
Surrogate Spike 30.000	Recovery	=	42.77%
Target Compounds			
1) HATM Diesel (C10-C24)	6.46	1041725140	248.977 ppb
2) HBTM Motor Oil (C24-C40)	14.75	750539526	246.824 ppb

Target Compounds

(f)=RT Delta > 1/2 Window (m)=manual int.

Quantitation Report

Data File: G:\APOLLO\DATA\210525\525055.D
Sample : Diesel Motor Oil CCV 05/25/21

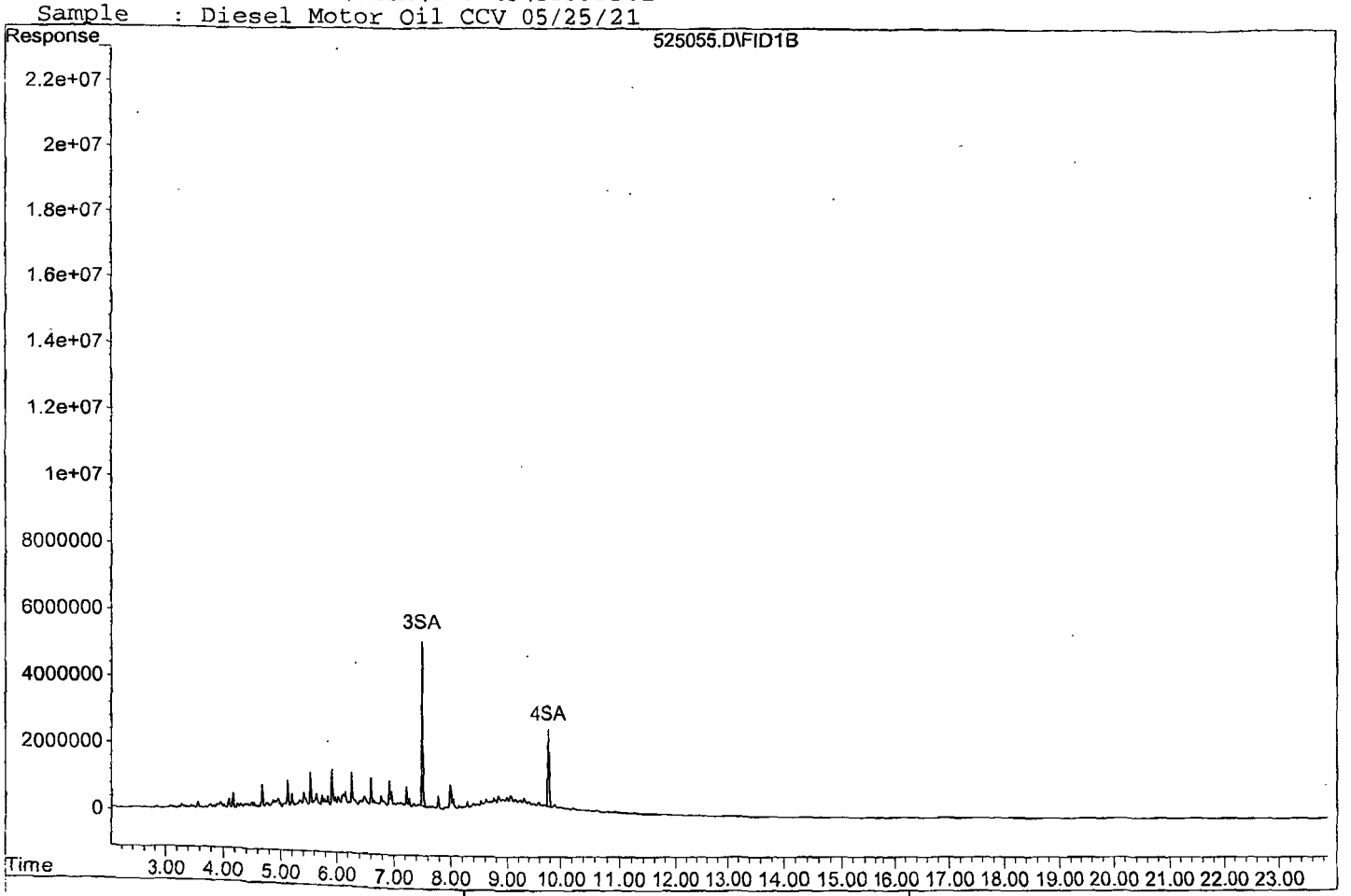

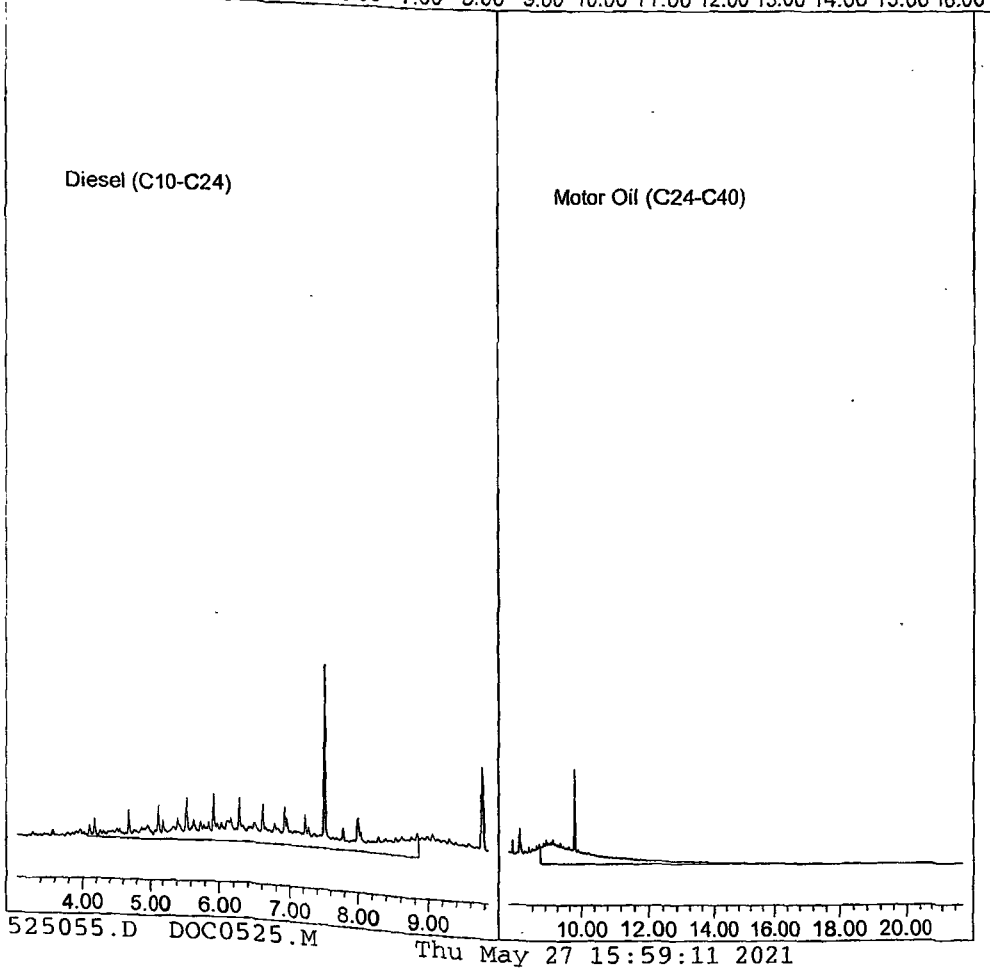

525055.D DOC0525.M Thu May 27 15:59:11 2021

TPH Extractables
DOC0525

Form 7

Continuing Calibration

Lab Name: APPL, Inc.
Case No:
Matrix: Water

SDG No:
Date Analyzed: 05/27/21
Instrument: Apollo
Initial Cal. Date: 05/25/21
Data File: 525063.D

		Compound	MEAN	CCRF	%D		%Drift
1	HATM	Diesel (C10-C24)	2092010	2080260	0.56	HATM	
2	HBTM	Motor Oil (C24-C40)	1520390	1554950	2.3	HBTM	
3	SA	Ortho-Terphenyl(S)	2433730	2381450	2.1	SA	
4	SA	Octacosane(S)	1871200	1500960	20	SA	
5							
6							
7							
8							
9							
10							
11							
12							
13							
14							
15							
16							
17							
18							
19							
20							
21							
22							
23							
24							
25							
26							
27							
28							
29							
30							
31							
32							
33							
34							
35							
36							
37							
38							
39							
40							
		Average			6.2		

Quantitation Report (Not Reviewed)

Data File : G:\APOLLO\DATA\210525\525063.D
Acq On : 5-27-21 15:14:06
Sample : diesel Motor OIl CCV 05/25/21
Misc : water
IntFile : events.e
Quant Time: May 27 15:59 2021 Quant Results File: DOC0525.RES

Vial: 63
Operator: MB
Inst : Apollo
Multiplr: 1.00

Method : G:\APOLLO\DATA\210525\DOC0525.M (Chemstation Integrator)
Title : 8015 B&C
Last Update : Wed May 26 06:37:42 2021
Response via : Multiple Level Calibration

Volume Inj. : 2UL
Signal Phase : DB-5
Signal Info : FID02A

Compound	R.T.	Response	Conc Units
System Monitoring Compounds			
3) SA Ortho-Terphenyl(S)	7.50	59536233	12.231 ppb
Surrogate Spike 30.000		Recovery =	40.77%
4) SA Octacosane(S)	9.76	37523884	10.027 ppb
Surrogate Spike 30.000		Recovery =	33.42%
Target Compounds			
1) HATM Diesel (C10-C24)	6.46	1040129509	248.595 ppb
2) HBTM Motor Oil (C24-C40)	14.75	777475191	255.682 ppb

Target Compounds

(f)=RT Delta > 1/2 Window (m)=manual int.

Data File: G:\APOLLO\DATA\210525\525063.D
Sample : diesel Motor Oil CCV 05/25/21

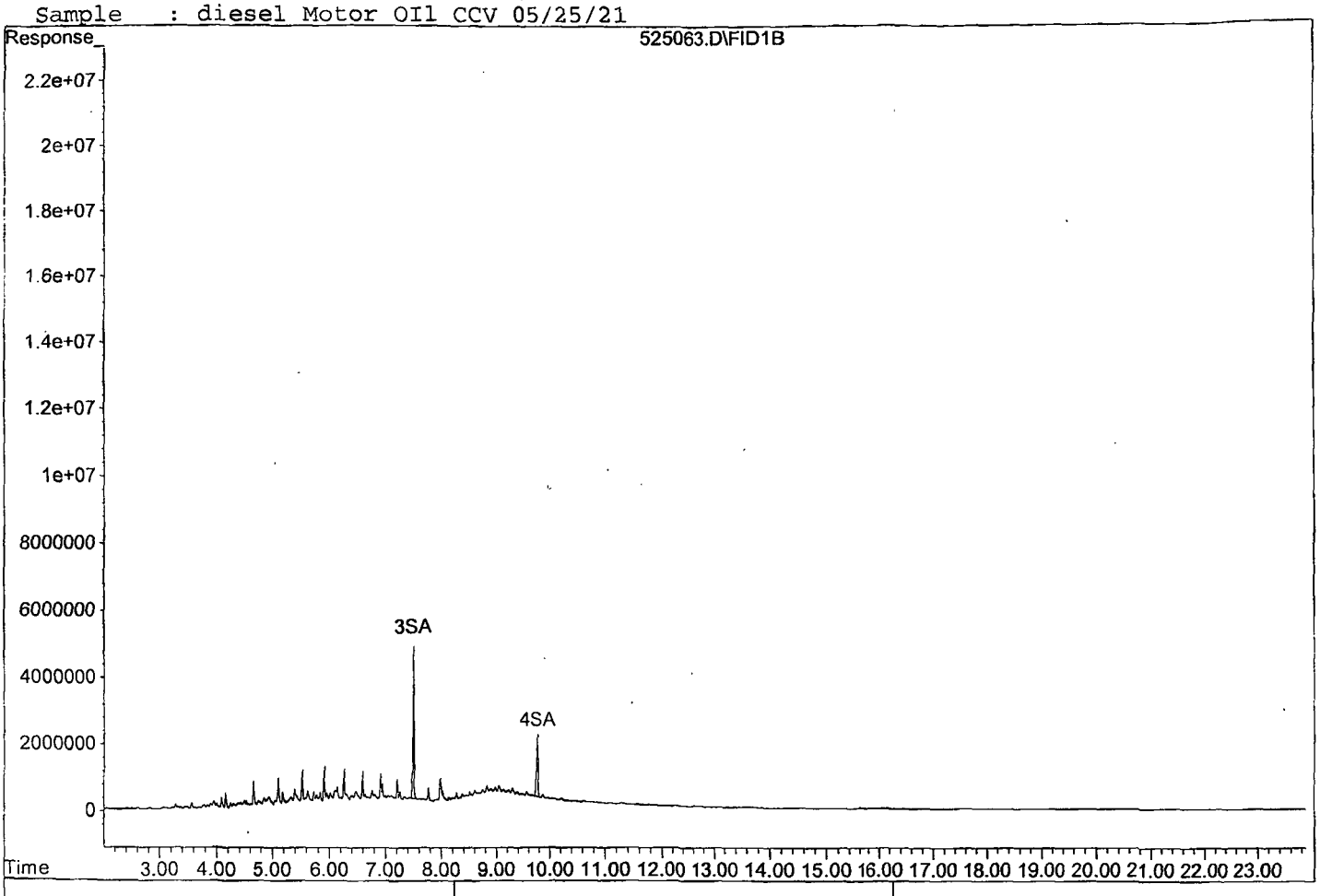

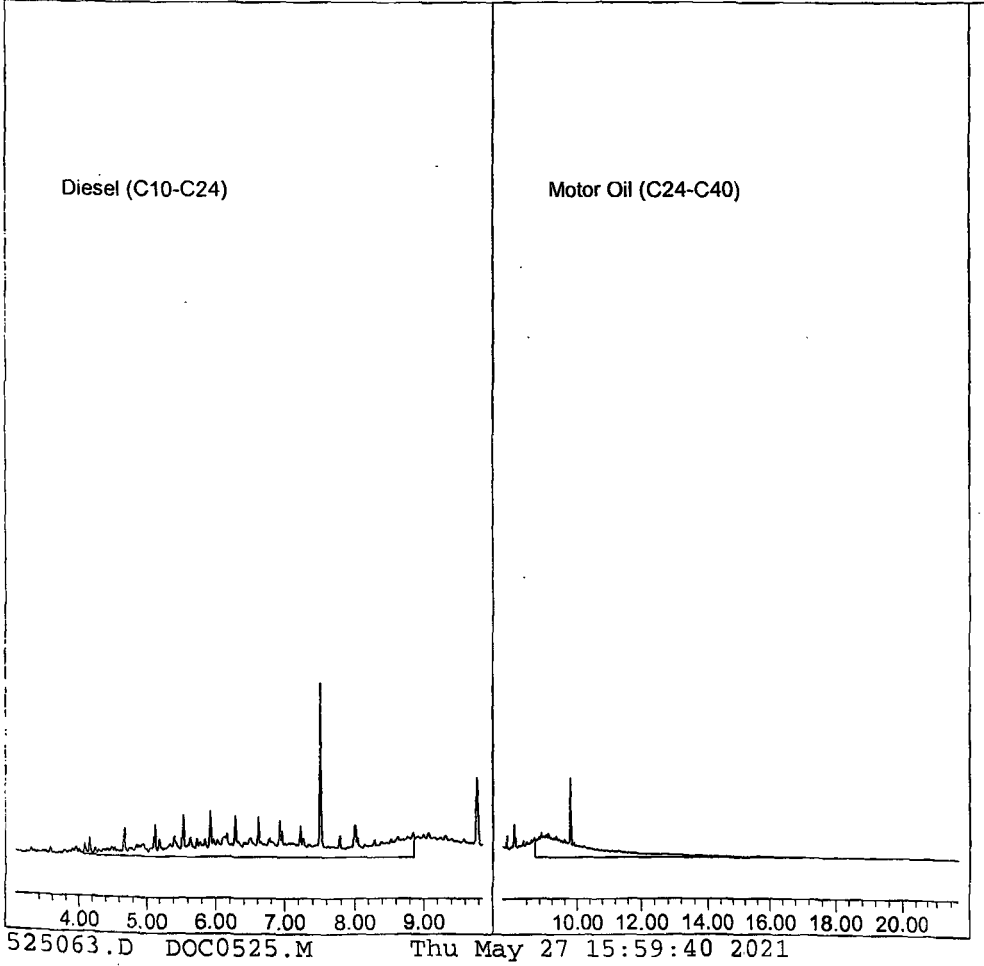

525063.D DOC0525.M Thu May 27 15:59:40 2021

ORGANICS
Sample Data

Quantitation Report (Not Reviewed)

Data File : G:\APOLLO\DATA\210525\525061.D Vial: 61
Acq On : 5-27-21 14:17:52 Operator: MB
Sample : BA33035W08 5/1040 Inst : Apollo
Misc : water Multiplr: 4.81
IntFile : events.e
Quant Time: May 27 15:59 2021 Quant Results File: DOC0525.RES

Method : G:\APOLLO\DATA\210525\DOC0525.M (Chemstation Integrator)
Title : 8015 B&C
Last Update : Wed May 26 06:37:42 2021
Response via : Multiple Level Calibration

Volume Inj. : 2UL
Signal Phase : DB-5
Signal Info : FID02A

Compound	R.T.	Response	Conc Units
System Monitoring Compounds			
3) SA Ortho-Terphenyl(S)	7.50	121983453	120.485 ppb
Surrogate Spike 144.231		Recovery =	83.54%
4) SA Octacosane(S)	9.77	104479879	134.221 ppb
Surrogate Spike 144.231		Recovery =	93.06%
Target Compounds			
1) HATM Diesel (C10-C24)	6.46	1502529362	1726.493 ppb
2) HBTM Motor Oil (C24-C40)	14.75	155335341	245.595 ppb

Target Compounds

(f)=RT Delta > 1/2 Window (m)=manual int.

Data File: G:\APOLLO\DATA\210525\525061.D
Sample : BA33035W08 5/1040

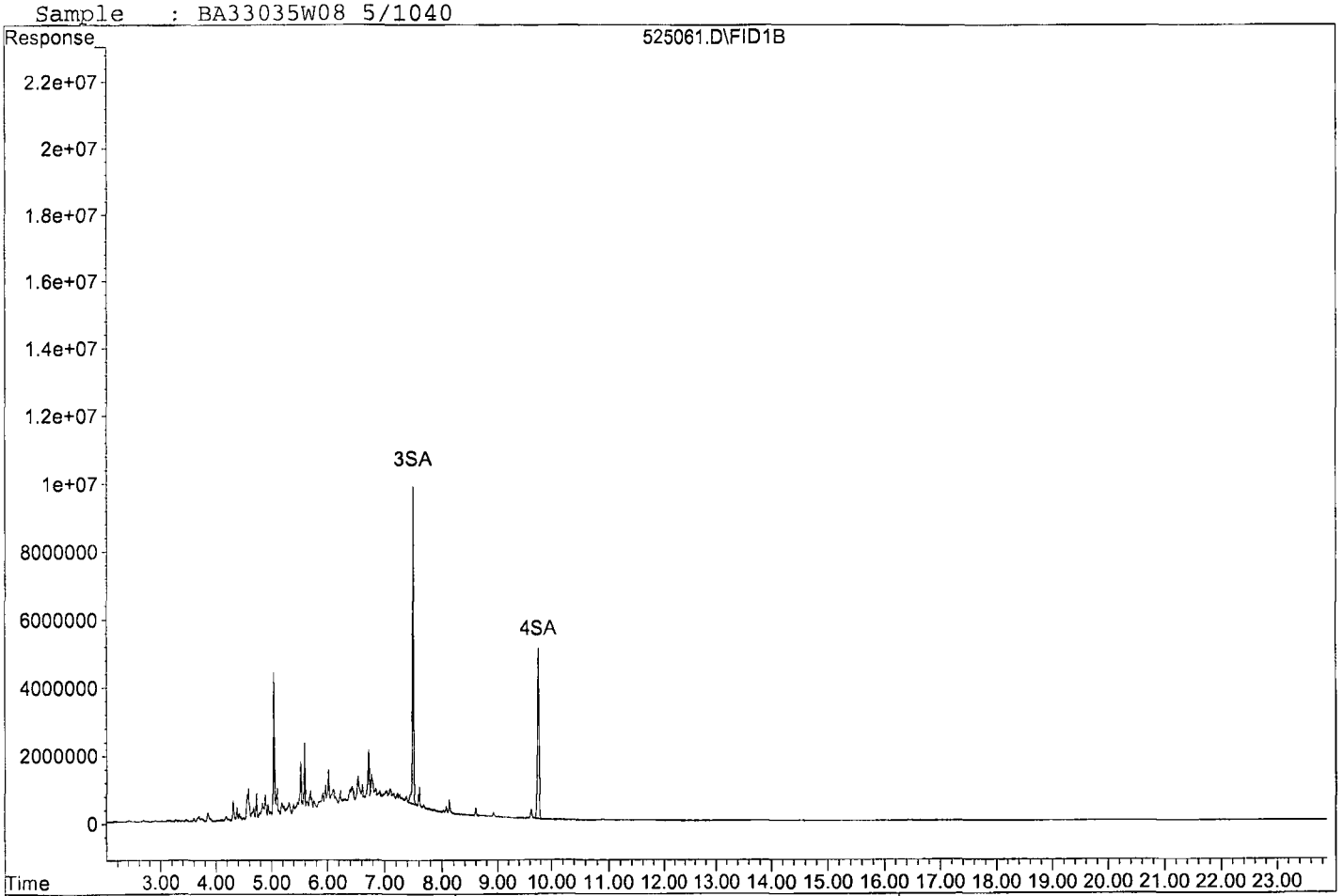

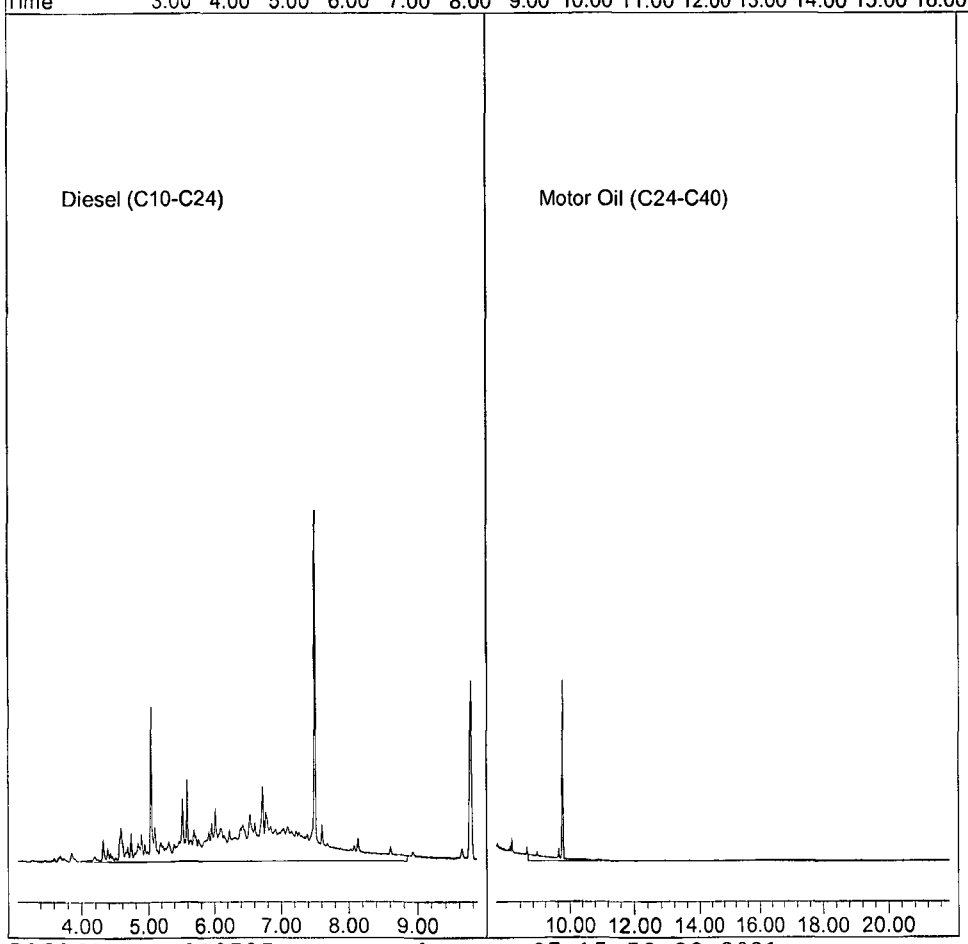

Quantitation Report (Not Reviewed)

Data File : G:\APOLLO\DATA\210525\525062.D Vial: 62
Acq On : 5-27-21 14:45:58 Operator: MB
Sample : BA33037W07 5/1040 Inst : Apollo
Misc : water Multiplr: 4.81
IntFile : events.e
Quant Time: May 27 15:59 2021 Quant Results File: DOC0525.RES

Method : G:\APOLLO\DATA\210525\DOC0525.M (Chemstation Integrator)
Title : 8015 B&C
Last Update : Wed May 26 06:37:42 2021
Response via : Multiple Level Calibration

Volume Inj. : 2UL
Signal Phase : DB-5
Signal Info : FID02A

Compound	R.T.	Response	Conc Units
System Monitoring Compounds			
3) SA Ortho-Terphenyl(S)	7.50	121661256	120.167 ppb
Surrogate Spike 144.231		Recovery =	83.32%
4) SA Octacosane(S)	9.77	110891994	142.458 ppb
Surrogate Spike 144.231		Recovery =	98.77%
Target Compounds			
1) HATM Diesel (C10-C24)	6.46	145331407	166.994 ppb
2) HBTM Motor Oil (C24-C40)	14.75	130981540	207.091 ppb

Target Compounds

(f)=RT Delta > 1/2 Window (m)=manual int.

Data File: G:\APOLLO\DATA\210525\525062.D
Sample : BA33037W07 5/1040

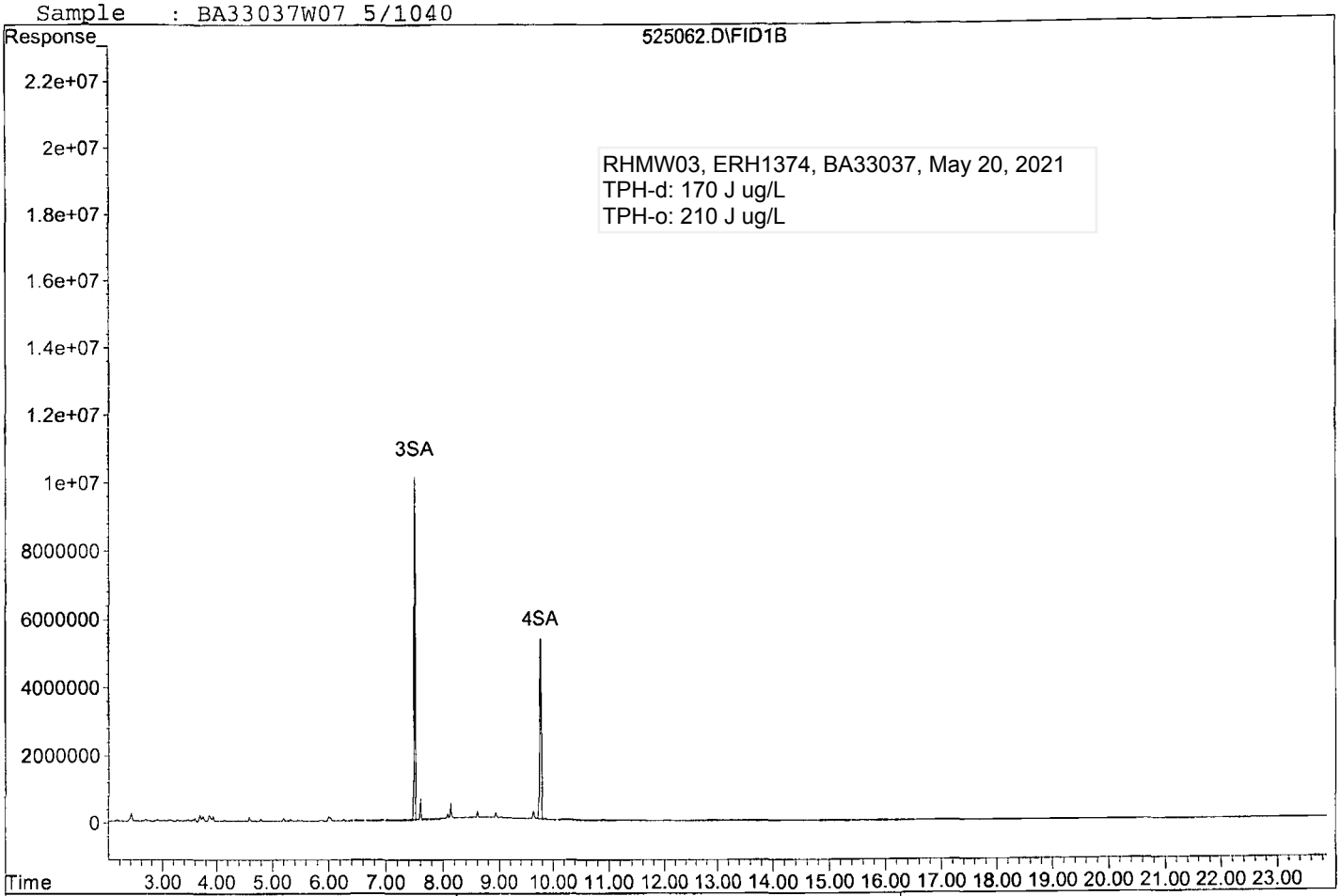

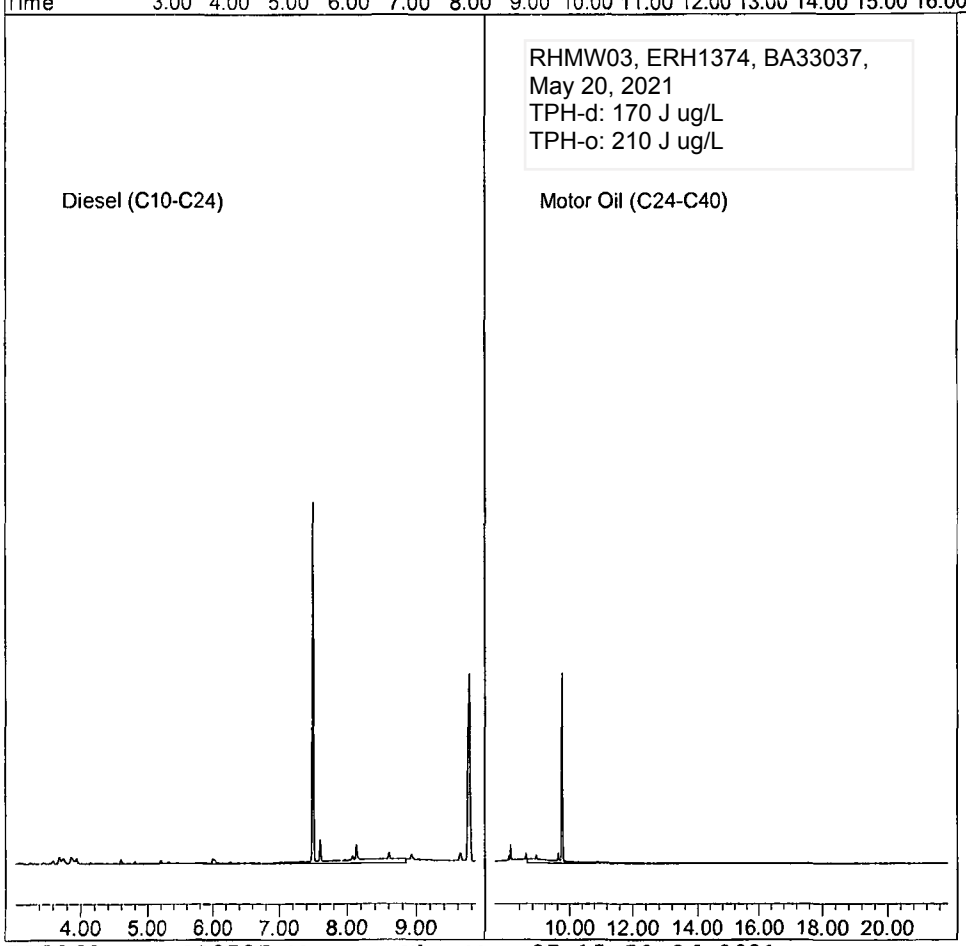

Quantitation Report (Not Reviewed)

Data File : G:\APOLLO\DATA\210525\525056.D Vial: 56
Acq On : 5-27-21 11:57:20 Operator: MB
Sample : 210525A BLK 5/1000 Inst : Apollo
Misc : water Multiplr: 5.00
IntFile : events.e
Quant Time: May 27 15:59 2021 Quant Results File: DOC0525.RES

Method : G:\APOLLO\DATA\210525\DOC0525.M (Chemstation Integrator)
Title : 8015 B&C
Last Update : Wed May 26 06:37:42 2021
Response via : Multiple Level Calibration

Volume Inj. : 2UL
Signal Phase : DB-5
Signal Info : FID02A

Compound	R.T.	Response	Conc Units
System Monitoring Compounds			
3) SA Ortho-Terphenyl(S)	7.50	121576986	124.887 ppb
Surrogate Spike 150.000		Recovery =	83.26%
4) SA Octacosane(S)	9.77	112147937	149.834 ppb
Surrogate Spike 150.000		Recovery =	99.89%
Target Compounds			
1) HATM Diesel (C10-C24)	6.46	48200232	57.600 ppb
2) HBTM Motor Oil (C24-C40)	14.75	56369263	92.689 ppb

Target Compounds

(f)=RT Delta > 1/2 Window (m)=manual int.

Data File: G:\APOLLO\DATA\210525\525056.D
Sample : 210525A BLK 5/1000

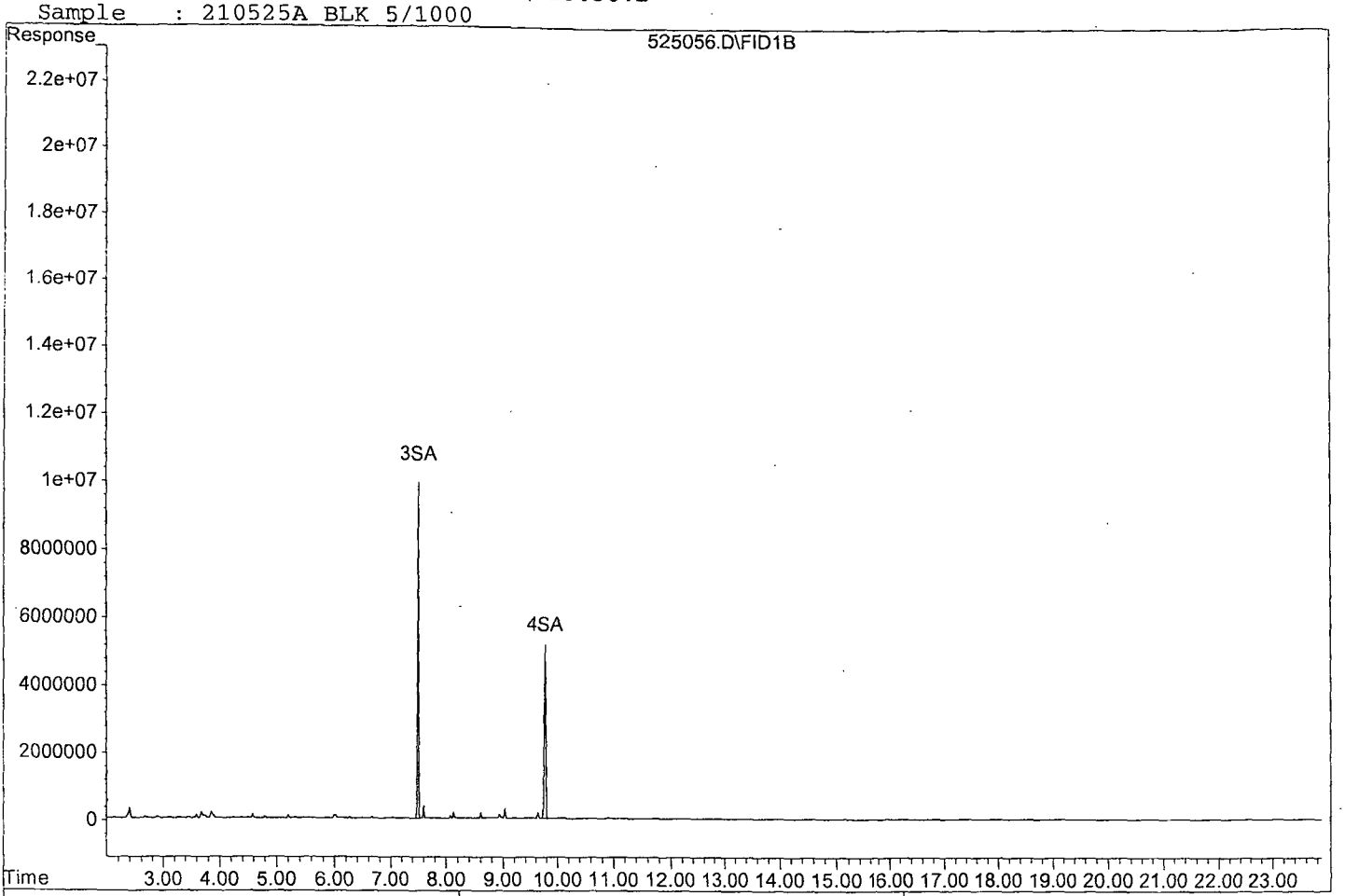

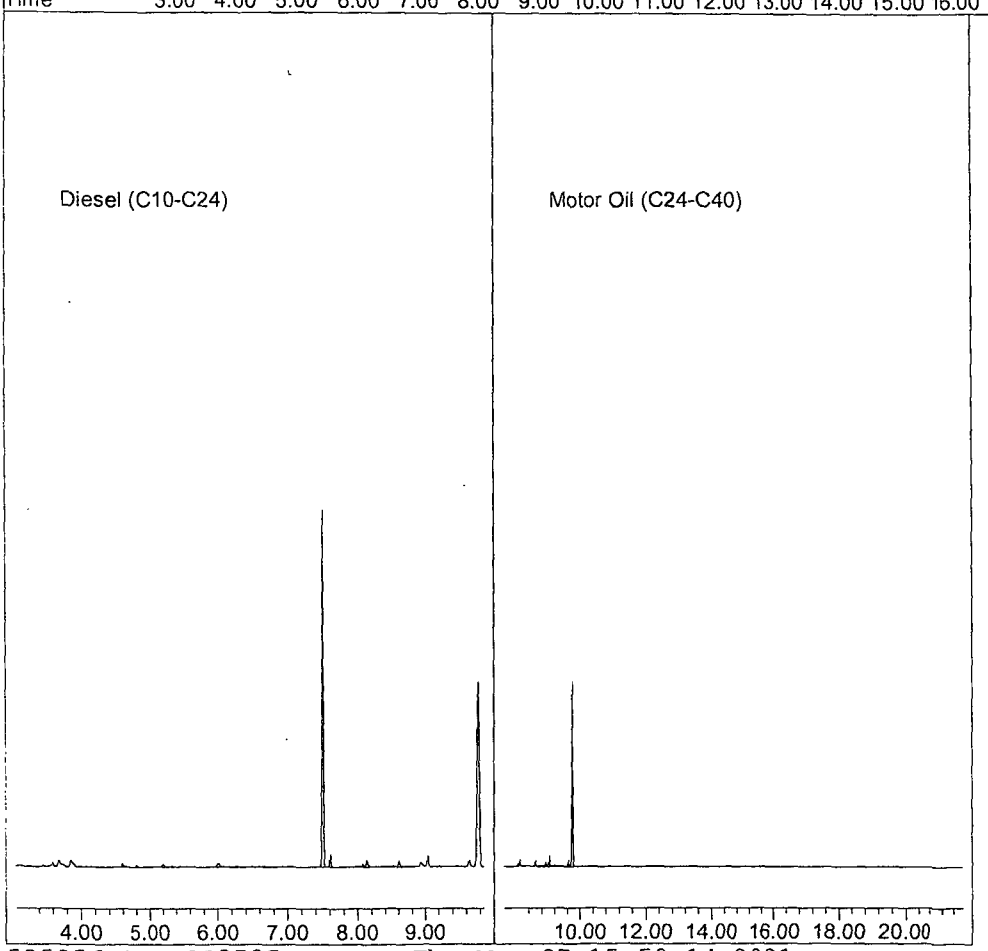

Quantitation Report (Not Reviewed)

Data File : G:\APOLLO\DATA\210525\525057.D Vial: 57
Acq On : 5-27-21 12:25:24 Operator: MB
Sample : 210525A LCS-1 5/1000 Inst : Apollo
Misc : water Multiplr: 5.00
IntFile : events.e
Quant Time: May 27 15:59 2021 Quant Results File: DOC0525.RES

Method : G:\APOLLO\DATA\210525\DOC0525.M (Chemstation Integrator)
Title : 8015 B&C
Last Update : Wed May 26 06:37:42 2021
Response via : Multiple Level Calibration

Volume Inj. : 2UL
Signal Phase : DB-5
Signal Info : FID02A

Compound	R.T.	Response	Conc Units
System Monitoring Compounds			
3) SA Ortho-Terphenyl(S)	7.50	128585978	132.087 ppb
Surrogate Spike 150.000		Recovery =	88.06%
4) SA Octacosane(S)	9.77	109014092	145.648 ppb
Surrogate Spike 150.000		Recovery =	97.10%
Target Compounds			
1) HATM Diesel (C10-C24)	6.46	1571835313	1878.375 ppb
2) HBTM Motor Oil (C24-C40)	14.75	1201423102	1975.512 ppb

Target Compounds

(f)=RT Delta > 1/2 Window (m)=manual int.

Quantitation Report

Data File: G:\APOLLO\DATA\210525\525057.D
Sample : 210525A LCS-1 5/1000

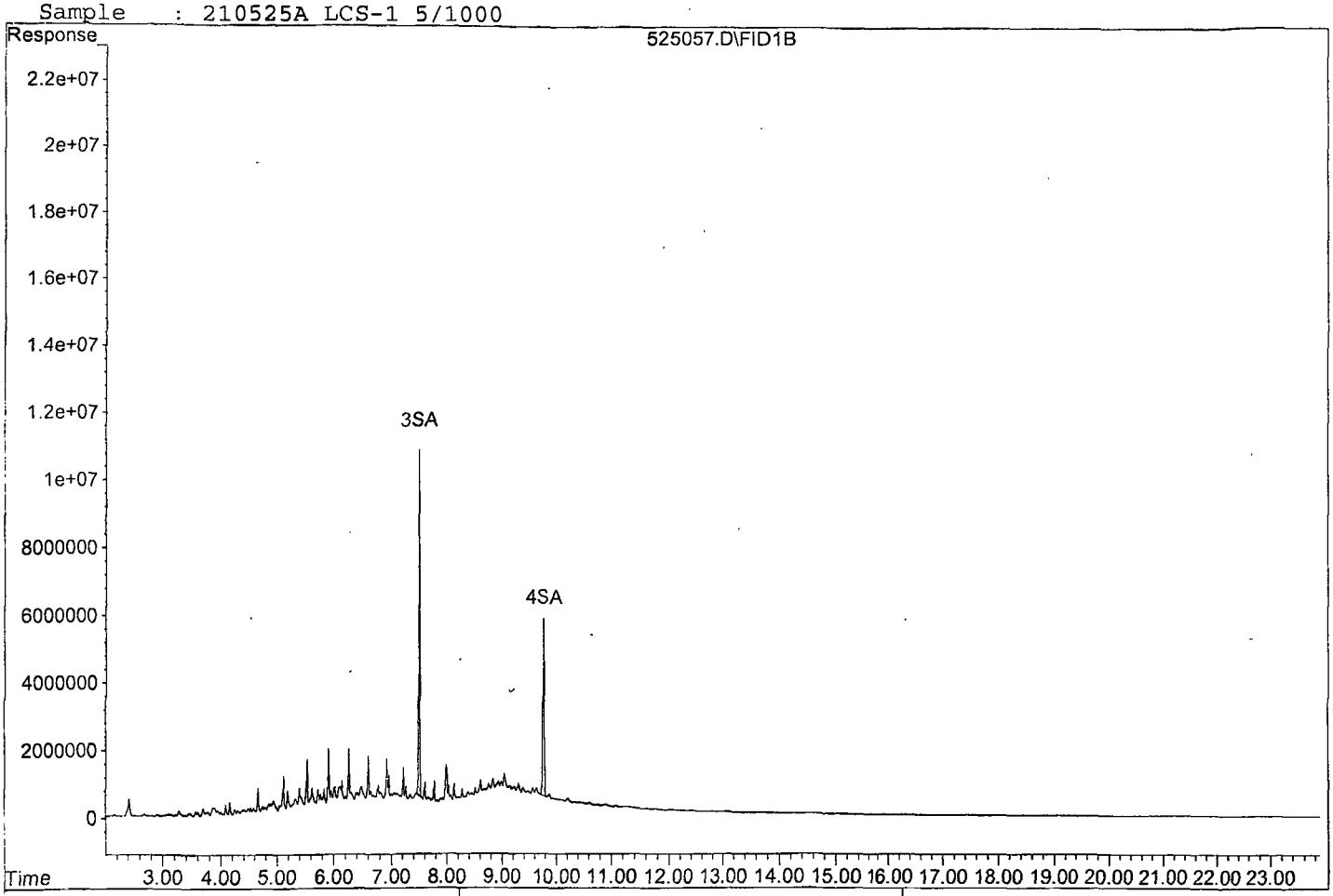

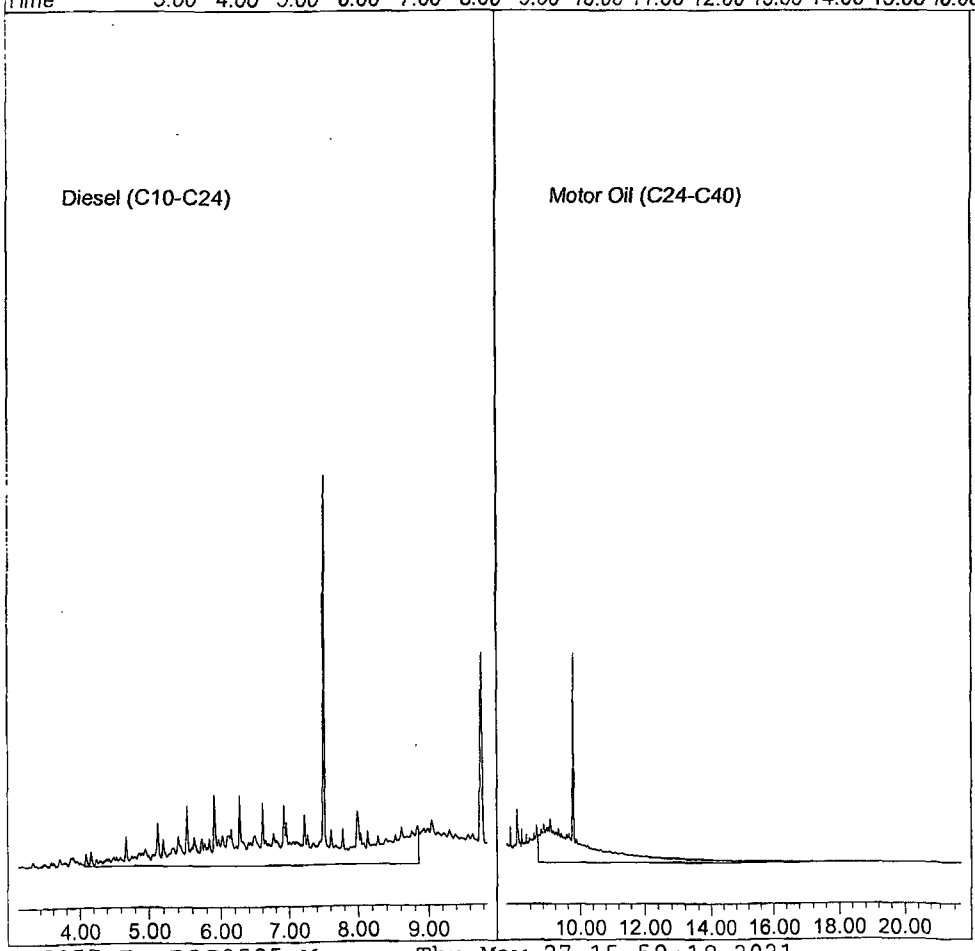

Quantitation Report (Not Reviewed)

Data File : G:\APOLLO\DATA\210525\525058.D
Acq On : 5-27-21 12:53:34
Sample : 210525A LCSD-1 5/1000
Misc : water
IntFile : events.e
Quant Time: May 27 15:59 2021 Quant Results File: DOC0525.RES

Vial: 58
Operator: MB
Inst : Apollo
Multiplr: 5.00

Method : G:\APOLLO\DATA\210525\DOC0525.M (Chemstation Integrator)
Title : 8015 B&C
Last Update : Wed May 26 06:37:42 2021
Response via : Multiple Level Calibration

Volume Inj. : 2UL
Signal Phase : DB-5
Signal Info : FID02A

Compound	R.T.	Response	Conc Units
System Monitoring Compounds			
3) SA Ortho-Terphenyl(S)	7.50	129552547	133.080 ppb
Surrogate Spike 150.000		Recovery =	88.72%
4) SA Octacosane(S)	9.77	103884343	138.794 ppb
Surrogate Spike 150.000		Recovery =	92.53%
Target Compounds			
1) HATM Diesel (C10-C24)	6.46	1543490255	1844.502 ppb
2) HBTM Motor Oil (C24-C40)	14.75	1190854057	1958.133 ppb

Target Compounds

(f)=RT Delta > 1/2 Window (m)=manual int.

Data File: G:\APOLLO\DATA\210525\525058.D
Sample : 210525A LCSD-1 5/1000

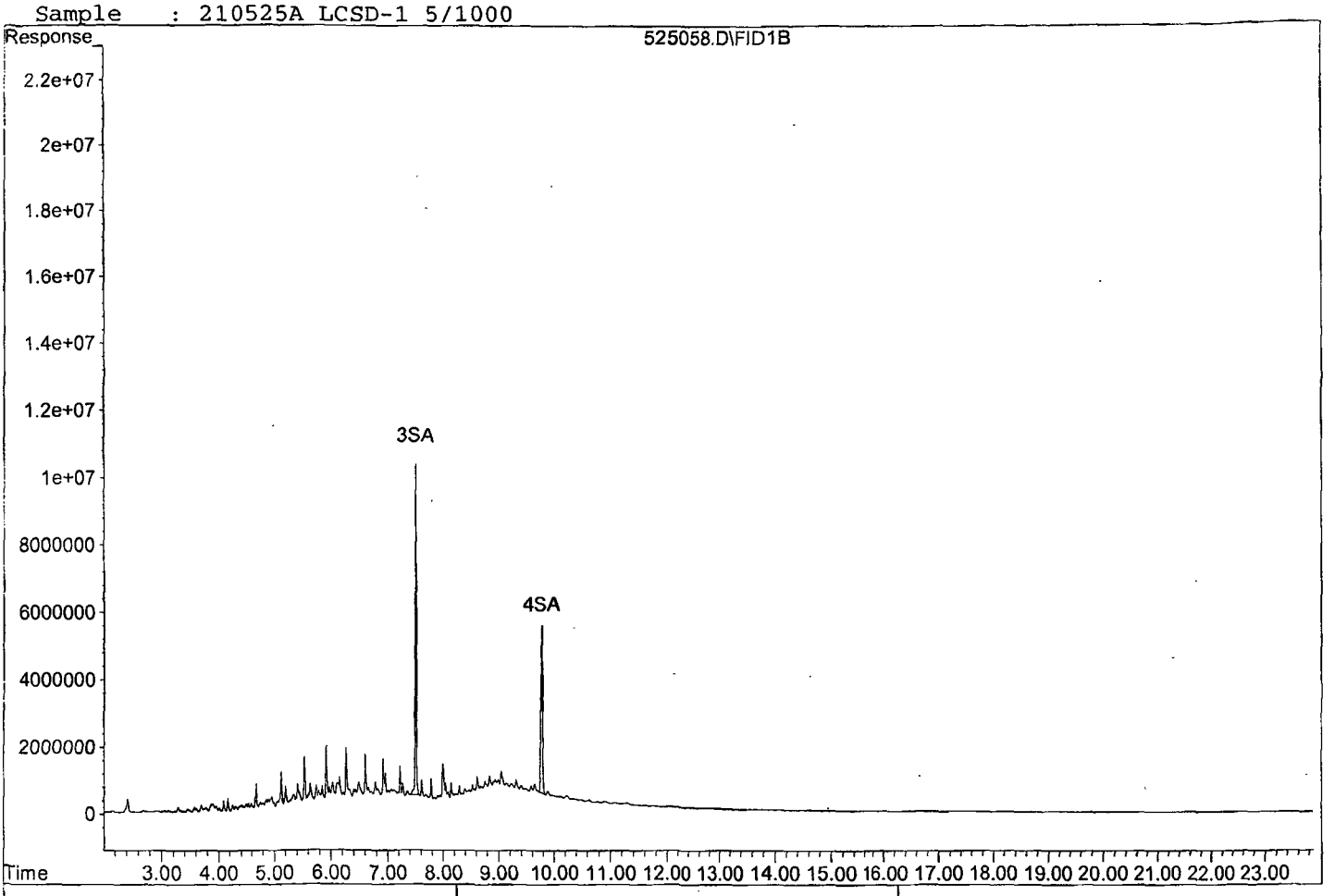

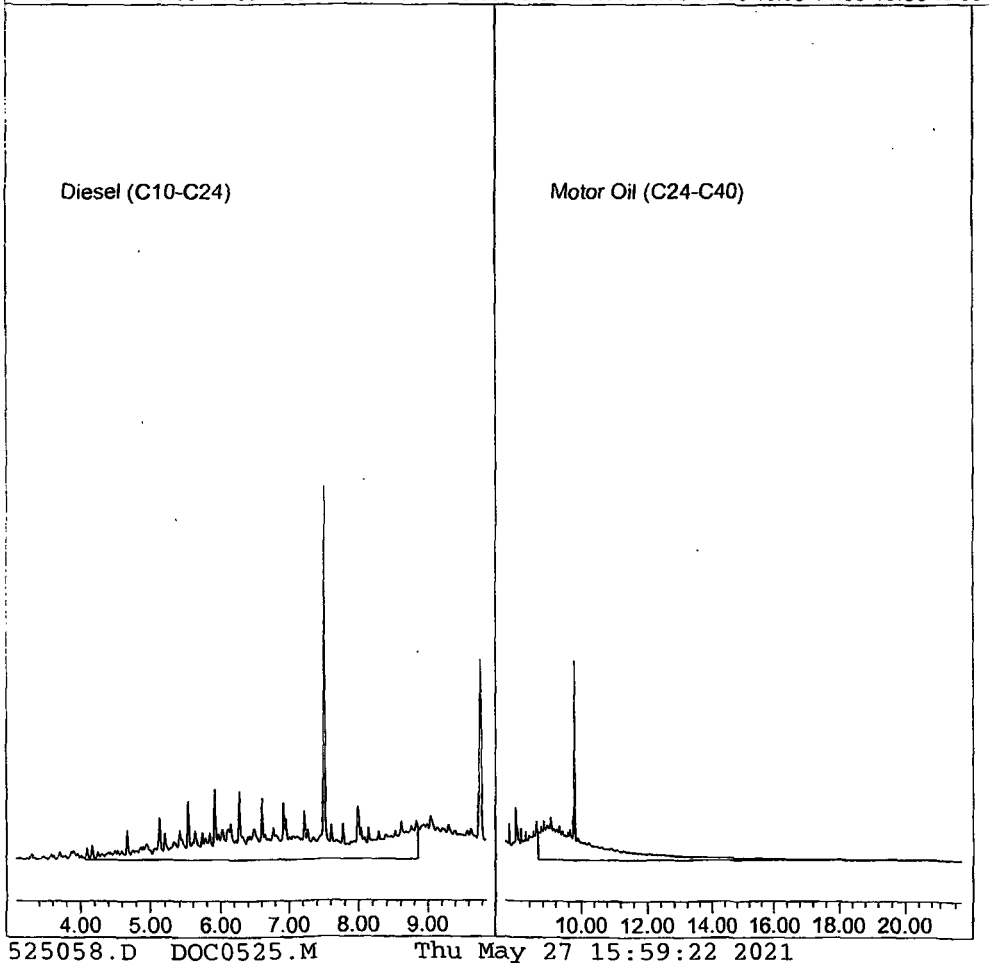

_LIQ005

Organic Extraction Worksheet

Method	Continuous Liq/Liq TPH-Diesel/MO 3520C	Extraction Set	210525A	Extraction Method	LIQ005	Units	mL

Spiked ID 1	Diesel Motor Oil Mix		Surrogate ID 1	THC Surrogate	
Spiked ID 2			Surrogate ID 2		
Spiked ID 3			Surrogate ID 3		
Spiked ID 4			Surrogate ID 4		
Spiked ID 5			Surrogate ID 5		
Spiked ID 6			Sufficient Vol for Matrix QC:	NO	
Spiked ID 7			Ext. Start Time:		
Spiked ID 8			Ext. End Time:		
			GC Requires Extract By:		

pH1	2		Water Bath Temp 1 °C	
pH2			Water Bath Temp 2 °C	
pH3			Water Bath Temp 3 °C	

Spiked By: **Date** **Witnessed By:** **Date**

	Sample	Sample Container	Spike Amount	Spike ID	Surrogate Amount	Surrogate ID	Extract Amount	Final Volume	pH	Extract Date/Time	Comments
1	210525A Blk				0.250	1 equip	1000	5	2	05/25/21 12:20	
2	210525A LCS-1		0.080	1	0.250	1 equip	1000	5	2	05/25/21 12:20	
3	210525A LCSD-1		0.080	1	0.250	1 equip	1000	5	2	05/25/21 12:20	
4	BA32616	BA32616W08			0.250	1 equip	1040	5	2	05/25/21 12:20	96188 RE-EXTRACT
5	BA32947	BA32947W08			0.250	1 equip	1040	5	2	05/25/21 12:20	96269
6	BA33035	BA33035W08			0.250	1 equip	1040	5	2	05/25/21 12:20	96282
7	BA33037	BA33037W07			0.250	1 equip	1040	5	2	05/25/21 12:20	96282

Solvent and Lot#	
1+1 HCL (5mLs)	60282
PH Strips	HCL148594
Dicholormethane	60338
Filter Paper	400181
Sodium Sulfate	2020120870

Extraction COC Transfer	
Extraction lab employee Initials	
GC analyst's initials	MB
Date	05/27/21
Time	9:21
Refrigerator	Hobart

	Technician's Initials
Scanned By	
Sample Preparation	
Extraction	
Concentration	

Modified	05/27/21 6:51:39 AM

Reviewed By: **Date**

GC - MultiLevel Review

ARF number(s)	96188,96269,96282	Ext__ID #	71209

SAMPLE PREPARATION Extraction/Preparation Method: EPA 3520 APPL SOP: LIQ005

The reviewer's initials below indicate the following criteria were met with the exceptions being noted in the comments:

HT met: HT date(s): 5/26/2021 Ext. date: 5/25/2021

Sample preservation is acceptable

Method and client-specific QC requirements were performed (DoD etc)

Information was entered into proper lab notebooks

Proper lab equipment was documented on extraction sheet

The client ID on the sample label matches the client ID on the APPL label

Soil samples were corrected for % Moisture (or Encores)	Yes		No		NA	X
Soil samples were prepared correctly for Incremental Sampling	Yes		No		NA	X
Sufficient sample was provided for matrix QC	Yes		No	X	NA	

#1 Reviewer Initials / Date: KY / 6/2/2021

Comments:

INSTRUMENTATION LABORATORY Analytical Method _____ 8015 APPL SOP ___ 8015B

The analyst(s) initials below indicate the following criteria were met with the exceptions being noted below:

Holding times were met for all analyses

Checked ARF and COC for specific reporting requirements

Correct quantitation method used

Calibrations include all pertinent analytes

Initial calibration in control

Internal standards in control (when applicable)

Second source calibrations in control

Continuing calibrations in control

DDT Degradation Check Passes (when applicable)

Tune within control (when applicable)

LCS(/LCSD) passes

Method blank/calibration blank passes

Matrix Duplicate and MS/MSD passes (when applicable)

Surrogate(s) passes

Client-specific QC requirements met (DoD or client QAPP)

The units on the Form 1 were properly transcribed

Algorithm checked (LCS) Data File ID: 212065

Correct multiplier used to quantitate sample data

The dilutions agree (when applicable)

Soil samples were corrected for % Moisture (when applicable)

Samples were checked for TICs (when applicable)

Manual integration(s) were dated / signed (when applicable)

Sample results were reviewed in EnviroQuant

LA/MA Target Analyte Values were checked

#1 Initials of analyst(s)/Date: Mb 06/02/21

Initials of data entry/Date: Mb 06/02/21

#2 Initials of technical reviewer/Date: DA 6/2/21

Comments / Case Narrative Data Qualifiers:

Were Hand-input Entries Made? Need peer review:	Yes:	No:	NA:
Is a NWR needed for the above failures? : NWR#:	Yes:	No:	NA:

Injection Log

Directory: G:\APOLLO\DATA\210525\

Line	Vial	FileName	Multiplier	SampleName	Misc Info	Injected
1	4	525004.D	1	DMO STD-1 05-25-21	water	5-25-21 16:52:49
2	5	525005.D	1	DMOS STD-2 05-25-21	water	5-25-21 17:21:00
3	6	525006.D	1	DMO STD-3 05-125-21	water	5-25-21 17:49:08
4	7	525007.D	1	DMO STD-4 05-25-21	water	5-25-21 18:17:24
5	8	525008.D	1	DMO-STD-5 05-25-21	water	5-25-21 18:45:28
6	9	525009.D	1	DMOS-STD 6 05-25-21	water	5-25-21 19:13:36
7	10	525010.D	1	DMO-STD 7 05-25-21	water	5-25-21 19:41:44
8	11	525011.D	1	DMO-STD SS 05-25-21	water	5-25-21 20:09:50
9	55	525055.D	1	Diesel Motor Oil CCV 05/25/21	water	5-27-21 11:13:07
10	56	525056.D	5	210525A BLK 5/1000	water	5-27-21 11:57:20
11	57	525057.D	5	210525A LCS-1 5/1000	water	5-27-21 12:25:24
12	58	525058.D	5	210525A LCSD-1 5/1000	water	5-27-21 12:53:34
13	61	525061.D	4.80769	BA33035W08 5/1040	water	5-27-21 14:17:52
14	62	525062.D	4.80769	BA33037W07 5/1040	water	5-27-21 14:45:58
15	63	525063.D	1	diesel Motor Oil CCV 05/25/21	water	5-27-21 15:14:06

ORGANICS

Calibration Data

TPH Extractables
DEC0504

Form 6
Initial Calibration

Lab Name: APPL, Inc.
Case No:
Matrix: Water

SDG No:
Initial Cal. Date: 5/4/2021
Instrument: Apollo

Initials: MB

		Compound	1	2	3	4	5	6					Avg	%RSD	Type	r^2	Q
			423331.D	423332.D	423333.D	423334.D	423335.D	423336.D									
1	SC	Decanoic Acid(S)	1016635	1048129	1234077	1315790	1280755	1271835					1194537	11	SC		
2																	
3																	
4																	
5																	
6																	
7																	
8																	
9																	
10																	
11																	
12																	
13																	
14																	
15																	
16																	
17																	
18																	
19																	
20																	
21																	
22																	
23																	
24																	
25																	
26																	
27																	
28																	
29																	
30																	
31																	
32																	
33																	
34																	
35																	

0.307719

Quantitation Report (Not Reviewed)

Data File : G:\APOLLO\DATA\210423\423331.D Vial: 31
Acq On : 5-4-21 13:02:57 Operator: MB
Sample : Decanoic Acid STD-1 Inst : Apollo
Misc : water Multiplr: 1.00
IntFile : events.e
Quant Time: May 20 12:30 2021 Quant Results File: DEC0504.RES

Method : G:\APOLLO\DATA\210423\DEC0504.M (Chemstation Integrator)
Title : 8015 B&C
Last Update : Tue May 04 17:12:27 2021
Response via : Multiple Level Calibration

Volume Inj. : 2UL
Signal Phase : DB-5
Signal Info : FID02A

Compound	R.T.	Response	Conc Units
System Monitoring Compounds			
1) SC Decanoic Acid(S)	5.70	6099813	2.553 ppb
Surrogate Spike 24.000		Recovery =	10.64%

Target Compounds

Target Compounds

(f)=RT Delta > 1/2 Window (m)=manual int.

Quantitation Report

Data File: G:\APOLLO\DATA\210423\423331.D
Sample : Decanoic Acid STD-1

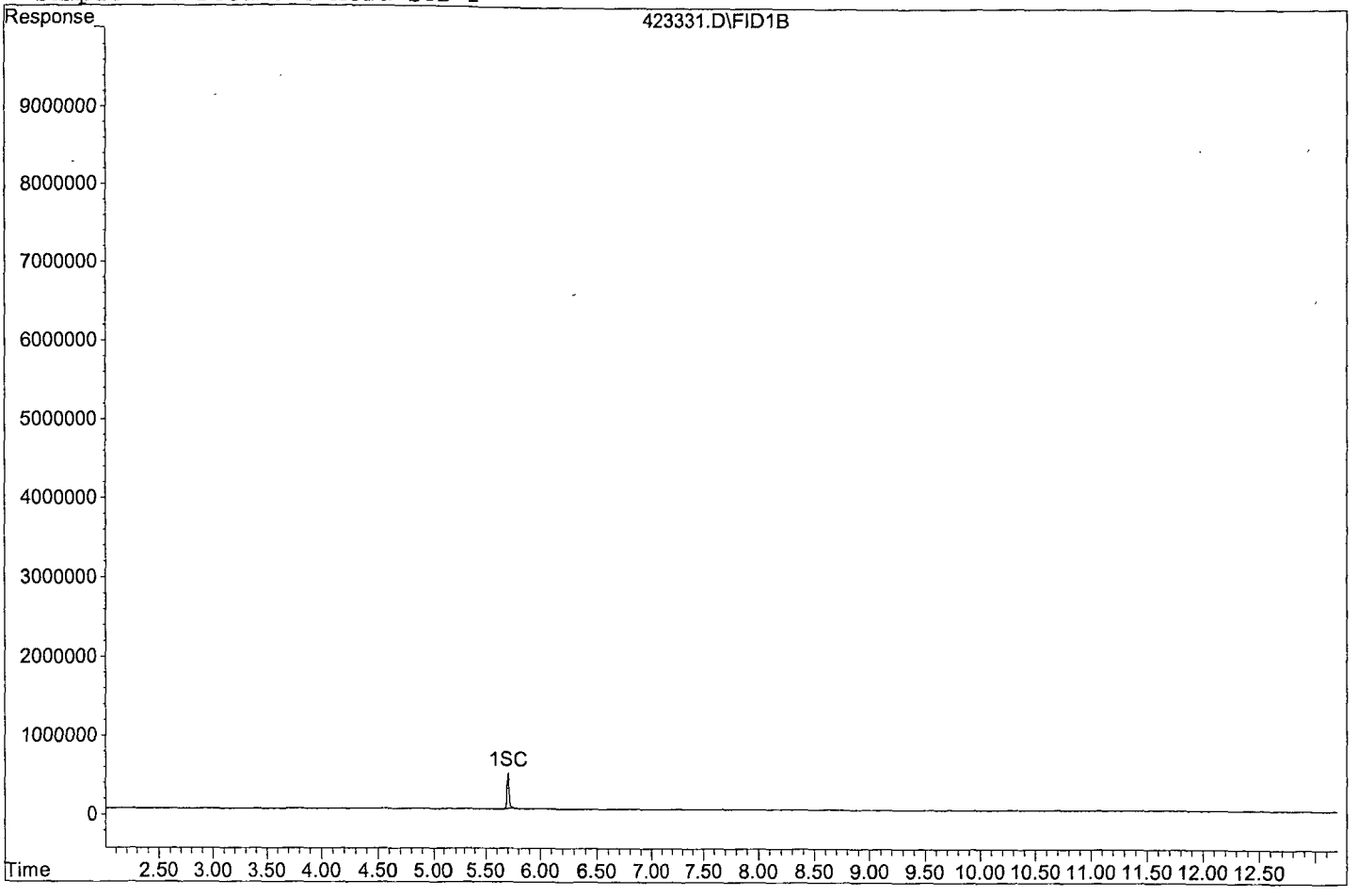

Quantitation Report (Not Reviewed)

Data File : G:\APOLLO\DATA\210423\423332.D Vial: 32
Acq On : 5-4-21 13:31:11 Operator: MB
Sample : Decanoic Acid STD-2 Inst : Apollo
Misc : water Multiplr: 1.00
IntFile : events.e
Quant Time: May 19 11:41 2021 Quant Results File: DEC0504.RES

Method : G:\APOLLO\DATA\210423\DEC0504.M (Chemstation Integrator)
Title : 8015 B&C
Last Update : Tue May 04 17:12:27 2021
Response via : Multiple Level Calibration

Volume Inj. : 2UL
Signal Phase : DB-5
Signal Info : FID02A

Compound	R.T.	Response	Conc Units
System Monitoring Compounds			
1) SC Decanoic Acid(S)	5.70	12577543	5.265 ppb
Surrogate Spike 24.000		Recovery =	21.94%

Target Compounds

Target Compounds

(f)=RT Delta > 1/2 Window (m)=manual int.

File : G:\APOLLO\DATA\210423\423332.D
Operator : MB
Acquired : 5-4-21 13:31:11 using AcqMethod TPHSN.M
Instrument : Apollo
Sample Name: Decanoic Acid STD-2
Misc Info : water
Vial Number: 32



Quantitation Report (Not Reviewed)

Data File : G:\APOLLO\DATA\210423\423333.D
Acq On : 5-4-21 13:59:39
Sample : Decanoic Acid STD-3
Misc : water
IntFile : events.e
Quant Time: May 19 13:09 2021 Quant Results File: DEC0504.RES

Vial: 33
Operator: MB
Inst : Apollo
Multiplr: 1.00

Method : G:\APOLLO\DATA\210423\DEC0504.M (Chemstation Integrator)
Title : 8015 B&C
Last Update : Tue May 04 17:12:27 2021
Response via : Multiple Level Calibration

Volume Inj. : 2UL
Signal Phase : DB-5
Signal Info : FID02A

Compound	R.T.	Response	Conc Units
System Monitoring Compounds			
1) SC Decanoic Acid(S)	5.72	59235682	24.794 ppb
Surrogate Spike 24.000		Recovery =	103.31%

Target Compounds

Target Compounds

(f)=RT Delta > 1/2 Window (m)=manual int.

File : G:\APOLLO\DATA\210423\423333.D
Operator : MB
Acquired : 5-4-21 13:59:39 using AcqMethod TPHSN.M
Instrument : Apollo
Sample Name: Decanoic Acid STD-3
Misc Info : water
Vial Number: 33



Quantitation Report (Not Reviewed)

Data File : G:\APOLLO\DATA\210423\423334.D Vial: 34
Acq On : 5-4-21 14:28:01 Operator: MB
Sample : Decanoic Acid STD-4 Inst : Apollo
Misc : water Multiplr: 1.00
IntFile : events.e
Quant Time: May 19 11:41 2021 Quant Results File: DEC0504.RES

Method : G:\APOLLO\DATA\210423\DEC0504.M (Chemstation Integrator)
Title : 8015 B&C
Last Update : Tue May 04 17:12:27 2021
Response via : Multiple Level Calibration

Volume Inj. : 2UL
Signal Phase : DB-5
Signal Info : FID02A

Compound	R.T.	Response	Conc Units
System Monitoring Compounds			
1) SC Decanoic Acid(S)	5.73	94736910	39.654 ppb
Surrogate Spike 24.000		Recovery =	165.23%

Target Compounds

Target Compounds

(f)=RT Delta > 1/2 Window (m)=manual int.

File : G:\APOLLO\DATA\210423\423334.D
Operator : MB
Acquired : 5-4-21 14:28:01 using AcqMethod TPHSN.M
Instrument : Apollo
Sample Name: Decanoic Acid STD-4
Misc Info : water
Vial Number: 34



Quantitation Report (Not Reviewed)

Data File : G:\APOLLO\DATA\210423\423335.D Vial: 35
Acq On : 5-4-21 14:56:23 Operator: MB
Sample : Decanoic Acid STD-5 Inst : Apollo
Misc : water Multiplr: 1.00
IntFile : events.e
Quant Time: May 19 11:41 2021 Quant Results File: DEC0504.RES

Method : G:\APOLLO\DATA\210423\DEC0504.M (Chemstation Integrator)
Title : 8015 B&C
Last Update : Tue May 04 17:12:27 2021
Response via : Multiple Level Calibration

Volume Inj. : 2UL
Signal Phase : DB-5
Signal Info : FID02A

Compound	R.T.	Response	Conc Units
System Monitoring Compounds			
1) SC Decanoic Acid(S)	5.73	122952502	51.465 ppb
Surrogate Spike 24.000		Recovery =	214.44%

Target Compounds

Target Compounds

(f)=RT Delta > 1/2 Window (m)=manual int.

File : G:\APOLLO\DATA\210423\423335.D
Operator : MB
Acquired : 5-4-21 14:56:23 using AcqMethod TPHSN.M
Instrument : Apollo
Sample Name: Decanoic Acid STD-5
Misc Info : water
Vial Number: 35



Quantitation Report (Not Reviewed)

Data File : G:\APOLLO\DATA\210423\423336.D Vial: 36
Acq On : 5-4-21 15:24:41 Operator: MB
Sample : Decanoic Acid STD-6 Inst : Apollo
Misc : water Multiplr: 1.00
IntFile : events.e
Quant Time: May 19 13:10 2021 Quant Results File: DEC0504.RES

Method : G:\APOLLO\DATA\210423\DEC0504.M (Chemstation Integrator)
Title : 8015 B&C
Last Update : Tue May 04 17:12:27 2021
Response via : Multiple Level Calibration

Volume Inj. : 2UL
Signal Phase : DB-5
Signal Info : FID02A

Compound	R.T.	Response	Conc Units
System Monitoring Compounds			
1) SC Decanoic Acid(S)	5.74	152620220	63.883 ppb
Surrogate Spike 24.000		Recovery =	266.18%

Target Compounds

Target Compounds

(f)=RT Delta > 1/2 Window (m)=manual int.

File : G:\APOLLO\DATA\210423\423336.D
Operator : MB
Acquired : 5-4-21 15:24:41 using AcqMethod TPHSN.M
Instrument : Apollo
Sample Name: Decanoic Acid STD-6
Misc Info : water
Vial Number: 36



TPH Extractables
DOC0525

Form 6
Initial Calibration

Lab Name: APPL, Inc. SDG No:
Case No: Initial Cal. Date: 05/25/21
Matrix: Water Instrument: Apollo
Initials: MB

		Compound	1	2	3	4	5	6	7				Avg	%RSD	Type	r^2	Q
			525004.D	525005.D	525006 D	525007.D	525008 D	525009.D	525010 D								
1	HATM	Diesel (C10-C24)		2678669	2011588	1966384	1899323	2039512	1956611				2092014	14	HATM		
2	HBTM	Motor Oil (C24-C40)		2088040	1454456	1403002	1344042	1443115	1389714				1520395	18	HBTM		
3	SA	Ortho-Terphenyl(S)		3254067	2533714	2341131	2086885	2225479	2161118				2433732	18	SA		
4	SA	Octacosane(S)		2285719	1847331	1802330	1725558	1821275	1744969				1871197	11	SA		
5																	
6																	
7																	
8																	
9																	
10																	
11																	
12																	
13																	
14																	
15																	
16																	
17																	
18																	
19																	
20																	
21																	
22																	
23																	
24																	
25																	
26																	
27																	
28																	
29																	
30																	
31																	
32																	
33																	
34																	
35																	

1.749969

Quantitation Report (Not Reviewed)

Data File : G:\APOLLO\DATA\210525\525004.D
Acq On : 5-25-21 16:52:49
Sample : DMO STD-1 05-25-21
Misc : water
IntFile : events.e
Quant Time: May 26 6:38 2021 Quant Results File: DOC0525.RES

Vial: 4
Operator: MB
Inst : Apollo
Multiplr: 1.00

Method : G:\APOLLO\DATA\210513\DOC0525.M (Chemstation Integrator)
Title : 8015 B&C
Last Update : Wed May 26 06:37:42 2021
Response via : Multiple Level Calibration

Volume Inj. : 2UL
Signal Phase : DB-5
Signal Info : FID02A

Compound	R.T.	Response	Conc Units
System Monitoring Compounds			
3) SA Ortho-Terphenyl(S)	7.50	2834267	0.582 ppb
Surrogate Spike 30.000	Recovery	=	1.94%
4) SA Octacosane(S)	9.77	1922152	0.514 ppb
Surrogate Spike 30.000	Recovery	=	1.71%
Target Compounds			
1) HATM Diesel (C10-C24)	6.46	43609284	10.423 ppb
2) HBTM Motor Oil (C24-C40)	14.75	39135760	12.870 ppb

Target Compounds

(f)=RT Delta > 1/2 Window (m)=manual int.

Data File: G:\APOLLO\DATA\210525\525004.D
Sample : DMO STD-1 05-25-21

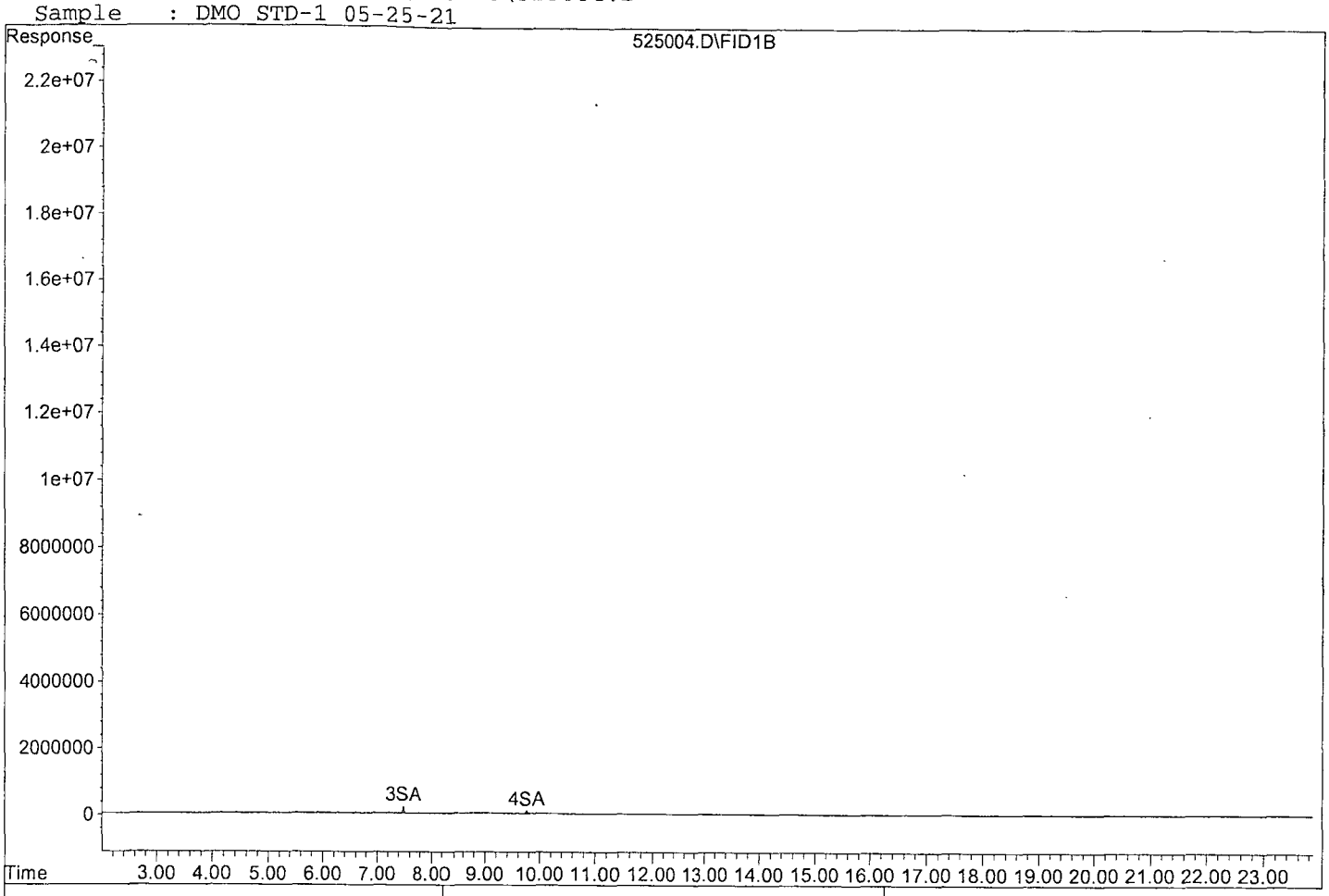

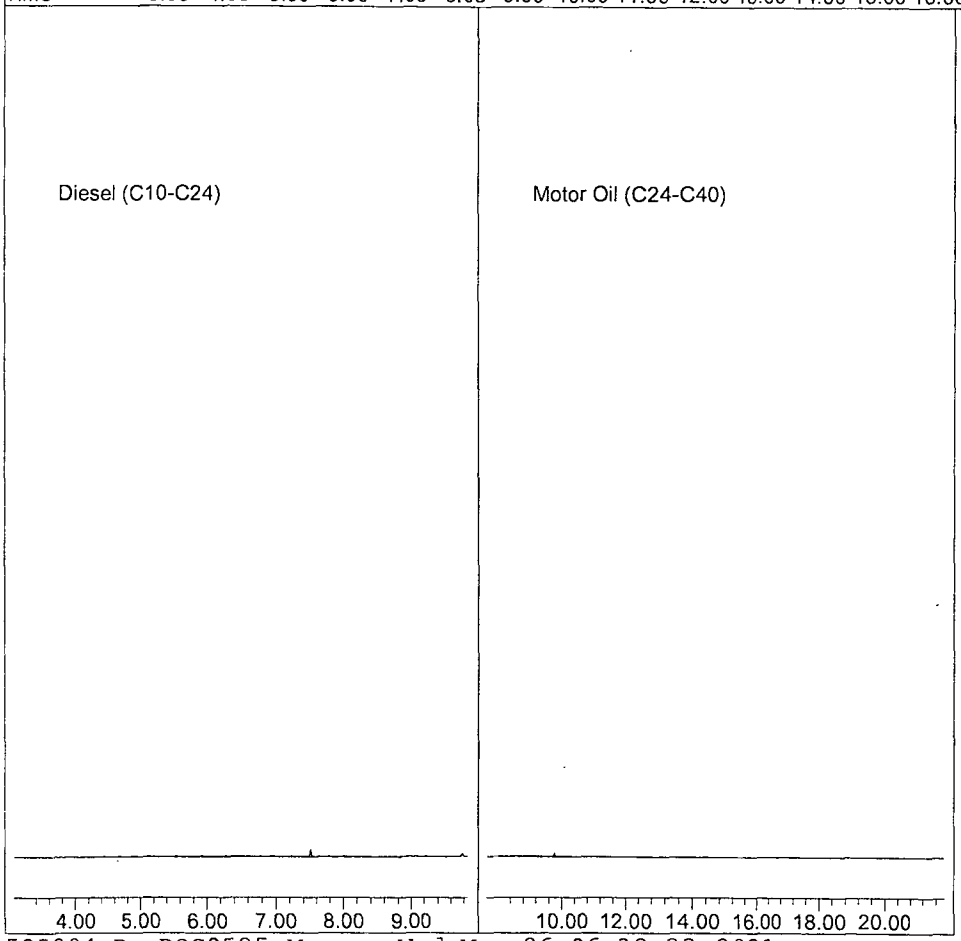

Quantitation Report (Not Reviewed)

Data File : G:\APOLLO\DATA\210525\525005.D Vial: 5
Acq On : 5-25-21 17:21:00 Operator: MB
Sample : DMOS STD-2 05-25-21 Inst : Apollo
Misc : water Multiplr: 1.00
IntFile : events.e
Quant Time: May 26 6:38 2021 Quant Results File: DOC0525.RES

Method : G:\APOLLO\DATA\210513\DOC0525.M (Chemstation Integrator)
Title : 8015 B&C
Last Update : Wed May 26 06:37:42 2021
Response via : Multiple Level Calibration

Volume Inj. : 2UL
Signal Phase : DB-5
Signal Info : FID02A

Compound	R.T.	Response	Conc Units
System Monitoring Compounds			
3) SA Ortho-Terphenyl(S)	7.50	3254067	0.669 ppb
Surrogate Spike 30.000		Recovery =	2.23%
4) SA Octacosane(S)	9.77	2285719	0.611 ppb
Surrogate Spike 30.000		Recovery =	2.04%
Target Compounds			
1) HATM Diesel (C10-C24)	6.46	53573372	12.804 ppb
2) HBTM Motor Oil (C24-C40)	14.75	41760796	13.734 ppb

Target Compounds

(f)=RT Delta > 1/2 Window (m)=manual int.

Data File: G:\APOLLO\DATA\210525\525005.D
Sample : DMOS STD-2 05-25-21

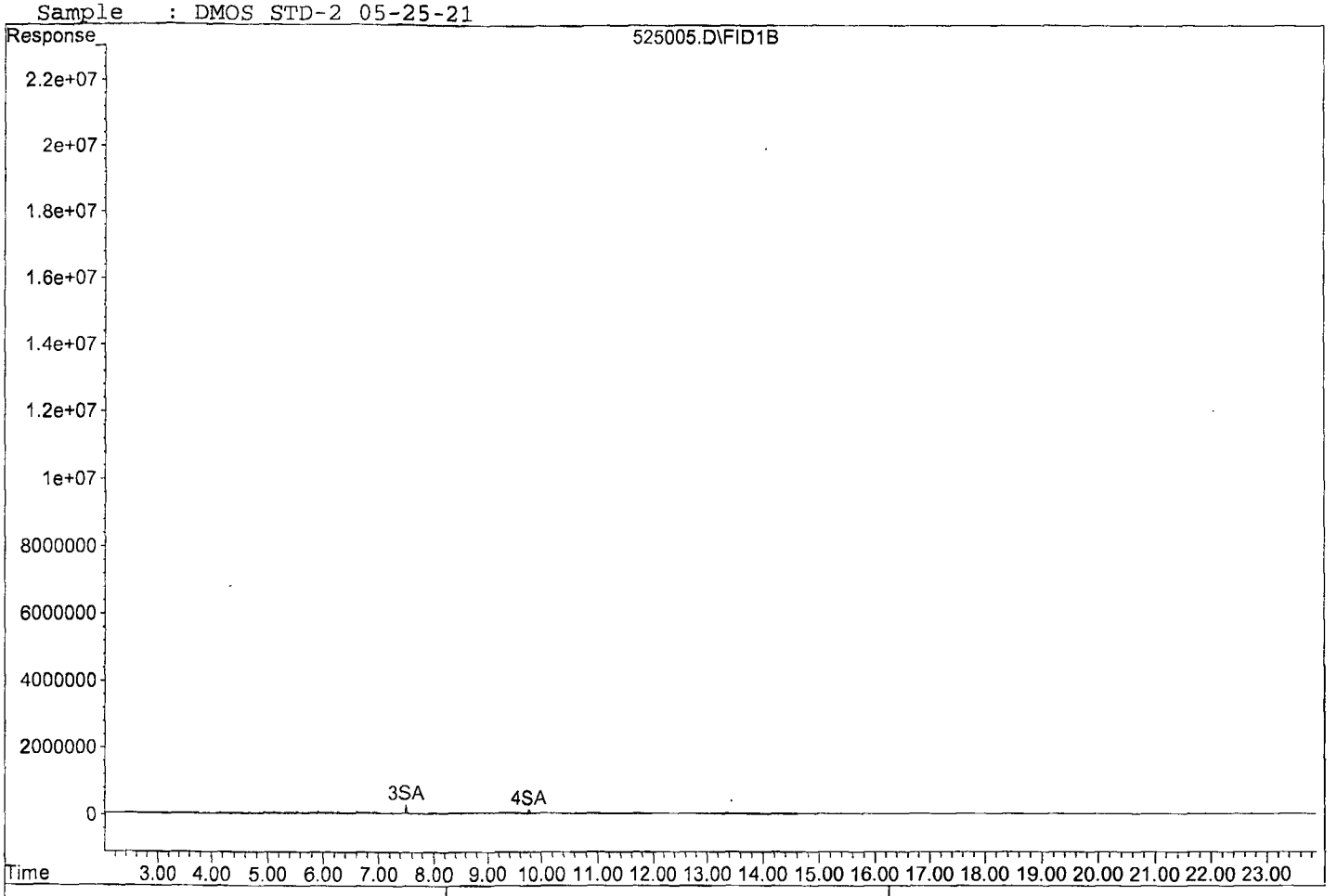



Quantitation Report (Not Reviewed)

Data File : G:\APOLLO\DATA\210525\525006.D Vial: 6
Acq On : 5-25-21 17:49:08 Operator: MB
Sample : DMO STD-3 05-125-21 Inst : Apollo
Misc : water Multiplr: 1.00
IntFile : events.e
Quant Time: May 26 6:38 2021 Quant Results File: DOC0525.RES

Method : G:\APOLLO\DATA\210513\DOC0525.M (Chemstation Integrator)
Title : 8015 B&C
Last Update : Wed May 26 06:37:42 2021
Response via : Multiple Level Calibration

Volume Inj. : 2UL
Signal Phase : DB-5
Signal Info : FID02A

Compound	R.T.	Response	Conc Units
System Monitoring Compounds			
3) SA Ortho-Terphenyl(S)	7.50	12668571	2.603 ppb
Surrogate Spike 30.000		Recovery =	8.68%
4) SA Octacosane(S)	9.77	9236655	2.468 ppb
Surrogate Spike 30.000		Recovery =	8.23%
Target Compounds			
1) HATM Diesel (C10-C24)	6.46	201158836	48.078 ppb
2) HBTM Motor Oil (C24-C40)	14.75	145445564	47.832 ppb

Target Compounds

Data File: G:\APOLLO\DATA\210525\525006.D
Sample : DMO STD-3 05-125-21

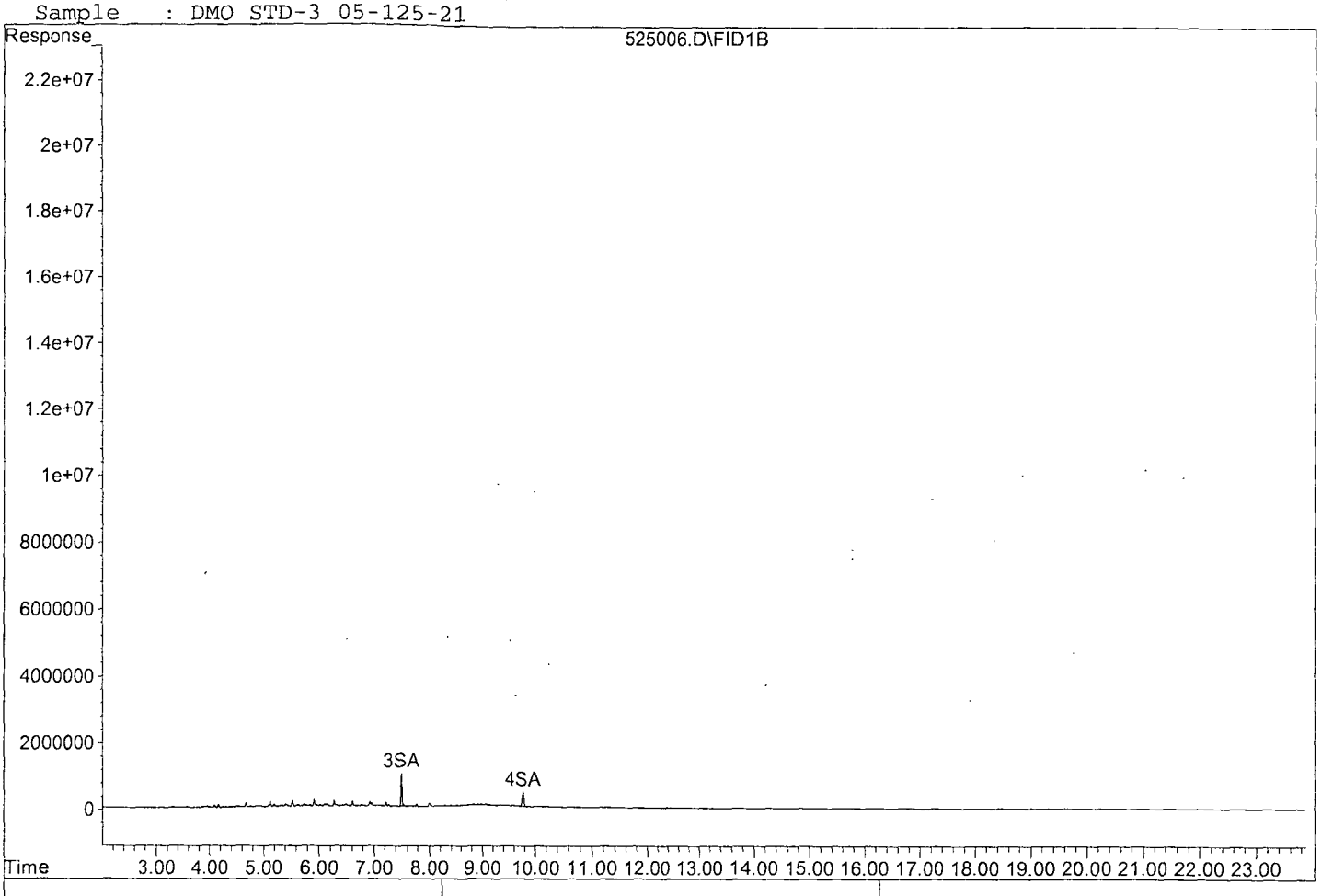

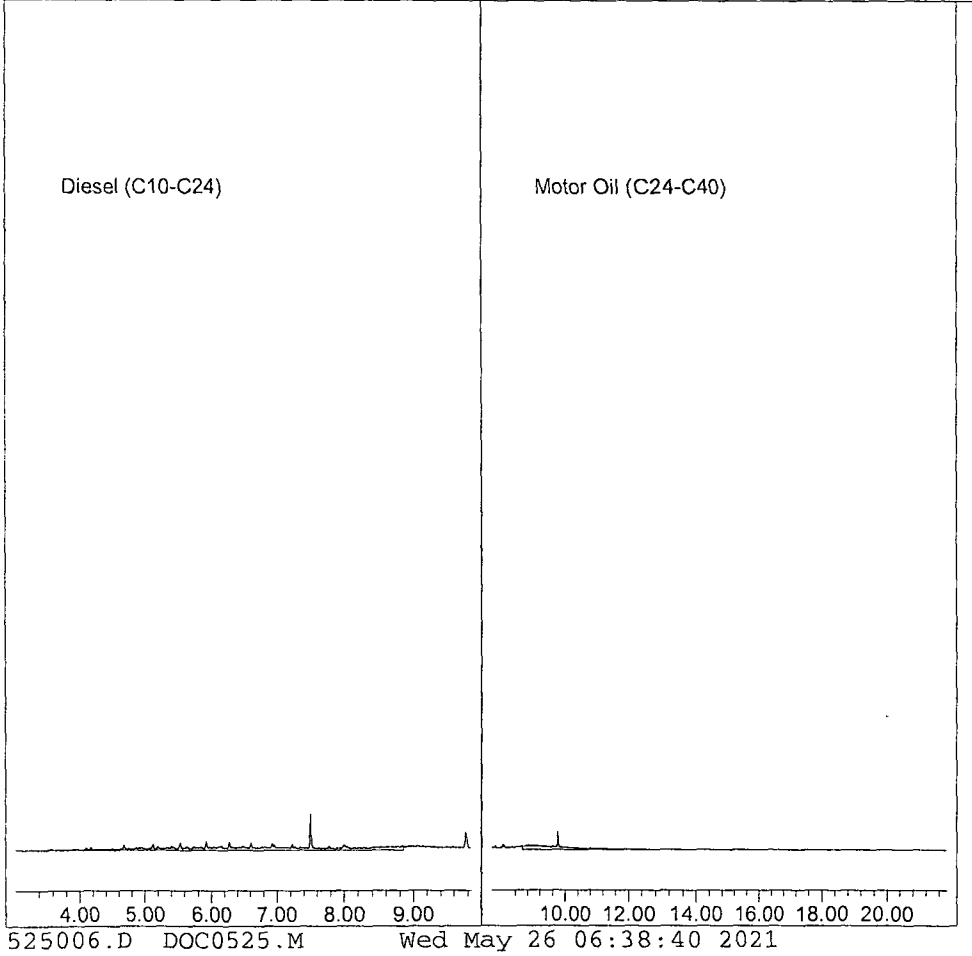

Quantitation Report (Not Reviewed)

Data File : G:\APOLLO\DATA\210525\525007.D Vial: 7
Acq On : 5-25-21 18:17:24 Operator: MB
Sample : DMO STD-4 05-25-21 Inst : Apollo
Misc : water Multiplr: 1.00
IntFile : events.e
Quant Time: May 26 6:38 2021 Quant Results File: DOC0525.RES

Method : G:\APOLLO\DATA\210513\DOC0525.M (Chemstation Integrator)
Title : 8015 B&C
Last Update : Wed May 26 06:37:42 2021
Response via : Multiple Level Calibration

Volume Inj. : 2UL
Signal Phase : DB-5
Signal Info : FID02A

Compound	R.T.	Response	Conc Units
System Monitoring Compounds			
3) SA Ortho-Terphenyl(S)	7.50	58528267	12.024 ppb
Surrogate Spike 30.000		Recovery =	40.08%
4) SA Octacosane(S)	9.77	45058258	12.040 ppb
Surrogate Spike 30.000		Recovery =	40.13%
Target Compounds			
1) HATM Diesel (C10-C24)	6.46	983192079	234.987 ppb
2) HBTM Motor Oil (C24-C40)	14.75	701500965	230.697 ppb

Target Compounds

(f)=RT Delta > 1/2 Window (m)=manual int.

Quantitation Report

Data File: G:\APOLLO\DATA\210525\525007.D
Sample : DMO STD-4 05-25-21

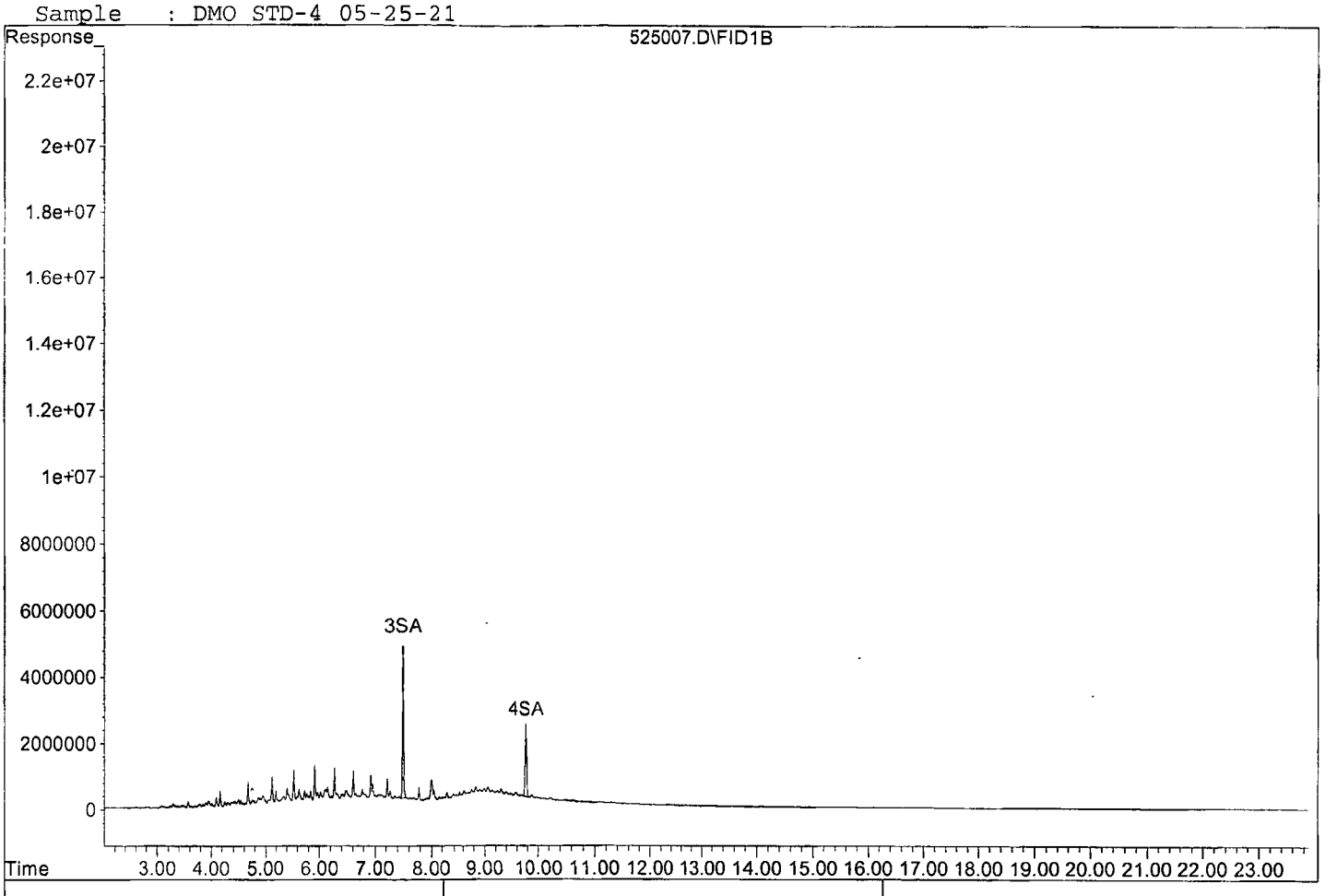

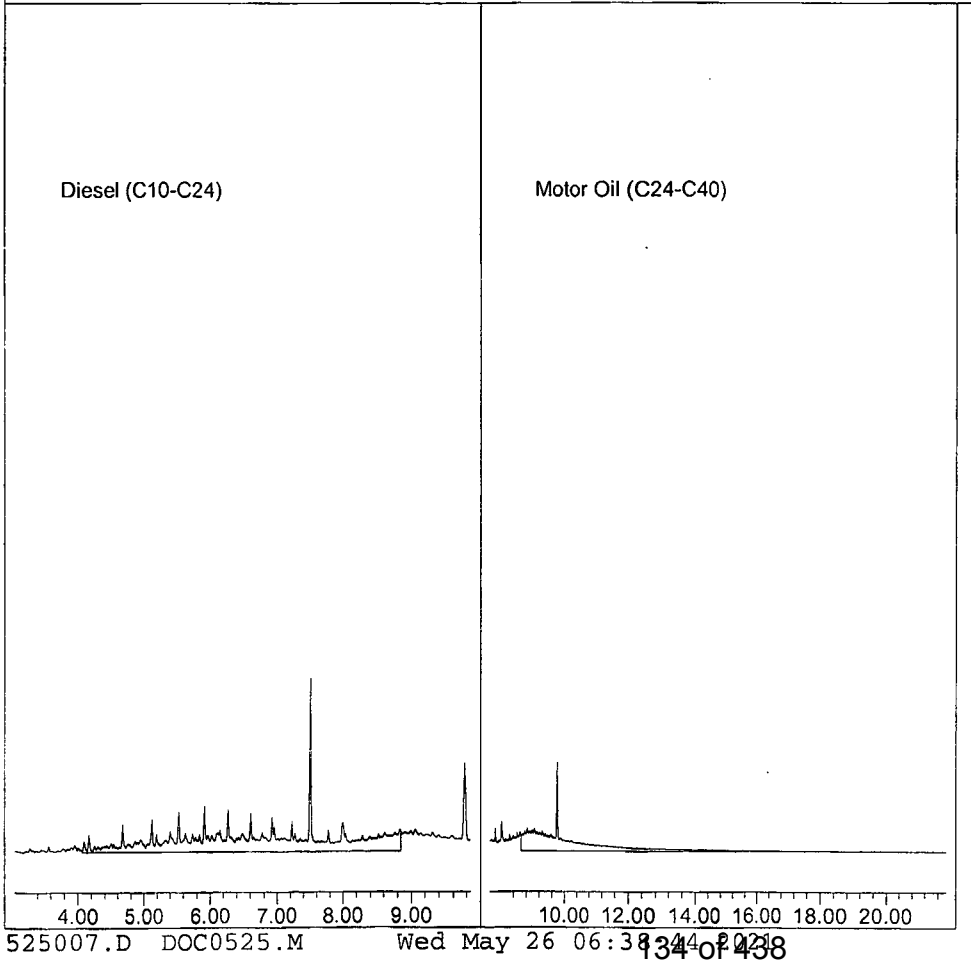

Quantitation Report (Not Reviewed)

Data File : G:\APOLLO\DATA\210525\525008.D Vial: 8
Acq On : 5-25-21 18:45:28 Operator: MB
Sample : DMO-STD-5 05-25-21 Inst : Apollo
Misc : water Multiplr: 1.00
IntFile : events.e
Quant Time: May 26 6:38 2021 Quant Results File: DOC0525.RES

Method : G:\APOLLO\DATA\210513\DOC0525.M (Chemstation Integrator)
Title : 8015 B&C
Last Update : Wed May 26 06:37:42 2021
Response via : Multiple Level Calibration

Volume Inj. : 2UL
Signal Phase : DB-5
Signal Info : FID02A

Compound	R.T.	Response	Conc Units
System Monitoring Compounds			
3) SA Ortho-Terphenyl(S)	7.51	208688471	42.874 ppb
Surrogate Spike 30.000		Recovery =	142.91%
4) SA Octacosane(S)	9.78	172555813	46.108 ppb
Surrogate Spike 30.000		Recovery =	153.69%
Target Compounds			
1) HATM Diesel (C10-C24)	6.46	3798646132	907.892 ppb
2) HBTM Motor Oil (C24-C40)	14.75	2688083188	884.008 ppb

Target Compounds

(f)=RT Delta > 1/2 Window (m)=manual int.

Data File: G:\APOLLO\DATA\210525\525008.D
Sample : DMO-STD-5 05-25-21

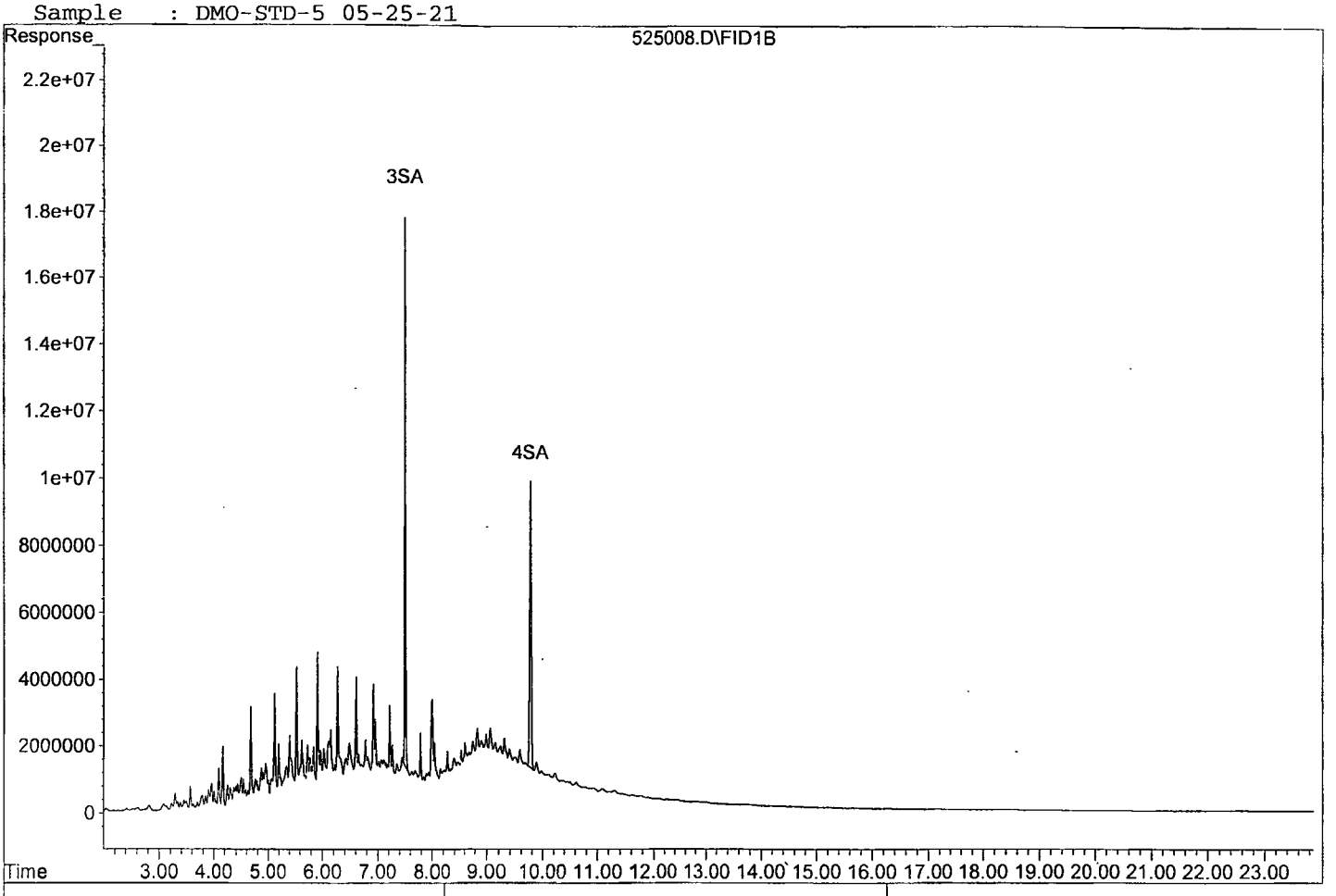

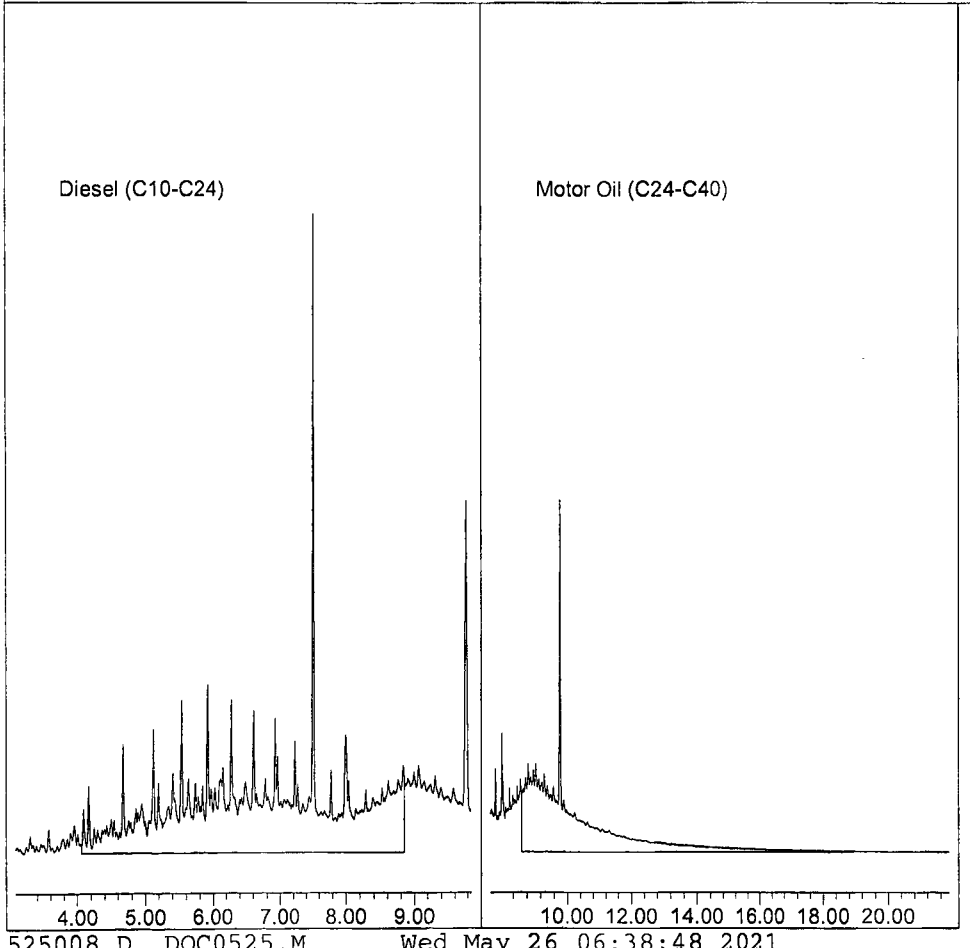

Quantitation Report (Not Reviewed)

Data File : G:\APOLLO\DATA\210525\525009.D Vial: 9
Acq On : 5-25-21 19:13:36 Operator: MB
Sample : DMOS-STD 6 05-25-21 Inst : Apollo
Misc : water Multiplr: 1.00
IntFile : events.e
Quant Time: May 26 6:38 2021 Quant Results File: DOC0525.RES

Method : G:\APOLLO\DATA\210513\DOC0525.M (Chemstation Integrator)
Title : 8015 B&C
Last Update : Wed May 26 06:37:42 2021
Response via : Multiple Level Calibration

Volume Inj. : 2UL
Signal Phase : DB-5
Signal Info : FID02A

Compound	R.T.	Response	Conc Units
System Monitoring Compounds			
3) SA Ortho-Terphenyl(S)	7.51	333821867	68.582 ppb
Surrogate Spike 30.000		Recovery =	228.61%
4) SA Octacosane(S)	9.78	273191182	72.999 ppb
Surrogate Spike 30.000		Recovery =	243.33%
Target Compounds			
1) HATM Diesel (C10-C24)	6.46	6118534727	1462.355 ppb
2) HBTM Motor Oil (C24-C40)	14.75	4329345488	1423.757 ppb

Target Compounds

(f)=RT Delta > 1/2 Window (m)=manual int.

Quantitation Report

Data File: G:\APOLLO\DATA\210525\525009.D
Sample : DMOS-STD 6 05-25-21

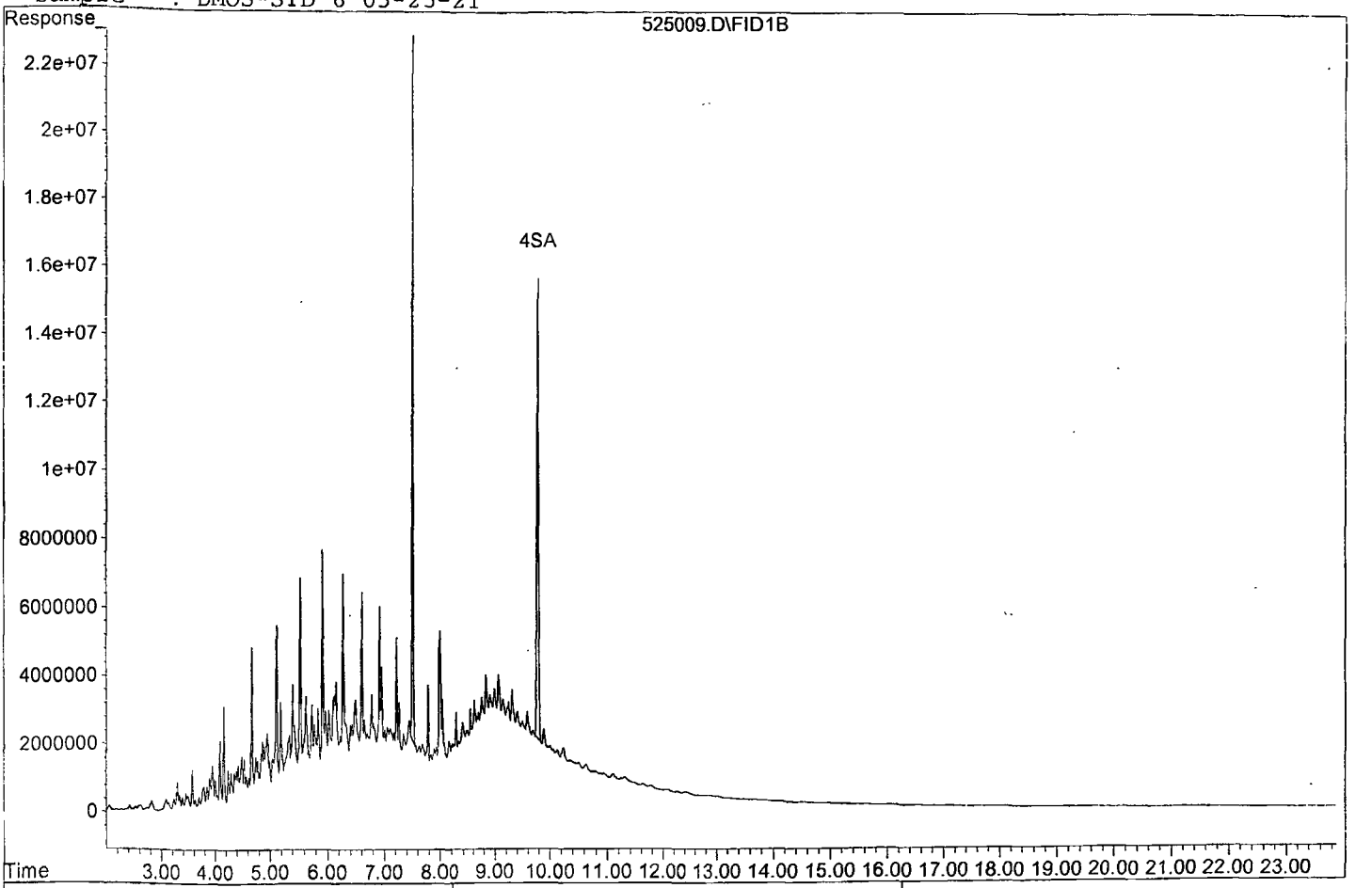

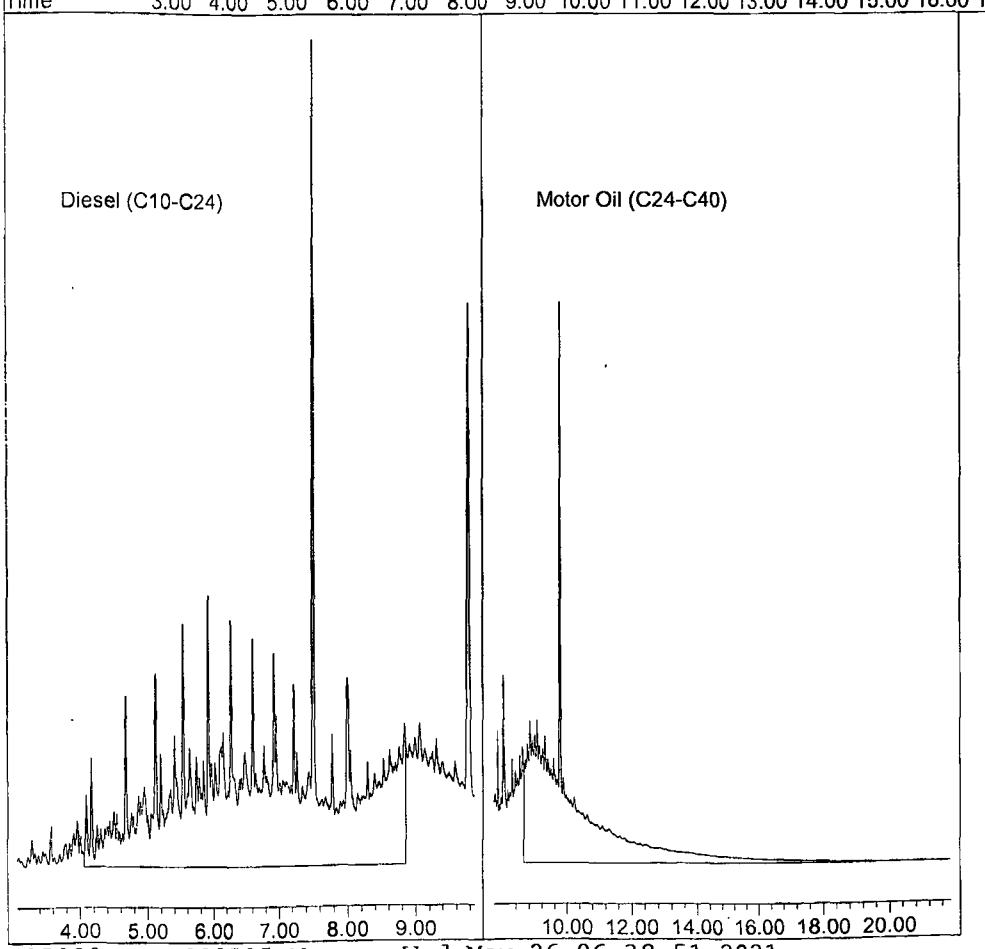

525009.D DOC0525.M Wed May 26 06:38:51 2021

Quantitation Report (Not Reviewed)

Data File : G:\APOLLO\DATA\210525\525010.D Vial: 10
Acq On : 5-25-21 19:41:44 Operator: MB
Sample : DMO-STD 7 05-25-21 Inst : Apollo
Misc : water Multiplr: 1.00
IntFile : events.e
Quant Time: May 26 6:38 2021 Quant Results File: DOC0525.RES

Method : G:\APOLLO\DATA\210513\DOC0525.M (Chemstation Integrator)
Title : 8015 B&C
Last Update : Wed May 26 06:37:42 2021
Response via : Multiple Level Calibration

Volume Inj. : 2UL
Signal Phase : DB-5
Signal Info : FID02A

Compound	R.T.	Response	Conc Units
System Monitoring Compounds			
3) SA Ortho-Terphenyl(S)	7.51	432223523	88.798 ppb
Surrogate Spike 30.000		Recovery =	295.99%
4) SA Octacosane(S)	9.79	348993780	93.254 ppb
Surrogate Spike 30.000		Recovery =	310.85%
Target Compounds			
1) HATM Diesel (C10-C24)	6.46	7826442466	1870.552 ppb
2) HBTM Motor Oil (C24-C40)	14.75	5558856787	1828.097 ppb

Target Compounds

(f)=RT Delta > 1/2 Window (m)=manual int.

Quantitation Report

Data File: G:\APOLLO\DATA\210525\525010.D
Sample : DMO-STD 7 05-25-21

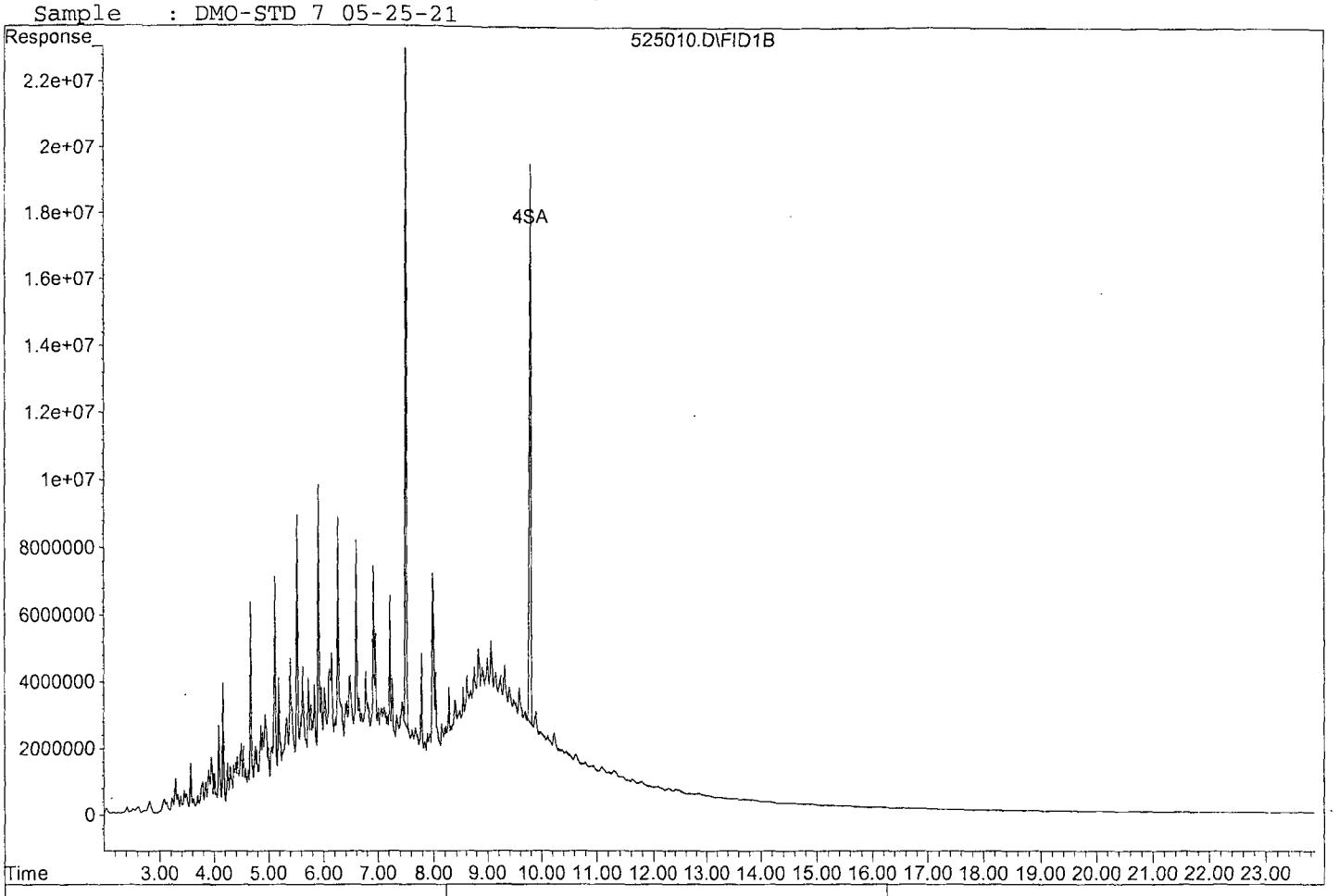

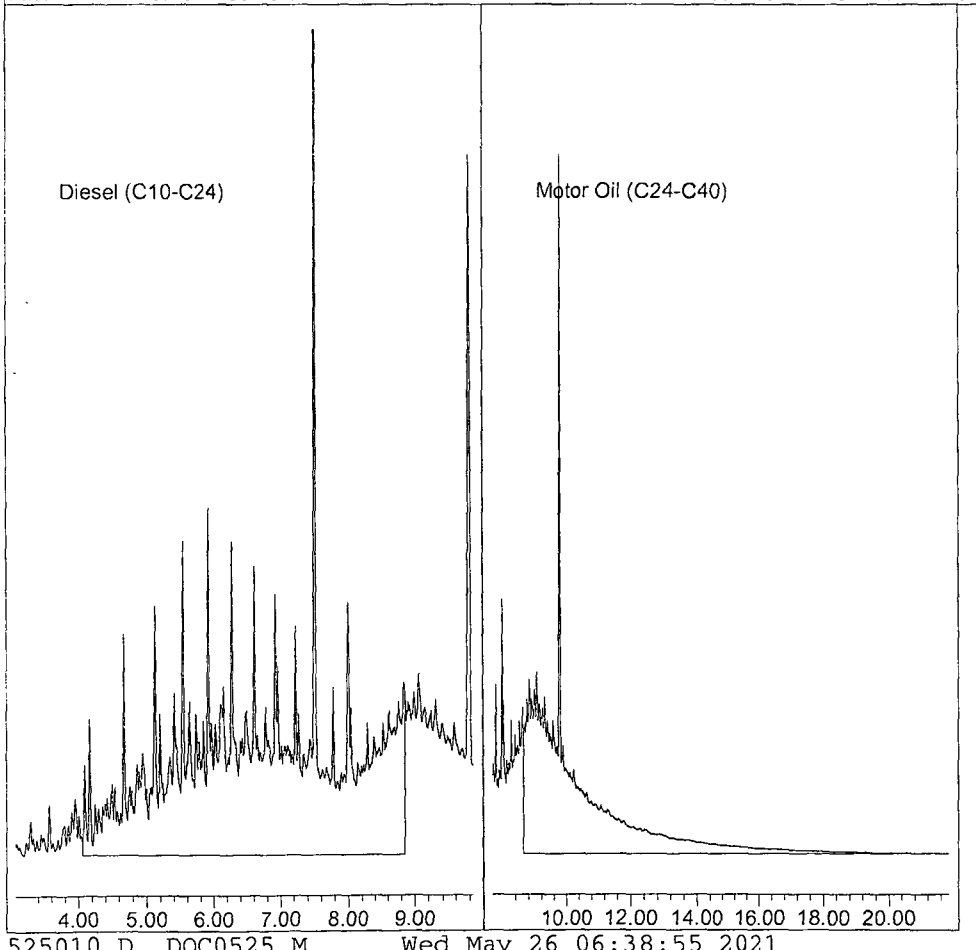

TPH Extractables
DOC0525

Form 7

Second Source Calibration

Lab Name: APPL, Inc.
Case No:
Matrix: Water

SDG No:
Date Analyzed: 05/25/21
Instrument: Apollo
Initial Cal. Date: 05/25/21
Data File: 525011.D

		Compound	MEAN	CCRF	%D		%Drift
1	HATM	Diesel (C10-C24)	2092010	2163690	3.4	HATM	
2	HBTM	Motor Oil (C24-C40)	1520390	1633000	7.4	HBTM	
3							
4							
5							
6							
7							
8							
9							
10							
11							
12							
13							
14							
15							
16							
17							
18							
19							
20							
21							
22							
23							
24							
25							
26							
27							
28							
29							
30							
31							
32							
33							
34							
35							
36							
37							
38							
39							
40							
		Average			5.4		

Quantitation Report (Not Reviewed)

Data File : G:\APOLLO\DATA\210525\525011.D Vial: 11
Acq On : 5-25-21 20:09:50 Operator: MB
Sample : DMO-STD SS 05-25-21 Inst : Apollo
Misc : water Multiplr: 1.00
IntFile : events.e
Quant Time: May 26 6:38 2021 Quant Results File: DOC0525.RES

Method : G:\APOLLO\DATA\210513\DOC0525.M (Chemstation Integrator)
Title : 8015 B&C
Last Update : Wed May 26 06:37:42 2021
Response via : Multiple Level Calibration

Volume Inj. : 2UL
Signal Phase : DB-5
Signal Info : FID02A

Compound	R.T.	Response	Conc Units
System Monitoring Compounds			
3) SA Ortho-Terphenyl(S)	7.51	4092829	0.841 ppb
Surrogate Spike 30.000		Recovery =	2.80%
4) SA Octacosane(S)	9.75	135276	0.036 ppb
Surrogate Spike 30.000		Recovery =	0.12%
Target Compounds			
1) HATM Diesel (C10-C24)	6.46	1081842953	258.565 ppb
2) HBTM Motor Oil (C24-C40)	14.75	816499976	268.516 ppb
Target Compounds			

(f)=RT Delta > 1/2 Window (m)=manual int.

Quantitation Report

Data File: G:\APOLLO\DATA\210525\525011.D
Sample : DMO-STD SS 05-25-21

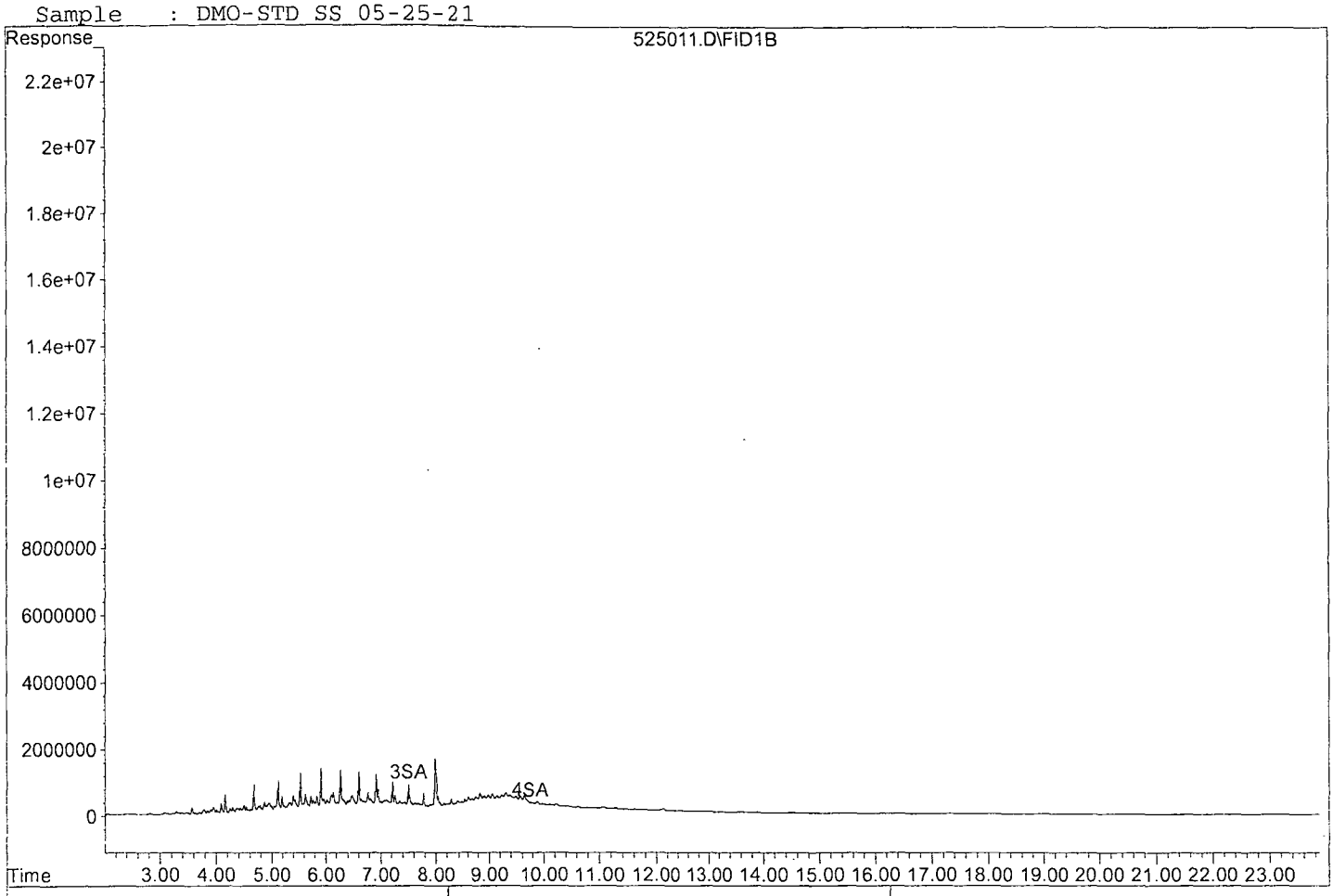

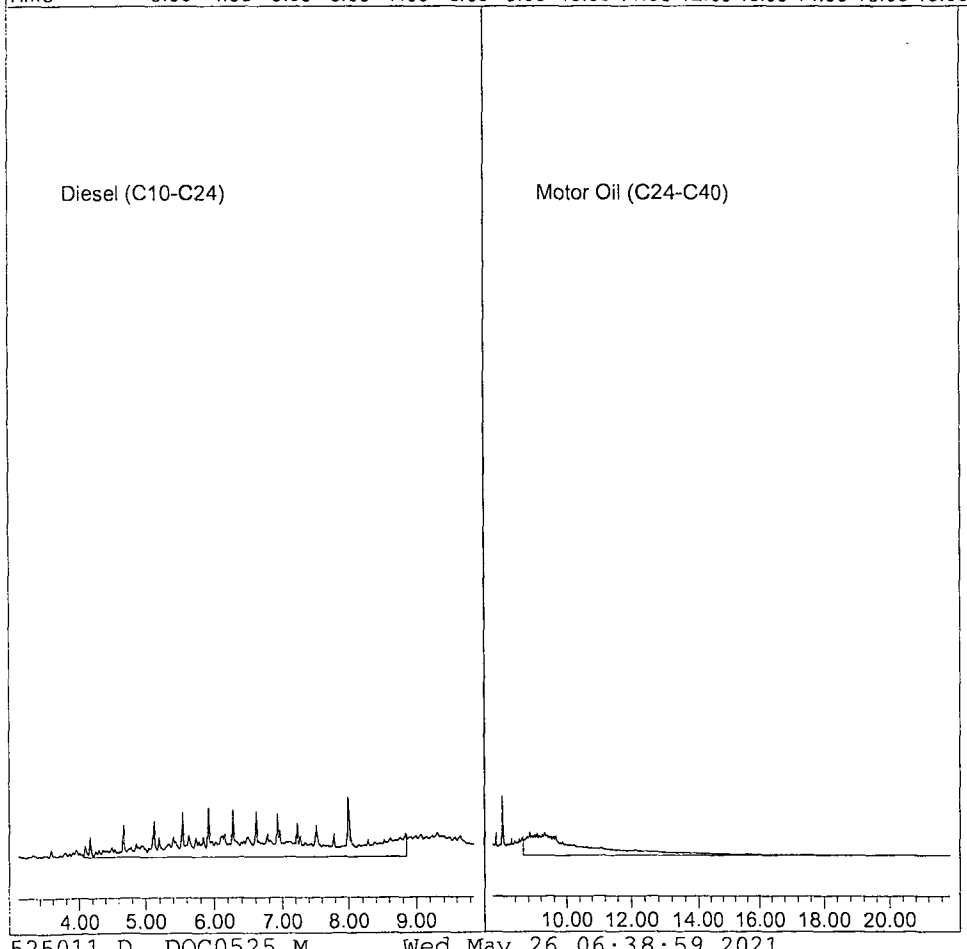

TPH Extractables
DOC0525

Form 7

Continuing Calibration

Lab Name: APPL, Inc.
Case No:
Matrix: Water

SDG No:
Date Analyzed: 06/02/21
Instrument: Apollo
Initial Cal. Date: 05/25/21
Data File: 525100.D

		Compound	MEAN	CCRF	%D		%Drift
1	HATM	Diesel (C10-C24)	2092010	2126910	1.7	HATM	
2	HBTM	Motor Oil (C24-C40)	1520390	1512330	0.53	HBTM	
3	SA	Ortho-Terphenyl(S)	2433730	2523240	3.7	SA	
4	SA	Octacosane(S)	1871200	1949220	4.2	SA	
5							
6							
7							
8							
9							
10							
11							
12							
13							
14							
15							
16							
17							
18							
19							
20							
21							
22							
23							
24							
25							
26							
27							
28							
29							
30							
31							
32							
33							
34							
35							
36							
37							
38							
39							
40							
		Average			2.5		

Quantitation Report (Not Reviewed)

Data File : G:\APOLLO\DATA\210525\525100.D Vial: 100
Acq On : 6-2-21 13:26:22 Operator: MB
Sample : Diesel Motor OIl CCv 05/ Inst : Apollo
Misc : water Multiplr: 1.00
IntFile : events.e
Quant Time: Jun 2 13:55 2021 Quant Results File: DOC0525.RES

Method : G:\APOLLO\DATA\210525\DOC0525.M (Chemstation Integrator)
Title : 8015 B&C
Last Update : Wed May 26 06:37:42 2021
Response via : Multiple Level Calibration

Volume Inj. : 2UL
Signal Phase : DB-5
Signal Info : FID02A

Compound	R.T.	Response	Conc Units
System Monitoring Compounds			
3) SA Ortho-Terphenyl(S)	7.50	63080927	12.960 ppb
Surrogate Spike 30.000		Recovery =	43.20%
4) SA Octacosane(S)	9.76	48730449	13.021 ppb
Surrogate Spike 30.000		Recovery =	43.40%
Target Compounds			
1) HATM Diesel (C10-C24)	6.46	1063456459	254.170 ppb
2) HBTM Motor Oil (C24-C40)	14.75	756163371	248.673 ppb

Target Compounds

(f)=RT Delta > 1/2 Window (m)=manual int.

Data File: G:\APOLLO\DATA\210525\525100.D
Sample : Diesel Motor Oil CCv 05/

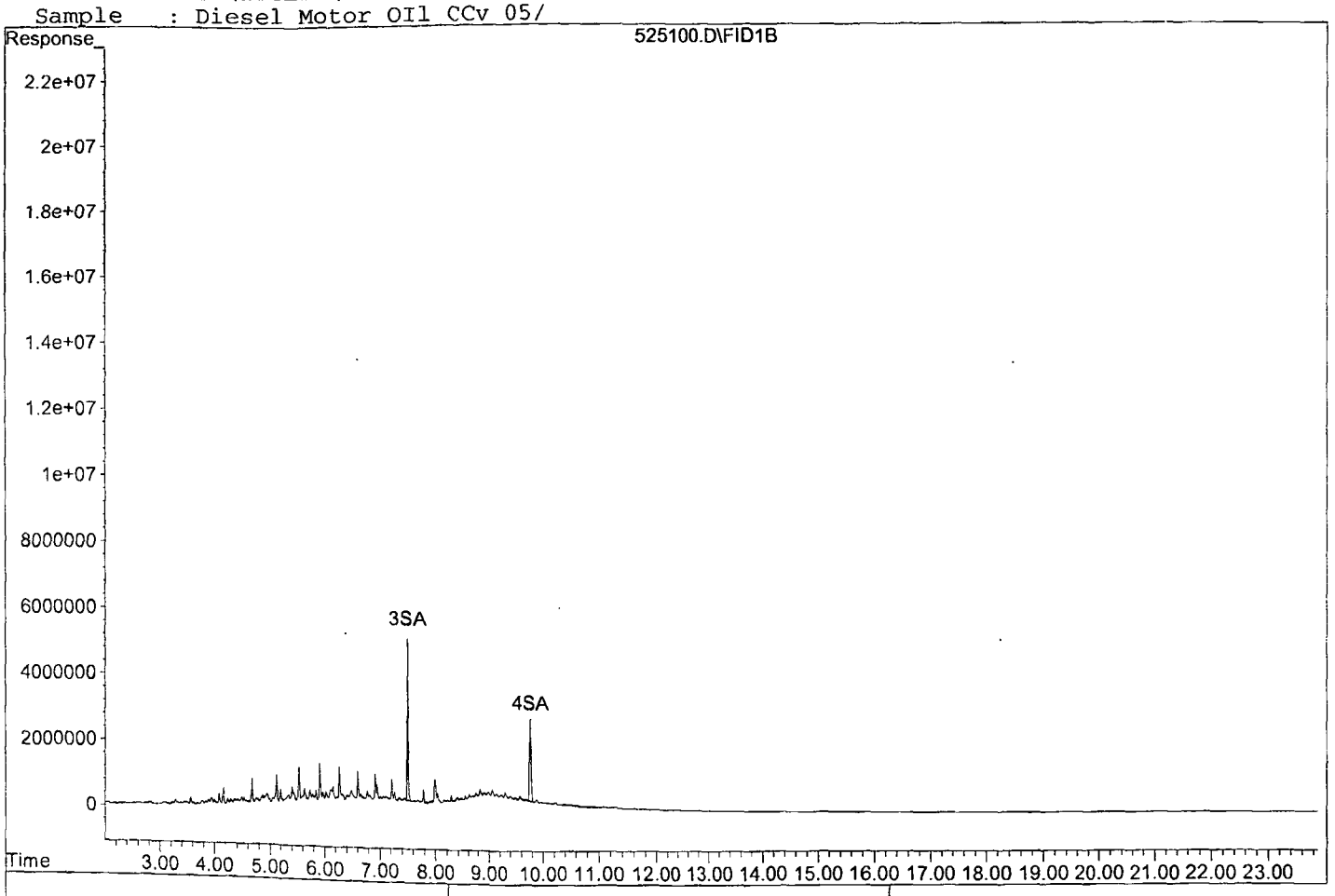

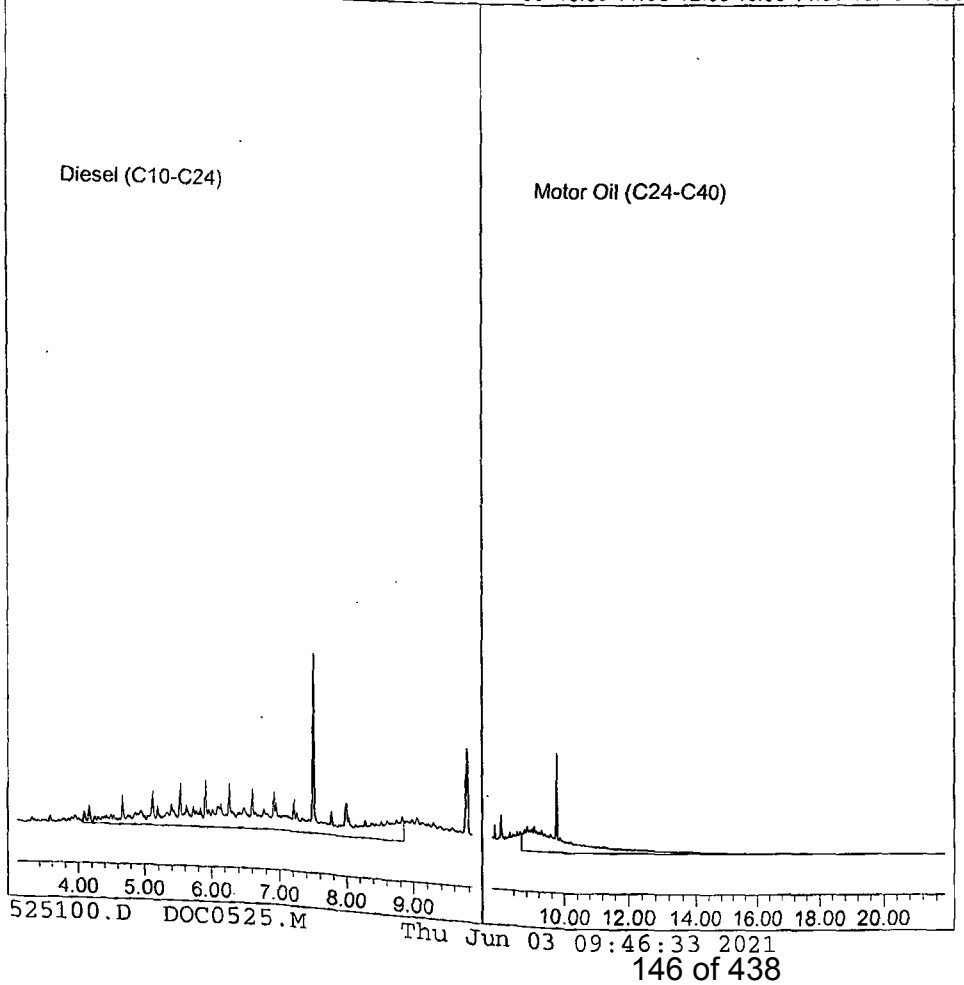

525100.D DOC0525.M Thu Jun 03 09:46:33 2021

TPH Extractables
DEC0504

Form 7

Continuing Calibration

Lab Name: APPL, Inc.
Case No:
Matrix: Water

SDG No:
Date Analyzed: 06/02/21
Instrument: Apollo
Initial Cal. Date: 05/04/21
Data File: 525101.D

		Compound	MEAN	CCRF	%D		%Drift
1	SC	Decanoic Acid(S)	1194540	1426330	19	SC	
2							
3							
4							
5							
6							
7							
8							
9							
10							
11							
12							
13							
14							
15							
16							
17							
18							
19							
20							
21							
22							
23							
24							
25							
26							
27							
28							
29							
30							
31							
32							
33							
34							
35							
36							
37							
38							
39							
40							
		Average			19.0		

Quantitation Report (Not Reviewed)

Data File : G:\APOLLO\DATA\210525\525101.D Vial: 1
Acq On : 6-2-21 13:54:29 Operator: MB
Sample : Deacnoic Acid CCV 05/04/21 Inst : Apollo
Misc : water Multiplr: 1.00
IntFile : events.e
Quant Time: Jun 2 14:33 2021 Quant Results File: DEC0504.RES

Method : G:\APOLLO\DATA\210513\DEC0504.M (Chemstation Integrator)
Title : 8015 B&C
Last Update : Tue May 04 17:12:27 2021
Response via : Multiple Level Calibration

Volume Inj. : 2UL
Signal Phase : DB-5
Signal Info : FID02A

Compound	R.T.	Response	Conc Units
System Monitoring Compounds			
1) SC Decanoic Acid(S)	5.70	102695472	42.985 ppb
Surrogate Spike 24.000		Recovery =	179.10%

Target Compounds

Target Compounds

(f)=RT Delta > 1/2 Window (m)=manual int.

TPH Extractables
DEC0504

Form 7

Continuing Calibration

Lab Name: APPL, Inc.
Case No:
Matrix: Water

SDG No:
Date Analyzed: 06/02/21
Instrument: Apollo
Initial Cal. Date: 05/04/21
Data File: 525109.D

		Compound	MEAN	CCRF	%D		%Drift
1	SC	Decanoic Acid(S)	1194540	1409030	18	SC	
2							
3							
4							
5							
6							
7							
8							
9							
10							
11							
12							
13							
14							
15							
16							
17							
18							
19							
20							
21							
22							
23							
24							
25							
26							
27							
28							
29							
30							
31							
32							
33							
34							
35							
36							
37							
38							
39							
40							
		Average			18.0		

Quantitation Report (Not Reviewed)

Data File : G:\APOLLO\DATA\210525\525109.D Vial: 9
Acq On : 6-2-21 17:39:38 Operator: MB
Sample : Deacnoic Acid CCV 05/04/21 Inst : Apollo
Misc : water Multiplr: 1.00
IntFile : events.e
Quant Time: Jun 3 8:29 2021 Quant Results File: DEC0504.RES

Method : G:\APOLLO\DATA\210513\DEC0504.M (Chemstation Integrator)
Title : 8015 B&C
Last Update : Tue May 04 17:12:27 2021
Response via : Multiple Level Calibration

Volume Inj. : 2UL
Signal Phase : DB-5
Signal Info : FID02A

Compound	R.T.	Response	Conc Units
System Monitoring Compounds			
1) SC Decanoic Acid(S)	5.70	101450164	42.464 ppb
Surrogate Spike 24.000		Recovery =	176.93%

Target Compounds

Target Compounds

(f)=RT Delta > 1/2 Window (m)=manual int.

TPH Extractables
DOC0525

Form 7

Continuing Calibration

Lab Name: APPL, Inc.
Case No:
Matrix: Water

SDG No:
Date Analyzed: 06/02/21
Instrument: Apollo
Initial Cal. Date: 05/25/21
Data File: 525110.D

		Compound	MEAN	CCRF	%D		%Drift
1	HATM	Diesel (C10-C24)	2092010	2106740	0.70	HATM	
2	HBTM	Motor Oil (C24-C40)	1520390	1507630	0.84	HBTM	
3	SA	Ortho-Terphenyl(S)	2433730	2480210	1.9	SA	
4	SA	Octacosane(S)	1871200	1936020	3.5	SA	
5							
6							
7							
8							
9							
10							
11							
12							
13							
14							
15							
16							
17							
18							
19							
20							
21							
22							
23							
24							
25							
26							
27							
28							
29							
30							
31							
32							
33							
34							
35							
36							
37							
38							
39							
40							
		Average			1.7		

Quantitation Report (Not Reviewed)

Data File : G:\APOLLO\DATA\210525\525110.D Vial: 10
Acq On : 6-2-21 18:07:46 Operator: MB
Sample : Diesel Motor oil CCV 05/25/21 Inst : Apollo
Misc : water Multiplr: 1.00
IntFile : events.e
Quant Time: Jun 3 8:29 2021 Quant Results File: DOC0525.RES

Method : G:\APOLLO\DATA\210525\DOC0525.M (Chemstation Integrator)
Title : 8015 B&C
Last Update : Wed May 26 06:37:42 2021
Response via : Multiple Level Calibration

Volume Inj. : 2UL
Signal Phase : DB-5
Signal Info : FID02A

Compound	R.T.	Response	Conc Units
System Monitoring Compounds			
3) SA Ortho-Terphenyl(S)	7.50	62005224	12.739 ppb
Surrogate Spike 30.000		Recovery =	42.46%
4) SA Octacosane(S)	9.76	48400538	12.933 ppb
Surrogate Spike 30.000		Recovery =	43.11%
Target Compounds			
1) HATM Diesel (C10-C24)	6.46	1053371969	251.760 ppb
2) HBTM Motor Oil (C24-C40)	14.75	753815849	247.901 ppb
Target Compounds			

(f)=RT Delta > 1/2 Window (m)=manual int.

Quantitation Report

Data File: G:\APOLLO\DATA\210525\525110.D
Sample : Diesel Motor oil CCV 05/25/21

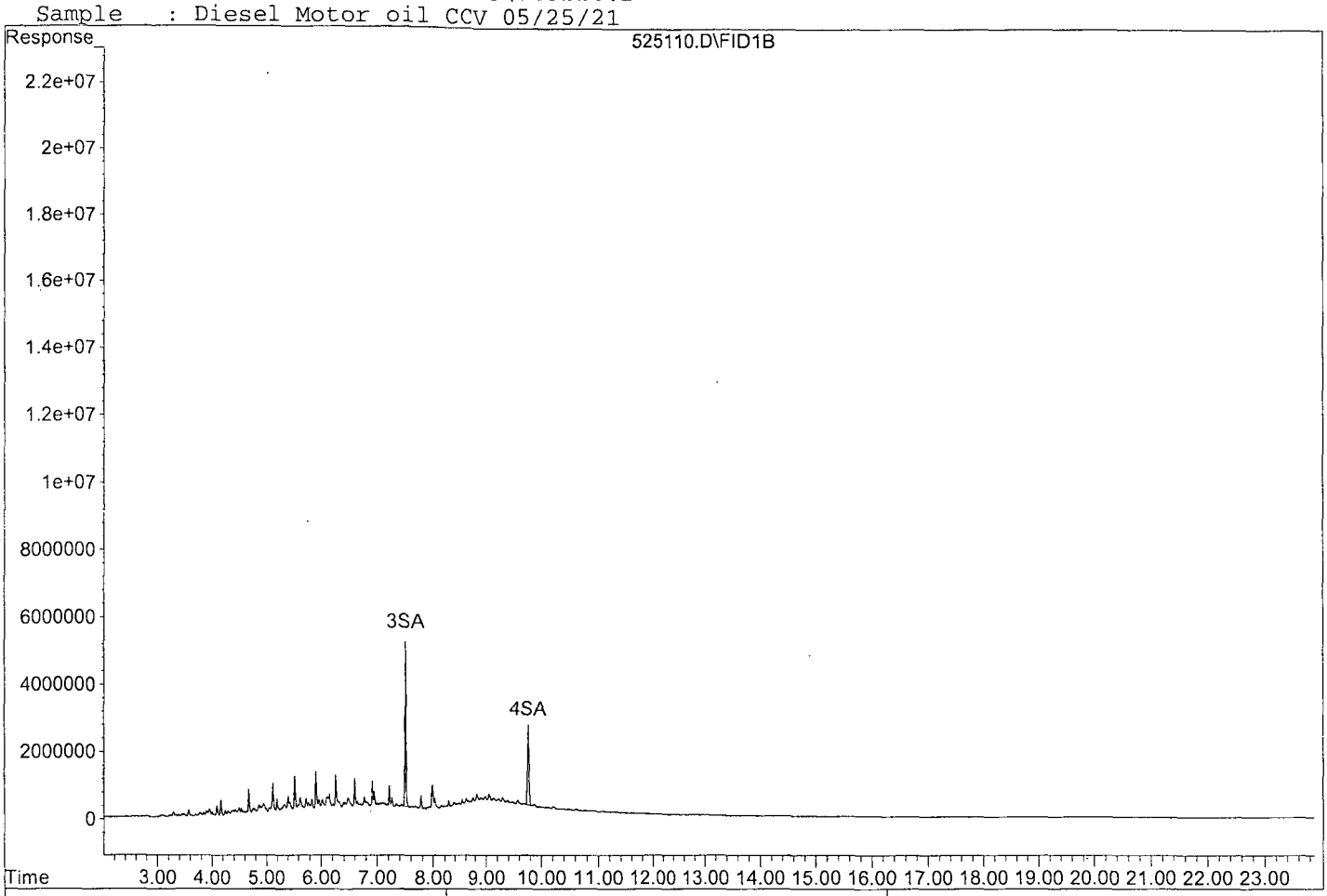

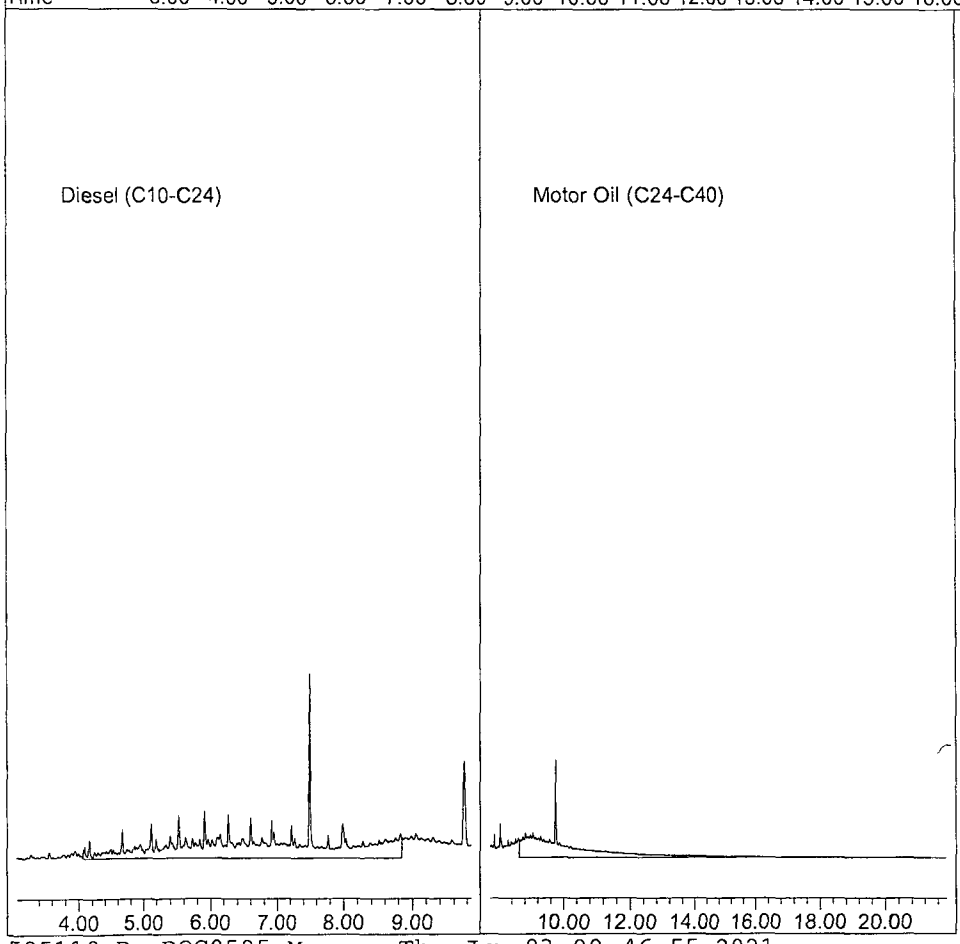

ORGANICS

Raw Data

Quantitation Report (QT Reviewed)

Data File : G:\APOLLO\DATA\210525\525107.D Vial: 7
Acq On : 6-2-21 16:43:23 Operator: MB
Sample : BA33035W08 5/1040 Inst : Apollo
Misc : water Multiplr: 4.81
IntFile : events.e
Quant Time: Jun 3 9:42 2021 Quant Results File: DEC0504.RES

Method : G:\APOLLO\DATA\210513\DEC0504.M (Chemstation Integrator)
Title : 8015 B&C
Last Update : Tue May 04 17:12:27 2021
Response via : Multiple Level Calibration

Volume Inj. : 2UL
Signal Phase : DB-5
Signal Info : FID02A

Compound	R.T.	Response	Conc	Units	
System Monitoring Compounds					
1) SC Decanoic Acid(S)	0.00	0	N.D.	ppb	d
Surrogate Spike 115.385		Recovery =	0.00%		

Target Compounds

Target Compounds

(f)=RT Delta > 1/2 Window (m)=manual int.

Quantitation Report (Not Reviewed)

Data File : G:\APOLLO\DATA\210525\525107.D Vial: 7
Acq On : 6-2-21 16:43:23 Operator: MB
Sample : BA33035W08 5/1040 Inst : Apollo
Misc : water Multiplr: 4.81
IntFile : events.e
Quant Time: Jun 3 8:48 2021 Quant Results File: DOC0525.RES

Method : G:\APOLLO\DATA\210525\DOC0525.M (Chemstation Integrator)
Title : 8015 B&C
Last Update : Wed May 26 06:37:42 2021
Response via : Multiple Level Calibration

Volume Inj. : 2UL
Signal Phase : DB-5
Signal Info : FID02A

Compound	R.T.	Response	Conc Units
System Monitoring Compounds			
3) SA Ortho-Terphenyl(S)	7.50	115766617	114.345 ppb
Surrogate Spike 144.231		Recovery =	79.28%
4) SA Octacosane(S)	9.76	105956140	136.117 ppb
Surrogate Spike 144.231		Recovery =	94.37%
Target Compounds			
1) HATM Diesel (C10-C24)	6.46	292426816	336.015 ppb
2) HBTM Motor Oil (C24-C40)	14.75	41286237	65.276 ppb

Target Compounds

(f)=RT Delta > 1/2 Window (m)=manual int.

Data File: G:\APOLLO\DATA\210525\525107.D
Sample : BA33035W08 5/1040

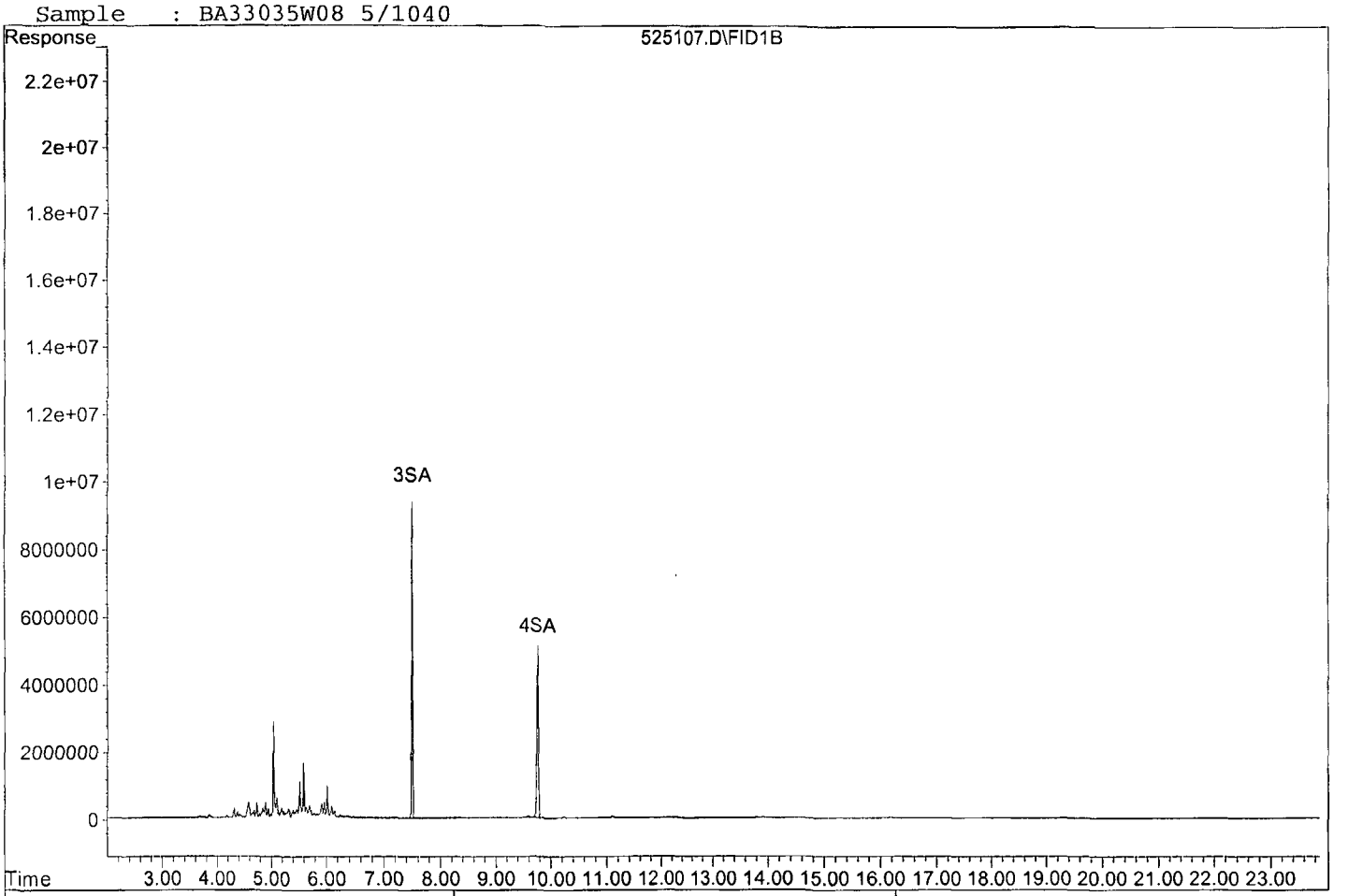

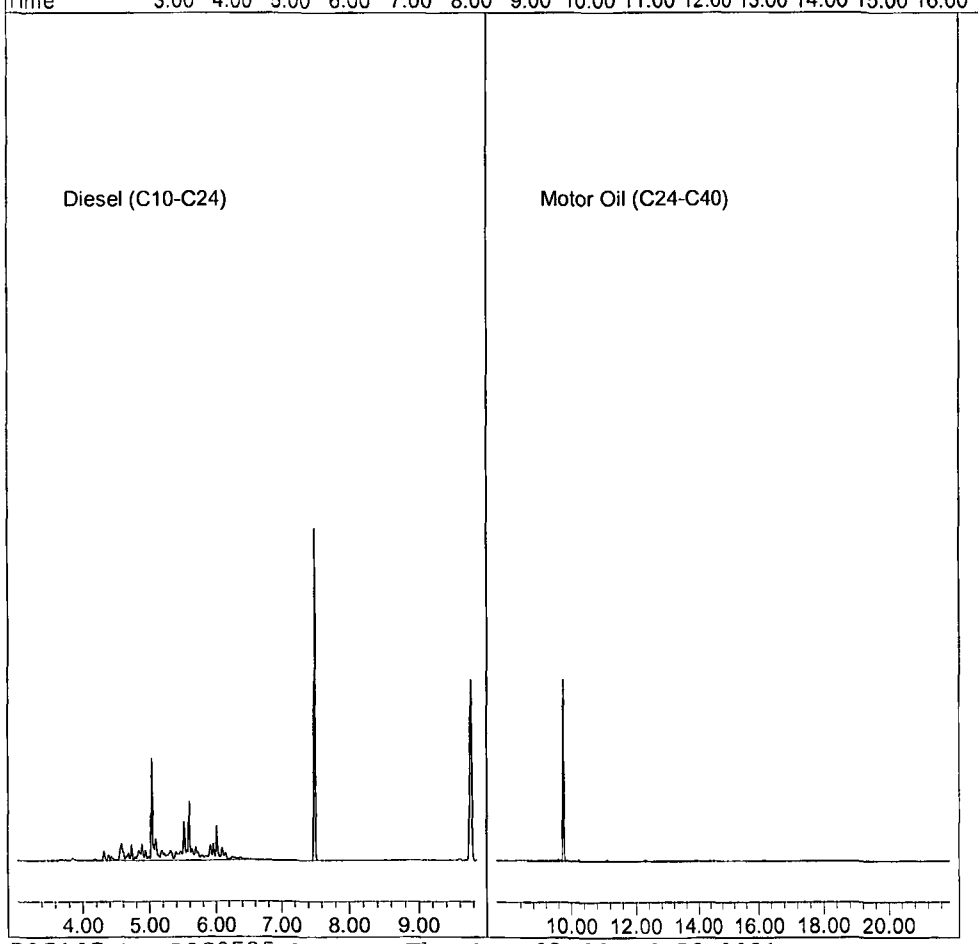

Quantitation Report (QT Reviewed)

Data File : G:\APOLLO\DATA\210525\525108.D Vial: 8
Acq On : 6-2-21 17:11:30 Operator: MB
Sample : BA33037W07 5/1040 Inst : Apollo
Misc : water Multiplr: 4.81
IntFile : events.e
Quant Time: Jun 3 9:42 2021 Quant Results File: DEC0504.RES

Method : G:\APOLLO\DATA\210513\DEC0504.M (Chemstation Integrator)
Title : 8015 B&C
Last Update : Tue May 04 17:12:27 2021
Response via : Multiple Level Calibration

Volume Inj. : 2UL
Signal Phase : DB-5
Signal Info : FID02A

Compound	R.T.	Response	Conc	Units	
System Monitoring Compounds					
1) SC Decanoic Acid(S)	0.00	0	N.D.	ppb	d
Surrogate Spike 115.385		Recovery =	0.00%		

Target Compounds

Target Compounds

(f)=RT Delta > 1/2 Window (m)=manual int.

Quantitation Report (Not Reviewed)

Data File : G:\APOLLO\DATA\210525\525108.D Vial: 8
Acq On : 6-2-21 17:11:30 Operator: MB
Sample : BA33037W07 5/1040 Inst : Apollo
Misc : water Multiplr: 4.81
IntFile : events.e
Quant Time: Jun 3 8:48 2021 Quant Results File: DOC0525.RES

Method : G:\APOLLO\DATA\210525\DOC0525.M (Chemstation Integrator)
Title : 8015 B&C
Last Update : Wed May 26 06:37:42 2021
Response via : Multiple Level Calibration

Volume Inj. : 2UL
Signal Phase : DB-5
Signal Info : FID02A

Compound	R.T.	Response	Conc Units
System Monitoring Compounds			
3) SA Ortho-Terphenyl(S)	7.50	108291375	106.962 ppb
Surrogate Spike 144.231		Recovery =	74.16%
4) SA Octacosane(S)	9.76	100178576	128.695 ppb
Surrogate Spike 144.231		Recovery =	89.23%
Target Compounds			
1) HATM Diesel (C10-C24)	6.46	25235927	28.998 ppb
2) HBTM Motor Oil (C24-C40)	14.75	42551782	67.277 ppb

Target Compounds

(f)=RT Delta > 1/2 Window (m)=manual int.

Data File: G:\APOLLO\DATA\210525\525108.D
Sample : BA33037W07 5/1040

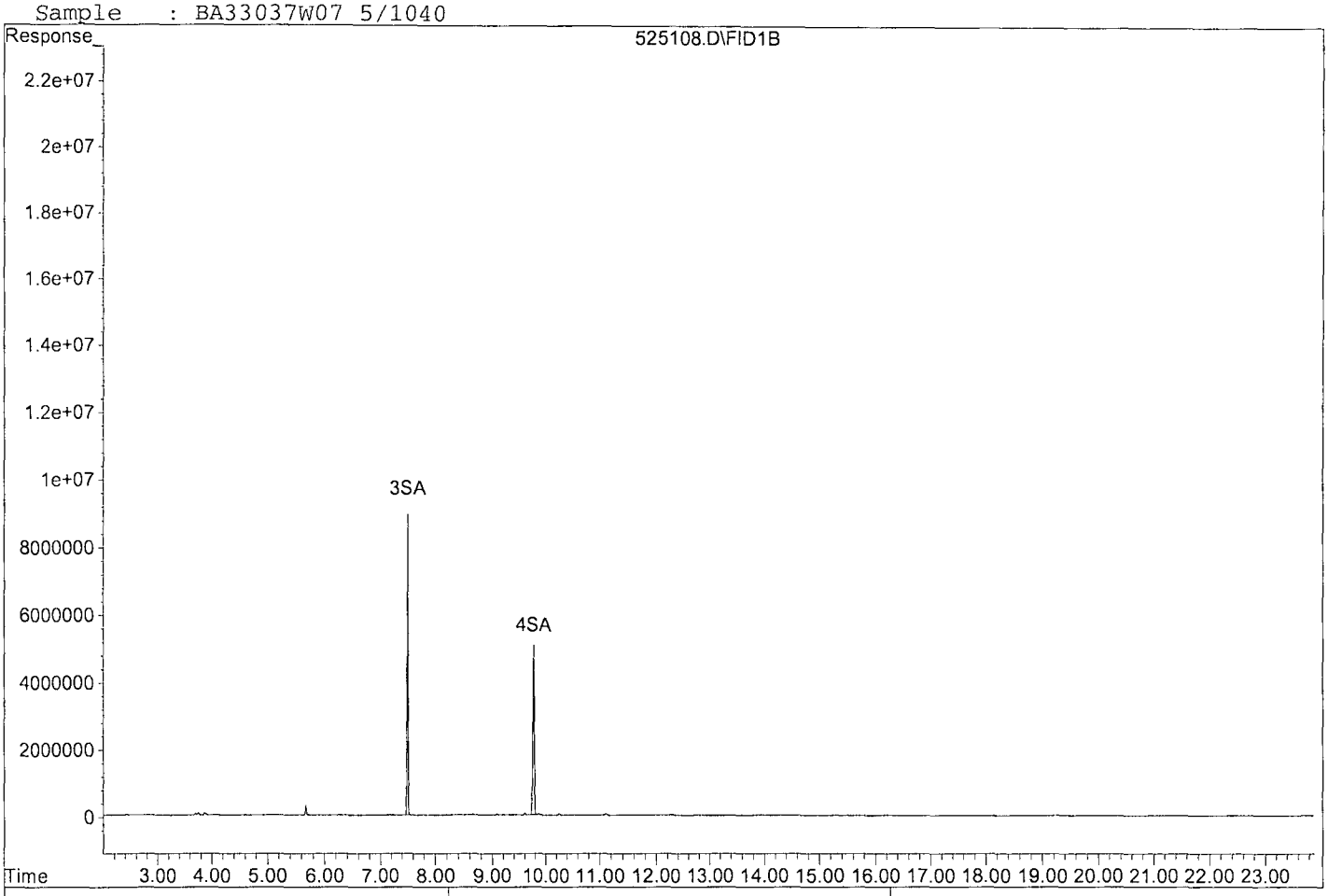

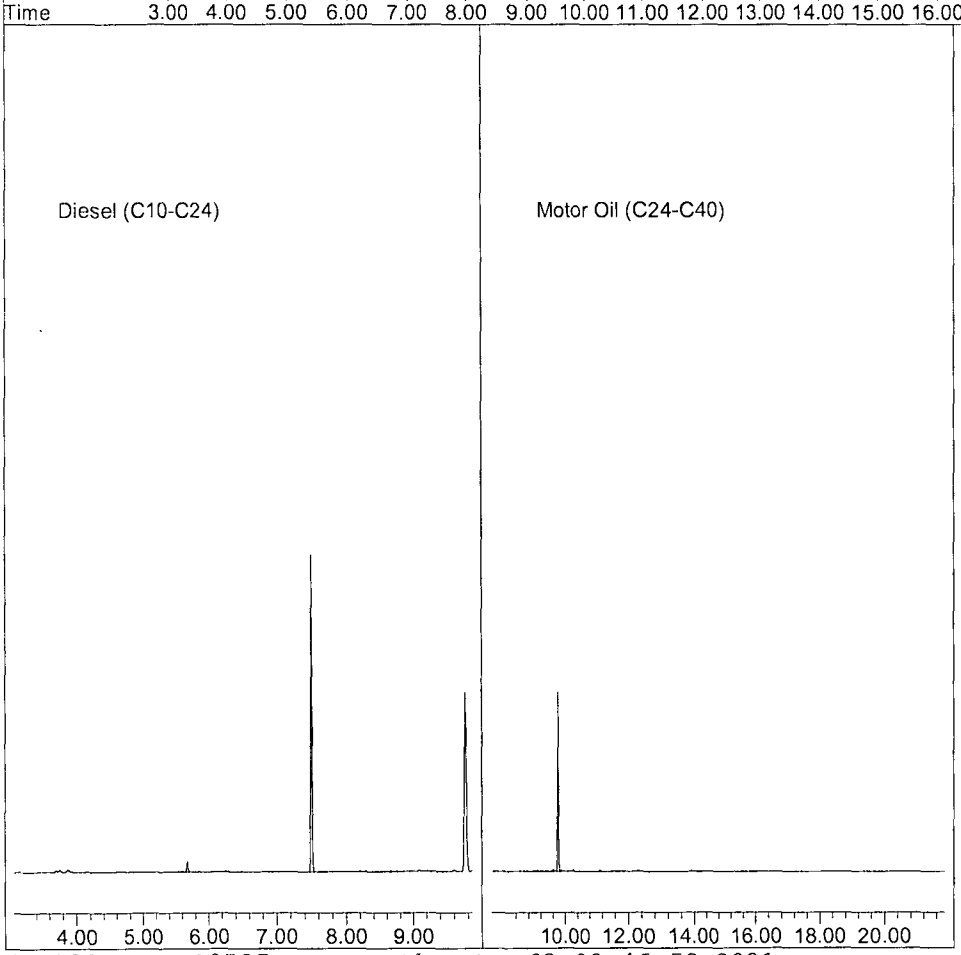

Quantitation Report (QT Reviewed)

Data File : G:\APOLLO\DATA\210525\525102.D
Acq On : 6-2-21 14:22:35
Sample : 210525A BLK 5/1000
Misc : water
IntFile : events.e
Quant Time: Jun 3 9:41 2021 Quant Results File: DEC0504.RES

Vial: 2
Operator: MB
Inst : Apollo
Multiplr: 5.00

Method : G:\APOLLO\DATA\210513\DEC0504.M (Chemstation Integrator)
Title : 8015 B&C
Last Update : Tue May 04 17:12:27 2021
Response via : Multiple Level Calibration

Volume Inj. : 2UL
Signal Phase : DB-5
Signal Info : FID02A

Compound	R.T.	Response	Conc	Units	
System Monitoring Compounds					
1) SC Decanoic Acid(S)	0.00	0	N.D.	ppb	d
Surrogate Spike 120.000		Recovery =	0.00%		

Target Compounds

Target Compounds

(f)=RT Delta > 1/2 Window (m)=manual int.

Quantitation Report (Not Reviewed)

Data File : G:\APOLLO\DATA\210525\525102.D Vial: 2
Acq On : 6-2-21 14:22:35 Operator: MB
Sample : 210525A BLK 5/1000 Inst : Apollo
Misc : water Multiplr: 5.00
IntFile : events.e
Quant Time: Jun 3 8:47 2021 Quant Results File: DOC0525.RES

Method : G:\APOLLO\DATA\210525\DOC0525.M (Chemstation Integrator)
Title : 8015 B&C
Last Update : Wed May 26 06:37:42 2021
Response via : Multiple Level Calibration

Volume Inj. : 2UL
Signal Phase : DB-5
Signal Info : FID02A

Compound	R.T.	Response	Conc Units
System Monitoring Compounds			
3) SA Ortho-Terphenyl(S)	7.50	119682068	122.941 ppb
Surrogate Spike 150.000		Recovery =	81.96%
4) SA Octacosane(S)	9.76	112004100	149.642 ppb
Surrogate Spike 150.000		Recovery =	99.76%
Target Compounds			
1) HATM Diesel (C10-C24)	6.46	17517460	20.934 ppb
2) HBTM Motor Oil (C24-C40)	14.75	42271254	69.507 ppb
Target Compounds			

(f)=RT Delta > 1/2 Window (m)=manual int.

Quantitation Report

Data File: G:\APOLLO\DATA\210525\525102.D
Sample : 210525A BLK 5/1000

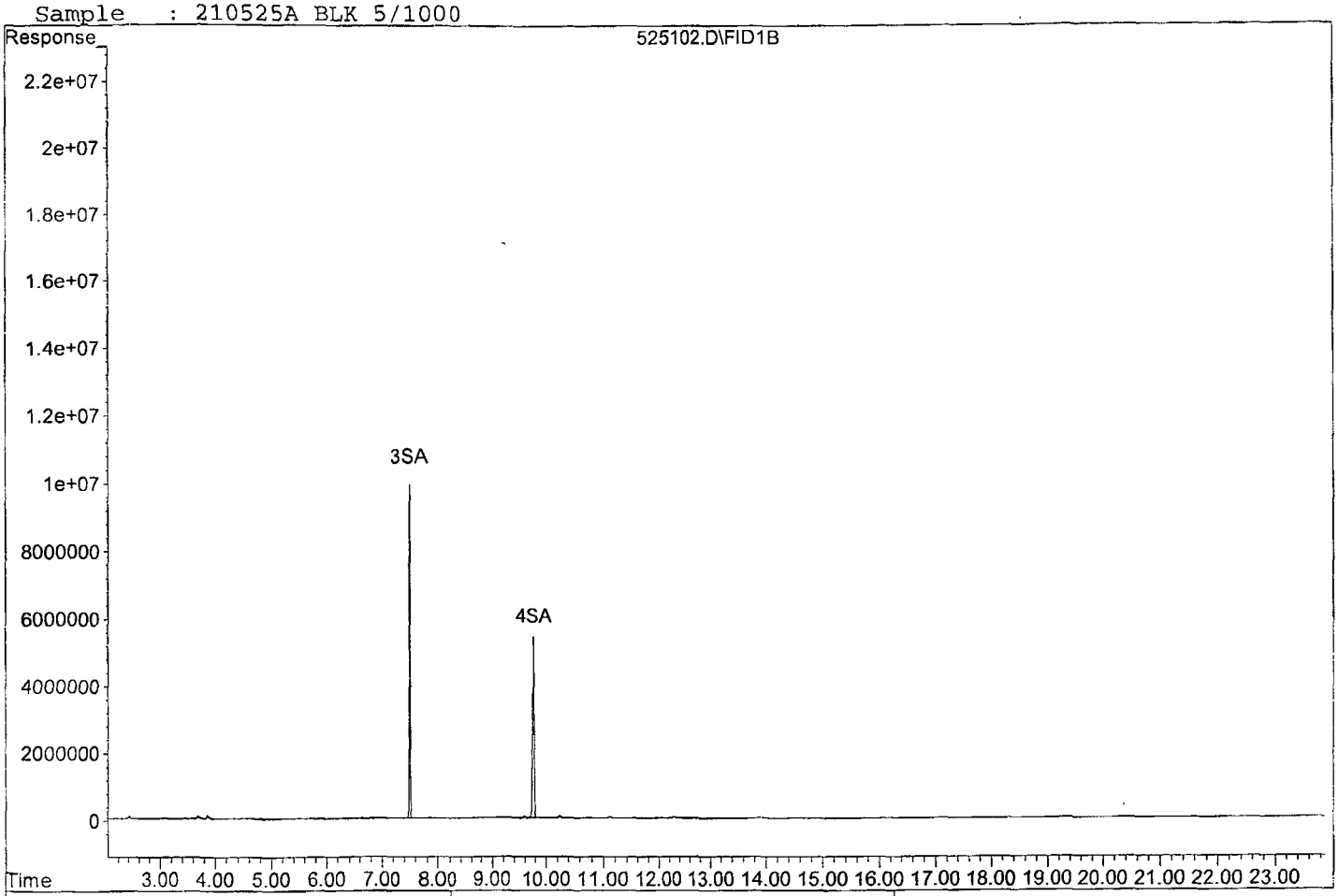

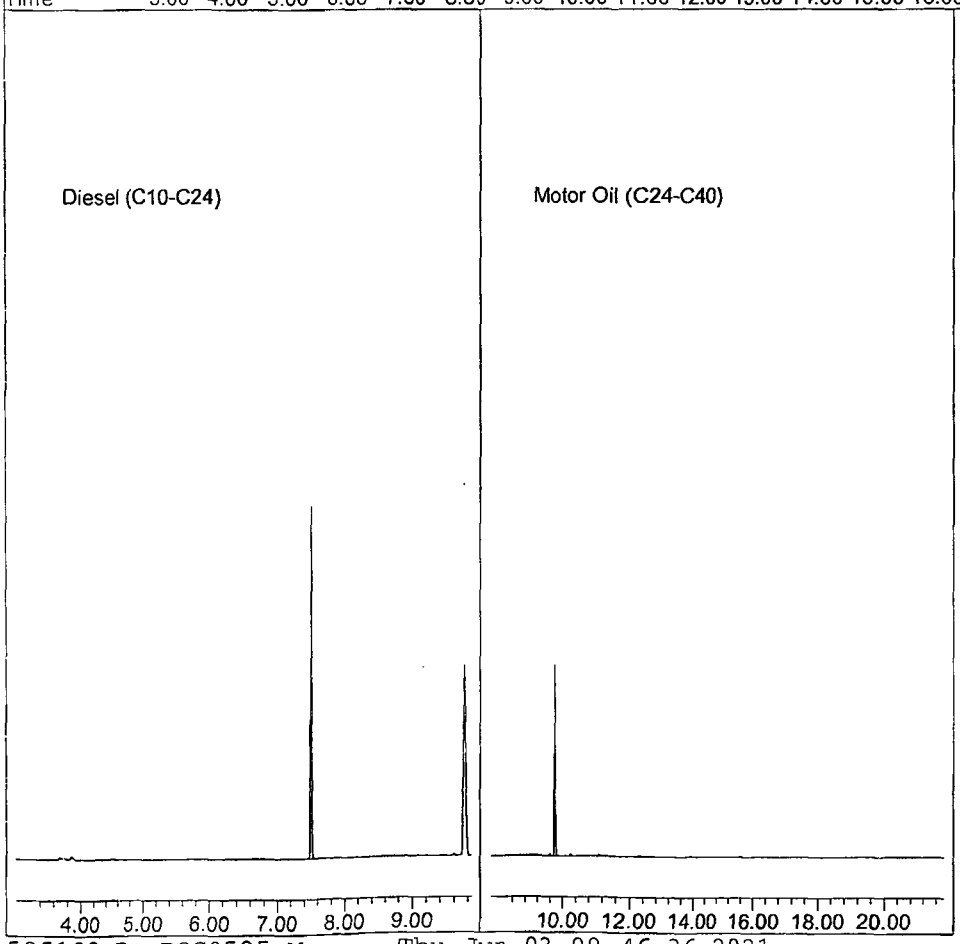

Quantitation Report (QT Reviewed)

Data File : G:\APOLLO\DATA\210525\525103.D
Acq On : 6-2-21 14:50:43
Sample : 210525A LCS-1 5/1000
Misc : water
IntFile : events.e
Quant Time: Jun 3 9:41 2021 Quant Results File: DEC0504.RES

Vial: 3
Operator: MB
Inst : Apollo
Multiplr: 5.00

Method : G:\APOLLO\DATA\210513\DEC0504.M (Chemstation Integrator)
Title : 8015 B&C
Last Update : Tue May 04 17:12:27 2021
Response via : Multiple Level Calibration

Volume Inj. : 2UL
Signal Phase : DB-5
Signal Info : FID02A

Compound	R.T.	Response	Conc	Units	
System Monitoring Compounds					
1) SC Decanoic Acid(S)	0.00	0	N.D.	ppb	d
Surrogate Spike 120.000		Recovery =	0.00%		

Target Compounds

Target Compounds

(f)=RT Delta > 1/2 Window (m)=manual int.

Quantitation Report (Not Reviewed)

Data File : G:\APOLLO\DATA\210525\525103.D Vial: 3
Acq On : 6-2-21 14:50:43 Operator: MB
Sample : 210525A LCS-1 5/1000 Inst : Apollo
Misc : water Multiplr: 5.00
IntFile : events.e
Quant Time: Jun 3 8:47 2021 Quant Results File: DOC0525.RES

Method : G:\APOLLO\DATA\210525\DOC0525.M (Chemstation Integrator)
Title : 8015 B&C
Last Update : Wed May 26 06:37:42 2021
Response via : Multiple Level Calibration

Volume Inj. : 2UL
Signal Phase : DB-5
Signal Info : FID02A

Compound	R.T.	Response	Conc Units
System Monitoring Compounds			
3) SA Ortho-Terphenyl(S)	7.50	136303071	140.014 ppb
Surrogate Spike 150.000		Recovery =	93.34%
4) SA Octacosane(S)	9.76	109785555	146.678 ppb
Surrogate Spike 150.000		Recovery =	97.79%
Target Compounds			
1) HATM Diesel (C10-C24)	6.46	1350990480	1614.461 ppb
2) HBTM Motor Oil (C24-C40)	14.75	1176582943	1934.667 ppb
Target Compounds			

(f)=RT Delta > 1/2 Window (m)=manual int.

Quantitation Report

Data File: G:\APOLLO\DATA\210525\525103.D
Sample : 210525A LCS-1 5/1000

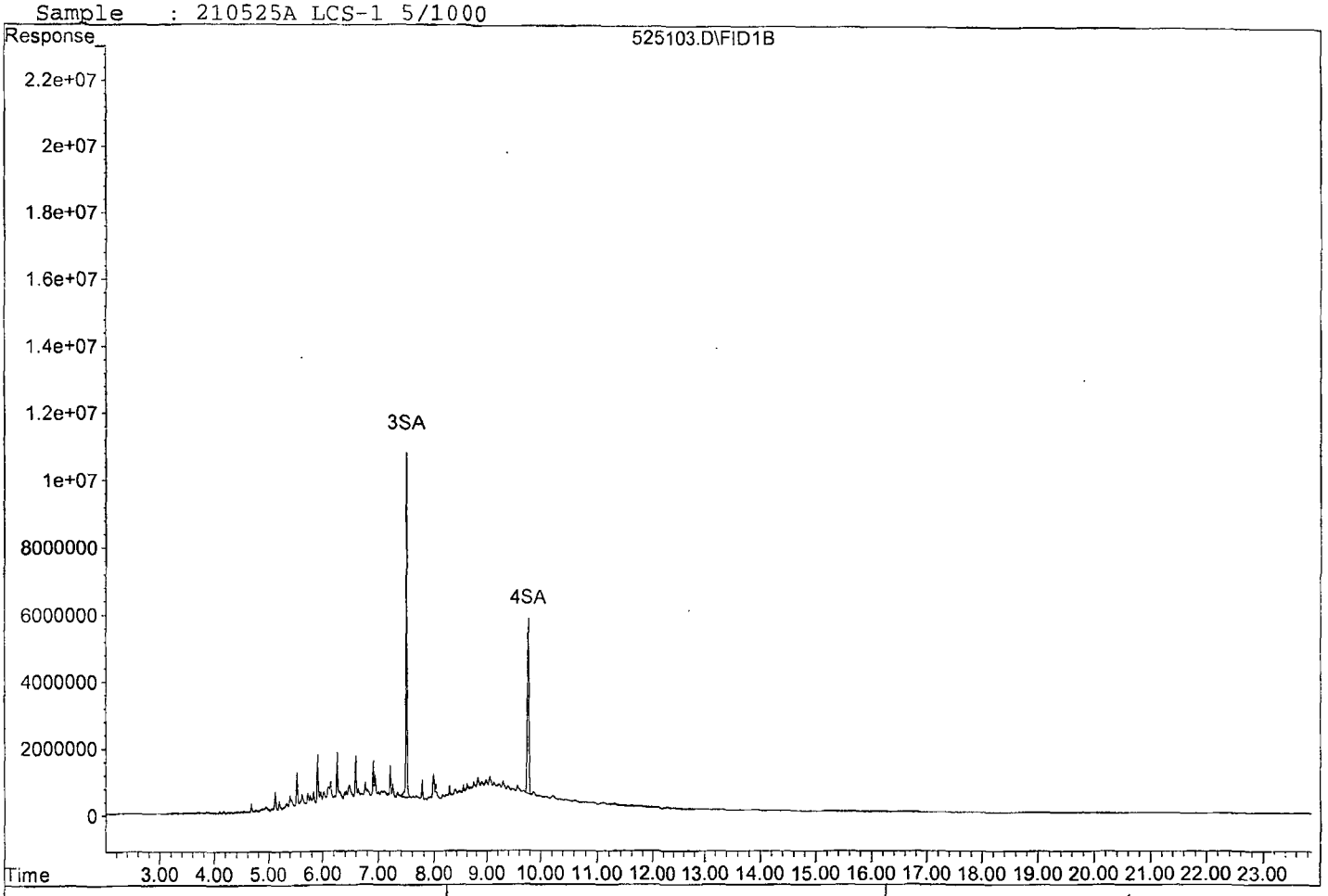

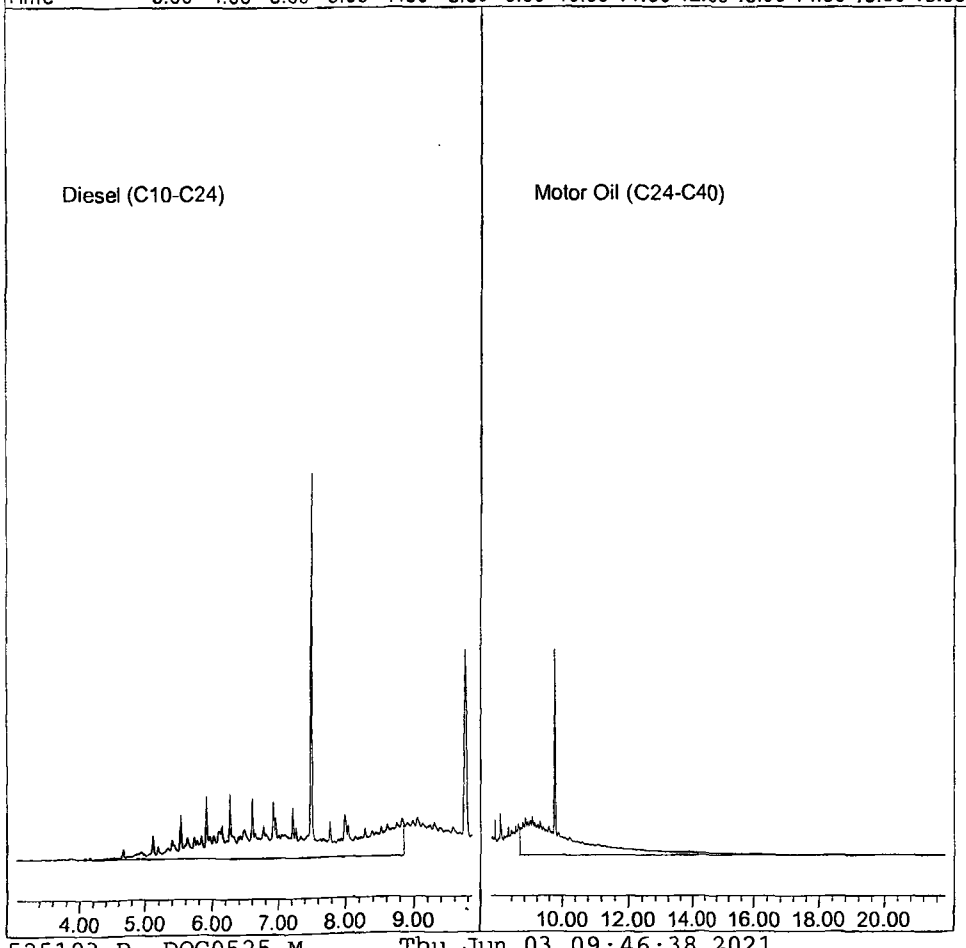

Quantitation Report (QT Reviewed)

Data File : G:\APOLLO\DATA\210525\525104.D
Vial: 4
Acq On : 6-2-21 15:18:51
Operator: MB
Sample : 210525A LCSD-1 5/1000
Inst : Apollo
Misc : water
Multiplr: 5.00
IntFile : events.e
Quant Time: Jun 3 9:41 2021 Quant Results File: DEC0504.RES

Method : G:\APOLLO\DATA\210513\DEC0504.M (Chemstation Integrator)
Title : 8015 B&C
Last Update : Tue May 04 17:12:27 2021
Response via : Multiple Level Calibration

Volume Inj. : 2UL
Signal Phase : DB-5
Signal Info : FID02A

Compound	R.T.	Response	Conc	Units	
System Monitoring Compounds					
1) SC Decanoic Acid(S)	0.00	0	N.D.	ppb	d
Surrogate Spike 120.000		Recovery =	0.00%		

Target Compounds

Target Compounds

(f)=RT Delta > 1/2 Window (m)=manual int.

Quantitation Report (Not Reviewed)

Data File : G:\APOLLO\DATA\210525\525104.D Vial: 4
Acq On : 6-2-21 15:18:51 Operator: MB
Sample : 210525A LCSD-1 5/1000 Inst : Apollo
Misc : water Multiplr: 5.00
IntFile : events.e
Quant Time: Jun 3 8:47 2021 Quant Results File: DOC0525.RES

Method : G:\APOLLO\DATA\210525\DOC0525.M (Chemstation Integrator)
Title : 8015 B&C
Last Update : Wed May 26 06:37:42 2021
Response via : Multiple Level Calibration

Volume Inj. : 2UL
Signal Phase : DB-5
Signal Info : FID02A

Compound	R.T.	Response	Conc Units
System Monitoring Compounds			
3) SA Ortho-Terphenyl(S)	7.50	127852690	131.334 ppb
Surrogate Spike 150.000		Recovery =	87.56%
4) SA Octacosane(S)	9.76	105560321	141.033 ppb
Surrogate Spike 150.000		Recovery =	94.02%
Target Compounds			
1) HATM Diesel (C10-C24)	6.46	1366613860	1633.132 ppb
2) HBTM Motor Oil (C24-C40)	14.75	1170359098	1924.433 ppb

Target Compounds

(f)=RT Delta > 1/2 Window (m)=manual int.

Quantitation Report

Data File: G:\APOLLO\DATA\210525\525104.D
Sample : 210525A LCSD-1 5/1000

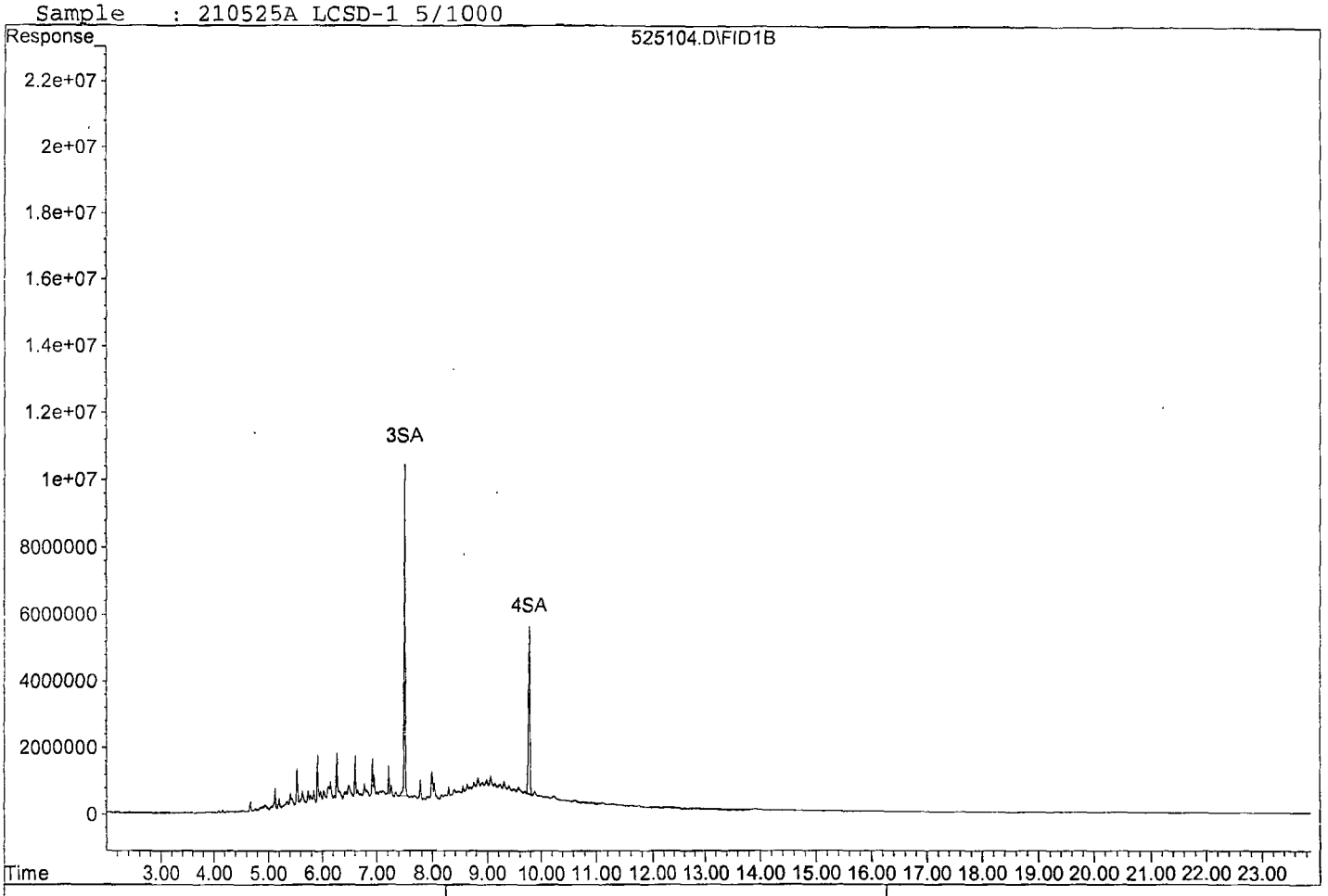

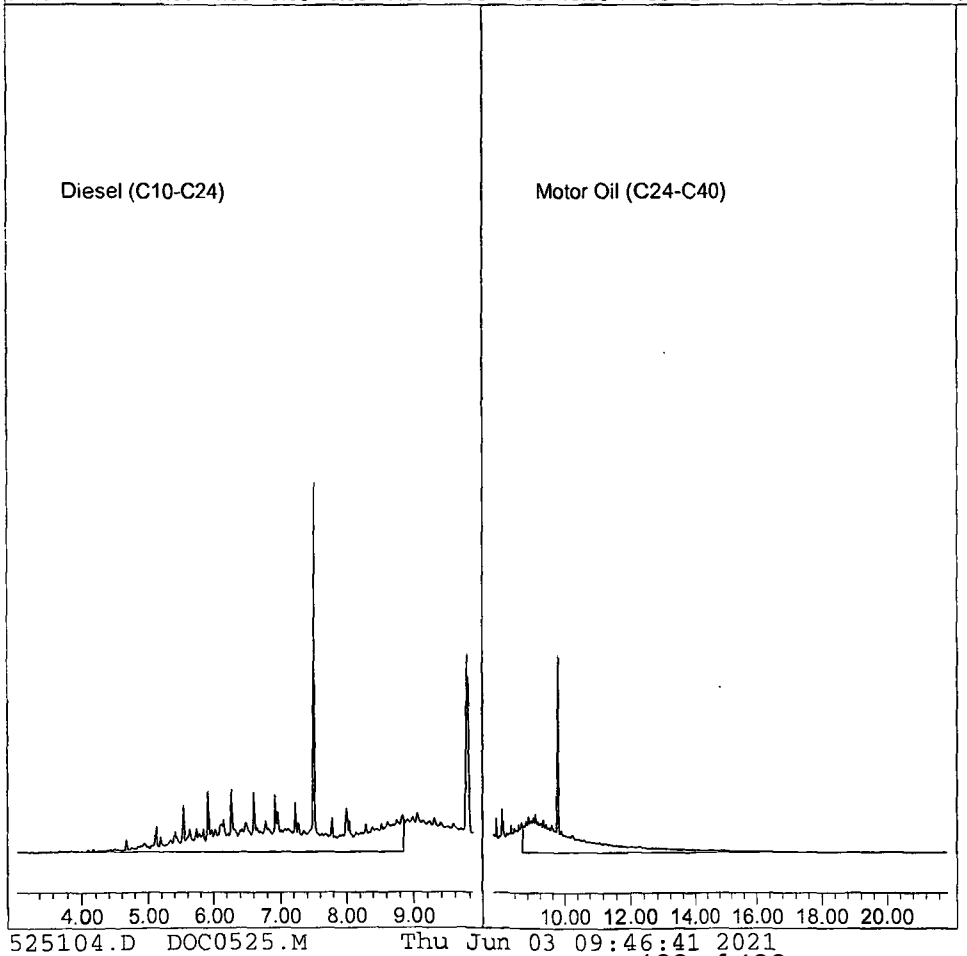

Diesel Motor Oil Calibration Curve

Prep'd By (

Prep Date	**05/06/21**
Exp Date	**05/06/22**

Name of Initial Standard (from contianer Label)	Supplier	Supplier P/N# (or APPL Mix Name)	Conc. (ug/mL)	Lot # with QA # (or reference to APPL prep date)	Exp Date
Diesel Motor Oil Calibration STD -2	AAPL	TNRCC Diesel /Motor Oil 1	10	**04/21/21**	**05/06/22**
Diesel Motor Oil Calibration STD-3	AAPL	TNRCC Diesel /Motor Oil 2	50	**04/21/21**	**05/06/22**
Diesel Motor Oil Calibration STD	Restek	TNRCC Diesel /Motor Oil 3	2000	**04/21/21**	**05/06/22**
Diesel Motor Oil Calibration STD	Restek	TNRCC Diesel /Motor Oil 4	2000	**04/21/21**	**05/06/22**
Diesel Motor Oil Calibration STD	Restek	TNRCC Diesel /Motor Oil 5	2000	**04/21/21**	**05/06/22**
Diesel Motor Oil Calibration STD	Restek	TNRCC Diesel /Motor Oil 6	2000	**04/21/21**	**05/06/22**
Diesel Motor Oil Calibration STD	Restek	TNRCC Diesel /Motor Oil 7	2000	**04/21/21**	**05/06/22**

(Initials) MB

Final Standard Information			
Aliquot from Stock	Final Volume	Solvent	Final Standard Conc (ug/mL)
100 uL	200 uL	MC	5
200 uL	1 mL	MC	10
25 uL	1mL	MC	50
125 uL	1mL	MC	250
500 uL	1 mL	MC	1000
750 uL	1 mL	MC	1500
100uL	100 uL	MC	2000

Diesel / Motor Oil Calibration Standard

Prepared: 02/11/21

Expires: 01/28/22

Methylene Chloride Lot No. 58059

Prepared By (Initials): SS

Initial Standard Information							Final Standard Information			
Name of Initial Standard (QAU Label)	Supplier	Supplier Part No.	Conc. (ug/mL)	Lot Number - QA Number	Exp. Date (1 yr.)	Exp. Date (Manufacturer)	Aliquot From Stock	Final Volume	Solvent	Final Standard Conc. (ug/mL)
Diesel Fuel #2	Restek	31258	50,000	A0156490-50991,50992,51528	01/28/22	02/28/27	400uL	10mL	MC	2000
Motor Oil	Restek	31464	50,000	A0155668-50514 A0160024-5153 A0157842-50994	01/28/22	01/31/27	400uL			2000
THC Surrogate	Phenova	ALO-130161	600	CL15440-50948	02/01/22	06/30/25	1666uL			100

Diesel / Motor Oil Second Source

Prepared: 07/21/20

Expires: 07/21/21

Prepared By (Initials): SS

Methylene Chloride Lot No. 58059

Initial Standard Information							Final Standard Information			
Name of Initial Standard (QAU Label)	Supplier	Supplier Part No.	Conc. (ug/mL)	Lot Number - QA Number	Exp. Date (1 yr.)	Exp. Date (Manufacturer)	Aliquot From Stock	Final Volume	Solvent	Final Standard Conc. (ug/mL)
Diesel Fuel #2 Second Source	Phenova	ALO-101287	50,000	CL13327-40550	07/21/21	02/28/22	50uL	10mL	MC	250
Motor Oil Second Source	Absolute	51094	50,000	010918-39581	07/21/21	01/09/23	50uL			

Diesel Motor Oil CCV

Prepared By (Initials): MB

Prep Date	**05/25/21**
Exp Date	**10/16/21**
Methylene Chloride Lot No.	59353

Initial Standard Information						Final Standard Information			
Name of Initial Standard (QAU Label)	Supplier	APPL Mix name	Conc.(ug/mL)	Reference to APPL Prep Date and Lot #'s	Exp Date	Aliquot from Stock	Final Volume	Solvent	Final Standard Conc (ug/mL)
Diesel-Motor Oil Standard	Restek	Diesel Motor Oil CCV	2000	**Perp'd: 09/05/20 A0154201-50381, 50522, 50526, AO155668-50515,50518,50519 cl 15440-50421**	**06/30/25**	1250 uL	10mL	**MC**	250

Name of Final Standard	Diesel Motor Oil Standard	MB
Prep Date	05/25/21	
Exp Date	05/25/22	
MC		

Initial Standard Information						Final Standard Information			
Name of Standard	Supplier	Supplier P/N# (or APPL Mix Name)	Conc.(ug/mL)	Lot # QA Number	Exp. Date	Aliquot from Stock	Final Volume	solvent	Final Standard Conc (range)
Diesel Fuel #2	Restek	31258	50,000	A0156569-51860	46,446	400 uL	10 mL	MC	2000 ug/mL
Motor Oil	Restek	31464	50,000	A0160024-51534	46,538	400 uL	10 mL	MC	2000 ug/mL
THC Surrogate	Phenova	ALO-130161	600	CL15440-50952	06/30/25	1666uL	10 mL	MC	100 ug/mL

Name of Final Standard	THC Surrogate
Prep Date	05/18/21
Exp Date	05/18/22

Prep'd By (Initials) MB

Initial Standard Information						Final Standard Information			
Name of Initial Standard (QAU Label)	Supplier	Supplier Part No.	Conc.(mg/L))	Lot # with QA # (or reference to APPL prep date)	EXP DATE (1Yr)	Exp Date (Manufacturer)	Aliquot from Stock	Final Volume	Final Solvent + Lot# (or APPL Prep Date)
O-terphenyl/ Octacosane Mix	Phhenova	ALO-130161	600 mg/L	CL15902-51799	04/27/22	10/31/25	NA	NA	NA

Final Standard Conc (range)
600 mg/L

Organic Extraction Worksheet

Method	Continuous Liq/Liq TPH-Diesel/MO 3520C	Extraction Set	210525A	Extraction Method	LIQ005	Units	mL

Spiked ID 1	Diesel Motor Oil Mix 4-15-21 4-15-22	Surrogate ID 1	THC Surrogate 5-18-21 5-18-22	
Spiked ID 2	Decanoic 1000ug/mL Acid Solution 5-22-21 5-22-22	Surrogate ID 2		
Spiked ID 3		Surrogate ID 3		
Spiked ID 4		Surrogate ID 4		
Spiked ID 5		Surrogate ID 5		
Spiked ID 6		Sufficient Vol for Matrix QC:	NO	
Spiked ID 7		Ext. Start Time:	05/25/21 14:57	
Spiked ID 8		Ext. End Time:	05/26/21 9:00	
		GC Requires Extract By:		

pH1	2	05/25/21 12:10	Water Bath Temp 1 °C	40/37.5 °C
pH2			Water Bath Temp 2 °C	39/42.1
pH3			Water Bath Temp 3 °C	35/34.5 °C

Spiked By: KY **Date** 05/25/21 **Witnessed By:** YL **Date** 05/25/21

	Sample	Sample Container	Spike Amount	Spike ID	Surrogate Amount	Surrogate ID	Extract Amount	Final Volume	pH	Extract Date/Time	Comments
1	210525A Blk		0.050	2	0.250	1	1000	5	2	05/25/21 12:20	*
						equip	E-HP10 E-WB1				
2	210525A LCS-1		0.080,0.050	1,2	0.250	1	1000	5	2	05/25/21 12:20	*
						equip	E-HP9 E-WB2				
3	210525A LCSD-1		0.080,0.050	1,2	0.250	1	1000	5	2	05/25/21 12:20	*
						equip	E-HP8 E-WB3				
4	BA32616	BA32616W08	0.050	2	0.250	1	1040	5	2	05/25/21 12:20	96188 RE-EXTRACT *
						equip	E-HP7 E-WB1				
5	BA32947	BA32947W08	0.050	2	0.250	1	1040	5	2	05/25/21 12:20	96269 *
						equip	E-HP6 E-WB2				
6	BA33035	BA33035W08	0.050	2	0.250	1	1040	5	2	05/25/21 12:20	96282 *
						equip	E-HP4 E-WB3				
7	BA33037	BA33037W07	0.050	2	0.250	1	1040	5	2	05/25/21 12:20	96282 *
						equip	E-HP3 E-WB1				

Solvent and Lot#	
1+1 HCL (5mLs)	60282
PH Strips	HCL148594
Dicholormethane	60338
Filter Paper	400181
Sodium Sulfate	2020120870
Silica gel (*)	050627T

Extraction COC Transfer	
Extraction lab employee Initials	KY
GC analyst's initials	MB
Date	
Time	
Refrigerator	HOBART

	Technician's Initials
Scanned By	YL
Sample Preparation	YL
Extraction	YL
Concentration	YL

Modified	06/02/21 8:16:16 AM

Reviewed By: KY **Date** 06/02/21

Injection Log

Directory: G:\APOLLO\DATA\210423\

Line	Vial	FileName	Multiplier	SampleName	Misc Info	Injected
1	31	423331.D	1	Decanoic Acid STD-1	water	5-4-21 13:02:57
2	32	423332.D	1	Decanoic Acid STD-2	water	5-4-21 13:31:11
3	33	423333.D	1	Decanoic Acid STD-3	water	5-4-21 13:59:39
4	34	423334.D	1	Decanoic Acid STD-4	water	5-4-21 14:28:01
5	35	423335.D	1	Decanoic Acid STD-5	water	5-4-21 14:56:23
6	36	423336.D	1	Decanoic Acid STD-6	water	5-4-21 15:24:41
7	4	525004.D	1	DMO STD-1 05-25-21	water	5-25-21 16:52:49
8	5	525005.D	1	DMOS STD-2 05-25-21	water	5-25-21 17:21:00
9	6	525006.D	1	DMO STD-3 05-125-21	water	5-25-21 17:49:08
10	7	525007.D	1	DMO STD-4 05-25-21	water	5-25-21 18:17:24
11	8	525008.D	1	DMO-STD-5 05-25-21	water	5-25-21 18:45:28
12	9	525009.D	1	DMOS-STD 6 05-25-21	water	5-25-21 19:13:36
13	10	525010.D	1	DMO-STD 7 05-25-21	water	5-25-21 19:41:44
14	11	525011.D	1	DMO-STD SS 05-25-21	water	5-25-21 20:09:50
15	100	525100.D	1	Diesel Motor Oil CCv 05/	water	6-2-21 13:26:22
16	1	525101.D	1	Deacnoic Acid CCV 05/04/21	water	6-2-21 13:54:29
17	2	525102.D	5	210525A BLK 5/1000	water	6-2-21 14:22:35
18	3	525103.D	5	210525A LCS-1 5/1000	water	6-2-21 14:50:43
19	4	525104.D	5	210525A LCSD-1 5/1000	water	6-2-21 15:18:51
20	7	525107.D	4.80769	BA33035W08 5/1040	water	6-2-21 16:43:23
21	8	525108.D	4.80769	BA33037W07 5/1040	water	6-2-21 17:11:30
22	9	525109.D	1	Deacnoic Acid CCV 05/04/21	water	6-2-21 17:39:38
23	10	525110.D	1	Diesel Motor oil CCV 05/25/21	water	6-2-21 18:07:46

ORGANICS

Calibration Data

TPH Extractables
DOC0525

Form 6
Initial Calibration

Lab Name: APPL, Inc.
Case No:
Matrix: Water

SDG No:
Initial Cal. Date: 05/25/21
Instrument: Apollo

Initials: MB

		Compound	1	2	3	4	5	6	7				Avg	%RSD	Type	r^2	Q
			525004 D	525005.D	525006 D	525007.D	525008 D	525009 D	525010 D								
1	HATM	Diesel (C10-C24)		2678669	2011588	1966384	1899323	2039512	1956611				2092014	14	HATM		
2	HBTM	Motor Oil (C24-C40)		2088040	1454456	1403002	1344042	1443115	1389714				1520395	18	HBTM		
3	SA	Ortho-Terphenyl(S)		3254067	2533714	2341131	2086885	2225479	2161118				2433732	18	SA		
4	SA	Octacosane(S)		2285719	1847331	1802330	1725558	1821275	1744969				1871197	11	SA		
5																	
6																	
7																	
8																	
9																	
10																	
11																	
12																	
13																	
14																	
15																	
16																	
17																	
18																	
19																	
20																	
21																	
22																	
23																	
24																	
25																	
26																	
27																	
28																	
29																	
30																	
31																	
32																	
33																	
34																	
35																	

1.749969

Quantitation Report (Not Reviewed)

Data File : G:\APOLLO\DATA\210525\525004.D
Acq On : 5-25-21 16:52:49
Sample : DMO STD-1 05-25-21
Misc : water
IntFile : events.e
Quant Time: May 26 6:38 2021 Quant Results File: DOC0525.RES

Vial: 4
Operator: MB
Inst : Apollo
Multiplr: 1.00

Method : G:\APOLLO\DATA\210513\DOC0525.M (Chemstation Integrator)
Title : 8015 B&C
Last Update : Wed May 26 06:37:42 2021
Response via : Multiple Level Calibration

Volume Inj. : 2UL
Signal Phase : DB-5
Signal Info : FID02A

Compound	R.T.	Response	Conc Units
System Monitoring Compounds			
3) SA Ortho-Terphenyl(S)	7.50	2834267	0.582 ppb
Surrogate Spike 30.000	Recovery	=	1.94%
4) SA Octacosane(S)	9.77	1922152	0.514 ppb
Surrogate Spike 30.000	Recovery	=	1.71%
Target Compounds			
1) HATM Diesel (C10-C24)	6.46	43609284	10.423 ppb
2) HBTM Motor Oil (C24-C40)	14.75	39135760	12.870 ppb

Target Compounds

(f)=RT Delta > 1/2 Window (m)=manual int.

Data File: G:\APOLLO\DATA\210525\525004.D
Sample : DMO STD-1 05-25-21

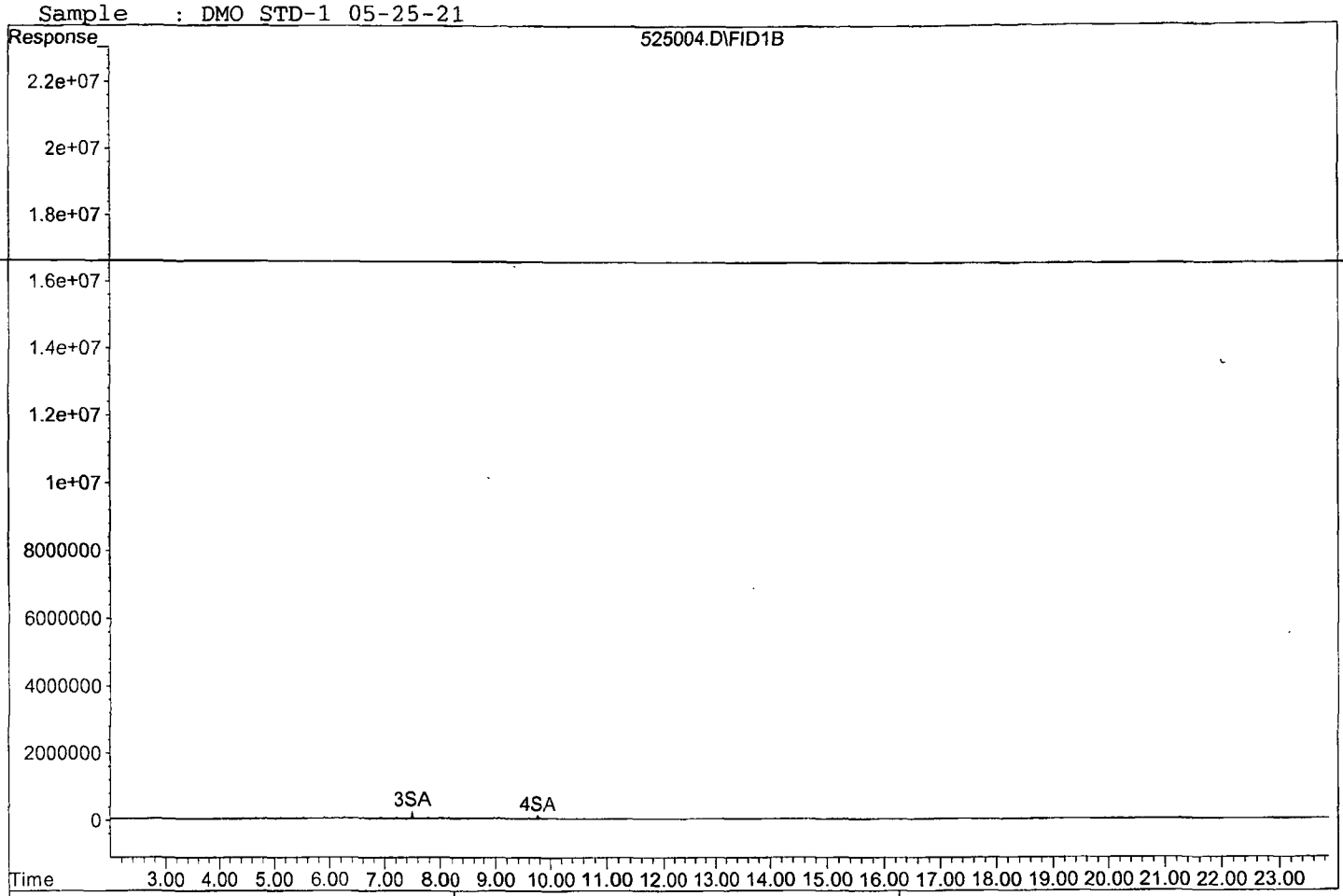

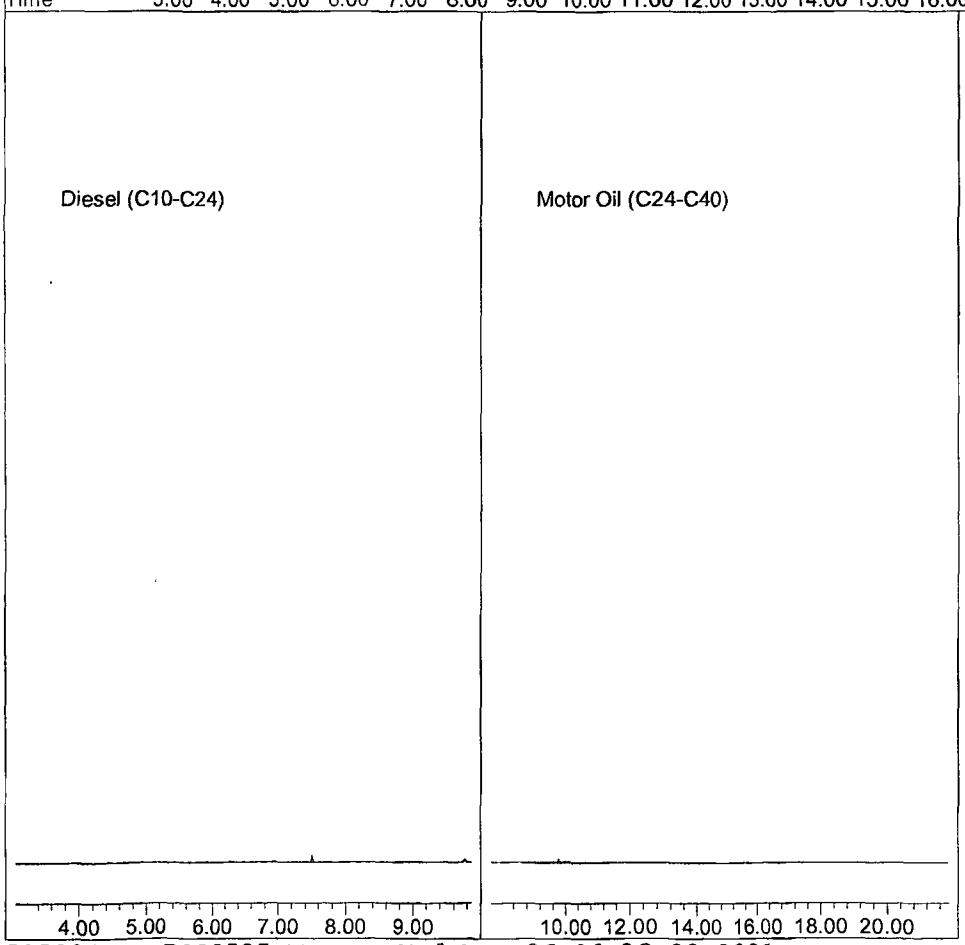

Quantitation Report (Not Reviewed)

Data File : G:\APOLLO\DATA\210525\525005.D
Acq On : 5-25-21 17:21:00
Sample : DMOS STD-2 05-25-21
Misc : water
IntFile : events.e
Quant Time: May 26 6:38 2021 Quant Results File: DOC0525.RES

Vial: 5
Operator: MB
Inst : Apollo
Multiplr: 1.00

Method : G:\APOLLO\DATA\210513\DOC0525.M (Chemstation Integrator)
Title : 8015 B&C
Last Update : Wed May 26 06:37:42 2021
Response via : Multiple Level Calibration

Volume Inj. : 2UL
Signal Phase : DB-5
Signal Info : FID02A

Compound	R.T.	Response	Conc Units
System Monitoring Compounds			
3) SA Ortho-Terphenyl(S)	7.50	3254067	0.669 ppb
Surrogate Spike 30.000		Recovery =	2.23%
4) SA Octacosane(S)	9.77	2285719	0.611 ppb
Surrogate Spike 30.000		Recovery =	2.04%
Target Compounds			
1) HATM Diesel (C10-C24)	6.46	53573372	12.804 ppb
2) HBTM Motor Oil (C24-C40)	14.75	41760796	13.734 ppb

Target Compounds

(f)=RT Delta > 1/2 Window (m)=manual int.

Quantitation Report

Data File: G:\APOLLO\DATA\210525\525005.D
Sample : DMOS STD-2 05-25-21

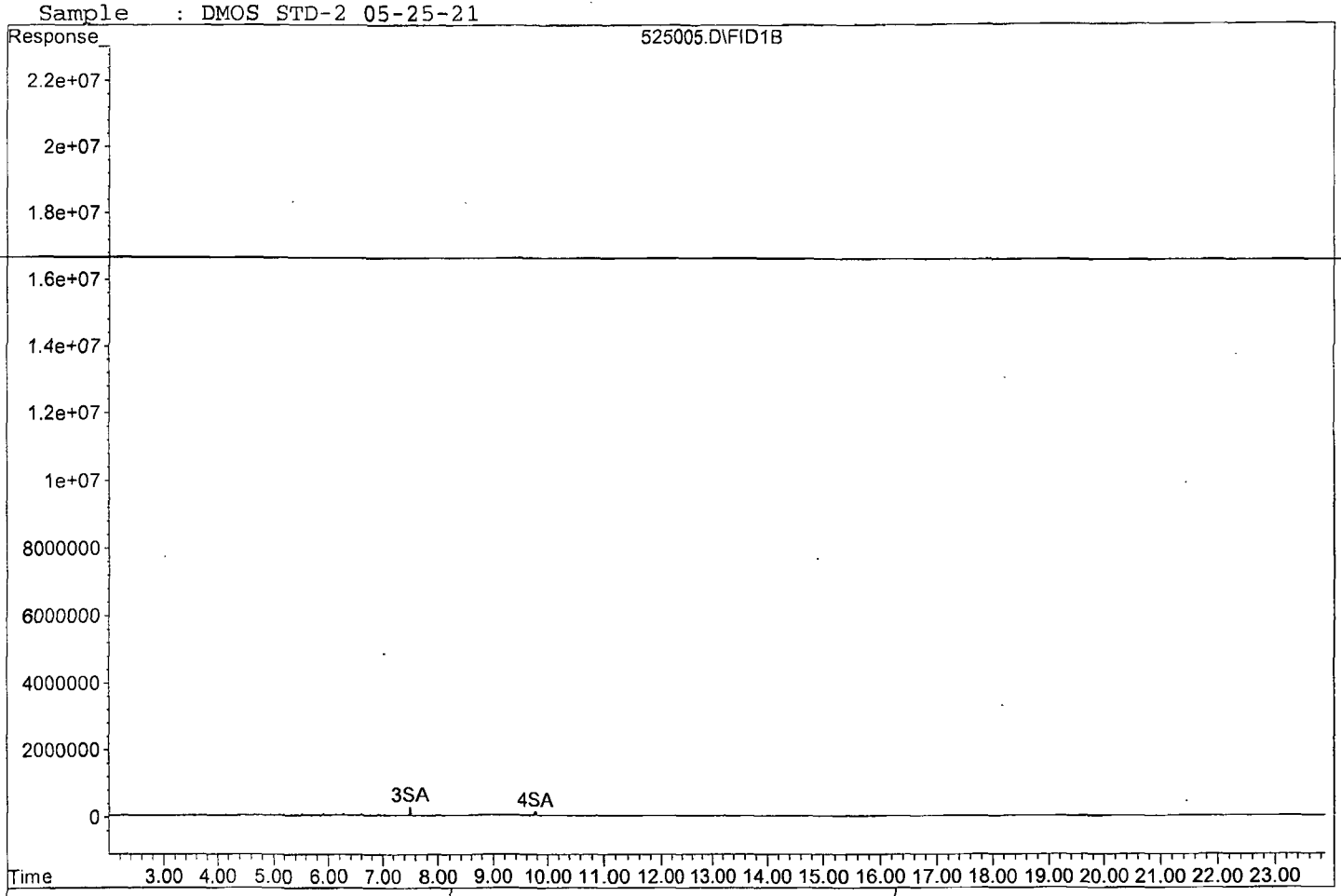

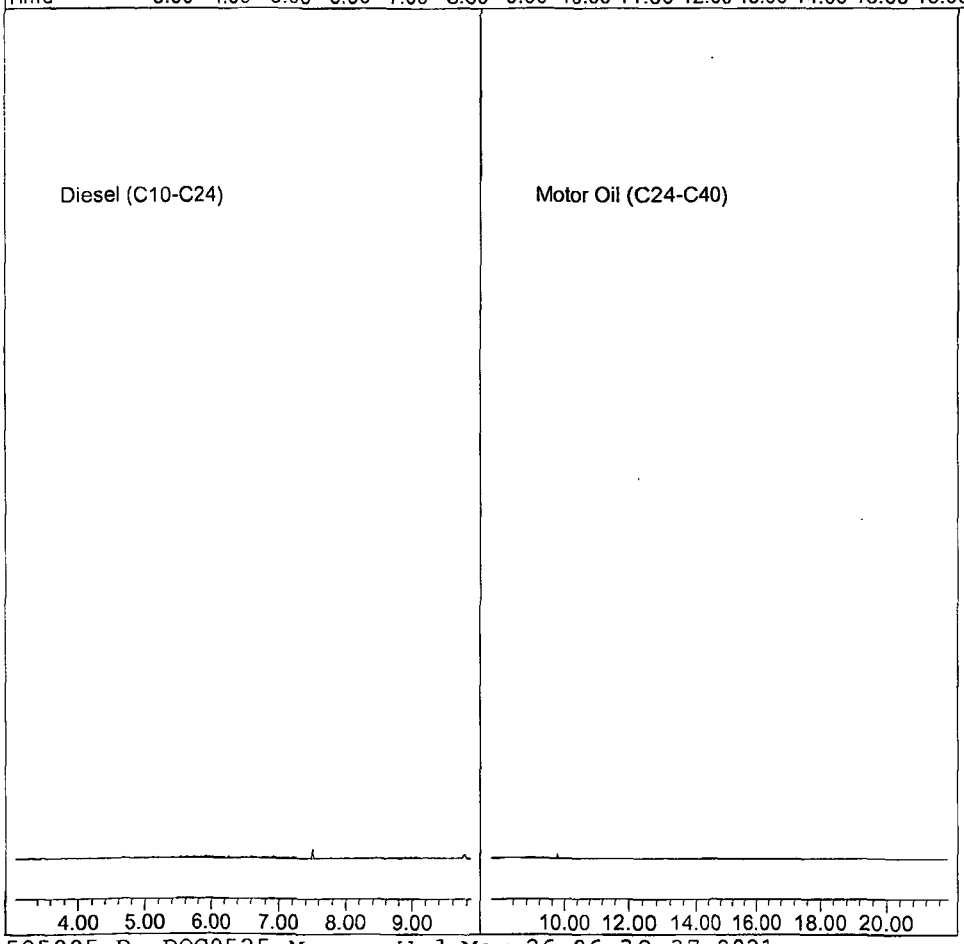

Quantitation Report (Not Reviewed)

Data File : G:\APOLLO\DATA\210525\525006.D Vial: 6
Acq On : 5-25-21 17:49:08 Operator: MB
Sample : DMO STD-3 05-125-21 Inst : Apollo
Misc : water Multiplr: 1.00
IntFile : events.e
Quant Time: May 26 6:38 2021 Quant Results File: DOC0525.RES

Method : G:\APOLLO\DATA\210513\DOC0525.M (Chemstation Integrator)
Title : 8015 B&C
Last Update : Wed May 26 06:37:42 2021
Response via : Multiple Level Calibration

Volume Inj. : 2UL
Signal Phase : DB-5
Signal Info : FID02A

Compound	R.T.	Response	Conc Units
System Monitoring Compounds			
3) SA Ortho-Terphenyl(S)	7.50	12668571	2.603 ppb
Surrogate Spike 30.000		Recovery =	8.68%
4) SA Octacosane(S)	9.77	9236655	2.468 ppb
Surrogate Spike 30.000		Recovery =	8.23%
Target Compounds			
1) HATM Diesel (C10-C24)	6.46	201158836	48.078 ppb
2) HBTM Motor Oil (C24-C40)	14.75	145445564	47.832 ppb

Target Compounds

Data File: G:\APOLLO\DATA\210525\525006.D
Sample : DMO STD-3 05-125-21

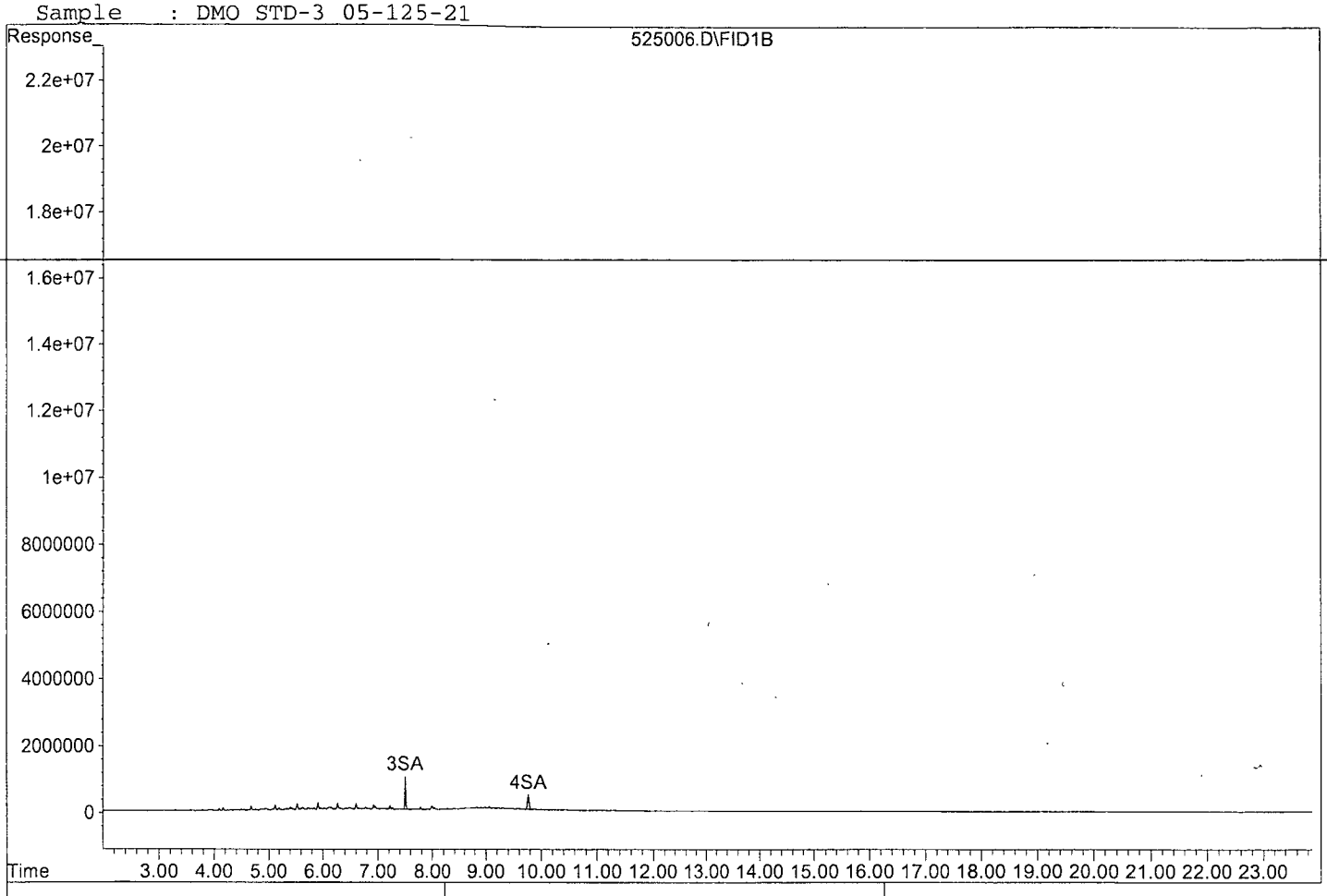



Quantitation Report (Not Reviewed)

Data File : G:\APOLLO\DATA\210525\525007.D Vial: 7
Acq On : 5-25-21 18:17:24 Operator: MB
Sample : DMO STD-4 05-25-21 Inst : Apollo
Misc : water Multiplr: 1.00
IntFile : events.e
Quant Time: May 26 6:38 2021 Quant Results File: DOC0525.RES

Method : G:\APOLLO\DATA\210513\DOC0525.M (Chemstation Integrator)
Title : 8015 B&C
Last Update : Wed May 26 06:37:42 2021
Response via : Multiple Level Calibration

Volume Inj. : 2UL
Signal Phase : DB-5
Signal Info : FID02A

Compound	R.T.	Response	Conc Units
System Monitoring Compounds			
3) SA Ortho-Terphenyl(S)	7.50	58528267	12.024 ppb
Surrogate Spike 30.000		Recovery =	40.08%
4) SA Octacosane(S)	9.77	45058258	12.040 ppb
Surrogate Spike 30.000		Recovery =	40.13%
Target Compounds			
1) HATM Diesel (C10-C24)	6.46	983192079	234.987 ppb
2) HBTM Motor Oil (C24-C40)	14.75	701500965	230.697 ppb

Target Compounds

(f)=RT Delta > 1/2 Window (m)=manual int.

Data File: G:\APOLLO\DATA\210525\525007.D
Sample : DMO STD-4 05-25-21

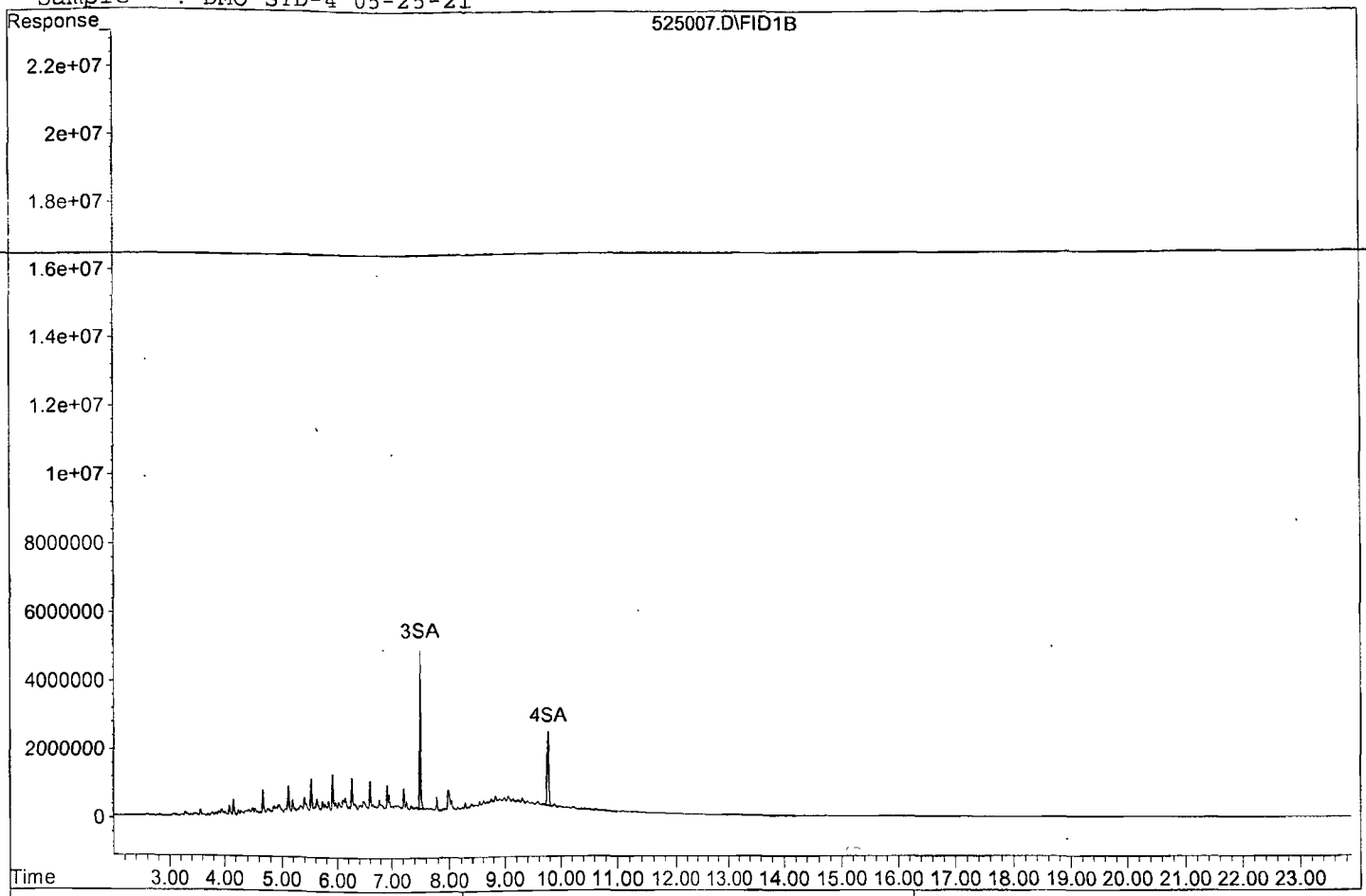

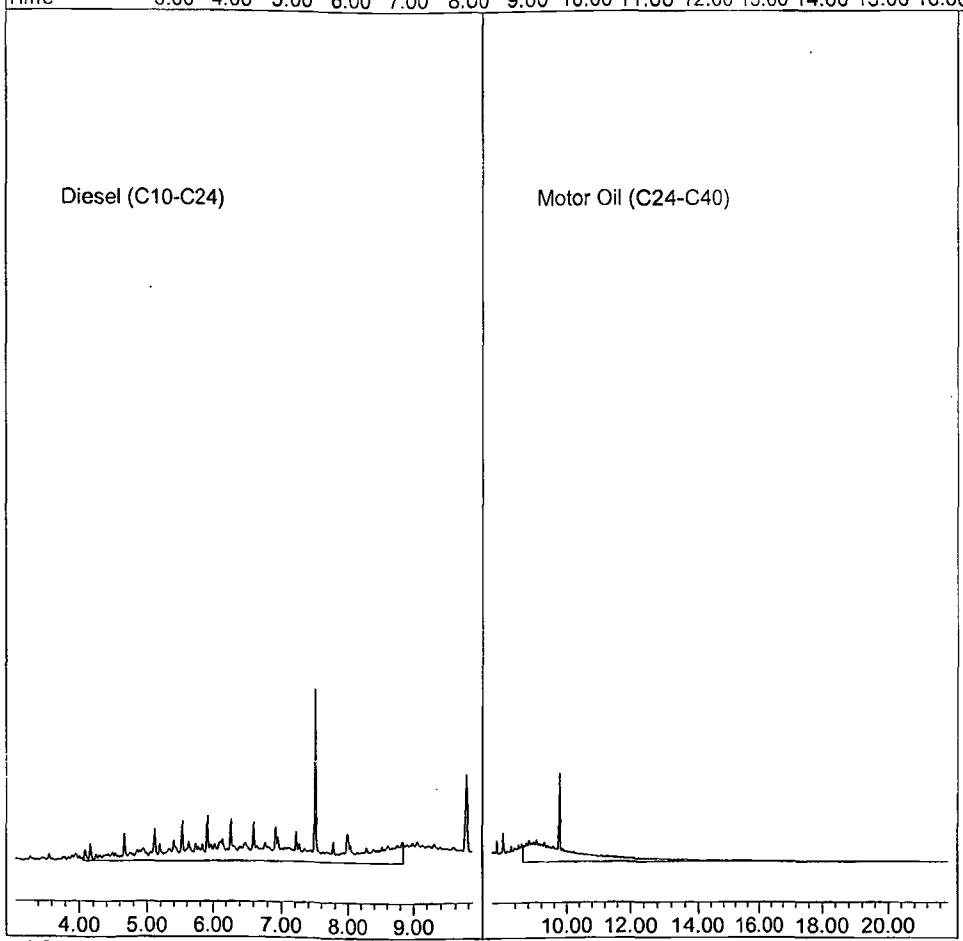

Quantitation Report (Not Reviewed)

Data File : G:\APOLLO\DATA\210525\525008.D
Acq On : 5-25-21 18:45:28
Sample : DMO-STD-5 05-25-21
Misc : water
IntFile : events.e
Quant Time: May 26 6:38 2021 Quant Results File: DOC0525.RES

Vial: 8
Operator: MB
Inst : Apollo
Multiplr: 1.00

Method : G:\APOLLO\DATA\210513\DOC0525.M (Chemstation Integrator)
Title : 8015 B&C
Last Update : Wed May 26 06:37:42 2021
Response via : Multiple Level Calibration

Volume Inj. : 2UL
Signal Phase : DB-5
Signal Info : FID02A

Compound	R.T.	Response	Conc Units
System Monitoring Compounds			
3) SA Ortho-Terphenyl(S)	7.51	208688471	42.874 ppb
Surrogate Spike 30.000		Recovery =	142.91%
4) SA Octacosane(S)	9.78	172555813	46.108 ppb
Surrogate Spike 30.000		Recovery =	153.69%
Target Compounds			
1) HATM Diesel (C10-C24)	6.46	3798646132	907.892 ppb
2) HBTM Motor Oil (C24-C40)	14.75	2688083188	884.008 ppb
Target Compounds			

(f)=RT Delta > 1/2 Window (m)=manual int.

Data File: G:\APOLLO\DATA\210525\525008.D
Sample : DMO-STD-5 05-25-21

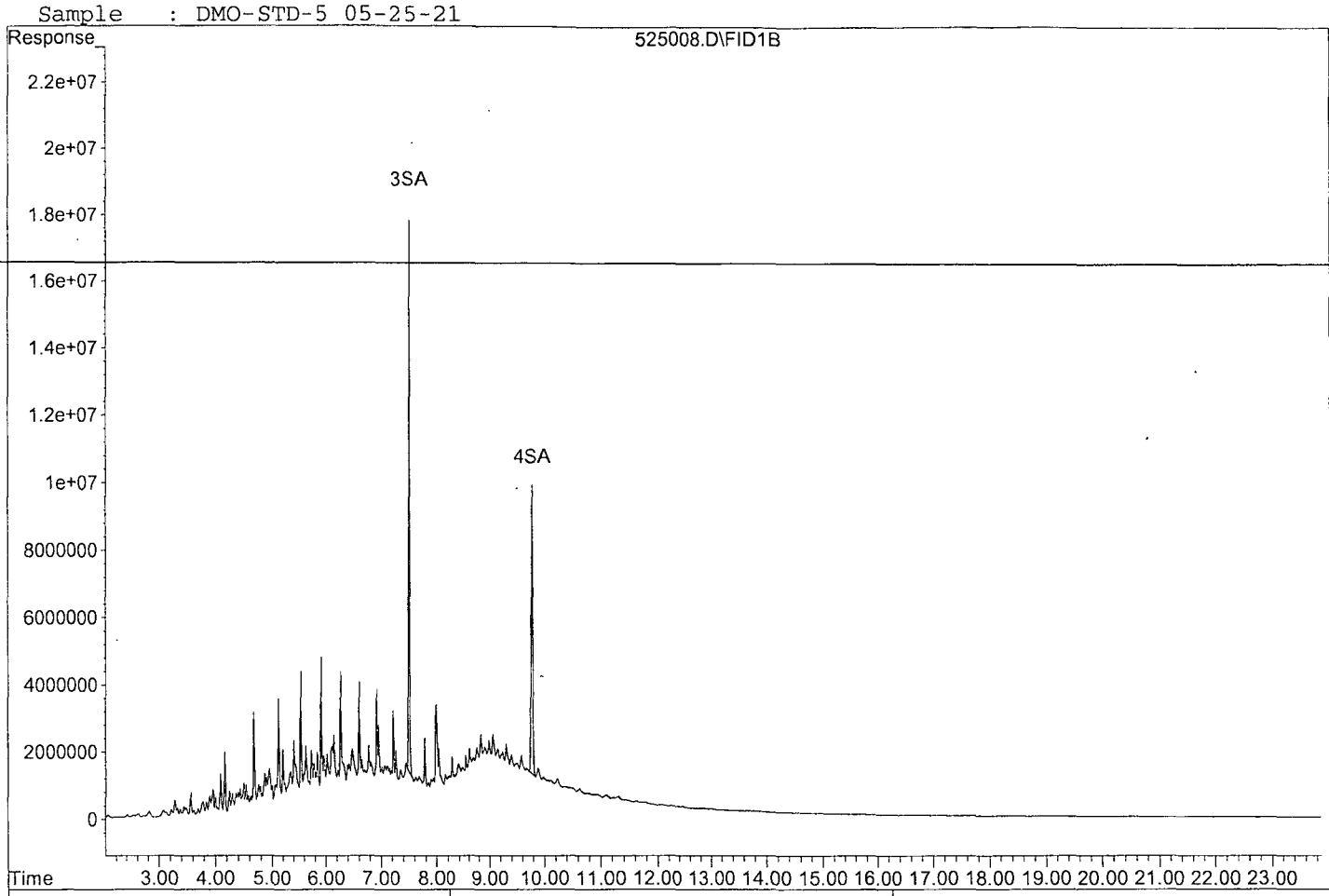

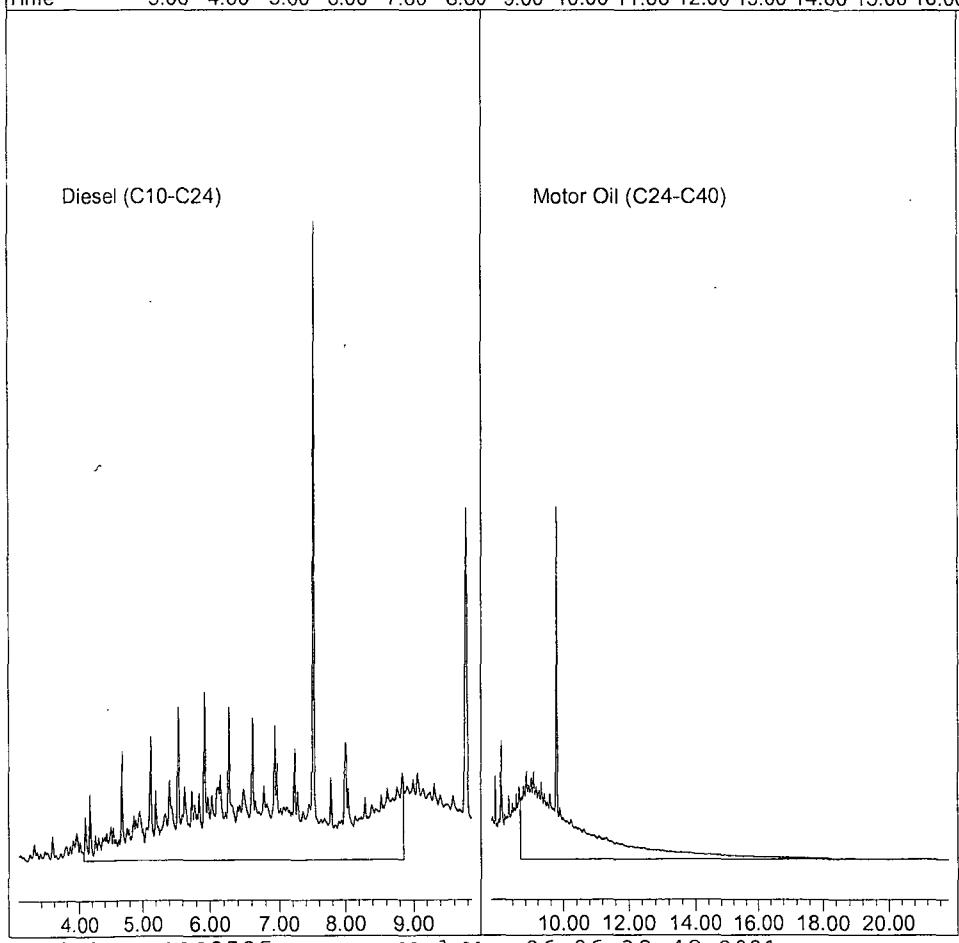

Quantitation Report (Not Reviewed)

Data File : G:\APOLLO\DATA\210525\525009.D
Acq On : 5-25-21 19:13:36
Sample : DMOS-STD 6 05-25-21
Misc : water
IntFile : events.e
Quant Time: May 26 6:38 2021 Quant Results File: DOC0525.RES

Vial: 9
Operator: MB
Inst : Apollo
Multiplr: 1.00

Method : G:\APOLLO\DATA\210513\DOC0525.M (Chemstation Integrator)
Title : 8015 B&C
Last Update : Wed May 26 06:37:42 2021
Response via : Multiple Level Calibration

Volume Inj. : 2UL
Signal Phase : DB-5
Signal Info : FID02A

Compound	R.T.	Response	Conc Units
System Monitoring Compounds			
3) SA Ortho-Terphenyl(S)	7.51	333821867	68.582 ppb
Surrogate Spike 30.000		Recovery =	228.61%
4) SA Octacosane(S)	9.78	273191182	72.999 ppb
Surrogate Spike 30.000		Recovery =	243.33%
Target Compounds			
1) HATM Diesel (C10-C24)	6.46	6118534727	1462.355 ppb
2) HBTM Motor Oil (C24-C40)	14.75	4329345488	1423.757 ppb

Target Compounds

(f)=RT Delta > 1/2 Window (m)=manual int.

Data File: G:\APOLLO\DATA\210525\525009.D
Sample : DMOS-STD 6 05-25-21

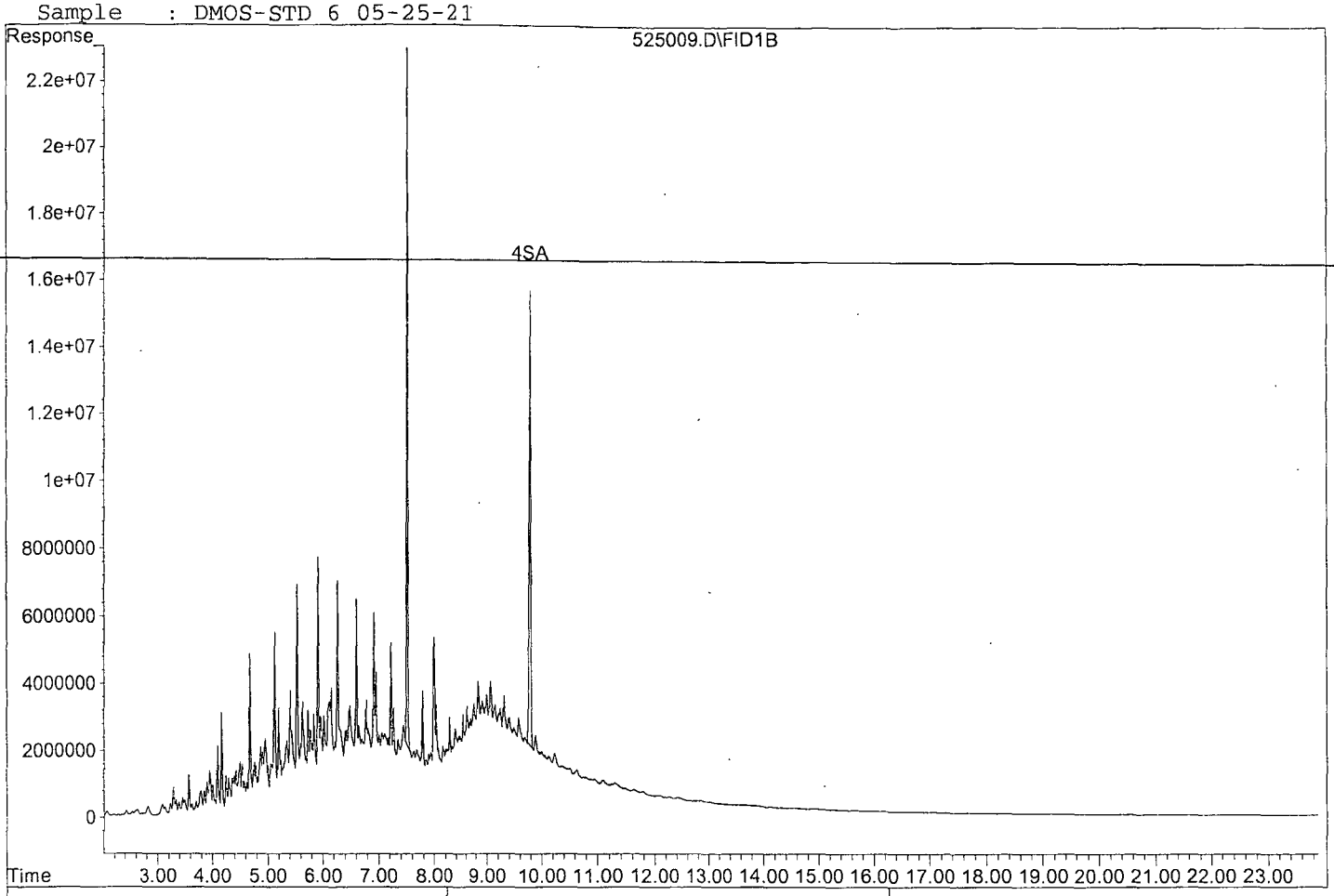

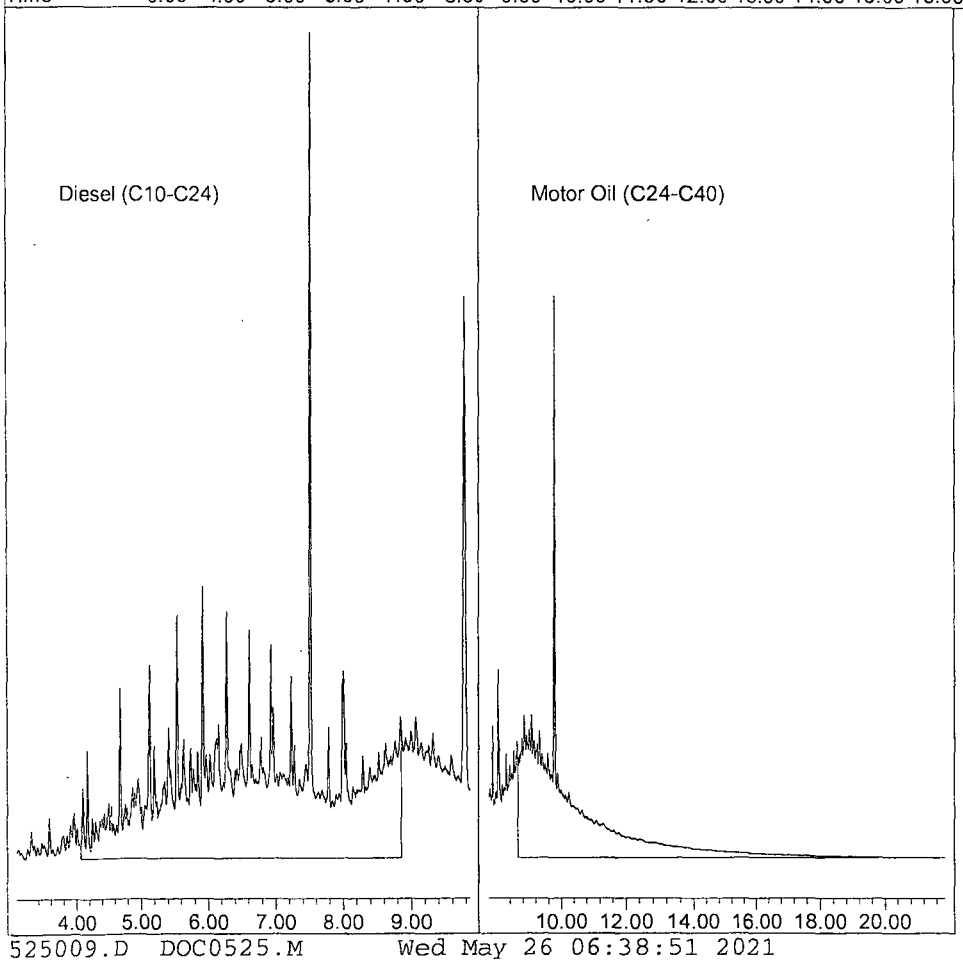

Quantitation Report (Not Reviewed)

Data File : G:\APOLLO\DATA\210525\525010.D Vial: 10
Acq On : 5-25-21 19:41:44 Operator: MB
Sample : DMO-STD 7 05-25-21 Inst : Apollo
Misc : water Multiplr: 1.00
IntFile : events.e
Quant Time: May 26 6:38 2021 Quant Results File: DOC0525.RES

Method : G:\APOLLO\DATA\210513\DOC0525.M (Chemstation Integrator)
Title : 8015 B&C
Last Update : Wed May 26 06:37:42 2021
Response via : Multiple Level Calibration

Volume Inj. : 2UL
Signal Phase : DB-5
Signal Info : FID02A

Compound	R.T.	Response	Conc Units
System Monitoring Compounds			
3) SA Ortho-Terphenyl(S)	7.51	432223523	88.798 ppb
Surrogate Spike 30.000		Recovery =	295.99%
4) SA Octacosane(S)	9.79	348993780	93.254 ppb
Surrogate Spike 30.000		Recovery =	310.85%
Target Compounds			
1) HATM Diesel (C10-C24)	6.46	7826442466	1870.552 ppb
2) HBTM Motor Oil (C24-C40)	14.75	5558856787	1828.097 ppb

Target Compounds

(f)=RT Delta > 1/2 Window (m)=manual int.

Data File: G:\APOLLO\DATA\210525\525010.D
Sample : DMO-STD 7 05-25-21

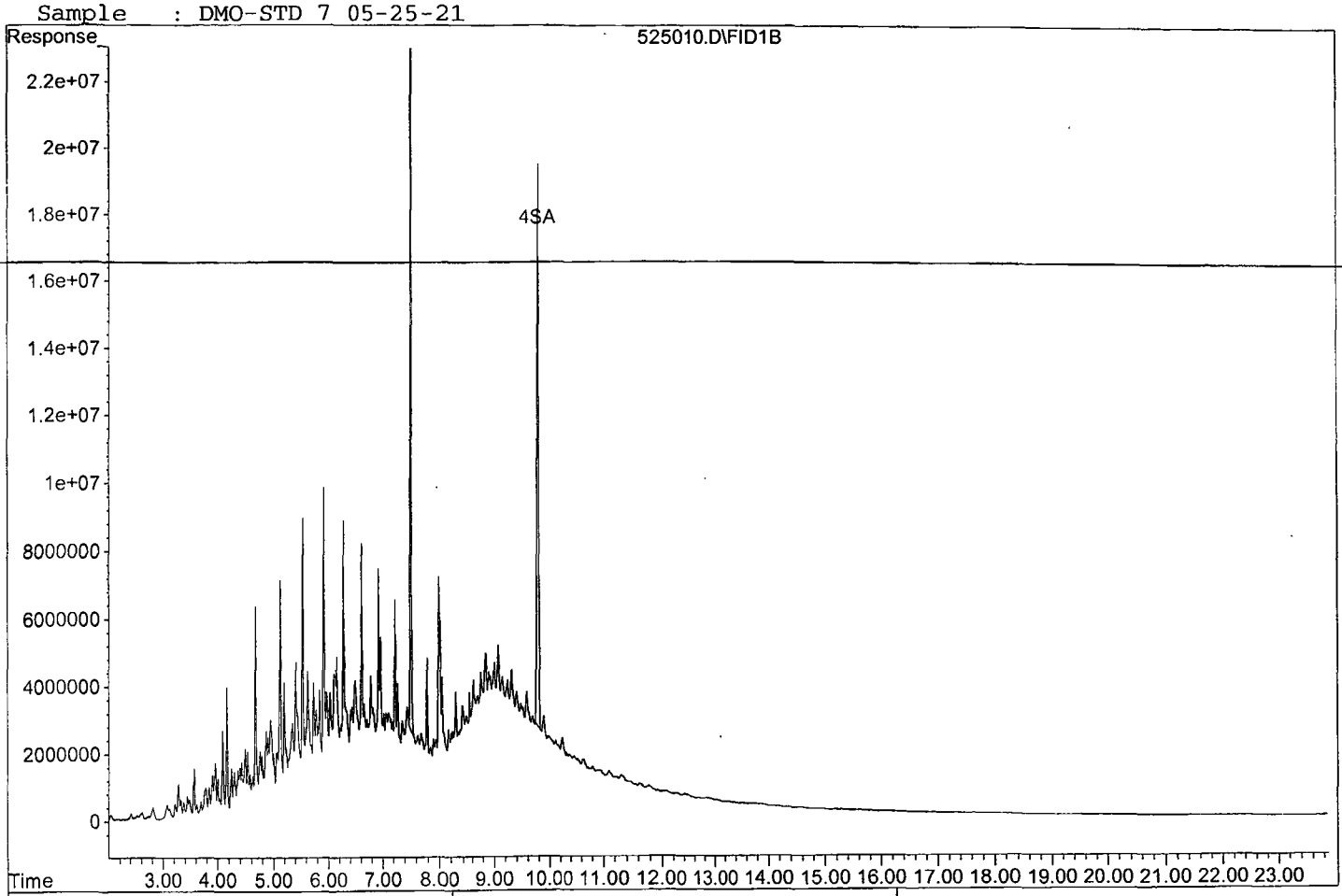

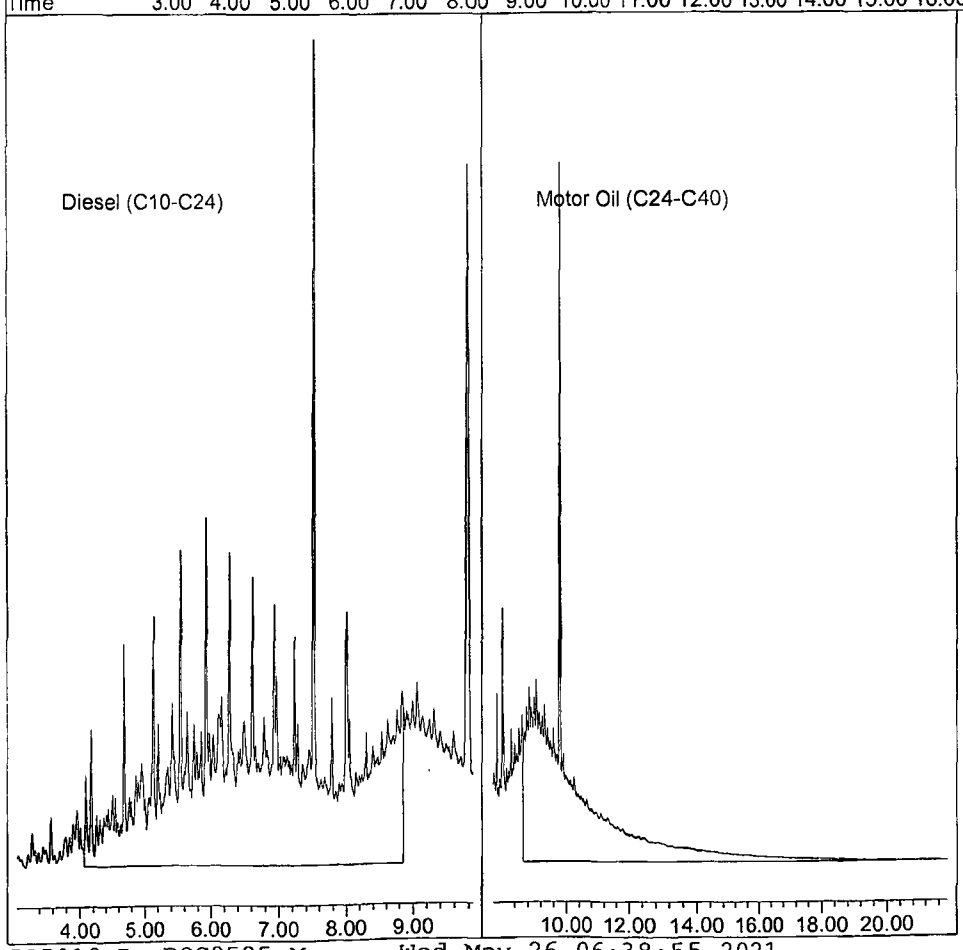

525010.D DOC0525.M Wed May 26 06:38:55 2021

TPH Extractables
DOC0525

Form 7

Second Source Calibration

Lab Name: APPL, Inc.
Case No:
Matrix: Water

SDG No:
Date Analyzed: 05/25/21
Instrument: Apollo
Initial Cal. Date: 05/25/21
Data File: 525011.D

		Compound	MEAN	CCRF	%D		%Drift
1	HATM	Diesel (C10-C24)	2092010	2163690	3.4	HATM	
2	HBTM	Motor Oil (C24-C40)	1520390	1633000	7.4	HBTM	
3							
4							
5							
6							
7							
8							
9							
10							
11							
12							
13							
14							
15							
16							
17							
18							
19							
20							
21							
22							
23							
24							
25							
26							
27							
28							
29							
30							
31							
32							
33							
34							
35							
36							
37							
38							
39							
40							
		Average			5.4		

Quantitation Report (Not Reviewed)

Data File : G:\APOLLO\DATA\210525\525011.D Vial: 11
Acq On : 5-25-21 20:09:50 Operator: MB
Sample : DMO-STD SS 05-25-21 Inst : Apollo
Misc : water Multiplr: 1.00
IntFile : events.e
Quant Time: May 26 6:38 2021 Quant Results File: DOC0525.RES

Method : G:\APOLLO\DATA\210513\DOC0525.M (Chemstation Integrator)
Title : 8015 B&C
Last Update : Wed May 26 06:37:42 2021
Response via : Multiple Level Calibration

Volume Inj. : 2UL
Signal Phase : DB-5
Signal Info : FID02A

Compound	R.T.	Response	Conc Units
System Monitoring Compounds			
3) SA Ortho-Terphenyl(S)	7.51	4092829	0.841 ppb
Surrogate Spike 30.000		Recovery =	2.80%
4) SA Octacosane(S)	9.75	135276	0.036 ppb
Surrogate Spike 30.000		Recovery =	0.12%
Target Compounds			
1) HATM Diesel (C10-C24)	6.46	1081842953	258.565 ppb
2) HBTM Motor Oil (C24-C40)	14.75	816499976	268.516 ppb
Target Compounds			

(f)=RT Delta > 1/2 Window (m)=manual int.

Data File: G:\APOLLO\DATA\210525\525011.D
Sample : DMO-STD SS 05-25-21

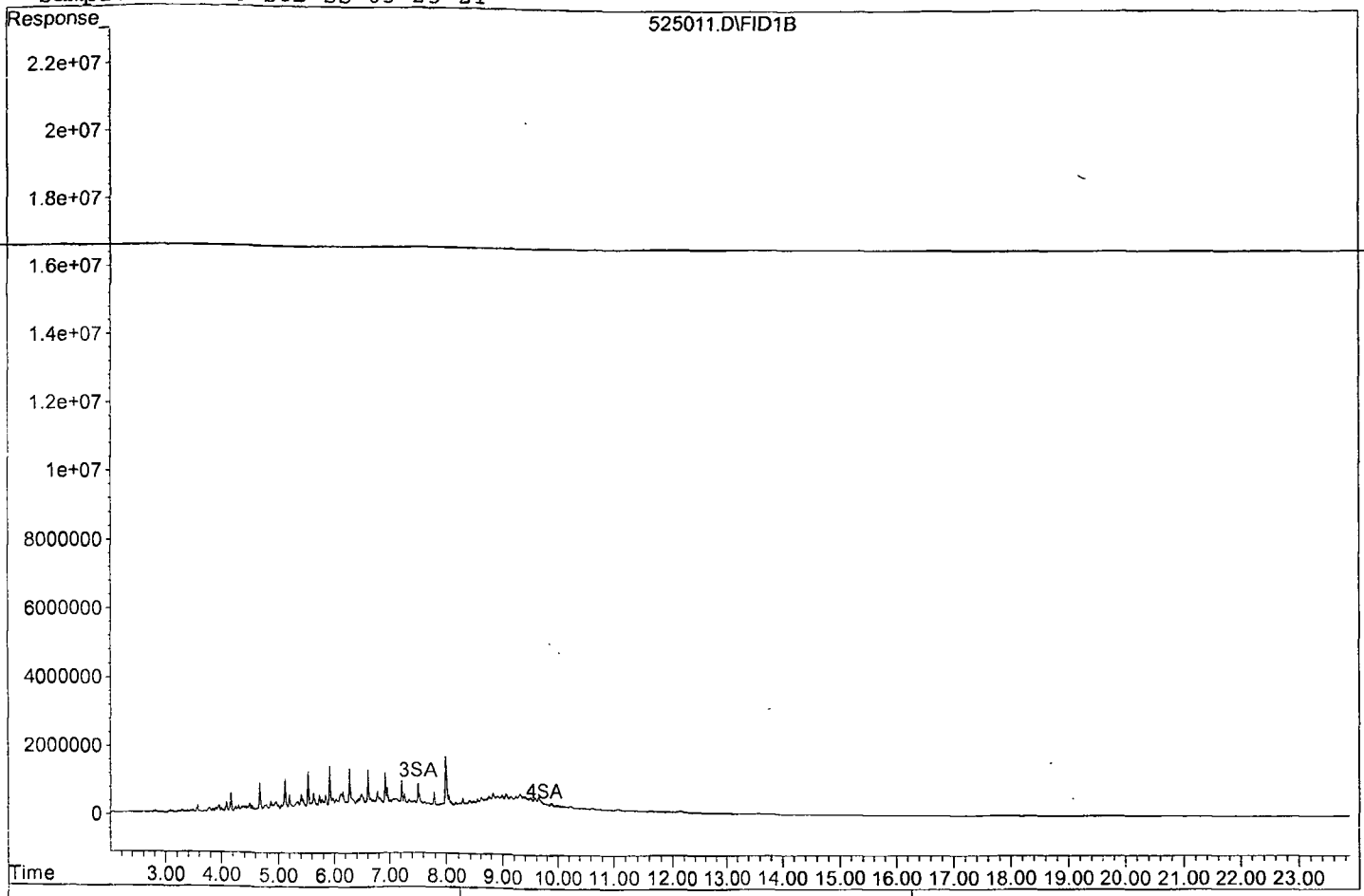

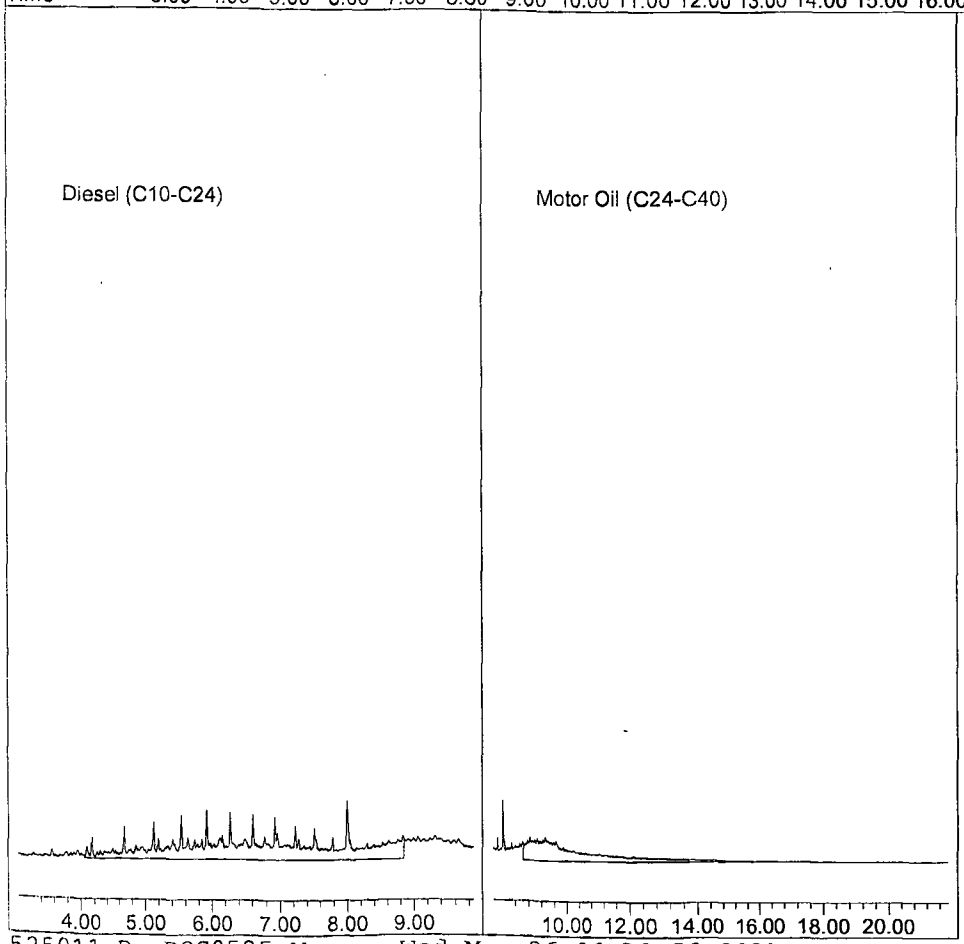

TPH Extractables
DOC0525

Form 7

Continuing Calibration

Lab Name: APPL, Inc.
Case No:
Matrix: Water

SDG No:
Date Analyzed: 05/26/21
Instrument: Apollo
Initial Cal. Date: 05/25/21
Data File: 525024.D

		Compound	MEAN	CCRF	%D		%Drift
1	HATM	Diesel (C10-C24)	2092010	2141040	2.3	HATM	
2	HBTM	Motor Oil (C24-C40)	1520390	1525330	0.32	HBTM	
3	SA	Ortho-Terphenyl(S)	2433730	2497420	2.6	SA	
4	SA	Octacosane(S)	1871200	1954250	4.4	SA	
5							
6							
7							
8							
9							
10							
11							
12							
13							
14							
15							
16							
17							
18							
19							
20							
21							
22							
23							
24							
25							
26							
27							
28							
29							
30							
31							
32							
33							
34							
35							
36							
37							
38							
39							
40							
		Average			2.4		

Quantitation Report (Not Reviewed)

Data File : G:\APOLLO\DATA\210525\525024.D Vial: 24
Acq On : 5-26-21 2:16:08 Operator: MB
Sample : Diesel Motor Oil CCV 05/25/21 Inst : Apollo
Misc : water Multiplr: 1.00
IntFile : events.e
Quant Time: May 26 10:07 2021 Quant Results File: DOC0525.RES

Method : G:\APOLLO\DATA\210513\DOC0525.M (Chemstation Integrator)
Title : 8015 B&C
Last Update : Wed May 26 06:37:42 2021
Response via : Multiple Level Calibration

Volume Inj. : 2UL
Signal Phase : DB-5
Signal Info : FID02A

Compound	R.T.	Response	Conc Units
System Monitoring Compounds			
3) SA Ortho-Terphenyl(S)	7.50	62435460	12.827 ppb
Surrogate Spike 30.000		Recovery =	42.76%
4) SA Octacosane(S)	9.77	48856359	13.055 ppb
Surrogate Spike 30.000		Recovery =	43.52%
Target Compounds			
1) HATM Diesel (C10-C24)	6.46	1070517882	255.858 ppb
2) HBTM Motor Oil (C24-C40)	14.75	762663472	250.811 ppb

Target Compounds

(f)=RT Delta > 1/2 Window (m)=manual int.

Quantitation Report

Data File: G:\APOLLO\DATA\210525\525024.D
Sample : Diesel Motor Oil CCV 05/25/21

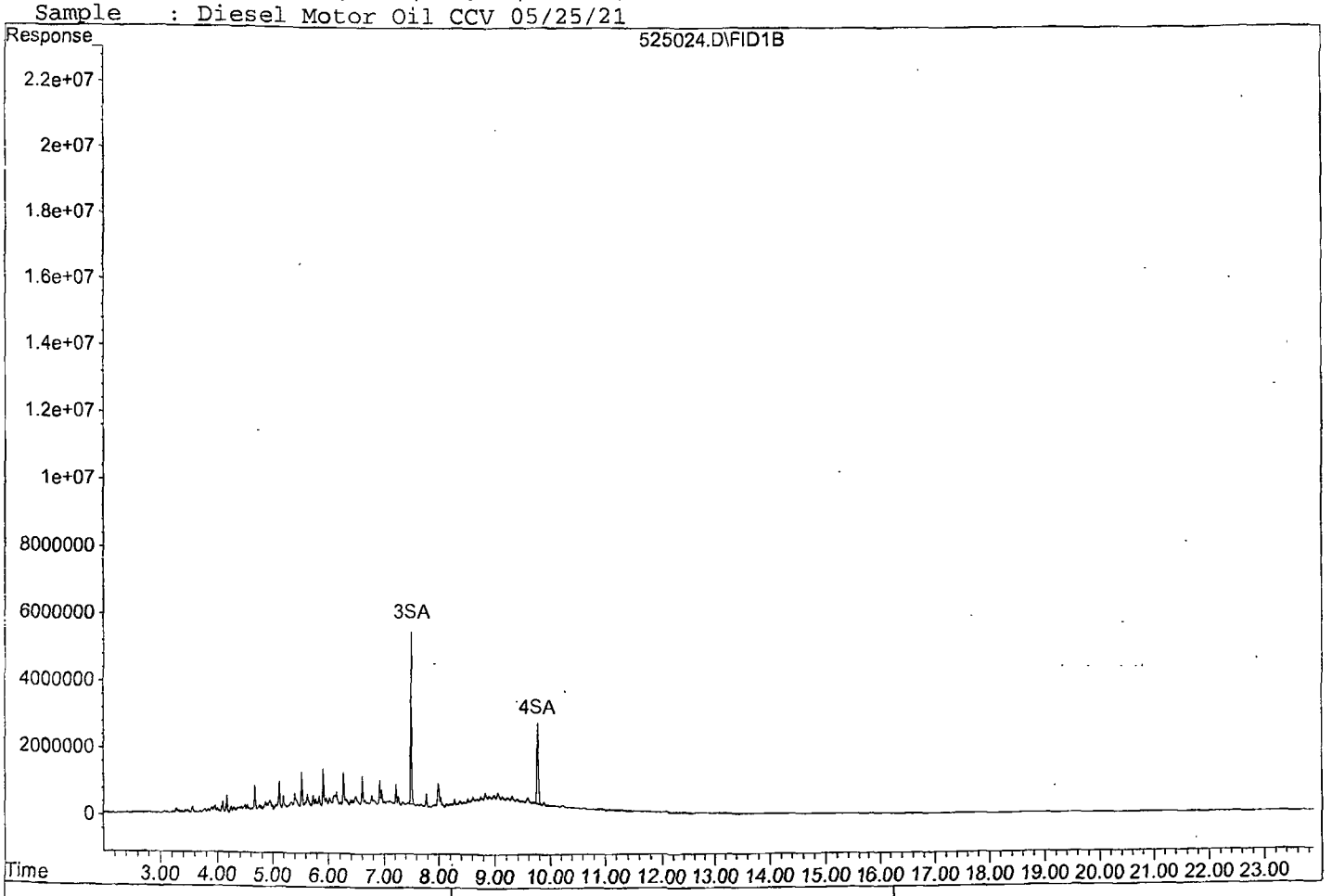

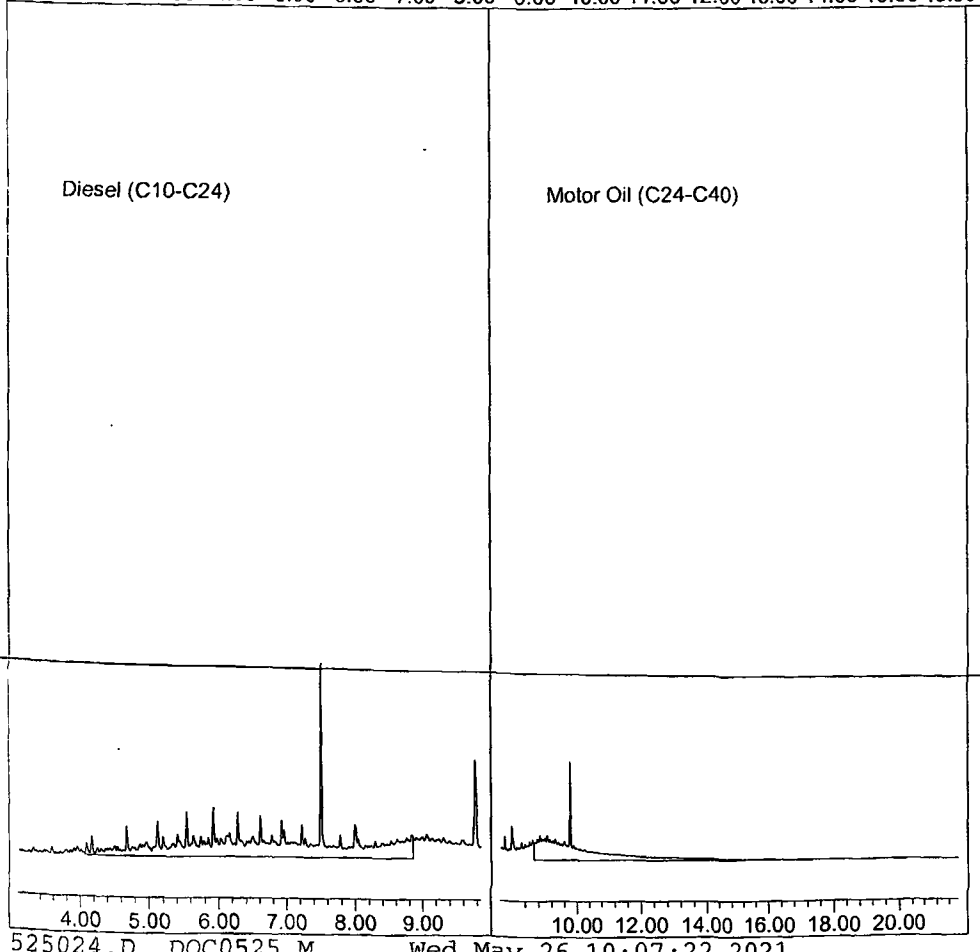

ORGANICS

Raw Data

Quantitation Report (QT Reviewed)

Data File : G:\APOLLO\DATA\210525\525022.D
Acq On : 5-26-21 1:19:47
Sample : BA33038
Misc : water
IntFile : events.e
Quant Time: Jun 2 10:45 2021 Quant Results File: DOC0525.RES

Vial: 22
Operator: MB
Inst : Apollo
Multiplr: 5.00

Method : G:\APOLLO\DATA\210525\DOC0525.M (Chemstation Integrator)
Title : 8015 B&C
Last Update : Wed May 26 06:37:42 2021
Response via : Multiple Level Calibration

Volume Inj. : 2UL
Signal Phase : DB-5
Signal Info : FID02A

Compound	R.T.	Response	Conc Units
System Monitoring Compounds			
3) SA Ortho-Terphenyl(S)	7.50	117611406	120.814 ppb
Surrogate Spike 150.000		Recovery =	80.54%
4) SA Octacosane(S)	9.77	106776607	142.658 ppb
Surrogate Spike 150.000		Recovery =	95.11%
Target Compounds			
1) HATM Diesel (C10-C24)	6.46	73359796	87.666 ppb
2) HBTM Motor Oil (C24-C40)	14.75	85842951	141.152 ppb

Target Compounds

(f)=RT Delta > 1/2 Window (m)=manual int.

Data File: G:\APOLLO\DATA\210525\525022.D
Sample : BA33038

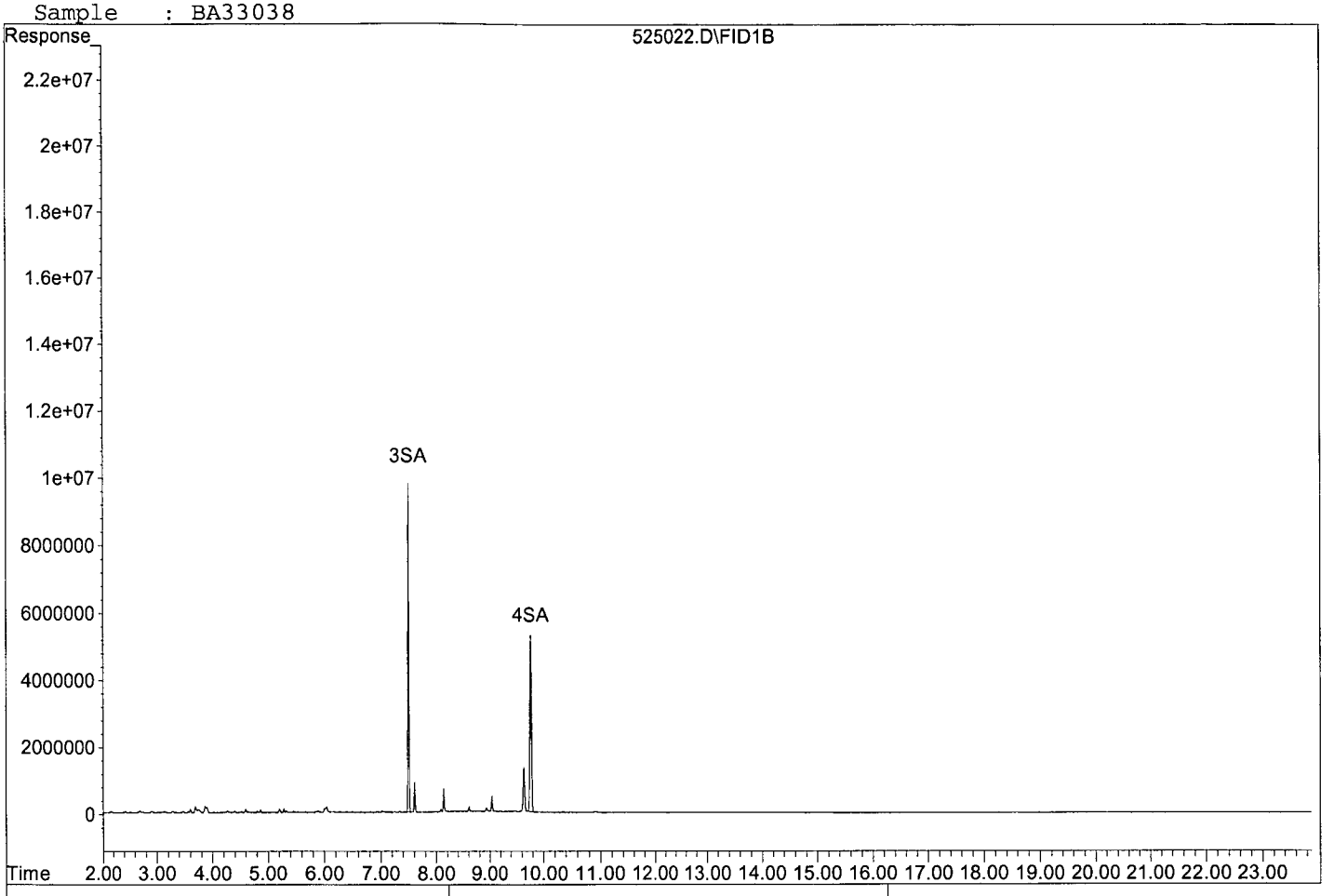

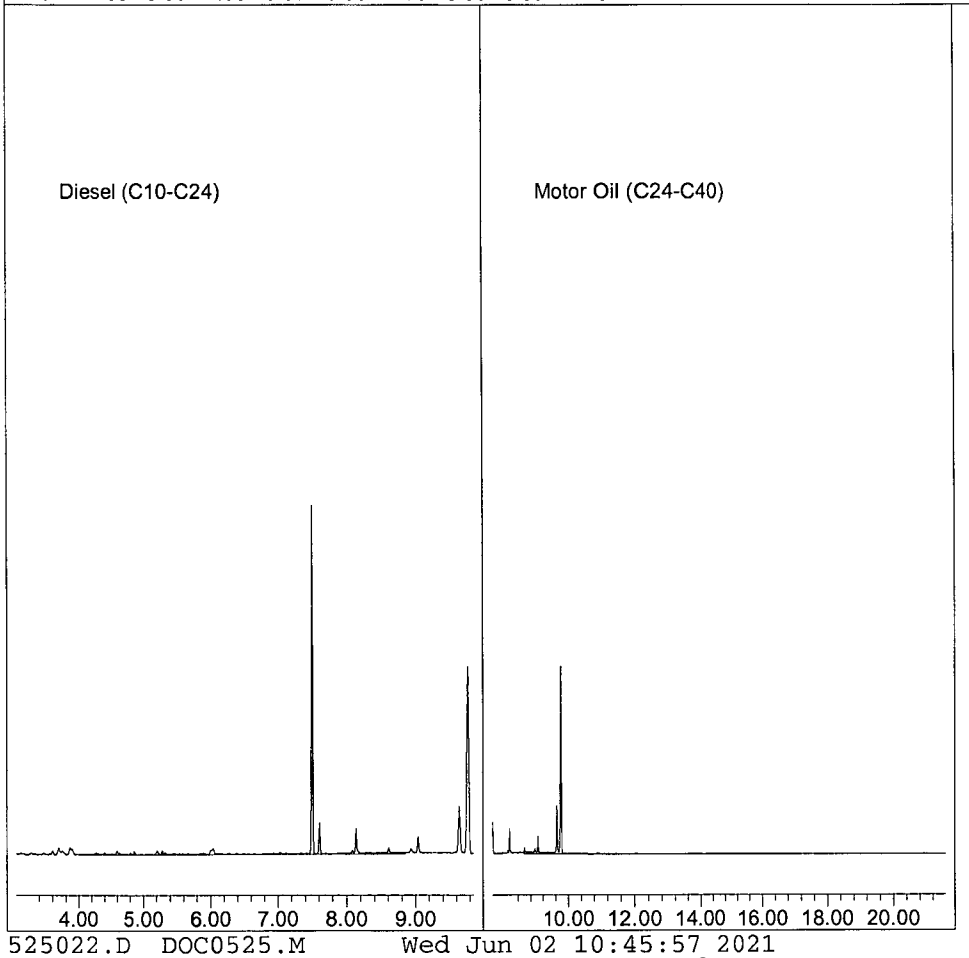

Quantitation Report (Not Reviewed)

Data File : G:\APOLLO\DATA\210525\525023.D Vial: 23
Acq On : 5-26-21 1:47:58 Operator: MB
Sample : BA33039 Inst : Apollo
Misc : water Multiplr: 5.00
IntFile : events.e
Quant Time: May 26 10:07 2021 Quant Results File: DOC0525.RES

Method : G:\APOLLO\DATA\210513\DOC0525.M (Chemstation Integrator)
Title : 8015 B&C
Last Update : Wed May 26 06:37:42 2021
Response via : Multiple Level Calibration

Volume Inj. : 2UL
Signal Phase : DB-5
Signal Info : FID02A

Compound	R.T.	Response	Conc Units
System Monitoring Compounds			
3) SA Ortho-Terphenyl(S)	7.50	127408087	130.877 ppb
Surrogate Spike 150.000		Recovery =	87.25%
4) SA Octacosane(S)	9.77	116772613	156.013 ppb
Surrogate Spike 150.000		Recovery =	104.01%
Target Compounds			
1) HATM Diesel (C10-C24)	6.46	87839761	104.970 ppb
2) HBTM Motor Oil (C24-C40)	14.75	81135613	133.412 ppb

Target Compounds

(f)=RT Delta > 1/2 Window (m)=manual int.

Data File: G:\APOLLO\DATA\210525\525023.D
Sample : BA33039

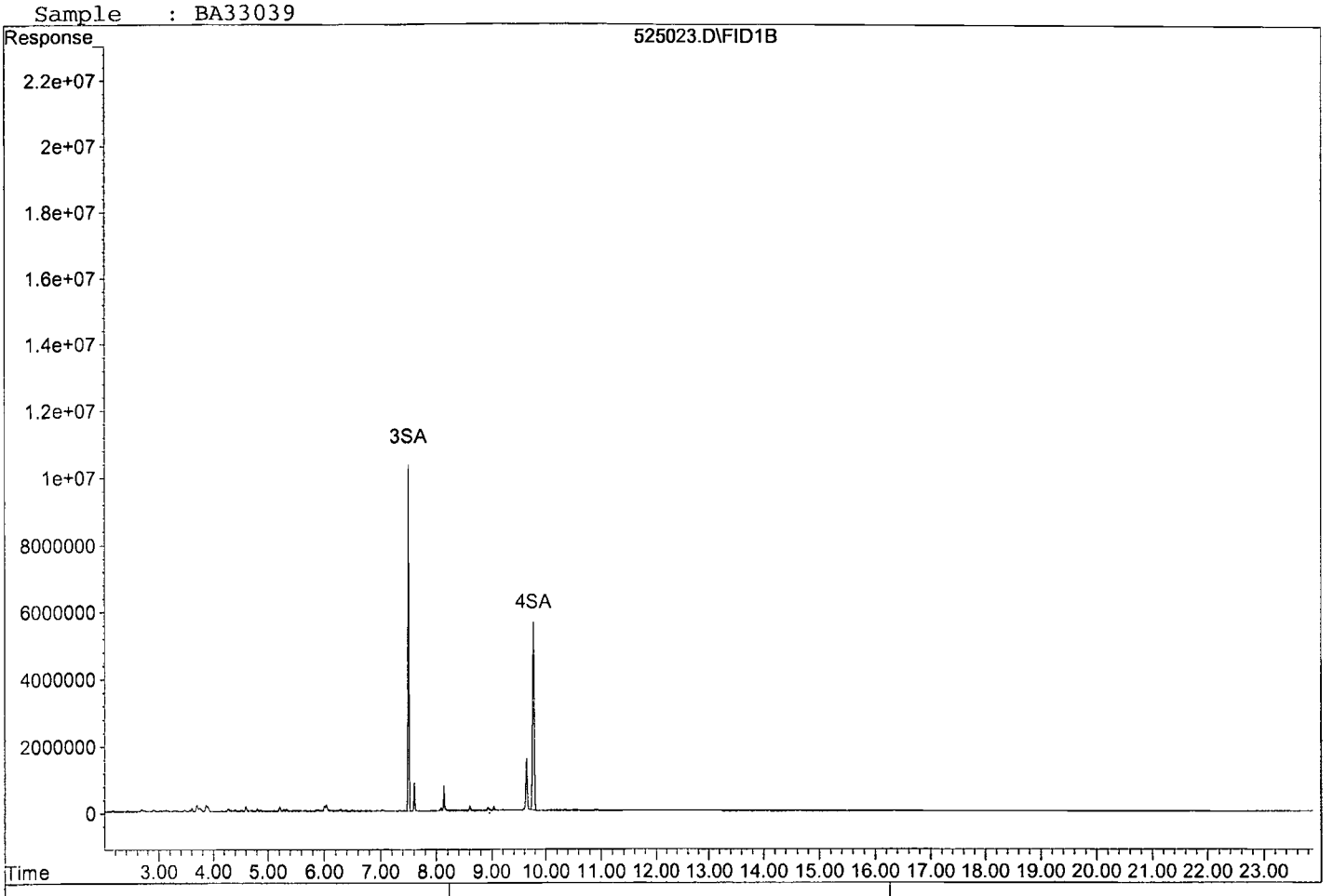

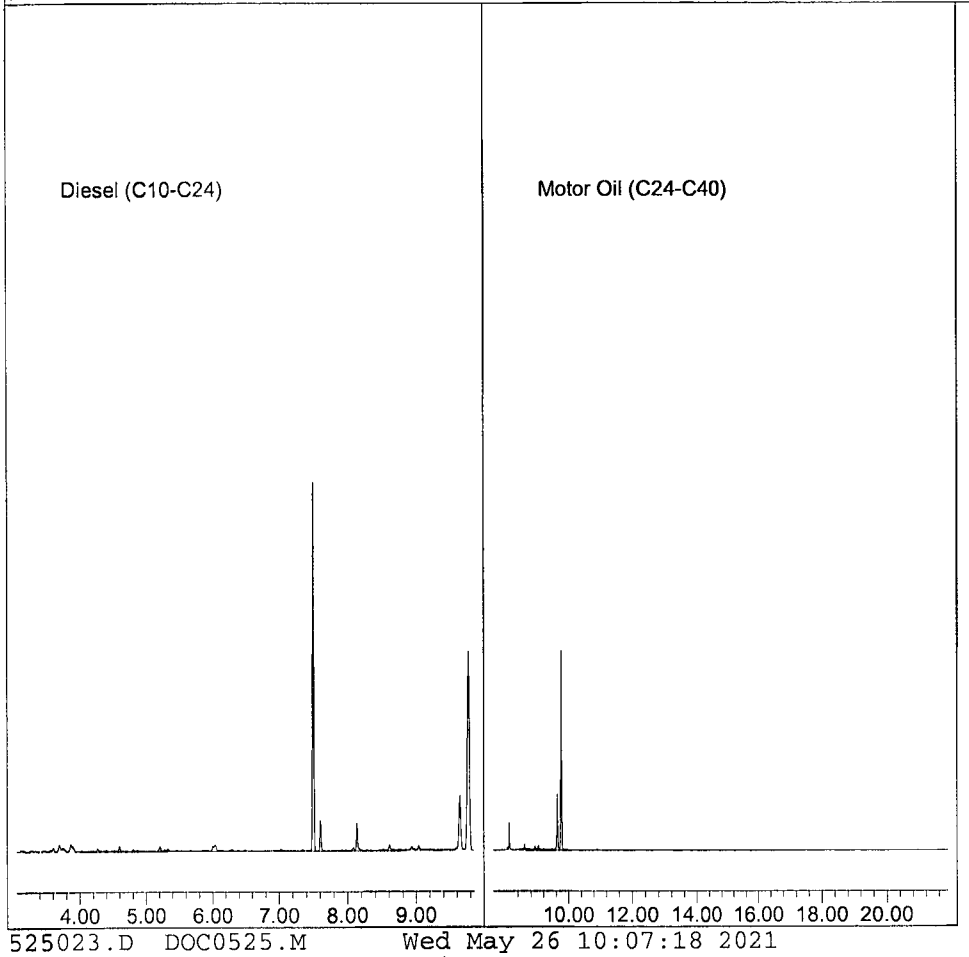

Quantitation Report (QT Reviewed)

Data File : G:\APOLLO\DATA\210525\525017.D
Acq On : 5-25-21 22:59:01
Sample : 210524A BLk
Misc : water
IntFile : events.e
Quant Time: Jun 2 9:38 2021 Quant Results File: DOC0525.RES

Vial: 17
Operator: MB
Inst : Apollo
Multiplr: 5.00

Method : G:\APOLLO\DATA\210525\DOC0525.M (Chemstation Integrator)
Title : 8015 B&C
Last Update : Wed May 26 06:37:42 2021
Response via : Multiple Level Calibration

Volume Inj. : 2UL
Signal Phase : DB-5
Signal Info : FID02A

Compound	R.T.	Response	Conc Units
System Monitoring Compounds			
3) SA Ortho-Terphenyl(S)	7.50	120054619	123.324 ppb
Surrogate Spike 150.000		Recovery =	82.22%
4) SA Octacosane(S)	9.77	111777611	149.340 ppb
Surrogate Spike 150.000		Recovery =	99.56%
Target Compounds			
1) HATM Diesel (C10-C24)	6.46	81148986	96.975 ppb
2) HBTM Motor Oil (C24-C40)	14.75	69411832	114.135 ppb

Target Compounds

(f)=RT Delta > 1/2 Window (m)=manual int.

Data File: G:\APOLLO\DATA\210525\525017.D
Sample : 210524A BLk

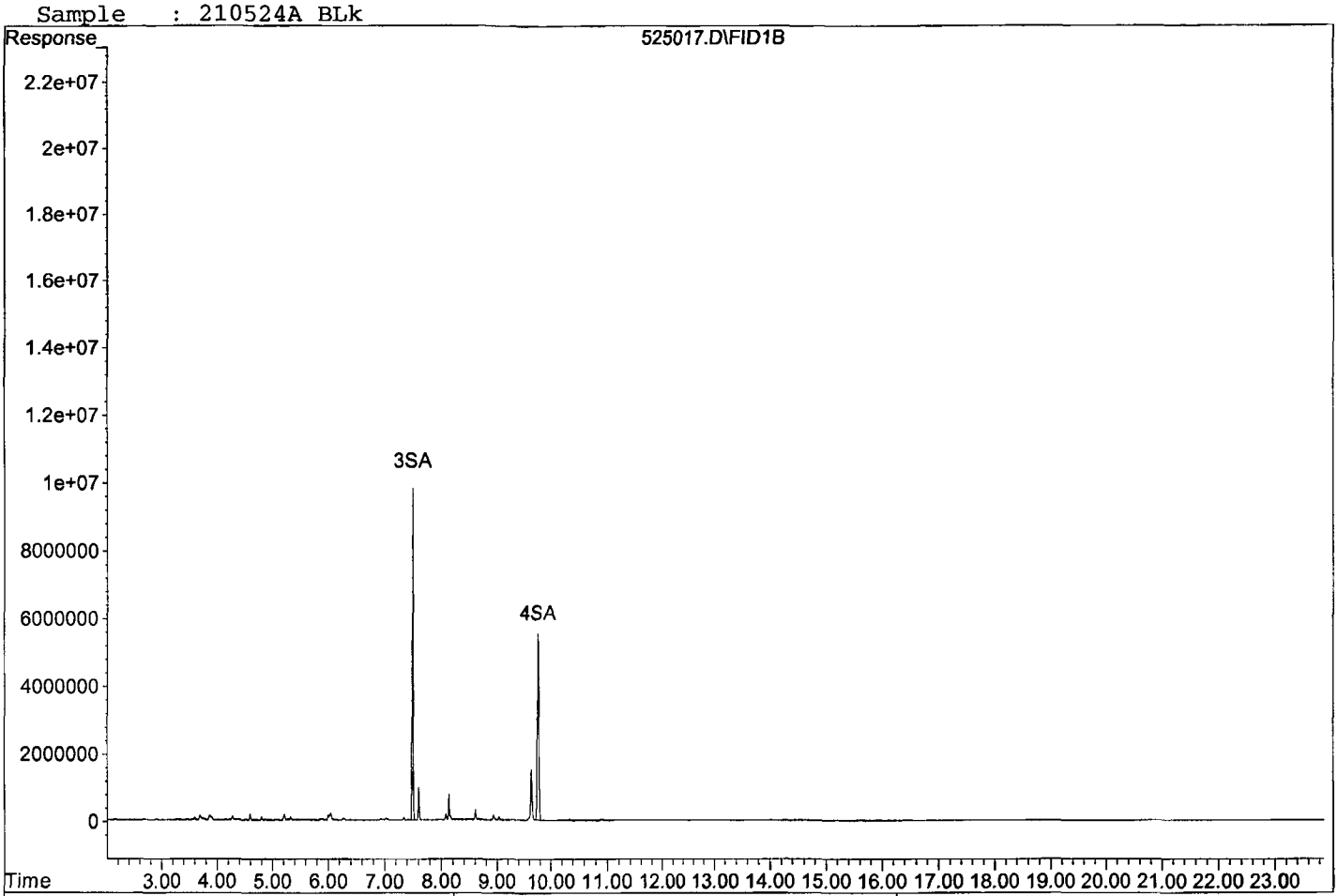

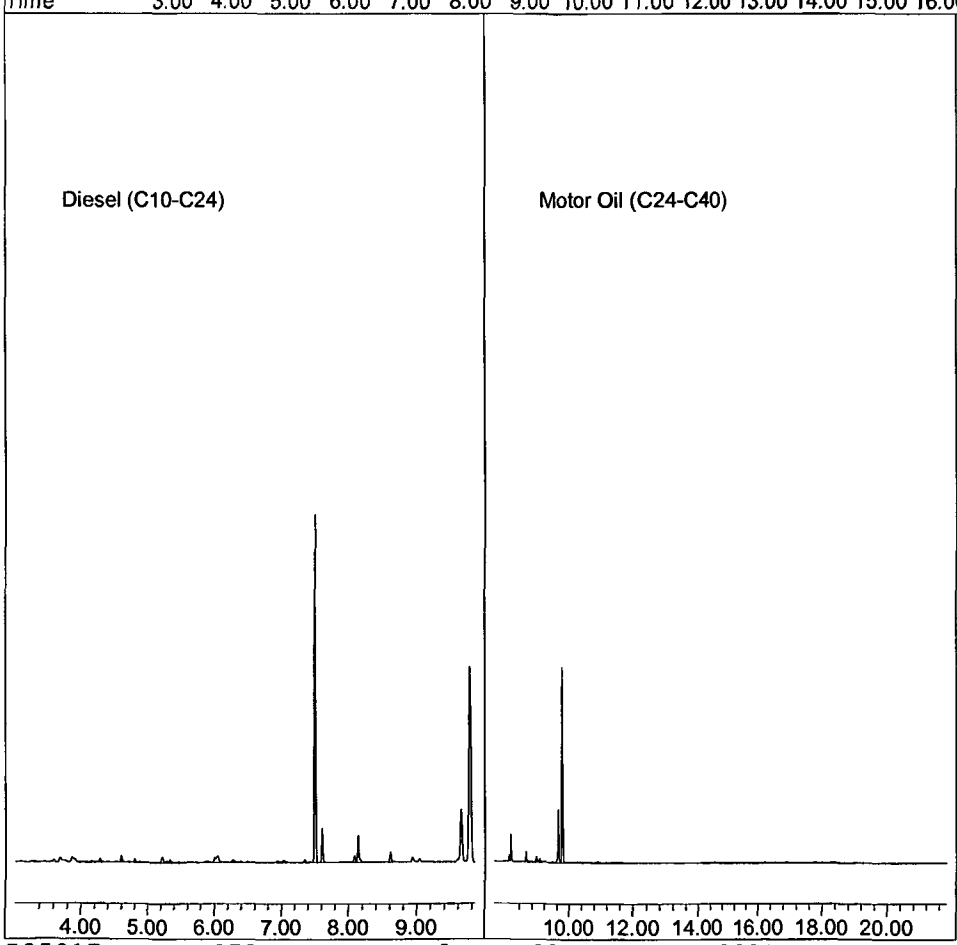

Quantitation Report (Not Reviewed)

Data File : G:\APOLLO\DATA\210525\525018.D Vial: 18
Acq On : 5-25-21 23:27:04 Operator: MB
Sample : 210524A LCS Inst : Apollo
Misc : water Multiplr: 5.00
IntFile : events.e
Quant Time: May 26 10:07 2021 Quant Results File: DOC0525.RES

Method : G:\APOLLO\DATA\210513\DOC0525.M (Chemstation Integrator)
Title : 8015 B&C
Last Update : Wed May 26 06:37:42 2021
Response via : Multiple Level Calibration

Volume Inj. : 2UL
Signal Phase : DB-5
Signal Info : FID02A

Compound	R.T.	Response	Conc Units
System Monitoring Compounds			
3) SA Ortho-Terphenyl(S)	7.50	104623877	107.473 ppb
Surrogate Spike 150.000		Recovery =	71.65%
4) SA Octacosane(S)	9.77	94972670	126.888 ppb
Surrogate Spike 150.000		Recovery =	84.59%
Target Compounds			
1) HATM Diesel (C10-C24)	6.46	81321736	97.181 ppb
2) HBTM Motor Oil (C24-C40)	14.75	82557101	135.749 ppb
Target Compounds			

(f)=RT Delta > 1/2 Window (m)=manual int.

Data File: G:\APOLLO\DATA\210525\525018.D
Sample : 210524A LCS

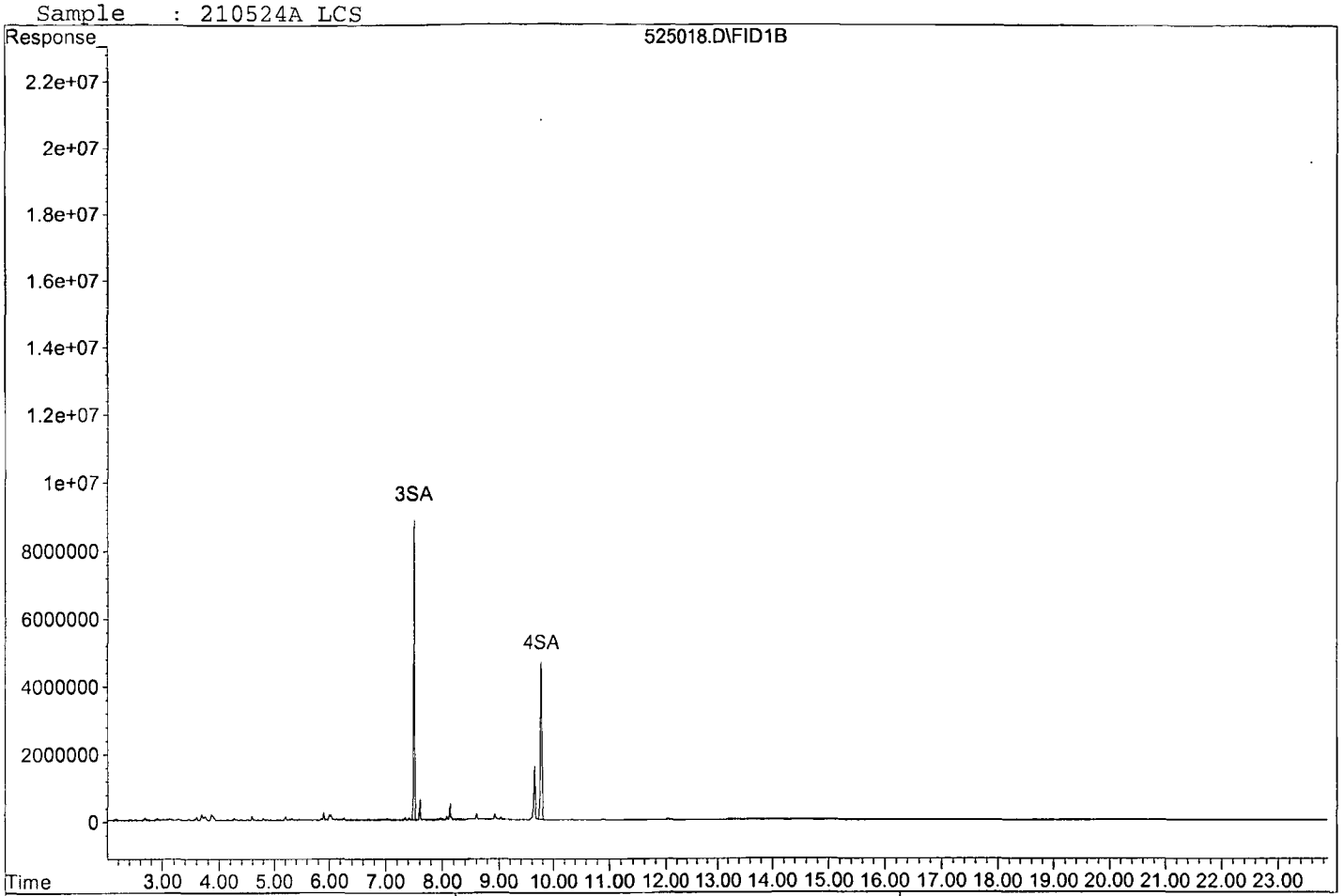

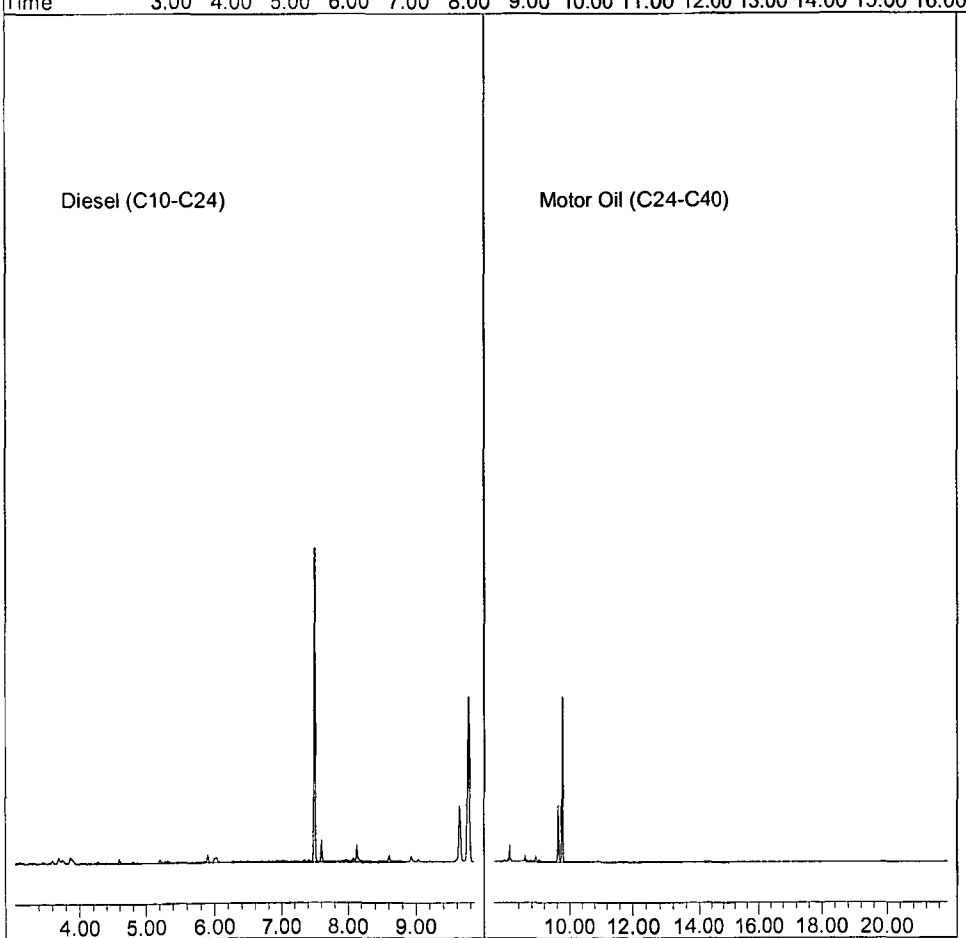

Quantitation Report (Not Reviewed)

Data File : G:\APOLLO\DATA\210525\525019.D Vial: 19
Acq On : 5-25-21 23:55:17 Operator: MB
Sample : 210524A LCSD Inst : Apollo
Misc : water Multiplr: 5.00
IntFile : events.e
Quant Time: May 26 10:07 2021 Quant Results File: DOC0525.RES

Method : G:\APOLLO\DATA\210513\DOC0525.M (Chemstation Integrator)
Title : 8015 B&C
Last Update : Wed May 26 06:37:42 2021
Response via : Multiple Level Calibration

Volume Inj. : 2UL
Signal Phase : DB-5
Signal Info : FID02A

Compound	R.T.	Response	Conc Units
System Monitoring Compounds			
3) SA Ortho-Terphenyl(S)	7.50	101101711	103.855 ppb
Surrogate Spike 150.000		Recovery =	69.24%
4) SA Octacosane(S)	9.77	92297530	123.313 ppb
Surrogate Spike 150.000		Recovery =	82.21%
Target Compounds			
1) HATM Diesel (C10-C24)	6.46	64086812	76.585 ppb
2) HBTM Motor Oil (C24-C40)	14.75	69466956	114.225 ppb

Target Compounds

(f)=RT Delta > 1/2 Window (m)=manual int.

Data File: G:\APOLLO\DATA\210525\525019.D
Sample : 210524A LCSD

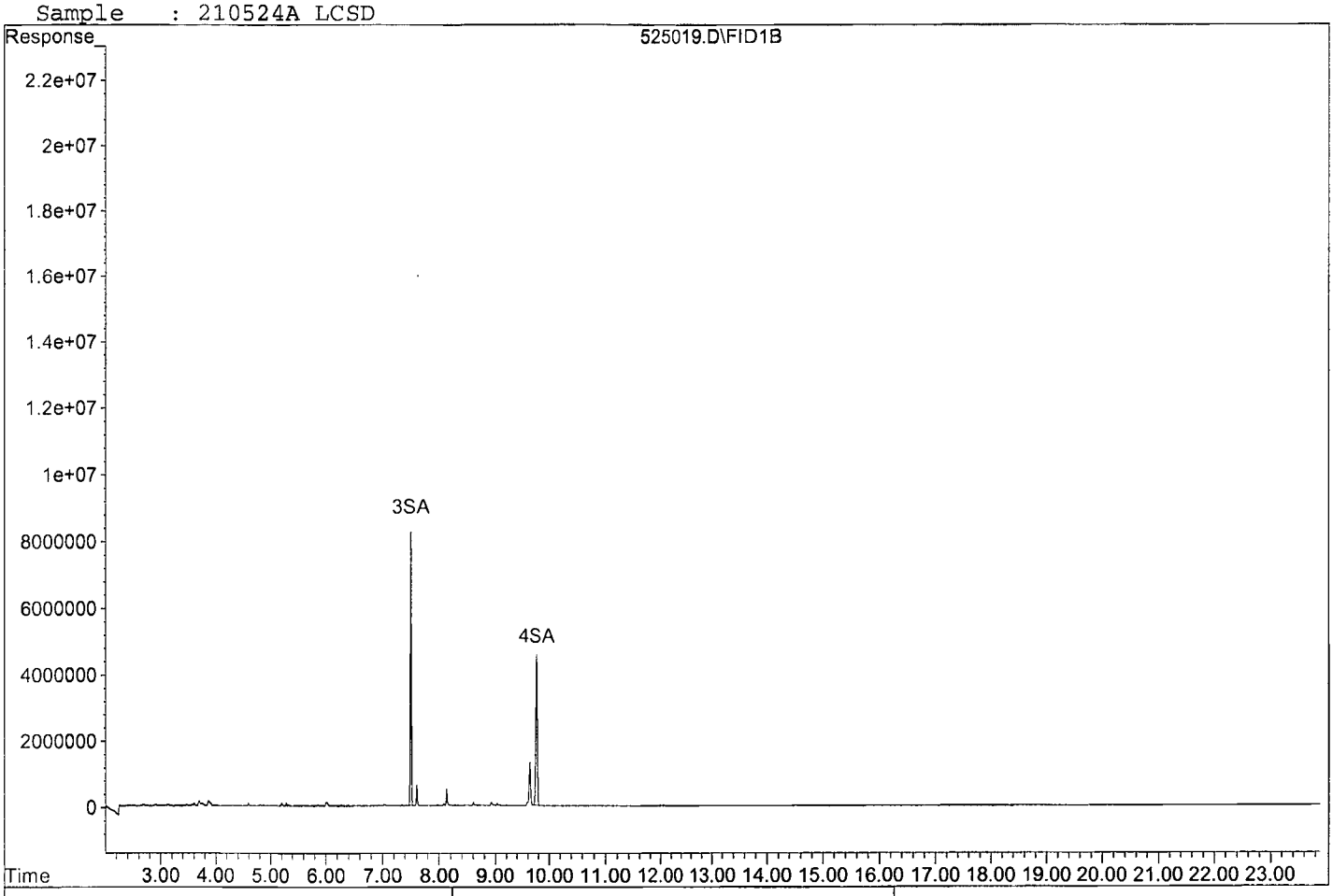

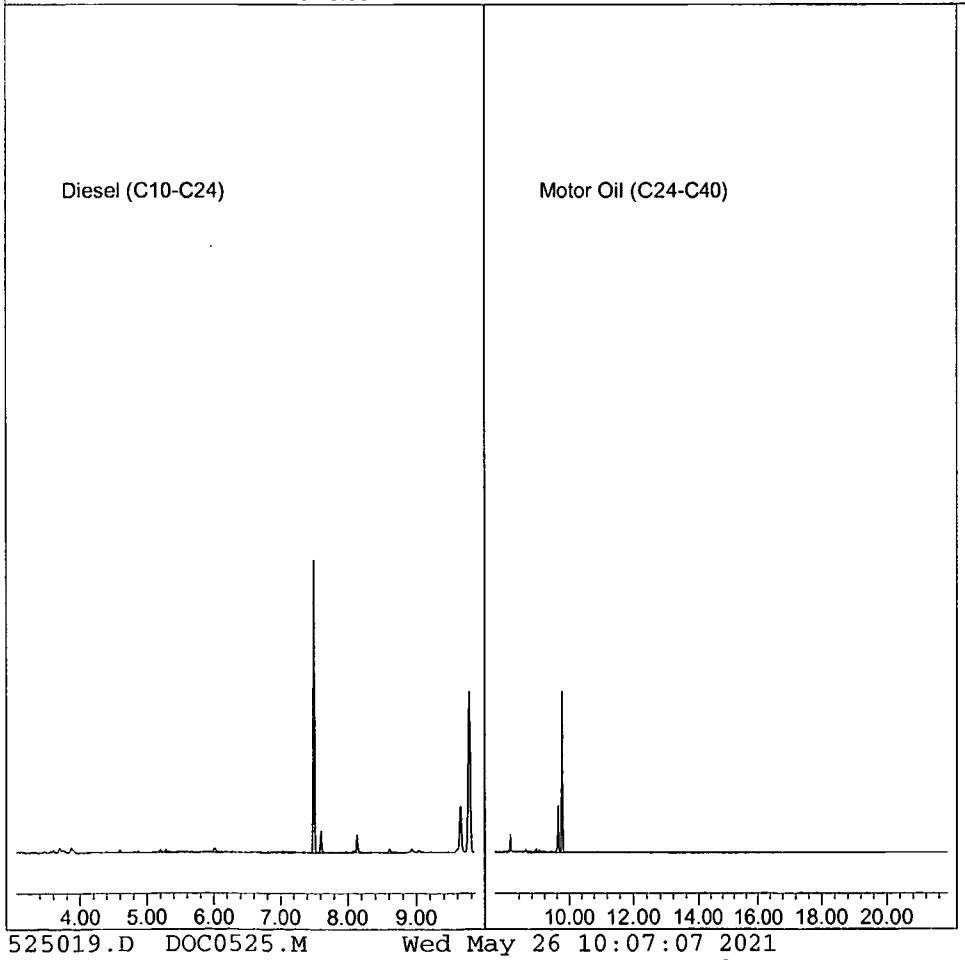

Name of Final Standard	THC Surrogate
Prep Date	05/18/21
Exp Date	05/18/22

Prep'd By (Initials) MB

Initial Standard Information						Final Standard Informati		
Name of Initial Standard (QAU Label)	Supplier	Supplier Part No.	Conc.(mg/L))	Lot # with QA # (or reference to APPL prep date)	EXP DATE (1Yr)	Exp Date (Manufacturer)	Aliquot from Stock	Final Volume
O-terphenyl/ Octacosane Mix	Phhenova	ALO-130161	600 mg/L	**CL15902-51799**	**04/27/22**	**10/31/25**	NA	NA

Diesel Motor Oil Calibration Curve

Prep'd By (Initials) MB

Prep Date 05/25/21

Exp Date 05/25/22

						Final Standard Information			
Name of Initial Standard (from contianer Label)	Supplier	Supplier P/N# (or APPL Mix Name)	Conc. (ug/mL)	Lot # with QA # (or reference to APPL prep date)	Exp Date	Aliquot from Stock	Final Volume	Solvent	Final Standard Conc (ug/mL)
Diesel Motor Oil Calibration STD-2	AAPL	Diesel /Motor Oil 1	10	04/21/21	05/06/22	100 uL	200 uL	MC	5
Diesel Motor Oil Calibration STD-3	AAPL	Diesel /Motor Oil 2	50	04/21/21	05/06/22	200 uL	1 mL	MC	10
Diesel Motor Oil Calibration STD	Restek	Diesel /Motor Oil 3	2000	04/21/21	05/06/22	25 uL	1mL	MC	50
Diesel Motor Oil Calibration STD	Restek	Diesel /Motor Oil 4	2000	04/21/21	05/06/22	125 uL	1mL	MC	250
Diesel Motor Oil Calibration STD	Restek	Diesel /Motor Oil 5	2000	04/21/21	05/06/22	500 uL	1 mL	MC	1000
Diesel Motor Oil Calibration STD	Restek	Diesel /Motor Oil 6	2000	04/21/21	05/06/22	750 uL	1 mL	MC	1500
Diesel Motor Oil Calibration STD	Restek	Diesel /Motor Oil 7	2000	04/21/21	05/06/22	100uL	100 uL	MC	2000

Diesel Motor Oil CCV

Prepared By (Initials): **MB**

Prep Date 05/25/21

Exp Date 10/16/21

Methylene Chloride Lot No. 59353

Initial Standard Information						Final Standard Information			
Name of Initial Standard (QAU Label)	Supplier	APPL Mix name	Conc.(ug/mL)	Reference to APPL Prep Date and Lot #'s	Exp Date	Aliquot from Stock	Final Volume	Solvent	Final Standard Conc (ug/mL)
Diesel-Motor Oil Standard	Restek	Diesel Motor Oil CCV	2000	**Perp'd: 09/05/20 A0154201-50381, 50522, 50526, AO155668-50515,50518,50519 cl 15440-50421**	**06/30/25**	1250 uL	10mL	**MC**	250

Name of Final Standard	Diesel Motor Oil Standard	MB
Prep Date	05/25/21	
Exp Date	05/25/22	
MC		

Initial Standard Information						Final Standard Information			
Name of Standard	Supplier	Supplier P/N# (or APPL Mix Name)	Conc.(ug/mL)	Lot # QA Number	Exp. Date	Aliquot from Stock	Final Volume	solvent	Final Standard Conc (range)
Diesel Fuel #2	Restek	31258	50,000	A0156569-51860	46,446	400 uL	10 mL	MC	2000 ug/mL
Motor Oil	Restek	31464	50,000	A0160024-51534	46,538	400 uL	10 mL	MC	2000 ug/mL
THC Surrogate	Phenova	ALO-130161	600	CL15440-50952	06/30/25	1666uL	10 mL	MC	100 ug/mL

Organic Extraction Worksheet

Method	Continuous Liq/Liq TPH-Diesel/MO 3520C	Extraction Set	210524A	Extraction Method	LIQ005	Units	mL

Spiked ID 1			Surrogate ID 1	THC Surrogate 5-18-21 5-18-22	
Spiked ID 2			Surrogate ID 2		
Spiked ID 3			Surrogate ID 3		
Spiked ID 4			Surrogate ID 4		
Spiked ID 5			Surrogate ID 5		
Spiked ID 6			Sufficient Vol for Matrix QC:	NO	
Spiked ID 7			Ext. Start Time:	05/24/21 15:35	
Spiked ID 8			Ext. End Time:	05/25/21 9:45	
			GC Requires Extract By:		

pH1	2	05/24/21 11:30	Water Bath Temp 1 °C	40/38.5 °C
pH2			Water Bath Temp 2 °C	34/37.1
pH3			Water Bath Temp 3 °C	34/33.5 °C

Spiked By: YL **Date** 05/24/21 **Witnessed By:** DS **Date** 05/24/21

	Sample	Sample Container	Spike Amount	Spike ID	Surrogate Amount	Surrogate ID	Extract Amount	Final Volume	pH	Extract Date/Time	Comments
1	210524A Blk				0.250	1	1000	5	2	05/24/21 11:37	
						equip	E-HP10 E-WB1				
2	210524A LCS-1				0.250	1	1000	5	2	05/24/21 11:37	
						equip	E-HP9 E-WB2				
3	210524A LCSD-1				0.250	1	1000	5	2	05/24/21 11:37	
						equip	E-HP8 E-WB3				
4	BA32618	BA32618W02			0.250	1	1000	5	2	05/24/21 11:37	96188 RE-EXTRACT
						equip	E-HP7 E-WB3				
5	BA32948	BA32948W01			0.250	1	1000	5	2	05/24/21 11:37	96269
						equip	E-HP6 E-WB1				
6	BA33038	BA33038W01			0.250	1	1000	5	2	05/24/21 11:37	96282
						equip	E-HP4 E-WB2				
7	BA33039	BA33039W01			0.250	1	1000	5	2	05/24/21 11:37	96282
						equip	E-HP3 E-WB1				

Solvent and Lot#	
1+1 HCL (5mLs)	60282
PH Strips	HC148594
Dicholormethane	60338
Filter Paper	400181
Sodium Sulfate	2020210870

Extraction COC Transfer	
Extraction lab employee Initials	KY
GC analyst's initials	MB
Date	5/25/21
Time	4:28
Refrigerator	HOBART

	Technician's Initials
Scanned By	YL
Sample Preparation	YL
Extraction	YL
Concentration	DS

Modified	06/02/21 8:24:57 AM

Reviewed By: KY **Date** 06/02/21

GC - MultiLevel Review

ARF number(s)	96188,96269,96282	Ext__ID #	71205

SAMPLE PREPARATION

Extraction/Preparation Method: EPA 3520 APPL SOP: LIQ005

The reviewer's initials below indicate the following criteria were met with the exceptions being noted in the comments:

HT met: HT date(s): 05/26/21 Ext. date: 05/24/21

Sample preservation is acceptable

Method and client-specific QC requirements were performed (DoD etc)

Information was entered into proper lab notebooks

Proper lab equipment was documented on extraction sheet

The client ID on the sample label matches the client ID on the APPL label

Soil samples were corrected for % Moisture (or Encores)	Yes		No		NA	X
Soil samples were prepared correctly for Incremental Sampling	Yes		No		NA	X
Sufficient sample was provided for matrix QC	Yes		No	X	NA	

#1 Reviewer Initials / Date: KY / 06/02/21

Comments:

INSTRUMENTATION LABORATORY

Analytical Method 8015 APPL SOP 801513

The analyst(s) initials below indicate the following criteria were met with the exceptions being noted below:

Holding times were met for all analyses

Checked ARF and COC for specific reporting requirements

Correct quantitation method used

Calibrations include all pertinent analytes

Initial calibration in control

Internal standards in control (when applicable)

Second source calibrations in control

Continuing calibrations in control

DDT Degradation Check Passes (when applicable)

Tune within control (when applicable)

LCS(/LCSD) passes

Method blank/calibration blank passes

Matrix Duplicate and MS/MSD passes (when applicable)

Surrogate(s) passes

Client-specific QC requirements met (DoD or client QAPP)

The units on the Form 1 were properly transcribed

Algorithm checked (LCS) Data File ID: 0212065

Correct multiplier used to quantitate sample data

The dilutions agree (when applicable)

Soil samples were corrected for % Moisture (when applicable)

Samples were checked for TICs (when applicable)

Manual integration(s) were dated / signed (when applicable)

Sample results were reviewed in EnviroQuant

LA/MA Target Analyte Values were checked

#1 Initials of analyst(s)/Date: MB 06/02/21

Initials of data entry/Date: MB 06/02/21

#2 Initials of technical reviewer/Date: TA 6/2/21

Comments / Case Narrative Data Qualifiers:

Were Hand-input Entries Made? Need peer review:	Yes:	No:	NA:
Is a NWR needed for the above failures? : NWR#:	Yes:	No:	NA:

Injection Log

Directory: G:\APOLLO\DATA\210525\

Line	Vial	FileName	Multiplier	SampleName	Misc Info	Injected
1	4	525004.D	1	DMO STD-1 05-25-21	water	5-25-21 16:52:49
2	5	525005.D	1	DMOS STD-2 05-25-21	water	5-25-21 17:21:00
3	6	525006.D	1	DMO STD-3 05-125-21	water	5-25-21 17:49:08
4	7	525007.D	1	DMO STD-4 05-25-21	water	5-25-21 18:17:24
5	8	525008.D	1	DMO-STD-5 05-25-21	water	5-25-21 18:45:28
6	9	525009.D	1	DMOS-STD 6 05-25-21	water	5-25-21 19:13:36
7	10	525010.D	1	DMO-STD 7 05-25-21	water	5-25-21 19:41:44
8	11	525011.D	1	DMO-STD SS 05-25-21	water	5-25-21 20:09:50
9	17	525017.D	5	210524A BLk	water	5-25-21 22:59:01
10	18	525018.D	5	210524A LCS	water	5-25-21 23:27:04
11	19	525019.D	5	210524A LCSD	water	5-25-21 23:55:17
12	22	525022.D	5	BA33038	water	5-26-21 1:19:47
13	23	525023.D	5	BA33039	water	5-26-21 1:47:58
14	24	525024.D	1	Diesel Motor Oil CCV 05/25/21	water	5-26-21 2:16:08

ORGANICS

Calibration Data

PAH by GCMS SIM
EPA 8270 SIM

Form 6
Initial Calibration

Lab Name: APPL, Inc.
Case No:
Matrix:

SDG No:
Initial Cal. Date: 03/24/21
Instrument: Linus

Initials:

		Compound	0.1	0.2	0.5	1	5	10	50	100			Avg	%RSD	Type	r^2	Q	MRF
			0324L003.D	0324L004.D	0324L005.D	0324L006.D	0324L007.D	0324L008.D	0324L009.D	0324L010.D								
1	I	Napthalene-D8(IS)																
2	TM	Naphthalene	1.022	1.015	0.9035	0.9513	0.9843	1.019	0.9028	0.8602			0.96	6.5	TM			0.700
3	S	2-Methylnaphthalene-D10 (2M	1.331	1.252	1.112	1.149	1.072	1.112	1.093	1.049			1.1	8.4	S			
4	TM	2-Methylnaphthalene	0.7019	0.6897	0.6045	0.6422	0.6662	0.6976	0.5974	0.5765			0.65	7.6	TM			0.400
5	TM	1-Methylnaphthalene	0.6892	0.6822	0.6155	0.6531	0.6647	0.6924	0.5956	0.5664			0.64	7.3	TM			
6	I	Acenaphthene-D10(IS)																
7	TM	Acenaphthylene	3.604	3.667	3.279	3.371	3.645	3.760	3.330	3.009			3.5	7.3	TM			0.900
8	*TM	Acenaphthene	1.189	1.175	1.014	1.032	1.084	1.108	0.9732	0.9638			1.1	8.1	*TM			0.900
9	TM	Fluorene	1.334	1.369	1.198	1.248	1.347	1.403	1.217	1.293			1.3	5.7	TM			0.900
10	I	Phenanthrene-D10(IS)																
11	TM	Phenanthrene	1.074	1.083	0.9454	0.9774	1.054	1.067	0.9344	0.8540			1.00	8.4	TM			0.700
12	TM	Anthracene	0.9221	0.9704	0.8788	0.9342	1.012	1.017	0.8797	0.7857			0.92	8.4	TM			0.700
13	S	Fluoranthene-D10 (FRT)			1.398	1.363	1.256	1.224	1.279	1.208			1.3	5.9	S			
14	*TM	Fluoranthene	1.529	1.543	1.353	1.471	1.573	1.573	1.374	1.294			1.5	7.5	*TM			0.600
15	I	Chrysene-D12(IS)																
16	TM	Pyrene	1.275	1.301	1.174	1.231	1.310	1.350	1.196	1.172			1.3	5.4	TM			0.600
17	TM	Benz (a) anthracene	1.219	1.234	1.133	1.145	1.214	1.256	1.151	1.132			1.2	4.2	TM			0.800
18	TM	Chrysene	1.221	1.273	1.124	1.165	1.214	1.226	1.087	1.013			1.2	7.4	TM			0.700
19	TM	Indeno (1,2,3-cd) pyrene	1.390	1.466	1.316	1.364	1.442	1.525	1.424	1.434			1.4	4.5	TM			0.500
20	I	Perylene-D12(IS)																
21	TM	Benzo (b) fluoranthene	1.103	1.052	0.9778	1.038	1.110	1.264	1.210	1.111			1.1	8.3	TM			0.700
22	TM	Benzo (k) fluoranthene	1.055	1.236	1.122	1.143	1.263	1.170	1.020	1.027			1.1	8.1	TM			0.700
23	*TM	Benzo (a) pyrene	0.8447	1.010	0.9198	1.019	1.097	1.126	1.051	1.031			1.0	9.1	*TM			0.700
24	TM	Dibenz (a,h) anthracene	0.9240	1.119	0.9987	1.062	1.153	1.196	1.093	1.096			1.1	8.0	TM			0.400
25	TM	Benzo (g,h,i) perylene	0.9596	1.154	1.032	1.081	1.161	1.213	1.110	1.097			1.1	7.2	TM			0.500
26																		
27																		
28																		
29																		
30																		
31																		
32																		
33																		
34																		
35																		

Quantitation Report (Not Reviewed)

Data File : M:\LINUS\DATA\L210324\0324L003.D
Acq On : 24 Mar 21 11:35
Sample : 0.1 SIM 03/24/21
Misc :

Vial: 3
Operator: MA
Inst : Linus
Multiplr: 1.00

Quant Time: Mar 24 12:05 2021

Quant Results File: L0324.RES

Quant Method : M:\LINUS\DATA\L210324\L0324.M (RTE Integrator)
Title : EPA 8270
Last Update : Mon Jan 18 16:20:25 2021
Response via : Initial Calibration
DataAcq Meth : SIM_2

Internal Standards	R.T.	QIon	Response	Conc Units	Dev(Min)
1) Napthalene-D8(IS)	4.23	136	27424	2.500 ppb	-0.02
6) Acenaphthene-D10(IS)	6.23	164	15481	2.500 ppb	-0.02
10) Phenanthrene-D10(IS)	7.95	188	31397	2.500 ppb	-0.02
15) Chrysene-D12(IS)	11.07	240	38299	2.500 ppb	-0.04
20) Perylene-D12(IS)	13.51	264	49867	2.500 ppb	-0.05
System Monitoring Compounds					
3) 2-Methylnaphthalene-D10 (2	5.00	152	730	0.062 ppb	-0.02
Spiked Amount 5.000			Recovery	= 1.240%	
13) Fluoranthene-D10 (FRT)	9.33	212	5438	0.320 ppb	-0.03
Spiked Amount 5.000			Recovery	= 6.400%	
Target Compounds					Qvalue
2) Naphthalene	4.25	128	1121	0.100 ppb	99
4) 2-Methylnaphthalene	5.03	142	770	0.110 ppb	95
5) 1-Methylnaphthalene	5.14	142	756	0.109 ppb	90
7) Acenaphthylene	6.06	152	2232	0.089 ppb	99
8) Acenaphthene	6.27	154	736	0.100 ppb	96
9) Fluorene	6.87	166	826	0.096 ppb	98
11) Phenanthrene	7.98	178	1349	0.093 ppb	100
12) Anthracene	8.04	178	1158	0.089 ppb	98
14) Fluoranthene	9.36	202	1920	0.100 ppb	99
16) Pyrene	9.62	202	1953	0.094 ppb	99
17) Benz (a) anthracene	11.06	228	1867	0.106 ppb	99
18) Chrysene	11.11	228	1870	0.100 ppb	99
19) Indeno (1,2,3-cd) pyrene	15.00	276	2130	0.128 ppb #	92
21) Benzo (b) fluoranthene	12.87	252	2200	0.113 ppb	97
22) Benzo (k) fluoranthene	12.92	252	2104	0.083 ppb #	95
23) Benzo (a) pyrene	13.42	252	1685	0.089 ppb #	92
24) Dibenz (a,h) anthracene	15.04	278	1843	0.104 ppb #	94
25) Benzo (g,h,i) perylene	15.37	276	1914	0.095 ppb	91

(#) = qualifier out of range (m) = manual integration

Quantitation Report

Data File : M:\LINUS\DATA\L210324\0324L003.D
Acq On : 24 Mar 21 11:35
Sample : 0.1 SIM 03/24/21
Misc :

Vial: 3
Operator: MA
Inst : Linus
Multiplr: 1.00

Quant Time: Mar 24 12:05 2021

Quant Results File: L0324.RES

Method : M:\LINUS\DATA\L210324\L0324.M (RTE Integrator)
Title : EPA 8270
Last Update : Wed Mar 24 14:55:37 2021
Response via : Initial Calibration



Quantitation Report (Not Reviewed)

Data File : M:\LINUS\DATA\L210324\0324L004.D
Acq On : 24 Mar 21 11:57
Sample : 0.2 SIM 03/24/21
Misc :

Vial: 4
Operator: MA
Inst : Linus
Multiplr: 1.00

Quant Time: Mar 24 12:19 2021

Quant Results File: L0324.RES

Quant Method : M:\LINUS\DATA\L210324\L0324.M (RTE Integrator)
Title : EPA 8270
Last Update : Mon Jan 18 16:20:25 2021
Response via : Initial Calibration
DataAcq Meth : SIM_2

Internal Standards	R.T.	QIon	Response	Conc Units	Dev(Min)
1) Napthalene-D8(IS)	4.23	136	26697	2.50000 ppb	-0.02
6) Acenaphthene-D10(IS)	6.23	164	14970	2.50000 ppb	-0.02
10) Phenanthrene-D10(IS)	7.95	188	29691	2.50000 ppb	-0.02
15) Chrysene-D12(IS)	11.07	240	35455	2.50000 ppb	-0.04
20) Perylene-D12(IS)	13.51	264	39312	2.50000 ppb	-0.05
System Monitoring Compounds					
3) 2-Methylnaphthalene-D10 (2	5.00	152	1337	0.11668 ppb	-0.02
Spiked Amount 5.000			Recovery	= 2.340%	
13) Fluoranthene-D10 (FRT)	9.33	212	2218	0.13821 ppb	-0.03
Spiked Amount 5.000			Recovery	= 2.760%	
Target Compounds					Qvalue
2) Naphthalene	4.25	128	2167	0.19950 ppb	98
4) 2-Methylnaphthalene	5.03	142	1473	0.21661 ppb	99
5) 1-Methylnaphthalene	5.14	142	1457	0.21507 ppb	94
7) Acenaphthylene	6.06	152	4391	0.18035 ppb	99
8) Acenaphthene	6.27	154	1407	0.19781 ppb	91
9) Fluorene	6.87	166	1640	0.19772 ppb	98
11) Phenanthrene	7.98	178	2572	0.18691 ppb	98
12) Anthracene	8.04	178	2305	0.18683 ppb	98
14) Fluoranthene	9.36	202	3665	0.20090 ppb	99
16) Pyrene	9.62	202	3690	0.19111 ppb	98
17) Benz (a) anthracene	11.06	228	3499	0.21448 ppb	98
18) Chrysene	11.11	228	3610	0.20766 ppb	97
19) Indeno (1,2,3-cd) pyrene	14.99	276	4157	0.26986 ppb #	98
21) Benzo (b) fluoranthene	12.87	252	3309	0.21490 ppb	99
22) Benzo (k) fluoranthene	12.92	252	3886	0.19515 ppb #	95
23) Benzo (a) pyrene	13.41	252	3175	0.21384 ppb	95
24) Dibenz (a,h) anthracene	15.03	278	3518	0.25276 ppb	96
25) Benzo (g,h,i) perylene	15.37	276	3629	0.22867 ppb #	88

(#) = qualifier out of range (m) = manual integration

Quantitation Report

Data File : M:\LINUS\DATA\L210324\0324L004.D
Acq On : 24 Mar 21 11:57
Sample : 0.2 SIM 03/24/21
Misc :

Vial: 4
Operator: MA
Inst : Linus
Multiplr: 1.00

Quant Time: Mar 24 12:19 2021

Quant Results File: L0324.RES

Method : M:\LINUS\DATA\L210324\L0324.M (RTE Integrator)
Title : EPA 8270
Last Update : Wed Mar 24 14:55:37 2021
Response via : Initial Calibration

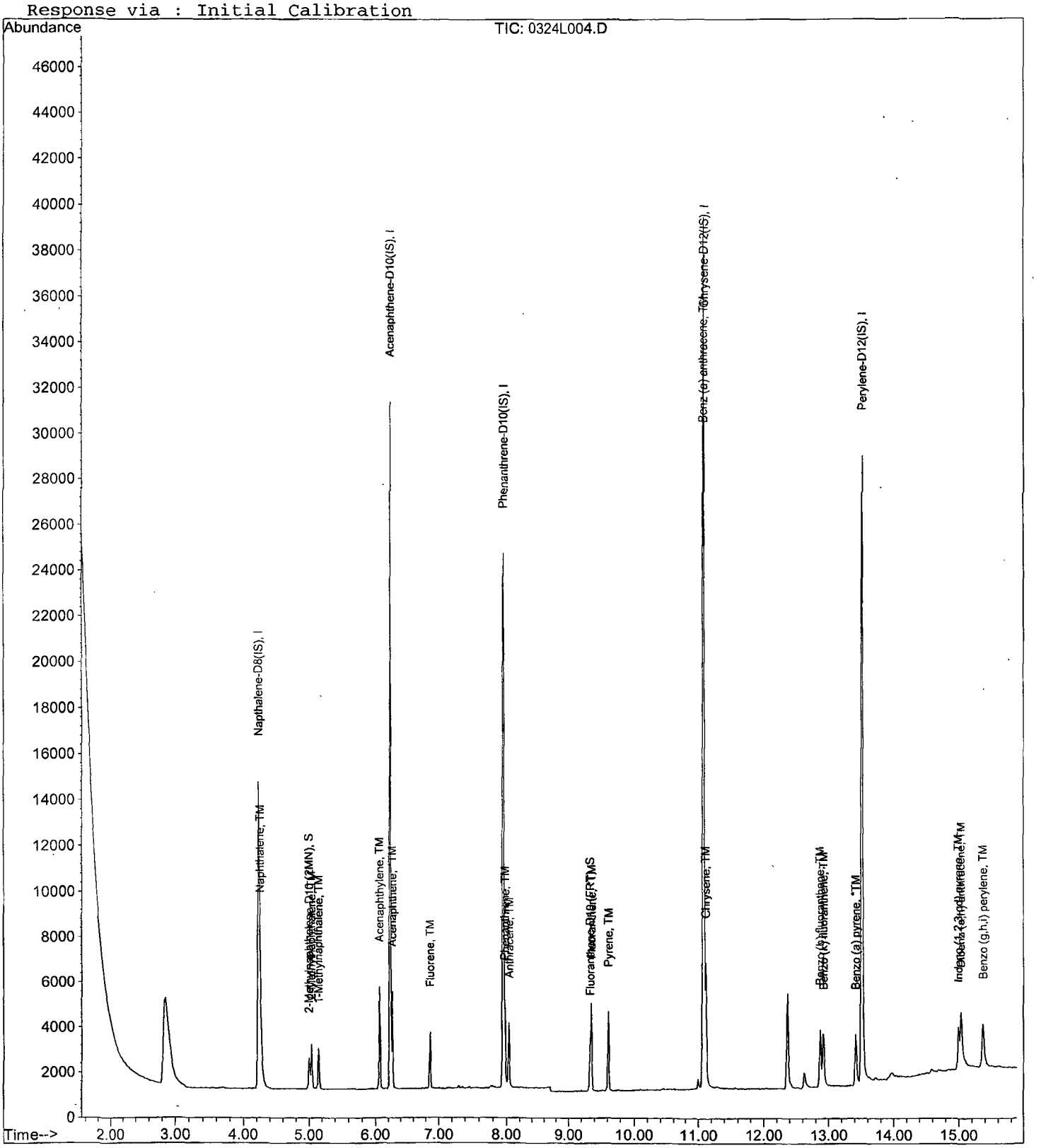

Quantitation Report (Not Reviewed)

Data File : M:\LINUS\DATA\L210324\0324L005.D Vial: 5
Acq On : 24 Mar 21 12:19 Operator: MA
Sample : 0.5 SIM 03/24/21 Inst : Linus
Misc : Multiplr: 1.00

Quant Time: Mar 24 13:06 2021 Quant Results File: L0324.RES

Quant Method : M:\LINUS\DATA\L210324\L0324.M (RTE Integrator)
Title : EPA 8270
Last Update : Mon Jan 18 16:20:25 2021
Response via : Initial Calibration
DataAcq Meth : SIM_2

Internal Standards	R.T.	QIon	Response	Conc Units	Dev(Min)
1) Napthalene-D8(IS)	4.23	136	26856	2.50000 ppb	-0.02
6) Acenaphthene-D10(IS)	6.23	164	15106	2.50000 ppb	-0.02
10) Phenanthrene-D10(IS)	7.95	188	30145	2.50000 ppb	-0.02
15) Chrysene-D12(IS)	11.07	240	35431	2.50000 ppb	-0.04
20) Perylene-D12(IS)	13.51	264	39291	2.50000 ppb	-0.05
System Monitoring Compounds					
3) 2-Methylnaphthalene-D10 (2	5.00	152	2987	0.25913 ppb	-0.02
Spiked Amount 5.000			Recovery	= 5.180%	
13) Fluoranthene-D10 (FRT)	9.33	212	4213	0.25856 ppb	-0.03
Spiked Amount 5.000			Recovery	= 5.180%	
Target Compounds					Qvalue
2) Naphthalene	4.25	128	4853	0.44413 ppb	99
4) 2-Methylnaphthalene	5.03	142	3247	0.47465 ppb	97
5) 1-Methylnaphthalene	5.14	142	3306	0.48512 ppb	94
7) Acenaphthylene	6.06	152	9907	0.40323 ppb	100
8) Acenaphthene	6.27	154	3064	0.42688 ppb	92
9) Fluorene	6.87	166	3618	0.43227 ppb	99
11) Phenanthrene	7.98	178	5700	0.40798 ppb	97
12) Anthracene	8.04	178	5298	0.42297 ppb	98
14) Fluoranthene	9.36	202	8155	0.44030 ppb	96
16) Pyrene	9.62	202	8316	0.43099 ppb	96
17) Benz (a) anthracene	11.05	228	8031	0.49261 ppb	97
18) Chrysene	11.11	228	7966	0.45855 ppb #	97
19) Indeno (1,2,3-cd) pyrene	14.99	276	9326	0.60582 ppb #	94
21) Benzo (b) fluoranthene	12.87	252	7684	0.49930 ppb	98
22) Benzo (k) fluoranthene	12.91	252	8815	0.44292 ppb	97
23) Benzo (a) pyrene	13.41	252	7228	0.48708 ppb #	94
24) Dibenz (a,h) anthracene	15.03	278	7848	0.56417 ppb	95
25) Benzo (g,h,i) perylene	15.36	276	8112	0.51142 ppb	92

(#) = qualifier out of range (m) = manual integration

Quantitation Report

Data File : M:\LINUS\DATA\L210324\0324L005.D
Acq On : 24 Mar 21 12:19
Sample : 0.5 SIM 03/24/21
Misc :

Vial: 5
Operator: MA
Inst : Linus
Multiplr: 1.00

Quant Time: Mar 24 13:06 2021

Quant Results File: L0324.RES

Method : M:\LINUS\DATA\L210324\L0324.M (RTE Integrator)
Title : EPA 8270
Last Update : Wed Mar 24 14:55:37 2021
Response via : Initial Calibration

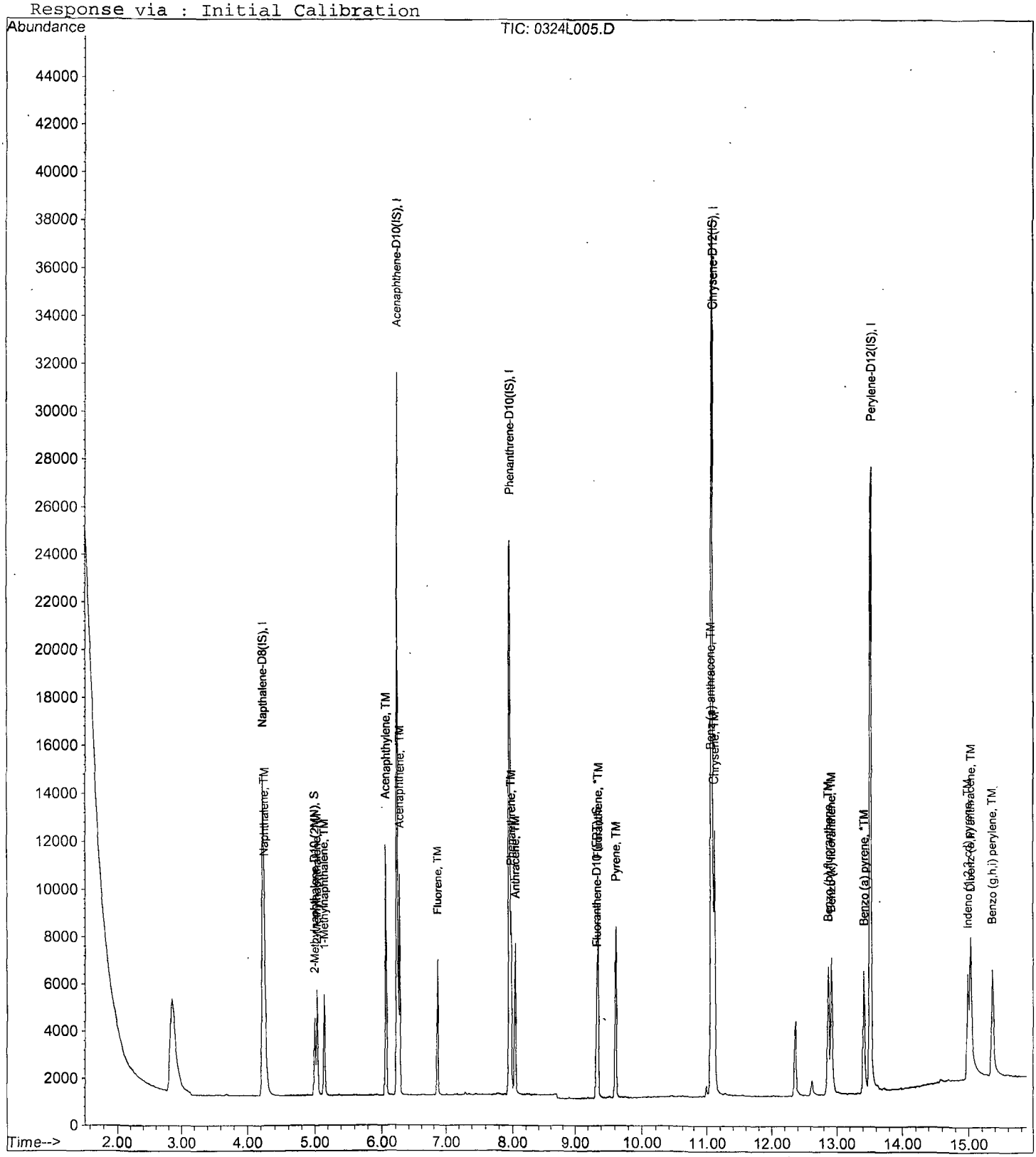

Quantitation Report (Not Reviewed)

Data File : M:\LINUS\DATA\L210324\0324L006.D Vial: 6
Acq On : 24 Mar 21 12:41 Operator: MA
Sample : 1 SIM 03/24/21 Inst : Linus
Misc : Multiplr: 1.00

Quant Time: Mar 24 13:56 2021 Quant Results File: L0324.RES

Quant Method : M:\LINUS\DATA\L210324\L0324.M (RTE Integrator)
Title : EPA 8270
Last Update : Mon Jan 18 16:20:25 2021
Response via : Initial Calibration
DataAcq Meth : SIM_2

Internal Standards	R.T.	QIon	Response	Conc Units	Dev(Min)
1) Napthalene-D8(IS)	4.23	136	26947	2.50000 ppb	-0.02
6) Acenaphthene-D10(IS)	6.23	164	15238	2.50000 ppb	-0.02
10) Phenanthrene-D10(IS)	7.95	188	29756	2.50000 ppb	-0.02
15) Chrysene-D12(IS)	11.07	240	35539	2.50000 ppb	-0.04
20) Perylene-D12(IS)	13.51	264	38843	2.50000 ppb	-0.05
System Monitoring Compounds					
3) 2-Methylnaphthalene-D10 (2	5.00	152	6192	0.53535 ppb	-0.02
Spiked Amount 5.000			Recovery	= 10.700%	
13) Fluoranthene-D10 (FRT)	9.33	212	8114	0.50449 ppb	-0.03
Spiked Amount 5.000			Recovery	= 10.080%	

Target Compounds						Qvalue
2) Naphthalene	4.25	128	10254	0.93524 ppb		99
4) 2-Methylnaphthalene	5.03	142	6922	1.00845 ppb		99
5) 1-Methylnaphthalene	5.14	142	7040	1.02955 ppb		95
7) Acenaphthylene	6.06	152	20548	0.82910 ppb		100
8) Acenaphthene	6.27	154	6291	0.86888 ppb		93
9) Fluorene	6.87	166	7604	0.90064 ppb		98
11) Phenanthrene	7.98	178	11633	0.84352 ppb		98
12) Anthracene	8.04	178	11119	0.89929 ppb		97
14) Fluoranthene	9.36	202	17514	0.95796 ppb		96
16) Pyrene	9.62	202	17506	0.90452 ppb		96
17) Benz (a) anthracene	11.05	228	16274	0.99519 ppb		97
18) Chrysene	11.11	228	16564	0.95059 ppb		97
19) Indeno (1,2,3-cd) pyrene	14.99	276	19384	1.25536 ppb	#	90
21) Benzo (b) fluoranthene	12.87	252	16124	1.05980 ppb		98
22) Benzo (k) fluoranthene	12.91	252	17765	0.90291 ppb		97
23) Benzo (a) pyrene	13.41	252	15830	1.07904 ppb	#	94
24) Dibenz (a,h) anthracene	15.03	278	16493	1.19931 ppb	#	94
25) Benzo (g,h,i) perylene	15.36	276	16799	1.07131 ppb	#	89

(#) = qualifier out of range (m) = manual integration

Quantitation Report

Data File : M:\LINUS\DATA\L210324\0324L006.D
Acq On : 24 Mar 21 12:41
Sample : 1 SIM 03/24/21
Misc :

Vial: 6
Operator: MA
Inst : Linus
Multiplr: 1.00

Quant Time: Mar 24 13:56 2021

Quant Results File: L0324.RES

Method : M:\LINUS\DATA\L210324\L0324.M (RTE Integrator)
Title : EPA 8270
Last Update : Wed Mar 24 14:55:37 2021
Response via : Initial Calibration

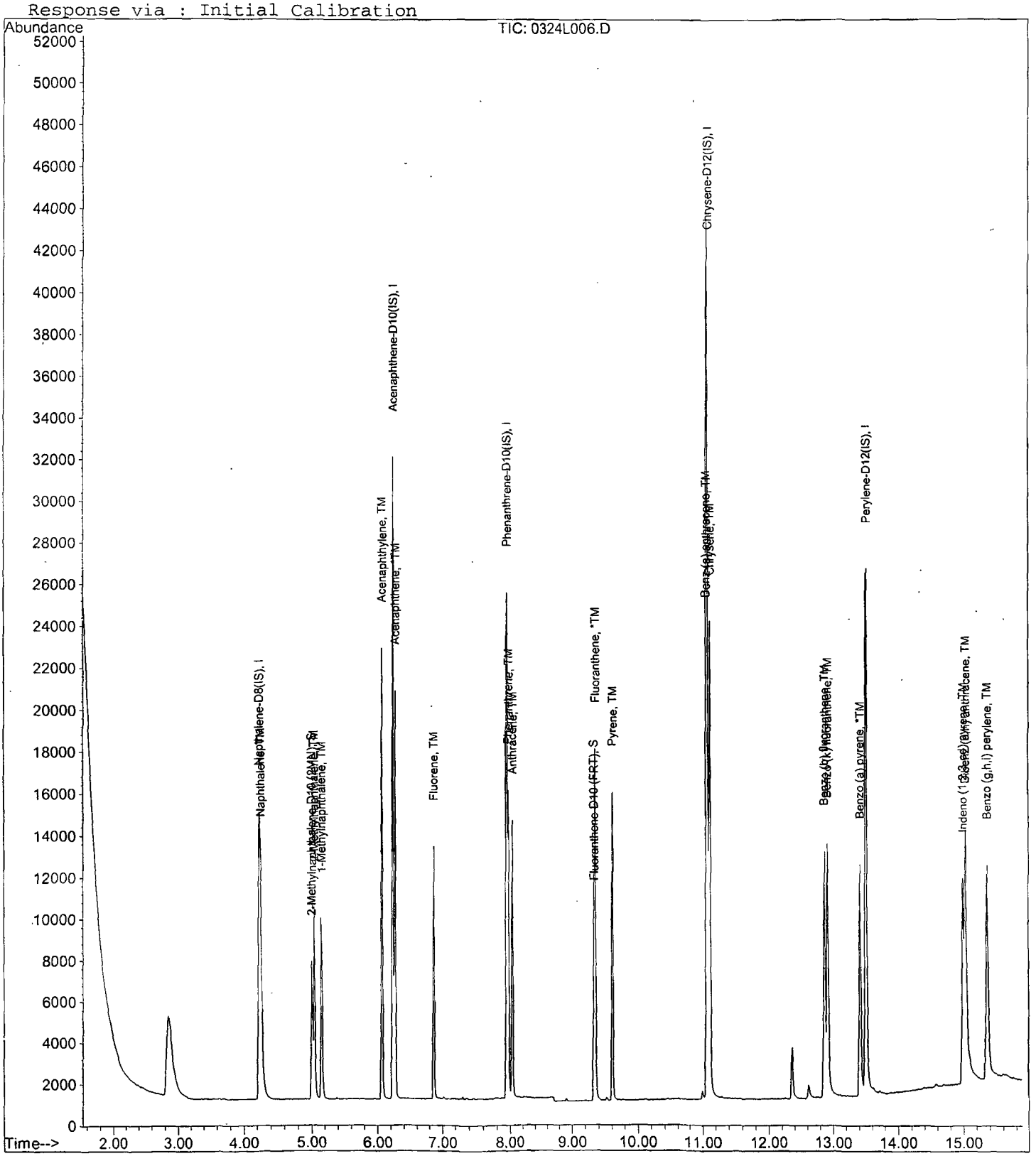

Quantitation Report (Not Reviewed)

Data File : M:\LINUS\DATA\L210324\0324L007.D Vial: 7
Acq On : 24 Mar 21 13:07 Operator: MA
Sample : 5 SIM 03/24/21 Inst : Linus
Misc : Multiplr: 1.00

Quant Time: Mar 24 13:57 2021 Quant Results File: L0324.RES

Quant Method : M:\LINUS\DATA\L210324\L0324.M (RTE Integrator)
Title : EPA 8270
Last Update : Mon Jan 18 16:20:25 2021
Response via : Initial Calibration
DataAcq Meth : SIM_2

Internal Standards	R.T.	QIon	Response	Conc Units	Dev(Min)
1) Napthalene-D8(IS)	4.23	136	27336	2.50000 ppb	-0.02
6) Acenaphthene-D10(IS)	6.23	164	15164	2.50000 ppb	-0.02
10) Phenanthrene-D10(IS)	7.95	188	29558	2.50000 ppb	-0.02
15) Chrysene-D12(IS)	11.07	240	35494	2.50000 ppb	-0.04
20) Perylene-D12(IS)	13.51	264	37901	2.50000 ppb	-0.05
System Monitoring Compounds					
3) 2-Methylnaphthalene-D10 (2	5.00	152	29315	2.49848 ppb	-0.02
Spiked Amount 5.000			Recovery	= 49.960%	
13) Fluoranthene-D10 (FRT)	9.33	212	37132	2.32415 ppb	-0.03
Spiked Amount 5.000			Recovery	= 46.480%	

Target Compounds						Qvalue
2) Naphthalene	4.25	128	53812	4.83819 ppb		100
4) 2-Methylnaphthalene	5.03	142	36421	5.23056 ppb		99
5) 1-Methylnaphthalene	5.14	142	36343	5.23925 ppb		93
7) Acenaphthylene	6.06	152	110531	4.48162 ppb		100
8) Acenaphthene	6.27	154	32865	4.56129 ppb		94
9) Fluorene	6.87	166	40863	4.86357 ppb		98
11) Phenanthrene	7.98	178	62314	4.54872 ppb		98
12) Anthracene	8.04	178	59848	4.87286 ppb		98
14) Fluoranthene	9.36	202	92978	5.11969 ppb		96
16) Pyrene	9.62	202	92996	4.81112 ppb		97
17) Benz (a) anthracene	11.06	228	86163	5.27575 ppb		99
18) Chrysene	11.11	228	86211	4.95383 ppb		98
19) Indeno (1,2,3-cd) pyrene	14.99	276	102335	6.63591 ppb		94
21) Benzo (b) fluoranthene	12.87	252	84124	5.66676 ppb		99
22) Benzo (k) fluoranthene	12.92	252	95712	4.98550 ppb	#	94
23) Benzo (a) pyrene	13.41	252	83186	5.81126 ppb		95
24) Dibenz (a,h) anthracene	15.03	278	87376	6.51158 ppb	#	94
25) Benzo (g,h,i) perylene	15.36	276	88009	5.75201 ppb		92

(#) = qualifier out of range (m) = manual integration

Quantitation Report

Data File : M:\LINUS\DATA\L210324\0324L007.D
Acq On : 24 Mar 21 13:07
Sample : 5 SIM 03/24/21
Misc :

Vial: 7
Operator: MA
Inst : Linus
Multiplr: 1.00

Quant Time: Mar 24 13:57 2021

Quant Results File: L0324.RES

Method : M:\LINUS\DATA\L210324\L0324.M (RTE Integrator)
Title : EPA 8270
Last Update : Wed Mar 24 14:55:37 2021
Response via : Initial Calibration



Quantitation Report (Not Reviewed)

Data File : M:\LINUS\DATA\L210324\0324L008.D
Acq On : 24 Mar 21 13:29
Sample : 10 SIM 03/24/21
Misc :

Vial: 8
Operator: MA
Inst : Linus
Multiplr: 1.00

Quant Time: Mar 24 13:57 2021
Quant Results File: L0324.RES

Quant Method : M:\LINUS\DATA\L210324\L0324.M (RTE Integrator)
Title : EPA 8270
Last Update : Mon Jan 18 16:20:25 2021
Response via : Initial Calibration
DataAcq Meth : SIM_2

Internal Standards	R.T.	QIon	Response	Conc Units	Dev(Min)
1) Napthalene-D8(IS)	4.23	136	24492	2.50000 ppb	-0.02
6) Acenaphthene-D10(IS)	6.23	164	14011	2.50000 ppb	-0.02
10) Phenanthrene-D10(IS)	7.95	188	28290	2.50000 ppb	-0.02
15) Chrysene-D12(IS)	11.07	240	33622	2.50000 ppb	-0.04
20) Perylene-D12(IS)	13.51	264	36316	2.50000 ppb	-0.05
System Monitoring Compounds					
3) 2-Methylnaphthalene-D10 (2	5.00	152	54484	5.18280 ppb	-0.02
Spiked Amount 5.000			Recovery	= 103.660%	
13) Fluoranthene-D10 (FRT)	9.33	212	69271	4.53012 ppb	-0.03
Spiked Amount 5.000			Recovery	= 90.600%	
Target Compounds					Qvalue
2) Naphthalene	4.25	128	99875	10.02238 ppb	100
4) 2-Methylnaphthalene	5.03	142	68341	10.95440 ppb	100
5) 1-Methylnaphthalene	5.14	142	67837	10.91506 ppb	93
7) Acenaphthylene	6.06	152	210730	9.24745 ppb	99
8) Acenaphthene	6.27	154	62103	9.32850 ppb	93
9) Fluorene	6.87	166	78615	10.12687 ppb	97
11) Phenanthrene	7.98	178	120778	9.21156 ppb	97
12) Anthracene	8.04	178	115039	9.78638 ppb	98
14) Fluoranthene	9.36	202	178046	10.24324 ppb	96
16) Pyrene	9.62	202	181593	9.91774 ppb	96
17) Benz (a) anthracene	11.06	228	168868	10.91546 ppb	99
18) Chrysene	11.11	228	164942	10.00554 ppb	99
19) Indeno (1,2,3-cd) pyrene	14.99	276	205033	14.03561 ppb	98
21) Benzo (b) fluoranthene	12.87	252	183637	12.91005 ppb	100
22) Benzo (k) fluoranthene	12.92	252	169899	9.23604 ppb #	96
23) Benzo (a) pyrene	13.41	252	163615	11.92878 ppb	96
24) Dibenz (a,h) anthracene	15.03	278	173707	13.51028 ppb	97
25) Benzo (g,h,i) perylene	15.37	276	176209	12.01914 ppb #	84

(#) = qualifier out of range (m) = manual integration

Quantitation Report

Data File : M:\LINUS\DATA\L210324\0324L008.D
Acq On : 24 Mar 21 13:29
Sample : 10 SIM 03/24/21
Misc :

Vial: 8
Operator: MA
Inst : Linus
Multiplr: 1.00

Quant Time: Mar 24 13:57 2021

Quant Results File: L0324.RES

Method : M:\LINUS\DATA\L210324\L0324.M (RTE Integrator)
Title : EPA 8270
Last Update : Wed Mar 24 14:55:37 2021
Response via : Initial Calibration

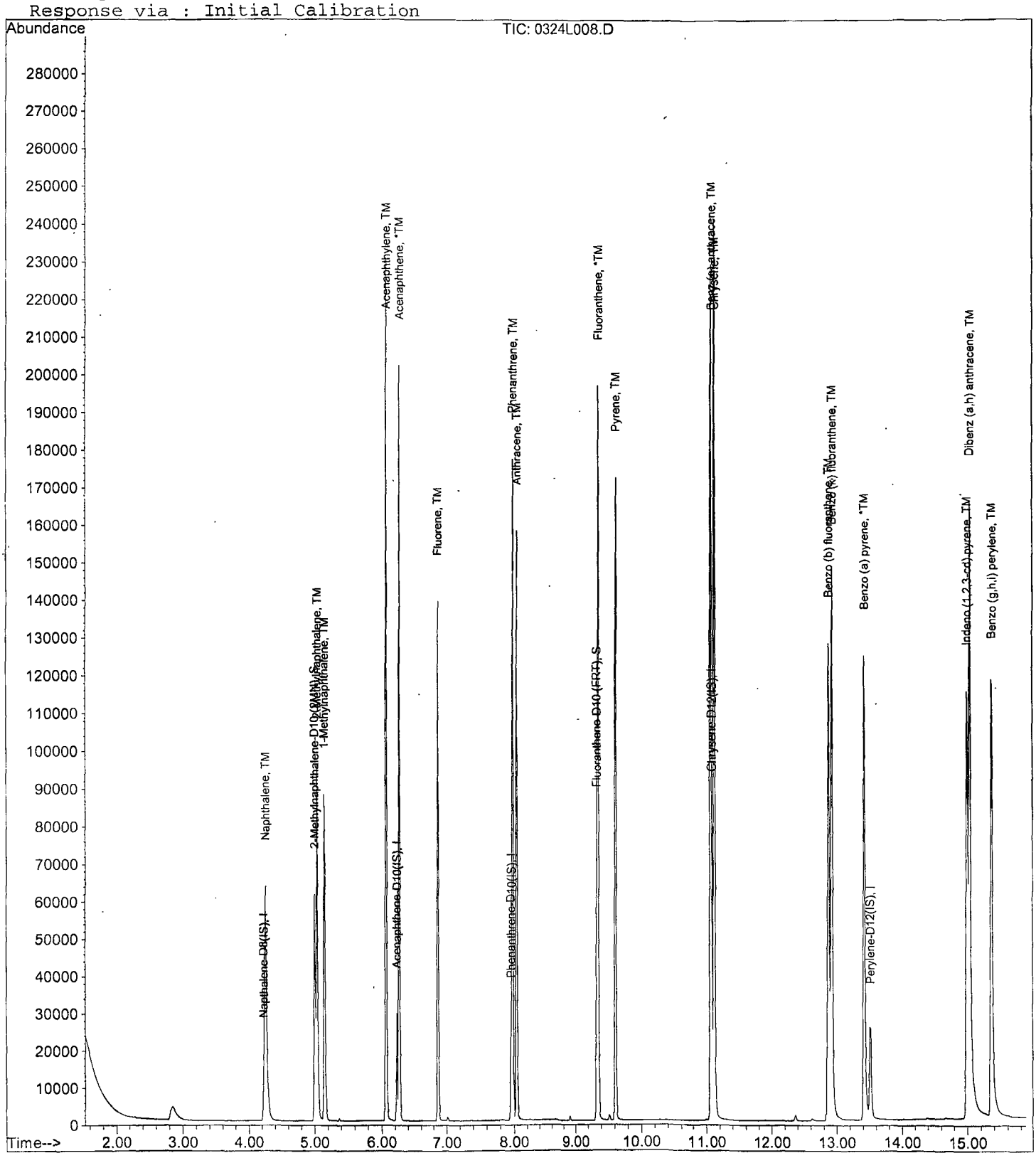

Quantitation Report (Not Reviewed)

Data File : M:\LINUS\DATA\L210324\0324L009.D Vial: 9
Acq On : 24 Mar 21 13:51 Operator: MA
Sample : 50 SIM 03/24/21 Inst : Linus
Misc : Multiplr: 1.00

Quant Time: Mar 24 14:26 2021 Quant Results File: L0324.RES

Quant Method : M:\LINUS\DATA\L210324\L0324.M (RTE Integrator)
Title : EPA 8270
Last Update : Mon Jan 18 16:20:25 2021
Response via : Initial Calibration
DataAcq Meth : SIM_2

Internal Standards	R.T.	QIon	Response	Conc Units	Dev(Min)
1) Napthalene-D8(IS)	4.23	136	26806	2.50000 ppb	-0.02
6) Acenaphthene-D10(IS)	6.23	164	14673	2.50000 ppb	-0.02
10) Phenanthrene-D10(IS)	7.95	188	29592	2.50000 ppb	-0.02
15) Chrysene-D12(IS)	11.08	240	34877	2.50000 ppb	-0.03
20) Perylene-D12(IS)	13.51	264	37899	2.50000 ppb	-0.05
System Monitoring Compounds					
3) 2-Methylnaphthalene-D10 (2	5.00	152	292991	25.46492 ppb	-0.02
Spiked Amount 5.000			Recovery	= 509.300%	
13) Fluoranthene-D10 (FRT)	9.33	212	378543	23.66641 ppb	-0.03
Spiked Amount 5.000			Recovery	= 473.320%	

Target Compounds						Qvalue
2) Naphthalene	4.25	128	484002	44.37656 ppb		100
4) 2-Methylnaphthalene	5.03	142	320283	46.90655 ppb		99
5) 1-Methylnaphthalene	5.16	142	319309	46.94214 ppb		100
7) Acenaphthylene	6.07	152	977231	40.94897 ppb		97
8) Acenaphthene	6.27	154	285585	40.96233 ppb		96
9) Fluorene	6.87	166	357147	43.93058 ppb		99
11) Phenanthrene	7.98	178	553020	40.32224 ppb		99
12) Anthracene	8.04	178	520638	42.34199 ppb		99
14) Fluoranthene	9.37	202	812997	44.71496 ppb		95
16) Pyrene	9.63	202	834067	43.91361 ppb	#	92
17) Benz (a) anthracene	11.07	228	802786	50.02407 ppb		99
18) Chrysene	11.13	228	758486	44.35489 ppb	#	94
19) Indeno (1,2,3-cd) pyrene	15.02	276	993032	65.53226 ppb		90
21) Benzo (b) fluoranthene	12.89	252	916842	61.76360 ppb		99
22) Benzo (k) fluoranthene	12.95	252	773408	40.28781 ppb	#	93
23) Benzo (a) pyrene	13.43	252	796620	55.65375 ppb	#	94
24) Dibenz (a,h) anthracene	15.06	278	828634	61.75612 ppb	#	91
25) Benzo (g,h,i) perylene	15.40	276	841629	55.00931 ppb	#	85

(#) = qualifier out of range (m) = manual integration

Quantitation Report

Data File : M:\LINUS\DATA\L210324\0324L009.D
Acq On : 24 Mar 21 13:51
Sample : 50 SIM 03/24/21
Misc :

Vial: 9
Operator: MA
Inst : Linus
Multiplr: 1.00

Quant Time: Mar 24 14:26 2021

Quant Results File: L0324.RES

Method : M:\LINUS\DATA\L210324\L0324.M (RTE Integrator)
Title : EPA 8270
Last Update : Wed Mar 24 14:55:37 2021
Response via : Initial Calibration



Quantitation Report (Not Reviewed)

Data File : M:\LINUS\DATA\L210324\0324L010.D
Acq On : 24 Mar 21 14:13
Sample : 100 SIM 03/24/21
Misc :

Vial: 10
Operator: MA
Inst : Linus
Multiplr: 1.00

Quant Time: Mar 24 14:53 2021

Quant Results File: L0324.RES

Quant Method : M:\LINUS\DATA\L210324\L0324.M (RTE Integrator)
Title : EPA 8270
Last Update : Mon Jan 18 16:20:25 2021
Response via : Initial Calibration
DataAcq Meth : SIM_2

Internal Standards	R.T.	QIon	Response	Conc Units		Dev(Min)
1) Napthalene-D8(IS)	4.23	136	26703	2.50000	ppb	0.00
6) Acenaphthene-D10(IS)	6.23	164	14573	2.50000	ppb	0.00
10) Phenanthrene-D10(IS)	7.95	188	30310	2.50000	ppb	0.00
15) Chrysene-D12(IS)	11.10	240	34758	2.50000	ppb	0.01
20) Perylene-D12(IS)	13.52	264	38790	2.50000	ppb	0.01
System Monitoring Compounds						
3) 2-Methylnaphthalene-D10 (2	5.00	152	560155	46.09820	ppb	0.00
Spiked Amount 5.000			Recovery	= 921.960%		
13) Fluoranthene-D10 (FRT)	9.35	212	732578	26.44944	ppb	0.01
Spiked Amount 5.000			Recovery	= 528.980%		

Target Compounds							Qvalue
2) Naphthalene	4.25	128	918816	89.34072	ppb		99
4) 2-Methylnaphthalene	5.05	142	615808	89.66270	ppb		95
5) 1-Methylnaphthalene	5.16	142	605035	88.26520	ppb		99
7) Acenaphthylene	6.07	152	1753721	86.30900	ppb		99
8) Acenaphthene	6.28	154	561793	90.68227	ppb		87
9) Fluorene	6.88	166	753448	100.78645	ppb		93
11) Phenanthrene	7.99	178	1035369	84.47454	ppb		98
12) Anthracene	8.05	178	952635	83.31655	ppb		98
14) Fluoranthene	9.38	202	1569090	88.82547	ppb	#	93
16) Pyrene	9.63	202	1629599	93.46516	ppb		96
17) Benz (a) anthracene	11.08	228	1573482	95.88310	ppb		98
18) Chrysene	11.14	228	1408863	86.06769	ppb		98
19) Indeno (1,2,3-cd) pyrene	15.05	276	1993819	101.83975	ppb	#	99
21) Benzo (b) fluoranthene	12.91	252	1723439	99.90457	ppb		98
22) Benzo (k) fluoranthene	12.98	252	1592982	90.41039	ppb	#	94
23) Benzo (a) pyrene	13.45	252	1599355	101.81998	ppb	#	94
24) Dibenz (a,h) anthracene	15.08	278	1700246	102.36964	ppb		96
25) Benzo (g,h,i) perylene	15.43	276	1702507	99.85930	ppb	#	86

(#) = qualifier out of range (m) = manual integration

Quantitation Report

Data File : M:\LINUS\DATA\L210324\0324L010.D
Acq On : 24 Mar 21 14:13
Sample : 100 SIM 03/24/21
Misc :

Vial: 10
Operator: MA
Inst : Linus
Multiplr: 1.00

Quant Time: Mar 24 14:53 2021

Quant Results File: L0324.RES

Method : M:\LINUS\DATA\L210324\L0324.M (RTE Integrator)
Title : EPA 8270
Last Update : Wed Mar 24 14:55:37 2021
Response via : Initial Calibration



Form 7

Second Source Calibration

Lab Name: APPL, Inc.
Case No:
Matrix:

SDG No:
Date Analyzed: 03/24/21
Instrument: Linus
Initial Cal. Date: 03/24/21
Data File: 0324L011.D

		Compound	MEAN	CCRF	%D		%Drift
1	TM	Naphthalene	0.9573	0.9465	1.1	TM	
2	TM	2-Methylnaphthalene	0.6470	0.6367	1.6	TM	
3	TM	1-Methylnaphthalene	0.6449	0.6204	3.8	TM	
4	TM	Acenaphthylene	3.458	3.366	2.7	TM	
5	*TM	Acenaphthene	1.067	1.014	5.0	*TM	
6	TM	Fluorene	1.301	1.247	4.2	TM	
7	TM	Phenanthrene	0.9987	0.9475	5.1	TM	
8	TM	Anthracene	0.9250	0.9644	4.3	TM	
9	*TM	Fluoranthene	1.464	1.399	4.5	*TM	
10	TM	Pyrene	1.251	1.194	4.6	TM	
11	TM	Benz (a) anthracene	1.185	1.120	5.5	TM	
12	TM	Chrysene	1.166	1.095	6.1	TM	
13	TM	Indeno (1,2,3-cd) pyrene	1.420	1.373	3.3	TM	
14	TM	Benzo (b) fluoranthene	1.108	1.093	1.4	TM	
15	TM	Benzo (k) fluoranthene	1.129	1.113	1.5	TM	
16	*TM	Benzo (a) pyrene	1.012	1.061	4.8	*TM	
17	TM	Dibenz (a,h) anthracene	1.080	1.077	0.32	TM	
18	TM	Benzo (g,h,i) perylene	1.101	1.082	1.7	TM	
19							
20							
21							
22							
23							
24							
25							
26							
27							
28							
29							
30							
31							
32							
33							
34							
35							
36							
37							
38							
		Average			3.4		

Quantitation Report (Not Reviewed)

Data File : M:\LINUS\DATA\L210324\0324L011.D Vial: 11
Acq On : 24 Mar 21 14:59 Operator: MA
Sample : SS SIM 03/24/21 Inst : Linus
Misc : Multiplr: 1.00

Quant Time: Mar 24 15:18 2021 Quant Results File: L0324.RES

Quant Method : M:\LINUS\DATA\L210324\L0324.M (RTE Integrator)
Title : EPA 8270
Last Update : Wed Mar 24 14:55:37 2021
Response via : Initial Calibration
DataAcq Meth : SIM_2

Internal Standards	R.T.	QIon	Response	Conc Units	Dev(Min)
1) Napthalene-D8(IS)	4.23	136	25317	2.500 ppb	0.00
6) Acenaphthene-D10(IS)	6.23	164	14823	2.500 ppb	0.00
10) Phenanthrene-D10(IS)	7.95	188	29371	2.500 ppb	0.00
15) Chrysene-D12(IS)	11.07	240	35343	2.500 ppb	0.00
20) Perylene-D12(IS)	13.51	264	37658	2.500 ppb	0.00
System Monitoring Compounds					
3) 2-Methylnaphthalene-D10 (2	5.01	152	46	0.004 ppb	0.01
Spiked Amount 5.000			Recovery	= 0.080%	
13) Fluoranthene-D10 (FRT)	9.33	212	976	0.064 ppb	0.00
Spiked Amount 5.000			Recovery	= 1.280%	
Target Compounds					Qvalue
2) Naphthalene	4.25	128	47925	4.944 ppb	100
4) 2-Methylnaphthalene	5.03	142	32240	4.921 ppb	99
5) 1-Methylnaphthalene	5.16	142	31411	4.810 ppb	95
7) Acenaphthylene	6.06	152	99775	4.866 ppb	99
8) Acenaphthene	6.27	154	30061	4.750 ppb	99
9) Fluorene	6.87	166	36955	4.791 ppb	100
11) Phenanthrene	7.98	178	55658	4.744 ppb	99
12) Anthracene	8.04	178	56653	5.213 ppb	100
14) Fluoranthene	9.36	202	82152	4.777 ppb	96
16) Pyrene	9.62	202	84408	4.772 ppb	99
17) Benz (a) anthracene	11.06	228	79151	4.723 ppb	99
18) Chrysene	11.11	228	77377	4.696 ppb	99
19) Indeno (1,2,3-cd) pyrene	15.00	276	97070	4.836 ppb	90
21) Benzo (b) fluoranthene	12.88	252	82292	4.930 ppb	98
22) Benzo (k) fluoranthene	12.92	252	83807	4.926 ppb	98
23) Benzo (a) pyrene	13.42	252	79937	5.242 ppb	97
24) Dibenz (a,h) anthracene	15.03	278	81083	4.984 ppb #	95
25) Benzo (g,h,i) perylene	15.37	276	81503	4.914 ppb	95

(#) = qualifier out of range (m) = manual integration

Quantitation Report

Data File : M:\LINUS\DATA\L210324\0324L011.D
Acq On : 24 Mar 21 14:59
Sample : SS SIM 03/24/21
Misc :

Vial: 11
Operator: MA
Inst : Linus
Multiplr: 1.00

Quant Time: Mar 24 15:18 2021

Quant Results File: L0324.RES

Method : M:\LINUS\DATA\L210324\L0324.M (RTE Integrator)
Title : EPA 8270
Last Update : Wed Mar 24 14:55:37 2021
Response via : Initial Calibration



PAH by GCMS SIM
EPA 8270 SIM

Form 7

Continuing Calibration

Lab Name: APPL, Inc.
Case No:
Matrix:

SDG No:
Date Analyzed: 05/26/21
Instrument: Linus
Initial Cal. Date: 03/24/21
Data File: 0513L142.D

		Compound	MEAN	CCRF	%D		%Drift
1	I	Napthalene-D8(IS)	ISTD			I	
2	TM	Naphthalene	0.9573	1.042	8.8	TM	
3	S	2-Methylnaphthalene-D10 (2MN)	1.146	1.252	9.2	S	
4	TM	2-Methylnaphthalene	0.6470	0.7122	10	TM	
5	TM	1-Methylnaphthalene	0.6449	0.6870	6.5	TM	
6	I	Acenaphthene-D10(IS)	ISTD			I	
7	TM	Acenaphthylene	3.458	3.848	11	TM	
8	*TM	Acenaphthene	1.067	1.130	5.8	*TM	
9	TM	Fluorene	1.301	1.386	6.5	TM	
10	I	Phenanthrene-D10(IS)	ISTD			I	
11	TM	Phenanthrene	0.9987	1.036	3.8	TM	
12	TM	Anthracene	0.9250	0.9763	5.5	TM	
13	S	Fluoranthene-D10 (FRT)	1.288	1.282	0.47	S	
14	*TM	Fluoranthene	1.464	1.514	3.4	*TM	
15	I	Chrysene-D12(IS)	ISTD			I	
16	TM	Pyrene	1.251	1.415	13	TM	
17	TM	Benz (a) anthracene	1.185	1.228	3.6	TM	
18	TM	Chrysene	1.166	1.196	2.6	TM	
19	TM	Indeno (1,2,3-cd) pyrene	1.420	1.144	19	TM	
20	I	Perylene-D12(IS)	ISTD			I	
21	TM	Benzo (b) fluoranthene	1.108	1.180	6.5	TM	
22	TM	Benzo (k) fluoranthene	1.129	1.066	5.6	TM	
23	*TM	Benzo (a) pyrene	1.012	1.023	1.1	*TM	
24	TM	Dibenz (a,h) anthracene	1.080	0.8721	19	TM	
25	TM	Benzo (g,h,i) perylene	1.101	0.8811	20	TM	
26							
27							
28							
29							
30							
31							
32							
33							
34							
35							
36							
37							
38							
39							
40							
		Average			8.1		

Quantitation Report (QT Reviewed)

Data File : M:\LINUS\DATA\L210513\0513L142.D
Acq On : 26 May 21 10:12
Sample : 5 SIM 3/24/21 (1)
Misc :

Vial: 42
Operator: LS
Inst : Linus
Multiplr: 1.00

Quant Time: May 26 10:53 2021 Quant Results File: L0324.RES

Quant Method : M:\LINUS\DATA\L210513\L0324.M (RTE Integrator)
Title : EPA 8270
Last Update : Mon May 03 10:54:34 2021
Response via : Initial Calibration
DataAcq Meth : SIM_2

Internal Standards	R.T.	QIon	Response	Conc Units	Dev(Min)
1) Napthalene-D8(IS)	4.13	136	29662	2.500 ppb	0.00
6) Acenaphthene-D10(IS)	6.12	164	17637	2.500 ppb	-0.01
10) Phenanthrene-D10(IS)	7.85	188	35250	2.500 ppb	0.00
15) Chrysene-D12(IS)	10.95	240	39850	2.500 ppb	0.01
20) Perylene-D12(IS)	13.36	264	43921	2.500 ppb	0.01
System Monitoring Compounds					
3) 2-Methylnaphthalene-D10 (2	4.90	152	37141	2.731 ppb	0.02
Spiked Amount 5.000			Recovery	= 54.620%	
13) Fluoranthene-D10 (FRT)	9.23	212	45196	2.488 ppb	0.02
Spiked Amount 5.000			Recovery	= 49.760%	
Target Compounds					Qvalue
2) Naphthalene	4.14	128	61797	5.441 ppb	99
4) 2-Methylnaphthalene	4.94	142	42251	5.504 ppb	96
5) 1-Methylnaphthalene	5.05	142	40754	5.326 ppb	97
7) Acenaphthylene	5.96	152	135748	5.564 ppb	98
8) Acenaphthene	6.16	154	39848	5.292 ppb	88
9) Fluorene	6.76	166	48895	5.327 ppb	97
11) Phenanthrene	7.87	178	73060	5.188 ppb	99
12) Anthracene	7.93	178	68826	5.277 ppb	98
14) Fluoranthene	9.25	202	106752	5.172 ppb #	89
16) Pyrene	9.51	202	112766	5.654 ppb #	87
17) Benz (a) anthracene	10.93	228	97902	5.182 ppb	96
18) Chrysene	10.99	228	95309	5.130 ppb	98
19) Indeno (1,2,3-cd) pyrene	14.85	276	91166m	4.028 ppb	87
21) Benzo (b) fluoranthene	12.70	252	103686	5.326 ppb	98
22) Benzo (k) fluoranthene	12.75	252	93677	4.721 ppb	99
23) Benzo (a) pyrene	13.26	252	89877	5.054 ppb	98
24) Dibenz (a,h) anthracene	14.88	278	76603	4.037 ppb	99
25) Benzo (g,h,i) perylene	15.20	276	77400	4.001 ppb	94

(#) = qualifier out of range (m) = manual integration

Quantitation Report

Data File : M:\LINUS\DATA\L210513\0513L142.D
Acq On : 26 May 21 10:12
Sample : 5 SIM 3/24/21 (1)
Misc :

Vial: 42
Operator: LS
Inst : Linus
Multiplr: 1.00

Quant Time: May 26 10:53 2021

Quant Results File: L0324.RES

Method : M:\LINUS\DATA\L210513\L0324.M (RTE Integrator)
Title : EPA 8270
Last Update : Mon May 03 10:54:34 2021
Response via : Initial Calibration



Quantitation Report

Data File : M:\LINUS\DATA\L210513\0513L142.D Vial: 42
Acq On : 26 May 21 10:12 Operator: LS
Sample : 5 SIM 3/24/21 (1) Inst : Linus
Misc : Multiplr: 1.00
Quant Time: May 26 10:52 2021 Quant Results File: temp.res

Method : M:\LINUS\DATA\L210513\L0324.M (RTE Integrator)
Title : EPA 8270
Last Update : Mon May 03 10:54:34 2021
Response via : Multiple Level Calibration

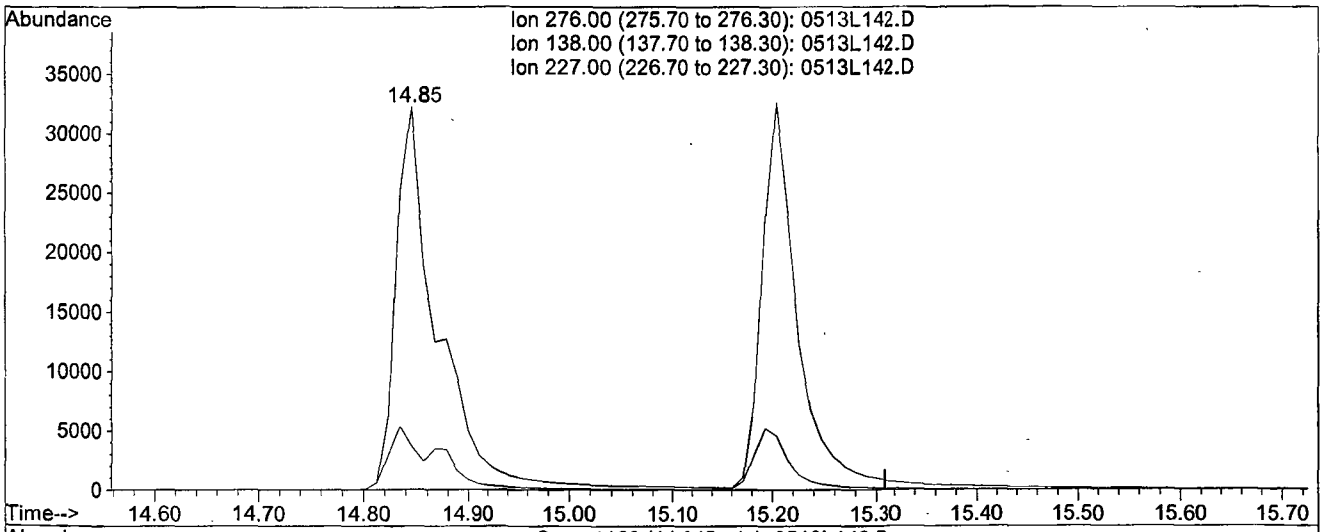

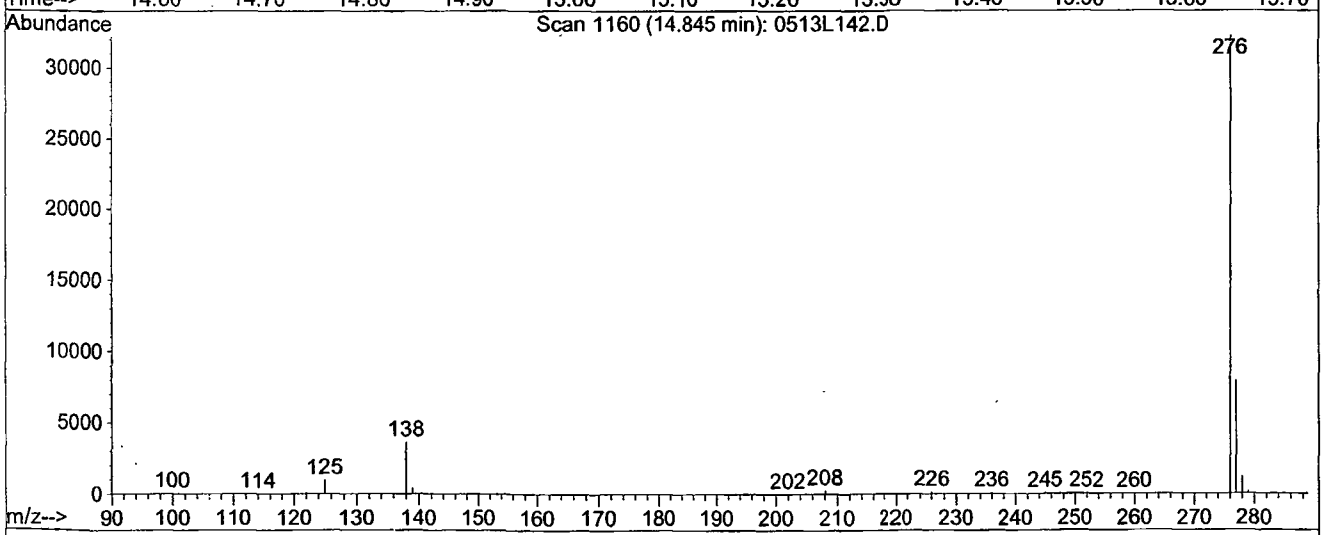

TIC: 0513L142.D

(19) Indeno (1,2,3-cd) pyrene (TM)

14.85min 3.9750ppb

response 89968

Ion	Exp%	Act%
276.00	100	100
138.00	17.10	11.21#
227.00	0.10	0.09
0.00	0.00	0.00

0513L142.D L0324.M Wed May 26 10:53:13 2021

Quantitation Report

Data File : M:\LINUS\DATA\L210513\0513L142.D
Acq On : 26 May 21 10:12
Sample : 5 SIM 3/24/21 (1)
Misc :
Quant Time: May 26 10:53 2021

Vial: 42
Operator: LS
Inst : Linus
Multiplr: 1.00
Quant Results File: temp.res

Method : M:\LINUS\DATA\L210513\L0324.M (RTE Integrator)
Title : EPA 8270
Last Update : Mon May 03 10:54:34 2021
Response via : Multiple Level Calibration

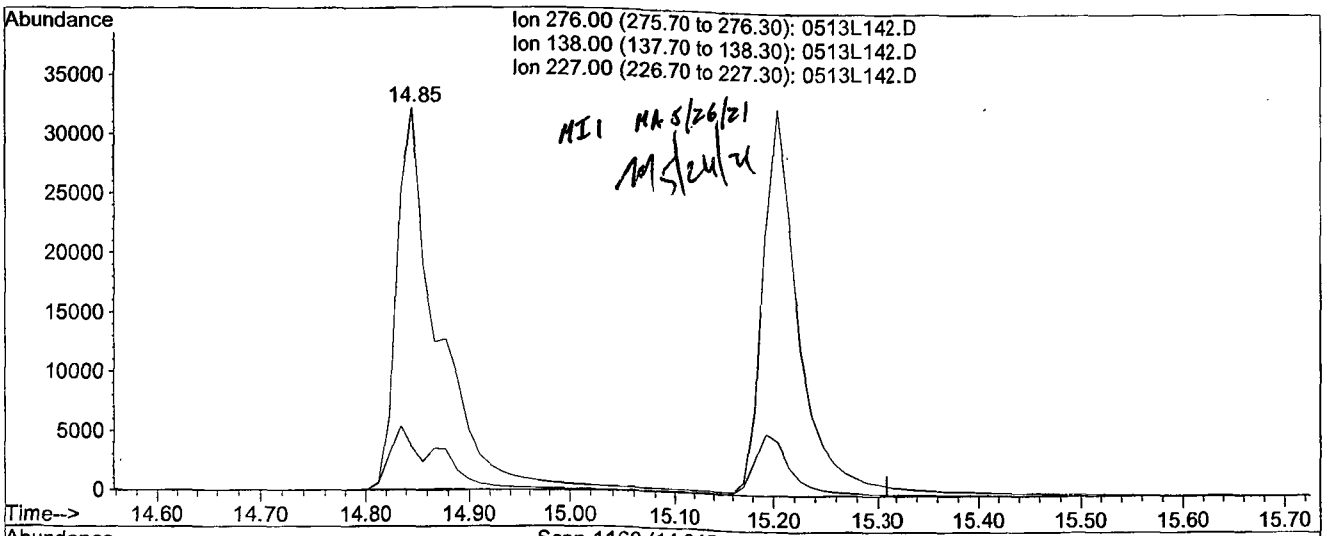

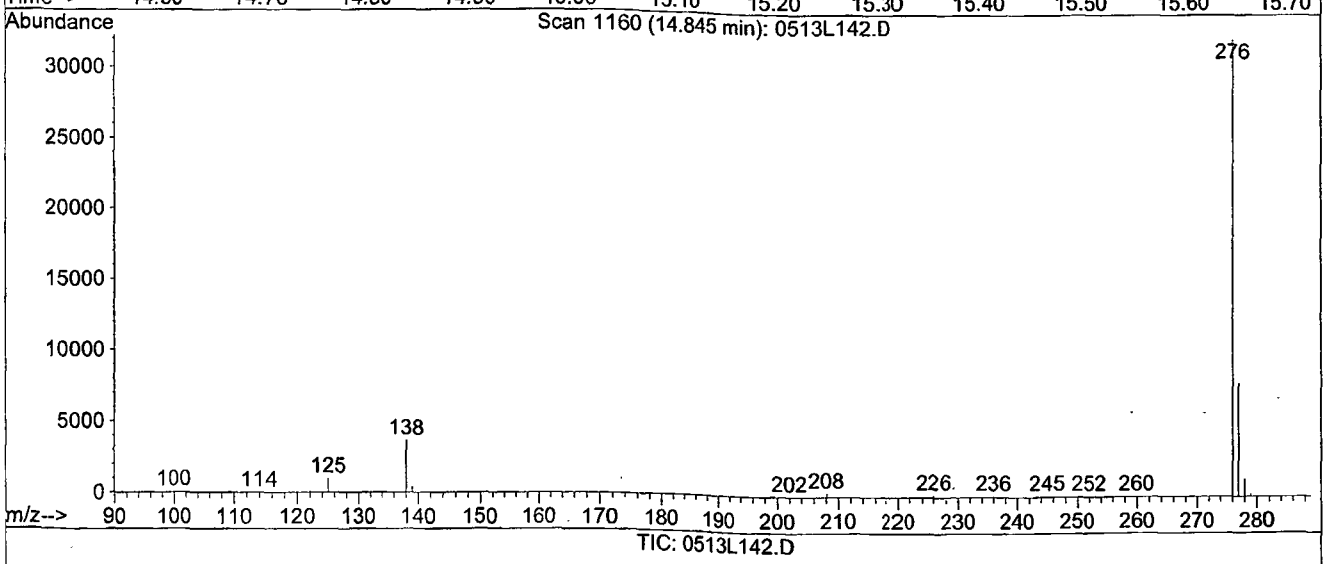

(19) Indeno (1,2,3-cd) pyrene (TM)

14.85min 4.0279ppb m

response 91166

Ion	Exp%	Act%
276.00	100	100
138.00	17.10	11.37#
227.00	0.10	0.24#
0.00	0.00	0.00

0513L142.D L0324.M Wed May 26 10:53:24 2021

PAH by GCMS SIM
EPA 8270 SIM

Form 7

Ending Continuing Calibration

Lab Name: APPL, Inc.
Case No:
Matrix:

SDG No:
Date Analyzed: 05/26/21
Instrument: Linus
Initial Cal. Date: 03/24/21
Data File: 0513L156.D

		Compound	MEAN	CCRF	%D		%Drift
1	I	Napthalene-D8(IS)	ISTD			I	
2	TM	Naphthalene	0.9573	0.8654	9.6	TM	
3	S	2-Methylnaphthalene-D10 (2MN)	1.146	1.113	2.9	S	
4	TM	2-Methylnaphthalene	0.6470	0.6313	2.4	TM	
5	TM	1-Methylnaphthalene	0.6449	0.6174	4.3	TM	
6	I	Acenaphthene-D10(IS)	ISTD			I	
7	TM	Acenaphthylene	3.458	3.083	11	TM	
8	*TM	Acenaphthene	1.067	0.9622	9.8	*TM	
9	TM	Fluorene	1.301	1.258	3.3	TM	
10	I	Phenanthrene-D10(IS)	ISTD			I	
11	TM	Phenanthrene	0.9987	0.9175	8.1	TM	
12	TM	Anthracene	0.9250	0.8540	7.7	TM	
13	S	Fluoranthene-D10 (FRT)	1.288	1.251	2.9	S	
14	*TM	Fluoranthene	1.464	1.469	0.39	*TM	
15	I	Chrysene-D12(IS)	ISTD			I	
16	TM	Pyrene	1.251	1.210	3.3	TM	
17	TM	Benz (a) anthracene	1.185	1.219	2.9	TM	
18	TM	Chrysene	1.166	1.127	3.3	TM	
19	TM	Indeno (1,2,3-cd) pyrene	1.420	1.873	32	TM	
20	I	Perylene-D12(IS)	ISTD			I	
21	TM	Benzo (b) fluoranthene	1.108	1.202	8.5	TM	
22	TM	Benzo (k) fluoranthene	1.129	1.155	2.3	TM	
23	*TM	Benzo (a) pyrene	1.012	1.096	8.3	*TM	
24	TM	Dibenz (a,h) anthracene	1.080	1.138	5.4	TM	
25	TM	Benzo (g,h,i) perylene	1.101	0.9817	11	TM	
26							
27							
28							
29							
30							
31							
32							
33							
34							
35							
36							
37							
38							
39							
40							
		Average			7.0		

Quantitation Report (Not Reviewed)

Data File : M:\LINUS\DATA\L210513\0513L156.D
Acq On : 26 May 21 16:54
Sample : 5 SIM 3/24/21 (2)
Misc :

Vial: 56
Operator: LS
Inst : Linus
Multiplr: 1.00

Quant Time: May 26 17:20 2021

Quant Results File: L0324.RES

Quant Method : M:\LINUS\DATA\L210513\L0324.M (RTE Integrator)
Title : EPA 8270
Last Update : Mon May 03 10:54:34 2021
Response via : Initial Calibration
DataAcq Meth : SIM_2

Internal Standards	R.T.	QIon	Response	Conc Units	Dev(Min)
1) Napthalene-D8(IS)	4.13	136	28135	2.500 ppb	0.00
6) Acenaphthene-D10(IS)	6.13	164	17097	2.500 ppb	0.00
10) Phenanthrene-D10(IS)	7.85	188	36296	2.500 ppb	0.00
15) Chrysene-D12(IS)	10.95	240	44498	2.500 ppb	0.01
20) Perylene-D12(IS)	13.36	264	61974	2.500 ppb	0.01
System Monitoring Compounds					
3) 2-Methylnaphthalene-D10 (2	4.90	152	31304	2.427 ppb	0.02
Spiked Amount 5.000			Recovery	= 48.540%	
13) Fluoranthene-D10 (FRT)	9.23	212	45417	2.428 ppb	0.02
Spiked Amount 5.000			Recovery	= 48.560%	
Target Compounds					Qvalue
2) Naphthalene	4.15	128	48696	4.520 ppb	100
4) 2-Methylnaphthalene	4.94	142	35523	4.879 ppb	98
5) 1-Methylnaphthalene	5.05	142	34740	4.787 ppb	98
7) Acenaphthylene	5.96	152	105405	4.457 ppb	99
8) Acenaphthene	6.17	154	32901	4.508 ppb	89
9) Fluorene	6.76	166	43003	4.833 ppb	97
11) Phenanthrene	7.87	178	66601	4.593 ppb	99
12) Anthracene	7.93	178	61992	4.616 ppb	99
14) Fluoranthene	9.25	202	106672	5.020 ppb	99
16) Pyrene	9.51	202	107666	4.835 ppb	96
17) Benz (a) anthracene	10.93	228	108496	5.143 ppb	96
18) Chrysene	10.99	228	100306	4.835 ppb #	96
19) Indeno (1,2,3-cd) pyrene	14.85	276	166732	6.597 ppb	97
21) Benzo (b) fluoranthene	12.70	252	148996	5.424 ppb	98
22) Benzo (k) fluoranthene	12.75	252	143185	5.114 ppb	98
23) Benzo (a) pyrene	13.26	252	135880	5.415 ppb	97
24) Dibenz (a,h) anthracene	14.88	278	141083	5.269 ppb #	95
25) Benzo (g,h,i) perylene	15.20	276	121675	4.458 ppb	97

(#) = qualifier out of range (m) = manual integration

Quantitation Report

Data File : M:\LINUS\DATA\L210513\0513L156.D
Acq On : 26 May 21 16:54
Sample : 5 SIM 3/24/21 (2)
Misc :

Vial: 56
Operator: LS
Inst : Linus
Multiplr: 1.00

Quant Time: May 26 17:20 2021

Quant Results File: L0324.RES

Method : M:\LINUS\DATA\L210513\L0324.M (RTE Integrator)
Title : EPA 8270
Last Update : Mon May 03 10:54:34 2021
Response via : Initial Calibration



PAH by GCMS SIM
EPA 8270 SIM

Form 7

Continuing Calibration

Lab Name: APPL, Inc.
Case No:
Matrix:

SDG No:
Date Analyzed: 1 Jun 21 8:08
Instrument: Linus
Initial Cal. Date: 03/24/21
Data File: 0513L162.D

		Compound	MEAN	CCRF	%D	%Drift	
1	I	Napthalene-D8(IS)	ISTD			I	
2	TM	Naphthalene	0.9573	0.9068	5.3	TM	
3	S	2-Methylnaphthalene-D10 (2MN)	1.146	1.203	4.9	S	
4	TM	2-Methylnaphthalene	0.6470	0.6546	1.2	TM	
5	TM	1-Methylnaphthalene	0.6449	0.6540	1.4	TM	
6	I	Acenaphthene-D10(IS)	ISTD			I	
7	TM	Acenaphthylene	3.458	3.152	8.9	TM	
8	*TM	Acenaphthene	1.067	0.9810	8.1	*TM	
9	TM	Fluorene	1.301	1.280	1.6	TM	
10	I	Phenanthrene-D10(IS)	ISTD			I	
11	TM	Phenanthrene	0.9987	0.9413	5.7	TM	
12	TM	Anthracene	0.9250	0.8946	3.3	TM	
13	S	Fluoranthene-D10 (FRT)	1.288	1.219	5.3	S	
14	*TM	Fluoranthene	1.464	1.462	0.13	*TM	
15	I	Chrysene-D12(IS)	ISTD			I	
16	TM	Pyrene	1.251	1.192	4.8	TM	
17	TM	Benz (a) anthracene	1.185	1.199	1.2	TM	
18	TM	Chrysene	1.166	1.106	5.1	TM	
19	TM	Indeno (1,2,3-cd) pyrene	1.420	1.434	1.0	TM	
20	I	Perylene-D12(IS)	ISTD			I	
21	TM	Benzo (b) fluoranthene	1.108	1.154	4.1	TM	
22	TM	Benzo (k) fluoranthene	1.129	1.143	1.2	TM	
23	*TM	Benzo (a) pyrene	1.012	1.062	4.9	*TM	
24	TM	Dibenz (a,h) anthracene	1.080	1.146	6.1	TM	
25	TM	Benzo (g,h,i) perylene	1.101	1.141	3.6	TM	
26							
27							
28							
29							
30							
31							
32							
33							
34							
35							
36							
37							
38							
39							
40							
		Average			3.9		

Quantitation Report (Not Reviewed)

Data File : M:\LINUS\DATA\L210513\0513L162.D
Acq On : 1 Jun 21 8:08
Sample : 5 SIM 3/24/21 (1)
Misc :

Vial: 62
Operator: LS
Inst : Linus
Multiplr: 1.00

Quant Time: Jun 1 8:27 2021

Quant Results File: L0324.RES

Quant Method : M:\LINUS\DATA\L210513\L0324.M (RTE Integrator)
Title : EPA 8270
Last Update : Mon May 03 10:54:34 2021
Response via : Initial Calibration
DataAcq Meth : SIM_2

Internal Standards	R.T.	QIon	Response	Conc Units	Dev(Min)
1) Napthalene-D8(IS)	4.13	136	21597	2.500 ppb	0.00
6) Acenaphthene-D10(IS)	6.13	164	13694	2.500 ppb	0.00
10) Phenanthrene-D10(IS)	7.85	188	28892	2.500 ppb	0.00
15) Chrysene-D12(IS)	10.95	240	36461	2.500 ppb	0.01
20) Perylene-D12(IS)	13.36	264	39396	2.500 ppb	0.01
System Monitoring Compounds					
3) 2-Methylnaphthalene-D10 (2	4.90	152	25982	2.624 ppb	0.02
Spiked Amount 5.000			Recovery	= 52.480%	
13) Fluoranthene-D10 (FRT)	9.23	212	35233	2.367 ppb	0.02
Spiked Amount 5.000			Recovery	= 47.340%	
Target Compounds					Qvalue
2) Naphthalene	4.15	128	39167	4.736 ppb	100
4) 2-Methylnaphthalene	4.94	142	28275	5.059 ppb	98
5) 1-Methylnaphthalene	5.05	142	28251	5.071 ppb	98
7) Acenaphthylene	5.96	152	86327	4.557 ppb	99
8) Acenaphthene	6.17	154	26868	4.596 ppb	90
9) Fluorene	6.76	166	35046	4.918 ppb	96
11) Phenanthrene	7.87	178	54393	4.713 ppb	99
12) Anthracene	7.93	178	51695	4.836 ppb	99
14) Fluoranthene	9.25	202	84473	4.994 ppb	98
16) Pyrene	9.51	202	86893	4.762 ppb	94
17) Benz (a) anthracene	10.93	228	87443	5.058 ppb	97
18) Chrysene	10.99	228	80660	4.745 ppb #	96
19) Indeno (1,2,3-cd) pyrene	14.85	276	104605	5.051 ppb #	81
21) Benzo (b) fluoranthene	12.69	252	90920	5.207 ppb #	97
22) Benzo (k) fluoranthene	12.75	252	90076	5.061 ppb #	98
23) Benzo (a) pyrene	13.26	252	83698	5.247 ppb #	96
24) Dibenz (a,h) anthracene	14.88	278	90275	5.304 ppb	97
25) Benzo (g,h,i) perylene	15.20	276	89897	5.181 ppb #	91

(#) = qualifier out of range (m) = manual integration

Quantitation Report

Data File : M:\LINUS\DATA\L210513\0513L162.D
Acq On : 1 Jun 21 8:08
Sample : 5 SIM 3/24/21 (1)
Misc :

Vial: 62
Operator: LS
Inst : Linus
Multiplr: 1.00

Quant Time: Jun 1 8:27 2021

Quant Results File: L0324.RES

Method : M:\LINUS\DATA\L210513\L0324.M (RTE Integrator)
Title : EPA 8270
Last Update : Mon May 03 10:54:34 2021
Response via : Initial Calibration



PAH by GCMS SIM
EPA 8270 SIM

Form 7

Ending Continuing Calibration

Lab Name: APPL, Inc.
Case No:
Matrix:

SDG No:
Date Analyzed: 1 Jun 21 19:30
Instrument: Linus
Initial Cal. Date: 03/24/21
Data File: 0513L191.D

		Compound	MEAN	CCRF	%D		%Drift
1	I	Napthalene-D8(IS)	ISTD			I	
2	TM	Naphthalene	0.9573	0.9034	5.6	TM	
3	S	2-Methylnaphthalene-D10 (2MN)	1.146	1.143	0.26	S	
4	TM	2-Methylnaphthalene	0.6470	0.6498	0.43	TM	
5	TM	1-Methylnaphthalene	0.6449	0.6524	1.2	TM	
6	I	Acenaphthene-D10(IS)	ISTD			I	
7	TM	Acenaphthylene	3.458	3.214	7.1	TM	
8	*TM	Acenaphthene	1.067	0.9929	7.0	*TM	
9	TM	Fluorene	1.301	1.291	0.80	TM	
10	I	Phenanthrene-D10(IS)	ISTD			I	
11	TM	Phenanthrene	0.9987	1.043	4.4	TM	
12	TM	Anthracene	0.9250	0.9661	4.4	TM	
13	S	Fluoranthene-D10 (FRT)	1.288	1.553	21	S	
14	*TM	Fluoranthene	1.464	1.780	22	*TM	
15	I	Chrysene-D12(IS)	ISTD			I	
16	TM	Pyrene	1.251	1.427	14	TM	
17	TM	Benz (a) anthracene	1.185	1.166	1.6	TM	
18	TM	Chrysene	1.166	1.234	5.9	TM	
19	TM	Indeno (1,2,3-cd) pyrene	1.420	1.045	26	TM	
20	I	Perylene-D12(IS)	ISTD			I	
21	TM	Benzo (b) fluoranthene	1.108	1.044	5.8	TM	
22	TM	Benzo (k) fluoranthene	1.129	1.271	13	TM	
23	*TM	Benzo (a) pyrene	1.012	1.035	2.2	*TM	
24	TM	Dibenz (a,h) anthracene	1.080	1.113	3.0	TM	
25	TM	Benzo (g,h,i) perylene	1.101	1.119	1.7	TM	
26							
27							
28							
29							
30							
31							
32							
33							
34							
35							
36							
37							
38							
39							
40							
		Average			7.4		

Quantitation Report (Not Reviewed)

Data File : M:\LINUS\DATA\L210513\0513L191.D
Acq On : 1 Jun 21 19:30
Sample : 5 SIM 3/24/21 (1)
Misc :

Vial: 91
Operator: LS
Inst : Linus
Multiplr: 1.00

Quant Time: Jun 2 9:00 2021

Quant Results File: L0324.RES

Quant Method : M:\LINUS\DATA\L210513\L0324.M (RTE Integrator)
Title : EPA 8270
Last Update : Mon May 03 10:54:34 2021
Response via : Initial Calibration
DataAcq Meth : SIM_2

Internal Standards	R.T.	QIon	Response	Conc Units		Dev(Min)
1) Napthalene-D8(IS)	4.13	136	21476	2.500 ppb		0.00
6) Acenaphthene-D10(IS)	6.12	164	13583	2.500 ppb		-0.01
10) Phenanthrene-D10(IS)	7.85	188	34225	2.500 ppb		0.00
15) Chrysene-D12(IS)	10.94	240	41383	2.500 ppb		0.00
20) Perylene-D12(IS)	13.36	264	33222	2.500 ppb		0.01
System Monitoring Compounds						
3) 2-Methylnaphthalene-D10 (2	4.90	152	24555	2.494 ppb		0.02
Spiked Amount 5.000			Recovery	= 49.880%		
13) Fluoranthene-D10 (FRT)	9.23	212	53158	3.014 ppb		0.02
Spiked Amount 5.000			Recovery	= 60.280%		
Target Compounds						Qvalue
2) Naphthalene	4.15	128	38803	4.719 ppb		100
4) 2-Methylnaphthalene	4.94	142	27910	5.022 ppb		97
5) 1-Methylnaphthalene	5.05	142	28022	5.058 ppb		97
7) Acenaphthylene	5.96	152	87318	4.647 ppb		99
8) Acenaphthene	6.16	154	26972	4.651 ppb		94
9) Fluorene	6.76	166	35060	4.960 ppb		98
11) Phenanthrene	7.87	178	71389	5.221 ppb		98
12) Anthracene	7.93	178	66129	5.222 ppb		99
14) Fluoranthene	9.25	202	121873	6.082 ppb	#	90
16) Pyrene	9.51	202	118123	5.704 ppb	#	91
17) Benz (a) anthracene	10.93	228	96490	4.918 ppb		97
18) Chrysene	10.99	228	102166	5.295 ppb		98
19) Indeno (1,2,3-cd) pyrene	14.85	276	86457	3.678 ppb	#	82
21) Benzo (b) fluoranthene	12.69	252	69368	4.711 ppb	#	96
22) Benzo (k) fluoranthene	12.75	252	84464	5.628 ppb	#	97
23) Benzo (a) pyrene	13.26	252	68760	5.111 ppb	#	96
24) Dibenz (a,h) anthracene	14.88	278	73932	5.151 ppb		97
25) Benzo (g,h,i) perylene	15.20	276	74379	5.083 ppb	#	92

(#) = qualifier out of range (m) = manual integration

Quantitation Report

Data File : M:\LINUS\DATA\L210513\0513L191.D
Acq On : 1 Jun 21 19:30
Sample : 5 SIM 3/24/21 (1)
Misc :

Vial: 91
Operator: LS
Inst : Linus
Multiplr: 1.00

Quant Time: Jun 2 9:00 2021

Quant Results File: L0324.RES

Method : M:\LINUS\DATA\L210513\L0324.M (RTE Integrator)
Title : EPA 8270
Last Update : Mon May 03 10:54:34 2021
Response via : Initial Calibration



ORGANICS

Raw Data

Quantitation Report (QT Reviewed)

Data File : M:\LINUS\DATA\L210513\0513L153.D Vial: 53
Acq On : 26 May 21 15:03 Operator: LS
Sample : BA33035W06 1/850 Inst : Linus
Misc : Multiplr: 1.18

Quant Time: May 27 9:36 2021 Quant Results File: L0324.RES

Quant Method : M:\LINUS\DATA\L210513\L0324.M (RTE Integrator)
Title : EPA 8270
Last Update : Mon May 03 10:54:34 2021
Response via : Initial Calibration
DataAcq Meth : SIM_2

Internal Standards	R.T.	QIon	Response	Conc Units	Dev(Min)
1) Napthalene-D8(IS)	4.13	136	25467	2.50000 ppb	0.00
6) Acenaphthene-D10(IS)	6.13	164	15924	2.50000 ppb	0.00
10) Phenanthrene-D10(IS)	7.85	188	24046	2.50000 ppb	0.00
15) Chrysene-D12(IS)	10.95	240	29352	2.50000 ppb	0.01
20) Perylene-D12(IS)	13.36	264	31791	2.50000 ppb	0.01
System Monitoring Compounds					
3) 2-Methylnaphthalene-D10 (2	4.90	152	45948	4.62913 ppb	0.02
Spiked Amount 5.882			Recovery	= 78.693%	
13) Fluoranthene-D10 (FRT)	9.23	212	38545	3.65983 ppb	0.02
Spiked Amount 5.882			Recovery	= 62.220%	
Target Compounds					Qvalue
2) Naphthalene	4.15	128	434859	52.46378 ppb	98
4) 2-Methylnaphthalene	4.94	142	53216	9.49901 ppb	97
5) 1-Methylnaphthalene	5.05	142	116610	20.88255 ppb	98
8) Acenaphthene	6.17	154	1929	0.33382 ppb	94
9) Fluorene	6.76	166	762	0.10818 ppb	94

(#) = qualifier out of range (m) = manual integration

Quantitation Report

Data File : M:\LINUS\DATA\L210513\0513L153.D Vial: 53
Acq On : 26 May 21 15:03 Operator: LS
Sample : BA33035W06 1/850 Inst : Linus
Misc : Multiplr: 1.18

Quant Time: May 27 9:36 2021 Quant Results File: L0324.RES

Method : M:\LINUS\DATA\L210513\L0324.M (RTE Integrator)
Title : EPA 8270
Last Update : Mon May 03 10:54:34 2021
Response via : Initial Calibration



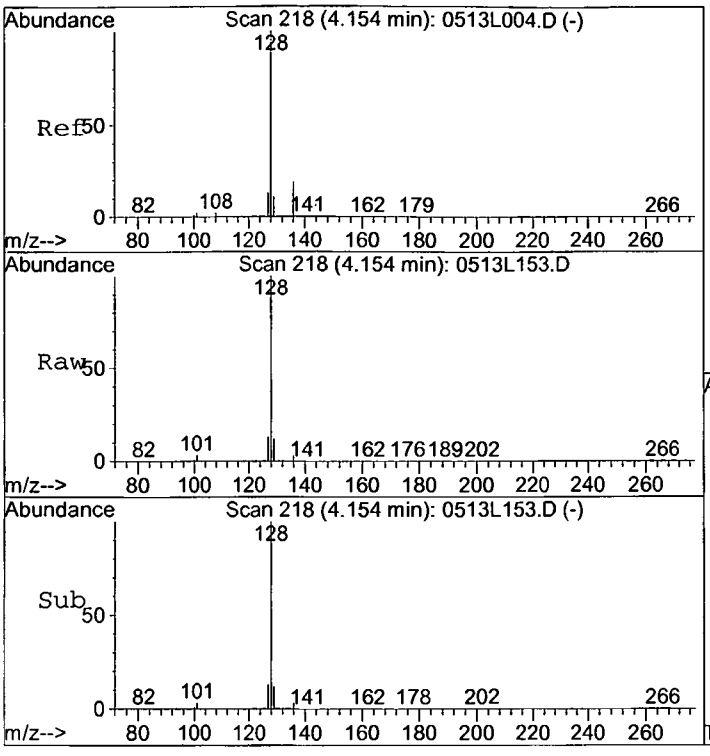

#2
Naphthalene
Concen: 52.46378 ppb
RT: 4.15 min Scan# 218
Delta R.T. 0.00 min
Lab File: 0513L153.D
Acq: 26 May 21 15:03

Tgt Ion:128 Resp: 434859

Ion	Ratio	Lower	Upper
128	100		
129	12.4	7.8	14.4
127	13.4	9.0	16.8

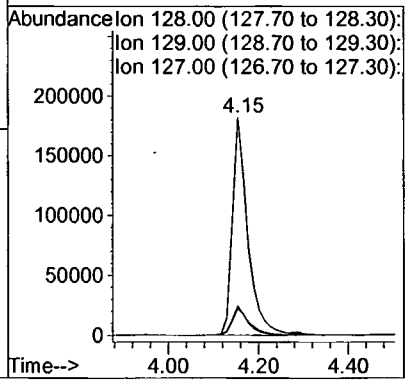

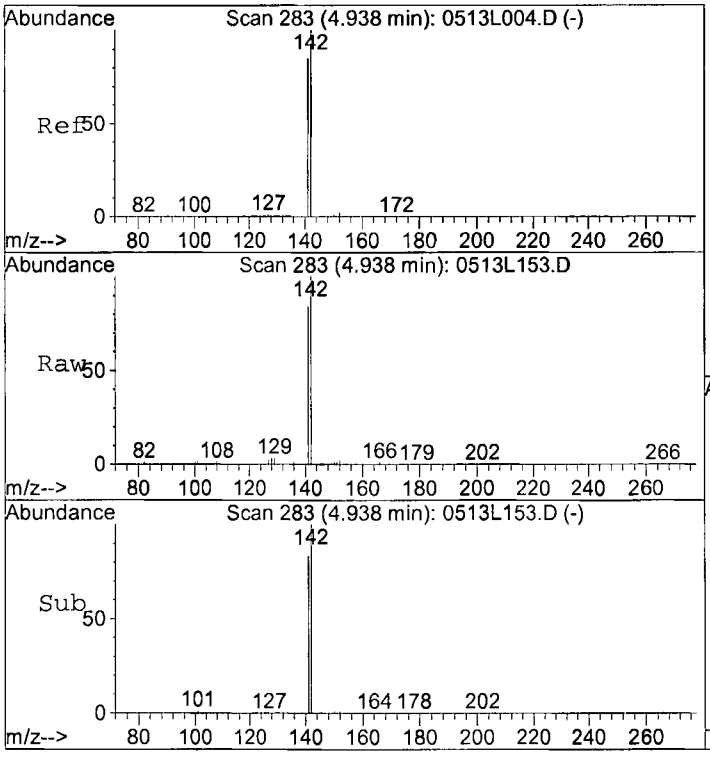

#4
2-Methylnaphthalene
Concen: 9.49901 ppb
RT: 4.94 min Scan# 283
Delta R.T. 0.02 min
Lab File: 0513L153.D
Acq: 26 May 21 15:03

Tgt Ion:142 Resp: 53216

Ion	Ratio	Lower	Upper
142	100		
141	83.6	60.3	111.9

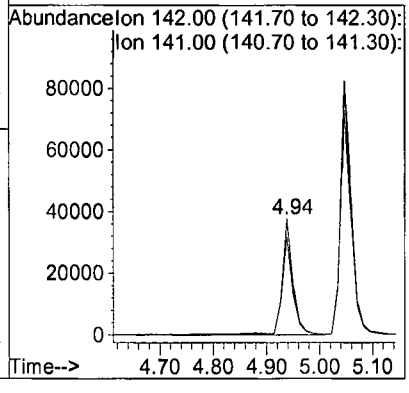

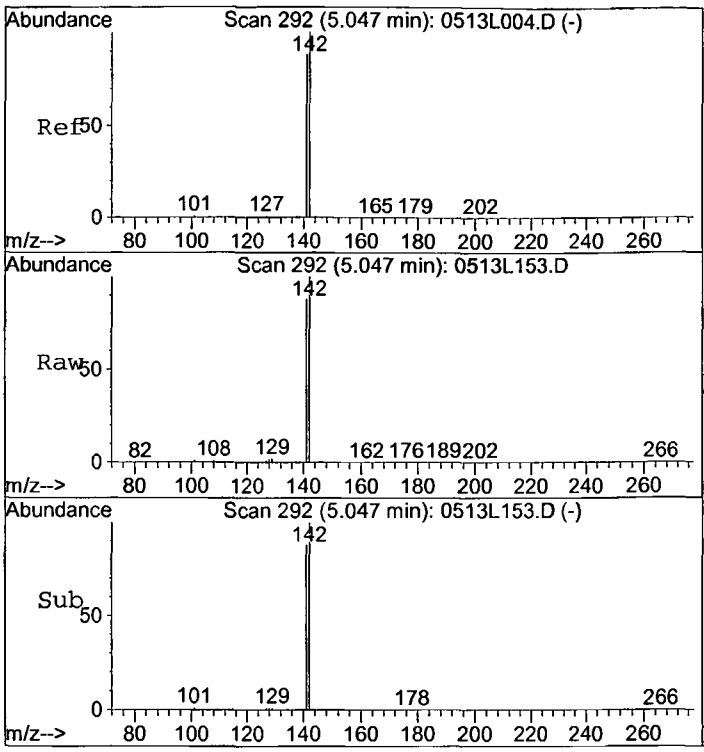

#5
1-Methylnaphthalene
Concen: 20.88255 ppb
RT: 5.05 min Scan# 292
Delta R.T. 0.02 min
Lab File: 0513L153.D
Acq: 26 May 21 15:03

Tgt Ion:142 Resp: 116610

Ion	Ratio	Lower	Upper
142	100		
141	88.3	63.1	117.3

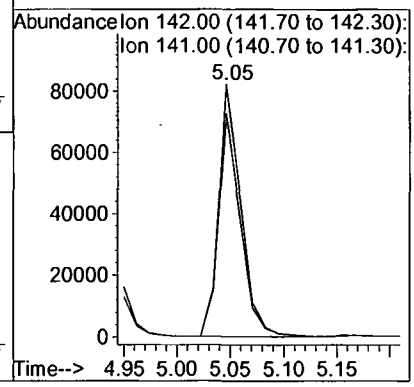

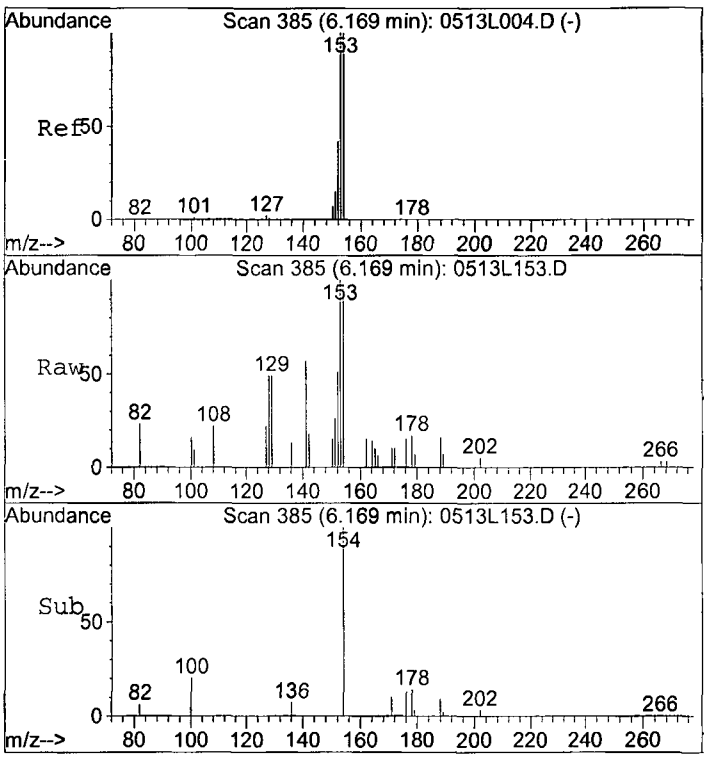

#8
Acenaphthene
Concen: 0.33382 ppb
RT: 6.17 min Scan# 385
Delta R.T. 0.00 min
Lab File: 0513L153.D
Acq: 26 May 21 15:03

Tgt Ion:154 Resp: 1929

Ion	Ratio	Lower	Upper
154	100		
153	101.5	73.5	136.5
152	89.9	68.8	127.8

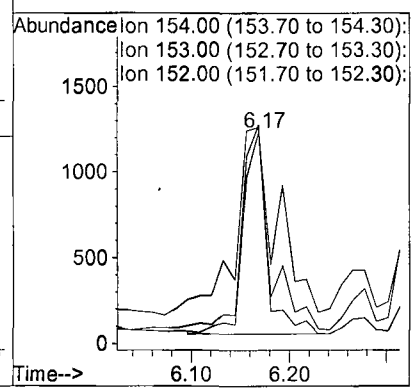

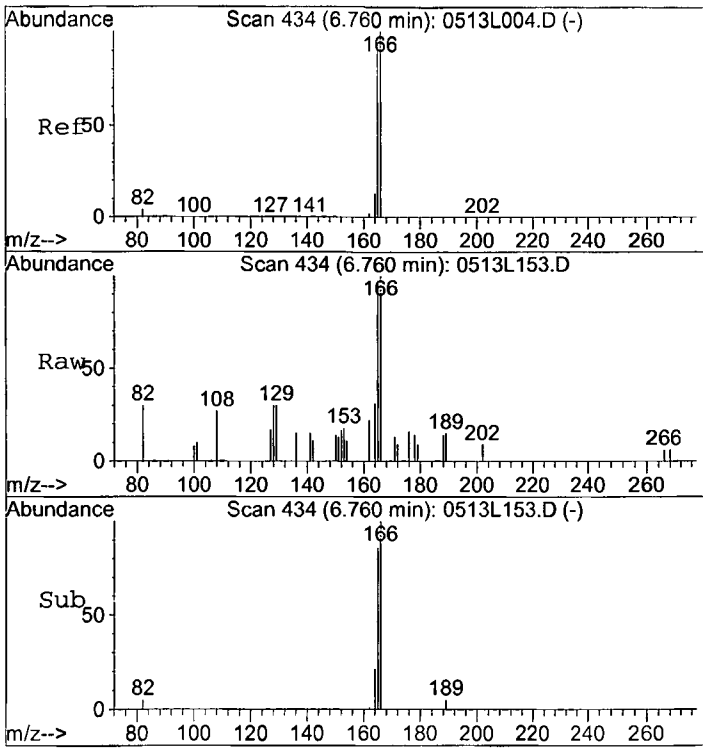

#9
Fluorene
Concen: 0.10818 ppb
RT: 6.76 min Scan# 434
Delta R.T. -0.00 min
Lab File: 0513L153.D
Acq: 26 May 21 15:03

Tgt Ion:166 Resp: 762

Ion	Ratio	Lower	Upper
166	100		
165	95.3	62.7	116.4

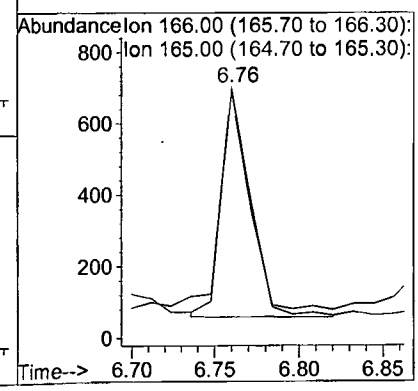

Quantitation Report (QT Reviewed)

Data File : M:\LINUS\DATA\L210513\0513L154.D Vial: 54
Acq On : 26 May 21 15:25 Operator: LS
Sample : BA33037W06 1/800 Inst : Linus
Misc : Multiplr: 1.18

Quant Time: May 27 9:37 2021 Quant Results File: L0324.RES

Quant Method : M:\LINUS\DATA\L210513\L0324.M (RTE Integrator)
Title : EPA 8270
Last Update : Mon May 03 10:54:34 2021
Response via : Initial Calibration
DataAcq Meth : SIM_2

Internal Standards	R.T.	QIon	Response	Conc Units	Dev(Min)
1) Napthalene-D8(IS)	4.13	136	19010	2.50000 ppb	0.00
6) Acenaphthene-D10(IS)	6.13	164	11795	2.50000 ppb	0.00
10) Phenanthrene-D10(IS)	7.85	188	25797	2.50000 ppb	0.00
15) Chrysene-D12(IS)	10.95	240	29863	2.50000 ppb	0.01
20) Perylene-D12(IS)	13.36	264	31798	2.50000 ppb	0.01
System Monitoring Compounds					
3) 2-Methylnaphthalene-D10 (2	4.90	152	29389	3.96655 ppb	0.02
Spiked Amount 5.882			Recovery	= 67.439%	
13) Fluoranthene-D10 (FRT)	9.23	212	43197	3.82314 ppb	0.02
Spiked Amount 5.882			Recovery	= 64.991%	

Target Compounds Qvalue

(#) = qualifier out of range (m) = manual integration

Quantitation Report

Data File : M:\LINUS\DATA\L210513\0513L154.D Vial: 54
Acq On : 26 May 21 15:25 Operator: LS
Sample : BA33037W06 1/800 Inst : Linus
Misc : Multiplr: 1.18

Quant Time: May 27 9:37 2021 Quant Results File: L0324.RES

Method : M:\LINUS\DATA\L210513\L0324.M (RTE Integrator)
Title : EPA 8270
Last Update : Mon May 03 10:54:34 2021
Response via : Initial Calibration

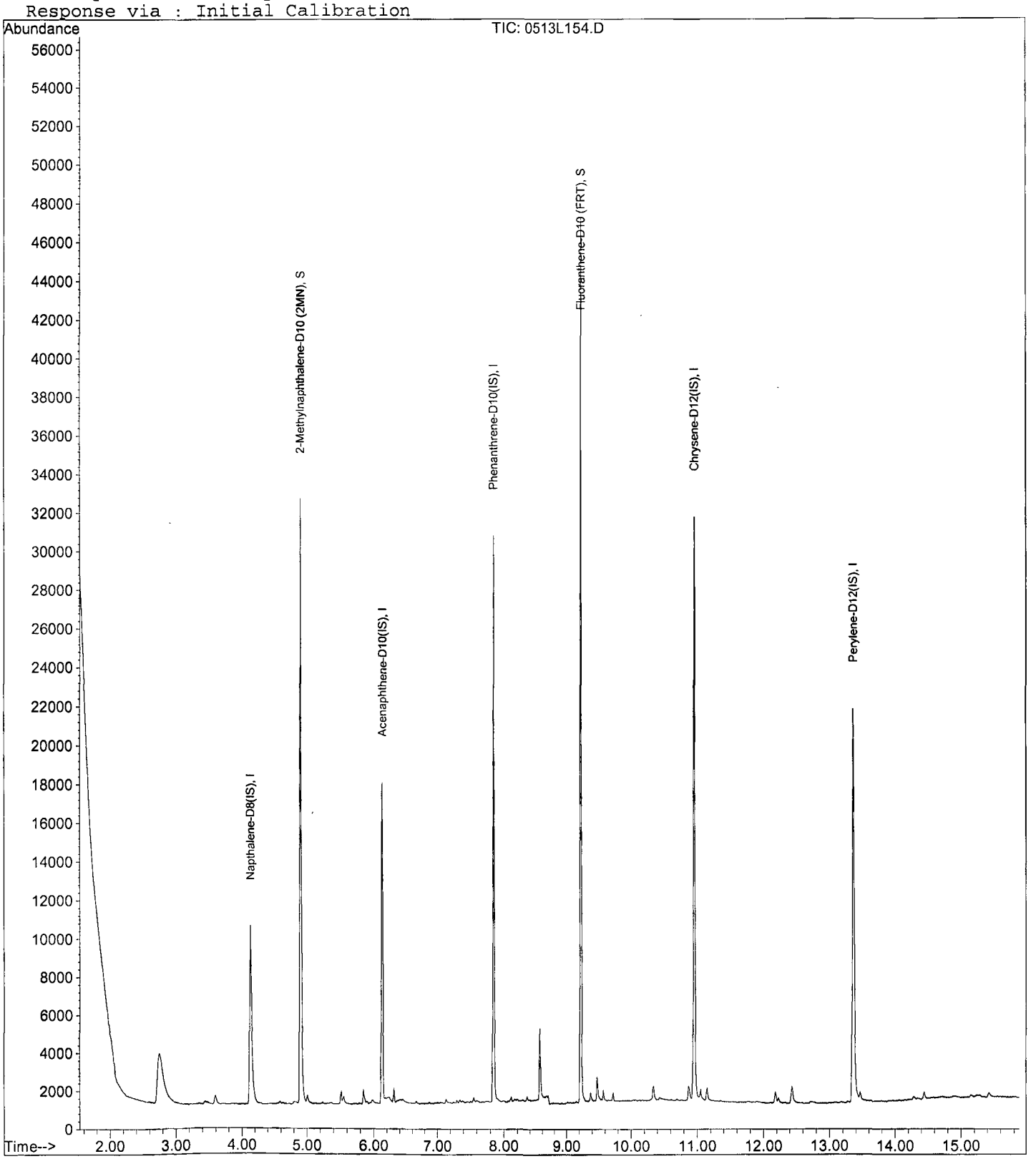

Quantitation Report (QT Reviewed)

Data File : M:\LINUS\DATA\L210513\0513L163.D
Acq On : 1 Jun 21 8:34
Sample : 210524A BLK 1/1000
Misc :

Vial: 63
Operator: LS
Inst : Linus
Multiplr: 1.00

Quant Time: Jun 1 9:35 2021 Quant Results File: L0324.RES

Quant Method : M:\LINUS\DATA\L210513\L0324.M (RTE Integrator)
Title : EPA 8270
Last Update : Mon May 03 10:54:34 2021
Response via : Initial Calibration
DataAcq Meth : SIM_2

Internal Standards	R.T.	QIon	Response	Conc Units	Dev(Min)
1) Napthalene-D8(IS)	4.13	136	16611	2.50000 ppb	0.00
6) Acenaphthene-D10(IS)	6.13	164	10143	2.50000 ppb	0.00
10) Phenanthrene-D10(IS)	7.85	188	20900	2.50000 ppb	0.00
15) Chrysene-D12(IS)	10.95	240	25357	2.50000 ppb	0.01
20) Perylene-D12(IS)	13.36	264	25819	2.50000 ppb	0.01
System Monitoring Compounds					
3) 2-Methylnaphthalene-D10 (2	4.90	152	30183	3.96274 ppb	0.02
Spiked Amount 5.000			Recovery	= 79.260%	
13) Fluoranthene-D10 (FRT)	9.23	212	44487	4.13087 ppb	0.02
Spiked Amount 5.000			Recovery	= 82.620%	

Target Compounds Qvalue

(#) = qualifier out of range (m) = manual integration

Quantitation Report

Data File : M:\LINUS\DATA\L210513\0513L163.D Vial: 63
Acq On : 1 Jun 21 8:34 Operator: LS
Sample : 210524A BLK 1/1000 Inst : Linus
Misc : Multiplr: 1.00

Quant Time: Jun 1 9:35 2021 Quant Results File: L0324.RES

Method : M:\LINUS\DATA\L210513\L0324.M (RTE Integrator)
Title : EPA 8270
Last Update : Mon May 03 10:54:34 2021
Response via : Initial Calibration



Quantitation Report (Not Reviewed)

Data File : M:\LINUS\DATA\L210513\0513L150.D Vial: 50
Acq On : 26 May 21 13:56 Operator: LS
Sample : 210524A LCS-1 1/1000 Inst : Linus
Misc : Multiplr: 1.00

Quant Time: May 26 16:13 2021 Quant Results File: L0324.RES

Quant Method : M:\LINUS\DATA\L210513\L0324.M (RTE Integrator)
Title : EPA 8270
Last Update : Mon May 03 10:54:34 2021
Response via : Initial Calibration
DataAcq Meth : SIM_2

Internal Standards	R.T.	QIon	Response	Conc Units	Dev(Min)
1) Napthalene-D8(IS)	4.13	136	19845	2.50000 ppb	0.00
6) Acenaphthene-D10(IS)	6.13	164	11995	2.50000 ppb	0.00
10) Phenanthrene-D10(IS)	7.85	188	24990	2.50000 ppb	0.00
15) Chrysene-D12(IS)	10.95	240	30614	2.50000 ppb	0.01
20) Perylene-D12(IS)	13.36	264	33149	2.50000 ppb	0.01
System Monitoring Compounds					
3) 2-Methylnaphthalene-D10 (2	4.90	152	30529	3.35499 ppb	0.02
Spiked Amount 5.000			Recovery	= 67.100%	
13) Fluoranthene-D10 (FRT)	9.23	212	42950	3.33543 ppb	0.02
Spiked Amount 5.000			Recovery	= 66.700%	
Target Compounds					Qvalue
2) Naphthalene	4.15	128	27789	3.65704 ppb	100
4) 2-Methylnaphthalene	4.94	142	19825	3.86007 ppb	98
5) 1-Methylnaphthalene	5.05	142	19707	3.84959 ppb	97
7) Acenaphthylene	5.96	152	60946	3.67328 ppb	99
8) Acenaphthene	6.17	154	19014	3.71302 ppb	91
9) Fluorene	6.76	166	24374	3.90470 ppb	97
11) Phenanthrene	7.87	178	38580	3.86458 ppb	98
12) Anthracene	7.93	178	36089	3.90316 ppb	99
14) Fluoranthene	9.25	202	60311	4.12197 ppb	97
16) Pyrene	9.51	202	61866	4.03809 ppb	94
17) Benz (a) anthracene	10.93	228	61584	4.24284 ppb	96
18) Chrysene	10.99	228	58186	4.07671 ppb #	96
19) Indeno (1,2,3-cd) pyrene	14.85	276	73071	4.20241 ppb #	82
21) Benzo (b) fluoranthene	12.70	252	63486	4.32076 ppb #	95
22) Benzo (k) fluoranthene	12.75	252	64331	4.29595 ppb	98
23) Benzo (a) pyrene	13.26	252	57839	4.30902 ppb	97
24) Dibenz (a,h) anthracene	14.88	278	63310	4.42082 ppb	99
25) Benzo (g,h,i) perylene	15.20	276	62424	4.27565 ppb #	93

(#) = qualifier out of range (m) = manual integration

Quantitation Report

Data File : M:\LINUS\DATA\L210513\0513L150.D Vial: 50
Acq On : 26 May 21 13:56 Operator: LS
Sample : 210524A LCS-1 1/1000 Inst : Linus
Misc : Multiplr: 1.00

Quant Time: May 26 16:13 2021 Quant Results File: L0324.RES

Method : M:\LINUS\DATA\L210513\L0324.M (RTE Integrator)
Title : EPA 8270
Last Update : Mon May 03 10:54:34 2021
Response via : Initial Calibration



Quantitation Report (Not Reviewed)

Data File : M:\LINUS\DATA\L210513\0513L151.D Vial: 51
Acq On : 26 May 21 14:18 Operator: LS
Sample : 210524A LCSD-1 1/1000 Inst : Linus
Misc : Multiplr: 1.00

Quant Time: May 26 16:13 2021 Quant Results File: L0324.RES

Quant Method : M:\LINUS\DATA\L210513\L0324.M (RTE Integrator)
Title : EPA 8270
Last Update : Mon May 03 10:54:34 2021
Response via : Initial Calibration
DataAcq Meth : SIM_2

Internal Standards	R.T.	QIon	Response	Conc Units	Dev(Min)
1) Napthalene-D8(IS)	4.13	136	19847	2.50000 ppb	0.00
6) Acenaphthene-D10(IS)	6.13	164	12126	2.50000 ppb	0.00
10) Phenanthrene-D10(IS)	7.85	188	25202	2.50000 ppb	0.00
15) Chrysene-D12(IS)	10.95	240	31648	2.50000 ppb	0.01
20) Perylene-D12(IS)	13.36	264	41748	2.50000 ppb	0.01
System Monitoring Compounds					
3) 2-Methylnaphthalene-D10 (2	4.90	152	28917	3.17752 ppb	0.02
Spiked Amount 5.000			Recovery	= 63.560%	
13) Fluoranthene-D10 (FRT)	9.23	212	43989	3.38738 ppb	0.02
Spiked Amount 5.000			Recovery	= 67.740%	
Target Compounds					Qvalue
2) Naphthalene	4.15	128	27386	3.60364 ppb	100
4) 2-Methylnaphthalene	4.94	142	19225	3.74287 ppb	98
5) 1-Methylnaphthalene	5.05	142	19476	3.80408 ppb	100
7) Acenaphthylene	5.96	152	61427	3.66227 ppb	99
8) Acenaphthene	6.17	154	18713	3.61477 ppb	92
9) Fluorene	6.76	166	24654	3.90689 ppb	96
11) Phenanthrene	7.87	178	39742	3.94749 ppb	99
12) Anthracene	7.93	178	36819	3.94862 ppb	99
14) Fluoranthene	9.25	202	62844	4.25896 ppb	99
16) Pyrene	9.51	202	63434	4.00515 ppb	96
17) Benz (a) anthracene	10.93	228	64262	4.28269 ppb	97
18) Chrysene	10.99	228	61540	4.17083 ppb #	97
19) Indeno (1,2,3-cd) pyrene	14.85	276	97031	5.39806 ppb	97
21) Benzo (b) fluoranthene	12.70	252	69155	3.73715 ppb #	96
22) Benzo (k) fluoranthene	12.75	252	70456	3.73587 ppb	99
23) Benzo (a) pyrene	13.27	252	76981	4.55382 ppb	98
24) Dibenz (a,h) anthracene	14.88	278	83525	4.63108 ppb	98
25) Benzo (g,h,i) perylene	15.20	276	83523	4.54246 ppb	98

(#) = qualifier out of range (m) = manual integration

Quantitation Report

Data File : M:\LINUS\DATA\L210513\0513L151.D Vial: 51
Acq On : 26 May 21 14:18 Operator: LS
Sample : 210524A LCSD-1 1/1000 Inst : Linus
Misc : Multiplr: 1.00

Quant Time: May 26 16:13 2021 Quant Results File: L0324.RES

Method : M:\LINUS\DATA\L210513\L0324.M (RTE Integrator)
Title : EPA 8270
Last Update : Mon May 03 10:54:34 2021
Response via : Initial Calibration



DFTPP

Data File : M:\LINUS\DATA\L210324\0324L002.D
Acq On : 24 Mar 21 10:26
Sample : SV Tune 10/02/20
Misc :

Vial: 2
Operator: MA
Inst : Linus
Multiplr: 1.00

Method : M:\LINUS\DATA\L210324\L0324.M (RTE Integrator)
Title : EPA 8270

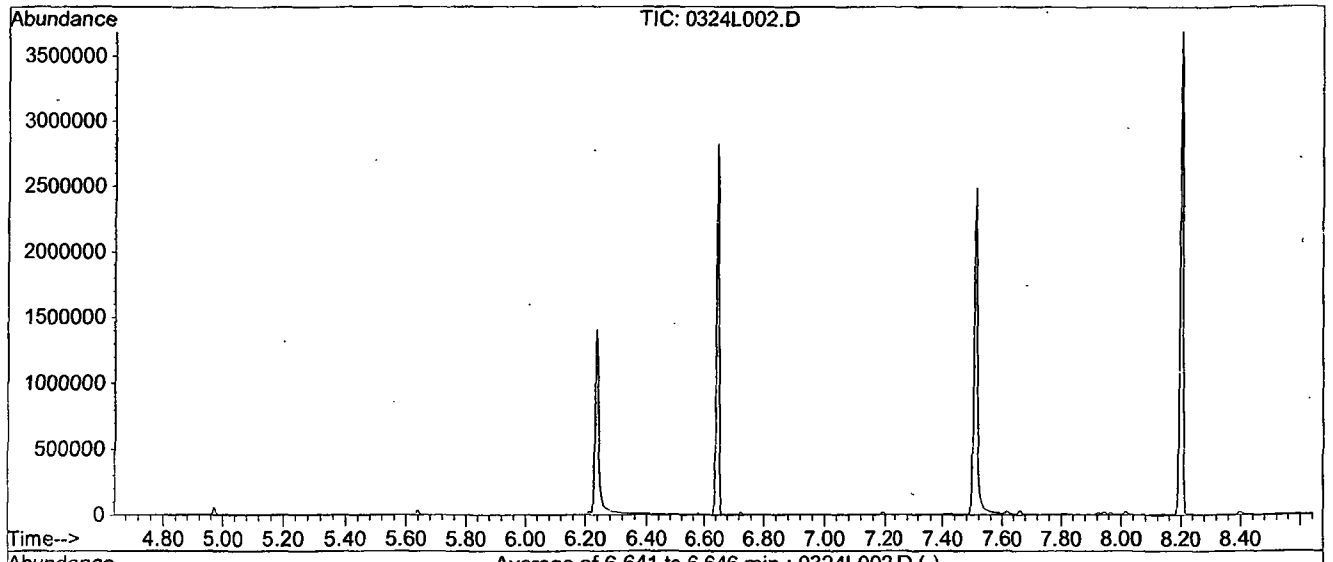

AutoFind: Scans 1629, 1630, 1631; Background Corrected with Scan 1621

Target Mass	Rel. to Mass	Lower Limit%	Upper Limit%	Rel. Abn%	Raw Abn	Result Pass/Fail
51	198	10	80	26.4	68985	PASS
68	69	0.00	2	0.0	0	PASS
70	69	0.00	2	0.7	611	PASS
127	198	10	80	50.7	132699	PASS
197	198	0.00	2	0.0	0	PASS
198	198	100	100	100.0	261760	PASS
199	198	5	9	6.8	17899	PASS
275	198	10	60	30.5	79933	PASS
365	198	1	100	3.9	10297	PASS
441	442	0.01	24	15.2	56736	PASS
442	198	50	500	142.7	373483	PASS
443	442	15	24	19.6	73083	PASS

0324L002.D L0324.M Wed Mar 24 12:02:59 2021

Data File Name:	**0324L002.D**
Data File Path:	**M:\LINUS\DATA\L210324**
Operator:	**MA**
Date Acquired:	**24 Mar 2021 10:26**
Method File:	**DFTPP2.M**
Sample Name:	**SV Tune 10/02/20**
Vial Number:	**2**
Instrument Name:	**Linus**

#	Name	Ret Time	Target Response
1)	DDT	8.24	25018800
2)	DDD	7.96	106089
3)	DDE	7.68	176936

Breakdown **1.12**

DFTPP

Data File : M:\LINUS\DATA\L210513\0513L141.D
Acq On : 26 May 21 9:56
Sample : SV Tune 10/2/20
Misc :

Vial: 41
Operator: LS
Inst : Linus
Multiplr: 1.00

Method : M:\LINUS\DATA\L210513\L0324.M (RTE Integrator)
Title : EPA 8270

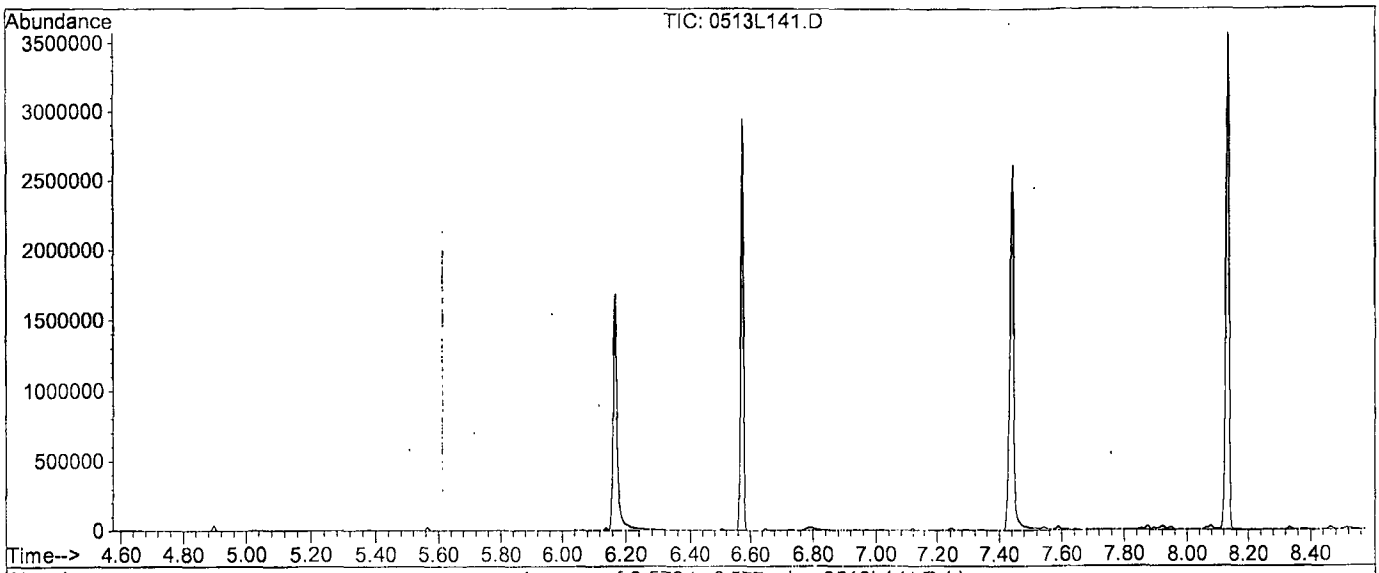

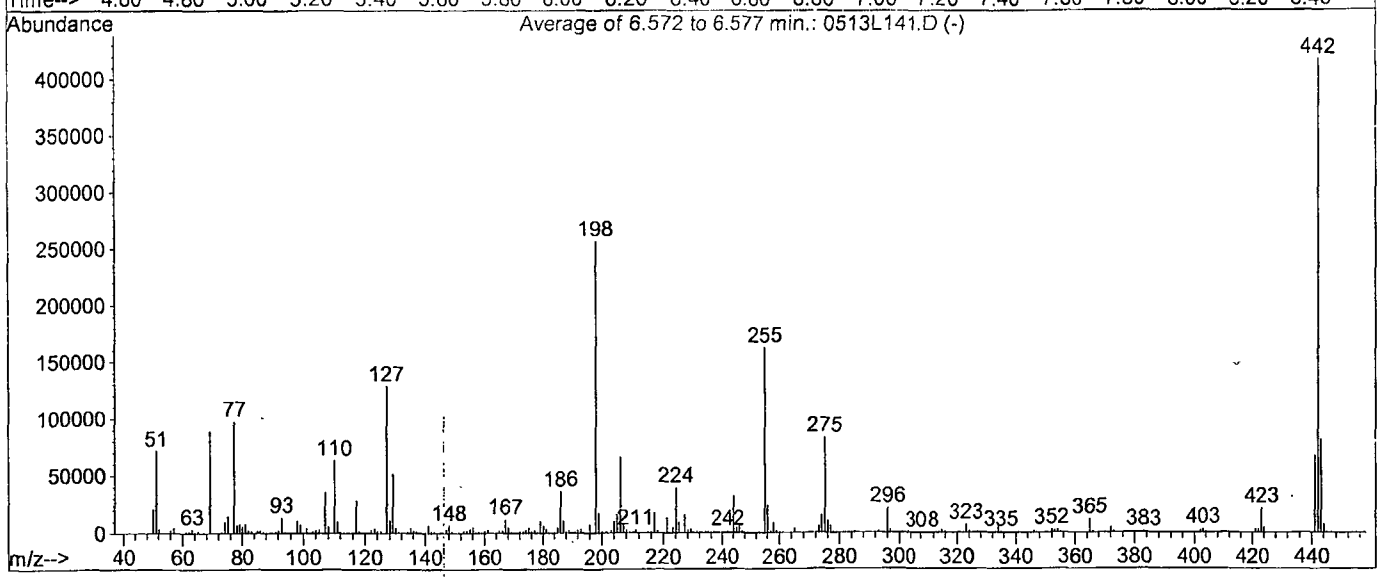

AutoFind: Scans 1601, 1602, 1603; Background Corrected with Scan 1592

Target Mass	Rel. to Mass	Lower Limit%	Upper Limit%	Rel. Abn%	Raw Abn	Result Pass/Fail
51	198	10	80	27.9	71731	PASS
68	69	0.00	2	0.0	0	PASS
70	69	0.00	2	0.7	622	PASS
127	198	10	80	50.1	128765	PASS
197	198	0.00	2	0.0	0	PASS
198	198	100	100	100.0	256811	PASS
199	198	5	9	6.8	17511	PASS
275	198	10	60	32.5	83472	PASS
365	198	1	100	4.6	11884	PASS
441	442	0.01	24	16.1	67144	PASS
442	198	50	500	162.7	417920	PASS
443	442	15	24	19.5	81352	PASS

Data File Name:	**0513L141.D**
Data File Path:	**M:\LINUS\DATA\L210513**
Operator:	**LS**
Date Acquired:	**26 May 2021 09:56**
Method File:	**DFTPP2.M**
Sample Name:	**SV Tune 10/2/20**
Vial Number:	**41**
Instrument Name:	**Linus**

#	Name	Ret Time	Target Response
1)	DDT	8.11	25492500
2)	DDD	7.87	201335
3)	DDE	7.59	142292

Breakdown **1.33**

DFTPP

Data File : M:\LINUS\DATA\L210513\0513L161.D Vial: 61
Acq On : 1 Jun 21 7:52 Operator: LS
Sample : SV TUNE 10/2/20 Inst : Linus
Misc : Multiplr: 1.00

Method : M:\LINUS\DATA\L210513\L0324.M (RTE Integrator)
Title : EPA 8270

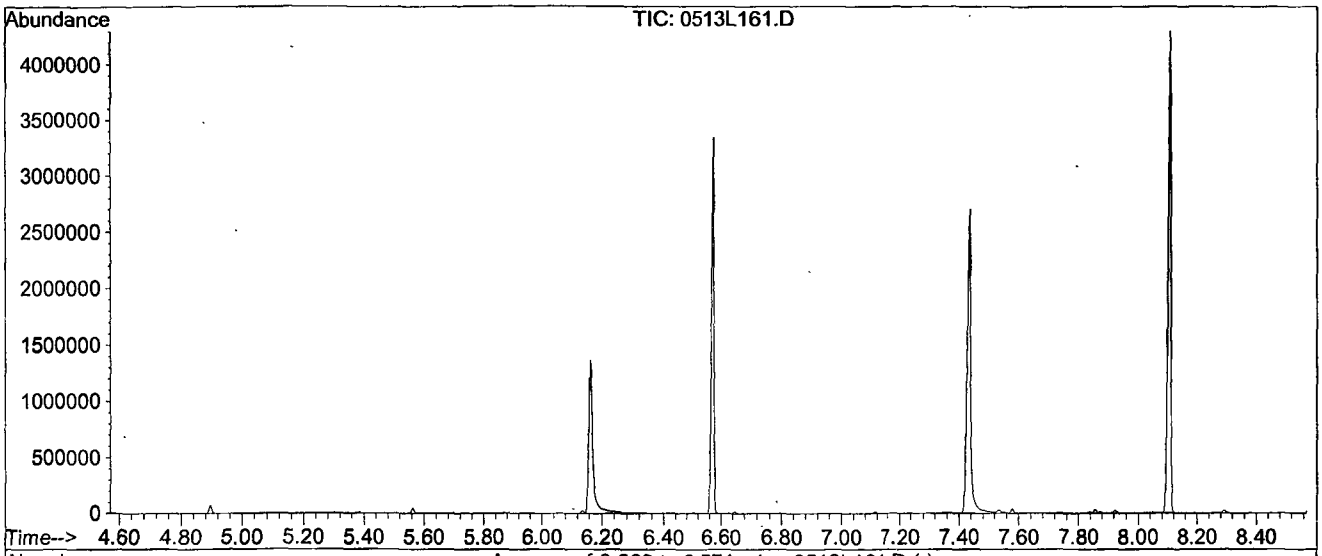

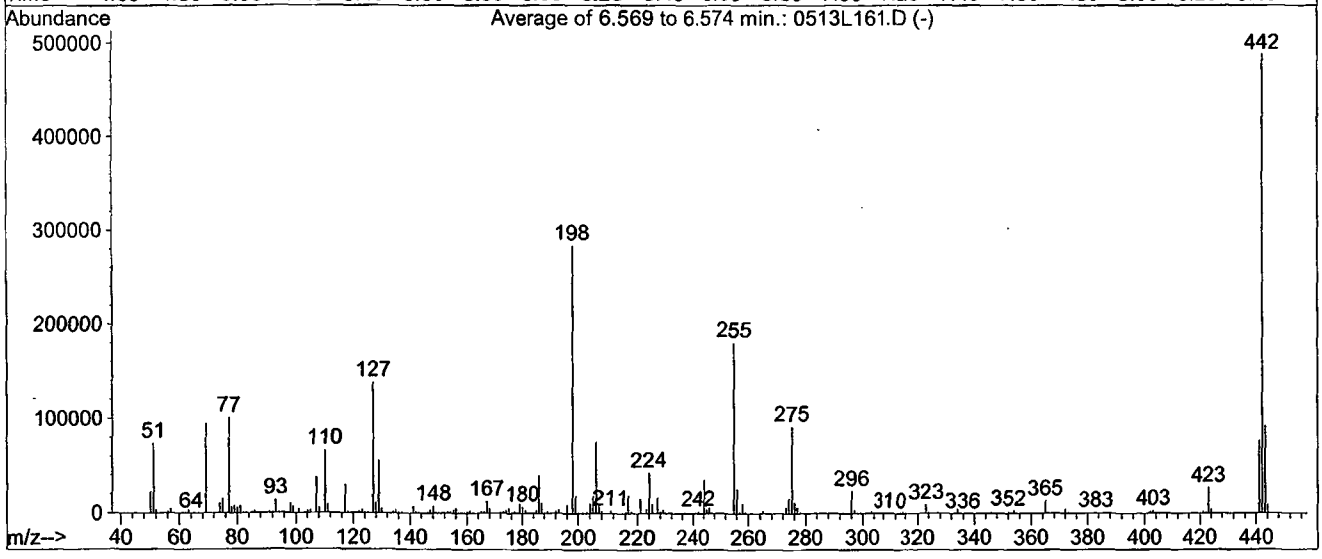

AutoFind: Scans 1600, 1601, 1602; Background Corrected with Scan 1591

Target Mass	Rel. to Mass	Lower Limit%	Upper Limit%	Rel. Abn%	Raw Abn	Result Pass/Fail
51	198	10	80	26.2	74469	PASS
68	69	0.00	2	0.0	0	PASS
70	69	0.00	2	0.4	423	PASS
127	198	10	80	48.7	138565	PASS
197	198	0.00	2	0.0	0	PASS
198	198	100	100	100.0	284523	PASS
199	198	5	9	6.5	18575	PASS
275	198	10	60	32.4	92189	PASS
365	198	1	100	4.8	13613	PASS
441	442	0.01	24	15.9	77715	PASS
442	198	50	500	171.9	489024	PASS
443	442	15	24	19.0	92960	PASS

0513L161.D L0324.M Tue Jun 01 08:28:12 2021

M:\LINUS\DATA\L210513\0513L161.D

Data File Name:	**0513L161.D**
Data File Path:	**M:\LINUS\DATA\L210513**
Operator:	**LS**
Date Acquired:	**1 Jun 21 7:52**
Method File:	**DFTPP2.M**
Sample Name:	**SV TUNE 10/2/20**
Vial Number:	**61**
Instrument Name:	**Linus**

#	Name	Ret Time	Target Response
1)	DDT	8.11	28663500
2)	DDD	7.87	106877
3)	DDE	7.59	218981

Breakdown **1.12**

Name of Final Standard	SIM Spike
Prep Date	01/29/21
Exp Date	01/29/22

Prep'd By (Initials) MA

Initial Standard Information						Final Standard Information			
Name of Initial Standard (from contianer Label)	Supplier	Supplier P/N# (or APPL Mix Name)	Conc.(range)	Lot # with QA # (or reference to APPL prep date)	Exp Date	Aliquot from Stock	Final Volume	Final Solvent + Lot# (or APPL Prep Date)	Final Standard Conc (range)
Custom PAH Sim Mix	Phenova	AL0-130490	200 ug/mL	CL13121- 50763 50764 50765 50766	12/31/22	5 mL	25 mL	Acetone 0242320	40 ug/mL

Name of Final Standard	SIM Surrogate
Prep Date	11/30/20
Exp Date	11/30/21

Prep'd By (Initials) LS

Initial Standard Information						Final Standard Information			
Name of Initial Standard (from contianer Label)	Supplier	Supplier P/N# (or APPL Mix Name)	Conc.(range)	Lot # with QA # (or reference to APPL prep date)	Exp Date	Aliquot from Stock	Final Volume	Final Solvent + Lot# (or APPL Prep Date)	Final Standard Conc (range)
Sim Surrogate Deuterated	Restek	33913	2000 ug/mL	A0154854-50257, 50258, 50259 A0161454-50790, 50794	10/31/2025 5/31/26	5mL	100 mL	Acetone #246130	100 ug/mL

Name of Final Standard	SIM Curve
Prep Date	03/24/21
Exp Date	06/19/21

Prep'd By (Initials) MA

Initial Standard Information						Final Standard Information			
Name of Initial Standard (from container Label)	Supplier	Supplier P/N# (or APPL Mix Name)	Conc.(range)	Lot # with QA # (or reference to APPL prep date)	Exp Date	Aliquot from Stock	Final Volume	Final Solvent + Lot# (or APPL Prep Date)	Final Standard Conc (range)
1.0 ug/mL SIM	APPL	1.0 ug/mL SIM	1.0 ug/mL	01/15/21	06/19/21	10 uL	100uL	MC 56258 90uL	0.1 ug/mL
SIM Internal Standard	APPL	SIM Internal Standard	125 ug/mL	06/19/20	06/19/21	2 uL	*	*	2.5ug/mL
1.0 ug/mL SIM	APPL	1.0 ug/mL SIM	1.0 ug/mL	01/15/21	06/19/21	20 uL	100uL	MC 56258 80uL	0.2 ug/mL
SIM Internal Standard	APPL	SIM Internal Standard	125 ug/mL	06/19/20	06/19/21	2 uL	*	*	2.5ug/mL
5.0 ug/mL SIM	APPL	5.0 ug/mL SIM	5.0 ug/mL	01/15/21	06/19/21	10 uL	100uL	MC 56258 90uL	0.5 ug/mL
SIM Internal Standard	APPL	SIM Internal Standard	125 ug/mL	06/19/20	06/19/21	2 uL	*	*	2.5ug/mL
5.0 ug/mL SIM	APPL	5.0 ug/mL SIM	5.0 ug/mL	01/15/21	06/19/21	20 uL	100uL	MC 56258 80 uL	1.0 ug/mL
SIM Internal Standard	APPL	SIM Internal Standard	125 ug/mL	06/19/20	06/19/21	2 uL	*	*	2.5ug/mL
SIM STOCK	APPL	SIM STOCK	200 ug/mL	08/20/20	08/20/21	5 uL	200uL	MC 56258 190 uL	5.0 ug/mL
SIM SURROGATE	APPL	SIM SURR	100 ug/mL	08/11/20	08/11/21	5 uL	*	*	2.5ug/mL
SIM Internal Standard	APPL	SIM Internal Standard	125 ug/mL	06/19/20	06/19/21	4 uL	*	*	2.5ug/mL
SIM STOCK	APPL	SIM STOCK	200 ug/mL	08/20/20	08/20/21	5 uL	100 uL	MC 56258 90 uL	10 ug/mL
SIM SURROGATE	APPL	SIM SURR	100 ug/mL	08/11/20	08/11/21	5 uL	*	*	5 ug/mL
SIM Internal Standard	APPL	SIM Internal Standard	125 ug/mL	06/19/20	06/19/21	2 uL	*	*	2.5ug/mL
SIM STOCK	APPL	SIM STOCK	200 ug/mL	08/20/20	08/20/21	25 uL	100uL	MC 56258 50 uL	50 ug/mL
SIM SURROGATE	APPL	SIM SURR	100 ug/mL	08/11/20	08/11/21	25 uL	*	*	25 ug/mL
SIM Internal Standard	APPL	SIM Internal Standard	125 ug/mL	06/19/20	06/19/21	2 uL	*	*	2.5ug/mL
SIM STOCK	APPL	SIM STOCK	200 ug/mL	08/20/20	08/20/21	50 uL	100uL	na	100 ug/mL
SIM SURROGATE	APPL	SIM SURR	100 ug/mL	08/11/20	08/11/21	50 uL	*	*	50 ug/mL
SIM Internal Standard	APPL	SIM Internal Standard	125 ug/mL	06/19/20	06/19/21	2 uL	*	*	2.5ug/mL

Name of Final Standard	8270 PAH SIM Second Source
Prep Date	03/24/21
Exp Date	06/19/21

Prep'd By (Initials) MA

Initial Standard Information						Final Standard Information			
Name of Initial Standard (from container Label)	Supplier	Supplier P/N# (or APPL Mix Name)	Conc.(range)	Lot # with QA # (or reference to APPL prep date)	Exp Date	Aliquot from Stock	Final Volume	Final Solvent + Lot# (or APPL Prep Date)	Final Standard Conc (range)
PAH SIM SS Stock	Phenova	AL0-130490	200 ug/mL	01/14/21	01/14/22	5 uL	200uL	MC 56258 195uL	5 ug/mL
SIM Internal Standard	APPL	SIM Internal Standard	125 ug/mL	06/19/20	06/19/21	4 uL	*	*	2.5ug/mL

Name of Final Standard 8270 SIM PAH Internal Standard

Prep'd By (Initials) CD

Prep Date 06/19/20

Exp Date 06/19/21

Initial Standard Information						Final Standard Information			
Name of Initial Standard (from contianer Label)	Supplier	Supplier P/N# (or APPL Mix Name)	Conc.(range)	Lot # with QA # (or reference to APPL prep date)	Exp Date	Aliquot from Stock	Final Volume	Final Solvent + Lot# (or APPL Prep Date)	Final Standard Conc (range)
SV Internal Standard	Restek	31206	2000 ug/mL	A0157142-49875	12/31/25	625uL	10mL	MC DW717	125 ug/mL

Name of Final Standard PAH SIM Stock (Ampule)

Prep'd By (I MA

Prep Date 08/20/20

Exp Date 08/20/21

Initial Standard Information						Final Standard Information			
Name of Initial Standard (from contianer Label)	Supplier	Supplier P/N# (or APPL Mix Name)	Conc.(range)	Lot # with QA # (or reference to APPL prep date)	Exp Date	Aliquot from Stock	Final Volume	Final Solvent + Lot# (or APPL Prep Date)	Final Standard Conc (range)
Custom PAH SIM Mix	Phenova	ALO-130490	200 ug/mL	CL13121-41383	12/31/22	1000 uL	1mL	NA	200ug/mL

Name of Final Standard SIM Surrogate

Prep'd By (Initials) CD

Prep Date 08/11/20

Exp Date 04/01/21

Initial Standard Information						Final Standard Information			
Name of Initial Standard (from contianer Label)	Supplier	Supplier P/N# (or APPL Mix Name)	Conc.(range)	Lot # with QA # (or reference to APPL prep date)	Exp Date	Aliquot from Stock	Final Volume	Final Solvent + Lot# (or APPL Prep Date)	Final Standard Conc (range)
Sim Surrogate Deuterated	Restek	33913	2000 ug/mL	A0154854-49995,49992,50255,50256,50257	10/01/25	5mL	100 mL	Acetone #0234320	100 ug/mL

Name of Final Standard SIM SS Stock (Ampule second source)

Prep'd By MA

Prep Date 01/14/21

Exp Date 01/14/22

Initial Standard Information						Final Standard Information			
Name of Initial Standard (from contianer Label)	Supplier	Supplier P/N# (or APPL Mix Name)	Conc.(range)	Lot # with QA # (or reference to APPL prep date)	Exp Date	Aliquot from Stock	Final Volume	Final Solvent + Lot# (or APPL Prep Date)	Final Standard Conc (range)
Custom PAH SIM Mix	Phenova	ALO-130490	200 ug/mL	CL13127-41106	12/31/22	1000 uL	1mL	NA	200ug/mL

Organic Extraction Worksheet

Method	Continuous Liquid/Liquid SVOC 3520C	Extraction Set	210524A	Extraction Method	LIQ003	Units	mL

Spiked ID 1	Sim Spike 1-29-21 1-29-22		Surrogate ID 1	SIM Surrogate 11-30-20 11-30-21	
Spiked ID 2			Surrogate ID 2		
Spiked ID 3			Surrogate ID 3		
Spiked ID 4			Surrogate ID 4		
Spiked ID 5			Surrogate ID 5		
Spiked ID 6			Sufficient Vol for Matrix QC:	NO	
Spiked ID 7			Ext. Start Time:	05/24/21 11:35	
Spiked ID 8			Ext. End Time:	05/25/21 9:45	
			GC Requires Extract By:		

pH1	14	05/24/21 11:45	Water Bath Temp 1 °C	70/68 E-WB6 °C
pH2			Water Bath Temp 2 °C	
pH3			Water Bath Temp 3 °C	

Spiked By: YL **Date** 05/24/21 **Witnessed By:** DS **Date** 05/24/21

	Sample	Sample Container	Spike Amount	Spike ID	Surrogate Amount	Surrogate ID	Extract Amount	Final Volume	pH	Extract Date/Time	Comments
1	210524A Blk				0.050	1	1000	1	14	05/24/21 11:35	
						equip	E-HP16 E-WB6				
2	210524A LCS-1		0.125	1	0.050	1	1000	1	14	05/24/21 11:35	
						equip	E-HP15 E-WB6				
3	210524A LCSD-1		0.125	1	0.050	1	1000	1	14	05/24/21 11:35	
						equip	E-HP14 E-WB6				
4	BA32947	BA32947W06			0.050	1	850	1	14	05/24/21 11:35	96269
						equip	E-HP13 E-WB6				
5	BA33035	BA33035W06			0.050	1	850	1	14	05/24/21 11:35	96282
						equip	E-HP12 E-WB6				
6	BA33037	BA33037W06			0.050	1	800	1	14	05/24/21 11:35	96282
						equip	E-HP11 E-WB6				

Solvent and Lot#	
PH Strips	HC148594
Dichloromethane (DCM)	60338
10N NaOH (10mLs)	4-3-21
Filter Paper	400181
Na2SO4	2020120870

Extraction COC Transfer	
Extraction lab employee Initials	KY
GC analyst's initials	LS
Date	5/28/21
Time	12:06
Refrigerator	GC-C

	Technician's Initials
Scanned By	YL
Sample Preparation	YL
Extraction	YL
Concentration	YL

Modified	06/03/21 7:41:43 AM

Reviewed By: KY **Date** 06/03/21

Injection Log

Directory: M:\LINUS\DATA\L210324\

Vial	FileName	Multiplier	SampleName	Misc Info	Injected
2	0324L002.D	1	SV Tune 10/02/20		24 Mar 21 10:26
3	0324L003.D	1	0.1 SIM 03/24/21		24 Mar 21 11:35
4	0324L004.D	1	0.2 SIM 03/24/21		24 Mar 21 11:57
5	0324L005.D	1	0.5 SIM 03/24/21		24 Mar 21 12:19
6	0324L006.D	1	1 SIM 03/24/21		24 Mar 21 12:41
7	0324L007.D	1	5 SIM 03/24/21		24 Mar 21 13:07
8	0324L008.D	1	10 SIM 03/24/21		24 Mar 21 13:29
9	0324L009.D	1	50 SIM 03/24/21		24 Mar 21 13:51
10	0324L010.D	1	100 SIM 03/24/21		24 Mar 21 14:13
11	0324L011.D	1	SS SIM 03/24/21		24 Mar 21 14:59
41	0513L141.D	1	SV Tune 10/2/20		26 May 21 9:56
42	0513L142.D	1	5 SIM 3/24/21 (1)		26 May 21 10:12
50	0513L150.D	1	210524A LCS-1 1/1000		26 May 21 13:56
51	0513L151.D	1	210524A LCSD-1 1/1000		26 May 21 14:18
53	0513L153.D	1.17647	BA33035W06 1/850		26 May 21 15:03
54	0513L154.D	1.17647	BA33037W06 1/800		26 May 21 15:25
56	0513L156.D	1	5 SIM 3/24/21 (2)		26 May 21 16:54
61	0513L161.D	1	SV TUNE 10/2/20		1 Jun 21 7:52
62	0513L162.D	1	5 SIM 3/24/21 (1)		1 Jun 21 8:08
63	0513L163.D	1	210524A BLK 1/1000		1 Jun 21 8:34
91	0513L191.D	1	5 SIM 3/24/21 (1)		1 Jun 21 19:30

ORGANICS

Calibration Data

VOLATILE ORGANIC ANALYSIS BY
EPA METHOD 8260B

Form 6
Initial Calibration

Lab Name: APPL, Inc. SDG No:
Case No: Initial Cal. Date: 05/24/21
Matrix: Water Instrument: Max Initials:

		Compound	0520M02.D 1	0520M03.D 2	0520M04 D 3	0520M05.D 4	0520M06 D 5	0520M07.D 6	0520M08.D 7	0520M09 D 8	0520M10.D 9		Avg	%RSD	Type	r^2	Q	MRF
1	I	Fluorobenzene (IS)																
2	TM	Chlorotrifluoroethene													TM			
3	TM	Dichlorodifluoromethane			0.7528	0.8035	0.6917	0.7667	0.7455	0.7415	0.8172		0.76	5.5	TM			
4	TM	Freon 114			0.5378	0.4980	0.4934	0.5451	0.5031	0.5310	0.5785		0.53	5.8	TM			
5	TM**	Chloromethane			0.4146	0.4494	0.4409	0.4859	0.4921	0.4793	0.5140		0.47	7.3	TM**			
6	TM*	Vinyl chloride			0.4724	0.3672	0.3882	0.4346	0.4025	0.4476	0.4615		0.42	9.3	TM*			
7	TM	2-Chloro-1,1,1-trifluoroethane													TM			
8	TM	Bromomethane			0.2823	0.3179	0.2937	0.2634	0.2714	0.2745	0.3831		0.30	14	TM			
9	TM	Chloroethane			0.1809	0.1916	0.2464	0.1742	0.1974	0.2134	0.2097		0.20	12	TM			
10	TM	Dichlorofluoromethane			0.7657	0.8219	0.8104	0.8838	0.8317	0.8741	0.9348		0.85	6.6	TM			
11	TM	Trichlorofluoromethane			0.8529	0.9678	0.9291	1.003	0.9209	0.9774	1.013		0.95	5.8	TM			
12	TM	2,2-Dichloro-1,1,1-trifluoroethane													TM			
13	TM	Acrolein			0.0249	0.0286	0.0278	0.0305	0.0286	0.0322	0.0338		0.03	10	TM			
14	TM	Acetone		0.1084	0.0881	0.1024	0.1007	0.1088	0.1051	0.1018	0.1175		0.10	8.1	TM			
15	TM	Freon-113			0.4945	0.5074	0.4878	0.5546	0.4887	0.5346	0.5527		0.52	5.7	TM			
16	TM	Acetonitrile			0.0269	0.0264	0.0283	0.0283	0.0289	0.0291	0.0287		0.03	3.7	TM			
17	TM	2-propanol													TM			
18	TM*	1,1-DCE			0.6542	0.6528	0.5944	0.6732	0.6354	0.6808	0.7217		0.66	6.0	TM*			
19	TM	t-Butanol			0.0254	0.0272	0.0227	0.0252	0.0259	0.0262	0.0336		0.03	13	TM			
20	TML	Methyl Acetate			0.1928	0.1965	0.2303	0.2413	0.2183	0.2380	0.2533		0.22	10	TM	0.999		
21	TML	Iodomethane			0.3463	0.2839	0.3812	0.5268	0.5825	0.7096	0.8731		0.53	40	TM	0.994		
22	TML	Acrylonitrile			0.0196	0.0664	0.0909	0.1510	0.1301	0.1163	0.1450		0.10	46	TM	0.994		
23	TM	2-Methylpentane													TM			
24	TM	Methylene chloride			0.7328	0.5785	0.5410	0.5543	0.5166	0.5558	0.5671		0.58	12	TM			
25	TM	Carbon disulfide			0.6508	0.7849	0.7078	0.8129	0.7363	0.8249	0.8605		0.77	9.6	TM			
26	TM	Methyl t-butyl ether (MtBE)			1.536	1.518	1.465	1.613	1.525	1.720	1.826		1.6	8.1	TM			
27	TM	Trans-1,2-DCE			0.4545	0.5349	0.4875	0.5245	0.5002	0.5430	0.5730		0.52	7.6	TM			
28	TM	3-Methylpentane													TM			
29	TM	Diisopropyl Ether			0.9804	1.117	1.081	1.205	1.128	1.235	1.339		1.2	10	TM			
30	TM**	1,1-DCA			0.7318	0.8158	0.7598	0.8682	0.7905	0.8499	0.9256		0.82	8.1	TM**			
31	TML	Vinyl Acetate					0.1790	0.2274	0.2408	0.2886	0.2999		0.25	20	TM	1.000		
32	TM	Ethyl tert Butyl Ether			1.267	1.330	1.412	1.521	1.447	1.612	1.720		1.5	11	TM			
33	TML	Methylcyclopentane													TM		*	
34	TML	MEK (2-Butanone)		0.0701	0.1050	0.1094	0.1067	0.1190	0.1231	0.1209			0.11	17	TM	0.997		
35	TM	Cis-1,2-DCE			0.5734	0.5324	0.5662	0.5968	0.5729	0.6159	0.6497		0.59	6.5	TM			

VOLATILE ORGANIC ANALYSIS BY
EPA METHOD 8260B

Form 6
Initial Calibration

Lab Name: APPL, Inc. SDG No:
Case No: Initial Cal. Date: 05/24/21
Matrix: Water Instrument: Max Initials:

		Compound	1	2	3	4	5	6	7	8	9		Avg	%RSD	Type		Q	MRF
36	TM	2,2-Dichloropropane			0.8266	0.9875	0.9634	1.075	0.9629	1.054	1.093		0.99	9.2	TM			
37	TM*	Chloroform			1.078	1.035	1.002	1.123	1.134	1.168	1.226		1.1	7.0	TM*			
38	TM	Bromochloromethane			0.4482	0.4369	0.4717	0.4683	0.4591	0.4893	0.5187		0.47	5.8	TM			
39	S	Dibromofluoromethane(S)	0.2171	0.1801	0.2056	0.2401	0.2888	0.2716	0.2590	0.2819	0.2572		0.24	15	S			
40	TM	1,1,1-TCA			1.055	1.122	1.085	1.185	1.177	1.211	1.297		1.2	7.0	TM			
41	TM	Cyclohexane			0.2864	0.3369	0.3401	0.3690	0.3372	0.3736	0.4003		0.35	10	TM			
42	TM	1,1-Dichloropropene			0.6000	0.6397	0.5739	0.7135	0.6708	0.7216	0.7779		0.67	11	TM			
43	TM	2,2,4-Trimethylpentane			0.9187	0.9709	1.057	1.179	1.105	1.207	1.300		1.1	12	TM			
44	SL	1,2-DCA-D4(S)		0.0697	0.0609	0.0861	0.1072	0.0922	0.0949	0.1011	0.0964		0.09	18	S	0.996		
45	TM	Carbon Tetrachloride			1.091	1.078	0.9984	1.130	1.102	1.181	1.231		1.1	6.7	TM			
46	TM	Tert Amyl Methyl Ether			1.369	1.517	1.373	1.455	1.437	1.541	1.692		1.5	7.6	TM			
47	TM	1,2-DCA			0.8675	0.9078	0.9444	0.9361	0.9467	1.032	1.087		0.96	7.8	TM			
48	TM	Benzene			1.648	1.866	1.806	1.955	1.877	2.092	2.181		1.9	9.3	TM			
49	TM	TCE			0.5613	0.4807	0.5769	0.5872	0.5821	0.6204	0.6824		0.58	10	TM			
50	TM	2-Pentanone			0.2118	0.2220	0.2396	0.2466	0.2553	0.2690	0.2982		0.25	12	TM			
51	TM*L	1,2-Dichloropropane			0.2038	0.2066	0.1977	0.2140	0.2162	0.2306	0.2546		0.22	8.9	TM*	0.998		
52	TM	Bromodichloromethane			0.7721	0.8957	0.8516	0.9828	0.9092	0.9470	1.019		0.91	9.1	TM			
53	TM	Methyl Cyclohexane			0.6344	0.7218	0.6884	0.7990	0.7662	0.8505	0.9052		0.77	12	TM			
54	TM	Dibromomethane			0.3121	0.2997	0.3245	0.3554	0.3467	0.3787	0.3925		0.34	10.0	TM			
55	TM	MIBK (methyl isobutyl ketone)		0.2783	0.2674	0.2927	0.3096	0.3161	0.3349	0.3403	0.3735		0.31	11	TM			
56	TM	1-Bromo-2-chloroethane			0.1321	0.1391	0.1289	0.1334	0.1290	0.1390	0.1457		0.14	4.6	TM			
57	TM	2-Chloroethyl vinyl ether													TM			
58	TM	Cis-1,3-Dichloropropene			0.5177	0.4936	0.4651	0.4941	0.4832	0.5497	0.5876		0.51	8.3	TM			
59	TM*	Toluene			2.162	2.255	2.340	2.584	2.442	2.699	2.870		2.5	10	TM*			
60	TM	Trans-1,3-Dichloropropene			0.8621	0.8873	0.8252	0.9522	0.8813	0.9806	1.047		0.92	8.4	TM			
61	TM	1,1,2-TCA			0.3324	0.3682	0.3654	0.3668	0.3622	0.3734	0.4239		0.37	7.3	TM			
62	TM	2-Hexanone		0.1890	0.1558	0.1839	0.2140	0.2115	0.2207	0.2328	0.2523		0.21	15	TM			
63	I	Chlorobenzene-D5 (IS)																
64	S	Toluene-D8(S)	0.4942	0.4774	0.4244	0.4880	0.5816	0.5626	0.5945	0.5677	0.5288		0.52	11	S			
65	TM	1,2-EDB			0.3340	0.3690	0.3459	0.3905	0.3878	0.3918	0.4291		0.38	8.4	TM			
66	TM	Tetrachloroethene			0.2570	0.3066	0.2984	0.3515	0.3659	0.3590	0.3711		0.33	13	TM			
67	TM	1-Chlorohexane			0.4494	0.4380	0.4164	0.4655	0.4478	0.4882	0.5478		0.46	9.2	TM			
68	TM	1,1,1,2-Tetrachloroethane			0.5112	0.5702	0.4751	0.5646	0.5617	0.5831	0.6306		0.56	9.0	TM			
69	TM	m&p-Xylene			0.7086	0.7196	0.7663	0.8718	0.8758	0.9177	0.9527		0.83	12	TM			
70	TM	o-Xylene			0.7156	0.7505	0.7397	0.8465	0.8503	0.9013	0.9857		0.83	12	TM			

VOLATILE ORGANIC ANALYSIS BY
EPA METHOD 8260B

Form 6
Initial Calibration

Lab Name: APPL, Inc. SDG No:
Case No: Initial Cal. Date: 05/24/21
Matrix: Water Instrument: Max Initials:

		Compound	1	2	3	4	5	6	7	8	9		Avg	%RSD	Type		Q	MRF
71	TML	Styrene			0.9387	1.116	1.286	1.396	1.455	1.540	1.653		1.3	18	TM	0.999		
72	S	4-Bromofluorobenzene(S)	0.5143	0.4883	0.4376	0.4933	0.5920	0.6132	0.6486	0.6463	0.6254		0.56	14	S			
73	TM	1,3-Dichloropropane			0.5099	0.5440	0.5444	0.5784	0.5760	0.5659	0.5960		0.56	5.1	TM			
74	TM	Dibromochloromethane			0.5175	0.5581	0.5495	0.5876	0.5687	0.5846	0.6246		0.57	5.9	TM			
75	TM**	Chlorobenzene			1.228	1.251	1.234	1.320	1.317	1.345	1.453		1.3	6.1	TM**			
76	TM*	Ethylbenzene			1.675	1.791	1.823	1.979	2.104	2.195	2.316		2.0	12	TM*			
77	TM**	Bromoform			0.4501	0.4637	0.4861	0.5357	0.4873	0.5072	0.5678		0.50	8.2	TM**			
78	I	1,4-Dichlorobenzene-D (IS)																
79	TM	Isopropylbenzene			2.260	2.366	2.191	2.452	2.491	2.860	2.774		2.5	10	TM			
80	TM**L	1,1,2,2-Tetrachloroethane			0.4108	0.5078	0.4158	0.4477	0.4328	0.4941	0.4791		0.46	8.5	TM**	0.999		
81	TM	1,2,3-Trichloropropane			0.2242	0.2162	0.1975	0.2334	0.1895	0.2194	0.2058		0.21	7.3	TM			
82	TML	t-1,4-Dichloro-2-Butene			0.0663	0.1416	0.0873	0.1349	0.1165	0.1258	0.1234		0.11	24	TM	0.999		
83	TM	Bromobenzene			0.7390	0.8781	0.7710	0.8569	0.8364	0.9633	0.9183		0.85	9.2	TM			
84	TM	n-Propylbenzene			2.298	2.342	2.239	2.577	2.548	2.990	2.928		2.6	12	TM			
85	TM	4-Ethyltoluene			2.177	2.395	2.246	2.497	2.507	2.891	2.820		2.5	11	TM			
86	TM	2-Chlorotoluene			1.677	1.553	1.574	1.805	1.718	1.945	1.871		1.7	8.5	TM			
87	TM	1,3,5-Trimethylbenzene			2.119	2.289	2.020	2.230	2.173	2.566	2.474		2.3	8.6	TM			
88	TM	4-Chlorotoluene			1.988	2.102	1.998	2.143	2.056	2.328	2.211		2.1	5.7	TM			
89	TM	Tert-Butylbenzene			1.085	1.288	1.207	1.360	1.318	1.564	1.544		1.3	13	TM			
90	TM	1,2,4-Trimethylbenzene			1.905	2.014	2.069	2.222	2.236	2.576	2.547		2.2	12	TM			
91	TM	Sec-Butylbenzene			2.211	2.401	2.307	2.565	2.542	2.964	2.952		2.6	12	TM			
92	TM	p-Isopropyltoluene			2.208	2.444	2.284	2.614	2.512	2.931	2.904		2.6	11	TM			
93	TM	Benzyl Chloride			0.7063	0.8174	0.7660	0.7561	0.7481	0.8306	0.8971		0.79	8.1	TM			
94	TM	1,3-DCB			1.245	1.510	1.478	1.574	1.518	1.715	1.713		1.5	10	TM			
95	TM	1,4-DCB			1.410	1.600	1.484	1.634	1.577	1.736	1.722		1.6	7.4	TM			
96	TML	n-Butylbenzene			1.365	1.511	1.450	1.762	1.758	2.056	2.124		1.7	17	TM	0.999		
97	TM	1,2-DCB			1.212	1.479	1.375	1.579	1.537	1.704	1.728		1.5	12	TM			
98	TM	Hexachloroethane			0.4840	0.4738	0.3881	0.4168	0.3946	0.4526	0.4599		0.44	8.8	TM			
99	TM	1,2-Dibromo-3-chloropropane			0.1717	0.2010	0.1643	0.1616	0.1606	0.1889	0.2009		0.18	10	TM			
100	TML	1,2,4-Trichlorobenzene			1.086	1.170	1.135	1.240	1.240	1.469	1.484		1.3	12	TM	0.999		
101	TM	Hexachlorobutadiene			0.6349	0.7559	0.6774	0.7480	0.7179	0.8424	0.8166		0.74	9.9	TM			
102	TML	Naphthalene			0.7731	0.8589	0.8438	1.083	1.240	1.519	1.597		1.1	29	TM	0.998		
103	TML	1,2,3-Trichlorobenzene			0.9381	1.041	1.038	1.116	1.152	1.333	1.358		1.1	14	TM	0.999		
104																		
105																		

Quantitation Report (Not Reviewed)

Data File : M:\MAX\DATA\210524\0520M02.D
Acq On : 24 May 21 11:23
Sample : 0.3ug/L VOC STD 5/24/21
Misc : IS&S 9/22/20

Vial: 2
Operator: LP,DG,CH
Inst : Max
Multiplr: 1.00

Quant Time: May 25 14:05 2021 Quant Results File: M0524W.RES

Quant Method : M:\MAX\DATA\210524\M0524W.M (RTE Integrator)
Title : METHOD 8260B
Last Update : Tue May 25 13:01:41 2021
Response via : Initial Calibration
DataAcq Meth : M8260

Internal Standards	R.T.	QIon	Response	Conc	Units		Dev(Min)
1) Fluorobenzene (IS)	5.56	96	130186	25.00	ppb		0.00
63) Chlorobenzene-D5 (IS)	8.83	117	200912	25.00	ppb		0.00
78) 1,4-Dichlorobenzene-D (IS)	11.17	152	164924	25.00	ppb		0.00
System Monitoring Compounds							
39) Dibromofluoromethane(S)	4.69	111	5652	4.44	ppb		0.00
Spiked Amount 25.000			Recovery	=	17.748%		
44) 1,2-DCA-D4(S)	5.12	65	2279	5.57	ppb		0.02
Spiked Amount 25.000			Recovery	=	22.292%		
64) Toluene-D8(S)	7.37	98	19860	4.71	ppb		0.00
Spiked Amount 25.000			Recovery	=	18.852%		
72) 4-Bromofluorobenzene(S)	10.03	95	20666	4.57	ppb		0.00
Spiked Amount 25.000			Recovery	=	18.300%		
Target Compounds							Qvalue
3) Dichlorodifluoromethane	0.96	85	1106	0.28	ppb		98
4) Freon 114	1.03	85	694	0.25	ppb		94
5) Chloromethane	1.07	50	1067	0.44	ppb		96
6) Vinyl chloride	1.14	62	1165	0.53	ppb		85
8) Bromomethane	1.34	94	681	0.44	ppb		91
9) Chloroethane	1.40	64	292	0.28	ppb	#	36
10) Dichlorofluoromethane	1.56	67	1664	0.38	ppb		96
11) Trichlorofluoromethane	1.60	101	1505	0.30	ppb	#	73
13) Acrolein	1.89	56	1717	11.19	ppb		88
14) Acetone	2.02	43	3393	6.26	ppb	#	67
15) Freon-113	2.00	151	751	0.28	ppb		89
16) Acetonitrile	2.25	41	1861	12.73	ppb	#	55
18) 1,1-DCE	1.98	61	1573	0.46	ppb	#	80
19) t-Butanol	2.57	59	1433	10.35	ppb	#	91
20) Methyl Acetate	2.33	43	94	1.08	ppb	#	45
21) Iodomethane	2.09	142	774	3.70	ppb	#	56
22) Acrylonitrile	2.64	53	81	1.94	ppb	#	32
24) Methylene chloride	2.40	84	814	0.27	ppb	#	38
25) Carbon disulfide	2.14	76	1654	0.41	ppb	#	81
26) Methyl t-butyl ether (MtBE	2.72	73	3346	0.40	ppb	#	83
27) Trans-1,2-DCE	2.67	96	1013	0.38	ppb	#	46
29) Diisopropyl Ether	3.35	45	1512	0.25	ppb	#	83
30) 1,1-DCA	3.15	63	1054	0.25	ppb	#	91
31) Vinyl Acetate	3.29	43	114	2.97	ppb	#	78
32) Ethyl tert Butyl Ether	3.87	59	2046	0.27	ppb	#	72
34) MEK (2-Butanone)	4.10	43	1435	6.70	ppb	#	43
35) Cis-1,2-DCE	3.98	96	824	0.27	ppb		77
36) 2,2-Dichloropropane	3.96	77	790	0.15	ppb	#	78
37) Chloroform	4.45	83	554	0.10	ppb		80
38) Bromochloromethane	4.30	130	224	0.09	ppb	#	52
40) 1,1,1-TCA	4.69	97	2153	0.36	ppb	#	74
41) Cyclohexane	4.77	41	430	0.24	ppb		67
42) 1,1-Dichloropropene	4.95	75	975	0.28	ppb		94
43) 2,2,4-Trimethylpentane	5.39	57	1592	0.28	ppb	#	54
45) Carbon Tetrachloride	4.93	117	1805	0.31	ppb		82
46) Tert Amyl Methyl Ether	5.43	73	2242	0.29	ppb	#	81
48) Benzene	5.20	78	3483	0.35	ppb	#	64
49) TCE	6.01	95	1553	0.51	ppb	#	38
50) 2-Pentanone	6.30	43	10285	7.93	ppb	#	70

(#) = qualifier out of range (m) = manual integration

Quantitation Report (Not Reviewed)

Data File : M:\MAX\DATA\210524\0520M02.D
Acq On : 24 May 21 11:23
Sample : 0.3ug/L VOC STD 5/24/21
Misc : IS&S 9/22/20

Vial: 2
Operator: LP,DG,CH
Inst : Max
Multiplr: 1.00

Quant Time: May 25 14:05 2021 Quant Results File: M0524W.RES

Quant Method : M:\MAX\DATA\210524\M0524W.M (RTE Integrator)
Title : METHOD 8260B
Last Update : Tue May 25 13:01:41 2021
Response via : Initial Calibration
DataAcq Meth : M8260

	Compound	R.T.	QIon	Response	Conc	Unit		Qvalue
51)	1,2-Dichloropropane	6.25	63	525	1.90	ppb	#	37
52)	Bromodichloromethane	6.59	83	1270	0.27	ppb		84
53)	Methyl Cyclohexane	6.24	83	1227	0.31	ppb		91
54)	Dibromomethane	6.37	93	468	0.26	ppb	#	19
55)	MIBK (methyl isobutyl ket	7.30	43	7619	4.66	ppb	#	77
56)	1-Bromo-2-chloroethane	6.92	144	101	0.14	ppb	#	11
58)	Cis-1,3-Dichloropropene	7.11	39	943	0.35	ppb	#	61
59)	Toluene	7.45	91	3661	0.28	ppb		82
62)	2-Hexanone	8.19	43	4781	4.42	ppb	#	84
65)	1,2-EDB	8.35	107	840	0.28	ppb	#	42
66)	Tetrachloroethene	8.01	164	912	0.34	ppb	#	81
67)	1-Chlorohexane	8.92	91	1227	0.33	ppb	#	65
68)	1,1,1,2-Tetrachloroethane	8.95	131	1276	0.29	ppb		96
69)	m&p-Xylene	9.14	106	3620	0.54	ppb		96
70)	o-Xylene	9.52	106	1646	0.25	ppb		80
71)	Styrene	9.54	104	3137	1.65	ppb	#	72
73)	1,3-Dichloropropane	8.05	76	1104	0.25	ppb		99
74)	Dibromochloromethane	8.26	129	1245	0.27	ppb		93
75)	Chlorobenzene	8.86	112	3082	0.29	ppb	#	48
76)	Ethylbenzene	9.02	91	4326	0.27	ppb		93
77)	Bromoform	9.67	173	1436	0.36	ppb		96
79)	Isopropylbenzene	9.91	105	5346	0.33	ppb	#	89
80)	1,1,2,2-Tetrachloroethane	10.18	83	1423	0.91	ppb	#	72
81)	1,2,3-Trichloropropane	10.22	110	620	0.44	ppb		97
82)	t-1,4-Dichloro-2-Butene	10.25	53	20	0.30	ppb	#	11
83)	Bromobenzene	10.16	156	1895	0.34	ppb		71
84)	n-Propylbenzene	10.32	91	6007	0.36	ppb		94
85)	4-Ethyltoluene	10.44	105	4732	0.29	ppb	#	79
86)	2-Chlorotoluene	10.37	91	3313	0.29	ppb		89
87)	1,3,5-Trimethylbenzene	10.50	105	4722	0.32	ppb		98
88)	4-Chlorotoluene	10.49	91	3854	0.28	ppb	#	81
89)	Tert-Butylbenzene	10.81	119	2703	0.31	ppb	#	83
90)	1,2,4-Trimethylbenzene	10.87	105	4299	0.29	ppb		86
91)	Sec-Butylbenzene	11.03	105	4986	0.29	ppb	#	80
92)	p-Isopropyltoluene	11.19	119	5023	0.30	ppb	#	87
93)	Benzyl Chloride	11.34	91	2023	0.39	ppb		94
94)	1,3-DCB	11.11	146	3562	0.35	ppb	#	81
95)	1,4-DCB	11.19	146	4323	0.41	ppb	#	78
96)	n-Butylbenzene	11.59	91	3775	1.80	ppb	#	77
97)	1,2-DCB	11.56	146	3645	0.36	ppb	#	76
98)	Hexachloroethane	11.82	117	1203	0.42	ppb	#	44
99)	1,2-Dibromo-3-chloropropan	12.31	157	142	0.12	ppb		94
100)	1,2,4-Trichlorobenzene	13.15	180	2149	1.49	ppb	#	8
101)	Hexachlorobutadiene	13.35	225	1975	0.40	ppb	#	74
102)	Naphthalene	13.38	128	2823	2.57	ppb	#	86
103)	1,2,3-Trichlorobenzene	13.62	180	3295	1.68	ppb	#	64

(#) = qualifier out of range (m) = manual integration

Quantitation Report

Data File : M:\MAX\DATA\210524\0520M02.D
Acq On : 24 May 21 11:23
Sample : 0.3ug/L VOC STD 5/24/21
Misc : IS&S 9/22/20

Vial: 2
Operator: LP,DG,CH
Inst : Max
Multiplr: 1.00

Quant Time: May 25 14:05 2021

Quant Results File: M0524W.RES

Method : M:\MAX\DATA\210524\M0524W.M (RTE Integrator)
Title : METHOD 8260B
Last Update : Tue May 25 13:01:41 2021
Response via : Initial Calibration

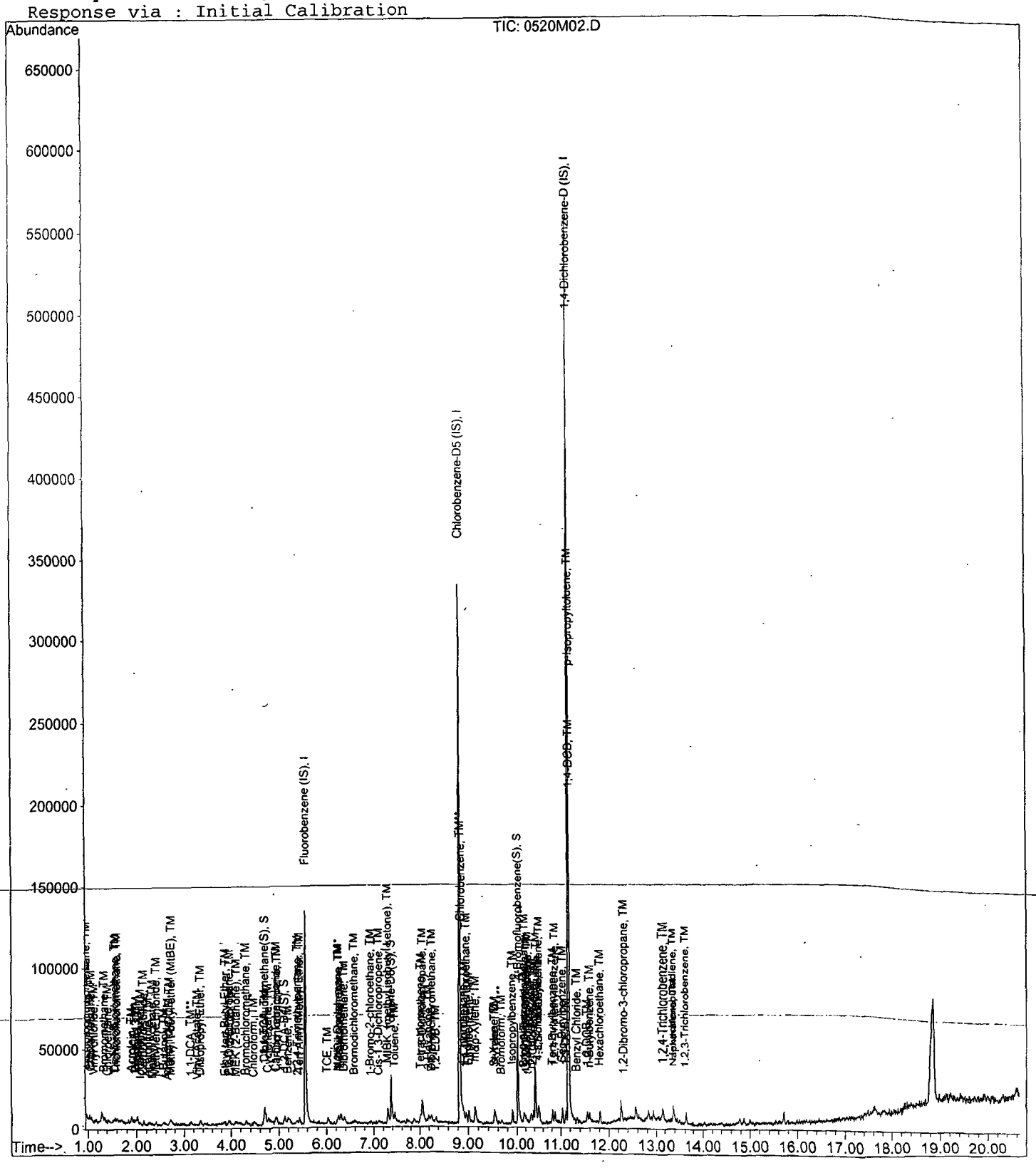

Quantitation Report (Not Reviewed)

Data File : M:\MAX\DATA\210524\0520M03.D
Acq On : 24 May 21 11:51
Sample : 0.5ug/L VOC STD 5/24/21
Misc : IS&S 9/22/20

Vial: 3
Operator: LP,DG,CH
Inst : Max
Multiplr: 1.00

Quant Time: May 25 14:05 2021 Quant Results File: M0524W.RES

Quant Method : M:\MAX\DATA\210524\M0524W.M (RTE Integrator)
Title : METHOD 8260B
Last Update : Tue May 25 13:01:41 2021
Response via : Initial Calibration
DataAcq Meth : M8260

Internal Standards	R.T.	QIon	Response	Conc Units	Dev(Min)
1) Fluorobenzene (IS)	5.56	96	143898	25.00 ppb	0.00
63) Chlorobenzene-D5 (IS)	8.84	117	211128	25.00 ppb	0.00
78) 1,4-Dichlorobenzene-D (IS)	11.17	152	170954	25.00 ppb	0.00
System Monitoring Compounds					
39) Dibromofluoromethane(S)	4.69	111	5183	3.68 ppb	0.00
Spiked Amount 25.000			Recovery	= 14.728%	
44) 1,2-DCA-D4(S)	5.11	65	2006	4.67 ppb	0.00
Spiked Amount 25.000			Recovery	= 18.680%	
64) Toluene-D8(S)	7.37	98	20160	4.55 ppb	0.00
Spiked Amount 25.000			Recovery	= 18.208%	
72) 4-Bromofluorobenzene(S)	10.03	95	20619	4.34 ppb	0.00
Spiked Amount 25.000			Recovery	= 17.376%	

Target Compounds						Qvalue
3) Dichlorodifluoromethane	0.96	85	2032	0.46 ppb	#	87
4) Freon 114	1.04	85	1206	0.40 ppb	#	69
5) Chloromethane	1.07	50	1320	0.49 ppb		91
6) Vinyl chloride	1.14	62	632	0.26 ppb	#	43
8) Bromomethane	1.34	94	906	0.53 ppb		94
9) Chloroethane	1.41	64	617	0.53 ppb	#	82
10) Dichlorofluoromethane	1.56	67	2301	0.47 ppb		87
11) Trichlorofluoromethane	1.60	101	2377	0.43 ppb		98
13) Acrolein	1.89	56	3806	22.43 ppb		86
14) Acetone	2.02	43	6240	10.41 ppb		88
15) Freon-113	2.01	151	1216	0.41 ppb		89
16) Acetonitrile	2.26	41	5119	31.67 ppb	#	62
18) 1,1-DCE	1.98	61	1858	0.49 ppb	#	75
19) t-Butanol	2.56	59	4213	27.54 ppb	#	44
20) Methyl Acetate	2.31	43	22	1.03 ppb	#	45
21) Iodomethane	2.09	142	990	3.73 ppb	#	84
22) Acrylonitrile	2.66	53	52	1.89 ppb	#	1
24) Methylene chloride	2.40	84	1852	0.56 ppb	#	67
25) Carbon disulfide	2.14	76	2134	0.48 ppb	#	90
26) Methyl t-butyl ether (MtBE	2.72	73	4241	0.46 ppb	#	91
27) Trans-1,2-DCE	2.69	96	1483	0.50 ppb	#	41
29) Diisopropyl Ether	3.34	45	3229	0.49 ppb	#	80
30) 1,1-DCA	3.15	63	2163	0.46 ppb	#	61
31) Vinyl Acetate	3.28	43	134	2.97 ppb	#	78
32) Ethyl tert Butyl Ether	3.86	59	3271	0.39 ppb	#	57
~~34) MEK (2-Butanone)~~	~~4.06~~	~~43~~	~~4033~~	~~9.98 ppb~~		~~99~~
35) Cis-1,2-DCE	3.97	96	1583	0.47 ppb		87
36) 2,2-Dichloropropane	3.95	77	2703	0.47 ppb	#	85
37) Chloroform	4.48	83	2857	0.45 ppb	#	48
38) Bromochloromethane	4.32	130	668	0.25 ppb	#	85
40) 1,1,1-TCA	4.70	97	3226	0.48 ppb	#	88
41) Cyclohexane	4.77	41	1036	0.52 ppb	#	32
~~42) 1,1-Dichloropropene~~	~~4.95~~	~~75~~	~~1878~~	~~0.49 ppb~~	~~#~~	~~74~~
43) 2,2,4-Trimethylpentane	5.39	57	2825	0.44 ppb	#	59
45) Carbon Tetrachloride	4.92	117	2648	0.41 ppb	#	58
46) Tert Amyl Methyl Ether	5.44	73	4318	0.51 ppb	#	87
47) 1,2-DCA	5.21	62	2202	0.40 ppb	#	26
48) Benzene	5.19	78	5043	0.46 ppb	#	85
49) TCE	6.01	95	1621	0.48 ppb	#	75

(#) = qualifier out of range (m) = manual integration

Quantitation Report (Not Reviewed)

Data File : M:\MAX\DATA\210524\0520M03.D
Acq On : 24 May 21 11:51
Sample : 0.5ug/L VOC STD 5/24/21
Misc : IS&S 9/22/20

Vial: 3
Operator: LP,DG,CH
Inst : Max
Multiplr: 1.00

Quant Time: May 25 14:05 2021 Quant Results File: M0524W.RES

Quant Method : M:\MAX\DATA\210524\M0524W.M (RTE Integrator)
Title : METHOD 8260B
Last Update : Tue May 25 13:01:41 2021
Response via : Initial Calibration
DataAcq Meth : M8260

Compound	R.T.	QIon	Response	Conc	Unit		Qvalue
50) 2-Pentanone	6.28	43	33596	23.45	ppb	#	81
51) 1,2-Dichloropropane	6.25	63	567	1.90	ppb	#	89
52) Bromodichloromethane	6.59	83	2636	0.50	ppb	#	60
53) Methyl Cyclohexane	6.24	83	1392	0.32	ppb		86
54) Dibromomethane	6.36	93	1023	0.52	ppb	#	10
55) MIBK (methyl isobutyl ket	7.29	43	16017	8.86	ppb	#	75
56) 1-Bromo-2-chloroethane	6.91	144	326	0.42	ppb	#	11
59) Toluene	7.45	91	7228	0.51	ppb		87
60) Trans-1,3-Dichloropropene	7.70	75	2240	0.42	ppb		95
61) 1,1,2-TCA	7.86	83	842	0.40	ppb	#	78
62) 2-Hexanone	8.19	43	10881	9.11	ppb	#	89
65) 1,2-EDB	8.34	107	1720	0.54	ppb	#	42
66) Tetrachloroethene	8.02	164	1248	0.45	ppb	#	81
67) 1-Chlorohexane	8.91	91	1876	0.48	ppb	#	52
68) 1,1,1,2-Tetrachloroethane	8.96	131	1871	0.40	ppb		83
69) m&p-Xylene	9.14	106	6276	0.89	ppb		96
70) o-Xylene	9.52	106	2698	0.39	ppb		94
71) Styrene	9.54	104	4810	1.76	ppb	#	79
73) 1,3-Dichloropropane	8.03	76	2301	0.49	ppb	#	79
74) Dibromochloromethane	8.25	129	2149	0.45	ppb		87
75) Chlorobenzene	8.87	112	6179	0.56	ppb	#	78
76) Ethylbenzene	9.01	91	8575	0.51	ppb	#	75
77) Bromoform	9.69	173	1810	0.43	ppb	#	59
79) Isopropylbenzene	9.91	105	8310	0.49	ppb		95
80) 1,1,2,2-Tetrachloroethane	10.19	83	1411	0.89	ppb	#	76
81) 1,2,3-Trichloropropane	10.21	110	775	0.53	ppb	#	77
82) t-1,4-Dichloro-2-Butene	10.25	53	64	0.35	ppb	#	11
83) Bromobenzene	10.16	156	2764	0.47	ppb		84
84) n-Propylbenzene	10.32	91	7565	0.43	ppb		97
85) 4-Ethyltoluene	10.43	105	8044	0.47	ppb		92
86) 2-Chlorotoluene	10.37	91	5852	0.49	ppb		99
87) 1,3,5-Trimethylbenzene	10.50	105	7656	0.49	ppb		99
88) 4-Chlorotoluene	10.49	91	7018	0.48	ppb		91
89) Tert-Butylbenzene	10.81	119	3967	0.43	ppb	#	93
90) 1,2,4-Trimethylbenzene	10.86	105	7124	0.47	ppb		96
91) Sec-Butylbenzene	11.03	105	7433	0.42	ppb		99
92) p-Isopropyltoluene	11.18	119	8132	0.47	ppb	#	89
93) Benzyl Chloride	11.34	91	3302	0.61	ppb	#	68
94) 1,3-DCB	11.11	146	5358	0.51	ppb		91
95) 1,4-DCB	11.19	146	6020	0.55	ppb	#	80
96) n-Butylbenzene	11.60	91	5078	1.88	ppb	#	90
97) 1,2-DCB	11.55	146	5320	0.51	ppb	#	92
98) Hexachloroethane	11.81	117	1739	0.58	ppb		97
99) 1,2-Dibromo-3-chloropropan	12.32	157	572	0.47	ppb	#	71
100) 1,2,4-Trichlorobenzene	13.15	180	3407	1.61	ppb		88
101) Hexachlorobutadiene	13.36	225	2937	0.58	ppb		82
102) Naphthalene	13.38	128	2310	2.52	ppb	#	90
103) 1,2,3-Trichlorobenzene	13.63	180	3660	1.70	ppb	#	76

(#) = qualifier out of range (m) = manual integration

Quantitation Report

Data File : M:\MAX\DATA\210524\0520M03.D Vial: 3
Acq On : 24 May 21 11:51 Operator: LP,DG,CH
Sample : 0.5ug/L VOC STD 5/24/21 Inst : Max
Misc : IS&S 9/22/20 Multiplr: 1.00

Quant Time: May 25 14:05 2021 Quant Results File: M0524W.RES

Method : M:\MAX\DATA\210524\M0524W.M (RTE Integrator)
Title : METHOD 8260B
Last Update : Tue May 25 13:01:41 2021
Response via : Initial Calibration

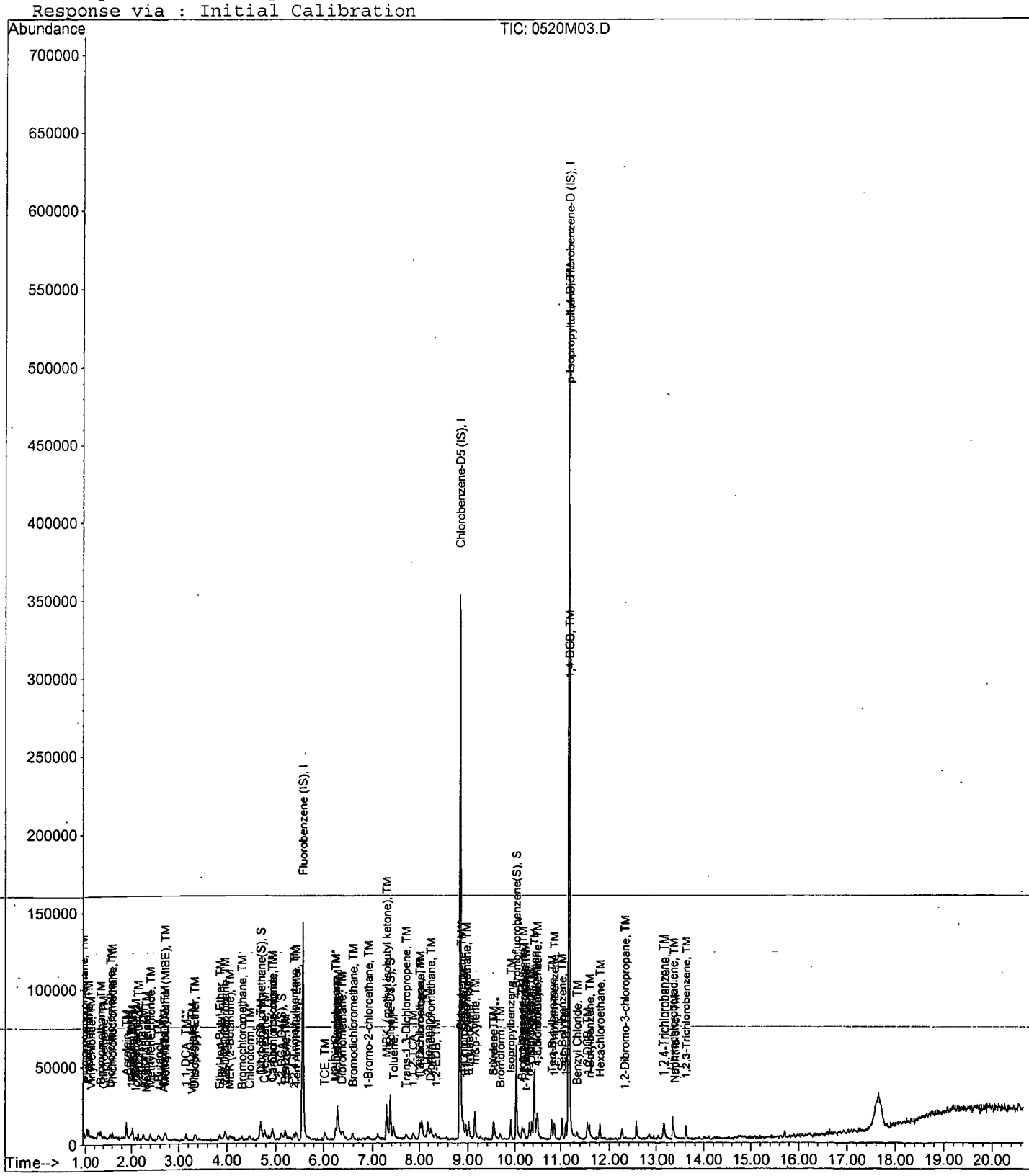

Quantitation Report (Not Reviewed)

Data File : M:\MAX\DATA\210524\0520M04.D
Acq On : 24 May 21 12:19
Sample : 1ug/L VOC STD 5/24/21
Misc : IS&S 9/22/20

Vial: 4
Operator: LP,DG,CH
Inst : Max
Multiplr: 1.00

Quant Time: May 25 14:05 2021 Quant Results File: M0524W.RES

Quant Method : M:\MAX\DATA\210524\M0524W.M (RTE Integrator)
Title : METHOD 8260B
Last Update : Tue May 25 13:01:41 2021
Response via : Initial Calibration
DataAcq Meth : M8260

Internal Standards	R.T.	QIon	Response	Conc	Units		Dev(Min)
1) Fluorobenzene (IS)	5.56	96	152739	25.00	ppb		0.00
63) Chlorobenzene-D5 (IS)	8.84	117	222965	25.00	ppb		0.00
78) 1,4-Dichlorobenzene-D (IS)	11.17	152	190497	25.00	ppb		0.00
System Monitoring Compounds							
39) Dibromofluoromethane(S)	4.69	111	12559	8.40	ppb		0.00
Spiked Amount 25.000			Recovery	=	33.616%		
44) 1,2-DCA-D4(S)	5.11	65	3721	7.31	ppb		0.00
Spiked Amount 25.000			Recovery	=	29.236%		
64) Toluene-D8(S)	7.37	98	37847	8.09	ppb		0.00
Spiked Amount 25.000			Recovery	=	32.372%		
72) 4-Bromofluorobenzene(S)	10.03	95	39032	7.79	ppb		0.00
Spiked Amount 25.000			Recovery	=	31.144%		
Target Compounds							Qvalue
3) Dichlorodifluoromethane	0.96	85	4599	0.99	ppb	#	79
4) Freon 114	1.04	85	3286	1.02	ppb		76
5) Chloromethane	1.07	50	2533	0.89	ppb		97
6) Vinyl chloride	1.14	62	2886	1.11	ppb		94
8) Bromomethane	1.34	94	1725	0.95	ppb	#	74
9) Chloroethane	1.42	64	1105	0.90	ppb	#	82
10) Dichlorofluoromethane	1.56	67	4678	0.91	ppb		100
11) Trichlorofluoromethane	1.60	101	5211	0.90	ppb		95
13) Acrolein	1.89	56	7598	42.19	ppb		89
14) Acetone	2.02	43	10761	16.92	ppb		97
15) Freon-113	2.01	151	3021	0.96	ppb	#	87
16) Acetonitrile	2.24	41	8212	47.87	ppb	#	59
18) 1,1-DCE	1.98	61	3997	0.99	ppb	#	59
19) t-Butanol	2.55	59	7769	47.84	ppb		99
20) Methyl Acetate	2.34	43	1178	1.77	ppb	#	41
21) Iodomethane	2.09	142	2116	3.93	ppb	#	78
22) Acrylonitrile	2.65	53	120	1.96	ppb	#	32
24) Methylene chloride	2.41	84	4477	1.27	ppb	#	74
25) Carbon disulfide	2.14	76	3976	0.85	ppb		98
26) Methyl t-butyl ether (MtBE	2.73	73	9385	0.96	ppb		92
27) Trans-1,2-DCE	2.69	96	2777	0.88	ppb	#	74
29) Diisopropyl Ether	3.34	45	5990	0.85	ppb	#	90
30) 1,1-DCA	3.16	63	4471	0.89	ppb	#	89
31) Vinyl Acetate	3.28	43	195	3.00	ppb	#	78
32) Ethyl tert Butyl Ether	3.87	59	7743	0.86	ppb		99
~~34) MEK (2-Butanone)~~	~~4.05~~	~~43~~	~~12824~~	~~20.80~~	~~ppb~~		~~90~~
35) Cis-1,2-DCE	3.97	96	3503	0.98	ppb	#	65
36) 2,2-Dichloropropane	3.96	77	5050	0.83	ppb		93
37) Chloroform	4.47	83	6584	0.97	ppb	#	64
38) Bromochloromethane	4.31	130	2738	0.95	ppb	#	74
40) 1,1,1-TCA	4.70	97	6448	0.91	ppb	#	93
41) Cyclohexane	4.77	41	1750	0.82	ppb	#	63
~~42) 1,1-Dichloropropene~~	~~4.94~~	~~75~~	~~3666~~	~~0.89~~	~~ppb~~	~~#~~	~~85~~
43) 2,2,4-Trimethylpentane	5.39	57	5613	0.83	ppb		89
45) Carbon Tetrachloride	4.92	117	6663	0.98	ppb	#	57
46) Tert Amyl Methyl Ether	5.43	73	8367	0.92	ppb		98
47) 1,2-DCA	5.21	62	5300	0.90	ppb		99
48) Benzene	5.19	78	10069	0.86	ppb	#	79
49) TCE	6.01	95	3429	0.96	ppb	#	79

(#) = qualifier out of range (m) = manual integration

Quantitation Report (Not Reviewed)

Data File : M:\MAX\DATA\210524\0520M04.D
Acq On : 24 May 21 12:19
Sample : 1ug/L VOC STD 5/24/21
Misc : IS&S 9/22/20

Vial: 4
Operator: LP,DG,CH
Inst : Max
Multiplr: 1.00

Quant Time: May 25 14:05 2021 Quant Results File: M0524W.RES

Quant Method : M:\MAX\DATA\210524\M0524W.M (RTE Integrator)
Title : METHOD 8260B
Last Update : Tue May 25 13:01:41 2021
Response via : Initial Calibration
DataAcq Meth : M8260

	Compound	R.T.	QIon	Response	Conc	Unit		Qvalue
50)	2-Pentanone	6.27	43	64704	42.54	ppb		98
51)	1,2-Dichloropropane	6.24	63	1245	2.31	ppb	#	86
52)	Bromodichloromethane	6.58	83	4717	0.85	ppb		100
53)	Methyl Cyclohexane	6.24	83	3876	0.83	ppb		85
54)	Dibromomethane	6.36	93	1907	0.91	ppb	#	16
55)	MIBK (methyl isobutyl ket	7.29	43	32670	17.03	ppb		92
56)	1-Bromo-2-chloroethane	6.90	144	807	0.98	ppb	#	63
58)	Cis-1,3-Dichloropropene	7.10	39	3163	1.01	ppb	#	81
59)	Toluene	7.44	91	13210	0.87	ppb		100
60)	Trans-1,3-Dichloropropene	7.71	75	5267	0.94	ppb		96
61)	1,1,2-TCA	7.87	83	2031	0.90	ppb		80
62)	2-Hexanone	8.18	43	19040	15.02	ppb	#	93
65)	1,2-EDB	8.34	107	2979	0.88	ppb		94
66)	Tetrachloroethene	8.01	164	2292	0.78	ppb	#	78
67)	1-Chlorohexane	8.90	91	4008	0.97	ppb		84
68)	1,1,1,2-Tetrachloroethane	8.96	131	4559	0.92	ppb		72
69)	m&p-Xylene	9.14	106	12640	1.71	ppb		98
70)	o-Xylene	9.52	106	6382	0.87	ppb		95
71)	Styrene	9.55	104	8372	1.98	ppb	#	87
73)	1,3-Dichloropropane	8.04	76	4548	0.91	ppb	#	52
74)	Dibromochloromethane	8.25	129	4615	0.91	ppb		94
75)	Chlorobenzene	8.87	112	10949	0.94	ppb	#	87
76)	Ethylbenzene	9.01	91	14935	0.84	ppb		100
77)	Bromoform	9.68	173	4014	0.90	ppb		88
79)	Isopropylbenzene	9.90	105	17224	0.91	ppb		100
80)	1,1,2,2-Tetrachloroethane	10.18	83	3130	1.32	ppb	#	85
81)	1,2,3-Trichloropropane	10.20	110	1708	1.06	ppb	#	81
82)	t-1,4-Dichloro-2-Butene	10.25	53	505	0.81	ppb		98
83)	Bromobenzene	10.16	156	5631	0.87	ppb	#	62
84)	n-Propylbenzene	10.31	91	17510	0.90	ppb		88
85)	4-Ethyltoluene	10.44	105	16590	0.87	ppb	#	80
86)	2-Chlorotoluene	10.37	91	12775	0.97	ppb		85
87)	1,3,5-Trimethylbenzene	10.50	105	16143	0.93	ppb		96
88)	4-Chlorotoluene	10.48	91	15147	0.94	ppb		98
89)	Tert-Butylbenzene	10.81	119	8267	0.81	ppb		88
90)	1,2,4-Trimethylbenzene	10.86	105	14516	0.86	ppb		96
91)	Sec-Butylbenzene	11.03	105	16845	0.86	ppb		90
92)	p-Isopropyltoluene	11.19	119	16828	0.86	ppb	#	87
93)	Benzyl Chloride	11.34	91	5382	0.90	ppb	#	87
94)	1,3-DCB	11.11	146	9486	0.81	ppb		89
~~95)~~	~~1,4-DCB~~	~~11.19~~	~~146~~	~~10741~~	~~0.88~~	~~ppb~~	~~#~~	~~60~~
96)	n-Butylbenzene	11.59	91	10402	2.17	ppb		99
97)	1,2-DCB	11.56	146	9235	0.80	ppb		92
98)	Hexachloroethane	11.81	117	3688	1.10	ppb	#	69
99)	1,2-Dibromo-3-chloropropan	12.32	157	1308	0.96	ppb	#	57
100)	1,2,4-Trichlorobenzene	13.15	180	8275	2.00	ppb		76
101)	Hexachlorobutadiene	13.35	225	4838	0.86	ppb		90
~~102)~~	~~Naphthalene~~	~~13.38~~	~~128~~	~~5891~~	~~2.78~~	~~ppb~~		~~98~~
103)	1,2,3-Trichlorobenzene	13.62	180	7148	2.00	ppb		98

(#) = qualifier out of range (m) = manual integration

Quantitation Report

Data File : M:\MAX\DATA\210524\0520M04.D
Acq On : 24 May 21 12:19
Sample : 1ug/L VOC STD 5/24/21
Misc : IS&S 9/22/20

Vial: 4
Operator: LP,DG,CH
Inst : Max
Multiplr: 1.00

Quant Time: May 25 14:05 2021

Quant Results File: M0524W.RES

Method : M:\MAX\DATA\210524\M0524W.M (RTE Integrator)
Title : METHOD 8260B
Last Update : Tue May 25 13:01:41 2021
Response via : Initial Calibration

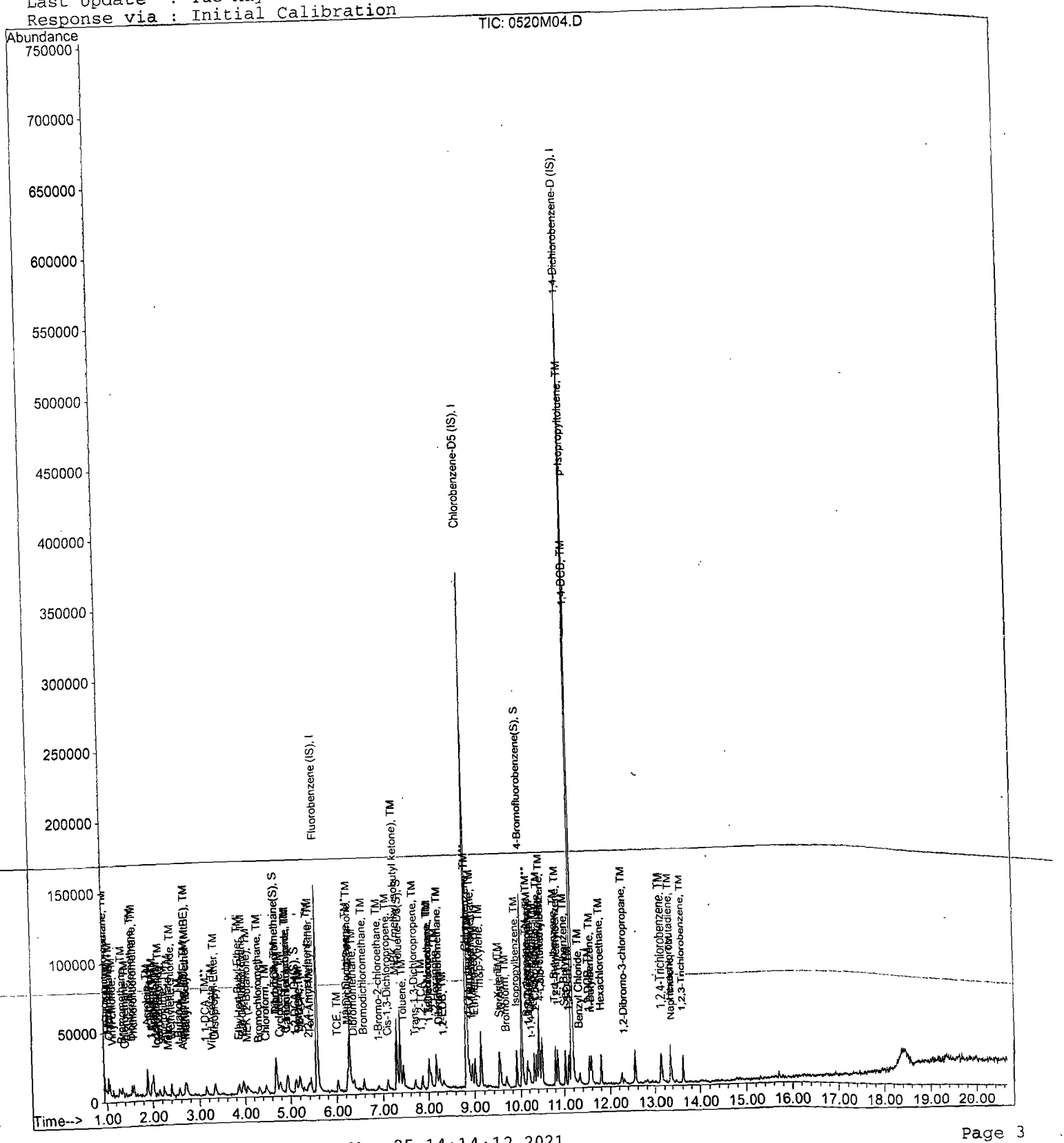

Quantitation Report (Not Reviewed)

Data File : M:\MAX\DATA\210524\0520M05.D
Acq On : 24 May 21 12:47
Sample : 2ug/L VOC STD 5/24/21
Misc : IS&S 9/22/20

Vial: 5
Operator: LP,DG,CH
Inst : Max
Multiplr: 1.00

Quant Time: May 25 14:05 2021 Quant Results File: M0524W.RES

Quant Method : M:\MAX\DATA\210524\M0524W.M (RTE Integrator)
Title : METHOD 8260B
Last Update : Tue May 25 13:01:41 2021
Response via : Initial Calibration
DataAcq Meth : M8260

Internal Standards	R.T.	QIon	Response	Conc	Units		Dev(Min)
1) Fluorobenzene (IS)	5.56	96	143373	25.00	ppb		0.00
63) Chlorobenzene-D5 (IS)	8.84	117	208399	25.00	ppb		0.00
78) 1,4-Dichlorobenzene-D (IS)	11.17	152	178619	25.00	ppb		0.00
System Monitoring Compounds							
39) Dibromofluoromethane(S)	4.69	111	13767	9.81	ppb		0.00
Spiked Amount 25.000			Recovery	=	39.260%		
44) 1,2-DCA-D4(S)	5.11	65	4937	9.86	ppb		0.00
Spiked Amount 25.000			Recovery	=	39.440%		
64) Toluene-D8(S)	7.37	98	40682	9.31	ppb		0.00
Spiked Amount 25.000			Recovery	=	37.228%		
72) 4-Bromofluorobenzene(S)	10.03	95	41119	8.78	ppb		0.00
Spiked Amount 25.000			Recovery	=	35.100%		
Target Compounds							Qvalue
3) Dichlorodifluoromethane	0.96	85	9216	2.11	ppb		90
4) Freon 114	1.04	85	5712	1.89	ppb		81
5) Chloromethane	1.07	50	5154	1.92	ppb		90
6) Vinyl chloride	1.14	62	4212	1.73	ppb		89
8) Bromomethane	1.34	94	3646	2.13	ppb		94
9) Chloroethane	1.41	64	2198	1.90	ppb		94
10) Dichlorofluoromethane	1.55	67	9427	1.94	ppb		98
11) Trichlorofluoromethane	1.60	101	11101	2.03	ppb		91
13) Acrolein	1.89	56	12290	72.71	ppb		88
14) Acetone	2.02	43	17615	29.51	ppb		93
15) Freon-113	2.01	151	5820	1.96	ppb	#	80
16) Acetonitrile	2.24	41	11336	70.40	ppb	#	85
18) 1,1-DCE	1.98	61	7487	1.98	ppb	#	88
19) t-Butanol	2.56	59	11685	76.65	ppb	#	77
20) Methyl Acetate	2.35	43	2254	2.56	ppb		89
21) Iodomethane	2.09	142	3256	4.18	ppb	#	93
22) Acrylonitrile	2.66	53	762	2.75	ppb	#	79
24) Methylene chloride	2.40	84	6635	2.00	ppb		81
25) Carbon disulfide	2.14	76	9003	2.04	ppb		97
26) Methyl t-butyl ether (MtBE	2.72	73	17416	1.90	ppb		93
27) Trans-1,2-DCE	2.69	96	6135	2.07	ppb		87
29) Diisopropyl Ether	3.34	45	12810	1.93	ppb	#	85
30) 1,1-DCA	3.15	63	9357	1.99	ppb	#	81
32) Ethyl tert Butyl Ether	3.85	59	15255	1.81	ppb		91
34) MEK (2-Butanone)	4.03	43	18819	29.95	ppb	#	81
~~35) Cis-1,2-DCE~~	~~3.98~~	~~96~~	~~6106~~	~~1.81~~	~~ppb~~	~~#~~	~~67~~
36) 2,2-Dichloropropane	3.95	77	11326	1.99	ppb		93
37) Chloroform	4.47	83	11874	1.87	ppb		74
38) Bromochloromethane	4.32	130	5011	1.86	ppb	#	75
40) 1,1,1-TCA	4.70	97	12874	1.93	ppb	#	84
41) Cyclohexane	4.78	41	3864	1.93	ppb		89
42) 1,1-Dichloropropene	4.94	75	7337	1.91	ppb		98
~~43) 2,2,4-Trimethylpentane~~	~~5.39~~	~~57~~	~~11136~~	~~1.76~~	~~ppb~~	~~#~~	~~73~~
45) Carbon Tetrachloride	4.92	117	12359	1.93	ppb		94
46) Tert Amyl Methyl Ether	5.43	73	17401	2.05	ppb	#	82
47) 1,2-DCA	5.21	62	10412	1.89	ppb		94
48) Benzene	5.19	78	21404	1.95	ppb		96
49) TCE	6.02	95	5513	1.64	ppb		92
50) 2-Pentanone	6.27	43	95485	66.88	ppb		96

(#) = qualifier out of range (m) = manual integration

Quantitation Report (Not Reviewed)

Data File : M:\MAX\DATA\210524\0520M05.D
Acq On : 24 May 21 12:47
Sample : 2ug/L VOC STD 5/24/21
Misc : IS&S 9/22/20

Vial: 5
Operator: LP,DG,CH
Inst : Max
Multiplr: 1.00

Quant Time: May 25 14:05 2021 Quant Results File: M0524W.RES

Quant Method : M:\MAX\DATA\210524\M0524W.M (RTE Integrator)
Title : METHOD 8260B
Last Update : Tue May 25 13:01:41 2021
Response via : Initial Calibration
DataAcq Meth : M8260

	Compound	R.T.	QIon	Response	Conc	Unit		Qvalue
51)	1,2-Dichloropropane	6.25	63	2370	3.13	ppb	#	88
52)	Bromodichloromethane	6.59	83	10273	1.97	ppb		87
53)	Methyl Cyclohexane	6.24	83	8279	1.88	ppb		82
54)	Dibromomethane	6.36	93	3437	1.74	ppb	#	56
55)	MIBK (methyl isobutyl ket	7.29	43	50365	27.96	ppb		98
56)	1-Bromo-2-chloroethane	6.88	144	1595	2.06	ppb		77
58)	Cis-1,3-Dichloropropene	7.10	39	5662	1.92	ppb	#	89
59)	Toluene	7.44	91	25867	1.82	ppb		98
60)	Trans-1,3-Dichloropropene	7.70	75	10177	1.93	ppb		96
61)	1,1,2-TCA	7.86	83	4223	1.99	ppb		82
62)	2-Hexanone	8.17	43	31639	26.59	ppb		95
65)	1,2-EDB	8.34	107	6152	1.95	ppb		85
66)	Tetrachloroethene	8.01	164	5111	1.86	ppb		87
67)	1-Chlorohexane	8.91	91	7303	1.89	ppb		83
68)	1,1,1,2-Tetrachloroethane	8.96	131	9506	2.05	ppb		90
69)	m&p-Xylene	9.13	106	23993	3.47	ppb		90
70)	o-Xylene	9.52	106	12512	1.81	ppb		84
71)	Styrene	9.54	104	18613	2.76	ppb		92
73)	1,3-Dichloropropane	8.03	76	9070	1.95	ppb		93
74)	Dibromochloromethane	8.25	129	9304	1.96	ppb	#	71
75)	Chlorobenzene	8.86	112	20860	1.91	ppb		98
76)	Ethylbenzene	9.01	91	29861	1.81	ppb		83
77)	Bromoform	9.68	173	7730	1.86	ppb		83
79)	Isopropylbenzene	9.91	105	33811	1.90	ppb		98
80)	1,1,2,2-Tetrachloroethane	10.18	83	7256	2.57	ppb	#	80
81)	1,2,3-Trichloropropane	10.21	110	3089	2.04	ppb	#	80
82)	t-1,4-Dichloro-2-Butene	10.25	53	2024	2.56	ppb	#	62
83)	Bromobenzene	10.16	156	12547	2.06	ppb		75
84)	n-Propylbenzene	10.31	91	33472	1.83	ppb		94
85)	4-Ethyltoluene	10.43	105	34221	1.91	ppb		99
86)	2-Chlorotoluene	10.37	91	22190	1.79	ppb		90
87)	1,3,5-Trimethylbenzene	10.50	105	32702	2.02	ppb		98
88)	4-Chlorotoluene	10.48	91	30037	1.98	ppb		96
89)	Tert-Butylbenzene	10.81	119	18400	1.92	ppb		99
90)	1,2,4-Trimethylbenzene	10.86	105	28780	1.81	ppb		91
91)	Sec-Butylbenzene	11.03	105	34307	1.87	ppb		93
92)	p-Isopropyltoluene	11.19	119	34926	1.91	ppb		94
93)	Benzyl Chloride	11.33	91	11680	2.07	ppb		93
94)	1,3-DCB	11.10	146	21577	1.97	ppb		93
95)	1,4-DCB	11.19	146	22860	2.01	ppb		99
~~96)~~	~~n-Butylbenzene~~	~~11.59~~	~~91~~	~~21596~~	~~2.94~~	~~ppb~~		~~95~~
97)	1,2-DCB	11.55	146	21129	1.95	ppb		98
98)	Hexachloroethane	11.81	117	6770	2.16	ppb	#	59
99)	1,2-Dibromo-3-chloropropan	12.31	157	2872	2.25	ppb	#	86
100)	1,2,4-Trichlorobenzene	13.15	180	16715	2.84	ppb		94
101)	Hexachlorobutadiene	13.35	225	10801	2.04	ppb	#	76
102)	Naphthalene	13.38	128	12273	3.37	ppb		97
~~103)~~	~~1,2,3-Trichlorobenzene~~	~~13.62~~	~~180~~	~~14875~~	~~2.83~~	~~ppb~~		~~98~~

(#) = qualifier out of range (m) = manual integration

Quantitation Report

Data File : M:\MAX\DATA\210524\0520M05.D
Acq On : 24 May 21 12:47
Sample : 2ug/L VOC STD 5/24/21
Misc : IS&S 9/22/20

Vial: 5
Operator: LP,DG,CH
Inst : Max
Multiplr: 1.00

Quant Time: May 25 14:05 2021

Quant Results File: M0524W.RES

Method : M:\MAX\DATA\210524\M0524W.M (RTE Integrator)
Title : METHOD 8260B
Last Update : Tue May 25 13:01:41 2021
Response via : Initial Calibration



Quantitation Report (Not Reviewed)

Data File : M:\MAX\DATA\210524\0520M06.D
Acq On : 24 May 21 13:15
Sample : 5ug/L VOC STD 5/24/21
Misc : IS&S 9/22/20

Vial: 6
Operator: LP,DG,CH
Inst : Max
Multiplr: 1.00

Quant Time: May 25 14:05 2021 Quant Results File: M0524W.RES

Quant Method : M:\MAX\DATA\210524\M0524W.M (RTE Integrator)
Title : METHOD 8260B
Last Update : Tue May 25 13:01:41 2021
Response via : Initial Calibration
DataAcq Meth : M8260

Internal Standards	R.T.	QIon	Response	Conc	Units		Dev(Min)
1) Fluorobenzene (IS)	5.57	96	135465	25.00	ppb		0.00
63) Chlorobenzene-D5 (IS)	8.84	117	208117	25.00	ppb		0.00
78) 1,4-Dichlorobenzene-D (IS)	11.17	152	187489	25.00	ppb		0.00
System Monitoring Compounds							
39) Dibromofluoromethane(S)	4.69	111	39119	29.52	ppb		0.00
Spiked Amount 25.000			Recovery	=	118.064%		
44) 1,2-DCA-D4(S)	5.11	65	14522	28.29	ppb		0.00
Spiked Amount 25.000			Recovery	=	113.156%		
64) Toluene-D8(S)	7.37	98	121040	27.73	ppb		0.00
Spiked Amount 25.000			Recovery	=	110.912%		
72) 4-Bromofluorobenzene(S)	10.02	95	123209	26.33	ppb		0.00
Spiked Amount 25.000			Recovery	=	105.320%		
Target Compounds							Qvalue
3) Dichlorodifluoromethane	0.96	85	18741	4.55	ppb	#	84
4) Freon 114	1.04	85	13368	4.68	ppb		86
5) Chloromethane	1.07	50	11945	4.71	ppb		96
6) Vinyl chloride	1.14	62	10517	4.57	ppb		84
8) Bromomethane	1.34	94	7958	4.93	ppb		88
9) Chloroethane	1.42	64	6677	6.10	ppb	#	71
10) Dichlorofluoromethane	1.55	67	21955	4.79	ppb	#	81
11) Trichlorofluoromethane	1.60	101	25173	4.88	ppb		92
13) Acrolein	1.89	56	15058	94.28	ppb		86
14) Acetone	2.02	43	21823	38.69	ppb		99
15) Freon-113	2.01	151	13217	4.72	ppb		96
16) Acetonitrile	2.24	41	15361	100.97	ppb	#	82
18) 1,1-DCE	1.98	61	16104	4.51	ppb		89
19) t-Butanol	2.57	59	12311	85.47	ppb	#	92
20) Methyl Acetate	2.34	43	6240	5.55	ppb	#	81
21) Iodomethane	2.08	142	10329	5.69	ppb		87
22) Acrylonitrile	2.65	53	2463	4.97	ppb	#	38
24) Methylene chloride	2.40	84	14656	4.68	ppb		87
25) Carbon disulfide	2.14	76	19176	4.61	ppb		99
26) Methyl t-butyl ether (MtBE	2.72	73	39681	4.58	ppb		98
27) Trans-1,2-DCE	2.68	96	13209	4.72	ppb		87
29) Diisopropyl Ether	3.34	45	29299	4.68	ppb		94
30) 1,1-DCA	3.15	63	20585	4.63	ppb		99
31) Vinyl Acetate	3.29	43	4850	5.80	ppb	#	78
32) Ethyl tert Butyl Ether	3.85	59	38248	4.79	ppb		93
~~34) MEK (2-Butanone)~~	~~4.03~~	~~43~~	~~23132~~	~~37.59~~	~~ppb~~		~~97~~
35) Cis-1,2-DCE	3.96	96	15340	4.82	ppb	#	67
36) 2,2-Dichloropropane	3.95	77	26101	4.84	ppb	#	91
37) Chloroform	4.46	83	27148	4.52	ppb		81
38) Bromochloromethane	4.30	130	12781	5.02	ppb		89
40) 1,1,1-TCA	4.70	97	29402	4.67	ppb		92
41) Cyclohexane	4.78	41	9213	4.87	ppb		76
~~42) 1,1-Dichloropropene~~	~~4.94~~	~~75~~	~~15549~~	~~4.28~~	~~ppb~~	~~#~~	~~87~~
43) 2,2,4-Trimethylpentane	5.39	57	28638	4.78	ppb		97
45) Carbon Tetrachloride	4.93	117	27049	4.47	ppb		89
46) Tert Amyl Methyl Ether	5.44	73	37197	4.63	ppb		92
47) 1,2-DCA	5.21	62	25586	4.92	ppb	#	89
48) Benzene	5.19	78	48942	4.71	ppb		91
49) TCE	6.02	95	15630	4.94	ppb		96

(#) = qualifier out of range (m) = manual integration

Quantitation Report (Not Reviewed)

Data File : M:\MAX\DATA\210524\0520M06.D
Acq On : 24 May 21 13:15
Sample : 5ug/L VOC STD 5/24/21
Misc : IS&S 9/22/20

Vial: 6
Operator: LP,DG,CH
Inst : Max
Multiplr: 1.00

Quant Time: May 25 14:05 2021 Quant Results File: M0524W.RES

Quant Method : M:\MAX\DATA\210524\M0524W.M (RTE Integrator)
Title : METHOD 8260B
Last Update : Tue May 25 13:01:41 2021
Response via : Initial Calibration
DataAcq Meth : M8260

	Compound	R.T.	QIon	Response	Conc	Unit		Qvalue
50)	2-Pentanone	6.27	43	129848	96.26	ppb		96
51)	1,2-Dichloropropane	6.25	63	5355	5.38	ppb	#	80
52)	Bromodichloromethane	6.58	83	23073	4.67	ppb	#	74
53)	Methyl Cyclohexane	6.24	83	18652	4.49	ppb		96
54)	Dibromomethane	6.37	93	8793	4.71	ppb		82
55)	MIBK (methyl isobutyl ket	7.29	43	67095	39.42	ppb		94
56)	1-Bromo-2-chloroethane	6.89	144	3491	4.76	ppb		81
58)	Cis-1,3-Dichloropropene	7.10	39	12601	4.53	ppb		86
59)	Toluene	7.44	91	63390	4.72	ppb		99
60)	Trans-1,3-Dichloropropene	7.70	75	22358	4.49	ppb		100
61)	1,1,2-TCA	7.86	83	9899	4.93	ppb		95
62)	2-Hexanone	8.17	43	46375	41.25	ppb		95
65)	1,2-EDB	8.34	107	14399	4.57	ppb	#	81
66)	Tetrachloroethene	8.01	164	12422	4.52	ppb		92
67)	1-Chlorohexane	8.90	91	17330	4.48	ppb		95
68)	1,1,1,2-Tetrachloroethane	8.96	131	19776	4.27	ppb		98
69)	m&p-Xylene	9.13	106	63792	9.23	ppb		97
70)	o-Xylene	9.52	106	30787	4.47	ppb		99
71)	Styrene	9.54	104	53534	5.28	ppb	#	85
73)	1,3-Dichloropropane	8.03	76	22658	4.87	ppb		91
74)	Dibromochloromethane	8.24	129	22873	4.82	ppb		93
75)	Chlorobenzene	8.87	112	51369	4.72	ppb		95
76)	Ethylbenzene	9.01	91	75888	4.60	ppb		94
77)	Bromoform	9.67	173	20235	4.86	ppb		85
79)	Isopropylbenzene	9.90	105	82171	4.41	ppb		99
80)	1,1,2,2-Tetrachloroethane	10.18	83	15591	4.77	ppb	#	97
81)	1,2,3-Trichloropropane	10.21	110	7404	4.65	ppb	#	83
82)	t-1,4-Dichloro-2-Butene	10.26	53	3274	3.79	ppb	#	64
83)	Bromobenzene	10.15	156	28912	4.53	ppb		95
84)	n-Propylbenzene	10.31	91	83973	4.37	ppb		93
85)	4-Ethyltoluene	10.43	105	84238	4.48	ppb		92
86)	2-Chlorotoluene	10.37	91	59037	4.54	ppb		99
87)	1,3,5-Trimethylbenzene	10.50	105	75759	4.46	ppb		97
88)	4-Chlorotoluene	10.48	91	74933	4.72	ppb		94
89)	Tert-Butylbenzene	10.81	119	45256	4.51	ppb		97
90)	1,2,4-Trimethylbenzene	10.86	105	77571	4.65	ppb		99
91)	Sec-Butylbenzene	11.03	105	86517	4.50	ppb		99
92)	p-Isopropyltoluene	11.19	119	85644	4.47	ppb		95
93)	Benzyl Chloride	11.33	91	28724	4.86	ppb		97
94)	1,3-DCB	11.10	146	55440	4.81	ppb		92
~~95)~~	~~1,4-DCB~~	~~11.19~~	~~146~~	~~55655~~	~~4.65~~	~~ppb~~		~~95~~
96)	n-Butylbenzene	11.59	91	54380	4.91	ppb		93
97)	1,2-DCB	11.55	146	51552	4.53	ppb	#	85
98)	Hexachloroethane	11.81	117	14553	4.42	ppb		93
99)	1,2-Dibromo-3-chloropropan	12.31	157	6162	4.61	ppb	#	87
100)	1,2,4-Trichlorobenzene	13.15	180	42563	5.06	ppb		92
101)	Hexachlorobutadiene	13.35	225	25400	4.57	ppb		97
~~102)~~	~~Naphthalene~~	~~13.38~~	~~128~~	~~31640~~	~~4.91~~	~~ppb~~		~~94~~
103)	1,2,3-Trichlorobenzene	13.62	180	38924	5.10	ppb		85

(#) = qualifier out of range (m) = manual integration

Quantitation Report

Data File : M:\MAX\DATA\210524\0520M06.D
Acq On : 24 May 21 13:15
Sample : 5ug/L VOC STD 5/24/21
Misc : IS&S 9/22/20

Vial: 6
Operator: LP,DG,CH
Inst : Max
Multiplr: 1.00

Quant Time: May 25 14:05 2021

Quant Results File: M0524W.RES

Method : M:\MAX\DATA\210524\M0524W.M (RTE Integrator)
Title : METHOD 8260B
Last Update : Tue May 25 13:01:41 2021
Response via : Initial Calibration

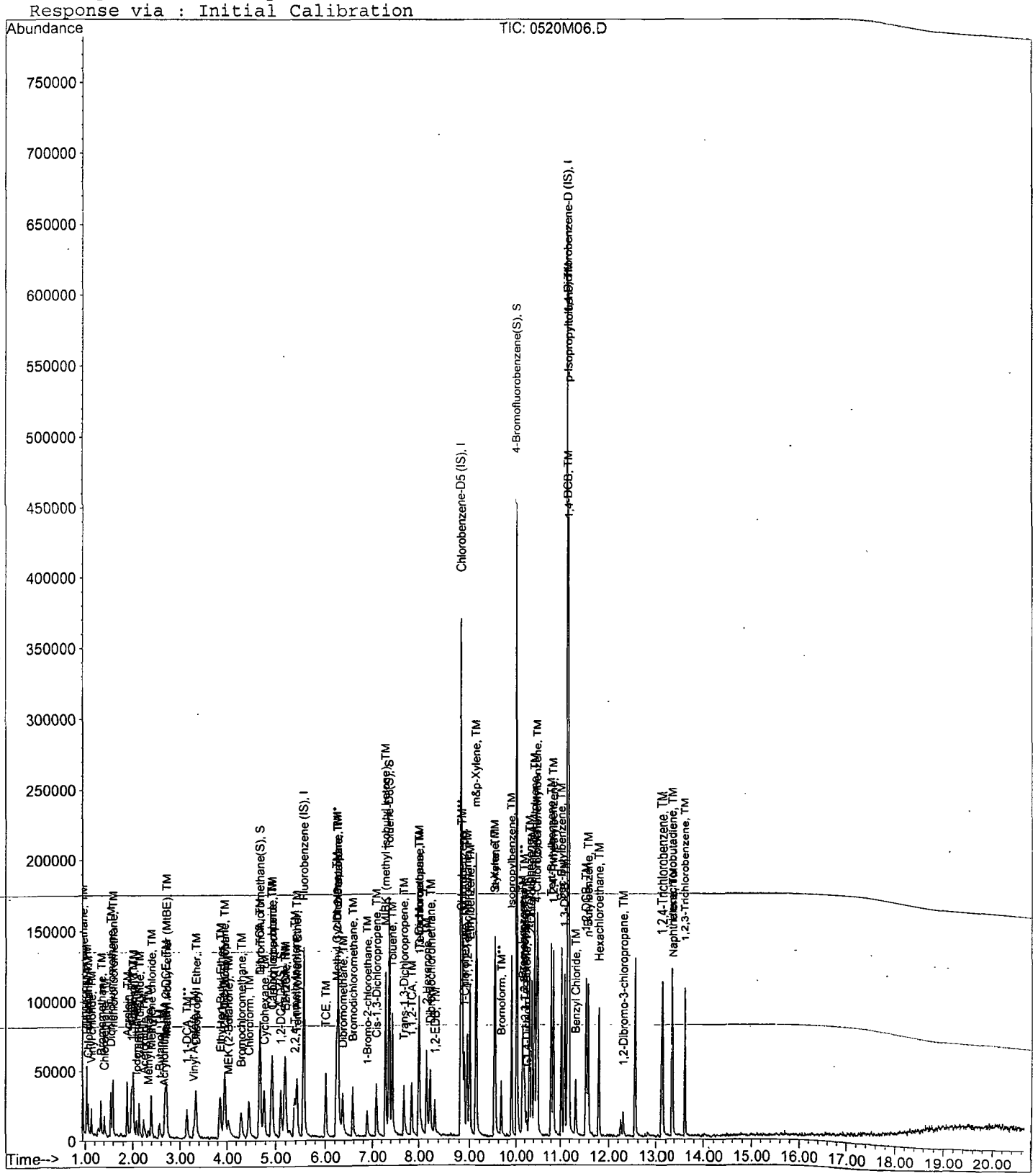

Quantitation Report (Not Reviewed)

Data File : M:\MAX\DATA\210524\0520M07.D
Acq On : 24 May 21 13:43
Sample : 10ug/L VOC STD 5/24/21
Misc : IS&S 9/22/20

Vial: 7
Operator: LP,DG,CH
Inst : Max
Multiplr: 1.00

Quant Time: May 25 14:05 2021 Quant Results File: M0524W.RES

Quant Method : M:\MAX\DATA\210524\M0524W.M (RTE Integrator)
Title : METHOD 8260B
Last Update : Tue May 25 13:01:41 2021
Response via : Initial Calibration
DataAcq Meth : M8260

Internal Standards	R.T.	QIon	Response	Conc	Units	Dev(Min)
1) Fluorobenzene (IS)	5.57	96	138493	25.00	ppb	0.00
63) Chlorobenzene-D5 (IS)	8.84	117	207262	25.00	ppb	0.00
78) 1,4-Dichlorobenzene-D (IS)	11.17	152	186571	25.00	ppb	0.00
System Monitoring Compounds						
39) Dibromofluoromethane(S)	4.69	111	37615	27.76	ppb	0.00
Spiked Amount 25.000			Recovery = 111.044%			
44) 1,2-DCA-D4(S)	5.11	65	12768	24.49	ppb	0.00
Spiked Amount 25.000			Recovery = 97.952%			
64) Toluene-D8(S)	7.37	98	116604	26.82	ppb	0.00
Spiked Amount 25.000			Recovery = 107.288%			
72) 4-Bromofluorobenzene(S)	10.02	95	127089	27.27	ppb	0.00
Spiked Amount 25.000			Recovery = 109.088%			
Target Compounds						Qvalue
3) Dichlorodifluoromethane	0.96	85	42473	10.09	ppb	100
4) Freon 114	1.04	85	30195	10.35	ppb	100
5) Chloromethane	1.07	50	26916	10.38	ppb	100
6) Vinyl chloride	1.14	62	24074	10.23	ppb	100
8) Bromomethane	1.34	94	14593	8.84	ppb	100
9) Chloroethane	1.42	64	9650	8.63	ppb	100
10) Dichlorofluoromethane	1.55	67	48959	10.45	ppb	100
11) Trichlorofluoromethane	1.60	101	55567	10.54	ppb	100
13) Acrolein	1.89	56	21136	129.45	ppb	100
14) Acetone	2.02	43	30142	52.27	ppb	100
15) Freon-113	2.01	151	30724	10.72	ppb	100
16) Acetonitrile	2.24	41	19602	126.02	ppb	100
18) 1,1-DCE	1.98	61	37294	10.22	ppb	100
19) t-Butanol	2.56	59	17425	118.33	ppb	100
20) Methyl Acetate	2.33	43	13367	10.52	ppb	100
21) Iodomethane	2.09	142	29181	9.49	ppb	100
22) Acrylonitrile	2.65	53	8366	12.28	ppb	100
24) Methylene chloride	2.40	84	30706	9.59	ppb	100
25) Carbon disulfide	2.14	76	45032	10.58	ppb	100
26) Methyl t-butyl ether (MtBE	2.72	73	89356	10.08	ppb	100
27) Trans-1,2-DCE	2.69	96	29058	10.15	ppb	100
29) Diisopropyl Ether	3.34	45	66764	10.43	ppb	100
30) 1,1-DCA	3.15	63	48097	10.59	ppb	100
31) Vinyl Acetate	3.29	43	12599	10.27	ppb	99
32) Ethyl tert Butyl Ether	3.85	59	84274	10.33	ppb	100
34) MEK (2-Butanone)	4.03	43	32962	50.59	ppb	100
35) Cis-1,2-DCE	3.96	96	33061	10.17	ppb	100
36) 2,2-Dichloropropane	3.96	77	59562	10.81	ppb	100
37) Chloroform	4.47	83	62204	10.12	ppb	100
38) Bromochloromethane	4.31	130	25940	9.96	ppb	100
40) 1,1,1-TCA	4.70	97	65625	10.20	ppb	100
41) Cyclohexane	4.78	41	20442	10.57	ppb	100
42) 1,1-Dichloropropene	4.94	75	39528	10.63	ppb	100
43) 2,2,4-Trimethylpentane	5.39	57	65313	10.67	ppb	100
45) Carbon Tetrachloride	4.93	117	62623	10.13	ppb	100
46) Tert Amyl Methyl Ether	5.43	73	80623	9.81	ppb	100
47) 1,2-DCA	5.20	62	51856	9.75	ppb	100
48) Benzene	5.19	78	108328	10.20	ppb	100
49) TCE	6.01	95	32531	10.05	ppb	100

(#) = qualifier out of range (m) = manual integration

Quantitation Report (Not Reviewed)

Data File : M:\MAX\DATA\210524\0520M07.D
Acq On : 24 May 21 13:43
Sample : 10ug/L VOC STD 5/24/21
Misc : IS&S 9/22/20

Vial: 7
Operator: LP,DG,CH
Inst : Max
Multiplr: 1.00

Quant Time: May 25 14:05 2021

Quant Results File: M0524W.RES

Quant Method : M:\MAX\DATA\210524\M0524W.M (RTE Integrator)
Title : METHOD 8260B
Last Update : Tue May 25 13:01:41 2021
Response via : Initial Calibration
DataAcq Meth : M8260

Compound	R.T.	QIon	Response	Conc Unit	Qvalue
50) 2-Pentanone	6.27	43	170764	123.83 ppb	100
51) 1,2-Dichloropropane	6.25	63	11856	9.89 ppb	100
52) Bromodichloromethane	6.58	83	54445	10.79 ppb	100
53) Methyl Cyclohexane	6.24	83	44263	10.42 ppb	100
54) Dibromomethane	6.37	93	19686	10.32 ppb	100
55) MIBK (methyl isobutyl ket	7.29	43	87565	50.33 ppb	100
56) 1-Bromo-2-chloroethane	6.89	144	7390	9.86 ppb	100
58) Cis-1,3-Dichloropropene	7.09	39	27374	9.63 ppb	100
59) Toluene	7.44	91	143149	10.42 ppb	100
60) Trans-1,3-Dichloropropene	7.69	75	52749	10.36 ppb	100
61) 1,1,2-TCA	7.86	83	20319	9.90 ppb	100
62) 2-Hexanone	8.17	43	58585	50.97 ppb	100
65) 1,2-EDB	8.33	107	32375	10.32 ppb	100
66) Tetrachloroethene	8.01	164	29144	10.65 ppb	100
67) 1-Chlorohexane	8.90	91	38595	10.02 ppb	100
68) 1,1,1,2-Tetrachloroethane	8.96	131	46809	10.14 ppb	100
69) m&p-Xylene	9.13	106	144549	21.00 ppb	100
70) o-Xylene	9.52	106	70182	10.24 ppb	100
71) Styrene	9.53	104	115748	9.81 ppb	100
73) 1,3-Dichloropropane	8.02	76	47954	10.34 ppb	100
74) Dibromochloromethane	8.24	129	48718	10.31 ppb	100
75) Chlorobenzene	8.86	112	109400	10.10 ppb	100
76) Ethylbenzene	9.01	91	164082	9.98 ppb	100
77) Bromoform	9.67	173	44414	10.72 ppb	100
79) Isopropylbenzene	9.90	105	182988	9.87 ppb	100
80) 1,1,2,2-Tetrachloroethane	10.18	83	33408	9.74 ppb	100
81) 1,2,3-Trichloropropane	10.21	110	17419	11.00 ppb	100
82) t-1,4-Dichloro-2-Butene	10.25	53	10067	11.15 ppb	100
83) Bromobenzene	10.15	156	63952	10.06 ppb	100
84) n-Propylbenzene	10.31	91	192349	10.07 ppb	100
85) 4-Ethyltoluene	10.43	105	186327	9.97 ppb	100
86) 2-Chlorotoluene	10.37	91	134734	10.41 ppb	100
87) 1,3,5-Trimethylbenzene	10.50	105	166439	9.84 ppb	100
88) 4-Chlorotoluene	10.48	91	159912	10.12 ppb	100
89) Tert-Butylbenzene	10.81	119	101464	10.16 ppb	100
90) 1,2,4-Trimethylbenzene	10.86	105	165823	9.99 ppb	100
91) Sec-Butylbenzene	11.03	105	191446	10.01 ppb	100
92) p-Isopropyltoluene	11.19	119	195096	10.22 ppb	100
93) Benzyl Chloride	11.33	91	56429	9.59 ppb	100
94) 1,3-DCB	11.10	146	117447	10.24 ppb	100
~~95) 1,4-DCB~~	~~11.19~~	~~146~~	~~121916~~	~~10.25 ppb~~	~~100~~
96) n-Butylbenzene	11.59	91	131530	9.74 ppb	100
97) 1,2-DCB	11.55	146	117845	10.41 ppb	100
98) Hexachloroethane	11.81	117	31107	9.50 ppb	100
99) 1,2-Dibromo-3-chloropropan	12.31	157	12058	9.06 ppb	100
100) 1,2,4-Trichlorobenzene	13.15	180	92502	9.54 ppb	100
101) Hexachlorobutadiene	13.36	225	55823	10.08 ppb	100
~~102) Naphthalene~~	~~13.37~~	~~128~~	~~80792~~	~~8.98 ppb~~	~~100~~
103) 1,2,3-Trichlorobenzene	13.62	180	83263	9.45 ppb	100

(#) = qualifier out of range (m) = manual integration

Quantitation Report

Data File : M:\MAX\DATA\210524\0520M07.D
Acq On : 24 May 21 13:43
Sample : 10ug/L VOC STD 5/24/21
Misc : IS&S 9/22/20

Vial: 7
Operator: LP,DG,CH
Inst : Max
Multiplr: 1.00

Quant Time: May 25 14:05 2021

Quant Results File: M0524W.RES

Method : M:\MAX\DATA\210524\M0524W.M (RTE Integrator)
Title : METHOD 8260B
Last Update : Tue May 25 13:01:41 2021
Response via : Initial Calibration

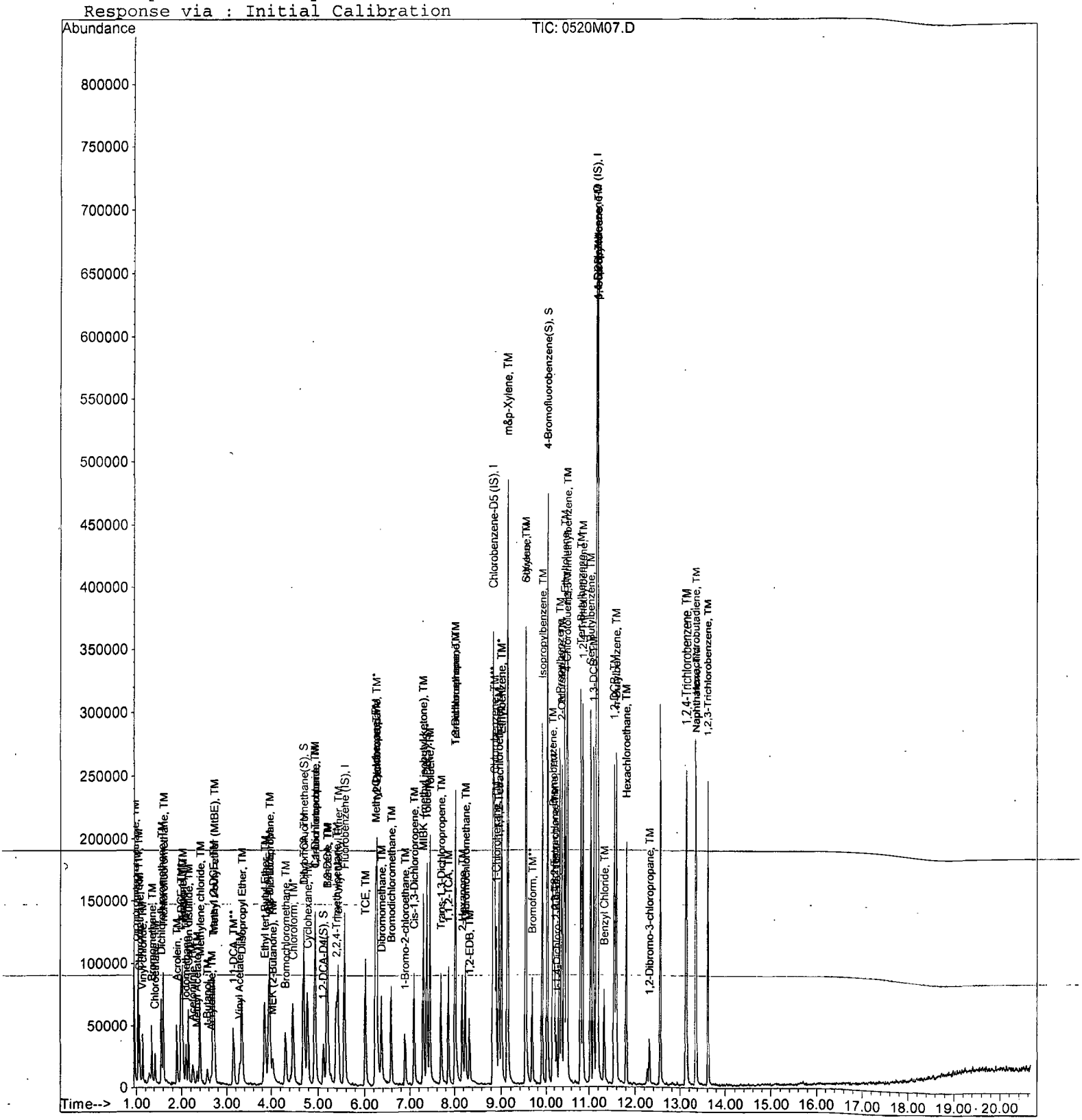

Quantitation Report (Not Reviewed)

Data File : M:\MAX\DATA\210524\0520M08.D
Acq On : 24 May 21 14:11
Sample : 20ug/L VOC STD 5/24/21
Misc : IS&S 9/22/20

Vial: 8
Operator: LP,DG,CH
Inst : Max
Multiplr: 1.00

Quant Time: May 25 14:05 2021

Quant Results File: M0524W.RES

Quant Method : M:\MAX\DATA\210524\M0524W.M (RTE Integrator)
Title : METHOD 8260B
Last Update : Tue May 25 13:01:41 2021
Response via : Initial Calibration
DataAcq Meth : M8260

Internal Standards	R.T.	QIon	Response	Conc Units		Dev(Min)
1) Fluorobenzene (IS)	5.56	96	138784	25.00 ppb		0.00
63) Chlorobenzene-D5 (IS)	8.84	117	200561	25.00 ppb		0.00
78) 1,4-Dichlorobenzene-D (IS)	11.17	152	185692	25.00 ppb		0.00
System Monitoring Compounds						
39) Dibromofluoromethane(S)	4.69	111	71900	52.95 ppb		0.00
Spiked Amount 25.000			Recovery	= 211.812%		
44) 1,2-DCA-D4(S)	5.11	65	26328	49.18 ppb		0.00
Spiked Amount 25.000			Recovery	= 196.736%		
64) Toluene-D8(S)	7.37	98	238461	56.69 ppb		0.00
Spiked Amount 25.000			Recovery	= 226.744%		
72) 4-Bromofluorobenzene(S)	10.02	95	260157	57.69 ppb		0.00
Spiked Amount 25.000			Recovery	= 230.764%		
Target Compounds						Qvalue
3) Dichlorodifluoromethane	0.96	85	82769	19.62 ppb		90
4) Freon 114	1.04	85	55854	19.10 ppb		92
5) Chloromethane	1.07	50	54639	21.03 ppb		95
6) Vinyl chloride	1.14	62	44693	18.95 ppb		96
8) Bromomethane	1.34	94	30128	18.21 ppb		99
9) Chloroethane	1.42	64	21912	19.55 ppb	#	85
10) Dichlorofluoromethane	1.55	67	92336	19.66 ppb		93
11) Trichlorofluoromethane	1.60	101	102243	19.35 ppb		95
13) Acrolein	1.89	56	23824	145.60 ppb	#	73
14) Acetone	2.02	43	35007	60.58 ppb		94
15) Freon-113	2.01	151	54260	18.90 ppb		90
16) Acetonitrile	2.24	41	24031	154.18 ppb	#	84
18) 1,1-DCE	1.98	61	70545	19.29 ppb		96
19) t-Butanol	2.57	59	21535	145.94 ppb	#	64
20) Methyl Acetate	2.33	43	24234	18.22 ppb		95
21) Iodomethane	2.09	142	64678	16.72 ppb		94
22) Acrylonitrile	2.64	53	14441	19.83 ppb	#	82
24) Methylene chloride	2.40	84	57355	17.88 ppb		89
25) Carbon disulfide	2.14	76	81752	19.17 ppb		95
26) Methyl t-butyl ether (MtBE	2.72	73	169328	19.06 ppb		100
27) Trans-1,2-DCE	2.69	96	55533	19.36 ppb		96
29) Diisopropyl Ether	3.34	45	125203	19.53 ppb		93
30) 1,1-DCA	3.15	63	87762	19.27 ppb		92
31) Vinyl Acetate	3.28	43	26738	18.51 ppb	#	80
32) Ethyl tert Butyl Ether	3.86	59	160695	19.65 ppb		96
~~34) MEK (2-Butanone)~~	~~4.03~~	~~43~~	~~41007~~	~~61.71 ppb~~		~~94~~
35) Cis-1,2-DCE	3.95	96	63605	19.53 ppb		87
36) 2,2-Dichloropropane	3.95	77	106907	19.36 ppb		95
37) Chloroform	4.46	83	125863	20.44 ppb		78
38) Bromochloromethane	4.30	130	50970	19.52 ppb	#	71
40) 1,1,1-TCA	4.70	97	130651	20.26 ppb		98
41) Cyclohexane	4.78	41	37436	19.32 ppb		91
~~42) 1,1-Dichloropropene~~	~~4.94~~	~~75~~	~~74474~~	~~19.99 ppb~~		~~94~~
43) 2,2,4-Trimethylpentane	5.39	57	122633	19.98 ppb		98
45) Carbon Tetrachloride	4.93	117	122393	19.76 ppb		98
46) Tert Amyl Methyl Ether	5.43	73	159544	19.37 ppb	#	97
47) 1,2-DCA	5.20	62	105114	19.72 ppb		97
48) Benzene	5.19	78	208377	19.57 ppb		96
49) TCE	6.01	95	64630	19.92 ppb		95

(#) = qualifier out of range (m) = manual integration

Quantitation Report (Not Reviewed)

Data File : M:\MAX\DATA\210524\0520M08.D
Acq On : 24 May 21 14:11
Sample : 20ug/L VOC STD 5/24/21
Misc : IS&S 9/22/20

Vial: 8
Operator: LP,DG,CH
Inst : Max
Multiplr: 1.00

Quant Time: May 25 14:05 2021

Quant Results File: M0524W.RES

Quant Method : M:\MAX\DATA\210524\M0524W.M (RTE Integrator)
Title : METHOD 8260B
Last Update : Tue May 25 13:01:41 2021
Response via : Initial Calibration
DataAcq Meth : M8260

	Compound	R.T.	QIon	Response	Conc	Unit		Qvalue
50)	2-Pentanone	6.26	43	212575	153.83	ppb		97
51)	1,2-Dichloropropane	6.24	63	24008	18.45	ppb	#	85
52)	Bromodichloromethane	6.58	83	100942	19.96	ppb		92
53)	Methyl Cyclohexane	6.24	83	85066	19.99	ppb		88
54)	Dibromomethane	6.36	93	38493	20.14	ppb		90
55)	MIBK (methyl isobutyl ket	7.29	43	111533	63.97	ppb		94
56)	1-Bromo-2-chloroethane	6.89	144	14326	19.07	ppb		96
58)	Cis-1,3-Dichloropropene	7.09	39	53643	18.84	ppb		96
59)	Toluene	7.44	91	271118	19.70	ppb		95
60)	Trans-1,3-Dichloropropene	7.69	75	97847	19.17	ppb		98
61)	1,1,2-TCA	7.86	83	40214	19.56	ppb		83
62)	2-Hexanone	8.17	43	73508	63.81	ppb		92
65)	1,2-EDB	8.33	107	62214	20.50	ppb		96
66)	Tetrachloroethene	8.01	164	58712	22.18	ppb		93
67)	1-Chlorohexane	8.90	91	71853	19.27	ppb		91
68)	1,1,1,2-Tetrachloroethane	8.96	131	90126	20.18	ppb		86
69)	m&p-Xylene	9.13	106	281047	42.19	ppb		92
70)	o-Xylene	9.52	106	136435	20.56	ppb		98
71)	Styrene	9.53	104	233465	18.91	ppb		95
73)	1,3-Dichloropropane	8.02	76	92412	20.60	ppb		89
74)	Dibromochloromethane	8.24	129	91243	19.95	ppb		93
75)	Chlorobenzene	8.86	112	211282	20.15	ppb		95
76)	Ethylbenzene	9.01	91	337575	21.22	ppb		97
77)	Bromoform	9.67	173	78190	19.50	ppb		98
79)	Isopropylbenzene	9.90	105	370010	20.05	ppb		99
80)	1,1,2,2-Tetrachloroethane	10.18	83	64291	18.40	ppb		90
81)	1,2,3-Trichloropropane	10.20	110	28144	17.85	ppb	#	84
82)	t-1,4-Dichloro-2-Butene	10.25	53	17313	19.06	ppb		77
83)	Bromobenzene	10.15	156	124248	19.64	ppb		99
84)	n-Propylbenzene	10.31	91	378565	19.90	ppb		98
85)	4-Ethyltoluene	10.43	105	372426	20.02	ppb		99
86)	2-Chlorotoluene	10.36	91	255157	19.80	ppb		96
87)	1,3,5-Trimethylbenzene	10.50	105	322748	19.17	ppb		99
88)	4-Chlorotoluene	10.47	91	305395	19.41	ppb		97
89)	Tert-Butylbenzene	10.81	119	195776	19.70	ppb		98
90)	1,2,4-Trimethylbenzene	10.86	105	332238	20.11	ppb		99
91)	Sec-Butylbenzene	11.03	105	377676	19.84	ppb		99
92)	p-Isopropyltoluene	11.19	119	373200	19.65	ppb		95
93)	Benzyl Chloride	11.33	91	111136	18.97	ppb	#	96
94)	1,3-DCB	11.10	146	225563	19.77	ppb		98
95)	1,4-DCB	11.19	146	234290	19.78	ppb		99
~~96)~~	~~n-Butylbenzene~~	~~11.59~~	~~91~~	~~261162~~	~~17.91~~	~~ppb~~		~~95~~
97)	1,2-DCB	11.55	146	228368	20.28	ppb		91
98)	Hexachloroethane	11.81	117	58624	18.00	ppb		96
99)	1,2-Dibromo-3-chloropropan	12.30	157	23855	18.00	ppb		97
100)	1,2,4-Trichlorobenzene	13.15	180	184225	17.82	ppb		88
101)	Hexachlorobutadiene	13.35	225	106652	19.35	ppb		92
102)	Naphthalene	13.37	128	184256	17.59	ppb		97
~~103)~~	~~1,2,3-Trichlorobenzene~~	~~13.62~~	~~180~~	~~171158~~	~~18.11~~	~~ppb~~		~~97~~

(#) = qualifier out of range (m) = manual integration

Quantitation Report

Data File : M:\MAX\DATA\210524\0520M08.D
Acq On : 24 May 21 14:11
Sample : 20ug/L VOC STD 5/24/21
Misc : IS&S 9/22/20

Vial: 8
Operator: LP,DG,CH
Inst : Max
Multiplr: 1.00

Quant Time: May 25 14:05 2021

Quant Results File: M0524W.RES

Method : M:\MAX\DATA\210524\M0524W.M (RTE Integrator)
Title : METHOD 8260B
Last Update : Tue May 25 13:01:41 2021
Response via : Initial Calibration

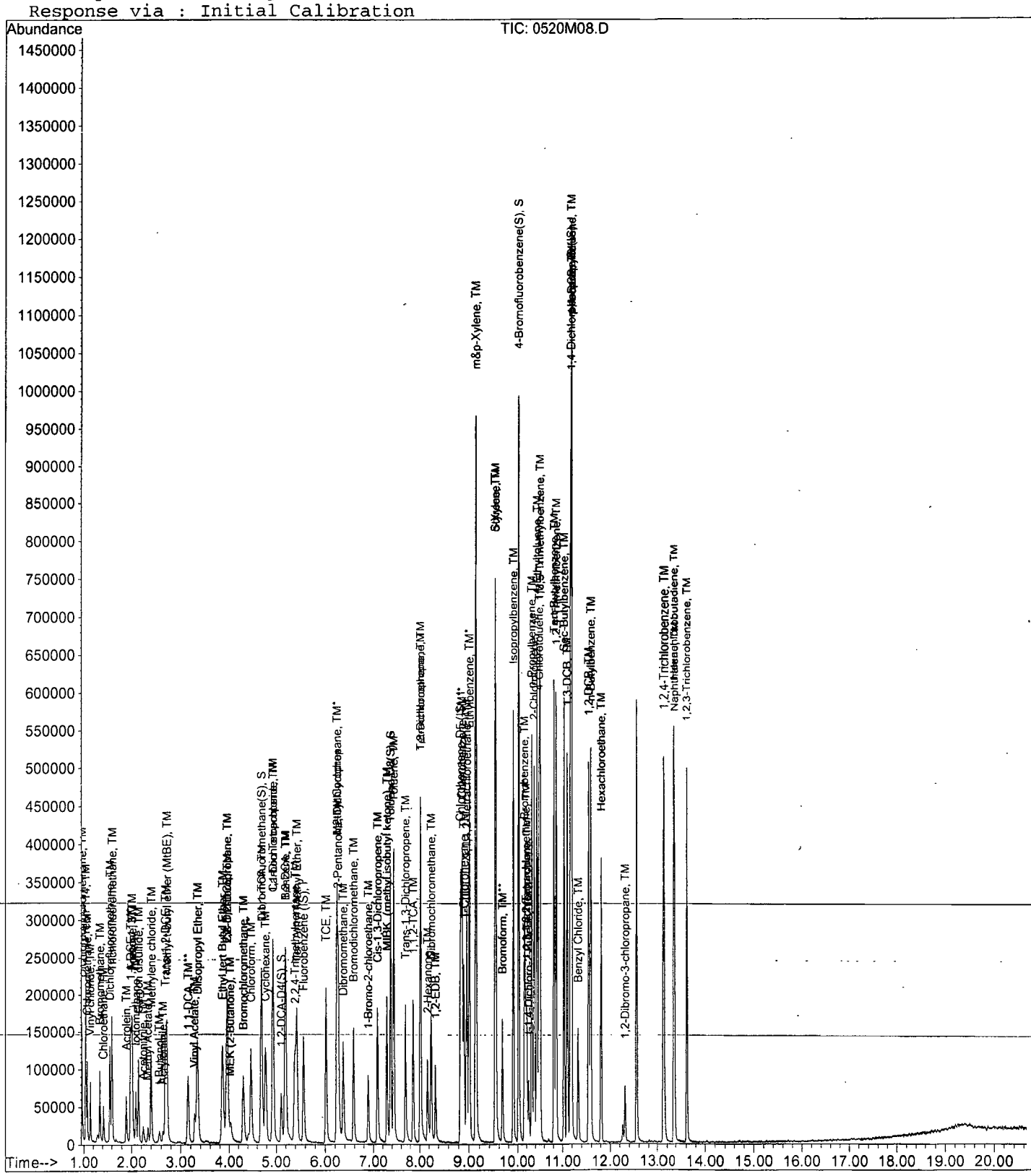

Quantitation Report (Not Reviewed)

Data File : M:\MAX\DATA\210524\0520M09.D
Acq On : 24 May 21 14:38
Sample : 40ug/L VOC STD 5/24/21
Misc : IS&S 9/22/20

Vial: 9
Operator: LP,DG,CH
Inst : Max
Multiplr: 1.00

Quant Time: May 25 14:05 2021 Quant Results File: M0524W.RES

Quant Method : M:\MAX\DATA\210524\M0524W.M (RTE Integrator)
Title : METHOD 8260B
Last Update : Tue May 25 13:01:41 2021
Response via : Initial Calibration
DataAcq Meth : M8260

Internal Standards	R.T.	QIon	Response	Conc	Units		Dev(Min)
1) Fluorobenzene (IS)	5.56	96	133546	25.00	ppb		0.00
63) Chlorobenzene-D5 (IS)	8.83	117	202110	25.00	ppb		0.00
78) 1,4-Dichlorobenzene-D (IS)	11.17	152	172813	25.00	ppb		0.00
System Monitoring Compounds							
39) Dibromofluoromethane(S)	4.68	111	75301	57.63	ppb		0.00
Spiked Amount 25.000			Recovery	=	230.532%		
44) 1,2-DCA-D4(S)	5.11	65	27016	52.37	ppb		0.00
Spiked Amount 25.000			Recovery	=	209.492%		
64) Toluene-D8(S)	7.37	98	229490	54.14	ppb		0.00
Spiked Amount 25.000			Recovery	=	216.540%		
72) 4-Bromofluorobenzene(S)	10.02	95	261248	57.49	ppb		0.00
Spiked Amount 25.000			Recovery	=	229.956%		
Target Compounds							Qvalue
3) Dichlorodifluoromethane	0.96	85	158430	39.03	ppb		91
4) Freon 114	1.04	85	113453	40.32	ppb		95
5) Chloromethane	1.07	50	102412	40.96	ppb		94
6) Vinyl chloride	1.14	62	95646	42.14	ppb		95
8) Bromomethane	1.34	94	58648	36.84	ppb		97
9) Chloroethane	1.41	64	45608	42.28	ppb	#	85
10) Dichlorofluoromethane	1.55	67	186763	41.32	ppb	#	84
11) Trichlorofluoromethane	1.60	101	208838	41.06	ppb		94
13) Acrolein	1.89	56	30080	191.05	ppb		85
14) Acetone	2.02	43	43503	78.23	ppb		91
15) Freon-113	2.01	151	114221	41.34	ppb		93
16) Acetonitrile	2.24	41	27166	181.12	ppb	#	89
18) 1,1-DCE	1.98	61	145470	41.33	ppb		92
19) t-Butanol	2.56	59	24448	172.18	ppb	#	68
20) Methyl Acetate	2.33	43	50849	38.53	ppb		91
21) Iodomethane	2.09	142	151631	35.66	ppb		98
22) Acrylonitrile	2.63	53	24859	34.03	ppb	#	64
24) Methylene chloride	2.40	84	118754	38.46	ppb		91
25) Carbon disulfide	2.14	76	176256	42.95	ppb		99
26) Methyl t-butyl ether (MtBE	2.72	73	367496	42.98	ppb		98
27) Trans-1,2-DCE	2.69	96	116014	42.02	ppb		96
29) Diisopropyl Ether	3.34	45	263812	42.76	ppb		93
30) 1,1-DCA	3.15	63	181602	41.45	ppb		97
31) Vinyl Acetate	3.28	43	61664	40.32	ppb	#	87
32) Ethyl tert Butyl Ether	3.86	59	344473	43.78	ppb		94
~~34) MEK (2-Butanone)~~	~~4.02~~	~~43~~	~~51505~~	~~79.15~~	~~ppb~~		~~98~~
35) Cis-1,2-DCE	3.96	96	131596	41.99	ppb		89
36) 2,2-Dichloropropane	3.95	77	225243	42.39	ppb		95
37) Chloroform	4.47	83	249537	42.11	ppb		90
38) Bromochloromethane	4.30	130	104553	41.62	ppb		90
40) 1,1,1-TCA	4.69	97	258810	41.70	ppb		99
41) Cyclohexane	4.78	41	79831	42.81	ppb		90
~~42) 1,1-Dichloropropene~~	~~4.94~~	~~75~~	~~154179~~	~~43.01~~	~~ppb~~		~~92~~
43) 2,2,4-Trimethylpentane	5.39	57	257942	43.68	ppb		98
45) Carbon Tetrachloride	4.93	117	252274	42.32	ppb		96
46) Tert Amyl Methyl Ether	5.43	73	329372	41.56	ppb		98
47) 1,2-DCA	5.20	62	220413	42.97	ppb		99
48) Benzene	5.19	78	446995	43.63	ppb		97
49) TCE	6.01	95	132567	42.46	ppb		96

(#) = qualifier out of range (m) = manual integration

Quantitation Report (Not Reviewed)

Data File : M:\MAX\DATA\210524\0520M09.D
Acq On : 24 May 21 14:38
Sample : 40ug/L VOC STD 5/24/21
Misc : IS&S 9/22/20

Vial: 9
Operator: LP,DG,CH
Inst : Max
Multiplr: 1.00

Quant Time: May 25 14:05 2021 Quant Results File: M0524W.RES

Quant Method : M:\MAX\DATA\210524\M0524W.M (RTE Integrator)
Title : METHOD 8260B
Last Update : Tue May 25 13:01:41 2021
Response via : Initial Calibration
DataAcq Meth : M8260

	Compound	R.T.	QIon	Response	Conc	Unit		Qvalue
50)	2-Pentanone	6.26	43	251431	189.08	ppb		97
51)	1,2-Dichloropropane	6.24	63	49264	37.63	ppb	#	87
52)	Bromodichloromethane	6.58	83	202354	41.58	ppb		92
53)	Methyl Cyclohexane	6.24	83	181736	44.38	ppb		86
54)	Dibromomethane	6.36	93	80914	44.00	ppb		91
55)	MIBK (methyl isobutyl ket	7.29	43	145406	86.67	ppb		97
56)	1-Bromo-2-chloroethane	6.89	144	29702	41.10	ppb		92
58)	Cis-1,3-Dichloropropene	7.09	39	117464	42.86	ppb		95
59)	Toluene	7.44	91	576611	43.55	ppb		98
60)	Trans-1,3-Dichloropropene	7.69	75	209527	42.66	ppb		98
61)	1,1,2-TCA	7.86	83	79775	40.33	ppb		92
62)	2-Hexanone	8.17	43	99493	89.76	ppb		97
65)	1,2-EDB	8.33	107	126694	41.43	ppb		92
66)	Tetrachloroethene	8.01	164	116104	43.53	ppb		97
67)	1-Chlorohexane	8.90	91	157870	42.02	ppb		95
68)	1,1,1,2-Tetrachloroethane	8.96	131	188559	41.90	ppb		94
69)	m&p-Xylene	9.13	106	593508	88.41	ppb		91
70)	o-Xylene	9.52	106	291450	43.59	ppb		96
71)	Styrene	9.53	104	497849	38.44	ppb		99
73)	1,3-Dichloropropane	8.02	76	182988	40.48	ppb	#	83
74)	Dibromochloromethane	8.24	129	189049	41.02	ppb		95
75)	Chlorobenzene	8.86	112	435088	41.18	ppb		97
76)	Ethylbenzene	9.01	91	709846	44.27	ppb		98
77)	Bromoform	9.67	173	164032	40.60	ppb		98
79)	Isopropylbenzene	9.90	105	790894	46.04	ppb		97
80)	1,1,2,2-Tetrachloroethane	10.18	83	136612	41.42	ppb		89
81)	1,2,3-Trichloropropane	10.20	110	60652	41.34	ppb		97
82)	t-1,4-Dichloro-2-Butene	10.24	53	34783	40.84	ppb		79
83)	Bromobenzene	10.15	156	266363	45.23	ppb		100
84)	n-Propylbenzene	10.31	91	826842	46.71	ppb		100
85)	4-Ethyltoluene	10.43	105	799226	46.16	ppb		95
86)	2-Chlorotoluene	10.37	91	537893	44.86	ppb		99
87)	1,3,5-Trimethylbenzene	10.50	105	709507	45.27	ppb		100
88)	4-Chlorotoluene	10.47	91	643788	43.97	ppb		98
89)	Tert-Butylbenzene	10.81	119	432512	46.77	ppb		97
90)	1,2,4-Trimethylbenzene	10.86	105	712384	46.33	ppb		99
91)	Sec-Butylbenzene	11.03	105	819579	46.26	ppb		98
92)	p-Isopropyltoluene	11.19	119	810382	45.85	ppb		95
93)	Benzyl Chloride	11.32	91	229658	42.12	ppb		98
94)	1,3-DCB	11.10	146	474083	44.65	ppb		99
95)	1,4-DCB	11.19	146	479951	43.54	ppb		98
96)	n-Butylbenzene	11.59	91	568496	39.84	ppb		95
97)	1,2-DCB	11.55	146	471181	44.95	ppb		92
98)	Hexachloroethane	11.81	117	125142	41.28	ppb		98
99)	1,2-Dibromo-3-chloropropan	12.30	157	52231	42.35	ppb		93
100)	1,2,4-Trichlorobenzene	13.14	180	406190	40.48	ppb		89
101)	Hexachlorobutadiene	13.35	225	232931	45.42	ppb		97
102)	Naphthalene	13.37	128	419904	39.73	ppb		96
103)	1,2,3-Trichlorobenzene	13.61	180	368695	40.19	ppb		93

(#) = qualifier out of range (m) = manual integration

Quantitation Report

Data File : M:\MAX\DATA\210524\0520M09.D
Acq On : 24 May 21 14:38
Sample : 40ug/L VOC STD 5/24/21
Misc : IS&S 9/22/20

Vial: 9
Operator: LP,DG,CH
Inst : Max
Multiplr: 1.00

Quant Time: May 25 14:05 2021

Quant Results File: M0524W.RES

Method : M:\MAX\DATA\210524\M0524W.M (RTE Integrator)
Title : METHOD 8260B
Last Update : Tue May 25 13:01:41 2021
Response via : Initial Calibration

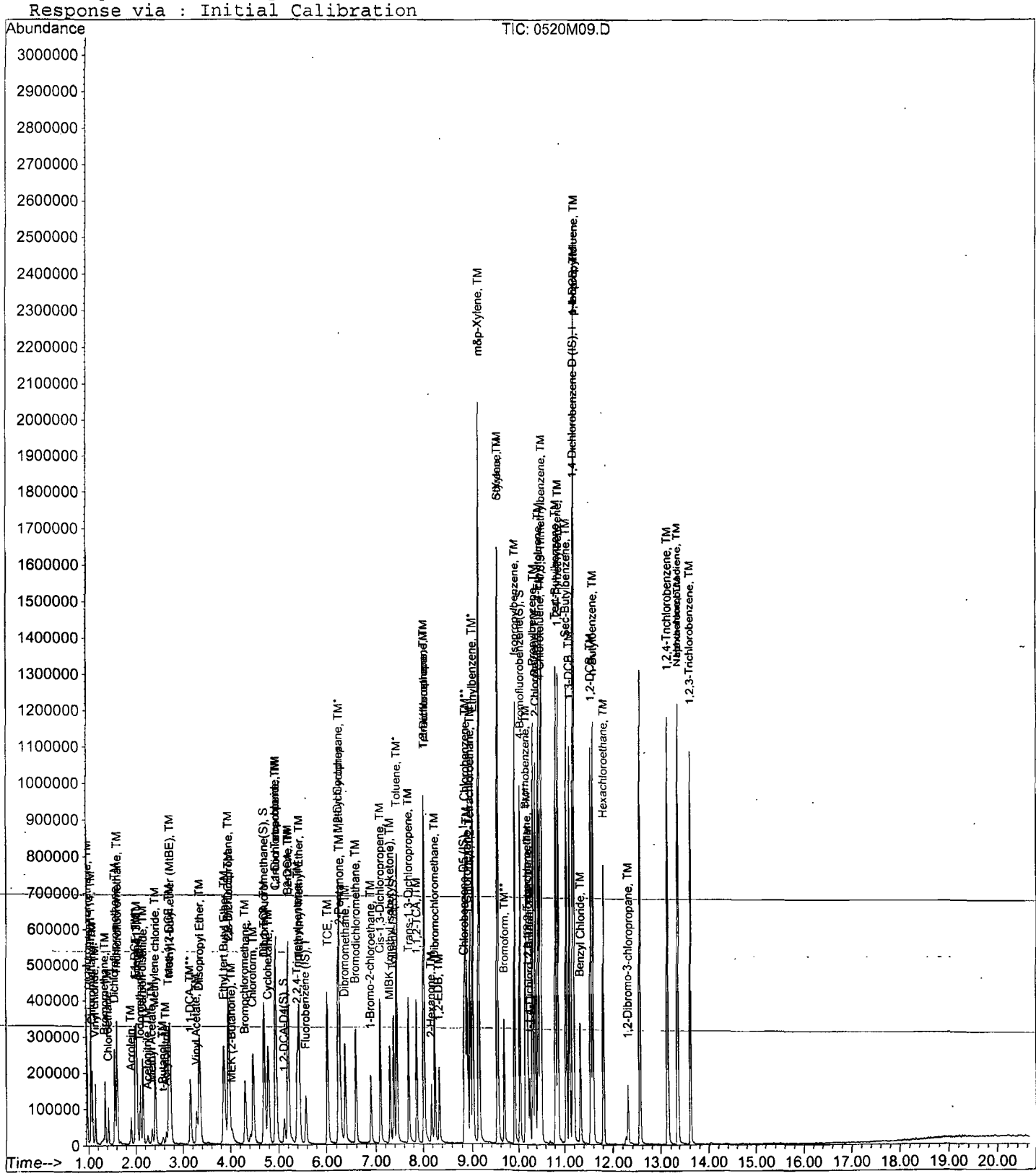

Quantitation Report (Not Reviewed)

Data File : M:\MAX\DATA\210524\0520M10.D
Acq On : 24 May 21 15:06
Sample : 100ug/L VOC STD 5/24/21
Misc : IS&S 9/22/20

Vial: 10
Operator: LP,DG,CH
Inst : Max
Multiplr: 1.00

Quant Time: May 25 14:05 2021 Quant Results File: M0524W.RES

Quant Method : M:\MAX\DATA\210524\M0524W.M (RTE Integrator)
Title : METHOD 8260B
Last Update : Tue May 25 13:01:41 2021
Response via : Initial Calibration
DataAcq Meth : M8260

Internal Standards	R.T.	QIon	Response	Conc	Units		Dev(Min)
1) Fluorobenzene (IS)	5.56	96	132429	25.00	ppb		0.00
63) Chlorobenzene-D5 (IS)	8.84	117	201668	25.00	ppb		0.00
78) 1,4-Dichlorobenzene-D (IS)	11.17	152	192574	25.00	ppb		0.00
System Monitoring Compounds							
39) Dibromofluoromethane(S)	4.69	111	136238	105.15	ppb		0.00
Spiked Amount 25.000			Recovery	=	420.604%		
44) 1,2-DCA-D4(S)	5.11	65	51080	98.83	ppb		0.00
Spiked Amount 25.000			Recovery	=	395.308%		
64) Toluene-D8(S)	7.37	98	426596	100.85	ppb		0.00
Spiked Amount 25.000			Recovery	=	403.408%		
72) 4-Bromofluorobenzene(S)	10.02	95	504455	111.25	ppb		0.00
Spiked Amount 25.000			Recovery	=	445.008%		
Target Compounds							Qvalue
3) Dichlorodifluoromethane	0.96	85	432903	107.55	ppb		94
4) Freon 114	1.04	85	306444	109.84	ppb		94
5) Chloromethane	1.07	50	272282	109.83	ppb		99
6) Vinyl chloride	1.14	62	244445	108.62	ppb		100
8) Bromomethane	1.34	94	202944	128.54	ppb		95
9) Chloroethane	1.41	64	111088	103.84	ppb		89
10) Dichlorofluoromethane	1.55	67	495193	110.49	ppb		91
11) Trichlorofluoromethane	1.60	101	536662	106.41	ppb		97
13) Acrolein	1.89	56	35784	229.19	ppb	#	73
14) Acetone	2.02	43	62265	112.91	ppb		96
15) Freon-113	2.01	151	292785	106.87	ppb		86
16) Acetonitrile	2.24	41	30436	204.64	ppb	#	96
18) 1,1-DCE	1.98	61	382289	109.53	ppb		95
19) t-Butanol	2.57	59	35568	252.60	ppb	#	91
20) Methyl Acetate	2.33	43	134179	100.85	ppb		99
21) Iodomethane	2.09	142	462474	102.34	ppb		95
22) Acrylonitrile	2.63	53	76808	102.17	ppb	#	61
24) Methylene chloride	2.40	84	300387	98.11	ppb		92
25) Carbon disulfide	2.14	76	455808	112.00	ppb		96
26) Methyl t-butyl ether (MtBE	2.71	73	967488	114.12	ppb		98
27) Trans-1,2-DCE	2.68	96	303550	110.88	ppb		95
29) Diisopropyl Ether	3.34	45	709291	115.93	ppb		93
30) 1,1-DCA	3.14	63	490331	112.85	ppb		97
31) Vinyl Acetate	3.27	43	158848	100.10	ppb	#	79
32) Ethyl tert Butyl Ether	3.85	59	911078	116.78	ppb		95
~~34) MEK (2-Butanone)~~	~~3.85~~	~~43~~	~~118433~~	~~177.52~~	~~ppb~~	~~#~~	~~51~~
35) Cis-1,2-DCE	3.95	96	344161	110.73	ppb		80
36) 2,2-Dichloropropane	3.95	77	578793	109.86	ppb		93
37) Chloroform	4.46	83	649573	110.54	ppb		86
38) Bromochloromethane	4.30	130	274744	110.28	ppb	#	84
40) 1,1,1-TCA	4.69	97	686789	111.60	ppb		97
41) Cyclohexane	4.78	41	212053	114.68	ppb		90
~~42) 1,1-Dichloropropene~~	~~4.94~~	~~75~~	~~412056~~	~~115.92~~	~~ppb~~		~~97~~
43) 2,2,4-Trimethylpentane	5.39	57	688837	117.64	ppb		98
45) Carbon Tetrachloride	4.93	117	652308	110.35	ppb		96
46) Tert Amyl Methyl Ether	5.43	73	896164	114.03	ppb		96
47) 1,2-DCA	5.20	62	575910	113.23	ppb		97
48) Benzene	5.19	78	1155529	113.73	ppb		95
49) TCE	6.01	95	361488	116.77	ppb		93

(#) = qualifier out of range (m) = manual integration

Quantitation Report (Not Reviewed)

Data File : M:\MAX\DATA\210524\0520M10.D
Acq On : 24 May 21 15:06
Sample : 100ug/L VOC STD 5/24/21
Misc : IS&S 9/22/20

Vial: 10
Operator: LP,DG,CH
Inst : Max
Multiplr: 1.00

Quant Time: May 25 14:05 2021

Quant Results File: M0524W.RES

Quant Method : M:\MAX\DATA\210524\M0524W.M (RTE Integrator)
Title : METHOD 8260B
Last Update : Tue May 25 13:01:41 2021
Response via : Initial Calibration
DataAcq Meth : M8260

	Compound	R.T.	QIon	Response	Conc	Unit		Qvalue
50)	2-Pentanone	6.26	43	315964	239.61	ppb		97
51)	1,2-Dichloropropane	6.24	63	134848	101.21	ppb	#	91
52)	Bromodichloromethane	6.58	83	539800	111.85	ppb		91
53)	Methyl Cyclohexane	6.24	83	479523	118.10	ppb		92
54)	Dibromomethane	6.36	93	207895	114.02	ppb		89
55)	MIBK (methyl isobutyl ket	7.29	43	197845	118.92	ppb		98
56)	1-Bromo-2-chloroethane	6.88	144	77155	107.65	ppb		98
58)	Cis-1,3-Dichloropropene	7.08	39	311270	114.54	ppb		95
59)	Toluene	7.44	91	1520126	115.77	ppb		95
60)	Trans-1,3-Dichloropropene	7.69	75	554868	113.92	ppb		97
61)	1,1,2-TCA	7.86	83	224551	114.47	ppb		98
62)	2-Hexanone	8.17	43	133627	121.57	ppb		94
65)	1,2-EDB	8.33	107	346153	113.43	ppb		97
66)	Tetrachloroethene	8.01	164	299328	112.47	ppb		96
67)	1-Chlorohexane	8.90	91	441909	117.88	ppb		95
68)	1,1,1,2-Tetrachloroethane	8.96	131	508693	113.29	ppb		96
69)	m&p-Xylene	9.13	106	1537085	229.48	ppb		91
70)	o-Xylene	9.52	106	795128	119.18	ppb		98
71)	Styrene	9.53	104	1333751	100.82	ppb		96
73)	1,3-Dichloropropane	8.02	76	480772	106.58	ppb	#	83
74)	Dibromochloromethane	8.24	129	503880	109.57	ppb		93
75)	Chlorobenzene	8.86	112	1171696	111.15	ppb		96
76)	Ethylbenzene	9.01	91	1868443	116.78	ppb		100
77)	Bromoform	9.67	173	458029	113.63	ppb		97
79)	Isopropylbenzene	9.90	105	2136987	111.64	ppb		99
80)	1,1,2,2-Tetrachloroethane	10.18	83	369086	99.77	ppb		89
81)	1,2,3-Trichloropropane	10.20	110	158544	96.97	ppb		89
82)	t-1,4-Dichloro-2-Butene	10.24	53	95090	99.79	ppb		95
83)	Bromobenzene	10.15	156	707331	107.80	ppb		99
84)	n-Propylbenzene	10.31	91	2255673	114.36	ppb		100
85)	4-Ethyltoluene	10.43	105	2172214	112.59	ppb		97
86)	2-Chlorotoluene	10.36	91	1441303	107.86	ppb		98
87)	1,3,5-Trimethylbenzene	10.50	105	1905385	109.11	ppb		98
88)	4-Chlorotoluene	10.48	91	1703305	104.40	ppb		99
89)	Tert-Butylbenzene	10.81	119	1189376	115.41	ppb		97
90)	1,2,4-Trimethylbenzene	10.86	105	1961834	114.51	ppb		100
91)	Sec-Butylbenzene	11.03	105	2273908	115.17	ppb		99
92)	p-Isopropyltoluene	11.19	119	2237007	113.58	ppb		96
93)	Benzyl Chloride	11.32	91	691033	113.73	ppb		99
94)	1,3-DCB	11.10	146	1319435	111.51	ppb		98
95)	1,4-DCB	11.19	146	1326164	107.97	ppb		99
96)	n-Butylbenzene	11.59	91	1636157	100.48	ppb		97
97)	1,2-DCB	11.55	146	1331297	113.98	ppb		93
98)	Hexachloroethane	11.81	117	354291	104.88	ppb		99
99)	1,2-Dibromo-3-chloropropan	12.31	157	154729	112.59	ppb		91
100)	1,2,4-Trichlorobenzene	13.15	180	1142904	100.26	ppb		86
101)	Hexachlorobutadiene	13.35	225	629005	110.07	ppb		94
102)	Naphthalene	13.37	128	1229824	100.65	ppb		96
103)	1,2,3-Trichlorobenzene	13.62	180	1046403	100.33	ppb		94

(#) = qualifier out of range (m) = manual integration

Quantitation Report

Data File : M:\MAX\DATA\210524\0520M10.D
Acq On : 24 May 21 15:06
Sample : 100ug/L VOC STD 5/24/21
Misc : IS&S 9/22/20

Vial: 10
Operator: LP,DG,CH
Inst : Max
Multiplr: 1.00

Quant Time: May 25 14:05 2021

Quant Results File: M0524W.RES

Method : M:\MAX\DATA\210524\M0524W.M (RTE Integrator)
Title : METHOD 8260B
Last Update : Tue May 25 13:01:41 2021
Response via : Initial Calibration

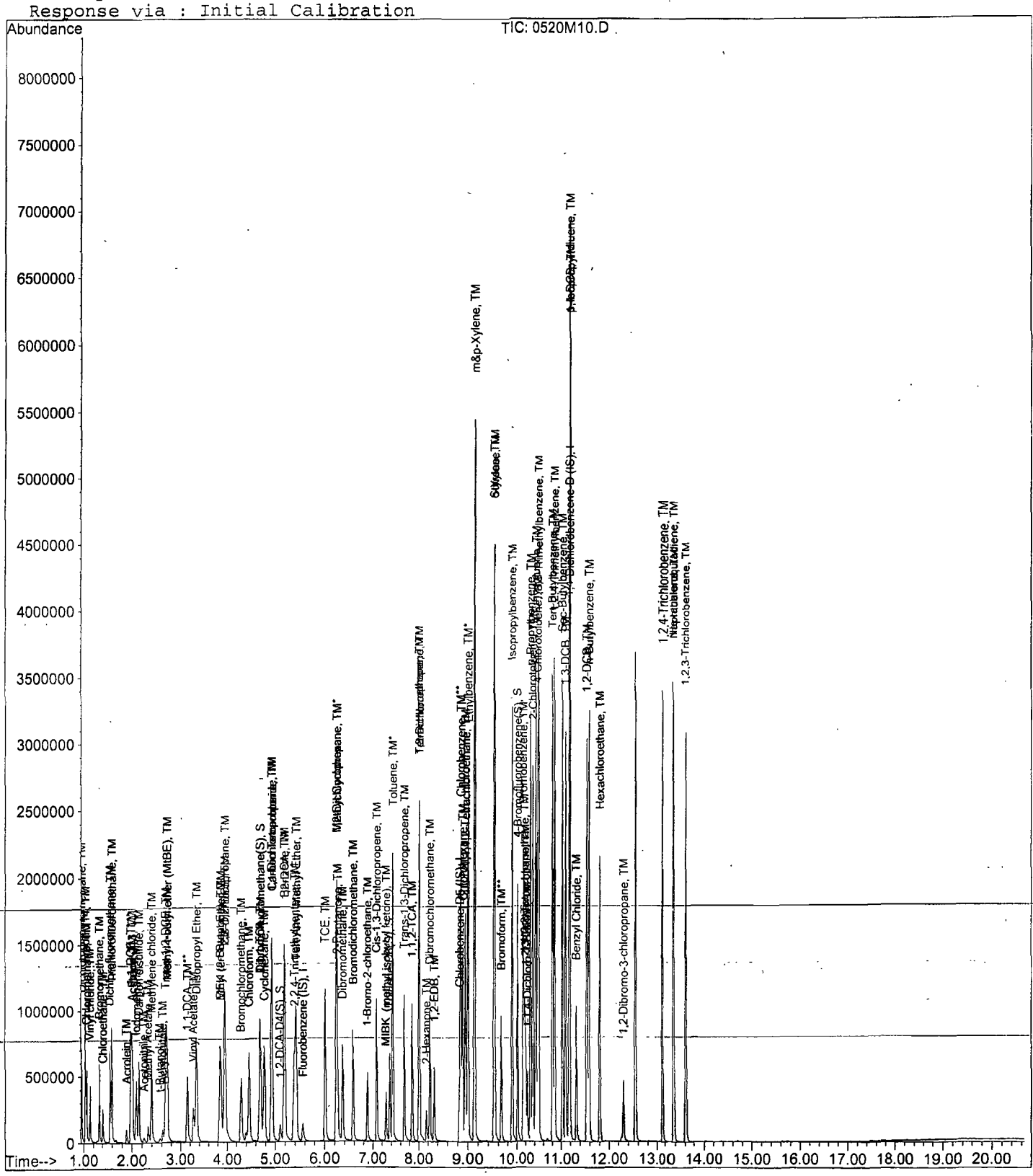

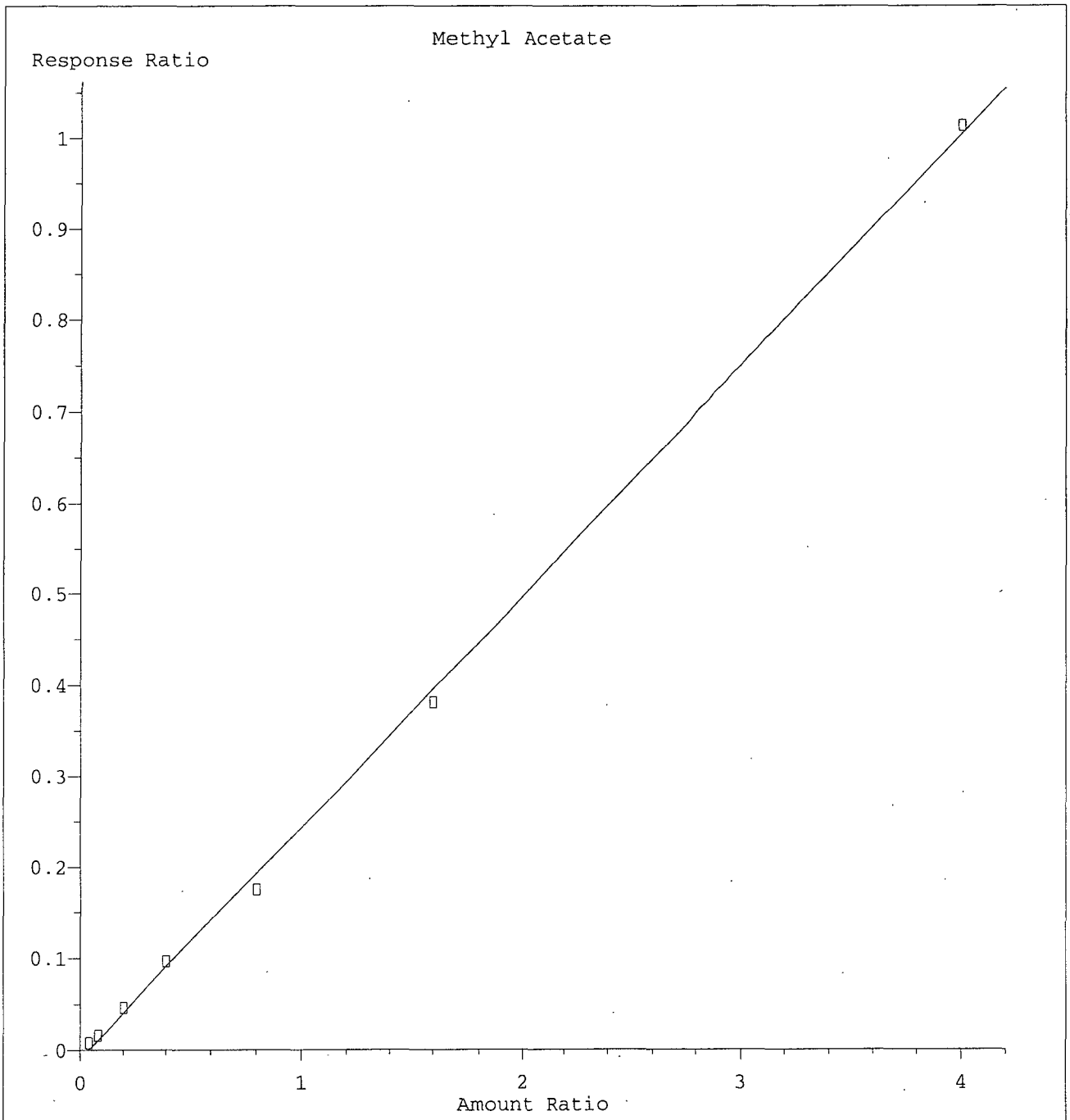

Resp Ratio = 2.54e-001 * Amt - 1.03e-002
Coef of Det (r^2) = 0.999 Curve Fit: Linear

Method Name: M:\MAX\DATA\210524\M0524W.M
Calibration Table Last Updated: Tue May 25 13:01:41 2021

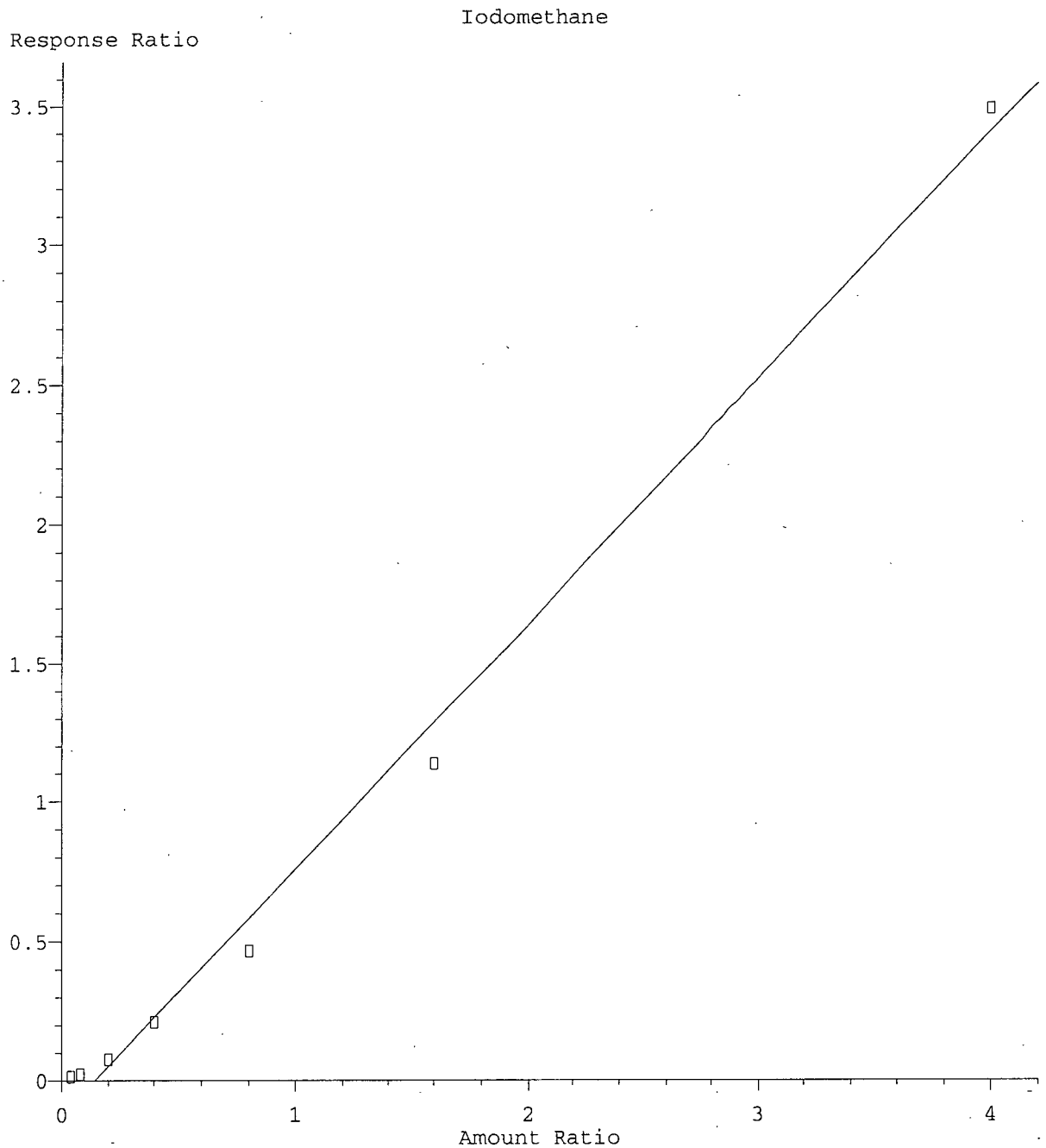

Resp Ratio = 8.84e-001 * Amt - 1.25e-001
Coef of Det (r^2) = 0.994 Curve Fit: Linear

Method Name: M:\MAX\DATA\210524\M0524W.M
Calibration Table Last Updated: Tue May 25 13:01:41 2021

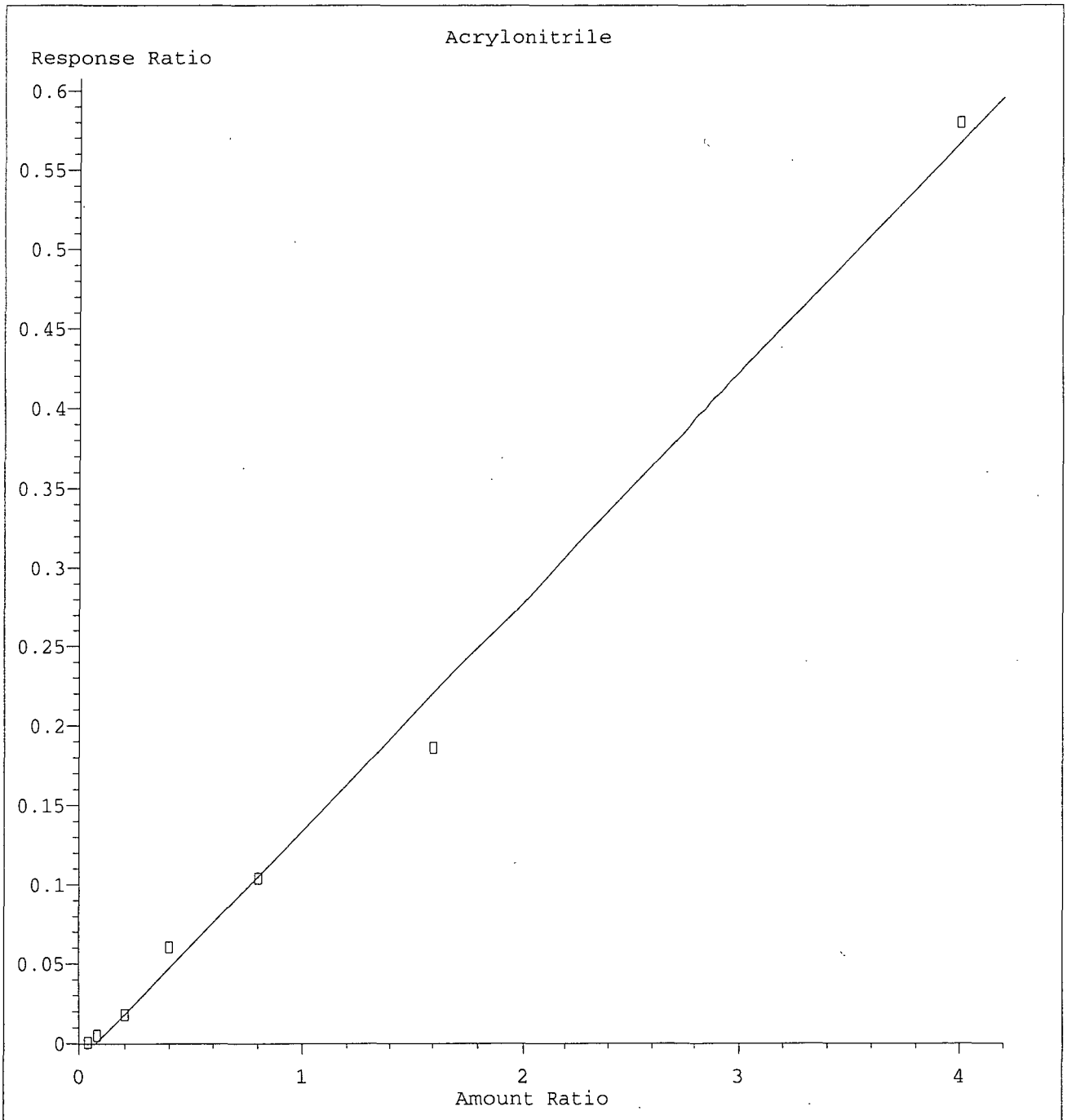

Resp Ratio = 1.45e-001 * Amt - 1.06e-002
Coef of Det (r^2) = 0.994 Curve Fit: Linear

Method Name: M:\MAX\DATA\210524\M0524W.M
Calibration Table Last Updated: Tue May 25 13:01:41 2021

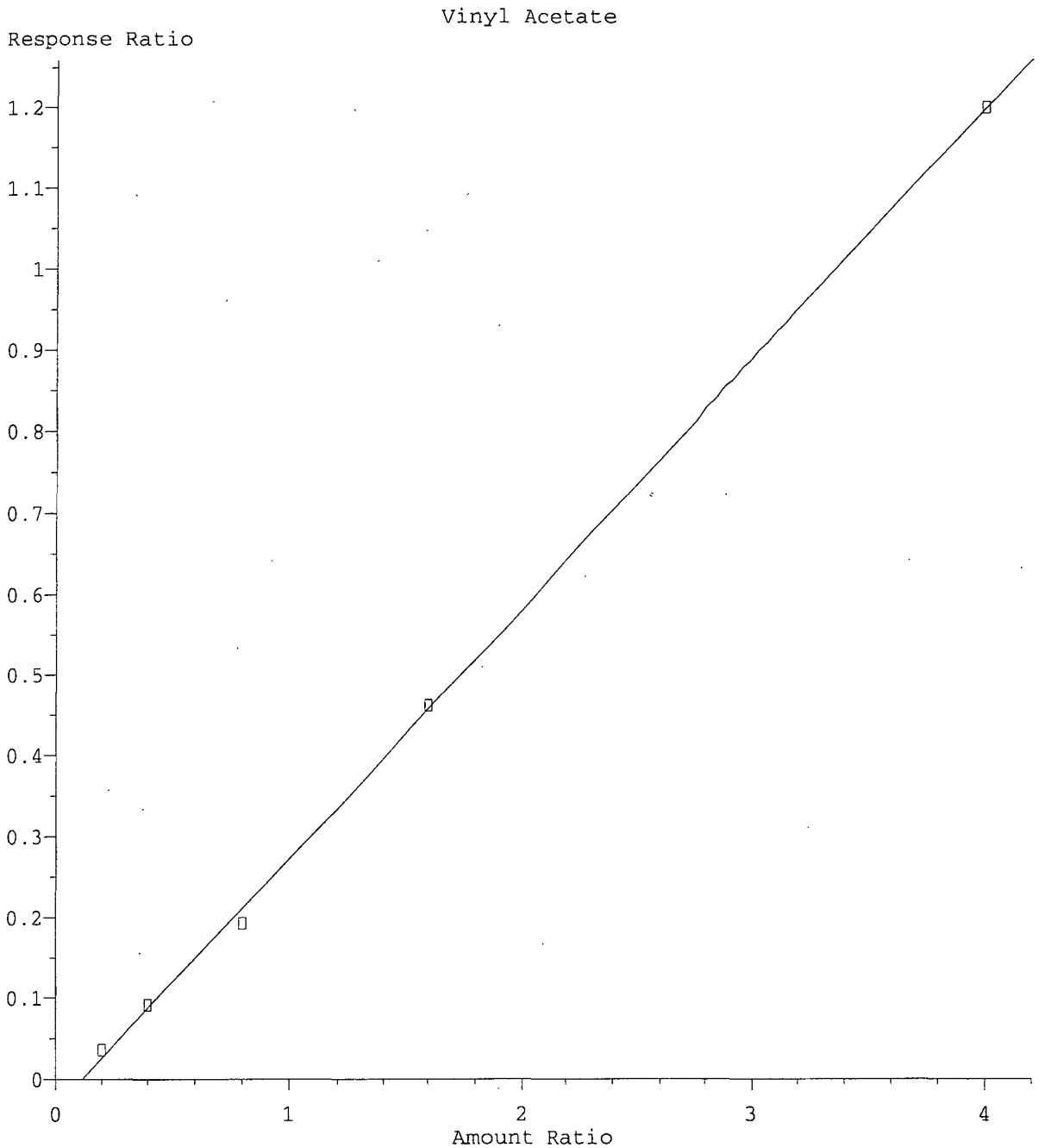

Resp Ratio = 3.08e-001 * Amt - 3.58e-002
Coef of Det (r^2) = 0.999 Curve Fit: Linear

Method Name: M:\MAX\DATA\210524\M0524W.M
Calibration Table Last Updated: Tue May 25 13:01:41 2021

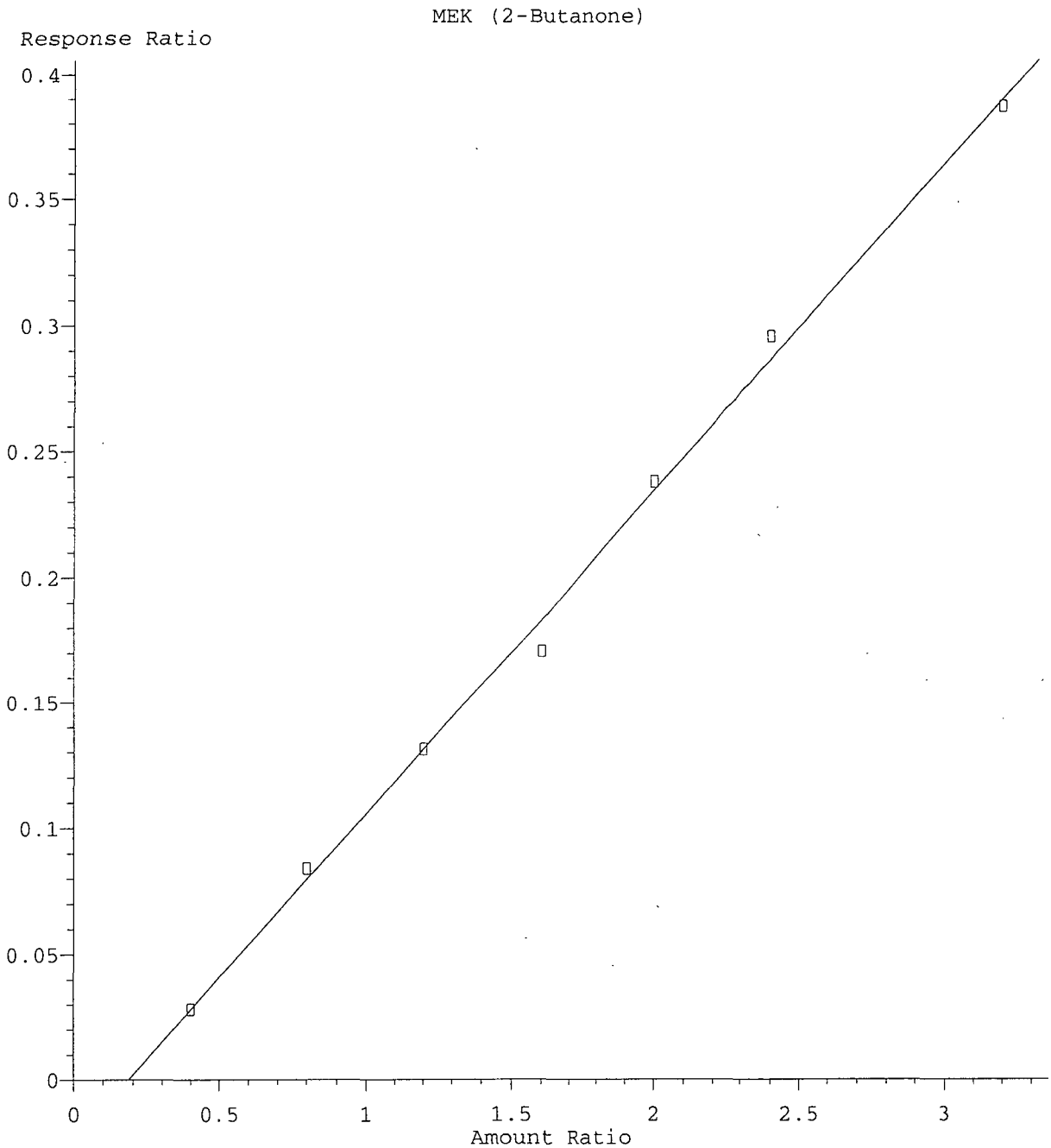

Resp Ratio = 1.29e-001 * Amt - 2.36e-002
Coef of Det (r^2) = 0.997 Curve Fit: Linear

Method Name: M:\MAX\DATA\210524\M0524W.M
Calibration Table Last Updated: Tue May 25 13:01:41 2021

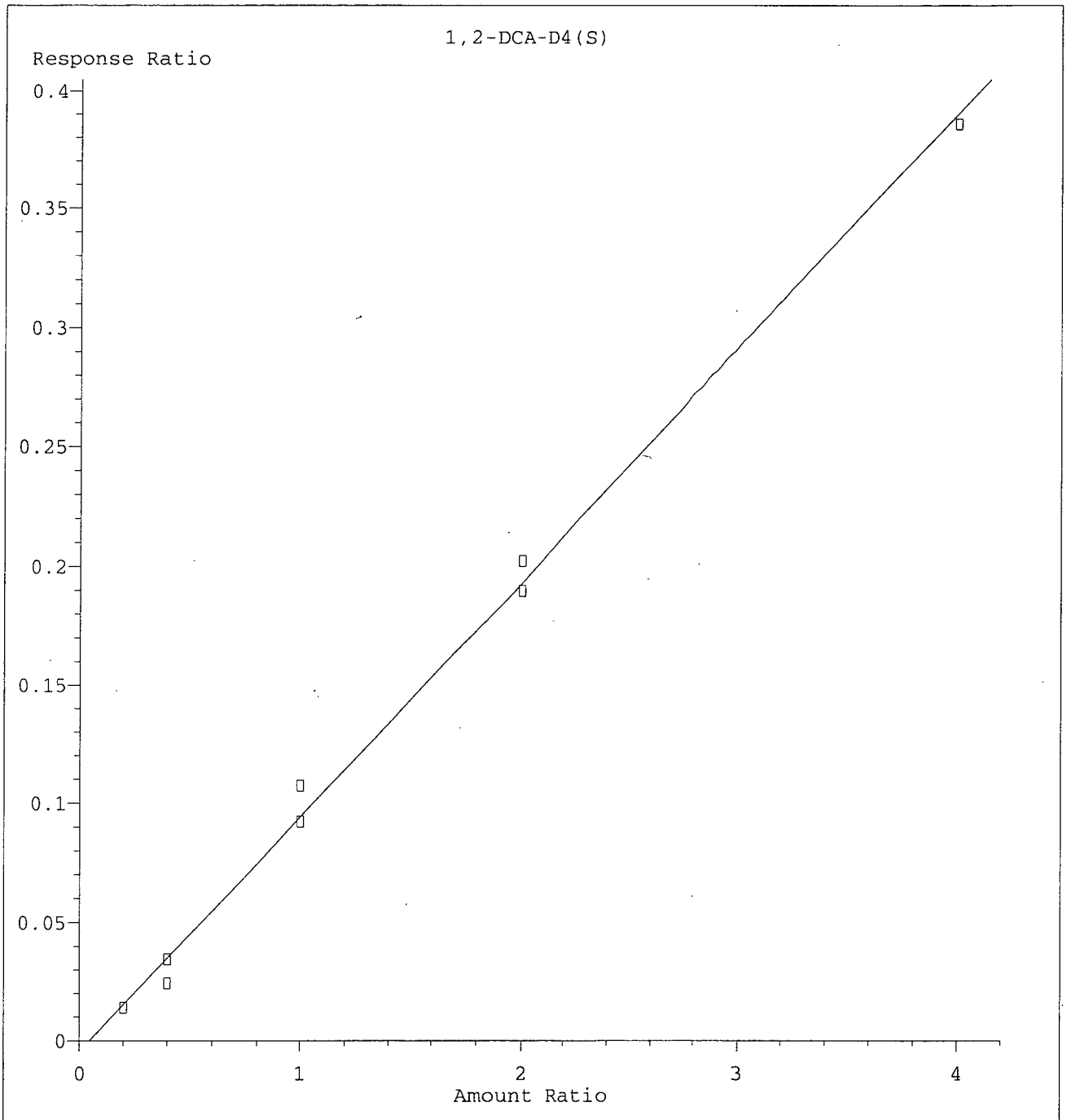

Resp Ratio = 9.87e-002 * Amt - 4.50e-003
Coef of Det (r^2) = 0.996 Curve Fit: Linear

Method Name: M:\MAX\DATA\210524\M0524W.M
Calibration Table Last Updated: Tue May 25 13:01:41 2021

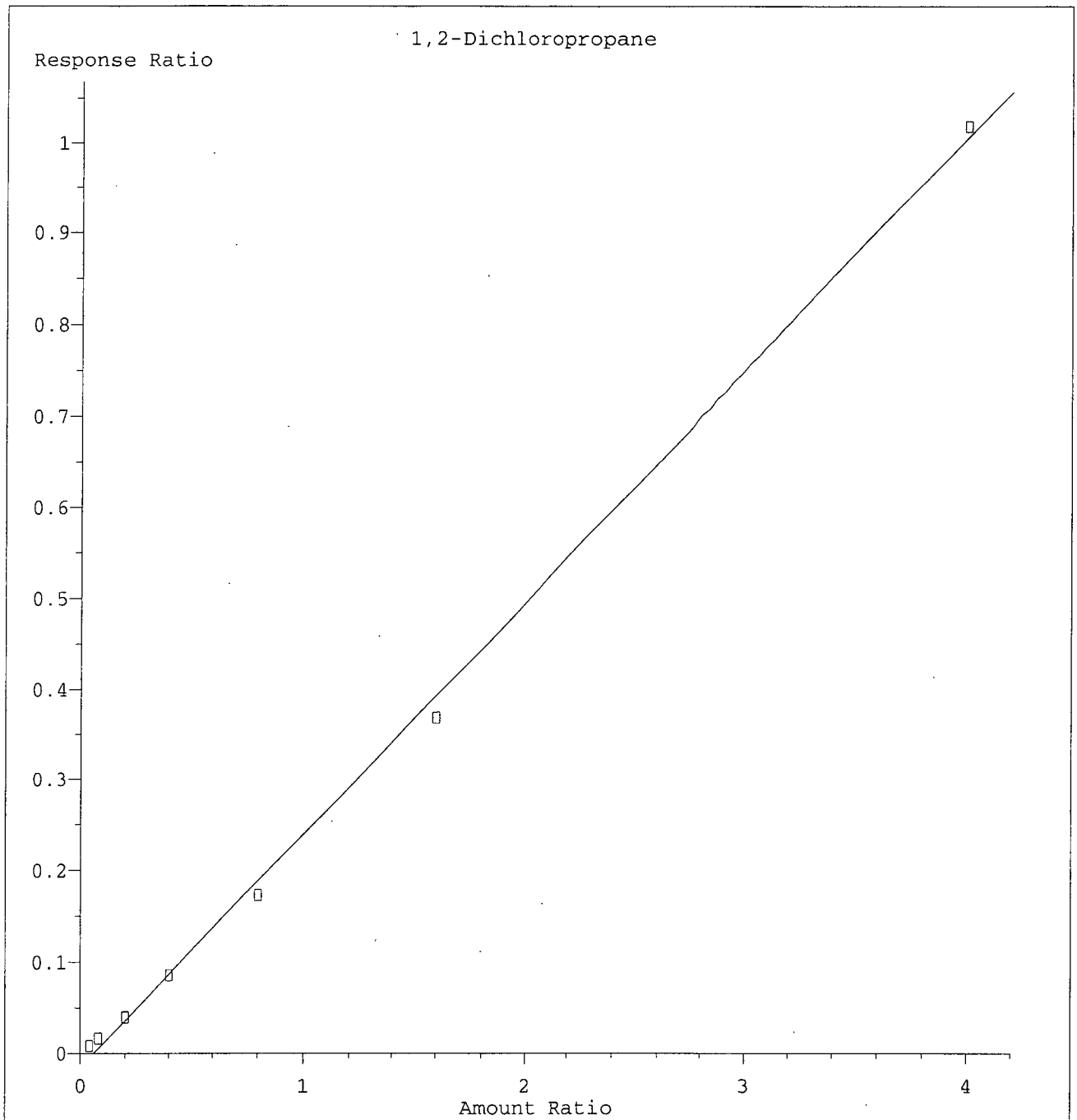

Resp Ratio = 2.55e-001 * Amt - 1.54e-002
Coef of Det (r^2) = 0.998 Curve Fit: Linear

Method Name: M:\MAX\DATA\210524\M0524W.M
Calibration Table Last Updated: Tue May 25 13:01:41 2021

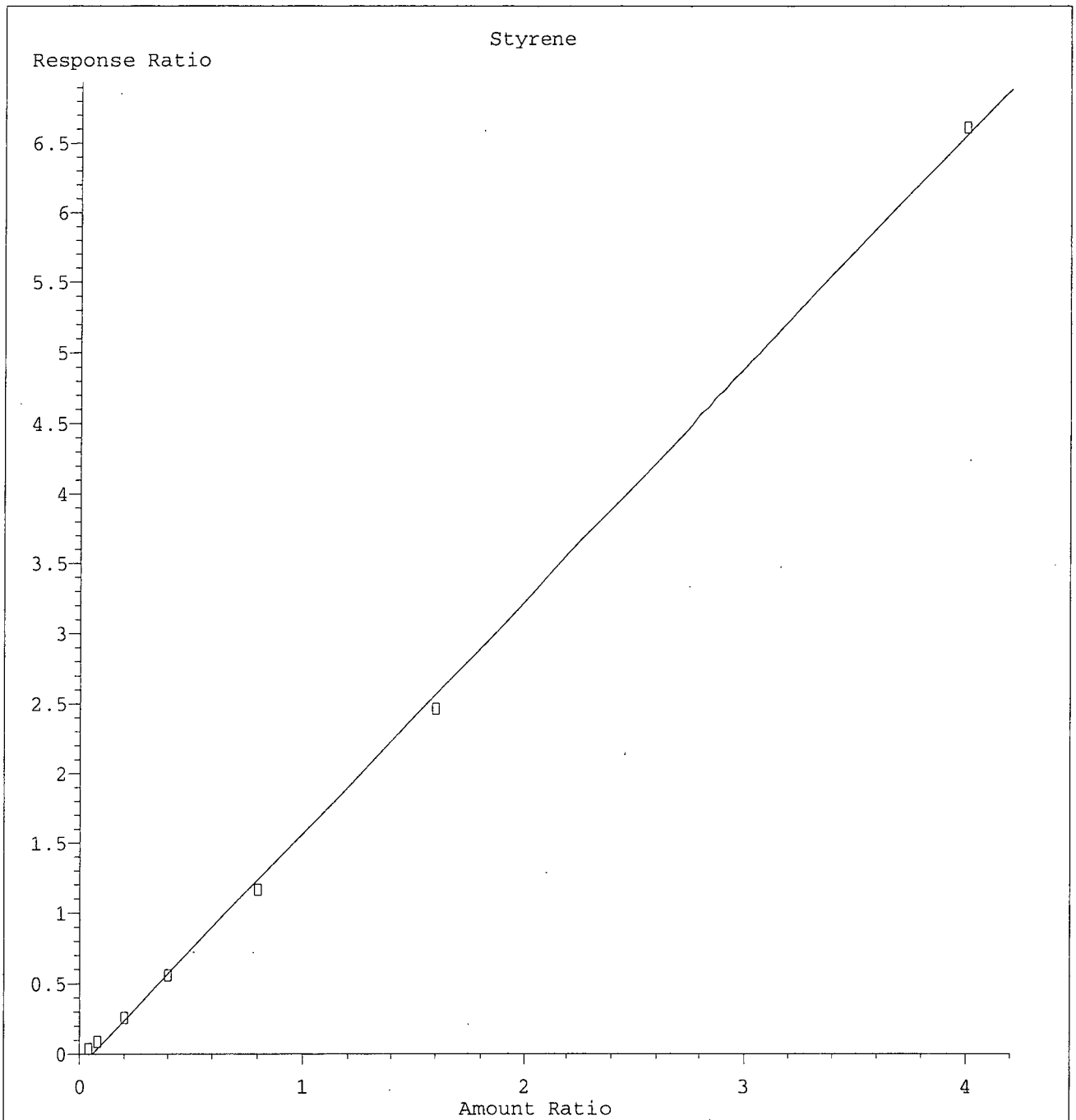

Resp Ratio = 1.66e+000 * Amt - 9.41e-002
Coef of Det (r^2) = 0.999 Curve Fit: Linear

Method Name: M:\MAX\DATA\210524\M0524W.M
Calibration Table Last Updated: Tue May 25 13:01:41 2021

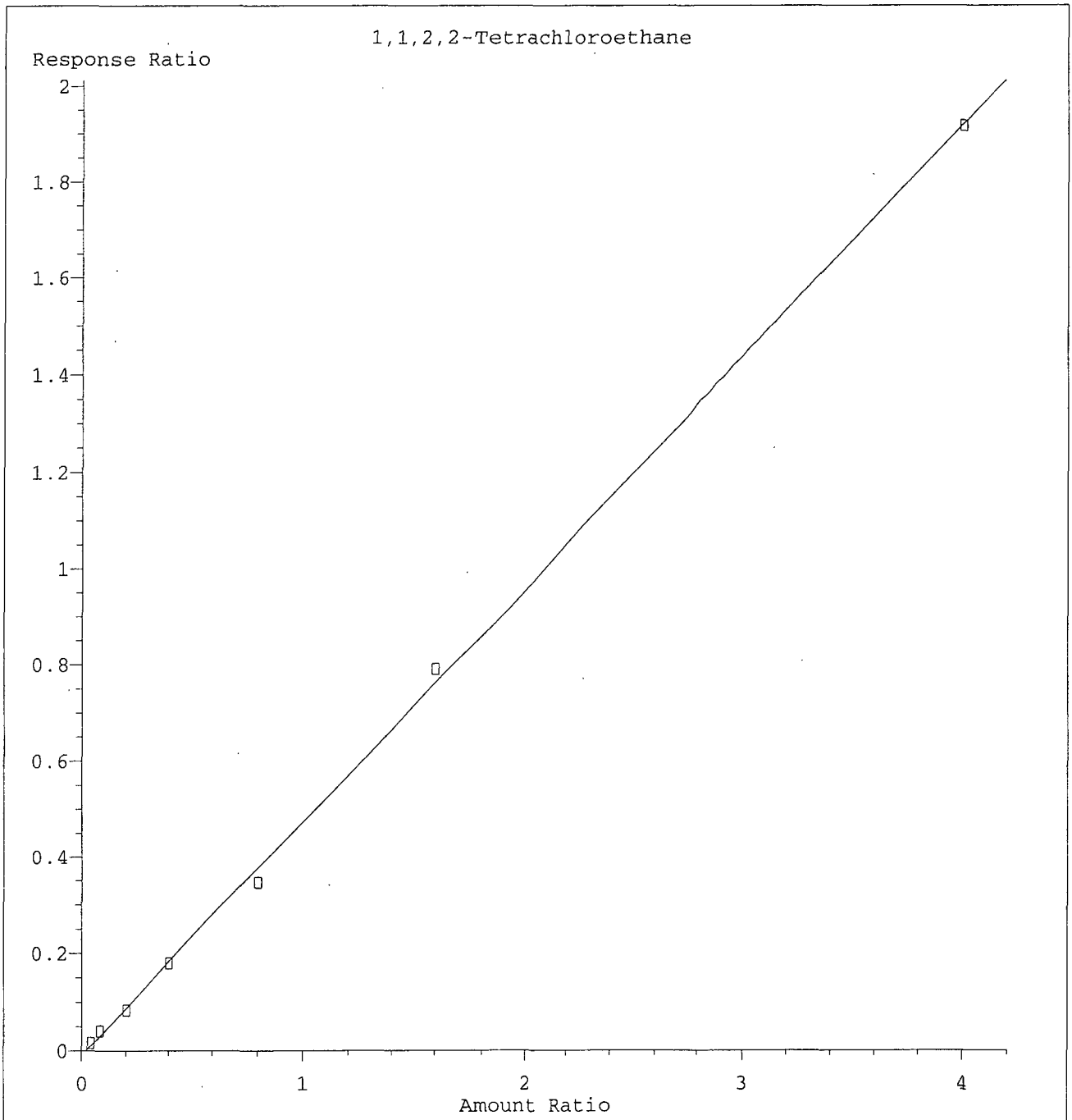

Resp Ratio = 4.82e-001 * Amt - 8.96e-003
Coef of Det (r^2) = 0.999 Curve Fit: Linear

Method Name: M:\MAX\DATA\210524\M0524W.M
Calibration Table Last Updated: Tue May 25 13:01:41 2021

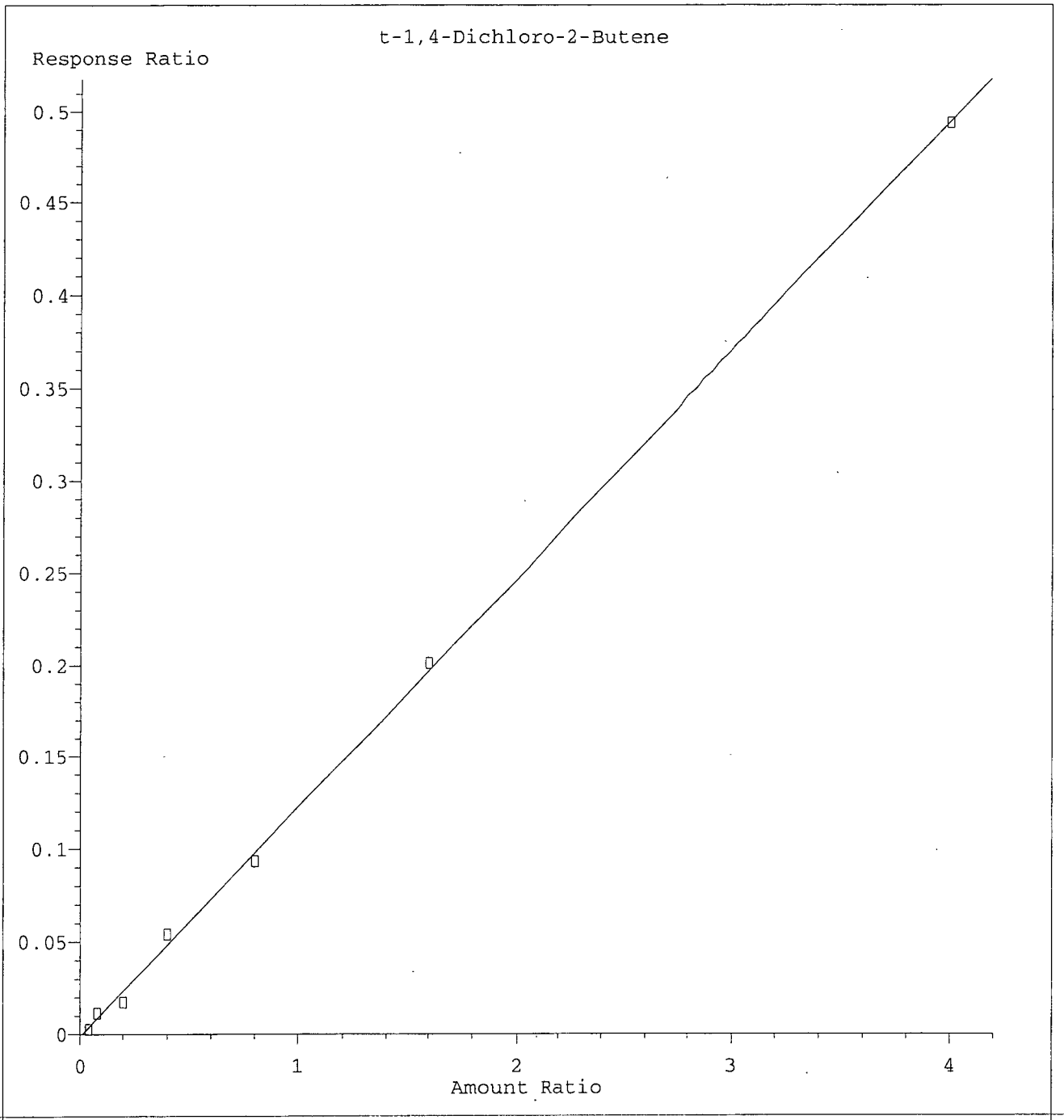

Resp Ratio = 1.24e-001 * Amt - 1.36e-003
Coef of Det (r^2) = 0.999 Curve Fit: Linear

Method Name: M:\MAX\DATA\210524\M0524W.M
Calibration Table Last Updated: Tue May 25 13:01:41 2021

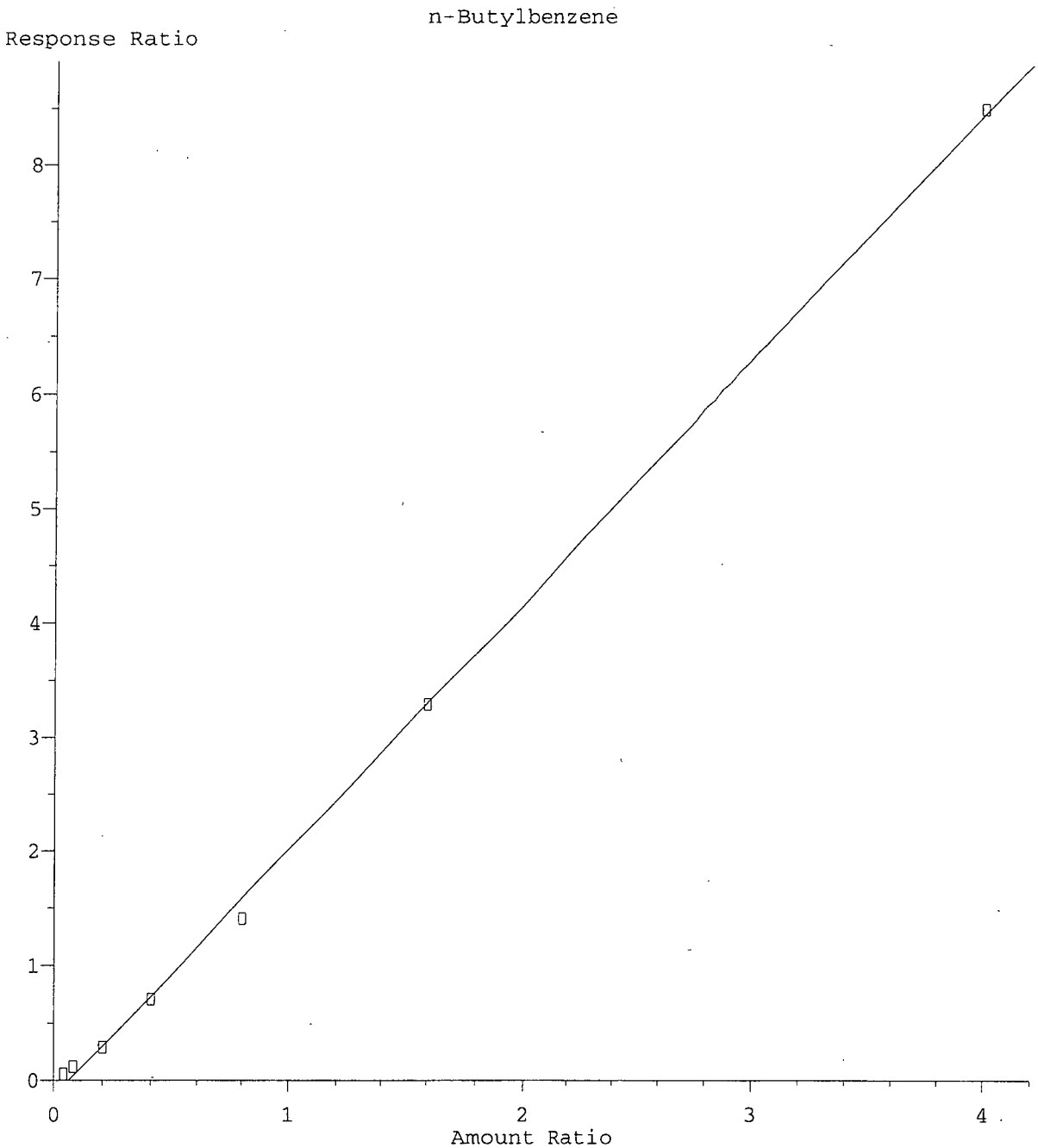

Resp Ratio = 2.15e+000 * Amt - 1.32e-001
Coef of Det (r^2) = 0.999 Curve Fit: Linear

Method Name: M:\MAX\DATA\210524\M0524W.M
Calibration Table Last Updated: Tue May 25 13:01:41 2021

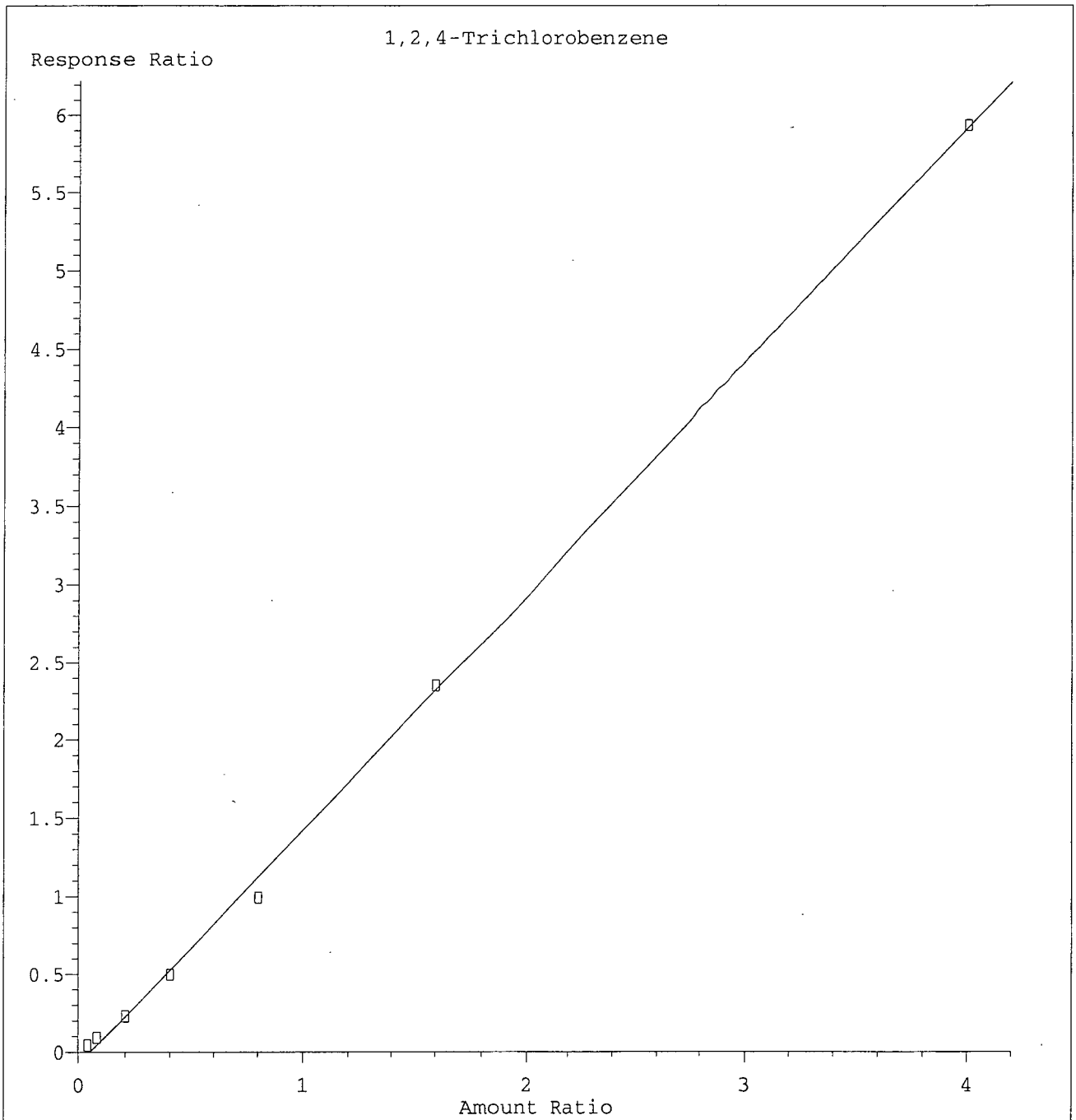

Resp Ratio = 1.50e+000 * Amt - 7.64e-002
Coef of Det (r^2) = 0.999 Curve Fit: Linear

Method Name: M:\MAX\DATA\210524\M0524W.M
Calibration Table Last Updated: Tue May 25 13:01:41 2021

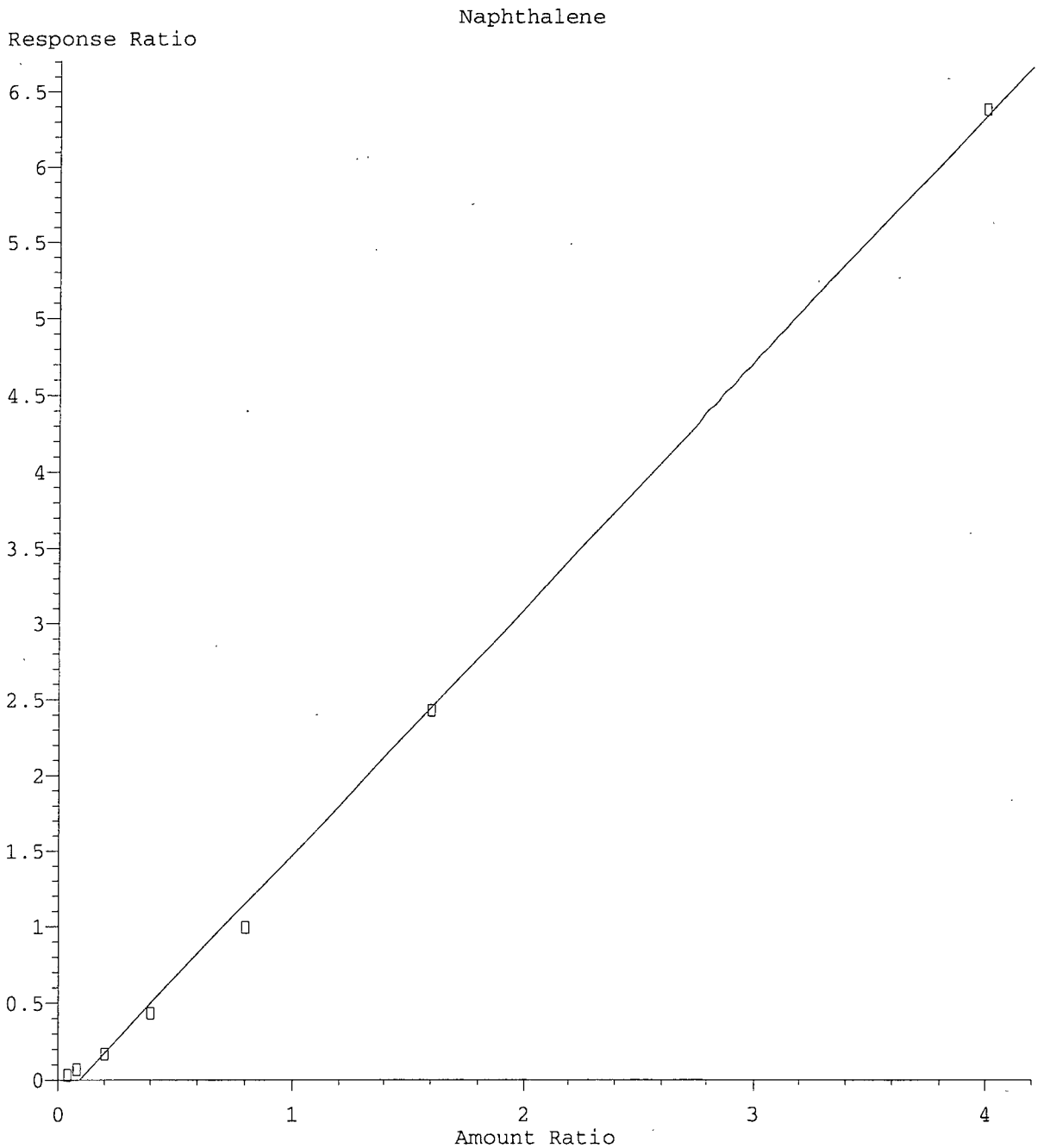

Resp Ratio = 1.62e+000 * Amt - 1.50e-001
Coef of Det (r^2) = 0.998 Curve Fit: Linear

Method Name: M:\MAX\DATA\210524\M0524W.M
Calibration Table Last Updated: Tue May 25 13:01:41 2021

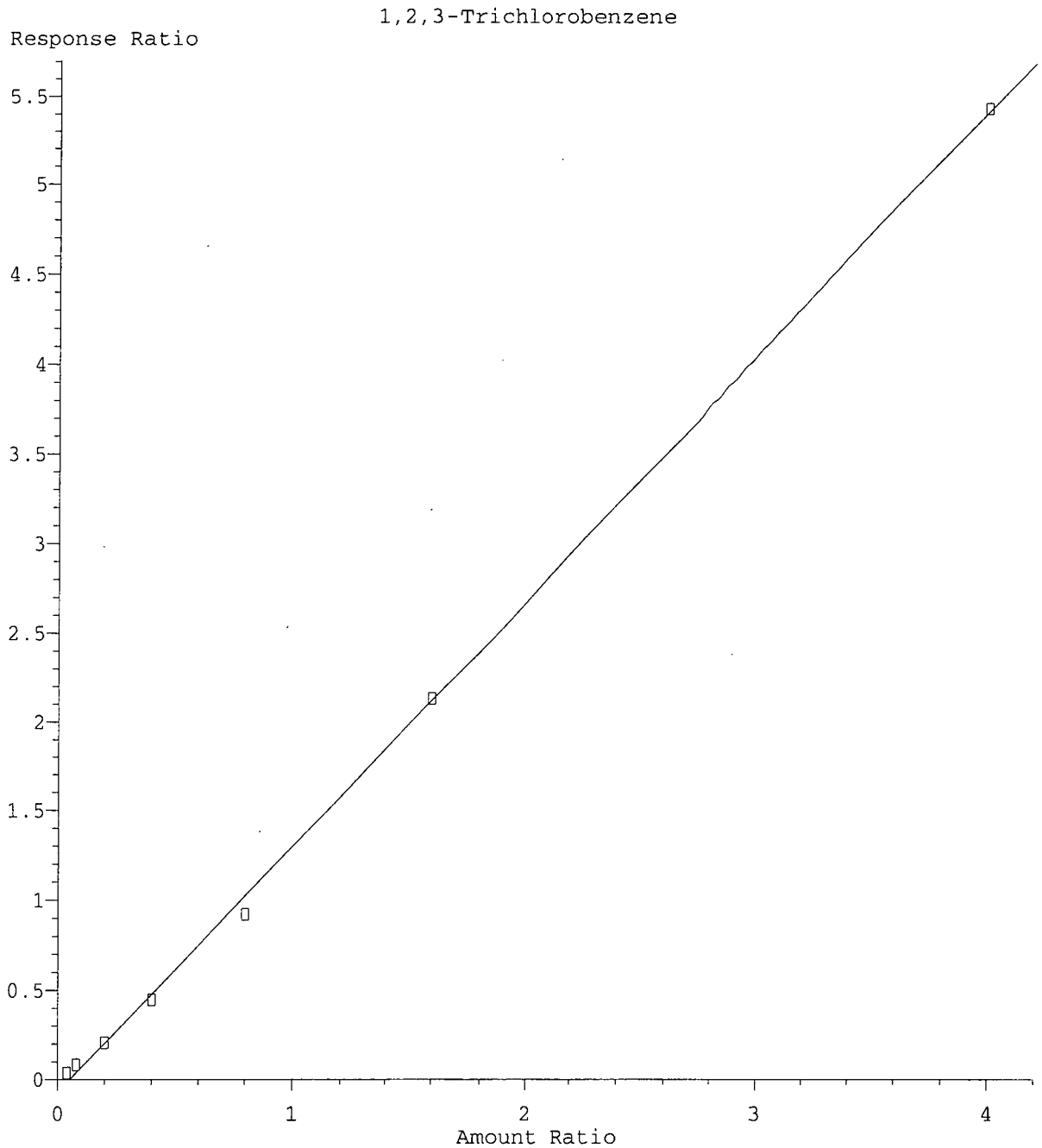

Resp Ratio = 1.37e+000 * Amt - 7.21e-002
Coef of Det (r^2) = 0.999 Curve Fit: Linear

Method Name: M:\MAX\DATA\210524\M0524W.M
Calibration Table Last Updated: Tue May 25 13:01:41 2021

VOLATILE ORGANIC ANALYSIS BY
EPA METHOD 8260B

Form 7

Second Source Calibration

Lab Name: APPL, Inc.
Case No:
Matrix: Water

SDG No:
Date Analyzed: 05/24/21
Instrument: Max
Initial Cal. Date: 05/24/21
Data File: 0520M12.D

		Compound	MEAN	CCRF	%D		%Drift
1	TM	Chlorotrifluoroethene	0.0000	0.0137	0.00	TM	
2	TM	Dichlorodifluoromethane	0.7598	0.7861	3.5	TM	
3	TM	Freon 114	0.5267	0.4604	13	TM	
4	TM**	Chloromethane	0.4680	0.4388	6.2	TM**	
5	TM*	Vinyl chloride	0.4249	0.4281	0.76	TM*	
6	TM	2-Chloro-1,1,1-trifluoroethane	0.0000	0.0023	0.00	TM	
7	TM	Bromomethane	0.2980	0.3168	6.3	TM	
8	TM	Chloroethane	0.2020	0.1818	10.0	TM	
9	TM	Dichlorofluoromethane	0.8460	0.8559	1.2	TM	
10	TM	Trichlorofluoromethane	0.9520	1.016	6.7	TM	
11	TM	2,2-Dichloro-1,1,1-trifluoroethane	0.0000	0.0029	0.00	TM	
12	TM	Acrolein	0.0295	0.0328	11	TM	
13	TM	Acetone	0.1041	0.1058	1.6	TM	
14	TM	Freon-113	0.5172	0.5489	6.1	TM	
15	TM	Acetonitrile	0.0281	0.0306	9.1	TM	
16	TM	2-propanol	0.0000	0.0017	0.00	TM	
17	TM*	1,1-DCE	0.6589	0.7016	6.5	TM*	
18	TM	t-Butanol	0.0266	0.0253	4.8	TM	
19	TML	Methyl Acetate	0.2244	0.2389	6.5	TML	4.3
20	TML	Iodomethane	0.5291	0.5153	2.6	TML	6.3
21	TML	Acrylonitrile	0.1028	0.1005	2.2	TML	12
22	TM	2-Methylpentane	0.0000	0.0067	0.00	TM	
23	TM	Methylene chloride	0.5780	0.6079	5.2	TM	
24	TM	Carbon disulfide	0.7683	0.8044	4.7	TM	
25	TM	Methyl t-butyl ether (MtBE)	1.601	1.726	7.8	TM	
26	TM	Trans-1,2-DCE	0.5168	0.5543	7.3	TM	
27	TM	3-Methylpentane	0.0000	0.2792	0.00	TM	
28	TM	Diisopropyl Ether	1.155	1.231	6.6	TM	
29	TM**	1,1-DCA	0.8202	0.9092	11	TM**	
30	TML	Vinyl Acetate	0.2471	0.2517	1.8	TML	11
31	TM	Ethyl tert Butyl Ether	1.473	1.570	6.6	TM	
32	TML	Methylcyclopentane	0.0000	0.0040	0.00	TML	
33	TML	MEK (2-Butanone)	0.1077	0.1303	21	TML	9.9
34	TM	Cis-1,2-DCE	0.5867	0.5920	0.89	TM	
35	TM	2,2-Dichloropropane	0.9946	1.020	2.6	TM	
36	TM*	Chloroform	1.109	1.198	8.0	TM*	
37	TM	Bromochloromethane	0.4703	0.5188	10	TM	
38	TM	1,1,1-TCA	1.162	1.281	10	TM	
39	TM	Cyclohexane	0.3491	0.3470	0.60	TM	
40	TM	1,1-Dichloropropene	0.6711	0.7825	17	TM	
		Average			5.5		

VOLATILE ORGANIC ANALYSIS BY
EPA METHOD 8260B

Form 7

Second Source Calibration

Lab Name: APPL, Inc.
Case No:
Matrix: Water

SDG No:
Date Analyzed: 05/24/21
Instrument: Max
Cal. Date: 05/24/21
Data File: 0520M12.D

		Compound	MEAN	CCRF	%D		%Drift
41	TM	2,2,4-Trimethylpentane	1.105	1.123	1.6	TM	
42	TM	Carbon Tetrachloride	1.116	1.160	4.0	TM	
43	TM	Tert Amyl Methyl Ether	1.484	1.613	8.7	TM	
44	TM	1,2-DCA	0.9602	1.018	6.0	TM	
45	TM	Benzene	1.918	2.017	5.2	TM	
46	TM	TCE	0.5844	0.6580	13	TM	
47	TM	2-Pentanone	0.2489	0.2751	11	TM	
48	TM*L	1,2-Dichloropropane	0.2176	0.2308	6.0	TM*L	5.5
49	TM	Bromodichloromethane	0.9111	0.9964	9.4	TM	
50	TM	Methyl Cyclohexane	0.7665	0.7716	0.67	TM	
51	TM	Dibromomethane	0.3442	0.3625	5.3	TM	
52	TM	MIBK (methyl isobutyl ketone)	0.3141	0.3468	10	TM	
53	TM	1-Bromo-2-chloroethane	0.1353	0.1338	1.1	TM	
54	TM	2-Chloroethyl vinyl ether	0.0000	0.0012	0.00	TM	
55	TM	Cis-1,3-Dichloropropene	0.5130	0.5507	7.3	TM	
56	TM*	Toluene	2.479	2.579	4.1	TM*	
57	TM	Trans-1,3-Dichloropropene	0.9195	0.9842	7.0	TM	
58	TM	1,1,2-TCA	0.3703	0.4111	11	TM	
59	TM	2-Hexanone	0.2075	0.2379	15	TM	
60	TM	1,2-EDB	0.3783	0.4547	20	TM	
61	TM	Tetrachloroethene	0.3299	0.3535	7.1	TM	
62	TM	1-Chlorohexane	0.4647	0.5159	11	TM	
63	TM	1,1,1,2-Tetrachloroethane	0.5566	0.5638	1.3	TM	
64	TM	m&p-Xylene	0.8304	0.9369	13	TM	
65	TM	o-Xylene	0.8271	0.8892	7.5	TM	
66	TML	Styrene	1.341	1.531	14	TML	6.2
67	TM	1,3-Dichloropropane	0.5592	0.5932	6.1	TM	
68	TM	Dibromochloromethane	0.5701	0.6508	14	TM	
69	TM**	Chlorobenzene	1.307	1.393	6.6	TM**	
70	TM*	Ethylbenzene	1.983	2.240	13	TM*	
71	TM**	Bromoform	0.4997	0.5529	11	TM**	
72	TM	Isopropylbenzene	2.485	2.685	8.1	TM	
73	TM**L	1,1,2,2-Tetrachloroethane	0.4554	0.4869	6.9	TM**L	5.6
74	TM	1,2,3-Trichloropropane	0.2123	0.2232	5.1	TM	
75	TML	t-1,4-Dichloro-2-Butene	0.1137	0.1097	3.5	TML	8.8
76	TM	Bromobenzene	0.8519	0.9465	11	TM	
77	TM	n-Propylbenzene	2.561	2.857	12	TM	
78	TM	4-Ethyltoluene	2.505	2.660	6.2	TM	
79	TM	2-Chlorotoluene	1.735	1.778	2.5	TM	
80	TM	1,3,5-Trimethylbenzene	2.267	2.492	9.9	TM	
		Average			7.9		

VOLATILE ORGANIC ANALYSIS BY
EPA METHOD 8260B

Form 7

Second Source Calibration

Lab Name: APPL, Inc.
Case No:
Matrix: Water

SDG No:
Date Analyzed: 05/24/21
Instrument: Max
Cal. Date: 05/24/21
Data File: 0520M12.D

		Compound	MEAN	CCRF	%D		%Drift
81	TM	4-Chlorotoluene	2.118	2.222	4.9	TM	
82	TM	Tert-Butylbenzene	1.338	1.505	12	TM	
83	TM	1,2,4-Trimethylbenzene	2.224	2.513	13	TM	
84	TM	Sec-Butylbenzene	2.563	2.774	8.2	TM	
85	TM	p-Isopropyltoluene	2.557	2.841	11	TM	
86	TM	Benzyl Chloride	0.7888	0.6966	12	TM	
87	TM	1,3-DCB	1.536	1.646	7.1	TM	
88	TM	1,4-DCB	1.595	1.762	10	TM	
89	TML	n-Butylbenzene	1.718	1.885	9.7	TML	3.2
90	TM	1,2-DCB	1.516	1.645	8.5	TM	
91	TM	Hexachloroethane	0.4386	0.4362	0.53	TM	
92	TM	1,2-Dibromo-3-chloropropane	0.1784	0.2007	12	TM	
93	TML	1,2,4-Trichlorobenzene	1.260	1.318	4.6	TML	0.70
94	TM	Hexachlorobutadiene	0.7419	0.8324	12	TM	
95	TML	Naphthalene	1.131	1.313	16	TML	3.9
96	TML	1,2,3-Trichlorobenzene	1.140	1.343	18	TML	11
97							
98							
99							
100							
101							
102							
103							
104							
105							
106							
107							
108							
109							
110							
111							
112							
113							
114							
115							
116							
117							
118							
119							
120							
		Average			10.0		

Quantitation Report (Not Reviewed)

Data File : M:\MAX\DATA\210524\0520M12.D
Acq On : 24 May 21 16:03
Sample : (SS) 10ug/L VOC STD 5/24/21
Misc : IS&S 9/22/20

Vial: 12
Operator: LP,DG,CH
Inst : Max
Multiplr: 1.00

Quant Time: May 25 14:05 2021 Quant Results File: M0524W.RES

Quant Method : M:\MAX\DATA\210524\M0524W.M (RTE Integrator)
Title : METHOD 8260B
Last Update : Tue May 25 13:01:41 2021
Response via : Initial Calibration
DataAcq Meth : M8260

Internal Standards	R.T.	QIon	Response	Conc	Units		Dev(Min)
1) Fluorobenzene (IS)	5.56	96	129543	25.00	ppb		0.00
63) Chlorobenzene-D5 (IS)	8.84	117	188705	25.00	ppb		0.00
78) 1,4-Dichlorobenzene-D (IS)	11.17	152	171300	25.00	ppb		0.00
System Monitoring Compounds							
39) Dibromofluoromethane(S)	4.69	111	35735	28.20	ppb		0.00
Spiked Amount 25.000			Recovery	=	112.780%		
44) 1,2-DCA-D4(S)	5.11	65	12835	26.23	ppb		0.00
Spiked Amount 25.000			Recovery	=	104.928%		
64) Toluene-D8(S)	7.37	98	108908	27.52	ppb		0.00
Spiked Amount 25.000			Recovery	=	110.064%		
72) 4-Bromofluorobenzene(S)	10.03	95	120214	28.33	ppb		0.00
Spiked Amount 25.000			Recovery	=	113.332%		
Target Compounds							Qvalue
3) Dichlorodifluoromethane	0.96	85	40736	10.35	ppb		92
4) Freon 114	1.04	85	23855	8.74	ppb		97
5) Chloromethane	1.07	50	22737	9.38	ppb		96
6) Vinyl chloride	1.14	62	22182	10.08	ppb		100
8) Bromomethane	1.34	94	16416	10.63	ppb		95
9) Chloroethane	1.42	64	9420	9.00	ppb		94
10) Dichlorofluoromethane	1.55	67	44348	10.12	ppb	#	83
11) Trichlorofluoromethane	1.60	101	52647	10.67	ppb		100
13) Acrolein	1.89	56	21232	139.02	ppb	#	71
14) Acetone	2.02	43	27411	50.82	ppb		98
15) Freon-113	2.01	151	28444	10.61	ppb		92
16) Acetonitrile	2.24	41	19850	136.44	ppb	#	81
18) 1,1-DCE	1.98	61	36354	10.65	ppb	#	96
19) t-Butanol	2.56	59	16389	118.99	ppb	#	70
20) Methyl Acetate	2.34	43	12379	10.43	ppb		95
21) Iodomethane	2.09	142	26701	9.37	ppb		96
22) Acrylonitrile	2.65	53	5206	8.78	ppb	#	70
24) Methylene chloride	2.40	84	31498	10.52	ppb		89
25) Carbon disulfide	2.14	76	41680	10.47	ppb		95
26) Methyl t-butyl ether (MtBE	2.72	73	89430	10.78	ppb		96
27) Trans-1,2-DCE	2.69	96	28722	10.73	ppb		95
29) Diisopropyl Ether	3.34	45	63800	10.66	ppb		95
30) 1,1-DCA	3.15	63	47114	11.09	ppb	#	95
31) Vinyl Acetate	3.29	43	13040	11.05	ppb	#	89
32) Ethyl tert Butyl Ether	3.86	59	81338	10.66	ppb		98
34) MEK (2-Butanone)	4.03	43	33760	54.96	ppb		87
35) Cis-1,2-DCE	3.96	96	30674	10.09	ppb		86
36) 2,2-Dichloropropane	3.96	77	52873	10.26	ppb		93
37) Chloroform	4.47	83	62080	10.80	ppb		87
38) Bromochloromethane	4.30	130	26882	11.03	ppb	#	90
40) 1,1,1-TCA	4.70	97	66372	11.03	ppb		96
41) Cyclohexane	4.77	41	17979	9.94	ppb	#	68
42) 1,1-Dichloropropene	4.94	75	40549	11.66	ppb		91
43) 2,2,4-Trimethylpentane	5.39	57	58197	10.16	ppb		96
45) Carbon Tetrachloride	4.93	117	60124	10.40	ppb		96
46) Tert Amyl Methyl Ether	5.43	73	83578	10.87	ppb		98
47) 1,2-DCA	5.21	62	52753	10.60	ppb		96
48) Benzene	5.19	78	104527	10.52	ppb		95
49) TCE	6.01	95	34095	11.26	ppb		78

(#) = qualifier out of range (m) = manual integration

Quantitation Report (Not Reviewed)

Data File : M:\MAX\DATA\210524\0520M12.D
Acq On : 24 May 21 16:03
Sample : (SS) 10ug/L VOC STD 5/24/21
Misc : IS&S 9/22/20

Vial: 12
Operator: LP,DG,CH
Inst : Max
Multiplr: 1.00

Quant Time: May 25 14:05 2021 Quant Results File: M0524W.RES

Quant Method : M:\MAX\DATA\210524\M0524W.M (RTE Integrator)
Title : METHOD 8260B
Last Update : Tue May 25 13:01:41 2021
Response via : Initial Calibration
DataAcq Meth : M8260

	Compound	R.T.	QIon	Response	Conc	Unit		Qvalue
50)	2-Pentanone	6.27	43	178217	138.16	ppb		96
51)	1,2-Dichloropropane	6.24	63	11957	10.55	ppb	#	92
52)	Bromodichloromethane	6.58	83	51633	10.94	ppb		93
53)	Methyl Cyclohexane	6.24	83	39984	10.07	ppb		92
54)	Dibromomethane	6.36	93	18786	10.53	ppb		85
55)	MIBK (methyl isobutyl ket	7.29	43	89862	55.22	ppb		97
56)	1-Bromo-2-chloroethane	6.89	144	6933	9.89	ppb		97
58)	Cis-1,3-Dichloropropene	7.09	39	28534	10.73	ppb		96
59)	Toluene	7.44	91	133647	10.41	ppb		96
60)	Trans-1,3-Dichloropropene	7.69	75	50998	10.70	ppb		98
61)	1,1,2-TCA	7.86	83	21300	11.10	ppb		92
62)	2-Hexanone	8.17	43	61624	57.31	ppb		95
65)	1,2-EDB	8.34	107	34318	12.02	ppb		99
66)	Tetrachloroethene	8.01	164	26680	10.71	ppb		97
67)	1-Chlorohexane	8.90	91	38942	11.10	ppb		93
68)	1,1,1,2-Tetrachloroethane	8.96	131	42559	10.13	ppb		99
69)	m&p-Xylene	9.13	106	141437	22.57	ppb		95
70)	o-Xylene	9.52	106	67116	10.75	ppb		97
71)	Styrene	9.53	104	115587	10.62	ppb		99
73)	1,3-Dichloropropane	8.02	76	44779	10.61	ppb		89
74)	Dibromochloromethane	8.24	129	49120	11.41	ppb		98
75)	Chlorobenzene	8.87	112	105151	10.66	ppb		98
76)	Ethylbenzene	9.01	91	169046	11.29	ppb		92
77)	Bromoform	9.67	173	41735	11.06	ppb		92
79)	Isopropylbenzene	9.90	105	184000	10.81	ppb		100
80)	1,1,2,2-Tetrachloroethane	10.18	83	33365	10.56	ppb		92
81)	1,2,3-Trichloropropane	10.20	110	15292	10.51	ppb		100
82)	t-1,4-Dichloro-2-Butene	10.24	53	7520	9.12	ppb		80
83)	Bromobenzene	10.15	156	64851	11.11	ppb		99
84)	n-Propylbenzene	10.31	91	195791	11.16	ppb		96
85)	4-Ethyltoluene	10.43	105	182292	10.62	ppb		97
86)	2-Chlorotoluene	10.37	91	121847	10.25	ppb		86
87)	1,3,5-Trimethylbenzene	10.50	105	170722	10.99	ppb		98
88)	4-Chlorotoluene	10.48	91	152269	10.49	ppb		97
89)	Tert-Butylbenzene	10.81	119	103128	11.25	ppb		95
90)	1,2,4-Trimethylbenzene	10.86	105	172197	11.30	ppb		96
91)	Sec-Butylbenzene	11.03	105	190097	10.82	ppb		94
92)	p-Isopropyltoluene	11.19	119	194657	11.11	ppb		98
93)	Benzyl Chloride	11.33	91	47734	8.83	ppb		92
94)	1,3-DCB	11.10	146	112776	10.71	ppb		96
95)	1,4-DCB	11.19	146	120723	11.05	ppb		97
96)	n-Butylbenzene	11.59	91	129175	10.32	ppb		99
97)	1,2-DCB	11.55	146	112744	10.85	ppb		96
98)	Hexachloroethane	11.81	117	29890	9.95	ppb		88
99)	1,2-Dibromo-3-chloropropan	12.31	157	13750	11.25	ppb	#	90
100)	1,2,4-Trichlorobenzene	13.15	180	90331	10.07	ppb		85
101)	Hexachlorobutadiene	13.35	225	57034	11.22	ppb		98
102)	Naphthalene	13.37	128	89944	10.39	ppb		100
103)	1,2,3-Trichlorobenzene	13.62	180	92008	11.10	ppb		94

(#) = qualifier out of range (m) = manual integration

Quantitation Report

Data File : M:\MAX\DATA\210524\0520M12.D
Acq On : 24 May 21 16:03
Sample : (SS) 10ug/L VOC STD 5/24/21
Misc : IS&S 9/22/20

Vial: 12
Operator: LP,DG,CH
Inst : Max
Multiplr: 1.00

Quant Time: May 25 14:05 2021

Quant Results File: M0524W.RES

Method : M:\MAX\DATA\210524\M0524W.M (RTE Integrator)
Title : METHOD 8260B
Last Update : Tue May 25 13:01:41 2021
Response via : Initial Calibration

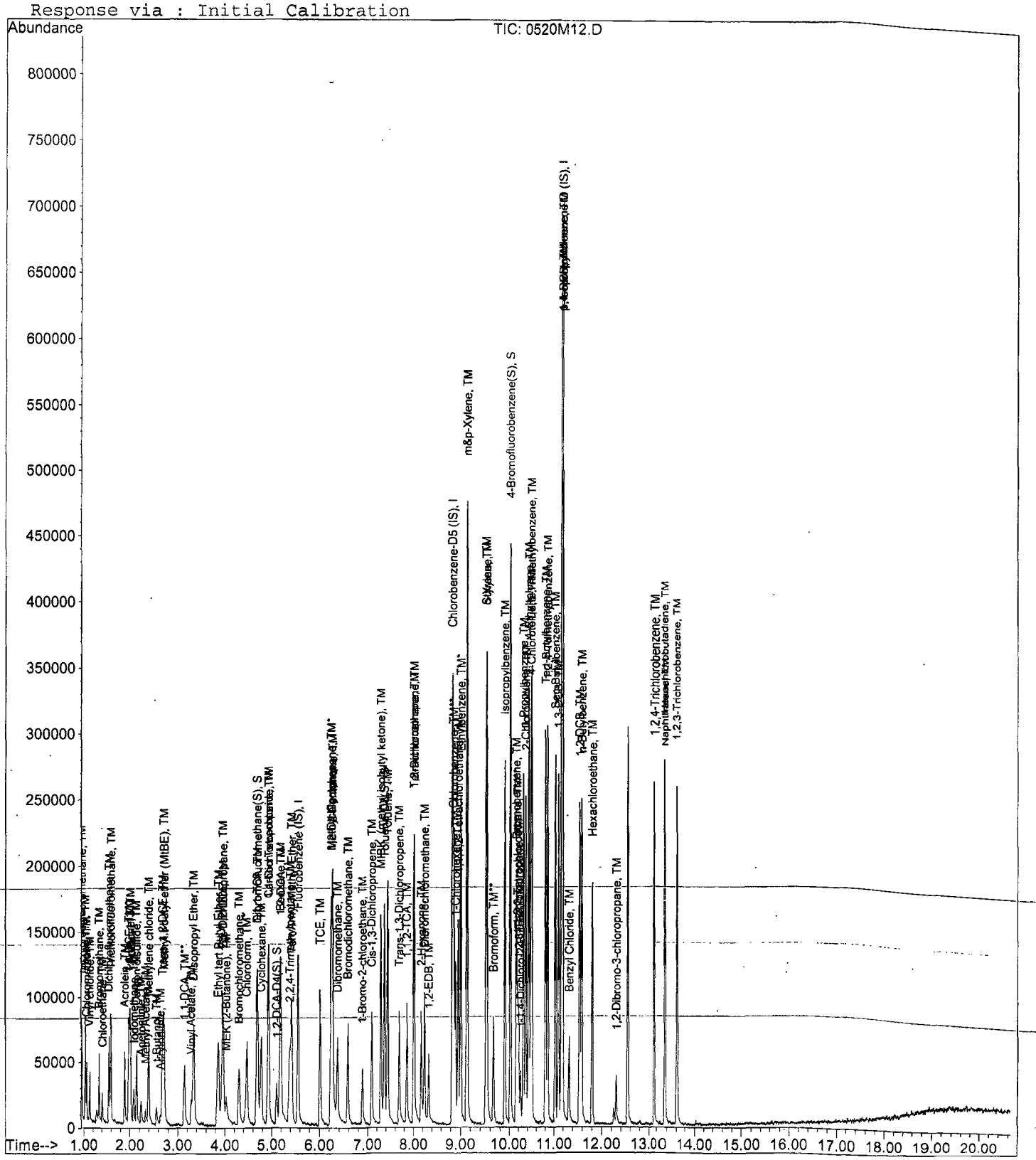

VOLATILE ORGANIC ANALYSIS BY
EPA METHOD 8260B

Form 7

Continuing Calibration

Lab Name: APPL, Inc.
Case No:
Matrix: Water

SDG No:
Date Analyzed: 05/25/21
Instrument: Max
Initial Cal. Date: 05/24/21
Data File: 0525M03.D

		Compound	MEAN	CCRF	%D		%Drift	
1	I	Fluorobenzene (IS)	ISTD			I		
2	TM	Chlorotrifluoroethene	0.0000	0.0184	0.00	TM		
3	TM	Dichlorodifluoromethane	0.7598	0.6671	12	TM		
4	TM	Freon 114	0.5267	0.4485	15	TM		
5	TM**	Chloromethane	0.4680	0.4183	11	TM**		
6	TM*	Vinyl chloride	0.4249	0.3780	11	TM*		
7	TM	2-Chloro-1,1,1-trifluoroethane	0.0000	0.0009	0.00	TM		
8	TM	Bromomethane	0.2980	0.2706	9.2	TM		
9	TM	Chloroethane	0.2020	0.1898	6.0	TM		
10	TM	Dichlorofluoromethane	0.8460	0.7983	5.6	TM		
11	TM	Trichlorofluoromethane	0.9520	0.8409	12	TM		
12	TM	2,2-Dichloro-1,1,1-trifluoroethane	0.0000	0.0187	0.00	TM		
13	TM	Acrolein	0.0295	0.0281	4.6	TM		
14	TM	Acetone	0.1041	0.1210	16	TM		
15	TM	Freon-113	0.5172	0.4736	8.4	TM		
16	TM	Acetonitrile	0.0281	0.0358	27	TM		*NT
17	TM	2-propanol	0.0000	0.0023	0.00	TM		
18	TM*	1,1-DCE	0.6589	0.5861	11	TM*		
19	TM	t-Butanol	0.0266	0.0369	39	TM		*High
20	TML	Methyl Acetate	0.2244	0.2206	1.7	TML	2.9	
21	TML	Iodomethane	0.5291	0.5276	0.29	TML	5.0	
22	TML	Acrylonitrile	0.1028	0.1167	14	TML	0.99	
23	TM	2-Methylpentane	0.0000	0.0046	0.00	TM		
24	TM	Methylene chloride	0.5780	0.4989	14	TM		
25	TM	Carbon disulfide	0.7683	0.6984	9.1	TM		
26	TM	Methyl t-butyl ether (MtBE)	1.601	1.532	4.3	TM		
27	TM	Trans-1,2-DCE	0.5168	0.4971	3.8	TM		
28	TM	3-Methylpentane	0.0000	0.2789	0.00	TM		
29	TM	Diisopropyl Ether	1.155	1.089	5.7	TM		
30	TM**	1,1-DCA	0.8202	0.7487	8.7	TM**		
31	TML	Vinyl Acetate	0.2471	0.1993	19	TML	6.4	
32	TM	Ethyl tert Butyl Ether	1.473	1.379	6.4	TM		
33	TML	Methylcyclopentane	0.0000	0.0029	0.00	TML		
34	TML	MEK (2-Butanone)	0.1077	0.1352	25	TML	14	
35	TM	Cis-1,2-DCE	0.5867	0.5573	5.0	TM		
36	TM	2,2-Dichloropropane	0.9946	0.9734	2.1	TM		
37	TM*	Chloroform	1.109	1.025	7.6	TM*		
38	TM	Bromochloromethane	0.4703	0.4417	6.1	TM		
39	S	Dibromofluoromethane(S)	0.2446	0.2321	5.1	S		
40	TM	1,1,1-TCA	1.162	1.123	3.4	TM		
		Average			8.4			

VOLATILE ORGANIC ANALYSIS BY
EPA METHOD 8260B

Form 7

Continuing Calibration

Lab Name: APPL, Inc.
Case No:
Matrix: Water

SDG No:
Date Analyzed: 05/25/21
Instrument: Max
Cal. Date: 05/24/21
Data File: 0525M03.D

		Compound	MEAN	CCRF	%D		%Drift
41	TM	Cyclohexane	0.3491	0.3333	4.5	TM	
42	TM	1,1-Dichloropropene	0.6711	0.6159	8.2	TM	
43	TM	2,2,4-Trimethylpentane	1.105	1.020	7.7	TM	
44	SL	1,2-DCA-D4(S)	0.0886	0.0870	1.8	SL	7.3
45	TM	Carbon Tetrachloride	1.116	1.043	6.5	TM	
46	TM	Tert Amyl Methyl Ether	1.484	1.323	11	TM	
47	TM	1,2-DCA	0.9602	0.9254	3.6	TM	
48	TM	Benzene	1.918	1.816	5.3	TM	
49	TM	TCE	0.5844	0.5403	7.5	TM	
50	TM	2-Pentanone	0.2489	0.2501	0.48	TM	
51	TM*L	1,2-Dichloropropane	0.2176	0.1766	19	TM*L	16
52	TM	Bromodichloromethane	0.9111	0.8636	5.2	TM	
53	TM	Methyl Cyclohexane	0.7665	0.6346	17	TM	
54	TM	Dibromomethane	0.3442	0.3250	5.6	TM	
55	TM	MIBK (methyl isobutyl ketone)	0.3141	0.3171	0.96	TM	
56	TM	1-Bromo-2-chloroethane	0.1353	0.1242	8.2	TM	
57	TM	2-Chloroethyl vinyl ether	0.0000	0.0006	0.00	TM	
58	TM	Cis-1,3-Dichloropropene	0.5130	0.4503	12	TM	
59	TM*	Toluene	2.479	2.277	8.1	TM*	
60	TM	Trans-1,3-Dichloropropene	0.9195	0.8099	12	TM	
61	TM	1,1,2-TCA	0.3703	0.3657	1.2	TM	
62	TM	2-Hexanone	0.2075	0.2053	1.1	TM	
63	I	Chlorobenzene-D5 (IS)	ISTD			I	
64	S	Toluene-D8(S)	0.5244	0.5169	1.4	S	
65	TM	1,2-EDB	0.3783	0.3599	4.9	TM	
66	TM	Tetrachloroethene	0.3299	0.3194	3.2	TM	
67	TM	1-Chlorohexane	0.4647	0.4184	10.0	TM	
68	TM	1,1,1,2-Tetrachloroethane	0.5566	0.5247	5.7	TM	
69	TM	m&p-Xylene	0.8304	0.8087	2.6	TM	
70	TM	o-Xylene	0.8271	0.7553	8.7	TM	
71	TML	Styrene	1.341	1.278	4.7	TML	9.0
72	S	4-Bromofluorobenzene(S)	0.5621	0.5800	3.2	S	
73	TM	1,3-Dichloropropane	0.5592	0.5477	2.1	TM	
74	TM	Dibromochloromethane	0.5701	0.5621	1.4	TM	
75	TM**	Chlorobenzene	1.307	1.206	7.7	TM**	
76	TM*	Ethylbenzene	1.983	1.907	3.8	TM*	
77	TM**	Bromoform	0.4997	0.4515	9.7	TM**	
78	I	1,4-Dichlorobenzene-D (IS)	ISTD			I	
79	TM	Isopropylbenzene	2.485	2.253	9.3	TM	
80	TM**L	1,1,2,2-Tetrachloroethane	0.4554	0.4298	5.6	TM**L	6.3
		Average			6.1		

VOLATILE ORGANIC ANALYSIS BY
EPA METHOD 8260B

Form 7

Continuing Calibration

Lab Name: APPL, Inc.
Case No:
Matrix: Water

SDG No:
Date Analyzed: 05/25/21
Instrument: Max
Cal. Date: 05/24/21
Data File: 0525M03.D

		Compound	MEAN	CCRF	%D		%Drift
81	TM	1,2,3-Trichloropropane	0.2123	0.2039	3.9	TM	
82	TML	t-1,4-Dichloro-2-Butene	0.1137	0.1089	4.2	TML	9.5
83	TM	Bromobenzene	0.8519	0.8114	4.8	TM	
84	TM	n-Propylbenzene	2.561	2.393	6.6	TM	
85	TM	4-Ethyltoluene	2.505	2.359	5.8	TM	
86	TM	2-Chlorotoluene	1.735	1.648	5.0	TM	
87	TM	1,3,5-Trimethylbenzene	2.267	2.191	3.4	TM	
88	TM	4-Chlorotoluene	2.118	1.974	6.8	TM	
89	TM	Tert-Butylbenzene	1.338	1.203	10	TM	
90	TM	1,2,4-Trimethylbenzene	2.224	2.004	9.9	TM	
91	TM	Sec-Butylbenzene	2.563	2.317	9.6	TM	
92	TM	p-Isopropyltoluene	2.557	2.322	9.2	TM	
93	TM	Benzyl Chloride	0.7888	0.7561	4.2	TM	
94	TM	1,3-DCB	1.536	1.464	4.7	TM	
95	TM	1,4-DCB	1.595	1.498	6.0	TM	
96	TML	n-Butylbenzene	1.718	1.624	5.5	TML	9.0
97	TM	1,2-DCB	1.516	1.452	4.3	TM	
98	TM	Hexachloroethane	0.4386	0.3875	12	TM	
99	TM	1,2-Dibromo-3-chloropropane	0.1784	0.1626	8.8	TM	
100	TML	1,2,4-Trichlorobenzene	1.260	1.090	14	TML	15
101	TM	Hexachlorobutadiene	0.7419	0.7503	1.1	TM	
102	TML	Naphthalene	1.131	1.048	7.3	TML	12
103	TML	1,2,3-Trichlorobenzene	1.140	1.075	5.7	TML	8.5
104							
105							
106							
107							
108							
109							
110							
111							
112							
113							
114							
115							
116							
117							
118							
119							
120							
		Average			6.6		

Quantitation Report (Not Reviewed)

Data File : M:\MAX\DATA\210524\0525M03.D
Acq On : 25 May 21 10:09
Sample : 210525A CCV/LCS 10ug/L
Misc : IS&S 9/22/20

Vial: 3
Operator: LP,DG,CH
Inst : Max
Multiplr: 1.00

Quant Time: May 26 5:39 2021

Quant Results File: M0524W.RES

Quant Method : M:\MAX\DATA\210524\M0524W.M (RTE Integrator)
Title : METHOD 8260B
Last Update : Tue May 25 13:01:41 2021
Response via : Initial Calibration
DataAcq Meth : M8260

Internal Standards	R.T.	QIon	Response	Conc	Units		Dev(Min)
1) Fluorobenzene (IS)	5.56	96	157476	25.00	ppb		0.00
63) Chlorobenzene-D5 (IS)	8.84	117	229043	25.00	ppb		0.00
78) 1,4-Dichlorobenzene-D (IS)	11.17	152	206574	25.00	ppb		0.00
System Monitoring Compounds							
39) Dibromofluoromethane(S)	4.69	111	36556	23.73	ppb		0.00
Spiked Amount 25.000			Recovery	=	94.908%		
44) 1,2-DCA-D4(S)	5.11	65	13701	23.17	ppb		0.00
Spiked Amount 25.000			Recovery	=	92.696%		
64) Toluene-D8(S)	7.37	98	118402	24.65	ppb		0.00
Spiked Amount 25.000			Recovery	=	98.584%		
72) 4-Bromofluorobenzene(S)	10.02	95	132850	25.80	ppb		0.00
Spiked Amount 25.000			Recovery	=	103.188%		
Target Compounds							Qvalue
3) Dichlorodifluoromethane	0.96	85	42020	8.78	ppb		94
4) Freon 114	1.04	85	28253	8.52	ppb		92
5) Chloromethane	1.07	50	26351	8.94	ppb		99
6) Vinyl chloride	1.14	62	23810	8.90	ppb		97
8) Bromomethane	1.34	94	17048	9.08	ppb		95
9) Chloroethane	1.41	64	11958	9.40	ppb		91
10) Dichlorofluoromethane	1.55	67	50287	9.44	ppb		96
11) Trichlorofluoromethane	1.60	101	52967	8.83	ppb		91
13) Acrolein	1.89	56	22136	119.23	ppb	#	80
14) Acetone	2.02	43	38108	58.11	ppb		90
15) Freon-113	2.01	151	29832	9.16	ppb		98
16) Acetonitrile	2.24	41	28176	159.31	ppb		97
18) 1,1-DCE	1.98	61	36919	8.89	ppb		96
19) t-Butanol	2.56	59	29062	173.57	ppb	#	68
20) Methyl Acetate	2.33	43	13897	9.71	ppb		93
21) Iodomethane	2.09	142	33231	9.50	ppb		91
22) Acrylonitrile	2.64	53	7348	9.90	ppb	#	70
24) Methylene chloride	2.40	84	31424	8.63	ppb		97
25) Carbon disulfide	2.14	76	43992	9.09	ppb		98
26) Methyl t-butyl ether (MtBE	2.72	73	96484	9.57	ppb		100
27) Trans-1,2-DCE	2.69	96	31314	9.62	ppb		95
29) Diisopropyl Ether	3.34	45	68606	9.43	ppb		97
30) 1,1-DCA	3.14	63	47164	9.13	ppb		98
31) Vinyl Acetate	3.29	43	12552	9.36	ppb	#	71
32) Ethyl tert Butyl Ether	3.86	59	86837	9.36	ppb		94
34) MEK (2-Butanone)	4.03	43	42569	56.84	ppb		97
35) Cis-1,2-DCE	3.96	96	35104	9.50	ppb	#	82
36) 2,2-Dichloropropane	3.95	77	61315	9.79	ppb	#	86
37) Chloroform	4.47	83	64568	9.24	ppb		85
38) Bromochloromethane	4.31	130	27821	9.39	ppb		93
40) 1,1,1-TCA	4.69	97	70710	9.66	ppb		92
41) Cyclohexane	4.78	41	20995	9.55	ppb		80
42) 1,1-Dichloropropene	4.94	75	38793	9.18	ppb		99
43) 2,2,4-Trimethylpentane	5.39	57	64247	9.23	ppb		95
45) Carbon Tetrachloride	4.93	117	65693	9.35	ppb		94
46) Tert Amyl Methyl Ether	5.43	73	83356	8.92	ppb	#	97
47) 1,2-DCA	5.21	62	58292	9.64	ppb		97
48) Benzene	5.19	78	114396	9.47	ppb		98
49) TCE	6.01	95	34035	9.25	ppb		88

(#) = qualifier out of range (m) = manual integration

Quantitation Report (Not Reviewed)

Data File : M:\MAX\DATA\210524\0525M03.D
Acq On : 25 May 21 10:09
Sample : 210525A CCV/LCS 10ug/L
Misc : IS&S 9/22/20

Vial: 3
Operator: LP,DG,CH
Inst : Max
Multiplr: 1.00

Quant Time: May 26 5:39 2021

Quant Results File: M0524W.RES

Quant Method : M:\MAX\DATA\210524\M0524W.M (RTE Integrator)
Title : METHOD 8260B
Last Update : Tue May 25 13:01:41 2021
Response via : Initial Calibration
DataAcq Meth : M8260

	Compound	R.T.	QIon	Response	Conc	Unit		Qvalue
50)	2-Pentanone	6.26	43	196942	125.60	ppb		99
51)	1,2-Dichloropropane	6.24	63	11124	8.43	ppb	#	86
52)	Bromodichloromethane	6.58	83	54401	9.48	ppb		86
53)	Methyl Cyclohexane	6.24	83	39972	8.28	ppb		80
54)	Dibromomethane	6.36	93	20471	9.44	ppb		91
55)	MIBK (methyl isobutyl ket	7.29	43	99867	50.48	ppb		96
56)	1-Bromo-2-chloroethane	6.89	144	7821	9.18	ppb		92
58)	Cis-1,3-Dichloropropene	7.09	39	28363	8.78	ppb		83
59)	Toluene	7.44	91	143431	9.19	ppb		98
60)	Trans-1,3-Dichloropropene	7.69	75	51019	8.81	ppb		96
61)	1,1,2-TCA	7.86	83	23037	9.88	ppb		96
62)	2-Hexanone	8.17	43	64663	49.47	ppb		95
65)	1,2-EDB	8.33	107	32974	9.51	ppb		94
66)	Tetrachloroethene	8.01	164	29264	9.68	ppb		89
67)	1-Chlorohexane	8.90	91	38330	9.00	ppb		93
68)	1,1,1,2-Tetrachloroethane	8.96	131	48068	9.43	ppb		95
69)	m&p-Xylene	9.13	106	148182	19.48	ppb		99
70)	o-Xylene	9.52	106	69201	9.13	ppb		100
71)	Styrene	9.53	104	117092	9.10	ppb		97
73)	1,3-Dichloropropane	8.02	76	50175	9.79	ppb		88
74)	Dibromochloromethane	8.24	129	51498	9.86	ppb		99
75)	Chlorobenzene	8.86	112	110502	9.23	ppb		96
76)	Ethylbenzene	9.01	91	174723	9.62	ppb		94
77)	Bromoform	9.67	173	41362	9.03	ppb		99
79)	Isopropylbenzene	9.90	105	186196	9.07	ppb		98
80)	1,1,2,2-Tetrachloroethane	10.18	83	35516	9.37	ppb		88
81)	1,2,3-Trichloropropane	10.20	110	16847	9.61	ppb	#	80
82)	t-1,4-Dichloro-2-Butene	10.25	53	8998	9.05	ppb		77
83)	Bromobenzene	10.15	156	67045	9.52	ppb		96
84)	n-Propylbenzene	10.31	91	197700	9.34	ppb		97
85)	4-Ethyltoluene	10.43	105	194905	9.42	ppb		96
86)	2-Chlorotoluene	10.36	91	136198	9.50	ppb		99
87)	1,3,5-Trimethylbenzene	10.50	105	181014	9.66	ppb		93
88)	4-Chlorotoluene	10.47	91	163133	9.32	ppb		99
89)	Tert-Butylbenzene	10.81	119	99440	9.00	ppb		98
90)	1,2,4-Trimethylbenzene	10.86	105	165580	9.01	ppb		97
91)	Sec-Butylbenzene	11.03	105	191486	9.04	ppb		99
92)	p-Isopropyltoluene	11.19	119	191853	9.08	ppb		96
93)	Benzyl Chloride	11.33	91	62473	9.58	ppb		95
94)	1,3-DCB	11.10	146	121002	9.53	ppb		99
95)	1,4-DCB	11.19	146	123819	9.40	ppb		98
96)	n-Butylbenzene	11.59	91	134207	9.10	ppb		95
97)	1,2-DCB	11.55	146	119953	9.57	ppb		94
98)	Hexachloroethane	11.81	117	32017	8.84	ppb		99
99)	1,2-Dibromo-3-chloropropan	12.31	157	13439	9.12	ppb		95
100)	1,2,4-Trichlorobenzene	13.14	180	90070	8.55	ppb		84
101)	Hexachlorobutadiene	13.35	225	61998	10.11	ppb		92
102)	Naphthalene	13.37	128	86576	8.76	ppb		100
103)	1,2,3-Trichlorobenzene	13.62	180	88806	9.15	ppb		93

(#) = qualifier out of range (m) = manual integration

Quantitation Report

Data File : M:\MAX\DATA\210524\0525M03.D
Acq On : 25 May 21 10:09
Sample : 210525A CCV/LCS 10ug/L
Misc : IS&S 9/22/20

Vial: 3
Operator: LP,DG,CH
Inst : Max
Multiplr: 1.00

Quant Time: May 26 5:39 2021

Quant Results File: M0524W.RES

Method : M:\MAX\DATA\210524\M0524W.M (RTE Integrator)
Title : METHOD 8260B
Last Update : Tue May 25 13:01:41 2021
Response via : Initial Calibration

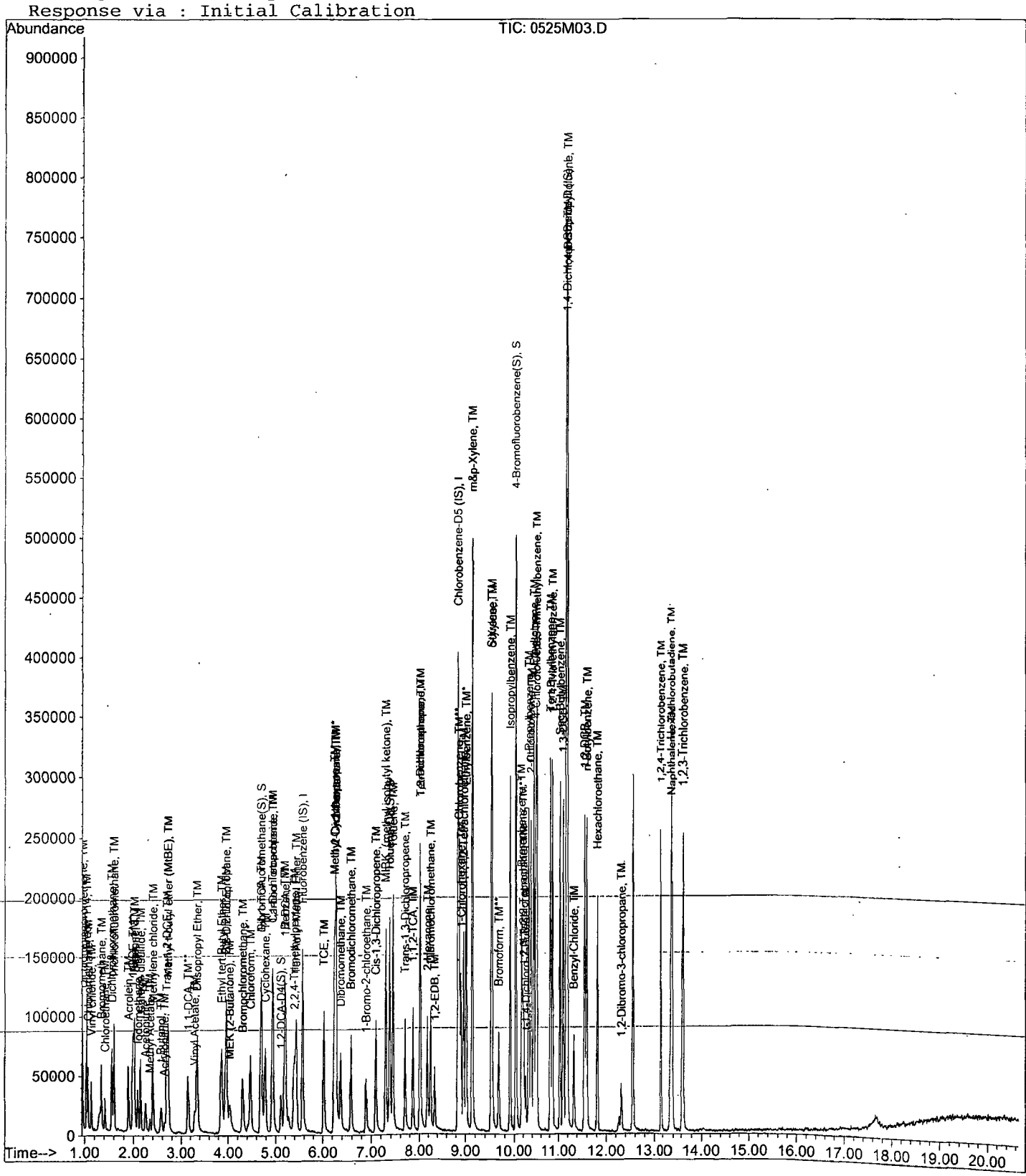
Abundance
TIC: 0525M03.D
900000
850000
800000
750000
700000
650000
600000
550000
500000
450000
400000
350000
300000
250000
200000
150000
100000
50000
0
Time-->
1.00
2.00
3.00
4.00
5.00
6.00
7.00
8.00
9.00
10.00
11.00
12.00
13.00
14.00
15.00
16.00
17.00
18.00
19.00
20.00
Chlorobenzene-D5 (IS), I
m&p-Xylene, TM
4-Bromofluorobenzene(S), S
Isopropylbenzene, TM
Bromoform, TM**
Hexachloroethane, TM
Benzyl Chloride, TM
1,2-Dibromo-3-chloropropane, TM
1,2,4-Trichlorobenzene, TM
1,2,3-Trichlorobenzene, TM
TCE, TM
Dibromomethane, TM
Bromodichloromethane, TM
1-Bromo-2-chloroethane, TM
Cis-1,3-Dichloropropene, TM
1,2-EDB, TM
Cyclohexane, TM
Chloroform, TM
Bromochloromethane, TM
Ethyl tert-Butyl Ether, TM
Isopropyl Ether, TM
Vinyl Acetate, TM
Methyl tert-Butyl Ether (MtBE), TM
Acrylonitrile, TM
Acrolein, TM
Iodomethane, TM
Methyl Acetate, TM
Methylene chloride, TM
Chloroprene, TM
Bromoethane, TM
Chloroethane, TM
Vinyl Chloride, TM
Chloromethane, TM
Dichlorodifluoromethane, TM
Bromomethane, TM
Chloroethane, TM
Methyl Ethyl Ketone (MEK), TM
Methyl Isobutyl Ketone, TM
Methyl Ethyl Ketone,

VOLATILE ORGANIC ANALYSIS BY
EPA METHOD 8260B

Form 7

Ending Continuing Calibration

Lab Name: APPL, Inc.
Case No:
Matrix: Water

SDG No:
Date Analyzed: 05/25/21
Instrument: Max
Initial Cal. Date: 05/24/21
Data File: 0525M26.D

		Compound	MEAN	CCRF	%D		%Drift
1	I	Fluorobenzene (IS)	ISTD			I	
2	TM	Chlorotrifluoroethene	0.0000	0.0087	0.00	TM	
3	TM	Dichlorodifluoromethane	0.7598	0.5207	31	TM	
4	TM	Freon 114	0.5267	0.3250	38	TM	
5	TM**	Chloromethane	0.4680	0.3403	27	TM**	
6	TM*	Vinyl chloride	0.4249	0.2969	30	TM*	
7	TM	2-Chloro-1,1,1-trifluoroethane	0.0000	0.0007	0.00	TM	
8	TM	Bromomethane	0.2980	0.2304	23	TM	
9	TM	Chloroethane	0.2020	0.1321	35	TM	
10	TM	Dichlorofluoromethane	0.8460	0.6108	28	TM	
11	TM	Trichlorofluoromethane	0.9520	0.6577	31	TM	
12	TM	2,2-Dichloro-1,1,1-trifluoroethane	0.0000	0.0047	0.00	TM	
13	TM	Acrolein	0.0295	0.0174	41	TM	
14	TM	Acetone	0.1041	0.0812	22	TM	
15	TM	Freon-113	0.5172	0.3300	36	TM	
16	TM	Acetonitrile	0.0281	0.0256	8.9	TM	
17	TM	2-propanol	0.0000	0.0005	0.00	TM	
18	TM*	1,1-DCE	0.6589	0.4648	29	TM*	
19	TM	t-Butanol	0.0266	0.0283	6.5	TM	
20	TML	Methyl Acetate	0.2244	0.1563	30	TML	28
21	TML	Iodomethane	0.5291	0.4060	23	TML	19
22	TML	Acrylonitrile	0.1028	0.0955	7.0	TML	16
23	TM	2-Methylpentane	0.0000	0.0043	0.00	TM	
24	TM	Methylene chloride	0.5780	0.3851	33	TM	
25	TM	Carbon disulfide	0.7683	0.5446	29	TM	
26	TM	Methyl t-butyl ether (MtBE)	1.601	1.104	31	TM	
27	TM	Trans-1,2-DCE	0.5168	0.3639	30	TM	
28	TM	3-Methylpentane	0.0000	0.1854	0.00	TM	
29	TM	Diisopropyl Ether	1.155	0.8134	30	TM	
30	TM**	1,1-DCA	0.8202	0.5653	31	TM**	
31	TML	Vinyl Acetate	0.2471	0.0786	68	TML	46
32	TM	Ethyl tert Butyl Ether	1.473	1.003	32	TM	
33	TML	Methylcyclopentane	0.0000	0.0002	0.00	TML	
34	TML	MEK (2-Butanone)	0.1077	0.0918	15	TML	20
35	TM	Cis-1,2-DCE	0.5867	0.4223	28	TM	
36	TM	2,2-Dichloropropane	0.9946	0.6006	40	TM	
37	TM*	Chloroform	1.109	0.7843	29	TM*	
38	TM	Bromochloromethane	0.4703	0.3252	31	TM	
39	S	Dibromofluoromethane(S)	0.2446	0.2168	11	S	
40	TM	1,1,1-TCA	1.162	0.8197	29	TM	
		Average			23.4		

VOLATILE ORGANIC ANALYSIS BY
EPA METHOD 8260B

Form 7

Ending Continuing Calibration

Lab Name: APPL, Inc.
Case No:
Matrix: Water

SDG No:
Date Analyzed: 05/25/21
Instrument: Max
Cal. Date: 05/24/21
Data File: 0525M26.D

		Compound	MEAN	CCRF	%D		%Drift
41	TM	Cyclohexane	0.3491	0.2350	33	TM	
42	TM	1,1-Dichloropropene	0.6711	0.4605	31	TM	
43	TM	2,2,4-Trimethylpentane	1.105	0.7152	35	TM	
44	SL	1,2-DCA-D4(S)	0.0886	0.0751	15	SL	19
45	TM	Carbon Tetrachloride	1.116	0.7523	33	TM	
46	TM	Tert Amyl Methyl Ether	1.484	1.029	31	TM	
47	TM	1,2-DCA	0.9602	0.6569	32	TM	
48	TM	Benzene	1.918	1.339	30	TM	
49	TM	TCE	0.5844	0.4628	21	TM	
50	TM	2-Pentanone	0.2489	0.1705	32	TM	
51	TM*L	1,2-Dichloropropane	0.2176	0.1444	34	TM*L	28
52	TM	Bromodichloromethane	0.9111	0.6300	31	TM	
53	TM	Methyl Cyclohexane	0.7665	0.5038	34	TM	
54	TM	Dibromomethane	0.3442	0.2537	26	TM	
55	TM	MIBK (methyl isobutyl ketone)	0.3141	0.2170	31	TM	
56	TM	1-Bromo-2-chloroethane	0.1353	0.0902	33	TM	
57	TM	2-Chloroethyl vinyl ether	0.0000	0.0015	0.00	TM	
58	TM	Cis-1,3-Dichloropropene	0.5130	0.3370	34	TM	
59	TM*	Toluene	2.479	1.707	31	TM*	
60	TM	Trans-1,3-Dichloropropene	0.9195	0.6109	34	TM	
61	TM	1,1,2-TCA	0.3703	0.2758	26	TM	
62	TM	2-Hexanone	0.2075	0.1422	31	TM	
63	I	Chlorobenzene-D5 (IS)	ISTD			I	
64	S	Toluene-D8(S)	0.5244	0.4925	6.1	S	
65	TM	1,2-EDB	0.3783	0.2778	27	TM	
66	TM	Tetrachloroethene	0.3299	0.2506	24	TM	
67	TM	1-Chlorohexane	0.4647	0.2913	37	TM	
68	TM	1,1,1,2-Tetrachloroethane	0.5566	0.3856	31	TM	
69	TM	m&p-Xylene	0.8304	0.5664	32	TM	
70	TM	o-Xylene	0.8271	0.5792	30	TM	
71	TML	Styrene	1.341	0.9537	29	TML	29
72	S	4-Bromofluorobenzene(S)	0.5621	0.5646	0.45	S	
73	TM	1,3-Dichloropropane	0.5592	0.3800	32	TM	
74	TM	Dibromochloromethane	0.5701	0.3987	30	TM	
75	TM**	Chlorobenzene	1.307	0.8793	33	TM**	
76	TM*	Ethylbenzene	1.983	1.362	31	TM*	
77	TM**	Bromoform	0.4997	0.3240	35	TM**	
78	I	1,4-Dichlorobenzene-D-(IS)	ISTD			I	
79	TM	Isopropylbenzene	2.485	1.616	35	TM	
80	TM**L	1,1,2,2-Tetrachloroethane	0.4554	0.2916	36	TM**L	35
		Average			28.6		

VOLATILE ORGANIC ANALYSIS BY
EPA METHOD 8260B

Form 7

Ending Continuing Calibration

Lab Name: APPL, Inc.
Case No:
Matrix: Water

SDG No:
Date Analyzed: 05/25/21
Instrument: Max
Cal. Date: 05/24/21
Data File: 0525M26.D

		Compound	MEAN	CCRF	%D		%Drift	
81	TM	1,2,3-Trichloropropane	0.2123	0.1396	34	TM		
82	TML	t-1,4-Dichloro-2-Butene	0.1137	0.0752	34	TML	37	
83	TM	Bromobenzene	0.8519	0.5962	30	TM		
84	TM	n-Propylbenzene	2.561	1.708	33	TM		
85	TM	4-Ethyltoluene	2.505	1.692	32	TM		
86	TM	2-Chlorotoluene	1.735	1.173	32	TM		
87	TM	1,3,5-Trimethylbenzene	2.267	1.540	32	TM		
88	TM	4-Chlorotoluene	2.118	1.408	34	TM		
89	TM	Tert-Butylbenzene	1.338	0.8728	35	TM		
90	TM	1,2,4-Trimethylbenzene	2.224	1.483	33	TM		
91	TM	Sec-Butylbenzene	2.563	1.711	33	TM		
92	TM	p-Isopropyltoluene	2.557	1.670	35	TM		
93	TM	Benzyl Chloride	0.7888	0.3391	57	TM		*NT
94	TM	1,3-DCB	1.536	1.078	30	TM		
95	TM	1,4-DCB	1.595	1.121	30	TM		
96	TML	n-Butylbenzene	1.718	1.151	33	TML	31	
97	TM	1,2-DCB	1.516	1.041	31	TM		
98	TM	Hexachloroethane	0.4386	0.2682	39	TM		
99	TM	1,2-Dibromo-3-chloropropane	0.1784	0.1165	35	TM		
100	TML	1,2,4-Trichlorobenzene	1.260	0.8108	36	TML	33	
101	TM	Hexachlorobutadiene	0.7419	0.4847	35	TM		
102	TML	Naphthalene	1.131	0.7486	34	TML	31	
103	TML	1,2,3-Trichlorobenzene	1.140	0.7539	34	TML	32	
104								
105								
106								
107								
108								
109								
110								
111								
112								
113								
114								
115								
116								
117								
118								
119								
120								
		Average			34.4			

Quantitation Report (Not Reviewed)

Data File : M:\MAX\DATA\210524\0525M26.D
Acq On : 25 May 21 20:52
Sample : Ending CCV 10ug/L 5/25/21
Misc : IS&S 9/22/20

Vial: 26
Operator: LP,DG,CH
Inst : Max
Multiplr: 1.00

Quant Time: May 26 5:39 2021

Quant Results File: M0524W.RES

Quant Method : M:\MAX\DATA\210524\M0524W.M (RTE Integrator)
Title : METHOD 8260B
Last Update : Tue May 25 13:01:41 2021
Response via : Initial Calibration
DataAcq Meth : M8260

Internal Standards	R.T.	QIon	Response	Conc	Units		Dev(Min)
1) Fluorobenzene (IS)	5.56	96	221015	25.00	ppb		0.00
63) Chlorobenzene-D5 (IS)	8.83	117	332182	25.00	ppb		0.00
78) 1,4-Dichlorobenzene-D (IS)	11.16	152	295754	25.00	ppb		0.00
System Monitoring Compounds							
39) Dibromofluoromethane(S)	4.69	111	47913	22.16	ppb		0.00
Spiked Amount 25.000			Recovery = 88.632%				
44) 1,2-DCA-D4(S)	5.11	65	16608	20.17	ppb		0.00
Spiked Amount 25.000			Recovery = 80.680%				
64) Toluene-D8(S)	7.37	98	163598	23.48	ppb		0.00
Spiked Amount 25.000			Recovery = 93.920%				
72) 4-Bromofluorobenzene(S)	10.02	95	187561	25.11	ppb		0.00
Spiked Amount 25.000			Recovery = 100.448%				
Target Compounds							Qvalue
3) Dichlorodifluoromethane	0.96	85	46030	6.85	ppb		93
4) Freon 114	1.04	85	28730	6.17	ppb		95
5) Chloromethane	1.07	50	30088	7.27	ppb		97
6) Vinyl chloride	1.14	62	26251	6.99	ppb		96
8) Bromomethane	1.34	94	20368	7.73	ppb		94
9) Chloroethane	1.41	64	11682	6.54	ppb		98
10) Dichlorofluoromethane	1.55	67	53999	7.22	ppb		95
11) Trichlorofluoromethane	1.60	101	58149	6.91	ppb		92
13) Acrolein	1.89	56	19216	73.75	ppb	#	80
14) Acetone	2.02	43	35891	39.00	ppb		93
15) Freon-113	2.01	151	29174	6.38	ppb	#	74
16) Acetonitrile	2.24	41	28276	113.91	ppb		98
18) 1,1-DCE	1.98	61	41088	7.05	ppb		97
19) t-Butanol	2.56	59	31270	133.07	ppb	#	75
20) Methyl Acetate	2.33	43	13817	7.17	ppb		98
21) Iodomethane	2.09	142	35891	8.13	ppb		90
22) Acrylonitrile	2.63	53	8447	8.44	ppb		90
24) Methylene chloride	2.40	84	34044	6.66	ppb		94
25) Carbon disulfide	2.14	76	48144	7.09	ppb		99
26) Methyl t-butyl ether (MtBE	2.72	73	97628	6.90	ppb		97
27) Trans-1,2-DCE	2.69	96	32174	7.04	ppb		95
29) Diisopropyl Ether	3.34	45	71909	7.04	ppb		91
30) 1,1-DCA	3.15	63	49975	6.89	ppb		93
31) Vinyl Acetate	3.29	43	6948	5.44	ppb	#	71
32) Ethyl tert Butyl Ether	3.86	59	88628	6.81	ppb	#	87
34) MEK (2-Butanone)	4.03	43	40563	40.06	ppb	#	81
35) Cis-1,2-DCE	3.97	96	37332	7.20	ppb		86
36) 2,2-Dichloropropane	3.95	77	53097	6.04	ppb		97
37) Chloroform	4.47	83	69334	7.07	ppb		91
38) Bromochloromethane	4.30	130	28753	6.92	ppb	#	88
40) 1,1,1-TCA	4.69	97	72467	7.06	ppb		94
41) Cyclohexane	4.78	41	20772	6.73	ppb		82
42) 1,1-Dichloropropene	4.95	75	40711	6.86	ppb		97
43) 2,2,4-Trimethylpentane	5.39	57	63226	6.47	ppb		95
45) Carbon Tetrachloride	4.93	117	66508	6.74	ppb		90
46) Tert Amyl Methyl Ether	5.43	73	90951	6.93	ppb		97
47) 1,2-DCA	5.21	62	58077	6.84	ppb		94
48) Benzene	5.19	78	118362	6.98	ppb	#	94
49) TCE	6.02	95	40910	7.92	ppb		78

(#) = qualifier out of range (m) = manual integration

Quantitation Report (Not Reviewed)

Data File : M:\MAX\DATA\210524\0525M26.D
Acq On : 25 May 21 20:52
Sample : Ending CCV 10ug/L 5/25/21
Misc : IS&S 9/22/20

Vial: 26
Operator: LP,DG,CH
Inst : Max
Multiplr: 1.00

Quant Time: May 26 5:39 2021

Quant Results File: M0524W.RES

Quant Method : M:\MAX\DATA\210524\M0524W.M (RTE Integrator)
Title : METHOD 8260B
Last Update : Tue May 25 13:01:41 2021
Response via : Initial Calibration
DataAcq Meth : M8260

	Compound	R.T.	QIon	Response	Conc Unit		Qvalue
50)	2-Pentanone	6.26	43	188434	85.62 ppb		99
51)	1,2-Dichloropropane	6.24	63	12768	7.17 ppb	#	87
52)	Bromodichloromethane	6.58	83	55694	6.91 ppb		91
53)	Methyl Cyclohexane	6.23	83	44541	6.57 ppb		95
54)	Dibromomethane	6.37	93	22430	7.37 ppb		73
55)	MIBK (methyl isobutyl ket	7.29	43	95916	34.54 ppb		92
56)	1-Bromo-2-chloroethane	6.89	144	7975	6.67 ppb		86
58)	Cis-1,3-Dichloropropene	7.09	39	29792	6.57 ppb		93
59)	Toluene	7.44	91	150942	6.89 ppb		94
60)	Trans-1,3-Dichloropropene	7.69	75	54003	6.64 ppb		92
61)	1,1,2-TCA	7.86	83	24378	7.45 ppb		94
62)	2-Hexanone	8.17	43	62860	34.27 ppb	#	93
65)	1,2-EDB	8.33	107	36916	7.34 ppb		94
66)	Tetrachloroethene	8.01	164	33296	7.59 ppb		95
67)	1-Chlorohexane	8.90	91	38703	6.27 ppb		96
68)	1,1,1,2-Tetrachloroethane	8.96	131	51230	6.93 ppb		93
69)	m&p-Xylene	9.13	106	150526	13.64 ppb		93
70)	o-Xylene	9.52	106	76955	7.00 ppb		95
71)	Styrene	9.53	104	126727	7.15 ppb		94
73)	1,3-Dichloropropane	8.02	76	50486	6.79 ppb	#	79
74)	Dibromochloromethane	8.24	129	52983	6.99 ppb		99
75)	Chlorobenzene	8.86	112	116841	6.73 ppb		96
76)	Ethylbenzene	9.01	91	181019	6.87 ppb		99
77)	Bromoform	9.67	173	43047	6.48 ppb		91
79)	Isopropylbenzene	9.90	105	191146	6.50 ppb		99
80)	1,1,2,2-Tetrachloroethane	10.18	83	34497	6.51 ppb		93
81)	1,2,3-Trichloropropane	10.20	110	16517	6.58 ppb		97
82)	t-1,4-Dichloro-2-Butene	10.25	53	8894	6.34 ppb	#	73
83)	Bromobenzene	10.15	156	70531	7.00 ppb		95
84)	n-Propylbenzene	10.31	91	202057	6.67 ppb		99
85)	4-Ethyltoluene	10.43	105	200164	6.76 ppb		99
86)	2-Chlorotoluene	10.37	91	138713	6.76 ppb		98
87)	1,3,5-Trimethylbenzene	10.50	105	182150	6.79 ppb		100
88)	4-Chlorotoluene	10.47	91	166591	6.65 ppb		97
89)	Tert-Butylbenzene	10.81	119	103248	6.52 ppb		97
90)	1,2,4-Trimethylbenzene	10.86	105	175450	6.67 ppb		99
91)	Sec-Butylbenzene	11.03	105	202395	6.67 ppb		95
92)	p-Isopropyltoluene	11.19	119	197578	6.53 ppb		94
93)	Benzyl Chloride	11.33	91	40117	4.30 ppb		98
94)	1,3-DCB	11.10	146	127493	7.02 ppb		97
95)	1,4-DCB	11.19	146	132638	7.03 ppb		95
96)	n-Butylbenzene	11.59	91	136145	6.89 ppb		94
97)	1,2-DCB	11.55	146	123174	6.87 ppb	#	92
98)	Hexachloroethane	11.81	117	31731	6.12 ppb		95
99)	1,2-Dibromo-3-chloropropan	12.31	157	13785	6.53 ppb	#	89
100)	1,2,4-Trichlorobenzene	13.15	180	95923	6.68 ppb		88
101)	Hexachlorobutadiene	13.35	225	57335	6.53 ppb		94
102)	Naphthalene	13.37	128	88560	6.92 ppb		98
103)	1,2,3-Trichlorobenzene	13.62	180	89185	6.81 ppb		88

(#) = qualifier out of range (m) = manual integration

Quantitation Report

Data File : M:\MAX\DATA\210524\0525M26.D
Acq On : 25 May 21 20:52
Sample : Ending CCV 10ug/L 5/25/21
Misc : IS&S 9/22/20

Vial: 26
Operator: LP,DG,CH
Inst : Max
Multiplr: 1.00

Quant Time: May 26 5:39 2021

Quant Results File: M0524W.RES

Method : M:\MAX\DATA\210524\M0524W.M (RTE Integrator)
Title : METHOD 8260B
Last Update : Tue May 25 13:01:41 2021
Response via : Initial Calibration

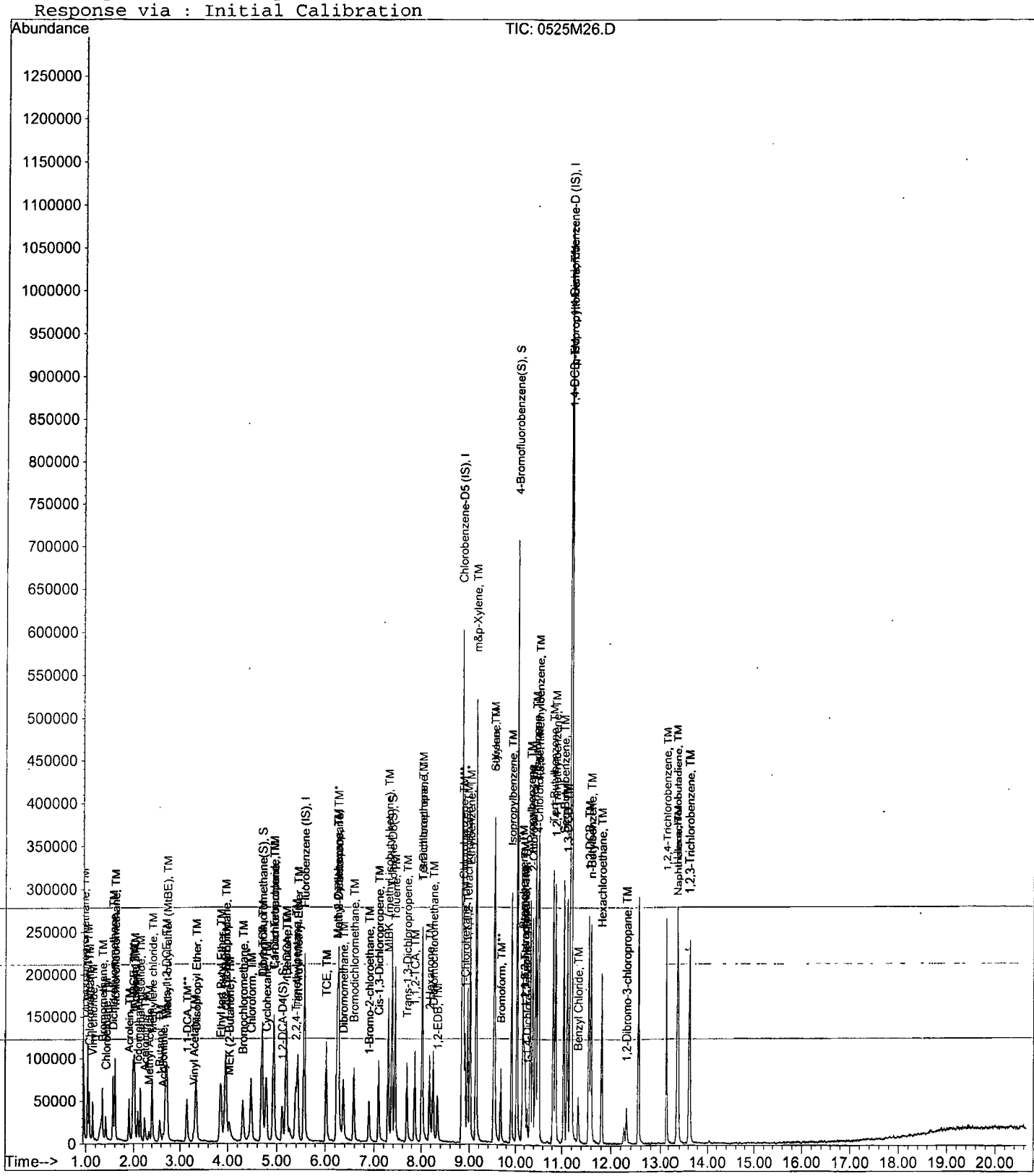

ORGANICS

Raw Data

Quantitation Report (QT Reviewed)

Data File : M:\MAX\DATA\210524\0525M11.D
Acq On : 25 May 21 13:52
Sample : BA33034W01
Misc : IS&S 9/22/20

Vial: 11
Operator: LP,DG,CH
Inst : Max
Multiplr: 1.00

Quant Time: May 26 6:17 2021

Quant Results File: M0524W.RES

Quant Method : M:\MAX\DATA\210524\M0524W.M (RTE Integrator)
Title : METHOD 8260B
Last Update : Tue May 25 13:01:41 2021
Response via : Initial Calibration
DataAcq Meth : M8260

Internal Standards	R.T.	QIon	Response	Conc Units	Dev(Min)
1) Fluorobenzene (IS)	5.57	96	162871	25.000 ppb	0.00
63) Chlorobenzene-D5 (IS)	8.84	117	252239	25.000 ppb	0.00
78) 1,4-Dichlorobenzene-D (IS)	11.17	152	206791	25.000 ppb	0.00
System Monitoring Compounds					
39) Dibromofluoromethane(S)	4.69	111	43435	27.258 ppb	0.00
Spiked Amount 25.000			Recovery	= 109.032%	
44) 1,2-DCA-D4(S)	5.11	65	13069	21.461 ppb	0.00
Spiked Amount 25.000			Recovery	= 85.844%	
64) Toluene-D8(S)	7.37	98	126765	23.960 ppb	0.00
Spiked Amount 25.000			Recovery	= 95.840%	
72) 4-Bromofluorobenzene(S)	10.02	95	138853	24.483 ppb	0.00
Spiked Amount 25.000			Recovery	= 97.932%	

Target Compounds Qvalue

(#) = qualifier out of range (m) = manual integration
0525M11.D M0524W.M Thu May 27 12:36:10 2021

Quantitation Report

Data File : M:\MAX\DATA\210524\0525M11.D
Acq On : 25 May 21 13:52
Sample : BA33034W01
Misc : IS&S 9/22/20

Vial: 11
Operator: LP,DG,CH
Inst : Max
Multiplr: 1.00

Quant Time: May 26 6:17 2021

Quant Results File: M0524W.RES

Method : M:\MAX\DATA\210524\M0524W.M (RTE Integrator)
Title : METHOD 8260B
Last Update : Tue May 25 13:01:41 2021
Response via : Initial Calibration

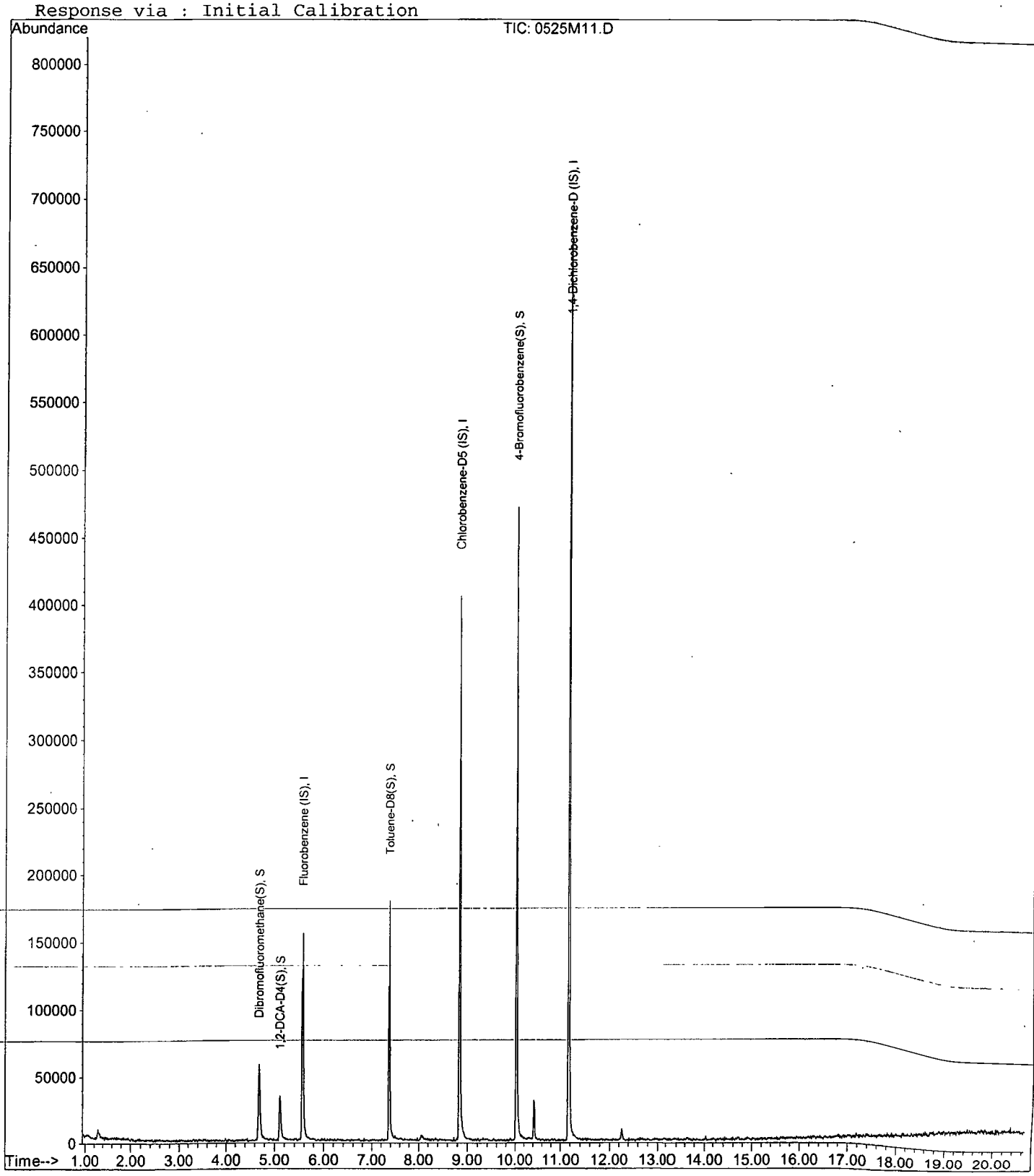

Quantitation Report (QT Reviewed)

Data File : M:\MAX\DATA\210524\0525M12.D
Acq On : 25 May 21 14:20
Sample : BA33035W01
Misc : IS&S 9/22/20

Vial: 12
Operator: LP,DG,CH
Inst : Max
Multiplr: 1.00

Quant Time: May 26 6:19 2021 Quant Results File: M0524W.RES

Quant Method : M:\MAX\DATA\210524\M0524W.M (RTE Integrator)
Title : METHOD 8260B
Last Update : Tue May 25 13:01:41 2021
Response via : Initial Calibration
DataAcq Meth : M8260

Internal Standards	R.T.	QIon	Response	Conc Units	Dev(Min)
1) Fluorobenzene (IS)	5.56	96	169841	25.000 ppb	0.00
63) Chlorobenzene-D5 (IS)	8.84	117	262490	25.000 ppb	0.00
78) 1,4-Dichlorobenzene-D (IS)	11.17	152	236274	25.000 ppb	0.00
System Monitoring Compounds					
39) Dibromofluoromethane(S)	4.69	111	43693	26.295 ppb	0.00
Spiked Amount 25.000			Recovery = 105.180%		
44) 1,2-DCA-D4(S)	5.11	65	16308	25.457 ppb	0.00
Spiked Amount 25.000			Recovery = 101.828%		
64) Toluene-D8(S)	7.37	98	129338	23.492 ppb	0.00
Spiked Amount 25.000			Recovery = 93.968%		
72) 4-Bromofluorobenzene(S)	10.02	95	152659	25.866 ppb	0.00
Spiked Amount 25.000			Recovery = 103.464%		

Target Compounds Qvalue

(#) = qualifier out of range (m) = manual integration

Quantitation Report

Data File : M:\MAX\DATA\210524\0525M12.D
Acq On : 25 May 21 14:20
Sample : BA33035W01
Misc : IS&S 9/22/20

Vial: 12
Operator: LP,DG,CH
Inst : Max
Multiplr: 1.00

Quant Time: May 26 6:19 2021

Quant Results File: M0524W.RES

Method : M:\MAX\DATA\210524\M0524W.M (RTE Integrator)
Title : METHOD 8260B
Last Update : Tue May 25 13:01:41 2021
Response via : Initial Calibration

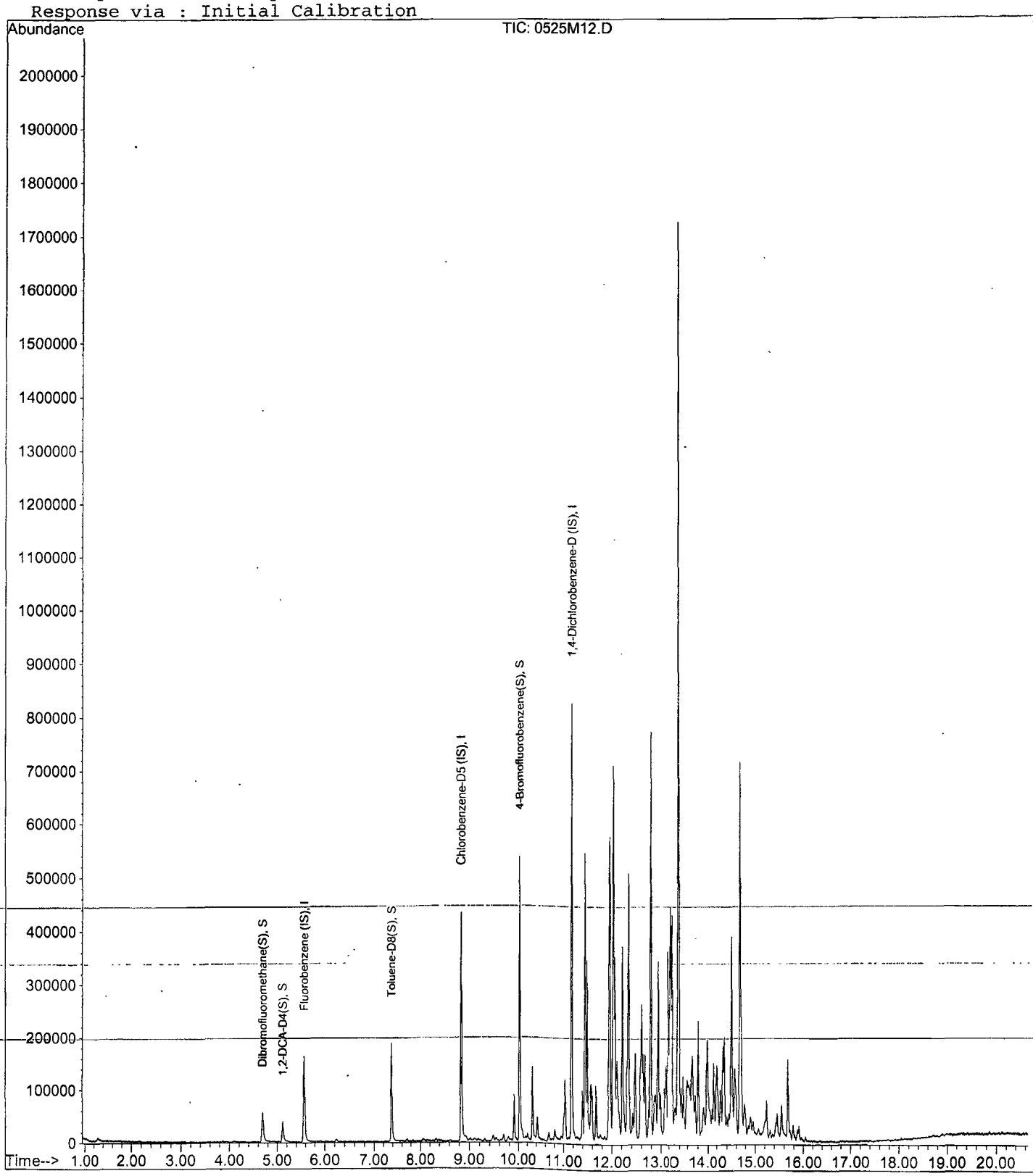

Quantitation Report (QT Reviewed)

Data File : M:\MAX\DATA\210524\0525M13.D
Acq On : 25 May 21 14:48
Sample : BA33036W01
Misc : IS&S 9/22/20

Vial: 13
Operator: LP,DG,CH
Inst : Max
Multiplr: 1.00

Quant Time: May 26 6:20 2021

Quant Results File: M0524W.RES

Quant Method : M:\MAX\DATA\210524\M0524W.M (RTE Integrator)
Title : METHOD 8260B
Last Update : Tue May 25 13:01:41 2021
Response via : Initial Calibration
DataAcq Meth : M8260

Internal Standards	R.T.	QIon	Response	Conc Units	Dev(Min)
1) Fluorobenzene (IS)	5.56	96	173795	25.000 ppb	0.00
63) Chlorobenzene-D5 (IS)	8.84	117	262961	25.000 ppb	0.00
78) 1,4-Dichlorobenzene-D (IS)	11.17	152	221975	25.000 ppb	0.00
System Monitoring Compounds					
39) Dibromofluoromethane(S)	4.68	111	44943	26.432 ppb	0.00
Spiked Amount 25.000			Recovery	= 105.728%	
44) 1,2-DCA-D4(S)	5.11	65	14703	22.565 ppb	0.00
Spiked Amount 25.000			Recovery	= 90.260%	
64) Toluene-D8(S)	7.37	98	131298	23.805 ppb	0.00
Spiked Amount 25.000			Recovery	= 95.220%	
72) 4-Bromofluorobenzene(S)	10.02	95	146058	24.703 ppb	0.00
Spiked Amount 25.000			Recovery	= 98.812%	

Target Compounds Qvalue

(#) = qualifier out of range (m) = manual integration

Quantitation Report

Data File : M:\MAX\DATA\210524\0525M13.D
Acq On : 25 May 21 14:48
Sample : BA33036W01
Misc : IS&S 9/22/20

Vial: 13
Operator: LP,DG,CH
Inst : Max
Multiplr: 1.00

Quant Time: May 26 6:20 2021

Quant Results File: M0524W.RES

Method : M:\MAX\DATA\210524\M0524W.M (RTE Integrator)
Title : METHOD 8260B
Last Update : Tue May 25 13:01:41 2021
Response via : Initial Calibration

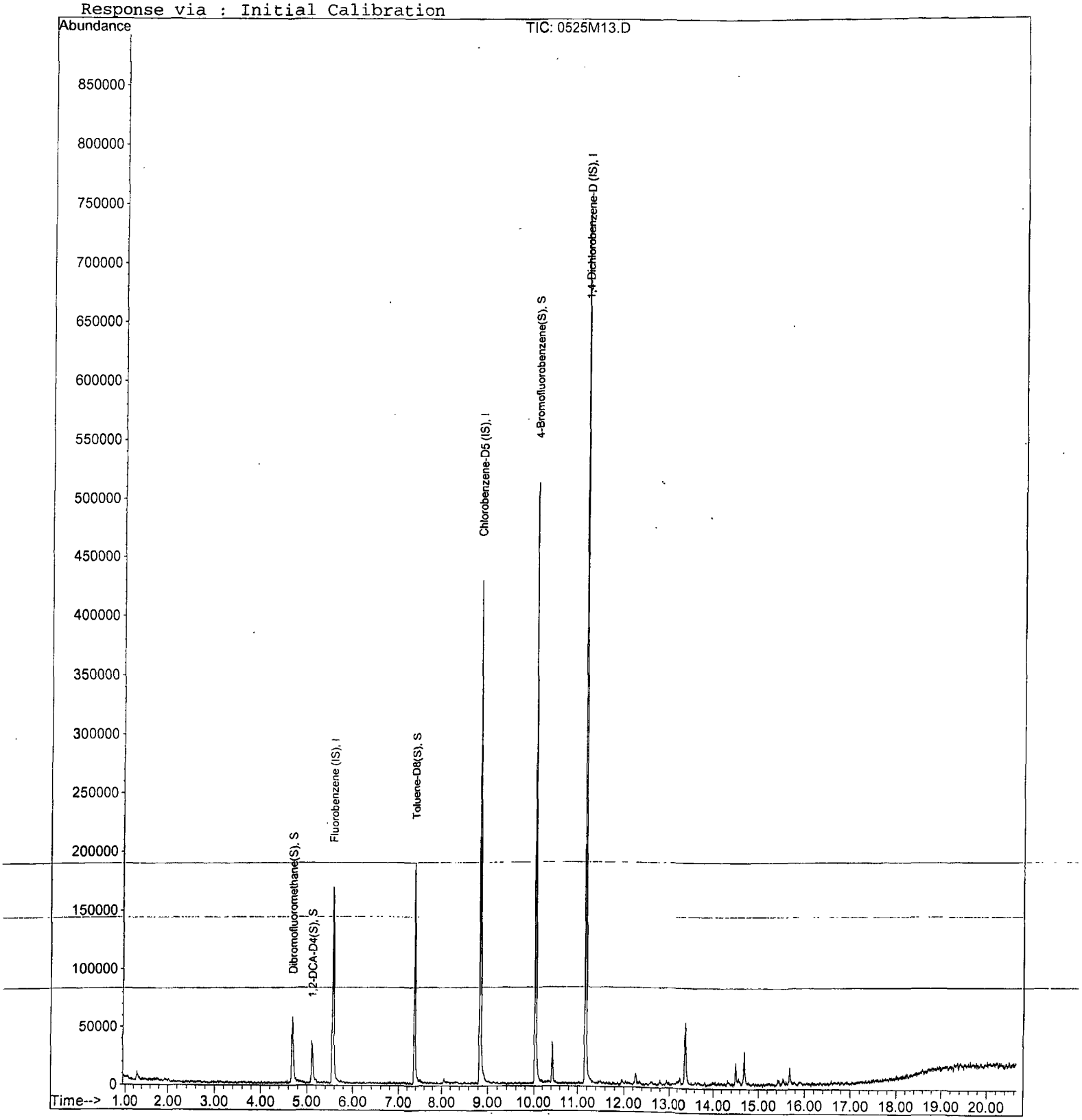

Quantitation Report (QT Reviewed)

Data File : M:\MAX\DATA\210524\0525M14.D
Acq On : 25 May 21 15:16
Sample : BA33037W01
Misc : IS&S 9/22/20

Vial: 14
Operator: LP,DG,CH
Inst : Max
Multiplr: 1.00

Quant Time: May 26 6:22 2021

Quant Results File: M0524W.RES

Quant Method : M:\MAX\DATA\210524\M0524W.M (RTE Integrator)
Title : METHOD 8260B
Last Update : Tue May 25 13:01:41 2021
Response via : Initial Calibration
DataAcq Meth : M8260

Internal Standards	R.T.	QIon	Response	Conc Units	Dev(Min)
1) Fluorobenzene (IS)	5.56	96	176612	25.000 ppb	0.00
63) Chlorobenzene-D5 (IS)	8.84	117	267116	25.000 ppb	0.00
78) 1,4-Dichlorobenzene-D (IS)	11.17	152	227753	25.000 ppb	0.00
System Monitoring Compounds					
39) Dibromofluoromethane(S)	4.69	111	45426	26.290 ppb	0.00
Spiked Amount 25.000			Recovery	= 105.160%	
44) 1,2-DCA-D4(S)	5.11	65	13605	20.649 ppb	0.00
Spiked Amount 25.000			Recovery	= 82.596%	
64) Toluene-D8(S)	7.37	98	132851	23.712 ppb	0.00
Spiked Amount 25.000			Recovery	= 94.848%	
72) 4-Bromofluorobenzene(S)	10.02	95	144987	24.141 ppb	0.00
Spiked Amount 25.000			Recovery	= 96.564%	

Target Compounds Qvalue

(#) = qualifier out of range (m) = manual integration

Quantitation Report

Data File : M:\MAX\DATA\210524\0525M14.D
Acq On : 25 May 21 15:16
Sample : BA33037W01
Misc : IS&S 9/22/20

Vial: 14
Operator: LP,DG,CH
Inst : Max
Multiplr: 1.00

Quant Time: May 26 6:22 2021

Quant Results File: M0524W.RES

Method : M:\MAX\DATA\210524\M0524W.M (RTE Integrator)
Title : METHOD 8260B
Last Update : Tue May 25 13:01:41 2021
Response via : Initial Calibration

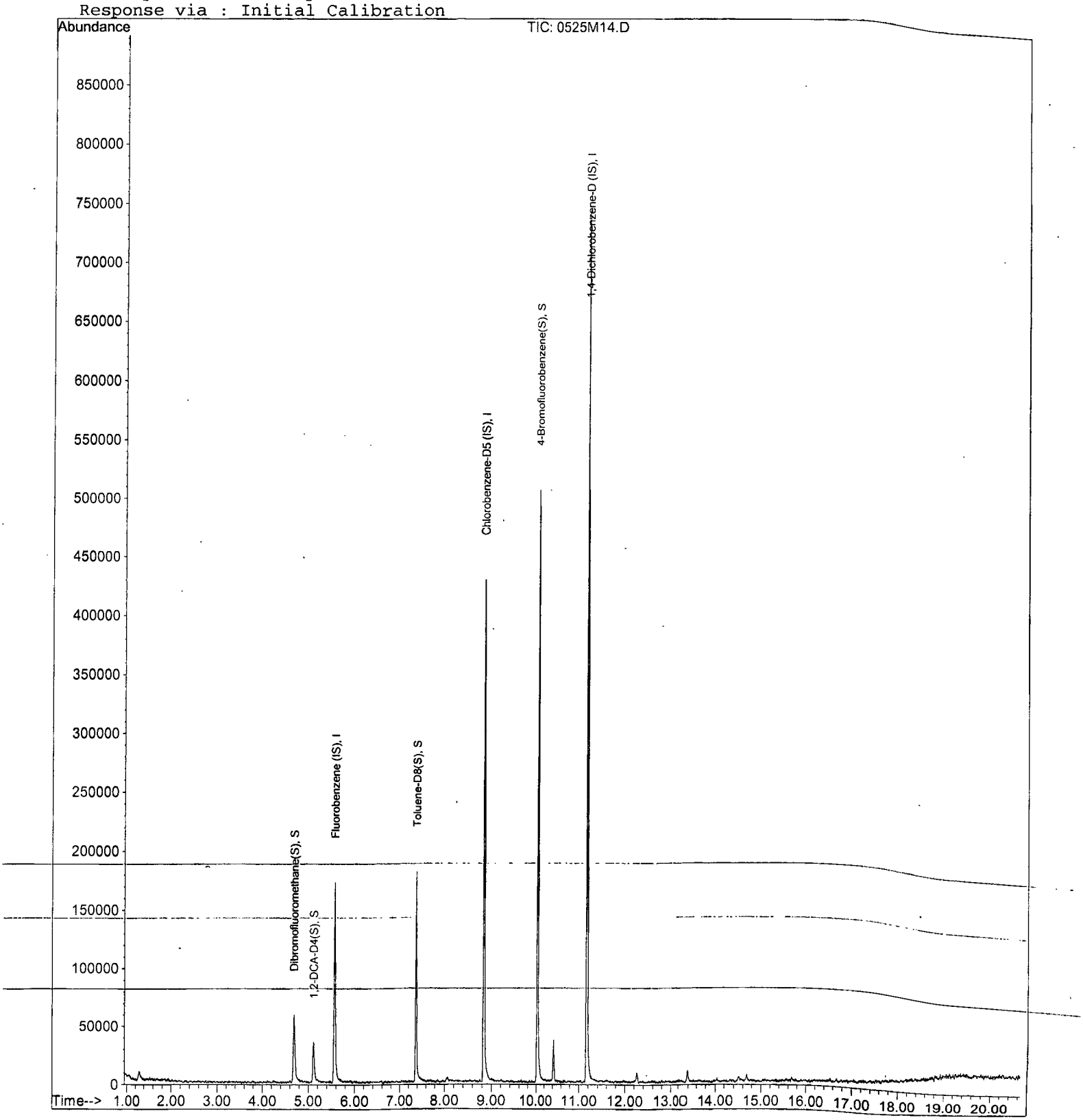

Quantitation Report (QT Reviewed)

Data File : M:\MAX\DATA\210524\0525M08.D
Acq On : 25 May 21 12:28
Sample : 210525A BLK
Misc : IS&S 9/22/20

Vial: 8
Operator: LP,DG,CH
Inst : Max
Multiplr: 1.00

Quant Time: May 26 5:50 2021 Quant Results File: M0524W.RES

Quant Method : M:\MAX\DATA\210524\M0524W.M (RTE Integrator)
Title : METHOD 8260B
Last Update : Tue May 25 13:01:41 2021
Response via : Initial Calibration
DataAcq Meth : M8260

Internal Standards	R.T.	QIon	Response	Conc Units	Dev(Min)
1) Fluorobenzene (IS)	5.57	96	158176	25.00 ppb	0.00
63) Chlorobenzene-D5 (IS)	8.84	117	238095	25.00 ppb	0.00
78) 1,4-Dichlorobenzene-D (IS)	11.17	152	200136	25.00 ppb	0.00
System Monitoring Compounds					
39) Dibromofluoromethane(S)	4.69	111	41393	26.75 ppb	0.00
Spiked Amount 25.000			Recovery	= 106.992%	
44) 1,2-DCA-D4(S)	5.11	65	13491	22.74 ppb	0.00
Spiked Amount 25.000			Recovery	= 90.960%	
64) Toluene-D8(S)	7.37	98	121894	24.41 ppb	0.00
Spiked Amount 25.000			Recovery	= 97.632%	
72) 4-Bromofluorobenzene(S)	10.02	95	131589	24.58 ppb	0.00
Spiked Amount 25.000			Recovery	= 98.324%	

Target Compounds Qvalue

(#) = qualifier out of range (m) = manual integration

Quantitation Report

Data File : M:\MAX\DATA\210524\0525M08.D
Acq On : 25 May 21 12:28
Sample : 210525A BLK
Misc : IS&S 9/22/20

Vial: 8
Operator: LP,DG,CH
Inst : Max
Multiplr: 1.00

Quant Time: May 26 5:50 2021

Quant Results File: M0524W.RES

Method : M:\MAX\DATA\210524\M0524W.M (RTE Integrator)
Title : METHOD 8260B
Last Update : Tue May 25 13:01:41 2021
Response via : Initial Calibration

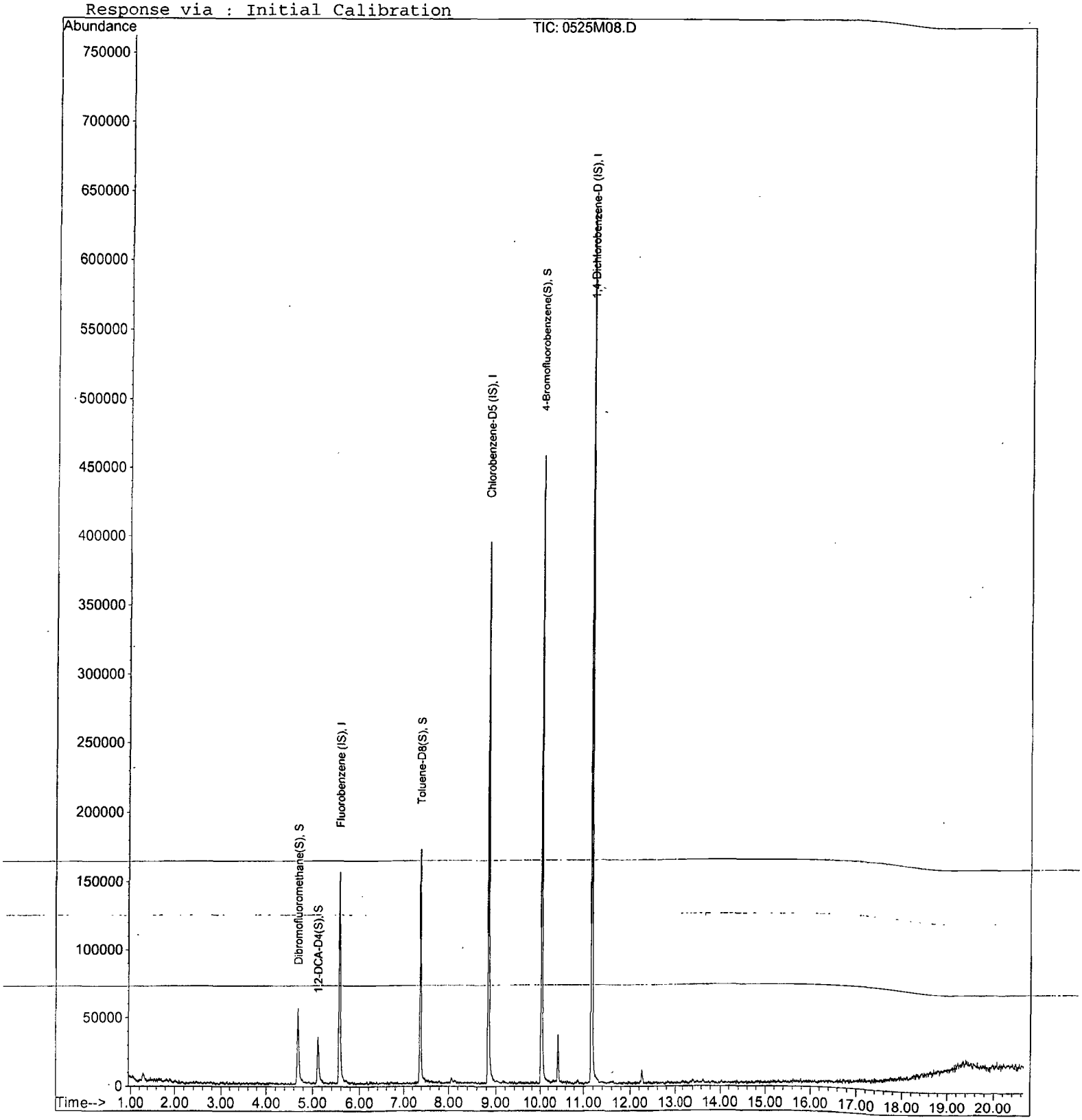

Quantitation Report (Not Reviewed)

Data File : M:\MAX\DATA\210524\0525M03.D
Acq On : 25 May 21 10:09
Sample : 210525A CCV/LCS 10ug/L
Misc : IS&S 9/22/20

Vial: 3
Operator: LP,DG,CH
Inst : Max
Multiplr: 1.00

Quant Time: May 26 5:39 2021

Quant Results File: M0524W.RES

Quant Method : M:\MAX\DATA\210524\M0524W.M (RTE Integrator)
Title : METHOD 8260B
Last Update : Tue May 25 13:01:41 2021
Response via : Initial Calibration
DataAcq Meth : M8260

Internal Standards	R.T.	QIon	Response	Conc	Units		Dev(Min)
1) Fluorobenzene (IS)	5.56	96	157476	25.00	ppb		0.00
63) Chlorobenzene-D5 (IS)	8.84	117	229043	25.00	ppb		0.00
78) 1,4-Dichlorobenzene-D (IS)	11.17	152	206574	25.00	ppb		0.00
System Monitoring Compounds							
39) Dibromofluoromethane(S)	4.69	111	36556	23.73	ppb		0.00
Spiked Amount 25.000			Recovery = 94.908%				
44) 1,2-DCA-D4(S)	5.11	65	13701	23.17	ppb		0.00
Spiked Amount 25.000			Recovery = 92.696%				
64) Toluene-D8(S)	7.37	98	118402	24.65	ppb		0.00
Spiked Amount 25.000			Recovery = 98.584%				
72) 4-Bromofluorobenzene(S)	10.02	95	132850	25.80	ppb		0.00
Spiked Amount 25.000			Recovery = 103.188%				
Target Compounds							Qvalue
3) Dichlorodifluoromethane	0.96	85	42020	8.78	ppb		94
4) Freon 114	1.04	85	28253	8.52	ppb		92
5) Chloromethane	1.07	50	26351	8.94	ppb		99
6) Vinyl chloride	1.14	62	23810	8.90	ppb		97
8) Bromomethane	1.34	94	17048	9.08	ppb		95
9) Chloroethane	1.41	64	11958	9.40	ppb		91
10) Dichlorofluoromethane	1.55	67	50287	9.44	ppb		96
11) Trichlorofluoromethane	1.60	101	52967	8.83	ppb		91
13) Acrolein	1.89	56	22136	119.23	ppb	#	80
14) Acetone	2.02	43	38108	58.11	ppb		90
15) Freon-113	2.01	151	29832	9.16	ppb		98
16) Acetonitrile	2.24	41	28176	159.31	ppb		97
18) 1,1-DCE	1.98	61	36919	8.89	ppb		96
19) t-Butanol	2.56	59	29062	173.57	ppb	#	68
20) Methyl Acetate	2.33	43	13897	9.71	ppb		93
21) Iodomethane	2.09	142	33231	9.50	ppb		91
22) Acrylonitrile	2.64	53	7348	9.90	ppb	#	70
24) Methylene chloride	2.40	84	31424	8.63	ppb		97
25) Carbon disulfide	2.14	76	43992	9.09	ppb		98
26) Methyl t-butyl ether (MtBE	2.72	73	96484	9.57	ppb		100
27) Trans-1,2-DCE	2.69	96	31314	9.62	ppb		95
29) Diisopropyl Ether	3.34	45	68606	9.43	ppb		97
30) 1,1-DCA	3.14	63	47164	9.13	ppb		98
31) Vinyl Acetate	3.29	43	12552	9.36	ppb	#	71
32) Ethyl tert Butyl Ether	3.86	59	86837	9.36	ppb		94
34) MEK (2-Butanone)	4.03	43	42569	56.84	ppb		97
35) Cis-1,2-DCE	3.96	96	35104	9.50	ppb	#	82
36) 2,2-Dichloropropane	3.95	77	61315	9.79	ppb	#	86
37) Chloroform	4.47	83	64568	9.24	ppb		85
38) Bromochloromethane	4.31	130	27821	9.39	ppb		93
40) 1,1,1-TCA	4.69	97	70710	9.66	ppb		92
41) Cyclohexane	4.78	41	20995	9.55	ppb		80
42) 1,1-Dichloropropene	4.94	75	38793	9.18	ppb		99
43) 2,2,4-Trimethylpentane	5.39	57	64247	9.23	ppb		95
45) Carbon Tetrachloride	4.93	117	65693	9.35	ppb		94
46) Tert Amyl Methyl Ether	5.43	73	83356	8.92	ppb	#	97
47) 1,2-DCA	5.21	62	58292	9.64	ppb		97
48) Benzene	5.19	78	114396	9.47	ppb		98
49) TCE	6.01	95	34035	9.25	ppb		88

(#) = qualifier out of range (m) = manual integration

Quantitation Report (Not Reviewed)

Data File : M:\MAX\DATA\210524\0525M03.D
Acq On : 25 May 21 10:09
Sample : 210525A CCV/LCS 10ug/L
Misc : IS&S 9/22/20

Vial: 3
Operator: LP,DG,CH
Inst : Max
Multiplr: 1.00

Quant Time: May 26 5:39 2021

Quant Results File: M0524W.RES

Quant Method : M:\MAX\DATA\210524\M0524W.M (RTE Integrator)
Title : METHOD 8260B
Last Update : Tue May 25 13:01:41 2021
Response via : Initial Calibration
DataAcq Meth : M8260

Compound	R.T.	QIon	Response	Conc Unit		Qvalue
50) 2-Pentanone	6.26	43	196942	125.60 ppb		99
51) 1,2-Dichloropropane	6.24	63	11124	8.43 ppb	#	86
52) Bromodichloromethane	6.58	83	54401	9.48 ppb		86
53) Methyl Cyclohexane	6.24	83	39972	8.28 ppb		80
54) Dibromomethane	6.36	93	20471	9.44 ppb		91
55) MIBK (methyl isobutyl ket	7.29	43	99867	50.48 ppb		96
56) 1-Bromo-2-chloroethane	6.89	144	7821	9.18 ppb		92
58) Cis-1,3-Dichloropropene	7.09	39	28363	8.78 ppb		83
59) Toluene	7.44	91	143431	9.19 ppb		98
60) Trans-1,3-Dichloropropene	7.69	75	51019	8.81 ppb		96
61) 1,1,2-TCA	7.86	83	23037	9.88 ppb		96
62) 2-Hexanone	8.17	43	64663	49.47 ppb		95
65) 1,2-EDB	8.33	107	32974	9.51 ppb		94
66) Tetrachloroethene	8.01	164	29264	9.68 ppb		89
67) 1-Chlorohexane	8.90	91	38330	9.00 ppb		93
68) 1,1,1,2-Tetrachloroethane	8.96	131	48068	9.43 ppb		95
69) m&p-Xylene	9.13	106	148182	19.48 ppb		99
70) o-Xylene	9.52	106	69201	9.13 ppb		100
71) Styrene	9.53	104	117092	9.10 ppb		97
73) 1,3-Dichloropropane	8.02	76	50175	9.79 ppb		88
74) Dibromochloromethane	8.24	129	51498	9.86 ppb		99
75) Chlorobenzene	8.86	112	110502	9.23 ppb		96
76) Ethylbenzene	9.01	91	174723	9.62 ppb		94
77) Bromoform	9.67	173	41362	9.03 ppb		99
79) Isopropylbenzene	9.90	105	186196	9.07 ppb		98
80) 1,1,2,2-Tetrachloroethane	10.18	83	35516	9.37 ppb		88
81) 1,2,3-Trichloropropane	10.20	110	16847	9.61 ppb	#	80
82) t-1,4-Dichloro-2-Butene	10.25	53	8998	9.05 ppb		77
83) Bromobenzene	10.15	156	67045	9.52 ppb		96
84) n-Propylbenzene	10.31	91	197700	9.34 ppb		97
85) 4-Ethyltoluene	10.43	105	194905	9.42 ppb		96
86) 2-Chlorotoluene	10.36	91	136198	9.50 ppb		99
87) 1,3,5-Trimethylbenzene	10.50	105	181014	9.66 ppb		93
88) 4-Chlorotoluene	10.47	91	163133	9.32 ppb		99
89) Tert-Butylbenzene	10.81	119	99440	9.00 ppb		98
90) 1,2,4-Trimethylbenzene	10.86	105	165580	9.01 ppb		97
91) Sec-Butylbenzene	11.03	105	191486	9.04 ppb		99
92) p-Isopropyltoluene	11.19	119	191853	9.08 ppb		96
93) Benzyl Chloride	11.33	91	62473	9.58 ppb		95
94) 1,3-DCB	11.10	146	121002	9.53 ppb		99
95) 1,4-DCB	11.19	146	123819	9.40 ppb		98
96) n-Butylbenzene	11.59	91	134207	9.10 ppb		95
97) 1,2-DCB	11.55	146	119953	9.57 ppb		94
98) Hexachloroethane	11.81	117	32017	8.84 ppb		99
99) 1,2-Dibromo-3-chloropropan	12.31	157	13439	9.12 ppb		95
100) 1,2,4-Trichlorobenzene	13.14	180	90070	8.55 ppb		84
101) Hexachlorobutadiene	13.35	225	61998	10.11 ppb		92
102) Naphthalene	13.37	128	86576	8.76 ppb		100
103) 1,2,3-Trichlorobenzene	13.62	180	88806	9.15 ppb		93

(#) = qualifier out of range (m) = manual integration

Quantitation Report

Data File : M:\MAX\DATA\210524\0525M03.D
Acq On : 25 May 21 10:09
Sample : 210525A CCV/LCS 10ug/L
Misc : IS&S 9/22/20

Vial: 3
Operator: LP,DG,CH
Inst : Max
Multiplr: 1.00

Quant Time: May 26 5:39 2021

Quant Results File: M0524W.RES

Method : M:\MAX\DATA\210524\M0524W.M (RTE Integrator)
Title : METHOD 8260B
Last Update : Tue May 25 13:01:41 2021
Response via : Initial Calibration

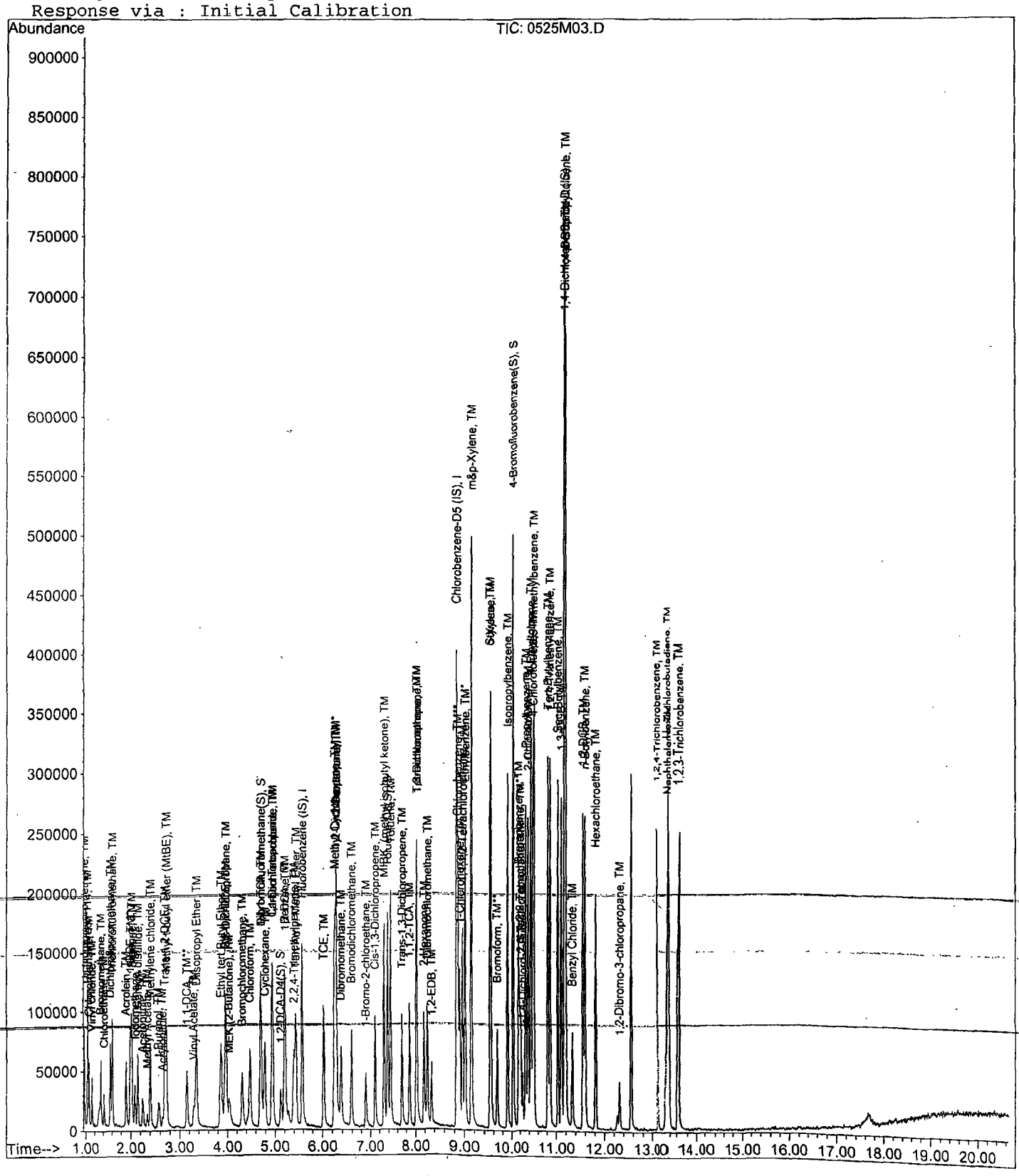
Abundance
TIC: 0525M03.D
900000
850000
800000
750000
700000
650000
600000
550000
500000
450000
400000
350000
300000
250000
200000
150000
100000
50000
0
Time-->
1.00
2.00
3.00
4.00
5.00
6.00
7.00
8.00
9.00
10.00
11.00
12.00
13.00
14.00
15.00
16.00
17.00
18.00
19.00
20.00
Chlorobenzene-D5 (IS), I
m&p-Xylene, TM
4-Bromofluorobenzene(S), S
Bromoform, TM
Isopropylbenzene, TM
Benzyl Chloride, TM
Hexachloroethane, TM
1,2-Dibromo-3-chloropropane, TM
1,2,4-Trichlorobenzene, TM
1,2,3-Trichlorobenzene, TM
TCE, TM
Dibromomethane, TM
Bromodichloromethane, TM
Cyclohexane, TM
Vinyl Acetate, TM
Methyl Acetate, TM
Acrylonitrile, TM
Acetone, TM
Acrolein, TM
Chloroform, TM
Bromochloromethane, TM
Ethyl tert-Butyl Ether, TM
Diisopropyl Ether, TM
Methyl tert-Butyl Ether (MtBE), TM
Methylene chloride, TM
Carbon Disulfide, TM
Chloroethane, TM
Bromomethane, TM
Vinyl Chloride, TM
Trans-1,2-DCE, TM
1,1-DCE, TM
Methyl Iodide, TM
Allyl Chloride, TM
Methyl Ethyl Ketone, TM
Ethyl Acetate, TM
Propionitrile, TM
Methacrylonitrile, TM
Butyl Acetate, TM
Methyl Acrylate, TM
Methyl Methacrylate, TM
Propionitrile, TM
Ethyl Methacrylate, TM
Chloroprene, TM
Tert-Butanol, TM
Isobutanol, TM
Propanol, TM
1-Chlorobutane, TM
Bromobenzene, TM
Trans-1,4-Dichloro-2-butene, TM
n-Propylbenzene, TM
2-Chlorotoluene, TM
4-Chlorotoluene, TM
1,3,5-Trimethylbenzene, TM
Tert-Butylbenzene, TM
1,2,4-Trimethylbenzene, TM
Sec-Butylbenzene, TM
1,3-Dichlorobenzene, TM
1,4-Dichlorobenzene, TM
n-Butylbenzene, TM
1,2-Dichlorobenzene, TM
1,2-Dibromo-3-chloropropane, TM
Naphthalene, TM
Hexachlorobutadiene, TM
1,2-DCA-D4(S), S
2,2,4-Trimethylpentane, TM
Fluorobenzene (IS), I
Cis-1,3-Dichloropropene, TM
Trans-1,3-Dichloropropene, TM
1,1,2-TCA, TM
1,2-EDB, TM
Chloroethane, TM
Bromoethane, TM
Methyl Ethyl Ketone, TM
Methyl Isobutyl Ketone, TM
Methyl Butyl Ketone, TM
Methyl Propyl Ketone, TM
Methyl Isopropyl Ketone, TM
Methyl Tert-Butyl Ketone, TM
Methyl Methacrylate, TM
Methyl Acrylate, TM
Methyl Methacrylate, TM
Methyl Methacrylate, TM
Methyl Methac

Quantitation Report (Not Reviewed)

Data File : M:\MAX\DATA\210524\0525M04.D
Acq On : 25 May 21 10:37
Sample : 210525A LCSD 10ug/L
Misc : IS&S 9/22/20

Vial: 4
Operator: LP,DG,CH
Inst : Max
Multiplr: 1.00

Quant Time: May 26 5:39 2021

Quant Results File: M0524W.RES

Quant Method : M:\MAX\DATA\210524\M0524W.M (RTE Integrator)
Title : METHOD 8260B
Last Update : Tue May 25 13:01:41 2021
Response via : Initial Calibration
DataAcq Meth : M8260

Internal Standards	R.T.	QIon	Response	Conc	Units		Dev(Min)
1) Fluorobenzene (IS)	5.56	96	154741	25.00	ppb		0.00
63) Chlorobenzene-D5 (IS)	8.83	117	244719	25.00	ppb		0.00
78) 1,4-Dichlorobenzene-D (IS)	11.16	152	221329	25.00	ppb		0.00
System Monitoring Compounds							
39) Dibromofluoromethane(S)	4.69	111	38397	25.36	ppb		0.00
Spiked Amount 25.000			Recovery = 101.448%				
44) 1,2-DCA-D4(S)	5.11	65	14174	24.34	ppb		0.00
Spiked Amount 25.000			Recovery = 97.348%				
64) Toluene-D8(S)	7.37	98	124803	24.31	ppb		0.00
Spiked Amount 25.000			Recovery = 97.256%				
72) 4-Bromofluorobenzene(S)	10.03	95	141163	25.66	ppb		0.00
Spiked Amount 25.000			Recovery = 102.620%				
Target Compounds							Qvalue
3) Dichlorodifluoromethane	0.96	85	42784	9.10	ppb	#	86
4) Freon 114	1.04	85	32323	9.91	ppb		93
5) Chloromethane	1.07	50	27627	9.54	ppb		97
6) Vinyl chloride	1.14	62	25930	9.86	ppb		99
8) Bromomethane	1.34	94	20656	11.20	ppb		91
9) Chloroethane	1.42	64	12079	9.66	ppb	#	86
10) Dichlorofluoromethane	1.55	67	51347	9.81	ppb		91
11) Trichlorofluoromethane	1.60	101	57729	9.80	ppb		97
13) Acrolein	1.89	56	21288	116.69	ppb		85
14) Acetone	2.02	43	37927	58.86	ppb		94
15) Freon-113	2.01	151	30067	9.39	ppb	#	82
16) Acetonitrile	2.24	41	26807	154.25	ppb	#	89
18) 1,1-DCE	1.98	61	40295	9.88	ppb		96
19) t-Butanol	2.57	59	27939	169.81	ppb	#	78
20) Methyl Acetate	2.33	43	13515	9.62	ppb	#	80
21) Iodomethane	2.09	142	33907	9.73	ppb		94
22) Acrylonitrile	2.64	53	7152	9.82	ppb	#	49
24) Methylene chloride	2.40	84	33386	9.33	ppb		86
25) Carbon disulfide	2.14	76	46056	9.68	ppb		97
26) Methyl t-butyl ether (MtBE	2.72	73	96353	9.73	ppb		96
27) Trans-1,2-DCE	2.69	96	31258	9.77	ppb		93
29) Diisopropyl Ether	3.34	45	72498	10.14	ppb		96
30) 1,1-DCA	3.15	63	50297	9.91	ppb		92
31) Vinyl Acetate	3.28	43	12495	9.44	ppb	#	84
32) Ethyl tert Butyl Ether	3.85	59	84437	9.26	ppb		90
34) MEK (2-Butanone)	4.02	43	42146	57.24	ppb		94
35) Cis-1,2-DCE	3.97	96	35398	9.75	ppb		89
36) 2,2-Dichloropropane	3.95	77	59491	9.66	ppb		99
37) Chloroform	4.46	83	66877	9.74	ppb		87
38) Bromochloromethane	4.30	130	27288	9.37	ppb		98
40) 1,1,1-TCA	4.70	97	71676	9.97	ppb		92
41) Cyclohexane	4.78	41	19219	8.90	ppb		97
42) 1,1-Dichloropropene	4.94	75	39435	9.49	ppb		96
43) 2,2,4-Trimethylpentane	5.39	57	69652	10.18	ppb		98
45) Carbon Tetrachloride	4.93	117	65140	9.43	ppb		93
46) Tert Amyl Methyl Ether	5.43	73	84230	9.17	ppb		96
47) 1,2-DCA	5.21	62	56817	9.56	ppb		96
48) Benzene	5.19	78	119289	10.05	ppb	#	93
49) TCE	6.02	95	35567	9.83	ppb		89

(#) = qualifier out of range (m) = manual integration

Quantitation Report (Not Reviewed)

Data File : M:\MAX\DATA\210524\0525M04.D
Acq On : 25 May 21 10:37
Sample : 210525A LCSD 10ug/L
Misc : IS&S 9/22/20

Vial: 4
Operator: LP,DG,CH
Inst : Max
Multiplr: 1.00

Quant Time: May 26 5:39 2021

Quant Results File: M0524W.RES

Quant Method : M:\MAX\DATA\210524\M0524W.M (RTE Integrator)
Title : METHOD 8260B
Last Update : Tue May 25 13:01:41 2021
Response via : Initial Calibration
DataAcq Meth : M8260

	Compound	R.T.	QIon	Response	Conc	Unit		Qvalue
50)	2-Pentanone	6.27	43	199143	129.25	ppb		94
51)	1,2-Dichloropropane	6.24	63	12371	9.34	ppb	#	93
52)	Bromodichloromethane	6.58	83	53331	9.46	ppb		95
53)	Methyl Cyclohexane	6.23	83	44501	9.38	ppb		87
54)	Dibromomethane	6.37	93	21631	10.15	ppb		81
55)	MIBK (methyl isobutyl ket	7.29	43	95482	49.11	ppb		98
56)	1-Bromo-2-chloroethane	6.89	144	7777	9.29	ppb		89
58)	Cis-1,3-Dichloropropene	7.09	39	30437	9.59	ppb		99
59)	Toluene	7.44	91	149194	9.72	ppb		95
60)	Trans-1,3-Dichloropropene	7.69	75	49867	8.76	ppb		94
61)	1,1,2-TCA	7.86	83	20761	9.06	ppb	#	68
62)	2-Hexanone	8.17	43	68176	53.08	ppb	#	90
65)	1,2-EDB	8.34	107	32956	8.90	ppb		96
66)	Tetrachloroethene	8.01	164	29328	9.08	ppb		89
67)	1-Chlorohexane	8.90	91	38263	8.41	ppb		94
68)	1,1,1,2-Tetrachloroethane	8.96	131	49161	9.02	ppb		99
69)	m&p-Xylene	9.13	106	148997	18.33	ppb		92
70)	o-Xylene	9.52	106	75661	9.35	ppb		89
71)	Styrene	9.53	104	125745	9.14	ppb		97
73)	1,3-Dichloropropane	8.02	76	45069	8.23	ppb	#	83
74)	Dibromochloromethane	8.24	129	49865	8.94	ppb		100
75)	Chlorobenzene	8.87	112	111910	8.75	ppb		96
76)	Ethylbenzene	9.01	91	184363	9.50	ppb		99
77)	Bromoform	9.67	173	41438	8.47	ppb		89
79)	Isopropylbenzene	9.90	105	193980	8.82	ppb		97
80)	1,1,2,2-Tetrachloroethane	10.18	83	36424	8.99	ppb		87
81)	1,2,3-Trichloropropane	10.20	110	16576	8.82	ppb		93
82)	t-1,4-Dichloro-2-Butene	10.25	53	7250	6.88	ppb		90
83)	Bromobenzene	10.15	156	69342	9.19	ppb		100
84)	n-Propylbenzene	10.31	91	203894	8.99	ppb		99
85)	4-Ethyltoluene	10.43	105	195267	8.81	ppb		99
86)	2-Chlorotoluene	10.37	91	138511	9.02	ppb		99
87)	1,3,5-Trimethylbenzene	10.50	105	177313	8.83	ppb		96
88)	4-Chlorotoluene	10.48	91	169503	9.04	ppb		100
89)	Tert-Butylbenzene	10.81	119	101144	8.54	ppb		99
90)	1,2,4-Trimethylbenzene	10.86	105	177744	9.03	ppb		98
91)	Sec-Butylbenzene	11.03	105	205952	9.08	ppb		98
92)	p-Isopropyltoluene	11.19	119	199701	8.82	ppb		95
93)	Benzyl Chloride	11.33	91	59038	8.45	ppb		94
94)	1,3-DCB	11.10	146	118100	8.68	ppb		98
95)	1,4-DCB	11.19	146	127711	9.05	ppb		96
96)	n-Butylbenzene	11.59	91	139831	8.89	ppb		93
97)	1,2-DCB	11.55	146	119500	8.90	ppb		93
98)	Hexachloroethane	11.81	117	31987	8.24	ppb		95
99)	1,2-Dibromo-3-chloropropan	12.31	157	11608	7.35	ppb		93
100)	1,2,4-Trichlorobenzene	13.15	180	96394	8.54	ppb		90
101)	Hexachlorobutadiene	13.35	225	59378	9.04	ppb		98
102)	Naphthalene	13.37	128	88792	8.49	ppb		93
103)	1,2,3-Trichlorobenzene	13.61	180	90818	8.79	ppb		87

(#) = qualifier out of range (m) = manual integration

Quantitation Report

Data File : M:\MAX\DATA\210524\0525M04.D
Acq On : 25 May 21 10:37
Sample : 210525A LCSD 10ug/L
Misc : IS&S 9/22/20

Vial: 4
Operator: LP,DG,CH
Inst : Max
Multiplr: 1.00

Quant Time: May 26 5:39 2021

Quant Results File: M0524W.RES

Method : M:\MAX\DATA\210524\M0524W.M (RTE Integrator)
Title : METHOD 8260B
Last Update : Tue May 25 13:01:41 2021
Response via : Initial Calibration

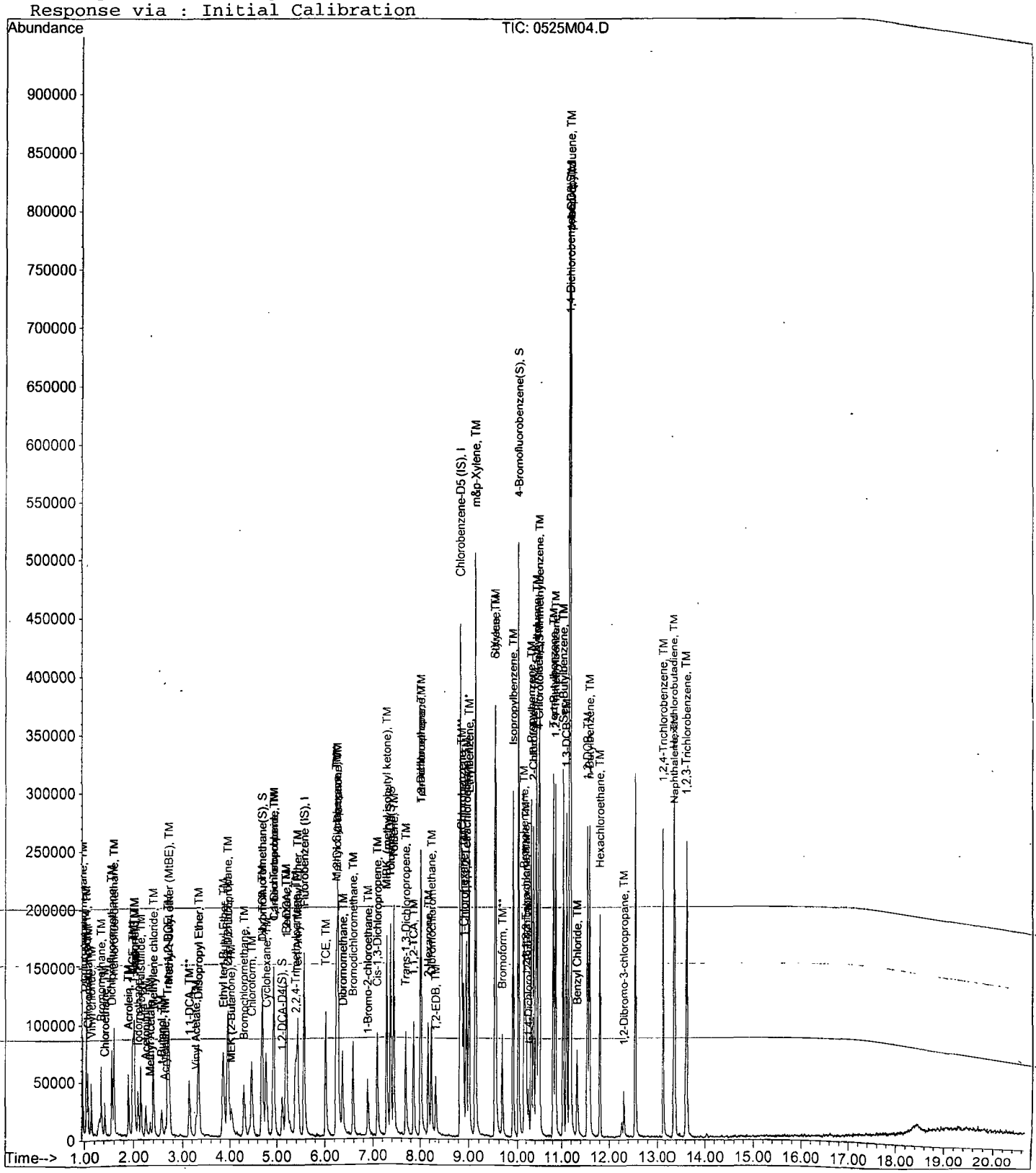

Data File : M:\MAX\DATA\210513\0520M00.D
Acq On : 20 May 21 10:19
Sample : 25ug/L BFB STD 3/23/21
Misc : 2ul

Vial: 1
Operator: LP,DG,CH
Inst : Max
Multiplr: 1.00

Method : M:\MAX\DATA\210513\M0513W.M (RTE Integrator)
Title : METHOD 8260B

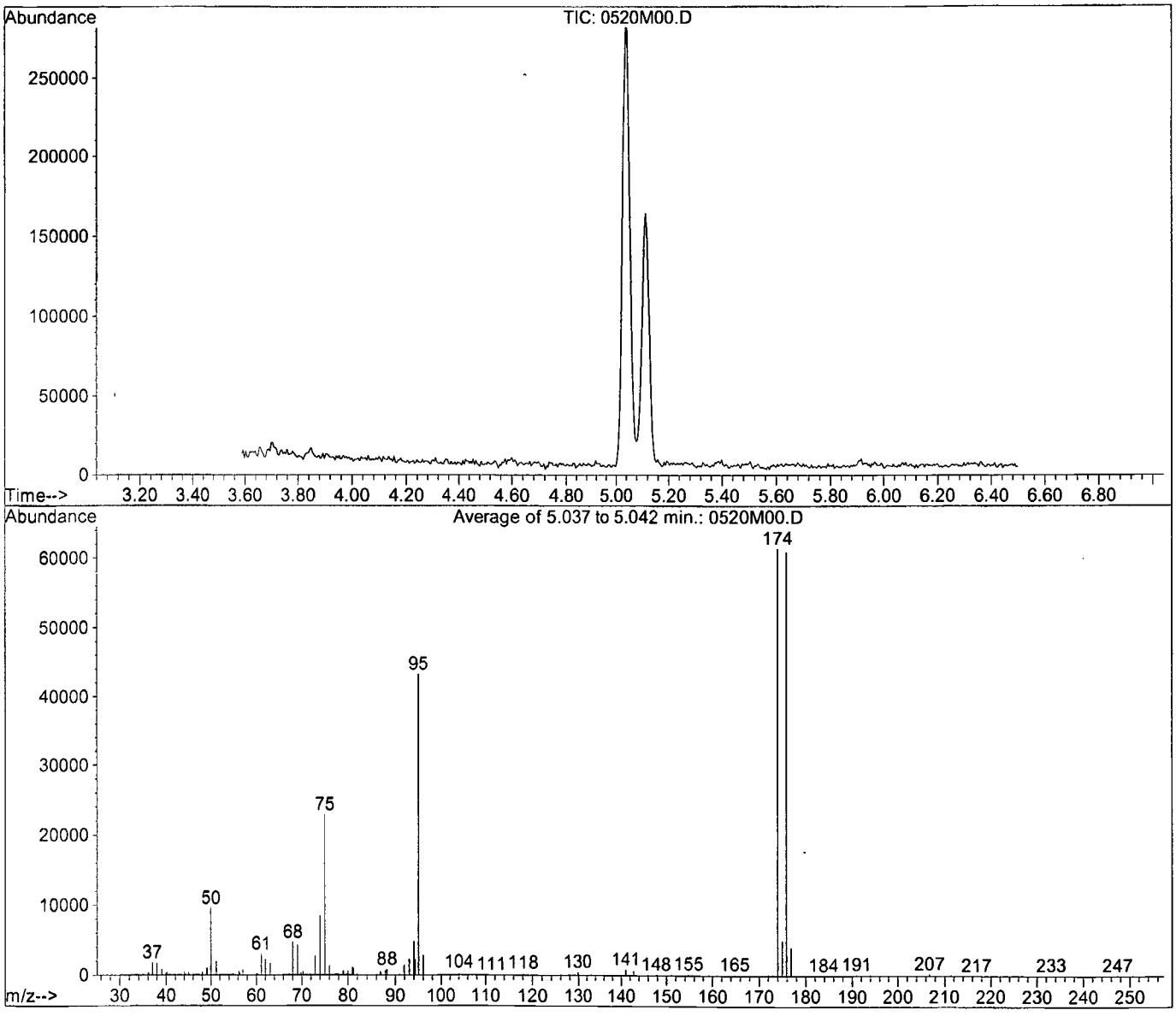

Spectrum Information: Average of 5.037 to 5.042 min.

Target Mass	Rel. to Mass	Lower Limit%	Upper Limit%	Rel. Abn%	Raw Abn	Result Pass/Fail
50	95	15	40	22.1	9567	PASS
75	95	30	60	52.9	22928	PASS
95	95	100	200	100.0	43304	PASS
96	95	5	9	6.5	2835	PASS
173	174	0.00	2	0.6	361	PASS
174	95	50	200	141.9	61440	PASS
175	174	5	9	8.2	5053	PASS
176	174	95	101	99.3	61020	PASS
177	176	5	9	6.8	4120	PASS

0520M00.D M0513W.M Thu May 20 10:33:30 2021

Data File : M:\MAX\DATA\210524\0525M00.D
Acq On : 25 May 21 8:47
Sample : 25ug/L BFB STD 3/23/21
Misc : 2ul

Vial: 1
Operator: LP,DG,CH
Inst : Max
Multiplr: 1.00

Method : M:\ZEUS\DATA\210408\ZGAS0408.M (RTE Integrator)
Title : METHOD 8260B

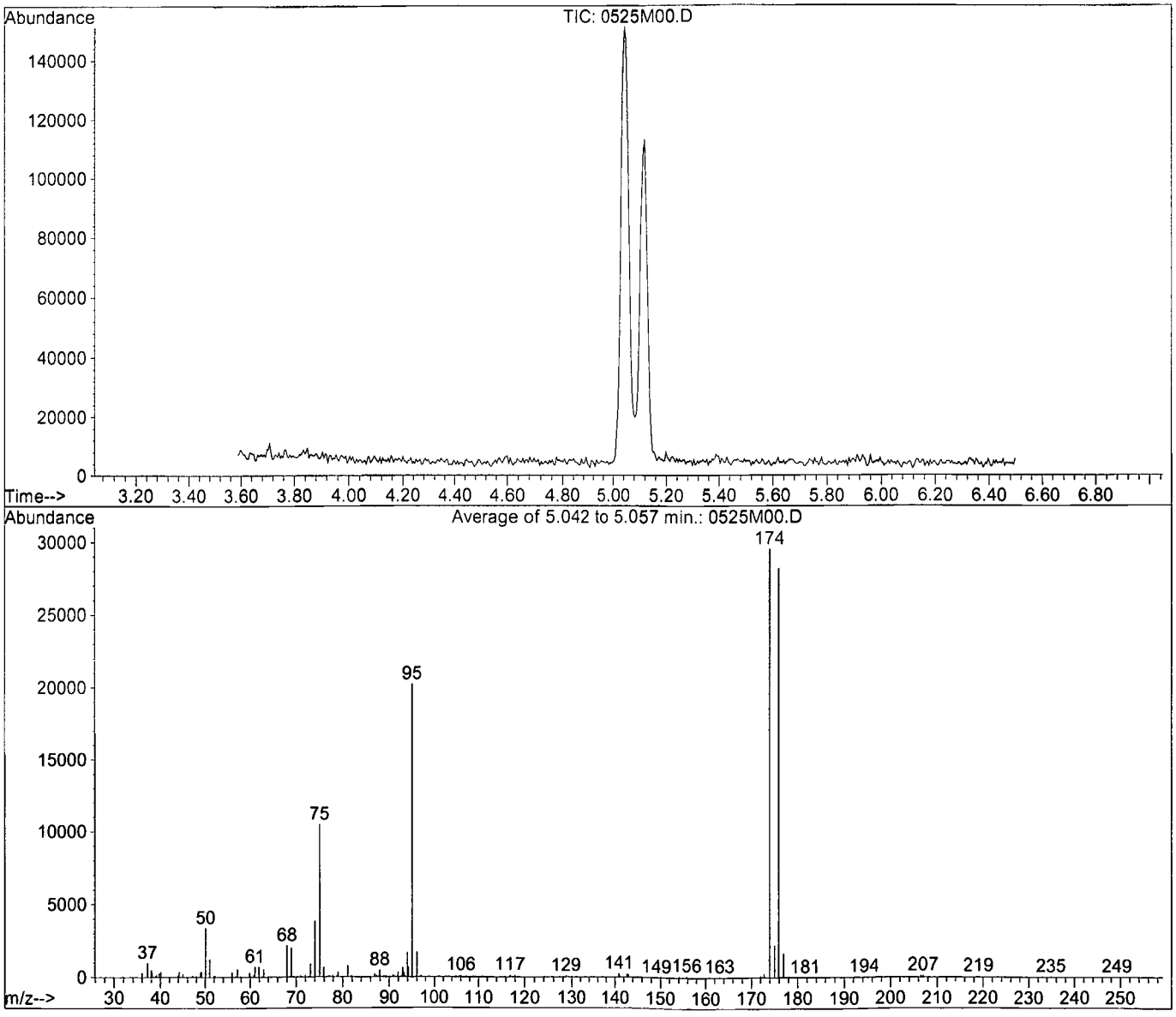

Spectrum Information: Average of 5.042 to 5.057 min.

Target Mass	Rel. to Mass	Lower Limit%	Upper Limit%	Rel. Abn%	Raw Abn	Result Pass/Fail
50	95	15	40	16.7	3384	PASS
75	95	30	60	51.9	10507	PASS
95	95	100	100	100.0	20237	PASS
96	95	5	9	8.4	1698	PASS
173	174	0.00	2	0.9	276	PASS
174	95	50	200	146.0	29540	PASS
175	174	5	9	7.6	2236	PASS
176	174	95	101	95.4	28190	PASS
177	176	5	9	5.8	1649	PASS

0525M00.D ZGAS0408.M Tue May 25 08:56:33 2021

Max 8260 Standard Prep

Max 8260 Water Calibration Curve

Prepared By (Initials): CH

0.3ug/L

Prepared: 05/24/21

Expires: 06/16/21

Initial Standard Information							Final Standard Information			
Name of Initial Standard (QAU Label)	Supplier	APPL Mix Name	Conc. (ug/mL)	Reference To APPL Prep Date	Exp. Date	Exp. Date (Manufacturers)	Aliquot From Stock	Final Volume	Solvent	Final Standard Conc. (ug/L)
VOA STD. 9	Various	0.3ug/L	5	Prepared 05/21/21	07/20/21	N/A	3uL	50mL	P&T Water	0.3
VOA STD. 1	Absolute		50	Prepared 05/21/21	07/20/21	N/A	5uL			5
VOA STD. 2	Phenova		100	Prepared 05/21/21	07/20/21	N/A	2.5uL			5
VOA STD. TBA	Various		250	Prepared 05/21/21	06/16/21	N/A	2uL			10

0.5ug/L

Prepared: 05/24/21

Expires: 06/16/21

Initial Standard Information							Final Standard Information			
Name of Initial Standard (QAU Label)	Supplier	APPL Mix Name	Conc. (ug/mL)	Reference To APPL Prep Date	Exp. Date	Exp. Date (Manufacturers)	Aliquot From Stock	Final Volume	Solvent	Final Standard Conc. (ug/L)
VOA STD. 9	Various	0.5ug/L	5	Prepared 05/21/21	07/20/21	N/A	5uL	50mL	P&T Water	0.5
VOA STD. 1	Absolute		50	Prepared 05/21/21	07/20/21	N/A	10uL			10
VOA STD. 2	Phenova		100	Prepared 05/21/21	07/20/21	N/A	5uL			10
VOA STD. TBA	Various		250	Prepared 05/21/21	06/16/21	N/A	5uL			25

1.0ug/L

Prepared: 05/24/21

Expires: 06/16/21

Initial Standard Information							Final Standard Information			
Name of Initial Standard (QAU Label)	Supplier	APPL Mix Name	Conc. (ug/mL)	Reference To APPL Prep Date	Exp. Date	Exp. Date (Manufacturers)	Aliquot From Stock	Final Volume	Solvent	Final Standard Conc. (ug/L)
VOA STD. 9	Various	1.0ug/L	5	Prepared 05/21/21	07/20/21	N/A	10uL	50mL	P&T Water	1
VOA STD. 1	Absolute		50	Prepared 05/21/21	07/20/21	N/A	20uL			20
VOA STD. 2	Phenova		100	Prepared 05/21/21	07/20/21	N/A	10uL			20
VOA STD. TBA	Various		250	Prepared 05/21/21	06/16/21	N/A	10uL			50

2.0ug/L

Prepared: 05/24/21

Expires: 06/16/21

Initial Standard Information							Final Standard Information			
Name of Initial Standard (QAU Label)	Supplier	APPL Mix Name	Conc. (ug/mL)	Reference To APPL Prep Date	Exp. Date	Exp. Date (Manufacturers)	Aliquot From Stock	Final Volume	Solvent	Final Standard Conc. (ug/L)
VOA STD. 9	Various	2.0ug/L	5	Prepared 05/21/21	07/20/21	N/A	20uL	50mL	P&T Water	2
VOA STD. 1	Absolute		50	Prepared 05/21/21	07/20/21	N/A	30uL			30
VOA STD. 2	Phenova		100	Prepared 05/21/21	07/20/21	N/A	15uL			30
VOA STD. TBA	Various		250	Prepared 05/21/21	06/16/21	N/A	15uL			75

5ug/L

Prepared: 05/24/21

Expires: 06/16/21

Initial Standard Information							Final Standard Information			
Name of Initial Standard (QAU Label)	Supplier	APPL Mix Name	Conc. (ug/mL)	Reference To APPL Prep Date	Exp. Date	Exp. Date (Manufacturers)	Aliquot From Stock	Final Volume	Solvent	Final Standard Conc. (ug/L)
VOA STD. 7	Various	5ug/L	50	Prepared 05/21/21	07/20/21	N/A	5uL	50mL	P&T Water	5
VOA STD. 8	Phenova		50	Prepared 05/21/21	06/16/21	N/A	5uL			5
VOA STD. 1	Absolute		50	Prepared 05/21/21	07/20/21	N/A	40uL			40
VOA STD. 2	Phenova		100	Prepared 05/21/21	07/20/21	N/A	20uL			20
VOA STD. TBA	Various		250	Prepared 05/21/21	06/16/21	N/A	20uL			100

10ug/L

Prepared: 05/24/21

Expires: 06/16/21

Initial Standard Information							Final Standard Information			
Name of Initial Standard (QAU Label)	Supplier	APPL Mix Name	Conc. (ug/mL)	Reference To APPL Prep Date	Exp. Date	Exp. Date (Manufacturers)	Aliquot From Stock	Final Volume	Solvent	Final Standard Conc. (ug/L)
VOA STD. 7	Various	10ug/L	50	Prepared 05/21/21	07/20/21	N/A	10uL	50mL	P&T Water	10
VOA STD. 8	Phenova		50	Prepared 05/21/21	06/16/21	N/A	10uL			10
VOA STD. 1	Absolute		50	Prepared 05/21/21	07/20/21	N/A	50uL			50
VOA STD. 2	Phenova		100	Prepared 05/21/21	07/20/21	N/A	25uL			50
VOA STD. TBA	Various		250	Prepared 05/21/21	06/16/21	N/A	25uL			125

20ug/L

Prepared: 05/24/21

Expires: 06/16/21

Initial Standard Information							Final Standard Information			
Name of Initial Standard (QAU Label)	Supplier	APPL Mix Name	Conc. (ug/mL)	Reference To APPL Prep Date	Exp. Date	Exp. Date (Manufacturers)	Aliquot From Stock	Final Volume	Solvent	Final Standard Conc. (ug/L)
VOA STD. 7	Various	20ug/L	50	Prepared 05/21/21	07/20/21	N/A	20uL	50mL	P&T Water	20
VOA STD. 8	Phenova		50	Prepared 05/21/21	06/16/21	N/A	20uL			20
VOA STD. 1	Absolute		50	Prepared 05/21/21	07/20/21	N/A	60uL			60
VOA STD. 2	Phenova		100	Prepared 05/21/21	07/20/21	N/A	30uL			60
VOA STD. TBA	Various		250	Prepared 05/21/21	06/16/21	N/A	30uL			150

40ug/L

Prepared: 05/24/21

Expires: 06/16/21

Initial Standard Information							Final Standard Information			
Name of Initial Standard (QAU Label)	Supplier	APPL Mix Name	Conc. (ug/mL)	Reference To APPL Prep Date	Exp. Date	Exp. Date (Manufacturers)	Aliquot From Stock	Final Volume	Solvent	Final Standard Conc. (ug/L)
VOA STD. 7	Various	40ug/L	50	Prepared 05/21/21	07/20/21	N/A	40uL	50mL	P&T Water	40
VOA STD. 8	Phenova		50	Prepared 05/21/21	06/16/21	N/A	40uL			40
VOA STD. 1	Absolute		50	Prepared 05/21/21	07/20/21	N/A	80uL			80
VOA STD. 2	Phenova		100	Prepared 05/21/21	07/20/21	N/A	40uL			80
VOA STD. TBA	Various		250	Prepared 05/21/21	06/16/21	N/A	35uL			175

100ug/L

Prepared: 05/24/21

Expires: 06/16/21

Initial Standard Information							Final Standard Information			
Name of Initial Standard (QAU Label)	Supplier	APPL Mix Name	Conc. (ug/mL)	Reference To APPL Prep Date	Exp. Date	Exp. Date (Manufacturers)	Aliquot From Stock	Final Volume	Solvent	Final Standard Conc. (ug/L)
VOA STD. 7	Various	100ug/L	50	Prepared 05/21/21	07/20/21	N/A	100uL	50mL	P&T Water	100
VOA STD. 8	Phenova		50	Prepared 05/21/21	06/16/21	N/A	100uL			100
VOA STD. 1	Absolute		50	Prepared 05/21/21	07/20/21	N/A	100uL			100
VOA STD. 2	Phenova		100	Prepared 05/21/21	07/20/21	N/A	50uL			100
VOA STD. TBA	Various		250	Prepared 05/21/21	06/16/21	N/A	40uL			200

Max 8260 Water Second Source (SS)

Prepared: 05/24/21 **Prepared By (Initials): CH**

Expires: 06/16/21

Initial Standard Information							Final Standard Information			
Name of Initial Standard (QAU Label)	Supplier	APPL Mix Name	Conc. (ug/mL)	Reference To APPL Prep Date	Exp. Date	Exp. Date (Manufacturers)	Aliquot From Stock	Final Volume	Solvent	Final Standard Conc. (ug/L)
VOA STD. 3	Phenova	8260 Water SS	100	Prepared 05/21/21	07/20/21	N/A	25uL	50mL	P&T Water	50
VOA STD. GASES	Phenova	8260 Water SS	50	Prepared 05/21/21	07/20/21	N/A	10uL			10
VOA STD. 0	Phenova	8260 Water SS	50	Prepared 05/21/21	07/20/21	N/A	10uL			10
VOA STD. 2-CEVE	Absolute	8260 Water SS	50	Prepared 05/21/21	05/21/21	N/A	50uL			50
VOA STD. 6	Various	8260 Water SS	50	Prepared 05/21/21	06/16/21	N/A	10uL			10
Voa STD. TBA	Various	8260 Water SS	250	Prepared 05/21/21	06/16/21	N/A	25uL			250

8260 Water Continuing Calibrations (CCV)/ Lab Control Spikes (LCS)

Prepared: 05/24/21 **Prepared By (Initials): CH**

Expires: 05/25/21

Initial Standard Information							Final Standard Information			
Name of Initial Standard (QAU Label)	Supplier	APPL Mix Name	Conc. (ug/mL)	Reference To APPL Prep Date	Exp. Date	Exp. Date (Manufacturers)	Aliquot From Stock	Final Volume	Solvent	Final Standard Conc. (ug/L)
VOA STD. 7	Various	CCV/ LCS	50	Prepared 05/21/21	07/20/21	N/A	10uL	50mL	P&T Water	10
VOA STD. 8	Phenova	CCV/ LCS	50	Prepared 05/21/21	06/16/21	N/A	10uL			10
VOA STD. 1	Absolute	CCV/ LCS	50	Prepared 05/21/21	07/20/21	N/A	50uL			50
VOA STD. 2	Phenova	CCV/ LCS	100	Prepared 05/21/21	07/20/21	N/A	25uL			50
VOA STD. TBA	Various	CCV/ LCS	250	Prepared 05/21/21	06/16/21	N/A	25uL			250

Primary and Secondary Working Standards

Primary Standards

VOA STD 7

Prepared: 05/21/21 A
Expires: 07/20/21
Methanol Lot No. DW117-US-0095

Prepared By (Initials): EO

Initial Standard Information							Final Standard Information			
Name of Initial Standard (QAU Label)	Supplier	Supplier P/N#	Conc. (ug/mL)	Lot Number - QA Number	Exp. Date (1 yr)	Exp. Date (Manufacturers)	Aliquot From Stock	Final Volume	Solvent	Final Standard Conc. (ug/mL)
VOA Gasses STD	Phenova	ALO-101206	2,000	CL14505-51549	05/21/22	10/31/24	100uL	4mL	Methanol	50
Hexachloroethane	Absolute	70199	1,000	021621-52153	05/21/22	02/16/26	200uL			50
Benzyl Chloride	Absolute	70037	1,000	011421-52158	05/21/22	01/14/22	200uL			50

VOA STD 8

Prepared: 05/21/21 B
Expires: 06/16/21
Methanol Lot No. DW117-US-0095

Prepared By (Initials): EO

Initial Standard Information							Final Standard Information			
Name of Initial Standard (QAU Label)	Supplier	Supplier P/N#	Conc. (ug/mL)	Lot Number - QA Number	Exp. Date (1 yr)	Exp. Date (Manufacturers)	Aliquot From Stock	Final Volume	Solvent	Final Standard Conc. (ug/mL)
VOA Additions STD	Phenova	ALO-130175	2,000	CL14058-52058	05/21/22	08/31/21	100uL	4mL	Methanol	50
502.2 Cal. Std.	Phenova	ALO-101200	2,000	CL16052-52067	05/21/22	11/30/25	100uL			50
Vinyl Acetate	Phenova	ALO-101228	2,000	CL16869-52321	05/21/22	06/16/21	100uL			50

VOA STD TBA

Prepared: 05/21/21 C
Expires: 06/16/21
Methanol Lot No. DW117-US-0095

Prepared By (Initials): EO

Initial Standard Information							Final Standard Information			
Name of Initial Standard (QAU Label)	Supplier	Supplier P/N#	Conc. (ug/mL)	Lot Number - QA Number	Exp. Date (1 yr)	Exp. Date (Manufacturers)	Aliquot From Stock	Final Volume	Solvent	Final Standard Conc. (ug/mL)
Custom VOC Mix	Phenova	ALO-130176	2,000	CL16012-51864	05/21/22	11/30/23	500uL	4mL	Methanol	250
Acrolein	Phenova	ALO-130549	10,000	CL16873-52322	05/21/22	06/16/21	100uL			250

VOA STD 1

Prepared: 05/21/21 D
Expires: 07/20/21
Methanol Lot No. DW117-US-0095

Prepared By (Initials): EO

Initial Standard Information							Final Standard Information			
Name of Initial Standard (QAU Label)	Supplier	Supplier P/N#	Conc. (ug/mL)	Lot Number - QA Number	Exp. Date (1 yr)	Exp. Date (Manufacturers)	Aliquot From Stock	Final Volume	Solvent	Final Standard Conc. (ug/mL)
2-CEVE	Absolute	82408	2,000	111419-52163	05/21/22	11/14/22	50	2mL	Methanol	50

VOA STD 2

Prepared: 05/21/21 E
Expires: 07/20/21
Methanol Lot No. DW117-US-0095

Prepared By (Initials): EO

Initial Standard Information							Final Standard Information			
Name of Initial Standard (QAU Label)	Supplier	Supplier P/N#	Conc. (ug/mL)	Lot Number - QA Number	Exp. Date (1 yr)	Exp. Date (Manufacturers)	Aliquot From Stock	Final Volume	Solvent	Final Standard Conc. (ug/mL)
Ketones Std.	Phenova	ALO-109211	2,000	CL16067-52088	05/21/22	11/30/30	100	4mL	Methanol	50

VOA STD 9

Prepared: 05/21/21 F
Expires: 07/20/21
Methanol Lot No. DW117-US-0095

Prepared By (Initials): EO

Initial Standard Information							Final Standard Information			
Name of Initial Standard (QAU Label)	Supplier	APPL Mix Name	Conc. (ug/mL)	Reference To APPL Prep Date	Exp. Date (1 yr)	Exp. Date (Manufacturers)	Aliquot From Stock	Final Volume	Solvent	Final Standard Conc. (ug/mL)
VOA STD. 7		VOA STD. 9	50	Prepared 05/21/21	05/21/22	N/A	200uL	2mL	Methanol	5
VOA STD. 8			50	Prepared 05/21/21	05/21/22	N/A	200uL			5

VOA STD. 10

Prepared: 05/21/21 G
Expires: 07/20/21
Methanol Lot No. DW117-US-0095

Prepared By (Initials): EO

Initial Standard Information							Final Standard Information			
Name of Initial Standard (QAU Label)	Supplier	APPL Mix Name	Conc. (ug/mL)	Reference To APPL Prep Date	Exp. Date (1 yr)	Exp. Date (Manufacturers)	Aliquot From Stock	Final Volume	Solvent	Final Standard Conc. (ug/mL)
VOA STD. 1		VOA STD. 10	50	Prepared 05/21/21	05/21/22	N/A	200uL	2mL	Methanol	5

VOA STD. 12

Prepared: 05/21/21 H
Expires: 07/20/21
Methanol Lot No. DW117-US-0095

Prepared By (Initials): EO

Initial Standard Information							Final Standard Information			
Name of Initial Standard (QAU Label)	Supplier	APPL Mix Name	Conc. (ug/mL)	Reference To APPL Prep Date	Exp. Date (1 yr)	Exp. Date (Manufacturers)	Aliquot From Stock	Final Volume	Solvent	Final Standard Conc. (ug/mL)
VOA STD. 2		VOA STD. 12	50	Prepared 05/21/21	05/21/22	N/A	200uL	2mL	Methanol	5

Second Source (SS) Standards

VOA STD. 3

Prepared: 05/21/21 I
Expires: 07/20/21
Methanol Lot No. DW117-US-0095

Prepared By (Initials): EO

Initial Standard Information							Final Standard Information			
Name of Initial Standard (QAU Label)	Supplier	Supplier P/N#	Conc. (ug/mL)	Lot Number - QA Number	Exp. Date (1 yr)	Exp. Date (Manufacturers)	Aliquot From Stock	Final Volume	Solvent	Final Standard Conc. (ug/mL)
Ketones Standard	Phenova	ALO-101211	2,000	CL16074-52092	05/21/22	11/30/30	50uL	2mL	Methanol	50

VOA STD: Gases

Prepared: 05/21/21 J
Expires: 07/20/21
Methanol Lot No. DW117-US-0095

Prepared By (Initials): EO

Initial Standard Information							Final Standard Information			
Name of Initial Standard (QAU Label)	Supplier	Supplier P/N#	Conc. (ug/mL)	Lot Number - QA Number	Exp. Date (1 yr)	Exp. Date (Manufacturers)	Aliquot From Stock	Final Volume	Solvent	Final Standard Conc. (ug/mL)
8260 Gases (SS)	Phenova	ALO-101206	2,000	CL15533-51565	05/21/22	07/31/25	50uL	2mL	Methanol	50

VOA STD. 6

Prepared: 05/21/21 K
Expires: 06/16/21
Methanol Lot No. DW117-US-0095

Prepared By (Initials): EO

Initial Standard Information							Final Standard Information			
Name of Initial Standard (QAU Label)	Supplier	Supplier P/N#	Conc. (ug/mL)	Lot Number - QA Number	Exp. Date (1 yr)	Exp. Date (Manufacturers)	Aliquot From Stock	Final Volume	Solvent	Final Standard Conc. (ug/mL)
502.2 Calibration STD. (54-compounds)	Phenova	ALO-101200	2,000	CL16071-52072	05/21/22	11/30/25	50uL	2mL	Methanol	50
Vinyl Acetate	Phenova	ALO-101228	2,000	CL16869-52320	05/21/22	06/16/21	50uL			50
Hexachloroethane	Accustan	AS-E0011	1,000	219061767-52116	05/21/22	06/28/29	100uL			50
Benzyl Chloride	Accustan	M-8010-01	200	219111303-01-52120	05/21/22	01/30/23	500uL			50

VOA STD. TBA

Prepared: 05/21/21 L
Expires: 06/16/21
Methanol Lot No. DW117-US-0095

Prepared By (Initials): EO

Initial Standard Information							Final Standard Information			
Name of Initial Standard (QAU Label)	Supplier	Supplier P/N#	Conc. (ug/mL)	Lot Number - QA Number	Exp. Date (1 yr)	Exp. Date (Manufacturers)	Aliquot From Stock	Final Volume	Solvent	Final Standard Conc. (ug/mL)
Custom VOA Mix (4-3)	Phenova	ALO-130176	2,000	CL15725-51869	05/21/22	09/30/23	250uL	2mL	Methanol	250
Acrolein	Phenova	ALO-101224	10,000	CL16873-52323	05/21/22	06/16/21	50uL			250

VOA STD. 0

Prepared: 05/21/21 M
Expires: 07/20/21
Methanol Lot No. DW117-US-0095

Prepared By (Initials): EO

Initial Standard Information							Final Standard Information			
Name of Initial Standard (QAU Label)	Supplier	Supplier P/N#	Conc. (ug/mL)	Lot Number - QA Number	Exp. Date (1 yr)	Exp. Date (Manufacturers)	Aliquot From Stock	Final Volume	Solvent	Final Standard Conc. (ug/mL)
VOA Addition STD.	Phenova	ALO-130175	2,000	CL15724-52063	05/21/22	09/30/22	50uL	2mL	Methanol	50

VOA STD. 2-CEVE

Prepared: 05/21/21 N
Expires: 07/20/21
Methanol Lot No. DW117-US-0095

Prepared By (Initials): EO

Initial Standard Information							Final Standard Information			
Name of Initial Standard (QAU Label)	Supplier	Supplier P/N#	Conc. (ug/mL)	Lot Number - QA Number	Exp. Date (1 yr)	Exp. Date (Manufacturers)	Aliquot From Stock	Final Volume	Solvent	Final Standard Conc. (ug/mL)
2-CEVE (SS)	Absolute	82408	2,000	12119-52168	05/21/22	12/11/22	50uL	2mL	Methanol	50

Injection Log

Directory: M:\MAX\DATA\210524\

Line	Vial	FileName	Multiplier	SampleName	Misc Info	Injected
1	1	0524M00.D	1	25ug/L BFB STD 3/23/21	2ul	24 May 21 10:27
2	2	0524M02.D	1	0.3ug/L VOC STD 5/24/21	IS&S 9/22/20	24 May 21 11:23
3	3	0524M03.D	1	0.5ug/L VOC STD 5/24/21	IS&S 9/22/20	24 May 21 11:51
4	4	0524M04.D	1	1ug/L VOC STD 5/24/21	IS&S 9/22/20	24 May 21 12:19
5	5	0524M05.D	1	2ug/L VOC STD 5/24/21	IS&S 9/22/20	24 May 21 12:47
6	6	0524M06.D	1	5ug/L VOC STD 5/24/21	IS&S 9/22/20	24 May 21 13:15
7	7	0524M07.D	1	10ug/L VOC STD 5/24/21	IS&S 9/22/20	24 May 21 13:43
8	8	0524M08.D	1	20ug/L VOC STD 5/24/21	IS&S 9/22/20	24 May 21 14:11
9	9	0524M09.D	1	40ug/L VOC STD 5/24/21	IS&S 9/22/20	24 May 21 14:38
10	10	0524M10.D	1	100ug/L VOC STD 5/24/21	IS&S 9/22/20	24 May 21 15:06
11	12	0524M12.D	1	(SS) 10ug/L VOC STD 5/24/21	IS&S 9/22/20	24 May 21 16:03
12	1	0525M00.D	1	25ug/L BFB STD 3/23/21	2ul	25 May 21 8:47
13	3	0525M03.D	1	210525A CCV/LCS 10ug/L	IS&S 9/22/20	25 May 21 10:09
14	4	0525M04.D	1	210525A LCSD 10ug/L	IS&S 9/22/20	25 May 21 10:37
15	8	0525M08.D	1	210525A BLK	IS&S 9/22/20	25 May 21 12:28
16	11	0525M11.D	1	BA33034W01	IS&S 9/22/20	25 May 21 13:52
17	12	0525M12.D	1	BA33035W01	IS&S 9/22/20	25 May 21 14:20
18	13	0525M13.D	1	BA33036W01	IS&S 9/22/20	25 May 21 14:48
19	14	0525M14.D	1	BA33037W01	IS&S 9/22/20	25 May 21 15:16
20	26	0525M26.D	1	Ending CCV 10ug/L 5/25/21	IS&S 9/22/20	25 May 21 20:52

ORGANICS

Calibration Data

VOLATILE ORGANIC ANALYSIS
VOLATILE ORGANIC COMPOUNDS

Form 6
Initial Calibration

Lab Name: APPL, Inc.
Case No:
Matrix: Water

SDG No:
Initial Cal. Date: 05/11/21
Instrument: Max

Initials: CH

		Compound	1	2	3	4	5	6	7				Avg	%RSD	Type	r^2	Q	MRF
			0511M02.D	0511M03.D	0511M04.D	0511M05 D	0511M06 D	0511M07.D	0511M08.D									
1	I	Fluorobenzene (IS)																
2	TMHBL	Gasoline C6-C10	24.1	10.6	5.524	3.128	2.818	2.593	2.445				7.3	109	TMHB	0.996		
3	TMHB	Chlorobenzene-D5 (IS)																
4	TMHB	1,4-Dichlorobenzene (IS)																
5																		
6																		
7																		
8																		
9																		
10																		
11																		
12																		
13																		
14																		
15																		
16																		
17																		
18																		
19																		
20																		
21																		
22																		
23																		
24																		
25																		
26																		
27																		
28																		
29																		
30																		
31																		
32																		
33																		
34																		
35																		

Quantitation Report (QT Reviewed)

Data File : M:\MAX\DATA\210511\0511M02.D
Acq On : 11 May 21 8:16
Sample : 20ug/L GAS STD 5/11/21
Misc : IS&S 9/22/20

Vial: 2
Operator: LP,DG,CH
Inst : Max
Multiplr: 1.00

Quant Time: May 11 11:59 2021 Quant Results File: MGAS0511.RES

Quant Method : M:\MAX\DATA\210511\MGAS0511.M (RTE Integrator)
Title : METHOD 8260B
Last Update : Tue May 11 11:54:03 2021
Response via : Initial Calibration
DataAcq Meth : M8260

Internal Standards	R.T.	QIon	Response	Conc Units	Dev(Min)
1) Fluorobenzene (IS)	5.57	TIC	143893	25.00 ppb	0.00
3) Chlorobenzene-D5 (IS)	11.17	TIC	-135030m	25.00 ppb	0.00
4) 1,4-Dichlorobenzene (IS)	11.17	TIC	507211m	25.00 ppb	0.00

System Monitoring Compounds

Target Compounds					Qvalue
2) Gasoline C6-C10	10.02	TIC	2771933m	21.05 ppb	100

(#) = qualifier out of range (m) = manual integration
0511M02.D MGAS0511.M Thu May 20 15:11:23 2021

Quantitation Report

Data File : M:\MAX\DATA\210511\0511M02.D
Acq On : 11 May 21 8:16
Sample : 20ug/L GAS STD 5/11/21
Misc : IS&S 9/22/20

Vial: 2
Operator: LP,DG,CH
Inst : Max
Multiplr: 1.00

Quant Time: May 11 11:59 2021

Quant Results File: MGAS0511.RES

Method : M:\MAX\DATA\210511\MGAS0511.M (RTE Integrator)
Title : METHOD 8260B
Last Update : Tue May 11 12:30:16 2021
Response via : Initial Calibration



Quantitation Report (QT Reviewed)

Data File : M:\MAX\DATA\210511\0511M03.D
Acq On : 11 May 21 8:44
Sample : 50ug/L GAS STD 5/11/21
Misc : IS&S 9/22/20

Vial: 3
Operator: LP,DG,CH
Inst : Max
Multiplr: 1.00

Quant Time: May 11 11:59 2021 Quant Results File: MGAS0511.RES

Quant Method : M:\MAX\DATA\210511\MGAS0511.M (RTE Integrator)
Title : METHOD 8260B
Last Update : Tue May 11 11:54:03 2021
Response via : Initial Calibration
DataAcq Meth : M8260

Internal Standards	R.T.	QIon	Response	Conc Units	Dev(Min)
1) Fluorobenzene (IS)	5.57	TIC	140009	25.00 ppb	0.00
3) Chlorobenzene-D5 (IS)	11.17	TIC	-143018m	25.00 ppb	0.00
4) 1,4-Dichlorobenzene (IS)	11.17	TIC	506347m	25.00 ppb	0.00

System Monitoring Compounds

Target Compounds					Qvalue
2) Gasoline C6-C10	10.03	TIC	2956348m	43.34 ppb	100

(#) = qualifier out of range (m) = manual integration
0511M03.D MGAS0511.M Thu May 20 15:11:25 2021

Quantitation Report

Data File : M:\MAX\DATA\210511\0511M03.D
Acq On : 11 May 21 8:44
Sample : 50ug/L GAS STD 5/11/21
Misc : IS&S 9/22/20

Vial: 3
Operator: LP,DG,CH
Inst : Max
Multiplr: 1.00

Quant Time: May 11 11:59 2021

Quant Results File: MGAS0511.RES

Method : M:\MAX\DATA\210511\MGAS0511.M (RTE Integrator)
Title : METHOD 8260B
Last Update : Tue May 11 12:30:16 2021
Response via : Initial Calibration



Quantitation Report (QT Reviewed)

Data File : M:\MAX\DATA\210511\0511M04.D
Acq On : 11 May 21 9:12
Sample : 100ug/L GAS STD 5/11/21
Misc : IS&S 9/22/20

Vial: 4
Operator: LP,DG,CH
Inst : Max
Multiplr: 1.00

Quant Time: May 11 11:58 2021 Quant Results File: MGAS0511.RES

Quant Method : M:\MAX\DATA\210511\MGAS0511.M (RTE Integrator)
Title : METHOD 8260B
Last Update : Tue May 11 11:54:03 2021
Response via : Initial Calibration
DataAcq Meth : M8260

Internal Standards	R.T.	QIon	Response	Conc Units	Dev(Min)
1) Fluorobenzene (IS)	5.57	TIC	141253	25.00 ppb	0.00
3) Chlorobenzene-D5 (IS)	11.17	TIC	-138939m	25.00 ppb	0.00
4) 1,4-Dichlorobenzene (IS)	11.17	TIC	496689m	25.00 ppb	0.00

System Monitoring Compounds

Target Compounds					Qvalue
2) Gasoline C6-C10	10.02	TIC	3121208m	55.14 ppb	100

(#) = qualifier out of range (m) = manual integration
0511M04.D MGAS0511.M Thu May 20 15:11:27 2021

Quantitation Report

Data File : M:\MAX\DATA\210511\0511M04.D
Acq On : 11 May 21 9:12
Sample : 100ug/L GAS STD 5/11/21
Misc : IS&S 9/22/20

Vial: 4
Operator: LP,DG,CH
Inst : Max
Multiplr: 1.00

Quant Time: May 11 11:58 2021

Quant Results File: MGAS0511.RES

Method : M:\MAX\DATA\210511\MGAS0511.M (RTE Integrator)
Title : METHOD 8260B
Last Update : Tue May 11 12:30:16 2021
Response via : Initial Calibration

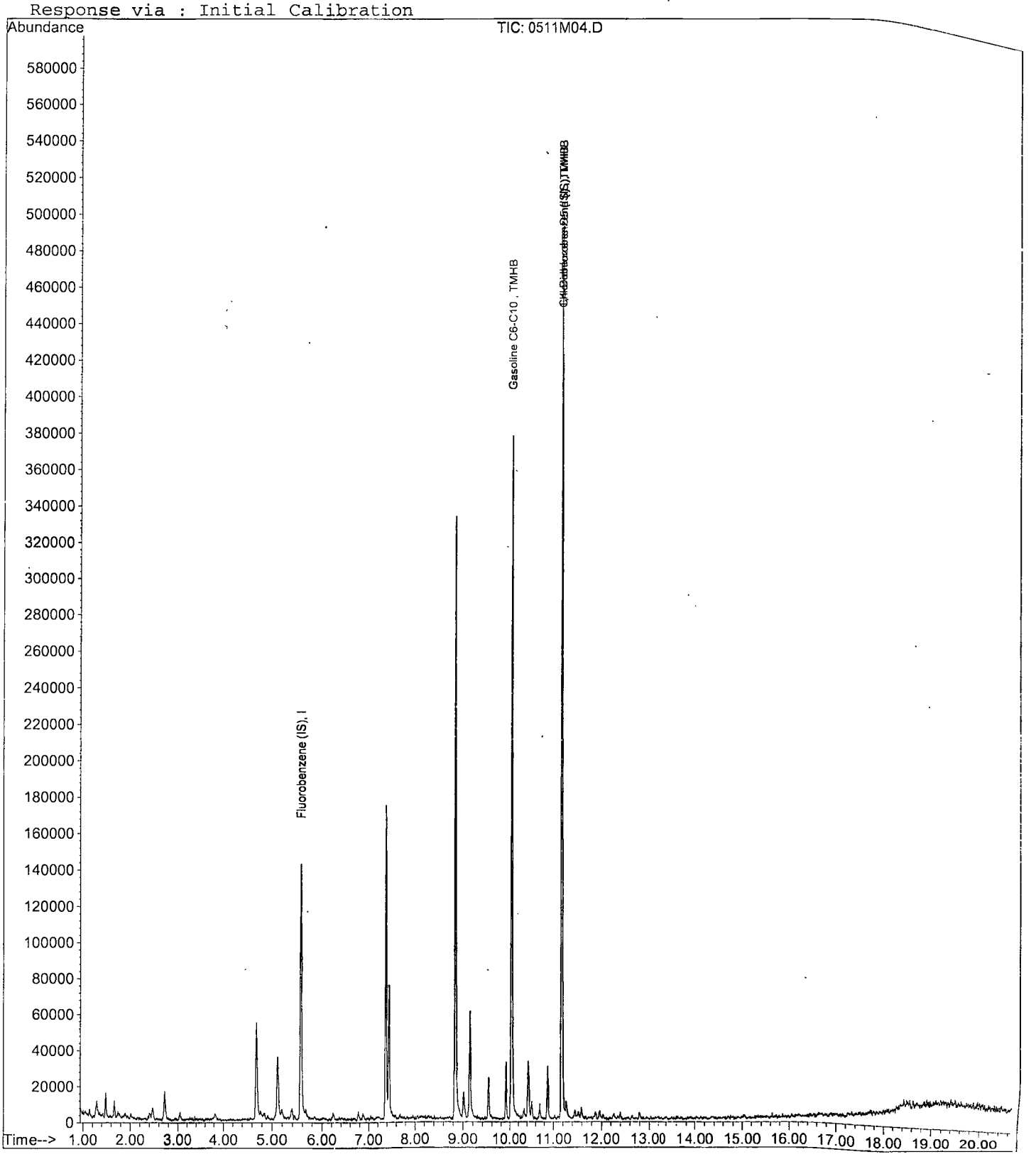

Quantitation Report (QT Reviewed)

Data File : M:\MAX\DATA\210511\0511M05.D
Acq On : 11 May 21 9:40
Sample : 300ug/L GAS STD 5/11/21
Misc : IS&S 9/22/20

Vial: 5
Operator: LP,DG,CH
Inst : Max
Multiplr: 1.00

Quant Time: May 11 11:58 2021

Quant Results File: MGAS0511.RES

Quant Method : M:\MAX\DATA\210511\MGAS0511.M (RTE Integrator)
Title : METHOD 8260B
Last Update : Tue May 11 11:54:03 2021
Response via : Initial Calibration
DataAcq Meth : M8260

Internal Standards	R.T.	QIon	Response	Conc Units	Dev(Min)
1) Fluorobenzene (IS)	5.57	TIC	145153	25.00 ppb	0.00
3) Chlorobenzene-D5 (IS)	11.17	TIC	-133138m	25.00 ppb	0.00
4) 1,4-Dichlorobenzene (IS)	11.17	TIC	518598m	25.00 ppb	0.00

System Monitoring Compounds

Target Compounds					Qvalue
2) Gasoline C6-C10	10.03	TIC	5448978m	240.99 ppb	100

(#) = qualifier out of range (m) = manual integration

Quantitation Report

Data File : M:\MAX\DATA\210511\0511M05.D
Acq On : 11 May 21 9:40
Sample : 300ug/L GAS STD 5/11/21
Misc : IS&S 9/22/20

Vial: 5
Operator: LP,DG,CH
Inst : Max
Multiplr: 1.00

Quant Time: May 11 11:58 2021

Quant Results File: MGAS0511.RES

Method : M:\MAX\DATA\210511\MGAS0511.M (RTE Integrator)
Title : METHOD 8260B
Last Update : Tue May 11 12:30:16 2021
Response via : Initial Calibration

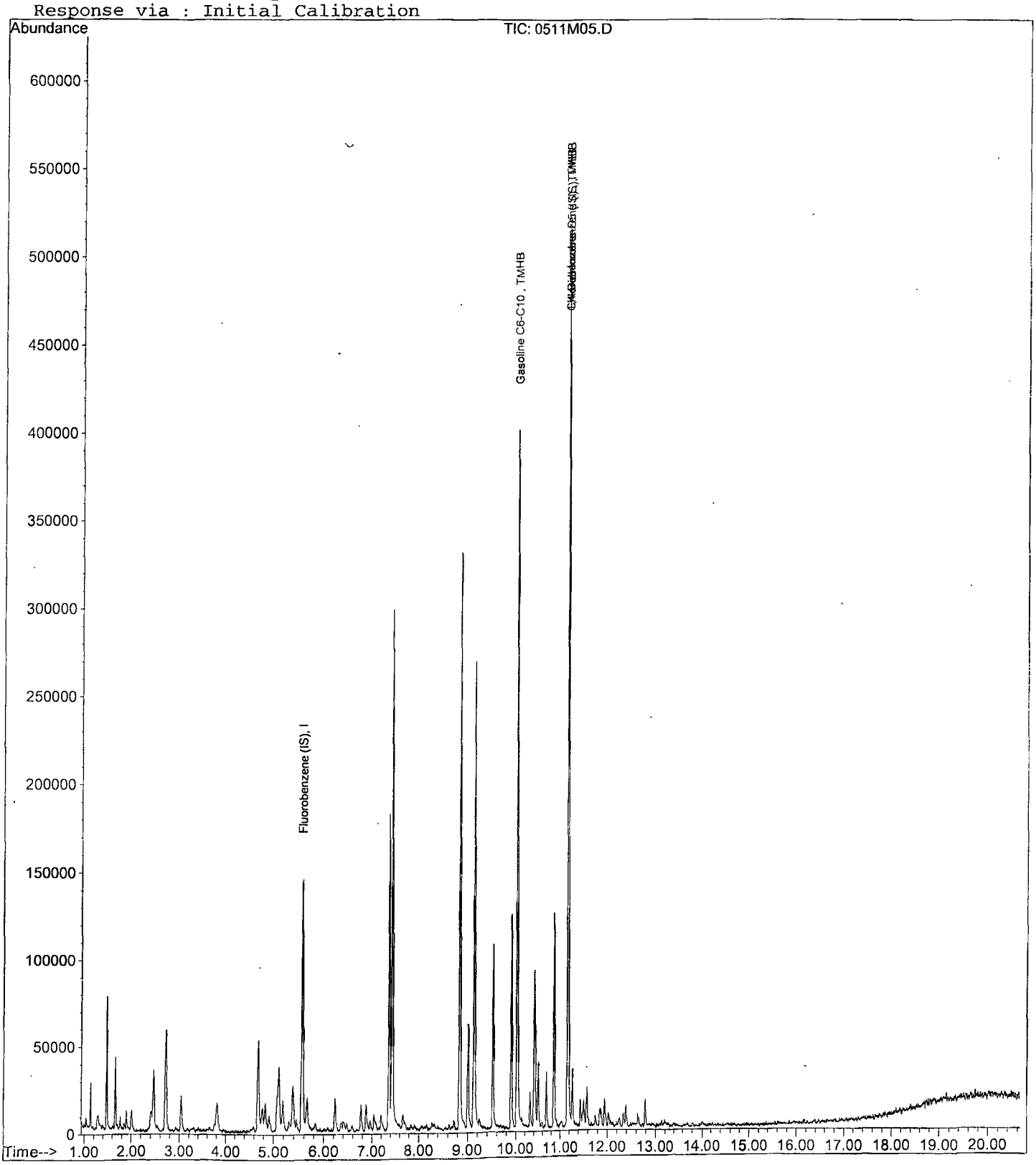

Quantitation Report (QT Reviewed)

Data File : M:\MAX\DATA\210511\0511M06.D
Acq On : 11 May 21 10:08
Sample : 600ug/L GAS STD 5/11/21
Misc : IS&S 9/22/20

Vial: 6
Operator: LP,DG,CH
Inst : Max
Multiplr: 1.00

Quant Time: May 11 11:57 2021 Quant Results File: MGAS0511.RES

Quant Method : M:\MAX\DATA\210511\MGAS0511.M (RTE Integrator)
Title : METHOD 8260B
Last Update : Tue May 11 11:54:03 2021
Response via : Initial Calibration
DataAcq Meth : M8260

Internal Standards	R.T.	QIon	Response	Conc Units	Dev(Min)
1) Fluorobenzene (IS)	5.56	TIC	141470	25.00 ppb	0.00
3) Chlorobenzene-D5 (IS)	11.17	TIC	-47507m	25.00 ppb	0.00
4) 1,4-Dichlorobenzene (IS)	11.17	TIC	536316m	25.00 ppb	0.00

System Monitoring Compounds

Target Compounds					Qvalue
2) Gasoline C6-C10	7.44	TIC	9566214m	602.99 ppb	100

(#) = qualifier out of range (m) = manual integration

Quantitation Report

Data File : M:\MAX\DATA\210511\0511M06.D
Acq On : 11 May 21 10:08
Sample : 600ug/L GAS STD 5/11/21
Misc : IS&S 9/22/20

Vial: 6
Operator: LP,DG,CH
Inst : Max
Multiplr: 1.00

Quant Time: May 11 11:57 2021

Quant Results File: MGAS0511.RES

Method : M:\MAX\DATA\210511\MGAS0511.M (RTE Integrator)
Title : METHOD 8260B
Last Update : Tue May 11 12:30:16 2021
Response via : Initial Calibration

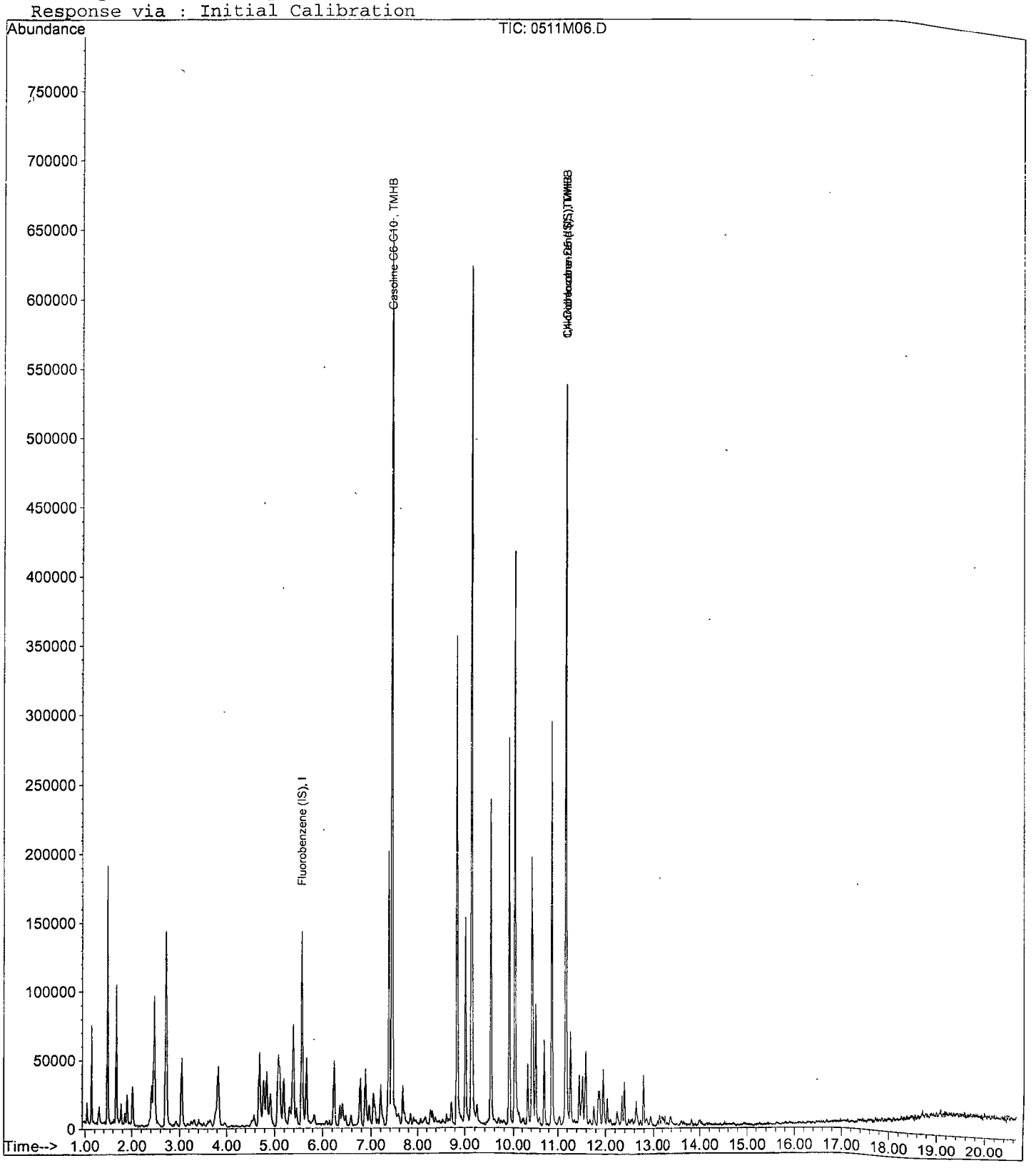

Quantitation Report (QT Reviewed)

Data File : M:\MAX\DATA\210511\0511M07.D
Acq On : 11 May 21 10:35
Sample : 800ug/L GAS STD 5/11/21
Misc : IS&S 9/22/20

Vial: 7
Operator: LP,DG,CH
Inst : Max
Multiplr: 1.00

Quant Time: May 11 11:57 2021

Quant Results File: MGAS0511.RES

Quant Method : M:\MAX\DATA\210511\MGAS0511.M (RTE Integrator)
Title : METHOD 8260B
Last Update : Tue May 11 11:54:03 2021
Response via : Initial Calibration
DataAcq Meth : M8260

Internal Standards	R.T.	QIon	Response	Conc Units	Dev(Min)
1) Fluorobenzene (IS)	5.57	TIC	136869	25.00 ppb	0.00
3) Chlorobenzene-D5 (IS)	11.17	TIC	-9282m	25.00 ppb	0.00
4) 1,4-Dichlorobenzene (IS)	11.17	TIC	555621m	25.00 ppb	0.00

System Monitoring Compounds

Target Compounds					Qvalue
2) Gasoline C6-C10	7.44	TIC	11356105m	787.72 ppb	100

(#) = qualifier out of range (m) = manual integration

Quantitation Report

Data File : M:\MAX\DATA\210511\0511M07.D
Acq On : 11 May 21 10:35
Sample : 800ug/L GAS STD 5/11/21
Misc : IS&S 9/22/20

Vial: 7
Operator: LP,DG,CH
Inst : Max
Multiplr: 1.00

Quant Time: May 11 11:57 2021

Quant Results File: MGAS0511.RES

Method : M:\MAX\DATA\210511\MGAS0511.M (RTE Integrator)
Title : METHOD 8260B
Last Update : Tue May 11 12:30:16 2021
Response via : Initial Calibration

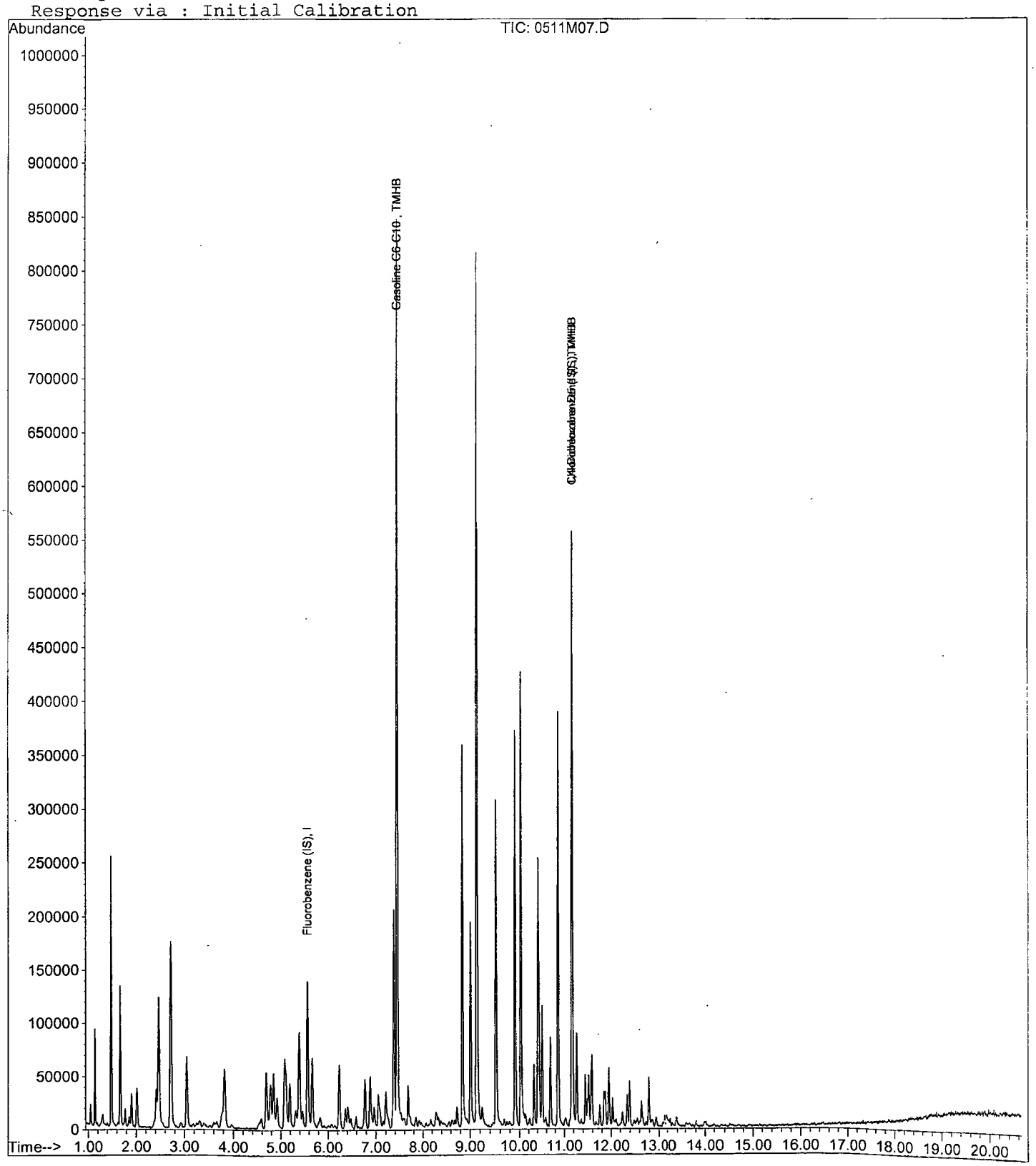

Quantitation Report (QT Reviewed)

Data File : M:\MAX\DATA\210511\0511M08.D
Acq On : 11 May 21 11:03
Sample : 1000ug/L GAS STD 5/11/21
Misc : IS&S 9/22/20

Vial: 8
Operator: LP,DG,CH
Inst : Max
Multiplr: 1.00

Quant Time: May 11 11:56 2021 Quant Results File: MGAS0511.RES

Quant Method : M:\MAX\DATA\210511\MGAS0511.M (RTE Integrator)
Title : METHOD 8260B
Last Update : Tue May 11 11:54:03 2021
Response via : Initial Calibration
DataAcq Meth : M8260

Internal Standards	R.T.	QIon	Response	Conc Units	Dev(Min)
1) Fluorobenzene (IS)	5.57	TIC	147207	25.00 ppb	0.00
3) Chlorobenzene-D5 (IS)	11.17	TIC	54807m	25.00 ppb	0.00
4) 1,4-Dichlorobenzene (IS)	11.17	TIC	554709m	25.00 ppb	0.00

System Monitoring Compounds

Target Compounds					Qvalue
2) Gasoline C6-C10	7.44	TIC	14396598m	966.16 ppb	100

(#) = qualifier out of range (m) = manual integration
0511M08.D MGAS0511.M Thu May 20 15:11:35 2021

Data File : M:\MAX\DATA\210511\0511M08.D
Acq On : 11 May 21 11:03
Sample : 1000ug/L GAS STD 5/11/21
Misc : IS&S 9/22/20

Vial: 8
Operator: LP,DG,CH
Inst : Max
Multiplr: 1.00

Quant Time: May 11 11:56 2021

Quant Results File: MGAS0511.RES

Method : M:\MAX\DATA\210511\MGAS0511.M (RTE Integrator)
Title : METHOD 8260B
Last Update : Tue May 11 12:30:16 2021
Response via : Initial Calibration

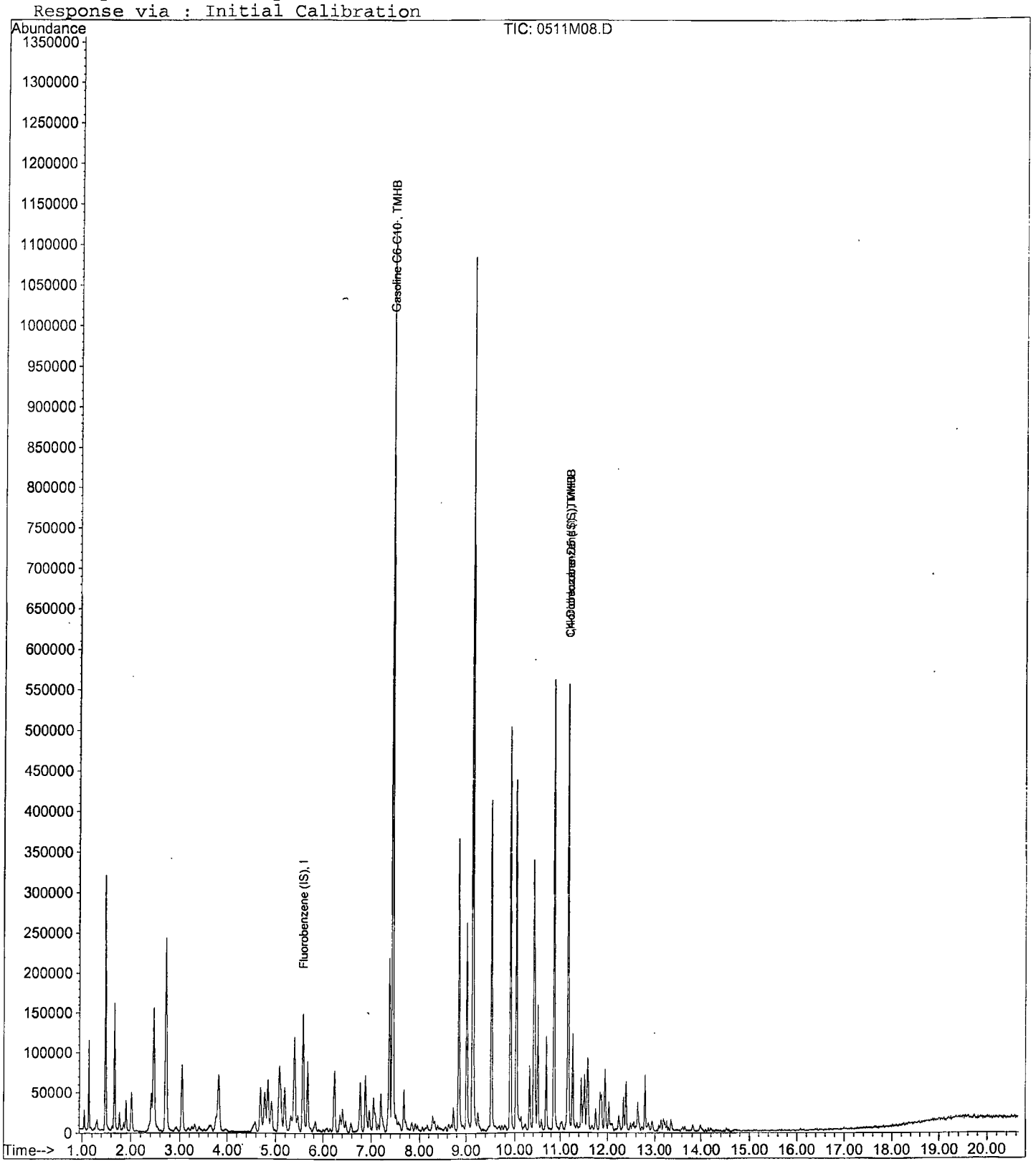

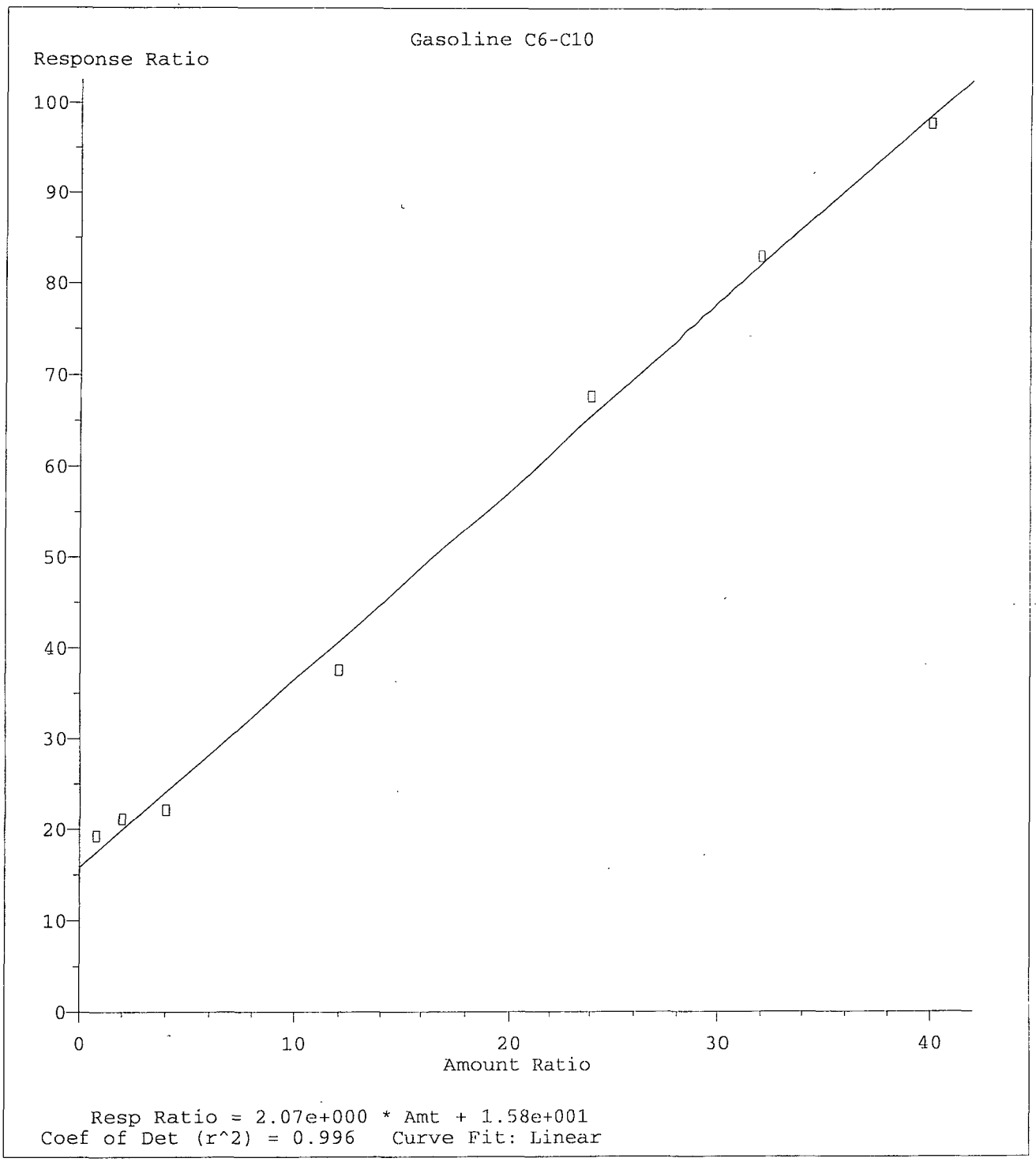

Method Name: M:\MAX\DATA\210511\MGAS0511.M
Calibration Table Last Updated: Tue May 11 12:30:16 2021

VOLATILE ORGANIC ANALYSIS
VOLATILE ORGANIC COMPOUNDS

Form 7

Second Source Calibration

Lab Name: APPL, Inc.
Case No:
Matrix: Water

SDG No:
Date Analyzed: 05/11/21
Instrument: Max
Initial Cal. Date: 05/11/21
Data File: 0511M10.D

		Compound	MEAN	CCRF	%D		%Drift
1	TMHB	Gasoline C6-C10	7.306	3.772	48	TMHBL	19
2							
3							
4							
5							
6							
7							
8							
9							
10							
11							
12							
13							
14							
15							
16							
17							
18							
19							
20							
21							
22							
23							
24							
25							
26							
27							
28							
29							
30							
31							
32							
33							
34							
35							
36							
37							
38							
39							
40							
		Average			48.0		

Quantitation Report (Not Reviewed)

Data File : M:\MAX\DATA\210511\0511M10.D
Acq On : 11 May 21 11:59
Sample : (SS) 300ug/L GAS STD 5/11/21
Misc : IS&S 9/22/20

Vial: 10
Operator: LP,DG,CH
Inst : Max
Multiplr: 1.00

Quant Time: May 11 12:30 2021 Quant Results File: MGAS0511.RES

Quant Method : M:\MAX\DATA\210511\MGAS0511.M (RTE Integrator)
Title : METHOD 8260B
Last Update : Tue May 11 12:30:16 2021
Response via : Initial Calibration
DataAcq Meth : M8260

Internal Standards	R.T.	QIon	Response	Conc Units	Dev(Min)
1) Fluorobenzene (IS)	5.57	TIC	140845	25.00 ppb	0.00
3) Chlorobenzene-D5 (IS)	11.17	TIC	-105911m	25.00 ppb	0.00
4) 1,4-Dichlorobenzene (IS)	11.17	TIC	525276m	25.00 ppb	0.00

System Monitoring Compounds

Target Compounds					Qvalue
2) Gasoline C6-C10	10.02	TIC	6374383m	355.57 ppb	100

(#) = qualifier out of range (m) = manual integration

Quantitation Report

Data File : M:\MAX\DATA\210511\0511M10.D
Acq On : 11 May 21 11:59
Sample : (SS) 300ug/L GAS STD 5/11/21
Misc : IS&S 9/22/20

Vial: 10
Operator: LP,DG,CH
Inst : Max
Multiplr: 1.00

Quant Time: May 11 12:30 2021

Quant Results File: MGAS0511.RES

Method : M:\MAX\DATA\210511\MGAS0511.M (RTE Integrator)
Title : METHOD 8260B
Last Update : Tue May 11 12:30:16 2021
Response via : Initial Calibration

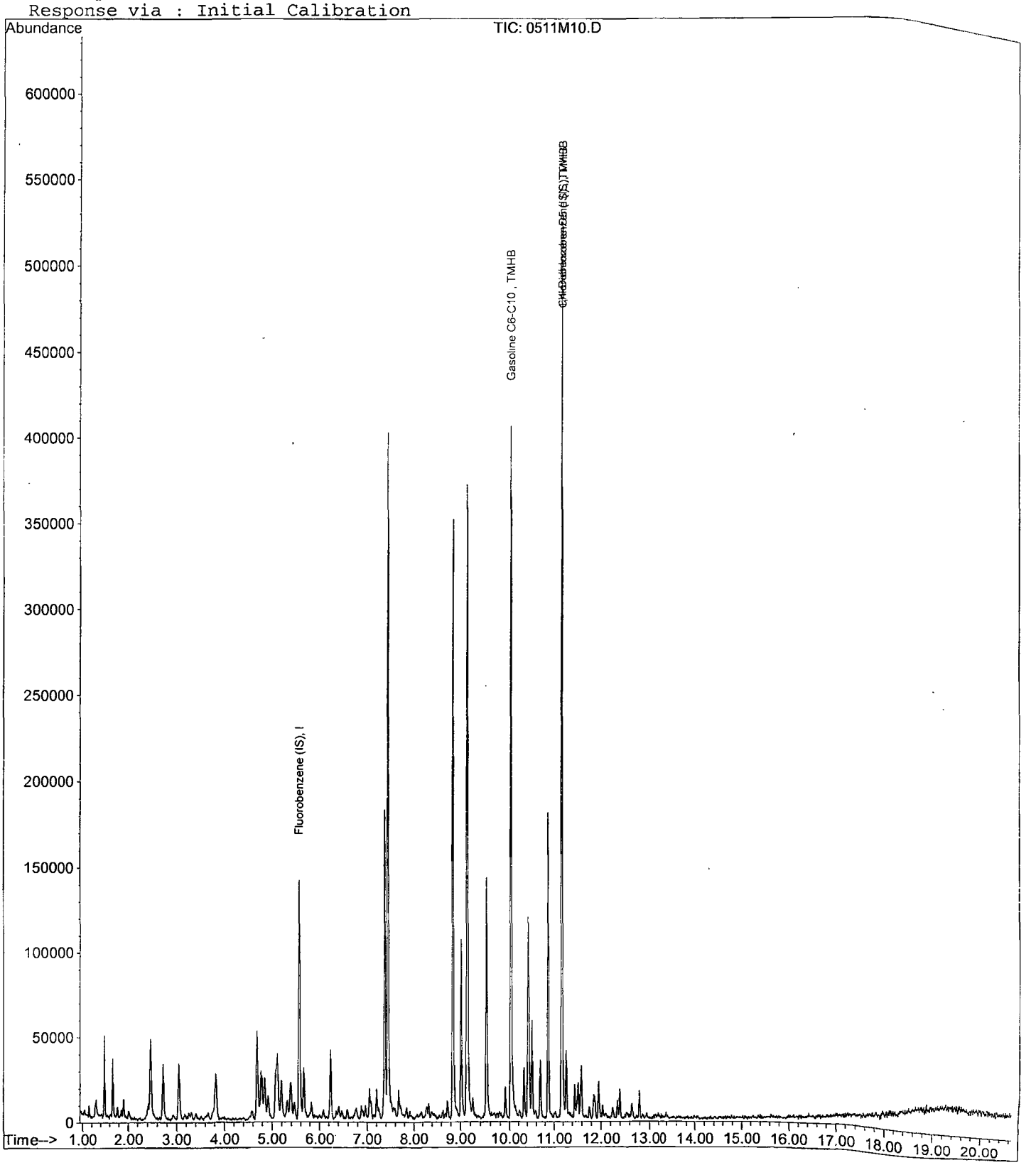

0511M10.D MGAS0511.M Thu May 20 15:11:38 2021

VOLATILE ORGANIC ANALYSIS BY
EPA METHOD 8260B

Form 6
Initial Calibration

Lab Name: APPL, Inc. SDG No:
Case No: Initial Cal. Date: 05/24/21
Matrix: Water Instrument: Max Initials: CH

		Compound	1	2	3	4	5	6	7	8	9		Avg	%RSD	Type	r^2	Q	MRF
			0520M02 D	0520M03.D	0520M04.D	0520M05.D	0520M06 D	0520M07 D	0520M08.D	0520M09.D	0520M10.D							
1	I	Fluorobenzene (IS)																
2	S	Dibromofluoromethane(S)	0.2171	0.1801	0.2056	0.2401	0.2888	0.2716	0.2590	0.2819	0.2572		0.24	15	S			
3	SL	1,2-DCA-D4(S)		0.0697	0.0609	0.0861	0.1072	0.0922	0.0949	0.1011	0.0964		0.09	18	S	0.996		
4	I	Chlorobenzene-D5 (IS)																
5	S	Toluene-D8(S)	0.4942	0.4774	0.4244	0.4880	0.5816	0.5626	0.5945	0.5677	0.5288		0.52	11	S			
6	S	4-Bromofluorobenzene(S)	0.5143	0.4883	0.4376	0.4933	0.5920	0.6132	0.6486	0.6463	0.6254		0.56	14	S			
7	I	1,4-Dichlorobenzene-D (IS)																
8																		
9																		
10																		
11																		
12																		
13																		
14																		
15																		
16																		
17																		
18																		
19																		
20																		
21																		
22																		
23																		
24																		
25																		
26																		
27																		
28																		
29																		
30																		
31																		
32																		
33																		
34																		
35																		

Quantitation Report (Not Reviewed)

Data File : M:\MAX\DATA\210524\0520M02.D
Acq On : 24 May 21 11:23
Sample : 0.3ug/L VOC STD 5/24/21
Misc : IS&S 9/22/20

Vial: 2
Operator: LP,DG,CH
Inst : Max
Multiplr: 1.00

Quant Time: May 26 13:49 2021 Quant Results File: M0524SUR.RES

Quant Method : M:\MAX\DATA\210524\M0524SUR.M (RTE Integrator)
Title : METHOD 8260B
Last Update : Tue May 25 13:01:41 2021
Response via : Initial Calibration
DataAcq Meth : M8260

Internal Standards	R.T.	QIon	Response	Conc Units	Dev(Min)
1) Fluorobenzene (IS)	5.56	96	130186	25.00 ppb	0.00
4) Chlorobenzene-D5 (IS)	8.83	117	200912	25.00 ppb	0.00
7) 1,4-Dichlorobenzene-D (IS)	11.17	152	164924	25.00 ppb	0.00
System Monitoring Compounds					
2) Dibromofluoromethane(S)	4.69	111	5652	4.44 ppb	0.00
Spiked Amount 25.000			Recovery	= 17.748%	
3) 1,2-DCA-D4(S)	5.12	65	2279	5.57 ppb	0.02
Spiked Amount 25.000			Recovery	= 22.292%	
5) Toluene-D8(S)	7.37	98	19860	4.71 ppb	0.00
Spiked Amount 25.000			Recovery	= 18.852%	
6) 4-Bromofluorobenzene(S)	10.03	95	20666	4.57 ppb	0.00
Spiked Amount 25.000			Recovery	= 18.300%	

Target Compounds Qvalue

(#) = qualifier out of range (m) = manual integration
0520M02.D M0524SUR.M Wed May 26 13:50:15 2021

Quantitation Report

Data File : M:\MAX\DATA\210524\0520M02.D
Acq On : 24 May 21 11:23
Sample : 0.3ug/L VOC STD 5/24/21
Misc : IS&S 9/22/20

Vial: 2
Operator: LP,DG,CH
Inst : Max
Multiplr: 1.00

Quant Time: May 26 13:49 2021

Quant Results File: M0524SUR.RES

Method : M:\MAX\DATA\210524\M0524SUR.M (RTE Integrator)
Title : METHOD 8260B
Last Update : Tue May 25 13:01:41 2021
Response via : Initial Calibration



Quantitation Report (Not Reviewed)

Data File : M:\MAX\DATA\210524\0520M03.D
Acq On : 24 May 21 11:51
Sample : 0.5ug/L VOC STD 5/24/21
Misc : IS&S 9/22/20

Vial: 3
Operator: LP,DG,CH
Inst : Max
Multiplr: 1.00

Quant Time: May 26 13:49 2021 Quant Results File: M0524SUR.RES

Quant Method : M:\MAX\DATA\210524\M0524SUR.M (RTE Integrator)
Title : METHOD 8260B
Last Update : Tue May 25 13:01:41 2021
Response via : Initial Calibration
DataAcq Meth : M8260

Internal Standards	R.T.	QIon	Response	Conc Units	Dev(Min)
1) Fluorobenzene (IS)	5.56	96	143898	25.00 ppb	0.00
4) Chlorobenzene-D5 (IS)	8.84	117	211128	25.00 ppb	0.00
7) 1,4-Dichlorobenzene-D (IS)	11.17	152	170954	25.00 ppb	0.00
System Monitoring Compounds					
2) Dibromofluoromethane(S)	4.69	111	5183	3.68 ppb	0.00
Spiked Amount 25.000			Recovery	= 14.728%	
3) 1,2-DCA-D4(S)	5.11	65	2006	4.67 ppb	0.00
Spiked Amount 25.000			Recovery	= 18.680%	
5) Toluene-D8(S)	7.37	98	20160	4.55 ppb	0.00
Spiked Amount 25.000			Recovery	= 18.208%	
6) 4-Bromofluorobenzene(S)	10.03	95	20619	4.34 ppb	0.00
Spiked Amount 25.000			Recovery	= 17.376%	

Target Compounds Qvalue

(#) = qualifier out of range (m) = manual integration

Quantitation Report

Data File : M:\MAX\DATA\210524\0520M03.D
Acq On : 24 May 21 11:51
Sample : 0.5ug/L VOC STD 5/24/21
Misc : IS&S 9/22/20

Vial: 3
Operator: LP,DG,CH
Inst : Max
Multiplr: 1.00

Quant Time: May 26 13:49 2021

Quant Results File: M0524SUR.RES

Method : M:\MAX\DATA\210524\M0524SUR.M (RTE Integrator)
Title : METHOD 8260B
Last Update : Tue May 25 13:01:41 2021
Response via : Initial Calibration



Quantitation Report (Not Reviewed)

Data File : M:\MAX\DATA\210524\0520M04.D
Acq On : 24 May 21 12:19
Sample : 1ug/L VOC STD 5/24/21
Misc : IS&S 9/22/20

Vial: 4
Operator: LP,DG,CH
Inst : Max
Multiplr: 1.00

Quant Time: May 26 13:49 2021

Quant Results File: M0524SUR.RES

Quant Method : M:\MAX\DATA\210524\M0524SUR.M (RTE Integrator)
Title : METHOD 8260B
Last Update : Tue May 25 13:01:41 2021
Response via : Initial Calibration
DataAcq Meth : M8260

Internal Standards	R.T.	QIon	Response	Conc Units	Dev(Min)
1) Fluorobenzene (IS)	5.56	96	152739	25.00 ppb	0.00
4) Chlorobenzene-D5 (IS)	8.84	117	222965	25.00 ppb	0.00
7) 1,4-Dichlorobenzene-D (IS)	11.17	152	190497	25.00 ppb	0.00
System Monitoring Compounds					
2) Dibromofluoromethane(S)	4.69	111	12559	8.40 ppb	0.00
Spiked Amount 25.000			Recovery	= 33.616%	
3) 1,2-DCA-D4(S)	5.11	65	3721	7.31 ppb	0.00
Spiked Amount 25.000			Recovery	= 29.236%	
5) Toluene-D8(S)	7.37	98	37847	8.09 ppb	0.00
Spiked Amount 25.000			Recovery	= 32.372%	
6) 4-Bromofluorobenzene(S)	10.03	95	39032	7.79 ppb	0.00
Spiked Amount 25.000			Recovery	= 31.144%	

Target Compounds Qvalue

(#) = qualifier out of range (m) = manual integration

Quantitation Report

Data File : M:\MAX\DATA\210524\0520M04.D
Acq On : 24 May 21 12:19
Sample : 1ug/L VOC STD 5/24/21
Misc : IS&S 9/22/20

Vial: 4
Operator: LP,DG,CH
Inst : Max
Multiplr: 1.00

Quant Time: May 26 13:49 2021

Quant Results File: M0524SUR.RES

Method : M:\MAX\DATA\210524\M0524SUR.M (RTE Integrator)
Title : METHOD 8260B
Last Update : Tue May 25 13:01:41 2021
Response via : Initial Calibration

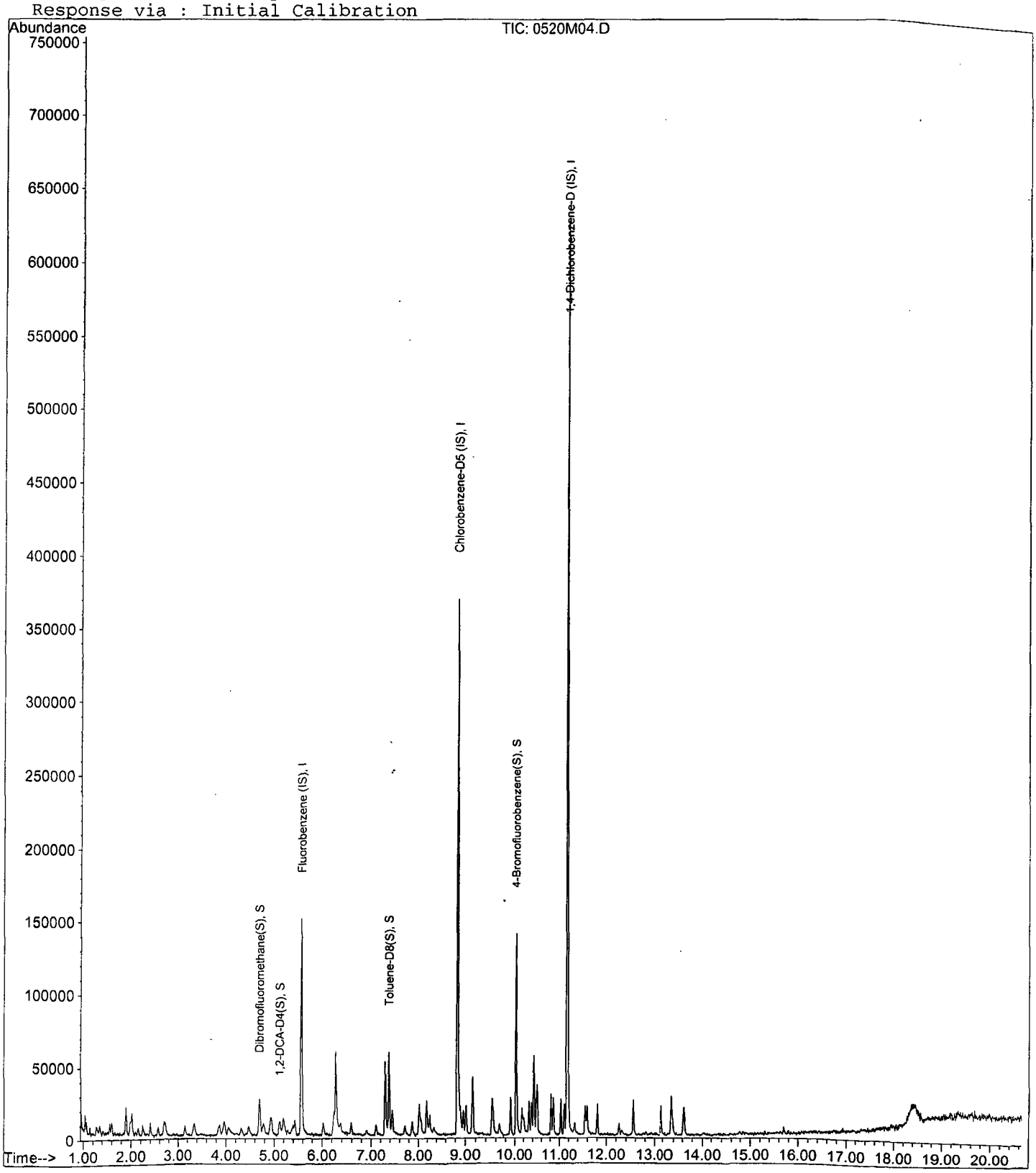

Quantitation Report (Not Reviewed)

Data File : M:\MAX\DATA\210524\0520M05.D
Acq On : 24 May 21 12:47
Sample : 2ug/L VOC STD 5/24/21
Misc : IS&S 9/22/20

Vial: 5
Operator: LP,DG,CH
Inst : Max
Multiplr: 1.00

Quant Time: May 26 13:49 2021 Quant Results File: M0524SUR.RES

Quant Method : M:\MAX\DATA\210524\M0524SUR.M (RTE Integrator)
Title : METHOD 8260B
Last Update : Tue May 25 13:01:41 2021
Response via : Initial Calibration
DataAcq Meth : M8260

Internal Standards	R.T.	QIon	Response	Conc Units	Dev(Min)
1) Fluorobenzene (IS)	5.56	96	143373	25.00 ppb	0.00
~4) Chlorobenzene-D5 (IS)	8.84	117	208399	25.00 ppb	0.00
7) 1,4-Dichlorobenzene-D (IS)	11.17	152	178619	25.00 ppb	0.00
System Monitoring Compounds					
2) Dibromofluoromethane(S)	4.69	111	13767	9.81 ppb	0.00
Spiked Amount 25.000			Recovery	= 39.260%	
3) 1,2-DCA-D4(S)	5.11	65	4937	9.86 ppb	0.00
Spiked Amount 25.000			Recovery	= 39.440%	
5) Toluene-D8(S)	7.37	98	40682	9.31 ppb	0.00
Spiked Amount 25.000			Recovery	= 37.228%	
6) 4-Bromofluorobenzene(S)	10.03	95	41119	8.78 ppb	0.00
Spiked Amount 25.000			Recovery	= 35.100%	

Target Compounds Qvalue

(#) = qualifier out of range (m) = manual integration
0520M05.D M0524SUR.M Wed May 26 13:50:20 2021

Quantitation Report

Data File : M:\MAX\DATA\210524\0520M05.D
Acq On : 24 May 21 12:47
Sample : 2ug/L VOC STD 5/24/21
Misc : IS&S 9/22/20

Vial: 5
Operator: LP,DG,CH
Inst : Max
Multiplr: 1.00

Quant Time: May 26 13:49 2021

Quant Results File: M0524SUR.RES

Method : M:\MAX\DATA\210524\M0524SUR.M (RTE Integrator)
Title : METHOD 8260B
Last Update : Tue May 25 13:01:41 2021
Response via : Initial Calibration

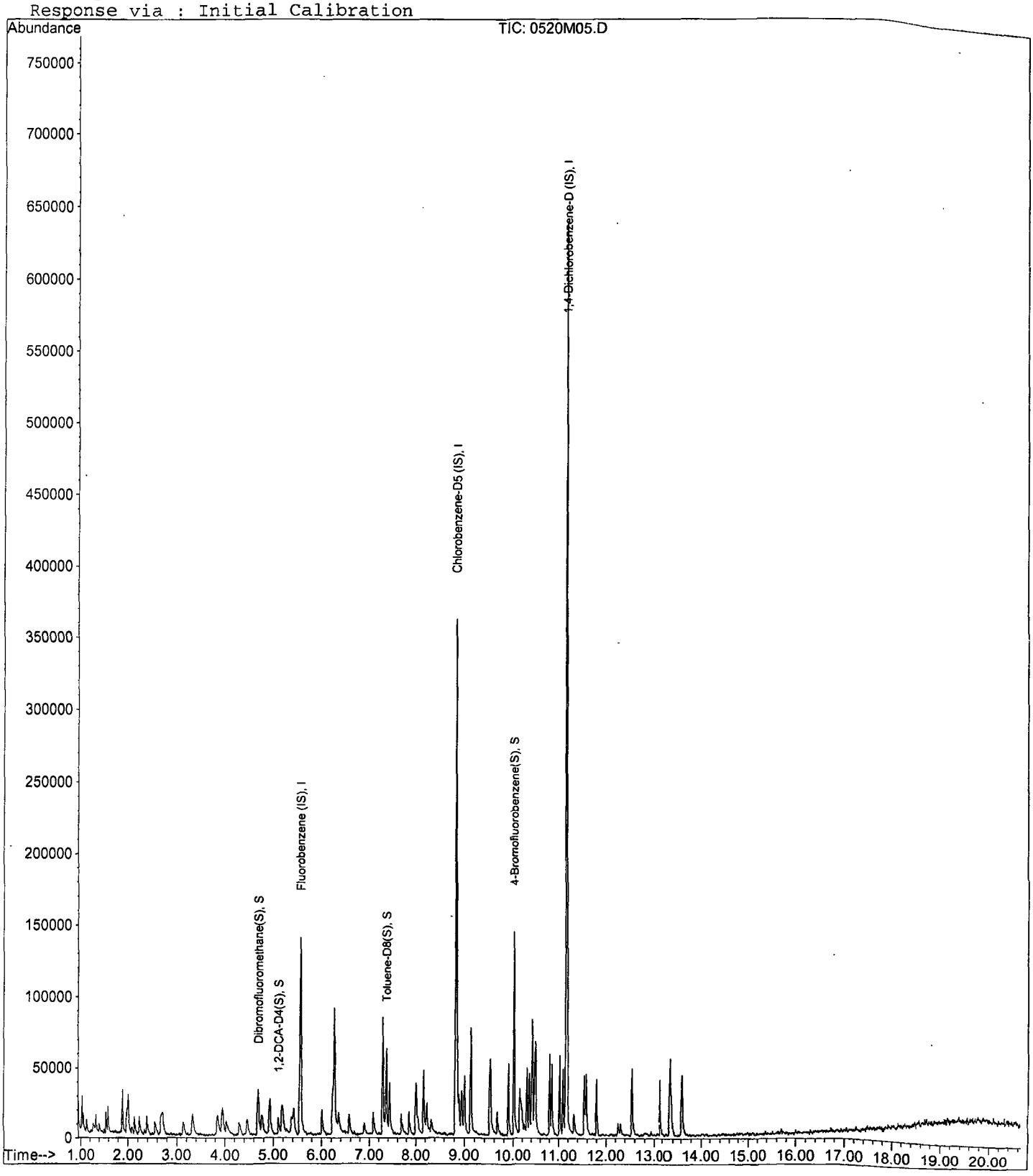

Quantitation Report (Not Reviewed)

Data File : M:\MAX\DATA\210524\0520M06.D
Acq On : 24 May 21 13:15
Sample : 5ug/L VOC STD 5/24/21
Misc : IS&S 9/22/20

Vial: 6
Operator: LP,DG,CH
Inst : Max
Multiplr: 1.00

Quant Time: May 26 13:49 2021 Quant Results File: M0524SUR.RES

Quant Method : M:\MAX\DATA\210524\M0524SUR.M (RTE Integrator)
Title : METHOD 8260B
Last Update : Tue May 25 13:01:41 2021
Response via : Initial Calibration
DataAcq Meth : M8260

Internal Standards	R.T.	QIon	Response	Conc Units	Dev(Min)
1) Fluorobenzene (IS)	5.57	96	135465	25.00 ppb	0.00
4) Chlorobenzene-D5 (IS)	8.84	117	208117	25.00 ppb	0.00
7) 1,4-Dichlorobenzene-D (IS)	11.17	152	187489	25.00 ppb	0.00
System Monitoring Compounds					
2) Dibromofluoromethane(S)	4.69	111	39119	29.52 ppb	0.00
Spiked Amount 25.000			Recovery	= 118.064%	
3) 1,2-DCA-D4(S)	5.11	65	14522	28.29 ppb	0.00
Spiked Amount 25.000			Recovery	= 113.156%	
5) Toluene-D8(S)	7.37	98	121040	27.73 ppb	0.00
Spiked Amount 25.000			Recovery	= 110.912%	
6) 4-Bromofluorobenzene(S)	10.02	95	123209	26.33 ppb	0.00
Spiked Amount 25.000			Recovery	= 105.320%	

Target Compounds Qvalue

(#) = qualifier out of range (m) = manual integration
0520M06.D M0524SUR.M Wed May 26 13:50:22 2021

Quantitation Report

Data File : M:\MAX\DATA\210524\0520M06.D
Acq On : 24 May 21 13:15
Sample : 5ug/L VOC STD 5/24/21
Misc : IS&S 9/22/20

Vial: 6
Operator: LP,DG,CH
Inst : Max
Multiplr: 1.00

Quant Time: May 26 13:49 2021

Quant Results File: M0524SUR.RES

Method : M:\MAX\DATA\210524\M0524SUR.M (RTE Integrator)
Title : METHOD 8260B
Last Update : Tue May 25 13:01:41 2021
Response via : Initial Calibration

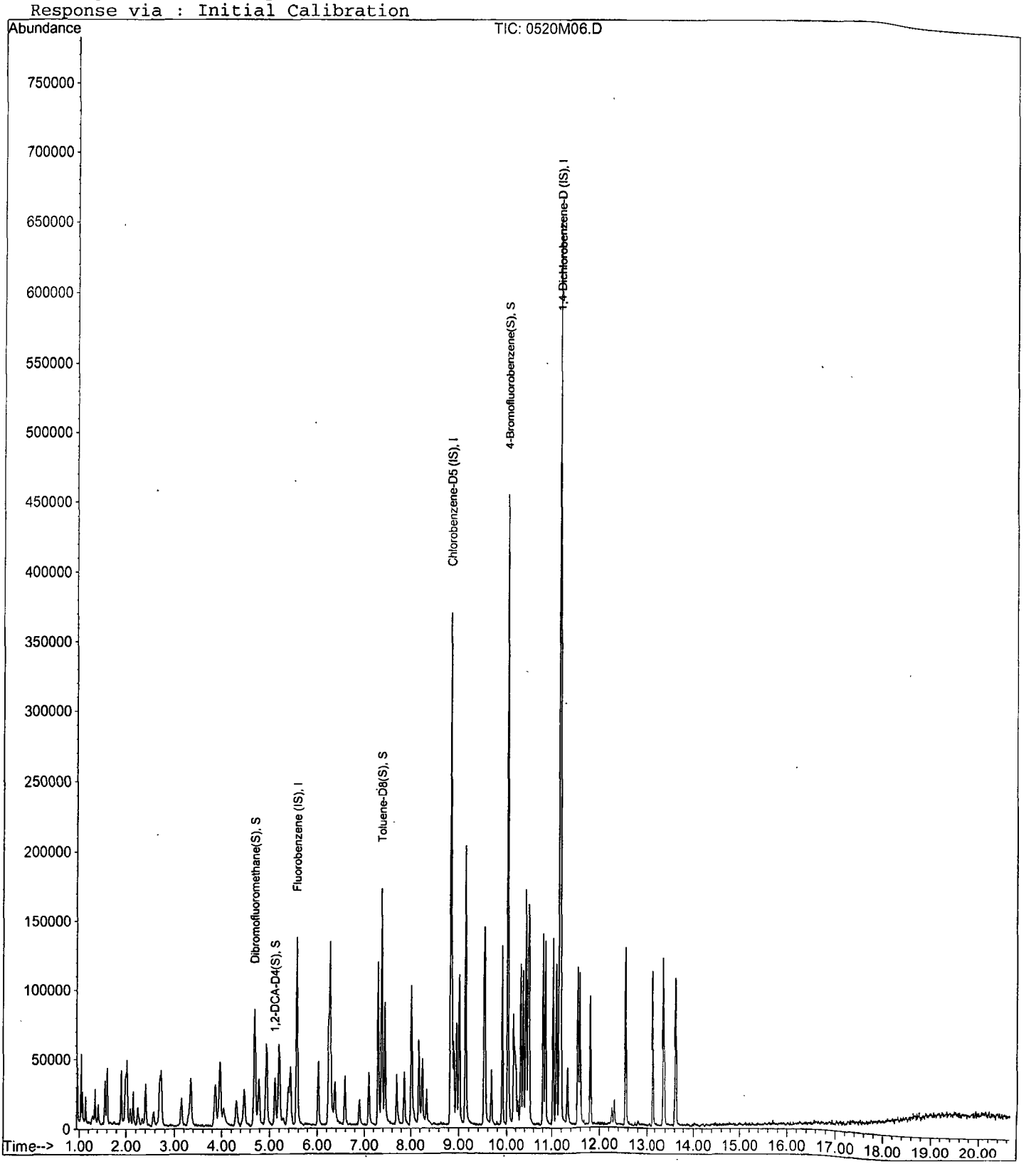

Quantitation Report (Not Reviewed)

Data File : M:\MAX\DATA\210524\0520M07.D
Acq On : 24 May 21 13:43
Sample : 10ug/L VOC STD 5/24/21
Misc : IS&S 9/22/20

Vial: 7
Operator: LP,DG,CH
Inst : Max
Multiplr: 1.00

Quant Time: May 26 13:49 2021 Quant Results File: M0524SUR.RES

Quant Method : M:\MAX\DATA\210524\M0524SUR.M (RTE Integrator)
Title : METHOD 8260B
Last Update : Tue May 25 13:01:41 2021
Response via : Initial Calibration
DataAcq Meth : M8260

Internal Standards	R.T.	QIon	Response	Conc	Units	Dev(Min)
1) Fluorobenzene (IS)	5.57	96	138493	25.00	ppb	0.00
4) Chlorobenzene-D5 (IS)	8.84	117	207262	25.00	ppb	0.00
7) 1,4-Dichlorobenzene-D (IS)	11.17	152	186571	25.00	ppb	0.00
System Monitoring Compounds						
2) Dibromofluoromethane(S)	4.69	111	37615	27.76	ppb	0.00
Spiked Amount 25.000			Recovery	=	111.044%	
3) 1,2-DCA-D4(S)	5.11	65	12768	24.49	ppb	0.00
Spiked Amount 25.000			Recovery	=	97.952%	
5) Toluene-D8(S)	7.37	98	116604	26.82	ppb	0.00
Spiked Amount 25.000			Recovery	=	107.288%	
6) 4-Bromofluorobenzene(S)	10.02	95	127089	27.27	ppb	0.00
Spiked Amount 25.000			Recovery	=	109.088%	

Target Compounds Qvalue

(#) = qualifier out of range (m) = manual integration

Quantitation Report

Data File : M:\MAX\DATA\210524\0520M07.D
Acq On : 24 May 21 13:43
Sample : 10ug/L VOC STD 5/24/21
Misc : IS&S 9/22/20

Vial: 7
Operator: LP,DG,CH
Inst : Max
Multiplr: 1.00

Quant Time: May 26 13:49 2021

Quant Results File: M0524SUR.RES

Method : M:\MAX\DATA\210524\M0524SUR.M (RTE Integrator)
Title : METHOD 8260B
Last Update : Tue May 25 13:01:41 2021
Response via : Initial Calibration

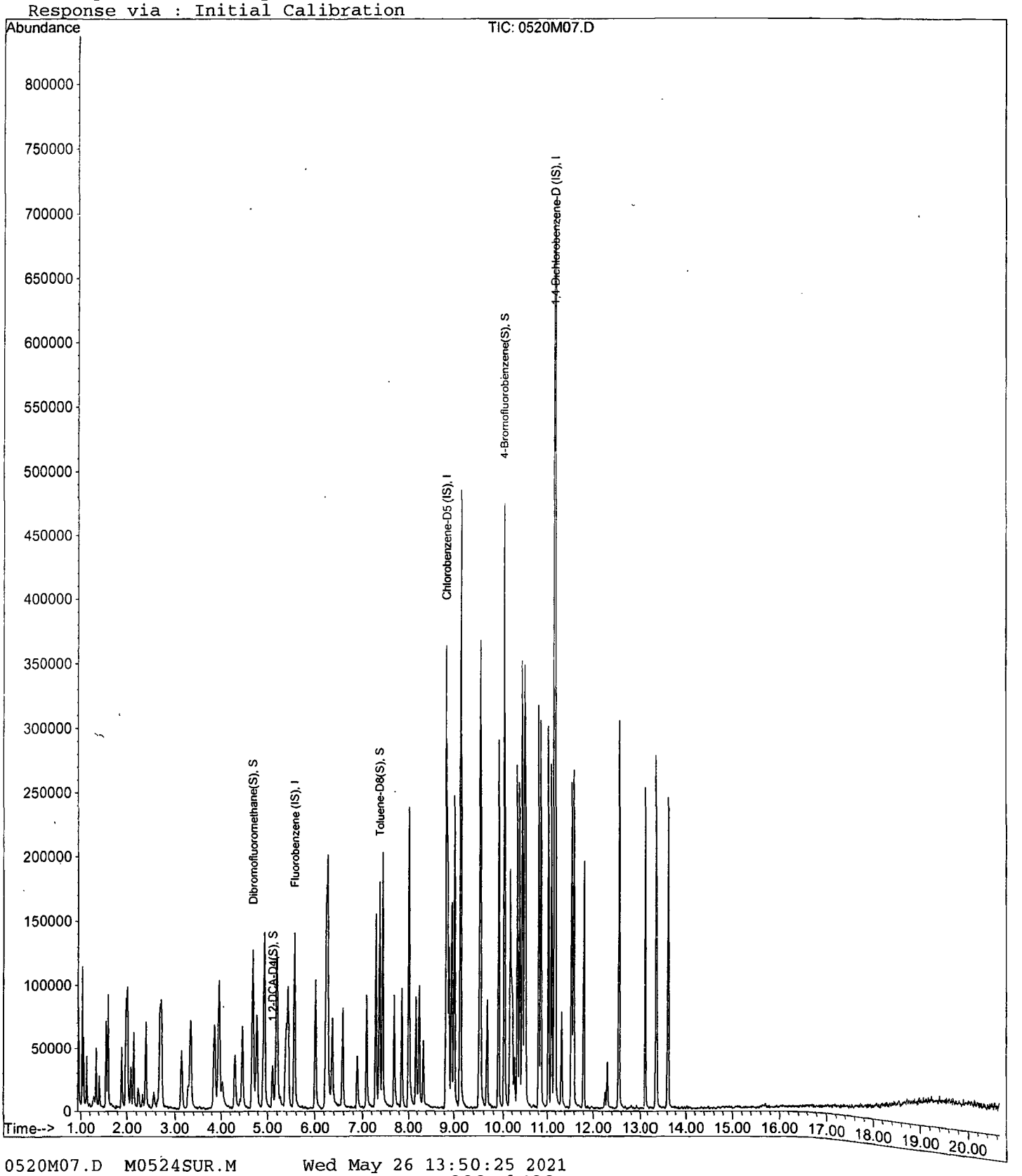

0520M07.D M0524SUR.M Wed May 26 13:50:25 2021

Quantitation Report (Not Reviewed)

Data File : M:\MAX\DATA\210524\0520M08.D
Acq On : 24 May 21 14:11
Sample : 20ug/L VOC STD 5/24/21
Misc : IS&S 9/22/20

Vial: 8
Operator: LP,DG,CH
Inst : Max
Multiplr: 1.00

Quant Time: May 26 13:49 2021 Quant Results File: M0524SUR.RES

Quant Method : M:\MAX\DATA\210524\M0524SUR.M (RTE Integrator)
Title : METHOD 8260B
Last Update : Tue May 25 13:01:41 2021
Response via : Initial Calibration
DataAcq Meth : M8260

Internal Standards	R.T.	QIon	Response	Conc Units	Dev(Min)
1) Fluorobenzene (IS)	5.56	96	138784	25.00 ppb	0.00
4) Chlorobenzene-D5 (IS)	8.84	117	200561	25.00 ppb	0.00
7) 1,4-Dichlorobenzene-D (IS)	11.17	152	185692	25.00 ppb	0.00
System Monitoring Compounds					
2) Dibromofluoromethane(S)	4.69	111	71900	52.95 ppb	0.00
Spiked Amount 25.000			Recovery	= 211.812%	
3) 1,2-DCA-D4(S)	5.11	65	26328	49.18 ppb	0.00
Spiked Amount 25.000			Recovery	= 196.736%	
5) Toluene-D8(S)	7.37	98	238461	56.69 ppb	0.00
Spiked Amount 25.000			Recovery	= 226.744%	
6) 4-Bromofluorobenzene(S)	10.02	95	260157	57.69 ppb	0.00
Spiked Amount 25.000			Recovery	= 230.764%	

Target Compounds Qvalue

(#) = qualifier out of range (m) = manual integration

Quantitation Report

Data File : M:\MAX\DATA\210524\0520M08.D
Acq On : 24 May 21 14:11
Sample : 20ug/L VOC STD 5/24/21
Misc : IS&S 9/22/20

Vial: 8
Operator: LP,DG,CH
Inst : Max
Multiplr: 1.00

Quant Time: May 26 13:49 2021 Quant Results File: M0524SUR.RES

Method : M:\MAX\DATA\210524\M0524SUR.M (RTE Integrator)
Title : METHOD 8260B
Last Update : Tue May 25 13:01:41 2021
Response via : Initial Calibration

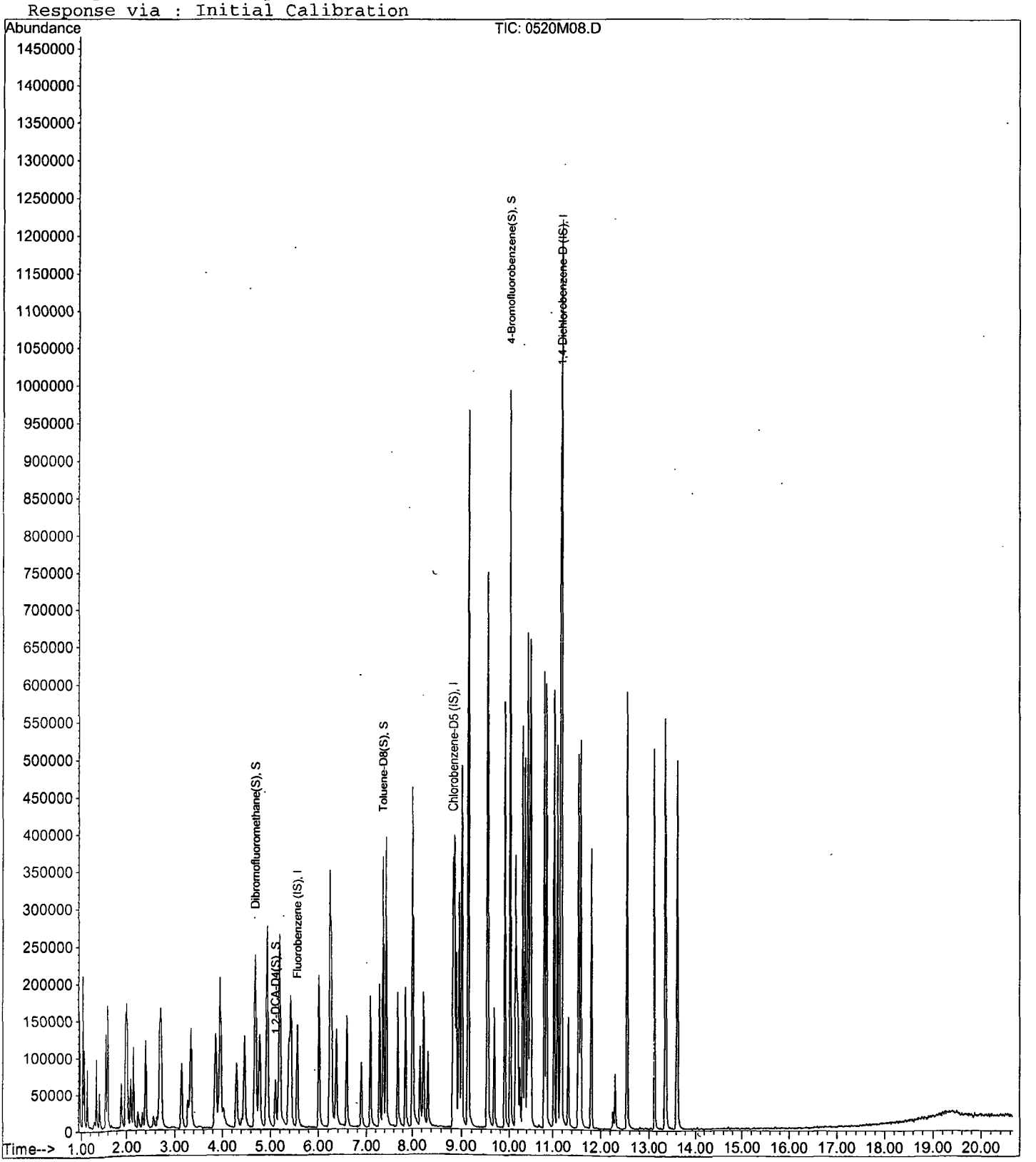

Quantitation Report (Not Reviewed)

Data File : M:\MAX\DATA\210524\0520M09.D
Acq On : 24 May 21 14:38
Sample : 40ug/L VOC STD 5/24/21
Misc : IS&S 9/22/20

Vial: 9
Operator: LP,DG,CH
Inst : Max
Multiplr: 1.00

Quant Time: May 26 13:49 2021 Quant Results File: M0524SUR.RES

Quant Method : M:\MAX\DATA\210524\M0524SUR.M (RTE Integrator)
Title : METHOD 8260B
Last Update : Tue May 25 13:01:41 2021
Response via : Initial Calibration
DataAcq Meth : M8260

Internal Standards	R.T.	QIon	Response	Conc Units	Dev(Min)
1) Fluorobenzene (IS)	5.56	96	133546	25.00 ppb	0.00
4) Chlorobenzene-D5 (IS)	8.83	117	202110	25.00 ppb	0.00
7) 1,4-Dichlorobenzene-D (IS)	11.17	152	172813	25.00 ppb	0.00
System Monitoring Compounds					
2) Dibromofluoromethane(S)	4.68	111	75301	57.63 ppb	0.00
Spiked Amount 25.000			Recovery	= 230.532%	
3) 1,2-DCA-D4(S)	5.11	65	27016	52.37 ppb	0.00
Spiked Amount 25.000			Recovery	= 209.492%	
5) Toluene-D8(S)	7.37	98	229490	54.14 ppb	0.00
Spiked Amount 25.000			Recovery	= 216.540%	
6) 4-Bromofluorobenzene(S)	10.02	95	261248	57.49 ppb	0.00
Spiked Amount 25.000			Recovery	= 229.956%	

Target Compounds Qvalue

(#) = qualifier out of range (m) = manual integration

Quantitation Report

Data File : M:\MAX\DATA\210524\0520M09.D
Acq On : 24 May 21 14:38
Sample : 40ug/L VOC STD 5/24/21
Misc : IS&S 9/22/20

Vial: 9
Operator: LP,DG,CH
Inst : Max
Multiplr: 1.00

Quant Time: May 26 13:49 2021

Quant Results File: M0524SUR.RES

Method : M:\MAX\DATA\210524\M0524SUR.M (RTE Integrator)
Title : METHOD 8260B
Last Update : Tue May 25 13:01:41 2021
Response via : Initial Calibration

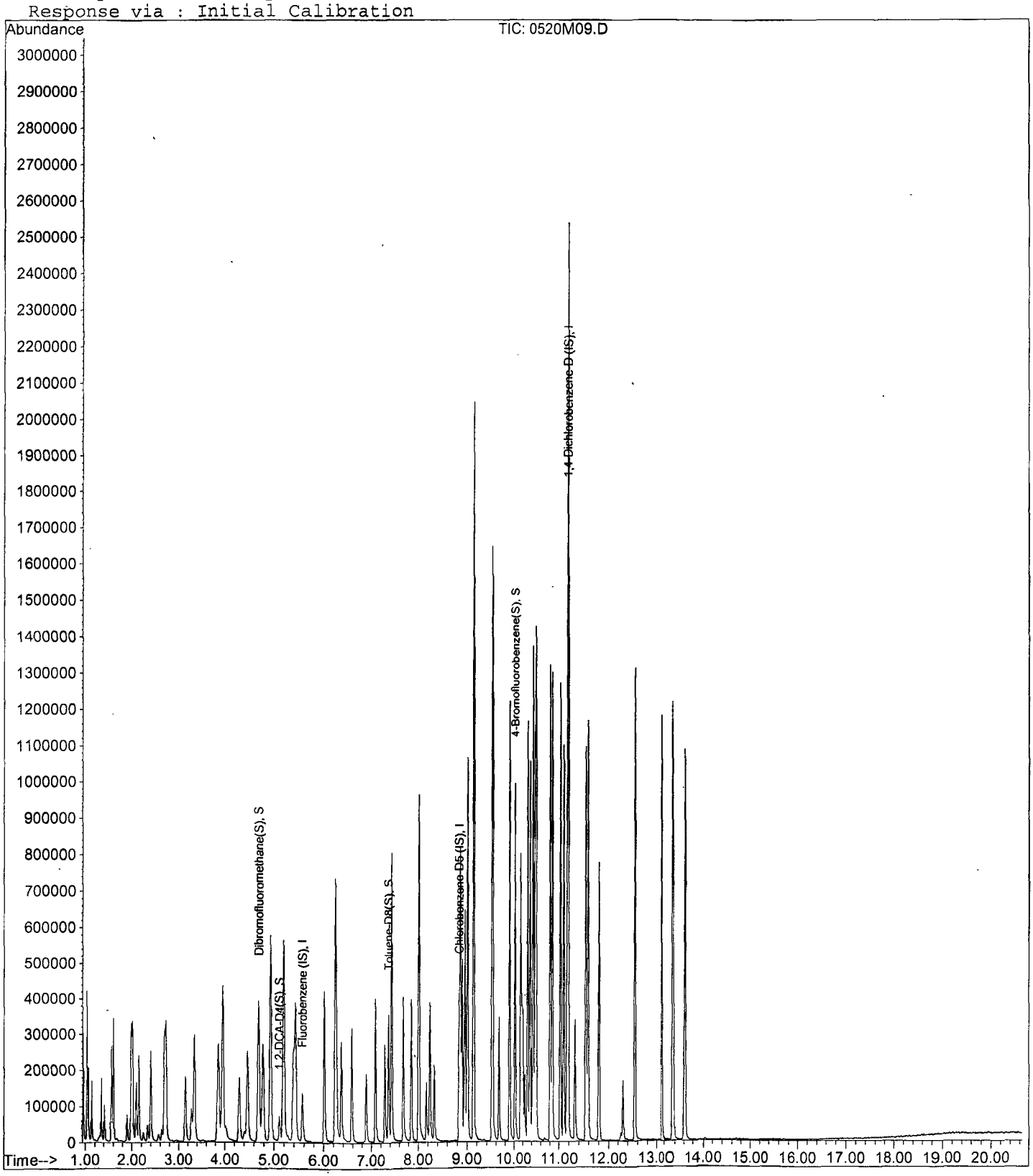

Quantitation Report (Not Reviewed)

Data File : M:\MAX\DATA\210524\0520M10.D
Acq On : 24 May 21 15:06
Sample : 100ug/L VOC STD 5/24/21
Misc : IS&S 9/22/20

Vial: 10
Operator: LP,DG,CH
Inst : Max
Multiplr: 1.00

Quant Time: May 26 13:49 2021 Quant Results File: M0524SUR.RES

Quant Method : M:\MAX\DATA\210524\M0524SUR.M (RTE Integrator)
Title : METHOD 8260B
Last Update : Tue May 25 13:01:41 2021
Response via : Initial Calibration
DataAcq Meth : M8260

Internal Standards	R.T.	QIon	Response	Conc	Units	Dev(Min)
1) Fluorobenzene (IS)	5.56	96	132429	25.00	ppb	0.00
4) Chlorobenzene-D5 (IS)	8.84	117	201668	25.00	ppb	0.00
7) 1,4-Dichlorobenzene-D (IS)	11.17	152	192574	25.00	ppb	0.00
System Monitoring Compounds						
2) Dibromofluoromethane(S)	4.69	111	136238	105.15	ppb	0.00
Spiked Amount 25.000			Recovery	=	420.604%	
3) 1,2-DCA-D4(S)	5.11	65	51080	98.83	ppb	0.00
Spiked Amount 25.000			Recovery	=	395.308%	
5) Toluene-D8(S)	7.37	98	426596	100.85	ppb	0.00
Spiked Amount 25.000			Recovery	=	403.408%	
6) 4-Bromofluorobenzene(S)	10.02	95	504455	111.25	ppb	0.00
Spiked Amount 25.000			Recovery	=	445.008%	

Target Compounds Qvalue

(#) = qualifier out of range (m) = manual integration

Quantitation Report

Data File : M:\MAX\DATA\210524\0520M10.D
Acq On : 24 May 21 15:06
Sample : 100ug/L VOC STD 5/24/21
Misc : IS&S 9/22/20

Vial: 10
Operator: LP,DG,CH
Inst : Max
Multiplr: 1.00

Quant Time: May 26 13:49 2021

Quant Results File: M0524SUR.RES

Method : M:\MAX\DATA\210524\M0524SUR.M (RTE Integrator)
Title : METHOD 8260B
Last Update : Tue May 25 13:01:41 2021
Response via : Initial Calibration

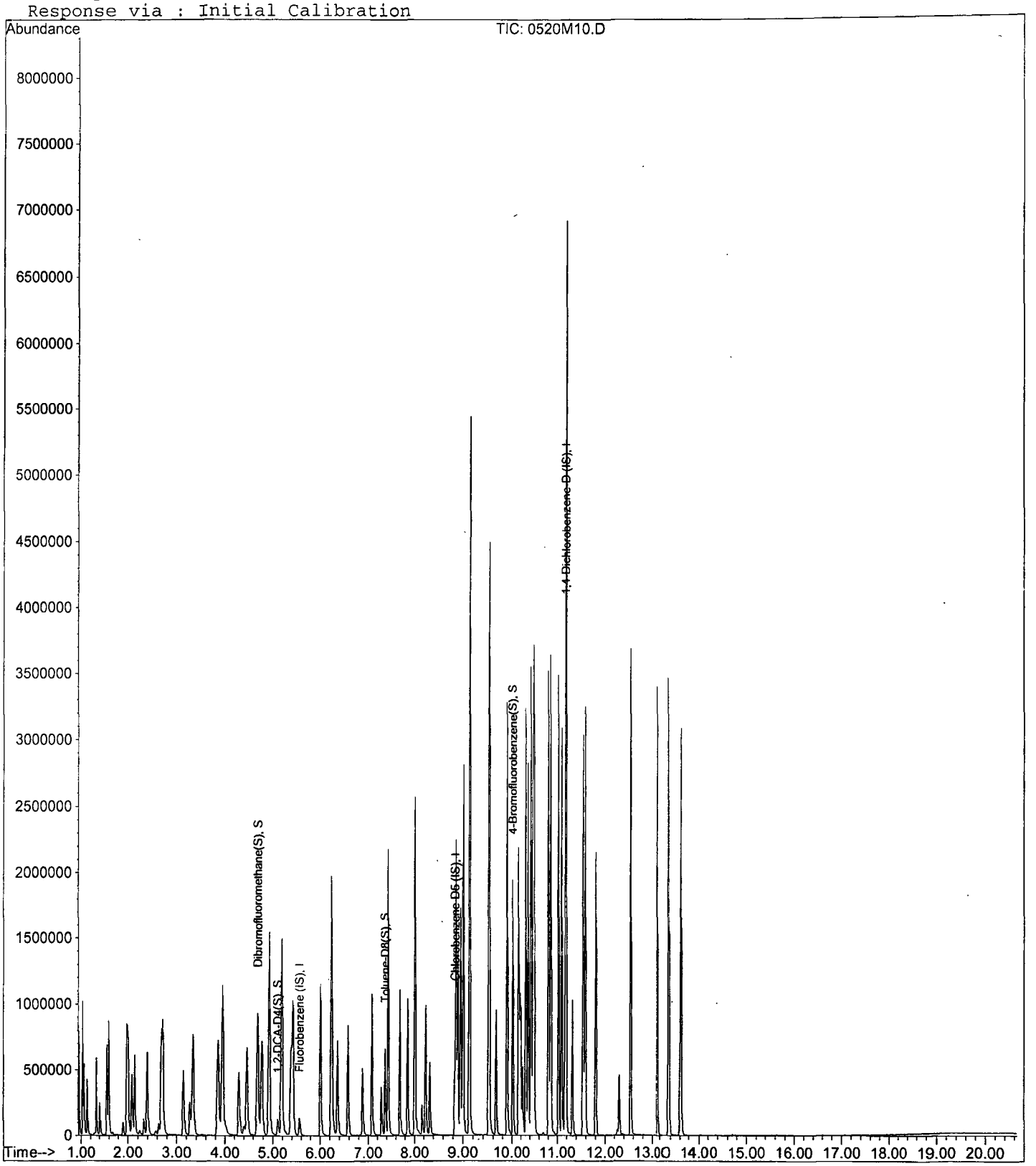

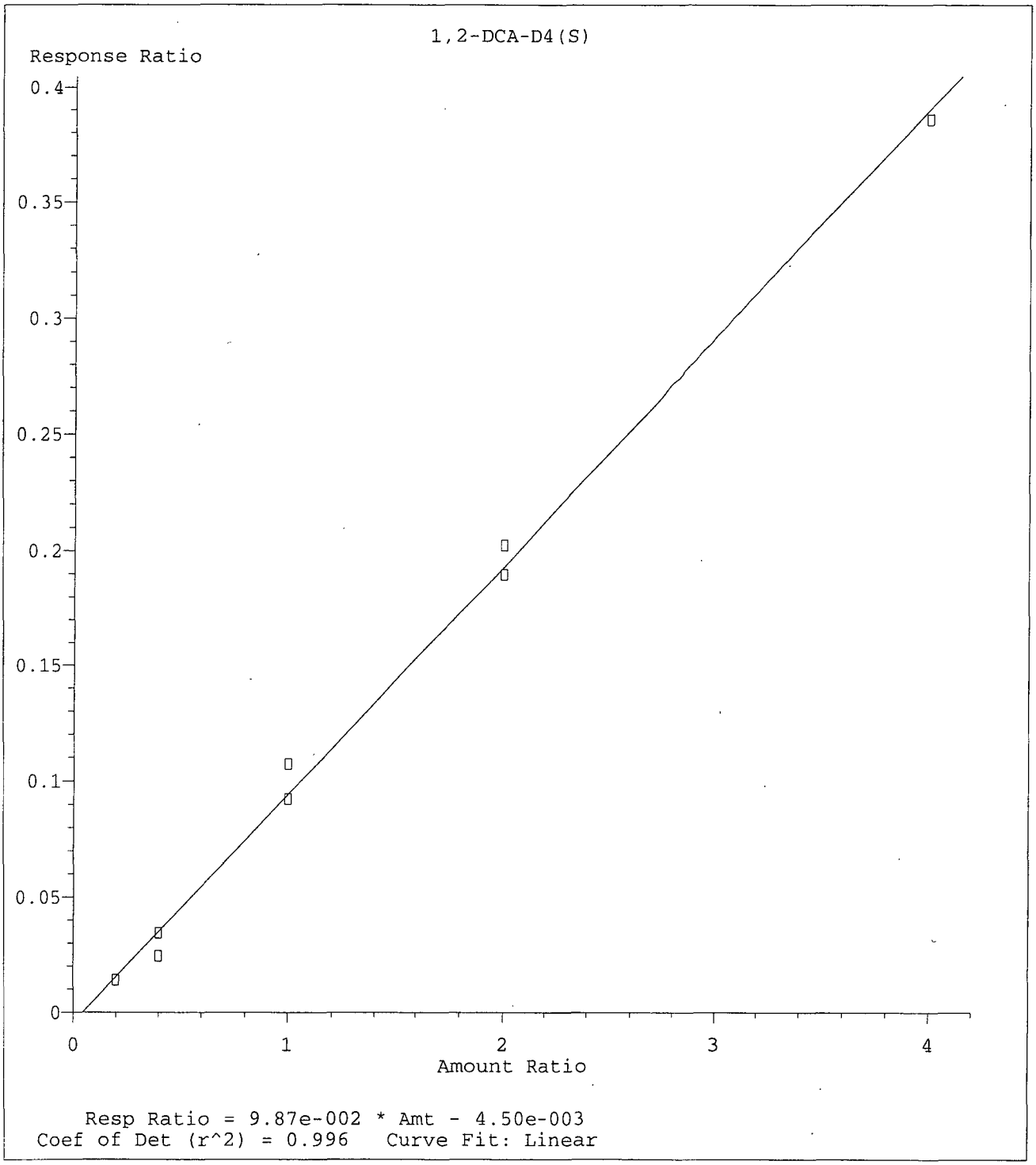

Method Name: M:\MAX\DATA\210524\M0524SUR.M
Calibration Table Last Updated: Tue May 25 13:01:41 2021

VOLATILE ORGANIC ANALYSIS
VOLATILE ORGANIC COMPOUNDS

Form 7

Continuing Calibration

Lab Name: APPL, Inc.
Case No:
Matrix: Water

SDG No:
Date Analyzed: 05/25/21
Instrument: Max
Initial Cal. Date: 05/11/21
Data File: 0525M05.D

		Compound	MEAN	CCRF	%D	%Drift	
1	I	Fluorobenzene (IS)	ISTD			I	
2	TMHB	Gasoline C6-C10	7.306	3.435	53	TMHBL	2.3
3	TMHB	Chlorobenzene-D5 (IS)	ISTD			TMHB	
4	TMHB	1,4-Dichlorobenzene (IS)	ISTD			TMHB	
5							
6							
7							
8							
9							
10							
11							
12							
13							
14							
15							
16							
17							
18							
19							
20							
21							
22							
23							
24							
25							
26							
27							
28							
29							
30							
31							
32							
33							
34							
35							
36							
37							
38							
39							
40							
		Average			53.0		

VOLATILE ORGANIC ANALYSIS BY
EPA METHOD 8260B

Form 7

Continuing Calibration

Lab Name: APPL, Inc.
Case No:
Matrix: Water

SDG No:
Date Analyzed: 05/25/21
Instrument: Max
Initial Cal. Date: 05/11/21
Data File: 0525M05.D

		Compound	MEAN	CCRF	%D		%Drift
1	I	Fluorobenzene (IS)	ISTD			I	
2	S	Dibromofluoromethane(S)	0.2446	0.2563	4.8	S	
3	SL	1,2-DCA-D4(S)	0.0886	0.0774	13	SL	17
4	I	Chlorobenzene-D5 (IS)	ISTD			I	
5	S	Toluene-D8(S)	0.5244	0.5098	2.8	S	
6	S	4-Bromofluorobenzene(S)	0.5621	0.5724	1.8	S	
7	I	1,4-Dichlorobenzene-D (IS)	ISTD			I	
8							
9							
10							
11							
12							
13							
14							
15							
16							
17							
18							
19							
20							
21							
22							
23							
24							
25							
26							
27							
28							
29							
30							
31							
32							
33							
34							
35							
36							
37							
38							
39							
40							
		Average			5.6		

Quantitation Report (QT Reviewed)

Data File : M:\MAX\DATA\210524\0525M05.D
Acq On : 25 May 21 11:04
Sample : 210525A CCV/LCS 300ug/L
Misc : IS&S 9/22/20

Vial: 5
Operator: LP,DG,CH
Inst : Max
Multiplr: 1.00

Quant Time: May 26 15:08 2021 Quant Results File: MGAS0511.RES

Quant Method : M:\MAX\DATA\210511\MGAS0511.M (RTE Integrator)
Title : METHOD 8260B
Last Update : Tue May 11 12:30:16 2021
Response via : Initial Calibration
DataAcq Meth : M8260

Internal Standards	R.T.	QIon	Response	Conc Units	Dev(Min)
1) Fluorobenzene (IS)	5.56	TIC	156390	25.000 ppb	0.00
3) Chlorobenzene-D5 (IS)	11.17	TIC	-174366m	25.000 ppb	0.00
4) 1,4-Dichlorobenzene (IS)	11.17	TIC	681763m	25.000 ppb	0.00

System Monitoring Compounds

Target Compounds					Qvalue
2) Gasoline C6-C10	10.03	TIC	6447114m	306.937 ppb	100

(#) = qualifier out of range (m) = manual integration

Quantitation Report (Not Reviewed)

Data File : M:\MAX\DATA\210524\0525M05.D
Acq On : 25 May 21 11:04
Sample : 210525A CCV/LCS 300ug/L
Misc : IS&S 9/22/20

Vial: 5
Operator: LP,DG,CH
Inst : Max
Multiplr: 1.00

Quant Time: May 26 14:39 2021 Quant Results File: M0524SUR.RES

Quant Method : M:\MAX\DATA\210524\M0524SUR.M (RTE Integrator)
Title : METHOD 8260B
Last Update : Tue May 25 13:01:41 2021
Response via : Initial Calibration
DataAcq Meth : M8260

Internal Standards	R.T.	QIon	Response	Conc Units	Dev(Min)
1) Fluorobenzene (IS)	5.57	96	160427	25.000 ppb	0.00
4) Chlorobenzene-D5 (IS)	8.84	117	238874	25.000 ppb	0.00
7) 1,4-Dichlorobenzene-D (IS)	11.17	152	206418	25.000 ppb	0.00
System Monitoring Compounds					
2) Dibromofluoromethane(S)	4.68	111	41123	26.200 ppb	0.00
Spiked Amount 25.000			Recovery	= 104.800%	
3) 1,2-DCA-D4(S)	5.11	65	12411	20.732 ppb	0.00
Spiked Amount 25.000			Recovery	= 82.928%	
5) Toluene-D8(S)	7.37	98	121776	24.305 ppb	0.00
Spiked Amount 25.000			Recovery	= 97.220%	
6) 4-Bromofluorobenzene(S)	10.02	95	136726	25.457 ppb	0.00
Spiked Amount 25.000			Recovery	= 101.828%	

Target Compounds Qvalue

(#) = qualifier out of range (m) = manual integration
0525M05.D M0524SUR.M Wed May 26 15:16:37 2021

Quantitation Report

Data File : M:\MAX\DATA\210524\0525M05.D
Acq On : 25 May 21 11:04
Sample : 210525A CCV/LCS 300ug/L
Misc : IS&S 9/22/20

Vial: 5
Operator: LP,DG,CH
Inst : Max
Multiplr: 1.00

Quant Time: May 26 15:08 2021

Quant Results File: MGAS0511.RES

Method : M:\MAX\DATA\210511\MGAS0511.M (RTE Integrator)
Title : METHOD 8260B
Last Update : Tue May 11 12:30:16 2021
Response via : Initial Calibration

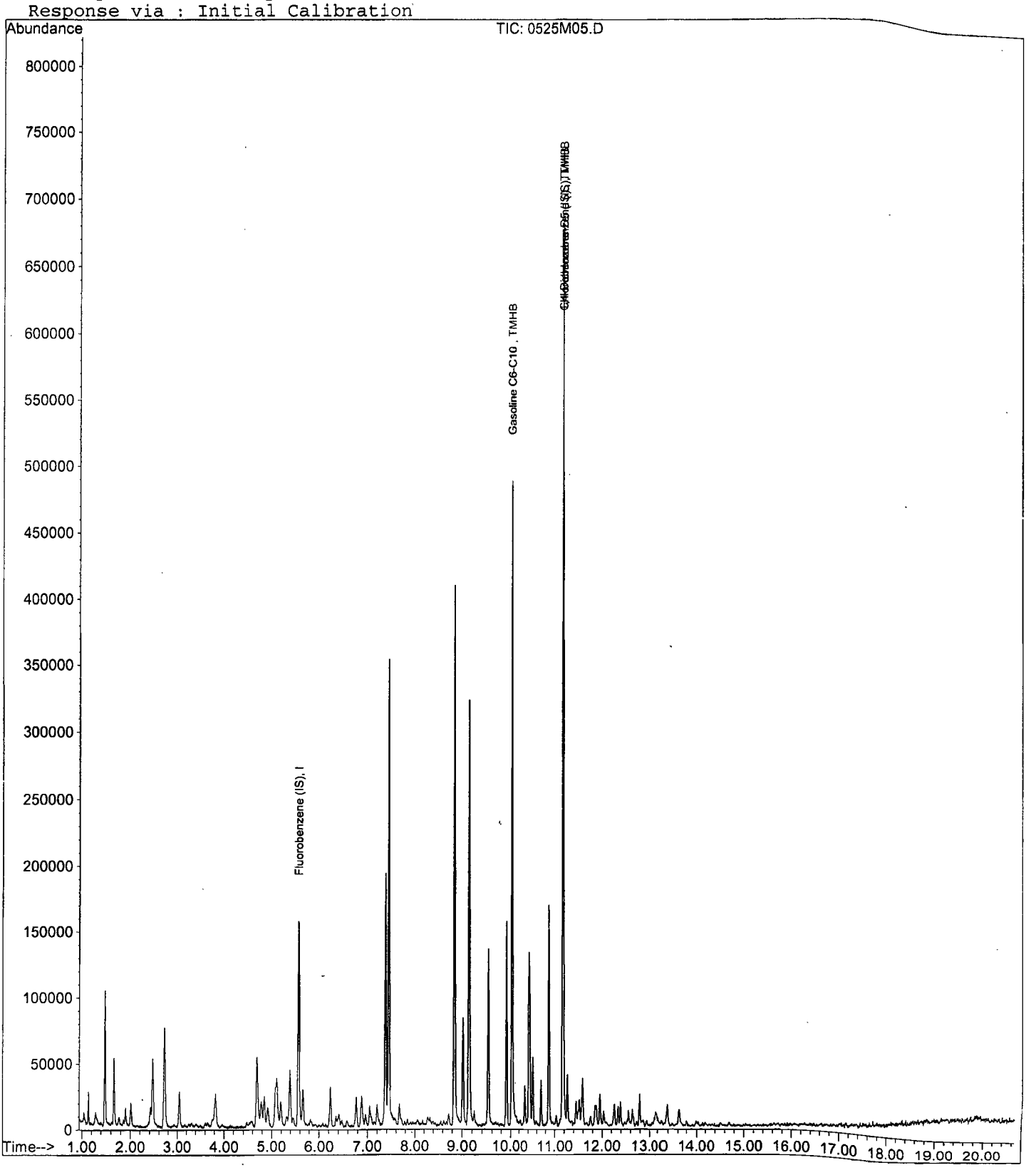

VOLATILE ORGANIC ANALYSIS
VOLATILE ORGANIC COMPOUNDS

Form 7

Ending Continuing Calibration

Lab Name: APPL, Inc.
Case No:
Matrix: Water

SDG No:
Date Analyzed: 05/25/21
Instrument: Max
Initial Cal. Date: 05/24/21
Data File: 0525M27.D

		Compound	MEAN	CCRF	%D	%Drift	
1	I	Fluorobenzene (IS)	ISTD			I	
2	TMHB	Gasoline C6-C10	7.306	2.390	67	TMHBL	48
3	TMHB	Chlorobenzene-D5 (IS)	ISTD			TMHB	
4	TMHB	1,4-Dichlorobenzene (IS)	ISTD			TMHB	
5							
6							
7							
8							
9							
10							
11							
12							
13							
14							
15							
16							
17							
18							
19							
20							
21							
22							
23							
24							
25							
26							
27							
28							
29							
30							
31							
32							
33							
34							
35							
36							
37							
38							
39							
40							
		Average			67.0		

Quantitation Report (QT Reviewed)

Data File : M:\MAX\DATA\210524\0525M27.D
Acq On : 25 May 21 21:20
Sample : Ending CCV 300ug/L 5/25/21
Misc : IS&S 9/22/20

Vial: 27
Operator: LP,DG,CH
Inst : Max
Multiplr: 1.00

Quant Time: May 26 15:11 2021

Quant Results File: MGAS0511.RES

Quant Method : M:\MAX\DATA\210511\MGAS0511.M (RTE Integrator)
Title : METHOD 8260B
Last Update : Tue May 11 12:30:16 2021
Response via : Initial Calibration
DataAcq Meth : M8260

Internal Standards	R.T.	QIon	Response	Conc Units	Dev(Min)
1) Fluorobenzene (IS)	5.56	TIC	218014	25.000 ppb	0.00
3) Chlorobenzene-D5 (IS)	11.17	TIC	-355453m	25.000 ppb	0.00
4) 1,4-Dichlorobenzene (IS)	11.17	TIC	981499m	25.000 ppb	0.00

System Monitoring Compounds

Target Compounds					Qvalue
2) Gasoline C6-C10	10.02	TIC	6253882m	155.746 ppb	100

(#) = qualifier out of range (m) = manual integration

Quantitation Report (Not Reviewed)

Data File : M:\MAX\DATA\210524\0525M27.D
Acq On : 25 May 21 21:20
Sample : Ending CCV 300ug/L 5/25/21
Misc : IS&S 9/22/20

Vial: 27
Operator: LP,DG,CH
Inst : Max
Multiplr: 1.00

Quant Time: May 26 15:19 2021 Quant Results File: M0524SUR.RES

Quant Method : M:\MAX\DATA\210524\M0524SUR.M (RTE Integrator)
Title : METHOD 8260B
Last Update : Tue May 25 13:01:41 2021
Response via : Initial Calibration
DataAcq Meth : M8260

Internal Standards	R.T.	QIon	Response	Conc Units	Dev(Min)
1) Fluorobenzene (IS)	5.56	96	223605	25.000 ppb	0.00
4) Chlorobenzene-D5 (IS)	8.83	117	343741	25.000 ppb	0.00
7) 1,4-Dichlorobenzene-D (IS)	11.17	152	300147	25.000 ppb	0.00
System Monitoring Compounds					
2) Dibromofluoromethane(S)	4.69	111	54833	25.065 ppb	0.00
Spiked Amount 25.000			Recovery	= 100.260%	
3) 1,2-DCA-D4(S)	5.10	65	18000	21.526 ppb	0.00
Spiked Amount 25.000			Recovery	= 86.104%	
5) Toluene-D8(S)	7.37	98	166169	23.047 ppb	0.00
Spiked Amount 25.000			Recovery	= 92.188%	
6) 4-Bromofluorobenzene(S)	10.02	95	199273	25.783 ppb	0.00
Spiked Amount 25.000			Recovery	= 103.132%	

Target Compounds Qvalue

(#) = qualifier out of range (m) = manual integration
0525M27.D M0524SUR.M Wed May 26 15:26:36 2021

Quantitation Report

Data File : M:\MAX\DATA\210524\0525M27.D
Acq On : 25 May 21 21:20
Sample : Ending CCV 300ug/L 5/25/21
Misc : IS&S 9/22/20

Vial: 27
Operator: LP,DG,CH
Inst : Max
Multiplr: 1.00

Quant Time: May 26 15:11 2021

Quant Results File: MGAS0511.RES

Method : M:\MAX\DATA\210511\MGAS0511.M (RTE Integrator)
Title : METHOD 8260B
Last Update : Tue May 11 12:30:16 2021
Response via : Initial Calibration

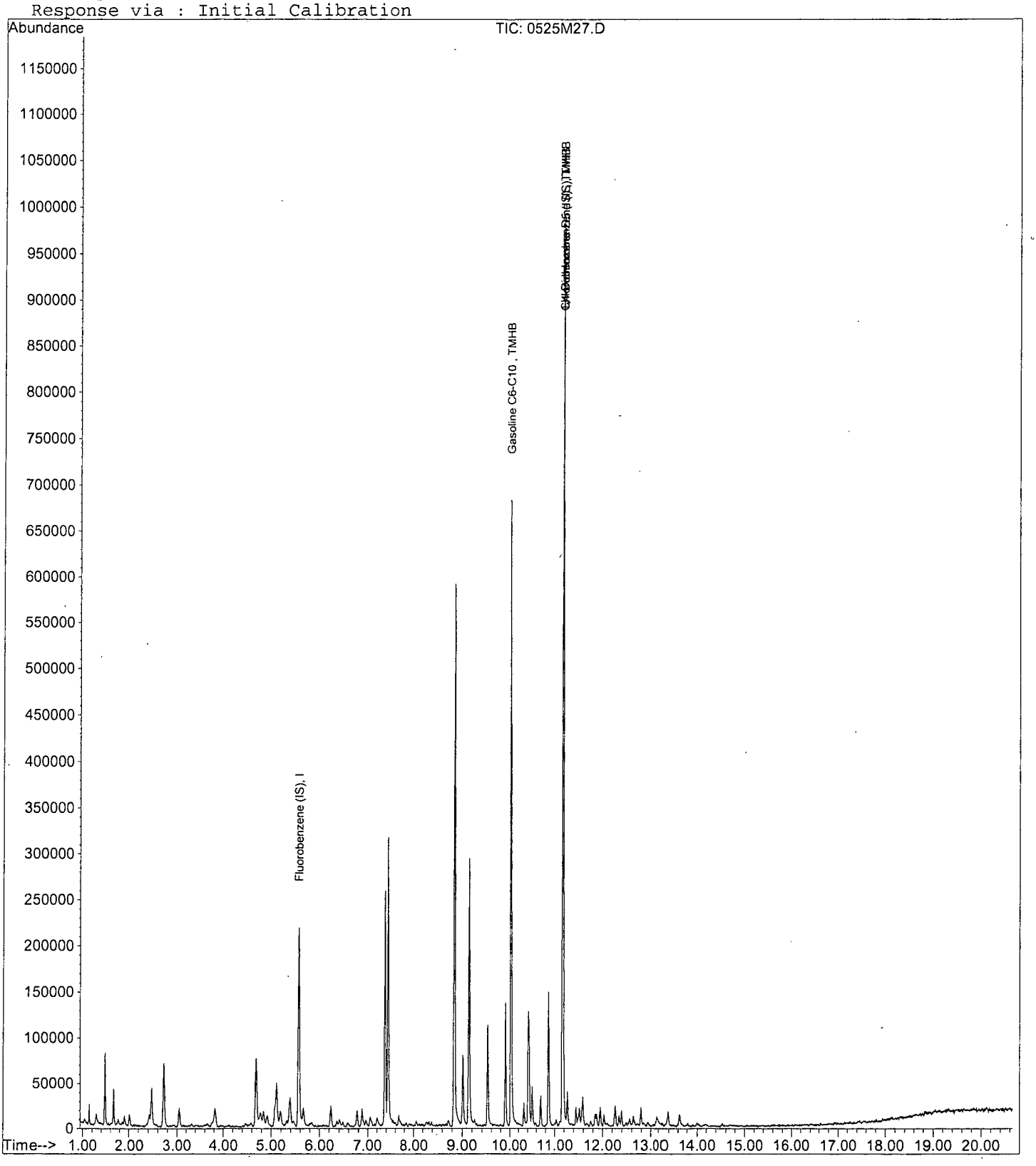

ORGANICS

Raw Data

Quantitation Report (QT Reviewed)

Data File : M:\MAX\DATA\210524\0525M11.D
Acq On : 25 May 21 13:52
Sample : BA33034W01
Misc : IS&S 9/22/20

Vial: 11
Operator: LP,DG,CH
Inst : Max
Multiplr: 1.00

Quant Time: May 26 15:50 2021

Quant Results File: MGAS0511.RES

Quant Method : M:\MAX\DATA\210511\MGAS0511.M (RTE Integrator)
Title : METHOD 8260B
Last Update : Tue May 11 12:30:16 2021
Response via : Initial Calibration
DataAcq Meth : M8260

Internal Standards	R.T.	QIon	Response	Conc Units	Dev(Min)
1) Fluorobenzene (IS)	5.57	TIC	155563	25.000 ppb	0.00
3) Chlorobenzene-D5 (IS)	11.17	TIC	-248742m	25.000 ppb	0.00
4) 1,4-Dichlorobenzene (IS)	11.17	TIC	681650m	25.000 ppb	0.00

System Monitoring Compounds

Target Compounds Qvalue

(#) = qualifier out of range (m) = manual integration
0525M11.D MGAS0511.M Thu May 27 16:51:55 2021

Quantitation Report

Data File : M:\MAX\DATA\210524\0525M11.D
Acq On : 25 May 21 13:52
Sample : BA33034W01
Misc : IS&S 9/22/20

Vial: 11
Operator: LP,DG,CH
Inst : Max
Multiplr: 1.00

Quant Time: May 26 15:50 2021

Quant Results File: MGAS0511.RES

Method : M:\MAX\DATA\210511\MGAS0511.M (RTE Integrator)
Title : METHOD 8260B
Last Update : Tue May 11 12:30:16 2021
Response via : Initial Calibration

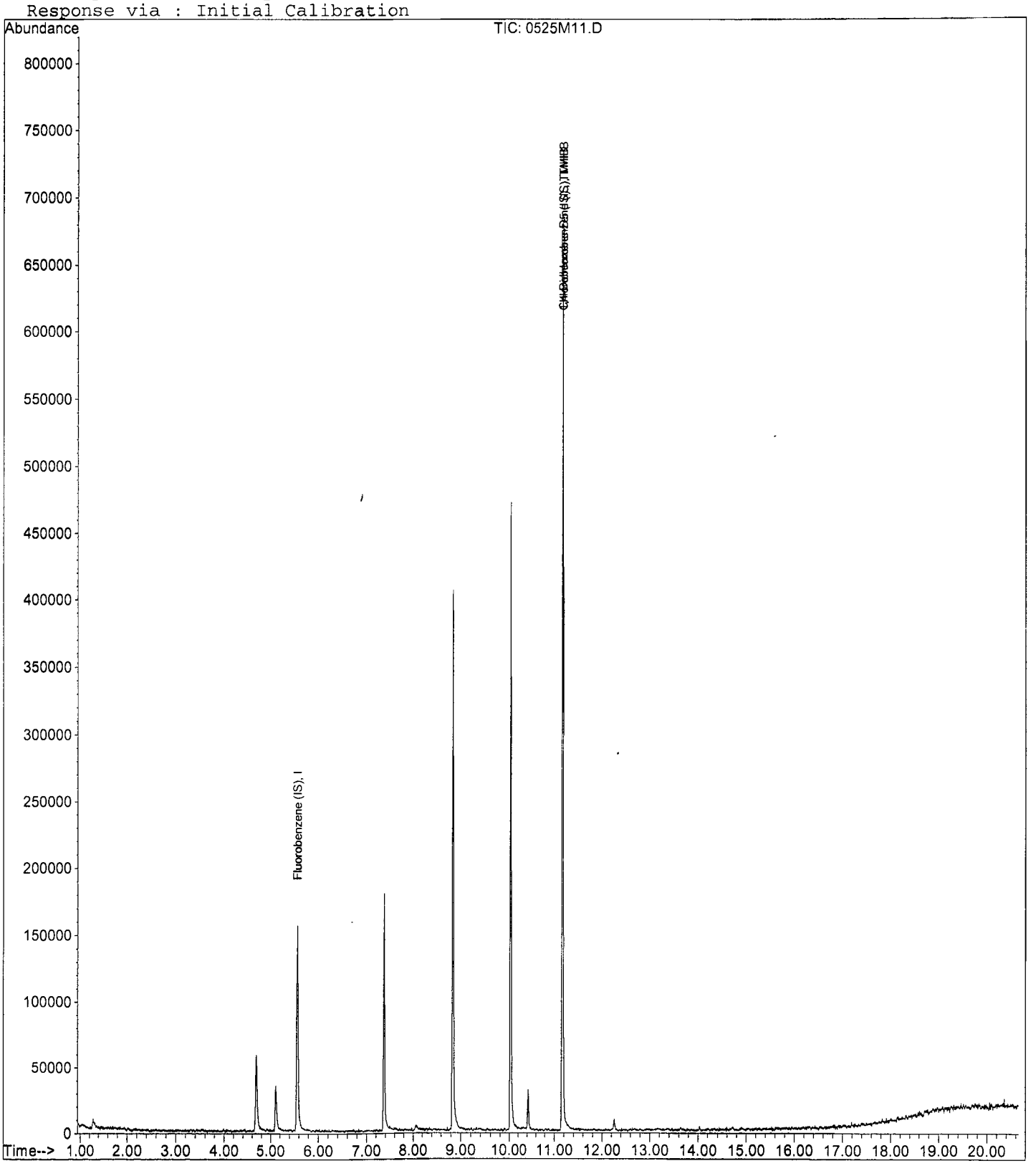

Quantitation Report (QT Reviewed)

Data File : M:\MAX\DATA\210524\0525M12.D
Acq On : 25 May 21 14:20
Sample : BA33035W01
Misc : IS&S 9/22/20

Vial: 12
Operator: LP,DG,CH
Inst : Max
Multiplr: 1.00

Quant Time: May 26 15:07 2021

Quant Results File: MGAS0511.RES

Quant Method : M:\MAX\DATA\210511\MGAS0511.M (RTE Integrator)
Title : METHOD 8260B
Last Update : Tue May 11 12:30:16 2021
Response via : Initial Calibration
DataAcq Meth : M8260

Internal Standards	R.T.	QIon	Response	Conc Units	Dev(Min)
1) Fluorobenzene (IS)	5.56	TIC	163428	25.000 ppb	0.00
3) Chlorobenzene-D5 (IS)	11.17	TIC	-144589m	25.000 ppb	0.00
4) 1,4-Dichlorobenzene (IS)	11.17	TIC	819098m	25.000 ppb	0.00

System Monitoring Compounds

Target Compounds					Qvalue
2) Gasoline C6-C10	8.84	TIC	3083585m	37.368 ppb	100

(#) = qualifier out of range (m) = manual integration

Quantitation Report

Data File : M:\MAX\DATA\210524\0525M12.D
Acq On : 25 May 21 14:20
Sample : BA33035W01
Misc : IS&S 9/22/20

Vial: 12
Operator: LP,DG,CH
Inst : Max
Multiplr: 1.00

Quant Time: May 26 15:07 2021

Quant Results File: MGAS0511.RES

Method : M:\MAX\DATA\210511\MGAS0511.M (RTE Integrator)
Title : METHOD 8260B
Last Update : Tue May 11 12:30:16 2021
Response via : Initial Calibration

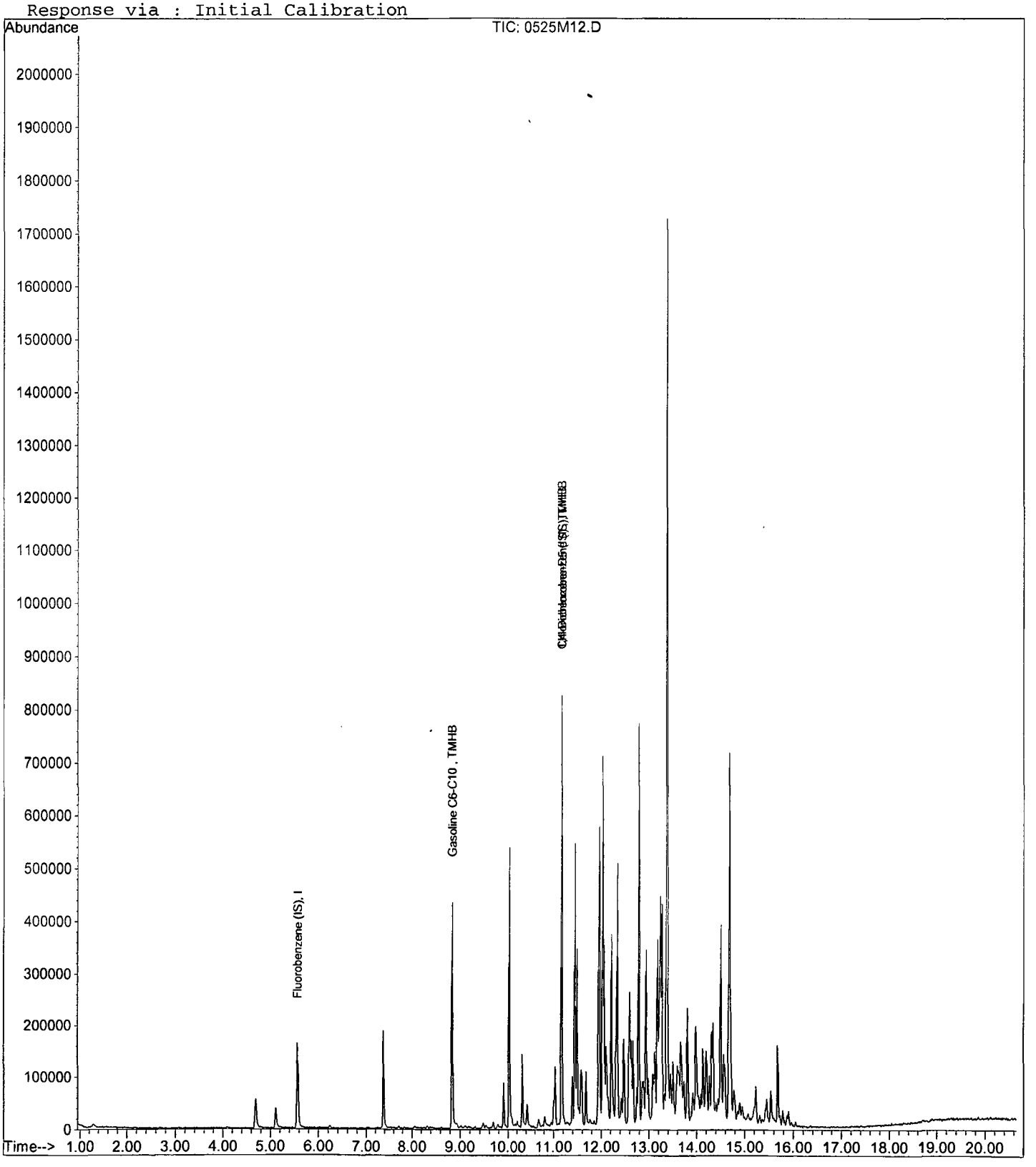

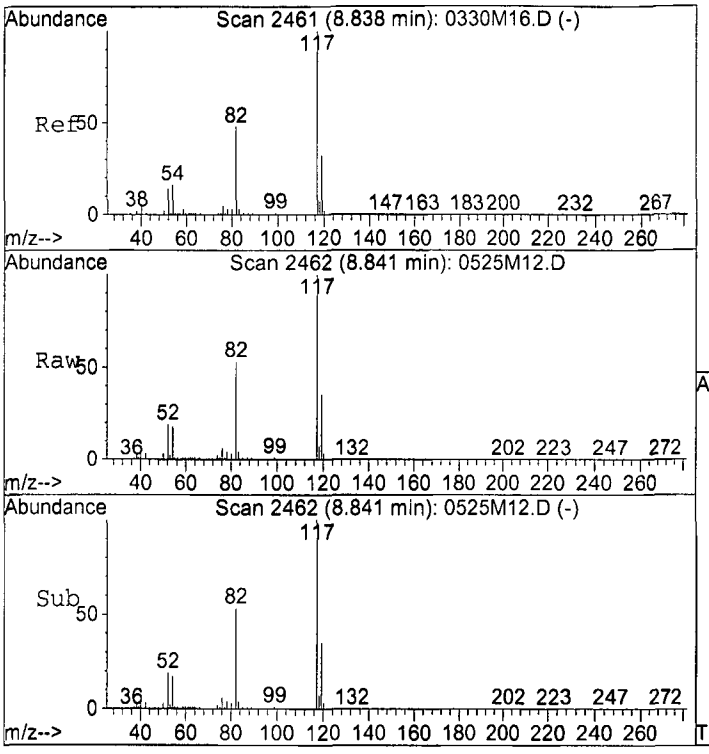

#2
Gasoline C6-C10
Concen: 37.368 ppb m
RT: 8.84 min Scan# 2462
Delta R.T. 0.00 min
Lab File: 0525M12.D
Acq: 25 May 21 14:20

Tgt Ion:TIC Resp: 3083585

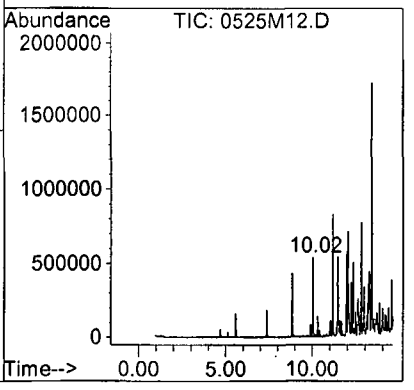

Quantitation Report (QT Reviewed)

Data File : M:\MAX\DATA\210524\0525M13.D
Acq On : 25 May 21 14:48
Sample : BA33036W01
Misc : IS&S 9/22/20

Vial: 13
Operator: LP,DG,CH
Inst : Max
Multiplr: 1.00

Quant Time: May 26 15:51 2021 Quant Results File: MGAS0511.RES

Quant Method : M:\MAX\DATA\210511\MGAS0511.M (RTE Integrator)
Title : METHOD 8260B
Last Update : Tue May 11 12:30:16 2021
Response via : Initial Calibration
DataAcq Meth : M8260

Internal Standards	R.T.	QIon	Response	Conc Units	Dev(Min)
1) Fluorobenzene (IS)	5.56	TIC	169947	25.000 ppb	0.00
3) Chlorobenzene-D5 (IS)	11.17	TIC	-296042m	25.000 ppb	0.00
4) 1,4-Dichlorobenzene (IS)	11.17	TIC	742859m	25.000 ppb	0.00

System Monitoring Compounds

Target Compounds Qvalue

(#) = qualifier out of range (m) = manual integration

Quantitation Report

Data File : M:\MAX\DATA\210524\0525M13.D
Acq On : 25 May 21 14:48
Sample : BA33036W01
Misc : IS&S 9/22/20

Vial: 13
Operator: LP,DG,CH
Inst : Max
Multiplr: 1.00

Quant Time: May 26 15:51 2021

Quant Results File: MGAS0511.RES

Method : M:\MAX\DATA\210511\MGAS0511.M (RTE Integrator)
Title : METHOD 8260B
Last Update : Tue May 11 12:30:16 2021
Response via : Initial Calibration

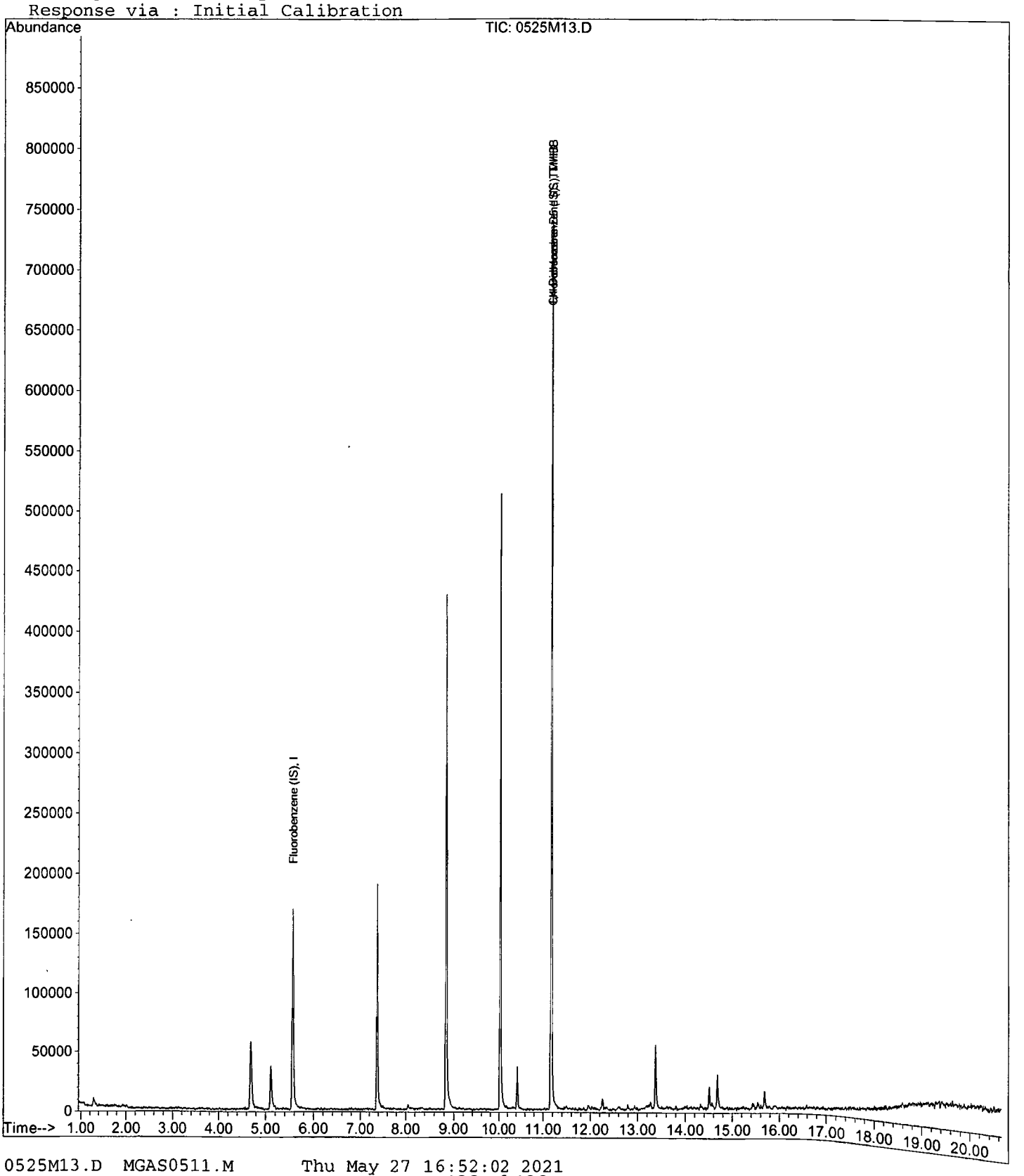

Quantitation Report (QT Reviewed)

Data File : M:\MAX\DATA\210524\0525M14.D Vial: 14
Acq On : 25 May 21 15:16 Operator: LP,DG,CH
Sample : BA33037W01 Inst : Max
Misc : IS&S 9/22/20 Multiplr: 1.00

Quant Time: May 26 15:51 2021 Quant Results File: MGAS0511.RES

Quant Method : M:\MAX\DATA\210511\MGAS0511.M (RTE Integrator)
Title : METHOD 8260B
Last Update : Tue May 11 12:30:16 2021
Response via : Initial Calibration
DataAcq Meth : M8260

Internal Standards	R.T.	QIon	Response	Conc Units	Dev(Min)
1) Fluorobenzene (IS)	5.56	TIC	172323	25.000 ppb	0.00
3) Chlorobenzene-D5 (IS)	11.17	TIC	-294652m	25.000 ppb	0.00
4) 1,4-Dichlorobenzene (IS)	11.17	TIC	742122m	25.000 ppb	0.00

System Monitoring Compounds

Target Compounds Qvalue

(#) = qualifier out of range (m) = manual integration

Quantitation Report

Data File : M:\MAX\DATA\210524\0525M14.D
Acq On : 25 May 21 15:16
Sample : BA33037W01
Misc : IS&S 9/22/20

Vial: 14
Operator: LP,DG,CH
Inst : Max
Multiplr: 1.00

Quant Time: May 26 15:51 2021

Quant Results File: MGAS0511.RES

Method : M:\MAX\DATA\210511\MGAS0511.M (RTE Integrator)
Title : METHOD 8260B
Last Update : Tue May 11 12:30:16 2021
Response via : Initial Calibration

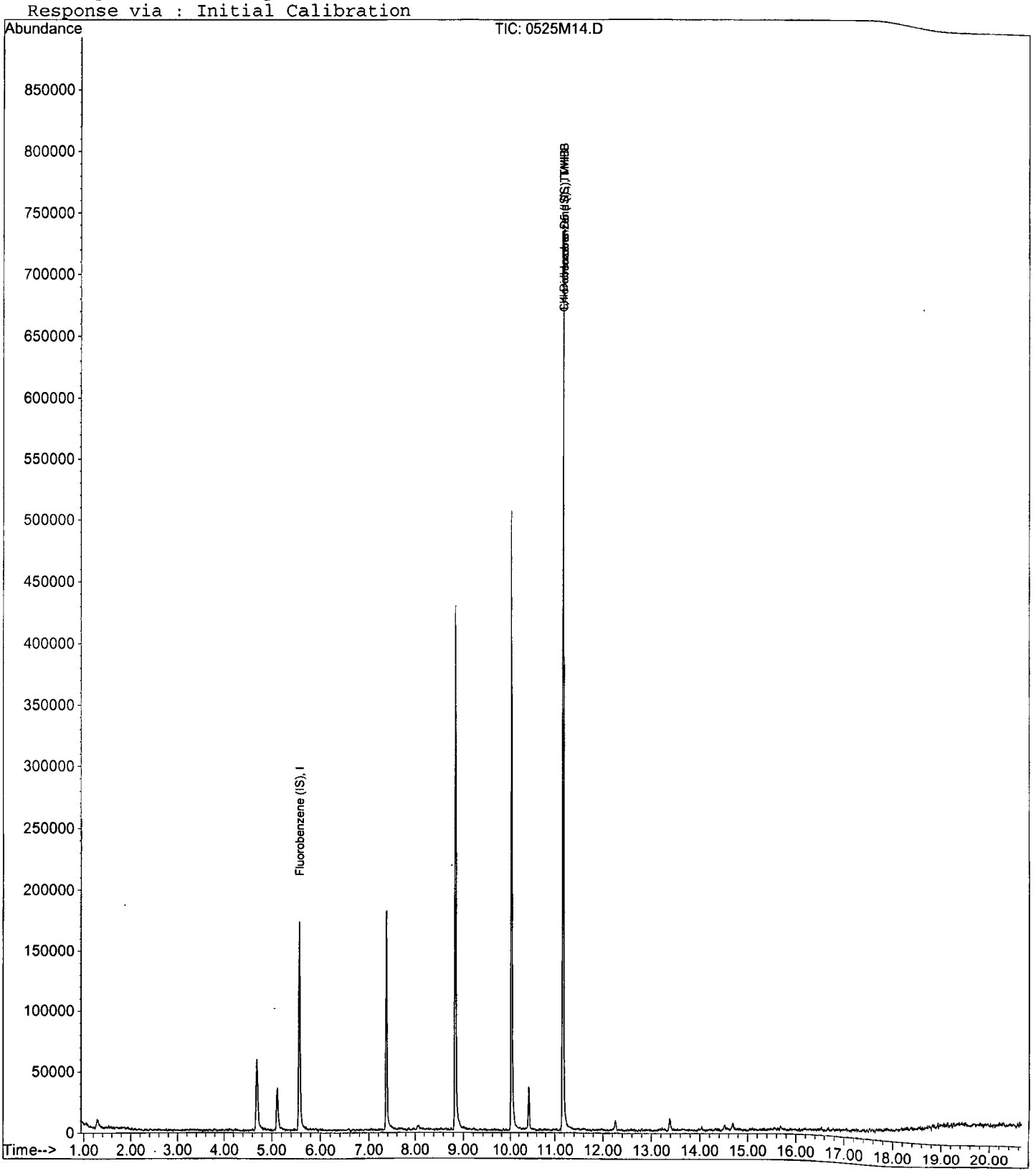

Quantitation Report (Not Reviewed)

Data File : M:\MAX\DATA\210524\0525M08.D
Acq On : 25 May 21 12:28
Sample : 210525A BLK
Misc : IS&S 9/22/20

Vial: 8
Operator: LP,DG,CH
Inst : Max
Multiplr: 1.00

Quant Time: May 26 15:07 2021 Quant Results File: MGAS0511.RES

Quant Method : M:\MAX\DATA\210511\MGAS0511.M (RTE Integrator)
Title : METHOD 8260B
Last Update : Tue May 11 12:30:16 2021
Response via : Initial Calibration
DataAcq Meth : M8260

Internal Standards	R.T.	QIon	Response	Conc Units	Dev(Min)
1) Fluorobenzene (IS)	5.57	TIC	155598	25.000 ppb	0.00
3) Chlorobenzene-D5 (IS)	11.17	TIC	-219823m	25.000 ppb	0.00
4) 1,4-Dichlorobenzene (IS)	11.17	TIC	633500m	25.000 ppb	0.00

System Monitoring Compounds

Target Compounds					Qvalue
2) Gasoline C6-C10	8.84	TIC	2270630m	-14.181 ppb	100

(#) = qualifier out of range (m) = manual integration

Quantitation Report (QT Reviewed)

Data File : M:\MAX\DATA\210524\0525M08.D
Acq On : 25 May 21 12:28
Sample : 210525A BLK
Misc : IS&S 9/22/20

Vial: 8
Operator: LP,DG,CH
Inst : Max
Multiplr: 1.00

Quant Time: May 26 5:50 2021

Quant Results File: M0524W.RES

Quant Method : M:\MAX\DATA\210524\M0524W.M (RTE Integrator)
Title : METHOD 8260B
Last Update : Tue May 25 13:01:41 2021
Response via : Initial Calibration
DataAcq Meth : M8260

Internal Standards	R.T.	QIon	Response	Conc Units	Dev(Min)
1) Fluorobenzene (IS)	5.57	96	158176	25.000 ppb	0.00
63) Chlorobenzene-D5 (IS)	8.84	117	238095	25.000 ppb	0.00
78) 1,4-Dichlorobenzene-D (IS)	11.17	152	200136	25.000 ppb	0.00
System Monitoring Compounds					
39) Dibromofluoromethane(S)	4.69	111	41393	26.748 ppb	0.00
Spiked Amount 25.000			Recovery	= 106.992%	
44) 1,2-DCA-D4(S)	5.11	65	13491	22.740 ppb	0.00
Spiked Amount 25.000			Recovery	= 90.960%	
64) Toluene-D8(S)	7.37	98	121894	24.408 ppb	0.00
Spiked Amount 25.000			Recovery	= 97.632%	
72) 4-Bromofluorobenzene(S)	10.02	95	131589	24.581 ppb	0.00
Spiked Amount 25.000			Recovery	= 98.324%	

Target Compounds Qvalue

(#) = qualifier out of range (m) = manual integration
0525M08.D M0524SUR.M Wed May 26 15:12:23 2021

Quantitation Report

Data File : M:\MAX\DATA\210524\0525M08.D
Acq On : 25 May 21 12:28
Sample : 210525A BLK
Misc : IS&S 9/22/20

Vial: 8
Operator: LP,DG,CH
Inst : Max
Multiplr: 1.00

Quant Time: May 26 15:07 2021

Quant Results File: MGAS0511.RES

Method : M:\MAX\DATA\210511\MGAS0511.M (RTE Integrator)
Title : METHOD 8260B
Last Update : Tue May 11 12:30:16 2021
Response via : Initial Calibration

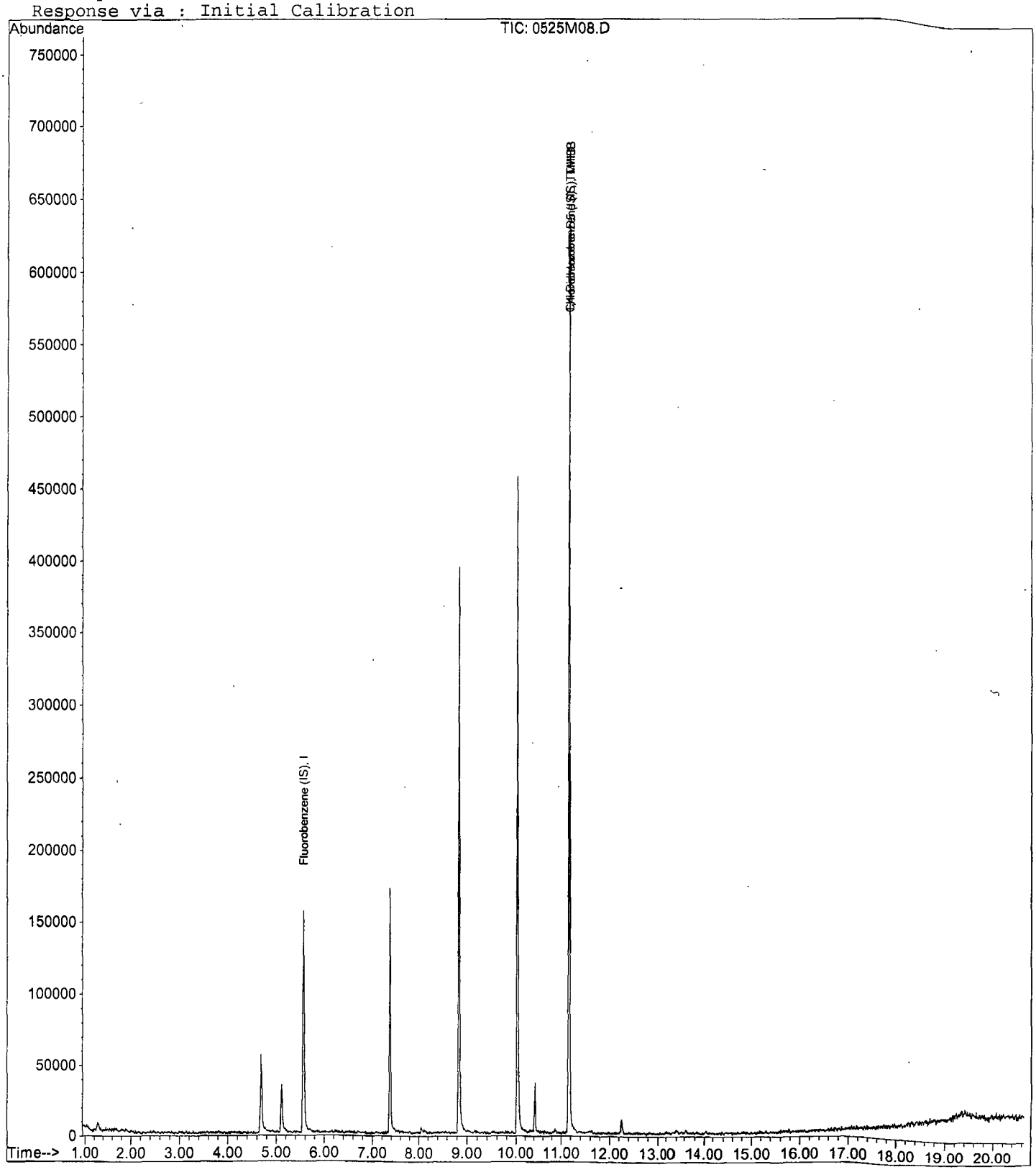

Quantitation Report (QT Reviewed)

Data File : M:\MAX\DATA\210524\0525M05.D
Acq On : 25 May 21 11:04
Sample : 210525A CCV/LCS 300ug/L
Misc : IS&S 9/22/20

Vial: 5
Operator: LP,DG,CH
Inst : Max
Multiplr: 1.00

Quant Time: May 26 15:08 2021

Quant Results File: MGAS0511.RES

Quant Method : M:\MAX\DATA\210511\MGAS0511.M (RTE Integrator)
Title : METHOD 8260B
Last Update : Tue May 11 12:30:16 2021
Response via : Initial Calibration
DataAcq Meth : M8260

Internal Standards	R.T.	QIon	Response	Conc Units	Dev(Min)
1) Fluorobenzene (IS)	5.56	TIC	156390	25.000 ppb	0.00
3) Chlorobenzene-D5 (IS)	11.17	TIC	-174366m	25.000 ppb	0.00
4) 1,4-Dichlorobenzene (IS)	11.17	TIC	681763m	25.000 ppb	0.00

System Monitoring Compounds

Target Compounds					Qvalue
2) Gasoline C6-C10	10.03	TIC	6447114m	306.937 ppb	100

(#) = qualifier out of range (m) = manual integration

Quantitation Report (Not Reviewed)

Data File : M:\MAX\DATA\210524\0525M05.D
Acq On : 25 May 21 11:04
Sample : 210525A CCV/LCS 300ug/L
Misc : IS&S 9/22/20

Vial: 5
Operator: LP,DG,CH
Inst : Max
Multiplr: 1.00

Quant Time: May 26 14:39 2021 Quant Results File: M0524SUR.RES

Quant Method : M:\MAX\DATA\210524\M0524SUR.M (RTE Integrator)
Title : METHOD 8260B
Last Update : Tue May 25 13:01:41 2021
Response via : Initial Calibration
DataAcq Meth : M8260

Internal Standards	R.T.	QIon	Response	Conc Units	Dev(Min)
1) Fluorobenzene (IS)	5.57	96	160427	25.000 ppb	0.00
4) Chlorobenzene-D5 (IS)	8.84	117	238874	25.000 ppb	0.00
7) 1,4-Dichlorobenzene-D (IS)	11.17	152	206418	25.000 ppb	0.00
System Monitoring Compounds					
2) Dibromofluoromethane(S)	4.68	111	41123	26.200 ppb	0.00
Spiked Amount 25.000			Recovery	= 104.800%	
3) 1,2-DCA-D4(S)	5.11	65	12411	20.732 ppb	0.00
Spiked Amount 25.000			Recovery	= 82.928%	
5) Toluene-D8(S)	7.37	98	121776	24.305 ppb	0.00
Spiked Amount 25.000			Recovery	= 97.220%	
6) 4-Bromofluorobenzene(S)	10.02	95	136726	25.457 ppb	0.00
Spiked Amount 25.000			Recovery	= 101.828%	

Target Compounds Qvalue

(#) = qualifier out of range (m) = manual integration
0525M05.D M0524SUR.M Wed May 26 15:16:37 2021

Quantitation Report

Data File : M:\MAX\DATA\210524\0525M05.D
Acq On : 25 May 21 11:04
Sample : 210525A CCV/LCS 300ug/L
Misc : IS&S 9/22/20

Vial: 5
Operator: LP,DG,CH
Inst : Max
Multiplr: 1.00

Quant Time: May 26 15:08 2021

Quant Results File: MGAS0511.RES

Method : M:\MAX\DATA\210511\MGAS0511.M (RTE Integrator)
Title : METHOD 8260B
Last Update : Tue May 11 12:30:16 2021
Response via : Initial Calibration

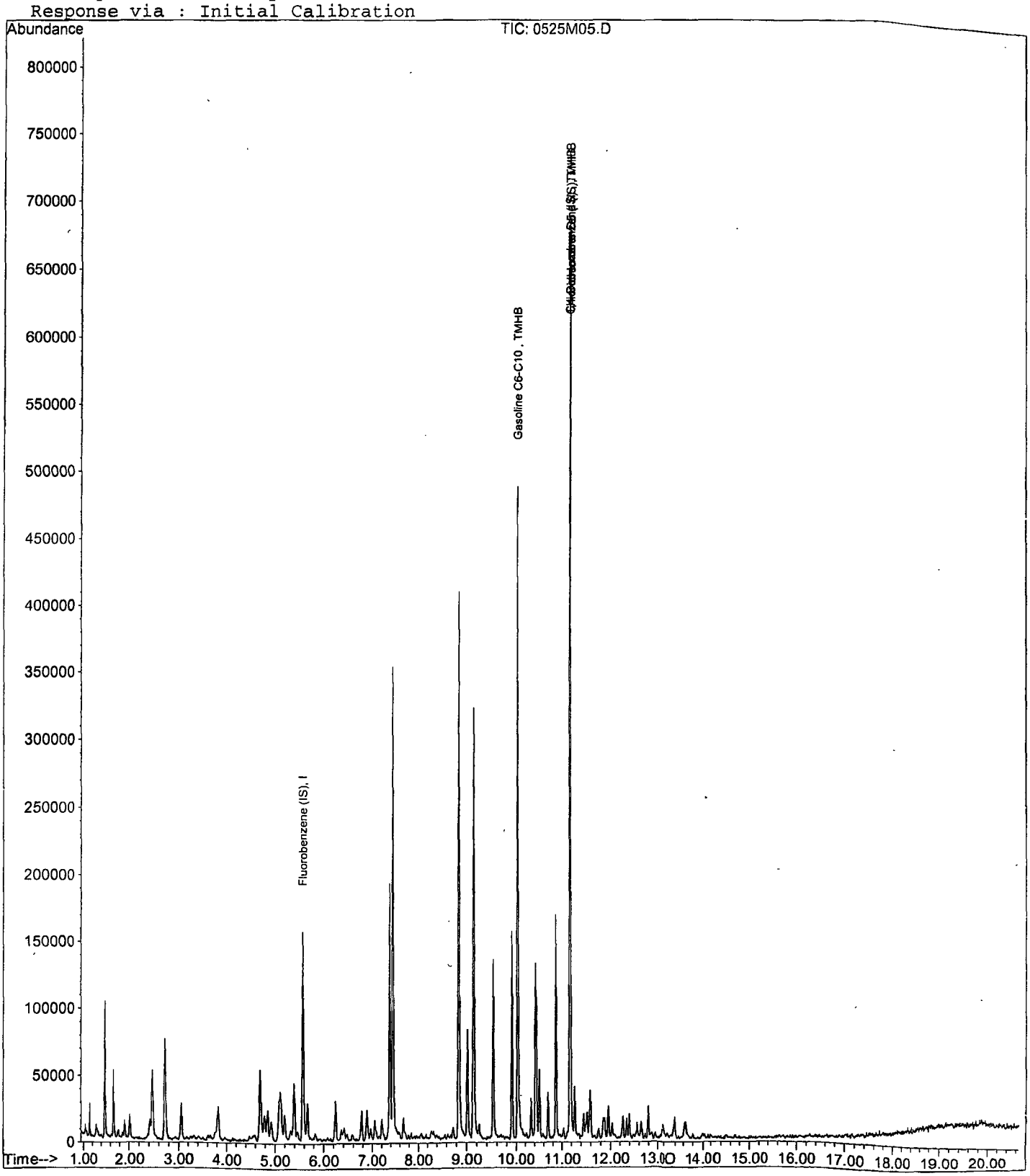

Quantitation Report (QT Reviewed)

Data File : M:\MAX\DATA\210524\0525M06.D
Acq On : 25 May 21 11:32
Sample : 210525A LCSD 300ug/L
Misc : IS&S 9/22/20

Vial: 6
Operator: LP,DG,CH
Inst : Max
Multiplr: 1.00

Quant Time: May 26 15:09 2021 Quant Results File: MGAS0511.RES

Quant Method : M:\MAX\DATA\210511\MGAS0511.M (RTE Integrator)
Title : METHOD 8260B
Last Update : Tue May 11 12:30:16 2021
Response via : Initial Calibration
DataAcq Meth : M8260

Internal Standards	R.T.	QIon	Response	Conc Units	Dev(Min)
1) Fluorobenzene (IS)	5.57	TIC	156201	25.000 ppb	0.00
3) Chlorobenzene-D5 (IS)	11.17	TIC	-195675m	25.000 ppb	0.00
4) 1,4-Dichlorobenzene (IS)	11.17	TIC	711192m	25.000 ppb	0.00

System Monitoring Compounds

Target Compounds					Qvalue
2) Gasoline C6-C10	10.02	TIC	5999860m	273.013 ppb	100

(#) = qualifier out of range (m) = manual integration

Quantitation Report (Not Reviewed)

Data File : M:\MAX\DATA\210524\0525M06.D
Acq On : 25 May 21 11:32
Sample : 210525A LCSD 300ug/L
Misc : IS&S 9/22/20

Vial: 6
Operator: LP,DG,CH
Inst : Max
Multiplr: 1.00

Quant Time: May 26 15:19 2021 Quant Results File: M0524SUR.RES

Quant Method : M:\MAX\DATA\210524\M0524SUR.M (RTE Integrator)
Title : METHOD 8260B
Last Update : Tue May 25 13:01:41 2021
Response via : Initial Calibration
DataAcq Meth : M8260

Internal Standards	R.T.	QIon	Response	Conc Units	Dev(Min)
1) Fluorobenzene (IS)	5.57	96	162463	25.000 ppb	0.00
4) Chlorobenzene-D5 (IS)	8.84	117	243740	25.000 ppb	0.00
7) 1,4-Dichlorobenzene-D (IS)	11.17	152	213338	25.000 ppb	0.00
System Monitoring Compounds					
2) Dibromofluoromethane(S)	4.69	111	40988	25.787 ppb	0.00
Spiked Amount 25.000			Recovery	= 103.148%	
3) 1,2-DCA-D4(S)	5.12	65	13119	21.590 ppb	0.00
Spiked Amount 25.000			Recovery	= 86.360%	
5) Toluene-D8(S)	7.37	98	129317	25.295 ppb	0.00
Spiked Amount 25.000			Recovery	= 101.180%	
6) 4-Bromofluorobenzene(S)	10.02	95	140040	25.553 ppb	0.00
Spiked Amount 25.000			Recovery	= 102.212%	

Target Compounds Qvalue

(#) = qualifier out of range (m) = manual integration

Quantitation Report

Data File : M:\MAX\DATA\210524\0525M06.D
Acq On : 25 May 21 11:32
Sample : 210525A LCSD 300ug/L
Misc : IS&S 9/22/20

Vial: 6
Operator: LP,DG,CH
Inst : Max
Multiplr: 1.00

Quant Time: May 26 15:09 2021

Quant Results File: MGAS0511.RES

Method : M:\MAX\DATA\210511\MGAS0511.M (RTE Integrator)
Title : METHOD 8260B
Last Update : Tue May 11 12:30:16 2021
Response via : Initial Calibration

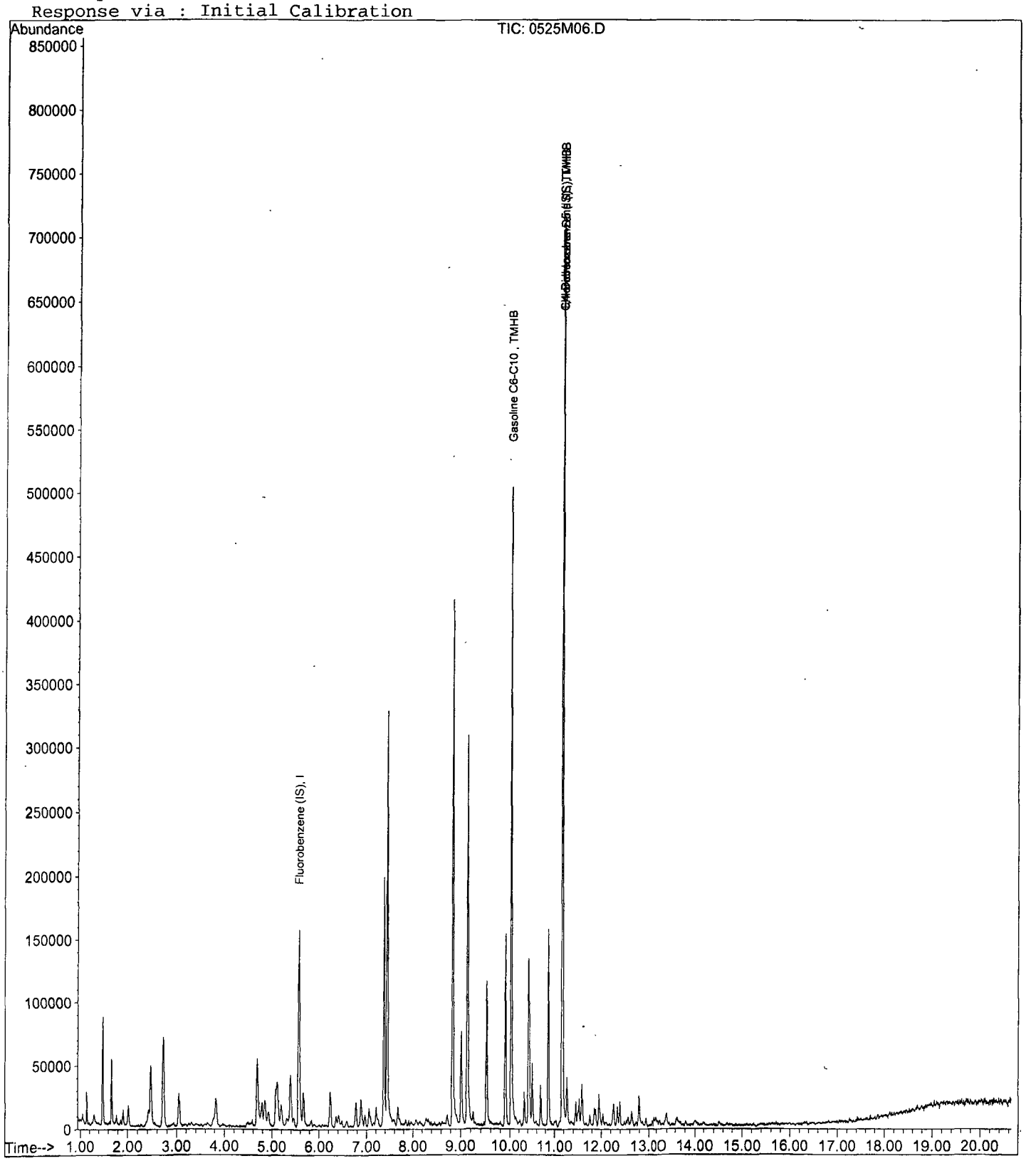

Max Gas Standard Prep

Gas Primary Working Standard

Prepared: 03/31/21 — **Prepared By (Initials):** CH

Expires: 01/04/22

Methanol Lot No.

Initial Standard Information							Final Standard Information			
Name of Initial Standard (QAU Label)	Supplier	Supplier P/N#	Conc. (ug/mL)	Lot Number - QA Number	Exp. Date (1 yr)	Exp. Date (Manufacturers)	Aliquot From Stock	Final Volume	Solvent	Final Standard Conc. (ug/mL)
50,000ug/mL Gas STD	Restek	30205	50,000	A0132443	01/04/22	12/31/24	80uL	2mL	Methanol	2,000

Gas Second Source (SS) Working Standard

Prepared: 03/31/21 — **Prepared By (Initials):** CH

Expires: 01/31/30

Methanol Lot No.

Initial Standard Information							Final Standard Information			
Name of Initial Standard (QAU Label)	Supplier	Supplier P/N#	Conc. (ug/mL)	Lot Number - QA Number	Exp. Date (1 yr)	Exp. Date (Manufacturers)	Aliquot From Stock	Final Volume	Solvent	Final Standard Conc. (ug/mL)
Gasoline (50,000ppm)	Phenova	ALO-101543	50,000	CL14915-51175	01/04/22	01/31/30	80uL	2mL	Methanol	2,000

Max Gas Calibration Curve

Prepared: 05/11/21 — **Prepared By (Initials):** CH

Expires: 07/10/21

Initial Standard Information							Final Standard Information			
Name of Initial Standard (QAU Label)	Supplier	APPL Mix Name	Conc. (ug/mL)	Reference To APPL Prep Date	Exp. Date	Exp. Date (Manufacturers)	Aliquot From Stock	Final Volume	Solvent	Final Standard Conc. (ug/L)
VOA Gasses Standards	Phenova	20ug/L	2,000	Prepared 03/31/21	01/04/22	N/A	1uL	100mL	P&T Water	20
VOA Gasses Standards	Phenova	50ug/L	2,000	Prepared 03/31/21	01/04/22	N/A	2.5uL	100mL	P&T Water	50
VOA Gasses Standards	Phenova	100ug/L	2,000	Prepared 03/31/21	01/04/22	N/A	5uL	100mL	P&T Water	100
VOA Gasses Standards	Phenova	300ug/L	2,000	Prepared 03/31/21	01/04/22	N/A	15uL	100mL	P&T Water	300
VOA Gasses Standards	Phenova	600ug/L	2,000	Prepared 03/31/21	01/04/22	N/A	30uL	100mL	P&T Water	600
VOA Gasses Standards	Phenova	800ug/L	2,000	Prepared 03/31/21	01/04/22	N/A	40uL	100mL	P&T Water	800
VOA Gasses Standards	Phenova	1,000ug/L	2,000	Prepared 03/31/21	01/04/22	N/A	50uL	100mL	P&T Water	1,000

Zeus Gas Second Source

Prepared: 05/11/21 — **Prepared By (Initials):** CH

Expires: 07/10/21

Initial Standard Information							Final Standard Information			
Name of Initial Standard (QAU Label)	Supplier	APPL Mix Name	Conc. (ug/mL)	Reference To APPL Prep Date	Exp. Date	Exp. Date (Manufacturers)	Aliquot From Stock	Final Volume	Solvent	Final Standard Conc. (ug/L)
50,000ug/mL Gas STD	Phenova	SS 300ug/L	2,000	Prepared 03/31/21	01/31/30	N/A	15uL	100mL	P&T Water	300

Max Gas Continuing Calibrations/Lab Control Spikes

Prepared: 05/11/21 — **Prepared By (Initials):** CH

Expires: 05/12/21

Initial Standard Information							Final Standard Information			
Name of Initial Standard (QAU Label)	Supplier	Supplier P/N#	Conc. (ug/mL)	Lot Number - QA Number	Exp. Date (1 yr)	Exp. Date (Manufacturers)	Aliquot From Stock	Final Volume	Solvent	Final Standard Conc. (ug/mL)
VOA Gasses Standards	Phenova	300ug/L	2,000	Prepared 03/31/21	01/04/22	N/A	15uL	100mL	P&T Water	300

Max 8260 Standard Prep

Max 8260 Water Calibration Curve

Prepared By (Initials): CH

0.3ug/L

Prepared: 05/24/21

Expires: 06/16/21

Initial Standard Information							Final Standard Information			
Name of Initial Standard (QAU Label)	Supplier	APPL Mix Name	Conc. (ug/mL)	Reference To APPL Prep Date	Exp. Date	Exp. Date (Manufacturers)	Aliquot From Stock	Final Volume	Solvent	Final Standard Conc. (ug/L)
VOA STD. 9	Various	0.3ug/L	5	Prepared 05/21/21	07/20/21	N/A	3uL	50mL	P&T Water	0.3
VOA STD. 1	Absolute		50	Prepared 05/21/21	07/20/21	N/A	5uL			5
VOA STD. 2	Phenova		100	Prepared 05/21/21	07/20/21	N/A	2.5uL			5
VOA STD. TBA	Various		250	Prepared 05/21/21	06/16/21	N/A	2uL			10

0.5ug/L

Prepared: 05/24/21

Expires: 06/16/21

Initial Standard Information							Final Standard Information			
Name of Initial Standard (QAU Label)	Supplier	APPL Mix Name	Conc. (ug/mL)	Reference To APPL Prep Date	Exp. Date	Exp. Date (Manufacturers)	Aliquot From Stock	Final Volume	Solvent	Final Standard Conc. (ug/L)
VOA STD. 9	Various	0.5ug/L	5	Prepared 05/21/21	07/20/21	N/A	5uL	50mL	P&T Water	0.5
VOA STD. 1	Absolute		50	Prepared 05/21/21	07/20/21	N/A	10uL			10
VOA STD. 2	Phenova		100	Prepared 05/21/21	07/20/21	N/A	5uL			10
VOA STD. TBA	Various		250	Prepared 05/21/21	06/16/21	N/A	5uL			25

1.0ug/L

Prepared: 05/24/21

Expires: 06/16/21

Initial Standard Information							Final Standard Information			
Name of Initial Standard (QAU Label)	Supplier	APPL Mix Name	Conc. (ug/mL)	Reference To APPL Prep Date	Exp. Date	Exp. Date (Manufacturers)	Aliquot From Stock	Final Volume	Solvent	Final Standard Conc. (ug/L)
VOA STD. 9	Various	1.0ug/L	5	Prepared 05/21/21	07/20/21	N/A	10uL	50mL	P&T Water	1
VOA STD. 1	Absolute		50	Prepared 05/21/21	07/20/21	N/A	20uL			20
VOA STD. 2	Phenova		100	Prepared 05/21/21	07/20/21	N/A	10uL			20
VOA STD. TBA	Various		250	Prepared 05/21/21	06/16/21	N/A	10uL			50

2.0ug/L

Prepared: 05/24/21

Expires: 06/16/21

Initial Standard Information							Final Standard Information			
Name of Initial Standard (QAU Label)	Supplier	APPL Mix Name	Conc. (ug/mL)	Reference To APPL Prep Date	Exp. Date	Exp. Date (Manufacturers)	Aliquot From Stock	Final Volume	Solvent	Final Standard Conc. (ug/L)
VOA STD. 9	Various	2.0ug/L	5	Prepared 05/21/21	07/20/21	N/A	20uL	50mL	P&T Water	2
VOA STD. 1	Absolute		50	Prepared 05/21/21	07/20/21	N/A	30uL			30
VOA STD. 2	Phenova		100	Prepared 05/21/21	07/20/21	N/A	15uL			30
VOA STD. TBA	Various		250	Prepared 05/21/21	06/16/21	N/A	15uL			75

5ug/L

Prepared: 05/24/21

Expires: 06/16/21

Initial Standard Information							Final Standard Information			
Name of Initial Standard (QAU Label)	Supplier	APPL Mix Name	Conc. (ug/mL)	Reference To APPL Prep Date	Exp. Date	Exp. Date (Manufacturers)	Aliquot From Stock	Final Volume	Solvent	Final Standard Conc. (ug/L)
VOA STD. 7	Various	5ug/L	50	Prepared 05/21/21	07/20/21	N/A	5uL	50mL	P&T Water	5
VOA STD. 8	Phenova		50	Prepared 05/21/21	06/16/21	N/A	5uL			5
VOA STD. 1	Absolute		50	Prepared 05/21/21	07/20/21	N/A	40uL			40
VOA STD. 2	Phenova		100	Prepared 05/21/21	07/20/21	N/A	20uL			20
VOA STD. TBA	Various		250	Prepared 05/21/21	06/16/21	N/A	20uL			100

10ug/L

Prepared: 05/24/21

Expires: 06/16/21

Initial Standard Information							Final Standard Information			
Name of Initial Standard (QAU Label)	Supplier	APPL Mix Name	Conc. (ug/mL)	Reference To APPL Prep Date	Exp. Date	Exp. Date (Manufacturers)	Aliquot From Stock	Final Volume	Solvent	Final Standard Conc. (ug/L)
VOA STD. 7	Various	10ug/L	50	Prepared 05/21/21	07/20/21	N/A	10uL	50mL	P&T Water	10
VOA STD. 8	Phenova		50	Prepared 05/21/21	06/16/21	N/A	10uL			10
VOA STD. 1	Absolute		50	Prepared 05/21/21	07/20/21	N/A	50uL			50
VOA STD. 2	Phenova		100	Prepared 05/21/21	07/20/21	N/A	25uL			50
VOA STD. TBA	Various		250	Prepared 05/21/21	06/16/21	N/A	25uL			125

20ug/L
Prepared: 05/24/21
Expires: 06/16/21

Initial Standard Information							Final Standard Information			
Name of Initial Standard (QAU Label)	Supplier	APPL Mix Name	Conc. (ug/mL)	Reference To APPL Prep Date	Exp. Date	Exp. Date (Manufacturers)	Aliquot From Stock	Final Volume	Solvent	Final Standard Conc. (ug/L)
VOA STD. 7	Various	20ug/L	50	Prepared 05/21/21	07/20/21	N/A	20uL	50mL	P&T Water	20
VOA STD. 8	Phenova		50	Prepared 05/21/21	06/16/21	N/A	20uL			20
VOA STD. 1	Absolute		50	Prepared 05/21/21	07/20/21	N/A	60uL			60
VOA STD. 2	Phenova		100	Prepared 05/21/21	07/20/21	N/A	30uL			60
VOA STD. TBA	Various		250	Prepared 05/21/21	06/16/21	N/A	30uL			150

40ug/L
Prepared: 05/24/21
Expires: 06/16/21

Initial Standard Information							Final Standard Information			
Name of Initial Standard (QAU Label)	Supplier	APPL Mix Name	Conc. (ug/mL)	Reference To APPL Prep Date	Exp. Date	Exp. Date (Manufacturers)	Aliquot From Stock	Final Volume	Solvent	Final Standard Conc. (ug/L)
VOA STD. 7	Various	40ug/L	50	Prepared 05/21/21	07/20/21	N/A	40uL	50mL	P&T Water	40
VOA STD. 8	Phenova		50	Prepared 05/21/21	06/16/21	N/A	40uL			40
VOA STD. 1	Absolute		50	Prepared 05/21/21	07/20/21	N/A	80uL			80
VOA STD. 2	Phenova		100	Prepared 05/21/21	07/20/21	N/A	40uL			80
VOA STD. TBA	Various		250	Prepared 05/21/21	06/16/21	N/A	35uL			175

100ug/L
Prepared: 05/24/21
Expires: 06/16/21

Initial Standard Information							Final Standard Information			
Name of Initial Standard (QAU Label)	Supplier	APPL Mix Name	Conc. (ug/mL)	Reference To APPL Prep Date	Exp. Date	Exp. Date (Manufacturers)	Aliquot From Stock	Final Volume	Solvent	Final Standard Conc. (ug/L)
VOA STD. 7	Various	100ug/L	50	Prepared 05/21/21	07/20/21	N/A	100uL	50mL	P&T Water	100
VOA STD. 8	Phenova		50	Prepared 05/21/21	06/16/21	N/A	100uL			100
VOA STD. 1	Absolute		50	Prepared 05/21/21	07/20/21	N/A	100uL			100
VOA STD. 2	Phenova		100	Prepared 05/21/21	07/20/21	N/A	50uL			100
VOA STD. TBA	Various		250	Prepared 05/21/21	06/16/21	N/A	40uL			200

Max 8260 Water Second Source (SS)
Prepared: 05/24/21 **Prepared By (Initials): CH**
Expires: 06/16/21

Initial Standard Information							Final Standard Information			
Name of Initial Standard (QAU Label)	Supplier	APPL Mix Name	Conc. (ug/mL)	Reference To APPL Prep Date	Exp. Date	Exp. Date (Manufacturers)	Aliquot From Stock	Final Volume	Solvent	Final Standard Conc. (ug/L)
VOA STD. 3	Phenova	8260 Water SS	100	Prepared 05/21/21	07/20/21	N/A	25uL	50mL	P&T Water	50
VOA STD. GASES	Phenova	8260 Water SS	50	Prepared 05/21/21	07/20/21	N/A	10uL			10
VOA STD. 0	Phenova	8260 Water SS	50	Prepared 05/21/21	07/20/21	N/A	10uL			10
VOA STD. 2-CEVE	Absolute	8260 Water SS	50	Prepared 05/21/21	05/21/21	N/A	50uL			50
VOA STD. 6	Various	8260 Water SS	50	Prepared 05/21/21	06/16/21	N/A	10uL			10
Voa STD. TBA	Various	8260 Water SS	250	Prepared 05/21/21	06/16/21	N/A	25uL			250

8260 Water Continuing Calibrations (CCV)/ Lab Control Spikes (LCS)
Prepared: 05/24/21 **Prepared By (Initials): CH**
Expires: 05/25/21

Initial Standard Information							Final Standard Information			
Name of Initial Standard (QAU Label)	Supplier	APPL Mix Name	Conc. (ug/mL)	Reference To APPL Prep Date	Exp. Date	Exp. Date (Manufacturers)	Aliquot From Stock	Final Volume	Solvent	Final Standard Conc. (ug/L)
VOA STD. 7	Various	CCV/ LCS	50	Prepared 05/21/21	07/20/21	N/A	10uL	50mL	P&T Water	10
VOA STD. 8	Phenova	CCV/ LCS	50	Prepared 05/21/21	06/16/21	N/A	10uL			10
VOA STD. 1	Absolute	CCV/ LCS	50	Prepared 05/21/21	07/20/21	N/A	50uL			50
VOA STD. 2	Phenova	CCV/ LCS	100	Prepared 05/21/21	07/20/21	N/A	25uL			50
VOA STD. TBA	Various	CCV/ LCS	250	Prepared 05/21/21	06/16/21	N/A	25uL			250

Injection Log

Directory: M:\MAX\DATA\210511\

Line	Vial	FileName	Multiplier	SampleName	Misc Info	Injected
1	2	0511M02.D	1	20ug/L GAS STD 5/11/21	IS&S 9/22/20	11 May 21 8:16
2	3	0511M03.D	1	50ug/L GAS STD 5/11/21	IS&S 9/22/20	11 May 21 8:44
3	4	0511M04.D	1	100ug/L GAS STD 5/11/21	IS&S 9/22/20	11 May 21 9:12
4	5	0511M05.D	1	300ug/L GAS STD 5/11/21	IS&S 9/22/20	11 May 21 9:40
5	6	0511M06.D	1	600ug/L GAS STD 5/11/21	IS&S 9/22/20	11 May 21 10:08
6	7	0511M07.D	1	800ug/L GAS STD 5/11/21	IS&S 9/22/20	11 May 21 10:35
7	8	0511M08.D	1	1000ug/L GAS STD 5/11/21	IS&S 9/22/20	11 May 21 11:03
8	10	0511M10.D	1	(SS) 300ug/L GAS STD 5/11/21	IS&S 9/22/20	11 May 21 11:59
9	2	0524M02.D	1	0.3ug/L VOC STD 5/24/21	IS&S 9/22/20	24 May 21 11:23
10	3	0524M03.D	1	0.5ug/L VOC STD 5/24/21	IS&S 9/22/20	24 May 21 11:51
11	4	0524M04.D	1	1ug/L VOC STD 5/24/21	IS&S 9/22/20	24 May 21 12:19
12	5	0524M05.D	1	2ug/L VOC STD 5/24/21	IS&S 9/22/20	24 May 21 12:47
13	6	0524M06.D	1	5ug/L VOC STD 5/24/21	IS&S 9/22/20	24 May 21 13:15
14	7	0524M07.D	1	10ug/L VOC STD 5/24/21	IS&S 9/22/20	24 May 21 13:43
15	8	0524M08.D	1	20ug/L VOC STD 5/24/21	IS&S 9/22/20	24 May 21 14:11
16	9	0524M09.D	1	40ug/L VOC STD 5/24/21	IS&S 9/22/20	24 May 21 14:38
17	10	0524M10.D	1	100ug/L VOC STD 5/24/21	IS&S 9/22/20	24 May 21 15:06
18	5	0525M05.D	1	210525A CCV/LCS 300ug/L	IS&S 9/22/20	25 May 21 11:04
19	6	0525M06.D	1	210525A LCSD 300ug/L	IS&S 9/22/20	25 May 21 11:32
20	8	0525M08.D	1	210525A BLK	IS&S 9/22/20	25 May 21 12:28
21	11	0525M11.D	1	BA33034W01	IS&S 9/22/20	25 May 21 13:52
22	12	0525M12.D	1	BA33035W01	IS&S 9/22/20	25 May 21 14:20
23	13	0525M13.D	1	BA33036W01	IS&S 9/22/20	25 May 21 14:48
24	14	0525M14.D	1	BA33037W01	IS&S 9/22/20	25 May 21 15:16
25	27	0525M27.D	1	Ending CCV 300ug/L 5/25/21	IS&S 9/22/20	25 May 21 21:20

Injection Log

Directory: M:\MAX\DATA\210511\

Line	Vial	FileName	Multiplier	SampleName	Misc Info	Injected
1	2	0511M02.D	1	20ug/L GAS STD 5/11/21	IS&S 9/22/20	11 May 21 8:16
2	3	0511M03.D	1	50ug/L GAS STD 5/11/21	IS&S 9/22/20	11 May 21 8:44
3	4	0511M04.D	1	100ug/L GAS STD 5/11/21	IS&S 9/22/20	11 May 21 9:12
4	5	0511M05.D	1	300ug/L GAS STD 5/11/21	IS&S 9/22/20	11 May 21 9:40
5	6	0511M06.D	1	600ug/L GAS STD 5/11/21	IS&S 9/22/20	11 May 21 10:08
6	7	0511M07.D	1	800ug/L GAS STD 5/11/21	IS&S 9/22/20	11 May 21 10:35
7	8	0511M08.D	1	1000ug/L GAS STD 5/11/21	IS&S 9/22/20	11 May 21 11:03
8	10	0511M10.D	1	(SS) 300ug/L GAS STD 5/11/21	IS&S 9/22/20	11 May 21 11:59
9	5	0525M05.D	1	210525A CCV/LCS 300ug/L	IS&S 9/22/20	25 May 21 11:04
10	6	0525M06.D	1	210525A LCSD 300ug/L	IS&S 9/22/20	25 May 21 11:32
11	8	0525M08.D	1	210525A BLK	IS&S 9/22/20	25 May 21 12:28
12	11	0525M11.D	1	BA33034W01	IS&S 9/22/20	25 May 21 13:52
13	12	0525M12.D	1	BA33035W01	IS&S 9/22/20	25 May 21 14:20
14	13	0525M13.D	1	BA33036W01	IS&S 9/22/20	25 May 21 14:48
15	14	0525M14.D	1	BA33037W01	IS&S 9/22/20	25 May 21 15:16
16	27	0525M27.D	1	Ending CCV 300ug/L 5/25/21	IS&S 9/22/20	25 May 21 21:20

908 North Temperance Ave. ∇ Clovis, CA 93611 ∇ Phone 559-275-2175 ∇ Fax 559-275-4422

Certification Number: CA1312
NELAP Certification number: CA00046
DoD-ELAP Certificate number: 4064.01

Data Validatable Report

July 14, 2021

AECOM
1001 Bishop Street, Suite 1600
Honolulu, Hawaii 96813

Attn: Alethea Ramos

Title: Report of Data: Case 96320 Silica Gel 8015 REV

Project: 60571032 CV18F0126 Red Hill Fuel Storage, HI

Contract #: Prime contract # for DoD: NAVY CLEAN N62742-17-F-1800, CV18F0126
Subcontract: 18S-22209-HI27

Dear Ms. Ramos:

Four water samples were received May 26, 2021. Written results for the requested analyses are being provided on this July 14, 2021**. Revision 7/14/21: The baseline for sample ERH1376 was corrected in the raw data and a revised form 1 is included.**

Results in this report apply to the samples analyzed in accordance with the chain of custody document. This analytical report must be reproduced in its entirety.

If you have any questions or require further information, please contact your APPL Project Manager, Libby Cheeseborough, libby@applinc.com, at your convenience. Thank you for choosing APPL, Inc.

I certify that this data package is in compliance with the terms and conditions of the contract, both technically and for completeness, for other than the conditions detailed above. These test results meet all requirements of NELAC and DoD QSM. Release of the hard copy has been authorized by the Laboratory Manager or his designee, as verified by the following signature.

Loren Portwood, Laboratory Director
APPL, Inc.

LP/lac
Enclosure
cc: File

Data Validation Package

for

60571032 CV18F0126 Red Hill Fuel Storage

APPL SDG 96320 Silica Gel 8015 Rev

TABLE OF CONTENTS

LABORATORY NAME: *APPL, Inc.*

Case Narrative	3
Sample Management Records	7
Sample Results	13
QC Forms	18
Method 8015B Silica Gel Calibration Data	30
Method 8015B Silica Gel Raw Data	90

CASE NARRATIVE

Case Narrative

ARF: 96320 Silica Gel 8015 REV

Project: 60571032 CV18F0126 Red Hill Fuel Storage. HI

Sample Receipt Information:

Four water samples were received May 26, 2021 at 2.0°C. The sample group was assigned Analytical Request Form (ARF) number 96320.

Sample Preparation and Analysis Information:

For the EPA 8015B analysis, the sample was extracted according to EPA method 3520C. The sample extracts were silica gel cleaned according to APPL's SOP CLN004 and placed on hold.

Only the portion of the injection log relative to these samples is included. A full sequence log is available upon request. Measurement uncertainty can be reported upon request.

Analytical Exceptions, Deviations and Abnormalities.

None

SDG	Received	Client ID	APPL ID	Collected DateTime	Matrix	Method	Method Description
96320	05/26/21	ERH1375	BA33250	05/24/21 10:30:00 AM	WATER	EPA 8260B	EPA 8260B BTEX WATER
96320	05/26/21	ERH1375	BA33250	05/24/21 10:30:00 AM	WATER	EPA 8260B	EPA 8260B GRO WATER
96320	05/26/21	ERH1376	BA33251	05/24/21 11:30:00 AM	WATER	EPA 8260B	EPA 8260B BTEX WATER
96320	05/26/21	ERH1376	BA33251	05/24/21 11:30:00 AM	WATER	EPA 8015B-eHL	EPA 8015B TPH LIQ-LIQ
96320	05/26/21	ERH1376	BA33251	05/24/21 11:30:00 AM	WATER	EPA 8260B	EPA 8260B GRO WATER
96320	05/26/21	ERH1376	BA33251	05/24/21 11:30:00 AM	WATER	8270D-SIM	EPA 8270D SIM LIQ-LIQ
96320	05/26/21	ERH1376 BLANK	BA33252	05/24/21 11:30:00 AM	WATER	EPA 8015B-eHL	EPA 8015B TPH LIQ-LIQ
96320	05/26/21	ERH1377	BA33253	05/24/21 12:30:00 PM	WATER	EPA 8260B	EPA 8260B BTEX WATER
96320	05/26/21	ERH1377	BA33253	05/24/21 12:30:00 PM	WATER	EPA 8260B	EPA 8260B GRO WATER
96320	05/26/21	ERH1378	BA33254	05/24/21 3:30:00 PM	WATER	EPA 8260B	EPA 8260B BTEX WATER
96320	05/26/21	ERH1378	BA33254	05/24/21 3:30:00 PM	WATER	EPA 8015B-eHL	EPA 8015B TPH LIQ-LIQ
96320	05/26/21	ERH1378	BA33254	05/24/21 3:30:00 PM	WATER	EPA 8260B	EPA 8260B GRO WATER
96320	05/26/21	ERH1378	BA33254	05/24/21 3:30:00 PM	WATER	8270D-SIM	EPA 8270D SIM LIQ-LIQ
96320	05/26/21	ERH1378 BLANK	BA33255	05/24/21 3:30:00 PM	WATER	EPA 8015B-eHL	EPA 8015B TPH LIQ-LIQ

Abbreviations and Flags

FLAG	DESCRIPTION
#	Recovery or RPD outside control limits
*	Recovery or RPD outside control limits
B	Analyte detected in associated method blank
C1	Reason for correction: wrote incorrect response
C2	Reason for correction: calculated incorrectly
C3	Reason for correction: needs to be rechecked
C4	Reason for correction: data not usable
DO	Diluted out
E	Exceeds linear range
F	Estimated value
G1	Includes a wide range of hydrocarbons which does not match our gasoline standard
G10	Includes a match to hydrocarbon profiles within the range of mineral spirits
G11	Includes a match to hydrocarbon profiles within the range of JP-4
G12	Pattern does not match the gasoline standard; the carbon range for this sample is consistent with JP8
G13	Closely resembles the hydrocarbon profile of aviation gasoline
G14	Analyte concentration may be biased due to carry over
G2	Closely resembles the boiling point hydrocarbon profile consistent with weathered gasoline
G3	Includes higher boiling hydrocarbons
G4	Includes dominant peak(s) not indicative of petroleum hydrocarbons
G5	Is mainly dominant peak(s) not indicative of petroleum hydrocarbons
G6	Contains recognizable contaminant peak(s) which has been removed from quantitation
G7	Is mainly a match to hydrocarbons within the range of gasoline
G8	Closely resembles the boiling point hydrocarbon profile consistent with weathered gasoline
G9	Includes hydrocarbons within the range of kerosene
J	Estimated value
M	Matrix effect
MI1	Manual integration: integration does not follow baseline
MI2	Manual integration: non-target peak interference
MI3	Manual integration: to split a peak that was integrated as one peak by the computer
MI4	Manual integration: to integrate a split peak
MI5	Manual integration: the whole peak or part of the peak was not integrated
MI6	Manual integration: computer integrated wrong peak
MI7	Manual integration: other - explain
MDL	Method detection limit
ND	Not detected
NT	Non-target
Q	Acceptance criteria not met
T1 I	Includes wide range of hydrocarbons not indicative of diesel
T1 M	Is mainly wide range of hydrocarbons not necessarily indicative of diesel
T2 I	Includes lower boiling hydrocarbons, i.e. mineral spirits, kerosene, stoddard solvent, white gas
T2 M	Is mainly lower boiling hydrocarbons, i.e. mineral spirits, kerosene, stoddard solvent, white gas
T3 I	Includes higher boiling hydrocarbons, i.e. asphaltene, waster oil, motor oil, or weathered diesel fuel
T3 M	Is mainly higher boiling hydrocarbons, i.e. asphaltene, waster oil, motor oil, or weathered diesel fuel
T4 I	Includes dominant peak(s) not indicative of hydrocarbons
T4 M	Is mainly dominant peak(s) not indicative of hydrocarbons
T5	Contains recognizable contaminant peak(s) which has been removed from quantitation
T6	Is mainly a match to hydrocarbons within range of diesel fuel
T7	Closely resembles the boiling point hydrocarbon profile consistent with diesel fuel
T8	Includes a match to hydrocarbon profiles within range of diesel and kerosene fuel
T9 I	Includes non-diesel hydrocarbons within boiling point range of diesel fuel
T9 M	Is mainly non-diesel hydrocarbons within boiling point range of diesel fuel.
Y	Percent difference between primary and confirmation column > 40%

SAMPLE RECORDS MANAGEMENT

CHAIN OF CUSTODY,

ARF, CRF, AND

CLIENT COMMUNICATION

APPL - Analysis Request Form

96320

Client: AECOM
Address: 1001 Bishop Street, Suite 1600
Honolulu, HI 96813
Attn: Alethea Ramos
Phone: 808-954-4536 Fax: 808-523-8950
Job: 60571032 CV18F0126 Red Hill Fuel Storage
PO #: 18S-22209-HI27 PO# 102604
Chain of Custody (Y/N): Y # 51846
RAD Screen (Y/N): Y pH (Y/N): Y
Turn Around Type: 1 WEEK

Received by: MSA
Date Received: 05/26/21 Time: 09:55
Delivered by: FEDEX
Shuttle Custody Seals (Y/N): Y Time Zone: -10
Chest Temp(s): 2.0°C
Color: VFRG/A-Green
Samples Chilled until Placed in Refrig/Freezer: Y
Project Manager: Libby Cheesebor
QC Report Type: DVP4DOD/EQUIS/HI
Due Date: 06/02/21

Comments:
PM: login and F1s to Margie.Pascua@aecom.com & alethea.ramos@aecom.com
AN: 7 day TAT for Form 1s; 21 day TAT for PKG STYLE 1; DOD v5.1; DOD Forms: LOD database
Report MS/MSD/DUPs when AECOM sample used
8260: BTEX & TPH-G only; 8270 SIM: 1-methylnaphthalene, 2-methylnaphthalene & naphthalene only.
TPH-D/O both with and w/o SGC, reverse surrog for SGC; analyze SGC if detections. DO NOT Q-DELETE.
FR: email ftp info to Margie, alethea.ramos@aecom.com, Stella, trommelfanger@lab-data.com & jcanlas@la
EDD: AECOMEDD to alethea.ramos@, Margie.Pascua@aecom.com, jecklund@lab-data.com

Sample Distribution:
GC: 2-$DOC53W5LIQ, 2-$SIM53LIQ51, 2-$RHBLKETBLK
Extractions: 2-_LIQ003, 4-_LIQ005
VOA: 4-$86BTOTXDOD5W, 4-$GASBL, 4-$GRO86BW

Charges:

Invoice To:
ACCOUNTS PAYABLE
1001 Bishop Street, Ste 1600
USAPImaging@aecom.com
mary.basano@aecom.com

	Client ID	APPL ID	Sampled		Analyses Requested
1.	ERH1375	BA33250W LCSD	05/24/21	10:30	$86BTOTXDOD5W, $GASBL, $GRO86BW -- See Comments
2.	ERH1376	BA33251W LCSD	05/24/21	11:30	$86BTOTXDOD5W, $DOC53W5LIQ, $GASBL, $GRO86BW, $SIM53LIQ51 -- See Comments
3.	ERH1376 BLANK	BA33252W LCSD	05/24/21	11:30	$RHBLKETBLK -- See Comments
4.	ERH1377	BA33253W LCSD	05/24/21	12:30	$86BTOTXDOD5W, $GASBL, $GRO86BW -- See Comments

Note: All times, excluding sample collection times, are Pacific Time Zone unless noted otherwise. Collection times are in: -10 UTC

5.	ERH1378	LCSD BA33254W	05/24/21	15:30	$86BTOTXDOD5W, $DOC53W5LIQ, $GASBL, $GRO86BW, $SIM53LIQ51 -- See Comments
6.	ERH1378 BLANK	LCSD BA33255W	05/24/21	15:30	$RHBLKETBLK -- See Comments

APPL Sample Receipt Form

ARF# **96320**

Sample	Container Type	Count	p
BA33250	13 VOAs - HCL	4	NA
BA33251	13 VOAs - HCL	4	NA
	17 Amber Liter	2	NA
	39 Amber Liter, HCL prsvd	2	1.6
BA33252	39 Amber Liter, HCL prsvd	1	NA
BA33253	13 VOAs - HCL	4	NA
BA33254	13 VOAs - HCL	4	NA
	17 Amber Liter	2	NA
	39 Amber Liter, HCL prsvd	2	1.6
BA33255	39 Amber Liter, HCL prsvd	1	NA

Sample	Container Type	Count	p

APPL LABS

APPL, Inc.
908 N Temperance Ave
Clovis, CA 93611
www.applinc.com

Phone: (559) 275-2175
Fax: (559) 275-4422
coc@applinc.com

CHAIN OF CUSTODY RECORD

96320

C.O.C. 51846

Report to: PLEASE PRINT

Company: AECOM
1001 Bishop St., Suite 1600
Honolulu, HI 96813
Attn: Alethea Ramos (808)521-3051
Alethea.Ramos@aecom.com
CV_18F0126 / 60571032

Address:

Phone:

Fax:

Attn:

Email:

Invoice to: PLEASE PRINT

Company Name: AECOM
1001 Bishop St., Suite 1600
Honolulu, HI 96813
Attn: Sheree Smith (808)521-3051
Sheree.Smith@aecom.com
USAImaging@aecom.com

Address:

Phone:

Fax:

Attn:

Email:

Project Name/Number: CV-18F0126/60571032

Purchase Order Number: 102604

Sampler (Print): CS, JK, DM

Sampler (Signature):

Date Shipped: 5/25/2021

Carrier: FedEx

Waybill No.:

Comments:

Sample Identification	Location	Date Collected	Time Collected	Time Zone	No. of Containers	Matrix: Aq	Matrix: Sed.	Matrix: Soil	BTEX 8260	TPH-G 8260	TPH-D/O 8015	TPH-D/O w/SGT 8015	PAHs SIM 8270	PAHs SIM 8270
ERH1375	Trip Blank	5/24/21	10:30	HST	4	X			X	X				
ERH1376	RHMW01R	5/24/21	11:30	HST	8	X			X	X	X	X*	X**	
ERH1377	Trip Blank	5/24/21	12:30	HST	4	X			X	X				
ERH1378	RHMW02	5/24/21	15:30	HST	8	X			X	X	X	X*	X**	

5/25/2021

WZ

TPH-D/O & PAHs need liquid-liquid extraction

*Analyze TPH w/SGT only if TPH/D/O detected

** naphthalene
1-methyl naphthalene
2-methyl naphthalene

Shuttle Temperature: R3 @ 0.0 2.0/2.0

Turnaround Requested: Check one
☐ Standard 2-3 wk ☒ One week ☐ 3 days ☐ 24/48 Hrs. ☐ Other:

Sample Disposal:
☒ Return to client ☒ Disposal by Lab (30-day retention)

Relinquished by sampler:	Date	Time	Received by:	Relinquished by:	Date	Time	Received by:
Relinquished by:	5/25/21	14:00	Received by:	Relinquished by:	5/26/21	9:55	Received at lab by:

White: Return to client with report Yellow: Laboratory Copy See reverse side for Container Preservative and Sampling Information

COOLER RECEIPT FORM **ARF: 96320**

1) Project: 60571032 CV18F0126 Red Hill Fuel Storage Date Received: 05/26/21

2) Coolers: Number of Coolers: 1

3) YES Were custody seals present and intact?
How many? 1 Name/Date on seal? SEE BELOW

4) YES Was there a shipping slip? Carrier name: FEDEX

5) Type of packing in cooler: X bubble wrap __ popcorn __ foam X plastic bags __ other
X wet ice __ dry ice __ no ice __ gel ice

6) YES Were cooler temperatures acceptable?

7) Serial number of calibrated thermometer used: R2 CF +0.0°C

8) Cooler temp(s): In °C. Thermometer Temp / Corrected Temp
1: 2.0/2.0 2: ____ 3: ____ 4: ____ 5: ____ 6: ____
7: ____ 8: ____ 9: ____ 10: ____ 11: ____ 12: ____

Chain of custody:

9) YES Was a chain of custody received?

10) YES Were the custody papers complete/signed in the appropriate places?

Sample Labels:

11) YES Were all sample labels complete (sample ID, date/time of sampling, etc.)?

12) YES Did all container labels agree with custody papers?

Sample Containers:

13) YES Were all containers sealed in separate bags?

14) YES Did all containers arrive in good condition:(unbroken, no leakage, no cracked/broken lids)?

15) YES Were correct containers and preservatives used for the tests indicated?

16) YES Was a sufficient amount of sample sent for tests indicated?

17) Yes Were bubbles present in volatile samples?
If yes, the following were received with air bubbles:
Larger than a pea: ERH1375w2w3w4, ERH1377w3,w4
Smaller than a pea: ERH1375w1, ERH1376w4, ERH1377w1w2, ERH1378w3,w4

Preservation Hold time:

18) Yes Was a sufficient amount of holding time remaining to analyze the samples?

19) Yes Was the pH taken of all non-VOA preserved samples and written on the sample container?

20) Yes Was the pH of acid preserved non-VOA samples < 2?

21) NA Was the pH of the "basic" preserved samples for Cyanide > 12, Sulfide >9, Hexchrom >9?

22) NO Were unpreserved VOA Vials received for VOA Dept analysis?

23) NA If "yes", are the unpreserved VOA vials noted in the ADD TEST FIELD on the ARF?
pH strip lot number: HC029115
Lab notified if pH was not adequate: ____

Notes/Deficiencies:

CUSTODY SEAL
AECOM (808)521-3051
Initials NZ Date 5/26/21

Personnel receiving samples: SS Second reviewer: SJ
Personnel labeling samples: DR
Project manager notified: SS Date/Time of notification 05/26/21
Name of client notified: ____ Date/Time of notification ____

Revision: 22, November 5, 2013

SAMPLE RESULTS

EPA 8015B TPH WATER L-L SGC

AECOM
1001 Bishop Street, Suite 1600
Honolulu, HI 96813

APPL Inc.
908 North Temperance Avenue
Clovis, CA 93611

Attn: Alethea Ramos

Project: 60571032 CV18F0126 Red Hill Fuel Storage

ARF: 96320

Sample ID: ERH1376

APPL ID: BA33251

Sample Collection Date: 05/24/21

QCG: #DOC53-210601A2-264965

Method	Analyte	Result	LOQ	LOD	DL	Units	Extraction Date	Analysis Date
EPA 8015B-e	DIESEL (C10-C24)	300.0 U	320	300.0	150.0	ug/L	06/01/21	06/12/21
EPA 8015B-e	OIL (C24-C40)	300.0 U	320	300.0	150.0	ug/L	06/01/21	06/12/21
EPA 8015B-e	SURROGATE: (R) DECANOIC ACID (S)	0.0	0-1			%	06/01/21	06/12/21
EPA 8015B-e	SURROGATE: OCTACOSANE (S)	70.49	60-142			%	06/01/21	06/12/21
EPA 8015B-e	SURROGATE: ORTHO-TERPHENYL (S)	64.04	56-125			%	06/01/21	06/12/21

Amended Results.

Quant Method:	DEC0504.M
Run #:	618283
Instrument:	Apollo
Sequence:	210618
Dilution Factor:	1
Initials:	MBE

Printed: 7/14/2021 2:53:12 PM
APPL-F1-SC-NoMC-REG MDLs-DOD

EPA 8015B TPH LIQ-LIQ

AECOM
1001 Bishop Street, Suite 1600
Honolulu, HI 96813

APPL Inc.
908 North Temperance Avenue
Clovis, CA 93611

Attn: Alethea Ramos

Project: 60571032 CV18F0126 Red Hill Fuel Storage

ARF: 96320

Sample ID: ERH1376

APPL ID: BA33251

Sample Collection Date: 05/24/21

QCG: #DOC53-210601A-264706

Method	Analyte	Result	LOQ	LOD	DL	Units	Extraction Date	Analysis Date
EPA 8015B-e	DIESEL (C10-C24)	310 J	320	300.0	150.0	ug/L	06/01/21	06/04/21
EPA 8015B-e	OIL (C24-C40)	300.0 U	320	300.0	150.0	ug/L	06/01/21	06/04/21
EPA 8015B-e	SURROGATE: OCTACOSANE (S)	103.34	60-142			%	06/01/21	06/04/21
EPA 8015B-e	SURROGATE: ORTHO-TERPHENYL (S)	91.99	56-125			%	06/01/21	06/04/21

J = Estimated value.

Quant Method: DOC0607.M
Run #: 607009
Instrument: Apollo
Sequence: 210607
Dilution Factor: 1
Initials: MBE

Printed: 06/25/21 8:50:07 AM
APPL-F1-SC-NoMC-REG MDLs-DOD

EPA 8015B TPH WATER L-L SGC

AECOM
1001 Bishop Street, Suite 1600
Honolulu, HI 96813

APPL Inc.
908 North Temperance Avenue
Clovis, CA 93611

Attn: Alethea Ramos

Project: 60571032 CV18F0126 Red Hill Fuel Storage

ARF: 96320

Sample ID: ERH1378

APPL ID: BA33254

Sample Collection Date: 05/24/21

QCG: #DOC53-210601A2-264965

Method	Analyte	Result	LOQ	LOD	DL	Units	Extraction Date	Analysis Date
EPA 8015B-e	DIESEL (C10-C24)	360	320	300.0	150.0	ug/L	06/01/21	06/12/21
EPA 8015B-e	OIL (C24-C40)	300.0 U	320	300.0	150.0	ug/L	06/01/21	06/12/21
EPA 8015B-e	SURROGATE: (R) DECANOIC ACID (S)	0.0	0-1			%	06/01/21	06/12/21
EPA 8015B-e	SURROGATE: OCTACOSANE (S)	94.86	60-142			%	06/01/21	06/12/21
EPA 8015B-e	SURROGATE: ORTHO-TERPHENYL (S)	77.55	56-125			%	06/01/21	06/12/21

Quant Method: DEC0504.M
Run #: 618218
Instrument: Apollo
Sequence: 210618
Dilution Factor: 1
Initials: MBE

Printed: 06/25/21 8:50:07 AM
APPL-F1-SC-NoMC-REG MDLs-DOD

EPA 8015B TPH LIQ-LIQ

AECOM
1001 Bishop Street, Suite 1600
Honolulu, HI 96813

APPL Inc.
908 North Temperance Avenue
Clovis, CA 93611

Attn: Alethea Ramos

Project: 60571032 CV18F0126 Red Hill Fuel Storage

ARF: 96320

Sample ID: ERH1378

APPL ID: BA33254

Sample Collection Date: 05/24/21

QCG: #DOC53-210601A-264706

Method	Analyte	Result	LOQ	LOD	DL	Units	Extraction Date	Analysis Date
EPA 8015B-e	DIESEL (C10-C24)	1500	320	300.0	150.0	ug/L	06/01/21	06/04/21
EPA 8015B-e	OIL (C24-C40)	170 J	320	300.0	150.0	ug/L	06/01/21	06/04/21
EPA 8015B-e	SURROGATE: OCTACOSANE (S)	82.2	60-142			%	06/01/21	06/04/21
EPA 8015B-e	SURROGATE: ORTHO-TERPHENYL (S)	70.0	56-125			%	06/01/21	06/04/21

J = Estimated value.

Quant Method: DOC0603.M
Run #: 603025
Instrument: Apollo
Sequence: 210603
Dilution Factor: 1
Initials: MBE

Printed: 06/25/21 8:50:07 AM
APPL-F1-SC-NoMC-REG MDLs-DOD

QC FORMS

EPA 8015B-eHL

Form 2 & 8

Surrogate Recovery

Lab Name: APPL, Inc. SDG No: 96320

Case No: 96320 Date Analyzed: 06/04/21

Matrix: WATER Instrument: Apollo

APPL ID.	Client Sample No.	SURROGATE: OCTACOSANE (S)			SURROGATE: ORTHO-TERPHENYL (S)		
		Limits	Result	Qualifier	Limits	Result	Qualifier
210601A-BLK	Blank	60-142	68.6		56-125	60.3	
210601A-LCS	Lab Control Spike	60-142	86.7		56-125	85.3	
210601A-LCSD	Lab Control SpikeD	60-142	78.0		56-125	75.3	
BA33254	ERH1378	60-142	82.2		56-125	70.0	
BA33251	ERH1376	60-142	103.34		56-125	91.99	

Comments: Batch: #DOC53-210601A

EPA 8015B-eHL

Form 2 & 8

Surrogate Recovery

Lab Name: APPL, Inc. SDG No: 96320

Case No: 96320 Date Analyzed: 06/12/21

Matrix: WATER Instrument: Apollo

APPL ID.	Client Sample No.	SURROGATE: (R) DECANOIC ACID (S)			SURROGATE: OCTACOSANE (S)		
		Limits	Result	Qualifier	Limits	Result	Qualifier
210601A2-LCS	Lab Control Spike	0-1	0.0		60-142	74.0	
210601A2-LCSD	Lab Control SpikeD	0-1	0.0		60-142	66.6	
210601A2-BLK	Blank	0-1	0.0		60-142	88.75	
BA33254	ERH1378	0-1	0.0		60-142	94.86	
BA33251	ERH1376	0-1	0.0		60-142	70.49	

Comments: Batch: #DOC53-210601A2

EPA 8015B-eHL

Form 2 & 8

Surrogate Recovery

Lab Name: APPL, Inc. SDG No: 96320

Case No: 96320 Date Analyzed: 06/12/21

Matrix: WATER Instrument: Apollo

APPL ID.	Client Sample No.	SURROGATE: ORTHO-TERPHENYL (S)					
		Limits	Result	Qualifier	Limits	Result	Qualifier
210601A2-LCS	Lab Control Spike	56-125	68.7				
210601A2-LCSD	Lab Control SpikeD	56-125	62.4				
210601A2-BLK	Blank	56-125	74.92				
BA33254	ERH1378	56-125	77.55				
BA33251	ERH1376	56-125	64.04				

Comments: Batch: #DOC53-210601A2

EPA 8015B-eH

Form 4

Blank Summary

Lab Name: APPL, Inc.
SDG No: 96320
Case No: 96320
Date Analyzed: 06/04/21
Matrix: WATER
Instrument: Apollo
Blank ID: 210601A-BLK
Time Analyzed: 1844

APPL ID.	Client Sample No.	File ID.	Date Analyzed
210601A-BLK	Blank	603021	06/04/21 1844
210601A-LCS	Lab Control Spike	603022	06/04/21 1912
210601A-LCSD	Lab Control SpikeD	603023	06/04/21 1940
BA33254	ERH1378	603025	06/04/21 2037
BA33251	ERH1376	607009	06/04/21 2009

Comments: Batch: #DOC53-210601A

EPA 8015B-eH

Form 4

Blank Summary

Lab Name:	APPL, Inc.	SDG No:	96320
Case No:	96320	Date Analyzed:	06/12/21
Matrix:	WATER	Instrument:	Apollo
Blank ID:	210601A2-BLK	Time Analyzed:	1642

APPL ID.	Client Sample No.	File ID.	Date Analyzed
210601A2-LCS	Lab Control Spike	612017	06/12/21 1711
210601A2-LCSD	Lab Control SpikeD	612018	06/12/21 1739
210601A2-BLK	Blank	618214	06/12/21 1642
BA33254	ERH1378	618218	06/12/21 1835
BA33251	ERH1376	618283	06/12/21 1807

Comments: Batch: #DOC53-210601A2

Method Blank
EPA 8015B TPH LIQ-LIQ

APPL Inc.
908 North Temperance Avenu
Clovis, CA 93611

Blank Name/QCG: **210601W-33251 - 264706**
Batch ID: #DOC53-210601A

Sample Type	Analyte	Result	LOQ	LOD	DL	Units	Extraction Date	Analysis Date
BLANK	DIESEL (C10-C24)	300.0 U	320	300.0	150.0	ug/L	06/01/21	06/04/21
BLANK	OIL (C24-C40)	300.0 U	320	300.0	150.0	ug/L	06/01/21	06/04/21
BLANK	SURROGATE: OCTACOSANE (S)	68.6	60-142			%	06/01/21	06/04/21
BLANK	SURROGATE: ORTHO-TERPHEN	60.3	56-125			%	06/01/21	06/04/21

Quant Method: DOC0603.M
Run #: 603021
Instrument: Apollo
Sequence: 210603
Initials: MBE

GC SC-Blank-REG MDLs-DOD
Printed: 06/25/21 8:50:52 AM

Method Blank

EPA 8015B TPH WATER L-L SGC

APPL Inc.
908 North Temperance Avenu
Clovis, CA 93611

Blank Name/QCG: **210601W-33251 - 264965**
Batch ID: #DOC53-210601A2

Sample Type	Analyte	Result	LOQ	LOD	DL	Units	Extraction Date	Analysis Date
BLANK	DIESEL (C10-C24)	300.0 U	320	300.0	150.0	ug/L	06/01/21	06/12/21
BLANK	OIL (C24-C40)	300.0 U	320	300.0	150.0	ug/L	06/01/21	06/12/21
BLANK	SURROGATE: (R) DECANOIC AC	0.0	0-1			%	06/01/21	06/12/21
BLANK	SURROGATE: OCTACOSANE (S)	88.75	60-142			%	06/01/21	06/12/21
BLANK	SURROGATE: ORTHO-TERPHEN	74.92	56-125			%	06/01/21	06/12/21

Quant Method: DEC0504.M
Run #: 618214
Instrument: Apollo
Sequence: 210618
Initials: MBE

GC SC-Blank-REG MDLs-DOD
Printed: 06/25/21 8:50:52 AM

EPA 8015B-eH

Form 4

LCS Summary

Lab Name:	APPL, Inc.	SDG No:	96320
Case No:	96320	Date Analyzed:	06/04/21
Matrix:	WATER	Instrument:	Apollo
LCS ID:	210601A-LCS	Time Analyzed:	1912

APPL ID.	Client Sample No.	File ID.	Date Analyzed
210601A-BLK	Blank	603021	06/04/21 1844
210601A-LCS	Lab Control Spike	603022	06/04/21 1912
210601A-LCSD	Lab Control SpikeD	603023	06/04/21 1940
BA33254	ERH1378	603025	06/04/21 2037
BA33251	ERH1376	607009	06/04/21 2009

Comments: Batch: #DOC53-210601A

EPA 8015B-eH

Form 4

LCS Summary

Lab Name:	APPL, Inc.	SDG No:	96320
Case No:	96320	Date Analyzed:	06/12/21
Matrix:	WATER	Instrument:	Apollo
LCS ID:	210601A2-LCS	Time Analyzed:	1711

APPL ID.	Client Sample No.	File ID.	Date Analyzed
210601A2-LCS	Lab Control Spike	612017	06/12/21 1711
210601A2-LCSD	Lab Control SpikeD	612018	06/12/21 1739
210601A2-BLK	Blank	618214	06/12/21 1642
BA33254	ERH1378	618218	06/12/21 1835
BA33251	ERH1376	618283	06/12/21 1807

Comments: Batch: #DOC53-210601A2

Laboratory Control Spike Recoveries

EPA 8015B TPH LIQ-LIQ

APPL ID: **210601W-33251 LCS - 264706**
Batch ID: #DOC53-210601A

APPL Inc.
908 North Temperance Avenue
Clovis, CA 93611

Compound Name	Spike Lvl ug/L	SPK Result ug/L	DUP Result ug/L	SPK % Recovery	DUP % Recovery	Recovery Limits	RPD %	RPD Limits
DIESEL (C10-C24)	2000	1860	1640	93.0	82.0	36-132	12.6	30
OIL (C24-C40)	2000	2020	1840	101	92.0	41-113	9.3	30
SURROGATE: OCTACOSANE (S)	150	130	117	86.7	78.0	60-142		
SURROGATE: ORTHO-TERPHENYL (S)	150	128	113	85.3	75.3	56-125		

Comments:

Primary	SPK	DUP
Quant Method :	DOC0603.M	DOC0603.M
Extraction Date :	06/01/21	06/01/21
Analysis Date :	06/04/21	06/04/21
Instrument :	Apollo	Apollo
Run :	603022	603023
Initials :	MBE	

Laboratory Control Spike Recoveries

EPA 8015B TPH WATER L-L SGC

APPL ID: **210601W-33251 LCS - 264965**
Batch ID: #DOC53-210601A2

APPL Inc.
908 North Temperance Avenue
Clovis, CA 93611

Compound Name	Spike Lvl ug/L	SPK Result ug/L	DUP Result ug/L	SPK % Recovery	DUP % Recovery	Recovery Limits	RPD %	RPD Limits
DIESEL (C10-C24)	2000	1430	1280	71.5	64.0	36-132	11.1	30
OIL (C24-C40)	2000	1710	1570	85.5	78.5	41-113	8.5	30
SURROGATE: (R) DECANOIC ACID (S)	10.00	0	0	0.0	0.0	0-1		
SURROGATE: OCTACOSANE (S)	150	111	99.9	74.0	66.6	60-142		
SURROGATE: ORTHO-TERPHENYL (S)	150	103	93.6	68.7	62.4	56-125		

Comments:

Primary	SPK	DUP
Quant Method :	DEC0504.M	DEC0504.M
Extraction Date :	06/01/21	06/01/21
Analysis Date :	06/12/21	06/12/21
Instrument :	Apollo	Apollo
Run :	612017	612018
Initials :	MBE	

ORGANICS

Calibration Data

TPH Extractables
DEC0504

Form 6
Initial Calibration

Lab Name: APPL, Inc.
Case No:
Matrix: Water

SDG No:
Initial Cal. Date: 5/4/2021
Instrument: Apollo

Initials: MB

		Compound	1	2	3	4	5	6					Avg	%RSD	Type	r^2	Q
			423331.D	423332.D	423333.D	423334.D	423335.D	423336.D									
1	SC	Decanoic Acid(S)	1016635	1048129	1234077	1315790	1280755	1271835					1194537	11	SC		
2																	
3																	
4																	
5																	
6																	
7																	
8																	
9																	
10																	
11																	
12																	
13																	
14																	
15																	
16																	
17																	
18																	
19																	
20																	
21																	
22																	
23																	
24																	
25																	
26																	
27																	
28																	
29																	
30																	
31																	
32																	
33																	
34																	
35																	

0.307719

FORM61

APPL 5/20/2021 2:25 PM

Quantitation Report (Not Reviewed)

Data File : G:\APOLLO\DATA\210423\423331.D Vial: 31
Acq On : 5-4-21 13:02:57 Operator: MB
Sample : Decanoic Acid STD-1 Inst : Apollo
Misc : water Multiplr: 1.00
IntFile : events.e
Quant Time: May 20 12:30 2021 Quant Results File: DEC0504.RES

Method : G:\APOLLO\DATA\210423\DEC0504.M (Chemstation Integrator)
Title : 8015 B&C
Last Update : Tue May 04 17:12:27 2021
Response via : Multiple Level Calibration

Volume Inj. : 2UL
Signal Phase : DB-5
Signal Info : FID02A

Compound	R.T.	Response	Conc Units
System Monitoring Compounds			
1) SC Decanoic Acid(S)	5.70	6099813	2.553 ppb
Surrogate Spike 24.000		Recovery =	10.64%

Target Compounds

Target Compounds

(f)=RT Delta > 1/2 Window (m)=manual int.

Quantitation Report

Data File: G:\APOLLO\DATA\210423\423331.D
Sample : Decanoic Acid STD-1

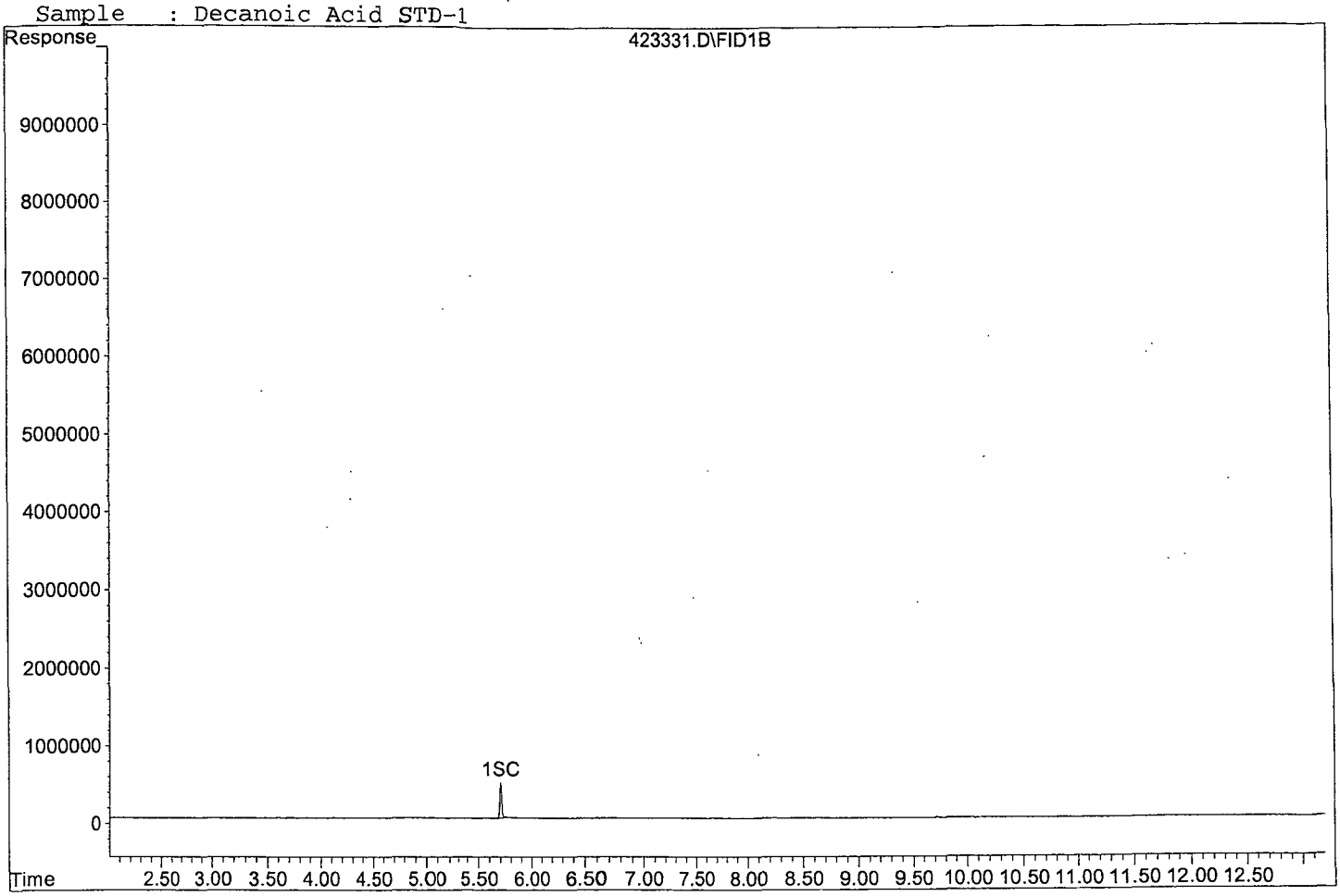

Quantitation Report (Not Reviewed)

Data File : G:\APOLLO\DATA\210423\423332.D Vial: 32
Acq On : 5-4-21 13:31:11 Operator: MB
Sample : Decanoic Acid STD-2 Inst : Apollo
Misc : water Multiplr: 1.00
IntFile : events.e
Quant Time: May 19 11:41 2021 Quant Results File: DEC0504.RES

Method : G:\APOLLO\DATA\210423\DEC0504.M (Chemstation Integrator)
Title : 8015 B&C
Last Update : Tue May 04 17:12:27 2021
Response via : Multiple Level Calibration

Volume Inj. : 2UL
Signal Phase : DB-5
Signal Info : FID02A

Compound	R.T.	Response	Conc Units
System Monitoring Compounds			
1) SC Decanoic Acid(S)	5.70	12577543	5.265 ppb
Surrogate Spike 24.000		Recovery =	21.94%

Target Compounds

Target Compounds

(f)=RT Delta > 1/2 Window (m)=manual int.

File : G:\APOLLO\DATA\210423\423332.D
Operator : MB
Acquired : 5-4-21 13:31:11 using AcqMethod TPHSN.M
Instrument : Apollo
Sample Name: Decanoic Acid STD-2
Misc Info : water
Vial Number: 32



Quantitation Report (Not Reviewed)

Data File : G:\APOLLO\DATA\210423\423333.D
Acq On : 5-4-21 13:59:39
Sample : Decanoic Acid STD-3
Misc : water
IntFile : events.e
Quant Time: May 19 13:09 2021 Quant Results File: DEC0504.RES

Vial: 33
Operator: MB
Inst : Apollo
Multiplr: 1.00

Method : G:\APOLLO\DATA\210423\DEC0504.M (Chemstation Integrator)
Title : 8015 B&C
Last Update : Tue May 04 17:12:27 2021
Response via : Multiple Level Calibration

Volume Inj. : 2UL
Signal Phase : DB-5
Signal Info : FID02A

Compound	R.T.	Response	Conc Units
System Monitoring Compounds			
1) SC Decanoic Acid(S)	5.72	59235682	24.794 ppb
Surrogate Spike 24.000		Recovery =	103.31%

Target Compounds

Target Compounds

(f)=RT Delta > 1/2 Window (m)=manual int.

File : G:\APOLLO\DATA\210423\423333.D
Operator : MB
Acquired : 5-4-21 13:59:39 using AcqMethod TPHSN.M
Instrument : Apollo
Sample Name: Decanoic Acid STD-3
Misc Info : water
Vial Number: 33



Quantitation Report (Not Reviewed)

Data File : G:\APOLLO\DATA\210423\423334.D Vial: 34
Acq On : 5-4-21 14:28:01 Operator: MB
Sample : Decanoic Acid STD-4 Inst : Apollo
Misc : water Multiplr: 1.00
IntFile : events.e
Quant Time: May 19 11:41 2021 Quant Results File: DEC0504.RES

Method : G:\APOLLO\DATA\210423\DEC0504.M (Chemstation Integrator)
Title : 8015 B&C
Last Update : Tue May 04 17:12:27 2021
Response via : Multiple Level Calibration

Volume Inj. : 2UL
Signal Phase : DB-5
Signal Info : FID02A

Compound	R.T.	Response	Conc Units
System Monitoring Compounds			
1) SC Decanoic Acid(S)	5.73	94736910	39.654 ppb
Surrogate Spike 24.000		Recovery =	165.23%

Target Compounds

Target Compounds

(f)=RT Delta > 1/2 Window (m)=manual int.

File : G:\APOLLO\DATA\210423\423334.D
Operator : MB
Acquired : 5-4-21 14:28:01 using AcqMethod TPHSN.M
Instrument : Apollo
Sample Name: Decanoic Acid STD-4
Misc Info : water
Vial Number: 34



Quantitation Report (Not Reviewed)

Data File : G:\APOLLO\DATA\210423\423335.D Vial: 35
Acq On : 5-4-21 14:56:23 Operator: MB
Sample : Decanoic Acid STD-5 Inst : Apollo
Misc : water Multiplr: 1.00
IntFile : events.e
Quant Time: May 19 11:41 2021 Quant Results File: DEC0504.RES

Method : G:\APOLLO\DATA\210423\DEC0504.M (Chemstation Integrator)
Title : 8015 B&C
Last Update : Tue May 04 17:12:27 2021
Response via : Multiple Level Calibration

Volume Inj. : 2UL
Signal Phase : DB-5
Signal Info : FID02A

Compound	R.T.	Response	Conc Units
System Monitoring Compounds			
1) SC Decanoic Acid(S)	5.73	122952502	51.465 ppb
Surrogate Spike 24.000		Recovery =	214.44%

Target Compounds

Target Compounds

(f)=RT Delta > 1/2 Window (m)=manual int.

Quantitation Report (Not Reviewed)

Data File : G:\APOLLO\DATA\210423\423336.D Vial: 36
Acq On : 5-4-21 15:24:41 Operator: MB
Sample : Decanoic Acid STD-6 Inst : Apollo
Misc : water Multiplr: 1.00
IntFile : events.e
Quant Time: May 19 13:10 2021 Quant Results File: DEC0504.RES

Method : G:\APOLLO\DATA\210423\DEC0504.M (Chemstation Integrator)
Title : 8015 B&C
Last Update : Tue May 04 17:12:27 2021
Response via : Multiple Level Calibration

Volume Inj. : 2UL
Signal Phase : DB-5
Signal Info : FID02A

Compound	R.T.	Response	Conc Units
System Monitoring Compounds			
1) SC Decanoic Acid(S)	5.74	152620220	63.883 ppb
Surrogate Spike 24.000		Recovery =	266.18%

Target Compounds

Target Compounds

(f)=RT Delta > 1/2 Window (m)=manual int.

File : G:\APOLLO\DATA\210423\423335.D
Operator : MB
Acquired : 5-4-21 14:56:23 using AcqMethod TPHSN.M
Instrument : Apollo
Sample Name: Decanoic Acid STD-5
Misc Info : water
Vial Number: 35



Quantitation Report (Not Reviewed)

Data File : G:\APOLLO\DATA\210423\423336.D Vial: 36
Acq On : 5-4-21 15:24:41 Operator: MB
Sample : Decanoic Acid STD-6 Inst : Apollo
Misc : water Multiplr: 1.00
IntFile : events.e
Quant Time: May 19 13:10 2021 Quant Results File: DEC0504.RES

Method : G:\APOLLO\DATA\210423\DEC0504.M (Chemstation Integrator)
Title : 8015 B&C
Last Update : Tue May 04 17:12:27 2021
Response via : Multiple Level Calibration

Volume Inj. : 2UL
Signal Phase : DB-5
Signal Info : FID02A

Compound	R.T.	Response	Conc Units
System Monitoring Compounds			
1) SC Decanoic Acid(S)	5.74	152620220	63.883 ppb
Surrogate Spike 24.000		Recovery =	266.18%

Target Compounds

Target Compounds

(f)=RT Delta > 1/2 Window (m)=manual int.

File : G:\APOLLO\DATA\210423\423336.D
Operator : MB
Acquired : 5-4-21 15:24:41 using AcqMethod TPHSN.M
Instrument : Apollo
Sample Name: Decanoic Acid STD-6
Misc Info : water
Vial Number: 36



TPH Extractables
DOC0612

Form 6
Initial Calibration

Lab Name: APPL, Inc.
Case No:
Matrix: Water

SDG No:
Initial Cal. Date: 06/12/21
Instrument: Apollo

Initials: HB

		Compound	1	2	3	4	5	6	7				Avg	%RSD	Type	r^2
			612002.D	612003.D	612004.D	612005.D	612006.D	612007.D	612008.D							
1	HATM	Diesel (C10-C24)	2418684	1964307	1673699	1731268	1703384	1723665	1747350				1851765	14	HATM	
2	HBTM	Motor Oil (C24-C40)		1584744	1181297	1181407	1177379	1238533	1271288				1272441	12	HBTM	
3	SA	Ortho-Terphenyl(S)	2769318	2450020	2051752	2056353	1987460	2013017	2000652				2189796	14	SA	
4	SA	Octacosane(S)	2080704	1975269	1588872	1591191	1562082	1647514	1683205				1732691	12	SA	
5																
6																
7																
8																
9																
10																
11																
12																
13																
14																
15																
16																
17																
18																
19																
20																
21																
22																
23																
24																
25																
26																
27																
28																
29																
30																
31																
32																
33																
34																
35																

1.504292

Data File : G:\APOLLO\DATA\210612\612002.D Vial: 2
Acq On : 6-12-21 10:06:32 Operator: MB
Sample : DMO STD-1 06-12-21 Inst : Apollo
Misc : water Multiplr: 1.00
IntFile : events.e
Quant Time: Jun 14 10:24 2021 Quant Results File: DOC0612.RES

Method : G:\APOLLO\DATA\210607\DOC0612.M (Chemstation Integrator)
Title : 8015 B&C
Last Update : Mon Jun 14 10:23:49 2021
Response via : Multiple Level Calibration

Volume Inj. : 2UL
Signal Phase : DB-5
Signal Info : FID02A

Compound	R.T.	Response	Conc Units
System Monitoring Compounds			
3) SA Ortho-Terphenyl(S)	7.64	1384659	0.316 ppb
Surrogate Spike 30.000		Recovery =	1.05%
4) SA Octacosane(S)	9.99	1040352	0.300 ppb
Surrogate Spike 30.000		Recovery =	1.00%
Target Compounds			
1) HATM Diesel (C10-C24)	6.58	24186839	6.531 ppb
2) HBTM Motor Oil (C24-C40)	15.57	22884079	8.992 ppb
Target Compounds			

f)=RT Delta > 1/2 Window (m)=manual int.

Data File: G:\APOLLO\DATA\210612\612002.D
Sample : DMO STD-1 06-12-21

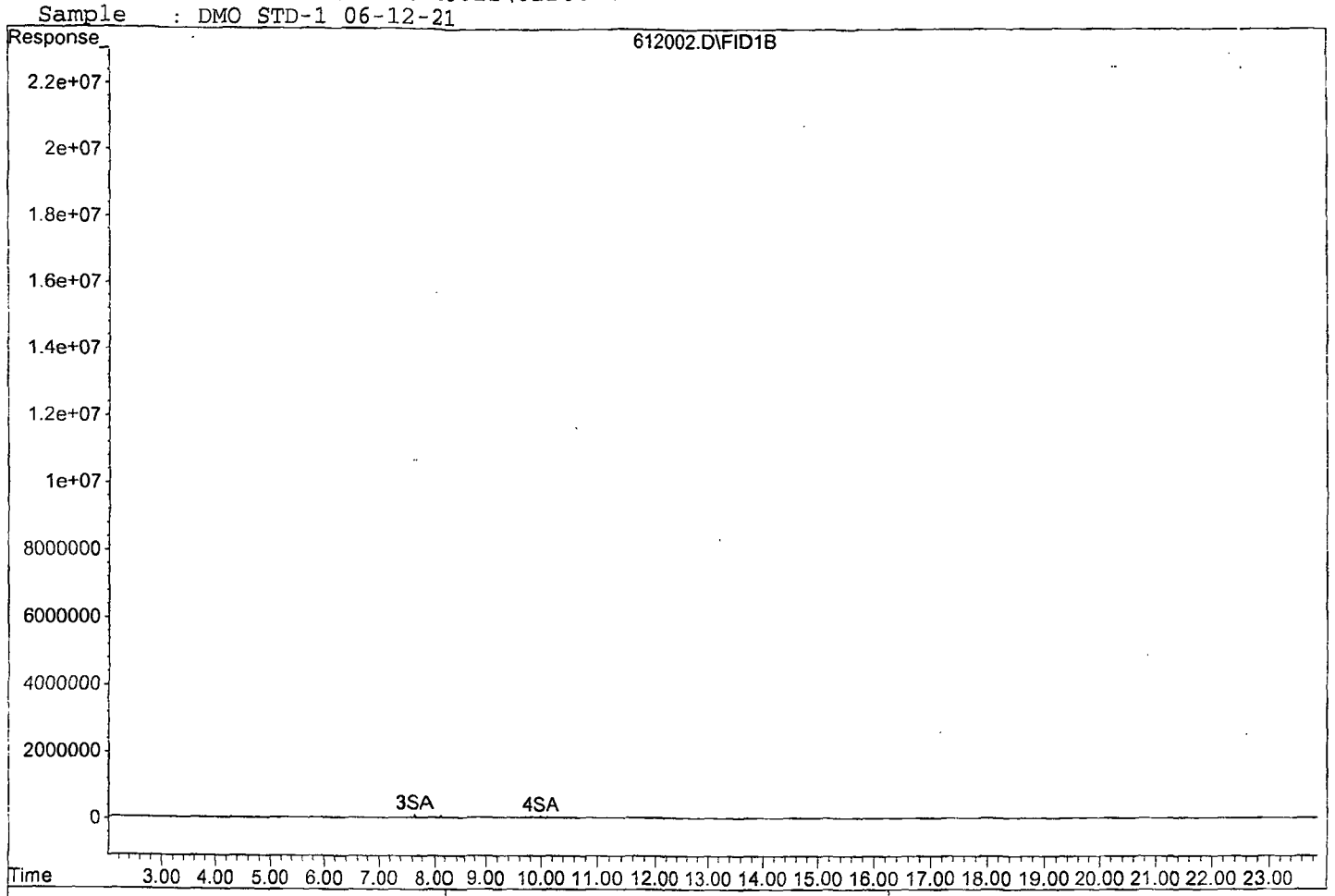



612002.D DOC0612.M Mon Jun 14 10:24:37 2021

Vial: 3
Acq On : 6-12-21 10:34:56
Operator: MB
Sample : DMOS STD-2 06-12-21
Inst : Apollo
Misc : water
Multiplr: 1.00
IntFile : events.e
Quant Time: Jun 14 10:24 2021 Quant Results File: DOC0612.RES

Method : G:\APOLLO\DATA\210607\DOC0612.M (Chemstation Integrator)
Title : 8015 B&C
Last Update : Mon Jun 14 10:23:49 2021
Response via : Multiple Level Calibration

Volume Inj. : 2UL
Signal Phase : DB-5
Signal Info : FID02A

Compound	R.T.	Response	Conc Units
System Monitoring Compounds			
3) SA Ortho-Terphenyl(S)	7.64	2450020	0.559 ppb
Surrogate Spike 30.000	Recovery	=	1.86%
4) SA Octacosane(S)	9.99	1975269	0.570 ppb
Surrogate Spike 30.000	Recovery	=	1.90%
Target Compounds			
1) HATM Diesel (C10-C24)	6.58	39286141	10.608 ppb
2) HBTM Motor Oil (C24-C40)	15.57	31694881	12.454 ppb
Target Compounds			

f)=RT Delta > 1/2 Window (m)=manual int.

Data File: G:\APOLLO\DATA\210612\612003.D
Sample : DMOS STD-2 06-12-21

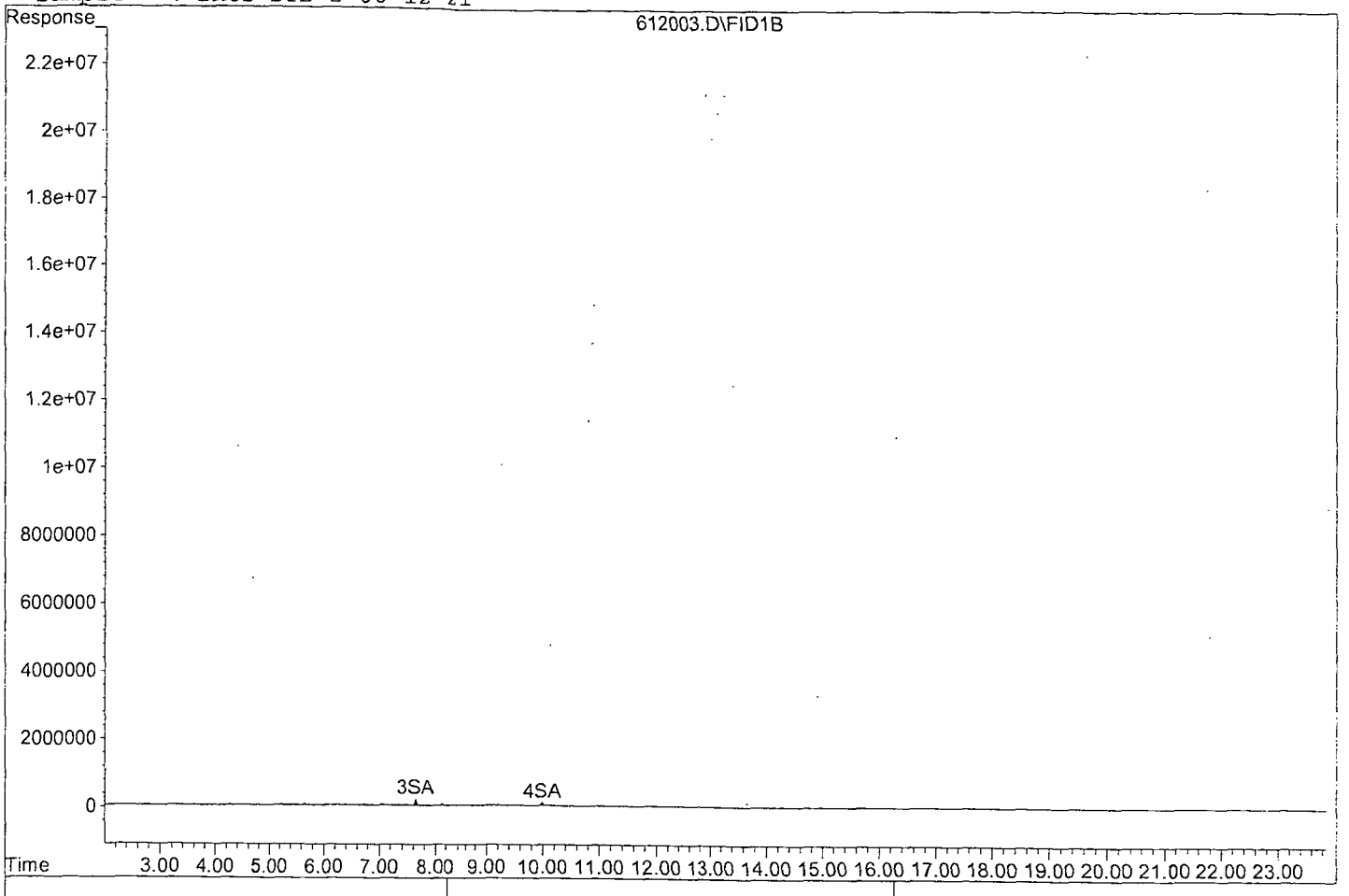



612003.D DOC0612.M Mon Jun 14 10:24:40 2021

...\210612\012004.D

Vial: 4
Acq On : 6-12-21 11:03:19
Operator: MB
Sample : DMO STD-3 06-12-21
Inst : Apollo
Misc : water
Multiplr: 1.00
IntFile : events.e
Quant Time: Jun 14 10:24 2021 Quant Results File: DOC0612.RES

Method : G:\APOLLO\DATA\210607\DOC0612.M (Chemstation Integrator)
Title : 8015 B&C
Last Update : Mon Jun 14 10:23:49 2021
Response via : Multiple Level Calibration

Volume Inj. : 2UL
Signal Phase : DB-5
Signal Info : FID02A

Compound	R.T.	Response	Conc Units
System Monitoring Compounds			
3) SA Ortho-Terphenyl(S)	7.64	10258760	2.342 ppb
Surrogate Spike 30.000	Recovery	=	7.81%
4) SA Octacosane(S)	9.99	7944362	2.292 ppb
Surrogate Spike 30.000	Recovery	=	7.64%
Target Compounds			
1) HATM Diesel (C10-C24)	6.58	167369861	45.192 ppb
2) HBTM Motor Oil (C24-C40)	15.57	118129721	46.419 ppb

Target Compounds

f)=RT Delta > 1/2 Window (m)=manual int.

Data File: G:\APOLLO\DATA\210612\612004.D
Sample : : DMO STD-3 06-12-21

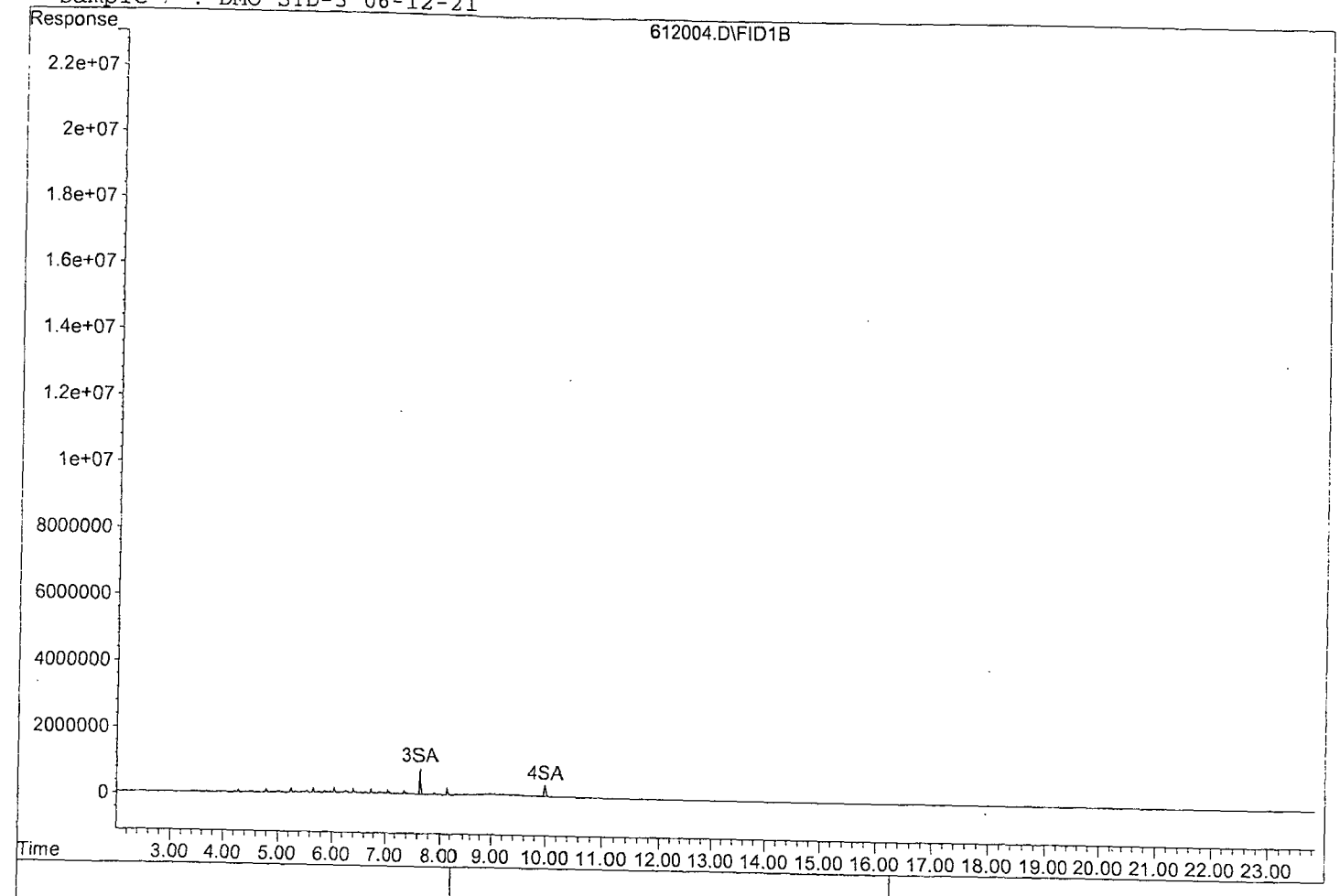



612004.D DOC0612.M Mon Jun 14 10:24:44 2021

Data File : G:\APOLLO\DATA\210612\612005.D Vial: 5
Acq On : 6-12-21 11:31:44 Operator: MB
Sample : DMO STD-4 06-12-21 Inst : Apollo
Misc : water Multiplr: 1.00
IntFile : events.e
Quant Time: Jun 14 10:24 2021 Quant Results File: DOC0612.RES

Method : G:\APOLLO\DATA\210607\DOC0612.M (Chemstation Integrator)
Title : 8015 B&C
Last Update : Mon Jun 14 10:23:49 2021
Response via : Multiple Level Calibration

Volume Inj. : 2UL
Signal Phase : DB-5
Signal Info : FID02A

Compound	R.T.	Response	Conc Units
System Monitoring Compounds			
3) SA Ortho-Terphenyl(S)	7.64	51408819	11.738 ppb
Surrogate Spike 30.000		Recovery =	39.13%
4) SA Octacosane(S)	9.99	39779770	11.479 ppb
Surrogate Spike 30.000		Recovery =	38.26%
Target Compounds			
1) HATM Diesel (C10-C24)	6.58	865633766	233.732 ppb
2) HBTM Motor Oil (C24-C40)	15.57	590703508	232.114 ppb
Target Compounds			

(f)=RT Delta > 1/2 Window (m)=manual int.
612005.D DOC0612.M Mon Jun 14 10:24:46 2021

Quantitation Report

Data File: G:\APOLLO\DATA\210612\612005.D
Sample : DMO STD-4 06-12-21

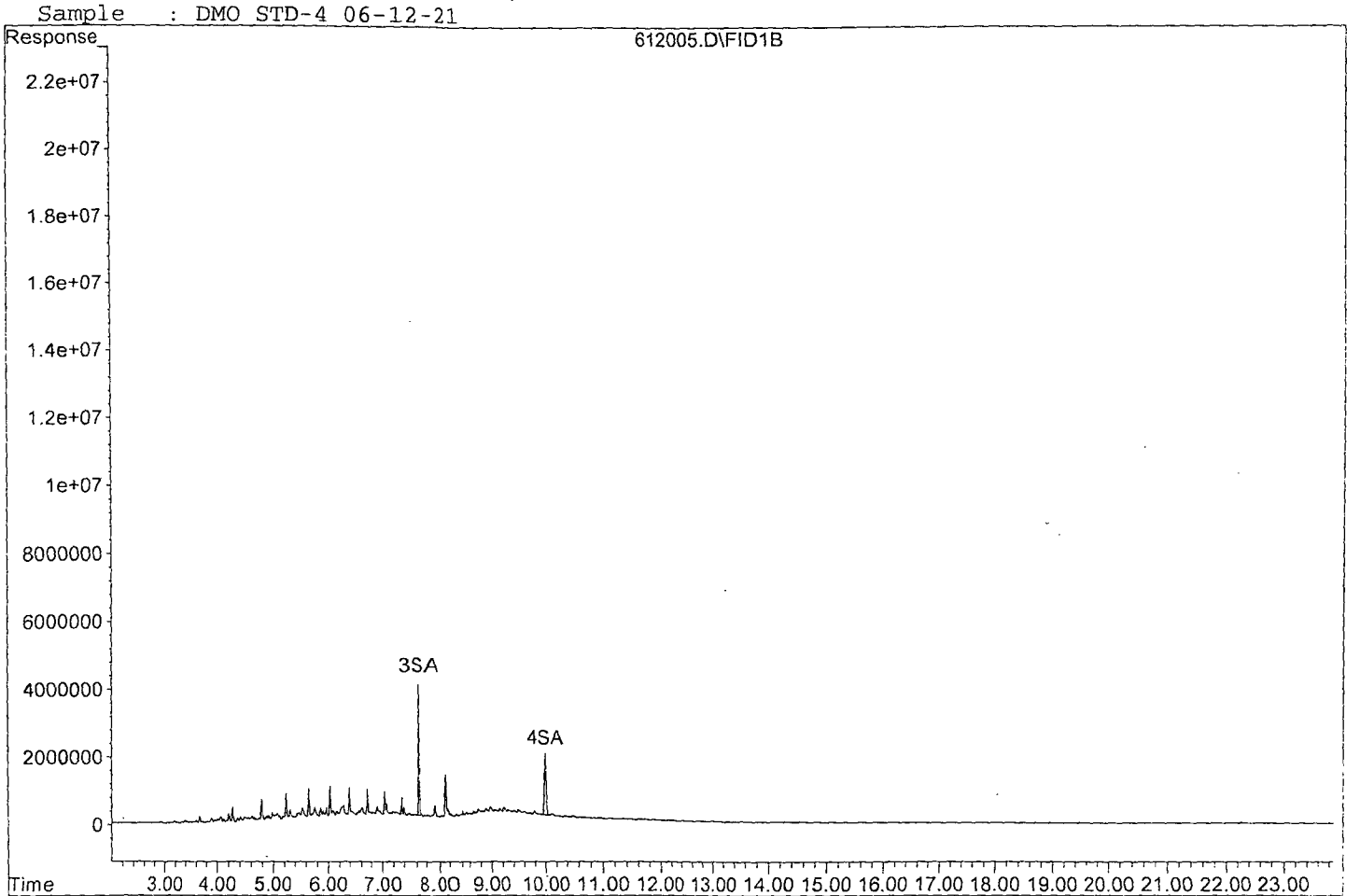

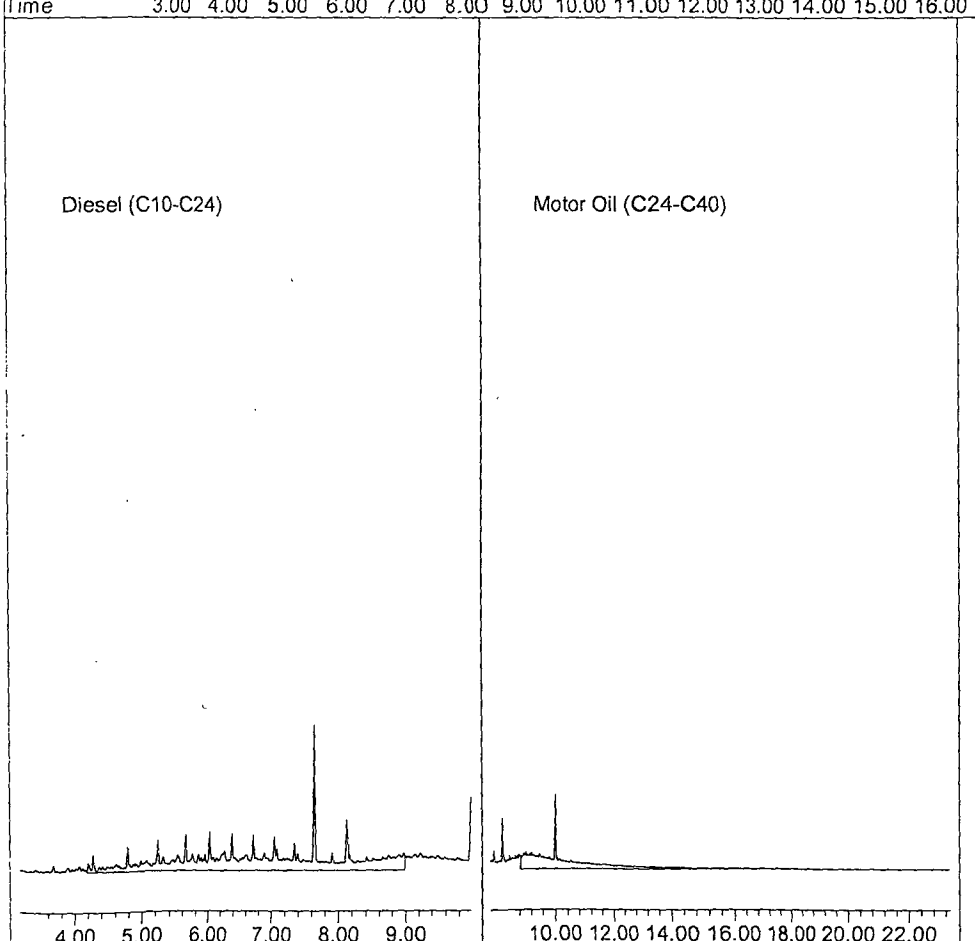

612005.D DOC0612.M Mon Jun 14 10:24:48 2021

Quantitation Report (Not Reviewed)

Data File : G:\APOLLO\DATA\210612\612006.D Vial: 6
Acq On : 6-12-21 12:00:09 Operator: MB
Sample : DMO-STD-5 06-12-21 Inst : Apollo
Misc : water Multiplr: 1.00
IntFile : events.e
Quant Time: Jun 14 10:24 2021 Quant Results File: DOC0612.RES

Method : G:\APOLLO\DATA\210607\DOC0612.M (Chemstation Integrator)
Title : 8015 B&C
Last Update : Mon Jun 14 10:23:49 2021
Response via : Multiple Level Calibration

Volume Inj. : 2UL
Signal Phase : DB-5
Signal Info : FID02A

Compound	R.T.	Response	Conc Units
System Monitoring Compounds			
3) SA Ortho-Terphenyl(S)	7.65	198745953	45.380 ppb
Surrogate Spike 30.000		Recovery =	151.27%
4) SA Octacosane(S)	10.00	156208194	45.077 ppb
Surrogate Spike 30.000		Recovery =	150.26%
Target Compounds			
1) HATM Diesel (C10-C24)	6.58	3406768130	919.870 ppb
2) HBTM Motor Oil (C24-C40)	15.57	2354757249	925.291 ppb

Target Compounds

Quantitation Report

Data File: G:\APOLLO\DATA\210612\612006.D
Sample : DMO-STD-5 06-12-21

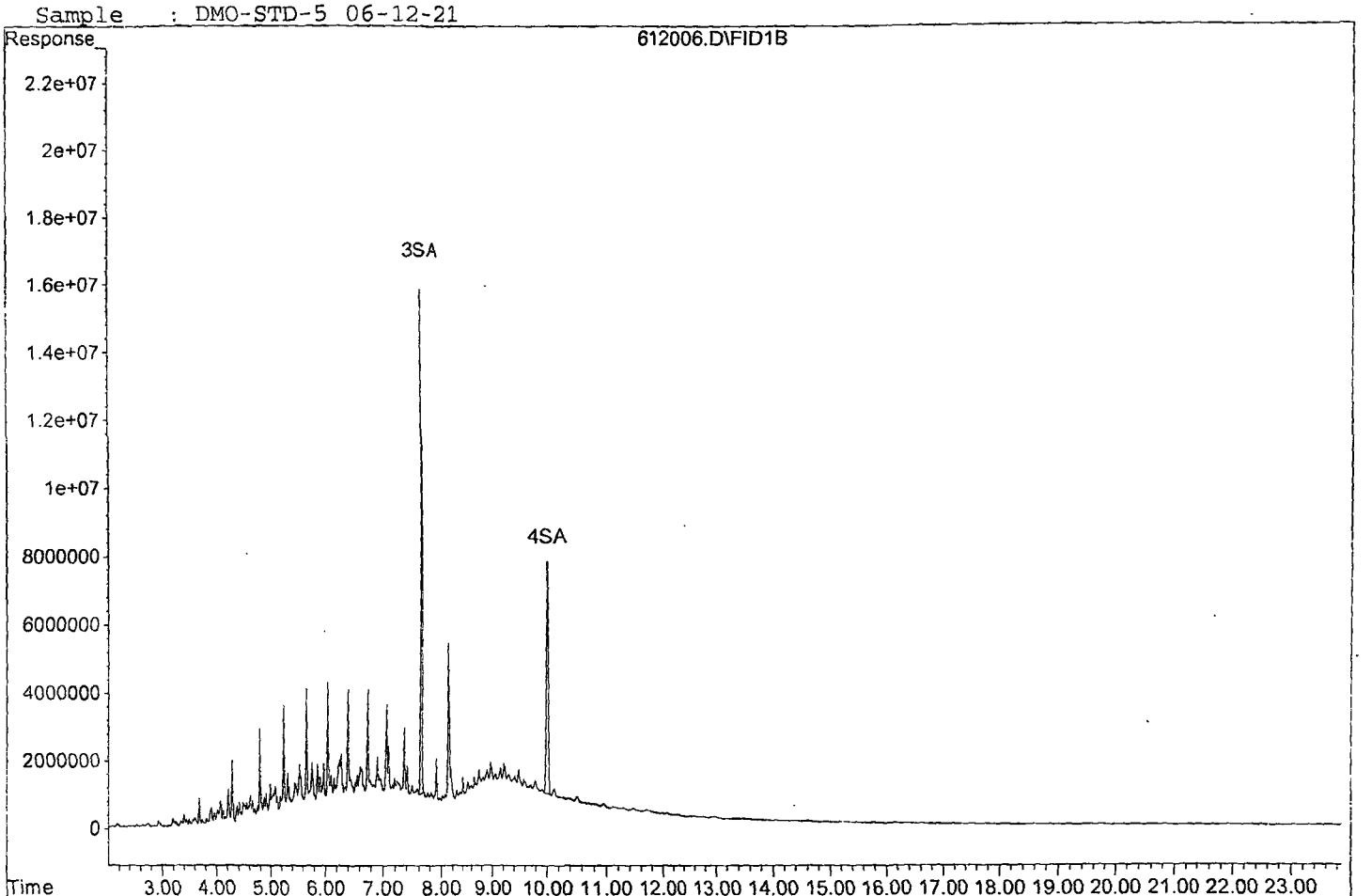

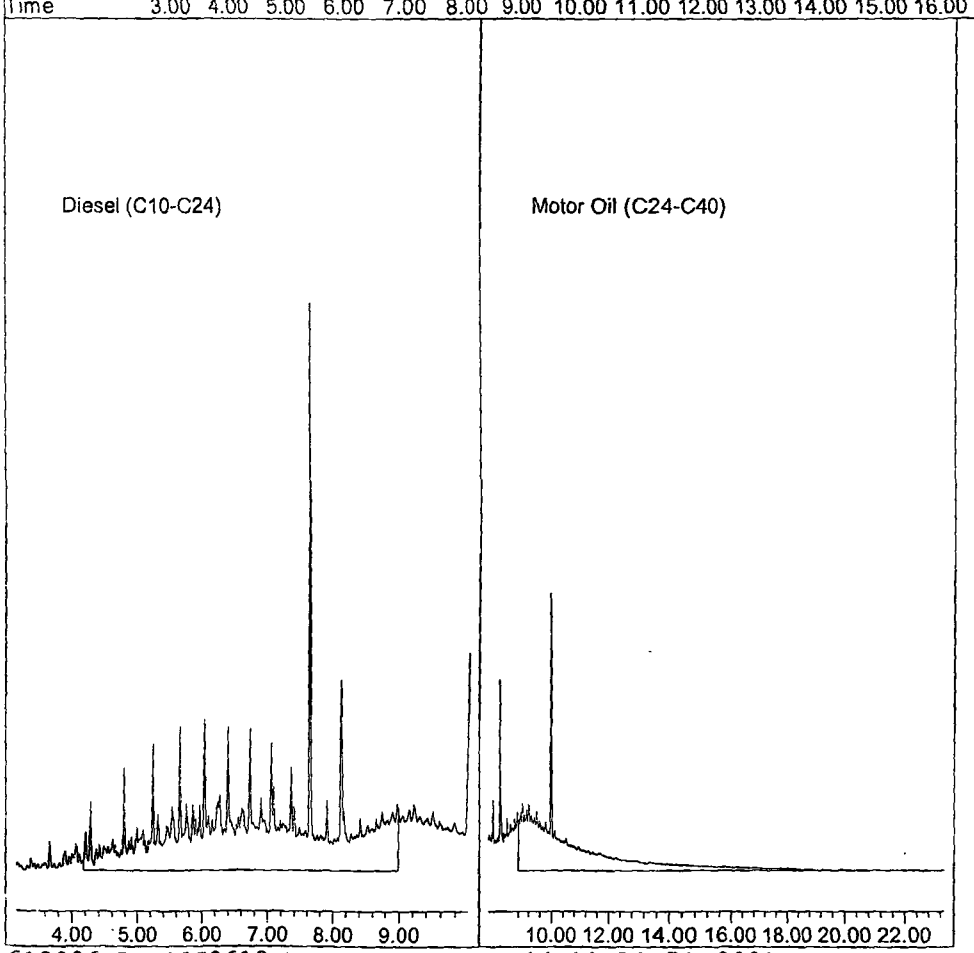

612006.D DOC0612.M Mon Jun 14 10:24:51 2021

Quantitation Report (Not Reviewed)

Data File : G:\APOLLO\DATA\210612\612007.D Vial: 7
Acq On : 6-12-21 12:28:18 Operator: MB
Sample : DMOS-STD 6 06-12-21 Inst : Apollo
Misc : water Multiplr: 1.00
IntFile : events.e
Quant Time: Jun 14 10:24 2021 Quant Results File: DOC0612.RES

Method : G:\APOLLO\DATA\210607\DOC0612.M (Chemstation Integrator)
Title : 8015 B&C
Last Update : Mon Jun 14 10:23:49 2021
Response via : Multiple Level Calibration

Volume Inj. : 2UL
Signal Phase : DB-5
Signal Info : FID02A

Compound	R.T.	Response	Conc	Units
System Monitoring Compounds				
3) SA Ortho-Terphenyl(S)	7.65	301952588	68.945	ppb
Surrogate Spike 30.000		Recovery =	229.82%	
4) SA Octacosane(S)	10.01	247127104	71.313	ppb
Surrogate Spike 30.000		Recovery =	237.71%	
Target Compounds				
1) HATM Diesel (C10-C24)	6.58	5170995965	1396.234	ppb
2) HBTM Motor Oil (C24-C40)	15.57	3715599130	1460.028	ppb

Target Compounds

Quantitation Report

Data File: G:\APOLLO\DATA\210612\612007.D
Sample : DMOS-STD 6 06-12-21

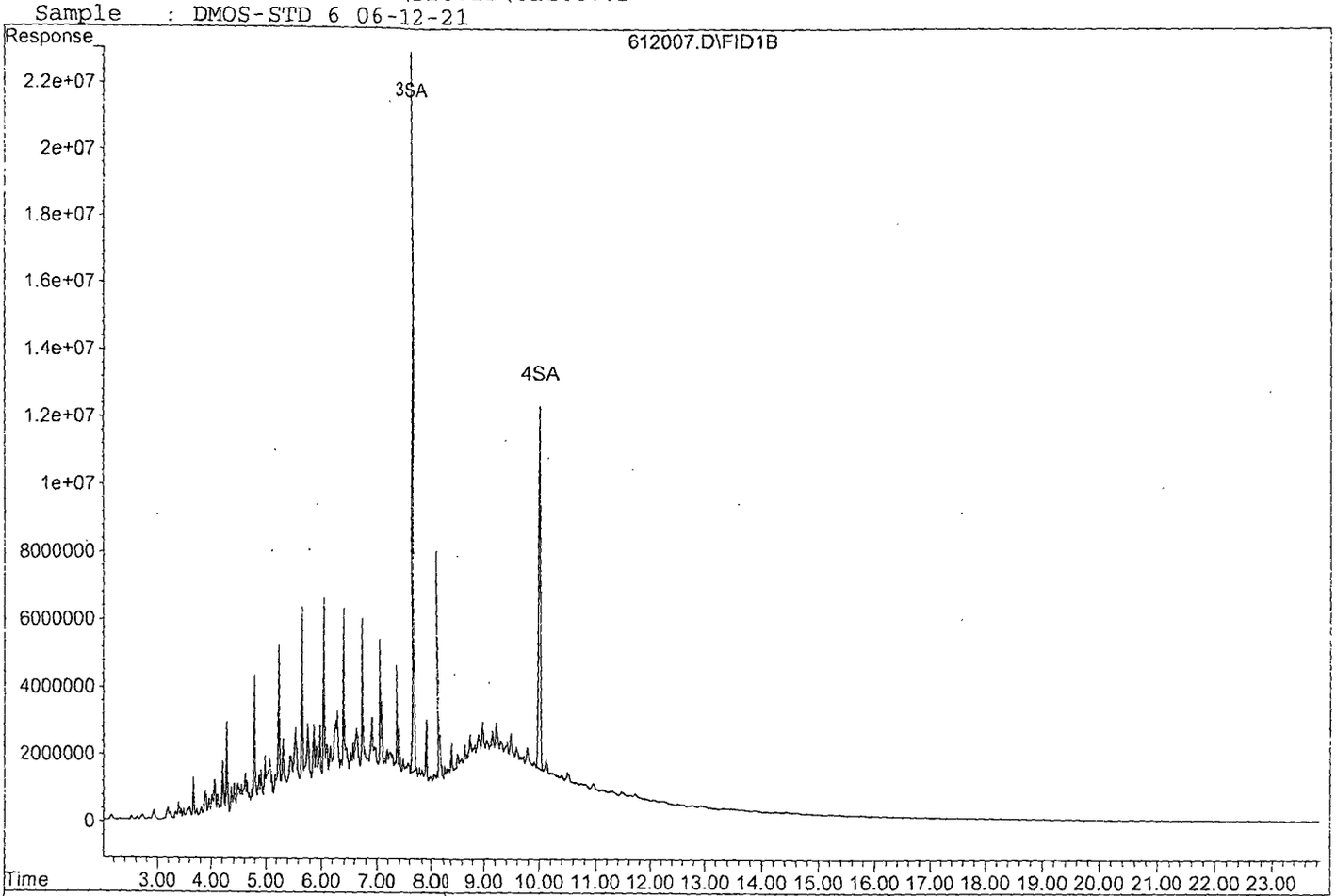

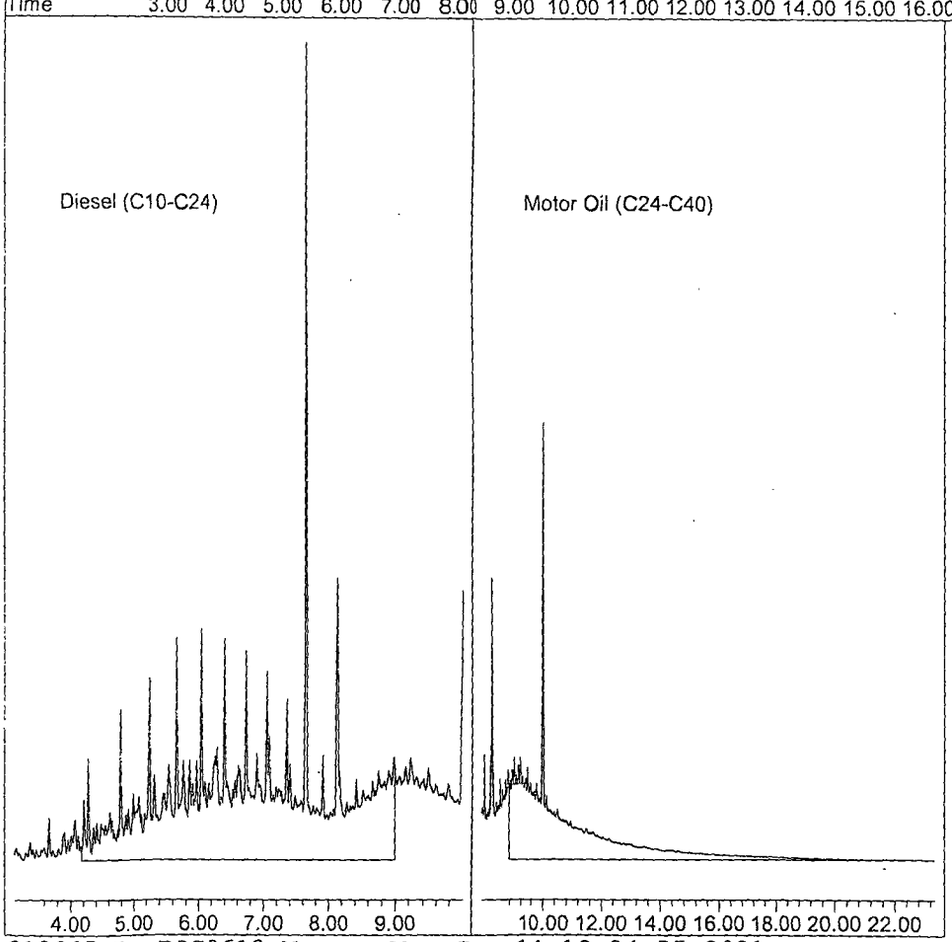

612007.D DOC0612.M Mon Jun 14 10:24:55 2021

Quantitation Report (Not Reviewed)

Data File : G:\APOLLO\DATA\210612\612008.D Vial: 8
Acq On : 6-12-21 12:56:31 Operator: MB
Sample : DMO-STD 7 06-12-21 Inst : Apollo
Misc : water Multiplr: 1.00
IntFile : events.e
Quant Time: Jun 14 10:24 2021 Quant Results File: DOC0612.RES

Method : G:\APOLLO\DATA\210607\DOC0612.M (Chemstation Integrator)
Title : 8015 B&C
Last Update : Mon Jun 14 10:23:49 2021
Response via : Multiple Level Calibration

Volume Inj. : 2UL
Signal Phase : DB-5
Signal Info : FID02A

Compound	R.T.	Response	Conc Units
System Monitoring Compounds			
3) SA Ortho-Terphenyl(S)	7.65	400130320	91.362 ppb
Surrogate Spike 30.000		Recovery =	304.54%
4) SA Octacosane(S)	10.01	336641043	97.144 ppb
Surrogate Spike 30.000		Recovery =	323.81%
Target Compounds			
1) HATM Diesel (C10-C24)	6.58	6989400742	1887.226 ppb
2) HBTM Motor Oil (C24-C40)	15.57	5085151214	1998.187 ppb

Target Compounds

f)=RT Delta > 1/2 Window (m)=manual int.

Data File: G:\APOLLO\DATA\210612\612008.D
Sample : DMO-STD 7 06-12-21

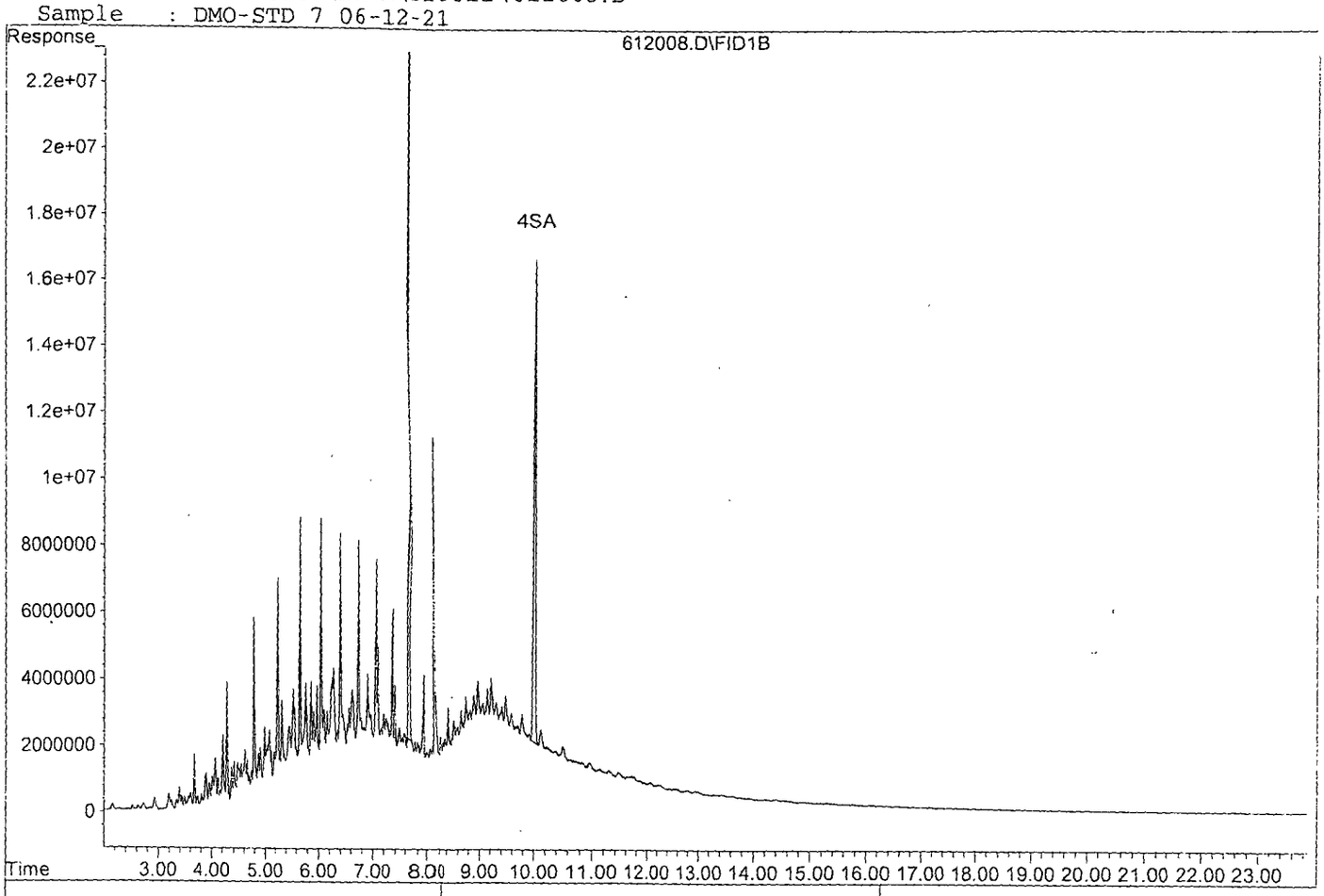

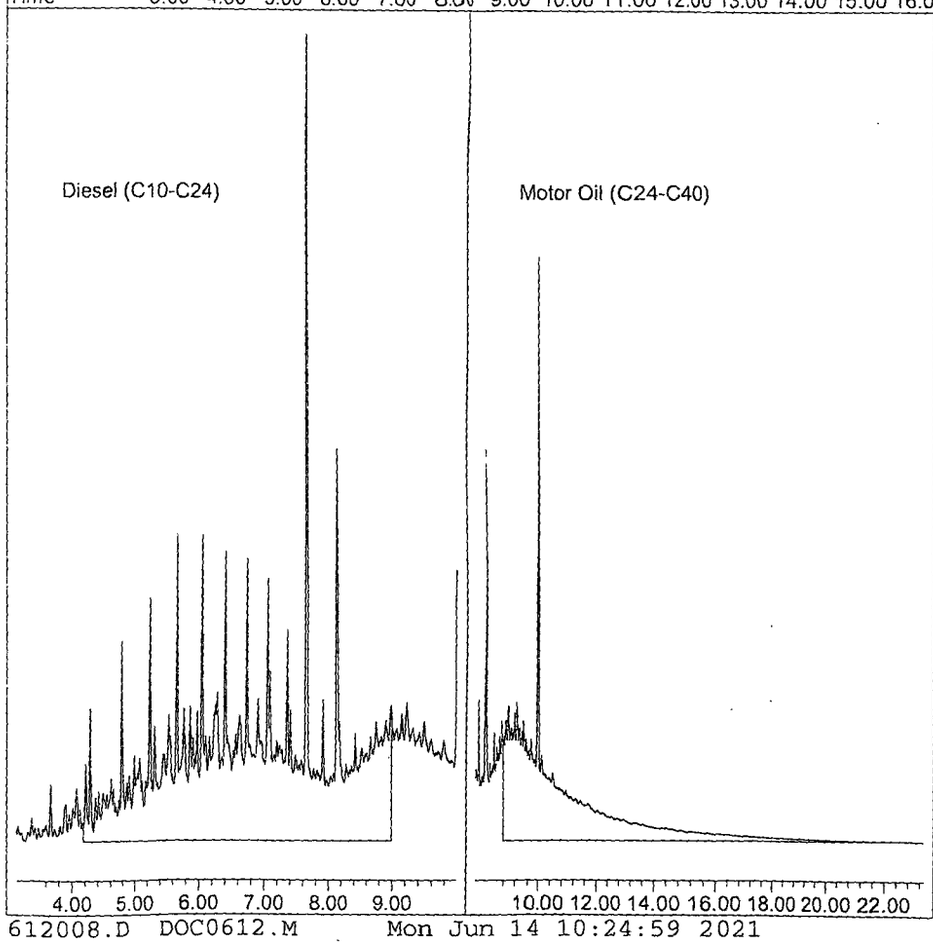

612008.D DOC0612.M Mon Jun 14 10:24:59 2021

TPH Extractables
DOC0612

Form 7

Second Source Calibration

Lab Name: APPL, Inc.
Case No:
Matrix: Water

SDG No:
Date Analyzed: 06/12/21
Instrument: Apollo
Initial Cal. Date: 06/12/21
Data File: 612009.D

		Compound	MEAN	CCRF	%D		%Drift
1	HATM	Diesel (C10-C24)	1851770	1705330	7.9	HATM	
2	HBTM	Motor Oil (C24-C40)	1272440	1357430	6.7	HBTM	
3							
4							
5							
6							
7							
8							
9							
10							
11							
12							
13							
14							
15							
16							
17							
18							
19							
20							
21							
22							
23							
24							
25							
26							
27							
28							
29							
30							
31							
32							
33							
34							
35							
36							
37							
38							
39							
40							
		Average			7.3		

Quantitation Report (Not Reviewed)

Data File : G:\APOLLO\DATA\210612\612009.D Vial: 9
Acq On : 6-12-21 13:24:43 Operator: MB
Sample : DMO-STD SS 06-12-21 Inst : Apollo
Misc : water Multiplr: 1.00
IntFile : events.e
Quant Time: Jun 14 10:25 2021 Quant Results File: DOC0612.RES

Method : G:\APOLLO\DATA\210607\DOC0612.M (Chemstation Integrator)
Title : 8015 B&C
Last Update : Mon Jun 14 10:23:49 2021
Response via : Multiple Level Calibration

Volume Inj. : 2UL
Signal Phase : DB-5
Signal Info : FID02A

Compound	R.T.	Response	Conc Units
System Monitoring Compounds			
3) SA Ortho-Terphenyl(S)	7.64	3420618	0.781 ppb
Surrogate Spike 30.000		Recovery =	2.60%
4) SA Octacosane(S)	10.00	52751	0.015 ppb
Surrogate Spike 30.000		Recovery =	0.05%
Target Compounds			
1) HATM Diesel (C10-C24)	6.58	852667033	230.231 ppb
2) HBTM Motor Oil (C24-C40)	15.57	678716704	266.699 ppb

Target Compounds

Quantitation Report

Data File: G:\APOLLO\DATA\210612\612009.D
Sample : DMO-STD SS 06-12-21

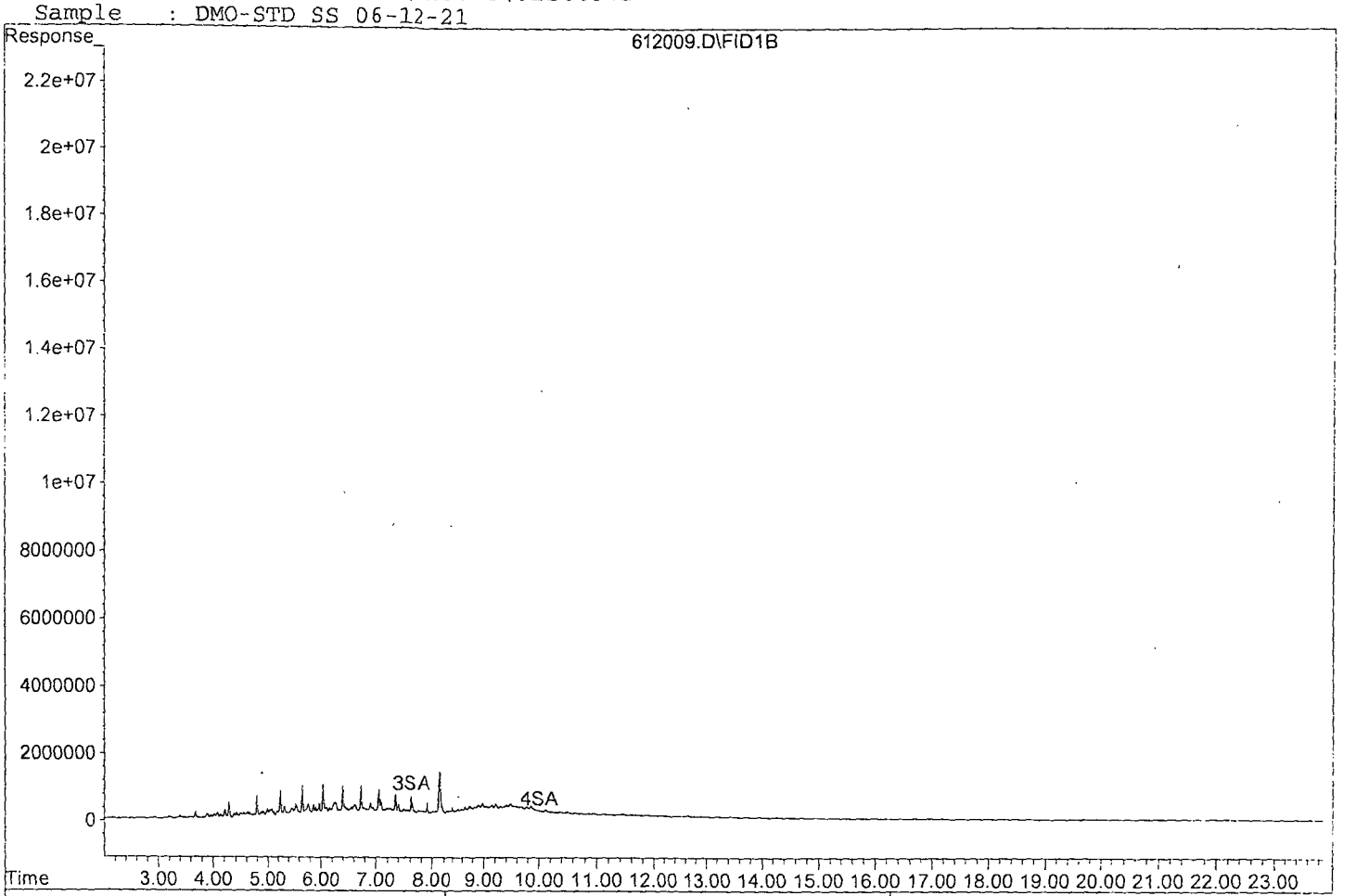

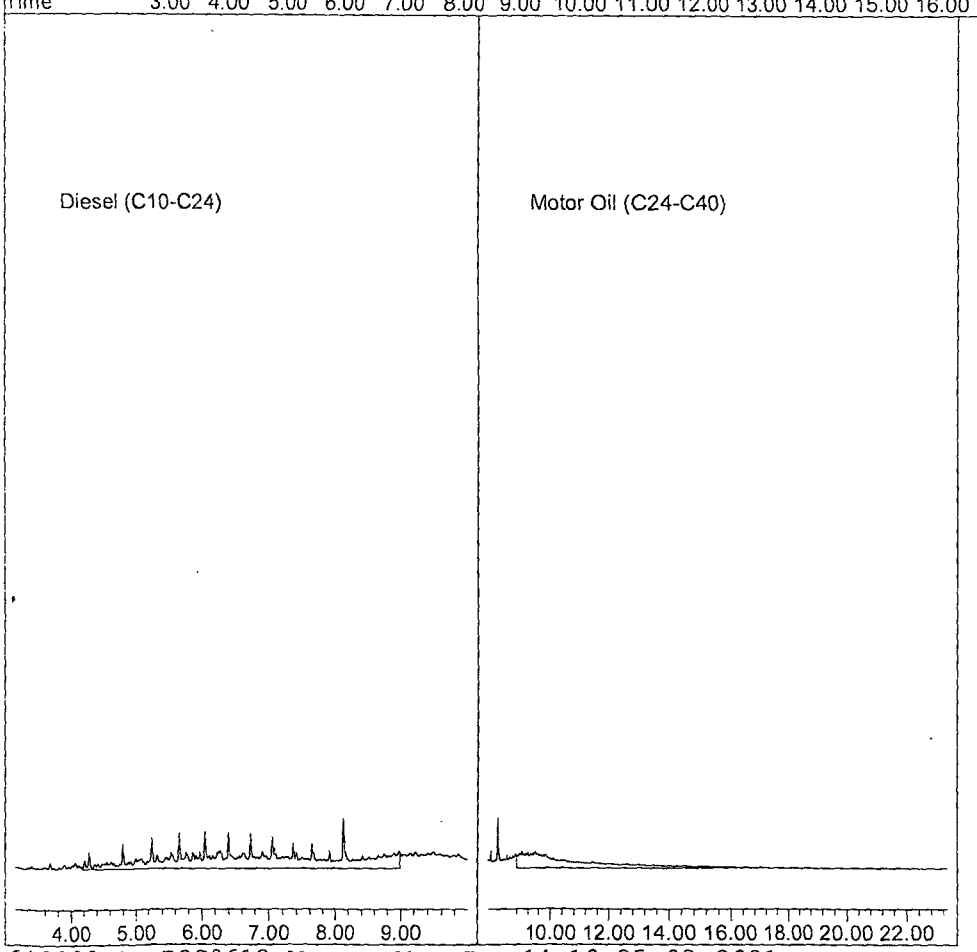

612009.D DOC0612.M Mon Jun 14 10:25:03 2021

TPH Extractables
DEC0504

Form 7

Continuing Calibration

Lab Name: APPL, Inc.
Case No:
Matrix: Water

SDG No:
Date Analyzed: 06/12/21
Instrument: Apollo
Initial Cal. Date: 05/04/21
Data File: 612010.D

		Compound	MEAN	CCRF	%D		%Drift
1	SC	Decanoic Acid(S)	1194540	1132580	5.2	SC	
2							
3							
4							
5							
6							
7							
8							
9							
10							
11							
12							
13							
14							
15							
16							
17							
18							
19							
20							
21							
22							
23							
24							
25							
26							
27							
28							
29							
30							
31							
32							
33							
34							
35							
36							
37							
38							
39							
40							
		Average			5.2		

Quantitation Report (Not Reviewed)

Data File : G:\APOLLO\DATA\210612\612010.D Vial: 10
Acq On : 6-12-21 13:52:56 Operator: MB
Sample : Decanoic Acid 05/04/21 Inst : Apollo
Misc : water Multiplr: 1.00
IntFile : events.e
Quant Time: Jun 14 10:49 2021 Quant Results File: DEC0504.RES

Method : G:\APOLLO\DATA\210505\DEC0504.M (Chemstation Integrator)
Title : 8015 B&C
Last Update : Tue May 04 17:12:27 2021
Response via : Multiple Level Calibration

Volume Inj. : 2UL
Signal Phase : DB-5
Signal Info : FID02A

Compound	R.T.	Response	Conc Units
System Monitoring Compounds			
1) SC Decanoic Acid(S)	5.82f	81545729	34.133 ppb
Surrogate Spike 24.000		Recovery =	142.22%

Target Compounds

Target Compounds

(f)=RT Delta > 1/2 Window (m)=manual int.

TPH Extractables
DEC0504

Form 7

Continuing Calibration

Lab Name: APPL, Inc.
Case No:
Matrix: Water

SDG No:
Date Analyzed: 06/12/21
Instrument: Apollo
Initial Cal. Date: 05/04/21
Data File: 612024.D

		Compound	MEAN	CCRF	%D	%Drift	
1	SC	Decanoic Acid(S)	1194540	1173320	1.8	SC	
2							
3							
4							
5							
6							
7							
8							
9							
10							
11							
12							
13							
14							
15							
16							
17							
18							
19							
20							
21							
22							
23							
24							
25							
26							
27							
28							
29							
30							
31							
32							
33							
34							
35							
36							
37							
38							
39							
40							
		Average			1.8		

Quantitation Report (Not Reviewed)

Data File : G:\APOLLO\DATA\210612\612024.D Vial: 24
Acq On : 6-12-21 20:29:00 Operator: MB
Sample : Decanoic Acid 05/04/21 Inst : Apollo
Misc : water Multiplr: 1.00
IntFile : events.e
Quant Time: Jun 14 10:51 2021 Quant Results File: DEC0504.RES

Method : G:\APOLLO\DATA\210505\DEC0504.M (Chemstation Integrator)
Title : 8015 B&C
Last Update : Tue May 04 17:12:27 2021
Response via : Multiple Level Calibration

Volume Inj. : 2UL
Signal Phase : DB-5
Signal Info : FID02A

Compound	R.T.	Response	Conc Units
System Monitoring Compounds			
1) SC Decanoic Acid(S)	5.82f	84479372	35.361 ppb
Surrogate Spike 24.000		Recovery =	147.34%

Target Compounds

Target Compounds

(f)=RT Delta > 1/2 Window (m)=manual int.

TPH Extractables
DOC0612

Form 7

Continuing Calibration

Lab Name: APPL, Inc.
Case No:
Matrix: Water

SDG No:
Date Analyzed: 06/12/21
Instrument: Apollo
Initial Cal. Date: 06/12/21
Data File: 612025.D

		Compound	MEAN	CCRF	%D		%Drift
1	HATM	Diesel (C10-C24)	1851770	1870900	1.0	HATM	
2	HBTM	Motor Oil (C24-C40)	1272440	1301000	2.2	HBTM	
3	SA	Ortho-Terphenyl(S)	2189800	2239370	2.3	SA	
4	SA	Octacosane(S)	1732690	1746890	0.82	SA	
5							
6							
7							
8							
9							
10							
11							
12							
13							
14							
15							
16							
17							
18							
19							
20							
21							
22							
23							
24							
25							
26							
27							
28							
29							
30							
31							
32							
33							
34							
35							
36							
37							
38							
39							
40							
		Average			1.6		

Quantitation Report (Not Reviewed)

Data File : G:\APOLLO\DATA\210612\612025.D Vial: 25
Acq On : 6-12-21 20:57:26 Operator: MB
Sample : Diesel Motor oil CCv 06/12/21 Inst : Apollo
Misc : water Multiplr: 1.00
IntFile : events.e
Quant Time: Jun 14 10:28 2021 Quant Results File: DOC0612.RES

Method : G:\APOLLO\DATA\210618\DOC0612.M (Chemstation Integrator)
Title : 8015 B&C
Last Update : Sat Jun 19 08:16:57 2021
Response via : Multiple Level Calibration

Volume Inj. : 2UL
Signal Phase : DB-5
Signal Info : FID02A

Compound	R.T.	Response	Conc Units
System Monitoring Compounds			
3) SA Ortho-Terphenyl(S)	7.64	55984265	12.783 ppb
Surrogate Spike 30.000		Recovery =	42.61%
4) SA Octacosane(S)	10.00	43672337	12.602 ppb
Surrogate Spike 30.000		Recovery =	42.01%
Target Compounds			
1) HATM Diesel (C10-C24)	6.58	935450062	252.583 ppb
2) HBTM Motor Oil (C24-C40)	15.57	650498302	255.610 ppb

Target Compounds

(f)=RT Delta > 1/2 Window (m)=manual int.

Data File: G:\APOLLO\DATA\210612\612025.D
Sample : Diesel Motor oil CCv 06/12/21

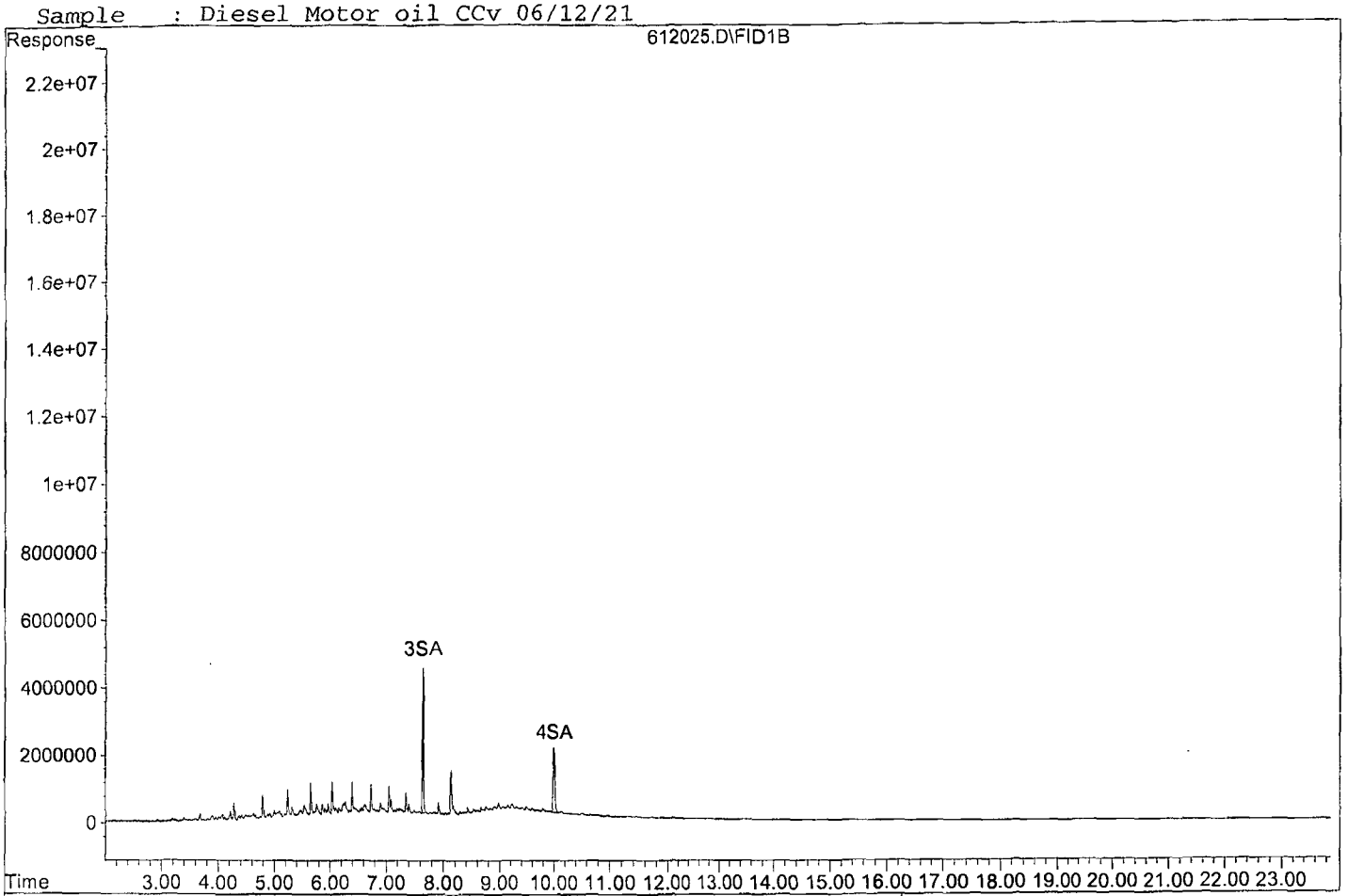

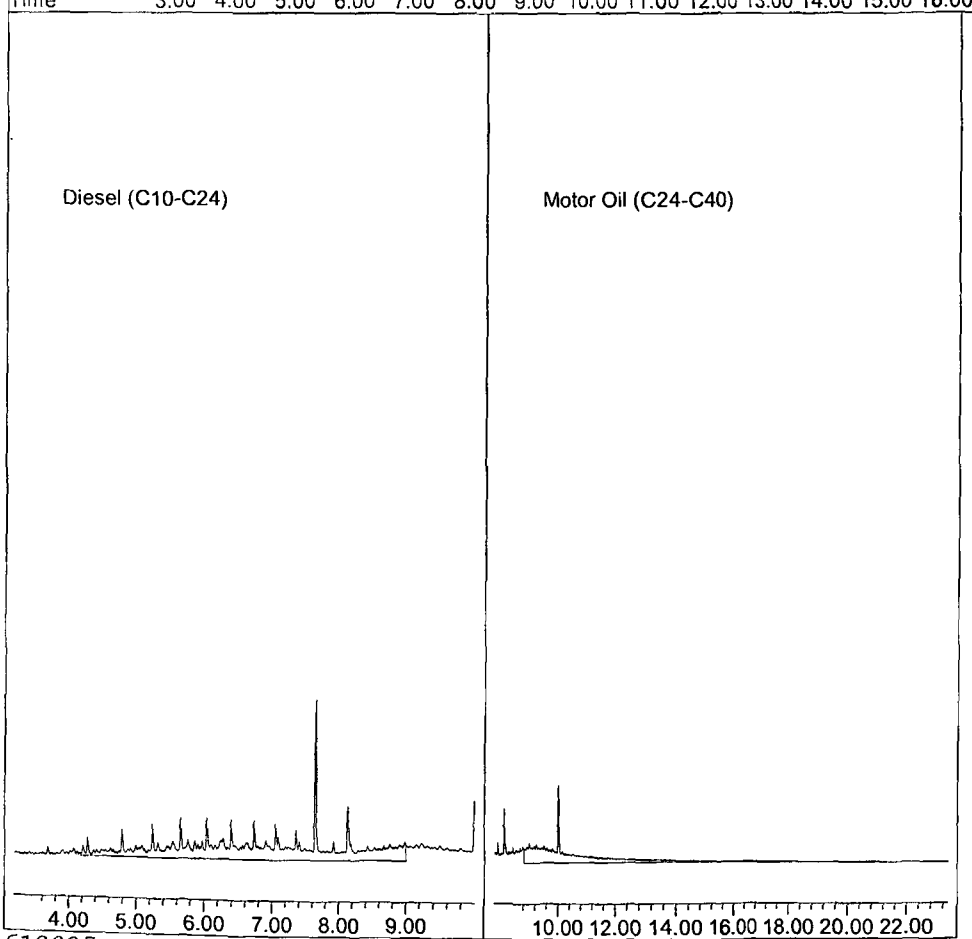

TPH Extractables
DOC0612

Form 7

Continuing Calibration

Lab Name: APPL, Inc.
Case No:
Matrix: Water

SDG No:
Date Analyzed: 06/23/21
Instrument: Apollo
Initial Cal. Date: 06/12/21
Data File: 618207.D

		Compound	MEAN	CCRF	%D		%Drift
1	HATM	Diesel (C10-C24)	1851770	2055380	11	HATM	
2	SA	Motor Oil (C24-C36)	1.000	1.000		SA	
3	SA	Ortho-Terphenyl(S)	2189800	2431940	11	SA	
4	SA	Octacosane(S)	1732690	2072790	20	SA	
5							
6							
7							
8							
9							
10							
11							
12							
13							
14							
15							
16							
17							
18							
19							
20							
21							
22							
23							
24							
25							
26							
27							
28							
29							
30							
31							
32							
33							
34							
35							
36							
37							
38							
39							
40							
		Average			14.0		

Quantitation Report (Not Reviewed)

Data File : G:\APOLLO\DATA\210618\618207.D
Vial: 7
Acq On : 6-23-21 10:07:34
Operator: MB
Sample : Diesel Motor Oil CCV 06/12/21
Inst : Apollo
Misc : water
Multiplr: 1.00
IntFile : events.e
Quant Time: Jun 23 10:35 2021 Quant Results File: DROB0612.RES

Method : G:\APOLLO\DATA\210618\DOC0612.M (Chemstation Integrator)
Title : 8015 B&C
Last Update : Sat Jun 19 08:16:57 2021
Response via : Multiple Level Calibration

Volume Inj. : 2UL
Signal Phase : DB-5
Signal Info : FID02A

Compound	R.T.	Response	Conc Units
System Monitoring Compounds			
3) SA Ortho-Terphenyl(S)	7.63	60798376	13.882 ppb
Surrogate Spike 30.000		Recovery =	46.27%
4) SA Octacosane(S)	9.99	51819674	14.954 ppb
Surrogate Spike 30.000		Recovery =	49.85%
Target Compounds			
1) HATM Diesel (C10-C24)	6.58	1027692357	277.490 ppb
2) HBTM Motor Oil (C24-C36)	12.15	626929736	304.085 ppb

Target Compounds

(f)=RT Delta > 1/2 Window (m)=manual int.

Data File: G:\APOLLO\DATA\210618\618207.D
Sample : Diesel Motor Oil CCV 06/12/21

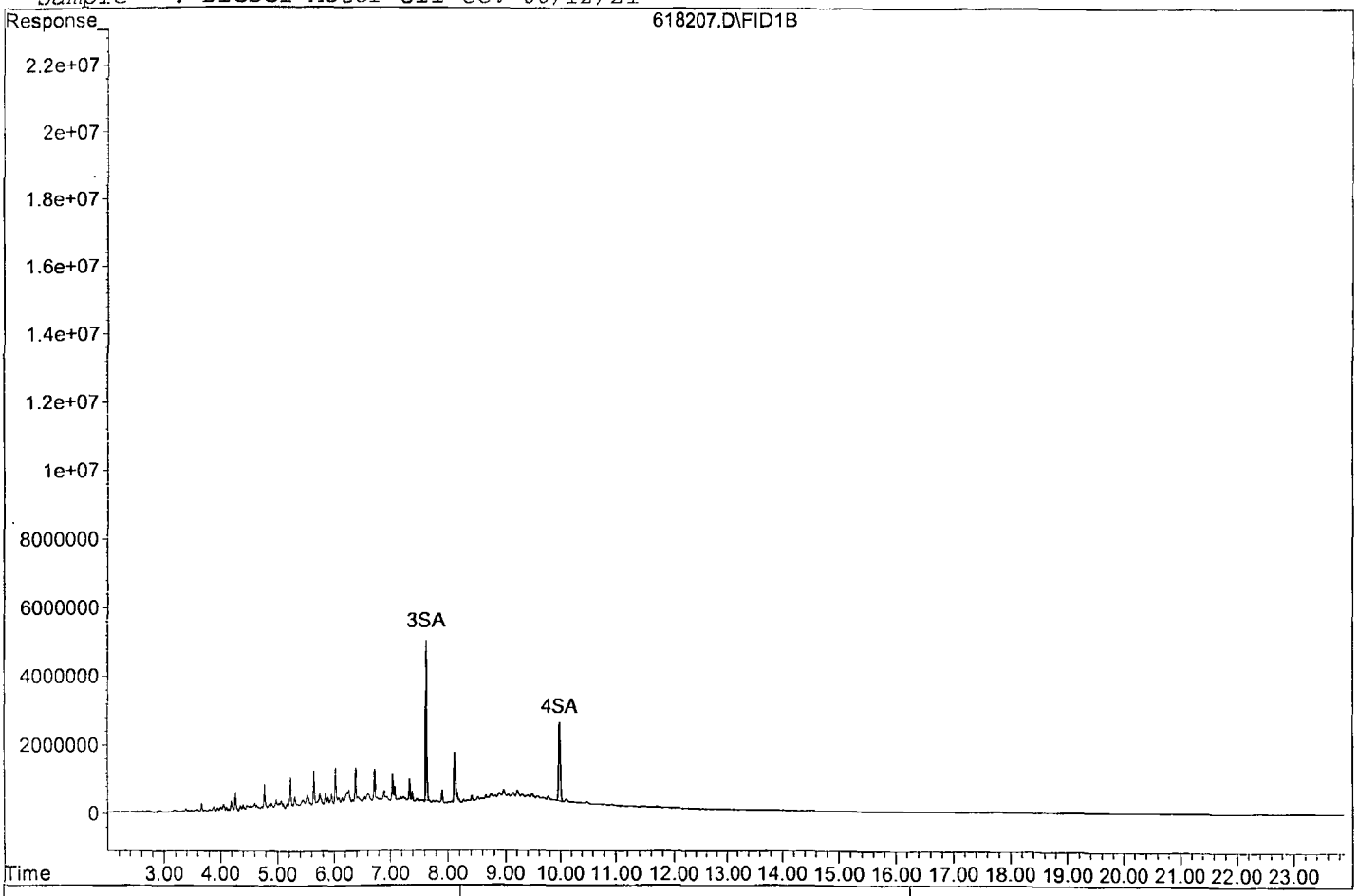

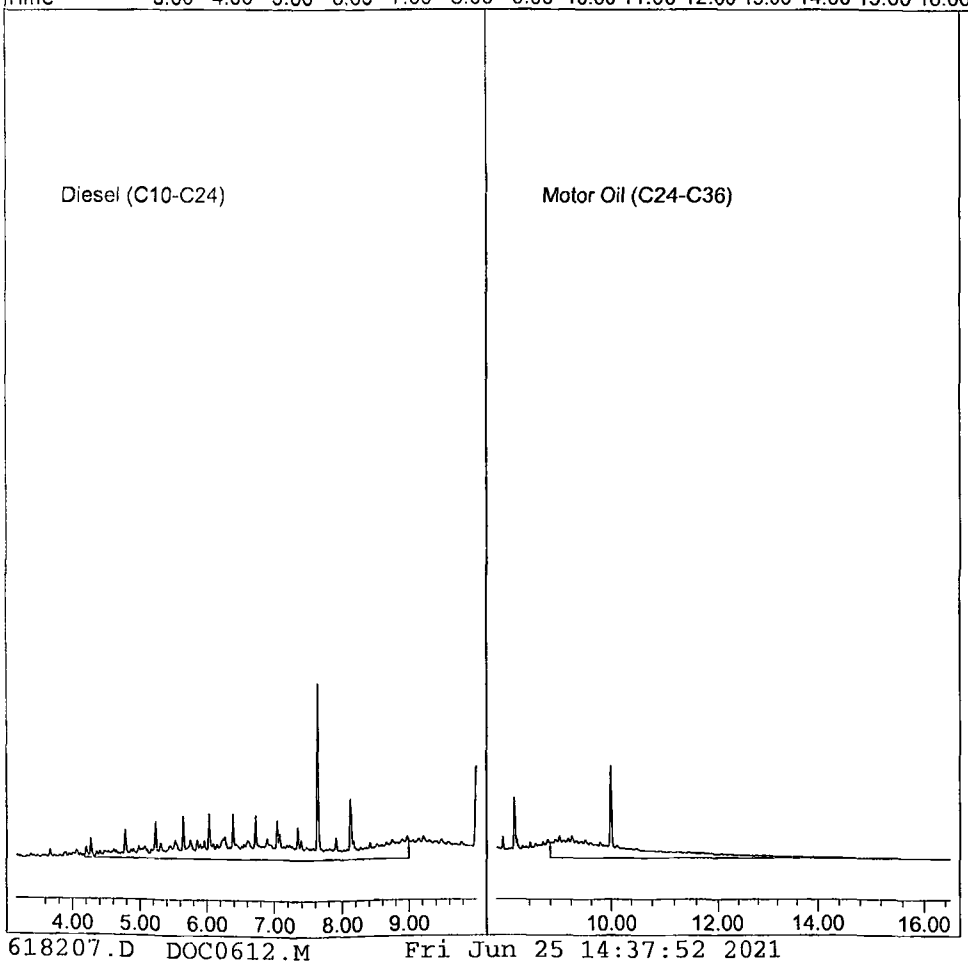

618207.D DOC0612.M Fri Jun 25 14:37:52 2021

TPH Extractables
DEC0504

Form 7

Continuing Calibration

Lab Name: APPL, Inc.
Case No:
Matrix: Water

SDG No:
Date Analyzed: 06/23/21
Instrument: Apollo
Initial Cal. Date: 05/04/21
Data File: 618213.D

		Compound	MEAN	CCRF	%D	%Drift	
1	SC	Decanoic Acid(S)	1194540	1078050	9.8	SC	
2							
3							
4							
5							
6							
7							
8							
9							
10							
11							
12							
13							
14							
15							
16							
17							
18							
19							
20							
21							
22							
23							
24							
25							
26							
27							
28							
29							
30							
31							
32							
33							
34							
35							
36							
37							
38							
39							
40							
		Average			9.8		

Quantitation Report (Not Reviewed)

Data File : G:\APOLLO\DATA\210618\618213.D Vial: 13
Acq On : 6-23-21 13:53:23 Operator: MB
Sample : Decanoic Acid CCV 05/04/21 Inst : Apollo
Misc : water Multiplr: 1.00
IntFile : events.e
Quant Time: Jun 23 14:50 2021 Quant Results File: DEC0504.RES

Method : G:\APOLLO\DATA\210505\DEC0504.M (Chemstation Integrator)
Title : 8015 B&C
Last Update : Tue May 04 17:12:27 2021
Response via : Multiple Level Calibration

Volume Inj. : 2UL
Signal Phase : DB-5
Signal Info : FID02A

Compound	R.T.	Response	Conc Units
System Monitoring Compounds			
1) SC Decanoic Acid(S)	5.81f	77619298	32.489 ppb
Surrogate Spike 24.000		Recovery =	135.37%

Target Compounds

Target Compounds

(f)=RT Delta > 1/2 Window (m)=manual int.

TPH Extractables
DEC0504

Form 7

Continuing Calibration

Lab Name: APPL, Inc.
Case No:
Matrix: Water

SDG No:
Date Analyzed: 06/23/21
Instrument: Apollo
Initial Cal. Date: 05/04/21
Data File: 618222.D

		Compound	MEAN	CCRF	%D		%Drift
1	SC	Decanoic Acid(S)	1194540	1068190	11	SC	
2							
3							
4							
5							
6							
7							
8							
9							
10							
11							
12							
13							
14							
15							
16							
17							
18							
19							
20							
21							
22							
23							
24							
25							
26							
27							
28							
29							
30							
31							
32							
33							
34							
35							
36							
37							
38							
39							
40							
		Average			11.0		

Quantitation Report (Not Reviewed)

Data File : G:\APOLLO\DATA\210618\618222.D Vial: 22
Acq On : 6-23-21 18:07:41 Operator: MB
Sample : Decanoic Acid CCV 05/04/21 Inst : Apollo
Misc : water Multiplr: 1.00
IntFile : events.e
Quant Time: Jun 24 7:32 2021 Quant Results File: DEC0504.RES

Method : G:\APOLLO\DATA\210505\DEC0504.M (Chemstation Integrator)
Title : 8015 B&C
Last Update : Tue May 04 17:12:27 2021
Response via : Multiple Level Calibration

Volume Inj. : 2UL
Signal Phase : DB-5
Signal Info : FID02A

Compound	R.T.	Response	Conc	Units
System Monitoring Compounds				
1) SC Decanoic Acid(S)	5.81f	76909652	32.192	ppb
Surrogate Spike 24.000		Recovery =	134.13%	

Target Compounds

Target Compounds

(f)=RT Delta > 1/2 Window (m)=manual int.

TPH Extractables
DOC0612

Form 7

Continuing Calibration

Lab Name: APPL, Inc.
Case No:
Matrix: Water

SDG No:
Date Analyzed: 06/23/21
Instrument: Apollo
Initial Cal. Date: 06/12/21
Data File: 618223.D

		Compound	MEAN	CCRF	%D	%Drift	
1	HATM	Diesel (C10-C24)	1851770	1993650	7.7	HATM	
2	HBTM	Motor Oil (C24-C40)	1272440	1464210	15	HBTM	
3	SA	Ortho-Terphenyl(S)	2189800	2409780	10	SA	
4	SA	Octacosane(S)	1732690	2028680	17	SA	
5							
6							
7							
8							
9							
10							
11							
12							
13							
14							
15							
16							
17							
18							
19							
20							
21							
22							
23							
24							
25							
26							
27							
28							
29							
30							
31							
32							
33							
34							
35							
36							
37							
38							
39							
40							
		Average			12.4		

Quantitation Report (Not Reviewed)

Data File : G:\APOLLO\DATA\210618\618223.D Vial: 23
Acq On : 6-23-21 18:36:08 Operator: MB
Sample : Diesel Motor Oil CCV 06/23/21 Inst : Apollo
Misc : water Multiplr: 1.00
IntFile : events.e
Quant Time: Jun 24 7:30 2021 Quant Results File: DOC0612.RES

Method : G:\APOLLO\DATA\210612\DOC0612.M (Chemstation Integrator)
Title : 8015 B&C
Last Update : Thu Jun 24 12:54:59 2021
Response via : Multiple Level Calibration

Volume Inj. : 2UL
Signal Phase : DB-5
Signal Info : FID02A

Compound	R.T.	Response	Conc Units
System Monitoring Compounds			
3) SA Ortho-Terphenyl(S)	7.64	60244399	13.756 ppb
Surrogate Spike 30.000		Recovery =	45.85%
4) SA Octacosane(S)	10.00	50716916	14.635 ppb
Surrogate Spike 30.000		Recovery =	48.78%
Target Compounds			
1) HATM Diesel (C10-C24)	6.58	996823683	269.155 ppb
2) HBTM Motor Oil (C24-C40)	15.57	732103043	287.677 ppb

Target Compounds

(f)=RT Delta > 1/2 Window (m)=manual int.

Data File: G:\APOLLO\DATA\210618\618223.D
Sample : Diesel Motor Oil CCV 06/23/21

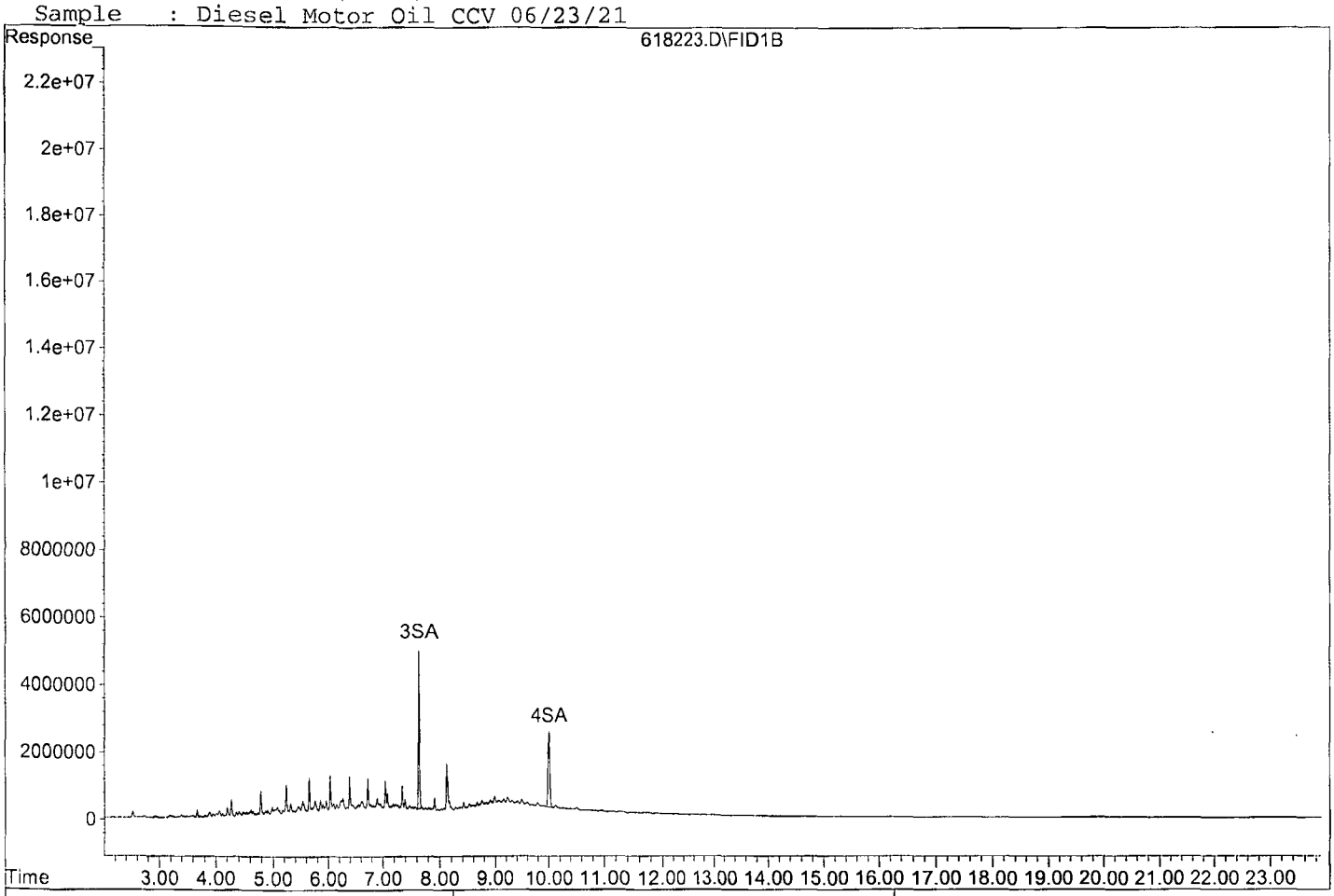

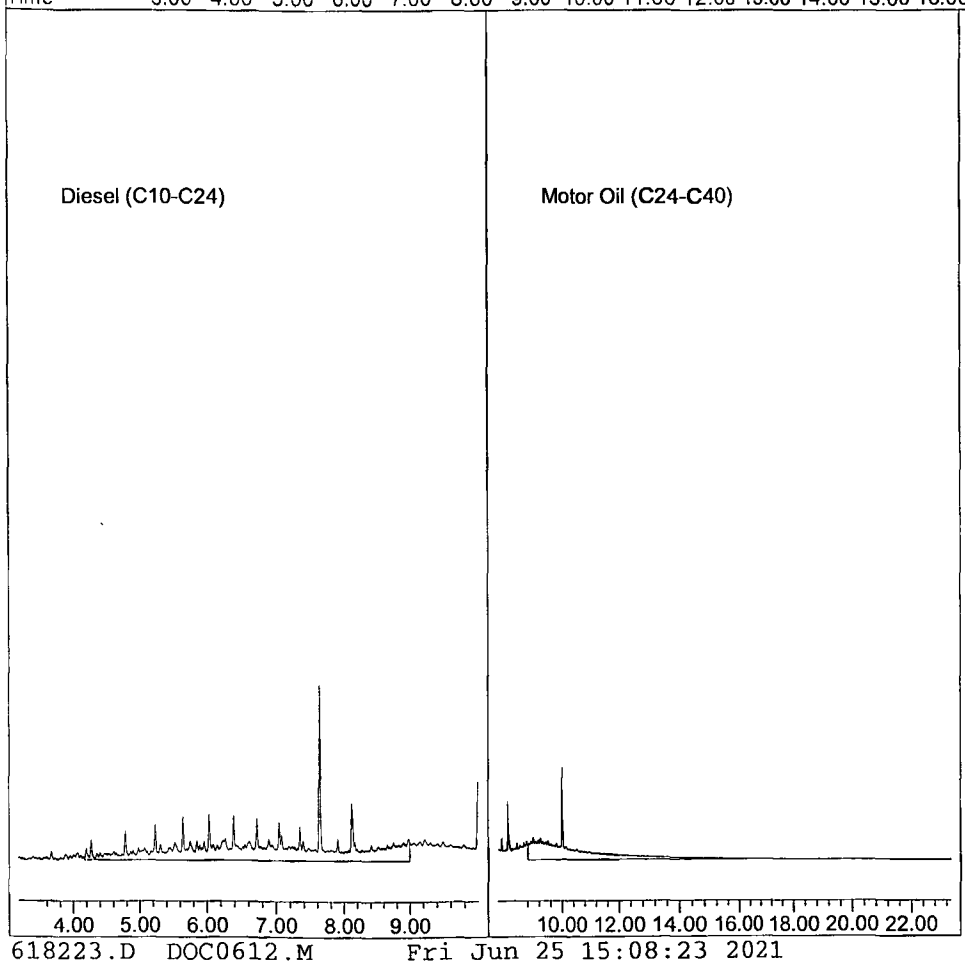

TPH Extractables
DOC0612

Form 7

Continuing Calibration

Lab Name: APPL, Inc.
Case No:
Matrix: Water

SDG No:
Date Analyzed: 06/24/21
Instrument: Apollo
Initial Cal. Date: 06/12/21
Data File: 618276.D

		Compound	MEAN	CCRF	%D	%Drift	
1	HATM	Diesel (C10-C24)	1851770	1844530	0.39	HATM	
2	HBTM	Motor Oil (C24-C40)	1272440	1346980	5.9	HBTM	
3	SA	Ortho-Terphenyl(S)	2189800	2131750	2.7	SA	
4	SA	Octacosane(S)	1732690	1666520	3.8	SA	
5							
6							
7							
8							
9							
10							
11							
12							
13							
14							
15							
16							
17							
18							
19							
20							
21							
22							
23							
24							
25							
26							
27							
28							
29							
30							
31							
32							
33							
34							
35							
36							
37							
38							
39							
40							
		Average			3.2		

Quantitation Report (Not Reviewed)

Data File : G:\APOLLO\DATA\210618\618276.D Vial: 76
Acq On : 6-24-21 22:16:48 Operator: MB
Sample : Diesel Motor Oil CCv 06/23/21 Inst : Apollo
Misc : water Multiplr: 1.00
IntFile : events.e
Quant Time: Jun 25 7:58 2021 Quant Results File: DOC0612.RES

Method : G:\APOLLO\DATA\210612\DOC0612.M (Chemstation Integrator)
Title : 8015 B&C
Last Update : Thu Jun 24 12:54:59 2021
Response via : Multiple Level Calibration

Volume Inj. : 2UL
Signal Phase : DB-5
Signal Info : FID02A

Compound	R.T.	Response	Conc Units
System Monitoring Compounds			
3) SA Ortho-Terphenyl(S)	7.63	53293809	12.169 ppb
Surrogate Spike 30.000		Recovery =	40.56%
4) SA Octacosane(S)	9.99	41663112	12.023 ppb
Surrogate Spike 30.000		Recovery =	40.08%
Target Compounds			
1) HATM Diesel (C10-C24)	6.58	922267036	249.024 ppb
2) HBTM Motor Oil (C24-C40)	15.57	673487865	264.644 ppb

Target Compounds

(f)=RT Delta > 1/2 Window (m)=manual int.

Data File: G:\APOLLO\DATA\210618\618276.D
Sample : Diesel Motor Oil CCv 06/23/21

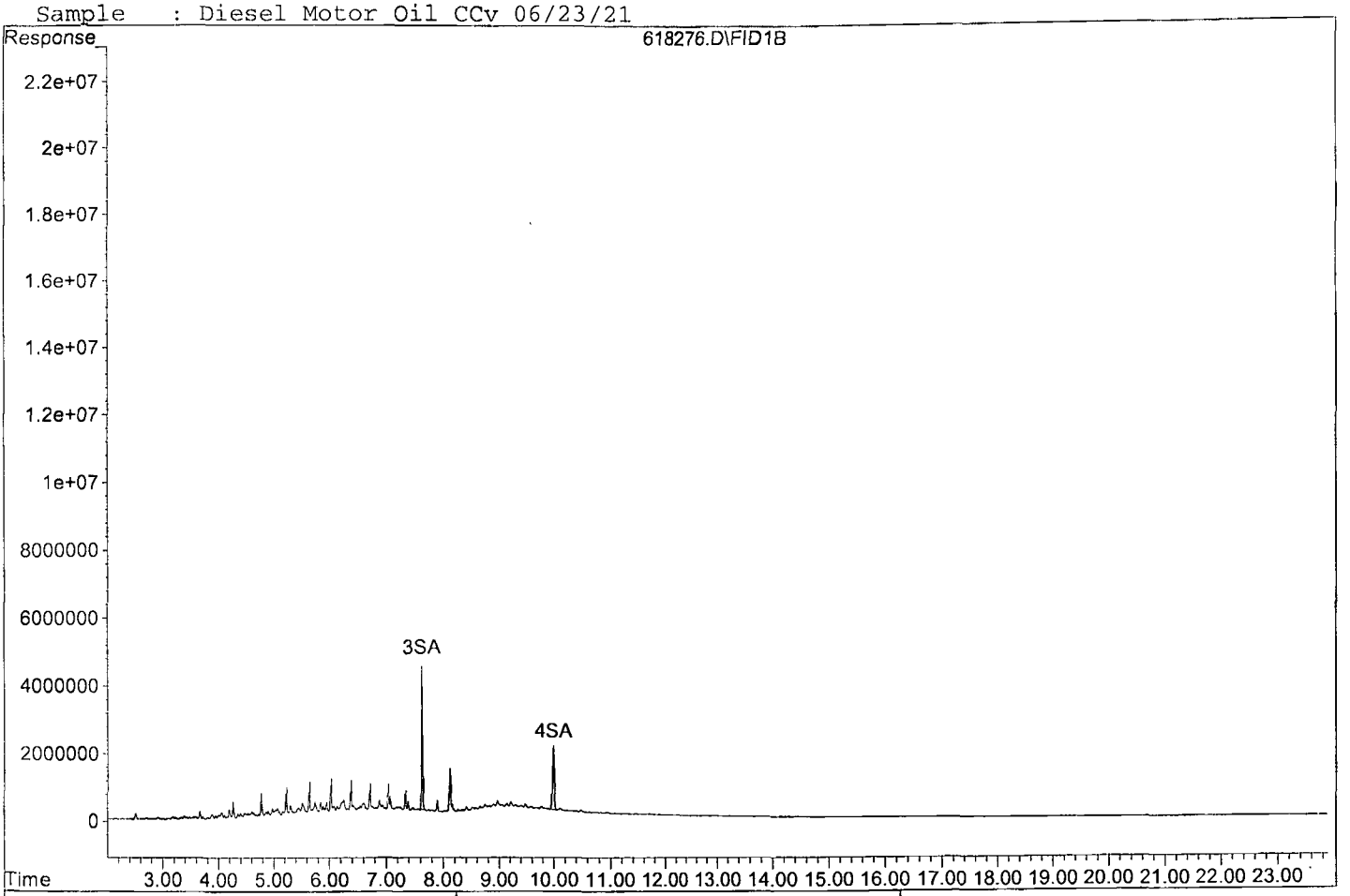

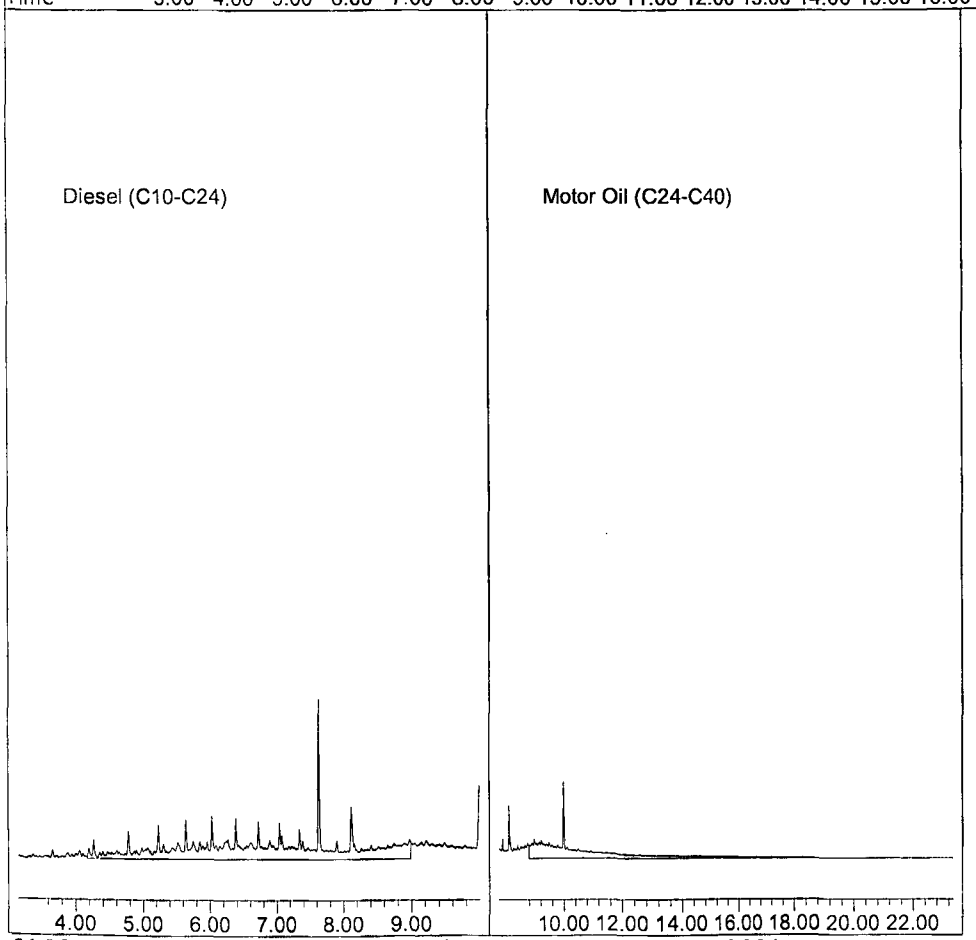

TPH Extractables
DEC0504

Form 7

Continuing Calibration

Lab Name: APPL, Inc.
Case No:
Matrix: Water

SDG No:
Date Analyzed: 06/25/21
Instrument: Apollo
Initial Cal. Date: 05/04/21
Data File: 618282.D

		Compound	MEAN	CCRF	%D	%Drift	
1	SC	Decanoic Acid(S)	1194540	1170430	2.0	SC	
2							
3							
4							
5							
6							
7							
8							
9							
10							
11							
12							
13							
14							
15							
16							
17							
18							
19							
20							
21							
22							
23							
24							
25							
26							
27							
28							
29							
30							
31							
32							
33							
34							
35							
36							
37							
38							
39							
40							
		Average			2.0		

Quantitation Report (Not Reviewed)

Data File : G:\APOLLO\DATA\210618\618282.D Vial: 82
Acq On : 6-25-21 1:06:06 Operator: MB
Sample : Deacnoic Acid CCV 05/04/21 Inst : Apollo
Misc : water Multiplr: 1.00
IntFile : events.e
Quant Time: Jun 25 8:02 2021 Quant Results File: DEC0504.RES

Method : G:\APOLLO\DATA\210423\DEC0504.M (Chemstation Integrator)
Title : 8015 B&C
Last Update : Tue May 04 17:12:27 2021
Response via : Multiple Level Calibration

Volume Inj. : 2UL
Signal Phase : DB-5
Signal Info : FID02A

Compound	R.T.	Response	Conc Units
System Monitoring Compounds			
1) SC Decanoic Acid(S)	5.81f	84270982	35.273 ppb
Surrogate Spike 24.000		Recovery =	146.97%

Target Compounds

Target Compounds

(f)=RT Delta > 1/2 Window (m)=manual int.

TPH Extractables
DEC0504

Form 7

Continuing Calibration

Lab Name: APPL, Inc.
Case No:
Matrix: Water

SDG No:
Date Analyzed: 06/25/21
Instrument: Apollo
Initial Cal. Date: 05/04/21
Data File: 618292.D

		Compound	MEAN	CCRF	%D		%Drift
1	SC	Decanoic Acid(S)	1194540	1219990	2.1	SC	
2							
3							
4							
5							
6							
7							
8							
9							
10							
11							
12							
13							
14							
15							
16							
17							
18							
19							
20							
21							
22							
23							
24							
25							
26							
27							
28							
29							
30							
31							
32							
33							
34							
35							
36							
37							
38							
39							
40							
		Average			2.1		

Quantitation Report (Not Reviewed)

Data File : G:\APOLLO\DATA\210618\618292.D Vial: 92
Acq On : 6-25-21 5:48:54 Operator: MB
Sample : Deacanoic Acid CCV 05/04/21 Inst : Apollo
Misc : water Multiplr: 1.00
IntFile : events.e
Quant Time: Jun 25 16:15 2021 Quant Results File: DEC0504.RES

Method : G:\APOLLO\DATA\210423\DEC0504.M (Chemstation Integrator)
Title : 8015 B&C
Last Update : Tue May 04 17:12:27 2021
Response via : Multiple Level Calibration

Volume Inj. : 2UL
Signal Phase : DB-5
Signal Info : FID02A

Compound	R.T.	Response	Conc Units
System Monitoring Compounds			
1) SC Decanoic Acid(S)	5.81f	87839449	36.767 ppb
Surrogate Spike 24.000		Recovery =	153.20%

Target Compounds

Target Compounds

(f)=RT Delta > 1/2 Window (m)=manual int.

TPH Extractables
DOC0612

Form 7

Continuing Calibration

Lab Name: APPL, Inc.
Case No:
Matrix: Water

SDG No:
Date Analyzed: 06/25/21
Instrument: Apollo
Initial Cal. Date: 06/12/21
Data File: 618293.D

		Compound	MEAN	CCRF	%D	%Drift	
1	HATM	Diesel (C10-C24)	1851770	1865430	0.74	HATM	
2	HBTM	Motor Oil (C24-C40)	1272440	1275750	0.26	HBTM	
3	SA	Ortho-Terphenyl(S)	2189800	2224940	1.6	SA	
4	SA	Octacosane(S)	1732690	1708140	1.4	SA	
5							
6							
7							
8							
9							
10							
11							
12							
13							
14							
15							
16							
17							
18							
19							
20							
21							
22							
23							
24							
25							
26							
27							
28							
29							
30							
31							
32							
33							
34							
35							
36							
37							
38							
39							
40							
		Average			1.0		

Quantitation Report (Not Reviewed)

Data File : G:\APOLLO\DATA\210618\618293.D Vial: 93
Acq On : 6-25-21 6:17:16 Operator: MB
Sample : Diesel Motor Oil CCv 06/23/21 Inst : Apollo
Misc : water Multiplr: 1.00
IntFile : events.e
Quant Time: Jun 25 7:59 2021 Quant Results File: DOC0612.RES

Method : G:\APOLLO\DATA\210612\DOC0612.M (Chemstation Integrator)
Title : 8015 B&C
Last Update : Thu Jun 24 12:54:59 2021
Response via : Multiple Level Calibration

Volume Inj. : 2UL
Signal Phase : DB-5
Signal Info : FID02A

Compound	R.T.	Response	Conc Units
System Monitoring Compounds			
3) SA Ortho-Terphenyl(S)	7.63	55623625	12.701 ppb
Surrogate Spike 30.000		Recovery =	42.34%
4) SA Octacosane(S)	9.99	42703586	12.323 ppb
Surrogate Spike 30.000		Recovery =	41.08%
Target Compounds			
1) HATM Diesel (C10-C24)	6.58	932714090	251.845 ppb
2) HBTM Motor Oil (C24-C40)	15.57	637874580	250.650 ppb

Target Compounds

(f)=RT Delta > 1/2 Window (m)=manual int.

Data File: G:\APOLLO\DATA\210618\618293.D
Sample : Diesel Motor Oil CCv 06/23/21

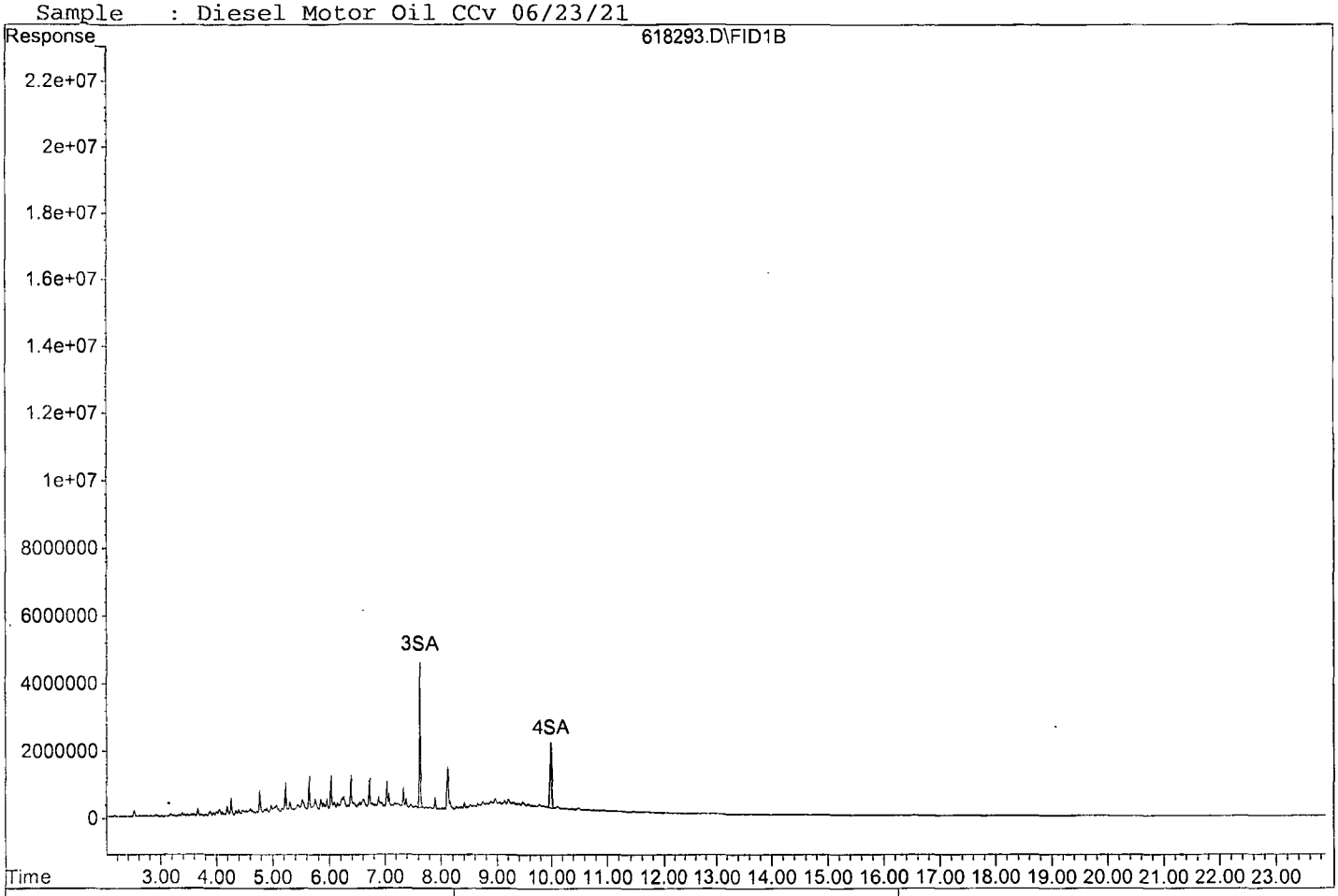

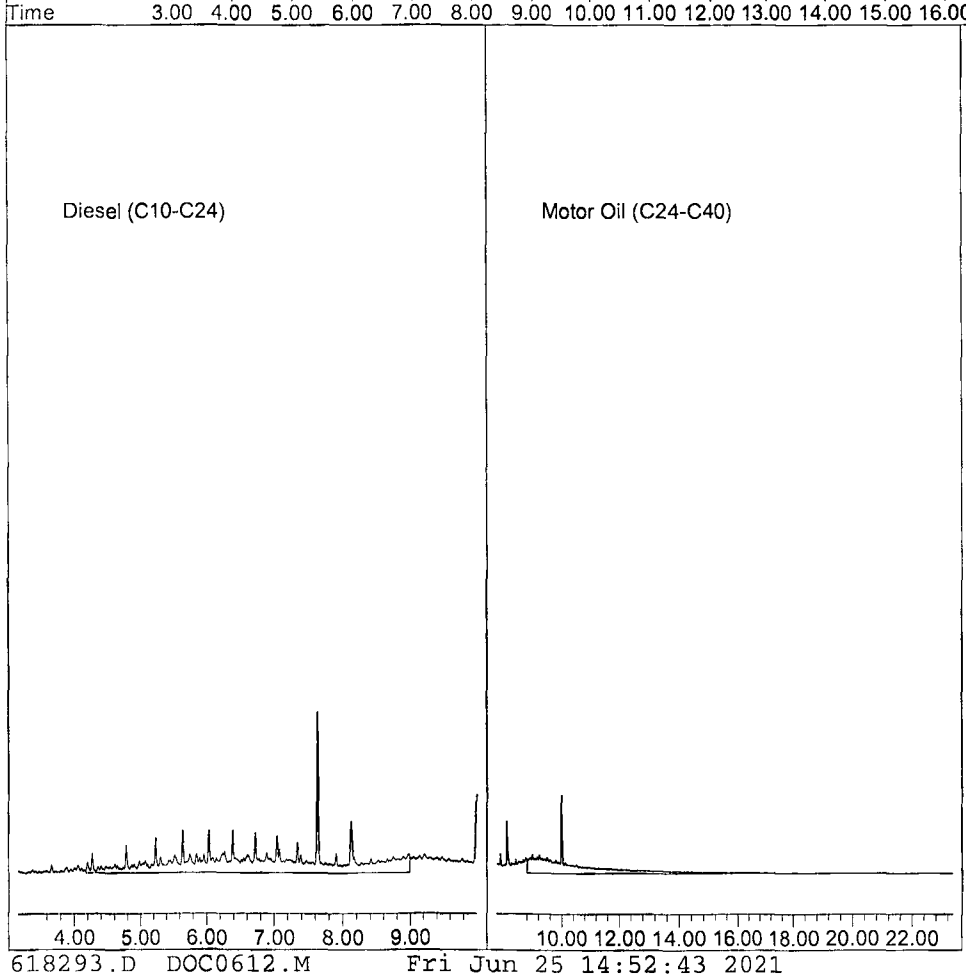

ORGANICS

Raw Data

Quantitation Report (Not Reviewed)

Data File : G:\APOLLO\DATA\210618\618283.D Vial: 83
Acq On : 6-25-21 1:34:17 Operator: MB
Sample : BA33251W07 5/1040 Inst : Apollo
Misc : water Multiplr: 4.81
IntFile : events.e
Quant Time: Jun 25 14:48 2021 Quant Results File: DEC0504.RES

Method : G:\APOLLO\DATA\210505\DEC0504.M (Chemstation Integrator)
Title : 8015 B&C
Last Update : Tue May 04 17:12:27 2021
Response via : Multiple Level Calibration

Volume Inj. : 2UL
Signal Phase : DB-5
Signal Info : FID02A

Compound	R.T.	Response	Conc Units
System Monitoring Compounds			
1) SC Decanoic Acid(S)	0.00	0	N.D. ppb
Surrogate Spike 115.385		Recovery =	0.00%

Target Compounds

Target Compounds

(f)=RT Delta > 1/2 Window (m)=manual int.

Quantitation Report (QT Reviewed)

Data File : G:\APOLLO\DATA\210618\618283.D Vial: 83
Acq On : 6-25-21 1:34:17 Operator: MB
Sample : BA33251W07 5/1040 Inst : Apollo
Misc : water Multiplr: 4.81
IntFile : events.e
Quant Time: Jul 14 14:23 2021 Quant Results File: DOC0612.RES

Method : G:\APOLLO\DATA\210612\DOC0612.M (Chemstation Integrator)
Title : 8015 B&C
Last Update : Thu Jul 08 08:47:37 2021
Response via : Multiple Level Calibration

Volume Inj. : 2UL
Signal Phase : DB-5
Signal Info : FID02A

Compound	R.T.	Response	Conc Units
System Monitoring Compounds			
3) SA Ortho-Terphenyl(S)	7.63	84142510	92.367 ppb
Surrogate Spike 144.231		Recovery =	64.04%
4) SA Octacosane(S)	9.99	73286867	101.674 ppb
Surrogate Spike 144.231		Recovery =	70.49%
Target Compounds			
1) HATM Diesel (C10-C24)	6.58	63488981	82.417 ppb
2) HBTM Motor Oil (C24-C40)	15.57	48602134	91.817 ppb
Target Compounds			

(f)=RT Delta > 1/2 Window (m)=manual int.

Data File: G:\APOLLO\DATA\210618\618283.D
Sample : BA33251W07 5/1040

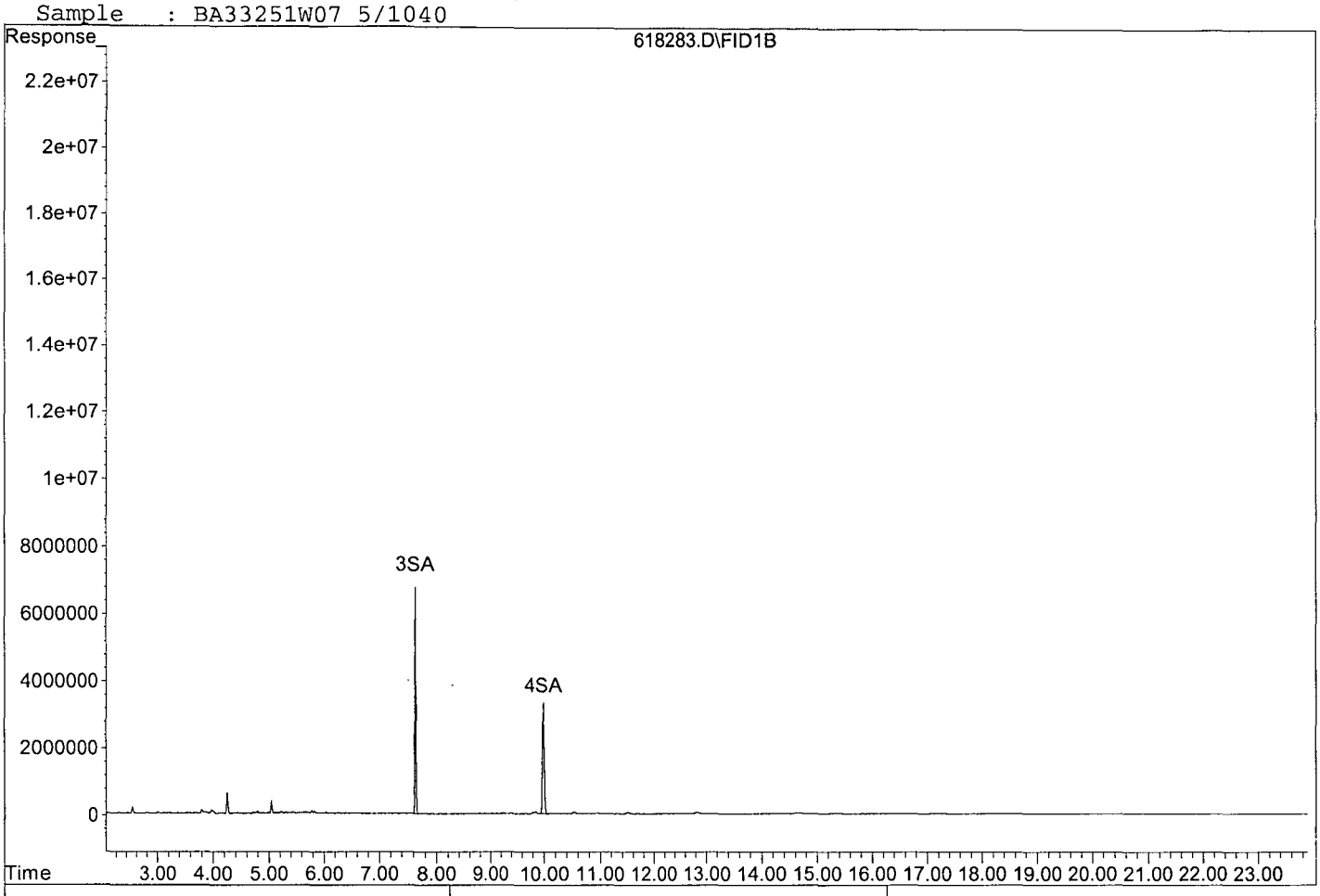

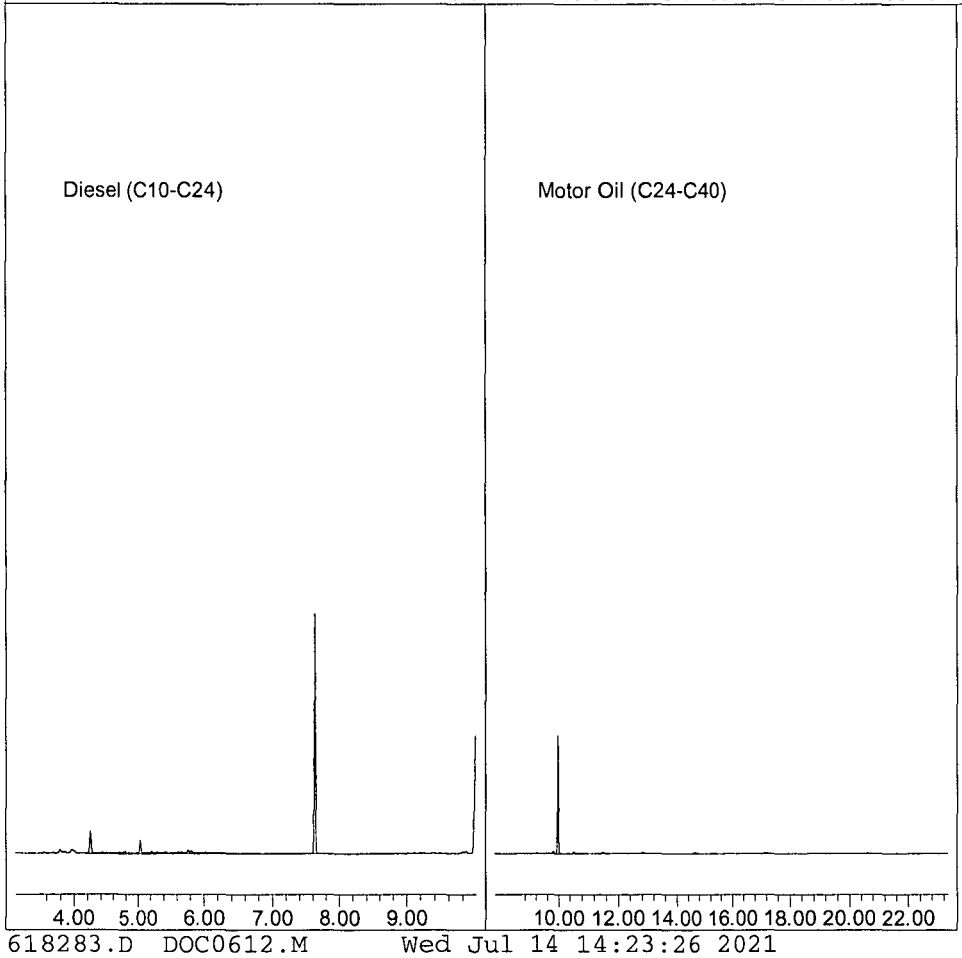

Quantitation Report

Data File : G:\APOLLO\DATA\210618\618283.D
Acq On : 6-25-21 1:34:17
Sample : BA33251W07 5/1040
Misc : water
IntFile : events.e
Quant Time: Jul 14 14:22 2021 Quant Results File: DOC0612.RES

Vial: 83
Operator: MB
Inst : Apollo
Multiplr: 4.81

Method : G:\APOLLO\DATA\210612\DOC0612.M (Chemstation Integrator)
Title : 8015 B&C
Last Update : Thu Jul 08 08:47:37 2021
Response via : Multiple Level Calibration

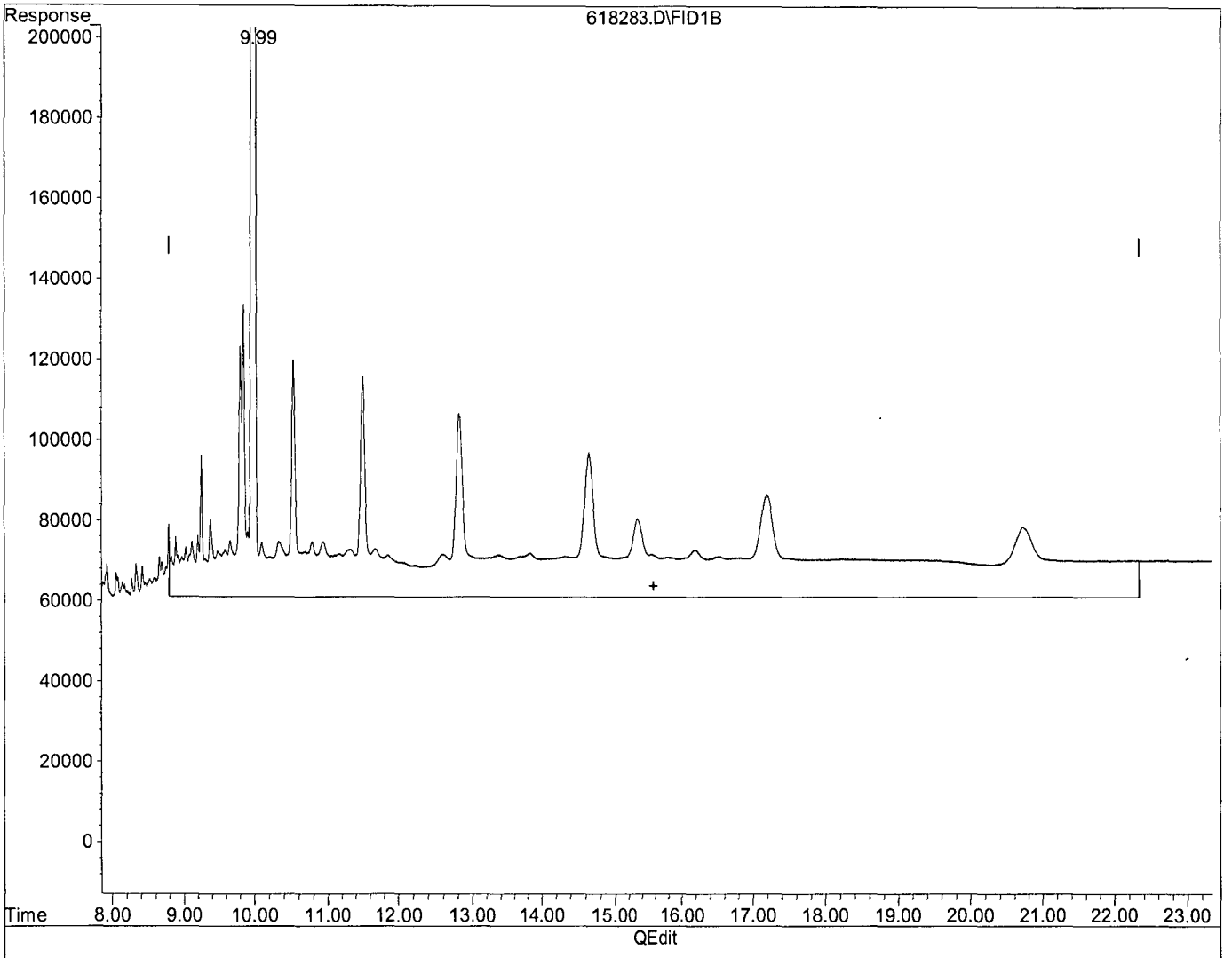

(2) Motor Oil (C24-C40) (HBTM)

15.57min 176.379ppb m

response 93363516

(+) = Expected Retention Time

618283.D DOC0612.M Wed Jul 14 14:23:00 2021

Quantitation Report

Data File : G:\APOLLO\DATA\210618\618283.D
Acq On : 6-25-21 1:34:17
Sample : BA33251W07 5/1040
Misc : water
IntFile : events.e
Quant Time: Jul 14 14:22 2021 Quant Results File: DOC0612.RES

Vial: 83
Operator: MB
Inst : Apollo
Multiplr: 4.81

Method : G:\APOLLO\DATA\210612\DOC0612.M (Chemstation Integrator)
Title : 8015 B&C
Last Update : Thu Jul 08 08:47:37 2021
Response via : Multiple Level Calibration

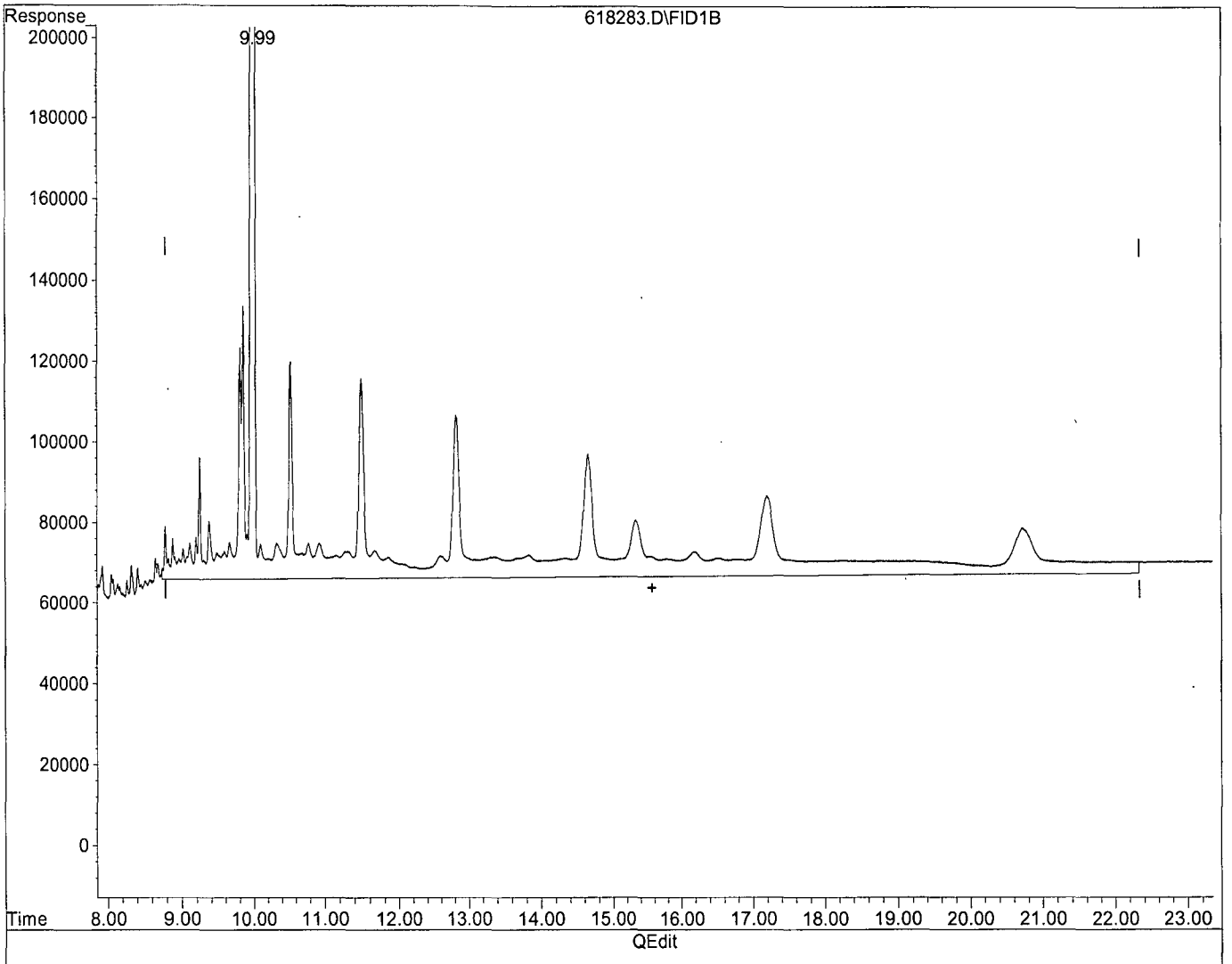

(2) Motor Oil (C24-C40) (HBTM)

15.57min 91.817ppb m

response 48602134

MS LAL 7/13/21
7/13/21

(+) = Expected Retention Time
618283.D DOC0612.M Wed Jul 14 14:23:15 2021

Quantitation Report (QT Reviewed)

Data File : G:\APOLLO\DATA\210618\618218.D
Acq On : 6-23-21 16:14:37
Sample : BA33254W07 5/1000
Misc : water
IntFile : events.e
Quant Time: Jun 25 15:00 2021 Quant Results File: DEC0504.RES

Vial: 18
Operator: MB
Inst : Apollo
Multiplr: 5.00

Method : G:\APOLLO\DATA\210505\DEC0504.M (Chemstation Integrator)
Title : 8015 B&C
Last Update : Tue May 04 17:12:27 2021
Response via : Multiple Level Calibration

Volume Inj. : 2UL
Signal Phase : DB-5
Signal Info : FID02A

Compound	R.T.	Response	Conc	Units	
System Monitoring Compounds					
1) SC Decanoic Acid(S)	0.00	0	N.D.	ppb	d
Surrogate Spike 120.000		Recovery =	0.00%		

Target Compounds

Target Compounds

(f)=RT Delta > 1/2 Window (m)=manual int.

Quantitation Report (Not Reviewed)

Data File : G:\APOLLO\DATA\210618\618218.D Vial: 18
Acq On : 6-23-21 16:14:37 Operator: MB
Sample : BA33254W07 5/1000 Inst : Apollo
Misc : water Multiplr: 5.00
IntFile : events.e
Quant Time: Jun 24 9:05 2021 Quant Results File: DOC0612.RES

Method : G:\APOLLO\DATA\210612\DOC0612.M (Chemstation Integrator)
Title : 8015 B&C
Last Update : Thu Jun 24 12:54:59 2021
Response via : Multiple Level Calibration

Volume Inj. : 2UL
Signal Phase : DB-5
Signal Info : FID02A

Compound	R.T.	Response	Conc Units
System Monitoring Compounds			
3) SA Ortho-Terphenyl(S)	7.64	101895901	116.330 ppb
Surrogate Spike 150.000		Recovery =	77.55%
4) SA Octacosane(S)	9.99	98614134	142.285 ppb
Surrogate Spike 150.000		Recovery =	94.86%
Target Compounds			
1) HATM Diesel (C10-C24)	6.58	266125830	359.287 ppb
2) HBTM Motor Oil (C24-C40)	15.57	35584087	69.913 ppb

Target Compounds

(f)=RT Delta > 1/2 Window (m)=manual int.

Data File: G:\APOLLO\DATA\210618\618218.D
Sample : BA33254W07 5/1000

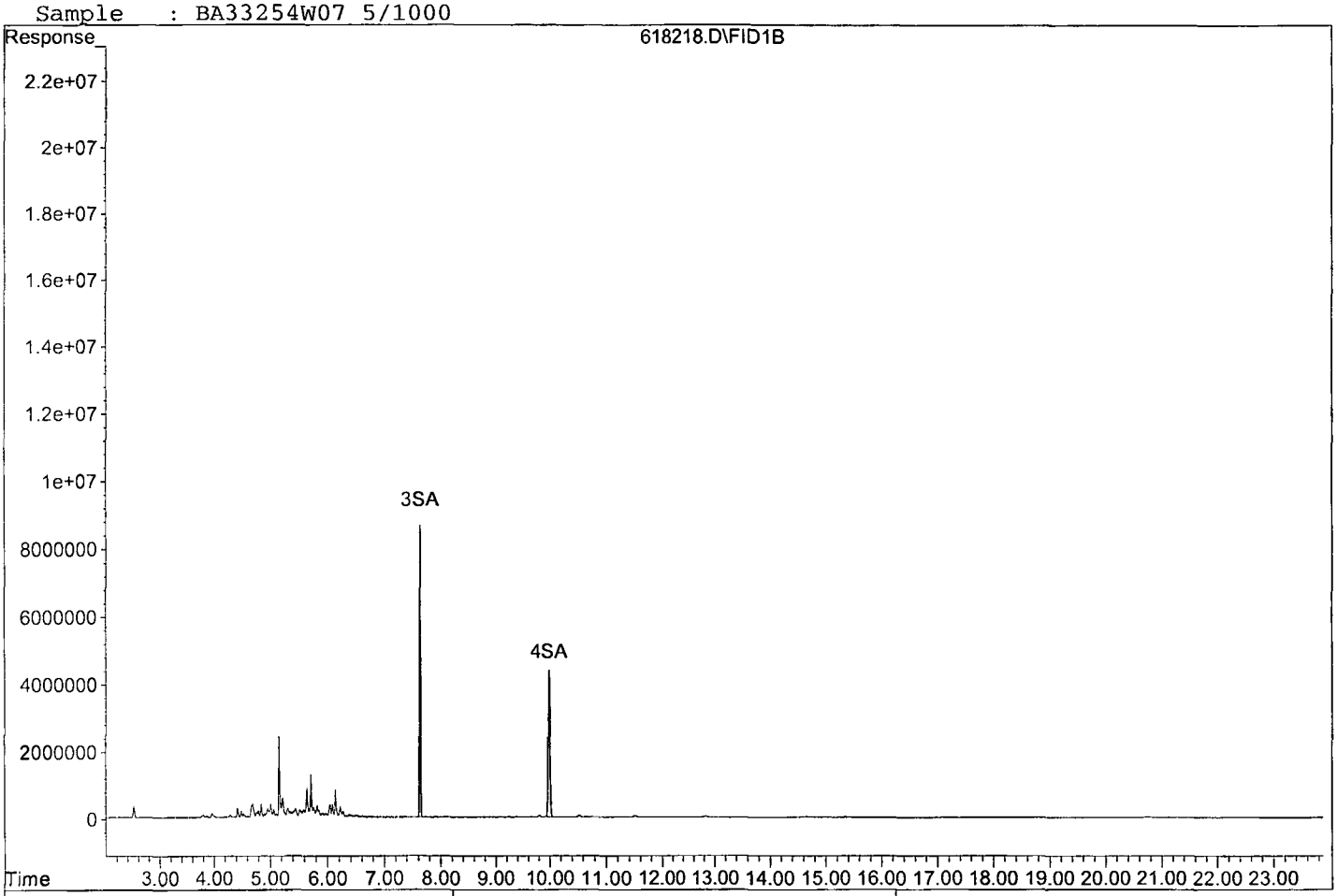

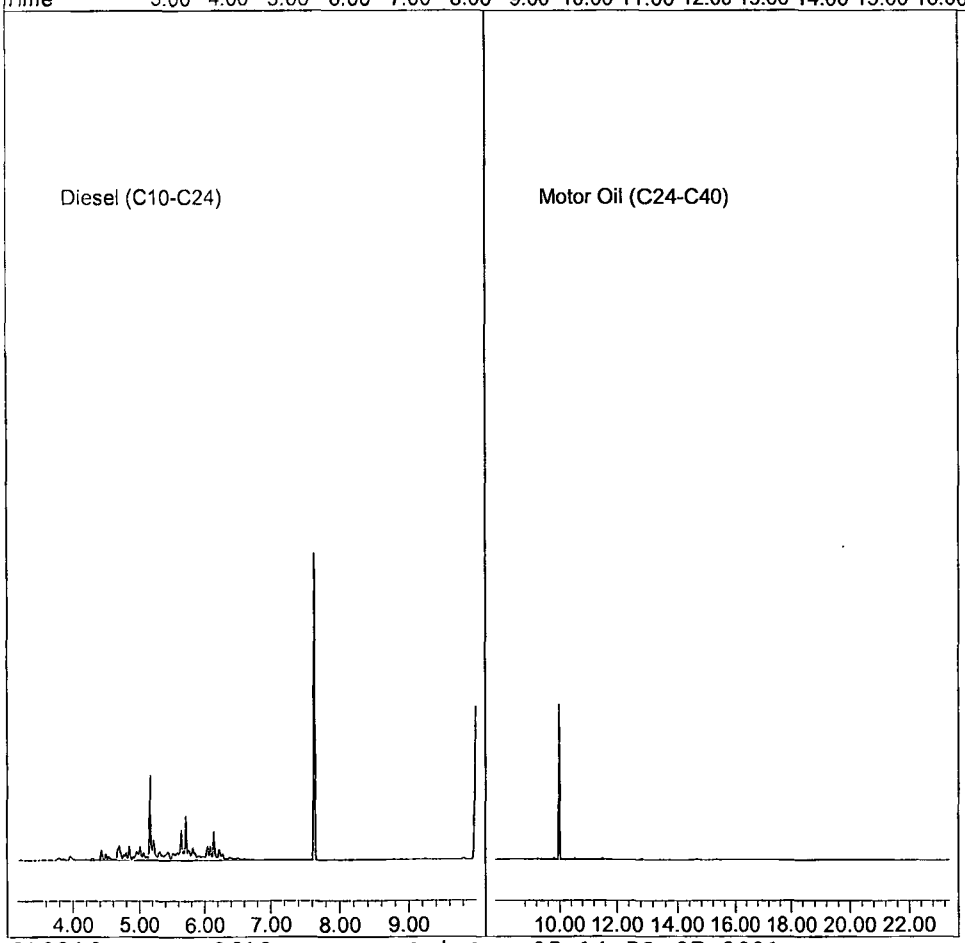

Quantitation Report (Not Reviewed)

Data File : G:\APOLLO\DATA\210618\618214.D Vial: 14
Acq On : 6-23-21 14:21:35 Operator: MB
Sample : 210601A BLK 5/1000 Inst : Apollo
Misc : water Multiplr: 5.00
IntFile : events.e
Quant Time: Jun 25 8:57 2021 Quant Results File: DEC0504.RES

Method : G:\APOLLO\DATA\210505\DEC0504.M (Chemstation Integrator)
Title : 8015 B&C
Last Update : Tue May 04 17:12:27 2021
Response via : Multiple Level Calibration

Volume Inj. : 2UL
Signal Phase : DB-5
Signal Info : FID02A

Compound	R.T.	Response	Conc Units
System Monitoring Compounds			
1) SC Decanoic Acid(S)	0.00	0	N.D. ppb
Surrogate Spike 120.000		Recovery =	0.00%

Target Compounds

Target Compounds

(f)=RT Delta > 1/2 Window (m)=manual int.

Quantitation Report (Not Reviewed)

Data File : G:\APOLLO\DATA\210618\618214.D Vial: 14
Acq On : 6-23-21 14:21:35 Operator: MB
Sample : 210601A BLK 5/1000 Inst : Apollo
Misc : water Multiplr: 5.00
IntFile : events.e
Quant Time: Jun 23 16:25 2021 Quant Results File: DOC0612.RES

Method : G:\APOLLO\DATA\210618\DOC0612.M (Chemstation Integrator)
Title : 8015 B&C
Last Update : Sat Jun 19 08:16:57 2021
Response via : Multiple Level Calibration

Volume Inj. : 2UL
Signal Phase : DB-5
Signal Info : FID02A

Compound	R.T.	Response	Conc Units
System Monitoring Compounds			
3) SA Ortho-Terphenyl(S)	7.64	98437097	112.382 ppb
Surrogate Spike 150.000		Recovery =	74.92%
4) SA Octacosane(S)	9.99	92264024	133.122 ppb
Surrogate Spike 150.000		Recovery =	88.75%
Target Compounds			
1) HATM Diesel (C10-C24)	6.58	19811107	26.746 ppb
2) HBTM Motor Oil (C24-C40)	15.57	31509773	61.908 ppb

Target Compounds

(f)=RT Delta > 1/2 Window (m)=manual int.

Data File: G:\APOLLO\DATA\210618\618214.D
Sample : 210601A BLK 5/1000

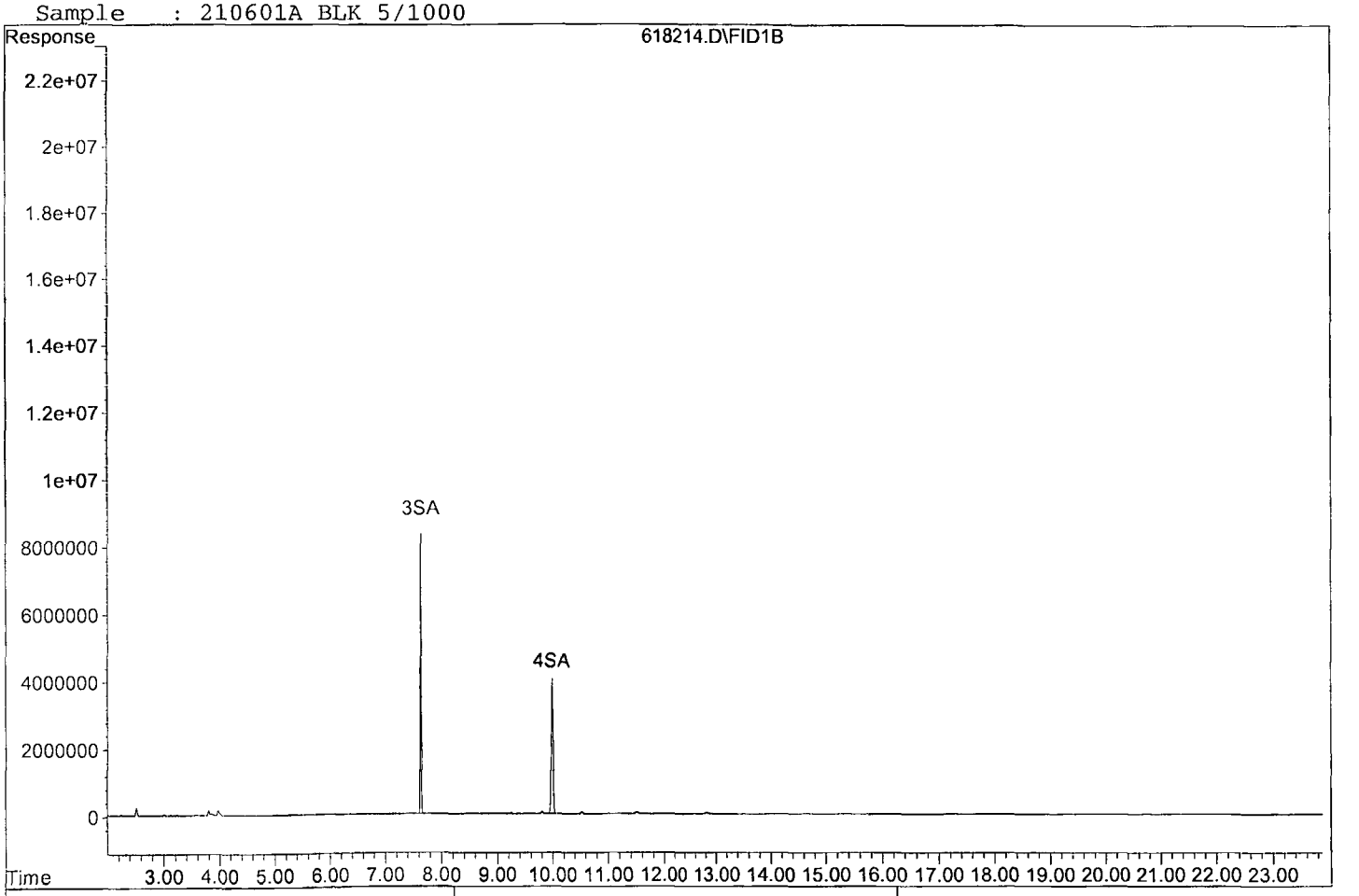

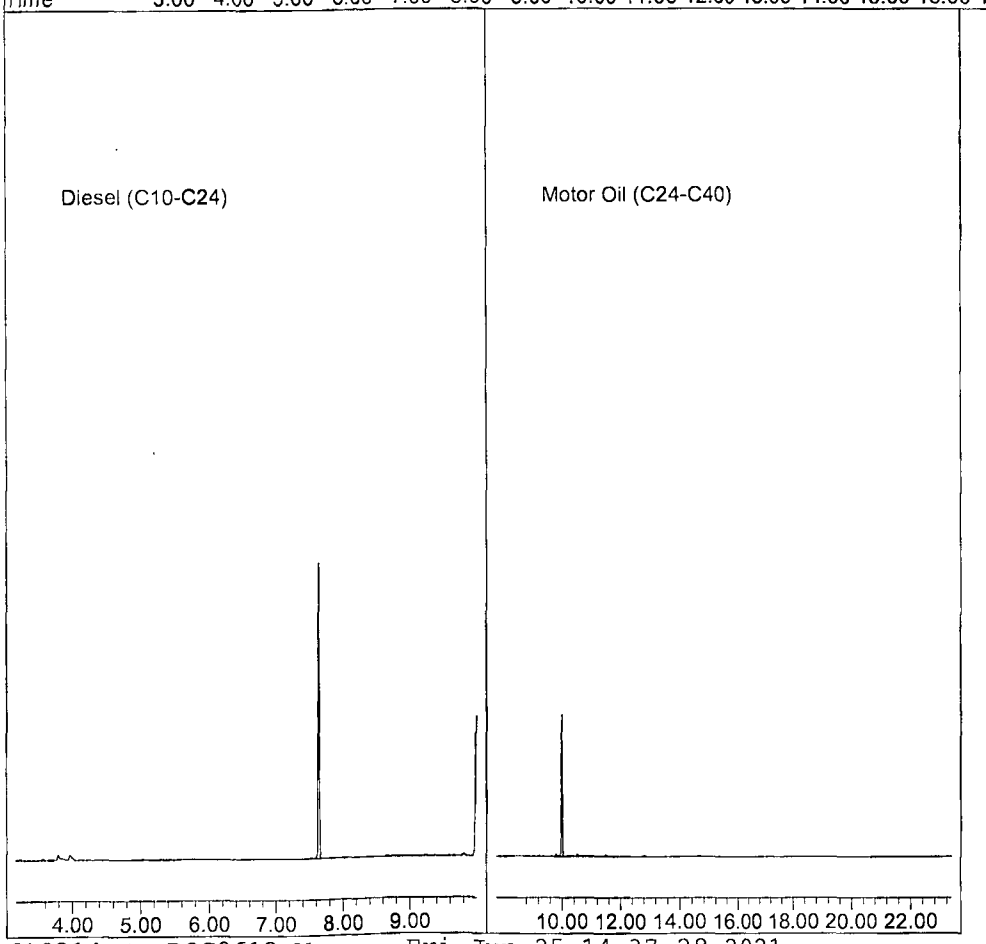

Quantitation Report (QT Reviewed)

Data File : G:\APOLLO\DATA\210612\612017.D Vial: 17
Acq On : 6-12-21 17:11:01 Operator: MB
Sample : 210601A LCS-1 5/1000 Inst : Apollo
Misc : water Multiplr: 5.00
IntFile : events.e
Quant Time: Jun 14 11:24 2021 Quant Results File: DEC0504.RES

Method : G:\APOLLO\DATA\210505\DEC0504.M (Chemstation Integrator)
Title : 8015 B&C
Last Update : Tue May 04 17:12:27 2021
Response via : Multiple Level Calibration

Volume Inj. : 2UL
Signal Phase : DB-5
Signal Info : FID02A

Compound	R.T.	Response	Conc	Units
System Monitoring Compounds				
1) SC Decanoic Acid(S)	0.00	0	N.D.	ppb d
Surrogate Spike 120.000		Recovery =	0.00%	

Target Compounds

Target Compounds

(f)=RT Delta > 1/2 Window (m)=manual int.

Quantitation Report (Not Reviewed)

Data File : G:\APOLLO\DATA\210612\612017.D Vial: 17
Acq On : 6-12-21 17:11:01 Operator: MB
Sample : 210601A LCS-1 5/1000 Inst : Apollo
Misc : water Multiplr: 5.00
IntFile : events.e
Quant Time: Jun 25 14:31 2021 Quant Results File: DOC0612.RES

Method : G:\APOLLO\DATA\210618\DOC0612.M (Chemstation Integrator)
Title : 8015 B&C
Last Update : Sat Jun 19 08:16:57 2021
Response via : Multiple Level Calibration

Volume Inj. : 2UL
Signal Phase : DB-5
Signal Info : FID02A

Compound	R.T.	Response	Conc Units
System Monitoring Compounds			
3) SA Ortho-Terphenyl(S)	7.65	90596348	103.430 ppb
Surrogate Spike 150.000		Recovery =	68.95%
4) SA Octacosane(S)	10.00	76952387	111.030 ppb
Surrogate Spike 150.000		Recovery =	74.02%
Target Compounds			
1) HATM Diesel (C10-C24)	6.58	1061884262	1433.611 ppb
2) HBTM Motor Oil (C24-C40)	15.57	869961236	1709.236 ppb

Target Compounds

(f)=RT Delta > 1/2 Window (m)=manual int.

Data File: G:\APOLLO\DATA\210612\612017.D
Sample : 210601A LCS-1 5/1000

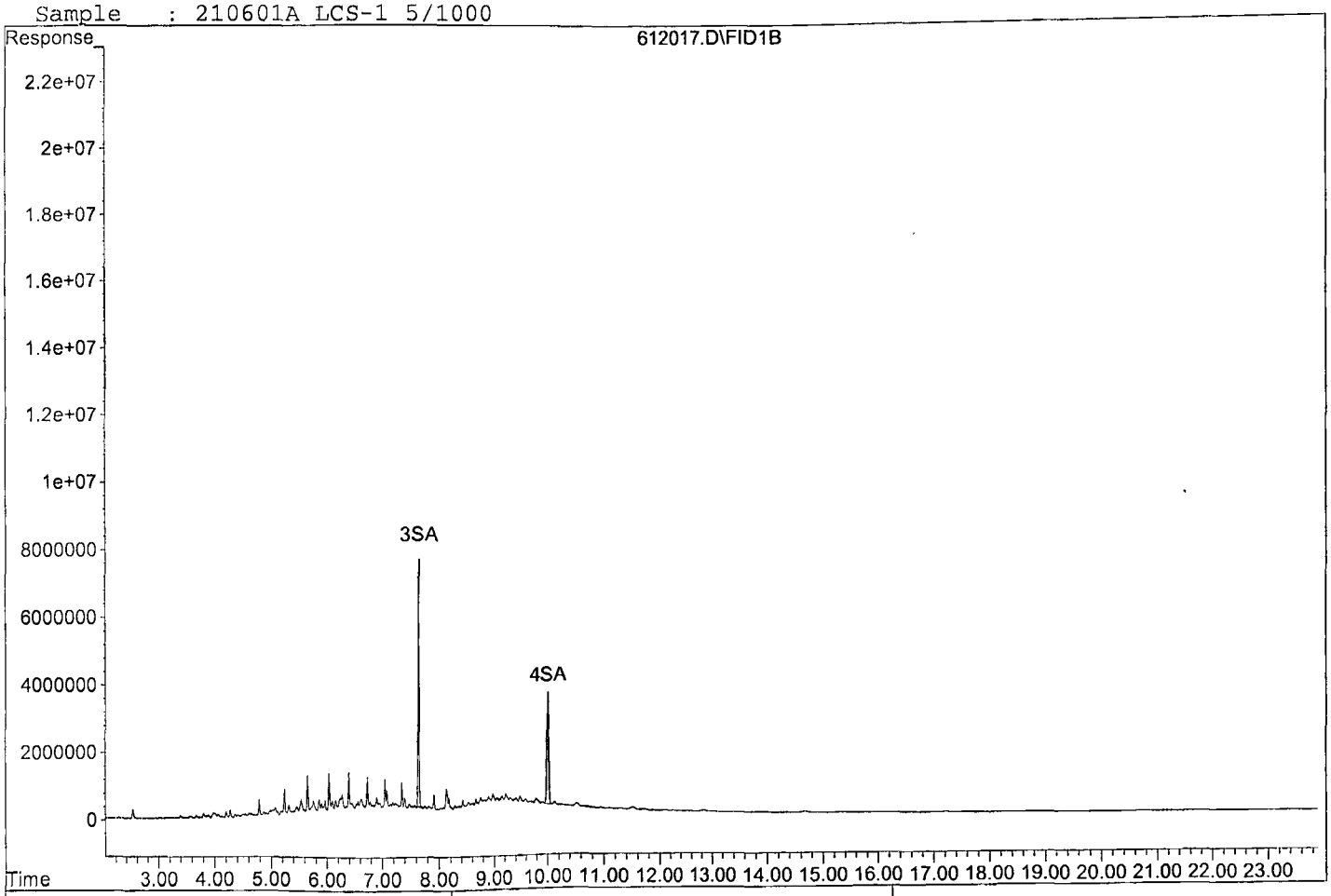

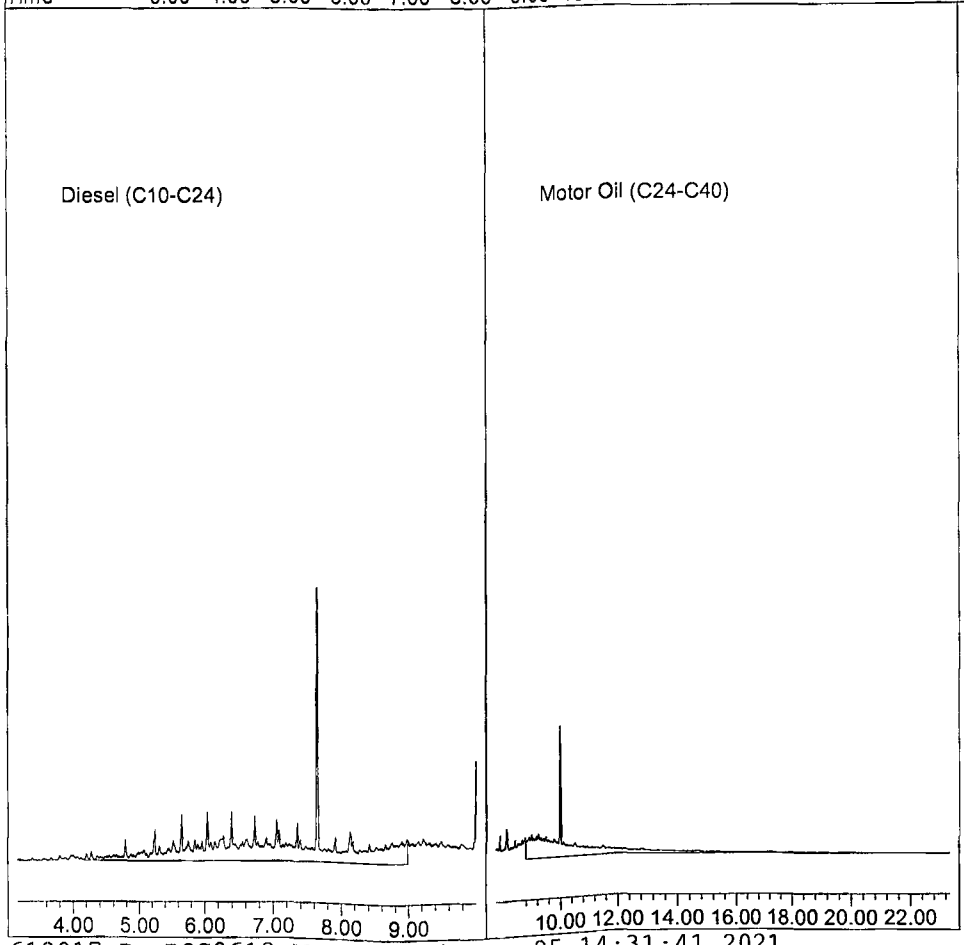

Quantitation Report (QT Reviewed)

Data File : G:\APOLLO\DATA\210612\612018.D
Acq On : 6-12-21 17:39:30
Sample : 210601A LCSD-1 5/1000
Misc : water
IntFile : events.e
Quant Time: Jun 14 11:24 2021 Quant Results File: DEC0504.RES

Vial: 18
Operator: MB
Inst : Apollo
Multiplr: 5.00

Method : G:\APOLLO\DATA\210505\DEC0504.M (Chemstation Integrator)
Title : 8015 B&C
Last Update : Tue May 04 17:12:27 2021
Response via : Multiple Level Calibration

Volume Inj. : 2UL
Signal Phase : DB-5
Signal Info : FID02A

Compound	R.T.	Response	Conc Units
System Monitoring Compounds			
1) SC Decanoic Acid(S)	0.00	0	N.D. ppb d
Surrogate Spike 120.000		Recovery =	0.00%

Target Compounds

Target Compounds

(f)=RT Delta > 1/2 Window (m)=manual int.

Quantitation Report (Not Reviewed)

Data File : G:\APOLLO\DATA\210612\612018.D Vial: 18
Acq On : 6-12-21 17:39:30 Operator: MB
Sample : 210601A LCSD-1 5/1000 Inst : Apollo
Misc : water Multiplr: 5.00
IntFile : events.e
Quant Time: Jun 14 11:21 2021 Quant Results File: DOC0612.RES

Method : G:\APOLLO\DATA\210618\DOC0612.M (Chemstation Integrator)
Title : 8015 B&C
Last Update : Sat Jun 19 08:16:57 2021
Response via : Multiple Level Calibration

Volume Inj. : 2UL
Signal Phase : DB-5
Signal Info : FID02A

Compound	R.T.	Response	Conc Units
System Monitoring Compounds			
3) SA Ortho-Terphenyl(S)	7.65	81984050	93.598 ppb
Surrogate Spike 150.000		Recovery =	62.40%
4) SA Octacosane(S)	10.00	69247615	99.913 ppb
Surrogate Spike 150.000		Recovery =	66.61%
Target Compounds			
1) HATM Diesel (C10-C24)	6.58	946758860	1278.184 ppb
2) HBTM Motor Oil (C24-C40)	15.57	798035056	1567.921 ppb

Target Compounds

(f)=RT Delta > 1/2 Window (m)=manual int.

Data File: G:\APOLLO\DATA\210612\612018.D
Sample : 210601A LCSD-1 5/1000

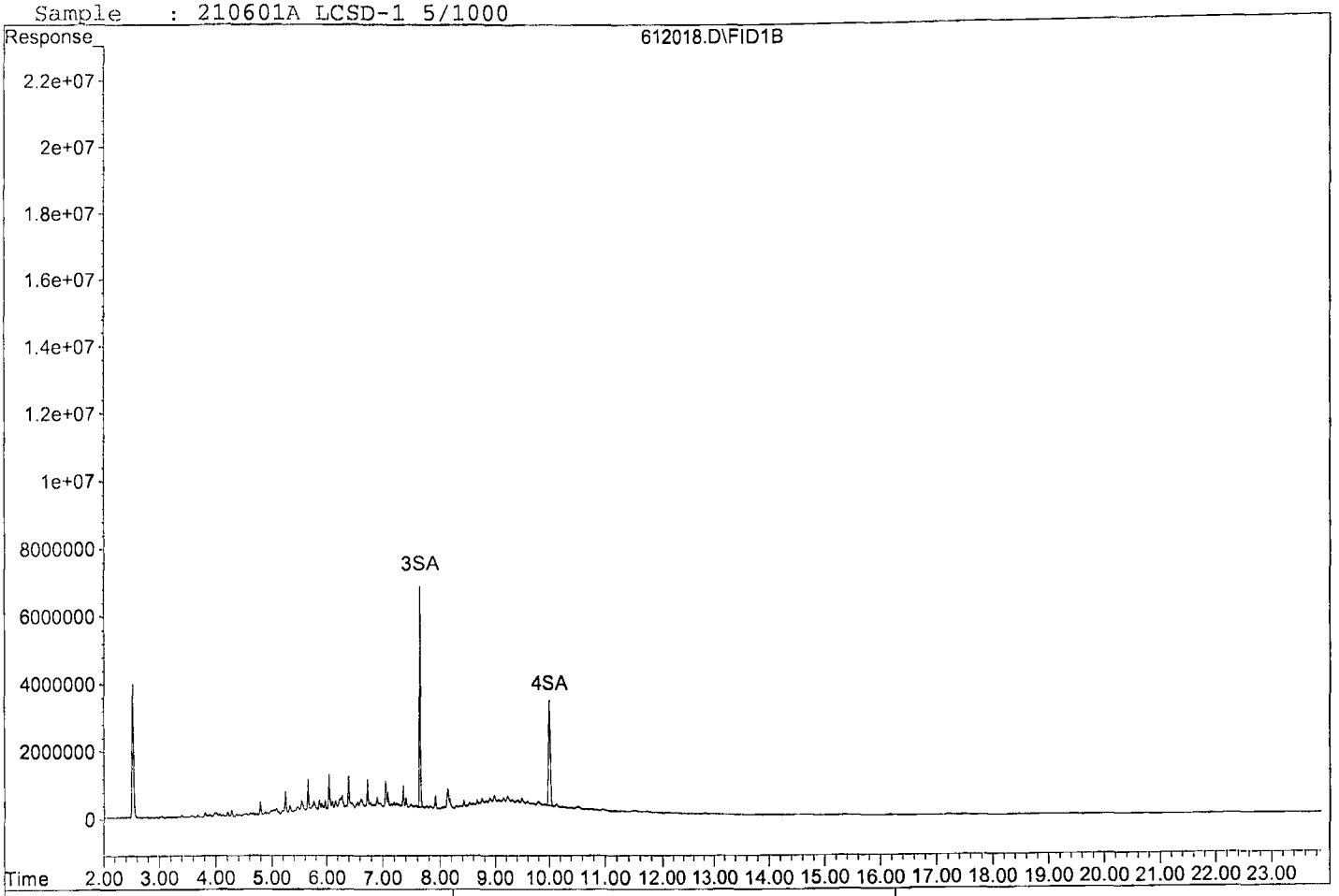

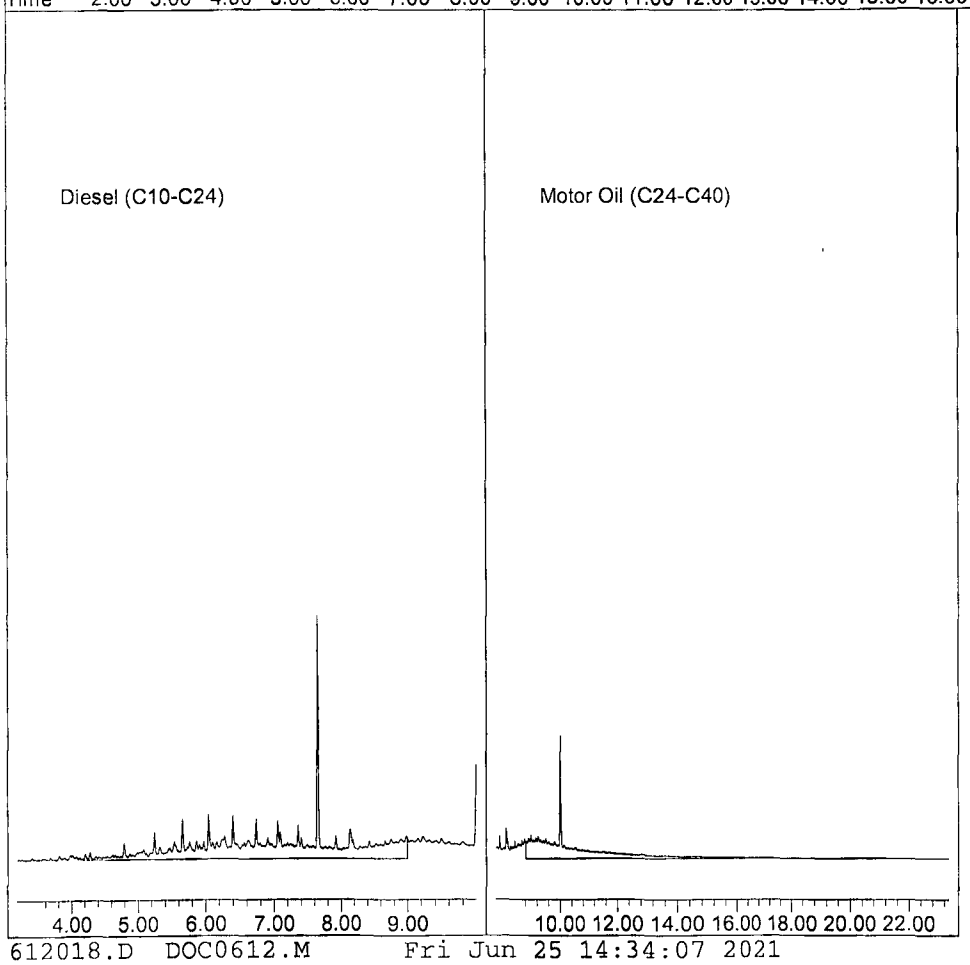

Diesel Motor Oil Mix

Prepared: 06/02/21

Expires: 06/02/22

Prepared By (Initials): LS

Initial Standard Information							Final Standard Information			
Name of Initial Standard (QAU Label)	Supplier	Supplier Part No.	Conc. (ug/mL)	Lot Number - QA Number	Exp. Date (1 yr.)	Exp. Date (Manufacturer)	Aliquot From Stock	Final Volume	Solvent	Final Standard Conc. (ug/mL)
Diesel Fuel #2	Restek	31258	50,000	A0156569-51858,52180,52180	06/02/22	02/28/27	4.00 mL	8.0 mL	NA	25,000
Motor Oil Composite	Restek	31464	50,000	A0163546-51853 A0166510-52186,52189	06/02/22	09/30/27	4.00 mL			25,000

Diesel Motor Oil Calibration Curve

Prep Date 06/12/21

Exp Date 06/12/22

Prep'd By (Initials) MB

						Final Standard Information			
Name of Initial Standard (from contianer Label)	Supplier	Supplier P/N# (or APPL Mix Name)	Conc. (ug/mL)	Lot # with QA # (or reference to APPL prep date)	Exp Date	Aliquot from Stock	Final Volume	Solvent	Final Standard Conc (ug/mL)
Diesel Motor Oil Calibration STD -2	AAPL	Diesel /Motor Oil 1	10	04/21/21	05/06/22	100 uL	200 uL	MC	5
Diesel Motor Oil Calibration STD-3	AAPL	Diesel /Motor Oil 2	50	04/21/21	05/06/22	200 uL	1 mL	MC	10
Diesel Motor Oil Calibration STD	Restek	Diesel /Motor Oil 3	2000	04/21/21	05/06/22	25 uL	1mL	MC	50
Diesel Motor Oil Calibration STD	Restek	Diesel /Motor Oil 4	2000	04/21/21	05/06/22	125 uL	1mL	MC	250
Diesel Motor Oil Calibration STD	Restek	Diesel /Motor Oil 5	2000	04/21/21	05/06/22	500 uL	1 mL	MC	1000
Diesel Motor Oil Calibration STD	Restek	Diesel /Motor Oil 6	2000	04/21/21	05/06/22	750 uL	1 mL	MC	1500
Diesel Motor Oil Calibration STD	Restek	Diesel /Motor Oil 7	2000	04/21/21	05/06/22	100uL	100 uL	MC	2000

Name of Final Standard	Diesel Motor Oil Standard	MB
Prep Date	06/07/21	
Exp Date	06/07/22	
MC		

Initial Standard Information						Final Standard Information			
Name of Standard	Supplier	Supplier P/N# (or APPL Mix Name)	Conc.(ug/mL)	Lot # QA Number	Exp. Date	Aliquot from Stock	Final Volume	solvent	Final Standard Conc (range)
Diesel Fuel #2	Restek	31258	50,000	A0156569-51860	06.30.21	400 uL	10 mL	MC	2000 ug/mL
Motor Oil	Restek	31464	50,000	A01666510-52185	12.31.27	400 uL	10 mL	MC	2000 ug/mL
THC Surrogate	Phenova	ALO-130161	600	CL15440-50953	06/30/25	1666uL	10 mL	MC	100 ug/mL

Diesel Motor Oil CCV

Prepared By (Initials): MB

Prep Date 06/12/21

Exp Date 06/12/21

Methylene Chloride Lot No. 59353

Initial Standard Information						Final Standard Information			
Name of Initial Standard (QAU Label)	Supplier	APPL Mix name	Conc.(ug/mL)	Reference to APPL Prep Date and Lot #'s	Exp Date	Aliquot from Stock	Final Volume	Solvent	Final Standard Conc (ug/mL)
Diesel-Motor Oil Standard	Restek	Diesel Motor Oil CCV	2000	Perp'd: 09/05/20 A0156490-156569-51860, A0155668-160024-51534, CL15440-500953	06/30/25	1250 uL	10mL	MC	250

Organic Extraction Worksheet

Method	Continuous Liq/Liq TPH-Diesel/MO 3520C	Extraction Set	210601A	Extraction Method	LIQ005	Units	mL

Spiked ID 1	Diesel Motor Oil Mix 4-15-21 4-15-22		Surrogate ID 1	THC Surrogate 5-18-21 5-18-22	
Spiked ID 2	Decanoic 1000ug/mL Acid Solution 6-4-21 6-4-22		Surrogate ID 2		
Spiked ID 3			Surrogate ID 3		
Spiked ID 4			Surrogate ID 4		
Spiked ID 5			Surrogate ID 5		
Spiked ID 6			Sufficient Vol for Matrix QC:	NO	
Spiked ID 7			Ext. Start Time:	06/01/21 15:00	
Spiked ID 8			Ext. End Time:	06/02/21 9:07	
			GC Requires Extract By:		

pH1	2	06/01/21 14:10	Water Bath Temp 1 °C	42/40.5 °C
pH2			Water Bath Temp 2 °C	32/35.1
pH3			Water Bath Temp 3 °C	36/35.5 °C

Spiked By: YL **Date** 06/01/21 **Witnessed By:** SR **Date** 06/01/21

	Sample	Sample Container	Spike Amount	Spike ID	Surrogate Amount	Surrogate ID	Extract Amount	Final Volume	pH	Extract Date/Time	Comments
1	210601A Blk		0.050	2	0.250	1	1000	5	2	06/01/21 14:17	*
						equip	E-HP9 E-WB1				
2	210601A LCS-1		0.08,0.050	1,2	0.250	1	1000	5	2	06/01/21 14:17	*
						equip	E-HP8 E-WB2				
3	210601A LCSD-1		0.080,0.050	1,2	0.250	1	1000	5	2	06/01/21 14:17	*
						equip	E-HP7 E-WB3				
4	BA33251	BA33251W07			0.250	1	1040	5	2	06/01/21 14:17	96320
						equip	E-HP6 E-WB1				
5	BA33254	BA33254W07	0.050	2	0.250	1	1000	5	2	06/01/21 14:17	96320 *
						equip	E-HP4 E-WB2				
6	BA33354	BA33354W08	0.050	2	0.250	1	1060	5	2	06/01/21 14:17	96343 *
						equip	E-HP3 E-WB3				
7	BA33493	BA33493W11	0.050	2	0.250	1	1000	5	2	06/01/21 14:17	96368 *
						equip	e-hp10 E-WB1				
8	BA33494	BA33494W10	0.050	2	0.250	1	1020	5	2	06/01/21 14:17	96368 *
						equip	E-HP11 E-WB1				

Solvent and Lot#	
1+1 HCL (5mLs)	60282/4-20-21
PH Strips	hc148594
Dicholormethane	60338
Filter Paper	400181
Sodium Sulfate	2020120870
Silica gel (*)	050627T

Extraction COC Transfer	
Extraction lab employee Initials	KY
GC analyst's initials	MB
Date	06/10/21
Time	2:36
Refrigerator	HOBART

	Technician's Initials
Scanned By	YL
Sample Preparation	YL
Extraction	YL
Concentration	DS

Modified	06/05/21 9:21:49 AM

Reviewed By: KY **Date** 06/03/21

Injection Log

Directory: G:\APOLLO\DATA\210423\

Line	Vial	FileName	Multiplier	SampleName	Misc Info	Injected
1	31	423331.D	1	Decanoic Acid STD-1	water	5-4-21 13:02:57
2	32	423332.D	1	Decanoic Acid STD-2	water	5-4-21 13:31:11
3	33	423333.D	1	Decanoic Acid STD-3	water	5-4-21 13:59:39
4	34	423334.D	1	Decanoic Acid STD-4	water	5-4-21 14:28:01
5	35	423335.D	1	Decanoic Acid STD-5	water	5-4-21 14:56:23
6	36	423336.D	1	Decanoic Acid STD-6	water	5-4-21 15:24:41
7	2	612002.D	1	DMO STD-1 06-12-21	water	6-12-21 10:06:32
8	3	612003.D	1	DMOS STD-2 06-12-21	water	6-12-21 10:34:56
9	4	612004.D	1	DMO STD-3 06-12-21	water	6-12-21 11:03:19
10	5	612005.D	1	DMO STD-4 06-12-21	water	6-12-21 11:31:44
11	6	612006.D	1	DMO-STD-5 06-12-21	water	6-12-21 12:00:09
12	7	612007.D	1	DMOS-STD 6 06-12-21	water	6-12-21 12:28:18
13	8	612008.D	1	DMO-STD 7 06-12-21	water	6-12-21 12:56:31
14	9	612009.D	1	DMO-STD SS 06-12-21	water	6-12-21 13:24:43
15	10	612010.D	1	Decanoic Acid 05/04/21	water	6-12-21 13:52:56
16	17	612017.D	5	210601A LCS-1 5/1000 SGC	water	6-12-21 17:11:01
17	18	612018.D	5	210601A LCSD-1 5/1000 SGC	water	6-12-21 17:39:30
18	24	612024.D	1	Decanoic Acid 05/04/21	water	6-12-21 20:29:00
19	25	612025.D	1	Diesel Motor oil CCv 06/12/21	water	6-12-21 20:57:26
20	7	618207.D	1	Diesel Motor Oil CCV 06/12/21	water	6-23-21 10:07:34
21	13	618213.D	1	Decanoic Acid CCV 05/04/21	water	6-23-21 13:53:23
22	14	618214.D	5	210601A BLK 5/1000 SGC	water	6-23-21 14:21:35
23	18	618218.D	5	BA33254W07 5/1000 SGC	water	6-23-21 16:14:37
24	22	618222.D	1	Decanoic Acid CCV 05/04/21	water	6-23-21 18:07:41
25	23	618223.D	1	Diesel Motor Oil CCV 06/23/21	water	6-23-21 18:36:08
26	76	618276.D	1	Diesel Motor Oil CCv 06/23/21	water	6-24-21 22:16:48
27	82	618282.D	1	Deacnoic Acid CCV 05/04/21	water	6-25-21 1:06:06
28	83	618283.D	4.80769	BA33251W07 5/1040 SGC	water	6-25-21 1:34:17
29	92	618292.D	1	Deacanoic Acid CCV 05/04/21	water	6-25-21 5:48:54
30	93	618293.D	1	Diesel Motor Oil CCv 06/23/21	water	6-25-21 6:17:16

908 North Temperance Ave. ∇ Clovis, CA 93611 ∇ Phone 559-275-2175 ∇ Fax 559-275-4422

Certification Number: CA1312
NELAP Certification number: CA00046
DoD-ELAP Certificate number: 4064.01

Data Validatable Report

June 10, 2021

AECOM
1001 Bishop Street, Suite 1600
Honolulu, Hawaii 96813

Attn: Alethea Ramos

Title: Report of Data: Case 96320

Project: 60571032 CV18F0126 Red Hill Fuel Storage, HI

Contract #: Prime contract # for DoD: NAVY CLEAN N62742-17-F-1800, CV18F0126
Subcontract: 18S-22209-HI27

Dear Ms. Ramos:

Four water samples were received May 26, 2021. Written results for the requested analyses are being provided on this June 10, 2021.

Results in this report apply to the samples analyzed in accordance with the chain of custody document. This analytical report must be reproduced in its entirety.

If you have any questions or require further information, please contact your APPL Project Manager, Libby Cheeseborough, libby@applinc.com, at your convenience. Thank you for choosing APPL, Inc.

I certify that this data package is in compliance with the terms and conditions of the contract, both technically and for completeness, for other than the conditions detailed above. These test results meet all requirements of NELAC and DoD QSM. Release of the hard copy has been authorized by the Laboratory Manager or his designee, as verified by the following signature.

Loren Portwood, Laboratory Director
APPL, Inc.

LP/lac
Enclosure
cc: File

Data Validation Package
for
60571032 CV18F0126 Red Hill Fuel Storage
APPL SDG 96320
TABLE OF CONTENTS

LABORATORY NAME: *APPL, Inc.*

Case Narrative	3
Sample Management Records	7
Sample Results	13
QC Forms	28
Method 8015B Calibration Data	62
Method 8015B Raw Data	106
Method 8015B Blank Calibration Data	131
Method 8015B Blank Raw Data	156
Method 8270D SIM Calibration Data	177
Method 8270D SIM Raw Data	206
Method 8260B Calibration Data	227
Method 8260B Raw Data	291
Method 8260B GRO Calibration Data	312
Method 8260B GRO Raw Data	361

CASE NARRATIVE

Case Narrative

ARF: 96320

Project: 60571032 CV18F0126 Red Hill Fuel Storage. HI

Sample Receipt Information:

Four water samples were received May 26, 2021 at 2.0°C. The sample group was assigned Analytical Request Form (ARF) number 96320.

Sample Preparation and Analysis Information:

For the EPA 8015B analysis, the sample was extracted according to EPA method 3520C. The sample extracts were silica gel cleaned according to APPL's SOP CLN004 and placed on hold.

For the EPA 8015B analysis, pre-extraction sample blanks were extracted according to EPA method 3520C before the method QC and field samples. The sample blanks are included in this report.

For the EPA 8270D SIM analysis, the sample was extracted according to EPA method 3520C.

For the EPA 8260B analysis, the samples were purged according to EPA method 5030B.

Only the portion of the injection log relative to these samples is included. A full sequence log is available upon request. Measurement uncertainty can be reported upon request.

Analytical Exceptions, Deviations and Abnormalities.

EPA 8270D SIM: One RPD exceeded the 20% limit in the LCS/LCSD. The ending CCV used at night 6/2/21 23:41 had a bad preparation. The ending CCV was injected ASAP next day.

SDG	Received	Client ID	APPL ID	Collected DateTime	Matrix	Method	Method Description
96320	05/26/21	ERH1375	BA33250	05/24/21 10:30:00 AM	WATER	EPA 8260B	EPA 8260B BTEX WATER
96320	05/26/21	ERH1375	BA33250	05/24/21 10:30:00 AM	WATER	EPA 8260B	EPA 8260B GRO WATER
96320	05/26/21	ERH1376	BA33251	05/24/21 11:30:00 AM	WATER	EPA 8260B	EPA 8260B BTEX WATER
96320	05/26/21	ERH1376	BA33251	05/24/21 11:30:00 AM	WATER	EPA 8015B-eHL	EPA 8015B TPH LIQ-LIQ
96320	05/26/21	ERH1376	BA33251	05/24/21 11:30:00 AM	WATER	EPA 8260B	EPA 8260B GRO WATER
96320	05/26/21	ERH1376	BA33251	05/24/21 11:30:00 AM	WATER	8270D-SIM	EPA 8270D SIM LIQ-LIQ
96320	05/26/21	ERH1376 BLANK	BA33252	05/24/21 11:30:00 AM	WATER	EPA 8015B-eHL	EPA 8015B TPH LIQ-LIQ
96320	05/26/21	ERH1377	BA33253	05/24/21 12:30:00 PM	WATER	EPA 8260B	EPA 8260B BTEX WATER
96320	05/26/21	ERH1377	BA33253	05/24/21 12:30:00 PM	WATER	EPA 8260B	EPA 8260B GRO WATER
96320	05/26/21	ERH1378	BA33254	05/24/21 3:30:00 PM	WATER	EPA 8260B	EPA 8260B BTEX WATER
96320	05/26/21	ERH1378	BA33254	05/24/21 3:30:00 PM	WATER	EPA 8015B-eHL	EPA 8015B TPH LIQ-LIQ
96320	05/26/21	ERH1378	BA33254	05/24/21 3:30:00 PM	WATER	EPA 8260B	EPA 8260B GRO WATER
96320	05/26/21	ERH1378	BA33254	05/24/21 3:30:00 PM	WATER	8270D-SIM	EPA 8270D SIM LIQ-LIQ
96320	05/26/21	ERH1378 BLANK	BA33255	05/24/21 3:30:00 PM	WATER	EPA 8015B-eHL	EPA 8015B TPH LIQ-LIQ

Abbreviations and Flags

FLAG	DESCRIPTION
#	Recovery or RPD outside control limits
*	Recovery or RPD outside control limits
B	Analyte detected in associated method blank
C1	Reason for correction: wrote incorrect response
C2	Reason for correction: calculated incorrectly
C3	Reason for correction: needs to be rechecked
C4	Reason for correction: data not usable
DO	Diluted out
E	Exceeds linear range
F	Estimated value
G1	Includes a wide range of hydrocarbons which does not match our gasoline standard
G10	Includes a match to hydrocarbon profiles within the range of mineral spirits
G11	Includes a match to hydrocarbon profiles within the range of JP-4
G12	Pattern does not match the gasoline standard; the carbon range for this sample is consistent with JP8
G13	Closely resembles the hydrocarbon profile of aviation gasoline
G14	Analyte concentration may be biased due to carry over
G2	Closely resembles the boiling point hydrocarbon profile consistent with weathered gasoline
G3	Includes higher boiling hydrocarbons
G4	Includes dominant peak(s) not indicative of petroleum hydrocarbons
G5	Is mainly dominant peak(s) not indicative of petroleum hydrocarbons
G6	Contains recognizable contaminant peak(s) which has been removed from quantitation
G7	Is mainly a match to hydrocarbons within the range of gasoline
G8	Closely resembles the boiling point hydrocarbon profile consistent with weathered gasoline
G9	Includes hydrocarbons within the range of kerosene
J	Estimated value
M	Matrix effect
MI1	Manual integration: integration does not follow baseline
MI2	Manual integration: non-target peak interference
MI3	Manual integration: to split a peak that was integrated as one peak by the computer
MI4	Manual integration: to integrate a split peak
MI5	Manual integration: the whole peak or part of the peak was not integrated
MI6	Manual integration: computer integrated wrong peak
MI7	Manual integration: other - explain
MDL	Method detection limit
ND	Not detected
NT	Non-target
Q	Acceptance criteria not met
T1 I	Includes wide range of hydrocarbons not indicative of diesel
T1 M	Is mainly wide range of hydrocarbons not necessarily indicative of diesel
T2 I	Includes lower boiling hydrocarbons, i.e. mineral spirits, kerosene, stoddard solvent, white gas
T2 M	Is mainly lower boiling hydrocarbons, i.e. mineral spirits, kerosene, stoddard solvent, white gas
T3 I	Includes higher boiling hydrocarbons, i.e. asphaltene, waster oil, motor oil, or weathered diesel fuel
T3 M	Is mainly higher boiling hydrocarbons, i.e. asphaltene, waster oil, motor oil, or weathered diesel fuel
T4 I	Includes dominant peak(s) not indicative of hydrocarbons
T4 M	Is mainly dominant peak(s) not indicative of hydrocarbons
T5	Contains recognizable contaminant peak(s) which has been removed from quantitation
T6	Is mainly a match to hydrocarbons within range of diesel fuel
T7	Closely resembles the boiling point hydrocarbon profile consistent with diesel fuel
T8	Includes a match to hydrocarbon profiles within range of diesel and kerosene fuel
T9 I	Includes non-diesel hydrocarbons within boiling point range of diesel fuel
T9 M	Is mainly non-diesel hydrocarbons within boiling point range of diesel fuel.
Y	Percent difference between primary and confirmation column > 40%

SAMPLE RECORDS MANAGEMENT

CHAIN OF CUSTODY,

ARF, CRF, AND

CLIENT COMMUNICATION

APPL - Analysis Request Form

96320

Client: AECOM
Address: 1001 Bishop Street, Suite 1600
Honolulu, HI 96813
Attn: Alethea Ramos
Phone: 808-954-4536 Fax: 808-523-8950
Job: 60571032 CV18F0126 Red Hill Fuel Storage
PO #: 18S-22209-HI27 PO# 102604
Chain of Custody (Y/N): Y # 51846
RAD Screen (Y/N): Y pH (Y/N): Y
Turn Around Type: 1 WEEK

Received by: MSA
Date Received: 05/26/21 Time: 09:55
Delivered by: FEDEX
Shuttle Custody Seals (Y/N): Y Time Zone: -10
Chest Temp(s): 2.0°C
Color: VFRG/A-Green
Samples Chilled until Placed in Refrig/Freezer: Y
Project Manager: Libby Cheesebor
QC Report Type: DVP4DOD/EQUIS/HI
Due Date: 06/02/21

Comments:
PM: login and F1s to Margie.Pascua@aecom.com & alethea.ramos@aecom.com
AN: 7 day TAT for Form 1s; 21 day TAT for PKG STYLE 1; DOD v5.1; DOD Forms: LOD database
Report MS/MSD/DUPs when AECOM sample used
8260: BTEX & TPH-G only; 8270 SIM: 1-methylnaphthalene, 2-methylnaphthalene & naphthalene only.
TPH-D/O both with and w/o SGC, reverse surrog for SGC; analyze SGC if detections. DO NOT Q-DELETE.
FR: email ftp info to Margie, alethea.ramos@aecom.com, Stella, trommelfanger@lab-data.com & jcanlas@la
EDD: AECOMEDD to alethea.ramos@, Margie.Pascua@aecom.com, jecklund@lab-data.com

Sample Distribution:
GC: 2-$DOC53W5LIQ, 2-$SIM53LIQ51, 2-$RHBLKETBLK
Extractions: 2-_LIQ003, 4-_LIQ005
VOA: 4-$86BTOTXDOD5W, 4-$GASBL, 4-$GRO86BW

Charges:

Invoice To:
ACCOUNTS PAYABLE
1001 Bishop Street, Ste 1600
USAPImaging@aecom.com
mary.basano@aecom.com

	Client ID	APPL ID	Sampled	Analyses Requested
1.	ERH1375	BA33250W LCSD	05/24/21 10:30	$86BTOTXDOD5W, $GASBL, $GRO86BW -- See Comments
2.	ERH1376	BA33251W LCSD	05/24/21 11:30	$86BTOTXDOD5W, $DOC53W5LIQ, $GASBL, $GRO86BW, $SIM53LIQ51 -- See Comments
3.	ERH1376 BLANK	BA33252W LCSD	05/24/21 11:30	$RHBLKETBLK -- See Comments
4.	ERH1377	BA33253W LCSD	05/24/21 12:30	$86BTOTXDOD5W, $GASBL, $GRO86BW -- See Comments

Note: All times, excluding sample collection times, are Pacific Time Zone unless noted otherwise. Collection times are in: -10 UTC

5.	ERH1378	LCSD BA33254W	05/24/21	15:30	$86BTOTXDOD5W, $DOC53W5LIQ, $GASBL, $GRO86BW, $SIM53LIQ51 -- See Comments
6.	ERH1378 BLANK	LCSD BA33255W	05/24/21	15:30	$RHBLKETBLK -- See Comments

APPL Sample Receipt Form

ARF# **96320**

Sample	Container Type	Count	p
BA33250	13 VOAs - HCL	4	NA
BA33251	13 VOAs - HCL	4	NA
	17 Amber Liter	2	NA
	39 Amber Liter, HCL prsvd	2	1.6
BA33252	39 Amber Liter, HCL prsvd	1	NA
BA33253	13 VOAs - HCL	4	NA
BA33254	13 VOAs - HCL	4	NA
	17 Amber Liter	2	NA
	39 Amber Liter, HCL prsvd	2	1.6
BA33255	39 Amber Liter, HCL prsvd	1	NA

Sample	Container Type	Count	p

APPL LABS

APPL, Inc.
908 N Temperance Ave
Clovis, CA 93611
www.applinc.com

Phone: (559) 275-2175
Fax: (559) 275-4422
coc@applinc.com

CHAIN OF CUSTODY RECORD

96320

C.O.C. 51846

Report to: PLEASE PRINT

Company: AECOM
1001 Bishop St., Suite 1600
Honolulu, HI 96813
Address: Attn: Alethea Ramos (808)521-3051
Alethea.Ramos@aecom.com
CV_18F0126 / 60571032

Phone:

Fax:

Attn:

Email:

Invoice to: PLEASE PRINT

Company Name: AECOM
1001 Bishop St., Suite 1600
Honolulu, HI 96813
Address: Attn: Sheree Smith (808)521-3051
Sheree.Smith@aecom.com
USAImaging@aecom.com

Phone:

Fax:

Attn:

Email:

Project Name/Number: CV-18F0126/60571032

Purchase Order Number: 102604

Sampler (Print): CS, JK, DM

Sampler (Signature):

Date Shipped: 5/25/2021

Carrier: FedEx

Waybill No.:

Comments:

Sample Identification	Location	Date Collected	Time Collected	Time Zone	No. of Containers	Matrix: Aq	Sed.	Soil	BTEX 8260	TPH-G 8260	TPH-D/O 8015	TPH-D/O w/SGT 8015	PAHs short list 8270 SIM
ERH1375	Trip Blank	5/24/21	10:30	HST	4	X			X	X			
ERH1376	RHMW01R	5/24/21	11:30	HST	8	X			X	X	X	X*	X**
ERH1377	Trip Blank	5/24/21	12:30	HST	4	X			X	X			
ERH1378	RHMW02	5/24/21	15:30	HST	8	X			X	X	X	X*	X**

5/25/2021

MS

TPH-D/O & PAHs need liquid-liquid extraction

*Analyze TPH w/SGT only if TPH/D/O detected

** naphthalene
1-methyl naphthalene
2-methyl naphthalene

Shuttle Temperature: R3 @ 0.0 2.0/2.0

Turnaround Requested: Check one
☐ Standard 2-3 wk ☒ One week ☐ 3 days ☐ 24/48 Hrs. ☐ Other:

Sample Disposal: ☒ Return to client ☒ Disposal by Lab (30-day retention)

Relinquished by sampler:	Date	Time	Received by:	Relinquished by:	Date	Time	Received by:
Relinquished by:	5/25/21	14:00	Received by:	Relinquished by:	5/26/21	9:55	Received at lab by:

White: Return to client with report Yellow: Laboratory Copy See reverse side for Container Preservative and Sampling Information

COOLER RECEIPT FORM **ARF: 96320**

1) Project: 60571032 CV18F0126 Red Hill Fuel Storage Date Received: 05/26/21

2) Coolers: Number of Coolers: 1

3) YES Were custody seals present and intact?
How many? 1 Name/Date on seal? SEE BELOW

4) YES Was there a shipping slip? Carrier name: FEDEX

5) Type of packing in cooler: X bubble wrap __ popcorn __ foam X plastic bags __ other
X wet ice __ dry ice __ no ice __ gel ice

6) YES Were cooler temperatures acceptable?

7) Serial number of calibrated thermometer used: R2 CF +0.0°C

8) Cooler temp(s): In °C. Thermometer Temp / Corrected Temp
1: 2.0/2.0 2: _____ 3: _____ 4: _____ 5: _____ 6: _____
7: _____ 8: _____ 9: _____ 10: _____ 11: _____ 12: _____

Chain of custody:

9) YES Was a chain of custody received?

10) YES Were the custody papers complete/signed in the appropriate places?

Sample Labels:

11) YES Were all sample labels complete (sample ID, date/time of sampling, etc.)?

12) YES Did all container labels agree with custody papers?

Sample Containers:

13) YES Were all containers sealed in separate bags?

14) YES Did all containers arrive in good condition:(unbroken, no leakage, no cracked/broken lids)?

15) YES Were correct containers and preservatives used for the tests indicated?

16) YES Was a sufficient amount of sample sent for tests indicated?

17) Yes Were bubbles present in volatile samples?
If yes, the following were received with air bubbles:
Larger than a pea: ERH1375w2w3w4, ERH1377w3,w4
Smaller than a pea: ERH1375w1, ERH1376w4, ERH1377w1w2, ERH1378w3,w4

Preservation Hold time:

18) Yes Was a sufficient amount of holding time remaining to analyze the samples?

19) Yes Was the pH taken of all non-VOA preserved samples and written on the sample container?

20) Yes Was the pH of acid preserved non-VOA samples < 2?

21) NA Was the pH of the "basic" preserved samples for Cyanide > 12, Sulfide >9, Hexchrom >9?

22) NO Were unpreserved VOA Vials received for VOA Dept analysis?

23) NA If "yes", are the unpreserved VOA vials noted in the ADD TEST FIELD on the ARF?
pH strip lot number: HC029115
Lab notified if pH was not adequate: _____

Notes/Deficiencies:

CUSTODY SEAL
AECOM (808)521-3051
Initials NZ Date 5/26/21

Personnel receiving samples: SS Second reviewer: SJ
Personnel labeling samples: DR
Project manager notified: SS Date/Time of notification 05/26/21
Name of client notified: _____ Date/Time of notification _____

Revision: 22, November 5, 2013

SAMPLE RESULTS

EPA 8015B TPH LIQ-LIQ

AECOM
1001 Bishop Street, Suite 1600
Honolulu, HI 96813

APPL Inc.
908 North Temperance Avenue
Clovis, CA 93611

Attn: Alethea Ramos

Project: 60571032 CV18F0126 Red Hill Fuel Storage

ARF: 96320

Sample ID: ERH1376

APPL ID: BA33251

Sample Collection Date: 05/24/21

QCG: #DOC53-210601A-264706

Method	Analyte	Result	LOQ	LOD	DL	Units	Extraction Date	Analysis Date
EPA 8015B-e	DIESEL (C10-C24)	310 J	320	300.0	150.0	ug/L	06/01/21	06/04/21
EPA 8015B-e	OIL (C24-C40)	300.0 U	320	300.0	150.0	ug/L	06/01/21	06/04/21
EPA 8015B-e	SURROGATE: OCTACOSANE (S)	103.34	60-142			%	06/01/21	06/04/21
EPA 8015B-e	SURROGATE: ORTHO-TERPHENYL (S)	91.99	56-125			%	06/01/21	06/04/21

J = Estimated value.

Quant Method: DOC0607.M
Run #: 607009
Instrument: Apollo
Sequence: 210607
Dilution Factor: 1
Initials: MBE

Printed: 06/08/21 8:49:58 AM
APPL-F1-SC-NoMC-REG MDLs-DOD

EPA 8015B TPH LIQ-LIQ

AECOM
1001 Bishop Street, Suite 1600
Honolulu, HI 96813

APPL Inc.
908 North Temperance Avenue
Clovis, CA 93611

Attn: Alethea Ramos

Project: 60571032 CV18F0126 Red Hill Fuel Storage

ARF: 96320

Sample ID: ERH1378

APPL ID: BA33254

Sample Collection Date: 05/24/21

QCG: #DOC53-210601A-264706

Method	Analyte	Result	LOQ	LOD	DL	Units	Extraction Date	Analysis Date
EPA 8015B-e	DIESEL (C10-C24)	1500	320	300.0	150.0	ug/L	06/01/21	06/04/21
EPA 8015B-e	OIL (C24-C40)	170 J	320	300.0	150.0	ug/L	06/01/21	06/04/21
EPA 8015B-e	SURROGATE: OCTACOSANE (S)	82.2	60-142			%	06/01/21	06/04/21
EPA 8015B-e	SURROGATE: ORTHO-TERPHENYL (S)	70.0	56-125			%	06/01/21	06/04/21

J = Estimated value.

Quant Method: DOC0603.M
Run #: 603025
Instrument: Apollo
Sequence: 210603
Dilution Factor: 1
Initials: MBE

Printed: 06/08/21 8:49:58 AM
APPL-F1-SC-NoMC-REG MDLs-DOD

EPA 8015B TPH LIQ-LIQ

AECOM
1001 Bishop Street, Suite 1600
Honolulu, HI 96813

APPL Inc.
908 North Temperance Avenue
Clovis, CA 93611

Attn: Alethea Ramos

Project: 60571032 CV18F0126 Red Hill Fuel Storage

ARF: 96320

Sample ID: ERH1376 BLANK

APPL ID: BA33252

Sample Collection Date: 05/24/21

QCG: #RHBLK-210527A-264572

Method	Analyte	Result	LOQ	LOD	DL	Units	Extraction Date	Analysis Date
EPA 8015B-e	DIESEL (C10-C24)	300.0 U	320	300.0	150.0	ug/L	05/28/21	06/02/21
EPA 8015B-e	OIL (C24-C40)	300.0 U	320	300.0	150.0	ug/L	05/28/21	06/02/21
EPA 8015B-e	SURROGATE: OCTACOSANE (S)	95.4	60-142			%	05/28/21	06/02/21
EPA 8015B-e	SURROGATE: ORTHO-TERPHENYL (S)	81.4	56-125			%	05/28/21	06/02/21

Quant Method: DOC0525.M
Run #: 525097
Instrument: Apollo
Sequence: 210525
Dilution Factor: 1
Initials: MBE

Printed: 06/02/21 1:38:26 PM
APPL-F1-SC-NoMC-REG MDLs-DOD

EPA 8015B TPH LIQ-LIQ

AECOM
1001 Bishop Street, Suite 1600
Honolulu, HI 96813

APPL Inc.
908 North Temperance Avenue
Clovis, CA 93611

Attn: Alethea Ramos

Project: 60571032 CV18F0126 Red Hill Fuel Storage

ARF: 96320

Sample ID: ERH1378 BLANK

APPL ID: BA33255

Sample Collection Date: 05/24/21

QCG: #RHBLK-210527A-264572

Method	Analyte	Result	LOQ	LOD	DL	Units	Extraction Date	Analysis Date
EPA 8015B-e	DIESEL (C10-C24)	300.0 U	320	300.0	150.0	ug/L	05/28/21	06/02/21
EPA 8015B-e	OIL (C24-C40)	300.0 U	320	300.0	150.0	ug/L	05/28/21	06/02/21
EPA 8015B-e	SURROGATE: OCTACOSANE (S)	96.2	60-142			%	05/28/21	06/02/21
EPA 8015B-e	SURROGATE: ORTHO-TERPHENYL (S)	82.4	56-125			%	05/28/21	06/02/21

Quant Method: DOC0525.M
Run #: 525098
Instrument: Apollo
Sequence: 210525
Dilution Factor: 1
Initials: MBE

Printed: 06/02/21 1:38:26 PM
APPL-F1-SC-NoMC-REG MDLs-DOD

EPA 8270D SIM LIQ-LIQ

AECOM
1001 Bishop Street, Suite 1600
Honolulu, HI 96813

APPL Inc.
908 North Temperance Avenue
Clovis, CA 93611

Attn: Alethea Ramos

Project: 60571032 CV18F0126 Red Hill Fuel Storage

ARF: 96320

Sample ID: ERH1376

APPL ID: BA33251

Sample Collection Date: 05/24/21

QCG: #SIM53-210528A-264577

Method	Analyte	Result	LOQ	LOD	DL	Units	Extraction Date	Analysis Date
8270D-SIM	1-METHYLNAPHTHALENE	0.10 U	0.2	0.10	0.04	ug/L	05/28/21	06/02/21
8270D-SIM	2-METHYLNAPHTHALENE	0.10 U	0.2	0.10	0.04	ug/L	05/28/21	06/02/21
8270D-SIM	NAPHTHALENE	0.10 U	0.2	0.10	0.04	ug/L	05/28/21	06/02/21
8270D-SIM	SURROGATE: 2-METHYLNAPHTHALEN	82.1	39-114			%	05/28/21	06/02/21
8270D-SIM	SURROGATE: FLUORANTHENE-D10 (S	119	58-120			%	05/28/21	06/02/21

Quant Method: L0324.M
Run #: 0513L203
Instrument: Linus
Sequence: L210513
Dilution Factor: 1
Initials: MA

Printed: 06/07/21 5:23:21 PM
APPL-F1-SC-NoMC-REG MDLs-DOD

EPA 8270D SIM LIQ-LIQ

AECOM
1001 Bishop Street, Suite 1600
Honolulu, HI 96813

APPL Inc.
908 North Temperance Avenue
Clovis, CA 93611

Attn: Alethea Ramos

Project: 60571032 CV18F0126 Red Hill Fuel Storage

ARF: 96320

Sample ID: ERH1378

APPL ID: BA33254

Sample Collection Date: 05/24/21

QCG: #SIM53-210528A-264577

Method	Analyte	Result	LOQ	LOD	DL	Units	Extraction Date	Analysis Date
8270D-SIM	1-METHYLNAPHTHALENE	22	0.2	0.10	0.04	ug/L	05/28/21	06/02/21
8270D-SIM	2-METHYLNAPHTHALENE	11	0.2	0.10	0.04	ug/L	05/28/21	06/02/21
8270D-SIM	NAPHTHALENE	47	0.2	0.10	0.04	ug/L	05/28/21	06/02/21
8270D-SIM	SURROGATE: 2-METHYLNAPHTHALEN	85.4	39-114			%	05/28/21	06/02/21
8270D-SIM	SURROGATE: FLUORANTHENE-D10 (S	88.4	58-120			%	05/28/21	06/02/21

Quant Method: L0324.M
Run #: 0513L204
Instrument: Linus
Sequence: L210513
Dilution Factor: 1
Initials: MA

Printed: 06/07/21 5:23:21 PM
APPL-F1-SC-NoMC-REG MDLs-DOD

EPA 8260B BTEX WATER

AECOM
1001 Bishop Street, Suite 1600
Honolulu, HI 96813

APPL Inc.
908 North Temperance Avenue
Clovis, CA 93611

Attn: Alethea Ramos

Project: 60571032 CV18F0126 Red Hill Fuel Storage

ARF: 96320

Sample ID: ERH1375

APPL ID: BA33250

Sample Collection Date: 05/24/21

QCG: #86BTO-210602AL-264612

Method	Analyte	Result	LOQ	LOD	DL	Units	Extraction Date	Analysis Date
EPA 8260B	BENZENE	0.30 U	1.0	0.30	0.15	ug/L	06/02/21	06/02/21
EPA 8260B	ETHYLBENZENE	0.50 U	1.0	0.50	0.23	ug/L	06/02/21	06/02/21
EPA 8260B	TOLUENE	0.30 U	1.0	0.30	0.15	ug/L	06/02/21	06/02/21
EPA 8260B	XYLENES (TOTAL)	0.30 U	2.0	0.30	0.15	ug/L	06/02/21	06/02/21
EPA 8260B	SURROGATE: 1,2-DICHLOROETHANE-	105	81-118			%	06/02/21	06/02/21
EPA 8260B	SURROGATE: 4-BROMOFLUOROBENZ	91.4	85-114			%	06/02/21	06/02/21
EPA 8260B	SURROGATE: DIBROMOFLUOROMETH	104	80-119			%	06/02/21	06/02/21
EPA 8260B	SURROGATE: TOLUENE-D8 (S)	97.4	89-112			%	06/02/21	06/02/21

Quant Method: L0601W.M
Run #: 0602L16
Instrument: Loki
Sequence: 210601
Dilution Factor: 1
Initials: PAN

Printed: 06/08/21 12:27:58 PM
APPL-F1-SC-NoMC-REG MDLs-DOD

EPA 8260B BTEX WATER

AECOM
1001 Bishop Street, Suite 1600
Honolulu, HI 96813

APPL Inc.
908 North Temperance Avenue
Clovis, CA 93611

Attn: Alethea Ramos

Project: 60571032 CV18F0126 Red Hill Fuel Storage

ARF: 96320

Sample ID: ERH1376

APPL ID: BA33251

Sample Collection Date: 05/24/21

QCG: #86BTO-210602AL-264612

Method	Analyte	Result	LOQ	LOD	DL	Units	Extraction Date	Analysis Date
EPA 8260B	BENZENE	0.30 U	1.0	0.30	0.15	ug/L	06/03/21	06/03/21
EPA 8260B	ETHYLBENZENE	0.50 U	1.0	0.50	0.23	ug/L	06/03/21	06/03/21
EPA 8260B	TOLUENE	0.30 U	1.0	0.30	0.15	ug/L	06/03/21	06/03/21
EPA 8260B	XYLENES (TOTAL)	0.30 U	2.0	0.30	0.15	ug/L	06/03/21	06/03/21
EPA 8260B	SURROGATE: 1,2-DICHLOROETHANE-	105	81-118			%	06/03/21	06/03/21
EPA 8260B	SURROGATE: 4-BROMOFLUOROBENZ	92.0	85-114			%	06/03/21	06/03/21
EPA 8260B	SURROGATE: DIBROMOFLUOROMETH	102	80-119			%	06/03/21	06/03/21
EPA 8260B	SURROGATE: TOLUENE-D8 (S)	97.2	89-112			%	06/03/21	06/03/21

Quant Method: L0601W.M
Run #: 0602L17
Instrument: Loki
Sequence: 210601
Dilution Factor: 1
Initials: PAN

Printed: 06/08/21 12:27:58 PM
APPL-F1-SC-NoMC-REG MDLs-DOD

EPA 8260B BTEX WATER

AECOM
1001 Bishop Street, Suite 1600
Honolulu, HI 96813

APPL Inc.
908 North Temperance Avenue
Clovis, CA 93611

Attn: Alethea Ramos

Project: 60571032 CV18F0126 Red Hill Fuel Storage

ARF: 96320

Sample ID: ERH1377

APPL ID: BA33253

Sample Collection Date: 05/24/21

QCG: #86BTO-210602AL-264612

Method	Analyte	Result	LOQ	LOD	DL	Units	Extraction Date	Analysis Date
EPA 8260B	BENZENE	0.30 U	1.0	0.30	0.15	ug/L	06/03/21	06/03/21
EPA 8260B	ETHYLBENZENE	0.50 U	1.0	0.50	0.23	ug/L	06/03/21	06/03/21
EPA 8260B	TOLUENE	0.30 U	1.0	0.30	0.15	ug/L	06/03/21	06/03/21
EPA 8260B	XYLENES (TOTAL)	0.30 U	2.0	0.30	0.15	ug/L	06/03/21	06/03/21
EPA 8260B	SURROGATE: 1,2-DICHLOROETHANE-	105	81-118			%	06/03/21	06/03/21
EPA 8260B	SURROGATE: 4-BROMOFLUOROBENZ	92.7	85-114			%	06/03/21	06/03/21
EPA 8260B	SURROGATE: DIBROMOFLUOROMETH	103	80-119			%	06/03/21	06/03/21
EPA 8260B	SURROGATE: TOLUENE-D8 (S)	98.9	89-112			%	06/03/21	06/03/21

Quant Method: L0601W.M
Run #: 0602L18
Instrument: Loki
Sequence: 210601
Dilution Factor: 1
Initials: PAN

Printed: 06/08/21 12:27:58 PM
APPL-F1-SC-NoMC-REG MDLs-DOD

EPA 8260B BTEX WATER

AECOM
1001 Bishop Street, Suite 1600
Honolulu, HI 96813

APPL Inc.
908 North Temperance Avenue
Clovis, CA 93611

Attn: Alethea Ramos

Project: 60571032 CV18F0126 Red Hill Fuel Storage

ARF: 96320

Sample ID: ERH1378

APPL ID: BA33254

Sample Collection Date: 05/24/21

QCG: #86BTO-210602AL-264612

Method	Analyte	Result	LOQ	LOD	DL	Units	Extraction Date	Analysis Date
EPA 8260B	BENZENE	0.30 U	1.0	0.30	0.15	ug/L	06/03/21	06/03/21
EPA 8260B	ETHYLBENZENE	0.50 U	1.0	0.50	0.23	ug/L	06/03/21	06/03/21
EPA 8260B	TOLUENE	0.30 U	1.0	0.30	0.15	ug/L	06/03/21	06/03/21
EPA 8260B	XYLENES (TOTAL)	0.30 U	2.0	0.30	0.15	ug/L	06/03/21	06/03/21
EPA 8260B	SURROGATE: 1,2-DICHLOROETHANE-	104	81-118			%	06/03/21	06/03/21
EPA 8260B	SURROGATE: 4-BROMOFLUOROBENZ	92.6	85-114			%	06/03/21	06/03/21
EPA 8260B	SURROGATE: DIBROMOFLUOROMETH	103	80-119			%	06/03/21	06/03/21
EPA 8260B	SURROGATE: TOLUENE-D8 (S)	97.1	89-112			%	06/03/21	06/03/21

Quant Method: L0601W.M
Run #: 0602L19
Instrument: Loki
Sequence: 210601
Dilution Factor: 1
Initials: PAN

Printed: 06/08/21 12:27:59 PM
APPL-F1-SC-NoMC-REG MDLs-DOD

EPA 8260B GRO WATER

AECOM
1001 Bishop Street, Suite 1600
Honolulu, HI 96813

APPL Inc.
908 North Temperance Avenue
Clovis, CA 93611

Attn: Alethea Ramos

Project: 60571032 CV18F0126 Red Hill Fuel Storage

ARF: 96320

Sample ID: ERH1375

APPL ID: BA33250

Sample Collection Date: 05/24/21

QCG: #GRO86-210602AL-264757

Method	Analyte	Result	LOQ	LOD	DL	Units	Extraction Date	Analysis Date
EPA 8260B	GASOLINE RANGE ORGANICS	18.0 U	20	18.0	8.6	ug/L	06/02/21	06/02/21
EPA 8260B	SURROGATE: 4-BROMOFLUOROBENZ	91.4	85-114			%	06/02/21	06/02/21

Quant Method: LGAS0601.M
Run #: 0602L16
Instrument: Loki
Sequence: 210601
Dilution Factor: 1
Initials: EOG

Printed: 06/08/21 5:32:45 PM
APPL-F1-SC-NoMC-REG MDLs-DOD

EPA 8260B GRO WATER

AECOM
1001 Bishop Street, Suite 1600
Honolulu, HI 96813

APPL Inc.
908 North Temperance Avenue
Clovis, CA 93611

Attn: Alethea Ramos

Project: 60571032 CV18F0126 Red Hill Fuel Storage

ARF: 96320

Sample ID: ERH1376

APPL ID: BA33251

Sample Collection Date: 05/24/21

QCG: #GRO86-210602AL-264757

Method	Analyte	Result	LOQ	LOD	DL	Units	Extraction Date	Analysis Date
EPA 8260B	GASOLINE RANGE ORGANICS	18.0 U	20	18.0	8.6	ug/L	06/03/21	06/03/21
EPA 8260B	SURROGATE: 4-BROMOFLUOROBENZ	92.0	85-114			%	06/03/21	06/03/21

Quant Method: LGAS0601.M
Run #: 0602L17
Instrument: Loki
Sequence: 210601
Dilution Factor: 1
Initials: EOG

Printed: 06/08/21 5:32:45 PM
APPL-F1-SC-NoMC-REG MDLs-DOD

EPA 8260B GRO WATER

AECOM
1001 Bishop Street, Suite 1600
Honolulu, HI 96813

APPL Inc.
908 North Temperance Avenue
Clovis, CA 93611

Attn: Alethea Ramos

Project: 60571032 CV18F0126 Red Hill Fuel Storage

ARF: 96320

Sample ID: ERH1377

APPL ID: BA33253

Sample Collection Date: 05/24/21

QCG: #GRO86-210602AL-264757

Method	Analyte	Result	LOQ	LOD	DL	Units	Extraction Date	Analysis Date
EPA 8260B	GASOLINE RANGE ORGANICS	18.0 U	20	18.0	8.6	ug/L	06/03/21	06/03/21
EPA 8260B	SURROGATE: 4-BROMOFLUOROBENZ	92.7	85-114			%	06/03/21	06/03/21

Quant Method: LGAS0601.M
Run #: 0602L18
Instrument: Loki
Sequence: 210601
Dilution Factor: 1
Initials: EOG

Printed: 06/08/21 5:32:45 PM
APPL-F1-SC-NoMC-REG MDLs-DOD

EPA 8260B GRO WATER

AECOM
1001 Bishop Street, Suite 1600
Honolulu, HI 96813

APPL Inc.
908 North Temperance Avenue
Clovis, CA 93611

Attn: Alethea Ramos

Project: 60571032 CV18F0126 Red Hill Fuel Storage

ARF: 96320

Sample ID: ERH1378

APPL ID: BA33254

Sample Collection Date: 05/24/21

QCG: #GRO86-210602AL-264757

Method	Analyte	Result	LOQ	LOD	DL	Units	Extraction Date	Analysis Date
EPA 8260B	GASOLINE RANGE ORGANICS	18.0 U	20	18.0	8.6	ug/L	06/03/21	06/03/21
EPA 8260B	SURROGATE: 4-BROMOFLUOROBENZ	92.6	85-114			%	06/03/21	06/03/21

Quant Method: LGAS0601.M
Run #: 0602L19
Instrument: Loki
Sequence: 210601
Dilution Factor: 1
Initials: EOG

Printed: 06/08/21 5:32:45 PM
APPL-F1-SC-NoMC-REG MDLs-DOD

QC FORMS

EPA 8015B-eHL

Form 2 & 8

Surrogate Recovery

Lab Name: APPL, Inc. SDG No: 96320

Case No: 96320 Date Analyzed: 06/04/21

Matrix: WATER Instrument: Apollo

APPL ID.	Client Sample No.	SURROGATE: OCTACOSANE (S)			SURROGATE: ORTHO-TERPHENYL (S)		
		Limits	Result	Qualifier	Limits	Result	Qualifier
210601A-BLK	Blank	60-142	68.6		56-125	60.3	
210601A-LCS	Lab Control Spike	60-142	86.7		56-125	85.3	
210601A-LCSD	Lab Control SpikeD	60-142	78.0		56-125	75.3	
BA33254	ERH1378	60-142	82.2		56-125	70.0	
BA33251	ERH1376	60-142	103.34		56-125	91.99	

Comments: Batch: #DOC53-210601A

EPA 8015B-eH

Form 4

Blank Summary

Lab Name: APPL, Inc. SDG No: 96320

Case No: 96320 Date Analyzed: 06/04/21

Matrix: WATER Instrument: Apollo

Blank ID: 210601A-BLK Time Analyzed: 1844

APPL ID.	Client Sample No.	File ID.	Date Analyzed
210601A-BLK	Blank	603021	06/04/21 1844
210601A-LCS	Lab Control Spike	603022	06/04/21 1912
210601A-LCSD	Lab Control SpikeD	603023	06/04/21 1940
BA33254	ERH1378	603025	06/04/21 2037
BA33251	ERH1376	607009	06/04/21 2009

Comments: Batch: #DOC53-210601A

Method Blank
EPA 8015B TPH LIQ-LIQ

APPL Inc.
908 North Temperance Avenu
Clovis, CA 93611

Blank Name/QCG: **210601W-33251 - 264706**
Batch ID: #DOC53-210601A

Sample Type	Analyte	Result	LOQ	LOD	DL	Units	Extraction Date	Analysis Date
BLANK	DIESEL (C10-C24)	300.0 U	320	300.0	150.0	ug/L	06/01/21	06/04/21
BLANK	OIL (C24-C40)	300.0 U	320	300.0	150.0	ug/L	06/01/21	06/04/21
BLANK	SURROGATE: OCTACOSANE (S)	68.6	60-142			%	06/01/21	06/04/21
BLANK	SURROGATE: ORTHO-TERPHEN	60.3	56-125			%	06/01/21	06/04/21

Quant Method: DOC0603.M
Run #: 603021
Instrument: Apollo
Sequence: 210603
Initials: MBE

GC SC-Blank-REG MDLs-DOD
Printed: 06/08/21 10:41:32 AM

EPA 8015B-eH

Form 4

LCS Summary

Lab Name:	APPL, Inc.	SDG No:	96320
Case No:	96320	Date Analyzed:	06/04/21
Matrix:	WATER	Instrument:	Apollo
LCS ID:	210601A-LCS	Time Analyzed:	1912

APPL ID.	Client Sample No.	File ID.	Date Analyzed
210601A-BLK	Blank	603021	06/04/21 1844
210601A-LCS	Lab Control Spike	603022	06/04/21 1912
210601A-LCSD	Lab Control SpikeD	603023	06/04/21 1940
BA33254	ERH1378	603025	06/04/21 2037
BA33251	ERH1376	607009	06/04/21 2009

Comments: Batch: #DOC53-210601A

Laboratory Control Spike Recoveries

EPA 8015B TPH LIQ-LIQ

APPL ID: **210601W-33251 LCS - 264706**
Batch ID: #DOC53-210601A

APPL Inc.
908 North Temperance Avenue
Clovis, CA 93611

Compound Name	Spike Lvl ug/L	SPK Result ug/L	DUP Result ug/L	SPK % Recovery	DUP % Recovery	Recovery Limits	RPD %	RPD Limits
DIESEL (C10-C24)	2000	1860	1640	93.0	82.0	36-132	12.6	30
OIL (C24-C40)	2000	2020	1840	101	92.0	41-113	9.3	30
SURROGATE: OCTACOSANE (S)	150	130	117	86.7	78.0	60-142		
SURROGATE: ORTHO-TERPHENYL (S)	150	128	113	85.3	75.3	56-125		

Comments:

Primary	SPK	DUP
Quant Method :	DOC0603.M	DOC0603.M
Extraction Date :	06/01/21	06/01/21
Analysis Date :	06/04/21	06/04/21
Instrument :	Apollo	Apollo
Run :	603022	603023
Initials :	MBE	

Printed: 06/08/21 10:41:20 AM
APPL Standard LCSD

EPA 8015B-eHL

Form 2 & 8

Surrogate Recovery

Lab Name: APPL, Inc. SDG No: 96320

Case No: 96320 Date Analyzed: 06/02/21

Matrix: WATER Instrument: Apollo

APPL ID.	Client Sample No.	SURROGATE: OCTACOSANE (S)			SURROGATE: ORTHO-TERPHENYL (S)		
		Limits	Result	Qualifier	Limits	Result	Qualifier
210527A-BLK	Blank	60-142	90.8		56-125	77.3	
210527A-LCS	Lab Control Spike	60-142	98.0		56-125	83.3	
210527A-LCSD	Lab Control SpikeD	60-142	94.0		56-125	80.0	
BA33252	ERH1376 BLANK	60-142	95.4		56-125	81.4	
BA33255	ERH1378 BLANK	60-142	96.2		56-125	82.4	

Comments: Batch: #RHBLK-210527A

EPA 8015B-eH

Form 4

Blank Summary

Lab Name:	APPL, Inc.	SDG No:	96320
Case No:	96320	Date Analyzed:	06/02/21
Matrix:	WATER	Instrument:	Apollo
Blank ID:	210527A-BLK	Time Analyzed:	1037

APPL ID.	Client Sample No.	File ID.	Date Analyzed
210527A-BLK	Blank	525094	06/02/21 1037
210527A-LCS	Lab Control Spike	525095	06/02/21 1105
210527A-LCSD	Lab Control SpikeD	525096	06/02/21 1133
BA33252	ERH1376 BLANK	525097	06/02/21 1201
BA33255	ERH1378 BLANK	525098	06/02/21 1230

Comments: Batch: #RHBLK-210527A

Method Blank
EPA 8015B TPH LIQ-LIQ

APPL Inc.
908 North Temperance Avenu
Clovis, CA 93611

Blank Name/QCG: **210527W-33252 - 264572**
Batch ID: #RHBLK-210527A

Sample Type	Analyte	Result	LOQ	LOD	DL	Units	Extraction Date	Analysis Date
BLANK	DIESEL (C10-C24)	300.0 U	320	300.0	150.0	ug/L	05/28/21	06/02/21
BLANK	OIL (C24-C40)	300.0 U	320	300.0	150.0	ug/L	05/28/21	06/02/21
BLANK	SURROGATE: OCTACOSANE (S)	90.8	60-142			%	05/28/21	06/02/21
BLANK	SURROGATE: ORTHO-TERPHEN	77.3	56-125			%	05/28/21	06/02/21

Quant Method: DOC0525.M
Run #: 525094
Instrument: Apollo
Sequence: 210525
Initials: MBE

GC SC-Blank-REG MDLs-DOD
Printed: 06/02/21 1:42:09 PM

EPA 8015B-eH

Form 4

LCS Summary

Lab Name:	APPL, Inc.	SDG No:	96320
Case No:	96320	Date Analyzed:	06/02/21
Matrix:	WATER	Instrument:	Apollo
LCS ID:	210527A-LCS	Time Analyzed:	1105

APPL ID.	Client Sample No.	File ID.	Date Analyzed
210527A-BLK	Blank	525094	06/02/21 1037
210527A-LCS	Lab Control Spike	525095	06/02/21 1105
210527A-LCSD	Lab Control SpikeD	525096	06/02/21 1133
BA33252	ERH1376 BLANK	525097	06/02/21 1201
BA33255	ERH1378 BLANK	525098	06/02/21 1230

Comments: Batch: #RHBLK-210527A

Laboratory Control Spike Recoveries

EPA 8015B TPH LIQ-LIQ

APPL ID: **210528W-33252 LCS - 264572**
Batch ID: #RHBLK-210527A

APPL Inc.
908 North Temperance Avenue
Clovis, CA 93611

Compound Name	Spike Lvl ug/L	SPK Result ug/L	DUP Result ug/L	SPK % Recovery	DUP % Recovery	Recovery Limits	RPD %	RPD Limits
DIESEL (C10-C24)	0	97.8	108	NA	NA	36-132		30
OIL (C24-C40)	0	101	110	NA	NA	41-113		30
SURROGATE: OCTACOSANE (S)	150	147	141	98.0	94.0	60-142		
SURROGATE: ORTHO-TERPHENYL (S)	150	125	120	83.3	80.0	56-125		

Comments:

Primary	SPK	DUP
Quant Method :	DOC0525.M	DOC0525.M
Extraction Date :	05/28/21	05/28/21
Analysis Date :	06/02/21	06/02/21
Instrument :	Apollo	Apollo
Run :	525095	525096
Initials :	MBE	

Printed: 06/02/21 1:41:50 PM
APPL Standard LCSD

EPA 8260B

Form 2 & 8

Surrogate Recovery

Lab Name: APPL, Inc. SDG No: 96320

Case No: 96320 Date Analyzed: 06/02/21

Matrix: WATER Instrument: Loki

APPL ID.	Client Sample No.	SURROGATE: 1,2-DICHLOROETHANE-D4 (S)			SURROGATE: 4-BROMOFLUOROBENZENE (S)		
		Limits	Result	Qualifier	Limits	Result	Qualifier
210602AL-LCS	Lab Control Spike	81-118	98.8		85-114	102	
210602AL-LCSD	Lab Control SpikeD	81-118	100		85-114	101	
210602AL-BLK	Blank	81-118	103		85-114	94.0	
BA33250	ERH1375	81-118	105		85-114	91.4	
BA33251	ERH1376	81-118	105		85-114	92.0	
BA33253	ERH1377	81-118	105		85-114	92.7	
BA33254	ERH1378	81-118	104		85-114	92.6	

Comments: Batch: #86BTO-210602AL

EPA 8260B

Form 2 & 8

Surrogate Recovery

Lab Name: APPL, Inc. SDG No: 96320

Case No: 96320 Date Analyzed: 06/02/21

Matrix: WATER Instrument: Loki

APPL ID.	Client Sample No.	SURROGATE: DIBROMOFLUOROMETHANE (S)			SURROGATE: TOLUENE-D8 (S)		
		Limits	Result	Qualifier	Limits	Result	Qualifier
210602AL-LCS	Lab Control Spike	80-119	98.4		89-112	103	
210602AL-LCSD	Lab Control SpikeD	80-119	99.2		89-112	103	
210602AL-BLK	Blank	80-119	103		89-112	97.6	
BA33250	ERH1375	80-119	104		89-112	97.4	
BA33251	ERH1376	80-119	102		89-112	97.2	
BA33253	ERH1377	80-119	103		89-112	98.9	
BA33254	ERH1378	80-119	103		89-112	97.1	

Comments: Batch: #86BTO-210602AL

EPA 8260B

Form 4

Blank Summary

Lab Name:	APPL, Inc.	SDG No:	96320
Case No:	96320	Date Analyzed:	06/02/21
Matrix:	WATER	Instrument:	Loki
Blank ID:	210602AL-BLK	Time Analyzed:	2015

APPL ID.	Client Sample No.	File ID.	Date Analyzed
210602AL-LCS	Lab Control Spike	0602L03	06/02/21 1757
210602AL-LCSD	Lab Control SpikeD	0602L04	06/02/21 1825
210602AL-BLK	Blank	0602L08	06/02/21 2015
BA33250	ERH1375	0602L16	06/02/21 2356
BA33251	ERH1376	0602L17	06/03/21 0023
BA33253	ERH1377	0602L18	06/03/21 0051
BA33254	ERH1378	0602L19	06/03/21 0119

Comments: Batch: #86BTO-210602AL

Method Blank
EPA 8260B BTEX WATER

APPL Inc.
908 North Temperance Avenu
Clovis, CA 93611

Blank Name/QCG: **210602W-33250 - 264612**
Batch ID: #86BTO-210602AL

Sample Type	Analyte	Result	LOQ	LOD	DL	Units	Extraction Date	Analysis Date
BLANK	BENZENE	0.30 U	1.0	0.30	0.15	ug/L	06/02/21	06/02/21
BLANK	ETHYLBENZENE	0.50 U	1.0	0.50	0.23	ug/L	06/02/21	06/02/21
BLANK	TOLUENE	0.30 U	1.0	0.30	0.15	ug/L	06/02/21	06/02/21
BLANK	XYLENES (TOTAL)	0.30 U	2.0	0.30	0.15	ug/L	06/02/21	06/02/21
BLANK	SURROGATE: 1,2-DICHLOROET	103	81-118			%	06/02/21	06/02/21
BLANK	SURROGATE: 4-BROMOFLUORO	94.0	85-114			%	06/02/21	06/02/21
BLANK	SURROGATE: DIBROMOFLUOR	103	80-119			%	06/02/21	06/02/21
BLANK	SURROGATE: TOLUENE-D8 (S)	97.6	89-112			%	06/02/21	06/02/21

Quant Method: L0601W.M
Run #: 0602L08
Instrument: Loki
Sequence: 210601
Initials: PAN

GC SC-Blank-REG MDLs-DOD
Printed: 06/08/21 12:21:17 PM

EPA 8260B

Form 4

LCS Summary

Lab Name:	APPL, Inc.	SDG No:	96320
Case No:	96320	Date Analyzed:	06/02/21
Matrix:	WATER	Instrument:	Loki
LCS ID:	210602AL-LCS	Time Analyzed:	1757

APPL ID.	Client Sample No.	File ID.	Date Analyzed
210602AL-LCS	Lab Control Spike	0602L03	06/02/21 1757
210602AL-LCSD	Lab Control SpikeD	0602L04	06/02/21 1825
210602AL-BLK	Blank	0602L08	06/02/21 2015
BA33250	ERH1375	0602L16	06/02/21 2356
BA33251	ERH1376	0602L17	06/03/21 0023
BA33253	ERH1377	0602L18	06/03/21 0051
BA33254	ERH1378	0602L19	06/03/21 0119

Comments: Batch: #86BTO-210602AL

Laboratory Control Spike Recoveries

EPA 8260B BTEX WATER

APPL ID: **210602W-33250 LCS - 264612**
Batch ID: #86BTO-210602AL

APPL Inc.
908 North Temperance Avenue
Clovis, CA 93611

Compound Name	Spike Lvl ug/L	SPK Result ug/L	DUP Result ug/L	SPK % Recovery	DUP % Recovery	Recovery Limits	RPD %	RPD Limits
BENZENE	10.00	9.73	9.51	97.3	95.1	79-120	2.3	20
ETHYLBENZENE	10.00	10.2	10.1	102	101	79-121	0.99	20
TOLUENE	10.00	10.3	10.1	103	101	80-121	2.0	20
XYLENES (TOTAL)	30.0	29.5	29.5	98.3	98.3	79-121	0.0	20
SURROGATE: 1,2-DICHLOROETHANE-D	25.0	24.7	25.1	98.8	100	81-118		
SURROGATE: 4-BROMOFLUOROBENZE	25.0	25.6	25.3	102	101	85-114		
SURROGATE: DIBROMOFLUOROMETH	25.0	24.6	24.8	98.4	99.2	80-119		
SURROGATE: TOLUENE-D8 (S)	25.0	25.8	25.7	103	103	89-112		

Comments:

Primary	SPK	DUP
Quant Method :	L0601W.M	L0601W.M
Extraction Date :	06/02/21	06/02/21
Analysis Date :	06/02/21	06/02/21
Instrument :	Loki	Loki
Run :	0602L03	0602L04
Initials :	PAN	

Printed: 06/08/21 12:27:54 PM
APPL Standard LCSD

Form 5
Tune Summary

Lab Name: APPL Inc.
Case No:
Matrix: Water
ID: 0601L10.D

SDG No:
Date Analyzed: 06/01/21
Instrument: Loki
Time Analyzed: 17:33

	Client Sample No.	APPL ID.	File ID.	Date Analyzed
1		0.3ug/L VOC STD 6/1/	0601L16.D	06/01/21 20:20
2		0.5ug/L VOC STD 6/1/	0601L17.D	06/01/21 20:48
3		1ug/L VOC STD 6/1/21	0601L18.D	06/01/21 21:15
4		2ug/L VOC STD 6/1/21	0601L19.D	06/01/21 21:43
5		5ug/L VOC STD 6/1/21	0601L20.D	06/01/21 22:10
6		10ug/L VOC STD 6/1/2	0601L21.D	06/01/21 22:38
7		20ug/L VOC STD 6/1/2	0601L22.D	06/01/21 23:05
8		40ug/L VOC STD 6/1/2	0601L23.D	06/01/21 23:33
9		100ug/L VOC STD 6/1/	0601L24.D	06/02/21 0:01
10		(SS) 10ug/L VOC STD	0601L26.D	06/02/21 0:56
11				
12				
13				
14				
15				
16				
17				
18				
19				
20				
21				
22				

m/e		
50	15.0 - 40.0% of mass 95	18.0
75	30.0 - 60.0% of mas 95	50.9
95	Base peak, 100% relative abundance	100.0
96	5.0 - 9.0% of mass 95	7.7
173	Less than 2.0% of mass 174	0.0
174	50.0 - 200.0% of mass 95	115.6
175	5.0 - 9.0% of mass 174	8.8
176	95.0 - 101.0% of mass 174	98.3
177	5.0 - 9.0% of mass 176	8.6

Form 5
Tune Summary

Lab Name: APPL Inc.
Case No: 96320
Matrix: Water
ID: 0602L01.D

SDG No: 96320
Date Analyzed: 06/02/21
Instrument: Loki
Time Analyzed: 17:02

	Client Sample No.	APPL ID.	File ID.	Date Analyzed
1		210602A CCV 10ug/L	0602L02.D	06/02/21 17:30
2	Lab Control Spike	210602A LCS 10ug/L	0602L03.D	06/02/21 17:57
3	Lab Control SpikeD	210602A LCSD 10ug/L	0602L04.D	06/02/21 18:25
4	Blank	210602A BLK	0602L08.D	06/02/21 20:15
5	ERH1375	BA33250W01	0602L16.D	06/02/21 23:56
6	ERH1376	BA33251W01	0602L17.D	06/03/21 0:23
7	ERH1377	BA33253W01	0602L18.D	06/03/21 0:51
8	ERH1378	BA33254W01	0602L19.D	06/03/21 1:19
9		Ending CCV 10ug/L 6/	0602L23.D	06/03/21 3:09
10				
11				
12				
13				
14				
15				
16				
17				
18				
19				
20				
21				
22				

m/e		
50	15.0 - 40.0% of mass 95	17.9
75	30.0 - 60.0% of mas 95	47.7
95	Base peak, 100% relative abundance	100.0
96	5.0 - 9.0% of mass 95	7.0
173	Less than 2.0% of mass 174	1.1
174	50.0 - 200.0% of mass 95	104.2
175	5.0 - 9.0% of mass 174	7.3
176	95.0 - 101.0% of mass 174	95.5
177	5.0 - 9.0% of mass 176	7.1

8A
INTERNAL STANDARD AREA AND RT SUMMARY

Lab Name: APPL Inc. Contract: _____

Lab Code: _____ SDG No.: _____

Lab File ID (Standard): 0602L02.D Date Analyzed: 2 Jun 21 17:30

Instrument ID: Loki Time Analyzed: 2 Jun 21 17:30

GC Column: _____ ID: Heated Purge: (Y/N) _____

		Fluorobenzene (IS)		Chlorobenzene-D5 (IS)		1,4-Dichlorobenzene-D4 (IS)	
		AREA #	RT #	AREA #	RT #	AREA #	RT #
	12 HOUR STD	357520	6.53	298765	9.99	181182	12.56
	UPPER LIMIT	715040	6.70	597530	10.16	362364	12.73
	LOWER LIMIT	178760	6.36	149383	9.82	90591	12.39
	SAMPLE NO.						
01	210602A CCV 10ug/L	357520	6.53	298765	9.99	181182	12.56
02	210602A LCS 10ug/L	373245	6.53	306754	9.99	182635	12.56
03	210602A LCSD 10ug/L	384552	6.53	319711	9.99	187177	12.56
04	210602A BLK	358077	6.54	299632	9.99	152467	12.56
05	BA33250W01	346616	6.54	291901	9.99	149250	12.56
06	BA33251W01	341877	6.53	288985	9.99	149978	12.56
07	BA33253W01	337569	6.54	281940	9.99	142559	12.56
08	BA33254W01	336699	6.53	285526	9.99	157901	12.56
09	Ending CCV 10ug/L 6/2/	351258	6.53	298369	9.99	175491	12.56
10							
11							
12							
13							
14							
15							
16							
17							
18							
19							
20							
21							
22							

AREA UPPER LIMIT = +100% of internal standard area.
AREA LOWER LIMIT = -50% of internal standard area.
RT UPPER LIMIT = +0.17 minutes of internal standard RT
RT LOWER LIMIT = -0.17 minutes of internal standard RT

Column used to flag values outside QC limits with an asterisk.
* Values outside of QC limits.

EPA 8260B

Form 2 & 8

Surrogate Recovery

Lab Name: APPL, Inc. SDG No: 96320

Case No: 96320 Date Analyzed: 06/02/21

Matrix: WATER Instrument: Loki

APPL ID.	Client Sample No.	SURROGATE: 4-BROMOFLUOROBENZENE (S)					
		Limits	Result	Qualifier	Limits	Result	Qualifier
210602AL-LCS	Lab Control Spike	85-114	97.6				
210602AL-LCSD	Lab Control SpikeD	85-114	98.4				
210602AL-BLK	Blank	85-114	94.0				
BA33250	ERH1375	85-114	91.4				
BA33251	ERH1376	85-114	92.0				
BA33253	ERH1377	85-114	92.7				
BA33254	ERH1378	85-114	92.6				

Comments: Batch: #GRO86-210602AL

EPA 8260B

Form 4

Blank Summary

Lab Name:	APPL, Inc.	SDG No:	96320
Case No:	96320	Date Analyzed:	06/02/21
Matrix:	WATER	Instrument:	Loki
Blank ID:	210602AL-BLK	Time Analyzed:	2015

APPL ID.	Client Sample No.	File ID.	Date Analyzed
210602AL-LCS	Lab Control Spike	0602L06	06/02/21 1920
210602AL-LCSD	Lab Control SpikeD	0602L07	06/02/21 1948
210602AL-BLK	Blank	0602L08	06/02/21 2015
BA33250	ERH1375	0602L16	06/02/21 2356
BA33251	ERH1376	0602L17	06/03/21 0023
BA33253	ERH1377	0602L18	06/03/21 0051
BA33254	ERH1378	0602L19	06/03/21 0119

Comments: Batch: #GRO86-210602AL

Method Blank
EPA 8260B GRO WATER

APPL Inc.
908 North Temperance Avenu
Clovis, CA 93611

Blank Name/QCG: **210602W-33250 - 264757**
Batch ID: #GRO86-210602AL

Sample Type	Analyte	Result	LOQ	LOD	DL	Units	Extraction Date	Analysis Date
BLANK	GASOLINE RANGE ORGANICS	18.0 U	20	18.0	8.6	ug/L	06/02/21	06/02/21
BLANK	SURROGATE: 4-BROMOFLUORO	94.0	85-114			%	06/02/21	06/02/21

Quant Method: LGAS0601.M
Run #: 0602L08
Instrument: Loki
Sequence: 210601
Initials: EOG

GC SC-Blank-REG MDLs-DOD
Printed: 06/08/21 5:32:49 PM

EPA 8260B

Form 4

LCS Summary

Lab Name:	APPL, Inc.	SDG No:	96320
Case No:	96320	Date Analyzed:	06/02/21
Matrix:	WATER	Instrument:	Loki
LCS ID:	210602AL-LCS	Time Analyzed:	1920

APPL ID.	Client Sample No.	File ID.	Date Analyzed
210602AL-LCS	Lab Control Spike	0602L06	06/02/21 1920
210602AL-LCSD	Lab Control SpikeD	0602L07	06/02/21 1948
210602AL-BLK	Blank	0602L08	06/02/21 2015
BA33250	ERH1375	0602L16	06/02/21 2356
BA33251	ERH1376	0602L17	06/03/21 0023
BA33253	ERH1377	0602L18	06/03/21 0051
BA33254	ERH1378	0602L19	06/03/21 0119

Comments: Batch: #GRO86-210602AL

Laboratory Control Spike Recoveries

EPA 8260B GRO WATER

APPL ID: **210602W-33250 LCS - 264757**
Batch ID: #GRO86-210602AL

APPL Inc.
908 North Temperance Avenue
Clovis, CA 93611

Compound Name	Spike Lvl ug/L	SPK Result ug/L	DUP Result ug/L	SPK % Recovery	DUP % Recovery	Recovery Limits	RPD %	RPD Limits
GASOLINE RANGE ORGANICS	300	299	287	99.7	95.7	78-122	4.1	20
SURROGATE: 4-BROMOFLUOROBENZE	25.0	24.4	24.6	97.6	98.4	85-114		

Comments:

Primary	SPK	DUP
Quant Method :	LGAS0601.M	LGAS0601.M
Extraction Date :	06/02/21	06/02/21
Analysis Date :	06/02/21	06/02/21
Instrument :	Loki	Loki
Run :	0602L06	0602L07
Initials :	EOG	

Printed: 06/08/21 5:32:40 PM
APPL Standard LCSD

8270D-SIM

Form 2 & 8

Surrogate Recovery

Lab Name: APPL, Inc. SDG No: 96320
Case No: 96320 Date Analyzed: 06/02/21
Matrix: WATER Instrument: Linus

APPL ID.	Client Sample No.	SURROGATE: 2-METHYLNAPHTHALENE-D10 (S)			SURROGATE: FLUORANTHENE-D10 (S)		
		Limits	Result	Qualifier	Limits	Result	Qualifier
210528A-BLK	Blank	39-114	80.6		58-120	88.0	
210528A-LCS	Lab Control Spike	39-114	60.6		58-120	96.2	
210528A-LCSD	Lab Control SpikeD	39-114	85.0		58-120	93.6	
BA33251	ERH1376	39-114	82.1		58-120	119	
BA33254	ERH1378	39-114	85.4		58-120	88.4	

Comments: Batch: #SIM53-210528A

8270D-SIM

Form 4

Blank Summary

Lab Name:	APPL, Inc.	SDG No:	96320
Case No:	96320	Date Analyzed:	06/02/21
Matrix:	WATER	Instrument:	Linus
Blank ID:	210528A-BLK	Time Analyzed:	1237

APPL ID.	Client Sample No.	File ID.	Date Analyzed	
210528A-BLK	Blank	0513L200	06/02/21	1237
210528A-LCS	Lab Control Spike	0513L201	06/02/21	1259
210528A-LCSD	Lab Control SpikeD	0513L202	06/02/21	1321
BA33251	ERH1376	0513L203	06/02/21	1343
BA33254	ERH1378	0513L204	06/02/21	1406

Comments: Batch: #SIM53-210528A

Method Blank
EPA 8270D SIM LIQ-LIQ

APPL Inc.
908 North Temperance Avenu
Clovis, CA 93611

Blank Name/QCG: **210528W-33251 - 264577**
Batch ID: #SIM53-210528A

Sample Type	Analyte	Result	LOQ	LOD	DL	Units	Extraction Date	Analysis Date
BLANK	1-METHYLNAPHTHALENE	0.10 U	0.2	0.10	0.04	ug/L	05/28/21	06/02/21
BLANK	2-METHYLNAPHTHALENE	0.10 U	0.2	0.10	0.04	ug/L	05/28/21	06/02/21
BLANK	NAPHTHALENE	0.10 U	0.2	0.10	0.04	ug/L	05/28/21	06/02/21
BLANK	SURROGATE: 2-METHYLNAPHT	80.6	39-114			%	05/28/21	06/02/21
BLANK	SURROGATE: FLUORANTHENE-	88.0	58-120			%	05/28/21	06/02/21

Quant Method: L0324.M
Run #: 0513L200
Instrument: Linus
Sequence: L210513
Initials: MA

GC SC-Blank-REG MDLs-DOD
Printed: 06/07/21 5:23:30 PM

8270D-SIM

Form 4

LCS Summary

Lab Name:	APPL, Inc.	SDG No:	96320
Case No:	96320	Date Analyzed:	06/02/21
Matrix:	WATER	Instrument:	Linus
LCS ID:	210528A-LCS	Time Analyzed:	1259

APPL ID.	Client Sample No.	File ID.	Date Analyzed	
210528A-BLK	Blank	0513L200	06/02/21	1237
210528A-LCS	Lab Control Spike	0513L201	06/02/21	1259
210528A-LCSD	Lab Control SpikeD	0513L202	06/02/21	1321
BA33251	ERH1376	0513L203	06/02/21	1343
BA33254	ERH1378	0513L204	06/02/21	1406

Comments: Batch: #SIM53-210528A

Laboratory Control Spike Recoveries

EPA 8270D SIM LIQ-LIQ

APPL ID: **210528W-33251 LCS - 264577**
Batch ID: #SIM53-210528A

APPL Inc.
908 North Temperance Avenue
Clovis, CA 93611

Compound Name	Spike Lvl ug/L	SPK Result ug/L	DUP Result ug/L	SPK % Recovery	DUP % Recovery	Recovery Limits	RPD %	RPD Limits
1-METHYLNAPHTHALENE	5.00	4.45	5.20	89.0	104	41-115	15.5	20
2-METHYLNAPHTHALENE	5.00	3.58	5.18	71.6	104	39-114	36.5 #	20
NAPHTHALENE	5.00	5.45	4.92	109	98.4	43-114	10.2	20
SURROGATE: 2-METHYLNAPHTHALEN	5.00	3.03	4.25	60.6	85.0	39-114		
SURROGATE: FLUORANTHENE-D10 (S)	5.00	4.81	4.68	96.2	93.6	58-120		

= Recovery is outside QC limits.

Comments:

Primary	SPK	DUP
Quant Method :	L0324.M	L0324.M
Extraction Date :	05/28/21	05/28/21
Analysis Date :	06/02/21	06/02/21
Instrument :	Linus	Linus
Run :	0513L201	0513L202
Initials :	MA	

Printed: 06/07/21 5:22:59 PM
APPL Standard LCSD

Form 5
Tune Summary

Lab Name: APPL Inc.
Case No:
Matrix: Water
ID: 0324L002.D

SDG No:
Date Analyzed: 03/24/21
Instrument: Linus
Time Analyzed: 10:26

	Client Sample No.	APPL ID.	File ID.	Date Analyzed
1		0.1 SIM 03/24/21	0324L003.D	03/24/21 11:35
2		0.2 SIM 03/24/21	0324L004.D	03/24/21 11:57
3		0.5 SIM 03/24/21	0324L005.D	03/24/21 12:19
4		1 SIM 03/24/21	0324L006.D	03/24/21 12:41
5		5 SIM 03/24/21	0324L007.D	03/24/21 13:07
6		10 SIM 03/24/21	0324L008.D	03/24/21 13:29
7		50 SIM 03/24/21	0324L009.D	03/24/21 13:51
8		100 SIM 03/24/21	0324L010.D	03/24/21 14:13
9		SS SIM 03/24/21	0324L011.D	03/24/21 14:59
10				
11				
12				
13				
14				
15				
16				
17				
18				
19				
20				
21				
22				

m/e		
51	9.95 - 80.1% of mass 198	26.4
68	0 - 2.05% of mass 69	0.0
70	0 - 2% of mass 69	0.7
127	10 - 80% of mass 198	50.7
197	0 - 2% of mass 198	0.0
198	100 - 100% of mass 198	100.0
199	5 - 9% of mass 198	6.8
275	10 - 60% of mass 198	30.5
365	1 - 100% of mass 198	3.9
441	0.01 - 24% of mass 442	15.2
442	50 - 500% of mass 198	142.7
443	15 - 24% of mass 442	19.6

Form 5
Tune Summary

Lab Name: APPL Inc.
Case No: 96320
Matrix: Water
ID: 0513L198.D

SDG No: 96320
Date Analyzed: 06/02/21
Instrument: Linus
Time Analyzed: 11:59

	Client Sample No.	APPL ID.	File ID.	Date Analyzed
1		5 SIM 3/24/21 (1)	0513L199.D	06/02/21 12:15
2	Blank	210528A BLK 1/1000	0513L200.D	06/02/21 12:37
3	Lab Control Spike	210528A LCS-1 1/1000	0513L201.D	06/02/21 12:59
4	Lab Control SpikeD	210528A LCSD-1 1/100	0513L202.D	06/02/21 13:21
5	ERH1376	BA33251W05 1/870	0513L203.D	06/02/21 13:43
6	ERH1378	BA33254W05 1/870	0513L204.D	06/02/21 14:06
7		5 SIM 3/24/21 (3)	0513L231.D	06/03/21 9:24
8				
9				
10				
11				
12				
13				
14				
15				
16				
17				
18				
19				
20				
21				
22				

m/e		
51	9.95 - 80.1% of mass 198	31.7
68	0 - 2.05% of mass 69	0.0
70	0 - 2% of mass 69	0.4
127	10 - 80% of mass 198	52.4
197	0 - 2% of mass 198	0.0
198	100 - 100% of mass 198	100.0
199	5 - 9% of mass 198	6.7
275	10 - 60% of mass 198	30.1
365	1 - 100% of mass 198	4.5
441	0.01 - 24% of mass 442	15.5
442	50 - 500% of mass 198	145.0
443	15 - 24% of mass 442	19.3

8A
INTERNAL STANDARD AREA AND RT SUMMARY

Lab Name: APPL Inc. Contract: _____

Lab Code: _____ SDG No.: _____

Lab File ID (Standard): 0513L199.D Date Analyzed: 2 Jun 21 12:15

Instrument ID: Linus Time Analyzed: 2 Jun 21 12:15

GC Column: _____ ID: Heated Purge: (Y/N) _____

		Napthalene-D8(IS)		Acenaphthene-D10(IS)		Phenanthrene-D10(IS)	
		AREA #	RT #	AREA #	RT #	AREA #	RT #
	12 HOUR STD	21424	4.13	19118	6.12	38514	7.85
	UPPER LIMIT	42848	4.30	38236	6.29	77028	8.02
	LOWER LIMIT	10712	3.96	9559	5.95	19257	7.68
	SAMPLE NO.						
01	210528A BLK 1/1000	23403	4.13	10323	6.12	28623	7.85
02	210528A LCS-1 1/1000	26286	4.13	13561	6.12	29064	7.85
03	210528A LCSD-1 1/100	16970	4.13	10575	6.12	28898	7.85
04	BA33251W05 1/870	23911	4.13	14307	6.12	23571	7.85
05	BA33254W05 1/870	18565	4.13	14629	6.12	28691	7.85
06	5 SIM 3/24/21 (3)	22313	4.12	14687	6.12	38411	7.85
07							
08							
09							
10							
11							
12							
13							
14							
15							
16							
17							
18							
19							
20							
21							
22							

AREA UPPER LIMIT = +100% of internal standard area.
AREA LOWER LIMIT = -50% of internal standard area.
RT UPPER LIMIT = +0.17 minutes of internal standard RT
RT LOWER LIMIT = -0.17 minutes of internal standard RT

Column used to flag values outside QC limits with an asterisk.
* Values outside of QC limits.

8A
INTERNAL STANDARD AREA AND RT SUMMARY

Lab Name: APPL Inc. Contract: _____

Lab Code: _____ SDG No.: _____

Lab File ID (Standard): 0513L199.D Date Analyzed: 2 Jun 21 12:15

Instrument ID: Linus Time Analyzed: 2 Jun 21 12:15

GC Column: _____ ID: Heated Purge: (Y/N) _____

		Chrysene-D12(IS)		Perylene-D12(IS)			
		AREA #	RT #	AREA #	RT #	AREA #	RT #
	12 HOUR STD	42453	10.94	47091	13.36		
	UPPER LIMIT	84906	11.11	94182	13.53		
	LOWER LIMIT	21227	10.77	23546	13.19		
	SAMPLE NO.						
01	210528A BLK 1/1000	34005	10.95	34394	13.36		
02	210528A LCS-1 1/1000	35302	10.94	33644	13.36		
03	210528A LCSD-1 1/100	35725	10.94	34838	13.36		
04	BA33251W05 1/870	27559	10.95	36450	13.37		
05	BA33254W05 1/870	33500	10.95	36743	13.36		
06	5 SIM 3/24/21 (3)	45809	10.95	38080	13.36		
07							
08							
09							
10							
11							
12							
13							
14							
15							
16							
17							
18							
19							
20							
21							
22							

AREA UPPER LIMIT = +100% of internal standard area.
AREA LOWER LIMIT = -50% of internal standard area.
RT UPPER LIMIT = +0.17 minutes of internal standard RT
RT LOWER LIMIT = -0.17 minutes of internal standard RT

Column used to flag values outside QC limits with an asterisk.
* Values outside of QC limits.

ORGANICS

Calibration Data

TPH Extractables
DOC0603

Form 6
Initial Calibration

Lab Name: APPL, Inc.
Case No:
Matrix: Water

SDG No:
Initial Cal. Date: 06/04/21
Instrument: Apollo

Initials: MB

		Compound	1	2	3	4	5	6	7				Avg	%RSD	Type	r^2	Q
			603019 D	603012.D	603013.D	603014.D	603015 D	603016 D	603017 D								
1	HATM	Diesel (C10-C24)		2481733	2355981	1919131	1768343	1810906	1833295				2028231	15	HATM		
2	HBTML	Motor Oil (C24-C40)		3878881	1832760	1573824	1333537	1407402	1450052				1912743	51	HBTM	0.999	
3	SA	Ortho-Terphenyl(S)	3421685	2744779	2707254	2269805	2103848	2138939	2203356				2512809	19	SA		
4	SA	Octacosane(S)	2324649	1884041	2199781	1776433	1691955	1759828	1830045				1923819	13	SA		
5																	
6																	
7																	
8																	
9																	
10																	
11																	
12																	
13																	
14																	
15																	
16																	
17																	
18																	
19																	
20																	
21																	
22																	
23																	
24																	
25																	
26																	
27																	
28																	
29																	
30																	
31																	
32																	
33																	
34																	
35																	

2.801453

Quantitation Report (Not Reviewed)

Data File : G:\APOLLO\DATA\210603\603019:D
Acq On : 6-4-21 17:47:21
Sample : DMO-STD 1 06-03-21
Misc : water
IntFile : events.e
Quant Time: Jun 5 8:04 2021 Quant Results File: DOC0603.RES

Vial: 19
Operator: MB
Inst : Apollo
Multiplr: 1.00

Method : G:\APOLLO\DATA\210525\DOC0603.M (Chemstation Integrator)
Title : 8015 B&C
Last Update : Sat Jun 05 08:00:21 2021
Response via : Multiple Level Calibration

Volume Inj. : 2UL
Signal Phase : DB-5
Signal Info : FID02A

Compound	R.T.	Response	Conc Units
System Monitoring Compounds			
3) SA Ortho-Terphenyl(S)	7.48	1710843	0.340 ppb
Surrogate Spike 30.000		Recovery =	1.13%
4) SA Octacosane(S)	9.74	1162325	0.302 ppb
Surrogate Spike 30.000		Recovery =	1.01%
Target Compounds			
1) HATM Diesel (C10-C24)	6.43	30065464	7.412 ppb
Target Compounds			
2) HBTM Motor Oil (C24-C40)	14.61	48671165	N.D. ppb

(f)=RT Delta > 1/2 Window (m)=manual int.

Data File: G:\APOLLO\DATA\210603\603019.D
Sample : DMO-STD 1 06-03-21

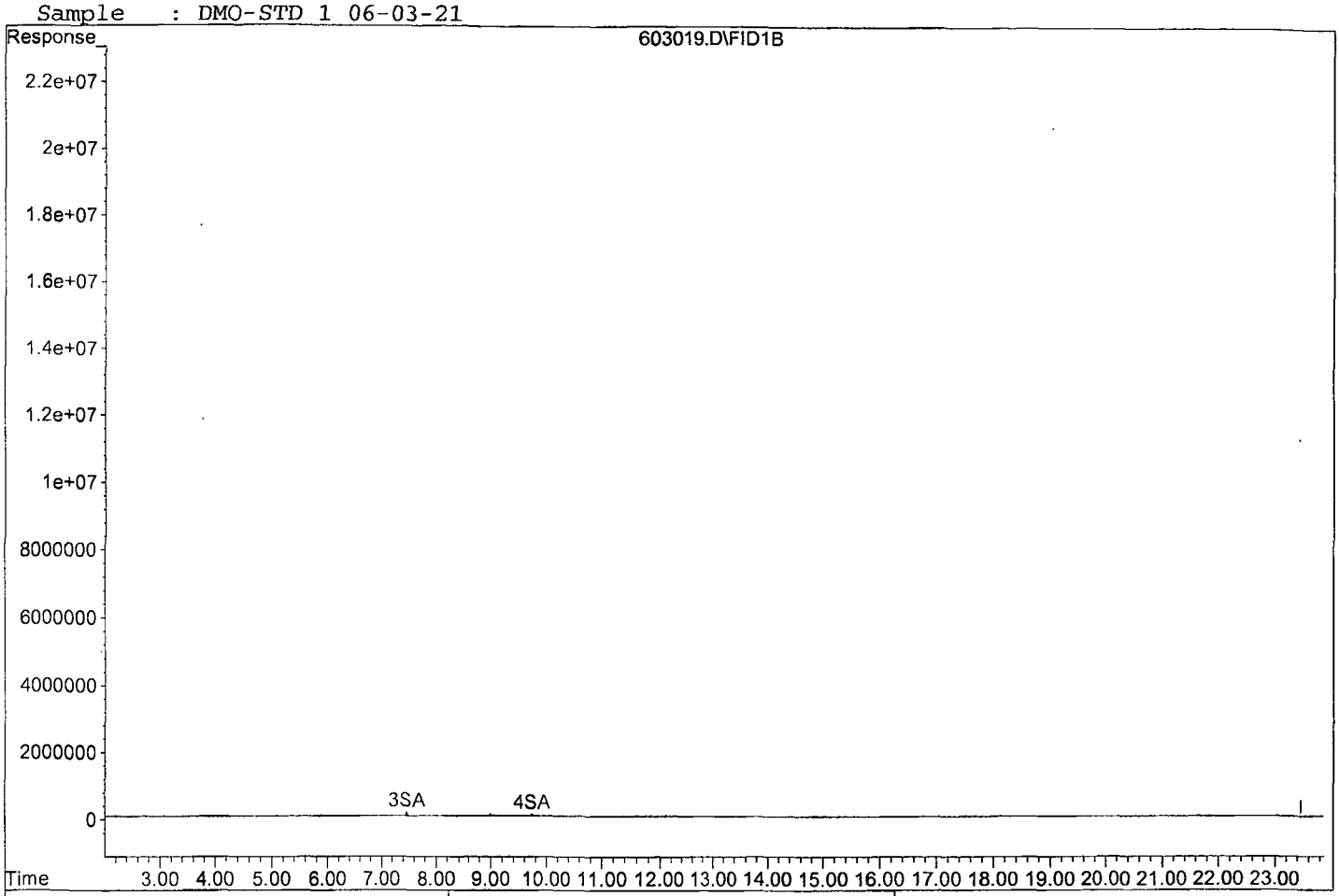

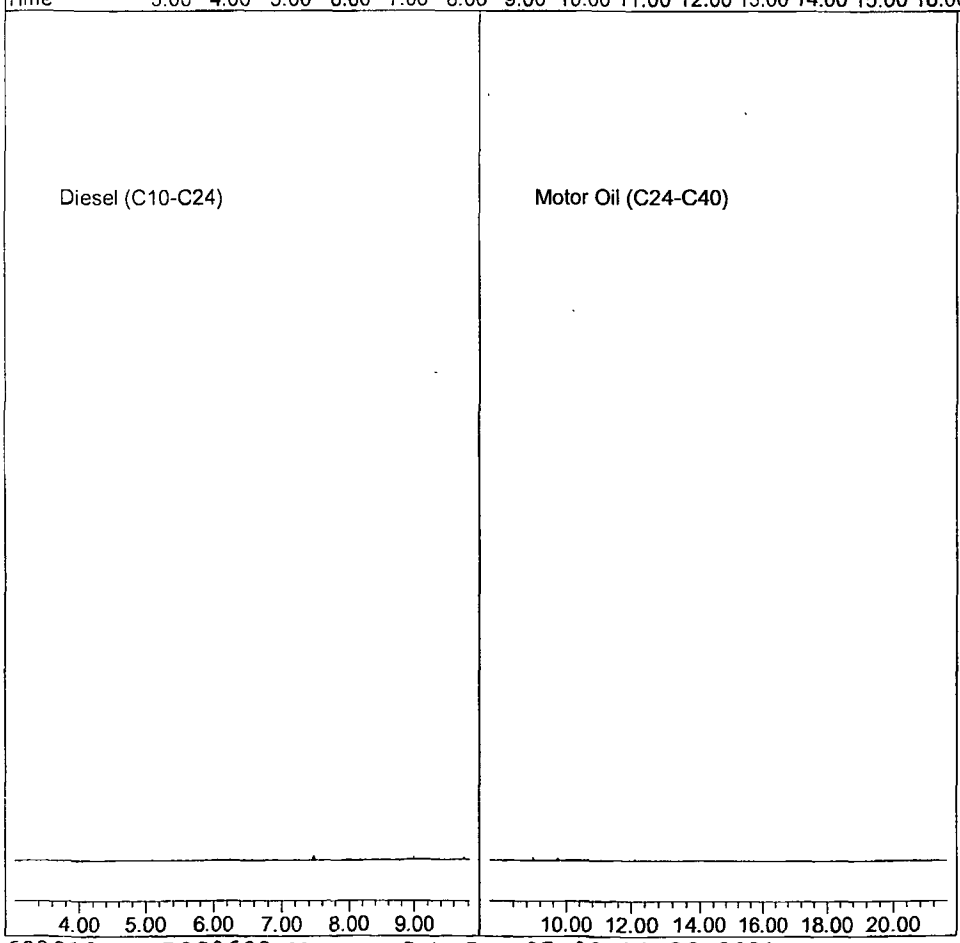

603019.D DOC0603.M Sat Jun 05 08:04:29 2021

Quantitation Report (Not Reviewed)

Data File : G:\APOLLO\DATA\210603\603012.D Vial: 12
Acq On : 6-4-21 13:58:06 Operator: MB
Sample : DMOS STD-2 06-03-21 Inst : Apollo
Misc : water Multiplr: 1.00
IntFile : events.e
Quant Time: Jun 5 8:04 2021 Quant Results File: DOC0603.RES

Method : G:\APOLLO\DATA\210525\DOC0603.M (Chemstation Integrator)
Title : 8015 B&C
Last Update : Sat Jun 05 08:00:21 2021
Response via : Multiple Level Calibration

Volume Inj. : 2UL
Signal Phase : DB-5
Signal Info : FID02A

Compound	R.T.	Response	Conc Units
System Monitoring Compounds			
3) SA Ortho-Terphenyl(S)	7.47	2744779	0.546 ppb
Surrogate Spike 30.000		Recovery =	1.82%
4) SA Octacosane(S)	9.73	1884041	0.490 ppb
Surrogate Spike 30.000		Recovery =	1.63%
Target Compounds			
1) HATM Diesel (C10-C24)	6.43	49634655	12.236 ppb
2) HBTM Motor Oil (C24-C40)	14.61	77577627	10.220 ppb

Target Compounds

(f)=RT Delta > 1/2 Window (m)=manual int.

Data File: G:\APOLLO\DATA\210603\603012.D
Sample : DMOS STD-2 06-03-21

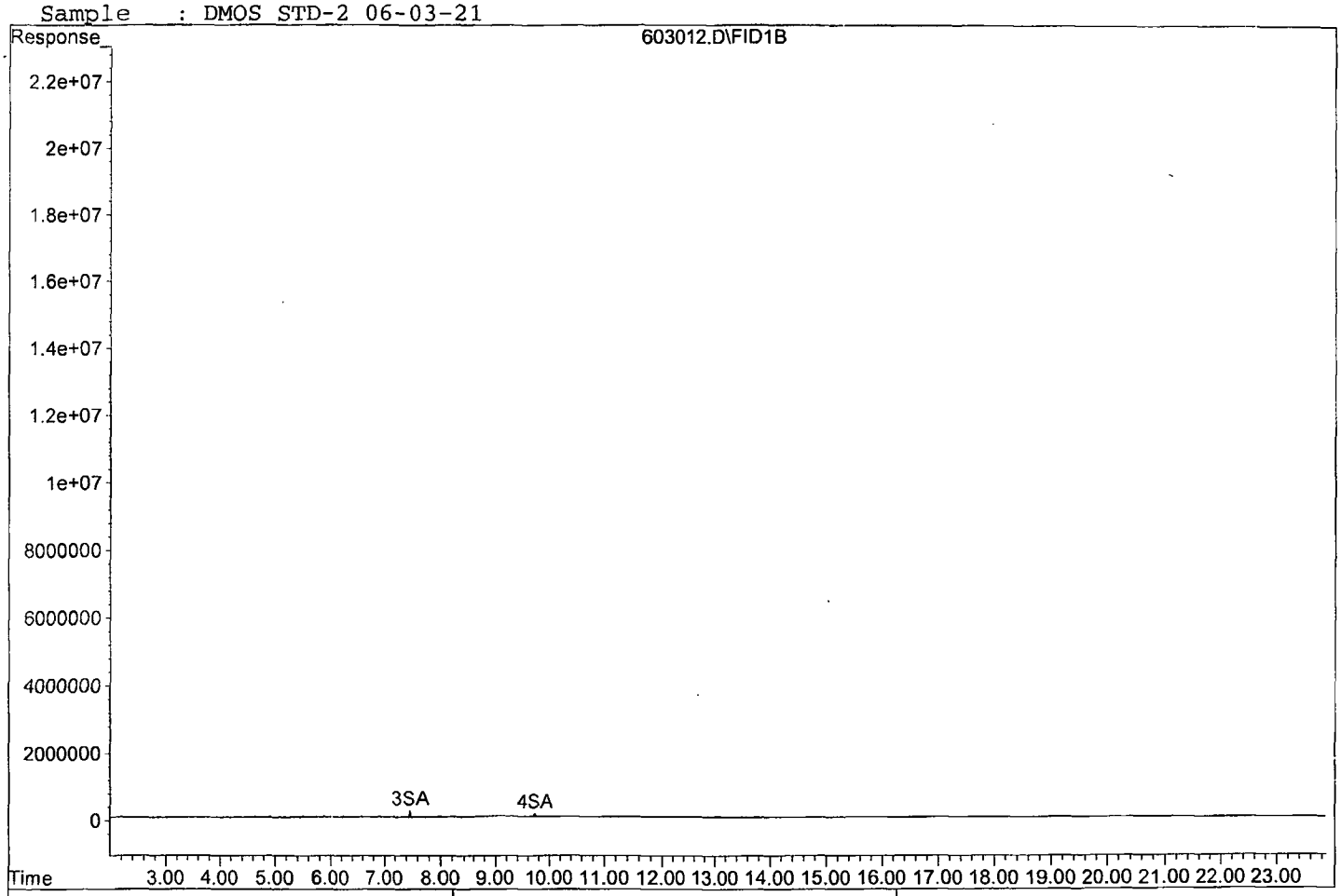

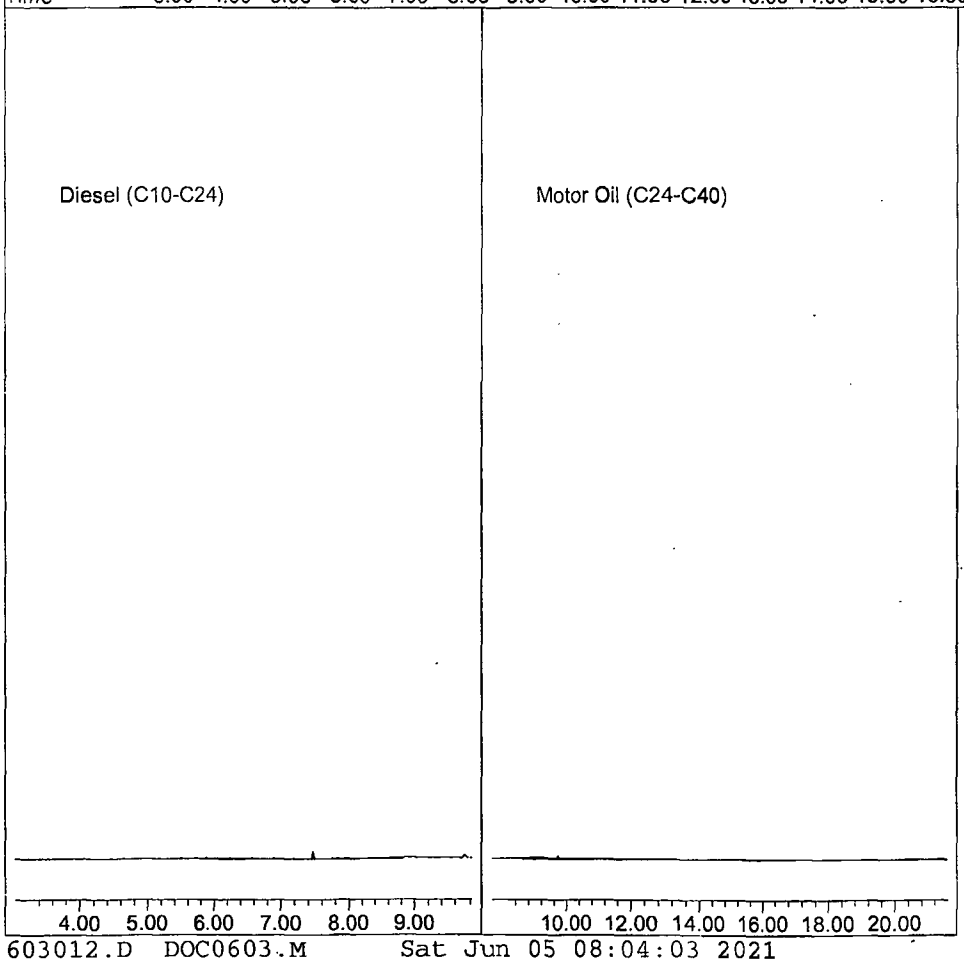

Quantitation Report (Not Reviewed)

Data File : G:\APOLLO\DATA\210603\603013.D Vial: 13
Acq On : 6-4-21 14:26:33 Operator: MB
Sample : DMO STD-3 06-03-21 Inst : Apollo
Misc : water Multiplr: 1.00
IntFile : events.e
Quant Time: Jun 5 8:04 2021 Quant Results File: DOC0603.RES

Method : G:\APOLLO\DATA\210525\DOC0603.M (Chemstation Integrator)
Title : 8015 B&C
Last Update : Sat Jun 05 08:00:21 2021
Response via : Multiple Level Calibration

Volume Inj. : 2UL
Signal Phase : DB-5
Signal Info : FID02A

Compound	R.T.	Response	Conc Units
System Monitoring Compounds			
3) SA Ortho-Terphenyl(S)	7.47	13536271	2.693 ppb
Surrogate Spike 30.000		Recovery =	8.98%
4) SA Octacosane(S)	9.67	83572	0.022 ppb
Surrogate Spike 30.000		Recovery =	0.07%
Target Compounds			
1) HATM Diesel (C10-C24)	6.43	235598143	58.080 ppb
2) HBTM Motor Oil (C24-C40)	14.61	194191319	51.945 ppb

Target Compounds

(f)=RT Delta > 1/2 Window (m)=manual int.

Data File: G:\APOLLO\DATA\210603\603013.D
Sample : DMO STD-3 06-03-21

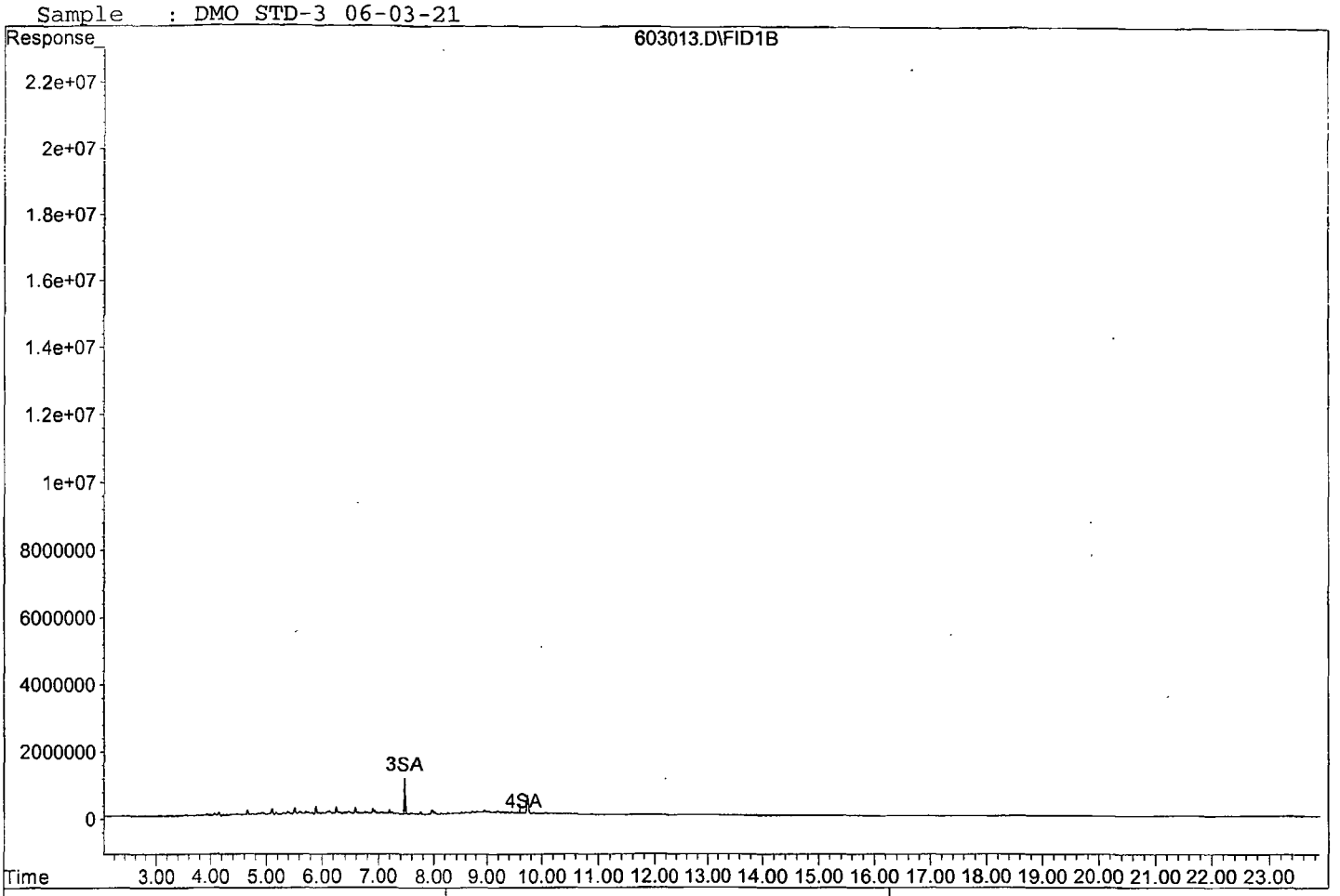





Quantitation Report (Not Reviewed)

Data File : G:\APOLLO\DATA\210603\603014.D
Acq On : 6-4-21 15:25:53
Sample : DMO STD-4 06-03-21
Misc : water
IntFile : events.e
Quant Time: Jun 5 8:04 2021 Quant Results File: DOC0603.RES

Vial: 14
Operator: MB
Inst : Apollo
Multiplr: 1.00

Method : G:\APOLLO\DATA\210525\DOC0603.M (Chemstation Integrator)
Title : 8015 B&C
Last Update : Sat Jun 05 08:00:21 2021
Response via : Multiple Level Calibration

Volume Inj. : 2UL
Signal Phase : DB-5
Signal Info : FID02A

Compound	R.T.	Response	Conc Units
System Monitoring Compounds			
3) SA Ortho-Terphenyl(S)	7.48	56745123	11.291 ppb
Surrogate Spike 30.000		Recovery =	37.64%
4) SA Octacosane(S)	9.69	125296	0.033 ppb
Surrogate Spike 30.000		Recovery =	0.11%
Target Compounds			
1) HATM Diesel (C10-C24)	6.43	959565371	236.552 ppb
2) HBTM Motor Oil (C24-C40)	14.61	786912213	264.022 ppb

Target Compounds

(f)=RT Delta > 1/2 Window (m)=manual int.

Data File: G:\APOLLO\DATA\210603\603014.D
Sample : DMO STD-4 06-03-21

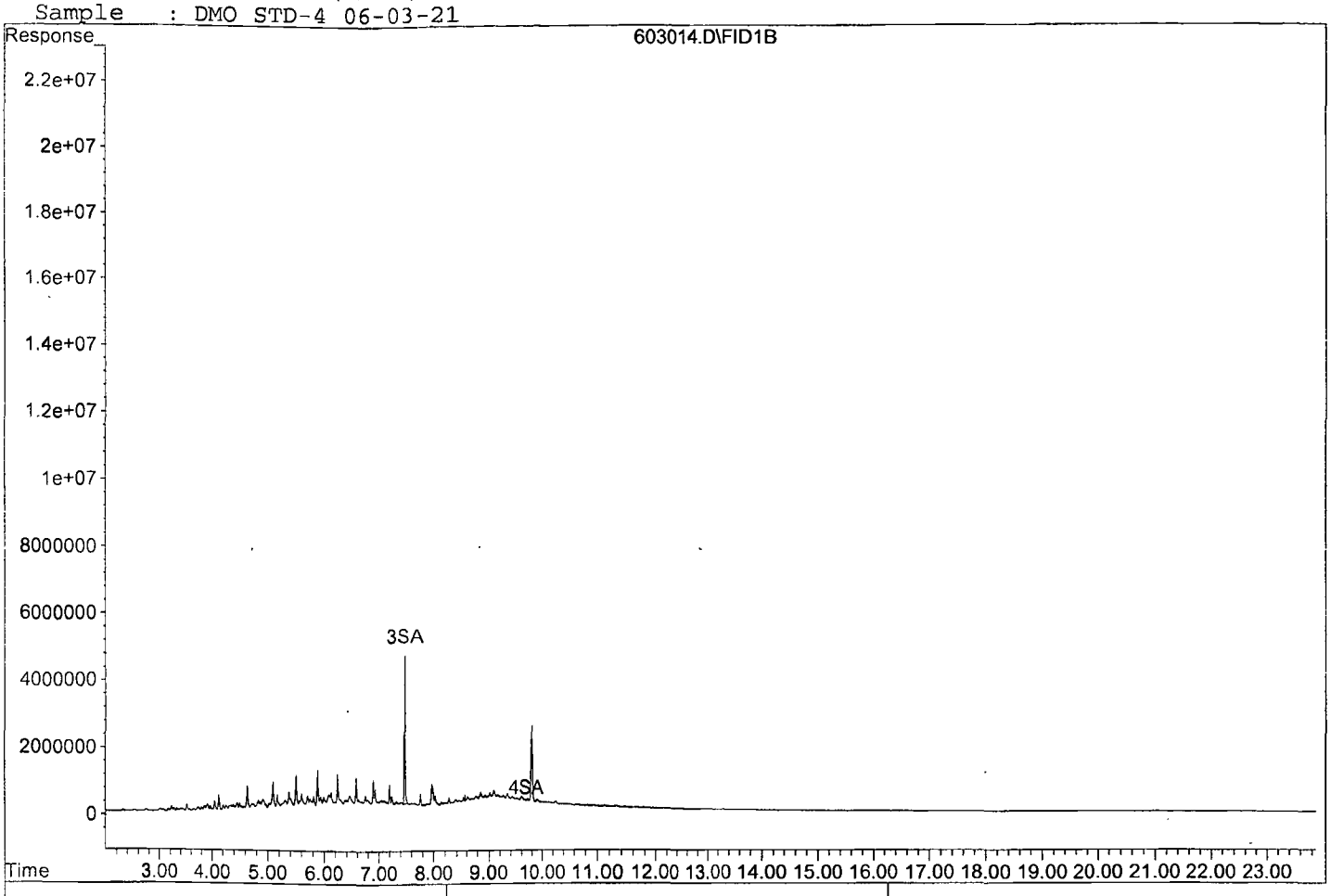

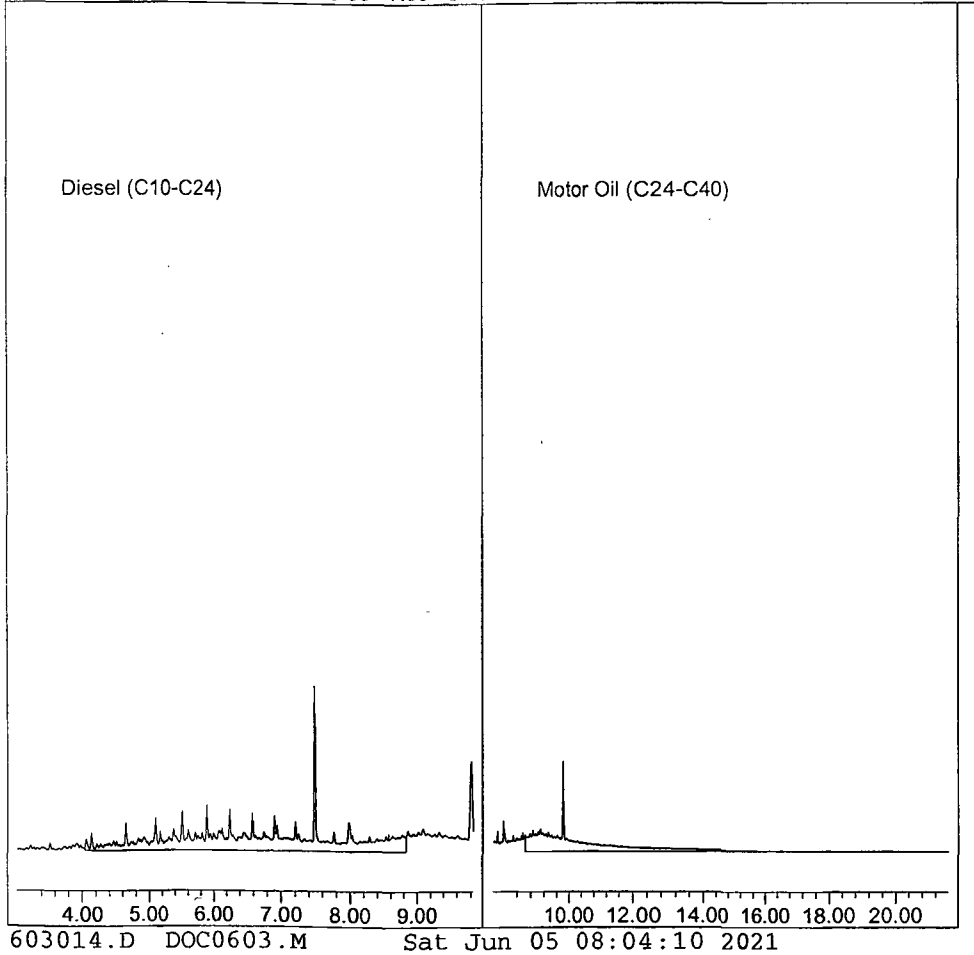

603014.D DOC0603.M Sat Jun 05 08:04:10 2021

Quantitation Report (Not Reviewed)

Data File : G:\APOLLO\DATA\210603\603015.D Vial: 15
Acq On : 6-4-21 15:54:04 Operator: MB
Sample : DMO-STD-5 06-03-21 Inst : Apollo
Misc : water Multiplr: 1.00
IntFile : events.e
Quant Time: Jun 5 8:04 2021 Quant Results File: DOC0603.RES

Method : G:\APOLLO\DATA\210525\DOC0603.M (Chemstation Integrator)
Title : 8015 B&C
Last Update : Sat Jun 05 08:00:21 2021
Response via : Multiple Level Calibration

Volume Inj. : 2UL
Signal Phase : DB-5
Signal Info : FID02A

Compound	R.T.	Response	Conc Units
System Monitoring Compounds			
3) SA Ortho-Terphenyl(S)	7.48	210384776	41.862 ppb
Surrogate Spike 30.000		Recovery =	139.54%
4) SA Octacosane(S)	9.68	86627	0.023 ppb
Surrogate Spike 30.000		Recovery =	0.08%
Target Compounds			
1) HATM Diesel (C10-C24)	6.43	3536685589	871.864 ppb
2) HBTM Motor Oil (C24-C40)	14.61	2836183670	997.256 ppb

Target Compounds

(f)=RT Delta > 1/2 Window (m)=manual int.

Data File: G:\APOLLO\DATA\210603\603015.D
Sample : DMO-STD-5 06-03-21

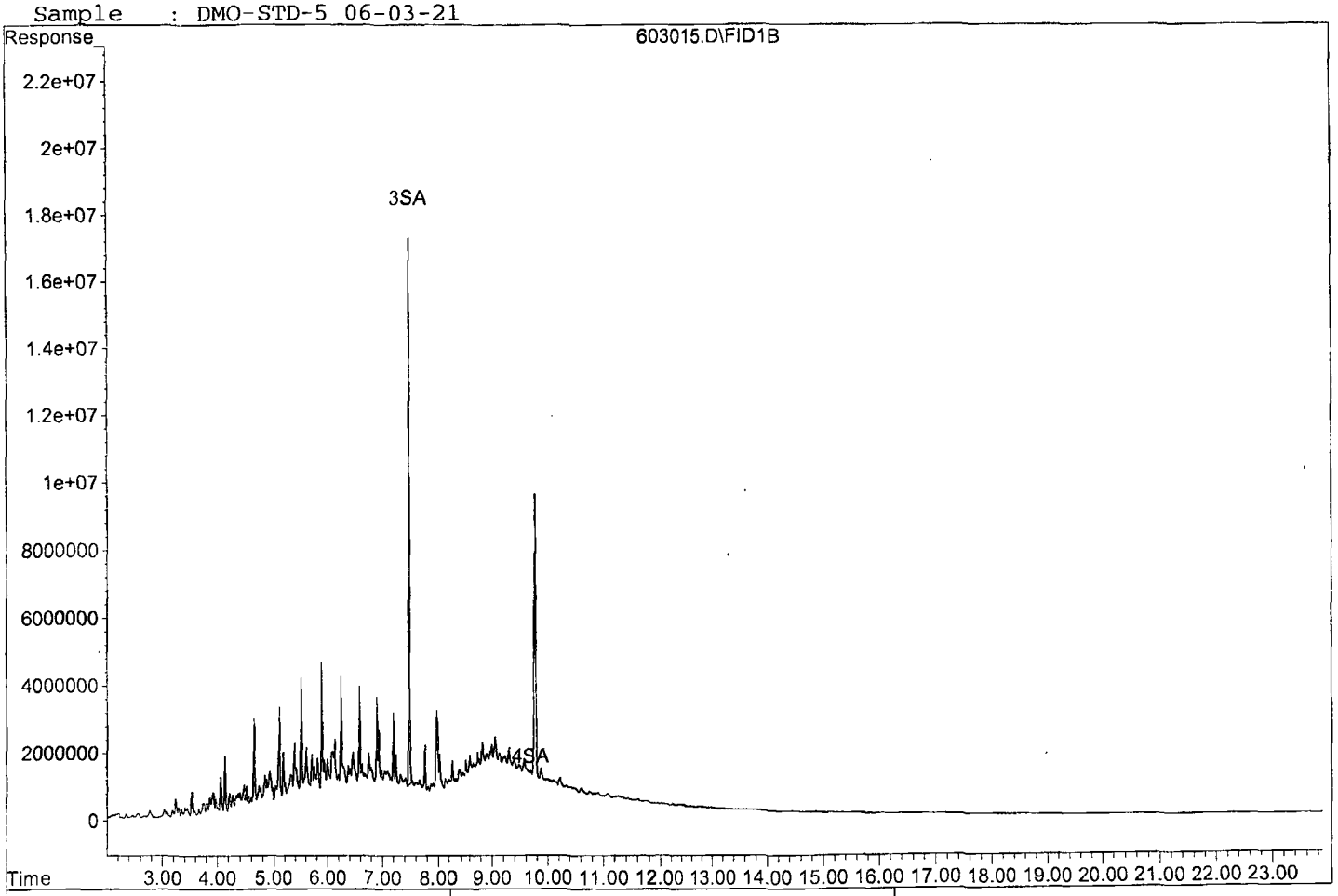

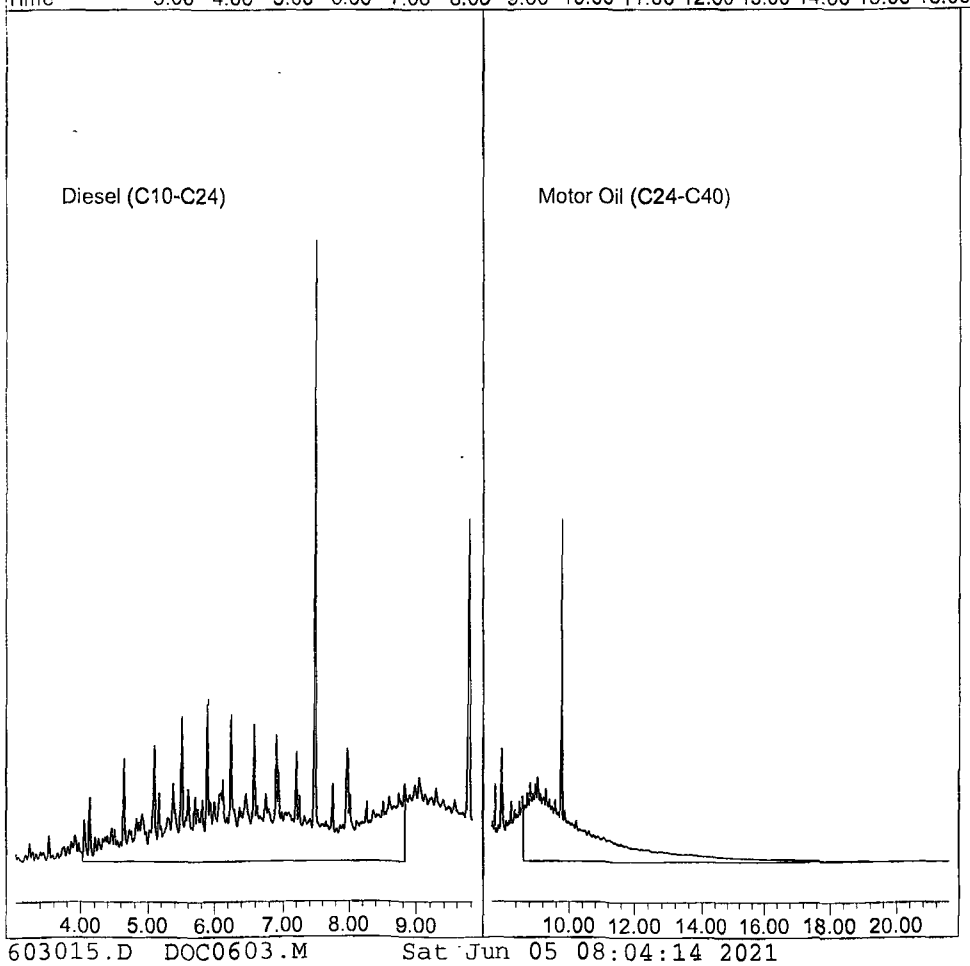

603015.D DOC0603.M Sat Jun 05 08:04:14 2021

Quantitation Report (Not Reviewed)

Data File : G:\APOLLO\DATA\210603\603016.D Vial: 16
Acq On : 6-4-21 16:22:19 Operator: MB
Sample : DMOS-STD 6 06-03-21 Inst : Apollo
Misc : water Multiplr: 1.00
IntFile : events.e
Quant Time: Jun 5 8:04 2021 Quant Results File: DOC0603.RES

Method : G:\APOLLO\DATA\210525\DOC0603.M (Chemstation Integrator)
Title : 8015 B&C
Last Update : Sat Jun 05 08:00:21 2021
Response via : Multiple Level Calibration

Volume Inj. : 2UL
Signal Phase : DB-5
Signal Info : FID02A

Compound	R.T.	Response	Conc Units
System Monitoring Compounds			
3) SA Ortho-Terphenyl(S)	7.48	320840917	63.841 ppb
Surrogate Spike 30.000		Recovery =	212.80%
4) SA Octacosane(S)	9.66	-38707	N.D. ppb
Surrogate Spike 30.000		Recovery =	0.00%
Target Compounds			
1) HATM Diesel (C10-C24)	6.43	5432717238	1339.275 ppb
2) HBTM Motor Oil (C24-C40)	14.61	4486217731	1587.643 ppb

Target Compounds

(f)=RT Delta > 1/2 Window (m)=manual int.

Data File: G:\APOLLO\DATA\210603\603016.D
Sample : DMOS-STD 6 06-03-21

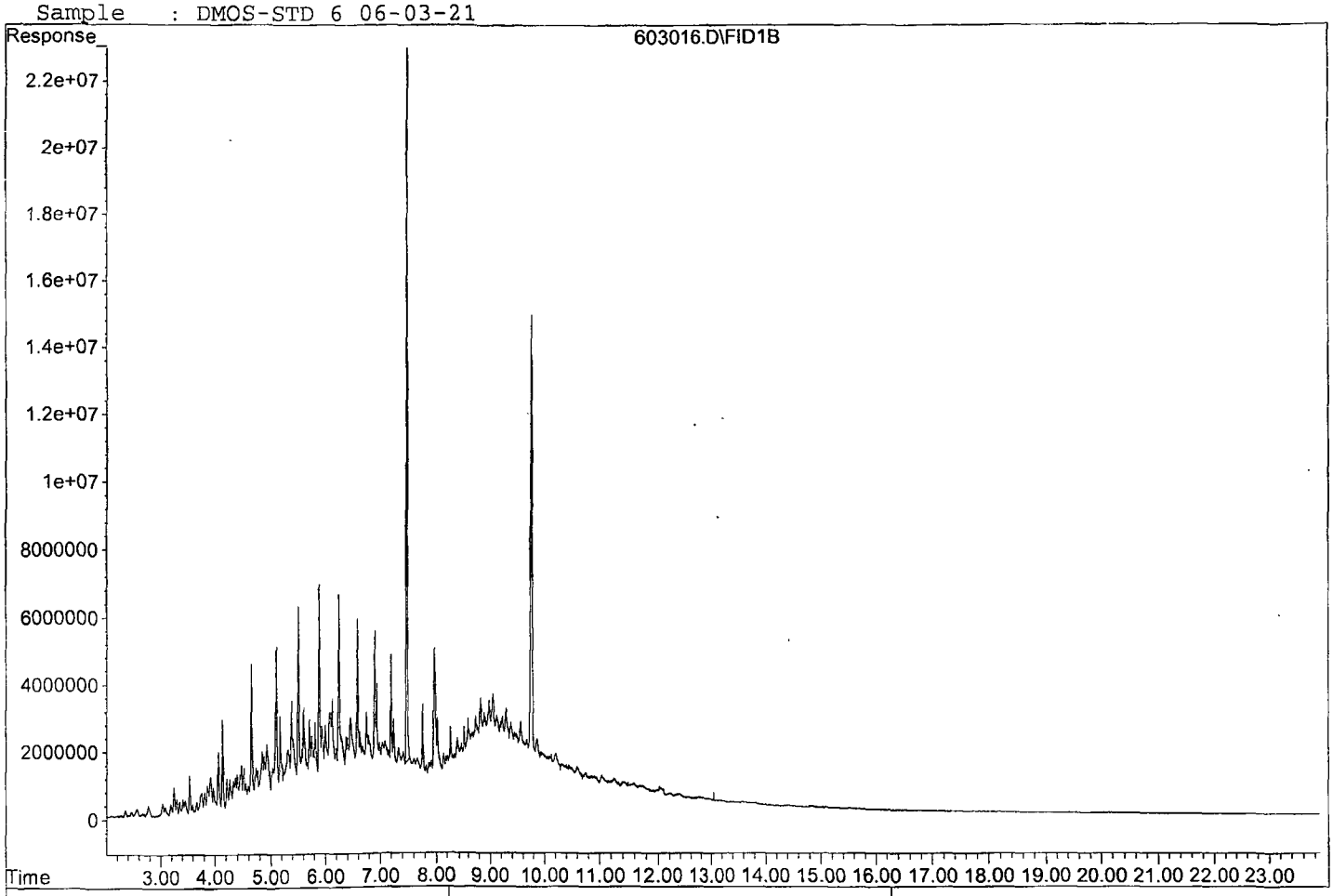

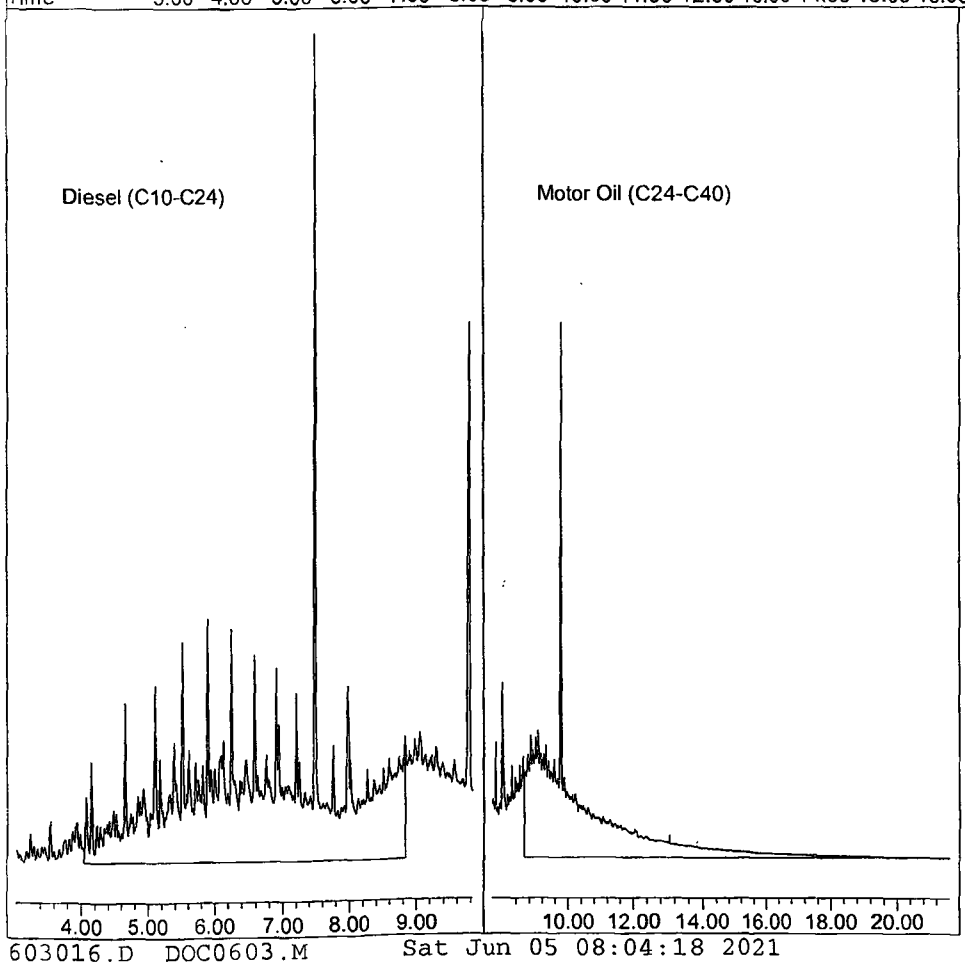

Quantitation Report (Not Reviewed)

Data File : G:\APOLLO\DATA\210603\603017.D
Acq On : 6-4-21 16:50:43
Sample : DMO-STD 7 06-03-21
Misc : water
IntFile : events.e
Quant Time: Jun 5 8:04 2021 Quant Results File: DOC0603.RES

Vial: 17
Operator: MB
Inst : Apollo
Multiplr: 1.00

Method : G:\APOLLO\DATA\210525\DOC0603.M (Chemstation Integrator)
Title : 8015 B&C
Last Update : Sat Jun 05 08:00:21 2021
Response via : Multiple Level Calibration

Volume Inj. : 2UL
Signal Phase : DB-5
Signal Info : FID02A

Compound	R.T.	Response	Conc	Units
System Monitoring Compounds				
3) SA Ortho-Terphenyl(S)	7.48	440671112	87.685	ppb
Surrogate Spike 30.000		Recovery =	292.28%	
4) SA Octacosane(S)	9.67	2227862	0.579	ppb
Surrogate Spike 30.000		Recovery =	1.93%	
Target Compounds				
1) HATM Diesel (C10-C24)	6.43	7333178248	1807.777	ppb
2) HBTM Motor Oil (C24-C40)	14.61	6163987436	2187.953	ppb

Target Compounds

(f)=RT Delta > 1/2 Window (m)=manual int.

Data File: G:\APOLLO\DATA\210603\603017.D
Sample : DMO-STD 7 06-03-21

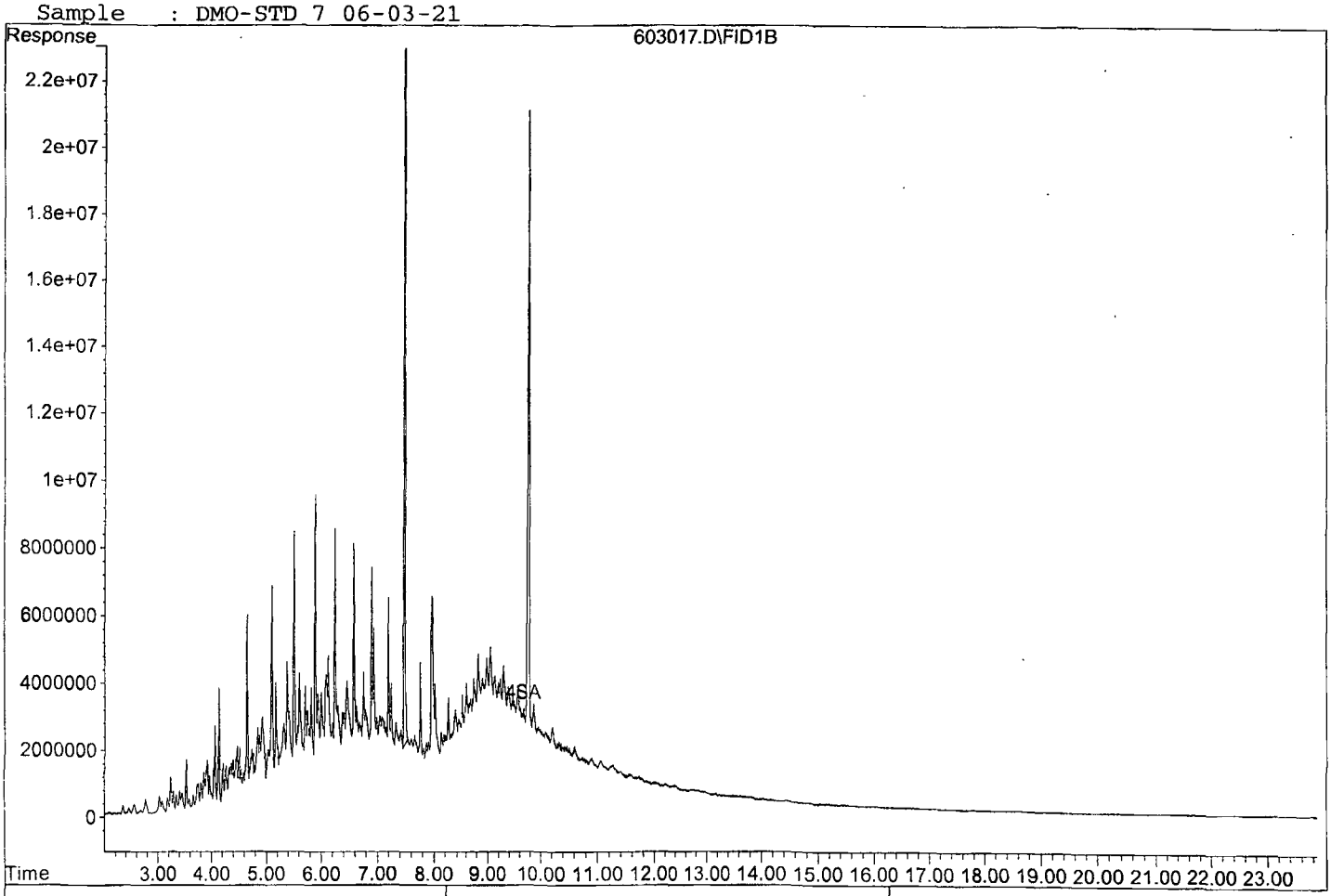

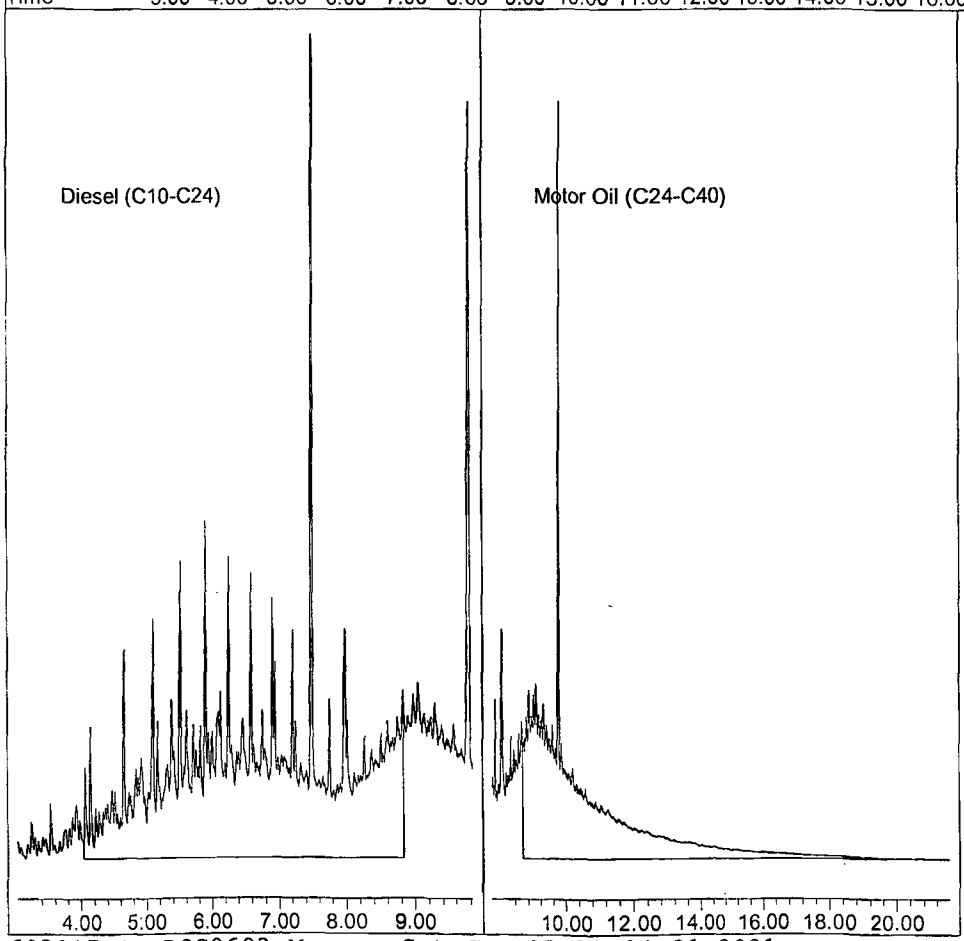

603017.D DOC0603.M Sat Jun 05 08:04:21 2021

TPH Extractables
DOC0603

Form 7

Second Source Calibration

Lab Name: APPL, Inc.
Case No:
Matrix: Water

SDG No:
Date Analyzed: 06/04/21
Instrument: Apollo
Initial Cal. Date: 06/04/21
Data File: 603018.D

		Compound	MEAN	CCRF	%D		%Drift
1	HATM	Diesel (C10-C24)	2028230	1941140	4.3	HATM	
2	HBTM	Motor Oil (C24-C40)	1912740	1567040	18	HBTML	5.1
3							
4							
5							
6							
7							
8							
9							
10							
11							
12							
13							
14							
15							
16							
17							
18							
19							
20							
21							
22							
23							
24							
25							
26							
27							
28							
29							
30							
31							
32							
33							
34							
35							
36							
37							
38							
39							
40							
		Average			11.2		

Quantitation Report (Not Reviewed)

Data File : G:\APOLLO\DATA\210603\603018.D Vial: 18
Acq On : 6-4-21 17:19:01 Operator: MB
Sample : DMO-STD SS 06-03-21 Inst : Apollo
Misc : water Multiplr: 1.00
IntFile : events.e
Quant Time: Jun 5 8:04 2021 Quant Results File: DOC0603.RES

Method : G:\APOLLO\DATA\210525\DOC0603.M (Chemstation Integrator)
Title : 8015 B&C
Last Update : Sat Jun 05 08:00:21 2021
Response via : Multiple Level Calibration

Volume Inj. : 2UL
Signal Phase : DB-5
Signal Info : FID02A

Compound	R.T.	Response	Conc Units
System Monitoring Compounds			
3) SA Ortho-Terphenyl(S)	7.48	3624033	0.721 ppb
Surrogate Spike 30.000		Recovery =	2.40%
4) SA Octacosane(S)	9.72	-143324	N.D. ppb
Surrogate Spike 30.000		Recovery =	0.00%
Target Compounds			
1) HATM Diesel (C10-C24)	6.43	970570634	239.265 ppb
2) HBTM Motor Oil (C24-C40)	14.61	783521051	262.809 ppb

Target Compounds

(f)=RT Delta > 1/2 Window (m)=manual int.

Data File: G:\APOLLO\DATA\210603\603018.D
Sample : DMO-STD SS 06-03-21

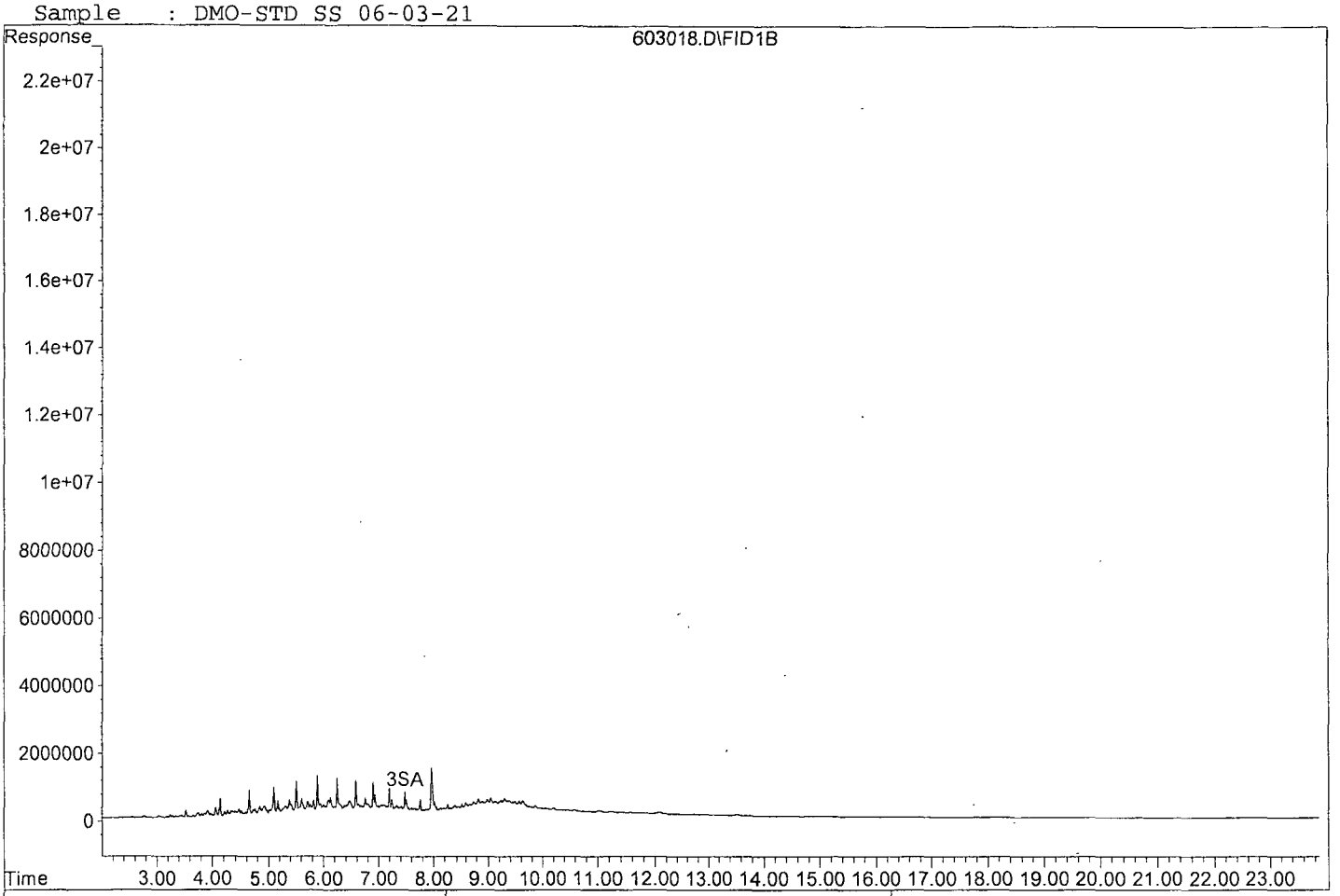

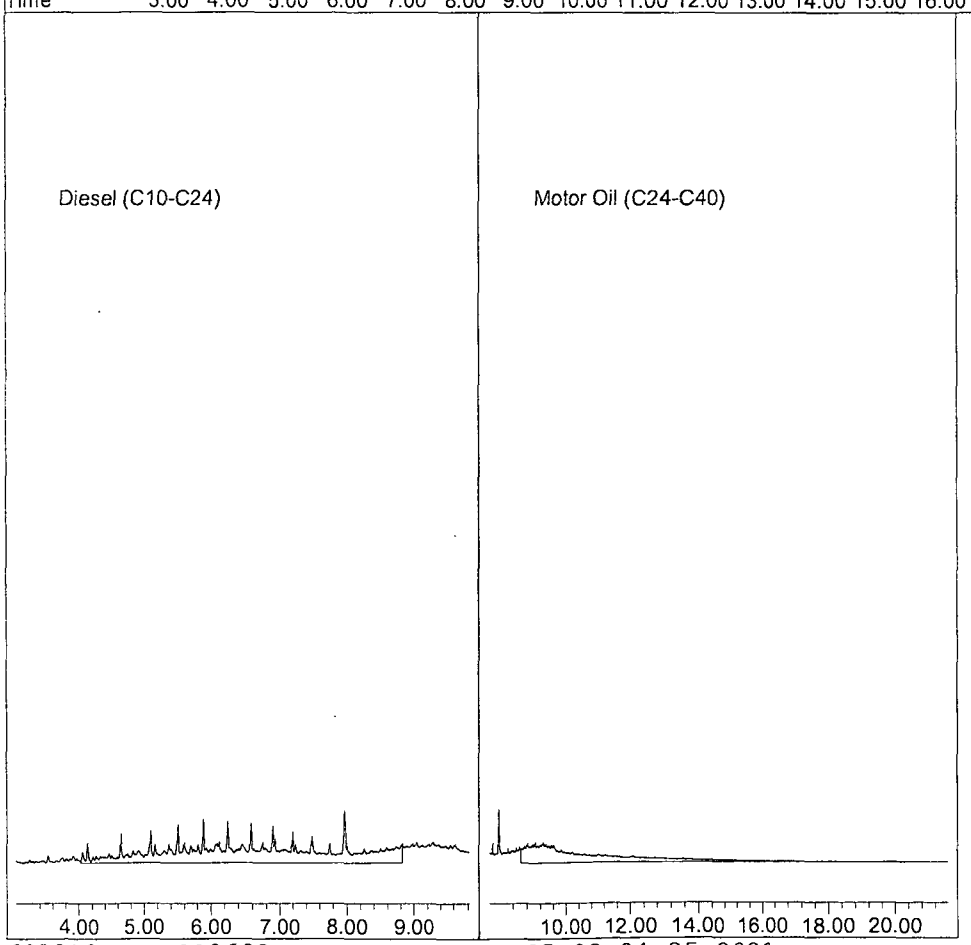

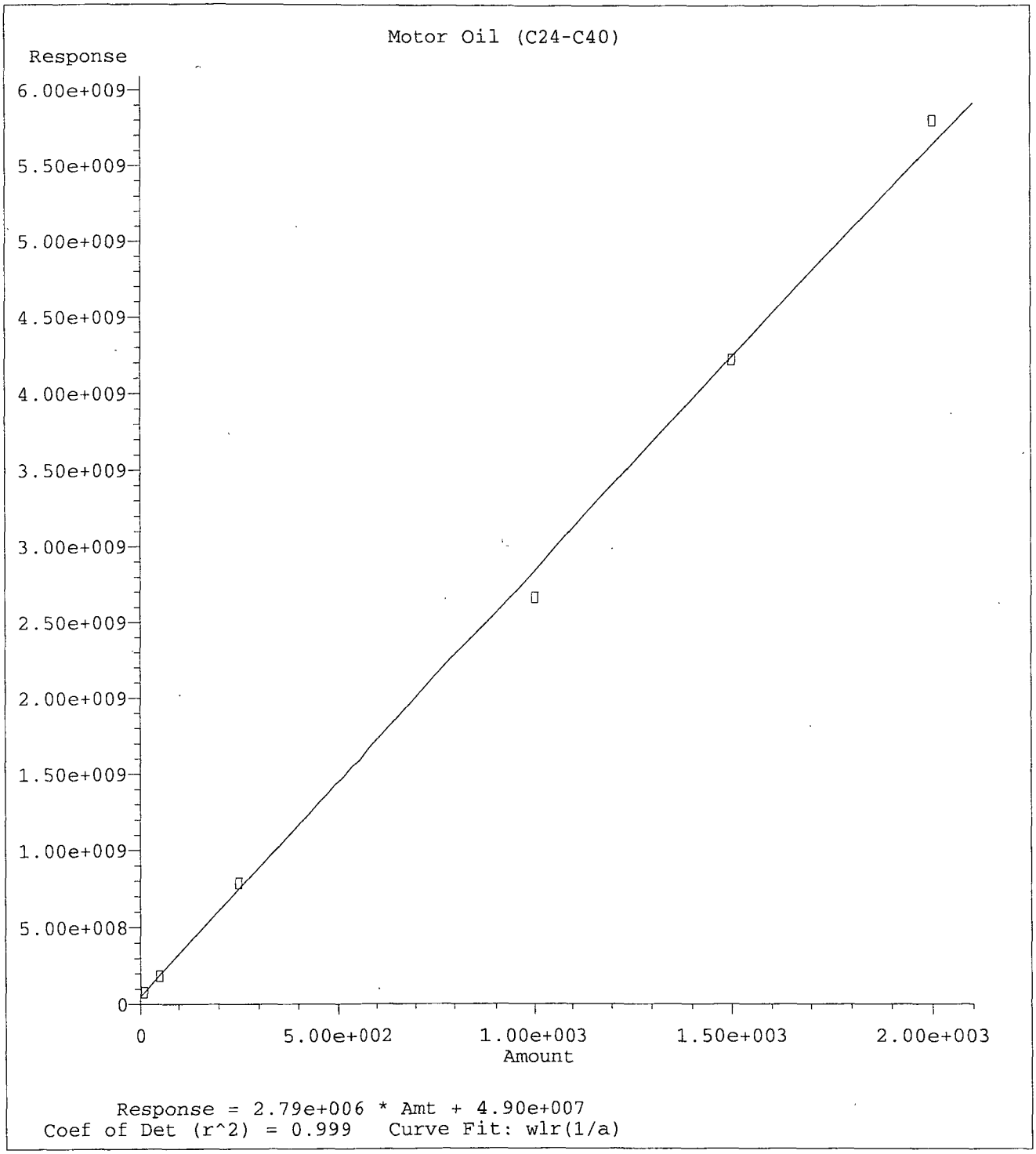

Method Name: G:\APOLLO\DATA\210525\DOC0603.M
Calibration Table Last Updated: Sat Jun 05 08:00:21 2021

TPH Extractables
DOC0607

Form 6
Initial Calibration

Lab Name: APPL, Inc.
Case No:
Matrix: Water

SDG No:
Initial Cal. Date: 06/07/21
Instrument: Apollo

Initials: MB

		Compound	1	2	3	4	5	6	7				Avg	%RSD	Type	r^2	Q
			607001 D	607002 D	607003.D	607004.D	607005.D	607006.D	607007.D								
1	HATM	Diesel (C10-C24)		2168093	2123563	2256630	2109141	2196646	2223926				2179666	2.6	HATM		
2	HBTM	Motor Oil (C24-C40)		2064809	1614104	1565008	1528919	1624931	1664596				1677061	12	HBTM		
3	SA	Ortho-Terphenyl(S)		2770811	2542257	2808866	2575251	2676603	2707616				2680234	3.9	SA		
4	SA	Octacosane(S)		2348716	1989712	2109640	2026485	2158397	2193900				2137808	6.0	SA		
5																	
6																	
7																	
8																	
9																	
10																	
11																	
12																	
13																	
14																	
15																	
16																	
17																	
18																	
19																	
20																	
21																	
22																	
23																	
24																	
25																	
26																	
27																	
28																	
29																	
30																	
31																	
32																	
33																	
34																	
35																	

0.693462

Quantitation Report (Not Reviewed)

Data File : G:\APOLLO\DATA\210607\607001.D Vial: 1
Acq On : 6-7-21 12:13:16 Operator: MB
Sample : DMO STD-1 06-07-21 Inst : Apollo
Misc : water Multiplr: 1.00
IntFile : events.e
Quant Time: Jun 8 7:38 2021 Quant Results File: DOC0607.RES

Method : G:\APOLLO\DATA\210525\DOC0607.M (Chemstation Integrator)
Title : 8015 B&C
Last Update : Tue Jun 08 07:37:30 2021
Response via : Multiple Level Calibration

Volume Inj. : 2UL
Signal Phase : DB-5
Signal Info : FID02A

Compound	R.T.	Response	Conc Units
System Monitoring Compounds			
3) SA Ortho-Terphenyl(S)	7.50	2178232	0.406 ppb
Surrogate Spike 30.000	Recovery	=	1.35%
4) SA Octacosane(S)	9.78	3521012	0.824 ppb
Surrogate Spike 30.000	Recovery	=	2.75%
Target Compounds			
1) HATM Diesel (C10-C24)	6.46	38088229	8.737 ppb
2) HBTM Motor Oil (C24-C40)	14.73	42060567	12.540 ppb

Target Compounds

(f)=RT Delta > 1/2 Window (m)=manual int.

Quantitation Report

Data File: G:\APOLLO\DATA\210607\607001.D
Sample : DMO STD-1 06-07-21

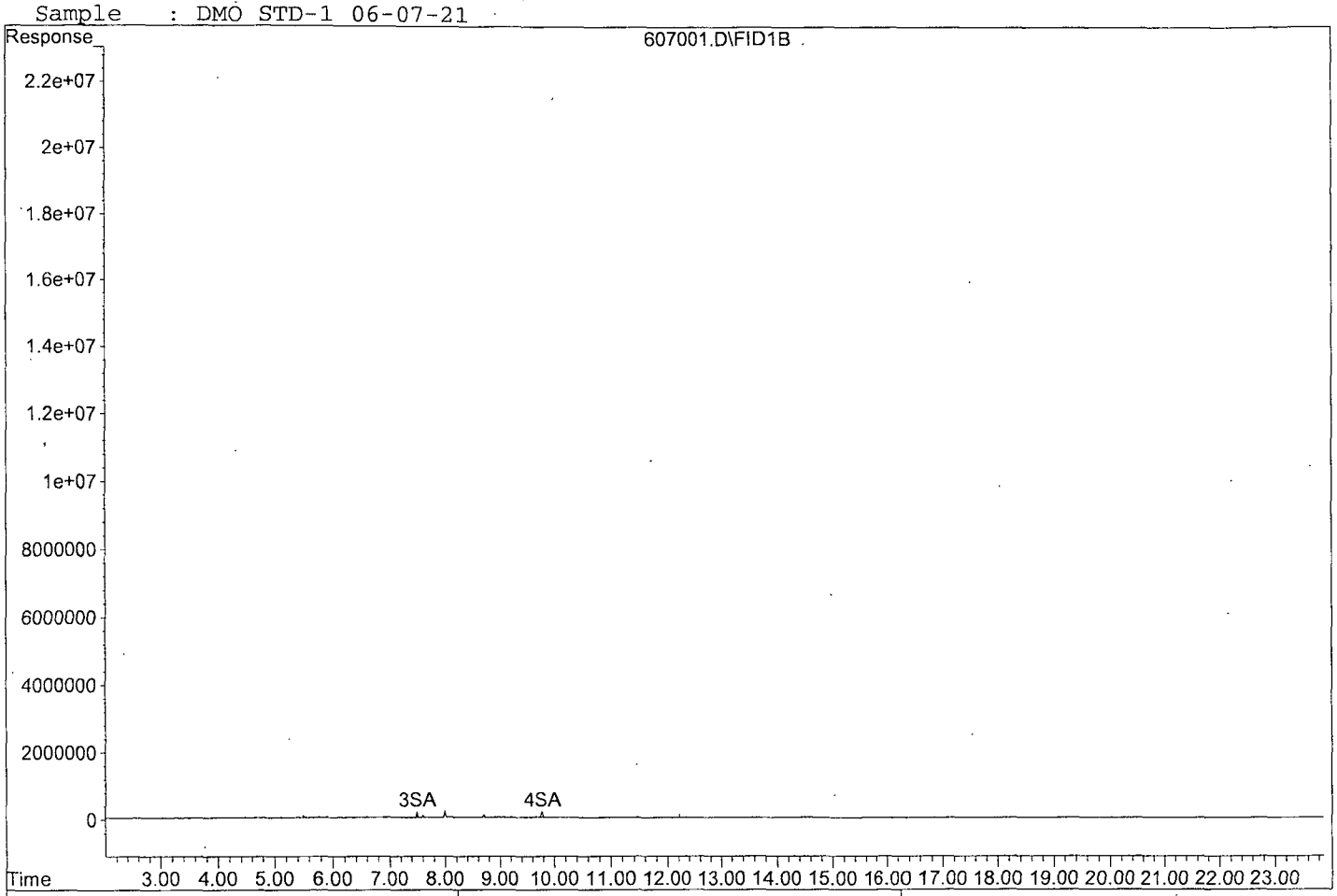

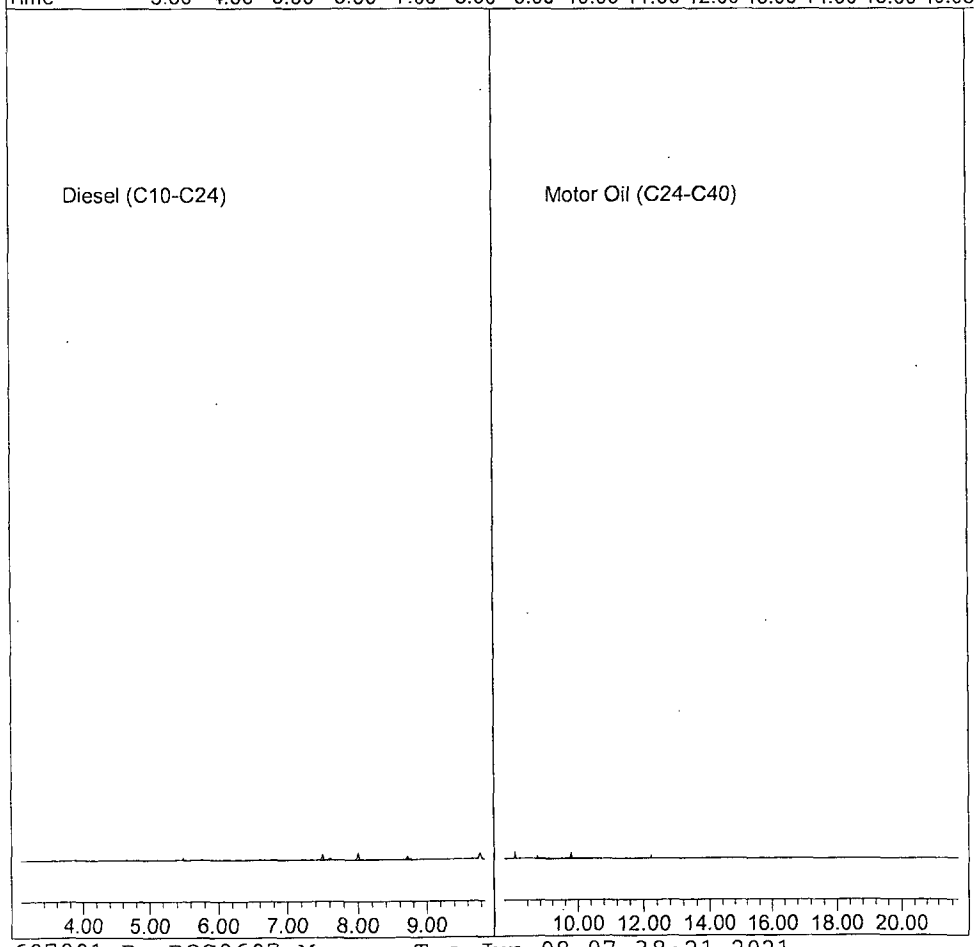

Quantitation Report (Not Reviewed)

Data File : G:\APOLLO\DATA\210607\607002.D
Acq On : 6-7-21 12:41:41
Sample : DMOS STD-2 06-07-21
Misc : water
IntFile : events.e
Quant Time: Jun 8 7:38 2021 Quant Results File: DOC0607.RES

Vial: 2
Operator: MB
Inst : Apollo
Multiplr: 1.00

Method : G:\APOLLO\DATA\210525\DOC0607.M (Chemstation Integrator)
Title : 8015 B&C
Last Update : Tue Jun 08 07:37:30 2021
Response via : Multiple Level Calibration

Volume Inj. : 2UL
Signal Phase : DB-5
Signal Info : FID02A

Compound	R.T.	Response	Conc Units
System Monitoring Compounds			
3) SA Ortho-Terphenyl(S)	7.50	2770811	0.517 ppb
Surrogate Spike 30.000		Recovery =	1.72%
4) SA Octacosane(S)	9.77	2348716	0.549 ppb
Surrogate Spike 30.000		Recovery =	1.83%
Target Compounds			
1) HATM Diesel (C10-C24)	6.46	43361856	9.947 ppb
2) HBTM Motor Oil (C24-C40)	14.73	41296186	12.312 ppb

Target Compounds

(f)=RT Delta > 1/2 Window (m)=manual int.

Quantitation Report

Data File: G:\APOLLO\DATA\210607\607002.D
Sample : DMOS STD-2 06-07-21

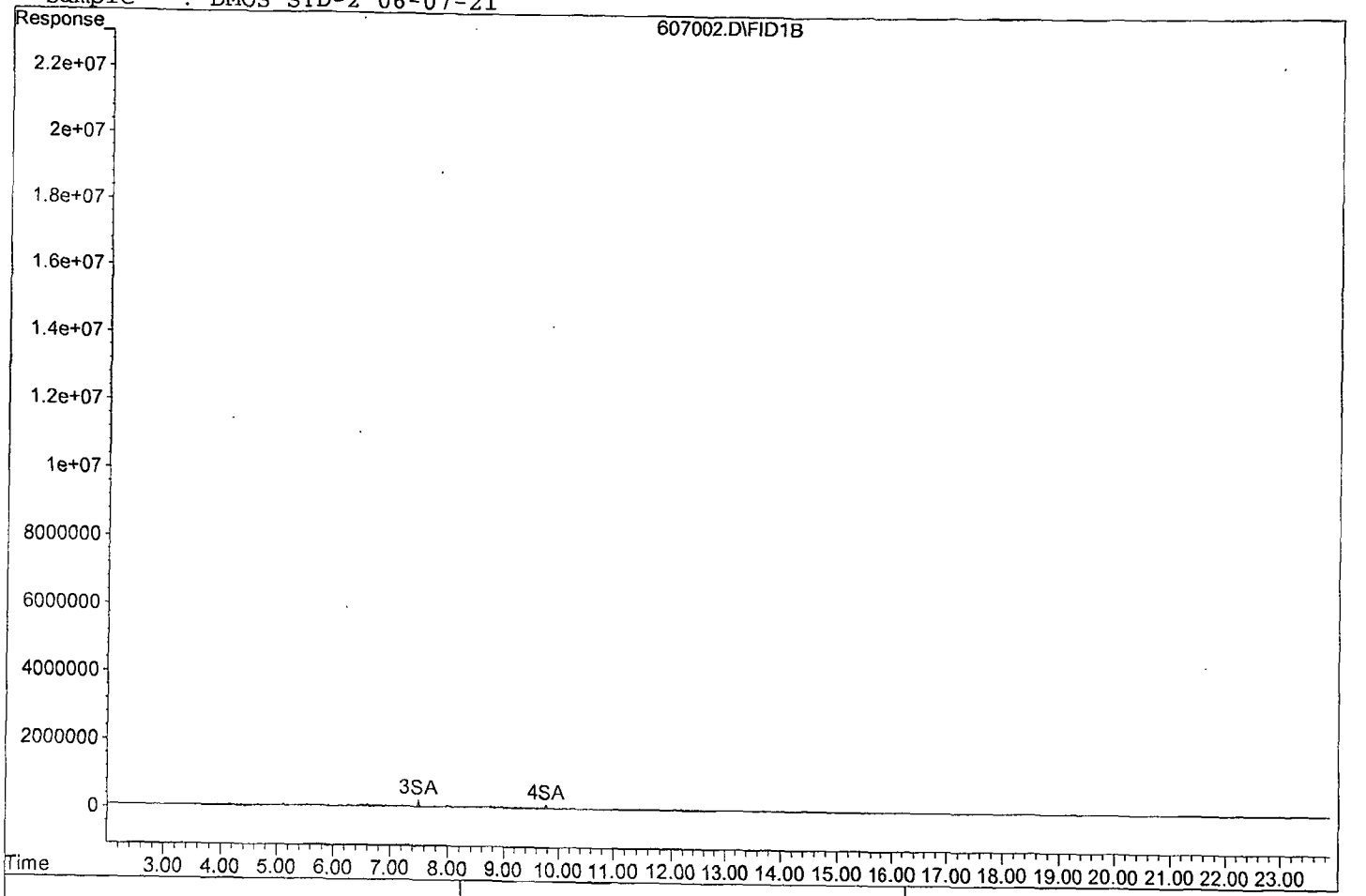

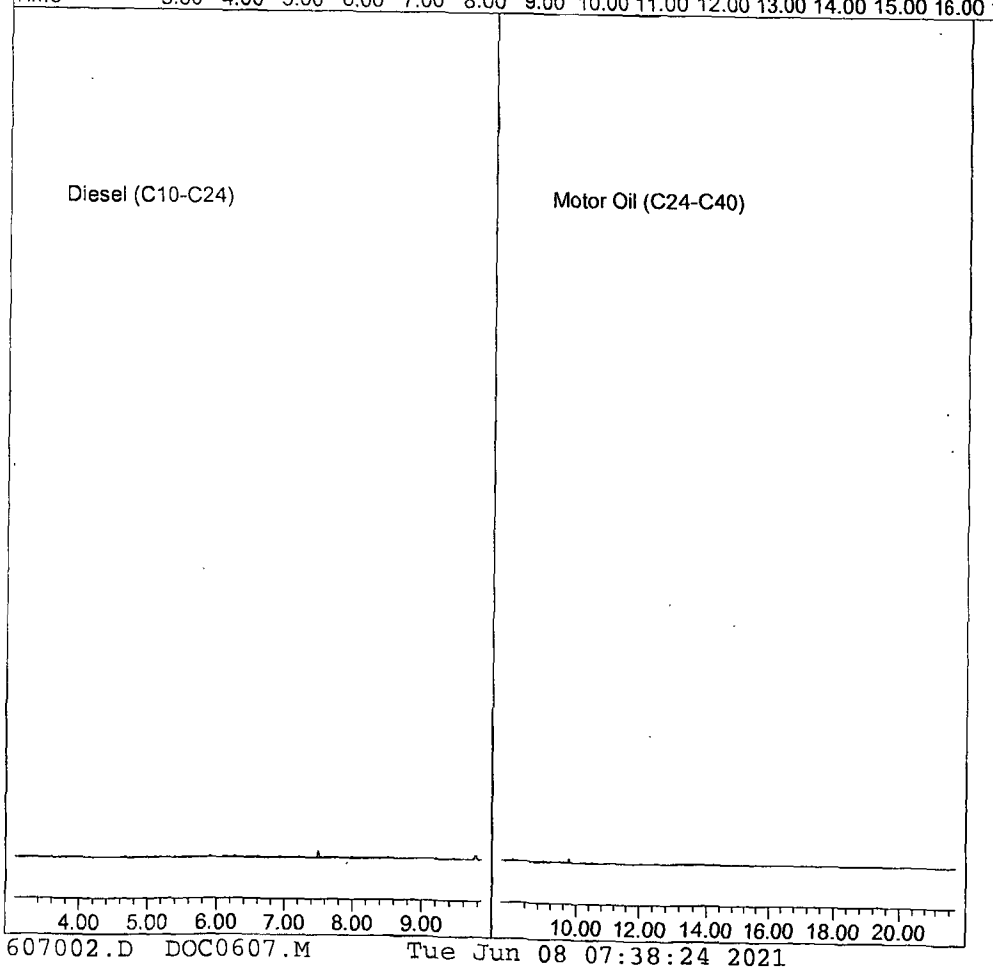

607002.D DOC0607.M Tue Jun 08 07:38:24 2021

Quantitation Report (Not Reviewed)

Data File : G:\APOLLO\DATA\210607\607003.D
Acq On : 6-7-21 13:09:58
Sample : DMO STD-3 06-07-21
Misc : water
IntFile : events.e
Quant Time: Jun 8 7:38 2021 Quant Results File: DOC0607.RES

Vial: 3
Operator: MB
Inst : Apollo
Multiplr: 1.00

Method : G:\APOLLO\DATA\210525\DOC0607.M (Chemstation Integrator)
Title : 8015 B&C
Last Update : Tue Jun 08 07:37:30 2021
Response via : Multiple Level Calibration

Volume Inj. : 2UL
Signal Phase : DB-5
Signal Info : FID02A

Compound	R.T.	Response	Conc Units
System Monitoring Compounds			
3) SA Ortho-Terphenyl(S)	7.50	12711286	2.371 ppb
Surrogate Spike 30.000		Recovery =	7.90%
4) SA Octacosane(S)	9.76	9948558	2.327 ppb
Surrogate Spike 30.000		Recovery =	7.76%
Target Compounds			
1) HATM Diesel (C10-C24)	6.46	212356273	48.713 ppb
2) HBTM Motor Oil (C24-C40)	14.73	161410448	48.123 ppb

Target Compounds

(f)=RT Delta > 1/2 Window (m)=manual int.

Quantitation Report

Data File: G:\APOLLO\DATA\210607\607003.D
Sample : DMO STD-3 06-07-21

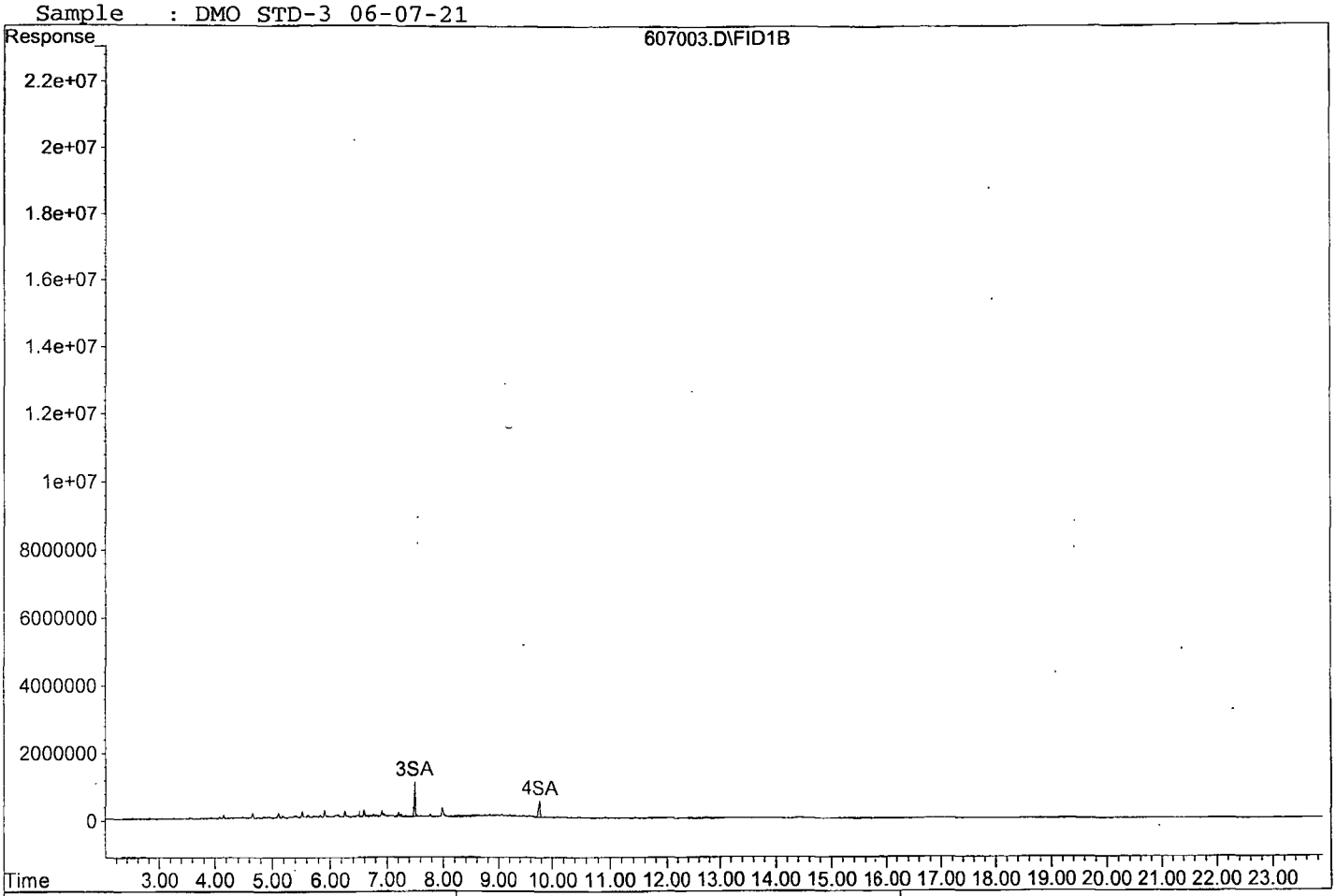

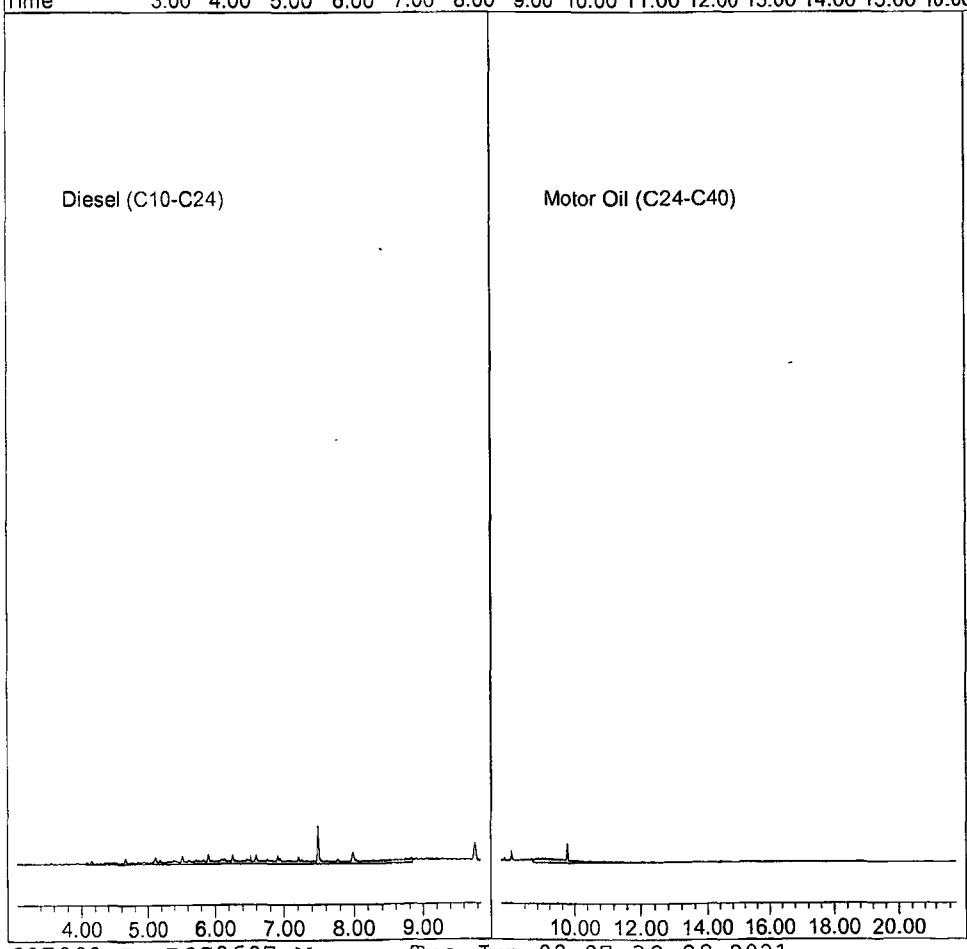

Quantitation Report (Not Reviewed)

Data File : G:\APOLLO\DATA\210607\607004.D Vial: 4
Acq On : 6-7-21 13:38:23 Operator: MB
Sample : DMO STD-4 06-07-21 Inst : Apollo
Misc : water Multiplr: 1.00
IntFile : events.e
Quant Time: Jun 8 7:38 2021 Quant Results File: DOC0607.RES

Method : G:\APOLLO\DATA\210525\DOC0607.M (Chemstation Integrator)
Title : 8015 B&C
Last Update : Tue Jun 08 07:37:30 2021
Response via : Multiple Level Calibration

Volume Inj. : 2UL
Signal Phase : DB-5
Signal Info : FID02A

Compound	R.T.	Response	Conc Units
System Monitoring Compounds			
3) SA Ortho-Terphenyl(S)	7.50	70221658	13.100 ppb
Surrogate Spike 30.000	Recovery	=	43.67%
4) SA Octacosane(S)	9.76	52741010	12.335 ppb
Surrogate Spike 30.000	Recovery	=	41.12%
Target Compounds			
1) HATM Diesel (C10-C24)	6.46	1128314905	258.827 ppb
2) HBTM Motor Oil (C24-C40)	14.73	782503960	233.296 ppb

Target Compounds

(f)=RT Delta > 1/2 Window (m)=manual int.

Data File: G:\APOLLO\DATA\210607\607004.D
Sample : DMO STD-4 06-07-21

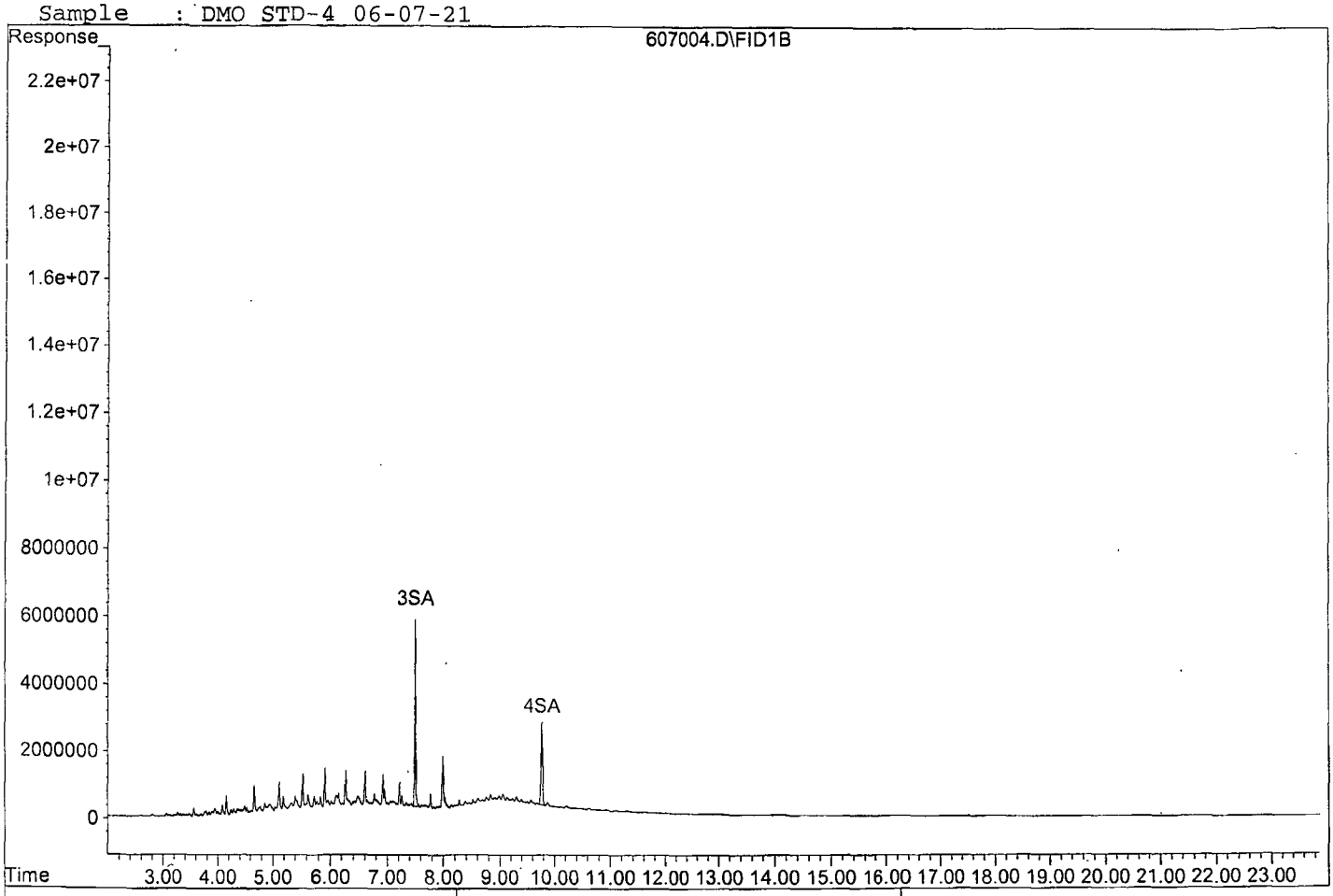

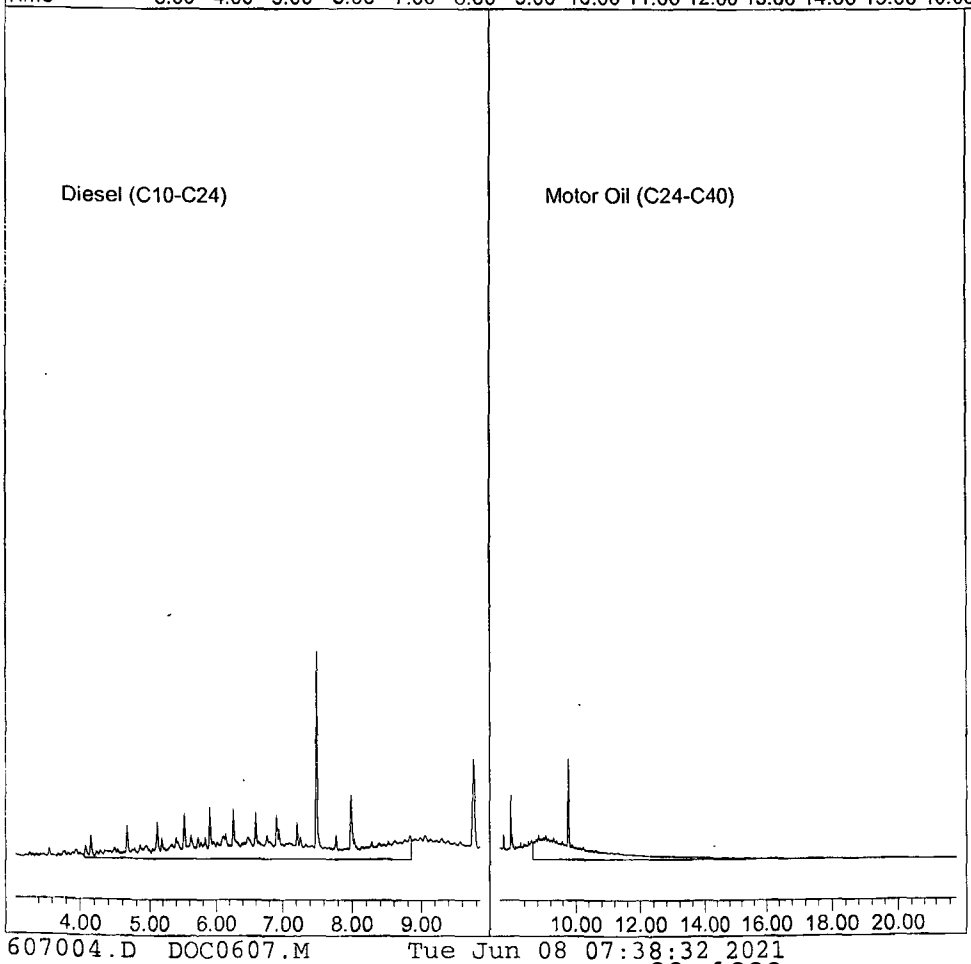

Quantitation Report (Not Reviewed)

Data File : G:\APOLLO\DATA\210607\607005.D Vial: 5
Acq On : 6-7-21 14:06:48 Operator: MB
Sample : DMO-STD-5 06-07-21 Inst : Apollo
Misc : water Multiplr: 1.00
IntFile : events.e
Quant Time: Jun 8 7:38 2021 Quant Results File: DOC0607.RES

Method : G:\APOLLO\DATA\210525\DOC0607.M (Chemstation Integrator)
Title : 8015 B&C
Last Update : Tue Jun 08 07:37:30 2021
Response via : Multiple Level Calibration

Volume Inj. : 2UL
Signal Phase : DB-5
Signal Info : FID02A

Compound	R.T.	Response	Conc Units
System Monitoring Compounds			
3) SA Ortho-Terphenyl(S)	7.50	257525142	48.042 ppb
Surrogate Spike 30.000		Recovery =	160.14%
4) SA Octacosane(S)	9.77	202648468	47.396 ppb
Surrogate Spike 30.000		Recovery =	157.99%
Target Compounds			
1) HATM Diesel (C10-C24)	6.46	4218281650	967.644 ppb
2) HBTM Motor Oil (C24-C40)	14.73	3057837485	911.665 ppb
Target Compounds			

(f)=RT Delta > 1/2 Window (m)=manual int.

Quantitation Report

Data File: G:\APOLLO\DATA\210607\607005.D
Sample : DMO-STD-5 06-07-21

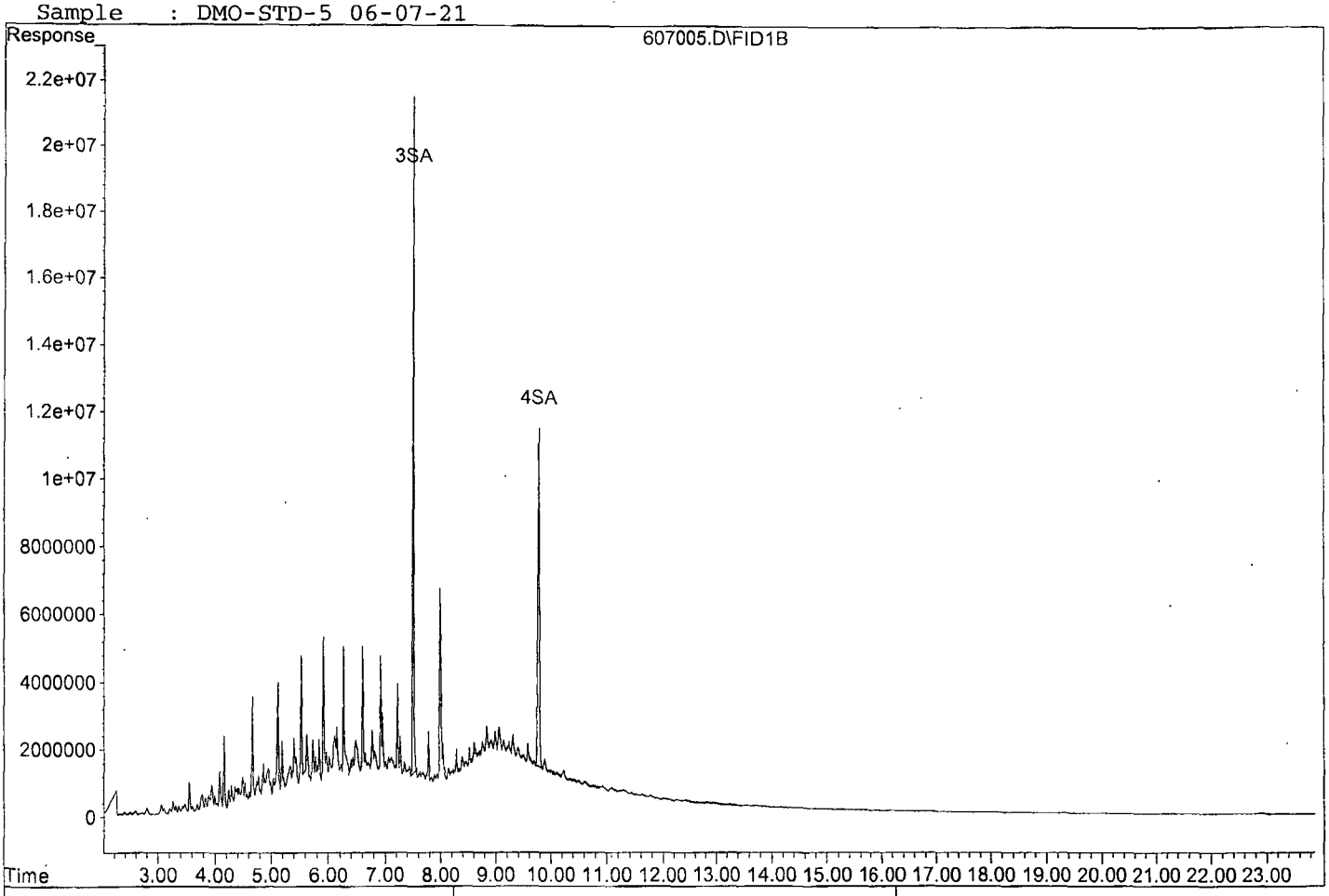

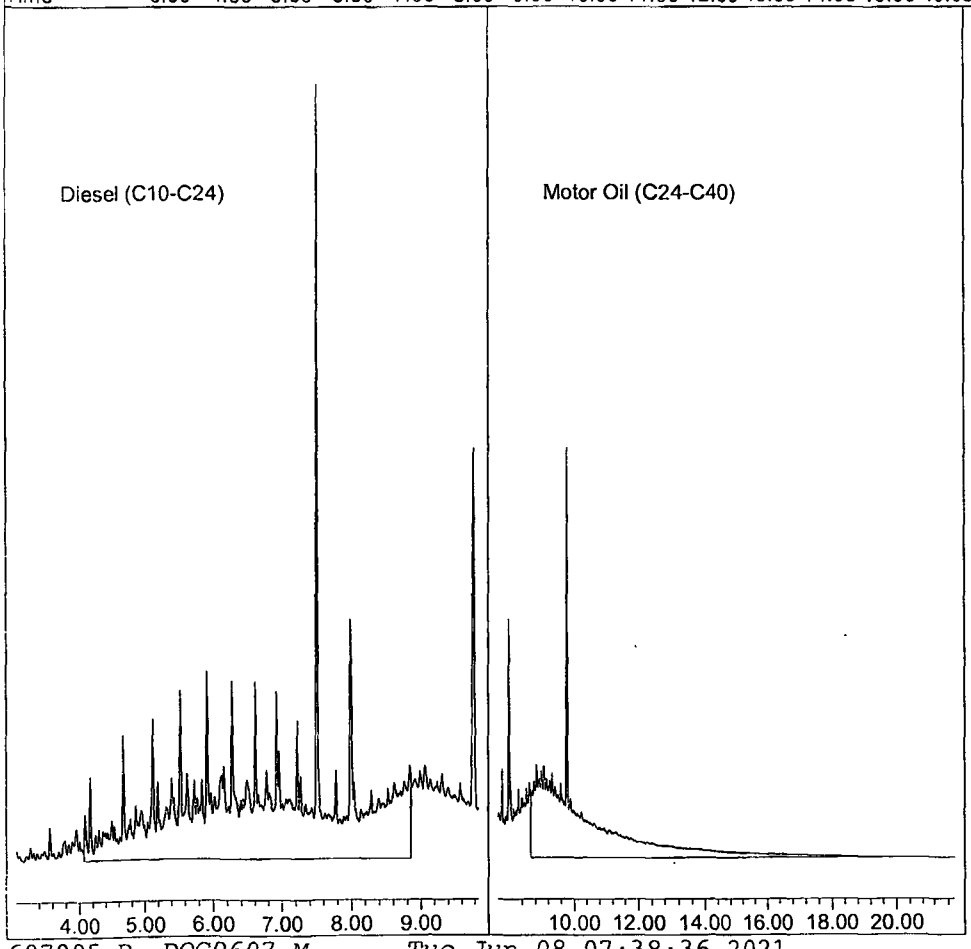

Quantitation Report (Not Reviewed)

Data File : G:\APOLLO\DATA\210607\607006.D Vial: 6
Acq On : 6-7-21 14:35:16 Operator: MB
Sample : DMOS-STD 6 06-07-21 Inst : Apollo
Misc : water Multiplr: 1.00
IntFile : events.e
Quant Time: Jun 8 7:38 2021 Quant Results File: DOC0607.RES

Method : G:\APOLLO\DATA\210525\DOC0607.M (Chemstation Integrator)
Title : 8015 B&C
Last Update : Tue Jun 08 07:37:30 2021
Response via : Multiple Level Calibration

Volume Inj. : 2UL
Signal Phase : DB-5
Signal Info : FID02A

Compound	R.T.	Response	Conc Units
System Monitoring Compounds			
3) SA Ortho-Terphenyl(S)	7.50	401490440	74.898 ppb
Surrogate Spike 30.000		Recovery =	249.66%
4) SA Octacosane(S)	9.78	323759526	75.722 ppb
Surrogate Spike 30.000		Recovery =	252.41%
Target Compounds			
1) HATM Diesel (C10-C24)	6.46	6589937012	1511.685 ppb
2) HBTM Motor Oil (C24-C40)	14.73	4874792233	1453.373 ppb

Target Compounds

(f)=RT Delta > 1/2 Window (m)=manual int.

Quantitation Report

Data File: G:\APOLLO\DATA\210607\607006.D
Sample : DMOS-STD 6 06-07-21

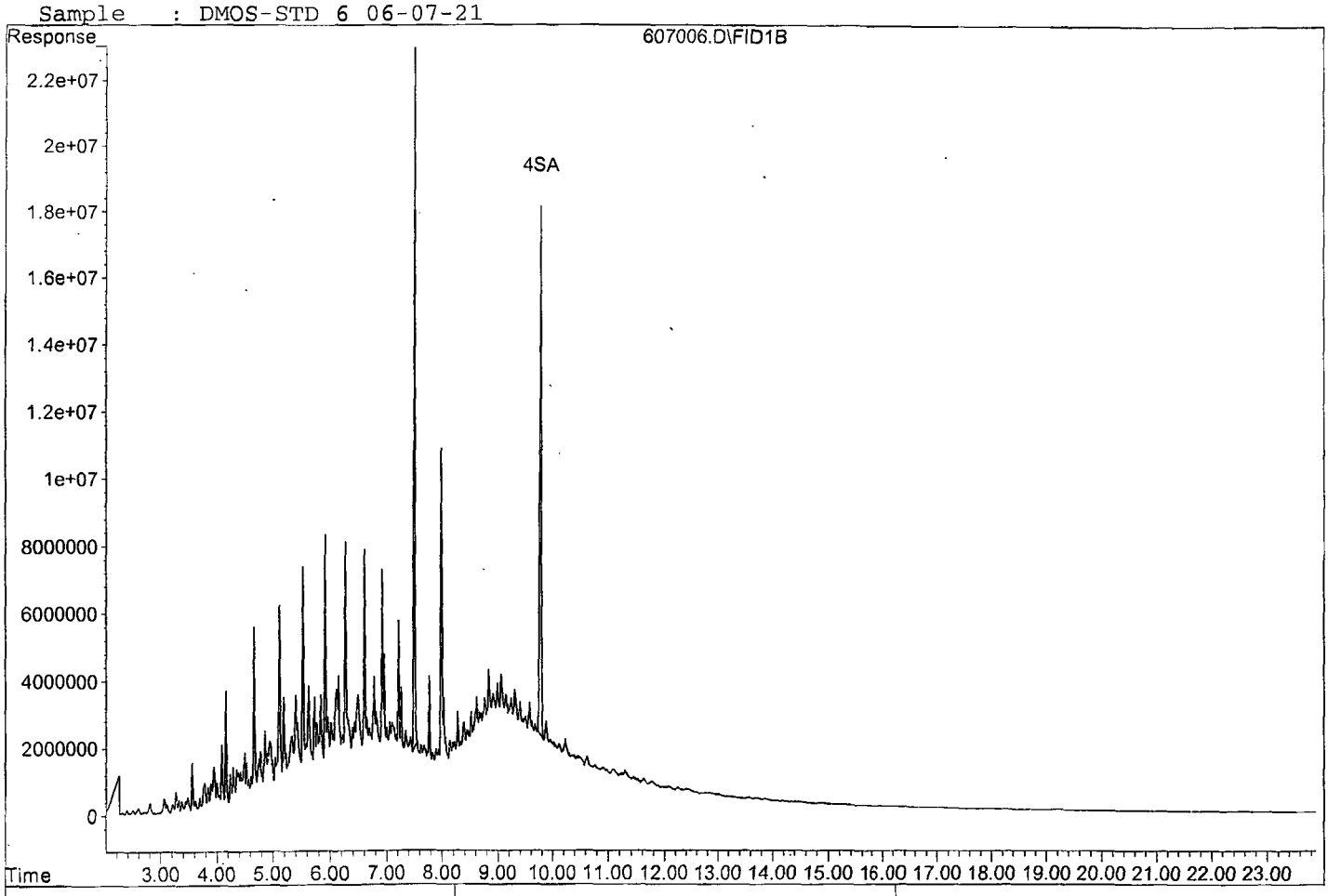

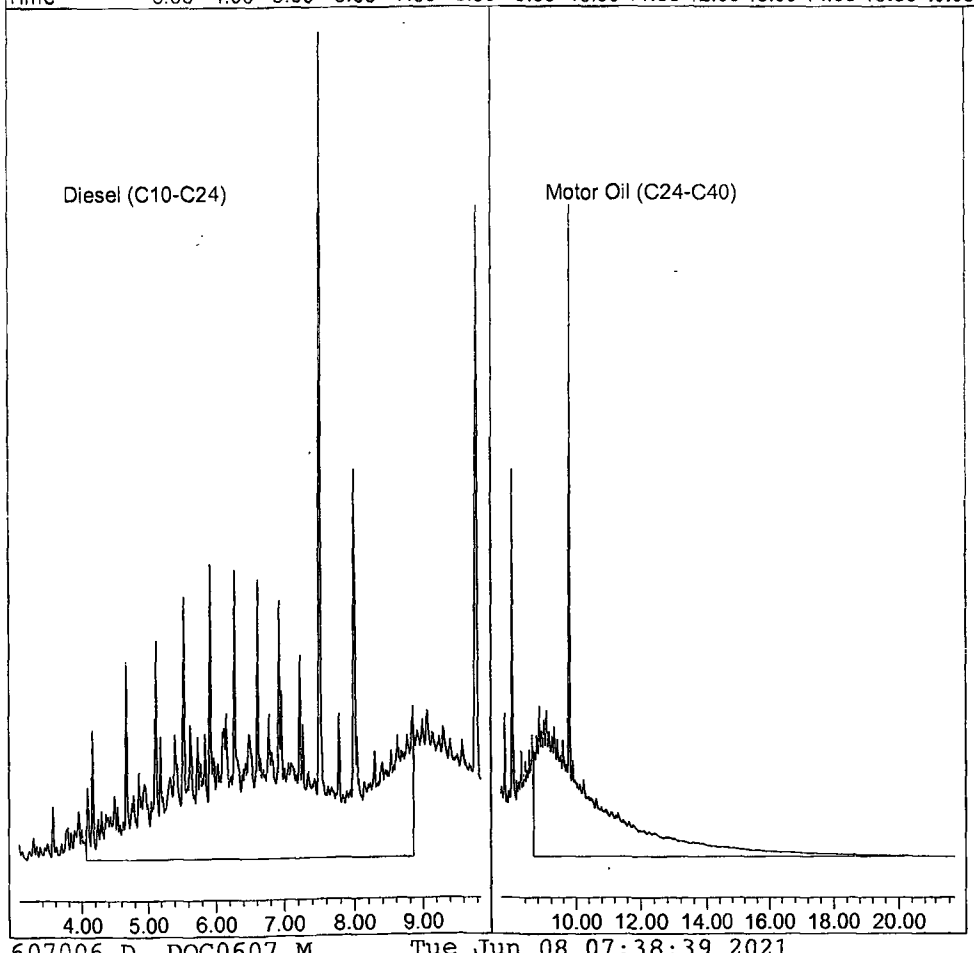

Quantitation Report (Not Reviewed)

Data File : G:\APOLLO\DATA\210607\607007.D Vial: 7
Acq On : 6-7-21 15:03:41 Operator: MB
Sample : DMO-STD 7 06-07-21 Inst : Apollo
Misc : water Multiplr: 1.00
IntFile : events.e
Quant Time: Jun 8 7:38 2021 Quant Results File: DOC0607.RES

Method : G:\APOLLO\DATA\210525\DOC0607.M (Chemstation Integrator)
Title : 8015 B&C
Last Update : Tue Jun 08 07:37:30 2021
Response via : Multiple Level Calibration

Volume Inj. : 2UL
Signal Phase : DB-5
Signal Info : FID02A

Compound	R.T.	Response	Conc Units
System Monitoring Compounds			
3) SA Ortho-Terphenyl(S)	7.50	541523295	101.022 ppb
Surrogate Spike 30.000		Recovery =	336.74%
4) SA Octacosane(S)	9.78	438780027	102.624 ppb
Surrogate Spike 30.000		Recovery =	342.08%
Target Compounds			
1) HATM Diesel (C10-C24)	6.46	8895702231	2040.611 ppb
2) HBTM Motor Oil (C24-C40)	14.73	6658382876	1985.134 ppb

Target Compounds

(f)=RT Delta > 1/2 Window (m)=manual int.

Quantitation Report

Data File: G:\APOLLO\DATA\210607\607007.D
Sample : DMO-STD 7 06-07-21

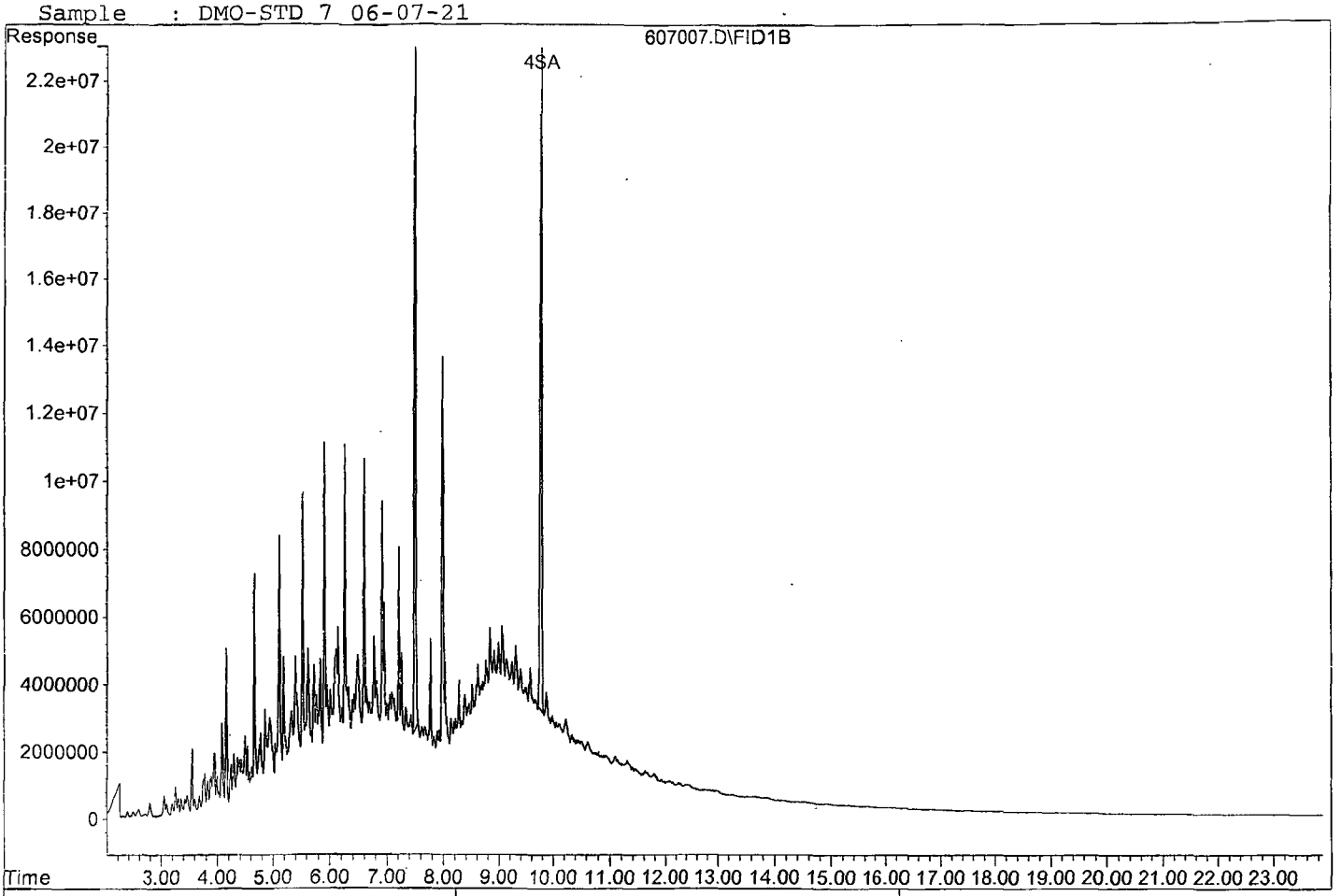

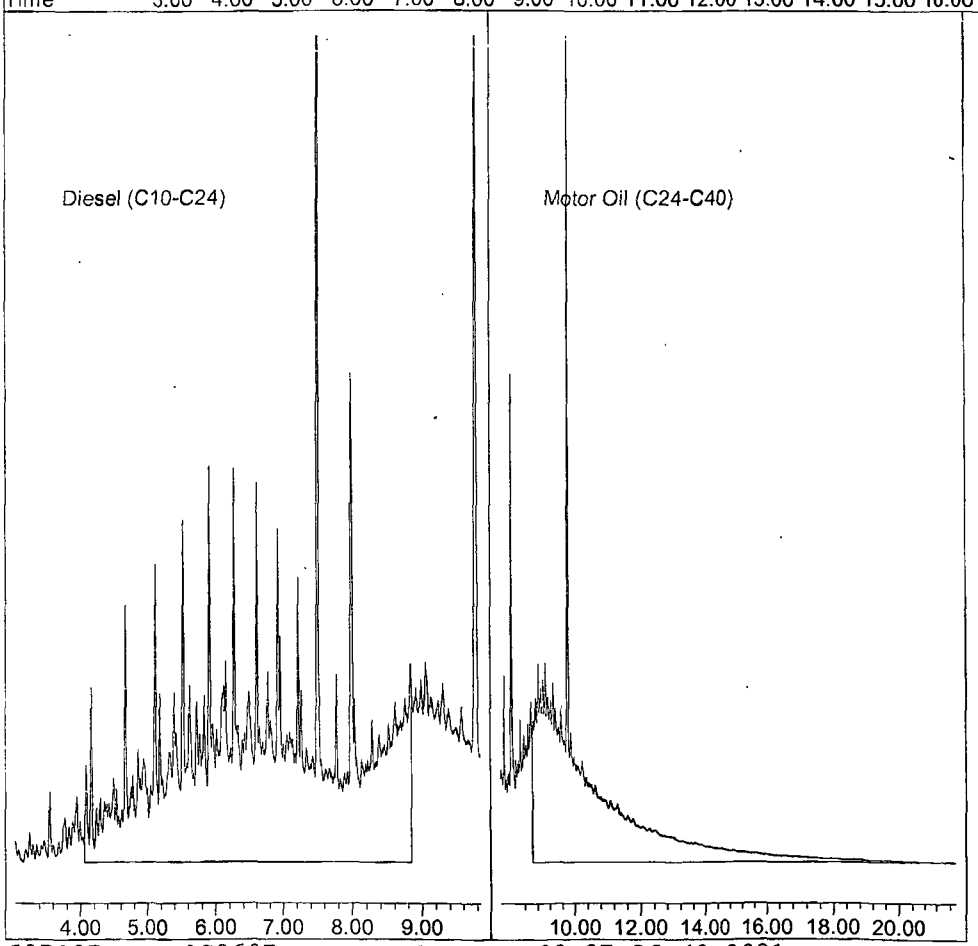

TPH Extractables
DOC0607

Form 7

Second Source Calibration

Lab Name: APPL, Inc.
Case No:
Matrix: Water

SDG No:
Date Analyzed: 06/07/21
Instrument: Apollo
Initial Cal. Date: 06/07/21
Data File: 607008.D

		Compound	MEAN	CCRF	%D		%Drift
1	HATM	Diesel (C10-C24)	2179670	2308750	5.9	HATM	
2	HBTM	Motor Oil (C24-C40)	1677060	1833980	9.4	HBTM	
3							
4							
5							
6							
7							
8							
9							
10							
11							
12							
13							
14							
15							
16							
17							
18							
19							
20							
21							
22							
23							
24							
25							
26							
27							
28							
29							
30							
31							
32							
33							
34							
35							
36							
37							
38							
39							
40							
		Average			7.7		

Quantitation Report (Not Reviewed)

Data File : G:\APOLLO\DATA\210607\607008.D Vial: 8
Acq On : 6-7-21 15:32:18 Operator: MB
Sample : DMO-STD SS 06-07-21 Inst : Apollo
Misc : water Multiplr: 1.00
IntFile : events.e
Quant Time: Jun 8 7:38 2021 Quant Results File: DOC0607.RES

Method : G:\APOLLO\DATA\210525\DOC0607.M (Chemstation Integrator)
Title : 8015 B&C
Last Update : Tue Jun 08 07:37:30 2021
Response via : Multiple Level Calibration

Volume Inj. : 2UL
Signal Phase : DB-5
Signal Info : FID02A

Compound	R.T.	Response	Conc Units
System Monitoring Compounds			
3) SA Ortho-Terphenyl(S)	7.50	5094638	0.950 ppb
Surrogate Spike 30.000		Recovery =	3.17%
4) SA Octacosane(S)	9.77	458680	0.107 ppb
Surrogate Spike 30.000		Recovery =	0.36%
Target Compounds			
1) HATM Diesel (C10-C24)	6.46	1154376413	264.806 ppb
2) HBTM Motor Oil (C24-C40)	14.73	916990343	273.392 ppb

Target Compounds

(f)=RT Delta > 1/2 Window (m)=manual int.

Data File: G:\APOLLO\DATA\210607\607008.D
Sample : DMO-STD SS 06-07-21

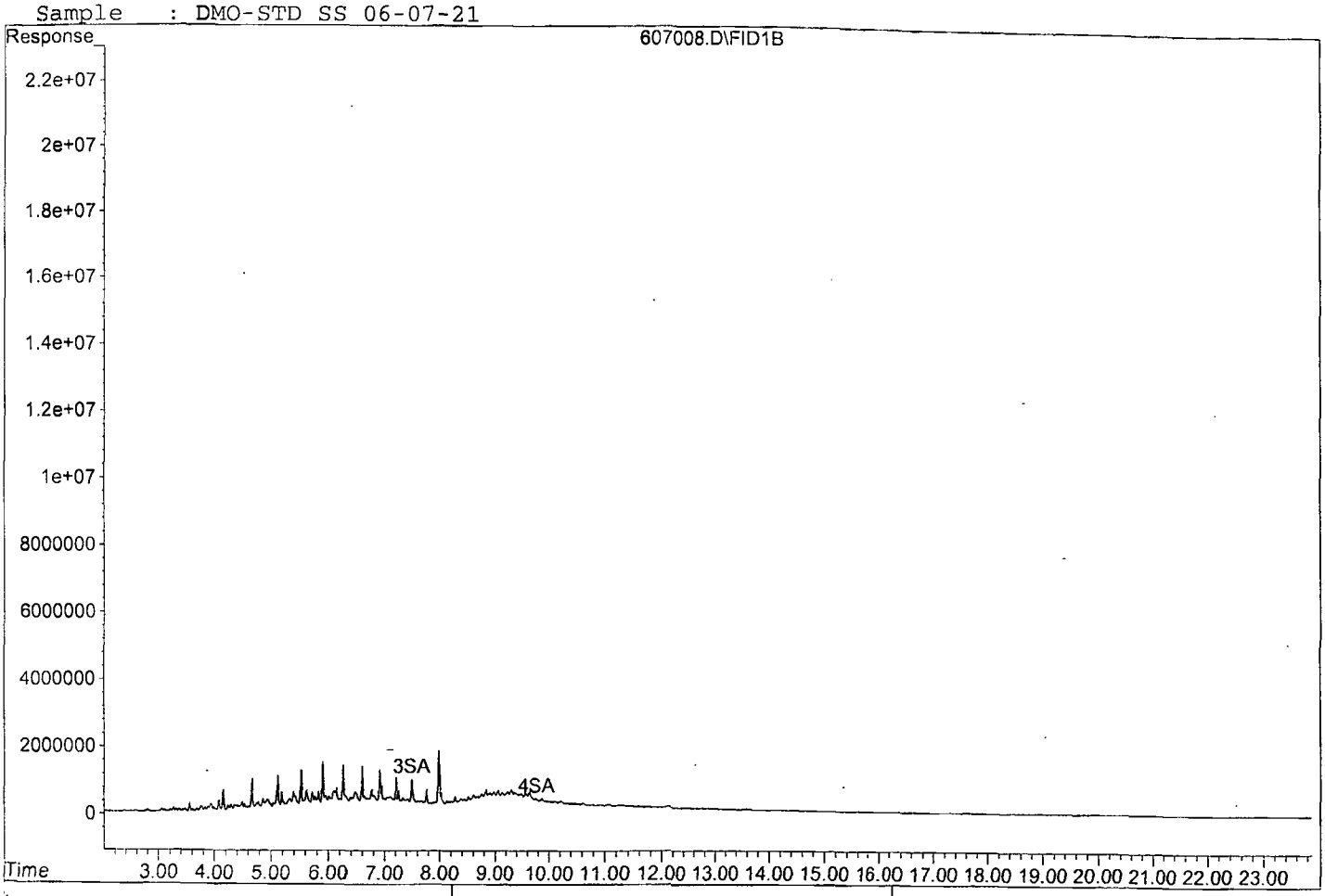

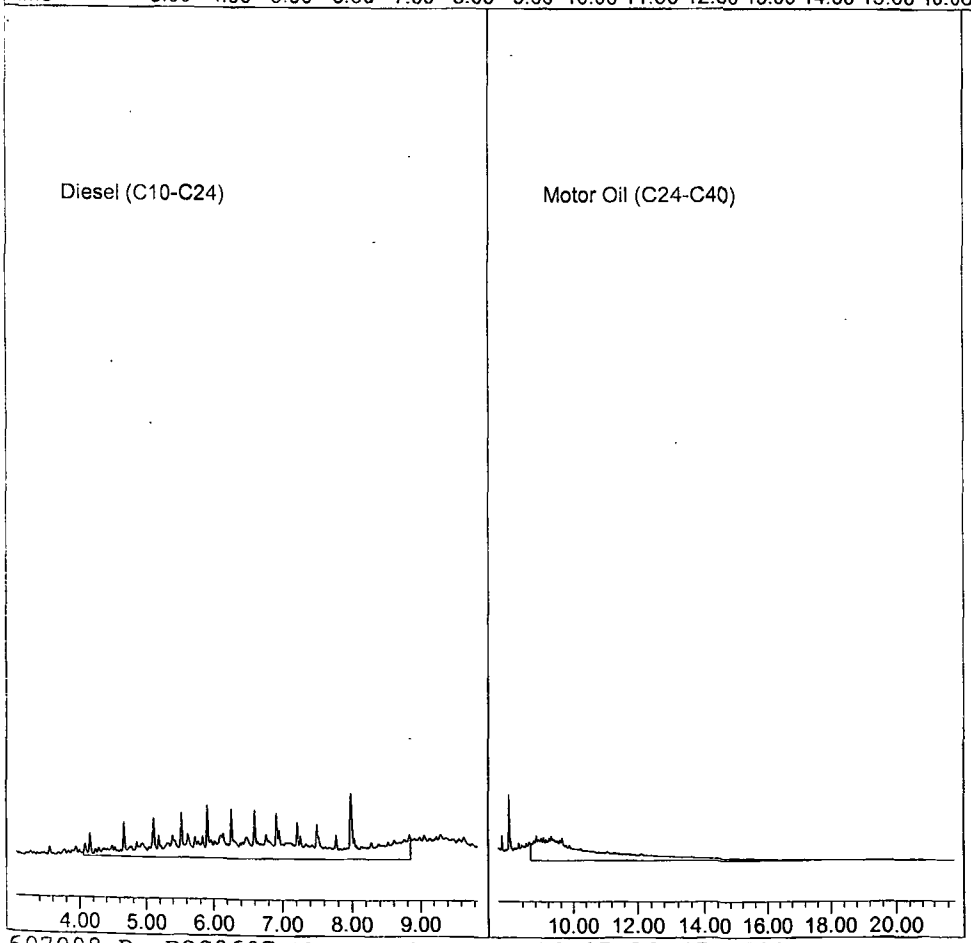

TPH Extractables
DOC0603

Form 7

Continuing Calibration

Lab Name: APPL, Inc.
Case No:
Matrix: Water

SDG No:
Date Analyzed: 06/05/21
Instrument: Apollo
Initial Cal. Date: 06/04/21
Data File: 603036.D

		Compound	MEAN	CCRF	%D		%Drift
1	HATM	Diesel (C10-C24)	2028230	2047810	0.97	HATM	
2	HBTM	Motor Oil (C24-C40)	1912740	1531470	20	HBTML	2.6
3	SA	Ortho-Terphenyl(S)	2512810	2412100	4.0	SA	
4	SA	Octacosane(S)	1923820	1903680	1.0	SA	
5							
6							
7							
8							
9							
10							
11							
12							
13							
14							
15							
16							
17							
18							
19							
20							
21							
22							
23							
24							
25							
26							
27							
28							
29							
30							
31							
32							
33							
34							
35							
36							
37							
38							
39							
40							
		Average			6.5		

Quantitation Report (Not Reviewed)

Data File : G:\APOLLO\DATA\210603\603036.D Vial: 36
Acq On : 6-5-21 1:49:42 Operator: MB
Sample : Diesel Motor Oil CCV 05/25/21 Inst : Apollo
Misc : water Multiplr: 1.00
IntFile : events.e
Quant Time: Jun 5 8:08 2021 Quant Results File: DOC0603.RES

Method : G:\APOLLO\DATA\210525\DOC0603.M (Chemstation Integrator)
Title : 8015 B&C
Last Update : Sat Jun 05 08:00:21 2021
Response via : Multiple Level Calibration

Volume Inj. : 2UL
Signal Phase : DB-5
Signal Info : FID02A

Compound	R.T.	Response	Conc Units
System Monitoring Compounds			
3) SA Ortho-Terphenyl(S)	7.48	60302518	11.999 ppb
Surrogate Spike 30.000		Recovery =	40.00%
4) SA Octacosane(S)	9.74	47591960	12.369 ppb
Surrogate Spike 30.000		Recovery =	41.23%
Target Compounds			
1) HATM Diesel (C10-C24)	6.43	1023903971	252.413 ppb
2) HBTM Motor Oil (C24-C40)	14.61	765734316	256.444 ppb

Target Compounds

(f)=RT Delta > 1/2 Window (m)=manual int.

Data File: G:\APOLLO\DATA\210603\603036.D
Sample : Diesel Motor Oil CCV 05/25/21

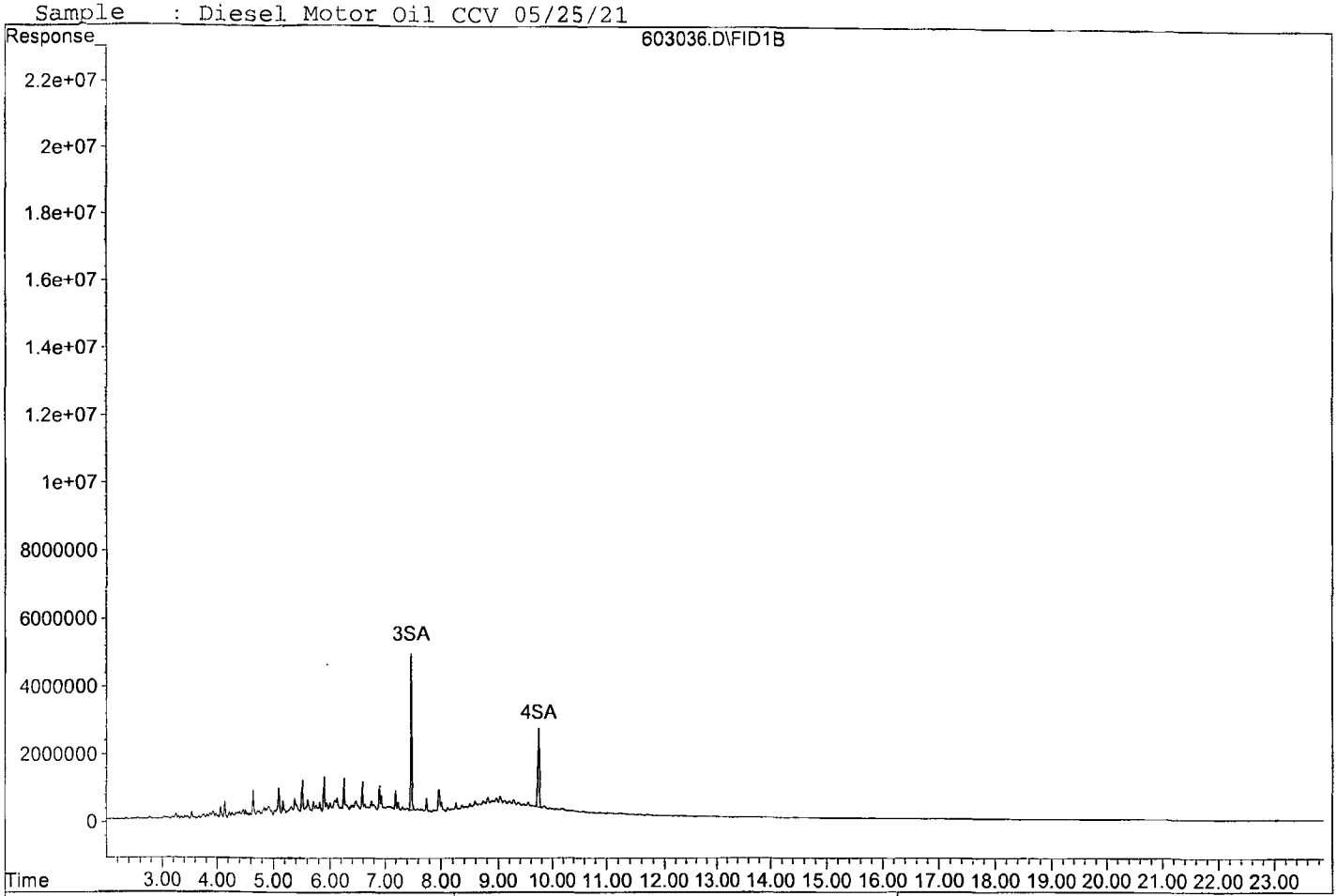

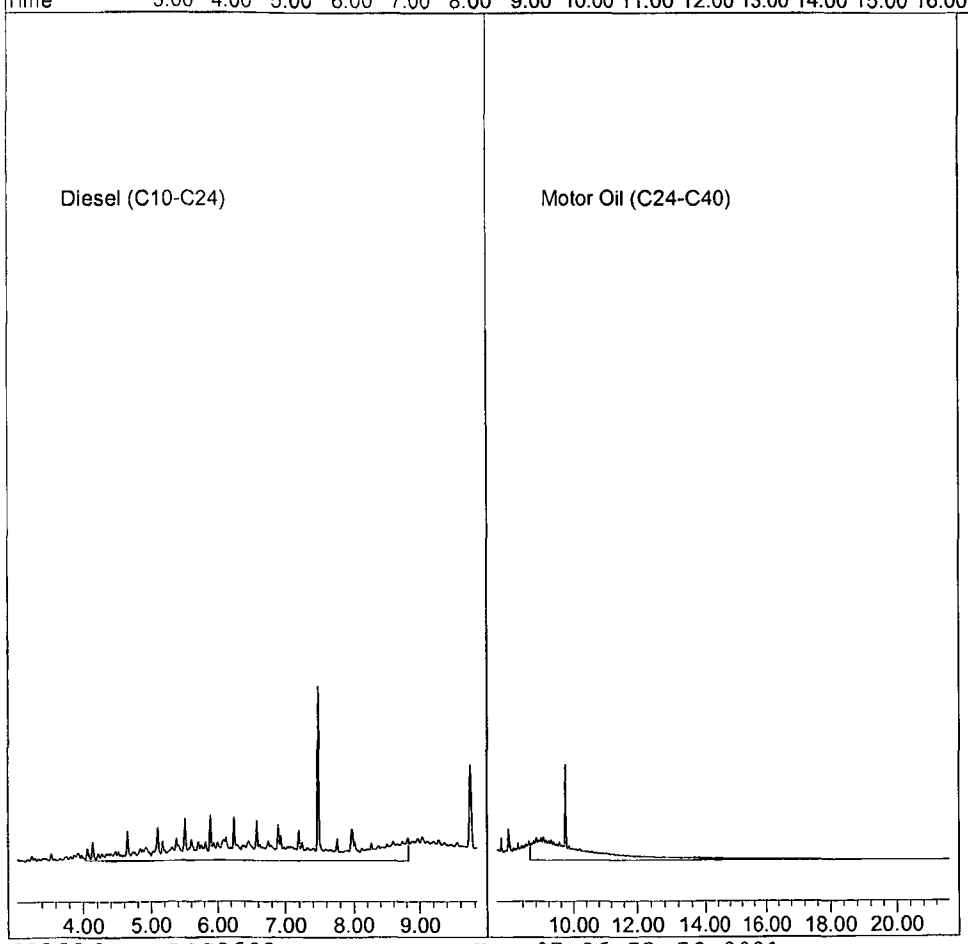

603036.D DOC0603.M Mon Jun 07 06:53:59 2021

TPH Extractables
DOC0607

Form 7

Continuing Calibration

Lab Name: APPL, Inc.
Case No:
Matrix: Water

SDG No:
Date Analyzed: 06/07/21
Instrument: Apollo
Initial Cal. Date: 06/07/21
Data File: 607015.D

		Compound	MEAN	CCRF	%D	%Drift	
1	HATM	Diesel (C10-C24)	2179670	2317000	6.3	HATM	
2	HBTM	Motor Oil (C24-C40)	1677060	1678280	0.07	HBTM	
3	SA	Ortho-Terphenyl(S)	2680230	2799280	4.4	SA	
4	SA	Octacosane(S)	2137810	2081800	2.6	SA	
5							
6							
7							
8							
9							
10							
11							
12							
13							
14							
15							
16							
17							
18							
19							
20							
21							
22							
23							
24							
25							
26							
27							
28							
29							
30							
31							
32							
33							
34							
35							
36							
37							
38							
39							
40							
		Average			3.3		

Quantitation Report (Not Reviewed)

Data File : G:\APOLLO\DATA\210607\607015.D Vial: 15
Acq On : 6-7-21 18:51:15 Operator: MB
Sample : Diesel Motor OIl CCV 06/07/21 Inst : Apollo
Misc : water Multiplr: 1.00
IntFile : events.e
Quant Time: Jun 8 7:41 2021 Quant Results File: DOC0607.RES

Method : G:\APOLLO\DATA\210525\DOC0607.M (Chemstation Integrator)
Title : 8015 B&C
Last Update : Tue Jun 08 07:37:30 2021
Response via : Multiple Level Calibration

Volume Inj. : 2UL
Signal Phase : DB-5
Signal Info : FID02A

Compound	R.T.	Response	Conc Units
System Monitoring Compounds			
3) SA Ortho-Terphenyl(S)	7.50	69982083	13.055 ppb
Surrogate Spike 30.000		Recovery =	43.52%
4) SA Octacosane(S)	9.77	52044983	12.173 ppb
Surrogate Spike 30.000		Recovery =	40.58%
Target Compounds			
1) HATM Diesel (C10-C24)	6.46	1158501922	265.752 ppb
2) HBTM Motor Oil (C24-C40)	14.73	839137981	250.181 ppb

Target Compounds

(f)=RT Delta > 1/2 Window (m)=manual int.

Data File: G:\APOLLO\DATA\210607\607015.D
Sample : Diesel Motor OIl CCV 06/07/21

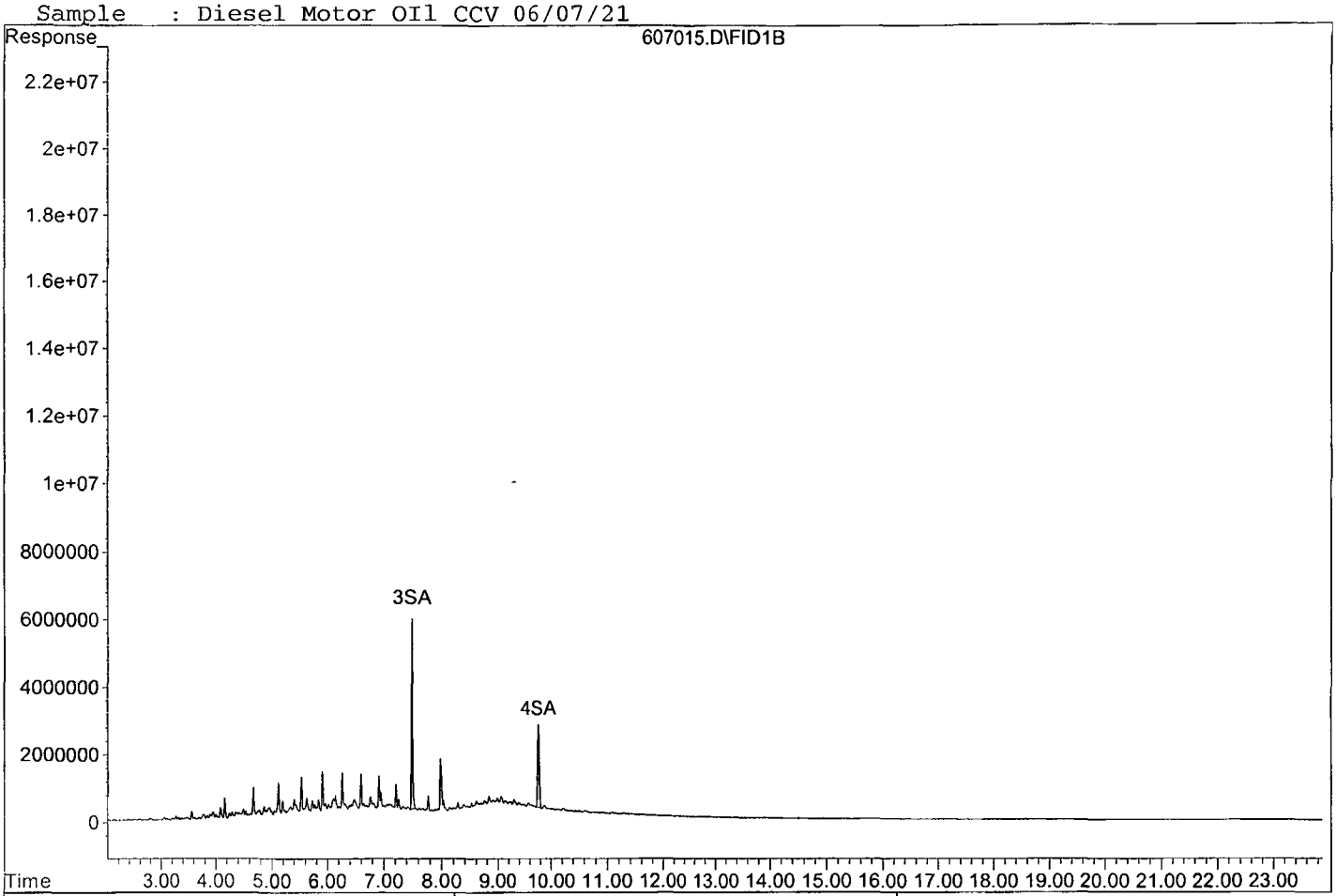

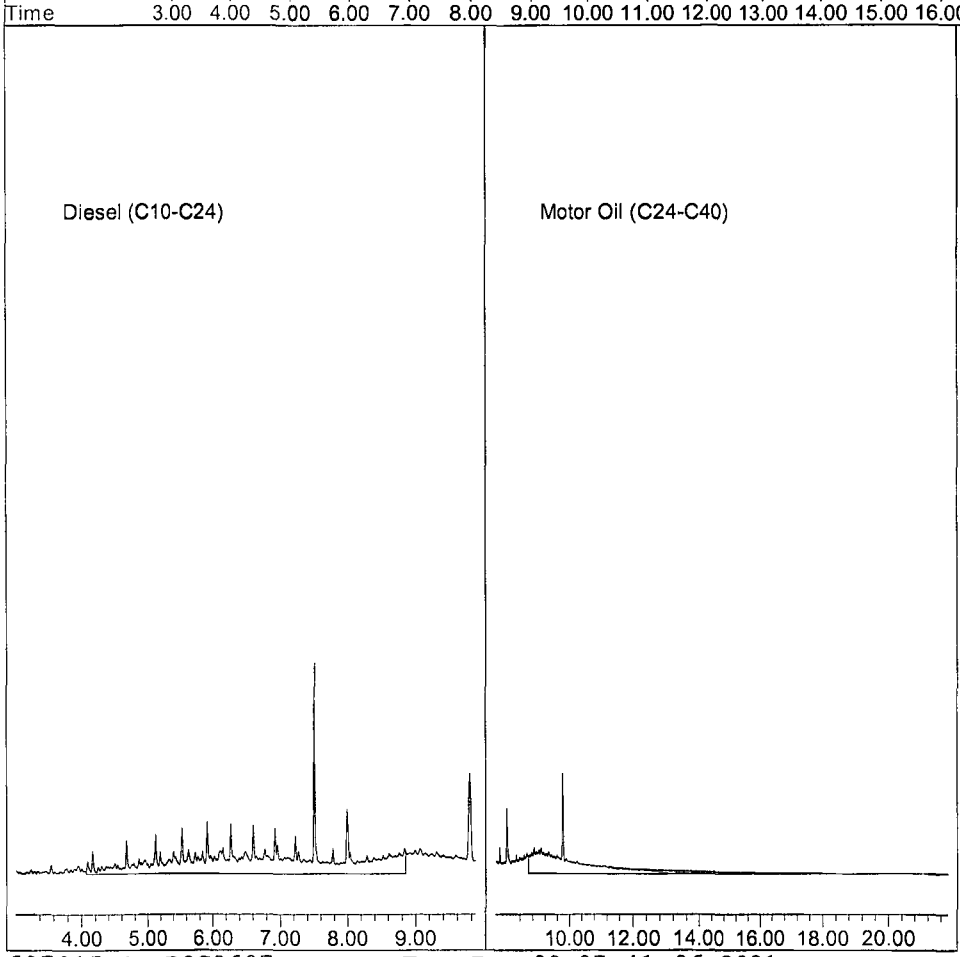

ORGANICS

Raw Data

Quantitation Report (Not Reviewed)

Data File : G:\APOLLO\DATA\210607\607009.D Vial: 9
Acq On : 6-7-21 16:00:39 Operator: MB
Sample : BA33251W07 Inst : Apollo
Misc : water Multiplr: 4.81
IntFile : events.e
Quant Time: Jun 8 8:10 2021 Quant Results File: DOC0607.RES

Method : G:\APOLLO\DATA\210525\DOC0607.M (Chemstation Integrator)
Title : 8015 B&C
Last Update : Tue Jun 08 07:37:30 2021
Response via : Multiple Level Calibration

Volume Inj. : 2UL
Signal Phase : DB-5
Signal Info : FID02A

Compound	R.T.	Response	Conc Units
System Monitoring Compounds			
3) SA Ortho-Terphenyl(S)	7.50	147933916	132.679 ppb
Surrogate Spike 144.231		Recovery =	91.99%
4) SA Octacosane(S)	9.77	132558120	149.054 ppb
Surrogate Spike 144.231		Recovery =	103.34%
Target Compounds			
1) HATM Diesel (C10-C24)	6.46	281141989	310.057 ppb
2) HBTM Motor Oil (C24-C40)	14.73	87564912	125.513 ppb

Target Compounds

(f)=RT Delta > 1/2 Window (m)=manual int.

Data File: G:\APOLLO\DATA\210607\607009.D
Sample : BA33251W07

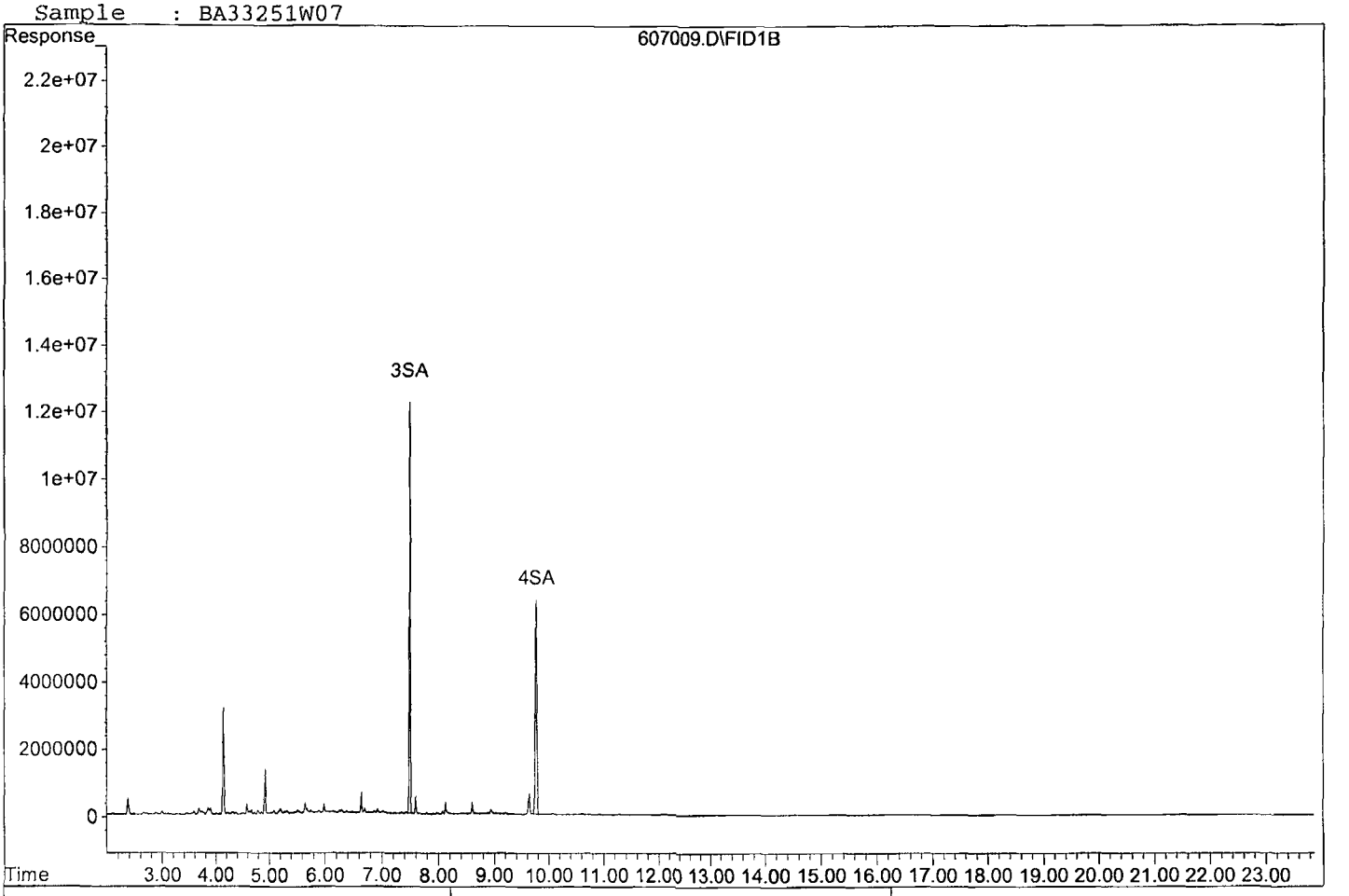

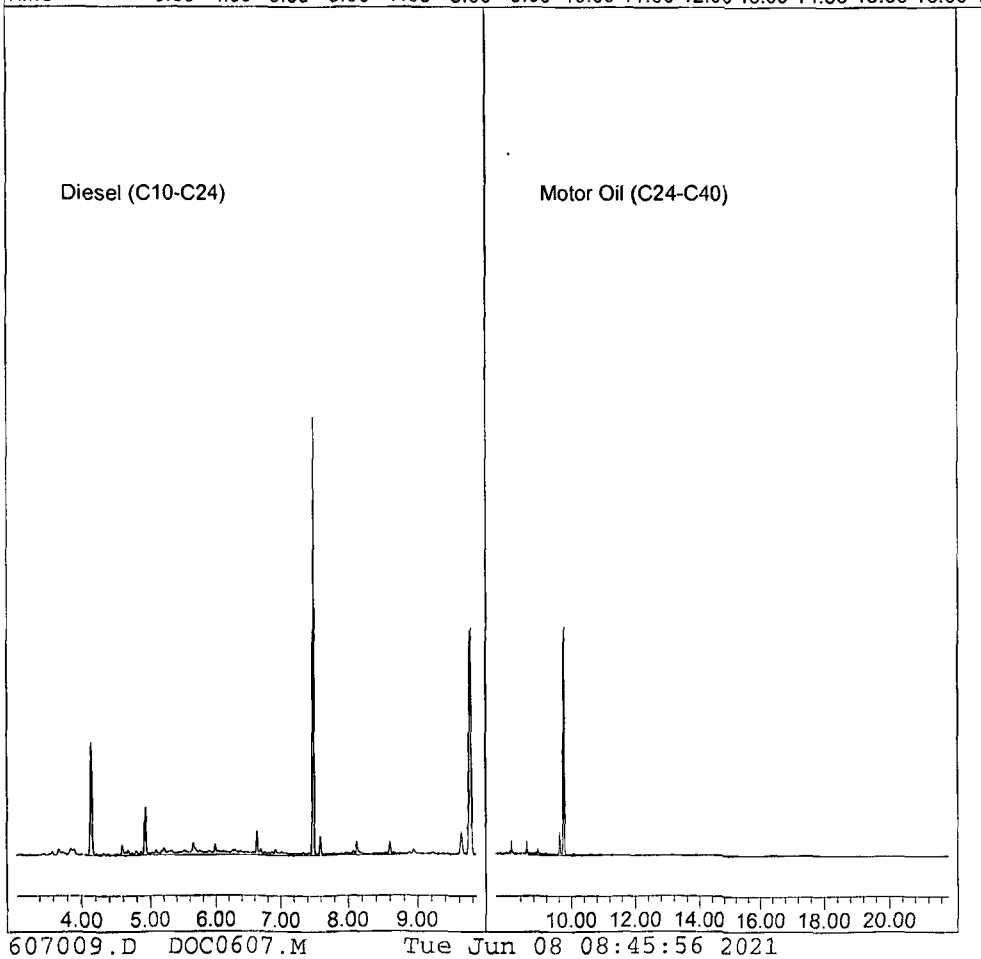

Quantitation Report (Not Reviewed)

Data File : G:\APOLLO\DATA\210603\603025.D Vial: 25
Acq On : 6-4-21 20:37:50 Operator: MB
Sample : BA33254W07 5/100 Inst : Apollo
Misc : water Multiplr: 5.00
IntFile : events.e
Quant Time: Jun 5 8:11 2021 Quant Results File: DOC0603.RES

Method : G:\APOLLO\DATA\210525\DOC0603.M (Chemstation Integrator)
Title : 8015 B&C
Last Update : Sat Jun 05 08:00:21 2021
Response via : Multiple Level Calibration

Volume Inj. : 2UL
Signal Phase : DB-5
Signal Info : FID02A

Compound	R.T.	Response	Conc Units
System Monitoring Compounds			
3) SA Ortho-Terphenyl(S)	7.48	105528176	104.990 ppb
Surrogate Spike 150.000		Recovery =	69.99%
4) SA Octacosane(S)	9.76f	94868284	123.281 ppb
Surrogate Spike 150.000		Recovery =	82.19%
Target Compounds			
1) HATM Diesel (C10-C24)	6.43	1204551424	1484.731 ppb
2) HBTM Motor Oil (C24-C40)	14.61	145211794	172.100 ppb

Target Compounds

(f)=RT Delta > 1/2 Window (m)=manual int.

Data File: G:\APOLLO\DATA\210603\603025.D
Sample : BA33254W07 5/100

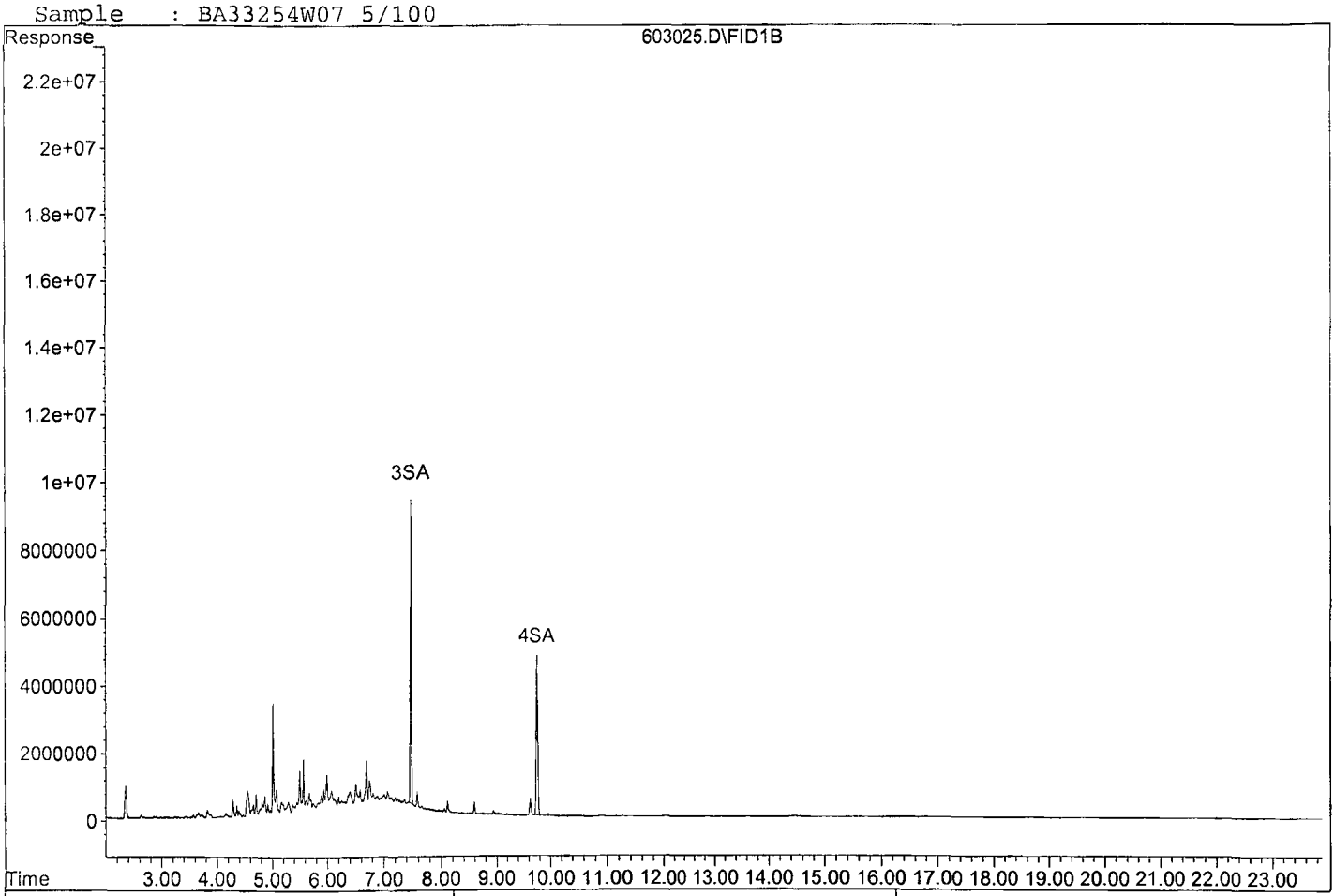

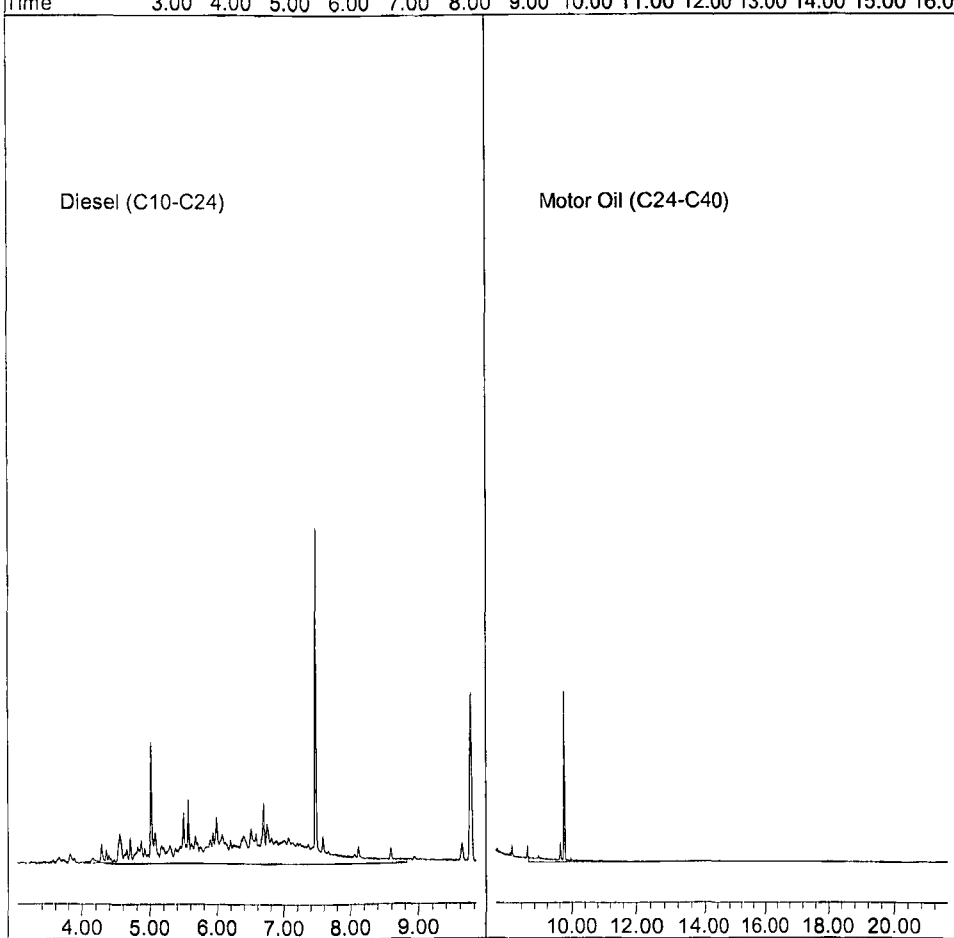

603025.D DOC0603.M Mon Jun 07 06:53:53 2021

Quantitation Report (Not Reviewed)

Data File : G:\APOLLO\DATA\210603\603021.D Vial: 21
Acq On : 6-4-21 18:44:09 Operator: MB
Sample : 210601A BLK 5/1000 Inst : Apollo
Misc : water Multiplr: 5.00
IntFile : events.e
Quant Time: Jun 5 8:10 2021 Quant Results File: DOC0603.RES

Method : G:\APOLLO\DATA\210525\DOC0603.M (Chemstation Integrator)
Title : 8015 B&C
Last Update : Sat Jun 05 08:00:21 2021
Response via : Multiple Level Calibration

Volume Inj. : 2UL
Signal Phase : DB-5
Signal Info : FID02A

Compound	R.T.	Response	Conc Units
System Monitoring Compounds			
3) SA Ortho-Terphenyl(S)	7.48	90860149	90.397 ppb
Surrogate Spike 150.000		Recovery =	60.26%
4) SA Octacosane(S)	9.75f	79197291	102.917 ppb
Surrogate Spike 150.000		Recovery =	68.61%
Target Compounds			
1) HATM Diesel (C10-C24)	6.43	61056311	75.258 ppb
2) HBTM Motor Oil (C24-C40)	14.61	53986417	8.896 ppb

Target Compounds

(f)=RT Delta > 1/2 Window (m)=manual int.

Data File: G:\APOLLO\DATA\210603\603021.D
Sample : 210601A BLK 5/1000

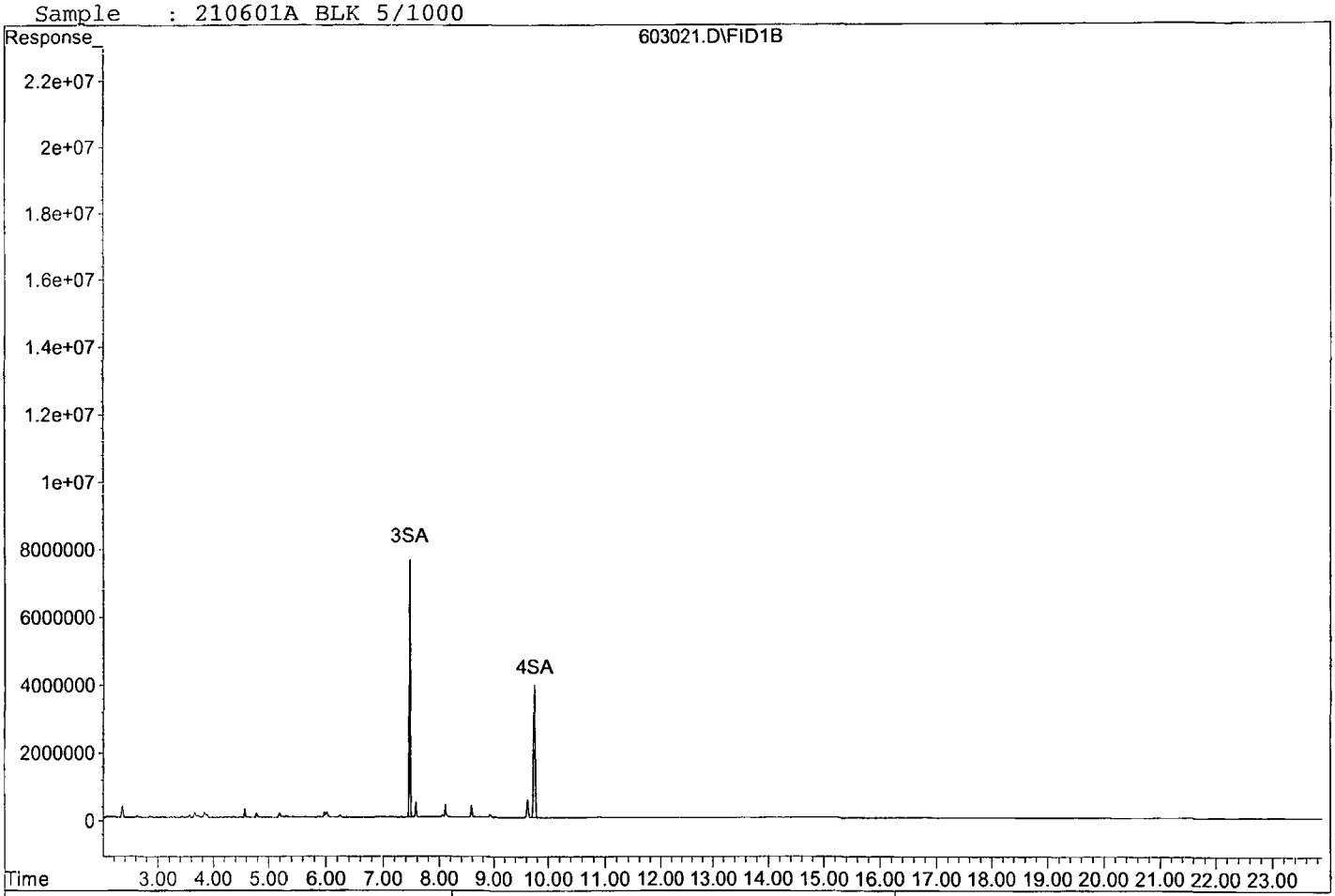

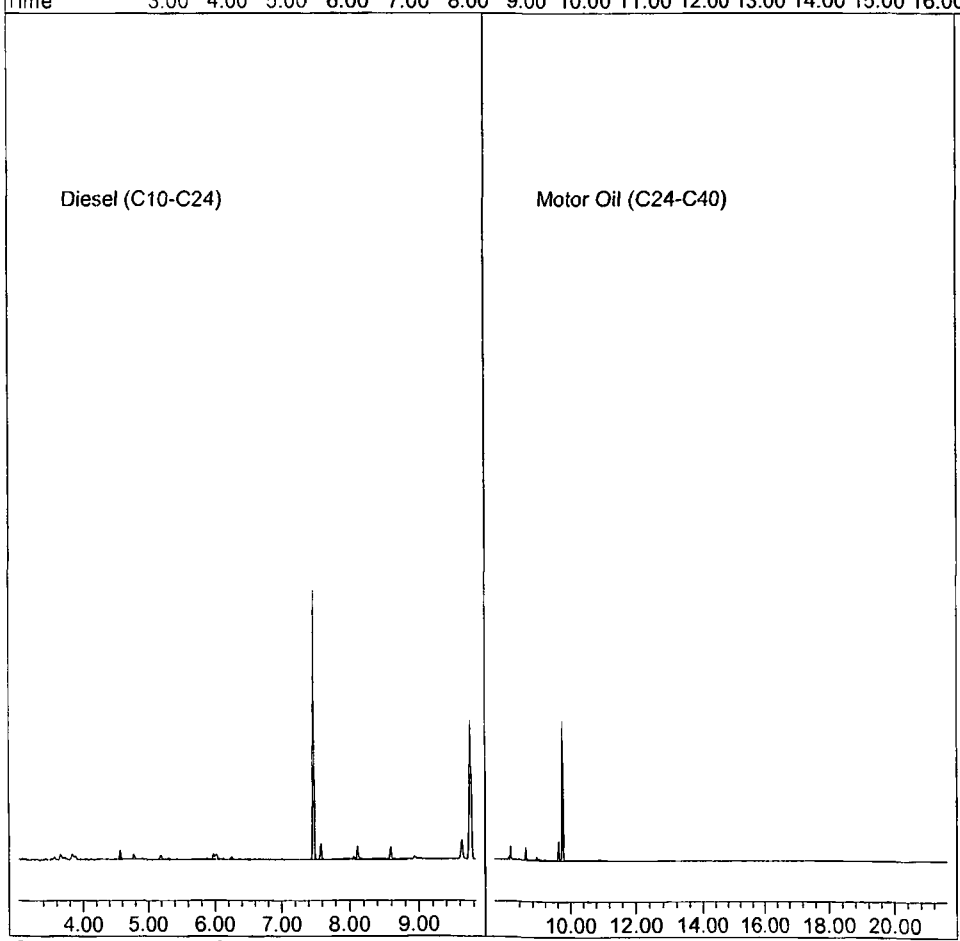

603021.D DOC0603.M Mon Jun 07 06:53:41 2021

Quantitation Report (Not Reviewed)

Data File : G:\APOLLO\DATA\210603\603022.D Vial: 22
Acq On : 6-4-21 19:12:29 Operator: MB
Sample : 210601A LCS-1 5/1000 Inst : Apollo
Misc : water Multiplr: 5.00
IntFile : events.e
Quant Time: Jun 8 10:26 2021 Quant Results File: DOC0603.RES

Method : G:\APOLLO\DATA\210525\DOC0603.M (Chemstation Integrator)
Title : 8015 B&C
Last Update : Tue Jun 08 10:26:20 2021
Response via : Multiple Level Calibration

Volume Inj. : 2UL
Signal Phase : DB-5
Signal Info : FID02A

Compound	R.T.	Response	Conc Units
System Monitoring Compounds			
3) SA Ortho-Terphenyl(S)	7.48	128598053	127.943 ppb
Surrogate Spike 150.000		Recovery =	85.30%
4) SA Octacosane(S)	9.76	99962500	129.901 ppb
Surrogate Spike 150.000		Recovery =	86.60%
Target Compounds			
1) HATM Diesel (C10-C24)	6.43	1510171699	1861.439 ppb
2) HBTM Motor Oil (C24-C40)	14.61	1179430155	2022.329 ppb

Target Compounds

(f)=RT Delta > 1/2 Window (m)=manual int.

Data File: G:\APOLLO\DATA\210603\603022.D
Sample : 210601A LCS-1 5/1000

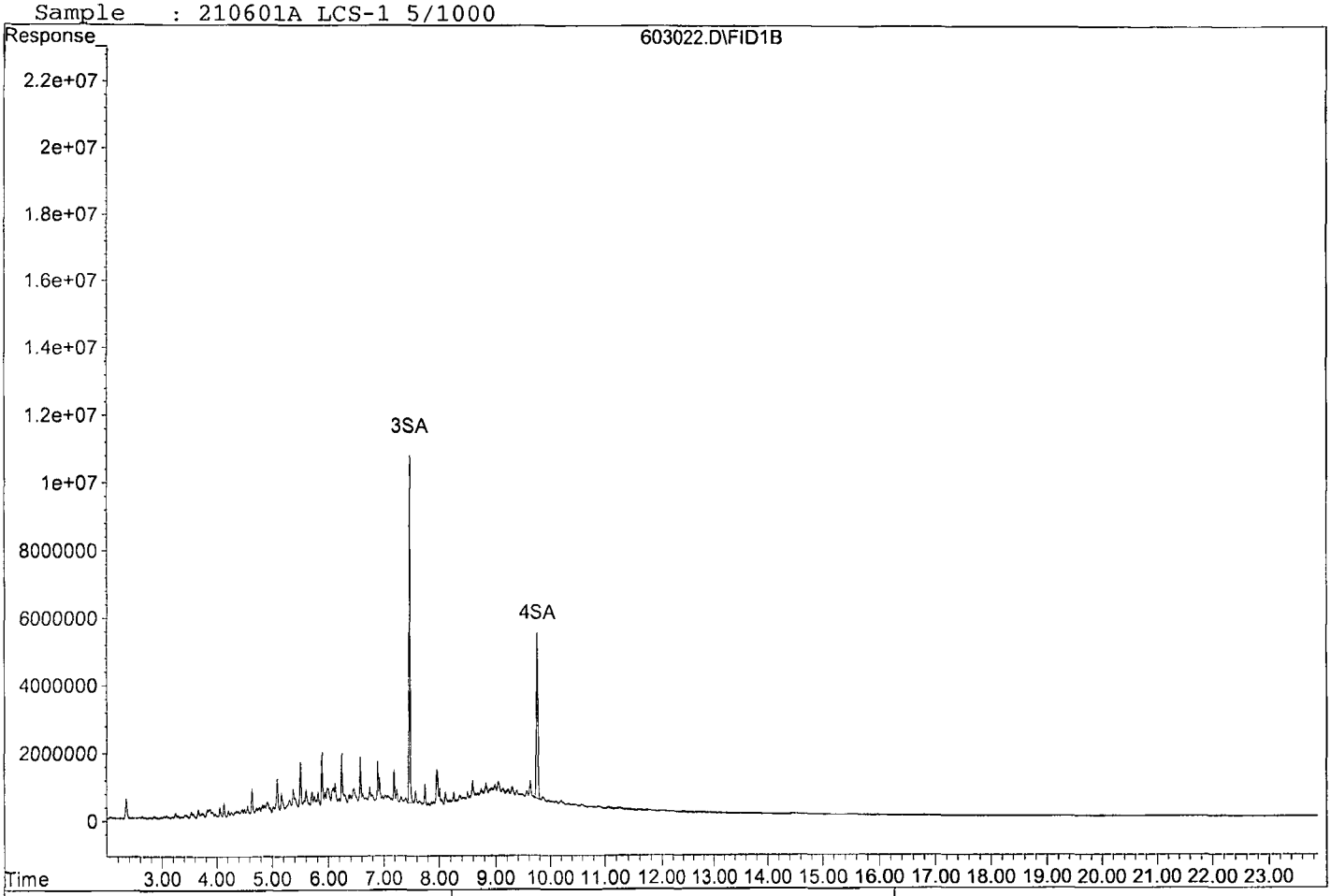

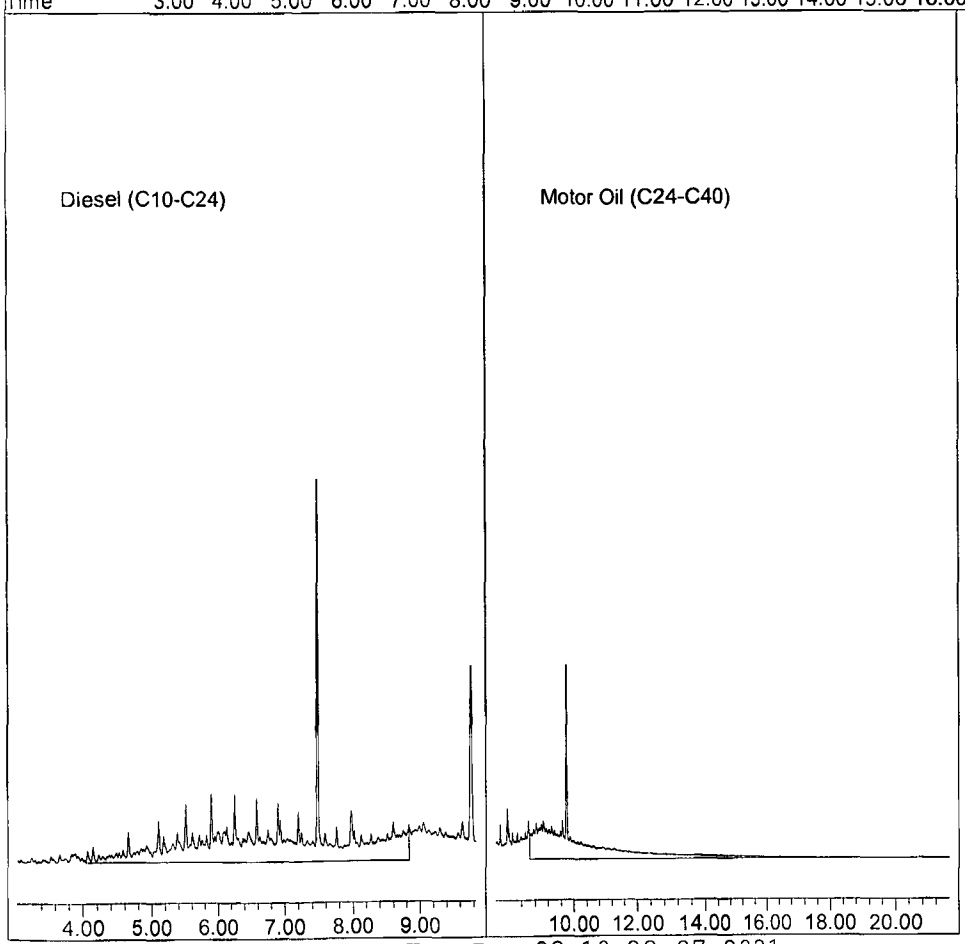

603022.D DOC0603.M Tue Jun 08 10:28:07 2021

Quantitation Report (Not Reviewed)

Data File : G:\APOLLO\DATA\210603\603023.D Vial: 23
Acq On : 6-4-21 19:40:54 Operator: MB
Sample : 210601A LCSD-1 5/1000 Inst : Apollo
Misc : water Multiplr: 5.00
IntFile : events.e
Quant Time: Jun 5 8:11 2021 Quant Results File: DOC0603.RES

Method : G:\APOLLO\DATA\210525\DOC0603.M (Chemstation Integrator)
Title : 8015 B&C
Last Update : Sat Jun 05 08:00:21 2021
Response via : Multiple Level Calibration

Volume Inj. : 2UL
Signal Phase : DB-5
Signal Info : FID02A

Compound	R.T.	Response	Conc Units
System Monitoring Compounds			
3) SA Ortho-Terphenyl(S)	7.48	114012487	113.431 ppb
Surrogate Spike 150.000		Recovery =	75.62%
4) SA Octacosane(S)	9.76f	89782935	116.673 ppb
Surrogate Spike 150.000		Recovery =	77.78%
Target Compounds			
1) HATM Diesel (C10-C24)	6.43	1333954526	1644.234 ppb
2) HBTM Motor Oil (C24-C40)	14.61	1080045363	1844.529 ppb

Target Compounds

(f)=RT Delta > 1/2 Window (m)=manual int.

Data File: G:\APOLLO\DATA\210603\603023.D
Sample : 210601A LCSD-1 5/1000

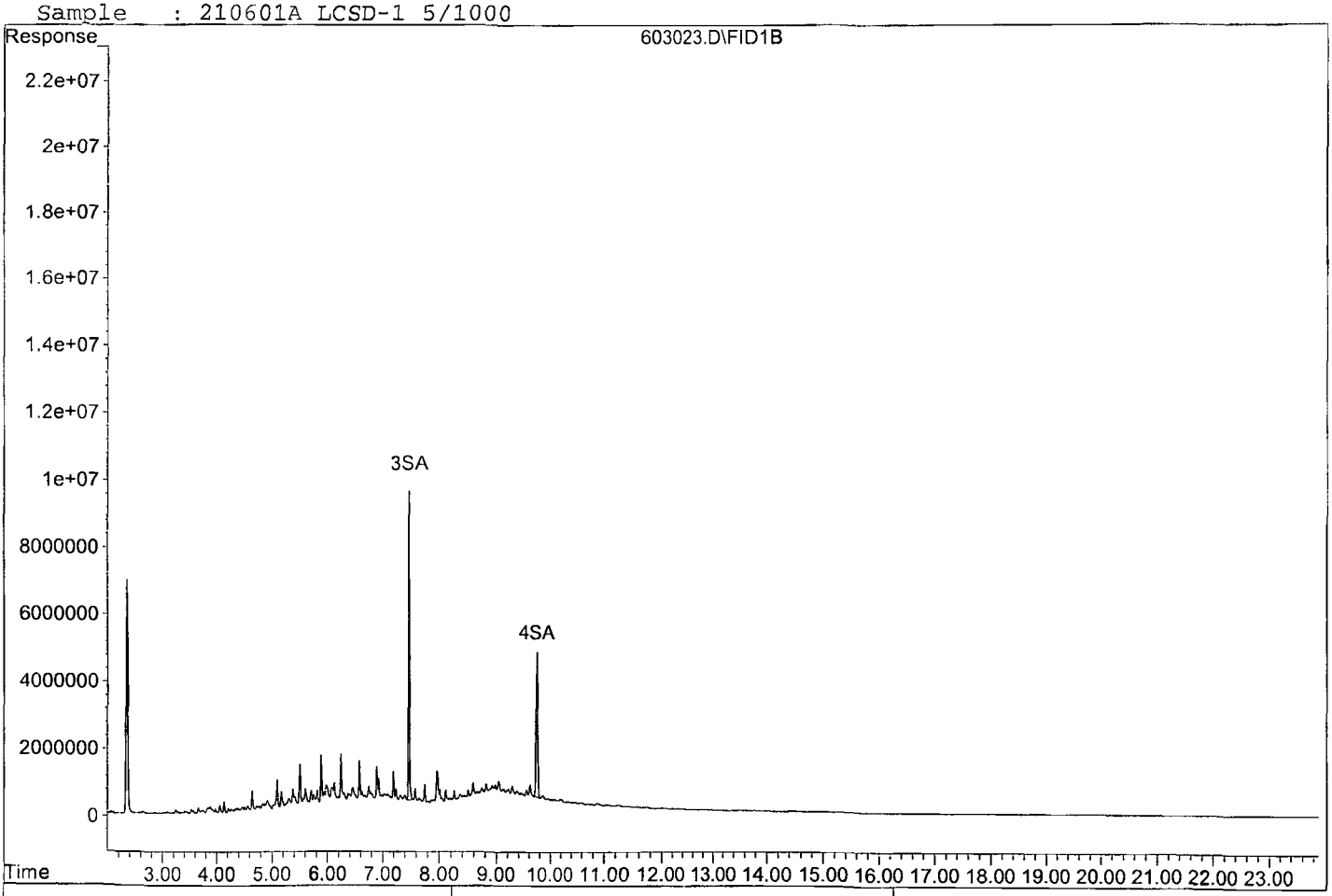

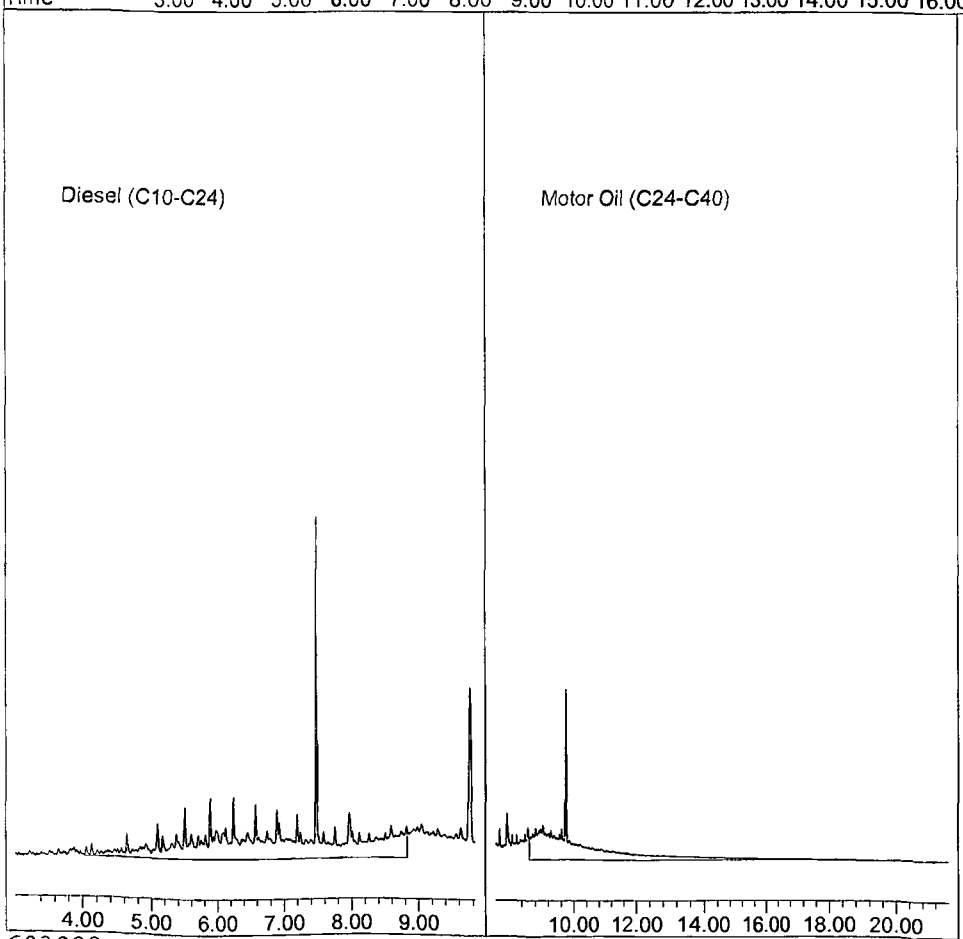

603023.D DOC0603.M Mon Jun 07 06:53:47 2021

Diesel Motor Oil Calibration Curve

Prep'd By (Initials) MB

Prep Date 06/03/21

Exp Date 06/03/22

						Final Standard Information			
Name of Initial Standard (from contianer Label)	Supplier	Supplier P/N# (or APPL Mix Name)	Conc. (ug/mL)	Lot # with QA # (or reference to APPL prep date)	Exp Date	Aliquot from Stock	Final Volume	Solvent	Final Standard Conc (ug/mL)
Diesel Motor Oil Calibration STD -2	AAPL	Diesel /Motor Oil 1	10	04/21/21	05/06/22	100 uL	200 uL	MC	5
Diesel Motor Oil Calibration STD-3	AAPL	Diesel /Motor Oil 2	50	04/21/21	05/06/22	200 uL	1 mL	MC	10
Diesel Motor Oil Calibration STD	Restek	Diesel /Motor Oil 3	2000	04/21/21	05/06/22	25 uL	1mL	MC	50
Diesel Motor Oil Calibration STD	Restek	Diesel /Motor Oil 4	2000	04/21/21	05/06/22	125 uL	1mL	MC	250
Diesel Motor Oil Calibration STD	Restek	Diesel /Motor Oil 5	2000	04/21/21	05/06/22	500 uL	1 mL	MC	1000
Diesel Motor Oil Calibration STD	Restek	Diesel /Motor Oil 6	2000	04/21/21	05/06/22	750 uL	1 mL	MC	1500
Diesel Motor Oil Calibration STD	Restek	Diesel /Motor Oil 7	2000	04/21/21	05/06/22	100uL	100 uL	MC	2000

Diesel / Motor Oil Calibration Standard

Prepared: 02/11/21

Expires: 01/28/22

Methylene Chloride Lot No. 58059

Prepared By (Initials): SS

Initial Standard Information							Final Standard Information			
Name of Initial Standard (QAU Label)	Supplier	Supplier Part No.	Conc. (ug/mL)	Lot Number - QA Number	Exp. Date (1 yr.)	Exp. Date (Manufacturer)	Aliquot From Stock	Final Volume	Solvent	Final Standard Conc. (ug/mL)
Diesel Fuel #2	Restek	31258	50,000	A0156490-50991,50992,51528	01/28/22	02/28/27	400uL	10mL	MC	2000
Motor Oil	Restek	31464	50,000	A0155668-50514 A0160024-5153 A0157842-50994	01/28/22	01/31/27	400uL			2000
THC Surrogate	Phenova	ALO-130161	600	CL15440-50948	02/01/22	06/30/25	1666uL			100

Diesel / Motor Oil Second Source

Prepared: 07/21/20

Expires: 07/21/21

Prepared By (Initials): SS

Methylene Chloride Lot No. 58059

Initial Standard Information							Final Standard Information			
Name of Initial Standard (QAU Label)	Supplier	Supplier Part No.	Conc. (ug/mL)	Lot Number - QA Number	Exp. Date (1 yr.)	Exp. Date (Manufacturer)	Aliquot From Stock	Final Volume	Solvent	Final Standard Conc. (ug/mL)
Diesel Fuel #2 Second Source	Phenova	ALO-101287	50,000	CL13327-40550	07/21/21	02/28/22	50uL	10mL	MC	250
Motor Oil Second Source	Absolute	51094	50,000	010918-39581	07/21/21	01/09/23	50uL			

Diesel Motor Oil CCV

Prepared By (Initials): MB

Prep Date	05/25/21
Exp Date	10/16/21
Methylene Chloride Lot No.	59353

Initial Standard Information						Final Standard Information			
Name of Initial Standard (QAU Label)	Supplier	APPL Mix name	Conc.(ug/mL)	Reference to APPL Prep Date and Lot #'s	Exp Date	Aliquot from Stock	Final Volume	Solvent	Final Standard Conc (ug/mL)
Diesel-Motor Oil Standard	Restek	Diesel Motor Oil CCV	2000	Perp'd: 09/05/20 A0154201-50381, 50522, 50526, AO155668-50515,50518,50519 cl 15440-50421	06/30/25	1250 uL	10mL	MC	250

Name of Final Standard	Diesel Motor Oil Standard
Prep Date	05/25/21
Exp Date	05/25/22
MC	

MB

Initial Standard Information						Final Standard Information			
Name of Standard	Supplier	Supplier P/N# (or APPL Mix Name)	Conc.(ug/mL)	Lot # QA Number	Exp. Date	Aliquot from Stock	Final Volume	solvent	Final Standard Conc (range)
Diesel Fuel #2	Restek	31258	50,000	A0156569-51860	46,446	400 uL	10 mL	MC	2000 ug/mL
Motor Oil	Restek	31464	50,000	A0160024-51534	46,538	400 uL	10 mL	MC	2000 ug/mL
THC Surrogate	Phenova	ALO-130161	600	CL15440-50952	06/30/25	1666uL	10 mL	MC	100 ug/mL

Name of Final Standard	THC Surrogate
Prep Date	05/18/21
Exp Date	05/18/22

Prep'd By (Initials) MB

Initial Standard Information						Final Standard Information			
Name of Initial Standard (QAU Label)	Supplier	Supplier Part No.	Conc.(mg/L))	Lot # with QA # (or reference to APPL prep date)	EXP DATE (1Yr)	Exp Date (Manufacturer)	Aliquot from Stock	Final Volume	Final Solvent + Lot# (or APPL Prep Date)
O-terphenyl/ Octacosane Mix	Phhenova	ALO-130161	600 mg/L	CL15902-51799	04/27/22	10/31/25	NA	NA	NA

Final Standard Conc (range)
600 mg/L

Diesel Motor Oil Calibration Curve

Prep'd By (Initials) MB

Prep Date 06/07/21

Exp Date 06/07/22

						Final Standard Information			
Name of Initial Standard (from contianer Label)	Supplier	Supplier P/N# (or APPL Mix Name)	Conc. (ug/mL)	Lot # with QA # (or reference to APPL prep date)	Exp Date	Aliquot from Stock	Final Volume	Solvent	Final Standard Conc (ug/mL)
Diesel Motor Oil Calibration STD -2	AAPL	Diesel /Motor Oil 1	10	04/21/21	05/06/22	100 uL	200 uL	MC	5
Diesel Motor Oil Calibration STD-3	AAPL	Diesel /Motor Oil 2	50	04/21/21	05/06/22	200 uL	1 mL	MC	10
Diesel Motor Oil Calibration STD	Restek	Diesel /Motor Oil 3	2000	04/21/21	05/06/22	25 uL	1mL	MC	50
Diesel Motor Oil Calibration STD	Restek	Diesel /Motor Oil 4	2000	04/21/21	05/06/22	125 uL	1mL	MC	250
Diesel Motor Oil Calibration STD	Restek	Diesel /Motor Oil 5	2000	04/21/21	05/06/22	500 uL	1 mL	MC	1000
Diesel Motor Oil Calibration STD	Restek	Diesel /Motor Oil 6	2000	04/21/21	05/06/22	750 uL	1 mL	MC	1500
Diesel Motor Oil Calibration STD	Restek	Diesel /Motor Oil 7	2000	04/21/21	05/06/22	100uL	100 uL	MC	2000

Name of Final Standard	**Diesel Motor Oil Standard**
Prep Date	06/07/21
Exp Date	06/07/22
MC	

MB

Initial Standard Information						Final Standard Information			
Name of Standard	Supplier	Supplier P/N# (or APPL Mix Name)	Conc.(ug/mL)	Lot # QA Number	Exp. Date	Aliquot from Stock	Final Volume	solvent	Final Standard Conc (range)
Diesel Fuel #2	Restek	31258	50,000	A0156569-51860	06.30.21	400 uL	10 mL	MC	2000 ug/mL
Motor Oil	Restek	31464	50,000	A01666510-52185	12.31.27	400 uL	10 mL	MC	2000 ug/mL
THC Surrogate	Phenova	ALO-130161	600	CL15440-50953	06/30/25	1666uL	10 mL	MC	100 ug/mL

Diesel Motor Oil CCV

Prepared By (Initials): **MB**

Prep Date	**06/07/21**
Exp Date	**06/07/22**
Methylene Chloride Lot No.	59353

Initial Standard Information						Final Standard Information		
Name of Initial Standard (QAU Label)	Supplier	APPL Mix name	Conc.(ug/mL)	Reference to APPL Prep Date and Lot #'s	Exp Date	Aliquot from Stock	Final Volume	Solvent
Diesel-Motor Oil Standard	Restek	Diesel Motor Oil CCV	2000	**Perp'd: 09/05/20 A0156490-156569-51860, A0155668-160024-51534, CL15440-500953**	**06/30/25**	1250 uL	10mL	**MC**

Final Standard Conc (ug/mL)
250

Diesel Motor Oil Mix

Prepared: 06/02/21

Expires: 06/02/22

Prepared By (Initials): LS

Initial Standard Information							Final Standard Information			
Name of Initial Standard (QAU Label)	Supplier	Supplier Part No.	Conc. (ug/mL)	Lot Number - QA Number	Exp. Date (1 yr.)	Exp. Date (Manufacturer)	Aliquot From Stock	Final Volume	Solvent	Final Standard Conc. (ug/mL)
Diesel Fuel #2	Restek	31258	50,000	A0156569-51858,52180,52180	06/02/22	02/28/27	4.00 mL	8.0 mL	NA	25,000
Motor Oil Composite	Restek	31464	50,000	A0163546-51853 A0166510-52186,52189	06/02/22	09/30/27	4.00 mL			25,000

Organic Extraction Worksheet

Method	Continuous Liq/Liq TPH-Diesel/MO 3520C	Extraction Set	210601A	Extraction Method	LIQ005	Units	mL

Spiked ID 1	Diesel Motor Oil Mix 4-15-21 4-15-22		Surrogate ID 1	THC Surrogate 5-18-21 5-18-22	
Spiked ID 2	Decanoic 1000ug/mL Acid Solution		Surrogate ID 2		
Spiked ID 3			Surrogate ID 3		
Spiked ID 4			Surrogate ID 4		
Spiked ID 5			Surrogate ID 5		
Spiked ID 6			Sufficient Vol for Matrix QC:	NO	
Spiked ID 7			Ext. Start Time:	06/01/21 15:00	
Spiked ID 8			Ext. End Time:	06/02/21 9:07	
			GC Requires Extract By:		

pH1	2	06/01/21 14:10	Water Bath Temp 1 °C	42/40.5 °C
pH2			Water Bath Temp 2 °C	32/35.1
pH3			Water Bath Temp 3 °C	36/35.5 °C

Spiked By: YL **Date** 06/01/21 **Witnessed By:** SR **Date** 06/01/21

	Sample	Sample Container	Spike Amount	Spike ID	Surrogate Amount	Surrogate ID	Extract Amount	Final Volume	pH	Extract Date/Time	Comments
1	210601A Blk		0.050	2	0.250	1	1000	5	2	06/01/21 14:17	*
						equip	E-HP9 E-WB1				
2	210601A LCS-1		0.08,0.050	1,2	0.250	1	1000	5	2	06/01/21 14:17	*
						equip	E-HP8 E-WB2				
3	210601A LCSD-1		0.080,0.050	1,2	0.250	1	1000	5	2	06/01/21 14:17	*
						equip	E-HP7 E-WB3				
4	BA33251	BA33251W07			0.250	1	1040	5	2	06/01/21 14:17	96320
						equip	E-HP6 E-WB1				
5	BA33254	BA33254W07	0.050	2	0.250	1	1000	5	2	06/01/21 14:17	96320 *
						equip	E-HP4 E-WB2				
6	BA33354	BA33354W08	0.050	2	0.250	1	1060	5	2	06/01/21 14:17	96343 *
						equip	E-HP3 E-WB3				
7	BA33493	BA33493W11	0.050	2	0.250	1	1000	5	2	06/01/21 14:17	96368 *
						equip	e-hp10 E-WB1				
8	BA33494	BA33494W10	0.050	2	0.250	1	1020	5	2	06/01/21 14:17	96368 *
						equip	E-HP11 E-WB1				

Solvent and Lot#	
1+1 HCL (5mLs)	60282/4-20-21
PH Strips	hc148594
Dicholormethane	60338
Filter Paper	400181
Sodium Sulfate	2020120870
Silica gel (*)	.

Extraction COC Transfer	
Extraction lab employee Initials	KY
GC analyst's initials	MB
Date	06/03/21
Time	8:25
Refrigerator	HOBART

	Technician's Initials
Scanned By	YL
Sample Preparation	YL
Extraction	YL
Concentration	DS

Modified	06/05/21 9:21:49 AM

Reviewed By: KY **Date** 06/03/21

Injection Log

Directory: G:\APOLLO\DATA\210603\

Line	Vial	FileName	Multiplier	SampleName	Misc Info	Injected
1	12	603012.D	1	DMOS STD-2 06-03-21	water	6-4-21 13:58:06
2	13	603013.D	1	DMO STD-3 06-03-21	water	6-4-21 14:26:33
3	14	603014.D	1	DMO STD-4 06-03-21	water	6-4-21 15:25:53
4	15	603015.D	1	DMO-STD-5 06-03-21	water	6-4-21 15:54:04
5	16	603016.D	1	DMOS-STD 6 06-03-21	water	6-4-21 16:22:19
6	17	603017.D	1	DMO-STD 7 06-03-21	water	6-4-21 16:50:43
7	18	603018.D	1	DMO-STD SS 06-03-21	water	6-4-21 17:19:01
8	19	603019.D	1	DMO-STD 1 06-03-21	water	6-4-21 17:47:21
9	21	603021.D	5	210601A BLK 5/1000	water	6-4-21 18:44:09
10	22	603022.D	5	210601A LCS-1 5/1000	water	6-4-21 19:12:29
11	23	603023.D	5	210601A LCSD-1 5/1000	water	6-4-21 19:40:54
12	25	603025.D	5	BA33254W07 5/100	water	6-4-21 20:37:50
13	36	603036.D	1	Diesel Motor Oil CCV 05/25/21	water	6-5-21 1:49:42
14	1	607001.D	1	DMO STD-1 06-07-21	water	6-7-21 12:13:16
15	2	607002.D	1	DMOS STD-2 06-07-21	water	6-7-21 12:41:41
16	3	607003.D	1	DMO STD-3 06-07-21	water	6-7-21 13:09:58
17	4	607004.D	1	DMO STD-4 06-07-21	water	6-7-21 13:38:23
18	5	607005.D	1	DMO-STD-5 06-07-21	water	6-7-21 14:06:48
19	6	607006.D	1	DMOS-STD 6 06-07-21	water	6-7-21 14:35:16
20	7	607007.D	1	DMO-STD 7 06-07-21	water	6-7-21 15:03:41
21	8	607008.D	1	DMO-STD SS 06-07-21	water	6-7-21 15:32:18
22	9	607009.D	4.80769	BA33251W07	water	6-7-21 16:00:39
23	15	607015.D	1	Diesel Motor Oil CCV 06/07/21	water	6-7-21 18:51:15

ORGANICS

Calibration Data

TPH Extractables
DOC0525

Form 6
Initial Calibration

Lab Name: APPL, Inc.
Case No:
Matrix: Water

SDG No:
Initial Cal. Date: 05/25/21
Instrument: Apollo

Initials: MB

		Compound	1	2	3	4	5	6	7				Avg	%RSD	Type	r^2	Q
			525004 D	525005.D	525006 D	525007.D	525008 D	525009.D	525010.D								
1	HATM	Diesel (C10-C24)		2678669	2011588	1966384	1899323	2039512	1956611				2092014	14	HATM		
2	HBTM	Motor Oil (C24-C40)		2088040	1454456	1403002	1344042	1443115	1389714				1520395	18	HBTM		
3	SA	Ortho-Terphenyl(S)		3254067	2533714	2341131	2086885	2225479	2161118				2433732	18	SA		
4	SA	Octacosane(S)		2285719	1847331	1802330	1725558	1821275	1744969				1871197	11	SA		
5																	
6																	
7																	
8																	
9																	
10																	
11																	
12																	
13																	
14																	
15																	
16																	
17																	
18																	
19																	
20																	
21																	
22																	
23																	
24																	
25																	
26																	
27																	
28																	
29																	
30																	
31																	
32																	
33																	
34																	
35																	

1.749969

Quantification Report (Not Reviewed)

Data File : G:\APOLLO\DATA\210525\525004.D Vial: 4
Acq On : 5-25-21 16:52:49 Operator: MB
Sample : DMO STD-1 05-25-21 Inst : Apollo
Misc : water Multiplr: 1.00
IntFile : events.e
Quant Time: May 26 6:38 2021 Quant Results File: DOC0525.RES

Method : G:\APOLLO\DATA\210513\DOC0525.M (Chemstation Integrator)
Title : 8015 B&C
Last Update : Wed May 26 06:37:42 2021
Response via : Multiple Level Calibration

Volume Inj. : 2UL
Signal Phase : DB-5
Signal Info : FID02A

Compound	R.T.	Response	Conc Units
System Monitoring Compounds			
3) SA Ortho-Terphenyl(S)	7.50	2834267	0.582 ppb
Surrogate Spike 30.000	Recovery	=	1.94%
4) SA Octacosane(S)	9.77	1922152	0.514 ppb
Surrogate Spike 30.000	Recovery	=	1.71%
Target Compounds			
1) HATM Diesel (C10-C24)	6.46	43609284	10.423 ppb
2) HBTM Motor Oil (C24-C40)	14.75	39135760	12.870 ppb

Target Compounds

(f)=RT Delta > 1/2 Window (m)=manual int.

Data File: G:\APOLLO\DATA\210525\525004.D
Sample : DMO STD-1 05-25-21

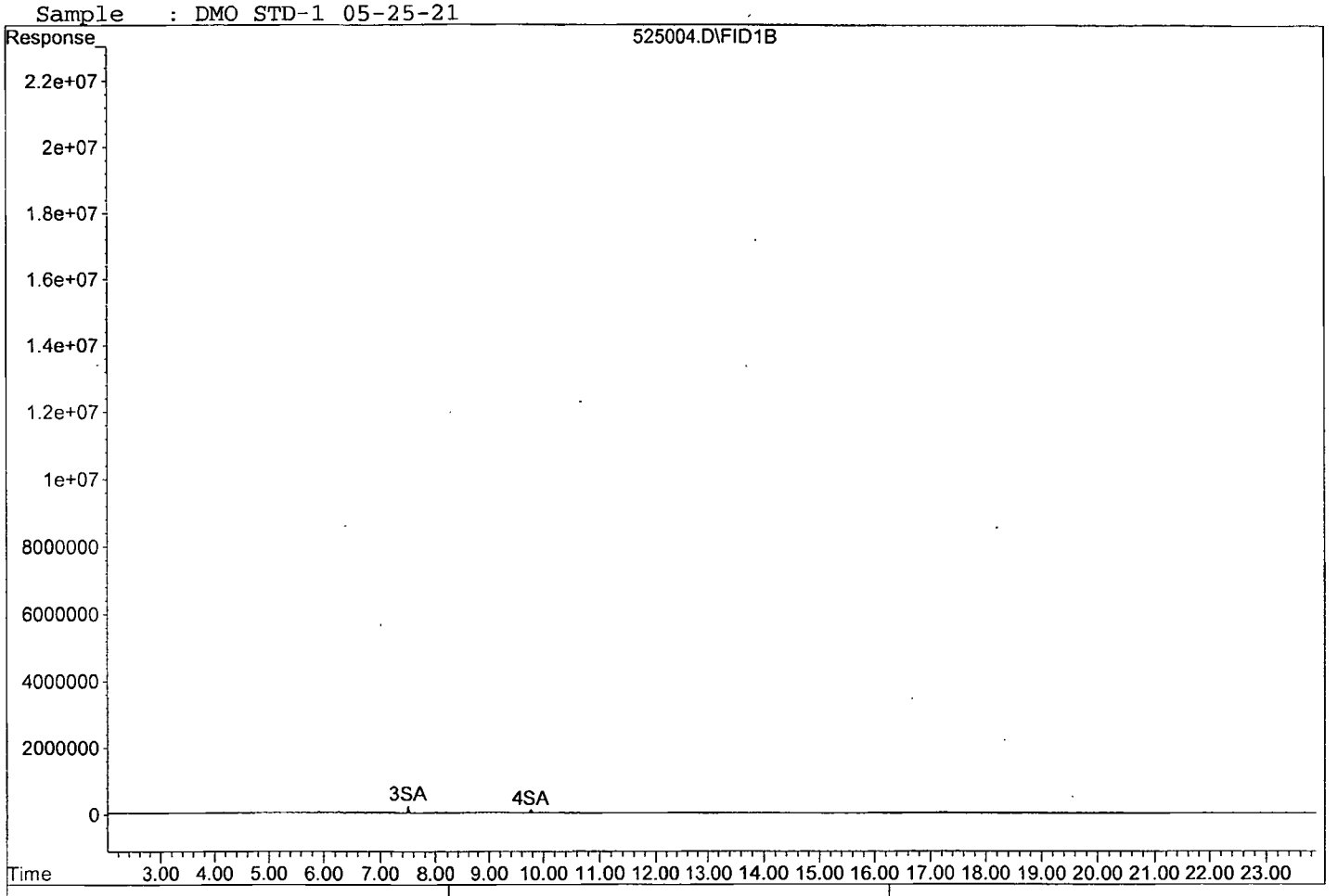



Data File : G:\APOLLO\DATA\210525\525005.D
Acq On : 5-25-21 17:21:00
Sample : DMOS STD-2 05-25-21
Misc : water
IntFile : events.e
Quant Time: May 26 6:38 2021 Quant Results File: DOC0525.RES

Vial: 5
Operator: MB
Inst : Apollo
Multiplr: 1.00

Method : G:\APOLLO\DATA\210513\DOC0525.M (Chemstation Integrator)
Title : 8015 B&C
Last Update : Wed May 26 06:37:42 2021
Response via : Multiple Level Calibration

Volume Inj. : 2UL
Signal Phase : DB-5
Signal Info : FID02A

Compound	R.T.	Response	Conc Units
System Monitoring Compounds			
3) SA Ortho-Terphenyl(S)	7.50	3254067	0.669 ppb
Surrogate Spike 30.000	Recovery	=	2.23%
4) SA Octacosane(S)	9.77	2285719	0.611 ppb
Surrogate Spike 30.000	Recovery	=	2.04%
Target Compounds			
1) HATM Diesel (C10-C24)	6.46	53573372	12.804 ppb
2) HBTM Motor Oil (C24-C40)	14.75	41760796	13.734 ppb

Target Compounds

(f)=RT Delta > 1/2 Window (m)=manual int.

Data File: G:\APOLLO\DATA\210525\525005.D
Sample : DMOS STD-2 05-25-21

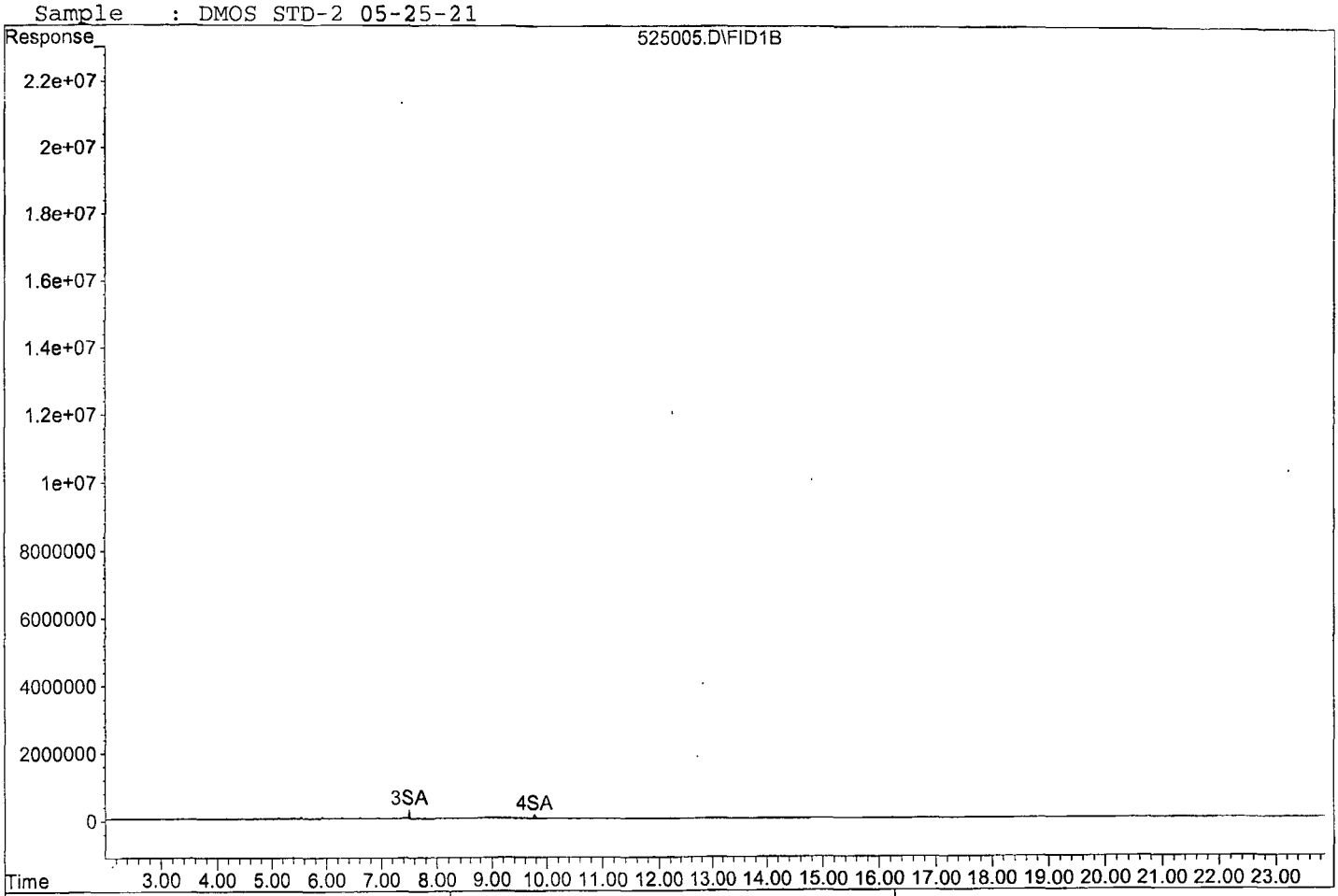



Quantitation Report (Not Reviewed)

Data File : G:\APOLLO\DATA\210525\525006.D Vial: 6
Acq On : 5-25-21 17:49:08 Operator: MB
Sample : DMO STD-3 05-125-21 Inst : Apollo
Misc : water Multiplr: 1.00
IntFile : events.e
Quant Time: May 26 6:38 2021 Quant Results File: DOC0525.RES

Method : G:\APOLLO\DATA\210513\DOC0525.M (Chemstation Integrator)
Title : 8015 B&C
Last Update : Wed May 26 06:37:42 2021
Response via : Multiple Level Calibration

Volume Inj. : 2UL
Signal Phase : DB-5
Signal Info : FID02A

Compound	R.T.	Response	Conc Units
System Monitoring Compounds			
3) SA Ortho-Terphenyl(S)	7.50	12668571	2.603 ppb
Surrogate Spike 30.000		Recovery =	8.68%
4) SA Octacosane(S)	9.77	9236655	2.468 ppb
Surrogate Spike 30.000		Recovery =	8.23%
Target Compounds			
1) HATM Diesel (C10-C24)	6.46	201158836	48.078 ppb
2) HBTM Motor Oil (C24-C40)	14.75	145445564	47.832 ppb

Target Compounds

(f)=RT Delta > 1/2 Window (m)=manual int.

Data File: G:\APOLLO\DATA\210525\525006.D
Sample : DMO STD-3 05-125-21

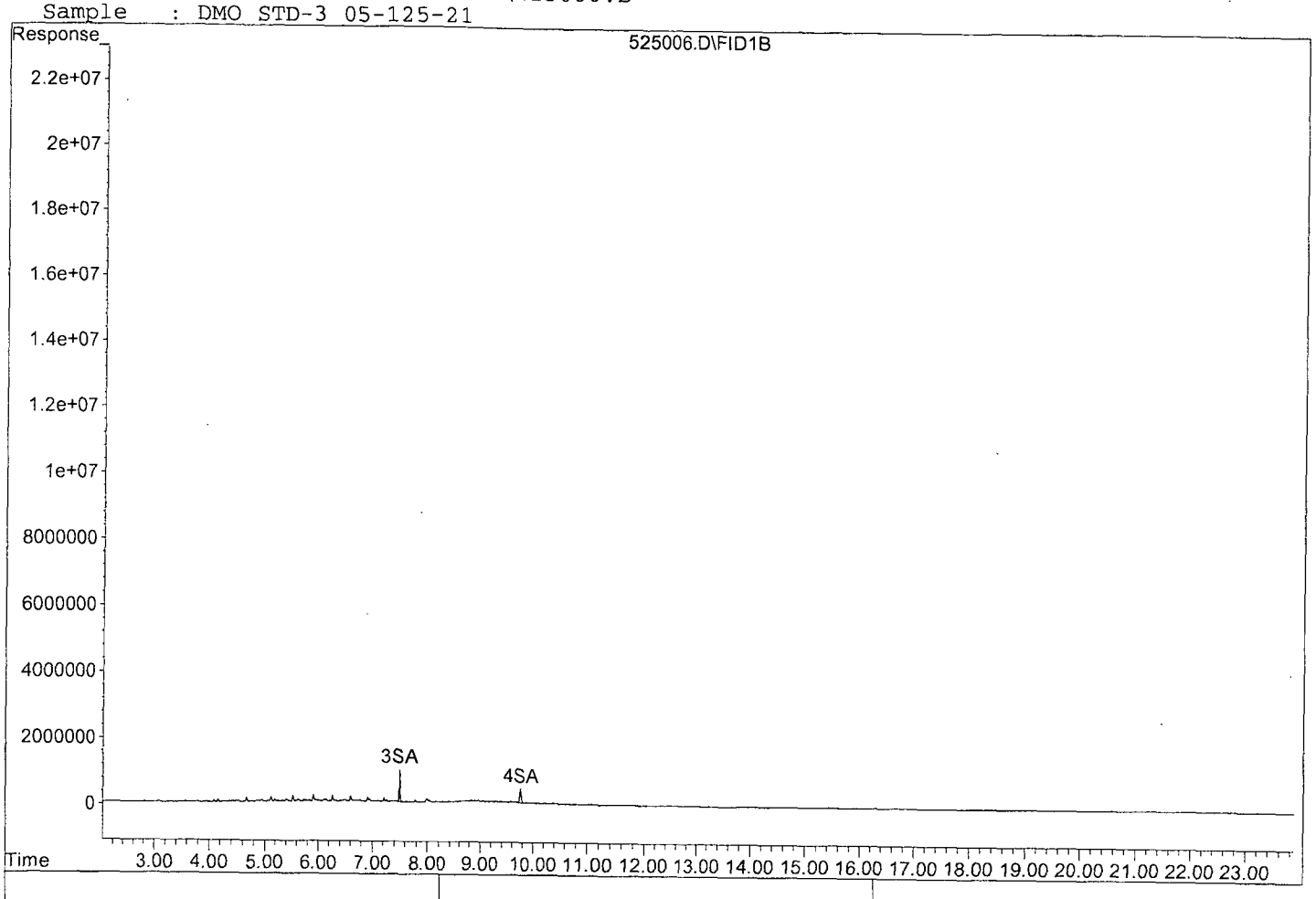

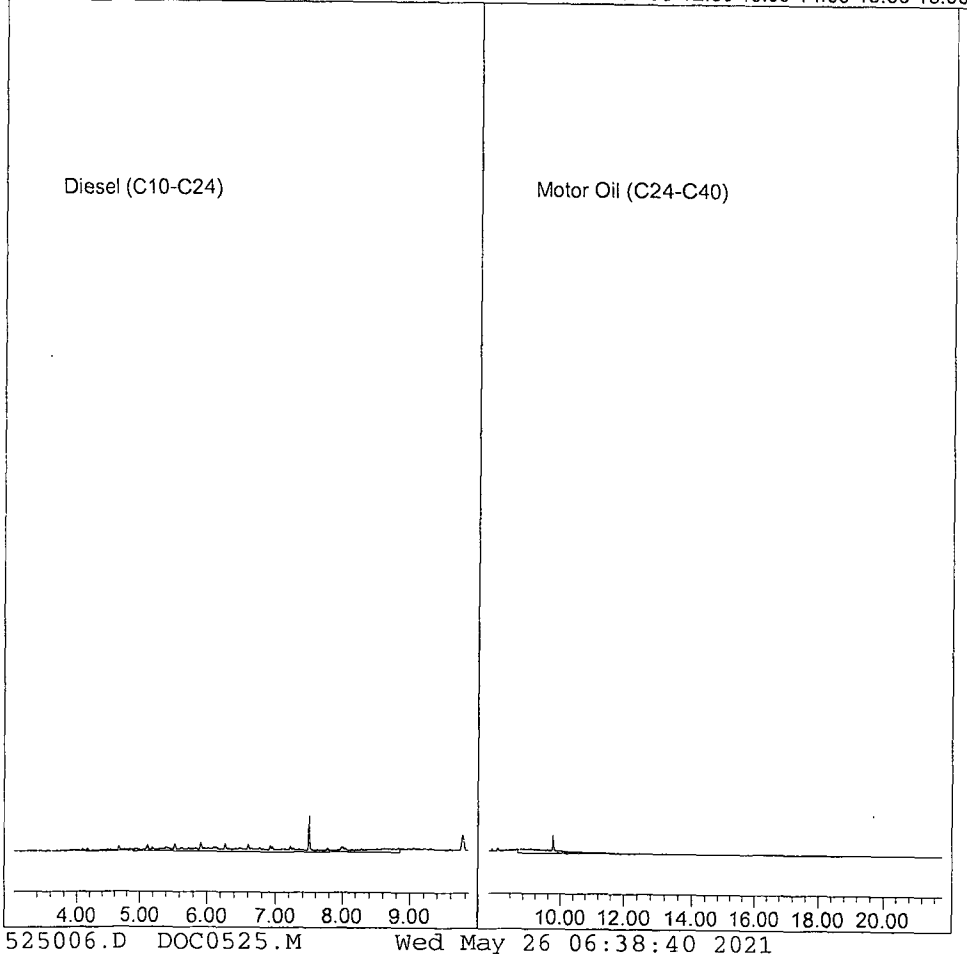

525006.D DOC0525.M Wed May 26 06:38:40 2021

Data File : G:\APOLLO\DATA\210525\525007.D
Acq On : 5-25-21 18:17:24
Sample : DMO STD-4 05-25-21
Misc : water
IntFile : events.e
Quant Time: May 26 6:38 2021 Quant Results File: DOC0525.RES

Vial: 7
Operator: MB
Inst : Apollo
Multiplr: 1.00

Method : G:\APOLLO\DATA\210513\DOC0525.M (Chemstation Integrator)
Title : 8015 B&C
Last Update : Wed May 26 06:37:42 2021
Response via : Multiple Level Calibration

Volume Inj. : 2UL
Signal Phase : DB-5
Signal Info : FID02A

Compound	R.T.	Response	Conc Units
System Monitoring Compounds			
3) SA Ortho-Terphenyl(S)	7.50	58528267	12.024 ppb
Surrogate Spike 30.000		Recovery =	40.08%
4) SA Octacosane(S)	9.77	45058258	12.040 ppb
Surrogate Spike 30.000		Recovery =	40.13%
Target Compounds			
1) HATM Diesel (C10-C24)	6.46	983192079	234.987 ppb
2) HBTM Motor Oil (C24-C40)	14.75	701500965	230.697 ppb

Target Compounds

(f)=RT Delta > 1/2 Window (m)=manual int.

Data File: G:\APOLLO\DATA\210525\525007.D
Sample : DMO STD-4 05-25-21

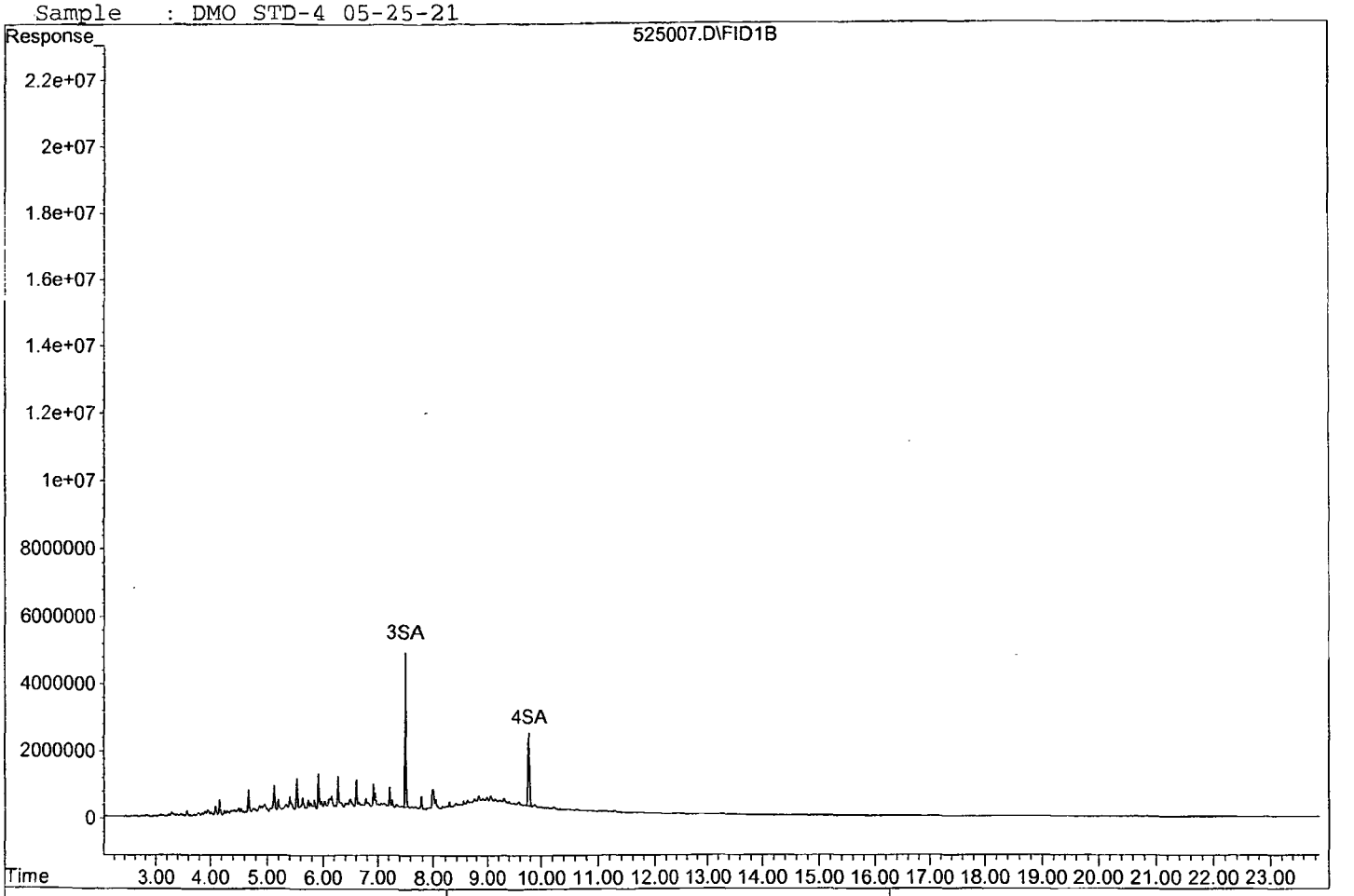

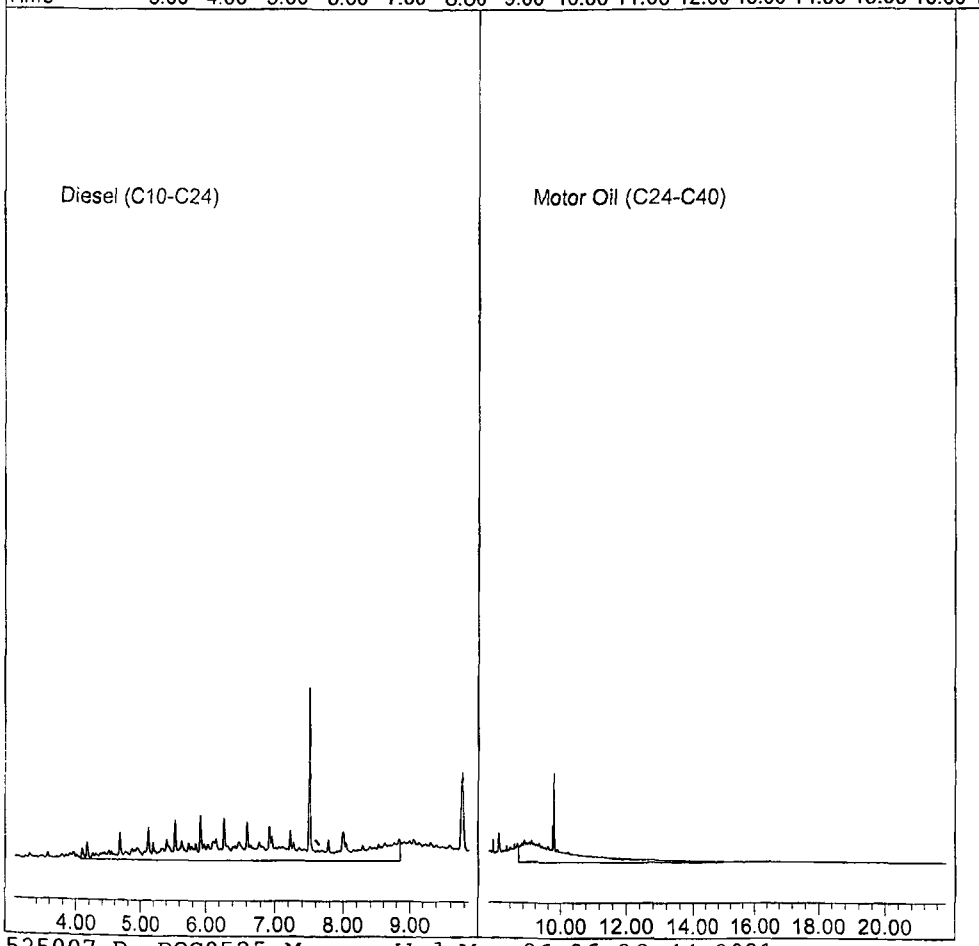

525007.D DOC0525.M Wed May 26 06:38:44 2021

Data File : G:\APOLLO\DATA\210525\525008.D Vial: 8
Acq On : 5-25-21 18:45:28 Operator: MB
Sample : DMO-STD-5 05-25-21 Inst : Apollo
Misc : water Multiplr: 1.00
IntFile : events.e
Quant Time: May 26 6:38 2021 Quant Results File: DOC0525.RES

Method : G:\APOLLO\DATA\210513\DOC0525.M (Chemstation Integrator)
Title : 8015 B&C
Last Update : Wed May 26 06:37:42 2021
Response via : Multiple Level Calibration

Volume Inj. : 2UL
Signal Phase : DB-5
Signal Info : FID02A

Compound	R.T.	Response	Conc Units
System Monitoring Compounds			
3) SA Ortho-Terphenyl(S)	7.51	208688471	42.874 ppb
Surrogate Spike 30.000		Recovery =	142.91%
4) SA Octacosane(S)	9.78	172555813	46.108 ppb
Surrogate Spike 30.000		Recovery =	153.69%
Target Compounds			
1) HATM Diesel (C10-C24)	6.46	3798646132	907.892 ppb
2) HBTM Motor Oil (C24-C40)	14.75	2688083188	884.008 ppb

Target Compounds

(f)=RT Delta > 1/2 Window (m)=manual int.

Data File: G:\APOLLO\DATA\210525\525008.D
Sample : DMO-STD-5 05-25-21

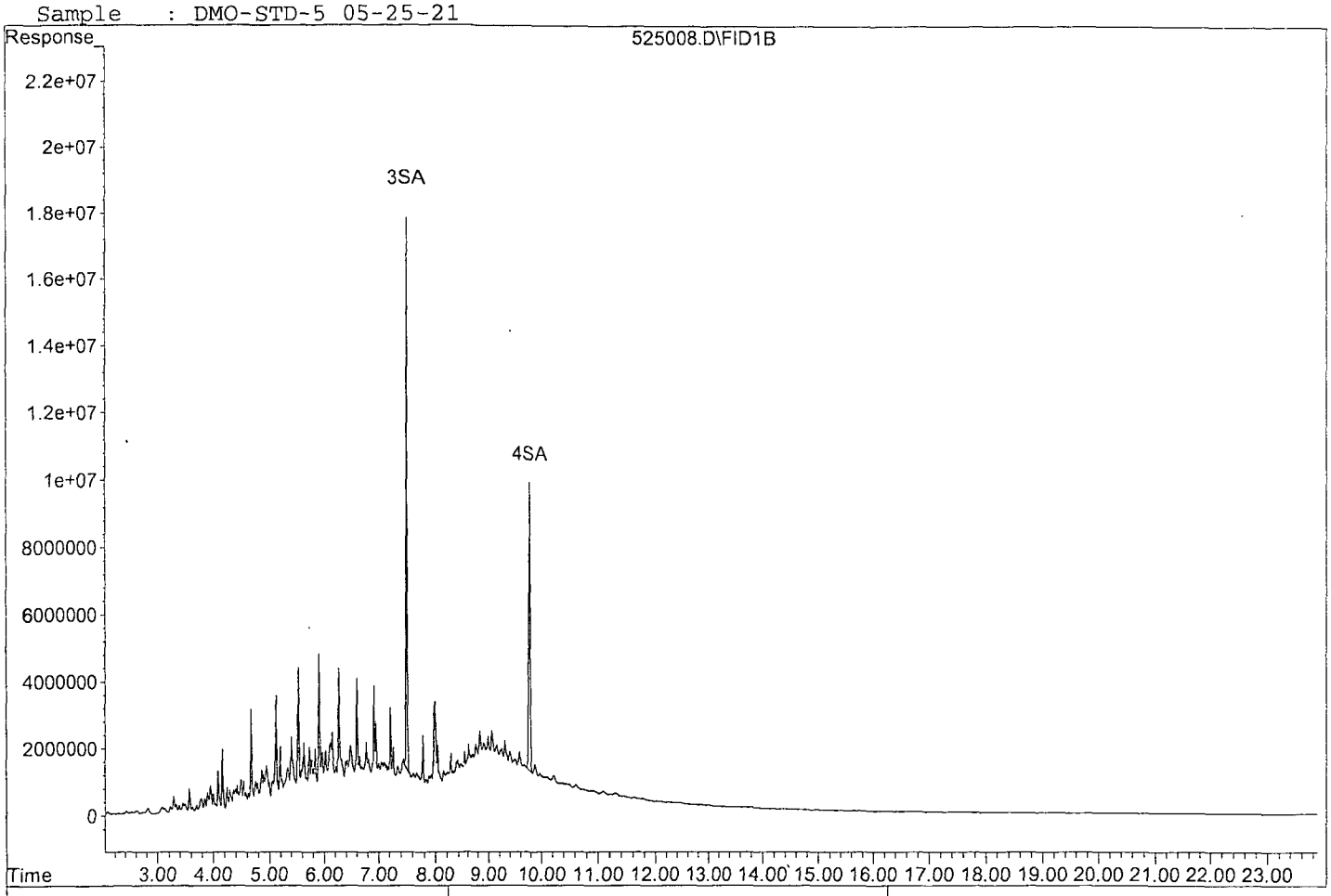

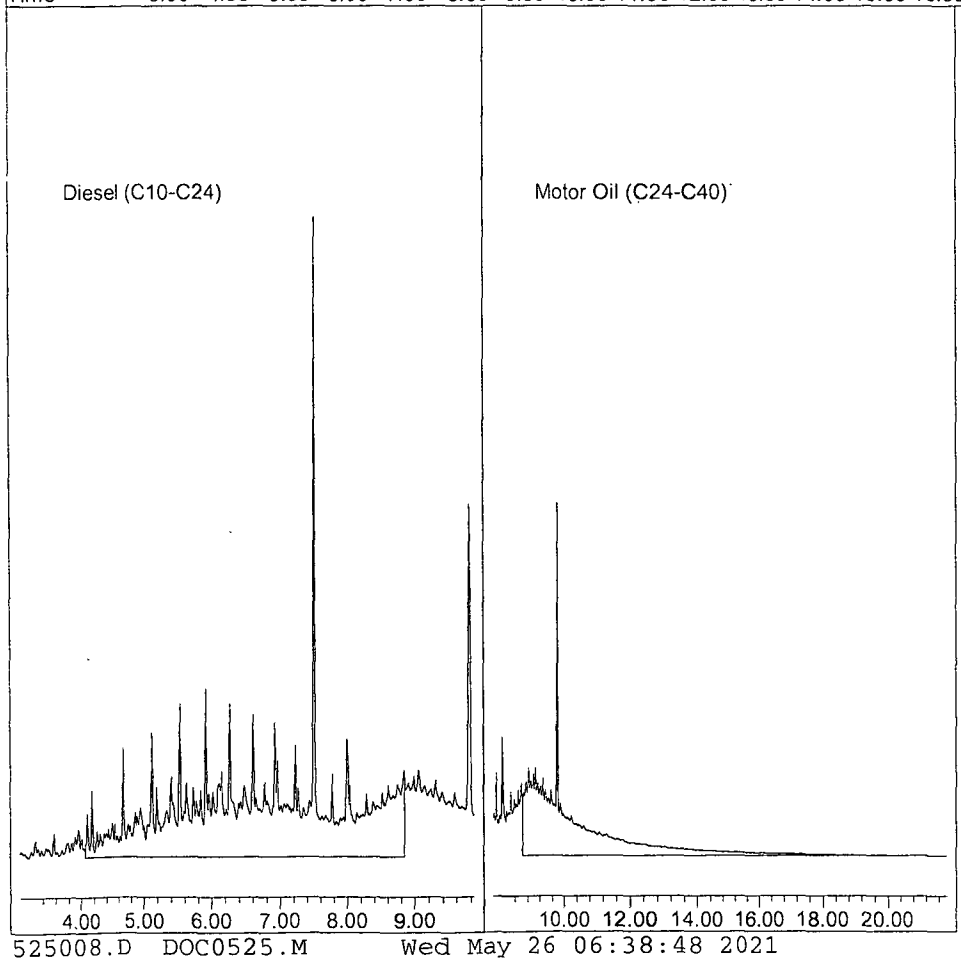

Quantitation Report (Not Reviewed)

Data File : G:\APOLLO\DATA\210525\525009.D Vial: 9
Acq On : 5-25-21 19:13:36 Operator: MB
Sample : DMOS-STD 6 05-25-21 Inst : Apollo
Misc : water Multiplr: 1.00
IntFile : events.e
Quant Time: May 26 6:38 2021 Quant Results File: DOC0525.RES

Method : G:\APOLLO\DATA\210513\DOC0525.M (Chemstation Integrator)
Title : 8015 B&C
Last Update : Wed May 26 06:37:42 2021
Response via : Multiple Level Calibration

Volume Inj. : 2UL
Signal Phase : DB-5
Signal Info : FID02A

Compound	R.T.	Response	Conc Units
System Monitoring Compounds			
3) SA Ortho-Terphenyl(S)	7.51	333821867	68.582 ppb
Surrogate Spike 30.000		Recovery =	228.61%
4) SA Octacosane(S)	9.78	273191182	72.999 ppb
Surrogate Spike 30.000		Recovery =	243.33%
Target Compounds			
1) HATM Diesel (C10-C24)	6.46	6118534727	1462.355 ppb
2) HBTM Motor Oil (C24-C40)	14.75	4329345488	1423.757 ppb

Target Compounds

(f)=RT Delta > 1/2 Window (m)=manual int.

Data File: G:\APOLLO\DATA\210525\525009.D
Sample : DMOS-STD 6 05-25-21

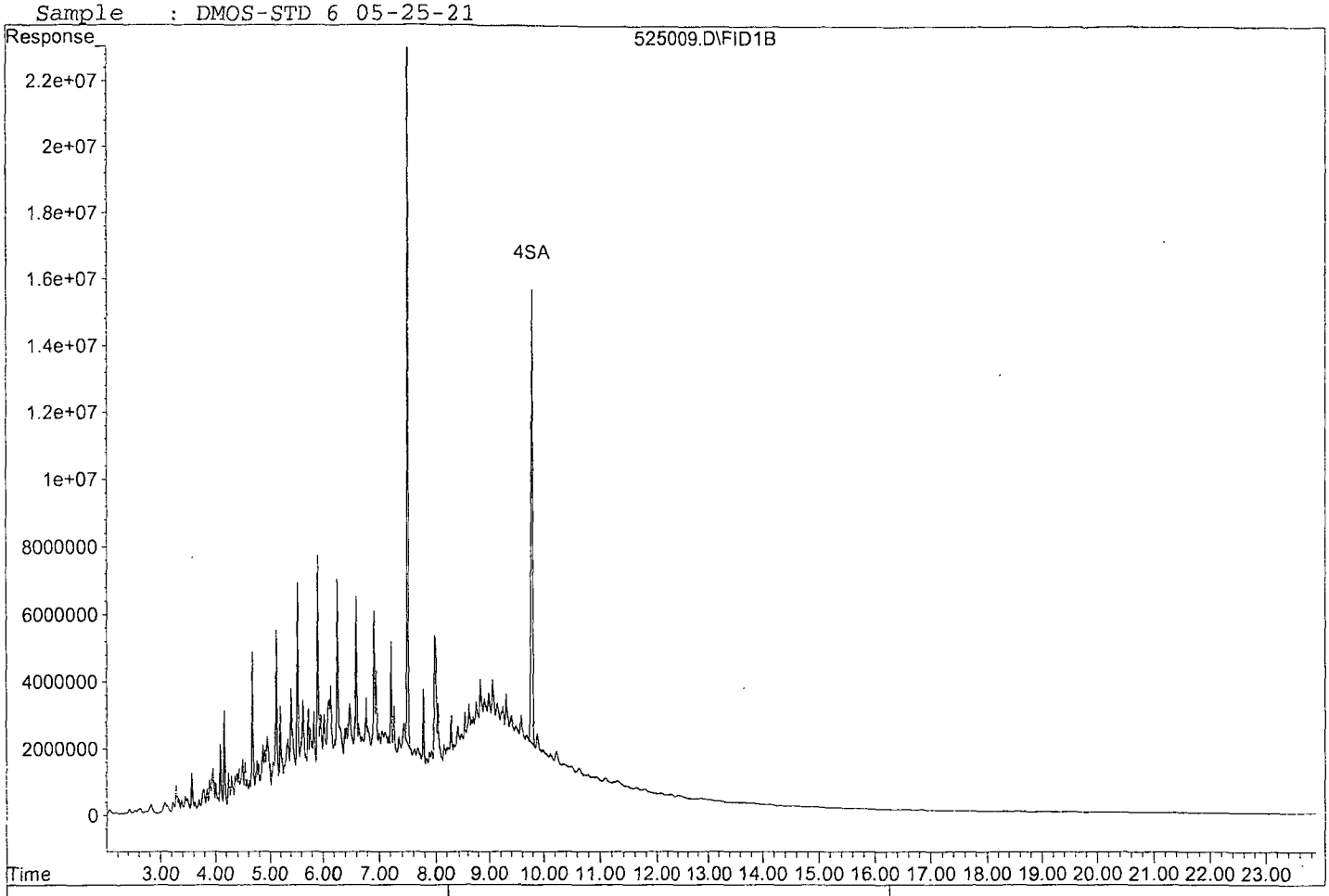

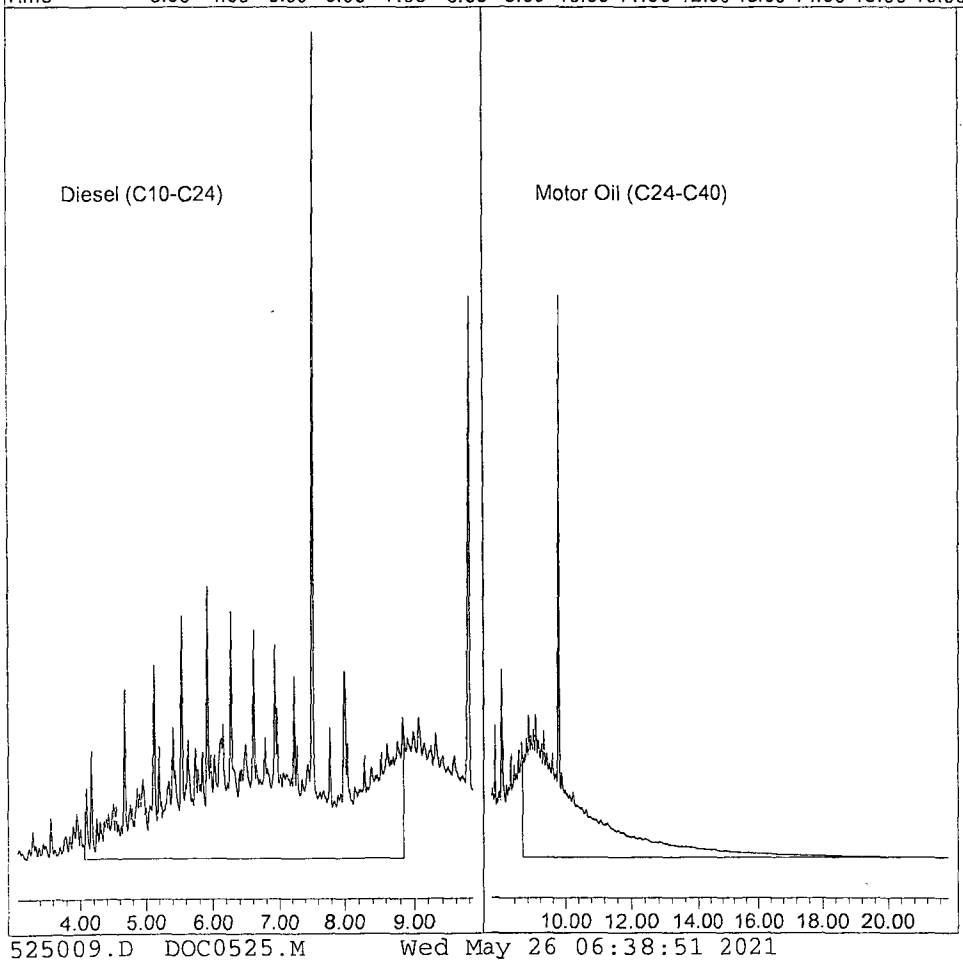

Data File : G:\APOLLO\DATA\210525\525010.D Vial: 10
Acq On : 5-25-21 19:41:44 Operator: MB
Sample : DMO-STD 7 05-25-21 Inst : Apollo
Misc : water Multiplr: 1.00
IntFile : events.e
Quant Time: May 26 6:38 2021 Quant Results File: DOC0525.RES

Method : G:\APOLLO\DATA\210513\DOC0525.M (Chemstation Integrator)
Title : 8015 B&C
Last Update : Wed May 26 06:37:42 2021
Response via : Multiple Level Calibration

Volume Inj. : 2UL
Signal Phase : DB-5
Signal Info : FID02A

Compound	R.T.	Response	Conc	Units
System Monitoring Compounds				
3) SA Ortho-Terphenyl(S)	7.51	432223523	88.798	ppb
Surrogate Spike 30.000		Recovery =	295.99%	
4) SA Octacosane(S)	9.79	348993780	93.254	ppb
Surrogate Spike 30.000		Recovery =	310.85%	
Target Compounds				
1) HATM Diesel (C10-C24)	6.46	7826442466	1870.552	ppb
2) HBTM Motor Oil (C24-C40)	14.75	5558856787	1828.097	ppb

Target Compounds

(f)=RT Delta > 1/2 Window (m)=manual int.

Data File: G:\APOLLO\DATA\210525\525010.D
Sample : DMO-STD 7 05-25-21

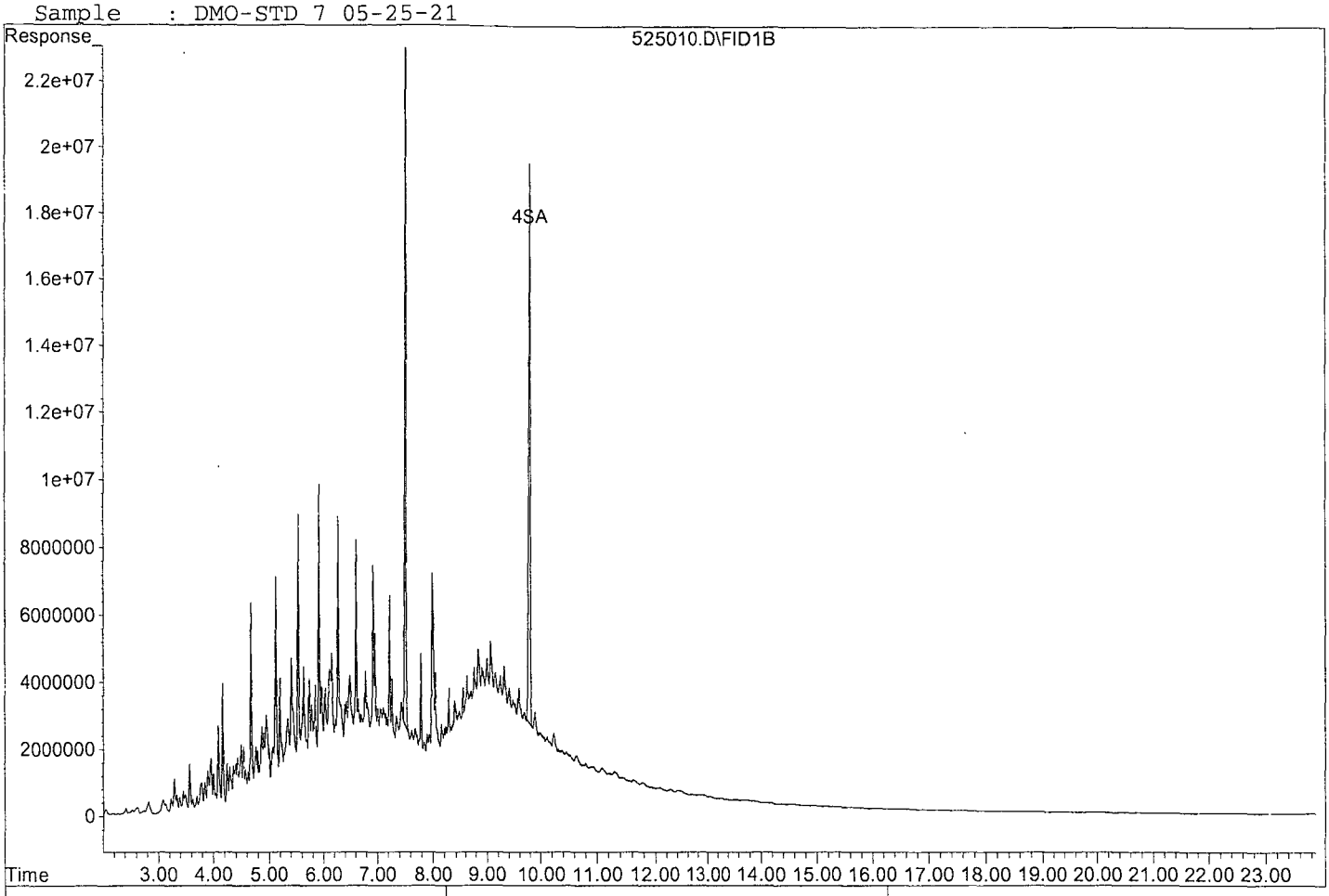

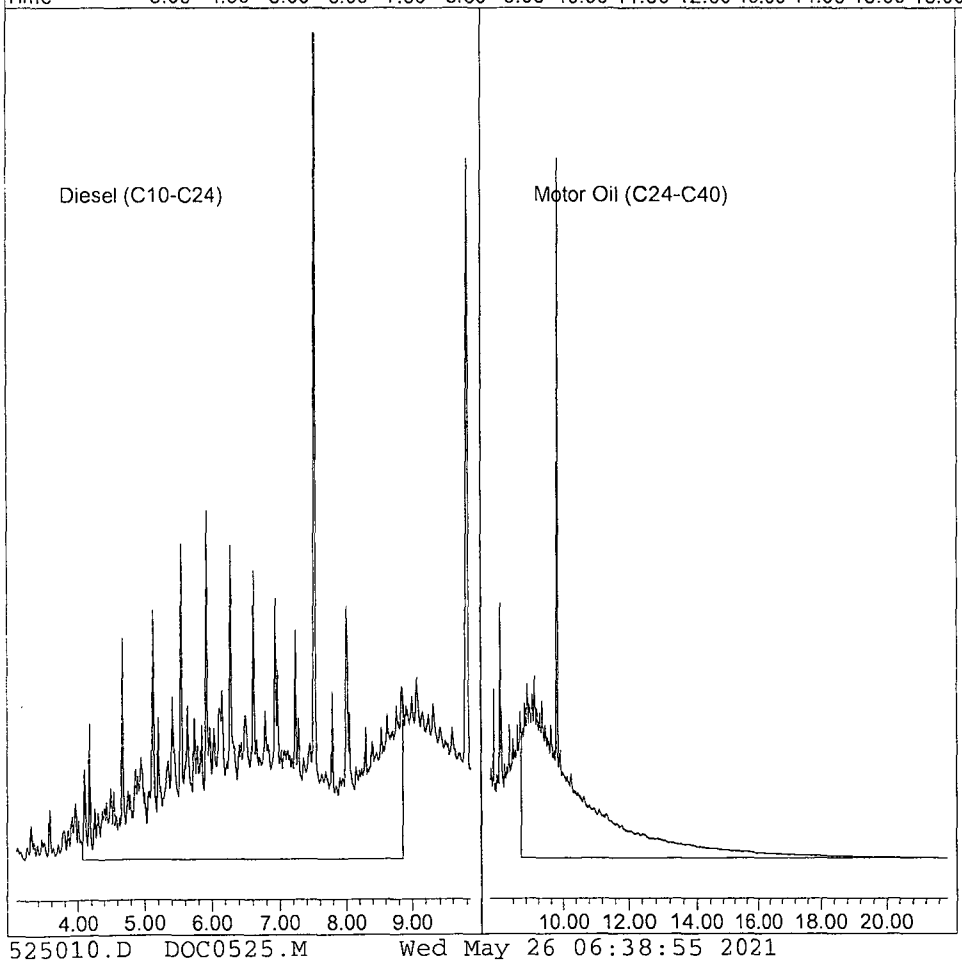

TPH Extractables
DOC0525

Form 7

Second Source Calibration

Lab Name: APPL, Inc.
Case No:
Matrix: Water

SDG No:
Date Analyzed: 05/25/21
Instrument: Apollo
Initial Cal. Date: 05/25/21
Data File: 525011.D

		Compound	MEAN	CCRF	%D		%Drift
1	HATM	Diesel (C10-C24)	2092010	2163690	3.4	HATM	
2	HBTM	Motor Oil (C24-C40)	1520390	1633000	7.4	HBTM	
3							
4							
5							
6							
7							
8							
9							
10							
11							
12							
13							
14							
15							
16							
17							
18							
19							
20							
21							
22							
23							
24							
25							
26							
27							
28							
29							
30							
31							
32							
33							
34							
35							
36							
37							
38							
39							
40							
		Average			5.4		

Quantitation Report (Not Reviewed)

Data File : G:\APOLLO\DATA\210525\525011.D Vial: 11
Acq On : 5-25-21 20:09:50 Operator: MB
Sample : DMO-STD SS 05-25-21 Inst : Apollo
Misc : water Multiplr: 1.00
IntFile : events.e
Quant Time: May 26 6:38 2021 Quant Results File: DOC0525.RES

Method : G:\APOLLO\DATA\210513\DOC0525.M (Chemstation Integrator)
Title : 8015 B&C
Last Update : Wed May 26 06:37:42 2021
Response via : Multiple Level Calibration

Volume Inj. : 2UL
Signal Phase : DB-5
Signal Info : FID02A

Compound	R.T.	Response	Conc Units
System Monitoring Compounds			
3) SA Ortho-Terphenyl(S)	7.51	4092829	0.841 ppb
Surrogate Spike 30.000		Recovery =	2.80%
4) SA Octacosane(S)	9.75	135276	0.036 ppb
Surrogate Spike 30.000		Recovery =	0.12%
Target Compounds			
1) HATM Diesel (C10-C24)	6.46	1081842953	258.565 ppb
2) HBTM Motor Oil (C24-C40)	14.75	816499976	268.516 ppb
Target Compounds			

(f)=RT Delta > 1/2 Window (m)=manual int.

Data File: G:\APOLLO\DATA\210525\525011.D
Sample : DMO-STD SS 05-25-21

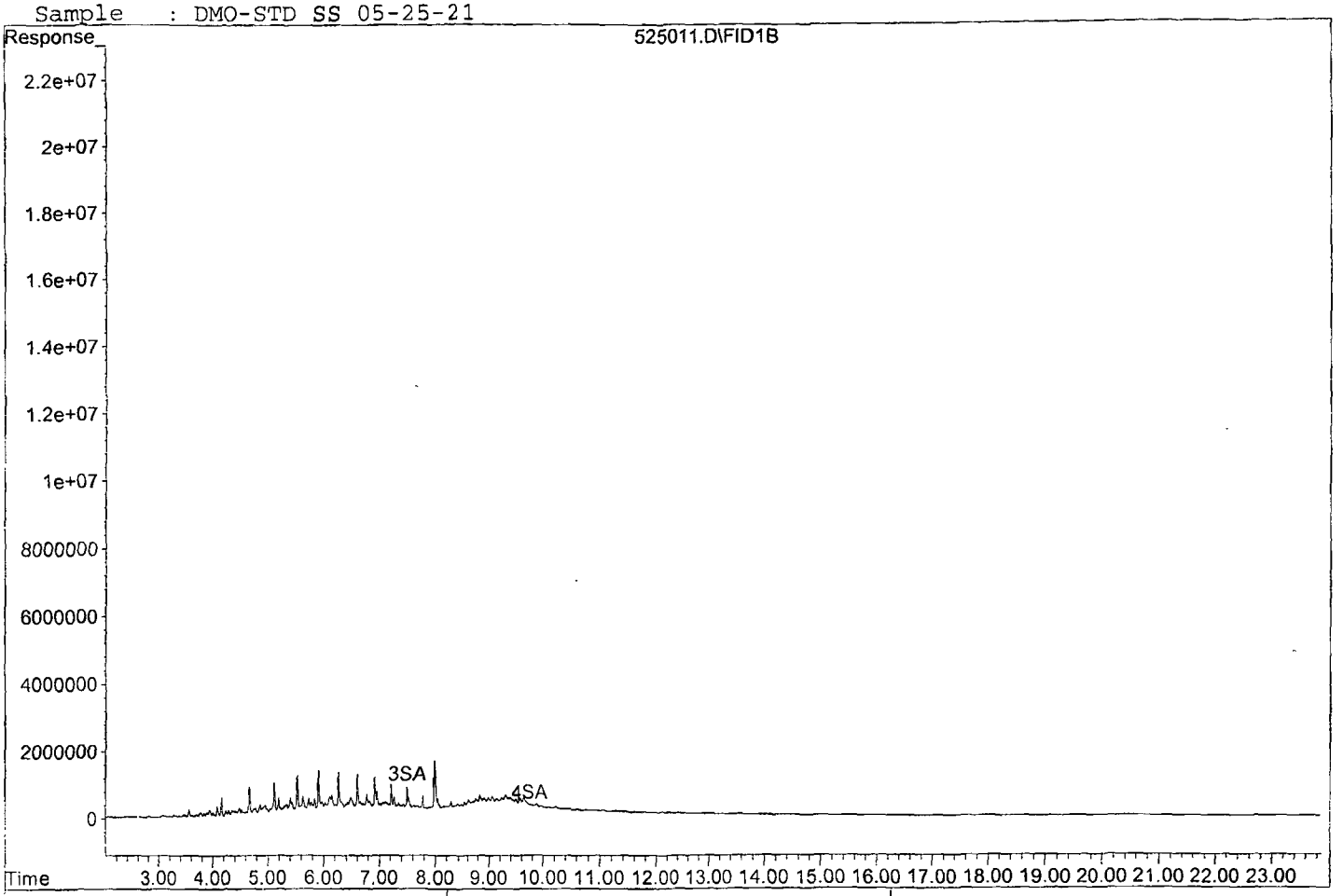

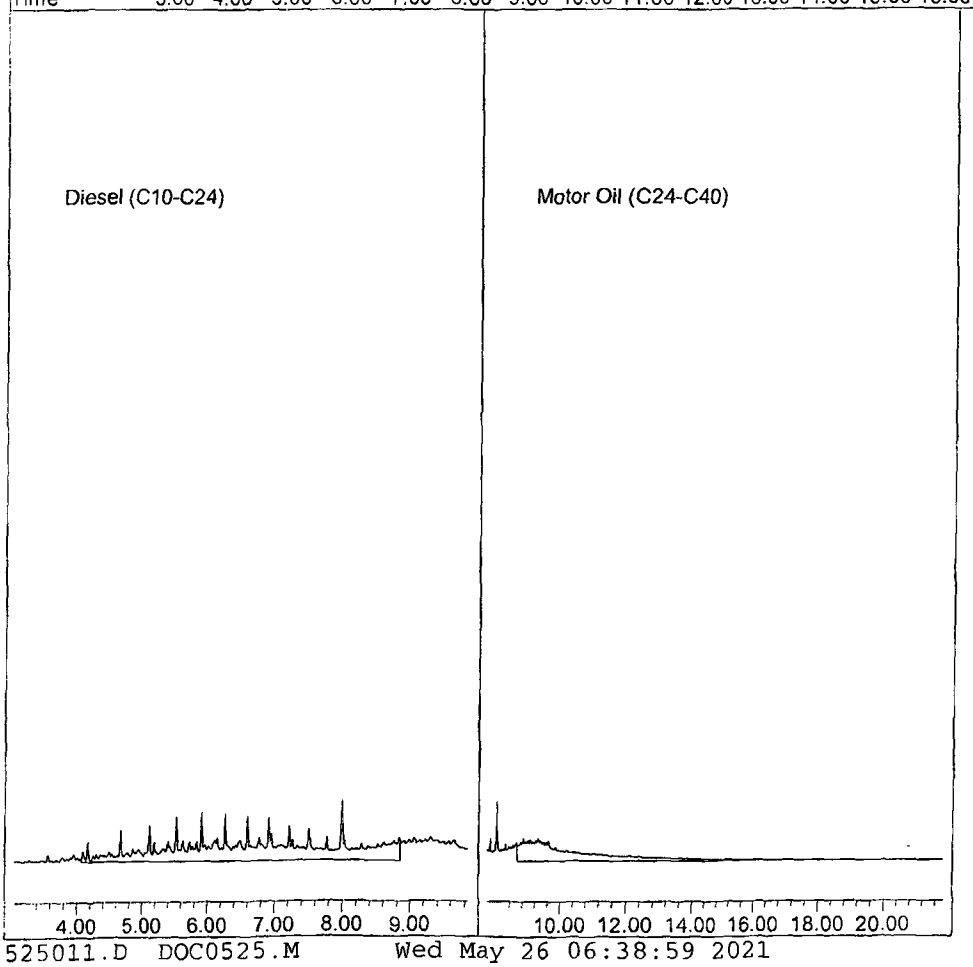

TPH Extractables
DOC0525

Form 7

Continuing Calibration

Lab Name: APPL, Inc.
Case No:
Matrix: Water

SDG No:
Date Analyzed: 06/02/21
Instrument: Apollo
Initial Cal. Date: 05/25/21
Data File: 525092.D

		Compound	MEAN	CCRF	%D	%Drift	
1	HATM	Diesel (C10-C24)	2092010	2069590	1.1	HATM	
2	HBTM	Motor Oil (C24-C40)	1520390	1477530	2.8	HBTM	
3	SA	Ortho-Terphenyl(S)	2433730	2466550	1.3	SA	
4	SA	Octacosane(S)	1871200	1895120	1.3	SA	
5							
6							
7							
8							
9							
10							
11							
12							
13							
14							
15							
16							
17							
18							
19							
20							
21							
22							
23							
24							
25							
26							
27							
28							
29							
30							
31							
32							
33							
34							
35							
36							
37							
38							
39							
40							
		Average			1.6		

Quantitation Report (Not Reviewed)

Data File : G:\APOLLO\DATA\210525\525092.D Vial: 92
Acq On : 6-2-21 9:41:11 Operator: MB
Sample : Diesel Motor Oil CCV 05/25/21 Inst : Apollo
Misc : water Multiplr: 1.00
IntFile : events.e
Quant Time: Jun 2 12:45 2021 Quant Results File: DOC0525.RES

Method : G:\APOLLO\DATA\210525\DOC0525.M (Chemstation Integrator)
Title : 8015 B&C
Last Update : Wed May 26 06:37:42 2021
Response via : Multiple Level Calibration

Volume Inj. : 2UL
Signal Phase : DB-5
Signal Info : FID02A

Compound	R.T.	Response	Conc Units
System Monitoring Compounds			
3) SA Ortho-Terphenyl(S)	7.50	61663818	12.669 ppb
Surrogate Spike 30.000		Recovery =	42.23%
4) SA Octacosane(S)	9.76	47377991	12.660 ppb
Surrogate Spike 30.000		Recovery =	42.20%
Target Compounds			
1) HATM Diesel (C10-C24)	6.46	1034793038	247.320 ppb
2) HBTM Motor Oil (C24-C40)	14.75	738766676	242.952 ppb

Target Compounds

(f)=RT Delta > 1/2 Window (m)=manual int.

Data File: G:\APOLLO\DATA\210525\525092.D
Sample : Diesel Motor Oil CCV 05/25/21

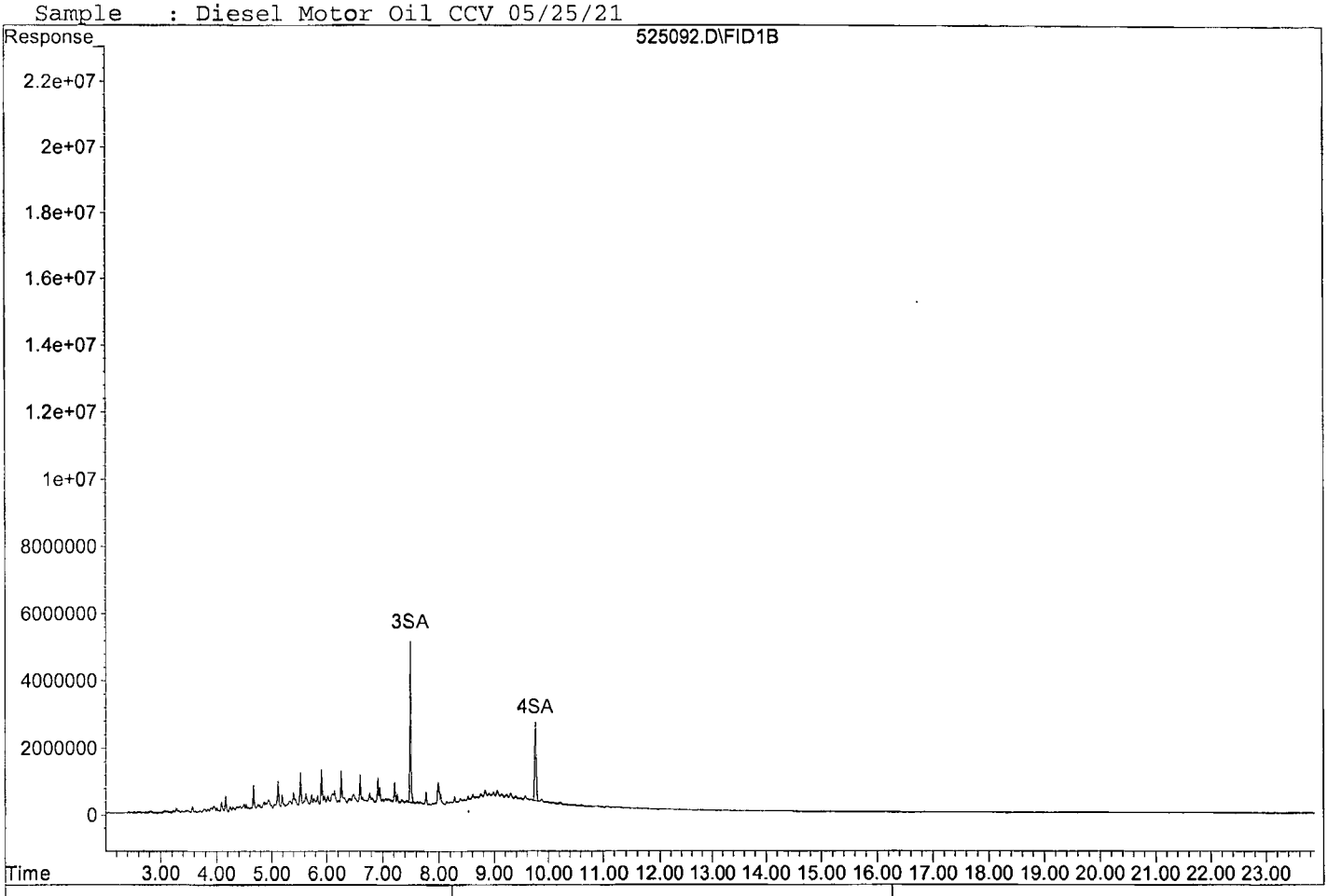

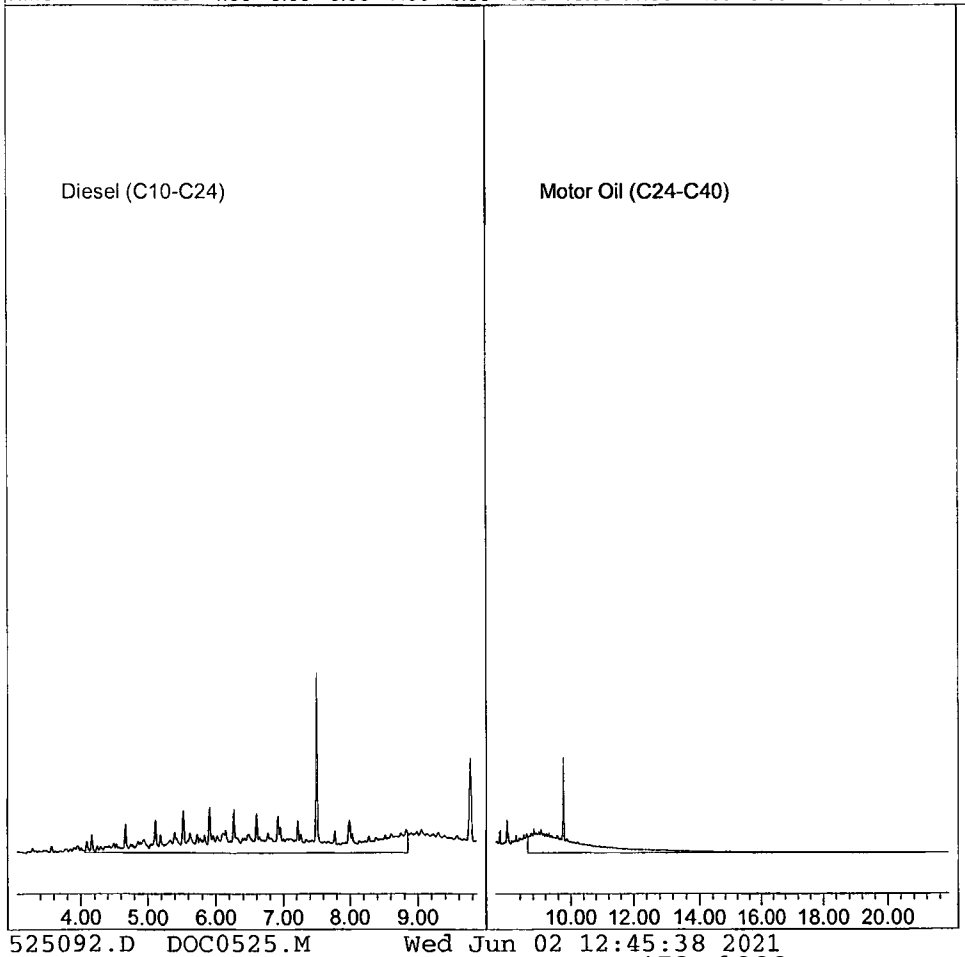

TPH Extractables
DOC0525

Form 7

Continuing Calibration

Lab Name: APPL, Inc.
Case No:
Matrix: Water

SDG No:
Date Analyzed: 06/02/21
Instrument: Apollo
Initial Cal. Date: 05/25/21
Data File: 525100.D

		Compound	MEAN	CCRF	%D		%Drift
1	HATM	Diesel (C10-C24)	2092010	2126910	1.7	HATM	
2	HBTM	Motor Oil (C24-C40)	1520390	1512330	0.53	HBTM	
3	SA	Ortho-Terphenyl(S)	2433730	2523240	3.7	SA	
4	SA	Octacosane(S)	1871200	1949220	4.2	SA	
5							
6							
7							
8							
9							
10							
11							
12							
13							
14							
15							
16							
17							
18							
19							
20							
21							
22							
23							
24							
25							
26							
27							
28							
29							
30							
31							
32							
33							
34							
35							
36							
37							
38							
39							
40							
		Average			2.5		

Quantitation Report (Not Reviewed)

Data File : G:\APOLLO\DATA\210525\525100.D
Vial: 100
Acq On : 6-2-21 13:26:22
Operator: MB
Sample : Diesel Motor OIl CCv 05/
Inst : Apollo
Misc : water
Multiplr: 1.00
IntFile : events.e
Quant Time: Jun 2 13:55 2021 Quant Results File: DOC0525.RES

Method : G:\APOLLO\DATA\210525\DOC0525.M (Chemstation Integrator)
Title : 8015 B&C
Last Update : Wed May 26 06:37:42 2021
Response via : Multiple Level Calibration

Volume Inj. : 2UL
Signal Phase : DB-5
Signal Info : FID02A

Compound	R.T.	Response	Conc Units
System Monitoring Compounds			
3) SA Ortho-Terphenyl(S)	7.50	63080927	12.960 ppb
Surrogate Spike 30.000		Recovery =	43.20%
4) SA Octacosane(S)	9.76	48730449	13.021 ppb
Surrogate Spike 30.000		Recovery =	43.40%
Target Compounds			
1) HATM Diesel (C10-C24)	6.46	1063456459	254.170 ppb
2) HBTM Motor Oil (C24-C40)	14.75	756163371	248.673 ppb

Target Compounds

(f)=RT Delta > 1/2 Window (m)=manual int.

Data File: G:\APOLLO\DATA\210525\525100.D
Sample : Diesel Motor OIl CCv 05/

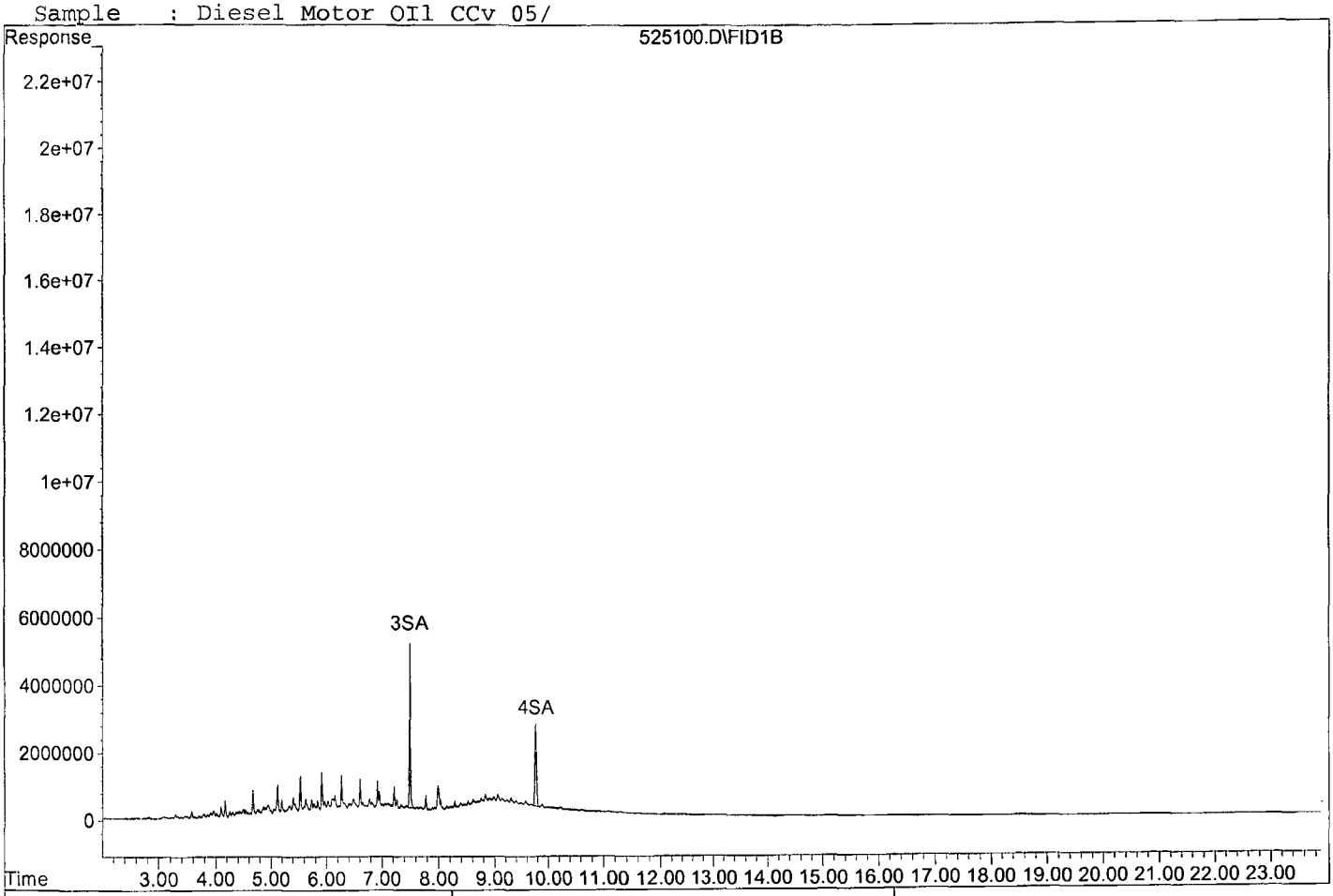

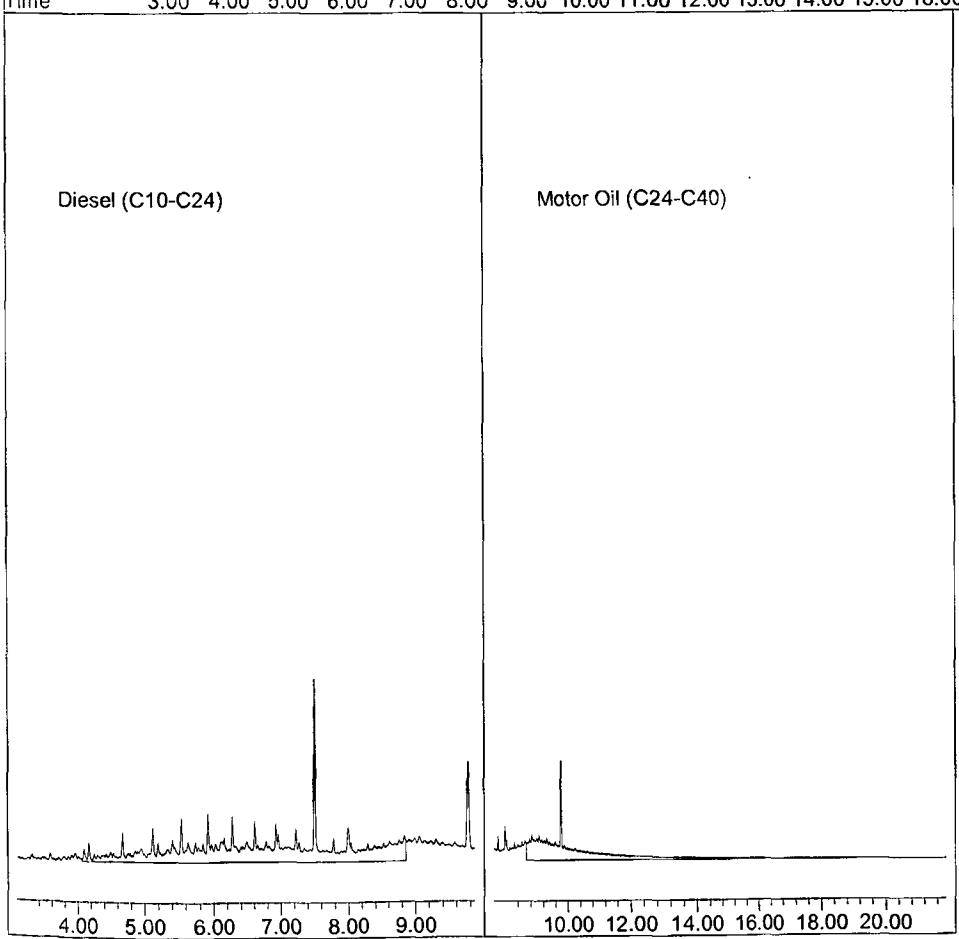

ORGANICS

Raw Data

Quantitation Report (Not Reviewed)

Data File : G:\APOLLO\DATA\210525\525097.D Vial: 97
Acq On : 6-2-21 12:01:59 Operator: MB
Sample : BA33252W01 5/1000 Inst : Apollo
Misc : water Multiplr: 5.00
IntFile : events.e
Quant Time: Jun 2 12:45 2021 Quant Results File: DOC0525.RES

Method : G:\APOLLO\DATA\210525\DOC0525.M (Chemstation Integrator)
Title : 8015 B&C
Last Update : Wed May 26 06:37:42 2021
Response via : Multiple Level Calibration

Volume Inj. : 2UL
Signal Phase : DB-5
Signal Info : FID02A

Compound	R.T.	Response	Conc Units
System Monitoring Compounds			
3) SA Ortho-Terphenyl(S)	7.50	118839847	122.076 ppb
Surrogate Spike 150.000		Recovery =	81.38%
4) SA Octacosane(S)	9.76	107153448	143.162 ppb
Surrogate Spike 150.000		Recovery =	95.44%
Target Compounds			
1) HATM Diesel (C10-C24)	6.46	93244856	111.430 ppb
2) HBTM Motor Oil (C24-C40)	14.75	63018301	103.622 ppb

Target Compounds

(f)=RT Delta > 1/2 Window (m)=manual int.

Data File: G:\APOLLO\DATA\210525\525097.D
Sample : BA33252W01 5/1000

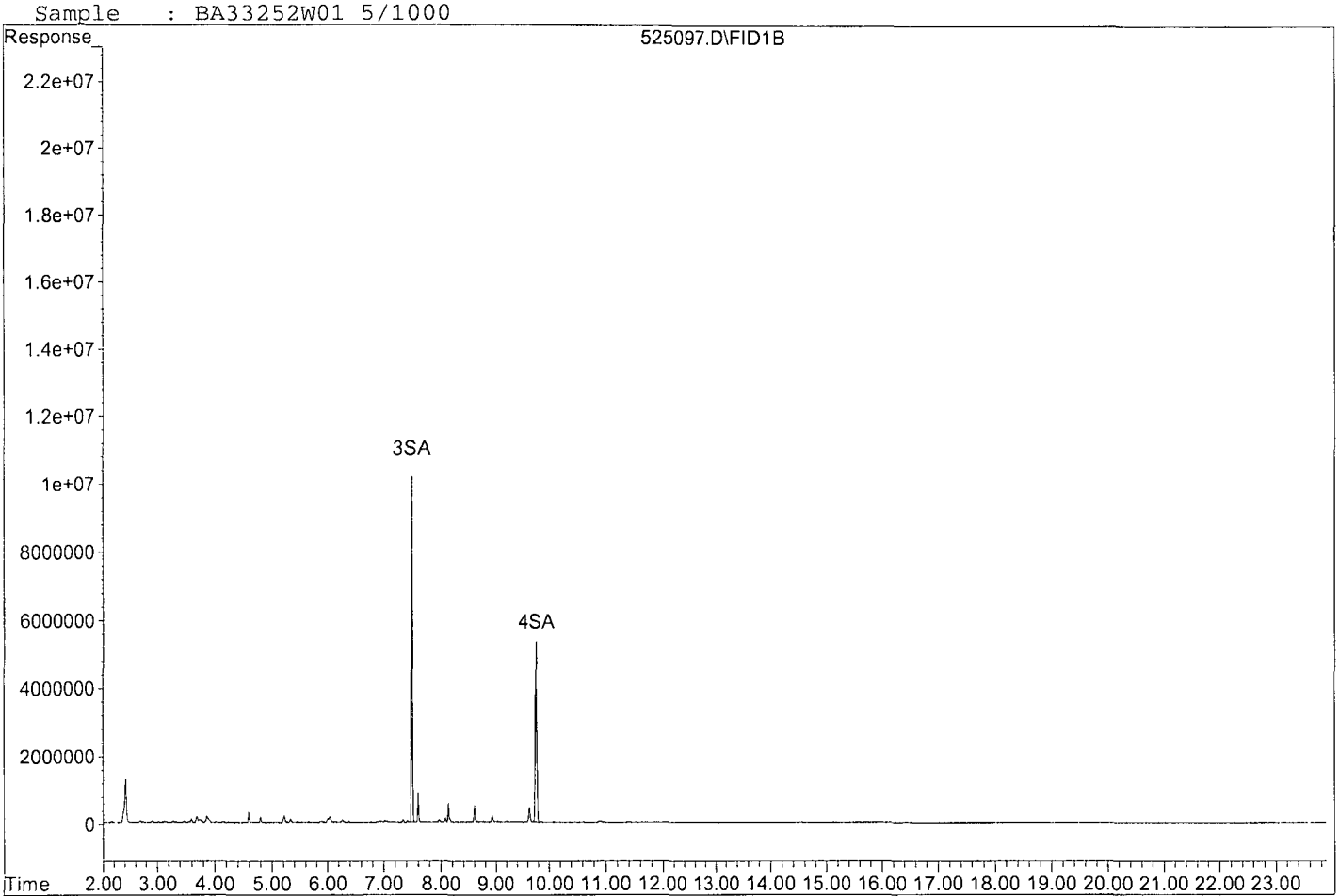

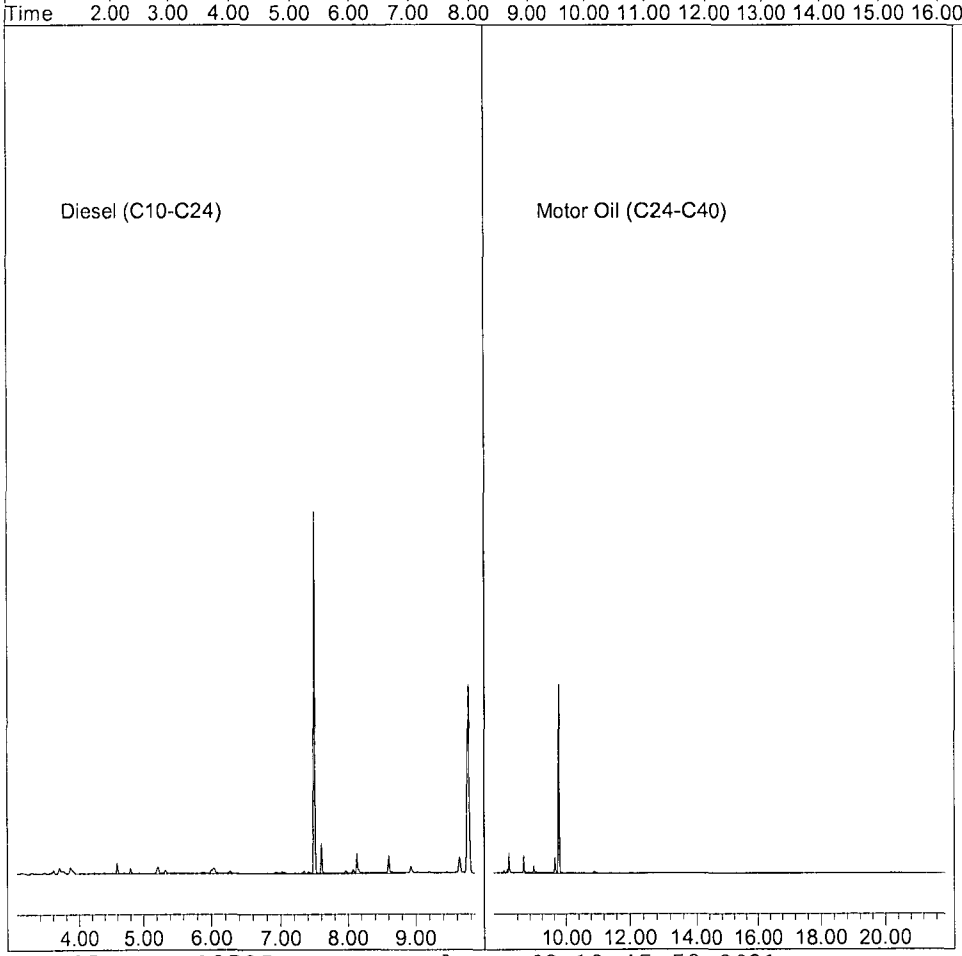

Quantitation Report (Not Reviewed)

Data File : G:\APOLLO\DATA\210525\525098.D Vial: 98
Acq On : 6-2-21 12:30:04 Operator: MB
Sample : BA33255W01 5/1000 Inst : Apollo
Misc : water Multiplr: 5.00
IntFile : events.e
Quant Time: Jun 2 12:55 2021 Quant Results File: DOC0525.RES

Method : G:\APOLLO\DATA\210525\DOC0525.M (Chemstation Integrator)
Title : 8015 B&C
Last Update : Wed May 26 06:37:42 2021
Response via : Multiple Level Calibration

Volume Inj. : 2UL
Signal Phase : DB-5
Signal Info : FID02A

Compound	R.T.	Response	Conc Units
System Monitoring Compounds			
3) SA Ortho-Terphenyl(S)	7.50	120305162	123.581 ppb
Surrogate Spike 150.000		Recovery =	82.39%
4) SA Octacosane(S)	9.76	107976789	144.262 ppb
Surrogate Spike 150.000		Recovery =	96.17%
Target Compounds			
1) HATM Diesel (C10-C24)	6.46	109729349	131.129 ppb
2) HBTM Motor Oil (C24-C40)	14.75	79179631	130.196 ppb

Target Compounds

(f)=RT Delta > 1/2 Window (m)=manual int.

Data File: G:\APOLLO\DATA\210525\525098.D
Sample : BA33255W01 5/1000

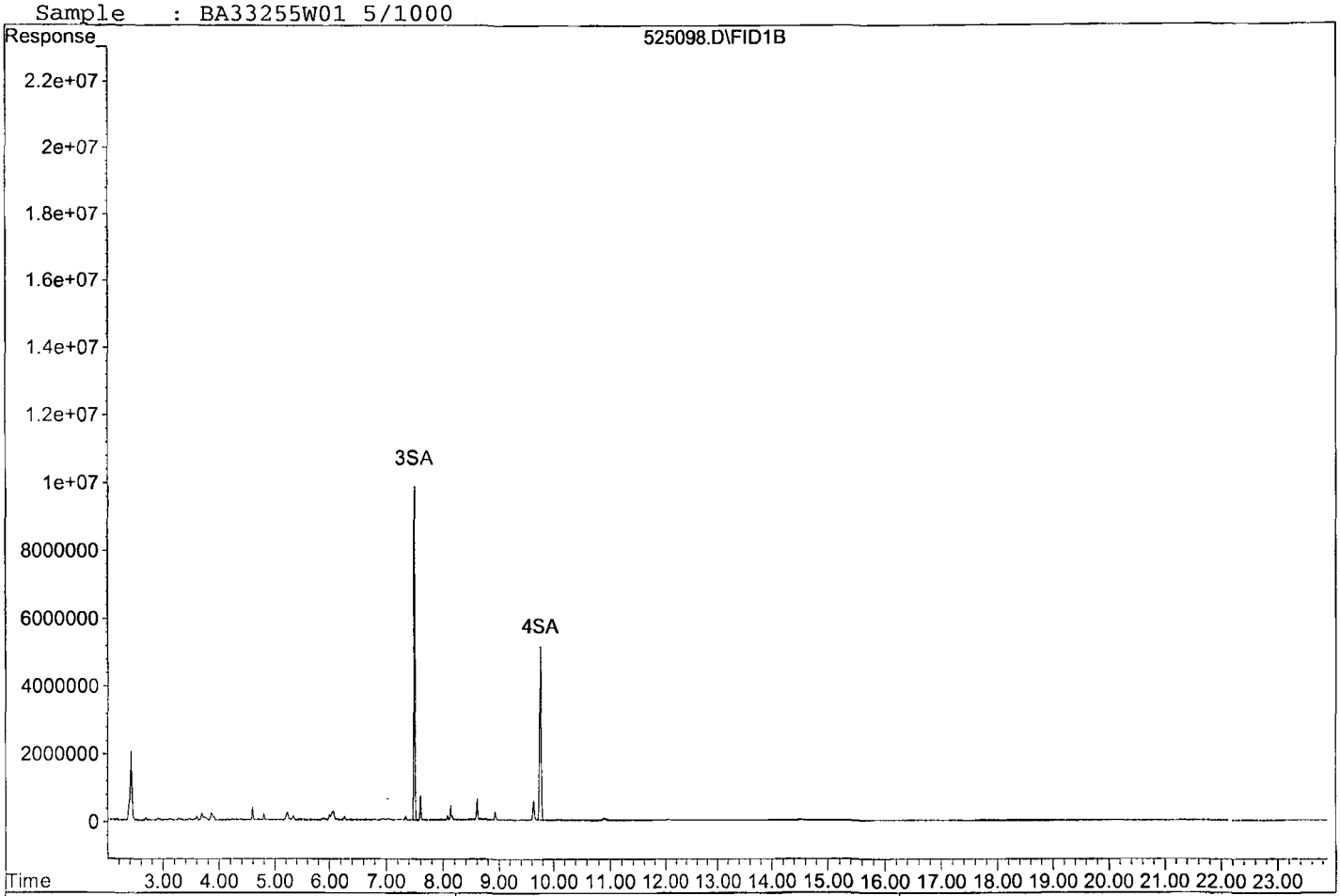

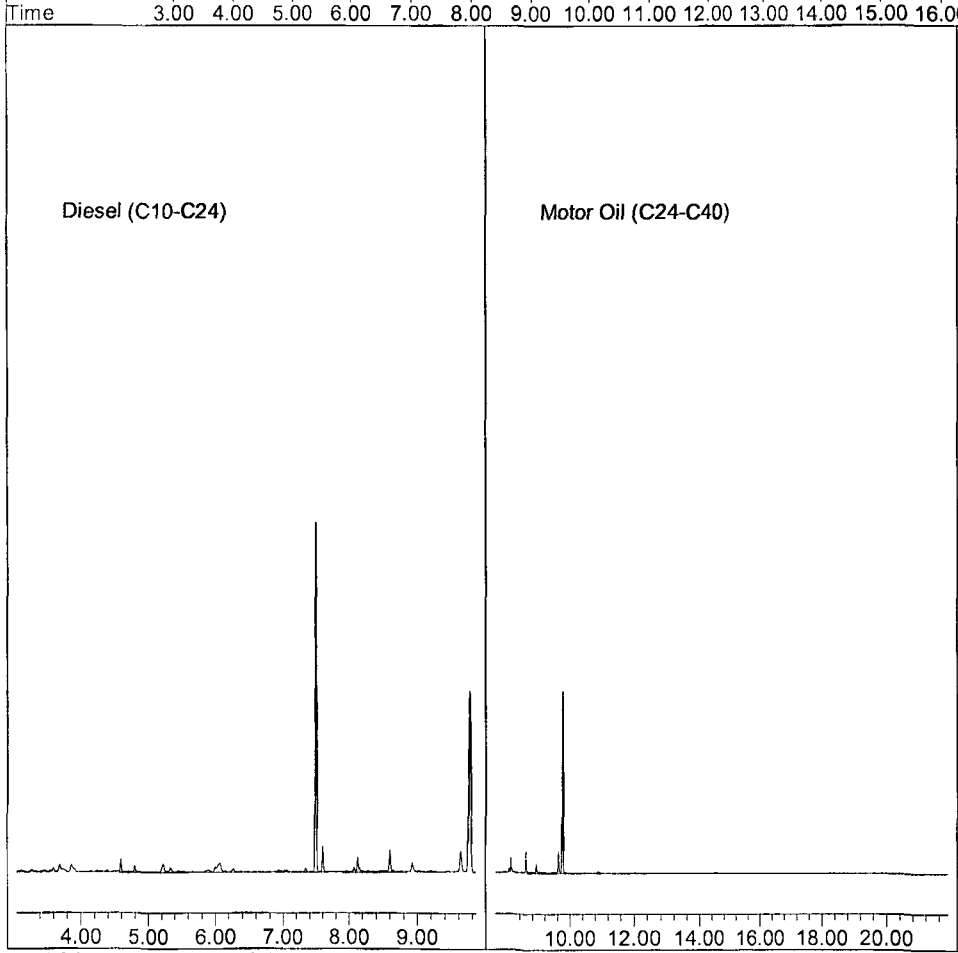

Quantitation Report (Not Reviewed)

Data File : G:\APOLLO\DATA\210525\525094.D Vial: 94
Acq On : 6-2-21 10:37:25 Operator: MB
Sample : 210527A BLK 5/1000 Inst : Apollo
Misc : water Multiplr: 5.00
IntFile : events.e
Quant Time: Jun 2 12:45 2021 Quant Results File: DOC0525.RES

Method : G:\APOLLO\DATA\210525\DOC0525.M (Chemstation Integrator)
Title : 8015 B&C
Last Update : Wed May 26 06:37:42 2021
Response via : Multiple Level Calibration

Volume Inj. : 2UL
Signal Phase : DB-5
Signal Info : FID02A

Compound	R.T.	Response	Conc Units
System Monitoring Compounds			
3) SA Ortho-Terphenyl(S)	7.50	112910104	115.985 ppb
Surrogate Spike 150.000		Recovery =	77.32%
4) SA Octacosane(S)	9.76	101985958	136.258 ppb
Surrogate Spike 150.000		Recovery =	90.84%
Target Compounds			
1) HATM Diesel (C10-C24)	6.46	76802731	91.781 ppb
2) HBTM Motor Oil (C24-C40)	14.75	62851913	103.348 ppb
Target Compounds			

(f)=RT Delta > 1/2 Window (m)=manual int.

Data File: G:\APOLLO\DATA\210525\525094.D
Sample : 210527A BLK 5/1000

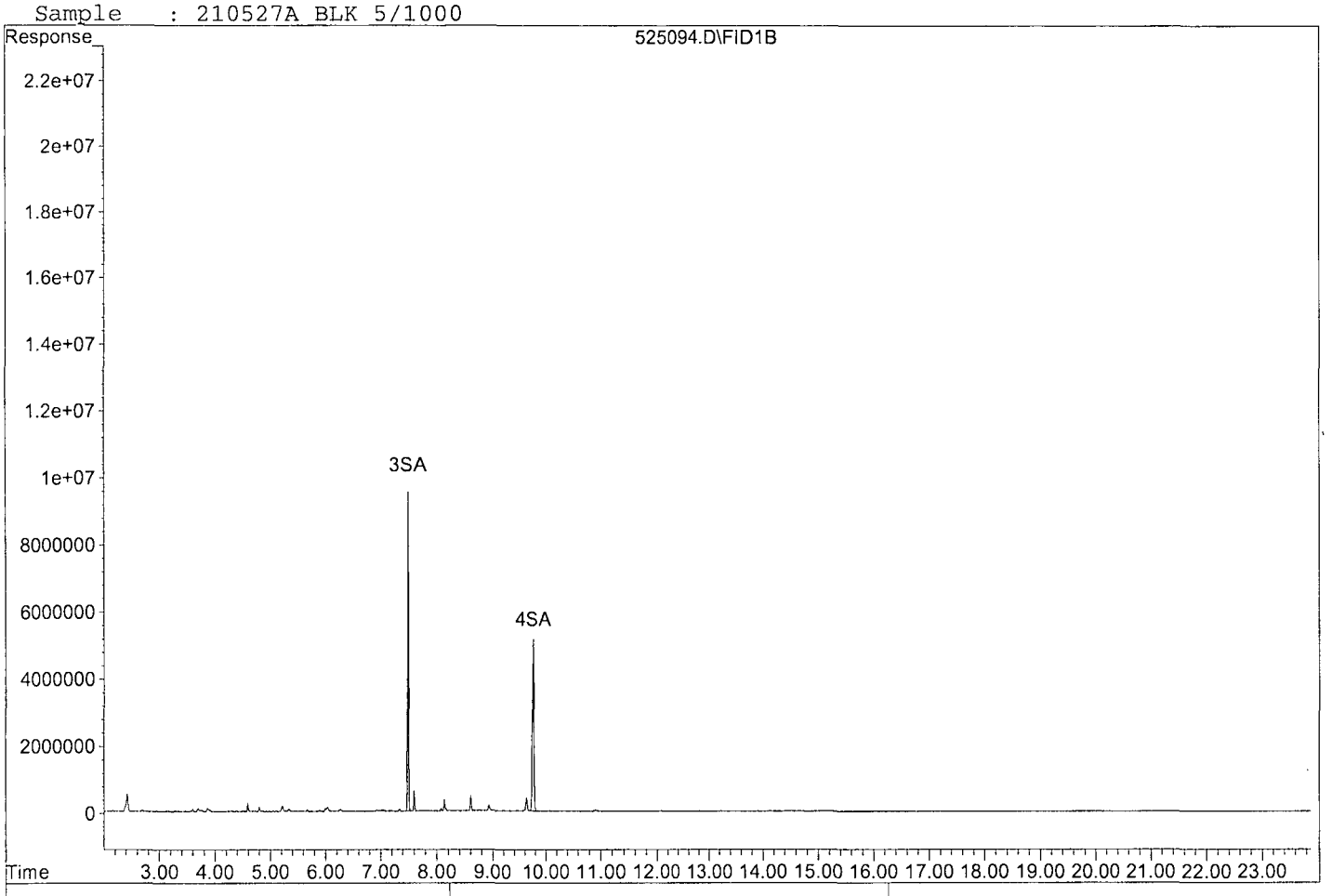

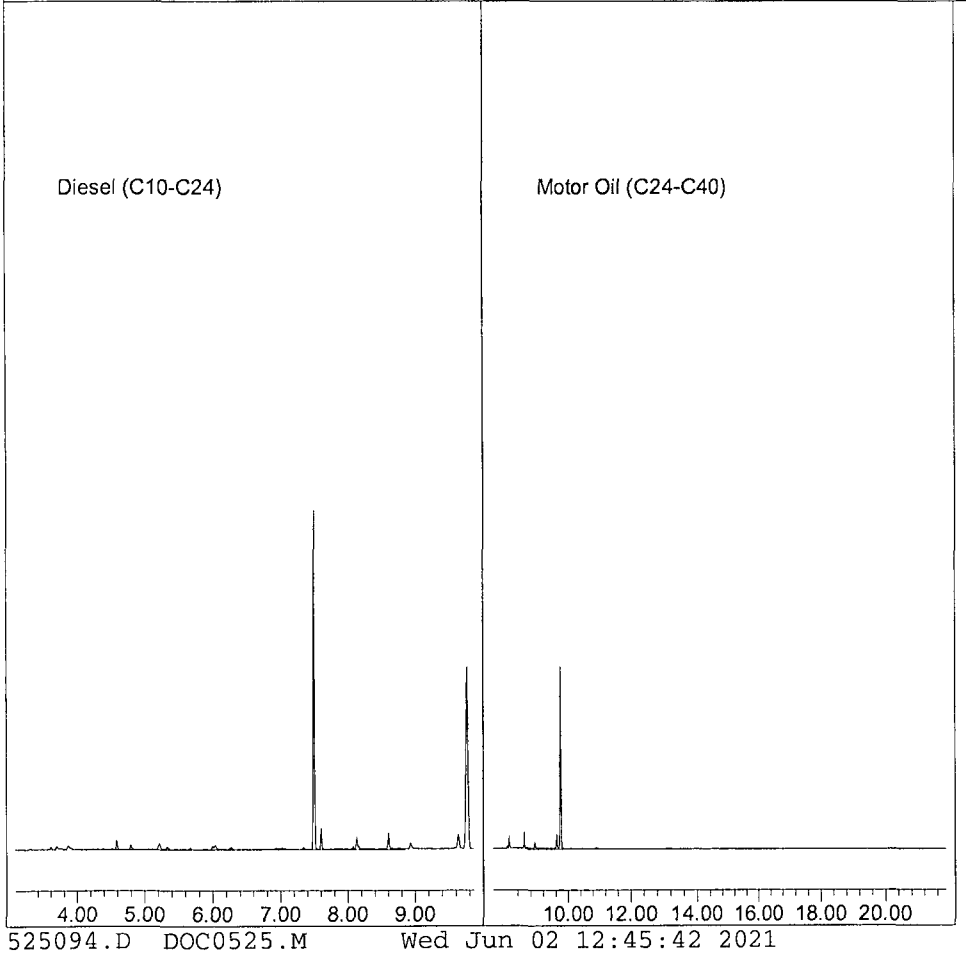

Quantitation Report (Not Reviewed)

Data File : G:\APOLLO\DATA\210525\525095.D Vial: 95
Acq On : 6-2-21 11:05:42 Operator: MB
Sample : 210527A LCS-1 5/1000 Inst : Apollo
Misc : water Multiplr: 5.00
IntFile : events.e
Quant Time: Jun 2 12:45 2021 Quant Results File: DOC0525.RES

Method : G:\APOLLO\DATA\210525\DOC0525.M (Chemstation Integrator)
Title : 8015 B&C
Last Update : Wed May 26 06:37:42 2021
Response via : Multiple Level Calibration

Volume Inj. : 2UL
Signal Phase : DB-5
Signal Info : FID02A

Compound	R.T.	Response	Conc Units
System Monitoring Compounds			
3) SA Ortho-Terphenyl(S)	7.50	121521024	124.830 ppb
Surrogate Spike 150.000		Recovery =	83.22%
4) SA Octacosane(S)	9.76	109731619	146.606 ppb
Surrogate Spike 150.000		Recovery =	97.74%
Target Compounds			
1) HATM Diesel (C10-C24)	6.46	81833010	97.792 ppb
2) HBTM Motor Oil (C24-C40)	14.75	61291942	100.783 ppb

Target Compounds

(f)=RT Delta > 1/2 Window (m)=manual int.

Data File: G:\APOLLO\DATA\210525\525095.D
Sample : 210527A LCS-1 5/1000

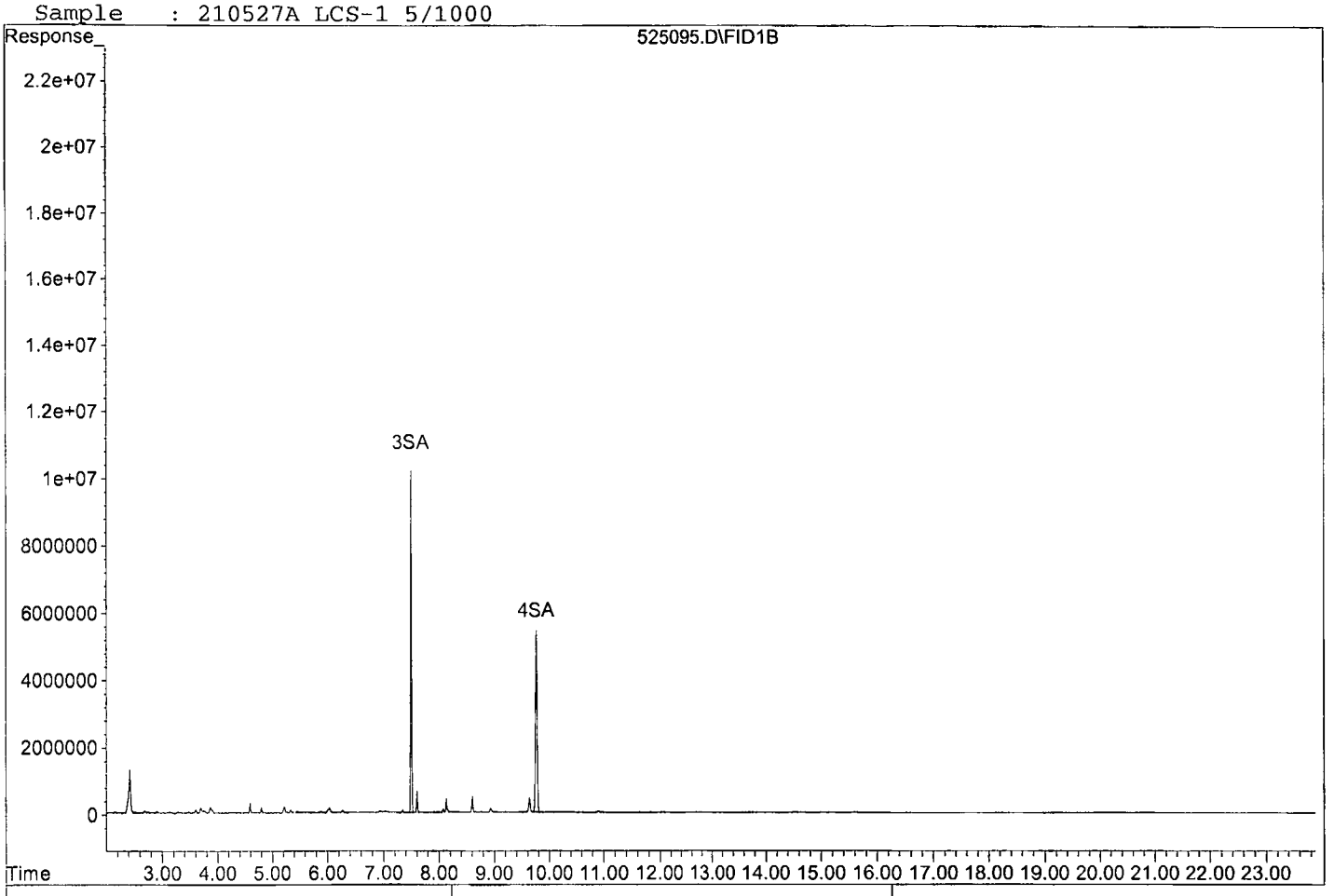

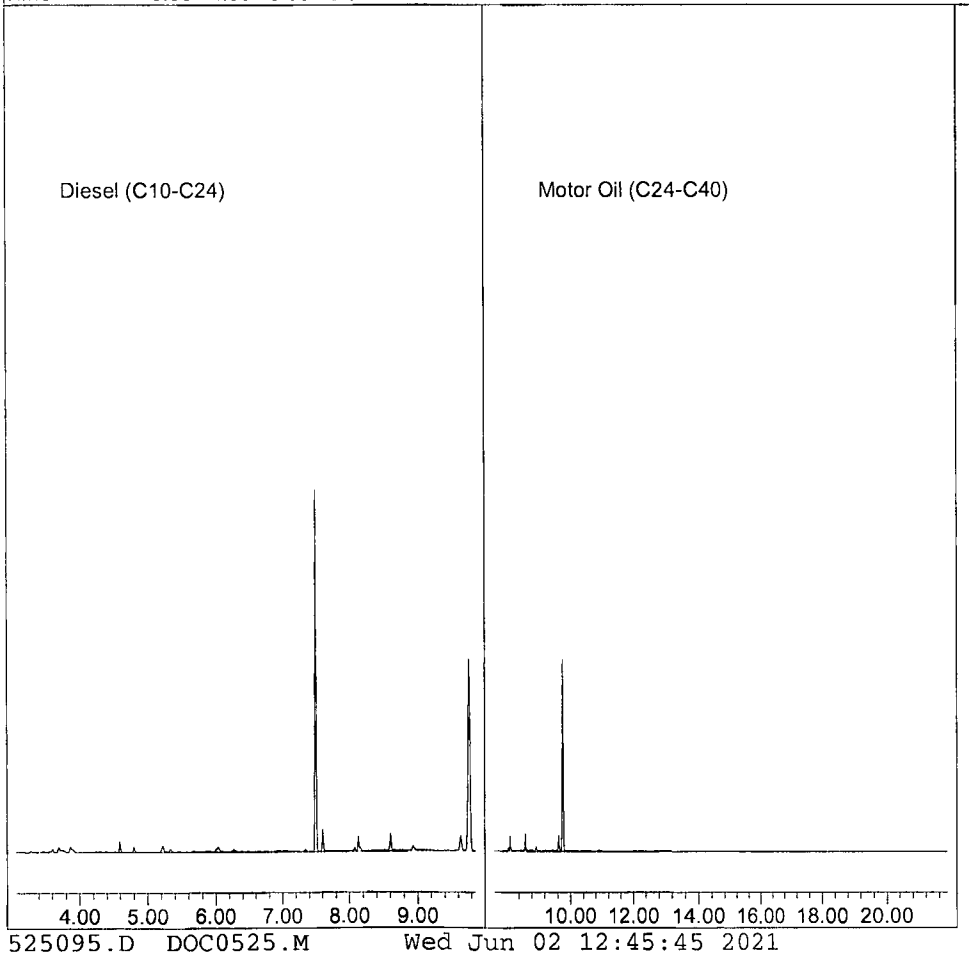

Quantitation Report (Not Reviewed)

Data File : G:\APOLLO\DATA\210525\525096.D Vial: 96
Acq On : 6-2-21 11:33:46 Operator: MB
Sample : 210527A LCSD-1 5/1000 Inst : Apollo
Misc : water Multiplr: 5.00
IntFile : events.e
Quant Time: Jun 2 12:45 2021 Quant Results File: DOC0525.RES

Method : G:\APOLLO\DATA\210525\DOC0525.M (Chemstation Integrator)
Title : 8015 B&C
Last Update : Wed May 26 06:37:42 2021
Response via : Multiple Level Calibration

Volume Inj. : 2UL
Signal Phase : DB-5
Signal Info : FID02A

Compound	R.T.	Response	Conc Units
System Monitoring Compounds			
3) SA Ortho-Terphenyl(S)	7.50	117102655	120.291 ppb
Surrogate Spike 150.000		Recovery =	80.19%
4) SA Octacosane(S)	9.76	105731452	141.262 ppb
Surrogate Spike 150.000		Recovery =	94.17%
Target Compounds			
1) HATM Diesel (C10-C24)	6.46	90194578	107.784 ppb
2) HBTM Motor Oil (C24-C40)	14.75	66755981	109.768 ppb
Target Compounds			

(f)=RT Delta > 1/2 Window (m)=manual int.

Data File: G:\APOLLO\DATA\210525\525096.D
Sample : 210527A LCSD-1 5/1000

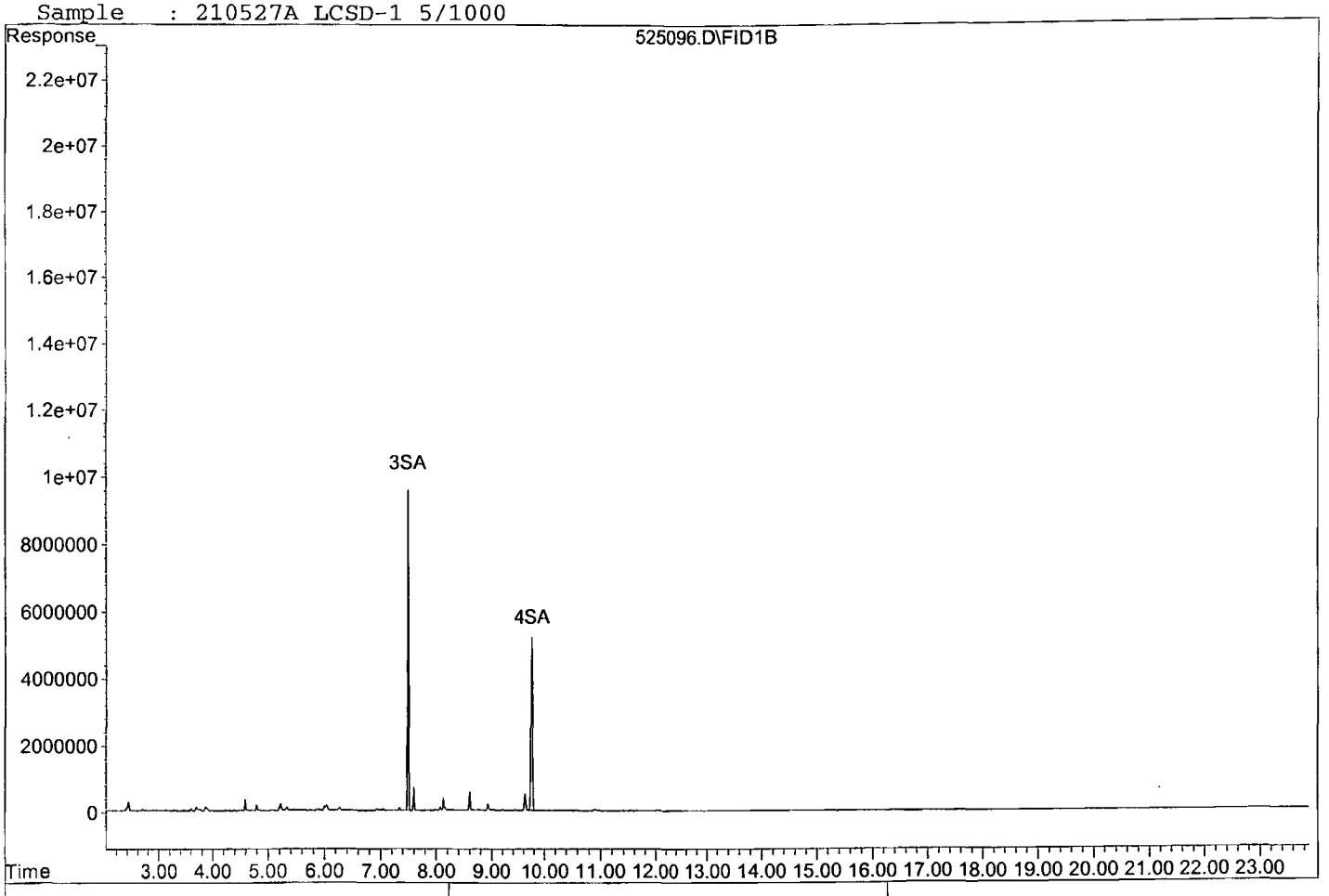

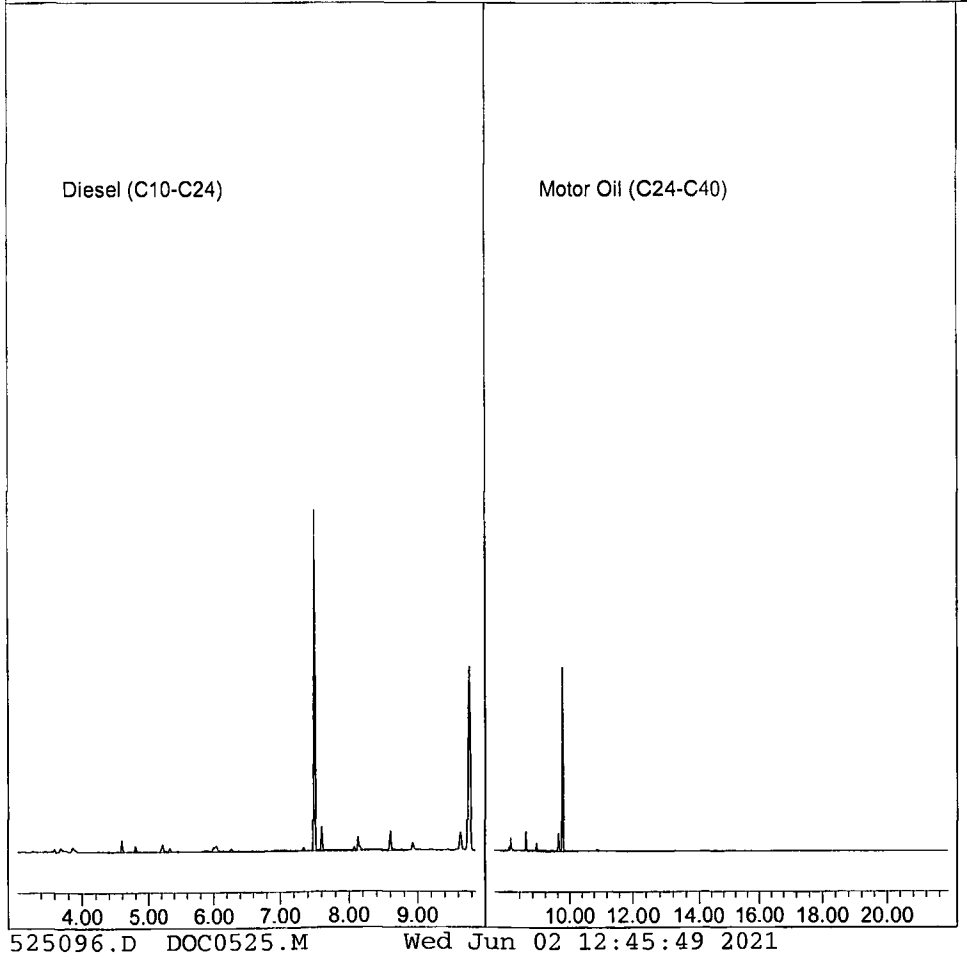

Diesel Motor Oil Calibration Curve

Prep'd By (

Prep Date	**05/06/21**
Exp Date	**05/06/22**

Name of Initial Standard (from contianer Label)	Supplier	Supplier P/N# (or APPL Mix Name)	Conc. (ug/mL)	Lot # with QA # (or reference to APPL prep date)	Exp Date
Diesel Motor Oil Calibration STD -2	AAPL	TNRCC Diesel /Motor Oil 1	10	**04/21/21**	**05/06/22**
Diesel Motor Oil Calibration STD-3	AAPL	TNRCC Diesel /Motor Oil 2	50	**04/21/21**	**05/06/22**
Diesel Motor Oil Calibration STD	Restek	TNRCC Diesel /Motor Oil 3	2000	**04/21/21**	**05/06/22**
Diesel Motor Oil Calibration STD	Restek	TNRCC Diesel /Motor Oil 4	2000	**04/21/21**	**05/06/22**
Diesel Motor Oil Calibration STD	Restek	TNRCC Diesel /Motor Oil 5	2000	**04/21/21**	**05/06/22**
Diesel Motor Oil Calibration STD	Restek	TNRCC Diesel /Motor Oil 6	2000	**04/21/21**	**05/06/22**
Diesel Motor Oil Calibration STD	Restek	TNRCC Diesel /Motor Oil 7	2000	**04/21/21**	**05/06/22**

(Initials) MB

Final Standard Information			
Aliquot from Stock	Final Volume	Solvent	Final Standard Conc (ug/mL)
100 uL	200 uL	MC	5
200 uL	1 mL	MC	10
25 uL	1mL	MC	50
125 uL	1mL	MC	250
500 uL	1 mL	MC	1000
750 uL	1 mL	MC	1500
100uL	100 uL	MC	2000

Diesel / Motor Oil Calibration Standard

Prepared: 02/11/21

Expires: 01/28/22

Methylene Chloride Lot No. 58059

Prepared By (Initials): SS

Initial Standard Information							Final Standard Information			
Name of Initial Standard (QAU Label)	Supplier	Supplier Part No.	Conc. (ug/mL)	Lot Number - QA Number	Exp. Date (1 yr.)	Exp. Date (Manufacturer)	Aliquot From Stock	Final Volume	Solvent	Final Standard Conc. (ug/mL)
Diesel Fuel #2	Restek	31258	50,000	A0156490-50991,50992,51528	01/28/22	02/28/27	400uL	10mL	MC	2000
Motor Oil	Restek	31464	50,000	A0155668-50514 A0160024-5153 A0157842-50994	01/28/22	01/31/27	400uL			2000
THC Surrogate	Phenova	ALO-130161	600	CL15440-50948	02/01/22	06/30/25	1666uL			100

Diesel / Motor Oil Second Source

Prepared: 07/21/20

Expires: 07/21/21

Prepared By (Initials): SS

Methylene Chloride Lot No. 58059

Initial Standard Information							Final Standard Information			
Name of Initial Standard (QAU Label)	Supplier	Supplier Part No.	Conc. (ug/mL)	Lot Number - QA Number	Exp. Date (1 yr.)	Exp. Date (Manufacturer)	Aliquot From Stock	Final Volume	Solvent	Final Standard Conc. (ug/mL)
Diesel Fuel #2 Second Source	Phenova	ALO-101287	50,000	CL13327-40550	07/21/21	02/28/22	50uL	10mL	MC	250
Motor Oil Second Source	Absolute	51094	50,000	010918-39581	07/21/21	01/09/23	50uL			

Diesel Motor Oil CCV

Prepared By (Initials): MB

Prep Date	05/25/21
Exp Date	10/16/21
Methylene Chloride Lot No.	59353

Initial Standard Information						Final Standard Information			
Name of Initial Standard (QAU Label)	Supplier	APPL Mix name	Conc.(ug/mL)	Reference to APPL Prep Date and Lot #'s	Exp Date	Aliquot from Stock	Final Volume	Solvent	Final Standard Conc (ug/mL)
Diesel-Motor Oil Standard	Restek	Diesel Motor Oil CCV	2000	Perp'd: 09/05/20 A0154201-50381, 50522, 50526, AO155668-50515,50518,50519 cl 15440-50421	06/30/25	1250 uL	10mL	MC	250

Name of Final Standard	Diesel Motor Oil Standard	MB
Prep Date	05/25/21	
Exp Date	05/25/22	
MC		

Initial Standard Information						Final Standard Information			
Name of Standard	Supplier	Supplier P/N# (or APPL Mix Name)	Conc.(ug/mL)	Lot # QA Number	Exp. Date	Aliquot from Stock	Final Volume	solvent	Final Standard Conc (range)
Diesel Fuel #2	Restek	31258	50,000	A0156569-51860	46,446	400 uL	10 mL	MC	2000 ug/mL
Motor Oil	Restek	31464	50,000	A0160024-51534	46,538	400 uL	10 mL	MC	2000 ug/mL
THC Surrogate	Phenova	ALO-130161	600	CL15440-50952	06/30/25	1666uL	10 mL	MC	100 ug/mL

Name of Final Standard	THC Surrogate
Prep Date	05/18/21
Exp Date	05/18/22

Prep'd By (Initials) MB

Initial Standard Information						Final Standard Information			
Name of Initial Standard (QAU Label)	Supplier	Supplier Part No.	Conc.(mg/L))	Lot # with QA # (or reference to APPL prep date)	EXP DATE (1Yr)	Exp Date (Manufacturer)	Aliquot from Stock	Final Volume	Final Solvent + Lot# (or APPL Prep Date)
O-terphenyl/ Octacosane Mix	Phhenova	ALO-130161	600 mg/L	CL15902-51799	04/27/22	10/31/25	NA	NA	NA

Final Standard Conc (range)
600 mg/L

Organic Extraction Worksheet

Method	Continuous Liq/Liq TPH-Diesel/MO 3520C	Extraction Set	210527A	Extraction Method	LIQ005	Units	mL

Spiked ID 1			Surrogate ID 1	THC Surrogate	
Spiked ID 2			Surrogate ID 2		
Spiked ID 3			Surrogate ID 3		
Spiked ID 4			Surrogate ID 4		
Spiked ID 5			Surrogate ID 5		
Spiked ID 6			Ext. Start Time:		
Spiked ID 7			Ext. End Time:		
Spiked ID 8			pH1	2	
			pH2		
			pH3		

Water Bath Temp 1 °C			
Water Bath Temp 2 °C			
Water Bath Temp 3 °C			

DRAFT COPY

Spiked By: **Date** **Witnessed By:** **Date**

	Sample	Sample Container	Spike Amount	Spike ID	Surrogate Amount	Surr ID	Extract Amount	Final Volume	pH	Extract Date/Time	Comments
1	210527A Blk				0.250	1	1000	5	7YN		
							equip				
2	210527A LCS-1				0.250	1	1000	5	7YN		
							equip				
3	210527A LCSD-1				0.250	1	1000	5	7YN		
							equip				
4	BA33252	BA33252W01			0.250	1	1000	5	7YN		96320
							equip				
5	BA33255	BA33255W01			0.250	1	1000	5	7YN		96320
							equip				
6	BA33355	BA33355W01			0.250	1	1000	5	7YN		96343
							equip				

Solvent and Lot#	
1+1 HCL (5mLs)	60282
PH Strips	HCI48594
Dicholormethane	60338
Filter Paper	400181
Sodium Sulfate	2020120870

Extraction COC Transfer	
Extraction lab employee Initials	
GC analyst's initials	MB
Date	06/02/21
Time	7:47
Refrigerator	Hobart

	Technician's Initials
Scanned By	
Sample Preparation	
Extraction	
Concentration	

Modified	05/28/21 7:34:08 AM

Reviewed By: **Date**

Injection Log

Directory: G:\APOLLO\DATA\210525\

Line	Vial	FileName	Multiplier	SampleName	Misc Info	Injected
1	4	525004.D	1	DMO STD-1 05-25-21	water	5-25-21 16:52:49
2	5	525005.D	1	DMOS STD-2 05-25-21	water	5-25-21 17:21:00
3	6	525006.D	1	DMO STD-3 05-125-21	water	5-25-21 17:49:08
4	7	525007.D	1	DMO STD-4 05-25-21	water	5-25-21 18:17:24
5	8	525008.D	1	DMO-STD-5 05-25-21	water	5-25-21 18:45:28
6	9	525009.D	1	DMOS-STD 6 05-25-21	water	5-25-21 19:13:36
7	10	525010.D	1	DMO-STD 7 05-25-21	water	5-25-21 19:41:44
8	11	525011.D	1	DMO-STD SS 05-25-21	water	5-25-21 20:09:50
9	92	525092.D	1	Diesel Motor Oil CCV 05/25/21	water	6-2-21 9:41:11
10	94	525094.D	5	210527A BLK 5/1000	water	6-2-21 10:37:25
11	95	525095.D	5	210527A LCS-1 5/1000	water	6-2-21 11:05:42
12	96	525096.D	5	210527A LCSD-1 5/1000	water	6-2-21 11:33:46
13	97	525097.D	5	BA33252W01 5/1000	water	6-2-21 12:01:59
14	98	525098.D	5	BA33255W01 5/1000	water	6-2-21 12:30:04
15	100	525100.D	1	Diesel Motor Oil CCv 05/	water	6-2-21 13:26:22

ORGANICS

Calibration Data

PAH by GCMS SIM
EPA 8270 SIM

Form 6
Initial Calibration

Lab Name: APPL, Inc.
Case No:
Matrix:

SDG No:
Initial Cal. Date: 03/24/21
Instrument: Linus

Initials:

		Compound	0324L003.D 0.1	0324L004.D 0.2	0324L005.D 0.5	0324L006.D 1	0324L007.D 5	0324L008.D 10	0324L009 D 50	0324L010.D 100			Avg	%RSD	Type	r^2	Q	MRF
1	I	Napthalene-D8(IS)																
2	TM	Naphthalene	1.022	1.015	0.9035	0.9513	0.9843	1.019	0.9028	0.8602			0.96	6.5	TM			0.700
3	S	2-Methylnaphthalene-D10 (2M	1.331	1.252	1.112	1.149	1.072	1.112	1.093	1.049			1.1	8.4	S			
4	TM	2-Methylnaphthalene	0.7019	0.6897	0.6045	0.6422	0.6662	0.6976	0.5974	0.5765			0.65	7.6	TM			0.400
5	TM	1-Methylnaphthalene	0.6892	0.6822	0.6155	0.6531	0.6647	0.6924	0.5956	0.5664			0.64	7.3	TM			
6	I	Acenaphthene-D10(IS)																
7	TM	Acenaphthylene	3.604	3.667	3.279	3.371	3.645	3.760	3.330	3.009			3.5	7.3	TM			0.900
8	*TM	Acenaphthene	1.189	1.175	1.014	1.032	1.084	1.108	0.9732	0.9638			1.1	8.1	*TM			0.900
9	TM	Fluorene	1.334	1.369	1.198	1.248	1.347	1.403	1.217	1.293			1.3	5.7	TM			0.900
10	I	Phenanthrene-D10(IS)																
11	TM	Phenanthrene	1.074	1.083	0.9454	0.9774	1.054	1.067	0.9344	0.8540			1.00	8.4	TM			0.700
12	TM	Anthracene	0.9221	0.9704	0.8788	0.9342	1.012	1.017	0.8797	0.7857			0.92	8.4	TM			0.700
13	S	Fluoranthene-D10 (FRT)			1.398	1.363	1.256	1.224	1.279	1.208			1.3	5.9	S			
14	*TM	Fluoranthene	1.529	1.543	1.353	1.471	1.573	1.573	1.374	1.294			1.5	7.5	*TM			0.600
15	I	Chrysene-D12(IS)																
16	TM	Pyrene	1.275	1.301	1.174	1.231	1.310	1.350	1.196	1.172			1.3	5.4	TM			0.600
17	TM	Benz (a) anthracene	1.219	1.234	1.133	1.145	1.214	1.256	1.151	1.132			1.2	4.2	TM			0.800
18	TM	Chrysene	1.221	1.273	1.124	1.165	1.214	1.226	1.087	1.013			1.2	7.4	TM			0.700
19	TM	Indeno (1,2,3-cd) pyrene	1.390	1.466	1.316	1.364	1.442	1.525	1.424	1.434			1.4	4.5	TM			0.500
20	I	Perylene-D12(IS)																
21	TM	Benzo (b) fluoranthene	1.103	1.052	0.9778	1.038	1.110	1.264	1.210	1.111			1.1	8.3	TM			0.700
22	TM	Benzo (k) fluoranthene	1.055	1.236	1.122	1.143	1.263	1.170	1.020	1.027			1.1	8.1	TM			0.700
23	*TM	Benzo (a) pyrene	0.8447	1.010	0.9198	1.019	1.097	1.126	1.051	1.031			1.0	9.1	*TM			0.700
24	TM	Dibenz (a,h) anthracene	0.9240	1.119	0.9987	1.062	1.153	1.196	1.093	1.096			1.1	8.0	TM			0.400
25	TM	Benzo (g,h,i) perylene	0.9596	1.154	1.032	1.081	1.161	1.213	1.110	1.097			1.1	7.2	TM			0.500
26																		
27																		
28																		
29																		
30																		
31																		
32																		
33																		
34																		
35																		

Quantitation Report (Not Reviewed)

Data File : M:\LINUS\DATA\L210324\0324L003.D
Acq On : 24 Mar 21 11:35
Sample : 0.1 SIM 03/24/21
Misc :

Vial: 3
Operator: MA
Inst : Linus
Multiplr: 1.00

Quant Time: Mar 24 12:05 2021

Quant Results File: L0324.RES

Quant Method : M:\LINUS\DATA\L210324\L0324.M (RTE Integrator)
Title : EPA 8270
Last Update : Mon Jan 18 16:20:25 2021
Response via : Initial Calibration
DataAcq Meth : SIM_2

Internal Standards	R.T.	QIon	Response	Conc Units	Dev(Min)
1) Napthalene-D8(IS)	4.23	136	27424	2.500 ppb	-0.02
6) Acenaphthene-D10(IS)	6.23	164	15481	2.500 ppb	-0.02
10) Phenanthrene-D10(IS)	7.95	188	31397	2.500 ppb	-0.02
15) Chrysene-D12(IS)	11.07	240	38299	2.500 ppb	-0.04
20) Perylene-D12(IS)	13.51	264	49867	2.500 ppb	-0.05
System Monitoring Compounds					
3) 2-Methylnaphthalene-D10 (2	5.00	152	730	0.062 ppb	-0.02
Spiked Amount 5.000			Recovery	= 1.240%	
13) Fluoranthene-D10 (FRT)	9.33	212	5438	0.320 ppb	-0.03
Spiked Amount 5.000			Recovery	= 6.400%	
Target Compounds					Qvalue
2) Naphthalene	4.25	128	1121	0.100 ppb	99
4) 2-Methylnaphthalene	5.03	142	770	0.110 ppb	95
5) 1-Methylnaphthalene	5.14	142	756	0.109 ppb	90
7) Acenaphthylene	6.06	152	2232	0.089 ppb	99
8) Acenaphthene	6.27	154	736	0.100 ppb	96
9) Fluorene	6.87	166	826	0.096 ppb	98
11) Phenanthrene	7.98	178	1349	0.093 ppb	100
12) Anthracene	8.04	178	1158	0.089 ppb	98
14) Fluoranthene	9.36	202	1920	0.100 ppb	99
16) Pyrene	9.62	202	1953	0.094 ppb	99
17) Benz (a) anthracene	11.06	228	1867	0.106 ppb	99
18) Chrysene	11.11	228	1870	0.100 ppb	99
19) Indeno (1,2,3-cd) pyrene	15.00	276	2130	0.128 ppb #	92
21) Benzo (b) fluoranthene	12.87	252	2200	0.113 ppb	97
22) Benzo (k) fluoranthene	12.92	252	2104	0.083 ppb #	95
23) Benzo (a) pyrene	13.42	252	1685	0.089 ppb #	92
24) Dibenz (a,h) anthracene	15.04	278	1843	0.104 ppb #	94
25) Benzo (g,h,i) perylene	15.37	276	1914	0.095 ppb	91

(#) = qualifier out of range (m) = manual integration

Quantitation Report

Data File : M:\LINUS\DATA\L210324\0324L003.D
Acq On : 24 Mar 21 11:35
Sample : 0.1 SIM 03/24/21
Misc :

Vial: 3
Operator: MA
Inst : Linus
Multiplr: 1.00

Quant Time: Mar 24 12:05 2021

Quant Results File: L0324.RES

Method : M:\LINUS\DATA\L210324\L0324.M (RTE Integrator)
Title : EPA 8270
Last Update : Wed Mar 24 14:55:37 2021
Response via : Initial Calibration



Quantitation Report (Not Reviewed)

Data File : M:\LINUS\DATA\L210324\0324L004.D
Acq On : 24 Mar 21 11:57
Sample : 0.2 SIM 03/24/21
Misc :

Vial: 4
Operator: MA
Inst : Linus
Multiplr: 1.00

Quant Time: Mar 24 12:19 2021

Quant Results File: L0324.RES

Quant Method : M:\LINUS\DATA\L210324\L0324.M (RTE Integrator)
Title : EPA 8270
Last Update : Mon Jan 18 16:20:25 2021
Response via : Initial Calibration
DataAcq Meth : SIM_2

Internal Standards	R.T.	QIon	Response	Conc Units	Dev(Min)
1) Napthalene-D8(IS)	4.23	136	26697	2.50000 ppb	-0.02
6) Acenaphthene-D10(IS)	6.23	164	14970	2.50000 ppb	-0.02
10) Phenanthrene-D10(IS)	7.95	188	29691	2.50000 ppb	-0.02
15) Chrysene-D12(IS)	11.07	240	35455	2.50000 ppb	-0.04
20) Perylene-D12(IS)	13.51	264	39312	2.50000 ppb	-0.05
System Monitoring Compounds					
3) 2-Methylnaphthalene-D10 (2	5.00	152	1337	0.11668 ppb	-0.02
Spiked Amount 5.000			Recovery	= 2.340%	
13) Fluoranthene-D10 (FRT)	9.33	212	2218	0.13821 ppb	-0.03
Spiked Amount 5.000			Recovery	= 2.760%	
Target Compounds					Qvalue
2) Naphthalene	4.25	128	2167	0.19950 ppb	98
4) 2-Methylnaphthalene	5.03	142	1473	0.21661 ppb	99
5) 1-Methylnaphthalene	5.14	142	1457	0.21507 ppb	94
7) Acenaphthylene	6.06	152	4391	0.18035 ppb	99
8) Acenaphthene	6.27	154	1407	0.19781 ppb	91
9) Fluorene	6.87	166	1640	0.19772 ppb	98
11) Phenanthrene	7.98	178	2572	0.18691 ppb	98
12) Anthracene	8.04	178	2305	0.18683 ppb	98
14) Fluoranthene	9.36	202	3665	0.20090 ppb	99
16) Pyrene	9.62	202	3690	0.19111 ppb	98
17) Benz (a) anthracene	11.06	228	3499	0.21448 ppb	98
18) Chrysene	11.11	228	3610	0.20766 ppb	97
19) Indeno (1,2,3-cd) pyrene	14.99	276	4157	0.26986 ppb #	98
21) Benzo (b) fluoranthene	12.87	252	3309	0.21490 ppb	99
22) Benzo (k) fluoranthene	12.92	252	3886	0.19515 ppb #	95
23) Benzo (a) pyrene	13.41	252	3175	0.21384 ppb	95
24) Dibenz (a,h) anthracene	15.03	278	3518	0.25276 ppb	96
25) Benzo (g,h,i) perylene	15.37	276	3629	0.22867 ppb #	88

(#) = qualifier out of range (m) = manual integration

Quantitation Report

Data File : M:\LINUS\DATA\L210324\0324L004.D
Acq On : 24 Mar 21 11:57
Sample : 0.2 SIM 03/24/21
Misc :

Vial: 4
Operator: MA
Inst : Linus
Multiplr: 1.00

Quant Time: Mar 24 12:19 2021

Quant Results File: L0324.RES

Method : M:\LINUS\DATA\L210324\L0324.M (RTE Integrator)
Title : EPA 8270
Last Update : Wed Mar 24 14:55:37 2021
Response via : Initial Calibration

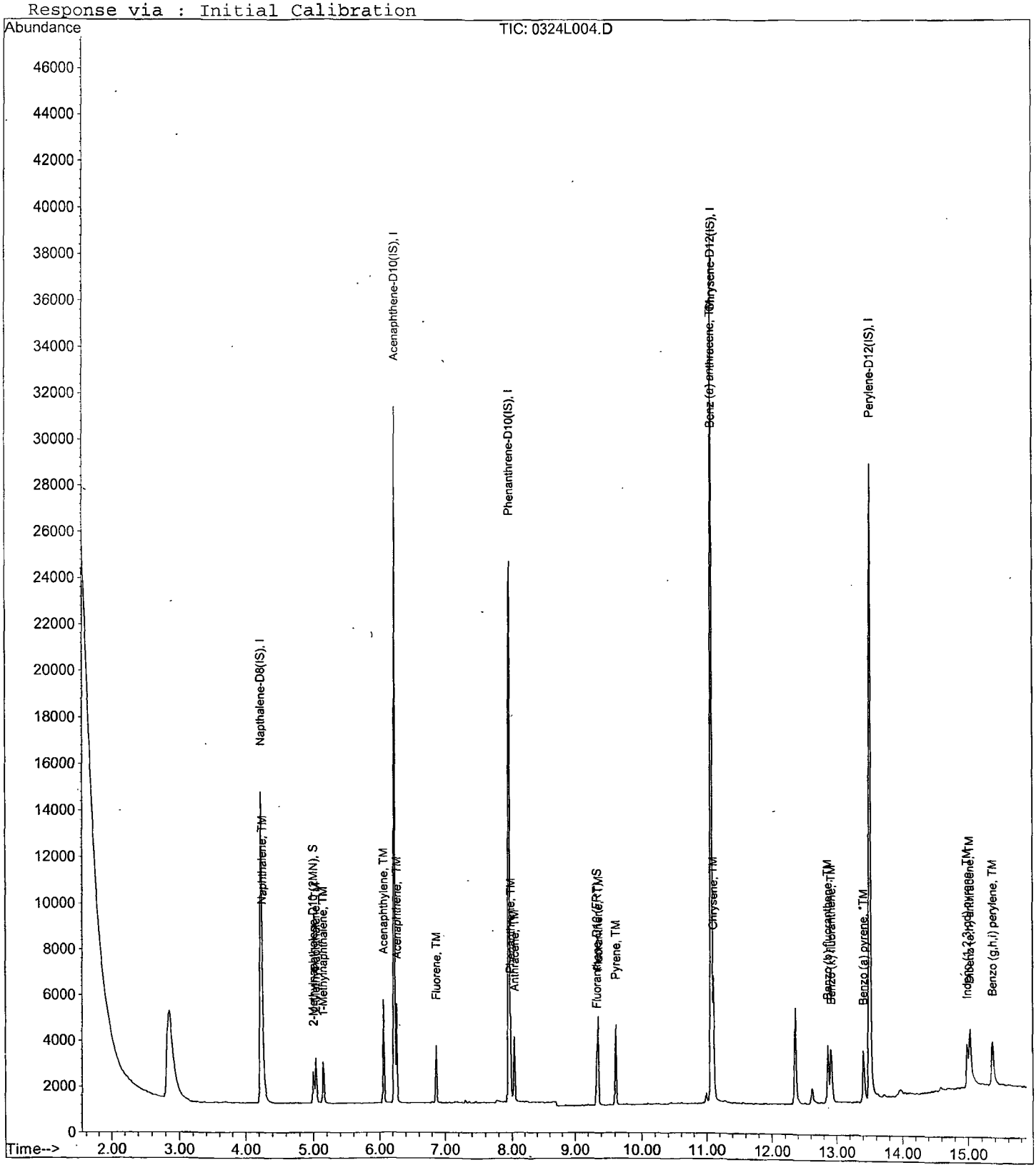

Quantitation Report (Not Reviewed)

Data File : M:\LINUS\DATA\L210324\0324L005.D
Acq On : 24 Mar 21 12:19
Sample : 0.5 SIM 03/24/21
Misc :

Vial: 5
Operator: MA
Inst : Linus
Multiplr: 1.00

Quant Time: Mar 24 13:06 2021

Quant Results File: L0324.RES

Quant Method : M:\LINUS\DATA\L210324\L0324.M (RTE Integrator)
Title : EPA 8270
Last Update : Mon Jan 18 16:20:25 2021
Response via : Initial Calibration
DataAcq Meth : SIM_2

Internal Standards	R.T.	QIon	Response	Conc Units	Dev(Min)
1) Napthalene-D8(IS)	4.23	136	26856	2.50000 ppb	-0.02
6) Acenaphthene-D10(IS)	6.23	164	15106	2.50000 ppb	-0.02
10) Phenanthrene-D10(IS)	7.95	188	30145	2.50000 ppb	-0.02
15) Chrysene-D12(IS)	11.07	240	35431	2.50000 ppb	-0.04
20) Perylene-D12(IS)	13.51	264	39291	2.50000 ppb	-0.05
System Monitoring Compounds					
3) 2-Methylnaphthalene-D10 (2	5.00	152	2987	0.25913 ppb	-0.02
Spiked Amount 5.000			Recovery	= 5.180%	
13) Fluoranthene-D10 (FRT)	9.33	212	4213	0.25856 ppb	-0.03
Spiked Amount 5.000			Recovery	= 5.180%	
Target Compounds					Qvalue
2) Naphthalene	4.25	128	4853	0.44413 ppb	99
4) 2-Methylnaphthalene	5.03	142	3247	0.47465 ppb	97
5) 1-Methylnaphthalene	5.14	142	3306	0.48512 ppb	94
7) Acenaphthylene	6.06	152	9907	0.40323 ppb	100
8) Acenaphthene	6.27	154	3064	0.42688 ppb	92
9) Fluorene	6.87	166	3618	0.43227 ppb	99
11) Phenanthrene	7.98	178	5700	0.40798 ppb	97
12) Anthracene	8.04	178	5298	0.42297 ppb	98
14) Fluoranthene	9.36	202	8155	0.44030 ppb	96
16) Pyrene	9.62	202	8316	0.43099 ppb	96
17) Benz (a) anthracene	11.05	228	8031	0.49261 ppb	97
18) Chrysene	11.11	228	7966	0.45855 ppb #	97
19) Indeno (1,2,3-cd) pyrene	14.99	276	9326	0.60582 ppb #	94
21) Benzo (b) fluoranthene	12.87	252	7684	0.49930 ppb	98
22) Benzo (k) fluoranthene	12.91	252	8815	0.44292 ppb	97
23) Benzo (a) pyrene	13.41	252	7228	0.48708 ppb #	94
24) Dibenz (a,h) anthracene	15.03	278	7848	0.56417 ppb	95
25) Benzo (g,h,i) perylene	15.36	276	8112	0.51142 ppb	92

(#) = qualifier out of range (m) = manual integration

Quantitation Report

Data File : M:\LINUS\DATA\L210324\0324L005.D Vial: 5
Acq On : 24 Mar 21 12:19 Operator: MA
Sample : 0.5 SIM 03/24/21 Inst : Linus
Misc : Multiplr: 1.00

Quant Time: Mar 24 13:06 2021 Quant Results File: L0324.RES

Method : M:\LINUS\DATA\L210324\L0324.M (RTE Integrator)
Title : EPA 8270
Last Update : Wed Mar 24 14:55:37 2021
Response via : Initial Calibration



Quantitation Report (Not Reviewed)

Data File : M:\LINUS\DATA\L210324\0324L006.D
Acq On : 24 Mar 21 12:41
Sample : 1 SIM 03/24/21
Misc :

Vial: 6
Operator: MA
Inst : Linus
Multiplr: 1.00

Quant Time: Mar 24 13:56 2021

Quant Results File: L0324.RES

Quant Method : M:\LINUS\DATA\L210324\L0324.M (RTE Integrator)
Title : EPA 8270
Last Update : Mon Jan 18 16:20:25 2021
Response via : Initial Calibration
DataAcq Meth : SIM_2

Internal Standards	R.T.	QIon	Response	Conc Units	Dev(Min)
1) Napthalene-D8(IS)	4.23	136	26947	2.50000 ppb	-0.02
6) Acenaphthene-D10(IS)	6.23	164	15238	2.50000 ppb	-0.02
10) Phenanthrene-D10(IS)	7.95	188	29756	2.50000 ppb	-0.02
15) Chrysene-D12(IS)	11.07	240	35539	2.50000 ppb	-0.04
20) Perylene-D12(IS)	13.51	264	38843	2.50000 ppb	-0.05
System Monitoring Compounds					
3) 2-Methylnaphthalene-D10 (2	5.00	152	6192	0.53535 ppb	-0.02
Spiked Amount 5.000			Recovery	= 10.700%	
13) Fluoranthene-D10 (FRT)	9.33	212	8114	0.50449 ppb	-0.03
Spiked Amount 5.000			Recovery	= 10.080%	
Target Compounds					Qvalue
2) Naphthalene	4.25	128	10254	0.93524 ppb	99
4) 2-Methylnaphthalene	5.03	142	6922	1.00845 ppb	99
5) 1-Methylnaphthalene	5.14	142	7040	1.02955 ppb	95
7) Acenaphthylene	6.06	152	20548	0.82910 ppb	100
8) Acenaphthene	6.27	154	6291	0.86888 ppb	93
9) Fluorene	6.87	166	7604	0.90064 ppb	98
11) Phenanthrene	7.98	178	11633	0.84352 ppb	98
12) Anthracene	8.04	178	11119	0.89929 ppb	97
14) Fluoranthene	9.36	202	17514	0.95796 ppb	96
16) Pyrene	9.62	202	17506	0.90452 ppb	96
17) Benz (a) anthracene	11.05	228	16274	0.99519 ppb	97
18) Chrysene	11.11	228	16564	0.95059 ppb	97
19) Indeno (1,2,3-cd) pyrene	14.99	276	19384	1.25536 ppb #	90
21) Benzo (b) fluoranthene	12.87	252	16124	1.05980 ppb	98
22) Benzo (k) fluoranthene	12.91	252	17765	0.90291 ppb	97
23) Benzo (a) pyrene	13.41	252	15830	1.07904 ppb #	94
24) Dibenz (a,h) anthracene	15.03	278	16493	1.19931 ppb #	94
25) Benzo (g,h,i) perylene	15.36	276	16799	1.07131 ppb #	89

(#) = qualifier out of range (m) = manual integration

Quantitation Report

Data File : M:\LINUS\DATA\L210324\0324L006.D
Acq On : 24 Mar 21 12:41
Sample : 1 SIM 03/24/21
Misc :

Vial: 6
Operator: MA
Inst : Linus
Multiplr: 1.00

Quant Time: Mar 24 13:56 2021

Quant Results File: L0324.RES

Method : M:\LINUS\DATA\L210324\L0324.M (RTE Integrator)
Title : EPA 8270
Last Update : Wed Mar 24 14:55:37 2021
Response via : Initial Calibration

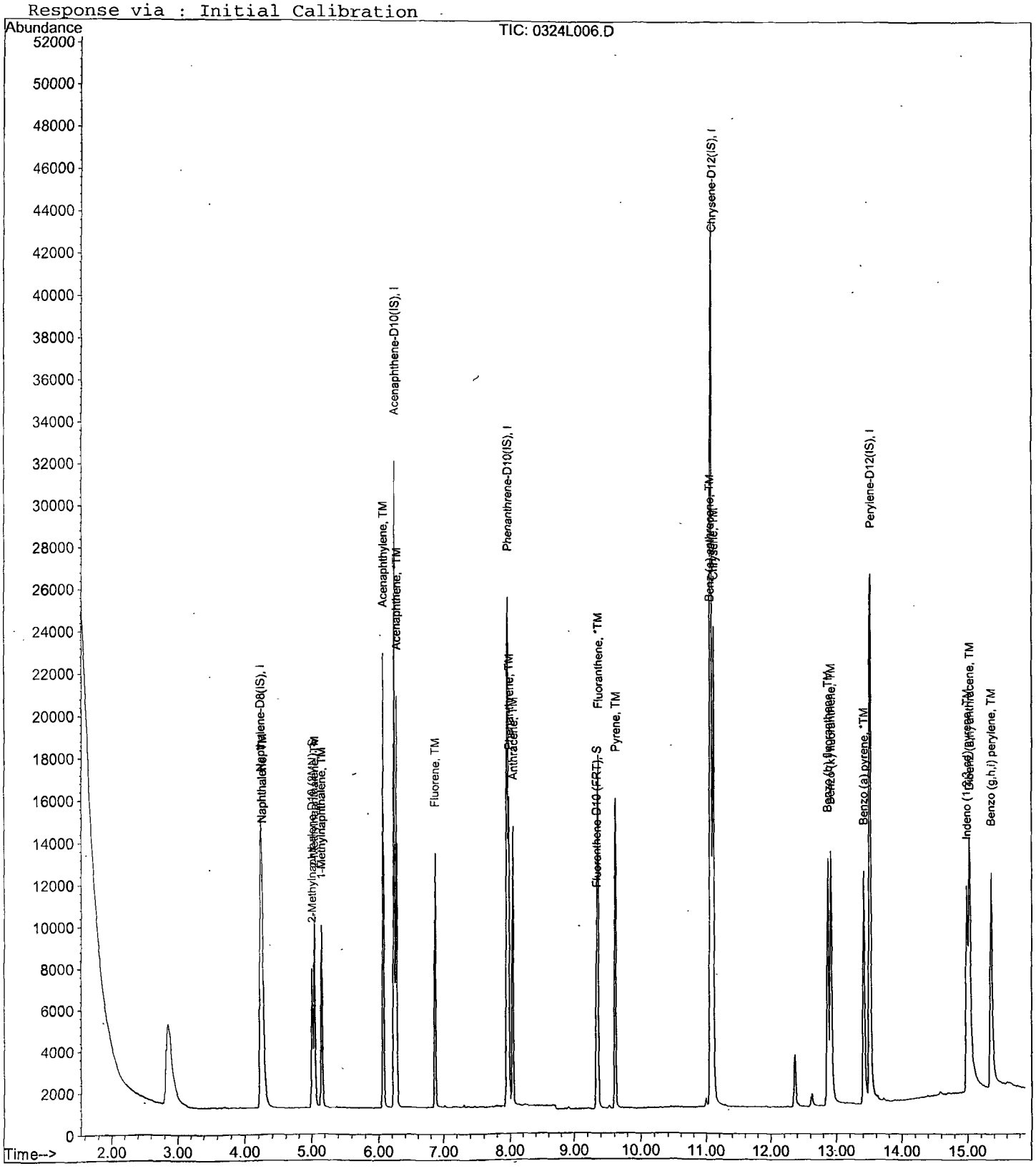

Quantitation Report (Not Reviewed)

Data File : M:\LINUS\DATA\L210324\0324L007.D Vial: 7
Acq On : 24 Mar 21 13:07 Operator: MA
Sample : 5 SIM 03/24/21 Inst : Linus
Misc : Multiplr: 1.00

Quant Time: Mar 24 13:57 2021 Quant Results File: L0324.RES

Quant Method : M:\LINUS\DATA\L210324\L0324.M (RTE Integrator)
Title : EPA 8270
Last Update : Mon Jan 18 16:20:25 2021
Response via : Initial Calibration
DataAcq Meth : SIM_2

Internal Standards	R.T.	QIon	Response	Conc Units	Dev(Min)
1) Napthalene-D8(IS)	4.23	136	27336	2.50000 ppb	-0.02
6) Acenaphthene-D10(IS)	6.23	164	15164	2.50000 ppb	-0.02
10) Phenanthrene-D10(IS)	7.95	188	29558	2.50000 ppb	-0.02
15) Chrysene-D12(IS)	11.07	240	35494	2.50000 ppb	-0.04
20) Perylene-D12(IS)	13.51	264	37901	2.50000 ppb	-0.05
System Monitoring Compounds					
3) 2-Methylnaphthalene-D10 (2	5.00	152	29315	2.49848 ppb	-0.02
Spiked Amount 5.000			Recovery	= 49.960%	
13) Fluoranthene-D10 (FRT)	9.33	212	37132	2.32415 ppb	-0.03
Spiked Amount 5.000			Recovery	= 46.480%	
Target Compounds					Qvalue
2) Naphthalene	4.25	128	53812	4.83819 ppb	100
4) 2-Methylnaphthalene	5.03	142	36421	5.23056 ppb	99
5) 1-Methylnaphthalene	5.14	142	36343	5.23925 ppb	93
7) Acenaphthylene	6.06	152	110531	4.48162 ppb	100
8) Acenaphthene	6.27	154	32865	4.56129 ppb	94
9) Fluorene	6.87	166	40863	4.86357 ppb	98
11) Phenanthrene	7.98	178	62314	4.54872 ppb	98
12) Anthracene	8.04	178	59848	4.87286 ppb	98
14) Fluoranthene	9.36	202	92978	5.11969 ppb	96
16) Pyrene	9.62	202	92996	4.81112 ppb	97
17) Benz (a) anthracene	11.06	228	86163	5.27575 ppb	99
18) Chrysene	11.11	228	86211	4.95383 ppb	98
19) Indeno (1,2,3-cd) pyrene	14.99	276	102335	6.63591 ppb	94
21) Benzo (b) fluoranthene	12.87	252	84124	5.66676 ppb	99
22) Benzo (k) fluoranthene	12.92	252	95712	4.98550 ppb #	94
23) Benzo (a) pyrene	13.41	252	83186	5.81126 ppb	95
24) Dibenz (a,h) anthracene	15.03	278	87376	6.51158 ppb #	94
25) Benzo (g,h,i) perylene	15.36	276	88009	5.75201 ppb	92

(#) = qualifier out of range (m) = manual integration

Quantitation Report

Data File : M:\LINUS\DATA\L210324\0324L007.D
Acq On : 24 Mar 21 13:07
Sample : 5 SIM 03/24/21
Misc :

Vial: 7
Operator: MA
Inst : Linus
Multiplr: 1.00

Quant Time: Mar 24 13:57 2021

Quant Results File: L0324.RES

Method : M:\LINUS\DATA\L210324\L0324.M (RTE Integrator)
Title : EPA 8270
Last Update : Wed Mar 24 14:55:37 2021
Response via : Initial Calibration

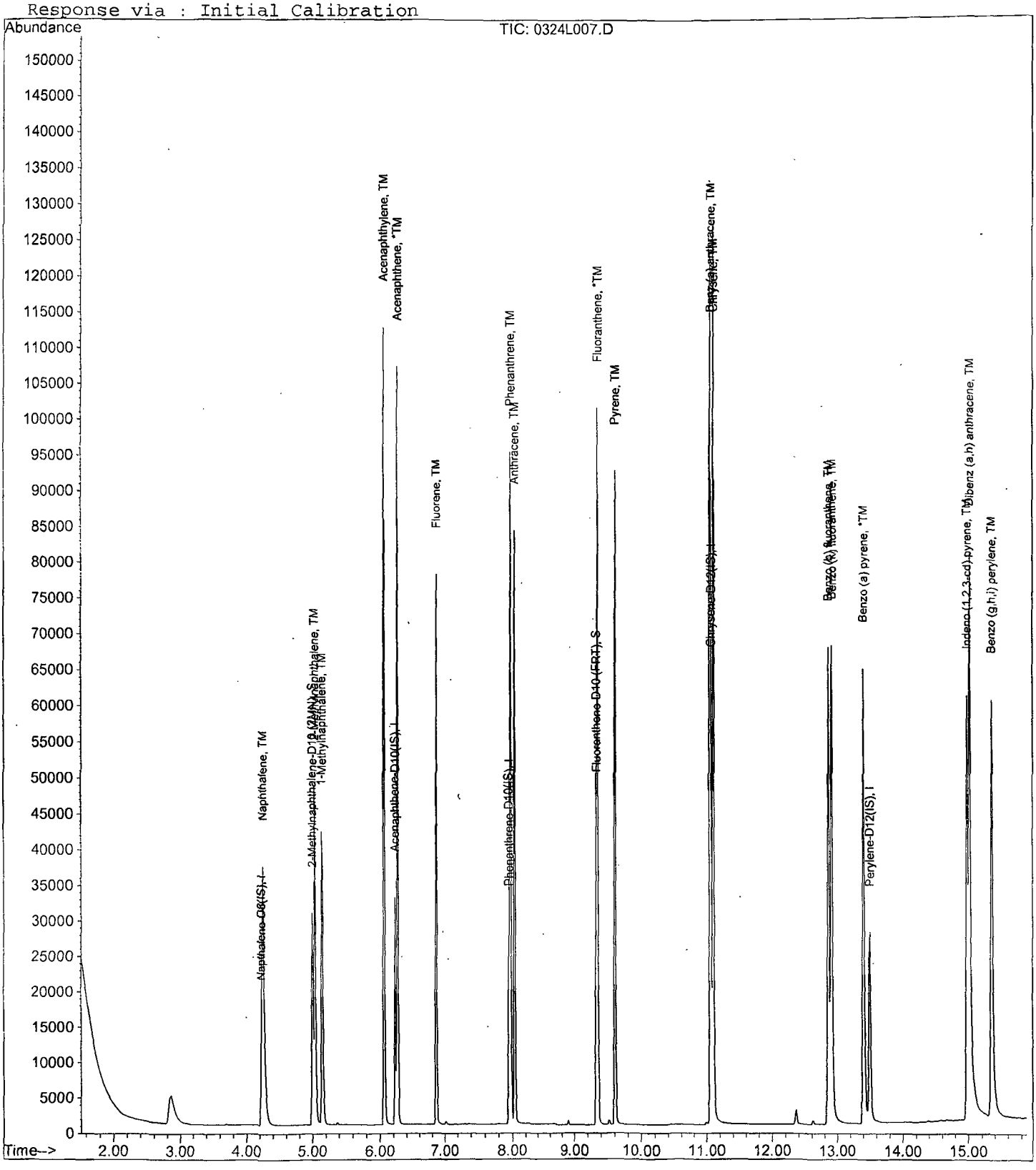

Quantitation Report (Not Reviewed)

Data File : M:\LINUS\DATA\L210324\0324L008.D Vial: 8
Acq On : 24 Mar 21 13:29 Operator: MA
Sample : 10 SIM 03/24/21 Inst : Linus
Misc : Multiplr: 1.00

Quant Time: Mar 24 13:57 2021 Quant Results File: L0324.RES

Quant Method : M:\LINUS\DATA\L210324\L0324.M (RTE Integrator)
Title : EPA 8270
Last Update : Mon Jan 18 16:20:25 2021
Response via : Initial Calibration
DataAcq Meth : SIM_2

Internal Standards	R.T.	QIon	Response	Conc Units	Dev(Min)
1) Napthalene-D8(IS)	4.23	136	24492	2.50000 ppb	-0.02
6) Acenaphthene-D10(IS)	6.23	164	14011	2.50000 ppb	-0.02
10) Phenanthrene-D10(IS)	7.95	188	28290	2.50000 ppb	-0.02
15) Chrysene-D12(IS)	11.07	240	33622	2.50000 ppb	-0.04
20) Perylene-D12(IS)	13.51	264	36316	2.50000 ppb	-0.05
System Monitoring Compounds					
3) 2-Methylnaphthalene-D10 (2	5.00	152	54484	5.18280 ppb	-0.02
Spiked Amount 5.000			Recovery	= 103.660%	
13) Fluoranthene-D10 (FRT)	9.33	212	69271	4.53012 ppb	-0.03
Spiked Amount 5.000			Recovery	= 90.600%	
Target Compounds					Qvalue
2) Naphthalene	4.25	128	99875	10.02238 ppb	100
4) 2-Methylnaphthalene	5.03	142	68341	10.95440 ppb	100
5) 1-Methylnaphthalene	5.14	142	67837	10.91506 ppb	93
7) Acenaphthylene	6.06	152	210730	9.24745 ppb	99
8) Acenaphthene	6.27	154	62103	9.32850 ppb	93
9) Fluorene	6.87	166	78615	10.12687 ppb	97
11) Phenanthrene	7.98	178	120778	9.21156 ppb	97
12) Anthracene	8.04	178	115039	9.78638 ppb	98
14) Fluoranthene	9.36	202	178046	10.24324 ppb	96
16) Pyrene	9.62	202	181593	9.91774 ppb	96
17) Benz (a) anthracene	11.06	228	168868	10.91546 ppb	99
18) Chrysene	11.11	228	164942	10.00554 ppb	99
19) Indeno (1,2,3-cd) pyrene	14.99	276	205033	14.03561 ppb	98
21) Benzo (b) fluoranthene	12.87	252	183637	12.91005 ppb	100
22) Benzo (k) fluoranthene	12.92	252	169899	9.23604 ppb #	96
23) Benzo (a) pyrene	13.41	252	163615	11.92878 ppb	96
24) Dibenz (a,h) anthracene	15.03	278	173707	13.51028 ppb	97
25) Benzo (g,h,i) perylene	15.37	276	176209	12.01914 ppb #	84

(#) = qualifier out of range (m) = manual integration

Quantitation Report

Data File : M:\LINUS\DATA\L210324\0324L008.D Vial: 8
Acq On : 24 Mar 21 13:29 Operator: MA
Sample : 10 SIM 03/24/21 Inst : Linus
Misc : Multiplr: 1.00

Quant Time: Mar 24 13:57 2021 Quant Results File: L0324.RES

Method : M:\LINUS\DATA\L210324\L0324.M (RTE Integrator)
Title : EPA 8270
Last Update : Wed Mar 24 14:55:37 2021
Response via : Initial Calibration



Quantitation Report (Not Reviewed)

Data File : M:\LINUS\DATA\L210324\0324L009.D Vial: 9
Acq On : 24 Mar 21 13:51 Operator: MA
Sample : 50 SIM 03/24/21 Inst : Linus
Misc : Multiplr: 1.00

Quant Time: Mar 24 14:26 2021 Quant Results File: L0324.RES

Quant Method : M:\LINUS\DATA\L210324\L0324.M (RTE Integrator)
Title : EPA 8270
Last Update : Mon Jan 18 16:20:25 2021
Response via : Initial Calibration
DataAcq Meth : SIM_2

Internal Standards	R.T.	QIon	Response	Conc Units	Dev(Min)
1) Napthalene-D8(IS)	4.23	136	26806	2.50000 ppb	-0.02
6) Acenaphthene-D10(IS)	6.23	164	14673	2.50000 ppb	-0.02
10) Phenanthrene-D10(IS)	7.95	188	29592	2.50000 ppb	-0.02
15) Chrysene-D12(IS)	11.08	240	34877	2.50000 ppb	-0.03
20) Perylene-D12(IS)	13.51	264	37899	2.50000 ppb	-0.05
System Monitoring Compounds					
3) 2-Methylnaphthalene-D10 (2	5.00	152	292991	25.46492 ppb	-0.02
Spiked Amount 5.000			Recovery	= 509.300%	
13) Fluoranthene-D10 (FRT)	9.33	212	378543	23.66641 ppb	-0.03
Spiked Amount 5.000			Recovery	= 473.320%	
Target Compounds					Qvalue
2) Naphthalene	4.25	128	484002	44.37656 ppb	100
4) 2-Methylnaphthalene	5.03	142	320283	46.90655 ppb	99
5) 1-Methylnaphthalene	5.16	142	319309	46.94214 ppb	100
7) Acenaphthylene	6.07	152	977231	40.94897 ppb	97
8) Acenaphthene	6.27	154	285585	40.96233 ppb	96
9) Fluorene	6.87	166	357147	43.93058 ppb	99
11) Phenanthrene	7.98	178	553020	40.32224 ppb	99
12) Anthracene	8.04	178	520638	42.34199 ppb	99
14) Fluoranthene	9.37	202	812997	44.71496 ppb	95
16) Pyrene	9.63	202	834067	43.91361 ppb #	92
17) Benz (a) anthracene	11.07	228	802786	50.02407 ppb	99
18) Chrysene	11.13	228	758486	44.35489 ppb #	94
19) Indeno (1,2,3-cd) pyrene	15.02	276	993032	65.53226 ppb	90
21) Benzo (b) fluoranthene	12.89	252	916842	61.76360 ppb	99
22) Benzo (k) fluoranthene	12.95	252	773408	40.28781 ppb #	93
23) Benzo (a) pyrene	13.43	252	796620	55.65375 ppb #	94
24) Dibenz (a,h) anthracene	15.06	278	828634	61.75612 ppb #	91
25) Benzo (g,h,i) perylene	15.40	276	841629	55.00931 ppb #	85

(#) = qualifier out of range (m) = manual integration

Quantitation Report

Data File : M:\LINUS\DATA\L210324\0324L009.D
Acq On : 24 Mar 21 13:51
Sample : 50 SIM 03/24/21
Misc :

Vial: 9
Operator: MA
Inst : Linus
Multiplr: 1.00

Quant Time: Mar 24 14:26 2021

Quant Results File: L0324.RES

Method : M:\LINUS\DATA\L210324\L0324.M (RTE Integrator)
Title : EPA 8270
Last Update : Wed Mar 24 14:55:37 2021
Response via : Initial Calibration



Quantitation Report (Not Reviewed)

Data File : M:\LINUS\DATA\L210324\0324L010.D
Acq On : 24 Mar 21 14:13
Sample : 100 SIM 03/24/21
Misc :

Vial: 10
Operator: MA
Inst : Linus
Multiplr: 1.00

Quant Time: Mar 24 14:53 2021 Quant Results File: L0324.RES

Quant Method : M:\LINUS\DATA\L210324\L0324.M (RTE Integrator)
Title : EPA 8270
Last Update : Mon Jan 18 16:20:25 2021
Response via : Initial Calibration
DataAcq Meth : SIM_2

Internal Standards	R.T.	QIon	Response	Conc Units		Dev(Min)
1) Napthalene-D8(IS)	4.23	136	26703	2.50000 ppb		0.00
6) Acenaphthene-D10(IS)	6.23	164	14573	2.50000 ppb		0.00
10) Phenanthrene-D10(IS)	7.95	188	30310	2.50000 ppb		0.00
15) Chrysene-D12(IS)	11.10	240	34758	2.50000 ppb		0.01
20) Perylene-D12(IS)	13.52	264	38790	2.50000 ppb		0.01
System Monitoring Compounds						
3) 2-Methylnaphthalene-D10 (2	5.00	152	560155	46.09820 ppb		0.00
Spiked Amount 5.000			Recovery	= 921.960%		
13) Fluoranthene-D10 (FRT)	9.35	212	732578	26.44944 ppb		0.01
Spiked Amount 5.000			Recovery	= 528.980%		
Target Compounds						Qvalue
2) Naphthalene	4.25	128	918816	89.34072 ppb		99
4) 2-Methylnaphthalene	5.05	142	615808	89.66270 ppb		95
5) 1-Methylnaphthalene	5.16	142	605035	88.26520 ppb		99
7) Acenaphthylene	6.07	152	1753721	86.30900 ppb		99
8) Acenaphthene	6.28	154	561793	90.68227 ppb		87
9) Fluorene	6.88	166	753448	100.78645 ppb		93
11) Phenanthrene	7.99	178	1035369	84.47454 ppb		98
12) Anthracene	8.05	178	952635	83.31655 ppb		98
14) Fluoranthene	9.38	202	1569090	88.82547 ppb	#	93
16) Pyrene	9.63	202	1629599	93.46516 ppb		96
17) Benz (a) anthracene	11.08	228	1573482	95.88310 ppb		98
18) Chrysene	11.14	228	1408863	86.06769 ppb		98
19) Indeno (1,2,3-cd) pyrene	15.05	276	1993819	101.83975 ppb	#	99
21) Benzo (b) fluoranthene	12.91	252	1723439	99.90457 ppb		98
22) Benzo (k) fluoranthene	12.98	252	1592982	90.41039 ppb	#	94
23) Benzo (a) pyrene	13.45	252	1599355	101.81998 ppb	#	94
24) Dibenz (a,h) anthracene	15.08	278	1700246	102.36964 ppb		96
25) Benzo (g,h,i) perylene	15.43	276	1702507	99.85930 ppb	#	86

(#) = qualifier out of range (m) = manual integration

Quantitation Report

Data File : M:\LINUS\DATA\L210324\0324L010.D
Acq On : 24 Mar 21 14:13
Sample : 100 SIM 03/24/21
Misc :

Vial: 10
Operator: MA
Inst : Linus
Multiplr: 1.00

Quant Time: Mar 24 14:53 2021

Quant Results File: L0324.RES

Method : M:\LINUS\DATA\L210324\L0324.M (RTE Integrator)
Title : EPA 8270
Last Update : Wed Mar 24 14:55:37 2021
Response via : Initial Calibration



Form 7

Second Source Calibration

Lab Name: APPL, Inc.
Case No:
Matrix:

SDG No:
Date Analyzed: 03/24/21
Instrument: Linus
Initial Cal. Date: 03/24/21
Data File: 0324L011.D

		Compound	MEAN	CCRF	%D		%Drift
1	TM	Naphthalene	0.9573	0.9465	1.1	TM	
2	TM	2-Methylnaphthalene	0.6470	0.6367	1.6	TM	
3	TM	1-Methylnaphthalene	0.6449	0.6204	3.8	TM	
4	TM	Acenaphthylene	3.458	3.366	2.7	TM	
5	*TM	Acenaphthene	1.067	1.014	5.0	*TM	
6	TM	Fluorene	1.301	1.247	4.2	TM	
7	TM	Phenanthrene	0.9987	0.9475	5.1	TM	
8	TM	Anthracene	0.9250	0.9644	4.3	TM	
9	*TM	Fluoranthene	1.464	1.399	4.5	*TM	
10	TM	Pyrene	1.251	1.194	4.6	TM	
11	TM	Benz (a) anthracene	1.185	1.120	5.5	TM	
12	TM	Chrysene	1.166	1.095	6.1	TM	
13	TM	Indeno (1,2,3-cd) pyrene	1.420	1.373	3.3	TM	
14	TM	Benzo (b) fluoranthene	1.108	1.093	1.4	TM	
15	TM	Benzo (k) fluoranthene	1.129	1.113	1.5	TM	
16	*TM	Benzo (a) pyrene	1.012	1.061	4.8	*TM	
17	TM	Dibenz (a,h) anthracene	1.080	1.077	0.32	TM	
18	TM	Benzo (g,h,i) perylene	1.101	1.082	1.7	TM	
19							
20							
21							
22							
23							
24							
25							
26							
27							
28							
29							
30							
31							
32							
33							
34							
35							
36							
37							
38							
		Average			3.4		

Quantitation Report (Not Reviewed)

Data File : M:\LINUS\DATA\L210324\0324L011.D
Acq On : 24 Mar 21 14:59
Sample : SS SIM 03/24/21
Misc :

Vial: 11
Operator: MA
Inst : Linus
Multiplr: 1.00

Quant Time: Mar 24 15:18 2021

Quant Results File: L0324.RES

Quant Method : M:\LINUS\DATA\L210324\L0324.M (RTE Integrator)
Title : EPA 8270
Last Update : Wed Mar 24 14:55:37 2021
Response via : Initial Calibration
DataAcq Meth : SIM_2

Internal Standards	R.T.	QIon	Response	Conc Units	Dev(Min)
1) Napthalene-D8(IS)	4.23	136	25317	2.500 ppb	0.00
6) Acenaphthene-D10(IS)	6.23	164	14823	2.500 ppb	0.00
10) Phenanthrene-D10(IS)	7.95	188	29371	2.500 ppb	0.00
15) Chrysene-D12(IS)	11.07	240	35343	2.500 ppb	0.00
20) Perylene-D12(IS)	13.51	264	37658	2.500 ppb	0.00
System Monitoring Compounds					
3) 2-Methylnaphthalene-D10 (2	5.01	152	46	0.004 ppb	0.01
Spiked Amount 5.000			Recovery	= 0.080%	
13) Fluoranthene-D10 (FRT)	9.33	212	976	0.064 ppb	0.00
Spiked Amount 5.000			Recovery	= 1.280%	
Target Compounds					Qvalue
2) Naphthalene	4.25	128	47925	4.944 ppb	100
4) 2-Methylnaphthalene	5.03	142	32240	4.921 ppb	99
5) 1-Methylnaphthalene	5.16	142	31411	4.810 ppb	95
7) Acenaphthylene	6.06	152	99775	4.866 ppb	99
8) Acenaphthene	6.27	154	30061	4.750 ppb	99
9) Fluorene	6.87	166	36955	4.791 ppb	100
11) Phenanthrene	7.98	178	55658	4.744 ppb	99
12) Anthracene	8.04	178	56653	5.213 ppb	100
14) Fluoranthene	9.36	202	82152	4.777 ppb	96
16) Pyrene	9.62	202	84408	4.772 ppb	99
17) Benz (a) anthracene	11.06	228	79151	4.723 ppb	99
18) Chrysene	11.11	228	77377	4.696 ppb	99
19) Indeno (1,2,3-cd) pyrene	15.00	276	97070	4.836 ppb	90
21) Benzo (b) fluoranthene	12.88	252	82292	4.930 ppb	98
22) Benzo (k) fluoranthene	12.92	252	83807	4.926 ppb	98
23) Benzo (a) pyrene	13.42	252	79937	5.242 ppb	97
24) Dibenz (a,h) anthracene	15.03	278	81083	4.984 ppb #	95
25) Benzo (g,h,i) perylene	15.37	276	81503	4.914 ppb	95

(#) = qualifier out of range (m) = manual integration

Quantitation Report

Data File : M:\LINUS\DATA\L210324\0324L011.D
Acq On : 24 Mar 21 14:59
Sample : SS SIM 03/24/21
Misc :

Vial: 11
Operator: MA
Inst : Linus
Multiplr: 1.00

Quant Time: Mar 24 15:18 2021

Quant Results File: L0324.RES

Method : M:\LINUS\DATA\L210324\L0324.M (RTE Integrator)
Title : EPA 8270
Last Update : Wed Mar 24 14:55:37 2021
Response via : Initial Calibration



0324L011.D L0324.M Wed Mar 24 15:36:06 2021 Page 2

PAH by GCMS SIM
EPA 8270 SIM

Form 7

Continuing Calibration

Lab Name: APPL, Inc.
Case No:
Matrix:

SDG No:
Date Analyzed: 2 Jun 21 12:15
Instrument: Linus
Initial Cal. Date: 03/24/21
Data File: 0513L199.D

		Compound	MEAN	CCRF	%D		%Drift
1	I	Napthalene-D8(IS)	ISTD			I	
2	TM	Naphthalene	0.9573	0.9179	4.1	TM	
3	S	2-Methylnaphthalene-D10 (2MN)	1.146	1.219	6.3	S	
4	TM	2-Methylnaphthalene	0.6470	0.6706	3.7	TM	
5	TM	1-Methylnaphthalene	0.6449	0.6699	3.9	TM	
6	I	Acenaphthene-D10(IS)	ISTD			I	
7	TM	Acenaphthylene	3.458	3.034	12	TM	
8	*TM	Acenaphthene	1.067	1.145	7.3	*TM	
9	TM	Fluorene	1.301	1.393	7.1	TM	
10	I	Phenanthrene-D10(IS)	ISTD			I	
11	TM	Phenanthrene	0.9987	1.099	10	TM	
12	TM	Anthracene	0.9250	0.9835	6.3	TM	
13	S	Fluoranthene-D10 (FRT)	1.288	1.451	13	S	
14	*TM	Fluoranthene	1.464	1.728	18	*TM	
15	I	Chrysene-D12(IS)	ISTD			I	
16	TM	Pyrene	1.251	1.500	20	TM	
17	TM	Benz (a) anthracene	1.185	1.236	4.3	TM	
18	TM	Chrysene	1.166	1.199	2.9	TM	
19	TM	Indeno (1,2,3-cd) pyrene	1.420	1.518	6.9	TM	
20	I	Perylene-D12(IS)	ISTD			I	
21	TM	Benzo (b) fluoranthene	1.108	1.220	10	TM	
22	TM	Benzo (k) fluoranthene	1.129	1.207	6.9	TM	
23	*TM	Benzo (a) pyrene	1.012	1.162	15	*TM	
24	TM	Dibenz (a,h) anthracene	1.080	1.161	7.5	TM	
25	TM	Benzo (g,h,i) perylene	1.101	1.193	8.4	TM	
26							
27							
28							
29							
30							
31							
32							
33							
34							
35							
36							
37							
38							
39							
40							
		Average			8.7		

Quantitation Report (QT Reviewed)

Data File : M:\LINUS\DATA\L210513\0513L199.D
Acq On : 2 Jun 21 12:15
Sample : 5 SIM 3/24/21 (1)
Misc :

Vial: 99
Operator: LS
Inst : Linus
Multiplr: 1.00

Quant Time: Jun 2 12:41 2021

Quant Results File: L0324.RES

Quant Method : M:\LINUS\DATA\L210513\L0324.M (RTE Integrator)
Title : EPA 8270
Last Update : Mon May 03 10:54:34 2021
Response via : Initial Calibration
DataAcq Meth : SIM_2

Internal Standards	R.T.	QIon	Response	Conc Units	Dev(Min)
1) Napthalene-D8(IS)	4.13	136	21424	2.500 ppb	0.00
6) Acenaphthene-D10(IS)	6.12	164	19118	2.500 ppb	-0.01
10) Phenanthrene-D10(IS)	7.85	188	38514	2.500 ppb	0.00
15) Chrysene-D12(IS)	10.94	240	42453	2.500 ppb	0.00
20) Perylene-D12(IS)	13.36	264	47091	2.500 ppb	0.01
System Monitoring Compounds					
3) 2-Methylnaphthalene-D10 (2	4.90	152	26110	2.658 ppb	0.02
Spiked Amount 5.000			Recovery	= 53.160%	
13) Fluoranthene-D10 (FRT)	9.23	212	55897	2.817 ppb	0.02
Spiked Amount 5.000			Recovery	= 56.340%	
Target Compounds					Qvalue
2) Naphthalene	4.14	128	39331	4.794 ppb	100
4) 2-Methylnaphthalene	4.94	142	28736	5.183 ppb	98
5) 1-Methylnaphthalene	5.05	142	28705	5.194 ppb	96
7) Acenaphthylene	5.96	152	115997	4.386 ppb	98
8) Acenaphthene	6.16	154	43791	5.365 ppb	89
9) Fluorene	6.76	166	53267	5.354 ppb	97
11) Phenanthrene	7.87	178	84689	5.504 ppb	98
12) Anthracene	7.93	178	75756	5.316 ppb	99
14) Fluoranthene	9.25	202	133080	5.902 ppb #	88
16) Pyrene	9.51	202	127347m	5.994 ppb	92
17) Benz (a) anthracene	10.93	228	104958	5.215 ppb	96
18) Chrysene	10.99	228	101813	5.144 ppb	98
19) Indeno (1,2,3-cd) pyrene	14.85	276	128907	5.346 ppb #	100
21) Benzo (b) fluoranthene	12.69	252	114948	5.507 ppb	98
22) Benzo (k) fluoranthene	12.75	252	113718	5.346 ppb	99
23) Benzo (a) pyrene	13.26	252	109466	5.741 ppb	98
24) Dibenz (a,h) anthracene	14.88	278	109318	5.373 ppb #	96
25) Benzo (g,h,i) perylene	15.20	276	112390	5.419 ppb	98

(#) = qualifier out of range (m) = manual integration

Quantitation Report

Data File : M:\LINUS\DATA\L210513\0513L199.D
Acq On : 2 Jun 21 12:15
Sample : 5 SIM 3/24/21 (1)
Misc :

Vial: 99
Operator: LS
Inst : Linus
Multiplr: 1.00

Quant Time: Jun 2 12:41 2021

Quant Results File: L0324.RES

Method : M:\LINUS\DATA\L210513\L0324.M (RTE Integrator)
Title : EPA 8270
Last Update : Mon May 03 10:54:34 2021
Response via : Initial Calibration



Quantitation Report

Data File : M:\LINUS\DATA\L210513\0513L199.D
Acq On : 2 Jun 21 12:15
Sample : 5 SIM 3/24/21 (1)
Misc :
Quant Time: Jun 2 12:38 2021

Vial: 99
Operator: LS
Inst : Linus
Multiplr: 1.00
Quant Results File: temp.res

Method : M:\LINUS\DATA\L210513\L0324.M (RTE Integrator)
Title : EPA 8270
Last Update : Mon May 03 10:54:34 2021
Response via : Multiple Level Calibration

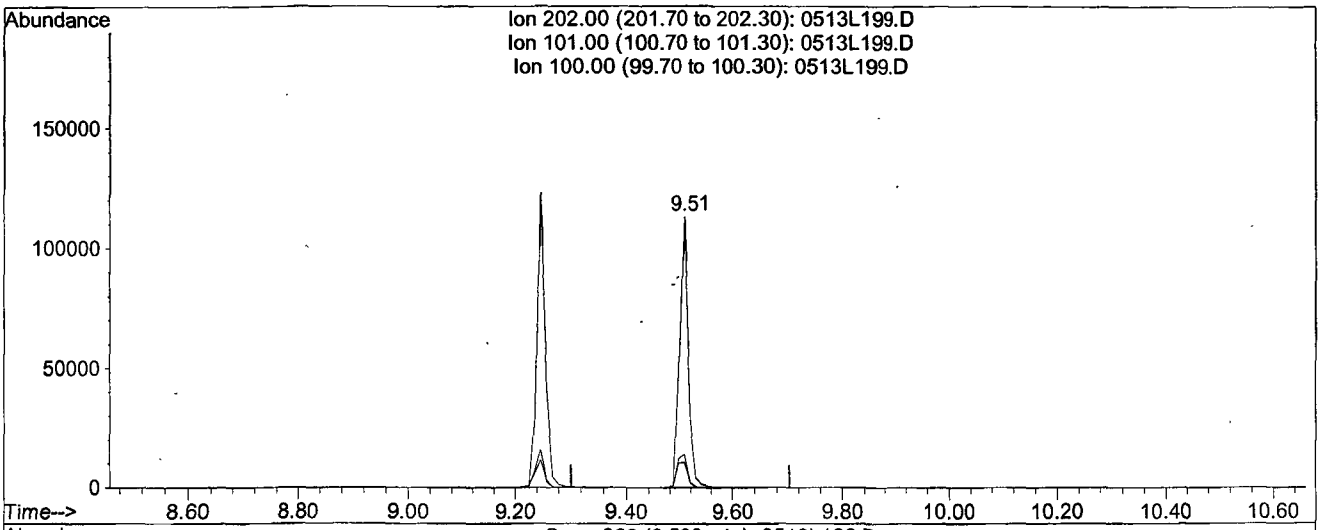

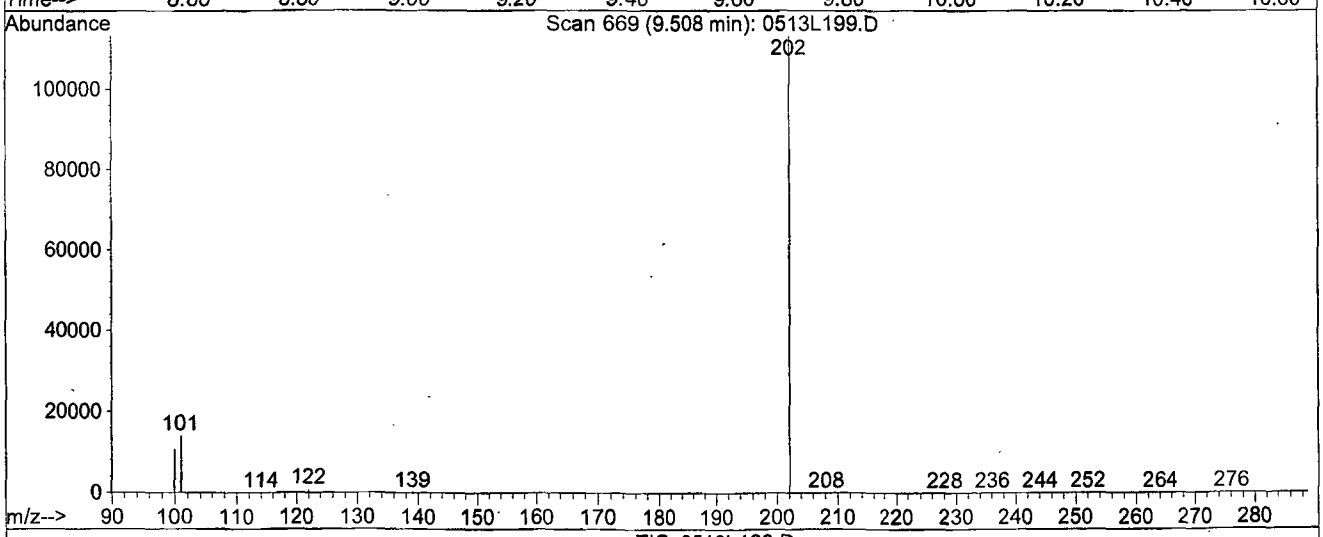

TIC: 0513L199.D

(16) Pyrene (TM)

9.51min 6.1583ppb

response 130835

Ion	Exp%	Act%
202.00	100	100
101.00	9.20	12.34#
100.00	6.90	9.48#
0.00	0.00	0.00

Quantitation Report

Data File : M:\LINUS\DATA\L210513\0513L199.D
Acq On : 2 Jun 21 12:15
Sample : 5 SIM 3/24/21 (1)
Misc :
Quant Time: Jun 2 12:41 2021

Vial: 99
Operator: LS
Inst : Linus
Multiplr: 1.00
Quant Results File: temp.res

Method : M:\LINUS\DATA\L210513\L0324.M (RTE Integrator)
Title : EPA 8270
Last Update : Mon May 03 10:54:34 2021
Response via : Multiple Level Calibration

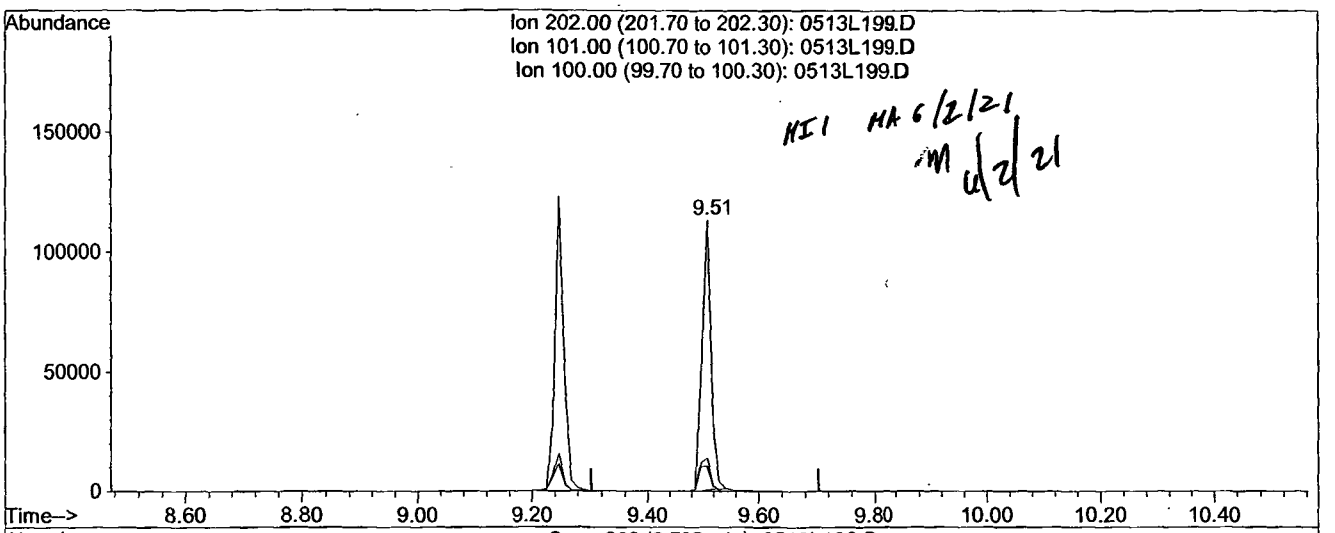

MI HA 6/2/21
JM 6/2/21

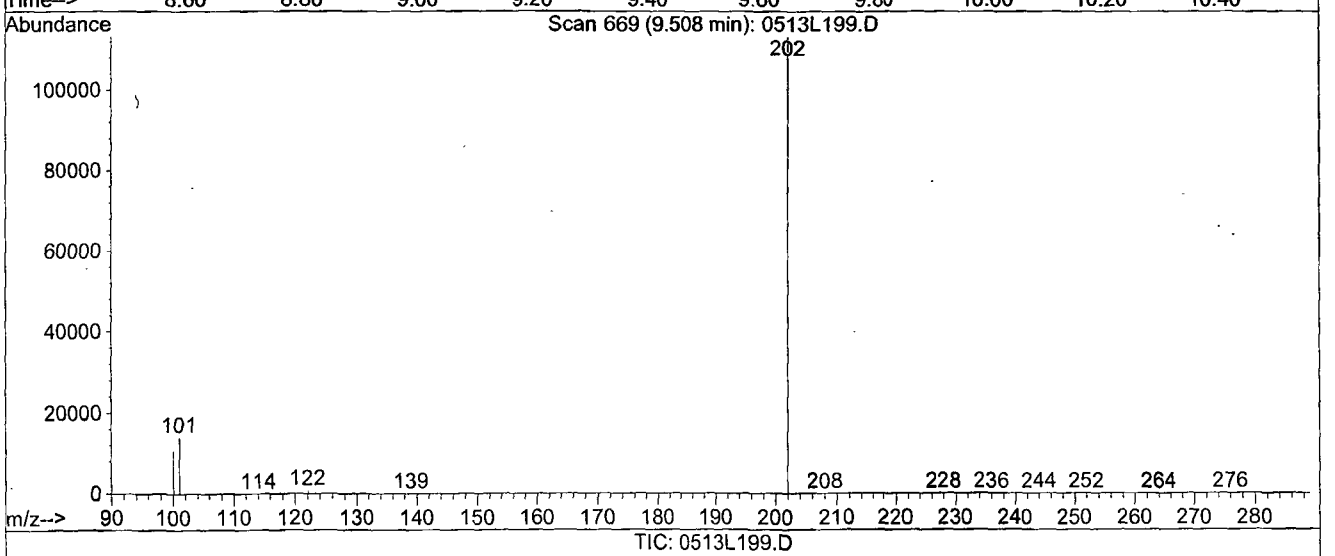

TIC: 0513L199.D

(16) Pyrene (TM)

9.51min 5.9941ppb m

response 127347

Ion	Exp%	Act%
202.00	100	100
101.00	9.20	12.38#
100.00	6.90	9.52#
0.00	0.00	0.00

PAH by GCMS SIM
EPA 8270 SIM

Form 7

Ending Continuing Calibration

Lab Name: APPL, Inc.
Case No:
Matrix:

SDG No:
Date Analyzed: 3 Jun 21 9:24
Instrument: Linus
Initial Cal. Date: 03/24/21
Data File: 0513L231.D

		Compound	MEAN	CCRF	%D		%Drift
1	I	Napthalene-D8(IS)	ISTD			I	
2	TM	Naphthalene	0.9573	0.9205	3.8	TM	
3	S	2-Methylnaphthalene-D10 (2MN)	1.146	1.221	6.5	S	
4	TM	2-Methylnaphthalene	0.6470	0.6616	2.3	TM	
5	TM	1-Methylnaphthalene	0.6449	0.6496	0.73	TM	
6	I	Acenaphthene-D10(IS)	ISTD			I	
7	TM	Acenaphthylene	3.458	3.123	9.7	TM	
8	*TM	Acenaphthene	1.067	0.9771	8.5	*TM	
9	TM	Fluorene	1.301	1.293	0.58	TM	
10	I	Phenanthrene-D10(IS)	ISTD			I	
11	TM	Phenanthrene	0.9987	1.025	2.7	TM	
12	TM	Anthracene	0.9250	0.9929	7.3	TM	
13	S	Fluoranthene-D10 (FRT)	1.288	1.445	12	S	
14	*TM	Fluoranthene	1.464	1.581	8.0	*TM	
15	I	Chrysene-D12(IS)	ISTD			I	
16	TM	Pyrene	1.251	1.057	16	TM	
17	TM	Benz (a) anthracene	1.185	1.141	3.8	TM	
18	TM	Chrysene	1.166	1.265	8.5	TM	
19	TM	Indeno (1,2,3-cd) pyrene	1.420	1.068	25	TM	
20	I	Perylene-D12(IS)	ISTD			I	
21	TM	Benzo (b) fluoranthene	1.108	1.135	2.4	TM	
22	TM	Benzo (k) fluoranthene	1.129	1.190	5.4	TM	
23	*TM	Benzo (a) pyrene	1.012	1.048	3.5	*TM	
24	TM	Dibenz (a,h) anthracene	1.080	1.102	2.0	TM	
25	TM	Benzo (g,h,i) perylene	1.101	1.089	1.1	TM	
26							
27							
28							
29							
30							
31							
32							
33							
34							
35							
36							
37							
38							
39							
40							
		Average			6.5		

Quantitation Report (Not Reviewed)

Data File : M:\LINUS\DATA\L210513\0513L231.D Vial: 31
Acq On : 3 Jun 21 9:24 Operator: LS
Sample : 5 SIM 3/24/21 (3) Inst : Linus
Misc : Multiplr: 1.00

Quant Time: Jun 3 9:46 2021 Quant Results File: L0324.RES

Quant Method : M:\LINUS\DATA\L210513\L0324.M (RTE Integrator)
Title : EPA 8270
Last Update : Mon May 03 10:54:34 2021
Response via : Initial Calibration
DataAcq Meth : SIM_2

Internal Standards	R.T.	QIon	Response	Conc Units	Dev(Min)
1) Napthalene-D8(IS)	4.12	136	22313	2.50000 ppb	-0.01
6) Acenaphthene-D10(IS)	6.12	164	14687	2.50000 ppb	-0.01
10) Phenanthrene-D10(IS)	7.85	188	38411	2.50000 ppb	0.00
15) Chrysene-D12(IS)	10.95	240	45809	2.50000 ppb	0.01
20) Perylene-D12(IS)	13.36	264	38080	2.50000 ppb	0.01
System Monitoring Compounds					
3) 2-Methylnaphthalene-D10 (2	4.90	152	27247	2.66312 ppb	0.02
Spiked Amount 5.000			Recovery	= 53.260%	
13) Fluoranthene-D10 (FRT)	9.23	212	55503	2.80425 ppb	0.02
Spiked Amount 5.000			Recovery	= 56.080%	
Target Compounds					Qvalue
2) Naphthalene	4.14	128	41080	4.80818 ppb	100
4) 2-Methylnaphthalene	4.94	142	29525	5.11287 ppb	97
5) 1-Methylnaphthalene	5.05	142	28989	5.03640 ppb	96
7) Acenaphthylene	5.96	152	91741	4.51585 ppb	98
8) Acenaphthene	6.16	154	28700	4.57724 ppb	97
9) Fluorene	6.76	166	37995	4.97112 ppb	98
11) Phenanthrene	7.87	178	78761	5.13289 ppb	98
12) Anthracene	7.93	178	76280	5.36739 ppb	99
14) Fluoranthene	9.25	202	121488	5.40197 ppb #	93
16) Pyrene	9.51	202	96820	4.22336 ppb	97
17) Benz (a) anthracene	10.93	228	104494	4.81116 ppb	97
18) Chrysene	10.99	228	115873	5.42554 ppb	97
19) Indeno (1,2,3-cd) pyrene	14.85	276	97874	3.76175 ppb #	86
21) Benzo (b) fluoranthene	12.69	252	86411	5.11946 ppb	97
22) Benzo (k) fluoranthene	12.75	252	90634	5.26870 ppb	98
23) Benzo (a) pyrene	13.26	252	79827	5.17704 ppb #	97
24) Dibenz (a,h) anthracene	14.88	278	83908	5.10044 ppb	99
25) Benzo (g,h,i) perylene	15.20	276	82953	4.94602 ppb #	94

(#) = qualifier out of range (m) = manual integration

Quantitation Report

Data File : M:\LINUS\DATA\L210513\0513L231.D
Acq On : 3 Jun 21 9:24
Sample : 5 SIM 3/24/21 (3)
Misc :

Vial: 31
Operator: LS
Inst : Linus
Multiplr: 1.00

Quant Time: Jun 3 9:46 2021

Quant Results File: L0324.RES

Method : M:\LINUS\DATA\L210513\L0324.M (RTE Integrator)
Title : EPA 8270
Last Update : Mon May 03 10:54:34 2021
Response via : Initial Calibration



ORGANICS

Raw Data

Quantitation Report (QT Reviewed)

Data File : M:\LINUS\DATA\L210513\0513L203.D Vial: 3
Acq On : 2 Jun 21 13:43 Operator: LS
Sample : BA33251W05 1/870 Inst : Linus
Misc : Multiplr: 1.15

Quant Time: Jun 2 14:16 2021 Quant Results File: L0324.RES

Quant Method : M:\LINUS\DATA\L210513\L0324.M (RTE Integrator)
Title : EPA 8270
Last Update : Mon May 03 10:54:34 2021
Response via : Initial Calibration
DataAcq Meth : SIM_2

Internal Standards	R.T.	QIon	Response	Conc Units	Dev(Min)
1) Napthalene-D8(IS)	4.13	136	23911	2.50000 ppb	0.00
6) Acenaphthene-D10(IS)	6.12	164	14307	2.50000 ppb	-0.01
10) Phenanthrene-D10(IS)	7.85	188	23571	2.50000 ppb	0.00
15) Chrysene-D12(IS)	10.95	240	27559	2.50000 ppb	0.01
20) Perylene-D12(IS)	13.37	264	36450	2.50000 ppb	0.02
System Monitoring Compounds					
3) 2-Methylnaphthalene-D10 (2	4.90	152	45010	4.71871 ppb	0.02
Spiked Amount 5.747			Recovery	= 82.111%	
13) Fluoranthene-D10 (FRT)	9.23	212	72256	6.83807 ppb	0.02
Spiked Amount 5.747			Recovery	= 118.981%	

Target Compounds Qvalue

(#) = qualifier out of range (m) = manual integration

Quantitation Report

Data File : M:\LINUS\DATA\L210513\0513L203.D
Acq On : 2 Jun 21 13:43
Sample : BA33251W05 1/870
Misc :

Vial: 3
Operator: LS
Inst : Linus
Multiplr: 1.15

Quant Time: Jun 2 14:16 2021

Quant Results File: L0324.RES

Method : M:\LINUS\DATA\L210513\L0324.M (RTE Integrator)
Title : EPA 8270
Last Update : Mon May 03 10:54:34 2021
Response via : Initial Calibration



Quantitation Report (QT Reviewed)

Data File : M:\LINUS\DATA\L210513\0513L204.D
Acq On : 2 Jun 21 14:06
Sample : BA33254W05 1/870
Misc :

Vial: 4
Operator: LS
Inst : Linus
Multiplr: 1.15

Quant Time: Jun 2 14:54 2021

Quant Results File: L0324.RES

Quant Method : M:\LINUS\DATA\L210513\L0324.M (RTE Integrator)
Title : EPA 8270
Last Update : Mon May 03 10:54:34 2021
Response via : Initial Calibration
DataAcq Meth : SIM_2

Internal Standards	R.T.	QIon	Response	Conc Units	Dev(Min)
1) Napthalene-D8(IS)	4.13	136	18565	2.50000 ppb	0.00
6) Acenaphthene-D10(IS)	6.12	164	14629	2.50000 ppb	-0.01
10) Phenanthrene-D10(IS)	7.85	188	28691	2.50000 ppb	0.00
15) Chrysene-D12(IS)	10.95	240	33500	2.50000 ppb	0.01
20) Perylene-D12(IS)	13.36	264	36743	2.50000 ppb	0.01
System Monitoring Compounds					
3) 2-Methylnaphthalene-D10 (2	4.90	152	36365	4.91022 ppb	0.02
Spiked Amount 5.747			Recovery	= 85.434%	
13) Fluoranthene-D10 (FRT)	9.23	212	65375	5.08281 ppb	0.02
Spiked Amount 5.747			Recovery	= 88.444%	
Target Compounds					Qvalue
2) Naphthalene	4.15	128	290343	46.94690 ppb	97
4) 2-Methylnaphthalene	4.94	142	45232	10.82097 ppb	98
5) 1-Methylnaphthalene	5.05	142	92700	22.24907 ppb	98

(#) = qualifier out of range (m) = manual integration
0513L204.D L0324.M Wed Jun 09 14:03:56 2021

Quantitation Report

Data File : M:\LINUS\DATA\L210513\0513L204.D Vial: 4
Acq On : 2 Jun 21 14:06 Operator: LS
Sample : BA33254W05 1/870 Inst : Linus
Misc : Multiplr: 1.15

Quant Time: Jun 2 14:54 2021 Quant Results File: L0324.RES

Method : M:\LINUS\DATA\L210513\L0324.M (RTE Integrator)
Title : EPA 8270
Last Update : Mon May 03 10:54:34 2021
Response via : Initial Calibration

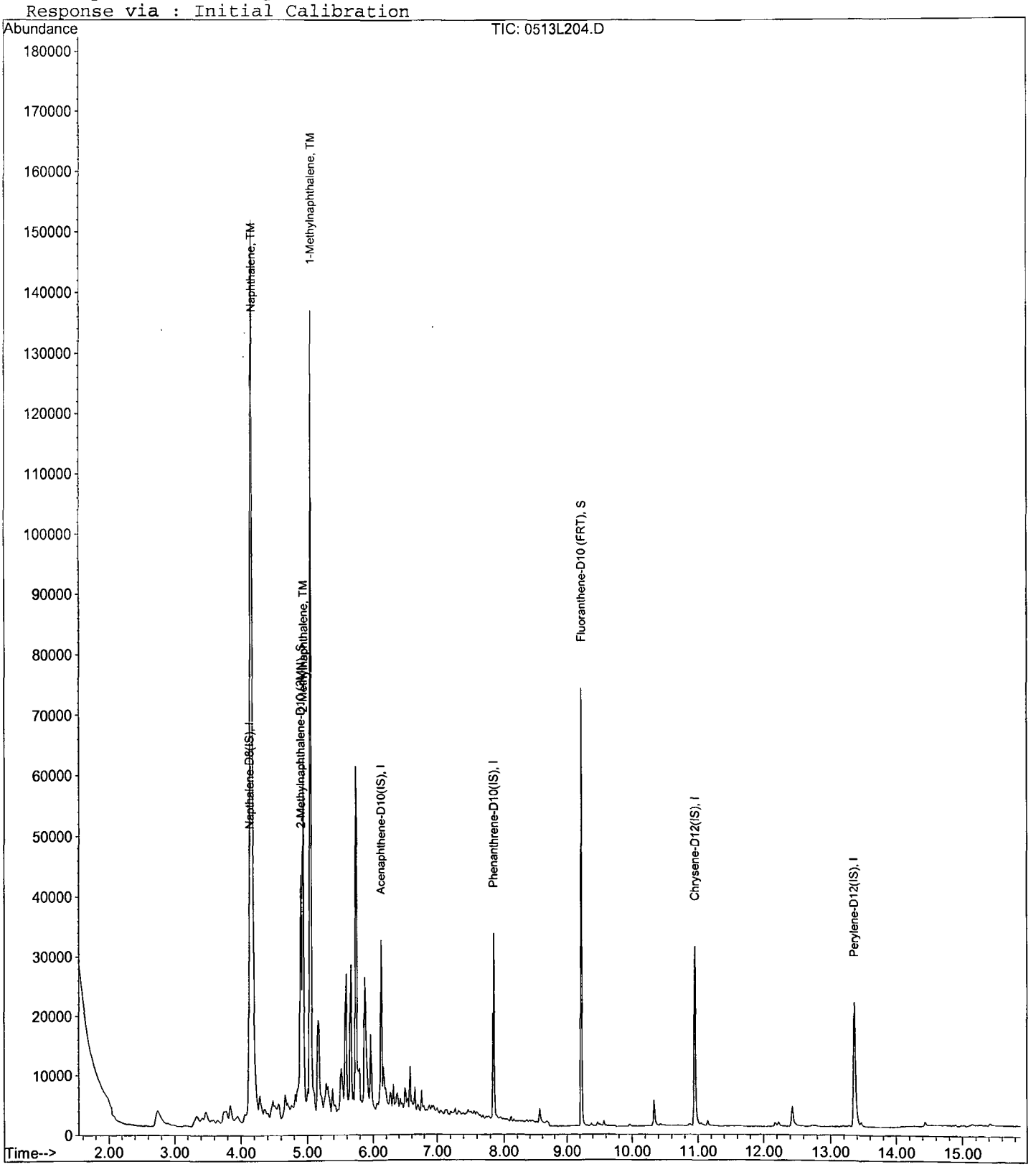

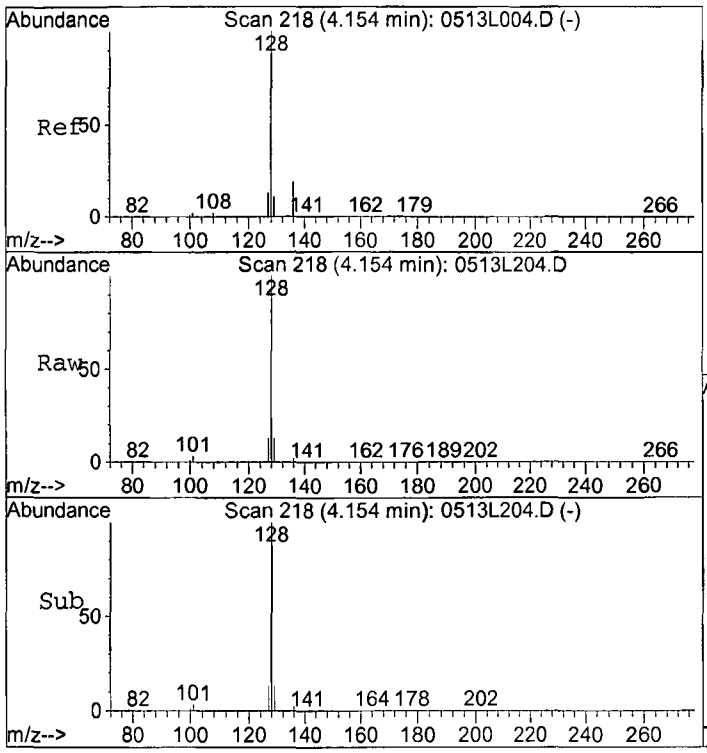

#2
Naphthalene
Concen: 46.94690 ppb
RT: 4.15 min Scan# 218
Delta R.T. 0.00 min
Lab File: 0513L204.D
Acq: 2 Jun 21 14:06

Tgt Ion:128 Resp: 290343

Ion	Ratio	Lower	Upper
128	100		
129	13.0	7.8	14.4
127	13.4	9.0	16.8

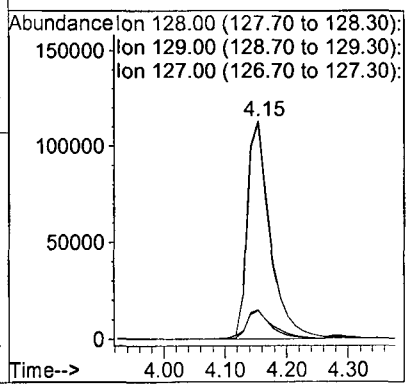

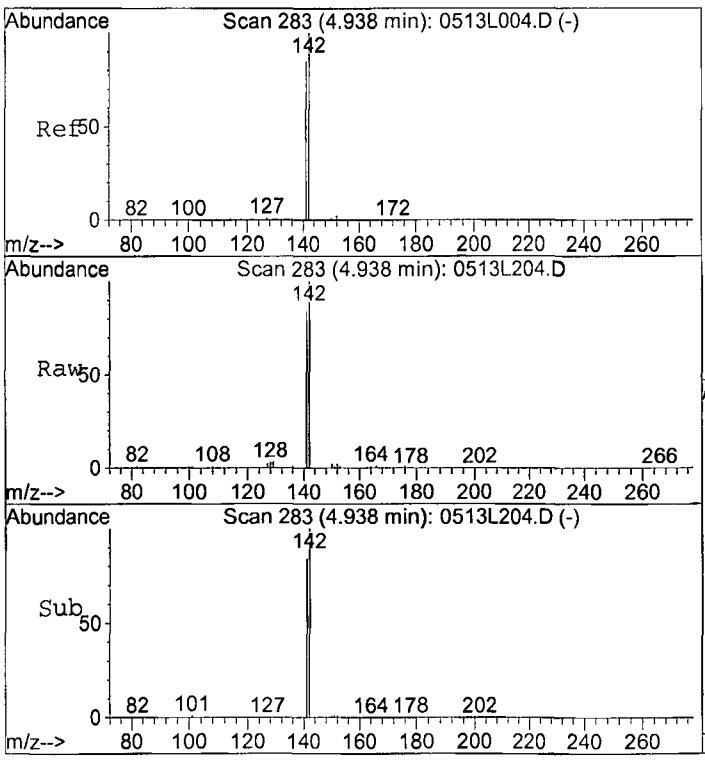

#4
2-Methylnaphthalene
Concen: 10.82097 ppb
RT: 4.94 min Scan# 283
Delta R.T. 0.02 min
Lab File: 0513L204.D
Acq: 2 Jun 21 14:06

Tgt Ion:142 Resp: 45232

Ion	Ratio	Lower	Upper
142	100		
141	84.1	60.3	111.9

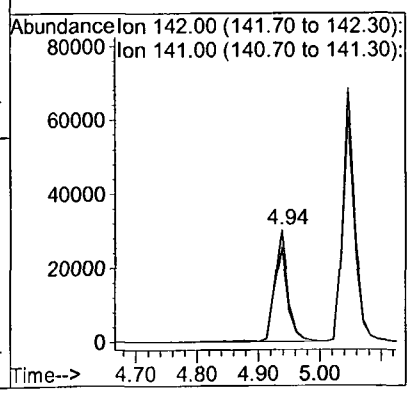

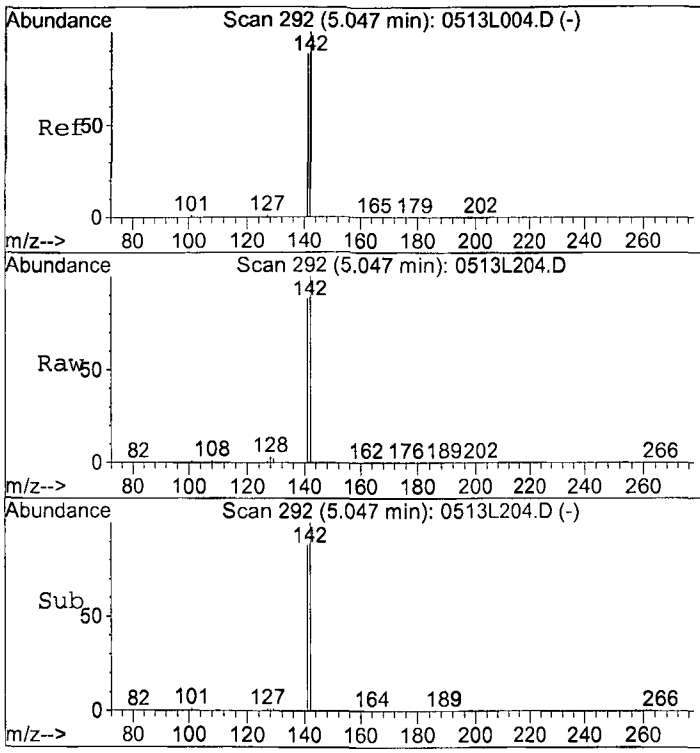

#5
1-Methylnaphthalene
Concen: 22.24907 ppb
RT: 5.05 min Scan# 292
Delta R.T. 0.02 min
Lab File: 0513L204.D
Acq: 2 Jun 21 14:06

Tgt Ion:142 Resp: 92700

Ion	Ratio	Lower	Upper
142	100		
141	88.1	63.1	117.3

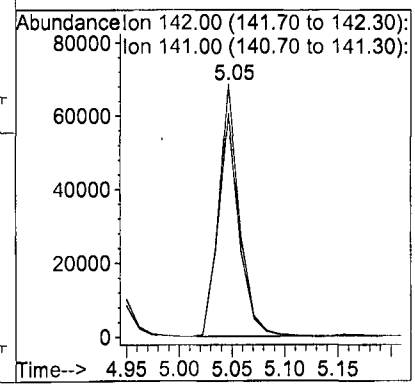

Quantitation Report (QT Reviewed)

Data File : M:\LINUS\DATA\L210513\0513L200.D Vial: 100
Acq On : 2 Jun 21 12:37 Operator: LS
Sample : 210528A BLK 1/1000 Inst : Linus
Misc : Multiplr: 1.00

Quant Time: Jun 2 14:16 2021 Quant Results File: L0324.RES

Quant Method : M:\LINUS\DATA\L210513\L0324.M (RTE Integrator)
Title : EPA 8270
Last Update : Mon May 03 10:54:34 2021
Response via : Initial Calibration
DataAcq Meth : SIM_2

Internal Standards	R.T.	QIon	Response	Conc Units	Dev(Min)
1) Napthalene-D8(IS)	4.13	136	23403	2.50000 ppb	0.00
6) Acenaphthene-D10(IS)	6.12	164	10323	2.50000 ppb	-0.01
10) Phenanthrene-D10(IS)	7.85	188	28623	2.50000 ppb	0.00
15) Chrysene-D12(IS)	10.95	240	34005	2.50000 ppb	0.01
20) Perylene-D12(IS)	13.36	264	34394	2.50000 ppb	0.01
System Monitoring Compounds					
3) 2-Methylnaphthalene-D10 (2	4.90	152	43244	4.02980 ppb	0.02
Spiked Amount 5.000			Recovery	= 80.600%	
13) Fluoranthene-D10 (FRT)	9.23	212	64930	4.40236 ppb	0.02
Spiked Amount 5.000			Recovery	= 88.040%	

Target Compounds Qvalue

(#) = qualifier out of range (m) = manual integration
0513L200.D L0324.M Wed Jun 09 14:04:57 2021

Quantitation Report

Data File : M:\LINUS\DATA\L210513\0513L200.D
Acq On : 2 Jun 21 12:37
Sample : 210528A BLK 1/1000
Misc :

Vial: 100
Operator: LS
Inst : Linus
Multiplr: 1.00

Quant Time: Jun 2 14:16 2021

Quant Results File: L0324.RES

Method : M:\LINUS\DATA\L210513\L0324.M (RTE Integrator)
Title : EPA 8270
Last Update : Mon May 03 10:54:34 2021
Response via : Initial Calibration



Quantitation Report (Not Reviewed)

Data File : M:\LINUS\DATA\L210513\0513L201.D Vial: 1
Acq On : 2 Jun 21 12:59 Operator: LS
Sample : 210528A LCS-1 1/1000 Inst : Linus
Misc : Multiplr: 1.00

Quant Time: Jun 2 14:14 2021 Quant Results File: L0324.RES

Quant Method : M:\LINUS\DATA\L210513\L0324.M (RTE Integrator)
Title : EPA 8270
Last Update : Mon May 03 10:54:34 2021
Response via : Initial Calibration
DataAcq Meth : SIM_2

Internal Standards	R.T.	QIon	Response	Conc Units	Dev(Min)
1) Napthalene-D8(IS)	4.13	136	26286	2.50000 ppb	0.00
6) Acenaphthene-D10(IS)	6.12	164	13561	2.50000 ppb	-0.01
10) Phenanthrene-D10(IS)	7.85	188	29064	2.50000 ppb	0.00
15) Chrysene-D12(IS)	10.94	240	35302	2.50000 ppb	0.00
20) Perylene-D12(IS)	13.36	264	33644	2.50000 ppb	0.01
System Monitoring Compounds					
3) 2-Methylnaphthalene-D10 (2	4.90	152	36505	3.02871 ppb	0.02
Spiked Amount 5.000			Recovery	= 60.580%	
13) Fluoranthene-D10 (FRT)	9.23	212	72047	4.81078 ppb	0.02
Spiked Amount 5.000			Recovery	= 96.220%	
Target Compounds					Qvalue
2) Naphthalene	4.14	128	54861	5.45064 ppb	100
4) 2-Methylnaphthalene	4.94	142	24378	3.58349 ppb	96
5) 1-Methylnaphthalene	5.05	142	30184	4.45140 ppb	96
7) Acenaphthylene	5.96	152	90739	4.83739 ppb	98
8) Acenaphthene	6.16	154	29701	5.13020 ppb	92
9) Fluorene	6.76	166	40271	5.70639 ppb	97
11) Phenanthrene	7.87	178	65114	5.60823 ppb	99
12) Anthracene	7.93	178	60843	5.65800 ppb	99
14) Fluoranthene	9.25	202	98324	5.77801 ppb	95
16) Pyrene	9.51	202	101005	5.71725 ppb	96
17) Benz (a) anthracene	10.93	228	89961	5.37482 ppb	97
18) Chrysene	10.98	228	93579	5.68578 ppb #	97
19) Indeno (1,2,3-cd) pyrene	14.83	276	106629	5.31801 ppb #	82
21) Benzo (b) fluoranthene	12.69	252	80743	5.41439 ppb	98
22) Benzo (k) fluoranthene	12.75	252	97829	6.43679 ppb	100
23) Benzo (a) pyrene	13.26	252	73911	5.42538 ppb	99
24) Dibenz (a,h) anthracene	14.88	278	91033	6.26315 ppb	97
25) Benzo (g,h,i) perylene	15.20	276	90496	6.10720 ppb	99

(#) = qualifier out of range (m) = manual integration

Quantitation Report

Data File : M:\LINUS\DATA\L210513\0513L201.D Vial: 1
Acq On : 2 Jun 21 12:59 Operator: LS
Sample : 210528A LCS-1 1/1000 Inst : Linus
Misc : Multiplr: 1.00

Quant Time: Jun 2 14:14 2021 Quant Results File: L0324.RES

Method : M:\LINUS\DATA\L210513\L0324.M (RTE Integrator)
Title : EPA 8270
Last Update : Mon May 03 10:54:34 2021
Response via : Initial Calibration



Quantitation Report (Not Reviewed)

Data File : M:\LINUS\DATA\L210513\0513L202.D Vial: 2
Acq On : 2 Jun 21 13:21 Operator: LS
Sample : 210528A LCSD-1 1/1000 Inst : Linus
Misc : Multiplr: 1.00

Quant Time: Jun 2 14:15 2021 Quant Results File: L0324.RES

Quant Method : M:\LINUS\DATA\L210513\L0324.M (RTE Integrator)
Title : EPA 8270
Last Update : Mon May 03 10:54:34 2021
Response via : Initial Calibration
DataAcq Meth : SIM_2

Internal Standards	R.T.	QIon	Response	Conc Units	Dev(Min)
1) Napthalene-D8(IS)	4.13	136	16970	2.50000 ppb	0.00
6) Acenaphthene-D10(IS)	6.12	164	10575	2.50000 ppb	-0.01
10) Phenanthrene-D10(IS)	7.85	188	28898	2.50000 ppb	0.00
15) Chrysene-D12(IS)	10.94	240	35725	2.50000 ppb	0.00
20) Perylene-D12(IS)	13.36	264	34838	2.50000 ppb	0.01
System Monitoring Compounds					
3) 2-Methylnaphthalene-D10 (2	4.90	152	33085	4.25186 ppb	0.02
Spiked Amount 5.000			Recovery	= 85.040%	
13) Fluoranthene-D10 (FRT)	9.23	212	69750	4.68416 ppb	0.02
Spiked Amount 5.000			Recovery	= 93.680%	
Target Compounds					Qvalue
2) Naphthalene	4.14	128	31976	4.92097 ppb	100
4) 2-Methylnaphthalene	4.94	142	22742	5.17821 ppb	96
5) 1-Methylnaphthalene	5.05	142	22774	5.20238 ppb	95
7) Acenaphthylene	5.96	152	71454	4.88489 ppb	98
8) Acenaphthene	6.16	154	22362	4.95319 ppb	96
9) Fluorene	6.76	166	30288	5.50365 ppb	98
11) Phenanthrene	7.87	178	65807	5.70047 ppb	99
12) Anthracene	7.93	178	60719	5.67891 ppb	99
14) Fluoranthene	9.25	202	96974	5.73142 ppb #	93
16) Pyrene	9.51	202	98411	5.50446 ppb	96
17) Benz (a) anthracene	10.93	228	91672	5.41219 ppb	97
18) Chrysene	10.98	228	96104	5.77006 ppb #	96
19) Indeno (1,2,3-cd) pyrene	14.83	276	104091	5.12996 ppb #	86
21) Benzo (b) fluoranthene	12.69	252	89179	5.77513 ppb	99
22) Benzo (k) fluoranthene	12.75	252	104668	6.65074 ppb	100
23) Benzo (a) pyrene	13.26	252	81758	5.79569 ppb	100
24) Dibenz (a,h) anthracene	14.88	278	88890	5.90610 ppb	98
25) Benzo (g,h,i) perylene	15.20	276	90272	5.88329 ppb	98

(#) = qualifier out of range (m) = manual integration

Quantitation Report

Data File : M:\LINUS\DATA\L210513\0513L202.D Vial: 2
Acq On : 2 Jun 21 13:21 Operator: LS
Sample : 210528A LCSD-1 1/1000 Inst : Linus
Misc : Multiplr: 1.00

Quant Time: Jun 2 14:15 2021 Quant Results File: L0324.RES

Method : M:\LINUS\DATA\L210513\L0324.M (RTE Integrator)
Title : EPA 8270
Last Update : Mon May 03 10:54:34 2021
Response via : Initial Calibration



DFTPP

Data File : M:\LINUS\DATA\L210324\0324L002.D
Acq On : 24 Mar 21 10:26
Sample : SV Tune 10/02/20
Misc :

Vial: 2
Operator: MA
Inst : Linus
Multiplr: 1.00

Method : M:\LINUS\DATA\L210324\L0324.M (RTE Integrator)
Title : EPA 8270

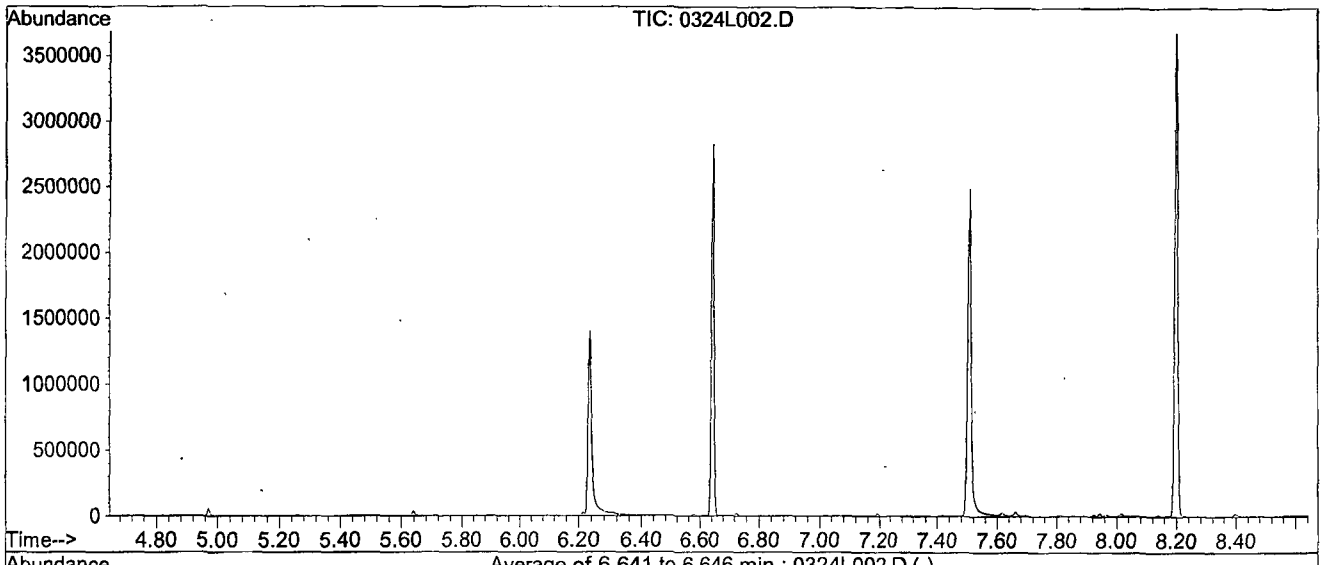

AutoFind: Scans 1629, 1630, 1631; Background Corrected with Scan 1621

Target Mass	Rel. to Mass	Lower Limit%	Upper Limit%	Rel. Abn%	Raw Abn	Result Pass/Fail
51	198	10	80	26.4	68985	PASS
68	69	0.00	2	0.0	0	PASS
70	69	0.00	2	0.7	611	PASS
127	198	10	80	50.7	132699	PASS
197	198	0.00	2	0.0	0	PASS
198	198	100	100	100.0	261760	PASS
199	198	5	9	6.8	17899	PASS
275	198	10	60	30.5	79933	PASS
365	198	1	100	3.9	10297	PASS
441	442	0.01	24	15.2	56736	PASS
442	198	50	500	142.7	373483	PASS
443	442	15	24	19.6	73083	PASS

0324L002.D L0324.M Wed Mar 24 12:02:59 2021

Data File Name:	**0324L002.D**
Data File Path:	**M:\LINUS\DATA\L210324**
Operator:	**MA**
Date Acquired:	**24 Mar 2021 10:26**
Method File:	**DFTPP2.M**
Sample Name:	**SV Tune 10/02/20**
Vial Number:	**2**
Instrument Name:	**Linus**

#	Name	Ret Time	Target Response
1)	DDT	8.24	25018800
2)	DDD	7.96	106089
3)	DDE	7.68	176936

Breakdown **1.12**

DFTPP

Data File : M:\LINUS\DATA\L210513\0513L198.D
Acq On : 2 Jun 21 11:59
Sample : SV TUNE 10/2/20
Misc :

Vial: 98
Operator: LS
Inst : Linus
Multiplr: 1.00

Method : M:\LINUS\DATA\L210513\L0324.M (RTE Integrator)
Title : EPA 8270

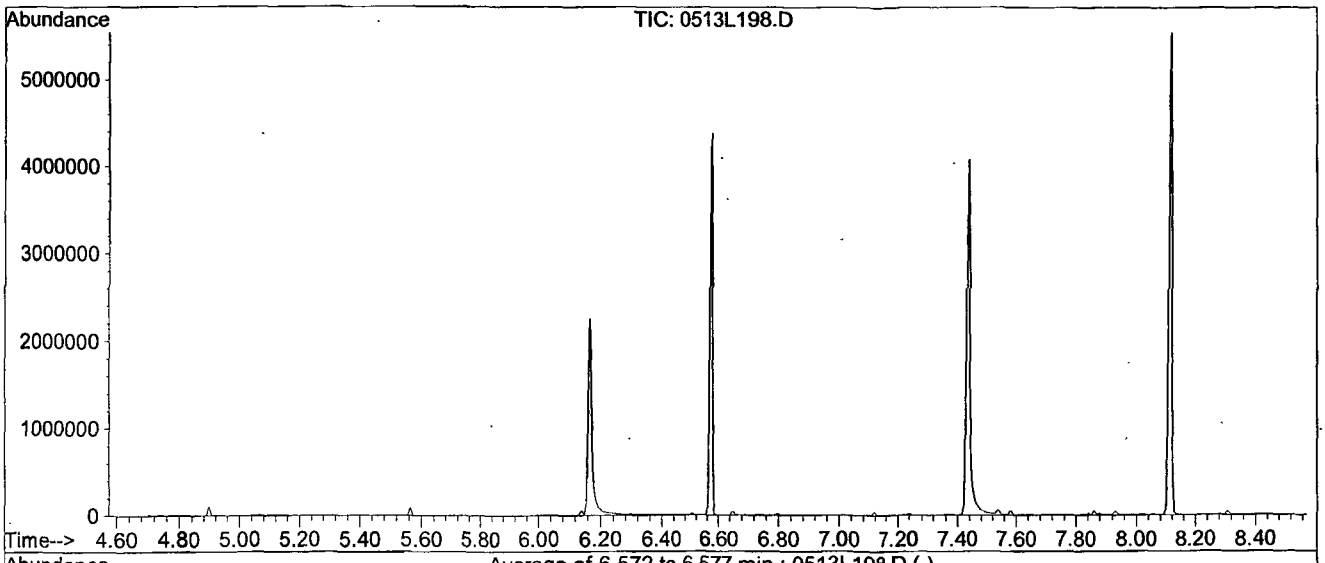

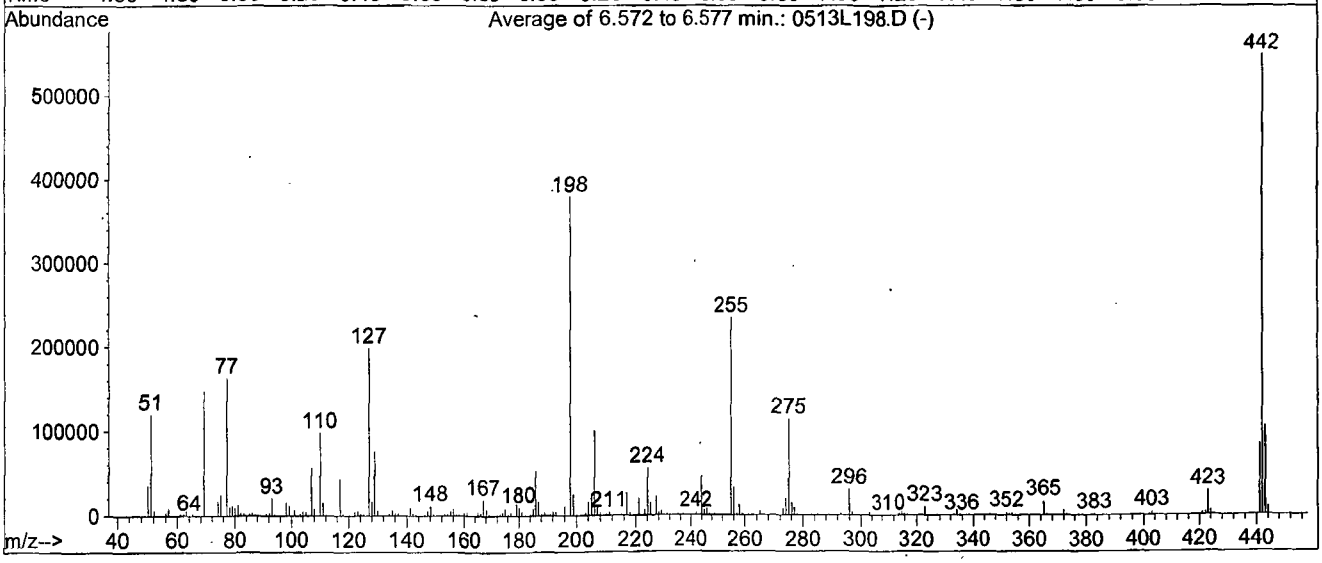

AutoFind: Scans 1601, 1602, 1603; Background Corrected with Scan 1592

Target Mass	Rel. to Mass	Lower Limit%	Upper Limit%	Rel. Abn%	Raw Abn	Result Pass/Fail
51	198	10	80	31.7	120320	PASS
68	69	0.00	2	0.0	0	PASS
70	69	0.00	2	0.4	647	PASS
127	198	10	80	52.4	198805	PASS
197	198	0.00	2	0.0	0	PASS
198	198	100	100	100.0	379648	PASS
199	198	5	9	6.7	25274	PASS
275	198	10	60	30.1	114365	PASS
365	198	1	100	4.5	16983	PASS
441	442	0.01	24	15.5	85453	PASS
442	198	50	500	145.0	550400	PASS
443	442	15	24	19.3	106285	PASS

0513L198.D L0324.M Wed Jun 02 12:12:08 2021

Data File Name:	**0513L198.D**
Data File Path:	**M:\LINUS\DATA\L210513**
Operator:	**LS**
Date Acquired:	**2 Jun 21 11:59**
Method File:	**DFTPP2.M**
Sample Name:	**SV TUNE 10/2/20**
Vial Number:	**98**
Instrument Name:	**Linus**

#	Name	Ret Time	Target Response
1)	DDT	8.11	39675600
2)	DDD	7.87	317402
3)	DDE	7.59	230471

Breakdown **1.36**

Name of Final Standard	SIM Spike
Prep Date	01/29/21
Exp Date	01/29/22

Prep'd By (Initials) MA

Initial Standard Information						Final Standard Information			
Name of Initial Standard (from contianer Label)	Supplier	Supplier P/N# (or APPL Mix Name)	Conc.(range)	Lot # with QA # (or reference to APPL prep date)	Exp Date	Aliquot from Stock	Final Volume	Final Solvent + Lot# (or APPL Prep Date)	Final Standard Conc (range)
Custom PAH Sim Mix	Phenova	AL0-130490	200 ug/mL	CL13121- 50763 50764 50765 50766	12/31/22	5 mL	25 mL	Acetone 0242320	40 ug/mL

Name of Final Standard	SIM Surrogate
Prep Date	11/30/20
Exp Date	11/30/21

Prep'd By (Initials) LS

Initial Standard Information						Final Standard Information			
Name of Initial Standard (from contianer Label)	Supplier	Supplier P/N# (or APPL Mix Name)	Conc.(range)	Lot # with QA # (or reference to APPL prep date)	Exp Date	Aliquot from Stock	Final Volume	Final Solvent + Lot# (or APPL Prep Date)	Final Standard Conc (range)
Sim Surrogate Deuterated	Restek	33913	2000 ug/mL	A0154854-50257, 50258, 50259 A0161454-50790, 50794	10/31/2025 5/31/26	5mL	100 mL	Acetone #246130	100 ug/mL

Name of Final Standard	SIM Curve
Prep Date	03/24/21
Exp Date	06/19/21

Prep'd By (Initials) MA

Initial Standard Information						Final Standard Information			
Name of Initial Standard (from container Label)	Supplier	Supplier P/N# (or APPL Mix Name)	Conc.(range)	Lot # with QA # (or reference to APPL prep date)	Exp Date	Aliquot from Stock	Final Volume	Final Solvent + Lot# (or APPL Prep Date)	Final Standard Conc (range)
1.0 ug/mL SIM	APPL	1.0 ug/mL SIM	1.0 ug/mL	01/15/21	06/19/21	10 uL	100uL	MC 56258 90uL	0.1 ug/mL
SIM Internal Standard	APPL	SIM Internal Standard	125 ug/mL	06/19/20	06/19/21	2 uL	*	*	2.5ug/mL
1.0 ug/mL SIM	APPL	1.0 ug/mL SIM	1.0 ug/mL	01/15/21	06/19/21	20 uL	100uL	MC 56258 80uL	0.2 ug/mL
SIM Internal Standard	APPL	SIM Internal Standard	125 ug/mL	06/19/20	06/19/21	2 uL	*	*	2.5ug/mL
5.0 ug/mL SIM	APPL	5.0 ug/mL SIM	5.0 ug/mL	01/15/21	06/19/21	10 uL	100uL	MC 56258 90uL	0.5 ug/mL
SIM Internal Standard	APPL	SIM Internal Standard	125 ug/mL	06/19/20	06/19/21	2 uL	*	*	2.5ug/mL
5.0 ug/mL SIM	APPL	5.0 ug/mL SIM	5.0 ug/mL	01/15/21	06/19/21	20 uL	100uL	MC 56258 80 uL	1.0 ug/mL
SIM Internal Standard	APPL	SIM Internal Standard	125 ug/mL	06/19/20	06/19/21	2 uL	*	*	2.5ug/mL
SIM STOCK	APPL	SIM STOCK	200 ug/mL	08/20/20	08/20/21	5 uL	200uL	MC 56258 190 uL	5.0 ug/mL
SIM SURROGATE	APPL	SIM SURR	100 ug/mL	08/11/20	08/11/21	5 uL	*	*	2.5ug/mL
SIM Internal Standard	APPL	SIM Internal Standard	125 ug/mL	06/19/20	06/19/21	4 uL	*	*	2.5ug/mL
SIM STOCK	APPL	SIM STOCK	200 ug/mL	08/20/20	08/20/21	5 uL	100 uL	MC 56258 90 uL	10 ug/mL
SIM SURROGATE	APPL	SIM SURR	100 ug/mL	08/11/20	08/11/21	5 uL	*	*	5 ug/mL
SIM Internal Standard	APPL	SIM Internal Standard	125 ug/mL	06/19/20	06/19/21	2 uL	*	*	2.5ug/mL
SIM STOCK	APPL	SIM STOCK	200 ug/mL	08/20/20	08/20/21	25 uL	100uL	MC 56258 50 uL	50 ug/mL
SIM SURROGATE	APPL	SIM SURR	100 ug/mL	08/11/20	08/11/21	25 uL	*	*	25 ug/mL
SIM Internal Standard	APPL	SIM Internal Standard	125 ug/mL	06/19/20	06/19/21	2 uL	*	*	2.5ug/mL
SIM STOCK	APPL	SIM STOCK	200 ug/mL	08/20/20	08/20/21	50 uL	100uL	na	100 ug/mL
SIM SURROGATE	APPL	SIM SURR	100 ug/mL	08/11/20	08/11/21	50 uL	*	*	50 ug/mL
SIM Internal Standard	APPL	SIM Internal Standard	125 ug/mL	06/19/20	06/19/21	2 uL	*	*	2.5ug/mL

Name of Final Standard	8270 PAH SIM Second Source
Prep Date	03/24/21
Exp Date	06/19/21

Prep'd By (Initials) MA

Initial Standard Information						Final Standard Information			
Name of Initial Standard (from container Label)	Supplier	Supplier P/N# (or APPL Mix Name)	Conc.(range)	Lot # with QA # (or reference to APPL prep date)	Exp Date	Aliquot from Stock	Final Volume	Final Solvent + Lot# (or APPL Prep Date)	Final Standard Conc (range)
PAH SIM SS Stock	Phenova	AL0-130490	200 ug/mL	01/14/21	01/14/22	5 uL	200uL	MC 56258 195uL	5 ug/mL
SIM Internal Standard	APPL	SIM Internal Standard	125 ug/mL	06/19/20	06/19/21	4 uL	*	*	2.5ug/mL

Name of Final Standard	8270 SIM PAH Internal Standard	Prep'd By (Initials)	CD
Prep Date	06/19/20		
Exp Date	06/19/21		

Initial Standard Information						Final Standard Information			
Name of Initial Standard (from contianer Label)	Supplier	Supplier P/N# (or APPL Mix Name)	Conc.(range)	Lot # with QA # (or reference to APPL prep date)	Exp Date	Aliquot from Stock	Final Volume	Final Solvent + Lot# (or APPL Prep Date)	Final Standard Conc (range)
SV Internal Standard	Restek	31206	2000 ug/mL	A0157142-49875	12/31/25	625uL	10mL	MC DW717	125 ug/mL

Name of Final Standard	PAH SIM Stock (Ampule)	Prep'd By (	MA
Prep Date	08/20/20		
Exp Date	08/20/21		

Initial Standard Information						Final Standard Information			
Name of Initial Standard (from contianer Label)	Supplier	Supplier P/N# (or APPL Mix Name)	Conc.(range)	Lot # with QA # (or reference to APPL prep date)	Exp Date	Aliquot from Stock	Final Volume	Final Solvent + Lot# (or APPL Prep Date)	Final Standard Conc (range)
Custom PAH SIM Mix	Phenova	ALO-130490	200 ug/mL	CL13121-41383	12/31/22	1000 uL	1mL	NA	200ug/mL

Name of Final Standard	SIM Surrogate	Prep'd By (Initials)	CD
Prep Date	08/11/20		
Exp Date	04/01/21		

Initial Standard Information						Final Standard Information			
Name of Initial Standard (from contianer Label)	Supplier	Supplier P/N# (or APPL Mix Name)	Conc.(range)	Lot # with QA # (or reference to APPL prep date)	Exp Date	Aliquot from Stock	Final Volume	Final Solvent + Lot# (or APPL Prep Date)	Final Standard Conc (range)
Sim Surrogate Deuterated	Restek	33913	2000 ug/mL	A0154854-49995,49992,50255,50256,50257	10/01/25	5mL	100 mL	Acetone #0234320	100 ug/mL

Name of Final Standard	SIM SS Stock (Ampule second source)	Prep'd By	MA
Prep Date	01/14/21		
Exp Date	01/14/22		

Initial Standard Information						Final Standard Information			
Name of Initial Standard (from contianer Label)	Supplier	Supplier P/N# (or APPL Mix Name)	Conc.(range)	Lot # with QA # (or reference to APPL prep date)	Exp Date	Aliquot from Stock	Final Volume	Final Solvent + Lot# (or APPL Prep Date)	Final Standard Conc (range)
Custom PAH SIM Mix	Phenova	ALO-130490	200 ug/mL	CL13127-41106	12/31/22	1000 uL	1mL	NA	200ug/mL

Organic Extraction Worksheet

Method	Continuous Liquid/Liquid SVOC 3520C	Extraction Set	210528A	Extraction Method	LIQ003	Units	mL

Spiked ID 1	SIM Spike 1-24-21 1-29-21		Surrogate ID 1	SIM Surrogate 11-30-20 11-30-21	
Spiked ID 2			Surrogate ID 2		
Spiked ID 3			Surrogate ID 3		
Spiked ID 4			Surrogate ID 4		
Spiked ID 5			Surrogate ID 5		
Spiked ID 6			Sufficient Vol for Matrix QC:	NO	
Spiked ID 7			Ext. Start Time:	05/28/21 14:00	
Spiked ID 8			Ext. End Time:	05/29/21 8:11	
			GC Requires Extract By:		

pH1	14	05/28/21 11:25	Water Bath Temp 1 °C	70/68 E-WB6 °C
pH2			Water Bath Temp 2 °C	
pH3			Water Bath Temp 3 °C	

Spiked By: YL **Date** 05/28/21 **Witnessed By:** CFM **Date** 05/28/21

	Sample	Sample Container	Spike Amount	Spike ID	Surrogate Amount	Surrogate ID	Extract Amount	Final Volume	pH	Extract Date/Time	Comments
1	210528A Blk				0.050	1 equip	1000 E-HP15 E-WB6	1	14	05/28/21 11:10	
2	210528A LCS-1		0.125	1	0.050	1 equip	1000 E-HP14 E-WB6	1	14	05/28/21 11:10	
3	210528A LCSD-1		0.125	1	0.050	1 equip	1000 E-HP13 E-WB6	1	14	05/28/21 11:10	
4	BA33251	BA33251W05			0.050	1 equip	870 E-HP12 E-WB6	1	14	05/28/21 11:10	96320
5	BA33254	BA33254W05			0.050	1 equip	870 E-HP11 E-WB6	1	14	05/28/21 11:10	96320
6	BA33354	BA33354W05			0.050	1 equip	850 E-HP10 E-WB6	1	14	05/28/21 11:10	96343

Solvent and Lot#	
PH Strips	HC148594
Dichloromethane (DCM)	60338
10N NaOH (10mLs)	5-27-21
Filter Paper	400181
Na2SO4	2020120870

Extraction COC Transfer	
Extraction lab employee Initials	KY
GC analyst's initials	LS
Date	6/2/21
Time	11:05
Refrigerator	GC-C

	Technician's Initials
Scanned By	YL
Sample Preparation	YL
Extraction	YL
Concentration	SR

Modified	06/03/21 8:47:35 AM

Reviewed By: KY **Date** 06/03/21

Injection Log

Directory: M:\LINUS\DATA\L210324\

Vial	FileName	Multiplier	SampleName	Misc Info	Injected
2	0324L002.D	1	SV Tune 10/02/20		24 Mar 21 10:26
3	0324L003.D	1	0.1 SIM 03/24/21		24 Mar 21 11:35
4	0324L004.D	1	0.2 SIM 03/24/21		24 Mar 21 11:57
5	0324L005.D	1	0.5 SIM 03/24/21		24 Mar 21 12:19
6	0324L006.D	1	1 SIM 03/24/21		24 Mar 21 12:41
7	0324L007.D	1	5 SIM 03/24/21		24 Mar 21 13:07
8	0324L008.D	1	10 SIM 03/24/21		24 Mar 21 13:29
9	0324L009.D	1	50 SIM 03/24/21		24 Mar 21 13:51
10	0324L010.D	1	100 SIM 03/24/21		24 Mar 21 14:13
11	0324L011.D	1	SS SIM 03/24/21		24 Mar 21 14:59
98	0513L198.D	1	SV TUNE 10/2/20		2 Jun 21 11:59
99	0513L199.D	1	5 SIM 3/24/21 (1)		2 Jun 21 12:15
100	0513L200.D	1	210528A BLK 1/1000		2 Jun 21 12:37
1	0513L201.D	1	210528A LCS-1 1/1000		2 Jun 21 12:59
2	0513L202.D	1	210528A LCSD-1 1/1000		2 Jun 21 13:21
3	0513L203.D	1.14943	BA33251W05 1/870		2 Jun 21 13:43
4	0513L204.D	1.14943	BA33254W05 1/870		2 Jun 21 14:06
31	0513L231.D	1	5 SIM 3/24/21 (3)		3 Jun 21 9:24

ORGANICS

Calibration Data

VOLATILE ORGANIC ANALYSIS
VOLATILE ORGANIC COMPOUNDS

Form 6
Initial Calibration

Lab Name: APPL, Inc. SDG No:
Case No: Initial Cal. Date: 06/01/21
Matrix: Water Instrument: Loki Initials: CH

		Compound	0601L16.D 1	0601L17.D 2	0601L18.D 3	0601L19.D 4	0601L20.D 5	0601L21.D 6	0601L22.D 7	0601L23.D 8	0601L24.D 9		Avg	%RSD	Type	r^2	Q	MRF
1	I	Fluorobenzene (IS)																
2	TMC	Dichlorodifluoromethane		0.1642	0.1857	0.1631	0.1361	0.1405	0.1405	0.1360	0.1229		0.15	14	TMC			
3	TM	Freon 114		0.1394	0.1323	0.1309	0.1012	0.1133	0.1074	0.1141	0.1020		0.12	13	TM			
4	TMC**	Chloromethane		0.2057	0.1894	0.1660	0.1572	0.1583	0.1398	0.1442			0.17	14	TMC**			
5	TMC*	Vinyl chloride		0.1262	0.1371	0.1465	0.1360	0.1327	0.1333	0.1321	0.1208		0.13	5.7	TMC*			
6	TMCL	Bromomethane		0.1726	0.1420	0.1339	0.1245	0.1171	0.1159	0.1057			0.13	17	TMC	0.998		
7	TMC	Chloroethane			0.1071	0.0952	0.0946	0.0859	0.0819	0.0836	0.0777		0.09	11	TMC			
8	TM	Dichlorofluoromethane		0.2564	0.2525	0.2356	0.2185	0.2230	0.2139	0.2112	0.1974		0.23	9.1	TM			
9	TMC	Trichlorofluoromethane		0.1416	0.1305	0.1283	0.1222	0.1269	0.1188	0.1203	0.1083		0.12	7.8	TMC			
10	TM	Acrolein		0.0102	0.0097	0.0094	0.0092	0.0092	0.0093	0.0093	0.0092		0.01	3.8	TM			
11	TMC	Acetone		0.0430	0.0393	0.0372	0.0360	0.0355	0.0350	0.0341	0.0333		0.04	8.6	TMC			
12	TMC	Freon-113		0.1089	0.1091	0.1131	0.1073	0.1119	0.1065	0.1085	0.0985		0.11	4.1	TMC			
13	TMC*	1,1-DCE		0.1752	0.1657	0.1806	0.1550	0.1629	0.1556	0.1587	0.1484		0.16	6.6	TMC*			
14	TMQ	t-Butanol		0.0057	0.0051	0.0056	0.0076	0.0085	0.0102				0.01	28	TM	0.998		
15	TM	Acetonitrile		0.0156	0.0168	0.0160	0.0146	0.0161	0.0141	0.0140	0.0149		0.02	6.6	TM			
16	TMCL	Methyl Acetate			0.1259	0.0966	0.0880	0.0873	0.0783	0.0825	0.0826		0.09	18	TMC	1.000		
17	TML	Iodomethane		0.0563	0.0491	0.0479	0.0427	0.0686	0.0805	0.1007	0.1137		0.07	38	TM	0.996		
18	TML	Acrylonitrile													TM		*	
19	TMCL	Methylene chloride		0.2748	0.2024	0.1864	0.1517	0.1346	0.1267	0.1264	0.1206		0.17	32	TMC	1.000		
20	TMC	Carbon disulfide		0.2140	0.2152	0.2057	0.1727	0.1761	0.1637	0.1720	0.1553		0.18	13	TMC			
21	TMCL	Methyl t-butyl ether (MtBE)			0.1239	0.1391	0.1481	0.1437	0.1611	0.1762	0.2049		0.16	17	TMC	0.996		
22	TMC	Trans-1,2-DCE		0.1426	0.1463	0.1539	0.1467	0.1472	0.1448	0.1474	0.1427		0.15	2.4	TMC			
23	TM	Diisopropyl Ether		0.2363	0.2750	0.2629	0.2623	0.2765	0.2750	0.2913	0.3109		0.27	8.0	TM			
24	TMC**	1,1-DCA			0.2426	0.2389	0.2085	0.2070	0.2069	0.2035	0.1953		0.21	8.6	TMC**			
25	TM	Vinyl Acetate		0.0719	0.0582	0.0604	0.0583	0.0602	0.0575	0.0572	0.0582		0.06	8.1	TM			
26	TML	Ethyl tert Butyl Ether				0.0223	0.0285	0.0283	0.0394	0.0472	0.0633		0.04	40	TM	0.990		
27	TMC	MEK (2-Butanone)		0.0396	0.0375	0.0406	0.0416	0.0416	0.0420	0.0430	0.0428		0.04	4.5	TMC			
28	TMCL	Cis-1,2-DCE		0.1675	0.1786	0.1806	0.1653	0.1686	0.1649	0.1658	0.1675		0.17	3.6	TMC	1.00		
29	TM	2,2-Dichloropropane		0.2001	0.1693	0.1561	0.1474	0.1471	0.1413	0.1452	0.1367		0.16	13	TM			
30	TMC*	Chloroform		0.2710	0.2393	0.2458	0.2246	0.2293	0.2195	0.2155	0.2077		0.23	8.7	TMC*			
31	TM	Bromochloromethane		0.0669	0.0975	0.1019	0.1004	0.0960	0.0954	0.0938	0.0891		0.09	12	TM			
32	S	Dibromofluoromethane(S)	0.3366	0.3406	0.2906	0.2793	0.3012	0.2959	0.2933	0.2823	0.2674		0.30	8.3	S			
33	TMC	1,1,1-TCA		0.2163	0.2062	0.1928	0.1974	0.1968	0.1911	0.1911	0.1770		0.20	5.9	TMC			
34	TMC	Cyclohexane		0.1217	0.1311	0.1373	0.1140	0.1296	0.1351	0.1447	0.1467		0.13	8.3	TMC			
35	TM	1,1-Dichloropropene		0.1197	0.1185	0.1340	0.1213	0.1214	0.1281	0.1388	0.1342		0.13	6.2	TM			

VOLATILE ORGANIC ANALYSIS
VOLATILE ORGANIC COMPOUNDS

Form 6
Initial Calibration

Lab Name: APPL, Inc.
Case No:
Matrix: Water

SDG No:
Initial Cal. Date: 06/01/21
Instrument: Loki

Initials: CH

		Compound	1	2	3	4	5	6	7	8	9		Avg	%RSD	Type		Q	MRF
36	TM	2,2,4-Trimethylpentane		0.1158	0.1000	0.1022	0.0908	0.0975	0.1037	0.1153	0.1156		0.11	9.0	TM			
37	S	1,2-DCA-D4(S)	0.3691	0.3664	0.3097	0.2993	0.3248	0.3133	0.3121	0.2982	0.2791		0.32	9.5	S			
38	TMC	Carbon Tetrachloride		0.1653	0.1632	0.1806	0.1651	0.1692	0.1622	0.1633	0.1519		0.17	4.8	TMC			
39	TM	Tert Amyl Methyl Ether													TM			
40	TMC	1,2-DCA		0.1655	0.1872	0.1783	0.1752	0.1703	0.1678	0.1690	0.1637		0.17	4.5	TMC			
41	TMC	Benzene		0.4706	0.4896	0.4518	0.4465	0.4410	0.4465	0.4443	0.4294		0.45	4.2	TMC			
42	TMC	TCE		0.1669	0.1463	0.1541	0.1330	0.1425	0.1388	0.1450	0.1355		0.15	7.6	TMC			
43	TM	2-Pentanone		0.0529	0.0547	0.0566	0.0590	0.0624	0.0640	0.0663	0.0684		0.06	9.3	TM			
44	TMC*	1,2-Dichloropropane		0.1296	0.1426	0.1209	0.1254	0.1259	0.1236	0.1227	0.1207		0.13	5.7	TMC*			
45	TMC	Bromodichloromethane		0.1723	0.1853	0.1691	0.1723	0.1736	0.1654	0.1647	0.1631		0.17	4.1	TMC			
46	TMC	Methyl Cyclohexane		0.0653	0.0553	0.0645	0.0640	0.0713	0.0707	0.0775	0.0794		0.07	12	TMC			
47	TM	Dibromomethane		0.1063	0.0969	0.1106	0.1116	0.1103	0.1060	0.1049	0.1031		0.11	4.5	TM			
48	TM	2-Chloroethyl vinyl ether													TM			
49	TMC	MIBK (methyl isobutyl ketone)		0.0668	0.0667	0.0733	0.0732	0.0751	0.0734	0.0796	0.0811		0.07	7.1	TMC			
50	TM	1-Bromo-2-chloroethane		0.0974	0.0976	0.0991	0.0922	0.0851	0.0831	0.0876	0.0863		0.09	7.0	TM			
51	TMC	Cis-1,3-Dichloropropene		0.1587	0.1453	0.1572	0.1531	0.1643	0.1593	0.1668	0.1742		0.16	5.5	TMC			
52	TMC*	Toluene		0.4307	0.4471	0.4775	0.4934	0.4913	0.5036	0.5136	0.4943		0.48	5.9	TMC*			
53	TMC	Trans-1,3-Dichloropropene		0.0792	0.0830	0.0883	0.0863	0.0823	0.0867	0.0902	0.0928		0.09	5.2	TMC			
54	TMC	1,1,2-TCA		0.1226	0.1439	0.1206	0.1227	0.1272	0.1209	0.1201	0.1161		0.12	6.9	TMC			
55	TMC	2-Hexanone		0.0320	0.0334	0.0377	0.0396	0.0412	0.0429	0.0474			0.04	14	TMC			
56	I	Chlorobenzene-D5 (IS)																
57	S	Toluene-D8(S)	1.237	1.197	1.067	1.079	1.213	1.217	1.235	1.217	1.195		1.2	5.5	S			
58	TMC	1,2-EDB		0.1120	0.1355	0.1517	0.1542	0.1504	0.1486	0.1510	0.1539		0.14	10	TMC			
59	TMC	Tetrachloroethene		0.1031	0.1285	0.1141	0.1197	0.1180	0.1158	0.1088	0.1075		0.11	7.0	TMC			
60	TML	1-Chlorohexane		0.0963	0.1256	0.1493	0.1265	0.1341	0.1315	0.1488	0.1603		0.13	15	TM	0.998		
61	TM	1,1,1,2-Tetrachloroethane		0.1775	0.1642	0.1757	0.1744	0.1662	0.1660	0.1661	0.1707		0.17	3.0	TM			
62	TMCL	m&p-Xylene		0.3561	0.3585	0.3157	0.4062	0.4499	0.4807	0.5176			0.41	18	TMC	0.998		
63	TMC	o-Xylene		0.3967	0.3717	0.3923	0.4105	0.4500	0.4732	0.5204	0.5497		0.45	14	TMC			
64	TMCL	Styrene		0.2227	0.2692	0.2804	0.3252	0.3575	0.3940	0.4409	0.4713		0.35	25	TMC	0.999		
65	S	4-Bromofluorobenzene(S)	0.4561	0.4374	0.3548	0.3752	0.4174	0.4276	0.4476	0.4582	0.4554		0.43	8.8	S			
66	TM	1,3-Dichloropropane		0.2361	0.2380	0.2179	0.2324	0.2277	0.2186	0.2228	0.2264		0.23	3.3	TM			
67	TMC	Dibromochloromethane		0.1808	0.1806	0.1738	0.1664	0.1739	0.1716	0.1721	0.1745		0.17	2.7	TMC			
68	TMC**	Chlorobenzene		0.4851	0.4073	0.4557	0.4305	0.4336	0.4270	0.4369	0.4334		0.44	5.2	TMC**			
69	TMC*	Ethylbenzene		0.3010	0.3204	0.2853	0.2966	0.3254	0.3452	0.3713	0.3819		0.33	11	TMC*			
70	TMC**	Bromoform		0.1041	0.1275	0.1273	0.1262	0.1262	0.1249	0.1280	0.1389		0.13	7.7	TMC**			

VOLATILE ORGANIC ANALYSIS
VOLATILE ORGANIC COMPOUNDS

Form 6
Initial Calibration

Lab Name: APPL, Inc. SDG No:
Case No: Initial Cal. Date: 06/01/21
Matrix: Water Instrument: Loki Initials: CH

		Compound	1	2	3	4	5	6	7	8	9		Avg	%RSD	Type		Q	MRF
71	I	1,4-Dichlorobenzene-D4 (IS)																
72	TMC	Isopropylbenzene		0.8435	0.8930	0.8588	0.8521	0.8810	0.9272	1.020	0.9881		0.91	7.2	TMC			
73	TMC**	1,1,2,2-Tetrachloroethane		0.3410	0.3444	0.3091	0.3145	0.2902	0.2879	0.2859	0.2834		0.31	8.0	TMC**			
74	TM	1,2,3-Trichloropropane		0.1161	0.1380	0.1095	0.1176	0.1071	0.1037	0.0979	0.0971		0.11	12	TM			
75	TM	t-1,4-Dichloro-2-Butene			0.0402	0.0278	0.0412	0.0411	0.0391	0.0435	0.0471		0.04	15	TM			
76	TM	Bromobenzene		0.2989	0.3218	0.3624	0.3354	0.3212	0.3025	0.3140	0.3004		0.32	6.7	TM			
77	TM	n-Propylbenzene		0.9560	1.040	0.9364	1.004	1.070	1.121	1.193	1.154		1.1	8.7	TM			
78	TM	4-Ethyltoluene		0.6435	0.6494	0.7230	0.7646	0.8024	0.8660	0.9341	0.8947		0.78	14	TM			
79	TM	2-Chlorotoluene		0.7842	0.7692	0.7203	0.7888	0.8465	0.8805	0.9037	0.8558		0.82	7.6	TM			
80	TM	1,3,5-Trimethylbenzene		0.6553	0.6551	0.6927	0.7122	0.7782	0.8659	0.9456	0.9138		0.78	15	TM			
81	TM	4-Chlorotoluene		0.7842	0.7692	0.7203	0.7888	0.8465	0.8805	0.9037	0.8558		0.82	7.6	TM			
82	TM	Tert-Butylbenzene		0.6842	0.5735	0.6414	0.6761	0.6960	0.7224	0.7897	0.7752		0.69	10	TM			
83	TM	1,2,4-Trimethylbenzene		0.6553	0.6551	0.6927	0.7122	0.7782	0.8659	0.9456	0.9138		0.78	15	TM			
84	TM	Sec-Butylbenzene		0.7388	0.9083	0.8633	0.8463	0.9389	1.018	1.112	1.092		0.94	14	TM			
85	TML	p-Isopropyltoluene		0.6417	0.7396	0.6867	0.7604	0.7877	0.8807	1.002	0.9932		0.81	17	TM	0.999		
86	TM	Benzyl Chloride		0.1739	0.1853	0.1689	0.1731	0.1541	0.1589	0.1759	0.2112		0.18	10	TM			
87	TMC	1,3-DCB		0.6064	0.6332	0.5740	0.6055	0.6069	0.5877	0.6075	0.5924		0.60	2.9	TMC			
88	TMC	1,4-DCB		0.6267	0.6028	0.6210	0.5967	0.5881	0.6004	0.6122	0.6105		0.61	2.1	TMC			
89	TM	n-Butylbenzene		0.5324	0.5821	0.5874	0.6135	0.6377	0.6891	0.7764	0.7863		0.65	14	TM			
90	TMC	1,2-DCB		0.7385	0.6543	0.5740	0.6168	0.6314	0.6196	0.6207	0.6130		0.63	7.6	TMC			
91	TM	Hexachloroethane		0.2264	0.1929	0.1930	0.1760	0.1636	0.1653	0.1694	0.1705		0.18	12	TM			
92	TMCL	1,2-Dibromo-3-chloropropane			0.0195	0.0650	0.0649	0.0643	0.0633	0.0658	0.0687		0.06	30	TMC	1.000		
93	TMCL	1,2,4-Trichlorobenzene		0.1471	0.1493	0.1611	0.1405	0.1454	0.1634	0.1836	0.1981		0.16	13	TMC	0.998		
94	TM	Hexachlorobutadiene		0.1171	0.1251	0.1166	0.0976	0.1002	0.0964	0.1029	0.0958		0.11	11	TM			
95	TML	Naphthalene			0.3811	0.4344	0.4355	0.4902	0.5476	0.6814	0.8271		0.54	29	TM	0.994		
96	TML	1,2,3-Trichlorobenzene		0.1286	0.1283	0.1406	0.1308	0.1370	0.1495	0.1596	0.1713		0.14	11	TM	0.999		
97																		
98																		
99																		
100																		
101																		
102																		
103																		
104																		
105																		

Quantitation Report (Not Reviewed)

Data File : M:\LOKI\DATA\210601\0601L16.D Vial: 6
Acq On : 1 Jun 21 20:20 Operator:
Sample : 0.3ug/L VOC STD 6/1/21 Inst : Loki
Misc : IS&S: 10/21/20, 11/11/20 Multiplr: 1.00

Quant Time: Jun 7 13:52 2021 Quant Results File: L0601W.RES

Quant Method : M:\LOKI\DATA\210601\L0601W.M (RTE Integrator)
Title : METHOD 8260B
Last Update : Mon Jun 07 13:46:40 2021
Response via : Initial Calibration
DataAcq Meth : 020321_L8260

Internal Standards	R.T.	QIon	Response	Conc Units	Dev(Min)
1) Fluorobenzene (IS)	6.53	96	330913	25.000 ppb	0.00
56) Chlorobenzene-D5 (IS)	9.99	117	272247	25.000 ppb	0.00
71) 1,4-Dichlorobenzene-D4 (IS	12.56	152	138237	25.000 ppb	0.00
System Monitoring Compounds					
32) Dibromofluoromethane(S)	5.69	113	22277	5.636 ppb	0.00
Spiked Amount 25.000			Recovery	= 22.544%	
37) 1,2-DCA-D4(S)	6.11	65	24431	5.784 ppb	0.00
Spiked Amount 25.000			Recovery	= 23.136%	
57) Toluene-D8(S)	8.39	98	67337	5.222 ppb	0.00
Spiked Amount 25.000			Recovery	= 20.888%	
65) 4-Bromofluorobenzene(S)	11.29	174	24836	5.360 ppb	0.00
Spiked Amount 25.000			Recovery	= 21.440%	

Target Compounds						Qvalue
2) Dichlorodifluoromethane	1.15	85	493	0.251 ppb	#	75
3) Freon 114	1.26	85	441	0.283 ppb		98
4) Chloromethane	1.30	50	962	0.438 ppb		91
5) Vinyl chloride	1.40	62	534	0.303 ppb		98
6) Bromomethane	1.68	96	564	-0.341 ppb		80
7) Chloroethane	1.78	64	595	0.503 ppb	#	42
8) Dichlorofluoromethane	1.97	67	867	0.290 ppb		94
9) Trichlorofluoromethane	2.02	101	446	0.270 ppb		95
10) Acrolein	2.45	56	1141	9.136 ppb		84
11) Acetone	2.63	43	3202	6.597 ppb		95
13) 1,1-DCE	2.54	61	648	0.301 ppb		97
14) t-Butanol	3.41	59	555	-25.000 ppb	#	39
15) Acetonitrile	2.95	41	2596	12.856 ppb		92
17) Iodomethane	2.70	142	205	2.754 ppb	#	39
19) Methylene chloride	3.13	84	1562	-0.152 ppb	#	75
20) Carbon disulfide	2.75	76	700	0.287 ppb	#	75
21) Methyl t-butyl ether (MtBE	3.57	73	403	2.456 ppb	#	52
22) Trans-1,2-DCE	3.50	61	434	0.224 ppb		87
23) Diisopropyl Ether	4.35	45	1039	0.287 ppb	#	45
24) 1,1-DCA	4.15	63	860	0.303 ppb	#	68
25) Vinyl Acetate	4.36	43	262	0.329 ppb		100
27) MEK (2-Butanone)	5.11	43	2405	4.420 ppb		90
28) Cis-1,2-DCE	5.02	61	776	0.382 ppb	#	81
29) 2,2-Dichloropropane	4.99	77	373	0.181 ppb	#	56
30) Chloroform	5.50	83	931	0.304 ppb		76
31) Bromochloromethane	5.34	130	281	0.229 ppb	#	74
33) 1,1,1-TCA	5.69	97	666	0.257 ppb		83
34) Cyclohexane	5.75	56	330	0.188 ppb	#	68
35) 1,1-Dichloropropene	5.91	75	293	0.174 ppb	#	34
36) 2,2,4-Trimethylpentane	6.31	57	345	0.248 ppb	#	85
38) Carbon Tetrachloride	5.90	119	546	0.250 ppb	#	66
40) 1,2-DCA	6.20	62	775	0.340 ppb		87
41) Benzene	6.17	78	1744	0.291 ppb		98
42) TCE	6.98	130	520	0.270 ppb		84
43) 2-Pentanone	7.26	43	6573	8.202 ppb		97
44) 1,2-Dichloropropane	7.24	63	324	0.194 ppb	#	44
45) Bromodichloromethane	7.58	83	785	0.347 ppb	#	58
46) Methyl Cyclohexane	7.19	98	176	0.194 ppb		85
47) Dibromomethane	7.37	174	217	0.154 ppb		86

(#) = qualifier out of range (m) = manual integration

Quantitation Report (Not Reviewed)

Data File : M:\LOKI\DATA\210601\0601L16.D Vial: 6
Acq On : 1 Jun 21 20:20 Operator:
Sample : 0.3ug/L VOC STD 6/1/21 Inst : Loki
Misc : IS&S: 10/21/20, 11/11/20 Multiplr: 1.00

Quant Time: Jun- 7 13:52 2021 Quant Results File: L0601W.RES

Quant Method : M:\LOKI\DATA\210601\L0601W.M (RTE Integrator)
Title : METHOD 8260B
Last Update : Mon Jun 07 13:46:40 2021
Response via : Initial Calibration
DataAcq Meth : 020321_L8260

Compound	R.T.	QIon	Response	Conc Unit		Qvalue
49) MIBK (methyl isobutyl ket	8.32	43	4220	4.329 ppb		93
50) 1-Bromo-2-chloroethane	7.92	63	399	0.331 ppb	#	41
51) Cis-1,3-Dichloropropene	8.10	75	556	0.263 ppb		92
52) Toluene	8.47	91	1628	0.255 ppb		97
53) Trans-1,3-Dichloropropene	8.74	75	493	0.433 ppb		95
54) 1,1,2-TCA	8.94	97	418	0.254 ppb	#	85
55) 2-Hexanone	9.24	43	1619	3.123 ppb		86
58) 1,2-EDB	9.47	107	471	0.299 ppb	#	56
59) Tetrachloroethene	9.07	166	385	0.309 ppb		88
60) 1-Chlorohexane	10.02	91	227	1.366 ppb		90
61) 1,1,1,2-Tetrachloroethane	10.12	131	581	0.314 ppb	#	67
62) m&p-Xylene	10.29	91	2302	2.063 ppb		88
63) o-Xylene	10.71	91	1131	0.233 ppb		96
64) Styrene	10.73	104	761	1.690 ppb		83
66) 1,3-Dichloropropane	9.11	76	693	0.280 ppb		99
67) Dibromochloromethane	9.35	129	473	0.249 ppb	#	71
68) Chlorobenzene	10.02	112	1452	0.304 ppb		90
69) Ethylbenzene	10.16	91	936	0.262 ppb		89
70) Bromoform	10.92	173	319	0.234 ppb	#	28
72) Isopropylbenzene	11.13	105	1149	0.229 ppb		94
73) 1,1,2,2-Tetrachloroethane	11.46	83	491	0.289 ppb		75
76) Bromobenzene	11.45	158	442	0.250 ppb	#	67
77) n-Propylbenzene	11.58	91	1445	0.247 ppb		92
78) 4-Ethyltoluene	11.78	105	1095	0.252 ppb	#	77
79) 2-Chlorotoluene	11.79	91	1192	0.263 ppb	#	76
80) 1,3,5-Trimethylbenzene	12.18	105	962	0.224 ppb	#	55
81) 4-Chlorotoluene	11.79	91	1192	0.263 ppb	#	76
82) Tert-Butylbenzene	12.13	119	777	0.202 ppb		85
83) 1,2,4-Trimethylbenzene	12.18	105	962	0.224 ppb	#	55
84) Sec-Butylbenzene	12.38	105	1202	0.231 ppb		91
85) p-Isopropyltoluene	12.53	119	1075	1.176 ppb	#	78
87) 1,3-DCB	12.48	146	1179	0.354 ppb	#	79
88) 1,4-DCB	12.99	146	979	0.292 ppb	#	71
89) n-Butylbenzene	12.99	91	790	0.220 ppb		94
90) 1,2-DCB	12.59	146	1053	0.301 ppb	#	76
91) Hexachloroethane	13.28	117	164	0.163 ppb	#	61
93) 1,2,4-Trichlorobenzene	14.76	180	327	1.786 ppb	#	30
95) Naphthalene	15.04	128	417	3.430 ppb	#	79
96) 1,2,3-Trichlorobenzene	15.30	182	198	1.406 ppb	#	65

(#) = qualifier out of range (m) = manual integration

Quantitation Report

Data File : M:\LOKI\DATA\210601\0601L16.D Vial: 6
Acq On : 1 Jun 21 20:20 Operator:
Sample : 0.3ug/L VOC STD 6/1/21 Inst : Loki
Misc : IS&S: 10/21/20, 11/11/20 Multiplr: 1.00

Quant Time: Jun 7 13:52 2021 Quant Results File: L0601W.RES

Method : M:\LOKI\DATA\210601\L0601W.M (RTE Integrator)
Title : METHOD 8260B
Last Update : Mon Jun 07 13:46:40 2021
Response via : Initial Calibration

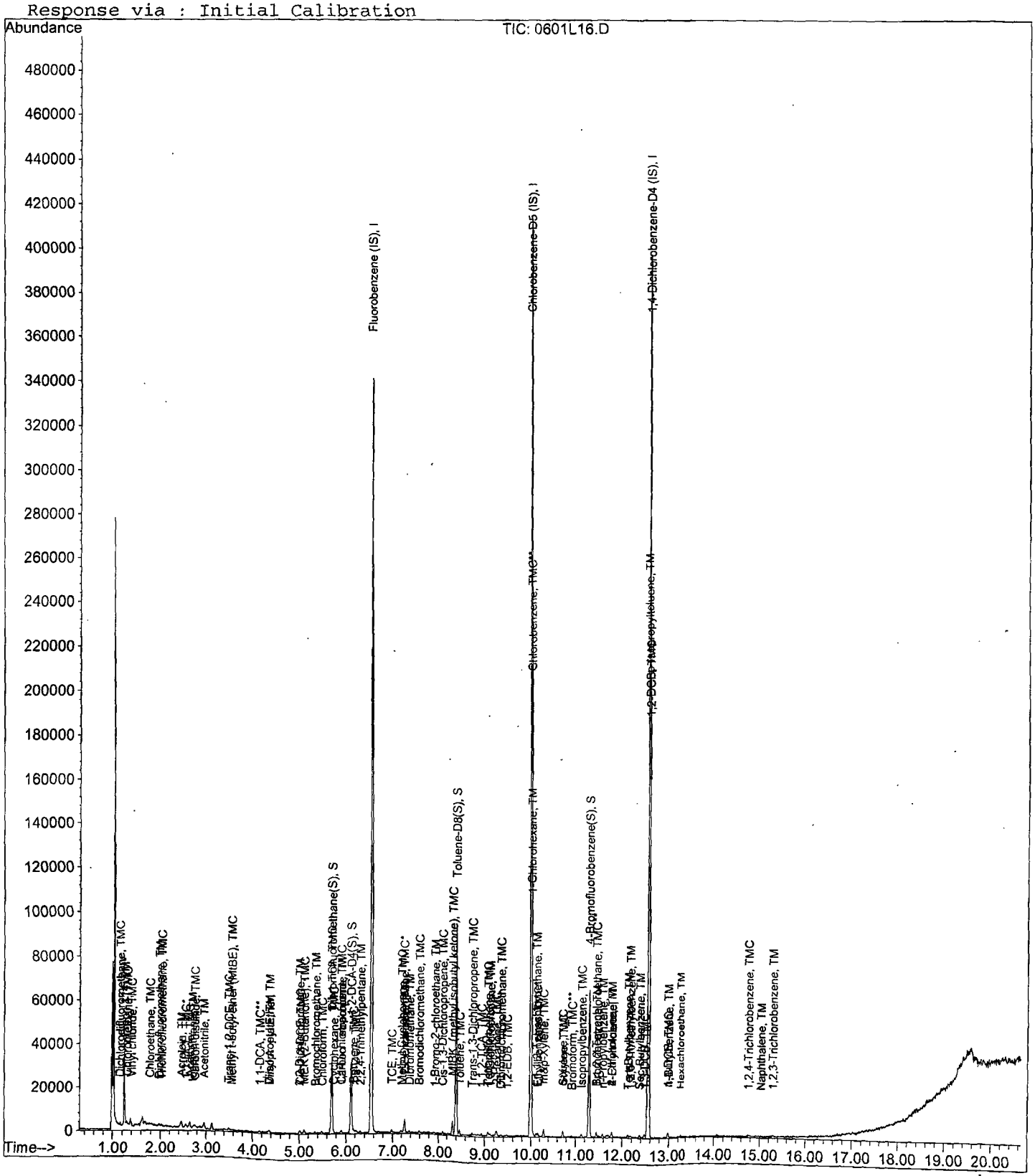

Quantitation Report (Not Reviewed)

Data File : M:\LOKI\DATA\210601\0601L17.D Vial: 7
Acq On : 1 Jun 21 20:48 Operator:
Sample : 0.5ug/L VOC STD 6/1/21 Inst : Loki
Misc : IS&S: 10/21/20, 11/11/20 Multiplr: 1.00

Quant Time: Jun 7 13:52 2021 Quant Results File: L0601W.RES

Quant Method : M:\LOKI\DATA\210601\L0601W.M (RTE Integrator)
Title : METHOD 8260B
Last Update : Mon Jun 07 13:46:40 2021
Response via : Initial Calibration
DataAcq Meth : 020321_L8260

Internal Standards	R.T.	QIon	Response	Conc Units	Dev(Min)
1) Fluorobenzene (IS)	6.54	96	345391	25.000 ppb	0.00
56) Chlorobenzene-D5 (IS)	9.99	117	286716	25.000 ppb	0.00
71) 1,4-Dichlorobenzene-D4 (IS	12.56	152	140017	25.000 ppb	0.00
System Monitoring Compounds					
32) Dibromofluoromethane(S)	5.69	113	23531	5.704 ppb	0.00
Spiked Amount 25.000			Recovery	= 22.816%	
37) 1,2-DCA-D4(S)	6.11	65	25307	5.740 ppb	0.00
Spiked Amount 25.000			Recovery	= 22.960%	
57) Toluene-D8(S)	8.40	98	68665	5.056 ppb	0.00
Spiked Amount 25.000			Recovery	= 20.224%	
65) 4-Bromofluorobenzene(S)	11.29	174	25080	5.139 ppb	0.00
Spiked Amount 25.000			Recovery	= 20.556%	

Target Compounds						Qvalue
2) Dichlorodifluoromethane	1.15	85	1134	0.552 ppb	#	77
3) Freon 114	1.26	85	963	0.593 ppb		82
4) Chloromethane	1.30	50	1421	0.620 ppb		99
5) Vinyl chloride	1.40	62	872	0.474 ppb	#	74
7) Chloroethane	1.78	64	695	0.562 ppb	#	83
8) Dichlorofluoromethane	1.97	67	1771	0.567 ppb		95
9) Trichlorofluoromethane	2.02	101	978	0.568 ppb		88
10) Acrolein	2.45	56	3535	27.118 ppb		90
11) Acetone	2.64	43	5947	11.739 ppb		95
12) Freon-113	2.57	101	752	0.504 ppb	#	80
13) 1,1-DCE	2.55	61	1210	0.538 ppb		93
14) t-Butanol	3.42	59	1964	25.358 ppb		97
15) Acetonitrile	2.96	41	5403	25.636 ppb		91
16) Methyl Acetate	3.06	43	725	0.438 ppb	#	46
17) Iodomethane	2.70	142	389	2.864 ppb		99
20) Carbon disulfide	2.76	76	1478	0.580 ppb	#	89
21) Methyl t-butyl ether (MtBE	3.55	73	829	2.599 ppb	#	52
22) Trans-1,2-DCE	3.51	61	985	0.487 ppb	#	75
23) Diisopropyl Ether	4.36	45	1632	0.431 ppb		90
24) 1,1-DCA	4.14	63	920	0.310 ppb	#	68
25) Vinyl Acetate	4.37	43	497	0.597 ppb		100
27) MEK (2-Butanone)	5.11	43	5469	9.630 ppb	#	82
28) Cis-1,2-DCE	5.02	61	1157	0.532 ppb		82
29) 2,2-Dichloropropane	5.02	77	1382	0.644 ppb		96
30) Chloroform	5.49	83	1872	0.585 ppb		82
31) Bromochloromethane	5.33	130	462	0.361 ppb	#	70
33) 1,1,1-TCA	5.69	97	1494	0.552 ppb		86
34) Cyclohexane	5.75	56	841	0.459 ppb	#	82
35) 1,1-Dichloropropene	5.92	75	827	0.471 ppb		88
36) 2,2,4-Trimethylpentane	6.31	57	800	0.551 ppb		87
38) Carbon Tetrachloride	5.89	119	1142	0.501 ppb		89
40) 1,2-DCA	6.20	62	1143	0.481 ppb		96
41) Benzene	6.16	78	3251	0.520 ppb		92
42) TCE	6.98	130	1153	0.574 ppb		91
43) 2-Pentanone	7.26	43	18283	21.859 ppb		97
44) 1,2-Dichloropropane	7.24	63	895	0.512 ppb	#	69
45) Bromodichloromethane	7.58	83	1190	0.505 ppb		83
46) Methyl Cyclohexane	7.19	98	451	0.477 ppb	#	44
47) Dibromomethane	7.37	174	734	0.500 ppb		97

(#) = qualifier out of range (m) = manual integration

Quantitation Report (Not Reviewed)

Data File : M:\LOKI\DATA\210601\0601L17.D Vial: 7
Acq On : 1 Jun 21 20:48 Operator:
Sample : 0.5ug/L VOC STD 6/1/21 Inst : Loki
Misc : IS&S: 10/21/20, 11/11/20 Multiplr: 1.00

Quant Time: Jun 7 13:52 2021 Quant Results File: L0601W.RES

Quant Method : M:\LOKI\DATA\210601\L0601W.M (RTE Integrator)
Title : METHOD 8260B
Last Update : Mon Jun 07 13:46:40 2021
Response via : Initial Calibration
DataAcq Meth : 020321_L8260

Compound	R.T.	QIon	Response	Conc Unit		Qvalue
49) MIBK (methyl isobutyl ket	8.31	43	9229	9.070 ppb		92
50) 1-Bromo-2-chloroethane	7.92	63	673	0.535 ppb		93
51) Cis-1,3-Dichloropropene	8.11	75	1096	0.496 ppb		91
52) Toluene	8.47	91	2975	0.447 ppb		99
53) Trans-1,3-Dichloropropene	8.73	75	547	0.460 ppb	#	90
54) 1,1,2-TCA	8.93	97	847	0.493 ppb		95
55) 2-Hexanone	9.24	43	4424	8.176 ppb		95
58) 1,2-EDB	9.46	107	642	0.387 ppb		97
59) Tetrachloroethene	9.07	166	591	0.450 ppb	#	74
60) 1-Chlorohexane	9.99	91	552	1.536 ppb	#	1
61) 1,1,1,2-Tetrachloroethane	10.12	131	1018	0.522 ppb	#	61
62) m&p-Xylene	10.29	91	4084	2.341 ppb		89
63) o-Xylene	10.72	91	2275	0.445 ppb		93
64) Styrene	10.74	104	1277	1.778 ppb	#	68
66) 1,3-Dichloropropane	9.11	76	1354	0.519 ppb		98
67) Dibromochloromethane	9.35	129	1037	0.519 ppb	#	45
68) Chlorobenzene	10.02	112	2782	0.553 ppb		95
69) Ethylbenzene	10.16	91	1726	0.458 ppb		95
70) Bromoform	10.93	173	597	0.415 ppb		82
72) Isopropylbenzene	11.13	105	2362	0.464 ppb		94
73) 1,1,2,2-Tetrachloroethane	11.46	83	955	0.555 ppb		93
74) 1,2,3-Trichloropropane	11.49	110	325	0.523 ppb	#	20
75) t-1,4-Dichloro-2-Butene	11.52	53	45	0.201 ppb	#	17
76) Bromobenzene	11.44	158	837	0.468 ppb		93
77) n-Propylbenzene	11.58	91	2677	0.451 ppb		93
78) 4-Ethyltoluene	11.78	105	1802	0.410 ppb		96
79) 2-Chlorotoluene	11.78	91	2196	0.479 ppb		95
80) 1,3,5-Trimethylbenzene	12.19	105	1835	0.421 ppb		96
81) 4-Chlorotoluene	11.78	91	2196	0.479 ppb		95
82) Tert-Butylbenzene	12.14	119	1916	0.492 ppb		98
83) 1,2,4-Trimethylbenzene	12.19	105	1835	0.421 ppb		96
84) Sec-Butylbenzene	12.38	105	2069	0.393 ppb		93
85) p-Isopropyltoluene	12.54	119	1797	1.302 ppb		94
86) Benzyl Chloride	12.74	91	487	0.496 ppb	#	56
87) 1,3-DCB	12.49	146	1698	0.504 ppb	#	87
88) 1,4-DCB	13.00	146	1755	0.516 ppb	#	71
89) n-Butylbenzene	12.98	91	1491	0.409 ppb		96
90) 1,2-DCB	12.58	146	2068	0.583 ppb	#	83
91) Hexachloroethane	13.28	117	634	0.622 ppb	#	73
92) 1,2-Dibromo-3-chloropropan	13.85	157	21	0.832 ppb	#	13
93) 1,2,4-Trichlorobenzene	14.76	180	412	1.859 ppb	#	46
94) Hexachlorobutadiene	14.96	225	328	0.550 ppb	#	80
95) Naphthalene	15.04	128	946	3.542 ppb	#	79
96) 1,2,3-Trichlorobenzene	15.31	182	360	1.572 ppb		81

(#) = qualifier out of range (m) = manual integration

Quantitation Report

Data File : M:\LOKI\DATA\210601\0601L17.D Vial: 7
Acq On : 1 Jun 21 20:48 Operator:
Sample : 0.5ug/L VOC STD 6/1/21 Inst : Loki
Misc : IS&S: 10/21/20, 11/11/20 Multiplr: 1.00

Quant Time: Jun 7 13:52 2021 Quant Results File: L0601W.RES

Method : M:\LOKI\DATA\210601\L0601W.M (RTE Integrator)
Title : METHOD 8260B
Last Update : Mon Jun 07 13:46:40 2021
Response via : Initial Calibration



Quantitation Report (Not Reviewed)

Data File : M:\LOKI\DATA\210601\0601L18.D
Acq On : 1 Jun 21 21:15
Sample : 1ug/L VOC STD 6/1/21
Misc : IS&S: 10/21/20, 11/11/20

Vial: 8
Operator:
Inst : Loki
Multiplr: 1.00

Quant Time: Jun 7 13:52 2021 Quant Results File: L0601W.RES

Quant Method : M:\LOKI\DATA\210601\L0601W.M (RTE Integrator)
Title : METHOD 8260B
Last Update : Mon Jun 07 13:46:40 2021
Response via : Initial Calibration
DataAcq Meth : 020321_L8260

Internal Standards	R.T.	QIon	Response	Conc Units	Dev(Min)
1) Fluorobenzene (IS)	6.53	96	355171	25.000 ppb	0.00
56) Chlorobenzene-D5 (IS)	9.99	117	298335	25.000 ppb	0.00
71) 1,4-Dichlorobenzene-D4 (IS	12.56	152	148524	25.000 ppb	0.00
System Monitoring Compounds					
32) Dibromofluoromethane(S)	5.69	113	41287	9.733 ppb	0.00
Spiked Amount 25.000			Recovery	= 38.932%	
37) 1,2-DCA-D4(S)	6.11	65	43993	9.704 ppb	0.00
Spiked Amount 25.000			Recovery	= 38.816%	
57) Toluene-D8(S)	8.39	98	127322	9.011 ppb	0.00
Spiked Amount 25.000			Recovery	= 36.044%	
65) 4-Bromofluorobenzene(S)	11.29	174	42342	8.338 ppb	0.00
Spiked Amount 25.000			Recovery	= 33.352%	

Target Compounds						Qvalue
2) Dichlorodifluoromethane	1.15	85	2638	1.249 ppb	#	82
3) Freon 114	1.26	85	1880	1.125 ppb	#	72
4) Chloromethane	1.30	50	2691	1.142 ppb		93
5) Vinyl chloride	1.40	62	1948	1.030 ppb		98
6) Bromomethane	1.68	96	2017	0.600 ppb		84
7) Chloroethane	1.78	64	1522	1.198 ppb	#	82
8) Dichlorofluoromethane	1.97	67	3587	1.117 ppb		86
9) Trichlorofluoromethane	2.02	101	1854	1.047 ppb		90
10) Acrolein	2.45	56	6858	51.161 ppb		87
11) Acetone	2.63	43	11153	21.408 ppb		99
12) Freon-113	2.57	101	1550	1.010 ppb	#	89
13) 1,1-DCE	2.55	61	2354	1.018 ppb		98
14) t-Butanol	3.40	59	3614	50.588 ppb	#	81
15) Acetonitrile	2.95	41	11900	54.908 ppb		99
16) Methyl Acetate	3.05	43	1789	1.331 ppb	#	74
17) Iodomethane	2.69	142	698	3.047 ppb	#	78
19) Methylene chloride	3.13	84	2876	0.553 ppb	#	76
20) Carbon disulfide	2.76	76	3057	1.167 ppb	#	90
21) Methyl t-butyl ether (MtBE	3.55	73	1760	2.909 ppb		97
22) Trans-1,2-DCE	3.50	61	2079	0.999 ppb	#	77
23) Diisopropyl Ether	4.36	45	3907	1.004 ppb		99
24) 1,1-DCA	4.15	63	3447	1.130 ppb		95
25) Vinyl Acetate	4.36	43	827	0.966 ppb		100
26) Ethyl tert Butyl Ether	4.91	59	75	5.257 ppb	#	43
27) MEK (2-Butanone)	5.11	43	10659	18.252 ppb		93
28) Cis-1,2-DCE	5.03	61	2537	1.099 ppb		92
29) 2,2-Dichloropropane	5.01	77	2405	1.089 ppb		97
30) Chloroform	5.49	83	3399	1.033 ppb		86
31) Bromochloromethane	5.35	130	1385	1.053 ppb	#	76
33) 1,1,1-TCA	5.69	97	2929	1.052 ppb	#	78
34) Cyclohexane	5.74	56	1862	0.989 ppb	#	78
35) 1,1-Dichloropropene	5.91	75	1684	0.933 ppb	#	86
36) 2,2,4-Trimethylpentane	6.31	57	1421	0.951 ppb	#	85
38) Carbon Tetrachloride	5.90	119	2319	0.989 ppb	#	70
40) 1,2-DCA	6.21	62	2659	1.087 ppb	#	82
41) Benzene	6.16	78	6955	1.082 ppb		99
42) TCE	6.98	130	2079	1.007 ppb		87
43) 2-Pentanone	7.26	43	38849	45.168 ppb		97
44) 1,2-Dichloropropane	7.24	63	2026	1.128 ppb		94

(#) = qualifier out of range (m) = manual integration

Quantitation Report (Not Reviewed)

Data File : M:\LOKI\DATA\210601\0601L18.D Vial: 8
Acq On : 1 Jun 21 21:15 Operator:
Sample : 1ug/L VOC STD 6/1/21 Inst : Loki
Misc : IS&S: 10/21/20, 11/11/20 Multiplr: 1.00

Quant Time: Jun 7 13:52 2021 Quant Results File: L0601W.RES

Quant Method : M:\LOKI\DATA\210601\L0601W.M (RTE Integrator)
Title : METHOD 8260B
Last Update : Mon Jun 07 13:46:40 2021
Response via : Initial Calibration
DataAcq Meth : 020321_L8260

	Compound	R.T.	QIon	Response	Conc Unit		Qvalue
45)	Bromodichloromethane	7.58	83	2632	1.085 ppb		81
46)	Methyl Cyclohexane	7.19	98	785	0.807 ppb		99
47)	Dibromomethane	7.37	174	1377	0.913 ppb		91
49)	MIBK (methyl isobutyl ket	8.31	43	18939	18.101 ppb		94
50)	1-Bromo-2-chloroethane	7.91	63	1387	1.072 ppb		92
51)	Cis-1,3-Dichloropropene	8.11	75	2064	0.909 ppb		89
52)	Toluene	8.47	91	6352	0.929 ppb		96
53)	Trans-1,3-Dichloropropene	8.74	75	1179	0.964 ppb		92
54)	1,1,2-TCA	8.93	97	2045	1.158 ppb		89
55)	2-Hexanone	9.24	43	9502	17.077 ppb		95
58)	1,2-EDB	9.47	107	1617	0.937 ppb	#	74
59)	Tetrachloroethene	9.07	166	1534	1.123 ppb		95
60)	1-Chlorohexane	10.02	91	1499	2.018 ppb	#	74
61)	1,1,1,2-Tetrachloroethane	10.12	131	1959	0.965 ppb		82
62)	m&p-Xylene	10.28	91	8557	3.033 ppb		98
63)	o-Xylene	10.72	91	4436	0.834 ppb		97
64)	Styrene	10.73	104	3212	2.110 ppb		84
66)	1,3-Dichloropropane	9.12	76	2840	1.046 ppb		91
67)	Dibromochloromethane	9.36	129	2155	1.037 ppb		80
68)	Chlorobenzene	10.02	112	4861	0.929 ppb		93
69)	Ethylbenzene	10.16	91	3823	0.976 ppb		94
70)	Bromoform	10.93	173	1521	1.017 ppb		99
72)	Isopropylbenzene	11.13	105	5305	0.983 ppb	#	85
73)	1,1,2,2-Tetrachloroethane	11.46	83	2046	1.122 ppb		91
74)	1,2,3-Trichloropropane	11.50	110	820	1.245 ppb		82
75)	t-1,4-Dichloro-2-Butene	11.51	53	239	1.006 ppb	#	17
76)	Bromobenzene	11.45	158	1912	1.007 ppb		92
77)	n-Propylbenzene	11.58	91	6181	0.982 ppb		99
78)	4-Ethyltoluene	11.78	105	3858	0.828 ppb		85
79)	2-Chlorotoluene	11.78	91	4570	0.940 ppb		94
80)	1,3,5-Trimethylbenzene	12.18	105	3892	0.843 ppb		87
81)	4-Chlorotoluene	11.78	91	4570	0.940 ppb		94
82)	Tert-Butylbenzene	12.13	119	3407	0.825 ppb		98
83)	1,2,4-Trimethylbenzene	12.18	105	3892	0.843 ppb		87
84)	Sec-Butylbenzene	12.37	105	5396	0.967 ppb	#	85
85)	p-Isopropyltoluene	12.53	119	4394	1.720 ppb		90
86)	Benzyl Chloride	12.74	91	1101	1.058 ppb		99
87)	1,3-DCB	12.49	146	3762	1.052 ppb	#	91
88)	1,4-DCB	12.99	146	3581	0.993 ppb		87
89)	n-Butylbenzene	12.98	91	3458	0.895 ppb		99
90)	1,2-DCB	12.59	146	3887	1.033 ppb		96
91)	Hexachloroethane	13.28	117	1146	1.059 ppb	#	70
92)	1,2-Dibromo-3-chloropropan	13.85	157	116	1.061 ppb	#	54
93)	1,2,4-Trichlorobenzene	14.77	180	887	2.240 ppb		76
94)	Hexachlorobutadiene	14.96	225	743	1.175 ppb		95
95)	Naphthalene	15.04	128	2264	3.795 ppb	#	79
96)	1,2,3-Trichlorobenzene	15.30	182	762	1.945 ppb		80

(#) = qualifier out of range (m) = manual integration

Quantitation Report

Data File : M:\LOKI\DATA\210601\0601L18.D Vial: 8
Acq On : 1 Jun 21 21:15 Operator:
Sample : 1ug/L VOC STD 6/1/21 Inst : Loki
Misc : IS&S: 10/21/20, 11/11/20 Multiplr: 1.00

Quant Time: Jun 7 13:52 2021 Quant Results File: L0601W.RES

Method : M:\LOKI\DATA\210601\L0601W.M (RTE Integrator)
Title : METHOD 8260B
Last Update : Mon Jun 07 13:46:40 2021
Response via : Initial Calibration



Quantitation Report (Not Reviewed)

Data File : M:\LOKI\DATA\210601\0601L19.D Vial: 9
Acq On : 1 Jun 21 21:43 Operator:
Sample : 2ug/L VOC STD 6/1/21 Inst : Loki
Misc : IS&S: 10/21/20, 11/11/20 Multiplr: 1.00

Quant Time: Jun 7 13:52 2021 Quant Results File: L0601W.RES

Quant Method : M:\LOKI\DATA\210601\L0601W.M (RTE Integrator)
Title : METHOD 8260B
Last Update : Mon Jun 07 13:46:40 2021
Response via : Initial Calibration
DataAcq Meth : 020321_L8260

Internal Standards	R.T.	QIon	Response	Conc Units	Dev(Min)
1) Fluorobenzene (IS)	6.54	96	352918	25.000 ppb	0.00
56) Chlorobenzene-D5 (IS)	9.99	117	294916	25.000 ppb	0.00
71) 1,4-Dichlorobenzene-D4 (IS	12.56	152	158373	25.000 ppb	0.00
System Monitoring Compounds					
32) Dibromofluoromethane(S)	5.70	113	39426	9.354 ppb	0.00
Spiked Amount 25.000			Recovery	= 37.416%	
37) 1,2-DCA-D4(S)	6.11	65	42247	9.378 ppb	0.00
Spiked Amount 25.000			Recovery	= 37.512%	
57) Toluene-D8(S)	8.40	98	127290	9.113 ppb	0.00
Spiked Amount 25.000			Recovery	= 36.452%	
65) 4-Bromofluorobenzene(S)	11.29	174	44263	8.818 ppb	0.00
Spiked Amount 25.000			Recovery	= 35.272%	

Target Compounds						Qvalue
2) Dichlorodifluoromethane	1.15	85	4606	2.195 ppb		96
3) Freon 114	1.26	85	3696	2.227 ppb		95
4) Chloromethane	1.30	50	4687	2.003 ppb		95
5) Vinyl chloride	1.40	62	4135	2.201 ppb		96
6) Bromomethane	1.68	96	3781	1.793 ppb		100
7) Chloroethane	1.78	64	2689	2.130 ppb		90
8) Dichlorofluoromethane	1.97	67	6652	2.084 ppb		95
9) Trichlorofluoromethane	2.02	101	3623	2.060 ppb		96
10) Acrolein	2.45	56	9957	74.754 ppb		97
11) Acetone	2.63	43	15766	30.456 ppb		95
12) Freon-113	2.57	101	3194	2.096 ppb		92
13) 1,1-DCE	2.54	61	5100	2.220 ppb		88
14) t-Butanol	3.41	59	5951	72.540 ppb		93
15) Acetonitrile	2.95	41	16902	78.486 ppb		90
16) Methyl Acetate	3.05	43	2727	2.148 ppb		98
17) Iodomethane	2.70	142	1352	3.453 ppb		94
19) Methylene chloride	3.13	84	5263	1.976 ppb		90
20) Carbon disulfide	2.76	76	5809	2.232 ppb		97
21) Methyl t-butyl ether (MtBE	3.56	73	3927	3.658 ppb		97
22) Trans-1,2-DCE	3.51	61	4344	2.101 ppb		84
23) Diisopropyl Ether	4.35	45	7422	1.920 ppb	#	88
24) 1,1-DCA	4.15	63	6745	2.226 ppb		99
25) Vinyl Acetate	4.36	43	1705	2.005 ppb		100
26) Ethyl tert Butyl Ether	4.89	59	629	5.862 ppb	#	73
27) MEK (2-Butanone)	5.11	43	17215	29.666 ppb		93
28) Cis-1,2-DCE	5.01	61	5100	2.191 ppb		92
29) 2,2-Dichloropropane	5.01	77	4407	2.009 ppb		95
30) Chloroform	5.49	83	6941	2.123 ppb		94
31) Bromochloromethane	5.34	130	2876	2.200 ppb		98
33) 1,1,1-TCA	5.69	97	5442	1.966 ppb		96
34) Cyclohexane	5.74	56	3877	2.072 ppb		94
35) 1,1-Dichloropropene	5.91	75	3782	2.109 ppb		89
36) 2,2,4-Trimethylpentane	6.30	57	2886	1.945 ppb		95
38) Carbon Tetrachloride	5.89	119	5099	2.188 ppb		98
40) 1,2-DCA	6.21	62	5033	2.071 ppb		93
41) Benzene	6.17	78	12756	1.997 ppb		90
42) TCE	6.98	130	4352	2.122 ppb		94
43) 2-Pentanone	7.26	43	59970	70.170 ppb		98
44) 1,2-Dichloropropane	7.24	63	3412	1.912 ppb		82

(#) = qualifier out of range (m) = manual integration

Quantitation Report (Not Reviewed)

Data File : M:\LOKI\DATA\210601\0601L19.D Vial: 9
Acq On : 1 Jun 21 21:43 Operator:
Sample : 2ug/L VOC STD 6/1/21 Inst : Loki
Misc : IS&S: 10/21/20, 11/11/20 Multiplr: 1.00

Quant Time: Jun 7 13:52 2021 Quant Results File: L0601W.RES

Quant Method : M:\LOKI\DATA\210601\L0601W.M (RTE Integrator)
Title : METHOD 8260B
Last Update : Mon Jun 07 13:46:40 2021
Response via : Initial Calibration
DataAcq Meth : 020321_L8260

Compound	R.T.	QIon	Response	Conc Unit		Qvalue
45) Bromodichloromethane	7.58	83	4774	1.981 ppb		98
46) Methyl Cyclohexane	7.19	98	1821	1.883 ppb		96
47) Dibromomethane	7.37	174	3122	2.082 ppb		95
49) MIBK (methyl isobutyl ket	8.31	43	31028	29.844 ppb		97
50) 1-Bromo-2-chloroethane	7.92	63	2798	2.177 ppb		97
51) Cis-1,3-Dichloropropene	8.10	75	4438	1.967 ppb		95
52) Toluene	8.47	91	13482	1.984 ppb		96
53) Trans-1,3-Dichloropropene	8.73	75	2493	2.051 ppb		96
54) 1,1,2-TCA	8.93	97	3406	1.941 ppb		94
55) 2-Hexanone	9.24	43	15969	28.883 ppb		96
58) 1,2-EDB	9.47	107	3580	2.098 ppb	#	79
59) Tetrachloroethene	9.07	166	2691	1.993 ppb		93
60) 1-Chlorohexane	10.02	91	3523	3.097 ppb		90
61) 1,1,1,2-Tetrachloroethane	10.12	131	4145	2.066 ppb		93
62) m&p-Xylene	10.29	91	18620	4.685 ppb		98
63) o-Xylene	10.72	91	9256	1.761 ppb		90
64) Styrene	10.73	104	6615	2.725 ppb		93
66) 1,3-Dichloropropane	9.12	76	5142	1.916 ppb		90
67) Dibromochloromethane	9.35	129	4101	1.996 ppb		90
68) Chlorobenzene	10.02	112	10751	2.077 ppb		99
69) Ethylbenzene	10.16	91	6732	1.738 ppb		99
70) Bromoform	10.92	173	3004	2.031 ppb		92
72) Isopropylbenzene	11.13	105	10881	1.892 ppb		90
73) 1,1,2,2-Tetrachloroethane	11.46	83	3916	2.013 ppb		89
74) 1,2,3-Trichloropropane	11.50	110	1387	1.975 ppb		86
75) t-1,4-Dichloro-2-Butene	11.53	53	352	1.389 ppb	#	68
76) Bromobenzene	11.45	158	4591	2.268 ppb		77
77) n-Propylbenzene	11.58	91	11864	1.768 ppb		93
78) 4-Ethyltoluene	11.78	105	9160	1.843 ppb		95
79) 2-Chlorotoluene	11.79	91	9126	1.760 ppb		89
80) 1,3,5-Trimethylbenzene	12.18	105	8776	1.782 ppb		95
81) 4-Chlorotoluene	11.79	91	9126	1.760 ppb		89
82) Tert-Butylbenzene	12.13	119	8126	1.846 ppb		100
83) 1,2,4-Trimethylbenzene	12.18	105	8776	1.782 ppb		95
84) Sec-Butylbenzene	12.37	105	10938	1.837 ppb		91
85) p-Isopropyltoluene	12.54	119	8700	2.352 ppb		92
86) Benzyl Chloride	12.75	91	2140	1.928 ppb	#	78
87) 1,3-DCB	12.49	146	7273	1.908 ppb		99
88) 1,4-DCB	12.99	146	7868	2.045 ppb		93
89) n-Butylbenzene	12.99	91	7442	1.806 ppb		92
90) 1,2-DCB	12.49	146	7273	1.812 ppb		99
91) Hexachloroethane	13.28	117	2445	2.119 ppb		97
92) 1,2-Dibromo-3-chloropropan	13.85	157	824	2.666 ppb	#	80
93) 1,2,4-Trichlorobenzene	14.77	180	2041	3.109 ppb		94
94) Hexachlorobutadiene	14.96	225	1477	2.190 ppb		91
95) Naphthalene	15.04	128	5504	4.379 ppb	#	91
96) 1,2,3-Trichlorobenzene	15.30	182	1782	2.836 ppb		88

(#) = qualifier out of range (m) = manual integration

Quantitation Report

Data File : M:\LOKI\DATA\210601\0601L19.D Vial: 9
Acq On : 1 Jun 21 21:43 Operator:
Sample : 2ug/L VOC STD 6/1/21 Inst : Loki
Misc : IS&S: 10/21/20, 11/11/20 Multiplr: 1.00

Quant Time: Jun 7 13:52 2021 Quant Results File: L0601W.RES

Method : M:\LOKI\DATA\210601\L0601W.M (RTE Integrator)
Title : METHOD 8260B
Last Update : Mon Jun 07 13:46:40 2021
Response via : Initial Calibration



Quantitation Report (Not Reviewed)

Data File : M:\LOKI\DATA\210601\0601L20.D Vial: 10
Acq On : 1 Jun 21 22:10 Operator:
Sample : 5ug/L VOC STD 6/1/21 Inst : Loki
Misc : IS&S: 10/21/20, 11/11/20 Multiplr: 1.00

Quant Time: Jun 7 13:52 2021 Quant Results File: L0601W.RES

Quant Method : M:\LOKI\DATA\210601\L0601W.M (RTE Integrator)
Title : METHOD 8260B
Last Update : Mon Jun 07 13:46:40 2021
Response via : Initial Calibration
DataAcq Meth : 020321_L8260

Internal Standards	R.T.	QIon	Response	Conc Units	Dev(Min)
1) Fluorobenzene (IS)	6.53	96	368163	25.000 ppb	0.00
56) Chlorobenzene-D5 (IS)	9.99	117	305416	25.000 ppb	0.00
71) 1,4-Dichlorobenzene-D4 (IS	12.56	152	171391	25.000 ppb	0.00
System Monitoring Compounds					
32) Dibromofluoromethane(S)	5.69	113	110900	25.221 ppb	0.00
Spiked Amount 25.000			Recovery	= 100.884%	
37) 1,2-DCA-D4(S)	6.11	65	119570	25.444 ppb	0.00
Spiked Amount 25.000			Recovery	= 101.776%	
57) Toluene-D8(S)	8.39	98	370554	25.616 ppb	0.00
Spiked Amount 25.000			Recovery	= 102.464%	
65) 4-Bromofluorobenzene(S)	11.29	174	127473	24.521 ppb	0.00
Spiked Amount 25.000			Recovery	= 98.084%	

Target Compounds					Qvalue
2) Dichlorodifluoromethane	1.15	85	10023	4.579 ppb	95
3) Freon 114	1.26	85	7449	4.302 ppb	90
4) Chloromethane	1.30	50	11574	4.740 ppb	91
5) Vinyl chloride	1.40	62	10013	5.109 ppb	99
6) Bromomethane	1.67	96	9165	5.152 ppb	99
7) Chloroethane	1.78	64	6964	5.288 ppb	96
8) Dichlorofluoromethane	1.97	67	16090	4.833 ppb	99
9) Trichlorofluoromethane	2.02	101	8996	4.902 ppb	96
10) Acrolein	2.45	56	13613	97.970 ppb	95
11) Acetone	2.64	43	21182	39.224 ppb	91
12) Freon-113	2.57	101	7898	4.967 ppb	98
13) 1,1-DCE	2.54	61	11416	4.763 ppb	91
14) t-Butanol	3.41	59	11174	102.854 ppb	100
15) Acetonitrile	2.95	41	21562	95.979 ppb	97
16) Methyl Acetate	3.05	43	6482	5.150 ppb	93
17) Iodomethane	2.69	142	3141	4.478 ppb	82
19) Methylene chloride	3.13	84	11168	5.196 ppb	97
20) Carbon disulfide	2.76	76	12718	4.685 ppb #	93
21) Methyl t-butyl ether (MtBE	3.55	73	10906	5.902 ppb	94
22) Trans-1,2-DCE	3.50	61	10802	5.008 ppb	90
23) Diisopropyl Ether	4.35	45	19313	4.790 ppb	97
24) 1,1-DCA	4.15	63	15355	4.857 ppb	99
25) Vinyl Acetate	4.36	43	4290	4.836 ppb	100
26) Ethyl tert Butyl Ether	4.89	59	2097	7.368 ppb	98
27) MEK (2-Butanone)	5.11	43	24506	40.482 ppb	94
28) Cis-1,2-DCE	5.02	61	12175	4.974 ppb	95
29) 2,2-Dichloropropane	5.01	77	10855	4.744 ppb	98
30) Chloroform	5.49	83	16538	4.850 ppb	97
31) Bromochloromethane	5.34	130	7389	5.418 ppb	97
33) 1,1,1-TCA	5.69	97	14533	5.033 ppb	99
34) Cyclohexane	5.75	56	8394	4.301 ppb	98
35) 1,1-Dichloropropene	5.91	75	8933	4.776 ppb	90
36) 2,2,4-Trimethylpentane	6.31	57	6685	4.318 ppb	98
38) Carbon Tetrachloride	5.90	119	12159	5.000 ppb	91
40) 1,2-DCA	6.21	62	12903	5.091 ppb	93
41) Benzene	6.16	78	32876	4.934 ppb	97
42) TCE	6.98	130	9796	4.579 ppb	95
43) 2-Pentanone	7.25	43	86897	97.467 ppb	100
44) 1,2-Dichloropropane	7.24	63	9230	4.958 ppb	89

(#) = qualifier out of range (m) = manual integration

Quantitation Report (Not Reviewed)

Data File : M:\LOKI\DATA\210601\0601L20.D Vial: 10
Acq On : 1 Jun 21 22:10 Operator:
Sample : 5ug/L VOC STD 6/1/21 Inst : Loki
Misc : IS&S: 10/21/20, 11/11/20 Multiplr: 1.00

Quant Time: Jun 7 13:52 2021 Quant Results File: L0601W.RES

Quant Method : M:\LOKI\DATA\210601\L0601W.M (RTE Integrator)
Title : METHOD 8260B
Last Update : Mon Jun 07 13:46:40 2021
Response via : Initial Calibration
DataAcq Meth : 020321_L8260

	Compound	R.T.	QIon	Response	Conc Unit		Qvalue
45)	Bromodichloromethane	7.58	83	12688	5.047 ppb		95
46)	Methyl Cyclohexane	7.19	98	4715	4.674 ppb		92
47)	Dibromomethane	7.37	174	8218	5.254 ppb		96
49)	MIBK (methyl isobutyl ket	8.31	43	43122	39.759 ppb		97
50)	1-Bromo-2-chloroethane	7.92	63	6790	5.064 ppb		88
51)	Cis-1,3-Dichloropropene	8.10	75	11273	4.789 ppb		98
52)	Toluene	8.47	91	36333	5.125 ppb		95
53)	Trans-1,3-Dichloropropene	8.73	75	6352	5.011 ppb		95
54)	1,1,2-TCA	8.93	97	9034	4.936 ppb		91
55)	2-Hexanone	9.24	43	23306	40.407 ppb		97
58)	1,2-EDB	9.47	107	9421	5.330 ppb		89
59)	Tetrachloroethene	9.07	166	7314	5.231 ppb		99
60)	1-Chlorohexane	10.02	91	7724	5.175 ppb		97
61)	1,1,1,2-Tetrachloroethane	10.12	131	10654	5.127 ppb		93
62)	m&p-Xylene	10.29	91	49624	9.447 ppb		98
63)	o-Xylene	10.72	91	25076	4.607 ppb		93
64)	Styrene	10.73	104	19863	4.972 ppb		95
66)	1,3-Dichloropropane	9.11	76	14198	5.108 ppb		91
67)	Dibromochloromethane	9.36	129	10162	4.775 ppb		92
68)	Chlorobenzene	10.02	112	26294	4.906 ppb		99
69)	Ethylbenzene	10.15	91	18120	4.517 ppb		95
70)	Bromoform	10.93	173	7708	5.032 ppb		92
72)	Isopropylbenzene	11.13	105	29209	4.692 ppb		93
73)	1,1,2,2-Tetrachloroethane	11.46	83	10779	5.121 ppb		95
74)	1,2,3-Trichloropropane	11.50	110	4032	5.304 ppb		95
75)	t-1,4-Dichloro-2-Butene	11.52	53	1411	5.145 ppb		82
76)	Bromobenzene	11.45	158	11496	5.247 ppb		95
77)	n-Propylbenzene	11.58	91	34418	4.739 ppb		100
78)	4-Ethyltoluene	11.78	105	26208	4.872 ppb		99
79)	2-Chlorotoluene	11.78	91	27040	4.818 ppb		92
80)	1,3,5-Trimethylbenzene	12.19	105	24414	4.581 ppb		93
81)	4-Chlorotoluene	11.78	91	27040	4.818 ppb		92
82)	Tert-Butylbenzene	12.13	119	23176	4.865 ppb		99
83)	1,2,4-Trimethylbenzene	12.19	105	24414	4.581 ppb		93
84)	Sec-Butylbenzene	12.37	105	29011	4.503 ppb		94
85)	p-Isopropyltoluene	12.54	119	26065	4.773 ppb		97
86)	Benzyl Chloride	12.74	91	5935	4.942 ppb		95
87)	1,3-DCB	12.49	146	20754	5.031 ppb		94
88)	1,4-DCB	12.99	146	20455	4.913 ppb		96
89)	n-Butylbenzene	12.99	91	21028	4.715 ppb		92
90)	1,2-DCB	12.58	146	21142	4.868 ppb		97
91)	Hexachloroethane	13.28	117	6033	4.832 ppb	#	88
92)	1,2-Dibromo-3-chloropropan	13.85	157	2225	5.490 ppb	#	83
93)	1,2,4-Trichlorobenzene	14.77	180	4817	5.022 ppb		93
94)	Hexachlorobutadiene	14.96	225	3346	4.585 ppb		99
95)	Naphthalene	15.04	128	14928	5.945 ppb		98
96)	1,2,3-Trichlorobenzene	15.30	182	4484	5.007 ppb		95

(#) = qualifier out of range (m) = manual integration

Quantitation Report

Data File : M:\LOKI\DATA\210601\0601L20.D Vial: 10
Acq On : 1 Jun 21 22:10 Operator:
Sample : 5ug/L VOC STD 6/1/21 Inst : Loki
Misc : IS&S: 10/21/20, 11/11/20 Multiplr: 1.00

Quant Time: Jun 7 13:52 2021 Quant Results File: L0601W.RES

Method : M:\LOKI\DATA\210601\L0601W.M (RTE Integrator)
Title : METHOD 8260B
Last Update : Mon Jun 07 13:46:40 2021
Response via : Initial Calibration



Quantitation Report (Not Reviewed)

Data File : M:\LOKI\DATA\210601\0601L21.D Vial: 11
Acq On : 1 Jun 21 22:38 Operator:
Sample : 10ug/L VOC STD 6/1/21 Inst : Loki
Misc : IS&S: 10/21/20, 11/11/20 Multiplr: 1.00

Quant Time: Jun 7 13:53 2021 Quant Results File: L0601W.RES

Quant Method : M:\LOKI\DATA\210601\L0601W.M (RTE Integrator)
Title : METHOD 8260B
Last Update : Mon Jun 07 13:46:40 2021
Response via : Initial Calibration
DataAcq Meth : 020321_L8260

Internal Standards	R.T.	QIon	Response	Conc Units	Dev(Min)
1) Fluorobenzene (IS)	6.53	96	367590	25.000 ppb	0.00
56) Chlorobenzene-D5 (IS)	9.99	117	304257	25.000 ppb	0.00
71) 1,4-Dichlorobenzene-D4 (IS	12.56	152	182815	25.000 ppb	0.00
System Monitoring Compounds					
32) Dibromofluoromethane(S)	5.70	113	108787	24.779 ppb	0.00
Spiked Amount 25.000			Recovery =	99.116%	
37) 1,2-DCA-D4(S)	6.11	65	115184	24.549 ppb	0.00
Spiked Amount 25.000			Recovery =	98.196%	
57) Toluene-D8(S)	8.39	98	370149	25.685 ppb	0.00
Spiked Amount 25.000			Recovery =	102.740%	
65) 4-Bromofluorobenzene(S)	11.29	174	130114	25.124 ppb	0.00
Spiked Amount 25.000			Recovery =	100.496%	
Target Compounds					Qvalue
2) Dichlorodifluoromethane	1.15	85	20660	9.454 ppb	100
3) Freon 114	1.26	85	16654	9.633 ppb	100
4) Chloromethane	1.30	50	23272	9.546 ppb	100
5) Vinyl chloride	1.40	62	19511	9.971 ppb	100
6) Bromomethane	1.67	96	17221	10.352 ppb	100
7) Chloroethane	1.77	64	12628	9.603 ppb	100
8) Dichlorofluoromethane	1.97	67	32784	9.863 ppb	100
9) Trichlorofluoromethane	2.02	101	18656	10.183 ppb	100
10) Acrolein	2.45	56	16920	121.960 ppb	100
11) Acetone	2.63	43	26116	48.437 ppb	100
12) Freon-113	2.56	101	16458	10.367 ppb	100
13) 1,1-DCE	2.54	61	23959	10.011 ppb	100
14) t-Butanol	3.40	59	15559	123.444 ppb	100
15) Acetonitrile	2.95	41	29570	131.831 ppb	100
16) Methyl Acetate	3.04	43	12841	10.415 ppb	100
17) Iodomethane	2.69	142	10091	8.600 ppb	100
19) Methylene chloride	3.13	84	19791	10.104 ppb	100
20) Carbon disulfide	2.75	76	25896	9.554 ppb	100
21) Methyl t-butyl ether (MtBE	3.55	73	21132	9.284 ppb	100
22) Trans-1,2-DCE	3.50	61	21643	10.051 ppb	100
23) Diisopropyl Ether	4.35	45	40654	10.099 ppb	100
24) 1,1-DCA	4.15	63	30433	9.642 ppb	100
25) Vinyl Acetate	4.35	43	8847	9.988 ppb	100
26) Ethyl tert Butyl Ether	4.89	59	4156	9.528 ppb	100
27) MEK (2-Butanone)	5.10	43	30598	50.624 ppb	100
28) Cis-1,2-DCE	5.02	61	24796	10.113 ppb	100
29) 2,2-Dichloropropane	5.00	77	21622	9.464 ppb	100
30) Chloroform	5.49	83	33713	9.901 ppb	100
31) Bromochloromethane	5.34	130	14115	10.366 ppb	100
33) 1,1,1-TCA	5.69	97	28933	10.036 ppb	100
34) Cyclohexane	5.74	56	19060	9.781 ppb	100
35) 1,1-Dichloropropene	5.91	75	17852	9.560 ppb	100
36) 2,2,4-Trimethylpentane	6.31	57	14334	9.273 ppb	100
38) Carbon Tetrachloride	5.90	119	24878	10.247 ppb	100
40) 1,2-DCA	6.21	62	25036	9.893 ppb	100
41) Benzene	6.16	78	64837	9.746 ppb	100
42) TCE	6.98	130	20956	9.811 ppb	100
43) 2-Pentanone	7.25	43	114603	128.743 ppb	100
44) 1,2-Dichloropropane	7.24	63	18514	9.960 ppb	100

(#) = qualifier out of range (m) = manual integration

Quantitation Report (Not Reviewed)

Data File : M:\LOKI\DATA\210601\0601L21.D
Acq On : 1 Jun 21 22:38
Sample : 10ug/L VOC STD 6/1/21
Misc : IS&S: 10/21/20, 11/11/20

Vial: 11
Operator:
Inst : Loki
Multiplr: 1.00

Quant Time: Jun 7 13:53 2021

Quant Results File: L0601W.RES

Quant Method : M:\LOKI\DATA\210601\L0601W.M (RTE Integrator)
Title : METHOD 8260B
Last Update : Mon Jun 07 13:46:40 2021
Response via : Initial Calibration
DataAcq Meth : 020321_L8260

	Compound	R.T.	QIon	Response	Conc Unit	Qvalue
45)	Bromodichloromethane	7.58	83	25531	10.171 ppb	100
46)	Methyl Cyclohexane	7.19	98	10482	10.406 ppb	100
47)	Dibromomethane	7.37	174	16219	10.386 ppb	100
49)	MIBK (methyl isobutyl ket	8.31	43	55238	51.010 ppb	100
50)	1-Bromo-2-chloroethane	7.92	63	12511	9.345 ppb	100
51)	Cis-1,3-Dichloropropene	8.10	75	24156	10.277 ppb	100
52)	Toluene	8.47	91	72241	10.205 ppb	100
53)	Trans-1,3-Dichloropropene	8.73	75	12096	9.556 ppb	100
54)	1,1,2-TCA	8.93	97	18708	10.238 ppb	100
55)	2-Hexanone	9.24	43	30268	52.560 ppb	100
58)	1,2-EDB	9.47	107	18301	10.394 ppb	100
59)	Tetrachloroethene	9.07	166	14365	10.314 ppb	100
60)	1-Chlorohexane	10.02	91	16325	9.594 ppb	100
61)	1,1,1,2-Tetrachloroethane	10.12	131	20231	9.772 ppb	100
62)	m&p-Xylene	10.29	91	109514	18.913 ppb	100
63)	o-Xylene	10.72	91	54770	10.100 ppb	100
64)	Styrene	10.74	104	43512	9.083 ppb	100
66)	1,3-Dichloropropane	9.11	76	27713	10.009 ppb	100
67)	Dibromochloromethane	9.35	129	21169	9.985 ppb	100
68)	Chlorobenzene	10.02	112	52769	9.884 ppb	100
69)	Ethylbenzene	10.15	91	39600	9.909 ppb	100
70)	Bromoform	10.92	173	15359	10.065 ppb	100
72)	Isopropylbenzene	11.13	105	64426	9.703 ppb	100
73)	1,1,2,2-Tetrachloroethane	11.46	83	21220	9.451 ppb	100
74)	1,2,3-Trichloropropane	11.50	110	7835	9.663 ppb	100
75)	t-1,4-Dichloro-2-Butene	11.52	53	3005	10.272 ppb	100
76)	Bromobenzene	11.45	158	23490	10.052 ppb	100
77)	n-Propylbenzene	11.58	91	78244	10.100 ppb	100
78)	4-Ethyltoluene	11.78	105	58679	10.226 ppb	100
79)	2-Chlorotoluene	11.79	91	61903	10.341 ppb	100
80)	1,3,5-Trimethylbenzene	12.18	105	56909	10.011 ppb	100
81)	4-Chlorotoluene	11.79	91	61903	10.341 ppb	100
82)	Tert-Butylbenzene	12.13	119	50899	10.018 ppb	100
83)	1,2,4-Trimethylbenzene	12.18	105	56909	10.011 ppb	100
84)	Sec-Butylbenzene	12.37	105	68661	9.992 ppb	100
85)	p-Isopropyltoluene	12.54	119	57599	8.836 ppb	100
86)	Benzyl Chloride	12.74	91	11269	8.797 ppb	100
87)	1,3-DCB	12.49	146	44383	10.087 ppb	100
88)	1,4-DCB	12.99	146	43002	9.683 ppb	100
89)	n-Butylbenzene	12.98	91	46630	9.801 ppb	100
90)	1,2-DCB	12.59	146	46170	9.966 ppb	100
91)	Hexachloroethane	13.28	117	11966	8.985 ppb	100
92)	1,2-Dibromo-3-chloropropan	13.85	157	4703	10.117 ppb	100
93)	1,2,4-Trichlorobenzene	14.77	180	10632	8.800 ppb	100
94)	Hexachlorobutadiene	14.96	225	7329	9.415 ppb	100
95)	Naphthalene	15.04	128	35847	9.204 ppb	100
96)	1,2,3-Trichlorobenzene	15.31	182	10017	9.177 ppb	100

(#) = qualifier out of range (m) = manual integration

Quantitation Report

Data File : M:\LOKI\DATA\210601\0601L21.D Vial: 11
Acq On : 1 Jun 21 22:38 Operator:
Sample : 10ug/L VOC STD 6/1/21 Inst : Loki
Misc : IS&S: 10/21/20, 11/11/20 Multiplr: 1.00

Quant Time: Jun 7 13:53 2021 Quant Results File: L0601W.RES

Method : M:\LOKI\DATA\210601\L0601W.M (RTE Integrator)
Title : METHOD 8260B
Last Update : Mon Jun 07 13:46:40 2021
Response via : Initial Calibration

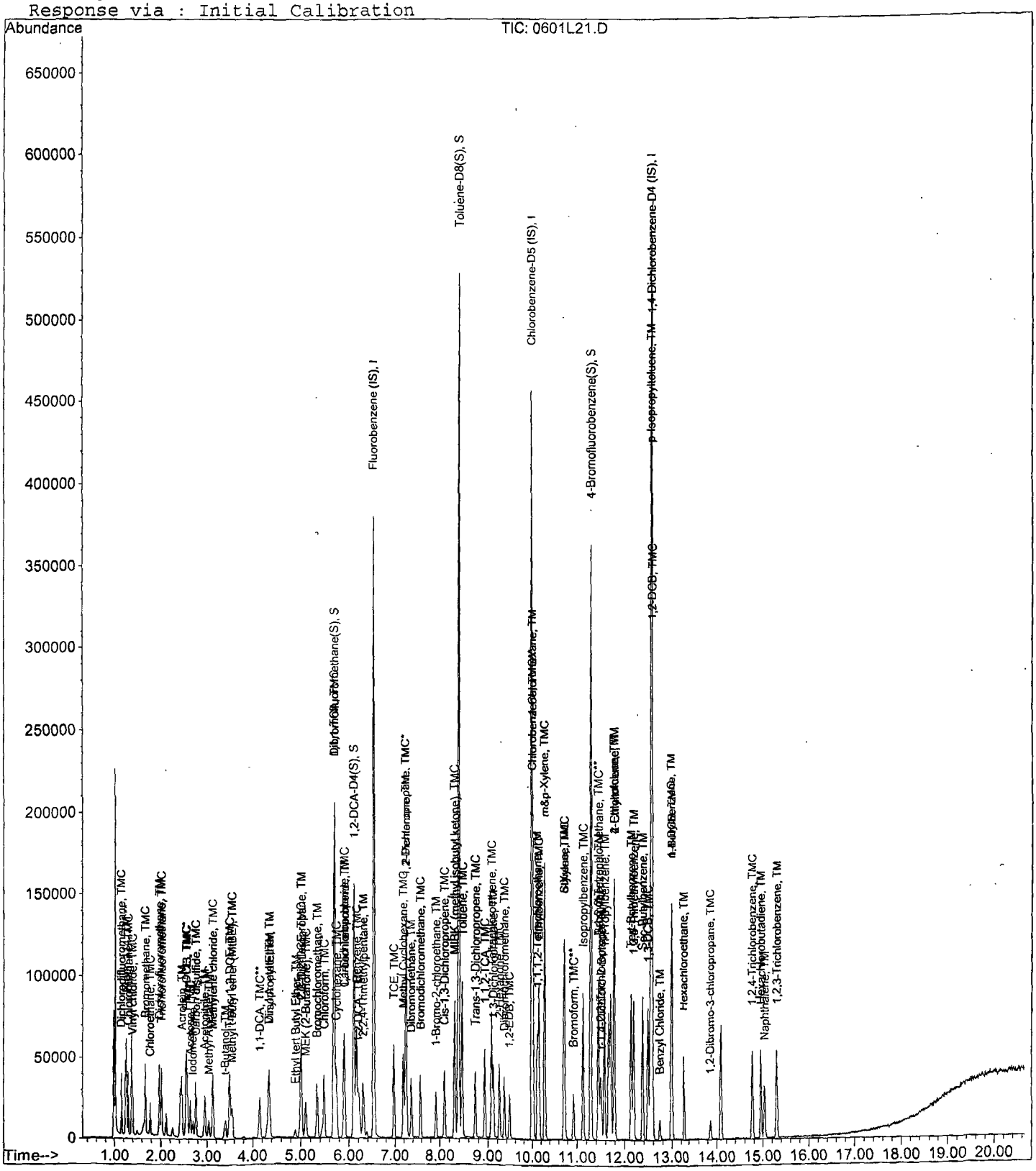

Quantitation Report (Not Reviewed)

Data File : M:\LOKI\DATA\210601\0601L22.D
Acq On : 1 Jun 21 23:05
Sample : 20ug/L VOC STD 6/1/21
Misc : IS&S: 10/21/20, 11/11/20

Vial: 12
Operator:
Inst : Loki
Multiplr: 1.00

Quant Time: Jun 7 13:53 2021 Quant Results File: L0601W.RES

Quant Method : M:\LOKI\DATA\210601\L0601W.M (RTE Integrator)
Title : METHOD 8260B
Last Update : Mon Jun 07 13:46:40 2021
Response via : Initial Calibration
DataAcq Meth : 020321_L8260

Internal Standards	R.T.	QIon	Response	Conc Units	Dev(Min)
1) Fluorobenzene (IS)	6.53	96	391070	25.000 ppb	0.00
56) Chlorobenzene-D5 (IS)	9.99	117	324854	25.000 ppb	0.00
71) 1,4-Dichlorobenzene-D4 (IS	12.56	152	199324	25.000 ppb	0.00
System Monitoring Compounds					
32) Dibromofluoromethane(S)	5.69	113	229368	49.107 ppb	0.00
Spiked Amount 25.000			Recovery	= 196.428%	
37) 1,2-DCA-D4(S)	6.11	65	244108	48.903 ppb	0.00
Spiked Amount 25.000			Recovery	= 195.612%	
57) Toluene-D8(S)	8.39	98	802446	52.153 ppb	0.00
Spiked Amount 25.000			Recovery	= 208.612%	
65) 4-Bromofluorobenzene(S)	11.29	174	290805	52.593 ppb	0.00
Spiked Amount 25.000			Recovery	= 210.372%	

Target Compounds					Qvalue
2) Dichlorodifluoromethane	1.15	85	43945	18.901 ppb	99
3) Freon 114	1.26	85	33607	18.272 ppb	95
4) Chloromethane	1.30	50	43733	16.862 ppb	98
5) Vinyl chloride	1.40	62	41716	20.038 ppb	98
6) Bromomethane	1.67	96	36269	21.224 ppb	98
7) Chloroethane	1.77	64	25626	18.317 ppb	95
8) Dichlorofluoromethane	1.97	67	66910	18.922 ppb	100
9) Trichlorofluoromethane	2.01	101	37160	19.064 ppb	99
10) Acrolein	2.45	56	21872	148.189 ppb	97
11) Acetone	2.64	43	32829	57.231 ppb	99
12) Freon-113	2.57	101	33319	19.728 ppb	98
13) 1,1-DCE	2.54	61	48669	19.115 ppb	99
14) t-Butanol	3.41	59	24004	150.315 ppb	99
15) Acetonitrile	2.95	41	32992	138.256 ppb	90
16) Methyl Acetate	3.04	43	24485	18.826 ppb	94
17) Iodomethane	2.70	142	25173	16.644 ppb	93
19) Methylene chloride	3.13	84	39629	20.020 ppb	93
20) Carbon disulfide	2.76	76	51200	17.756 ppb	99
21) Methyl t-butyl ether (MtBE	3.55	73	50406	17.948 ppb	97
22) Trans-1,2-DCE	3.50	61	45298	19.772 ppb	96
23) Diisopropyl Ether	4.35	45	86050	20.093 ppb	98
24) 1,1-DCA	4.15	63	64725	19.274 ppb	96
25) Vinyl Acetate	4.35	43	17992	19.093 ppb #	100
26) Ethyl tert Butyl Ether	4.89	59	12320	17.302 ppb #	88
27) MEK (2-Butanone)	5.11	43	39431	61.322 ppb	96
28) Cis-1,2-DCE	5.02	61	51584	19.745 ppb	93
29) 2,2-Dichloropropane	5.00	77	44206	18.187 ppb	93
30) Chloroform	5.49	83	68658	18.954 ppb	93
31) Bromochloromethane	5.34	130	29857	20.610 ppb	93
33) 1,1,1-TCA	5.69	97	59781	19.491 ppb	97
34) Cyclohexane	5.74	56	42267	20.387 ppb	98
35) 1,1-Dichloropropene	5.91	75	40063	20.166 ppb	94
36) 2,2,4-Trimethylpentane	6.31	57	32448	19.732 ppb	99
38) Carbon Tetrachloride	5.90	119	50754	19.650 ppb	96
40) 1,2-DCA	6.21	62	52507	19.502 ppb	97
41) Benzene	6.16	78	139696	19.737 ppb	98
42) TCE	6.98	130	43410	19.102 ppb	97
43) 2-Pentanone	7.25	43	150058	158.452 ppb	99
44) 1,2-Dichloropropane	7.24	63	38681	19.560 ppb	90

(#) = qualifier out of range (m) = manual integration

Quantitation Report (Not Reviewed)

Data File : M:\LOKI\DATA\210601\0601L22.D Vial: 12
Acq On : 1 Jun 21 23:05 Operator:
Sample : 20ug/L VOC STD 6/1/21 Inst : Loki
Misc : IS&S: 10/21/20, 11/11/20 Multiplr: 1.00

Quant Time: Jun 7 13:53 2021 Quant Results File: L0601W.RES

Quant Method : M:\LOKI\DATA\210601\L0601W.M (RTE Integrator)
Title : METHOD 8260B
Last Update : Mon Jun 07 13:46:40 2021
Response via : Initial Calibration
DataAcq Meth : 020321_L8260

	Compound	R.T.	QIon	Response	Conc Unit	Qvalue
45)	Bromodichloromethane	7.58	83	51746	19.376 ppb	99
46)	Methyl Cyclohexane	7.19	98	22129	20.650 ppb	92
47)	Dibromomethane	7.37	174	33162	19.960 ppb	94
49)	MIBK (methyl isobutyl ket	8.31	43	68879	59.788 ppb	95
50)	1-Bromo-2-chloroethane	7.92	63	25984	18.242 ppb	100
51)	Cis-1,3-Dichloropropene	8.10	75	49829	19.927 ppb	98
52)	Toluene	8.47	91	157540	20.919 ppb	99
53)	Trans-1,3-Dichloropropene	8.74	75	27112	20.134 ppb	92
54)	1,1,2-TCA	8.93	97	37838	19.463 ppb	92
55)	2-Hexanone	9.24	43	40258	65.710 ppb	97
58)	1,2-EDB	9.47	107	38618	20.542 ppb	96
59)	Tetrachloroethene	9.07	166	30104	20.244 ppb	94
60)	1-Chlorohexane	10.02	91	34175	17.623 ppb	95
61)	1,1,1,2-Tetrachloroethane	10.12	131	43144	19.518 ppb	99
62)	m&p-Xylene	10.29	91	249836	38.527 ppb	99
63)	o-Xylene	10.72	91	122984	21.241 ppb	99
64)	Styrene	10.73	104	102394	18.161 ppb	94
66)	1,3-Dichloropropane	9.11	76	56820	19.220 ppb	97
67)	Dibromochloromethane	9.36	129	44583	19.695 ppb	92
68)	Chlorobenzene	10.02	112	110971	19.467 ppb	96
69)	Ethylbenzene	10.15	91	89704	21.022 ppb	98
70)	Bromoform	10.92	173	32455	19.919 ppb	98
72)	Isopropylbenzene	11.13	105	147850	20.423 ppb	99
73)	1,1,2,2-Tetrachloroethane	11.46	83	45914	18.755 ppb	95
74)	1,2,3-Trichloropropane	11.50	110	16533	18.702 ppb	97
75)	t-1,4-Dichloro-2-Butene	11.52	53	6232	19.539 ppb	85
76)	Bromobenzene	11.45	158	48231	18.929 ppb	95
77)	n-Propylbenzene	11.58	91	178802	21.168 ppb	98
78)	4-Ethyltoluene	11.78	105	138090	22.072 ppb	100
79)	2-Chlorotoluene	11.79	91	140404	21.511 ppb	100
80)	1,3,5-Trimethylbenzene	12.19	105	138073	22.278 ppb	95
81)	4-Chlorotoluene	11.79	91	140404	21.511 ppb	100
82)	Tert-Butylbenzene	12.14	119	115199	20.795 ppb	99
83)	1,2,4-Trimethylbenzene	12.19	105	138073	22.278 ppb	95
84)	Sec-Butylbenzene	12.38	105	162325	21.665 ppb	97
85)	p-Isopropyltoluene	12.54	119	140429	18.545 ppb	96
86)	Benzyl Chloride	12.74	91	25331	18.137 ppb	93
87)	1,3-DCB	12.49	146	93714	19.534 ppb	95
88)	1,4-DCB	12.99	146	95740	19.773 ppb	98
89)	n-Butylbenzene	12.99	91	109877	21.183 ppb	96
90)	1,2-DCB	12.59	146	98805	19.561 ppb	97
91)	Hexachloroethane	13.28	117	26351	18.147 ppb	92
92)	1,2-Dibromo-3-chloropropan	13.85	157	10088	19.152 ppb	91
93)	1,2,4-Trichlorobenzene	14.77	180	26056	17.923 ppb	95
94)	Hexachlorobutadiene	14.96	225	15369	18.107 ppb	95
95)	Naphthalene	15.04	128	87323	16.442 ppb	99
96)	1,2,3-Trichlorobenzene	15.31	182	23832	18.609 ppb	87

(#) = qualifier out of range (m) = manual integration

Quantitation Report

Data File : M:\LOKI\DATA\210601\0601L22.D Vial: 12
Acq On : 1 Jun 21 23:05 Operator:
Sample : 20ug/L VOC STD 6/1/21 Inst : Loki
Misc : IS&S: 10/21/20, 11/11/20 Multiplr: 1.00

Quant Time: Jun 7 13:53 2021 Quant Results File: L0601W.RES

Method : M:\LOKI\DATA\210601\L0601W.M (RTE Integrator)
Title : METHOD 8260B
Last Update : Mon Jun 07 13:46:40 2021
Response via : Initial Calibration

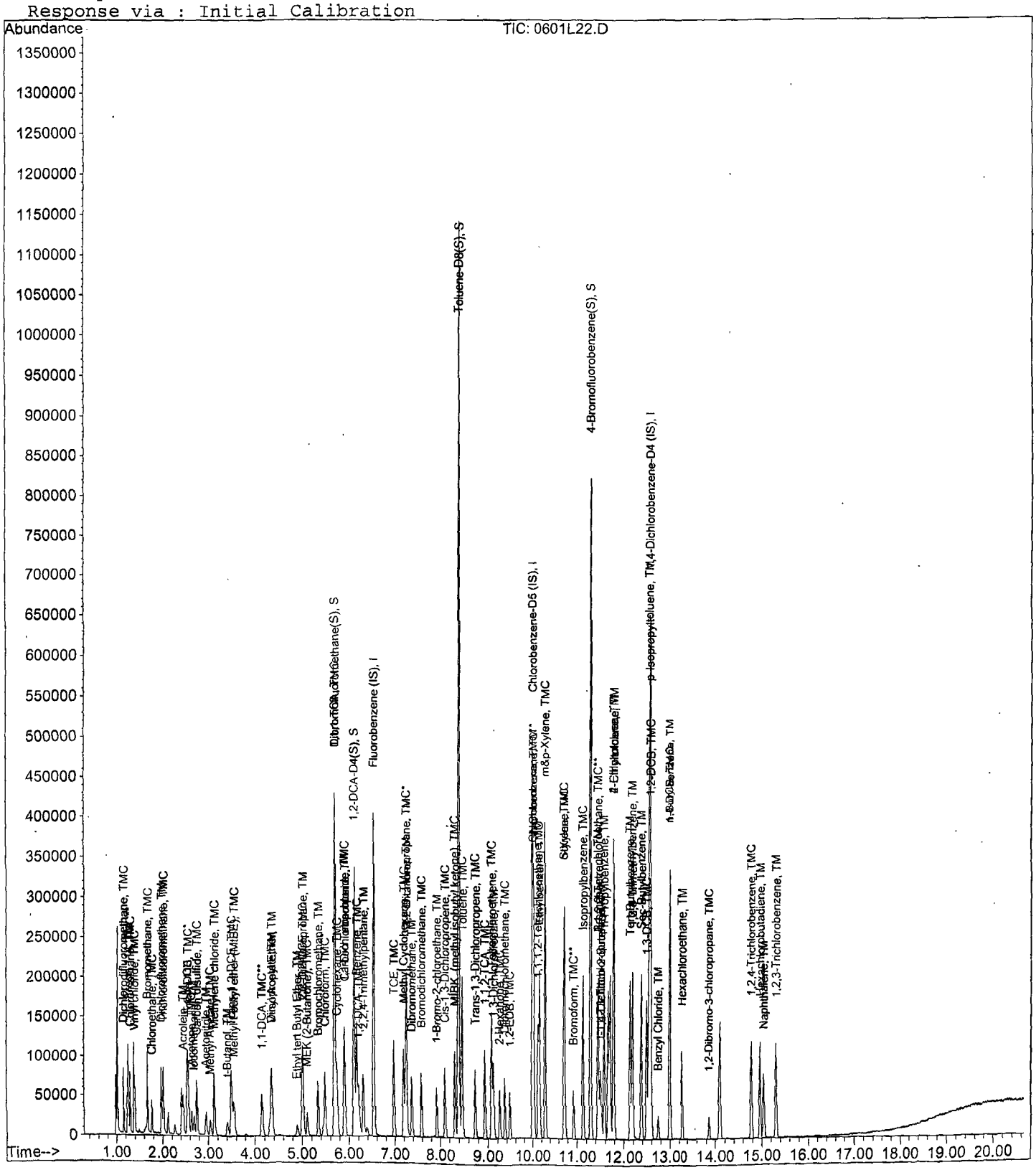

Quantitation Report (Not Reviewed)

Data File : M:\LOKI\DATA\210601\0601L23.D Vial: 13
Acq On : 1 Jun 21 23:33 Operator:
Sample : 40ug/L VOC STD 6/1/21 Inst : Loki
Misc : IS&S: 10/21/20, 11/11/20 Multiplr: 1.00

Quant Time: Jun 7 13:53 2021 Quant Results File: L0601W.RES

Quant Method : M:\LOKI\DATA\210601\L0601W.M (RTE Integrator)
Title : METHOD 8260B
Last Update : Mon Jun 07 13:46:40 2021
Response via : Initial Calibration
DataAcq Meth : 020321_L8260

Internal Standards	R.T.	QIon	Response	Conc Units	Dev(Min)
1) Fluorobenzene (IS)	6.53	96	412168	25.000 ppb	0.00
56) Chlorobenzene-D5 (IS)	9.99	117	341477	25.000 ppb	0.00
71) 1,4-Dichlorobenzene-D4 (IS	12.56	152	214519	25.000 ppb	0.00
System Monitoring Compounds					
32) Dibromofluoromethane(S)	5.70	113	232724	47.275 ppb	0.00
Spiked Amount 25.000			Recovery	= 189.100%	
37) 1,2-DCA-D4(S)	6.11	65	245812	46.724 ppb	0.00
Spiked Amount 25.000			Recovery	= 186.896%	
57) Toluene-D8(S)	8.39	98	830901	51.373 ppb	0.00
Spiked Amount 25.000			Recovery	= 205.492%	
65) 4-Bromofluorobenzene(S)	11.29	174	312936	53.840 ppb	0.00
Spiked Amount 25.000			Recovery	= 215.360%	
Target Compounds					Qvalue
2) Dichlorodifluoromethane	1.15	85	89688	36.602 ppb	97
3) Freon 114	1.26	85	75249	38.818 ppb	99
4) Chloromethane	1.30	50	95094	34.789 ppb	99
5) Vinyl chloride	1.40	62	87114	39.703 ppb	98
6) Bromomethane	1.67	96	69689	39.307 ppb	99
7) Chloroethane	1.77	64	55113	37.378 ppb	98
8) Dichlorofluoromethane	1.97	67	139280	37.371 ppb	97
9) Trichlorofluoromethane	2.01	101	79328	38.615 ppb	98
10) Acrolein	2.45	56	26688	171.563 ppb	99
11) Acetone	2.64	43	44951	74.352 ppb	98
12) Freon-113	2.56	101	71530	40.184 ppb	95
13) 1,1-DCE	2.54	61	104673	39.006 ppb	98
14) t-Butanol	3.42	59	44947	202.112 ppb	93
15) Acetonitrile	2.96	41	40462	160.880 ppb	91
16) Methyl Acetate	3.05	43	54415	39.918 ppb	99
17) Iodomethane	2.69	142	66417	37.730 ppb	94
19) Methylene chloride	3.13	84	83367	41.094 ppb	96
20) Carbon disulfide	2.75	76	113448	37.329 ppb	99
21) Methyl t-butyl ether (MtBE	3.55	73	116216	36.523 ppb	99
22) Trans-1,2-DCE	3.50	61	97220	40.264 ppb	93
23) Diisopropyl Ether	4.35	45	192116	42.563 ppb	98
24) 1,1-DCA	4.15	63	134208	37.920 ppb	98
25) Vinyl Acetate	4.35	43	37752	38.012 ppb #	100
26) Ethyl tert Butyl Ether	4.90	59	31132	34.249 ppb	97
27) MEK (2-Butanone)	5.11	43	56752	83.741 ppb	93
28) Cis-1,2-DCE	5.02	61	109353	39.682 ppb	87
29) 2,2-Dichloropropane	5.01	77	95744	37.374 ppb	94
30) Chloroform	5.49	83	142089	37.218 ppb	91
31) Bromochloromethane	5.34	130	61837	40.501 ppb	92
33) 1,1,1-TCA	5.69	97	126040	38.991 ppb	91
34) Cyclohexane	5.74	56	95425	43.671 ppb	98
35) 1,1-Dichloropropene	5.91	75	91526	43.711 ppb	91
36) 2,2,4-Trimethylpentane	6.31	57	76064	43.887 ppb	95
38) Carbon Tetrachloride	5.90	119	107709	39.567 ppb	94
40) 1,2-DCA	6.20	62	111449	39.276 ppb	99
41) Benzene	6.16	78	293012	39.280 ppb	99
42) TCE	6.98	130	95646	39.934 ppb	98
43) 2-Pentanone	7.26	43	191294	191.655 ppb	98
44) 1,2-Dichloropropane	7.24	63	80914	38.822 ppb	93

(#) = qualifier out of range (m) = manual integration

Quantitation Report (Not Reviewed)

Data File : M:\LOKI\DATA\210601\0601L23.D Vial: 13
Acq On : 1 Jun 21 23:33 Operator:
Sample : 40ug/L VOC STD 6/1/21 Inst : Loki
Misc : IS&S: 10/21/20, 11/11/20 Multiplr: 1.00

Quant Time: Jun 7 13:53 2021 Quant Results File: L0601W.RES

Quant Method : M:\LOKI\DATA\210601\L0601W.M (RTE Integrator)
Title : METHOD 8260B
Last Update : Mon Jun 07 13:46:40 2021
Response via : Initial Calibration
DataAcq Meth : 020321_L8260

	Compound	R.T.	QIon	Response	Conc Unit	Qvalue
45)	Bromodichloromethane	7.58	83	108637	38.596 ppb	100
46)	Methyl Cyclohexane	7.19	98	51118	45.260 ppb	98
47)	Dibromomethane	7.37	174	69191	39.513 ppb	98
49)	MIBK (methyl isobutyl ket	8.31	43	105031	86.502 ppb	98
50)	1-Bromo-2-chloroethane	7.92	63	57776	38.486 ppb	95
51)	Cis-1,3-Dichloropropene	8.10	75	110020	41.747 ppb	97
52)	Toluene	8.47	91	338695	42.672 ppb	98
53)	Trans-1,3-Dichloropropene	8.74	75	59480	41.910 ppb	95
54)	1,1,2-TCA	8.93	97	79179	38.644 ppb	96
55)	2-Hexanone	9.24	43	62467	96.741 ppb	98
58)	1,2-EDB	9.47	107	82522	41.760 ppb	94
59)	Tetrachloroethene	9.07	166	59432	38.020 ppb	98
60)	1-Chlorohexane	10.02	91	81282	38.313 ppb	96
61)	1,1,1,2-Tetrachloroethane	10.12	131	90765	39.062 ppb	98
62)	m&p-Xylene	10.29	91	565550	81.055 ppb	98
63)	o-Xylene	10.72	91	284353	46.721 ppb	96
64)	Styrene	10.73	104	240899	38.737 ppb	93
66)	1,3-Dichloropropane	9.11	76	121751	39.179 ppb	97
67)	Dibromochloromethane	9.36	129	94017	39.511 ppb	99
68)	Chlorobenzene	10.02	112	238710	39.838 ppb	98
69)	Ethylbenzene	10.15	91	202880	45.231 ppb	95
70)	Bromoform	10.93	173	69934	40.833 ppb	99
72)	Isopropylbenzene	11.13	105	350239	44.952 ppb	98
73)	1,1,2,2-Tetrachloroethane	11.46	83	98145	37.250 ppb	99
74)	1,2,3-Trichloropropane	11.50	110	33616	35.332 ppb	91
75)	t-1,4-Dichloro-2-Butene	11.52	53	14944	43.535 ppb	96
76)	Bromobenzene	11.45	158	107786	39.306 ppb	100
77)	n-Propylbenzene	11.58	91	409418	45.037 ppb	96
78)	4-Ethyltoluene	11.78	105	320602	47.614 ppb	98
79)	2-Chlorotoluene	11.79	91	310177	44.156 ppb	96
80)	1,3,5-Trimethylbenzene	12.19	105	324563	48.658 ppb	93
81)	4-Chlorotoluene	11.79	91	310177	44.156 ppb	96
82)	Tert-Butylbenzene	12.14	119	271060	45.464 ppb	99
83)	1,2,4-Trimethylbenzene	12.19	105	324563	48.658 ppb	93
84)	Sec-Butylbenzene	12.38	105	381816	47.351 ppb	97
85)	p-Isopropyltoluene	12.54	119	343957	40.952 ppb	98
86)	Benzyl Chloride	12.74	91	60372	40.165 ppb	96
87)	1,3-DCB	12.49	146	208528	40.388 ppb	95
88)	1,4-DCB	12.99	146	210117	40.322 ppb	97
89)	n-Butylbenzene	12.99	91	266475	47.733 ppb	96
90)	1,2-DCB	12.59	146	213034	39.188 ppb	96
91)	Hexachloroethane	13.28	117	58150	37.208 ppb	90
92)	1,2-Dibromo-3-chloropropan	13.85	157	22580	38.991 ppb	96
93)	1,2,4-Trichlorobenzene	14.77	180	63024	38.424 ppb	97
94)	Hexachlorobutadiene	14.96	225	35312	38.656 ppb	98
95)	Naphthalene	15.04	128	233862	35.944 ppb	99
96)	1,2,3-Trichlorobenzene	15.30	182	54768	38.376 ppb	95

(#) = qualifier out of range (m) = manual integration

Quantitation Report

Data File : M:\LOKI\DATA\210601\0601L23.D Vial: 13
Acq On : 1 Jun 21 23:33 Operator:
Sample : 40ug/L VOC STD 6/1/21 Inst : Loki
Misc : IS&S: 10/21/20, 11/11/20 Multiplr: 1.00

Quant Time: Jun 7 13:53 2021 Quant Results File: L0601W.RES

Method : M:\LOKI\DATA\210601\L0601W.M (RTE Integrator)
Title : METHOD 8260B
Last Update : Mon Jun 07 13:46:40 2021
Response via : Initial Calibration



Quantitation Report (Not Reviewed)

Data File : M:\LOKI\DATA\210601\0601L24.D Vial: 14
Acq On : 2 Jun 21 00:01 Operator:
Sample : 100ug/L VOC STD 6/1/21 Inst : Loki
Misc : IS&S: 10/21/20, 11/11/20 Multiplr: 1.00

Quant Time: Jun 7 13:53 2021 Quant Results File: L0601W.RES

Quant Method : M:\LOKI\DATA\210601\L0601W.M (RTE Integrator)
Title : METHOD 8260B
Last Update : Mon Jun 07 13:46:40 2021
Response via : Initial Calibration
DataAcq Meth : 020321_L8260

Internal Standards	R.T.	QIon	Response	Conc Units	Dev(Min)
1) Fluorobenzene (IS)	6.53	96	429238	25.000 ppb	0.00
56) Chlorobenzene-D5 (IS)	9.99	117	346846	25.000 ppb	0.00
71) 1,4-Dichlorobenzene-D4 (IS	12.56	152	236124	25.000 ppb	0.00
System Monitoring Compounds					
32) Dibromofluoromethane(S)	5.69	113	459138	89.559 ppb	0.00
Spiked Amount 25.000			Recovery	= 358.236%	
37) 1,2-DCA-D4(S)	6.11	65	479178	87.459 ppb	0.00
Spiked Amount 25.000			Recovery	= 349.836%	
57) Toluene-D8(S)	8.39	98	1658284	100.942 ppb	0.00
Spiked Amount 25.000			Recovery	= 403.768%	
65) 4-Bromofluorobenzene(S)	11.29	174	631796	107.017 ppb	0.00
Spiked Amount 25.000			Recovery	= 428.068%	

Target Compounds					Qvalue
2) Dichlorodifluoromethane	1.15	85	211079	82.716 ppb	99
3) Freon 114	1.26	85	175200	86.784 ppb	97
4) Chloromethane	1.30	50	220165	77.342 ppb	97
5) Vinyl chloride	1.40	62	207341	90.739 ppb	98
6) Bromomethane	1.67	96	166144	90.944 ppb	99
7) Chloroethane	1.76	64	133450	86.907 ppb	96
8) Dichlorofluoromethane	1.97	67	338996	87.341 ppb	98
9) Trichlorofluoromethane	2.01	101	185984	86.932 ppb	99
10) Acrolein	2.45	56	31482	194.332 ppb	97
11) Acetone	2.64	43	57162	90.790 ppb	95
12) Freon-113	2.56	101	169118	91.229 ppb	93
13) 1,1-DCE	2.54	61	254731	91.150 ppb	98
14) t-Butanol	3.44	59	91168	283.057 ppb	94
15) Acetonitrile	2.96	41	51045	194.888 ppb	100
16) Methyl Acetate	3.04	43	141837	100.212 ppb	94
17) Iodomethane	2.69	142	195156	101.684 ppb	92
19) Methylene chloride	3.13	84	206988	99.546 ppb	94
20) Carbon disulfide	2.75	76	266624	84.242 ppb	100
21) Methyl t-butyl ether (MtBE	3.55	73	351849	101.775 ppb	96
22) Trans-1,2-DCE	3.50	61	245090	97.468 ppb	92
23) Diisopropyl Ether	4.35	45	533847	113.570 ppb	99
24) 1,1-DCA	4.15	63	335268	90.962 ppb	98
25) Vinyl Acetate	4.35	43	99904	96.591 ppb #	100
26) Ethyl tert Butyl Ether	4.89	59	108748	102.692 ppb	96
27) MEK (2-Butanone)	5.11	43	73556	104.220 ppb	99
28) Cis-1,2-DCE	5.02	61	287595	100.163 ppb	94
29) 2,2-Dichloropropane	5.00	77	234664	87.960 ppb	94
30) Chloroform	5.49	83	356530	89.672 ppb	94
31) Bromochloromethane	5.34	130	152935	96.185 ppb	93
33) 1,1,1-TCA	5.69	97	303887	90.271 ppb	92
34) Cyclohexane	5.74	56	251936	110.713 ppb	93
35) 1,1-Dichloropropene	5.91	75	230491	105.701 ppb	92
36) 2,2,4-Trimethylpentane	6.31	57	198528	109.990 ppb	94
38) Carbon Tetrachloride	5.90	119	260781	91.988 ppb	93
40) 1,2-DCA	6.20	62	281035	95.101 ppb	100
41) Benzene	6.16	78	737336	94.913 ppb	99
42) TCE	6.98	130	232568	93.240 ppb	94
43) 2-Pentanone	7.26	43	235031	226.110 ppb	98
44) 1,2-Dichloropropane	7.24	63	207282	95.498 ppb	93

(#) = qualifier out of range (m) = manual integration

Quantitation Report (Not Reviewed)

Data File : M:\LOKI\DATA\210601\0601L24.D
Acq On : 2 Jun 21 00:01
Sample : 100ug/L VOC STD 6/1/21
Misc : IS&S: 10/21/20, 11/11/20

Vial: 14
Operator:
Inst : Loki
Multiplr: 1.00

Quant Time: Jun 7 13:53 2021

Quant Results File: L0601W.RES

Quant Method : M:\LOKI\DATA\210601\L0601W.M (RTE Integrator)
Title : METHOD 8260B
Last Update : Mon Jun 07 13:46:40 2021
Response via : Initial Calibration
DataAcq Meth : 020321_L8260

	Compound	R.T.	QIon	Response	Conc	Unit	Qvalue
45)	Bromodichloromethane	7.58	83	280033	95.533	ppb	100
46)	Methyl Cyclohexane	7.19	98	136382	115.951	ppb	91
47)	Dibromomethane	7.37	174	177022	97.073	ppb	96
49)	MIBK (methyl isobutyl ket	8.32	43	139244	110.118	ppb	93
50)	1-Bromo-2-chloroethane	7.92	63	148224	94.809	ppb	96
51)	Cis-1,3-Dichloropropene	8.10	75	299075	108.970	ppb	95
52)	Toluene	8.47	91	848645	102.667	ppb	98
53)	Trans-1,3-Dichloropropene	8.74	75	159360	107.820	ppb	97
54)	1,1,2-TCA	8.94	97	199334	93.417	ppb	94
55)	2-Hexanone	9.25	43	89251	132.724	ppb	92
58)	1,2-EDB	9.47	107	213584	106.410	ppb	89
59)	Tetrachloroethene	9.07	166	149120	93.919	ppb	99
60)	1-Chlorohexane	10.02	91	222465	101.145	ppb	95
61)	1,1,1,2-Tetrachloroethane	10.12	131	236881	100.368	ppb	99
62)	m&p-Xylene	10.29	91	1481721	206.454	ppb	100
63)	o-Xylene	10.72	91	762575	123.355	ppb	98
64)	Styrene	10.74	104	653862	100.934	ppb	94
66)	1,3-Dichloropropane	9.11	76	314089	99.508	ppb	99
67)	Dibromochloromethane	9.36	129	242053	100.150	ppb	99
68)	Chlorobenzene	10.02	112	601230	98.785	ppb	97
69)	Ethylbenzene	10.15	91	529792	116.285	ppb	96
70)	Bromoform	10.93	173	192766	110.810	ppb	96
72)	Isopropylbenzene	11.13	105	933209	108.815	ppb	97
73)	1,1,2,2-Tetrachloroethane	11.46	83	267687	92.302	ppb	99
74)	1,2,3-Trichloropropane	11.50	110	91692	87.556	ppb	93
75)	t-1,4-Dichloro-2-Butene	11.52	53	44520	117.830	ppb	84
76)	Bromobenzene	11.45	158	283757	94.009	ppb	100
77)	n-Propylbenzene	11.58	91	1090365	108.969	ppb	98
78)	4-Ethyltoluene	11.78	105	845036	114.017	ppb	99
79)	2-Chlorotoluene	11.79	91	808300	104.540	ppb	96
80)	1,3,5-Trimethylbenzene	12.19	105	863093	117.554	ppb	94
81)	4-Chlorotoluene	11.79	91	808300	104.540	ppb	96
82)	Tert-Butylbenzene	12.14	119	732149	111.565	ppb	99
83)	1,2,4-Trimethylbenzene	12.19	105	863093	117.554	ppb	94
84)	Sec-Butylbenzene	12.38	105	1031118	116.174	ppb	98
85)	p-Isopropyltoluene	12.54	119	938104	100.020	ppb	98
86)	Benzyl Chloride	12.74	91	199497	120.581	ppb	96
87)	1,3-DCB	12.49	146	559547	98.457	ppb	96
88)	1,4-DCB	13.00	146	576576	100.522	ppb	99
89)	n-Butylbenzene	12.99	91	742659	120.860	ppb	95
90)	1,2-DCB	12.59	146	578954	96.756	ppb	98
91)	Hexachloroethane	13.28	117	160996	93.591	ppb	89
92)	1,2-Dibromo-3-chloropropan	13.85	157	64874	100.523	ppb	97
93)	1,2,4-Trichlorobenzene	14.77	180	187136	101.124	ppb	94
94)	Hexachlorobutadiene	14.96	225	90472	89.979	ppb	93
95)	Naphthalene	15.04	128	781224	102.291	ppb	99
96)	1,2,3-Trichlorobenzene	15.31	182	161792	100.978	ppb	90

(#) = qualifier out of range (m) = manual integration

Quantitation Report

Data File : M:\LOKI\DATA\210601\0601L24.D Vial: 14
Acq On : 2 Jun 21 00:01 Operator:
Sample : 100ug/L VOC STD 6/1/21 Inst : Loki
Misc : IS&S: 10/21/20, 11/11/20 Multiplr: 1.00

Quant Time: Jun 7 13:53 2021 Quant Results File: L0601W.RES

Method : M:\LOKI\DATA\210601\L0601W.M (RTE Integrator)
Title : METHOD 8260B
Last Update : Mon Jun 07 13:46:40 2021
Response via : Initial Calibration



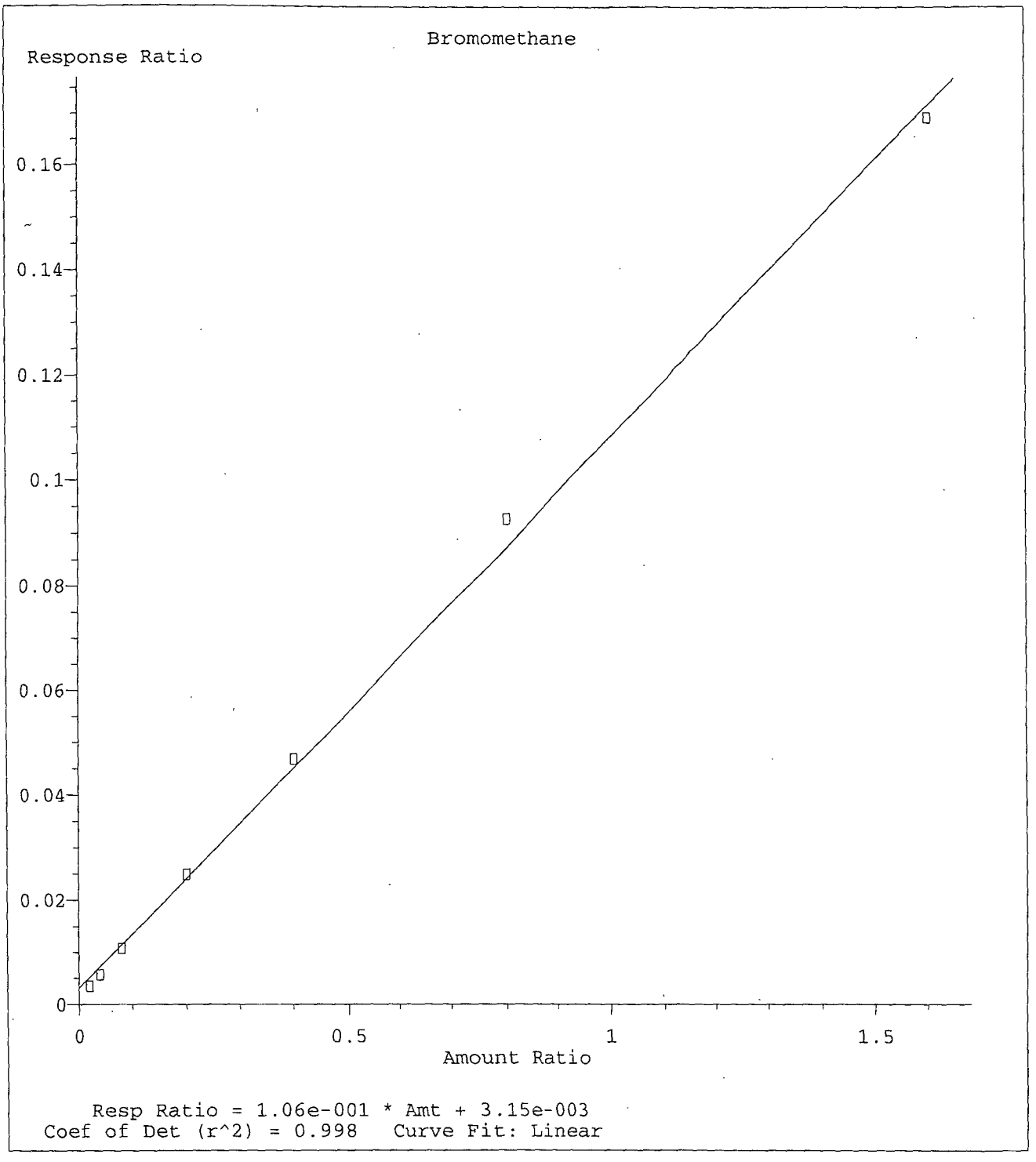

Method Name: M:\LOKI\DATA\210601\L0601W.M
Calibration Table Last Updated: Mon Jun 07 13:46:40 2021

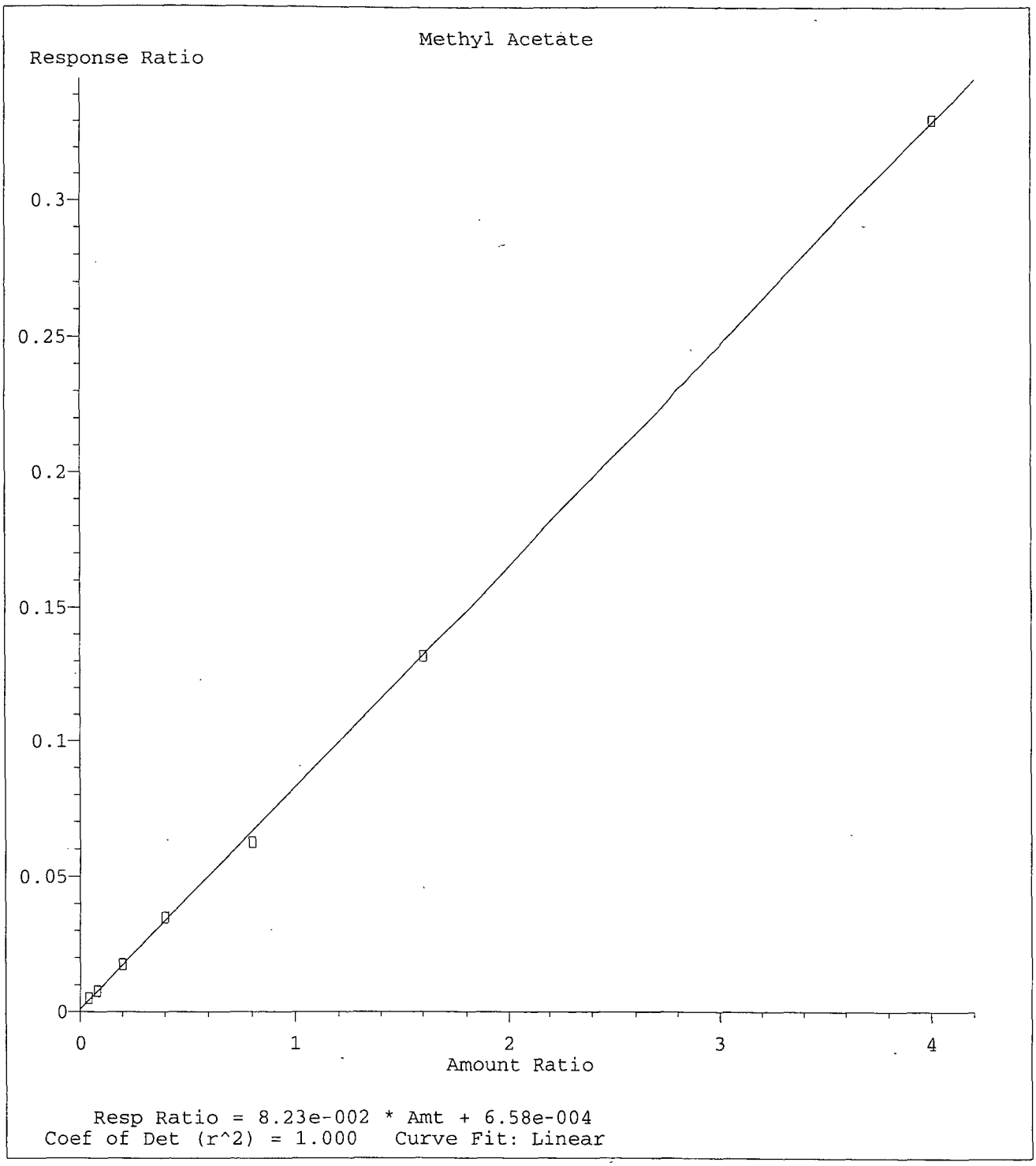

Method Name: M:\LOKI\DATA\210601\L0601W.M
Calibration Table Last Updated: Mon Jun 07 13:46:40 2021

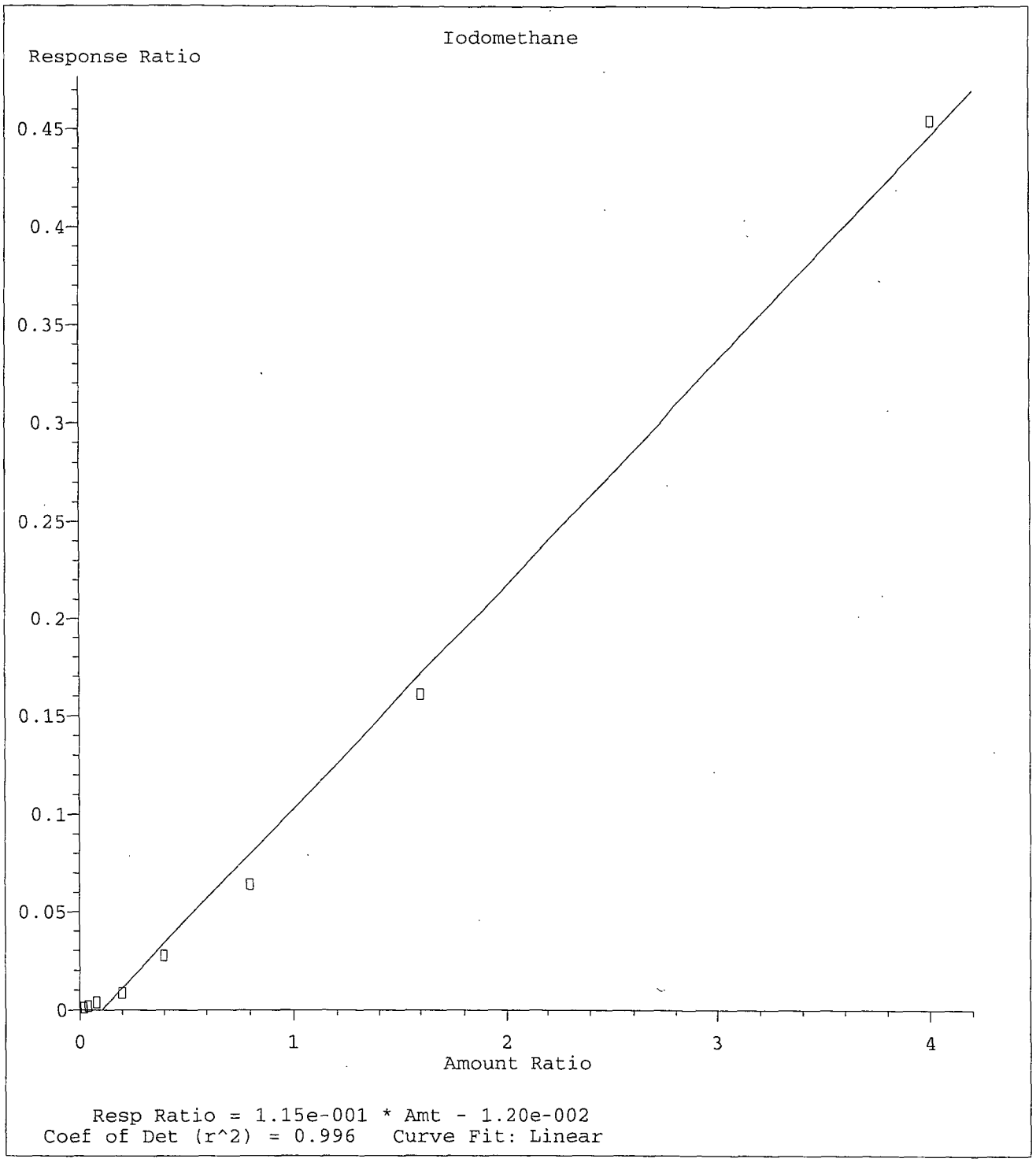

Method Name: M:\LOKI\DATA\210601\L0601W.M
Calibration Table Last Updated: Mon Jun 07 13:46:40 2021

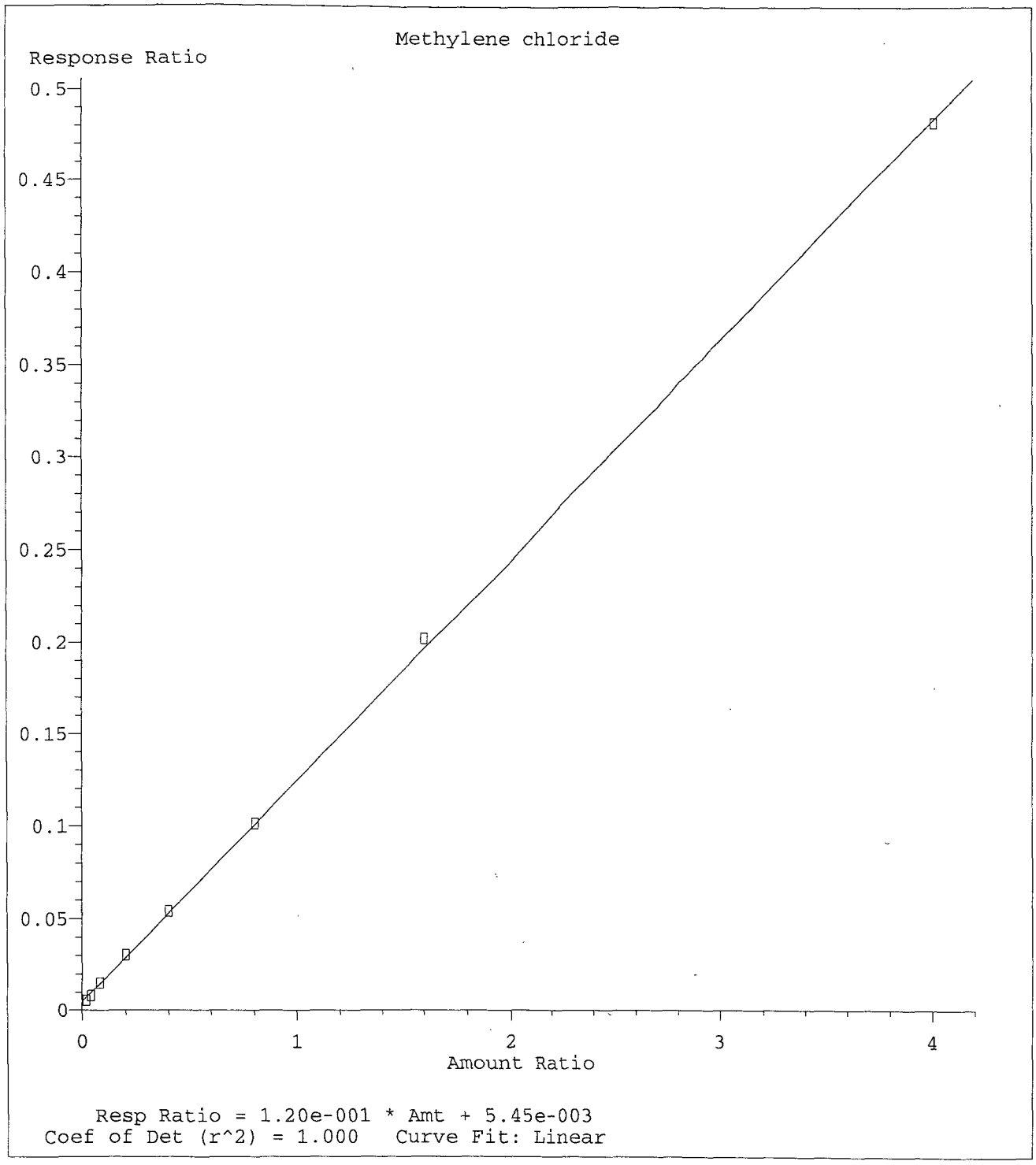

Method Name: M:\LOKI\DATA\210601\L0601W.M
Calibration Table Last Updated: Mon Jun 07 13:46:40 2021

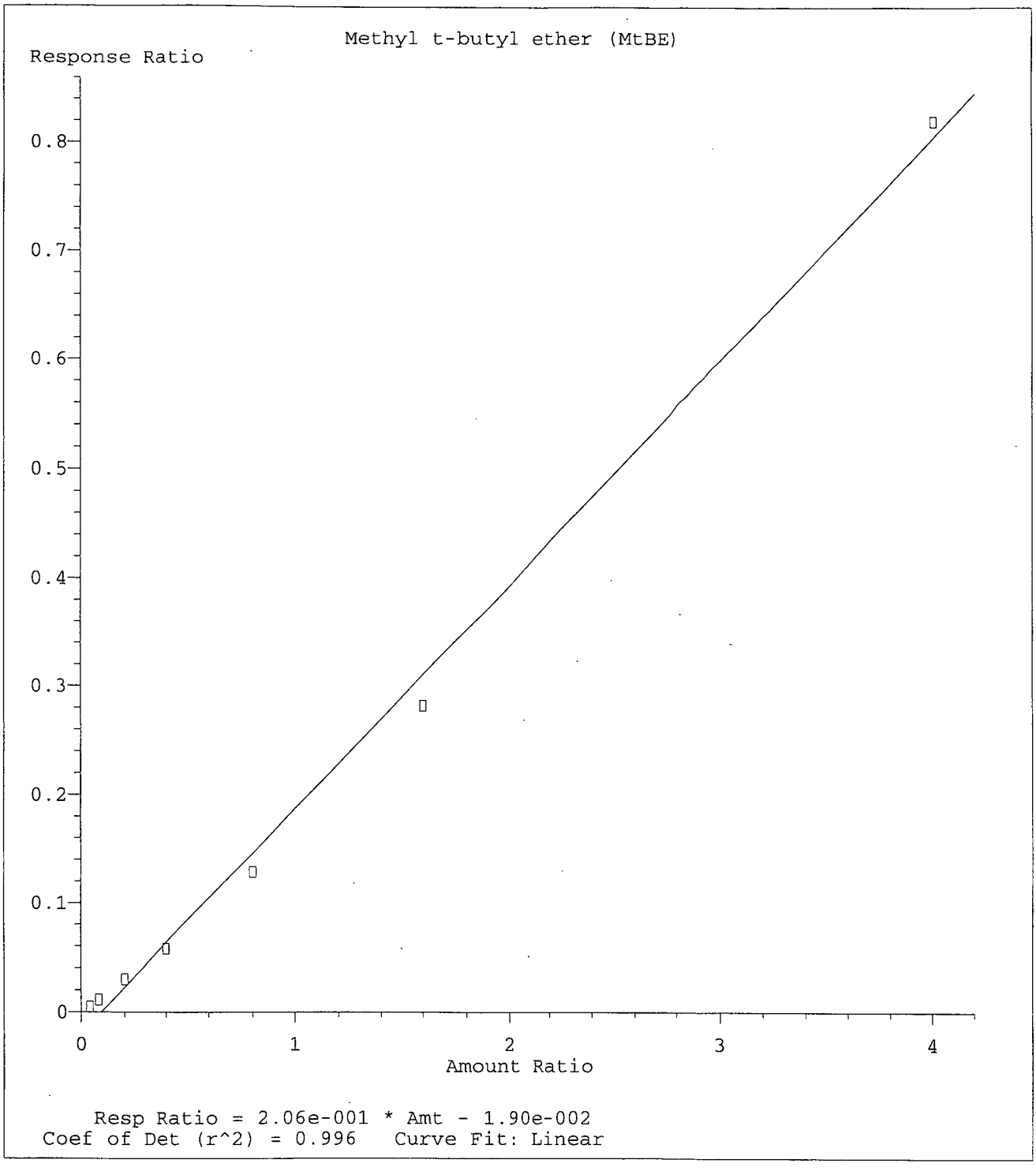

Method Name: M:\LOKI\DATA\210601\L0601W.M
Calibration Table Last Updated: Mon Jun 07 13:46:40 2021

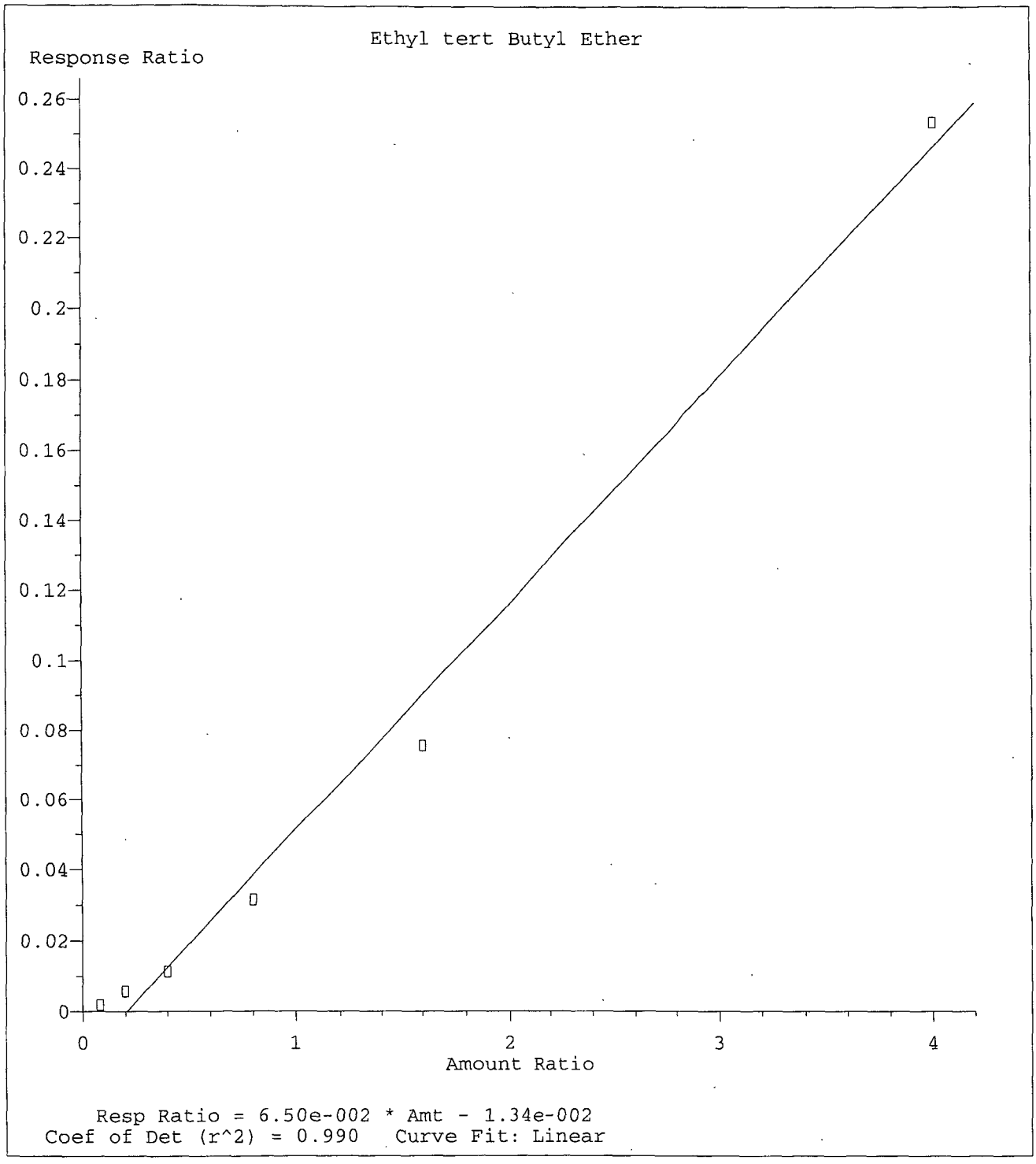

Method Name: M:\LOKI\DATA\210601\L0601W.M
Calibration Table Last Updated: Mon Jun 07 13:46:40 2021

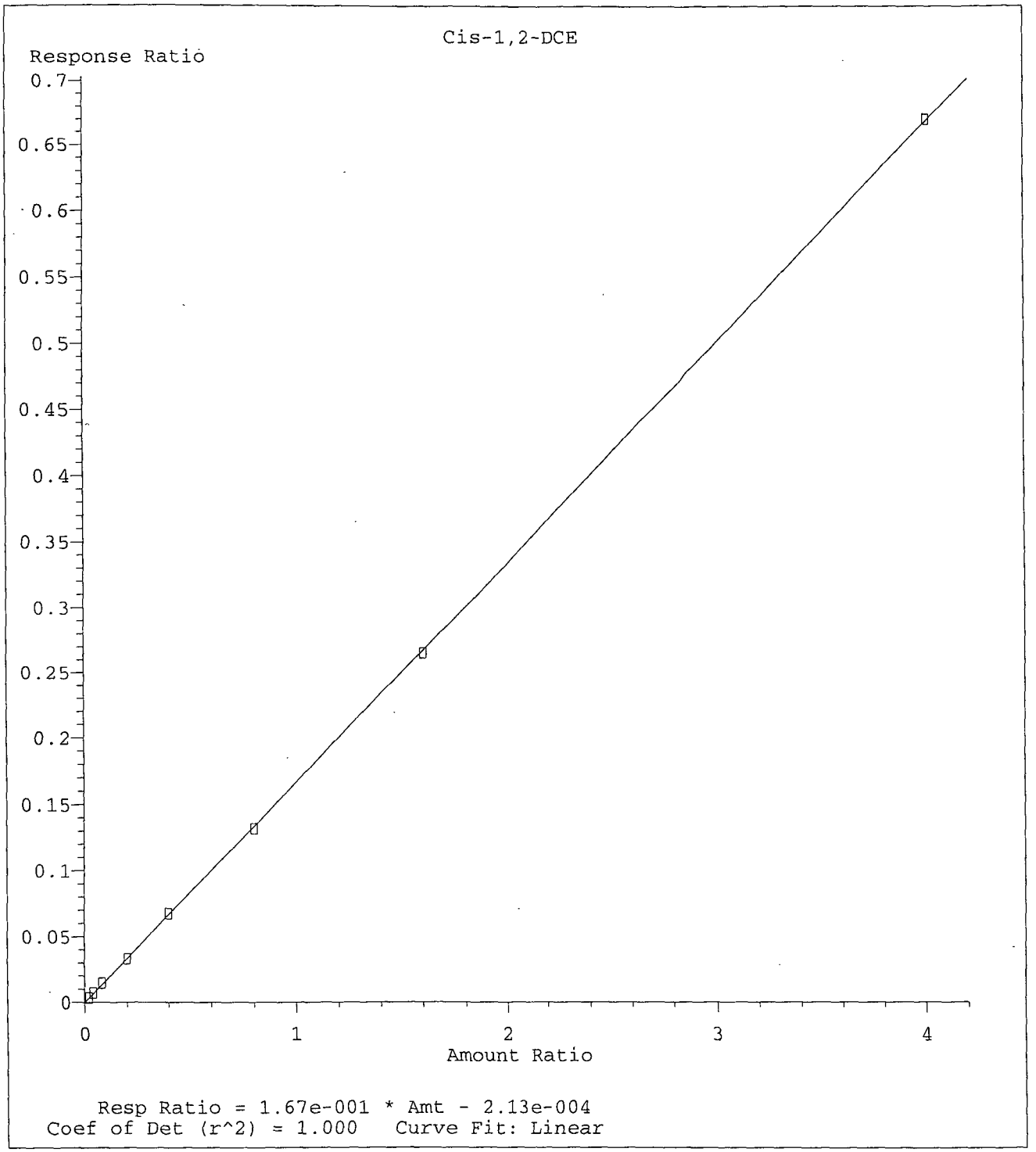

Method Name: M:\LOKI\DATA\210601\L0601W.M
Calibration Table Last Updated: Mon Jun 07 13:46:40 2021

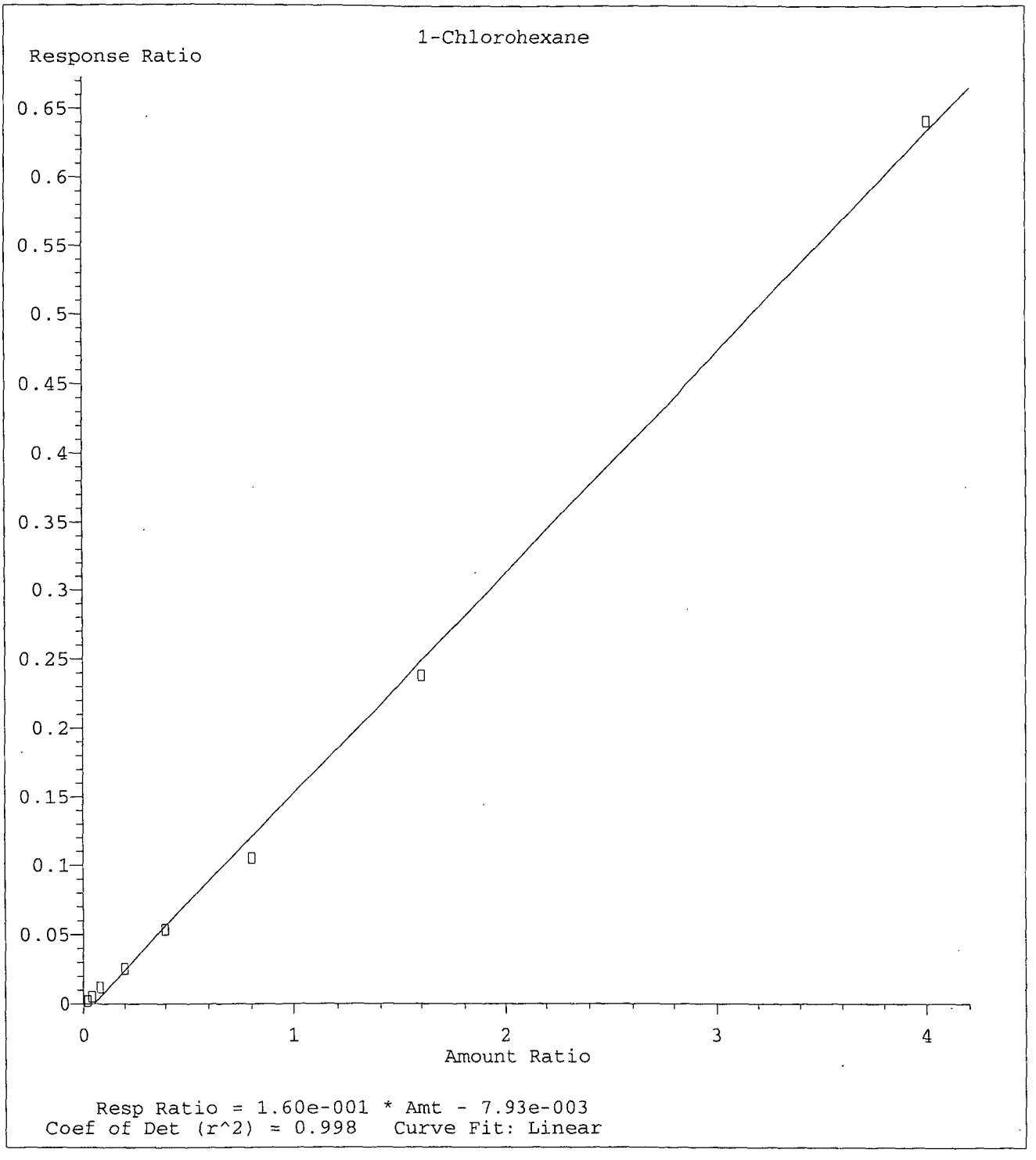

Method Name: M:\LOKI\DATA\210601\L0601W.M
Calibration Table Last Updated: Mon Jun 07 13:46:40 2021

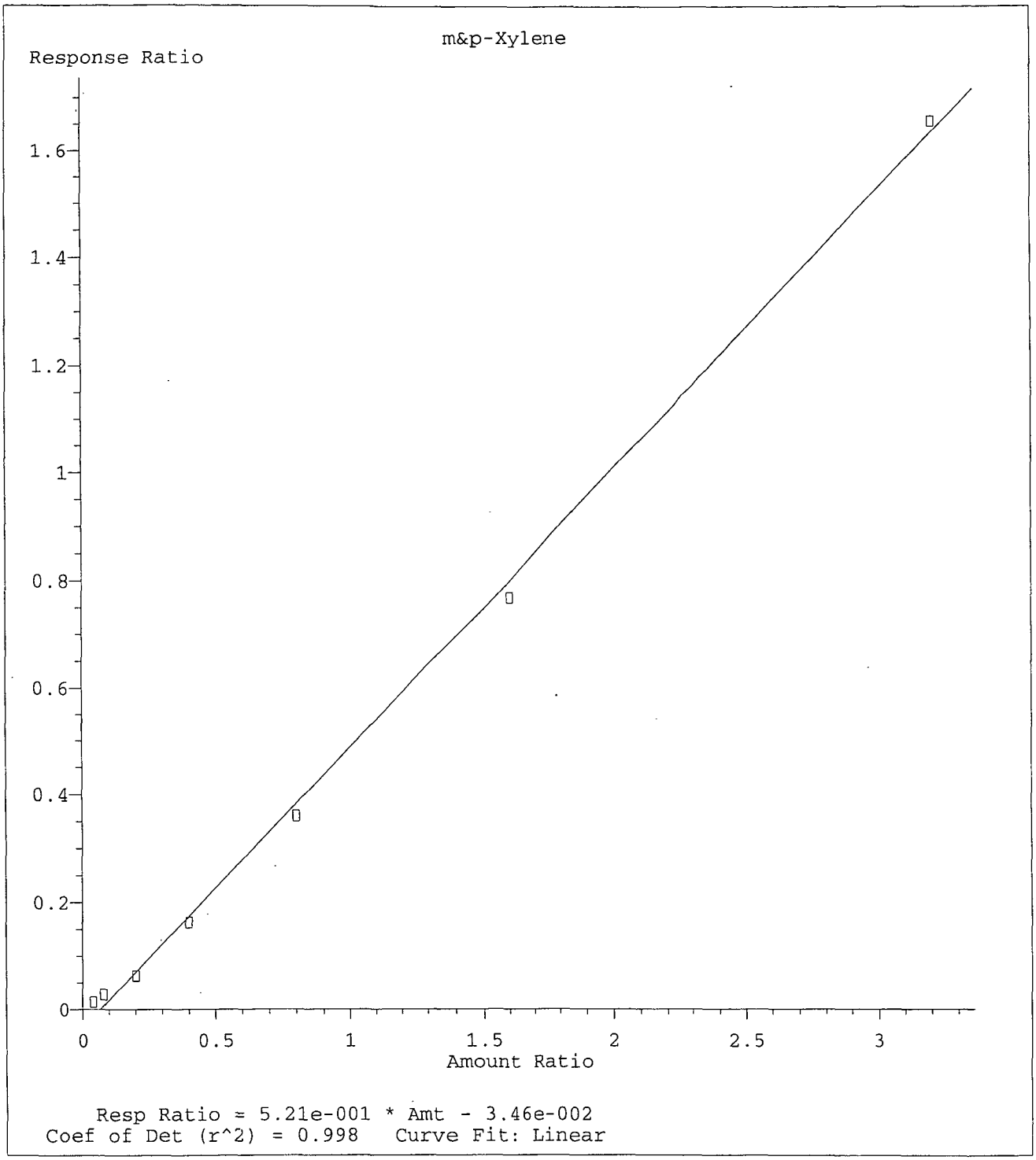

Method Name: M:\LOKI\DATA\210601\L0601W.M
Calibration Table Last Updated: Mon Jun 07 13:46:40 2021

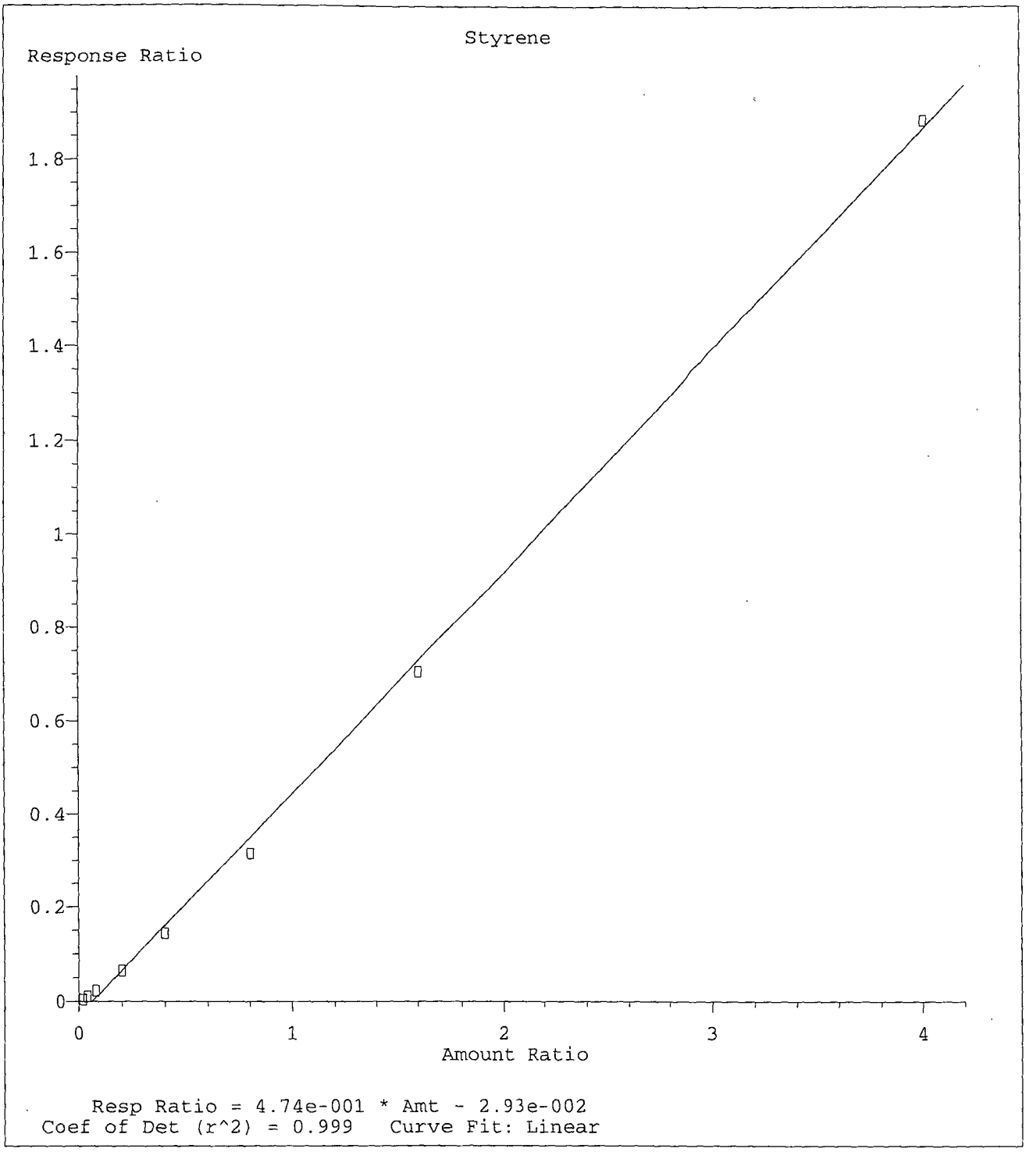

Method Name: M:\LOKI\DATA\210601\L0601W.M
Calibration Table Last Updated: Mon Jun 07 13:46:40 2021

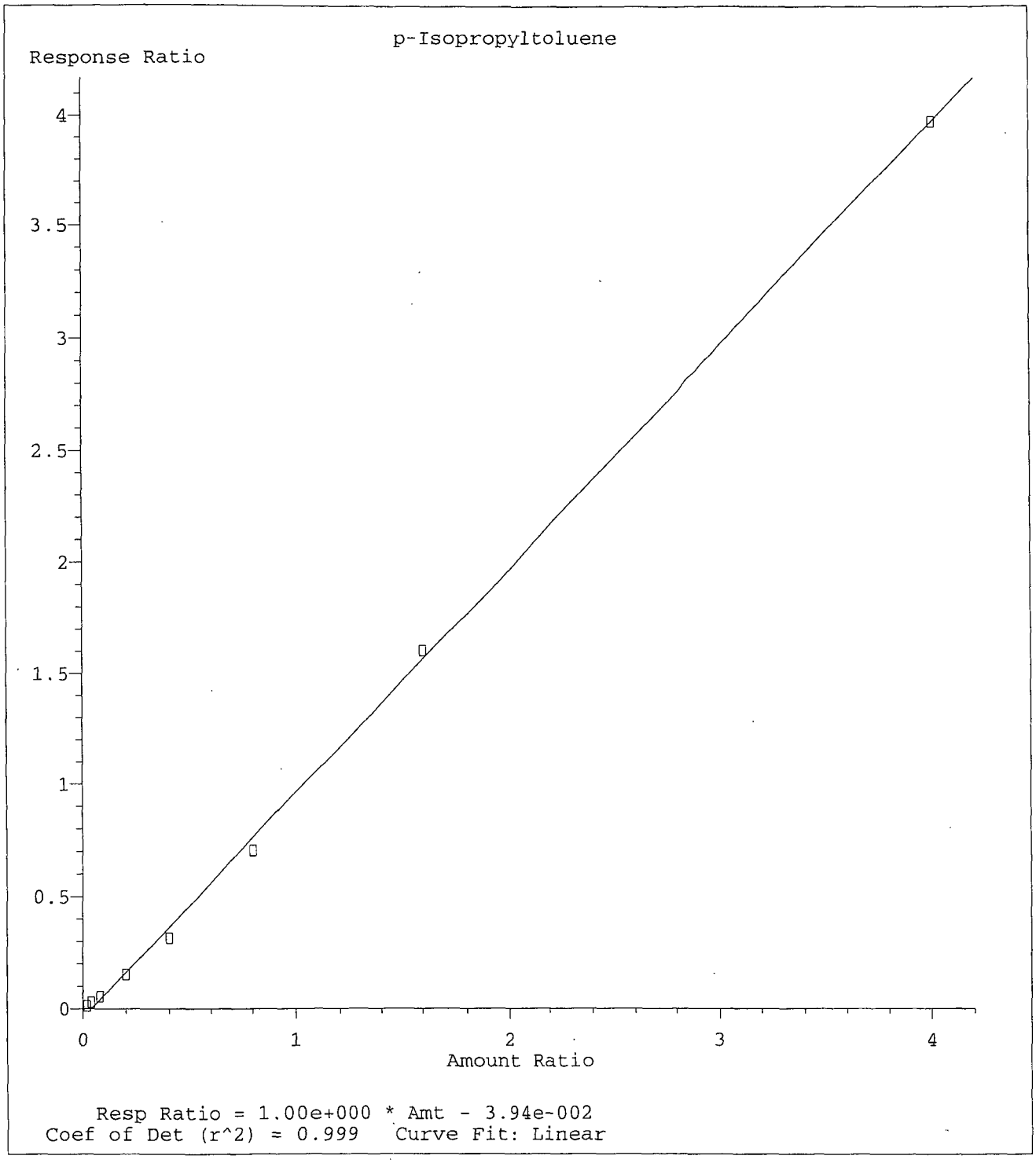

Method Name: M:\LOKI\DATA\210601\L0601W.M
Calibration Table Last Updated: Mon Jun 07 13:46:40 2021

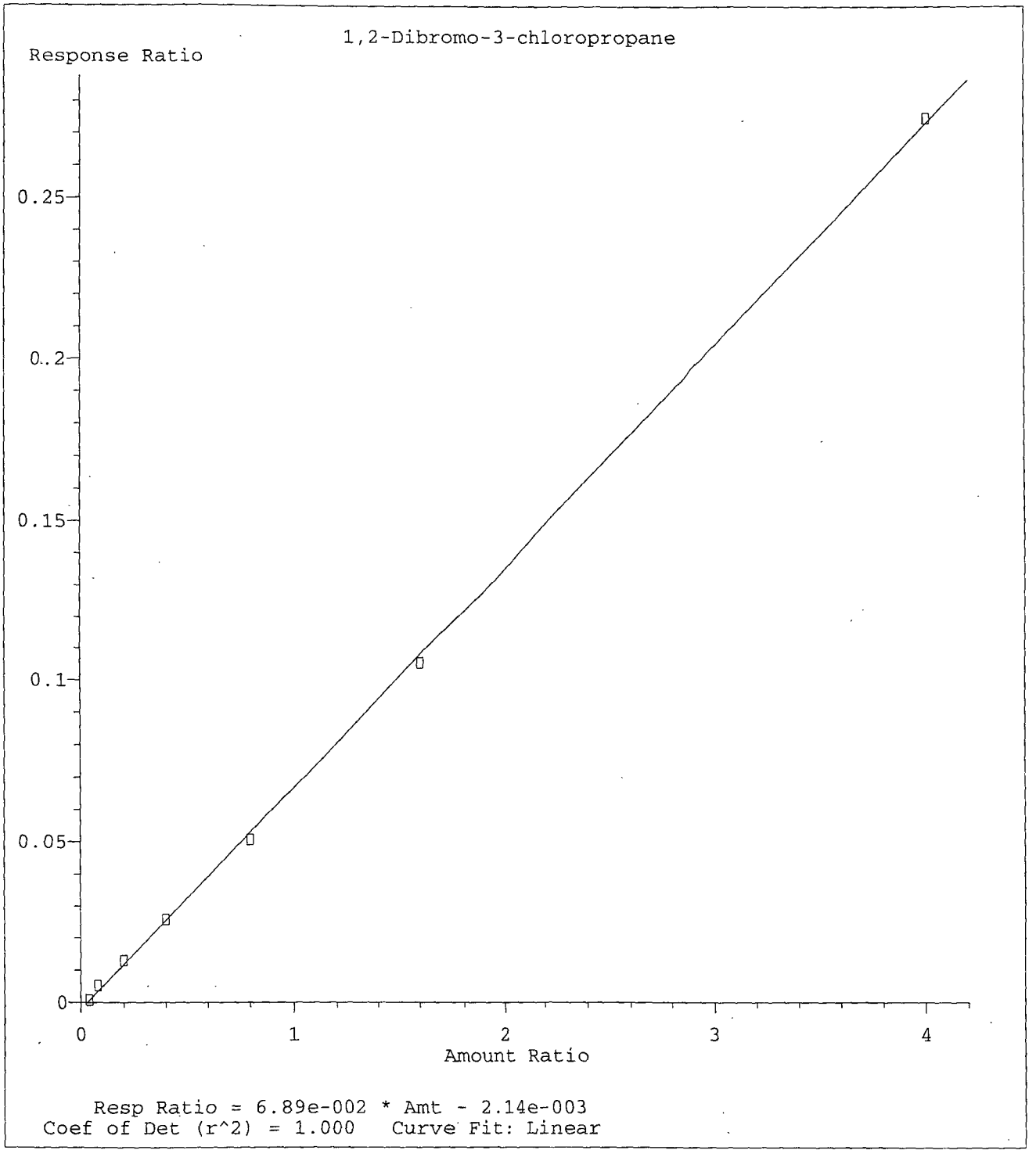

Method Name: M:\LOKI\DATA\210601\L0601W.M
Calibration Table Last Updated: Mon Jun 07 13:46:40 2021

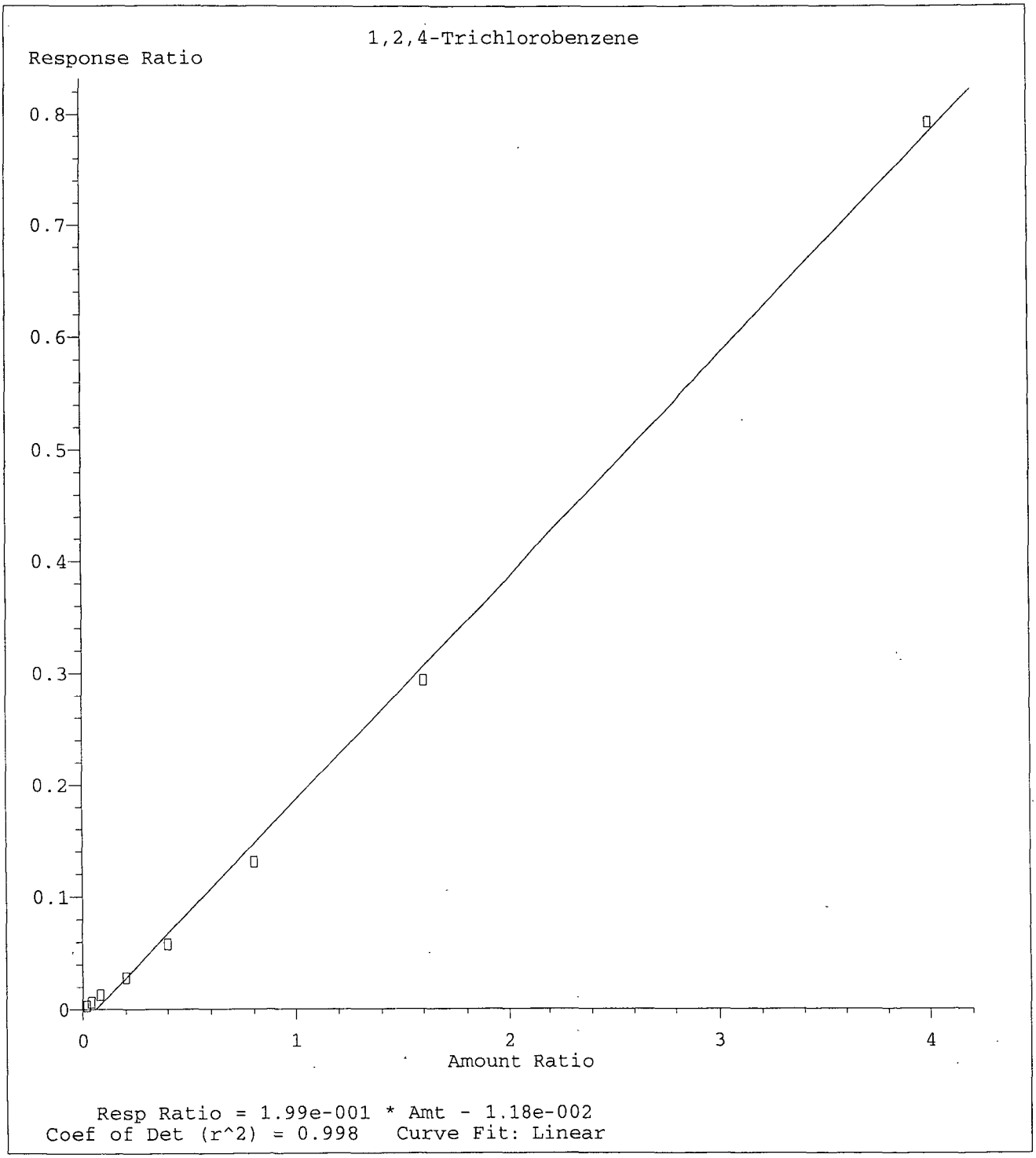

Method Name: M:\LOKI\DATA\210601\L0601W.M
Calibration Table Last Updated: Mon Jun 07 13:46:40 2021

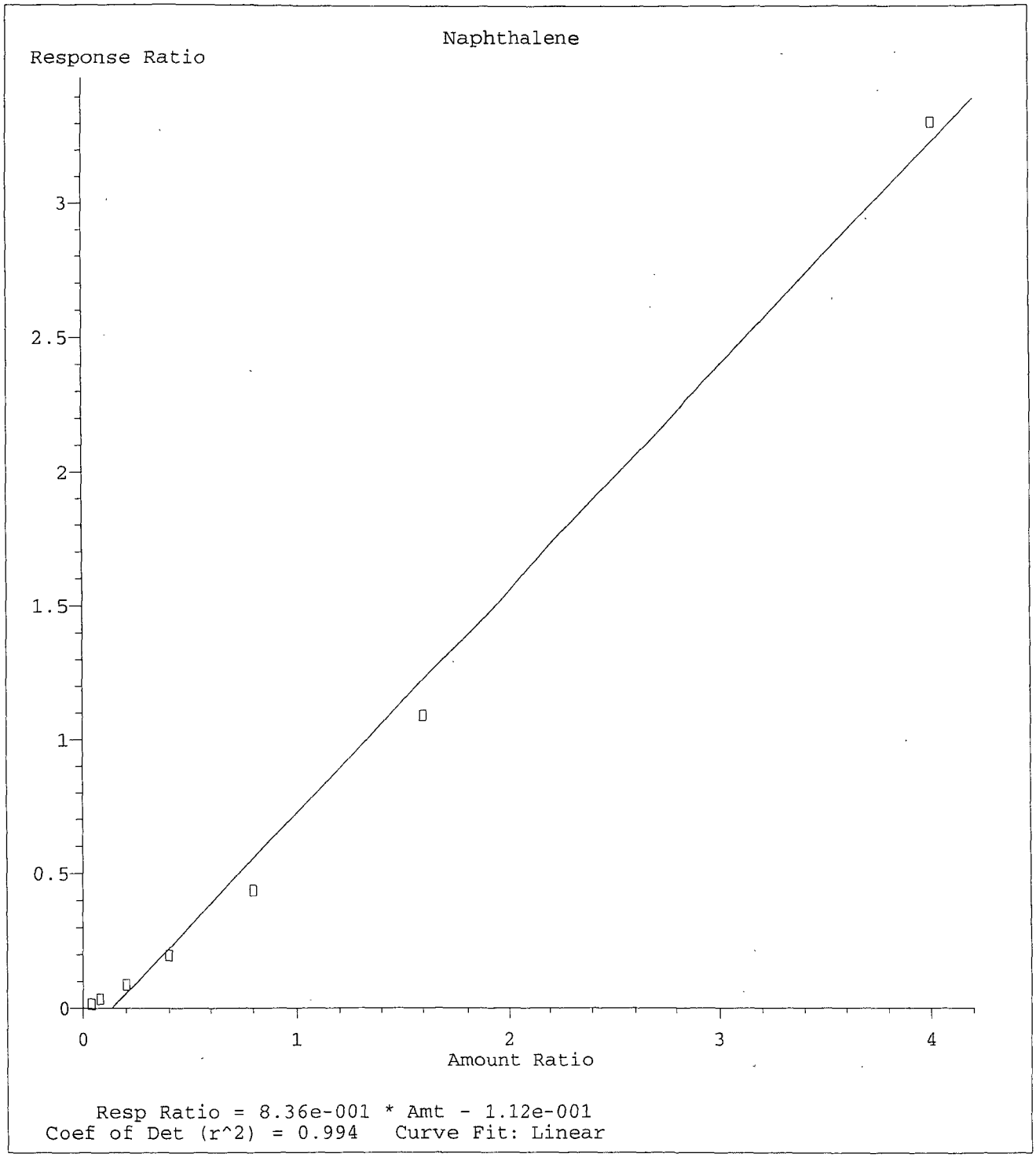

Method Name: M:\LOKI\DATA\210601\L0601W.M
Calibration Table Last Updated: Mon Jun 07 13:46:40 2021

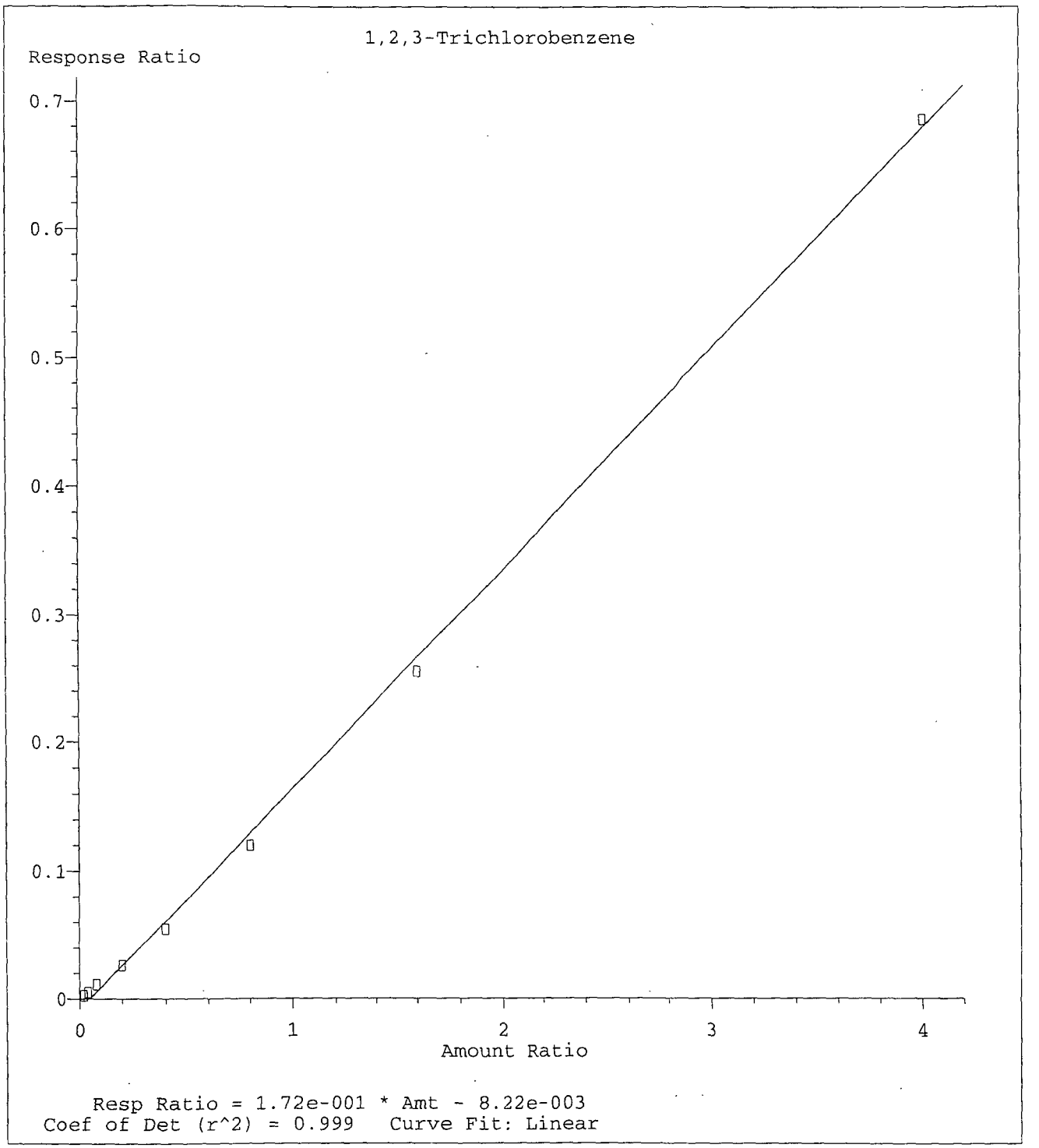

Method Name: M:\LOKI\DATA\210601\L0601W.M
Calibration Table Last Updated: Mon Jun 07 13:46:40 2021

VOLATILE ORGANIC ANALYSIS
VOLATILE ORGANIC COMPOUNDS

Form 7

Second Source Calibration

Lab Name: APPL, Inc.
Case No:
Matrix: Water

SDG No:
Date Analyzed: 2 Jun 21 00:56
Instrument: Loki
Initial Cal. Date: 06/01/21
Data File: 0601L26.D

		Compound	MEAN	CCRF	%D		%Drift	
1	TMC	Dichlorodifluoromethane	0.1486	0.1365	8.2	TMC		
2	TM	Freon 114	0.1176	0.0848	28	TM		*Low
3	TMC**	Chloromethane	0.1658	0.1414	15	TMC**		
4	TMC*	Vinyl chloride	0.1331	0.1293	2.9	TMC*		
5	TMCL	Bromomethane	0.1302	0.1060	19	TMCL	7.0	
6	TMC	Chloroethane	0.0894	0.0795	11	TMC		
7	TM	Dichlorofluoromethane	0.2261	0.2091	7.5	TM		
8	TMC	Trichlorofluoromethane	0.1246	0.1161	6.8	TMC		
9	TM	Acrolein	0.0094	0.0091	3.1	TM		
10	TMC	Acetone	0.0367	0.0335	8.7	TMC		
11	TMC	Freon-113	0.1080	0.1054	2.4	TMC		
12	TMC*	1,1-DCE	0.1628	0.1533	5.8	TMC*		
13	TMQ	t-Butanol	0.0071	0.0090	26	TMQ	2.0	
14	TM	Acetonitrile	0.0153	0.0149	2.4	TM		
15	TMCL	Methyl Acetate	0.0916	0.0810	12	TMCL	3.6	
16	TML	Iodomethane	0.0699	0.0909	30	TML	5.4	
17	TML	Acrylonitrile	0.0000	0.0306	0.00	TML		
18	TMCL	Methylene chloride	0.1654	0.1333	19	TMCL	0.01	
19	TMC	Carbon disulfide	0.1843	0.1856	0.66	TMC		
20	TMCL	Methyl t-butyl ether (MtBE)	0.1567	0.1691	7.9	TMCL	5.1	
21	TMC	Trans-1,2-DCE	0.1465	0.1478	0.89	TMC		
22	TM	Diisopropyl Ether	0.2738	0.2819	3.0	TM		
23	TMC**	1,1-DCA	0.2147	0.2039	5.0	TMC**		
24	TM	Vinyl Acetate	0.0602	0.0596	1.1	TM		
25	TML	Ethyl tert Butyl Ether	0.0382	0.0389	2.0	TML	12	
26	TMC	MEK (2-Butanone)	0.0411	0.0383	6.9	TMC		
27	TMCL	Cis-1,2-DCE	0.1699	0.1641	3.4	TMCL	1.6	
28	TM	2,2-Dichloropropane	0.1554	0.1391	10	TM		
29	TMC*	Chloroform	0.2316	0.2087	9.9	TMC*		
30	TM	Bromochloromethane	0.0926	0.0967	4.4	TM		
31	TMC	1,1,1-TCA	0.1961	0.1841	6.1	TMC		
32	TMC	Cyclohexane	0.1325	0.1341	1.2	TMC		
33	TM	1,1-Dichloropropene	0.1270	0.1251	1.5	TM		
34	TM	2,2,4-Trimethylpentane	0.1051	0.1054	0.24	TM		
35	TMC	Carbon Tetrachloride	0.1651	0.1509	8.6	TMC		
36	TM	Tert Amyl Methyl Ether	0.0000	0.0286	0.00	TM		
37	TMC	1,2-DCA	0.1721	0.1681	2.3	TMC		
38	TMC	Benzene	0.4525	0.4406	2.6	TMC		
39	TMC	TCE	0.1453	0.1392	4.2	TMC		
40	TM	2-Pentanone	0.0605	0.0646	6.8	TM		
		Average			7.4			

VOLATILE ORGANIC ANALYSIS
VOLATILE ORGANIC COMPOUNDS

Form 7

Second Source Calibration

Lab Name: APPL, Inc.
Case No:
Matrix: Water

SDG No:
Date Analyzed: 2 Jun 21 00:56
Instrument: Loki
Cal. Date: 06/01/21
Data File: 0601L26.D

		Compound	MEAN	CCRF	%D		%Drift
41	TMC*	1,2-Dichloropropane	0.1264	0.1208	4.4	TMC*	
42	TMC	Bromodichloromethane	0.1707	0.1539	9.8	TMC	
43	TMC	Methyl Cyclohexane	0.0685	0.0684	0.12	TMC	
44	TM	Dibromomethane	0.1062	0.1031	2.9	TM	
45	TM	2-Chloroethyl vinyl ether	0.0000	0.0038	0.00	TM	
46	TMC	MIBK (methyl isobutyl ketone)	0.0736	0.0758	3.0	TMC	
47	TM	1-Bromo-2-chloroethane	0.0911	0.0851	6.6	TM	
48	TMC	Cis-1,3-Dichloropropene	0.1599	0.1549	3.1	TMC	
49	TMC*	Toluene	0.4814	0.4847	0.69	TMC*	
50	TMC	Trans-1,3-Dichloropropene	0.0861	0.0840	2.5	TMC	
51	TMC	1,1,2-TCA	0.1243	0.1112	11	TMC	
52	TMC	2-Hexanone	0.0392	0.0386	1.4	TMC	
53	TMC	1,2-EDB	0.1447	0.1479	2.2	TMC	
54	TMC	Tetrachloroethene	0.1144	0.1174	2.6	TMC	
55	TML	1-Chlorohexane	0.1341	0.1346	0.43	TML	3.8
56	TM	1,1,1,2-Tetrachloroethane	0.1701	0.1555	8.6	TM	
57	TMCL	m&p-Xylene	0.4121	0.4463	8.3	TMCL	6.1
58	TMC	o-Xylene	0.4456	0.4575	2.7	TMC	
59	TMCL	Styrene	0.3451	0.3567	3.3	TMCL	9.4
60	TM	1,3-Dichloropropane	0.2275	0.2114	7.1	TM	
61	TMC	Dibromochloromethane	0.1742	0.1654	5.1	TMC	
62	TMC**	Chlorobenzene	0.4387	0.4140	5.6	TMC**	
63	TMC*	Ethylbenzene	0.3284	0.3264	0.60	TMC*	
64	TMC**	Bromoform	0.1254	0.1137	9.3	TMC**	
65	TMC	Isopropylbenzene	0.9080	0.9092	0.13	TMC	
66	TMC**	1,1,2,2-Tetrachloroethane	0.3071	0.2748	10	TMC**	
67	TM	1,2,3-Trichloropropane	0.1109	0.1050	5.3	TM	
68	TM	t-1,4-Dichloro-2-Butene	0.0400	0.0354	12	TM	
69	TM	Bromobenzene	0.3196	0.3183	0.40	TM	
70	TM	n-Propylbenzene	1.059	1.077	1.7	TM	
71	TM	4-Ethyltoluene	0.7847	0.8394	7.0	TM	
72	TM	2-Chlorotoluene	0.8186	0.8519	4.1	TM	
73	TM	1,3,5-Trimethylbenzene	0.7774	0.8081	4.0	TM	
74	TM	4-Chlorotoluene	0.8186	0.8519	4.1	TM	
75	TM	Tert-Butylbenzene	0.6948	0.6907	0.59	TM	
76	TM	1,2,4-Trimethylbenzene	0.7774	0.8081	4.0	TM	
77	TM	Sec-Butylbenzene	0.9397	0.9711	3.3	TM	
78	TML	p-Isopropyltoluene	0.8115	0.8567	5.6	TML	4.8
79	TM	Benzyl Chloride	0.1752	0.1455	17	TM	
80	TMC	1,3-DCB	0.6017	0.5985	0.53	TMC	
		Average			4.5		

VOLATILE ORGANIC ANALYSIS
VOLATILE ORGANIC COMPOUNDS

Form 7

Second Source Calibration

Lab Name: APPL, Inc.
Case No:
Matrix: Water

SDG No:
Date Analyzed: 2 Jun 21 00:56
Instrument: Loki
Cal. Date: 06/01/21
Data File: 0601L26.D

		Compound	MEAN	CCRF	%D		%Drift	
81	TMC	1,4-DCB	0.6073	0.6034	0.64	TMC		
82	TM	n-Butylbenzene	0.6506	0.6879	5.7	TM		
83	TMC	1,2-DCB	0.6335	0.6231	1.7	TMC		
84	TM	Hexachloroethane	0.1821	0.1493	18	TM		
85	TMCL	1,2-Dibromo-3-chloropropane	0.0588	0.0622	5.8	TMCL	1.9	
86	TMCL	1,2,4-Trichlorobenzene	0.1611	0.1963	22	TMCL	14	
87	TM	Hexachlorobutadiene	0.1065	0.1015	4.7	TM		
88	TML	Naphthalene	0.5425	0.7967	47	TML	29	*High
89	TML	1,2,3-Trichlorobenzene	0.1432	0.1794	25	TML	16	
90								
91								
92								
93								
94								
95								
96								
97								
98								
99								
100								
101								
102								
103								
104								
105								
106								
107								
108								
109								
110								
111								
112								
113								
114								
115								
116								
117								
118								
119								
120								
		Average			14.5			

Quantitation Report (Not Reviewed)

Data File : M:\LOKI\DATA\210601\0601L26.D Vial: 16
Acq On : 2 Jun 21 00:56 Operator:
Sample : (SS) 10ug/L VOC STD 6/1/21 Inst : Loki
Misc : IS&S: 10/21/20, 11/11/20 Multiplr: 1.00

Quant Time: Jun 7 13:53 2021 Quant Results File: L0601W.RES

Quant Method : M:\LOKI\DATA\210601\L0601W.M (RTE Integrator)
Title : METHOD 8260B
Last Update : Mon Jun 07 13:46:40 2021
Response via : Initial Calibration
DataAcq Meth : 020321_L8260

Internal Standards	R.T.	QIon	Response	Conc Units	Dev(Min)
1) Fluorobenzene (IS)	6.54	96	404078	25.000 ppb	0.00
56) Chlorobenzene-D5 (IS)	9.99	117	336878	25.000 ppb	0.00
71) 1,4-Dichlorobenzene-D4 (IS	12.56	152	197754	25.000 ppb	0.00
System Monitoring Compounds					
32) Dibromofluoromethane(S)	5.69	113	117423	24.331 ppb	0.00
Spiked Amount 25.000			Recovery =	97.324%	
37) 1,2-DCA-D4(S)	6.11	65	126045	24.438 ppb	0.00
Spiked Amount 25.000			Recovery =	97.752%	
57) Toluene-D8(S)	8.39	98	404874	25.375 ppb	0.00
Spiked Amount 25.000			Recovery =	101.500%	
65) 4-Bromofluorobenzene(S)	11.29	174	147019	25.640 ppb	0.00
Spiked Amount 25.000			Recovery =	102.560%	
Target Compounds					Qvalue
2) Dichlorodifluoromethane	1.15	85	22059	9.183 ppb	94
3) Freon 114	1.26	85	13706	7.212 ppb	91
4) Chloromethane	1.30	50	22856	8.529 ppb	98
5) Vinyl chloride	1.40	62	20894	9.713 ppb	96
6) Bromomethane	1.67	96	17129	9.296 ppb	96
7) Chloroethane	1.77	64	12856	8.894 ppb	98
8) Dichlorofluoromethane	1.97	67	33792	9.248 ppb	93
9) Trichlorofluoromethane	2.02	101	18768	9.319 ppb	99
10) Acrolein	2.45	56	18472	121.124 ppb	99
11) Acetone	2.63	43	27045	45.630 ppb	100
12) Freon-113	2.57	101	17031	9.759 ppb	96
13) 1,1-DCE	2.54	61	24782	9.420 ppb	97
14) t-Butanol	3.41	59	18177	127.545 ppb	90
15) Acetonitrile	2.95	41	30075	121.975 ppb	95
16) Methyl Acetate	3.05	43	13087	9.642 ppb	92
17) Iodomethane	2.69	142	14693	10.542 ppb	96
19) Methylene chloride	3.13	84	21552	9.999 ppb	98
20) Carbon disulfide	2.76	76	29992	10.066 ppb	99
21) Methyl t-butyl ether (MtBE	3.55	73	27325	10.514 ppb	97
22) Trans-1,2-DCE	3.50	61	23883	10.089 ppb	92
23) Diisopropyl Ether	4.35	45	45569	10.298 ppb	100
24) 1,1-DCA	4.15	63	32955	9.498 ppb	99
25) Vinyl Acetate	4.35	43	9633	9.894 ppb	100
26) Ethyl tert Butyl Ether	4.90	59	6288	11.166 ppb	90
27) MEK (2-Butanone)	5.11	43	30922	46.541 ppb	97
28) Cis-1,2-DCE	5.02	61	26527	9.843 ppb	89
29) 2,2-Dichloropropane	5.00	77	22482	8.952 ppb	98
30) Chloroform	5.49	83	33729	9.012 ppb	92
31) Bromochloromethane	5.34	130	15623	10.437 ppb	93
33) 1,1,1-TCA	5.69	97	29756	9.390 ppb	94
34) Cyclohexane	5.74	56	21681	10.121 ppb	97
35) 1,1-Dichloropropene	5.91	75	20215	9.848 ppb	96
36) 2,2,4-Trimethylpentane	6.31	57	17032	10.024 ppb	93
38) Carbon Tetrachloride	5.90	119	24395	9.141 ppb	89
40) 1,2-DCA	6.21	62	27174	9.768 ppb	95
41) Benzene	6.17	78	71220	9.739 ppb	100
42) TCE	6.98	130	22506	9.585 ppb	93
43) 2-Pentanone	7.26	43	130582	133.447 ppb	99
44) 1,2-Dichloropropane	7.24	63	19529	9.557 ppb	95

(#) = qualifier out of range (m) = manual integration

Quantitation Report (Not Reviewed)

Data File : M:\LOKI\DATA\210601\0601L26.D Vial: 16
Acq On : 2 Jun 21 00:56 Operator:
Sample : (SS) 10ug/L VOC STD 6/1/21 Inst : Loki
Misc : IS&S: 10/21/20, 11/11/20 Multiplr: 1.00

Quant Time: Jun 7 13:53 2021 Quant Results File: L0601W.RES

Quant Method : M:\LOKI\DATA\210601\L0601W.M (RTE Integrator)
Title : METHOD 8260B
Last Update : Mon Jun 07 13:46:40 2021
Response via : Initial Calibration
DataAcq Meth : 020321_L8260

Compound	R.T.	QIon	Response	Conc Unit	Qvalue
45) Bromodichloromethane	7.58	83	24878	9.016 ppb	95
46) Methyl Cyclohexane	7.19	98	11059	9.988 ppb	94
47) Dibromomethane	7.37	174	16663	9.706 ppb	94
49) MIBK (methyl isobutyl ket	8.31	43	61293	51.490 ppb	97
50) 1-Bromo-2-chloroethane	7.92	63	13753	9.345 ppb	99
51) Cis-1,3-Dichloropropene	8.10	75	25031	9.688 ppb	97
52) Toluene	8.47	91	78350	10.069 ppb	100
53) Trans-1,3-Dichloropropene	8.74	75	13571	9.754 ppb	98
54) 1,1,2-TCA	8.93	97	17967	8.944 ppb	93
55) 2-Hexanone	9.25	43	31210	49.302 ppb	98
58) 1,2-EDB	9.47	107	19924	10.220 ppb	91
59) Tetrachloroethene	9.07	166	15820	10.259 ppb	98
60) 1-Chlorohexane	10.02	91	18141	9.624 ppb	94
61) 1,1,1,2-Tetrachloroethane	10.12	131	20955	9.142 ppb	98
62) m&p-Xylene	10.29	91	120273	18.773 ppb	93
63) o-Xylene	10.72	91	61650	10.268 ppb	99
64) Styrene	10.73	104	48060	9.064 ppb	93
66) 1,3-Dichloropropane	9.12	76	28485	9.292 ppb	100
67) Dibromochloromethane	9.36	129	22284	9.493 ppb	96
68) Chlorobenzene	10.03	112	55786	9.437 ppb	99
69) Ethylbenzene	10.16	91	43984	9.940 ppb	93
70) Bromoform	10.93	173	15325	9.070 ppb	90
72) Isopropylbenzene	11.13	105	71918	10.013 ppb	98
73) 1,1,2,2-Tetrachloroethane	11.46	83	21739	8.950 ppb	97
74) 1,2,3-Trichloropropane	11.50	110	8309	9.474 ppb	88
75) t-1,4-Dichloro-2-Butene	11.52	53	2800	8.849 ppb	89
76) Bromobenzene	11.45	158	25179	9.960 ppb	99
77) n-Propylbenzene	11.58	91	85201	10.167 ppb	97
78) 4-Ethyltoluene	11.78	105	66398	10.697 ppb	99
79) 2-Chlorotoluene	11.78	91	67384	10.406 ppb	100
80) 1,3,5-Trimethylbenzene	12.19	105	63922	10.396 ppb	93
81) 4-Chlorotoluene	11.78	91	67384	10.406 ppb	100
82) Tert-Butylbenzene	12.13	119	54639	9.941 ppb	97
83) 1,2,4-Trimethylbenzene	12.19	105	63922	10.396 ppb	93
84) Sec-Butylbenzene	12.38	105	76815	10.334 ppb	96
85) p-Isopropyltoluene	12.54	119	67767	9.525 ppb	99
86) Benzyl Chloride	12.74	91	11510	8.307 ppb	94
87) 1,3-DCB	12.49	146	47345	9.947 ppb	97
88) 1,4-DCB	12.99	146	47729	9.936 ppb	94
89) n-Butylbenzene	12.99	91	54415	10.574 ppb	95
90) 1,2-DCB	12.59	146	49285	9.835 ppb	96
91) Hexachloroethane	13.28	117	11810	8.198 ppb	90
92) 1,2-Dibromo-3-chloropropan	13.84	157	4922	9.813 ppb	89
93) 1,2,4-Trichlorobenzene	14.77	180	15524	11.358 ppb	95
94) Hexachlorobutadiene	14.96	225	8027	9.532 ppb	87
95) Naphthalene	15.04	128	63017	12.870 ppb	98
96) 1,2,3-Trichlorobenzene	15.31	182	14189	11.646 ppb	87

(#) = qualifier out of range (m) = manual integration

Quantitation Report

Data File : M:\LOKI\DATA\210601\0601L26.D Vial: 16
Acq On : 2 Jun 21 00:56 Operator:
Sample : (SS) 10ug/L VOC STD 6/1/21 Inst : Loki
Misc : IS&S: 10/21/20, 11/11/20 Multiplr: 1.00

Quant Time: Jun 7 13:53 2021 Quant Results File: L0601W.RES

Method : M:\LOKI\DATA\210601\L0601W.M (RTE Integrator)
Title : METHOD 8260B
Last Update : Mon Jun 07 13:46:40 2021
Response via : Initial Calibration

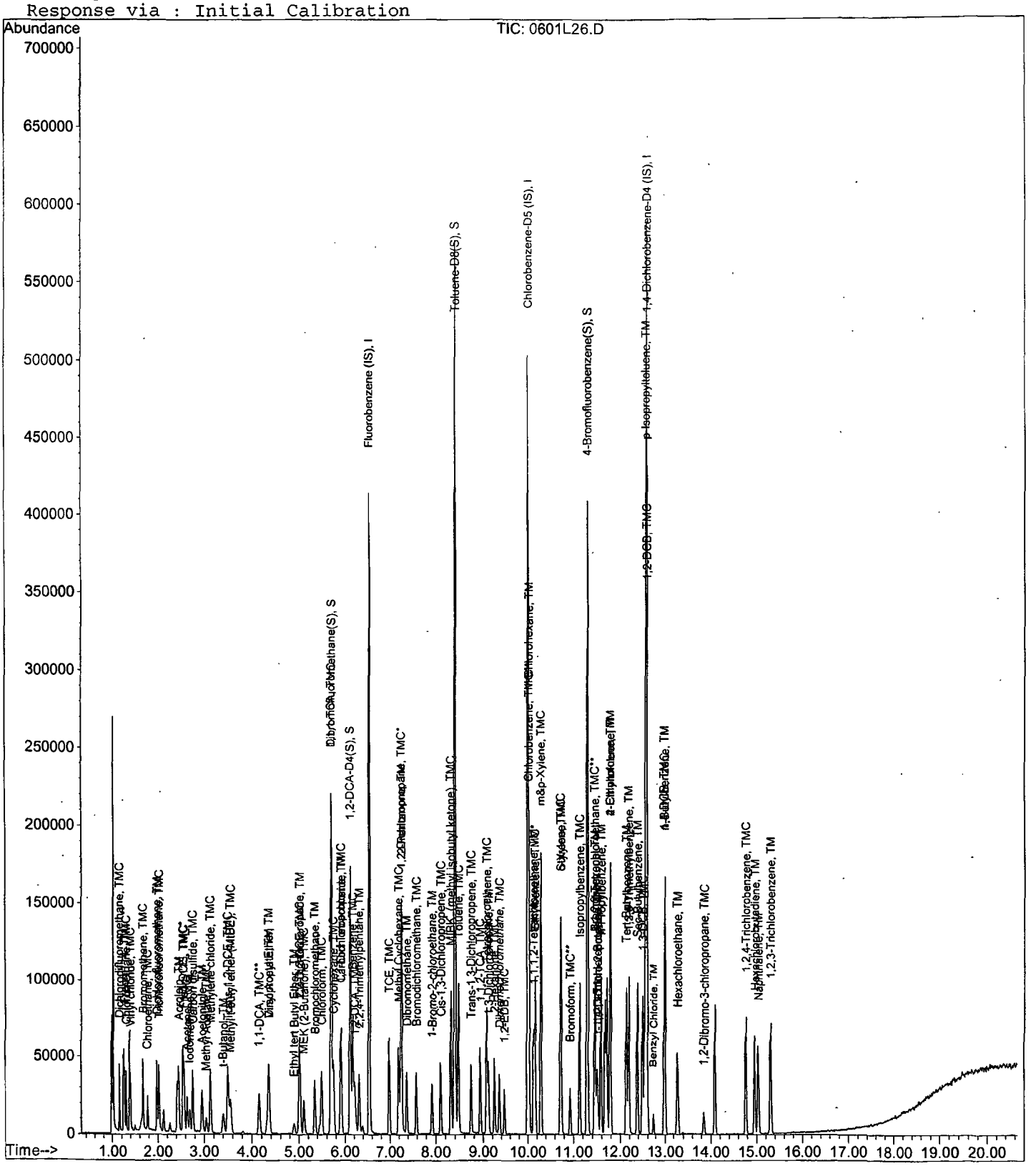

VOLATILE ORGANIC ANALYSIS
VOLATILE ORGANIC COMPOUNDS

Form 7

Continuing Calibration

Lab Name: APPL, Inc.
Case No:
Matrix: Water

SDG No:
Date Analyzed: 2 Jun 21 17:30
Instrument: Loki
Initial Cal. Date: 06/01/21
Data File: 0602L02.D

		Compound	MEAN	CCRF	%D		%Drift	
1	I	Fluorobenzene (IS)	ISTD			I		
2	TMC	Dichlorodifluoromethane	0.1486	0.1309	12	TMC		
3	TM	Freon 114	0.1176	0.1132	3.8	TM		
4	TMC**	Chloromethane	0.1658	0.1451	12	TMC**		
5	TMC*	Vinyl chloride	0.1331	0.1325	0.44	TMC*		
6	TMCL	Bromomethane	0.1302	0.1064	18	TMCL	6.6	
7	TMC	Chloroethane	0.0894	0.0888	0.74	TMC		
8	TM	Dichlorofluoromethane	0.2261	0.2223	1.7	TM		
9	TMC	Trichlorofluoromethane	0.1246	0.1239	0.56	TMC		
10	TM	Acrolein	0.0094	0.0096	2.1	TM		
11	TMC	Acetone	0.0367	0.0383	4.4	TMC		
12	TMC	Freon-113	0.1080	0.1152	6.7	TMC		
13	TMC*	1,1-DCE	0.1628	0.1654	1.6	TMC*		
14	TMQ	t-Butanol	0.0071	0.0103	45	TMQ	9.9	
15	TM	Acetonitrile	0.0153	0.0164	7.2	TM		
16	TMCL	Methyl Acetate	0.0916	0.0872	4.8	TMCL	4.0	
17	TML	Iodomethane	0.0699	0.0549	22	TML	26	*NT
18	TML	Acrylonitrile	0.0000	0.0209	0.00	TML		
19	TMCL	Methylene chloride	0.1654	0.1401	15	TMCL	5.6	
20	TMC	Carbon disulfide	0.1843	0.1725	6.4	TMC		
21	TMCL	Methyl t-butyl ether (MtBE)	0.1567	0.1773	13	TMCL	9.1	
22	TMC	Trans-1,2-DCE	0.1465	0.1493	2.0	TMC		
23	TM	Diisopropyl Ether	0.2738	0.2744	0.23	TM		
24	TMC**	1,1-DCA	0.2147	0.2145	0.08	TMC**		
25	TM	Vinyl Acetate	0.0602	0.0580	3.7	TM		
26	TML	Ethyl tert Butyl Ether	0.0382	0.0461	21	TML	23	*NT
27	TMC	MEK (2-Butanone)	0.0411	0.0460	12	TMC		
28	TMCL	Cis-1,2-DCE	0.1699	0.1701	0.17	TMCL	2.0	
29	TM	2,2-Dichloropropane	0.1554	0.1521	2.1	TM		
30	TMC*	Chloroform	0.2316	0.2262	2.3	TMC*		
31	TM	Bromochloromethane	0.0926	0.0977	5.5	TM		
32	S	Dibromofluoromethane(S)	0.2986	0.3001	0.50	S		
33	TMC	1,1,1-TCA	0.1961	0.2001	2.1	TMC		
34	TMC	Cyclohexane	0.1325	0.1331	0.45	TMC		
35	TM	1,1-Dichloropropene	0.1270	0.1282	0.97	TM		
36	TM	2,2,4-Trimethylpentane	0.1051	0.1082	2.9	TM		
37	S	1,2-DCA-D4(S)	0.3191	0.3225	1.1	S		
38	TMC	Carbon Tetrachloride	0.1651	0.1657	0.33	TMC		
39	TM	Tert Amyl Methyl Ether	0.0000	0.0317	0.00	TM		
40	TMC	1,2-DCA	0.1721	0.1827	6.1	TMC		
		Average			6.2			

VOLATILE ORGANIC ANALYSIS
VOLATILE ORGANIC COMPOUNDS

Form 7

Continuing Calibration

Lab Name: APPL, Inc.
Case No:
Matrix: Water

SDG No:
Date Analyzed: 2 Jun 21 17:30
Instrument: Loki
Cal. Date: 06/01/21
Data File: 0602L02.D

		Compound	MEAN	CCRF	%D		%Drift
41	TMC	Benzene	0.4525	0.4438	1.9	TMC	
42	TMC	TCE	0.1453	0.1479	1.8	TMC	
43	TM	2-Pentanone	0.0605	0.0675	11	TM	
44	TMC*	1,2-Dichloropropane	0.1264	0.1260	0.35	TMC*	
45	TMC	Bromodichloromethane	0.1707	0.1676	1.8	TMC	
46	TMC	Methyl Cyclohexane	0.0685	0.0698	1.9	TMC	
47	TM	Dibromomethane	0.1062	0.1084	2.0	TM	
48	TM	2-Chloroethyl vinyl ether	0.0000	0.0041	0.00	TM	
49	TMC	MIBK (methyl isobutyl ketone)	0.0736	0.0803	9.1	TMC	
50	TM	1-Bromo-2-chloroethane	0.0911	0.0877	3.7	TM	
51	TMC	Cis-1,3-Dichloropropene	0.1599	0.1579	1.2	TMC	
52	TMC*	Toluene	0.4814	0.4952	2.9	TMC*	
53	TMC	Trans-1,3-Dichloropropene	0.0861	0.0862	0.16	TMC	
54	TMC	1,1,2-TCA	0.1243	0.1241	0.13	TMC	
55	TMC	2-Hexanone	0.0392	0.0425	8.5	TMC	
56	I	Chlorobenzene-D5 (IS)	ISTD			I	
57	S	Toluene-D8(S)	1.184	1.204	1.7	S	
58	TMC	1,2-EDB	0.1447	0.1520	5.1	TMC	
59	TMC	Tetrachloroethene	0.1144	0.1164	1.7	TMC	
60	TML	1-Chlorohexane	0.1341	0.1331	0.70	TML	4.7
61	TM	1,1,1,2-Tetrachloroethane	0.1701	0.1644	3.4	TM	
62	TMCL	m&p-Xylene	0.4121	0.4421	7.3	TMCL	6.9
63	TMC	o-Xylene	0.4456	0.4456	0.00	TMC	
64	TMCL	Styrene	0.3451	0.3623	5.0	TMCL	8.2
65	S	4-Bromofluorobenzene(S)	0.4255	0.4233	0.52	S	
66	TM	1,3-Dichloropropane	0.2275	0.2193	3.6	TM	
67	TMC	Dibromochloromethane	0.1742	0.1752	0.58	TMC	
68	TMC**	Chlorobenzene	0.4387	0.4283	2.4	TMC**	
69	TMC*	Ethylbenzene	0.3284	0.3243	1.3	TMC*	
70	TMC**	Bromoform	0.1254	0.1205	3.9	TMC**	
71	I	1,4-Dichlorobenzene-D4 (IS)	ISTD			I	
72	TMC	Isopropylbenzene	0.9080	0.8681	4.4	TMC	
73	TMC**	1,1,2,2-Tetrachloroethane	0.3071	0.2964	3.5	TMC**	
74	TM	1,2,3-Trichloropropane	0.1109	0.1066	3.9	TM	
75	TM	t-1,4-Dichloro-2-Butene	0.0400	0.0391	2.2	TM	
76	TM	Bromobenzene	0.3196	0.3141	1.7	TM	
77	TM	n-Propylbenzene	1.059	1.043	1.5	TM	
78	TM	4-Ethyltoluene	0.7847	0.7893	0.59	TM	
79	TM	2-Chlorotoluene	0.8186	0.8425	2.9	TM	
80	TM	1,3,5-Trimethylbenzene	0.7774	0.7613	2.1	TM	
		Average			2.8		

VOLATILE ORGANIC ANALYSIS
VOLATILE ORGANIC COMPOUNDS

Form 7

Continuing Calibration

Lab Name: APPL, Inc.
Case No:
Matrix: Water

SDG No:
Date Analyzed: 2 Jun 21 17:30
Instrument: Loki
Cal. Date: 06/01/21
Data File: 0602L02.D

		Compound	MEAN	CCRF	%D		%Drift
81	TM	4-Chlorotoluene	0.8186	0.8425	2.9	TM	
82	TM	Tert-Butylbenzene	0.6948	0.7659	10	TM	
83	TM	1,2,4-Trimethylbenzene	0.7774	0.7613	2.1	TM	
84	TM	Sec-Butylbenzene	0.9397	0.9609	2.3	TM	
85	TML	p-Isopropyltoluene	0.8115	0.7784	4.1	TML	13
86	TM	Benzyl Chloride	0.1752	0.1660	5.2	TM	
87	TMC	1,3-DCB	0.6017	0.5808	3.5	TMC	
88	TMC	1,4-DCB	0.6073	0.5914	2.6	TMC	
89	TM	n-Butylbenzene	0.6506	0.6120	5.9	TM	
90	TMC	1,2-DCB	0.6335	0.6251	1.3	TMC	
91	TM	Hexachloroethane	0.1821	0.1582	13	TM	
92	TMCL	1,2-Dibromo-3-chloropropane	0.0588	0.0618	5.1	TMCL	2.5
93	TMCL	1,2,4-Trichlorobenzene	0.1611	0.1689	4.8	TMCL	0.19
94	TM	Hexachlorobutadiene	0.1065	0.0971	8.8	TM	
95	TML	Naphthalene	0.5425	0.5289	2.5	TML	3.3
96	TML	1,2,3-Trichlorobenzene	0.1432	0.1390	3.0	TML	7.1
97							
98							
99							
100							
101							
102							
103							
104							
105							
106							
107							
108							
109							
110							
111							
112							
113							
114							
115							
116							
117							
118							
119							
120							
		Average			4.8		

Quantitation Report (Not Reviewed)

Data File : M:\LOKI\DATA\210601\0602L02.D Vial: 2
Acq On : 2 Jun 21 17:30 Operator:
Sample : 210602A CCV 10ug/L Inst : Loki
Misc : IS&S: 10/21/20, 11/11/20 Multiplr: 1.00

Quant Time: Jun 7 13:54 2021 Quant Results File: L0601W.RES

Quant Method : M:\LOKI\DATA\210601\L0601W.M (RTE Integrator)
Title : METHOD 8260B
Last Update : Mon Jun 07 13:46:40 2021
Response via : Initial Calibration
DataAcq Meth : 020321_L8260

Internal Standards	R.T.	QIon	Response	Conc Units	Dev(Min)
1) Fluorobenzene (IS)	6.53	96	357520	25.000 ppb	0.00
56) Chlorobenzene-D5 (IS)	9.99	117	298765	25.000 ppb	0.00
71) 1,4-Dichlorobenzene-D4 (IS	12.56	152	181182	25.000 ppb	0.00
System Monitoring Compounds					
32) Dibromofluoromethane(S)	5.69	113	107290	25.126 ppb	0.00
Spiked Amount 25.000			Recovery	= 100.504%	
37) 1,2-DCA-D4(S)	6.11	65	115295	25.265 ppb	0.00
Spiked Amount 25.000			Recovery	= 101.060%	
57) Toluene-D8(S)	8.39	98	359804	25.427 ppb	0.00
Spiked Amount 25.000			Recovery	= 101.708%	
65) 4-Bromofluorobenzene(S)	11.29	174	126474	24.870 ppb	0.00
Spiked Amount 25.000			Recovery	= 99.480%	

Target Compounds					Qvalue
2) Dichlorodifluoromethane	1.15	85	18721	8.808 ppb	94
3) Freon 114	1.26	85	16183	9.624 ppb	99
4) Chloromethane	1.30	50	20752	8.752 ppb	100
5) Vinyl chloride	1.40	62	18949	9.956 ppb	93
6) Bromomethane	1.67	96	15223	9.341 ppb	94
7) Chloroethane	1.77	64	12695	9.926 ppb	93
8) Dichlorofluoromethane	1.97	67	31793	9.835 ppb	98
9) Trichlorofluoromethane	2.01	101	17720	9.944 ppb	97
10) Acrolein	2.45	56	17224	127.648 ppb	100
11) Acetone	2.64	43	27365	52.183 ppb	99
12) Freon-113	2.56	101	16471	10.667 ppb	98
13) 1,1-DCE	2.54	61	23648	10.159 ppb	91
14) t-Butanol	3.40	59	18483	137.342 ppb	95
15) Acetonitrile	2.95	41	29238	134.022 ppb	94
16) Methyl Acetate	3.05	43	12467	10.396 ppb	94
17) Iodomethane	2.69	142	7849	7.402 ppb	87
19) Methylene chloride	3.13	84	20036	10.564 ppb	92
20) Carbon disulfide	2.75	76	24664	9.356 ppb	100
21) Methyl t-butyl ether (MtBE	3.56	73	25352	10.913 ppb	95
22) Trans-1,2-DCE	3.50	61	21355	10.196 ppb	94
23) Diisopropyl Ether	4.35	45	39241	10.023 ppb	98
24) 1,1-DCA	4.15	63	30674	9.992 ppb #	90
25) Vinyl Acetate	4.35	43	8295	9.629 ppb	100
26) Ethyl tert Butyl Ether	4.89	59	6592	12.273 ppb	97
27) MEK (2-Butanone)	5.11	43	32862	55.902 ppb	93
28) Cis-1,2-DCE	5.02	61	24332	10.203 ppb	92
29) 2,2-Dichloropropane	5.00	77	21758	9.792 ppb	95
30) Chloroform	5.49	83	32348	9.768 ppb	97
31) Bromochloromethane	5.34	130	13970	10.549 ppb	89
33) 1,1,1-TCA	5.69	97	28623	10.208 ppb	91
34) Cyclohexane	5.74	56	19039	10.045 ppb	95
35) 1,1-Dichloropropene	5.91	75	18338	10.097 ppb	88
36) 2,2,4-Trimethylpentane	6.31	57	15469	10.289 ppb	98
38) Carbon Tetrachloride	5.90	119	23690	10.033 ppb	100
40) 1,2-DCA	6.20	62	26124	10.614 ppb	97
41) Benzene	6.16	78	63468	9.809 ppb	98
42) TCE	6.98	130	21153	10.182 ppb	91
43) 2-Pentanone	7.25	43	120606	139.303 ppb	99
44) 1,2-Dichloropropane	7.24	63	18015	9.965 ppb	84

(#) = qualifier out of range (m) = manual integration

Quantitation Report (Not Reviewed)

Data File : M:\LOKI\DATA\210601\0602L02.D
Acq On : 2 Jun 21 17:30
Sample : 210602A CCV 10ug/L
Misc : IS&S: 10/21/20, 11/11/20

Vial: 2
Operator:
Inst : Loki
Multiplr: 1.00

Quant Time: Jun 7 13:54 2021

Quant Results File: L0601W.RES

Quant Method : M:\LOKI\DATA\210601\L0601W.M (RTE Integrator)
Title : METHOD 8260B
Last Update : Mon Jun 07 13:46:40 2021
Response via : Initial Calibration
DataAcq Meth : 020321_L8260

Compound	R.T.	QIon	Response	Conc Unit		Qvalue
45) Bromodichloromethane	7.58	83	23966	9.816 ppb		98
46) Methyl Cyclohexane	7.19	98	9979	10.186 ppb		93
47) Dibromomethane	7.37	174	15500	10.205 ppb		98
49) MIBK (methyl isobutyl ket	8.31	43	57431	54.529 ppb		100
50) 1-Bromo-2-chloroethane	7.92	63	12545	9.634 ppb		97
51) Cis-1,3-Dichloropropene	8.10	75	22582	9.878 ppb		97
52) Toluene	8.47	91	70823	10.287 ppb		98
53) Trans-1,3-Dichloropropene	8.73	75	12331	10.016 ppb		97
54) 1,1,2-TCA	8.93	97	17750	9.987 ppb		95
55) 2-Hexanone	9.24	43	30393	54.263 ppb		96
58) 1,2-EDB	9.47	107	18169	10.509 ppb		96
59) Tetrachloroethene	9.07	166	13912	10.172 ppb		99
60) 1-Chlorohexane	10.02	91	15908	9.530 ppb		98
61) 1,1,1,2-Tetrachloroethane	10.12	131	19642	9.662 ppb		93
62) m&p-Xylene	10.29	91	105658	18.612 ppb		97
63) o-Xylene	10.72	91	53249	10.000 ppb		98
64) Styrene	10.73	104	43293	9.183 ppb		97
66) 1,3-Dichloropropane	9.11	76	26205	9.638 ppb		94
67) Dibromochloromethane	9.35	129	20939	10.058 ppb		96
68) Chlorobenzene	10.02	112	51180	9.762 ppb		96
69) Ethylbenzene	10.15	91	38752	9.875 ppb		100
70) Bromoform	10.93	173	14404	9.613 ppb		98
72) Isopropylbenzene	11.13	105	62914	9.561 ppb		97
73) 1,1,2,2-Tetrachloroethane	11.46	83	21478	9.652 ppb		97
74) 1,2,3-Trichloropropane	11.50	110	7723	9.611 ppb		84
75) t-1,4-Dichloro-2-Butene	11.52	53	2834	9.775 ppb		92
76) Bromobenzene	11.45	158	22764	9.829 ppb		94
77) n-Propylbenzene	11.58	91	75604	9.847 ppb		97
78) 4-Ethyltoluene	11.78	105	57206	10.059 ppb		98
79) 2-Chlorotoluene	11.78	91	61059	10.292 ppb		100
80) 1,3,5-Trimethylbenzene	12.18	105	55175	9.794 ppb		95
81) 4-Chlorotoluene	11.78	91	61059	10.292 ppb		100
82) Tert-Butylbenzene	12.14	119	55510	11.024 ppb		100
83) 1,2,4-Trimethylbenzene	12.18	105	55175	9.794 ppb		95
84) Sec-Butylbenzene	12.37	105	69640	10.225 ppb		96
85) p-Isopropyltoluene	12.54	119	56416	8.744 ppb		96
86) Benzyl Chloride	12.73	91	12029	9.475 ppb		94
87) 1,3-DCB	12.49	146	42089	9.652 ppb		96
88) 1,4-DCB	12.99	146	42863	9.739 ppb		95
89) n-Butylbenzene	12.98	91	44351	9.406 ppb		100
90) 1,2-DCB	12.58	146	45306	9.868 ppb		98
91) Hexachloroethane	13.28	117	11468	8.688 ppb	#	85
92) 1,2-Dibromo-3-chloropropan	13.85	157	4479	9.752 ppb	#	90
93) 1,2,4-Trichlorobenzene	14.77	180	12238	9.981 ppb		91
94) Hexachlorobutadiene	14.96	225	7038	9.122 ppb		92
95) Naphthalene	15.04	128	38334	9.667 ppb	#	90
96) 1,2,3-Trichlorobenzene	15.30	182	10071	9.292 ppb		96

(#) = qualifier out of range (m) = manual integration

Quantitation Report

Data File : M:\LOKI\DATA\210601\0602L02.D Vial: 2
Acq On : 2 Jun 21 17:30 Operator:
Sample : 210602A CCV 10ug/L Inst : Loki
Misc : IS&S: 10/21/20, 11/11/20 Multiplr: 1.00

Quant Time: Jun 7 13:54 2021 Quant Results File: L0601W.RES

Method : M:\LOKI\DATA\210601\L0601W.M (RTE Integrator)
Title : METHOD 8260B
Last Update : Mon Jun 07 13:46:40 2021
Response via : Initial Calibration

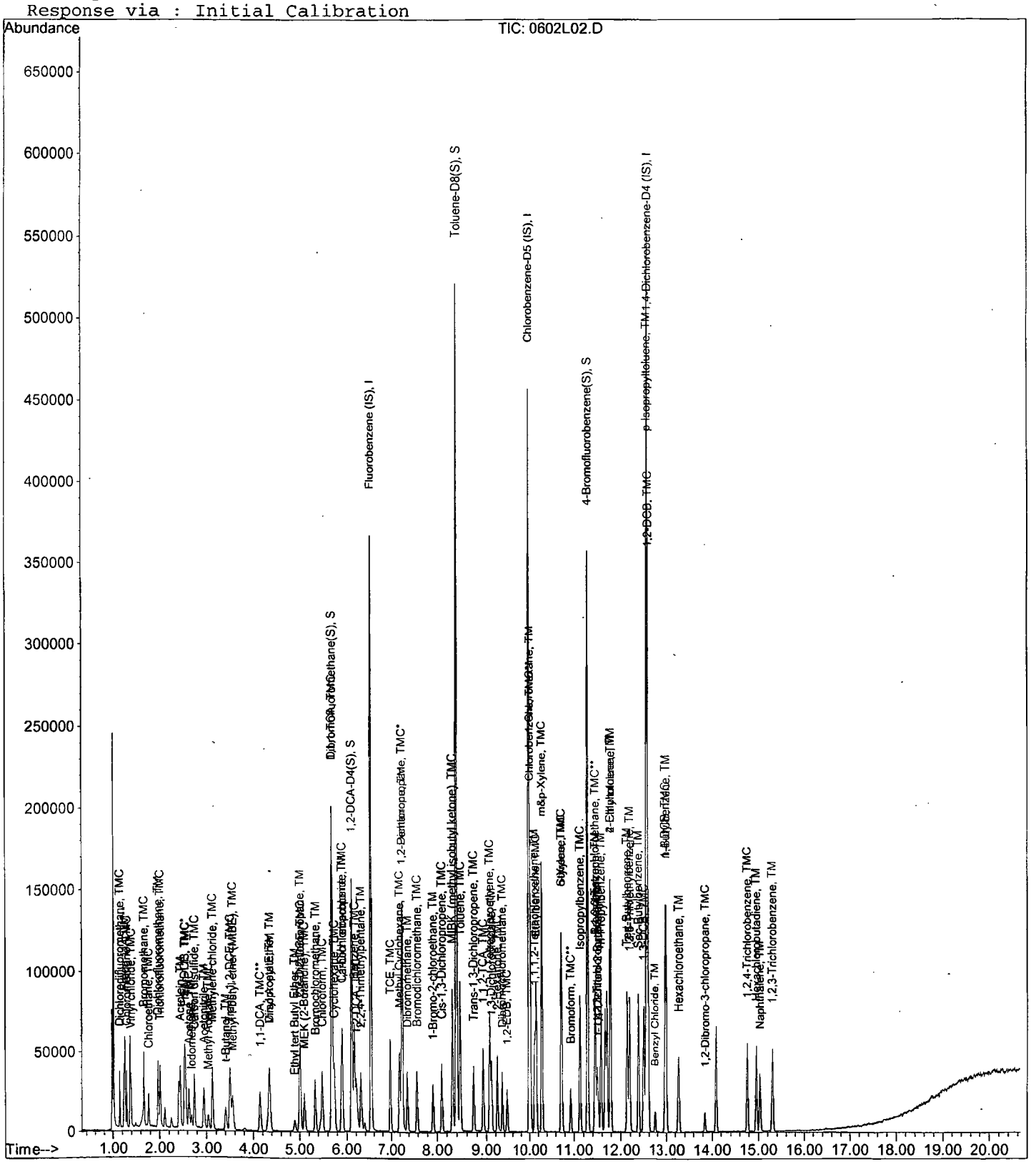

VOLATILE ORGANIC ANALYSIS
VOLATILE ORGANIC COMPOUNDS

Form 7

Ending Continuing Calibration

Lab Name: APPL, Inc.
Case No:
Matrix: Water

SDG No:
Date Analyzed: 3 Jun 21 3:09
Instrument: Loki
Initial Cal. Date: 06/01/21
Data File: 0602L23.D

		Compound	MEAN	CCRF	%D		%Drift
1	I	Fluorobenzene (IS)	ISTD			I	
2	TMC	Dichlorodifluoromethane	0.1486	0.1342	9.7	TMC	
3	TM	Freon 114	0.1176	0.1002	15	TM	
4	TMC**	Chloromethane	0.1658	0.1348	19	TMC**	
5	TMC*	Vinyl chloride	0.1331	0.1290	3.1	TMC*	
6	TMCL	Bromomethane	0.1302	0.1151	12	TMCL	1.6
7	TMC	Chloroethane	0.0894	0.0853	4.6	TMC	
8	TM	Dichlorofluoromethane	0.2261	0.2220	1.8	TM	
9	TMC	Trichlorofluoromethane	0.1246	0.1194	4.2	TMC	
10	TM	Acrolein	0.0094	0.0081	14	TM	
11	TMC	Acetone	0.0367	0.0370	0.95	TMC	
12	TMC	Freon-113	0.1080	0.1089	0.82	TMC	
13	TMC*	1,1-DCE	0.1628	0.1575	3.2	TMC*	
14	TMQ	t-Butanol	0.0071	0.0092	29	TMQ	3.1
15	TM	Acetonitrile	0.0153	0.0163	7.1	TM	
16	TMCL	Methyl Acetate	0.0916	0.0948	3.5	TMCL	13
17	TML	Iodomethane	0.0699	0.0496	29	TML	31
18	TML	Acrylonitrile	0.0000	0.0290	0.00	TML	
19	TMCL	Methylene chloride	0.1654	0.1381	16	TMCL	4.0
20	TMC	Carbon disulfide	0.1843	0.1606	13	TMC	
21	TMCL	Methyl t-butyl ether (MtBE)	0.1567	0.1792	14	TMCL	10
22	TMC	Trans-1,2-DCE	0.1465	0.1410	3.7	TMC	
23	TM	Diisopropyl Ether	0.2738	0.2707	1.1	TM	
24	TMC**	1,1-DCA	0.2147	0.2067	3.7	TMC**	
25	TM	Vinyl Acetate	0.0602	0.0625	3.7	TM	
26	TML	Ethyl tert Butyl Ether	0.0382	0.0447	17	TML	21
27	TMC	MEK (2-Butanone)	0.0411	0.0423	3.0	TMC	
28	TMCL	Cis-1,2-DCE	0.1699	0.1655	2.5	TMCL	0.73
29	TM	2,2-Dichloropropane	0.1554	0.1322	15	TM	
30	TMC*	Chloroform	0.2316	0.2169	6.3	TMC*	
31	TM	Bromochloromethane	0.0926	0.0945	2.0	TM	
32	S	Dibromofluoromethane(S)	0.2986	0.2987	0.02	S	
33	TMC	1,1,1-TCA	0.1961	0.1942	0.94	TMC	
34	TMC	Cyclohexane	0.1325	0.1210	8.7	TMC	
35	TM	1,1-Dichloropropene	0.1270	0.1255	1.2	TM	
36	TM	2,2,4-Trimethylpentane	0.1051	0.0918	13	TM	
37	S	1,2-DCA-D4(S)	0.3191	0.3245	1.7	S	
38	TMC	Carbon Tetrachloride	0.1651	0.1582	4.2	TMC	
39	TM	Tert Amyl Methyl Ether	0.0000	0.0307	0.00	TM	
40	TMC	1,2-DCA	0.1721	0.1722	0.05	TMC	
		Average			7.4		

VOLATILE ORGANIC ANALYSIS
VOLATILE ORGANIC COMPOUNDS

Form 7

Ending Continuing Calibration

Lab Name: APPL, Inc.
Case No:
Matrix: Water

SDG No:
Date Analyzed: 3 Jun 21 3:09
Instrument: Loki
Cal. Date: 06/01/21
Data File: 0602L23.D

		Compound	MEAN	CCRF	%D		%Drift
41	TMC	Benzene	0.4525	0.4346	3.9	TMC	
42	TMC	TCE	0.1453	0.1324	8.8	TMC	
43	TM	2-Pentanone	0.0605	0.0625	3.2	TM	
44	TMC*	1,2-Dichloropropane	0.1264	0.1273	0.71	TMC*	
45	TMC	Bromodichloromethane	0.1707	0.1664	2.5	TMC	
46	TMC	Methyl Cyclohexane	0.0685	0.0657	4.1	TMC	
47	TM	Dibromomethane	0.1062	0.1028	3.2	TM	
48	TM	2-Chloroethyl vinyl ether	0.0000	0.0040	0.00	TM	
49	TMC	MIBK (methyl isobutyl ketone)	0.0736	0.0735	0.20	TMC	
50	TM	1-Bromo-2-chloroethane	0.0911	0.0940	3.2	TM	
51	TMC	Cis-1,3-Dichloropropene	0.1599	0.1565	2.1	TMC	
52	TMC*	Toluene	0.4814	0.4764	1.0	TMC*	
53	TMC	Trans-1,3-Dichloropropene	0.0861	0.0836	2.9	TMC	
54	TMC	1,1,2-TCA	0.1243	0.1228	1.2	TMC	
55	TMC	2-Hexanone	0.0392	0.0390	0.43	TMC	
56	I	Chlorobenzene-D5 (IS)	ISTD			I	
57	S	Toluene-D8(S)	1.184	1.191	0.62	S	
58	TMC	1,2-EDB	0.1447	0.1487	2.7	TMC	
59	TMC	Tetrachloroethene	0.1144	0.1132	1.1	TMC	
60	TML	1-Chlorohexane	0.1341	0.1290	3.8	TML	7.3
61	TM	1,1,1,2-Tetrachloroethane	0.1701	0.1633	4.0	TM	
62	TMCL	m&p-Xylene	0.4121	0.4325	4.9	TMCL	8.8
63	TMC	o-Xylene	0.4456	0.4313	3.2	TMC	
64	TMCL	Styrene	0.3451	0.3406	1.3	TMCL	13
65	S	4-Bromofluorobenzene(S)	0.4255	0.4208	1.1	S	
66	TM	1,3-Dichloropropane	0.2275	0.2070	9.0	TM	
67	TMC	Dibromochloromethane	0.1742	0.1609	7.6	TMC	
68	TMC**	Chlorobenzene	0.4387	0.4088	6.8	TMC**	
69	TMC*	Ethylbenzene	0.3284	0.3120	5.0	TMC*	
70	TMC**	Bromoform	0.1254	0.1204	4.0	TMC**	
71	I	1,4-Dichlorobenzene-D4 (IS)	ISTD			I	
72	TMC	Isopropylbenzene	0.9080	0.9112	0.35	TMC	
73	TMC**	1,1,2,2-Tetrachloroethane	0.3071	0.3056	0.47	TMC**	
74	TM	1,2,3-Trichloropropane	0.1109	0.1042	6.0	TM	
75	TM	t-1,4-Dichloro-2-Butene	0.0400	0.0406	1.5	TM	
76	TM	Bromobenzene	0.3196	0.3147	1.5	TM	
77	TM	n-Propylbenzene	1.059	1.042	1.7	TM	
78	TM	4-Ethyltoluene	0.7847	0.7990	1.8	TM	
79	TM	2-Chlorotoluene	0.8186	0.8215	0.35	TM	
80	TM	1,3,5-Trimethylbenzene	0.7774	0.7593	2.3	TM	
		Average			2.9		

VOLATILE ORGANIC ANALYSIS
VOLATILE ORGANIC COMPOUNDS

Form 7

Ending Continuing Calibration

Lab Name: APPL, Inc.
Case No:
Matrix: Water

SDG No:
Date Analyzed: 3 Jun 21 3:09
Instrument: Loki
Cal. Date: 06/01/21
Data File: 0602L23.D

		Compound	MEAN	CCRF	%D		%Drift
81	TM	4-Chlorotoluene	0.8186	0.8215	0.35	TM	
82	TM	Tert-Butylbenzene	0.6948	0.6680	3.9	TM	
83	TM	1,2,4-Trimethylbenzene	0.7774	0.7593	2.3	TM	
84	TM	Sec-Butylbenzene	0.9397	0.9168	2.4	TM	
85	TML	p-Isopropyltoluene	0.8115	0.7854	3.2	TML	12
86	TM	Benzyl Chloride	0.1752	0.1456	17	TM	
87	TMC	1,3-DCB	0.6017	0.5835	3.0	TMC	
88	TMC	1,4-DCB	0.6073	0.5869	3.4	TMC	
89	TM	n-Butylbenzene	0.6506	0.6114	6.0	TM	
90	TMC	1,2-DCB	0.6335	0.6135	3.2	TMC	
91	TM	Hexachloroethane	0.1821	0.1658	9.0	TM	
92	TMCL	1,2-Dibromo-3-chloropropane	0.0588	0.0620	5.4	TMCL	2.2
93	TMCL	1,2,4-Trichlorobenzene	0.1611	0.1648	2.3	TMCL	2.2
94	TM	Hexachlorobutadiene	0.1065	0.0920	14	TM	
95	TML	Naphthalene	0.5425	0.5456	0.58	TML	1.3
96	TML	1,2,3-Trichlorobenzene	0.1432	0.1400	2.3	TML	6.5
97							
98							
99							
100							
101							
102							
103							
104							
105							
106							
107							
108							
109							
110							
111							
112							
113							
114							
115							
116							
117							
118							
119							
120							
		Average			4.9		

Quantitation Report (Not Reviewed)

Data File : M:\LOKI\DATA\210601\0602L23.D Vial: 23
Acq On : 3 Jun 21 3:09 Operator:
Sample : Ending CCV 10ug/L 6/2/21 Inst : Loki
Misc : IS&S: 10/21/20, 11/11/20 Multiplr: 1.00

Quant Time: Jun 7 13:54 2021 Quant Results File: L0601W.RES

Quant Method : M:\LOKI\DATA\210601\L0601W.M (RTE Integrator)
Title : METHOD 8260B
Last Update : Mon Jun 07 13:46:40 2021
Response via : Initial Calibration
DataAcq Meth : 020321_L8260

Internal Standards	R.T.	QIon	Response	Conc Units	Dev(Min)
1) Fluorobenzene (IS)	6.53	96	351258	25.000 ppb	0.00
56) Chlorobenzene-D5 (IS)	9.99	117	298369	25.000 ppb	0.00
71) 1,4-Dichlorobenzene-D4 (IS	12.56	152	175491	25.000 ppb	0.00
System Monitoring Compounds					
32) Dibromofluoromethane(S)	5.70	113	104906	25.006 ppb	0.00
Spiked Amount 25.000			Recovery	= 100.024%	
37) 1,2-DCA-D4(S)	6.11	65	113998	25.426 ppb	0.00
Spiked Amount 25.000			Recovery	= 101.704%	
57) Toluene-D8(S)	8.39	98	355501	25.156 ppb	0.00
Spiked Amount 25.000			Recovery	= 100.624%	
65) 4-Bromofluorobenzene(S)	11.29	174	125568	24.725 ppb	0.00
Spiked Amount 25.000			Recovery	= 98.900%	
Target Compounds					Qvalue
2) Dichlorodifluoromethane	1.16	85	18857	9.030 ppb	92
3) Freon 114	1.26	85	14082	8.524 ppb	99
4) Chloromethane	1.30	50	18936	8.129 ppb	99
5) Vinyl chloride	1.40	62	18120	9.690 ppb	98
6) Bromomethane	1.67	96	16168	10.158 ppb	96
7) Chloroethane	1.77	64	11989	9.541 ppb	99
8) Dichlorofluoromethane	1.97	67	31190	9.820 ppb	99
9) Trichlorofluoromethane	2.02	101	16776	9.582 ppb	100
10) Acrolein	2.45	56	14178	106.947 ppb	100
11) Acetone	2.63	43	26007	50.477 ppb	93
12) Freon-113	2.57	101	15295	10.082 ppb	93
13) 1,1-DCE	2.54	61	22134	9.679 ppb	94
14) t-Butanol	3.40	59	16101	128.834 ppb	99
15) Acetonitrile	2.95	41	28682	133.817 ppb	97
16) Methyl Acetate	3.04	43	13321	11.324 ppb	86
17) Iodomethane	2.70	142	6966	6.940 ppb	94
19) Methylene chloride	3.13	84	19410	10.400 ppb	91
20) Carbon disulfide	2.76	76	22568	8.713 ppb	98
21) Methyl t-butyl ether (MtBE	3.56	73	25180	11.007 ppb	96
22) Trans-1,2-DCE	3.50	61	19807	9.626 ppb	95
23) Diisopropyl Ether	4.35	45	38031	9.887 ppb	99
24) 1,1-DCA	4.15	63	29041	9.628 ppb	94
25) Vinyl Acetate	4.35	43	8776	10.369 ppb	100
26) Ethyl tert Butyl Ether	4.89	59	6274	12.051 ppb	98
27) MEK (2-Butanone)	5.10	43	29741	51.494 ppb	99
28) Cis-1,2-DCE	5.02	61	23258	9.927 ppb	98
29) 2,2-Dichloropropane	5.01	77	18580	8.510 ppb	96
30) Chloroform	5.49	83	30471	9.365 ppb	92
31) Bromochloromethane	5.34	130	13274	10.202 ppb	93
33) 1,1,1-TCA	5.69	97	27289	9.906 ppb	92
34) Cyclohexane	5.74	56	16996	9.127 ppb	98
35) 1,1-Dichloropropene	5.91	75	17631	9.880 ppb	96
36) 2,2,4-Trimethylpentane	6.31	57	12893	8.729 ppb	96
38) Carbon Tetrachloride	5.90	119	22224	9.580 ppb	89
40) 1,2-DCA	6.21	62	24194	10.005 ppb	95
41) Benzene	6.16	78	61067	9.606 ppb	98
42) TCE	6.98	130	18606	9.115 ppb	99
43) 2-Pentanone	7.25	43	109686	128.949 ppb	100
44) 1,2-Dichloropropane	7.24	63	17888	10.071 ppb	99

(#) = qualifier out of range (m) = manual integration

Quantitation Report (Not Reviewed)

Data File : M:\LOKI\DATA\210601\0602L23.D Vial: 23
Acq On : 3 Jun 21 3:09 Operator:
Sample : Ending CCV 10ug/L 6/2/21 Inst : Loki
Misc : IS&S: 10/21/20, 11/11/20 Multiplr: 1.00

Quant Time: Jun 7 13:54 2021 Quant Results File: L0601W.RES

Quant Method : M:\LOKI\DATA\210601\L0601W.M (RTE Integrator)
Title : METHOD 8260B
Last Update : Mon Jun 07 13:46:40 2021
Response via : Initial Calibration
DataAcq Meth : 020321_L8260

Compound	R.T.	QIon	Response	Conc Unit	Qvalue
45) Bromodichloromethane	7.58	83	23383	9.748 ppb	99
46) Methyl Cyclohexane	7.19	98	9233	9.593 ppb	95
47) Dibromomethane	7.37	174	14445	9.680 ppb	95
49) MIBK (methyl isobutyl ket	8.31	43	51635	49.900 ppb	98
50) 1-Bromo-2-chloroethane	7.92	63	13202	10.319 ppb	97
51) Cis-1,3-Dichloropropene	8.10	75	21987	9.790 ppb	96
52) Toluene	8.47	91	66939	9.896 ppb	98
53) Trans-1,3-Dichloropropene	8.74	75	11746	9.711 ppb	96
54) 1,1,2-TCA	8.93	97	17249	9.878 ppb	86
55) 2-Hexanone	9.24	43	27397	49.786 ppb	96
58) 1,2-EDB	9.47	107	17741	10.275 ppb	92
59) Tetrachloroethene	9.07	166	13507	9.889 ppb	97
60) 1-Chlorohexane	10.02	91	15397	9.274 ppb	95
61) 1,1,1,2-Tetrachloroethane	10.12	131	19492	9.601 ppb	92
62) m&p-Xylene	10.29	91	103229	18.244 ppb	96
63) o-Xylene	10.72	91	51473	9.679 ppb	96
64) Styrene	10.73	104	40650	8.726 ppb	91
66) 1,3-Dichloropropane	9.11	76	24707	9.099 ppb	100
67) Dibromochloromethane	9.36	129	19202	9.236 ppb	100
68) Chlorobenzene	10.02	112	48791	9.319 ppb	96
69) Ethylbenzene	10.15	91	37240	9.502 ppb	95
70) Bromoform	10.93	173	14368	9.601 ppb	95
72) Isopropylbenzene	11.13	105	63963	10.035 ppb	94
73) 1,1,2,2-Tetrachloroethane	11.46	83	21453	9.953 ppb	99
74) 1,2,3-Trichloropropane	11.50	110	7313	9.396 ppb	94
75) t-1,4-Dichloro-2-Butene	11.52	53	2851	10.153 ppb	88
76) Bromobenzene	11.45	158	22093	9.848 ppb	96
77) n-Propylbenzene	11.58	91	73130	9.834 ppb	97
78) 4-Ethyltoluene	11.78	105	56090	10.183 ppb	96
79) 2-Chlorotoluene	11.79	91	57669	10.035 ppb	100
80) 1,3,5-Trimethylbenzene	12.19	105	53300	9.768 ppb	97
81) 4-Chlorotoluene	11.79	91	57669	10.035 ppb	100
82) Tert-Butylbenzene	12.14	119	46890	9.614 ppb	98
83) 1,2,4-Trimethylbenzene	12.19	105	53300	9.768 ppb	97
84) Sec-Butylbenzene	12.37	105	64357	9.756 ppb	97
85) p-Isopropyltoluene	12.54	119	55133	8.814 ppb	98
86) Benzyl Chloride	12.74	91	10218	8.310 ppb	96
87) 1,3-DCB	12.49	146	40960	9.697 ppb	96
88) 1,4-DCB	12.99	146	41195	9.664 ppb	98
89) n-Butylbenzene	12.99	91	42921	9.398 ppb	97
90) 1,2-DCB	12.59	146	43065	9.684 ppb	96
91) Hexachloroethane	13.28	117	11637	9.102 ppb	95
92) 1,2-Dibromo-3-chloropropan	13.85	157	4350	9.776 ppb	86
93) 1,2,4-Trichlorobenzene	14.77	180	11568	9.776 ppb	82
94) Hexachlorobutadiene	14.96	225	6461	8.646 ppb	95
95) Naphthalene	15.04	128	38302	9.867 ppb	99
96) 1,2,3-Trichlorobenzene	15.31	182	9825	9.350 ppb	90

(#) = qualifier out of range (m) = manual integration

Quantitation Report

Data File : M:\LOKI\DATA\210601\0602L23.D Vial: 23
Acq On : 3 Jun 21 3:09 Operator:
Sample : Ending CCV 10ug/L 6/2/21 Inst : Loki
Misc : IS&S: 10/21/20, 11/11/20 Multiplr: 1.00

Quant Time: Jun 7 13:54 2021 Quant Results File: L0601W.RES

Method : M:\LOKI\DATA\210601\L0601W.M (RTE Integrator)
Title : METHOD 8260B
Last Update : Mon Jun 07 13:46:40 2021
Response via : Initial Calibration

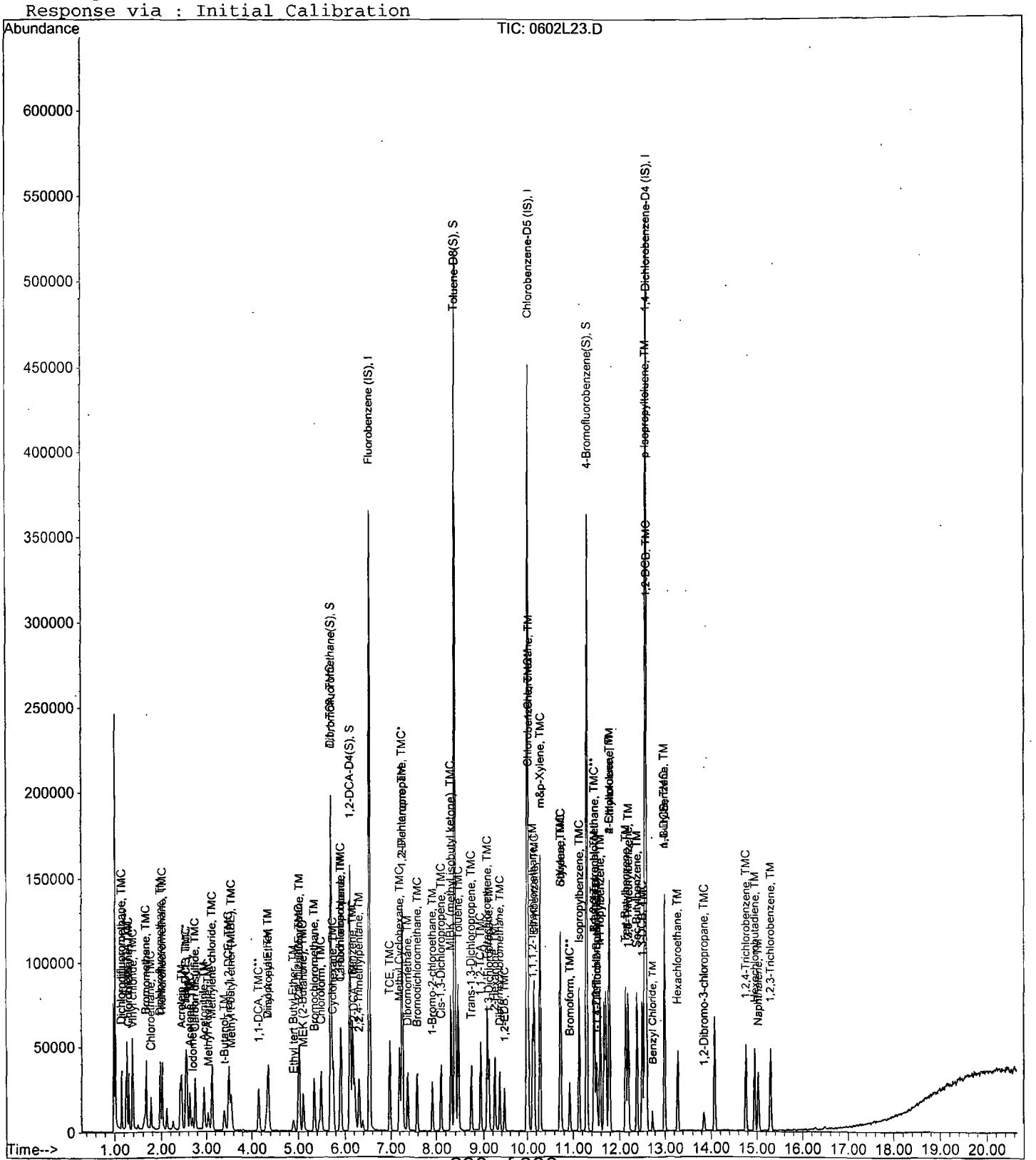

ORGANICS

Raw Data

Quantitation Report (QT Reviewed)

Data File : M:\LOKI\DATA\210601\0602L16.D Vial: 16
Acq On : 2 Jun 21 23:56 Operator:
Sample : BA33250W01 Inst : Loki
Misc : IS&S: 10/21/20, 11/11/20 Multiplr: 1.00

Quant Time: Jun 8 11:27 2021 Quant Results File: L0601W.RES

Quant Method : M:\LOKI\DATA\210601\L0601W.M (RTE Integrator)
Title : METHOD 8260B
Last Update : Mon Jun 07 13:46:40 2021
Response via : Initial Calibration
DataAcq Meth : 020321_L8260

Internal Standards	R.T.	QIon	Response	Conc Units	Dev(Min)
1) Fluorobenzene (IS)	6.54	96	346616	25.000 ppb	0.00
56) Chlorobenzene-D5 (IS)	9.99	117	291901	25.000 ppb	0.00
71) 1,4-Dichlorobenzene-D4 (IS	12.56	152	149250	25.000 ppb	0.00
System Monitoring Compounds					
32) Dibromofluoromethane(S)	5.70	113	107364	25.934 ppb	0.00
Spiked Amount 25.000			Recovery	= 103.736%	
37) 1,2-DCA-D4(S)	6.11	65	115955	26.209 ppb	0.00
Spiked Amount 25.000			Recovery	= 104.836%	
57) Toluene-D8(S)	8.40	98	336684	24.352 ppb	0.00
Spiked Amount 25.000			Recovery	= 97.408%	
65) 4-Bromofluorobenzene(S)	11.29	174	113568	22.858 ppb	0.00
Spiked Amount 25.000			Recovery	= 91.432%	

Target Compounds Qvalue

(#) = qualifier out of range (m) = manual integration

Quantitation Report

Data File : M:\LOKI\DATA\210601\0602L16.D Vial: 16
Acq On : 2 Jun 21 23:56 Operator:
Sample : BA33250W01 Inst : Loki
Misc : IS&S: 10/21/20, 11/11/20 Multiplr: 1.00

Quant Time: Jun 8 11:27 2021 Quant Results File: L0601W.RES

Method : M:\LOKI\DATA\210601\L0601W.M (RTE Integrator)
Title : METHOD 8260B
Last Update : Mon Jun 07 13:46:40 2021
Response via : Initial Calibration



Quantitation Report (QT Reviewed)

Data File : M:\LOKI\DATA\210601\0602L17.D Vial: 17
Acq On : 3 Jun 21 00:23 Operator:
Sample : BA33251W01 Inst : Loki
Misc : IS&S: 10/21/20, 11/11/20 Multiplr: 1.00

Quant Time: Jun 8 11:27 2021 Quant Results File: L0601W.RES

Quant Method : M:\LOKI\DATA\210601\L0601W.M (RTE Integrator)
Title : METHOD 8260B
Last Update : Mon Jun 07 13:46:40 2021
Response via : Initial Calibration
DataAcq Meth : 020321_L8260

Internal Standards	R.T.	QIon	Response	Conc Units	Dev(Min)
1) Fluorobenzene (IS)	6.53	96	341877	25.000 ppb	0.00
56) Chlorobenzene-D5 (IS)	9.99	117	288985	25.000 ppb	0.00
71) 1,4-Dichlorobenzene-D4 (IS	12.56	152	149978	25.000 ppb	0.00
System Monitoring Compounds					
32) Dibromofluoromethane(S)	5.70	113	104499	25.592 ppb	0.00
Spiked Amount 25.000			Recovery	= 102.368%	
37) 1,2-DCA-D4(S)	6.11	65	114669	26.278 ppb	0.00
Spiked Amount 25.000			Recovery	= 105.112%	
57) Toluene-D8(S)	8.40	98	332446	24.288 ppb	0.00
Spiked Amount 25.000			Recovery	= 97.152%	
65) 4-Bromofluorobenzene(S)	11.29	174	113092	22.992 ppb	0.00
Spiked Amount 25.000			Recovery	= 91.968%	

Target Compounds Qvalue

(#) = qualifier out of range (m) = manual integration

Quantitation Report

Data File : M:\LOKI\DATA\210601\0602L17.D Vial: 17
Acq On : 3 Jun 21 00:23 Operator:
Sample : BA33251W01 Inst : Loki
Misc : IS&S: 10/21/20, 11/11/20 Multiplr: 1.00

Quant Time: Jun 8 11:27 2021 Quant Results File: L0601W.RES

Method : M:\LOKI\DATA\210601\L0601W.M (RTE Integrator)
Title : METHOD 8260B
Last Update : Mon Jun 07 13:46:40 2021
Response via : Initial Calibration



Quantitation Report (QT Reviewed)

Data File : M:\LOKI\DATA\210601\0602L18.D
Acq On : 3 Jun 21 00:51
Sample : BA33253W01
Misc : IS&S: 10/21/20, 11/11/20

Vial: 18
Operator:
Inst : Loki
Multiplr: 1.00

Quant Time: Jun 8 11:28 2021

Quant Results File: L0601W.RES

Quant Method : M:\LOKI\DATA\210601\L0601W.M (RTE Integrator)
Title : METHOD 8260B
Last Update : Mon Jun 07 13:46:40 2021
Response via : Initial Calibration
DataAcq Meth : 020321_L8260

Internal Standards	R.T.	QIon	Response	Conc Units	Dev(Min)
1) Fluorobenzene (IS)	6.54	96	337569	25.000 ppb	0.00
56) Chlorobenzene-D5 (IS)	9.99	117	281940	25.000 ppb	0.00
71) 1,4-Dichlorobenzene-D4 (IS	12.56	152	142559	25.000 ppb	0.00
System Monitoring Compounds					
32) Dibromofluoromethane(S)	5.70	113	103979	25.790 ppb	0.00
Spiked Amount 25.000			Recovery	= 103.160%	
37) 1,2-DCA-D4(S)	6.11	65	113478	26.336 ppb	0.00
Spiked Amount 25.000			Recovery	= 105.344%	
57) Toluene-D8(S)	8.39	98	330323	24.736 ppb	0.00
Spiked Amount 25.000			Recovery	= 98.944%	
65) 4-Bromofluorobenzene(S)	11.29	174	111236	23.179 ppb	0.00
Spiked Amount 25.000			Recovery	= 92.716%	

Target Compounds Qvalue

(#) = qualifier out of range (m) = manual integration

Quantitation Report

Data File : M:\LOKI\DATA\210601\0602L18.D
Acq On : 3 Jun 21 00:51
Sample : BA33253W01
Misc : IS&S: 10/21/20, 11/11/20

Vial: 18
Operator:
Inst : Loki
Multiplr: 1.00

Quant Time: Jun 8 11:28 2021

Quant Results File: L0601W.RES

Method : M:\LOKI\DATA\210601\L0601W.M (RTE Integrator)
Title : METHOD 8260B
Last Update : Mon Jun 07 13:46:40 2021
Response via : Initial Calibration



Quantitation Report (QT Reviewed)

Data File : M:\LOKI\DATA\210601\0602L19.D Vial: 19
Acq On : 3 Jun 21 1:19 Operator:
Sample : BA33254W01 Inst : Loki
Misc : IS&S: 10/21/20, 11/11/20 Multiplr: 1.00

Quant Time: Jun 8 11:30 2021 Quant Results File: L0601W.RES

Quant Method : M:\LOKI\DATA\210601\L0601W.M (RTE Integrator)
Title : METHOD 8260B
Last Update : Mon Jun 07 13:46:40 2021
Response via : Initial Calibration
DataAcq Meth : 020321_L8260

Internal Standards	R.T.	QIon	Response	Conc Units	Dev(Min)
1) Fluorobenzene (IS)	6.53	96	336699	25.000 ppb	0.00
56) Chlorobenzene-D5 (IS)	9.99	117	285526	25.000 ppb	0.00
71) 1,4-Dichlorobenzene-D4 (IS	12.56	152	157901	25.000 ppb	0.00
System Monitoring Compounds					
32) Dibromofluoromethane(S)	5.69	113	103967	25.854 ppb	0.00
Spiked Amount 25.000			Recovery	= 103.416%	
37) 1,2-DCA-D4(S)	6.11	65	111839	26.023 ppb	0.00
Spiked Amount 25.000			Recovery	= 104.092%	
57) Toluene-D8(S)	8.40	98	328200	24.269 ppb	0.00
Spiked Amount 25.000			Recovery	= 97.076%	
65) 4-Bromofluorobenzene(S)	11.29	174	112489	23.146 ppb	0.00
Spiked Amount 25.000			Recovery	= 92.584%	

Target Compounds Qvalue

(#) = qualifier out of range (m) = manual integration

Quantitation Report

Data File : M:\LOKI\DATA\210601\0602L19.D
Acq On : 3 Jun 21 1:19
Sample : BA33254W01
Misc : IS&S: 10/21/20, 11/11/20

Vial: 19
Operator:
Inst : Loki
Multiplr: 1.00

Quant Time: Jun 8 11:30 2021

Quant Results File: L0601W.RES

Method : M:\LOKI\DATA\210601\L0601W.M (RTE Integrator)
Title : METHOD 8260B
Last Update : Mon Jun 07 13:46:40 2021
Response via : Initial Calibration

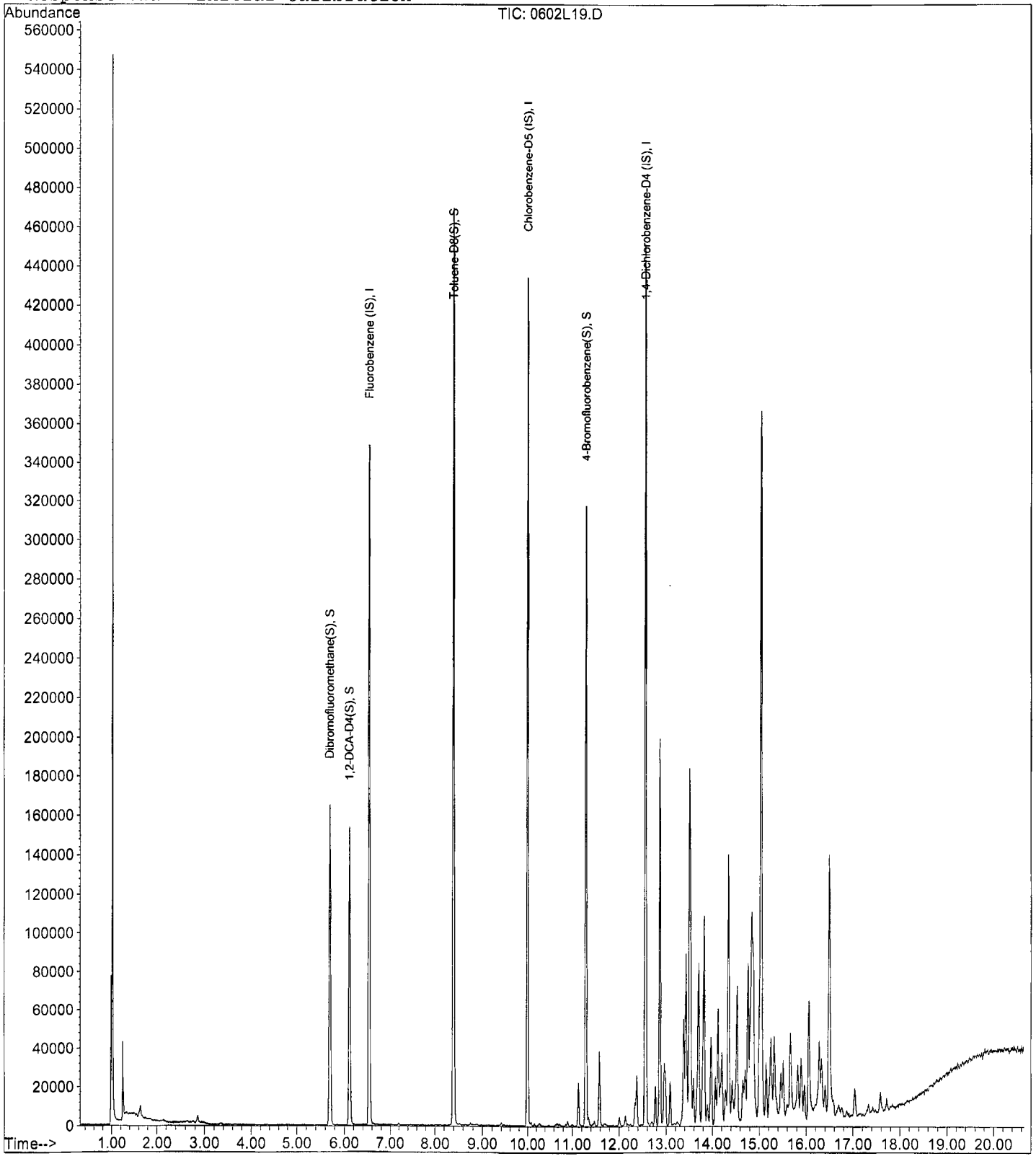

Quantitation Report (Not Reviewed)

Data File : M:\LOKI\DATA\210601\0602L08.D Vial: 8
Acq On : 2 Jun 21 20:15 Operator:
Sample : 210602A BLK Inst : Loki
Misc : IS&S: 10/21/20, 11/11/20 Multiplr: 1.00

Quant Time: Jun 7 13:54 2021 Quant Results File: L0601W.RES

Quant Method : M:\LOKI\DATA\210601\L0601W.M (RTE Integrator)
Title : METHOD 8260B
Last Update : Mon Jun 07 13:46:40 2021
Response via : Initial Calibration
DataAcq Meth : 020321_L8260

Internal Standards	R.T.	QIon	Response	Conc Units	Dev(Min)
1) Fluorobenzene (IS)	6.54	96	358077	25.000 ppb	0.00
56) Chlorobenzene-D5 (IS)	9.99	117	299632	25.000 ppb	0.00
71) 1,4-Dichlorobenzene-D4 (IS	12.56	152	152467	25.000 ppb	0.00
System Monitoring Compounds					
32) Dibromofluoromethane(S)	5.70	113	109786	25.671 ppb	0.00
Spiked Amount 25.000			Recovery	= 102.684%	
37) 1,2-DCA-D4(S)	6.11	65	117209	25.644 ppb	0.00
Spiked Amount 25.000			Recovery	= 102.576%	
57) Toluene-D8(S)	8.39	98	346389	24.408 ppb	0.00
Spiked Amount 25.000			Recovery	= 97.632%	
65) 4-Bromofluorobenzene(S)	11.29	174	119878	23.505 ppb	0.00
Spiked Amount 25.000			Recovery	= 94.020%	

Target Compounds						Qvalue
2) Dichlorodifluoromethane	0.99	85	318	0.149 ppb	#	26
4) Chloromethane	1.30	50	365	0.154 ppb	#	86
6) Bromomethane	1.68	96	180	-0.626 ppb		87
7) Chloroethane	1.78	64	410	0.320 ppb	#	42
11) Acetone	2.63	43	914	1.740 ppb	#	44
14) t-Butanol	3.34	59	123	-25.000 ppb	#	49
15) Acetonitrile	2.96	41	45	0.206 ppb	#	1
17) Iodomethane	2.70	142	485	2.914 ppb	#	74
21) Methyl t-butyl ether (MtBE	3.64	73	43	2.322 ppb	#	52
40) 1,2-DCA	6.21	62	286	0.116 ppb	#	44
43) 2-Pentanone	7.26	43	403	0.465 ppb	#	53
49) MIBK (methyl isobutyl ket	8.39	43	1279	1.212 ppb	#	1
55) 2-Hexanone	9.24	43	187	0.333 ppb	#	25
60) 1-Chlorohexane	9.99	91	374	1.430 ppb	#	1
62) m&p-Xylene	10.28	91	807	1.787 ppb	#	80
69) Ethylbenzene	10.28	91	582	0.148 ppb		94
80) 1,3,5-Trimethylbenzene	12.18	105	947	0.200 ppb		87
83) 1,2,4-Trimethylbenzene	12.18	105	947	0.200 ppb		87
85) p-Isopropyltoluene	12.54	119	127	1.003 ppb	#	12
86) Benzyl Chloride	12.56	91	358	0.335 ppb	#	56
89) n-Butylbenzene	12.98	91	620	0.156 ppb		98
93) 1,2,4-Trichlorobenzene	14.76	180	340	1.769 ppb	#	45
95) Naphthalene	15.04	128	2079	3.747 ppb	#	79
96) 1,2,3-Trichlorobenzene	15.30	182	318	1.501 ppb		94

(#) = qualifier out of range (m) = manual integration

Quantitation Report

Data File : M:\LOKI\DATA\210601\0602L08.D Vial: 8
Acq On : 2 Jun 21 20:15 Operator:
Sample : 210602A BLK Inst : Loki
Misc : IS&S: 10/21/20, 11/11/20 Multiplr: 1.00

Quant Time: Jun 7 13:54 2021 Quant Results File: L0601W.RES

Method : M:\LOKI\DATA\210601\L0601W.M (RTE Integrator)
Title : METHOD 8260B
Last Update : Mon Jun 07 13:46:40 2021
Response via : Initial Calibration

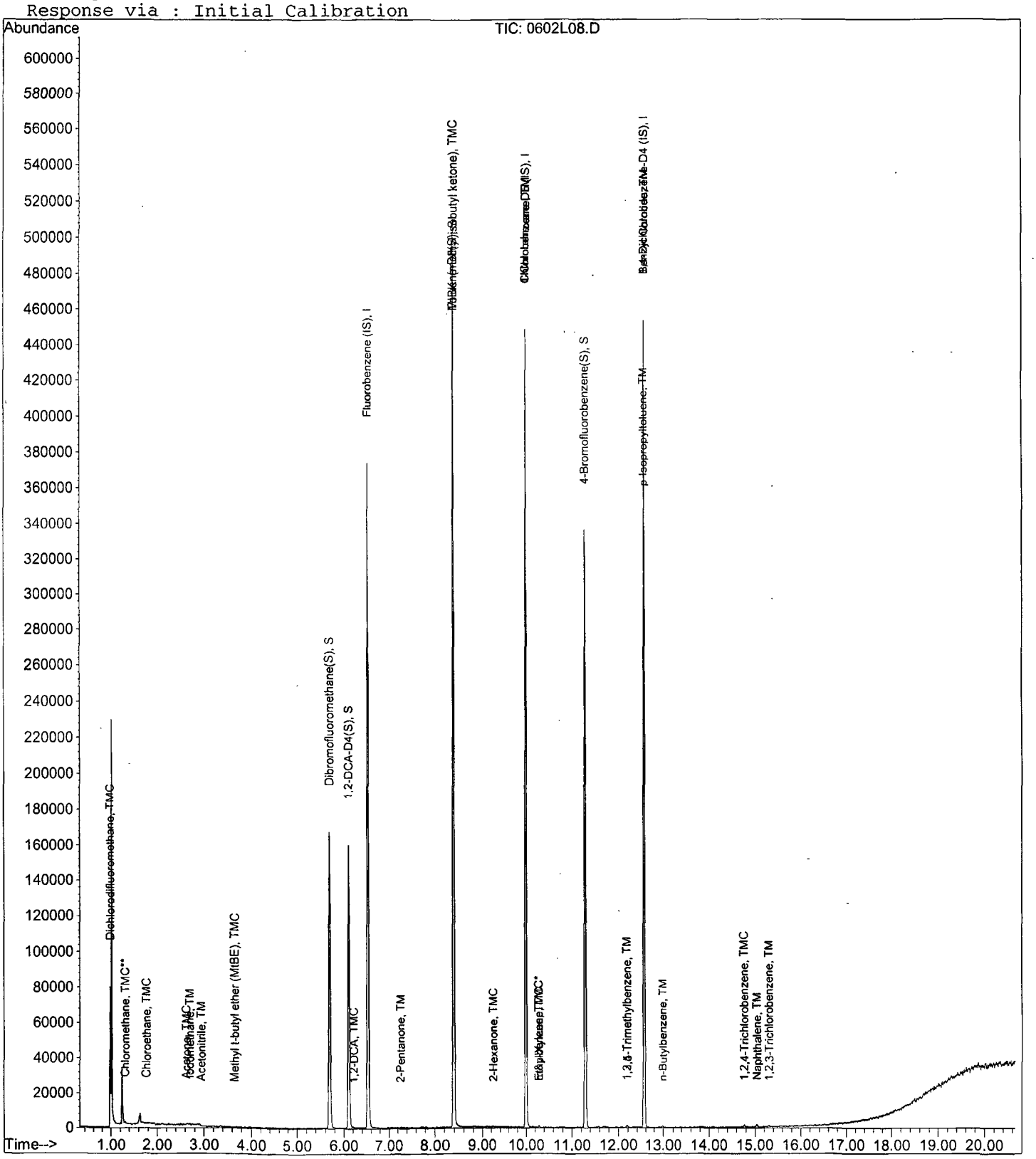

Quantitation Report (Not Reviewed)

Data File : M:\LOKI\DATA\210601\0602L03.D Vial: 3
Acq On : 2 Jun 21 17:57 Operator:
Sample : 210602A LCS 10ug/L Inst : Loki
Misc : IS&S: 10/21/20, 11/11/20 Multiplr: 1.00

Quant Time: Jun 7 13:54 2021 Quant Results File: L0601W.RES

Quant Method : M:\LOKI\DATA\210601\L0601W.M (RTE Integrator)
Title : METHOD 8260B
Last Update : Mon Jun 07 13:46:40 2021
Response via : Initial Calibration
DataAcq Meth : 020321_L8260

Internal Standards	R.T.	QIon	Response	Conc Units	Dev(Min)
1) Fluorobenzene (IS)	6.53	96	373245	25.000 ppb	0.00
56) Chlorobenzene-D5 (IS)	9.99	117	306754	25.000 ppb	0.00
71) 1,4-Dichlorobenzene-D4 (IS	12.56	152	182635	25.000 ppb	0.00
System Monitoring Compounds					
32) Dibromofluoromethane(S)	5.69	113	109642	24.595 ppb	0.00
Spiked Amount 25.000			Recovery =	98.380%	
37) 1,2-DCA-D4(S)	6.11	65	117847	24.736 ppb	0.00
Spiked Amount 25.000			Recovery =	98.944%	
57) Toluene-D8(S)	8.39	98	375070	25.815 ppb	0.00
Spiked Amount 25.000			Recovery =	103.260%	
65) 4-Bromofluorobenzene(S)	11.29	174	133606	25.589 ppb	0.00
Spiked Amount 25.000			Recovery =	102.356%	

Target Compounds						Qvalue
2) Dichlorodifluoromethane	1.15	85	21221	9.563 ppb		100
3) Freon 114	1.26	85	15598	8.885 ppb		99
4) Chloromethane	1.30	50	21504	8.687 ppb		97
5) Vinyl chloride	1.40	62	21140	10.639 ppb		99
6) Bromomethane	1.67	96	15555	9.127 ppb		91
7) Chloroethane	1.77	64	13455	10.077 ppb		93
8) Dichlorofluoromethane	1.97	67	32887	9.744 ppb		93
9) Trichlorofluoromethane	2.02	101	19064	10.248 ppb		99
10) Acrolein	2.45	56	13696	97.226 ppb		88
11) Acetone	2.64	43	29592	54.052 ppb		98
12) Freon-113	2.56	101	15318	9.503 ppb		95
13) 1,1-DCE	2.54	61	24982	10.280 ppb		99
14) t-Butanol	3.41	59	18297	133.526 ppb		99
15) Acetonitrile	2.95	41	30885	135.607 ppb		91
16) Methyl Acetate	3.05	43	13791	11.028 ppb		95
17) Iodomethane	2.69	142	9445	8.132 ppb	#	82
19) Methylene chloride	3.13	84	20066	10.088 ppb		97
20) Carbon disulfide	2.76	76	28552	10.375 ppb		100
21) Methyl t-butyl ether (MtBE	3.56	73	27237	11.163 ppb		94
22) Trans-1,2-DCE	3.50	61	22848	10.449 ppb		93
23) Diisopropyl Ether	4.35	45	41541	10.163 ppb		95
24) 1,1-DCA	4.15	63	31961	9.972 ppb		98
25) Vinyl Acetate	4.35	43	8992	9.998 ppb		100
26) Ethyl tert Butyl Ether	4.89	59	6726	12.112 ppb		91
27) MEK (2-Butanone)	5.10	43	32258	52.562 ppb		100
28) Cis-1,2-DCE	5.02	61	23088	9.276 ppb		88
29) 2,2-Dichloropropane	5.00	77	12443	5.364 ppb	#	80
30) Chloroform	5.49	83	32682	9.453 ppb		84
31) Bromochloromethane	5.34	130	14773	10.685 ppb		96
33) 1,1,1-TCA	5.69	97	30702	10.488 ppb		92
34) Cyclohexane	5.74	56	19663	9.937 ppb		90
35) 1,1-Dichloropropene	5.91	75	19329	10.194 ppb		92
36) 2,2,4-Trimethylpentane	6.31	57	12245	7.802 ppb		94
38) Carbon Tetrachloride	5.90	119	23402	9.493 ppb		90
40) 1,2-DCA	6.21	62	26436	10.288 ppb		92
41) Benzene	6.16	78	65711	9.727 ppb		99
42) TCE	6.98	130	24305	11.206 ppb		91
43) 2-Pentanone	7.25	43	124021	137.212 ppb		99
44) 1,2-Dichloropropane	7.24	63	19194	10.170 ppb		87

(#) = qualifier out of range (m) = manual integration

Quantitation Report (Not Reviewed)

Data File : M:\LOKI\DATA\210601\0602L03.D Vial: 3
Acq On : 2 Jun 21 17:57 Operator:
Sample : 210602A LCS 10ug/L Inst : Loki
Misc : IS&S: 10/21/20, 11/11/20 Multiplr: 1.00

Quant Time: Jun 7 13:54 2021 Quant Results File: L0601W.RES

Quant Method : M:\LOKI\DATA\210601\L0601W.M (RTE Integrator)
Title : METHOD 8260B
Last Update : Mon Jun 07 13:46:40 2021
Response via : Initial Calibration
DataAcq Meth : 020321_L8260

Compound	R.T.	QIon	Response	Conc	Unit	Qvalue
45) Bromodichloromethane	7.58	83	26684	10.469	ppb	93
46) Methyl Cyclohexane	7.19	98	10024	9.801	ppb	91
47) Dibromomethane	7.37	174	16395	10.339	ppb	96
49) MIBK (methyl isobutyl ket	8.31	43	61128	55.594	ppb	96
50) 1-Bromo-2-chloroethane	7.92	63	14124	10.389	ppb	93
51) Cis-1,3-Dichloropropene	8.10	75	21852	9.156	ppb	98
52) Toluene	8.47	91	73842	10.273	ppb	99
53) Trans-1,3-Dichloropropene	8.73	75	12258	9.538	ppb	95
54) 1,1,2-TCA	8.93	97	18573	10.010	ppb	98
55) 2-Hexanone	9.24	43	34541	59.071	ppb	96
58) 1,2-EDB	9.47	107	19147	10.786	ppb	96
59) Tetrachloroethene	9.07	166	15072	10.733	ppb	94
60) 1-Chlorohexane	10.02	91	15946	9.333	ppb	95
61) 1,1,1,2-Tetrachloroethane	10.12	131	20585	9.862	ppb	94
62) m&p-Xylene	10.29	91	112052	19.169	ppb	98
63) o-Xylene	10.72	91	56542	10.342	ppb	96
64) Styrene	10.73	104	45985	9.446	ppb	100
66) 1,3-Dichloropropane	9.11	76	28191	10.099	ppb	94
67) Dibromochloromethane	9.35	129	21857	10.225	ppb	90
68) Chlorobenzene	10.02	112	53891	10.012	ppb	97
69) Ethylbenzene	10.15	91	40960	10.165	ppb	95
70) Bromoform	10.92	173	15499	10.074	ppb	99
72) Isopropylbenzene	11.13	105	67332	10.151	ppb	97
73) 1,1,2,2-Tetrachloroethane	11.46	83	18768	8.367	ppb	99
74) 1,2,3-Trichloropropane	11.50	110	7705	9.512	ppb	97
75) t-1,4-Dichloro-2-Butene	11.52	53	2689	9.201	ppb	95
76) Bromobenzene	11.45	158	24408	10.455	ppb	94
77) n-Propylbenzene	11.58	91	77138	9.967	ppb	94
78) 4-Ethyltoluene	11.78	105	59226	10.331	ppb	96
79) 2-Chlorotoluene	11.78	91	62885	10.515	ppb	95
80) 1,3,5-Trimethylbenzene	12.19	105	58287	10.264	ppb	94
81) 4-Chlorotoluene	11.78	91	62885	10.515	ppb	95
82) Tert-Butylbenzene	12.14	119	50576	9.964	ppb	95
83) 1,2,4-Trimethylbenzene	12.19	105	58287	10.264	ppb	94
84) Sec-Butylbenzene	12.38	105	70041	10.203	ppb	98
85) p-Isopropyltoluene	12.54	119	59965	9.167	ppb	97
86) Benzyl Chloride	12.73	91	4989	3.899	ppb	98
87) 1,3-DCB	12.49	146	44463	10.115	ppb	96
88) 1,4-DCB	12.99	146	44821	10.103	ppb	95
89) n-Butylbenzene	12.98	91	47101	9.910	ppb	98
90) 1,2-DCB	12.59	146	46318	10.008	ppb	97
91) Hexachloroethane	13.28	117	11650	8.756	ppb	92
92) 1,2-Dibromo-3-chloropropan	13.86	157	4762	10.243	ppb	91
93) 1,2,4-Trichlorobenzene	14.77	180	12257	9.926	ppb	88
94) Hexachlorobutadiene	14.96	225	7162	9.209	ppb	96
95) Naphthalene	15.04	128	43980	10.542	ppb	97
96) 1,2,3-Trichlorobenzene	15.30	182	11441	10.320	ppb	85

(#) = qualifier out of range (m) = manual integration

Quantitation Report

Data File : M:\LOKI\DATA\210601\0602L03.D Vial: 3
Acq On : 2 Jun 21 17:57 Operator:
Sample : 210602A LCS 10ug/L Inst : Loki
Misc : IS&S: 10/21/20, 11/11/20 Multiplr: 1.00

Quant Time: Jun 7 13:54 2021 Quant Results File: L0601W.RES

Method : M:\LOKI\DATA\210601\L0601W.M (RTE Integrator)
Title : METHOD 8260B
Last Update : Mon Jun 07 13:46:40 2021
Response via : Initial Calibration

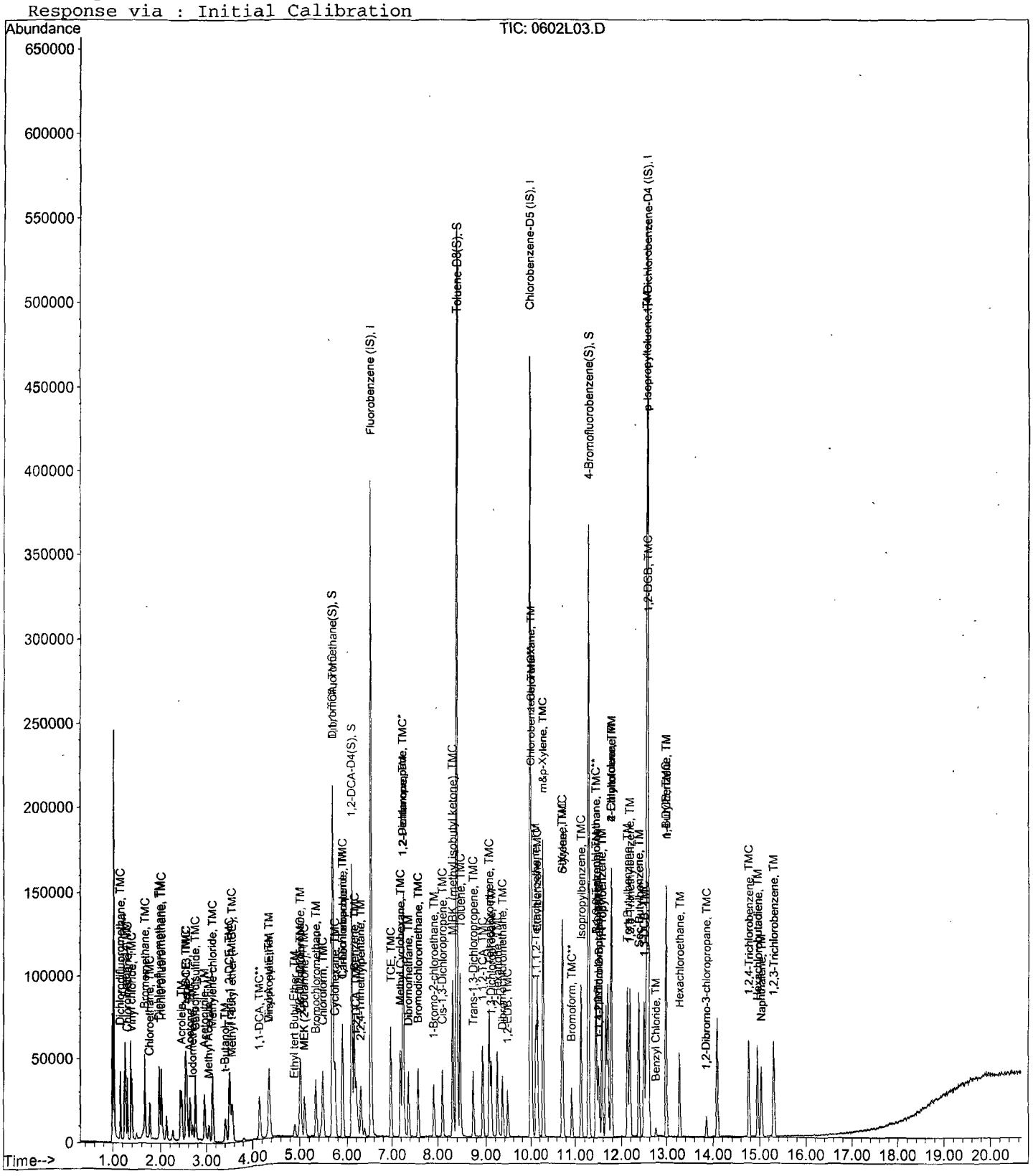

Quantitation Report (Not Reviewed)

Data File : M:\LOKI\DATA\210601\0602L04.D Vial: 4
Acq On : 2 Jun 21 18:25 Operator:
Sample : 210602A LCSD 10ug/L Inst : Loki
Misc : IS&S: 10/21/20, 11/11/20 Multiplr: 1.00

Quant Time: Jun 7 13:54 2021 Quant Results File: L0601W.RES

Quant Method : M:\LOKI\DATA\210601\L0601W.M (RTE Integrator)
Title : METHOD 8260B
Last Update : Mon Jun 07 13:46:40 2021
Response via : Initial Calibration
DataAcq Meth : 020321_L8260

Internal Standards	R.T.	QIon	Response	Conc Units	Dev(Min)
1) Fluorobenzene (IS)	6.53	96	384552	25.000 ppb	0.00
56) Chlorobenzene-D5 (IS)	9.99	117	319711	25.000 ppb	0.00
71) 1,4-Dichlorobenzene-D4 (IS	12.56	152	187177	25.000 ppb	0.00
System Monitoring Compounds					
32) Dibromofluoromethane(S)	5.69	113	113788	24.775 ppb	0.00
Spiked Amount 25.000			Recovery	= 99.100%	
37) 1,2-DCA-D4(S)	6.11	65	123258	25.111 ppb	0.00
Spiked Amount 25.000			Recovery	= 100.444%	
57) Toluene-D8(S)	8.39	98	388623	25.664 ppb	0.00
Spiked Amount 25.000			Recovery	= 102.656%	
65) 4-Bromofluorobenzene(S)	11.29	174	137522	25.271 ppb	0.00
Spiked Amount 25.000			Recovery	= 101.084%	

Target Compounds					Qvalue
2) Dichlorodifluoromethane	1.15	85	20083	8.784 ppb	99
3) Freon 114	1.26	85	16740	9.256 ppb	95
4) Chloromethane	1.30	50	20072	7.870 ppb	95
5) Vinyl chloride	1.40	62	19713	9.630 ppb	94
6) Bromomethane	1.67	96	15595	8.861 ppb	93
7) Chloroethane	1.77	64	12524	9.104 ppb	96
8) Dichlorofluoromethane	1.97	67	31260	8.990 ppb	98
9) Trichlorofluoromethane	2.02	101	18272	9.533 ppb	98
10) Acrolein	2.45	56	17080	117.683 ppb	99
11) Acetone	2.64	43	28041	49.713 ppb	98
12) Freon-113	2.57	101	16791	10.110 ppb	96
13) 1,1-DCE	2.54	61	22654	9.048 ppb	99
14) t-Butanol	3.41	59	18072	130.559 ppb #	89
15) Acetonitrile	2.96	41	30167	128.560 ppb	100
16) Methyl Acetate	3.05	43	13598	10.545 ppb	96
17) Iodomethane	2.69	142	9978	8.272 ppb #	80
19) Methylene chloride	3.13	84	19821	9.624 ppb	96
20) Carbon disulfide	2.76	76	25336	8.935 ppb	99
21) Methyl t-butyl ether (MtBE	3.56	73	27288	10.919 ppb	96
22) Trans-1,2-DCE	3.50	61	21745	9.652 ppb	93
23) Diisopropyl Ether	4.35	45	41761	9.917 ppb	99
24) 1,1-DCA	4.15	63	31611	9.573 ppb	98
25) Vinyl Acetate	4.31	43	9420	10.166 ppb #	100
26) Ethyl tert Butyl Ether	4.89	59	7135	12.317 ppb	93
27) MEK (2-Butanone)	5.11	43	32984	52.165 ppb	92
28) Cis-1,2-DCE	5.02	61	24741	9.647 ppb	96
29) 2,2-Dichloropropane	5.01	77	23638	9.890 ppb	93
30) Chloroform	5.49	83	33172	9.313 ppb	90
31) Bromochloromethane	5.34	130	14740	10.348 ppb	88
33) 1,1,1-TCA	5.69	97	28366	9.405 ppb	92
34) Cyclohexane	5.74	56	19036	9.337 ppb	99
35) 1,1-Dichloropropene	5.91	75	19242	9.850 ppb	92
36) 2,2,4-Trimethylpentane	6.31	57	15397	9.522 ppb	97
38) Carbon Tetrachloride	5.90	119	22965	9.042 ppb	91
40) 1,2-DCA	6.21	62	26300	9.934 ppb	100
41) Benzene	6.16	78	66188	9.510 ppb	98
42) TCE	6.98	130	19225	8.603 ppb	92
43) 2-Pentanone	7.25	43	125854	135.146 ppb	97
44) 1,2-Dichloropropane	7.24	63	18800	9.668 ppb	100

(#) = qualifier out of range (m) = manual integration

Quantitation Report (Not Reviewed)

Data File : M:\LOKI\DATA\210601\0602L04.D
Acq On : 2 Jun 21 18:25
Sample : 210602A LCSD 10ug/L
Misc : IS&S: 10/21/20, 11/11/20

Vial: 4
Operator:
Inst : Loki
Multiplr: 1.00

Quant Time: Jun 7 13:54 2021

Quant Results File: L0601W.RES

Quant Method : M:\LOKI\DATA\210601\L0601W.M (RTE Integrator)
Title : METHOD 8260B
Last Update : Mon Jun 07 13:46:40 2021
Response via : Initial Calibration
DataAcq Meth : 020321_L8260

	Compound	R.T.	QIon	Response	Conc	Unit	Qvalue
45)	Bromodichloromethane	7.58	83	25953	9.883	ppb	93
46)	Methyl Cyclohexane	7.19	98	9655	9.162	ppb	81
47)	Dibromomethane	7.37	174	15929	9.750	ppb	98
49)	MIBK (methyl isobutyl ket	8.31	43	59232	52.286	ppb	98
50)	1-Bromo-2-chloroethane	7.92	63	13471	9.618	ppb	91
51)	Cis-1,3-Dichloropropene	8.10	75	23854	9.701	ppb	99
52)	Toluene	8.47	91	74548	10.067	ppb	98
53)	Trans-1,3-Dichloropropene	8.74	75	13133	9.918	ppb	97
54)	1,1,2-TCA	8.93	97	19199	10.043	ppb	97
55)	2-Hexanone	9.24	43	33639	55.837	ppb	96
58)	1,2-EDB	9.47	107	19349	10.458	ppb	92
59)	Tetrachloroethene	9.07	166	13808	9.435	ppb	98
60)	1-Chlorohexane	10.02	91	15396	8.737	ppb	90
61)	1,1,1,2-Tetrachloroethane	10.12	131	20801	9.562	ppb	98
62)	m&p-Xylene	10.29	91	108104	17.868	ppb	100
63)	o-Xylene	10.72	91	54860	9.627	ppb	97
64)	Styrene	10.73	104	44493	8.880	ppb	98
66)	1,3-Dichloropropane	9.11	76	27798	9.554	ppb	99
67)	Dibromochloromethane	9.35	129	21587	9.690	ppb	96
68)	Chlorobenzene	10.02	112	53563	9.548	ppb	97
69)	Ethylbenzene	10.15	91	42608	10.146	ppb	96
70)	Bromoform	10.93	173	15639	9.753	ppb	92
72)	Isopropylbenzene	11.13	105	65916	9.696	ppb	100
73)	1,1,2,2-Tetrachloroethane	11.46	83	23863	10.380	ppb	97
74)	1,2,3-Trichloropropane	11.50	110	8141	9.807	ppb	96
75)	t-1,4-Dichloro-2-Butene	11.52	53	3296	11.005	ppb	93
76)	Bromobenzene	11.45	158	23355	9.761	ppb	97
77)	n-Propylbenzene	11.58	91	78953	9.954	ppb	99
78)	4-Ethyltoluene	11.78	105	60484	10.295	ppb	98
79)	2-Chlorotoluene	11.79	91	61192	9.984	ppb	98
80)	1,3,5-Trimethylbenzene	12.18	105	58435	10.040	ppb	95
81)	4-Chlorotoluene	11.79	91	61192	9.984	ppb	98
82)	Tert-Butylbenzene	12.13	119	50390	9.686	ppb	98
83)	1,2,4-Trimethylbenzene	12.18	105	58435	10.040	ppb	95
84)	Sec-Butylbenzene	12.37	105	71235	10.125	ppb	93
85)	p-Isopropyltoluene	12.53	119	63138	9.391	ppb	97
86)	Benzyl Chloride	12.74	91	14984	11.425	ppb	96
87)	1,3-DCB	12.49	146	44370	9.849	ppb	96
88)	1,4-DCB	12.99	146	45192	9.939	ppb	95
89)	n-Butylbenzene	12.99	91	50790	10.427	ppb	96
90)	1,2-DCB	12.59	146	47250	9.961	ppb	99
91)	Hexachloroethane	13.28	117	11746	8.614	ppb	91
92)	1,2-Dibromo-3-chloropropan	13.85	157	4592	9.684	ppb	95
93)	1,2,4-Trichlorobenzene	14.77	180	12444	9.847	ppb	100
94)	Hexachlorobutadiene	14.95	225	6868	8.617	ppb	98
95)	Naphthalene	15.04	128	46093	10.704	ppb	99
96)	1,2,3-Trichlorobenzene	15.30	182	12070	10.588	ppb	90

(#) = qualifier out of range (m) = manual integration

Quantitation Report

Data File : M:\LOKI\DATA\210601\0602L04.D Vial: 4
Acq On : 2 Jun 21 18:25 Operator:
Sample : 210602A LCSD 10ug/L Inst : Loki
Misc : IS&S: 10/21/20, 11/11/20 Multiplr: 1.00

Quant Time: Jun 7 13:54 2021 Quant Results File: L0601W.RES

Method : M:\LOKI\DATA\210601\L0601W.M (RTE Integrator)
Title : METHOD 8260B
Last Update : Mon Jun 07 13:46:40 2021
Response via : Initial Calibration

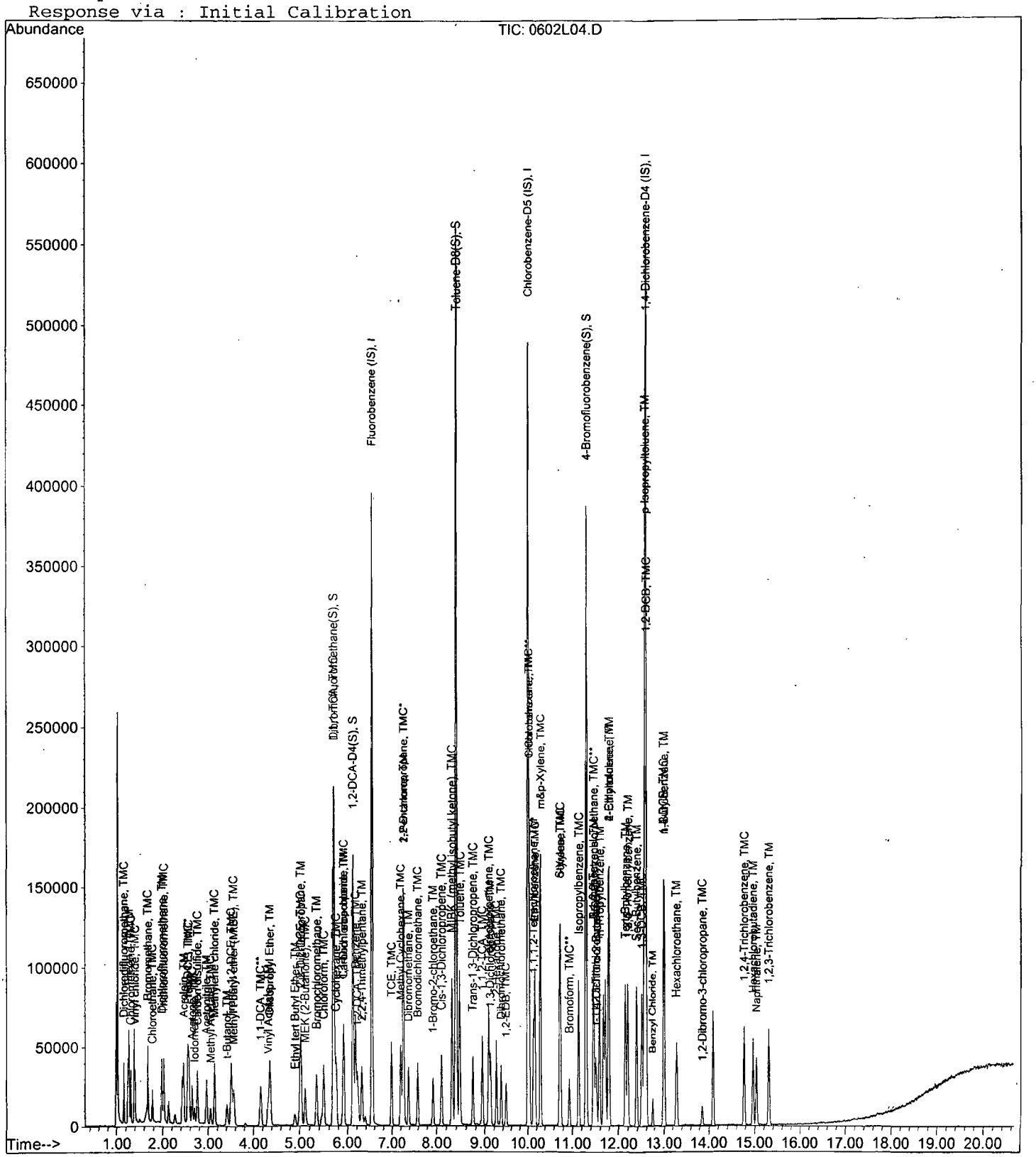

BFB

Data File : M:\LOKI\DATA\210601\0601L10.D
Acq On : 1 Jun 21 17:33
Sample : 25ug/L BFB STD 5/3/21
Misc : 2uL

Vial: 1
Operator:
Inst : Loki
Multiplr: 1.00

Method : M:\THOR\DATA\210528\T0528S.M (RTE Integrator)
Title : METHOD 8260B

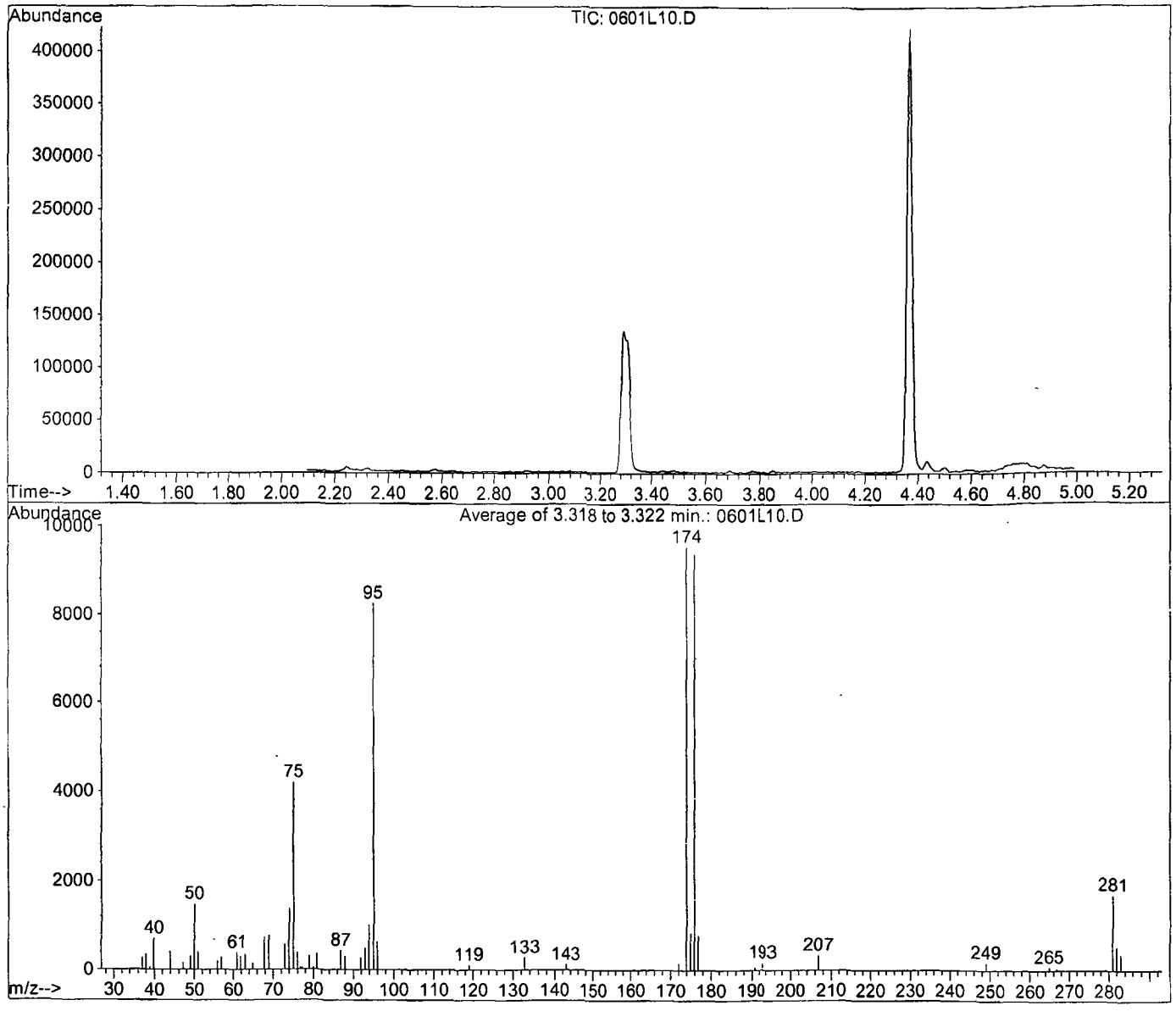

Spectrum Information: Average of 3.318 to 3.322 min.

Target Mass	Rel. to Mass	Lower Limit%	Upper Limit%	Rel. Abn%	Raw Abn	Result Pass/Fail
50	95	15	40	18.0	1486	PASS
75	95	30	60	50.9	4208	PASS
95	95	100	100	100.0	8260	PASS
96	95	5	9	7.7	634	PASS
173	174	0.00	2	0.0	0	PASS
174	95	50	200	115.6	9550	PASS
175	174	5	9	8.8	844	PASS
176	174	95	100	98.3	9390	PASS
177	176	5	9	8.6	803	PASS

0601L10.D T0528S.M Tue Jun 01 17:45:08 2021

BFB

Data File : M:\LOKI\DATA\210601\0602L01.D
Acq On : 2 Jun 21 17:02
Sample : 25ug/L BFB STD 5/3/21
Misc : IS&S: 10/21/20, 11/11/20

Vial: 1
Operator:
Inst : Loki
Multiplr: 1.00

Method : M:\LOKI\DATA\210601\L0601W.M (RTE Integrator)
Title : METHOD 8260B

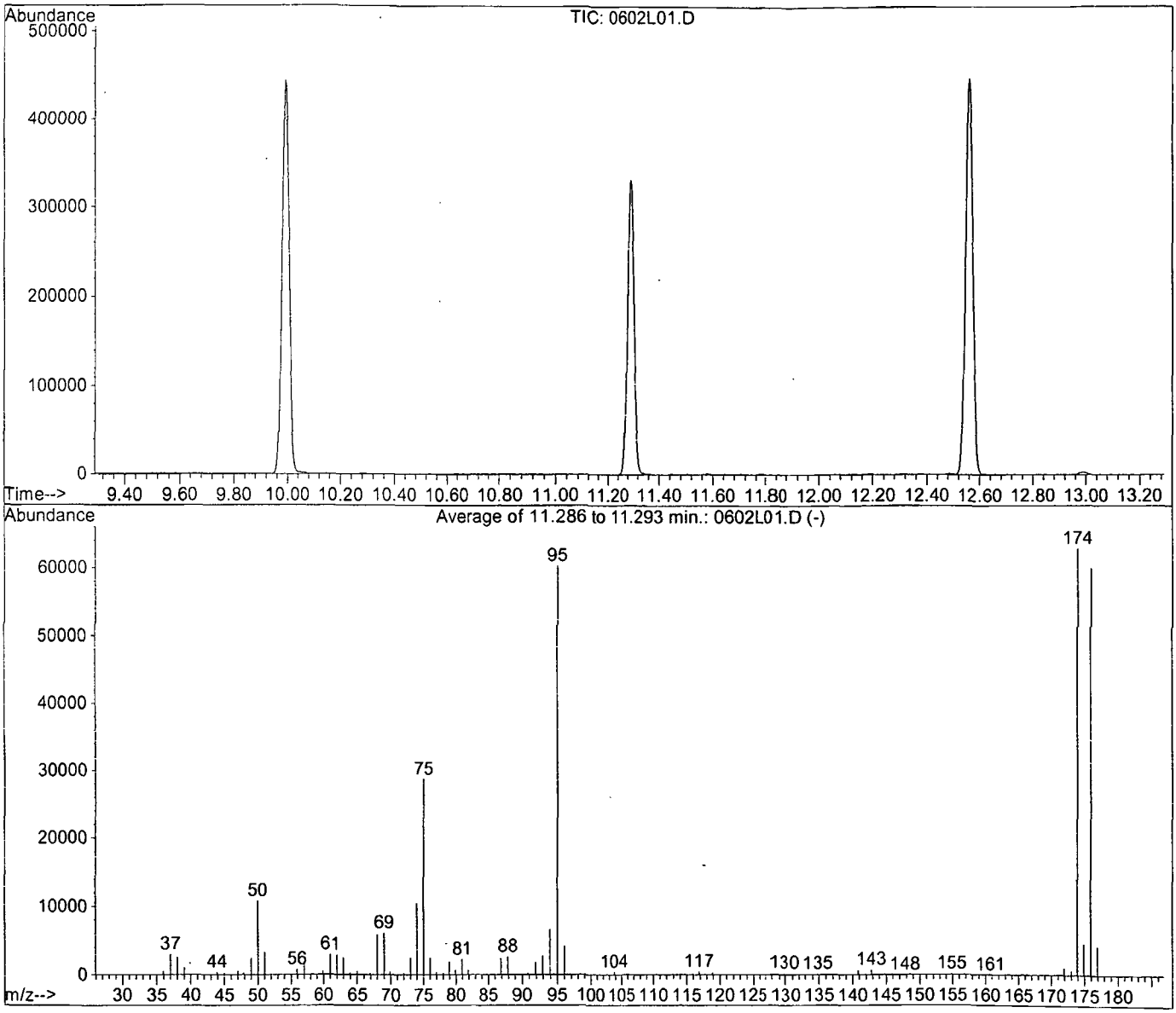

AutoFind: Scans 3420, 3421, 3422; Background Corrected with Scan 3405

Target Mass	Rel. to Mass	Lower Limit%	Upper Limit%	Rel. Abn%	Raw Abn	Result Pass/Fail
50	95	15	40	17.9	10837	PASS
75	95	30	60	47.7	28824	PASS
95	95	100	100	100.0	60421	PASS
96	95	5	9	7.0	4249	PASS
173	174	0.00	2	1.1	701	PASS
174	95	50	200	104.2	62971	PASS
175	174	5	9	7.3	4615	PASS
176	174	95	100	95.5	60131	PASS
177	176	5	9	7.1	4262	PASS

0602L01.D L0601W.M Thu Jun 03 07:11:43 2021

Injection Log

Directory: M:\LOKI\DATA\210601\

Line	Vial	FileName	Multiplier	SampleName	Misc Info	Injected
1	1	0601L10.D	1	25ug/L BFB STD 5/3/21	2uL	1 Jun 21 17:33
2	6	0601L16.D	1	0.3ug/L VOC STD 6/1/21	IS&S: 10/21/20, 11/11/20	1 Jun 21 20:20
3	7	0601L17.D	1	0.5ug/L VOC STD 6/1/21	IS&S: 10/21/20, 11/11/20	1 Jun 21 20:48
4	8	0601L18.D	1	1ug/L VOC STD 6/1/21	IS&S: 10/21/20, 11/11/20	1 Jun 21 21:15
5	9	0601L19.D	1	2ug/L VOC STD 6/1/21	IS&S: 10/21/20, 11/11/20	1 Jun 21 21:43
6	10	0601L20.D	1	5ug/L VOC STD 6/1/21	IS&S: 10/21/20, 11/11/20	1 Jun 21 22:10
7	11	0601L21.D	1	10ug/L VOC STD 6/1/21	IS&S: 10/21/20, 11/11/20	1 Jun 21 22:38
8	12	0601L22.D	1	20ug/L VOC STD 6/1/21	IS&S: 10/21/20, 11/11/20	1 Jun 21 23:05
9	13	0601L23.D	1	40ug/L VOC STD 6/1/21	IS&S: 10/21/20, 11/11/20	1 Jun 21 23:33
10	14	0601L24.D	1	100ug/L VOC STD 6/1/21	IS&S: 10/21/20, 11/11/20	2 Jun 21 00:01
11	16	0601L26.D	1	(SS) 10ug/L VOC STD 6/1/21	IS&S: 10/21/20, 11/11/20	2 Jun 21 00:56

Injection Log

Directory: M:\LOKI\DATA\210601\

Line	Vial	FileName	Multiplier	SampleName	Misc Info	Injected
1	1	0602L01.D	1	25ug/L BFB STD 5/3/21	IS&S: 10/21/20, 11/11/20	2 Jun 21 17:02
2	2	0602L02.D	1	210602A CCV 10ug/L	IS&S: 10/21/20, 11/11/20	2 Jun 21 17:30
3	3	0602L03.D	1	210602A LCS 10ug/L	IS&S: 10/21/20, 11/11/20	2 Jun 21 17:57
4	4	0602L04.D	1	210602A LCSD 10ug/L	IS&S: 10/21/20, 11/11/20	2 Jun 21 18:25
5	8	0602L08.D	1	210602A BLK	IS&S: 10/21/20, 11/11/20	2 Jun 21 20:15
6	16	0602L16.D	1	BA33250W01	IS&S: 10/21/20, 11/11/20	2 Jun 21 23:56
7	17	0602L17.D	1	BA33251W01	IS&S: 10/21/20, 11/11/20	3 Jun 21 00:23
8	18	0602L18.D	1	BA33253W01	IS&S: 10/21/20, 11/11/20	3 Jun 21 00:51
9	19	0602L19.D	1	BA33254W01	IS&S: 10/21/20, 11/11/20	3 Jun 21 1:19
10	23	0602L23.D	1	Ending CCV 10ug/L 6/2/21	IS&S: 10/21/20, 11/11/20	3 Jun 21 3:09

ORGANICS

Calibration Data

VOLATILE ORGANIC ANALYSIS
VOLATILE ORGANIC COMPOUNDS

Form 6
Initial Calibration

Lab Name: APPL, Inc. SDG No:
Case No: Initial Cal. Date: 06/02/21
Matrix: Water Instrument: Loki Initials: CH

		Compound	1	2	3	4	5	6	7				Avg	%RSD	Type	r^2	Q	MRF
			0601L27.D	0601L28.D	0601L29.D	0601L30.D	0601L31.D	0601L32.D	0601L33.D									
1	I	Fluorobenzene (IS)																
2	TMHBL	Gasoline C6-C10	6.944	2.867	1.492	0.5843	0.3717	0.3197	0.2856				1.8	133	TMHB	0.999		
3	I	Chlorobenzene-D5 (IS)																
4	I	1,4-Dichlorobenzene-D (IS)																
5																		
6																		
7																		
8																		
9																		
10																		
11																		
12																		
13																		
14																		
15																		
16																		
17																		
18																		
19																		
20																		
21																		
22																		
23																		
24																		
25																		
26																		
27																		
28																		
29																		
30																		
31																		
32																		
33																		
34																		
35																		

Quantitation Report (QT Reviewed)

Data File : M:\LOKI\DATA\210601\0601L27.D Vial: 17
Acq On : 2 Jun 21 1:23 Operator:
Sample : 20ug/L GAS STD 6/1/21 Inst : Loki
Misc : IS&S: 10/21/20, 11/11/20 Multiplr: 1.00

Quant Time: Jun 3 9:53 2021 Quant Results File: LGAS0601.RES

Quant Method : M:\LOKI\DATA\210601\LGAS0601.M (RTE Integrator)
Title : METHOD 8260B
Last Update : Thu Jun 03 09:51:29 2021
Response via : Initial Calibration
DataAcq Meth : 020321_L8260

Internal Standards	R.T.	QIon	Response	Conc Units	Dev(Min)
1) Fluorobenzene (IS)	6.53	TIC	786822	25.000 ppb	0.00
3) Chlorobenzene-D5 (IS)	12.56	TIC	945889	25.000 ppb	0.00
4) 1,4-Dichlorobenzene-D (IS)	12.56	TIC	949260	25.000 ppb	0.00

System Monitoring Compounds

Target Compounds					Qvalue
2) Gasoline C6-C10	8.39	TIC	4371064m	32.161 ppb	100

(#) = qualifier out of range (m) = manual integration

Quantitation Report

Data File : M:\LOKI\DATA\210601\0601L27.D
Acq On : 2 Jun 21 1:23
Sample : 20ug/L GAS STD 6/1/21
Misc : IS&S: 10/21/20, 11/11/20

Vial: 17
Operator:
Inst : Loki
Multiplr: 1.00

Quant Time: Jun 3 9:53 2021

Quant Results File: LGAS0601.RES

Method : M:\LOKI\DATA\210601\LGAS0601.M (RTE Integrator)
Title : METHOD 8260B
Last Update : Thu Jun 03 09:56:33 2021
Response via : Initial Calibration



Quantitation Report (QT Reviewed)

Data File : M:\LOKI\DATA\210601\0601L28.D Vial: 18
Acq On : 2 Jun 21 1:51 Operator:
Sample : 50ug/L GAS STD 6/1/21 Inst : Loki
Misc : IS&S: 10/21/20, 11/11/20 Multiplr: 1.00

Quant Time: Jun 3 9:54 2021 Quant Results File: LGAS0601.RES

Quant Method : M:\LOKI\DATA\210601\LGAS0601.M (RTE Integrator)
Title : METHOD 8260B
Last Update : Thu Jun 03 09:51:29 2021
Response via : Initial Calibration
DataAcq Meth : 020321_L8260

Internal Standards	R.T.	QIon	Response	Conc Units	Dev(Min)
1) Fluorobenzene (IS)	6.53	TIC	769626	25.000 ppb	0.00
3) Chlorobenzene-D5 (IS)	12.56	TIC	929745	25.000 ppb	0.00
4) 1,4-Dichlorobenzene-D (IS)	12.56	TIC	929782	25.000 ppb	0.00

System Monitoring Compounds

Target Compounds					Qvalue
2) Gasoline C6-C10	8.39	TIC	4413631m	58.346 ppb	100

(#) = qualifier out of range (m) = manual integration
0601L28.D LGAS0601.M Mon Jun 07 13:16:18 2021

Quantitation Report

Data File : M:\LOKI\DATA\210601\0601L28.D
Acq On : 2 Jun 21 1:51
Sample : 50ug/L GAS STD 6/1/21
Misc : IS&S: 10/21/20, 11/11/20

Vial: 18
Operator:
Inst : Loki
Multiplr: 1.00

Quant Time: Jun 3 9:54 2021

Quant Results File: LGAS0601.RES

Method : M:\LOKI\DATA\210601\LGAS0601.M (RTE Integrator)
Title : METHOD 8260B
Last Update : Thu Jun 03 09:56:33 2021
Response via : Initial Calibration



Quantitation Report (QT Reviewed)

Data File : M:\LOKI\DATA\210601\0601L29.D Vial: 19
Acq On : 2 Jun 21 2:19 Operator:
Sample : 100ug/L GAS STD 6/1/21 Inst : Loki
Misc : IS&S: 10/21/20, 11/11/20 Multiplr: 1.00

Quant Time: Jun 3 9:54 2021 Quant Results File: LGAS0601.RES

Quant Method : M:\LOKI\DATA\210601\LGAS0601.M (RTE Integrator)
Title : METHOD 8260B
Last Update : Thu Jun 03 09:51:29 2021
Response via : Initial Calibration
DataAcq Meth : 020321_L8260

Internal Standards	R.T.	QIon	Response	Conc Units	Dev(Min)
1) Fluorobenzene (IS)	6.54	TIC	758922	25.000 ppb	0.00
3) Chlorobenzene-D5 (IS)	12.56	TIC	907003	25.000 ppb	0.00
4) 1,4-Dichlorobenzene-D (IS)	12.56	TIC	907224	25.000 ppb	0.00

System Monitoring Compounds

Target Compounds					Qvalue
2) Gasoline C6-C10	8.39	TIC	4529308m	92.392 ppb	100

(#) = qualifier out of range (m) = manual integration
0601L29.D LGAS0601.M Mon Jun 07 13:36:26 2021

Quantitation Report

Data File : M:\LOKI\DATA\210601\0601L29.D Vial: 19
Acq On : 2 Jun 21 2:19 Operator:
Sample : 100ug/L GAS STD 6/1/21 Inst : Loki
Misc : IS&S: 10/21/20, 11/11/20 Multiplr: 1.00

Quant Time: Jun 3 9:54 2021 Quant Results File: LGAS0601.RES

Method : M:\LOKI\DATA\210601\LGAS0601.M (RTE Integrator)
Title : METHOD 8260B
Last Update : Thu Jun 03 09:56:33 2021
Response via : Initial Calibration

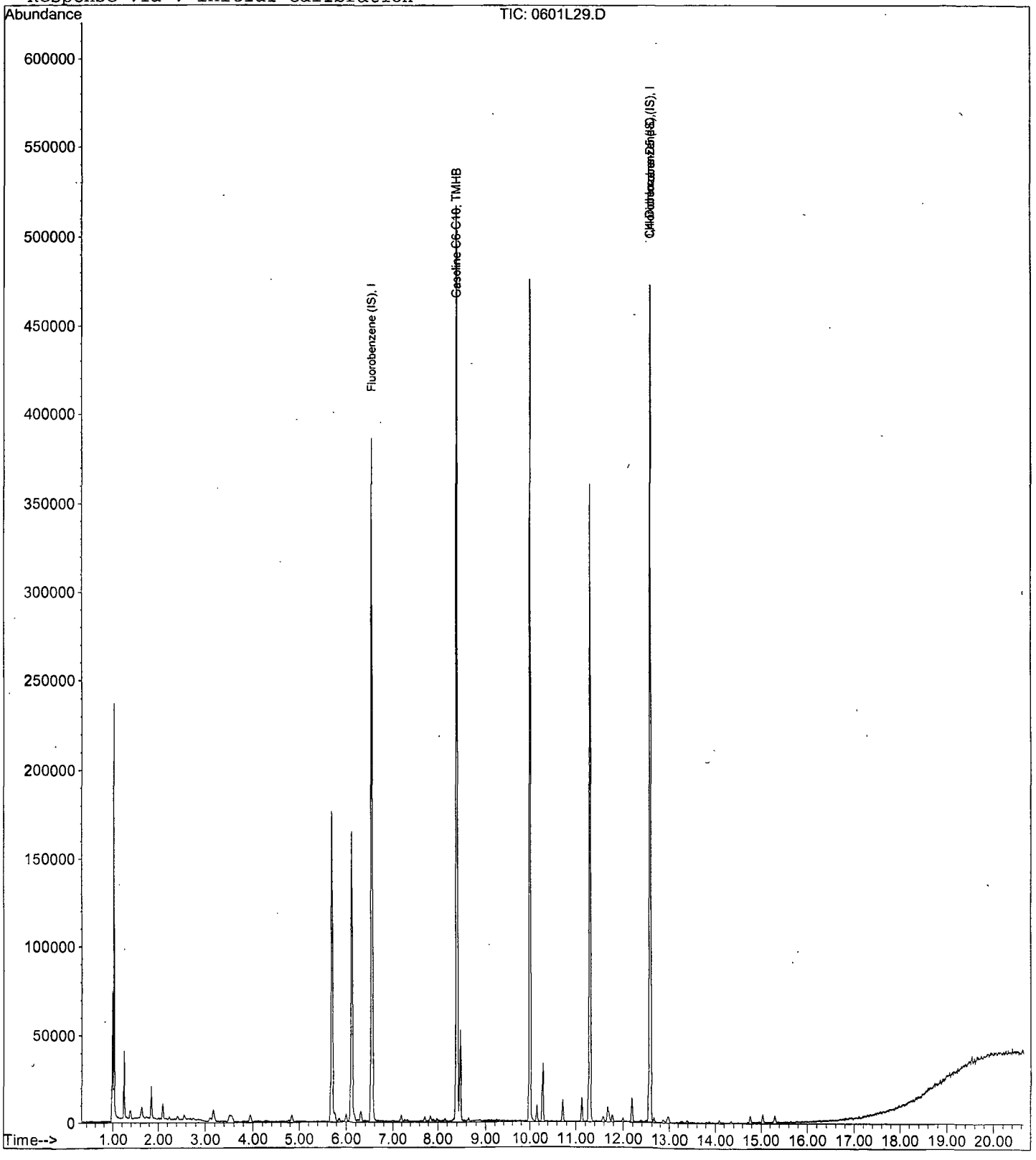

Quantitation Report (QT Reviewed)

Data File : M:\LOKI\DATA\210601\0601L30.D
Acq On : 2 Jun 21 2:46
Sample : 300ug/L GAS STD 6/1/21
Misc : IS&S: 10/21/20, 11/11/20

Vial: 20
Operator:
Inst : Loki
Multiplr: 1.00

Quant Time: Jun 3 9:54 2021

Quant Results File: LGAS0601.RES

Quant Method : M:\LOKI\DATA\210601\LGAS0601.M (RTE Integrator)
Title : METHOD 8260B
Last Update : Thu Jun 03 09:51:29 2021
Response via : Initial Calibration
DataAcq Meth : 020321_L8260

Internal Standards	R.T.	QIon	Response	Conc Units	Dev(Min)
1) Fluorobenzene (IS)	6.54	TIC	797442	25.000 ppb	0.00
3) Chlorobenzene-D5 (IS)	12.56	TIC	947754	25.000 ppb	0.00
4) 1,4-Dichlorobenzene-D (IS)	12.56	TIC	950227	25.000 ppb	0.00

System Monitoring Compounds

Target Compounds					Qvalue
2) Gasoline C6-C10	8.39	TIC	5591323m	244.666 ppb	100

(#) = qualifier out of range (m) = manual integration

Quantitation Report

Data File : M:\LOKI\DATA\210601\0601L30.D
Acq On : 2 Jun 21 2:46
Sample : 300ug/L GAS STD 6/1/21
Misc : IS&S: 10/21/20, 11/11/20

Vial: 20
Operator:
Inst : Loki
Multiplr: 1.00

Quant Time: Jun 3 9:54 2021

Quant Results File: LGAS0601.RES

Method : M:\LOKI\DATA\210601\LGAS0601.M (RTE Integrator)
Title : METHOD 8260B
Last Update : Thu Jun 03 09:56:33 2021
Response via : Initial Calibration

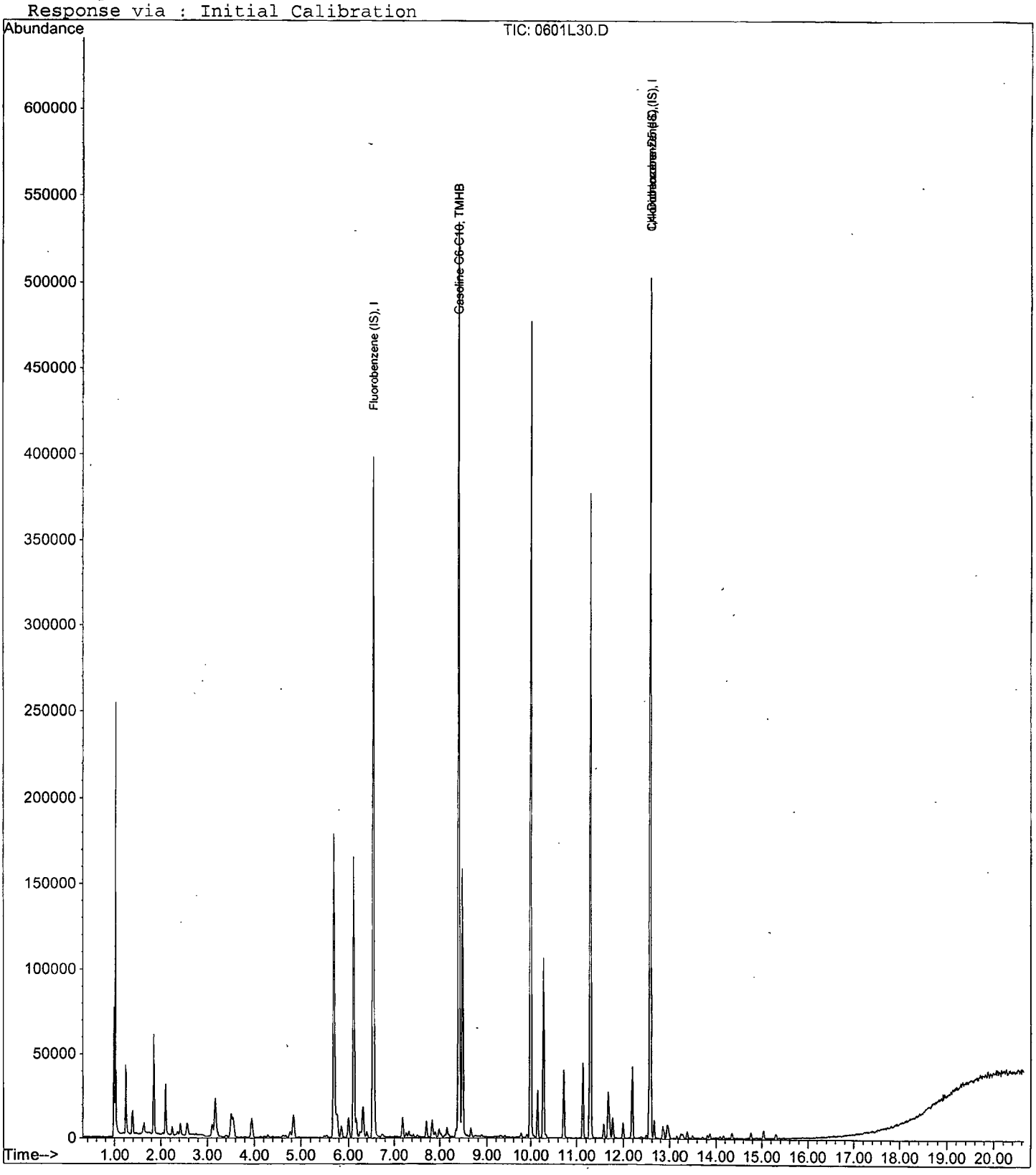

Quantitation Report (QT Reviewed)

Data File : M:\LOKI\DATA\210601\0601L31.D
Acq On : 2 Jun 21 3:14
Sample : 600ug/L GAS STD 6/1/21
Misc : IS&S: 10/21/20, 11/11/20

Vial: 21
Operator:
Inst : Loki
Multiplr: 1.00

Quant Time: Jun 3 9:55 2021 Quant Results File: LGAS0601.RES

Quant Method : M:\LOKI\DATA\210601\LGAS0601.M (RTE Integrator)
Title : METHOD 8260B
Last Update : Thu Jun 03 09:51:29 2021
Response via : Initial Calibration
DataAcq Meth : 020321_L8260

Internal Standards	R.T.	QIon	Response	Conc Units	Dev(Min)
1) Fluorobenzene (IS)	6.53	TIC	822638	25.000 ppb	0.00
3) Chlorobenzene-D5 (IS)	12.56	TIC	974490	25.000 ppb	0.00
4) 1,4-Dichlorobenzene-D (IS)	12.56	TIC	974490	25.000 ppb	0.00

System Monitoring Compounds

Target Compounds					Qvalue
2) Gasoline C6-C10	8.39	TIC	7337769m	523.130 ppb	100

(#) = qualifier out of range (m) = manual integration
0601L31.D LGAS0601.M Mon Jun 07 13:26:23 2021

Quantitation Report

Data File : M:\LOKI\DATA\210601\0601L31.D Vial: 21
Acq On : 2 Jun 21 3:14 Operator:
Sample : 600ug/L GAS STD 6/1/21 Inst : Loki
Misc : IS&S: 10/21/20, 11/11/20 Multiplr: 1.00

Quant Time: Jun 3 9:55 2021 Quant Results File: LGAS0601.RES

Method : M:\LOKI\DATA\210601\LGAS0601.M (RTE Integrator)
Title : METHOD 8260B
Last Update : Thu Jun 03 09:56:33 2021
Response via : Initial Calibration

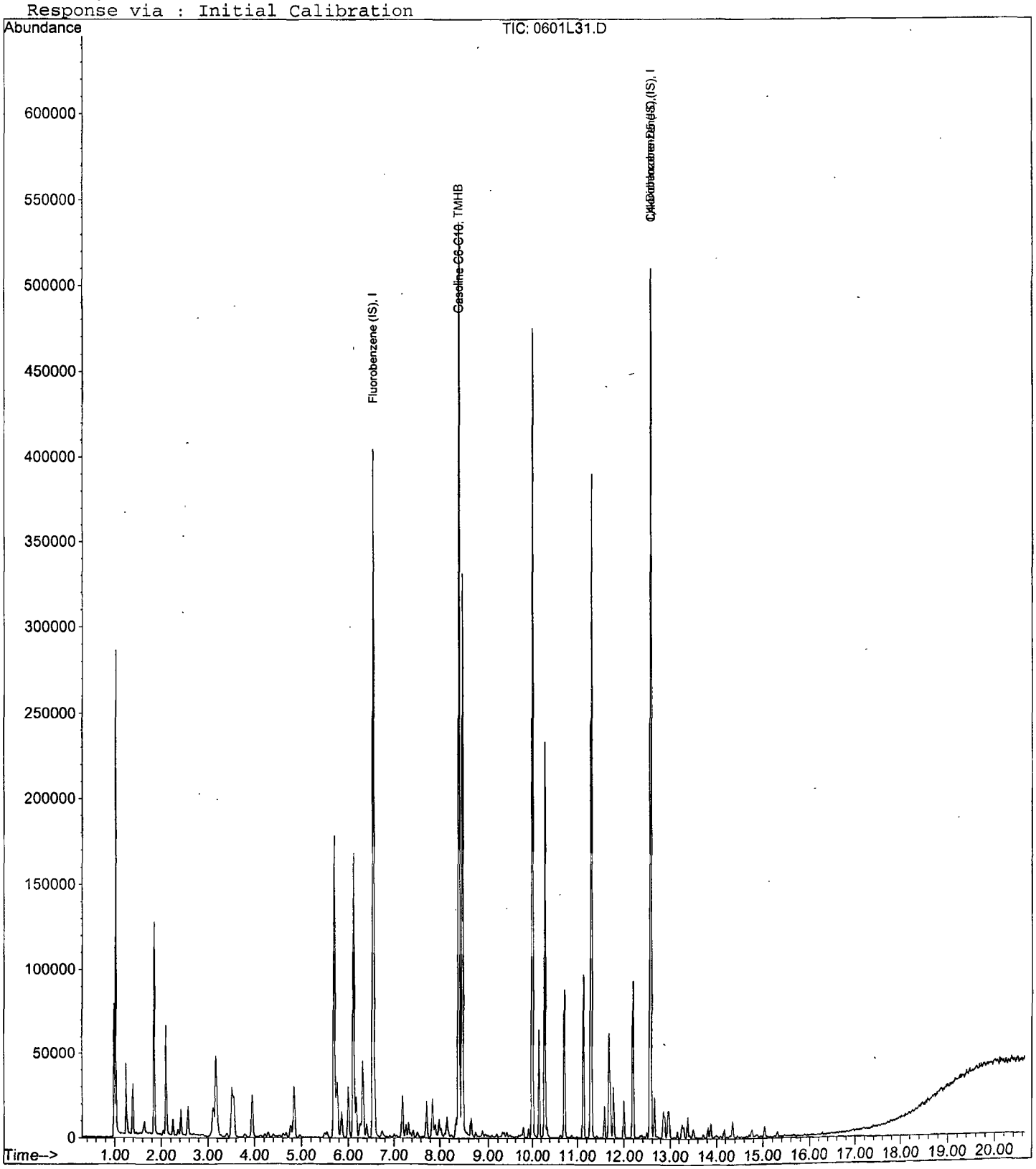

Quantitation Report (QT Reviewed)

Data File : M:\LOKI\DATA\210601\0601L32.D Vial: 22
Acq On : 2 Jun 21 3:41 Operator:
Sample : 800ug/L GAS STD 6/1/21 Inst : Loki
Misc : IS&S: 10/21/20, 11/11/20 Multiplr: 1.00

Quant Time: Jun 3 9:55 2021 Quant Results File: LGAS0601.RES

Quant Method : M:\LOKI\DATA\210601\LGAS0601.M (RTE Integrator)
Title : METHOD 8260B
Last Update : Thu Jun 03 09:51:29 2021
Response via : Initial Calibration
DataAcq Meth : 020321_L8260

Internal Standards	R.T.	QIon	Response	Conc Units	Dev(Min)
1) Fluorobenzene (IS)	6.53	TIC	840005	25.000 ppb	0.00
3) Chlorobenzene-D5 (IS)	12.56	TIC	974278	25.000 ppb	0.00
4) 1,4-Dichlorobenzene-D (IS)	12.56	TIC	974278	25.000 ppb	0.00

System Monitoring Compounds

Target Compounds					Qvalue
2) Gasoline C6-C10	8.39	TIC	8592411m	714.179 ppb	100

(#) = qualifier out of range (m) = manual integration
0601L32.D LGAS0601.M Mon Jun 07 1[illegible]:[illegible]6 2021

Quantitation Report

Data File : M:\LOKI\DATA\210601\0601L32.D Vial: 22
Acq On : 2 Jun 21 3:41 Operator:
Sample : 800ug/L GAS STD 6/1/21 Inst : Loki
Misc : IS&S: 10/21/20, 11/11/20 Multiplr: 1.00

Quant Time: Jun 3 9:55 2021 Quant Results File: LGAS0601.RES

Method : M:\LOKI\DATA\210601\LGAS0601.M (RTE Integrator)
Title : METHOD 8260B
Last Update : Thu Jun 03 09:56:33 2021
Response via : Initial Calibration

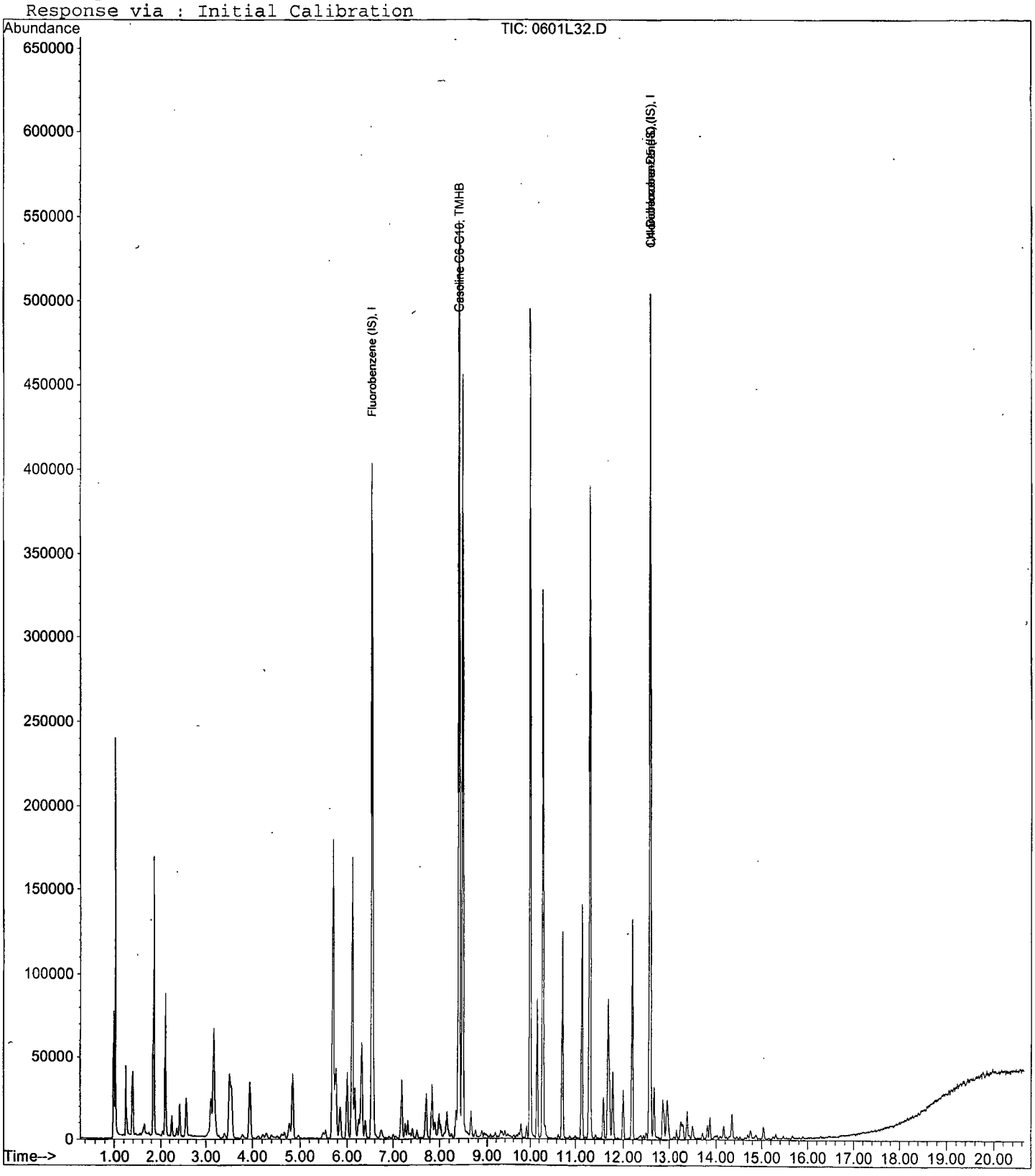

Quantitation Report (QT Reviewed)

Data File : M:\LOKI\DATA\210601\0601L33.D Vial: 23
Acq On : 2 Jun 21 4:09 Operator:
Sample : 1000ug/L GAS STD 6/1/21 Inst : Loki
Misc : IS&S: 10/21/20, 11/11/20 Multiplr: 1.00

Quant Time: Jun 3 9:56 2021 Quant Results File: LGAS0601.RES

Quant Method : M:\LOKI\DATA\210601\LGAS0601.M (RTE Integrator)
Title : METHOD 8260B
Last Update : Thu Jun 03 09:51:29 2021
Response via : Initial Calibration
DataAcq Meth : 020321_L8260

Internal Standards	R.T.	QIon	Response	Conc Units	Dev(Min)
1) Fluorobenzene (IS)	6.54	TIC	891324	25.000 ppb	0.00
3) Chlorobenzene-D5 (IS)	12.56	TIC	1024723	25.000 ppb	0.00
4) 1,4-Dichlorobenzene-D (IS)	12.56	TIC	1026487	25.000 ppb	0.00

System Monitoring Compounds

Target Compounds					Qvalue
2) Gasoline C6-C10	8.47	TIC	10181618m	888.421 ppb	100

(#) = qualifier out of range (m) = manual integration

Quantitation Report

Data File : M:\LOKI\DATA\210601\0601L33.D
Acq On : 2 Jun 21 4:09
Sample : 1000ug/L GAS STD 6/1/21
Misc : IS&S: 10/21/20, 11/11/20

Vial: 23
Operator:
Inst : Loki
Multiplr: 1.00

Quant Time: Jun 3 9:56 2021

Quant Results File: LGAS0601.RES

Method : M:\LOKI\DATA\210601\LGAS0601.M (RTE Integrator)
Title : METHOD 8260B
Last Update : Thu Jun 03 09:56:33 2021
Response via : Initial Calibration

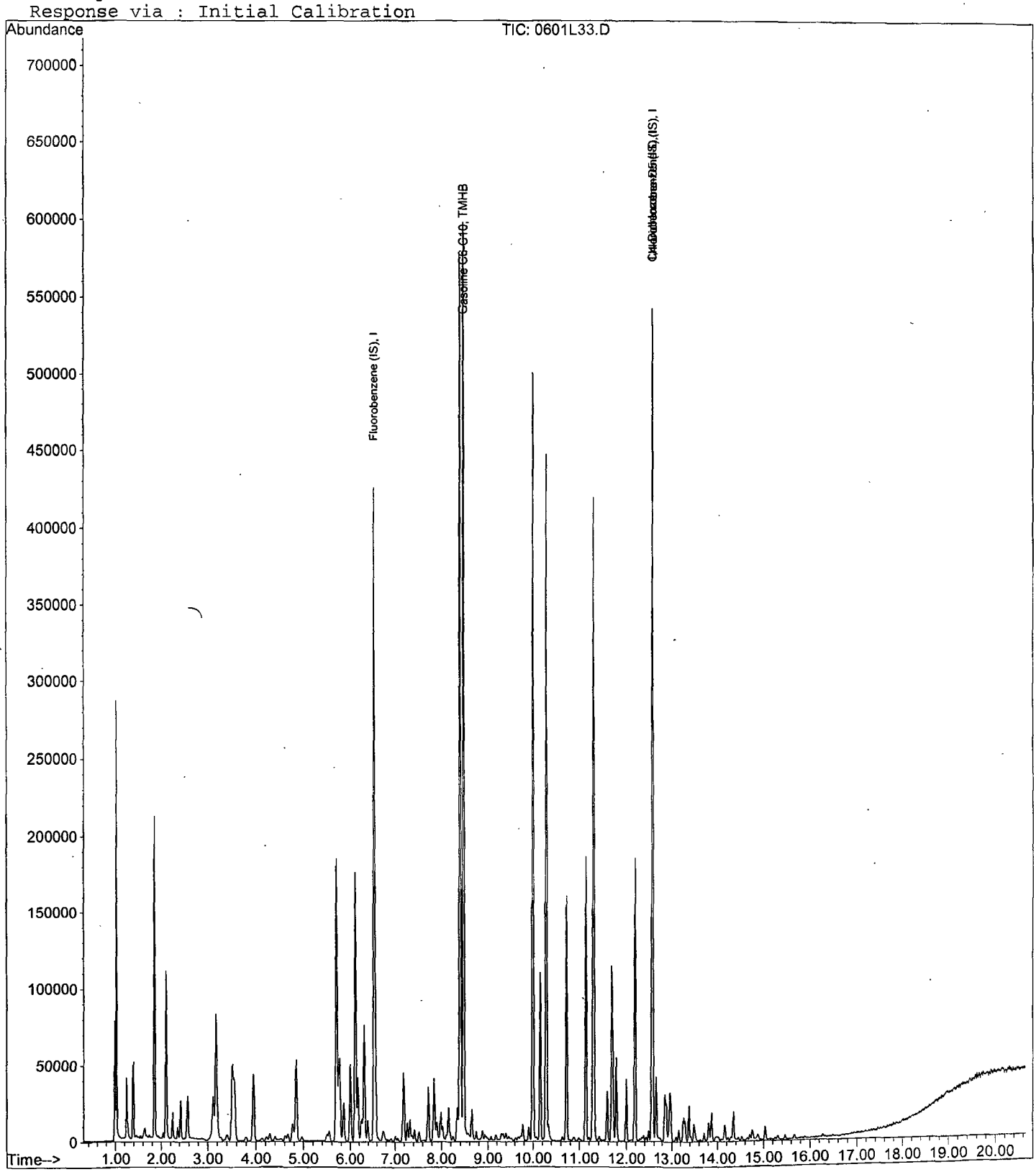

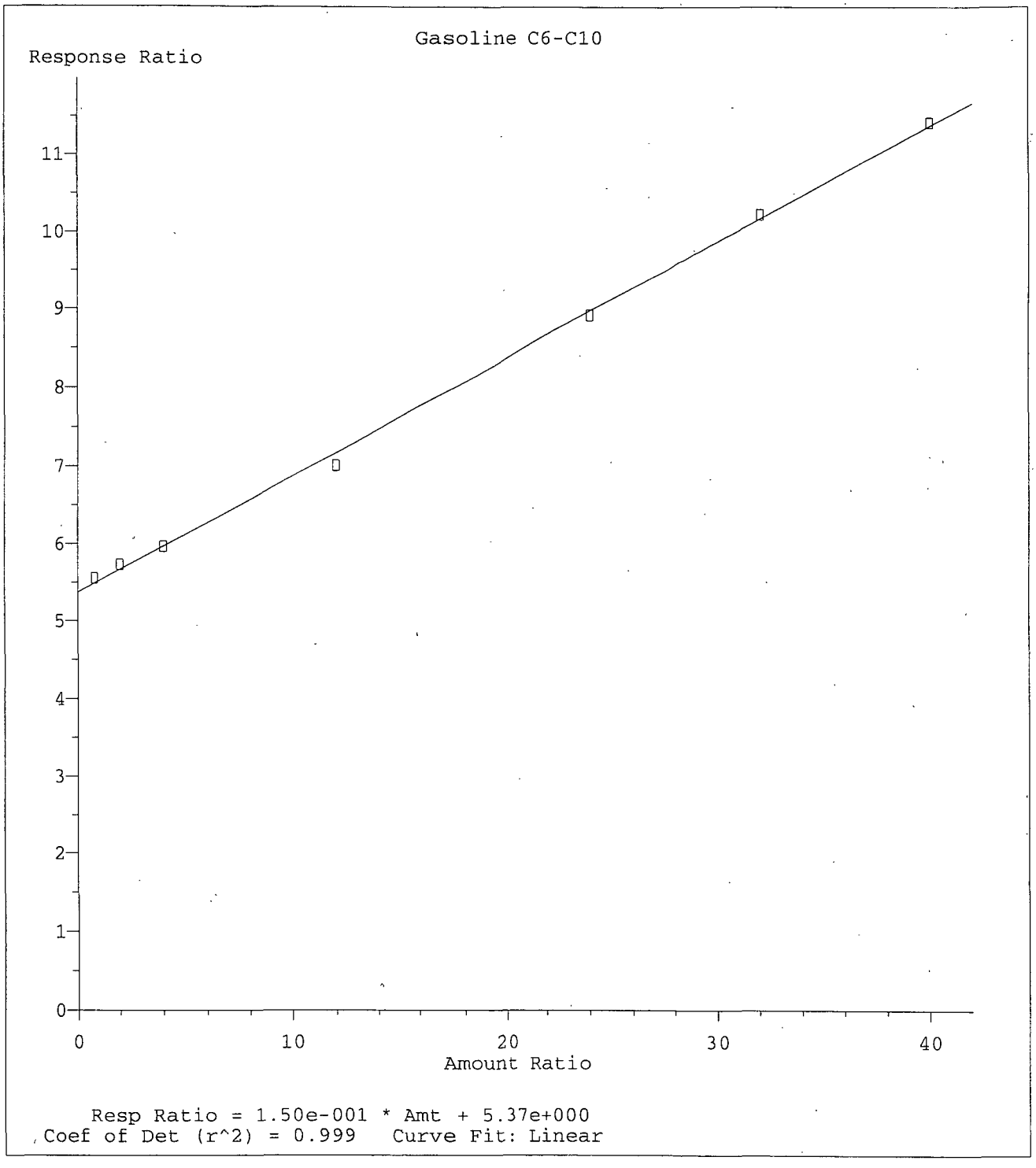

Method Name: M:\LOKI\DATA\210601\LGAS0601.M
Calibration Table Last Updated: Thu Jun 03 09:56:33 2021

VOLATILE ORGANIC ANALYSIS
VOLATILE ORGANIC COMPOUNDS

Form 7

Second Source Calibration

Lab Name: APPL, Inc.
Case No:
Matrix: Water

SDG No:
Date Analyzed: 2 Jun 21 5:04
Instrument: Loki
Initial Cal. Date: 06/02/21
Data File: 0601L35.D

		Compound	MEAN	CCRF	%D		%Drift
1	TMHB	Gasoline C6-C10	1.838	0.6261	66	TMHBL	19
2							
3							
4							
5							
6							
7							
8							
9							
10							
11							
12							
13							
14							
15							
16							
17							
18							
19							
20							
21							
22							
23							
24							
25							
26							
27							
28							
29							
30							
31							
32							
33							
34							
35							
36							
37							
38							
39							
40							
		Average			66.0		

Quantitation Report (QT Reviewed)

Data File : M:\LOKI\DATA\210601\0601L35.D Vial: 25
Acq On : 2 Jun 21 5:04 Operator:
Sample : (SS) 300ug/L GAS STD 6/1/21 Inst : Loki
Misc : IS&S: 10/21/20, 11/11/20 Multiplr: 1.00

Quant Time: Jun 3 9:58 2021 Quant Results File: LGAS0601.RES

Quant Method : M:\LOKI\DATA\210601\LGAS0601.M (RTE Integrator)
Title : METHOD 8260B
Last Update : Thu Jun 03 09:56:33 2021
Response via : Initial Calibration
DataAcq Meth : 020321_L8260

Internal Standards	R.T.	QIon	Response	Conc Units	Dev(Min)
1) Fluorobenzene (IS)	6.53	TIC	815111	25.000 ppb	0.00
3) Chlorobenzene-D5 (IS)	12.56	TIC	980678	25.000 ppb	0.00
4) 1,4-Dichlorobenzene-D (IS)	12.56	TIC	981833	25.000 ppb	0.00

System Monitoring Compounds

Target Compounds					Qvalue
2) Gasoline C6-C10	8.39	TIC	6124125m	356.589 ppb	100

(#) = qualifier out of range (m) = manual integration

Quantitation Report

Data File : M:\LOKI\DATA\210601\0601L35.D
Acq On : 2 Jun 21 5:04
Sample : (SS) 300ug/L GAS STD 6/1/21
Misc : IS&S: 10/21/20, 11/11/20

Vial: 25
Operator:
Inst : Loki
Multiplr: 1.00

Quant Time: Jun 3 9:58 2021 Quant Results File: LGAS0601.RES

Method : M:\LOKI\DATA\210601\LGAS0601.M (RTE Integrator)
Title : METHOD 8260B
Last Update : Thu Jun 03 09:56:33 2021
Response via : Initial Calibration

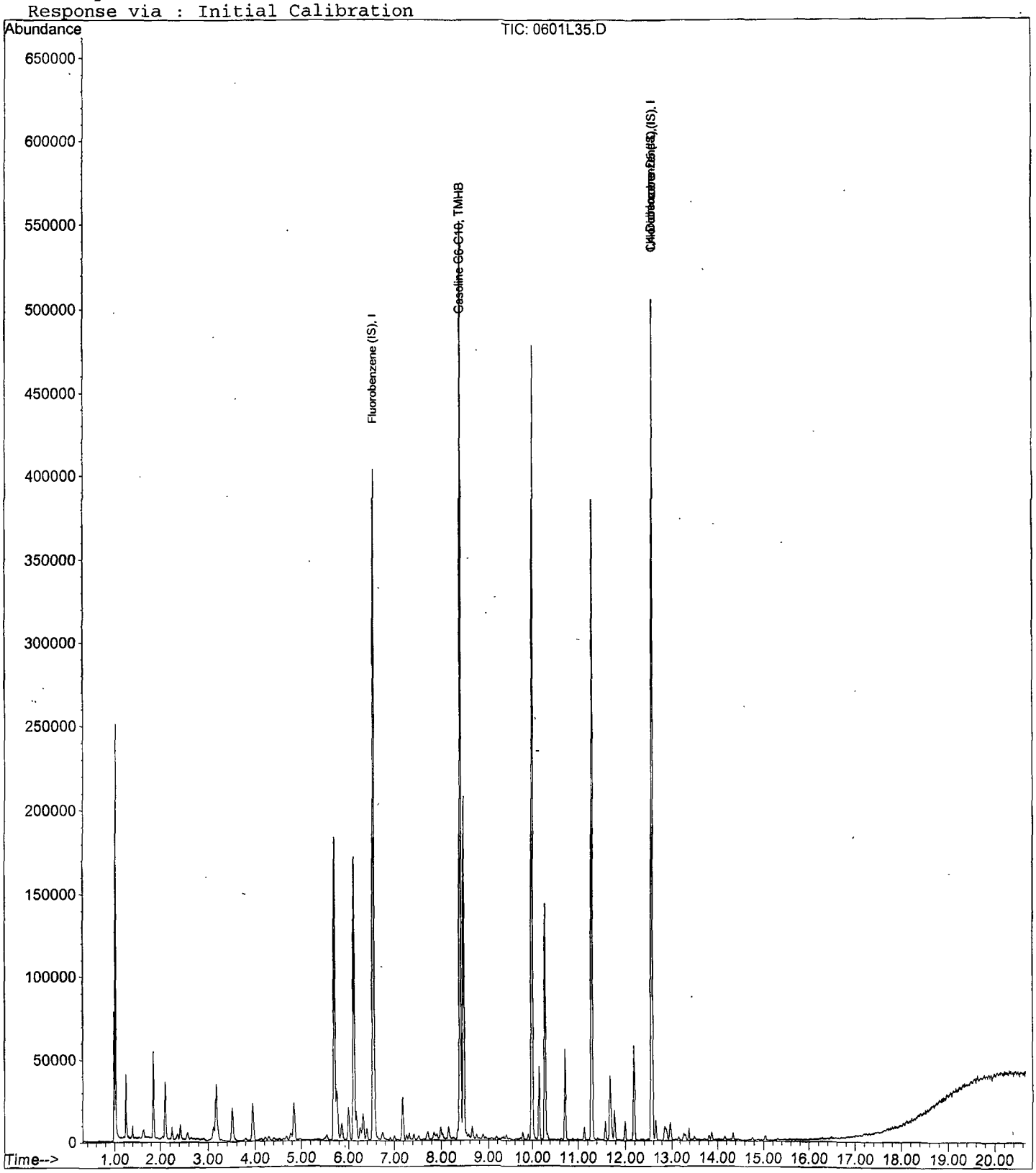

VOLATILE ORGANIC ANALYSIS
VOLATILE ORGANIC COMPOUNDS

Form 6
Initial Calibration

Lab Name: APPL, Inc. SDG No:
Case No: Initial Cal. Date: 06/01/21
Matrix: Water Instrument: Loki Initials: CH

		Compound	0601L16 D	0601L17.D	0601L18.D	0601L19 D	0601L20.D	0601L21.D	0601L22 D	0601L23.D	0601L24.D		Avg	%RSD	Type	r^2	Q	MRF
			1	2	3	4	5	6	7	8	9							
1	I	Fluorobenzene (IS)																
2	S	Dibromofluoromethane(S)	0.3366	0.3406	0.2906	0.2793	0.3012	0.2959	0.2933	0.2823	0.2674		0.30	8.3	S			
3	S	1,2-DCA-D4(S)	0.3691	0.3664	0.3097	0.2993	0.3248	0.3133	0.3121	0.2982	0.2791		0.32	9.5	S			
4	I	Chlorobenzene-D5 (IS)																
5	S	Toluene-D8(S)	1.237	1.197	1.067	1.079	1.213	1.217	1.235	1.217	1.195		1.2	5.5	S			
6	S	4-Bromofluorobenzene(S)	0.4561	0.4374	0.3548	0.3752	0.4174	0.4276	0.4476	0.4582	0.4554		0.43	8.8	S			
7	I	1,4-Dichlorobenzene-D4 (IS)																
8																		
9																		
10																		
11																		
12																		
13																		
14																		
15																		
16																		
17																		
18																		
19																		
20																		
21																		
22																		
23																		
24																		
25																		
26																		
27																		
28																		
29																		
30																		
31																		
32																		
33																		
34																		
35																		

Quantitation Report (Not Reviewed)

Data File : M:\LOKI\DATA\210601\0601L16.D Vial: 6
Acq On : 1 Jun 21 20:20 Operator:
Sample : 0.3ug/L VOC STD 6/1/21 Inst : Loki
Misc : IS&S: 10/21/20, 11/11/20 Multiplr: 1.00

Quant Time: Jun 8 12:01 2021 Quant Results File: L0601SUR.RES

Quant Method : M:\LOKI\DATA\210601\L0601SUR.M (RTE Integrator)
Title : METHOD 8260B
Last Update : Mon Jun 07 13:46:40 2021
Response via : Initial Calibration
DataAcq Meth : 020321_L8260

Internal Standards	R.T.	QIon	Response	Conc Units	Dev(Min)
1) Fluorobenzene (IS)	6.53	96	330913	25.000 ppb	0.00
4) Chlorobenzene-D5 (IS)	9.99	117	272247	25.000 ppb	0.00
7) 1,4-Dichlorobenzene-D4 (IS	12.56	152	138237	25.000 ppb	0.00
System Monitoring Compounds					
2) Dibromofluoromethane(S)	5.69	113	22277	5.636 ppb	0.00
Spiked Amount 25.000			Recovery	= 22.544%	
3) 1,2-DCA-D4(S)	6.11	65	24431	5.784 ppb	0.00
Spiked Amount 25.000			Recovery	= 23.136%	
5) Toluene-D8(S)	8.39	98	67337	5.222 ppb	0.00
Spiked Amount 25.000			Recovery	= 20.888%	
6) 4-Bromofluorobenzene(S)	11.29	174	24836	5.360 ppb	0.00
Spiked Amount 25.000			Recovery	= 21.440%	

Target Compounds Qvalue

(#) = qualifier out of range (m) = manual integration

Quantitation Report

Data File : M:\LOKI\DATA\210601\0601L16.D Vial: 6
Acq On : 1 Jun 21 20:20 Operator:
Sample : 0.3ug/L VOC STD 6/1/21 Inst : Loki
Misc : IS&S: 10/21/20, 11/11/20 Multiplr: 1.00

Quant Time: Jun 8 12:01 2021 Quant Results File: L0601SUR.RES

Method : M:\LOKI\DATA\210601\L0601SUR.M (RTE Integrator)
Title : METHOD 8260B
Last Update : Mon Jun 07 13:46:40 2021
Response via : Initial Calibration



Quantitation Report (Not Reviewed)

Data File : M:\LOKI\DATA\210601\0601L17.D Vial: 7
Acq On : 1 Jun 21 20:48 Operator:
Sample : 0.5ug/L VOC STD 6/1/21 Inst : Loki
Misc : IS&S: 10/21/20, 11/11/20 Multiplr: 1.00

Quant Time: Jun 8 12:01 2021 Quant Results File: L0601SUR.RES

Quant Method : M:\LOKI\DATA\210601\L0601SUR.M (RTE Integrator)
Title : METHOD 8260B
Last Update : Mon Jun 07 13:46:40 2021
Response via : Initial Calibration
DataAcq Meth : 020321_L8260

Internal Standards	R.T.	QIon	Response	Conc Units	Dev(Min)
1) Fluorobenzene (IS)	6.54	96	345391	25.000 ppb	0.00
4) Chlorobenzene-D5 (IS)	9.99	117	286716	25.000 ppb	0.00
7) 1,4-Dichlorobenzene-D4 (IS	12.56	152	140017	25.000 ppb	0.00
System Monitoring Compounds					
2) Dibromofluoromethane(S)	5.69	113	23531	5.704 ppb	0.00
Spiked Amount 25.000			Recovery	= 22.816%	
3) 1,2-DCA-D4(S)	6.11	65	25307	5.740 ppb	0.00
Spiked Amount 25.000			Recovery	= 22.960%	
5) Toluene-D8(S)	8.40	98	68665	5.056 ppb	0.00
Spiked Amount 25.000			Recovery	= 20.224%	
6) 4-Bromofluorobenzene(S)	11.29	174	25080	5.139 ppb	0.00
Spiked Amount 25.000			Recovery	= 20.556%	

Target Compounds Qvalue

(#) = qualifier out of range (m) = manual integration

Quantitation Report

Data File : M:\LOKI\DATA\210601\0601L17.D
Acq On : 1 Jun 21 20:48
Sample : 0.5ug/L VOC STD 6/1/21
Misc : IS&S: 10/21/20, 11/11/20

Vial: 7
Operator:
Inst : Loki
Multiplr: 1.00

Quant Time: Jun 8 12:01 2021

Quant Results File: L0601SUR.RES

Method : M:\LOKI\DATA\210601\L0601SUR.M (RTE Integrator)
Title : METHOD 8260B
Last Update : Mon Jun 07 13:46:40 2021
Response via : Initial Calibration



Quantitation Report (Not Reviewed)

Data File : M:\LOKI\DATA\210601\0601L18.D Vial: 8
Acq On : 1 Jun 21 21:15 Operator:
Sample : 1ug/L VOC STD 6/1/21 Inst : Loki
Misc : IS&S: 10/21/20, 11/11/20 Multiplr: 1.00

Quant Time: Jun 8 12:01 2021 Quant Results File: L0601SUR.RES

Quant Method : M:\LOKI\DATA\210601\L0601SUR.M (RTE Integrator)
Title : METHOD 8260B
Last Update : Mon Jun 07 13:46:40 2021
Response via : Initial Calibration
DataAcq Meth : 020321_L8260

Internal Standards	R.T.	QIon	Response	Conc Units	Dev(Min)
1) Fluorobenzene (IS)	6.53	96	355171	25.000 ppb	0.00
4) Chlorobenzene-D5 (IS)	9.99	117	298335	25.000 ppb	0.00
7) 1,4-Dichlorobenzene-D4 (IS	12.56	152	148524	25.000 ppb	0.00
System Monitoring Compounds					
2) Dibromofluoromethane(S)	5.69	113	41287	9.733 ppb	0.00
Spiked Amount 25.000			Recovery	= 38.932%	
3) 1,2-DCA-D4(S)	6.11	65	43993	9.704 ppb	0.00
Spiked Amount 25.000			Recovery	= 38.816%	
5) Toluene-D8(S)	8.39	98	127322	9.011 ppb	0.00
Spiked Amount 25.000			Recovery	= 36.044%	
6) 4-Bromofluorobenzene(S)	11.29	174	42342	8.338 ppb	0.00
Spiked Amount 25.000			Recovery	= 33.352%	

Target Compounds Qvalue

(#) = qualifier out of range (m) = manual integration

Quantitation Report

Data File : M:\LOKI\DATA\210601\0601L18.D
Acq On : 1 Jun 21 21:15
Sample : 1ug/L VOC STD 6/1/21
Misc : IS&S: 10/21/20, 11/11/20

Vial: 8
Operator:
Inst : Loki
Multiplr: 1.00

Quant Time: Jun 8 12:01 2021

Quant Results File: L0601SUR.RES

Method : M:\LOKI\DATA\210601\L0601SUR.M (RTE Integrator)
Title : METHOD 8260B
Last Update : Mon Jun 07 13:46:40 2021
Response via : Initial Calibration



Quantitation Report (Not Reviewed)

Data File : M:\LOKI\DATA\210601\0601L19.D Vial: 9
Acq On : 1 Jun 21 21:43 Operator:
Sample : 2ug/L VOC STD 6/1/21 Inst : Loki
Misc : IS&S: 10/21/20, 11/11/20 Multiplr: 1.00

Quant Time: Jun 8 12:01 2021 Quant Results File: L0601SUR.RES

Quant Method : M:\LOKI\DATA\210601\L0601SUR.M (RTE Integrator)
Title : METHOD 8260B
Last Update : Mon Jun 07 13:46:40 2021
Response via : Initial Calibration
DataAcq Meth : 020321_L8260

Internal Standards	R.T.	QIon	Response	Conc Units	Dev(Min)
1) Fluorobenzene (IS)	6.54	96	352918	25.000 ppb	0.00
4) Chlorobenzene-D5 (IS)	9.99	117	294916	25.000 ppb	0.00
7) 1,4-Dichlorobenzene-D4 (IS	12.56	152	158373	25.000 ppb	0.00
System Monitoring Compounds					
2) Dibromofluoromethane(S)	5.70	113	39426	9.354 ppb	0.00
Spiked Amount 25.000			Recovery	= 37.416%	
3) 1,2-DCA-D4(S)	6.11	65	42247	9.378 ppb	0.00
Spiked Amount 25.000			Recovery	= 37.512%	
5) Toluene-D8(S)	8.40	98	127290	9.113 ppb	0.00
Spiked Amount 25.000			Recovery	= 36.452%	
6) 4-Bromofluorobenzene(S)	11.29	174	44263	8.818 ppb	0.00
Spiked Amount 25.000			Recovery	= 35.272%	

Target Compounds Qvalue

(#) = qualifier out of range (m) = manual integration
0601L19.D L0601SUR.M Tue Jun 08 12:00:15 2021

Quantitation Report

Data File : M:\LOKI\DATA\210601\0601L19.D Vial: 9
Acq On : 1 Jun 21 21:43 Operator:
Sample : 2ug/L VOC STD 6/1/21 Inst : Loki
Misc : IS&S: 10/21/20, 11/11/20 Multiplr: 1.00

Quant Time: Jun 8 12:01 2021 Quant Results File: L0601SUR.RES

Method : M:\LOKI\DATA\210601\L0601SUR.M (RTE Integrator)
Title : METHOD 8260B
Last Update : Mon Jun 07 13:46:40 2021
Response via : Initial Calibration



Quantitation Report (Not Reviewed)

Data File : M:\LOKI\DATA\210601\0601L20.D Vial: 10
Acq On : 1 Jun 21 22:10 Operator:
Sample : 5ug/L VOC STD 6/1/21 Inst : Loki
Misc : IS&S: 10/21/20, 11/11/20 Multiplr: 1.00

Quant Time: Jun 8 12:01 2021 Quant Results File: L0601SUR.RES

Quant Method : M:\LOKI\DATA\210601\L0601SUR.M (RTE Integrator)
Title : METHOD 8260B
Last Update : Mon Jun 07 13:46:40 2021
Response via : Initial Calibration
DataAcq Meth : 020321_L8260

Internal Standards	R.T.	QIon	Response	Conc Units	Dev(Min)
1) Fluorobenzene (IS)	6.53	96	368163	25.000 ppb	0.00
4) Chlorobenzene-D5 (IS)	9.99	117	305416	25.000 ppb	0.00
7) 1,4-Dichlorobenzene-D4 (IS	12.56	152	171391	25.000 ppb	0.00
System Monitoring Compounds					
2) Dibromofluoromethane(S)	5.69	113	110900	25.221 ppb	0.00
Spiked Amount 25.000			Recovery	= 100.884%	
3) 1,2-DCA-D4(S)	6.11	65	119570	25.444 ppb	0.00
Spiked Amount 25.000			Recovery	= 101.776%	
5) Toluene-D8(S)	8.39	98	370554	25.616 ppb	0.00
Spiked Amount 25.000			Recovery	= 102.464%	
6) 4-Bromofluorobenzene(S)	11.29	174	127473	24.521 ppb	0.00
Spiked Amount 25.000			Recovery	= 98.084%	

Target Compounds Qvalue

(#) = qualifier out of range (m) = manual integration

Quantitation Report

Data File : M:\LOKI\DATA\210601\0601L20.D
Acq On : 1 Jun 21 22:10
Sample : 5ug/L VOC STD 6/1/21
Misc : IS&S: 10/21/20, 11/11/20

Vial: 10
Operator:
Inst : Loki
Multiplr: 1.00

Quant Time: Jun 8 12:01 2021

Quant Results File: L0601SUR.RES

Method : M:\LOKI\DATA\210601\L0601SUR.M (RTE Integrator)
Title : METHOD 8260B
Last Update : Mon Jun 07 13:46:40 2021
Response via : Initial Calibration

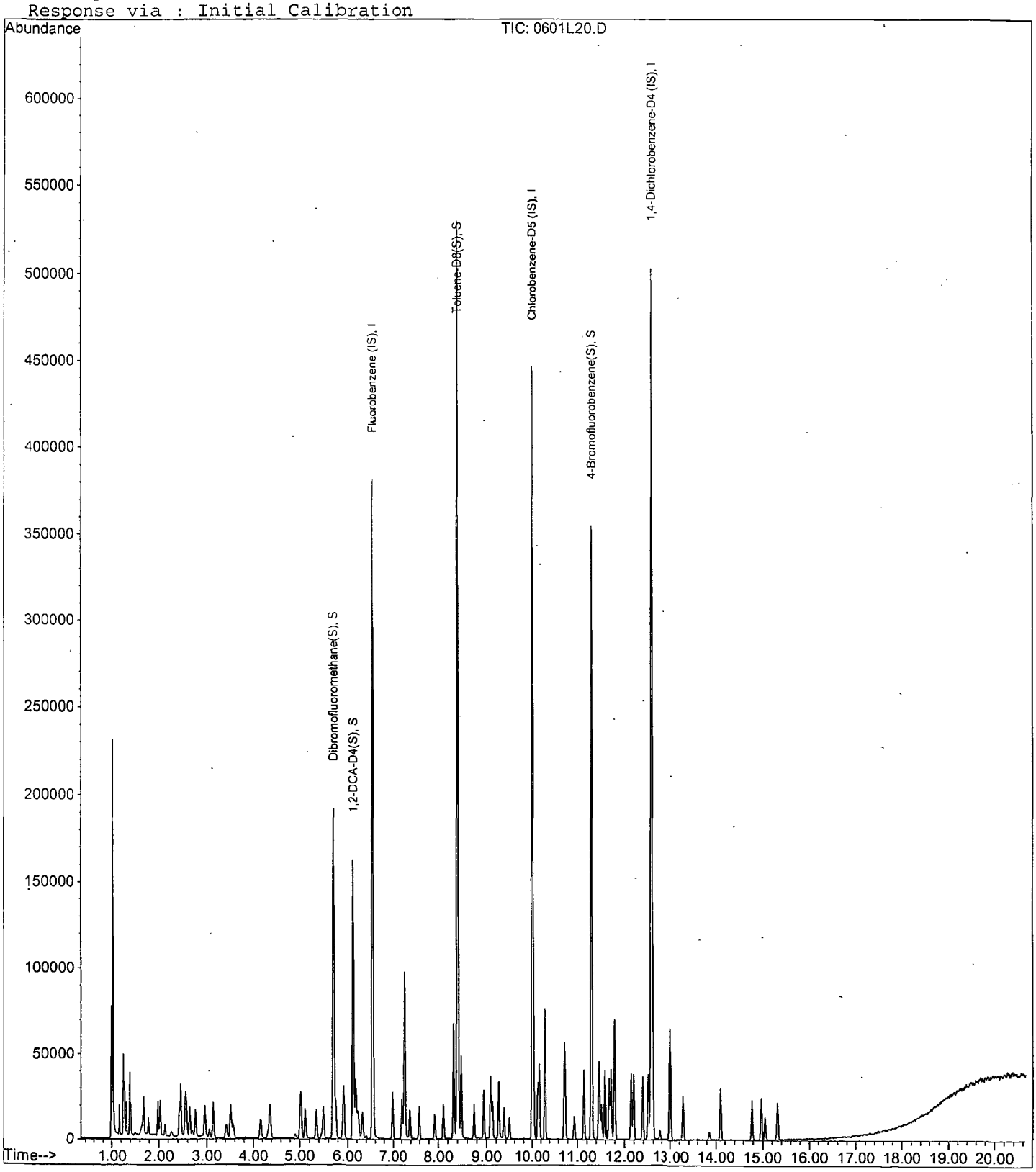

Quantitation Report (Not Reviewed)

Data File : M:\LOKI\DATA\210601\0601L21.D Vial: 11
Acq On : 1 Jun 21 22:38 Operator:
Sample : 10ug/L VOC STD 6/1/21 Inst : Loki
Misc : IS&S: 10/21/20, 11/11/20 Multiplr: 1.00

Quant Time: Jun 8 12:01 2021 Quant Results File: L0601SUR.RES

Quant Method : M:\LOKI\DATA\210601\L0601SUR.M (RTE Integrator)
Title : METHOD 8260B
Last Update : Mon Jun 07 13:46:40 2021
Response via : Initial Calibration
DataAcq Meth : 020321_L8260

Internal Standards	R.T.	QIon	Response	Conc Units	Dev(Min)
1) Fluorobenzene (IS)	6.53	96	367590	25.000 ppb	0.00
4) Chlorobenzene-D5 (IS)	9.99	117	304257	25.000 ppb	0.00
7) 1,4-Dichlorobenzene-D4 (IS	12.56	152	182815	25.000 ppb	0.00
System Monitoring Compounds					
2) Dibromofluoromethane(S)	5.70	113	108787	24.779 ppb	0.00
Spiked Amount 25.000			Recovery	= 99.116%	
3) 1,2-DCA-D4(S)	6.11	65	115184	24.549 ppb	0.00
Spiked Amount 25.000			Recovery	= 98.196%	
5) Toluene-D8(S)	8.39	98	370149	25.685 ppb	0.00
Spiked Amount 25.000			Recovery	= 102.740%	
6) 4-Bromofluorobenzene(S)	11.29	174	130114	25.124 ppb	0.00
Spiked Amount 25.000			Recovery	= 100.496%	

Target Compounds Qvalue

(#) = qualifier out of range (m) = manual integration

Quantitation Report

Data File : M:\LOKI\DATA\210601\0601L21.D Vial: 11
Acq On : 1 Jun 21 22:38 Operator:
Sample : 10ug/L VOC STD 6/1/21 Inst : Loki
Misc : IS&S: 10/21/20, 11/11/20 Multiplr: 1.00

Quant Time: Jun 8 12:01 2021 Quant Results File: L0601SUR.RES

Method : M:\LOKI\DATA\210601\L0601SUR.M (RTE Integrator)
Title : METHOD 8260B
Last Update : Mon Jun 07 13:46:40 2021
Response via : Initial Calibration

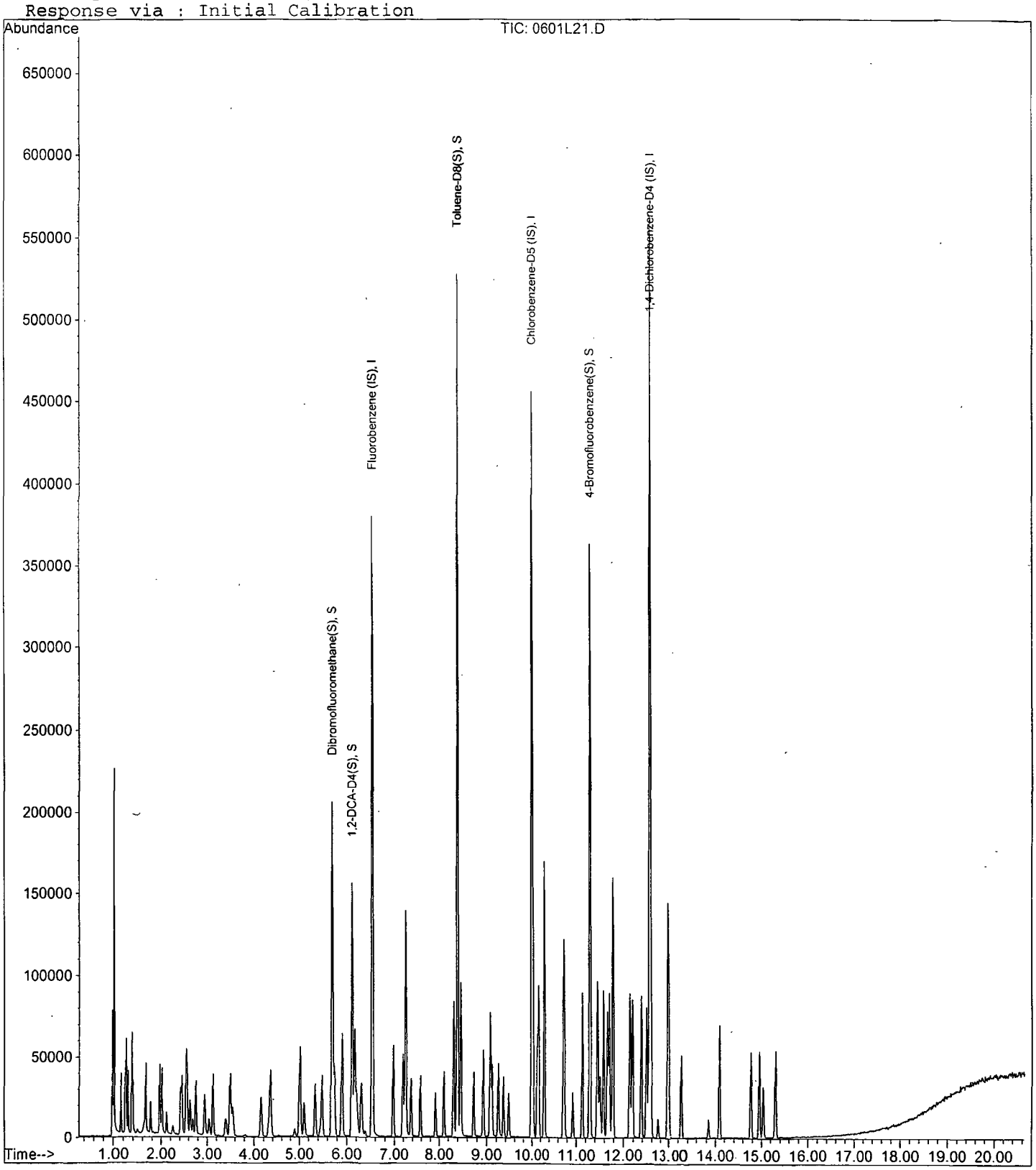

Quantitation Report (Not Reviewed)

Data File : M:\LOKI\DATA\210601\0601L22.D Vial: 12
Acq On : 1 Jun 21 23:05 Operator:
Sample : 20ug/L VOC STD 6/1/21 Inst : Loki
Misc : IS&S: 10/21/20, 11/11/20 Multiplr: 1.00

Quant Time: Jun 8 12:01 2021 Quant Results File: L0601SUR.RES

Quant Method : M:\LOKI\DATA\210601\L0601SUR.M (RTE Integrator)
Title : METHOD 8260B
Last Update : Mon Jun 07 13:46:40 2021
Response via : Initial Calibration
DataAcq Meth : 020321_L8260

Internal Standards	R.T.	QIon	Response	Conc Units	Dev(Min)
1) Fluorobenzene (IS)	6.53	96	391070	25.000 ppb	0.00
4) Chlorobenzene-D5 (IS)	9.99	117	324854	25.000 ppb	0.00
7) 1,4-Dichlorobenzene-D4 (IS	12.56	152	199324	25.000 ppb	0.00
System Monitoring Compounds					
2) Dibromofluoromethane(S)	5.69	113	229368	49.107 ppb	0.00
Spiked Amount 25.000			Recovery	= 196.428%	
3) 1,2-DCA-D4(S)	6.11	65	244108	48.903 ppb	0.00
Spiked Amount 25.000			Recovery	= 195.612%	
5) Toluene-D8(S)	8.39	98	802446	52.153 ppb	0.00
Spiked Amount 25.000			Recovery	= 208.612%	
6) 4-Bromofluorobenzene(S)	11.29	174	290805	52.593 ppb	0.00
Spiked Amount 25.000			Recovery	= 210.372%	

Target Compounds Qvalue

(#) = qualifier out of range (m) = manual integration

Quantitation Report

Data File : M:\LOKI\DATA\210601\0601L22.D
Acq On : 1 Jun 21 23:05
Sample : 20ug/L VOC STD 6/1/21
Misc : IS&S: 10/21/20, 11/11/20

Vial: 12
Operator:
Inst : Loki
Multiplr: 1.00

Quant Time: Jun 8 12:01 2021

Quant Results File: L0601SUR.RES

Method : M:\LOKI\DATA\210601\L0601SUR.M (RTE Integrator)
Title : METHOD 8260B
Last Update : Mon Jun 07 13:46:40 2021
Response via : Initial Calibration

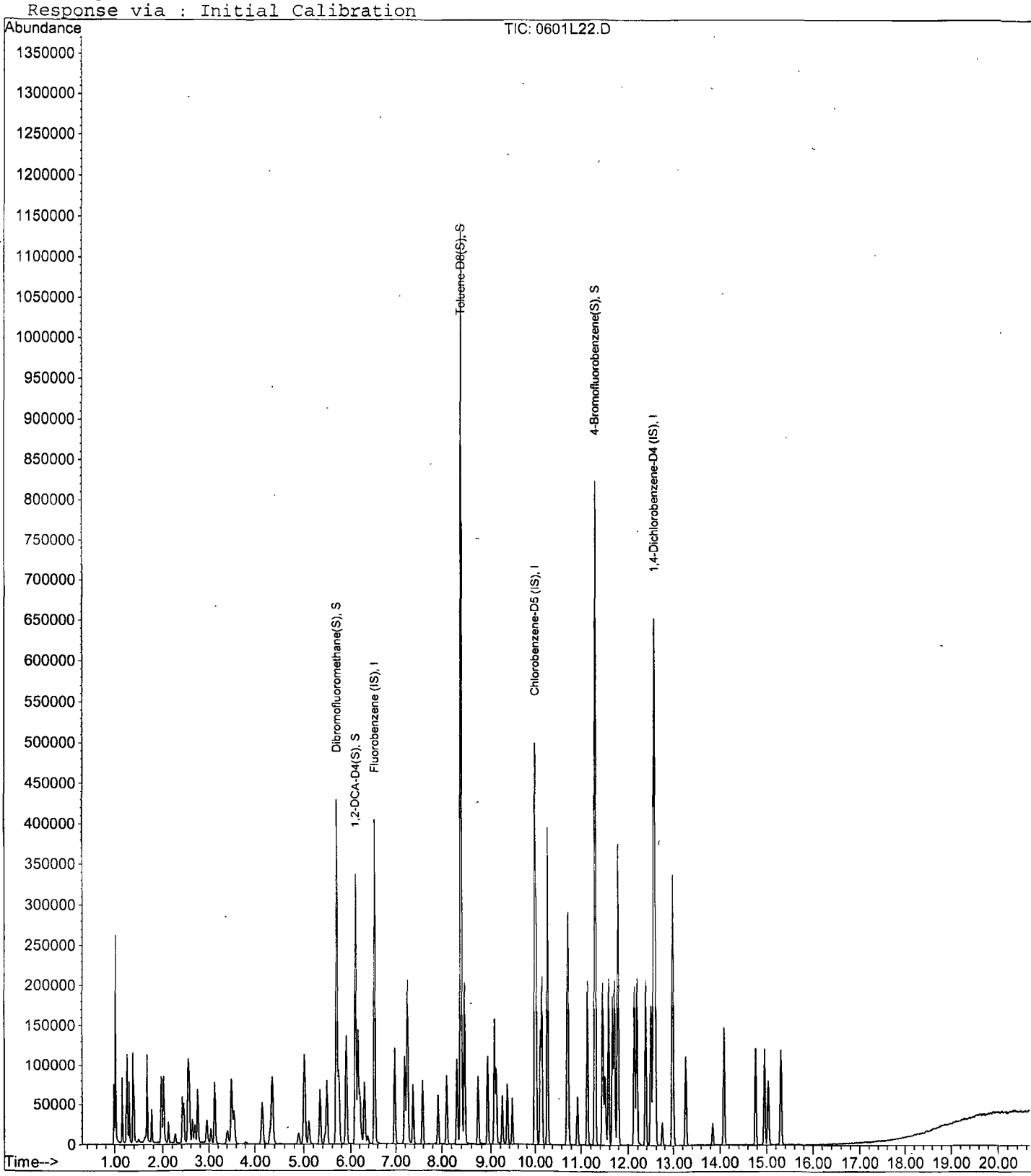

Quantitation Report (Not Reviewed)

Data File : M:\LOKI\DATA\210601\0601L23.D Vial: 13
Acq On : 1 Jun 21 23:33 Operator:
Sample : 40ug/L VOC STD 6/1/21 Inst : Loki
Misc : IS&S: 10/21/20, 11/11/20 Multiplr: 1.00

Quant Time: Jun 8 12:01 2021 Quant Results File: L0601SUR.RES

Quant Method : M:\LOKI\DATA\210601\L0601SUR.M (RTE Integrator)
Title : METHOD 8260B
Last Update : Mon Jun 07 13:46:40 2021
Response via : Initial Calibration
DataAcq Meth : 020321_L8260

Internal Standards	R.T.	QIon	Response	Conc Units	Dev(Min)
1) Fluorobenzene (IS)	6.53	96	412168	25.000 ppb	0.00
4) Chlorobenzene-D5 (IS)	9.99	117	341477	25.000 ppb	0.00
7) 1,4-Dichlorobenzene-D4 (IS	12.56	152	214519	25.000 ppb	0.00
System Monitoring Compounds					
2) Dibromofluoromethane(S)	5.70	113	232724	47.275 ppb	0.00
Spiked Amount 25.000			Recovery	= 189.100%	
3) 1,2-DCA-D4(S)	6.11	65	245812	46.724 ppb	0.00
Spiked Amount 25.000			Recovery	= 186.896%	
5) Toluene-D8(S)	8.39	98	830901	51.373 ppb	0.00
Spiked Amount 25.000			Recovery	= 205.492%	
6) 4-Bromofluorobenzene(S)	11.29	174	312936	53.840 ppb	0.00
Spiked Amount 25.000			Recovery	= 215.360%	

Target Compounds Qvalue

(#) = qualifier out of range (m) = manual integration

Quantitation Report

Data File : M:\LOKI\DATA\210601\0601L23.D Vial: 13
Acq On : 1 Jun 21 23:33 Operator:
Sample : 40ug/L VOC STD 6/1/21 Inst : Loki
Misc : IS&S: 10/21/20, 11/11/20 Multiplr: 1.00

Quant Time: Jun 8 12:01 2021 Quant Results File: L0601SUR.RES

Method : M:\LOKI\DATA\210601\L0601SUR.M (RTE Integrator)
Title : METHOD 8260B
Last Update : Mon Jun 07 13:46:40 2021
Response via : Initial Calibration

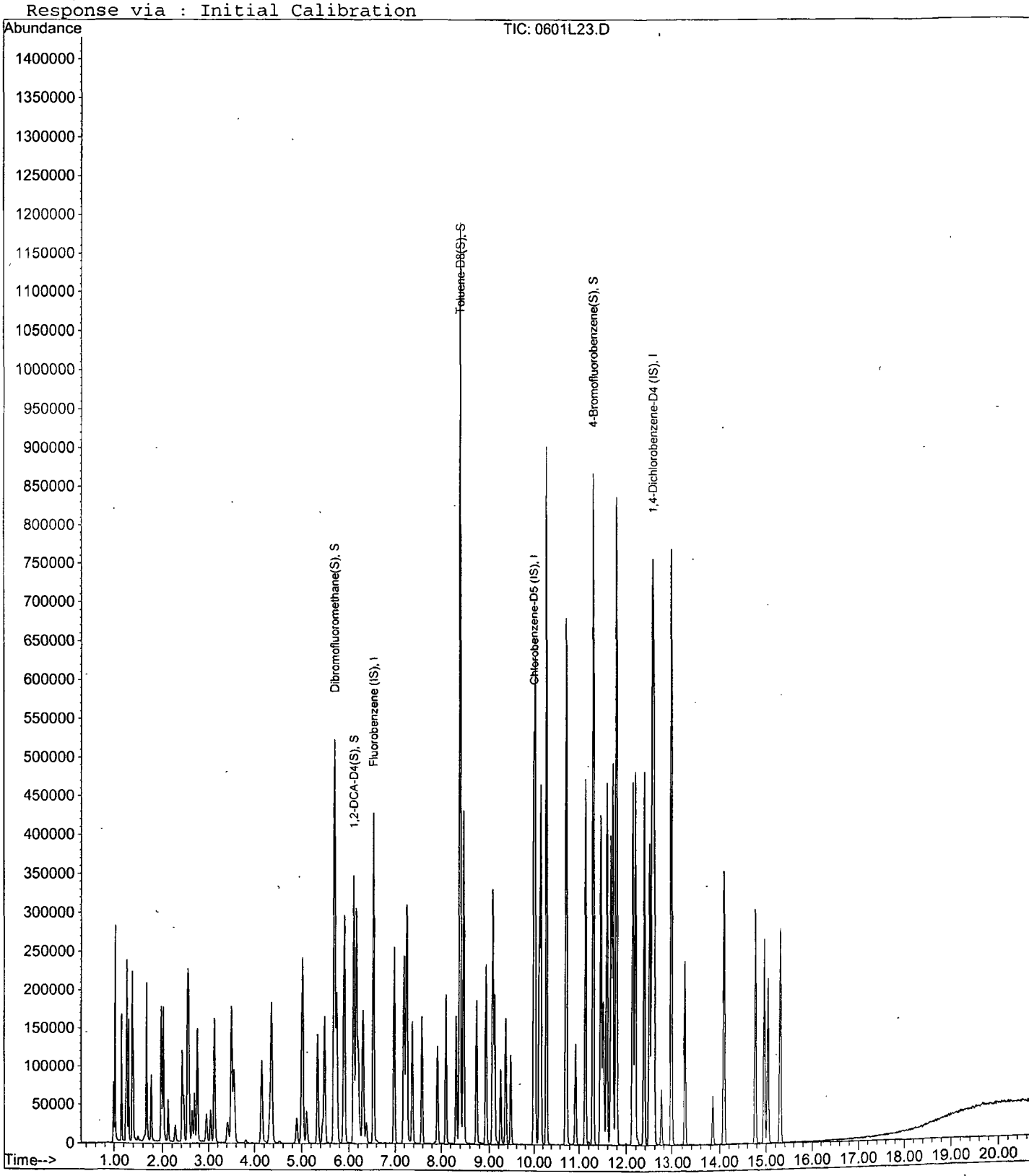

Quantitation Report (Not Reviewed)

Data File : M:\LOKI\DATA\210601\0601L24.D Vial: 14
Acq On : 2 Jun 21 00:01 Operator:
Sample : 100ug/L VOC STD 6/1/21 Inst : Loki
Misc : IS&S: 10/21/20, 11/11/20 Multiplr: 1.00

Quant Time: Jun 8 12:02 2021 Quant Results File: L0601SUR.RES

Quant Method : M:\LOKI\DATA\210601\L0601SUR.M (RTE Integrator)
Title : METHOD 8260B
Last Update : Mon Jun 07 13:46:40 2021
Response via : Initial Calibration
DataAcq Meth : 020321_L8260

Internal Standards	R.T.	QIon	Response	Conc Units	Dev(Min)
1) Fluorobenzene (IS)	6.53	96	429238	25.000 ppb	0.00
4) Chlorobenzene-D5 (IS)	9.99	117	346846	25.000 ppb	0.00
7) 1,4-Dichlorobenzene-D4 (IS	12.56	152	236124	25.000 ppb	0.00
System Monitoring Compounds					
2) Dibromofluoromethane(S)	5.69	113	459138	89.559 ppb	0.00
Spiked Amount 25.000			Recovery	= 358.236%	
3) 1,2-DCA-D4(S)	6.11	65	479178	87.459 ppb	0.00
Spiked Amount 25.000			Recovery	= 349.836%	
5) Toluene-D8(S)	8.39	98	1658284	100.942 ppb	0.00
Spiked Amount 25.000			Recovery	= 403.768%	
6) 4-Bromofluorobenzene(S)	11.29	174	631796	107.017 ppb	0.00
Spiked Amount 25.000			Recovery	= 428.068%	

Target Compounds Qvalue

(#) = qualifier out of range (m) = manual integration

Quantitation Report

Data File : M:\LOKI\DATA\210601\0601L24.D
Acq On : 2 Jun 21 00:01
Sample : 100ug/L VOC STD 6/1/21
Misc : IS&S: 10/21/20, 11/11/20

Vial: 14
Operator:
Inst : Loki
Multiplr: 1.00

Quant Time: Jun 8 12:02 2021

Quant Results File: L0601SUR.RES

Method : M:\LOKI\DATA\210601\L0601SUR.M (RTE Integrator)
Title : METHOD 8260B
Last Update : Mon Jun 07 13:46:40 2021
Response via : Initial Calibration



VOLATILE ORGANIC ANALYSIS
VOLATILE ORGANIC COMPOUNDS

Form 7

Continuing Calibration

Lab Name: APPL, Inc.
Case No:
Matrix: Water

SDG No:
Date Analyzed: 2 Jun 21 18:52
Instrument: Loki
Initial Cal. Date: 06/01/21
Data File: 0602L05.D

		Compound	MEAN	CCRF	%D		%Drift
1	I	Fluorobenzene (IS)	ISTD			I	
2	TMHB	Gasoline C6-C10	1.838	0.5884	68	TMHBL	6.2
3	I	Chlorobenzene-D5 (IS)	ISTD			I	
4	I	1,4-Dichlorobenzene-D (IS)	ISTD			I	
5							
6							
7							
8							
9							
10							
11							
12							
13							
14							
15							
16							
17							
18							
19							
20							
21							
22							
23							
24							
25							
26							
27							
28							
29							
30							
31							
32							
33							
34							
35							
36							
37							
38							
39							
40							
		Average			68.0		

VOLATILE ORGANIC ANALYSIS
VOLATILE ORGANIC COMPOUNDS

Form 7

Continuing Calibration

Lab Name: APPL, Inc.
Case No:
Matrix: Water

SDG No:
Date Analyzed: 2 Jun 21 18:52
Instrument: Loki
Initial Cal. Date: 06/01/21
Data File: 0602L05.D

		Compound	MEAN	CCRF	%D		%Drift
1	I	Fluorobenzene (IS)	ISTD			I	
2	S	Dibromofluoromethane(S)	0.2986	0.2971	0.51	S	
3	S	1,2-DCA-D4(S)	0.3191	0.3197	0.18	S	
4	I	Chlorobenzene-D5 (IS)	ISTD			I	
5	S	Toluene-D8(S)	1.184	1.173	0.94	S	
6	S	4-Bromofluorobenzene(S)	0.4255	0.4133	2.9	S	
7	I	1,4-Dichlorobenzene-D4 (IS)	ISTD			I	
8							
9							
10							
11							
12							
13							
14							
15							
16							
17							
18							
19							
20							
21							
22							
23							
24							
25							
26							
27							
28							
29							
30							
31							
32							
33							
34							
35							
36							
37							
38							
39							
40							
		Average			1.1		

Quantitation Report (QT Reviewed)

Data File : M:\LOKI\DATA\210601\0602L05.D
Acq On : 2 Jun 21 18:52
Sample : 210602A CCV 300ug/L
Misc : IS&S: 10/21/20, 11/11/20

Vial: 5
Operator:
Inst : Loki
Multiplr: 1.00

Quant Time: Jun 3 9:59 2021 Quant Results File: LGAS0601.RES

Quant Method : M:\LOKI\DATA\210601\LGAS0601.M (RTE Integrator)
Title : METHOD 8260B
Last Update : Thu Jun 03 09:56:33 2021
Response via : Initial Calibration
DataAcq Meth : 020321_L8260

Internal Standards	R.T.	QIon	Response	Conc Units	Dev(Min)
1) Fluorobenzene (IS)	6.54	TIC	758348	25.000 ppb	0.00
3) Chlorobenzene-D5 (IS)	12.56	TIC	895819	25.000 ppb	0.00
4) 1,4-Dichlorobenzene-D (IS)	12.56	TIC	895981	25.000 ppb	0.00

System Monitoring Compounds

Target Compounds					Qvalue
2) Gasoline C6-C10	8.39	TIC	5354135m	281.282 ppb	100

(#) = qualifier out of range (m) = manual integration

Quantitation Report (Not Reviewed)

Data File : M:\LOKI\DATA\210601\0602L05.D
Acq On : 2 Jun 21 18:52
Sample : 210602A CCV 300ug/L
Misc : IS&S: 10/21/20, 11/11/20

Vial: 5
Operator:
Inst : Loki
Multiplr: 1.00

Quant Time: Jun 8 17:14 2021 Quant Results File: L0601SUR.RES

Quant Method : M:\LOKI\DATA\210601\L0601SUR.M (RTE Integrator)
Title : METHOD 8260B
Last Update : Mon Jun 07 13:46:40 2021
Response via : Initial Calibration
DataAcq Meth : 020321_L8260

Internal Standards	R.T.	QIon	Response	Conc Units	Dev(Min)
1) Fluorobenzene (IS)	6.54	96	366610	25.000 ppb	0.00
4) Chlorobenzene-D5 (IS)	9.99	117	301357	25.000 ppb	0.00
7) 1,4-Dichlorobenzene-D4 (IS	12.56	152	159618	25.000 ppb	0.00
System Monitoring Compounds					
2) Dibromofluoromethane(S)	5.70	113	108903	24.871 ppb	0.00
Spiked Amount 25.000			Recovery	= 99.484%	
3) 1,2-DCA-D4(S)	6.11	65	117202	25.046 ppb	0.00
Spiked Amount 25.000			Recovery	= 100.184%	
5) Toluene-D8(S)	8.39	98	353469	24.764 ppb	0.00
Spiked Amount 25.000			Recovery	= 99.056%	
6) 4-Bromofluorobenzene(S)	11.29	174	124560	24.283 ppb	0.00
Spiked Amount 25.000			Recovery	= 97.132%	

Target Compounds Qvalue

(#) = qualifier out of range (m) = manual integration

Quantitation Report

Data File : M:\LOKI\DATA\210601\0602L05.D Vial: 5
Acq On : 2 Jun 21 18:52 Operator:
Sample : 210602A CCV 300ug/L Inst : Loki
Misc : IS&S: 10/21/20, 11/11/20 Multiplr: 1.00

Quant Time: Jun 3 9:59 2021 Quant Results File: LGAS0601.RES

Method : M:\LOKI\DATA\210601\LGAS0601.M (RTE Integrator)
Title : METHOD 8260B
Last Update : Thu Jun 03 09:56:33 2021
Response via : Initial Calibration

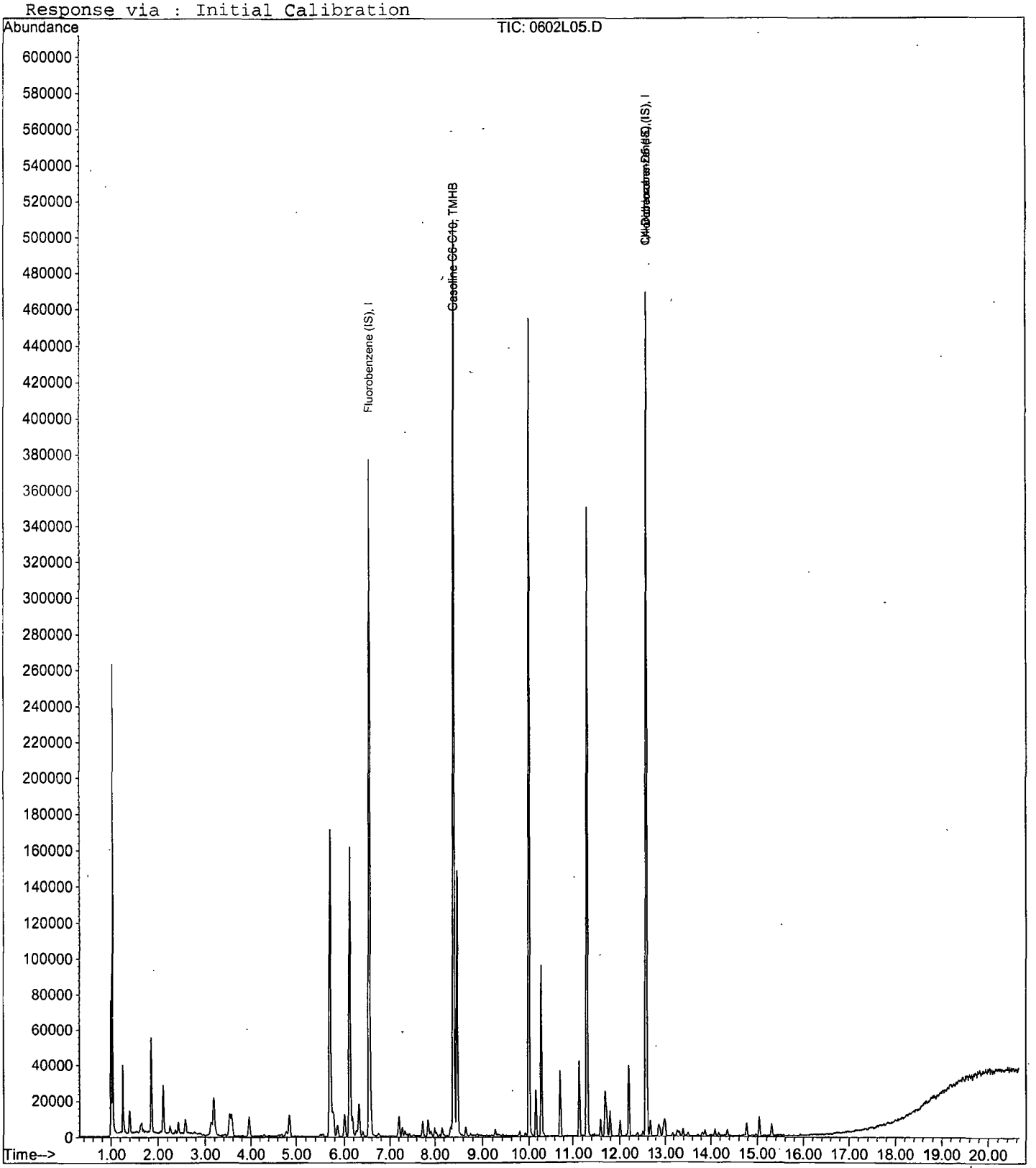

VOLATILE ORGANIC ANALYSIS
VOLATILE ORGANIC COMPOUNDS

Form 7

Ending Continuing Calibration

Lab Name: APPL, Inc.
Case No:
Matrix: Water

SDG No:
Date Analyzed: 3 Jun 21 3:37
Instrument: Loki
Initial Cal. Date: 06/01/21
Data File: 0602L24.D

		Compound	MEAN	CCRF	%D		%Drift
1	I	Fluorobenzene (IS)	ISTD			I	
2	TMHB	Gasoline C6-C10	1.838	0.5908	68	TMHBL	4.6
3	I	Chlorobenzene-D5 (IS)	ISTD			I	
4	I	1,4-Dichlorobenzene-D (IS)	ISTD			I	
5							
6							
7							
8							
9							
10							
11							
12							
13							
14							
15							
16							
17							
18							
19							
20							
21							
22							
23							
24							
25							
26							
27							
28							
29							
30							
31							
32							
33							
34							
35							
36							
37							
38							
39							
40							
		Average			68.0		

VOLATILE ORGANIC ANALYSIS
VOLATILE ORGANIC COMPOUNDS

Form 7

Ending Continuing Calibration

Lab Name: APPL, Inc.
Case No:
Matrix: Water

SDG No:
Date Analyzed: 3 Jun 21 3:37
Instrument: Loki
Initial Cal. Date: 06/01/21
Data File: 0602L24.D

		Compound	MEAN	CCRF	%D	%Drift	
1	I	Fluorobenzene (IS)	ISTD			I	
2	S	Dibromofluoromethane(S)	0.2986	0.2998	0.40	S	
3	S	1,2-DCA-D4(S)	0.3191	0.3253	1.9	S	
4	I	Chlorobenzene-D5 (IS)	ISTD			I	
5	S	Toluene-D8(S)	1.184	1.156	2.4	S	
6	S	4-Bromofluorobenzene(S)	0.4255	0.4112	3.4	S	
7	I	1,4-Dichlorobenzene-D4 (IS)	ISTD			I	
8							
9							
10							
11							
12							
13							
14							
15							
16							
17							
18							
19							
20							
21							
22							
23							
24							
25							
26							
27							
28							
29							
30							
31							
32							
33							
34							
35							
36							
37							
38							
39							
40							
		Average			2.0		

Quantitation Report (QT Reviewed)

Data File : M:\LOKI\DATA\210601\0602L24.D Vial: 24
Acq On : 3 Jun 21 3:37 Operator:
Sample : Ending CCV 300ug/L 6/2/21 Inst : Loki
Misc : IS&S: 10/21/20, 11/11/20 Multiplr: 1.00

Quant Time: Jun 3 10:33 2021 Quant Results File: LGAS0601.RES

Quant Method : M:\LOKI\DATA\210601\LGAS0601.M (RTE Integrator)
Title : METHOD 8260B
Last Update : Thu Jun 03 09:56:33 2021
Response via : Initial Calibration
DataAcq Meth : 020321_L8260

Internal Standards	R.T.	QIon	Response	Conc Units	Dev(Min)
1) Fluorobenzene (IS)	6.54	TIC	739500	25.000 ppb	0.00
3) Chlorobenzene-D5 (IS)	12.56	TIC	887070	25.000 ppb	0.00
4) 1,4-Dichlorobenzene-D (IS)	12.56	TIC	888453	25.000 ppb	0.00

System Monitoring Compounds

Target Compounds					Qvalue
2) Gasoline C6-C10	8.40	TIC	5243014m	286.216 ppb	100

(#) = qualifier out of range (m) = manual integration
0602L24.D LGAS0601.M Tue Jun 08 17:06:22 2021

Quantitation Report (Not Reviewed)

Data File : M:\LOKI\DATA\210601\0602L24.D Vial: 24
Acq On : 3 Jun 21 3:37 Operator:
Sample : Ending CCV 300ug/L 6/2/21 Inst : Loki
Misc : IS&S: 10/21/20, 11/11/20 Multiplr: 1.00

Quant Time: Jun 8 17:15 2021 Quant Results File: L0601SUR.RES

Quant Method : M:\LOKI\DATA\210601\L0601SUR.M (RTE Integrator)
Title : METHOD 8260B
Last Update : Mon Jun 07 13:46:40 2021
Response via : Initial Calibration
DataAcq Meth : 020321_L8260

Internal Standards	R.T.	QIon	Response	Conc Units	Dev(Min)
1) Fluorobenzene (IS)	6.54	96	358662	25.000 ppb	0.00
4) Chlorobenzene-D5 (IS)	9.99	117	300240	25.000 ppb	0.00
7) 1,4-Dichlorobenzene-D4 (IS	12.56	152	156556	25.000 ppb	0.00
System Monitoring Compounds					
2) Dibromofluoromethane(S)	5.70	113	107519	25.100 ppb	0.00
Spiked Amount 25.000			Recovery	= 100.400%	
3) 1,2-DCA-D4(S)	6.11	65	116675	25.486 ppb	0.00
Spiked Amount 25.000			Recovery	= 101.944%	
5) Toluene-D8(S)	8.40	98	346969	24.399 ppb	0.00
Spiked Amount 25.000			Recovery	= 97.596%	
6) 4-Bromofluorobenzene(S)	11.29	174	123458	24.158 ppb	0.00
Spiked Amount 25.000			Recovery	= 96.632%	

Target Compounds Qvalue

(#) = qualifier out of range (m) = manual integration

Quantitation Report

Data File : M:\LOKI\DATA\210601\0602L24.D
Acq On : 3 Jun 21 3:37
Sample : Ending CCV 300ug/L 6/2/21
Misc : IS&S: 10/21/20, 11/11/20

Vial: 24
Operator:
Inst : Loki
Multiplr: 1.00

Quant Time: Jun 3 10:33 2021

Quant Results File: LGAS0601.RES

Method : M:\LOKI\DATA\210601\LGAS0601.M (RTE Integrator)
Title : METHOD 8260B
Last Update : Thu Jun 03 09:56:33 2021
Response via : Initial Calibration



ORGANICS

Raw Data

Quantitation Report (QT Reviewed)

Data File : M:\LOKI\DATA\210601\0602L16.D Vial: 16
Acq On : 2 Jun 21 23:56 Operator:
Sample : BA33250W01 Inst : Loki
Misc : IS&S: 10/21/20, 11/11/20 Multiplr: 1.00

Quant Time: Jun 8 12:10 2021 Quant Results File: LGAS0601.RES

Quant Method : M:\LOKI\DATA\210601\LGAS0601.M (RTE Integrator)
Title : METHOD 8260B
Last Update : Thu Jun 03 09:56:33 2021
Response via : Initial Calibration
DataAcq Meth : 020321_L8260

Internal Standards	R.T.	QIon	Response	Conc Units	Dev(Min)
1) Fluorobenzene (IS)	6.54	TIC	702779	25.000 ppb	0.00
3) Chlorobenzene-D5 (IS)	12.56	TIC	829091	25.000 ppb	0.00
4) 1,4-Dichlorobenzene-D (IS)	12.56	TIC	830734	25.000 ppb	0.00

System Monitoring Compounds

Target Compounds Qvalue

(#) = qualifier out of range (m) = manual integration

Quantitation Report (Not Reviewed)

Data File : M:\LOKI\DATA\210601\0602L16.D Vial: 16
Acq On : 2 Jun 21 23:56 Operator:
Sample : BA33250W01 Inst : Loki
Misc : IS&S: 10/21/20, 11/11/20 Multiplr: 1.00

Quant Time: Jun 8 12:07 2021 Quant Results File: L0601SUR.RES

Quant Method : M:\LOKI\DATA\210601\L0601SUR.M (RTE Integrator)
Title : METHOD 8260B
Last Update : Mon Jun 07 13:46:40 2021
Response via : Initial Calibration
DataAcq Meth : 020321_L8260

Internal Standards	R.T.	QIon	Response	Conc Units	Dev(Min)
1) Fluorobenzene (IS)	6.54	96	346616	25.000 ppb	0.00
4) Chlorobenzene-D5 (IS)	9.99	117	291901	25.000 ppb	0.00
7) 1,4-Dichlorobenzene-D4 (IS	12.56	152	149250	25.000 ppb	0.00
System Monitoring Compounds					
2) Dibromofluoromethane(S)	5.70	113	107364	25.934 ppb	0.00
Spiked Amount 25.000			Recovery	= 103.736%	
3) 1,2-DCA-D4(S)	6.11	65	115955	26.209 ppb	0.00
Spiked Amount 25.000			Recovery	= 104.836%	
5) Toluene-D8(S)	8.40	98	336684	24.352 ppb	0.00
Spiked Amount 25.000			Recovery	= 97.408%	
6) 4-Bromofluorobenzene(S)	11.29	174	113568	22.858 ppb	0.00
Spiked Amount 25.000			Recovery	= 91.432%	

Target Compounds Qvalue

(#) = qualifier out of range (m) = manual integration

Quantitation Report

Data File : M:\LOKI\DATA\210601\0602L16.D Vial: 16
Acq On : 2 Jun 21 23:56 Operator:
Sample : BA33250W01 Inst : Loki
Misc : IS&S: 10/21/20, 11/11/20 Multiplr: 1.00

Quant Time: Jun 8 12:10 2021 Quant Results File: LGAS0601.RES

Method : M:\LOKI\DATA\210601\LGAS0601.M (RTE Integrator)
Title : METHOD 8260B
Last Update : Thu Jun 03 09:56:33 2021
Response via : Initial Calibration



Quantitation Report (QT Reviewed)

Data File : M:\LOKI\DATA\210601\0602L17.D Vial: 17
Acq On : 3 Jun 21 00:23 Operator:
Sample : BA33251W01 Inst : Loki
Misc : IS&S: 10/21/20, 11/11/20 Multiplr: 1.00

Quant Time: Jun 8 11:24 2021 Quant Results File: LGAS0601.RES

Quant Method : M:\LOKI\DATA\210601\LGAS0601.M (RTE Integrator)
Title : METHOD 8260B
Last Update : Thu Jun 03 09:56:33 2021
Response via : Initial Calibration
DataAcq Meth : 020321_L8260

Internal Standards	R.T.	QIon	Response	Conc Units	Dev(Min)
1) Fluorobenzene (IS)	6.53	TIC	696665	25.000 ppb	0.00
3) Chlorobenzene-D5 (IS)	12.56	TIC	828398	25.000 ppb	0.00
4) 1,4-Dichlorobenzene-D (IS)	12.56	TIC	829116	25.000 ppb	0.00

System Monitoring Compounds

Target Compounds Qvalue

(#) = qualifier out of range (m) = manual integration
0602L17.D LGAS0601.M Tue Jun 08 17:36:55 2021

Quantitation Report (Not Reviewed)

Data File : M:\LOKI\DATA\210601\0602L17.D Vial: 17
Acq On : 3 Jun 21 00:23 Operator:
Sample : BA33251W01 Inst : Loki
Misc : IS&S: 10/21/20, 11/11/20 Multiplr: 1.00

Quant Time: Jun 8 12:07 2021 Quant Results File: L0601SUR.RES

Quant Method : M:\LOKI\DATA\210601\L0601SUR.M (RTE Integrator)
Title : METHOD 8260B
Last Update : Mon Jun 07 13:46:40 2021
Response via : Initial Calibration
DataAcq Meth : 020321_L8260

Internal Standards	R.T.	QIon	Response	Conc Units	Dev(Min)
1) Fluorobenzene (IS)	6.53	96	341877	25.000 ppb	0.00
4) Chlorobenzene-D5 (IS)	9.99	117	288985	25.000 ppb	0.00
7) 1,4-Dichlorobenzene-D4 (IS	12.56	152	149978	25.000 ppb	0.00
System Monitoring Compounds					
2) Dibromofluoromethane(S)	5.70	113	104499	25.592 ppb	0.00
Spiked Amount 25.000			Recovery	= 102.368%	
3) 1,2-DCA-D4(S)	6.11	65	114669	26.278 ppb	0.00
Spiked Amount 25.000			Recovery	= 105.112%	
5) Toluene-D8(S)	8.40	98	332446	24.288 ppb	0.00
Spiked Amount 25.000			Recovery	= 97.152%	
6) 4-Bromofluorobenzene(S)	11.29	174	113092	22.992 ppb	0.00
Spiked Amount 25.000			Recovery	= 91.968%	

Target Compounds Qvalue

(#) = qualifier out of range (m) = manual integration

Quantitation Report

Data File : M:\LOKI\DATA\210601\0602L17.D Vial: 17
Acq On : 3 Jun 21 00:23 Operator:
Sample : BA33251W01 Inst : Loki
Misc : IS&S: 10/21/20, 11/11/20 Multiplr: 1.00

Quant Time: Jun 8 11:24 2021 Quant Results File: LGAS0601.RES

Method : M:\LOKI\DATA\210601\LGAS0601.M (RTE Integrator)
Title : METHOD 8260B
Last Update : Thu Jun 03 09:56:33 2021
Response via : Initial Calibration



Quantitation Report (QT Reviewed)

Data File : M:\LOKI\DATA\210601\0602L18.D Vial: 18
Acq On : 3 Jun 21 00:51 Operator:
Sample : BA33253W01 Inst : Loki
Misc : IS&S: 10/21/20, 11/11/20 Multiplr: 1.00

Quant Time: Jun 8 11:24 2021 Quant Results File: LGAS0601.RES

Quant Method : M:\LOKI\DATA\210601\LGAS0601.M (RTE Integrator)
Title : METHOD 8260B
Last Update : Thu Jun 03 09:56:33 2021
Response via : Initial Calibration
DataAcq Meth : 020321_L8260

Internal Standards	R.T.	QIon	Response	Conc Units	Dev(Min)
1) Fluorobenzene (IS)	6.53	TIC	685209	25.000 ppb	0.00
3) Chlorobenzene-D5 (IS)	12.56	TIC	803415	25.000 ppb	0.00
4) 1,4-Dichlorobenzene-D (IS)	12.56	TIC	803885	25.000 ppb	0.00

System Monitoring Compounds

Target Compounds Qvalue

(#) = qualifier out of range (m) = manual integration

Quantitation Report (Not Reviewed)

Data File : M:\LOKI\DATA\210601\0602L18.D Vial: 18
Acq On : 3 Jun 21 00:51 Operator:
Sample : BA33253W01 Inst : Loki
Misc : IS&S: 10/21/20, 11/11/20 Multiplr: 1.00

Quant Time: Jun 8 12:07 2021 Quant Results File: L0601SUR.RES

Quant Method : M:\LOKI\DATA\210601\L0601SUR.M (RTE Integrator)
Title : METHOD 8260B
Last Update : Mon Jun 07 13:46:40 2021
Response via : Initial Calibration
DataAcq Meth : 020321_L8260

Internal Standards	R.T.	QIon	Response	Conc Units	Dev(Min)
1) Fluorobenzene (IS)	6.54	96	337569	25.000 ppb	0.00
4) Chlorobenzene-D5 (IS)	9.99	117	281940	25.000 ppb	0.00
7) 1,4-Dichlorobenzene-D4 (IS	12.56	152	142559	25.000 ppb	0.00
System Monitoring Compounds					
2) Dibromofluoromethane(S)	5.70	113	103979	25.790 ppb	0.00
Spiked Amount 25.000			Recovery	= 103.160%	
3) 1,2-DCA-D4(S)	6.11	65	113478	26.336 ppb	0.00
Spiked Amount 25.000			Recovery	= 105.344%	
5) Toluene-D8(S)	8.39	98	330323	24.736 ppb	0.00
Spiked Amount 25.000			Recovery	= 98.944%	
6) 4-Bromofluorobenzene(S)	11.29	174	111236	23.179 ppb	0.00
Spiked Amount 25.000			Recovery	= 92.716%	

Target Compounds Qvalue

(#) = qualifier out of range (m) = manual integration

Quantitation Report

Data File : M:\LOKI\DATA\210601\0602L18.D Vial: 18
Acq On : 3 Jun 21 00:51 Operator:
Sample : BA33253W01 Inst : Loki
Misc : IS&S: 10/21/20, 11/11/20 Multiplr: 1.00

Quant Time: Jun 8 11:24 2021 Quant Results File: LGAS0601.RES

Method : M:\LOKI\DATA\210601\LGAS0601.M (RTE Integrator)
Title : METHOD 8260B
Last Update : Thu Jun 03 09:56:33 2021
Response via : Initial Calibration



Quantitation Report (QT Reviewed)

Data File : M:\LOKI\DATA\210601\0602L19.D Vial: 19
Acq On : 3 Jun 21 1:19 Operator:
Sample : BA33254W01 Inst : Loki
Misc : IS&S: 10/21/20, 11/11/20 Multiplr: 1.00

Quant Time: Jun 8 11:24 2021 Quant Results File: LGAS0601.RES

Quant Method : M:\LOKI\DATA\210601\LGAS0601.M (RTE Integrator)
Title : METHOD 8260B
Last Update : Thu Jun 03 09:56:33 2021
Response via : Initial Calibration
DataAcq Meth : 020321_L8260

Internal Standards	R.T.	QIon	Response	Conc Units	Dev(Min)
1) Fluorobenzene (IS)	6.53	TIC	680986	25.000 ppb	0.00
3) Chlorobenzene-D5 (IS)	12.56	TIC	872389	25.000 ppb	0.00
4) 1,4-Dichlorobenzene-D (IS)	12.56	TIC	874446	25.000 ppb	0.00

System Monitoring Compounds

Target Compounds Qvalue

(#) = qualifier out of range (m) = manual integration

Quantitation Report (Not Reviewed)

Data File : M:\LOKI\DATA\210601\0602L19.D Vial: 19
Acq On : 3 Jun 21 1:19 Operator:
Sample : BA33254W01 Inst : Loki
Misc : IS&S: 10/21/20, 11/11/20 Multiplr: 1.00

Quant Time: Jun 8 12:07 2021 Quant Results File: L0601SUR.RES

Quant Method : M:\LOKI\DATA\210601\L0601SUR.M (RTE Integrator)
Title : METHOD 8260B
Last Update : Mon Jun 07 13:46:40 2021
Response via : Initial Calibration
DataAcq Meth : 020321_L8260

Internal Standards	R.T.	QIon	Response	Conc Units	Dev(Min)
1) Fluorobenzene (IS)	6.53	96	336699	25.000 ppb	0.00
4) Chlorobenzene-D5 (IS)	9.99	117	285526	25.000 ppb	0.00
7) 1,4-Dichlorobenzene-D4 (IS	12.56	152	157901	25.000 ppb	0.00
System Monitoring Compounds					
2) Dibromofluoromethane(S)	5.69	113	103967	25.854 ppb	0.00
Spiked Amount 25.000			Recovery	= 103.416%	
3) 1,2-DCA-D4(S)	6.11	65	111839	26.023 ppb	0.00
Spiked Amount 25.000			Recovery	= 104.092%	
5) Toluene-D8(S)	8.40	98	328200	24.269 ppb	0.00
Spiked Amount 25.000			Recovery	= 97.076%	
6) 4-Bromofluorobenzene(S)	11.29	174	112489	23.146 ppb	0.00
Spiked Amount 25.000			Recovery	= 92.584%	

Target Compounds Qvalue

(#) = qualifier out of range (m) = manual integration

Quantitation Report

Data File : M:\LOKI\DATA\210601\0602L19.D Vial: 19
Acq On : 3 Jun 21 1:19 Operator:
Sample : BA33254W01 Inst : Loki
Misc : IS&S: 10/21/20, 11/11/20 Multiplr: 1.00

Quant Time: Jun 8 11:24 2021 Quant Results File: LGAS0601.RES

Method : M:\LOKI\DATA\210601\LGAS0601.M (RTE Integrator)
Title : METHOD 8260B
Last Update : Thu Jun 03 09:56:33 2021
Response via : Initial Calibration

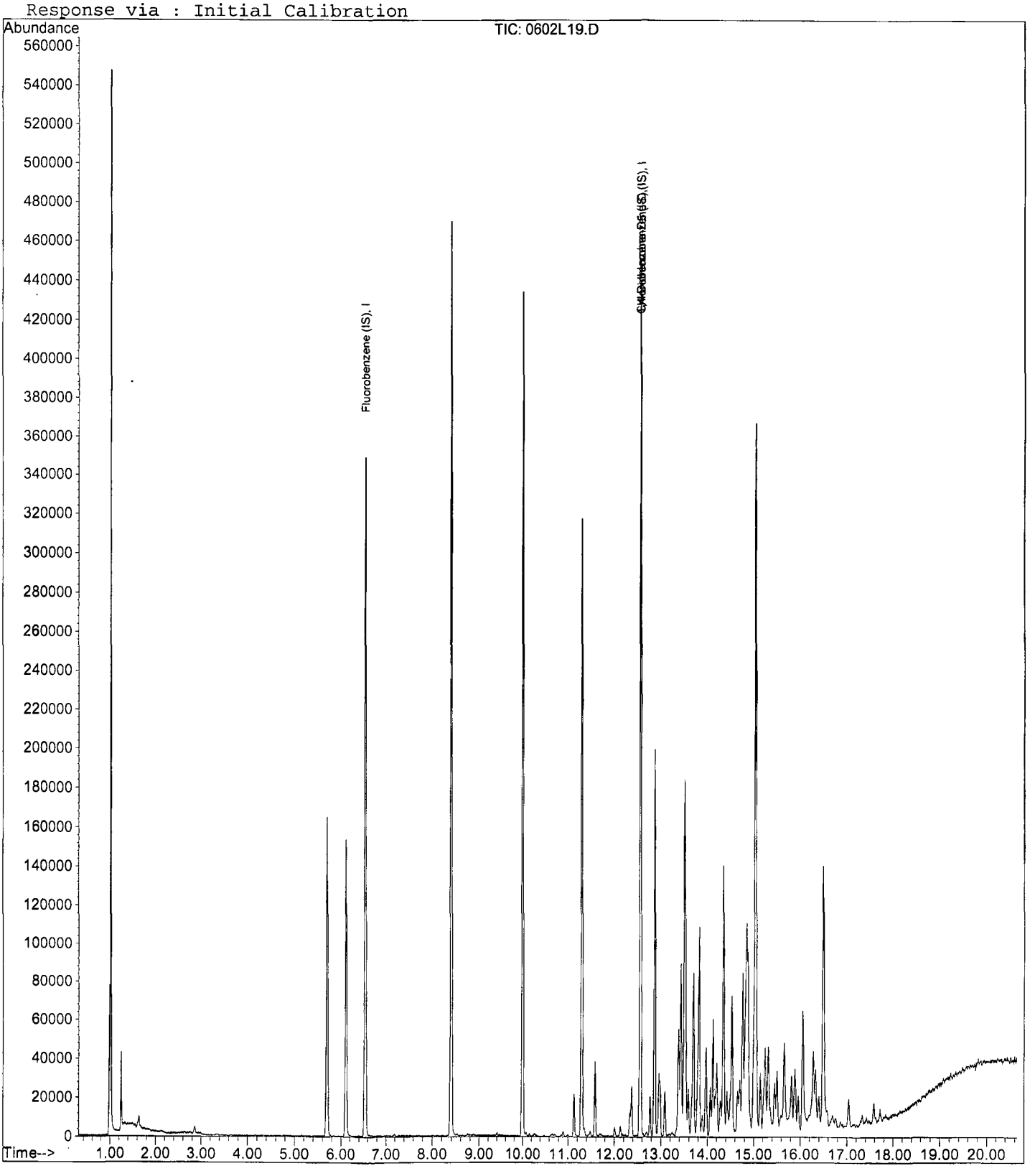

Quantitation Report (QT Reviewed)

Data File : M:\LOKI\DATA\210601\0602L08.D Vial: 8
Acq On : 2 Jun 21 20:15 Operator:
Sample : 210602A BLK Inst : Loki
Misc : IS&S: 10/21/20, 11/11/20 Multiplr: 1.00

Quant Time: Jun 8 11:57 2021 Quant Results File: LGAS0601.RES

Quant Method : M:\LOKI\DATA\210601\LGAS0601.M (RTE Integrator)
Title : METHOD 8260B
Last Update : Thu Jun 03 09:56:33 2021
Response via : Initial Calibration
DataAcq Meth : 020321_L8260

Internal Standards	R.T.	QIon	Response	Conc Units	Dev(Min)
1) Fluorobenzene (IS)	6.54	TIC	724122	25.000 ppb	0.00
3) Chlorobenzene-D5 (IS)	12.56	TIC	847225	25.000 ppb	0.00
4) 1,4-Dichlorobenzene-D (IS)	12.56	TIC	850254	25.000 ppb	0.00

System Monitoring Compounds

Target Compounds Qvalue

(#) = qualifier out of range (m) = manual integration

Quantitation Report (Not Reviewed)

Data File : M:\LOKI\DATA\210601\0602L08.D Vial: 8
Acq On : 2 Jun 21 20:15 Operator:
Sample : 210602A BLK Inst : Loki
Misc : IS&S: 10/21/20, 11/11/20 Multiplr: 1.00

Quant Time: Jun 8 17:15 2021 Quant Results File: L0601SUR.RES

Quant Method : M:\LOKI\DATA\210601\L0601SUR.M (RTE Integrator)
Title : METHOD 8260B
Last Update : Mon Jun 07 13:46:40 2021
Response via : Initial Calibration
DataAcq Meth : 020321_L8260

Internal Standards	R.T.	QIon	Response	Conc Units	Dev(Min)
1) Fluorobenzene (IS)	6.54	96	358077	25.000 ppb	0.00
4) Chlorobenzene-D5 (IS)	9.99	117	299632	25.000 ppb	0.00
7) 1,4-Dichlorobenzene-D4 (IS	12.56	152	152467	25.000 ppb	0.00
System Monitoring Compounds					
2) Dibromofluoromethane(S)	5.70	113	109786	25.671 ppb	0.00
Spiked Amount 25.000			Recovery	= 102.684%	
3) 1,2-DCA-D4(S)	6.11	65	117209	25.644 ppb	0.00
Spiked Amount 25.000			Recovery	= 102.576%	
5) Toluene-D8(S)	8.39	98	346389	24.408 ppb	0.00
Spiked Amount 25.000			Recovery	= 97.632%	
6) 4-Bromofluorobenzene(S)	11.29	174	119878	23.505 ppb	0.00
Spiked Amount 25.000			Recovery	= 94.020%	

Target Compounds Qvalue

(#) = qualifier out of range (m) = manual integration

Quantitation Report

Data File : M:\LOKI\DATA\210601\0602L08.D Vial: 8
Acq On : 2 Jun 21 20:15 Operator:
Sample : 210602A BLK Inst : Loki
Misc : IS&S: 10/21/20, 11/11/20 Multiplr: 1.00

Quant Time: Jun 8 11:57 2021 Quant Results File: LGAS0601.RES

Method : M:\LOKI\DATA\210601\LGAS0601.M (RTE Integrator)
Title : METHOD 8260B
Last Update : Thu Jun 03 09:56:33 2021
Response via : Initial Calibration



Quantitation Report (QT Reviewed)

Data File : M:\LOKI\DATA\210601\0602L06.D Vial: 6
Acq On : 2 Jun 21 19:20 Operator:
Sample : 210602A LCS 300ug/L Inst : Loki
Misc : IS&S: 10/21/20, 11/11/20 Multiplr: 1.00

Quant Time: Jun 3 9:59 2021 Quant Results File: LGAS0601.RES

Quant Method : M:\LOKI\DATA\210601\LGAS0601.M (RTE Integrator)
Title : METHOD 8260B
Last Update : Thu Jun 03 09:56:33 2021
Response via : Initial Calibration
DataAcq Meth : 020321_L8260

Internal Standards	R.T.	QIon	Response	Conc Units	Dev(Min)
1) Fluorobenzene (IS)	6.53	TIC	748248	25.000 ppb	0.00
3) Chlorobenzene-D5 (IS)	12.56	TIC	882994	25.000 ppb	0.00
4) 1,4-Dichlorobenzene-D (IS)	12.56	TIC	884393	25.000 ppb	0.00

System Monitoring Compounds

Target Compounds					Qvalue
2) Gasoline C6-C10	8.39	TIC	5363448m	299.194 ppb	100

(#) = qualifier out of range (m) = manual integration

Quantitation Report (Not Reviewed)

Data File : M:\LOKI\DATA\210601\0602L06.D Vial: 6
Acq On : 2 Jun 21 19:20 Operator:
Sample : 210602A LCS 300ug/L Inst : Loki
Misc : IS&S: 10/21/20, 11/11/20 Multiplr: 1.00

Quant Time: Jun 8 17:14 2021 Quant Results File: L0601SUR.RES

Quant Method : M:\LOKI\DATA\210601\L0601SUR.M (RTE Integrator)
Title : METHOD 8260B
Last Update : Mon Jun 07 13:46:40 2021
Response via : Initial Calibration
DataAcq Meth : 020321_L8260

Internal Standards	R.T.	QIon	Response	Conc Units	Dev(Min)
1) Fluorobenzene (IS)	6.53	96	357680	25.000 ppb	0.00
4) Chlorobenzene-D5 (IS)	9.99	117	299290	25.000 ppb	0.00
7) 1,4-Dichlorobenzene-D4 (IS	12.56	152	157298	25.000 ppb	0.00
System Monitoring Compounds					
2) Dibromofluoromethane(S)	5.69	113	108998	25.515 ppb	0.00
Spiked Amount 25.000			Recovery	= 102.060%	
3) 1,2-DCA-D4(S)	6.11	65	118065	25.860 ppb	0.00
Spiked Amount 25.000			Recovery	= 103.440%	
5) Toluene-D8(S)	8.39	98	349727	24.671 ppb	0.00
Spiked Amount 25.000			Recovery	= 98.684%	
6) 4-Bromofluorobenzene(S)	11.29	174	124382	24.416 ppb	0.00
Spiked Amount 25.000			Recovery	= 97.664%	

Target Compounds Qvalue

(#) = qualifier out of range (m) = manual integration

Quantitation Report

Data File : M:\LOKI\DATA\210601\0602L06.D
Acq On : 2 Jun 21 19:20
Sample : 210602A LCS 300ug/L
Misc : IS&S: 10/21/20, 11/11/20

Vial: 6
Operator:
Inst : Loki
Multiplr: 1.00

Quant Time: Jun 3 9:59 2021 Quant Results File: LGAS0601.RES

Method : M:\LOKI\DATA\210601\LGAS0601.M (RTE Integrator)
Title : METHOD 8260B
Last Update : Thu Jun 03 09:56:33 2021
Response via : Initial Calibration

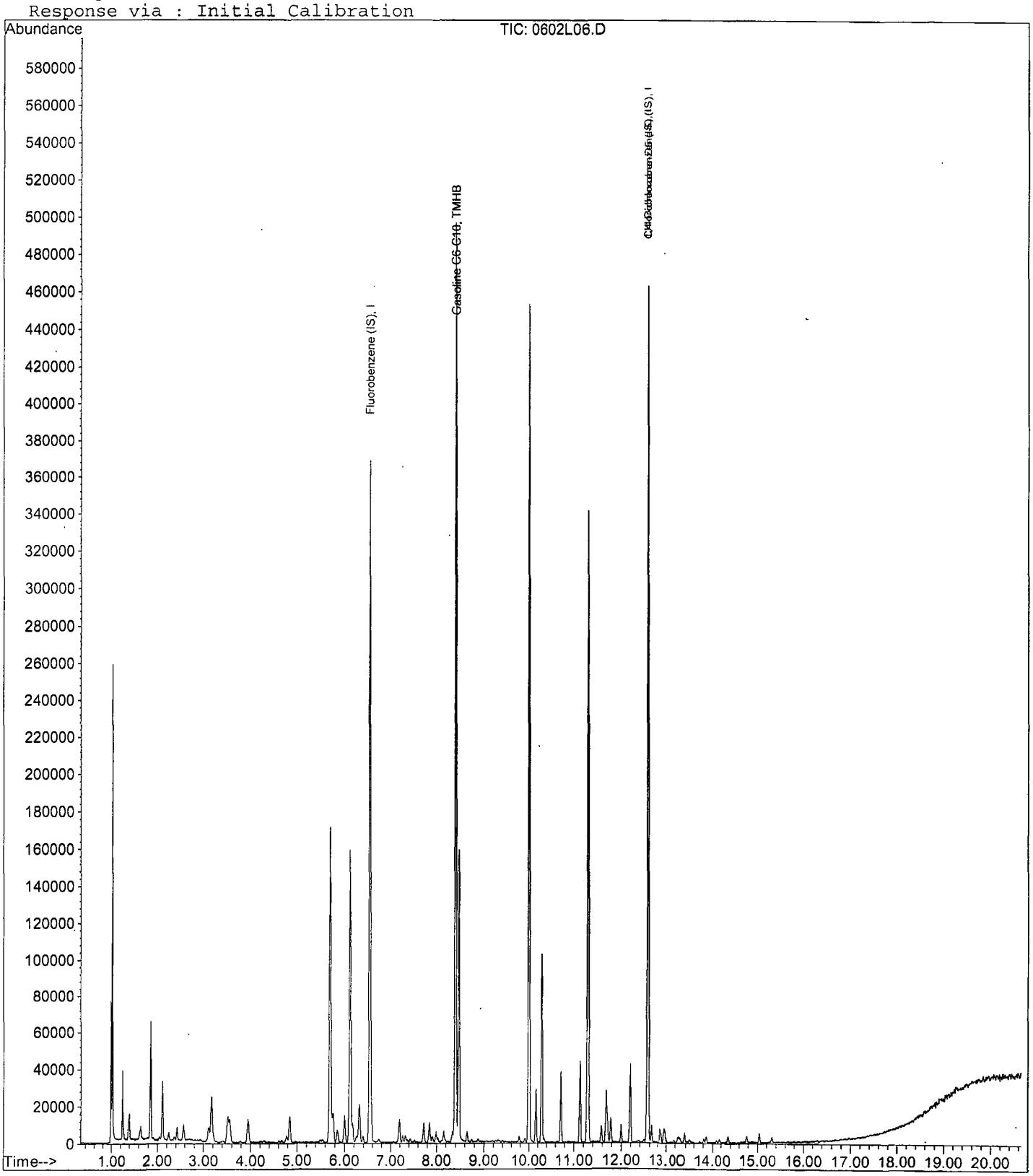

Quantitation Report (QT Reviewed)

Data File : M:\LOKI\DATA\210601\0602L07.D Vial: 7
Acq On : 2 Jun 21 19:48 Operator:
Sample : 210602A LCSD 300ug/L Inst : Loki
Misc : IS&S: 10/21/20, 11/11/20 Multiplr: 1.00

Quant Time: Jun 3 10:00 2021 Quant Results File: LGAS0601.RES

Quant Method : M:\LOKI\DATA\210601\LGAS0601.M (RTE Integrator)
Title : METHOD 8260B
Last Update : Thu Jun 03 09:56:33 2021
Response via : Initial Calibration
DataAcq Meth : 020321_L8260

Internal Standards	R.T.	QIon	Response	Conc Units	Dev(Min)
1) Fluorobenzene (IS)	6.53	TIC	716533	25.000 ppb	0.00
3) Chlorobenzene-D5 (IS)	12.56	TIC	872633	25.000 ppb	0.00
4) 1,4-Dichlorobenzene-D (IS)	12.56	TIC	873911	25.000 ppb	0.00

System Monitoring Compounds

Target Compounds					Qvalue
2) Gasoline C6-C10	8.39	TIC	5085012m	287.338 ppb	100

(#) = qualifier out of range (m) = manual integration
0602L07.D LGAS0601.M Tue Jun 08 17:30:17 2021

Quantitation Report (Not Reviewed)

Data File : M:\LOKI\DATA\210601\0602L07.D Vial: 7
Acq On : 2 Jun 21 19:48 Operator:
Sample : 210602A LCSD 300ug/L Inst : Loki
Misc : IS&S: 10/21/20, 11/11/20 Multiplr: 1.00

Quant Time: Jun 8 17:14 2021 Quant Results File: L0601SUR.RES

Quant Method : M:\LOKI\DATA\210601\L0601SUR.M (RTE Integrator)
Title : METHOD 8260B
Last Update : Mon Jun 07 13:46:40 2021
Response via : Initial Calibration
DataAcq Meth : 020321_L8260

Internal Standards	R.T.	QIon	Response	Conc Units	Dev(Min)
1) Fluorobenzene (IS)	6.53	96	351346	25.000 ppb	0.00
4) Chlorobenzene-D5 (IS)	9.99	117	290366	25.000 ppb	0.00
7) 1,4-Dichlorobenzene-D4 (IS	12.56	152	157846	25.000 ppb	0.00
System Monitoring Compounds					
2) Dibromofluoromethane(S)	5.70	113	103046	24.556 ppb	0.00
Spiked Amount 25.000			Recovery	= 98.224%	
3) 1,2-DCA-D4(S)	6.11	65	112536	25.094 ppb	0.00
Spiked Amount 25.000			Recovery	= 100.376%	
5) Toluene-D8(S)	8.39	98	336682	24.481 ppb	0.00
Spiked Amount 25.000			Recovery	= 97.924%	
6) 4-Bromofluorobenzene(S)	11.29	174	121680	24.620 ppb	0.00
Spiked Amount 25.000			Recovery	= 98.480%	

Target Compounds Qvalue

(#) = qualifier out of range (m) = manual integration

Quantitation Report

Data File : M:\LOKI\DATA\210601\0602L07.D Vial: 7
Acq On : 2 Jun 21 19:48 Operator:
Sample : 210602A LCSD 300ug/L Inst : Loki
Misc : IS&S: 10/21/20, 11/11/20 Multiplr: 1.00

Quant Time: Jun 3 10:00 2021 Quant Results File: LGAS0601.RES

Method : M:\LOKI\DATA\210601\LGAS0601.M (RTE Integrator)
Title : METHOD 8260B
Last Update : Thu Jun 03 09:56:33 2021
Response via : Initial Calibration



LOKI Gas Standard Prep

Gas Primary Working Standard

Prepared: 03/31/21 — **Prepared By (Initials):** CH

Expires: 01/04/22

Methanol Lot No.

Initial Standard Information							Final Standard Information			
Name of Initial Standard (QAU Label)	Supplier	Supplier P/N#	Conc. (ug/mL)	Lot Number - QA Number	Exp. Date (1 yr)	Exp. Date (Manufacturers)	Aliquot From Stock	Final Volume	Solvent	Final Standard Conc. (ug/mL)
50,000ug/mL Gas STD	Restek	30205	50,000	A0132443	01/04/22	12/31/24	80uL	2mL	Methanol	2,000

Gas Second Source (SS) Working Standard

Prepared: 03/31/21 — **Prepared By (Initials):** CH

Expires: 01/31/30

Methanol Lot No.

Initial Standard Information							Final Standard Information			
Name of Initial Standard (QAU Label)	Supplier	Supplier P/N#	Conc. (ug/mL)	Lot Number - QA Number	Exp. Date (1 yr)	Exp. Date (Manufacturers)	Aliquot From Stock	Final Volume	Solvent	Final Standard Conc. (ug/mL)
Gasoline (50,000ppm)	Phenova	ALO-101543	50,000	CL14915-51175	01/04/22	01/31/30	80uL	2mL	Methanol	2,000

LOKI Gas Calibration Curve

Prepared: 06/01/21 — **Prepared By (Initials):** CH

Expires: 07/31/21

Initial Standard Information							Final Standard Information			
Name of Initial Standard (QAU Label)	Supplier	APPL Mix Name	Conc. (ug/mL)	Reference To APPL Prep Date	Exp. Date	Exp. Date (Manufacturers)	Aliquot From Stock	Final Volume	Solvent	Final Standard Conc. (ug/L)
VOA Gasses Standards	Phenova	20ug/L	2,000	Prepared 03/31/21	01/04/22	N/A	1uL	100mL	P&T Water	20
VOA Gasses Standards	Phenova	50ug/L	2,000	Prepared 03/31/21	01/04/22	N/A	2.5uL	100mL	P&T Water	50
VOA Gasses Standards	Phenova	100ug/L	2,000	Prepared 03/31/21	01/04/22	N/A	5uL	100mL	P&T Water	100
VOA Gasses Standards	Phenova	300ug/L	2,000	Prepared 03/31/21	01/04/22	N/A	15uL	100mL	P&T Water	300
VOA Gasses Standards	Phenova	600ug/L	2,000	Prepared 03/31/21	01/04/22	N/A	30uL	100mL	P&T Water	600
VOA Gasses Standards	Phenova	800ug/L	2,000	Prepared 03/31/21	01/04/22	N/A	40uL	100mL	P&T Water	800
VOA Gasses Standards	Phenova	1,000ug/L	2,000	Prepared 03/31/21	01/04/22	N/A	50uL	100mL	P&T Water	1,000

Zeus Gas Second Source

Prepared: 06/01/21 — **Prepared By (Initials):** CH

Expires: 07/31/21

Initial Standard Information							Final Standard Information			
Name of Initial Standard (QAU Label)	Supplier	APPL Mix Name	Conc. (ug/mL)	Reference To APPL Prep Date	Exp. Date	Exp. Date (Manufacturers)	Aliquot From Stock	Final Volume	Solvent	Final Standard Conc. (ug/L)
50,000ug/mL Gas STD	Phenova	SS 300ug/L	2,000	Prepared 03/31/21	01/31/30	N/A	15uL	100mL	P&T Water	300

LOKI Gas Continuing Calibrations/Lab Control Spikes

Prepared: 06/01/21 — **Prepared By (Initials):** CH

Expires: 06/02/21

Initial Standard Information							Final Standard Information			
Name of Initial Standard (QAU Label)	Supplier	Supplier P/N#	Conc. (ug/mL)	Lot Number - QA Number	Exp. Date (1 yr)	Exp. Date (Manufacturers)	Aliquot From Stock	Final Volume	Solvent	Final Standard Conc. (ug/mL)
VOA Gasses Standards	Phenova	300ug/L	2,000	Prepared 03/31/21	01/04/22	N/A	15uL	100mL	P&T Water	300

LOKI 8260 Standard Prep

LOKI 8260 Water Calibration Curve

Prepared By (Initials): CH

0.3ug/L

Prepared: 06/01/21

Expires: 06/16/21

Initial Standard Information							Final Standard Information			
Name of Initial Standard (QAU Label)	Supplier	APPL Mix Name	Conc. (ug/mL)	Reference To APPL Prep Date	Exp. Date	Exp. Date (Manufacturers)	Aliquot From Stock	Final Volume	Solvent	Final Standard Conc. (ug/L)
VOA STD. 9	Various	0.3ug/L	5	Prepared 05/28/21	07/27/21	N/A	3uL	50mL	P&T Water	0.3
VOA STD. 1	Absolute		50	Prepared 05/28/21	07/27/21	N/A	5uL			5
VOA STD. 2	Phenova		100	Prepared 05/28/21	07/27/21	N/A	2.5uL			5
VOA STD. TBA	Various		250	Prepared 05/28/21	06/16/21	N/A	2uL			10

0.5ug/L

Prepared: 06/01/21

Expires: 06/16/21

Initial Standard Information							Final Standard Information			
Name of Initial Standard (QAU Label)	Supplier	APPL Mix Name	Conc. (ug/mL)	Reference To APPL Prep Date	Exp. Date	Exp. Date (Manufacturers)	Aliquot From Stock	Final Volume	Solvent	Final Standard Conc. (ug/L)
VOA STD. 9	Various	0.5ug/L	5	Prepared 05/28/21	07/27/21	N/A	5uL	50mL	P&T Water	0.5
VOA STD. 1	Absolute		50	Prepared 05/28/21	07/27/21	N/A	10uL			10
VOA STD. 2	Phenova		100	Prepared 05/28/21	07/27/21	N/A	5uL			10
VOA STD. TBA	Various		250	Prepared 05/28/21	06/16/21	N/A	5uL			25

1.0ug/L

Prepared: 06/01/21

Expires: 06/16/21

Initial Standard Information							Final Standard Information			
Name of Initial Standard (QAU Label)	Supplier	APPL Mix Name	Conc. (ug/mL)	Reference To APPL Prep Date	Exp. Date	Exp. Date (Manufacturers)	Aliquot From Stock	Final Volume	Solvent	Final Standard Conc. (ug/L)
VOA STD. 9	Various	1.0ug/L	5	Prepared 05/28/21	07/27/21	N/A	10uL	50mL	P&T Water	1
VOA STD. 1	Absolute		50	Prepared 05/28/21	07/27/21	N/A	20uL			20
VOA STD. 2	Phenova		100	Prepared 05/28/21	07/27/21	N/A	10uL			20
VOA STD. TBA	Various		250	Prepared 05/28/21	06/16/21	N/A	10uL			50

2.0ug/L

Prepared: 06/01/21

Expires: 06/16/21

Initial Standard Information							Final Standard Information			
Name of Initial Standard (QAU Label)	Supplier	APPL Mix Name	Conc. (ug/mL)	Reference To APPL Prep Date	Exp. Date	Exp. Date (Manufacturers)	Aliquot From Stock	Final Volume	Solvent	Final Standard Conc. (ug/L)
VOA STD. 9	Various	2.0ug/L	5	Prepared 05/28/21	07/27/21	N/A	20uL	50mL	P&T Water	2
VOA STD. 1	Absolute		50	Prepared 05/28/21	07/27/21	N/A	30uL			30
VOA STD. 2	Phenova		100	Prepared 05/28/21	07/27/21	N/A	15uL			30
VOA STD. TBA	Various		250	Prepared 05/28/21	06/16/21	N/A	15uL			75

5ug/L

Prepared: 06/01/21

Expires: 06/16/21

Initial Standard Information							Final Standard Information			
Name of Initial Standard (QAU Label)	Supplier	APPL Mix Name	Conc. (ug/mL)	Reference To APPL Prep Date	Exp. Date	Exp. Date (Manufacturers)	Aliquot From Stock	Final Volume	Solvent	Final Standard Conc. (ug/L)
VOA STD. 7	Various	5ug/L	50	Prepared 05/28/21	07/27/21	N/A	5uL	50mL	P&T Water	5
VOA STD. 8	Phenova		50	Prepared 05/28/21	06/16/21	N/A	5uL			5
VOA STD. 1	Absolute		50	Prepared 05/28/21	07/27/21	N/A	40uL			40
VOA STD. 2	Phenova		100	Prepared 05/28/21	07/27/21	N/A	20uL			20
VOA STD. TBA	Various		250	Prepared 05/28/21	06/16/21	N/A	20uL			100

10ug/L

Prepared: 06/01/21

Expires: 06/16/21

Initial Standard Information							Final Standard Information			
Name of Initial Standard (QAU Label)	Supplier	APPL Mix Name	Conc. (ug/mL)	Reference To APPL Prep Date	Exp. Date	Exp. Date (Manufacturers)	Aliquot From Stock	Final Volume	Solvent	Final Standard Conc. (ug/L)
VOA STD. 7	Various	10ug/L	50	Prepared 05/28/21	07/27/21	N/A	10uL	50mL	P&T Water	10
VOA STD. 8	Phenova		50	Prepared 05/28/21	06/16/21	N/A	10uL			10
VOA STD. 1	Absolute		50	Prepared 05/28/21	07/27/21	N/A	50uL			50
VOA STD. 2	Phenova		100	Prepared 05/28/21	07/27/21	N/A	25uL			50
VOA STD. TBA	Various		250	Prepared 05/28/21	06/16/21	N/A	25uL			125

20ug/L

Prepared: 06/01/21

Expires: 06/16/21

Initial Standard Information							Final Standard Information			
Name of Initial Standard (QAU Label)	Supplier	APPL Mix Name	Conc. (ug/mL)	Reference To APPL Prep Date	Exp. Date	Exp. Date (Manufacturers)	Aliquot From Stock	Final Volume	Solvent	Final Standard Conc. (ug/L)
VOA STD. 7	Various	20ug/L	50	Prepared 05/28/21	07/27/21	N/A	20uL	50mL	P&T Water	20
VOA STD. 8	Phenova		50	Prepared 05/28/21	06/16/21	N/A	20uL			20
VOA STD. 1	Absolute		50	Prepared 05/28/21	07/27/21	N/A	60uL			60
VOA STD. 2	Phenova		100	Prepared 05/28/21	07/27/21	N/A	30uL			60
VOA STD. TBA	Various		250	Prepared 05/28/21	06/16/21	N/A	30uL			150

40ug/L

Prepared: 06/01/21

Expires: 06/16/21

Initial Standard Information							Final Standard Information			
Name of Initial Standard (QAU Label)	Supplier	APPL Mix Name	Conc. (ug/mL)	Reference To APPL Prep Date	Exp. Date	Exp. Date (Manufacturers)	Aliquot From Stock	Final Volume	Solvent	Final Standard Conc. (ug/L)
VOA STD. 7	Various	40ug/L	50	Prepared 05/28/21	07/27/21	N/A	40uL	50mL	P&T Water	40
VOA STD. 8	Phenova		50	Prepared 05/28/21	06/16/21	N/A	40uL			40
VOA STD. 1	Absolute		50	Prepared 05/28/21	07/27/21	N/A	80uL			80
VOA STD. 2	Phenova		100	Prepared 05/28/21	07/27/21	N/A	40uL			80
VOA STD. TBA	Various		250	Prepared 05/28/21	06/16/21	N/A	35uL			175

100ug/L

Prepared: 06/01/21

Expires: 06/16/21

Initial Standard Information							Final Standard Information			
Name of Initial Standard (QAU Label)	Supplier	APPL Mix Name	Conc. (ug/mL)	Reference To APPL Prep Date	Exp. Date	Exp. Date (Manufacturers)	Aliquot From Stock	Final Volume	Solvent	Final Standard Conc. (ug/L)
VOA STD. 7	Various	100ug/L	50	Prepared 05/28/21	07/27/21	N/A	100uL	50mL	P&T Water	100
VOA STD. 8	Phenova		50	Prepared 05/28/21	06/16/21	N/A	100uL			100
VOA STD. 1	Absolute		50	Prepared 05/28/21	07/27/21	N/A	100uL			100
VOA STD. 2	Phenova		100	Prepared 05/28/21	07/27/21	N/A	50uL			100
VOA STD. TBA	Various		250	Prepared 05/28/21	06/16/21	N/A	40uL			200

LOKI 8260 Water Second Source (SS)

Prepared: 06/01/21 **Prepared By (Initials): CH**

Expires: 06/16/21

Initial Standard Information							Final Standard Information			
Name of Initial Standard (QAU Label)	Supplier	APPL Mix Name	Conc. (ug/mL)	Reference To APPL Prep Date	Exp. Date	Exp. Date (Manufacturers)	Aliquot From Stock	Final Volume	Solvent	Final Standard Conc. (ug/L)
VOA STD. 3	Phenova	8260 Water SS	100	Prepared 05/28/21	07/27/21	N/A	25uL	50mL	P&T Water	50
VOA STD. GASES	Phenova	8260 Water SS	50	Prepared 05/28/21	07/27/21	N/A	10uL			10
VOA STD. 0	Phenova	8260 Water SS	50	Prepared 05/28/21	07/27/21	N/A	10uL			10
VOA STD. 2-CEVE	Absolute	8260 Water SS	50	Prepared 05/28/21	05/28/21	N/A	50uL			50
VOA STD. 6	Various	8260 Water SS	50	Prepared 05/28/21	06/16/21	N/A	10uL			10
Voa STD. TBA	Various	8260 Water SS	250	Prepared 05/28/21	06/16/21	N/A	25uL			250

8260 Water Continuing Calibrations (CCV)/ Lab Control Spikes (LCS)

Prepared: 06/01/21 **Prepared By (Initials): CH**

Expires: 06/02/21

Initial Standard Information							Final Standard Information			
Name of Initial Standard (QAU Label)	Supplier	APPL Mix Name	Conc. (ug/mL)	Reference To APPL Prep Date	Exp. Date	Exp. Date (Manufacturers)	Aliquot From Stock	Final Volume	Solvent	Final Standard Conc. (ug/L)
VOA STD. 7	Various	CCV/ LCS	50	Prepared 05/28/21	07/27/21	N/A	10uL	50mL	P&T Water	10
VOA STD. 8	Phenova	CCV/ LCS	50	Prepared 05/28/21	06/16/21	N/A	10uL			10
VOA STD. 1	Absolute	CCV/ LCS	50	Prepared 05/28/21	07/27/21	N/A	50uL			50
VOA STD. 2	Phenova	CCV/ LCS	100	Prepared 05/28/21	07/27/21	N/A	25uL			50
VOA STD. TBA	Various	CCV/ LCS	250	Prepared 05/28/21	06/16/21	N/A	25uL			250

Injection Log

Directory: M:\LOKI\DATA\210601\

Line	Vial	FileName	Multiplier	SampleName	Misc Info	Injected
1	6	0601L16.D	1	0.3ug/L VOC STD 6/1/21	IS&S: 10/21/20, 11/11/20	1 Jun 21 20:20
2	7	0601L17.D	1	0.5ug/L VOC STD 6/1/21	IS&S: 10/21/20, 11/11/20	1 Jun 21 20:48
3	8	0601L18.D	1	1ug/L VOC STD 6/1/21	IS&S: 10/21/20, 11/11/20	1 Jun 21 21:15
4	9	0601L19.D	1	2ug/L VOC STD 6/1/21	IS&S: 10/21/20, 11/11/20	1 Jun 21 21:43
5	10	0601L20.D	1	5ug/L VOC STD 6/1/21	IS&S: 10/21/20, 11/11/20	1 Jun 21 22:10
6	11	0601L21.D	1	10ug/L VOC STD 6/1/21	IS&S: 10/21/20, 11/11/20	1 Jun 21 22:38
7	12	0601L22.D	1	20ug/L VOC STD 6/1/21	IS&S: 10/21/20, 11/11/20	1 Jun 21 23:05
8	13	0601L23.D	1	40ug/L VOC STD 6/1/21	IS&S: 10/21/20, 11/11/20	1 Jun 21 23:33
9	14	0601L24.D	1	100ug/L VOC STD 6/1/21	IS&S: 10/21/20, 11/11/20	2 Jun 21 00:01
10	17	0601L27.D	1	20ug/L GAS STD 6/1/21	IS&S: 10/21/20, 11/11/20	2 Jun 21 1:23
11	18	0601L28.D	1	50ug/L GAS STD 6/1/21	IS&S: 10/21/20, 11/11/20	2 Jun 21 1:51
12	19	0601L29.D	1	100ug/L GAS STD 6/1/21	IS&S: 10/21/20, 11/11/20	2 Jun 21 2:19
13	20	0601L30.D	1	300ug/L GAS STD 6/1/21	IS&S: 10/21/20, 11/11/20	2 Jun 21 2:46
14	21	0601L31.D	1	600ug/L GAS STD 6/1/21	IS&S: 10/21/20, 11/11/20	2 Jun 21 3:14
15	22	0601L32.D	1	800ug/L GAS STD 6/1/21	IS&S: 10/21/20, 11/11/20	2 Jun 21 3:41
16	23	0601L33.D	1	1000ug/L GAS STD 6/1/21	IS&S: 10/21/20, 11/11/20	2 Jun 21 4:09
17	25	0601L35.D	1	(SS) 300ug/L GAS STD 6/1/21	IS&S: 10/21/20, 11/11/20	2 Jun 21 5:04
18	5	0602L05.D	1	210602A CCV 300ug/L	IS&S: 10/21/20, 11/11/20	2 Jun 21 18:52
19	6	0602L06.D	1	210602A LCS 300ug/L	IS&S: 10/21/20, 11/11/20	2 Jun 21 19:20
20	7	0602L07.D	1	210602A LCSD 300ug/L	IS&S: 10/21/20, 11/11/20	2 Jun 21 19:48
21	8	0602L08.D	1	210602A BLK	IS&S: 10/21/20, 11/11/20	2 Jun 21 20:15
22	16	0602L16.D	1	BA33250W01	IS&S: 10/21/20, 11/11/20	2 Jun 21 23:56
23	17	0602L17.D	1	BA33251W01	IS&S: 10/21/20, 11/11/20	3 Jun 21 00:23
24	18	0602L18.D	1	BA33253W01	IS&S: 10/21/20, 11/11/20	3 Jun 21 00:51
25	19	0602L19.D	1	BA33254W01	IS&S: 10/21/20, 11/11/20	3 Jun 21 1:19
26	24	0602L24.D	1	Ending CCV 300ug/L 6/2/21	IS&S: 10/21/20, 11/11/20	3 Jun 21 3:37

908 North Temperance Ave. ∇ Clovis, CA 93611 ∇ Phone 559-275-2175 ∇ Fax 559-275-4422

Certification Number: CA1312
NELAP Certification number: CA00046
DoD-ELAP Certificate number: 4064.01

Data Validatable Report

July 13, 2021

AECOM
1001 Bishop Street, Suite 1600
Honolulu, Hawaii 96813

Attn: Alethea Ramos

Title: Report of Data: Case 96343 Silica Gel 8015

Project: 60571032 CV18F0126 Red Hill Fuel Storage, HI

Contract #: Prime contract # for DoD: NAVY CLEAN N62742-17-F-1800, CV18F0126
Subcontract: 18S-22209-HI27

Dear Ms. Ramos:

Two water samples were received May 27, 2021. Written results for the requested analyses are being provided on this July 13, 2021.

Results in this report apply to the samples analyzed in accordance with the chain of custody document. This analytical report must be reproduced in its entirety.

If you have any questions or require further information, please contact your APPL Project Manager, Libby Cheeseborough, libby@applinc.com, at your convenience. Thank you for choosing APPL, Inc.

I certify that this data package is in compliance with the terms and conditions of the contract, both technically and for completeness, for other than the conditions detailed above. These test results meet all requirements of NELAC and DoD QSM. Release of the hard copy has been authorized by the Laboratory Manager or his designee, as verified by the following signature.

Loren Portwood, Laboratory Director
APPL, Inc.

LP/lac
Enclosure
cc: File

Data Validation Package
for
60571032 CV18F0126 Red Hill Fuel Storage
APPL SDG 96343
TABLE OF CONTENTS

LABORATORY NAME: *APPL, Inc.*

Case Narrative	3
Sample Management Records	7
Sample Results	12
QC Forms	15
Method 8015B Silica Gel Calibration Data	27
Method 8015B Silica Gel Raw Data	77

CASE NARRATIVE

Case Narrative

ARF: 96343

Project: 60571032 CV18F0126 Red Hill Fuel Storage. HI

Sample Receipt Information:

Two water samples were received May 27, 2021 at 3.0°C. The sample group was assigned Analytical Request Form (ARF) number 96343.

Sample Preparation and Analysis Information:

For the EPA 8015B analysis, the sample was extracted according to EPA method 3520C. The sample extracts were silica gel cleaned according to APPL's SOP CLN004 and placed on hold.

Only the portion of the injection log relative to these samples is included. A full sequence log is available upon request. Measurement uncertainty can be reported upon request.

Analytical Exceptions, Deviations and Abnormalities.

None

SDG	Received	Client ID	APPL ID	Collected DateTime	Matrix	Method	Method Description
96343	05/27/21	ERH1379	BA33353	05/25/21 2:40:00 PM	WATER	EPA 8260B	EPA 8260B BTEX WATER
96343	05/27/21	ERH1379	BA33353	05/25/21 2:40:00 PM	WATER	EPA 8260B	EPA 8260B GRO WATER
96343	05/27/21	ERH1380	BA33354	05/25/21 5:30:00 PM	WATER	EPA 8260B	EPA 8260B BTEX WATER
96343	05/27/21	ERH1380	BA33354	05/25/21 5:30:00 PM	WATER	EPA 8015B-eHL	EPA 8015B TPH WATER L-L SGC
96343	05/27/21	ERH1380	BA33354	05/25/21 5:30:00 PM	WATER	EPA 8015B-eHL	EPA 8015B TPH LIQ-LIQ
96343	05/27/21	ERH1380	BA33354	05/25/21 5:30:00 PM	WATER	EPA 8260B	EPA 8260B GRO WATER
96343	05/27/21	ERH1380	BA33354	05/25/21 5:30:00 PM	WATER	8270D-SIM	EPA 8270D SIM LIQ-LIQ
96343	05/27/21	ERH1380 BLANK	BA33355	05/25/21 5:30:00 PM	WATER	EPA 8015B-eHL	EPA 8015B TPH LIQ-LIQ

Abbreviations and Flags

FLAG	DESCRIPTION
#	Recovery or RPD outside control limits
*	Recovery or RPD outside control limits
B	Analyte detected in associated method blank
C1	Reason for correction: wrote incorrect response
C2	Reason for correction: calculated incorrectly
C3	Reason for correction: needs to be rechecked
C4	Reason for correction: data not usable
DO	Diluted out
E	Exceeds linear range
F	Estimated value
G1	Includes a wide range of hydrocarbons which does not match our gasoline standard
G10	Includes a match to hydrocarbon profiles within the range of mineral spirits
G11	Includes a match to hydrocarbon profiles within the range of JP-4
G12	Pattern does not match the gasoline standard; the carbon range for this sample is consistent with JP8
G13	Closely resembles the hydrocarbon profile of aviation gasoline
G14	Analyte concentration may be biased due to carry over
G2	Closely resembles the boiling point hydrocarbon profile consistent with weathered gasoline
G3	Includes higher boiling hydrocarbons
G4	Includes dominant peak(s) not indicative of petroleum hydrocarbons
G5	Is mainly dominant peak(s) not indicative of petroleum hydrocarbons
G6	Contains recognizable contaminant peak(s) which has been removed from quantitation
G7	Is mainly a match to hydrocarbons within the range of gasoline
G8	Closely resembles the boiling point hydrocarbon profile consistent with weathered gasoline
G9	Includes hydrocarbons within the range of kerosene
J	Estimated value
M	Matrix effect
MI1	Manual integration: integration does not follow baseline
MI2	Manual integration: non-target peak interference
MI3	Manual integration: to split a peak that was integrated as one peak by the computer
MI4	Manual integration: to integrate a split peak
MI5	Manual integration: the whole peak or part of the peak was not integrated
MI6	Manual integration: computer integrated wrong peak
MI7	Manual integration: other - explain
MDL	Method detection limit
ND	Not detected
NT	Non-target
Q	Acceptance criteria not met
T1 I	Includes wide range of hydrocarbons not indicative of diesel
T1 M	Is mainly wide range of hydrocarbons not necessarily indicative of diesel
T2 I	Includes lower boiling hydrocarbons, i.e. mineral spirits, kerosene, stoddard solvent, white gas
T2 M	Is mainly lower boiling hydrocarbons, i.e. mineral spirits, kerosene, stoddard solvent, white gas
T3 I	Includes higher boiling hydrocarbons, i.e. asphaltene, waster oil, motor oil, or weathered diesel fuel
T3 M	Is mainly higher boiling hydrocarbons, i.e. asphaltene, waster oil, motor oil, or weathered diesel fuel
T4 I	Includes dominant peak(s) not indicative of hydrocarbons
T4 M	Is mainly dominant peak(s) not indicative of hydrocarbons
T5	Contains recognizable contaminant peak(s) which has been removed from quantitation
T6	Is mainly a match to hydrocarbons within range of diesel fuel
T7	Closely resembles the boiling point hydrocarbon profile consistent with diesel fuel
T8	Includes a match to hydrocarbon profiles within range of diesel and kerosene fuel
T9 I	Includes non-diesel hydrocarbons within boiling point range of diesel fuel
T9 M	Is mainly non-diesel hydrocarbons within boiling point range of diesel fuel.
Y	Percent difference between primary and confirmation column > 40%

SAMPLE RECORDS MANAGEMENT

CHAIN OF CUSTODY,

ARF, CRF, AND

CLIENT COMMUNICATION

APPL - Analysis Request Form

96343

Client: AECOM
Address: 1001 Bishop Street, Suite 1600
Honolulu, HI 96813
Attn: Alethea Ramos
Phone: 808-954-4536 Fax: 808-523-8950
Job: 60571032 CV18F0126 Red Hill Fuel Storage
PO #: 18S-22209-HI27 PO# 102604
Chain of Custody (Y/N): Y # 48910
RAD Screen (Y/N): Y pH (Y/N): Y
Turn Around Type: 1 WEEK

Received by: MSA
Date Received: 05/27/21 Time: 10:20
Delivered by: FEDEX
Shuttle Custody Seals (Y/N): Y Time Zone: -10
Chest Temp(s): 3.0°C
Color: VFRG/A-Green
Samples Chilled until Placed in Refrig/Freezer: Y
Project Manager: Libby Cheesebor
QC Report Type: DVP4DOD/EQUIS/HI
Due Date: 06/03/21

Comments:
PM: login and F1s to Margie.Pascua@aecom.com & alethea.ramos@aecom.com
AN: 7 day TAT for Form 1s; 21 day TAT for PKG STYLE 1; DOD v5.1; DOD Forms: LOD database
Report MS/MSD/DUPs when AECOM sample used
8260: BTEX & TPH-G only; 8270 SIM: 1-methylnaphthalene, 2-methylnaphthalene & naphthalene only.
TPH-D/O both with and w/o SGC, reverse surrog for SGC; analyze SGC if detections. DO NOT Q-DELETE.
FR: email ftp info to Margie, alethea.ramos@aecom.com, Stella, trommelfanger@lab-data.com & jcanlas@la
EDD: AECOMEDD to alethea.ramos@, Margie.Pascua@aecom.com, jecklund@lab-data.com

Sample Distribution:
GC: 1-$DOC53W5LIQ, 1-$SIM53LIQ51, 1-$RHBLKETBLK
Extractions: 1-_LIQ003, 2-_LIQ005
VOA: 2-$86BTOTXDOD5W, 2-$GASBL, 2-$GRO86BW

Charges:

Invoice To:
ACCOUNTS PAYABLE
1001 Bishop Street, Ste 1600
USAPImaging@aecom.com
mary.basano@aecom.com

	Client ID	APPL ID	Sampled	Analyses Requested
1.	ERH1379	BA33353W LCSD	05/25/21 14:40	$86BTOTXDOD5W, $GASBL, $GRO86BW -- See Comments
2.	ERH1380	BA33354W LCSD	05/25/21 17:30	$86BTOTXDOD5W, $DOC53W5LIQ, $GASBL, $GRO86BW, $SIM53LIQ51 -- See Comments
3.	ERH1380 BLANK	BA33355W LCSD	05/25/21 17:30	$RHBLKETBLK -- See Comments

Note: All times, excluding sample collection times, are Pacific Time Zone unless noted otherwise. Collection times are in: -10 UTC

APPL Sample Receipt Form

ARF# **96343**

Sample	Container Type	Count	p
BA33353	13 VOAs - HCL	4	NA
BA33354	13 VOAs - HCL	4	NA
	17 Amber Liter	2	NA
	39 Amber Liter, HCL prsvd	2	1.6
BA33355	39 Amber Liter, HCL prsvd	1	NA

Sample	Container Type	Count	p

96343

CHAIN OF CUSTODY RECORD

APPL, Inc.
908 N Temperance Ave
Clovis, CA 93611

Phone: (559) 275-2175
Fax: (559) 275-4422

C.O.C. 48910

Report to: PLEASE PRINT

Company Name: AECOM
Address: 1001 Bishop St., Suite 1600, Honolulu, HI 96813
Attn: Alethea Ramos (808)521-3051
Alethea.Ramos@aecom.com
CV_18F0126 / 60571032

Invoice to: PLEASE PRINT

Company Name: AECOM
Address: 1001 Bishop St., Suite 1600, Honolulu, HI 96813
Attn: Sheree Smith (808)521-3051
Sheree.Smith@aecom.com
USAImaging@aecom.com
Phone: Fax:

Project Name/Number: CV_18F0126/60571032
Purchase Order Number: 102604
Sampler (Print): CS, JK, DM
Sampler (Signature): Matt for CS, JK, DM

Date Shipped: 5/26/2021
Carrier: FedEx
Waybill No.:
Comments:

Sample Identification	Location	Date Collected	Time Collected	Time Zone	No. of Containers	Matrix: Aq	Sed.	Soil		BTEX 8260	TPH-G 8260	TPH-D/O 8015	TPH-D/O 8015 w/SGT	PAHs 8270D SIM								
EAH1379	Trip Blank	5/25/21	1440	HST	4	X				X	X											
EAH1380	RHMN03	5/25/21	1730	HST	8	X				X	X	X	X*	X**								

TPH-D/O & PAHs need liquid-liquid extraction
* Analyze TPH w/ SGT only if TPH/D/O detected
** naphthalene
1-methyl naphthalene
2-methyl naphthalene

MY 5/26/2021

Shuttle Temperature: R1@3.0/3.0°C

Turnaround Requested: Check one
☐ Standard 2-3 wk ☒ One week ☐ 24/48 Hrs. ☐ Other

Sample Disposal:
☐ Return to client ☒ Disposal by Lab (30-day retention)

Relinquished by sampler:	Date	Time	Received by:	Relinquished by:	Date	Time	Received by:
Relinquished by: Matt	5/26/21	1400	Received by:	Relinquished by:	5-27-21	1020	Received at lab by:

White: Return to client with report Yellow: Laboratory Copy Pink: Sampler

See reverse side for Container Preservative and Sampling Information

COOLER RECEIPT FORM **ARF: 96343**

1) Project: 60571032 CV18F0126 Red Hill Fuel Storage Date Received: 05/27/21

2) Coolers: Number of Coolers: 1

3) YES Were custody seals present and intact?
How many? 2 Name/Date on seal? SEE BELOW

4) YES Was there a shipping slip? Carrier name: FEDEX

5) Type of packing in cooler: X bubble wrap __ popcorn __ foam X plastic bags __ other
X wet ice __ dry ice __ no ice __ gel ice

6) YES Were cooler temperatures acceptable?

7) Serial number of calibrated thermometer used: R1 CF:+0.0°C

8) Cooler temp(s): In °C. Thermometer Temp / Corrected Temp
1: 3.0/3.0 2: ____ 3: ____ 4: ____ 5: ____ 6: ____
7: ____ 8: ____ 9: ____ 10: ____ 11: ____ 12: ____

Chain of custody:

9) YES Was a chain of custody received?

10) YES Were the custody papers complete/signed in the appropriate places?

Sample Labels:

11) YES Were all sample labels complete (sample ID, date/time of sampling, etc.)?

12) YES Did all container labels agree with custody papers?

Sample Containers:

13) YES Were all containers sealed in separate bags?

14) YES Did all containers arrive in good condition:(unbroken, no leakage, no cracked/broken lids)?

15) YES Were correct containers and preservatives used for the tests indicated?

16) YES Was a sufficient amount of sample sent for tests indicated?

17) Yes Were bubbles present in volatile samples?
If yes, the following were received with air bubbles:
Larger than a pea: BA33353w03-04, BA33354w03-04
Smaller than a pea: BA33354w01-02

Preservation Hold time:

18) Yes Was a sufficient amount of holding time remaining to analyze the samples?

19) Yes Was the pH taken of all non-VOA preserved samples and written on the sample container?

20) Yes Was the pH of acid preserved non-VOA samples < 2?

21) NA Was the pH of the "basic" preserved samples for Cyanide > 12, Sulfide >9, Hexchrom >9?

22) NO Were unpreserved VOA Vials received for VOA Dept analysis?

23) NA If "yes", are the unpreserved VOA vials noted in the ADD TEST FIELD on the ARF?
pH strip lot number: HC029115
Lab notified if pH was not adequate: ____

Notes/Deficiencies:

CUSTODY SEAL
AECOM (808)521-3051
Initials MY Date 5/26/21

Personnel receiving samples: MS Second reviewer: SS
Personnel labeling samples: DR
Project manager notified: MS Date/Time of notification 05/27/21
Name of client notified: ____ Date/Time of notification ____

Revision: 22, November 5, 2013

SAMPLE RESULTS

EPA 8015B TPH WATER L-L SGC

AECOM
1001 Bishop Street, Suite 1600
Honolulu, HI 96813

APPL Inc.
908 North Temperance Avenue
Clovis, CA 93611

Attn: Alethea Ramos

Project: 60571032 CV18F0126 Red Hill Fuel Storage

ARF: 96343

Sample ID: ERH1380

APPL ID: BA33354

Sample Collection Date: 05/25/21

QCG: #DOC53-210601A2-264965

Method	Analyte	Result	LOQ	LOD	DL	Units	Extraction Date	Analysis Date
EPA 8015B-e	DIESEL (C10-C24)	300.0 U	320	300.0	150.0	ug/L	06/01/21	06/12/21
EPA 8015B-e	OIL (C24-C40)	300.0 U	320	300.0	150.0	ug/L	06/01/21	06/12/21
EPA 8015B-e	SURROGATE: (R) DECANOIC ACID (S)	0.0	0-1			%	06/01/21	06/12/21
EPA 8015B-e	SURROGATE: OCTACOSANE (S)	90.82	60-142			%	06/01/21	06/12/21
EPA 8015B-e	SURROGATE: ORTHO-TERPHENYL (S)	73.46	56-125			%	06/01/21	06/12/21

Quant Method: DEC0504.M
Run #: 618219
Instrument: Apollo
Sequence: 210618
Dilution Factor: 1
Initials: MBE

Printed: 06/25/21 8:53:38 AM
APPL-F1-SC-NoMC-REG MDLs-DOD

EPA 8015B TPH LIQ-LIQ

AECOM
1001 Bishop Street, Suite 1600
Honolulu, HI 96813

APPL Inc.
908 North Temperance Avenue
Clovis, CA 93611

Attn: Alethea Ramos

Project: 60571032 CV18F0126 Red Hill Fuel Storage

ARF: 96343

Sample ID: ERH1380

APPL ID: BA33354

Sample Collection Date: 05/25/21

QCG: #DOC53-210601A-264706

Method	Analyte	Result	LOQ	LOD	DL	Units	Extraction Date	Analysis Date
EPA 8015B-e	DIESEL (C10-C24)	160 ++J	320	300.0	150.0	ug/L	06/01/21	06/04/21
EPA 8015B-e	OIL (C24-C40)	300.0 U	320	300.0	150.0	ug/L	06/01/21	06/04/21
EPA 8015B-e	SURROGATE: OCTACOSANE (S)	81.0	60-142			%	06/01/21	06/04/21
EPA 8015B-e	SURROGATE: ORTHO-TERPHENYL (S)	68.9	56-125			%	06/01/21	06/04/21

J = Estimated value.
++(T3M) The analyst has noted that the chromatogram of this sample is mainly higher boiling hydrocarbons.

Quant Method: DOC0603.M
Run #: 603026
Instrument: Apollo
Sequence: 210603
Dilution Factor: 1
Initials: MBE

Printed: 06/25/21 8:53:38 AM
APPL-F1-SC-NoMC-REG MDLs-DOD

QC FORMS

EPA 8015B-eHL

Form 2 & 8

Surrogate Recovery

Lab Name: APPL, Inc. SDG No: 96343

Case No: 96343 Date Analyzed: 06/04/21

Matrix: WATER Instrument: Apollo

APPL ID.	Client Sample No.	SURROGATE: OCTACOSANE (S)			SURROGATE: ORTHO-TERPHENYL (S)		
		Limits	Result	Qualifier	Limits	Result	Qualifier
210601A-BLK	Blank	60-142	68.6		56-125	60.3	
210601A-LCS	Lab Control Spike	60-142	86.7		56-125	85.3	
210601A-LCSD	Lab Control SpikeD	60-142	78.0		56-125	75.3	
BA33354	ERH1380	60-142	81.0		56-125	68.9	

Comments: Batch: #DOC53-210601A

EPA 8015B-eHL

Form 2 & 8

Surrogate Recovery

Lab Name: APPL, Inc. SDG No: 96343

Case No: 96343 Date Analyzed: 06/12/21

Matrix: WATER Instrument: Apollo

APPL ID.	Client Sample No.	SURROGATE: (R) DECANOIC ACID (S)			SURROGATE: OCTACOSANE (S)		
		Limits	Result	Qualifier	Limits	Result	Qualifier
210601A2-LCS	Lab Control Spike	0-1	0.0		60-142	74.0	
210601A2-LCSD	Lab Control SpikeD	0-1	0.0		60-142	66.6	
210601A2-BLK	Blank	0-1	0.0		60-142	88.75	
BA33354	ERH1380	0-1	0.0		60-142	90.82	

Comments: Batch: #DOC53-210601A2

EPA 8015B-eHL

Form 2 & 8

Surrogate Recovery

Lab Name: APPL, Inc. SDG No: 96343

Case No: 96343 Date Analyzed: 06/12/21

Matrix: WATER Instrument: Apollo

APPL ID.	Client Sample No.	SURROGATE: ORTHO-TERPHENYL (S)					
		Limits	Result	Qualifier	Limits	Result	Qualifier
210601A2-LCS	Lab Control Spike	56-125	68.7				
210601A2-LCSD	Lab Control SpikeD	56-125	62.4				
210601A2-BLK	Blank	56-125	74.92				
BA33354	ERH1380	56-125	73.46				

Comments: Batch: #DOC53-210601A2

EPA 8015B-eH

Form 4

Blank Summary

Lab Name:	APPL, Inc.	SDG No:	96343
Case No:	96343	Date Analyzed:	06/04/21
Matrix:	WATER	Instrument:	Apollo
Blank ID:	210601A-BLK	Time Analyzed:	1844

APPL ID.	Client Sample No.	File ID.	Date Analyzed
210601A-BLK	Blank	603021	06/04/21 1844
210601A-LCS	Lab Control Spike	603022	06/04/21 1912
210601A-LCSD	Lab Control SpikeD	603023	06/04/21 1940
BA33354	ERH1380	603026	06/04/21 2106

Comments: Batch: #DOC53-210601A

EPA 8015B-eH

Form 4

Blank Summary

Lab Name:	APPL, Inc.	SDG No:	96343
Case No:	96343	Date Analyzed:	06/12/21
Matrix:	WATER	Instrument:	Apollo
Blank ID:	210601A2-BLK	Time Analyzed:	1642

APPL ID.	Client Sample No.	File ID.	Date Analyzed
210601A2-LCS	Lab Control Spike	612017	06/12/21 1711
210601A2-LCSD	Lab Control SpikeD	612018	06/12/21 1739
210601A2-BLK	Blank	618214	06/12/21 1642
BA33354	ERH1380	618219	06/12/21 1904

Comments: Batch: #DOC53-210601A2

Method Blank
EPA 8015B TPH LIQ-LIQ

APPL Inc.
908 North Temperance Avenu
Clovis, CA 93611

Blank Name/QCG: **210601W-33251 - 264706**
Batch ID: #DOC53-210601A

Sample Type	Analyte	Result	LOQ	LOD	DL	Units	Extraction Date	Analysis Date
BLANK	DIESEL (C10-C24)	300.0 U	320	300.0	150.0	ug/L	06/01/21	06/04/21
BLANK	OIL (C24-C40)	300.0 U	320	300.0	150.0	ug/L	06/01/21	06/04/21
BLANK	SURROGATE: OCTACOSANE (S)	68.6	60-142			%	06/01/21	06/04/21
BLANK	SURROGATE: ORTHO-TERPHEN	60.3	56-125			%	06/01/21	06/04/21

Quant Method: DOC0603.M
Run #: 603021
Instrument: Apollo
Sequence: 210603
Initials: MBE

GC SC-Blank-REG MDLs-DOD
Printed: 06/25/21 8:54:13 AM

Method Blank

EPA 8015B TPH WATER L-L SGC

APPL Inc.
908 North Temperance Avenu
Clovis, CA 93611

Blank Name/QCG: **210601W-33251 - 264965**
Batch ID: #DOC53-210601A2

Sample Type	Analyte	Result	LOQ	LOD	DL	Units	Extraction Date	Analysis Date
BLANK	DIESEL (C10-C24)	300.0 U	320	300.0	150.0	ug/L	06/01/21	06/12/21
BLANK	OIL (C24-C40)	300.0 U	320	300.0	150.0	ug/L	06/01/21	06/12/21
BLANK	SURROGATE: (R) DECANOIC AC	0.0	0-1			%	06/01/21	06/12/21
BLANK	SURROGATE: OCTACOSANE (S)	88.75	60-142			%	06/01/21	06/12/21
BLANK	SURROGATE: ORTHO-TERPHEN	74.92	56-125			%	06/01/21	06/12/21

Quant Method: DEC0504.M
Run #: 618214
Instrument: Apollo
Sequence: 210618
Initials: MBE

GC SC-Blank-REG MDLs-DOD
Printed: 06/25/21 8:54:13 AM

EPA 8015B-eH

Form 4

LCS Summary

Lab Name:	APPL, Inc.	SDG No:	96343
Case No:	96343	Date Analyzed:	06/04/21
Matrix:	WATER	Instrument:	Apollo
LCS ID:	210601A-LCS	Time Analyzed:	1912

APPL ID.	Client Sample No.	File ID.	Date Analyzed
210601A-BLK	Blank	603021	06/04/21 1844
210601A-LCS	Lab Control Spike	603022	06/04/21 1912
210601A-LCSD	Lab Control SpikeD	603023	06/04/21 1940
BA33354	ERH1380	603026	06/04/21 2106

Comments: Batch: #DOC53-210601A

EPA 8015B-eH

Form 4

LCS Summary

Lab Name:	APPL, Inc.	SDG No:	96343
Case No:	96343	Date Analyzed:	06/12/21
Matrix:	WATER	Instrument:	Apollo
LCS ID:	210601A2-LCS	Time Analyzed:	1711

APPL ID.	Client Sample No.	File ID.	Date Analyzed
210601A2-LCS	Lab Control Spike	612017	06/12/21 1711
210601A2-LCSD	Lab Control SpikeD	612018	06/12/21 1739
210601A2-BLK	Blank	618214	06/12/21 1642
BA33354	ERH1380	618219	06/12/21 1904

Comments: Batch: #DOC53-210601A2

Laboratory Control Spike Recoveries

EPA 8015B TPH LIQ-LIQ

APPL ID: **210601W-33251 LCS - 264706**
Batch ID: #DOC53-210601A

APPL Inc.
908 North Temperance Avenue
Clovis, CA 93611

Compound Name	Spike Lvl ug/L	SPK Result ug/L	DUP Result ug/L	SPK % Recovery	DUP % Recovery	Recovery Limits	RPD %	RPD Limits
DIESEL (C10-C24)	2000	1860	1640	93.0	82.0	36-132	12.6	30
OIL (C24-C40)	2000	2020	1840	101	92.0	41-113	9.3	30
SURROGATE: OCTACOSANE (S)	150	130	117	86.7	78.0	60-142		
SURROGATE: ORTHO-TERPHENYL (S)	150	128	113	85.3	75.3	56-125		

Comments:

Primary	SPK	DUP
Quant Method :	DOC0603.M	DOC0603.M
Extraction Date :	06/01/21	06/01/21
Analysis Date :	06/04/21	06/04/21
Instrument :	Apollo	Apollo
Run :	603022	603023
Initials :	MBE	

Laboratory Control Spike Recoveries

EPA 8015B TPH WATER L-L SGC

APPL ID: **210601W-33251 LCS - 264965**
Batch ID: #DOC53-210601A2

APPL Inc.
908 North Temperance Avenue
Clovis, CA 93611

Compound Name	Spike Lvl ug/L	SPK Result ug/L	DUP Result ug/L	SPK % Recovery	DUP % Recovery	Recovery Limits	RPD %	RPD Limits
DIESEL (C10-C24)	2000	1430	1280	71.5	64.0	36-132	11.1	30
OIL (C24-C40)	2000	1710	1570	85.5	78.5	41-113	8.5	30
SURROGATE: (R) DECANOIC ACID (S)	10.00	0	0	0.0	0.0	0-1		
SURROGATE: OCTACOSANE (S)	150	111	99.9	74.0	66.6	60-142		
SURROGATE: ORTHO-TERPHENYL (S)	150	103	93.6	68.7	62.4	56-125		

Comments:

Primary	SPK	DUP
Quant Method :	DEC0504.M	DEC0504.M
Extraction Date :	06/01/21	06/01/21
Analysis Date :	06/12/21	06/12/21
Instrument :	Apollo	Apollo
Run :	612017	612018
Initials :	MBE	

Printed: 06/25/21 8:53:48 AM
APPL Standard LCSD

ORGANICS

Calibration Data

TPH Extractables
DEC0504

Form 6
Initial Calibration

Lab Name: APPL, Inc.
Case No:
Matrix: Water

SDG No:
Initial Cal. Date: 5/4/2021
Instrument: Apollo

Initials: MB

		Compound	1	2	3	4	5	6					Avg	%RSD	Type	r^2	Q
			423331.D	423332.D	423333.D	423334.D	423335.D	423336.D									
1	SC	Decanoic Acid(S)	1016635	1048129	1234077	1315790	1280755	1271835					1194537	11	SC		
2																	
3																	
4																	
5																	
6																	
7																	
8																	
9																	
10																	
11																	
12																	
13																	
14																	
15																	
16																	
17																	
18																	
19																	
20																	
21																	
22																	
23																	
24																	
25																	
26																	
27																	
28																	
29																	
30																	
31																	
32																	
33																	
34																	
35																	

0.307719

Quantitation Report (Not Reviewed)

Data File : G:\APOLLO\DATA\210423\423331.D Vial: 31
Acq On : 5-4-21 13:02:57 Operator: MB
Sample : Decanoic Acid STD-1 Inst : Apollo
Misc : water Multiplr: 1.00
IntFile : events.e
Quant Time: May 20 12:30 2021 Quant Results File: DEC0504.RES

Method : G:\APOLLO\DATA\210423\DEC0504.M (Chemstation Integrator)
Title : 8015 B&C
Last Update : Tue May 04 17:12:27 2021
Response via : Multiple Level Calibration

Volume Inj. : 2UL
Signal Phase : DB-5
Signal Info : FID02A

Compound	R.T.	Response	Conc Units
System Monitoring Compounds			
1) SC Decanoic Acid(S)	5.70	6099813	2.553 ppb
Surrogate Spike 24.000		Recovery =	10.64%

Target Compounds

Target Compounds

(f)=RT Delta > 1/2 Window (m)=manual int.

Quantitation Report

Data File: G:\APOLLO\DATA\210423\423331.D
Sample : Decanoic Acid STD-1

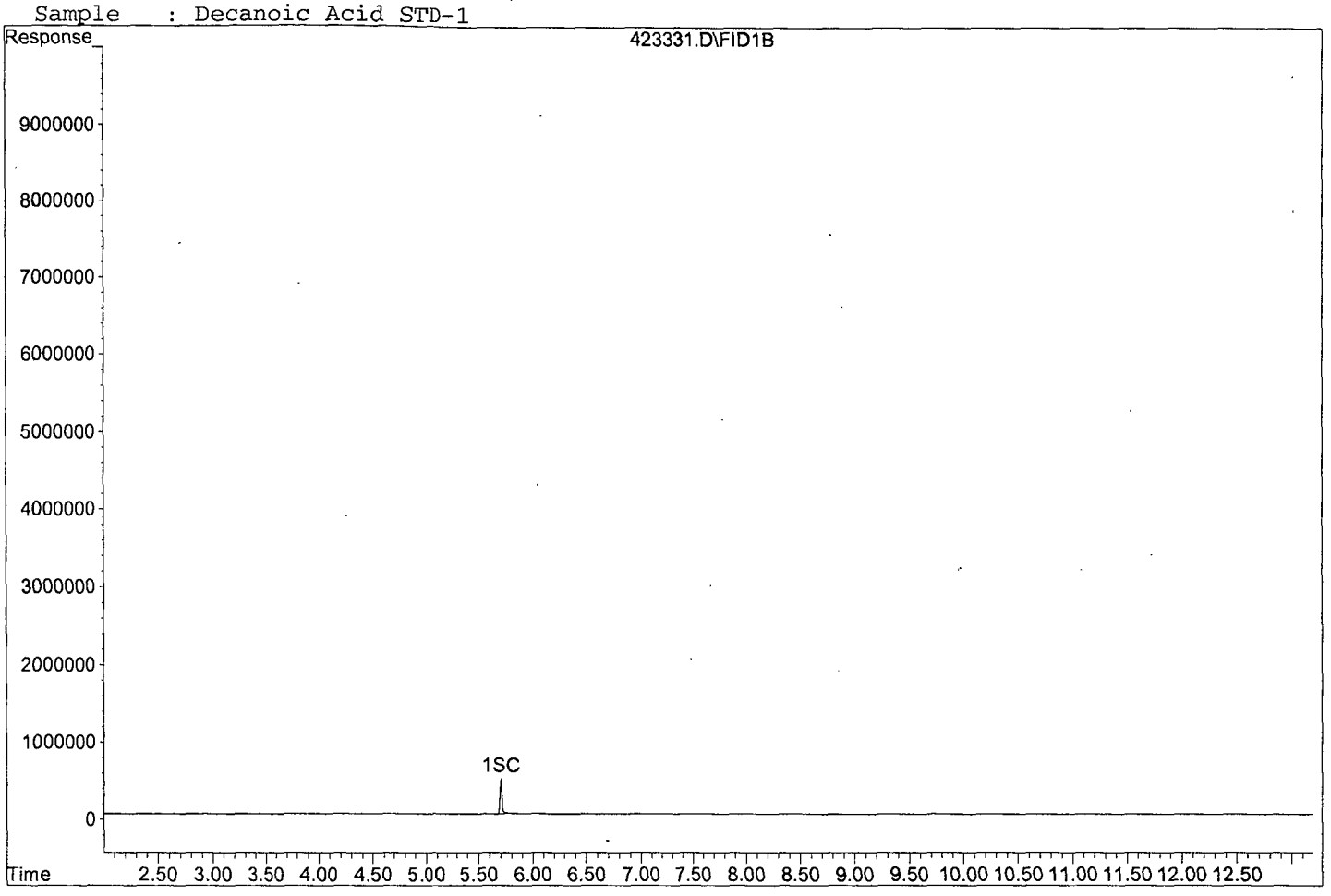

Quantitation Report (Not Reviewed)

Data File : G:\APOLLO\DATA\210423\423332.D Vial: 32
Acq On : 5-4-21 13:31:11 Operator: MB
Sample : Decanoic Acid STD-2 Inst : Apollo
Misc : water Multiplr: 1.00
IntFile : events.e
Quant Time: May 19 11:41 2021 Quant Results File: DEC0504.RES

Method : G:\APOLLO\DATA\210423\DEC0504.M (Chemstation Integrator)
Title : 8015 B&C
Last Update : Tue May 04 17:12:27 2021
Response via : Multiple Level Calibration

Volume Inj. : 2UL
Signal Phase : DB-5
Signal Info : FID02A

Compound	R.T.	Response	Conc Units
System Monitoring Compounds			
1) SC Decanoic Acid(S)	5.70	12577543	5.265 ppb
Surrogate Spike 24.000		Recovery =	21.94%

Target Compounds

Target Compounds

(f)=RT Delta > 1/2 Window (m)=manual int.

File : G:\APOLLO\DATA\210423\423332.D
Operator : MB
Acquired : 5-4-21 13:31:11 using AcqMethod TPHSN.M
Instrument : Apollo
Sample Name: Decanoic Acid STD-2
Misc Info : water
Vial Number: 32



Quantitation Report (Not Reviewed)

Data File : G:\APOLLO\DATA\210423\423333.D
Acq On : 5-4-21 13:59:39
Sample : Decanoic Acid STD-3
Misc : water
IntFile : events.e
Quant Time: May 19 13:09 2021 Quant Results File: DEC0504.RES

Vial: 33
Operator: MB
Inst : Apollo
Multiplr: 1.00

Method : G:\APOLLO\DATA\210423\DEC0504.M (Chemstation Integrator)
Title : 8015 B&C
Last Update : Tue May 04 17:12:27 2021
Response via : Multiple Level Calibration

Volume Inj. : 2UL
Signal Phase : DB-5
Signal Info : FID02A

Compound	R.T.	Response	Conc	Units
System Monitoring Compounds				
1) SC Decanoic Acid(S)	5.72	59235682	24.794	ppb
Surrogate Spike 24.000		Recovery =	103.31%	

Target Compounds

Target Compounds

(f)=RT Delta > 1/2 Window (m)=manual int.

File : G:\APOLLO\DATA\210423\423333.D
Operator : MB
Acquired : 5-4-21 13:59:39 using AcqMethod TPHSN.M
Instrument : Apollo
Sample Name: Decanoic Acid STD-3
Misc Info : water
Vial Number: 33



Quantitation Report (Not Reviewed)

Data File : G:\APOLLO\DATA\210423\423334.D Vial: 34
Acq On : 5-4-21 14:28:01 Operator: MB
Sample : Decanoic Acid STD-4 Inst : Apollo
Misc : water Multiplr: 1.00
IntFile : events.e
Quant Time: May 19 11:41 2021 Quant Results File: DEC0504.RES

Method : G:\APOLLO\DATA\210423\DEC0504.M (Chemstation Integrator)
Title : 8015 B&C
Last Update : Tue May 04 17:12:27 2021
Response via : Multiple Level Calibration

Volume Inj. : 2UL
Signal Phase : DB-5
Signal Info : FID02A

Compound	R.T.	Response	Conc Units
System Monitoring Compounds			
1) SC Decanoic Acid(S)	5.73	94736910	39.654 ppb
Surrogate Spike 24.000		Recovery =	165.23%

Target Compounds

Target Compounds

(f)=RT Delta > 1/2 Window (m)=manual int.

File : G:\APOLLO\DATA\210423\423334.D
Operator : MB
Acquired : 5-4-21 14:28:01 using AcqMethod TPHSN.M
Instrument : Apollo
Sample Name: Decanoic Acid STD-4
Misc Info : water
Vial Number: 34



Quantitation Report (Not Reviewed)

Data File : G:\APOLLO\DATA\210423\423335.D
Acq On : 5-4-21 14:56:23
Sample : Decanoic Acid STD-5
Misc : water
IntFile : events.e
Quant Time: May 19 11:41 2021 Quant Results File: DEC0504.RES

Vial: 35
Operator: MB
Inst : Apollo
Multiplr: 1.00

Method : G:\APOLLO\DATA\210423\DEC0504.M (Chemstation Integrator)
Title : 8015 B&C
Last Update : Tue May 04 17:12:27 2021
Response via : Multiple Level Calibration

Volume Inj. : 2UL
Signal Phase : DB-5
Signal Info : FID02A

Compound	R.T.	Response	Conc Units
System Monitoring Compounds			
1) SC Decanoic Acid(S)	5.73	122952502	51.465 ppb
Surrogate Spike 24.000		Recovery =	214.44%

Target Compounds

Target Compounds

(f)=RT Delta > 1/2 Window (m)=manual int.

Quantitation Report (Not Reviewed)

Data File : G:\APOLLO\DATA\210423\423336.D Vial: 36
Acq On : 5-4-21 15:24:41 Operator: MB
Sample : Decanoic Acid STD-6 Inst : Apollo
Misc : water Multiplr: 1.00
IntFile : events.e
Quant Time: May 19 13:10 2021 Quant Results File: DEC0504.RES

Method : G:\APOLLO\DATA\210423\DEC0504.M (Chemstation Integrator)
Title : 8015 B&C
Last Update : Tue May 04 17:12:27 2021
Response via : Multiple Level Calibration

Volume Inj. : 2UL
Signal Phase : DB-5
Signal Info : FID02A

Compound	R.T.	Response	Conc Units
System Monitoring Compounds			
1) SC Decanoic Acid(S)	5.74	152620220	63.883 ppb
Surrogate Spike 24.000		Recovery =	266.18%

Target Compounds

Target Compounds

(f)=RT Delta > 1/2 Window (m)=manual int.

File : G:\APOLLO\DATA\210423\423335.D
Operator : MB
Acquired : 5-4-21 14:56:23 using AcqMethod TPHSN.M
Instrument : Apollo
Sample Name: Decanoic Acid STD-5
Misc Info : water
Vial Number: 35



Quantitation Report (Not Reviewed)

Data File : G:\APOLLO\DATA\210423\423336.D Vial: 36
Acq On : 5-4-21 15:24:41 Operator: MB
Sample : Decanoic Acid STD-6 Inst : Apollo
Misc : water Multiplr: 1.00
IntFile : events.e
Quant Time: May 19 13:10 2021 Quant Results File: DEC0504.RES

Method : G:\APOLLO\DATA\210423\DEC0504.M (Chemstation Integrator)
Title : 8015 B&C
Last Update : Tue May 04 17:12:27 2021
Response via : Multiple Level Calibration

Volume Inj. : 2UL
Signal Phase : DB-5
Signal Info : FID02A

Compound	R.T.	Response	Conc Units
System Monitoring Compounds			
1) SC Decanoic Acid(S)	5.74	152620220	63.883 ppb
Surrogate Spike 24.000		Recovery =	266.18%

Target Compounds

Target Compounds

(f)=RT Delta > 1/2 Window (m)=manual int.

File : G:\APOLLO\DATA\210423\423336.D
Operator : MB
Acquired : 5-4-21 15:24:41 using AcqMethod TPHSN.M
Instrument : Apollo
Sample Name: Decanoic Acid STD-6
Misc Info : water
Vial Number: 36



TPH Extractables
DOC0612

Form 6
Initial Calibration

Lab Name: APPL, Inc.
Case No:
Matrix: Water

SDG No:
Initial Cal. Date: 06/12/21
Instrument: Apollo

Initials: HB

		Compound	1	2	3	4	5	6	7				Avg	%RSD	Type	r^2	Q
			612002.D	612003.D	612004 D	612005.D	612006 D	612007.D	612008 D								
1	HATM	Diesel (C10-C24)	2418684	1964307	1673699	1731268	1703384	1723665	1747350				1851765	14	HATM		
2	HBTM	Motor Oil (C24-C40)		1584744	1181297	1181407	1177379	1238533	1271288				1272441	12	HBTM		
3	SA	Ortho-Terphenyl(S)	2769318	2450020	2051752	2056353	1987460	2013017	2000652				2189796	14	SA		
4	SA	Octacosane(S)	2080704	1975269	1588872	1591191	1562082	1647514	1683205				1732691	12	SA		
5																	
6																	
7																	
8																	
9																	
10																	
11																	
12																	
13																	
14																	
15																	
16																	
17																	
18																	
19																	
20																	
21																	
22																	
23																	
24																	
25																	
26																	
27																	
28																	
29																	
30																	
31																	
32																	
33																	
34																	
35																	

1.504292

Quantitation Report (Not Reviewed)

Data File : G:\APOLLO\DATA\210612\612002.D
Acq On : 6-12-21 10:06:32
Sample : DMO STD-1 06-12-21
Misc : water
IntFile : events.e
Quant Time: Jun 14 10:24 2021 Quant Results File: DOC0612.RES

Vial: 2
Operator: MB
Inst : Apollo
Multiplr: 1.00

Method : G:\APOLLO\DATA\210607\DOC0612.M (Chemstation Integrator)
Title : 8015 B&C
Last Update : Mon Jun 14 10:23:49 2021
Response via : Multiple Level Calibration

Volume Inj. : 2UL
Signal Phase : DB-5
Signal Info : FID02A

Compound	R.T.	Response	Conc Units
System Monitoring Compounds			
3) SA Ortho-Terphenyl(S)	7.64	1384659	0.316 ppb
Surrogate Spike 30.000		Recovery =	1.05%
4) SA Octacosane(S)	9.99	1040352	0.300 ppb
Surrogate Spike 30.000		Recovery =	1.00%
Target Compounds			
1) HATM Diesel (C10-C24)	6.58	24186839	6.531 ppb
2) HBTM Motor Oil (C24-C40)	15.57	22884079	8.992 ppb
Target Compounds			

(f)=RT Delta > 1/2 Window (m)=manual int.

Quantitation Report

Data File: G:\APOLLO\DATA\210612\612002.D
Sample : DMO STD-1 06-12-21

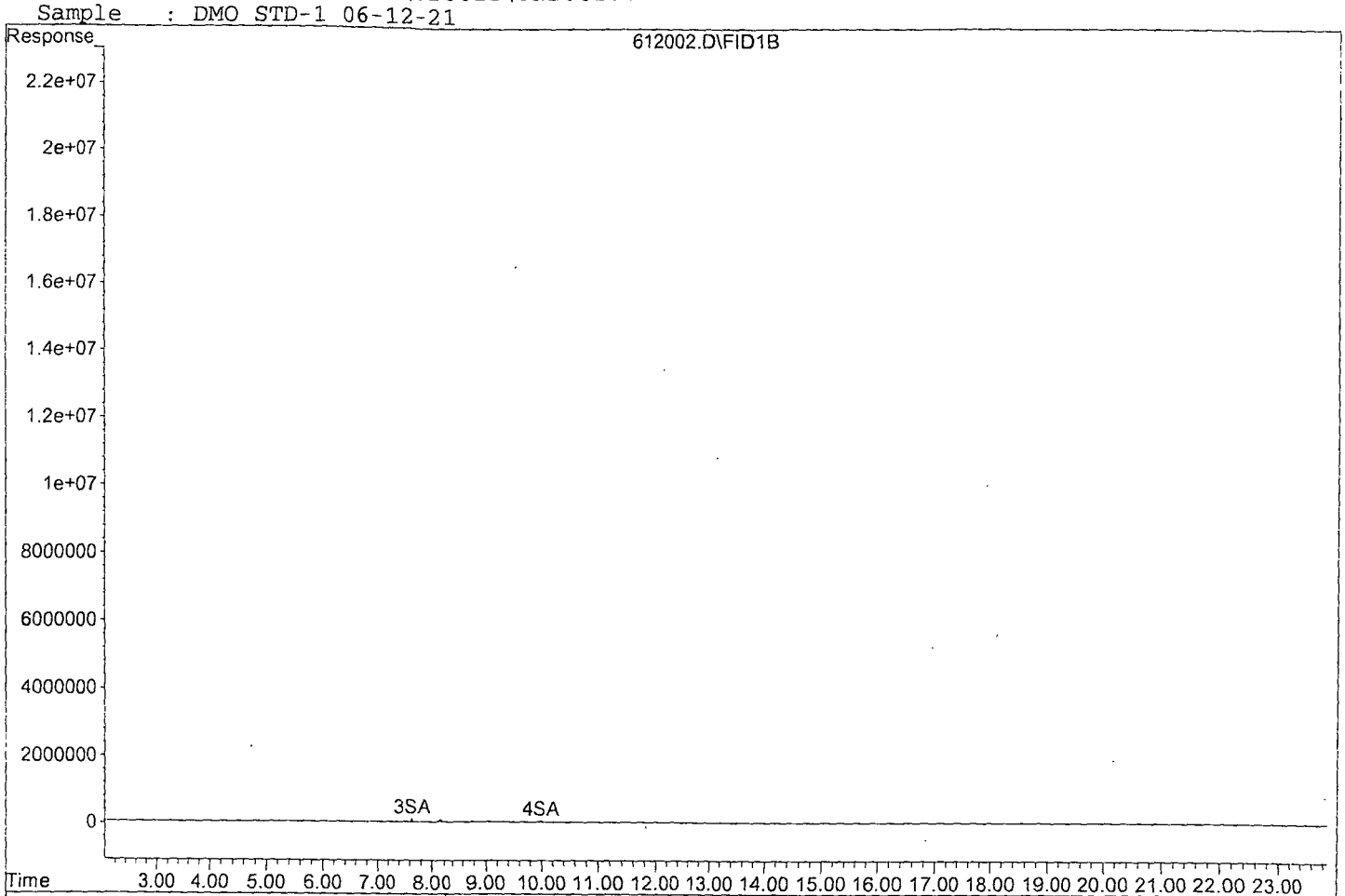



612002.D DOC0612.M Mon Jun 14 10:24:37 2021

Quantitation Report (Not Reviewed)

Data File : G:\APOLLO\DATA\210612\612003.D Vial: 3
Acq On : 6-12-21 10:34:56 Operator: MB
Sample : DMOS STD-2 06-12-21 Inst : Apollo
Misc : water Multiplr: 1.00
IntFile : events.e
Quant Time: Jun 14 10:24 2021 Quant Results File: DOC0612.RES

Method : G:\APOLLO\DATA\210607\DOC0612.M (Chemstation Integrator)
Title : 8015 B&C
Last Update : Mon Jun 14 10:23:49 2021
Response via : Multiple Level Calibration

Volume Inj. : 2UL
Signal Phase : DB-5
Signal Info : FID02A

Compound	R.T.	Response	Conc Units
System Monitoring Compounds			
3) SA Ortho-Terphenyl(S)	7.64	2450020	0.559 ppb
Surrogate Spike 30.000	Recovery	=	1.86%
4) SA Octacosane(S)	9.99	1975269	0.570 ppb
Surrogate Spike 30.000	Recovery	=	1.90%
Target Compounds			
1) HATM Diesel (C10-C24)	6.58	39286141	10.608 ppb
2) HBTM Motor Oil (C24-C40)	15.57	31694881	12.454 ppb

Target Compounds

(f)=RT Delta > 1/2 Window (m)=manual int.

Quantitation Report

Data File: G:\APOLLO\DATA\210612\612003.D
Sample : DMOS STD-2 06-12-21

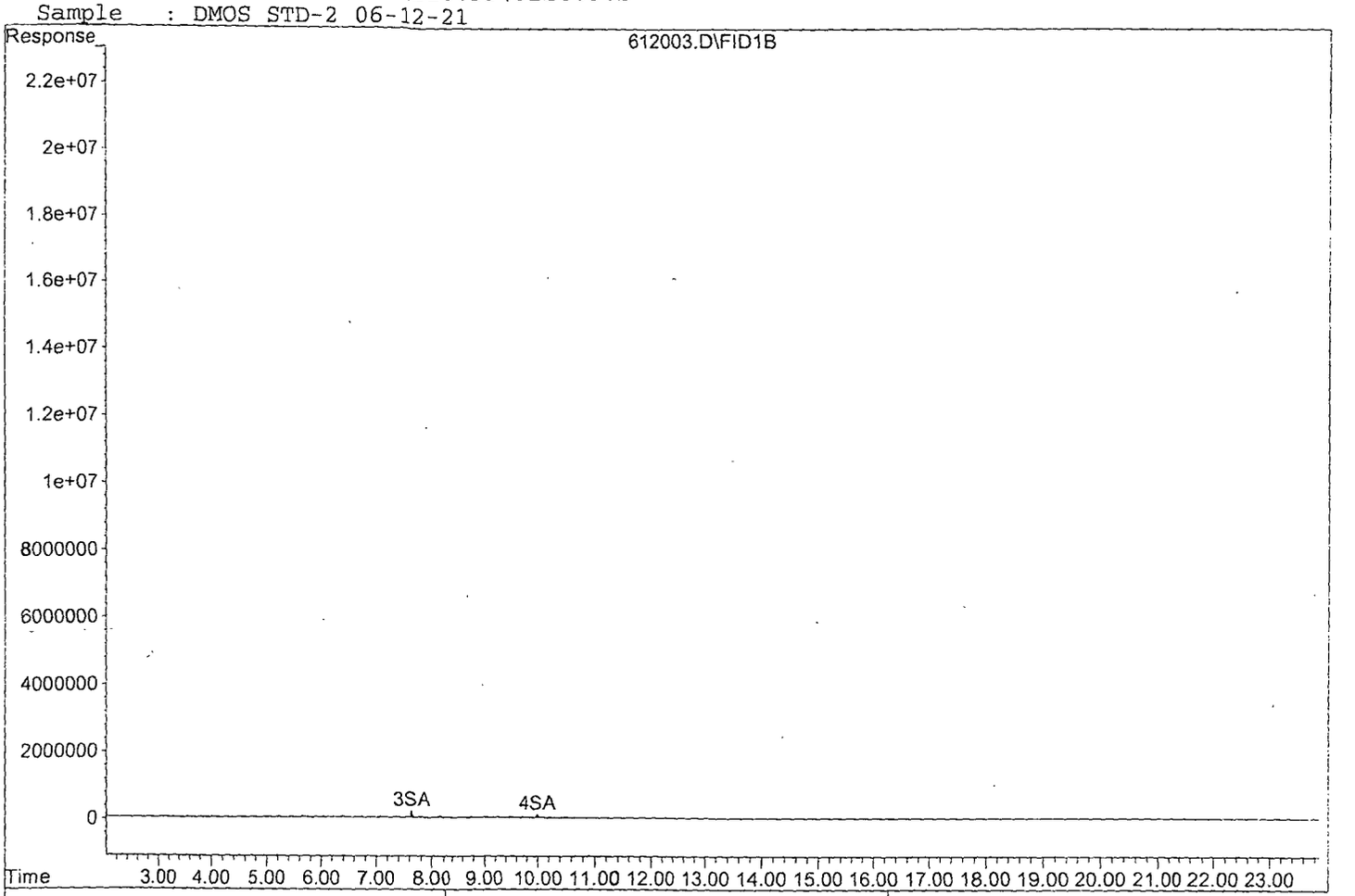

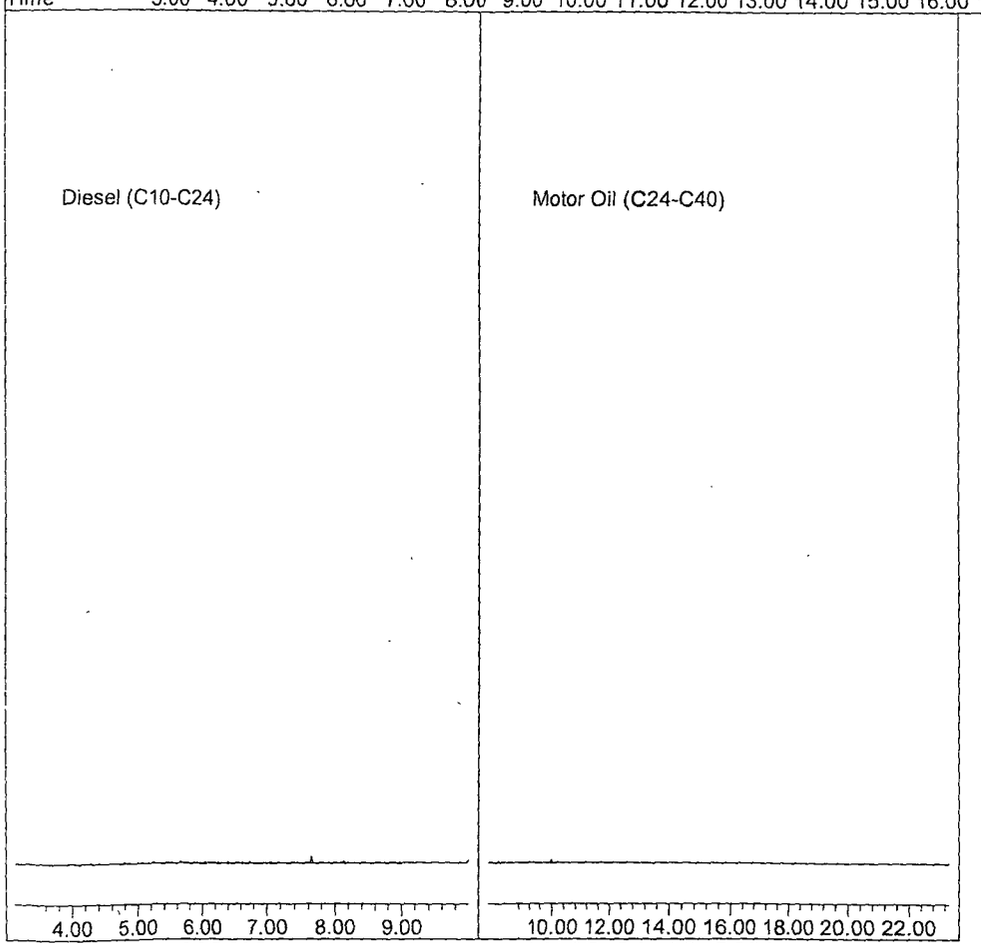

612003.D DOC0612.M Mon Jun 14 10:24:40 2021

Quantitation Report (Not Reviewed)

Data File : G:\APOLLO\DATA\210612\612004.D Vial: 4
Acq On : 6-12-21 11:03:19 Operator: MB
Sample : DMO STD-3 06-12-21 Inst : Apollo
Misc : water Multiplr: 1.00
IntFile : events.e
Quant Time: Jun 14 10:24 2021 Quant Results File: DOC0612.RES

Method : G:\APOLLO\DATA\210607\DOC0612.M (Chemstation Integrator)
Title : 8015 B&C
Last Update : Mon Jun 14 10:23:49 2021
Response via : Multiple Level Calibration

Volume Inj. : 2UL
Signal Phase : DB-5
Signal Info : FID02A

Compound	R.T.	Response	Conc Units
System Monitoring Compounds			
3) SA Ortho-Terphenyl(S)	7.64	10258760	2.342 ppb
Surrogate Spike 30.000	Recovery	=	7.81%
4) SA Octacosane(S)	9.99	7944362	2.292 ppb
Surrogate Spike 30.000	Recovery	=	7.64%
Target Compounds			
1) HATM Diesel (C10-C24)	6.58	167369861	45.192 ppb
2) HBTM Motor Oil (C24-C40)	15.57	118129721	46.419 ppb

Target Compounds

)=RT Delta > 1/2 Window (m)=manual int.

Quantitation Report

Data File: G:\APOLLO\DATA\210612\612004.D
Sample : DMO STD-3 06-12-21

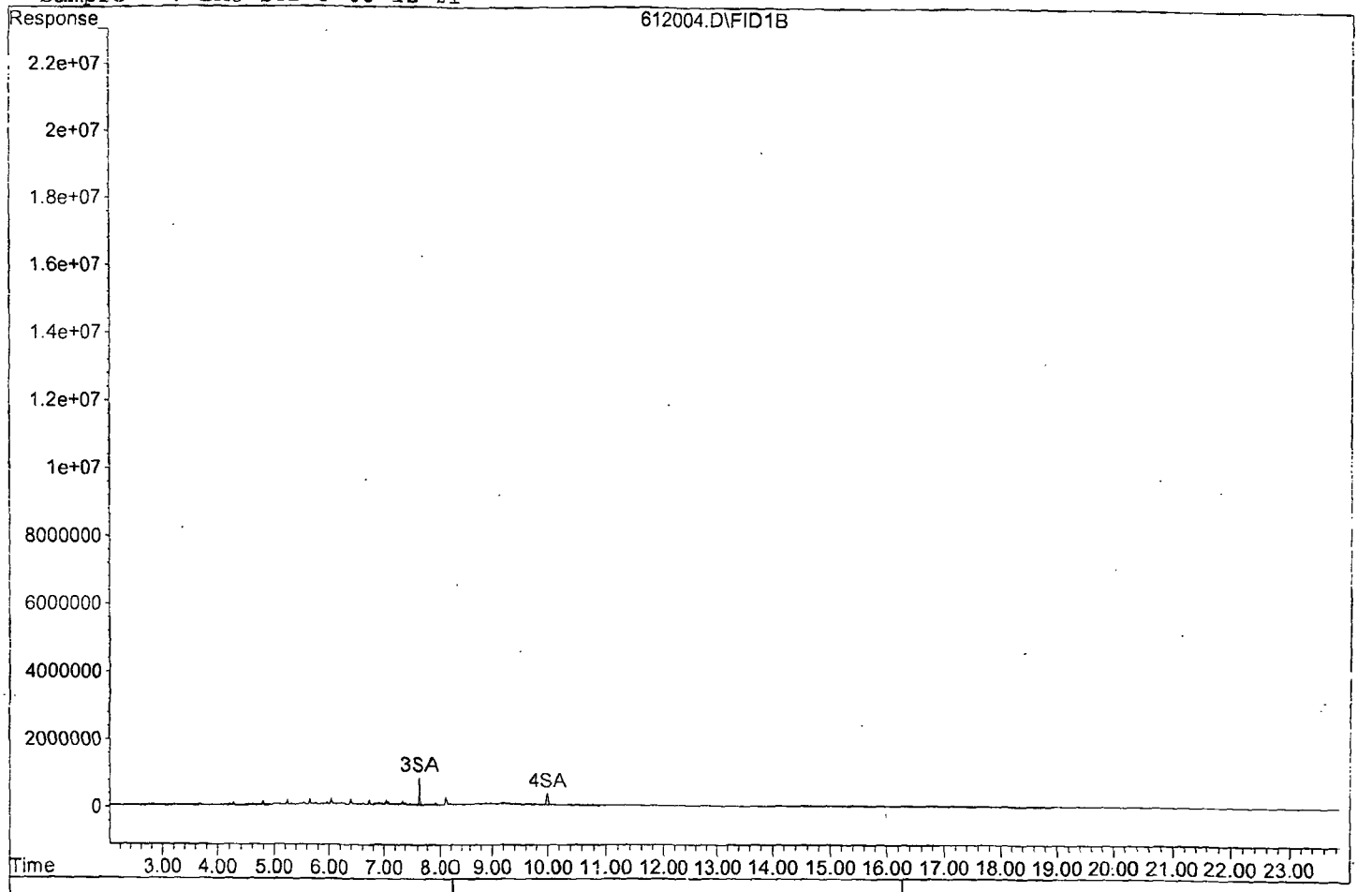

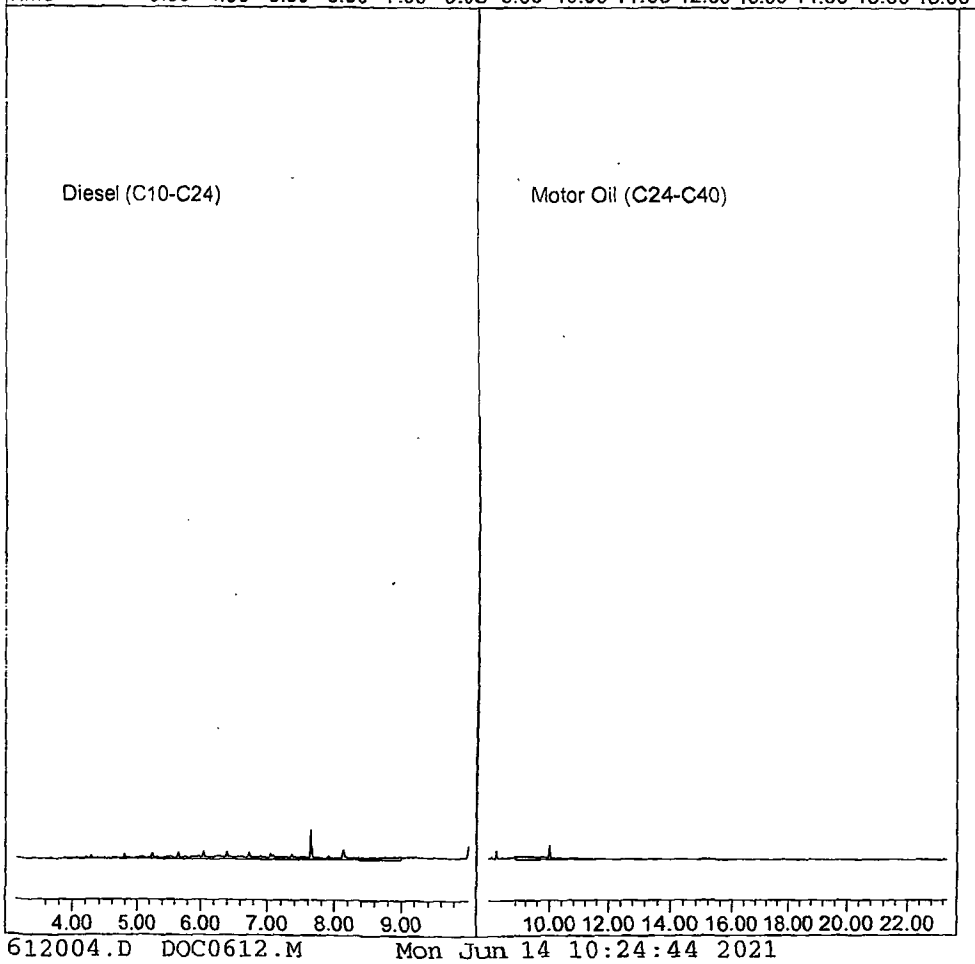

612004.D DOC0612.M Mon Jun 14 10:24:44 2021

Quantitation Report (Not Reviewed)

Data File : G:\APOLLO\DATA\210612\612005.D
Acq On : 6-12-21 11:31:44
Sample : DMO STD-4 06-12-21
Misc : water
IntFile : events.e
Quant Time: Jun 14 10:24 2021 Quant Results File: DOC0612.RES

Vial: 5
Operator: MB
Inst : Apollo
Multiplr: 1.00

Method : G:\APOLLO\DATA\210607\DOC0612.M (Chemstation Integrator)
Title : 8015 B&C
Last Update : Mon Jun 14 10:23:49 2021
Response via : Multiple Level Calibration

Volume Inj. : 2UL
Signal Phase : DB-5
Signal Info : FID02A

Compound	R.T.	Response	Conc Units
System Monitoring Compounds			
3) SA Ortho-Terphenyl(S)	7.64	51408819	11.738 ppb
Surrogate Spike 30.000		Recovery =	39.13%
4) SA Octacosane(S)	9.99	39779770	11.479 ppb
Surrogate Spike 30.000		Recovery =	38.26%
Target Compounds			
1) HATM Diesel (C10-C24)	6.58	865633766	233.732 ppb
2) HBTM Motor Oil (C24-C40)	15.57	590703508	232.114 ppb

Target Compounds

f)=RT Delta > 1/2 Window (m)=manual int.

Quantitation Report

Data File: G:\APOLLO\DATA\210612\612005.D
Sample : DMO STD-4 06-12-21

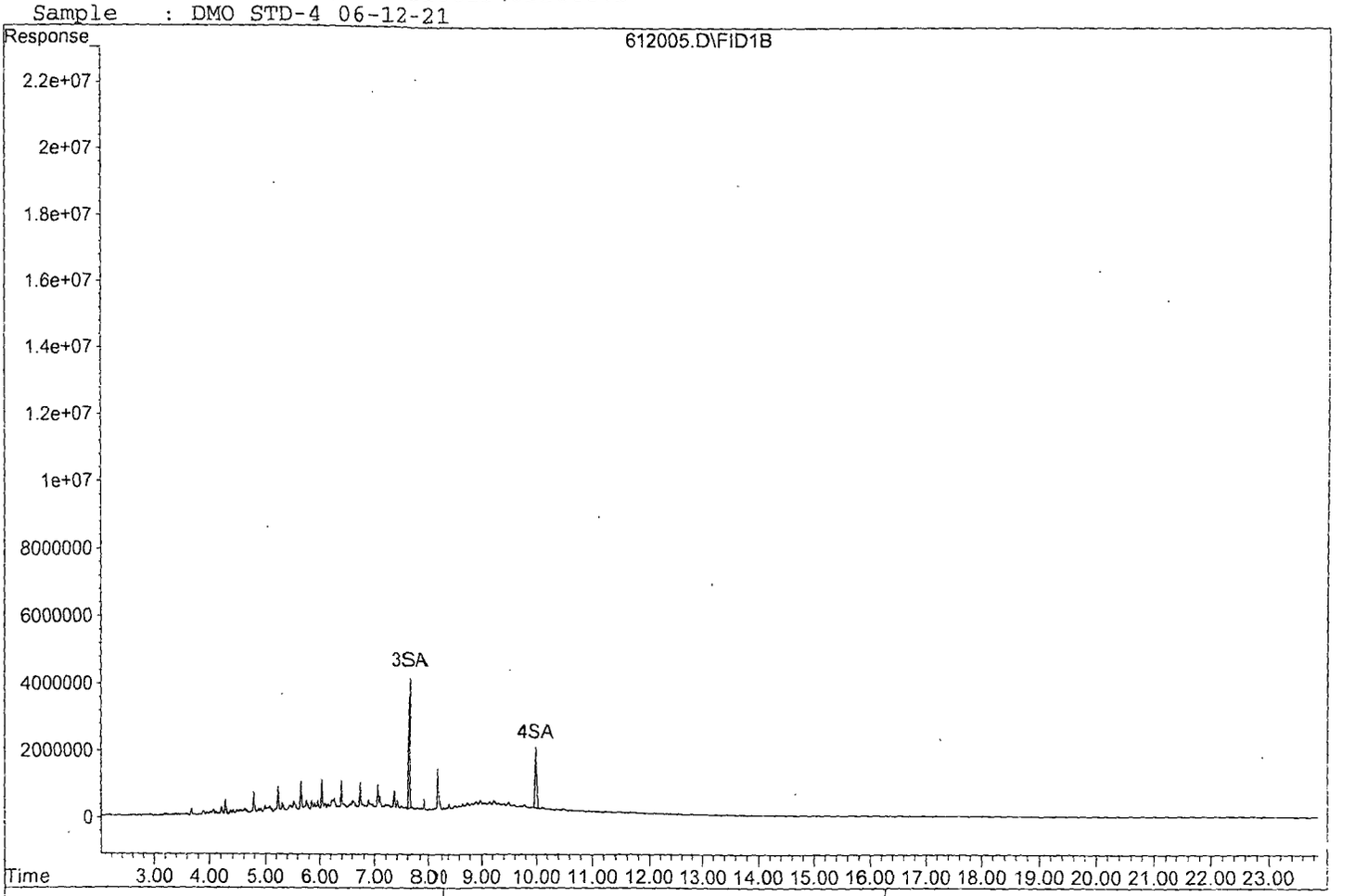

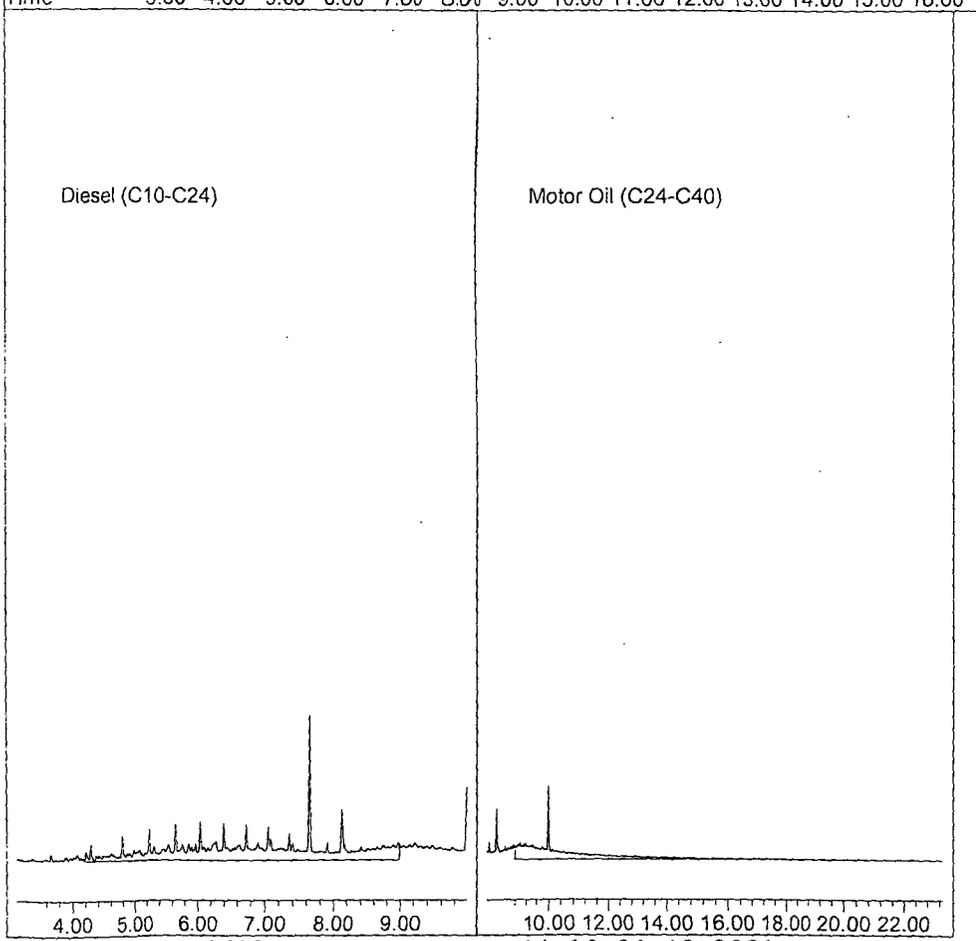

612005.D DOC0612.M Mon Jun 14 10:24:48 2021

Quantitation Report (Not Reviewed)

Data File : G:\APOLLO\DATA\210612\612006.D Vial: 6
Acq On : 6-12-21 12:00:09 Operator: MB
Sample : DMO-STD-5 06-12-21 Inst : Apollo
Misc : water Multiplr: 1.00
IntFile : events.e
Quant Time: Jun 14 10:24 2021 Quant Results File: DOC0612.RES

Method : G:\APOLLO\DATA\210607\DOC0612.M (Chemstation Integrator)
Title : 8015 B&C
Last Update : Mon Jun 14 10:23:49 2021
Response via : Multiple Level Calibration

Volume Inj. : 2UL
Signal Phase : DB-5
Signal Info : FID02A

Compound	R.T.	Response	Conc Units
System Monitoring Compounds			
3) SA Ortho-Terphenyl(S)	7.65	198745953	45.380 ppb
Surrogate Spike 30.000		Recovery =	151.27%
4) SA Octacosane(S)	10.00	156208194	45.077 ppb
Surrogate Spike 30.000		Recovery =	150.26%
Target Compounds			
1) HATM Diesel (C10-C24)	6.58	3406768130	919.870 ppb
2) HBTM Motor Oil (C24-C40)	15.57	2354757249	925.291 ppb

Target Compounds

f)=RT Delta > 1/2 Window (m)=manual int.

Quantitation Report

Data File: G:\APOLLO\DATA\210612\612006.D
Sample : DMO-STD-5 06-12-21

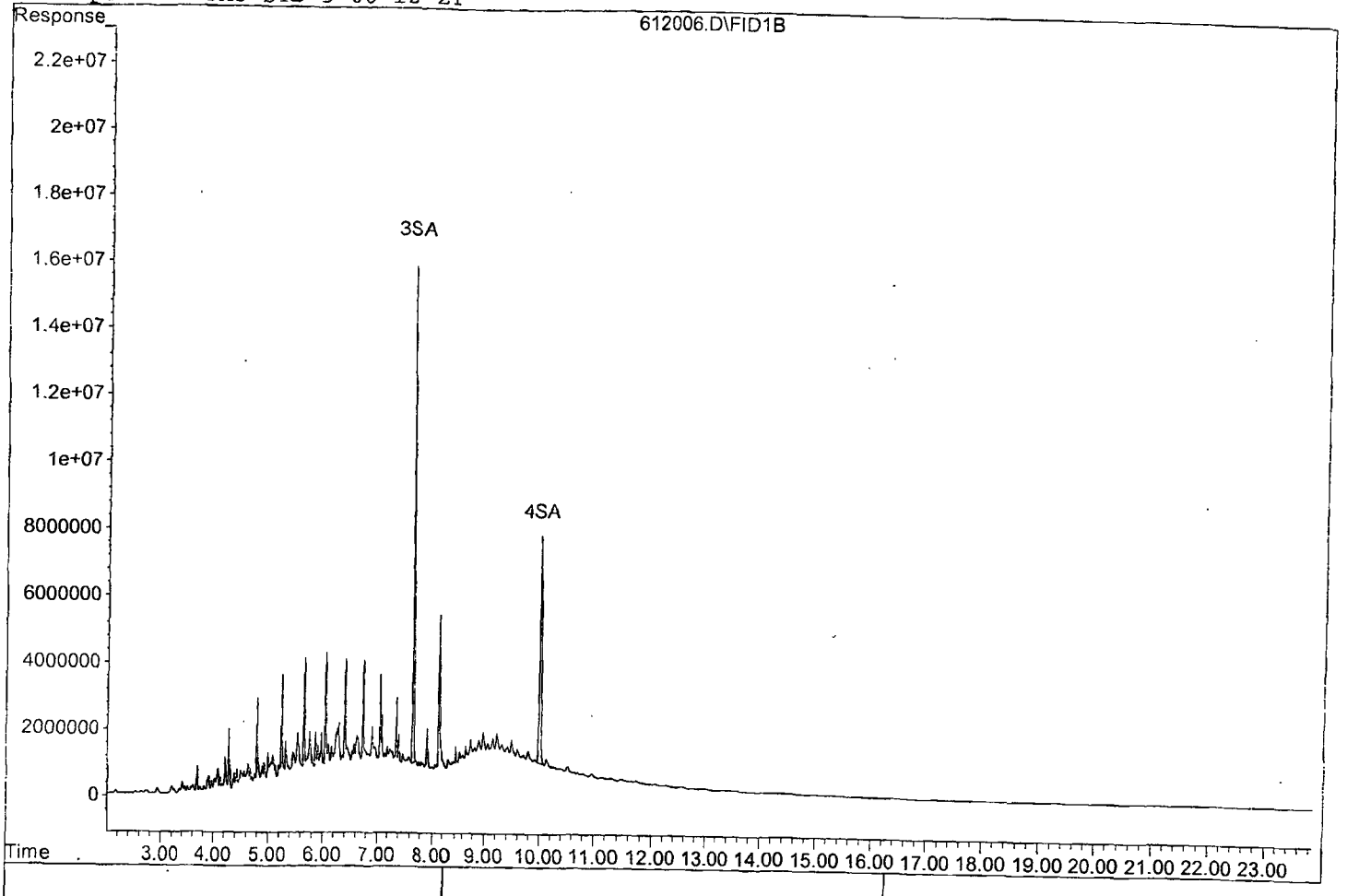

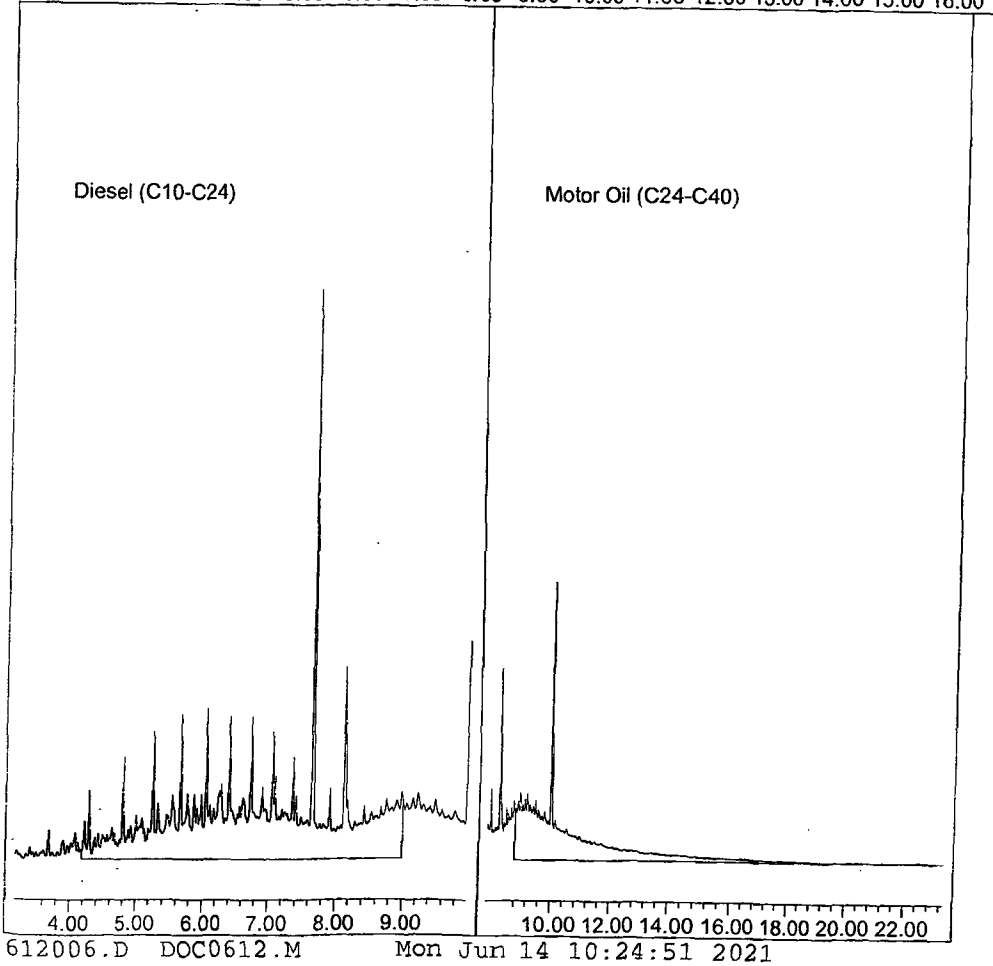

612006.D DOC0612.M Mon Jun 14 10:24:51 2021

Data File : G:\APOLLO\DATA\210612\612007.D Vial: 7
Acq On : 6-12-21 12:28:18 Operator: MB
Sample : DMOS-STD 6 06-12-21 Inst : Apollo
Misc : water Multiplr: 1.00
IntFile : events.e
Quant Time: Jun 14 10:24 2021 Quant Results File: DOC0612.RES

Method : G:\APOLLO\DATA\210607\DOC0612.M (Chemstation Integrator)
Title : 8015 B&C
Last Update : Mon Jun 14 10:23:49 2021
Response via : Multiple Level Calibration

Volume Inj. : 2UL
Signal Phase : DB-5
Signal Info : FID02A

Compound	R.T.	Response	Conc Units
System Monitoring Compounds			
3) SA Ortho-Terphenyl(S)	7.65	301952588	68.945 ppb
Surrogate Spike 30.000		Recovery =	229.82%
4) SA Octacosane(S)	10.01	247127104	71.313 ppb
Surrogate Spike 30.000		Recovery =	237.71%
Target Compounds			
1) HATM Diesel (C10-C24)	6.58	5170995965	1396.234 ppb
2) HBTM Motor Oil (C24-C40)	15.57	3715599130	1460.028 ppb

Target Compounds

Data File: G:\APOLLO\DATA\210612\612007.D
Sample : DMOS-STD 6 06-12-21

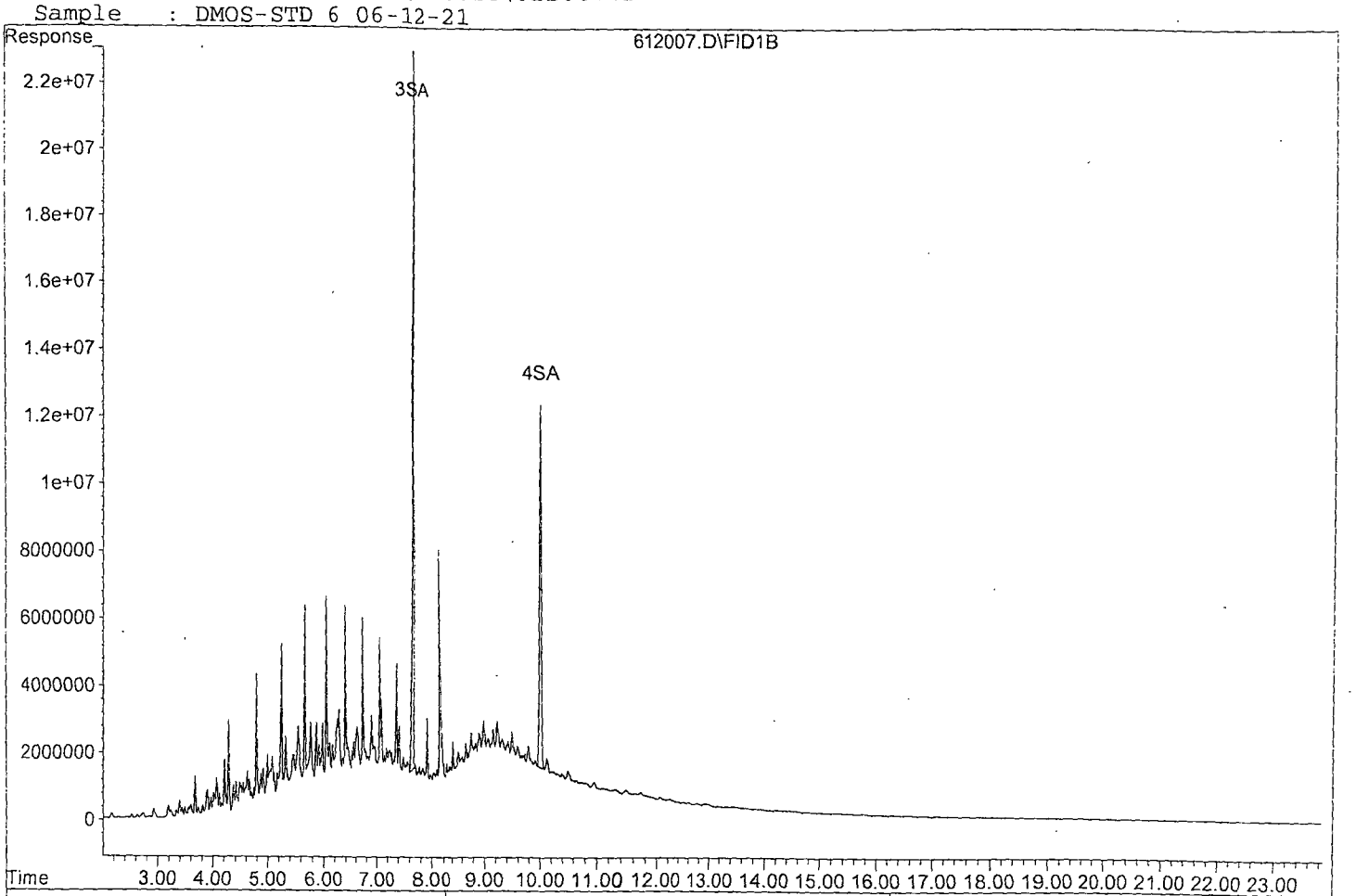

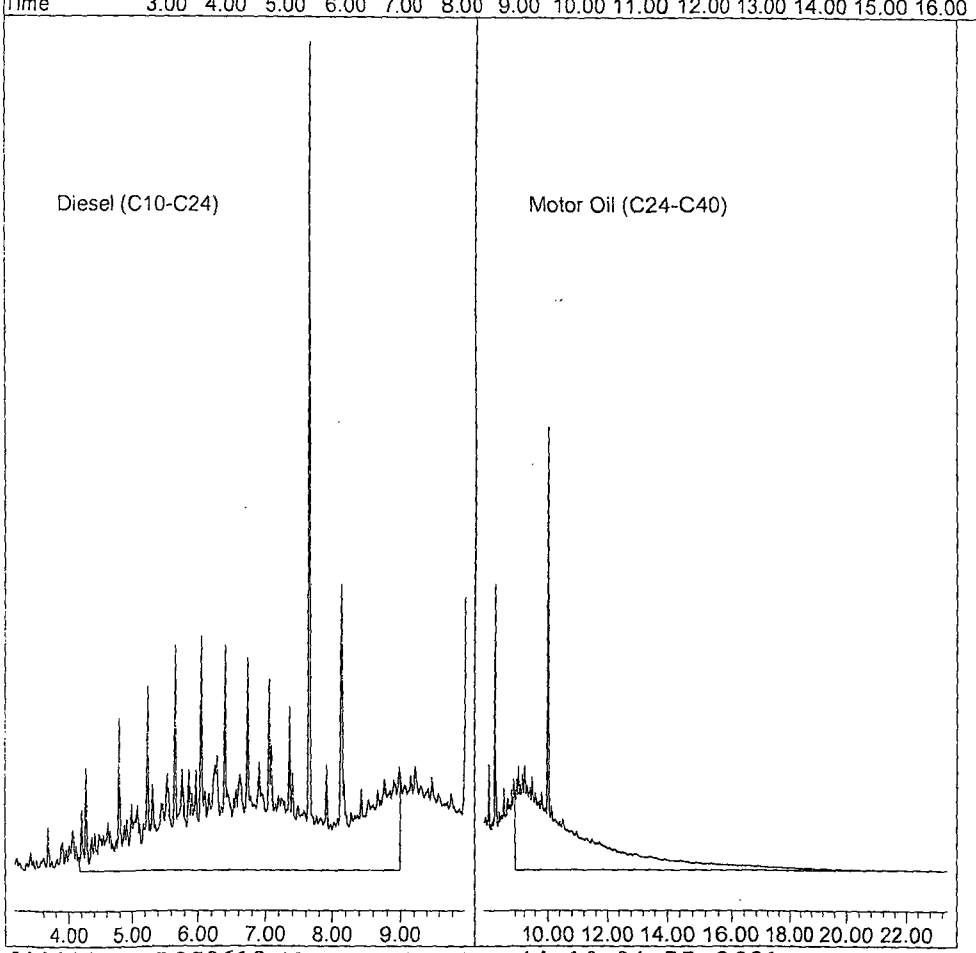

612007.D DOC0612.M Mon Jun 14 10:24:55 2021

Quantitation Report (Not Reviewed)

Data File : G:\APOLLO\DATA\210612\612008.D Vial: 8
Acq On : 6-12-21 12:56:31 Operator: MB
Sample : DMO-STD 7 06-12-21 Inst : Apollo
Misc : water Multiplr: 1.00
IntFile : events.e
Quant Time: Jun 14 10:24 2021 Quant Results File: DOC0612.RES

Method : G:\APOLLO\DATA\210607\DOC0612.M (Chemstation Integrator)
Title : 8015 B&C
Last Update : Mon Jun 14 10:23:49 2021
Response via : Multiple Level Calibration

Volume Inj. : 2UL
Signal Phase : DB-5
Signal Info : FID02A

Compound	R.T.	Response	Conc Units
System Monitoring Compounds			
3) SA Ortho-Terphenyl(S)	7.65	400130320	91.362 ppb
Surrogate Spike 30.000		Recovery =	304.54%
4) SA Octacosane(S)	10.01	336641043	97.144 ppb
Surrogate Spike 30.000		Recovery =	323.81%
Target Compounds			
1) HATM Diesel (C10-C24)	6.58	6989400742	1887.226 ppb
2) HBTM Motor Oil (C24-C40)	15.57	5085151214	1998.187 ppb

Target Compounds

(f)=RT Delta > 1/2 Window (m)=manual int.

Quantitation Report

Data File: G:\APOLLO\DATA\210612\612008.D
Sample : DMO-STD 7 06-12-21

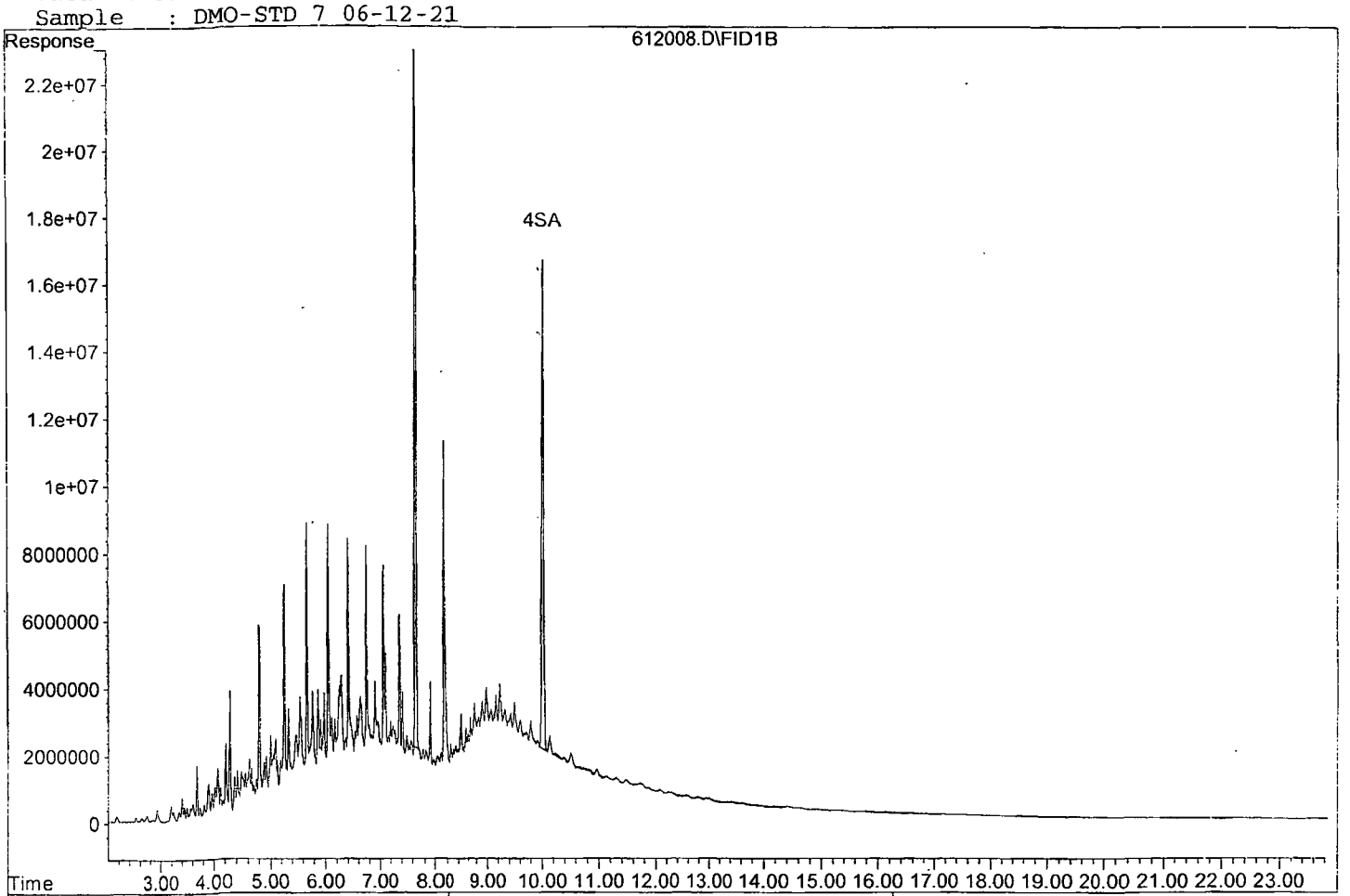

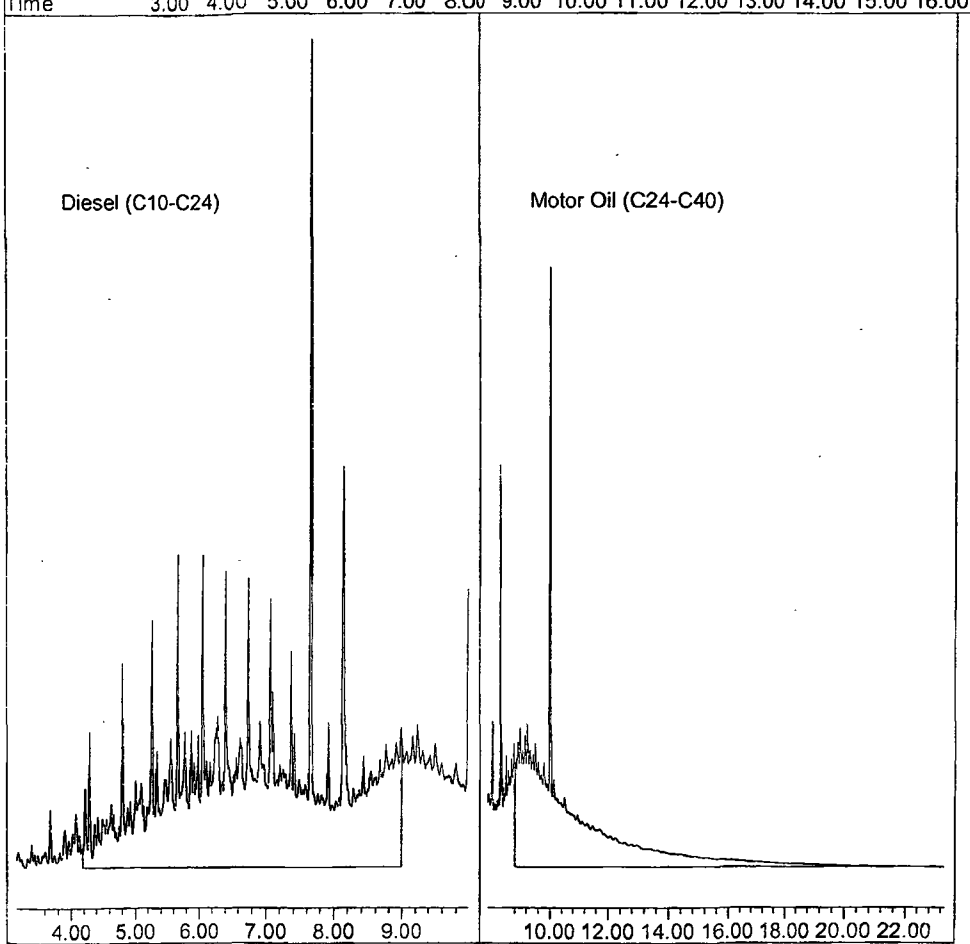

TPH Extractables
DOC0612

Form 7

Second Source Calibration

Lab Name: APPL, Inc.
Case No:
Matrix: Water

SDG No:
Date Analyzed: 06/12/21
Instrument: Apollo
Initial Cal. Date: 06/12/21
Data File: 612009.D

		Compound	MEAN	CCRF	%D		%Drift
1	HATM	Diesel (C10-C24)	1851770	1705330	7.9	HATM	
2	HBTM	Motor Oil (C24-C40)	1272440	1357430	6.7	HBTM	
3							
4							
5							
6							
7							
8							
9							
10							
11							
12							
13							
14							
15							
16							
17							
18							
19							
20							
21							
22							
23							
24							
25							
26							
27							
28							
29							
30							
31							
32							
33							
34							
35							
36							
37							
38							
39							
40							
		Average			7.3		

Quantitation Report (Not Reviewed)

Data File : G:\APOLLO\DATA\210612\612009.D Vial: 9
Acq On : 6-12-21 13:24:43 Operator: MB
Sample : DMO-STD SS 06-12-21 Inst : Apollo
Misc : water Multiplr: 1.00
IntFile : events.e
Quant Time: Jun 14 10:25 2021 Quant Results File: DOC0612.RES

Method : G:\APOLLO\DATA\210607\DOC0612.M (Chemstation Integrator)
Title : 8015 B&C
Last Update : Mon Jun 14 10:23:49 2021
Response via : Multiple Level Calibration

Volume Inj. : 2UL
Signal Phase : DB-5
Signal Info : FID02A

Compound	R.T.	Response	Conc Units
System Monitoring Compounds			
3) SA Ortho-Terphenyl(S)	7.64	3420618	0.781 ppb
Surrogate Spike 30.000		Recovery =	2.60%
4) SA Octacosane(S)	10.00	52751	0.015 ppb
Surrogate Spike 30.000		Recovery =	0.05%
Target Compounds			
1) HATM Diesel (C10-C24)	6.58	852667033	230.231 ppb
2) HBTM Motor Oil (C24-C40)	15.57	678716704	266.699 ppb
Target Compounds			

(f)=RT Delta > 1/2 Window (m)=manual int.

Quantitation Report

Data File: G:\APOLLO\DATA\210612\612009.D
Sample : DMO-STD SS 06-12-21

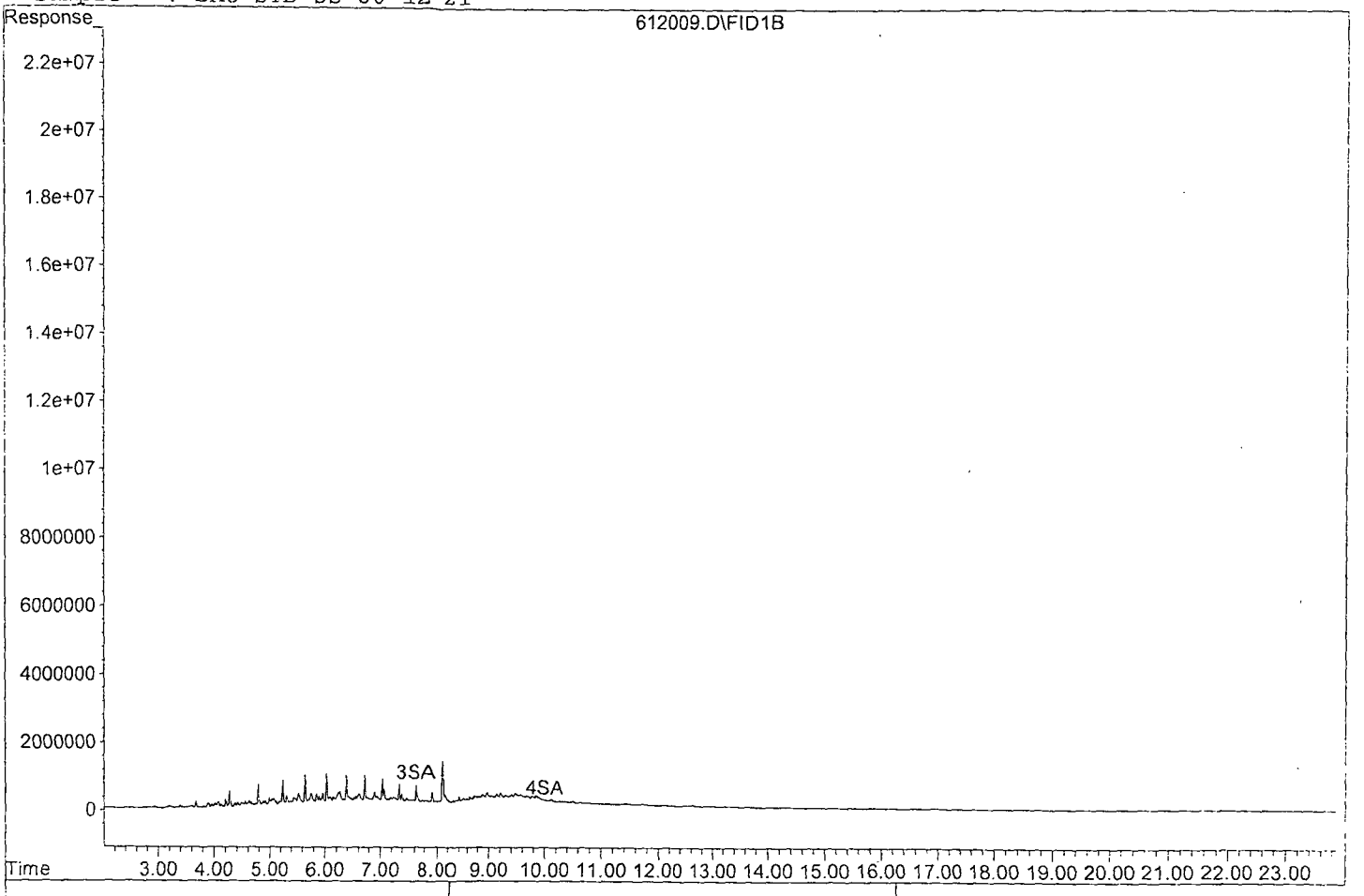

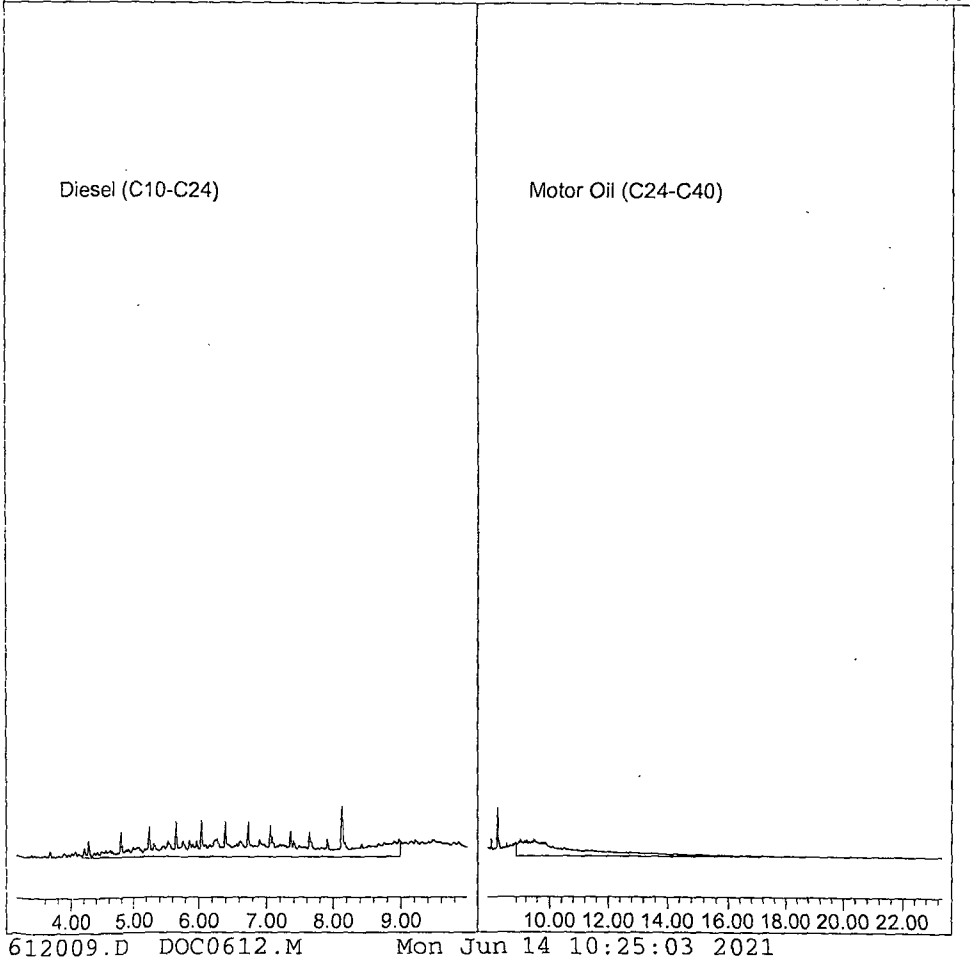

612009.D DOC0612.M Mon Jun 14 10:25:03 2021

TPH Extractables
DEC0504

Form 7

Continuing Calibration

Lab Name: APPL, Inc.
Case No:
Matrix: Water

SDG No:
Date Analyzed: 06/12/21
Instrument: Apollo
Initial Cal. Date: 05/04/21
Data File: 612010.D

		Compound	MEAN	CCRF	%D	%Drift	
1	SC	Decanoic Acid(S)	1194540	1132580	5.2	SC	
2							
3							
4							
5							
6							
7							
8							
9							
10							
11							
12							
13							
14							
15							
16							
17							
18							
19							
20							
21							
22							
23							
24							
25							
26							
27							
28							
29							
30							
31							
32							
33							
34							
35							
36							
37							
38							
39							
40							
		Average			5.2		

Quantitation Report (Not Reviewed)

Data File : G:\APOLLO\DATA\210612\612010.D Vial: 10
Acq On : 6-12-21 13:52:56 Operator: MB
Sample : Decanoic Acid 05/04/21 Inst : Apollo
Misc : water Multiplr: 1.00
IntFile : events.e
Quant Time: Jun 14 10:49 2021 Quant Results File: DEC0504.RES

Method : G:\APOLLO\DATA\210505\DEC0504.M (Chemstation Integrator)
Title : 8015 B&C
Last Update : Tue May 04 17:12:27 2021
Response via : Multiple Level Calibration

Volume Inj. : 2UL
Signal Phase : DB-5
Signal Info : FID02A

Compound	R.T.	Response	Conc Units
System Monitoring Compounds			
1) SC Decanoic Acid(S)	5.82f	81545729	34.133 ppb
Surrogate Spike 24.000		Recovery =	142.22%

Target Compounds

Target Compounds

(f)=RT Delta > 1/2 Window (m)=manual int.

TPH Extractables
DEC0504

Form 7

Continuing Calibration

Lab Name: APPL, Inc.
Case No:
Matrix: Water

SDG No:
Date Analyzed: 06/12/21
Instrument: Apollo
Initial Cal. Date: 05/04/21
Data File: 612024.D

		Compound	MEAN	CCRF	%D	%Drift	
1	SC	Decanoic Acid(S)	1194540	1173320	1.8	SC	
2							
3							
4							
5							
6							
7							
8							
9							
10							
11							
12							
13							
14							
15							
16							
17							
18							
19							
20							
21							
22							
23							
24							
25							
26							
27							
28							
29							
30							
31							
32							
33							
34							
35							
36							
37							
38							
39							
40							
		Average			1.8		

Quantitation Report (Not Reviewed)

Data File : G:\APOLLO\DATA\210612\612024.D Vial: 24
Acq On : 6-12-21 20:29:00 Operator: MB
Sample : Decanoic Acid 05/04/21 Inst : Apollo
Misc : water Multiplr: 1.00
IntFile : events.e
Quant Time: Jun 14 10:51 2021 Quant Results File: DEC0504.RES

Method : G:\APOLLO\DATA\210505\DEC0504.M (Chemstation Integrator)
Title : 8015 B&C
Last Update : Tue May 04 17:12:27 2021
Response via : Multiple Level Calibration

Volume Inj. : 2UL
Signal Phase : DB-5
Signal Info : FID02A

Compound	R.T.	Response	Conc Units
System Monitoring Compounds			
1) SC Decanoic Acid(S)	5.82f	84479372	35.361 ppb
Surrogate Spike 24.000		Recovery =	147.34%

Target Compounds

Target Compounds

(f)=RT Delta > 1/2 Window (m)=manual int.

TPH Extractables
DOC0612

Form 7

Continuing Calibration

Lab Name: APPL, Inc.
Case No:
Matrix: Water

SDG No:
Date Analyzed: 06/12/21
Instrument: Apollo
Initial Cal. Date: 06/12/21
Data File: 612025.D

		Compound	MEAN	CCRF	%D		%Drift
1	HATM	Diesel (C10-C24)	1851770	1870900	1.0	HATM	
2	HBTM	Motor Oil (C24-C40)	1272440	1301000	2.2	HBTM	
3	SA	Ortho-Terphenyl(S)	2189800	2239370	2.3	SA	
4	SA	Octacosane(S)	1732690	1746890	0.82	SA	
5							
6							
7							
8							
9							
10							
11							
12							
13							
14							
15							
16							
17							
18							
19							
20							
21							
22							
23							
24							
25							
26							
27							
28							
29							
30							
31							
32							
33							
34							
35							
36							
37							
38							
39							
40							
		Average			1.6		

Quantitation Report (Not Reviewed)

Data File : G:\APOLLO\DATA\210612\612025.D Vial: 25
Acq On : 6-12-21 20:57:26 Operator: MB
Sample : Diesel Motor oil CCv 06/12/21 Inst : Apollo
Misc : water Multiplr: 1.00
IntFile : events.e
Quant Time: Jun 14 10:28 2021 Quant Results File: DOC0612.RES

Method : G:\APOLLO\DATA\210618\DOC0612.M (Chemstation Integrator)
Title : 8015 B&C
Last Update : Sat Jun 19 08:16:57 2021
Response via : Multiple Level Calibration

Volume Inj. : 2UL
Signal Phase : DB-5
Signal Info : FID02A

Compound	R.T.	Response	Conc Units
System Monitoring Compounds			
3) SA Ortho-Terphenyl(S)	7.64	55984265	12.783 ppb
Surrogate Spike 30.000		Recovery =	42.61%
4) SA Octacosane(S)	10.00	43672337	12.602 ppb
Surrogate Spike 30.000		Recovery =	42.01%
Target Compounds			
1) HATM Diesel (C10-C24)	6.58	935450062	252.583 ppb
2) HBTM Motor Oil (C24-C40)	15.57	650498302	255.610 ppb

Target Compounds

(f)=RT Delta > 1/2 Window (m)=manual int.

Data File: G:\APOLLO\DATA\210612\612025.D
Sample : Diesel Motor oil CCv 06/12/21

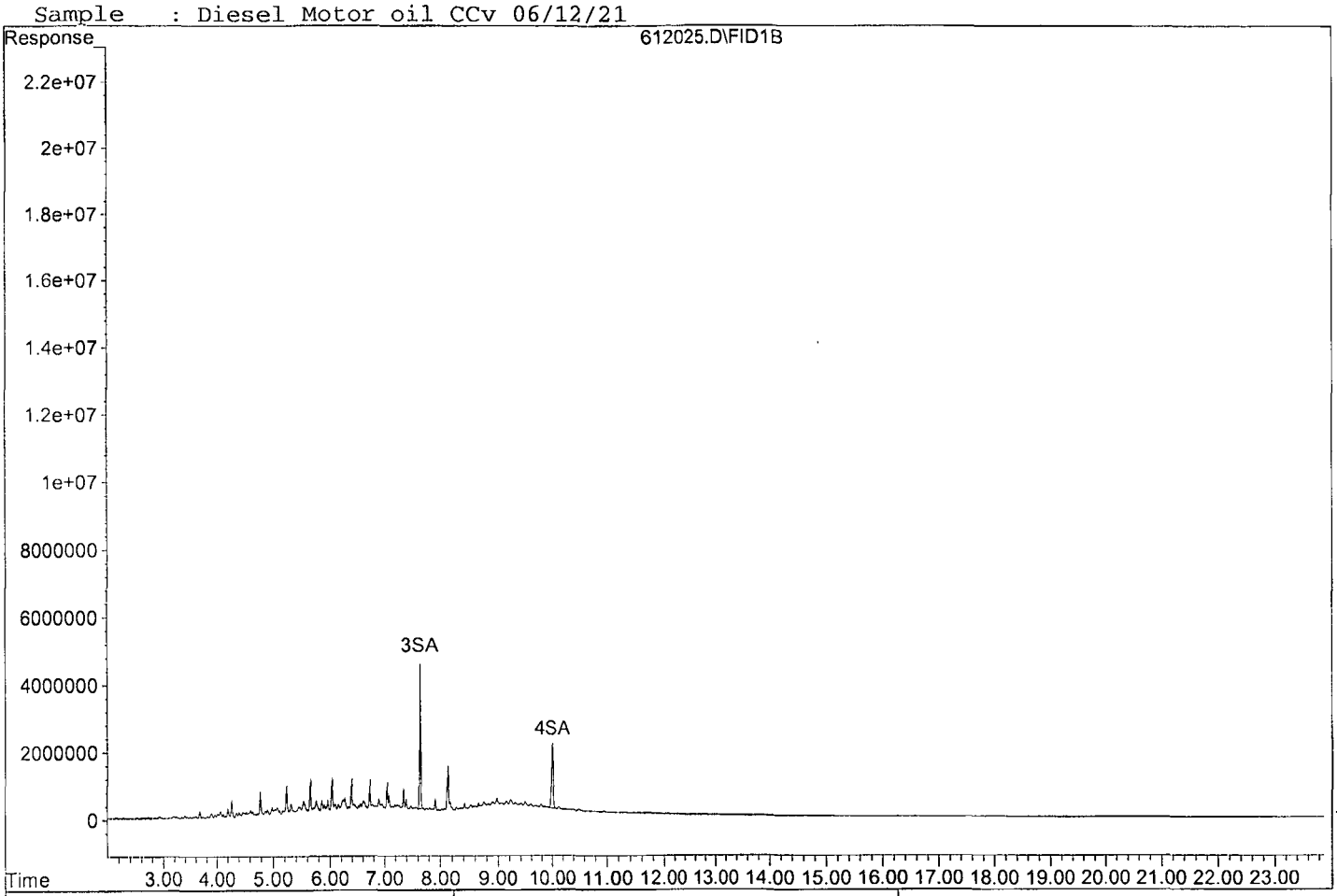

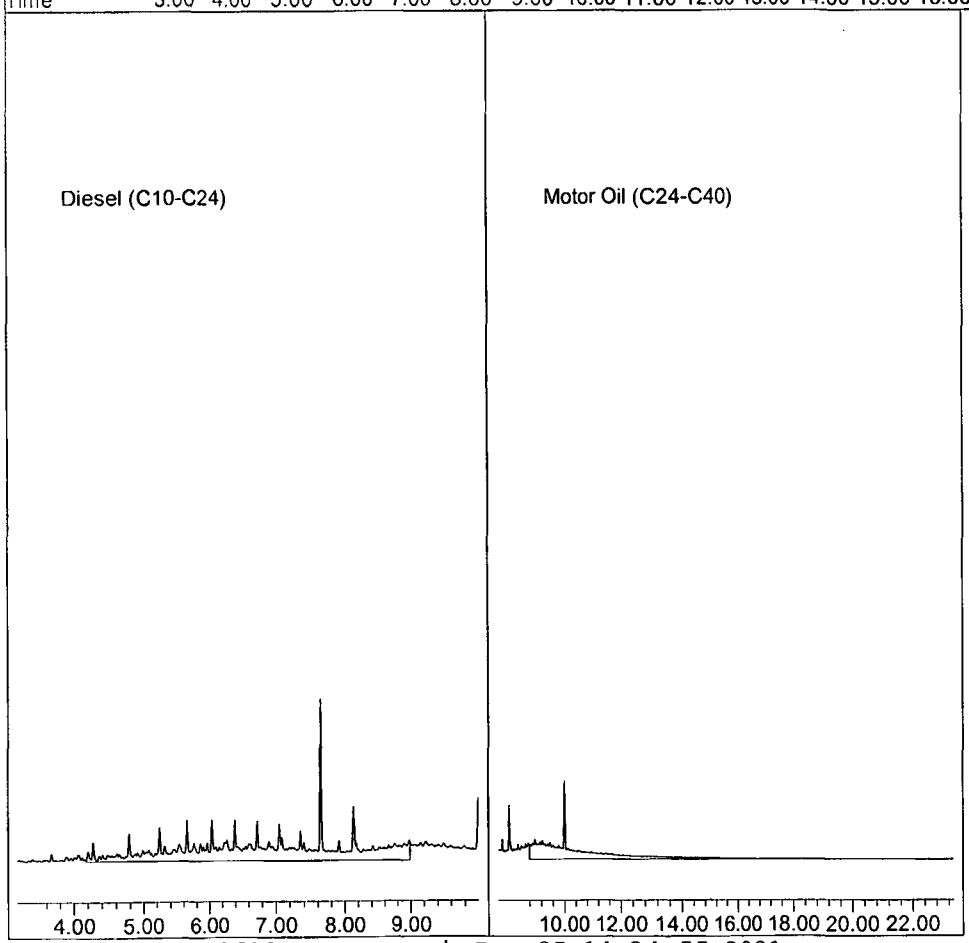

TPH Extractables
DOC0612

Form 7

Continuing Calibration

Lab Name: APPL, Inc.
Case No:
Matrix: Water

SDG No:
Date Analyzed: 06/23/21
Instrument: Apollo
Initial Cal. Date: 06/12/21
Data File: 618209.D

		Compound	MEAN	CCRF	%D		%Drift
1	HATM	Diesel (C10-C24)	1851770	1924590	3.9	HATM	
2	HBTM	Motor Oil (C24-C40)	1272440	1431920	13	HBTM	
3	SA	Ortho-Terphenyl(S)	2189800	2321820	6.0	SA	
4	SA	Octacosane(S)	1732690	1968080	14	SA	
5							
6							
7							
8							
9							
10							
11							
12							
13							
14							
15							
16							
17							
18							
19							
20							
21							
22							
23							
24							
25							
26							
27							
28							
29							
30							
31							
32							
33							
34							
35							
36							
37							
38							
39							
40							
		Average			9.2		

Quantitation Report (Not Reviewed)

Data File : G:\APOLLO\DATA\210618\618209.D Vial: 9
Acq On : 6-23-21 11:35:58 Operator: MB
Sample : Diesel Motor Oil CCV 06/23/21 Inst : Apollo
Misc : water Multiplr: 1.00
IntFile : events.e
Quant Time: Jun 23 12:13 2021 Quant Results File: DOC0612.RES

Method : G:\APOLLO\DATA\210612\DOC0612.M (Chemstation Integrator)
Title : 8015 B&C
Last Update : Thu Jun 24 12:54:59 2021
Response via : Multiple Level Calibration

Volume Inj. : 2UL
Signal Phase : DB-5
Signal Info : FID02A

Compound	R.T.	Response	Conc Units
System Monitoring Compounds			
3) SA Ortho-Terphenyl(S)	7.64	58045558	13.254 ppb
Surrogate Spike 30.000		Recovery =	44.18%
4) SA Octacosane(S)	10.00	49202017	14.198 ppb
Surrogate Spike 30.000		Recovery =	47.33%
Target Compounds			
1) HATM Diesel (C10-C24)	6.58	962295693	259.832 ppb
2) HBTM Motor Oil (C24-C40)	15.57	715957986	281.332 ppb

Target Compounds

(f)=RT Delta > 1/2 Window (m)=manual int.

Data File: G:\APOLLO\DATA\210618\618209.D
Sample : Diesel Motor Oil CCV 06/23/21

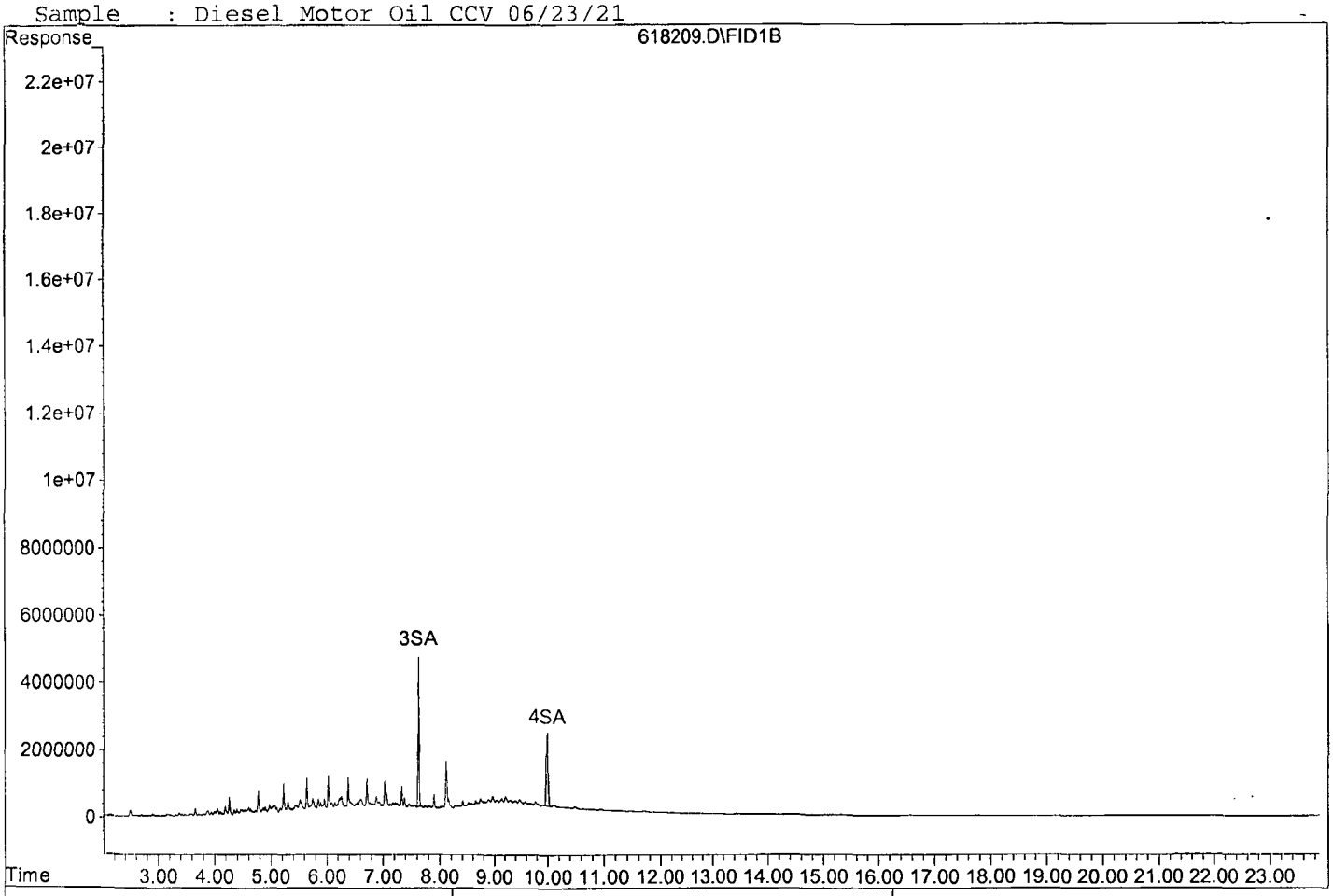

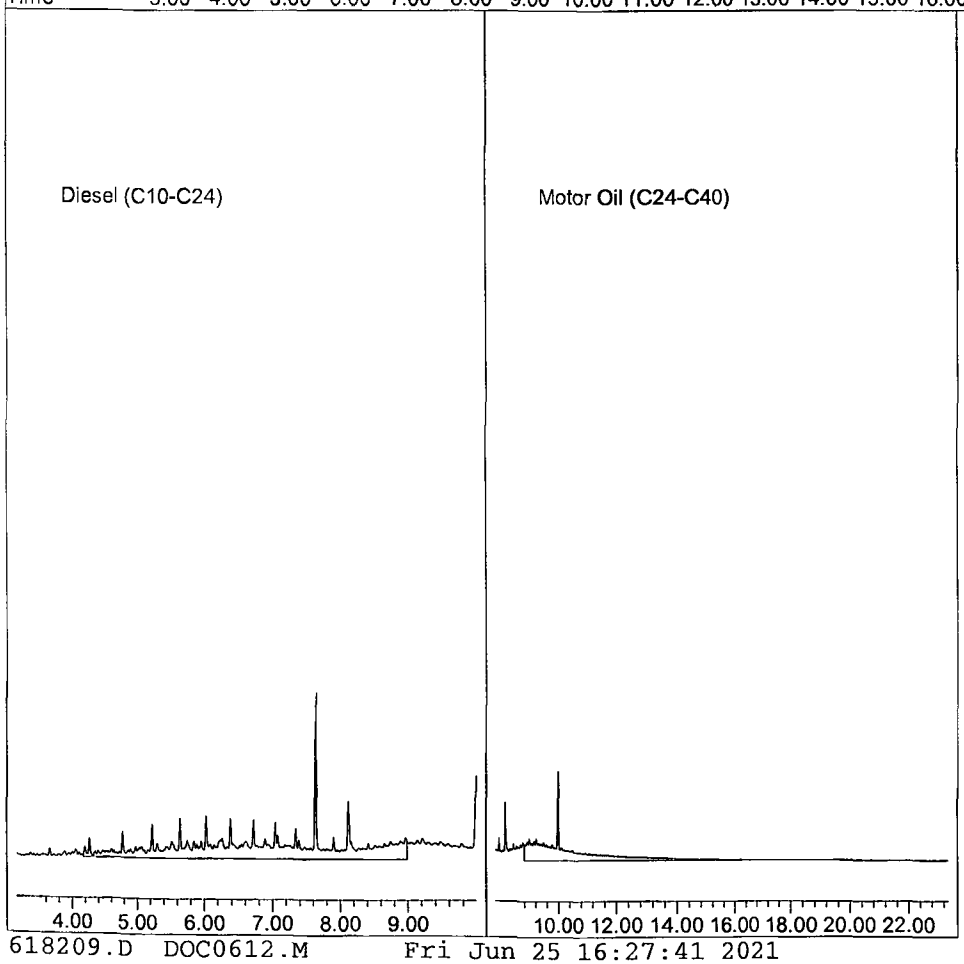

TPH Extractables
DEC0208

Form 7

Continuing Calibration

Lab Name: APPL, Inc.
Case No:
Matrix: Water

SDG No:
Date Analyzed: 06/23/21
Instrument: Apollo
Initial Cal. Date: 05/04/21
Data File: 618213.D

		Compound	MEAN	CCRF	%D		%Drift
1	SC	Decanoic Acid(S)	1194540	1078050	9.8	SC	
2							
3							
4							
5							
6							
7							
8							
9							
10							
11							
12							
13							
14							
15							
16							
17							
18							
19							
20							
21							
22							
23							
24							
25							
26							
27							
28							
29							
30							
31							
32							
33							
34							
35							
36							
37							
38							
39							
40							
		Average			9.8		

Quantitation Report (Not Reviewed)

Data File : G:\APOLLO\DATA\210618\618213.D Vial: 13
Acq On : 6-23-21 13:53:23 Operator: MB
Sample : Decanoic Acid CCV 05/04/21 Inst : Apollo
Misc : water Multiplr: 1.00
IntFile : events.e
Quant Time: Jun 25 16:28 2021 Quant Results File: DEC0504.RES

Method : G:\APOLLO\DATA\210505\DEC0504.M (Chemstation Integrator)
Title : 8015 B&C
Last Update : Tue May 04 17:12:27 2021
Response via : Multiple Level Calibration

Volume Inj. : 2UL
Signal Phase : DB-5
Signal Info : FID02A

Compound	R.T.	Response	Conc Units
System Monitoring Compounds			
1) SC Decanoic Acid(S)	5.81f	77619298	32.489 ppb
Surrogate Spike 24.000		Recovery =	135.37%

Target Compounds

Target Compounds

(f)=RT Delta > 1/2 Window (m)=manual int.

TPH Extractables
DEC0504

Form 7

Continuing Calibration

Lab Name: APPL, Inc.
Case No:
Matrix: Water

SDG No:
Date Analyzed: 06/23/21
Instrument: Apollo
Initial Cal. Date: 05/04/21
Data File: 618222.D

		Compound	MEAN	CCRF	%D		%Drift
1	SC	Decanoic Acid(S)	1194540	1068190	11	SC	
2							
3							
4							
5							
6							
7							
8							
9							
10							
11							
12							
13							
14							
15							
16							
17							
18							
19							
20							
21							
22							
23							
24							
25							
26							
27							
28							
29							
30							
31							
32							
33							
34							
35							
36							
37							
38							
39							
40							
		Average			11.0		

Quantitation Report (Not Reviewed)

Data File : G:\APOLLO\DATA\210618\618222.D Vial: 22
Acq On : 6-23-21 18:07:41 Operator: MB
Sample : Decanoic Acid CCV 05/04/21 Inst : Apollo
Misc : water Multiplr: 1.00
IntFile : events.e
Quant Time: Jun 24 7:32 2021 Quant Results File: DEC0504.RES

Method : G:\APOLLO\DATA\210505\DEC0504.M (Chemstation Integrator)
Title : 8015 B&C
Last Update : Tue May 04 17:12:27 2021
Response via : Multiple Level Calibration

Volume Inj. : 2UL
Signal Phase : DB-5
Signal Info : FID02A

Compound	R.T.	Response	Conc Units
System Monitoring Compounds			
1) SC Decanoic Acid(S)	5.81f	76909652	32.192 ppb
Surrogate Spike 24.000		Recovery =	134.13%

Target Compounds

Target Compounds

(f)=RT Delta > 1/2 Window (m)=manual int.

TPH Extractables
DOC0612

Form 7

Continuing Calibration

Lab Name: APPL, Inc.
Case No:
Matrix: Water

SDG No:
Date Analyzed: 06/23/21
Instrument: Apollo
Initial Cal. Date: 06/12/21
Data File: 618223.D

		Compound	MEAN	CCRF	%D	%Drift	
1	HATM	Diesel (C10-C24)	1851770	1993650	7.7	HATM	
2	HBTM	Motor Oil (C24-C40)	1272440	1464210	15	HBTM	
3	SA	Ortho-Terphenyl(S)	2189800	2409780	10	SA	
4	SA	Octacosane(S)	1732690	2028680	17	SA	
5							
6							
7							
8							
9							
10							
11							
12							
13							
14							
15							
16							
17							
18							
19							
20							
21							
22							
23							
24							
25							
26							
27							
28							
29							
30							
31							
32							
33							
34							
35							
36							
37							
38							
39							
40							
		Average			12.4		

Quantitation Report (Not Reviewed)

Data File : G:\APOLLO\DATA\210618\618223.D Vial: 23
Acq On : 6-23-21 18:36:08 Operator: MB
Sample : Diesel Motor Oil CCV 06/23/21 Inst : Apollo
Misc : water Multiplr: 1.00
IntFile : events.e
Quant Time: Jun 24 7:30 2021 Quant Results File: DOC0612.RES

Method : G:\APOLLO\DATA\210612\DOC0612.M (Chemstation Integrator)
Title : 8015 B&C
Last Update : Thu Jun 24 12:54:59 2021
Response via : Multiple Level Calibration

Volume Inj. : 2UL
Signal Phase : DB-5
Signal Info : FID02A

Compound	R.T.	Response	Conc Units
System Monitoring Compounds			
3) SA Ortho-Terphenyl(S)	7.64	60244399	13.756 ppb
Surrogate Spike 30.000		Recovery =	45.85%
4) SA Octacosane(S)	10.00	50716916	14.635 ppb
Surrogate Spike 30.000		Recovery =	48.78%
Target Compounds			
1) HATM Diesel (C10-C24)	6.58	996823683	269.155 ppb
2) HBTM Motor Oil (C24-C40)	15.57	732103043	287.677 ppb

Target Compounds

(f)=RT Delta > 1/2 Window (m)=manual int.

Data File: G:\APOLLO\DATA\210618\618223.D
Sample : Diesel Motor Oil CCV 06/23/21

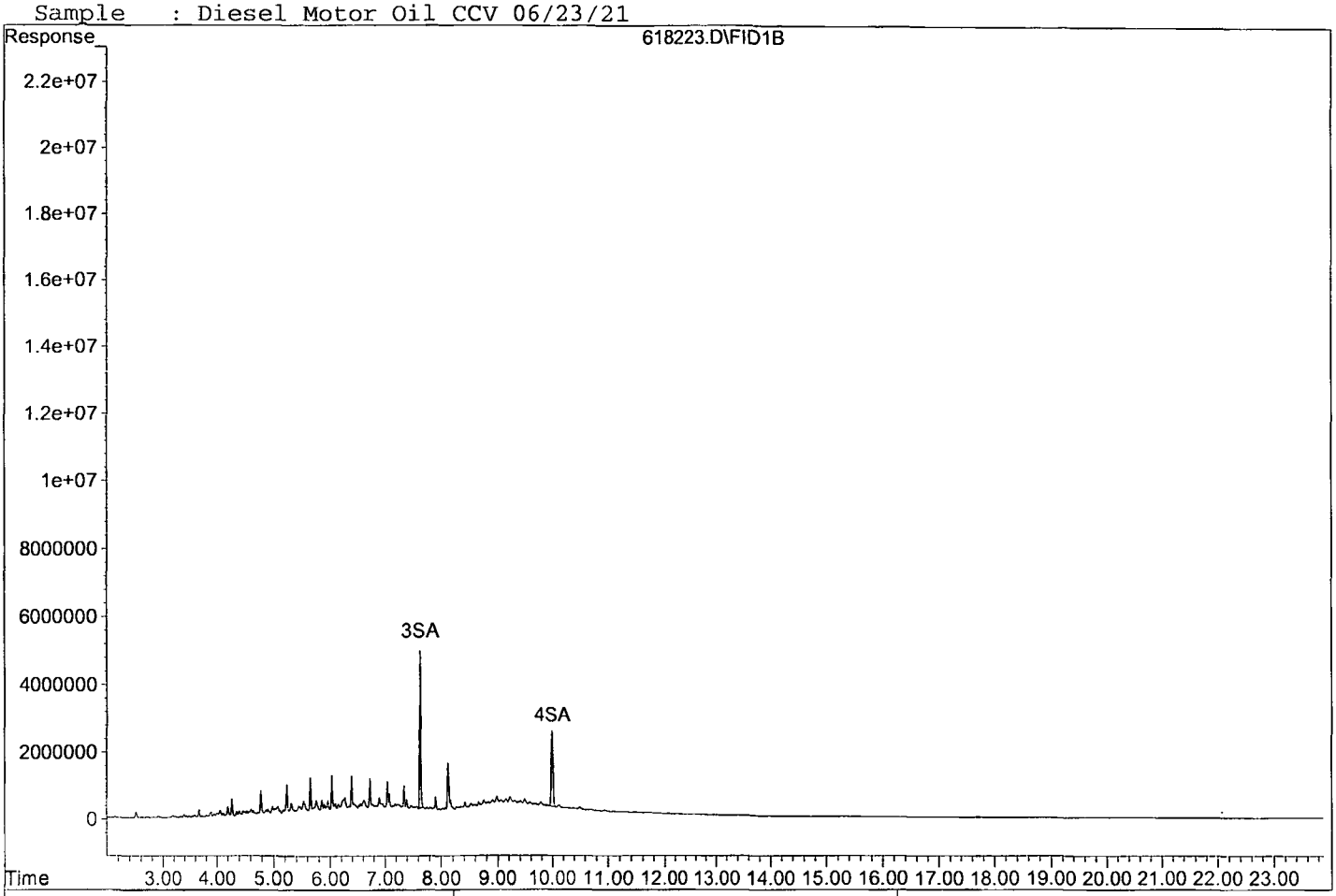

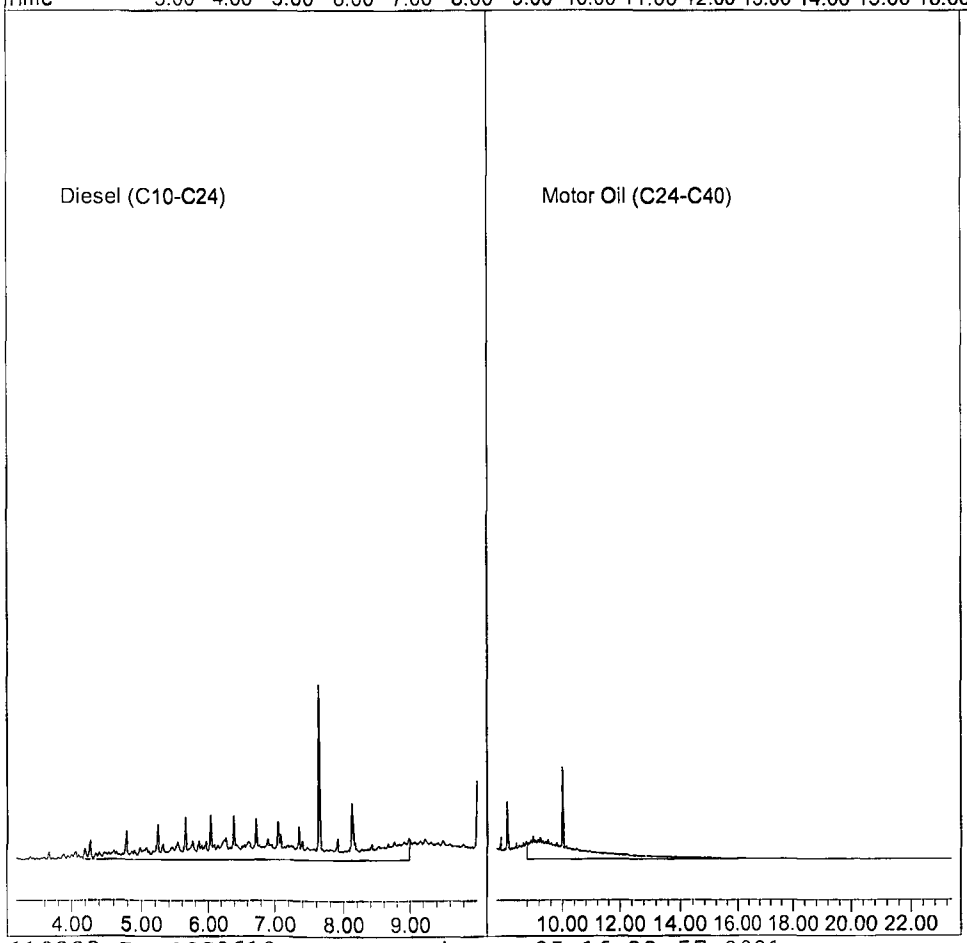

ORGANICS

Raw Data

Quantitation Report (Not Reviewed)

Data File : G:\APOLLO\DATA\210618\618219.D Vial: 19
Acq On : 6-23-21 16:42:50 Operator: MB
Sample : BA33354W08 5/1060 Inst : Apollo
Misc : water Multiplr: 4.72
IntFile : events.e
Quant Time: Jun 25 14:46 2021 Quant Results File: DEC0504.RES

Method : G:\APOLLO\DATA\210505\DEC0504.M (Chemstation Integrator)
Title : 8015 B&C
Last Update : Tue May 04 17:12:27 2021
Response via : Multiple Level Calibration

Volume Inj. : 2UL
Signal Phase : DB-5
Signal Info : FID02A

Compound	R.T.	Response	Conc Units
System Monitoring Compounds			
1) SC Decanoic Acid(S)	0.00	0	N.D. ppb
Surrogate Spike 113.208		Recovery =	0.00%

Target Compounds

Target Compounds

(f)=RT Delta > 1/2 Window (m)=manual int.

Quantitation Report (Not Reviewed)

Data File : G:\APOLLO\DATA\210618\618219.D Vial: 19
Acq On : 6-23-21 16:42:50 Operator: MB
Sample : BA33354W08 5/1060 Inst : Apollo
Misc : water Multiplr: 4.72
IntFile : events.e
Quant Time: Jun 24 9:06 2021 Quant Results File: DOC0612.RES

Method : G:\APOLLO\DATA\210612\DOC0612.M (Chemstation Integrator)
Title : 8015 B&C
Last Update : Thu Jun 24 12:54:59 2021
Response via : Multiple Level Calibration

Volume Inj. : 2UL
Signal Phase : DB-5
Signal Info : FID02A

Compound	R.T.	Response	Conc Units
System Monitoring Compounds			
3) SA Ortho-Terphenyl(S)	7.64	96522260	103.958 ppb
Surrogate Spike 141.509		Recovery =	73.46%
4) SA Octacosane(S)	9.99	94416155	128.517 ppb
Surrogate Spike 141.509		Recovery =	90.82%
Target Compounds			
1) HATM Diesel (C10-C24)	6.58	17922797	22.827 ppb
2) HBTM Motor Oil (C24-C40)	15.57	32561173	60.353 ppb

Target Compounds

(f)=RT Delta > 1/2 Window (m)=manual int.

Data File: G:\APOLLO\DATA\210618\618219.D
Sample : BA33354W08 5/1060

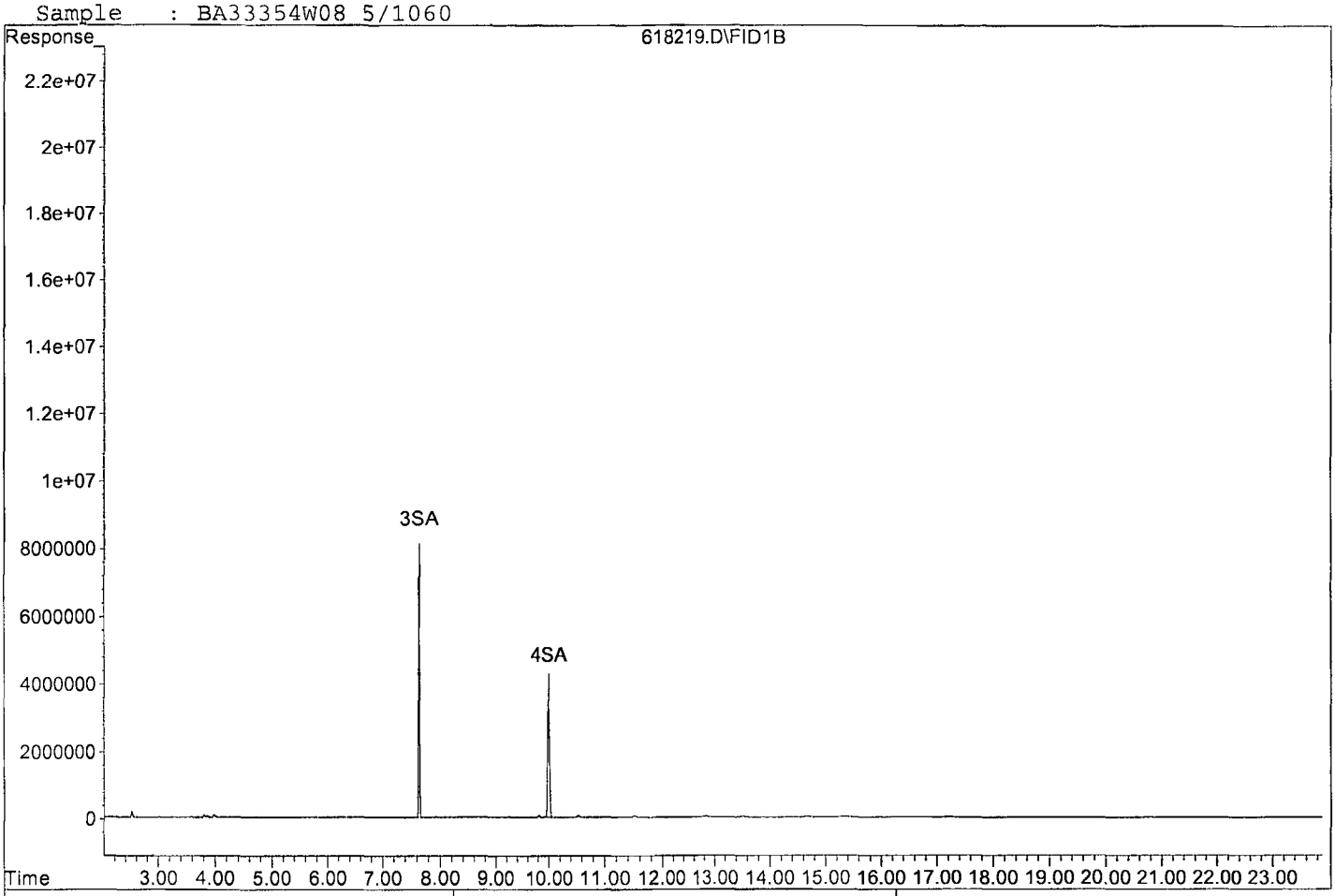

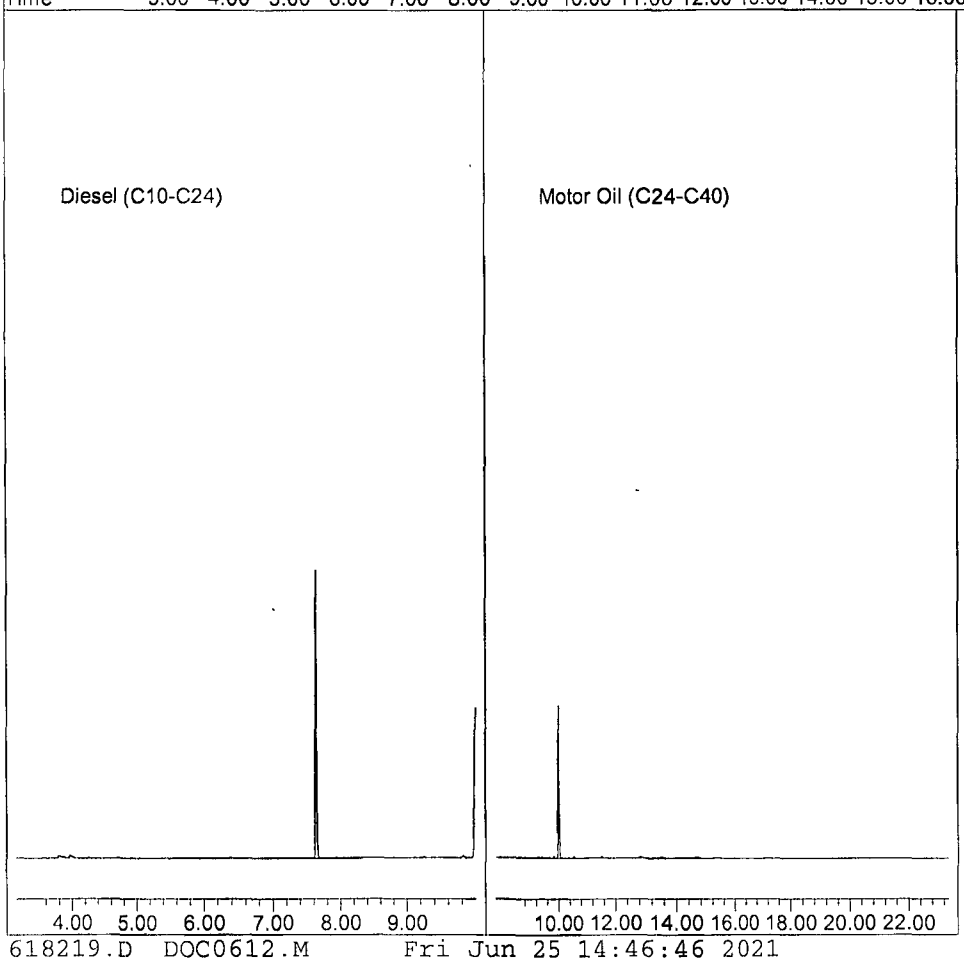

Quantitation Report (Not Reviewed)

Data File : G:\APOLLO\DATA\210618\618214.D Vial: 14
Acq On : 6-23-21 14:21:35 Operator: MB
Sample : 210601A BLK 5/1000 Inst : Apollo
Misc : water Multiplr: 5.00
IntFile : events.e
Quant Time: Jun 25 8:57 2021 Quant Results File: DEC0504.RES

Method : G:\APOLLO\DATA\210505\DEC0504.M (Chemstation Integrator)
Title : 8015 B&C
Last Update : Tue May 04 17:12:27 2021
Response via : Multiple Level Calibration

Volume Inj. : 2UL
Signal Phase : DB-5
Signal Info : FID02A

Compound	R.T.	Response	Conc Units
System Monitoring Compounds			
1) SC Decanoic Acid(S)	0.00	0	N.D. ppb
Surrogate Spike 120.000		Recovery =	0.00%
Target Compounds			
Target Compounds			

(f)=RT Delta > 1/2 Window (m)=manual int.

Quantitation Report (Not Reviewed)

Data File : G:\APOLLO\DATA\210618\618214.D Vial: 14
Acq On : 6-23-21 14:21:35 Operator: MB
Sample : 210601A BLK 5/1000 Inst : Apollo
Misc : water Multiplr: 5.00
IntFile : events.e
Quant Time: Jun 23 16:25 2021 Quant Results File: DOC0612.RES

Method : G:\APOLLO\DATA\210618\DOC0612.M (Chemstation Integrator)
Title : 8015 B&C
Last Update : Sat Jun 19 08:16:57 2021
Response via : Multiple Level Calibration

Volume Inj. : 2UL
Signal Phase : DB-5
Signal Info : FID02A

Compound	R.T.	Response	Conc Units
System Monitoring Compounds			
3) SA Ortho-Terphenyl(S)	7.64	98437097	112.382 ppb
Surrogate Spike 150.000		Recovery =	74.92%
4) SA Octacosane(S)	9.99	92264024	133.122 ppb
Surrogate Spike 150.000		Recovery =	88.75%
Target Compounds			
1) HATM Diesel (C10-C24)	6.58	19811107	26.746 ppb
2) HBTM Motor Oil (C24-C40)	15.57	31509773	61.908 ppb

Target Compounds

(f)=RT Delta > 1/2 Window (m)=manual int.

Data File: G:\APOLLO\DATA\210618\618214.D
Sample : 210601A BLK 5/1000

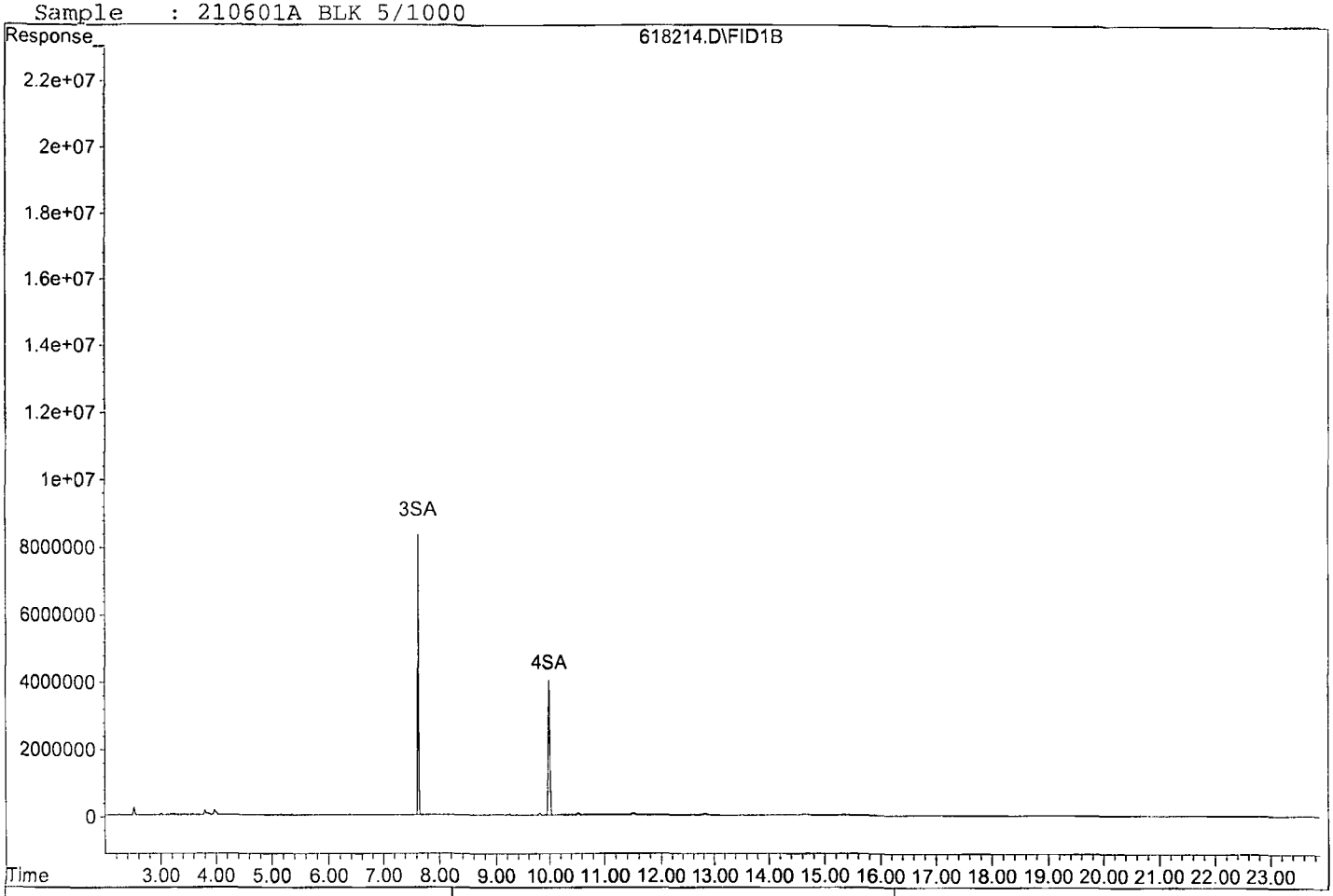

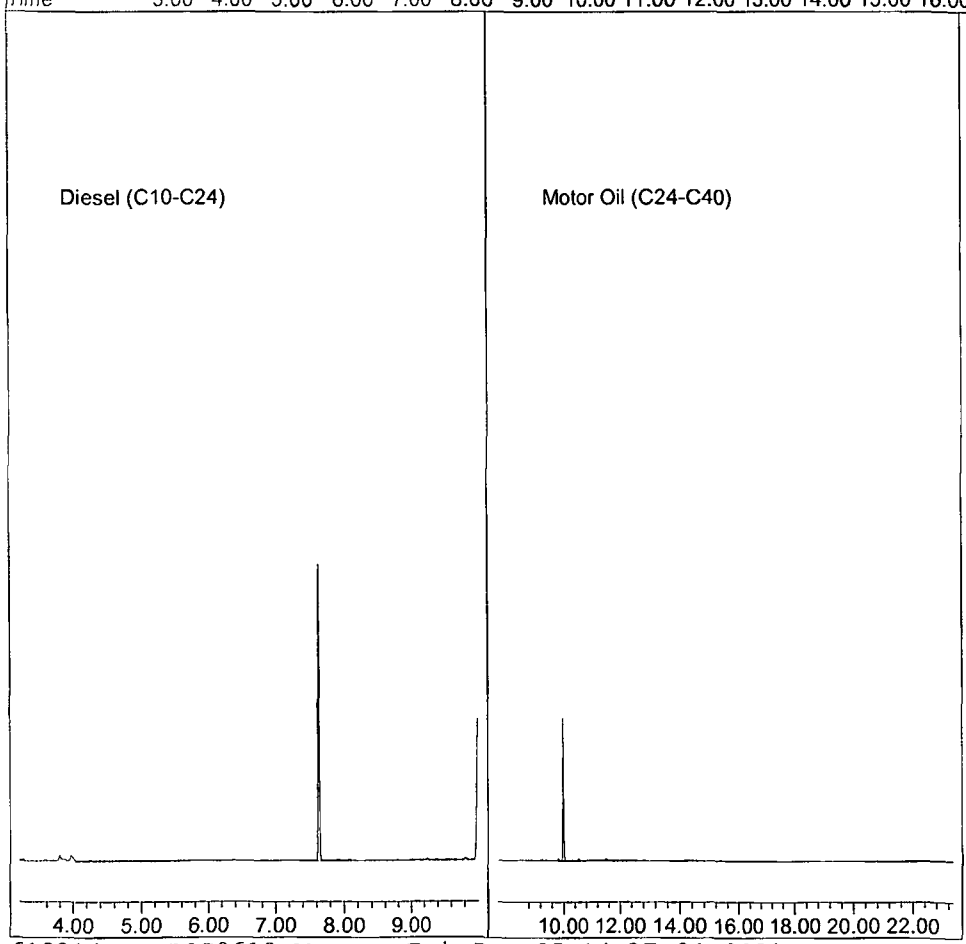

Quantitation Report (QT Reviewed)

Data File : G:\APOLLO\DATA\210612\612017.D Vial: 17
Acq On : 6-12-21 17:11:01 Operator: MB
Sample : 210601A LCS-1 5/1000 Inst : Apollo
Misc : water Multiplr: 5.00
IntFile : events.e
Quant Time: Jun 14 11:24 2021 Quant Results File: DEC0504.RES

Method : G:\APOLLO\DATA\210505\DEC0504.M (Chemstation Integrator)
Title : 8015 B&C
Last Update : Tue May 04 17:12:27 2021
Response via : Multiple Level Calibration

Volume Inj. : 2UL
Signal Phase : DB-5
Signal Info : FID02A

Compound	R.T.	Response	Conc	Units	
System Monitoring Compounds					
1) SC Decanoic Acid(S)	0.00	0	N.D.	ppb	d
Surrogate Spike 120.000	Recovery	=	0.00%		

Target Compounds

Target Compounds

(f)=RT Delta > 1/2 Window (m)=manual int.

Quantitation Report (Not Reviewed)

Data File : G:\APOLLO\DATA\210612\612017.D Vial: 17
Acq On : 6-12-21 17:11:01 Operator: MB
Sample : 210601A LCS-1 5/1000 Inst : Apollo
Misc : water Multiplr: 5.00
IntFile : events.e
Quant Time: Jun 25 14:31 2021 Quant Results File: DOC0612.RES

Method : G:\APOLLO\DATA\210618\DOC0612.M (Chemstation Integrator)
Title : 8015 B&C
Last Update : Sat Jun 19 08:16:57 2021
Response via : Multiple Level Calibration

Volume Inj. : 2UL
Signal Phase : DB-5
Signal Info : FID02A

Compound	R.T.	Response	Conc Units
System Monitoring Compounds			
3) SA Ortho-Terphenyl(S)	7.65	90596348	103.430 ppb
Surrogate Spike 150.000		Recovery =	68.95%
4) SA Octacosane(S)	10.00	76952387	111.030 ppb
Surrogate Spike 150.000		Recovery =	74.02%
Target Compounds			
1) HATM Diesel (C10-C24)	6.58	1061884262	1433.611 ppb
2) HBTM Motor Oil (C24-C40)	15.57	869961236	1709.236 ppb

Target Compounds

(f)=RT Delta > 1/2 Window (m)=manual int.

Data File: G:\APOLLO\DATA\210612\612017.D
Sample : 210601A LCS-1 5/1000

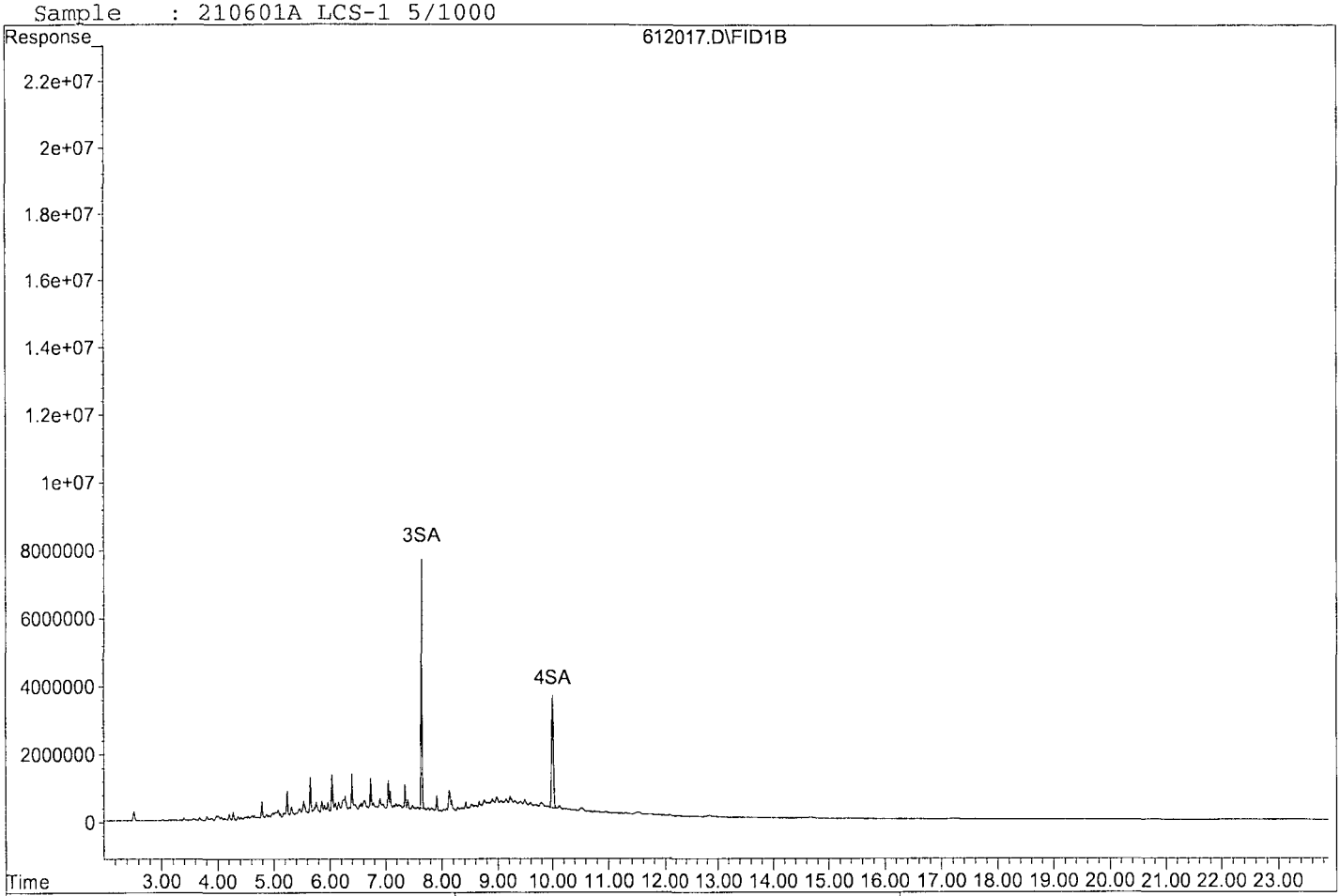

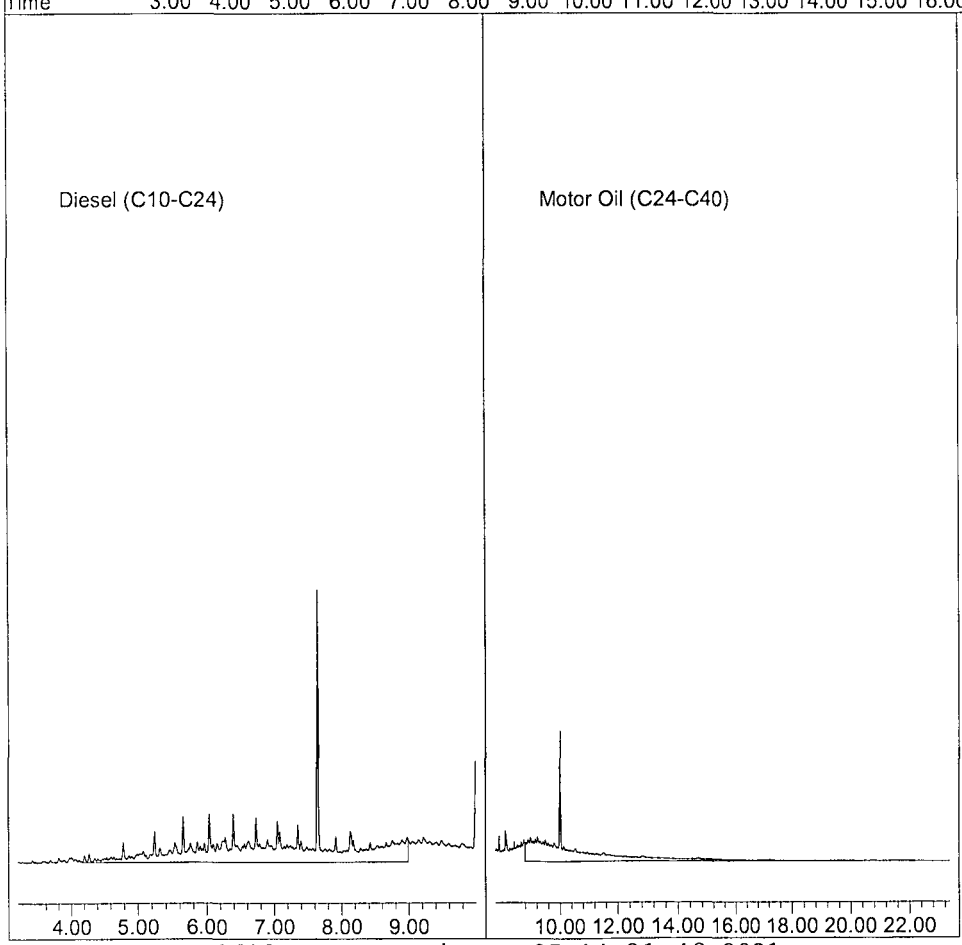

Quantitation Report (QT Reviewed)

Data File : G:\APOLLO\DATA\210612\612018.D
Acq On : 6-12-21 17:39:30
Sample : 210601A LCSD-1 5/1000
Misc : water
IntFile : events.e
Quant Time: Jun 14 11:24 2021 Quant Results File: DEC0504.RES

Vial: 18
Operator: MB
Inst : Apollo
Multiplr: 5.00

Method : G:\APOLLO\DATA\210505\DEC0504.M (Chemstation Integrator)
Title : 8015 B&C
Last Update : Tue May 04 17:12:27 2021
Response via : Multiple Level Calibration

Volume Inj. : 2UL
Signal Phase : DB-5
Signal Info : FID02A

Compound	R.T.	Response	Conc	Units	
System Monitoring Compounds					
1) SC Decanoic Acid(S)	0.00	0	N.D.	ppb	d
Surrogate Spike 120.000		Recovery =	0.00%		

Target Compounds

Target Compounds

(f)=RT Delta > 1/2 Window (m)=manual int.

Quantitation Report (Not Reviewed)

Data File : G:\APOLLO\DATA\210612\612018.D Vial: 18
Acq On : 6-12-21 17:39:30 Operator: MB
Sample : 210601A LCSD-1 5/1000 Inst : Apollo
Misc : water Multiplr: 5.00
IntFile : events.e
Quant Time: Jun 14 11:21 2021 Quant Results File: DOC0612.RES

Method : G:\APOLLO\DATA\210618\DOC0612.M (Chemstation Integrator)
Title : 8015 B&C
Last Update : Sat Jun 19 08:16:57 2021
Response via : Multiple Level Calibration

Volume Inj. : 2UL
Signal Phase : DB-5
Signal Info : FID02A

Compound	R.T.	Response	Conc Units
System Monitoring Compounds			
3) SA Ortho-Terphenyl(S)	7.65	81984050	93.598 ppb
Surrogate Spike 150.000		Recovery =	62.40%
4) SA Octacosane(S)	10.00	69247615	99.913 ppb
Surrogate Spike 150.000		Recovery =	66.61%
Target Compounds			
1) HATM Diesel (C10-C24)	6.58	946758860	1278.184 ppb
2) HBTM Motor Oil (C24-C40)	15.57	798035056	1567.921 ppb

Target Compounds

(f)=RT Delta > 1/2 Window (m)=manual int.

Data File: G:\APOLLO\DATA\210612\612018.D
Sample : 210601A LCSD-1 5/1000

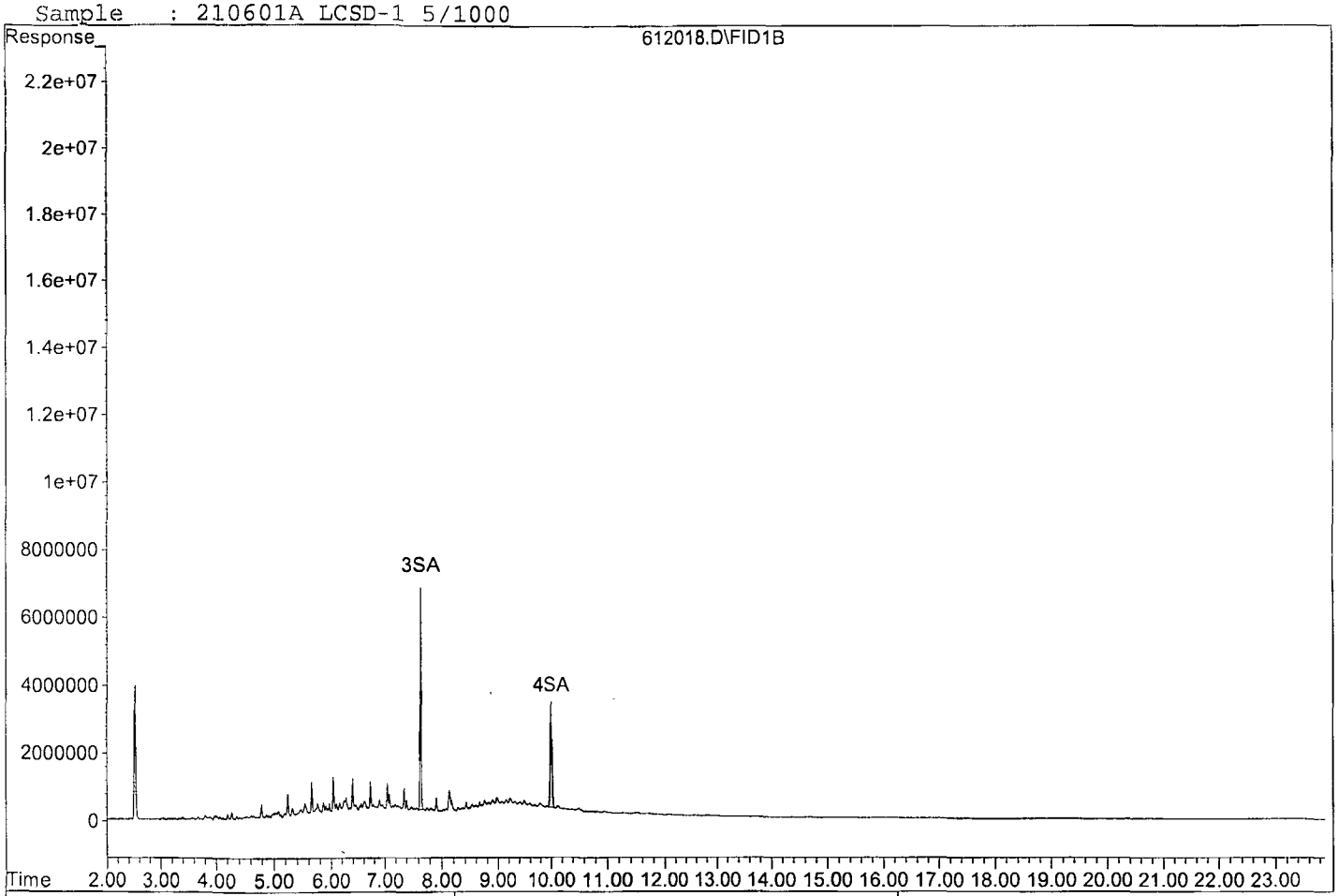

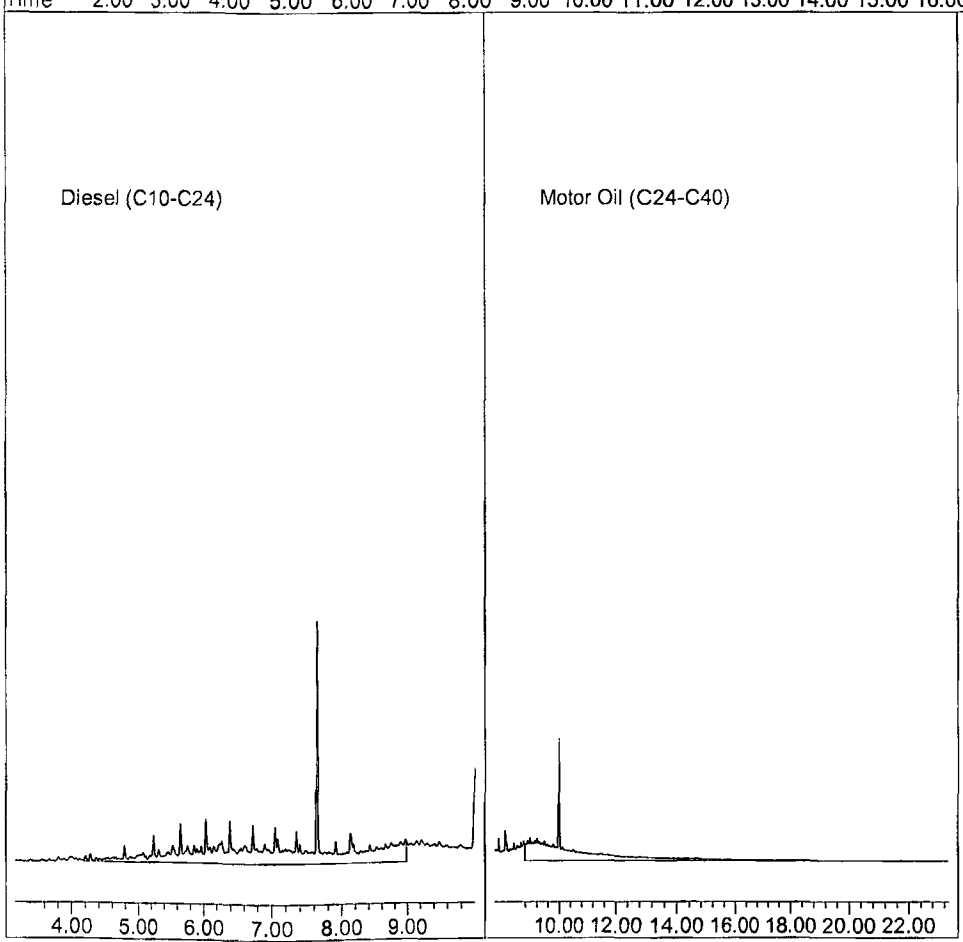

Diesel Motor Oil Mix

Prepared: 06/02/21

Expires: 06/02/22

Prepared By (Initials): LS

Initial Standard Information							Final Standard Information			
Name of Initial Standard (QAU Label)	Supplier	Supplier Part No.	Conc. (ug/mL)	Lot Number - QA Number	Exp. Date (1 yr.)	Exp. Date (Manufacturer)	Aliquot From Stock	Final Volume	Solvent	Final Standard Conc. (ug/mL)
Diesel Fuel #2	Restek	31258	50,000	A0156569-51858,52180,52180	06/02/22	02/28/27	4.00 mL	8.0 mL	NA	25,000
Motor Oil Composite	Restek	31464	50,000	A0163546-51853 A0166510-52186,52189	06/02/22	09/30/27	4.00 mL			25,000

Diesel Motor Oil Calibration Curve

Prep'd By (Initials) MB

Prep Date 06/12/21

Exp Date 06/12/22

						Final Standard Information			
Name of Initial Standard (from contianer Label)	Supplier	Supplier P/N# (or APPL Mix Name)	Conc. (ug/mL)	Lot # with QA # (or reference to APPL prep date)	Exp Date	Aliquot from Stock	Final Volume	Solvent	Final Standard Conc (ug/mL)
Diesel Motor Oil Calibration STD -2	AAPL	Diesel /Motor Oil 1	10	04/21/21	05/06/22	100 uL	200 uL	MC	5
Diesel Motor Oil Calibration STD-3	AAPL	Diesel /Motor Oil 2	50	04/21/21	05/06/22	200 uL	1 mL	MC	10
Diesel Motor Oil Calibration STD	Restek	Diesel /Motor Oil 3	2000	04/21/21	05/06/22	25 uL	1mL	MC	50
Diesel Motor Oil Calibration STD	Restek	Diesel /Motor Oil 4	2000	04/21/21	05/06/22	125 uL	1mL	MC	250
Diesel Motor Oil Calibration STD	Restek	Diesel /Motor Oil 5	2000	04/21/21	05/06/22	500 uL	1 mL	MC	1000
Diesel Motor Oil Calibration STD	Restek	Diesel /Motor Oil 6	2000	04/21/21	05/06/22	750 uL	1 mL	MC	1500
Diesel Motor Oil Calibration STD	Restek	Diesel /Motor Oil 7	2000	04/21/21	05/06/22	100uL	100 uL	MC	2000

Name of Final Standard	Diesel Motor Oil Standard
Prep Date	06/07/21
Exp Date	06/07/22
MC	

MB

Initial Standard Information						Final Standard Information			
Name of Standard	Supplier	Supplier P/N# (or APPL Mix Name)	Conc.(ug/mL)	Lot # QA Number	Exp. Date	Aliquot from Stock	Final Volume	solvent	Final Standard Conc (range)
Diesel Fuel #2	Restek	31258	50,000	A0156569-51860	06.30.21	400 uL	10 mL	MC	2000 ug/mL
Motor Oil	Restek	31464	50,000	A01666510-52185	12.31.27	400 uL	10 mL	MC	2000 ug/mL
THC Surrogate	Phenova	ALO-130161	500	CL15440-50953	06/30/25	1666uL	10 mL	MC	100 ug/mL

Diesel Motor Oil CCV

Prepared By (Initials): MB

Prep Date	**06/12/21**
Exp Date	**06/12/21**
Methylene Chloride Lot No.	59353

Initial Standard Information						Final Standard Information			
Name of Initial Standard (QAU Label)	Supplier	APPL Mix name	Conc.(ug/mL)	Reference to APPL Prep Date and Lot #'s	Exp Date	Aliquot from Stock	Final Volume	Solvent	Final Standard Conc (ug/mL)
Diesel-Motor Oil Standard	Restek	Diesel Motor Oil CCV	2000	Perp'd: 09/05/20 A0156490-156569-51860, A0155668-160024-51534, CL15440-500953	**06/30/25**	1250 uL	10mL	**MC**	250

_LIQ005

Organic Extraction Worksheet

Method	Continuous Liq/Liq TPH-Diesel/MO 3520C	Extraction Set	210601A	Extraction Method	LIQ005	Units	mL

Spiked ID 1	Diesel Motor Oil Mix 4-15-21 4-15-22		Surrogate ID 1	THC Surrogate 5-18-21 5-18-22
Spiked ID 2	Decanoic 1000ug/mL Acid Solution 6-4-21 6-4-22		Surrogate ID 2	
Spiked ID 3			Surrogate ID 3	
Spiked ID 4			Surrogate ID 4	
Spiked ID 5			Surrogate ID 5	
Spiked ID 6			Sufficient Vol for Matrix QC:	NO
Spiked ID 7			Ext. Start Time:	06/01/21 15:00
Spiked ID 8			Ext. End Time:	06/02/21 9:07
			GC Requires Extract By:	

pH1	2	06/01/21 14:10	Water Bath Temp 1 °C	42/40.5 °C
pH2			Water Bath Temp 2 °C	32/35.1
pH3			Water Bath Temp 3 °C	36/35.5 °C

Spiked By: YL **Date** 06/01/21 **Witnessed By:** SR **Date** 06/01/21

	Sample	Sample Container	Spike Amount	Spike ID	Surrogate Amount	Surrogate ID	Extract Amount	Final Volume	pH	Extract Date/Time	Comments
1	210601A Blk		0.050	2	0.250	1	1000	5	2	06/01/21 14:17	*
						equip	E-HP9 E-WB1				
2	210601A LCS-1		0.08,0.050	1,2	0.250	1	1000	5	2	06/01/21 14:17	*
						equip	E-HP8 E-WB2				
3	210601A LCSD-1		0.080,0.050	1,2	0.250	1	1000	5	2	06/01/21 14:17	*
						equip	E-HP7 E-WB3				
4	BA33251	BA33251W07			0.250	1	1040	5	2	06/01/21 14:17	96320
						equip	E-HP6 E-WB1				
5	BA33254	BA33254W07	0.050	2	0.250	1	1000	5	2	06/01/21 14:17	96320 *
						equip	E-HP4 E-WB2				
6	BA33354	BA33354W08	0.050	2	0.250	1	1060	5	2	06/01/21 14:17	96343 *
						equip	E-HP3 E-WB3				
7	BA33493	BA33493W11	0.050	2	0.250	1	1000	5	2	06/01/21 14:17	96368 *
						equip	e-hp10 E-WB1				
8	BA33494	BA33494W10	0.050	2	0.250	1	1020	5	2	06/01/21 14:17	96368 *
						equip	E-HP11 E-WB1				

Solvent and Lot#	
1+1 HCL (5mLs)	60282/4-20-21
PH Strips	hc148594
Dicholormethane	60338
Filter Paper	400181
Sodium Sulfate	2020120870
Silica gel (*)	050627T

Extraction COC Transfer	
Extraction lab employee Initials	KY
GC analyst's initials	MB
Date	06/10/21
Time	2:36
Refrigerator	HOBART

	Technician's Initials
Scanned By	YL
Sample Preparation	YL
Extraction	YL
Concentration	DS

Modified	06/05/21 9:21:49 AM

Reviewed By: KY **Date** 06/03/21

Injection Log

Directory: G:\APOLLO\DATA\210423\

Line	Vial	FileName	Multiplier	SampleName	Misc Info	Injected
1	31	423331.D	1	Decanoic Acid STD-1	water	5-4-21 13:02:57
2	32	423332.D	1	Decanoic Acid STD-2	water	5-4-21 13:31:11
3	33	423333.D	1	Decanoic Acid STD-3	water	5-4-21 13:59:39
4	34	423334.D	1	Decanoic Acid STD-4	water	5-4-21 14:28:01
5	35	423335.D	1	Decanoic Acid STD-5	water	5-4-21 14:56:23
6	36	423336.D	1	Decanoic Acid STD-6	water	5-4-21 15:24:41
7	2	612002.D	1	DMO STD-1 06-12-21	water	6-12-21 10:06:32
8	3	612003.D	1	DMOS STD-2 06-12-21	water	6-12-21 10:34:56
9	4	612004.D	1	DMO STD-3 06-12-21	water	6-12-21 11:03:19
10	5	612005.D	1	DMO STD-4 06-12-21	water	6-12-21 11:31:44
11	6	612006.D	1	DMO-STD-5 06-12-21	water	6-12-21 12:00:09
12	7	612007.D	1	DMOS-STD 6 06-12-21	water	6-12-21 12:28:18
13	8	612008.D	1	DMO-STD 7 06-12-21	water	6-12-21 12:56:31
14	9	612009.D	1	DMO-STD SS 06-12-21	water	6-12-21 13:24:43
15	10	612010.D	1	Decanoic Acid 05/04/21	water	6-12-21 13:52:56
16	17	612017.D	5	210601A LCS-1 5/1000 SGC	water	6-12-21 17:11:01
17	18	612018.D	5	210601A LCSD-1 5/1000 SGC	water	6-12-21 17:39:30
18	24	612024.D	1	Decanoic Acid 05/04/21	water	6-12-21 20:29:00
19	25	612025.D	1	Diesel Motor oil CCv 06/12/21	water	6-12-21 20:57:26
20	9	618209.D	1	Diesel Motor Oil CCV 06/23/21	water	6-23-21 11:35:58
21	13	618213.D	1	Decanoic Acid CCV 05/04/21	water	6-23-21 13:53:23
22	14	618214.D	5	210601A BLK 5/1000 SGC	water	6-23-21 14:21:35
23	19	618219.D	4.71698	BA33354W08 5/1060 SGC	water	6-23-21 16:42:50
24	22	618222.D	1	Decanoic Acid CCV 05/04/21	water	6-23-21 18:07:41
25	23	618223.D	1	Diesel Motor Oil CCV 06/23/21	water	6-23-21 18:36:08

908 North Temperance Ave. ∇ Clovis, CA 93611 ∇ Phone 559-275-2175 ∇ Fax 559-275-4422

Certification Number: CA1312
NELAP Certification number: CA00046
DoD-ELAP Certificate number: 4064.01

Data Validatable Report

June 10, 2021

AECOM
1001 Bishop Street, Suite 1600
Honolulu, Hawaii 96813

Attn: Alethea Ramos

Title: Report of Data: Case 96343

Project: 60571032 CV18F0126 Red Hill Fuel Storage, HI

Contract #: Prime contract # for DoD: NAVY CLEAN N62742-17-F-1800, CV18F0126
Subcontract: 18S-22209-HI27

Dear Ms. Ramos:

Two water samples were received May 27, 2021. Written results for the requested analyses are being provided on this June 10, 2021.

Results in this report apply to the samples analyzed in accordance with the chain of custody document. This analytical report must be reproduced in its entirety.

If you have any questions or require further information, please contact your APPL Project Manager, Libby Cheeseborough, libby@applinc.com, at your convenience. Thank you for choosing APPL, Inc.

I certify that this data package is in compliance with the terms and conditions of the contract, both technically and for completeness, for other than the conditions detailed above. These test results meet all requirements of NELAC and DoD QSM. Release of the hard copy has been authorized by the Laboratory Manager or his designee, as verified by the following signature.

Loren Portwood, Laboratory Director
APPL, Inc.

LP/lac
Enclosure
cc: File

Data Validation Package
for
60571032 CV18F0126 Red Hill Fuel Storage
APPL SDG 96343
TABLE OF CONTENTS

LABORATORY NAME: *APPL, Inc.*

Case Narrative	3
Sample Management Records	7
Sample Results	12
QC Forms	20
Method 8015B Calibration Data	54
Method 8015B Raw Data	77
Method 8015B Blank Calibration Data	95
Method 8015B Blank Raw Data	120
Method 8270D SIM Calibration Data	139
Method 8270D SIM Raw Data	168
Method 8260B Calibration Data	185
Method 8260B Raw Data	249
Method 8260B GRO Calibration Data	266
Method 8260B GRO Raw Data	315

CASE NARRATIVE

Case Narrative

ARF: 96343

Project: 60571032 CV18F0126 Red Hill Fuel Storage. HI

Sample Receipt Information:

Two water samples were received May 27, 2021 at 3.0°C. The sample group was assigned Analytical Request Form (ARF) number 96343.

Sample Preparation and Analysis Information:

For the EPA 8015B analysis, the sample was extracted according to EPA method 3520C. The sample extracts were silica gel cleaned according to APPL's SOP CLN004 and placed on hold.

For the EPA 8015B analysis, pre-extraction sample blanks were extracted according to EPA method 3520C before the method QC and field samples. The sample blanks are included in this report.

For the EPA 8270D SIM analysis, the sample was extracted according to EPA method 3520C.

For the EPA 8260B analysis, the samples were purged according to EPA method 5030B.

Only the portion of the injection log relative to these samples is included. A full sequence log is available upon request. Measurement uncertainty can be reported upon request.

Analytical Exceptions, Deviations and Abnormalities.

EPA 8270D SIM: One RPD exceeded the 20% limit. One sample's surrogate recovered below their lower control limit and the sample had no detect. The ending CCV used at night 6/2/21 23:41 had a bad preparation. The ending CCV was injected ASAP next day.

SDG	Received	Client ID	APPL ID	Collected DateTime	Matrix	Method	Method Description
96343	05/27/21	ERH1379	BA33353	05/25/21 2:40:00 PM	WATER	EPA 8260B	EPA 8260B BTEX WATER
96343	05/27/21	ERH1379	BA33353	05/25/21 2:40:00 PM	WATER	EPA 8260B	EPA 8260B GRO WATER
96343	05/27/21	ERH1380	BA33354	05/25/21 5:30:00 PM	WATER	EPA 8260B	EPA 8260B BTEX WATER
96343	05/27/21	ERH1380	BA33354	05/25/21 5:30:00 PM	WATER	EPA 8015B-eHL	EPA 8015B TPH WATER L-L SGC
96343	05/27/21	ERH1380	BA33354	05/25/21 5:30:00 PM	WATER	EPA 8015B-eHL	EPA 8015B TPH LIQ-LIQ
96343	05/27/21	ERH1380	BA33354	05/25/21 5:30:00 PM	WATER	EPA 8260B	EPA 8260B GRO WATER
96343	05/27/21	ERH1380	BA33354	05/25/21 5:30:00 PM	WATER	8270D-SIM	EPA 8270D SIM LIQ-LIQ
96343	05/27/21	ERH1380 BLANK	BA33355	05/25/21 5:30:00 PM	WATER	EPA 8015B-eHL	EPA 8015B TPH LIQ-LIQ

Abbreviations and Flags

FLAG	DESCRIPTION
#	Recovery or RPD outside control limits
*	Recovery or RPD outside control limits
B	Analyte detected in associated method blank
C1	Reason for correction: wrote incorrect response
C2	Reason for correction: calculated incorrectly
C3	Reason for correction: needs to be rechecked
C4	Reason for correction: data not usable
DO	Diluted out
E	Exceeds linear range
F	Estimated value
G1	Includes a wide range of hydrocarbons which does not match our gasoline standard
G10	Includes a match to hydrocarbon profiles within the range of mineral spirits
G11	Includes a match to hydrocarbon profiles within the range of JP-4
G12	Pattern does not match the gasoline standard; the carbon range for this sample is consistent with JP8
G13	Closely resembles the hydrocarbon profile of aviation gasoline
G14	Analyte concentration may be biased due to carry over
G2	Closely resembles the boiling point hydrocarbon profile consistent with weathered gasoline
G3	Includes higher boiling hydrocarbons
G4	Includes dominant peak(s) not indicative of petroleum hydrocarbons
G5	Is mainly dominant peak(s) not indicative of petroleum hydrocarbons
G6	Contains recognizable contaminant peak(s) which has been removed from quantitation
G7	Is mainly a match to hydrocarbons within the range of gasoline
G8	Closely resembles the boiling point hydrocarbon profile consistent with weathered gasoline
G9	Includes hydrocarbons within the range of kerosene
J	Estimated value
M	Matrix effect
MI1	Manual integration: integration does not follow baseline
MI2	Manual integration: non-target peak interference
MI3	Manual integration: to split a peak that was integrated as one peak by the computer
MI4	Manual integration: to integrate a split peak
MI5	Manual integration: the whole peak or part of the peak was not integrated
MI6	Manual integration: computer integrated wrong peak
MI7	Manual integration: other - explain
MDL	Method detection limit
ND	Not detected
NT	Non-target
Q	Acceptance criteria not met
T1 I	Includes wide range of hydrocarbons not indicative of diesel
T1 M	Is mainly wide range of hydrocarbons not necessarily indicative of diesel
T2 I	Includes lower boiling hydrocarbons, i.e. mineral spirits, kerosene, stoddard solvent, white gas
T2 M	Is mainly lower boiling hydrocarbons, i.e. mineral spirits, kerosene, stoddard solvent, white gas
T3 I	Includes higher boiling hydrocarbons, i.e. asphaltene, waster oil, motor oil, or weathered diesel fuel
T3 M	Is mainly higher boiling hydrocarbons, i.e. asphaltene, waster oil, motor oil, or weathered diesel fuel
T4 I	Includes dominant peak(s) not indicative of hydrocarbons
T4 M	Is mainly dominant peak(s) not indicative of hydrocarbons
T5	Contains recognizable contaminant peak(s) which has been removed from quantitation
T6	Is mainly a match to hydrocarbons within range of diesel fuel
T7	Closely resembles the boiling point hydrocarbon profile consistent with diesel fuel
T8	Includes a match to hydrocarbon profiles within range of diesel and kerosene fuel
T9 I	Includes non-diesel hydrocarbons within boiling point range of diesel fuel
T9 M	Is mainly non-diesel hydrocarbons within boiling point range of diesel fuel.
Y	Percent difference between primary and confirmation column > 40%

SAMPLE RECORDS MANAGEMENT

CHAIN OF CUSTODY,

ARF, CRF, AND

CLIENT COMMUNICATION

APPL - Analysis Request Form

96343

Client: AECOM
Address: 1001 Bishop Street, Suite 1600
Honolulu, HI 96813
Attn: Alethea Ramos
Phone: 808-954-4536 Fax: 808-523-8950
Job: 60571032 CV18F0126 Red Hill Fuel Storage
PO #: 18S-22209-HI27 PO# 102604
Chain of Custody (Y/N): Y # 48910
RAD Screen (Y/N): Y pH (Y/N): Y
Turn Around Type: 1 WEEK

Received by: MSA
Date Received: 05/27/21 Time: 10:20
Delivered by: FEDEX
Shuttle Custody Seals (Y/N): Y Time Zone: -10
Chest Temp(s): 3.0°C
Color: VFRG/A-Green
Samples Chilled until Placed in Refrig/Freezer: Y
Project Manager: Libby Cheesebor
QC Report Type: DVP4DOD/EQUIS/HI
Due Date: 06/03/21

Comments:
PM: login and F1s to Margie.Pascua@aecom.com & alethea.ramos@aecom.com
AN: 7 day TAT for Form 1s; 21 day TAT for PKG STYLE 1; DOD v5.1; DOD Forms: LOD database
Report MS/MSD/DUPs when AECOM sample used
8260: BTEX & TPH-G only; 8270 SIM: 1-methylnaphthalene, 2-methylnaphthalene & naphthalene only.
TPH-D/O both with and w/o SGC, reverse surrog for SGC; analyze SGC if detections. DO NOT Q-DELETE.
FR: email ftp info to Margie, alethea.ramos@aecom.com, Stella, trommelfanger@lab-data.com & jcanlas@la
EDD: AECOMEDD to alethea.ramos@, Margie.Pascua@aecom.com, jecklund@lab-data.com

Sample Distribution:
GC: 1-$DOC53W5LIQ, 1-$SIM53LIQ51, 1-$RHBLKETBLK
Extractions: 1-_LIQ003, 2-_LIQ005
VOA: 2-$86BTOTXDOD5W, 2-$GASBL, 2-$GRO86BW

Charges:

Invoice To:
ACCOUNTS PAYABLE
1001 Bishop Street, Ste 1600
USAPImaging@aecom.com
mary.basano@aecom.com

	Client ID	APPL ID	Sampled	Analyses Requested
1.	ERH1379	BA33353W LCSD	05/25/21 14:40	$86BTOTXDOD5W, $GASBL, $GRO86BW -- See Comments
2.	ERH1380	BA33354W LCSD	05/25/21 17:30	$86BTOTXDOD5W, $DOC53W5LIQ, $GASBL, $GRO86BW, $SIM53LIQ51 -- See Comments
3.	ERH1380 BLANK	BA33355W LCSD	05/25/21 17:30	$RHBLKETBLK -- See Comments

Note: All times, excluding sample collection times, are Pacific Time Zone unless noted otherwise. Collection times are in: -10 UTC

APPL Sample Receipt Form

ARF# **96343**

Sample	Container Type	Count	p
BA33353	13 VOAs - HCL	4	NA
BA33354	13 VOAs - HCL	4	NA
	17 Amber Liter	2	NA
	39 Amber Liter, HCL prsvd	2	1.6
BA33355	39 Amber Liter, HCL prsvd	1	NA

Sample	Container Type	Count	p

96343

CHAIN OF CUSTODY RECORD

APPL, Inc.
908 N Temperance Ave
Clovis, CA 93611

Phone: (559) 275-2175
Fax: (559) 275-4422

C.O.C. 48910

Report to: PLEASE PRINT

Company Name: AECOM
Address: 1001 Bishop St., Suite 1600, Honolulu, HI 96813
Attn: Alethea Ramos (808)521-3051
Alethea.Ramos@aecom.com
CV_18F0126 / 60571032

Invoice to: PLEASE PRINT

Company Name: AECOM
Address: 1001 Bishop St., Suite 1600, Honolulu, HI 96813
Attn: Sheree Smith (808)521-3051
Sheree.Smith@aecom.com
USAImaging@aecom.com
Phone: Fax:

Project Name/Number: CV_18F0126/60571032
Purchase Order Number: 102604
Sampler (Print): CS, JK, DM
Sampler (Signature): Matt for CS, JK, DM

Date Shipped: 5/26/2021
Carrier: FedEx
Waybill No.:
Comments:

Sample Identification	Location	Date Collected	Time Collected	Time Zone	No. of Containers	Matrix: Aq	Sed.	Soil		BTEX 8260	TPH-G 8260	TPH-D/O 8015	TPH-D/O 8015 w/SGT	PAHs 8270D SIM								
EAH1379	Trip Blank	5/25/21	1440	HST	4	X				X	X											
EAH1380	RHMN03	5/25/21	1730	HST	8	X				X	X	X	X*	X**								

MY 5/26/2021

TPH-D/O & PAHs need liquid-liquid extraction
* Analyze TPH w/ SGT only if TPH/D/O detected
** naphthalene
1-methyl naphthalene
2-methyl naphthalene

Shuttle Temperature: R1@3.0/3.0°C

Turnaround Requested: Check one
☐ Standard 2-3 wk ☒ One week ☐ 24/48 Hrs. ☐ Other

Sample Disposal:
☐ Return to client ☒ Disposal by Lab (30-day retention)

Relinquished by sampler:	Date	Time	Received by:	Relinquished by:	Date	Time	Received by:
Relinquished by: Matt	5/26/21	1400	Received by:	Relinquished by:	5-27-21	1020	Received at lab by:

White: Return to client with report Yellow: Laboratory Copy Pink: Sampler

See reverse side for Container Preservative and Sampling Information

COOLER RECEIPT FORM **ARF: 96343**

1) Project: 60571032 CV18F0126 Red Hill Fuel Storage Date Received: 05/27/21

2) Coolers: Number of Coolers: 1

3) YES Were custody seals present and intact?
How many? 2 Name/Date on seal? SEE BELOW

4) YES Was there a shipping slip? Carrier name: FEDEX

5) Type of packing in cooler: X bubble wrap __ popcorn __ foam X plastic bags __ other
X wet ice __ dry ice __ no ice __ gel ice

6) YES Were cooler temperatures acceptable?

7) Serial number of calibrated thermometer used: R1 CF:+0.0°C

8) Cooler temp(s): In °C. Thermometer Temp / Corrected Temp
1: 3.0/3.0 2: ____ 3: ____ 4: ____ 5: ____ 6: ____
7: ____ 8: ____ 9: ____ 10: ____ 11: ____ 12: ____

Chain of custody:

9) YES Was a chain of custody received?

10) YES Were the custody papers complete/signed in the appropriate places?

Sample Labels:

11) YES Were all sample labels complete (sample ID, date/time of sampling, etc.)?

12) YES Did all container labels agree with custody papers?

Sample Containers:

13) YES Were all containers sealed in separate bags?

14) YES Did all containers arrive in good condition:(unbroken, no leakage, no cracked/broken lids)?

15) YES Were correct containers and preservatives used for the tests indicated?

16) YES Was a sufficient amount of sample sent for tests indicated?

17) Yes Were bubbles present in volatile samples?
If yes, the following were received with air bubbles:
Larger than a pea: BA33353w03-04, BA33354w03-04
Smaller than a pea: BA33354w01-02

Preservation Hold time:

18) Yes Was a sufficient amount of holding time remaining to analyze the samples?

19) Yes Was the pH taken of all non-VOA preserved samples and written on the sample container?

20) Yes Was the pH of acid preserved non-VOA samples < 2?

21) NA Was the pH of the "basic" preserved samples for Cyanide > 12, Sulfide >9, Hexchrom >9?

22) NO Were unpreserved VOA Vials received for VOA Dept analysis?

23) NA If "yes", are the unpreserved VOA vials noted in the ADD TEST FIELD on the ARF?
pH strip lot number: HC029115
Lab notified if pH was not adequate: ____

Notes/Deficiencies:

CUSTODY SEAL
AECOM (808)521-3051
Initials MY Date 5/26/21

Personnel receiving samples: MS Second reviewer: SS
Personnel labeling samples: DR
Project manager notified: MS Date/Time of notification 05/27/21
Name of client notified: ____ Date/Time of notification ____

Revision: 22, November 5, 2013

SAMPLE RESULTS

EPA 8015B TPH LIQ-LIQ

AECOM
1001 Bishop Street, Suite 1600
Honolulu, HI 96813

APPL Inc.
908 North Temperance Avenue
Clovis, CA 93611

Attn: Alethea Ramos

Project: 60571032 CV18F0126 Red Hill Fuel Storage

ARF: 96343

Sample ID: ERH1380

APPL ID: BA33354

Sample Collection Date: 05/25/21

QCG: #DOC53-210601A-264706

Method	Analyte	Result	LOQ	LOD	DL	Units	Extraction Date	Analysis Date
EPA 8015B-e	DIESEL (C10-C24)	160 ++J	320	300.0	150.0	ug/L	06/01/21	06/04/21
EPA 8015B-e	OIL (C24-C40)	300.0 U	320	300.0	150.0	ug/L	06/01/21	06/04/21
EPA 8015B-e	SURROGATE: OCTACOSANE (S)	81.0	60-142			%	06/01/21	06/04/21
EPA 8015B-e	SURROGATE: ORTHO-TERPHENYL (S)	68.9	56-125			%	06/01/21	06/04/21

J = Estimated value.
++(T3M) The analyst has noted that the chromatogram of this sample is mainly higher boiling hydrocarbons.

Quant Method: DOC0603.M
Run #: 603026
Instrument: Apollo
Sequence: 210603
Dilution Factor: 1
Initials: MBE

Printed: 06/07/21 7:05:33 AM
APPL-F1-SC-NoMC-REG MDLs-DOD

EPA 8015B TPH LIQ-LIQ

AECOM
1001 Bishop Street, Suite 1600
Honolulu, HI 96813

APPL Inc.
908 North Temperance Avenue
Clovis, CA 93611

Attn: Alethea Ramos

Project: 60571032 CV18F0126 Red Hill Fuel Storage

ARF: 96343

Sample ID: ERH1380 BLANK

APPL ID: BA33355

Sample Collection Date: 05/25/21

QCG: #RHBLK-210527A-264572

Method	Analyte	Result	LOQ	LOD	DL	Units	Extraction Date	Analysis Date
EPA 8015B-e	DIESEL (C10-C24)	300.0 U	320	300.0	150.0	ug/L	05/28/21	06/02/21
EPA 8015B-e	OIL (C24-C40)	300.0 U	320	300.0	150.0	ug/L	05/28/21	06/02/21
EPA 8015B-e	SURROGATE: OCTACOSANE (S)	96.9	60-142			%	05/28/21	06/02/21
EPA 8015B-e	SURROGATE: ORTHO-TERPHENYL (S)	82.9	56-125			%	05/28/21	06/02/21

Quant Method: DOC0525.M
Run #: 525099
Instrument: Apollo
Sequence: 210525
Dilution Factor: 1
Initials: MBE

Printed: 06/02/21 1:43:57 PM
APPL-F1-SC-NoMC-REG MDLs-DOD

EPA 8270D SIM LIQ-LIQ

AECOM
1001 Bishop Street, Suite 1600
Honolulu, HI 96813

APPL Inc.
908 North Temperance Avenue
Clovis, CA 93611

Attn: Alethea Ramos

Project: 60571032 CV18F0126 Red Hill Fuel Storage

ARF: 96343

Sample ID: ERH1380

APPL ID: BA33354

Sample Collection Date: 05/25/21

QCG: #SIM53-210528A-264577

Method	Analyte	Result	LOQ	LOD	DL	Units	Extraction Date	Analysis Date
8270D-SIM	1-METHYLNAPHTHALENE	0.10 U	0.2	0.10	0.04	ug/L	05/28/21	06/02/21
8270D-SIM	2-METHYLNAPHTHALENE	0.10 U	0.2	0.10	0.04	ug/L	05/28/21	06/02/21
8270D-SIM	NAPHTHALENE	0.10 U	0.2	0.10	0.04	ug/L	05/28/21	06/02/21
8270D-SIM	SURROGATE: 2-METHYLNAPHTHALEN	84.8	39-114			%	05/28/21	06/02/21
8270D-SIM	SURROGATE: FLUORANTHENE-D10 (S	122 #	58-120			%	05/28/21	06/02/21

= Recovery (or RPD) is outside QC limits.

Quant Method: L0324.M
Run #: 0513L205
Instrument: Linus
Sequence: L210513
Dilution Factor: 1
Initials: MA

Printed: 06/07/21 5:36:35 PM
APPL-F1-SC-NoMC-REG MDLs-DOD

EPA 8260B BTEX WATER

AECOM
1001 Bishop Street, Suite 1600
Honolulu, HI 96813

APPL Inc.
908 North Temperance Avenue
Clovis, CA 93611

Attn: Alethea Ramos

Project: 60571032 CV18F0126 Red Hill Fuel Storage

ARF: 96343

Sample ID: ERH1379

APPL ID: BA33353

Sample Collection Date: 05/25/21

QCG: #86BTO-210602AL-264612

Method	Analyte	Result	LOQ	LOD	DL	Units	Extraction Date	Analysis Date
EPA 8260B	BENZENE	0.30 U	1.0	0.30	0.15	ug/L	06/03/21	06/03/21
EPA 8260B	ETHYLBENZENE	0.50 U	1.0	0.50	0.23	ug/L	06/03/21	06/03/21
EPA 8260B	TOLUENE	0.30 U	1.0	0.30	0.15	ug/L	06/03/21	06/03/21
EPA 8260B	XYLENES (TOTAL)	0.30 U	2.0	0.30	0.15	ug/L	06/03/21	06/03/21
EPA 8260B	SURROGATE: 1,2-DICHLOROETHANE-	104	81-118			%	06/03/21	06/03/21
EPA 8260B	SURROGATE: 4-BROMOFLUOROBENZ	92.0	85-114			%	06/03/21	06/03/21
EPA 8260B	SURROGATE: DIBROMOFLUOROMETH	99.0	80-119			%	06/03/21	06/03/21
EPA 8260B	SURROGATE: TOLUENE-D8 (S)	96.7	89-112			%	06/03/21	06/03/21

Quant Method: L0601W.M
Run #: 0602L20
Instrument: Loki
Sequence: 210601
Dilution Factor: 1
Initials: PAN

Printed: 06/03/21 10:33:07 AM
APPL-F1-SC-NoMC-REG MDLs-DOD

EPA 8260B BTEX WATER

AECOM
1001 Bishop Street, Suite 1600
Honolulu, HI 96813

APPL Inc.
908 North Temperance Avenue
Clovis, CA 93611

Attn: Alethea Ramos

Project: 60571032 CV18F0126 Red Hill Fuel Storage

ARF: 96343

Sample ID: ERH1380

APPL ID: BA33354

Sample Collection Date: 05/25/21

QCG: #86BTO-210602AL-264612

Method	Analyte	Result	LOQ	LOD	DL	Units	Extraction Date	Analysis Date
EPA 8260B	BENZENE	0.30 U	1.0	0.30	0.15	ug/L	06/03/21	06/03/21
EPA 8260B	ETHYLBENZENE	0.50 U	1.0	0.50	0.23	ug/L	06/03/21	06/03/21
EPA 8260B	TOLUENE	0.30 U	1.0	0.30	0.15	ug/L	06/03/21	06/03/21
EPA 8260B	XYLENES (TOTAL)	0.30 U	2.0	0.30	0.15	ug/L	06/03/21	06/03/21
EPA 8260B	SURROGATE: 1,2-DICHLOROETHANE-	103	81-118			%	06/03/21	06/03/21
EPA 8260B	SURROGATE: 4-BROMOFLUOROBENZ	93.9	85-114			%	06/03/21	06/03/21
EPA 8260B	SURROGATE: DIBROMOFLUOROMETH	100	80-119			%	06/03/21	06/03/21
EPA 8260B	SURROGATE: TOLUENE-D8 (S)	97.2	89-112			%	06/03/21	06/03/21

Quant Method: L0601W.M
Run #: 0602L21
Instrument: Loki
Sequence: 210601
Dilution Factor: 1
Initials: PAN

Printed: 06/03/21 10:33:07 AM
APPL-F1-SC-NoMC-REG MDLs-DOD

EPA 8260B GRO WATER

AECOM
1001 Bishop Street, Suite 1600
Honolulu, HI 96813

APPL Inc.
908 North Temperance Avenue
Clovis, CA 93611

Attn: Alethea Ramos

Project: 60571032 CV18F0126 Red Hill Fuel Storage

ARF: 96343

Sample ID: ERH1379

APPL ID: BA33353

Sample Collection Date: 05/25/21

QCG: #GRO86-210602AL-264757

Method	Analyte	Result	LOQ	LOD	DL	Units	Extraction Date	Analysis Date
EPA 8260B	GASOLINE RANGE ORGANICS	18.0 U	20	18.0	8.6	ug/L	06/03/21	06/03/21
EPA 8260B	SURROGATE: 4-BROMOFLUOROBENZ	92.0	85-114			%	06/03/21	06/03/21

Quant Method: LGAS0601.M
Run #: 0602L20
Instrument: Loki
Sequence: 210601
Dilution Factor: 1
Initials: EOG

Printed: 06/08/21 6:03:40 PM
APPL-F1-SC-NoMC-REG MDLs-DOD

EPA 8260B GRO WATER

AECOM
1001 Bishop Street, Suite 1600
Honolulu, HI 96813

APPL Inc.
908 North Temperance Avenue
Clovis, CA 93611

Attn: Alethea Ramos

Project: 60571032 CV18F0126 Red Hill Fuel Storage

ARF: 96343

Sample ID: ERH1380

APPL ID: BA33354

Sample Collection Date: 05/25/21

QCG: #GRO86-210602AL-264757

Method	Analyte	Result	LOQ	LOD	DL	Units	Extraction Date	Analysis Date
EPA 8260B	GASOLINE RANGE ORGANICS	18.0 U	20	18.0	8.6	ug/L	06/03/21	06/03/21
EPA 8260B	SURROGATE: 4-BROMOFLUOROBENZ	93.9	85-114			%	06/03/21	06/03/21

Quant Method: LGAS0601.M
Run #: 0602L21
Instrument: Loki
Sequence: 210601
Dilution Factor: 1
Initials: EOG

Printed: 06/08/21 6:03:40 PM
APPL-F1-SC-NoMC-REG MDLs-DOD

QC FORMS

EPA 8015B-eHL

Form 2 & 8

Surrogate Recovery

Lab Name: APPL, Inc. SDG No: 96343

Case No: 96343 Date Analyzed: 06/04/21

Matrix: WATER Instrument: Apollo

APPL ID.	Client Sample No.	SURROGATE: OCTACOSANE (S)			SURROGATE: ORTHO-TERPHENYL (S)		
		Limits	Result	Qualifier	Limits	Result	Qualifier
210601A-BLK	Blank	60-142	68.6		56-125	60.3	
210601A-LCS	Lab Control Spike	60-142	86.7		56-125	85.3	
210601A-LCSD	Lab Control SpikeD	60-142	78.0		56-125	75.3	
BA33354	ERH1380	60-142	81.0		56-125	68.9	

Comments: Batch: #DOC53-210601A

EPA 8015B-eH

Form 4

Blank Summary

Lab Name:	APPL, Inc.	SDG No:	96343
Case No:	96343	Date Analyzed:	06/04/21
Matrix:	WATER	Instrument:	Apollo
Blank ID:	210601A-BLK	Time Analyzed:	1844

APPL ID.	Client Sample No.	File ID.	Date Analyzed
210601A-BLK	Blank	603021	06/04/21 1844
210601A-LCS	Lab Control Spike	603022	06/04/21 1912
210601A-LCSD	Lab Control SpikeD	603023	06/04/21 1940
BA33354	ERH1380	603026	06/04/21 2106

Comments: Batch: #DOC53-210601A

Method Blank
EPA 8015B TPH LIQ-LIQ

APPL Inc.
908 North Temperance Avenu
Clovis, CA 93611

Blank Name/QCG: **210601W-33251 - 264706**
Batch ID: #DOC53-210601A

Sample Type	Analyte	Result	LOQ	LOD	DL	Units	Extraction Date	Analysis Date
BLANK	DIESEL (C10-C24)	300.0 U	320	300.0	150.0	ug/L	06/01/21	06/04/21
BLANK	OIL (C24-C40)	300.0 U	320	300.0	150.0	ug/L	06/01/21	06/04/21
BLANK	SURROGATE: OCTACOSANE (S)	68.6	60-142			%	06/01/21	06/04/21
BLANK	SURROGATE: ORTHO-TERPHEN	60.3	56-125			%	06/01/21	06/04/21

Quant Method: DOC0603.M
Run #: 603021
Instrument: Apollo
Sequence: 210603
Initials: MBE

GC SC-Blank-REG MDLs-DOD
Printed: 06/07/21 7:06:35 AM

EPA 8015B-eH

Form 4

LCS Summary

Lab Name:	APPL, Inc.	SDG No:	96343
Case No:	96343	Date Analyzed:	06/04/21
Matrix:	WATER	Instrument:	Apollo
LCS ID:	210601A-LCS	Time Analyzed:	1912

APPL ID.	Client Sample No.	File ID.	Date Analyzed
210601A-BLK	Blank	603021	06/04/21 1844
210601A-LCS	Lab Control Spike	603022	06/04/21 1912
210601A-LCSD	Lab Control SpikeD	603023	06/04/21 1940
BA33354	ERH1380	603026	06/04/21 2106

Comments: Batch: #DOC53-210601A

Laboratory Control Spike Recoveries

EPA 8015B TPH LIQ-LIQ

APPL ID: **210601W-33251 LCS - 264706**
Batch ID: #DOC53-210601A

APPL Inc.
908 North Temperance Avenue
Clovis, CA 93611

Compound Name	Spike Lvl ug/L	SPK Result ug/L	DUP Result ug/L	SPK % Recovery	DUP % Recovery	Recovery Limits	RPD %	RPD Limits
DIESEL (C10-C24)	2000	1860	1640	93.0	82.0	36-132	12.6	30
OIL (C24-C40)	2000	2190	1840	110	92.0	41-113	17.4	30
SURROGATE: OCTACOSANE (S)	150	130	117	86.7	78.0	60-142		
SURROGATE: ORTHO-TERPHENYL (S)	150	128	113	85.3	75.3	56-125		

Comments:

Primary	SPK	DUP
Quant Method :	DOC0603.M	DOC0603.M
Extraction Date :	06/01/21	06/01/21
Analysis Date :	06/04/21	06/04/21
Instrument :	Apollo	Apollo
Run :	603022	603023
Initials :	MBE	

EPA 8015B-eHL

Form 2 & 8

Surrogate Recovery

Lab Name: APPL, Inc. SDG No: 96343

Case No: 96343 Date Analyzed: 06/02/21

Matrix: WATER Instrument: Apollo

APPL ID.	Client Sample No.	SURROGATE: OCTACOSANE (S)			SURROGATE: ORTHO-TERPHENYL (S)		
		Limits	Result	Qualifier	Limits	Result	Qualifier
210527A-BLK	Blank	60-142	90.8		56-125	77.3	
210527A-LCS	Lab Control Spike	60-142	98.0		56-125	83.3	
210527A-LCSD	Lab Control SpikeD	60-142	94.0		56-125	80.0	
BA33355	ERH1380 BLANK	60-142	96.9		56-125	82.9	

Comments: Batch: #RHBLK-210527A

EPA 8015B-eH

Form 4

Blank Summary

Lab Name:	APPL, Inc.	SDG No:	96343
Case No:	96343	Date Analyzed:	06/02/21
Matrix:	WATER	Instrument:	Apollo
Blank ID:	210527A-BLK	Time Analyzed:	1037

APPL ID.	Client Sample No.	File ID.	Date Analyzed
210527A-BLK	Blank	525094	06/02/21 1037
210527A-LCS	Lab Control Spike	525095	06/02/21 1105
210527A-LCSD	Lab Control SpikeD	525096	06/02/21 1133
BA33355	ERH1380 BLANK	525099	06/02/21 1258

Comments: Batch: #RHBLK-210527A

Method Blank
EPA 8015B TPH LIQ-LIQ

APPL Inc.
908 North Temperance Avenu
Clovis, CA 93611

Blank Name/QCG: **210527W-33252 - 264572**
Batch ID: #RHBLK-210527A

Sample Type	Analyte	Result	LOQ	LOD	DL	Units	Extraction Date	Analysis Date
BLANK	DIESEL (C10-C24)	300.0 U	320	300.0	150.0	ug/L	05/28/21	06/02/21
BLANK	OIL (C24-C40)	300.0 U	320	300.0	150.0	ug/L	05/28/21	06/02/21
BLANK	SURROGATE: OCTACOSANE (S)	90.8	60-142			%	05/28/21	06/02/21
BLANK	SURROGATE: ORTHO-TERPHEN	77.3	56-125			%	05/28/21	06/02/21

Quant Method: DOC0525.M
Run #: 525094
Instrument: Apollo
Sequence: 210525
Initials: MBE

GC SC-Blank-REG MDLs-DOD
Printed: 06/02/21 1:44:37 PM

EPA 8015B-eH

Form 4

LCS Summary

Lab Name:	APPL, Inc.	SDG No:	96343
Case No:	96343	Date Analyzed:	06/02/21
Matrix:	WATER	Instrument:	Apollo
LCS ID:	210527A-LCS	Time Analyzed:	1105

APPL ID.	Client Sample No.	File ID.	Date Analyzed
210527A-BLK	Blank	525094	06/02/21 1037
210527A-LCS	Lab Control Spike	525095	06/02/21 1105
210527A-LCSD	Lab Control SpikeD	525096	06/02/21 1133
BA33355	ERH1380 BLANK	525099	06/02/21 1258

Comments: Batch: #RHBLK-210527A

Laboratory Control Spike Recoveries

EPA 8015B TPH LIQ-LIQ

APPL ID: **210528W-33252 LCS - 264572**
Batch ID: #RHBLK-210527A

APPL Inc.
908 North Temperance Avenue
Clovis, CA 93611

Compound Name	Spike Lvl ug/L	SPK Result ug/L	DUP Result ug/L	SPK % Recovery	DUP % Recovery	Recovery Limits	RPD %	RPD Limits
DIESEL (C10-C24)	0	97.8	108	NA	NA	36-132		30
OIL (C24-C40)	0	101	110	NA	NA	41-113		30
SURROGATE: OCTACOSANE (S)	150	147	141	98.0	94.0	60-142		
SURROGATE: ORTHO-TERPHENYL (S)	150	125	120	83.3	80.0	56-125		

Comments:

Primary	SPK	DUP
Quant Method :	DOC0525.M	DOC0525.M
Extraction Date :	05/28/21	05/28/21
Analysis Date :	06/02/21	06/02/21
Instrument :	Apollo	Apollo
Run :	525095	525096
Initials :	MBE	

8270D-SIM

Form 2 & 8

Surrogate Recovery

Lab Name: APPL, Inc. SDG No: 96343

Case No: 96343 Date Analyzed: 06/02/21

Matrix: WATER Instrument: Linus

APPL ID.	Client Sample No.	SURROGATE: 2-METHYLNAPHTHALENE-D10 (S)			SURROGATE: FLUORANTHENE-D10 (S)		
		Limits	Result	Qualifier	Limits	Result	Qualifier
210528A-BLK	Blank	39-114	80.6		58-120	88.0	
210528A-LCS	Lab Control Spike	39-114	60.6		58-120	96.2	
210528A-LCSD	Lab Control SpikeD	39-114	85.0		58-120	93.6	
BA33354	ERH1380	39-114	84.8		58-120	122	#

Comments: Batch: #SIM53-210528A

= Recovery outside of Control Limits on Sample.

8270D-SIM

Form 4

Blank Summary

Lab Name:	APPL, Inc.	SDG No:	96343
Case No:	96343	Date Analyzed:	06/02/21
Matrix:	WATER	Instrument:	Linus
Blank ID:	210528A-BLK	Time Analyzed:	1237

APPL ID.	Client Sample No.	File ID.	Date Analyzed	
210528A-BLK	Blank	0513L200	06/02/21	1237
210528A-LCS	Lab Control Spike	0513L201	06/02/21	1259
210528A-LCSD	Lab Control SpikeD	0513L202	06/02/21	1321
BA33354	ERH1380	0513L205	06/02/21	1428

Comments: Batch: #SIM53-210528A

Method Blank
EPA 8270D SIM LIQ-LIQ

APPL Inc.
908 North Temperance Avenu
Clovis, CA 93611

Blank Name/QCG: **210528W-33251 - 264577**
Batch ID: #SIM53-210528A

Sample Type	Analyte	Result	LOQ	LOD	DL	Units	Extraction Date	Analysis Date
BLANK	1-METHYLNAPHTHALENE	0.10 U	0.2	0.10	0.04	ug/L	05/28/21	06/02/21
BLANK	2-METHYLNAPHTHALENE	0.10 U	0.2	0.10	0.04	ug/L	05/28/21	06/02/21
BLANK	NAPHTHALENE	0.10 U	0.2	0.10	0.04	ug/L	05/28/21	06/02/21
BLANK	SURROGATE: 2-METHYLNAPHT	80.6	39-114			%	05/28/21	06/02/21
BLANK	SURROGATE: FLUORANTHENE-	88.0	58-120			%	05/28/21	06/02/21

Quant Method: L0324.M
Run #: 0513L200
Instrument: Linus
Sequence: L210513
Initials: MA

GC SC-Blank-REG MDLs-DOD
Printed: 06/07/21 5:23:30 PM

8270D-SIM

Form 4

LCS Summary

Lab Name:	APPL, Inc.	SDG No:	96343
Case No:	96343	Date Analyzed:	06/02/21
Matrix:	WATER	Instrument:	Linus
LCS ID:	210528A-LCS	Time Analyzed:	1259

APPL ID.	Client Sample No.	File ID.	Date Analyzed	
210528A-BLK	Blank	0513L200	06/02/21	1237
210528A-LCS	Lab Control Spike	0513L201	06/02/21	1259
210528A-LCSD	Lab Control SpikeD	0513L202	06/02/21	1321
BA33354	ERH1380	0513L205	06/02/21	1428

Comments: Batch: #SIM53-210528A

Laboratory Control Spike Recoveries

EPA 8270D SIM LIQ-LIQ

APPL ID: **210528W-33251 LCS - 264577**
Batch ID: #SIM53-210528A

APPL Inc.
908 North Temperance Avenue
Clovis, CA 93611

Compound Name	Spike Lvl ug/L	SPK Result ug/L	DUP Result ug/L	SPK % Recovery	DUP % Recovery	Recovery Limits	RPD %	RPD Limits
1-METHYLNAPHTHALENE	5.00	4.45	5.20	89.0	104	41-115	15.5	20
2-METHYLNAPHTHALENE	5.00	3.58	5.18	71.6	104	39-114	36.5 #	20
NAPHTHALENE	5.00	5.45	4.92	109	98.4	43-114	10.2	20
SURROGATE: 2-METHYLNAPHTHALEN	5.00	3.03	4.25	60.6	85.0	39-114		
SURROGATE: FLUORANTHENE-D10 (S)	5.00	4.81	4.68	96.2	93.6	58-120		

= Recovery is outside QC limits.

Comments:

Primary	SPK	DUP
Quant Method :	L0324.M	L0324.M
Extraction Date :	05/28/21	05/28/21
Analysis Date :	06/02/21	06/02/21
Instrument :	Linus	Linus
Run :	0513L201	0513L202
Initials :	MA	

Printed: 06/07/21 5:22:59 PM
APPL Standard LCSD

Form 5
Tune Summary

Lab Name: APPL Inc.
Case No:
Matrix: Water
ID: 0324L002.D

SDG No:
Date Analyzed: 03/24/21
Instrument: Linus
Time Analyzed: 10:26

	Client Sample No.	APPL ID.	File ID.	Date Analyzed
1		0.1 SIM 03/24/21	0324L003.D	03/24/21 11:35
2		0.2 SIM 03/24/21	0324L004.D	03/24/21 11:57
3		0.5 SIM 03/24/21	0324L005.D	03/24/21 12:19
4		1 SIM 03/24/21	0324L006.D	03/24/21 12:41
5		5 SIM 03/24/21	0324L007.D	03/24/21 13:07
6		10 SIM 03/24/21	0324L008.D	03/24/21 13:29
7		50 SIM 03/24/21	0324L009.D	03/24/21 13:51
8		100 SIM 03/24/21	0324L010.D	03/24/21 14:13
9		SS SIM 03/24/21	0324L011.D	03/24/21 14:59
10				
11				
12				
13				
14				
15				
16				
17				
18				
19				
20				
21				
22				

m/e		
51	9.95 - 80.1% of mass 198	26.4
68	0 - 2.05% of mass 69	0.0
70	0 - 2% of mass 69	0.7
127	10 - 80% of mass 198	50.7
197	0 - 2% of mass 198	0.0
198	100 - 100% of mass 198	100.0
199	5 - 9% of mass 198	6.8
275	10 - 60% of mass 198	30.5
365	1 - 100% of mass 198	3.9
441	0.01 - 24% of mass 442	15.2
442	50 - 500% of mass 198	142.7
443	15 - 24% of mass 442	19.6

Form 5
Tune Summary

Lab Name: APPL Inc.
Case No: 96343
Matrix: Water
ID: 0513L198.D

SDG No: 96343
Date Analyzed: 06/02/21
Instrument: Linus
Time Analyzed: 11:59

	Client Sample No.	APPL ID.	File ID.	Date Analyzed
1		5 SIM 3/24/21 (1)	0513L199.D	06/02/21 12:15
2	Blank	210528A BLK 1/1000	0513L200.D	06/02/21 12:37
3	Lab Control Spike	210528A LCS-1 1/1000	0513L201.D	06/02/21 12:59
4	Lab Control SpikeD	210528A LCSD-1 1/100	0513L202.D	06/02/21 13:21
5	ERH1380	BA33354W05 1/850	0513L205.D	06/02/21 14:28
6		5 SIM 3/24/21 (3)	0513L231.D	06/03/21 9:24
7				
8				
9				
10				
11				
12				
13				
14				
15				
16				
17				
18				
19				
20				
21				
22				

m/e		
51	9.95 - 80.1% of mass 198	31.7
68	0 - 2.05% of mass 69	0.0
70	0 - 2% of mass 69	0.4
127	10 - 80% of mass 198	52.4
197	0 - 2% of mass 198	0.0
198	100 - 100% of mass 198	100.0
199	5 - 9% of mass 198	6.7
275	10 - 60% of mass 198	30.1
365	1 - 100% of mass 198	4.5
441	0.01 - 24% of mass 442	15.5
442	50 - 500% of mass 198	145.0
443	15 - 24% of mass 442	19.3

8A
INTERNAL STANDARD AREA AND RT SUMMARY

Lab Name: APPL Inc. Contract: _____

Lab Code: _____ SDG No.: _____

Lab File ID (Standard): 0513L199.D Date Analyzed: 2 Jun 21 12:15

Instrument ID: Linus Time Analyzed: 2 Jun 21 12:15

GC Column: _____ ID: Heated Purge: (Y/N) _____

		Napthalene-D8(IS)		Acenaphthene-D10(IS)		Phenanthrene-D10(IS)	
		AREA #	RT #	AREA #	RT #	AREA #	RT #
	12 HOUR STD	21424	4.13	19118	6.12	38514	7.85
	UPPER LIMIT	42848	4.30	38236	6.29	77028	8.02
	LOWER LIMIT	10712	3.96	9559	5.95	19257	7.68
	SAMPLE NO.						
01	210528A BLK 1/1000	23403	4.13	10323	6.12	28623	7.85
02	210528A LCS-1 1/1000	26286	4.13	13561	6.12	29064	7.85
03	210528A LCSD-1 1/1000	16970	4.13	10575	6.12	28898	7.85
04	BA33354W05 1/850	16419	4.13	10247	6.12	22425	7.85
05	5 SIM 3/24/21 (3)	22313	4.12	14687	6.12	38411	7.85
06							
07							
08							
09							
10							
11							
12							
13							
14							
15							
16							
17							
18							
19							
20							
21							
22							

AREA UPPER LIMIT = +100% of internal standard area.
AREA LOWER LIMIT = -50% of internal standard area.
RT UPPER LIMIT = +0.17 minutes of internal standard RT
RT LOWER LIMIT = -0.17 minutes of internal standard RT

Column used to flag values outside QC limits with an asterisk.
* Values outside of QC limits.

8A
INTERNAL STANDARD AREA AND RT SUMMARY

Lab Name: APPL Inc. Contract: _____

Lab Code: _____ SDG No.: _____

Lab File ID (Standard): 0513L199.D Date Analyzed: 2 Jun 21 12:15

Instrument ID: Linus Time Analyzed: 2 Jun 21 12:15

GC Column: _____ ID: Heated Purge: (Y/N) _____

		Chrysene-D12(IS)		Perylene-D12(IS)			
		AREA #	RT #	AREA #	RT #	AREA #	RT #
	12 HOUR STD	42453	10.94	47091	13.36		
	UPPER LIMIT	84906	11.11	94182	13.53		
	LOWER LIMIT	21227	10.77	23546	13.19		
	SAMPLE NO.						
01	210528A BLK 1/1000	34005	10.95	34394	13.36		
02	210528A LCS-1 1/1000	35302	10.94	33644	13.36		
03	210528A LCSD-1 1/100	35725	10.94	34838	13.36		
04	BA33354W05 1/850	33452	10.95	36490	13.36		
05	5 SIM 3/24/21 (3)	45809	10.95	38080	13.36		
06							
07							
08							
09							
10							
11							
12							
13							
14							
15							
16							
17							
18							
19							
20							
21							
22							

AREA UPPER LIMIT = +100% of internal standard area.
AREA LOWER LIMIT = -50% of internal standard area.
RT UPPER LIMIT = +0.17 minutes of internal standard RT
RT LOWER LIMIT = -0.17 minutes of internal standard RT

Column used to flag values outside QC limits with an asterisk.
* Values outside of QC limits.

EPA 8260B

Form 2 & 8

Surrogate Recovery

Lab Name: APPL, Inc. SDG No: 96343

Case No: 96343 Date Analyzed: 06/02/21

Matrix: WATER Instrument: Loki

APPL ID.	Client Sample No.	SURROGATE: 1,2-DICHLOROETHANE-D4 (S)			SURROGATE: 4-BROMOFLUOROBENZENE (S)		
		Limits	Result	Qualifier	Limits	Result	Qualifier
210602AL-LCS	Lab Control Spike	81-118	98.8		85-114	102	
210602AL-LCSD	Lab Control SpikeD	81-118	100		85-114	101	
210602AL-BLK	Blank	81-118	103		85-114	94.0	
BA33353	ERH1379	81-118	104		85-114	92.0	
BA33354	ERH1380	81-118	103		85-114	93.9	

Comments: Batch: #86BTO-210602AL

EPA 8260B

Form 2 & 8

Surrogate Recovery

Lab Name: APPL, Inc. SDG No: 96343

Case No: 96343 Date Analyzed: 06/02/21

Matrix: WATER Instrument: Loki

APPL ID.	Client Sample No.	SURROGATE: DIBROMOFLUOROMETHANE (S)			SURROGATE: TOLUENE-D8 (S)		
		Limits	Result	Qualifier	Limits	Result	Qualifier
210602AL-LCS	Lab Control Spike	80-119	98.4		89-112	103	
210602AL-LCSD	Lab Control SpikeD	80-119	99.2		89-112	103	
210602AL-BLK	Blank	80-119	103		89-112	97.6	
BA33353	ERH1379	80-119	99.0		89-112	96.7	
BA33354	ERH1380	80-119	100		89-112	97.2	

Comments: Batch: #86BTO-210602AL

EPA 8260B

Form 4

Blank Summary

Lab Name:	APPL, Inc.	SDG No:	96343
Case No:	96343	Date Analyzed:	06/02/21
Matrix:	WATER	Instrument:	Loki
Blank ID:	210602AL-BLK	Time Analyzed:	2015

APPL ID.	Client Sample No.	File ID.	Date Analyzed
210602AL-LCS	Lab Control Spike	0602L03	06/02/21 1757
210602AL-LCSD	Lab Control SpikeD	0602L04	06/02/21 1825
210602AL-BLK	Blank	0602L08	06/02/21 2015
BA33353	ERH1379	0602L20	06/03/21 0146
BA33354	ERH1380	0602L21	06/03/21 0214

Comments: Batch: #86BTO-210602AL

Method Blank
EPA 8260B BTEX WATER

APPL Inc.
908 North Temperance Avenu
Clovis, CA 93611

Blank Name/QCG: **210602W-33250 - 264612**
Batch ID: #86BTO-210602AL

Sample Type	Analyte	Result	LOQ	LOD	DL	Units	Extraction Date	Analysis Date
BLANK	BENZENE	0.30 U	1.0	0.30	0.15	ug/L	06/02/21	06/02/21
BLANK	ETHYLBENZENE	0.50 U	1.0	0.50	0.23	ug/L	06/02/21	06/02/21
BLANK	TOLUENE	0.30 U	1.0	0.30	0.15	ug/L	06/02/21	06/02/21
BLANK	XYLENES (TOTAL)	0.30 U	2.0	0.30	0.15	ug/L	06/02/21	06/02/21
BLANK	SURROGATE: 1,2-DICHLOROET	103	81-118			%	06/02/21	06/02/21
BLANK	SURROGATE: 4-BROMOFLUORO	94.0	85-114			%	06/02/21	06/02/21
BLANK	SURROGATE: DIBROMOFLUOR	103	80-119			%	06/02/21	06/02/21
BLANK	SURROGATE: TOLUENE-D8 (S)	97.6	89-112			%	06/02/21	06/02/21

Quant Method:L0601W.M
Run #:0602L08
Instrument:Loki
Sequence:210601
Initials:PAN

GC SC-Blank-REG MDLs-DOD
Printed: 06/09/21 10:29:18 AM

EPA 8260B

Form 4

LCS Summary

Lab Name:	APPL, Inc.	SDG No:	96343
Case No:	96343	Date Analyzed:	06/02/21
Matrix:	WATER	Instrument:	Loki
LCS ID:	210602AL-LCS	Time Analyzed:	1757

APPL ID.	Client Sample No.	File ID.	Date Analyzed
210602AL-LCS	Lab Control Spike	0602L03	06/02/21 1757
210602AL-LCSD	Lab Control SpikeD	0602L04	06/02/21 1825
210602AL-BLK	Blank	0602L08	06/02/21 2015
BA33353	ERH1379	0602L20	06/03/21 0146
BA33354	ERH1380	0602L21	06/03/21 0214

Comments: Batch: #86BTO-210602AL

Laboratory Control Spike Recoveries

EPA 8260B BTEX WATER

APPL ID: **210602W-33250 LCS - 264612**
Batch ID: #86BTO-210602AL

APPL Inc.
908 North Temperance Avenue
Clovis, CA 93611

Compound Name	Spike Lvl ug/L	SPK Result ug/L	DUP Result ug/L	SPK % Recovery	DUP % Recovery	Recovery Limits	RPD %	RPD Limits
BENZENE	10.00	9.73	9.51	97.3	95.1	79-120	2.3	20
ETHYLBENZENE	10.00	10.2	10.1	102	101	79-121	0.99	20
TOLUENE	10.00	10.3	10.1	103	101	80-121	2.0	20
XYLENES (TOTAL)	30.0	29.5	29.5	98.3	98.3	79-121	0.0	20
SURROGATE: 1,2-DICHLOROETHANE-D	25.0	24.7	25.1	98.8	100	81-118		
SURROGATE: 4-BROMOFLUOROBENZE	25.0	25.6	25.3	102	101	85-114		
SURROGATE: DIBROMOFLUOROMETH	25.0	24.6	24.8	98.4	99.2	80-119		
SURROGATE: TOLUENE-D8 (S)	25.0	25.8	25.7	103	103	89-112		

Comments:

Primary	SPK	DUP
Quant Method :	L0601W.M	L0601W.M
Extraction Date :	06/02/21	06/02/21
Analysis Date :	06/02/21	06/02/21
Instrument :	Loki	Loki
Run :	0602L03	0602L04
Initials :	PAN	

Printed: 06/09/21 10:29:23 AM
APPL Standard LCSD

Form 5
Tune Summary

Lab Name: APPL Inc.
Case No:
Matrix: Water
ID: 0601L10.D

SDG No:
Date Analyzed: 06/01/21
Instrument: Loki
Time Analyzed: 17:33

	Client Sample No.	APPL ID.	File ID.	Date Analyzed
1		0.3ug/L VOC STD 6/1/	0601L16.D	06/01/21 20:20
2		0.5ug/L VOC STD 6/1/	0601L17.D	06/01/21 20:48
3		1ug/L VOC STD 6/1/21	0601L18.D	06/01/21 21:15
4		2ug/L VOC STD 6/1/21	0601L19.D	06/01/21 21:43
5		5ug/L VOC STD 6/1/21	0601L20.D	06/01/21 22:10
6		10ug/L VOC STD 6/1/2	0601L21.D	06/01/21 22:38
7		20ug/L VOC STD 6/1/2	0601L22.D	06/01/21 23:05
8		40ug/L VOC STD 6/1/2	0601L23.D	06/01/21 23:33
9		100ug/L VOC STD 6/1/	0601L24.D	06/02/21 0:01
10		(SS) 10ug/L VOC STD	0601L26.D	06/02/21 0:56
11				
12				
13				
14				
15				
16				
17				
18				
19				
20				
21				
22				

m/e		
50	15.0 - 40.0% of mass 95	18.0
75	30.0 - 60.0% of mas 95	50.9
95	Base peak, 100% relative abundance	100.0
96	5.0 - 9.0% of mass 95	7.7
173	Less than 2.0% of mass 174	0.0
174	50.0 - 200.0% of mass 95	115.6
175	5.0 - 9.0% of mass 174	8.8
176	95.0 - 101.0% of mass 174	98.3
177	5.0 - 9.0% of mass 176	8.6

Form 5
Tune Summary

Lab Name: APPL Inc.
Case No: 96343
Matrix: Water
ID: 0602L01.D

SDG No: 96343
Date Analyzed: 06/02/21
Instrument: Loki
Time Analyzed: 17:02

	Client Sample No.	APPL ID.	File ID.	Date Analyzed
1		210602A CCV 10ug/L	0602L02.D	06/02/21 17:30
2	Lab Control Spike	210602A LCS 10ug/L	0602L03.D	06/02/21 17:57
3	Lab Control SpikeD	210602A LCSD 10ug/L	0602L04.D	06/02/21 18:25
4	Blank	210602A BLK	0602L08.D	06/02/21 20:15
5	ERH1379	BA33353W01	0602L20.D	06/03/21 1:46
6	ERH1380	BA33354W01	0602L21.D	06/03/21 2:14
7		Ending CCV 10ug/L 6/	0602L23.D	06/03/21 3:09
8				
9				
10				
11				
12				
13				
14				
15				
16				
17				
18				
19				
20				
21				
22				

m/e		
50	15.0 - 40.0% of mass 95	17.9
75	30.0 - 60.0% of mas 95	47.7
95	Base peak, 100% relative abundance	100.0
96	5.0 - 9.0% of mass 95	7.0
173	Less than 2.0% of mass 174	1.1
174	50.0 - 200.0% of mass 95	104.2
175	5.0 - 9.0% of mass 174	7.3
176	95.0 - 101.0% of mass 174	95.5
177	5.0 - 9.0% of mass 176	7.1

8A
INTERNAL STANDARD AREA AND RT SUMMARY

Lab Name: APPL Inc. Contract: _____

Lab Code: _____ SDG No.: _____

Lab File ID (Standard): 0602L02.D Date Analyzed: 2 Jun 21 17:30

Instrument ID: Loki Time Analyzed: 2 Jun 21 17:30

GC Column: _____ ID: Heated Purge: (Y/N) _____

		Fluorobenzene (IS)		Chlorobenzene-D5 (IS)		1,4-Dichlorobenzene-D4 (IS)	
		AREA #	RT #	AREA #	RT #	AREA #	RT #
	12 HOUR STD	357520	6.53	298765	9.99	181182	12.56
	UPPER LIMIT	715040	6.70	597530	10.16	362364	12.73
	LOWER LIMIT	178760	6.36	149383	9.82	90591	12.39
	SAMPLE NO.						
01	210602A CCV 10ug/L	357520	6.53	298765	9.99	181182	12.56
02	210602A LCS 10ug/L	373245	6.53	306754	9.99	182635	12.56
03	210602A LCSD 10ug/L	384552	6.53	319711	9.99	187177	12.56
04	210602A BLK	358077	6.54	299632	9.99	152467	12.56
05	BA33353W01	354644	6.54	298070	9.99	153072	12.56
06	BA33354W01	353016	6.54	294648	9.99	155090	12.56
07	Ending CCV 10ug/L 6/2/	351258	6.53	298369	9.99	175491	12.56
08							
09							
10							
11							
12							
13							
14							
15							
16							
17							
18							
19							
20							
21							
22							

AREA UPPER LIMIT = +100% of internal standard area.
AREA LOWER LIMIT = -50% of internal standard area.
RT UPPER LIMIT = +0.17 minutes of internal standard RT
RT LOWER LIMIT = -0.17 minutes of internal standard RT

Column used to flag values outside QC limits with an asterisk.
* Values outside of QC limits.

EPA 8260B

Form 2 & 8

Surrogate Recovery

Lab Name: APPL, Inc. SDG No: 96343

Case No: 96343 Date Analyzed: 06/02/21

Matrix: WATER Instrument: Loki

APPL ID.	Client Sample No.	SURROGATE: 4-BROMOFLUOROBENZENE (S)					
		Limits	Result	Qualifier	Limits	Result	Qualifier
210602AL-LCS	Lab Control Spike	85-114	97.6				
210602AL-LCSD	Lab Control SpikeD	85-114	98.4				
210602AL-BLK	Blank	85-114	94.0				
BA33353	ERH1379	85-114	92.0				
BA33354	ERH1380	85-114	93.9				

Comments: Batch: #GRO86-210602AL

EPA 8260B

Form 4

Blank Summary

Lab Name:	APPL, Inc.	SDG No:	96343
Case No:	96343	Date Analyzed:	06/02/21
Matrix:	WATER	Instrument:	Loki
Blank ID:	210602AL-BLK	Time Analyzed:	2015

APPL ID.	Client Sample No.	File ID.	Date Analyzed
210602AL-LCS	Lab Control Spike	0602L06	06/02/21 1920
210602AL-LCSD	Lab Control SpikeD	0602L07	06/02/21 1948
210602AL-BLK	Blank	0602L08	06/02/21 2015
BA33353	ERH1379	0602L20	06/03/21 0146
BA33354	ERH1380	0602L21	06/03/21 0214

Comments: Batch: #GRO86-210602AL

Method Blank
EPA 8260B GRO WATER

APPL Inc.
908 North Temperance Avenu
Clovis, CA 93611

Blank Name/QCG: **210602W-33250 - 264757**
Batch ID: #GRO86-210602AL

Sample Type	Analyte	Result	LOQ	LOD	DL	Units	Extraction Date	Analysis Date
BLANK	GASOLINE RANGE ORGANICS	18.0 U	20	18.0	8.6	ug/L	06/02/21	06/02/21
BLANK	SURROGATE: 4-BROMOFLUORO	94.0	85-114			%	06/02/21	06/02/21

Quant Method: LGAS0601.M
Run #: 0602L08
Instrument: Loki
Sequence: 210601
Initials: EOG

GC SC-Blank-REG MDLs-DOD
Printed: 06/08/21 6:03:43 PM

EPA 8260B

Form 4

LCS Summary

Lab Name:	APPL, Inc.	SDG No:	96343
Case No:	96343	Date Analyzed:	06/02/21
Matrix:	WATER	Instrument:	Loki
LCS ID:	210602AL-LCS	Time Analyzed:	1920

APPL ID.	Client Sample No.	File ID.	Date Analyzed
210602AL-LCS	Lab Control Spike	0602L06	06/02/21 1920
210602AL-LCSD	Lab Control SpikeD	0602L07	06/02/21 1948
210602AL-BLK	Blank	0602L08	06/02/21 2015
BA33353	ERH1379	0602L20	06/03/21 0146
BA33354	ERH1380	0602L21	06/03/21 0214

Comments: Batch: #GRO86-210602AL

Laboratory Control Spike Recoveries

EPA 8260B GRO WATER

APPL ID: **210602W-33250 LCS - 264757**
Batch ID: #GRO86-210602AL

APPL Inc.
908 North Temperance Avenue
Clovis, CA 93611

Compound Name	Spike Lvl ug/L	SPK Result ug/L	DUP Result ug/L	SPK % Recovery	DUP % Recovery	Recovery Limits	RPD %	RPD Limits
GASOLINE RANGE ORGANICS	300	299	287	99.7	95.7	78-122	4.1	20
SURROGATE: 4-BROMOFLUOROBENZE	25.0	24.4	24.6	97.6	98.4	85-114		

Comments:

Primary	SPK	DUP
Quant Method :	LGAS0601.M	LGAS0601.M
Extraction Date :	06/02/21	06/02/21
Analysis Date :	06/02/21	06/02/21
Instrument :	Loki	Loki
Run :	0602L06	0602L07
Initials :	EOG	

Printed: 06/08/21 6:03:35 PM
APPL Standard LCSD

ORGANICS

Calibration Data

TPH Extractables
DOC0603

Form 6
Initial Calibration

Lab Name: APPL, Inc. SDG No:
Case No: Initial Cal. Date: 06/04/21
Matrix: Water Instrument: Apollo
Initials: MB

		Compound	1	2	3	4	5	6	7				Avg	%RSD	Type	r^2	Q
			603019 D	603012.D	603013.D	603014.D	603015 D	603016 D	603017 D								
1	HATM	Diesel (C10-C24)		2481733	2355981	1919131	1768343	1810906	1833295				2028231	15	HATM		
2	HBTML	Motor Oil (C24-C40)		3878881	1832760	1573824	1333537	1407402	1450052				1912743	51	HBTM	0.999	
3	SA	Ortho-Terphenyl(S)	3421685	2744779	2707254	2269805	2103848	2138939	2203356				2512809	19	SA		
4	SA	Octacosane(S)	2324649	1884041	2199781	1776433	1691955	1759828	1830045				1923819	13	SA		
5																	
6																	
7																	
8																	
9																	
10																	
11																	
12																	
13																	
14																	
15																	
16																	
17																	
18																	
19																	
20																	
21																	
22																	
23																	
24																	
25																	
26																	
27																	
28																	
29																	
30																	
31																	
32																	
33																	
34																	
35																	

2.801453

Quantitation Report (Not Reviewed)

Data File : G:\APOLLO\DATA\210603\603019.D Vial: 19
Acq On : 6-4-21 17:47:21 Operator: MB
Sample : DMO-STD 1 06-03-21 Inst : Apollo
Misc : water Multiplr: 1.00
IntFile : events.e
Quant Time: Jun 5 8:04 2021 Quant Results File: DOC0603.RES

Method : G:\APOLLO\DATA\210525\DOC0603.M (Chemstation Integrator)
Title : 8015 B&C
Last Update : Sat Jun 05 08:00:21 2021
Response via : Multiple Level Calibration

Volume Inj. : 2UL
Signal Phase : DB-5
Signal Info : FID02A

Compound	R.T.	Response	Conc Units
System Monitoring Compounds			
3) SA Ortho-Terphenyl(S)	7.48	1710843	0.340 ppb
Surrogate Spike 30.000	Recovery	=	1.13%
4) SA Octacosane(S)	9.74	1162325	0.302 ppb
Surrogate Spike 30.000	Recovery	=	1.01%
Target Compounds			
1) HATM Diesel (C10-C24)	6.43	30065464	7.412 ppb
Target Compounds			
2) HBTM Motor Oil (C24-C40)	14.61	48671165	N.D. ppb

(f)=RT Delta > 1/2 Window (m)=manual int.

Data File: G:\APOLLO\DATA\210603\603019.D
Sample : DMO-STD 1 06-03-21

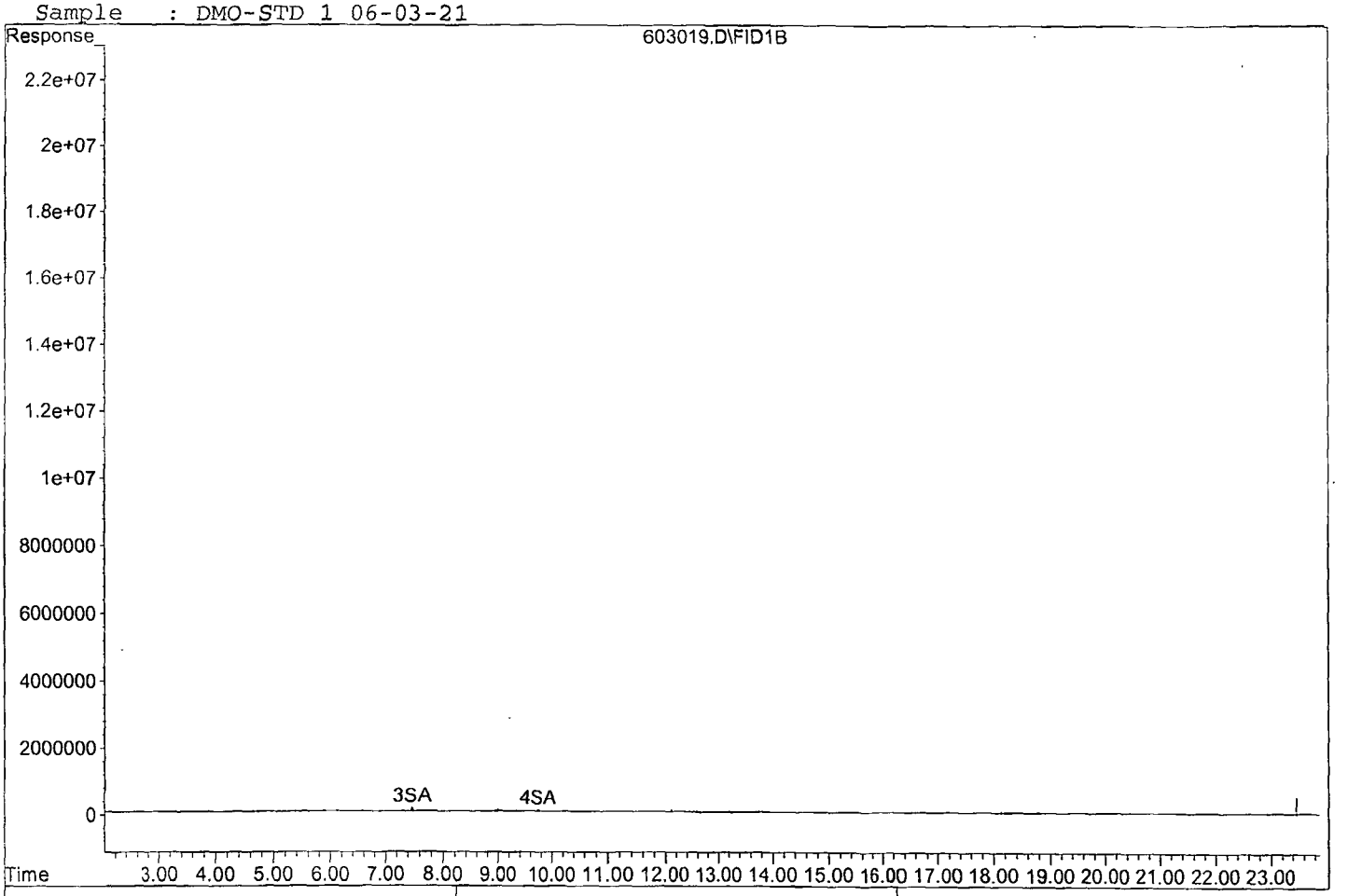



Quantitation Report (Not Reviewed)

Data File : G:\APOLLO\DATA\210603\603012.D Vial: 12
Acq On : 6-4-21 13:58:06 Operator: MB
Sample : DMOS STD-2 06-03-21 Inst : Apollo
Misc : water Multiplr: 1.00
IntFile : events.e
Quant Time: Jun 5 8:04 2021 Quant Results File: DOC0603.RES

Method : G:\APOLLO\DATA\210525\DOC0603.M (Chemstation Integrator)
Title : 8015 B&C
Last Update : Sat Jun 05 08:00:21 2021
Response via : Multiple Level Calibration

Volume Inj. : 2UL
Signal Phase : DB-5
Signal Info : FID02A

Compound	R.T.	Response	Conc Units
System Monitoring Compounds			
3) SA Ortho-Terphenyl(S)	7.47	2744779	0.546 ppb
Surrogate Spike 30.000	Recovery	=	1.82%
4) SA Octacosane(S)	9.73	1884041	0.490 ppb
Surrogate Spike 30.000	Recovery	=	1.63%
Target Compounds			
1) HATM Diesel (C10-C24)	6.43	49634655	12.236 ppb
2) HBTM Motor Oil (C24-C40)	14.61	77577627	10.220 ppb

Target Compounds

(f)=RT Delta > 1/2 Window (m)=manual int.

Data File: G:\APOLLO\DATA\210603\603012.D
Sample : DMOS STD-2 06-03-21

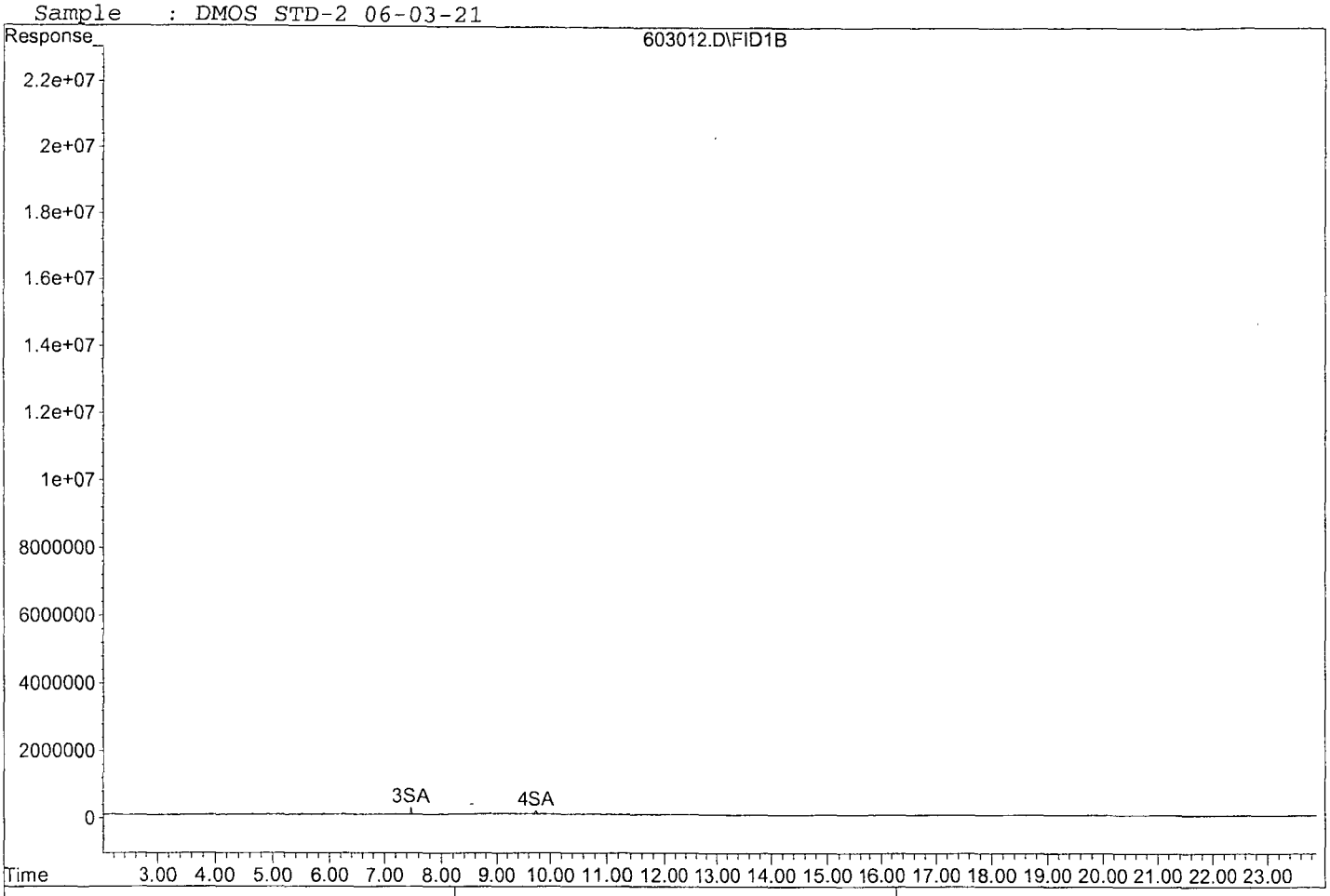

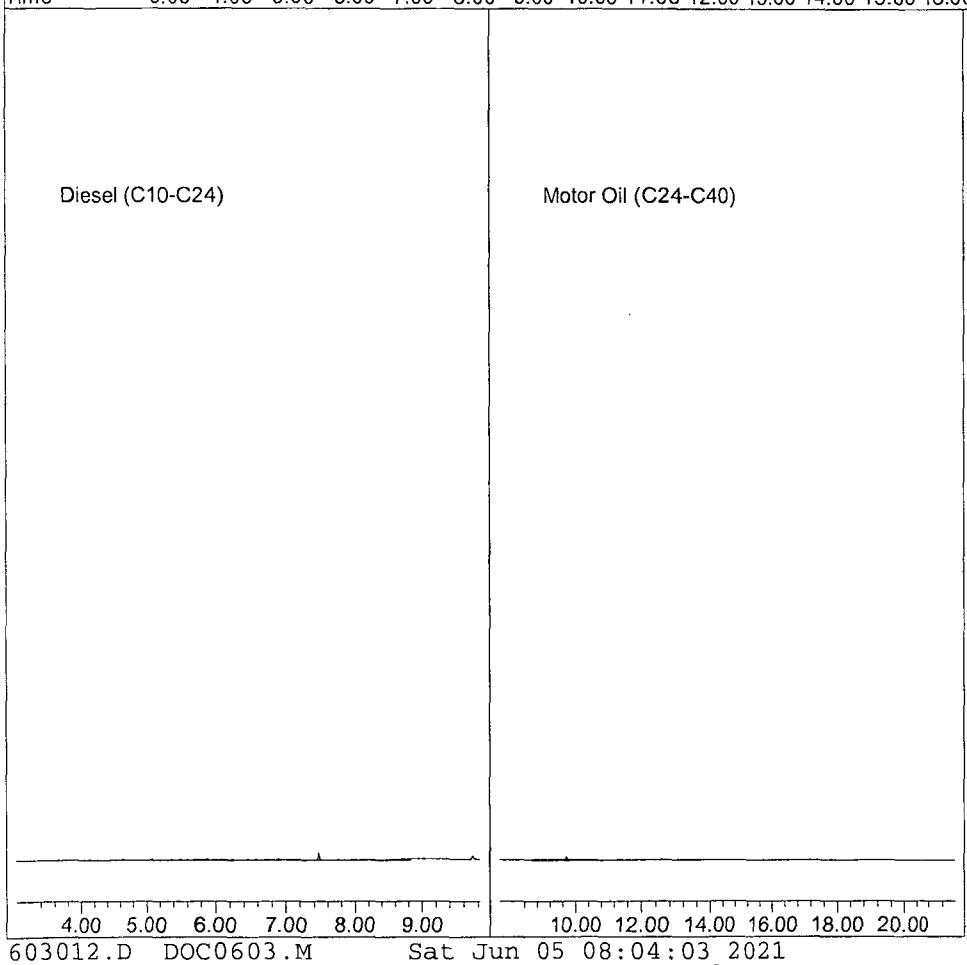

Quantitation Report (Not Reviewed)

Data File : G:\APOLLO\DATA\210603\603013.D Vial: 13
Acq On : 6-4-21 14:26:33 Operator: MB
Sample : DMO STD-3 06-03-21 Inst : Apollo
Misc : water Multiplr: 1.00
IntFile : events.e
Quant Time: Jun 5 8:04 2021 Quant Results File: DOC0603.RES

Method : G:\APOLLO\DATA\210525\DOC0603.M (Chemstation Integrator)
Title : 8015 B&C
Last Update : Sat Jun 05 08:00:21 2021
Response via : Multiple Level Calibration

Volume Inj. : 2UL
Signal Phase : DB-5
Signal Info : FID02A

Compound	R.T.	Response	Conc Units
System Monitoring Compounds			
3) SA Ortho-Terphenyl(S)	7.47	13536271	2.693 ppb
Surrogate Spike 30.000	Recovery	=	8.98%
4) SA Octacosane(S)	9.67	83572	0.022 ppb
Surrogate Spike 30.000	Recovery	=	0.07%
Target Compounds			
1) HATM Diesel (C10-C24)	6.43	235598143	58.080 ppb
2) HBTM Motor Oil (C24-C40)	14.61	194191319	51.945 ppb

Target Compounds

(f)=RT Delta > 1/2 Window (m)=manual int.

Data File: G:\APOLLO\DATA\210603\603013.D
Sample : DMO STD-3 06-03-21

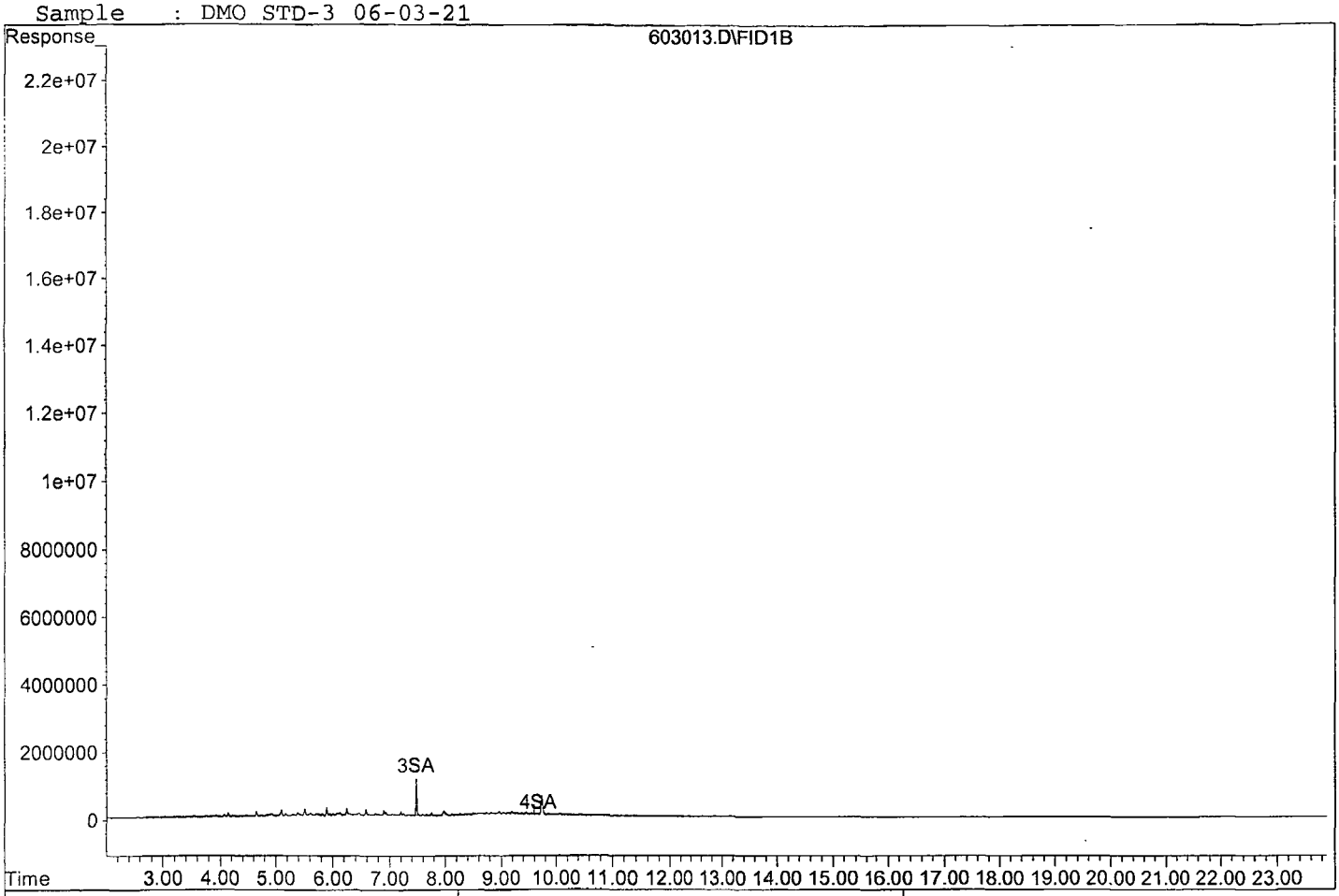

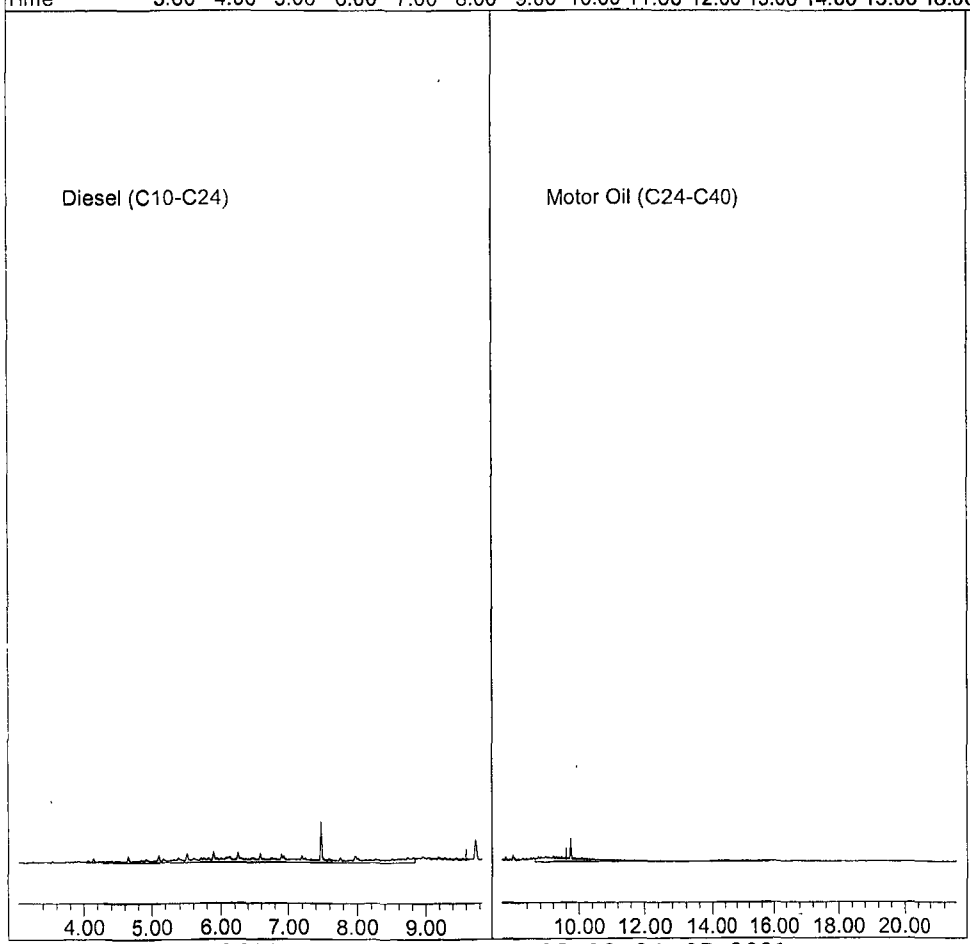

Quantitation Report (Not Reviewed)

Data File : G:\APOLLO\DATA\210603\603014.D Vial: 14
Acq On : 6-4-21 15:25:53 Operator: MB
Sample : DMO STD-4 06-03-21 Inst : Apollo
Misc : water Multiplr: 1.00
IntFile : events.e
Quant Time: Jun 5 8:04 2021 Quant Results File: DOC0603.RES

Method : G:\APOLLO\DATA\210525\DOC0603.M (Chemstation Integrator)
Title : 8015 B&C
Last Update : Sat Jun 05 08:00:21 2021
Response via : Multiple Level Calibration

Volume Inj. : 2UL
Signal Phase : DB-5
Signal Info : FID02A

Compound	R.T.	Response	Conc Units
System Monitoring Compounds			
3) SA Ortho-Terphenyl(S)	7.48	56745123	11.291 ppb
Surrogate Spike 30.000		Recovery =	37.64%
4) SA Octacosane(S)	9.69	125296	0.033 ppb
Surrogate Spike 30.000		Recovery =	0.11%
Target Compounds			
1) HATM Diesel (C10-C24)	6.43	959565371	236.552 ppb
2) HBTM Motor Oil (C24-C40)	14.61	786912213	264.022 ppb

Target Compounds

(f)=RT Delta > 1/2 Window (m)=manual int.

Data File: G:\APOLLO\DATA\210603\603014.D
Sample : DMO STD-4 06-03-21

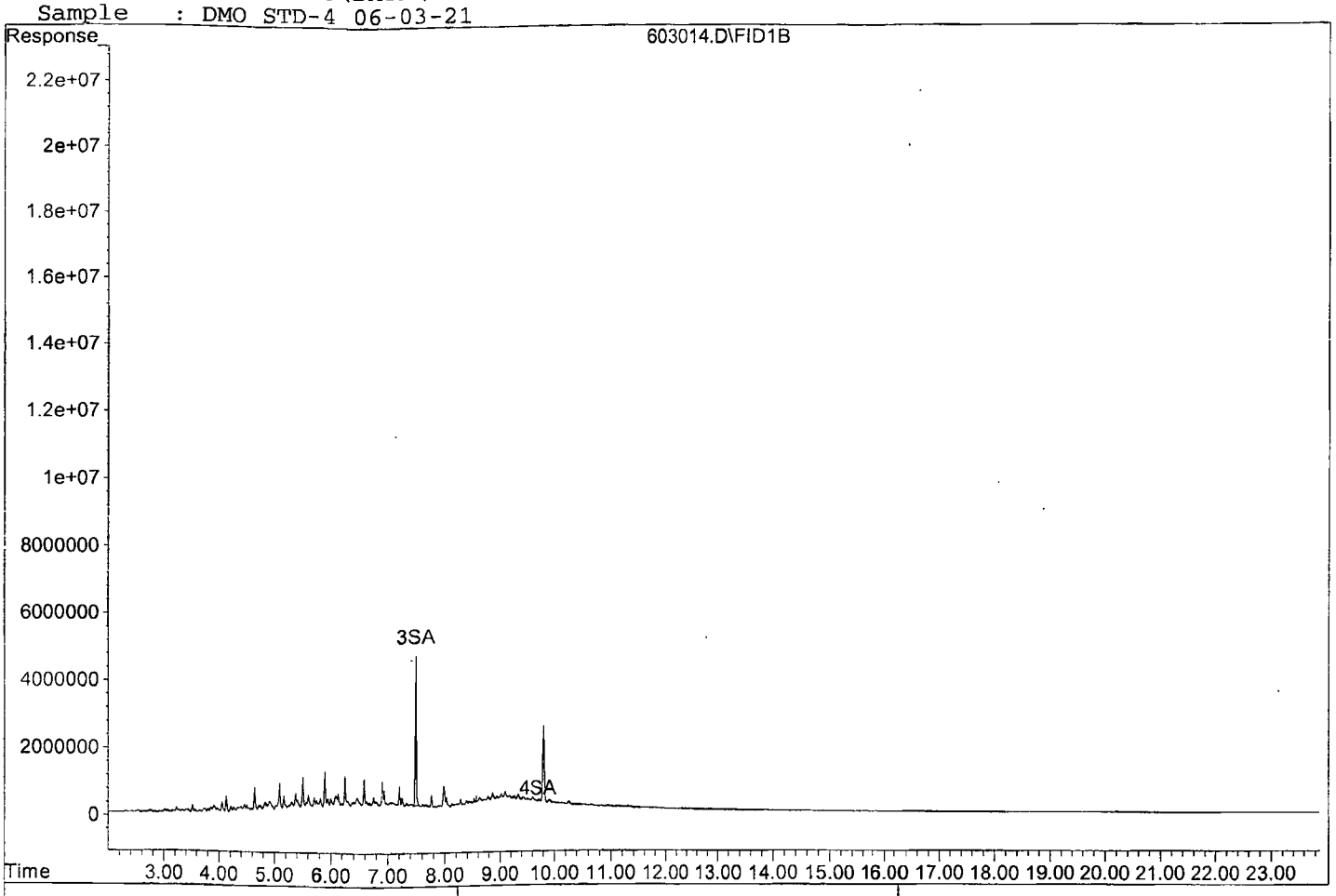

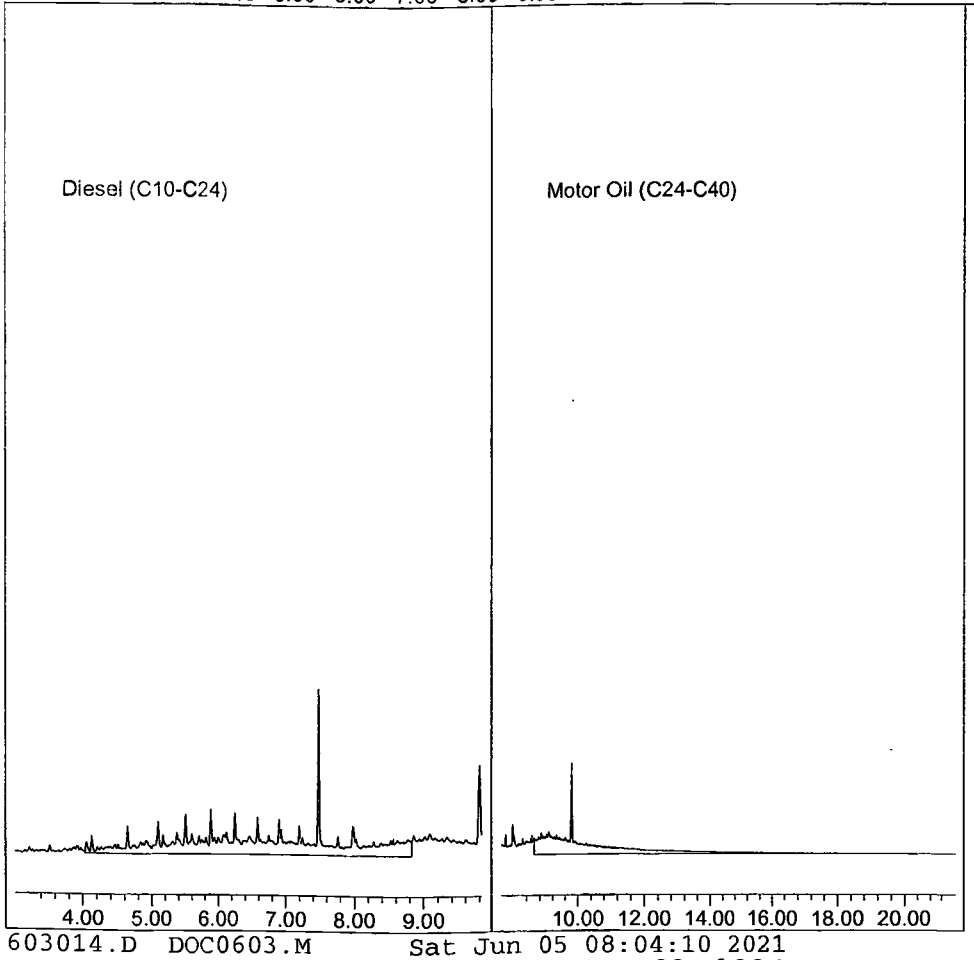

Quantitation Report (Not Reviewed)

Data File : G:\APOLLO\DATA\210603\603015.D Vial: 15
Acq On : 6-4-21 15:54:04 Operator: MB
Sample : DMO-STD-5 06-03-21 Inst : Apollo
Misc : water Multiplr: 1.00
IntFile : events.e
Quant Time: Jun 5 8:04 2021 Quant Results File: DOC0603.RES

Method : G:\APOLLO\DATA\210525\DOC0603.M (Chemstation Integrator)
Title : 8015 B&C
Last Update : Sat Jun 05 08:00:21 2021
Response via : Multiple Level Calibration

Volume Inj. : 2UL
Signal Phase : DB-5
Signal Info : FID02A

Compound	R.T.	Response	Conc Units
System Monitoring Compounds			
3) SA Ortho-Terphenyl(S)	7.48	210384776	41.862 ppb
Surrogate Spike 30.000		Recovery =	139.54%
4) SA Octacosane(S)	9.68	86627	0.023 ppb
Surrogate Spike 30.000		Recovery =	0.08%
Target Compounds			
1) HATM Diesel (C10-C24)	6.43	3536685589	871.864 ppb
2) HBTM Motor Oil (C24-C40)	14.61	2836183670	997.256 ppb

Target Compounds

(f)=RT Delta > 1/2 Window (m)=manual int.

Quantitation Report

Data File: G:\APOLLO\DATA\210603\603015.D
Sample : DMO-STD-5 06-03-21

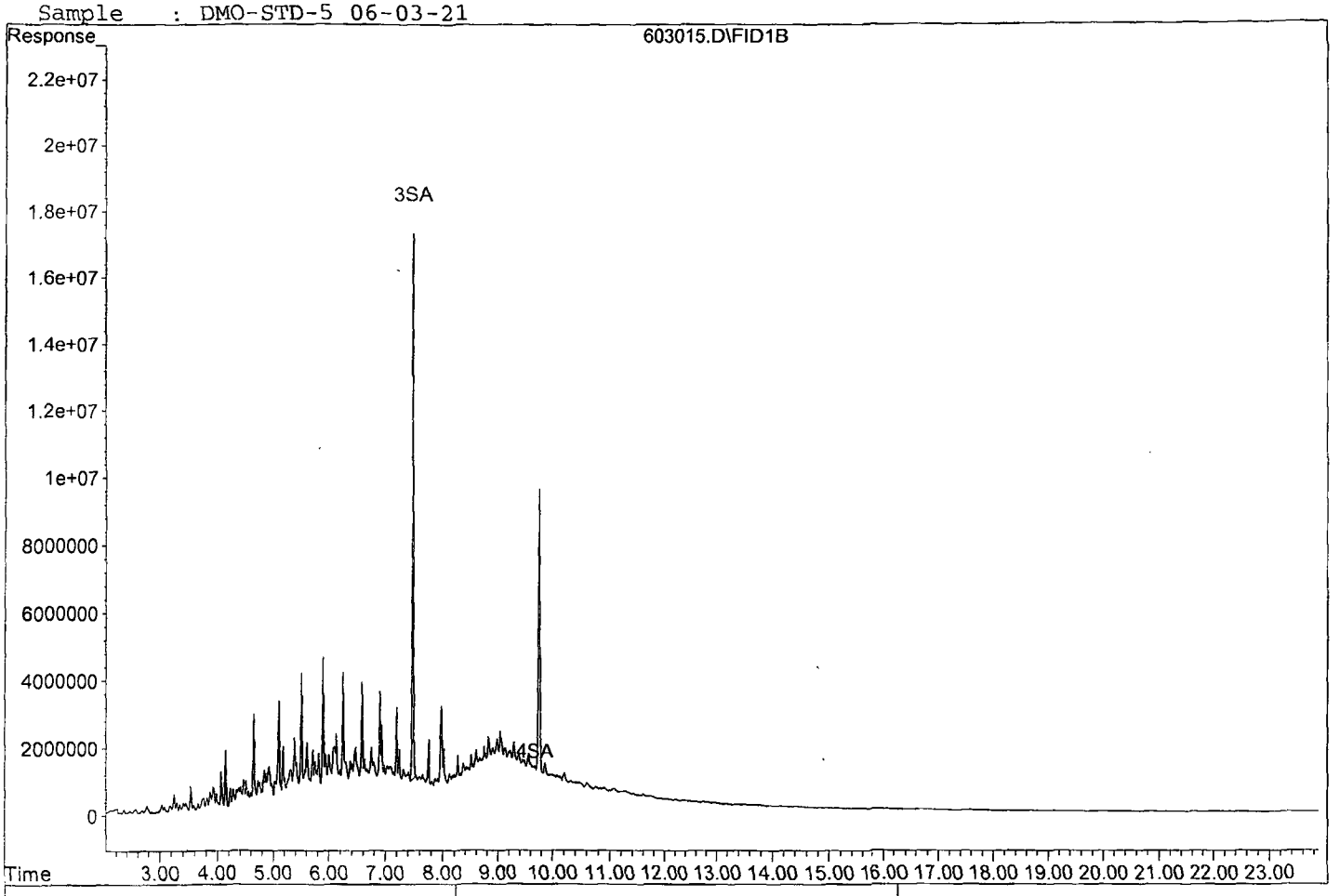

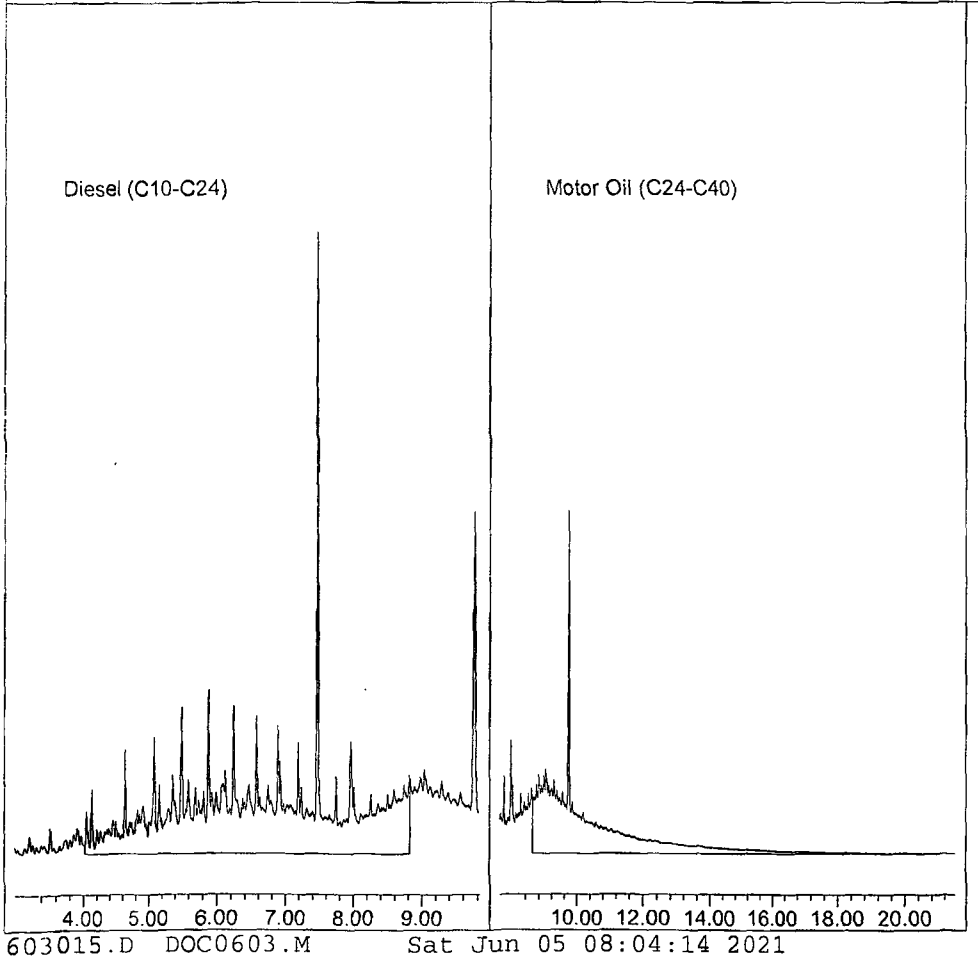

603015.D DOC0603.M Sat Jun 05 08:04:14 2021

Quantitation Report (Not Reviewed)

Data File : G:\APOLLO\DATA\210603\603016.D Vial: 16
Acq On : 6-4-21 16:22:19 Operator: MB
Sample : DMOS-STD 6 06-03-21 Inst : Apollo
Misc : water Multiplr: 1.00
IntFile : events.e
Quant Time: Jun 5 8:04 2021 Quant Results File: DOC0603.RES

Method : G:\APOLLO\DATA\210525\DOC0603.M (Chemstation Integrator)
Title : 8015 B&C
Last Update : Sat Jun 05 08:00:21 2021
Response via : Multiple Level Calibration

Volume Inj. : 2UL
Signal Phase : DB-5
Signal Info : FID02A

Compound	R.T.	Response	Conc Units
System Monitoring Compounds			
3) SA Ortho-Terphenyl(S)	7.48	320840917	63.841 ppb
Surrogate Spike 30.000		Recovery =	212.80%
4) SA Octacosane(S)	9.66	-38707	N.D. ppb
Surrogate Spike 30.000		Recovery =	0.00%
Target Compounds			
1) HATM Diesel (C10-C24)	6.43	5432717238	1339.275 ppb
2) HBTM Motor Oil (C24-C40)	14.61	4486217731	1587.643 ppb

Target Compounds

(f)=RT Delta > 1/2 Window (m)=manual int.

Data File: G:\APOLLO\DATA\210603\603016.D
Sample : DMOS-STD 6 06-03-21

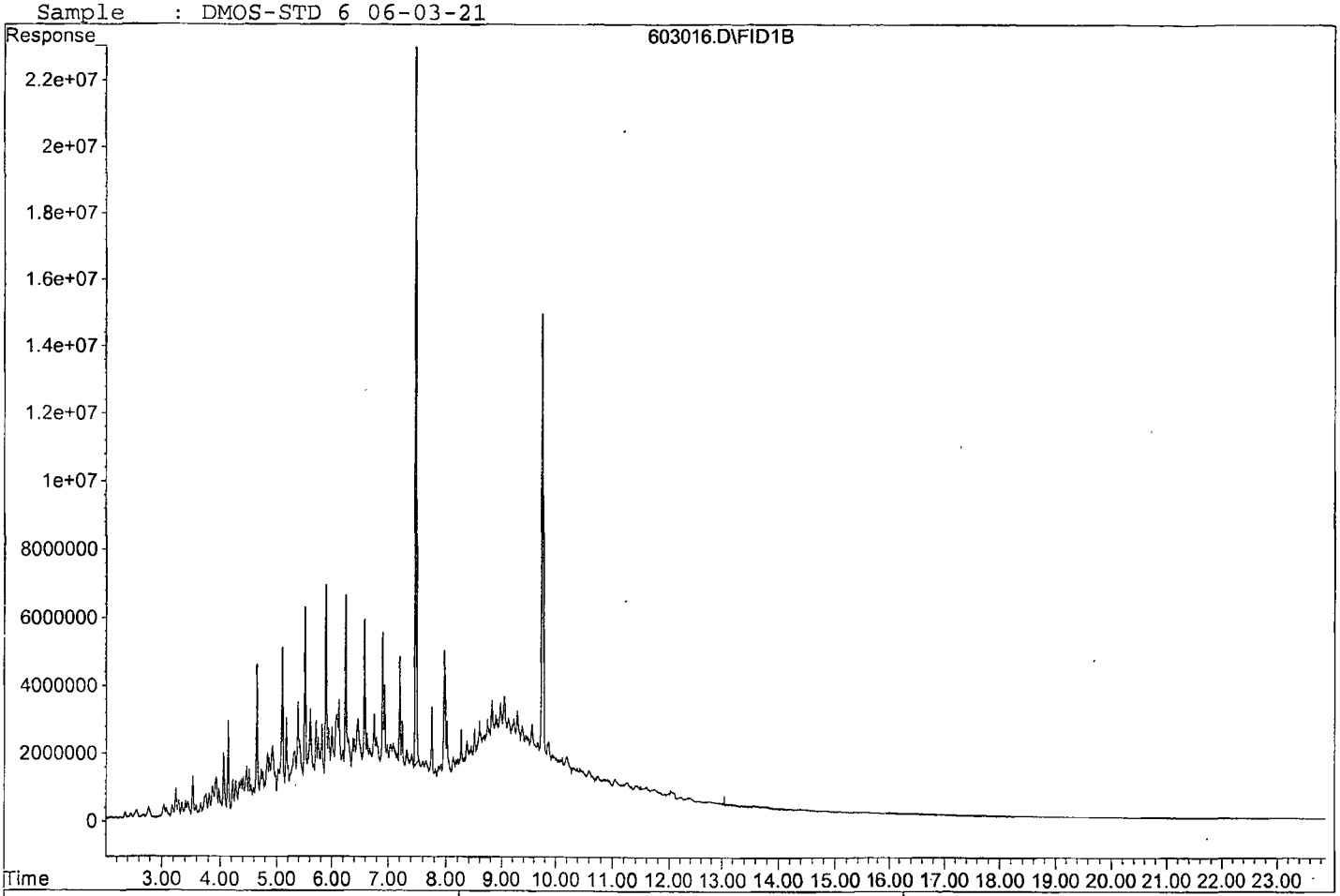

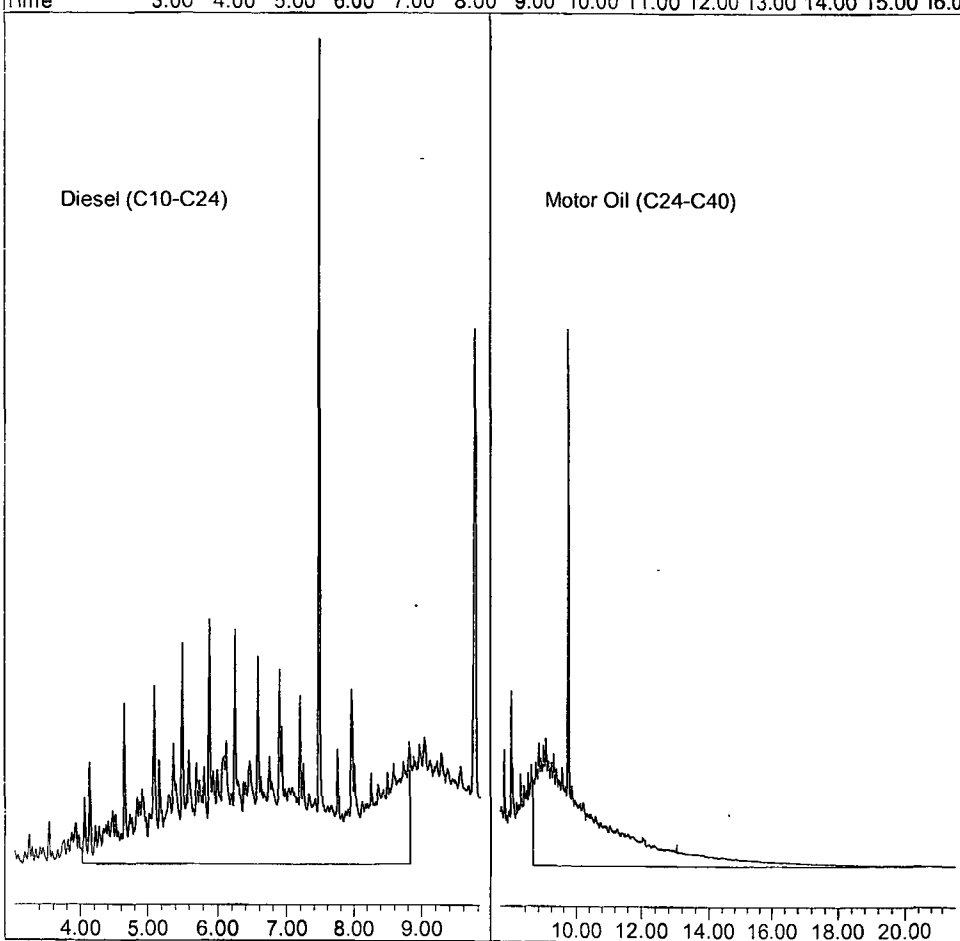

Quantitation Report (Not Reviewed)

Data File : G:\APOLLO\DATA\210603\603017.D Vial: 17
Acq On : 6-4-21 16:50:43 Operator: MB
Sample : DMO-STD 7 06-03-21 Inst : Apollo
Misc : water Multiplr: 1.00
IntFile : events.e
Quant Time: Jun 5 8:04 2021 Quant Results File: DOC0603.RES

Method : G:\APOLLO\DATA\210525\DOC0603.M (Chemstation Integrator)
Title : 8015 B&C
Last Update : Sat Jun 05 08:00:21 2021
Response via : Multiple Level Calibration

Volume Inj. : 2UL
Signal Phase : DB-5
Signal Info : FID02A

Compound	R.T.	Response	Conc	Units
System Monitoring Compounds				
3) SA Ortho-Terphenyl(S)	7.48	440671112	87.685	ppb
Surrogate Spike 30.000		Recovery =	292.28%	
4) SA Octacosane(S)	9.67	2227862	0.579	ppb
Surrogate Spike 30.000		Recovery =	1.93%	
Target Compounds				
1) HATM Diesel (C10-C24)	6.43	7333178248	1807.777	ppb
2) HBTM Motor Oil (C24-C40)	14.61	6163987436	2187.953	ppb

Target Compounds

(f)=RT Delta > 1/2 Window (m)=manual int.

Data File: G:\APOLLO\DATA\210603\603017.D
Sample : DMO-STD 7 06-03-21

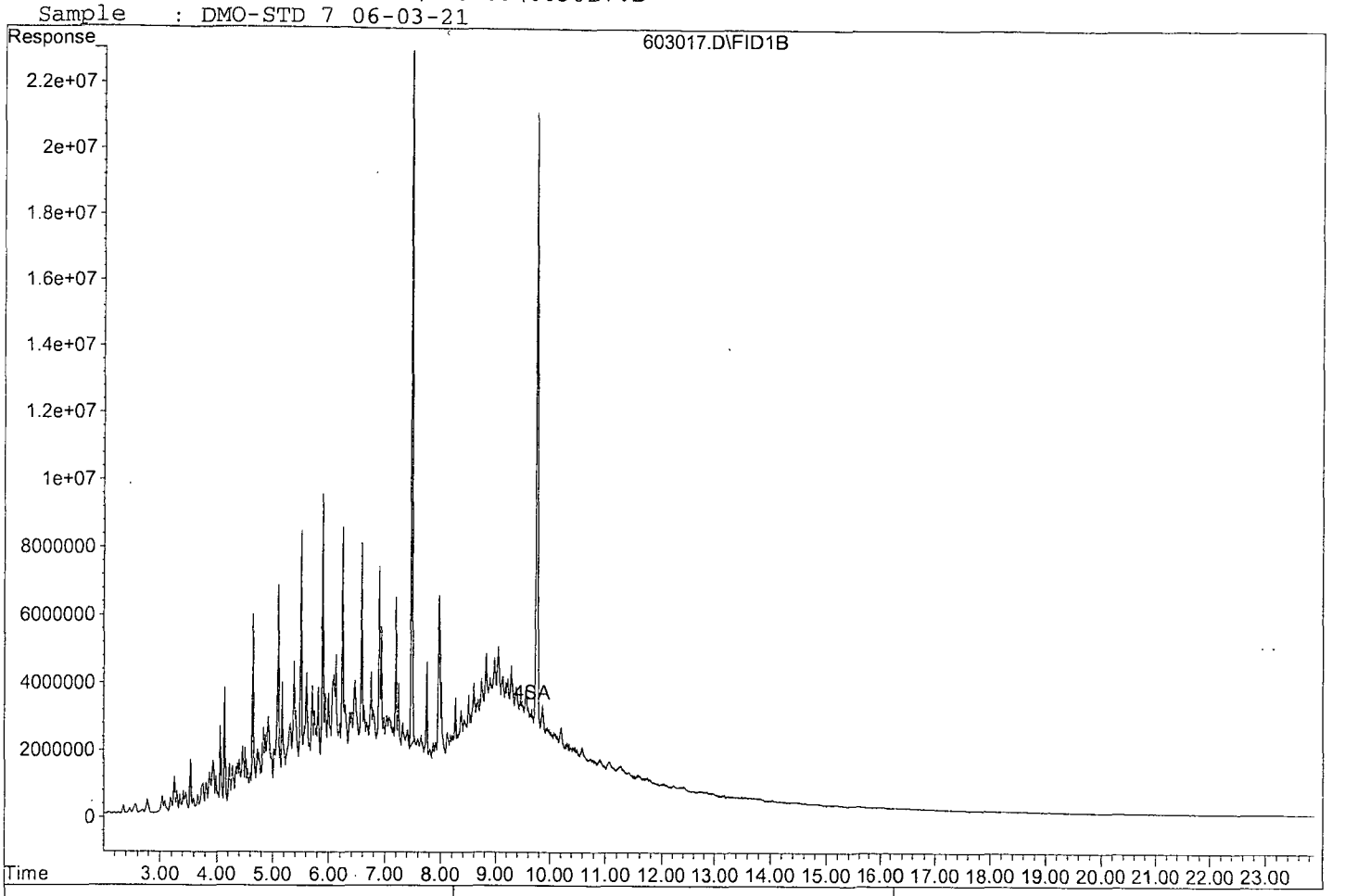

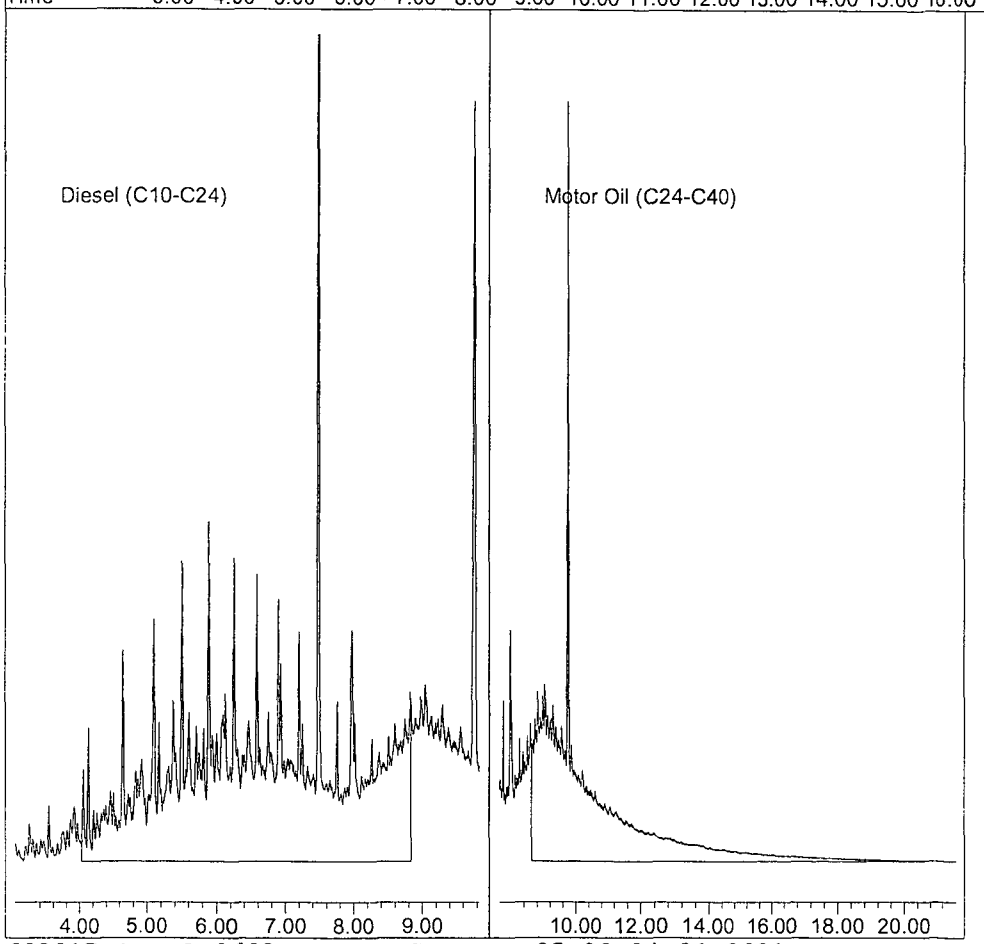

TPH Extractables
DOC0603

Form 7

Second Source Calibration

Lab Name: APPL, Inc.
Case No:
Matrix: Water

SDG No:
Date Analyzed: 06/04/21
Instrument: Apollo
Initial Cal. Date: 06/04/21
Data File: 603018.D

		Compound	MEAN	CCRF	%D		%Drift
1	HATM	Diesel (C10-C24)	2028230	1941140	4.3	HATM	
2	HBTM	Motor Oil (C24-C40)	1912740	1567040	18	HBTML	5.1
3							
4							
5							
6							
7							
8							
9							
10							
11							
12							
13							
14							
15							
16							
17							
18							
19							
20							
21							
22							
23							
24							
25							
26							
27							
28							
29							
30							
31							
32							
33							
34							
35							
36							
37							
38							
39							
40							
		Average			11.2		

Quantitation Report (Not Reviewed)

Data File : G:\APOLLO\DATA\210603\603018.D Vial: 18
Acq On : 6-4-21 17:19:01 Operator: MB
Sample : DMO-STD SS 06-03-21 Inst : Apollo
Misc : water Multiplr: 1.00
IntFile : events.e
Quant Time: Jun 5 8:04 2021 Quant Results File: DOC0603.RES

Method : G:\APOLLO\DATA\210525\DOC0603.M (Chemstation Integrator)
Title : 8015 B&C
Last Update : Sat Jun 05 08:00:21 2021
Response via : Multiple Level Calibration

Volume Inj. : 2UL
Signal Phase : DB-5
Signal Info : FID02A

Compound	R.T.	Response	Conc Units
System Monitoring Compounds			
3) SA Ortho-Terphenyl(S)	7.48	3624033	0.721 ppb
Surrogate Spike 30.000		Recovery =	2.40%
4) SA Octacosane(S)	9.72	-143324	N.D. ppb
Surrogate Spike 30.000		Recovery =	0.00%
Target Compounds			
1) HATM Diesel (C10-C24)	6.43	970570634	239.265 ppb
2) HBTM Motor Oil (C24-C40)	14.61	783521051	262.809 ppb

Target Compounds

(f)=RT Delta > 1/2 Window (m)=manual int.

Data File: G:\APOLLO\DATA\210603\603018.D
Sample : DMO-STD SS 06-03-21

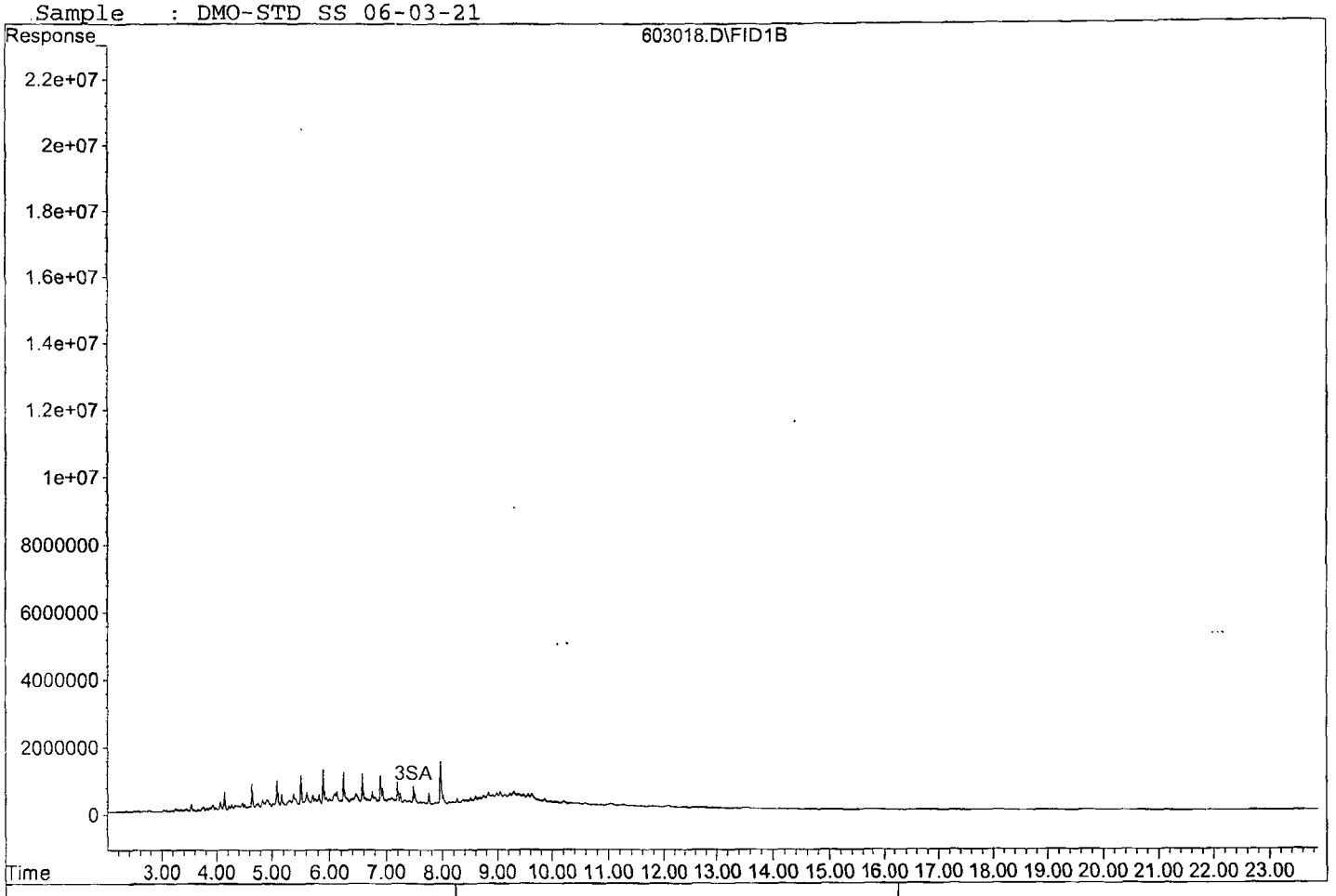

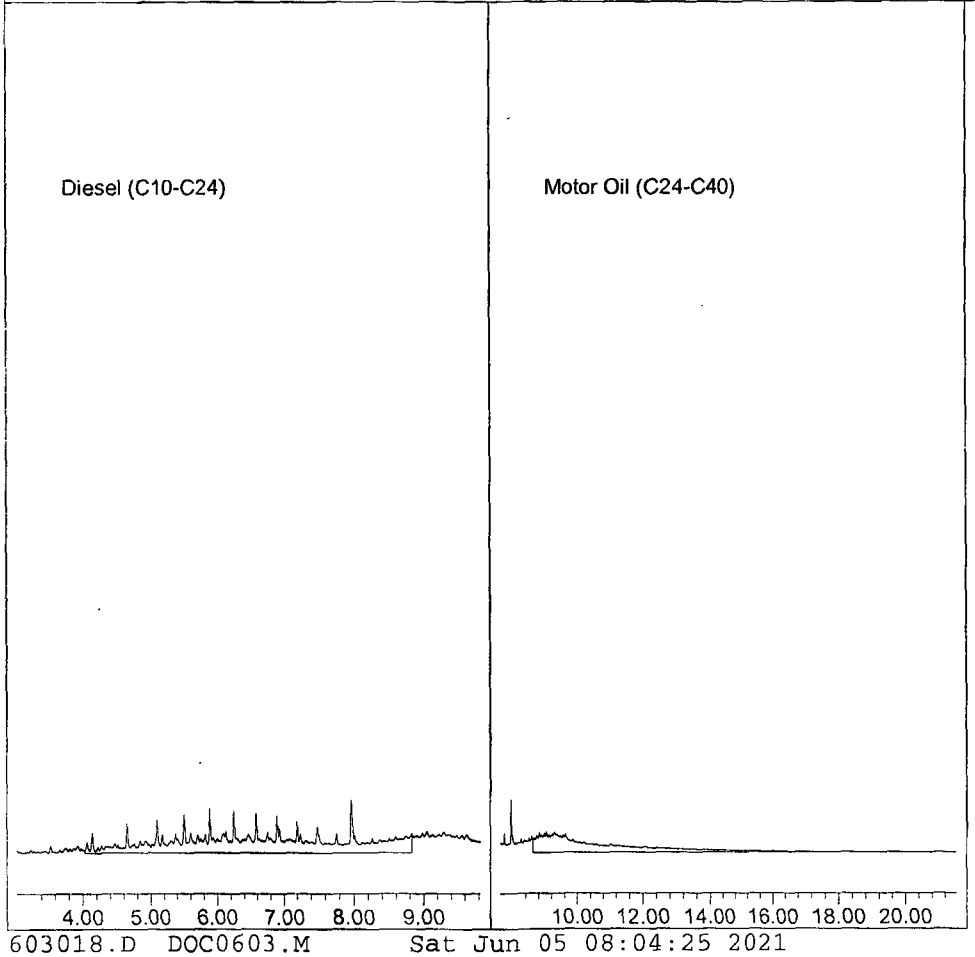

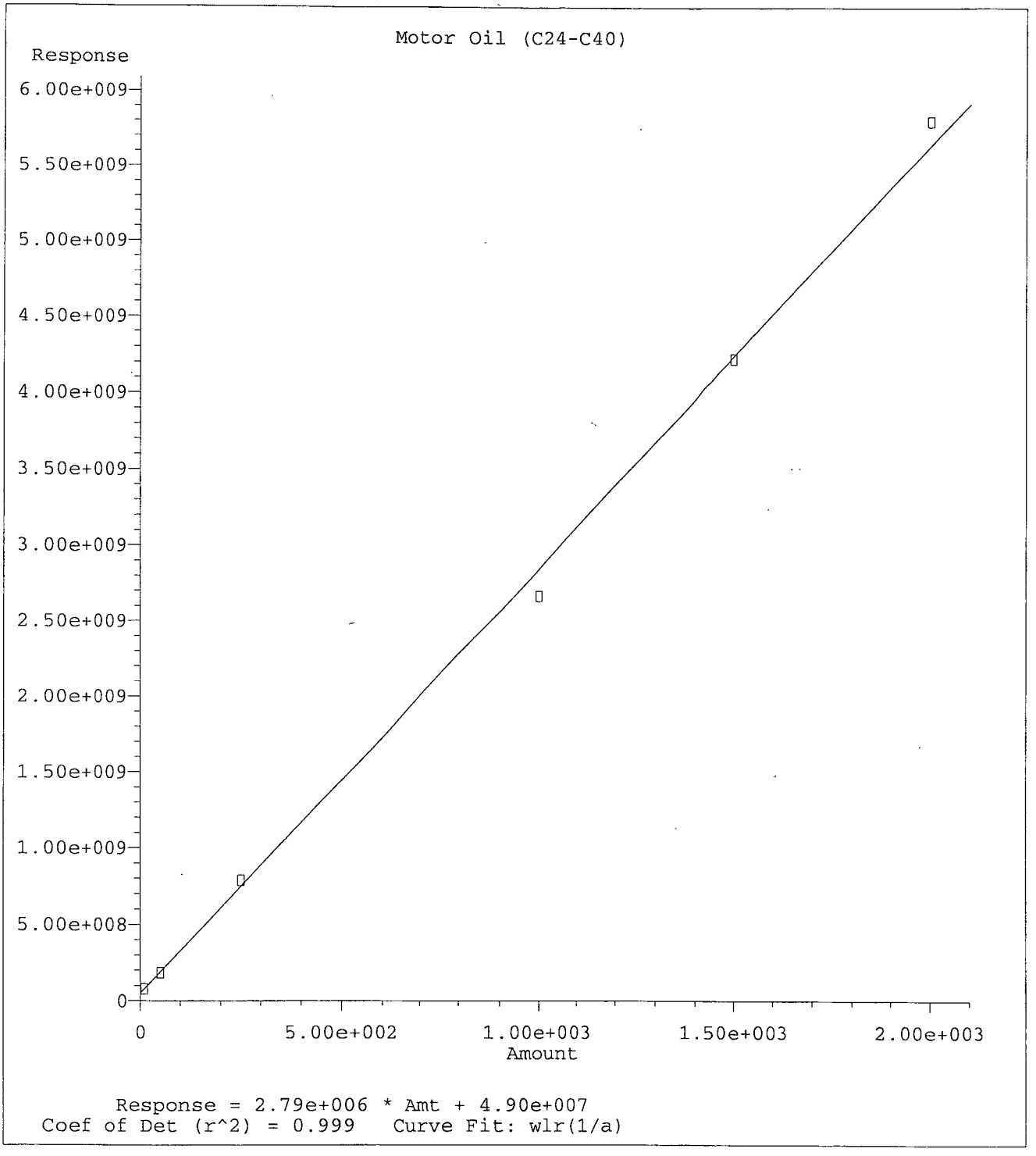

Method Name: G:\APOLLO\DATA\210525\DOC0603.M
Calibration Table Last Updated: Sat Jun 05 08:00:21 2021

TPH Extractables
DOC0603

Form 7

Continuing Calibration

Lab Name: APPL, Inc.
Case No:
Matrix: Water

SDG No:
Date Analyzed: 06/05/21
Instrument: Apollo
Initial Cal. Date: 06/04/21
Data File: 603036.D

		Compound	MEAN	CCRF	%D		%Drift
1	HATM	Diesel (C10-C24)	2028230	2047810	0.97	HATM	
2	HBTM	Motor Oil (C24-C40)	1912740	1531470	20	HBTML	2.6
3	SA	Ortho-Terphenyl(S)	2512810	2412100	4.0	SA	
4	SA	Octacosane(S)	1923820	1903680	1.0	SA	
5							
6							
7							
8							
9							
10							
11							
12							
13							
14							
15							
16							
17							
18							
19							
20							
21							
22							
23							
24							
25							
26							
27							
28							
29							
30							
31							
32							
33							
34							
35							
36							
37							
38							
39							
40							
		Average			6.5		

Data File : G:\APOLLO\DATA\210603\603036.D Vial: 36
Acq On : 6-5-21 1:49:42 Operator: MB
Sample : Diesel Motor Oil CCV 05/25/21 Inst : Apollo
Misc : water Multiplr: 1.00
IntFile : events.e
Quant Time: Jun 5 8:08 2021 Quant Results File: DOC0603.RES

Method : G:\APOLLO\DATA\210525\DOC0603.M (Chemstation Integrator)
Title : 8015 B&C
Last Update : Sat Jun 05 08:00:21 2021
Response via : Multiple Level Calibration

Volume Inj. : 2UL
Signal Phase : DB-5
Signal Info : FID02A

Compound	R.T.	Response	Conc Units
System Monitoring Compounds			
3) SA Ortho-Terphenyl(S)	7.48	60302518	11.999 ppb
Surrogate Spike 30.000		Recovery =	40.00%
4) SA Octacosane(S)	9.74	47591960	12.369 ppb
Surrogate Spike 30.000		Recovery =	41.23%
Target Compounds			
1) HATM Diesel (C10-C24)	6.43	1023903971	252.413 ppb
2) HBTM Motor Oil (C24-C40)	14.61	765734316	256.444 ppb

Target Compounds

(f)=RT Delta > 1/2 Window (m)=manual int.

Data File: G:\APOLLO\DATA\210603\603036.D
Sample : Diesel Motor Oil CCV 05/25/21

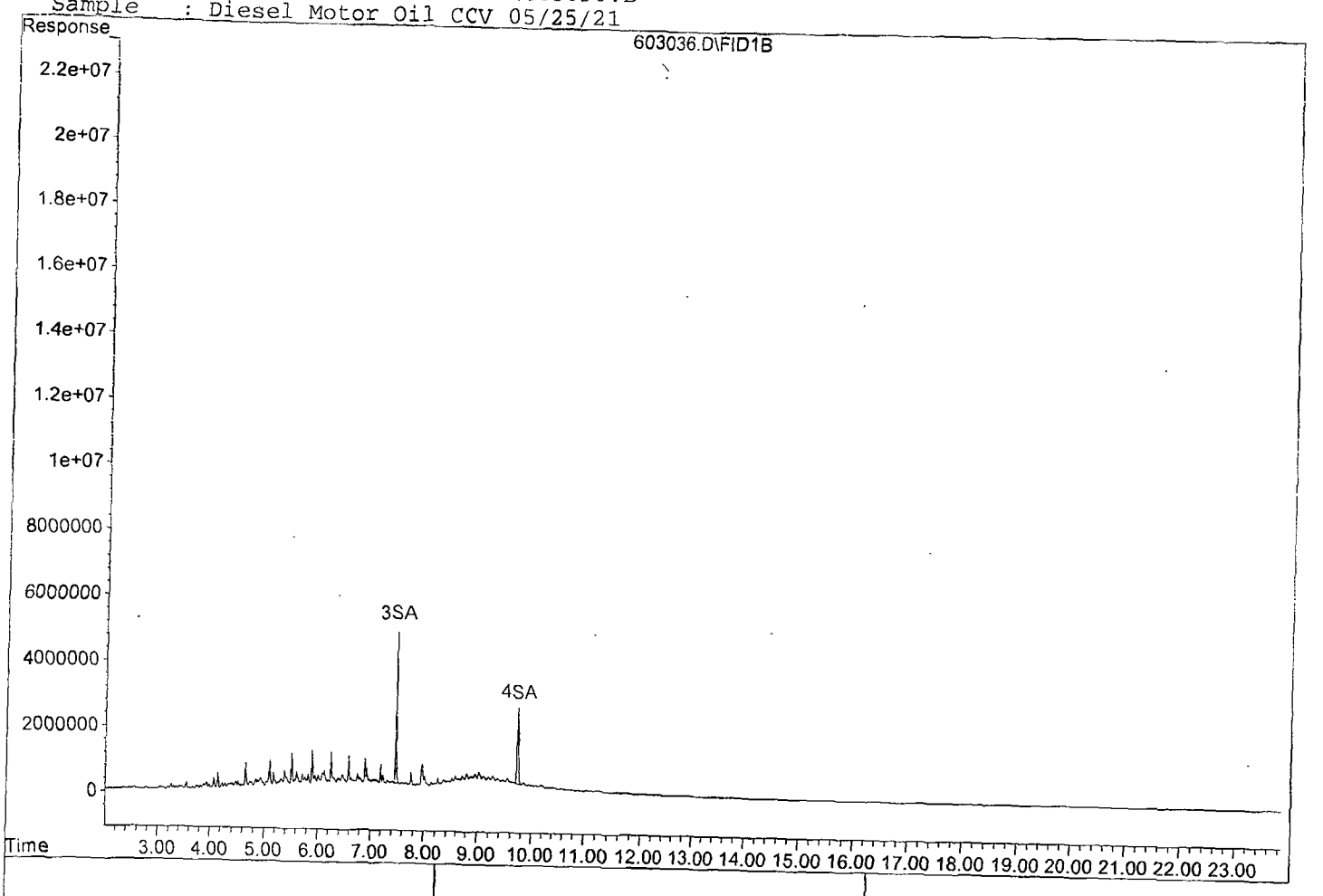

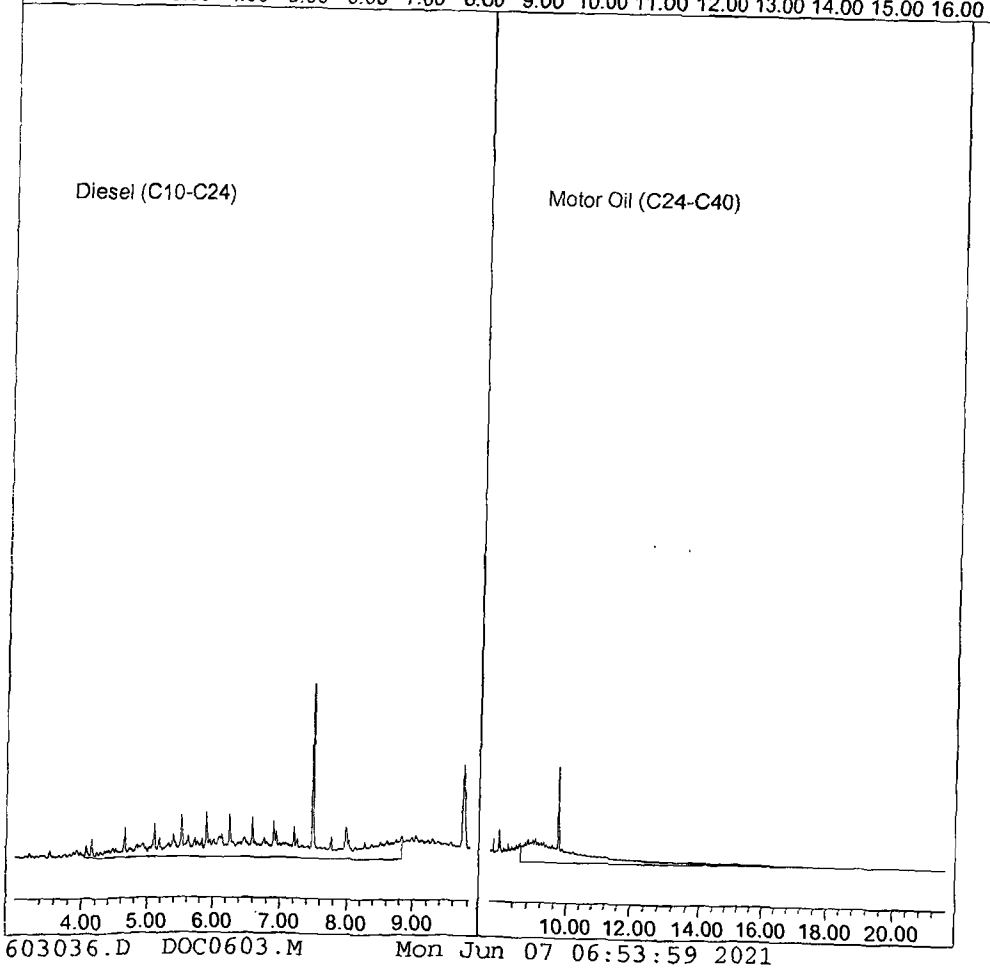

603036.D DOC0603.M Mon Jun 07 06:53:59 2021

ORGANICS

Raw Data

Quantitation Report (Not Reviewed)

Data File : G:\APOLLO\DATA\210603\603026.D Vial: 26
Acq On : 6-4-21 21:06:05 Operator: MB
Sample : BA33354W08 5/1060 Inst : Apollo
Misc : water Multiplr: 4.72
IntFile : events.e
Quant Time: Jun 5 8:11 2021 Quant Results File: DOC0603.RES

Method : G:\APOLLO\DATA\210525\DOC0603.M (Chemstation Integrator)
Title : 8015 B&C
Last Update : Sat Jun 05 08:00:21 2021
Response via : Multiple Level Calibration

Volume Inj. : 2UL
Signal Phase : DB-5
Signal Info : FID02A

Compound	R.T.	Response	Conc Units
System Monitoring Compounds			
3) SA Ortho-Terphenyl(S)	7.48	103822757	97.447 ppb
Surrogate Spike 141.509		Recovery =	68.86%
4) SA Octacosane(S)	9.75f	93450814	114.565 ppb
Surrogate Spike 141.509		Recovery =	80.96%
Target Compounds			
1) HATM Diesel (C10-C24)	6.43	140206679	163.037 ppb
2) HBTM Motor Oil (C24-C40)	14.61	119419324	118.827 ppb

Target Compounds

(f)=RT Delta > 1/2 Window (m)=manual int.

Data File: G:\APOLLO\DATA\210603\603026.D
Sample : BA33354W08 5/1060

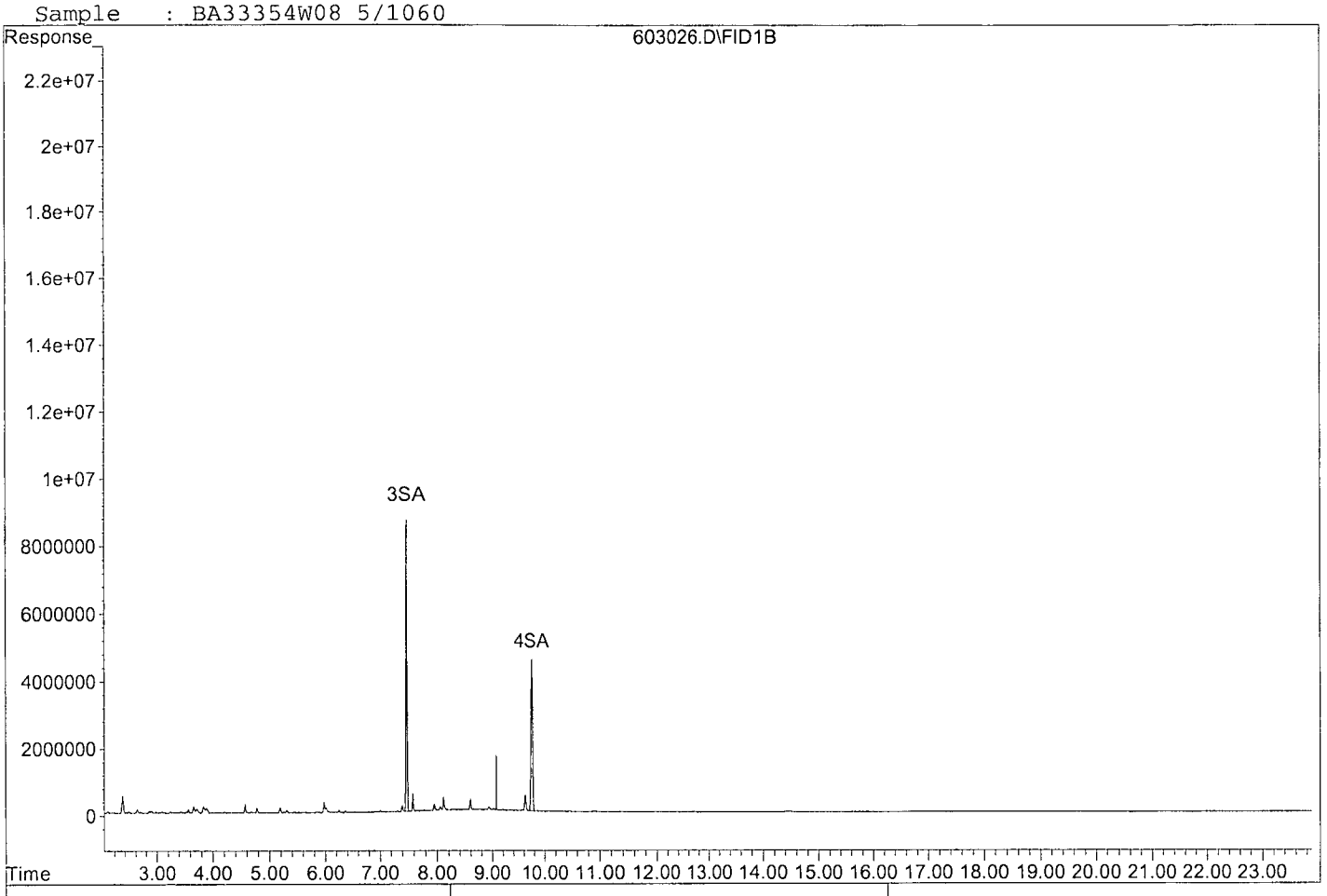

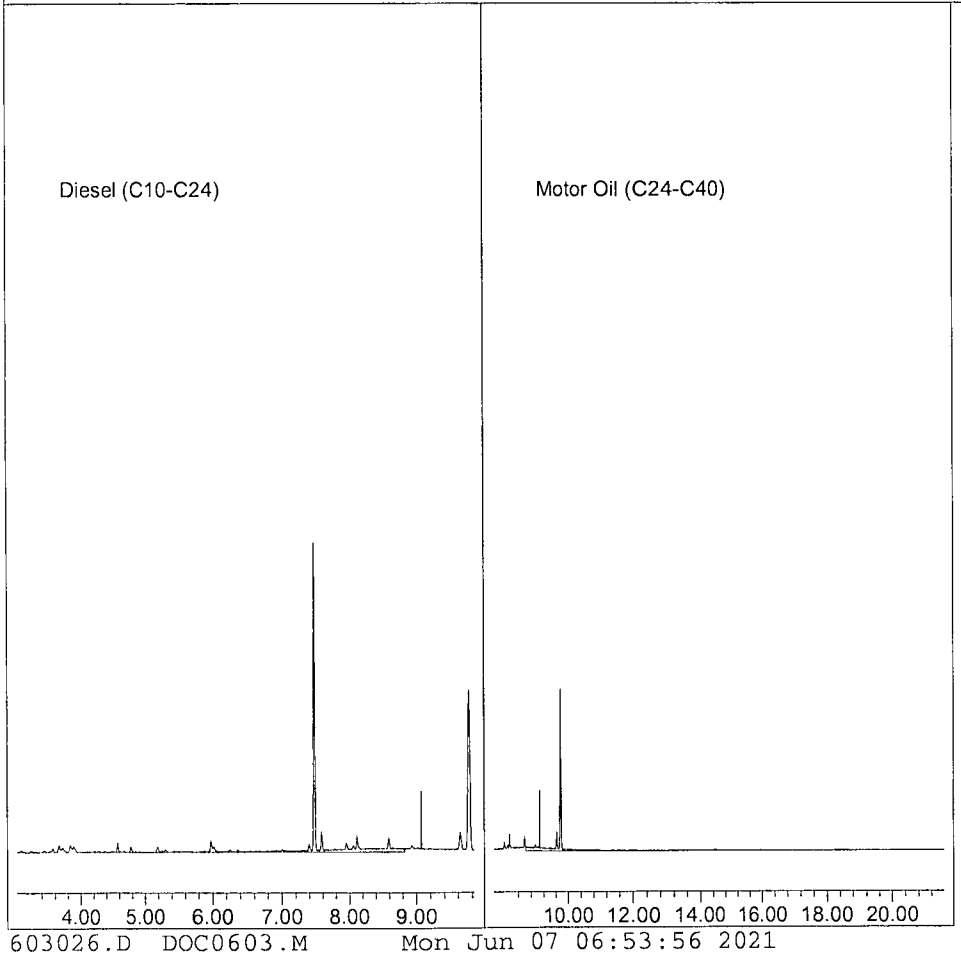

Data File : G:\APOLLO\DATA\210603\603021.D Vial: 21
Acq On : 6-4-21 18:44:09 Operator: MB
Sample : 210601A BLK 5/1000 Inst : Apollo
Misc : water Multiplr: 5.00
IntFile : events.e
Quant Time: Jun 5 8:10 2021 Quant Results File: DOC0603.RES

Method : G:\APOLLO\DATA\210525\DOC0603.M (Chemstation Integrator)
Title : 8015 B&C
Last Update : Sat Jun 05 08:00:21 2021
Response via : Multiple Level Calibration

Volume Inj. : 2UL
Signal Phase : DB-5
Signal Info : FID02A

Compound	R.T.	Response	Conc Units
System Monitoring Compounds			
3) SA Ortho-Terphenyl(S)	7.48	90860149	90.397 ppb
Surrogate Spike 150.000		Recovery =	60.26%
4) SA Octacosane(S)	9.75f	79197291	102.917 ppb
Surrogate Spike 150.000		Recovery =	68.61%
Target Compounds			
1) HATM Diesel (C10-C24)	6.43	61056311	75.258 ppb
2) HBTM Motor Oil (C24-C40)	14.61	53986417	8.896 ppb
Target Compounds			

(f)=RT Delta > 1/2 Window (m)=manual int.

Data File: G:\APOLLO\DATA\210603\603021.D
Sample : 210601A BLK 5/1000

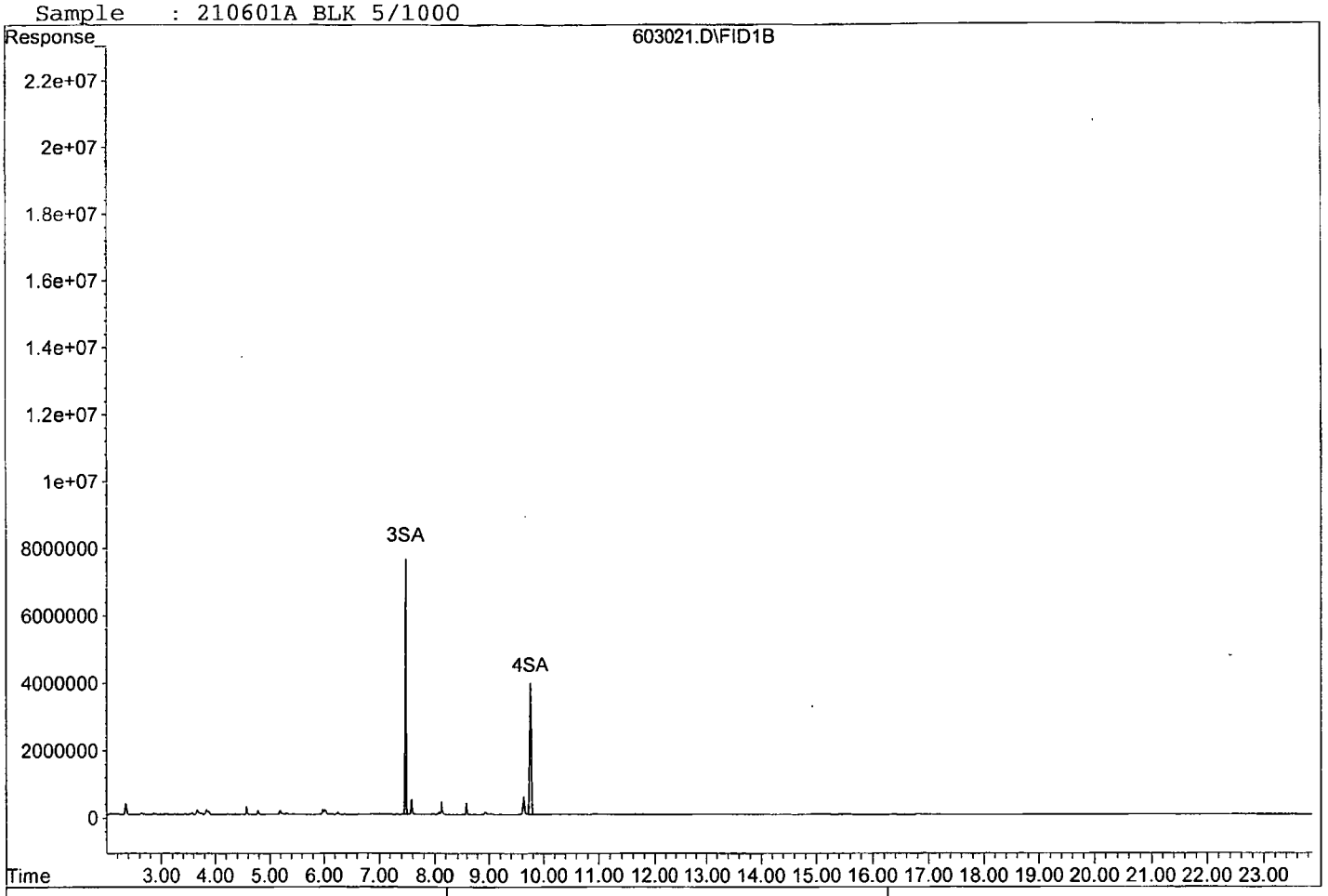

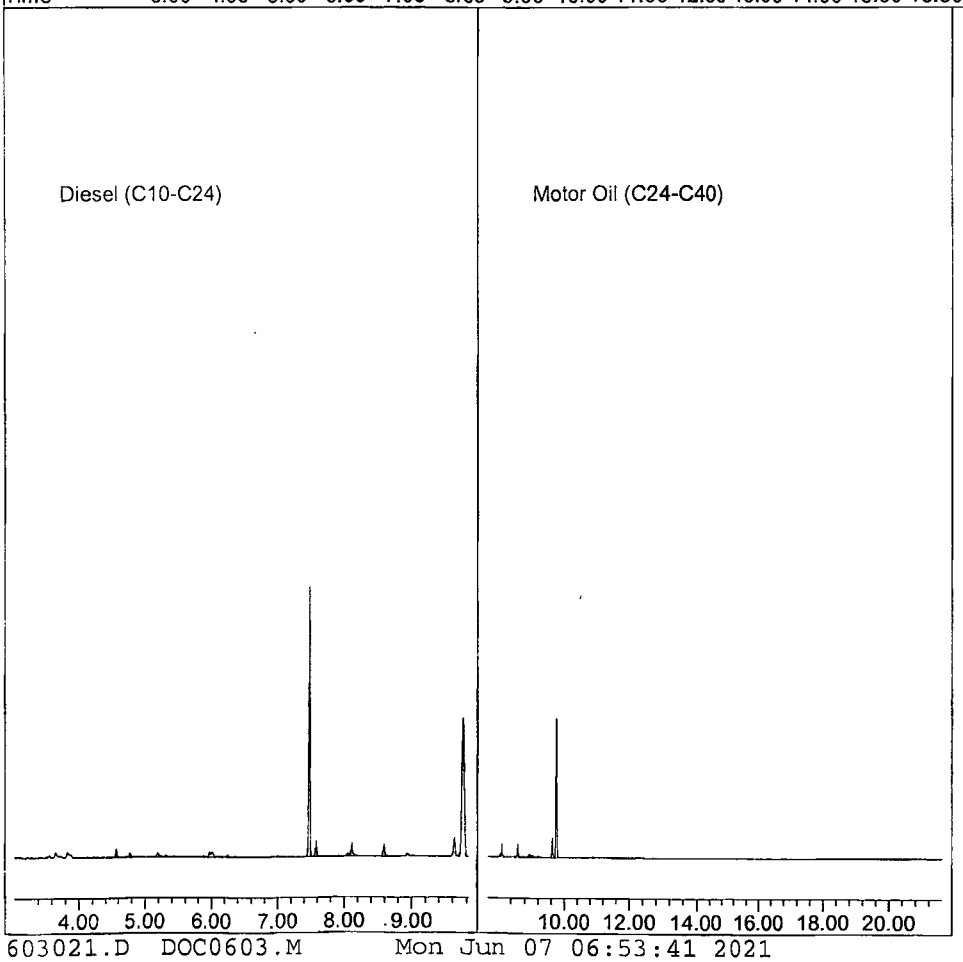

603021.D DOC0603.M Mon Jun 07 06:53:41 2021

Data File : G:\APOLLO\DATA\210603\603022.D Vial: 22
Acq On : 6-4-21 19:12:29 Operator: MB
Sample : 210601A LCS-1 5/1000 Inst : Apollo
Misc : water Multiplr: 5.00
IntFile : events.e
Quant Time: Jun 5 8:10 2021 Quant Results File: DOC0603.RES

Method : G:\APOLLO\DATA\210525\DOC0603.M (Chemstation Integrator)
Title : 8015 B&C
Last Update : Sat Jun 05 08:00:21 2021
Response via : Multiple Level Calibration

Volume Inj. : 2UL
Signal Phase : DB-5
Signal Info : FID02A

Compound	R.T.	Response	Conc Units
System Monitoring Compounds			
3) SA Ortho-Terphenyl(S)	7.48	128598053	127.943 ppb
Surrogate Spike 150.000		Recovery =	85.30%
4) SA Octacosane(S)	9.76f	100199334	130.209 ppb m
Surrogate Spike 150.000		Recovery =	86.81%
Target Compounds			
1) HATM Diesel (C10-C24)	6.43	1510171699	1861.439 ppb
2) HBTM Motor Oil (C24-C40)	14.61	1271616297	2187.252 ppb

Target Compounds

(f)=RT Delta > 1/2 Window (m)=manual int.

Data File: G:\APOLLO\DATA\210603\603022.D
Sample : 210601A LCS-1 5/1000

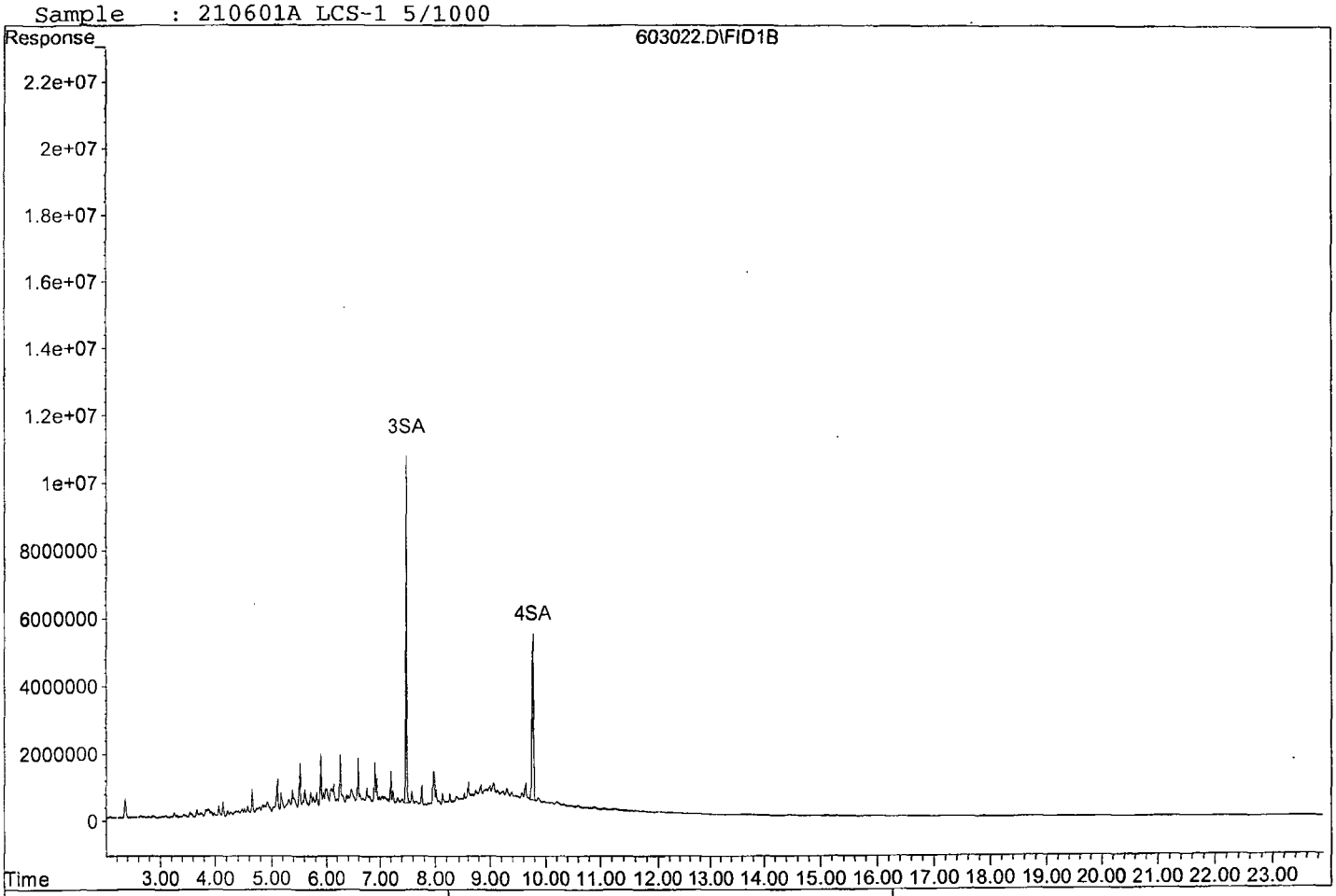

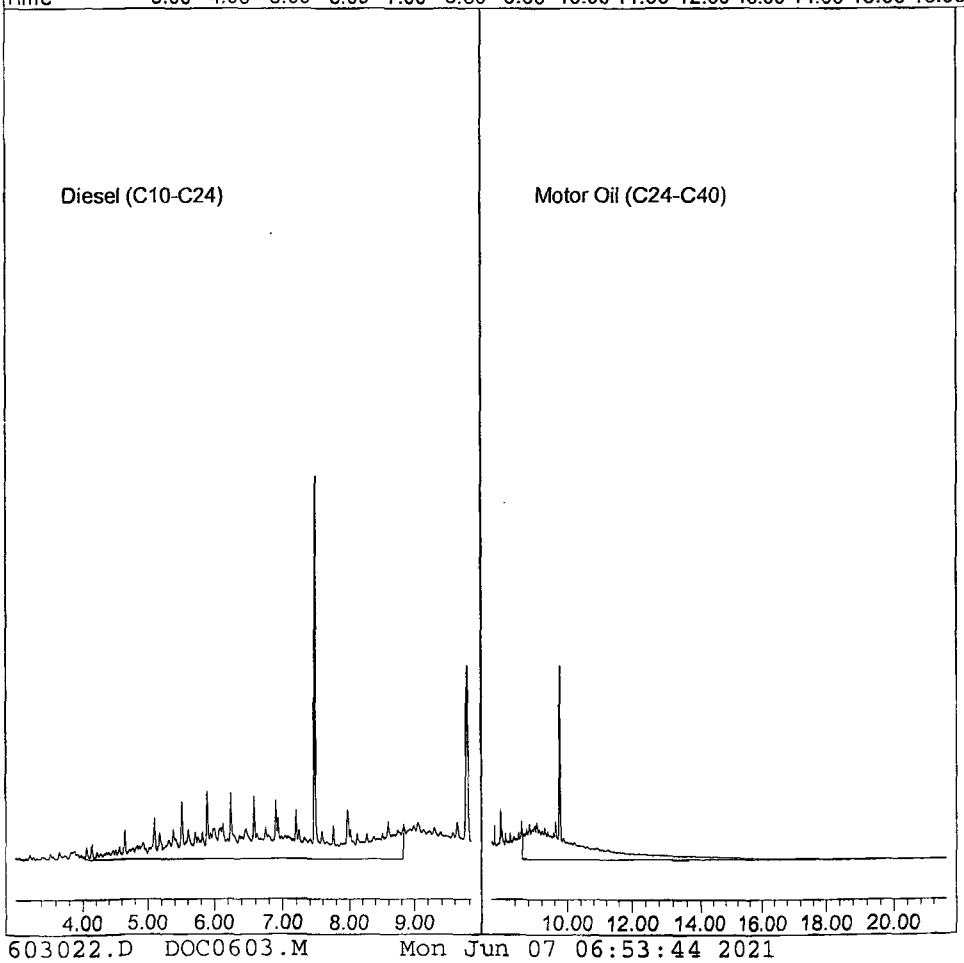

603022.D DOC0603.M Mon Jun 07 06:53:44 2021

Data File : G:\APOLLO\DATA\210603\603023.D Vial: 23
Acq On : 6-4-21 19:40:54 Operator: MB
Sample : 210601A LCSD-1 5/1000 Inst : Apollo
Misc : water Multiplr: 5.00
IntFile : events.e
Quant Time: Jun 5 8:11 2021 Quant Results File: DOC0603.RES

Method : G:\APOLLO\DATA\210525\DOC0603.M (Chemstation Integrator)
Title : 8015 B&C
Last Update : Sat Jun 05 08:00:21 2021
Response via : Multiple Level Calibration

Volume Inj. : 2UL
Signal Phase : DB-5
Signal Info : FID02A

Compound	R.T.	Response	Conc Units
System Monitoring Compounds			
3) SA Ortho-Terphenyl(S)	7.48	114012487	113.431 ppb
Surrogate Spike 150.000		Recovery =	75.62%
4) SA Octacosane(S)	9.76f	89782935	116.673 ppb
Surrogate Spike 150.000		Recovery =	77.78%
Target Compounds			
1) HATM Diesel (C10-C24)	6.43	1333954526	1644.234 ppb
2) HBTM Motor Oil (C24-C40)	14.61	1080045363	1844.529 ppb
Target Compounds			

(f)=RT Delta > 1/2 Window (m)=manual int.

Data File: G:\APOLLO\DATA\210603\603023.D
Sample : 210601A LCSD-1 5/1000

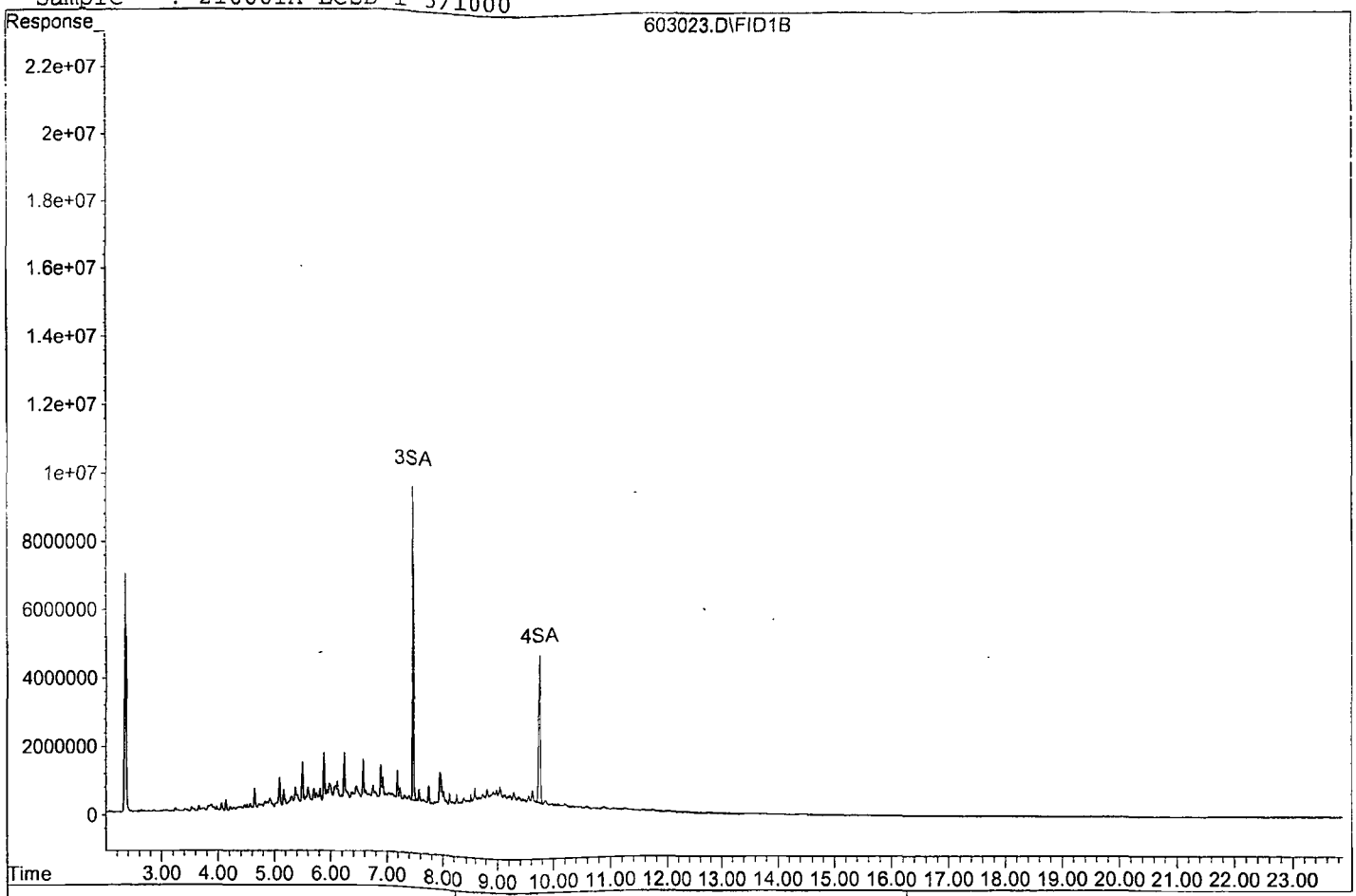

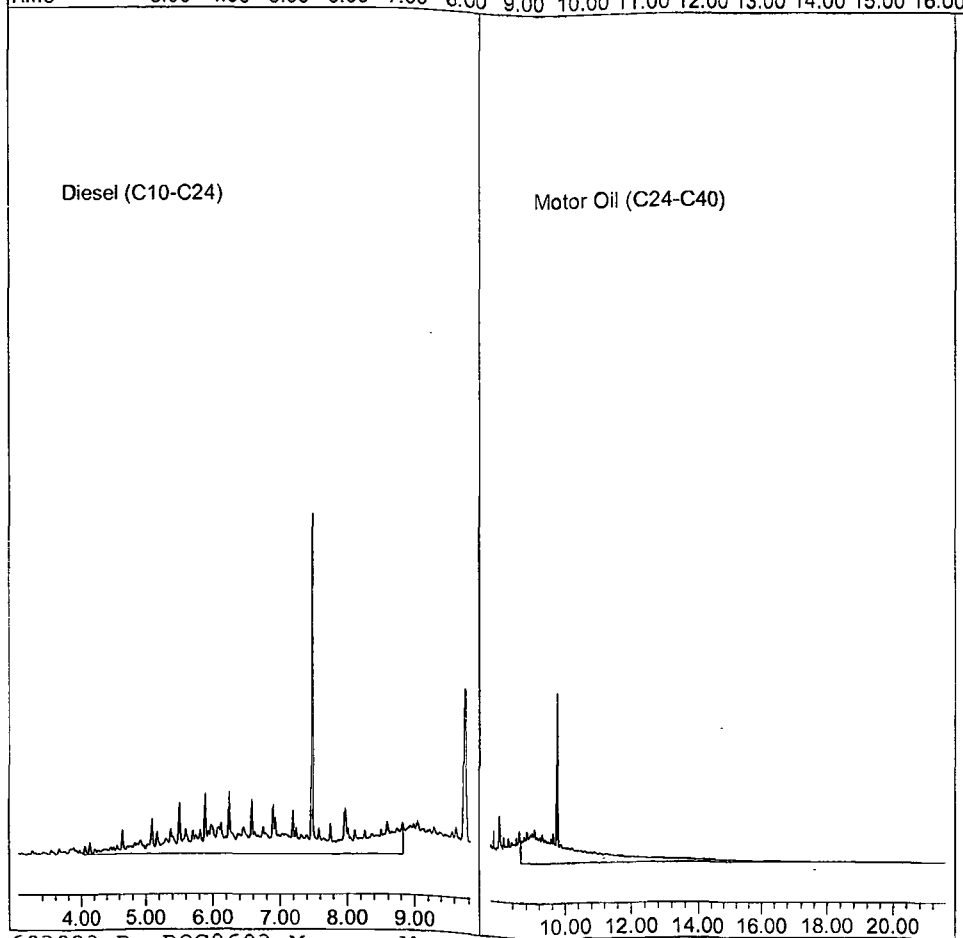

603023.D DOC0603.M Mon Jun 07 06:53:47 2021

Diesel Motor Oil Calibration Curve

Prep'd By (Initials) **MB**

Prep Date **06/03/21**

Exp Date **06/03/22**

						Final Standard Information			
Name of Initial Standard (from contianer Label)	Supplier	Supplier P/N# (or APPL Mix Name)	Conc. (ug/mL)	Lot # with QA # (or reference to APPL prep date)	Exp Date	Aliquot from Stock	Final Volume	Solvent	Final Standard Conc (ug/mL)
Diesel Motor Oil Calibration STD -2	AAPL	Diesel /Motor Oil 1	10	04/21/21	05/06/22	100 uL	200 uL	MC	5
Diesel Motor Oil Calibration STD-3	AAPL	Diesel /Motor Oil 2	50	04/21/21	05/06/22	200 uL	1 mL	MC	10
Diesel Motor Oil Calibration STD	Restek	Diesel /Motor Oil 3	2000	04/21/21	05/06/22	25 uL	1mL	MC	50
Diesel Motor Oil Calibration STD	Restek	Diesel /Motor Oil 4	2000	04/21/21	05/06/22	125 uL	1mL	MC	250
Diesel Motor Oil Calibration STD	Restek	Diesel /Motor Oil 5	2000	04/21/21	05/06/22	500 uL	1 mL	MC	1000
Diesel Motor Oil Calibration STD	Restek	Diesel /Motor Oil 6	2000	04/21/21	05/06/22	750 uL	1 mL	MC	1500
Diesel Motor Oil Calibration STD	Restek	Diesel /Motor Oil 7	2000	04/21/21	05/06/22	100uL	100 uL	MC	2000

Diesel / Motor Oil Calibration Standard

Prepared: 02/11/21

Expires: 01/28/22

Methylene Chloride Lot No. 58059

Prepared By (Initials): SS

Initial Standard Information							Final Standard Information			
Name of Initial Standard (QAU Label)	Supplier	Supplier Part No.	Conc. (ug/mL)	Lot Number - QA Number	Exp. Date (1 yr.)	Exp.Date (Manufacturer)	Aliquot From Stock	Final Volume	Solvent	Final Standard Conc. (ug/mL)
Diesel Fuel #2	Restek	31258	50,000	A0156490-50991,50992,51528	01/28/22	02/28/27	400uL	10mL	MC	2000
Motor Oil	Restek	31464	50,000	A0155668-50514 A0160024-5153 A0157842-50994	01/28/22	01/01/27	400uL			2000
THC Surrogate	Phenova	ALO-130161	600	CL15440-50948	02/01/22	06/30/25	1666uL			100

Diesel / Motor Oil Second Source

Prepared: 07/21/20

Expires: 07/21/21

Prepared By (Initials): SS

Methylene Chloride Lot No. 58059

Initial Standard Information							Final Standard Information			
Name of Initial Standard (QAU Label)	Supplier	Supplier Part No.	Conc. (ug/mL)	Lot Number - QA Number	Exp. Date (1 yr.)	Exp. Date (Manufacturer)	Aliquot From Stock	Final Volume	Solvent	Final Standard Conc. (ug/mL)
Diesel Fuel #2 Second Source	Phenova	ALO-101287	50,000	CL13327-40550	07/21/21	02/28/22	50uL	10mL	MC	250
Motor Oil Second Source	Absolute	51094	50,000	010918-39581	07/21/21	01/09/23	50uL			

Diesel Motor Oil CCV

Prepared By (Initials): MB

Prep Date	**05/25/21**
Exp Date	**10/16/21**
Methylene Chloride Lot No.	59353

Initial Standard Information						Final Standard Information			
Name of Initial Standard (QAU Label)	Supplier	APPL Mix name	Conc.(ug/mL)	Reference to APPL Prep Date and Lot #'s	Exp Date	Aliquot from Stock	Final Volume	Solvent	Final Standard Conc (ug/mL)
Diesel-Motor Oil Standard	Restek	Diesel Motor Oil CCV	2000	**Perp'd: 09/05/20 A0154201-50381, 50522, 50526, AO155668-50515,50518,50519 cl 15440-50421**	**06/30/25**	1250 uL	10mL	**MC**	250

Name of Final Standard	Diesel Motor Oil Standard
Prep Date	05/25/21
Exp Date	05/25/22
MC	

MB

Initial Standard Information						Final Standard Information			
Name of Standard	Supplier	Supplier P/N# (or APPL Mix Name)	Conc.(ug/mL)	Lot # QA Number	Exp. Date	Aliquot from Stock	Final Volume	solvent	Final Standard Conc (range)
Diesel Fuel #2	Restek	31258	50,000	A0156569-51860	46,446	400 uL	10 mL	MC	2000 ug/mL
Motor Oil	Restek	31464	50,000	A0160024-51534	46,538	400 uL	10 mL	MC	2000 ug/mL
THC Surrogate	Phenova	ALO-130161	600	CL15440-50952	06/30/25	1666uL	10 mL	MC	100 ug/mL

Name of Final Standard	THC Surrogate	Prep'd By (Initials)	MB
Prep Date	05/18/21		
Exp Date	05/18/22		

Initial Standard Information						Final Standard Information			
Name of Initial Standard (QAU Label)	Supplier	Supplier Part No.	Conc.(mg/L))	Lot # with QA # (or reference to APPL prep date)	EXP DATE (1Yr)	Exp Date (Manufacturer)	Aliquot from Stock	Final Volume	Final Solvent + Lot# (or APPL Prep Date)
O-terphenyl/ Octacosane Mix	Phhenova	ALO-130161	600 mg/L	CL15902-51799	04/27/22	10/31/25	NA	NA	NA

Final Standard Conc (range)
600 mg/L

_LIQ005

Organic Extraction Worksheet

Method	Continuous Liq/Liq TPH-Diesel/MO 3520C	Extraction Set	210601A	Extraction Method	LIQ005	Units	mL

Spiked ID 1	Diesel Motor Oil Mix 4-15-21 4-15-22		Surrogate ID 1	THC Surrogate 5-18-21 5-18-22	
Spiked ID 2	Decanoic 1000ug/mL Acid Solution		Surrogate ID 2		
Spiked ID 3			Surrogate ID 3		
Spiked ID 4			Surrogate ID 4		
Spiked ID 5			Surrogate ID 5		
Spiked ID 6			Sufficient Vol for Matrix QC:	NO	
Spiked ID 7			Ext. Start Time:	06/01/21 15:00	
Spiked ID 8			Ext. End Time:	06/02/21 9:07	
			GC Requires Extract By:		

pH1	2	06/01/21 14:10	Water Bath Temp 1 °C	42/40.5 °C
pH2			Water Bath Temp 2 °C	32/35.1
pH3			Water Bath Temp 3 °C	36/35.5 °C

Spiked By: YL **Date** 06/01/21 **Witnessed By:** SR **Date** 06/01/21

	Sample	Sample Container	Spike Amount	Spike ID	Surrogate Amount	Surrogate ID	Extract Amount	Final Volume	pH	Extract Date/Time	Comments
1	210601A Blk		0.050	2	0.250	1	1000	5	2	06/01/21 14:17	*
						equip	E-HP9 E-WB1				
2	210601A LCS-1		0.08,0.050	1,2	0.250	1	1000	5	2	06/01/21 14:17	*
						equip	E-HP8 E-WB2				
3	210601A LCSD-1		0.080,0.050	1,2	0.250	1	1000	5	2	06/01/21 14:17	*
						equip	E-HP7 E-WB3				
4	BA33251	BA33251W07			0.250	1	1040	5	2	06/01/21 14:17	96320
						equip	E-HP6 E-WB1				
5	BA33254	BA33254W07	0.050	2	0.250	1	1000	5	2	06/01/21 14:17	96320 *
						equip	E-HP4 E-WB2				
6	BA33354	BA33354W08	0.050	2	0.250	1	1060	5	2	06/01/21 14:17	96343 *
						equip	E-HP3 E-WB3				
7	BA33493	BA33493W11	0.050	2	0.250	1	1000	5	2	06/01/21 14:17	96368 *
						equip	c-hp10 E-WB1				
8	BA33494	BA33494W10	0.050	2	0.250	1	1020	5	2	06/01/21 14:17	96368 *
						equip	E-HP11 E-WB1				

Solvent and Lot#	
1+1 HCL (5mLs)	60282/4-20-21
PH Strips	hc148594
Dicholormethane	60338
Filter Paper	400181
Sodium Sulfate	2020120870
Silica gel (*)	.

Extraction COC Transfer	
Extraction lab employee Initials	KY
GC analyst's initials	MB
Date	
Time	
Refrigerator	HOBART

	Technician's Initials
Scanned By	YL
Sample Preparation	YL
Extraction	YL
Concentration	DS

Modified	06/05/21 9:21:49 AM

Reviewed By: KY **Date** 06/03/21

Injection Log

Directory: G:\APOLLO\DATA\210603\

Line	Vial	FileName	Multiplier	SampleName	Misc Info	Injected
1	12	603012.D	1	DMOS STD-2 06-03-21	water	6-4-21 13:58:06
2	13	603013.D	1	DMO STD-3 06-03-21	water	6-4-21 14:26:33
3	14	603014.D	1	DMO STD-4 06-03-21	water	6-4-21 15:25:53
4	15	603015.D	1	DMO-STD-5 06-03-21	water	6-4-21 15:54:04
5	16	603016.D	1	DMOS-STD 6 06-03-21	water	6-4-21 16:22:19
6	17	603017.D	1	DMO-STD 7 06-03-21	water	6-4-21 16:50:43
7	18	603018.D	1	DMO-STD SS 06-03-21	water	6-4-21 17:19:01
8	19	603019.D	1	DMO-STD 1 06-03-21	water	6-4-21 17:47:21
9	21	603021.D	5	210601A BLK 5/1000	water	6-4-21 18:44:09
10	22	603022.D	5	210601A LCS-1 5/1000	water	6-4-21 19:12:29
11	23	603023.D	5	210601A LCSD-1 5/1000	water	6-4-21 19:40:54
12	26	603026.D	4.71698	BA33354W08 5/1060	water	6-4-21 21:06:05
13	36	603036.D	1	Diesel Motor Oil CCV 05/25/21	water	6-5-21 1:49:42

ORGANICS

Calibration Data

TPH Extractables
DOC0525

Form 6
Initial Calibration

Lab Name: APPL, Inc.
Case No:
Matrix: Water

SDG No:
Initial Cal. Date: 05/25/21
Instrument: Apollo

Initials: MB

		Compound	1	2	3	4	5	6	7				Avg	%RSD	Type	r^2	Q
			525004 D	525005.D	525006.D	525007.D	525008.D	525009 D	525010 D								
1	HATM	Diesel (C10-C24)		2678669	2011588	1966384	1899323	2039512	1956611				2092014	14	HATM		
2	HBTM	Motor Oil (C24-C40)		2088040	1454456	1403002	1344042	1443115	1389714				1520395	18	HBTM		
3	SA	Ortho-Terphenyl(S)		3254067	2533714	2341131	2086885	2225479	2161118				2433732	18	SA		
4	SA	Octacosane(S)		2285719	1847331	1802330	1725558	1821275	1744969				1871197	11	SA		
5																	
6																	
7																	
8																	
9																	
10																	
11																	
12																	
13																	
14																	
15																	
16																	
17																	
18																	
19																	
20																	
21																	
22																	
23																	
24																	
25																	
26																	
27																	
28																	
29																	
30																	
31																	
32																	
33																	
34																	
35																	

1.749969

Data File : G:\APOLLO\DATA\210525\525004.D
Acq On : 5-25-21 16:52:49
Sample : DMO STD-1 05-25-21
Misc : water
IntFile : events.e
Quant Time: May 26 6:38 2021 Quant Results File: DOC0525.RES

Vial: 4
Operator: MB
Inst : Apollo
Multiplr: 1.00

Method : G:\APOLLO\DATA\210513\DOC0525.M (Chemstation Integrator)
Title : 8015 B&C
Last Update : Wed May 26 06:37:42 2021
Response via : Multiple Level Calibration

Volume Inj. : 2UL
Signal Phase : DB-5
Signal Info : FID02A

Compound	R.T.	Response	Conc Units
System Monitoring Compounds			
3) SA Ortho-Terphenyl(S)	7.50	2834267	0.582 ppb
Surrogate Spike 30.000	Recovery	=	1.94%
4) SA Octacosane(S)	9.77	1922152	0.514 ppb
Surrogate Spike 30.000	Recovery	=	1.71%
Target Compounds			
1) HATM Diesel (C10-C24)	6.46	43609284	10.423 ppb
2) HBTM Motor Oil (C24-C40)	14.75	39135760	12.870 ppb

Target Compounds

(f)=RT Delta > 1/2 Window (m)=manual int.

Data File: G:\APOLLO\DATA\210525\525004.D
Sample : DMO STD-1 05-25-21

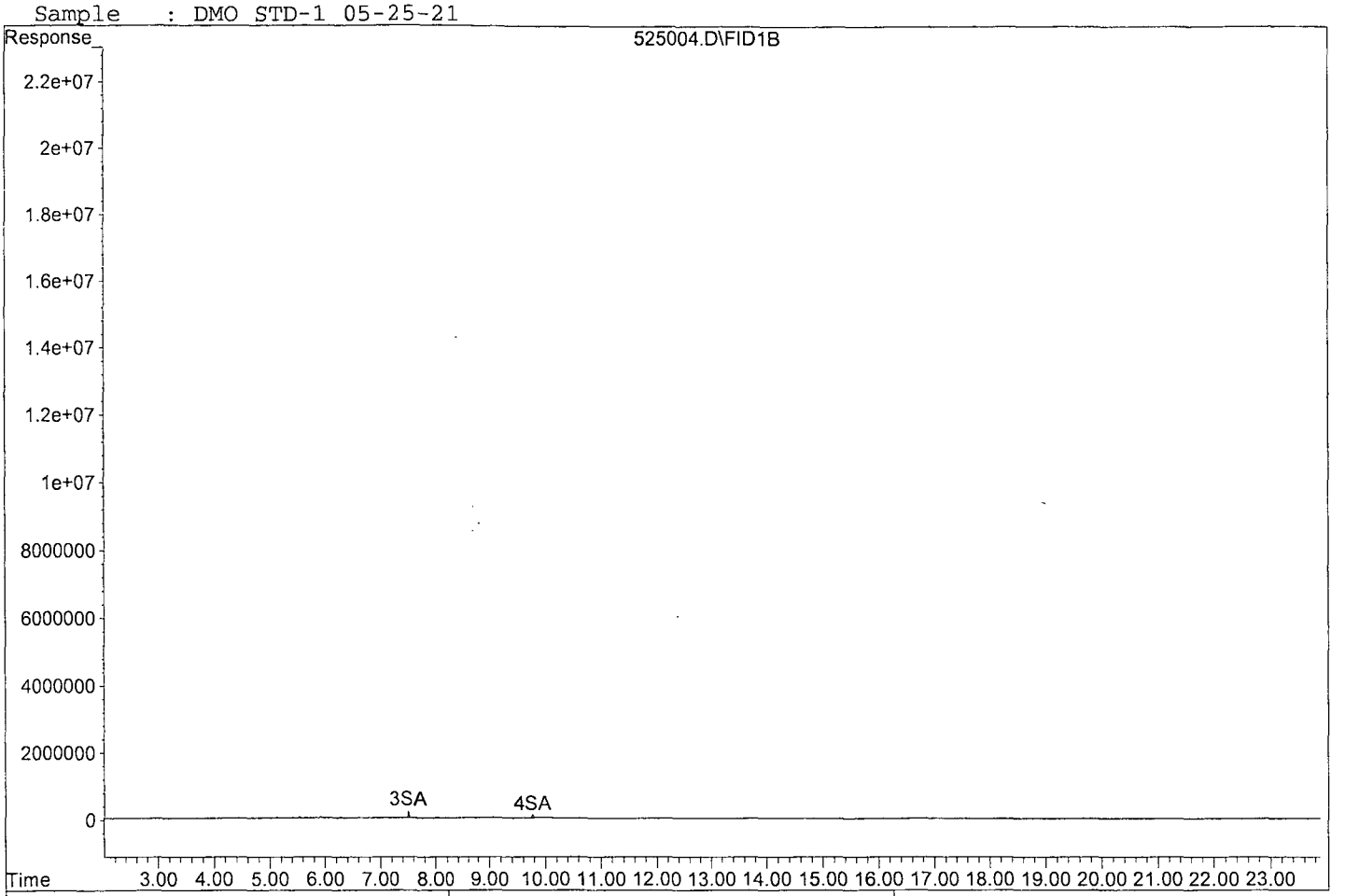

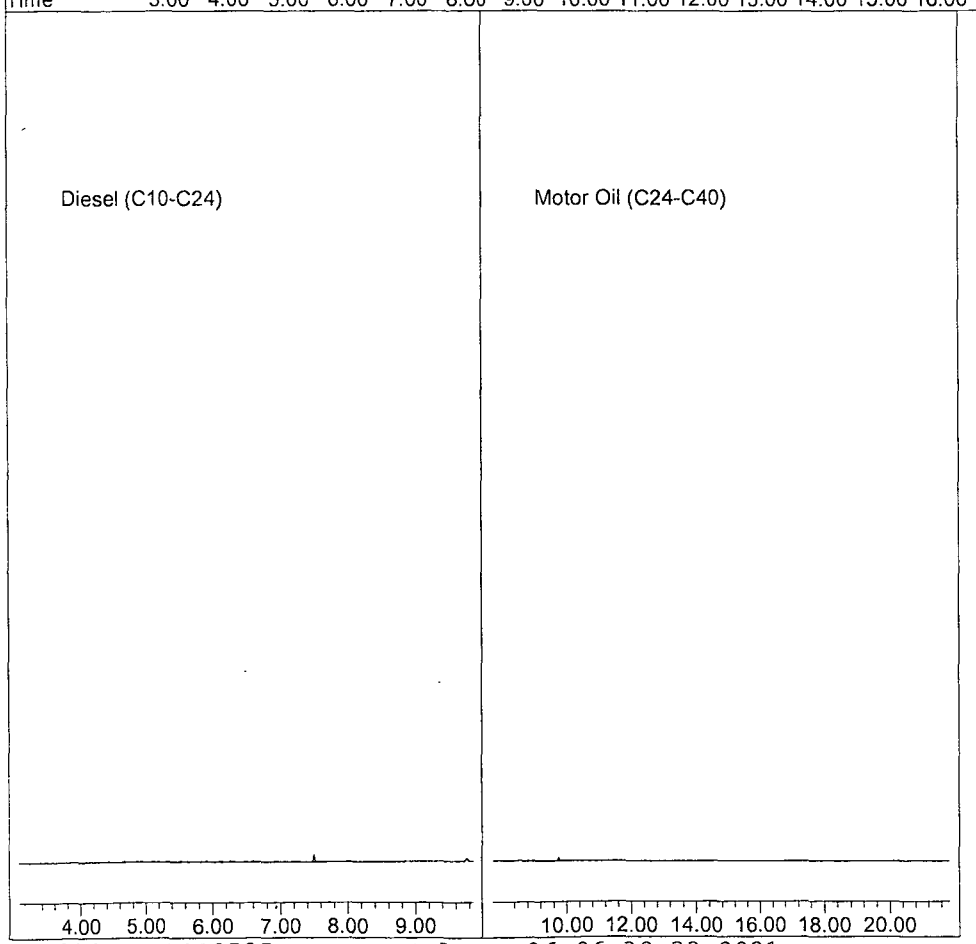

Data File : G:\APOLLO\DATA\210525\525005.D
Acq On : 5-25-21 17:21:00
Sample : DMOS STD-2 05-25-21
Misc : water
IntFile : events.e
Quant Time: May 26 6:38 2021 Quant Results File: DOC0525.RES

Vial: 5
Operator: MB
Inst : Apollo
Multiplr: 1.00

Method : G:\APOLLO\DATA\210513\DOC0525.M (Chemstation Integrator)
Title : 8015 B&C
Last Update : Wed May 26 06:37:42 2021
Response via : Multiple Level Calibration

Volume Inj. : 2UL
Signal Phase : DB-5
Signal Info : FID02A

Compound	R.T.	Response	Conc Units
System Monitoring Compounds			
3) SA Ortho-Terphenyl(S)	7.50	3254067	0.669 ppb
Surrogate Spike 30.000		Recovery =	2.23%
4) SA Octacosane(S)	9.77	2285719	0.611 ppb
Surrogate Spike 30.000		Recovery =	2.04%
Target Compounds			
1) HATM Diesel (C10-C24)	6.46	53573372	12.804 ppb
2) HBTM Motor Oil (C24-C40)	14.75	41760796	13.734 ppb

Target Compounds

(f)=RT Delta > 1/2 Window (m)=manual int.

Data File: G:\APOLLO\DATA\210525\525005.D
Sample : DMOS STD-2 05-25-21

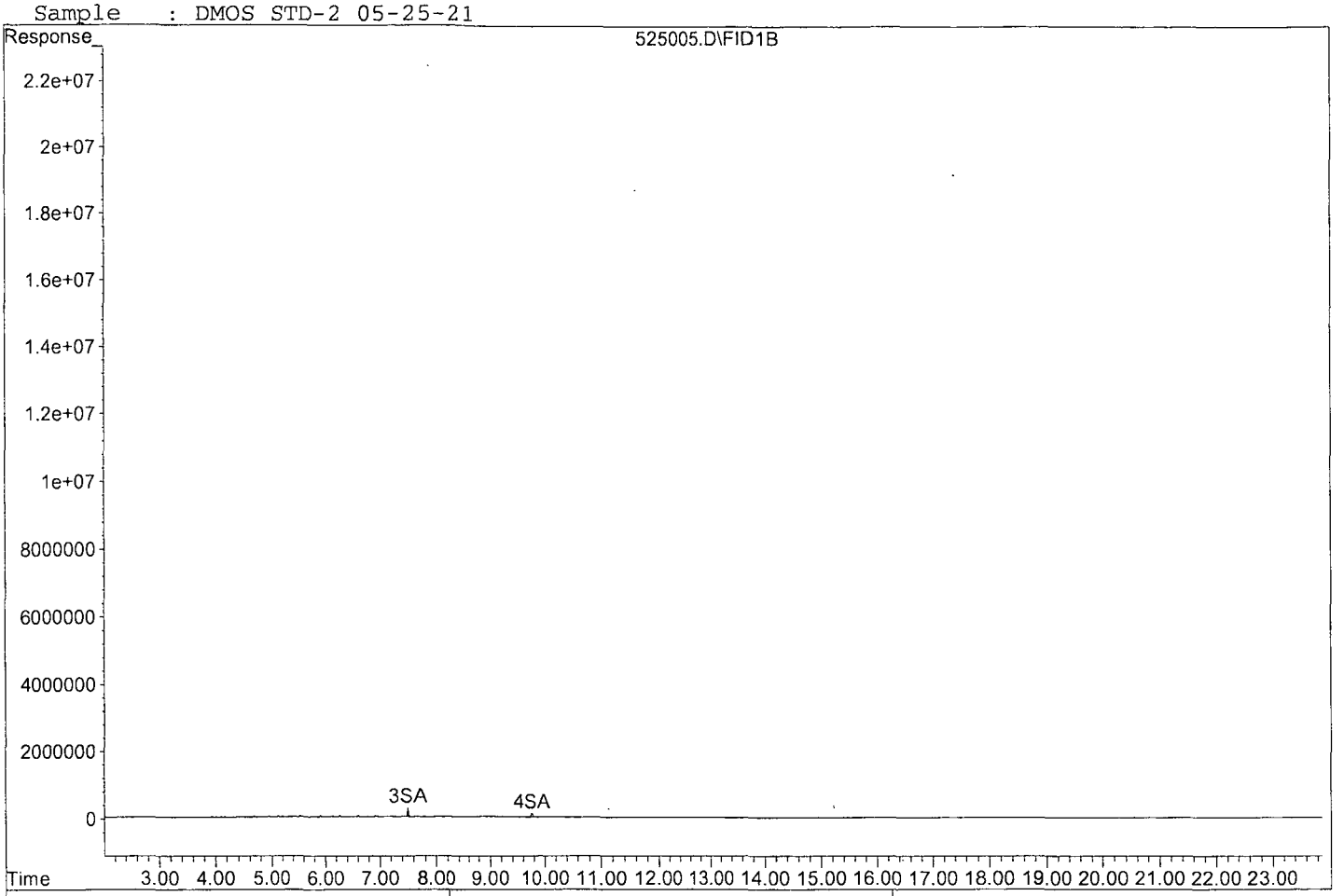

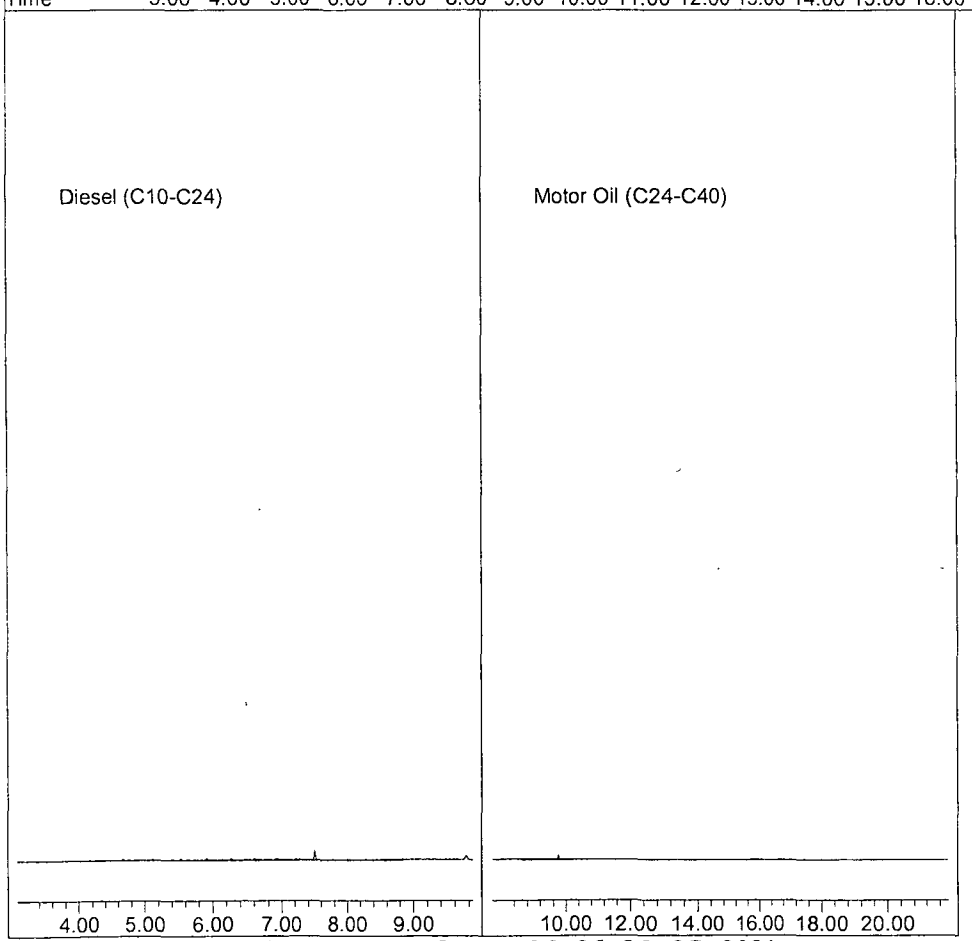

Quantitation Report (Not Reviewed)

Data File : G:\APOLLO\DATA\210525\525006.D
Acq On : 5-25-21 17:49:08
Sample : DMO STD-3 05-125-21
Misc : water
IntFile : events.e
Quant Time: May 26 6:38 2021 Quant Results File: DOC0525.RES

Vial: 6
Operator: MB
Inst : Apollo
Multiplr: 1.00

Method : G:\APOLLO\DATA\210513\DOC0525.M (Chemstation Integrator)
Title : 8015 B&C
Last Update : Wed May 26 06:37:42 2021
Response via : Multiple Level Calibration

Volume Inj. : 2UL
Signal Phase : DB-5
Signal Info : FID02A

Compound	R.T.	Response	Conc Units
System Monitoring Compounds			
3) SA Ortho-Terphenyl(S)	7.50	12668571	2.603 ppb
Surrogate Spike 30.000		Recovery =	8.68%
4) SA Octacosane(S)	9.77	9236655	2.468 ppb
Surrogate Spike 30.000		Recovery =	8.23%
Target Compounds			
1) HATM Diesel (C10-C24)	6.46	201158836	48.078 ppb
2) HBTM Motor Oil (C24-C40)	14.75	145445564	47.832 ppb

Target Compounds

(f)=RT Delta > 1/2 Window (m)=manual int.

Data File: G:\APOLLO\DATA\210525\525006.D
Sample : DMO STD-3 05-125-21

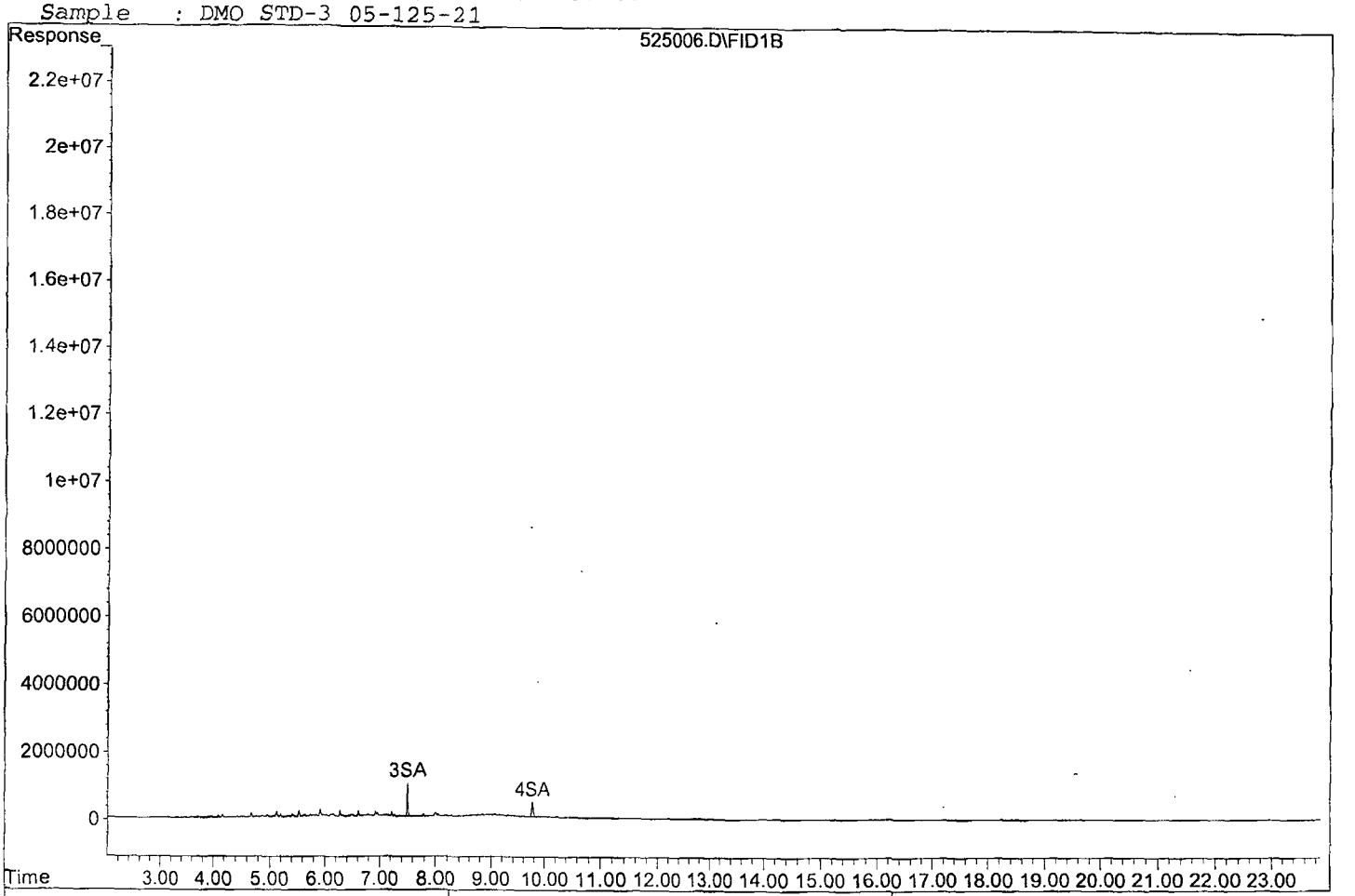

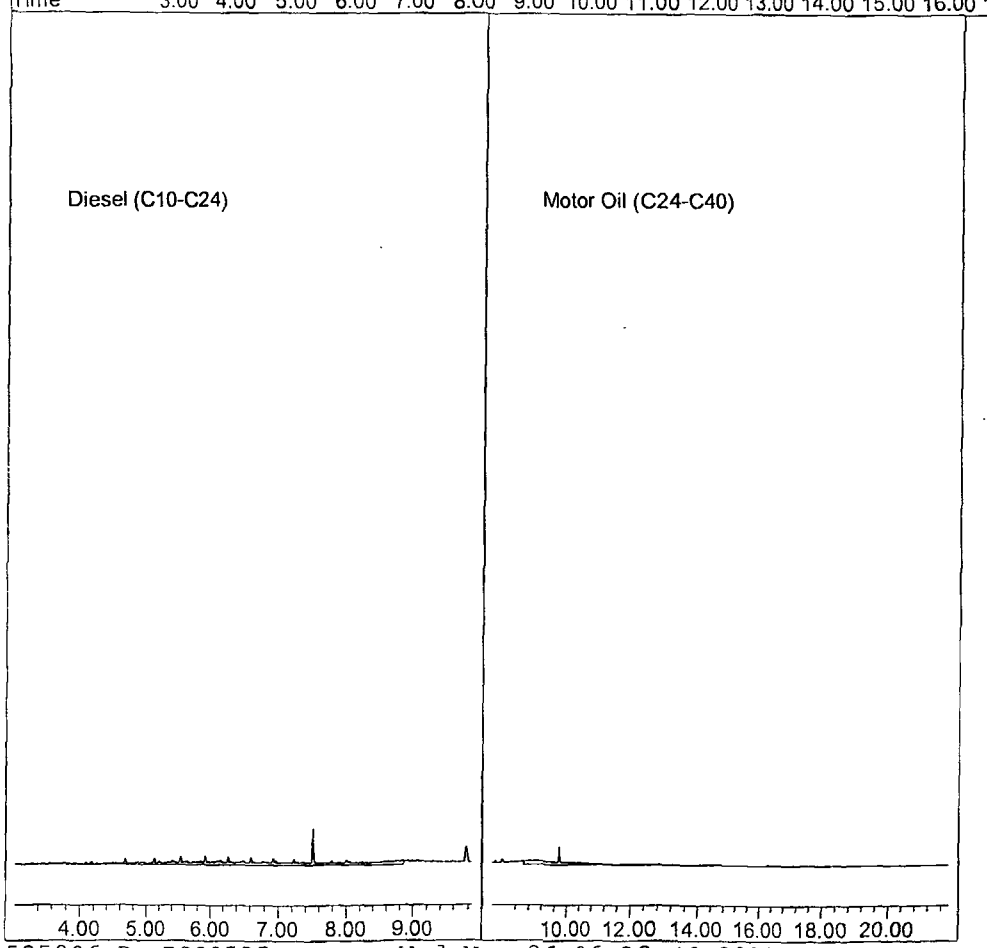

Quantitation Report (Not Reviewed)

Data File : G:\APOLLO\DATA\210525\525007.D Vial: 7
Acq On : 5-25-21 18:17:24 Operator: MB
Sample : DMO STD-4 05-25-21 Inst : Apollo
Misc : water Multiplr: 1.00
IntFile : events.e
Quant Time: May 26 6:38 2021 Quant Results File: DOC0525.RES

Method : G:\APOLLO\DATA\210513\DOC0525.M (Chemstation Integrator)
Title : 8015 B&C
Last Update : Wed May 26 06:37:42 2021
Response via : Multiple Level Calibration

Volume Inj. : 2UL
Signal Phase : DB-5
Signal Info : FID02A

Compound	R.T.	Response	Conc Units
System Monitoring Compounds			
3) SA Ortho-Terphenyl(S)	7.50	58528267	12.024 ppb
Surrogate Spike 30.000		Recovery =	40.08%
4) SA Octacosane(S)	9.77	45058258	12.040 ppb
Surrogate Spike 30.000		Recovery =	40.13%
Target Compounds			
1) HATM Diesel (C10-C24)	6.46	983192079	234.987 ppb
2) HBTM Motor Oil (C24-C40)	14.75	701500965	230.697 ppb
Target Compounds			

(f)=RT Delta > 1/2 Window (m)=manual int.

Data File: G:\APOLLO\DATA\210525\525007.D
Sample : DMO STD-4 05-25-21

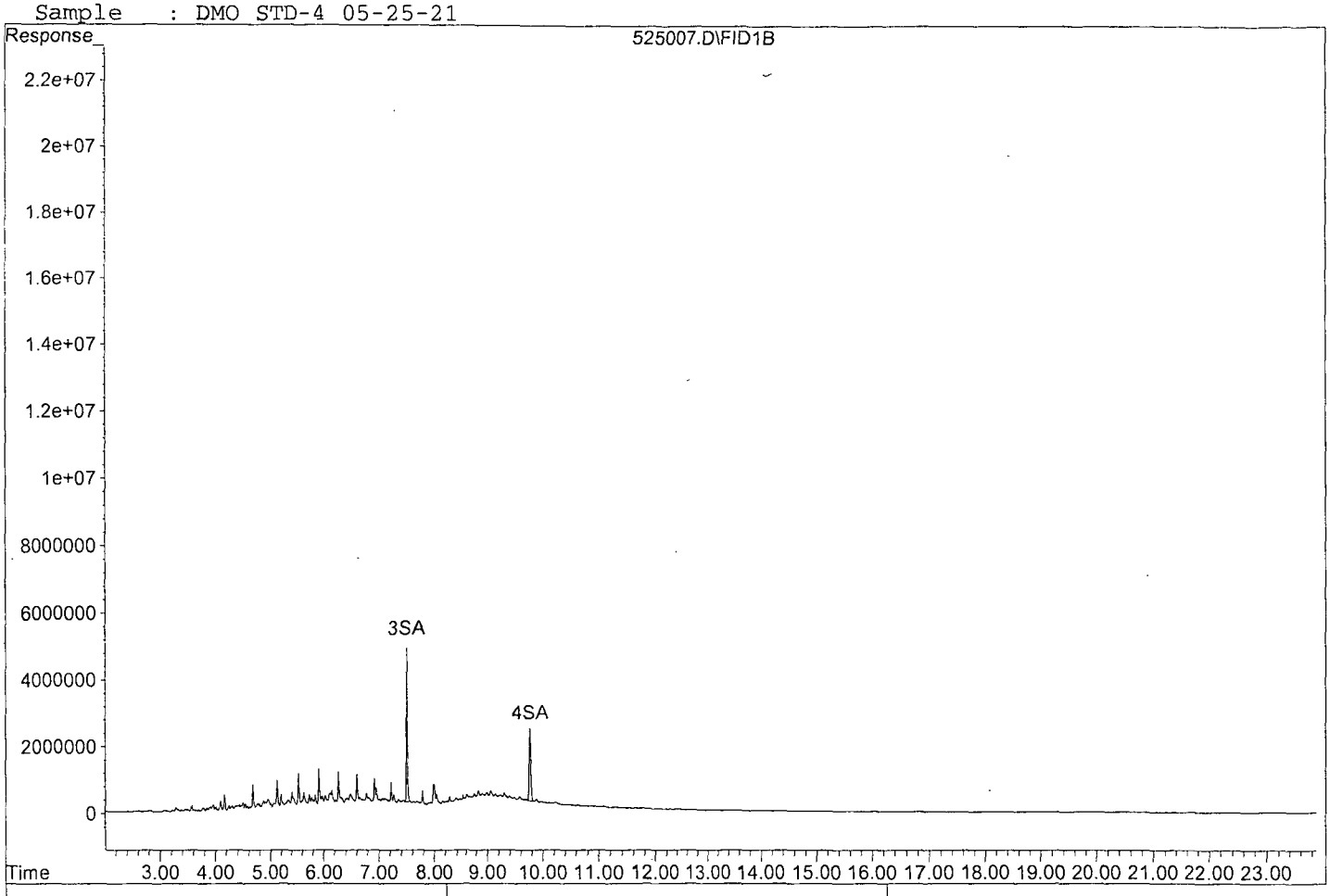

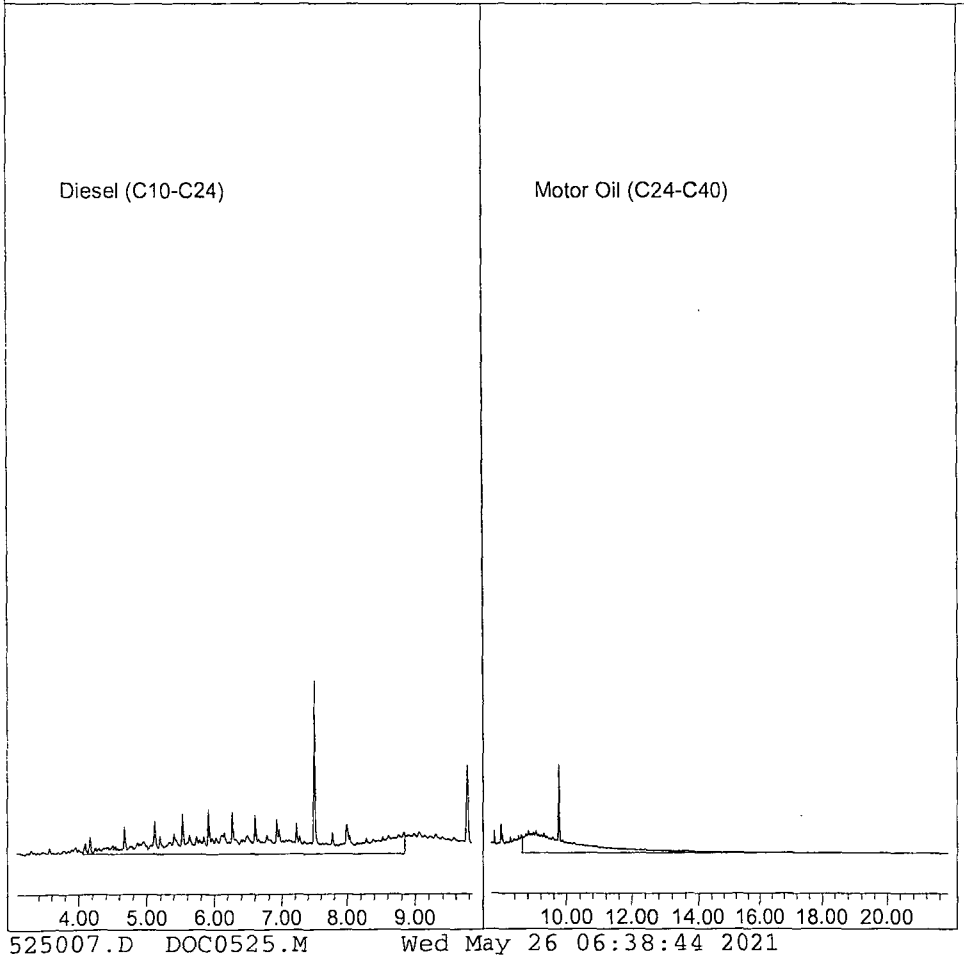

Quantitation Report (Not Reviewed)

Data File : G:\APOLLO\DATA\210525\525008.D Vial: 8
Acq On : 5-25-21 18:45:28 Operator: MB
Sample : DMO-STD-5 05-25-21 Inst : Apollo
Misc : water Multiplr: 1.00
IntFile : events.e
Quant Time: May 26 6:38 2021 Quant Results File: DOC0525.RES

Method : G:\APOLLO\DATA\210513\DOC0525.M (Chemstation Integrator)
Title : 8015 B&C
Last Update : Wed May 26 06:37:42 2021
Response via : Multiple Level Calibration

Volume Inj. : 2UL
Signal Phase : DB-5
Signal Info : FID02A

Compound	R.T.	Response	Conc Units
System Monitoring Compounds			
3) SA Ortho-Terphenyl(S)	7.51	208688471	42.874 ppb
Surrogate Spike 30.000		Recovery =	142.91%
4) SA Octacosane(S)	9.78	172555813	46.108 ppb
Surrogate Spike 30.000		Recovery =	153.69%
Target Compounds			
1) HATM Diesel (C10-C24)	6.46	3798646132	907.892 ppb
2) HBTM Motor Oil (C24-C40)	14.75	2688083188	884.008 ppb

Target Compounds

(f)=RT Delta > 1/2 Window (m)=manual int.

Data File: G:\APOLLO\DATA\210525\525008.D
Sample : DMO-STD-5 05-25-21

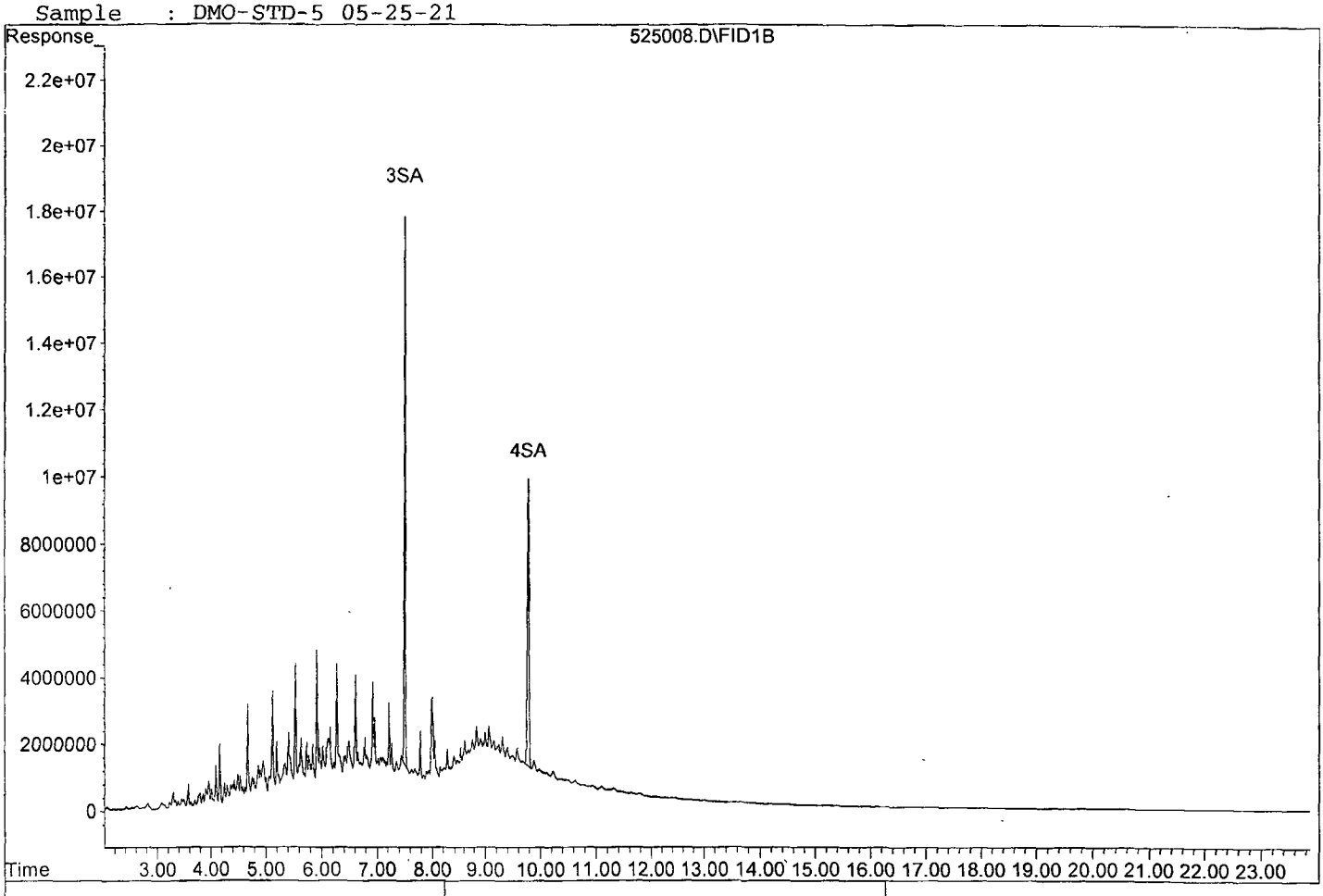

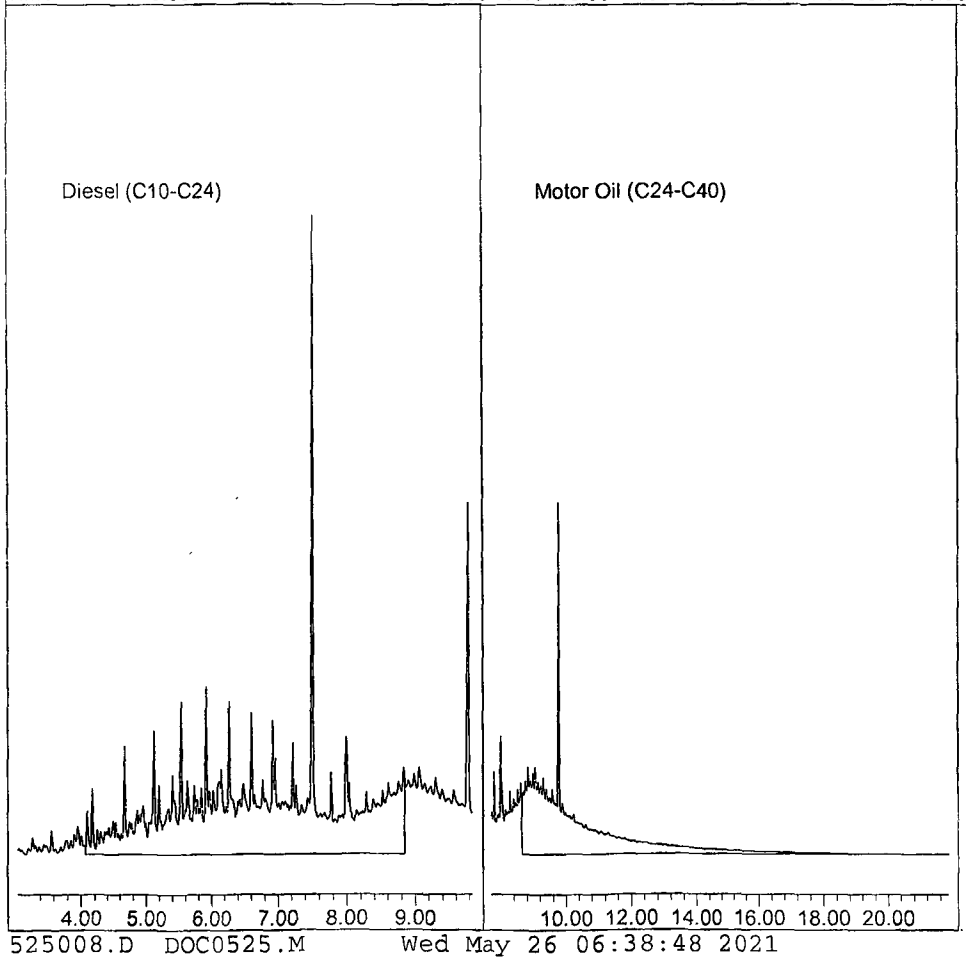

Data File : G:\APOLLO\DATA\210525\525009.D Vial: 9
Acq On : 5-25-21 19:13:36 Operator: MB
Sample : DMOS-STD 6 05-25-21 Inst : Apollo
Misc : water Multiplr: 1.00
IntFile : events.e
Quant Time: May 26 6:38 2021 Quant Results File: DOC0525.RES

Method : G:\APOLLO\DATA\210513\DOC0525.M (Chemstation Integrator)
Title : 8015 B&C
Last Update : Wed May 26 06:37:42 2021
Response via : Multiple Level Calibration

Volume Inj. : 2UL
Signal Phase : DB-5
Signal Info : FID02A

Compound	R.T.	Response	Conc	Units
System Monitoring Compounds				
3) SA Ortho-Terphenyl(S)	7.51	333821867	68.582	ppb
Surrogate Spike 30.000		Recovery =	228.61%	
4) SA Octacosane(S)	9.78	273191182	72.999	ppb
Surrogate Spike 30.000		Recovery =	243.33%	
Target Compounds				
1) HATM Diesel (C10-C24)	6.46	6118534727	1462.355	ppb
2) HBTM Motor Oil (C24-C40)	14.75	4329345488	1423.757	ppb

Target Compounds

(f)=RT Delta > 1/2 Window (m)=manual int.

Data File: G:\APOLLO\DATA\210525\525009.D
Sample : DMOS-STD 6 05-25-21

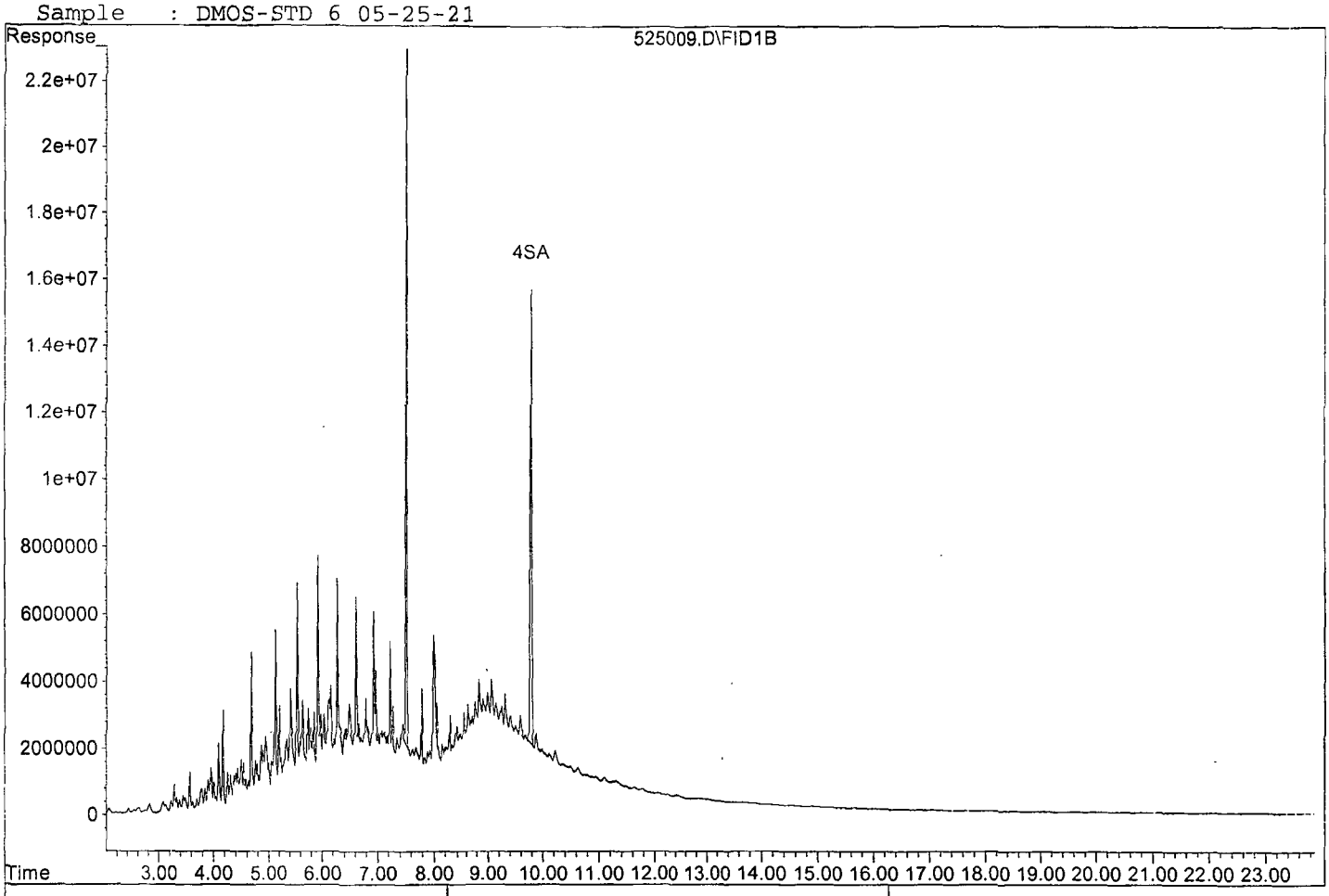

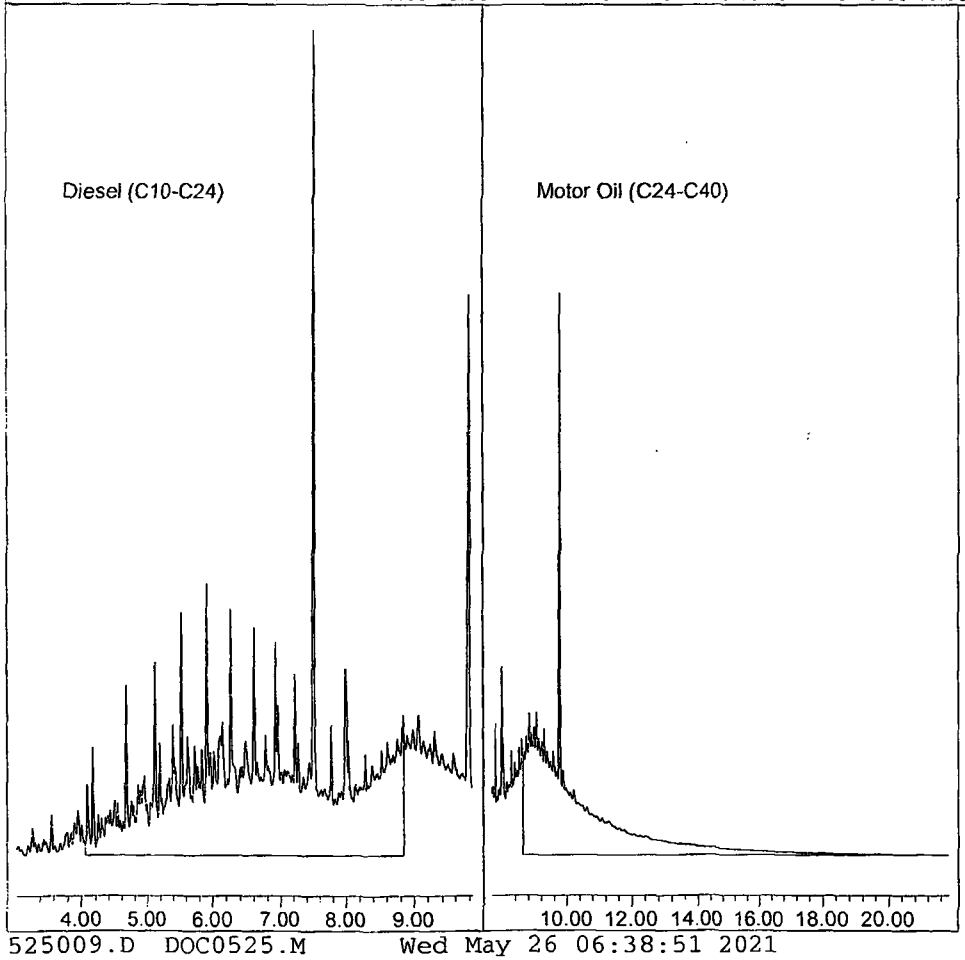

Quantitation Report (Not Reviewed)

Data File : G:\APOLLO\DATA\210525\525010.D Vial: 10
Acq On : 5-25-21 19:41:44 Operator: MB
Sample : DMO-STD 7 05-25-21 Inst : Apollo
Misc : water Multiplr: 1.00
IntFile : events.e
Quant Time: May 26 6:38 2021 Quant Results File: DOC0525.RES

Method : G:\APOLLO\DATA\210513\DOC0525.M (Chemstation Integrator)
Title : 8015 B&C
Last Update : Wed May 26 06:37:42 2021
Response via : Multiple Level Calibration

Volume Inj. : 2UL
Signal Phase : DB-5
Signal Info : FID02A

Compound	R.T.	Response	Conc Units
System Monitoring Compounds			
3) SA Ortho-Terphenyl(S)	7.51	432223523	88.798 ppb
Surrogate Spike 30.000		Recovery =	295.99%
4) SA Octacosane(S)	9.79	348993780	93.254 ppb
Surrogate Spike 30.000		Recovery =	310.85%
Target Compounds			
1) HATM Diesel (C10-C24)	6.46	7826442466	1870.552 ppb
2) HBTM Motor Oil (C24-C40)	14.75	5558856787	1828.097 ppb

Target Compounds

(f)=RT Delta > 1/2 Window (m)=manual int.

Data File: G:\APOLLO\DATA\210525\525010.D
Sample : DMO-STD 7 05-25-21

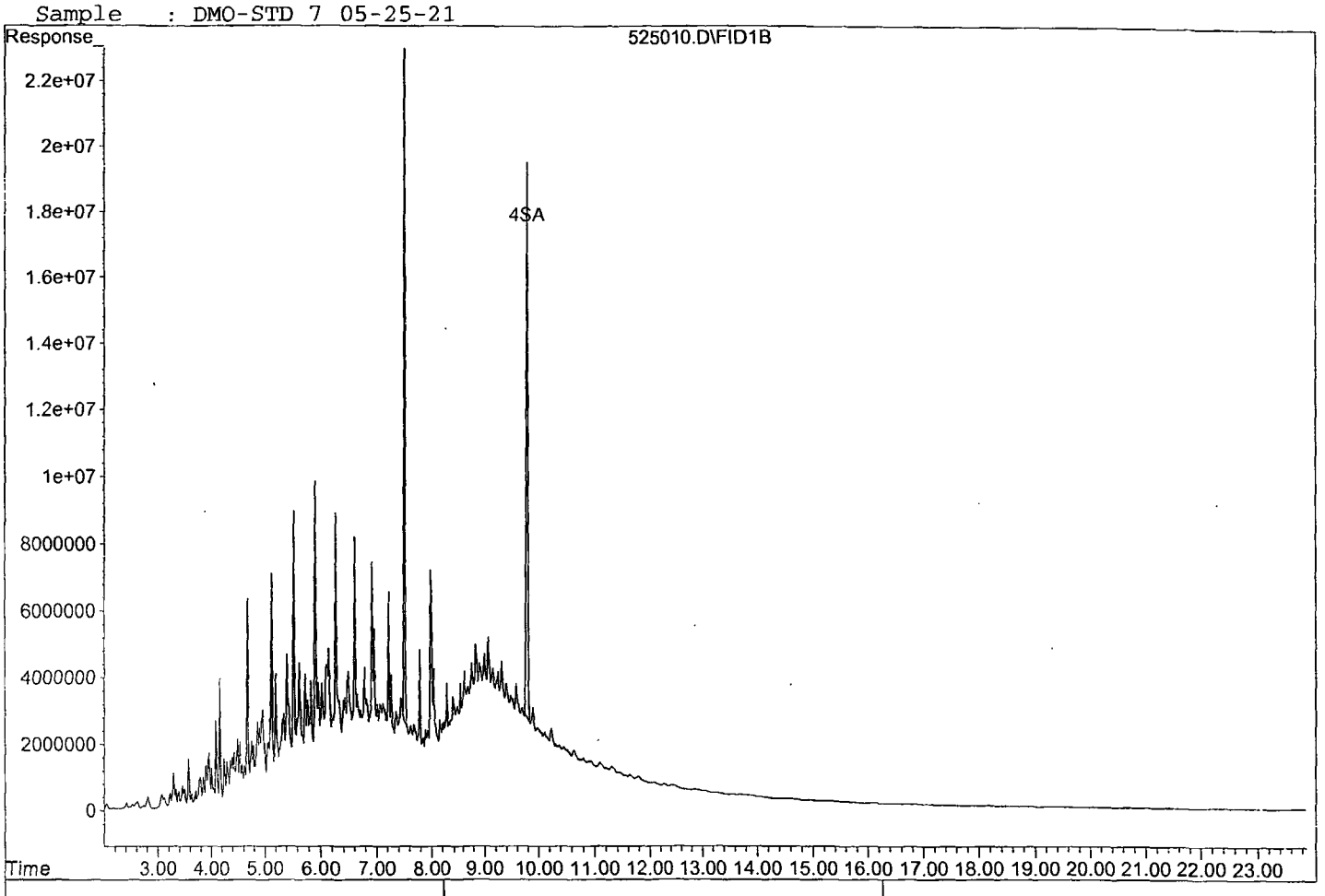

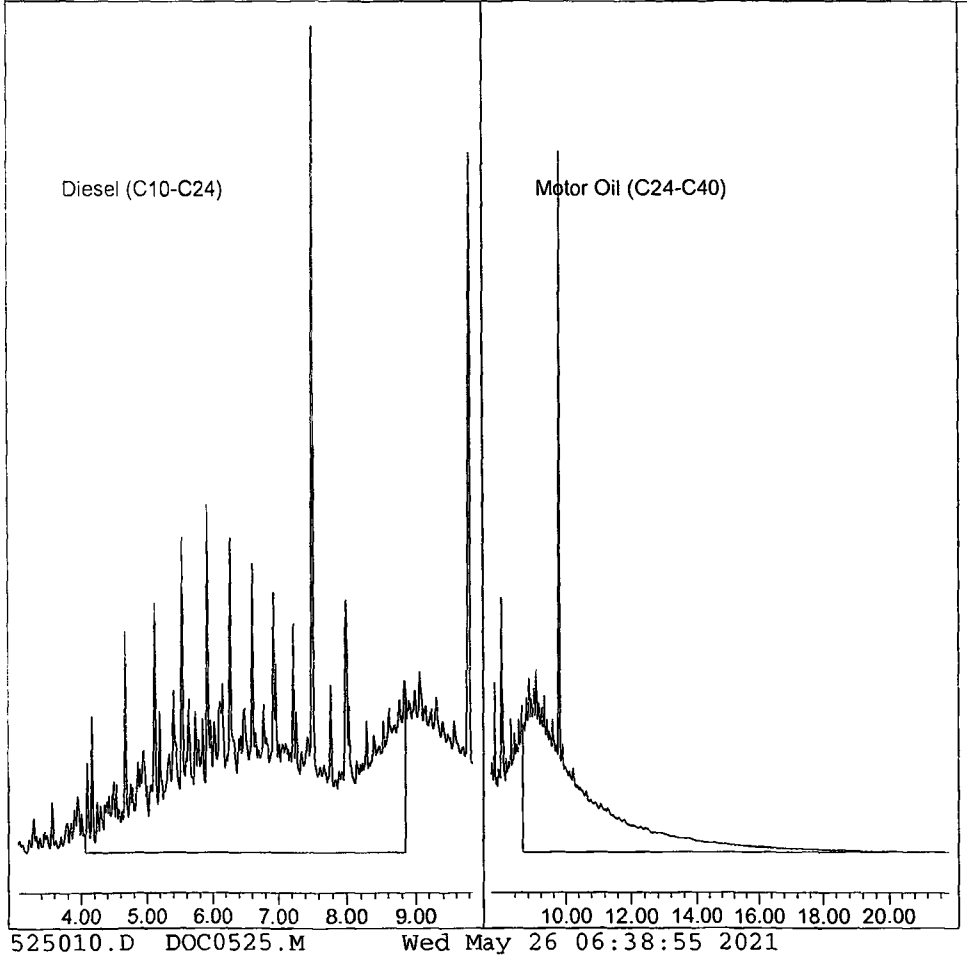

TPH Extractables
DOC0525

Form 7

Second Source Calibration

Lab Name: APPL, Inc.
Case No:
Matrix: Water

SDG No:
Date Analyzed: 05/25/21
Instrument: Apollo
Initial Cal. Date: 05/25/21
Data File: 525011.D

		Compound	MEAN	CCRF	%D		%Drift
1	HATM	Diesel (C10-C24)	2092010	.2163690	3.4	HATM	
2	HBTM	Motor Oil (C24-C40)	1520390	1633000	7.4	HBTM	
3							
4							
5							
6							
7							
8							
9							
10							
11							
12							
13							
14							
15							
16							
17							
18							
19							
20							
21							
22							
23							
24							
25							
26							
27							
28							
29							
30							
31							
32							
33							
34							
35							
36							
37							
38							
39							
40							
		Average			5.4		

Data File : G:\APOLLO\DATA\210525\525011.D Vial: 11
Acq On : 5-25-21 20:09:50 Operator: MB
Sample : DMO-STD SS 05-25-21 Inst : Apollo
Misc : water Multiplr: 1.00
IntFile : events.e
Quant Time: May 26 6:38 2021 Quant Results File: DOC0525.RES

Method : G:\APOLLO\DATA\210513\DOC0525.M (Chemstation Integrator)
Title : 8015 B&C
Last Update : Wed May 26 06:37:42 2021
Response via : Multiple Level Calibration

Volume Inj. : 2UL
Signal Phase : DB-5
Signal Info : FID02A

Compound	R.T.	Response	Conc Units
System Monitoring Compounds			
3) SA Ortho-Terphenyl(S)	7.51	4092829	0.841 ppb
Surrogate Spike 30.000		Recovery =	2.80%
4) SA Octacosane(S)	9.75	135276	0.036 ppb
Surrogate Spike 30.000		Recovery =	0.12%
Target Compounds			
1) HATM Diesel (C10-C24)	6.46	1081842953	258.565 ppb
2) HBTM Motor Oil (C24-C40)	14.75	816499976	268.516 ppb

Target Compounds

(f)=RT Delta > 1/2 Window (m)=manual int.

Data File: G:\APOLLO\DATA\210525\525011.D
Sample : DMO-STD SS 05-25-21

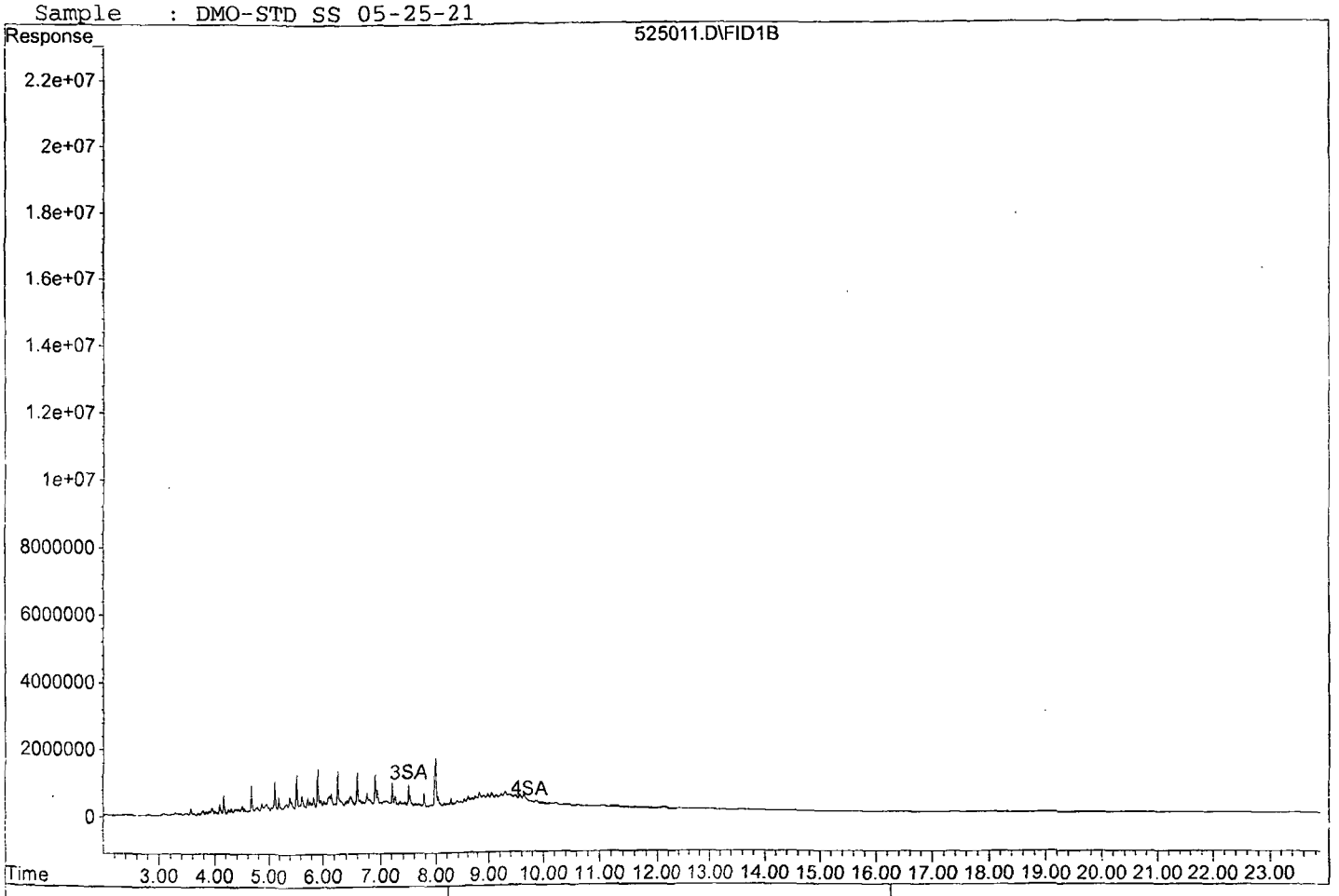

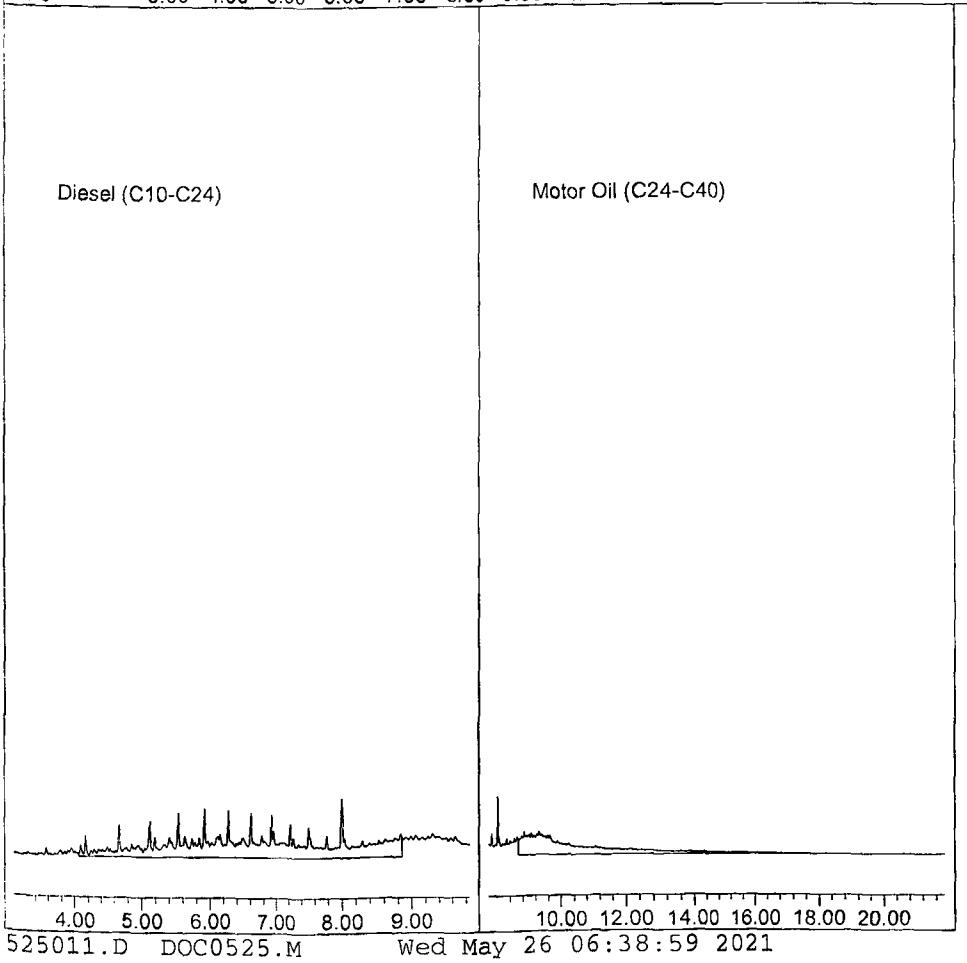

TPH Extractables
DOC0525

Form 7

Continuing Calibration

Lab Name: APPL, Inc.
Case No:
Matrix: Water

SDG No:
Date Analyzed: 06/02/21
Instrument: Apollo
Initial Cal. Date: 05/25/21
Data File: 525092.D

		Compound	MEAN	CCRF	%D	%Drift	
1	HATM	Diesel (C10-C24)	2092010	2069590	1.1	HATM	
2	HBTM	Motor Oil (C24-C40)	1520390	1477530	2.8	HBTM	
3	SA	Ortho-Terphenyl(S)	2433730	2466550	1.3	SA	
4	SA	Octacosane(S)	1871200	1895120	1.3	SA	
5							
6							
7							
8							
9							
10							
11							
12							
13							
14							
15							
16							
17							
18							
19							
20							
21							
22							
23							
24							
25							
26							
27							
28							
29							
30							
31							
32							
33							
34							
35							
36							
37							
38							
39							
40							
		Average			1.6		

Quantitation Report (Not Reviewed)

Data File : G:\APOLLO\DATA\210525\525092.D Vial: 92
Acq On : 6-2-21 9:41:11 Operator: MB
Sample : Diesel Motor Oil CCV 05/25/21 Inst : Apollo
Misc : water Multiplr: 1.00
IntFile : events.e
Quant Time: Jun 2 12:45 2021 Quant Results File: DOC0525.RES

Method : G:\APOLLO\DATA\210525\DOC0525.M (Chemstation Integrator)
Title : 8015 B&C
Last Update : Wed May 26 06:37:42 2021
Response via : Multiple Level Calibration

Volume Inj. : 2UL
Signal Phase : DB-5
Signal Info : FID02A

Compound	R.T.	Response	Conc Units
System Monitoring Compounds			
3) SA Ortho-Terphenyl(S)	7.50	61663818	12.669 ppb
Surrogate Spike 30.000		Recovery =	42.23%
4) SA Octacosane(S)	9.76	47377991	12.660 ppb
Surrogate Spike 30.000		Recovery =	42.20%
Target Compounds			
1) HATM Diesel (C10-C24)	6.46	1034793038	247.320 ppb
2) HBTM Motor Oil (C24-C40)	14.75	738766676	242.952 ppb

Target Compounds

(f)=RT Delta > 1/2 Window (m)=manual int.

Quantitation Report

Data File: G:\APOLLO\DATA\210525\525092.D
Sample : Diesel Motor Oil CCV 05/25/21

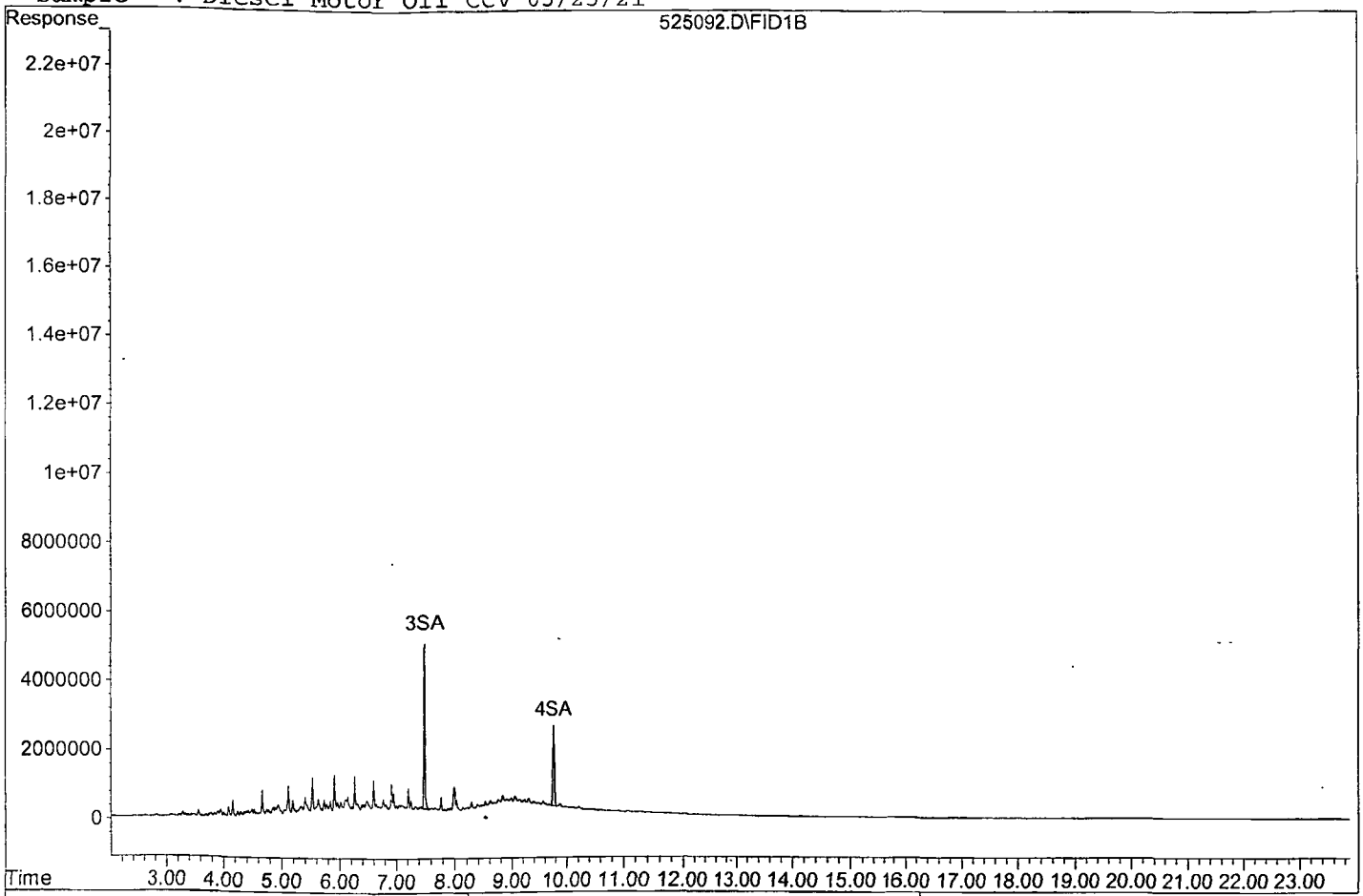

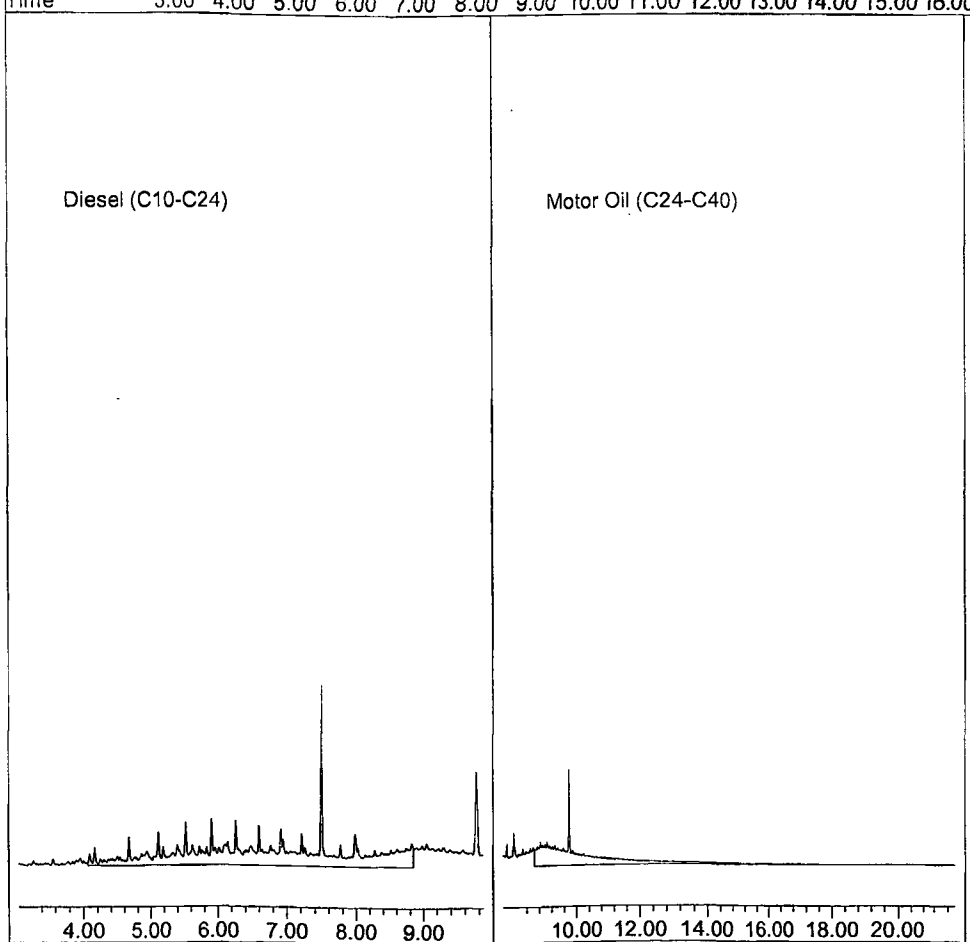

TPH Extractables
DOC0525

Form 7

Continuing Calibration

Lab Name: APPL, Inc.
Case No:
Matrix: Water

SDG No:
Date Analyzed: 06/02/21
Instrument: Apollo
Initial Cal. Date: 05/25/21
Data File: 525100.D

		Compound	MEAN	CCRF	%D		%Drift
1	HATM	Diesel (C10-C24)	2092010	2126910	1.7	HATM	
2	HBTM	Motor Oil (C24-C40)	1520390	1512330	0.53	HBTM	
3	SA	Ortho-Terphenyl(S)	2433730	2523240	3.7	SA	
4	SA	Octacosane(S)	1871200	1949220	4.2	SA	
5							
6							
7							
8							
9							
10							
11							
12							
13							
14							
15							
16							
17							
18							
19							
20							
21							
22							
23							
24							
25							
26							
27							
28							
29							
30							
31							
32							
33							
34							
35							
36							
37							
38							
39							
40							
		Average			2.5		

Quantitation Report (Not Reviewed)

Data File : G:\APOLLO\DATA\210525\525100.D Vial: 100
Acq On : 6-2-21 13:26:22 Operator: MB
Sample : Diesel Motor OIl CCv 05/ Inst : Apollo
Misc : water Multiplr: 1.00
IntFile : events.e
Quant Time: Jun 2 13:55 2021 Quant Results File: DOC0525.RES

Method : G:\APOLLO\DATA\210525\DOC0525.M (Chemstation Integrator)
Title : 8015 B&C
Last Update : Wed May 26 06:37:42 2021
Response via : Multiple Level Calibration

Volume Inj. : 2UL
Signal Phase : DB-5
Signal Info : FID02A

Compound	R.T.	Response	Conc Units
System Monitoring Compounds			
3) SA Ortho-Terphenyl(S)	7.50	63080927	12.960 ppb
Surrogate Spike 30.000		Recovery =	43.20%
4) SA Octacosane(S)	9.76	48730449	13.021 ppb
Surrogate Spike 30.000		Recovery =	43.40%
Target Compounds			
1) HATM Diesel (C10-C24)	6.46	1063456459	254.170 ppb
2) HBTM Motor Oil (C24-C40)	14.75	756163371	248.673 ppb

Target Compounds

(f)=RT Delta > 1/2 Window (m)=manual int.

Quantitation Report

Data File: G:\APOLLO\DATA\210525\525100.D
Sample : Diesel Motor Oil CCv 05/

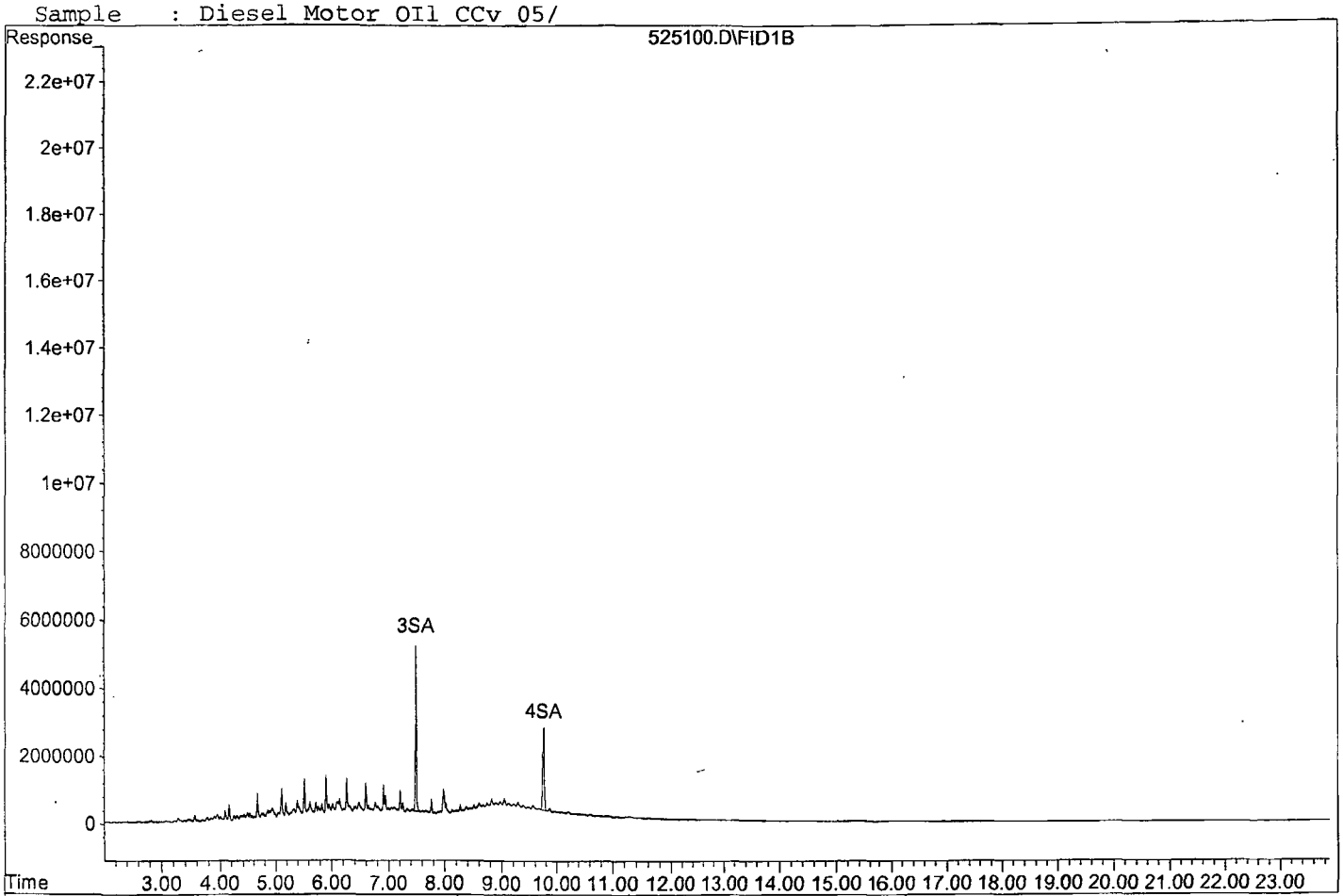

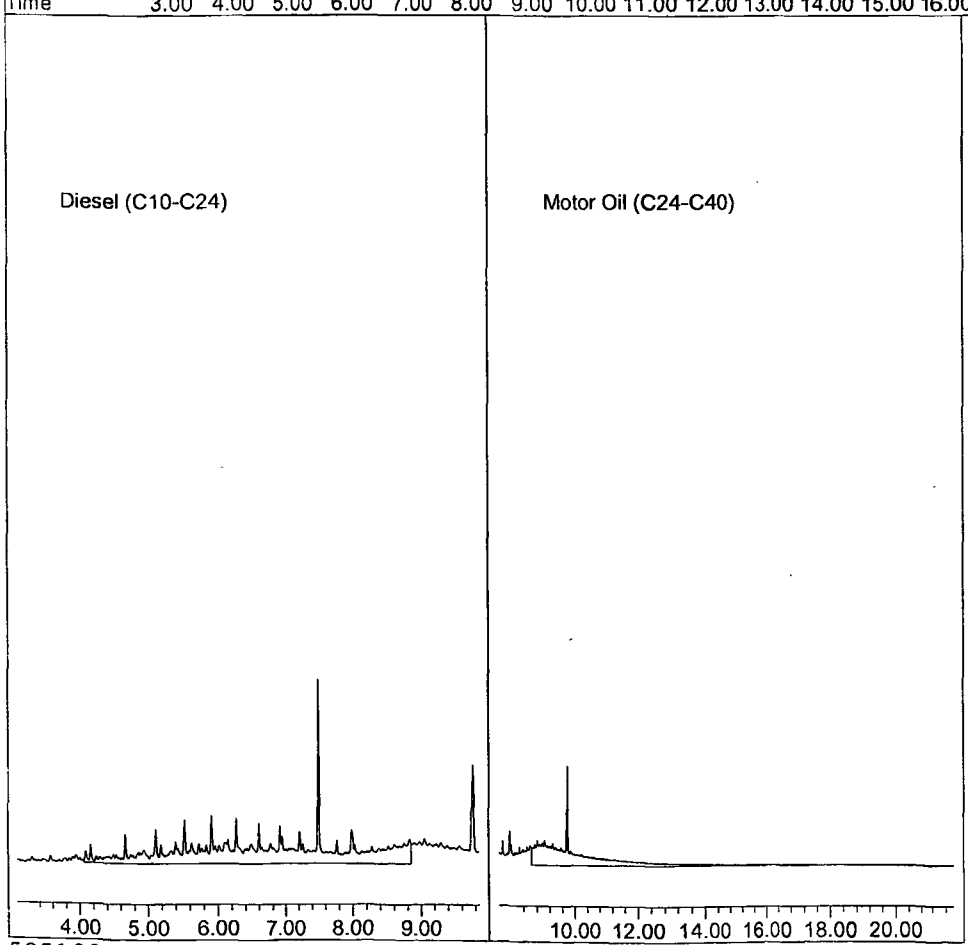

ORGANICS

Raw Data

Quantitation Report (Not Reviewed)

Data File : G:\APOLLO\DATA\210525\525099.D Vial: 99
Acq On : 6-2-21 12:58:12 Operator: MB
Sample : BA33355W01 5/1000 Inst : Apollo
Misc : water Multiplr: 5.00
IntFile : events.e
Quant Time: Jun 2 13:27 2021 Quant Results File: DOC0525.RES

Method : G:\APOLLO\DATA\210525\DOC0525.M (Chemstation Integrator)
Title : 8015 B&C
Last Update : Wed May 26 06:37:42 2021
Response via : Multiple Level Calibration

Volume Inj. : 2UL
Signal Phase : DB-5
Signal Info : FID02A

Compound	R.T.	Response	Conc Units
System Monitoring Compounds			
3) SA Ortho-Terphenyl(S)	7.50	121022825	124.318 ppb
Surrogate Spike 150.000		Recovery =	82.88%
4) SA Octacosane(S)	9.76	108839247	145.414 ppb
Surrogate Spike 150.000		Recovery =	96.94%
Target Compounds			
1) HATM Diesel (C10-C24)	6.46	87837784	104.968 ppb
2) HBTM Motor Oil (C24-C40)	14.75	61375573	100.920 ppb

Target Compounds

(f)=RT Delta > 1/2 Window (m)=manual int.

Data File: G:\APOLLO\DATA\210525\525099.D
Sample : BA33355W01 5/1000

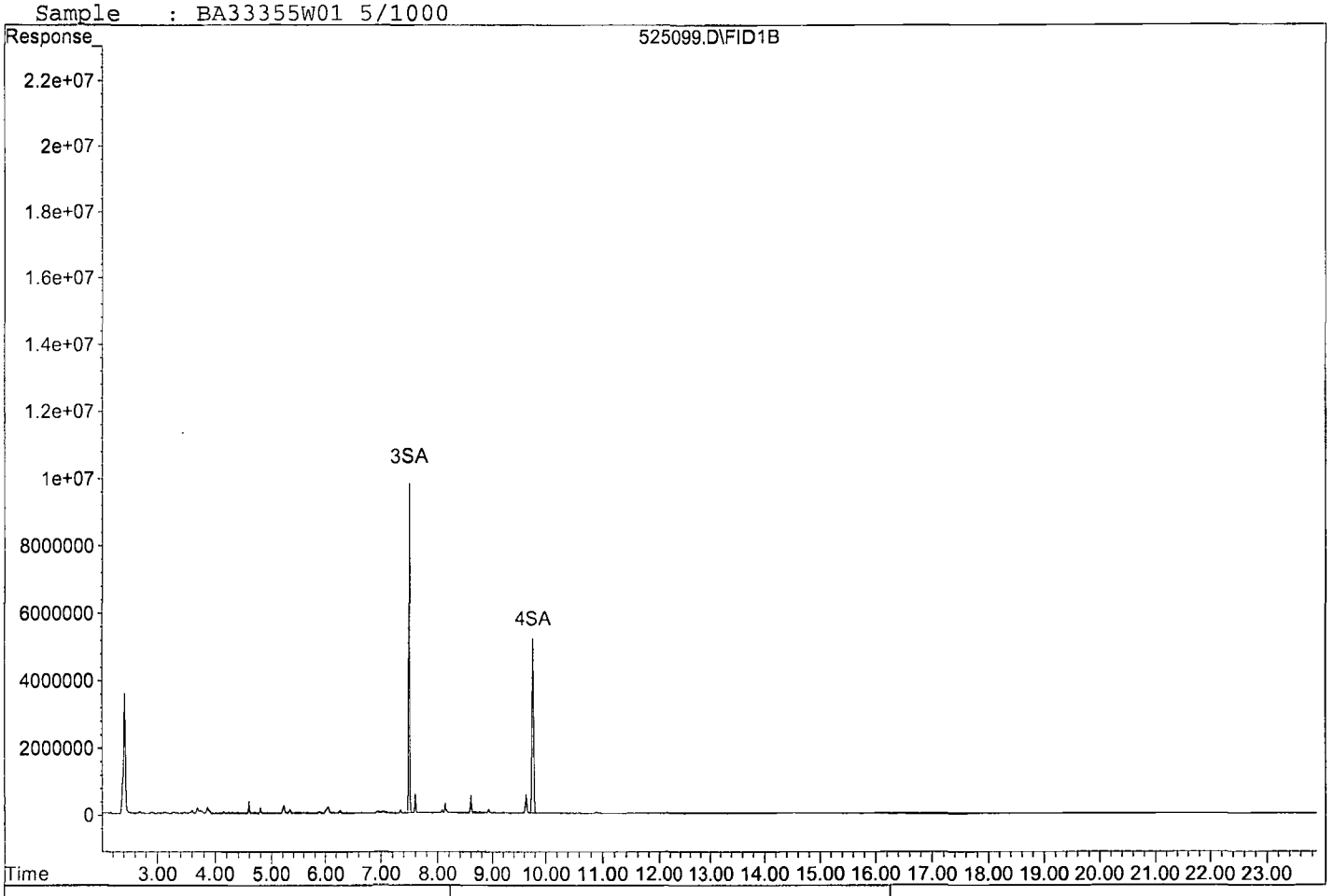

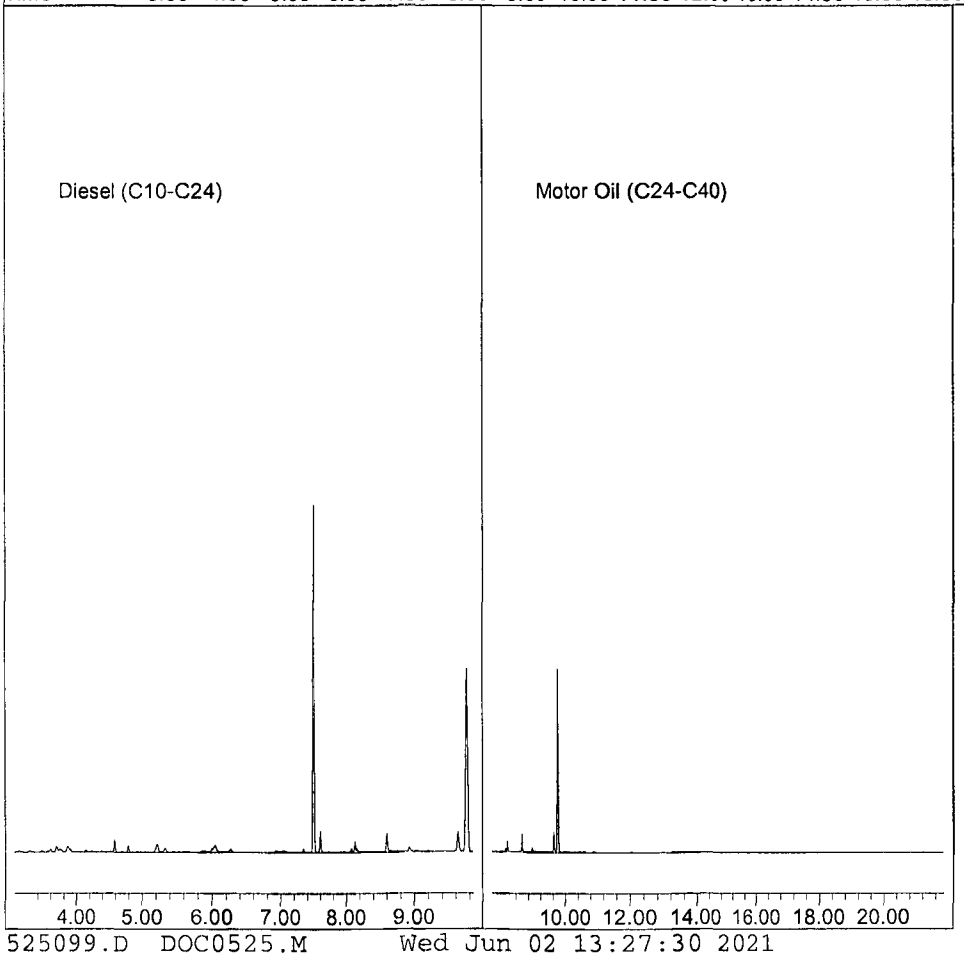

Quantitation Report (Not Reviewed)

Data File : G:\APOLLO\DATA\210525\525094.D Vial: 94
Acq On : 6-2-21 10:37:25 Operator: MB
Sample : 210527A BLK 5/1000 Inst : Apollo
Misc : water Multiplr: 5.00
IntFile : events.e
Quant Time: Jun 2 12:45 2021 Quant Results File: DOC0525.RES

Method : G:\APOLLO\DATA\210525\DOC0525.M (Chemstation Integrator)
Title : 8015 B&C
Last Update : Wed May 26 06:37:42 2021
Response via : Multiple Level Calibration

Volume Inj. : 2UL
Signal Phase : DB-5
Signal Info : FID02A

Compound	R.T.	Response	Conc Units
System Monitoring Compounds			
3) SA Ortho-Terphenyl(S)	7.50	112910104	115.985 ppb
Surrogate Spike 150.000		Recovery =	77.32%
4) SA Octacosane(S)	9.76	101985958	136.258 ppb
Surrogate Spike 150.000		Recovery =	90.84%
Target Compounds			
1) HATM Diesel (C10-C24)	6.46	76802731	91.781 ppb
2) HBTM Motor Oil (C24-C40)	14.75	62851913	103.348 ppb

Target Compounds

(f)=RT Delta > 1/2 Window (m)=manual int.

Quantitation Report

Data File: G:\APOLLO\DATA\210525\525094.D
Sample : 210527A BLK 5/1000

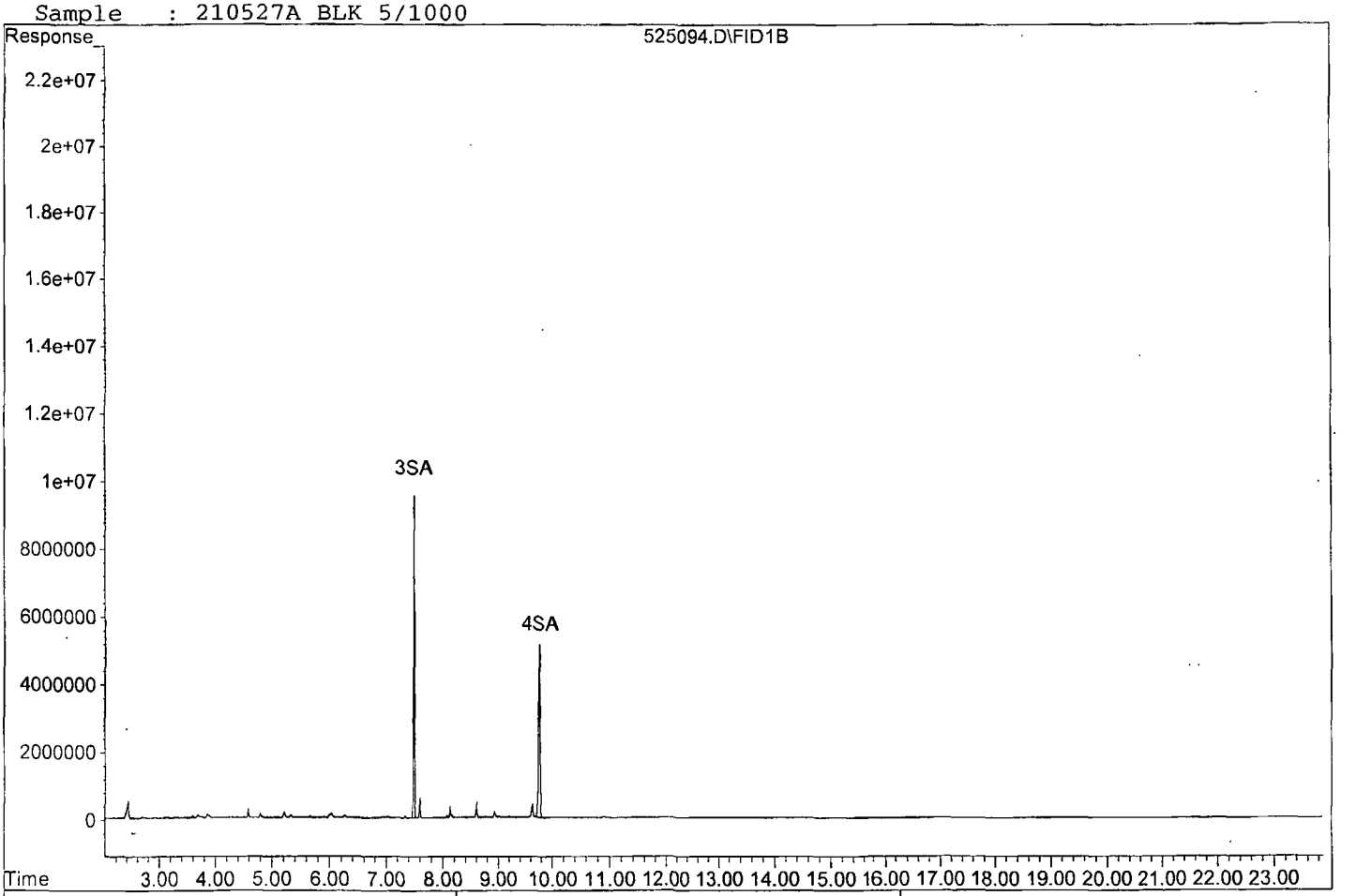

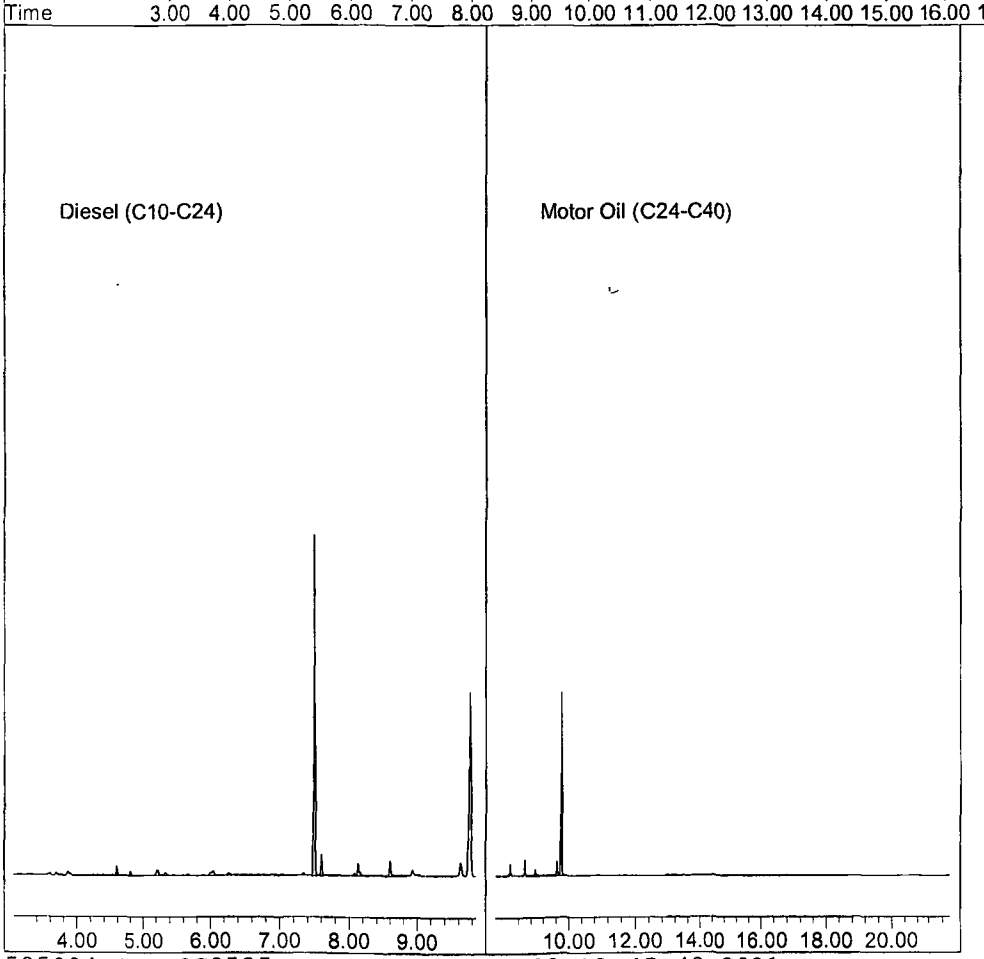

Quantitation Report (Not Reviewed)

Data File : G:\APOLLO\DATA\210525\525095.D Vial: 95
Acq On : 6-2-21 11:05:42 Operator: MB
Sample : 210527A LCS-1 5/1000 Inst : Apollo
Misc : water Multiplr: 5.00
IntFile : events.e
Quant Time: Jun 2 12:45 2021 Quant Results File: DOC0525.RES

Method : G:\APOLLO\DATA\210525\DOC0525.M (Chemstation Integrator)
Title : 8015 B&C
Last Update : Wed May 26 06:37:42 2021
Response via : Multiple Level Calibration

Volume Inj. : 2UL
Signal Phase : DB-5
Signal Info : FID02A

Compound	R.T.	Response	Conc Units
System Monitoring Compounds			
3) SA Ortho-Terphenyl(S)	7.50	121521024	124.830 ppb
Surrogate Spike 150.000		Recovery =	83.22%
4) SA Octacosane(S)	9.76	109731619	146.606 ppb
Surrogate Spike 150.000		Recovery =	97.74%
Target Compounds			
1) HATM Diesel (C10-C24)	6.46	81833010	97.792 ppb
2) HBTM Motor Oil (C24-C40)	14.75	61291942	100.783 ppb

Target Compounds

Quantitation Report

Data File: G:\APOLLO\DATA\210525\525095.D
Sample : 210527A LCS-1 5/1000

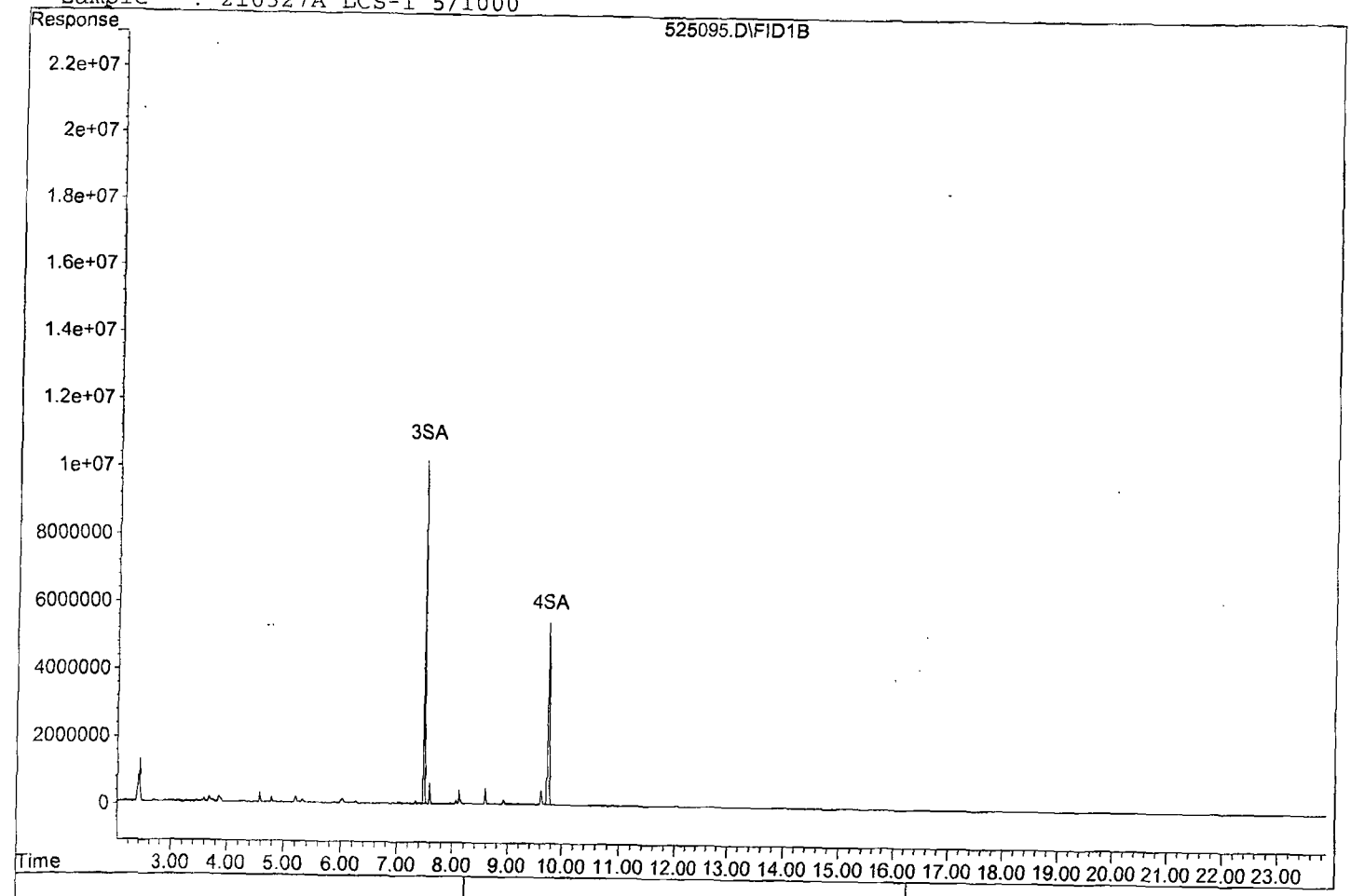

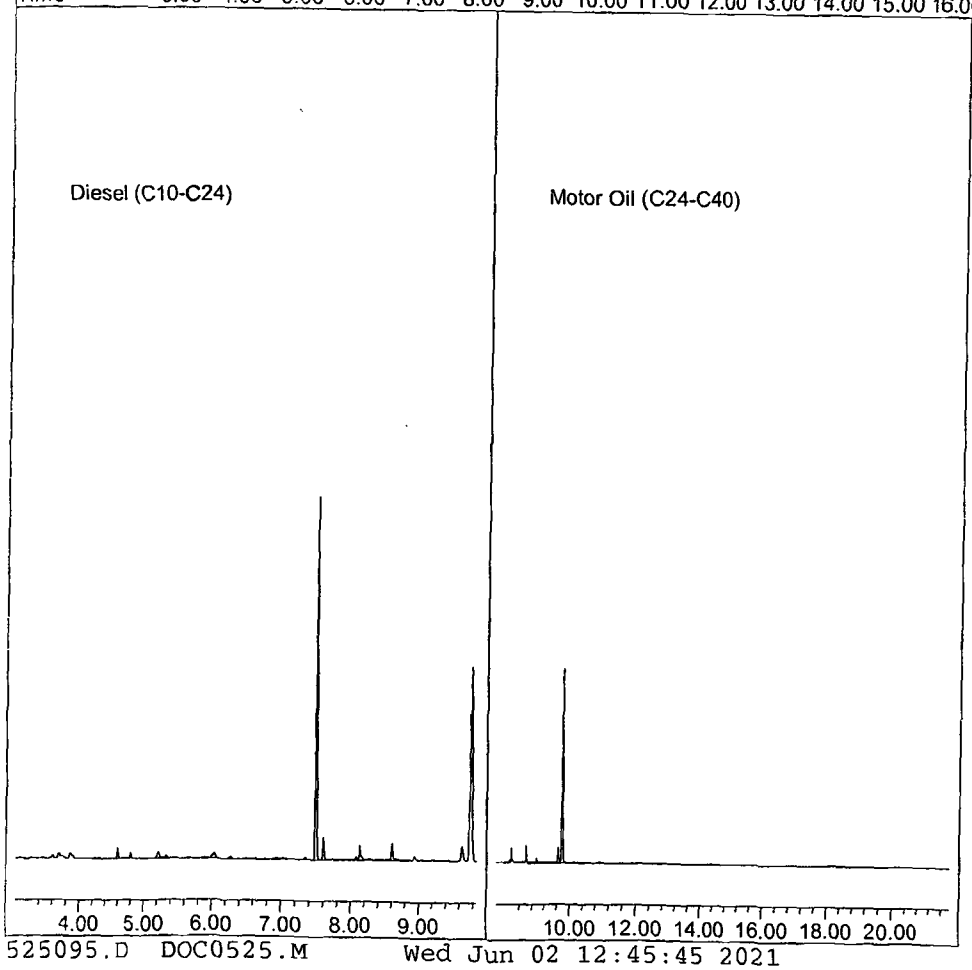

525095.D DOC0525.M Wed Jun 02 12:45:45 2021

Quantitation Report (Not Reviewed)

Data File : G:\APOLLO\DATA\210525\525096.D Vial: 96
Acq On : 6-2-21 11:33:46 Operator: MB
Sample : 210527A LCSD-1 5/1000 Inst : Apollo
Misc : water Multiplr: 5.00
IntFile : events.e
Quant Time: Jun 2 12:45 2021 Quant Results File: DOC0525.RES

Method : G:\APOLLO\DATA\210525\DOC0525.M (Chemstation Integrator)
Title : 8015 B&C
Last Update : Wed May 26 06:37:42 2021
Response via : Multiple Level Calibration

Volume Inj. : 2UL
Signal Phase : DB-5
Signal Info : FID02A

Compound	R.T.	Response	Conc Units
System Monitoring Compounds			
3) SA Ortho-Terphenyl(S)	7.50	117102655	120.291 ppb
Surrogate Spike 150.000		Recovery =	80.19%
4) SA Octacosane(S)	9.76	105731452	141.262 ppb
Surrogate Spike 150.000		Recovery =	94.17%
Target Compounds			
1) HATM Diesel (C10-C24)	6.46	90194578	107.784 ppb
2) HBTM Motor Oil (C24-C40)	14.75	66755981	109.768 ppb

Target Compounds

(f)=RT Delta > 1/2 Window (m)=manual int.

Quantitation Report

Data File: G:\APOLLO\DATA\210525\525096.D
Sample : 210527A LCSD-1 5/1000

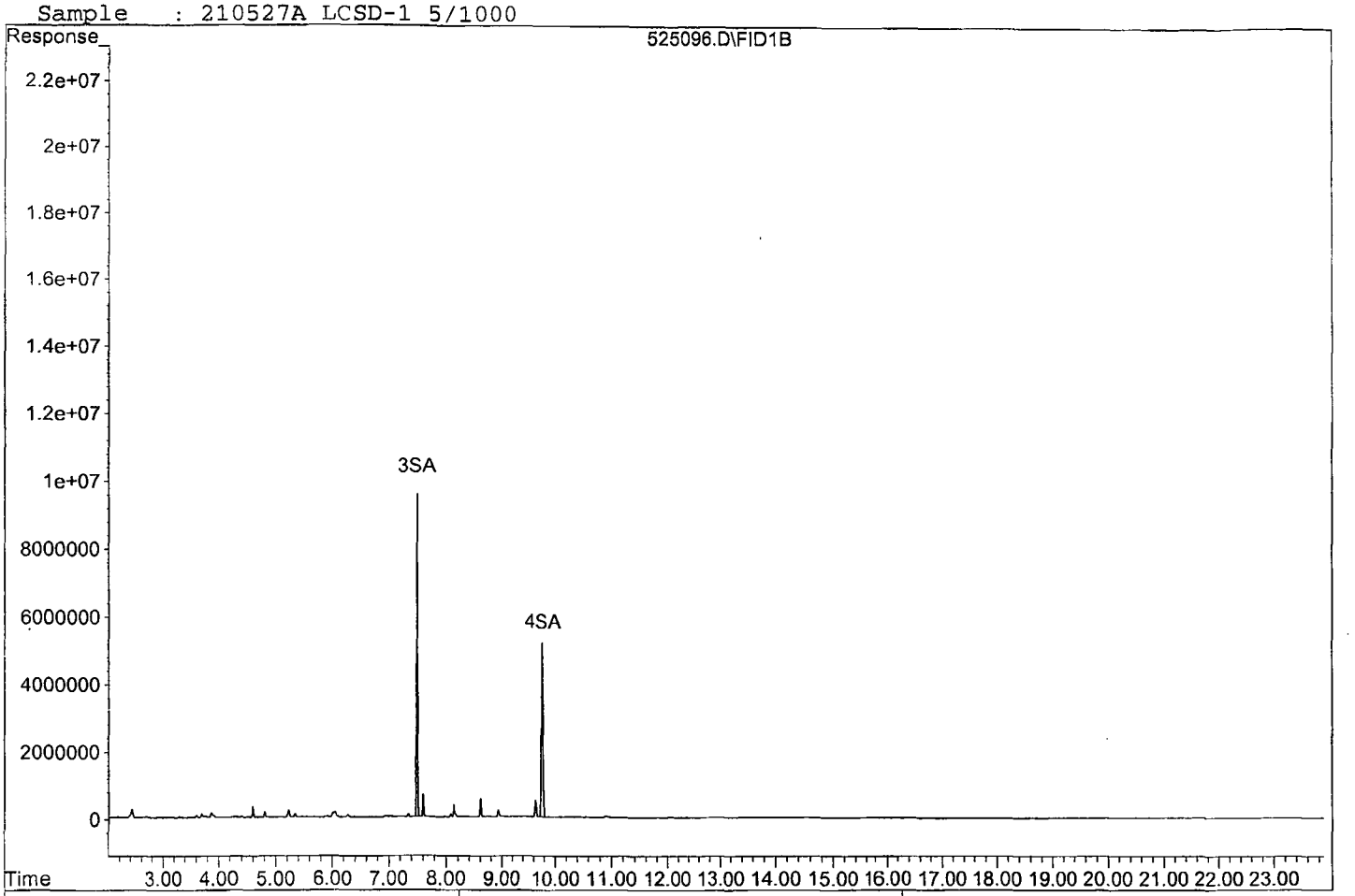

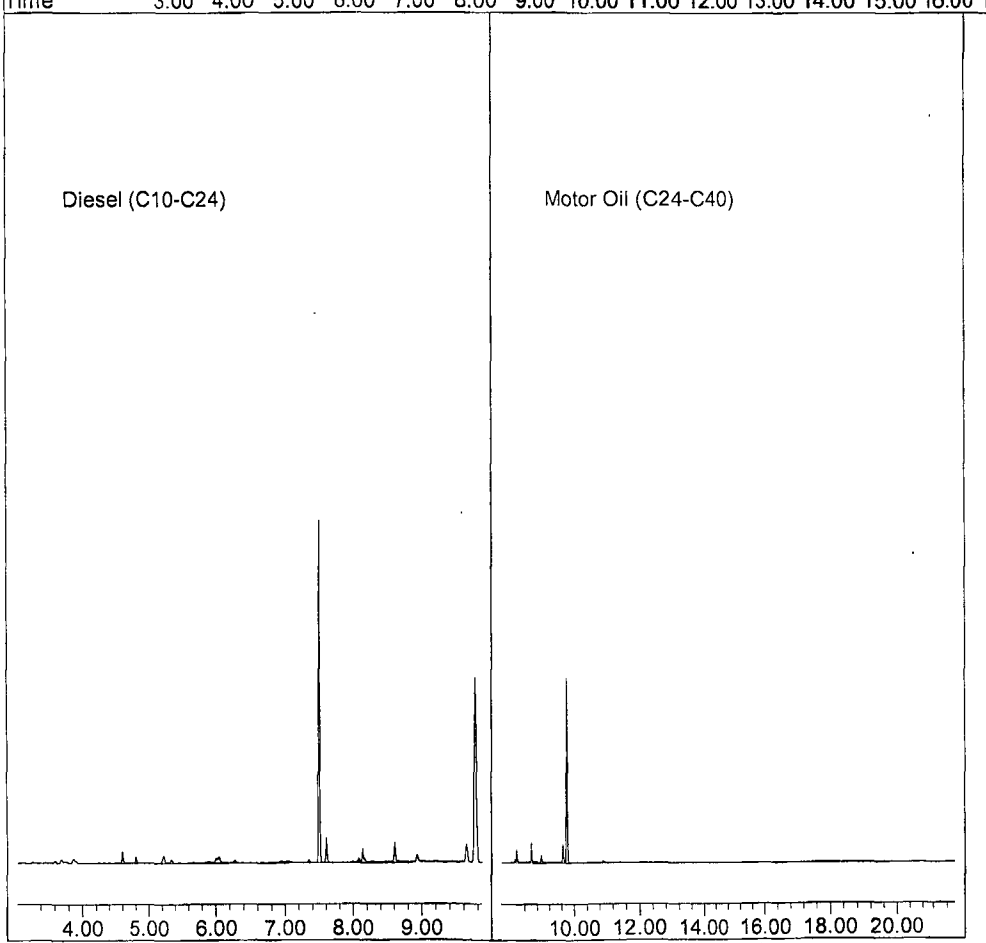

Diesel Motor Oil Calibration Curve

Prep'd By

Prep Date	**05/06/21**
Exp Date	**05/06/22**

Name of Initial Standard (from contianer Label)	Supplier	Supplier P/N# (or APPL Mix Name)	Conc. (ug/mL)	Lot # with QA # (or reference to APPL prep date)	Exp Date
Diesel Motor Oil Calibration STD -2	AAPL	TNRCC Diesel /Motor Oil 1	10	**04/21/21**	**05/06/22**
Diesel Motor Oil Calibration STD-3	AAPL	TNRCC Diesel /Motor Oil 2	50	**04/21/21**	**05/06/22**
Diesel Motor Oil Calibration STD	Restek	TNRCC Diesel /Motor Oil 3	2000	**04/21/21**	**05/06/22**
Diesel Motor Oil Calibration STD	Restek	TNRCC Diesel /Motor Oil 4	2000	**04/21/21**	**05/06/22**
Diesel Motor Oil Calibration STD	Restek	TNRCC Diesel /Motor Oil 5	2000	**04/21/21**	**05/06/22**
Diesel Motor Oil Calibration STD	Restek	TNRCC Diesel /Motor Oil 6	2000	**04/21/21**	**05/06/22**
Diesel Motor Oil Calibration STD	Restek	TNRCC Diesel /Motor Oil 7	2000	**04/21/21**	**05/06/22**

(Initials) MB

Final Standard Information			
Aliquot from Stock	Final Volume	Solvent	Final Standard Conc (ug/mL)
100 uL	200 uL	MC	5
200 uL	1 mL	MC	10
25 uL	1mL	MC	50
125 uL	1mL	MC	250
500 uL	1 mL	MC	1000
750 uL	1 mL	MC	1500
100uL	100 uL	MC	2000

Diesel / Motor Oil Calibration Standard

Prepared: 02/11/21

Expires: 01/28/22

Methylene Chloride Lot No. 58059

Prepared By (Initials): SS

Initial Standard Information							Final Standard Information			
Name of Initial Standard (QAU Label)	Supplier	Supplier Part No.	Conc. (ug/mL)	Lot Number - QA Number	Exp. Date (1 yr.)	Exp. Date (Manufacturer)	Aliquot From Stock	Final Volume	Solvent	Final Standard Conc. (ug/mL)
Diesel Fuel #2	Restek	31258	50,000	A0156490-50991,50992,51528	01/28/22	02/28/27	400uL	10mL	MC	2000
Motor Oil	Restek	31464	50,000	A0155668-50514 A0160024-5153 A0157842-50994	01/28/22	01/31/27	400uL			2000
THC Surrogate	Phenova	ALO-130161	600	CL15440-50948	02/01/22	06/30/25	1666uL			100

Diesel / Motor Oil Second Source

Prepared: 07/21/20

Expires: 07/21/21

Prepared By (Initials): SS

Methylene Chloride Lot No. 58059

Initial Standard Information							Final Standard Information			
Name of Initial Standard (QAU Label)	Supplier	Supplier Part No.	Conc. (ug/mL)	Lot Number - QA Number	Exp. Date (1 yr.)	Exp. Date (Manufacturer)	Aliquot From Stock	Final Volume	Solvent	Final Standard Conc. (ug/mL)
Diesel Fuel #2 Second Source	Phenova	ALO-101287	50,000	CL13327-40550	07/21/21	02/28/22	50uL	10mL	MC	250
Motor Oil Second Source	Absolute	51094	50,000	010918-39581	07/21/21	01/09/23	50uL			

Diesel Motor Oil CCV

Prepared By (Initials): MB

Prep Date	**05/25/21**
Exp Date	**10/16/21**
Methylene Chloride Lot No.	59353

Initial Standard Information						Final Standard Information			
Name of Initial Standard (QAU Label)	Supplier	APPL Mix name	Conc.(ug/mL)	Reference to APPL Prep Date and Lot #'s	Exp Date	Aliquot from Stock	Final Volume	Solvent	Final Standard Conc (ug/mL)
Diesel-Motor Oil Standard	Restek	Diesel Motor Oil CCV	2000	**Perp'd: 09/05/20 A0154201-50381, 50522, 50526, AO155668-50515,50518,50519 cl 15440-50421**	**06/30/25**	1250 uL	10mL	**MC**	250

Name of Final Standard	**Diesel Motor Oil Standard**	**MB**
Prep Date	05/25/21	
Exp Date	05/25/22	
MC		

Initial Standard Information						Final Standard Information			
Name of Standard	Supplier	Supplier P/N# (or APPL Mix Name)	Conc.(ug/mL)	Lot # QA Number	Exp. Date	Aliquot from Stock	Final Volume	solvent	Final Standard Conc (range)
Diesel Fuel #2	Restek	31258	50,000	A0156569-51860	46,446	400 uL	10 mL	MC	2000 ug/mL
Motor Oil	Restek	31464	50,000	A0160024-51534	46,538	400 uL	10 mL	MC	2000 ug/mL
THC Surrogate	Phenova	ALO-130161	600	CL15440-50952	06/30/25	1666uL	10 mL	MC	100 ug/mL

Name of Final Standard	THC Surrogate	Prep'd By (Initials)	MB
Prep Date	05/18/21		
Exp Date	05/18/22		

Initial Standard Information						Final Standard Information			
Name of Initial Standard (QAU Label)	Supplier	Supplier Part No.	Conc.(mg/L))	Lot # with QA # (or reference to APPL prep date)	EXP DATE (1Yr)	Exp Date (Manufacturer)	Aliquot from Stock	Final Volume	Final Solvent + Lot# (or APPL Prep Date)
O-terphenyl/ Octacosane Mix	Phhenova	ALO-130161	600 mg/L	CL15902-51799	04/27/22	10/31/25	NA	NA	NA

Final Standard Conc (range)
600 mg/L

Organic Extraction Worksheet

Method	Continuous Liq/Liq TPH-Diesel/MO 3520C	Extraction Set	210527A	Extraction Method	LIQ005	Units	mL

Spiked ID 1			Surrogate ID 1	THC Surrogate	
Spiked ID 2			Surrogate ID 2		
Spiked ID 3			Surrogate ID 3		
Spiked ID 4			Surrogate ID 4		
Spiked ID 5			Surrogate ID 5		
Spiked ID 6			Ext. Start Time:		
Spiked ID 7			Ext. End Time:		
Spiked ID 8			pH1	2	Water Bath Temp 1 °C
			pH2		Water Bath Temp 2 °C
			pH3		Water Bath Temp 3 °C

DRAFT COPY

Spiked By: Date Witnessed By: Date

	Sample	Sample Container	Spike Amount	Spike ID	Surrogate Amount	Surr ID	Extract Amount	Final Volume	pH	Extract Date/Time	Comments
1	210527A Blk				0.250	1	1000	5	7YN		
							equip				
2	210527A LCS-1				0.250	1	1000	5	7YN		
							equip				
3	210527A LCSD-1				0.250	1	1000	5	7YN		
							equip				
4	BA33252	BA33252W01			0.250	1	1000	5	7YN		96320
							equip				
5	BA33255	BA33255W01			0.250	1	1000	5	7YN		96320
							equip				
6	BA33355	BA33355W01			0.250	1	1000	5	7YN		96343
							equip				

Solvent and Lot#	
1+1 HCL (5mLs)	60282
PH Strips	HCI48594
Dicholormethane	60338
Filter Paper	400181
Sodium Sulfate	2020120870

Extraction COC Transfer	
Extraction lab employee Initials	
GC analyst's initials	MB
Date	06/02/21
Time	7:47
Refrigerator	Hobart

	Technician's Initials
Scanned By	
Sample Preparation	
Extraction	
Concentration	

Modified	05/28/21 7:34:08 AM

Reviewed By: Date

Injection Log

Directory: G:\APOLLO\DATA\210525\

Line	Vial	FileName	Multiplier	SampleName	Misc Info	Injected
1	4	525004.D	1	DMO STD-1 05-25-21	water	5-25-21 16:52:49
2	5	525005.D	1	DMOS STD-2 05-25-21	water	5-25-21 17:21:00
3	6	525006.D	1	DMO STD-3 05-125-21	water	5-25-21 17:49:08
4	7	525007.D	1	DMO STD-4 05-25-21	water	5-25-21 18:17:24
5	8	525008.D	1	DMO-STD-5 05-25-21	water	5-25-21 18:45:28
6	9	525009.D	1	DMOS-STD 6 05-25-21	water	5-25-21 19:13:36
7	10	525010.D	1	DMO-STD 7 05-25-21	water	5-25-21 19:41:44
8	11	525011.D	1	DMO-STD SS 05-25-21	water	5-25-21 20:09:50
9	92	525092.D	1	Diesel Motor Oil CCV 05/25/21	water	6-2-21 9:41:11
10	94	525094.D	5	210527A BLK 5/1000	water	6-2-21 10:37:25
11	95	525095.D	5	210527A LCS-1 5/1000	water	6-2-21 11:05:42
12	96	525096.D	5	210527A LCSD-1 5/1000	water	6-2-21 11:33:46
13	99	525099.D	5	BA33355W01 5/1000	water	6-2-21 12:58:12
14	100	525100.D	1	Diesel Motor Oll CCv 05/	water	6-2-21 13:26:22

ORGANICS

Calibration Data

PAH by GCMS SIM
EPA 8270 SIM

Form 6
Initial Calibration

Lab Name: APPL, Inc.
Case No:
Matrix:

SDG No:
Initial Cal. Date: 03/24/21
Instrument: Linus

Initials:

		Compound	0324L003.D	0324L004.D	0324L005.D	0324L006 D	0324L007.D	0324L008.D	0324L009 D	0324L010.D			Avg	%RSD	Type	r^2	Q	MRF
			0.1	0.2	0.5	1	5	10	50	100								
1	I	Napthalene-D8(IS)																
2	TM	Naphthalene	1.022	1.015	0.9035	0.9513	0.9843	1.019	0.9028	0.8602			0.96	6.5	TM			0.700
3	S	2-Methylnaphthalene-D10 (2M	1.331	1.252	1.112	1.149	1.072	1.112	1.093	1.049			1.1	8.4	S			
4	TM	2-Methylnaphthalene	0.7019	0.6897	0.6045	0.6422	0.6662	0.6976	0.5974	0.5765			0.65	7.6	TM			0.400
5	TM	1-Methylnaphthalene	0.6892	0.6822	0.6155	0.6531	0.6647	0.6924	0.5956	0.5664			0.64	7.3	TM			
6	I	Acenaphthene-D10(IS)																
7	TM	Acenaphthylene	3.604	3.667	3.279	3.371	3.645	3.760	3.330	3.009			3.5	7.3	TM			0.900
8	*TM	Acenaphthene	1.189	1.175	1.014	1.032	1.084	1.108	0.9732	0.9638			1.1	8.1	*TM			0.900
9	TM	Fluorene	1.334	1.369	1.198	1.248	1.347	1.403	1.217	1.293			1.3	5.7	TM			0.900
10	I	Phenanthrene-D10(IS)																
11	TM	Phenanthrene	1.074	1.083	0.9454	0.9774	1.054	1.067	0.9344	0.8540			1.00	8.4	TM			0.700
12	TM	Anthracene	0.9221	0.9704	0.8788	0.9342	1.012	1.017	0.8797	0.7857			0.92	8.4	TM			0.700
13	S	Fluoranthene-D10 (FRT)			1.398	1.363	1.256	1.224	1.279	1.208			1.3	5.9	S			
14	*TM	Fluoranthene	1.529	1.543	1.353	1.471	1.573	1.573	1.374	1.294			1.5	7.5	*TM			0.600
15	I	Chrysene-D12(IS)																
16	TM	Pyrene	1.275	1.301	1.174	1.231	1.310	1.350	1.196	1.172			1.3	5.4	TM			0.600
17	TM	Benz (a) anthracene	1.219	1.234	1.133	1.145	1.214	1.256	1.151	1.132			1.2	4.2	TM			0.800
18	TM	Chrysene	1.221	1.273	1.124	1.165	1.214	1.226	1.087	1.013			1.2	7.4	TM			0.700
19	TM	Indeno (1,2,3-cd) pyrene	1.390	1.466	1.316	1.364	1.442	1.525	1.424	1.434			1.4	4.5	TM			0.500
20	I	Perylene-D12(IS)																
21	TM	Benzo (b) fluoranthene	1.103	1.052	0.9778	1.038	1.110	1.264	1.210	1.111			1.1	8.3	TM			0.700
22	TM	Benzo (k) fluoranthene	1.055	1.236	1.122	1.143	1.263	1.170	1.020	1.027			1.1	8.1	TM			0.700
23	*TM	Benzo (a) pyrene	0.8447	1.010	0.9198	1.019	1.097	1.126	1.051	1.031			1.0	9.1	*TM			0.700
24	TM	Dibenz (a,h) anthracene	0.9240	1.119	0.9987	1.062	1.153	1.196	1.093	1.096			1.1	8.0	TM			0.400
25	TM	Benzo (g,h,i) perylene	0.9596	1.154	1.032	1.081	1.161	1.213	1.110	1.097			1.1	7.2	TM			0.500
26																		
27																		
28																		
29																		
30																		
31																		
32																		
33																		
34																		
35																		

Quantitation Report (Not Reviewed)

Data File : M:\LINUS\DATA\L210324\0324L003.D
Acq On : 24 Mar 21 11:35
Sample : 0.1 SIM 03/24/21
Misc :

Vial: 3
Operator: MA
Inst : Linus
Multiplr: 1.00

Quant Time: Mar 24 12:05 2021

Quant Results File: L0324.RES

Quant Method : M:\LINUS\DATA\L210324\L0324.M (RTE Integrator)
Title : EPA 8270
Last Update : Mon Jan 18 16:20:25 2021
Response via : Initial Calibration
DataAcq Meth : SIM_2

Internal Standards	R.T.	QIon	Response	Conc Units	Dev(Min)
1) Napthalene-D8(IS)	4.23	136	27424	2.500 ppb	-0.02
6) Acenaphthene-D10(IS)	6.23	164	15481	2.500 ppb	-0.02
10) Phenanthrene-D10(IS)	7.95	188	31397	2.500 ppb	-0.02
15) Chrysene-D12(IS)	11.07	240	38299	2.500 ppb	-0.04
20) Perylene-D12(IS)	13.51	264	49867	2.500 ppb	-0.05
System Monitoring Compounds					
3) 2-Methylnaphthalene-D10 (2	5.00	152	730	0.062 ppb	-0.02
Spiked Amount 5.000			Recovery	= 1.240%	
13) Fluoranthene-D10 (FRT)	9.33	212	5438	0.320 ppb	-0.03
Spiked Amount 5.000			Recovery	= 6.400%	
Target Compounds					Qvalue
2) Naphthalene	4.25	128	1121	0.100 ppb	99
4) 2-Methylnaphthalene	5.03	142	770	0.110 ppb	95
5) 1-Methylnaphthalene	5.14	142	756	0.109 ppb	90
7) Acenaphthylene	6.06	152	2232	0.089 ppb	99
8) Acenaphthene	6.27	154	736	0.100 ppb	96
9) Fluorene	6.87	166	826	0.096 ppb	98
11) Phenanthrene	7.98	178	1349	0.093 ppb	100
12) Anthracene	8.04	178	1158	0.089 ppb	98
14) Fluoranthene	9.36	202	1920	0.100 ppb	99
16) Pyrene	9.62	202	1953	0.094 ppb	99
17) Benz (a) anthracene	11.06	228	1867	0.106 ppb	99
18) Chrysene	11.11	228	1870	0.100 ppb	99
19) Indeno (1,2,3-cd) pyrene	15.00	276	2130	0.128 ppb #	92
21) Benzo (b) fluoranthene	12.87	252	2200	0.113 ppb	97
22) Benzo (k) fluoranthene	12.92	252	2104	0.083 ppb #	95
23) Benzo (a) pyrene	13.42	252	1685	0.089 ppb #	92
24) Dibenz (a,h) anthracene	15.04	278	1843	0.104 ppb #	94
25) Benzo (g,h,i) perylene	15.37	276	1914	0.095 ppb	91

(#) = qualifier out of range (m) = manual integration

Quantitation Report

Data File : M:\LINUS\DATA\L210324\0324L003.D
Acq On : 24 Mar 21 11:35
Sample : 0.1 SIM 03/24/21
Misc :

Vial: 3
Operator: MA
Inst : Linus
Multiplr: 1.00

Quant Time: Mar 24 12:05 2021

Quant Results File: L0324.RES

Method : M:\LINUS\DATA\L210324\L0324.M (RTE Integrator)
Title : EPA 8270
Last Update : Wed Mar 24 14:55:37 2021
Response via : Initial Calibration



0324L003.D L0324.M Wed Mar 24 15:04:26 2021 Page 2

Quantitation Report (Not Reviewed)

Data File : M:\LINUS\DATA\L210324\0324L004.D
Acq On : 24 Mar 21 11:57
Sample : 0.2 SIM 03/24/21
Misc :

Vial: 4
Operator: MA
Inst : Linus
Multiplr: 1.00

Quant Time: Mar 24 12:19 2021

Quant Results File: L0324.RES

Quant Method : M:\LINUS\DATA\L210324\L0324.M (RTE Integrator)
Title : EPA 8270
Last Update : Mon Jan 18 16:20:25 2021
Response via : Initial Calibration
DataAcq Meth : SIM_2

Internal Standards	R.T.	QIon	Response	Conc Units	Dev(Min)
1) Napthalene-D8(IS)	4.23	136	26697	2.50000 ppb	-0.02
6) Acenaphthene-D10(IS)	6.23	164	14970	2.50000 ppb	-0.02
10) Phenanthrene-D10(IS)	7.95	188	29691	2.50000 ppb	-0.02
15) Chrysene-D12(IS)	11.07	240	35455	2.50000 ppb	-0.04
20) Perylene-D12(IS)	13.51	264	39312	2.50000 ppb	-0.05
System Monitoring Compounds					
3) 2-Methylnaphthalene-D10 (2	5.00	152	1337	0.11668 ppb	-0.02
Spiked Amount 5.000			Recovery	= 2.340%	
13) Fluoranthene-D10 (FRT)	9.33	212	2218	0.13821 ppb	-0.03
Spiked Amount 5.000			Recovery	= 2.760%	
Target Compounds					Qvalue
2) Naphthalene	4.25	128	2167	0.19950 ppb	98
4) 2-Methylnaphthalene	5.03	142	1473	0.21661 ppb	99
5) 1-Methylnaphthalene	5.14	142	1457	0.21507 ppb	94
7) Acenaphthylene	6.06	152	4391	0.18035 ppb	99
8) Acenaphthene	6.27	154	1407	0.19781 ppb	91
9) Fluorene	6.87	166	1640	0.19772 ppb	98
11) Phenanthrene	7.98	178	2572	0.18691 ppb	98
12) Anthracene	8.04	178	2305	0.18683 ppb	98
14) Fluoranthene	9.36	202	3665	0.20090 ppb	99
16) Pyrene	9.62	202	3690	0.19111 ppb	98
17) Benz (a) anthracene	11.06	228	3499	0.21448 ppb	98
18) Chrysene	11.11	228	3610	0.20766 ppb	97
19) Indeno (1,2,3-cd) pyrene	14.99	276	4157	0.26986 ppb #	98
21) Benzo (b) fluoranthene	12.87	252	3309	0.21490 ppb	99
22) Benzo (k) fluoranthene	12.92	252	3886	0.19515 ppb #	95
23) Benzo (a) pyrene	13.41	252	3175	0.21384 ppb	95
24) Dibenz (a,h) anthracene	15.03	278	3518	0.25276 ppb	96
25) Benzo (g,h,i) perylene	15.37	276	3629	0.22867 ppb #	88

(#) = qualifier out of range (m) = manual integration

Quantitation Report

Data File : M:\LINUS\DATA\L210324\0324L004.D
Acq On : 24 Mar 21 11:57
Sample : 0.2 SIM 03/24/21
Misc :

Vial: 4
Operator: MA
Inst : Linus
Multiplr: 1.00

Quant Time: Mar 24 12:19 2021

Quant Results File: L0324.RES

Method : M:\LINUS\DATA\L210324\L0324.M (RTE Integrator)
Title : EPA 8270
Last Update : Wed Mar 24 14:55:37 2021
Response via : Initial Calibration



Quantitation Report (Not Reviewed)

Data File : M:\LINUS\DATA\L210324\0324L005.D Vial: 5
Acq On : 24 Mar 21 12:19 Operator: MA
Sample : 0.5 SIM 03/24/21 Inst : Linus
Misc : Multiplr: 1.00

Quant Time: Mar 24 13:06 2021 Quant Results File: L0324.RES

Quant Method : M:\LINUS\DATA\L210324\L0324.M (RTE Integrator)
Title : EPA 8270
Last Update : Mon Jan 18 16:20:25 2021
Response via : Initial Calibration
DataAcq Meth : SIM_2

Internal Standards	R.T.	QIon	Response	Conc Units		Dev(Min)
1) Napthalene-D8(IS)	4.23	136	26856	2.50000 ppb		-0.02
6) Acenaphthene-D10(IS)	6.23	164	15106	2.50000 ppb		-0.02
10) Phenanthrene-D10(IS)	7.95	188	30145	2.50000 ppb		-0.02
15) Chrysene-D12(IS)	11.07	240	35431	2.50000 ppb		-0.04
20) Perylene-D12(IS)	13.51	264	39291	2.50000 ppb		-0.05
System Monitoring Compounds						
3) 2-Methylnaphthalene-D10 (2	5.00	152	2987	0.25913 ppb		-0.02
Spiked Amount 5.000			Recovery	= 5.180%		
13) Fluoranthene-D10 (FRT)	9.33	212	4213	0.25856 ppb		-0.03
Spiked Amount 5.000			Recovery	= 5.180%		
Target Compounds						Qvalue
2) Naphthalene	4.25	128	4853	0.44413 ppb		99
4) 2-Methylnaphthalene	5.03	142	3247	0.47465 ppb		97
5) 1-Methylnaphthalene	5.14	142	3306	0.48512 ppb		94
7) Acenaphthylene	6.06	152	9907	0.40323 ppb		100
8) Acenaphthene	6.27	154	3064	0.42688 ppb		92
9) Fluorene	6.87	166	3618	0.43227 ppb		99
11) Phenanthrene	7.98	178	5700	0.40798 ppb		97
12) Anthracene	8.04	178	5298	0.42297 ppb		98
14) Fluoranthene	9.36	202	8155	0.44030 ppb		96
16) Pyrene	9.62	202	8316	0.43099 ppb		96
17) Benz (a) anthracene	11.05	228	8031	0.49261 ppb		97
18) Chrysene	11.11	228	7966	0.45855 ppb	#	97
19) Indeno (1,2,3-cd) pyrene	14.99	276	9326	0.60582 ppb	#	94
21) Benzo (b) fluoranthene	12.87	252	7684	0.49930 ppb		98
22) Benzo (k) fluoranthene	12.91	252	8815	0.44292 ppb		97
23) Benzo (a) pyrene	13.41	252	7228	0.48708 ppb	#	94
24) Dibenz (a,h) anthracene	15.03	278	7848	0.56417 ppb		95
25) Benzo (g,h,i) perylene	15.36	276	8112	0.51142 ppb		92

(#) = qualifier out of range (m) = manual integration

Quantitation Report

Data File : M:\LINUS\DATA\L210324\0324L005.D
Acq On : 24 Mar 21 12:19
Sample : 0.5 SIM 03/24/21
Misc :

Vial: 5
Operator: MA
Inst : Linus
Multiplr: 1.00

Quant Time: Mar 24 13:06 2021

Quant Results File: L0324.RES

Method : M:\LINUS\DATA\L210324\L0324.M (RTE Integrator)
Title : EPA 8270
Last Update : Wed Mar 24 14:55:37 2021
Response via : Initial Calibration

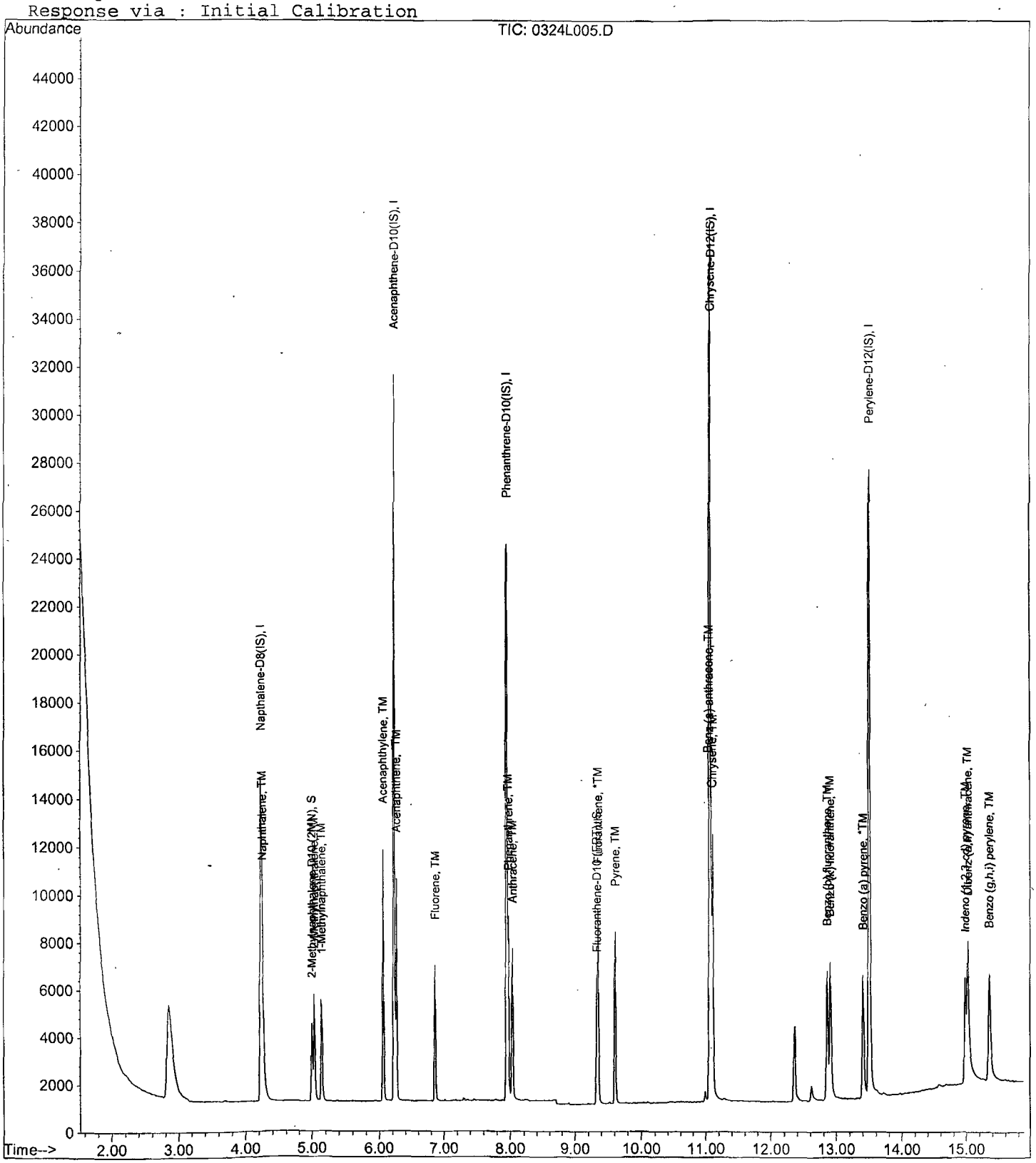

Quantitation Report (Not Reviewed)

Data File : M:\LINUS\DATA\L210324\0324L006.D Vial: 6
Acq On : 24 Mar 21 12:41 Operator: MA
Sample : 1 SIM 03/24/21 Inst : Linus
Misc : Multiplr: 1.00

Quant Time: Mar 24 13:56 2021 Quant Results File: L0324.RES

Quant Method : M:\LINUS\DATA\L210324\L0324.M (RTE Integrator)
Title : EPA 8270
Last Update : Mon Jan 18 16:20:25 2021
Response via : Initial Calibration
DataAcq Meth : SIM_2

Internal Standards	R.T.	QIon	Response	Conc Units	Dev(Min)
1) Napthalene-D8(IS)	4.23	136	26947	2.50000 ppb	-0.02
6) Acenaphthene-D10(IS)	6.23	164	15238	2.50000 ppb	-0.02
10) Phenanthrene-D10(IS)	7.95	188	29756	2.50000 ppb	-0.02
15) Chrysene-D12(IS)	11.07	240	35539	2.50000 ppb	-0.04
20) Perylene-D12(IS)	13.51	264	38843	2.50000 ppb	-0.05
System Monitoring Compounds					
3) 2-Methylnaphthalene-D10 (2	5.00	152	6192	0.53535 ppb	-0.02
Spiked Amount 5.000			Recovery	= 10.700%	
13) Fluoranthene-D10 (FRT)	9.33	212	8114	0.50449 ppb	-0.03
Spiked Amount 5.000			Recovery	= 10.080%	
Target Compounds					Qvalue
2) Naphthalene	4.25	128	10254	0.93524 ppb	99
4) 2-Methylnaphthalene	5.03	142	6922	1.00845 ppb	99
5) 1-Methylnaphthalene	5.14	142	7040	1.02955 ppb	95
7) Acenaphthylene	6.06	152	20548	0.82910 ppb	100
8) Acenaphthene	6.27	154	6291	0.86888 ppb	93
9) Fluorene	6.87	166	7604	0.90064 ppb	98
11) Phenanthrene	7.98	178	11633	0.84352 ppb	98
12) Anthracene	8.04	178	11119	0.89929 ppb	97
14) Fluoranthene	9.36	202	17514	0.95796 ppb	96
16) Pyrene	9.62	202	17506	0.90452 ppb	96
17) Benz (a) anthracene	11.05	228	16274	0.99519 ppb	97
18) Chrysene	11.11	228	16564	0.95059 ppb	97
19) Indeno (1,2,3-cd) pyrene	14.99	276	19384	1.25536 ppb #	90
21) Benzo (b) fluoranthene	12.87	252	16124	1.05980 ppb	98
22) Benzo (k) fluoranthene	12.91	252	17765	0.90291 ppb	97
23) Benzo (a) pyrene	13.41	252	15830	1.07904 ppb #	94
24) Dibenz (a,h) anthracene	15.03	278	16493	1.19931 ppb #	94
25) Benzo (g,h,i) perylene	15.36	276	16799	1.07131 ppb #	89

(#) = qualifier out of range (m) = manual integration

Quantitation Report

Data File : M:\LINUS\DATA\L210324\0324L006.D
Acq On : 24 Mar 21 12:41
Sample : 1 SIM 03/24/21
Misc :

Vial: 6
Operator: MA
Inst : Linus
Multiplr: 1.00

Quant Time: Mar 24 13:56 2021

Quant Results File: L0324.RES

Method : M:\LINUS\DATA\L210324\L0324.M (RTE Integrator)
Title : EPA 8270
Last Update : Wed Mar 24 14:55:37 2021
Response via : Initial Calibration

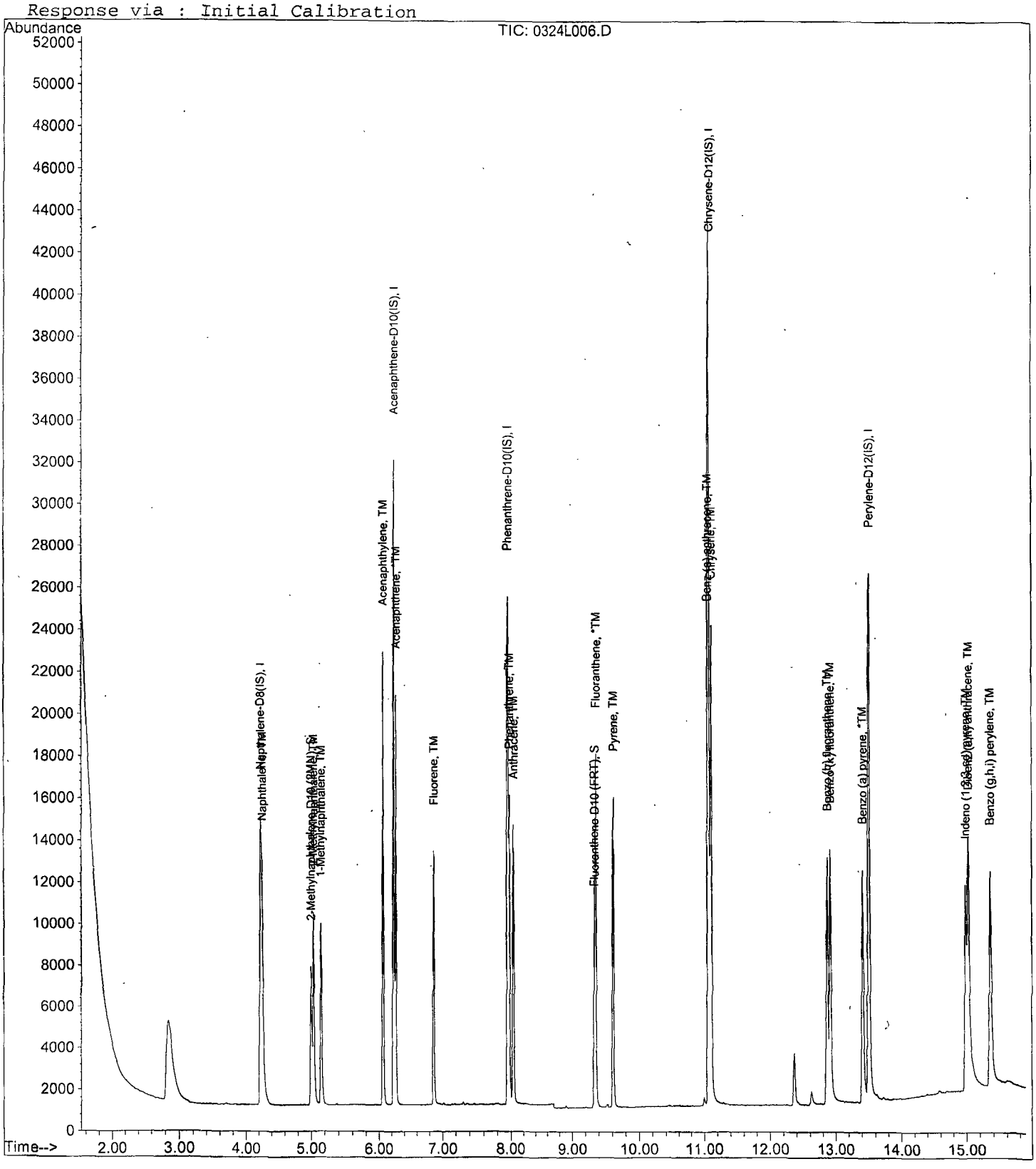

Quantitation Report (Not Reviewed)

Data File : M:\LINUS\DATA\L210324\0324L007.D Vial: 7
Acq On : 24 Mar 21 13:07 Operator: MA
Sample : 5 SIM 03/24/21 Inst : Linus
Misc : Multiplr: 1.00

Quant Time: Mar 24 13:57 2021 Quant Results File: L0324.RES

Quant Method : M:\LINUS\DATA\L210324\L0324.M (RTE Integrator)
Title : EPA 8270
Last Update : Mon Jan 18 16:20:25 2021
Response via : Initial Calibration
DataAcq Meth : SIM_2

Internal Standards	R.T.	QIon	Response	Conc Units	Dev(Min)
1) Napthalene-D8(IS)	4.23	136	27336	2.50000 ppb	-0.02
6) Acenaphthene-D10(IS)	6.23	164	15164	2.50000 ppb	-0.02
10) Phenanthrene-D10(IS)	7.95	188	29558	2.50000 ppb	-0.02
15) Chrysene-D12(IS)	11.07	240	35494	2.50000 ppb	-0.04
20) Perylene-D12(IS)	13.51	264	37901	2.50000 ppb	-0.05
System Monitoring Compounds					
3) 2-Methylnaphthalene-D10 (2	5.00	152	29315	2.49848 ppb	-0.02
Spiked Amount 5.000			Recovery	= 49.960%	
13) Fluoranthene-D10 (FRT)	9.33	212	37132	2.32415 ppb	-0.03
Spiked Amount 5.000			Recovery	= 46.480%	
Target Compounds					Qvalue
2) Naphthalene	4.25	128	53812	4.83819 ppb	100
4) 2-Methylnaphthalene	5.03	142	36421	5.23056 ppb	99
5) 1-Methylnaphthalene	5.14	142	36343	5.23925 ppb	93
7) Acenaphthylene	6.06	152	110531	4.48162 ppb	100
8) Acenaphthene	6.27	154	32865	4.56129 ppb	94
9) Fluorene	6.87	166	40863	4.86357 ppb	98
11) Phenanthrene	7.98	178	62314	4.54872 ppb	98
12) Anthracene	8.04	178	59848	4.87286 ppb	98
14) Fluoranthene	9.36	202	92978	5.11969 ppb	96
16) Pyrene	9.62	202	92996	4.81112 ppb	97
17) Benz (a) anthracene	11.06	228	86163	5.27575 ppb	99
18) Chrysene	11.11	228	86211	4.95383 ppb	98
19) Indeno (1,2,3-cd) pyrene	14.99	276	102335	6.63591 ppb	94
21) Benzo (b) fluoranthene	12.87	252	84124	5.66676 ppb	99
22) Benzo (k) fluoranthene	12.92	252	95712	4.98550 ppb #	94
23) Benzo (a) pyrene	13.41	252	83186	5.81126 ppb	95
24) Dibenz (a,h) anthracene	15.03	278	87376	6.51158 ppb #	94
25) Benzo (g,h,i) perylene	15.36	276	88009	5.75201 ppb	92

(#) = qualifier out of range (m) = manual integration

Quantitation Report

Data File : M:\LINUS\DATA\L210324\0324L007.D
Acq On : 24 Mar 21 13:07
Sample : 5 SIM 03/24/21
Misc :

Vial: 7
Operator: MA
Inst : Linus
Multiplr: 1.00

Quant Time: Mar 24 13:57 2021

Quant Results File: L0324.RES

Method : M:\LINUS\DATA\L210324\L0324.M (RTE Integrator)
Title : EPA 8270
Last Update : Wed Mar 24 14:55:37 2021
Response via : Initial Calibration



Quantitation Report (Not Reviewed)

Data File : M:\LINUS\DATA\L210324\0324L008.D Vial: 8
Acq On : 24 Mar 21 13:29 Operator: MA
Sample : 10 SIM 03/24/21 Inst : Linus
Misc : Multiplr: 1.00

Quant Time: Mar 24 13:57 2021 Quant Results File: L0324.RES

Quant Method : M:\LINUS\DATA\L210324\L0324.M (RTE Integrator)
Title : EPA 8270
Last Update : Mon Jan 18 16:20:25 2021
Response via : Initial Calibration
DataAcq Meth : SIM_2

Internal Standards	R.T.	QIon	Response	Conc Units	Dev(Min)
1) Napthalene-D8(IS)	4.23	136	24492	2.50000 ppb	-0.02
6) Acenaphthene-D10(IS)	6.23	164	14011	2.50000 ppb	-0.02
10) Phenanthrene-D10(IS)	7.95	188	28290	2.50000 ppb	-0.02
15) Chrysene-D12(IS)	11.07	240	33622	2.50000 ppb	-0.04
20) Perylene-D12(IS)	13.51	264	36316	2.50000 ppb	-0.05
System Monitoring Compounds					
3) 2-Methylnaphthalene-D10 (2	5.00	152	54484	5.18280 ppb	-0.02
Spiked Amount 5.000			Recovery	= 103.660%	
13) Fluoranthene-D10 (FRT)	9.33	212	69271	4.53012 ppb	-0.03
Spiked Amount 5.000			Recovery	= 90.600%	
Target Compounds					Qvalue
2) Naphthalene	4.25	128	99875	10.02238 ppb	100
4) 2-Methylnaphthalene	5.03	142	68341	10.95440 ppb	100
5) 1-Methylnaphthalene	5.14	142	67837	10.91506 ppb	93
7) Acenaphthylene	6.06	152	210730	9.24745 ppb	99
8) Acenaphthene	6.27	154	62103	9.32850 ppb	93
9) Fluorene	6.87	166	78615	10.12687 ppb	97
11) Phenanthrene	7.98	178	120778	9.21156 ppb	97
12) Anthracene	8.04	178	115039	9.78638 ppb	98
14) Fluoranthene	9.36	202	178046	10.24324 ppb	96
16) Pyrene	9.62	202	181593	9.91774 ppb	96
17) Benz (a) anthracene	11.06	228	168868	10.91546 ppb	99
18) Chrysene	11.11	228	164942	10.00554 ppb	99
19) Indeno (1,2,3-cd) pyrene	14.99	276	205033	14.03561 ppb	98
21) Benzo (b) fluoranthene	12.87	252	183637	12.91005 ppb	100
22) Benzo (k) fluoranthene	12.92	252	169899	9.23604 ppb #	96
23) Benzo (a) pyrene	13.41	252	163615	11.92878 ppb	96
24) Dibenz (a,h) anthracene	15.03	278	173707	13.51028 ppb	97
25) Benzo (g,h,i) perylene	15.37	276	176209	12.01914 ppb #	84

(#) = qualifier out of range (m) = manual integration

Quantitation Report

Data File : M:\LINUS\DATA\L210324\0324L008.D Vial: 8
Acq On : 24 Mar 21 13:29 Operator: MA
Sample : 10 SIM 03/24/21 Inst : Linus
Misc : Multiplr: 1.00

Quant Time: Mar 24 13:57 2021 Quant Results File: L0324.RES

Method : M:\LINUS\DATA\L210324\L0324.M (RTE Integrator)
Title : EPA 8270
Last Update : Wed Mar 24 14:55:37 2021
Response via : Initial Calibration



Quantitation Report (Not Reviewed)

Data File : M:\LINUS\DATA\L210324\0324L009.D Vial: 9
Acq On : 24 Mar 21 13:51 Operator: MA
Sample : 50 SIM 03/24/21 Inst : Linus
Misc : Multiplr: 1.00

Quant Time: Mar 24 14:26 2021 Quant Results File: L0324.RES

Quant Method : M:\LINUS\DATA\L210324\L0324.M (RTE Integrator)
Title : EPA 8270
Last Update : Mon Jan 18 16:20:25 2021
Response via : Initial Calibration
DataAcq Meth : SIM_2

Internal Standards	R.T.	QIon	Response	Conc Units	Dev(Min)
1) Napthalene-D8(IS)	4.23	136	26806	2.50000 ppb	-0.02
6) Acenaphthene-D10(IS)	6.23	164	14673	2.50000 ppb	-0.02
10) Phenanthrene-D10(IS)	7.95	188	29592	2.50000 ppb	-0.02
15) Chrysene-D12(IS)	11.08	240	34877	2.50000 ppb	-0.03
20) Perylene-D12(IS)	13.51	264	37899	2.50000 ppb	-0.05
System Monitoring Compounds					
3) 2-Methylnaphthalene-D10 (2	5.00	152	292991	25.46492 ppb	-0.02
Spiked Amount 5.000			Recovery	= 509.300%	
13) Fluoranthene-D10 (FRT)	9.33	212	378543	23.66641 ppb	-0.03
Spiked Amount 5.000			Recovery	= 473.320%	
Target Compounds					Qvalue
2) Naphthalene	4.25	128	484002	44.37656 ppb	100
4) 2-Methylnaphthalene	5.03	142	320283	46.90655 ppb	99
5) 1-Methylnaphthalene	5.16	142	319309	46.94214 ppb	100
7) Acenaphthylene	6.07	152	977231	40.94897 ppb	97
8) Acenaphthene	6.27	154	285585	40.96233 ppb	96
9) Fluorene	6.87	166	357147	43.93058 ppb	99
11) Phenanthrene	7.98	178	553020	40.32224 ppb	99
12) Anthracene	8.04	178	520638	42.34199 ppb	99
14) Fluoranthene	9.37	202	812997	44.71496 ppb	95
16) Pyrene	9.63	202	834067	43.91361 ppb #	92
17) Benz (a) anthracene	11.07	228	802786	50.02407 ppb	99
18) Chrysene	11.13	228	758486	44.35489 ppb #	94
19) Indeno (1,2,3-cd) pyrene	15.02	276	993032	65.53226 ppb	90
21) Benzo (b) fluoranthene	12.89	252	916842	61.76360 ppb	99
22) Benzo (k) fluoranthene	12.95	252	773408	40.28781 ppb #	93
23) Benzo (a) pyrene	13.43	252	796620	55.65375 ppb #	94
24) Dibenz (a,h) anthracene	15.06	278	828634	61.75612 ppb #	91
25) Benzo (g,h,i) perylene	15.40	276	841629	55.00931 ppb #	85

(#) = qualifier out of range (m) = manual integration

Quantitation Report

Data File : M:\LINUS\DATA\L210324\0324L009.D
Acq On : 24 Mar 21 13:51
Sample : 50 SIM 03/24/21
Misc :

Vial: 9
Operator: MA
Inst : Linus
Multiplr: 1.00

Quant Time: Mar 24 14:26 2021

Quant Results File: L0324.RES

Method : M:\LINUS\DATA\L210324\L0324.M (RTE Integrator)
Title : EPA 8270
Last Update : Wed Mar 24 14:55:37 2021
Response via : Initial Calibration



Quantitation Report (Not Reviewed)

Data File : M:\LINUS\DATA\L210324\0324L010.D
Acq On : 24 Mar 21 14:13
Sample : 100 SIM 03/24/21
Misc :

Vial: 10
Operator: MA
Inst : Linus
Multiplr: 1.00

Quant Time: Mar 24 14:53 2021 Quant Results File: L0324.RES

Quant Method : M:\LINUS\DATA\L210324\L0324.M (RTE Integrator)
Title : EPA 8270
Last Update : Mon Jan 18 16:20:25 2021
Response via : Initial Calibration
DataAcq Meth : SIM_2

Internal Standards	R.T.	QIon	Response	Conc Units		Dev(Min)
1) Napthalene-D8(IS)	4.23	136	26703	2.50000 ppb		0.00
6) Acenaphthene-D10(IS)	6.23	164	14573	2.50000 ppb		0.00
10) Phenanthrene-D10(IS)	7.95	188	30310	2.50000 ppb		0.00
15) Chrysene-D12(IS)	11.10	240	34758	2.50000 ppb		0.01
20) Perylene-D12(IS)	13.52	264	38790	2.50000 ppb		0.01
System Monitoring Compounds						
3) 2-Methylnaphthalene-D10 (2	5.00	152	560155	46.09820 ppb		0.00
Spiked Amount 5.000			Recovery	= 921.960%		
13) Fluoranthene-D10 (FRT)	9.35	212	732578	26.44944 ppb		0.01
Spiked Amount 5.000			Recovery	= 528.980%		
Target Compounds						Qvalue
2) Naphthalene	4.25	128	918816	89.34072 ppb		99
4) 2-Methylnaphthalene	5.05	142	615808	89.66270 ppb		95
5) 1-Methylnaphthalene	5.16	142	605035	88.26520 ppb		99
7) Acenaphthylene	6.07	152	1753721	86.30900 ppb		99
8) Acenaphthene	6.28	154	561793	90.68227 ppb		87
9) Fluorene	6.88	166	753448	100.78645 ppb		93
11) Phenanthrene	7.99	178	1035369	84.47454 ppb		98
12) Anthracene	8.05	178	952635	83.31655 ppb		98
14) Fluoranthene	9.38	202	1569090	88.82547 ppb	#	93
16) Pyrene	9.63	202	1629599	93.46516 ppb		96
17) Benz (a) anthracene	11.08	228	1573482	95.88310 ppb		98
18) Chrysene	11.14	228	1408863	86.06769 ppb		98
19) Indeno (1,2,3-cd) pyrene	15.05	276	1993819	101.83975 ppb	#	99
21) Benzo (b) fluoranthene	12.91	252	1723439	99.90457 ppb		98
22) Benzo (k) fluoranthene	12.98	252	1592982	90.41039 ppb	#	94
23) Benzo (a) pyrene	13.45	252	1599355	101.81998 ppb	#	94
24) Dibenz (a,h) anthracene	15.08	278	1700246	102.36964 ppb		96
25) Benzo (g,h,i) perylene	15.43	276	1702507	99.85930 ppb	#	86

(#) = qualifier out of range (m) = manual integration

Quantitation Report

Data File : M:\LINUS\DATA\L210324\0324L010.D
Acq On : 24 Mar 21 14:13
Sample : 100 SIM 03/24/21
Misc :

Vial: 10
Operator: MA
Inst : Linus
Multiplr: 1.00

Quant Time: Mar 24 14:53 2021

Quant Results File: L0324.RES

Method : M:\LINUS\DATA\L210324\L0324.M (RTE Integrator)
Title : EPA 8270
Last Update : Wed Mar 24 14:55:37 2021
Response via : Initial Calibration



Form 7

Second Source Calibration

Lab Name: APPL, Inc.
Case No:
Matrix:

SDG No:
Date Analyzed: 03/24/21
Instrument: Linus
Initial Cal. Date: 03/24/21
Data File: 0324L011.D

		Compound	MEAN	CCRF	%D		%Drift
1	TM	Naphthalene	0.9573	0.9465	1.1	TM	
2	TM	2-Methylnaphthalene	0.6470	0.6367	1.6	TM	
3	TM	1-Methylnaphthalene	0.6449	0.6204	3.8	TM	
4	TM	Acenaphthylene	3.458	3.366	2.7	TM	
5	*TM	Acenaphthene	1.067	1.014	5.0	*TM	
6	TM	Fluorene	1.301	1.247	4.2	TM	
7	TM	Phenanthrene	0.9987	0.9475	5.1	TM	
8	TM	Anthracene	0.9250	0.9644	4.3	TM	
9	*TM	Fluoranthene	1.464	1.399	4.5	*TM	
10	TM	Pyrene	1.251	1.194	4.6	TM	
11	TM	Benz (a) anthracene	1.185	1.120	5.5	TM	
12	TM	Chrysene	1.166	1.095	6.1	TM	
13	TM	Indeno (1,2,3-cd) pyrene	1.420	1.373	3.3	TM	
14	TM	Benzo (b) fluoranthene	1.108	1.093	1.4	TM	
15	TM	Benzo (k) fluoranthene	1.129	1.113	1.5	TM	
16	*TM	Benzo (a) pyrene	1.012	1.061	4.8	*TM	
17	TM	Dibenz (a,h) anthracene	1.080	1.077	0.32	TM	
18	TM	Benzo (g,h,i) perylene	1.101	1.082	1.7	TM	
19							
20							
21							
22							
23							
24							
25							
26							
27							
28							
29							
30							
31							
32							
33							
34							
35							
36							
37							
38							
		Average			3.4		

Quantitation Report (Not Reviewed)

Data File : M:\LINUS\DATA\L210324\0324L011.D
Acq On : 24 Mar 21 14:59
Sample : SS SIM 03/24/21
Misc :

Vial: 11
Operator: MA
Inst : Linus
Multiplr: 1.00

Quant Time: Mar 24 15:18 2021

Quant Results File: L0324.RES

Quant Method : M:\LINUS\DATA\L210324\L0324.M (RTE Integrator)
Title : EPA 8270
Last Update : Wed Mar 24 14:55:37 2021
Response via : Initial Calibration
DataAcq Meth : SIM_2

Internal Standards	R.T.	QIon	Response	Conc Units	Dev(Min)
1) Napthalene-D8(IS)	4.23	136	25317	2.500 ppb	0.00
6) Acenaphthene-D10(IS)	6.23	164	14823	2.500 ppb	0.00
10) Phenanthrene-D10(IS)	7.95	188	29371	2.500 ppb	0.00
15) Chrysene-D12(IS)	11.07	240	35343	2.500 ppb	0.00
20) Perylene-D12(IS)	13.51	264	37658	2.500 ppb	0.00
System Monitoring Compounds					
3) 2-Methylnaphthalene-D10 (2	5.01	152	46	0.004 ppb	0.01
Spiked Amount 5.000			Recovery	= 0.080%	
13) Fluoranthene-D10 (FRT)	9.33	212	976	0.064 ppb	0.00
Spiked Amount 5.000			Recovery	= 1.280%	
Target Compounds					Qvalue
2) Naphthalene	4.25	128	47925	4.944 ppb	100
4) 2-Methylnaphthalene	5.03	142	32240	4.921 ppb	99
5) 1-Methylnaphthalene	5.16	142	31411	4.810 ppb	95
7) Acenaphthylene	6.06	152	99775	4.866 ppb	99
8) Acenaphthene	6.27	154	30061	4.750 ppb	99
9) Fluorene	6.87	166	36955	4.791 ppb	100
11) Phenanthrene	7.98	178	55658	4.744 ppb	99
12) Anthracene	8.04	178	56653	5.213 ppb	100
14) Fluoranthene	9.36	202	82152	4.777 ppb	96
16) Pyrene	9.62	202	84408	4.772 ppb	99
17) Benz (a) anthracene	11.06	228	79151	4.723 ppb	99
18) Chrysene	11.11	228	77377	4.696 ppb	99
19) Indeno (1,2,3-cd) pyrene	15.00	276	97070	4.836 ppb	90
21) Benzo (b) fluoranthene	12.88	252	82292	4.930 ppb	98
22) Benzo (k) fluoranthene	12.92	252	83807	4.926 ppb	98
23) Benzo (a) pyrene	13.42	252	79937	5.242 ppb	97
24) Dibenz (a,h) anthracene	15.03	278	81083	4.984 ppb #	95
25) Benzo (g,h,i) perylene	15.37	276	81503	4.914 ppb	95

(#) = qualifier out of range (m) = manual integration

Quantitation Report

Data File : M:\LINUS\DATA\L210324\0324L011.D
Acq On : 24 Mar 21 14:59
Sample : SS SIM 03/24/21
Misc :

Vial: 11
Operator: MA
Inst : Linus
Multiplr: 1.00

Quant Time: Mar 24 15:18 2021

Quant Results File: L0324.RES

Method : M:\LINUS\DATA\L210324\L0324.M (RTE Integrator)
Title : EPA 8270
Last Update : Wed Mar 24 14:55:37 2021
Response via : Initial Calibration

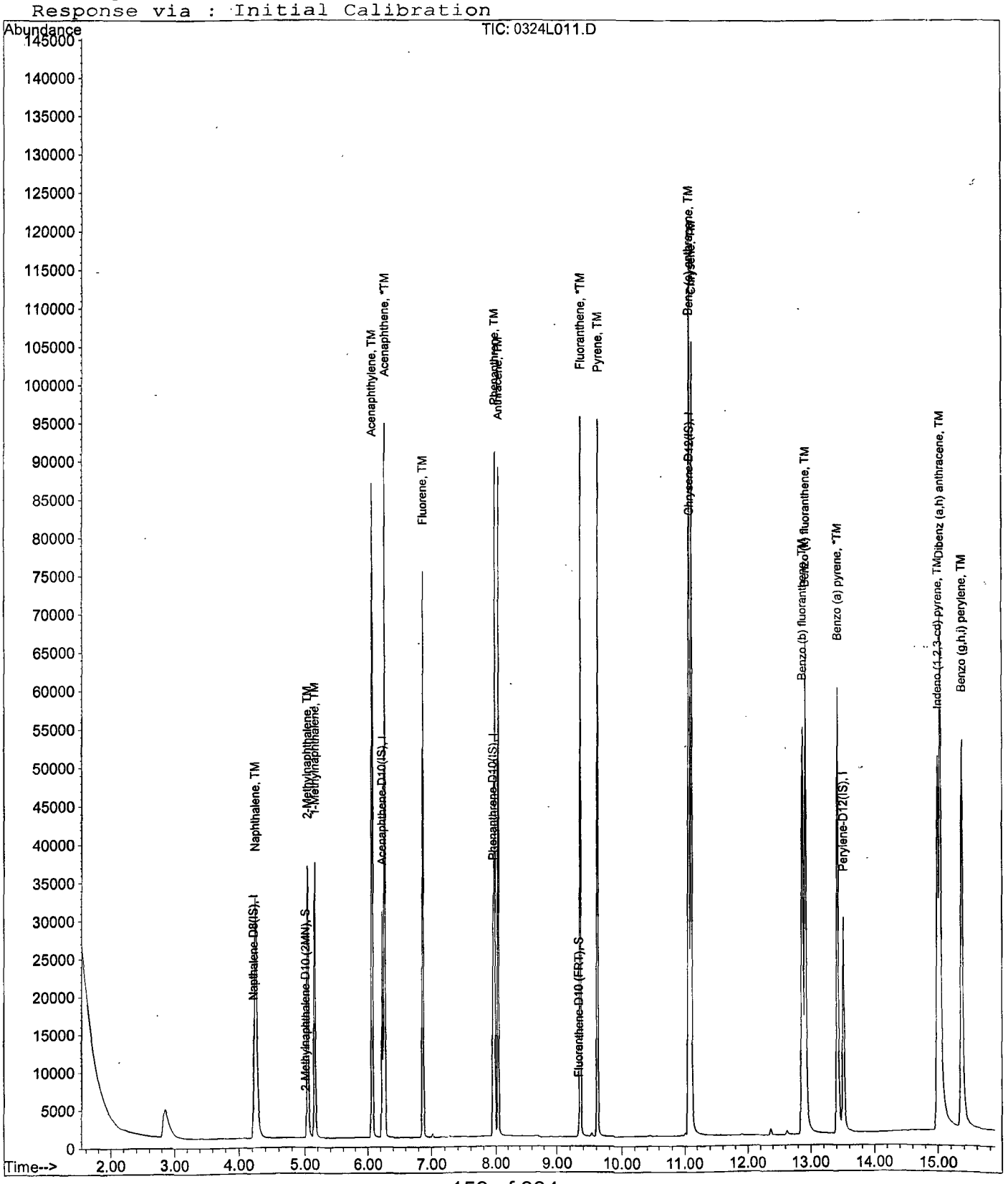

PAH by GCMS SIM
EPA 8270 SIM

Form 7

Continuing Calibration

Lab Name: APPL, Inc.
Case No:
Matrix:

SDG No:
Date Analyzed: 2 Jun 21 12:15
Instrument: Linus
Initial Cal. Date: 03/24/21
Data File: 0513L199.D

		Compound	MEAN	CCRF	%D	%Drift	
1	I	Napthalene-D8(IS)	ISTD			I	
2	TM	Naphthalene	0.9573	0.9179	4.1	TM	
3	S	2-Methylnaphthalene-D10 (2MN)	1.146	1.219	6.3	S	
4	TM	2-Methylnaphthalene	0.6470	0.6706	3.7	TM	
5	TM	1-Methylnaphthalene	0.6449	0.6699	3.9	TM	
6	I	Acenaphthene-D10(IS)	ISTD			I	
7	TM	Acenaphthylene	3.458	3.034	12	TM	
8	*TM	Acenaphthene	1.067	1.145	7.3	*TM	
9	TM	Fluorene	1.301	1.393	7.1	TM	
10	I	Phenanthrene-D10(IS)	ISTD			I	
11	TM	Phenanthrene	0.9987	1.099	10	TM	
12	TM	Anthracene	0.9250	0.9835	6.3	TM	
13	S	Fluoranthene-D10 (FRT)	1.288	1.451	13	S	
14	*TM	Fluoranthene	1.464	1.728	18	*TM	
15	I	Chrysene-D12(IS)	ISTD			I	
16	TM	Pyrene	1.251	1.500	20	TM	
17	TM	Benz (a) anthracene	1.185	1.236	4.3	TM	
18	TM	Chrysene	1.166	1.199	2.9	TM	
19	TM	Indeno (1,2,3-cd) pyrene	1.420	1.518	6.9	TM	
20	I	Perylene-D12(IS)	ISTD			I	
21	TM	Benzo (b) fluoranthene	1.108	1.220	10	TM	
22	TM	Benzo (k) fluoranthene	1.129	1.207	6.9	TM	
23	*TM	Benzo (a) pyrene	1.012	1.162	15	*TM	
24	TM	Dibenz (a,h) anthracene	1.080	1.161	7.5	TM	
25	TM	Benzo (g,h,i) perylene	1.101	1.193	8.4	TM	
26							
27							
28							
29							
30							
31							
32							
33							
34							
35							
36							
37							
38							
39							
40							
		Average			8.7		

Quantitation Report (QT Reviewed)

Data File : M:\LINUS\DATA\L210513\0513L199.D
Acq On : 2 Jun 21 12:15
Sample : 5 SIM 3/24/21 (1)
Misc :

Vial: 99
Operator: LS
Inst : Linus
Multiplr: 1.00

Quant Time: Jun 2 12:41 2021

Quant Results File: L0324.RES

Quant Method : M:\LINUS\DATA\L210513\L0324.M (RTE Integrator)
Title : EPA 8270
Last Update : Mon May 03 10:54:34 2021
Response via : Initial Calibration
DataAcq Meth : SIM_2

Internal Standards	R.T.	QIon	Response	Conc Units	Dev(Min)
1) Napthalene-D8(IS)	4.13	136	21424	2.500 ppb	0.00
6) Acenaphthene-D10(IS)	6.12	164	19118	2.500 ppb	-0.01
10) Phenanthrene-D10(IS)	7.85	188	38514	2.500 ppb	0.00
15) Chrysene-D12(IS)	10.94	240	42453	2.500 ppb	0.00
20) Perylene-D12(IS)	13.36	264	47091	2.500 ppb	0.01
System Monitoring Compounds					
3) 2-Methylnaphthalene-D10 (2	4.90	152	26110	2.658 ppb	0.02
Spiked Amount 5.000			Recovery	= 53.160%	
13) Fluoranthene-D10 (FRT)	9.23	212	55897	2.817 ppb	0.02
Spiked Amount 5.000			Recovery	= 56.340%	
Target Compounds					Qvalue
2) Naphthalene	4.14	128	39331	4.794 ppb	100
4) 2-Methylnaphthalene	4.94	142	28736	5.183 ppb	98
5) 1-Methylnaphthalene	5.05	142	28705	5.194 ppb	96
7) Acenaphthylene	5.96	152	115997	4.386 ppb	98
8) Acenaphthene	6.16	154	43791	5.365 ppb	89
9) Fluorene	6.76	166	53267	5.354 ppb	97
11) Phenanthrene	7.87	178	84689	5.504 ppb	98
12) Anthracene	7.93	178	75756	5.316 ppb	99
14) Fluoranthene	9.25	202	133080	5.902 ppb #	88
16) Pyrene	9.51	202	127347m	5.994 ppb	92
17) Benz (a) anthracene	10.93	228	104958	5.215 ppb	96
18) Chrysene	10.99	228	101813	5.144 ppb	98
19) Indeno (1,2,3-cd) pyrene	14.85	276	128907	5.346 ppb #	100
21) Benzo (b) fluoranthene	12.69	252	114948	5.507 ppb	98
22) Benzo (k) fluoranthene	12.75	252	113718	5.346 ppb	99
23) Benzo (a) pyrene	13.26	252	109466	5.741 ppb	98
24) Dibenz (a,h) anthracene	14.88	278	109318	5.373 ppb #	96
25) Benzo (g,h,i) perylene	15.20	276	112390	5.419 ppb	98

(#) = qualifier out of range (m) = manual integration

Quantitation Report

Data File : M:\LINUS\DATA\L210513\0513L199.D
Acq On : 2 Jun 21 12:15
Sample : 5 SIM 3/24/21 (1)
Misc :

Vial: 99
Operator: LS
Inst : Linus
Multiplr: 1.00

Quant Time: Jun 2 12:41 2021

Quant Results File: L0324.RES

Method : M:\LINUS\DATA\L210513\L0324.M (RTE Integrator)
Title : EPA 8270
Last Update : Mon May 03 10:54:34 2021
Response via : Initial Calibration



Quantitation Report

Data File : M:\LINUS\DATA\L210513\0513L199.D Vial: 99
Acq On : 2 Jun 21 12:15 Operator: LS
Sample : 5 SIM 3/24/21 (1) Inst : Linus
Misc : Multiplr: 1.00
Quant Time: Jun 2 12:38 2021 Quant Results File: temp.res

Method : M:\LINUS\DATA\L210513\L0324.M (RTE Integrator)
Title : EPA 8270
Last Update : Mon May 03 10:54:34 2021
Response via : Multiple Level Calibration

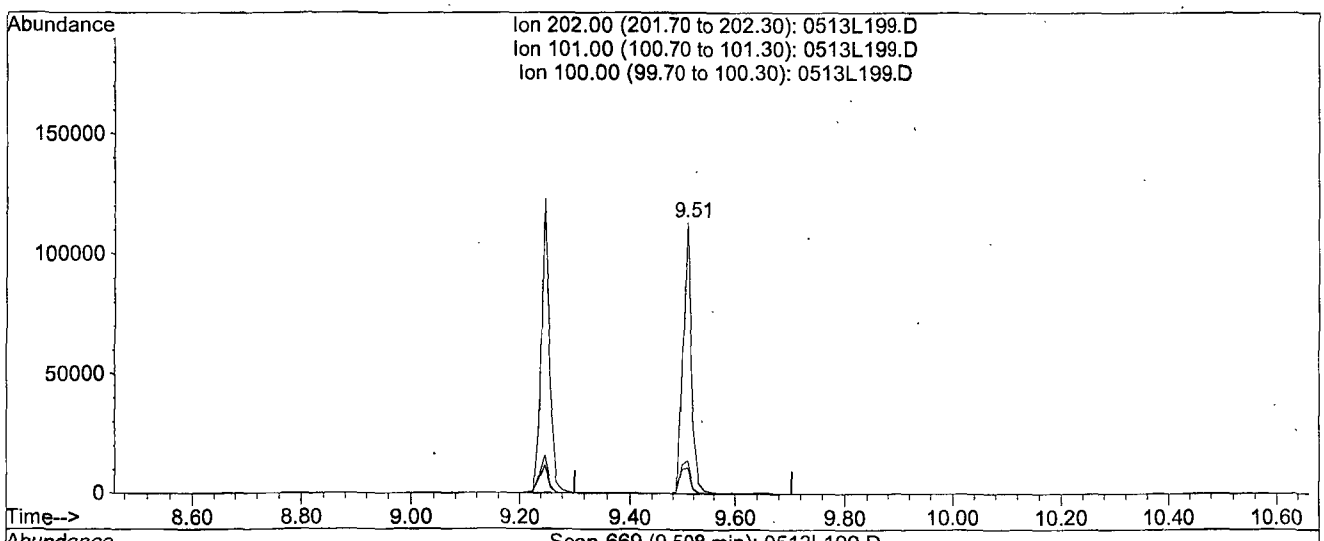

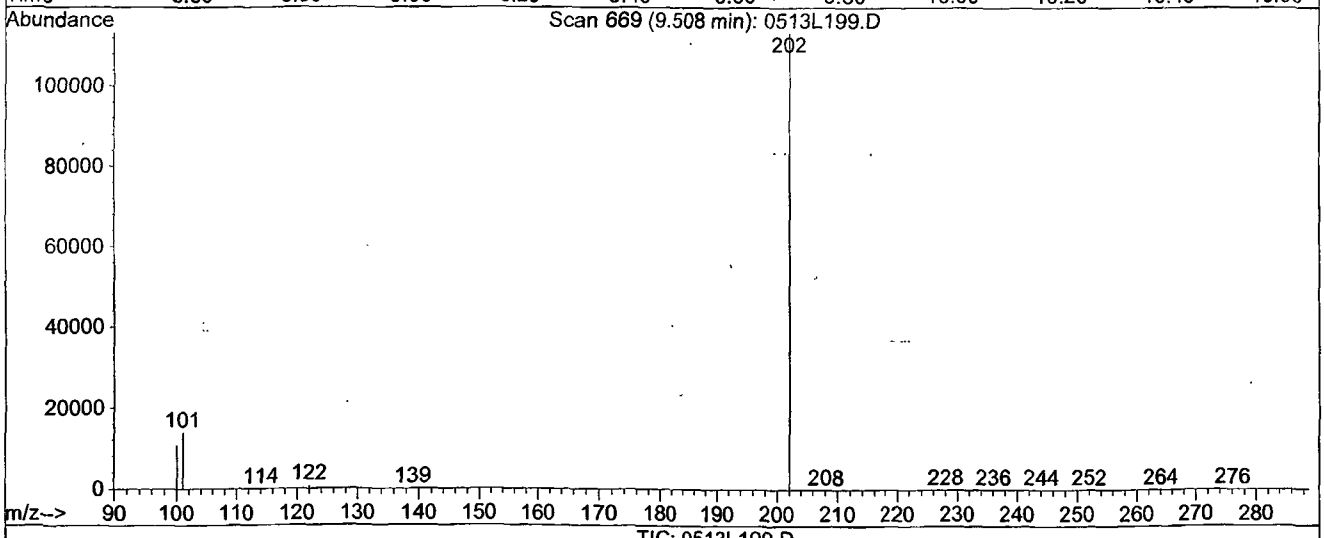

(16) Pyrene (TM)

9.51min 6.1583ppb

response 130835

Ion	Exp%	Act%
202.00	100	100
101.00	9.20	12.34#
100.00	6.90	9.48#
0.00	0.00	0.00

Quantitation Report

Data File : M:\LINUS\DATA\L210513\0513L199.D
Acq On : 2 Jun 21 12:15
Sample : 5 SIM 3/24/21 (1)
Misc :
Quant Time: Jun 2 12:41 2021

Vial: 99
Operator: LS
Inst : Linus
Multiplr: 1.00
Quant Results File: temp.res

Method : M:\LINUS\DATA\L210513\L0324.M (RTE Integrator)
Title : EPA 8270
Last Update : Mon May 03 10:54:34 2021
Response via : Multiple Level Calibration

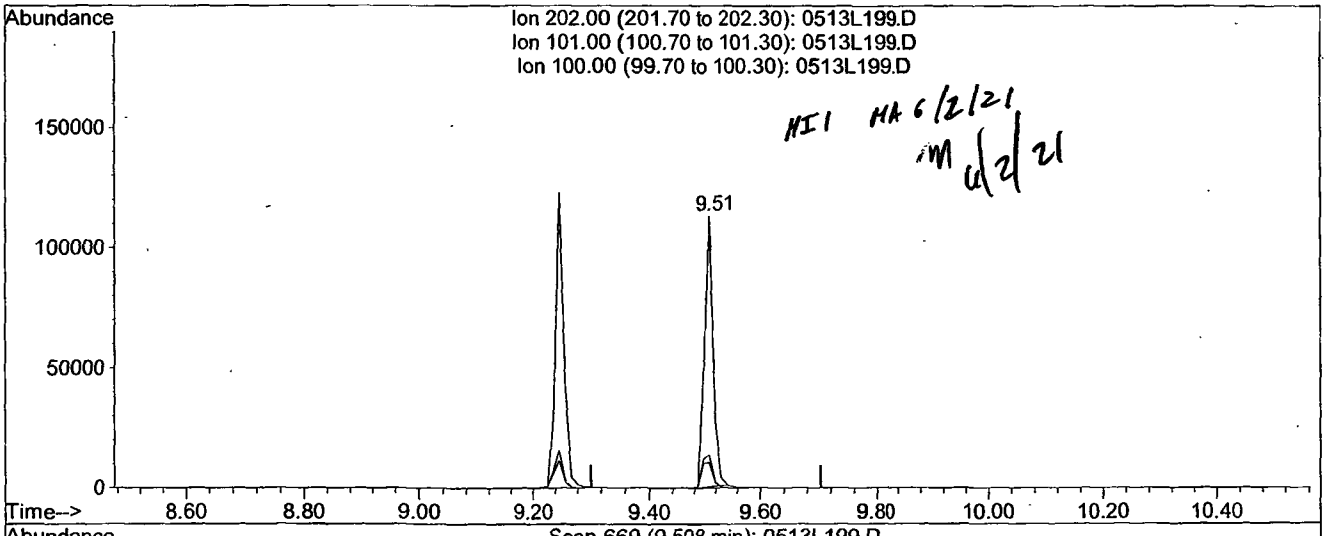

MI HA 6/2/21
M 6/2/21

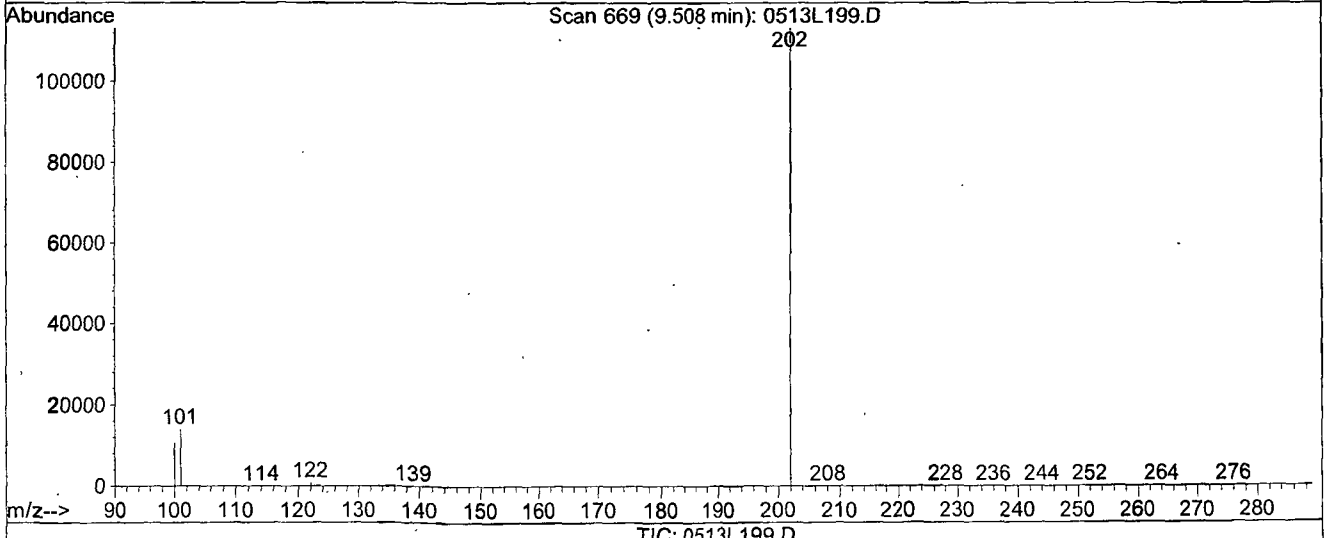

TIC: 0513L199.D

(16) Pyrene (TM)

9.51min 5.9941ppb m

response 127347

Ion	Exp%	Act%
202.00	100	100
101.00	9.20	12.38#
100.00	6.90	9.52#
0.00	0.00	0.00

PAH by GCMS SIM
EPA 8270 SIM

Form 7

Ending Continuing Calibration

Lab Name: APPL, Inc.
Case No:
Matrix:

SDG No:
Date Analyzed: 3 Jun 21 9:24
Instrument: Linus
Initial Cal. Date: 03/24/21
Data File: 0513L231.D

		Compound	MEAN	CCRF	%D		%Drift
1	I	Napthalene-D8(IS)	ISTD			I	
2	TM	Naphthalene	0.9573	0.9205	3.8	TM	
3	S	2-Methylnaphthalene-D10 (2MN)	1.146	1.221	6.5	S	
4	TM	2-Methylnaphthalene	0.6470	0.6616	2.3	TM	
5	TM	1-Methylnaphthalene	0.6449	0.6496	0.73	TM	
6	I	Acenaphthene-D10(IS)	ISTD			I	
7	TM	Acenaphthylene	3.458	3.123	9.7	TM	
8	*TM	Acenaphthene	1.067	0.9771	8.5	*TM	
9	TM	Fluorene	1.301	1.293	0.58	TM	
10	I	Phenanthrene-D10(IS)	ISTD			I	
11	TM	Phenanthrene	0.9987	1.025	2.7	TM	
12	TM	Anthracene	0.9250	0.9929	7.3	TM	
13	S	Fluoranthene-D10 (FRT)	1.288	1.445	12	S	
14	*TM	Fluoranthene	1.464	1.581	8.0	*TM	
15	I	Chrysene-D12(IS)	ISTD			I	
16	TM	Pyrene	1.251	1.057	16	TM	
17	TM	Benz (a) anthracene	1.185	1.141	3.8	TM	
18	TM	Chrysene	1.166	1.265	8.5	TM	
19	TM	Indeno (1,2,3-cd) pyrene	1.420	1.068	25	TM	
20	I	Perylene-D12(IS)	ISTD			I	
21	TM	Benzo (b) fluoranthene	1.108	1.135	2.4	TM	
22	TM	Benzo (k) fluoranthene	1.129	1.190	5.4	TM	
23	*TM	Benzo (a) pyrene	1.012	1.048	3.5	*TM	
24	TM	Dibenz (a,h) anthracene	1.080	1.102	2.0	TM	
25	TM	Benzo (g,h,i) perylene	1.101	1.089	1.1	TM	
26							
27							
28							
29							
30							
31							
32							
33							
34							
35							
36							
37							
38							
39							
40							
		Average			6.5		

Quantitation Report (Not Reviewed)

Data File : M:\LINUS\DATA\L210513\0513L231.D Vial: 31
Acq On : 3 Jun 21 9:24 Operator: LS
Sample : 5 SIM 3/24/21 (3) Inst : Linus
Misc : Multiplr: 1.00

Quant Time: Jun 3 9:46 2021 Quant Results File: L0324.RES

Quant Method : M:\LINUS\DATA\L210513\L0324.M (RTE Integrator)
Title : EPA 8270
Last Update : Mon May 03 10:54:34 2021
Response via : Initial Calibration
DataAcq Meth : SIM_2

Internal Standards	R.T.	QIon	Response	Conc Units	Dev(Min)
1) Napthalene-D8(IS)	4.12	136	22313	2.50000 ppb	-0.01
6) Acenaphthene-D10(IS)	6.12	164	14687	2.50000 ppb	-0.01
10) Phenanthrene-D10(IS)	7.85	188	38411	2.50000 ppb	0.00
15) Chrysene-D12(IS)	10.95	240	45809	2.50000 ppb	0.01
20) Perylene-D12(IS)	13.36	264	38080	2.50000 ppb	0.01
System Monitoring Compounds					
3) 2-Methylnaphthalene-D10 (2	4.90	152	27247	2.66312 ppb	0.02
Spiked Amount 5.000			Recovery	= 53.260%	
13) Fluoranthene-D10 (FRT)	9.23	212	55503	2.80425 ppb	0.02
Spiked Amount 5.000			Recovery	= 56.080%	
Target Compounds					Qvalue
2) Naphthalene	4.14	128	41080	4.80818 ppb	100
4) 2-Methylnaphthalene	4.94	142	29525	5.11287 ppb	97
5) 1-Methylnaphthalene	5.05	142	28989	5.03640 ppb	96
7) Acenaphthylene	5.96	152	91741	4.51585 ppb	98
8) Acenaphthene	6.16	154	28700	4.57724 ppb	97
9) Fluorene	6.76	166	37995	4.97112 ppb	98
11) Phenanthrene	7.87	178	78761	5.13289 ppb	98
12) Anthracene	7.93	178	76280	5.36739 ppb	99
14) Fluoranthene	9.25	202	121488	5.40197 ppb #	93
16) Pyrene	9.51	202	96820	4.22336 ppb	97
17) Benz (a) anthracene	10.93	228	104494	4.81116 ppb	97
18) Chrysene	10.99	228	115873	5.42554 ppb	97
19) Indeno (1,2,3-cd) pyrene	14.85	276	97874	3.76175 ppb #	86
21) Benzo (b) fluoranthene	12.69	252	86411	5.11946 ppb	97
22) Benzo (k) fluoranthene	12.75	252	90634	5.26870 ppb	98
23) Benzo (a) pyrene	13.26	252	79827	5.17704 ppb #	97
24) Dibenz (a,h) anthracene	14.88	278	83908	5.10044 ppb	99
25) Benzo (g,h,i) perylene	15.20	276	82953	4.94602 ppb #	94

(#) = qualifier out of range (m) = manual integration

Quantitation Report

Data File : M:\LINUS\DATA\L210513\0513L231.D
Acq On : 3 Jun 21 9:24
Sample : 5 SIM 3/24/21 (3)
Misc :

Vial: 31
Operator: LS
Inst : Linus
Multiplr: 1.00

Quant Time: Jun 3 9:46 2021

Quant Results File: L0324.RES

Method : M:\LINUS\DATA\L210513\L0324.M (RTE Integrator)
Title : EPA 8270
Last Update : Mon May 03 10:54:34 2021
Response via : Initial Calibration



ORGANICS

Raw Data

Quantitation Report (QT Reviewed)

Data File : M:\LINUS\DATA\L210513\0513L205.D
Acq On : 2 Jun 21 14:28
Sample : BA33354W05 1/850
Misc :

Vial: 5
Operator: LS
Inst : Linus
Multiplr: 1.18

Quant Time: Jun 2 14:55 2021 Quant Results File: L0324.RES

Quant Method : M:\LINUS\DATA\L210513\L0324.M (RTE Integrator)
Title : EPA 8270
Last Update : Mon May 03 10:54:34 2021
Response via : Initial Calibration
DataAcq Meth : SIM_2

Internal Standards	R.T.	QIon	Response	Conc Units	Dev(Min)
1) Napthalene-D8(IS)	4.13	136	16419	2.50000 ppb	0.00
6) Acenaphthene-D10(IS)	6.12	164	10247	2.50000 ppb	-0.01
10) Phenanthrene-D10(IS)	7.85	188	22425	2.50000 ppb	0.00
15) Chrysene-D12(IS)	10.95	240	33452	2.50000 ppb	0.01
20) Perylene-D12(IS)	13.36	264	36490	2.50000 ppb	0.01
System Monitoring Compounds					
3) 2-Methylnaphthalene-D10 (2	4.90	152	31932	4.98988 ppb	0.02
Spiked Amount 5.882			Recovery	= 84.830%	
13) Fluoranthene-D10 (FRT)	9.23	212	70282	7.15563 ppb	0.02
Spiked Amount 5.882			Recovery	= 121.652%	

Target Compounds Qvalue

(#) = qualifier out of range (m) = manual integration

Quantitation Report

Data File : M:\LINUS\DATA\L210513\0513L205.D Vial: 5
Acq On : 2 Jun 21 14:28 Operator: LS
Sample : BA33354W05 1/850 Inst : Linus
Misc : Multiplr: 1.18

Quant Time: Jun 2 14:55 2021 Quant Results File: L0324.RES

Method : M:\LINUS\DATA\L210513\L0324.M (RTE Integrator)
Title : EPA 8270
Last Update : Mon May 03 10:54:34 2021
Response via : Initial Calibration



Quantitation Report (QT Reviewed)

Data File : M:\LINUS\DATA\L210513\0513L200.D Vial: 100
Acq On : 2 Jun 21 12:37 Operator: LS
Sample : 210528A BLK 1/1000 Inst : Linus
Misc : Multiplr: 1.00

Quant Time: Jun 2 14:16 2021 Quant Results File: L0324.RES

Quant Method : M:\LINUS\DATA\L210513\L0324.M (RTE Integrator)
Title : EPA 8270
Last Update : Mon May 03 10:54:34 2021
Response via : Initial Calibration
DataAcq Meth : SIM_2

Internal Standards	R.T.	QIon	Response	Conc Units	Dev(Min)
1) Napthalene-D8(IS)	4.13	136	23403	2.50000 ppb	0.00
6) Acenaphthene-D10(IS)	6.12	164	10323	2.50000 ppb	-0.01
10) Phenanthrene-D10(IS)	7.85	188	28623	2.50000 ppb	0.00
15) Chrysene-D12(IS)	10.95	240	34005	2.50000 ppb	0.01
20) Perylene-D12(IS)	13.36	264	34394	2.50000 ppb	0.01
System Monitoring Compounds					
3) 2-Methylnaphthalene-D10 (2	4.90	152	43244	4.02980 ppb	0.02
Spiked Amount 5.000			Recovery	= 80.600%	
13) Fluoranthene-D10 (FRT)	9.23	212	64930	4.40236 ppb	0.02
Spiked Amount 5.000			Recovery	= 88.040%	

Target Compounds Qvalue

(#) = qualifier out of range (m) = manual integration
0513L200.D L0324.M Wed Jun 09 14:04:32 2021

Quantitation Report

Data File : M:\LINUS\DATA\L210513\0513L200.D Vial: 100
Acq On : 2 Jun 21 12:37 Operator: LS
Sample : 210528A BLK 1/1000 Inst : Linus
Misc : Multiplr: 1.00

Quant Time: Jun 2 14:16 2021 Quant Results File: L0324.RES

Method : M:\LINUS\DATA\L210513\L0324.M (RTE Integrator)
Title : EPA 8270
Last Update : Mon May 03 10:54:34 2021
Response via : Initial Calibration

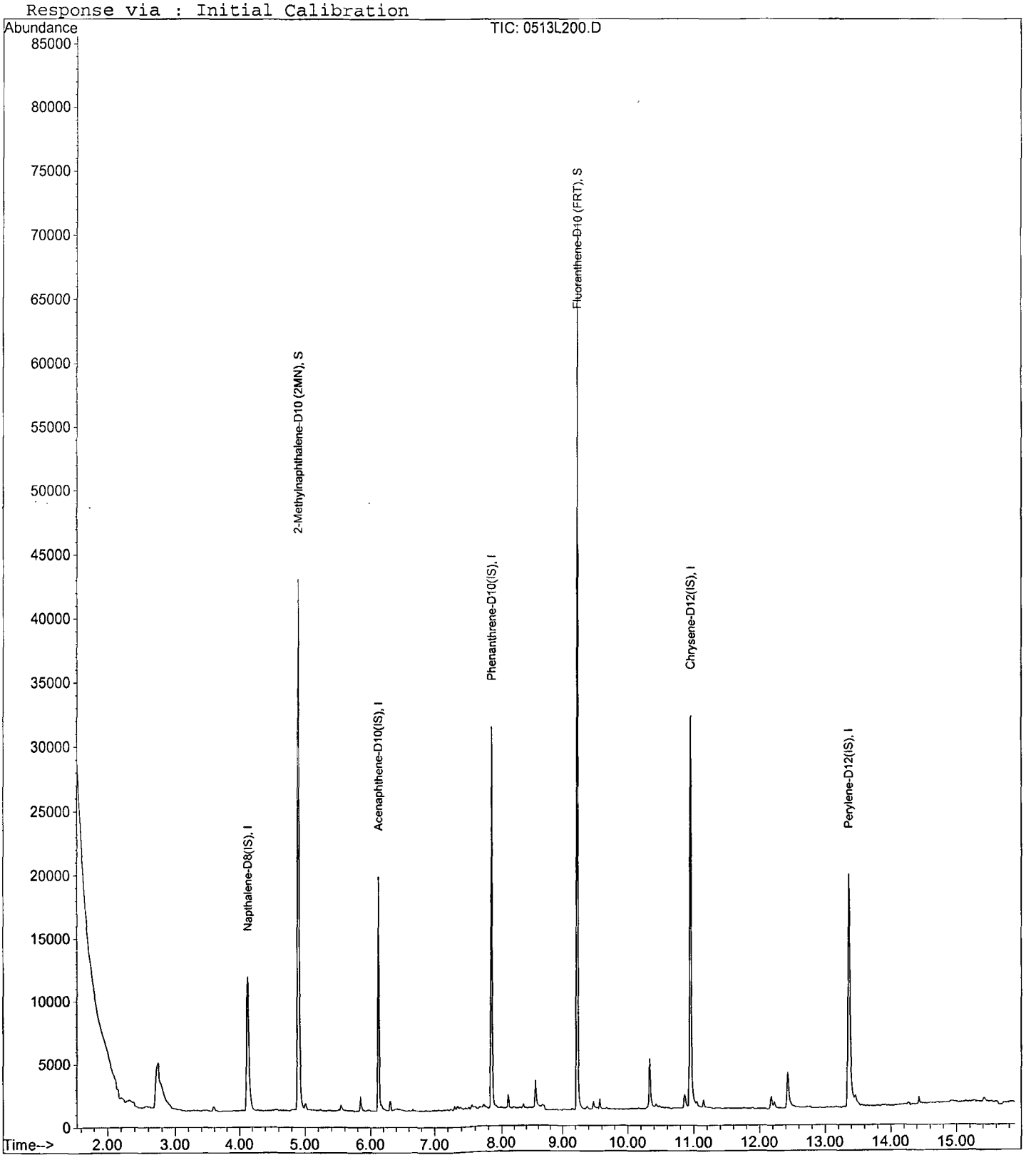

Quantitation Report (Not Reviewed)

Data File : M:\LINUS\DATA\L210513\0513L201.D Vial: 1
Acq On : 2 Jun 21 12:59 Operator: LS
Sample : 210528A LCS-1 1/1000 Inst : Linus
Misc : Multiplr: 1.00

Quant Time: Jun 2 14:14 2021 Quant Results File: L0324.RES

Quant Method : M:\LINUS\DATA\L210513\L0324.M (RTE Integrator)
Title : EPA 8270
Last Update : Mon May 03 10:54:34 2021
Response via : Initial Calibration
DataAcq Meth : SIM_2

Internal Standards	R.T.	QIon	Response	Conc Units	Dev(Min)
1) Napthalene-D8(IS)	4.13	136	26286	2.50000 ppb	0.00
6) Acenaphthene-D10(IS)	6.12	164	13561	2.50000 ppb	-0.01
10) Phenanthrene-D10(IS)	7.85	188	29064	2.50000 ppb	0.00
15) Chrysene-D12(IS)	10.94	240	35302	2.50000 ppb	0.00
20) Perylene-D12(IS)	13.36	264	33644	2.50000 ppb	0.01
System Monitoring Compounds					
3) 2-Methylnaphthalene-D10 (2	4.90	152	36505	3.02871 ppb	0.02
Spiked Amount 5.000			Recovery	= 60.580%	
13) Fluoranthene-D10 (FRT)	9.23	212	72047	4.81078 ppb	0.02
Spiked Amount 5.000			Recovery	= 96.220%	
Target Compounds					Qvalue
2) Naphthalene	4.14	128	54861	5.45064 ppb	100
4) 2-Methylnaphthalene	4.94	142	24378	3.58349 ppb	96
5) 1-Methylnaphthalene	5.05	142	30184	4.45140 ppb	96
7) Acenaphthylene	5.96	152	90739	4.83739 ppb	98
8) Acenaphthene	6.16	154	29701	5.13020 ppb	92
9) Fluorene	6.76	166	40271	5.70639 ppb	97
11) Phenanthrene	7.87	178	65114	5.60823 ppb	99
12) Anthracene	7.93	178	60843	5.65800 ppb	99
14) Fluoranthene	9.25	202	98324	5.77801 ppb	95
16) Pyrene	9.51	202	101005	5.71725 ppb	96
17) Benz (a) anthracene	10.93	228	89961	5.37482 ppb	97
18) Chrysene	10.98	228	93579	5.68578 ppb #	97
19) Indeno (1,2,3-cd) pyrene	14.83	276	106629	5.31801 ppb #	82
21) Benzo (b) fluoranthene	12.69	252	80743	5.41439 ppb	98
22) Benzo (k) fluoranthene	12.75	252	97829	6.43679 ppb	100
23) Benzo (a) pyrene	13.26	252	73911	5.42538 ppb	99
24) Dibenz (a,h) anthracene	14.88	278	91033	6.26315 ppb	97
25) Benzo (g,h,i) perylene	15.20	276	90496	6.10720 ppb	99

(#) = qualifier out of range (m) = manual integration

Quantitation Report

Data File : M:\LINUS\DATA\L210513\0513L201.D Vial: 1
Acq On : 2 Jun 21 12:59 Operator: LS
Sample : 210528A LCS-1 1/1000 Inst : Linus
Misc : Multiplr: 1.00

Quant Time: Jun 2 14:14 2021 Quant Results File: L0324.RES

Method : M:\LINUS\DATA\L210513\L0324.M (RTE Integrator)
Title : EPA 8270
Last Update : Mon May 03 10:54:34 2021
Response via : Initial Calibration



Quantitation Report (Not Reviewed)

Data File : M:\LINUS\DATA\L210513\0513L202.D Vial: 2
Acq On : 2 Jun 21 13:21 Operator: LS
Sample : 210528A LCSD-1 1/1000 Inst : Linus
Misc : Multiplr: 1.00

Quant Time: Jun 2 14:15 2021 Quant Results File: L0324.RES

Quant Method : M:\LINUS\DATA\L210513\L0324.M (RTE Integrator)
Title : EPA 8270
Last Update : Mon May 03 10:54:34 2021
Response via : Initial Calibration
DataAcq Meth : SIM_2

Internal Standards	R.T.	QIon	Response	Conc Units	Dev(Min)
1) Napthalene-D8(IS)	4.13	136	16970	2.50000 ppb	0.00
6) Acenaphthene-D10(IS)	6.12	164	10575	2.50000 ppb	-0.01
10) Phenanthrene-D10(IS)	7.85	188	28898	2.50000 ppb	0.00
15) Chrysene-D12(IS)	10.94	240	35725	2.50000 ppb	0.00
20) Perylene-D12(IS)	13.36	264	34838	2.50000 ppb	0.01
System Monitoring Compounds					
3) 2-Methylnaphthalene-D10 (2	4.90	152	33085	4.25186 ppb	0.02
Spiked Amount 5.000			Recovery	= 85.040%	
13) Fluoranthene-D10 (FRT)	9.23	212	69750	4.68416 ppb	0.02
Spiked Amount 5.000			Recovery	= 93.680%	
Target Compounds					Qvalue
2) Naphthalene	4.14	128	31976	4.92097 ppb	100
4) 2-Methylnaphthalene	4.94	142	22742	5.17821 ppb	96
5) 1-Methylnaphthalene	5.05	142	22774	5.20238 ppb	95
7) Acenaphthylene	5.96	152	71454	4.88489 ppb	98
8) Acenaphthene	6.16	154	22362	4.95319 ppb	96
9) Fluorene	6.76	166	30288	5.50365 ppb	98
11) Phenanthrene	7.87	178	65807	5.70047 ppb	99
12) Anthracene	7.93	178	60719	5.67891 ppb	99
14) Fluoranthene	9.25	202	96974	5.73142 ppb #	93
16) Pyrene	9.51	202	98411	5.50446 ppb	96
17) Benz (a) anthracene	10.93	228	91672	5.41219 ppb	97
18) Chrysene	10.98	228	96104	5.77006 ppb #	96
19) Indeno (1,2,3-cd) pyrene	14.83	276	104091	5.12996 ppb #	86
21) Benzo (b) fluoranthene	12.69	252	89179	5.77513 ppb	99
22) Benzo (k) fluoranthene	12.75	252	104668	6.65074 ppb	100
23) Benzo (a) pyrene	13.26	252	81758	5.79569 ppb	100
24) Dibenz (a,h) anthracene	14.88	278	88890	5.90610 ppb	98
25) Benzo (g,h,i) perylene	15.20	276	90272	5.88329 ppb	98

(#) = qualifier out of range (m) = manual integration

Quantitation Report

Data File : M:\LINUS\DATA\L210513\0513L202.D Vial: 2
Acq On : 2 Jun 21 13:21 Operator: LS
Sample : 210528A LCSD-1 1/1000 Inst : Linus
Misc : Multiplr: 1.00

Quant Time: Jun 2 14:15 2021 Quant Results File: L0324.RES

Method : M:\LINUS\DATA\L210513\L0324.M (RTE Integrator)
Title : EPA 8270
Last Update : Mon May 03 10:54:34 2021
Response via : Initial Calibration



DFTPP

Data File : M:\LINUS\DATA\L210324\0324L002.D Vial: 2
Acq On : 24 Mar 21 10:26 Operator: MA
Sample : SV Tune 10/02/20 Inst : Linus
Misc : Multiplr: 1.00

Method : M:\LINUS\DATA\L210324\L0324.M (RTE Integrator)
Title : EPA 8270

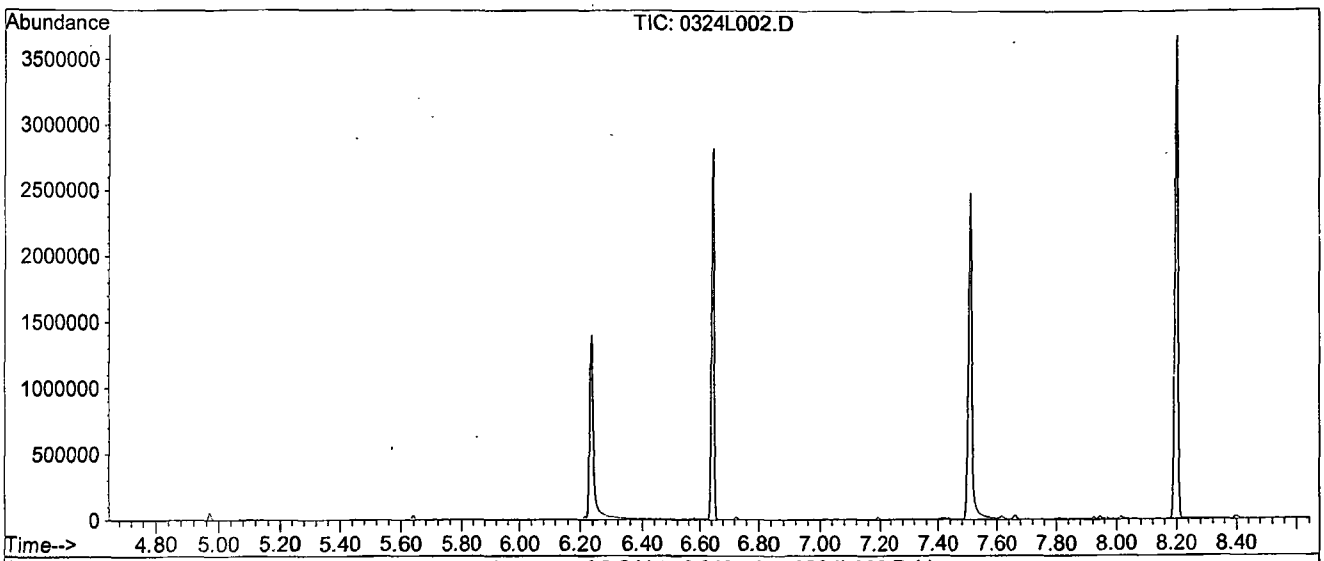

AutoFind: Scans 1629, 1630, 1631; Background Corrected with Scan 1621

Target Mass	Rel. to Mass	Lower Limit%	Upper Limit%	Rel. Abn%	Raw Abn	Result Pass/Fail
51	198	10	80	26.4	68985	PASS
68	69	0.00	2	0.0	0	PASS
70	69	0.00	2	0.7	611	PASS
127	198	10	80	50.7	132699	PASS
197	198	0.00	2	0.0	0	PASS
198	198	100	100	100.0	261760	PASS
199	198	5	9	6.8	17899	PASS
275	198	10	60	30.5	79933	PASS
365	198	1	100	3.9	10297	PASS
441	442	0.01	24	15.2	56736	PASS
442	198	50	500	142.7	373483	PASS
443	442	15	24	19.6	73083	PASS

0324L002.D L0324.M Wed Mar 24 12:02:59 2021

Data File Name:	**0324L002.D**
Data File Path:	**M:\LINUS\DATA\L210324**
Operator:	**MA**
Date Acquired:	**24 Mar 2021 10:26**
Method File:	**DFTPP2.M**
Sample Name:	**SV Tune 10/02/20**
Vial Number:	**2**
Instrument Name:	**Linus**

#	Name	Ret Time	Target Response
1)	DDT	8.24	25018800
2)	DDD	7.96	106089
3)	DDE	7.68	176936

Breakdown **1.12**

DFTPP

Data File : M:\LINUS\DATA\L210513\0513L198.D
Acq On : 2 Jun 21 11:59
Sample : SV TUNE 10/2/20
Misc :

Vial: 98
Operator: LS
Inst : Linus
Multiplr: 1.00

Method : M:\LINUS\DATA\L210513\L0324.M (RTE Integrator)
Title : EPA 8270

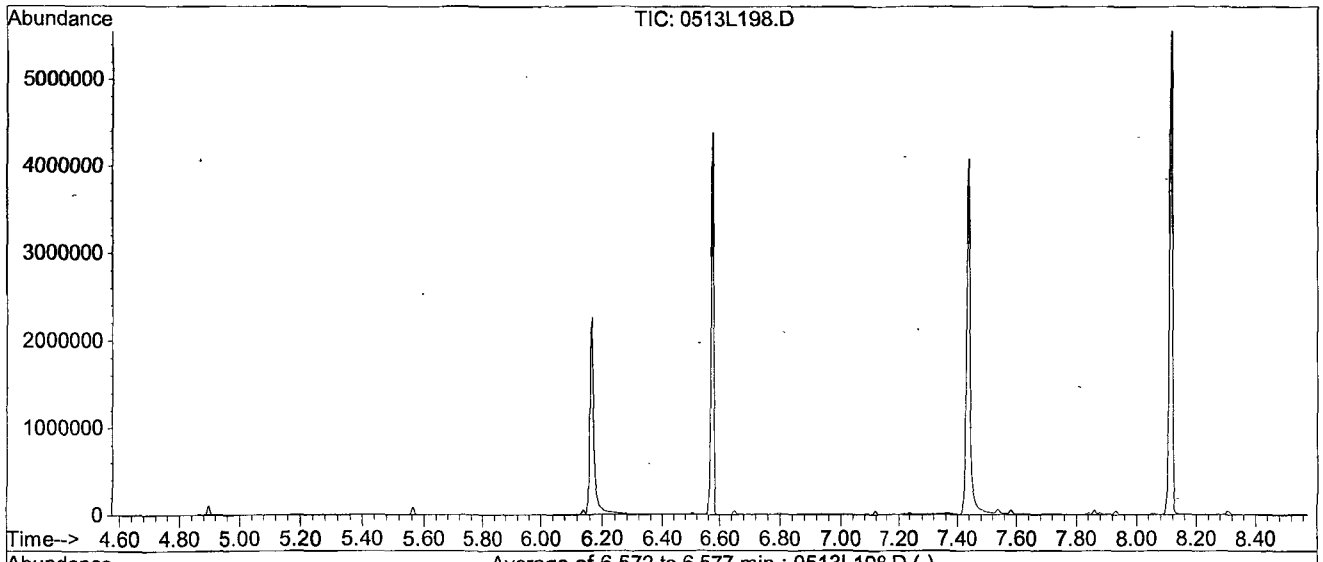

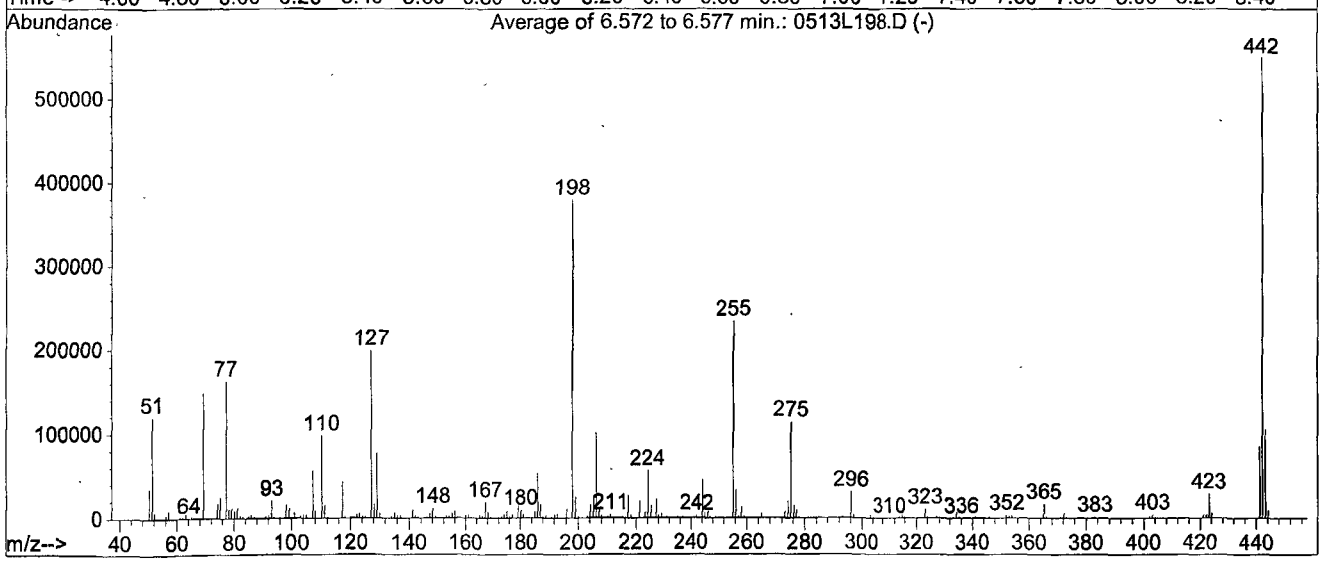

AutoFind: Scans 1601, 1602, 1603; Background Corrected with Scan 1592

Target Mass	Rel. to Mass	Lower Limit%	Upper Limit%	Rel. Abn%	Raw Abn	Result Pass/Fail
51	198	10	80	31.7	120320	PASS
68	69	0.00	2	0.0	0	PASS
70	69	0.00	2	0.4	647	PASS
127	198	10	80	52.4	198805	PASS
197	198	0.00	2	0.0	0	PASS
198	198	100	100	100.0	379648	PASS
199	198	5	9	6.7	25274	PASS
275	198	10	60	30.1	114365	PASS
365	198	1	100	4.5	16983	PASS
441	442	0.01	24	15.5	85453	PASS
442	198	50	500	145.0	550400	PASS
443	442	15	24	19.3	106285	PASS

0513L198.D L0324.M Wed Jun 02 12:12:08 2021

Data File Name:	**0513L198.D**
Data File Path:	**M:\LINUS\DATA\L210513**
Operator:	**LS**
Date Acquired:	**2 Jun 21 11:59**
Method File:	**DFTPP2.M**
Sample Name:	**SV TUNE 10/2/20**
Vial Number:	**98**
Instrument Name:	**Linus**

#	Name	Ret Time	Target Response
1)	DDT	8.11	39675600
2)	DDD	7.87	317402
3)	DDE	7.59	230471

Breakdown **1.36**

Name of Final Standard: SIM Spike
Prep Date: 01/29/21
Exp Date: 01/29/22
Prep'd By (Initials): MA

Initial Standard Information						Final Standard Information			
Name of Initial Standard (from contianer Label)	Supplier	Supplier P/N# (or APPL Mix Name)	Conc.(range)	Lot # with QA # (or reference to APPL prep date)	Exp Date	Aliquot from Stock	Final Volume	Final Solvent + Lot# (or APPL Prep Date)	Final Standard Conc (range)
Custom PAH Sim Mix	Phenova	AL0-130490	200 ug/mL	CL13121- 50763 50764 50765 50766	12/31/22	5 mL	25 mL	Acetone 0242320	40 ug/mL

Name of Final Standard: SIM Surrogate
Prep Date: 11/30/20
Exp Date: 11/30/21
Prep'd By (Initials): LS

Initial Standard Information						Final Standard Information			
Name of Initial Standard (from contianer Label)	Supplier	Supplier P/N# (or APPL Mix Name)	Conc.(range)	Lot # with QA # (or reference to APPL prep date)	Exp Date	Aliquot from Stock	Final Volume	Final Solvent + Lot# (or APPL Prep Date)	Final Standard Conc (range)
Sim Surrogate Deuterated	Restek	33913	2000 ug/mL	A0154854-50257, 50258, 50259 A0161454-50790, 50794	10/31/2025 5/31/26	5mL	100 mL	Acetone #246130	100 ug/mL

Name of Final Standard: SIM Curve
Prep Date: 03/24/21
Exp Date: 06/19/21
Prep'd By (Initials): MA

Initial Standard Information						Final Standard Information			
Name of Initial Standard (from container Label)	Supplier	Supplier P/N# (or APPL Mix Name)	Conc.(range)	Lot # with QA # (or reference to APPL prep date)	Exp Date	Aliquot from Stock	Final Volume	Final Solvent + Lot# (or APPL Prep Date)	Final Standard Conc (range)
1.0 ug/mL SIM	APPL	1.0 ug/mL SIM	1.0 ug/mL	01/15/21	06/19/21	10 uL	100uL	MC 56258 90uL	0.1 ug/mL
SIM Internal Standard	APPL	SIM Internal Standard	125 ug/mL	06/19/20	06/19/21	2 uL	•	•	2.5ug/mL
1.0 ug/mL SIM	APPL	1.0 ug/mL SIM	1.0 ug/mL	01/15/21	06/19/21	20 uL	100uL	MC 56258 80uL	0.2 ug/mL
SIM Internal Standard	APPL	SIM Internal Standard	125 ug/mL	06/19/20	06/19/21	2 uL	•	•	2.5ug/mL
5.0 ug/mL SIM	APPL	5.0 ug/mL SIM	5.0 ug/mL	01/15/21	06/19/21	10 uL	100uL	MC 56258 90uL	0.5 ug/mL
SIM Internal Standard	APPL	SIM Internal Standard	125 ug/mL	06/19/20	06/19/21	2 uL	•	•	2.5ug/mL
5.0 ug/mL SIM	APPL	5.0 ug/mL SIM	5.0 ug/mL	01/15/21	06/19/21	20 uL	100uL	MC 56258 80 uL	1.0 ug/mL
SIM Internal Standard	APPL	SIM Internal Standard	125 ug/mL	06/19/20	06/19/21	2 uL	•	•	2.5ug/mL
SIM STOCK	APPL	SIM STOCK	200 ug/mL	08/20/20	08/20/21	5 uL	200uL	MC 56258 190 uL	5.0 ug/mL
SIM SURROGATE	APPL	SIM SURR	100 ug/mL	08/11/20	08/11/21	5 uL	•	•	2.5ug/mL
SIM Internal Standard	APPL	SIM Internal Standard	125 ug/mL	06/19/20	06/19/21	4 uL	•	•	2.5ug/mL
SIM STOCK	APPL	SIM STOCK	200 ug/mL	08/20/20	08/20/21	5 uL	100 uL	MC 56258 90 uL	10 ug/mL
SIM SURROGATE	APPL	SIM SURR	100 ug/mL	08/11/20	08/11/21	5 uL	•	•	5 ug/mL
SIM Internal Standard	APPL	SIM Internal Standard	125 ug/mL	06/19/20	06/19/21	2 uL	•	•	2.5ug/mL
SIM STOCK	APPL	SIM STOCK	200 ug/mL	08/20/20	08/20/21	25 uL	100uL	MC 56258 50 uL	50 ug/mL
SIM SURROGATE	APPL	SIM SURR	100 ug/mL	08/11/20	08/11/21	25 uL	•	•	25 ug/mL
SIM Internal Standard	APPL	SIM Internal Standard	125 ug/mL	06/19/20	06/19/21	2 uL	•	•	2.5ug/mL
SIM STOCK	APPL	SIM STOCK	200 ug/mL	08/20/20	08/20/21	50 uL	100uL	na	100 ug/mL
SIM SURROGATE	APPL	SIM SURR	100 ug/mL	08/11/20	08/11/21	50 uL	•	•	50 ug/mL
SIM Internal Standard	APPL	SIM Internal Standard	125 ug/mL	06/19/20	06/19/21	2 uL	•	•	2.5ug/mL

Name of Final Standard: 8270 PAH SIM Second Source
Prep Date: 03/24/21
Exp Date: 06/19/21
Prep'd By (Initials): MA

Initial Standard Information						Final Standard Information			
Name of Initial Standard (from container Label)	Supplier	Supplier P/N# (or APPL Mix Name)	Conc.(range)	Lot # with QA # (or reference to APPL prep date)	Exp Date	Aliquot from Stock	Final Volume	Final Solvent + Lot# (or APPL Prep Date)	Final Standard Conc (range)
PAH SIM SS Stock	Phenova	AL0-130490	200 ug/mL	01/14/21	01/14/22	5 uL	200uL	MC 56258 195uL	5 ug/mL
SIM Internal Standard	APPL	SIM Internal Standard	125 ug/mL	06/19/20	06/19/21	4 uL	•	•	2.5ug/mL

Name of Final Standard: 8270 SIM PAH Internal Standard

Prep'd By (Initials): CD

Prep Date: 06/19/20

Exp Date: 06/19/21

Initial Standard Information						Final Standard Information			
Name of Initial Standard (from contianer Label)	Supplier	Supplier P/N# (or APPL Mix Name)	Conc.(range)	Lot # with QA # (or reference to APPL prep date)	Exp Date	Aliquot from Stock	Final Volume	Final Solvent + Lot# (or APPL Prep Date)	Final Standard Conc (range)
SV Internal Standard	Restek	31206	2000 ug/mL	A0157142-49875	12/31/25	625uL	10mL	MC DW717	125 ug/mL

Name of Final Standard: PAH SIM Stock (Ampule)

Prep'd By (I: MA

Prep Date: 08/20/20

Exp Date: 08/20/21

Initial Standard Information						Final Standard Information			
Name of Initial Standard (from contianer Label)	Supplier	Supplier P/N# (or APPL Mix Name)	Conc.(range)	Lot # with QA # (or reference to APPL prep date)	Exp Date	Aliquot from Stock	Final Volume	Final Solvent + Lot# (or APPL Prep Date)	Final Standard Conc (range)
Custom PAH SIM Mix	Phenova	ALO-130490	200 ug/mL	CL13121-41383	12/31/22	1000 uL	1mL	NA	200ug/mL

Name of Final Standard: SIM Surrogate

Prep'd By (Initials): CD

Prep Date: 08/11/20

Exp Date: 04/01/21

Initial Standard Information						Final Standard Information			
Name of Initial Standard (from contianer Label)	Supplier	Supplier P/N# (or APPL Mix Name)	Conc.(range)	Lot # with QA # (or reference to APPL prep date)	Exp Date	Aliquot from Stock	Final Volume	Final Solvent + Lot# (or APPL Prep Date)	Final Standard Conc (range)
Sim Surrogate Deuterated	Restek	33913	2000 ug/mL	A0154854-49995,49992,50255,50256,50257	10/01/25	5mL	100 mL	Acetone #0234320	100 ug/mL

Name of Final Standard: SIM SS Stock (Ampule second source)

Prep'd By: MA

Prep Date: 01/14/21

Exp Date: 01/14/22

Initial Standard Information						Final Standard Information			
Name of Initial Standard (from contianer Label)	Supplier	Supplier P/N# (or APPL Mix Name)	Conc.(range)	Lot # with QA # (or reference to APPL prep date)	Exp Date	Aliquot from Stock	Final Volume	Final Solvent + Lot# (or APPL Prep Date)	Final Standard Conc (range)
Custom PAH SIM Mix	Phenova	ALO-130490	200 ug/mL	CL13127-41106	12/31/22	1000 uL	1mL	NA	200ug/mL

_LIQ003

Organic Extraction Worksheet

Method	Continuous Liquid/Liquid SVOC 3520C	Extraction Set	210528A	Extraction Method	LIQ003	Units	mL

Spiked ID 1	SIM Spike 1-24-21 1-29-21		Surrogate ID 1	SIM Surrogate 11-30-20 11-30-21	
Spiked ID 2			Surrogate ID 2		
Spiked ID 3			Surrogate ID 3		
Spiked ID 4			Surrogate ID 4		
Spiked ID 5			Surrogate ID 5		
Spiked ID 6			Sufficient Vol for Matrix QC:	NO	
Spiked ID 7			Ext. Start Time:	05/28/21 14:00	
Spiked ID 8			Ext. End Time:	05/29/21 8:11	
			GC Requires Extract By:		

pH1	14	05/28/21 11:25	Water Bath Temp 1 °C	70/68 E-WB6 °C
pH2			Water Bath Temp 2 °C	
pH3			Water Bath Temp 3 °C	

Spiked By: YL **Date** 05/28/21 **Witnessed By:** CFM **Date** 05/28/21

	Sample	Sample Container	Spike Amount	Spike ID	Surrogate Amount	Surrogate ID	Extract Amount	Final Volume	pH	Extract Date/Time	Comments
1	210528A Blk				0.050	1	1000	1	14	05/28/21 11:10	
						equip	E-HP15 E-WB6				
2	210528A LCS-1		0.125	1	0.050	1	1000	1	14	05/28/21 11:10	
						equip	E-HP14 E-WB6				
3	210528A LCSD-1		0.125	1	0.050	1	1000	1	14	05/28/21 11:10	
						equip	E-HP13 E-WB6				
4	BA33251	BA33251W05			0.050	1	870	1	14	05/28/21 11:10	96320
						equip	E-HP12 E-WB6				
5	BA33254	BA33254W05			0.050	1	870	1	14	05/28/21 11:10	96320
						equip	E-HP11 E-WB6				
6	BA33354	BA33354W05			0.050	1	850	1	14	05/28/21 11:10	96343
						equip	E-HP10 E-WB6				

Solvent and Lot#	
PH Strips	HC148594
Dichloromethane (DCM)	60338
10N NaOH (10mLs)	5-27-21
Filter Paper	400181
Na2SO4	2020120870

Extraction COC Transfer	
Extraction lab employee Initials	KY
GC analyst's initials	LS
Date	6/2/21
Time	11:05
Refrigerator	GC-C

	Technician's Initials
Scanned By	YL
Sample Preparation	YL
Extraction	YL
Concentration	SR

Modified	06/03/21 8:47:35 AM

Reviewed By: KY **Date** 06/03/21

Injection Log

Directory: M:\LINUS\DATA\L210324\

Vial	FileName	Multiplier	SampleName	Misc Info	Injected
2	0324L002.D	1	SV Tune 10/02/20		24 Mar 21 10:26
3	0324L003.D	1	0.1 SIM 03/24/21		24 Mar 21 11:35
4	0324L004.D	1	0.2 SIM 03/24/21		24 Mar 21 11:57
5	0324L005.D	1	0.5 SIM 03/24/21		24 Mar 21 12:19
6	0324L006.D	1	1 SIM 03/24/21		24 Mar 21 12:41
7	0324L007.D	1	5 SIM 03/24/21		24 Mar 21 13:07
8	0324L008.D	1	10 SIM 03/24/21		24 Mar 21 13:29
9	0324L009.D	1	50 SIM 03/24/21		24 Mar 21 13:51
10	0324L010.D	1	100 SIM 03/24/21		24 Mar 21 14:13
11	0324L011.D	1	SS SIM 03/24/21		24 Mar 21 14:59
98	0513L198.D	1	SV TUNE 10/2/20		2 Jun 21 11:59
99	0513L199.D	1	5 SIM 3/24/21 (1)		2 Jun 21 12:15
100	0513L200.D	1	210528A BLK 1/1000		2 Jun 21 12:37
1	0513L201.D	1	210528A LCS-1 1/1000		2 Jun 21 12:59
2	0513L202.D	1	210528A LCSD-1 1/1000		2 Jun 21 13:21
5	0513L205.D	1.17647	BA33354W05 1/850		2 Jun 21 14:28
31	0513L231.D	1	5 SIM 3/24/21 (3)		3 Jun 21 9:24

ORGANICS

Calibration Data

VOLATILE ORGANIC ANALYSIS
VOLATILE ORGANIC COMPOUNDS

Form 6
Initial Calibration

Lab Name: APPL, Inc.
Case No:
Matrix: Water

SDG No:
Initial Cal. Date: 06/01/21
Instrument: Loki

Initials: CH

		Compound	1	2	3	4	5	6	7	8	9		Avg	%RSD	Type	r^2	Q	MRF
			0601L16.D	0601L17.D	0601L18.D	0601L19.D	0601L20.D	0601L21.D	0601L22.D	0601L23 D	0601L24.D							
1	I	Fluorobenzene (IS)																
2	TMC	Dichlorodifluoromethane		0.1642	0.1857	0.1631	0.1361	0.1405	0.1405	0.1360	0.1229		0.15	14	TMC			
3	TM	Freon 114		0.1394	0.1323	0.1309	0.1012	0.1133	0.1074	0.1141	0.1020		0.12	13	TM			
4	TMC**	Chloromethane		0.2057	0.1894	0.1660	0.1572	0.1583	0.1398	0.1442			0.17	14	TMC**			
5	TMC*	Vinyl chloride		0.1262	0.1371	0.1465	0.1360	0.1327	0.1333	0.1321	0.1208		0.13	5.7	TMC*			
6	TMCL	Bromomethane		0.1726	0.1420	0.1339	0.1245	0.1171	0.1159	0.1057			0.13	17	TMC	0.998		
7	TMC	Chloroethane			0.1071	0.0952	0.0946	0.0859	0.0819	0.0836	0.0777		0.09	11	TMC			
8	TM	Dichlorofluoromethane		0.2564	0.2525	0.2356	0.2185	0.2230	0.2139	0.2112	0.1974		0.23	9.1	TM			
9	TMC	Trichlorofluoromethane		0.1416	0.1305	0.1283	0.1222	0.1269	0.1188	0.1203	0.1083		0.12	7.8	TMC			
10	TM	Acrolein		0.0102	0.0097	0.0094	0.0092	0.0092	0.0093	0.0093	0.0092		0.01	3.8	TM			
11	TMC	Acetone		0.0430	0.0393	0.0372	0.0360	0.0355	0.0350	0.0341	0.0333		0.04	8.6	TMC			
12	TMC	Freon-113		0.1089	0.1091	0.1131	0.1073	0.1119	0.1065	0.1085	0.0985		0.11	4.1	TMC			
13	TMC*	1,1-DCE		0.1752	0.1657	0.1806	0.1550	0.1629	0.1556	0.1587	0.1484		0.16	6.6	TMC*			
14	TMQ	t-Butanol		0.0057	0.0051	0.0056	0.0076	0.0085	0.0102				0.01	28	TM	0.998		
15	TM	Acetonitrile		0.0156	0.0168	0.0160	0.0146	0.0161	0.0141	0.0140	0.0149		0.02	6.6	TM			
16	TMCL	Methyl Acetate			0.1259	0.0966	0.0880	0.0873	0.0783	0.0825	0.0826		0.09	18	TMC	1.000		
17	TML	Iodomethane		0.0563	0.0491	0.0479	0.0427	0.0686	0.0805	0.1007	0.1137		0.07	38	TM	0.996		
18	TML	Acrylonitrile													TM		*	
19	TMCL	Methylene chloride		0.2748	0.2024	0.1864	0.1517	0.1346	0.1267	0.1264	0.1206		0.17	32	TMC	1.000		
20	TMC	Carbon disulfide		0.2140	0.2152	0.2057	0.1727	0.1761	0.1637	0.1720	0.1553		0.18	13	TMC			
21	TMCL	Methyl t-butyl ether (MtBE)			0.1239	0.1391	0.1481	0.1437	0.1611	0.1762	0.2049		0.16	17	TMC	0.996		
22	TMC	Trans-1,2-DCE		0.1426	0.1463	0.1539	0.1467	0.1472	0.1448	0.1474	0.1427		0.15	2.4	TMC			
23	TM	Diisopropyl Ether		0.2363	0.2750	0.2629	0.2623	0.2765	0.2750	0.2913	0.3109		0.27	8.0	TM			
24	TMC**	1,1-DCA			0.2426	0.2389	0.2085	0.2070	0.2069	0.2035	0.1953		0.21	8.6	TMC**			
25	TM	Vinyl Acetate		0.0719	0.0582	0.0604	0.0583	0.0602	0.0575	0.0572	0.0582		0.06	8.1	TM			
26	TML	Ethyl tert Butyl Ether				0.0223	0.0285	0.0283	0.0394	0.0472	0.0633		0.04	40	TM	0.990		
27	TMC	MEK (2-Butanone)		0.0396	0.0375	0.0406	0.0416	0.0416	0.0420	0.0430	0.0428		0.04	4.5	TMC			
28	TMCL	Cis-1,2-DCE		0.1675	0.1786	0.1806	0.1653	0.1686	0.1649	0.1658	0.1675		0.17	3.6	TMC	1.00		
29	TM	2,2-Dichloropropane		0.2001	0.1693	0.1561	0.1474	0.1471	0.1413	0.1452	0.1367		0.16	13	TM			
30	TMC*	Chloroform		0.2710	0.2393	0.2458	0.2246	0.2293	0.2195	0.2155	0.2077		0.23	8.7	TMC*			
31	TM	Bromochloromethane		0.0669	0.0975	0.1019	0.1004	0.0960	0.0954	0.0938	0.0891		0.09	12	TM			
32	S	Dibromofluoromethane(S)	0.3366	0.3406	0.2906	0.2793	0.3012	0.2959	0.2933	0.2823	0.2674		0.30	8.3	S			
33	TMC	1,1,1-TCA		0.2163	0.2062	0.1928	0.1974	0.1968	0.1911	0.1911	0.1770		0.20	5.9	TMC			
34	TMC	Cyclohexane		0.1217	0.1311	0.1373	0.1140	0.1296	0.1351	0.1447	0.1467		0.13	8.3	TMC			
35	TM	1,1-Dichloropropene		0.1197	0.1185	0.1340	0.1213	0.1214	0.1281	0.1388	0.1342		0.13	6.2	TM			

VOLATILE ORGANIC ANALYSIS
VOLATILE ORGANIC COMPOUNDS

Form 6
Initial Calibration

Lab Name: APPL, Inc.
Case No:
Matrix: Water

SDG No:
Initial Cal. Date: 06/01/21
Instrument: Loki

Initials: CH

		Compound	1	2	3	4	5	6	7	8	9		Avg	%RSD	Type		Q	MRF
36	TM	2,2,4-Trimethylpentane		0.1158	0.1000	0.1022	0.0908	0.0975	0.1037	0.1153	0.1156		0.11	9.0	TM			
37	S	1,2-DCA-D4(S)	0.3691	0.3664	0.3097	0.2993	0.3248	0.3133	0.3121	0.2982	0.2791		0.32	9.5	S			
38	TMC	Carbon Tetrachloride		0.1653	0.1632	0.1806	0.1651	0.1692	0.1622	0.1633	0.1519		0.17	4.8	TMC			
39	TM	Tert Amyl Methyl Ether													TM			
40	TMC	1,2-DCA		0.1655	0.1872	0.1783	0.1752	0.1703	0.1678	0.1690	0.1637		0.17	4.5	TMC			
41	TMC	Benzene		0.4706	0.4896	0.4518	0.4465	0.4410	0.4465	0.4443	0.4294		0.45	4.2	TMC			
42	TMC	TCE		0.1669	0.1463	0.1541	0.1330	0.1425	0.1388	0.1450	0.1355		0.15	7.6	TMC			
43	TM	2-Pentanone		0.0529	0.0547	0.0566	0.0590	0.0624	0.0640	0.0663	0.0684		0.06	9.3	TM			
44	TMC*	1,2-Dichloropropane		0.1296	0.1426	0.1209	0.1254	0.1259	0.1236	0.1227	0.1207		0.13	5.7	TMC*			
45	TMC	Bromodichloromethane		0.1723	0.1853	0.1691	0.1723	0.1736	0.1654	0.1647	0.1631		0.17	4.1	TMC			
46	TMC	Methyl Cyclohexane		0.0653	0.0553	0.0645	0.0640	0.0713	0.0707	0.0775	0.0794		0.07	12	TMC			
47	TM	Dibromomethane		0.1063	0.0969	0.1106	0.1116	0.1103	0.1060	0.1049	0.1031		0.11	4.5	TM			
48	TM	2-Chloroethyl vinyl ether													TM			
49	TMC	MIBK (methyl isobutyl ketone)		0.0668	0.0667	0.0733	0.0732	0.0751	0.0734	0.0796	0.0811		0.07	7.1	TMC			
50	TM	1-Bromo-2-chloroethane		0.0974	0.0976	0.0991	0.0922	0.0851	0.0831	0.0876	0.0863		0.09	7.0	TM			
51	TMC	Cis-1,3-Dichloropropene		0.1587	0.1453	0.1572	0.1531	0.1643	0.1593	0.1668	0.1742		0.16	5.5	TMC			
52	TMC*	Toluene		0.4307	0.4471	0.4775	0.4934	0.4913	0.5036	0.5136	0.4943		0.48	5.9	TMC*			
53	TMC	Trans-1,3-Dichloropropene		0.0792	0.0830	0.0883	0.0863	0.0823	0.0867	0.0902	0.0928		0.09	5.2	TMC			
54	TMC	1,1,2-TCA		0.1226	0.1439	0.1206	0.1227	0.1272	0.1209	0.1201	0.1161		0.12	6.9	TMC			
55	TMC	2-Hexanone		0.0320	0.0334	0.0377	0.0396	0.0412	0.0429	0.0474			0.04	14	TMC			
56	I	Chlorobenzene-D5 (IS)																
57	S	Toluene-D8(S)	1.237	1.197	1.067	1.079	1.213	1.217	1.235	1.217	1.195		1.2	5.5	S			
58	TMC	1,2-EDB		0.1120	0.1355	0.1517	0.1542	0.1504	0.1486	0.1510	0.1539		0.14	10	TMC			
59	TMC	Tetrachloroethene		0.1031	0.1285	0.1141	0.1197	0.1180	0.1158	0.1088	0.1075		0.11	7.0	TMC			
60	TML	1-Chlorohexane		0.0963	0.1256	0.1493	0.1265	0.1341	0.1315	0.1488	0.1603		0.13	15	TM	0.998		
61	TM	1,1,1,2-Tetrachloroethane		0.1775	0.1642	0.1757	0.1744	0.1662	0.1660	0.1661	0.1707		0.17	3.0	TM			
62	TMCL	m&p-Xylene		0.3561	0.3585	0.3157	0.4062	0.4499	0.4807	0.5176			0.41	18	TMC	0.998		
63	TMC	o-Xylene		0.3967	0.3717	0.3923	0.4105	0.4500	0.4732	0.5204	0.5497		0.45	14	TMC			
64	TMCL	Styrene		0.2227	0.2692	0.2804	0.3252	0.3575	0.3940	0.4409	0.4713		0.35	25	TMC	0.999		
65	S	4-Bromofluorobenzene(S)	0.4561	0.4374	0.3548	0.3752	0.4174	0.4276	0.4476	0.4582	0.4554		0.43	8.8	S			
66	TM	1,3-Dichloropropane		0.2361	0.2380	0.2179	0.2324	0.2277	0.2186	0.2228	0.2264		0.23	3.3	TM			
67	TMC	Dibromochloromethane		0.1808	0.1806	0.1738	0.1664	0.1739	0.1716	0.1721	0.1745		0.17	2.7	TMC			
68	TMC**	Chlorobenzene		0.4851	0.4073	0.4557	0.4305	0.4336	0.4270	0.4369	0.4334		0.44	5.2	TMC**			
69	TMC*	Ethylbenzene		0.3010	0.3204	0.2853	0.2966	0.3254	0.3452	0.3713	0.3819		0.33	11	TMC*			
70	TMC**	Bromoform		0.1041	0.1275	0.1273	0.1262	0.1262	0.1249	0.1280	0.1389		0.13	7.7	TMC**			

VOLATILE ORGANIC ANALYSIS
VOLATILE ORGANIC COMPOUNDS

Form 6
Initial Calibration

Lab Name: APPL, Inc.
Case No:
Matrix: Water

SDG No:
Initial Cal. Date: 06/01/21
Instrument: Loki

Initials: CH

		Compound	1	2	3	4	5	6	7	8	9		Avg	%RSD	Type		Q	MRF
71	I	1,4-Dichlorobenzene-D4 (IS)																
72	TMC	Isopropylbenzene		0.8435	0.8930	0.8588	0.8521	0.8810	0.9272	1.020	0.9881		0.91	7.2	TMC			
73	TMC**	1,1,2,2-Tetrachloroethane		0.3410	0.3444	0.3091	0.3145	0.2902	0.2879	0.2859	0.2834		0.31	8.0	TMC**			
74	TM	1,2,3-Trichloropropane		0.1161	0.1380	0.1095	0.1176	0.1071	0.1037	0.0979	0.0971		0.11	12	TM			
75	TM	t-1,4-Dichloro-2-Butene			0.0402	0.0278	0.0412	0.0411	0.0391	0.0435	0.0471		0.04	15	TM			
76	TM	Bromobenzene		0.2989	0.3218	0.3624	0.3354	0.3212	0.3025	0.3140	0.3004		0.32	6.7	TM			
77	TM	n-Propylbenzene		0.9560	1.040	0.9364	1.004	1.070	1.121	1.193	1.154		1.1	8.7	TM			
78	TM	4-Ethyltoluene		0.6435	0.6494	0.7230	0.7646	0.8024	0.8660	0.9341	0.8947		0.78	14	TM			
79	TM	2-Chlorotoluene		0.7842	0.7692	0.7203	0.7888	0.8465	0.8805	0.9037	0.8558		0.82	7.6	TM			
80	TM	1,3,5-Trimethylbenzene		0.6553	0.6551	0.6927	0.7122	0.7782	0.8659	0.9456	0.9138		0.78	15	TM			
81	TM	4-Chlorotoluene		0.7842	0.7692	0.7203	0.7888	0.8465	0.8805	0.9037	0.8558		0.82	7.6	TM			
82	TM	Tert-Butylbenzene		0.6842	0.5735	0.6414	0.6761	0.6960	0.7224	0.7897	0.7752		0.69	10	TM			
83	TM	1,2,4-Trimethylbenzene		0.6553	0.6551	0.6927	0.7122	0.7782	0.8659	0.9456	0.9138		0.78	15	TM			
84	TM	Sec-Butylbenzene		0.7388	0.9083	0.8633	0.8463	0.9389	1.018	1.112	1.092		0.94	14	TM			
85	TML	p-Isopropyltoluene		0.6417	0.7396	0.6867	0.7604	0.7877	0.8807	1.002	0.9932		0.81	17	TM	0.999		
86	TM	Benzyl Chloride		0.1739	0.1853	0.1689	0.1731	0.1541	0.1589	0.1759	0.2112		0.18	10	TM			
87	TMC	1,3-DCB		0.6064	0.6332	0.5740	0.6055	0.6069	0.5877	0.6075	0.5924		0.60	2.9	TMC			
88	TMC	1,4-DCB		0.6267	0.6028	0.6210	0.5967	0.5881	0.6004	0.6122	0.6105		0.61	2.1	TMC			
89	TM	n-Butylbenzene		0.5324	0.5821	0.5874	0.6135	0.6377	0.6891	0.7764	0.7863		0.65	14	TM			
90	TMC	1,2-DCB		0.7385	0.6543	0.5740	0.6168	0.6314	0.6196	0.6207	0.6130		0.63	7.6	TMC			
91	TM	Hexachloroethane		0.2264	0.1929	0.1930	0.1760	0.1636	0.1653	0.1694	0.1705		0.18	12	TM			
92	TMCL	1,2-Dibromo-3-chloropropane			0.0195	0.0650	0.0649	0.0643	0.0633	0.0658	0.0687		0.06	30	TMC	1.000		
93	TMCL	1,2,4-Trichlorobenzene		0.1471	0.1493	0.1611	0.1405	0.1454	0.1634	0.1836	0.1981		0.16	13	TMC	0.998		
94	TM	Hexachlorobutadiene		0.1171	0.1251	0.1166	0.0976	0.1002	0.0964	0.1029	0.0958		0.11	11	TM			
95	TML	Naphthalene			0.3811	0.4344	0.4355	0.4902	0.5476	0.6814	0.8271		0.54	29	TM	0.994		
96	TML	1,2,3-Trichlorobenzene		0.1286	0.1283	0.1406	0.1308	0.1370	0.1495	0.1596	0.1713		0.14	11	TM	0.999		
97																		
98																		
99																		
100																		
101																		
102																		
103																		
104																		
105																		

Quantitation Report (Not Reviewed)

Data File : M:\LOKI\DATA\210601\0601L16.D
Acq On : 1 Jun 21 20:20
Sample : 0.3ug/L VOC STD 6/1/21
Misc : IS&S: 10/21/20, 11/11/20

Vial: 6
Operator:
Inst : Loki
Multiplr: 1.00

Quant Time: Jun 7 13:52 2021

Quant Results File: L0601W.RES

Quant Method : M:\LOKI\DATA\210601\L0601W.M (RTE Integrator)
Title : METHOD 8260B
Last Update : Mon Jun 07 13:46:40 2021
Response via : Initial Calibration
DataAcq Meth : 020321_L8260

Internal Standards	R.T.	QIon	Response	Conc	Units		Dev(Min)
1) Fluorobenzene (IS)	6.53	96	330913	25.000	ppb		0.00
56) Chlorobenzene-D5 (IS)	9.99	117	272247	25.000	ppb		0.00
71) 1,4-Dichlorobenzene-D4 (IS	12.56	152	138237	25.000	ppb		0.00
System Monitoring Compounds							
32) Dibromofluoromethane(S)	5.69	113	22277	5.636	ppb		0.00
Spiked Amount 25.000			Recovery	=	22.544%		
37) 1,2-DCA-D4(S)	6.11	65	24431	5.784	ppb		0.00
Spiked Amount 25.000			Recovery	=	23.136%		
57) Toluene-D8(S)	8.39	98	67337	5.222	ppb		0.00
Spiked Amount 25.000			Recovery	=	20.888%		
65) 4-Bromofluorobenzene(S)	11.29	174	24836	5.360	ppb		0.00
Spiked Amount 25.000			Recovery	=	21.440%		
Target Compounds							Qvalue
2) Dichlorodifluoromethane	1.15	85	493	0.251	ppb	#	75
3) Freon 114	1.26	85	441	0.283	ppb		98
4) Chloromethane	1.30	50	962	0.438	ppb		91
5) Vinyl chloride	1.40	62	534	0.303	ppb		98
6) Bromomethane	1.68	96	564	-0.341	ppb		80
7) Chloroethane	1.78	64	595	0.503	ppb	#	42
8) Dichlorofluoromethane	1.97	67	867	0.290	ppb		94
9) Trichlorofluoromethane	2.02	101	446	0.270	ppb		95
10) Acrolein	2.45	56	1141	9.136	ppb		84
11) Acetone	2.63	43	3202	6.597	ppb		95
13) 1,1-DCE	2.54	61	648	0.301	ppb		97
14) t-Butanol	3.41	59	555	-25.000	ppb	#	39
15) Acetonitrile	2.95	41	2596	12.856	ppb		92
17) Iodomethane	2.70	142	205	2.754	ppb	#	39
19) Methylene chloride	3.13	84	1562	-0.152	ppb	#	75
20) Carbon disulfide	2.75	76	700	0.287	ppb	#	75
21) Methyl t-butyl ether (MtBE	3.57	73	403	2.456	ppb	#	52
22) Trans-1,2-DCE	3.50	61	434	0.224	ppb		87
23) Diisopropyl Ether	4.35	45	1039	0.287	ppb	#	45
24) 1,1-DCA	4.15	63	860	0.303	ppb	#	68
25) Vinyl Acetate	4.36	43	262	0.329	ppb		100
27) MEK (2-Butanone)	5.11	43	2405	4.420	ppb		90
28) Cis-1,2-DCE	5.02	61	776	0.382	ppb	#	81
29) 2,2-Dichloropropane	4.99	77	373	0.181	ppb	#	56
30) Chloroform	5.50	83	931	0.304	ppb		76
31) Bromochloromethane	5.34	130	281	0.229	ppb	#	74
33) 1,1,1-TCA	5.69	97	666	0.257	ppb		83
34) Cyclohexane	5.75	56	330	0.188	ppb	#	68
35) 1,1-Dichloropropene	5.91	75	293	0.174	ppb	#	34
36) 2,2,4-Trimethylpentane	6.31	57	345	0.248	ppb	#	85
38) Carbon Tetrachloride	5.90	119	546	0.250	ppb	#	66
40) 1,2-DCA	6.20	62	775	0.340	ppb		87
41) Benzene	6.17	78	1744	0.291	ppb		98
42) TCE	6.98	130	520	0.270	ppb		84
43) 2-Pentanone	7.26	43	6573	8.202	ppb		97
44) 1,2-Dichloropropane	7.24	63	324	0.194	ppb	#	44
45) Bromodichloromethane	7.58	83	785	0.347	ppb	#	58
46) Methyl Cyclohexane	7.19	98	176	0.194	ppb		85
47) Dibromomethane	7.37	174	217	0.154	ppb		86

(#) = qualifier out of range (m) = manual integration

Quantitation Report (Not Reviewed)

Data File : M:\LOKI\DATA\210601\0601L16.D Vial: 6
Acq On : 1 Jun 21 20:20 Operator:
Sample : 0.3ug/L VOC STD 6/1/21 Inst : Loki
Misc : IS&S: 10/21/20, 11/11/20 Multiplr: 1.00

Quant Time: Jun 7 13:52 2021 Quant Results File: L0601W.RES

Quant Method : M:\LOKI\DATA\210601\L0601W.M (RTE Integrator)
Title : METHOD 8260B
Last Update : Mon Jun 07 13:46:40 2021
Response via : Initial Calibration
DataAcq Meth : 020321_L8260

Compound	R.T.	QIon	Response	Conc Unit		Qvalue
49) MIBK (methyl isobutyl ket	8.32	43	4220	4.329 ppb		93
50) 1-Bromo-2-chloroethane	7.92	63	399	0.331 ppb	#	41
51) Cis-1,3-Dichloropropene	8.10	75	556	0.263 ppb		92
52) Toluene	8.47	91	1628	0.255 ppb		97
53) Trans-1,3-Dichloropropene	8.74	75	493	0.433 ppb		95
54) 1,1,2-TCA	8.94	97	418	0.254 ppb	#	85
55) 2-Hexanone	9.24	43	1619	3.123 ppb		86
58) 1,2-EDB	9.47	107	471	0.299 ppb	#	56
59) Tetrachloroethene	9.07	166	385	0.309 ppb		88
60) 1-Chlorohexane	10.02	91	227	1.366 ppb		90
61) 1,1,1,2-Tetrachloroethane	10.12	131	581	0.314 ppb	#	67
62) m&p-Xylene	10.29	91	2302	2.063 ppb		88
63) o-Xylene	10.71	91	1131	0.233 ppb		96
64) Styrene	10.73	104	761	1.690 ppb		83
66) 1,3-Dichloropropane	9.11	76	693	0.280 ppb		99
67) Dibromochloromethane	9.35	129	473	0.249 ppb	#	71
68) Chlorobenzene	10.02	112	1452	0.304 ppb		90
69) Ethylbenzene	10.16	91	936	0.262 ppb		89
70) Bromoform	10.92	173	319	0.234 ppb	#	28
72) Isopropylbenzene	11.13	105	1149	0.229 ppb		94
73) 1,1,2,2-Tetrachloroethane	11.46	83	491	0.289 ppb		75
76) Bromobenzene	11.45	158	442	0.250 ppb	#	67
77) n-Propylbenzene	11.58	91	1445	0.247 ppb		92
78) 4-Ethyltoluene	11.78	105	1095	0.252 ppb	#	77
79) 2-Chlorotoluene	11.79	91	1192	0.263 ppb	#	76
80) 1,3,5-Trimethylbenzene	12.18	105	962	0.224 ppb	#	55
81) 4-Chlorotoluene	11.79	91	1192	0.263 ppb	#	76
82) Tert-Butylbenzene	12.13	119	777	0.202 ppb		85
83) 1,2,4-Trimethylbenzene	12.18	105	962	0.224 ppb	#	55
84) Sec-Butylbenzene	12.38	105	1202	0.231 ppb		91
85) p-Isopropyltoluene	12.53	119	1075	1.176 ppb	#	78
87) 1,3-DCB	12.48	146	1179	0.354 ppb	#	79
88) 1,4-DCB	12.99	146	979	0.292 ppb	#	71
89) n-Butylbenzene	12.99	91	790	0.220 ppb		94
90) 1,2-DCB	12.59	146	1053	0.301 ppb	#	76
91) Hexachloroethane	13.28	117	164	0.163 ppb	#	61
93) 1,2,4-Trichlorobenzene	14.76	180	327	1.786 ppb	#	30
95) Naphthalene	15.04	128	417	3.430 ppb	#	79
96) 1,2,3-Trichlorobenzene	15.30	182	198	1.406 ppb	#	65

(#) = qualifier out of range (m) = manual integration

Quantitation Report

Data File : M:\LOKI\DATA\210601\0601L16.D Vial: 6
Acq On : 1 Jun 21 20:20 Operator:
Sample : 0.3ug/L VOC STD 6/1/21 Inst : Loki
Misc : IS&S: 10/21/20, 11/11/20 Multiplr: 1.00

Quant Time: Jun 7 13:52 2021 Quant Results File: L0601W.RES

Method : M:\LOKI\DATA\210601\L0601W.M (RTE Integrator)
Title : METHOD 8260B
Last Update : Mon Jun 07 13:46:40 2021
Response via : Initial Calibration

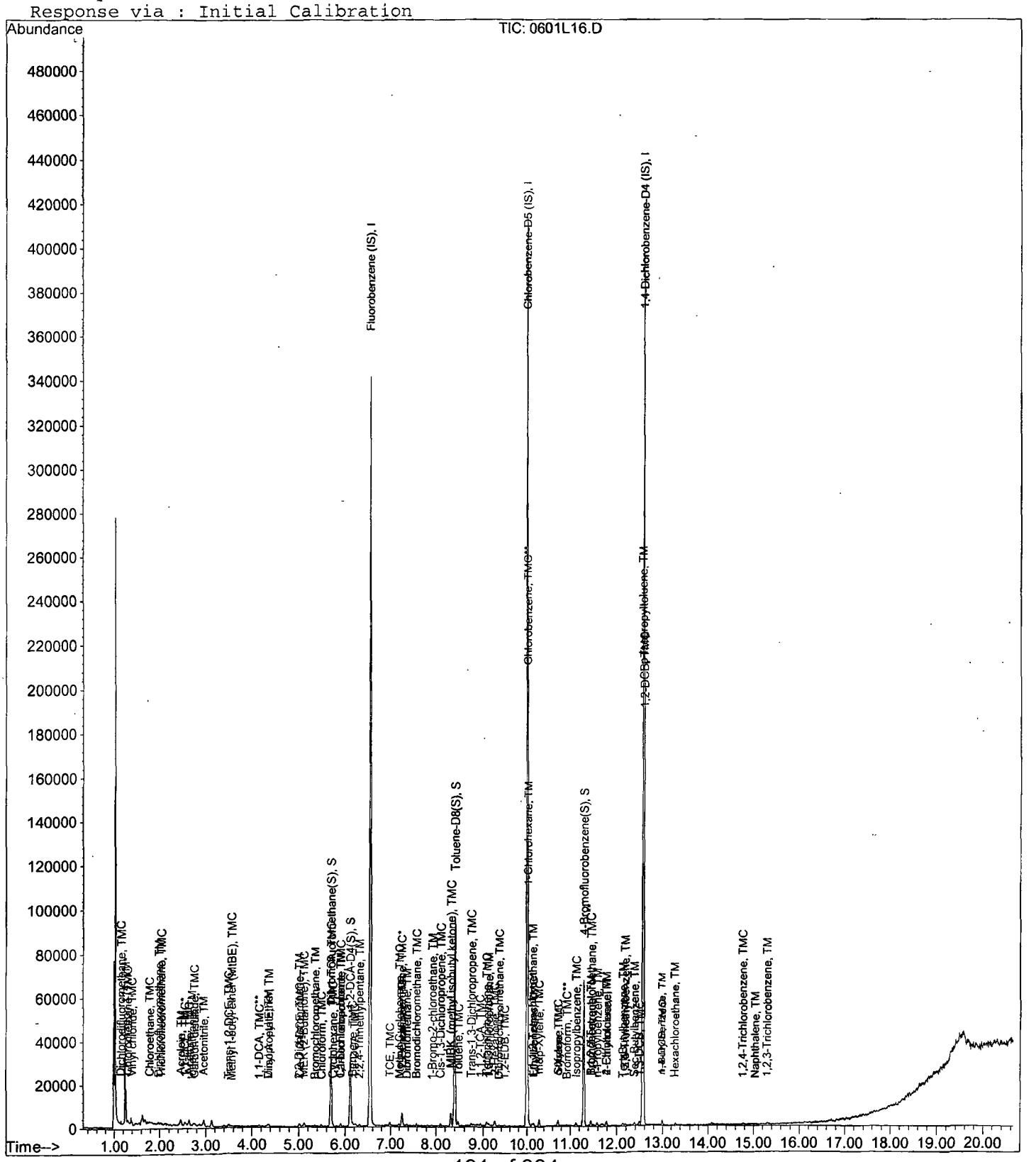

Quantitation Report (Not Reviewed)

Data File : M:\LOKI\DATA\210601\0601L17.D
Acq On : 1 Jun 21 20:48
Sample : 0.5ug/L VOC STD 6/1/21
Misc : IS&S: 10/21/20, 11/11/20

Vial: 7
Operator:
Inst : Loki
Multiplr: 1.00

Quant Time: Jun 7 13:52 2021

Quant Results File: L0601W.RES

Quant Method : M:\LOKI\DATA\210601\L0601W.M (RTE Integrator)
Title : METHOD 8260B
Last Update : Mon Jun 07 13:46:40 2021
Response via : Initial Calibration
DataAcq Meth : 020321_L8260

Internal Standards	R.T.	QIon	Response	Conc Units		Dev(Min)
1) Fluorobenzene (IS)	6.54	96	345391	25.000 ppb		0.00
56) Chlorobenzene-D5 (IS)	9.99	117	286716	25.000 ppb		0.00
71) 1,4-Dichlorobenzene-D4 (IS	12.56	152	140017	25.000 ppb		0.00
System Monitoring Compounds						
32) Dibromofluoromethane(S)	5.69	113	23531	5.704 ppb		0.00
Spiked Amount 25.000			Recovery	= 22.816%		
37) 1,2-DCA-D4(S)	6.11	65	25307	5.740 ppb		0.00
Spiked Amount 25.000			Recovery	= 22.960%		
57) Toluene-D8(S)	8.40	98	68665	5.056 ppb		0.00
Spiked Amount 25.000			Recovery	= 20.224%		
65) 4-Bromofluorobenzene(S)	11.29	174	25080	5.139 ppb		0.00
Spiked Amount 25.000			Recovery	= 20.556%		
Target Compounds						Qvalue
2) Dichlorodifluoromethane	1.15	85	1134	0.552 ppb	#	77
3) Freon 114	1.26	85	963	0.593 ppb		82
4) Chloromethane	1.30	50	1421	0.620 ppb		99
5) Vinyl chloride	1.40	62	872	0.474 ppb	#	74
7) Chloroethane	1.78	64	695	0.562 ppb	#	83
8) Dichlorofluoromethane	1.97	67	1771	0.567 ppb		95
9) Trichlorofluoromethane	2.02	101	978	0.568 ppb		88
10) Acrolein	2.45	56	3535	27.118 ppb		90
11) Acetone	2.64	43	5947	11.739 ppb		95
12) Freon-113	2.57	101	752	0.504 ppb	#	80
13) 1,1-DCE	2.55	61	1210	0.538 ppb		93
14) t-Butanol	3.42	59	1964	25.358 ppb		97
15) Acetonitrile	2.96	41	5403	25.636 ppb		91
16) Methyl Acetate	3.06	43	725	0.438 ppb	#	46
17) Iodomethane	2.70	142	389	2.864 ppb		99
20) Carbon disulfide	2.76	76	1478	0.580 ppb	#	89
21) Methyl t-butyl ether (MtBE	3.55	73	829	2.599 ppb	#	52
22) Trans-1,2-DCE	3.51	61	985	0.487 ppb	#	75
23) Diisopropyl Ether	4.36	45	1632	0.431 ppb		90
24) 1,1-DCA	4.14	63	920	0.310 ppb	#	68
25) Vinyl Acetate	4.37	43	497	0.597 ppb		100
27) MEK (2-Butanone)	5.11	43	5469	9.630 ppb	#	82
28) Cis-1,2-DCE	5.02	61	1157	0.532 ppb		82
29) 2,2-Dichloropropane	5.02	77	1382	0.644 ppb		96
30) Chloroform	5.49	83	1872	0.585 ppb		82
31) Bromochloromethane	5.33	130	462	0.361 ppb	#	70
33) 1,1,1-TCA	5.69	97	1494	0.552 ppb		86
34) Cyclohexane	5.75	56	841	0.459 ppb	#	82
35) 1,1-Dichloropropene	5.92	75	827	0.471 ppb		88
36) 2,2,4-Trimethylpentane	6.31	57	800	0.551 ppb		87
38) Carbon Tetrachloride	5.89	119	1142	0.501 ppb		89
40) 1,2-DCA	6.20	62	1143	0.481 ppb		96
41) Benzene	6.16	78	3251	0.520 ppb		92
42) TCE	6.98	130	1153	0.574 ppb		91
43) 2-Pentanone	7.26	43	18283	21.859 ppb		97
44) 1,2-Dichloropropane	7.24	63	895	0.512 ppb	#	69
45) Bromodichloromethane	7.58	83	1190	0.505 ppb		83
46) Methyl Cyclohexane	7.19	98	451	0.477 ppb	#	44
47) Dibromomethane	7.37	174	734	0.500 ppb		97

(#) = qualifier out of range (m) = manual integration

Quantitation Report (Not Reviewed)

Data File : M:\LOKI\DATA\210601\0601L17.D Vial: 7
Acq On : 1 Jun 21 20:48 Operator:
Sample : 0.5ug/L VOC STD 6/1/21 Inst : Loki
Misc : IS&S: 10/21/20, 11/11/20 Multiplr: 1.00

Quant Time: Jun 7 13:52 2021 Quant Results File: L0601W.RES

Quant Method : M:\LOKI\DATA\210601\L0601W.M (RTE Integrator)
Title : METHOD 8260B
Last Update : Mon Jun 07 13:46:40 2021
Response via : Initial Calibration
DataAcq Meth : 020321_L8260

Compound	R.T.	QIon	Response	Conc Unit		Qvalue
49) MIBK (methyl isobutyl ket	8.31	43	9229	9.070 ppb		92
50) 1-Bromo-2-chloroethane	7.92	63	673	0.535 ppb		93
51) Cis-1,3-Dichloropropene	8.11	75	1096	0.496 ppb		91
52) Toluene	8.47	91	2975	0.447 ppb		99
53) Trans-1,3-Dichloropropene	8.73	75	547	0.460 ppb	#	90
54) 1,1,2-TCA	8.93	97	847	0.493 ppb		95
55) 2-Hexanone	9.24	43	4424	8.176 ppb		95
58) 1,2-EDB	9.46	107	642	0.387 ppb		97
59) Tetrachloroethene	9.07	166	591	0.450 ppb	#	74
60) 1-Chlorohexane	9.99	91	552	1.536 ppb	#	1
61) 1,1,1,2-Tetrachloroethane	10.12	131	1018	0.522 ppb	#	61
62) m&p-Xylene	10.29	91	4084	2.341 ppb		89
63) o-Xylene	10.72	91	2275	0.445 ppb		93
64) Styrene	10.74	104	1277	1.778 ppb	#	68
66) 1,3-Dichloropropane	9.11	76	1354	0.519 ppb		98
67) Dibromochloromethane	9.35	129	1037	0.519 ppb	#	45
68) Chlorobenzene	10.02	112	2782	0.553 ppb		95
69) Ethylbenzene	10.16	91	1726	0.458 ppb		95
70) Bromoform	10.93	173	597	0.415 ppb		82
72) Isopropylbenzene	11.13	105	2362	0.464 ppb		94
73) 1,1,2,2-Tetrachloroethane	11.46	83	955	0.555 ppb		93
74) 1,2,3-Trichloropropane	11.49	110	325	0.523 ppb	#	20
75) t-1,4-Dichloro-2-Butene	11.52	53	45	0.201 ppb	#	17
76) Bromobenzene	11.44	158	837	0.468 ppb		93
77) n-Propylbenzene	11.58	91	2677	0.451 ppb		93
78) 4-Ethyltoluene	11.78	105	1802	0.410 ppb		96
79) 2-Chlorotoluene	11.78	91	2196	0.479 ppb		95
80) 1,3,5-Trimethylbenzene	12.19	105	1835	0.421 ppb		96
81) 4-Chlorotoluene	11.78	91	2196	0.479 ppb		95
82) Tert-Butylbenzene	12.14	119	1916	0.492 ppb		98
83) 1,2,4-Trimethylbenzene	12.19	105	1835	0.421 ppb		96
84) Sec-Butylbenzene	12.38	105	2069	0.393 ppb		93
85) p-Isopropyltoluene	12.54	119	1797	1.302 ppb		94
86) Benzyl Chloride	12.74	91	487	0.496 ppb	#	56
87) 1,3-DCB	12.49	146	1698	0.504 ppb	#	87
88) 1,4-DCB	13.00	146	1755	0.516 ppb	#	71
89) n-Butylbenzene	12.98	91	1491	0.409 ppb		96
90) 1,2-DCB	12.58	146	2068	0.583 ppb	#	83
91) Hexachloroethane	13.28	117	634	0.622 ppb	#	73
92) 1,2-Dibromo-3-chloropropan	13.85	157	21	0.832 ppb	#	13
93) 1,2,4-Trichlorobenzene	14.76	180	412	1.859 ppb	#	46
94) Hexachlorobutadiene	14.96	225	328	0.550 ppb	#	80
95) Naphthalene	15.04	128	946	3.542 ppb	#	79
96) 1,2,3-Trichlorobenzene	15.31	182	360	1.572 ppb		81

(#) = qualifier out of range (m) = manual integration

Quantitation Report

Data File : M:\LOKI\DATA\210601\0601L17.D Vial: 7
Acq On : 1 Jun 21 20:48 Operator:
Sample : 0.5ug/L VOC STD 6/1/21 Inst : Loki
Misc : IS&S: 10/21/20, 11/11/20 Multiplr: 1.00

Quant Time: Jun 7 13:52 2021 Quant Results File: L0601W.RES

Method : M:\LOKI\DATA\210601\L0601W.M (RTE Integrator)
Title : METHOD 8260B
Last Update : Mon Jun 07 13:46:40 2021
Response via : Initial Calibration



0601L17.D L0601W.M Mon Jun 07 14:12:49 2021 Page 3

Quantitation Report (Not Reviewed)

Data File : M:\LOKI\DATA\210601\0601L18.D
Acq On : 1 Jun 21 21:15
Sample : 1ug/L VOC STD 6/1/21
Misc : IS&S: 10/21/20, 11/11/20

Vial: 8
Operator:
Inst : Loki
Multiplr: 1.00

Quant Time: Jun 7 13:52 2021

Quant Results File: L0601W.RES

Quant Method : M:\LOKI\DATA\210601\L0601W.M (RTE Integrator)
Title : METHOD 8260B
Last Update : Mon Jun 07 13:46:40 2021
Response via : Initial Calibration
DataAcq Meth : 020321_L8260

Internal Standards	R.T.	QIon	Response	Conc Units	Dev(Min)
1) Fluorobenzene (IS)	6.53	96	355171	25.000 ppb	0.00
56) Chlorobenzene-D5 (IS)	9.99	117	298335	25.000 ppb	0.00
71) 1,4-Dichlorobenzene-D4 (IS	12.56	152	148524	25.000 ppb	0.00
System Monitoring Compounds					
32) Dibromofluoromethane(S)	5.69	113	41287	9.733 ppb	0.00
Spiked Amount 25.000			Recovery	= 38.932%	
37) 1,2-DCA-D4(S)	6.11	65	43993	9.704 ppb	0.00
Spiked Amount 25.000			Recovery	= 38.816%	
57) Toluene-D8(S)	8.39	98	127322	9.011 ppb	0.00
Spiked Amount 25.000			Recovery	= 36.044%	
65) 4-Bromofluorobenzene(S)	11.29	174	42342	8.338 ppb	0.00
Spiked Amount 25.000			Recovery	= 33.352%	

Target Compounds						Qvalue
2) Dichlorodifluoromethane	1.15	85	2638	1.249 ppb	#	82
3) Freon 114	1.26	85	1880	1.125 ppb	#	72
4) Chloromethane	1.30	50	2691	1.142 ppb		93
5) Vinyl chloride	1.40	62	1948	1.030 ppb		98
6) Bromomethane	1.68	96	2017	0.600 ppb		84
7) Chloroethane	1.78	64	1522	1.198 ppb	#	82
8) Dichlorofluoromethane	1.97	67	3587	1.117 ppb		86
9) Trichlorofluoromethane	2.02	101	1854	1.047 ppb		90
10) Acrolein	2.45	56	6858	51.161 ppb		87
11) Acetone	2.63	43	11153	21.408 ppb		99
12) Freon-113	2.57	101	1550	1.010 ppb	#	89
13) 1,1-DCE	2.55	61	2354	1.018 ppb		98
14) t-Butanol	3.40	59	3614	50.588 ppb	#	81
15) Acetonitrile	2.95	41	11900	54.908 ppb		99
16) Methyl Acetate	3.05	43	1789	1.331 ppb	#	74
17) Iodomethane	2.69	142	698	3.047 ppb	#	78
19) Methylene chloride	3.13	84	2876	0.553 ppb	#	76
20) Carbon disulfide	2.76	76	3057	1.167 ppb	#	90
21) Methyl t-butyl ether (MtBE	3.55	73	1760	2.909 ppb		97
22) Trans-1,2-DCE	3.50	61	2079	0.999 ppb	#	77
23) Diisopropyl Ether	4.36	45	3907	1.004 ppb		99
24) 1,1-DCA	4.15	63	3447	1.130 ppb		95
25) Vinyl Acetate	4.36	43	827	0.966 ppb		100
26) Ethyl tert Butyl Ether	4.91	59	75	5.257 ppb	#	43
27) MEK (2-Butanone)	5.11	43	10659	18.252 ppb		93
28) Cis-1,2-DCE	5.03	61	2537	1.099 ppb		92
29) 2,2-Dichloropropane	5.01	77	2405	1.089 ppb		97
30) Chloroform	5.49	83	3399	1.033 ppb		86
31) Bromochloromethane	5.35	130	1385	1.053 ppb	#	76
33) 1,1,1-TCA	5.69	97	2929	1.052 ppb	#	78
34) Cyclohexane	5.74	56	1862	0.989 ppb	#	78
35) 1,1-Dichloropropene	5.91	75	1684	0.933 ppb	#	86
36) 2,2,4-Trimethylpentane	6.31	57	1421	0.951 ppb	#	85
38) Carbon Tetrachloride	5.90	119	2319	0.989 ppb	#	70
40) 1,2-DCA	6.21	62	2659	1.087 ppb	#	82
41) Benzene	6.16	78	6955	1.082 ppb		99
42) TCE	6.98	130	2079	1.007 ppb		87
43) 2-Pentanone	7.26	43	38849	45.168 ppb		97
44) 1,2-Dichloropropane	7.24	63	2026	1.128 ppb		94

(#) = qualifier out of range (m) = manual integration

Quantitation Report (Not Reviewed)

Data File : M:\LOKI\DATA\210601\0601L18.D Vial: 8
Acq On : 1 Jun 21 21:15 Operator:
Sample : 1ug/L VOC STD 6/1/21 Inst : Loki
Misc : IS&S: 10/21/20, 11/11/20 Multiplr: 1.00

Quant Time: Jun 7 13:52 2021 Quant Results File: L0601W.RES

Quant Method : M:\LOKI\DATA\210601\L0601W.M (RTE Integrator)
Title : METHOD 8260B
Last Update : Mon Jun 07 13:46:40 2021
Response via : Initial Calibration
DataAcq Meth : 020321_L8260

	Compound	R.T.	QIon	Response	Conc Unit		Qvalue
45)	Bromodichloromethane	7.58	83	2632	1.085 ppb		81
46)	Methyl Cyclohexane	7.19	98	785	0.807 ppb		99
47)	Dibromomethane	7.37	174	1377	0.913 ppb		91
49)	MIBK (methyl isobutyl ket	8.31	43	18939	18.101 ppb		94
50)	1-Bromo-2-chloroethane	7.91	63	1387	1.072 ppb		92
51)	Cis-1,3-Dichloropropene	8.11	75	2064	0.909 ppb		89
52)	Toluene	8.47	91	6352	0.929 ppb		96
53)	Trans-1,3-Dichloropropene	8.74	75	1179	0.964 ppb		92
54)	1,1,2-TCA	8.93	97	2045	1.158 ppb		89
55)	2-Hexanone	9.24	43	9502	17.077 ppb		95
58)	1,2-EDB	9.47	107	1617	0.937 ppb	#	74
59)	Tetrachloroethene	9.07	166	1534	1.123 ppb		95
60)	1-Chlorohexane	10.02	91	1499	2.018 ppb	#	74
61)	1,1,1,2-Tetrachloroethane	10.12	131	1959	0.965 ppb		82
62)	m&p-Xylene	10.28	91	8557	3.033 ppb		98
63)	o-Xylene	10.72	91	4436	0.834 ppb		97
64)	Styrene	10.73	104	3212	2.110 ppb		84
66)	1,3-Dichloropropane	9.12	76	2840	1.046 ppb		91
67)	Dibromochloromethane	9.36	129	2155	1.037 ppb		80
68)	Chlorobenzene	10.02	112	4861	0.929 ppb		93
69)	Ethylbenzene	10.16	91	3823	0.976 ppb		94
70)	Bromoform	10.93	173	1521	1.017 ppb		99
72)	Isopropylbenzene	11.13	105	5305	0.983 ppb	#	85
73)	1,1,2,2-Tetrachloroethane	11.46	83	2046	1.122 ppb		91
74)	1,2,3-Trichloropropane	11.50	110	820	1.245 ppb		82
75)	t-1,4-Dichloro-2-Butene	11.51	53	239	1.006 ppb	#	17
76)	Bromobenzene	11.45	158	1912	1.007 ppb		92
77)	n-Propylbenzene	11.58	91	6181	0.982 ppb		99
78)	4-Ethyltoluene	11.78	105	3858	0.828 ppb		85
79)	2-Chlorotoluene	11.78	91	4570	0.940 ppb		94
80)	1,3,5-Trimethylbenzene	12.18	105	3892	0.843 ppb		87
81)	4-Chlorotoluene	11.78	91	4570	0.940 ppb		94
82)	Tert-Butylbenzene	12.13	119	3407	0.825 ppb		98
83)	1,2,4-Trimethylbenzene	12.18	105	3892	0.843 ppb		87
84)	Sec-Butylbenzene	12.37	105	5396	0.967 ppb	#	85
85)	p-Isopropyltoluene	12.53	119	4394	1.720 ppb		90
86)	Benzyl Chloride	12.74	91	1101	1.058 ppb		99
87)	1,3-DCB	12.49	146	3762	1.052 ppb	#	91
88)	1,4-DCB	12.99	146	3581	0.993 ppb		87
89)	n-Butylbenzene	12.98	91	3458	0.895 ppb		99
90)	1,2-DCB	12.59	146	3887	1.033 ppb		96
91)	Hexachloroethane	13.28	117	1146	1.059 ppb	#	70
92)	1,2-Dibromo-3-chloropropan	13.85	157	116	1.061 ppb	#	54
93)	1,2,4-Trichlorobenzene	14.77	180	887	2.240 ppb		76
94)	Hexachlorobutadiene	14.96	225	743	1.175 ppb		95
95)	Naphthalene	15.04	128	2264	3.795 ppb	#	79
96)	1,2,3-Trichlorobenzene	15.30	182	762	1.945 ppb		80

(#) = qualifier out of range (m) = manual integration

Quantitation Report

Data File : M:\LOKI\DATA\210601\0601L18.D Vial: 8
Acq On : 1 Jun 21 21:15 Operator:
Sample : 1ug/L VOC STD 6/1/21 Inst : Loki
Misc : IS&S: 10/21/20, 11/11/20 Multiplr: 1.00

Quant Time: Jun 7 13:52 2021 Quant Results File: L0601W.RES

Method : M:\LOKI\DATA\210601\L0601W.M (RTE Integrator)
Title : METHOD 8260B
Last Update : Mon Jun 07 13:46:40 2021
Response via : Initial Calibration

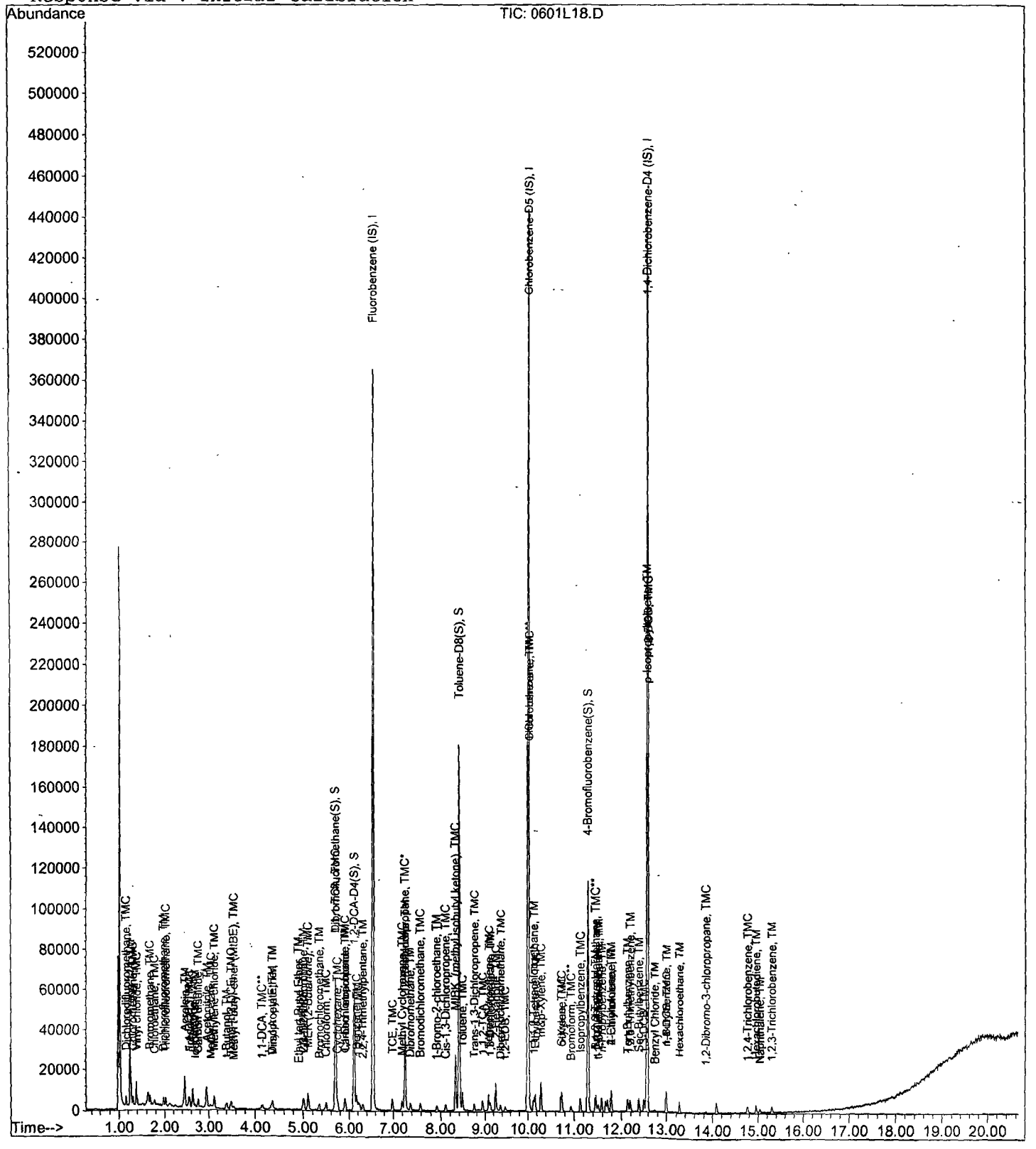

Quantitation Report (Not Reviewed)

Data File : M:\LOKI\DATA\210601\0601L19.D
Acq On : 1 Jun 21 21:43
Sample : 2ug/L VOC STD 6/1/21
Misc : IS&S: 10/21/20, 11/11/20

Vial: 9
Operator:
Inst : Loki
Multiplr: 1.00

Quant Time: Jun 7 13:52 2021

Quant Results File: L0601W.RES

Quant Method : M:\LOKI\DATA\210601\L0601W.M (RTE Integrator)
Title : METHOD 8260B
Last Update : Mon Jun 07 13:46:40 2021
Response via : Initial Calibration
DataAcq Meth : 020321_L8260

Internal Standards	R.T.	QIon	Response	Conc Units	Dev(Min)
1) Fluorobenzene (IS)	6.54	96	352918	25.000 ppb	0.00
56) Chlorobenzene-D5 (IS)	9.99	117	294916	25.000 ppb	0.00
71) 1,4-Dichlorobenzene-D4 (IS	12.56	152	158373	25.000 ppb	0.00
System Monitoring Compounds					
32) Dibromofluoromethane(S)	5.70	113	39426	9.354 ppb	0.00
Spiked Amount 25.000			Recovery	= 37.416%	
37) 1,2-DCA-D4(S)	6.11	65	42247	9.378 ppb	0.00
Spiked Amount 25.000			Recovery	= 37.512%	
57) Toluene-D8(S)	8.40	98	127290	9.113 ppb	0.00
Spiked Amount 25.000			Recovery	= 36.452%	
65) 4-Bromofluorobenzene(S)	11.29	174	44263	8.818 ppb	0.00
Spiked Amount 25.000			Recovery	= 35.272%	

Target Compounds					Qvalue
2) Dichlorodifluoromethane	1.15	85	4606	2.195 ppb	96
3) Freon 114	1.26	85	3696	2.227 ppb	95
4) Chloromethane	1.30	50	4687	2.003 ppb	95
5) Vinyl chloride	1.40	62	4135	2.201 ppb	96
6) Bromomethane	1.68	96	3781	1.793 ppb	100
7) Chloroethane	1.78	64	2689	2.130 ppb	90
8) Dichlorofluoromethane	1.97	67	6652	2.084 ppb	95
9) Trichlorofluoromethane	2.02	101	3623	2.060 ppb	96
10) Acrolein	2.45	56	9957	74.754 ppb	97
11) Acetone	2.63	43	15766	30.456 ppb	95
12) Freon-113	2.57	101	3194	2.096 ppb	92
13) 1,1-DCE	2.54	61	5100	2.220 ppb	88
14) t-Butanol	3.41	59	5951	72.540 ppb	93
15) Acetonitrile	2.95	41	16902	78.486 ppb	90
16) Methyl Acetate	3.05	43	2727	2.148 ppb	98
17) Iodomethane	2.70	142	1352	3.453 ppb	94
19) Methylene chloride	3.13	84	5263	1.976 ppb	90
20) Carbon disulfide	2.76	76	5809	2.232 ppb	97
21) Methyl t-butyl ether (MtBE	3.56	73	3927	3.658 ppb	97
22) Trans-1,2-DCE	3.51	61	4344	2.101 ppb	84
23) Diisopropyl Ether	4.35	45	7422	1.920 ppb #	88
24) 1,1-DCA	4.15	63	6745	2.226 ppb	99
25) Vinyl Acetate	4.36	43	1705	2.005 ppb	100
26) Ethyl tert Butyl Ether	4.89	59	629	5.862 ppb #	73
27) MEK (2-Butanone)	5.11	43	17215	29.666 ppb	93
28) Cis-1,2-DCE	5.01	61	5100	2.191 ppb	92
29) 2,2-Dichloropropane	5.01	77	4407	2.009 ppb	95
30) Chloroform	5.49	83	6941	2.123 ppb	94
31) Bromochloromethane	5.34	130	2876	2.200 ppb	98
33) 1,1,1-TCA	5.69	97	5442	1.966 ppb	96
34) Cyclohexane	5.74	56	3877	2.072 ppb	94
35) 1,1-Dichloropropene	5.91	75	3782	2.109 ppb	89
36) 2,2,4-Trimethylpentane	6.30	57	2886	1.945 ppb	95
38) Carbon Tetrachloride	5.89	119	5099	2.188 ppb	98
40) 1,2-DCA	6.21	62	5033	2.071 ppb	93
41) Benzene	6.17	78	12756	1.997 ppb	90
42) TCE	6.98	130	4352	2.122 ppb	94
43) 2-Pentanone	7.26	43	59970	70.170 ppb	98
44) 1,2-Dichloropropane	7.24	63	3412	1.912 ppb	82

(#) = qualifier out of range (m) = manual integration

Quantitation Report (Not Reviewed)

Data File : M:\LOKI\DATA\210601\0601L19.D Vial: 9
Acq On : 1 Jun 21 21:43 Operator:
Sample : 2ug/L VOC STD 6/1/21 Inst : Loki
Misc : IS&S: 10/21/20, 11/11/20 Multiplr: 1.00

Quant Time: Jun 7 13:52 2021 Quant Results File: L0601W.RES

Quant Method : M:\LOKI\DATA\210601\L0601W.M (RTE Integrator)
Title : METHOD 8260B
Last Update : Mon Jun 07 13:46:40 2021
Response via : Initial Calibration
DataAcq Meth : 020321_L8260

	Compound	R.T.	QIon	Response	Conc Unit		Qvalue
45)	Bromodichloromethane	7.58	83	4774	1.981 ppb		98
46)	Methyl Cyclohexane	7.19	98	1821	1.883 ppb		96
47)	Dibromomethane	7.37	174	3122	2.082 ppb		95
49)	MIBK (methyl isobutyl ket	8.31	43	31028	29.844 ppb		97
50)	1-Bromo-2-chloroethane	7.92	63	2798	2.177 ppb		97
51)	Cis-1,3-Dichloropropene	8.10	75	4438	1.967 ppb		95
52)	Toluene	8.47	91	13482	1.984 ppb		96
53)	Trans-1,3-Dichloropropene	8.73	75	2493	2.051 ppb		96
54)	1,1,2-TCA	8.93	97	3406	1.941 ppb		94
55)	2-Hexanone	9.24	43	15969	28.883 ppb		96
58)	1,2-EDB	9.47	107	3580	2.098 ppb	#	79
59)	Tetrachloroethene	9.07	166	2691	1.993 ppb		93
60)	1-Chlorohexane	10.02	91	3523	3.097 ppb		90
61)	1,1,1,2-Tetrachloroethane	10.12	131	4145	2.066 ppb		93
62)	m&p-Xylene	10.29	91	18620	4.685 ppb		98
63)	o-Xylene	10.72	91	9256	1.761 ppb		90
64)	Styrene	10.73	104	6615	2.725 ppb		93
66)	1,3-Dichloropropane	9.12	76	5142	1.916 ppb		90
67)	Dibromochloromethane	9.35	129	4101	1.996 ppb		90
68)	Chlorobenzene	10.02	112	10751	2.077 ppb		99
69)	Ethylbenzene	10.16	91	6732	1.738 ppb		99
70)	Bromoform	10.92	173	3004	2.031 ppb		92
72)	Isopropylbenzene	11.13	105	10881	1.892 ppb		90
73)	1,1,2,2-Tetrachloroethane	11.46	83	3916	2.013 ppb		89
74)	1,2,3-Trichloropropane	11.50	110	1387	1.975 ppb		86
75)	t-1,4-Dichloro-2-Butene	11.53	53	352	1.389 ppb	#	68
76)	Bromobenzene	11.45	158	4591	2.268 ppb		77
77)	n-Propylbenzene	11.58	91	11864	1.768 ppb		93
78)	4-Ethyltoluene	11.78	105	9160	1.843 ppb		95
79)	2-Chlorotoluene	11.79	91	9126	1.760 ppb		89
80)	1,3,5-Trimethylbenzene	12.18	105	8776	1.782 ppb		95
81)	4-Chlorotoluene	11.79	91	9126	1.760 ppb		89
82)	Tert-Butylbenzene	12.13	119	8126	1.846 ppb		100
83)	1,2,4-Trimethylbenzene	12.18	105	8776	1.782 ppb		95
84)	Sec-Butylbenzene	12.37	105	10938	1.837 ppb		91
85)	p-Isopropyltoluene	12.54	119	8700	2.352 ppb		92
86)	Benzyl Chloride	12.75	91	2140	1.928 ppb	#	78
87)	1,3-DCB	12.49	146	7273	1.908 ppb		99
88)	1,4-DCB	12.99	146	7868	2.045 ppb		93
89)	n-Butylbenzene	12.99	91	7442	1.806 ppb		92
90)	1,2-DCB	12.49	146	7273	1.812 ppb		99
91)	Hexachloroethane	13.28	117	2445	2.119 ppb		97
92)	1,2-Dibromo-3-chloropropan	13.85	157	824	2.666 ppb	#	80
93)	1,2,4-Trichlorobenzene	14.77	180	2041	3.109 ppb		94
94)	Hexachlorobutadiene	14.96	225	1477	2.190 ppb		91
95)	Naphthalene	15.04	128	5504	4.379 ppb	#	91
96)	1,2,3-Trichlorobenzene	15.30	182	1782	2.836 ppb		88

(#) = qualifier out of range (m) = manual integration

Quantitation Report

Data File : M:\LOKI\DATA\210601\0601L19.D Vial: 9
Acq On : 1 Jun 21 21:43 Operator:
Sample : 2ug/L VOC STD 6/1/21 Inst : Loki
Misc : IS&S: 10/21/20, 11/11/20 Multiplr: 1.00

Quant Time: Jun 7 13:52 2021 Quant Results File: L0601W.RES

Method : M:\LOKI\DATA\210601\L0601W.M (RTE Integrator)
Title : METHOD 8260B
Last Update : Mon Jun 07 13:46:40 2021
Response via : Initial Calibration



Quantitation Report (Not Reviewed)

Data File : M:\LOKI\DATA\210601\0601L20.D Vial: 10
Acq On : 1 Jun 21 22:10 Operator:
Sample : 5ug/L VOC STD 6/1/21 Inst : Loki
Misc : IS&S: 10/21/20, 11/11/20 Multiplr: 1.00

Quant Time: Jun 7 13:52 2021 Quant Results File: L0601W.RES

Quant Method : M:\LOKI\DATA\210601\L0601W.M (RTE Integrator)
Title : METHOD 8260B
Last Update : Mon Jun 07 13:46:40 2021
Response via : Initial Calibration
DataAcq Meth : 020321_L8260

Internal Standards	R.T.	QIon	Response	Conc Units	Dev(Min)
1) Fluorobenzene (IS)	6.53	96	368163	25.000 ppb	0.00
56) Chlorobenzene-D5 (IS)	9.99	117	305416	25.000 ppb	0.00
71) 1,4-Dichlorobenzene-D4 (IS	12.56	152	171391	25.000 ppb	0.00
System Monitoring Compounds					
32) Dibromofluoromethane(S)	5.69	113	110900	25.221 ppb	0.00
Spiked Amount 25.000			Recovery	= 100.884%	
37) 1,2-DCA-D4(S)	6.11	65	119570	25.444 ppb	0.00
Spiked Amount 25.000			Recovery	= 101.776%	
57) Toluene-D8(S)	8.39	98	370554	25.616 ppb	0.00
Spiked Amount 25.000			Recovery	= 102.464%	
65) 4-Bromofluorobenzene(S)	11.29	174	127473	24.521 ppb	0.00
Spiked Amount 25.000			Recovery	= 98.084%	

Target Compounds					Qvalue
2) Dichlorodifluoromethane	1.15	85	10023	4.579 ppb	95
3) Freon 114	1.26	85	7449	4.302 ppb	90
4) Chloromethane	1.30	50	11574	4.740 ppb	91
5) Vinyl chloride	1.40	62	10013	5.109 ppb	99
6) Bromomethane	1.67	96	9165	5.152 ppb	99
7) Chloroethane	1.78	64	6964	5.288 ppb	96
8) Dichlorofluoromethane	1.97	67	16090	4.833 ppb	99
9) Trichlorofluoromethane	2.02	101	8996	4.902 ppb	96
10) Acrolein	2.45	56	13613	97.970 ppb	95
11) Acetone	2.64	43	21182	39.224 ppb	91
12) Freon-113	2.57	101	7898	4.967 ppb	98
13) 1,1-DCE	2.54	61	11416	4.763 ppb	91
14) t-Butanol	3.41	59	11174	102.854 ppb	100
15) Acetonitrile	2.95	41	21562	95.979 ppb	97
16) Methyl Acetate	3.05	43	6482	5.150 ppb	93
17) Iodomethane	2.69	142	3141	4.478 ppb	82
19) Methylene chloride	3.13	84	11168	5.196 ppb	97
20) Carbon disulfide	2.76	76	12718	4.685 ppb #	93
21) Methyl t-butyl ether (MtBE	3.55	73	10906	5.902 ppb	94
22) Trans-1,2-DCE	3.50	61	10802	5.008 ppb	90
23) Diisopropyl Ether	4.35	45	19313	4.790 ppb	97
24) 1,1-DCA	4.15	63	15355	4.857 ppb	99
25) Vinyl Acetate	4.36	43	4290	4.836 ppb	100
26) Ethyl tert Butyl Ether	4.89	59	2097	7.368 ppb	98
27) MEK (2-Butanone)	5.11	43	24506	40.482 ppb	94
28) Cis-1,2-DCE	5.02	61	12175	4.974 ppb	95
29) 2,2-Dichloropropane	5.01	77	10855	4.744 ppb	98
30) Chloroform	5.49	83	16538	4.850 ppb	97
31) Bromochloromethane	5.34	130	7389	5.418 ppb	97
33) 1,1,1-TCA	5.69	97	14533	5.033 ppb	99
34) Cyclohexane	5.75	56	8394	4.301 ppb	98
35) 1,1-Dichloropropene	5.91	75	8933	4.776 ppb	90
36) 2,2,4-Trimethylpentane	6.31	57	6685	4.318 ppb	98
38) Carbon Tetrachloride	5.90	119	12159	5.000 ppb	91
40) 1,2-DCA	6.21	62	12903	5.091 ppb	93
41) Benzene	6.16	78	32876	4.934 ppb	97
42) TCE	6.98	130	9796	4.579 ppb	95
43) 2-Pentanone	7.25	43	86897	97.467 ppb	100
44) 1,2-Dichloropropane	7.24	63	9230	4.958 ppb	89

(#) = qualifier out of range (m) = manual integration

Quantitation Report (Not Reviewed)

Data File : M:\LOKI\DATA\210601\0601L20.D Vial: 10
Acq On : 1 Jun 21 22:10 Operator:
Sample : 5ug/L VOC STD 6/1/21 Inst : Loki
Misc : IS&S: 10/21/20, 11/11/20 Multiplr: 1.00

Quant Time: Jun 7 13:52 2021 Quant Results File: L0601W.RES

Quant Method : M:\LOKI\DATA\210601\L0601W.M (RTE Integrator)
Title : METHOD 8260B
Last Update : Mon Jun 07 13:46:40 2021
Response via : Initial Calibration
DataAcq Meth : 020321_L8260

	Compound	R.T.	QIon	Response	Conc Unit		Qvalue
45)	Bromodichloromethane	7.58	83	12688	5.047 ppb		95
46)	Methyl Cyclohexane	7.19	98	4715	4.674 ppb		92
47)	Dibromomethane	7.37	174	8218	5.254 ppb		96
49)	MIBK (methyl isobutyl ket	8.31	43	43122	39.759 ppb		97
50)	1-Bromo-2-chloroethane	7.92	63	6790	5.064 ppb		88
51)	Cis-1,3-Dichloropropene	8.10	75	11273	4.789 ppb		98
52)	Toluene	8.47	91	36333	5.125 ppb		95
53)	Trans-1,3-Dichloropropene	8.73	75	6352	5.011 ppb		95
54)	1,1,2-TCA	8.93	97	9034	4.936 ppb		91
55)	2-Hexanone	9.24	43	23306	40.407 ppb		97
58)	1,2-EDB	9.47	107	9421	5.330 ppb		89
59)	Tetrachloroethene	9.07	166	7314	5.231 ppb		99
60)	1-Chlorohexane	10.02	91	7724	5.175 ppb		97
61)	1,1,1,2-Tetrachloroethane	10.12	131	10654	5.127 ppb		93
62)	m&p-Xylene	10.29	91	49624	9.447 ppb		98
63)	o-Xylene	10.72	91	25076	4.607 ppb		93
64)	Styrene	10.73	104	19863	4.972 ppb		95
66)	1,3-Dichloropropane	9.11	76	14198	5.108 ppb		91
67)	Dibromochloromethane	9.36	129	10162	4.775 ppb		92
68)	Chlorobenzene	10.02	112	26294	4.906 ppb		99
69)	Ethylbenzene	10.15	91	18120	4.517 ppb		95
70)	Bromoform	10.93	173	7708	5.032 ppb		92
72)	Isopropylbenzene	11.13	105	29209	4.692 ppb		93
73)	1,1,2,2-Tetrachloroethane	11.46	83	10779	5.121 ppb		95
74)	1,2,3-Trichloropropane	11.50	110	4032	5.304 ppb		95
75)	t-1,4-Dichloro-2-Butene	11.52	53	1411	5.145 ppb		82
76)	Bromobenzene	11.45	158	11496	5.247 ppb		95
77)	n-Propylbenzene	11.58	91	34418	4.739 ppb		100
78)	4-Ethyltoluene	11.78	105	26208	4.872 ppb		99
79)	2-Chlorotoluene	11.78	91	27040	4.818 ppb		92
80)	1,3,5-Trimethylbenzene	12.19	105	24414	4.581 ppb		93
81)	4-Chlorotoluene	11.78	91	27040	4.818 ppb		92
82)	Tert-Butylbenzene	12.13	119	23176	4.865 ppb		99
83)	1,2,4-Trimethylbenzene	12.19	105	24414	4.581 ppb		93
84)	Sec-Butylbenzene	12.37	105	29011	4.503 ppb		94
85)	p-Isopropyltoluene	12.54	119	26065	4.773 ppb		97
86)	Benzyl Chloride	12.74	91	5935	4.942 ppb		95
87)	1,3-DCB	12.49	146	20754	5.031 ppb		94
88)	1,4-DCB	12.99	146	20455	4.913 ppb		96
89)	n-Butylbenzene	12.99	91	21028	4.715 ppb		92
90)	1,2-DCB	12.58	146	21142	4.868 ppb		97
91)	Hexachloroethane	13.28	117	6033	4.832 ppb	#	88
92)	1,2-Dibromo-3-chloropropan	13.85	157	2225	5.490 ppb	#	83
93)	1,2,4-Trichlorobenzene	14.77	180	4817	5.022 ppb		93
94)	Hexachlorobutadiene	14.96	225	3346	4.585 ppb		99
95)	Naphthalene	15.04	128	14928	5.945 ppb		98
96)	1,2,3-Trichlorobenzene	15.30	182	4484	5.007 ppb		95

(#) = qualifier out of range (m) = manual integration

Quantitation Report

Data File : M:\LOKI\DATA\210601\0601L20.D Vial: 10
Acq On : 1 Jun 21 22:10 Operator:
Sample : 5ug/L VOC STD 6/1/21 Inst : Loki
Misc : IS&S: 10/21/20, 11/11/20 Multiplr: 1.00

Quant Time: Jun 7 13:52 2021 Quant Results File: L0601W.RES

Method : M:\LOKI\DATA\210601\L0601W.M (RTE Integrator)
Title : METHOD 8260B
Last Update : Mon Jun 07 13:46:40 2021
Response via : Initial Calibration



Quantitation Report (Not Reviewed)

Data File : M:\LOKI\DATA\210601\0601L21.D Vial: 11
Acq On : 1 Jun 21 22:38 Operator:
Sample : 10ug/L VOC STD 6/1/21 Inst : Loki
Misc : IS&S: 10/21/20, 11/11/20 Multiplr: 1.00

Quant Time: Jun 7 13:53 2021 Quant Results File: L0601W.RES

Quant Method : M:\LOKI\DATA\210601\L0601W.M (RTE Integrator)
Title : METHOD 8260B
Last Update : Mon Jun 07 13:46:40 2021
Response via : Initial Calibration
DataAcq Meth : 020321_L8260

Internal Standards	R.T.	QIon	Response	Conc Units	Dev(Min)
1) Fluorobenzene (IS)	6.53	96	367590	25.000 ppb	0.00
56) Chlorobenzene-D5 (IS)	9.99	117	304257	25.000 ppb	0.00
71) 1,4-Dichlorobenzene-D4 (IS	12.56	152	182815	25.000 ppb	0.00
System Monitoring Compounds					
32) Dibromofluoromethane(S)	5.70	113	108787	24.779 ppb	0.00
Spiked Amount 25.000			Recovery =	99.116%	
37) 1,2-DCA-D4(S)	6.11	65	115184	24.549 ppb	0.00
Spiked Amount 25.000			Recovery =	98.196%	
57) Toluene-D8(S)	8.39	98	370149	25.685 ppb	0.00
Spiked Amount 25.000			Recovery =	102.740%	
65) 4-Bromofluorobenzene(S)	11.29	174	130114	25.124 ppb	0.00
Spiked Amount 25.000			Recovery =	100.496%	
Target Compounds					Qvalue
2) Dichlorodifluoromethane	1.15	85	20660	9.454 ppb	100
3) Freon 114	1.26	85	16654	9.633 ppb	100
4) Chloromethane	1.30	50	23272	9.546 ppb	100
5) Vinyl chloride	1.40	62	19511	9.971 ppb	100
6) Bromomethane	1.67	96	17221	10.352 ppb	100
7) Chloroethane	1.77	64	12628	9.603 ppb	100
8) Dichlorofluoromethane	1.97	67	32784	9.863 ppb	100
9) Trichlorofluoromethane	2.02	101	18656	10.183 ppb	100
10) Acrolein	2.45	56	16920	121.960 ppb	100
11) Acetone	2.63	43	26116	48.437 ppb	100
12) Freon-113	2.56	101	16458	10.367 ppb	100
13) 1,1-DCE	2.54	61	23959	10.011 ppb	100
14) t-Butanol	3.40	59	15559	123.444 ppb	100
15) Acetonitrile	2.95	41	29570	131.831 ppb	100
16) Methyl Acetate	3.04	43	12841	10.415 ppb	100
17) Iodomethane	2.69	142	10091	8.600 ppb	100
19) Methylene chloride	3.13	84	19791	10.104 ppb	100
20) Carbon disulfide	2.75	76	25896	9.554 ppb	100
21) Methyl t-butyl ether (MtBE	3.55	73	21132	9.284 ppb	100
22) Trans-1,2-DCE	3.50	61	21643	10.051 ppb	100
23) Diisopropyl Ether	4.35	45	40654	10.099 ppb	100
24) 1,1-DCA	4.15	63	30433	9.642 ppb	100
25) Vinyl Acetate	4.35	43	8847	9.988 ppb	100
26) Ethyl tert Butyl Ether	4.89	59	4156	9.528 ppb	100
27) MEK (2-Butanone)	5.10	43	30598	50.624 ppb	100
28) Cis-1,2-DCE	5.02	61	24796	10.113 ppb	100
29) 2,2-Dichloropropane	5.00	77	21622	9.464 ppb	100
30) Chloroform	5.49	83	33713	9.901 ppb	100
31) Bromochloromethane	5.34	130	14115	10.366 ppb	100
33) 1,1,1-TCA	5.69	97	28933	10.036 ppb	100
34) Cyclohexane	5.74	56	19060	9.781 ppb	100
35) 1,1-Dichloropropene	5.91	75	17852	9.560 ppb	100
36) 2,2,4-Trimethylpentane	6.31	57	14334	9.273 ppb	100
38) Carbon Tetrachloride	5.90	119	24878	10.247 ppb	100
40) 1,2-DCA	6.21	62	25036	9.893 ppb	100
41) Benzene	6.16	78	64837	9.746 ppb	100
42) TCE	6.98	130	20956	9.811 ppb	100
43) 2-Pentanone	7.25	43	114603	128.743 ppb	100
44) 1,2-Dichloropropane	7.24	63	18514	9.960 ppb	100

(#) = qualifier out of range (m) = manual integration

Quantitation Report (Not Reviewed)

Data File : M:\LOKI\DATA\210601\0601L21.D Vial: 11
Acq On : 1 Jun 21 22:38 Operator:
Sample : 10ug/L VOC STD 6/1/21 Inst : Loki
Misc : IS&S: 10/21/20, 11/11/20 Multiplr: 1.00

Quant Time: Jun 7 13:53 2021 Quant Results File: L0601W.RES

Quant Method : M:\LOKI\DATA\210601\L0601W.M (RTE Integrator)
Title : METHOD 8260B
Last Update : Mon Jun 07 13:46:40 2021
Response via : Initial Calibration
DataAcq Meth : 020321_L8260

Compound	R.T.	QIon	Response	Conc Unit	Qvalue
45) Bromodichloromethane	7.58	83	25531	10.171 ppb	100
46) Methyl Cyclohexane	7.19	98	10482	10.406 ppb	100
47) Dibromomethane	7.37	174	16219	10.386 ppb	100
49) MIBK (methyl isobutyl ket	8.31	43	55238	51.010 ppb	100
50) 1-Bromo-2-chloroethane	7.92	63	12511	9.345 ppb	100
51) Cis-1,3-Dichloropropene	8.10	75	24156	10.277 ppb	100
52) Toluene	8.47	91	72241	10.205 ppb	100
53) Trans-1,3-Dichloropropene	8.73	75	12096	9.556 ppb	100
54) 1,1,2-TCA	8.93	97	18708	10.238 ppb	100
55) 2-Hexanone	9.24	43	30268	52.560 ppb	100
58) 1,2-EDB	9.47	107	18301	10.394 ppb	100
59) Tetrachloroethene	9.07	166	14365	10.314 ppb	100
60) 1-Chlorohexane	10.02	91	16325	9.594 ppb	100
61) 1,1,1,2-Tetrachloroethane	10.12	131	20231	9.772 ppb	100
62) m&p-Xylene	10.29	91	109514	18.913 ppb	100
63) o-Xylene	10.72	91	54770	10.100 ppb	100
64) Styrene	10.74	104	43512	9.083 ppb	100
66) 1,3-Dichloropropane	9.11	76	27713	10.009 ppb	100
67) Dibromochloromethane	9.35	129	21169	9.985 ppb	100
68) Chlorobenzene	10.02	112	52769	9.884 ppb	100
69) Ethylbenzene	10.15	91	39600	9.909 ppb	100
70) Bromoform	10.92	173	15359	10.065 ppb	100
72) Isopropylbenzene	11.13	105	64426	9.703 ppb	100
73) 1,1,2,2-Tetrachloroethane	11.46	83	21220	9.451 ppb	100
74) 1,2,3-Trichloropropane	11.50	110	7835	9.663 ppb	100
75) t-1,4-Dichloro-2-Butene	11.52	53	3005	10.272 ppb	100
76) Bromobenzene	11.45	158	23490	10.052 ppb	100
77) n-Propylbenzene	11.58	91	78244	10.100 ppb	100
78) 4-Ethyltoluene	11.78	105	58679	10.226 ppb	100
79) 2-Chlorotoluene	11.79	91	61903	10.341 ppb	100
80) 1,3,5-Trimethylbenzene	12.18	105	56909	10.011 ppb	100
81) 4-Chlorotoluene	11.79	91	61903	10.341 ppb	100
82) Tert-Butylbenzene	12.13	119	50899	10.018 ppb	100
83) 1,2,4-Trimethylbenzene	12.18	105	56909	10.011 ppb	100
84) Sec-Butylbenzene	12.37	105	68661	9.992 ppb	100
85) p-Isopropyltoluene	12.54	119	57599	8.836 ppb	100
86) Benzyl Chloride	12.74	91	11269	8.797 ppb	100
87) 1,3-DCB	12.49	146	44383	10.087 ppb	100
88) 1,4-DCB	12.99	146	43002	9.683 ppb	100
89) n-Butylbenzene	12.98	91	46630	9.801 ppb	100
90) 1,2-DCB	12.59	146	46170	9.966 ppb	100
91) Hexachloroethane	13.28	117	11966	8.985 ppb	100
92) 1,2-Dibromo-3-chloropropan	13.85	157	4703	10.117 ppb	100
93) 1,2,4-Trichlorobenzene	14.77	180	10632	8.800 ppb	100
94) Hexachlorobutadiene	14.96	225	7329	9.415 ppb	100
95) Naphthalene	15.04	128	35847	9.204 ppb	100
96) 1,2,3-Trichlorobenzene	15.31	182	10017	9.177 ppb	100

(#) = qualifier out of range (m) = manual integration

Quantitation Report

Data File : M:\LOKI\DATA\210601\0601L21.D Vial: 11
Acq On : 1 Jun 21 22:38 Operator:
Sample : 10ug/L VOC STD 6/1/21 Inst : Loki
Misc : IS&S: 10/21/20, 11/11/20 Multiplr: 1.00

Quant Time: Jun 7 13:53 2021 Quant Results File: L0601W.RES

Method : M:\LOKI\DATA\210601\L0601W.M (RTE Integrator)
Title : METHOD 8260B
Last Update : Mon Jun 07 13:46:40 2021
Response via : Initial Calibration

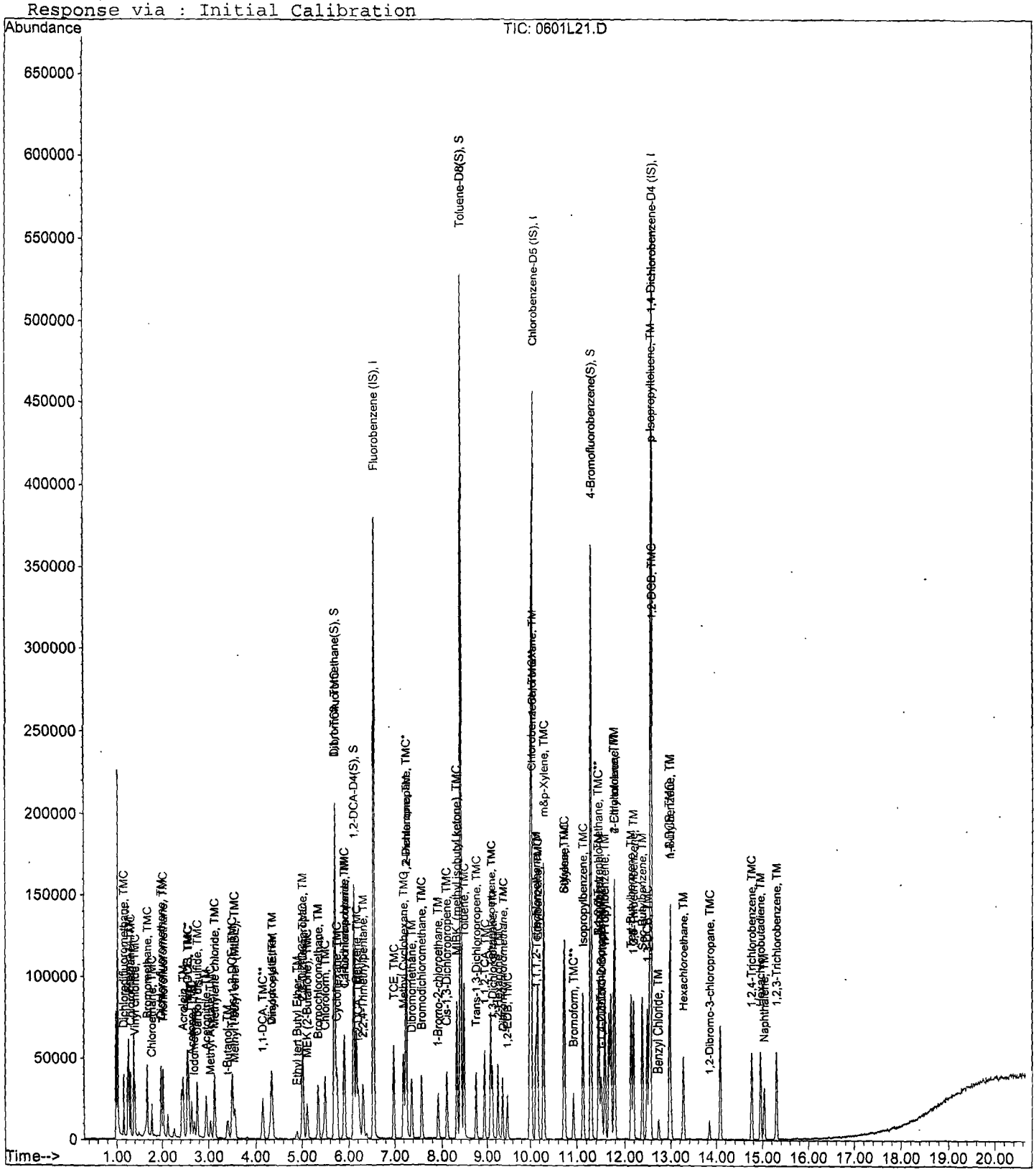

Quantitation Report (Not Reviewed)

Data File : M:\LOKI\DATA\210601\0601L22.D Vial: 12
Acq On : 1 Jun 21 23:05 Operator:
Sample : 20ug/L VOC STD 6/1/21 Inst : Loki
Misc : IS&S: 10/21/20, 11/11/20 Multiplr: 1.00

Quant Time: Jun 7 13:53 2021 Quant Results File: L0601W.RES

Quant Method : M:\LOKI\DATA\210601\L0601W.M (RTE Integrator)
Title : METHOD 8260B
Last Update : Mon Jun 07 13:46:40 2021
Response via : Initial Calibration
DataAcq Meth : 020321_L8260

Internal Standards	R.T.	QIon	Response	Conc Units	Dev(Min)
1) Fluorobenzene (IS)	6.53	96	391070	25.000 ppb	0.00
56) Chlorobenzene-D5 (IS)	9.99	117	324854	25.000 ppb	0.00
71) 1,4-Dichlorobenzene-D4 (IS	12.56	152	199324	25.000 ppb	0.00
System Monitoring Compounds					
32) Dibromofluoromethane(S)	5.69	113	229368	49.107 ppb	0.00
Spiked Amount 25.000			Recovery	= 196.428%	
37) 1,2-DCA-D4(S)	6.11	65	244108	48.903 ppb	0.00
Spiked Amount 25.000			Recovery	= 195.612%	
57) Toluene-D8(S)	8.39	98	802446	52.153 ppb	0.00
Spiked Amount 25.000			Recovery	= 208.612%	
65) 4-Bromofluorobenzene(S)	11.29	174	290805	52.593 ppb	0.00
Spiked Amount 25.000			Recovery	= 210.372%	

Target Compounds					Qvalue
2) Dichlorodifluoromethane	1.15	85	43945	18.901 ppb	99
3) Freon 114	1.26	85	33607	18.272 ppb	95
4) Chloromethane	1.30	50	43733	16.862 ppb	98
5) Vinyl chloride	1.40	62	41716	20.038 ppb	98
6) Bromomethane	1.67	96	36269	21.224 ppb	98
7) Chloroethane	1.77	64	25626	18.317 ppb	95
8) Dichlorofluoromethane	1.97	67	66910	18.922 ppb	100
9) Trichlorofluoromethane	2.01	101	37160	19.064 ppb	99
10) Acrolein	2.45	56	21872	148.189 ppb	97
11) Acetone	2.64	43	32829	57.231 ppb	99
12) Freon-113	2.57	101	33319	19.728 ppb	98
13) 1,1-DCE	2.54	61	48669	19.115 ppb	99
14) t-Butanol	3.41	59	24004	150.315 ppb	99
15) Acetonitrile	2.95	41	32992	138.256 ppb	90
16) Methyl Acetate	3.04	43	24485	18.826 ppb	94
17) Iodomethane	2.70	142	25173	16.644 ppb	93
19) Methylene chloride	3.13	84	39629	20.020 ppb	93
20) Carbon disulfide	2.76	76	51200	17.756 ppb	99
21) Methyl t-butyl ether (MtBE	3.55	73	50406	17.948 ppb	97
22) Trans-1,2-DCE	3.50	61	45298	19.772 ppb	96
23) Diisopropyl Ether	4.35	45	86050	20.093 ppb	98
24) 1,1-DCA	4.15	63	64725	19.274 ppb	96
25) Vinyl Acetate	4.35	43	17992	19.093 ppb #	100
26) Ethyl tert Butyl Ether	4.89	59	12320	17.302 ppb #	88
27) MEK (2-Butanone)	5.11	43	39431	61.322 ppb	96
28) Cis-1,2-DCE	5.02	61	51584	19.745 ppb	93
29) 2,2-Dichloropropane	5.00	77	44206	18.187 ppb	93
30) Chloroform	5.49	83	68658	18.954 ppb	93
31) Bromochloromethane	5.34	130	29857	20.610 ppb	93
33) 1,1,1-TCA	5.69	97	59781	19.491 ppb	97
34) Cyclohexane	5.74	56	42267	20.387 ppb	98
35) 1,1-Dichloropropene	5.91	75	40063	20.166 ppb	94
36) 2,2,4-Trimethylpentane	6.31	57	32448	19.732 ppb	99
38) Carbon Tetrachloride	5.90	119	50754	19.650 ppb	96
40) 1,2-DCA	6.21	62	52507	19.502 ppb	97
41) Benzene	6.16	78	139696	19.737 ppb	98
42) TCE	6.98	130	43410	19.102 ppb	97
43) 2-Pentanone	7.25	43	150058	158.452 ppb	99
44) 1,2-Dichloropropane	7.24	63	38681	19.560 ppb	90

(#) = qualifier out of range (m) = manual integration

Quantitation Report (Not Reviewed)

Data File : M:\LOKI\DATA\210601\0601L22.D
Acq On : 1 Jun 21 23:05
Sample : 20ug/L VOC STD 6/1/21
Misc : IS&S: 10/21/20, 11/11/20

Vial: 12
Operator:
Inst : Loki
Multiplr: 1.00

Quant Time: Jun 7 13:53 2021

Quant Results File: L0601W.RES

Quant Method : M:\LOKI\DATA\210601\L0601W.M (RTE Integrator)
Title : METHOD 8260B
Last Update : Mon Jun 07 13:46:40 2021
Response via : Initial Calibration
DataAcq Meth : 020321_L8260

Compound	R.T.	QIon	Response	Conc Unit	Qvalue
45) Bromodichloromethane	7.58	83	51746	19.376 ppb	99
46) Methyl Cyclohexane	7.19	98	22129	20.650 ppb	92
47) Dibromomethane	7.37	174	33162	19.960 ppb	94
49) MIBK (methyl isobutyl ket	8.31	43	68879	59.788 ppb	95
50) 1-Bromo-2-chloroethane	7.92	63	25984	18.242 ppb	100
51) Cis-1,3-Dichloropropene	8.10	75	49829	19.927 ppb	98
52) Toluene	8.47	91	157540	20.919 ppb	99
53) Trans-1,3-Dichloropropene	8.74	75	27112	20.134 ppb	92
54) 1,1,2-TCA	8.93	97	37838	19.463 ppb	92
55) 2-Hexanone	9.24	43	40258	65.710 ppb	97
58) 1,2-EDB	9.47	107	38618	20.542 ppb	96
59) Tetrachloroethene	9.07	166	30104	20.244 ppb	94
60) 1-Chlorohexane	10.02	91	34175	17.623 ppb	95
61) 1,1,1,2-Tetrachloroethane	10.12	131	43144	19.518 ppb	99
62) m&p-Xylene	10.29	91	249836	38.527 ppb	99
63) o-Xylene	10.72	91	122984	21.241 ppb	99
64) Styrene	10.73	104	102394	18.161 ppb	94
66) 1,3-Dichloropropane	9.11	76	56820	19.220 ppb	97
67) Dibromochloromethane	9.36	129	44583	19.695 ppb	92
68) Chlorobenzene	10.02	112	110971	19.467 ppb	96
69) Ethylbenzene	10.15	91	89704	21.022 ppb	98
70) Bromoform	10.92	173	32455	19.919 ppb	98
72) Isopropylbenzene	11.13	105	147850	20.423 ppb	99
73) 1,1,2,2-Tetrachloroethane	11.46	83	45914	18.755 ppb	95
74) 1,2,3-Trichloropropane	11.50	110	16533	18.702 ppb	97
75) t-1,4-Dichloro-2-Butene	11.52	53	6232	19.539 ppb	85
76) Bromobenzene	11.45	158	48231	18.929 ppb	95
77) n-Propylbenzene	11.58	91	178802	21.168 ppb	98
78) 4-Ethyltoluene	11.78	105	138090	22.072 ppb	100
79) 2-Chlorotoluene	11.79	91	140404	21.511 ppb	100
80) 1,3,5-Trimethylbenzene	12.19	105	138073	22.278 ppb	95
81) 4-Chlorotoluene	11.79	91	140404	21.511 ppb	100
82) Tert-Butylbenzene	12.14	119	115199	20.795 ppb	99
83) 1,2,4-Trimethylbenzene	12.19	105	138073	22.278 ppb	95
84) Sec-Butylbenzene	12.38	105	162325	21.665 ppb	97
85) p-Isopropyltoluene	12.54	119	140429	18.545 ppb	96
86) Benzyl Chloride	12.74	91	25331	18.137 ppb	93
87) 1,3-DCB	12.49	146	93714	19.534 ppb	95
88) 1,4-DCB	12.99	146	95740	19.773 ppb	98
89) n-Butylbenzene	12.99	91	109877	21.183 ppb	96
90) 1,2-DCB	12.59	146	98805	19.561 ppb	97
91) Hexachloroethane	13.28	117	26351	18.147 ppb	92
92) 1,2-Dibromo-3-chloropropan	13.85	157	10088	19.152 ppb	91
93) 1,2,4-Trichlorobenzene	14.77	180	26056	17.923 ppb	95
94) Hexachlorobutadiene	14.96	225	15369	18.107 ppb	95
95) Naphthalene	15.04	128	87323	16.442 ppb	99
96) 1,2,3-Trichlorobenzene	15.31	182	23832	18.609 ppb	87

(#) = qualifier out of range (m) = manual integration

Quantitation Report

Data File : M:\LOKI\DATA\210601\0601L22.D Vial: 12
Acq On : 1 Jun 21 23:05 Operator:
Sample : 20ug/L VOC STD 6/1/21 Inst : Loki
Misc : IS&S: 10/21/20, 11/11/20 Multiplr: 1.00

Quant Time: Jun 7 13:53 2021 Quant Results File: L0601W.RES

Method : M:\LOKI\DATA\210601\L0601W.M (RTE Integrator)
Title : METHOD 8260B
Last Update : Mon Jun 07 13:46:40 2021
Response via : Initial Calibration



Quantitation Report (Not Reviewed)

Data File : M:\LOKI\DATA\210601\0601L23.D Vial: 13
Acq On : 1 Jun 21 23:33 Operator:
Sample : 40ug/L VOC STD 6/1/21 Inst : Loki
Misc : IS&S: 10/21/20, 11/11/20 Multiplr: 1.00

Quant Time: Jun 7 13:53 2021 Quant Results File: L0601W.RES

Quant Method : M:\LOKI\DATA\210601\L0601W.M (RTE Integrator)
Title : METHOD 8260B
Last Update : Mon Jun 07 13:46:40 2021
Response via : Initial Calibration
DataAcq Meth : 020321_L8260

Internal Standards	R.T.	QIon	Response	Conc Units	Dev(Min)
1) Fluorobenzene (IS)	6.53	96	412168	25.000 ppb	0.00
56) Chlorobenzene-D5 (IS)	9.99	117	341477	25.000 ppb	0.00
71) 1,4-Dichlorobenzene-D4 (IS	12.56	152	214519	25.000 ppb	0.00
System Monitoring Compounds					
32) Dibromofluoromethane(S)	5.70	113	232724	47.275 ppb	0.00
Spiked Amount 25.000			Recovery	= 189.100%	
37) 1,2-DCA-D4(S)	6.11	65	245812	46.724 ppb	0.00
Spiked Amount 25.000			Recovery	= 186.896%	
57) Toluene-D8(S)	8.39	98	830901	51.373 ppb	0.00
Spiked Amount 25.000			Recovery	= 205.492%	
65) 4-Bromofluorobenzene(S)	11.29	174	312936	53.840 ppb	0.00
Spiked Amount 25.000			Recovery	= 215.360%	
Target Compounds					Qvalue
2) Dichlorodifluoromethane	1.15	85	89688	36.602 ppb	97
3) Freon 114	1.26	85	75249	38.818 ppb	99
4) Chloromethane	1.30	50	95094	34.789 ppb	99
5) Vinyl chloride	1.40	62	87114	39.703 ppb	98
6) Bromomethane	1.67	96	69689	39.307 ppb	99
7) Chloroethane	1.77	64	55113	37.378 ppb	98
8) Dichlorofluoromethane	1.97	67	139280	37.371 ppb	97
9) Trichlorofluoromethane	2.01	101	79328	38.615 ppb	98
10) Acrolein	2.45	56	26688	171.563 ppb	99
11) Acetone	2.64	43	44951	74.352 ppb	98
12) Freon-113	2.56	101	71530	40.184 ppb	95
13) 1,1-DCE	2.54	61	104673	39.006 ppb	98
14) t-Butanol	3.42	59	44947	202.112 ppb	93
15) Acetonitrile	2.96	41	40462	160.880 ppb	91
16) Methyl Acetate	3.05	43	54415	39.918 ppb	99
17) Iodomethane	2.69	142	66417	37.730 ppb	94
19) Methylene chloride	3.13	84	83367	41.094 ppb	96
20) Carbon disulfide	2.75	76	113448	37.329 ppb	99
21) Methyl t-butyl ether (MtBE	3.55	73	116216	36.523 ppb	99
22) Trans-1,2-DCE	3.50	61	97220	40.264 ppb	93
23) Diisopropyl Ether	4.35	45	192116	42.563 ppb	98
24) 1,1-DCA	4.15	63	134208	37.920 ppb	98
25) Vinyl Acetate	4.35	43	37752	38.012 ppb #	100
26) Ethyl tert Butyl Ether	4.90	59	31132	34.249 ppb	97
27) MEK (2-Butanone)	5.11	43	56752	83.741 ppb	93
28) Cis-1,2-DCE	5.02	61	109353	39.682 ppb	87
29) 2,2-Dichloropropane	5.01	77	95744	37.374 ppb	94
30) Chloroform	5.49	83	142089	37.218 ppb	91
31) Bromochloromethane	5.34	130	61837	40.501 ppb	92
33) 1,1,1-TCA	5.69	97	126040	38.991 ppb	91
34) Cyclohexane	5.74	56	95425	43.671 ppb	98
35) 1,1-Dichloropropene	5.91	75	91526	43.711 ppb	91
36) 2,2,4-Trimethylpentane	6.31	57	76064	43.887 ppb	95
38) Carbon Tetrachloride	5.90	119	107709	39.567 ppb	94
40) 1,2-DCA	6.20	62	111449	39.276 ppb	99
41) Benzene	6.16	78	293012	39.280 ppb	99
42) TCE	6.98	130	95646	39.934 ppb	98
43) 2-Pentanone	7.26	43	191294	191.655 ppb	98
44) 1,2-Dichloropropane	7.24	63	80914	38.822 ppb	93

(#) = qualifier out of range (m) = manual integration

Quantitation Report (Not Reviewed)

Data File : M:\LOKI\DATA\210601\0601L23.D
Acq On : 1 Jun 21 23:33
Sample : 40ug/L VOC STD 6/1/21
Misc : IS&S: 10/21/20, 11/11/20

Vial: 13
Operator:
Inst : Loki
Multiplr: 1.00

Quant Time: Jun 7 13:53 2021

Quant Results File: L0601W.RES

Quant Method : M:\LOKI\DATA\210601\L0601W.M (RTE Integrator)
Title : METHOD 8260B
Last Update : Mon Jun 07 13:46:40 2021
Response via : Initial Calibration
DataAcq Meth : 020321_L8260

	Compound	R.T.	QIon	Response	Conc Unit	Qvalue
45)	Bromodichloromethane	7.58	83	108637	38.596 ppb	100
46)	Methyl Cyclohexane	7.19	98	51118	45.260 ppb	98
47)	Dibromomethane	7.37	174	69191	39.513 ppb	98
49)	MIBK (methyl isobutyl ket	8.31	43	105031	86.502 ppb	98
50)	1-Bromo-2-chloroethane	7.92	63	57776	38.486 ppb	95
51)	Cis-1,3-Dichloropropene	8.10	75	110020	41.747 ppb	97
52)	Toluene	8.47	91	338695	42.672 ppb	98
53)	Trans-1,3-Dichloropropene	8.74	75	59480	41.910 ppb	95
54)	1,1,2-TCA	8.93	97	79179	38.644 ppb	96
55)	2-Hexanone	9.24	43	62467	96.741 ppb	98
58)	1,2-EDB	9.47	107	82522	41.760 ppb	94
59)	Tetrachloroethene	9.07	166	59432	38.020 ppb	98
60)	1-Chlorohexane	10.02	91	81282	38.313 ppb	96
61)	1,1,1,2-Tetrachloroethane	10.12	131	90765	39.062 ppb	98
62)	m&p-Xylene	10.29	91	565550	81.055 ppb	98
63)	o-Xylene	10.72	91	284353	46.721 ppb	96
64)	Styrene	10.73	104	240899	38.737 ppb	93
66)	1,3-Dichloropropane	9.11	76	121751	39.179 ppb	97
67)	Dibromochloromethane	9.36	129	94017	39.511 ppb	99
68)	Chlorobenzene	10.02	112	238710	39.838 ppb	98
69)	Ethylbenzene	10.15	91	202880	45.231 ppb	95
70)	Bromoform	10.93	173	69934	40.833 ppb	99
72)	Isopropylbenzene	11.13	105	350239	44.952 ppb	98
73)	1,1,2,2-Tetrachloroethane	11.46	83	98145	37.250 ppb	99
74)	1,2,3-Trichloropropane	11.50	110	33616	35.332 ppb	91
75)	t-1,4-Dichloro-2-Butene	11.52	53	14944	43.535 ppb	96
76)	Bromobenzene	11.45	158	107786	39.306 ppb	100
77)	n-Propylbenzene	11.58	91	409418	45.037 ppb	96
78)	4-Ethyltoluene	11.78	105	320602	47.614 ppb	98
79)	2-Chlorotoluene	11.79	91	310177	44.156 ppb	96
80)	1,3,5-Trimethylbenzene	12.19	105	324563	48.658 ppb	93
81)	4-Chlorotoluene	11.79	91	310177	44.156 ppb	96
82)	Tert-Butylbenzene	12.14	119	271060	45.464 ppb	99
83)	1,2,4-Trimethylbenzene	12.19	105	324563	48.658 ppb	93
84)	Sec-Butylbenzene	12.38	105	381816	47.351 ppb	97
85)	p-Isopropyltoluene	12.54	119	343957	40.952 ppb	98
86)	Benzyl Chloride	12.74	91	60372	40.165 ppb	96
87)	1,3-DCB	12.49	146	208528	40.388 ppb	95
88)	1,4-DCB	12.99	146	210117	40.322 ppb	97
89)	n-Butylbenzene	12.99	91	266475	47.733 ppb	96
90)	1,2-DCB	12.59	146	213034	39.188 ppb	96
91)	Hexachloroethane	13.28	117	58150	37.208 ppb	90
92)	1,2-Dibromo-3-chloropropan	13.85	157	22580	38.991 ppb	96
93)	1,2,4-Trichlorobenzene	14.77	180	63024	38.424 ppb	97
94)	Hexachlorobutadiene	14.96	225	35312	38.656 ppb	98
95)	Naphthalene	15.04	128	233862	35.944 ppb	99
96)	1,2,3-Trichlorobenzene	15.30	182	54768	38.376 ppb	95

(#) = qualifier out of range (m) = manual integration

Quantitation Report

Data File : M:\LOKI\DATA\210601\0601L23.D Vial: 13
Acq On : 1 Jun 21 23:33 Operator:
Sample : 40ug/L VOC STD 6/1/21 Inst : Loki
Misc : IS&S: 10/21/20, 11/11/20 Multiplr: 1.00

Quant Time: Jun 7 13:53 2021 Quant Results File: L0601W.RES

Method : M:\LOKI\DATA\210601\L0601W.M (RTE Integrator)
Title : METHOD 8260B
Last Update : Mon Jun 07 13:46:40 2021
Response via : Initial Calibration



Quantitation Report (Not Reviewed)

Data File : M:\LOKI\DATA\210601\0601L24.D Vial: 14
Acq On : 2 Jun 21 00:01 Operator:
Sample : 100ug/L VOC STD 6/1/21 Inst : Loki
Misc : IS&S: 10/21/20, 11/11/20 Multiplr: 1.00

Quant Time: Jun 7 13:53 2021 Quant Results File: L0601W.RES

Quant Method : M:\LOKI\DATA\210601\L0601W.M (RTE Integrator)
Title : METHOD 8260B
Last Update : Mon Jun 07 13:46:40 2021
Response via : Initial Calibration
DataAcq Meth : 020321_L8260

Internal Standards	R.T.	QIon	Response	Conc Units	Dev(Min)
1) Fluorobenzene (IS)	6.53	96	429238	25.000 ppb	0.00
56) Chlorobenzene-D5 (IS)	9.99	117	346846	25.000 ppb	0.00
71) 1,4-Dichlorobenzene-D4 (IS	12.56	152	236124	25.000 ppb	0.00
System Monitoring Compounds					
32) Dibromofluoromethane(S)	5.69	113	459138	89.559 ppb	0.00
Spiked Amount 25.000			Recovery	= 358.236%	
37) 1,2-DCA-D4(S)	6.11	65	479178	87.459 ppb	0.00
Spiked Amount 25.000			Recovery	= 349.836%	
57) Toluene-D8(S)	8.39	98	1658284	100.942 ppb	0.00
Spiked Amount 25.000			Recovery	= 403.768%	
65) 4-Bromofluorobenzene(S)	11.29	174	631796	107.017 ppb	0.00
Spiked Amount 25.000			Recovery	= 428.068%	

Target Compounds					Qvalue
2) Dichlorodifluoromethane	1.15	85	211079	82.716 ppb	99
3) Freon 114	1.26	85	175200	86.784 ppb	97
4) Chloromethane	1.30	50	220165	77.342 ppb	97
5) Vinyl chloride	1.40	62	207341	90.739 ppb	98
6) Bromomethane	1.67	96	166144	90.944 ppb	99
7) Chloroethane	1.76	64	133450	86.907 ppb	96
8) Dichlorofluoromethane	1.97	67	338996	87.341 ppb	98
9) Trichlorofluoromethane	2.01	101	185984	86.932 ppb	99
10) Acrolein	2.45	56	31482	194.332 ppb	97
11) Acetone	2.64	43	57162	90.790 ppb	95
12) Freon-113	2.56	101	169118	91.229 ppb	93
13) 1,1-DCE	2.54	61	254731	91.150 ppb	98
14) t-Butanol	3.44	59	91168	283.057 ppb	94
15) Acetonitrile	2.96	41	51045	194.888 ppb	100
16) Methyl Acetate	3.04	43	141837	100.212 ppb	94
17) Iodomethane	2.69	142	195156	101.684 ppb	92
19) Methylene chloride	3.13	84	206988	99.546 ppb	94
20) Carbon disulfide	2.75	76	266624	84.242 ppb	100
21) Methyl t-butyl ether (MtBE	3.55	73	351849	101.775 ppb	96
22) Trans-1,2-DCE	3.50	61	245090	97.468 ppb	92
23) Diisopropyl Ether	4.35	45	533847	113.570 ppb	99
24) 1,1-DCA	4.15	63	335268	90.962 ppb	98
25) Vinyl Acetate	4.35	43	99904	96.591 ppb #	100
26) Ethyl tert Butyl Ether	4.89	59	108748	102.692 ppb	96
27) MEK (2-Butanone)	5.11	43	73556	104.220 ppb	99
28) Cis-1,2-DCE	5.02	61	287595	100.163 ppb	94
29) 2,2-Dichloropropane	5.00	77	234664	87.960 ppb	94
30) Chloroform	5.49	83	356530	89.672 ppb	94
31) Bromochloromethane	5.34	130	152935	96.185 ppb	93
33) 1,1,1-TCA	5.69	97	303887	90.271 ppb	92
34) Cyclohexane	5.74	56	251936	110.713 ppb	93
35) 1,1-Dichloropropene	5.91	75	230491	105.701 ppb	92
36) 2,2,4-Trimethylpentane	6.31	57	198528	109.990 ppb	94
38) Carbon Tetrachloride	5.90	119	260781	91.988 ppb	93
40) 1,2-DCA	6.20	62	281035	95.101 ppb	100
41) Benzene	6.16	78	737336	94.913 ppb	99
42) TCE	6.98	130	232568	93.240 ppb	94
43) 2-Pentanone	7.26	43	235031	226.110 ppb	98
44) 1,2-Dichloropropane	7.24	63	207282	95.498 ppb	93

(#) = qualifier out of range (m) = manual integration

Quantitation Report (Not Reviewed)

Data File : M:\LOKI\DATA\210601\0601L24.D Vial: 14
Acq On : 2 Jun 21 00:01 Operator:
Sample : 100ug/L VOC STD 6/1/21 Inst : Loki
Misc : IS&S: 10/21/20, 11/11/20 Multiplr: 1.00

Quant Time: Jun 7 13:53 2021 Quant Results File: L0601W.RES

Quant Method : M:\LOKI\DATA\210601\L0601W.M (RTE Integrator)
Title : METHOD 8260B
Last Update : Mon Jun 07 13:46:40 2021
Response via : Initial Calibration
DataAcq Meth : 020321_L8260

Compound	R.T.	QIon	Response	Conc Unit	Qvalue
45) Bromodichloromethane	7.58	83	280033	95.533 ppb	100
46) Methyl Cyclohexane	7.19	98	136382	115.951 ppb	91
47) Dibromomethane	7.37	174	177022	97.073 ppb	96
49) MIBK (methyl isobutyl ket	8.32	43	139244	110.118 ppb	93
50) 1-Bromo-2-chloroethane	7.92	63	148224	94.809 ppb	96
51) Cis-1,3-Dichloropropene	8.10	75	299075	108.970 ppb	95
52) Toluene	8.47	91	848645	102.667 ppb	98
53) Trans-1,3-Dichloropropene	8.74	75	159360	107.820 ppb	97
54) 1,1,2-TCA	8.94	97	199334	93.417 ppb	94
55) 2-Hexanone	9.25	43	89251	132.724 ppb	92
58) 1,2-EDB	9.47	107	213584	106.410 ppb	89
59) Tetrachloroethene	9.07	166	149120	93.919 ppb	99
60) 1-Chlorohexane	10.02	91	222465	101.145 ppb	95
61) 1,1,1,2-Tetrachloroethane	10.12	131	236881	100.368 ppb	99
62) m&p-Xylene	10.29	91	1481721	206.454 ppb	100
63) o-Xylene	10.72	91	762575	123.355 ppb	98
64) Styrene	10.74	104	653862	100.934 ppb	94
66) 1,3-Dichloropropane	9.11	76	314089	99.508 ppb	99
67) Dibromochloromethane	9.36	129	242053	100.150 ppb	99
68) Chlorobenzene	10.02	112	601230	98.785 ppb	97
69) Ethylbenzene	10.15	91	529792	116.285 ppb	96
70) Bromoform	10.93	173	192766	110.810 ppb	96
72) Isopropylbenzene	11.13	105	933209	108.815 ppb	97
73) 1,1,2,2-Tetrachloroethane	11.46	83	267687	92.302 ppb	99
74) 1,2,3-Trichloropropane	11.50	110	91692	87.556 ppb	93
75) t-1,4-Dichloro-2-Butene	11.52	53	44520	117.830 ppb	84
76) Bromobenzene	11.45	158	283757	94.009 ppb	100
77) n-Propylbenzene	11.58	91	1090365	108.969 ppb	98
78) 4-Ethyltoluene	11.78	105	845036	114.017 ppb	99
79) 2-Chlorotoluene	11.79	91	808300	104.540 ppb	96
80) 1,3,5-Trimethylbenzene	12.19	105	863093	117.554 ppb	94
81) 4-Chlorotoluene	11.79	91	808300	104.540 ppb	96
82) Tert-Butylbenzene	12.14	119	732149	111.565 ppb	99
83) 1,2,4-Trimethylbenzene	12.19	105	863093	117.554 ppb	94
84) Sec-Butylbenzene	12.38	105	1031118	116.174 ppb	98
85) p-Isopropyltoluene	12.54	119	938104	100.020 ppb	98
86) Benzyl Chloride	12.74	91	199497	120.581 ppb	96
87) 1,3-DCB	12.49	146	559547	98.457 ppb	96
88) 1,4-DCB	13.00	146	576576	100.522 ppb	99
89) n-Butylbenzene	12.99	91	742659	120.860 ppb	95
90) 1,2-DCB	12.59	146	578954	96.756 ppb	98
91) Hexachloroethane	13.28	117	160996	93.591 ppb	89
92) 1,2-Dibromo-3-chloropropan	13.85	157	64874	100.523 ppb	97
93) 1,2,4-Trichlorobenzene	14.77	180	187136	101.124 ppb	94
94) Hexachlorobutadiene	14.96	225	90472	89.979 ppb	93
95) Naphthalene	15.04	128	781224	102.291 ppb	99
96) 1,2,3-Trichlorobenzene	15.31	182	161792	100.978 ppb	90

(#) = qualifier out of range (m) = manual integration

Quantitation Report

Data File : M:\LOKI\DATA\210601\0601L24.D
Acq On : 2 Jun 21 00:01
Sample : 100ug/L VOC STD 6/1/21
Misc : IS&S: 10/21/20, 11/11/20

Vial: 14
Operator:
Inst : Loki
Multiplr: 1.00

Quant Time: Jun 7 13:53 2021

Quant Results File: L0601W.RES

Method : M:\LOKI\DATA\210601\L0601W.M (RTE Integrator)
Title : METHOD 8260B
Last Update : Mon Jun 07 13:46:40 2021
Response via : Initial Calibration


Abundance
TIC: 0601L24.D
Time-->
Toluene-D8(S), S
4-Bromofluorobenzene(S), S
Toluene, TMC
Ethylbenzene, TMC
m&p-Xylene, TMC
Isopropylbenzene, TMC
Bromoform, TMC**
Hexachloroethane, TM
1,2-Dibromo-3-chloropropane, TMC
1,2,3-Trichlorobenzene, TM
Benzyl Chloride, TM
Methylene chloride, TMC
1,1-DCA, TMC**
Ethyl tert Butyl Ether, TM
MEK (2-Butanone), TMC
Fluorobenzene (IS), I
TCE, TMC
Trans-1,3-Dichloropropene, TMC
1,1,2-TCA, TMC
Tetrachloroethene, TMC
2-Hexanone, TMC
1,2-EDB, TMC
Bromochloromethane, TMC
Cyclohexane, TMC
Chloroform, TMC
Bromodichloromethane, TMC
Dibromomethane, TMC
1-Bromo-2-chloroethane, TM
Cis-1,3-Dichloropropene, TMC
MIBK (methyl isobutyl ketone), TMC
Chloroethane, TMC
Bromomethane, TMC
Acetone, TMC
Carbon disulfide, TMC
Methyl t-butyl ether (MTBE), TMC
Vinyl Chloride, TMC
Dichlorodifluoromethane, TMC
Freon-113, TMC
Acrolein, TM
Acrylonitrile, TM
1-Butanol, TM
Dichlorofluoromethane, TMC
Trichlorofluoromethane, TMC
Dibromofluoromethane, TMC
1,2-DCA-D4(S), S
1,2-DCB, TMC
1,3-DCB, TMC
1,4-DCB, TMC
1,2,4-Trichlorobenzene, TMC
Hexachlorobutadiene, TM
Naphthalene, TM
Tert-Butylbenzene, TM
Sec-Butylbenzene, TM
1-Bromo-4-Fluorobenzene, TM
4-Ethyltoluene, TM
1,3,5-Trimethylbenzene, TM
1,2,4-Trimethylbenzene, TM
n-Butylbenzene, TM
1,2-Dichlorobenzene-D4(S), S
1,2-Dichlorobenzene, TM
1,4-Dichlorobenzene, TM
Chlorobenzene-D5(S), S
Chlorobenzene, TMC**
Xylene, TMC
o-Xylene, TMC
Styrene, TMC
Bromoethane, TM
Bromoacetone, TM
Iodomethane, TM
Propionitrile, TM
Methacrylonitrile, TM
Acrylonitrile, TM
Methyl Methacrylate, TM
2-Chloroethyl Vinyl Ether, TM
Chloroprene, TM
Dibromomethane, TMC
1,2-Dichloroethane-D4(S), S
Dichlorodifluoromethane, TMC
Chloromethane, TMC
Vinyl Chloride, TMC
Bromomethane, TMC
Chloroethane, TMC
Trichlorofluoromethane, TMC
Acetone, TMC
Freon-113, TMC
Carbon disulfide, TMC
Methyl t-butyl ether (MTBE), TMC
Methylene chloride, TMC
Acrylonitrile, TM
Acetonitrile, TM
1-Butanol, TM
Acrolein, TM
Iodomethane, TM
Propionitrile, TM
Methacrylonitrile, TM
Methyl Methacrylate, TM
2-Chloroethyl Vinyl Ether, TM
Chloroprene, TM
Bromoacetone, TM
Dibromofluoromethane, TMC
1,2-DCA-D4(S), S
Fluorobenzene (IS), I
1,2-DCB, TMC
1,3-DCB, TMC
1,4-DCB, TMC
Trimethylpentane, TMC
Cyclohexane, TMC
Chloroform, TMC
Bromochloromethane, TMC
Bromodichloromethane, TMC
Dibromomethane, TMC
1-Bromo-2-chloroethane, TM
Cis-1,3-Dichloropropene, TMC
MIBK (methyl isobutyl ketone), TMC
Chloroethane, TMC
Bromomethane, TMC
Acetone

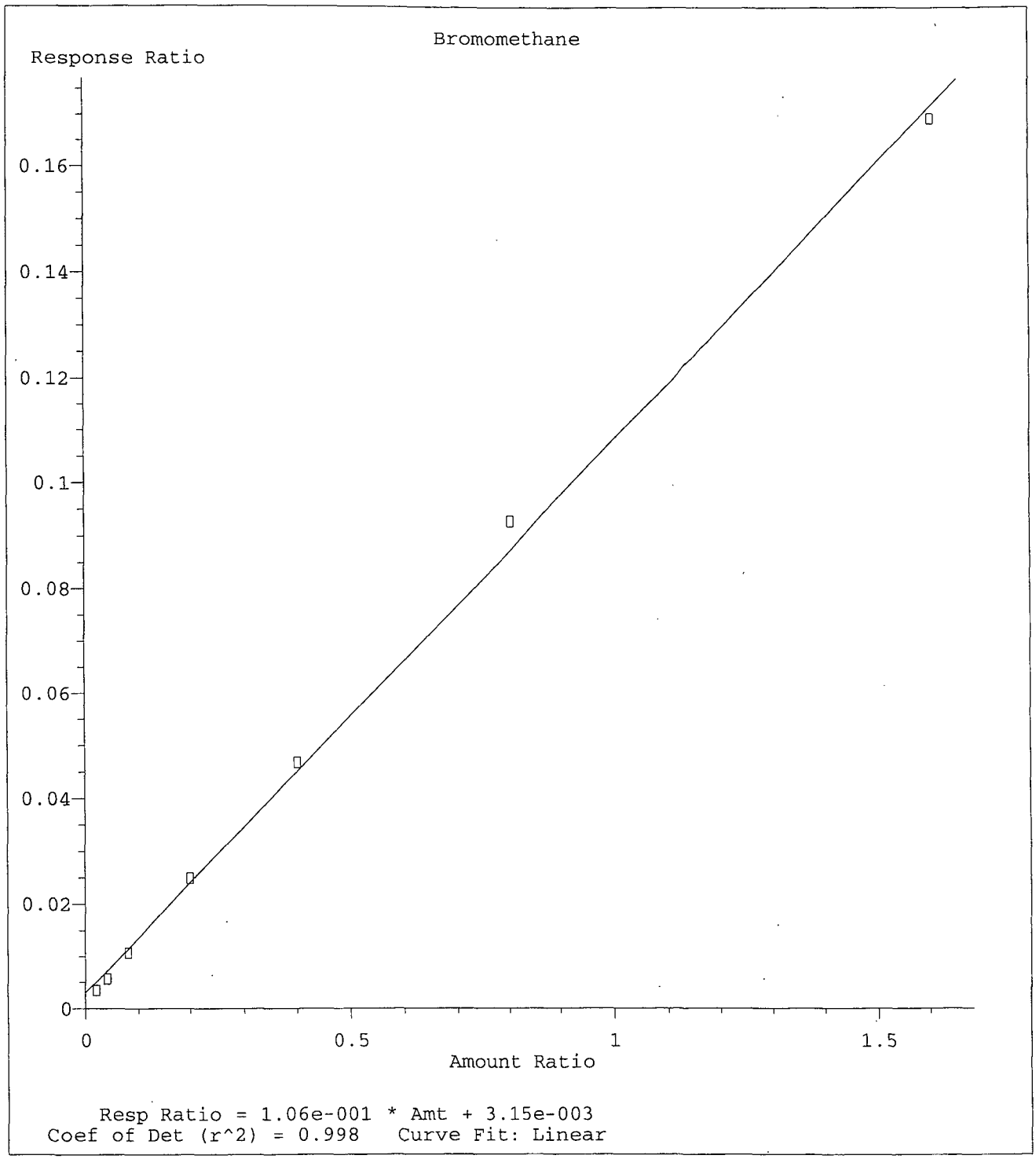

Method Name: M:\LOKI\DATA\210601\L0601W.M
Calibration Table Last Updated: Mon Jun 07 13:46:40 2021

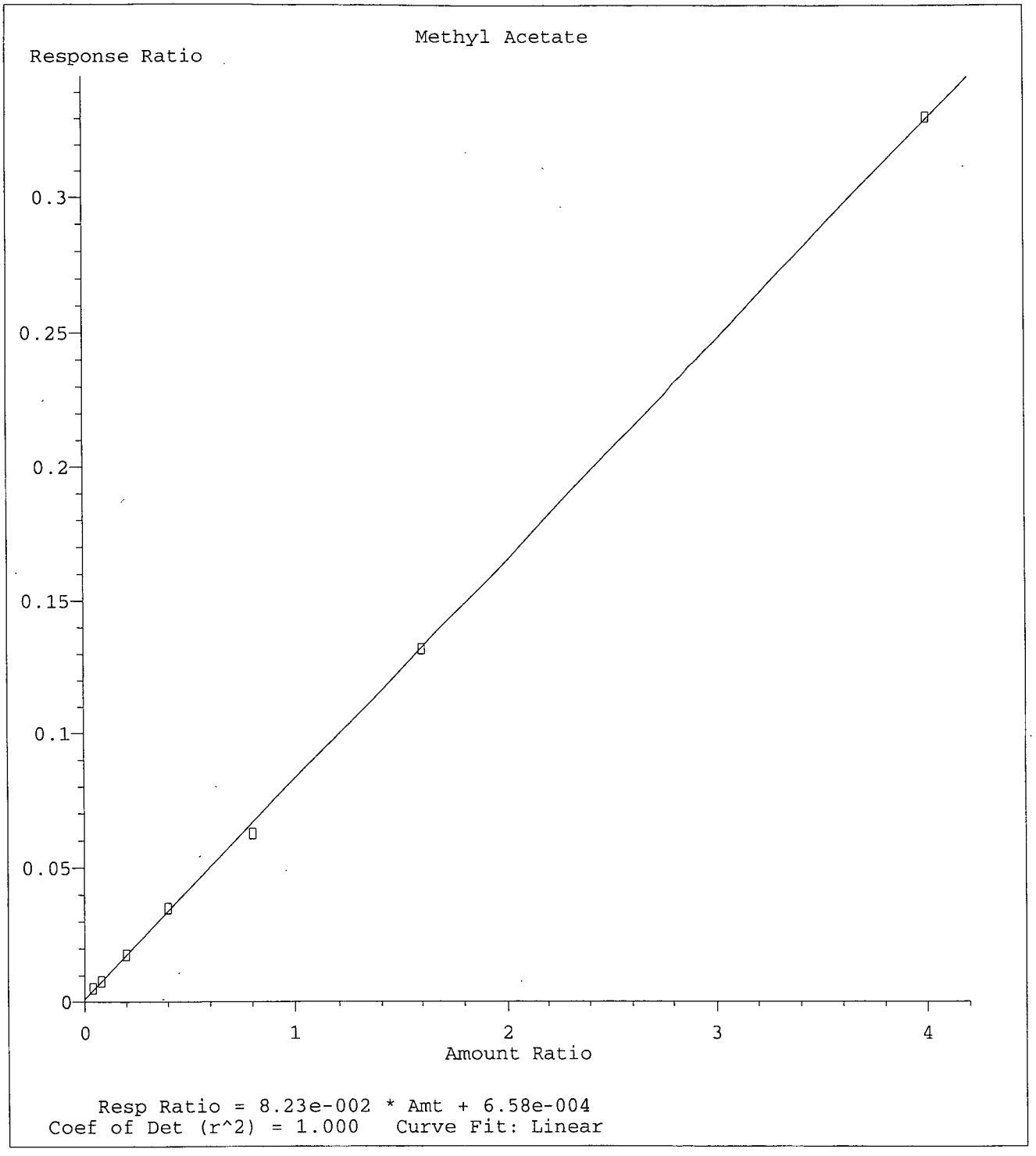

Method Name: M:\LOKI\DATA\210601\L0601W.M
Calibration Table Last Updated: Mon Jun 07 13:46:40 2021

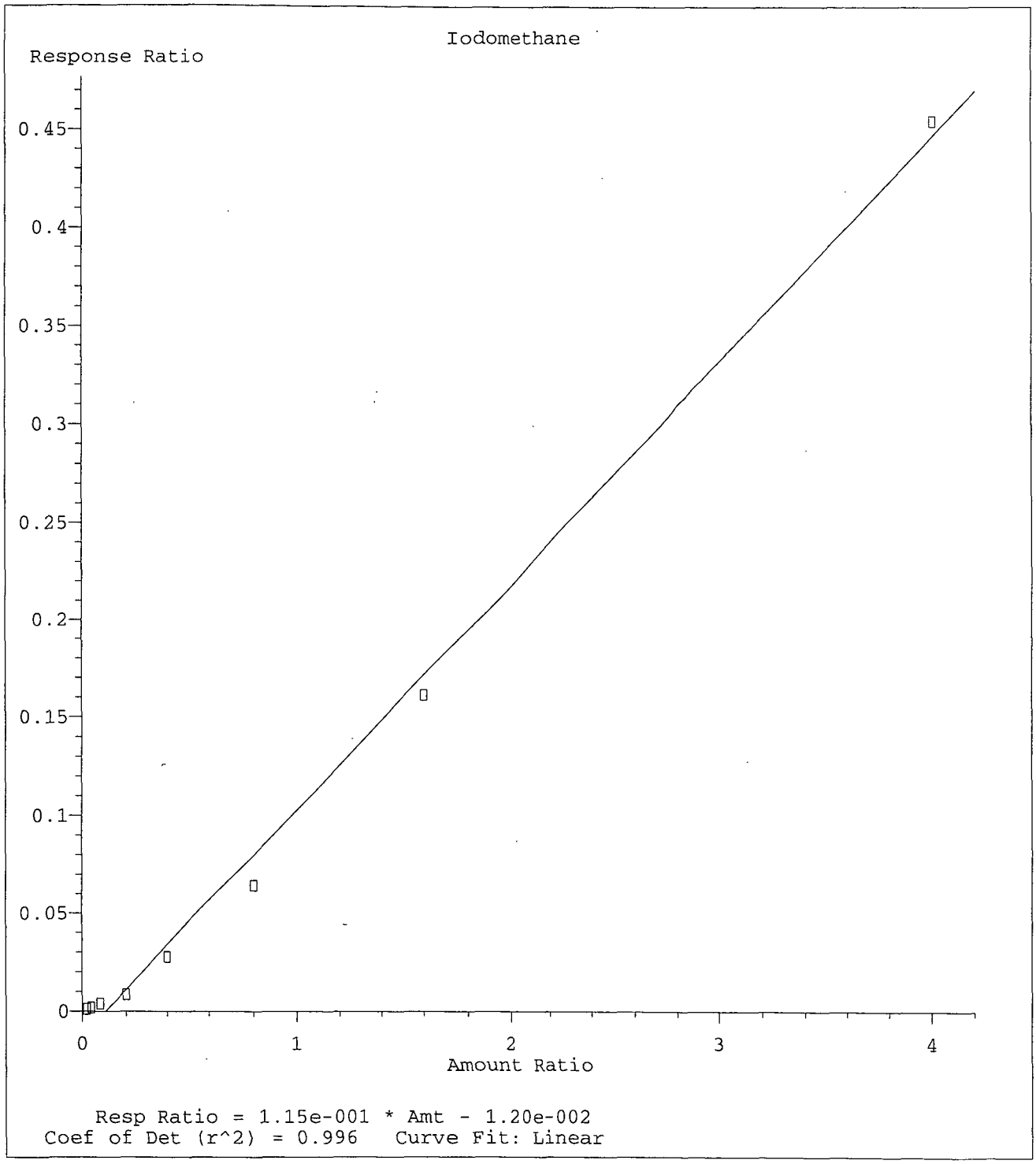

Method Name: M:\LOKI\DATA\210601\L0601W.M
Calibration Table Last Updated: Mon Jun 07 13:46:40 2021

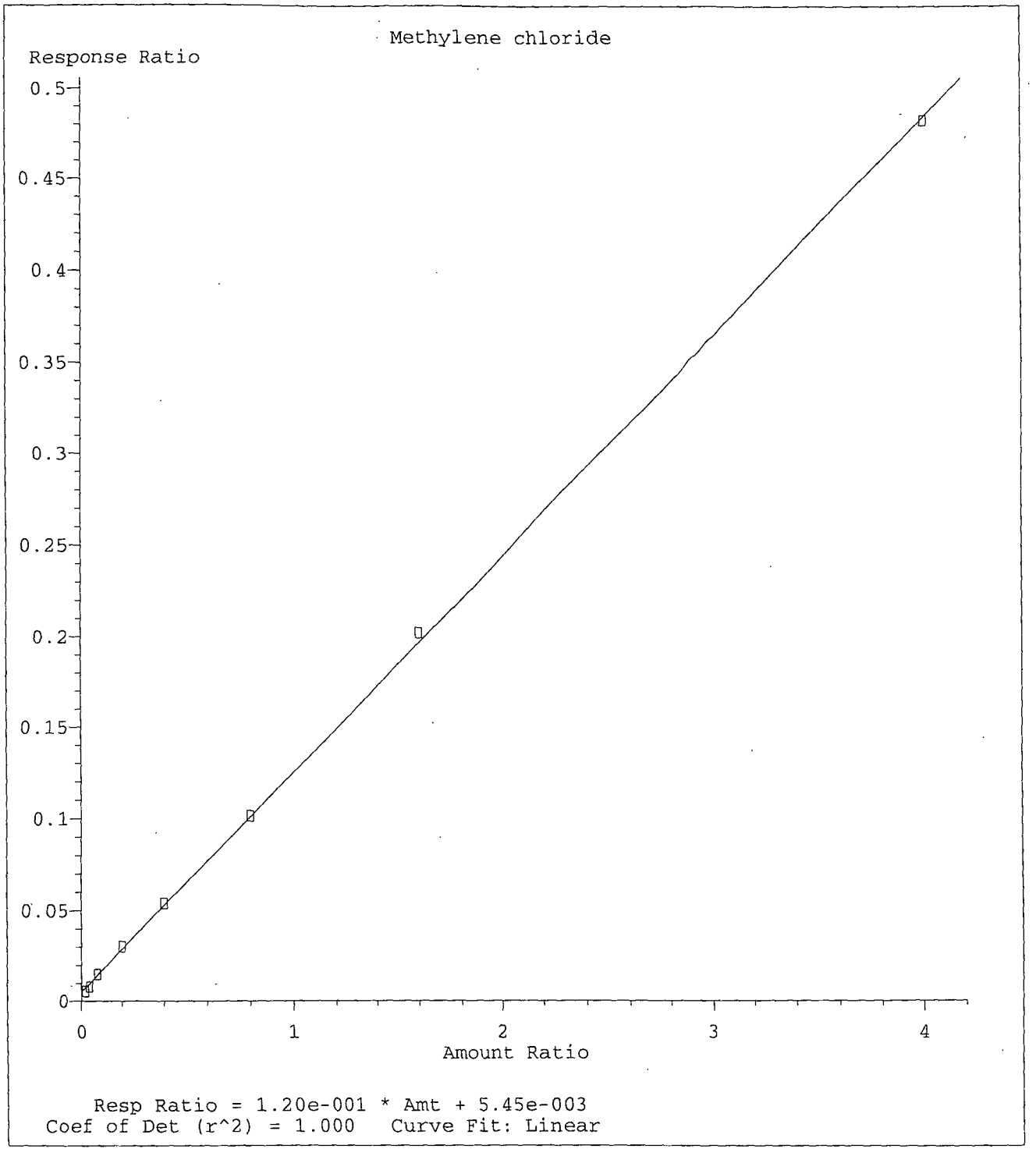

Method Name: M:\LOKI\DATA\210601\L0601W.M
Calibration Table Last Updated: Mon Jun 07 13:46:40 2021

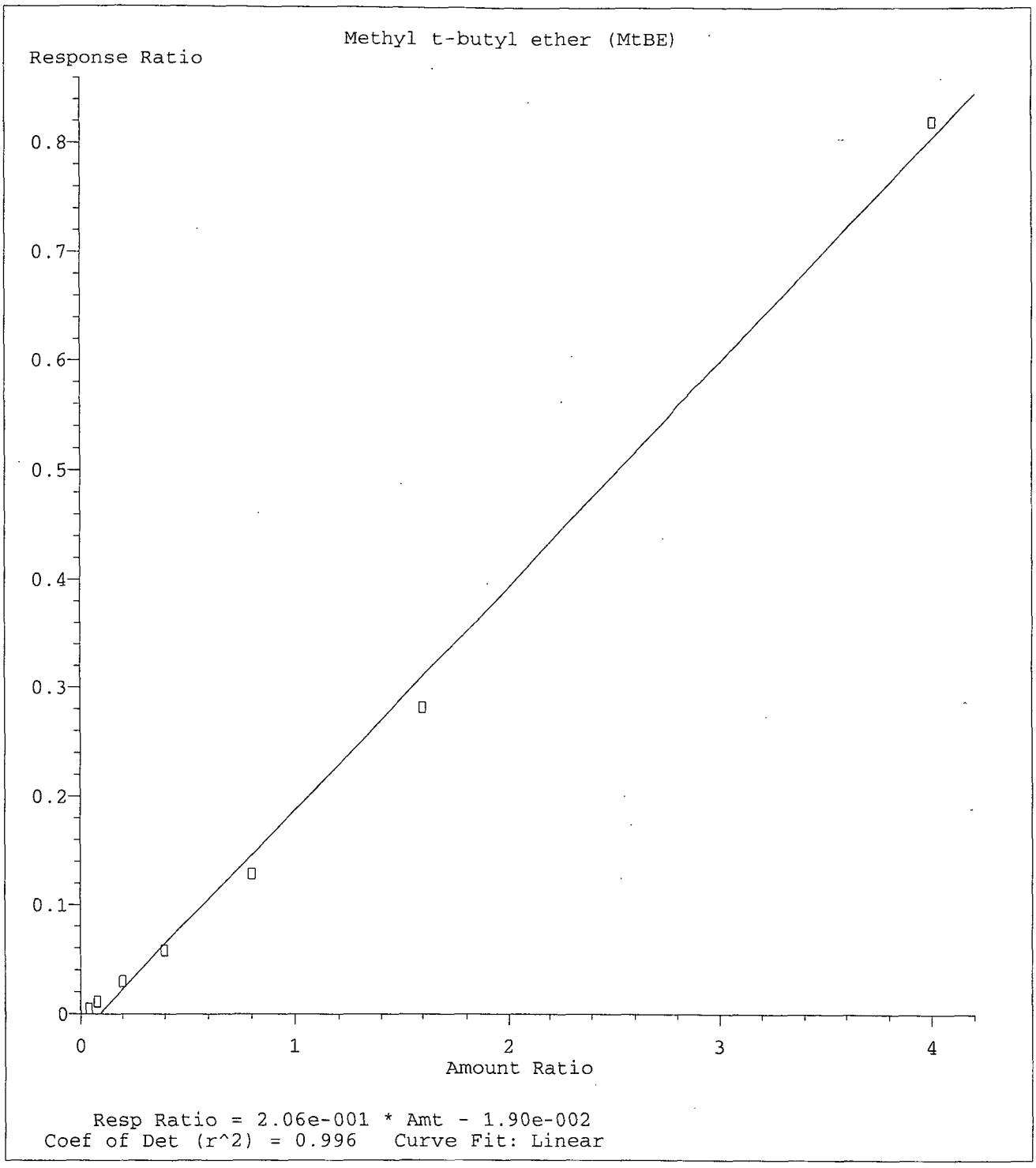

Method Name: M:\LOKI\DATA\210601\L0601W.M
Calibration Table Last Updated: Mon Jun 07 13:46:40 2021

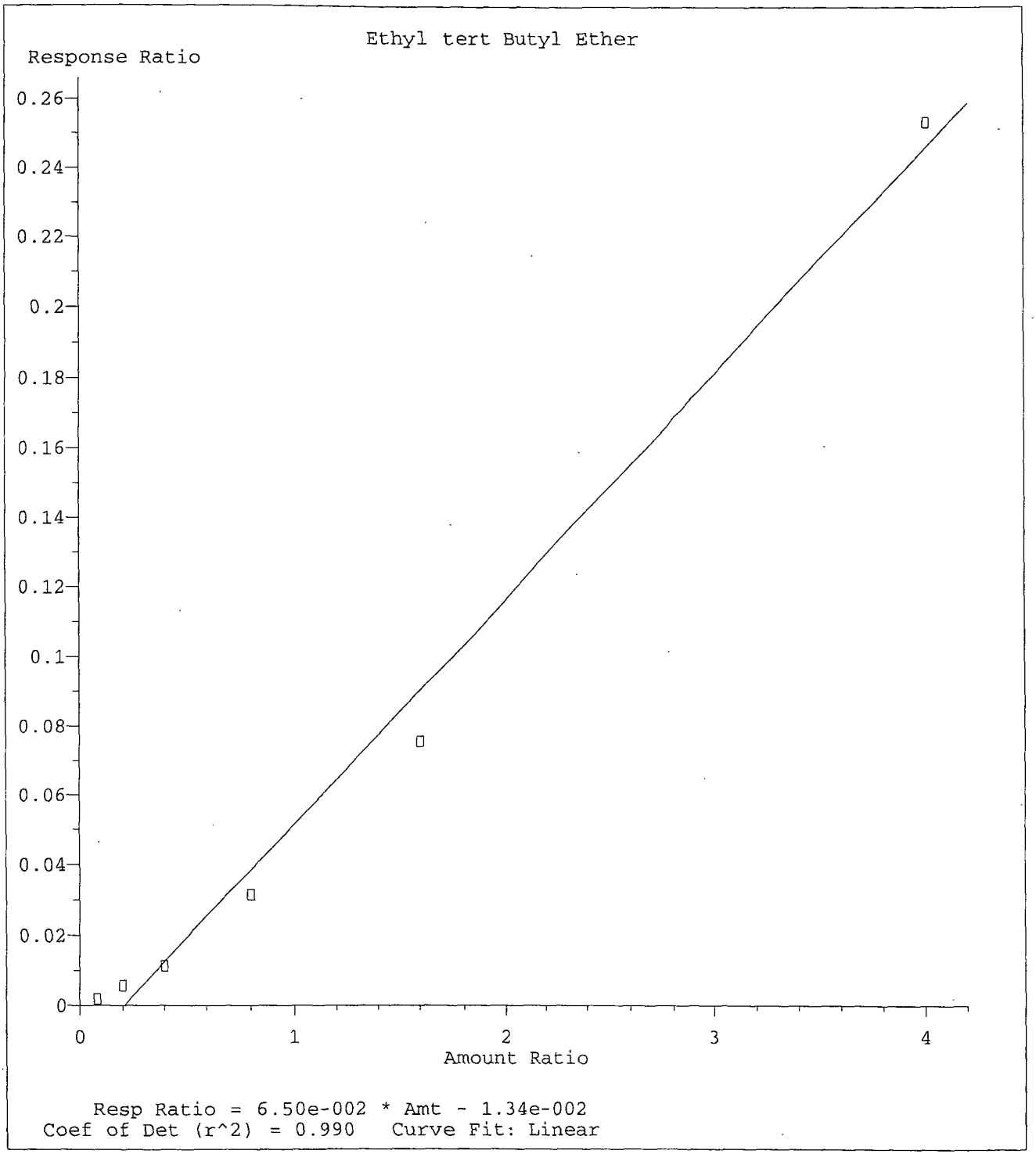

Method Name: M:\LOKI\DATA\210601\L0601W.M
Calibration Table Last Updated: Mon Jun 07 13:46:40 2021

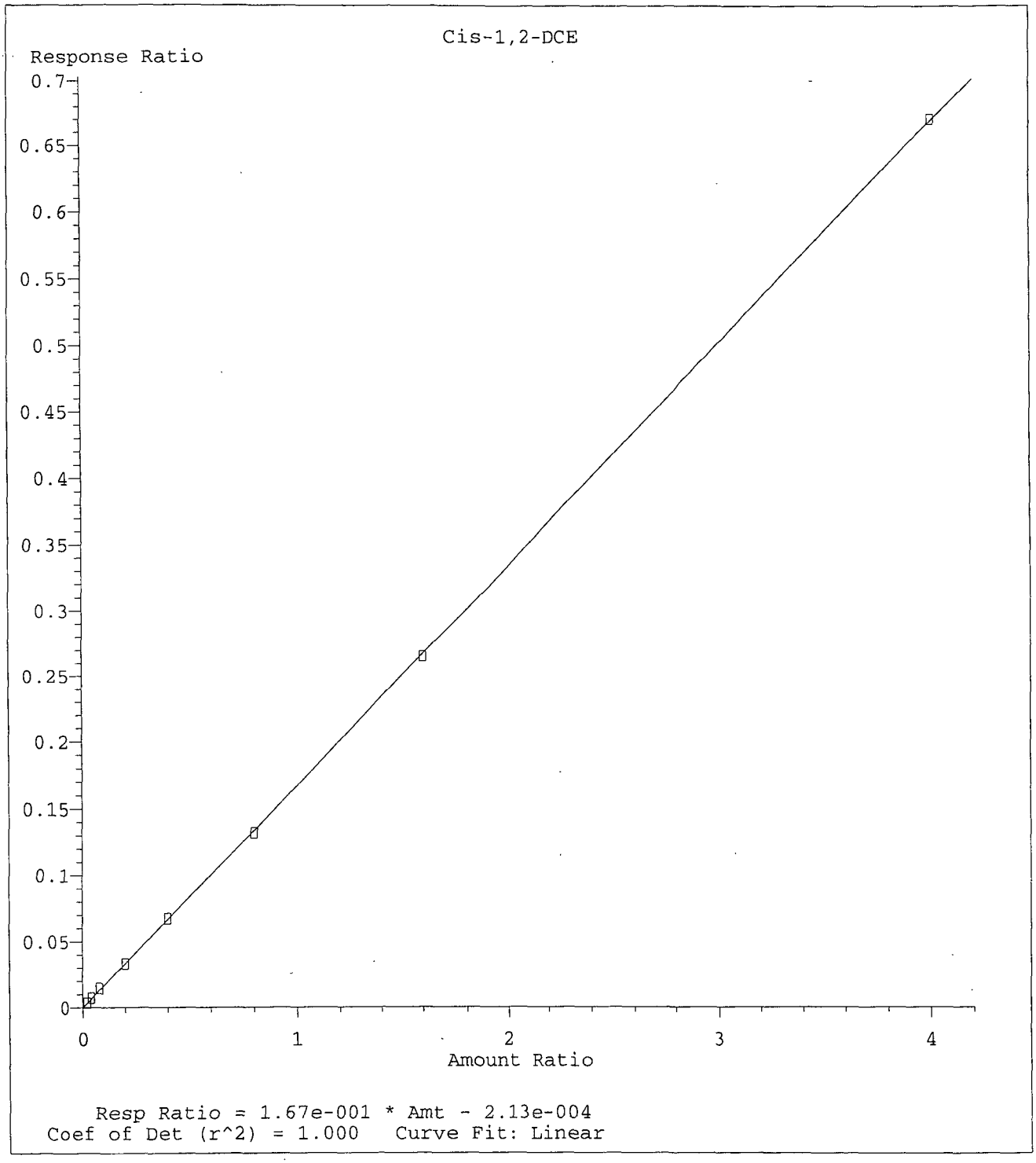

Method Name: M:\LOKI\DATA\210601\L0601W.M
Calibration Table Last Updated: Mon Jun 07 13:46:40 2021

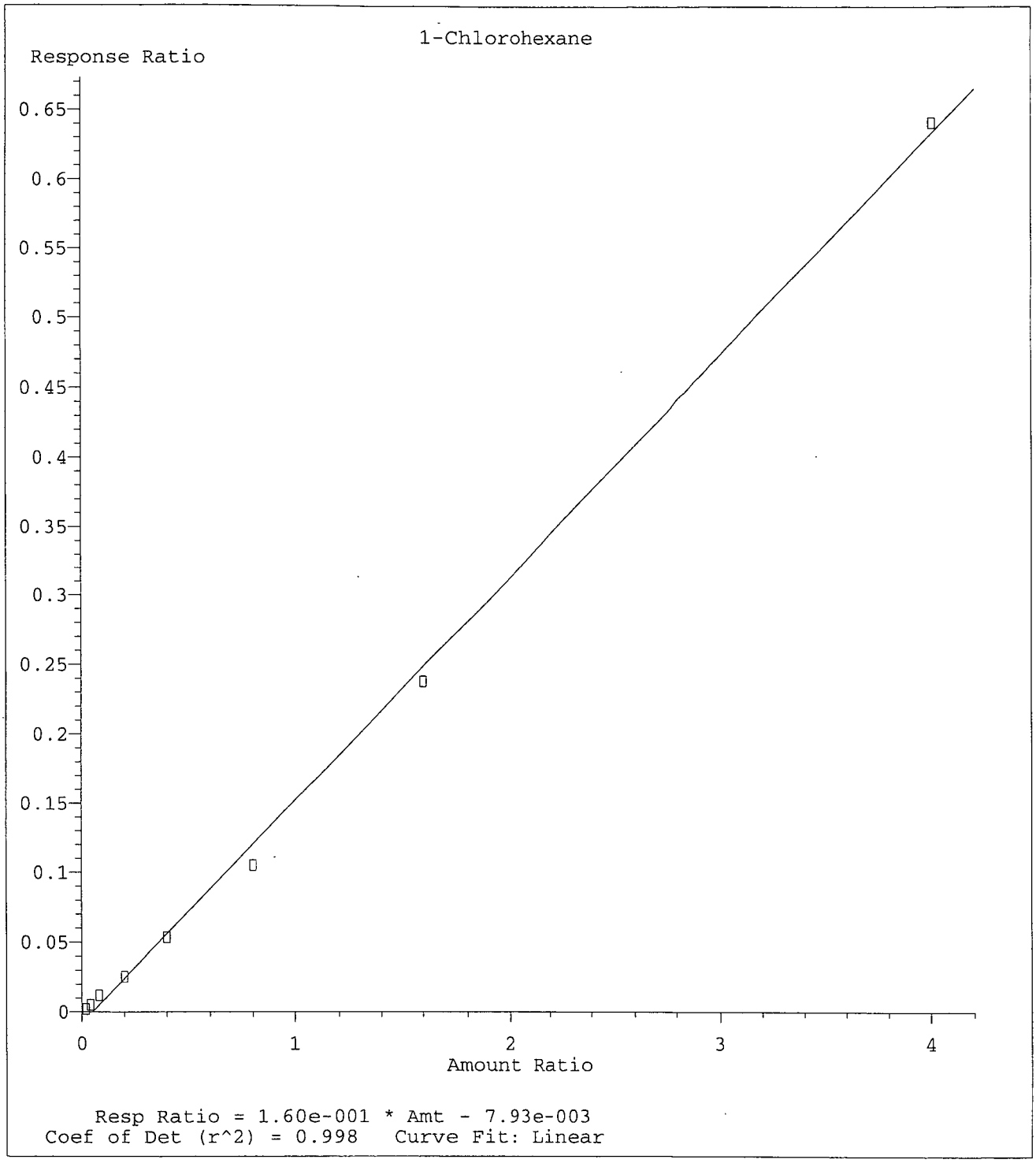

Method Name: M:\LOKI\DATA\210601\L0601W.M
Calibration Table Last Updated: Mon Jun 07 13:46:40 2021

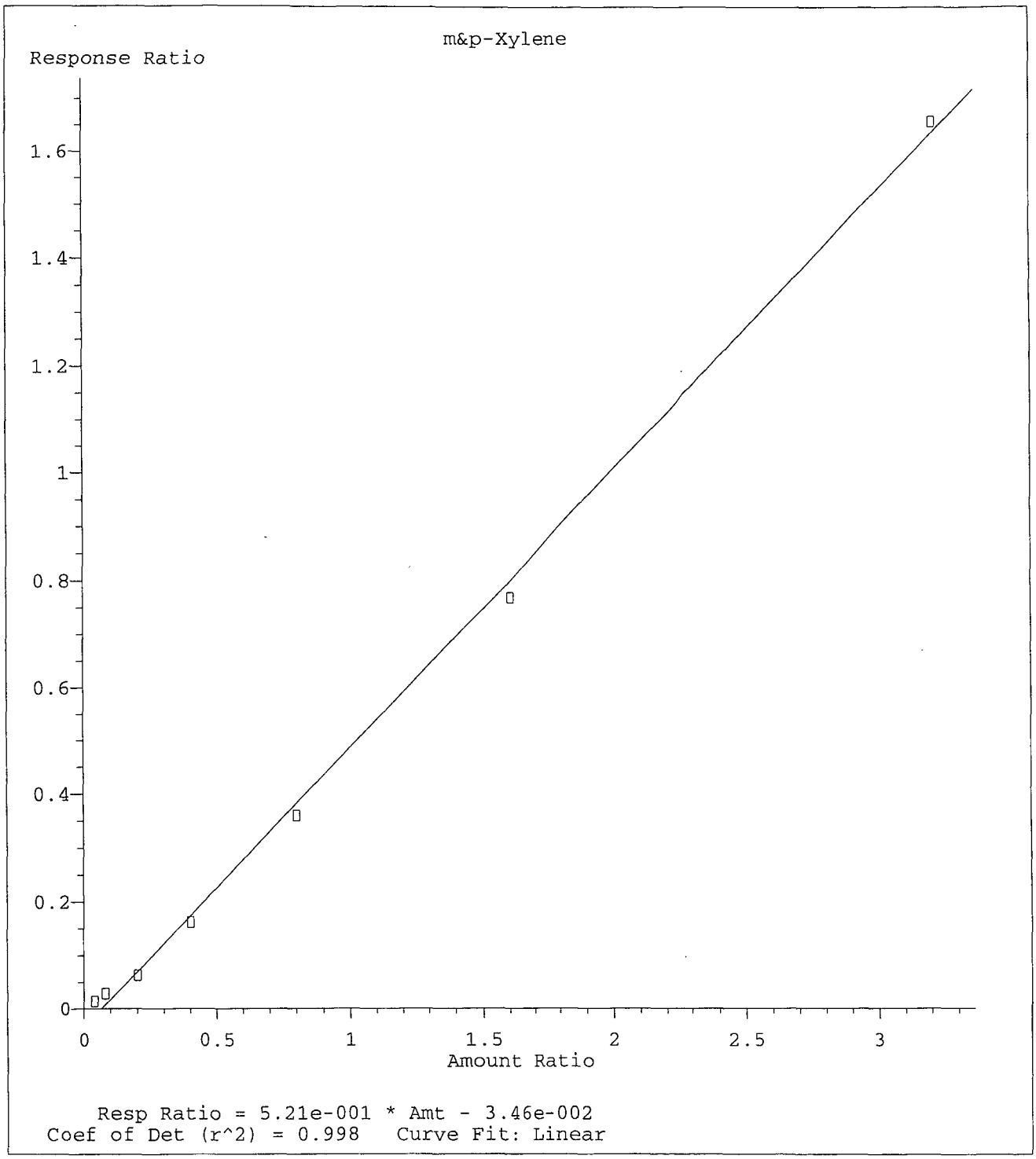

Method Name: M:\LOKI\DATA\210601\L0601W.M
Calibration Table Last Updated: Mon Jun 07 13:46:40 2021

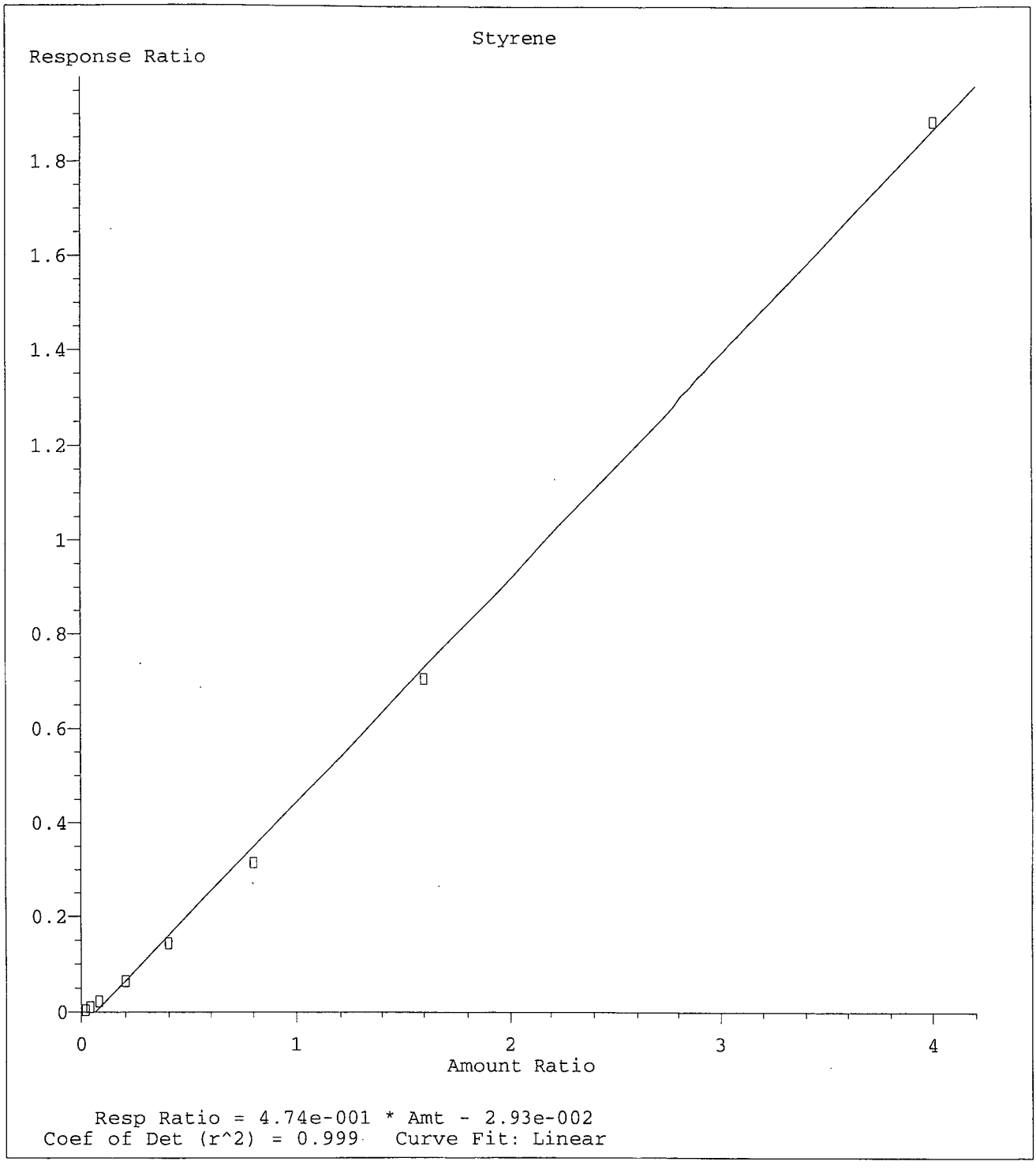

Method Name: M:\LOKI\DATA\210601\L0601W.M
Calibration Table Last Updated: Mon Jun 07 13:46:40 2021

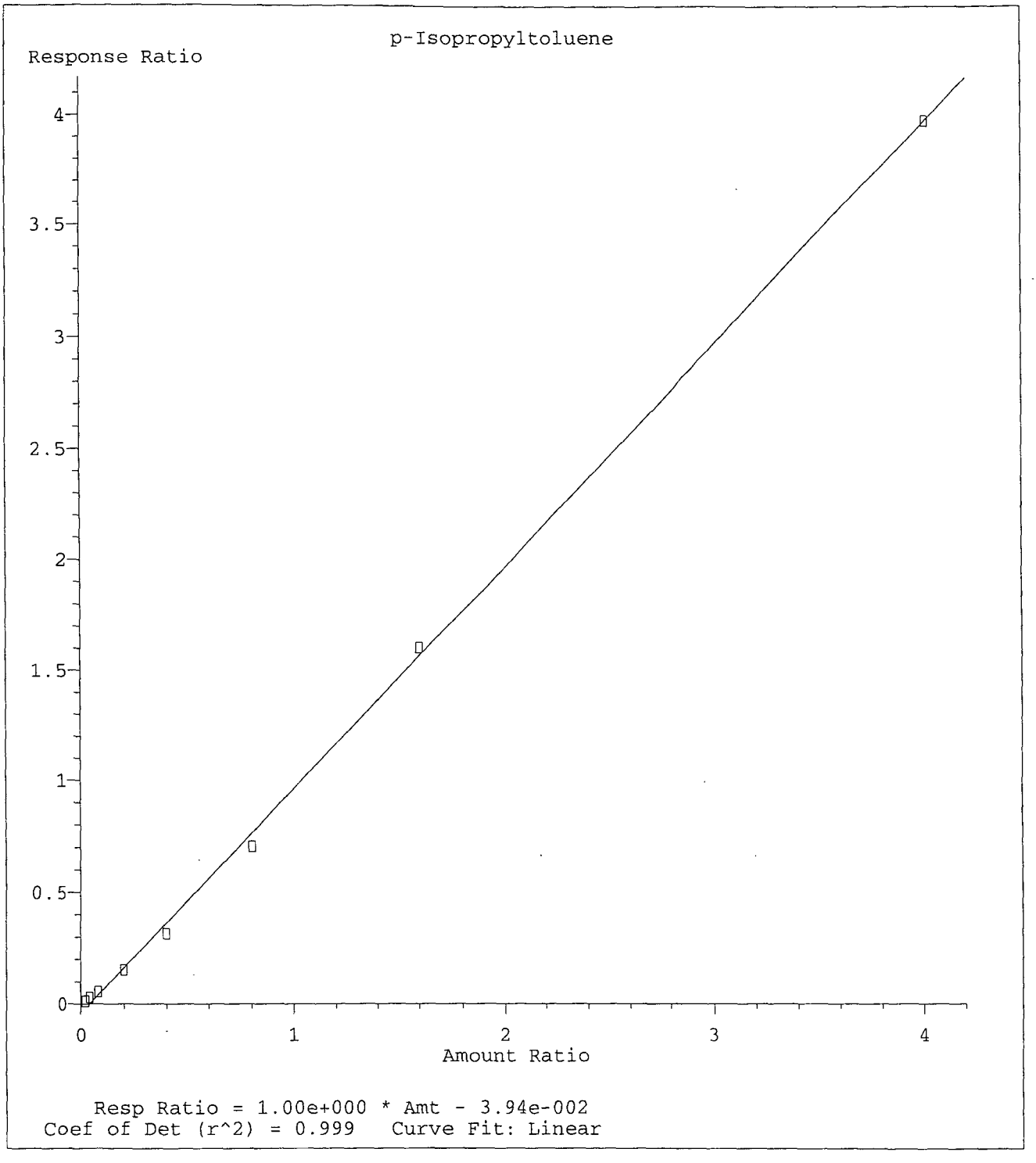

Method Name: M:\LOKI\DATA\210601\L0601W.M
Calibration Table Last Updated: Mon Jun 07 13:46:40 2021

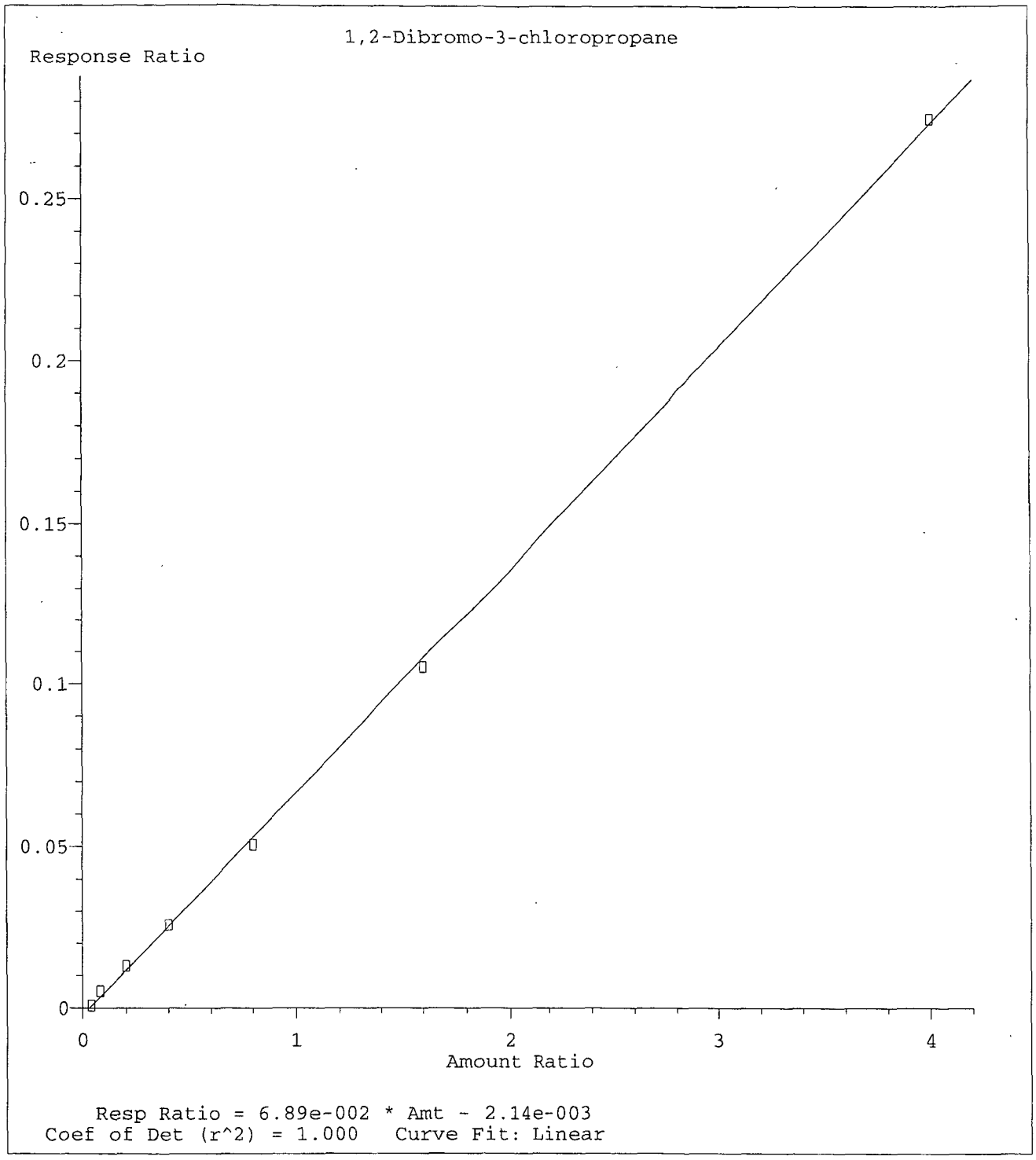

Method Name: M:\LOKI\DATA\210601\L0601W.M
Calibration Table Last Updated: Mon Jun 07 13:46:40 2021

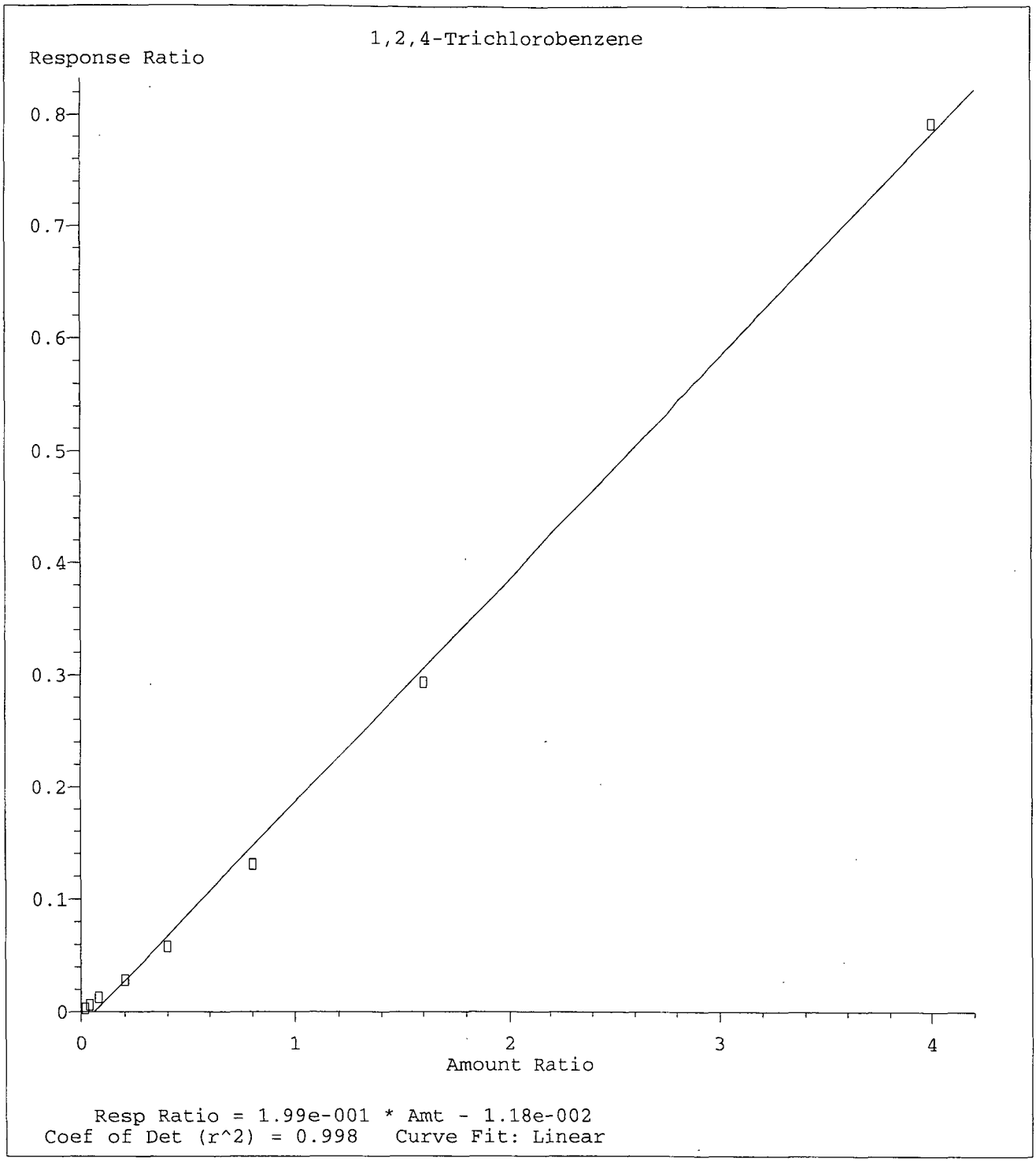

Method Name: M:\LOKI\DATA\210601\L0601W.M
Calibration Table Last Updated: Mon Jun 07 13:46:40 2021

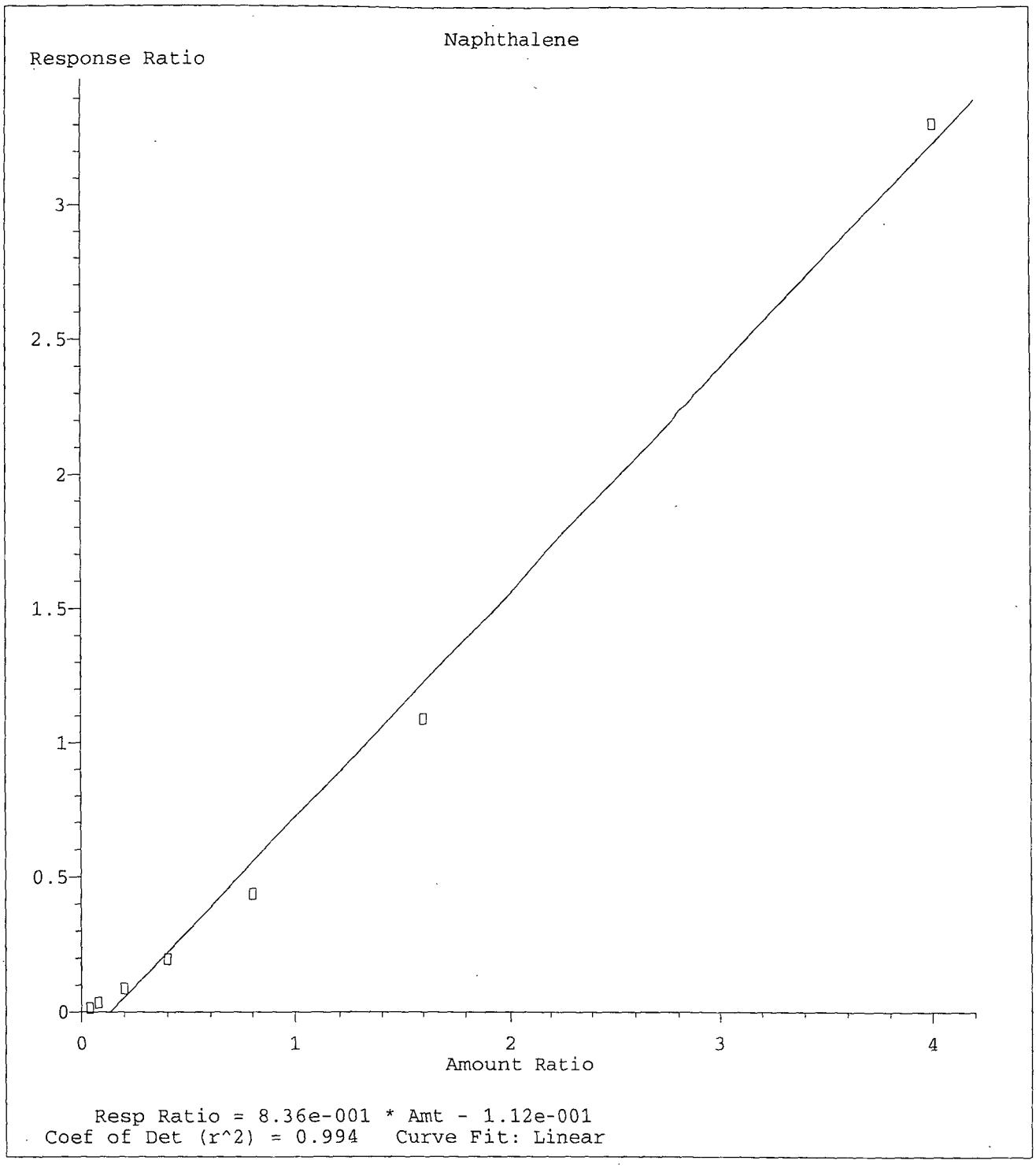

Method Name: M:\LOKI\DATA\210601\L0601W.M
Calibration Table Last Updated: Mon Jun 07 13:46:40 2021

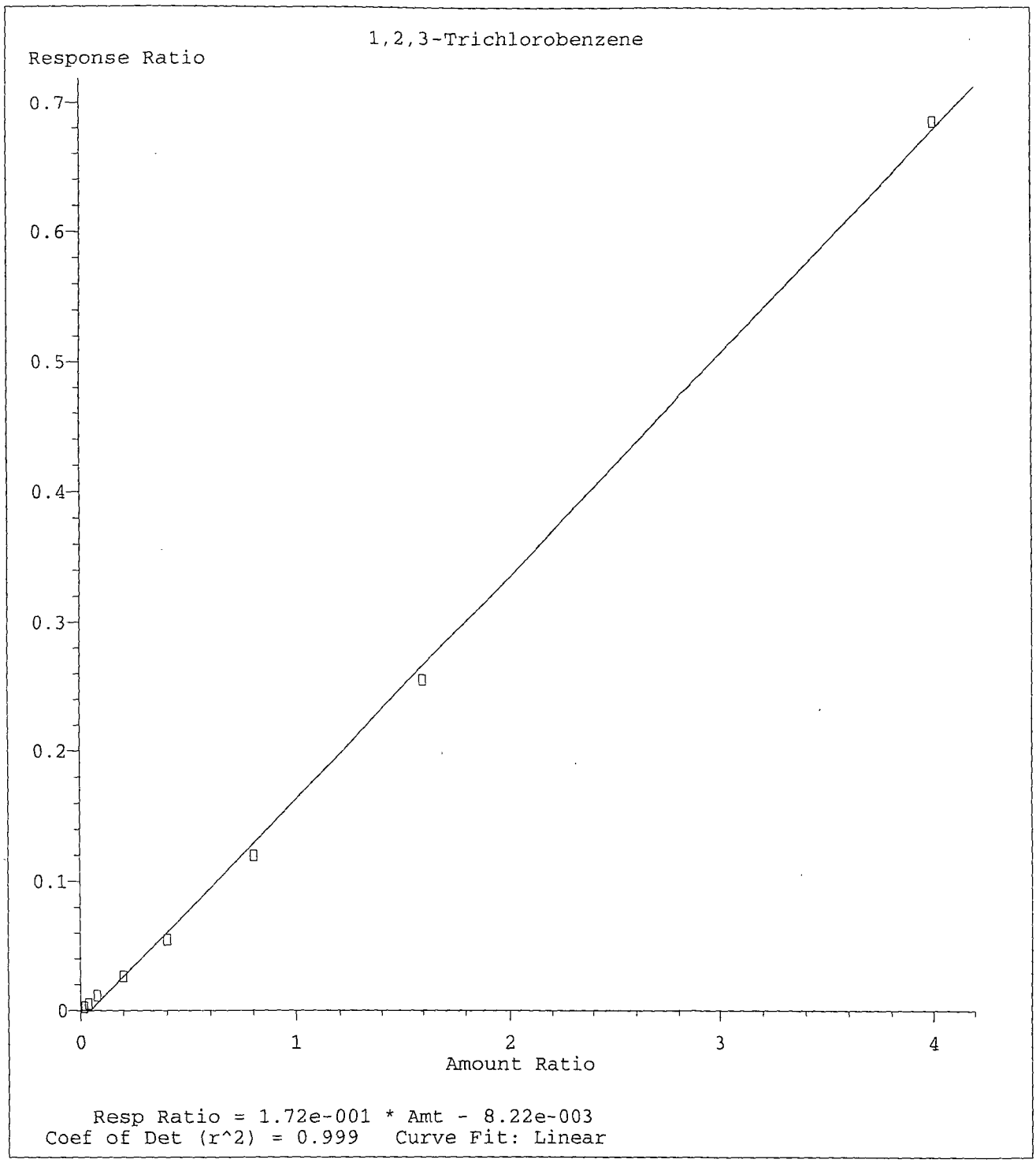

Method Name: M:\LOKI\DATA\210601\L0601W.M
Calibration Table Last Updated: Mon Jun 07 13:46:40 2021

VOLATILE ORGANIC ANALYSIS
VOLATILE ORGANIC COMPOUNDS

Form 7

Second Source Calibration

Lab Name: APPL, Inc.
Case No:
Matrix: Water

SDG No:
Date Analyzed: 2 Jun 21 00:56
Instrument: Loki
Initial Cal. Date: 06/01/21
Data File: 0601L26.D

		Compound	MEAN	CCRF	%D		%Drift	
1	TMC	Dichlorodifluoromethane	0.1486	0.1365	8.2	TMC		
2	TM	Freon 114	0.1176	0.0848	28	TM		*Low
3	TMC**	Chloromethane	0.1658	0.1414	15	TMC**		
4	TMC*	Vinyl chloride	0.1331	0.1293	2.9	TMC*		
5	TMCL	Bromomethane	0.1302	0.1060	19	TMCL	7.0	
6	TMC	Chloroethane	0.0894	0.0795	11	TMC		
7	TM	Dichlorofluoromethane	0.2261	0.2091	7.5	TM		
8	TMC	Trichlorofluoromethane	0.1246	0.1161	6.8	TMC		
9	TM	Acrolein	0.0094	0.0091	3.1	TM		
10	TMC	Acetone	0.0367	0.0335	8.7	TMC		
11	TMC	Freon-113	0.1080	0.1054	2.4	TMC		
12	TMC*	1,1-DCE	0.1628	0.1533	5.8	TMC*		
13	TMQ	t-Butanol	0.0071	0.0090	26	TMQ	2.0	
14	TM	Acetonitrile	0.0153	0.0149	2.4	TM		
15	TMCL	Methyl Acetate	0.0916	0.0810	12	TMCL	3.6	
16	TML	Iodomethane	0.0699	0.0909	30	TML	5.4	
17	TML	Acrylonitrile	0.0000	0.0306	0.00	TML		
18	TMCL	Methylene chloride	0.1654	0.1333	19	TMCL	0.01	
19	TMC	Carbon disulfide	0.1843	0.1856	0.66	TMC		
20	TMCL	Methyl t-butyl ether (MtBE)	0.1567	0.1691	7.9	TMCL	5.1	
21	TMC	Trans-1,2-DCE	0.1465	0.1478	0.89	TMC		
22	TM	Diisopropyl Ether	0.2738	0.2819	3.0	TM		
23	TMC**	1,1-DCA	0.2147	0.2039	5.0	TMC**		
24	TM	Vinyl Acetate	0.0602	0.0596	1.1	TM		
25	TML	Ethyl tert Butyl Ether	0.0382	0.0389	2.0	TML	12	
26	TMC	MEK (2-Butanone)	0.0411	0.0383	6.9	TMC		
27	TMCL	Cis-1,2-DCE	0.1699	0.1641	3.4	TMCL	1.6	
28	TM	2,2-Dichloropropane	0.1554	0.1391	10	TM		
29	TMC*	Chloroform	0.2316	0.2087	9.9	TMC*		
30	TM	Bromochloromethane	0.0926	0.0967	4.4	TM		
31	TMC	1,1,1-TCA	0.1961	0.1841	6.1	TMC		
32	TMC	Cyclohexane	0.1325	0.1341	1.2	TMC		
33	TM	1,1-Dichloropropene	0.1270	0.1251	1.5	TM		
34	TM	2,2,4-Trimethylpentane	0.1051	0.1054	0.24	TM		
35	TMC	Carbon Tetrachloride	0.1651	0.1509	8.6	TMC		
36	TM	Tert Amyl Methyl Ether	0.0000	0.0286	0.00	TM		
37	TMC	1,2-DCA	0.1721	0.1681	2.3	TMC		
38	TMC	Benzene	0.4525	0.4406	2.6	TMC		
39	TMC	TCE	0.1453	0.1392	4.2	TMC		
40	TM	2-Pentanone	0.0605	0.0646	6.8	TM		
		Average			7.4			

VOLATILE ORGANIC ANALYSIS
VOLATILE ORGANIC COMPOUNDS

Form 7

Second Source Calibration

Lab Name: APPL, Inc.
Case No:
Matrix: Water

SDG No:
Date Analyzed: 2 Jun 21 00:56
Instrument: Loki
Cal. Date: 06/01/21
Data File: 0601L26.D

		Compound	MEAN	CCRF	%D		%Drift
41	TMC*	1,2-Dichloropropane	0.1264	0.1208	4.4	TMC*	
42	TMC	Bromodichloromethane	0.1707	0.1539	9.8	TMC	
43	TMC	Methyl Cyclohexane	0.0685	0.0684	0.12	TMC	
44	TM	Dibromomethane	0.1062	0.1031	2.9	TM	
45	TM	2-Chloroethyl vinyl ether	0.0000	0.0038	0.00	TM	
46	TMC	MIBK (methyl isobutyl ketone)	0.0736	0.0758	3.0	TMC	
47	TM	1-Bromo-2-chloroethane	0.0911	0.0851	6.6	TM	
48	TMC	Cis-1,3-Dichloropropene	0.1599	0.1549	3.1	TMC	
49	TMC*	Toluene	0.4814	0.4847	0.69	TMC*	
50	TMC	Trans-1,3-Dichloropropene	0.0861	0.0840	2.5	TMC	
51	TMC	1,1,2-TCA	0.1243	0.1112	11	TMC	
52	TMC	2-Hexanone	0.0392	0.0386	1.4	TMC	
53	TMC	1,2-EDB	0.1447	0.1479	2.2	TMC	
54	TMC	Tetrachloroethene	0.1144	0.1174	2.6	TMC	
55	TML	1-Chlorohexane	0.1341	0.1346	0.43	TML	3.8
56	TM	1,1,1,2-Tetrachloroethane	0.1701	0.1555	8.6	TM	
57	TMCL	m&p-Xylene	0.4121	0.4463	8.3	TMCL	6.1
58	TMC	o-Xylene	0.4456	0.4575	2.7	TMC	
59	TMCL	Styrene	0.3451	0.3567	3.3	TMCL	9.4
60	TM	1,3-Dichloropropane	0.2275	0.2114	7.1	TM	
61	TMC	Dibromochloromethane	0.1742	0.1654	5.1	TMC	
62	TMC**	Chlorobenzene	0.4387	0.4140	5.6	TMC**	
63	TMC*	Ethylbenzene	0.3284	0.3264	0.60	TMC*	
64	TMC**	Bromoform	0.1254	0.1137	9.3	TMC**	
65	TMC	Isopropylbenzene	0.9080	0.9092	0.13	TMC	
66	TMC**	1,1,2,2-Tetrachloroethane	0.3071	0.2748	10	TMC**	
67	TM	1,2,3-Trichloropropane	0.1109	0.1050	5.3	TM	
68	TM	t-1,4-Dichloro-2-Butene	0.0400	0.0354	12	TM	
69	TM	Bromobenzene	0.3196	0.3183	0.40	TM	
70	TM	n-Propylbenzene	1.059	1.077	1.7	TM	
71	TM	4-Ethyltoluene	0.7847	0.8394	7.0	TM	
72	TM	2-Chlorotoluene	0.8186	0.8519	4.1	TM	
73	TM	1,3,5-Trimethylbenzene	0.7774	0.8081	4.0	TM	
74	TM	4-Chlorotoluene	0.8186	0.8519	4.1	TM	
75	TM	Tert-Butylbenzene	0.6948	0.6907	0.59	TM	
76	TM	1,2,4-Trimethylbenzene	0.7774	0.8081	4.0	TM	
77	TM	Sec-Butylbenzene	0.9397	0.9711	3.3	TM	
78	TML	p-Isopropyltoluene	0.8115	0.8567	5.6	TML	4.8
79	TM	Benzyl Chloride	0.1752	0.1455	17	TM	
80	TMC	1,3-DCB	0.6017	0.5985	0.53	TMC	
		Average			4.5		

VOLATILE ORGANIC ANALYSIS
VOLATILE ORGANIC COMPOUNDS

Form 7

Second Source Calibration

Lab Name: APPL, Inc.
Case No:
Matrix: Water

SDG No:
Date Analyzed: 2 Jun 21 00:56
Instrument: Loki
Cal. Date: 06/01/21
Data File: 0601L26.D

		Compound	MEAN	CCRF	%D		%Drift	
81	TMC	1,4-DCB	0.6073	0.6034	0.64	TMC		
82	TM	n-Butylbenzene	0.6506	0.6879	5.7	TM		
83	TMC	1,2-DCB	0.6335	0.6231	1.7	TMC		
84	TM	Hexachloroethane	0.1821	0.1493	18	TM		
85	TMCL	1,2-Dibromo-3-chloropropane	0.0588	0.0622	5.8	TMCL	1.9	
86	TMCL	1,2,4-Trichlorobenzene	0.1611	0.1963	22	TMCL	14	
87	TM	Hexachlorobutadiene	0.1065	0.1015	4.7	TM		
88	TML	Naphthalene	0.5425	0.7967	47	TML	29	*High
89	TML	1,2,3-Trichlorobenzene	0.1432	0.1794	25	TML	16	
90								
91								
92								
93								
94								
95								
96								
97								
98								
99								
100								
101								
102								
103								
104								
105								
106								
107								
108								
109								
110								
111								
112								
113								
114								
115								
116								
117								
118								
119								
120								
		Average			14.5			

Quantitation Report (Not Reviewed)

Data File : M:\LOKI\DATA\210601\0601L26.D Vial: 16
Acq On : 2 Jun 21 00:56 Operator:
Sample : (SS) 10ug/L VOC STD 6/1/21 Inst : Loki
Misc : IS&S: 10/21/20, 11/11/20 Multiplr: 1.00

Quant Time: Jun 7 13:53 2021 Quant Results File: L0601W.RES

Quant Method : M:\LOKI\DATA\210601\L0601W.M (RTE Integrator)
Title : METHOD 8260B
Last Update : Mon Jun 07 13:46:40 2021
Response via : Initial Calibration
DataAcq Meth : 020321_L8260

Internal Standards	R.T.	QIon	Response	Conc Units	Dev(Min)
1) Fluorobenzene (IS)	6.54	96	404078	25.000 ppb	0.00
56) Chlorobenzene-D5 (IS)	9.99	117	336878	25.000 ppb	0.00
71) 1,4-Dichlorobenzene-D4 (IS	12.56	152	197754	25.000 ppb	0.00
System Monitoring Compounds					
32) Dibromofluoromethane(S)	5.69	113	117423	24.331 ppb	0.00
Spiked Amount 25.000			Recovery =	97.324%	
37) 1,2-DCA-D4(S)	6.11	65	126045	24.438 ppb	0.00
Spiked Amount 25.000			Recovery =	97.752%	
57) Toluene-D8(S)	8.39	98	404874	25.375 ppb	0.00
Spiked Amount 25.000			Recovery =	101.500%	
65) 4-Bromofluorobenzene(S)	11.29	174	147019	25.640 ppb	0.00
Spiked Amount 25.000			Recovery =	102.560%	
Target Compounds					Qvalue
2) Dichlorodifluoromethane	1.15	85	22059	9.183 ppb	94
3) Freon 114	1.26	85	13706	7.212 ppb	91
4) Chloromethane	1.30	50	22856	8.529 ppb	98
5) Vinyl chloride	1.40	62	20894	9.713 ppb	96
6) Bromomethane	1.67	96	17129	9.296 ppb	96
7) Chloroethane	1.77	64	12856	8.894 ppb	98
8) Dichlorofluoromethane	1.97	67	33792	9.248 ppb	93
9) Trichlorofluoromethane	2.02	101	18768	9.319 ppb	99
10) Acrolein	2.45	56	18472	121.124 ppb	99
11) Acetone	2.63	43	27045	45.630 ppb	100
12) Freon-113	2.57	101	17031	9.759 ppb	96
13) 1,1-DCE	2.54	61	24782	9.420 ppb	97
14) t-Butanol	3.41	59	18177	127.545 ppb	90
15) Acetonitrile	2.95	41	30075	121.975 ppb	95
16) Methyl Acetate	3.05	43	13087	9.642 ppb	92
17) Iodomethane	2.69	142	14693	10.542 ppb	96
19) Methylene chloride	3.13	84	21552	9.999 ppb	98
20) Carbon disulfide	2.76	76	29992	10.066 ppb	99
21) Methyl t-butyl ether (MtBE	3.55	73	27325	10.514 ppb	97
22) Trans-1,2-DCE	3.50	61	23883	10.089 ppb	92
23) Diisopropyl Ether	4.35	45	45569	10.298 ppb	100
24) 1,1-DCA	4.15	63	32955	9.498 ppb	99
25) Vinyl Acetate	4.35	43	9633	9.894 ppb	100
26) Ethyl tert Butyl Ether	4.90	59	6288	11.166 ppb	90
27) MEK (2-Butanone)	5.11	43	30922	46.541 ppb	97
28) Cis-1,2-DCE	5.02	61	26527	9.843 ppb	89
29) 2,2-Dichloropropane	5.00	77	22482	8.952 ppb	98
30) Chloroform	5.49	83	33729	9.012 ppb	92
31) Bromochloromethane	5.34	130	15623	10.437 ppb	93
33) 1,1,1-TCA	5.69	97	29756	9.390 ppb	94
34) Cyclohexane	5.74	56	21681	10.121 ppb	97
35) 1,1-Dichloropropene	5.91	75	20215	9.848 ppb	96
36) 2,2,4-Trimethylpentane	6.31	57	17032	10.024 ppb	93
38) Carbon Tetrachloride	5.90	119	24395	9.141 ppb	89
40) 1,2-DCA	6.21	62	27174	9.768 ppb	95
41) Benzene	6.17	78	71220	9.739 ppb	100
42) TCE	6.98	130	22506	9.585 ppb	93
43) 2-Pentanone	7.26	43	130582	133.447 ppb	99
44) 1,2-Dichloropropane	7.24	63	19529	9.557 ppb	95

(#) = qualifier out of range (m) = manual integration

Quantitation Report (Not Reviewed)

Data File : M:\LOKI\DATA\210601\0601L26.D
Acq On : 2 Jun 21 00:56
Sample : (SS) 10ug/L VOC STD 6/1/21
Misc : IS&S: 10/21/20, 11/11/20

Vial: 16
Operator:
Inst : Loki
Multiplr: 1.00

Quant Time: Jun 7 13:53 2021 Quant Results File: L0601W.RES

Quant Method : M:\LOKI\DATA\210601\L0601W.M (RTE Integrator)
Title : METHOD 8260B
Last Update : Mon Jun 07 13:46:40 2021
Response via : Initial Calibration
DataAcq Meth : 020321_L8260

	Compound	R.T.	QIon	Response	Conc Unit	Qvalue
45)	Bromodichloromethane	7.58	83	24878	9.016 ppb	95
46)	Methyl Cyclohexane	7.19	98	11059	9.988 ppb	94
47)	Dibromomethane	7.37	174	16663	9.706 ppb	94
49)	MIBK (methyl isobutyl ket	8.31	43	61293	51.490 ppb	97
50)	1-Bromo-2-chloroethane	7.92	63	13753	9.345 ppb	99
51)	Cis-1,3-Dichloropropene	8.10	75	25031	9.688 ppb	97
52)	Toluene	8.47	91	78350	10.069 ppb	100
53)	Trans-1,3-Dichloropropene	8.74	75	13571	9.754 ppb	98
54)	1,1,2-TCA	8.93	97	17967	8.944 ppb	93
55)	2-Hexanone	9.25	43	31210	49.302 ppb	98
58)	1,2-EDB	9.47	107	19924	10.220 ppb	91
59)	Tetrachloroethene	9.07	166	15820	10.259 ppb	98
60)	1-Chlorohexane	10.02	91	18141	9.624 ppb	94
61)	1,1,1,2-Tetrachloroethane	10.12	131	20955	9.142 ppb	98
62)	m&p-Xylene	10.29	91	120273	18.773 ppb	93
63)	o-Xylene	10.72	91	61650	10.268 ppb	99
64)	Styrene	10.73	104	48060	9.064 ppb	93
66)	1,3-Dichloropropane	9.12	76	28485	9.292 ppb	100
67)	Dibromochloromethane	9.36	129	22284	9.493 ppb	96
68)	Chlorobenzene	10.03	112	55786	9.437 ppb	99
69)	Ethylbenzene	10.16	91	43984	9.940 ppb	93
70)	Bromoform	10.93	173	15325	9.070 ppb	90
72)	Isopropylbenzene	11.13	105	71918	10.013 ppb	98
73)	1,1,2,2-Tetrachloroethane	11.46	83	21739	8.950 ppb	97
74)	1,2,3-Trichloropropane	11.50	110	8309	9.474 ppb	88
75)	t-1,4-Dichloro-2-Butene	11.52	53	2800	8.849 ppb	89
76)	Bromobenzene	11.45	158	25179	9.960 ppb	99
77)	n-Propylbenzene	11.58	91	85201	10.167 ppb	97
78)	4-Ethyltoluene	11.78	105	66398	10.697 ppb	99
79)	2-Chlorotoluene	11.78	91	67384	10.406 ppb	100
80)	1,3,5-Trimethylbenzene	12.19	105	63922	10.396 ppb	93
81)	4-Chlorotoluene	11.78	91	67384	10.406 ppb	100
82)	Tert-Butylbenzene	12.13	119	54639	9.941 ppb	97
83)	1,2,4-Trimethylbenzene	12.19	105	63922	10.396 ppb	93
84)	Sec-Butylbenzene	12.38	105	76815	10.334 ppb	96
85)	p-Isopropyltoluene	12.54	119	67767	9.525 ppb	99
86)	Benzyl Chloride	12.74	91	11510	8.307 ppb	94
87)	1,3-DCB	12.49	146	47345	9.947 ppb	97
88)	1,4-DCB	12.99	146	47729	9.936 ppb	94
89)	n-Butylbenzene	12.99	91	54415	10.574 ppb	95
90)	1,2-DCB	12.59	146	49285	9.835 ppb	96
91)	Hexachloroethane	13.28	117	11810	8.198 ppb	90
92)	1,2-Dibromo-3-chloropropan	13.84	157	4922	9.813 ppb	89
93)	1,2,4-Trichlorobenzene	14.77	180	15524	11.358 ppb	95
94)	Hexachlorobutadiene	14.96	225	8027	9.532 ppb	87
95)	Naphthalene	15.04	128	63017	12.870 ppb	98
96)	1,2,3-Trichlorobenzene	15.31	182	14189	11.646 ppb	87

(#) = qualifier out of range (m) = manual integration

Quantitation Report

Data File : M:\LOKI\DATA\210601\0601L26.D Vial: 16
Acq On : 2 Jun 21 00:56 Operator:
Sample : (SS) 10ug/L VOC STD 6/1/21 Inst : Loki
Misc : IS&S: 10/21/20, 11/11/20 Multiplr: 1.00

Quant Time: Jun 7 13:53 2021 Quant Results File: L0601W.RES

Method : M:\LOKI\DATA\210601\L0601W.M (RTE Integrator)
Title : METHOD 8260B
Last Update : Mon Jun 07 13:46:40 2021
Response via : Initial Calibration

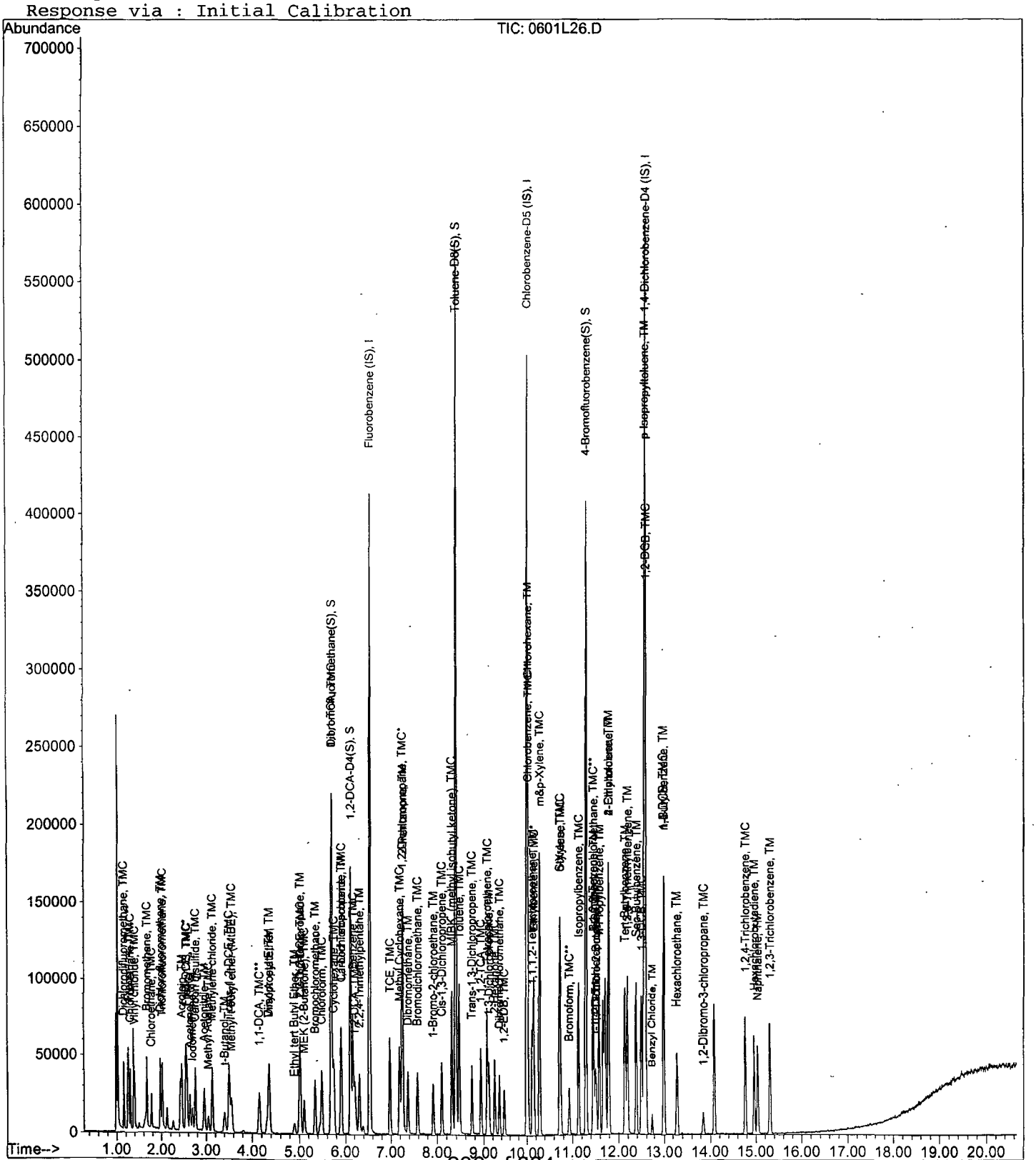

VOLATILE ORGANIC ANALYSIS
VOLATILE ORGANIC COMPOUNDS

Form 7

Continuing Calibration

Lab Name: APPL, Inc.
Case No:
Matrix: Water

SDG No:
Date Analyzed: 2 Jun 21 17:30
Instrument: Loki
Initial Cal. Date: 06/01/21
Data File: 0602L02.D

		Compound	MEAN	CCRF	%D		%Drift	
1	I	Fluorobenzene (IS)	ISTD			I		
2	TMC	Dichlorodifluoromethane	0.1486	0.1309	12	TMC		
3	TM	Freon 114	0.1176	0.1132	3.8	TM		
4	TMC**	Chloromethane	0.1658	0.1451	12	TMC**		
5	TMC*	Vinyl chloride	0.1331	0.1325	0.44	TMC*		
6	TMCL	Bromomethane	0.1302	0.1064	18	TMCL	6.6	
7	TMC	Chloroethane	0.0894	0.0888	0.74	TMC		
8	TM	Dichlorofluoromethane	0.2261	0.2223	1.7	TM		
9	TMC	Trichlorofluoromethane	0.1246	0.1239	0.56	TMC		
10	TM	Acrolein	0.0094	0.0096	2.1	TM		
11	TMC	Acetone	0.0367	0.0383	4.4	TMC		
12	TMC	Freon-113	0.1080	0.1152	6.7	TMC		
13	TMC*	1,1-DCE	0.1628	0.1654	1.6	TMC*		
14	TMQ	t-Butanol	0.0071	0.0103	45	TMQ	9.9	
15	TM	Acetonitrile	0.0153	0.0164	7.2	TM		
16	TMCL	Methyl Acetate	0.0916	0.0872	4.8	TMCL	4.0	
17	TML	Iodomethane	0.0699	0.0549	22	TML	26	*NT
18	TML	Acrylonitrile	0.0000	0.0209	0.00	TML		
19	TMCL	Methylene chloride	0.1654	0.1401	15	TMCL	5.6	
20	TMC	Carbon disulfide	0.1843	0.1725	6.4	TMC		
21	TMCL	Methyl t-butyl ether (MtBE)	0.1567	0.1773	13	TMCL	9.1	
22	TMC	Trans-1,2-DCE	0.1465	0.1493	2.0	TMC		
23	TM	Diisopropyl Ether	0.2738	0.2744	0.23	TM		
24	TMC**	1,1-DCA	0.2147	0.2145	0.08	TMC**		
25	TM	Vinyl Acetate	0.0602	0.0580	3.7	TM		
26	TML	Ethyl tert Butyl Ether	0.0382	0.0461	21	TML	23	*NT
27	TMC	MEK (2-Butanone)	0.0411	0.0460	12	TMC		
28	TMCL	Cis-1,2-DCE	0.1699	0.1701	0.17	TMCL	2.0	
29	TM	2,2-Dichloropropane	0.1554	0.1521	2.1	TM		
30	TMC*	Chloroform	0.2316	0.2262	2.3	TMC*		
31	TM	Bromochloromethane	0.0926	0.0977	5.5	TM		
32	S	Dibromofluoromethane(S)	0.2986	0.3001	0.50	S		
33	TMC	1,1,1-TCA	0.1961	0.2001	2.1	TMC		
34	TMC	Cyclohexane	0.1325	0.1331	0.45	TMC		
35	TM	1,1-Dichloropropene	0.1270	0.1282	0.97	TM		
36	TM	2,2,4-Trimethylpentane	0.1051	0.1082	2.9	TM		
37	S	1,2-DCA-D4(S)	0.3191	0.3225	1.1	S		
38	TMC	Carbon Tetrachloride	0.1651	0.1657	0.33	TMC		
39	TM	Tert Amyl Methyl Ether	0.0000	0.0317	0.00	TM		
40	TMC	1,2-DCA	0.1721	0.1827	6.1	TMC		
		Average			6.2			

VOLATILE ORGANIC ANALYSIS
VOLATILE ORGANIC COMPOUNDS

Form 7

Continuing Calibration

Lab Name: APPL, Inc.
Case No:
Matrix: Water

SDG No:
Date Analyzed: 2 Jun 21 17:30
Instrument: Loki
Cal. Date: 06/01/21
Data File: 0602L02.D

		Compound	MEAN	CCRF	%D		%Drift
41	TMC	Benzene	0.4525	0.4438	1.9	TMC	
42	TMC	TCE	0.1453	0.1479	1.8	TMC	
43	TM	2-Pentanone	0.0605	0.0675	11	TM	
44	TMC*	1,2-Dichloropropane	0.1264	0.1260	0.35	TMC*	
45	TMC	Bromodichloromethane	0.1707	0.1676	1.8	TMC	
46	TMC	Methyl Cyclohexane	0.0685	0.0698	1.9	TMC	
47	TM	Dibromomethane	0.1062	0.1084	2.0	TM	
48	TM	2-Chloroethyl vinyl ether	0.0000	0.0041	0.00	TM	
49	TMC	MIBK (methyl isobutyl ketone)	0.0736	0.0803	9.1	TMC	
50	TM	1-Bromo-2-chloroethane	0.0911	0.0877	3.7	TM	
51	TMC	Cis-1,3-Dichloropropene	0.1599	0.1579	1.2	TMC	
52	TMC*	Toluene	0.4814	0.4952	2.9	TMC*	
53	TMC	Trans-1,3-Dichloropropene	0.0861	0.0862	0.16	TMC	
54	TMC	1,1,2-TCA	0.1243	0.1241	0.13	TMC	
55	TMC	2-Hexanone	0.0392	0.0425	8.5	TMC	
56	I	Chlorobenzene-D5 (IS)	ISTD			I	
57	S	Toluene-D8(S)	1.184	1.204	1.7	S	
58	TMC	1,2-EDB	0.1447	0.1520	5.1	TMC	
59	TMC	Tetrachloroethene	0.1144	0.1164	1.7	TMC	
60	TML	1-Chlorohexane	0.1341	0.1331	0.70	TML	4.7
61	TM	1,1,1,2-Tetrachloroethane	0.1701	0.1644	3.4	TM	
62	TMCL	m&p-Xylene	0.4121	0.4421	7.3	TMCL	6.9
63	TMC	o-Xylene	0.4456	0.4456	0.00	TMC	
64	TMCL	Styrene	0.3451	0.3623	5.0	TMCL	8.2
65	S	4-Bromofluorobenzene(S)	0.4255	0.4233	0.52	S	
66	TM	1,3-Dichloropropane	0.2275	0.2193	3.6	TM	
67	TMC	Dibromochloromethane	0.1742	0.1752	0.58	TMC	
68	TMC**	Chlorobenzene	0.4387	0.4283	2.4	TMC**	
69	TMC*	Ethylbenzene	0.3284	0.3243	1.3	TMC*	
70	TMC**	Bromoform	0.1254	0.1205	3.9	TMC**	
71	I	1,4-Dichlorobenzene-D4 (IS)	ISTD			I	
72	TMC	Isopropylbenzene	0.9080	0.8681	4.4	TMC	
73	TMC**	1,1,2,2-Tetrachloroethane	0.3071	0.2964	3.5	TMC**	
74	TM	1,2,3-Trichloropropane	0.1109	0.1066	3.9	TM	
75	TM	t-1,4-Dichloro-2-Butene	0.0400	0.0391	2.2	TM	
76	TM	Bromobenzene	0.3196	0.3141	1.7	TM	
77	TM	n-Propylbenzene	1.059	1.043	1.5	TM	
78	TM	4-Ethyltoluene	0.7847	0.7893	0.59	TM	
79	TM	2-Chlorotoluene	0.8186	0.8425	2.9	TM	
80	TM	1,3,5-Trimethylbenzene	0.7774	0.7613	2.1	TM	
		Average			2.8		

VOLATILE ORGANIC ANALYSIS
VOLATILE ORGANIC COMPOUNDS

Form 7

Continuing Calibration

Lab Name: APPL, Inc.
Case No:
Matrix: Water

SDG No:
Date Analyzed: 2 Jun 21 17:30
Instrument: Loki
Cal. Date: 06/01/21
Data File: 0602L02.D

		Compound	MEAN	CCRF	%D		%Drift
81	TM	4-Chlorotoluene	0.8186	0.8425	2.9	TM	
82	TM	Tert-Butylbenzene	0.6948	0.7659	10	TM	
83	TM	1,2,4-Trimethylbenzene	0.7774	0.7613	2.1	TM	
84	TM	Sec-Butylbenzene	0.9397	0.9609	2.3	TM	
85	TML	p-Isopropyltoluene	0.8115	0.7784	4.1	TML	13
86	TM	Benzyl Chloride	0.1752	0.1660	5.2	TM	
87	TMC	1,3-DCB	0.6017	0.5808	3.5	TMC	
88	TMC	1,4-DCB	0.6073	0.5914	2.6	TMC	
89	TM	n-Butylbenzene	0.6506	0.6120	5.9	TM	
90	TMC	1,2-DCB	0.6335	0.6251	1.3	TMC	
91	TM	Hexachloroethane	0.1821	0.1582	13	TM	
92	TMCL	1,2-Dibromo-3-chloropropane	0.0588	0.0618	5.1	TMCL	2.5
93	TMCL	1,2,4-Trichlorobenzene	0.1611	0.1689	4.8	TMCL	0.19
94	TM	Hexachlorobutadiene	0.1065	0.0971	8.8	TM	
95	TML	Naphthalene	0.5425	0.5289	2.5	TML	3.3
96	TML	1,2,3-Trichlorobenzene	0.1432	0.1390	3.0	TML	7.1
97							
98							
99							
100							
101							
102							
103							
104							
105							
106							
107							
108							
109							
110							
111							
112							
113							
114							
115							
116							
117							
118							
119							
120							
		Average			4.8		

Quantitation Report (Not Reviewed)

Data File : M:\LOKI\DATA\210601\0602L02.D Vial: 2
Acq On : 2 Jun 21 17:30 Operator:
Sample : 210602A CCV 10ug/L Inst : Loki
Misc : IS&S: 10/21/20, 11/11/20 Multiplr: 1.00

Quant Time: Jun 7 13:54 2021 Quant Results File: L0601W.RES

Quant Method : M:\LOKI\DATA\210601\L0601W.M (RTE Integrator)
Title : METHOD 8260B
Last Update : Mon Jun 07 13:46:40 2021
Response via : Initial Calibration
DataAcq Meth : 020321_L8260

Internal Standards	R.T.	QIon	Response	Conc Units	Dev(Min)
1) Fluorobenzene (IS)	6.53	96	357520	25.000 ppb	0.00
56) Chlorobenzene-D5 (IS)	9.99	117	298765	25.000 ppb	0.00
71) 1,4-Dichlorobenzene-D4 (IS	12.56	152	181182	25.000 ppb	0.00
System Monitoring Compounds					
32) Dibromofluoromethane(S)	5.69	113	107290	25.126 ppb	0.00
Spiked Amount 25.000			Recovery	= 100.504%	
37) 1,2-DCA-D4(S)	6.11	65	115295	25.265 ppb	0.00
Spiked Amount 25.000			Recovery	= 101.060%	
57) Toluene-D8(S)	8.39	98	359804	25.427 ppb	0.00
Spiked Amount 25.000			Recovery	= 101.708%	
65) 4-Bromofluorobenzene(S)	11.29	174	126474	24.870 ppb	0.00
Spiked Amount 25.000			Recovery	= 99.480%	

Target Compounds					Qvalue
2) Dichlorodifluoromethane	1.15	85	18721	8.808 ppb	94
3) Freon 114	1.26	85	16183	9.624 ppb	99
4) Chloromethane	1.30	50	20752	8.752 ppb	100
5) Vinyl chloride	1.40	62	18949	9.956 ppb	93
6) Bromomethane	1.67	96	15223	9.341 ppb	94
7) Chloroethane	1.77	64	12695	9.926 ppb	93
8) Dichlorofluoromethane	1.97	67	31793	9.835 ppb	98
9) Trichlorofluoromethane	2.01	101	17720	9.944 ppb	97
10) Acrolein	2.45	56	17224	127.648 ppb	100
11) Acetone	2.64	43	27365	52.183 ppb	99
12) Freon-113	2.56	101	16471	10.667 ppb	98
13) 1,1-DCE	2.54	61	23648	10.159 ppb	91
14) t-Butanol	3.40	59	18483	137.342 ppb	95
15) Acetonitrile	2.95	41	29238	134.022 ppb	94
16) Methyl Acetate	3.05	43	12467	10.396 ppb	94
17) Iodomethane	2.69	142	7849	7.402 ppb	87
19) Methylene chloride	3.13	84	20036	10.564 ppb	92
20) Carbon disulfide	2.75	76	24664	9.356 ppb	100
21) Methyl t-butyl ether (MtBE	3.56	73	25352	10.913 ppb	95
22) Trans-1,2-DCE	3.50	61	21355	10.196 ppb	94
23) Diisopropyl Ether	4.35	45	39241	10.023 ppb	98
24) 1,1-DCA	4.15	63	30674	9.992 ppb #	90
25) Vinyl Acetate	4.35	43	8295	9.629 ppb	100
26) Ethyl tert Butyl Ether	4.89	59	6592	12.273 ppb	97
27) MEK (2-Butanone)	5.11	43	32862	55.902 ppb	93
28) Cis-1,2-DCE	5.02	61	24332	10.203 ppb	92
29) 2,2-Dichloropropane	5.00	77	21758	9.792 ppb	95
30) Chloroform	5.49	83	32348	9.768 ppb	97
31) Bromochloromethane	5.34	130	13970	10.549 ppb	89
33) 1,1,1-TCA	5.69	97	28623	10.208 ppb	91
34) Cyclohexane	5.74	56	19039	10.045 ppb	95
35) 1,1-Dichloropropene	5.91	75	18338	10.097 ppb	88
36) 2,2,4-Trimethylpentane	6.31	57	15469	10.289 ppb	98
38) Carbon Tetrachloride	5.90	119	23690	10.033 ppb	100
40) 1,2-DCA	6.20	62	26124	10.614 ppb	97
41) Benzene	6.16	78	63468	9.809 ppb	98
42) TCE	6.98	130	21153	10.182 ppb	91
43) 2-Pentanone	7.25	43	120606	139.303 ppb	99
44) 1,2-Dichloropropane	7.24	63	18015	9.965 ppb	84

(#) = qualifier out of range (m) = manual integration

Quantitation Report (Not Reviewed)

Data File : M:\LOKI\DATA\210601\0602L02.D Vial: 2
Acq On : 2 Jun 21 17:30 Operator:
Sample : 210602A CCV 10ug/L Inst : Loki
Misc : IS&S: 10/21/20, 11/11/20 Multiplr: 1.00

Quant Time: Jun 7 13:54 2021 Quant Results File: L0601W.RES

Quant Method : M:\LOKI\DATA\210601\L0601W.M (RTE Integrator)
Title : METHOD 8260B
Last Update : Mon Jun 07 13:46:40 2021
Response via : Initial Calibration
DataAcq Meth : 020321_L8260

	Compound	R.T.	QIon	Response	Conc	Unit		Qvalue
45)	Bromodichloromethane	7.58	83	23966	9.816	ppb		98
46)	Methyl Cyclohexane	7.19	98	9979	10.186	ppb		93
47)	Dibromomethane	7.37	174	15500	10.205	ppb		98
49)	MIBK (methyl isobutyl ket	8.31	43	57431	54.529	ppb		100
50)	1-Bromo-2-chloroethane	7.92	63	12545	9.634	ppb		97
51)	Cis-1,3-Dichloropropene	8.10	75	22582	9.878	ppb		97
52)	Toluene	8.47	91	70823	10.287	ppb		98
53)	Trans-1,3-Dichloropropene	8.73	75	12331	10.016	ppb		97
54)	1,1,2-TCA	8.93	97	17750	9.987	ppb		95
55)	2-Hexanone	9.24	43	30393	54.263	ppb		96
58)	1,2-EDB	9.47	107	18169	10.509	ppb		96
59)	Tetrachloroethene	9.07	166	13912	10.172	ppb		99
60)	1-Chlorohexane	10.02	91	15908	9.530	ppb		98
61)	1,1,1,2-Tetrachloroethane	10.12	131	19642	9.662	ppb		93
62)	m&p-Xylene	10.29	91	105658	18.612	ppb		97
63)	o-Xylene	10.72	91	53249	10.000	ppb		98
64)	Styrene	10.73	104	43293	9.183	ppb		97
66)	1,3-Dichloropropane	9.11	76	26205	9.638	ppb		94
67)	Dibromochloromethane	9.35	129	20939	10.058	ppb		96
68)	Chlorobenzene	10.02	112	51180	9.762	ppb		96
69)	Ethylbenzene	10.15	91	38752	9.875	ppb		100
70)	Bromoform	10.93	173	14404	9.613	ppb		98
72)	Isopropylbenzene	11.13	105	62914	9.561	ppb		97
73)	1,1,2,2-Tetrachloroethane	11.46	83	21478	9.652	ppb		97
74)	1,2,3-Trichloropropane	11.50	110	7723	9.611	ppb		84
75)	t-1,4-Dichloro-2-Butene	11.52	53	2834	9.775	ppb		92
76)	Bromobenzene	11.45	158	22764	9.829	ppb		94
77)	n-Propylbenzene	11.58	91	75604	9.847	ppb		97
78)	4-Ethyltoluene	11.78	105	57206	10.059	ppb		98
79)	2-Chlorotoluene	11.78	91	61059	10.292	ppb		100
80)	1,3,5-Trimethylbenzene	12.18	105	55175	9.794	ppb		95
81)	4-Chlorotoluene	11.78	91	61059	10.292	ppb		100
82)	Tert-Butylbenzene	12.14	119	55510	11.024	ppb		100
83)	1,2,4-Trimethylbenzene	12.18	105	55175	9.794	ppb		95
84)	Sec-Butylbenzene	12.37	105	69640	10.225	ppb		96
85)	p-Isopropyltoluene	12.54	119	56416	8.744	ppb		96
86)	Benzyl Chloride	12.73	91	12029	9.475	ppb		94
87)	1,3-DCB	12.49	146	42089	9.652	ppb		96
88)	1,4-DCB	12.99	146	42863	9.739	ppb		95
89)	n-Butylbenzene	12.98	91	44351	9.406	ppb		100
90)	1,2-DCB	12.58	146	45306	9.868	ppb		98
91)	Hexachloroethane	13.28	117	11468	8.688	ppb	#	85
92)	1,2-Dibromo-3-chloropropan	13.85	157	4479	9.752	ppb	#	90
93)	1,2,4-Trichlorobenzene	14.77	180	12238	9.981	ppb		91
94)	Hexachlorobutadiene	14.96	225	7038	9.122	ppb		92
95)	Naphthalene	15.04	128	38334	9.667	ppb	#	90
96)	1,2,3-Trichlorobenzene	15.30	182	10071	9.292	ppb		96

(#) = qualifier out of range (m) = manual integration

Quantitation Report

Data File : M:\LOKI\DATA\210601\0602L02.D Vial: 2
Acq On : 2 Jun 21 17:30 Operator:
Sample : 210602A CCV 10ug/L Inst : Loki
Misc : IS&S: 10/21/20, 11/11/20 Multiplr: 1.00

Quant Time: Jun 7 13:54 2021 Quant Results File: L0601W.RES

Method : M:\LOKI\DATA\210601\L0601W.M (RTE Integrator)
Title : METHOD 8260B
Last Update : Mon Jun 07 13:46:40 2021
Response via : Initial Calibration

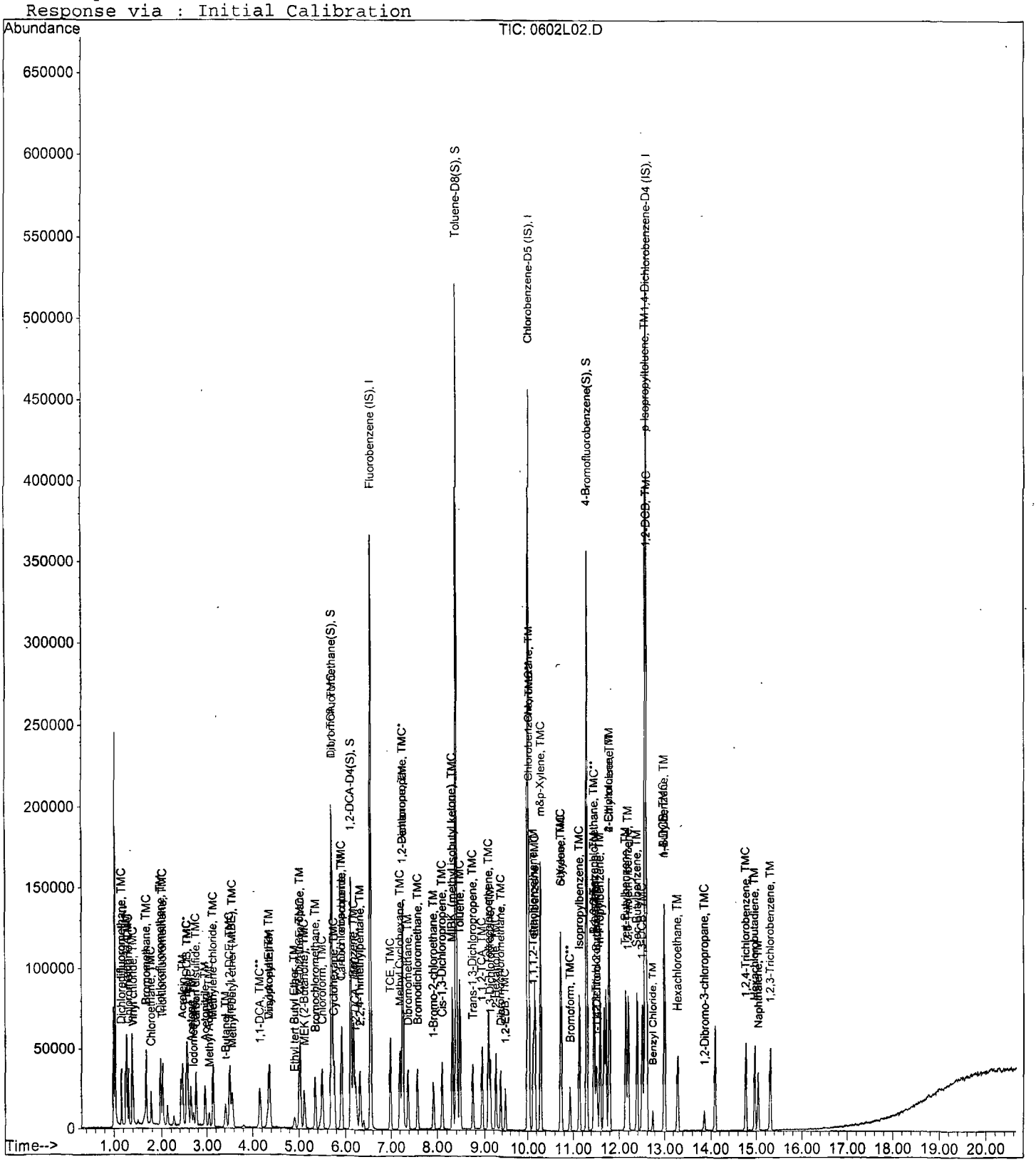

VOLATILE ORGANIC ANALYSIS
VOLATILE ORGANIC COMPOUNDS

Form 7

Ending Continuing Calibration

Lab Name: APPL, Inc.
Case No:
Matrix: Water

SDG No:
Date Analyzed: 3 Jun 21 3:09
Instrument: Loki
Initial Cal. Date: 06/01/21
Data File: 0602L23.D

		Compound	MEAN	CCRF	%D		%Drift
1	I	Fluorobenzene (IS)	ISTD			I	
2	TMC	Dichlorodifluoromethane	0.1486	0.1342	9.7	TMC	
3	TM	Freon 114	0.1176	0.1002	15	TM	
4	TMC**	Chloromethane	0.1658	0.1348	19	TMC**	
5	TMC*	Vinyl chloride	0.1331	0.1290	3.1	TMC*	
6	TMCL	Bromomethane	0.1302	0.1151	12	TMCL	1.6
7	TMC	Chloroethane	0.0894	0.0853	4.6	TMC	
8	TM	Dichlorofluoromethane	0.2261	0.2220	1.8	TM	
9	TMC	Trichlorofluoromethane	0.1246	0.1194	4.2	TMC	
10	TM	Acrolein	0.0094	0.0081	14	TM	
11	TMC	Acetone	0.0367	0.0370	0.95	TMC	
12	TMC	Freon-113	0.1080	0.1089	0.82	TMC	
13	TMC*	1,1-DCE	0.1628	0.1575	3.2	TMC*	
14	TMQ	t-Butanol	0.0071	0.0092	29	TMQ	3.1
15	TM	Acetonitrile	0.0153	0.0163	7.1	TM	
16	TMCL	Methyl Acetate	0.0916	0.0948	3.5	TMCL	13
17	TML	Iodomethane	0.0699	0.0496	29	TML	31
18	TML	Acrylonitrile	0.0000	0.0290	0.00	TML	
19	TMCL	Methylene chloride	0.1654	0.1381	16	TMCL	4.0
20	TMC	Carbon disulfide	0.1843	0.1606	13	TMC	
21	TMCL	Methyl t-butyl ether (MtBE)	0.1567	0.1792	14	TMCL	10
22	TMC	Trans-1,2-DCE	0.1465	0.1410	3.7	TMC	
23	TM	Diisopropyl Ether	0.2738	0.2707	1.1	TM	
24	TMC**	1,1-DCA	0.2147	0.2067	3.7	TMC**	
25	TM	Vinyl Acetate	0.0602	0.0625	3.7	TM	
26	TML	Ethyl tert Butyl Ether	0.0382	0.0447	17	TML	21
27	TMC	MEK (2-Butanone)	0.0411	0.0423	3.0	TMC	
28	TMCL	Cis-1,2-DCE	0.1699	0.1655	2.5	TMCL	0.73
29	TM	2,2-Dichloropropane	0.1554	0.1322	15	TM	
30	TMC*	Chloroform	0.2316	0.2169	6.3	TMC*	
31	TM	Bromochloromethane	0.0926	0.0945	2.0	TM	
32	S	Dibromofluoromethane(S)	0.2986	0.2987	0.02	S	
33	TMC	1,1,1-TCA	0.1961	0.1942	0.94	TMC	
34	TMC	Cyclohexane	0.1325	0.1210	8.7	TMC	
35	TM	1,1-Dichloropropene	0.1270	0.1255	1.2	TM	
36	TM	2,2,4-Trimethylpentane	0.1051	0.0918	13	TM	
37	S	1,2-DCA-D4(S)	0.3191	0.3245	1.7	S	
38	TMC	Carbon Tetrachloride	0.1651	0.1582	4.2	TMC	
39	TM	Tert Amyl Methyl Ether	0.0000	0.0307	0.00	TM	
40	TMC	1,2-DCA	0.1721	0.1722	0.05	TMC	
		Average			7.4		

VOLATILE ORGANIC ANALYSIS
VOLATILE ORGANIC COMPOUNDS

Form 7

Ending Continuing Calibration

Lab Name: APPL, Inc.
Case No:
Matrix: Water

SDG No:
Date Analyzed: 3 Jun 21 3:09
Instrument: Loki
Cal. Date: 06/01/21
Data File: 0602L23.D

		Compound	MEAN	CCRF	%D		%Drift
41	TMC	Benzene	0.4525	0.4346	3.9	TMC	
42	TMC	TCE	0.1453	0.1324	8.8	TMC	
43	TM	2-Pentanone	0.0605	0.0625	3.2	TM	
44	TMC*	1,2-Dichloropropane	0.1264	0.1273	0.71	TMC*	
45	TMC	Bromodichloromethane	0.1707	0.1664	2.5	TMC	
46	TMC	Methyl Cyclohexane	0.0685	0.0657	4.1	TMC	
47	TM	Dibromomethane	0.1062	0.1028	3.2	TM	
48	TM	2-Chloroethyl vinyl ether	0.0000	0.0040	0.00	TM	
49	TMC	MIBK (methyl isobutyl ketone)	0.0736	0.0735	0.20	TMC	
50	TM	1-Bromo-2-chloroethane	0.0911	0.0940	3.2	TM	
51	TMC	Cis-1,3-Dichloropropene	0.1599	0.1565	2.1	TMC	
52	TMC*	Toluene	0.4814	0.4764	1.0	TMC*	
53	TMC	Trans-1,3-Dichloropropene	0.0861	0.0836	2.9	TMC	
54	TMC	1,1,2-TCA	0.1243	0.1228	1.2	TMC	
55	TMC	2-Hexanone	0.0392	0.0390	0.43	TMC	
56	I	Chlorobenzene-D5 (IS)	ISTD			I	
57	S	Toluene-D8(S)	1.184	1.191	0.62	S	
58	TMC	1,2-EDB	0.1447	0.1487	2.7	TMC	
59	TMC	Tetrachloroethene	0.1144	0.1132	1.1	TMC	
60	TML	1-Chlorohexane	0.1341	0.1290	3.8	TML	7.3
61	TM	1,1,1,2-Tetrachloroethane	0.1701	0.1633	4.0	TM	
62	TMCL	m&p-Xylene	0.4121	0.4325	4.9	TMCL	8.8
63	TMC	o-Xylene	0.4456	0.4313	3.2	TMC	
64	TMCL	Styrene	0.3451	0.3406	1.3	TMCL	13
65	S	4-Bromofluorobenzene(S)	0.4255	0.4208	1.1	S	
66	TM	1,3-Dichloropropane	0.2275	0.2070	9.0	TM	
67	TMC	Dibromochloromethane	0.1742	0.1609	7.6	TMC	
68	TMC**	Chlorobenzene	0.4387	0.4088	6.8	TMC**	
69	TMC*	Ethylbenzene	0.3284	0.3120	5.0	TMC*	
70	TMC**	Bromoform	0.1254	0.1204	4.0	TMC**	
71	I	1,4-Dichlorobenzene-D4 (IS)	ISTD			I	
72	TMC	Isopropylbenzene	0.9080	0.9112	0.35	TMC	
73	TMC**	1,1,2,2-Tetrachloroethane	0.3071	0.3056	0.47	TMC**	
74	TM	1,2,3-Trichloropropane	0.1109	0.1042	6.0	TM	
75	TM	t-1,4-Dichloro-2-Butene	0.0400	0.0406	1.5	TM	
76	TM	Bromobenzene	0.3196	0.3147	1.5	TM	
77	TM	n-Propylbenzene	1.059	1.042	1.7	TM	
78	TM	4-Ethyltoluene	0.7847	0.7990	1.8	TM	
79	TM	2-Chlorotoluene	0.8186	0.8215	0.35	TM	
80	TM	1,3,5-Trimethylbenzene	0.7774	0.7593	2.3	TM	
		Average			2.9		

VOLATILE ORGANIC ANALYSIS
VOLATILE ORGANIC COMPOUNDS

Form 7

Ending Continuing Calibration

Lab Name: APPL, Inc.
Case No:
Matrix: Water

SDG No:
Date Analyzed: 3 Jun 21 3:09
Instrument: Loki
Cal. Date: 06/01/21
Data File: 0602L23.D

		Compound	MEAN	CCRF	%D		%Drift
81	TM	4-Chlorotoluene	0.8186	0.8215	0.35	TM	
82	TM	Tert-Butylbenzene	0.6948	0.6680	3.9	TM	
83	TM	1,2,4-Trimethylbenzene	0.7774	0.7593	2.3	TM	
84	TM	Sec-Butylbenzene	0.9397	0.9168	2.4	TM	
85	TML	p-Isopropyltoluene	0.8115	0.7854	3.2	TML	12
86	TM	Benzyl Chloride	0.1752	0.1456	17	TM	
87	TMC	1,3-DCB	0.6017	0.5835	3.0	TMC	
88	TMC	1,4-DCB	0.6073	0.5869	3.4	TMC	
89	TM	n-Butylbenzene	0.6506	0.6114	6.0	TM	
90	TMC	1,2-DCB	0.6335	0.6135	3.2	TMC	
91	TM	Hexachloroethane	0.1821	0.1658	9.0	TM	
92	TMCL	1,2-Dibromo-3-chloropropane	0.0588	0.0620	5.4	TMCL	2.2
93	TMCL	1,2,4-Trichlorobenzene	0.1611	0.1648	2.3	TMCL	2.2
94	TM	Hexachlorobutadiene	0.1065	0.0920	14	TM	
95	TML	Naphthalene	0.5425	0.5456	0.58	TML	1.3
96	TML	1,2,3-Trichlorobenzene	0.1432	0.1400	2.3	TML	6.5
97							
98							
99							
100							
101							
102							
103							
104							
105							
106							
107							
108							
109							
110							
111							
112							
113							
114							
115							
116							
117							
118							
119							
120							
		Average			4.9		

Quantitation Report (Not Reviewed)

Data File : M:\LOKI\DATA\210601\0602L23.D Vial: 23
Acq On : 3 Jun 21 3:09 Operator:
Sample : Ending CCV 10ug/L 6/2/21 Inst : Loki
Misc : IS&S: 10/21/20, 11/11/20 Multiplr: 1.00

Quant Time: Jun 7 13:54 2021 Quant Results File: L0601W.RES

Quant Method : M:\LOKI\DATA\210601\L0601W.M (RTE Integrator)
Title : METHOD 8260B
Last Update : Mon Jun 07 13:46:40 2021
Response via : Initial Calibration
DataAcq Meth : 020321_L8260

Internal Standards	R.T.	QIon	Response	Conc Units	Dev(Min)
1) Fluorobenzene (IS)	6.53	96	351258	25.000 ppb	0.00
56) Chlorobenzene-D5 (IS)	9.99	117	298369	25.000 ppb	0.00
71) 1,4-Dichlorobenzene-D4 (IS	12.56	152	175491	25.000 ppb	0.00
System Monitoring Compounds					
32) Dibromofluoromethane(S)	5.70	113	104906	25.006 ppb	0.00
Spiked Amount 25.000			Recovery	= 100.024%	
37) 1,2-DCA-D4(S)	6.11	65	113998	25.426 ppb	0.00
Spiked Amount 25.000			Recovery	= 101.704%	
57) Toluene-D8(S)	8.39	98	355501	25.156 ppb	0.00
Spiked Amount 25.000			Recovery	= 100.624%	
65) 4-Bromofluorobenzene(S)	11.29	174	125568	24.725 ppb	0.00
Spiked Amount 25.000			Recovery	= 98.900%	
Target Compounds					Qvalue
2) Dichlorodifluoromethane	1.16	85	18857	9.030 ppb	92
3) Freon 114	1.26	85	14082	8.524 ppb	99
4) Chloromethane	1.30	50	18936	8.129 ppb	99
5) Vinyl chloride	1.40	62	18120	9.690 ppb	98
6) Bromomethane	1.67	96	16168	10.158 ppb	96
7) Chloroethane	1.77	64	11989	9.541 ppb	99
8) Dichlorofluoromethane	1.97	67	31190	9.820 ppb	99
9) Trichlorofluoromethane	2.02	101	16776	9.582 ppb	100
10) Acrolein	2.45	56	14178	106.947 ppb	100
11) Acetone	2.63	43	26007	50.477 ppb	93
12) Freon-113	2.57	101	15295	10.082 ppb	93
13) 1,1-DCE	2.54	61	22134	9.679 ppb	94
14) t-Butanol	3.40	59	16101	128.834 ppb	99
15) Acetonitrile	2.95	41	28682	133.817 ppb	97
16) Methyl Acetate	3.04	43	13321	11.324 ppb	86
17) Iodomethane	2.70	142	6966	6.940 ppb	94
19) Methylene chloride	3.13	84	19410	10.400 ppb	91
20) Carbon disulfide	2.76	76	22568	8.713 ppb	98
21) Methyl t-butyl ether (MtBE	3.56	73	25180	11.007 ppb	96
22) Trans-1,2-DCE	3.50	61	19807	9.626 ppb	95
23) Diisopropyl Ether	4.35	45	38031	9.887 ppb	99
24) 1,1-DCA	4.15	63	29041	9.628 ppb	94
25) Vinyl Acetate	4.35	43	8776	10.369 ppb	100
26) Ethyl tert Butyl Ether	4.89	59	6274	12.051 ppb	98
27) MEK (2-Butanone)	5.10	43	29741	51.494 ppb	99
28) Cis-1,2-DCE	5.02	61	23258	9.927 ppb	98
29) 2,2-Dichloropropane	5.01	77	18580	8.510 ppb	96
30) Chloroform	5.49	83	30471	9.365 ppb	92
31) Bromochloromethane	5.34	130	13274	10.202 ppb	93
33) 1,1,1-TCA	5.69	97	27289	9.906 ppb	92
34) Cyclohexane	5.74	56	16996	9.127 ppb	98
35) 1,1-Dichloropropene	5.91	75	17631	9.880 ppb	96
36) 2,2,4-Trimethylpentane	6.31	57	12893	8.729 ppb	96
38) Carbon Tetrachloride	5.90	119	22224	9.580 ppb	89
40) 1,2-DCA	6.21	62	24194	10.005 ppb	95
41) Benzene	6.16	78	61067	9.606 ppb	98
42) TCE	6.98	130	18606	9.115 ppb	99
43) 2-Pentanone	7.25	43	109686	128.949 ppb	100
44) 1,2-Dichloropropane	7.24	63	17888	10.071 ppb	99

(#) = qualifier out of range (m) = manual integration

Quantitation Report (Not Reviewed)

Data File : M:\LOKI\DATA\210601\0602L23.D Vial: 23
Acq On : 3 Jun 21 3:09 Operator:
Sample : Ending CCV 10ug/L 6/2/21 Inst : Loki
Misc : IS&S: 10/21/20, 11/11/20 Multiplr: 1.00

Quant Time: Jun 7 13:54 2021 Quant Results File: L0601W.RES

Quant Method : M:\LOKI\DATA\210601\L0601W.M (RTE Integrator)
Title : METHOD 8260B
Last Update : Mon Jun 07 13:46:40 2021
Response via : Initial Calibration
DataAcq Meth : 020321_L8260

	Compound	R.T.	QIon	Response	Conc Unit	Qvalue
45)	Bromodichloromethane	7.58	83	23383	9.748 ppb	99
46)	Methyl Cyclohexane	7.19	98	9233	9.593 ppb	95
47)	Dibromomethane	7.37	174	14445	9.680 ppb	95
49)	MIBK (methyl isobutyl ket	8.31	43	51635	49.900 ppb	98
50)	1-Bromo-2-chloroethane	7.92	63	13202	10.319 ppb	97
51)	Cis-1,3-Dichloropropene	8.10	75	21987	9.790 ppb	96
52)	Toluene	8.47	91	66939	9.896 ppb	98
53)	Trans-1,3-Dichloropropene	8.74	75	11746	9.711 ppb	96
54)	1,1,2-TCA	8.93	97	17249	9.878 ppb	86
55)	2-Hexanone	9.24	43	27397	49.786 ppb	96
58)	1,2-EDB	9.47	107	17741	10.275 ppb	92
59)	Tetrachloroethene	9.07	166	13507	9.889 ppb	97
60)	1-Chlorohexane	10.02	91	15397	9.274 ppb	95
61)	1,1,1,2-Tetrachloroethane	10.12	131	19492	9.601 ppb	92
62)	m&p-Xylene	10.29	91	103229	18.244 ppb	96
63)	o-Xylene	10.72	91	51473	9.679 ppb	96
64)	Styrene	10.73	104	40650	8.726 ppb	91
66)	1,3-Dichloropropane	9.11	76	24707	9.099 ppb	100
67)	Dibromochloromethane	9.36	129	19202	9.236 ppb	100
68)	Chlorobenzene	10.02	112	48791	9.319 ppb	96
69)	Ethylbenzene	10.15	91	37240	9.502 ppb	95
70)	Bromoform	10.93	173	14368	9.601 ppb	95
72)	Isopropylbenzene	11.13	105	63963	10.035 ppb	94
73)	1,1,2,2-Tetrachloroethane	11.46	83	21453	9.953 ppb	99
74)	1,2,3-Trichloropropane	11.50	110	7313	9.396 ppb	94
75)	t-1,4-Dichloro-2-Butene	11.52	53	2851	10.153 ppb	88
76)	Bromobenzene	11.45	158	22093	9.848 ppb	96
77)	n-Propylbenzene	11.58	91	73130	9.834 ppb	97
78)	4-Ethyltoluene	11.78	105	56090	10.183 ppb	96
79)	2-Chlorotoluene	11.79	91	57669	10.035 ppb	100
80)	1,3,5-Trimethylbenzene	12.19	105	53300	9.768 ppb	97
81)	4-Chlorotoluene	11.79	91	57669	10.035 ppb	100
82)	Tert-Butylbenzene	12.14	119	46890	9.614 ppb	98
83)	1,2,4-Trimethylbenzene	12.19	105	53300	9.768 ppb	97
84)	Sec-Butylbenzene	12.37	105	64357	9.756 ppb	97
85)	p-Isopropyltoluene	12.54	119	55133	8.814 ppb	98
86)	Benzyl Chloride	12.74	91	10218	8.310 ppb	96
87)	1,3-DCB	12.49	146	40960	9.697 ppb	96
88)	1,4-DCB	12.99	146	41195	9.664 ppb	98
89)	n-Butylbenzene	12.99	91	42921	9.398 ppb	97
90)	1,2-DCB	12.59	146	43065	9.684 ppb	96
91)	Hexachloroethane	13.28	117	11637	9.102 ppb	95
92)	1,2-Dibromo-3-chloropropan	13.85	157	4350	9.776 ppb	86
93)	1,2,4-Trichlorobenzene	14.77	180	11568	9.776 ppb	82
94)	Hexachlorobutadiene	14.96	225	6461	8.646 ppb	95
95)	Naphthalene	15.04	128	38302	9.867 ppb	99
96)	1,2,3-Trichlorobenzene	15.31	182	9825	9.350 ppb	90

(#) = qualifier out of range (m) = manual integration

Quantitation Report

Data File : M:\LOKI\DATA\210601\0602L23.D Vial: 23
Acq On : 3 Jun 21 3:09 Operator:
Sample : Ending CCV 10ug/L 6/2/21 Inst : Loki
Misc : IS&S: 10/21/20, 11/11/20 Multiplr: 1.00

Quant Time: Jun 7 13:54 2021 Quant Results File: L0601W.RES

Method : M:\LOKI\DATA\210601\L0601W.M (RTE Integrator)
Title : METHOD 8260B
Last Update : Mon Jun 07 13:46:40 2021
Response via : Initial Calibration

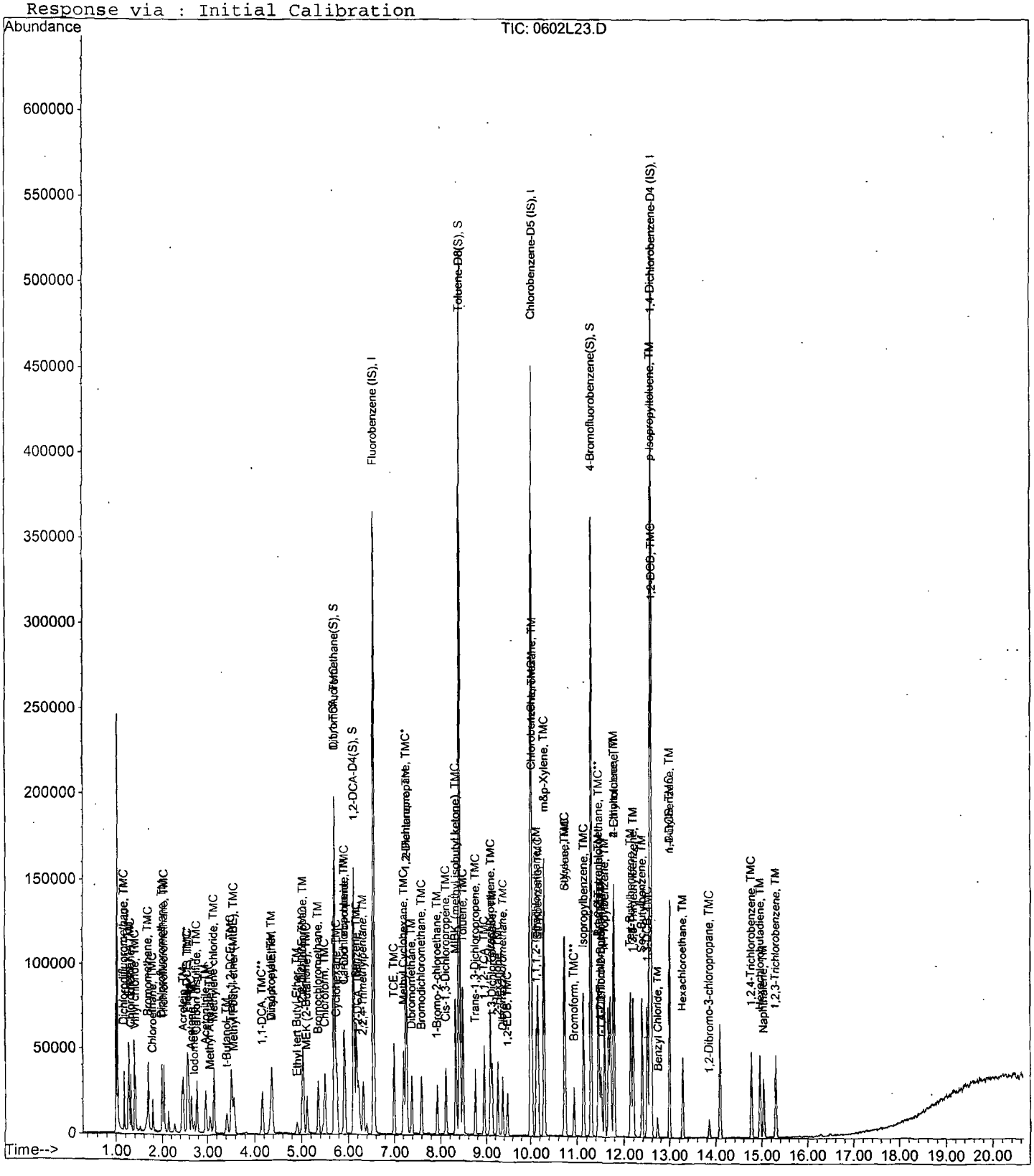

ORGANICS

Raw Data

Quantitation Report (QT Reviewed)

Data File : M:\LOKI\DATA\210601\0602L20.D Vial: 20
Acq On : 3 Jun 21 1:46 Operator:
Sample : BA33353W01 Inst : Loki
Misc : IS&S: 10/21/20, 11/11/20 Multiplr: 1.00

Quant Time: Jun 8 11:31 2021 Quant Results File: L0601W.RES

Quant Method : M:\LOKI\DATA\210601\L0601W.M (RTE Integrator)
Title : METHOD 8260B
Last Update : Mon Jun 07 13:46:40 2021
Response via : Initial Calibration
DataAcq Meth : 020321_L8260

Internal Standards	R.T.	QIon	Response	Conc Units	Dev(Min)
1) Fluorobenzene (IS)	6.54	96	354644	25.000 ppb	0.00
56) Chlorobenzene-D5 (IS)	9.99	117	298070	25.000 ppb	0.00
71) 1,4-Dichlorobenzene-D4 (IS	12.56	152	153072	25.000 ppb	0.00
System Monitoring Compounds					
32) Dibromofluoromethane(S)	5.70	113	104788	24.739 ppb	0.00
Spiked Amount 25.000			Recovery	= 98.956%	
37) 1,2-DCA-D4(S)	6.11	65	117876	26.040 ppb	0.00
Spiked Amount 25.000			Recovery	= 104.160%	
57) Toluene-D8(S)	8.39	98	341167	24.166 ppb	0.00
Spiked Amount 25.000			Recovery	= 96.664%	
65) 4-Bromofluorobenzene(S)	11.29	174	116652	22.993 ppb	0.00
Spiked Amount 25.000			Recovery	= 91.972%	

Target Compounds Qvalue

(#) = qualifier out of range (m) = manual integration

Quantitation Report

Data File : M:\LOKI\DATA\210601\0602L20.D Vial: 20
Acq On : 3 Jun 21 1:46 Operator:
Sample : BA33353W01 Inst : Loki
Misc : IS&S: 10/21/20, 11/11/20 Multiplr: 1.00

Quant Time: Jun 8 11:31 2021 Quant Results File: L0601W.RES

Method : M:\LOKI\DATA\210601\L0601W.M (RTE Integrator)
Title : METHOD 8260B
Last Update : Mon Jun 07 13:46:40 2021
Response via : Initial Calibration



Quantitation Report (QT Reviewed)

Data File : M:\LOKI\DATA\210601\0602L21.D
Acq On : 3 Jun 21 2:14
Sample : BA33354W01
Misc : IS&S: 10/21/20, 11/11/20

Vial: 21
Operator:
Inst : Loki
Multiplr: 1.00

Quant Time: Jun 8 11:31 2021 Quant Results File: L0601W.RES

Quant Method : M:\LOKI\DATA\210601\L0601W.M (RTE Integrator)
Title : METHOD 8260B
Last Update : Mon Jun 07 13:46:40 2021
Response via : Initial Calibration
DataAcq Meth : 020321_L8260

Internal Standards	R.T.	QIon	Response	Conc Units	Dev(Min)
1) Fluorobenzene (IS)	6.54	96	353016	25.000 ppb	0.00
56) Chlorobenzene-D5 (IS)	9.99	117	294648	25.000 ppb	0.00
71) 1,4-Dichlorobenzene-D4 (IS	12.56	152	155090	25.000 ppb	0.00
System Monitoring Compounds					
32) Dibromofluoromethane(S)	5.69	113	105907	25.119 ppb	0.00
Spiked Amount 25.000			Recovery	= 100.476%	
37) 1,2-DCA-D4(S)	6.11	65	116518	25.859 ppb	0.00
Spiked Amount 25.000			Recovery	= 103.436%	
57) Toluene-D8(S)	8.40	98	339088	24.297 ppb	0.00
Spiked Amount 25.000			Recovery	= 97.188%	
65) 4-Bromofluorobenzene(S)	11.29	174	117718	23.472 ppb	0.00
Spiked Amount 25.000			Recovery	= 93.888%	

Target Compounds Qvalue

(#) = qualifier out of range (m) = manual integration

Quantitation Report

Data File : M:\LOKI\DATA\210601\0602L21.D
Acq On : 3 Jun 21 2:14
Sample : BA33354W01
Misc : IS&S: 10/21/20, 11/11/20

Vial: 21
Operator:
Inst : Loki
Multiplr: 1.00

Quant Time: Jun 8 11:31 2021

Quant Results File: L0601W.RES

Method : M:\LOKI\DATA\210601\L0601W.M (RTE Integrator)
Title : METHOD 8260B
Last Update : Mon Jun 07 13:46:40 2021
Response via : Initial Calibration



Quantitation Report (QT Reviewed)

Data File : M:\LOKI\DATA\210601\0602L08.D Vial: 8
Acq On : 2 Jun 21 20:15 Operator:
Sample : 210602A BLK Inst : Loki
Misc : IS&S: 10/21/20, 11/11/20 Multiplr: 1.00

Quant Time: Jun 8 11:01 2021 Quant Results File: L0601W.RES

Quant Method : M:\LOKI\DATA\210601\L0601W.M (RTE Integrator)
Title : METHOD 8260B
Last Update : Mon Jun 07 13:46:40 2021
Response via : Initial Calibration
DataAcq Meth : 020321_L8260

Internal Standards	R.T.	QIon	Response	Conc Units	Dev(Min)
1) Fluorobenzene (IS)	6.54	96	358077	25.00 ppb	0.00
56) Chlorobenzene-D5 (IS)	9.99	117	299632	25.00 ppb	0.00
71) 1,4-Dichlorobenzene-D4 (IS	12.56	152	152467	25.00 ppb	0.00
System Monitoring Compounds					
32) Dibromofluoromethane(S)	5.70	113	109786	25.67 ppb	0.00
Spiked Amount 25.000			Recovery	= 102.684%	
37) 1,2-DCA-D4(S)	6.11	65	117209	25.64 ppb	0.00
Spiked Amount 25.000			Recovery	= 102.576%	
57) Toluene-D8(S)	8.39	98	346389	24.41 ppb	0.00
Spiked Amount 25.000			Recovery	= 97.632%	
65) 4-Bromofluorobenzene(S)	11.29	174	119878	23.51 ppb	0.00
Spiked Amount 25.000			Recovery	= 94.020%	

Target Compounds Qvalue

(#) = qualifier out of range (m) = manual integration

Quantitation Report

Data File : M:\LOKI\DATA\210601\0602L08.D Vial: 8
Acq On : 2 Jun 21 20:15 Operator:
Sample : 210602A BLK Inst : Loki
Misc : IS&S: 10/21/20, 11/11/20 Multiplr: 1.00

Quant Time: Jun 8 11:01 2021 Quant Results File: L0601W.RES

Method : M:\LOKI\DATA\210601\L0601W.M (RTE Integrator)
Title : METHOD 8260B
Last Update : Mon Jun 07 13:46:40 2021
Response via : Initial Calibration



Quantitation Report (Not Reviewed)

Data File : M:\LOKI\DATA\210601\0602L03.D Vial: 3
Acq On : 2 Jun 21 17:57 Operator:
Sample : 210602A LCS 10ug/L Inst : Loki
Misc : IS&S: 10/21/20, 11/11/20 Multiplr: 1.00

Quant Time: Jun 7 13:54 2021 Quant Results File: L0601W.RES

Quant Method : M:\LOKI\DATA\210601\L0601W.M (RTE Integrator)
Title : METHOD 8260B
Last Update : Mon Jun 07 13:46:40 2021
Response via : Initial Calibration
DataAcq Meth : 020321_L8260

Internal Standards	R.T.	QIon	Response	Conc Units	Dev(Min)
1) Fluorobenzene (IS)	6.53	96	373245	25.000 ppb	0.00
56) Chlorobenzene-D5 (IS)	9.99	117	306754	25.000 ppb	0.00
71) 1,4-Dichlorobenzene-D4 (IS	12.56	152	182635	25.000 ppb	0.00
System Monitoring Compounds					
32) Dibromofluoromethane(S)	5.69	113	109642	24.595 ppb	0.00
Spiked Amount 25.000			Recovery =	98.380%	
37) 1,2-DCA-D4(S)	6.11	65	117847	24.736 ppb	0.00
Spiked Amount 25.000			Recovery =	98.944%	
57) Toluene-D8(S)	8.39	98	375070	25.815 ppb	0.00
Spiked Amount 25.000			Recovery =	103.260%	
65) 4-Bromofluorobenzene(S)	11.29	174	133606	25.589 ppb	0.00
Spiked Amount 25.000			Recovery =	102.356%	
Target Compounds					Qvalue
2) Dichlorodifluoromethane	1.15	85	21221	9.563 ppb	100
3) Freon 114	1.26	85	15598	8.885 ppb	99
4) Chloromethane	1.30	50	21504	8.687 ppb	97
5) Vinyl chloride	1.40	62	21140	10.639 ppb	99
6) Bromomethane	1.67	96	15555	9.127 ppb	91
7) Chloroethane	1.77	64	13455	10.077 ppb	93
8) Dichlorofluoromethane	1.97	67	32887	9.744 ppb	93
9) Trichlorofluoromethane	2.02	101	19064	10.248 ppb	99
10) Acrolein	2.45	56	13696	97.226 ppb	88
11) Acetone	2.64	43	29592	54.052 ppb	98
12) Freon-113	2.56	101	15318	9.503 ppb	95
13) 1,1-DCE	2.54	61	24982	10.280 ppb	99
14) t-Butanol	3.41	59	18297	133.526 ppb	99
15) Acetonitrile	2.95	41	30885	135.607 ppb	91
16) Methyl Acetate	3.05	43	13791	11.028 ppb	95
17) Iodomethane	2.69	142	9445	8.132 ppb #	82
19) Methylene chloride	3.13	84	20066	10.088 ppb	97
20) Carbon disulfide	2.76	76	28552	10.375 ppb	100
21) Methyl t-butyl ether (MtBE	3.56	73	27237	11.163 ppb	94
22) Trans-1,2-DCE	3.50	61	22848	10.449 ppb	93
23) Diisopropyl Ether	4.35	45	41541	10.163 ppb	95
24) 1,1-DCA	4.15	63	31961	9.972 ppb	98
25) Vinyl Acetate	4.35	43	8992	9.998 ppb	100
26) Ethyl tert Butyl Ether	4.89	59	6726	12.112 ppb	91
27) MEK (2-Butanone)	5.10	43	32258	52.562 ppb	100
28) Cis-1,2-DCE	5.02	61	23088	9.276 ppb	88
29) 2,2-Dichloropropane	5.00	77	12443	5.364 ppb #	80
30) Chloroform	5.49	83	32682	9.453 ppb	84
31) Bromochloromethane	5.34	130	14773	10.685 ppb	96
33) 1,1,1-TCA	5.69	97	30702	10.488 ppb	92
34) Cyclohexane	5.74	56	19663	9.937 ppb	90
35) 1,1-Dichloropropene	5.91	75	19329	10.194 ppb	92
36) 2,2,4-Trimethylpentane	6.31	57	12245	7.802 ppb	94
38) Carbon Tetrachloride	5.90	119	23402	9.493 ppb	90
40) 1,2-DCA	6.21	62	26436	10.288 ppb	92
41) Benzene	6.16	78	65711	9.727 ppb	99
42) TCE	6.98	130	24305	11.206 ppb	91
43) 2-Pentanone	7.25	43	124021	137.212 ppb	99
44) 1,2-Dichloropropane	7.24	63	19194	10.170 ppb	87

(#) = qualifier out of range (m) = manual integration

Quantitation Report (Not Reviewed)

Data File : M:\LOKI\DATA\210601\0602L03.D Vial: 3
Acq On : 2 Jun 21 17:57 Operator:
Sample : 210602A LCS 10ug/L Inst : Loki
Misc : IS&S: 10/21/20, 11/11/20 Multiplr: 1.00

Quant Time: Jun 7 13:54 2021 Quant Results File: L0601W.RES

Quant Method : M:\LOKI\DATA\210601\L0601W.M (RTE Integrator)
Title : METHOD 8260B
Last Update : Mon Jun 07 13:46:40 2021
Response via : Initial Calibration
DataAcq Meth : 020321_L8260

	Compound	R.T.	QIon	Response	Conc Unit	Qvalue
45)	Bromodichloromethane	7.58	83	26684	10.469 ppb	93
46)	Methyl Cyclohexane	7.19	98	10024	9.801 ppb	91
47)	Dibromomethane	7.37	174	16395	10.339 ppb	96
49)	MIBK (methyl isobutyl ket	8.31	43	61128	55.594 ppb	96
50)	1-Bromo-2-chloroethane	7.92	63	14124	10.389 ppb	93
51)	Cis-1,3-Dichloropropene	8.10	75	21852	9.156 ppb	98
52)	Toluene	8.47	91	73842	10.273 ppb	99
53)	Trans-1,3-Dichloropropene	8.73	75	12258	9.538 ppb	95
54)	1,1,2-TCA	8.93	97	18573	10.010 ppb	98
55)	2-Hexanone	9.24	43	34541	59.071 ppb	96
58)	1,2-EDB	9.47	107	19147	10.786 ppb	96
59)	Tetrachloroethene	9.07	166	15072	10.733 ppb	94
60)	1-Chlorohexane	10.02	91	15946	9.333 ppb	95
61)	1,1,1,2-Tetrachloroethane	10.12	131	20585	9.862 ppb	94
62)	m&p-Xylene	10.29	91	112052	19.169 ppb	98
63)	o-Xylene	10.72	91	56542	10.342 ppb	96
64)	Styrene	10.73	104	45985	9.446 ppb	100
66)	1,3-Dichloropropane	9.11	76	28191	10.099 ppb	94
67)	Dibromochloromethane	9.35	129	21857	10.225 ppb	90
68)	Chlorobenzene	10.02	112	53891	10.012 ppb	97
69)	Ethylbenzene	10.15	91	40960	10.165 ppb	95
70)	Bromoform	10.92	173	15499	10.074 ppb	99
72)	Isopropylbenzene	11.13	105	67332	10.151 ppb	97
73)	1,1,2,2-Tetrachloroethane	11.46	83	18768	8.367 ppb	99
74)	1,2,3-Trichloropropane	11.50	110	7705	9.512 ppb	97
75)	t-1,4-Dichloro-2-Butene	11.52	53	2689	9.201 ppb	95
76)	Bromobenzene	11.45	158	24408	10.455 ppb	94
77)	n-Propylbenzene	11.58	91	77138	9.967 ppb	94
78)	4-Ethyltoluene	11.78	105	59226	10.331 ppb	96
79)	2-Chlorotoluene	11.78	91	62885	10.515 ppb	95
80)	1,3,5-Trimethylbenzene	12.19	105	58287	10.264 ppb	94
81)	4-Chlorotoluene	11.78	91	62885	10.515 ppb	95
82)	Tert-Butylbenzene	12.14	119	50576	9.964 ppb	95
83)	1,2,4-Trimethylbenzene	12.19	105	58287	10.264 ppb	94
84)	Sec-Butylbenzene	12.38	105	70041	10.203 ppb	98
85)	p-Isopropyltoluene	12.54	119	59965	9.167 ppb	97
86)	Benzyl Chloride	12.73	91	4989	3.899 ppb	98
87)	1,3-DCB	12.49	146	44463	10.115 ppb	96
88)	1,4-DCB	12.99	146	44821	10.103 ppb	95
89)	n-Butylbenzene	12.98	91	47101	9.910 ppb	98
90)	1,2-DCB	12.59	146	46318	10.008 ppb	97
91)	Hexachloroethane	13.28	117	11650	8.756 ppb	92
92)	1,2-Dibromo-3-chloropropan	13.86	157	4762	10.243 ppb	91
93)	1,2,4-Trichlorobenzene	14.77	180	12257	9.926 ppb	88
94)	Hexachlorobutadiene	14.96	225	7162	9.209 ppb	96
95)	Naphthalene	15.04	128	43980	10.542 ppb	97
96)	1,2,3-Trichlorobenzene	15.30	182	11441	10.320 ppb	85

(#) = qualifier out of range (m) = manual integration

Quantitation Report

Data File : M:\LOKI\DATA\210601\0602L03.D Vial: 3
Acq On : 2 Jun 21 17:57 Operator:
Sample : 210602A LCS 10ug/L Inst : Loki
Misc : IS&S: 10/21/20, 11/11/20 Multiplr: 1.00

Quant Time: Jun 7 13:54 2021 Quant Results File: L0601W.RES

Method : M:\LOKI\DATA\210601\L0601W.M (RTE Integrator)
Title : METHOD 8260B
Last Update : Mon Jun 07 13:46:40 2021
Response via : Initial Calibration

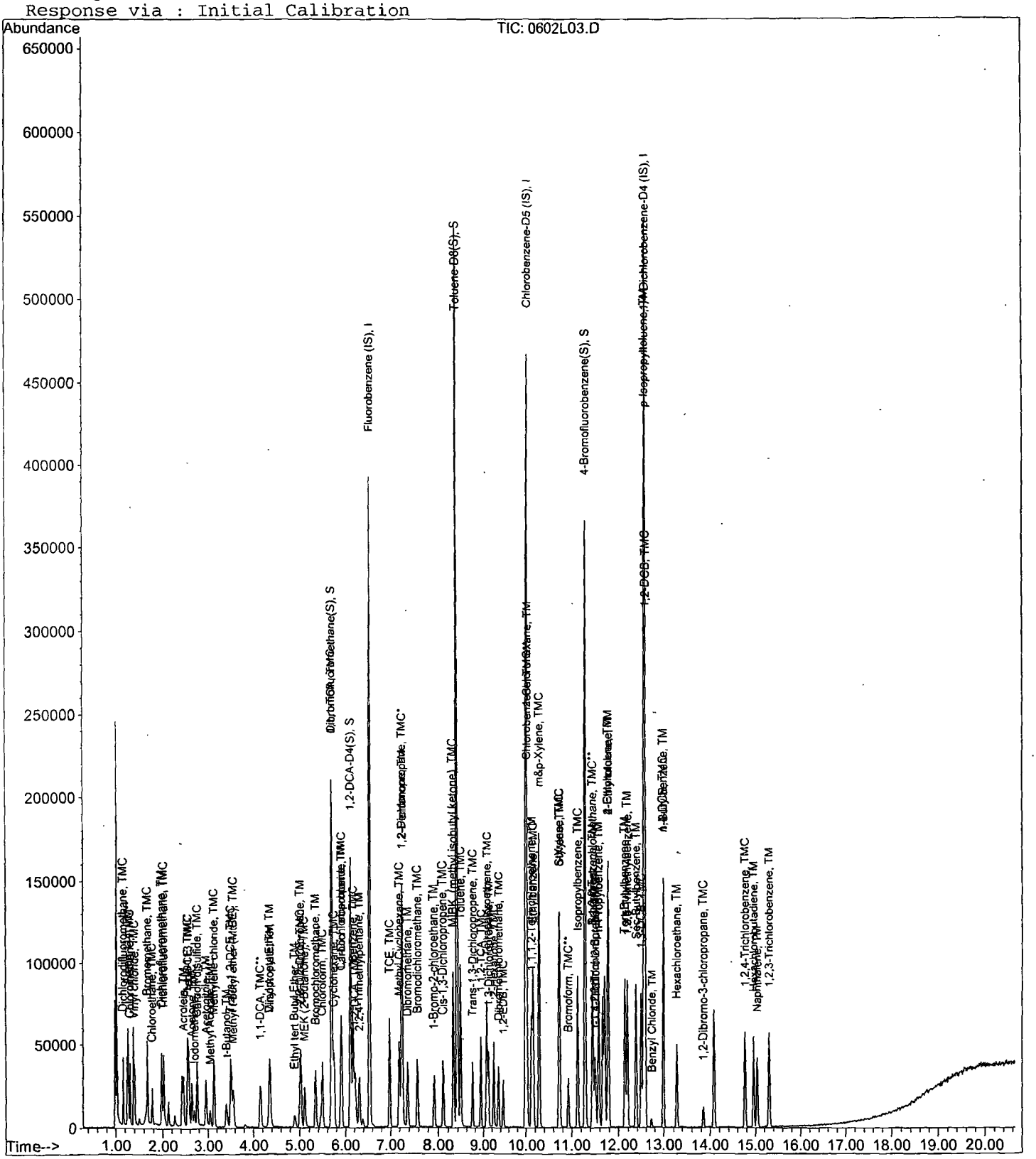

Quantitation Report (Not Reviewed)

Data File : M:\LOKI\DATA\210601\0602L04.D Vial: 4
Acq On : 2 Jun 21 18:25 Operator:
Sample : 210602A LCSD 10ug/L Inst : Loki
Misc : IS&S: 10/21/20, 11/11/20 Multiplr: 1.00

Quant Time: Jun 7 13:54 2021 Quant Results File: L0601W.RES

Quant Method : M:\LOKI\DATA\210601\L0601W.M (RTE Integrator)
Title : METHOD 8260B
Last Update : Mon Jun 07 13:46:40 2021
Response via : Initial Calibration
DataAcq Meth : 020321_L8260

Internal Standards	R.T.	QIon	Response	Conc Units	Dev(Min)
1) Fluorobenzene (IS)	6.53	96	384552	25.000 ppb	0.00
56) Chlorobenzene-D5 (IS)	9.99	117	319711	25.000 ppb	0.00
71) 1,4-Dichlorobenzene-D4 (IS	12.56	152	187177	25.000 ppb	0.00
System Monitoring Compounds					
32) Dibromofluoromethane(S)	5.69	113	113788	24.775 ppb	0.00
Spiked Amount 25.000			Recovery = 99.100%		
37) 1,2-DCA-D4(S)	6.11	65	123258	25.111 ppb	0.00
Spiked Amount 25.000			Recovery = 100.444%		
57) Toluene-D8(S)	8.39	98	388623	25.664 ppb	0.00
Spiked Amount 25.000			Recovery = 102.656%		
65) 4-Bromofluorobenzene(S)	11.29	174	137522	25.271 ppb	0.00
Spiked Amount 25.000			Recovery = 101.084%		
Target Compounds					Qvalue
2) Dichlorodifluoromethane	1.15	85	20083	8.784 ppb	99
3) Freon 114	1.26	85	16740	9.256 ppb	95
4) Chloromethane	1.30	50	20072	7.870 ppb	95
5) Vinyl chloride	1.40	62	19713	9.630 ppb	94
6) Bromomethane	1.67	96	15595	8.861 ppb	93
7) Chloroethane	1.77	64	12524	9.104 ppb	96
8) Dichlorofluoromethane	1.97	67	31260	8.990 ppb	98
9) Trichlorofluoromethane	2.02	101	18272	9.533 ppb	98
10) Acrolein	2.45	56	17080	117.683 ppb	99
11) Acetone	2.64	43	28041	49.713 ppb	98
12) Freon-113	2.57	101	16791	10.110 ppb	96
13) 1,1-DCE	2.54	61	22654	9.048 ppb	99
14) t-Butanol	3.41	59	18072	130.559 ppb #	89
15) Acetonitrile	2.96	41	30167	128.560 ppb	100
16) Methyl Acetate	3.05	43	13598	10.545 ppb	96
17) Iodomethane	2.69	142	9978	8.272 ppb #	80
19) Methylene chloride	3.13	84	19821	9.624 ppb	96
20) Carbon disulfide	2.76	76	25336	8.935 ppb	99
21) Methyl t-butyl ether (MtBE	3.56	73	27288	10.919 ppb	96
22) Trans-1,2-DCE	3.50	61	21745	9.652 ppb	93
23) Diisopropyl Ether	4.35	45	41761	9.917 ppb	99
24) 1,1-DCA	4.15	63	31611	9.573 ppb	98
25) Vinyl Acetate	4.31	43	9420	10.166 ppb #	100
26) Ethyl tert Butyl Ether	4.89	59	7135	12.317 ppb	93
27) MEK (2-Butanone)	5.11	43	32984	52.165 ppb	92
28) Cis-1,2-DCE	5.02	61	24741	9.647 ppb	96
29) 2,2-Dichloropropane	5.01	77	23638	9.890 ppb	93
30) Chloroform	5.49	83	33172	9.313 ppb	90
31) Bromochloromethane	5.34	130	14740	10.348 ppb	88
33) 1,1,1-TCA	5.69	97	28366	9.405 ppb	92
34) Cyclohexane	5.74	56	19036	9.337 ppb	99
35) 1,1-Dichloropropene	5.91	75	19242	9.850 ppb	92
36) 2,2,4-Trimethylpentane	6.31	57	15397	9.522 ppb	97
38) Carbon Tetrachloride	5.90	119	22965	9.042 ppb	91
40) 1,2-DCA	6.21	62	26300	9.934 ppb	100
41) Benzene	6.16	78	66188	9.510 ppb	98
42) TCE	6.98	130	19225	8.603 ppb	92
43) 2-Pentanone	7.25	43	125854	135.146 ppb	97
44) 1,2-Dichloropropane	7.24	63	18800	9.668 ppb	100

(#) = qualifier out of range (m) = manual integration

Quantitation Report (Not Reviewed)

Data File : M:\LOKI\DATA\210601\0602L04.D
Acq On : 2 Jun 21 18:25
Sample : 210602A LCSD 10ug/L
Misc : IS&S: 10/21/20, 11/11/20

Vial: 4
Operator:
Inst : Loki
Multiplr: 1.00

Quant Time: Jun 7 13:54 2021

Quant Results File: L0601W.RES

Quant Method : M:\LOKI\DATA\210601\L0601W.M (RTE Integrator)
Title : METHOD 8260B
Last Update : Mon Jun 07 13:46:40 2021
Response via : Initial Calibration
DataAcq Meth : 020321_L8260

	Compound	R.T.	QIon	Response	Conc Unit	Qvalue
45)	Bromodichloromethane	7.58	83	25953	9.883 ppb	93
46)	Methyl Cyclohexane	7.19	98	9655	9.162 ppb	81
47)	Dibromomethane	7.37	174	15929	9.750 ppb	98
49)	MIBK (methyl isobutyl ket	8.31	43	59232	52.286 ppb	98
50)	1-Bromo-2-chloroethane	7.92	63	13471	9.618 ppb	91
51)	Cis-1,3-Dichloropropene	8.10	75	23854	9.701 ppb	99
52)	Toluene	8.47	91	74548	10.067 ppb	98
53)	Trans-1,3-Dichloropropene	8.74	75	13133	9.918 ppb	97
54)	1,1,2-TCA	8.93	97	19199	10.043 ppb	97
55)	2-Hexanone	9.24	43	33639	55.837 ppb	96
58)	1,2-EDB	9.47	107	19349	10.458 ppb	92
59)	Tetrachloroethene	9.07	166	13808	9.435 ppb	98
60)	1-Chlorohexane	10.02	91	15396	8.737 ppb	90
61)	1,1,1,2-Tetrachloroethane	10.12	131	20801	9.562 ppb	98
62)	m&p-Xylene	10.29	91	108104	17.868 ppb	100
63)	o-Xylene	10.72	91	54860	9.627 ppb	97
64)	Styrene	10.73	104	44493	8.880 ppb	98
66)	1,3-Dichloropropane	9.11	76	27798	9.554 ppb	99
67)	Dibromochloromethane	9.35	129	21587	9.690 ppb	96
68)	Chlorobenzene	10.02	112	53563	9.548 ppb	97
69)	Ethylbenzene	10.15	91	42608	10.146 ppb	96
70)	Bromoform	10.93	173	15639	9.753 ppb	92
72)	Isopropylbenzene	11.13	105	65916	9.696 ppb	100
73)	1,1,2,2-Tetrachloroethane	11.46	83	23863	10.380 ppb	97
74)	1,2,3-Trichloropropane	11.50	110	8141	9.807 ppb	96
75)	t-1,4-Dichloro-2-Butene	11.52	53	3296	11.005 ppb	93
76)	Bromobenzene	11.45	158	23355	9.761 ppb	97
77)	n-Propylbenzene	11.58	91	78953	9.954 ppb	99
78)	4-Ethyltoluene	11.78	105	60484	10.295 ppb	98
79)	2-Chlorotoluene	11.79	91	61192	9.984 ppb	98
80)	1,3,5-Trimethylbenzene	12.18	105	58435	10.040 ppb	95
81)	4-Chlorotoluene	11.79	91	61192	9.984 ppb	98
82)	Tert-Butylbenzene	12.13	119	50390	9.686 ppb	98
83)	1,2,4-Trimethylbenzene	12.18	105	58435	10.040 ppb	95
84)	Sec-Butylbenzene	12.37	105	71235	10.125 ppb	93
85)	p-Isopropyltoluene	12.53	119	63138	9.391 ppb	97
86)	Benzyl Chloride	12.74	91	14984	11.425 ppb	96
87)	1,3-DCB	12.49	146	44370	9.849 ppb	96
88)	1,4-DCB	12.99	146	45192	9.939 ppb	95
89)	n-Butylbenzene	12.99	91	50790	10.427 ppb	96
90)	1,2-DCB	12.59	146	47250	9.961 ppb	99
91)	Hexachloroethane	13.28	117	11746	8.614 ppb	91
92)	1,2-Dibromo-3-chloropropan	13.85	157	4592	9.684 ppb	95
93)	1,2,4-Trichlorobenzene	14.77	180	12444	9.847 ppb	100
94)	Hexachlorobutadiene	14.95	225	6868	8.617 ppb	98
95)	Naphthalene	15.04	128	46093	10.704 ppb	99
96)	1,2,3-Trichlorobenzene	15.30	182	12070	10.588 ppb	90

(#) = qualifier out of range (m) = manual integration

Quantitation Report

Data File : M:\LOKI\DATA\210601\0602L04.D Vial: 4
Acq On : 2 Jun 21 18:25 Operator:
Sample : 210602A LCSD 10ug/L Inst : Loki
Misc : IS&S: 10/21/20, 11/11/20 Multiplr: 1.00

Quant Time: Jun 7 13:54 2021 Quant Results File: L0601W.RES

Method : M:\LOKI\DATA\210601\L0601W.M (RTE Integrator)
Title : METHOD 8260B
Last Update : Mon Jun 07 13:46:40 2021
Response via : Initial Calibration

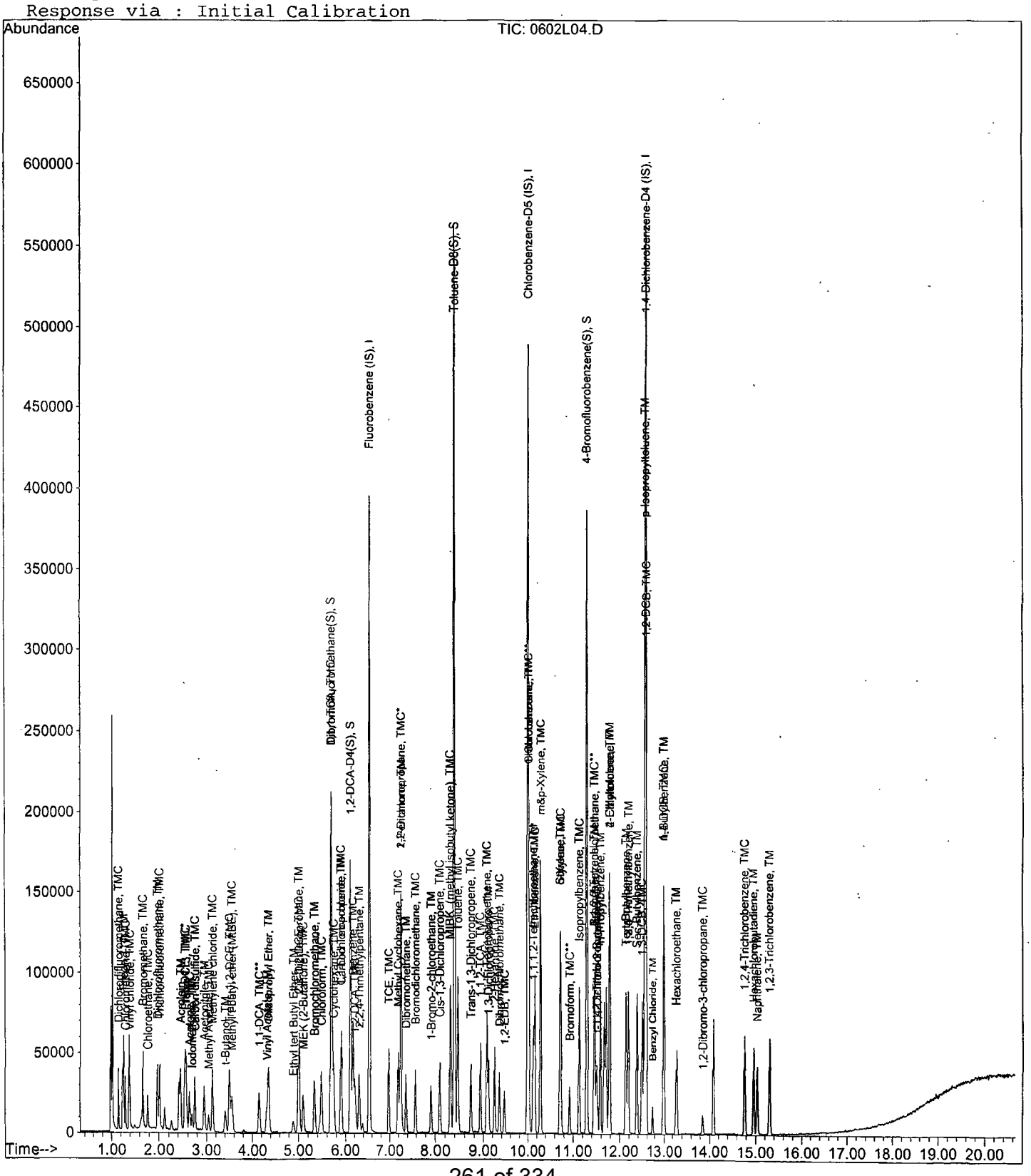

0602L04.D L0601W.M Mon Jun 07 14:37:33 2021 Page 3

BFB

Data File : M:\LOKI\DATA\210601\0601L10.D
Acq On : 1 Jun 21 17:33
Sample : 25ug/L BFB STD 5/3/21
Misc : 2uL

Vial: 1
Operator:
Inst : Loki
Multiplr: 1.00

Method : M:\THOR\DATA\210528\T0528S.M (RTE Integrator)
Title : METHOD 8260B

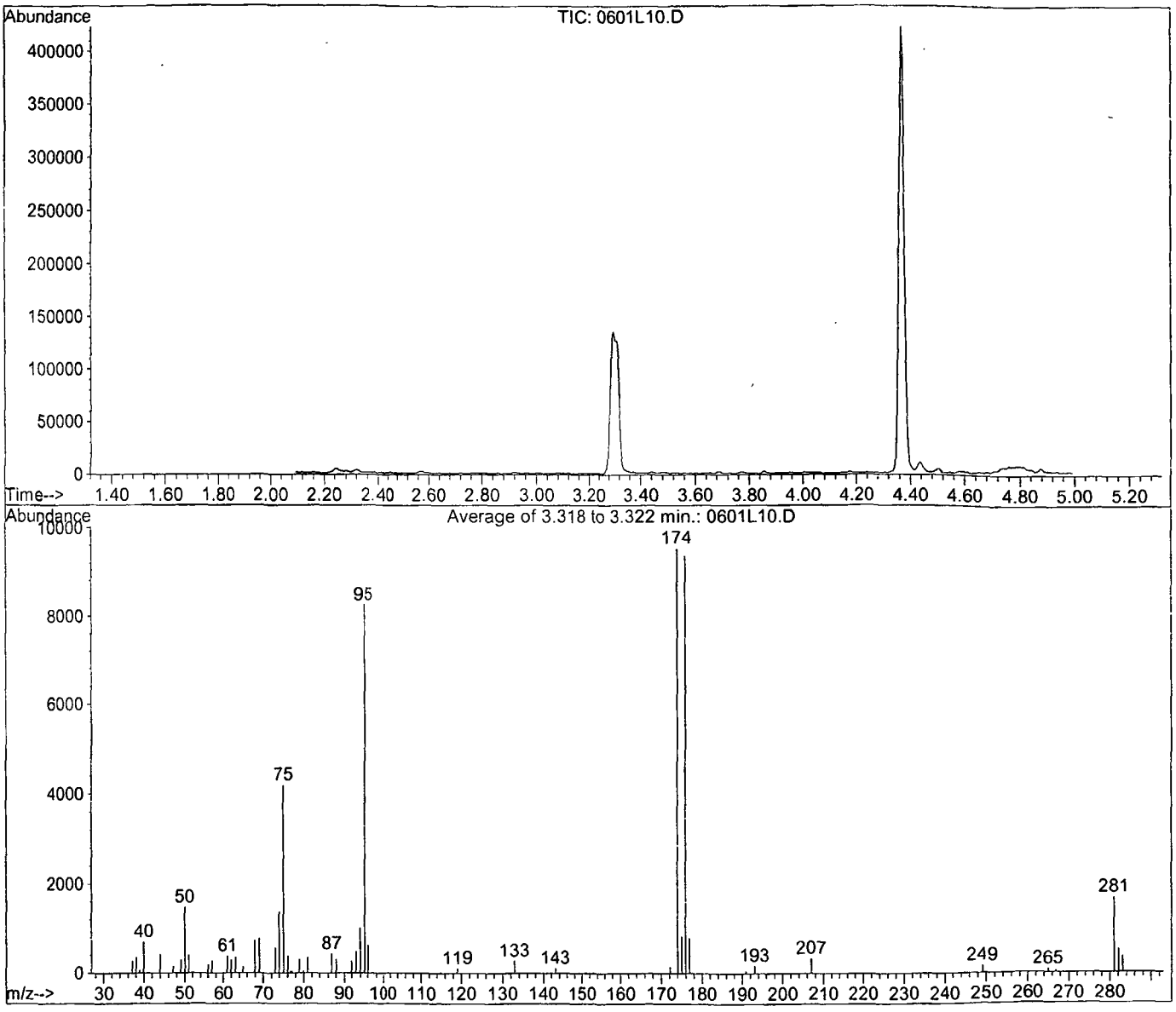

Spectrum Information: Average of 3.318 to 3.322 min.

Target Mass	Rel. to Mass	Lower Limit%	Upper Limit%	Rel. Abn%	Raw Abn	Result Pass/Fail
50	95	15	40	18.0	1486	PASS
75	95	30	60	50.9	4208	PASS
95	95	100	100	100.0	8260	PASS
96	95	5	9	7.7	634	PASS
173	174	0.00	2	0.0	0	PASS
174	95	50	200	115.6	9550	PASS
175	174	5	9	8.8	844	PASS
176	174	95	100	98.3	9390	PASS
177	176	5	9	8.6	803	PASS

0601L10.D T0528S.M Tue Jun 01 17:45:08 2021

Data File : M:\LOKI\DATA\210601\0602L01.D
Acq On : 2 Jun 21 17:02
Sample : 25ug/L BFB STD 5/3/21
Misc : IS&S: 10/21/20, 11/11/20

Vial: 1
Operator:
Inst : Loki
Multiplr: 1.00

Method : M:\LOKI\DATA\210601\L0601W.M (RTE Integrator)
Title : METHOD 8260B

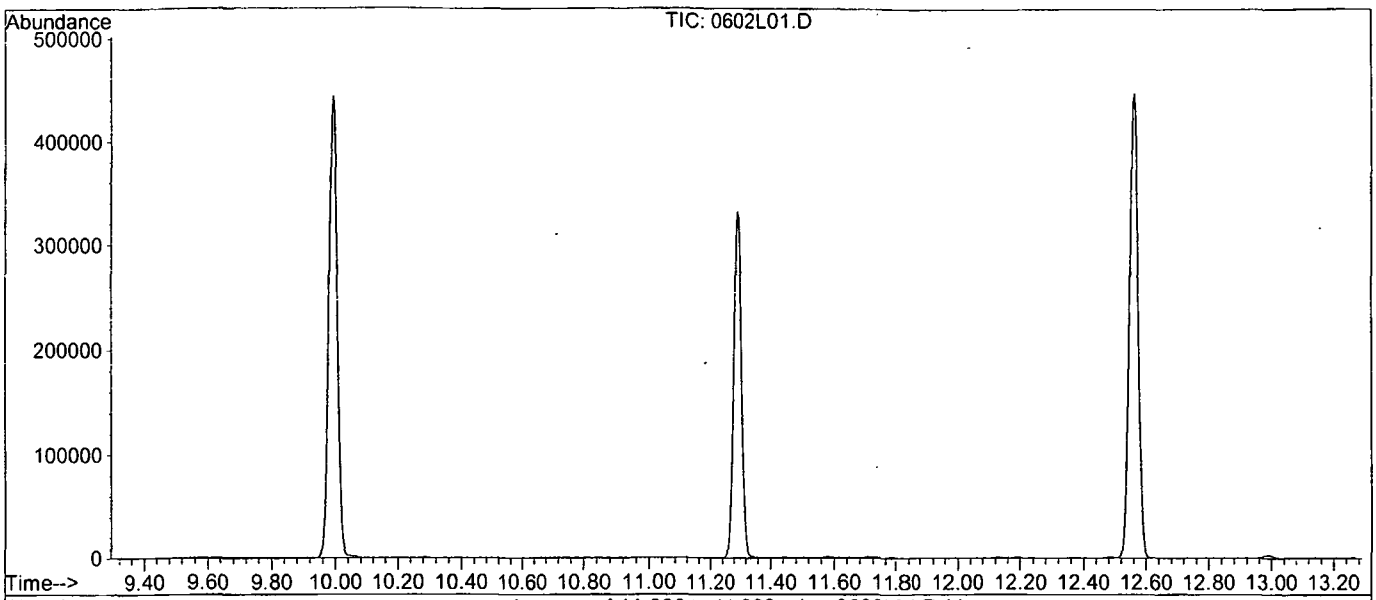

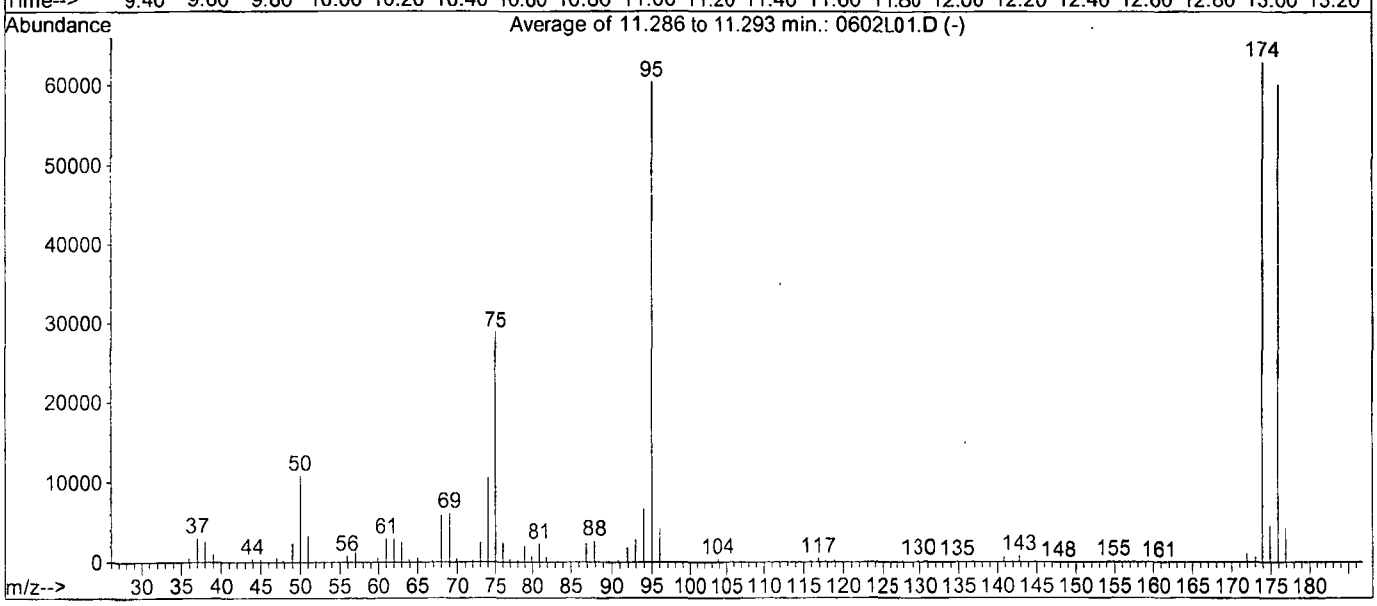

AutoFind: Scans 3420, 3421, 3422; Background Corrected with Scan 3405

Target Mass	Rel. to Mass	Lower Limit%	Upper Limit%	Rel. Abn%	Raw Abn	Result Pass/Fail
50	95	15	40	17.9	10837	PASS
75	95	30	60	47.7	28824	PASS
95	95	100	100	100.0	60421	PASS
96	95	5	9	7.0	4249	PASS
173	174	0.00	2	1.1	701	PASS
174	95	50	200	104.2	62971	PASS
175	174	5	9	7.3	4615	PASS
176	174	95	100	95.5	60131	PASS
177	176	5	9	7.1	4262	PASS

0602L01.D L0601W.M Thu Jun 03 07:11:43 2021

Injection Log

Directory: M:\LOKI\DATA\210601\

Line	Vial	FileName	Multiplier	SampleName	Misc Info	Injected
1	1	0601L10.D	1	25ug/L BFB STD 5/3/21	2uL	1 Jun 21 17:33
2	6	0601L16.D	1	0.3ug/L VOC STD 6/1/21	IS&S: 10/21/20, 11/11/20	1 Jun 21 20:20
3	7	0601L17.D	1	0.5ug/L VOC STD 6/1/21	IS&S: 10/21/20, 11/11/20	1 Jun 21 20:48
4	8	0601L18.D	1	1ug/L VOC STD 6/1/21	IS&S: 10/21/20, 11/11/20	1 Jun 21 21:15
5	9	0601L19.D	1	2ug/L VOC STD 6/1/21	IS&S: 10/21/20, 11/11/20	1 Jun 21 21:43
6	10	0601L20.D	1	5ug/L VOC STD 6/1/21	IS&S: 10/21/20, 11/11/20	1 Jun 21 22:10
7	11	0601L21.D	1	10ug/L VOC STD 6/1/21	IS&S: 10/21/20, 11/11/20	1 Jun 21 22:38
8	12	0601L22.D	1	20ug/L VOC STD 6/1/21	IS&S: 10/21/20, 11/11/20	1 Jun 21 23:05
9	13	0601L23.D	1	40ug/L VOC STD 6/1/21	IS&S: 10/21/20, 11/11/20	1 Jun 21 23:33
10	14	0601L24.D	1	100ug/L VOC STD 6/1/21	IS&S: 10/21/20, 11/11/20	2 Jun 21 00:01
11	16	0601L26.D	1	(SS) 10ug/L VOC STD 6/1/21	IS&S: 10/21/20, 11/11/20	2 Jun 21 00:56

Injection Log

Directory: M:\LOKI\DATA\210601\

Line	Vial	FileName	Multiplier	SampleName	Misc Info	Injected
1	1	0602L01.D	1	25ug/L BFB STD 5/3/21	IS&S: 10/21/20, 11/11/20	2 Jun 21 17:02
2	2	0602L02.D	1	210602A CCV 10ug/L	IS&S: 10/21/20, 11/11/20	2 Jun 21 17:30
3	3	0602L03.D	1	210602A LCS 10ug/L	IS&S: 10/21/20, 11/11/20	2 Jun 21 17:57
4	4	0602L04.D	1	210602A LCSD 10ug/L	IS&S: 10/21/20, 11/11/20	2 Jun 21 18:25
5	8	0602L08.D	1	210602A BLK	IS&S: 10/21/20, 11/11/20	2 Jun 21 20:15
6	20	0602L20.D	1	BA33353W01	IS&S: 10/21/20, 11/11/20	3 Jun 21 1:46
7	21	0602L21.D	1	BA33354W01	IS&S: 10/21/20, 11/11/20	3 Jun 21 2:14
8	23	0602L23.D	1	Ending CCV 10ug/L 6/2/21	IS&S: 10/21/20, 11/11/20	3 Jun 21 3:09

ORGANICS

Calibration Data

VOLATILE ORGANIC ANALYSIS
VOLATILE ORGANIC COMPOUNDS

Form 6
Initial Calibration

Lab Name: APPL, Inc.
Case No:
Matrix: Water

SDG No:
Initial Cal. Date: 06/02/21
Instrument: Loki

Initials: CH

		Compound	1	2	3	4	5	6	7				Avg	%RSD	Type	r^2	Q	MRF
			0601L27.D	0601L28 D	0601L29.D	0601L30 D	0601L31.D	0601L32.D	0601L33.D									
1	I	Fluorobenzene (IS)																
2	TMHBL	Gasoline C6-C10	6.944	2.867	1.492	0.5843	0.3717	0.3197	0.2856				1.8	133	TMHB	0.999		
3	I	Chlorobenzene-D5 (IS)																
4	I	1,4-Dichlorobenzene-D (IS)																
5																		
6																		
7																		
8																		
9																		
10																		
11																		
12																		
13																		
14																		
15																		
16																		
17																		
18																		
19																		
20																		
21																		
22																		
23																		
24																		
25																		
26																		
27																		
28																		
29																		
30																		
31																		
32																		
33																		
34																		
35																		

Quantitation Report (QT Reviewed)

Data File : M:\LOKI\DATA\210601\0601L27.D Vial: 17
Acq On : 2 Jun 21 1:23 Operator:
Sample : 20ug/L GAS STD 6/1/21 Inst : Loki
Misc : IS&S: 10/21/20, 11/11/20 Multiplr: 1.00

Quant Time: Jun 3 9:53 2021 Quant Results File: LGAS0601.RES

Quant Method : M:\LOKI\DATA\210601\LGAS0601.M (RTE Integrator)
Title : METHOD 8260B
Last Update : Thu Jun 03 09:51:29 2021
Response via : Initial Calibration
DataAcq Meth : 020321_L8260

Internal Standards	R.T.	QIon	Response	Conc Units	Dev(Min)
1) Fluorobenzene (IS)	6.53	TIC	786822	25.000 ppb	0.00
3) Chlorobenzene-D5 (IS)	12.56	TIC	945889	25.000 ppb	0.00
4) 1,4-Dichlorobenzene-D (IS)	12.56	TIC	949260	25.000 ppb	0.00

System Monitoring Compounds

Target Compounds					Qvalue
2) Gasoline C6-C10	8.39	TIC	4371064m	32.161 ppb	100

(#) = qualifier out of range (m) = manual integration
0601L27.D LGAS0601.M Mon Jun 07 12:56:15 2021

Quantitation Report

Data File : M:\LOKI\DATA\210601\0601L27.D Vial: 17
Acq On : 2 Jun 21 1:23 Operator:
Sample : 20ug/L GAS STD 6/1/21 Inst : Loki
Misc : IS&S: 10/21/20, 11/11/20 Multiplr: 1.00

Quant Time: Jun 3 9:53 2021 Quant Results File: LGAS0601.RES

Method : M:\LOKI\DATA\210601\LGAS0601.M (RTE Integrator)
Title : METHOD 8260B
Last Update : Thu Jun 03 09:56:33 2021
Response via : Initial Calibration



Quantitation Report (QT Reviewed)

Data File : M:\LOKI\DATA\210601\0601L28.D
Acq On : 2 Jun 21 1:51
Sample : 50ug/L GAS STD 6/1/21
Misc : IS&S: 10/21/20, 11/11/20

Vial: 18
Operator:
Inst : Loki
Multiplr: 1.00

Quant Time: Jun 3 9:54 2021 Quant Results File: LGAS0601.RES

Quant Method : M:\LOKI\DATA\210601\LGAS0601.M (RTE Integrator)
Title : METHOD 8260B
Last Update : Thu Jun 03 09:51:29 2021
Response via : Initial Calibration
DataAcq Meth : 020321_L8260

Internal Standards	R.T.	QIon	Response	Conc Units	Dev(Min)
1) Fluorobenzene (IS)	6.53	TIC	769626	25.000 ppb	0.00
3) Chlorobenzene-D5 (IS)	12.56	TIC	929745	25.000 ppb	0.00
4) 1,4-Dichlorobenzene-D (IS)	12.56	TIC	929782	25.000 ppb	0.00

System Monitoring Compounds

Target Compounds					Qvalue
2) Gasoline C6-C10	8.39	TIC	4413631m	58.346 ppb	100

(#) = qualifier out of range (m) = manual integration

Quantitation Report

Data File : M:\LOKI\DATA\210601\0601L28.D
Acq On : 2 Jun 21 1:51
Sample : 50ug/L GAS STD 6/1/21
Misc : IS&S: 10/21/20, 11/11/20

Vial: 18
Operator:
Inst : Loki
Multiplr: 1.00

Quant Time: Jun 3 9:54 2021

Quant Results File: LGAS0601.RES

Method : M:\LOKI\DATA\210601\LGAS0601.M (RTE Integrator)
Title : METHOD 8260B
Last Update : Thu Jun 03 09:56:33 2021
Response via : Initial Calibration



Quantitation Report (QT Reviewed)

Data File : M:\LOKI\DATA\210601\0601L29.D Vial: 19
Acq On : 2 Jun 21 2:19 Operator:
Sample : 100ug/L GAS STD 6/1/21 Inst : Loki
Misc : IS&S: 10/21/20, 11/11/20 Multiplr: 1.00

Quant Time: Jun 3 9:54 2021 Quant Results File: LGAS0601.RES

Quant Method : M:\LOKI\DATA\210601\LGAS0601.M (RTE Integrator)
Title : METHOD 8260B
Last Update : Thu Jun 03 09:51:29 2021
Response via : Initial Calibration
DataAcq Meth : 020321_L8260

Internal Standards	R.T.	QIon	Response	Conc Units	Dev(Min)
1) Fluorobenzene (IS)	6.54	TIC	758922	25.000 ppb	0.00
3) Chlorobenzene-D5 (IS)	12.56	TIC	907003	25.000 ppb	0.00
4) 1,4-Dichlorobenzene-D (IS)	12.56	TIC	907224	25.000 ppb	0.00

System Monitoring Compounds

Target Compounds					Qvalue
2) Gasoline C6-C10	8.39	TIC	4529308m	92.392 ppb	100

(#) = qualifier out of range (m) = manual integration

Quantitation Report

Data File : M:\LOKI\DATA\210601\0601L29.D Vial: 19
Acq On : 2 Jun 21 2:19 Operator:
Sample : 100ug/L GAS STD 6/1/21 Inst : Loki
Misc : IS&S: 10/21/20, 11/11/20 Multiplr: 1.00

Quant Time: Jun 3 9:54 2021 Quant Results File: LGAS0601.RES

Method : M:\LOKI\DATA\210601\LGAS0601.M (RTE Integrator)
Title : METHOD 8260B
Last Update : Thu Jun 03 09:56:33 2021
Response via : Initial Calibration

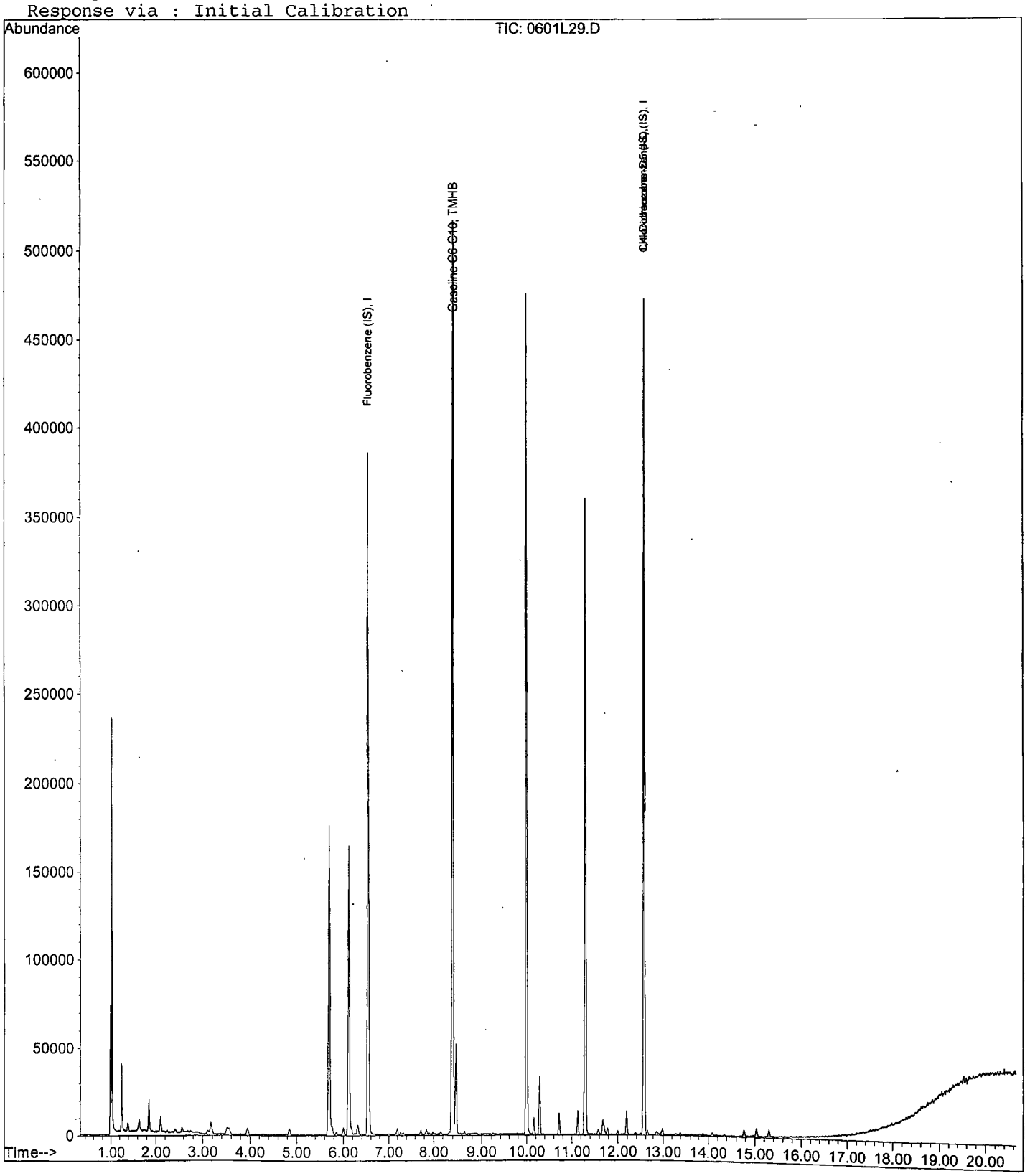

Quantitation Report (QT Reviewed)

Data File : M:\LOKI\DATA\210601\0601L30.D Vial: 20
Acq On : 2 Jun 21 2:46 Operator:
Sample : 300ug/L GAS STD 6/1/21 Inst : Loki
Misc : IS&S: 10/21/20, 11/11/20 Multiplr: 1.00

Quant Time: Jun 3 9:54 2021 Quant Results File: LGAS0601.RES

Quant Method : M:\LOKI\DATA\210601\LGAS0601.M (RTE Integrator)
Title : METHOD 8260B
Last Update : Thu Jun 03 09:51:29 2021
Response via : Initial Calibration
DataAcq Meth : 020321_L8260

Internal Standards	R.T.	QIon	Response	Conc Units	Dev(Min)
1) Fluorobenzene (IS)	6.54	TIC	797442	25.000 ppb	0.00
3) Chlorobenzene-D5 (IS)	12.56	TIC	947754	25.000 ppb	0.00
4) 1,4-Dichlorobenzene-D (IS)	12.56	TIC	950227	25.000 ppb	0.00

System Monitoring Compounds

Target Compounds					Qvalue
2) Gasoline C6-C10	8.39	TIC	5591323m	244.666 ppb	100

(#) = qualifier out of range (m) = manual integration

Quantitation Report

Data File : M:\LOKI\DATA\210601\0601L30.D Vial: 20
Acq On : 2 Jun 21 2:46 Operator:
Sample : 300ug/L GAS STD 6/1/21 Inst : Loki
Misc : IS&S: 10/21/20, 11/11/20 Multiplr: 1.00

Quant Time: Jun 3 9:54 2021 Quant Results File: LGAS0601.RES

Method : M:\LOKI\DATA\210601\LGAS0601.M (RTE Integrator)
Title : METHOD 8260B
Last Update : Thu Jun 03 09:56:33 2021
Response via : Initial Calibration

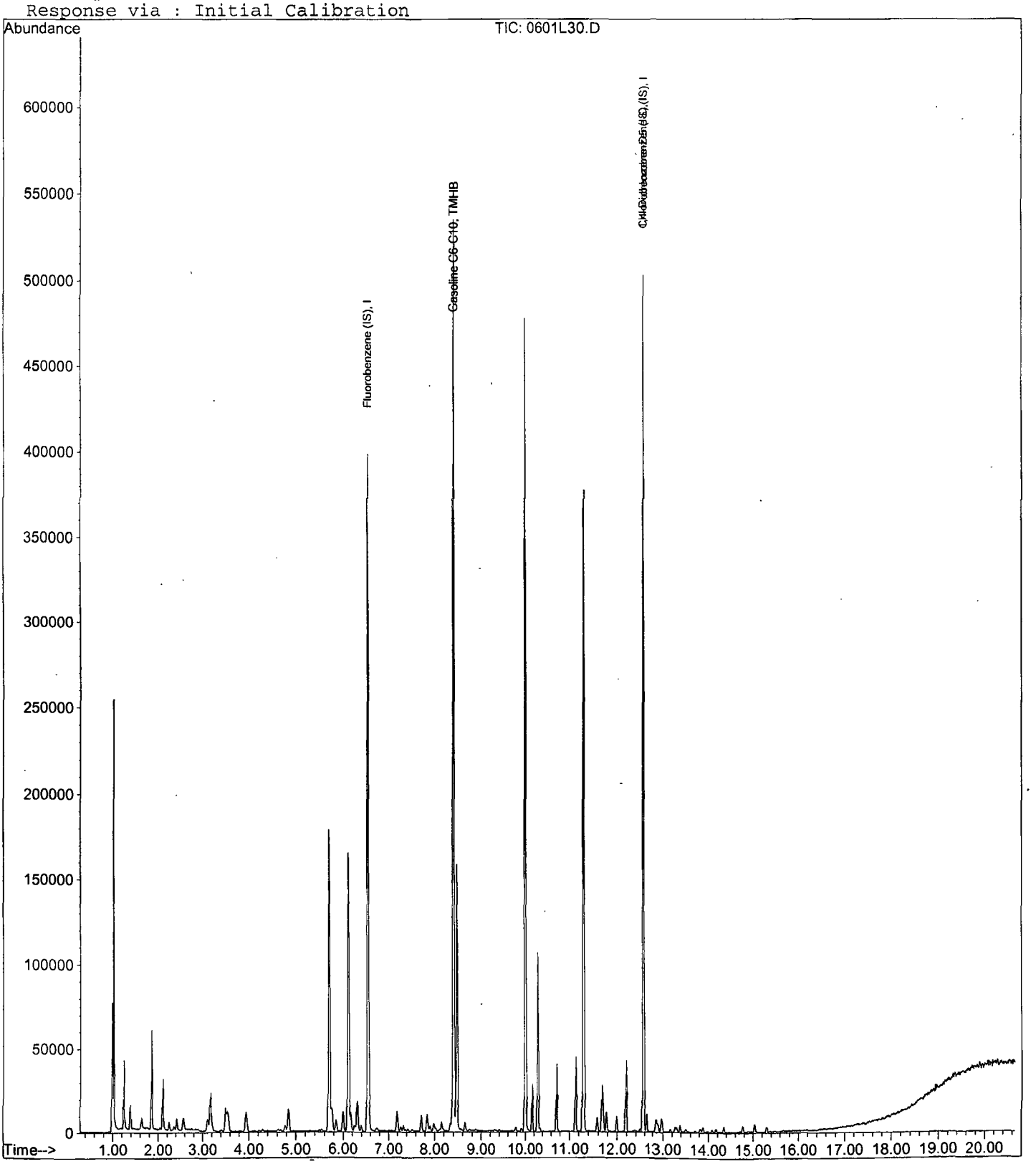

Quantitation Report (QT Reviewed)

Data File : M:\LOKI\DATA\210601\0601L31.D Vial: 21
Acq On : 2 Jun 21 3:14 Operator:
Sample : 600ug/L GAS STD 6/1/21 Inst : Loki
Misc : IS&S: 10/21/20, 11/11/20 Multiplr: 1.00

Quant Time: Jun 3 9:55 2021 Quant Results File: LGAS0601.RES

Quant Method : M:\LOKI\DATA\210601\LGAS0601.M (RTE Integrator)
Title : METHOD 8260B
Last Update : Thu Jun 03 09:51:29 2021
Response via : Initial Calibration
DataAcq Meth : 020321_L8260

Internal Standards	R.T.	QIon	Response	Conc Units	Dev(Min)
1) Fluorobenzene (IS)	6.53	TIC	822638	25.000 ppb	0.00
3) Chlorobenzene-D5 (IS)	12.56	TIC	974490	25.000 ppb	0.00
4) 1,4-Dichlorobenzene-D (IS)	12.56	TIC	974490	25.000 ppb	0.00

System Monitoring Compounds

Target Compounds					Qvalue
2) Gasoline C6-C10	8.39	TIC	7337769m	523.130 ppb	100

(#) = qualifier out of range (m) = manual integration
0601L31.D LGAS0601.M Mon Jun 07 12:26:25 2021

Quantitation Report

Data File : M:\LOKI\DATA\210601\0601L31.D Vial: 21
Acq On : 2 Jun 21 3:14 Operator:
Sample : 600ug/L GAS STD 6/1/21 Inst : Loki
Misc : IS&S: 10/21/20, 11/11/20 Multiplr: 1.00

Quant Time: Jun 3 9:55 2021 Quant Results File: LGAS0601.RES

Method : M:\LOKI\DATA\210601\LGAS0601.M (RTE Integrator)
Title : METHOD 8260B
Last Update : Thu Jun 03 09:56:33 2021
Response via : Initial Calibration

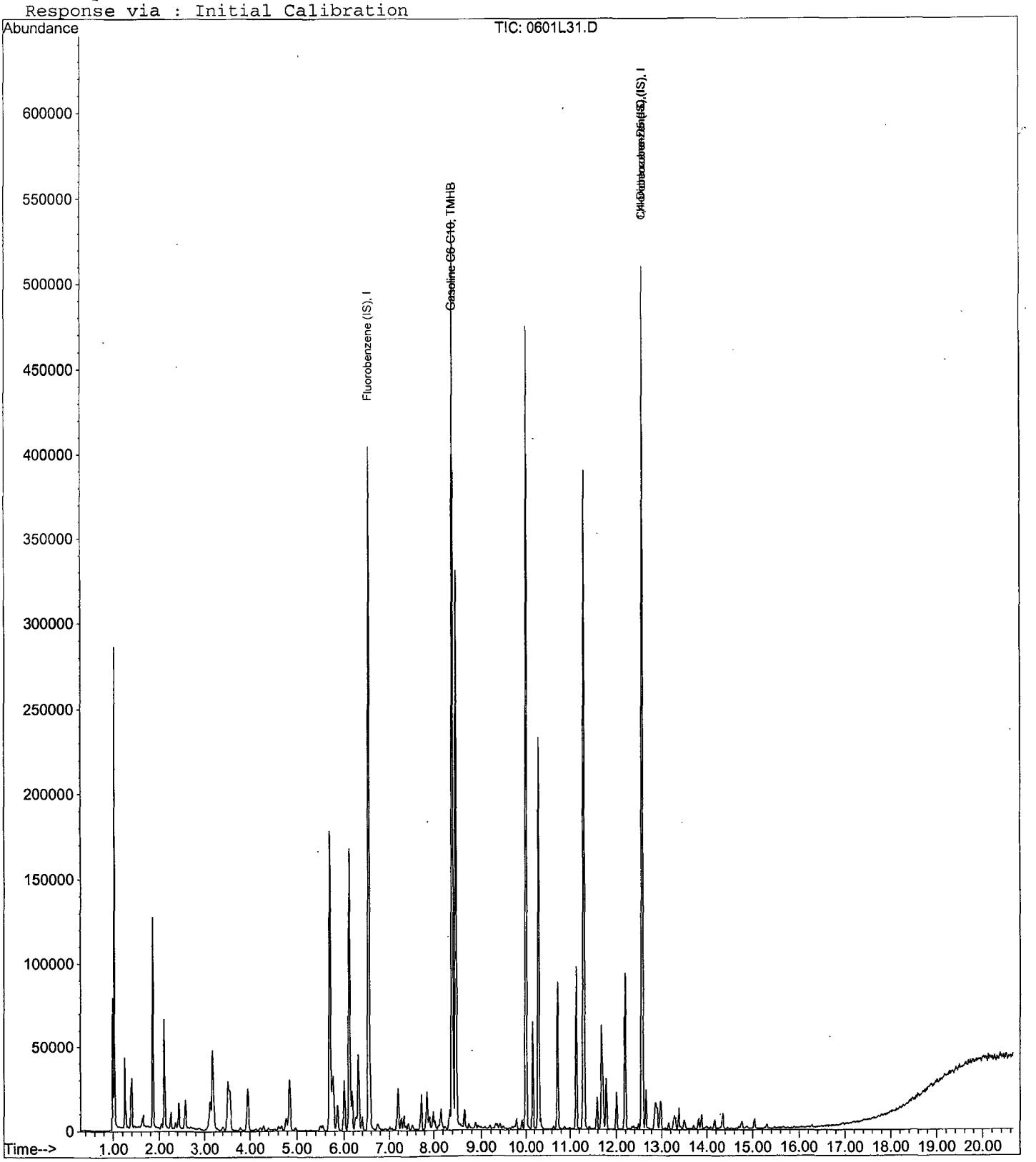

Quantitation Report (QT Reviewed)

Data File : M:\LOKI\DATA\210601\0601L32.D Vial: 22
Acq On : 2 Jun 21 3:41 Operator:
Sample : 800ug/L GAS STD 6/1/21 Inst : Loki
Misc : IS&S: 10/21/20, 11/11/20 Multiplr: 1.00

Quant Time: Jun 3 9:55 2021 Quant Results File: LGAS0601.RES

Quant Method : M:\LOKI\DATA\210601\LGAS0601.M (RTE Integrator)
Title : METHOD 8260B
Last Update : Thu Jun 03 09:51:29 2021
Response via : Initial Calibration
DataAcq Meth : 020321_L8260

Internal Standards	R.T.	QIon	Response	Conc Units	Dev(Min)
1) Fluorobenzene (IS)	6.53	TIC	840005	25.000 ppb	0.00
3) Chlorobenzene-D5 (IS)	12.56	TIC	974278	25.000 ppb	0.00
4) 1,4-Dichlorobenzene-D (IS)	12.56	TIC	974278	25.000 ppb	0.00

System Monitoring Compounds

Target Compounds					Qvalue
2) Gasoline C6-C10	8.39	TIC	8592411m	714.179 ppb	100

(#) = qualifier out of range (m) = manual integration

Quantitation Report

Data File : M:\LOKI\DATA\210601\0601L32.D
Acq On : 2 Jun 21 3:41
Sample : 800ug/L GAS STD 6/1/21
Misc : IS&S: 10/21/20, 11/11/20

Vial: 22
Operator:
Inst : Loki
Multiplr: 1.00

Quant Time: Jun 3 9:55 2021 Quant Results File: LGAS0601.RES

Method : M:\LOKI\DATA\210601\LGAS0601.M (RTE Integrator)
Title : METHOD 8260B
Last Update : Thu Jun 03 09:56:33 2021
Response via : Initial Calibration

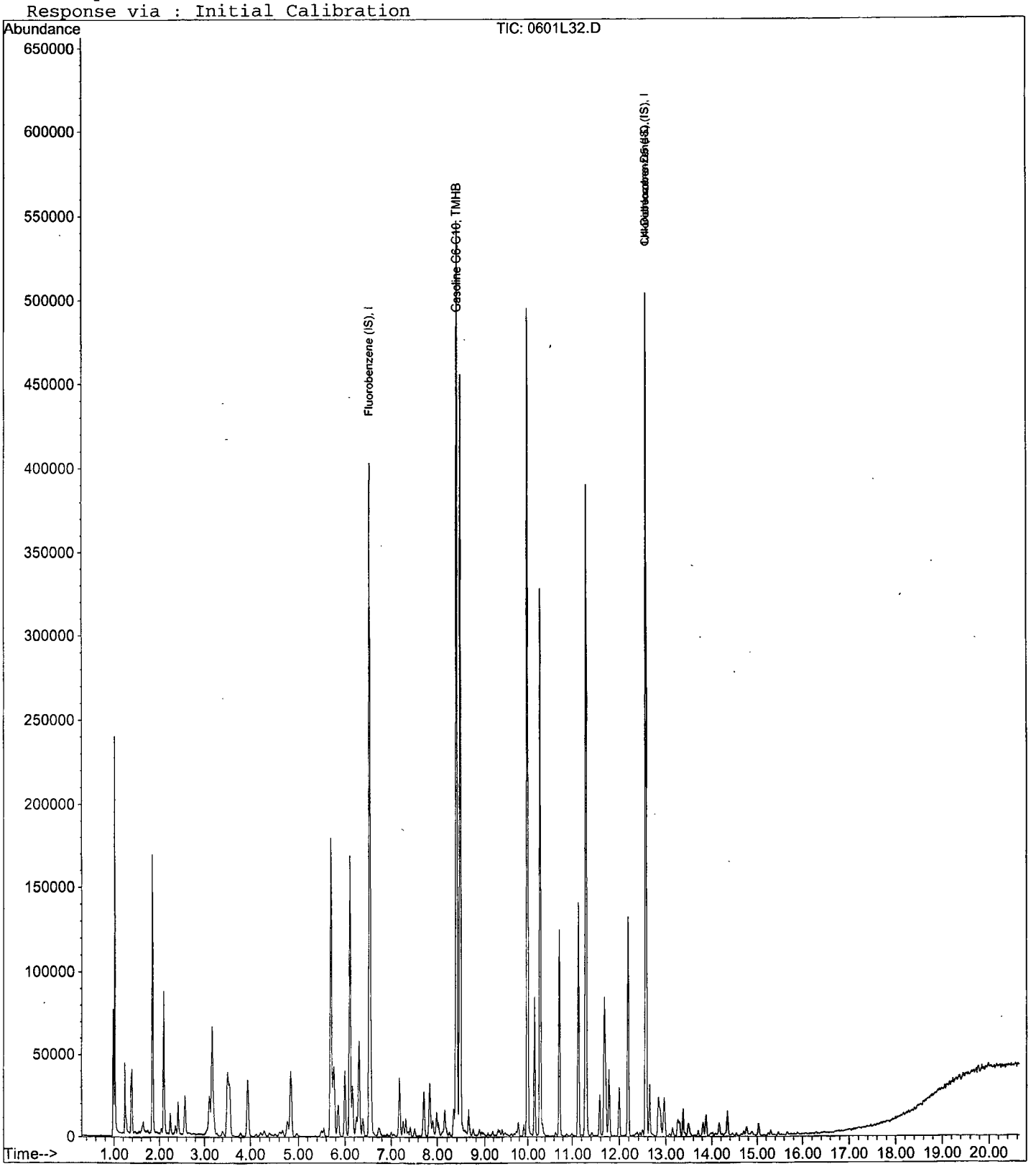

Quantitation Report (QT Reviewed)

Data File : M:\LOKI\DATA\210601\0601L33.D Vial: 23
Acq On : 2 Jun 21 4:09 Operator:
Sample : 1000ug/L GAS STD 6/1/21 Inst : Loki
Misc : IS&S: 10/21/20, 11/11/20 Multiplr: 1.00

Quant Time: Jun 3 9:56 2021 Quant Results File: LGAS0601.RES

Quant Method : M:\LOKI\DATA\210601\LGAS0601.M (RTE Integrator)
Title : METHOD 8260B
Last Update : Thu Jun 03 09:51:29 2021
Response via : Initial Calibration
DataAcq Meth : 020321_L8260

Internal Standards	R.T.	QIon	Response	Conc Units	Dev(Min)
1) Fluorobenzene (IS)	6.54	TIC	891324	25.000 ppb	0.00
3) Chlorobenzene-D5 (IS)	12.56	TIC	1024723	25.000 ppb	0.00
4) 1,4-Dichlorobenzene-D (IS)	12.56	TIC	1026487	25.000 ppb	0.00

System Monitoring Compounds

Target Compounds					Qvalue
2) Gasoline C6-C10	8.47	TIC	10181618m	888.421 ppb	100

(#) = qualifier out of range (m) = manual integration
0601L33.D LGAS0601.M Mon Jun 07 12:16:30 2021

Quantitation Report

Data File : M:\LOKI\DATA\210601\0601L33.D Vial: 23
Acq On : 2 Jun 21 4:09 Operator:
Sample : 1000ug/L GAS STD 6/1/21 Inst : Loki
Misc : IS&S: 10/21/20, 11/11/20 Multiplr: 1.00

Quant Time: Jun 3 9:56 2021 Quant Results File: LGAS0601.RES

Method : M:\LOKI\DATA\210601\LGAS0601.M (RTE Integrator)
Title : METHOD 8260B
Last Update : Thu Jun 03 09:56:33 2021
Response via : Initial Calibration

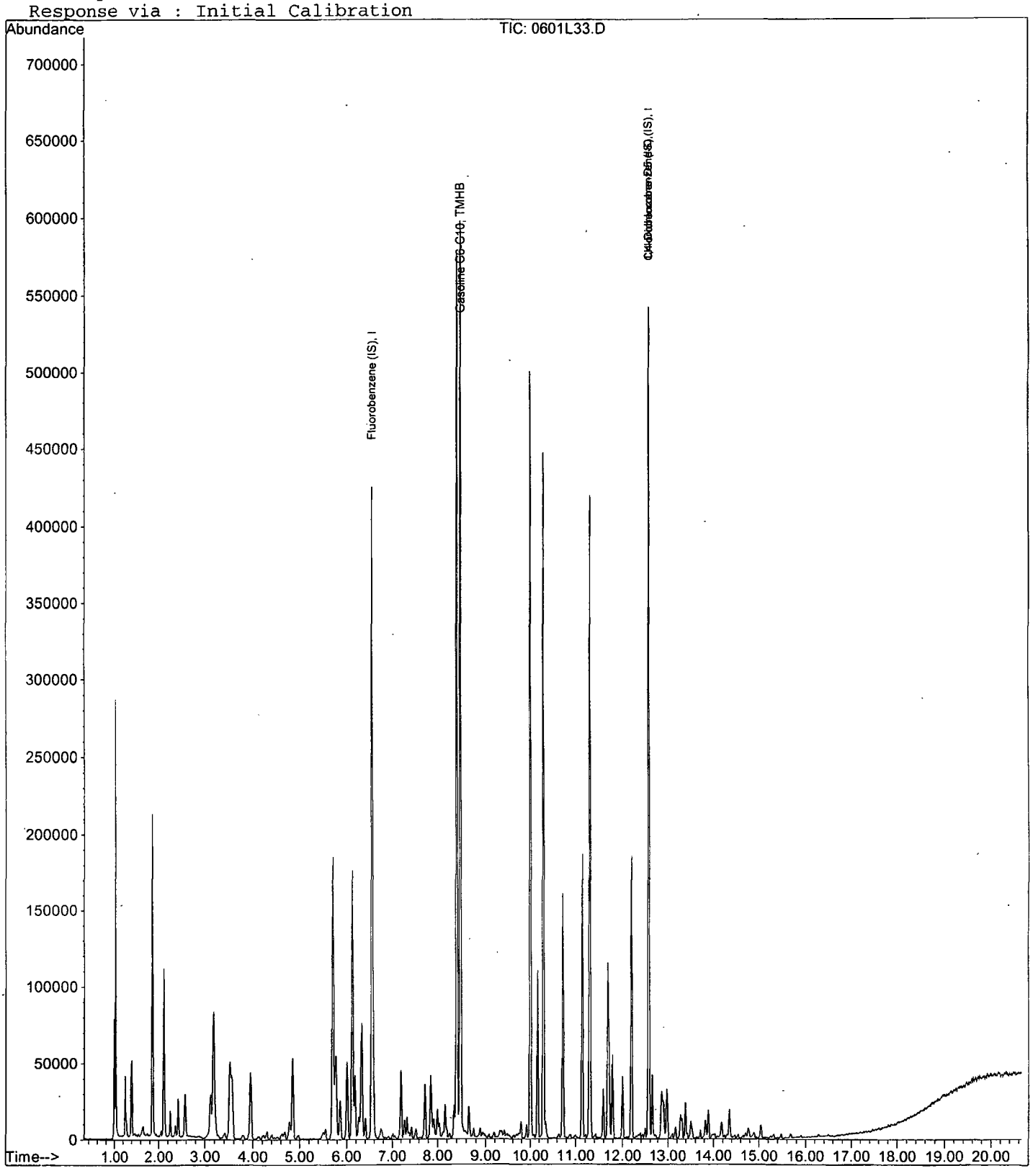

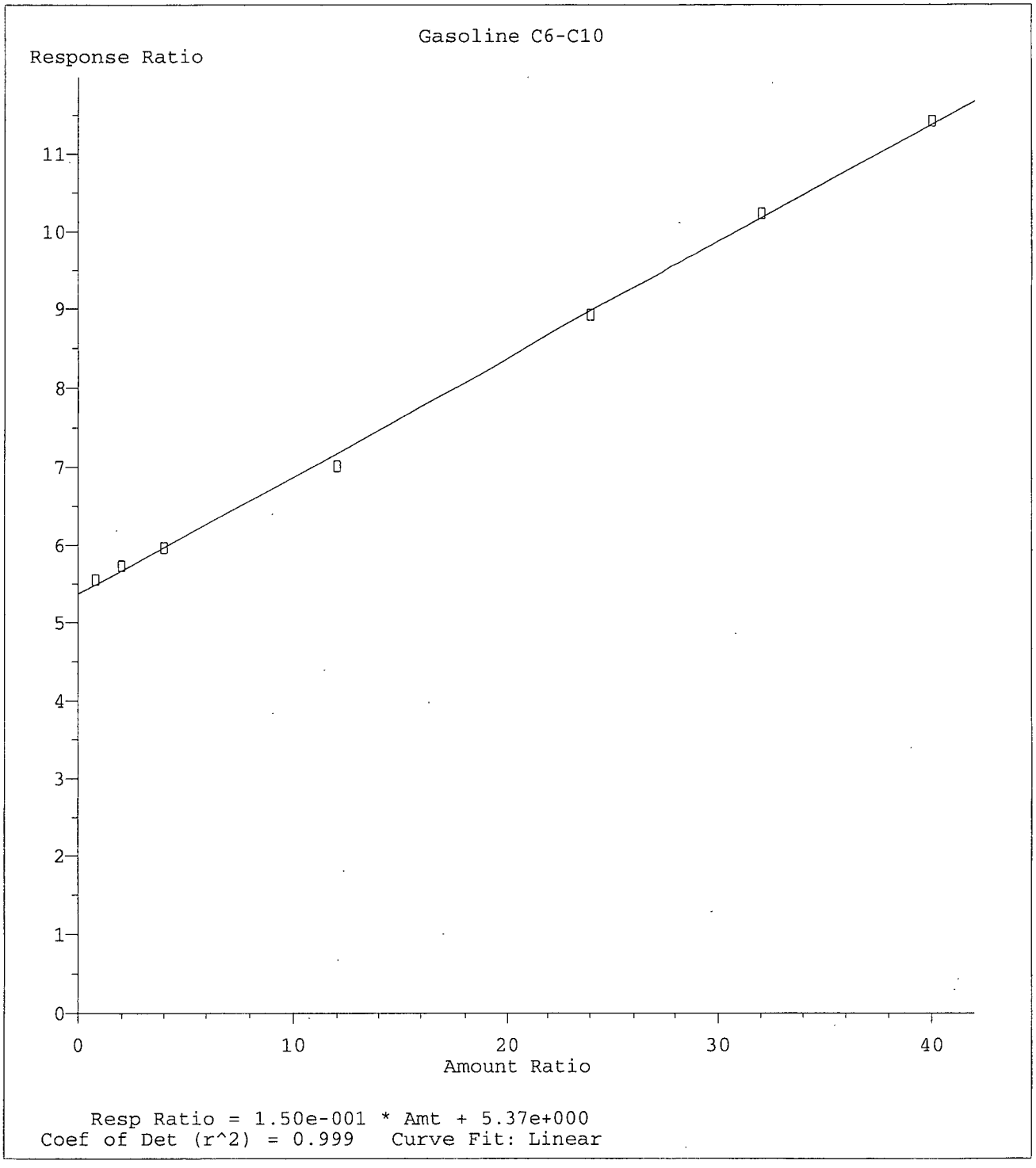

Method Name: M:\LOKI\DATA\210601\LGAS0601.M
Calibration Table Last Updated: Thu Jun 03 09:56:33 2021

VOLATILE ORGANIC ANALYSIS
VOLATILE ORGANIC COMPOUNDS

Form 7

Second Source Calibration

Lab Name: APPL, Inc.
Case No:
Matrix: Water

SDG No:
Date Analyzed: 2 Jun 21 5:04
Instrument: Loki
Initial Cal. Date: 06/02/21
Data File: 0601L35.D

		Compound	MEAN	CCRF	%D		%Drift
1	TMHB	Gasoline C6-C10	1.838	0.6261	66	TMHBL	19
2							
3							
4							
5							
6							
7							
8							
9							
10							
11							
12							
13							
14							
15							
16							
17							
18							
19							
20							
21							
22							
23							
24							
25							
26							
27							
28							
29							
30							
31							
32							
33							
34							
35							
36							
37							
38							
39							
40							
		Average			66.0		

Quantitation Report (QT Reviewed)

Data File : M:\LOKI\DATA\210601\0601L35.D
Acq On : 2 Jun 21 5:04
Sample : (SS) 300ug/L GAS STD 6/1/21
Misc : IS&S: 10/21/20, 11/11/20

Vial: 25
Operator:
Inst : Loki
Multiplr: 1.00

Quant Time: Jun 3 9:58 2021 Quant Results File: LGAS0601.RES

Quant Method : M:\LOKI\DATA\210601\LGAS0601.M (RTE Integrator)
Title : METHOD 8260B
Last Update : Thu Jun 03 09:56:33 2021
Response via : Initial Calibration
DataAcq Meth : 020321_L8260

Internal Standards	R.T.	QIon	Response	Conc Units	Dev(Min)
1) Fluorobenzene (IS)	6.53	TIC	815111	25.000 ppb	0.00
3) Chlorobenzene-D5 (IS)	12.56	TIC	980678	25.000 ppb	0.00
4) 1,4-Dichlorobenzene-D (IS)	12.56	TIC	981833	25.000 ppb	0.00

System Monitoring Compounds

Target Compounds					Qvalue
2) Gasoline C6-C10	8.39	TIC	6124125m	356.589 ppb	100

(#) = qualifier out of range (m) = manual integration

Quantitation Report

Data File : M:\LOKI\DATA\210601\0601L35.D Vial: 25
Acq On : 2 Jun 21 5:04 Operator:
Sample : (SS) 300ug/L GAS STD 6/1/21 Inst : Loki
Misc : IS&S: 10/21/20, 11/11/20 Multiplr: 1.00

Quant Time: Jun 3 9:58 2021 Quant Results File: LGAS0601.RES

Method : M:\LOKI\DATA\210601\LGAS0601.M (RTE Integrator)
Title : METHOD 8260B
Last Update : Thu Jun 03 09:56:33 2021
Response via : Initial Calibration

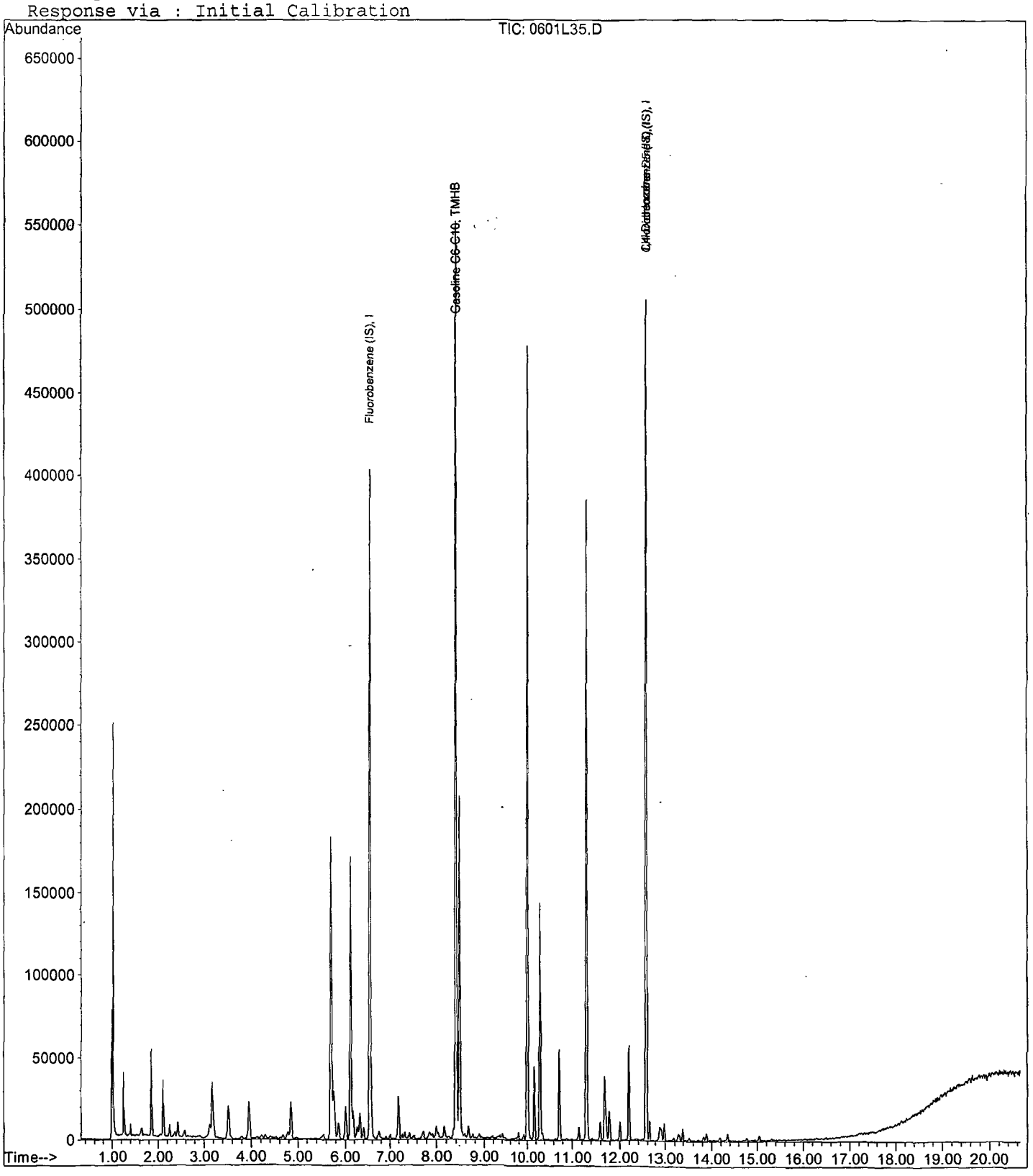

VOLATILE ORGANIC ANALYSIS
VOLATILE ORGANIC COMPOUNDS

Form 6
Initial Calibration

Lab Name: APPL, Inc. SDG No:
Case No: Initial Cal. Date: 06/01/21
Matrix: Water Instrument: Loki Initials: CH

		Compound	0601L16.D	0601L17 D	0601L18.D	0601L19.D	0601L20.D	0601L21.D	0601L22.D	0601L23.D	0601L24.D		Avg	%RSD	Type	r^2	Q	MRF
			1	2	3	4	5	6	7	8	9							
1	I	Fluorobenzene (IS)																
2	S	Dibromofluoromethane(S)	0.3366	0.3406	0.2906	0.2793	0.3012	0.2959	0.2933	0.2823	0.2674		0.30	8.3	S			
3	S	1,2-DCA-D4(S)	0.3691	0.3664	0.3097	0.2993	0.3248	0.3133	0.3121	0.2982	0.2791		0.32	9.5	S			
4	I	Chlorobenzene-D5 (IS)																
5	S	Toluene-D8(S)	1.237	1.197	1.067	1.079	1.213	1.217	1.235	1.217	1.195		1.2	5.5	S			
6	S	4-Bromofluorobenzene(S)	0.4561	0.4374	0.3548	0.3752	0.4174	0.4276	0.4476	0.4582	0.4554		0.43	8.8	S			
7	I	1,4-Dichlorobenzene-D4 (IS)																
8																		
9																		
10																		
11																		
12																		
13																		
14																		
15																		
16																		
17																		
18																		
19																		
20																		
21																		
22																		
23																		
24																		
25																		
26																		
27																		
28																		
29																		
30																		
31																		
32																		
33																		
34																		
35																		

Quantitation Report (Not Reviewed)

Data File : M:\LOKI\DATA\210601\0601L16.D Vial: 6
Acq On : 1 Jun 21 20:20 Operator:
Sample : 0.3ug/L VOC STD 6/1/21 Inst : Loki
Misc : IS&S: 10/21/20, 11/11/20 Multiplr: 1.00

Quant Time: Jun 8 12:01 2021 Quant Results File: L0601SUR.RES

Quant Method : M:\LOKI\DATA\210601\L0601SUR.M (RTE Integrator)
Title : METHOD 8260B
Last Update : Mon Jun 07 13:46:40 2021
Response via : Initial Calibration
DataAcq Meth : 020321_L8260

Internal Standards	R.T.	QIon	Response	Conc Units	Dev(Min)
1) Fluorobenzene (IS)	6.53	96	330913	25.000 ppb	0.00
4) Chlorobenzene-D5 (IS)	9.99	117	272247	25.000 ppb	0.00
7) 1,4-Dichlorobenzene-D4 (IS	12.56	152	138237	25.000 ppb	0.00
System Monitoring Compounds					
2) Dibromofluoromethane(S)	5.69	113	22277	5.636 ppb	0.00
Spiked Amount 25.000			Recovery	= 22.544%	
3) 1,2-DCA-D4(S)	6.11	65	24431	5.784 ppb	0.00
Spiked Amount 25.000			Recovery	= 23.136%	
5) Toluene-D8(S)	8.39	98	67337	5.222 ppb	0.00
Spiked Amount 25.000			Recovery	= 20.888%	
6) 4-Bromofluorobenzene(S)	11.29	174	24836	5.360 ppb	0.00
Spiked Amount 25.000			Recovery	= 21.440%	

Target Compounds Qvalue

(#) = qualifier out of range (m) = manual integration
0601L16.D L0601SUR.M Tue Jun 08 17:07:05 2021

Quantitation Report

Data File : M:\LOKI\DATA\210601\0601L16.D
Acq On : 1 Jun 21 20:20
Sample : 0.3ug/L VOC STD 6/1/21
Misc : IS&S: 10/21/20, 11/11/20

Vial: 6
Operator:
Inst : Loki
Multiplr: 1.00

Quant Time: Jun 8 12:01 2021

Quant Results File: L0601SUR.RES

Method : M:\LOKI\DATA\210601\L0601SUR.M (RTE Integrator)
Title : METHOD 8260B
Last Update : Mon Jun 07 13:46:40 2021
Response via : Initial Calibration

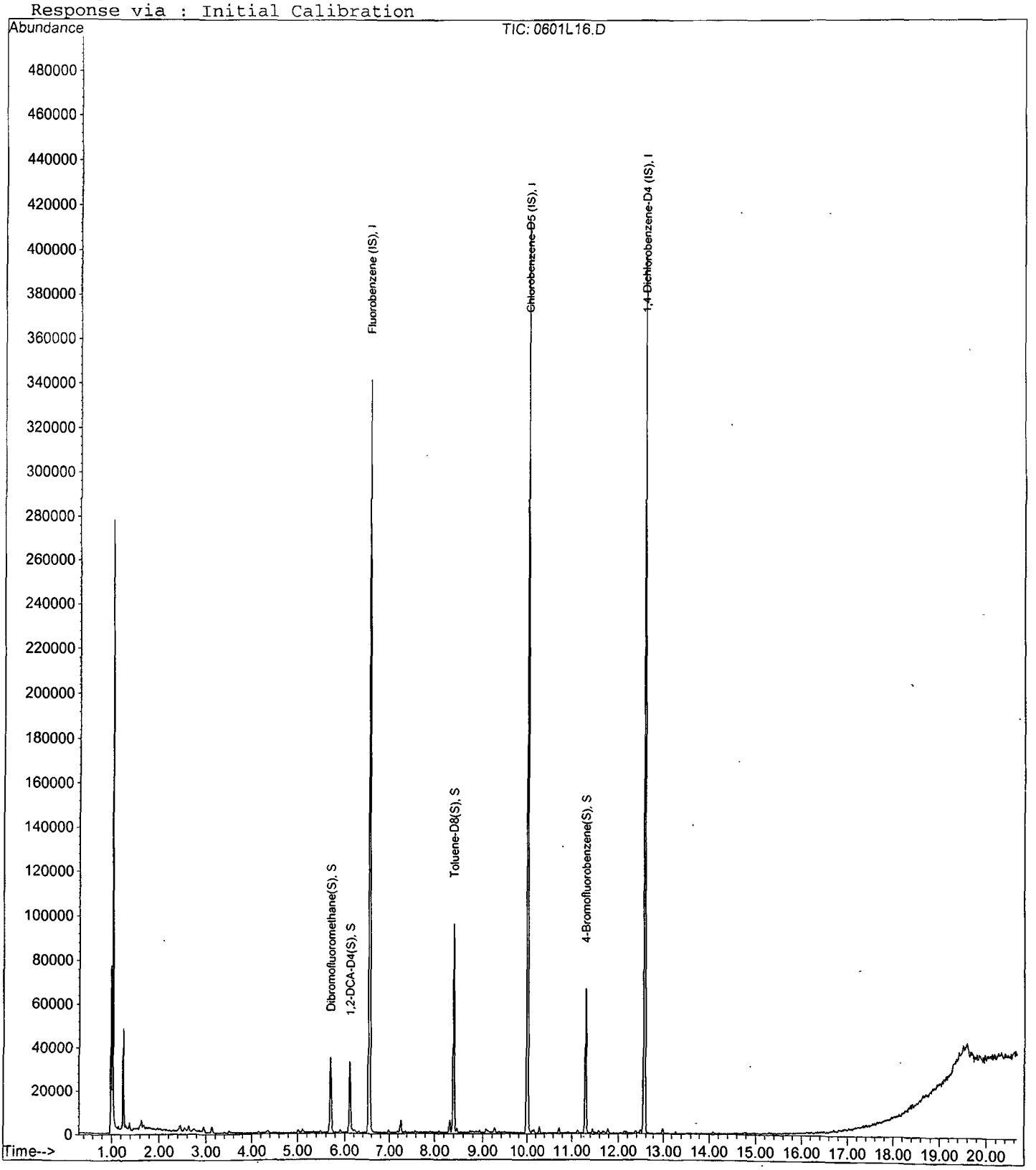

Quantitation Report (Not Reviewed)

Data File : M:\LOKI\DATA\210601\0601L17.D Vial: 7
Acq On : 1 Jun 21 20:48 Operator:
Sample : 0.5ug/L VOC STD 6/1/21 Inst : Loki
Misc : IS&S: 10/21/20, 11/11/20 Multiplr: 1.00

Quant Time: Jun 8 12:01 2021 Quant Results File: L0601SUR.RES

Quant Method : M:\LOKI\DATA\210601\L0601SUR.M (RTE Integrator)
Title : METHOD 8260B
Last Update : Mon Jun 07 13:46:40 2021
Response via : Initial Calibration
DataAcq Meth : 020321_L8260

Internal Standards	R.T.	QIon	Response	Conc Units	Dev(Min)
1) Fluorobenzene (IS)	6.54	96	345391	25.000 ppb	0.00
4) Chlorobenzene-D5 (IS)	9.99	117	286716	25.000 ppb	0.00
7) 1,4-Dichlorobenzene-D4 (IS	12.56	152	140017	25.000 ppb	0.00
System Monitoring Compounds					
2) Dibromofluoromethane(S)	5.69	113	23531	5.704 ppb	0.00
Spiked Amount 25.000			Recovery	= 22.816%	
3) 1,2-DCA-D4(S)	6.11	65	25307	5.740 ppb	0.00
Spiked Amount 25.000			Recovery	= 22.960%	
5) Toluene-D8(S)	8.40	98	68665	5.056 ppb	0.00
Spiked Amount 25.000			Recovery	= 20.224%	
6) 4-Bromofluorobenzene(S)	11.29	174	25080	5.139 ppb	0.00
Spiked Amount 25.000			Recovery	= 20.556%	

Target Compounds Qvalue

(#) = qualifier out of range (m) = manual integration
0601L17.D L0601SUR.M Tue Jun 08 17:00:09 2021

Quantitation Report

Data File : M:\LOKI\DATA\210601\0601L17.D
Acq On : 1 Jun 21 20:48
Sample : 0.5ug/L VOC STD 6/1/21
Misc : IS&S: 10/21/20, 11/11/20

Vial: 7
Operator:
Inst : Loki
Multiplr: 1.00

Quant Time: Jun 8 12:01 2021 Quant Results File: L0601SUR.RES

Method : M:\LOKI\DATA\210601\L0601SUR.M (RTE Integrator)
Title : METHOD 8260B
Last Update : Mon Jun 07 13:46:40 2021
Response via : Initial Calibration



Quantitation Report (Not Reviewed)

Data File : M:\LOKI\DATA\210601\0601L18.D Vial: 8
Acq On : 1 Jun 21 21:15 Operator:
Sample : 1ug/L VOC STD 6/1/21 Inst : Loki
Misc : IS&S: 10/21/20, 11/11/20 Multiplr: 1.00

Quant Time: Jun 8 12:01 2021 Quant Results File: L0601SUR.RES

Quant Method : M:\LOKI\DATA\210601\L0601SUR.M (RTE Integrator)
Title : METHOD 8260B
Last Update : Mon Jun 07 13:46:40 2021
Response via : Initial Calibration
DataAcq Meth : 020321_L8260

Internal Standards	R.T.	QIon	Response	Conc Units	Dev(Min)
1) Fluorobenzene (IS)	6.53	96	355171	25.000 ppb	0.00
4) Chlorobenzene-D5 (IS)	9.99	117	298335	25.000 ppb	0.00
7) 1,4-Dichlorobenzene-D4 (IS	12.56	152	148524	25.000 ppb	0.00
System Monitoring Compounds					
2) Dibromofluoromethane(S)	5.69	113	41287	9.733 ppb	0.00
Spiked Amount 25.000			Recovery	= 38.932%	
3) 1,2-DCA-D4(S)	6.11	65	43993	9.704 ppb	0.00
Spiked Amount 25.000			Recovery	= 38.816%	
5) Toluene-D8(S)	8.39	98	127322	9.011 ppb	0.00
Spiked Amount 25.000			Recovery	= 36.044%	
6) 4-Bromofluorobenzene(S)	11.29	174	42342	8.338 ppb	0.00
Spiked Amount 25.000			Recovery	= 33.352%	

Target Compounds Qvalue

(#) = qualifier out of range (m) = manual integration

Quantitation Report

Data File : M:\LOKI\DATA\210601\0601L18.D
Acq On : 1 Jun 21 21:15
Sample : 1ug/L VOC STD 6/1/21
Misc : IS&S: 10/21/20, 11/11/20

Vial: 8
Operator:
Inst : Loki
Multiplr: 1.00

Quant Time: Jun 8 12:01 2021

Quant Results File: L0601SUR.RES

Method : M:\LOKI\DATA\210601\L0601SUR.M (RTE Integrator)
Title : METHOD 8260B
Last Update : Mon Jun 07 13:46:40 2021
Response via : Initial Calibration



Quantitation Report (Not Reviewed)

Data File : M:\LOKI\DATA\210601\0601L19.D Vial: 9
Acq On : 1 Jun 21 21:43 Operator:
Sample : 2ug/L VOC STD 6/1/21 Inst : Loki
Misc : IS&S: 10/21/20, 11/11/20 Multiplr: 1.00

Quant Time: Jun 8 12:01 2021 Quant Results File: L0601SUR.RES

Quant Method : M:\LOKI\DATA\210601\L0601SUR.M (RTE Integrator)
Title : METHOD 8260B
Last Update : Mon Jun 07 13:46:40 2021
Response via : Initial Calibration
DataAcq Meth : 020321_L8260

Internal Standards	R.T.	QIon	Response	Conc Units	Dev(Min)
1) Fluorobenzene (IS)	6.54	96	352918	25.000 ppb	0.00
4) Chlorobenzene-D5 (IS)	9.99	117	294916	25.000 ppb	0.00
7) 1,4-Dichlorobenzene-D4 (IS	12.56	152	158373	25.000 ppb	0.00
System Monitoring Compounds					
2) Dibromofluoromethane(S)	5.70	113	39426	9.354 ppb	0.00
Spiked Amount 25.000			Recovery	= 37.416%	
3) 1,2-DCA-D4(S)	6.11	65	42247	9.378 ppb	0.00
Spiked Amount 25.000			Recovery	= 37.512%	
5) Toluene-D8(S)	8.40	98	127290	9.113 ppb	0.00
Spiked Amount 25.000			Recovery	= 36.452%	
6) 4-Bromofluorobenzene(S)	11.29	174	44263	8.818 ppb	0.00
Spiked Amount 25.000			Recovery	= 35.272%	

Target Compounds Qvalue

(#) = qualifier out of range (m) = manual integration
0601L19.D L0601SUR.M Tue Jun 08 17:00:15 2021

Quantitation Report

Data File : M:\LOKI\DATA\210601\0601L19.D
Acq On : 1 Jun 21 21:43
Sample : 2ug/L VOC STD 6/1/21
Misc : IS&S: 10/21/20, 11/11/20

Vial: 9
Operator:
Inst : Loki
Multiplr: 1.00

Quant Time: Jun 8 12:01 2021

Quant Results File: L0601SUR.RES

Method : M:\LOKI\DATA\210601\L0601SUR.M (RTE Integrator)
Title : METHOD 8260B
Last Update : Mon Jun 07 13:46:40 2021
Response via : Initial Calibration



Quantitation Report (Not Reviewed)

Data File : M:\LOKI\DATA\210601\0601L20.D Vial: 10
Acq On : 1 Jun 21 22:10 Operator:
Sample : 5ug/L VOC STD 6/1/21 Inst : Loki
Misc : IS&S: 10/21/20, 11/11/20 Multiplr: 1.00

Quant Time: Jun 8 12:01 2021 Quant Results File: L0601SUR.RES

Quant Method : M:\LOKI\DATA\210601\L0601SUR.M (RTE Integrator)
Title : METHOD 8260B
Last Update : Mon Jun 07 13:46:40 2021
Response via : Initial Calibration
DataAcq Meth : 020321_L8260

Internal Standards	R.T.	QIon	Response	Conc Units	Dev(Min)
1) Fluorobenzene (IS)	6.53	96	368163	25.000 ppb	0.00
4) Chlorobenzene-D5 (IS)	9.99	117	305416	25.000 ppb	0.00
7) 1,4-Dichlorobenzene-D4 (IS	12.56	152	171391	25.000 ppb	0.00
System Monitoring Compounds					
2) Dibromofluoromethane(S)	5.69	113	110900	25.221 ppb	0.00
Spiked Amount 25.000			Recovery	= 100.884%	
3) 1,2-DCA-D4(S)	6.11	65	119570	25.444 ppb	0.00
Spiked Amount 25.000			Recovery	= 101.776%	
5) Toluene-D8(S)	8.39	98	370554	25.616 ppb	0.00
Spiked Amount 25.000			Recovery	= 102.464%	
6) 4-Bromofluorobenzene(S)	11.29	174	127473	24.521 ppb	0.00
Spiked Amount 25.000			Recovery	= 98.084%	

Target Compounds Qvalue

(#) = qualifier out of range (m) = manual integration

Quantitation Report

Data File : M:\LOKI\DATA\210601\0601L20.D
Acq On : 1 Jun 21 22:10
Sample : 5ug/L VOC STD 6/1/21
Misc : IS&S: 10/21/20, 11/11/20

Vial: 10
Operator:
Inst : Loki
Multiplr: 1.00

Quant Time: Jun 8 12:01 2021

Quant Results File: L0601SUR.RES

Method : M:\LOKI\DATA\210601\L0601SUR.M (RTE Integrator)
Title : METHOD 8260B
Last Update : Mon Jun 07 13:46:40 2021
Response via : Initial Calibration

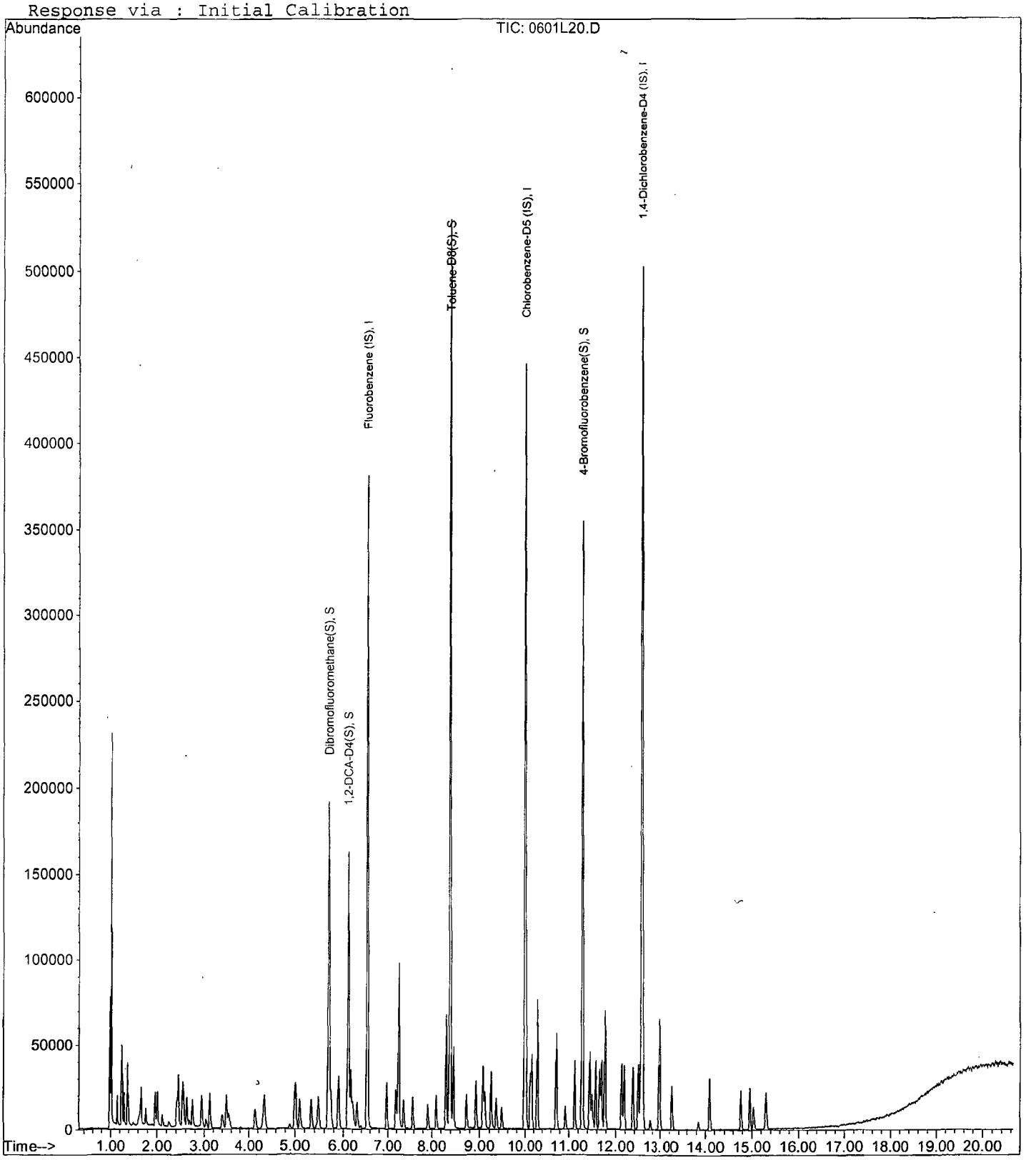

Quantitation Report (Not Reviewed)

Data File : M:\LOKI\DATA\210601\0601L21.D Vial: 11
Acq On : 1 Jun 21 22:38 Operator:
Sample : 10ug/L VOC STD 6/1/21 Inst : Loki
Misc : IS&S: 10/21/20, 11/11/20 Multiplr: 1.00

Quant Time: Jun 8 12:01 2021 Quant Results File: L0601SUR.RES

Quant Method : M:\LOKI\DATA\210601\L0601SUR.M (RTE Integrator)
Title : METHOD 8260B
Last Update : Mon Jun 07 13:46:40 2021
Response via : Initial Calibration
DataAcq Meth : 020321_L8260

Internal Standards	R.T.	QIon	Response	Conc Units	Dev(Min)
1) Fluorobenzene (IS)	6.53	96	367590	25.000 ppb	0.00
4) Chlorobenzene-D5 (IS)	9.99	117	304257	25.000 ppb	0.00
7) 1,4-Dichlorobenzene-D4 (IS	12.56	152	182815	25.000 ppb	0.00
System Monitoring Compounds					
2) Dibromofluoromethane(S)	5.70	113	108787	24.779 ppb	0.00
Spiked Amount 25.000			Recovery	= 99.116%	
3) 1,2-DCA-D4(S)	6.11	65	115184	24.549 ppb	0.00
Spiked Amount 25.000			Recovery	= 98.196%	
5) Toluene-D8(S)	8.39	98	370149	25.685 ppb	0.00
Spiked Amount 25.000			Recovery	= 102.740%	
6) 4-Bromofluorobenzene(S)	11.29	174	130114	25.124 ppb	0.00
Spiked Amount 25.000			Recovery	= 100.496%	

Target Compounds Qvalue

(#) = qualifier out of range (m) = manual integration

Quantitation Report

Data File : M:\LOKI\DATA\210601\0601L21.D
Acq On : 1 Jun 21 22:38
Sample : 10ug/L VOC STD 6/1/21
Misc : IS&S: 10/21/20, 11/11/20

Vial: 11
Operator:
Inst : Loki
Multiplr: 1.00

Quant Time: Jun 8 12:01 2021 Quant Results File: L0601SUR.RES

Method : M:\LOKI\DATA\210601\L0601SUR.M (RTE Integrator)
Title : METHOD 8260B
Last Update : Mon Jun 07 13:46:40 2021
Response via : Initial Calibration

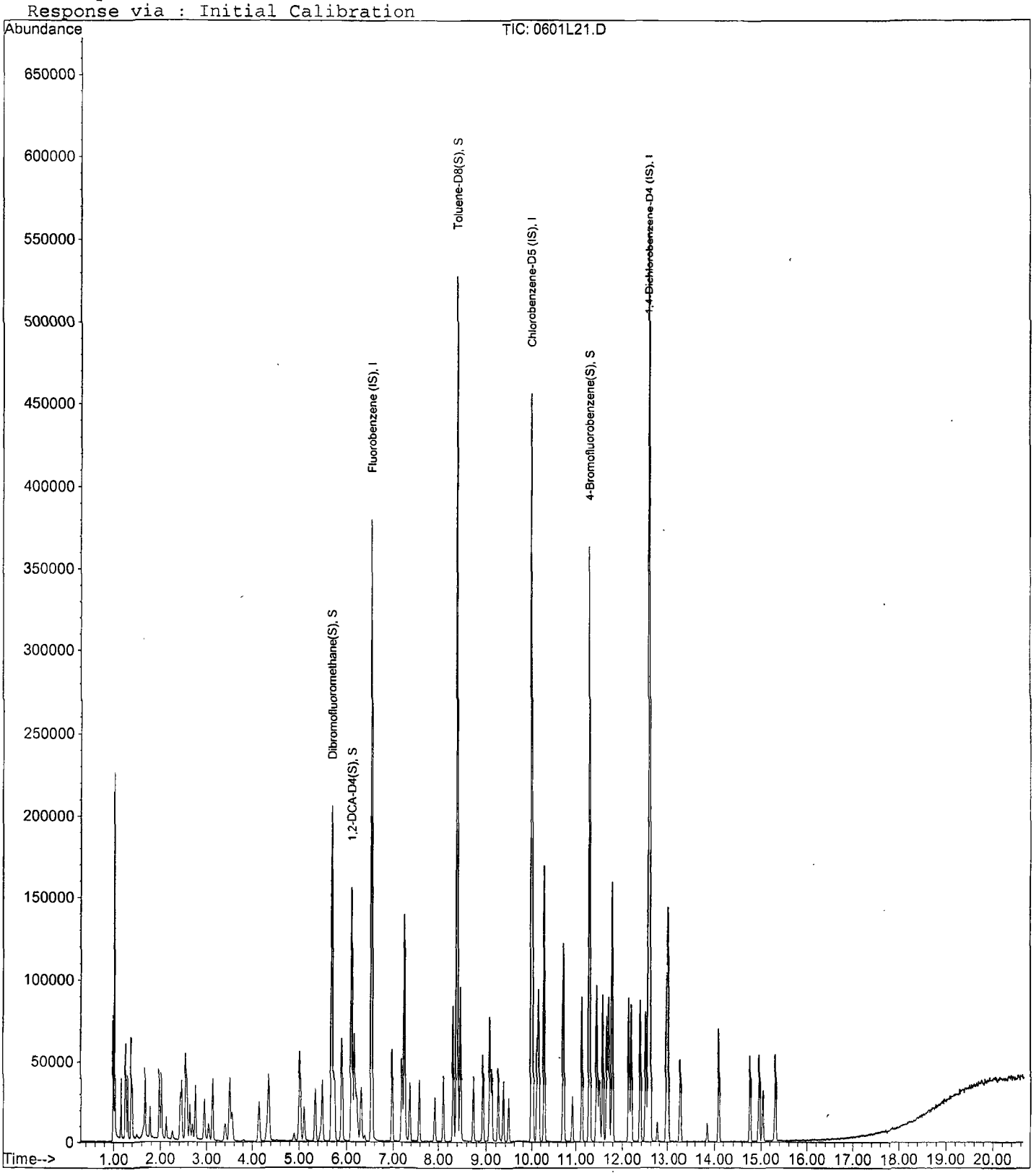

Quantitation Report (Not Reviewed)

Data File : M:\LOKI\DATA\210601\0601L22.D Vial: 12
Acq On : 1 Jun 21 23:05 Operator:
Sample : 20ug/L VOC STD 6/1/21 Inst : Loki
Misc : IS&S: 10/21/20, 11/11/20 Multiplr: 1.00

Quant Time: Jun 8 12:01 2021 Quant Results File: L0601SUR.RES

Quant Method : M:\LOKI\DATA\210601\L0601SUR.M (RTE Integrator)
Title : METHOD 8260B
Last Update : Mon Jun 07 13:46:40 2021
Response via : Initial Calibration
DataAcq Meth : 020321_L8260

Internal Standards	R.T.	QIon	Response	Conc Units	Dev(Min)
1) Fluorobenzene (IS)	6.53	96	391070	25.000 ppb	0.00
4) Chlorobenzene-D5 (IS)	9.99	117	324854	25.000 ppb	0.00
7) 1,4-Dichlorobenzene-D4 (IS	12.56	152	199324	25.000 ppb	0.00
System Monitoring Compounds					
2) Dibromofluoromethane(S)	5.69	113	229368	49.107 ppb	0.00
Spiked Amount 25.000			Recovery	= 196.428%	
3) 1,2-DCA-D4(S)	6.11	65	244108	48.903 ppb	0.00
Spiked Amount 25.000			Recovery	= 195.612%	
5) Toluene-D8(S)	8.39	98	802446	52.153 ppb	0.00
Spiked Amount 25.000			Recovery	= 208.612%	
6) 4-Bromofluorobenzene(S)	11.29	174	290805	52.593 ppb	0.00
Spiked Amount 25.000			Recovery	= 210.372%	

Target Compounds Qvalue

(#) = qualifier out of range (m) = manual integration

Quantitation Report

Data File : M:\LOKI\DATA\210601\0601L22.D
Acq On : 1 Jun 21 23:05
Sample : 20ug/L VOC STD 6/1/21
Misc : IS&S: 10/21/20, 11/11/20

Vial: 12
Operator:
Inst : Loki
Multiplr: 1.00

Quant Time: Jun 8 12:01 2021

Quant Results File: L0601SUR.RES

Method : M:\LOKI\DATA\210601\L0601SUR.M (RTE Integrator)
Title : METHOD 8260B
Last Update : Mon Jun 07 13:46:40 2021
Response via : Initial Calibration

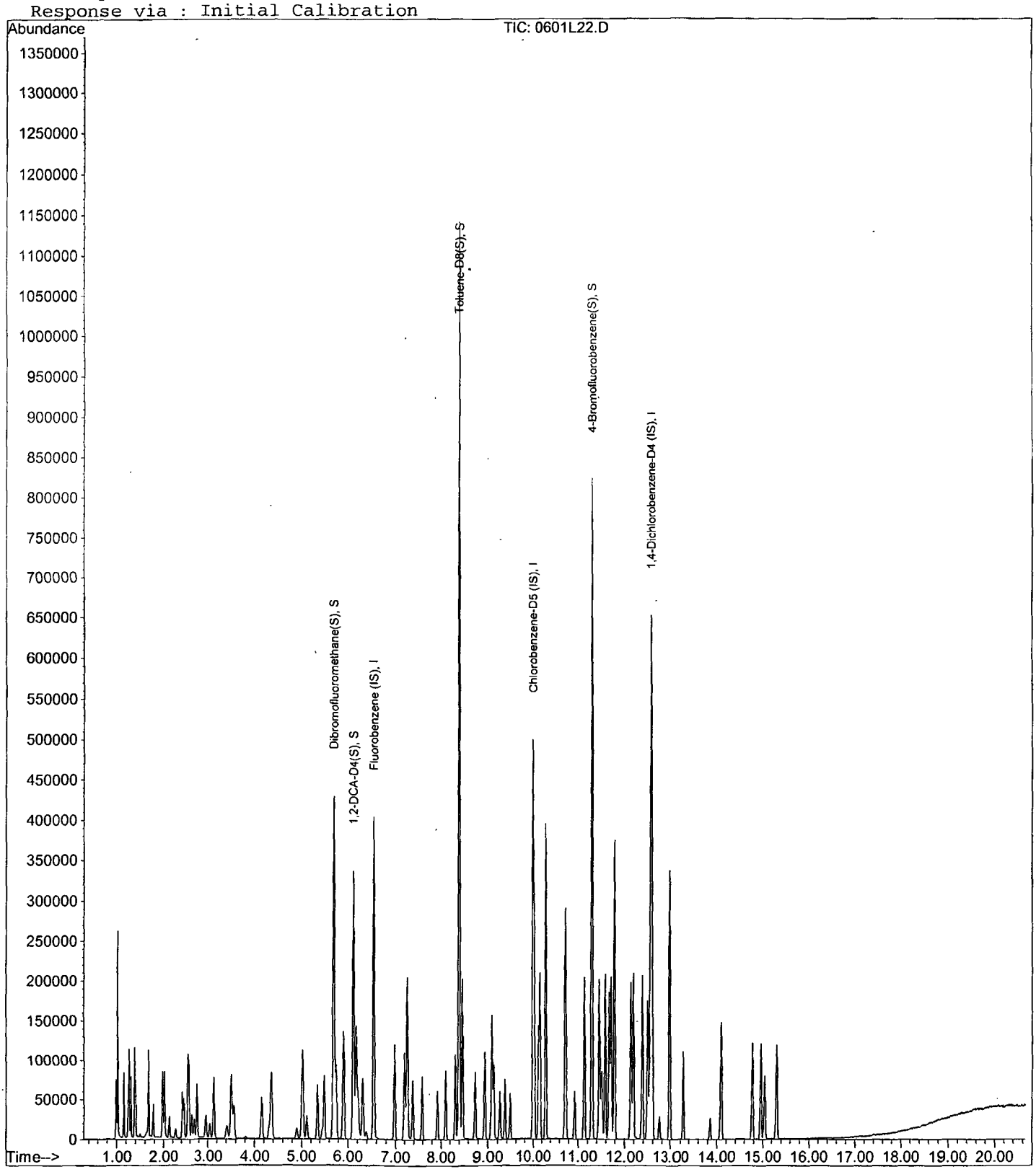

Quantitation Report (Not Reviewed)

Data File : M:\LOKI\DATA\210601\0601L23.D Vial: 13
Acq On : 1 Jun 21 23:33 Operator:
Sample : 40ug/L VOC STD 6/1/21 Inst : Loki
Misc : IS&S: 10/21/20, 11/11/20 Multiplr: 1.00

Quant Time: Jun 8 12:01 2021 Quant Results File: L0601SUR.RES

Quant Method : M:\LOKI\DATA\210601\L0601SUR.M (RTE Integrator)
Title : METHOD 8260B
Last Update : Mon Jun 07 13:46:40 2021
Response via : Initial Calibration
DataAcq Meth : 020321_L8260

Internal Standards	R.T.	QIon	Response	Conc Units	Dev(Min)
1) Fluorobenzene (IS)	6.53	96	412168	25.000 ppb	0.00
4) Chlorobenzene-D5 (IS)	9.99	117	341477	25.000 ppb	0.00
7) 1,4-Dichlorobenzene-D4 (IS	12.56	152	214519	25.000 ppb	0.00
System Monitoring Compounds					
2) Dibromofluoromethane(S)	5.70	113	232724	47.275 ppb	0.00
Spiked Amount 25.000			Recovery	= 189.100%	
3) 1,2-DCA-D4(S)	6.11	65	245812	46.724 ppb	0.00
Spiked Amount 25.000			Recovery	= 186.896%	
5) Toluene-D8(S)	8.39	98	830901	51.373 ppb	0.00
Spiked Amount 25.000			Recovery	= 205.492%	
6) 4-Bromofluorobenzene(S)	11.29	174	312936	53.840 ppb	0.00
Spiked Amount 25.000			Recovery	= 215.360%	

Target Compounds Qvalue

(#) = qualifier out of range (m) = manual integration

Quantitation Report

Data File : M:\LOKI\DATA\210601\0601L23.D
Acq On : 1 Jun 21 23:33
Sample : 40ug/L VOC STD 6/1/21
Misc : IS&S: 10/21/20, 11/11/20

Vial: 13
Operator:
Inst : Loki
Multiplr: 1.00

Quant Time: Jun 8 12:01 2021

Quant Results File: L0601SUR.RES

Method : M:\LOKI\DATA\210601\L0601SUR.M (RTE Integrator)
Title : METHOD 8260B
Last Update : Mon Jun 07 13:46:40 2021
Response via : Initial Calibration



Quantitation Report (Not Reviewed)

Data File : M:\LOKI\DATA\210601\0601L24.D Vial: 14
Acq On : 2 Jun 21 00:01 Operator:
Sample : 100ug/L VOC STD 6/1/21 Inst : Loki
Misc : IS&S: 10/21/20, 11/11/20 Multiplr: 1.00

Quant Time: Jun 8 12:02 2021 Quant Results File: L0601SUR.RES

Quant Method : M:\LOKI\DATA\210601\L0601SUR.M (RTE Integrator)
Title : METHOD 8260B
Last Update : Mon Jun 07 13:46:40 2021
Response via : Initial Calibration
DataAcq Meth : 020321_L8260

Internal Standards	R.T.	QIon	Response	Conc Units	Dev(Min)
1) Fluorobenzene (IS)	6.53	96	429238	25.000 ppb	0.00
4) Chlorobenzene-D5 (IS)	9.99	117	346846	25.000 ppb	0.00
7) 1,4-Dichlorobenzene-D4 (IS	12.56	152	236124	25.000 ppb	0.00
System Monitoring Compounds					
2) Dibromofluoromethane(S)	5.69	113	459138	89.559 ppb	0.00
Spiked Amount 25.000			Recovery	= 358.236%	
3) 1,2-DCA-D4(S)	6.11	65	479178	87.459 ppb	0.00
Spiked Amount 25.000			Recovery	= 349.836%	
5) Toluene-D8(S)	8.39	98	1658284	100.942 ppb	0.00
Spiked Amount 25.000			Recovery	= 403.768%	
6) 4-Bromofluorobenzene(S)	11.29	174	631796	107.017 ppb	0.00
Spiked Amount 25.000			Recovery	= 428.068%	

Target Compounds Qvalue

(#) = qualifier out of range (m) = manual integration

Quantitation Report

Data File : M:\LOKI\DATA\210601\0601L24.D Vial: 14
Acq On : 2 Jun 21 00:01 Operator:
Sample : 100ug/L VOC STD 6/1/21 Inst : Loki
Misc : IS&S: 10/21/20, 11/11/20 Multiplr: 1.00

Quant Time: Jun 8 12:02 2021 Quant Results File: L0601SUR.RES

Method : M:\LOKI\DATA\210601\L0601SUR.M (RTE Integrator)
Title : METHOD 8260B
Last Update : Mon Jun 07 13:46:40 2021
Response via : Initial Calibration



VOLATILE ORGANIC ANALYSIS
VOLATILE ORGANIC COMPOUNDS

Form 7

Continuing Calibration

Lab Name: APPL, Inc.
Case No:
Matrix: Water

SDG No:
Date Analyzed: 2 Jun 21 18:52
Instrument: Loki
Initial Cal. Date: 06/01/21
Data File: 0602L05.D

		Compound	MEAN	CCRF	%D		%Drift
1	I	Fluorobenzene (IS)	ISTD			I	
2	TMHB	Gasoline C6-C10	1.838	0.5884	68	TMHBL	6.2
3	I	Chlorobenzene-D5 (IS)	ISTD			I	
4	I	1,4-Dichlorobenzene-D (IS)	ISTD			I	
5							
6							
7							
8							
9							
10							
11							
12							
13							
14							
15							
16							
17							
18							
19							
20							
21							
22							
23							
24							
25							
26							
27							
28							
29							
30							
31							
32							
33							
34							
35							
36							
37							
38							
39							
40							
		Average			68.0		

VOLATILE ORGANIC ANALYSIS
VOLATILE ORGANIC COMPOUNDS

Form 7

Continuing Calibration

Lab Name: APPL, Inc.
Case No:
Matrix: Water

SDG No:
Date Analyzed: 2 Jun 21 18:52
Instrument: Loki
Initial Cal. Date: 06/01/21
Data File: 0602L05.D

		Compound	MEAN	CCRF	%D		%Drift
1	I	Fluorobenzene (IS)	ISTD			I	
2	S	Dibromofluoromethane(S)	0.2986	0.2971	0.51	S	
3	S	1,2-DCA-D4(S)	0.3191	0.3197	0.18	S	
4	I	Chlorobenzene-D5 (IS)	ISTD			I	
5	S	Toluene-D8(S)	1.184	1.173	0.94	S	
6	S	4-Bromofluorobenzene(S)	0.4255	0.4133	2.9	S	
7	I	1,4-Dichlorobenzene-D4 (IS)	ISTD			I	
8							
9							
10							
11							
12							
13							
14							
15							
16							
17							
18							
19							
20							
21							
22							
23							
24							
25							
26							
27							
28							
29							
30							
31							
32							
33							
34							
35							
36							
37							
38							
39							
40							
		Average			1.1		

Quantitation Report (QT Reviewed)

Data File : M:\LOKI\DATA\210601\0602L05.D Vial: 5
Acq On : 2 Jun 21 18:52 Operator:
Sample : 210602A CCV 300ug/L Inst : Loki
Misc : IS&S: 10/21/20, 11/11/20 Multiplr: 1.00

Quant Time: Jun 3 9:59 2021 Quant Results File: LGAS0601.RES

Quant Method : M:\LOKI\DATA\210601\LGAS0601.M (RTE Integrator)
Title : METHOD 8260B
Last Update : Thu Jun 03 09:56:33 2021
Response via : Initial Calibration
DataAcq Meth : 020321_L8260

Internal Standards	R.T.	QIon	Response	Conc Units	Dev(Min)
1) Fluorobenzene (IS)	6.54	TIC	758348	25.000 ppb	0.00
3) Chlorobenzene-D5 (IS)	12.56	TIC	895819	25.000 ppb	0.00
4) 1,4-Dichlorobenzene-D (IS)	12.56	TIC	895981	25.000 ppb	0.00

System Monitoring Compounds

Target Compounds					Qvalue
2) Gasoline C6-C10	8.39	TIC	5354135m	281.282 ppb	100

(#) = qualifier out of range (m) = manual integration
0602L05.D LGAS0601.M Tue Jun 08 17:06:11 2021

Quantitation Report (Not Reviewed)

Data File : M:\LOKI\DATA\210601\0602L05.D Vial: 5
Acq On : 2 Jun 21 18:52 Operator:
Sample : 210602A CCV 300ug/L Inst : Loki
Misc : IS&S: 10/21/20, 11/11/20 Multiplr: 1.00

Quant Time: Jun 8 17:14 2021 Quant Results File: L0601SUR.RES

Quant Method : M:\LOKI\DATA\210601\L0601SUR.M (RTE Integrator)
Title : METHOD 8260B
Last Update : Mon Jun 07 13:46:40 2021
Response via : Initial Calibration
DataAcq Meth : 020321_L8260

Internal Standards	R.T.	QIon	Response	Conc Units	Dev(Min)
1) Fluorobenzene (IS)	6.54	96	366610	25.000 ppb	0.00
4) Chlorobenzene-D5 (IS)	9.99	117	301357	25.000 ppb	0.00
7) 1,4-Dichlorobenzene-D4 (IS	12.56	152	159618	25.000 ppb	0.00
System Monitoring Compounds					
2) Dibromofluoromethane(S)	5.70	113	108903	24.871 ppb	0.00
Spiked Amount 25.000			Recovery	= 99.484%	
3) 1,2-DCA-D4(S)	6.11	65	117202	25.046 ppb	0.00
Spiked Amount 25.000			Recovery	= 100.184%	
5) Toluene-D8(S)	8.39	98	353469	24.764 ppb	0.00
Spiked Amount 25.000			Recovery	= 99.056%	
6) 4-Bromofluorobenzene(S)	11.29	174	124560	24.283 ppb	0.00
Spiked Amount 25.000			Recovery	= 97.132%	

Target Compounds Qvalue

(#) = qualifier out of range (m) = manual integration
0602L05.D L0601SUR.M Tue Jun 08 17:15:53 2021

Quantitation Report

Data File : M:\LOKI\DATA\210601\0602L05.D Vial: 5
Acq On : 2 Jun 21 18:52 Operator:
Sample : 210602A CCV 300ug/L Inst : Loki
Misc : IS&S: 10/21/20, 11/11/20 Multiplr: 1.00

Quant Time: Jun 3 9:59 2021 Quant Results File: LGAS0601.RES

Method : M:\LOKI\DATA\210601\LGAS0601.M (RTE Integrator)
Title : METHOD 8260B
Last Update : Thu Jun 03 09:56:33 2021
Response via : Initial Calibration

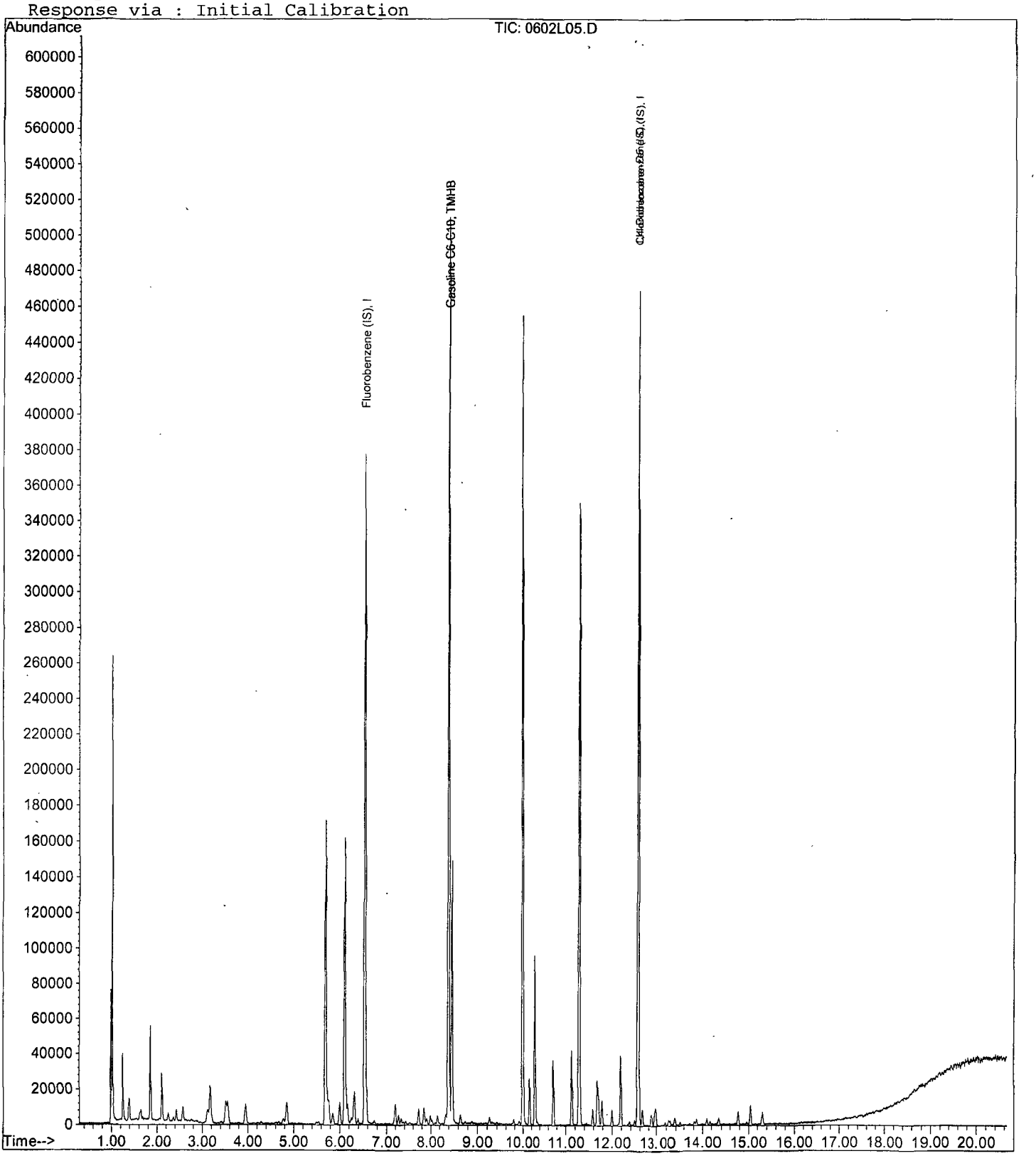

VOLATILE ORGANIC ANALYSIS
VOLATILE ORGANIC COMPOUNDS

Form 7

Ending Continuing Calibration

Lab Name: APPL, Inc.
Case No:
Matrix: Water

SDG No:
Date Analyzed: 3 Jun 21 3:37
Instrument: Loki
Initial Cal. Date: 06/01/21
Data File: 0602L24.D

		Compound	MEAN	CCRF	%D		%Drift
1	I	Fluorobenzene (IS)	ISTD			I	
2	TMHB	Gasoline C6-C10	1.838	0.5908	68	TMHBL	4.6
3	I	Chlorobenzene-D5 (IS)	ISTD			I	
4	I	1,4-Dichlorobenzene-D (IS)	ISTD			I	
5							
6							
7							
8							
9							
10							
11							
12							
13							
14							
15							
16							
17							
18							
19							
20							
21							
22							
23							
24							
25							
26							
27							
28							
29							
30							
31							
32							
33							
34							
35							
36							
37							
38							
39							
40							
		Average			68.0		

VOLATILE ORGANIC ANALYSIS
VOLATILE ORGANIC COMPOUNDS

Form 7

Ending Continuing Calibration

Lab Name: APPL, Inc.
Case No:
Matrix: Water

SDG No:
Date Analyzed: 3 Jun 21 3:37
Instrument: Loki
Initial Cal. Date: 06/01/21
Data File: 0602L24.D

		Compound	MEAN	CCRF	%D		%Drift
1	I	Fluorobenzene (IS)	ISTD			I	
2	S	Dibromofluoromethane(S)	0.2986	0.2998	0.40	S	
3	S	1,2-DCA-D4(S)	0.3191	0.3253	1.9	S	
4	I	Chlorobenzene-D5 (IS)	ISTD			I	
5	S	Toluene-D8(S)	1.184	1.156	2.4	S	
6	S	4-Bromofluorobenzene(S)	0.4255	0.4112	3.4	S	
7	I	1,4-Dichlorobenzene-D4 (IS)	ISTD			I	
8							
9							
10							
11							
12							
13							
14							
15							
16							
17							
18							
19							
20							
21							
22							
23							
24							
25							
26							
27							
28							
29							
30							
31							
32							
33							
34							
35							
36							
37							
38							
39							
40							
		Average			2.0		

Quantitation Report (QT Reviewed)

Data File : M:\LOKI\DATA\210601\0602L24.D Vial: 24
Acq On : 3 Jun 21 3:37 Operator:
Sample : Ending CCV 300ug/L 6/2/21 Inst : Loki
Misc : IS&S: 10/21/20, 11/11/20 Multiplr: 1.00

Quant Time: Jun 3 10:33 2021 Quant Results File: LGAS0601.RES

Quant Method : M:\LOKI\DATA\210601\LGAS0601.M (RTE Integrator)
Title : METHOD 8260B
Last Update : Thu Jun 03 09:56:33 2021
Response via : Initial Calibration
DataAcq Meth : 020321_L8260

Internal Standards	R.T.	QIon	Response	Conc Units	Dev(Min)
1) Fluorobenzene (IS)	6.54	TIC	739500	25.000 ppb	0.00
3) Chlorobenzene-D5 (IS)	12.56	TIC	887070	25.000 ppb	0.00
4) 1,4-Dichlorobenzene-D (IS)	12.56	TIC	888453	25.000 ppb	0.00

System Monitoring Compounds

Target Compounds					Qvalue
2) Gasoline C6-C10	8.40	TIC	5243014m	286.216 ppb	100

(#) = qualifier out of range (m) = manual integration

Quantitation Report (Not Reviewed)

Data File : M:\LOKI\DATA\210601\0602L24.D Vial: 24
Acq On : 3 Jun 21 3:37 Operator:
Sample : Ending CCV 300ug/L 6/2/21 Inst : Loki
Misc : IS&S: 10/21/20, 11/11/20 Multiplr: 1.00

Quant Time: Jun 8 17:15 2021 Quant Results File: L0601SUR.RES

Quant Method : M:\LOKI\DATA\210601\L0601SUR.M (RTE Integrator)
Title : METHOD 8260B
Last Update : Mon Jun 07 13:46:40 2021
Response via : Initial Calibration
DataAcq Meth : 020321_L8260

Internal Standards	R.T.	QIon	Response	Conc Units	Dev(Min)
1) Fluorobenzene (IS)	6.54	96	358662	25.000 ppb	0.00
4) Chlorobenzene-D5 (IS)	9.99	117	300240	25.000 ppb	0.00
7) 1,4-Dichlorobenzene-D4 (IS	12.56	152	156556	25.000 ppb	0.00
System Monitoring Compounds					
2) Dibromofluoromethane(S)	5.70	113	107519	25.100 ppb	0.00
Spiked Amount 25.000			Recovery	= 100.400%	
3) 1,2-DCA-D4(S)	6.11	65	116675	25.486 ppb	0.00
Spiked Amount 25.000			Recovery	= 101.944%	
5) Toluene-D8(S)	8.40	98	346969	24.399 ppb	0.00
Spiked Amount 25.000			Recovery	= 97.596%	
6) 4-Bromofluorobenzene(S)	11.29	174	123458	24.158 ppb	0.00
Spiked Amount 25.000			Recovery	= 96.632%	

Target Compounds Qvalue

(#) = qualifier out of range (m) = manual integration
0602L24.D L0601SUR.M Tue Jun 08 17:16:04 2021

Quantitation Report

Data File : M:\LOKI\DATA\210601\0602L24.D
Acq On : 3 Jun 21 3:37
Sample : Ending CCV 300ug/L 6/2/21
Misc : IS&S: 10/21/20, 11/11/20

Vial: 24
Operator:
Inst : Loki
Multiplr: 1.00

Quant Time: Jun 3 10:33 2021

Quant Results File: LGAS0601.RES

Method : M:\LOKI\DATA\210601\LGAS0601.M (RTE Integrator)
Title : METHOD 8260B
Last Update : Thu Jun 03 09:56:33 2021
Response via : Initial Calibration



ORGANICS

Raw Data

Quantitation Report (QT Reviewed)

Data File : M:\LOKI\DATA\210601\0602L20.D Vial: 20
Acq On : 3 Jun 21 1:46 Operator:
Sample : BA33353W01 Inst : Loki
Misc : IS&S: 10/21/20, 11/11/20 Multiplr: 1.00

Quant Time: Jun 8 11:24 2021 Quant Results File: LGAS0601.RES

Quant Method : M:\LOKI\DATA\210601\LGAS0601.M (RTE Integrator)
Title : METHOD 8260B
Last Update : Thu Jun 03 09:56:33 2021
Response via : Initial Calibration
DataAcq Meth : 020321_L8260

Internal Standards	R.T.	QIon	Response	Conc Units	Dev(Min)
1) Fluorobenzene (IS)	6.54	TIC	716293	25.000 ppb	0.00
3) Chlorobenzene-D5 (IS)	12.56	TIC	849660	25.000 ppb	0.00
4) 1,4-Dichlorobenzene-D (IS)	12.56	TIC	854331	25.000 ppb	0.00

System Monitoring Compounds

Target Compounds Qvalue

(#) = qualifier out of range (m) = manual integration
0602L20.D LGAS0601.M Wed Jun 09 09:33:26 2021

Quantitation Report (Not Reviewed)

Data File : M:\LOKI\DATA\210601\0602L20.D Vial: 20
Acq On : 3 Jun 21 1:46 Operator:
Sample : BA33353W01 Inst : Loki
Misc : IS&S: 10/21/20, 11/11/20 Multiplr: 1.00

Quant Time: Jun 8 12:07 2021 Quant Results File: L0601SUR.RES

Quant Method : M:\LOKI\DATA\210601\L0601SUR.M (RTE Integrator)
Title : METHOD 8260B
Last Update : Mon Jun 07 13:46:40 2021
Response via : Initial Calibration
DataAcq Meth : 020321_L8260

Internal Standards	R.T.	QIon	Response	Conc Units	Dev(Min)
1) Fluorobenzene (IS)	6.54	96	354644	25.000 ppb	0.00
4) Chlorobenzene-D5 (IS)	9.99	117	298070	25.000 ppb	0.00
7) 1,4-Dichlorobenzene-D4 (IS	12.56	152	153072	25.000 ppb	0.00
System Monitoring Compounds					
2) Dibromofluoromethane(S)	5.70	113	104788	24.739 ppb	0.00
Spiked Amount 25.000			Recovery =	98.956%	
3) 1,2-DCA-D4(S)	6.11	65	117876	26.040 ppb	0.00
Spiked Amount 25.000			Recovery =	104.160%	
5) Toluene-D8(S)	8.39	98	341167	24.166 ppb	0.00
Spiked Amount 25.000			Recovery =	96.664%	
6) 4-Bromofluorobenzene(S)	11.29	174	116652	22.993 ppb	0.00
Spiked Amount 25.000			Recovery =	91.972%	

Target Compounds Qvalue

(#) = qualifier out of range (m) = manual integration

Quantitation Report

Data File : M:\LOKI\DATA\210601\0602L20.D
Acq On : 3 Jun 21 1:46
Sample : BA33353W01
Misc : IS&S: 10/21/20, 11/11/20

Vial: 20
Operator:
Inst : Loki
Multiplr: 1.00

Quant Time: Jun 8 11:24 2021

Quant Results File: LGAS0601.RES

Method : M:\LOKI\DATA\210601\LGAS0601.M (RTE Integrator)
Title : METHOD 8260B
Last Update : Thu Jun 03 09:56:33 2021
Response via : Initial Calibration



Quantitation Report (QT Reviewed)

Data File : M:\LOKI\DATA\210601\0602L21.D Vial: 21
Acq On : 3 Jun 21 2:14 Operator:
Sample : BA33354W01 Inst : Loki
Misc : IS&S: 10/21/20, 11/11/20 Multiplr: 1.00

Quant Time: Jun 8 11:24 2021 Quant Results File: LGAS0601.RES

Quant Method : M:\LOKI\DATA\210601\LGAS0601.M (RTE Integrator)
Title : METHOD 8260B
Last Update : Thu Jun 03 09:56:33 2021
Response via : Initial Calibration
DataAcq Meth : 020321_L8260

Internal Standards	R.T.	QIon	Response	Conc Units	Dev(Min)
1) Fluorobenzene (IS)	6.54	TIC	709956	25.000 ppb	0.00
3) Chlorobenzene-D5 (IS)	12.56	TIC	840798	25.000 ppb	0.00
4) 1,4-Dichlorobenzene-D (IS)	12.56	TIC	841720	25.000 ppb	0.00

System Monitoring Compounds

Target Compounds Qvalue

(#) = qualifier out of range (m) = manual integration
0602L21.D LGAS0601.M Tue Jun 08 17:56:54 2021

Quantitation Report (Not Reviewed)

Data File : M:\LOKI\DATA\210601\0602L21.D Vial: 21
Acq On : 3 Jun 21 2:14 Operator:
Sample : BA33354W01 Inst : Loki
Misc : IS&S: 10/21/20, 11/11/20 Multiplr: 1.00

Quant Time: Jun 8 12:08 2021 Quant Results File: L0601SUR.RES

Quant Method : M:\LOKI\DATA\210601\L0601SUR.M (RTE Integrator)
Title : METHOD 8260B
Last Update : Mon Jun 07 13:46:40 2021
Response via : Initial Calibration
DataAcq Meth : 020321_L8260

Internal Standards	R.T.	QIon	Response	Conc Units	Dev(Min)
1) Fluorobenzene (IS)	6.54	96	353016	25.000 ppb	0.00
4) Chlorobenzene-D5 (IS)	9.99	117	294648	25.000 ppb	0.00
7) 1,4-Dichlorobenzene-D4 (IS	12.56	152	155090	25.000 ppb	0.00
System Monitoring Compounds					
2) Dibromofluoromethane(S)	5.69	113	105907	25.119 ppb	0.00
Spiked Amount 25.000			Recovery	= 100.476%	
3) 1,2-DCA-D4(S)	6.11	65	116518	25.859 ppb	0.00
Spiked Amount 25.000			Recovery	= 103.436%	
5) Toluene-D8(S)	8.40	98	339088	24.297 ppb	0.00
Spiked Amount 25.000			Recovery	= 97.188%	
6) 4-Bromofluorobenzene(S)	11.29	174	117718	23.472 ppb	0.00
Spiked Amount 25.000			Recovery	= 93.888%	

Target Compounds Qvalue

(#) = qualifier out of range (m) = manual integration

Quantitation Report

Data File : M:\LOKI\DATA\210601\0602L21.D Vial: 21
Acq On : 3 Jun 21 2:14 Operator:
Sample : BA33354W01 Inst : Loki
Misc : IS&S: 10/21/20, 11/11/20 Multiplr: 1.00

Quant Time: Jun 8 11:24 2021 Quant Results File: LGAS0601.RES

Method : M:\LOKI\DATA\210601\LGAS0601.M (RTE Integrator)
Title : METHOD 8260B
Last Update : Thu Jun 03 09:56:33 2021
Response via : Initial Calibration



Quantitation Report (QT Reviewed)

Data File : M:\LOKI\DATA\210601\0602L08.D Vial: 8
Acq On : 2 Jun 21 20:15 Operator:
Sample : 210602A BLK Inst : Loki
Misc : IS&S: 10/21/20, 11/11/20 Multiplr: 1.00

Quant Time: Jun 8 11:57 2021 Quant Results File: LGAS0601.RES

Quant Method : M:\LOKI\DATA\210601\LGAS0601.M (RTE Integrator)
Title : METHOD 8260B
Last Update : Thu Jun 03 09:56:33 2021
Response via : Initial Calibration
DataAcq Meth : 020321_L8260

Internal Standards	R.T.	QIon	Response	Conc Units	Dev(Min)
1) Fluorobenzene (IS)	6.54	TIC	724122	25.000 ppb	0.00
3) Chlorobenzene-D5 (IS)	12.56	TIC	847225	25.000 ppb	0.00
4) 1,4-Dichlorobenzene-D (IS)	12.56	TIC	850254	25.000 ppb	0.00

System Monitoring Compounds

Target Compounds Qvalue

(#) = qualifier out of range (m) = manual integration
0602L08.D LGAS0601.M Tue Jun 08 17:06:19 2021

Quantitation Report (Not Reviewed)

Data File : M:\LOKI\DATA\210601\0602L08.D
Vial: 8
Acq On : 2 Jun 21 20:15
Operator:
Sample : 210602A BLK
Inst : Loki
Misc : IS&S: 10/21/20, 11/11/20
Multiplr: 1.00

Quant Time: Jun 8 17:15 2021
Quant Results File: L0601SUR.RES

Quant Method : M:\LOKI\DATA\210601\L0601SUR.M (RTE Integrator)
Title : METHOD 8260B
Last Update : Mon Jun 07 13:46:40 2021
Response via : Initial Calibration
DataAcq Meth : 020321_L8260

Internal Standards	R.T.	QIon	Response	Conc Units	Dev(Min)
1) Fluorobenzene (IS)	6.54	96	358077	25.000 ppb	0.00
4) Chlorobenzene-D5 (IS)	9.99	117	299632	25.000 ppb	0.00
7) 1,4-Dichlorobenzene-D4 (IS	12.56	152	152467	25.000 ppb	0.00
System Monitoring Compounds					
2) Dibromofluoromethane(S)	5.70	113	109786	25.671 ppb	0.00
Spiked Amount 25.000			Recovery	= 102.684%	
3) 1,2-DCA-D4(S)	6.11	65	117209	25.644 ppb	0.00
Spiked Amount 25.000			Recovery	= 102.576%	
5) Toluene-D8(S)	8.39	98	346389	24.408 ppb	0.00
Spiked Amount 25.000			Recovery	= 97.632%	
6) 4-Bromofluorobenzene(S)	11.29	174	119878	23.505 ppb	0.00
Spiked Amount 25.000			Recovery	= 94.020%	

Target Compounds Qvalue

(#) = qualifier out of range (m) = manual integration

Quantitation Report

Data File : M:\LOKI\DATA\210601\0602L08.D Vial: 8
Acq On : 2 Jun 21 20:15 Operator:
Sample : 210602A BLK Inst : Loki
Misc : IS&S: 10/21/20, 11/11/20 Multiplr: 1.00

Quant Time: Jun 8 11:57 2021 Quant Results File: LGAS0601.RES

Method : M:\LOKI\DATA\210601\LGAS0601.M (RTE Integrator)
Title : METHOD 8260B
Last Update : Thu Jun 03 09:56:33 2021
Response via : Initial Calibration



Quantitation Report (QT Reviewed)

Data File : M:\LOKI\DATA\210601\0602L06.D Vial: 6
Acq On : 2 Jun 21 19:20 Operator:
Sample : 210602A LCS 300ug/L Inst : Loki
Misc : IS&S: 10/21/20, 11/11/20 Multiplr: 1.00

Quant Time: Jun 3 9:59 2021 Quant Results File: LGAS0601.RES

Quant Method : M:\LOKI\DATA\210601\LGAS0601.M (RTE Integrator)
Title : METHOD 8260B
Last Update : Thu Jun 03 09:56:33 2021
Response via : Initial Calibration
DataAcq Meth : 020321_L8260

Internal Standards	R.T.	QIon	Response	Conc Units	Dev(Min)
1) Fluorobenzene (IS)	6.53	TIC	748248	25.000 ppb	0.00
3) Chlorobenzene-D5 (IS)	12.56	TIC	882994	25.000 ppb	0.00
4) 1,4-Dichlorobenzene-D (IS)	12.56	TIC	884393	25.000 ppb	0.00

System Monitoring Compounds

Target Compounds					Qvalue
2) Gasoline C6-C10	8.39	TIC	5363448m	299.194 ppb	100

(#) = qualifier out of range (m) = manual integration

Quantitation Report (Not Reviewed)

Data File : M:\LOKI\DATA\210601\0602L06.D Vial: 6
Acq On : 2 Jun 21 19:20 Operator:
Sample : 210602A LCS 300ug/L Inst : Loki
Misc : IS&S: 10/21/20, 11/11/20 Multiplr: 1.00

Quant Time: Jun 8 17:14 2021 Quant Results File: L0601SUR.RES

Quant Method : M:\LOKI\DATA\210601\L0601SUR.M (RTE Integrator)
Title : METHOD 8260B
Last Update : Mon Jun 07 13:46:40 2021
Response via : Initial Calibration
DataAcq Meth : 020321_L8260

Internal Standards	R.T.	QIon	Response	Conc Units	Dev(Min)
1) Fluorobenzene (IS)	6.53	96	357680	25.000 ppb	0.00
4) Chlorobenzene-D5 (IS)	9.99	117	299290	25.000 ppb	0.00
7) 1,4-Dichlorobenzene-D4 (IS	12.56	152	157298	25.000 ppb	0.00
System Monitoring Compounds					
2) Dibromofluoromethane(S)	5.69	113	108998	25.515 ppb	0.00
Spiked Amount 25.000			Recovery	= 102.060%	
3) 1,2-DCA-D4(S)	6.11	65	118065	25.860 ppb	0.00
Spiked Amount 25.000			Recovery	= 103.440%	
5) Toluene-D8(S)	8.39	98	349727	24.671 ppb	0.00
Spiked Amount 25.000			Recovery	= 98.684%	
6) 4-Bromofluorobenzene(S)	11.29	174	124382	24.416 ppb	0.00
Spiked Amount 25.000			Recovery	= 97.664%	

Target Compounds Qvalue

(#) = qualifier out of range (m) = manual integration
0602L06.D L0601SUR.M Tue Jun 08 17:15:56 2021

Quantitation Report

Data File : M:\LOKI\DATA\210601\0602L06.D Vial: 6
Acq On : 2 Jun 21 19:20 Operator:
Sample : 210602A LCS 300ug/L Inst : Loki
Misc : IS&S: 10/21/20, 11/11/20 Multiplr: 1.00

Quant Time: Jun 3 9:59 2021 Quant Results File: LGAS0601.RES

Method : M:\LOKI\DATA\210601\LGAS0601.M (RTE Integrator)
Title : METHOD 8260B
Last Update : Thu Jun 03 09:56:33 2021
Response via : Initial Calibration



Quantitation Report (QT Reviewed)

Data File : M:\LOKI\DATA\210601\0602L07.D Vial: 7
Acq On : 2 Jun 21 19:48 Operator:
Sample : 210602A LCSD 300ug/L Inst : Loki
Misc : IS&S: 10/21/20, 11/11/20 Multiplr: 1.00

Quant Time: Jun 3 10:00 2021 Quant Results File: LGAS0601.RES

Quant Method : M:\LOKI\DATA\210601\LGAS0601.M (RTE Integrator)
Title : METHOD 8260B
Last Update : Thu Jun 03 09:56:33 2021
Response via : Initial Calibration
DataAcq Meth : 020321_L8260

Internal Standards	R.T.	QIon	Response	Conc Units	Dev(Min)
1) Fluorobenzene (IS)	6.53	TIC	716533	25.000 ppb	0.00
3) Chlorobenzene-D5 (IS)	12.56	TIC	872633	25.000 ppb	0.00
4) 1,4-Dichlorobenzene-D (IS)	12.56	TIC	873911	25.000 ppb	0.00

System Monitoring Compounds

Target Compounds					Qvalue
2) Gasoline C6-C10	8.39	TIC	5085012m	287.338 ppb	100

(#) = qualifier out of range (m) = manual integration

Quantitation Report (Not Reviewed)

Data File : M:\LOKI\DATA\210601\0602L07.D Vial: 7
Acq On : 2 Jun 21 19:48 Operator:
Sample : 210602A LCSD 300ug/L Inst : Loki
Misc : IS&S: 10/21/20, 11/11/20 Multiplr: 1.00

Quant Time: Jun 8 17:14 2021 Quant Results File: L0601SUR.RES

Quant Method : M:\LOKI\DATA\210601\L0601SUR.M (RTE Integrator)
Title : METHOD 8260B
Last Update : Mon Jun 07 13:46:40 2021
Response via : Initial Calibration
DataAcq Meth : 020321_L8260

Internal Standards	R.T.	QIon	Response	Conc Units	Dev(Min)
1) Fluorobenzene (IS)	6.53	96	351346	25.000 ppb	0.00
4) Chlorobenzene-D5 (IS)	9.99	117	290366	25.000 ppb	0.00
7) 1,4-Dichlorobenzene-D4 (IS	12.56	152	157846	25.000 ppb	0.00
System Monitoring Compounds					
2) Dibromofluoromethane(S)	5.70	113	103046	24.556 ppb	0.00
Spiked Amount 25.000			Recovery	= 98.224%	
3) 1,2-DCA-D4(S)	6.11	65	112536	25.094 ppb	0.00
Spiked Amount 25.000			Recovery	= 100.376%	
5) Toluene-D8(S)	8.39	98	336682	24.481 ppb	0.00
Spiked Amount 25.000			Recovery	= 97.924%	
6) 4-Bromofluorobenzene(S)	11.29	174	121680	24.620 ppb	0.00
Spiked Amount 25.000			Recovery	= 98.480%	

Target Compounds Qvalue

(#) = qualifier out of range (m) = manual integration
0602L07.D L0601SUR.M Tue Jun 08 17:15:59 2021

Quantitation Report

Data File : M:\LOKI\DATA\210601\0602L07.D
Acq On : 2 Jun 21 19:48
Sample : 210602A LCSD 300ug/L
Misc : IS&S: 10/21/20, 11/11/20

Vial: 7
Operator:
Inst : Loki
Multiplr: 1.00

Quant Time: Jun 3 10:00 2021

Quant Results File: LGAS0601.RES

Method : M:\LOKI\DATA\210601\LGAS0601.M (RTE Integrator)
Title : METHOD 8260B
Last Update : Thu Jun 03 09:56:33 2021
Response via : Initial Calibration

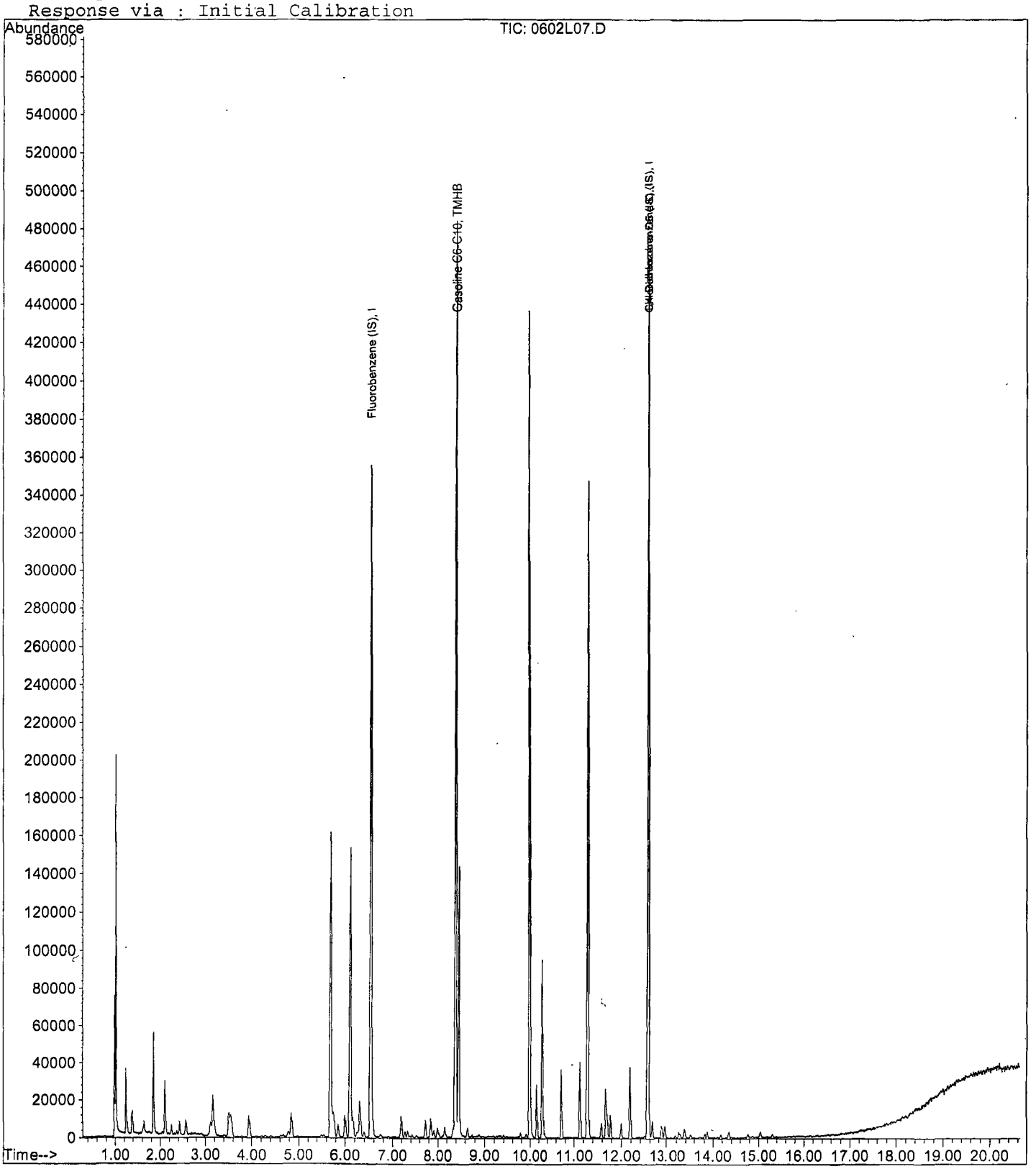

LOKI Gas Standard Prep

Gas Primary Working Standard

Prepared: 03/31/21
Expires: 01/04/22
Methanol Lot No.

Prepared By (Initials): CH

Initial Standard Information							Final Standard Information			
Name of Initial Standard (QAU Label)	Supplier	Supplier P/N#	Conc. (ug/mL)	Lot Number - QA Number	Exp. Date (1 yr)	Exp. Date (Manufacturers)	Aliquot From Stock	Final Volume	Solvent	Final Standard Conc. (ug/mL)
50,000ug/mL Gas STD	Restek	30205	50,000	A0132443	01/04/22	12/31/24	80uL	2mL	Methanol	2,000

Gas Second Source (SS) Working Standard

Prepared: 03/31/21
Expires: 01/31/30
Methanol Lot No.

Prepared By (Initials): CH

Initial Standard Information							Final Standard Information			
Name of Initial Standard (QAU Label)	Supplier	Supplier P/N#	Conc. (ug/mL)	Lot Number - QA Number	Exp. Date (1 yr)	Exp. Date (Manufacturers)	Aliquot From Stock	Final Volume	Solvent	Final Standard Conc. (ug/mL)
Gasoline (50,000ppm)	Phenova	ALO-101543	50,000	CL14915-51175	01/04/22	01/31/30	80uL	2mL	Methanol	2,000

LOKI Gas Calibration Curve

Prepared: 06/01/21
Expires: 07/31/21

Prepared By (Initials): CH

Initial Standard Information							Final Standard Information			
Name of Initial Standard (QAU Label)	Supplier	APPL Mix Name	Conc. (ug/mL)	Reference To APPL Prep Date	Exp. Date	Exp. Date (Manufacturers)	Aliquot From Stock	Final Volume	Solvent	Final Standard Conc. (ug/L)
VOA Gasses Standards	Phenova	20ug/L	2,000	Prepared 03/31/21	01/04/22	N/A	1uL	100mL	P&T Water	20
VOA Gasses Standards	Phenova	50ug/L	2,000	Prepared 03/31/21	01/04/22	N/A	2.5uL	100mL	P&T Water	50
VOA Gasses Standards	Phenova	100ug/L	2,000	Prepared 03/31/21	01/04/22	N/A	5uL	100mL	P&T Water	100
VOA Gasses Standards	Phenova	300ug/L	2,000	Prepared 03/31/21	01/04/22	N/A	15uL	100mL	P&T Water	300
VOA Gasses Standards	Phenova	600ug/L	2,000	Prepared 03/31/21	01/04/22	N/A	30uL	100mL	P&T Water	600
VOA Gasses Standards	Phenova	800ug/L	2,000	Prepared 03/31/21	01/04/22	N/A	40uL	100mL	P&T Water	800
VOA Gasses Standards	Phenova	1,000ug/L	2,000	Prepared 03/31/21	01/04/22	N/A	50uL	100mL	P&T Water	1,000

Zeus Gas Second Source

Prepared: 06/01/21
Expires: 07/31/21

Prepared By (Initials): CH

Initial Standard Information							Final Standard Information			
Name of Initial Standard (QAU Label)	Supplier	APPL Mix Name	Conc (ug/mL)	Reference To APPL Prep Date	Exp. Date	Exp. Date (Manufacturers)	Aliquot From Stock	Final Volume	Solvent	Final Standard Conc. (ug/L)
50,000ug/mL Gas STD	Phenova	SS 300ug/L	2,000	Prepared 03/31/21	01/31/30	N/A	15uL	100mL	P&T Water	300

LOKI Gas Continuing Calibrations/Lab Control Spikes

Prepared: 06/01/21
Expires: 06/02/21

Prepared By (Initials): CH

Initial Standard Information							Final Standard Information			
Name of Initial Standard (QAU Label)	Supplier	Supplier P/N#	Conc. (ug/mL)	Lot Number - QA Number	Exp. Date (1 yr)	Exp. Date (Manufacturers)	Aliquot From Stock	Final Volume	Solvent	Final Standard Conc. (ug/mL)
VOA Gasses Standards	Phenova	300ug/L	2,000	Prepared 03/31/21	01/04/22	N/A	15uL	100mL	P&T Water	300

LOKI 8260 Standard Prep

LOKI 8260 Water Calibration Curve

Prepared By (Initials): CH

0.3ug/L

Prepared: 06/01/21

Expires: 06/16/21

Initial Standard Information							Final Standard Information			
Name of Initial Standard (QAU Label)	Supplier	APPL Mix Name	Conc. (ug/mL)	Reference To APPL Prep Date	Exp. Date	Exp. Date (Manufacturers)	Aliquot From Stock	Final Volume	Solvent	Final Standard Conc. (ug/L)
VOA STD. 9	Various	0.3ug/L	5	Prepared 05/28/21	07/27/21	N/A	3uL	50mL	P&T Water	0.3
VOA STD. 1	Absolute		50	Prepared 05/28/21	07/27/21	N/A	5uL			5
VOA STD. 2	Phenova		100	Prepared 05/28/21	07/27/21	N/A	2.5uL			5
VOA STD. TBA	Various		250	Prepared 05/28/21	06/16/21	N/A	2uL			10

0.5ug/L

Prepared: 06/01/21

Expires: 06/16/21

Initial Standard Information							Final Standard Information			
Name of Initial Standard (QAU Label)	Supplier	APPL Mix Name	Conc. (ug/mL)	Reference To APPL Prep Date	Exp. Date	Exp. Date (Manufacturers)	Aliquot From Stock	Final Volume	Solvent	Final Standard Conc. (ug/L)
VOA STD. 9	Various	0.5ug/L	5	Prepared 05/28/21	07/27/21	N/A	5uL	50mL	P&T Water	0.5
VOA STD. 1	Absolute		50	Prepared 05/28/21	07/27/21	N/A	10uL			10
VOA STD. 2	Phenova		100	Prepared 05/28/21	07/27/21	N/A	5uL			10
VOA STD. TBA	Various		250	Prepared 05/28/21	06/16/21	N/A	5uL			25

1.0ug/L

Prepared: 06/01/21

Expires: 06/16/21

Initial Standard Information							Final Standard Information			
Name of Initial Standard (QAU Label)	Supplier	APPL Mix Name	Conc. (ug/mL)	Reference To APPL Prep Date	Exp. Date	Exp. Date (Manufacturers)	Aliquot From Stock	Final Volume	Solvent	Final Standard Conc. (ug/L)
VOA STD. 9	Various	1.0ug/L	5	Prepared 05/28/21	07/27/21	N/A	10uL	50mL	P&T Water	1
VOA STD. 1	Absolute		50	Prepared 05/28/21	07/27/21	N/A	20uL			20
VOA STD. 2	Phenova		100	Prepared 05/28/21	07/27/21	N/A	10uL			20
VOA STD. TBA	Various		250	Prepared 05/28/21	06/16/21	N/A	10uL			50

2.0ug/L

Prepared: 06/01/21

Expires: 06/16/21

Initial Standard Information							Final Standard Information			
Name of Initial Standard (QAU Label)	Supplier	APPL Mix Name	Conc. (ug/mL)	Reference To APPL Prep Date	Exp. Date	Exp. Date (Manufacturers)	Aliquot From Stock	Final Volume	Solvent	Final Standard Conc. (ug/L)
VOA STD. 9	Various	2.0ug/L	5	Prepared 05/28/21	07/27/21	N/A	20uL	50mL	P&T Water	2
VOA STD. 1	Absolute		50	Prepared 05/28/21	07/27/21	N/A	30uL			30
VOA STD. 2	Phenova		100	Prepared 05/28/21	07/27/21	N/A	15uL			30
VOA STD. TBA	Various		250	Prepared 05/28/21	06/16/21	N/A	15uL			75

5ug/L

Prepared: 06/01/21

Expires: 06/16/21

Initial Standard Information							Final Standard Information			
Name of Initial Standard (QAU Label)	Supplier	APPL Mix Name	Conc. (ug/mL)	Reference To APPL Prep Date	Exp. Date	Exp. Date (Manufacturers)	Aliquot From Stock	Final Volume	Solvent	Final Standard Conc. (ug/L)
VOA STD. 7	Various	5ug/L	50	Prepared 05/28/21	07/27/21	N/A	5uL	50mL	P&T Water	5
VOA STD. 8	Phenova		50	Prepared 05/28/21	06/16/21	N/A	5uL			5
VOA STD. 1	Absolute		50	Prepared 05/28/21	07/27/21	N/A	40uL			40
VOA STD. 2	Phenova		100	Prepared 05/28/21	07/27/21	N/A	20uL			20
VOA STD. TBA	Various		250	Prepared 05/28/21	06/16/21	N/A	20uL			100

10ug/L

Prepared: 06/01/21

Expires: 06/16/21

Initial Standard Information							Final Standard Information			
Name of Initial Standard (QAU Label)	Supplier	APPL Mix Name	Conc. (ug/mL)	Reference To APPL Prep Date	Exp. Date	Exp. Date (Manufacturers)	Aliquot From Stock	Final Volume	Solvent	Final Standard Conc. (ug/L)
VOA STD. 7	Various	10ug/L	50	Prepared 05/28/21	07/27/21	N/A	10uL	50mL	P&T Water	10
VOA STD. 8	Phenova		50	Prepared 05/28/21	06/16/21	N/A	10uL			10
VOA STD. 1	Absolute		50	Prepared 05/28/21	07/27/21	N/A	50uL			50
VOA STD. 2	Phenova		100	Prepared 05/28/21	07/27/21	N/A	25uL			50
VOA STD. TBA	Various		250	Prepared 05/28/21	06/16/21	N/A	25uL			125

20ug/L
Prepared: 06/01/21
Expires: 06/16/21

Initial Standard Information							Final Standard Information			
Name of Initial Standard (QAU Label)	Supplier	APPL Mix Name	Conc. (ug/mL)	Reference To APPL Prep Date	Exp. Date	Exp. Date (Manufacturers)	Aliquot From Stock	Final Volume	Solvent	Final Standard Conc. (ug/L)
VOA STD. 7	Various	20ug/L	50	Prepared 05/28/21	07/27/21	N/A	20uL	50mL	P&T Water	20
VOA STD. 8	Phenova		50	Prepared 05/28/21	06/16/21	N/A	20uL			20
VOA STD. 1	Absolute		50	Prepared 05/28/21	07/27/21	N/A	60uL			60
VOA STD. 2	Phenova		100	Prepared 05/28/21	07/27/21	N/A	30uL			60
VOA STD. TBA	Various		250	Prepared 05/28/21	06/16/21	N/A	30uL			150

40ug/L
Prepared: 06/01/21
Expires: 06/16/21

Initial Standard Information							Final Standard Information			
Name of Initial Standard (QAU Label)	Supplier	APPL Mix Name	Conc. (ug/mL)	Reference To APPL Prep Date	Exp. Date	Exp. Date (Manufacturers)	Aliquot From Stock	Final Volume	Solvent	Final Standard Conc. (ug/L)
VOA STD. 7	Various	40ug/L	50	Prepared 05/28/21	07/27/21	N/A	40uL	50mL	P&T Water	40
VOA STD. 8	Phenova		50	Prepared 05/28/21	06/16/21	N/A	40uL			40
VOA STD. 1	Absolute		50	Prepared 05/28/21	07/27/21	N/A	80uL			80
VOA STD. 2	Phenova		100	Prepared 05/28/21	07/27/21	N/A	40uL			80
VOA STD. TBA	Various		250	Prepared 05/28/21	06/16/21	N/A	35uL			175

100ug/L
Prepared: 06/01/21
Expires: 06/16/21

Initial Standard Information							Final Standard Information			
Name of Initial Standard (QAU Label)	Supplier	APPL Mix Name	Conc. (ug/mL)	Reference To APPL Prep Date	Exp Date	Exp. Date (Manufacturers)	Aliquot From Stock	Final Volume	Solvent	Final Standard Conc. (ug/L)
VOA STD. 7	Various	100ug/L	50	Prepared 05/28/21	07/27/21	N/A	100uL	50mL	P&T Water	100
VOA STD 8	Phenova		50	Prepared 05/28/21	06/16/21	N/A	100uL			100
VOA STD. 1	Absolute		50	Prepared 05/28/21	07/27/21	N/A	100uL			100
VOA STD. 2	Phenova		100	Prepared 05/28/21	07/27/21	N/A	50uL			100
VOA STD. TBA	Various		250	Prepared 05/28/21	06/16/21	N/A	40uL			200

LOKI 8260 Water Second Source (SS)
Prepared: 06/01/21
Expires: 06/16/21
Prepared By (Initials): CH

Initial Standard Information							Final Standard Information			
Name of Initial Standard (QAU Label)	Supplier	APPL Mix Name	Conc. (ug/mL)	Reference To APPL Prep Date	Exp. Date	Exp. Date (Manufacturers)	Aliquot From Stock	Final Volume	Solvent	Final Standard Conc (ug/L)
VOA STD. 3	Phenova	8260 Water SS	100	Prepared 05/28/21	07/27/21	N/A	25uL	50mL	P&T Water	50
VOA STD. GASES	Phenova	8260 Water SS	50	Prepared 05/28/21	07/27/21	N/A	10uL			10
VOA STD. 0	Phenova	8260 Water SS	50	Prepared 05/28/21	07/27/21	N/A	10uL			10
VOA STD. 2-CEVE	Absolute	8260 Water SS	50	Prepared 05/28/21	05/28/21	N/A	50uL			50
VOA STD. 6	Various	8260 Water SS	50	Prepared 05/28/21	06/16/21	N/A	10uL			10
Voa STD. TBA	Various	8260 Water SS	250	Prepared 05/28/21	06/16/21	N/A	25uL			250

8260 Water Continuing Calibrations (CCV)/ Lab Control Spikes (LCS)
Prepared: 06/01/21
Expires: 06/02/21
Prepared By (Initials): CH

Initial Standard Information							Final Standard Information			
Name of Initial Standard (QAU Label)	Supplier	APPL Mix Name	Conc. (ug/mL)	Reference To APPL Prep Date	Exp. Date	Exp. Date (Manufacturers)	Aliquot From Stock	Final Volume	Solvent	Final Standard Conc. (ug/L)
VOA STD. 7	Various	CCV/ LCS	50	Prepared 05/28/21	07/27/21	N/A	10uL	50mL	P&T Water	10
VOA STD. 8	Phenova	CCV/ LCS	50	Prepared 05/28/21	06/16/21	N/A	10uL			10
VOA STD. 1	Absolute	CCV/ LCS	50	Prepared 05/28/21	07/27/21	N/A	50uL			50
VOA STD. 2	Phenova	CCV/ LCS	100	Prepared 05/28/21	07/27/21	N/A	25uL			50
VOA STD. TBA	Various	CCV/ LCS	250	Prepared 05/28/21	06/16/21	N/A	25uL			250

Injection Log

Directory: M:\LOKI\DATA\210601\

Line	Vial	FileName	Multiplier	SampleName	Misc Info	Injected
1	6	0601L16.D	1	0.3ug/L VOC STD 6/1/21	IS&S: 10/21/20, 11/11/20	1 Jun 21 20:20
2	7	0601L17.D	1	0.5ug/L VOC STD 6/1/21	IS&S: 10/21/20, 11/11/20	1 Jun 21 20:48
3	8	0601L18.D	1	1ug/L VOC STD 6/1/21	IS&S: 10/21/20, 11/11/20	1 Jun 21 21:15
4	9	0601L19.D	1	2ug/L VOC STD 6/1/21	IS&S: 10/21/20, 11/11/20	1 Jun 21 21:43
5	10	0601L20.D	1	5ug/L VOC STD 6/1/21	IS&S: 10/21/20, 11/11/20	1 Jun 21 22:10
6	11	0601L21.D	1	10ug/L VOC STD 6/1/21	IS&S: 10/21/20, 11/11/20	1 Jun 21 22:38
7	12	0601L22.D	1	20ug/L VOC STD 6/1/21	IS&S: 10/21/20, 11/11/20	1 Jun 21 23:05
8	13	0601L23.D	1	40ug/L VOC STD 6/1/21	IS&S: 10/21/20, 11/11/20	1 Jun 21 23:33
9	14	0601L24.D	1	100ug/L VOC STD 6/1/21	IS&S: 10/21/20, 11/11/20	2 Jun 21 00:01
10	17	0601L27.D	1	20ug/L GAS STD 6/1/21	IS&S: 10/21/20, 11/11/20	2 Jun 21 1:23
11	18	0601L28.D	1	50ug/L GAS STD 6/1/21	IS&S: 10/21/20, 11/11/20	2 Jun 21 1:51
12	19	0601L29.D	1	100ug/L GAS STD 6/1/21	IS&S: 10/21/20, 11/11/20	2 Jun 21 2:19
13	20	0601L30.D	1	300ug/L GAS STD 6/1/21	IS&S: 10/21/20, 11/11/20	2 Jun 21 2:46
14	21	0601L31.D	1	600ug/L GAS STD 6/1/21	IS&S: 10/21/20, 11/11/20	2 Jun 21 3:14
15	22	0601L32.D	1	800ug/L GAS STD 6/1/21	IS&S: 10/21/20, 11/11/20	2 Jun 21 3:41
16	23	0601L33.D	1	1000ug/L GAS STD 6/1/21	IS&S: 10/21/20, 11/11/20	2 Jun 21 4:09
17	25	0601L35.D	1	(SS) 300ug/L GAS STD 6/1/21	IS&S: 10/21/20, 11/11/20	2 Jun 21 5:04
18	5	0602L05.D	1	210602A CCV 300ug/L	IS&S: 10/21/20, 11/11/20	2 Jun 21 18:52
19	6	0602L06.D	1	210602A LCS 300ug/L	IS&S: 10/21/20, 11/11/20	2 Jun 21 19:20
20	7	0602L07.D	1	210602A LCSD 300ug/L	IS&S: 10/21/20, 11/11/20	2 Jun 21 19:48
21	8	0602L08.D	1	210602A BLK	IS&S: 10/21/20, 11/11/20	2 Jun 21 20:15
22	20	0602L20.D	1	BA33353W01	IS&S: 10/21/20, 11/11/20	3 Jun 21 1:46
23	21	0602L21.D	1	BA33354W01	IS&S: 10/21/20, 11/11/20	3 Jun 21 2:14
24	24	0602L24.D	1	Ending CCV 300ug/L 6/2/21	IS&S: 10/21/20, 11/11/20	3 Jun 21 3:37

908 North Temperance Ave. ∇ Clovis, CA 93611 ∇ Phone 559-275-2175 ∇ Fax 559-275-4422

Certification Number: CA1312
NELAP Certification number: CA00046
DoD-ELAP Certificate number: 4064.01

Data Validatable Report

June 14, 2021

AECOM
1001 Bishop Street, Suite 1600
Honolulu, Hawaii 96813

Attn: Alethea Ramos

Title: Report of Data: Case 96363

Project: 60571032 CV18F0126 Red Hill Fuel Storage, HI

Contract #: Prime contract # for DoD: NAVY CLEAN N62742-17-F-1800, CV18F0126
Subcontract: 18S-22209-HI27

Dear Ms. Ramos:

Six water samples were received May 28, 2021. Written results for the requested analyses are being provided on this June 14, 2021.

Results in this report apply to the samples analyzed in accordance with the chain of custody document. This analytical report must be reproduced in its entirety.

If you have any questions or require further information, please contact your APPL Project Manager, Libby Cheeseborough, libby@applinc.com, at your convenience. Thank you for choosing APPL, Inc.

I certify that this data package is in compliance with the terms and conditions of the contract, both technically and for completeness, for other than the conditions detailed above. These test results meet all requirements of NELAC and DoD QSM. Release of the hard copy has been authorized by the Laboratory Manager or his designee, as verified by the following signature.

Loren Portwood, Laboratory Director
APPL, Inc.

LP/lac
Enclosure
cc: File

Data Validation Package
for
60571032 CV18F0126 Red Hill Fuel Storage
APPL SDG 96363
TABLE OF CONTENTS

LABORATORY NAME: *APPL, Inc.*

Case Narrative	3
Sample Management Records	7
Sample Results	14
QC Forms	39
Method 8015B Calibration Data	84
Method 8015B Raw Data	110
Method 8015B Silica Gel Calibration Data	133
Method 8015B Silica Gel Raw Data	173
Method 8015B Blank Calibration Data	195
Method 8015B Blank Raw Data	211
Method 8270D SIM Calibration Data	243
Method 8270D SIM Raw Data	270
Method 8260B Calibration Data	294
Method 8260B Raw Data	358
Method 8260B GRO Calibration Data	391
Method 8260B GRO Raw Data	440

CASE NARRATIVE

Case Narrative

ARF: 96363

Project: 60571032 CV18F0126 Red Hill Fuel Storage. HI

Sample Receipt Information:

Six water samples were received May 28, 2021 at 1.0°C and 2.0°C. The sample group was assigned Analytical Request Form (ARF) number 96363.

Sample Preparation and Analysis Information:

For the EPA 8015B analysis, the sample was extracted according to EPA method 3520C. The sample extracts were silica gel cleaned according to APPL's SOP CLN004 and placed on hold.

For the EPA 8015B analysis, pre-extraction sample blanks were extracted according to EPA method 3520C before the method QC and field samples. The sample blanks are included in this report.

For the EPA 8270D SIM analysis, the sample was extracted according to EPA method 3520C.

For the EPA 8260B analysis, the samples were purged according to EPA method 5030B.

Only the portion of the injection log relative to these samples is included. A full sequence log is available upon request. Measurement uncertainty can be reported upon request.

Analytical Exceptions, Deviations and Abnormalities.

GAS: The LCSD recovered below the 78% limit at 76%. There was no gas detected in any of the samples.

SDG	Received	Client ID	APPL ID	Collected DateTime	Matrix	Method	Method Description
96363	05/28/21	ERH1381	BA33438	05/26/21 9:09:00 AM	WATER	EPA 8260B	EPA 8260B BTEX WATER
96363	05/28/21	ERH1381	BA33438	05/26/21 9:09:00 AM	WATER	EPA 8260B	EPA 8260B GRO WATER
96363	05/28/21	ERH1382	BA33439	05/26/21 9:45:00 AM	WATER	EPA 8260B	EPA 8260B BTEX WATER
96363	05/28/21	ERH1382	BA33439	05/26/21 9:45:00 AM	WATER	EPA 8015B-eHL	EPA 8015B TPH WATER L-L SGC
96363	05/28/21	ERH1382	BA33439	05/26/21 9:45:00 AM	WATER	EPA 8015B-eHL	EPA 8015B TPH LIQ-LIQ
96363	05/28/21	ERH1382	BA33439	05/26/21 9:45:00 AM	WATER	EPA 8260B	EPA 8260B GRO WATER
96363	05/28/21	ERH1382	BA33439	05/26/21 9:45:00 AM	WATER	8270D-SIM	EPA 8270D SIM LIQ-LIQ
96363	05/28/21	ERH1382 BLANK	BA33440	05/26/21 9:45:00 AM	WATER	EPA 8015B-eHL	EPA 8015B TPH LIQ-LIQ
96363	05/28/21	ERH1383	BA33441	05/26/21 11:30:00 AM	WATER	EPA 8260B	EPA 8260B BTEX WATER
96363	05/28/21	ERH1383	BA33441	05/26/21 11:30:00 AM	WATER	EPA 8260B	EPA 8260B GRO WATER
96363	05/28/21	ERH1384	BA33442	05/26/21 12:10:00 PM	WATER	EPA 8260B	EPA 8260B BTEX WATER
96363	05/28/21	ERH1384	BA33442	05/26/21 12:10:00 PM	WATER	EPA 8015B-eHL	EPA 8015B TPH WATER L-L SGC
96363	05/28/21	ERH1384	BA33442	05/26/21 12:10:00 PM	WATER	EPA 8015B-eHL	EPA 8015B TPH LIQ-LIQ
96363	05/28/21	ERH1384	BA33442	05/26/21 12:10:00 PM	WATER	EPA 8260B	EPA 8260B GRO WATER
96363	05/28/21	ERH1384	BA33442	05/26/21 12:10:00 PM	WATER	8270D-SIM	EPA 8270D SIM LIQ-LIQ
96363	05/28/21	ERH1384 BLANK	BA33443	05/26/21 12:10:00 PM	WATER	EPA 8015B-eHL	EPA 8015B TPH LIQ-LIQ
96363	05/28/21	ERH1385	BA33444	05/26/21 2:32:00 PM	WATER	EPA 8260B	EPA 8260B BTEX WATER
96363	05/28/21	ERH1385	BA33444	05/26/21 2:32:00 PM	WATER	EPA 8260B	EPA 8260B GRO WATER
96363	05/28/21	ERH1386	BA33445	05/26/21 3:05:00 PM	WATER	EPA 8260B	EPA 8260B BTEX WATER
96363	05/28/21	ERH1386	BA33445	05/26/21 3:05:00 PM	WATER	EPA 8015B-eHL	EPA 8015B TPH WATER L-L SGC
96363	05/28/21	ERH1386	BA33445	05/26/21 3:05:00 PM	WATER	EPA 8015B-eHL	EPA 8015B TPH LIQ-LIQ
96363	05/28/21	ERH1386	BA33445	05/26/21 3:05:00 PM	WATER	EPA 8260B	EPA 8260B GRO WATER
96363	05/28/21	ERH1386	BA33445	05/26/21 3:05:00 PM	WATER	8270D-SIM	EPA 8270D SIM LIQ-LIQ
96363	05/28/21	ERH1386 BLANK	BA33446	05/26/21 3:05:00 PM	WATER	EPA 8015B-eHL	EPA 8015B TPH LIQ-LIQ

APPL Inc.
Abbreviations and Flags

FLAG	DESCRIPTION
#	Recovery or RPD outside control limits
*	Recovery or RPD outside control limits
B	Analyte detected in associated method blank
C1	Reason for correction: wrote incorrect response
C2	Reason for correction: calculated incorrectly
C3	Reason for correction: needs to be rechecked
C4	Reason for correction: data not usable
DO	Diluted out
E	Exceeds linear range
F	Estimated value
G1	Includes a wide range of hydrocarbons which does not match our gasoline standard
G10	Includes a match to hydrocarbon profiles within the range of mineral spirits
G11	Includes a match to hydrocarbon profiles within the range of JP-4
G12	Pattern does not match the gasoline standard; the carbon range for this sample is consistent with JP8
G13	Closely resembles the hydrocarbon profile of aviation gasoline
G14	Analyte concentration may be biased due to carry over
G2	Closely resembles the boiling point hydrocarbon profile consistent with weathered gasoline
G3	Includes higher boiling hydrocarbons
G4	Includes dominant peak(s) not indicative of petroleum hydrocarbons
G5	Is mainly dominant peak(s) not indicative of petroleum hydrocarbons
G6	Contains recognizable contaminant peak(s) which has been removed from quantitation
G7	Is mainly a match to hydrocarbons within the range of gasoline
G8	Closely resembles the boiling point hydrocarbon profile consistent with weathered gasoline
G9	Includes hydrocarbons within the range of kerosene
J	Estimated value
M	Matrix effect
MI1	Manual integration: integration does not follow baseline
MI2	Manual integration: non-target peak interference
MI3	Manual integration: to split a peak that was integrated as one peak by the computer.
MI4	Manual integration: to integrate a split peak
MI5	Manual integration: the whole peak or part of the peak was not integrated
MI6	Manual integration: computer integrated wrong peak
MI7	Manual integration: other – (See case narrative)
MDL	Method detection limit
ND	Not detected
NT	Non-target
Q	Acceptance criteria not met
T1 I	Includes wide range of hydrocarbons not indicative of diesel
T1 M	Is mainly wide range of hydrocarbons not necessarily indicative of diesel
T2 I	Includes lower boiling hydrocarbons, e.g. mineral spirits, kerosene, stoddard solvent, white gas
T2 M	Is mainly lower boiling hydrocarbons, e.g. mineral spirits, kerosene, stoddard solvent, white gas
T3 I	Includes higher boiling hydrocarbons, e.g. asphaltene, waste oil, motor oil, or weathered diesel fuel
T3 M	Is mainly higher boiling hydrocarbons, e.g. asphaltene, waste oil, motor oil, or weathered diesel fuel
T4 I	Includes dominant peak(s) not indicative of hydrocarbons
T4 M	Is mainly dominant peak(s) not indicative of hydrocarbons
T5	Contains recognizable contaminant peak(s) which has been removed from quantitation
T6	Is mainly a match to hydrocarbons within range of diesel fuel
T7	Closely resembles the boiling point hydrocarbon profile consistent with diesel fuel
T8	Includes a match to hydrocarbon profiles within range of diesel and kerosene fuel
T9 I	Includes non-diesel hydrocarbons within boiling point range of diesel fuel
T9 M	Is mainly non-diesel hydrocarbons within boiling point range of diesel fuel
U	Not detected
Y	Percent difference between primary and confirmation column > 40%

SAMPLE RECORDS MANAGEMENT

CHAIN OF CUSTODY,

ARF, CRF, AND

CLIENT COMMUNICATION

APPL - Analysis Request Form

96363

Client: AECOM
Address: 1001 Bishop Street, Suite 1600
Honolulu, HI 96813
Attn: Alethea Ramos
Phone: 808-954-4536 Fax: 808-523-8950
Job: 60571032 CV18F0126 Red Hill Fuel Storage
PO #: 18S-22209-HI27 PO# 102604
Chain of Custody (Y/N): Y # 51845,51844
RAD Screen (Y/N): Y pH (Y/N): Y
Turn Around Type: 1 WEEK

Received by: MSA
Date Received: 05/28/21 Time: 09:10
Delivered by: FEDEX
Shuttle Custody Seals (Y/N): Y Time Zone: -10
Chest Temp(s): 1.0,2.0°C
Color: VFRG/I-PurpleRed
Samples Chilled until Placed in Refrig/Freezer: Y
Project Manager: Libby Cheesebor
QC Report Type: DVP4DOD/EQUIS/HI
Due Date: 06/04/21

Comments:
PM: login and F1s to Margie.Pascua@aecom.com & alethea.ramos@aecom.com
PM: For Drinking Water DOC, use $5310CD.
AN: 7 day TAT for Form 1s; 21 day TAT for PKG STYLE 1; DOD v5.1; DOD Forms: LOD database
Report MS/MSD/DUPs when AECOM sample used
Wetlab: EPA 300 (NO3, Br,F,CL,SO4). EPA 353.2 (TOXN).
8260: BTEX & TPH-G only; 8270 SIM: 1-methylnaphthalene, 2-methylnaphthalene & naphthalene only.
TPH-D/O both with and w/o SGC, reverse surrog for SGC; analyze SGC if detections. DO NOT Q-DELETE.
RSK: Methane only; 8011: EDB only; $87DC53W5: report phenol + TICs
FR: email ftp info to Margie, alethea.ramos@aecom.com, Stella, trommelfanger@lab-data.com & jcanlas

Sample Distribution:
GC: 3-$DOC53W5LIQ, 3-$SIM53LIQ51, 3-$RHBLKETBLK
Extractions: 3-_LIQ003, 6-_LIQ005
VOA: 6-$86BTOTXDOD5W, 6-$GASBL, 6-$GRO86BW

Charges:

Invoice To:
ACCOUNTS PAYABLE
1001 Bishop Street, Ste 1600
USAPImaging@aecom.com
mary.basano@aecom.com

	Client ID		APPL ID	Sampled		Analyses Requested
1.	ERH1381	LCSD	BA33438W	05/26/21	09:09	$86BTOTXDOD5W, $GASBL, $GRO86BW -- See Comments
2.	ERH1382	LCSD	BA33439W	05/26/21	09:45	$86BTOTXDOD5W, $DOC53W5LIQ, $GASBL, $GRO86BW, $SIM53LIQ51 -- See Comments
3.	ERH1382 BLANK	LCSD	BA33440W	05/26/21	09:45	$RHBLKETBLK -- See Comments
4.	ERH1383	LCSD	BA33441W	05/26/21	11:30	$86BTOTXDOD5W, $GASBL, $GRO86BW -- See Comments

Note: All times, excluding sample collection times, are Pacific Time Zone unless noted otherwise. Collection times are in: -10 UTC

5.	ERH1384	LCSD BA33442W	05/26/21	12:10	$86BTOTXDOD5W, $DOC53W5LIQ, $GASBL, $GRO86BW, $SIM53LIQ51 -- See Comments
6.	ERH1384 BLANK	LCSD BA33443W	05/26/21	12:10	$RHBLKETBLK -- See Comments
7.	ERH1385	LCSD BA33444W	05/26/21	14:32	$86BTOTXDOD5W, $GASBL, $GRO86BW -- See Comments
8.	ERH1386	LCSD BA33445W	05/26/21	15:05	$86BTOTXDOD5W, $DOC53W5LIQ, $GASBL, $GRO86BW, $SIM53LIQ51 -- See Comments
9.	ERH1386 BLANK	LCSD BA33446W	05/26/21	15:05	$RHBLKETBLK -- See Comments

APPL Sample Receipt Form

ARF# **96363**

Sample	Container Type	Count	p
BA33438	13 VOAs - HCL	4	NA
BA33439	13 VOAs - HCL	4	NA
	17 Amber Liter	2	NA
	39 Amber Liter, HCL prsvd	2	1.3
BA33440	39 Amber Liter, HCL prsvd	1	NA
BA33441	13 VOAs - HCL	4	NA
BA33442	13 VOAs - HCL	4	NA
	17 Amber Liter	2	NA
	39 Amber Liter, HCL prsvd	2	1.3
BA33443	39 Amber Liter, HCL prsvd	1	NA
BA33444	13 VOAs - HCL	4	NA
BA33445	13 VOAs - HCL	4	NA
	17 Amber Liter	2	NA
	39 Amber Liter, HCL prsvd	2	1.3
BA33446	39 Amber Liter, HCL prsvd	1	NA

Sample	Container Type	Count	p

APPL LABS

APPL, Inc.
908 N Temperance Ave
Clovis, CA 93611
www.applinc.com

Phone: (559) 275-2175
Fax: (559) 275-4422
coc@applinc.com

CHAIN OF CUSTODY RECORD

963663

C.O.C. 51845

1/2

Report to: PLEASE PRINT

Company Name: AECOM
1001 Bishop St., Suite 1600
Address: Honolulu, HI 96813
Attn: Alethea Ramos (808)521-3051
Alethea.Ramos@aecom.com
CV_18F0126 / 60571032

Attn:

Email:

Invoice to: PLEASE PRINT

Company Name: AECOM
1001 Bishop St., Suite 1600
Address: Honolulu, HI 96813
Attn: Sheree Smith (808)521-3051
Sheree.Smith@aecom.com
USAImaging@aecom.com

Attn:

Email:

Project Name/Number: CV_18F0126/60571032

Purchase Order Number: 102604

Sampler (Print): GM, DM, CS

Sampler (Signature): for GM, DM, CS

Date Shipped: 5/27/2021

Carrier: FedEx

Waybill No.:

Comments:

Sample Identification	Location	Date Collected	Time Collected	Time Zone	No. of Containers	Matrix: Aq	Matrix: Sed.	Matrix: Soil	VOCs (GC/MS) 8260	TPH-G 8260	TPH-D/O 8015	TPH-D/O W/SGT 8015	PAHs short list 8270D SIM
ERH1381	Trip Blank	5/26/21	9:09	HST	4	X			X	X			
ERH1382	RHMW01R	5/26/21	9:45	HST	8	X			X	X	X	X*	X**
ERH1383	Trip Blank	5/26/21	11:30	HST	4	X			X	X			
ERH1384	RHMW02	5/26/21	12:10	HST	8	X			X	X	X	X*	X**

WZ 5/27/21

TPH-D/O need Liquid-Liquid Extraction

* Analyze TPH-D/O W/SGT Only if TPH-D/O detected

** Naphthalene, 1-methylnaphthalene 2-methylnaphthalene

Shuttle Temperature: R3C 1.0/1.0, 2.0/2.0

Turnaround Requested: Check one
☐ Standard 2-3 wk ☒ One week ☐ 3 days ☐ 24/48 Hrs. ☐ Other:

Sample Disposal:
☐ Return to client ☒ Disposal by Lab (30-day retention)

Relinquished by sampler:	Date	Time	Received by:	Relinquished by:	Date	Time	Received by:
Relinquished by: WEIFENG ZHENG	5/27/21	14:00	Received by:	Relinquished by:	5/28/21	9:10	Received at lab by:

White: Return to client with report Yellow: Laboratory Copy See reverse side for Container Preservative and Sampling Information

APPL LABS

APPL, Inc.
908 N Temperance Ave
Clovis, CA 93611
www.applinc.com

Phone: (559) 275-2175
Fax: (559) 275-4422
coc@applinc.com

CHAIN OF CUSTODY RECORD

C.O.C. 51844

2/2

Report to: PLEASE PRINT

Company Name: AECOM
Address: 1001 Bishop St., Suite 1600
Honolulu, HI 96813
Attn: Alethea Ramos (808)521-3051
Alethea.Ramos@aecom.com
CV_18F0126 / 60571032
Attn:
Email:

Invoice to:

Company Name: AECOM
Address: 1001 Bishop St., Suite 1600
Honolulu, HI 96813
Attn: Sheree Smith (808)521-3051
Sheree.Smith@aecom.com
USAImaging@aecom.com
Attn:
Email:

Project Name/Number: CV18F0126/60571032
Purchase Order Number: 102604
Sampler (Print): GM. DM. CS
Sampler (Signature): Weng for GM. DM. CS

Date Shipped: 5/27/21
Carrier: FedEx
Waybill No.:
Comments:

Sample Identification	Location	Date Collected	Time Collected	Time Zone	No. of Containers	Matrix: Aq	Matrix: Sed.	Matrix: Soil	BTEX 8260	TPH-G 8260	TPH-D/O 8015	TPH-D/O W/SGT 8015	PAHs SIM 8270D SIM
ERH1385	Trip Blank	5/26/21	14:32	HST	4	X			X	X			
ERH1386	RHMW03	5/26/21	15:05	HST	8	X			X	X	X	X*	X**

WZ 5/27/2021

TPH-D/O need Liquid-Liquid Extraction
* Analyze TPH-D/O W/SGT Only if TPH-D/O detected
** Naphthalene, 1-methylnaphthalene 2-methylnaphthalene

Shuttle Temperature: 1.0/1.0 R3 @ 20.2.0

Turnaround Requested: Check one
☐ Standard 2-3 wk ☒ One week ☐ 3 days ☐ 24/48 Hrs. ☐ Other:

Sample Disposal:
☐ Return to client ☒ Disposal by Lab (30-day retention)

Relinquished by sampler:	Date	Time	Received by:	Relinquished by:	Date	Time	Received by:
Relinquished by: WEIFENG ZHENG	5/27/21	14:00	Received by:	Relinquished by:	Date 9:10	Time 5/28/21	Received at lab by:

White: Return to client with report Yellow: Laboratory Copy See reverse side for Container Preservative and Sampling Information

COOLER RECEIPT FORM **ARF: 96363**

1) Project: 60571032 CV18F0126 Red Hill Fuel Storage Date Received: 05/28/21

2) Coolers: Number of Coolers: 2

3) YES Were custody seals present and intact?
How many? 4 Name/Date on seal? SEE BELOW

4) YES Was there a shipping slip? Carrier name: FEDEX

5) Type of packing in cooler: X bubble wrap __ popcorn __ foam X plastic bags __ other
X wet ice __ dry ice __ no ice __ gel ice

6) YES Were cooler temperatures acceptable?

7) Serial number of calibrated thermometer used: R3 CF +0.0°C

8) Cooler temp(s): In °C. Thermometer Temp / Corrected Temp

1: 1.0/1.0	2: 2.0/2.0	3:	4:	5:	6:
7:	8:	9:	10:	11:	12:

Chain of custody:

9) YES Was a chain of custody received?

10) YES Were the custody papers complete/signed in the appropriate places?

Sample Labels:

11) YES Were all sample labels complete (sample ID, date/time of sampling, etc.)?

12) YES Did all container labels agree with custody papers?

Sample Containers:

13) YES Were all containers sealed in separate bags?

14) YES Did all containers arrive in good condition:(unbroken, no leakage, no cracked/broken lids)?

15) YES Were correct containers and preservatives used for the tests indicated?

16) YES Was a sufficient amount of sample sent for tests indicated?

17) Yes Were bubbles present in volatile samples?
If yes, the following were received with air bubbles:
Larger than a pea: ERH1381w3-w4, ERH1383w4, ERH1385w3-w4, ERH1386w3-w4
Smaller than a pea: ERH1381w1-w2, ERH1383w2, ERH1384w3-w4, ERH1385w2

Preservation Hold time:

18) Yes Was a sufficient amount of holding time remaining to analyze the samples?

19) Yes Was the pH taken of all non-VOA preserved samples and written on the sample container?

20) Yes Was the pH of acid preserved non-VOA samples < 2?

21) NA Was the pH of the "basic" preserved samples for Cyanide > 12, Sulfide >9, Hexchrom >9?

22) NO Were unpreserved VOA Vials received for VOA Dept analysis?

23) NA If "yes", are the unpreserved VOA vials noted in the ADD TEST FIELD on the ARF?
pH strip lot number: HC029115
Lab notified if pH was not adequate:

Notes/Deficiencies:

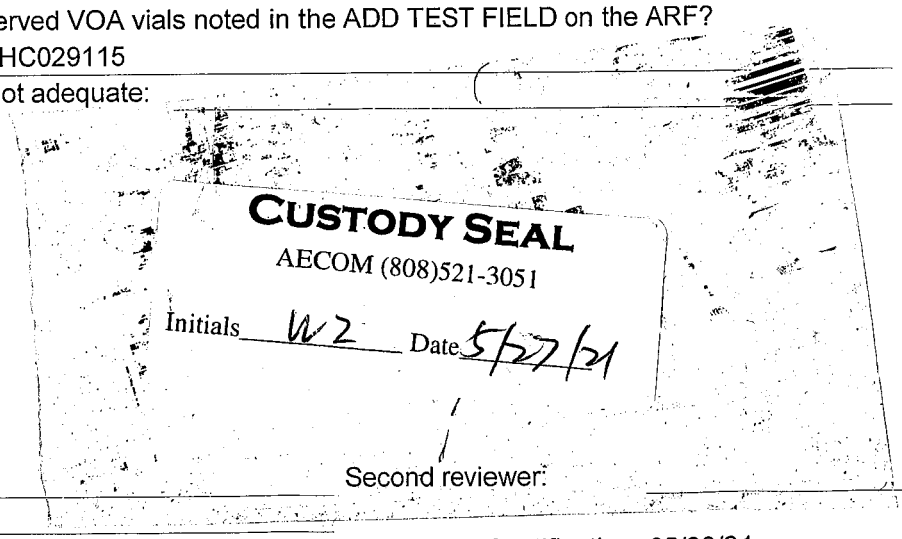

Personnel receiving samples: SS Second reviewer: SJ
Personnel labeling samples: DR
Project manager notified: MS Date/Time of notification 05/28/21
Name of client notified: Date/Time of notification

Revision: 22, November 5, 2013

SAMPLE RESULTS

EPA 8015B TPH LIQ-LIQ

AECOM
1001 Bishop Street, Suite 1600
Honolulu, HI 96813

APPL Inc.
908 North Temperance Avenue
Clovis, CA 93611

Attn: Alethea Ramos

Project: 60571032 CV18F0126 Red Hill Fuel Storage

ARF: 96363

Sample ID: ERH1382

APPL ID: BA33439

Sample Collection Date: 05/26/21

QCG: #DOC53-210603A-264707

Method	Analyte	Result	LOQ	LOD	DL	Units	Extraction Date	Analysis Date
EPA 8015B-e	DIESEL (C10-C24)	210 ++J	320	300.0	150.0	ug/L	06/03/21	06/05/21
EPA 8015B-e	OIL (C24-C40)	300.0 U	320	300.0	150.0	ug/L	06/03/21	06/05/21
EPA 8015B-e	SURROGATE: OCTACOSANE (S)	91.5	60-142			%	06/03/21	06/05/21
EPA 8015B-e	SURROGATE: ORTHO-TERPHENYL (S)	76.4	56-125			%	06/03/21	06/05/21

J = Estimated value.
++(T2M) The analyst has noted that the chromatogram of this sample is mainly lower boiling hydrocarbons.

Quant Method: DOC0603.M
Run #: 603080
Instrument: Apollo
Sequence: 210603
Dilution Factor: 1
Initials: MBE

Printed: 06/07/21 8:02:51 AM
APPL-F1-SC-NoMC-REG MDLs-DOD

EPA 8015B TPH LIQ-LIQ

AECOM
1001 Bishop Street, Suite 1600
Honolulu, HI 96813

APPL Inc.
908 North Temperance Avenue
Clovis, CA 93611

Attn: Alethea Ramos

Project: 60571032 CV18F0126 Red Hill Fuel Storage

ARF: 96363

Sample ID: ERH1384

APPL ID: BA33442

Sample Collection Date: 05/26/21

QCG: #DOC53-210603A-264707

Method	Analyte	Result	LOQ	LOD	DL	Units	Extraction Date	Analysis Date
EPA 8015B-e	DIESEL (C10-C24)	1600 ++	320	300.0	150.0	ug/L	06/03/21	06/05/21
EPA 8015B-e	OIL (C24-C40)	300.0 U	320	300.0	150.0	ug/L	06/03/21	06/05/21
EPA 8015B-e	SURROGATE: OCTACOSANE (S)	84.9	60-142			%	06/03/21	06/05/21
EPA 8015B-e	SURROGATE: ORTHO-TERPHENYL (S)	74.9	56-125			%	06/03/21	06/05/21

++(T2M) The analyst has noted that the chromatogram of this sample is mainly lower boiling hydrocarbons.

Quant Method:	DOC0603.M
Run #:	603081
Instrument:	Apollo
Sequence:	210603
Dilution Factor:	1
Initials:	MBE

Printed: 06/07/21 8:02:51 AM
APPL-F1-SC-NoMC-REG MDLs-DOD

EPA 8015B TPH LIQ-LIQ

AECOM
1001 Bishop Street, Suite 1600
Honolulu, HI 96813

APPL Inc.
908 North Temperance Avenue
Clovis, CA 93611

Attn: Alethea Ramos

Project: 60571032 CV18F0126 Red Hill Fuel Storage

ARF: 96363

Sample ID: ERH1386

APPL ID: BA33445

Sample Collection Date: 05/26/21

QCG: #DOC53-210603A-264707

Method	Analyte	Result	LOQ	LOD	DL	Units	Extraction Date	Analysis Date
EPA 8015B-e	DIESEL (C10-C24)	300.0 U	320	300.0	150.0	ug/L	06/03/21	06/05/21
EPA 8015B-e	OIL (C24-C40)	300.0 U	320	300.0	150.0	ug/L	06/03/21	06/05/21
EPA 8015B-e	SURROGATE: OCTACOSANE (S)	79.3	60-142			%	06/03/21	06/05/21
EPA 8015B-e	SURROGATE: ORTHO-TERPHENYL (S)	67.8	56-125			%	06/03/21	06/05/21

Quant Method: DOC0603.M
Run #: 603082
Instrument: Apollo
Sequence: 210603
Dilution Factor: 1
Initials: MBE

Printed: 06/07/21 8:02:51 AM
APPL-F1-SC-NoMC-REG MDLs-DOD

EPA 8015B TPH WATER L-L SGC

AECOM
1001 Bishop Street, Suite 1600
Honolulu, HI 96813

APPL Inc.
908 North Temperance Avenue
Clovis, CA 93611

Attn: Alethea Ramos

Project: 60571032 CV18F0126 Red Hill Fuel Storage

ARF: 96363

Sample ID: ERH1382

APPL ID: BA33439

Sample Collection Date: 05/26/21

QCG: #DOC53-210603A1-264963

Method	Analyte	Result	LOQ	LOD	DL	Units	Extraction Date	Analysis Date
EPA 8015B-e	DIESEL (C10-C24)	300.0 U	320	300.0	150.0	ug/L	06/03/21	06/12/21
EPA 8015B-e	OIL (C24-C40)	300.0 U	320	300.0	150.0	ug/L	06/03/21	06/12/21
EPA 8015B-e	SURROGATE: (R) DECANOIC ACID (S)	0.0	0-1			%	06/03/21	06/12/21
EPA 8015B-e	SURROGATE: OCTACOSANE (S)	72.7	60-142			%	06/03/21	06/12/21
EPA 8015B-e	SURROGATE: ORTHO-TERPHENYL (S)	60.4	56-125			%	06/03/21	06/12/21

Quant Method: DEC0504.M
Run #: 612014
Instrument: Apollo
Sequence: 210612
Dilution Factor: 1
Initials: MBE

Printed: 06/14/21 11:17:00 AM
APPL-F1-SC-NoMC-REG MDLs-DOD

EPA 8015B TPH WATER L-L SGC

AECOM
1001 Bishop Street, Suite 1600
Honolulu, HI 96813

APPL Inc.
908 North Temperance Avenue
Clovis, CA 93611

Attn: Alethea Ramos

Project: 60571032 CV18F0126 Red Hill Fuel Storage

ARF: 96363

Sample ID: ERH1384

APPL ID: BA33442

Sample Collection Date: 05/26/21

QCG: #DOC53-210603A1-264963

Method	Analyte	Result	LOQ	LOD	DL	Units	Extraction Date	Analysis Date
EPA 8015B-e	DIESEL (C10-C24)	380	320	300.0	150.0	ug/L	06/03/21	06/12/21
EPA 8015B-e	OIL (C24-C40)	300.0 U	320	300.0	150.0	ug/L	06/03/21	06/12/21
EPA 8015B-e	SURROGATE: (R) DECANOIC ACID (S)	0.0	0-1			%	06/03/21	06/12/21
EPA 8015B-e	SURROGATE: OCTACOSANE (S)	80.7	60-142			%	06/03/21	06/12/21
EPA 8015B-e	SURROGATE: ORTHO-TERPHENYL (S)	64.6	56-125			%	06/03/21	06/12/21

Quant Method: DEC0504.M
Run #: 612015
Instrument: Apollo
Sequence: 210612
Dilution Factor: 1
Initials: MBE

Printed: 06/14/21 11:17:00 AM
APPL-F1-SC-NoMC-REG MDLs-DOD

EPA 8015B TPH LIQ-LIQ

AECOM
1001 Bishop Street, Suite 1600
Honolulu, HI 96813

APPL Inc.
908 North Temperance Avenue
Clovis, CA 93611

Attn: Alethea Ramos

Project: 60571032 CV18F0126 Red Hill Fuel Storage

ARF: 96363

Sample ID: ERH1382 BLANK

APPL ID: BA33440

Sample Collection Date: 05/26/21

QCG: #RHBLK-210602A-264713

Method	Analyte	Result	LOQ	LOD	DL	Units	Extraction Date	Analysis Date
EPA 8015B-e	DIESEL (C10-C24)	300.0 U	320	300.0	150.0	ug/L	06/02/21	06/05/21
EPA 8015B-e	OIL (C24-C40)	300.0 U	320	300.0	150.0	ug/L	06/02/21	06/05/21
EPA 8015B-e	SURROGATE: OCTACOSANE (S)	93.68	60-142			%	06/02/21	06/05/21
EPA 8015B-e	SURROGATE: ORTHO-TERPHENYL (S)	78.0	56-125			%	06/02/21	06/05/21

Quant Method: DOC0603.M
Run #: 603074
Instrument: Apollo
Sequence: 210603
Dilution Factor: 1
Initials: MBE

Printed: 6/8/2021 9:15:57 AM
APPL-F1-SC-NoMC-REG MDLs-DOD

EPA 8015B TPH LIQ-LIQ

AECOM
1001 Bishop Street, Suite 1600
Honolulu, HI 96813

APPL Inc.
908 North Temperance Avenue
Clovis, CA 93611

Attn: Alethea Ramos

Project: 60571032 CV18F0126 Red Hill Fuel Storage

ARF: 96363

Sample ID: ERH1384 BLANK

APPL ID: BA33443

Sample Collection Date: 05/26/21

QCG: #RHBLK-210602A-264713

Method	Analyte	Result	LOQ	LOD	DL	Units	Extraction Date	Analysis Date
EPA 8015B-e	DIESEL (C10-C24)	300.0 U	320	300.0	150.0	ug/L	06/02/21	06/05/21
EPA 8015B-e	OIL (C24-C40)	300.0 U	320	300.0	150.0	ug/L	06/02/21	06/05/21
EPA 8015B-e	SURROGATE: OCTACOSANE (S)	88.0	60-142			%	06/02/21	06/05/21
EPA 8015B-e	SURROGATE: ORTHO-TERPHENYL (S)	72.8	56-125			%	06/02/21	06/05/21

Quant Method: DOC0603.M
Run #: 603075
Instrument: Apollo
Sequence: 210603
Dilution Factor: 1
Initials: MBE

Printed: 6/8/2021 9:15:57 AM
APPL-F1-SC-NoMC-REG MDLs-DOD

EPA 8015B TPH LIQ-LIQ

AECOM
1001 Bishop Street, Suite 1600
Honolulu, HI 96813

APPL Inc.
908 North Temperance Avenue
Clovis, CA 93611

Attn: Alethea Ramos

Project: 60571032 CV18F0126 Red Hill Fuel Storage

ARF: 96363

Sample ID: ERH1386 BLANK

APPL ID: BA33446

Sample Collection Date: 05/26/21

QCG: #RHBLK-210602A-264713

Method	Analyte	Result	LOQ	LOD	DL	Units	Extraction Date	Analysis Date
EPA 8015B-e	DIESEL (C10-C24)	300.0 U	320	300.0	150.0	ug/L	06/02/21	06/05/21
EPA 8015B-e	OIL (C24-C40)	300.0 U	320	300.0	150.0	ug/L	06/02/21	06/05/21
EPA 8015B-e	SURROGATE: OCTACOSANE (S)	90.1	60-142			%	06/02/21	06/05/21
EPA 8015B-e	SURROGATE: ORTHO-TERPHENYL (S)	74.8	56-125			%	06/02/21	06/05/21

Quant Method: DOC0603.M
Run #: 603076
Instrument: Apollo
Sequence: 210603
Dilution Factor: 1
Initials: MBE

Printed: 6/8/2021 9:15:57 AM
APPL-F1-SC-NoMC-REG MDLs-DOD

EPA 8270D SIM LIQ-LIQ

AECOM
1001 Bishop Street, Suite 1600
Honolulu, HI 96813

APPL Inc.
908 North Temperance Avenue
Clovis, CA 93611

Attn: Alethea Ramos

Project: 60571032 CV18F0126 Red Hill Fuel Storage

ARF: 96363

Sample ID: ERH1382

APPL ID: BA33439

Sample Collection Date: 05/26/21

QCG: #SIM53-210602A-264724

Method	Analyte	Result	LOQ	LOD	DL	Units	Extraction Date	Analysis Date
8270D-SIM	1-METHYLNAPHTHALENE	0.10 U	0.2	0.10	0.04	ug/L	06/02/21	06/04/21
8270D-SIM	2-METHYLNAPHTHALENE	0.10 U	0.2	0.10	0.04	ug/L	06/02/21	06/04/21
8270D-SIM	NAPHTHALENE	0.10 U	0.2	0.10	0.04	ug/L	06/02/21	06/04/21
8270D-SIM	SURROGATE: 2-METHYLNAPHTHALEN	87.8	39-114			%	06/02/21	06/04/21
8270D-SIM	SURROGATE: FLUORANTHENE-D10 (S	81.4	58-120			%	06/02/21	06/04/21

Quant Method: L0324.M
Run #: 0513L262
Instrument: Linus
Sequence: L210513
Dilution Factor: 1
Initials: MA

Printed: 06/07/21 12:38:14 PM
APPL-F1-SC-NoMC-REG MDLs-DOD

EPA 8270D SIM LIQ-LIQ

AECOM
1001 Bishop Street, Suite 1600
Honolulu, HI 96813

APPL Inc.
908 North Temperance Avenue
Clovis, CA 93611

Attn: Alethea Ramos

Project: 60571032 CV18F0126 Red Hill Fuel Storage

ARF: 96363

Sample ID: ERH1384

APPL ID: BA33442

Sample Collection Date: 05/26/21

QCG: #SIM53-210602A-264724

Method	Analyte	Result	LOQ	LOD	DL	Units	Extraction Date	Analysis Date
8270D-SIM	1-METHYLNAPHTHALENE	19	0.2	0.10	0.04	ug/L	06/02/21	06/04/21
8270D-SIM	2-METHYLNAPHTHALENE	11	0.2	0.10	0.04	ug/L	06/02/21	06/04/21
8270D-SIM	NAPHTHALENE	39	0.2	0.10	0.04	ug/L	06/02/21	06/04/21
8270D-SIM	SURROGATE: 2-METHYLNAPHTHALEN	83.7	39-114			%	06/02/21	06/04/21
8270D-SIM	SURROGATE: FLUORANTHENE-D10 (S	74.5	58-120			%	06/02/21	06/04/21

Quant Method: L0324.M
Run #: 0513L263
Instrument: Linus
Sequence: L210513
Dilution Factor: 1
Initials: MA

Printed: 06/07/21 12:38:14 PM
APPL-F1-SC-NoMC-REG MDLs-DOD

EPA 8270D SIM LIQ-LIQ

AECOM
1001 Bishop Street, Suite 1600
Honolulu, HI 96813

APPL Inc.
908 North Temperance Avenue
Clovis, CA 93611

Attn: Alethea Ramos

Project: 60571032 CV18F0126 Red Hill Fuel Storage

ARF: 96363

Sample ID: ERH1386

APPL ID: BA33445

Sample Collection Date: 05/26/21

QCG: #SIM53-210602A-264724

Method	Analyte	Result	LOQ	LOD	DL	Units	Extraction Date	Analysis Date
8270D-SIM	1-METHYLNAPHTHALENE	0.10 U	0.2	0.10	0.04	ug/L	06/02/21	06/04/21
8270D-SIM	2-METHYLNAPHTHALENE	0.10 U	0.2	0.10	0.04	ug/L	06/02/21	06/04/21
8270D-SIM	NAPHTHALENE	0.10 U	0.2	0.10	0.04	ug/L	06/02/21	06/04/21
8270D-SIM	SURROGATE: 2-METHYLNAPHTHALEN	92.1	39-114			%	06/02/21	06/04/21
8270D-SIM	SURROGATE: FLUORANTHENE-D10 (S	88.2	58-120			%	06/02/21	06/04/21

Quant Method: L0324.M
Run #: 0513L264
Instrument: Linus
Sequence: L210513
Dilution Factor: 1
Initials: MA

Printed: 06/07/21 12:38:14 PM
APPL-F1-SC-NoMC-REG MDLs-DOD

EPA 8260B BTEX WATER

AECOM
1001 Bishop Street, Suite 1600
Honolulu, HI 96813

APPL Inc.
908 North Temperance Avenue
Clovis, CA 93611

Attn: Alethea Ramos

Project: 60571032 CV18F0126 Red Hill Fuel Storage

ARF: 96363

Sample ID: ERH1381

APPL ID: BA33438

Sample Collection Date: 05/26/21

QCG: #86BTO-210604BL-264806

Method	Analyte	Result	LOQ	LOD	DL	Units	Extraction Date	Analysis Date
EPA 8260B	BENZENE	0.30 U	1.0	0.30	0.15	ug/L	06/05/21	06/05/21
EPA 8260B	ETHYLBENZENE	0.50 U	1.0	0.50	0.23	ug/L	06/05/21	06/05/21
EPA 8260B	TOLUENE	0.30 U	1.0	0.30	0.15	ug/L	06/05/21	06/05/21
EPA 8260B	XYLENES (TOTAL)	0.30 U	2.0	0.30	0.15	ug/L	06/05/21	06/05/21
EPA 8260B	SURROGATE: 1,2-DICHLOROETHANE-	105	81-118			%	06/05/21	06/05/21
EPA 8260B	SURROGATE: 4-BROMOFLUOROBENZ	92.8	85-114			%	06/05/21	06/05/21
EPA 8260B	SURROGATE: DIBROMOFLUOROMETH	106	80-119			%	06/05/21	06/05/21
EPA 8260B	SURROGATE: TOLUENE-D8 (S)	97.7	89-112			%	06/05/21	06/05/21

Quant Method: L0601W.M
Run #: 0604L42
Instrument: Loki
Sequence: 210601
Dilution Factor: 1
Initials: JPR

Printed: 06/09/21 12:52:59 PM
APPL-F1-SC-NoMC-REG MDLs-DOD

EPA 8260B BTEX WATER

AECOM
1001 Bishop Street, Suite 1600
Honolulu, HI 96813

APPL Inc.
908 North Temperance Avenue
Clovis, CA 93611

Attn: Alethea Ramos

Project: 60571032 CV18F0126 Red Hill Fuel Storage

ARF: 96363

Sample ID: ERH1382

APPL ID: BA33439

Sample Collection Date: 05/26/21

QCG: #86BTO-210604BL-264806

Method	Analyte	Result	LOQ	LOD	DL	Units	Extraction Date	Analysis Date
EPA 8260B	BENZENE	0.30 U	1.0	0.30	0.15	ug/L	06/05/21	06/05/21
EPA 8260B	ETHYLBENZENE	0.50 U	1.0	0.50	0.23	ug/L	06/05/21	06/05/21
EPA 8260B	TOLUENE	0.30 U	1.0	0.30	0.15	ug/L	06/05/21	06/05/21
EPA 8260B	XYLENES (TOTAL)	0.30 U	2.0	0.30	0.15	ug/L	06/05/21	06/05/21
EPA 8260B	SURROGATE: 1,2-DICHLOROETHANE-	107	81-118			%	06/05/21	06/05/21
EPA 8260B	SURROGATE: 4-BROMOFLUOROBENZ	89.8	85-114			%	06/05/21	06/05/21
EPA 8260B	SURROGATE: DIBROMOFLUOROMETH	105	80-119			%	06/05/21	06/05/21
EPA 8260B	SURROGATE: TOLUENE-D8 (S)	94.8	89-112			%	06/05/21	06/05/21

Quant Method: L0601W.M
Run #: 0604L43
Instrument: Loki
Sequence: 210601
Dilution Factor: 1
Initials: JPR

Printed: 06/09/21 12:52:59 PM
APPL-F1-SC-NoMC-REG MDLs-DOD

EPA 8260B BTEX WATER

AECOM
1001 Bishop Street, Suite 1600
Honolulu, HI 96813

APPL Inc.
908 North Temperance Avenue
Clovis, CA 93611

Attn: Alethea Ramos

Project: 60571032 CV18F0126 Red Hill Fuel Storage

ARF: 96363

Sample ID: ERH1383

APPL ID: BA33441

Sample Collection Date: 05/26/21

QCG: #86BTO-210604BL-264806

Method	Analyte	Result	LOQ	LOD	DL	Units	Extraction Date	Analysis Date
EPA 8260B	BENZENE	0.30 U	1.0	0.30	0.15	ug/L	06/05/21	06/05/21
EPA 8260B	ETHYLBENZENE	0.50 U	1.0	0.50	0.23	ug/L	06/05/21	06/05/21
EPA 8260B	TOLUENE	0.30 U	1.0	0.30	0.15	ug/L	06/05/21	06/05/21
EPA 8260B	XYLENES (TOTAL)	0.30 U	2.0	0.30	0.15	ug/L	06/05/21	06/05/21
EPA 8260B	SURROGATE: 1,2-DICHLOROETHANE-	106	81-118			%	06/05/21	06/05/21
EPA 8260B	SURROGATE: 4-BROMOFLUOROBENZ	92.0	85-114			%	06/05/21	06/05/21
EPA 8260B	SURROGATE: DIBROMOFLUOROMETH	106	80-119			%	06/05/21	06/05/21
EPA 8260B	SURROGATE: TOLUENE-D8 (S)	95.8	89-112			%	06/05/21	06/05/21

Quant Method: L0601W.M
Run #: 0604L44
Instrument: Loki
Sequence: 210601
Dilution Factor: 1
Initials: JPR

Printed: 06/09/21 12:52:59 PM
APPL-F1-SC-NoMC-REG MDLs-DOD

EPA 8260B BTEX WATER

AECOM
1001 Bishop Street, Suite 1600
Honolulu, HI 96813

APPL Inc.
908 North Temperance Avenue
Clovis, CA 93611

Attn: Alethea Ramos

Project: 60571032 CV18F0126 Red Hill Fuel Storage

ARF: 96363

Sample ID: ERH1384

APPL ID: BA33442

Sample Collection Date: 05/26/21

QCG: #86BTO-210604BL-264806

Method	Analyte	Result	LOQ	LOD	DL	Units	Extraction Date	Analysis Date
EPA 8260B	BENZENE	0.30 U	1.0	0.30	0.15	ug/L	06/05/21	06/05/21
EPA 8260B	ETHYLBENZENE	0.50 U	1.0	0.50	0.23	ug/L	06/05/21	06/05/21
EPA 8260B	TOLUENE	0.30 U	1.0	0.30	0.15	ug/L	06/05/21	06/05/21
EPA 8260B	XYLENES (TOTAL)	0.30 U	2.0	0.30	0.15	ug/L	06/05/21	06/05/21
EPA 8260B	SURROGATE: 1,2-DICHLOROETHANE-	107	81-118			%	06/05/21	06/05/21
EPA 8260B	SURROGATE: 4-BROMOFLUOROBENZ	95.1	85-114			%	06/05/21	06/05/21
EPA 8260B	SURROGATE: DIBROMOFLUOROMETH	107	80-119			%	06/05/21	06/05/21
EPA 8260B	SURROGATE: TOLUENE-D8 (S)	94.8	89-112			%	06/05/21	06/05/21

Quant Method: L0601W.M
Run #: 0604L45
Instrument: Loki
Sequence: 210601
Dilution Factor: 1
Initials: JPR

Printed: 06/09/21 12:52:59 PM
APPL-F1-SC-NoMC-REG MDLs-DOD

EPA 8260B BTEX WATER

AECOM
1001 Bishop Street, Suite 1600
Honolulu, HI 96813

APPL Inc.
908 North Temperance Avenue
Clovis, CA 93611

Attn: Alethea Ramos

Project: 60571032 CV18F0126 Red Hill Fuel Storage

ARF: 96363

Sample ID: ERH1385

APPL ID: BA33444

Sample Collection Date: 05/26/21

QCG: #86BTO-210604BL-264806

Method	Analyte	Result	LOQ	LOD	DL	Units	Extraction Date	Analysis Date
EPA 8260B	BENZENE	0.30 U	1.0	0.30	0.15	ug/L	06/05/21	06/05/21
EPA 8260B	ETHYLBENZENE	0.50 U	1.0	0.50	0.23	ug/L	06/05/21	06/05/21
EPA 8260B	TOLUENE	0.30 U	1.0	0.30	0.15	ug/L	06/05/21	06/05/21
EPA 8260B	XYLENES (TOTAL)	0.30 U	2.0	0.30	0.15	ug/L	06/05/21	06/05/21
EPA 8260B	SURROGATE: 1,2-DICHLOROETHANE-	104	81-118			%	06/05/21	06/05/21
EPA 8260B	SURROGATE: 4-BROMOFLUOROBENZ	91.1	85-114			%	06/05/21	06/05/21
EPA 8260B	SURROGATE: DIBROMOFLUOROMETH	103	80-119			%	06/05/21	06/05/21
EPA 8260B	SURROGATE: TOLUENE-D8 (S)	96.5	89-112			%	06/05/21	06/05/21

Quant Method: L0601W.M
Run #: 0604L46
Instrument: Loki
Sequence: 210601
Dilution Factor: 1
Initials: JPR

Printed: 06/09/21 12:52:59 PM
APPL-F1-SC-NoMC-REG MDLs-DOD

EPA 8260B BTEX WATER

AECOM
1001 Bishop Street, Suite 1600
Honolulu, HI 96813

APPL Inc.
908 North Temperance Avenue
Clovis, CA 93611

Attn: Alethea Ramos

Project: 60571032 CV18F0126 Red Hill Fuel Storage

ARF: 96363

Sample ID: ERH1386

APPL ID: BA33445

Sample Collection Date: 05/26/21

QCG: #86BTO-210604BL-264806

Method	Analyte	Result	LOQ	LOD	DL	Units	Extraction Date	Analysis Date
EPA 8260B	BENZENE	0.30 U	1.0	0.30	0.15	ug/L	06/05/21	06/05/21
EPA 8260B	ETHYLBENZENE	0.50 U	1.0	0.50	0.23	ug/L	06/05/21	06/05/21
EPA 8260B	TOLUENE	0.30 U	1.0	0.30	0.15	ug/L	06/05/21	06/05/21
EPA 8260B	XYLENES (TOTAL)	0.30 U	2.0	0.30	0.15	ug/L	06/05/21	06/05/21
EPA 8260B	SURROGATE: 1,2-DICHLOROETHANE-	104	81-118			%	06/05/21	06/05/21
EPA 8260B	SURROGATE: 4-BROMOFLUOROBENZ	92.2	85-114			%	06/05/21	06/05/21
EPA 8260B	SURROGATE: DIBROMOFLUOROMETH	103	80-119			%	06/05/21	06/05/21
EPA 8260B	SURROGATE: TOLUENE-D8 (S)	97.7	89-112			%	06/05/21	06/05/21

Quant Method: L0601W.M
Run #: 0604L47
Instrument: Loki
Sequence: 210601
Dilution Factor: 1
Initials: JPR

Printed: 06/09/21 12:52:59 PM
APPL-F1-SC-NoMC-REG MDLs-DOD

EPA 8260B GRO WATER

AECOM
1001 Bishop Street, Suite 1600
Honolulu, HI 96813

APPL Inc.
908 North Temperance Avenue
Clovis, CA 93611

Attn: Alethea Ramos

Project: 60571032 CV18F0126 Red Hill Fuel Storage

ARF: 96363

Sample ID: ERH1381

APPL ID: BA33438

Sample Collection Date: 05/26/21

QCG: #GRO86-210604BL-264807

Method	Analyte	Result	LOQ	LOD	DL	Units	Extraction Date	Analysis Date
EPA 8260B	GASOLINE RANGE ORGANICS	18.0 U	20	18.0	8.6	ug/L	06/05/21	06/05/21
EPA 8260B	SURROGATE: 4-BROMOFLUOROBENZ	92.8	85-114			%	06/05/21	06/05/21

Quant Method: LGAS0601.M
Run #: 0604L42
Instrument: Loki
Sequence: 210601
Dilution Factor: 1
Initials: JPR

Printed: 06/09/21 1:51:25 PM
APPL-F1-SC-NoMC-REG MDLs-DOD

EPA 8260B GRO WATER

AECOM
1001 Bishop Street, Suite 1600
Honolulu, HI 96813

APPL Inc.
908 North Temperance Avenue
Clovis, CA 93611

Attn: Alethea Ramos

Project: 60571032 CV18F0126 Red Hill Fuel Storage

ARF: 96363

Sample ID: ERH1382

APPL ID: BA33439

Sample Collection Date: 05/26/21

QCG: #GRO86-210604BL-264807

Method	Analyte	Result	LOQ	LOD	DL	Units	Extraction Date	Analysis Date
EPA 8260B	GASOLINE RANGE ORGANICS	18.0 U	20	18.0	8.6	ug/L	06/05/21	06/05/21
EPA 8260B	SURROGATE: 4-BROMOFLUOROBENZ	89.8	85-114			%	06/05/21	06/05/21

Quant Method: LGAS0601.M
Run #: 0604L43
Instrument: Loki
Sequence: 210601
Dilution Factor: 1
Initials: JPR

Printed: 06/09/21 1:51:25 PM
APPL-F1-SC-NoMC-REG MDLs-DOD

EPA 8260B GRO WATER

AECOM
1001 Bishop Street, Suite 1600
Honolulu, HI 96813

APPL Inc.
908 North Temperance Avenue
Clovis, CA 93611

Attn: Alethea Ramos

Project: 60571032 CV18F0126 Red Hill Fuel Storage

ARF: 96363

Sample ID: ERH1383

APPL ID: BA33441

Sample Collection Date: 05/26/21

QCG: #GRO86-210604BL-264807

Method	Analyte	Result	LOQ	LOD	DL	Units	Extraction Date	Analysis Date
EPA 8260B	GASOLINE RANGE ORGANICS	18.0 U	20	18.0	8.6	ug/L	06/05/21	06/05/21
EPA 8260B	SURROGATE: 4-BROMOFLUOROBENZ	92.0	85-114			%	06/05/21	06/05/21

Quant Method: LGAS0601.M
Run #: 0604L44
Instrument: Loki
Sequence: 210601
Dilution Factor: 1
Initials: JPR

Printed: 06/09/21 1:51:25 PM
APPL-F1-SC-NoMC-REG MDLs-DOD

EPA 8260B GRO WATER

AECOM
1001 Bishop Street, Suite 1600
Honolulu, HI 96813

APPL Inc.
908 North Temperance Avenue
Clovis, CA 93611

Attn: Alethea Ramos

Project: 60571032 CV18F0126 Red Hill Fuel Storage

ARF: 96363

Sample ID: ERH1384

APPL ID: BA33442

Sample Collection Date: 05/26/21

QCG: #GRO86-210604BL-264807

Method	Analyte	Result	LOQ	LOD	DL	Units	Extraction Date	Analysis Date
EPA 8260B	GASOLINE RANGE ORGANICS	18.0 U	20	18.0	8.6	ug/L	06/05/21	06/05/21
EPA 8260B	SURROGATE: 4-BROMOFLUOROBENZ	95.1	85-114			%	06/05/21	06/05/21

Quant Method: LGAS0601.M
Run #: 0604L45
Instrument: Loki
Sequence: 210601
Dilution Factor: 1
Initials: JPR

Printed: 06/09/21 1:51:25 PM
APPL-F1-SC-NoMC-REG MDLs-DOD

EPA 8260B GRO WATER

AECOM
1001 Bishop Street, Suite 1600
Honolulu, HI 96813

APPL Inc.
908 North Temperance Avenue
Clovis, CA 93611

Attn: Alethea Ramos

Project: 60571032 CV18F0126 Red Hill Fuel Storage

ARF: 96363

Sample ID: ERH1385

APPL ID: BA33444

Sample Collection Date: 05/26/21

QCG: #GRO86-210604BL-264807

Method	Analyte	Result	LOQ	LOD	DL	Units	Extraction Date	Analysis Date
EPA 8260B	GASOLINE RANGE ORGANICS	18.0 U	20	18.0	8.6	ug/L	06/05/21	06/05/21
EPA 8260B	SURROGATE: 4-BROMOFLUOROBENZ	91.1	85-114			%	06/05/21	06/05/21

Quant Method: LGAS0601.M
Run #: 0604L46
Instrument: Loki
Sequence: 210601
Dilution Factor: 1
Initials: JPR

Printed: 06/09/21 1:51:25 PM
APPL-F1-SC-NoMC-REG MDLs-DOD

EPA 8260B GRO WATER

AECOM
1001 Bishop Street, Suite 1600
Honolulu, HI 96813

APPL Inc.
908 North Temperance Avenue
Clovis, CA 93611

Attn: Alethea Ramos

Project: 60571032 CV18F0126 Red Hill Fuel Storage

ARF: 96363

Sample ID: ERH1386

APPL ID: BA33445

Sample Collection Date: 05/26/21

QCG: #GRO86-210604BL-264807

Method	Analyte	Result	LOQ	LOD	DL	Units	Extraction Date	Analysis Date
EPA 8260B	GASOLINE RANGE ORGANICS	18.0 U	20	18.0	8.6	ug/L	06/05/21	06/05/21
EPA 8260B	SURROGATE: 4-BROMOFLUOROBENZ	92.2	85-114			%	06/05/21	06/05/21

Quant Method: LGAS0601.M
Run #: 0604L47
Instrument: Loki
Sequence: 210601
Dilution Factor: 1
Initials: JPR

Printed: 06/09/21 1:51:25 PM
APPL-F1-SC-NoMC-REG MDLs-DOD

QC FORMS

EPA 8015B-eHL

Form 2 & 8

Surrogate Recovery

Lab Name: APPL, Inc. SDG No: 96363

Case No: 96363 Date Analyzed: 06/05/21

Matrix: WATER Instrument: Apollo

APPL ID.	Client Sample No.	SURROGATE: OCTACOSANE (S)			SURROGATE: ORTHO-TERPHENYL (S)		
		Limits	Result	Qualifier	Limits	Result	Qualifier
210603A-BLK	Blank	60-142	94.4		56-125	76.4	
210603A-LCS	Lab Control Spike	60-142	84.7		56-125	78.7	
210603A-LCSD	Lab Control SpikeD	60-142	85.3		56-125	82.0	
BA33439	ERH1382	60-142	91.5		56-125	76.4	
BA33442	ERH1384	60-142	84.9		56-125	74.9	
BA33445	ERH1386	60-142	79.3		56-125	67.8	

Comments: Batch: #DOC53-210603A

EPA 8015B-eH

Form 4

Blank Summary

Lab Name:	APPL, Inc.	SDG No:	96363
Case No:	96363	Date Analyzed:	06/05/21
Matrix:	WATER	Instrument:	Apollo
Blank ID:	210603A-BLK	Time Analyzed:	2112

APPL ID.	Client Sample No.	File ID.	Date Analyzed
210603A-BLK	Blank	603077	06/05/21 2112
210603A-LCS	Lab Control Spike	603078	06/05/21 2141
210603A-LCSD	Lab Control SpikeD	603079	06/05/21 2209
BA33439	ERH1382	603080	06/05/21 2238
BA33442	ERH1384	603081	06/05/21 2306
BA33445	ERH1386	603082	06/05/21 2334

Comments: Batch: #DOC53-210603A

Method Blank
EPA 8015B TPH LIQ-LIQ

APPL Inc.
908 North Temperance Avenu
Clovis, CA 93611

Blank Name/QCG: **210603W-33439 - 264707**
Batch ID: #DOC53-210603A

Sample Type	Analyte	Result	LOQ	LOD	DL	Units	Extraction Date	Analysis Date
BLANK	DIESEL (C10-C24)	300.0 U	320	300.0	150.0	ug/L	06/03/21	06/05/21
BLANK	OIL (C24-C40)	300.0 U	320	300.0	150.0	ug/L	06/03/21	06/05/21
BLANK	SURROGATE: OCTACOSANE (S)	94.4	60-142			%	06/03/21	06/05/21
BLANK	SURROGATE: ORTHO-TERPHEN	76.4	56-125			%	06/03/21	06/05/21

Quant Method: DOC0603.M
Run #: 603077
Instrument: Apollo
Sequence: 210603
Initials: MBE

GC SC-Blank-REG MDLs-DOD
Printed: 06/07/21 8:03:24 AM

EPA 8015B-eH

Form 4

LCS Summary

Lab Name:	APPL, Inc.	SDG No:	96363
Case No:	96363	Date Analyzed:	06/05/21
Matrix:	WATER	Instrument:	Apollo
LCS ID:	210603A-LCS	Time Analyzed:	2141

APPL ID.	Client Sample No.	File ID.	Date Analyzed
210603A-BLK	Blank	603077	06/05/21 2112
210603A-LCS	Lab Control Spike	603078	06/05/21 2141
210603A-LCSD	Lab Control SpikeD	603079	06/05/21 2209
BA33439	ERH1382	603080	06/05/21 2238
BA33442	ERH1384	603081	06/05/21 2306
BA33445	ERH1386	603082	06/05/21 2334

Comments: Batch: #DOC53-210603A

Laboratory Control Spike Recoveries

EPA 8015B TPH LIQ-LIQ

APPL ID: **210603W-33439 LCS - 264707**
Batch ID: #DOC53-210603A

APPL Inc.
908 North Temperance Avenue
Clovis, CA 93611

Compound Name	Spike Lvl ug/L	SPK Result ug/L	DUP Result ug/L	SPK % Recovery	DUP % Recovery	Recovery Limits	RPD %	RPD Limits
DIESEL (C10-C24)	2000	1640	1620	82.0	81.0	36-132	1.2	30
OIL (C24-C40)	2000	1750	1830	87.5	91.5	41-113	4.5	30
SURROGATE: OCTACOSANE (S)	150	127	128	84.7	85.3	60-142		
SURROGATE: ORTHO-TERPHENYL (S)	150	118	123	78.7	82.0	56-125		

Comments:

Primary	SPK	DUP
Quant Method :	DOC0603.M	DOC0603.M
Extraction Date :	06/03/21	06/03/21
Analysis Date :	06/05/21	06/05/21
Instrument :	Apollo	Apollo
Run :	603078	603079
Initials :	MBE	

EPA 8015B-eHL

Form 2 & 8

Surrogate Recovery

Lab Name: APPL, Inc. SDG No: 96363
Case No: 96363 Date Analyzed: 06/05/21
Matrix: WATER Instrument: Apollo

APPL ID.	Client Sample No.	SURROGATE: OCTACOSANE (S)			SURROGATE: ORTHO-TERPHENYL (S)		
		Limits	Result	Qualifier	Limits	Result	Qualifier
210603A-BLK	Blank	60-142	94.4		56-125	76.4	
210603A-LCS	Lab Control Spike	60-142	84.7		56-125	78.7	
210603A-LCSD	Lab Control SpikeD	60-142	85.3		56-125	82.0	
BA33439	ERH1382	60-142	91.5		56-125	76.4	
BA33442	ERH1384	60-142	84.9		56-125	74.9	
BA33445	ERH1386	60-142	79.3		56-125	67.8	

Comments: Batch: #DOC53-210603A

EPA 8015B-eHL

Form 2 & 8

Surrogate Recovery

Lab Name: APPL, Inc. SDG No: 96363

Case No: 96363 Date Analyzed: 06/12/21

Matrix: WATER Instrument: Apollo

APPL ID.	Client Sample No.	SURROGATE: (R) DECANOIC ACID (S)			SURROGATE: OCTACOSANE (S)		
		Limits	Result	Qualifier	Limits	Result	Qualifier
210603A1-BLK	Blank	0-1	0.0		60-142	87.1	
210603A1-LCS	Lab Control Spike	0-1	0.0		60-142	74.7	
210603A1-LCSD	Lab Control SpikeD	0-1	0.0		60-142	69.3	
BA33439	ERH1382	0-1	0.0		60-142	72.7	
BA33442	ERH1384	0-1	0.0		60-142	80.7	

Comments: Batch: #DOC53-210603A1

EPA 8015B-eHL

Form 2 & 8

Surrogate Recovery

Lab Name: APPL, Inc. SDG No: 96363

Case No: 96363 Date Analyzed: 06/12/21

Matrix: WATER Instrument: Apollo

APPL ID.	Client Sample No.	SURROGATE: ORTHO-TERPHENYL (S)					
		Limits	Result	Qualifier	Limits	Result	Qualifier
210603A1-BLK	Blank	56-125	70.7				
210603A1-LCS	Lab Control Spike	56-125	69.3				
210603A1-LCSD	Lab Control SpikeD	56-125	60.2				
BA33439	ERH1382	56-125	60.4				
BA33442	ERH1384	56-125	64.6				

Comments: Batch: #DOC53-210603A1

EPA 8015B-eH

Form 4

Blank Summary

Lab Name:	APPL, Inc.	SDG No:	96363
Case No:	96363	Date Analyzed:	06/05/21
Matrix:	WATER	Instrument:	Apollo
Blank ID:	210603A-BLK	Time Analyzed:	2112

APPL ID.	Client Sample No.	File ID.	Date Analyzed
210603A-BLK	Blank	603077	06/05/21 2112
210603A-LCS	Lab Control Spike	603078	06/05/21 2141
210603A-LCSD	Lab Control SpikeD	603079	06/05/21 2209
BA33439	ERH1382	603080	06/05/21 2238
BA33442	ERH1384	603081	06/05/21 2306
BA33445	ERH1386	603082	06/05/21 2334

Comments: Batch: #DOC53-210603A

EPA 8015B-eH

Form 4

Blank Summary

Lab Name:	APPL, Inc.	SDG No:	96363
Case No:	96363	Date Analyzed:	06/12/21
Matrix:	WATER	Instrument:	Apollo
Blank ID:	210603A1-BLK	Time Analyzed:	1421

APPL ID.	Client Sample No.	File ID.	Date Analyzed
210603A1-BLK	Blank	612011	06/12/21 1421
210603A1-LCS	Lab Control Spike	612012	06/12/21 1449
210603A1-LCSD	Lab Control SpikeD	612013	06/12/21 1517
BA33439	ERH1382	612014	06/12/21 1546
BA33442	ERH1384	612015	06/12/21 1614

Comments: Batch: #DOC53-210603A1

Method Blank
EPA 8015B TPH LIQ-LIQ

APPL Inc.
908 North Temperance Avenu
Clovis, CA 93611

Blank Name/QCG: **210603W-33439 - 264707**
Batch ID: #DOC53-210603A

Sample Type	Analyte	Result	LOQ	LOD	DL	Units	Extraction Date	Analysis Date
BLANK	DIESEL (C10-C24)	300.0 U	320	300.0	150.0	ug/L	06/03/21	06/05/21
BLANK	OIL (C24-C40)	300.0 U	320	300.0	150.0	ug/L	06/03/21	06/05/21
BLANK	SURROGATE: OCTACOSANE (S)	94.4	60-142			%	06/03/21	06/05/21
BLANK	SURROGATE: ORTHO-TERPHEN	76.4	56-125			%	06/03/21	06/05/21

Quant Method: DOC0603.M
Run #: 603077
Instrument: Apollo
Sequence: 210603
Initials: MBE

GC SC-Blank-REG MDLs-DOD
Printed: 06/14/21 11:18:01 AM

Method Blank

EPA 8015B TPH WATER L-L SGC

APPL Inc.
908 North Temperance Avenu
Clovis, CA 93611

Blank Name/QCG: **210603W-33439 - 264963**
Batch ID: #DOC53-210603A1

Sample Type	Analyte	Result	LOQ	LOD	DL	Units	Extraction Date	Analysis Date
BLANK	DIESEL (C10-C24)	300.0 U	320	300.0	150.0	ug/L	06/03/21	06/12/21
BLANK	OIL (C24-C40)	300.0 U	320	300.0	150.0	ug/L	06/03/21	06/12/21
BLANK	SURROGATE: (R) DECANOIC AC	0.0	0-1			%	06/03/21	06/12/21
BLANK	SURROGATE: OCTACOSANE (S)	87.1	60-142			%	06/03/21	06/12/21
BLANK	SURROGATE: ORTHO-TERPHEN	70.7	56-125			%	06/03/21	06/12/21

Quant Method: DEC0504.M
Run #: 612011
Instrument: Apollo
Sequence: 210612
Initials: MBE

GC SC-Blank-REG MDLs-DOD
Printed: 06/14/21 11:18:01 AM

EPA 8015B-eH

Form 4

LCS Summary

Lab Name:	APPL, Inc.	SDG No:	96363
Case No:	96363	Date Analyzed:	06/05/21
Matrix:	WATER	Instrument:	Apollo
LCS ID:	210603A-LCS	Time Analyzed:	2141

APPL ID.	Client Sample No.	File ID.	Date Analyzed
210603A-BLK	Blank	603077	06/05/21 2112
210603A-LCS	Lab Control Spike	603078	06/05/21 2141
210603A-LCSD	Lab Control SpikeD	603079	06/05/21 2209
BA33439	ERH1382	603080	06/05/21 2238
BA33442	ERH1384	603081	06/05/21 2306
BA33445	ERH1386	603082	06/05/21 2334

Comments: Batch: #DOC53-210603A

EPA 8015B-eH

Form 4

LCS Summary

Lab Name:	APPL, Inc.	SDG No:	96363
Case No:	96363	Date Analyzed:	06/12/21
Matrix:	WATER	Instrument:	Apollo
LCS ID:	210603A1-LCS	Time Analyzed:	1449

APPL ID.	Client Sample No.	File ID.	Date Analyzed
210603A1-BLK	Blank	612011	06/12/21 1421
210603A1-LCS	Lab Control Spike	612012	06/12/21 1449
210603A1-LCSD	Lab Control SpikeD	612013	06/12/21 1517
BA33439	ERH1382	612014	06/12/21 1546
BA33442	ERH1384	612015	06/12/21 1614

Comments: Batch: #DOC53-210603A1

Laboratory Control Spike Recoveries

EPA 8015B TPH LIQ-LIQ

APPL ID: **210603W-33439 LCS - 264707**
Batch ID: #DOC53-210603A

APPL Inc.
908 North Temperance Avenue
Clovis, CA 93611

Compound Name	Spike Lvl ug/L	SPK Result ug/L	DUP Result ug/L	SPK % Recovery	DUP % Recovery	Recovery Limits	RPD %	RPD Limits
DIESEL (C10-C24)	2000	1640	1620	82.0	81.0	36-132	1.2	30
OIL (C24-C40)	2000	1750	1830	87.5	91.5	41-113	4.5	30
SURROGATE: OCTACOSANE (S)	150	127	128	84.7	85.3	60-142		
SURROGATE: ORTHO-TERPHENYL (S)	150	118	123	78.7	82.0	56-125		

Comments:

Primary	SPK	DUP
Quant Method :	DOC0603.M	DOC0603.M
Extraction Date :	06/03/21	06/03/21
Analysis Date :	06/05/21	06/05/21
Instrument :	Apollo	Apollo
Run :	603078	603079
Initials :	MBE	

Laboratory Control Spike Recoveries

EPA 8015B TPH WATER L-L SGC

APPL ID: **210603W-33439 LCS - 264963**
Batch ID: #DOC53-210603A1

APPL Inc.
908 North Temperance Avenue
Clovis, CA 93611

Compound Name	Spike Lvl ug/L	SPK Result ug/L	DUP Result ug/L	SPK % Recovery	DUP % Recovery	Recovery Limits	RPD %	RPD Limits
DIESEL (C10-C24)	2000	1340	1020	67.0	51.0	36-132	27.1	30
OIL (C24-C40)	2000	1560	1470	78.0	73.5	41-113	5.9	30
SURROGATE: (R) DECANOIC ACID (S)	10.00	0	0	0.0	0.0	0-1		
SURROGATE: OCTACOSANE (S)	150	112	104	74.7	69.3	60-142		
SURROGATE: ORTHO-TERPHENYL (S)	150	104	90.3	69.3	60.2	56-125		

Comments:

Primary	SPK	DUP
Quant Method :	DEC0504.M	DEC0504.M
Extraction Date :	06/03/21	06/03/21
Analysis Date :	06/12/21	06/12/21
Instrument :	Apollo	Apollo
Run :	612012	612013
Initials :	MBE	

Printed: 06/14/21 11:17:48 AM
APPL Standard LCSD

EPA 8015B-eHL

Form 2 & 8

Surrogate Recovery

Lab Name: APPL, Inc. SDG No: 96363

Case No: 96363 Date Analyzed: 06/05/21

Matrix: WATER Instrument: Apollo

APPL ID.	Client Sample No.	SURROGATE: OCTACOSANE (S)			SURROGATE: ORTHO-TERPHENYL (S)		
		Limits	Result	Qualifier	Limits	Result	Qualifier
210602A-BLK	Blank	60-142	94.76		56-125	76.1	
210602A-LCS	Lab Control Spike	60-142	90.7		56-125	75.3	
210602A-LCSD	Lab Control SpikeD	60-142	93.3		56-125	76.7	
BA33440	ERH1382 BLANK	60-142	93.68		56-125	78.0	
BA33443	ERH1384 BLANK	60-142	88.0		56-125	72.8	
BA33446	ERH1386 BLANK	60-142	90.1		56-125	74.8	

Comments: Batch: #RHBLK-210602A

EPA 8015B-eH

Form 4

Blank Summary

Lab Name: APPL, Inc.
SDG No: 96363
Case No: 96363
Date Analyzed: 06/05/21
Matrix: WATER
Instrument: Apollo
Blank ID: 210602A-BLK
Time Analyzed: 1822

APPL ID.	Client Sample No.	File ID.	Date Analyzed
210602A-BLK	Blank	603071	06/05/21 1822
210602A-LCS	Lab Control Spike	603072	06/05/21 1850
210602A-LCSD	Lab Control SpikeD	603073	06/05/21 1919
BA33440	ERH1382 BLANK	603074	06/05/21 1947
BA33443	ERH1384 BLANK	603075	06/05/21 2016
BA33446	ERH1386 BLANK	603076	06/05/21 2044

Comments: Batch: #RHBLK-210602A

Method Blank
EPA 8015B TPH LIQ-LIQ

APPL Inc.
908 North Temperance Avenu
Clovis, CA 93611

Blank Name/QCG: **210602W-33440 - 264713**
Batch ID: #RHBLK-210602A

Sample Type	Analyte	Result	LOQ	LOD	DL	Units	Extraction Date	Analysis Date
BLANK	DIESEL (C10-C24)	300.0 U	320	300.0	150.0	ug/L	06/02/21	06/05/21
BLANK	OIL (C24-C40)	300.0 U	320	300.0	150.0	ug/L	06/02/21	06/05/21
BLANK	SURROGATE: OCTACOSANE (S)	94.76	60-142			%	06/02/21	06/05/21
BLANK	SURROGATE: ORTHO-TERPHEN	76.1	56-125			%	06/02/21	06/05/21

Quant Method: DOC0603.M
Run #: 603071
Instrument: Apollo
Sequence: 210603
Initials: MBE

GC SC-Blank-REG MDLs-DOD
Printed: 06/07/21 10:47:48 AM

EPA 8015B-eH

Form 4

LCS Summary

Lab Name:	APPL, Inc.	SDG No:	96363
Case No:	96363	Date Analyzed:	06/05/21
Matrix:	WATER	Instrument:	Apollo
LCS ID:	210602A-LCS	Time Analyzed:	1850

APPL ID.	Client Sample No.	File ID.	Date Analyzed
210602A-BLK	Blank	603071	06/05/21 1822
210602A-LCS	Lab Control Spike	603072	06/05/21 1850
210602A-LCSD	Lab Control SpikeD	603073	06/05/21 1919
BA33440	ERH1382 BLANK	603074	06/05/21 1947
BA33443	ERH1384 BLANK	603075	06/05/21 2016
BA33446	ERH1386 BLANK	603076	06/05/21 2044

Comments: Batch: #RHBLK-210602A

Laboratory Control Spike Recoveries

EPA 8015B TPH LIQ-LIQ

APPL ID: **210602W-33440 LCS - 264713**
Batch ID: #RHBLK-210602A

APPL Inc.
908 North Temperance Avenue
Clovis, CA 93611

Compound Name	Spike Lvl ug/L	SPK Result ug/L	DUP Result ug/L	SPK % Recovery	DUP % Recovery	Recovery Limits	RPD %	RPD Limits
DIESEL (C10-C24)	0	80.3	79.9	NA	NA	36-132		30
OIL (C24-C40)	0	27.5	23.0	NA	NA	41-113		30
SURROGATE: OCTACOSANE (S)	150	136	140	90.7	93.3	60-142		
SURROGATE: ORTHO-TERPHENYL (S)	150	113	115	75.3	76.7	56-125		

Comments:

Primary	SPK	DUP
Quant Method :	DOC0603.M	DOC0603.M
Extraction Date :	06/02/21	06/02/21
Analysis Date :	06/05/21	06/05/21
Instrument :	Apollo	Apollo
Run :	603072	603073
Initials :	MBE	

Printed: 06/07/21 10:47:34 AM
APPL Standard LCSD

8270D-SIM

Form 2 & 8

Surrogate Recovery

Lab Name: APPL, Inc. SDG No: 96363
Case No: 96363 Date Analyzed: 06/04/21
Matrix: WATER Instrument: Linus

APPL ID.	Client Sample No.	SURROGATE: 2-METHYLNAPHTHALENE-D10 (S)			SURROGATE: FLUORANTHENE-D10 (S)		
		Limits	Result	Qualifier	Limits	Result	Qualifier
210602A-BLK	Blank	39-114	80.6		58-120	78.6	
210602A-LCS	Lab Control Spike	39-114	84.6		58-120	80.0	
210602A-LCSD	Lab Control SpikeD	39-114	84.6		58-120	81.8	
BA33439	ERH1382	39-114	87.8		58-120	81.4	
BA33442	ERH1384	39-114	83.7		58-120	74.5	
BA33445	ERH1386	39-114	92.1		58-120	88.2	

Comments: Batch: #SIM53-210602A

8270D-SIM

Form 4

Blank Summary

Lab Name:	APPL, Inc.	SDG No:	96363
Case No:	96363	Date Analyzed:	06/04/21
Matrix:	WATER	Instrument:	Linus
Blank ID:	210602A-BLK	Time Analyzed:	1722

APPL ID.	Client Sample No.	File ID.	Date Analyzed
210602A-BLK	Blank	0513L259	06/04/21 1722
210602A-LCS	Lab Control Spike	0513L260	06/04/21 1821
210602A-LCSD	Lab Control SpikeD	0513L261	06/04/21 1843
BA33439	ERH1382	0513L262	06/04/21 1905
BA33442	ERH1384	0513L263	06/04/21 1927
BA33445	ERH1386	0513L264	06/04/21 1949

Comments: Batch: #SIM53-210602A

Method Blank
EPA 8270D SIM LIQ-LIQ

APPL Inc.
908 North Temperance Avenu
Clovis, CA 93611

Blank Name/QCG: **210602W-33439 - 264724**
Batch ID: #SIM53-210602A

Sample Type	Analyte	Result	LOQ	LOD	DL	Units	Extraction Date	Analysis Date
BLANK	1-METHYLNAPHTHALENE	0.10 U	0.2	0.10	0.04	ug/L	06/02/21	06/04/21
BLANK	2-METHYLNAPHTHALENE	0.10 U	0.2	0.10	0.04	ug/L	06/02/21	06/04/21
BLANK	NAPHTHALENE	0.10 U	0.2	0.10	0.04	ug/L	06/02/21	06/04/21
BLANK	SURROGATE: 2-METHYLNAPHT	80.6	39-114			%	06/02/21	06/04/21
BLANK	SURROGATE: FLUORANTHENE-	78.6	58-120			%	06/02/21	06/04/21

Quant Method: L0324.M
Run #: 0513L259
Instrument: Linus
Sequence: L210513
Initials: MA

GC SC-Blank-REG MDLs-DOD
Printed: 06/07/21 12:38:20 PM

8270D-SIM

Form 4

LCS Summary

Lab Name:	APPL, Inc.	SDG No:	96363
Case No:	96363	Date Analyzed:	06/04/21
Matrix:	WATER	Instrument:	Linus
LCS ID:	210602A-LCS	Time Analyzed:	1821

APPL ID.	Client Sample No.	File ID.	Date Analyzed	
210602A-BLK	Blank	0513L259	06/04/21	1722
210602A-LCS	Lab Control Spike	0513L260	06/04/21	1821
210602A-LCSD	Lab Control SpikeD	0513L261	06/04/21	1843
BA33439	ERH1382	0513L262	06/04/21	1905
BA33442	ERH1384	0513L263	06/04/21	1927
BA33445	ERH1386	0513L264	06/04/21	1949

Comments: Batch: #SIM53-210602A

Laboratory Control Spike Recoveries

EPA 8270D SIM LIQ-LIQ

APPL ID: **210602W-33439 LCS - 264724**
Batch ID: #SIM53-210602A

APPL Inc.
908 North Temperance Avenue
Clovis, CA 93611

Compound Name	Spike Lvl ug/L	SPK Result ug/L	DUP Result ug/L	SPK % Recovery	DUP % Recovery	Recovery Limits	RPD %	RPD Limits
1-METHYLNAPHTHALENE	5.00	3.98	3.99	79.6	79.8	41-115	0.25	20
2-METHYLNAPHTHALENE	5.00	3.97	4.00	79.4	80.0	39-114	0.75	20
NAPHTHALENE	5.00	3.70	3.68	74.0	73.6	43-114	0.54	20
SURROGATE: 2-METHYLNAPHTHALEN	5.00	4.23	4.23	84.6	84.6	39-114		
SURROGATE: FLUORANTHENE-D10 (S)	5.00	4.00	4.09	80.0	81.8	58-120		

Comments:

Primary	SPK	DUP
Quant Method :	L0324.M	L0324.M
Extraction Date :	06/02/21	06/02/21
Analysis Date :	06/04/21	06/04/21
Instrument :	Linus	Linus
Run :	0513L260	0513L261
Initials :	MA	

Printed: 06/07/21 12:37:54 PM
APPL Standard LCSD

Form 5
Tune Summary

Lab Name: APPL Inc.
Case No:
Matrix: Water
ID: 0324L002.D

SDG No:
Date Analyzed: 03/24/21
Instrument: Linus
Time Analyzed: 10:26

	Client Sample No.	APPL ID.	File ID.	Date Analyzed
1		0.1 SIM 03/24/21	0324L003.D	03/24/21 11:35
2		0.2 SIM 03/24/21	0324L004.D	03/24/21 11:57
3		0.5 SIM 03/24/21	0324L005.D	03/24/21 12:19
4		1 SIM 03/24/21	0324L006.D	03/24/21 12:41
5		5 SIM 03/24/21	0324L007.D	03/24/21 13:07
6		10 SIM 03/24/21	0324L008.D	03/24/21 13:29
7		50 SIM 03/24/21	0324L009.D	03/24/21 13:51
8		100 SIM 03/24/21	0324L010.D	03/24/21 14:13
9		SS SIM 03/24/21	0324L011.D	03/24/21 14:59
10				
11				
12				
13				
14				
15				
16				
17				
18				
19				
20				
21				
22				

m/e		
51	9.95 - 80.1% of mass 198	26.4
68	0 - 2.05% of mass 69	0.0
70	0 - 2% of mass 69	0.7
127	10 - 80% of mass 198	50.7
197	0 - 2% of mass 198	0.0
198	100 - 100% of mass 198	100.0
199	5 - 9% of mass 198	6.8
275	10 - 60% of mass 198	30.5
365	1 - 100% of mass 198	3.9
441	0.01 - 24% of mass 442	15.2
442	50 - 500% of mass 198	142.7
443	15 - 24% of mass 442	19.6

Form 5
Tune Summary

Lab Name: APPL Inc.
Case No: 96363
Matrix: Water
ID: 0513L253.D

SDG No: 96363
Date Analyzed: 06/04/21
Instrument: Linus
Time Analyzed: 14:48

	Client Sample No.	APPL ID.	File ID.	Date Analyzed
1		5 SIM 1/14/21 (2)	0513L258.D	06/04/21 16:48
2	Blank	210602A BLK 1/1000	0513L259.D	06/04/21 17:22
3	Lab Control Spike	210602A LCS-1 1/1000	0513L260.D	06/04/21 18:21
4	Lab Control SpikeD	210602A LCSD-1 1/100	0513L261.D	06/04/21 18:43
5	ERH1382	BA33439W05 1/850	0513L262.D	06/04/21 19:05
6	ERH1384	BA33442W06 1/900	0513L263.D	06/04/21 19:27
7	ERH1386	BA33445W06 1/850	0513L264.D	06/04/21 19:49
8		5 SIM 3/24/21 (2)	0513L272.D	06/04/21 22:46
9				
10				
11				
12				
13				
14				
15				
16				
17				
18				
19				
20				
21				
22				

m/e		
51	9.95 - 80.1% of mass 198	25.6
68	0 - 2.05% of mass 69	0.0
70	0 - 2% of mass 69	0.4
127	10 - 80% of mass 198	46.9
197	0 - 2% of mass 198	0.0
198	100 - 100% of mass 198	100.0
199	5 - 9% of mass 198	6.3
275	10 - 60% of mass 198	32.6
365	1 - 100% of mass 198	4.7
441	0.01 - 24% of mass 442	16.0
442	50 - 500% of mass 198	168.9
443	15 - 24% of mass 442	19.3

8A
INTERNAL STANDARD AREA AND RT SUMMARY

Lab Name: APPL Inc. Contract: _____

Lab Code: _____ SDG No.: _____

Lab File ID (Standard): 0513L258.D Date Analyzed: 4 Jun 21 16:48

Instrument ID: Linus Time Analyzed: 4 Jun 21 16:48

GC Column: _____ ID: Heated Purge: (Y/N) _____

		Napthalene-D8(IS)		Acenaphthene-D10(IS)		Phenanthrene-D10(IS)	
		AREA #	RT #	AREA #	RT #	AREA #	RT #
	12 HOUR STD	19438	4.13	12314	6.12	25334	7.85
	UPPER LIMIT	38876	4.30	24628	6.29	50668	8.02
	LOWER LIMIT	9719	3.96	6157	5.95	12667	7.68
	SAMPLE NO.						
01	210602A BLK 1/1000	13582	4.13	8479	6.13	18368	7.85
02	210602A LCS-1 1/1000	14339	4.13	9199	6.12	19043	7.85
03	210602A LCSD-1 1/1000	14593	4.13	9329	6.12	19500	7.85
04	BA33439W05 1/850	13434	4.13	8936	6.12	18106	7.85
05	BA33442W06 1/900	14819	4.13	9664	6.12	19852	7.85
06	BA33445W06 1/850	13598	4.13	8689	6.12	17974	7.85
07	5 SIM 3/24/21 (2)	18293	4.13	12117	6.12	25357	7.85
08							
09							
10							
11							
12							
13							
14							
15							
16							
17							
18							
19							
20							
21							
22							

AREA UPPER LIMIT = +100% of internal standard area.
AREA LOWER LIMIT = -50% of internal standard area.
RT UPPER LIMIT = +0.17 minutes of internal standard RT
RT LOWER LIMIT = -0.17 minutes of internal standard RT

Column used to flag values outside QC limits with an asterisk.
* Values outside of QC limits.

8A
INTERNAL STANDARD AREA AND RT SUMMARY

Lab Name: APPL Inc. Contract: _____

Lab Code: _____ SDG No.: _____

Lab File ID (Standard): 0513L258.D Date Analyzed: 4 Jun 21 16:48

Instrument ID: Linus Time Analyzed: 4 Jun 21 16:48

GC Column: _____ ID: Heated Purge: (Y/N) _____

		Chrysene-D12(IS)		Perylene-D12(IS)			
		AREA #	RT #	AREA #	RT #	AREA #	RT #
	12 HOUR STD	31142	10.95	33374	13.36		
	UPPER LIMIT	62284	11.12	66748	13.53		
	LOWER LIMIT	15571	10.78	16687	13.19		
	SAMPLE NO.						
01	210602A BLK 1/1000	22035	10.95	22893	13.38		
02	210602A LCS-1 1/1000	23551	10.95	24678	13.37		
03	210602A LCSD-1 1/100	24839	10.94	26066	13.36		
04	BA33439W05 1/850	22267	10.95	23680	13.37		
05	BA33442W06 1/900	24744	10.95	26393	13.37		
06	BA33445W06 1/850	22399	10.95	23558	13.37		
07	5 SIM 3/24/21 (2)	31676	10.94	34058	13.36		
08							
09							
10							
11							
12							
13							
14							
15							
16							
17							
18							
19							
20							
21							
22							

AREA UPPER LIMIT = +100% of internal standard area.
AREA LOWER LIMIT = -50% of internal standard area.
RT UPPER LIMIT = +0.17 minutes of internal standard RT
RT LOWER LIMIT = -0.17 minutes of internal standard RT

Column used to flag values outside QC limits with an asterisk.
* Values outside of QC limits.

EPA 8260B

Form 2 & 8

Surrogate Recovery

Lab Name: APPL, Inc. SDG No: 96363

Case No: 96363 Date Analyzed: 06/04/21

Matrix: WATER Instrument: Loki

APPL ID.	Client Sample No.	SURROGATE: 1,2-DICHLOROETHANE-D4 (S)			SURROGATE: 4-BROMOFLUOROBENZENE (S)		
		Limits	Result	Qualifier	Limits	Result	Qualifier
210604BL-LCS	Lab Control Spike	81-118	101		85-114	100	
210604BL-LCSD	Lab Control SpikeD	81-118	101		85-114	102	
210604BL-BLK	Blank	81-118	104		85-114	90.8	
BA33438	ERH1381	81-118	105		85-114	92.8	
BA33439	ERH1382	81-118	107		85-114	89.8	
BA33441	ERH1383	81-118	106		85-114	92.0	
BA33442	ERH1384	81-118	107		85-114	95.1	
BA33444	ERH1385	81-118	104		85-114	91.1	
BA33445	ERH1386	81-118	104		85-114	92.2	

Comments: Batch: #86BTO-210604BL

EPA 8260B

Form 2 & 8

Surrogate Recovery

Lab Name: APPL, Inc. SDG No: 96363

Case No: 96363 Date Analyzed: 06/04/21

Matrix: WATER Instrument: Loki

APPL ID.	Client Sample No.	SURROGATE: DIBROMOFLUOROMETHANE (S)			SURROGATE: TOLUENE-D8 (S)		
		Limits	Result	Qualifier	Limits	Result	Qualifier
210604BL-LCS	Lab Control Spike	80-119	102		89-112	103	
210604BL-LCSD	Lab Control SpikeD	80-119	100		89-112	102	
210604BL-BLK	Blank	80-119	103		89-112	97.5	
BA33438	ERH1381	80-119	106		89-112	97.7	
BA33439	ERH1382	80-119	105		89-112	94.8	
BA33441	ERH1383	80-119	106		89-112	95.8	
BA33442	ERH1384	80-119	107		89-112	94.8	
BA33444	ERH1385	80-119	103		89-112	96.5	
BA33445	ERH1386	80-119	103		89-112	97.7	

Comments: Batch: #86BTO-210604BL

EPA 8260B

Form 4

Blank Summary

Lab Name:	APPL, Inc.	SDG No:	96363
Case No:	96363	Date Analyzed:	06/05/21
Matrix:	WATER	Instrument:	Loki
Blank ID:	210604BL-BLK	Time Analyzed:	0104

APPL ID.	Client Sample No.	File ID.	Date Analyzed
210604BL-LCS	Lab Control Spike	0604L29	06/04/21 2246
210604BL-LCSD	Lab Control SpikeD	0604L30	06/04/21 2313
210604BL-BLK	Blank	0604L34	06/05/21 0104
BA33438	ERH1381	0604L42	06/05/21 0444
BA33439	ERH1382	0604L43	06/05/21 0511
BA33441	ERH1383	0604L44	06/05/21 0539
BA33442	ERH1384	0604L45	06/05/21 0607
BA33444	ERH1385	0604L46	06/05/21 0634
BA33445	ERH1386	0604L47	06/05/21 0702

Comments: Batch: #86BTO-210604BL

Method Blank
EPA 8260B BTEX WATER

APPL Inc.
908 North Temperance Avenu
Clovis, CA 93611

Blank Name/QCG: **210604W-33438 - 264806**
Batch ID: #86BTO-210604BL

Sample Type	Analyte	Result	LOQ	LOD	DL	Units	Extraction Date	Analysis Date
BLANK	BENZENE	0.30 U	1.0	0.30	0.15	ug/L	06/05/21	06/05/21
BLANK	ETHYLBENZENE	0.50 U	1.0	0.50	0.23	ug/L	06/05/21	06/05/21
BLANK	TOLUENE	0.30 U	1.0	0.30	0.15	ug/L	06/05/21	06/05/21
BLANK	XYLENES (TOTAL)	0.30 U	2.0	0.30	0.15	ug/L	06/05/21	06/05/21
BLANK	SURROGATE: 1,2-DICHLOROET	104	81-118			%	06/05/21	06/05/21
BLANK	SURROGATE: 4-BROMOFLUORO	90.8	85-114			%	06/05/21	06/05/21
BLANK	SURROGATE: DIBROMOFLUOR	103	80-119			%	06/05/21	06/05/21
BLANK	SURROGATE: TOLUENE-D8 (S)	97.5	89-112			%	06/05/21	06/05/21

Quant Method:L0601W.M
Run #:0604L34
Instrument:Loki
Sequence:210601
Initials:JPR

GC SC-Blank-REG MDLs-DOD
Printed: 06/09/21 12:53:11 PM

EPA 8260B

Form 4

LCS Summary

Lab Name:	APPL, Inc.	SDG No:	96363
Case No:	96363	Date Analyzed:	06/04/21
Matrix:	WATER	Instrument:	Loki
LCS ID:	210604BL-LCS	Time Analyzed:	2246

APPL ID.	Client Sample No.	File ID.	Date Analyzed
210604BL-LCS	Lab Control Spike	0604L29	06/04/21 2246
210604BL-LCSD	Lab Control SpikeD	0604L30	06/04/21 2313
210604BL-BLK	Blank	0604L34	06/05/21 0104
BA33438	ERH1381	0604L42	06/05/21 0444
BA33439	ERH1382	0604L43	06/05/21 0511
BA33441	ERH1383	0604L44	06/05/21 0539
BA33442	ERH1384	0604L45	06/05/21 0607
BA33444	ERH1385	0604L46	06/05/21 0634
BA33445	ERH1386	0604L47	06/05/21 0702

Comments: Batch: #86BTO-210604BL

Laboratory Control Spike Recoveries

EPA 8260B BTEX WATER

APPL ID: **210604W-33438 LCS - 264806**
Batch ID: #86BTO-210604BL

APPL Inc.
908 North Temperance Avenue
Clovis, CA 93611

Compound Name	Spike Lvl ug/L	SPK Result ug/L	DUP Result ug/L	SPK % Recovery	DUP % Recovery	Recovery Limits	RPD %	RPD Limits
BENZENE	10.00	9.27	9.59	92.7	95.9	79-120	3.4	20
ETHYLBENZENE	10.00	9.30	10.1	93.0	101	79-121	8.2	20
TOLUENE	10.00	9.85	10.1	98.5	101	80-121	2.5	20
XYLENES (TOTAL)	30.0	27.3	29.0	91.0	96.7	79-121	6.0	20
SURROGATE: 1,2-DICHLOROETHANE-D	25.0	25.3	25.2	101	101	81-118		
SURROGATE: 4-BROMOFLUOROBENZE	25.0	25.1	25.4	100	102	85-114		
SURROGATE: DIBROMOFLUOROMETH	25.0	25.4	25.1	102	100	80-119		
SURROGATE: TOLUENE-D8 (S)	25.0	25.8	25.5	103	102	89-112		

Comments:

Primary	SPK	DUP
Quant Method :	L0601W.M	L0601W.M
Extraction Date :	06/04/21	06/04/21
Analysis Date :	06/04/21	06/04/21
Instrument :	Loki	Loki
Run :	0604L29	0604L30
Initials :	JPR	

Form 5
Tune Summary

Lab Name: APPL Inc.
Case No:
Matrix: Water
ID: 0601L15.D

SDG No:
Date Analyzed: 06/01/21
Instrument: Loki
Time Analyzed: 19:52

	Client Sample No.	APPL ID.	File ID.	Date Analyzed
1		0.3ug/L VOC STD 6/1/	0601L16.D	06/01/21 20:20
2		0.5ug/L VOC STD 6/1/	0601L17.D	06/01/21 20:48
3		1ug/L VOC STD 6/1/21	0601L18.D	06/01/21 21:15
4		2ug/L VOC STD 6/1/21	0601L19.D	06/01/21 21:43
5		5ug/L VOC STD 6/1/21	0601L20.D	06/01/21 22:10
6		10ug/L VOC STD 6/1/2	0601L21.D	06/01/21 22:38
7		20ug/L VOC STD 6/1/2	0601L22.D	06/01/21 23:05
8		40ug/L VOC STD 6/1/2	0601L23.D	06/01/21 23:33
9		100ug/L VOC STD 6/1/	0601L24.D	06/02/21 0:01
10		(SS) 10ug/L VOC STD	0601L26.D	06/02/21 0:56
11				
12				
13				
14				
15				
16				
17				
18				
19				
20				
21				
22				

m/e		
50	15 - 40% of mass 95	17.9
75	30 - 60% of mass 95	47.8
95	100 - 100% of mass 95	100.0
96	5 - 9% of mass 95	6.8
173	0 - 2% of mass 174	1.2
174	50 - 200% of mass 95	101.2
175	5 - 9% of mass 174	7.0
176	95 - 101% of mass 174	96.2
177	5 - 9% of mass 176	6.4

Form 5
Tune Summary

Lab Name: APPL Inc.
Case No: 96363
Matrix: Water
ID: 0604L27.D

SDG No: 96363
Date Analyzed: 06/04/21
Instrument: Loki
Time Analyzed: 21:50

	Client Sample No.	APPL ID.	File ID.	Date Analyzed
1		210604B CCV 10ug/L	0604L28.D	06/04/21 22:18
2	Lab Control Spike	210604B LCS 10ug/L	0604L29.D	06/04/21 22:46
3	Lab Control SpikeD	210604B LCSD 10ug/L	0604L30.D	06/04/21 23:13
4	Blank	210604B BLK	0604L34.D	06/05/21 1:04
5	ERH1381	BA33438W01	0604L42.D	06/05/21 4:44
6	ERH1382	BA33439W01	0604L43.D	06/05/21 5:11
7	ERH1383	BA33441W01	0604L44.D	06/05/21 5:39
8	ERH1384	BA33442W01	0604L45.D	06/05/21 6:07
9	ERH1385	BA33444W01	0604L46.D	06/05/21 6:34
10	ERH1386	BA33445W01	0604L47.D	06/05/21 7:02
11		Ending CCV 10ug/L 6/	0604L52.D	06/05/21 9:20
12				
13				
14				
15				
16				
17				
18				
19				
20				
21				
22				

m/e		
50	15 - 40% of mass 95	18.8
75	30 - 60% of mass 95	45.4
95	100 - 100% of mass 95	100.0
96	5 - 9% of mass 95	6.2
173	0 - 2% of mass 174	1.5
174	50 - 200% of mass 95	102.0
175	5 - 9% of mass 174	6.5
176	95 - 101% of mass 174	95.1
177	5 - 9% of mass 176	6.8

8A
INTERNAL STANDARD AREA AND RT SUMMARY

Lab Name: APPL Inc. Contract: _____

Lab Code: _____ SDG No.: _____

Lab File ID (Standard): 0604L28.D Date Analyzed: 4 Jun 21 22:18

Instrument ID: Loki Time Analyzed: 4 Jun 21 22:18

GC Column: _____ ID: Heated Purge: (Y/N) _____

		Fluorobenzene (IS)		Chlorobenzene-D5 (IS)		1,4-Dichlorobenzene-D4 (IS)	
		AREA #	RT #	AREA #	RT #	AREA #	RT #
	12 HOUR STD	340943	6.53	288454	9.99	173704	12.56
	UPPER LIMIT	681886	6.70	576908	10.16	347408	12.73
	LOWER LIMIT	170472	6.36	144227	9.82	86852	12.39
	SAMPLE NO.						
01	210604B LCS 10ug/L	349574	6.53	292357	9.99	174103	12.56
02	210604B LCSD 10ug/L	349083	6.53	290093	9.99	173333	12.56
03	210604B BLK	329029	6.54	279327	9.99	144145	12.56
04	BA33438W01	326989	6.53	275799	9.99	143468	12.56
05	BA33439W01	320793	6.53	276284	9.99	141926	12.56
06	BA33441W01	327273	6.53	277711	9.99	141742	12.56
07	BA33442W01	328309	6.54	282787	9.99	156098	12.56
08	BA33444W01	335677	6.53	286028	9.99	143873	12.56
09	BA33445W01	336563	6.54	282544	9.99	148712	12.56
10	Ending CCV 10ug/L 6/4/	343842	6.53	288518	9.99	175106	12.56
11							
12							
13							
14							
15							
16							
17							
18							
19							
20							
21							
22							

AREA UPPER LIMIT = +100% of internal standard area.
AREA LOWER LIMIT = -50% of internal standard area.
RT UPPER LIMIT = +0.17 minutes of internal standard RT
RT LOWER LIMIT = -0.17 minutes of internal standard RT

Column used to flag values outside QC limits with an asterisk.
* Values outside of QC limits.

EPA 8260B

Form 2 & 8

Surrogate Recovery

Lab Name: APPL, Inc. SDG No: 96363

Case No: 96363 Date Analyzed: 06/05/21

Matrix: WATER Instrument: Loki

APPL ID.	Client Sample No.	SURROGATE: 4-BROMOFLUOROBENZENE (S)					
		Limits	Result	Qualifier	Limits	Result	Qualifier
210604BL-LCS	Lab Control Spike	85-114	97.2				
210604BL-LCSD	Lab Control SpikeD	85-114	97.6				
210604BL-BLK	Blank	85-114	90.8				
BA33438	ERH1381	85-114	92.8				
BA33439	ERH1382	85-114	89.8				
BA33441	ERH1383	85-114	92.0				
BA33442	ERH1384	85-114	95.1				
BA33444	ERH1385	85-114	91.1				
BA33445	ERH1386	85-114	92.2				

Comments: Batch: #GRO86-210604BL

EPA 8260B

Form 4

Blank Summary

Lab Name:	APPL, Inc.	SDG No:	96363
Case No:	96363	Date Analyzed:	06/05/21
Matrix:	WATER	Instrument:	Loki
Blank ID:	210604BL-BLK	Time Analyzed:	0104

APPL ID.	Client Sample No.	File ID.	Date Analyzed
210604BL-LCS	Lab Control Spike	0604L32	06/05/21 0008
210604BL-LCSD	Lab Control SpikeD	0604L33	06/05/21 0036
210604BL-BLK	Blank	0604L34	06/05/21 0104
BA33438	ERH1381	0604L42	06/05/21 0444
BA33439	ERH1382	0604L43	06/05/21 0511
BA33441	ERH1383	0604L44	06/05/21 0539
BA33442	ERH1384	0604L45	06/05/21 0607
BA33444	ERH1385	0604L46	06/05/21 0634
BA33445	ERH1386	0604L47	06/05/21 0702

Comments: Batch: #GRO86-210604BL

Method Blank
EPA 8260B GRO WATER

APPL Inc.
908 North Temperance Avenu
Clovis, CA 93611

Blank Name/QCG: **210604W-33438 - 264807**
Batch ID: #GRO86-210604BL

Sample Type	Analyte	Result	LOQ	LOD	DL	Units	Extraction Date	Analysis Date
BLANK	GASOLINE RANGE ORGANICS	18.0 U	20	18.0	8.6	ug/L	06/05/21	06/05/21
BLANK	SURROGATE: 4-BROMOFLUORO	90.8	85-114			%	06/05/21	06/05/21

Quant Method:LGAS0601.M
Run #:0604L34
Instrument:Loki
Sequence:210601
Initials:JPR

GC SC-Blank-REG MDLs-DOD
Printed: 06/09/21 1:51:17 PM

EPA 8260B

Form 4

LCS Summary

Lab Name:	APPL, Inc.	SDG No:	96363
Case No:	96363	Date Analyzed:	06/05/21
Matrix:	WATER	Instrument:	Loki
LCS ID:	210604BL-LCS	Time Analyzed:	0008

APPL ID.	Client Sample No.	File ID.	Date Analyzed
210604BL-LCS	Lab Control Spike	0604L32	06/05/21 0008
210604BL-LCSD	Lab Control SpikeD	0604L33	06/05/21 0036
210604BL-BLK	Blank	0604L34	06/05/21 0104
BA33438	ERH1381	0604L42	06/05/21 0444
BA33439	ERH1382	0604L43	06/05/21 0511
BA33441	ERH1383	0604L44	06/05/21 0539
BA33442	ERH1384	0604L45	06/05/21 0607
BA33444	ERH1385	0604L46	06/05/21 0634
BA33445	ERH1386	0604L47	06/05/21 0702

Comments: Batch: #GRO86-210604BL

Laboratory Control Spike Recoveries
EPA 8260B GRO WATER

APPL ID: **210605W-33438 LCS - 264807**
Batch ID: #GRO86-210604BL

APPL Inc.
908 North Temperance Avenue
Clovis, CA 93611

Compound Name	Spike Lvl ug/L	SPK Result ug/L	DUP Result ug/L	SPK % Recovery	DUP % Recovery	Recovery Limits	RPD %	RPD Limits
GASOLINE RANGE ORGANICS	300	247	228	82.3	76.0 #	78-122	8.0	20
SURROGATE: 4-BROMOFLUOROBENZE	25.0	24.3	24.4	97.2	97.6	85-114		

= Recovery is outside QC limits.

Comments:

Primary	SPK	DUP
Quant Method :	LGAS0601.M	LGAS0601.M
Extraction Date :	06/05/21	06/05/21
Analysis Date :	06/05/21	06/05/21
Instrument :	Loki	Loki
Run :	0604L32	0604L33
Initials :	JPR	

Printed: 06/09/21 1:51:23 PM
APPL Standard LCSD

ORGANICS

Calibration Data

TPH Extractables
DOC0603

Form 6
Initial Calibration

Lab Name: APPL, Inc.
Case No:
Matrix: Water

SDG No:
Initial Cal. Date: 06/04/21
Instrument: Apollo

Initials: MB

		Compound	1	2	3	4	5	6	7				Avg	%RSD	Type	r^2	Q
			603019.D	603012.D	603013.D	603014.D	603015.D	603016.D	603017.D								
1	HATM	Diesel (C10-C24)		2481733	2355981	1919131	1768343	1810906	1833295				2028231	15	HATM		
2	HBTML	Motor Oil (C24-C40)		3878881	1832760	1573824	1333537	1407402	1450052				1912743	51	HBTM	0.999	
3	SA	Ortho-Terphenyl(S)	3421685	2744779	2707254	2269805	2103848	2138939	2203356				2512809	19	SA		
4	SA	Octacosane(S)	2324649	1884041	2199781	1776433	1691955	1759828	1830045				1923819	13	SA		
5																	
6																	
7																	
8																	
9																	
10																	
11																	
12																	
13																	
14																	
15																	
16																	
17																	
18																	
19																	
20																	
21																	
22																	
23																	
24																	
25																	
26																	
27																	
28																	
29																	
30																	
31																	
32																	
33																	
34																	
35																	

2.801453

Quantitation Report (Not Reviewed)

Data File : G:\APOLLO\DATA\210603\603019.D Vial: 19
Acq On : 6-4-21 17:47:21 Operator: MB
Sample : DMO-STD 1 06-03-21 Inst : Apollo
Misc : water Multiplr: 1.00
IntFile : events.e
Quant Time: Jun 5 8:04 2021 Quant Results File: DOC0603.RES

Method : G:\APOLLO\DATA\210525\DOC0603.M (Chemstation Integrator)
Title : 8015 B&C
Last Update : Sat Jun 05 08:00:21 2021
Response via : Multiple Level Calibration

Volume Inj. : 2UL
Signal Phase : DB-5
Signal Info : FID02A

Compound	R.T.	Response	Conc Units
System Monitoring Compounds			
3) SA Ortho-Terphenyl(S)	7.48	1710843	0.340 ppb
Surrogate Spike 30.000		Recovery =	1.13%
4) SA Octacosane(S)	9.74	1162325	0.302 ppb
Surrogate Spike 30.000		Recovery =	1.01%
Target Compounds			
1) HATM Diesel (C10-C24)	6.43	30065464	7.412 ppb
Target Compounds			
2) HBTM Motor Oil (C24-C40)	14.61	48671165	N.D. ppb

(f)=RT Delta > 1/2 Window (m)=manual int.

Quantitation Report

Data File: G:\APOLLO\DATA\210603\603019.D
Sample : DMO-STD 1 06-03-21

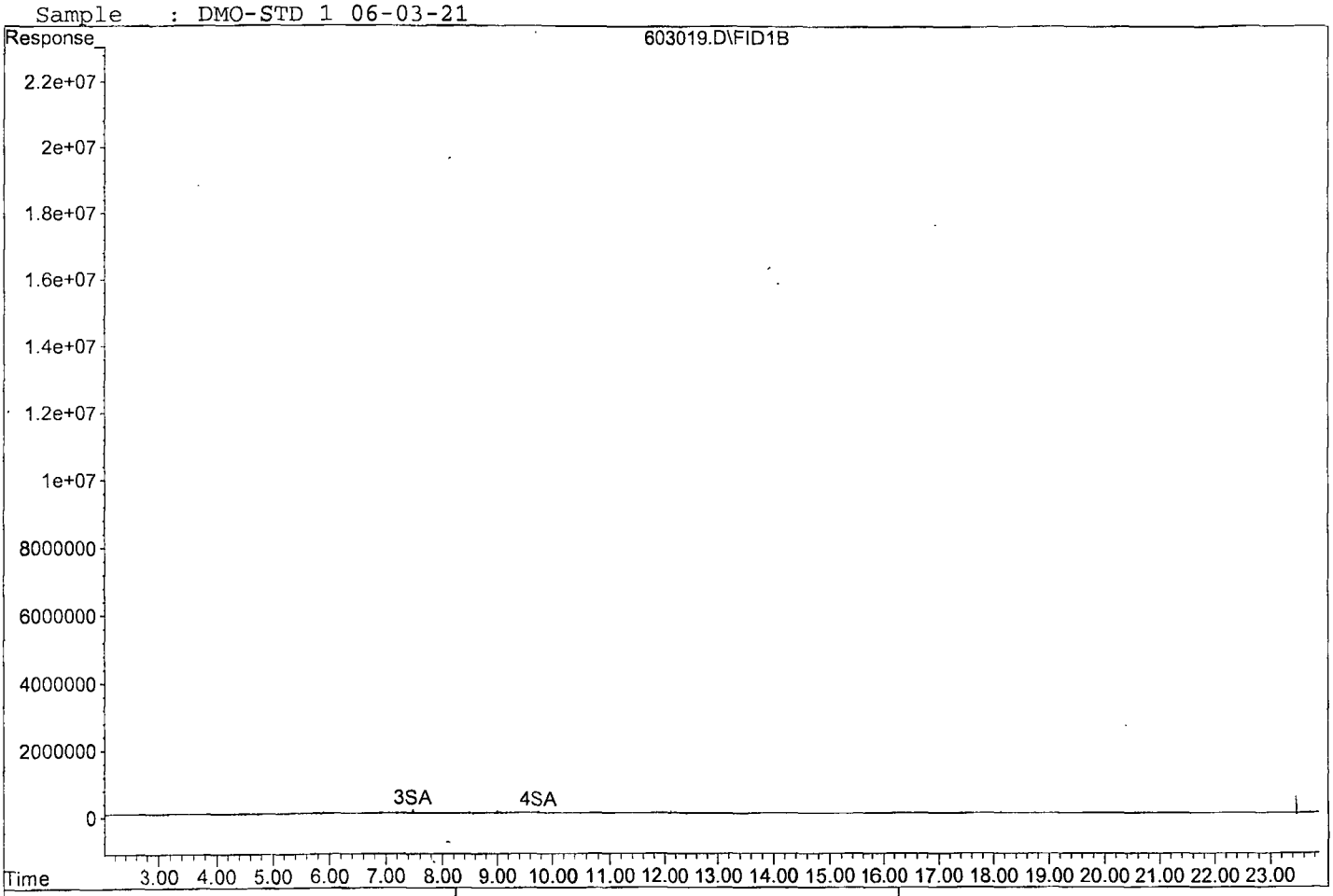

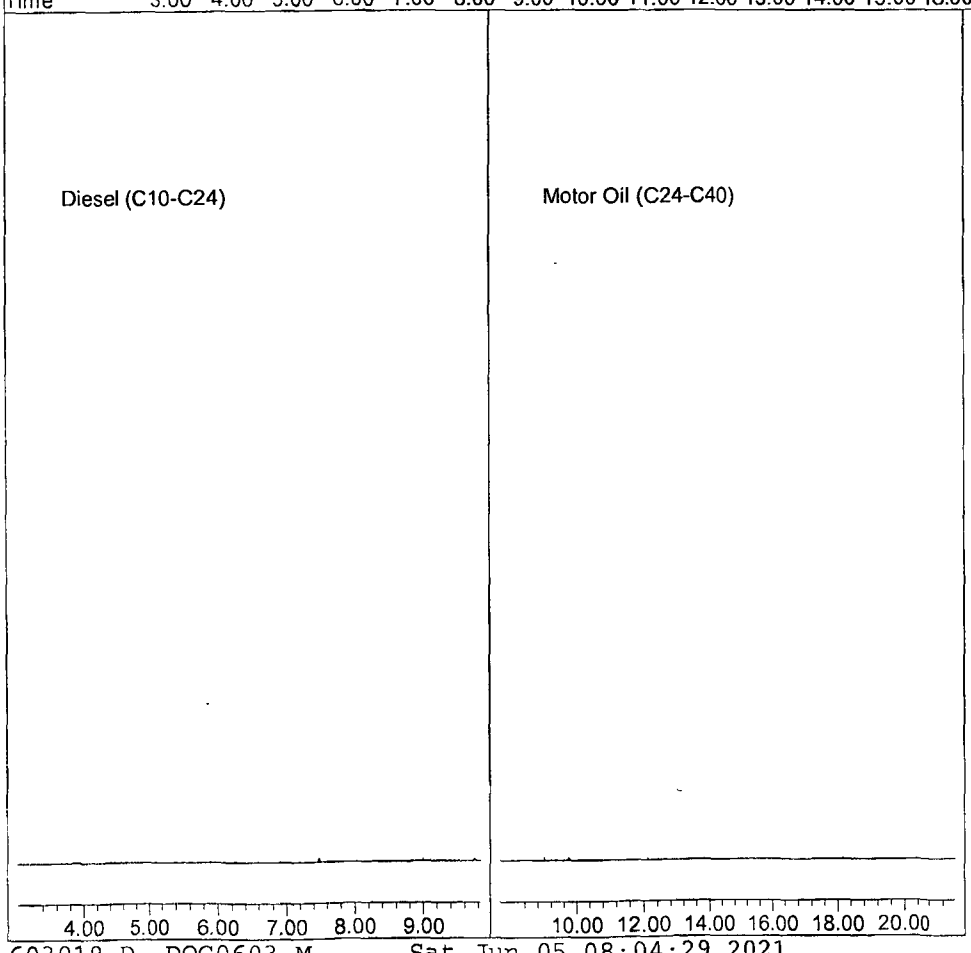

Quantitation Report (Not Reviewed)

Data File : G:\APOLLO\DATA\210603\603012.D Vial: 12
Acq On : 6-4-21 13:58:06 Operator: MB
Sample : DMOS STD-2 06-03-21 Inst : Apollo
Misc : water Multiplr: 1.00
IntFile : events.e
Quant Time: Jun 5 8:04 2021 Quant Results File: DOC0603.RES

Method : G:\APOLLO\DATA\210525\DOC0603.M (Chemstation Integrator)
Title : 8015 B&C
Last Update : Sat Jun 05 08:00:21 2021
Response via : Multiple Level Calibration

Volume Inj. : 2UL
Signal Phase : DB-5
Signal Info : FID02A

Compound	R.T.	Response	Conc Units
System Monitoring Compounds			
3) SA Ortho-Terphenyl(S)	7.47	2744779	0.546 ppb
Surrogate Spike 30.000	Recovery	=	1.82%
4) SA Octacosane(S)	9.73	1884041	0.490 ppb
Surrogate Spike 30.000	Recovery	=	1.63%
Target Compounds			
1) HATM Diesel (C10-C24)	6.43	49634655	12.236 ppb
2) HBTM Motor Oil (C24-C40)	14.61	77577627	10.220 ppb

Target Compounds

(f)=RT Delta > 1/2 Window (m)=manual int.

Quantitation Report

Data File: G:\APOLLO\DATA\210603\603012.D
Sample : DMOS STD-2 06-03-21

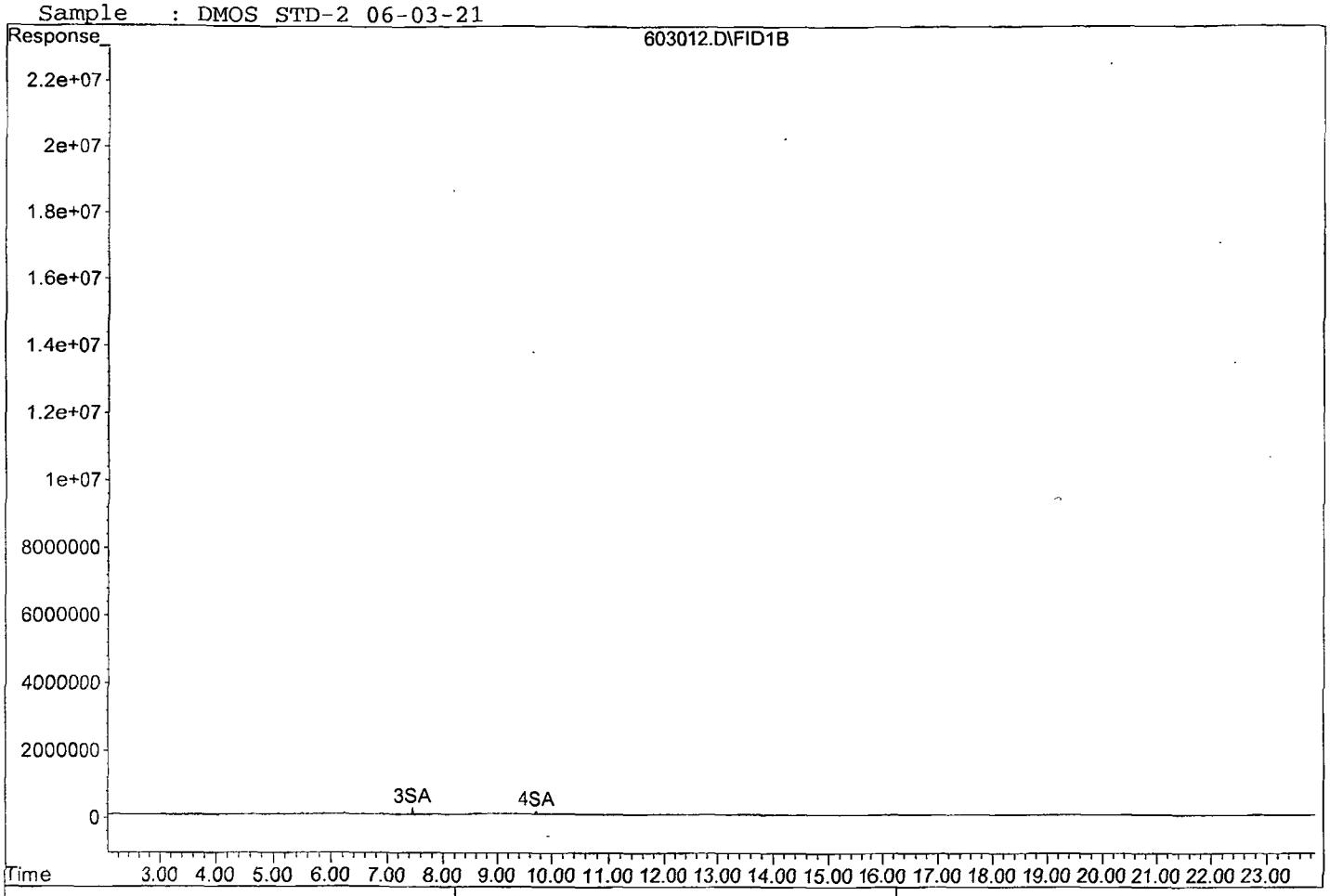

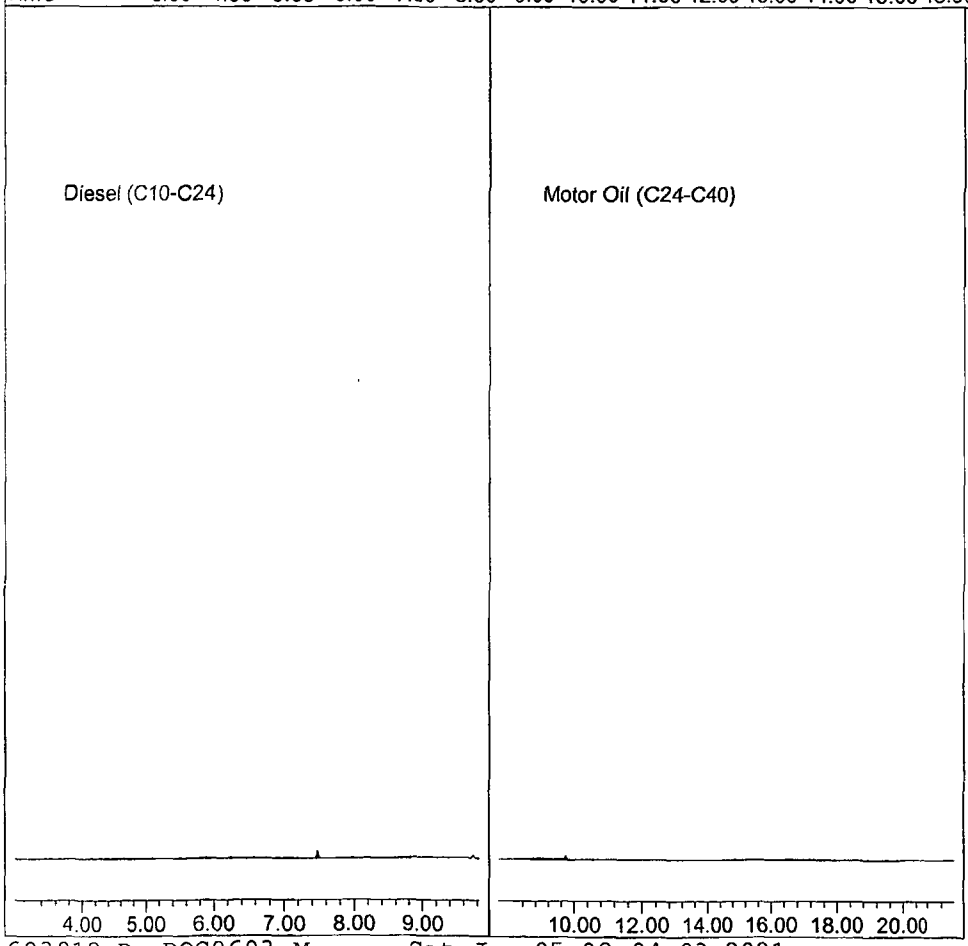

Quantitation Report (Not Reviewed)

Data File : G:\APOLLO\DATA\210603\603013.D Vial: 13
Acq On : 6-4-21 14:26:33 Operator: MB
Sample : DMO STD-3 06-03-21 Inst : Apollo
Misc : water Multiplr: 1.00
IntFile : events.e
Quant Time: Jun 5 8:04 2021 Quant Results File: DOC0603.RES

Method : G:\APOLLO\DATA\210525\DOC0603.M (Chemstation Integrator)
Title : 8015 B&C
Last Update : Sat Jun 05 08:00:21 2021
Response via : Multiple Level Calibration

Volume Inj. : 2UL
Signal Phase : DB-5
Signal Info : FID02A

Compound	R.T.	Response	Conc Units
System Monitoring Compounds			
3) SA Ortho-Terphenyl(S)	7.47	13536271	2.693 ppb
Surrogate Spike 30.000	Recovery	=	8.98%
4) SA Octacosane(S)	9.67	83572	0.022 ppb
Surrogate Spike 30.000	Recovery	=	0.07%
Target Compounds			
1) HATM Diesel (C10-C24)	6.43	235598143	58.080 ppb
2) HBTM Motor Oil (C24-C40)	14.61	194191319	51.945 ppb

Target Compounds

(f)=RT Delta > 1/2 Window (m)=manual int.

Quantitation Report

Data File: G:\APOLLO\DATA\210603\603013.D
Sample : DMO STD-3 06-03-21

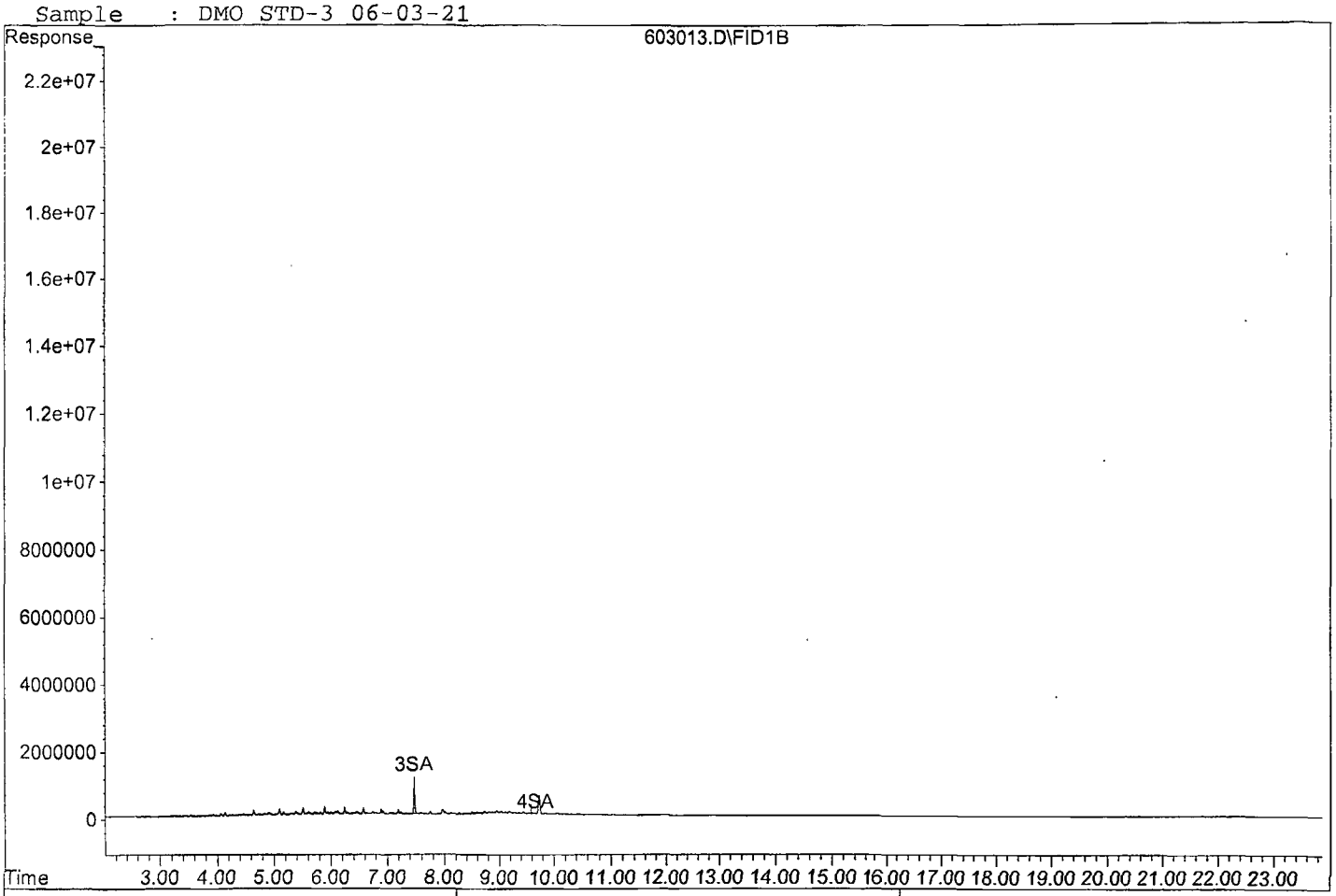

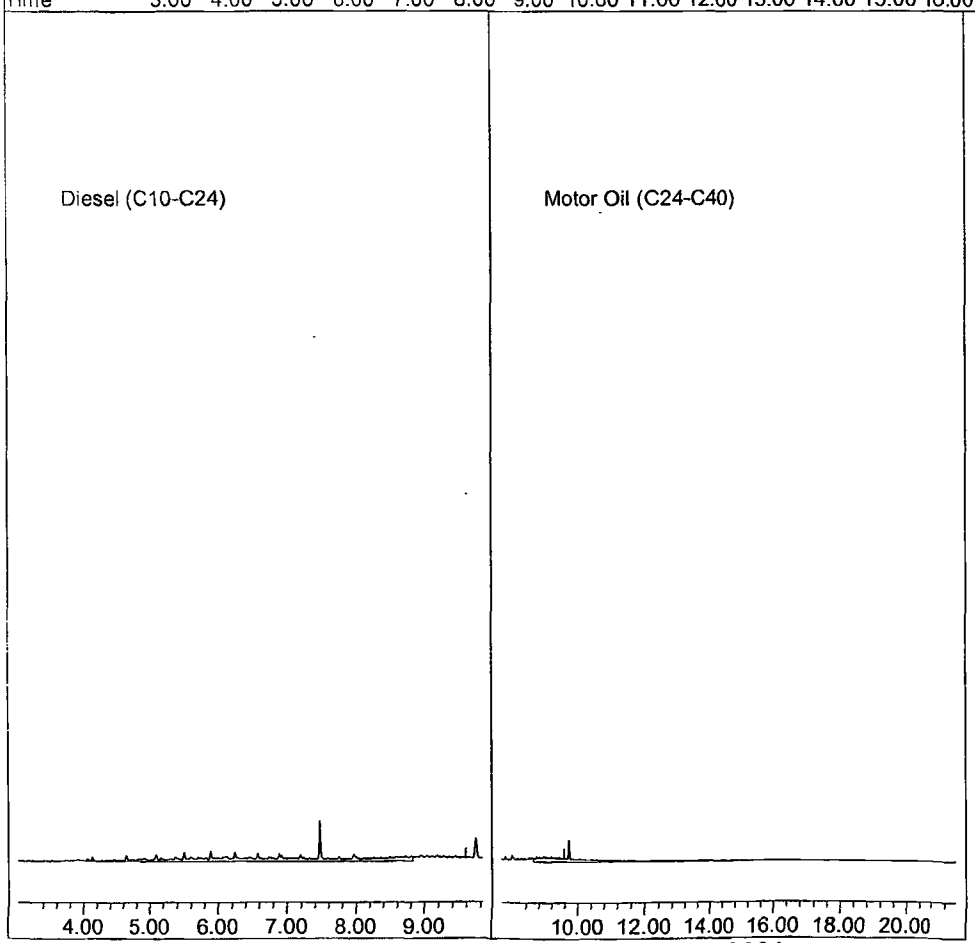

Quantitation Report (Not Reviewed)

Data File : G:\APOLLO\DATA\210603\603014.D Vial: 14
Acq On : 6-4-21 15:25:53 Operator: MB
Sample : DMO STD-4 06-03-21 Inst : Apollo
Misc : water Multiplr: 1.00
IntFile : events.e
Quant Time: Jun 5 8:04 2021 Quant Results File: DOC0603.RES

Method : G:\APOLLO\DATA\210525\DOC0603.M (Chemstation Integrator)
Title : 8015 B&C
Last Update : Sat Jun 05 08:00:21 2021
Response via : Multiple Level Calibration

Volume Inj. : 2UL
Signal Phase : DB-5
Signal Info : FID02A

Compound	R.T.	Response	Conc Units
System Monitoring Compounds			
3) SA Ortho-Terphenyl(S)	7.48	56745123	11.291 ppb
Surrogate Spike 30.000		Recovery =	37.64%
4) SA Octacosane(S)	9.69	125296	0.033 ppb
Surrogate Spike 30.000		Recovery =	0.11%
Target Compounds			
1) HATM Diesel (C10-C24)	6.43	959565371	236.552 ppb
2) HBTM Motor Oil (C24-C40)	14.61	786912213	264.022 ppb

Target Compounds

(f)=RT Delta > 1/2 Window (m)=manual int.

Data File: G:\APOLLO\DATA\210603\603014.D
Sample : DMO STD-4 06-03-21

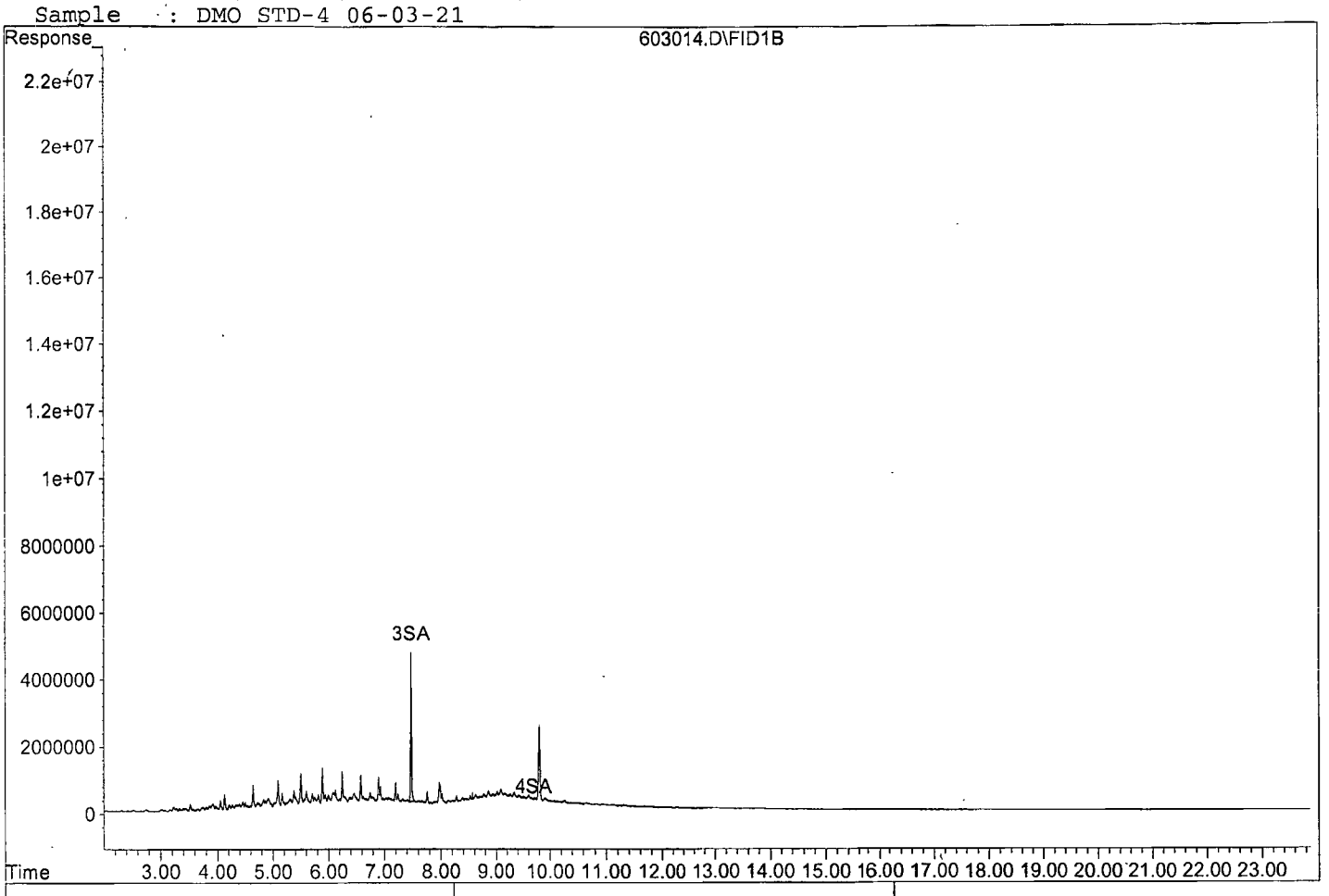





Quantitation Report (Not Reviewed)

Data File : G:\APOLLO\DATA\210603\603015.D Vial: 15
Acq On : 6-4-21 15:54:04 Operator: MB
Sample : DMO-STD-5 06-03-21 Inst : Apollo
Misc : water Multiplr: 1.00
IntFile : events.e
Quant Time: Jun 5 8:04 2021 Quant Results File: DOC0603.RES

Method : G:\APOLLO\DATA\210525\DOC0603.M (Chemstation Integrator)
Title : 8015 B&C
Last Update : Sat Jun 05 08:00:21 2021
Response via : Multiple Level Calibration

Volume Inj. : 2UL
Signal Phase : DB-5
Signal Info : FID02A

Compound	R.T.	Response	Conc Units
System Monitoring Compounds			
3) SA Ortho-Terphenyl(S)	7.48	210384776	41.862 ppb
Surrogate Spike 30.000		Recovery =	139.54%
4) SA Octacosane(S)	9.68	86627	0.023 ppb
Surrogate Spike 30.000		Recovery =	0.08%
Target Compounds			
1) HATM Diesel (C10-C24)	6.43	3536685589	871.864 ppb
2) HBTM Motor Oil (C24-C40)	14.61	2836183670	997.256 ppb

Target Compounds

Quantitation Report

Data File: G:\APOLLO\DATA\210603\603015.D
Sample : DMO-STD-5 06-03-21

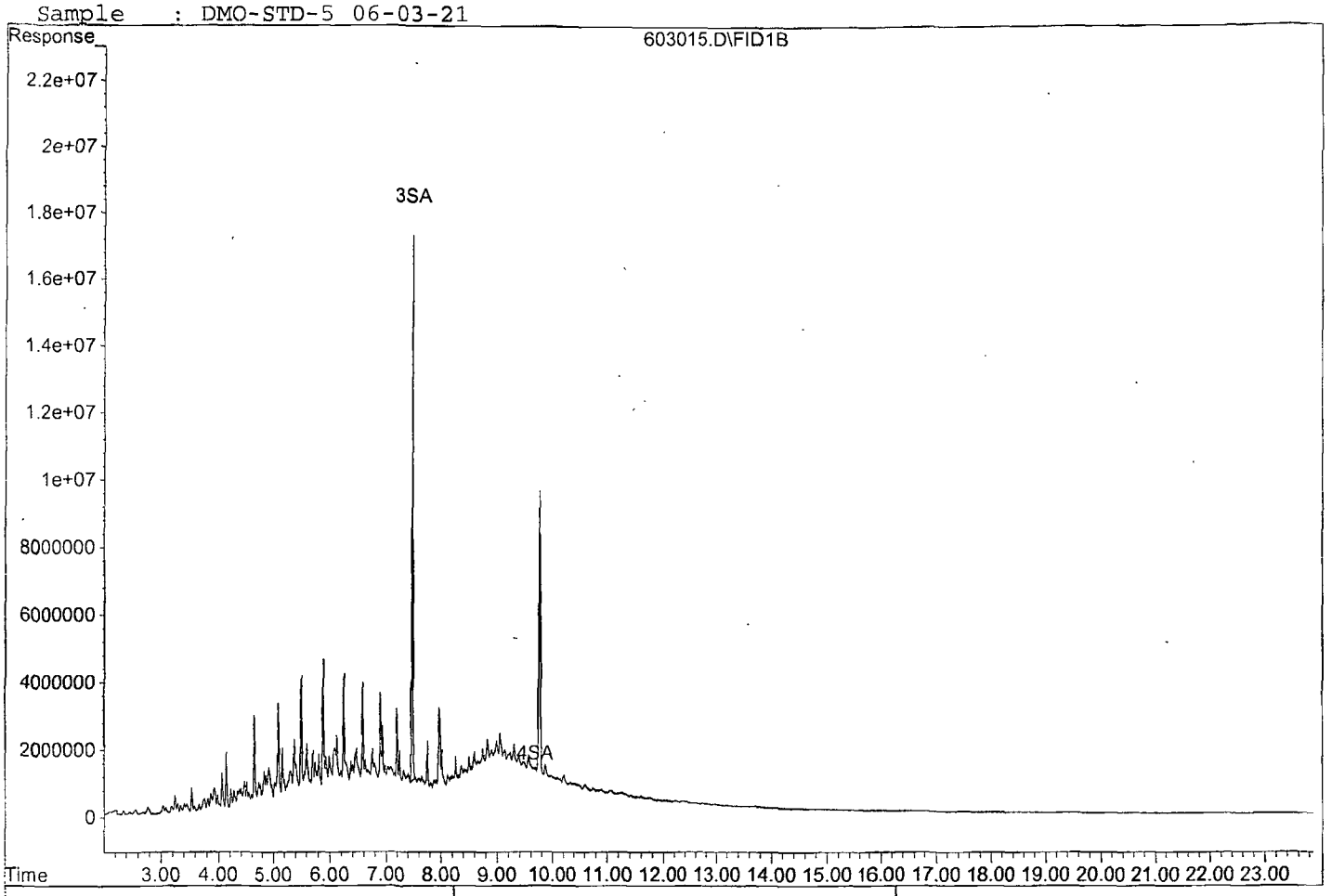

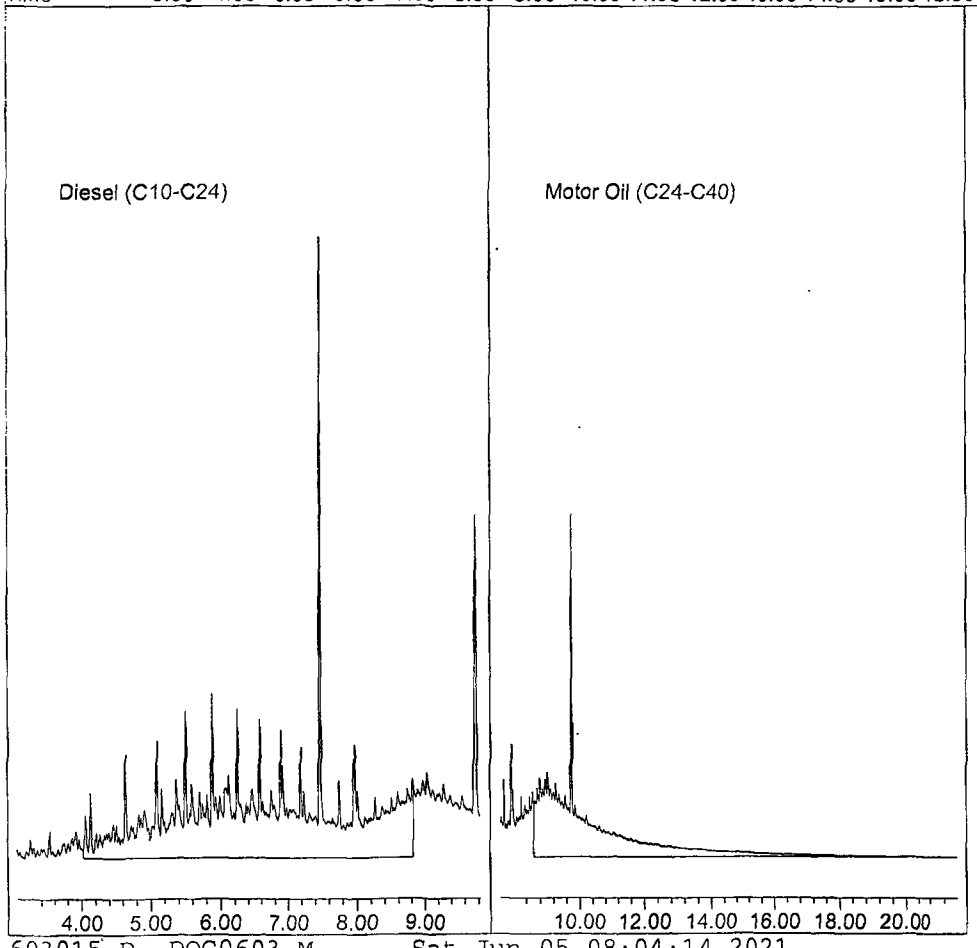

Quantitation Report (Not Reviewed)

Data File : G:\APOLLO\DATA\210603\603016.D Vial: 16
Acq On : 6-4-21 16:22:19 Operator: MB
Sample : DMOS-STD 6 06-03-21 Inst : Apollo
Misc : water Multiplr: 1.00
IntFile : events.e
Quant Time: Jun 5 8:04 2021 Quant Results File: DOC0603.RES

Method : G:\APOLLO\DATA\210525\DOC0603.M (Chemstation Integrator)
Title : 8015 B&C
Last Update : Sat Jun 05 08:00:21 2021
Response via : Multiple Level Calibration

Volume Inj. : 2UL
Signal Phase : DB-5
Signal Info : FID02A

Compound	R.T.	Response	Conc Units
System Monitoring Compounds			
3) SA Ortho-Terphenyl(S)	7.48	320840917	63.841 ppb
Surrogate Spike 30.000		Recovery =	212.80%
4) SA Octacosane(S)	9.66	-38707	N.D. ppb
Surrogate Spike 30.000		Recovery =	0.00%
Target Compounds			
1) HATM Diesel (C10-C24)	6.43	5432717238	1339.275 ppb
2) HBTM Motor Oil (C24-C40)	14.61	4486217731	1587.643 ppb

Target Compounds

(f)=RT Delta > 1/2 Window (m)=manual int.

Quantitation Report

Data File: G:\APOLLO\DATA\210603\603016.D
Sample : DMOS-STD 6 06-03-21

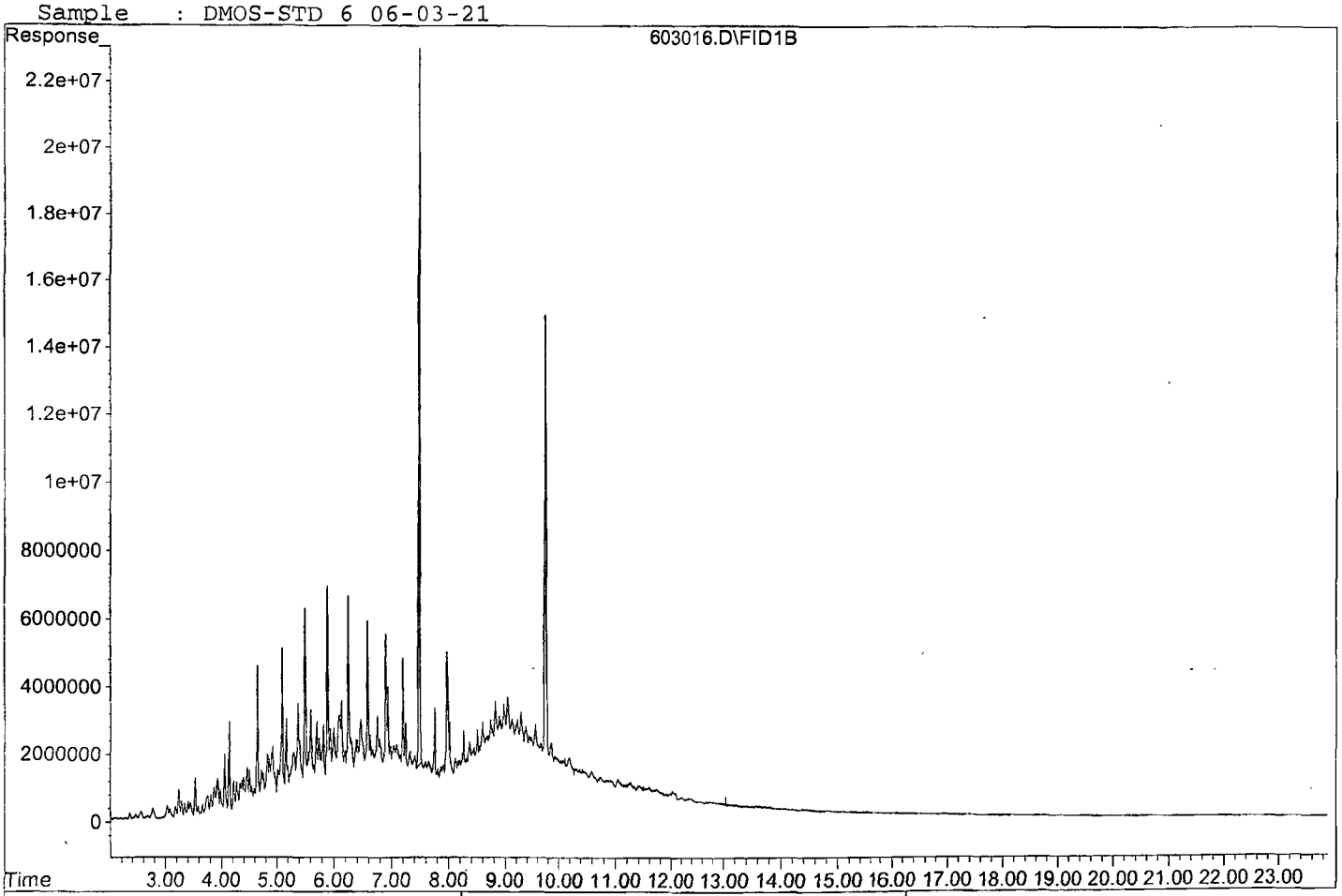

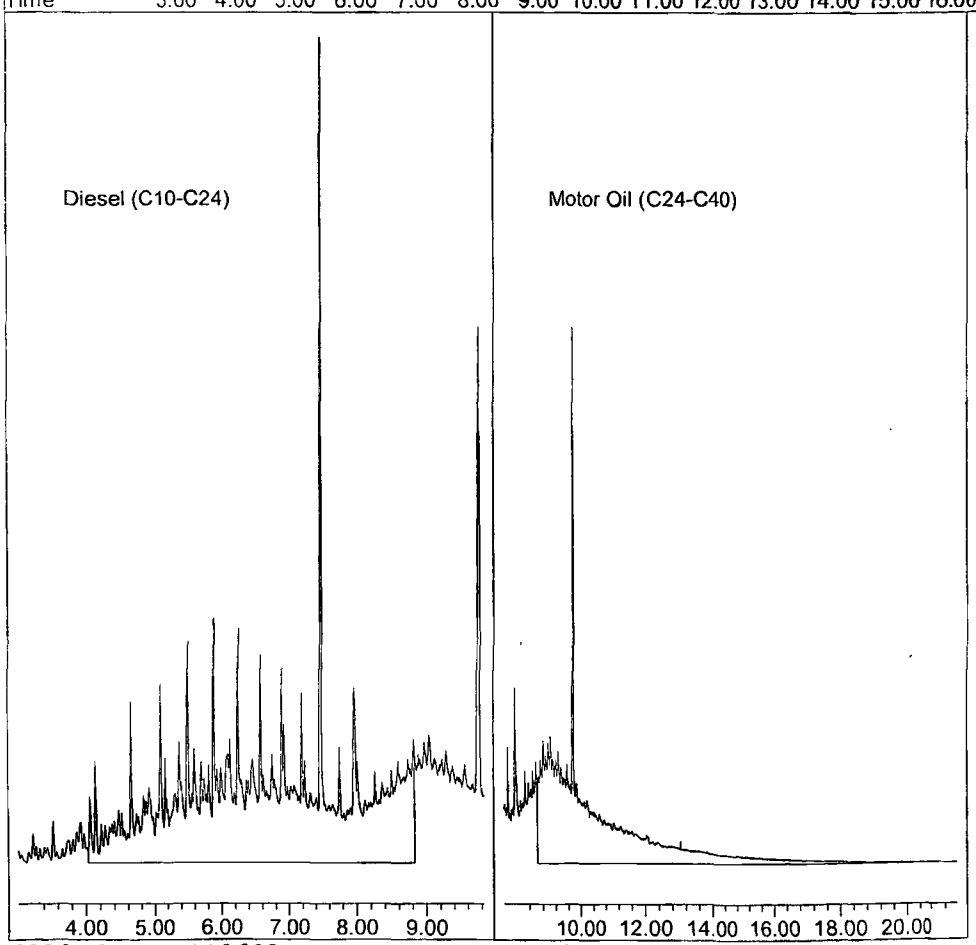

603016.D DOC0603.M Sat Jun 05 08:04:18 2021

Quantitation Report (Not Reviewed)

Data File : G:\APOLLO\DATA\210603\603017.D Vial: 17
Acq On : 6-4-21 16:50:43 Operator: MB
Sample : DMO-STD 7 06-03-21 Inst : Apollo
Misc : water Multiplr: 1.00
IntFile : events.e
Quant Time: Jun 5 8:04 2021 Quant Results File: DOC0603.RES

Method : G:\APOLLO\DATA\210525\DOC0603.M (Chemstation Integrator)
Title : 8015 B&C
Last Update : Sat Jun 05 08:00:21 2021
Response via : Multiple Level Calibration

Volume Inj. : 2UL
Signal Phase : DB-5
Signal Info : FID02A

Compound	R.T.	Response	Conc Units
System Monitoring Compounds			
3) SA Ortho-Terphenyl(S)	7.48	440671112	87.685 ppb
Surrogate Spike 30.000		Recovery =	292.28%
4) SA Octacosane(S)	9.67	2227862	0.579 ppb
Surrogate Spike 30.000		Recovery =	1.93%
Target Compounds			
1) HATM Diesel (C10-C24)	6.43	7333178248	1807.777 ppb
2) HBTM Motor Oil (C24-C40)	14.61	6163987436	2187.953 ppb

Target Compounds

(f)=RT Delta > 1/2 Window (m)=manual int.

Quantitation Report

Data File: G:\APOLLO\DATA\210603\603017.D
Sample : DMO-STD 7 06-03-21

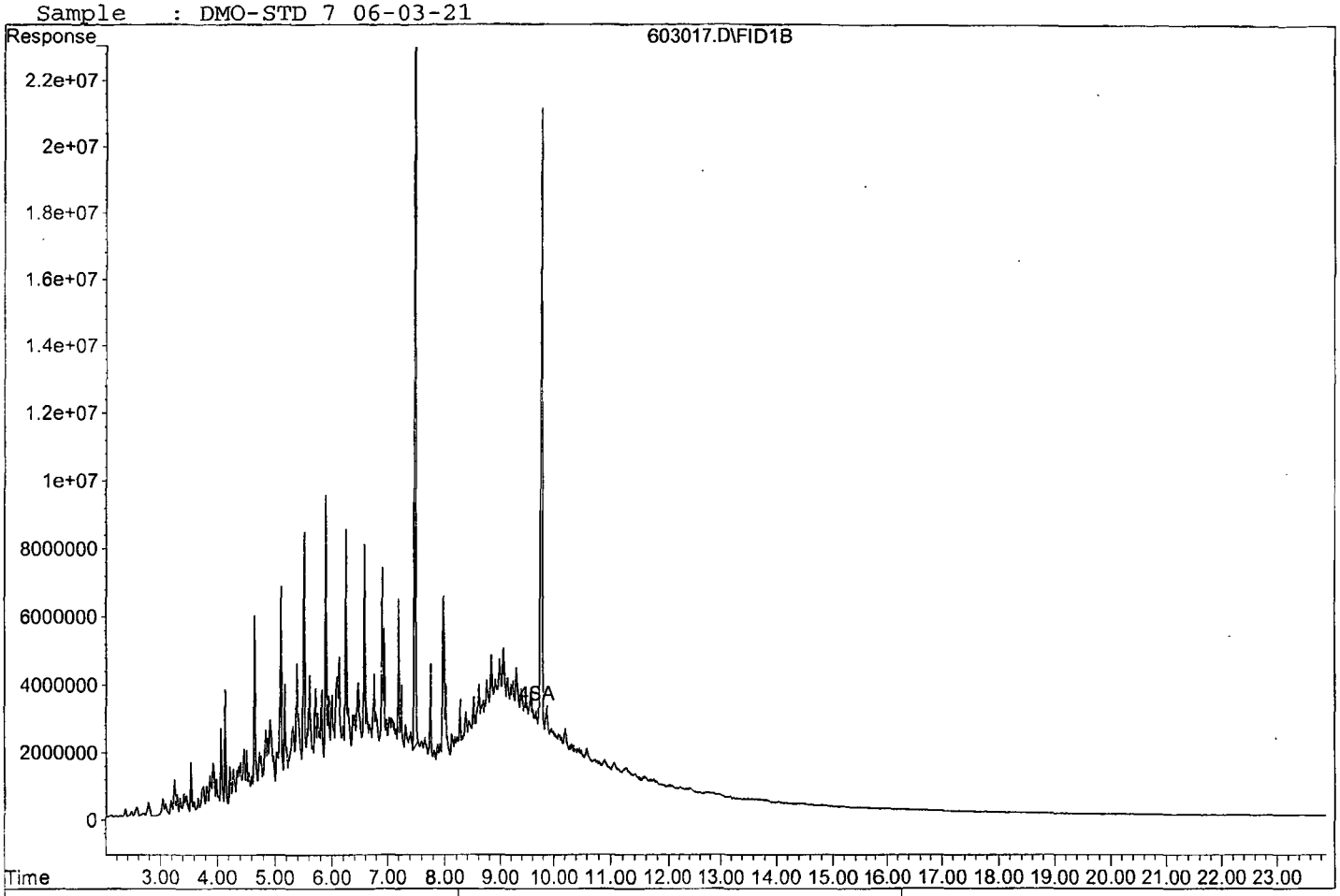

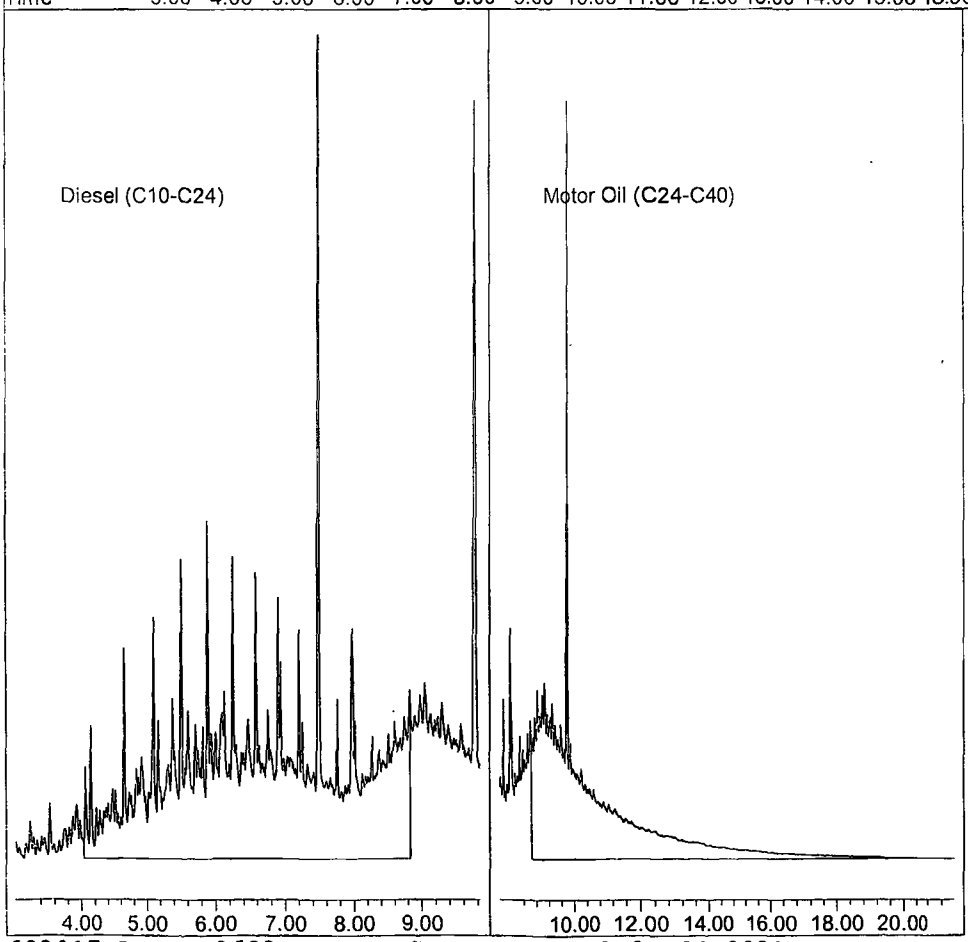

TPH Extractables
DOC0603

Form 7

Second Source Calibration

Lab Name: APPL, Inc.
Case No:
Matrix: Water

SDG No:
Date Analyzed: 06/04/21
Instrument: Apollo
Initial Cal. Date: 06/04/21
Data File: 603018.D

		Compound	MEAN	CCRF	%D		%Drift
1	HATM	Diesel (C10-C24)	2028230	1941140	4.3	HATM	
2	HBTM	Motor Oil (C24-C40)	1912740	1567040	18	HBTML	5.1
3							
4							
5							
6							
7							
8							
9							
10							
11							
12							
13							
14							
15							
16							
17							
18							
19							
20							
21							
22							
23							
24							
25							
26							
27							
28							
29							
30							
31							
32							
33							
34							
35							
36							
37							
38							
39							
40							
		Average			11.2		

Quantitation Report (Not Reviewed)

Data File : G:\APOLLO\DATA\210603\603018.D Vial: 18
Acq On : 6-4-21 17:19:01 Operator: MB
Sample : DMO-STD SS 06-03-21 Inst : Apollo
Misc : water Multiplr: 1.00
IntFile : events.e
Quant Time: Jun 5 8:04 2021 Quant Results File: DOC0603.RES

Method : G:\APOLLO\DATA\210525\DOC0603.M (Chemstation Integrator)
Title : 8015 B&C
Last Update : Sat Jun 05 08:00:21 2021
Response via : Multiple Level Calibration

Volume Inj. : 2UL
Signal Phase : DB-5
Signal Info : FID02A

Compound	R.T.	Response	Conc Units
System Monitoring Compounds			
3) SA Ortho-Terphenyl(S)	7.48	3624033	0.721 ppb
Surrogate Spike 30.000		Recovery =	2.40%
4) SA Octacosane(S)	9.72	-143324	N.D. ppb
Surrogate Spike 30.000		Recovery =	0.00%
Target Compounds			
1) HATM Diesel (C10-C24)	6.43	970570634	239.265 ppb
2) HBTM Motor Oil (C24-C40)	14.61	783521051	262.809 ppb

Target Compounds

(f)=RT Delta > 1/2 Window (m)=manual int.

603018.D DOC0603.M Sat Jun 05 08:04:24 2021 Page 1

Quantitation Report

Data File: G:\APOLLO\DATA\210603\603018.D
Sample : DMO-STD SS 06-03-21

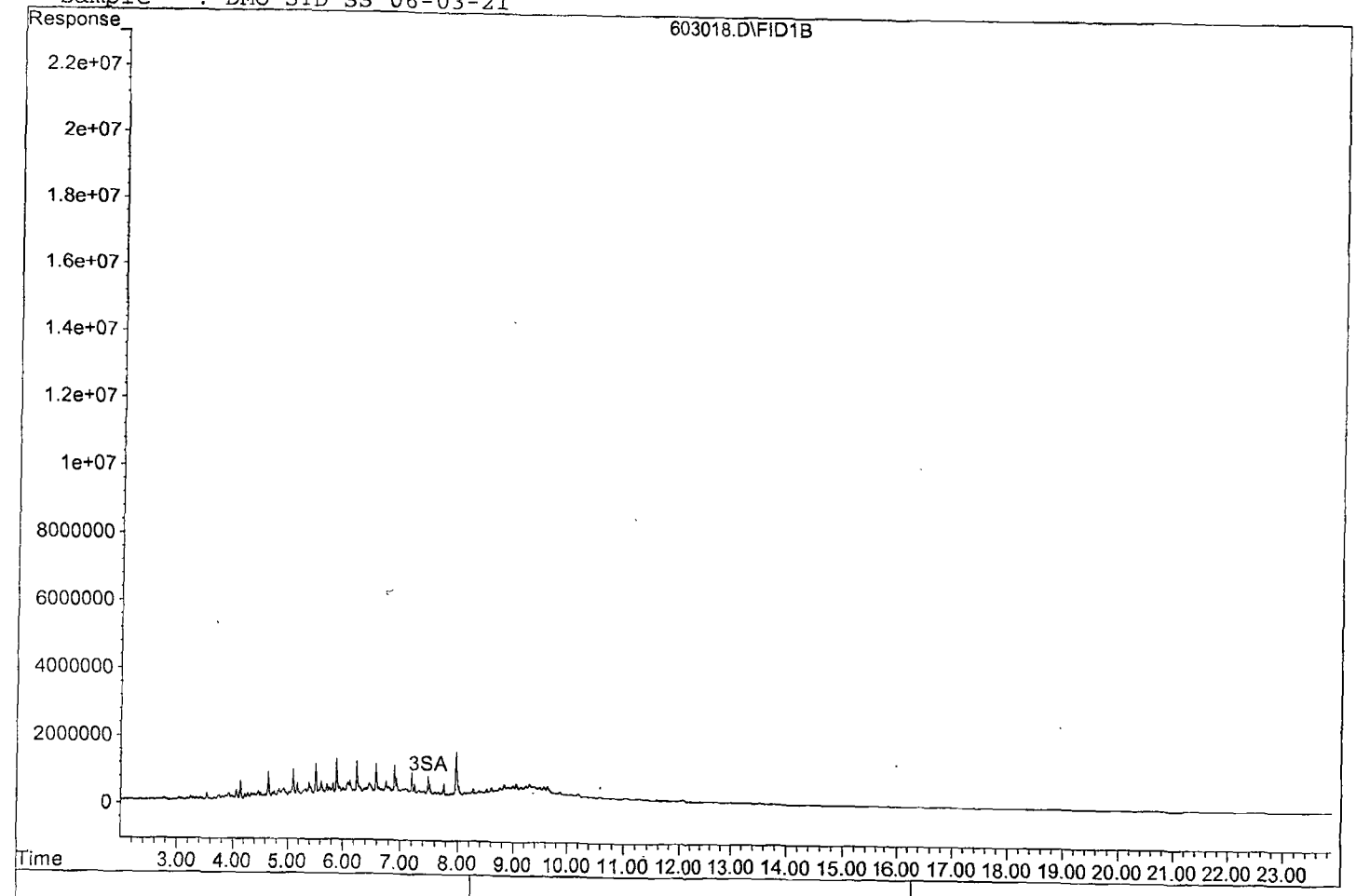

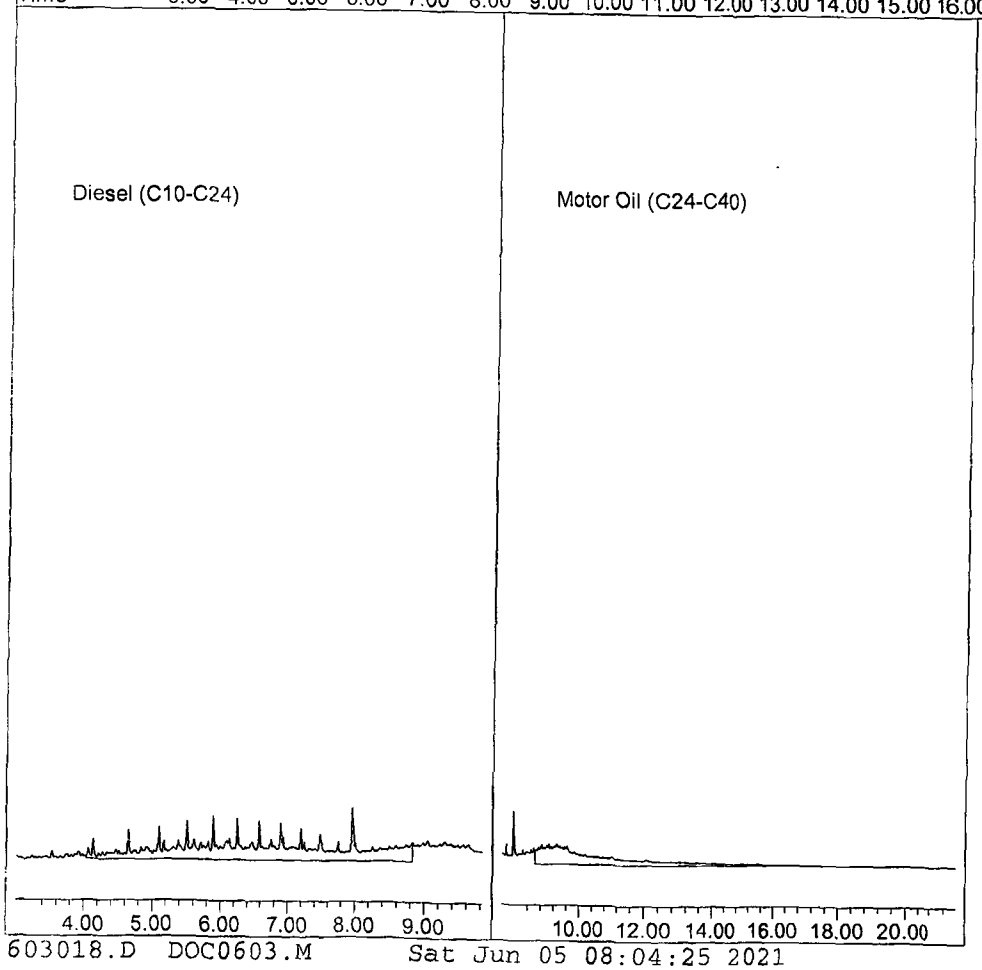

603018.D DOC0603.M Sat Jun 05 08:04:25 2021

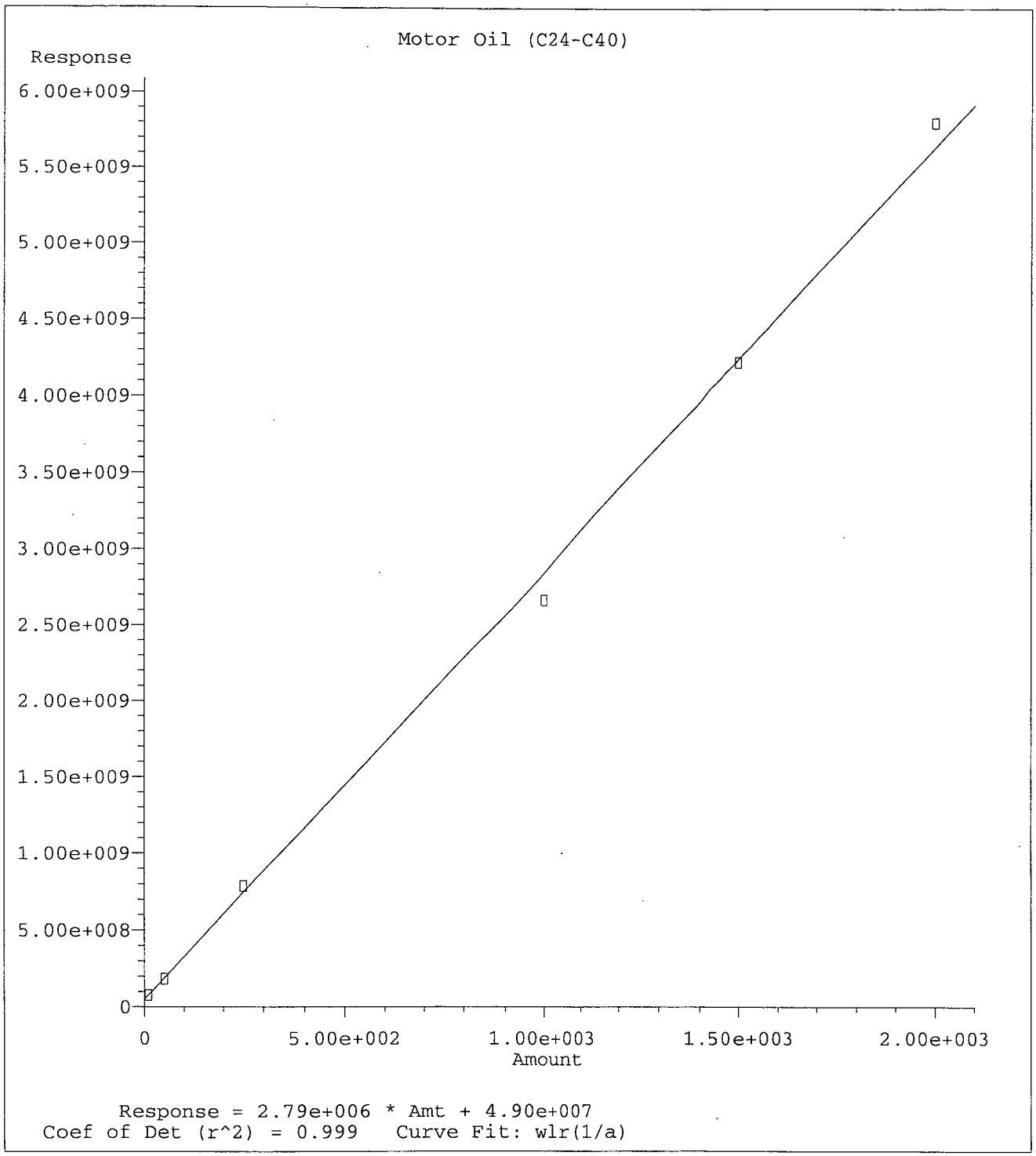

Method Name: G:\APOLLO\DATA\210525\DOC0603.M
Calibration Table Last Updated: Sat Jun 05 08:00:21 2021

TPH Extractables
DOC0603

Form 7

Continuing Calibration

Lab Name: APPL, Inc.
Case No:
Matrix: Water

SDG No:
Date Analyzed: 06/05/21
Instrument: Apollo
Initial Cal. Date: 06/04/21
Data File: 603070.D

		Compound	MEAN	CCRF	%D		%Drift
1	HATM	Diesel (C10-C24)	2028230	1868440	7.9	HATM	
2	HBTM	Motor Oil (C24-C40)	1912740	1590410	17	HBTML	6.8
3	SA	Ortho-Terphenyl(S)	2512810	2189940	13	SA	
4	SA	Octacosane(S)	1923820	1837790	4.5	SA	
5							
6							
7							
8							
9							
10							
11							
12							
13							
14							
15							
16							
17							
18							
19							
20							
21							
22							
23							
24							
25							
26							
27							
28							
29							
30							
31							
32							
33							
34							
35							
36							
37							
38							
39							
40							
		Average			10.6		

Quantitation Report (QT Reviewed)

Data File : G:\APOLLO\DATA\210603\603070.D Vial: 70
Acq On : 6-5-21 17:54:00 Operator: MB
Sample : Diesel Motor Oil CCV 05/25/21 Inst : Apollo
Misc : water Multiplr: 1.00
IntFile : events.e
Quant Time: Jun 7 6:27 2021 Quant Results File: DOC0603.RES

Method : G:\APOLLO\DATA\210525\DOC0603.M (Chemstation Integrator)
Title : 8015 B&C
Last Update : Sat Jun 05 08:00:21 2021
Response via : Multiple Level Calibration

Volume Inj. : 2UL
Signal Phase : DB-5
Signal Info : FID02A

Compound	R.T.	Response	Conc Units
System Monitoring Compounds			
3) SA Ortho-Terphenyl(S)	7.48	54748574	10.894 ppb
Surrogate Spike 30.000		Recovery =	36.31%
4) SA Octacosane(S)	9.75f	45944851	11.941 ppb m
Surrogate Spike 30.000		Recovery =	39.80%
Target Compounds			
1) HATM Diesel (C10-C24)	6.43	934221300	230.304 ppb
2) HBTM Motor Oil (C24-C40)	14.61	795204645	266.989 ppb

Target Compounds

(f)=RT Delta > 1/2 Window (m)=manual int.

Data File: G:\APOLLO\DATA\210603\603070.D
Sample : Diesel Motor Oil CCV 05/25/21

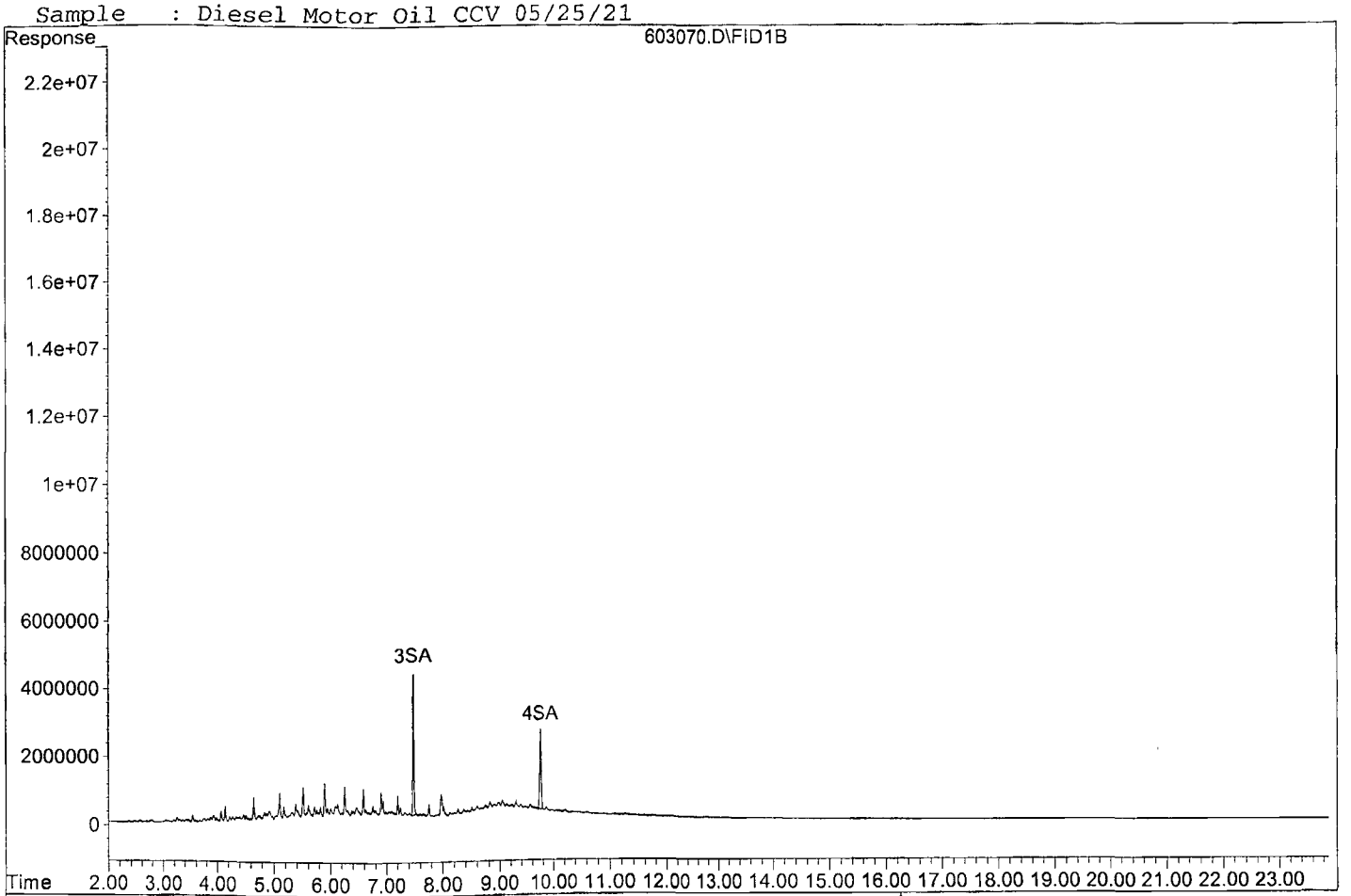

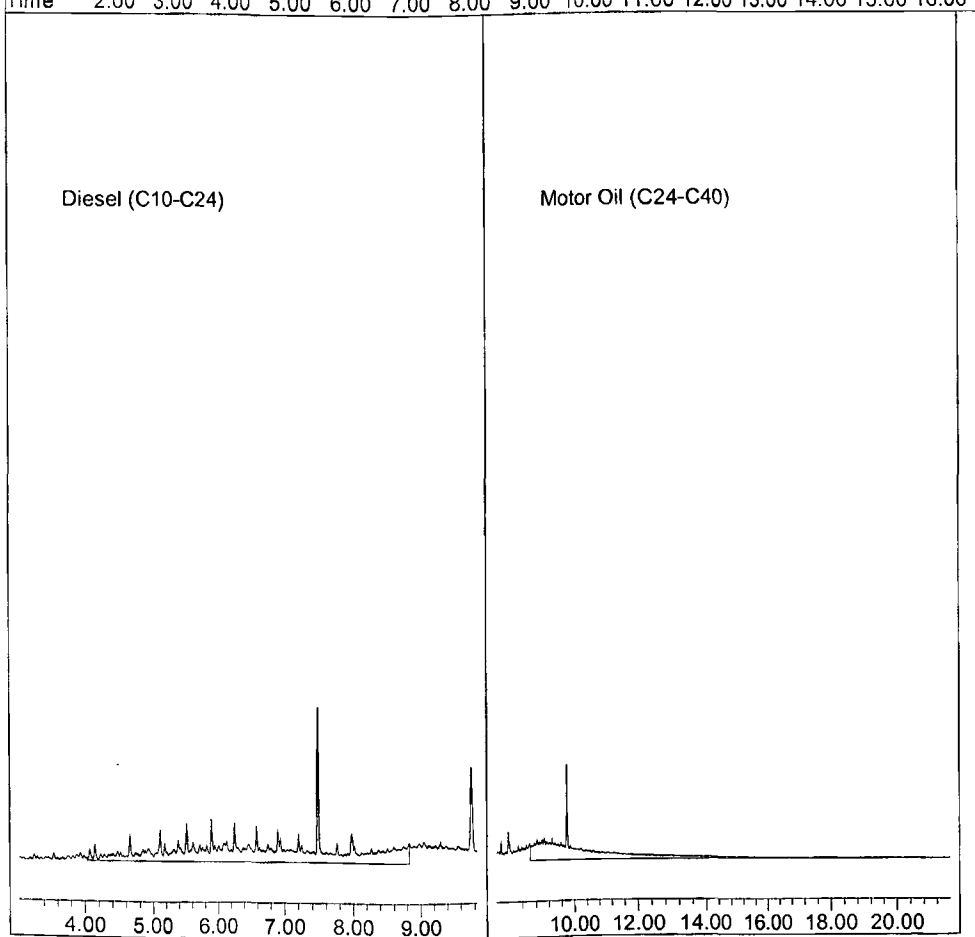

603070.D DOC0603.M Mon Jun 07 13:11:29 2021

TPH Extractables
DOC0603

Form 7

Continuing Calibration

Lab Name: APPL, Inc.
Case No:
Matrix: Water

SDG No:
Date Analyzed: 06/06/21
Instrument: Apollo
Initial Cal. Date: 06/04/21
Data File: 603084.D

		Compound	MEAN	CCRF	%D	%Drift	
1	HATM	Diesel (C10-C24)	2028230	2170390	7.0	HATM	
2	HBTM	Motor Oil (C24-C40)	1912740	1588310	17	HBTML	6.6
3	SA	Ortho-Terphenyl(S)	2512810	2541120	1.1	SA	
4	SA	Octacosane(S)	1923820	1995240	3.7	SA	
5							
6							
7							
8							
9							
10							
11							
12							
13							
14							
15							
16							
17							
18							
19							
20							
21							
22							
23							
24							
25							
26							
27							
28							
29							
30							
31							
32							
33							
34							
35							
36							
37							
38							
39							
40							
		Average			7.2		

Quantitation Report (Not Reviewed)

Data File : G:\APOLLO\DATA\210603\603084.D Vial: 84
Acq On : 6-6-21 0:31:20 Operator: MB
Sample : Diesel Motor Oil CCV 05/25/21 Inst : Apollo
Misc : water Multiplr: 1.00
IntFile : events.e
Quant Time: Jun 7 6:26 2021 Quant Results File: DOC0603.RES

Method : G:\APOLLO\DATA\210525\DOC0603.M (Chemstation Integrator)
Title : 8015 B&C
Last Update : Sat Jun 05 08:00:21 2021
Response via : Multiple Level Calibration

Volume Inj. : 2UL
Signal Phase : DB-5
Signal Info : FID02A

Compound	R.T.	Response	Conc Units
System Monitoring Compounds			
3) SA Ortho-Terphenyl(S)	7.49	63528031	12.641 ppb
Surrogate Spike 30.000		Recovery =	42.14%
4) SA Octacosane(S)	9.75f	49880976	12.964 ppb
Surrogate Spike 30.000		Recovery =	43.21%
Target Compounds			
1) HATM Diesel (C10-C24)	6.43	1085196010	267.523 ppb
2) HBTM Motor Oil (C24-C40)	14.61	794153594	266.613 ppb

Target Compounds

(f)=RT Delta > 1/2 Window (m)=manual int.

Data File: G:\APOLLO\DATA\210603\603084.D
Sample : Diesel Motor Oil CCV 05/25/21

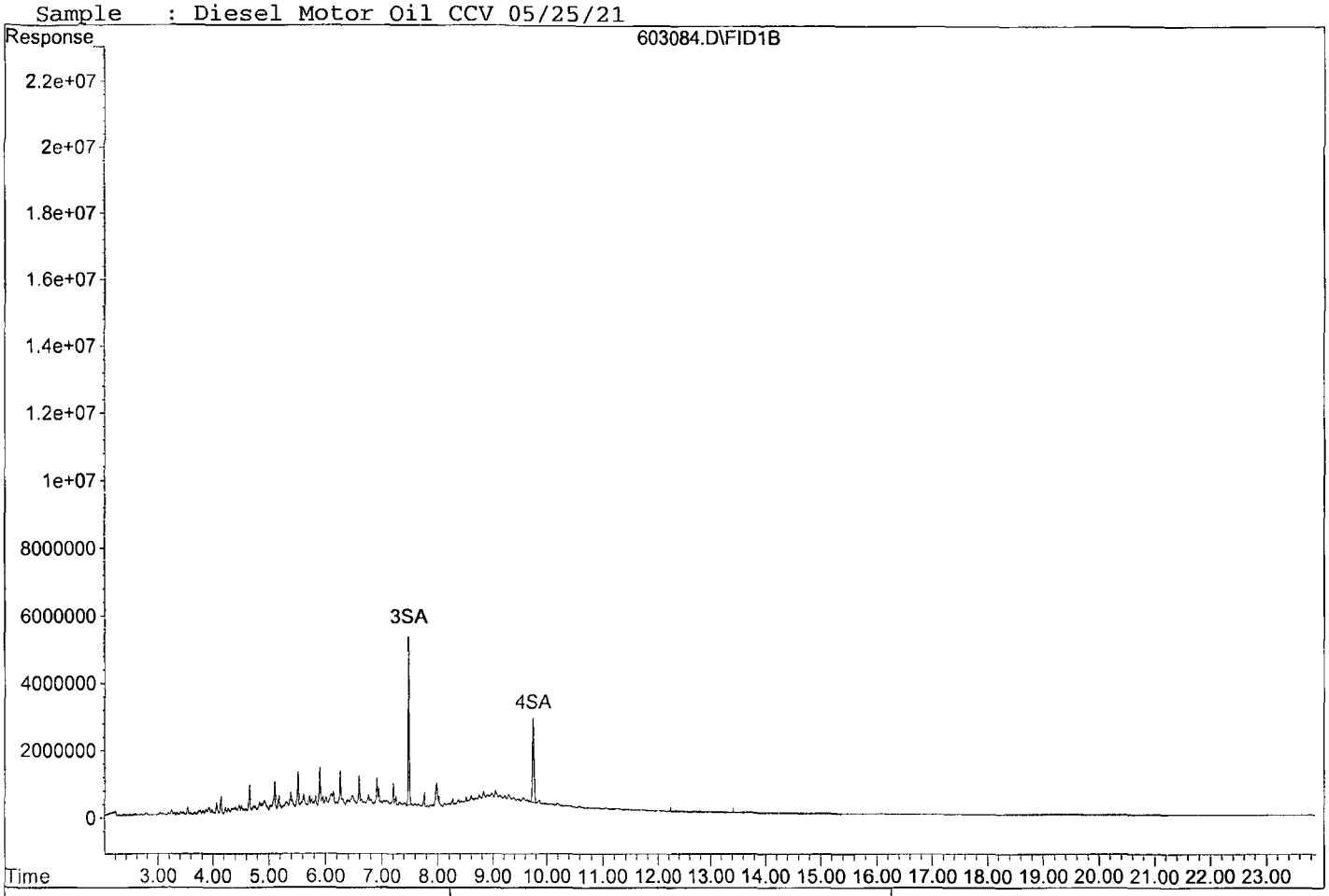

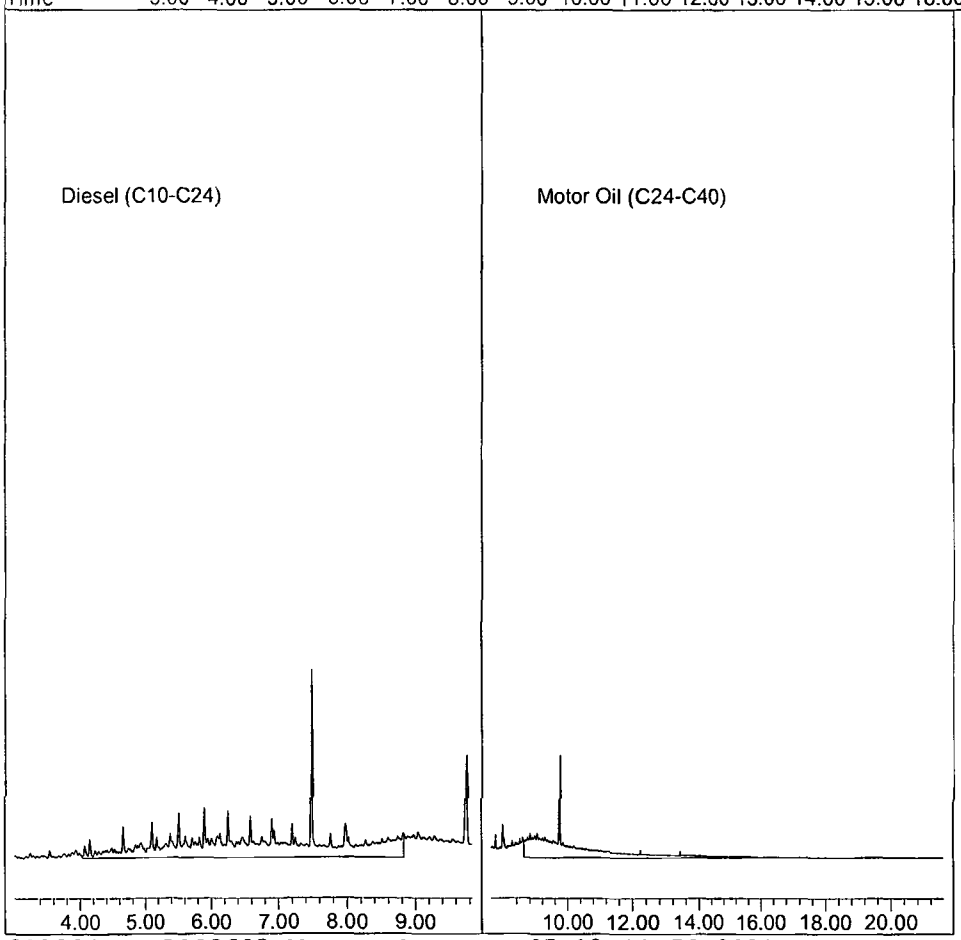

ORGANICS

Raw Data

Quantitation Report (Not Reviewed)

Data File : G:\APOLLO\DATA\210603\603080.D Vial: 80
Acq On : 6-5-21 22:38:00 Operator: MB
Sample : BA33439W08 5/1000 Inst : Apollo
Misc : water Multiplr: 5.00
IntFile : events.e
Quant Time: Jun 7 7:54 2021 Quant Results File: DOC0603.RES

Method : G:\APOLLO\DATA\210525\DOC0603.M (Chemstation Integrator)
Title : 8015 B&C
Last Update : Sat Jun 05 08:00:21 2021
Response via : Multiple Level Calibration

Volume Inj. : 2UL
Signal Phase : DB-5
Signal Info : FID02A

Compound	R.T.	Response	Conc Units
System Monitoring Compounds			
3) SA Ortho-Terphenyl(S)	7.48	115248455	114.661 ppb
Surrogate Spike 150.000		Recovery =	76.44%
4) SA Octacosane(S)	9.75f	105586517	137.210 ppb
Surrogate Spike 150.000		Recovery =	91.47%
Target Compounds			
1) HATM Diesel (C10-C24)	6.43	171023232	210.803 ppb
2) HBTM Motor Oil (C24-C40)	14.61	67017954	32.210 ppb

Target Compounds

(f)=RT Delta > 1/2 Window (m)=manual int.

Data File: G:\APOLLO\DATA\210603\603080.D
Sample : BA33439W08 5/1000

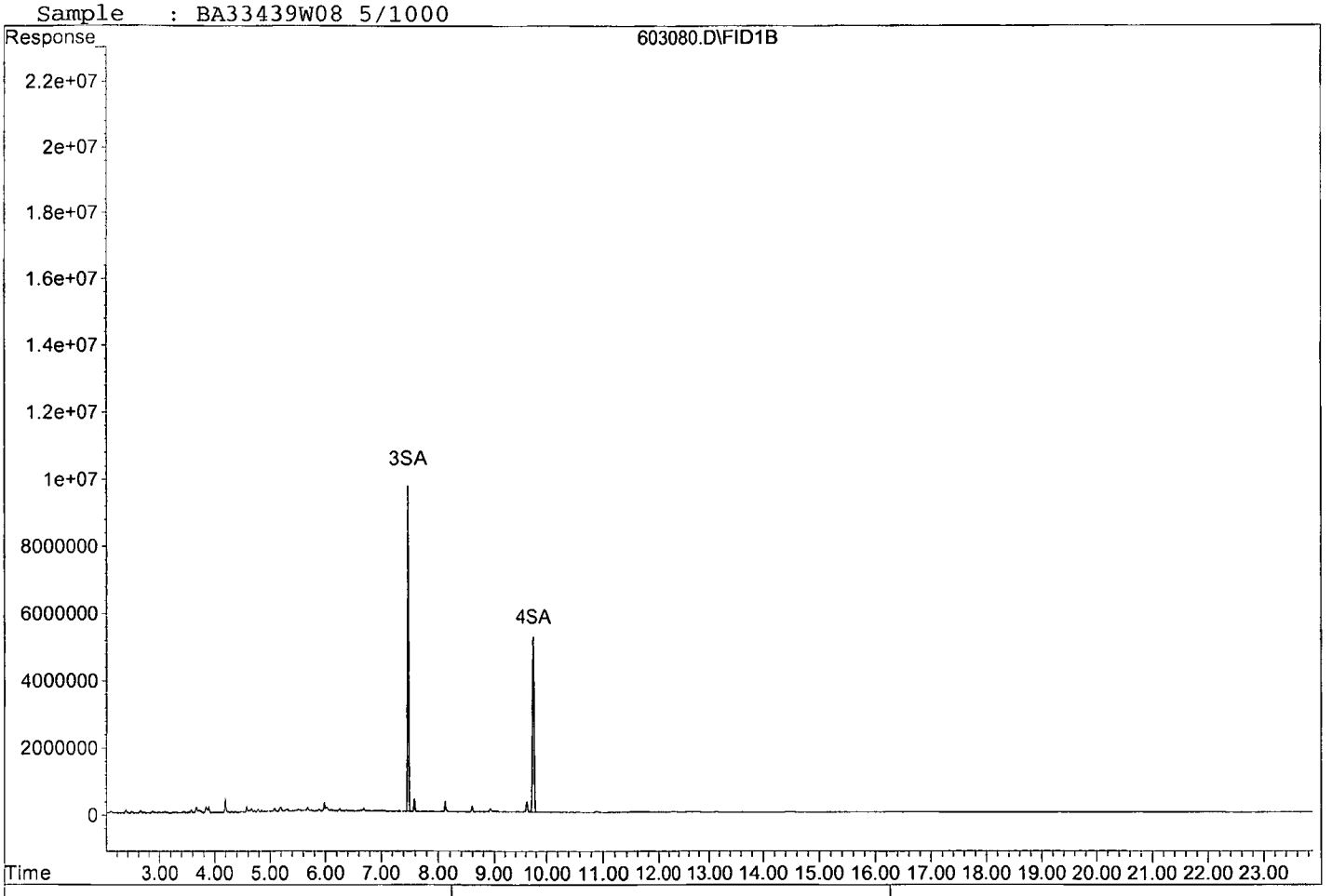

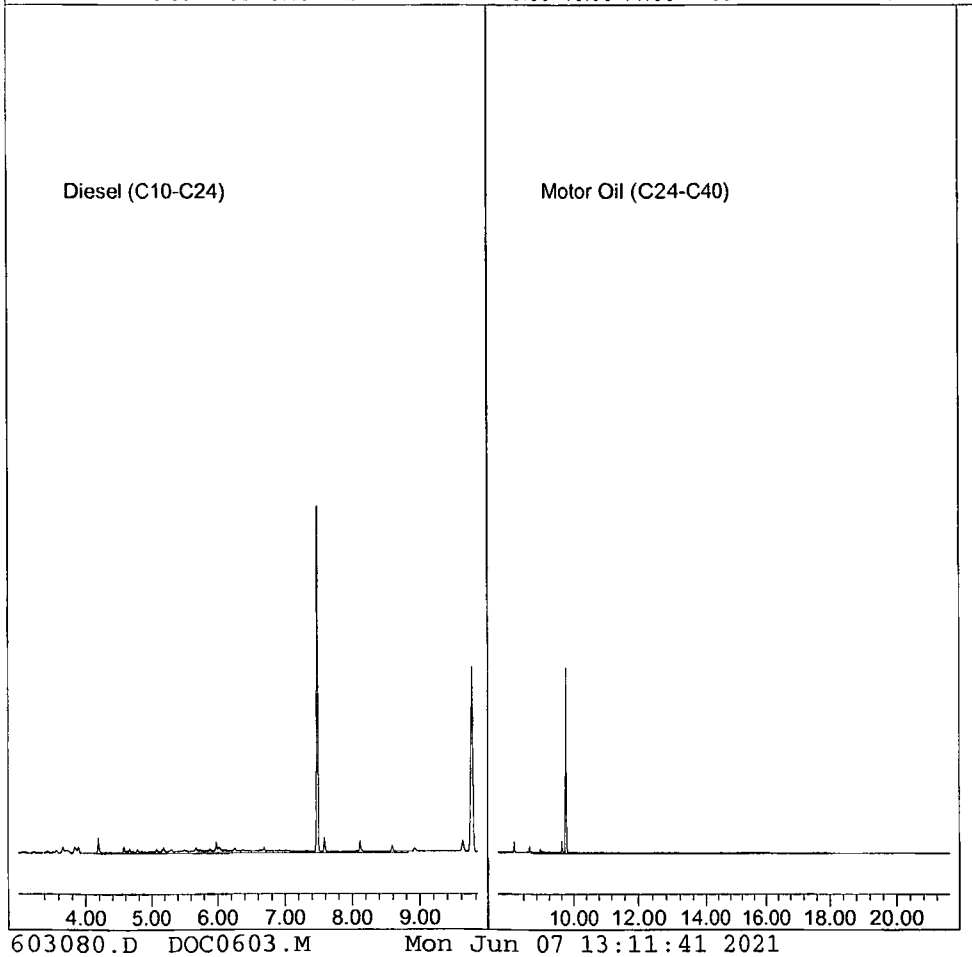

Quantitation Report (Not Reviewed)

Data File : G:\APOLLO\DATA\210603\603081.D Vial: 81
Acq On : 6-5-21 23:06:26 Operator: MB
Sample : BA33442W07 5/1000 Inst : Apollo
Misc : water Multiplr: 5.00
IntFile : events.e
Quant Time: Jun 7 7:55 2021 Quant Results File: DOC0603.RES

Method : G:\APOLLO\DATA\210525\DOC0603.M (Chemstation Integrator)
Title : 8015 B&C
Last Update : Sat Jun 05 08:00:21 2021
Response via : Multiple Level Calibration

Volume Inj. : 2UL
Signal Phase : DB-5
Signal Info : FID02A

Compound	R.T.	Response	Conc Units
System Monitoring Compounds			
3) SA Ortho-Terphenyl(S)	7.49	112983815	112.408 ppb
Surrogate Spike 150.000		Recovery =	74.94%
4) SA Octacosane(S)	9.75f	97955820	127.293 ppb
Surrogate Spike 150.000		Recovery =	84.86%
Target Compounds			
1) HATM Diesel (C10-C24)	6.43	1336521402	1647.398 ppb
2) HBTM Motor Oil (C24-C40)	14.61	119957193	126.919 ppb

Target Compounds

(f)=RT Delta > 1/2 Window (m)=manual int.

Data File: G:\APOLLO\DATA\210603\603081.D
Sample : BA33442W07 5/1000

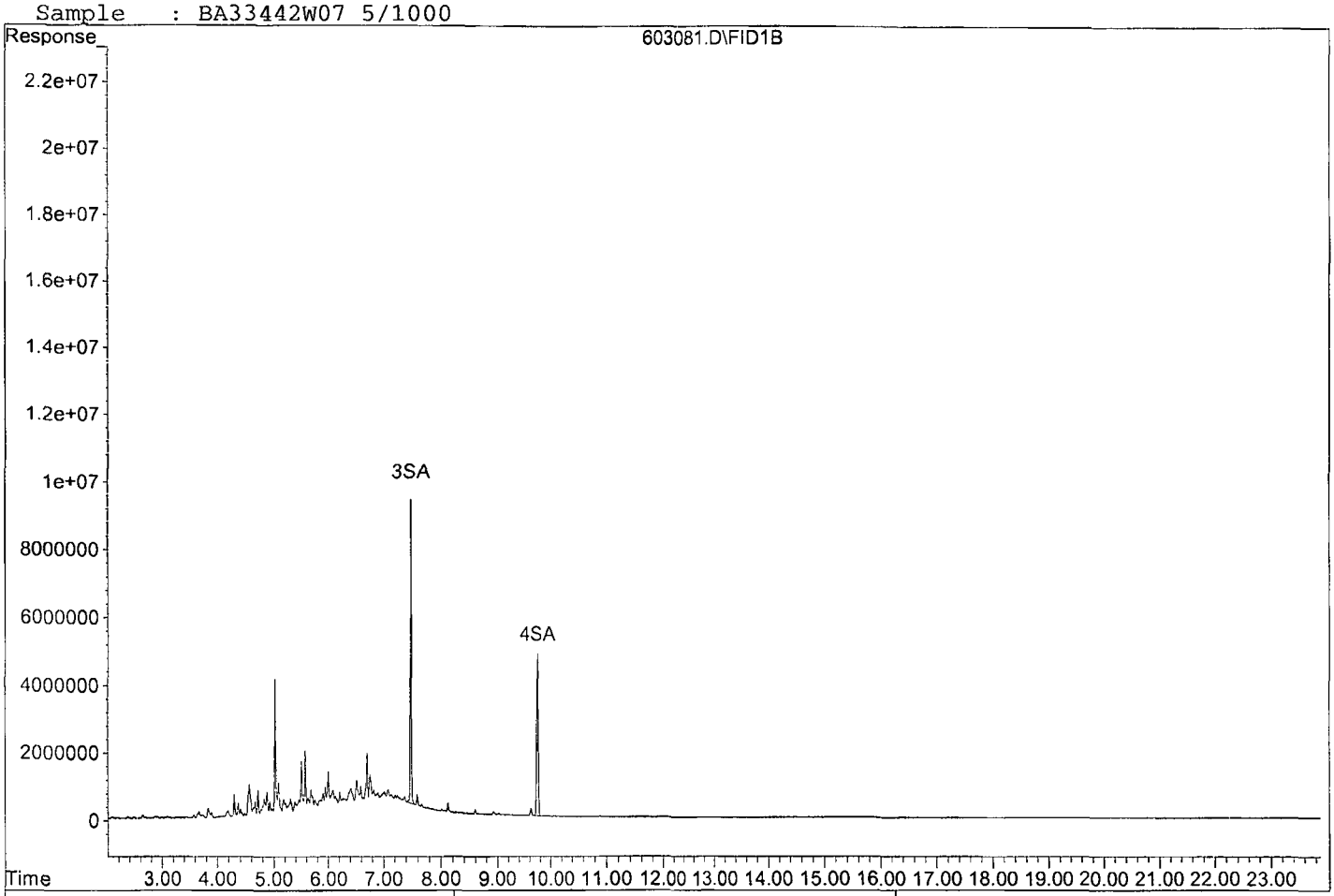

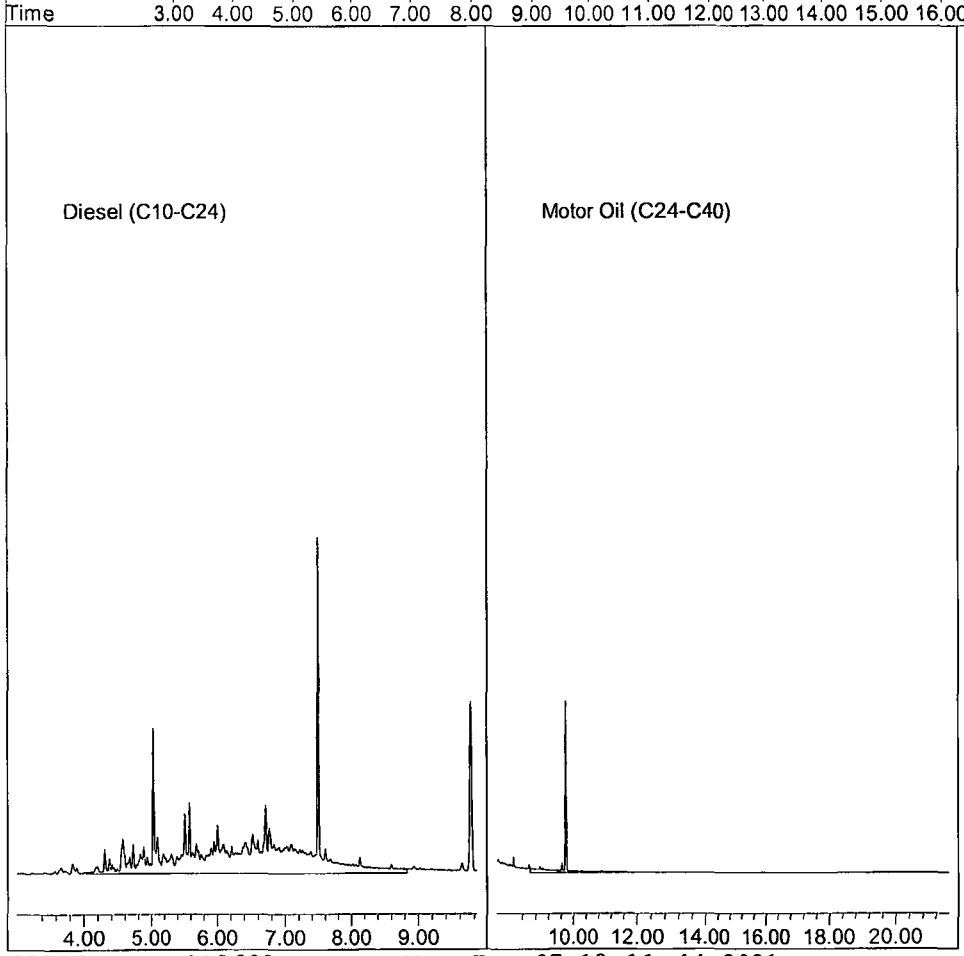

Quantitation Report (Not Reviewed)

Data File : G:\APOLLO\DATA\210603\603082.D Vial: 82
Acq On : 6-5-21 23:34:41 Operator: MB
Sample : BA33445W07 5/1000 Inst : Apollo
Misc : water Multiplr: 5.00
IntFile : events.e
Quant Time: Jun 7 7:55 2021 Quant Results File: DOC0603.RES

Method : G:\APOLLO\DATA\210525\DOC0603.M (Chemstation Integrator)
Title : 8015 B&C
Last Update : Sat Jun 05 08:00:21 2021
Response via : Multiple Level Calibration

Volume Inj. : 2UL
Signal Phase : DB-5
Signal Info : FID02A

Compound	R.T.	Response	Conc Units
System Monitoring Compounds			
3) SA Ortho-Terphenyl(S)	7.48	102165874	101.645 ppb
Surrogate Spike 150.000		Recovery =	67.76%
4) SA Octacosane(S)	9.75f	91473112	118.869 ppb
Surrogate Spike 150.000		Recovery =	79.25%
Target Compounds			
1) HATM Diesel (C10-C24)	6.43	112312259	138.436 ppb
2) HBTM Motor Oil (C24-C40)	14.61	89154190	71.812 ppb

Target Compounds

(f)=RT Delta > 1/2 Window (m)=manual int.

Data File: G:\APOLLO\DATA\210603\603082.D
Sample : BA33445W07 5/1000

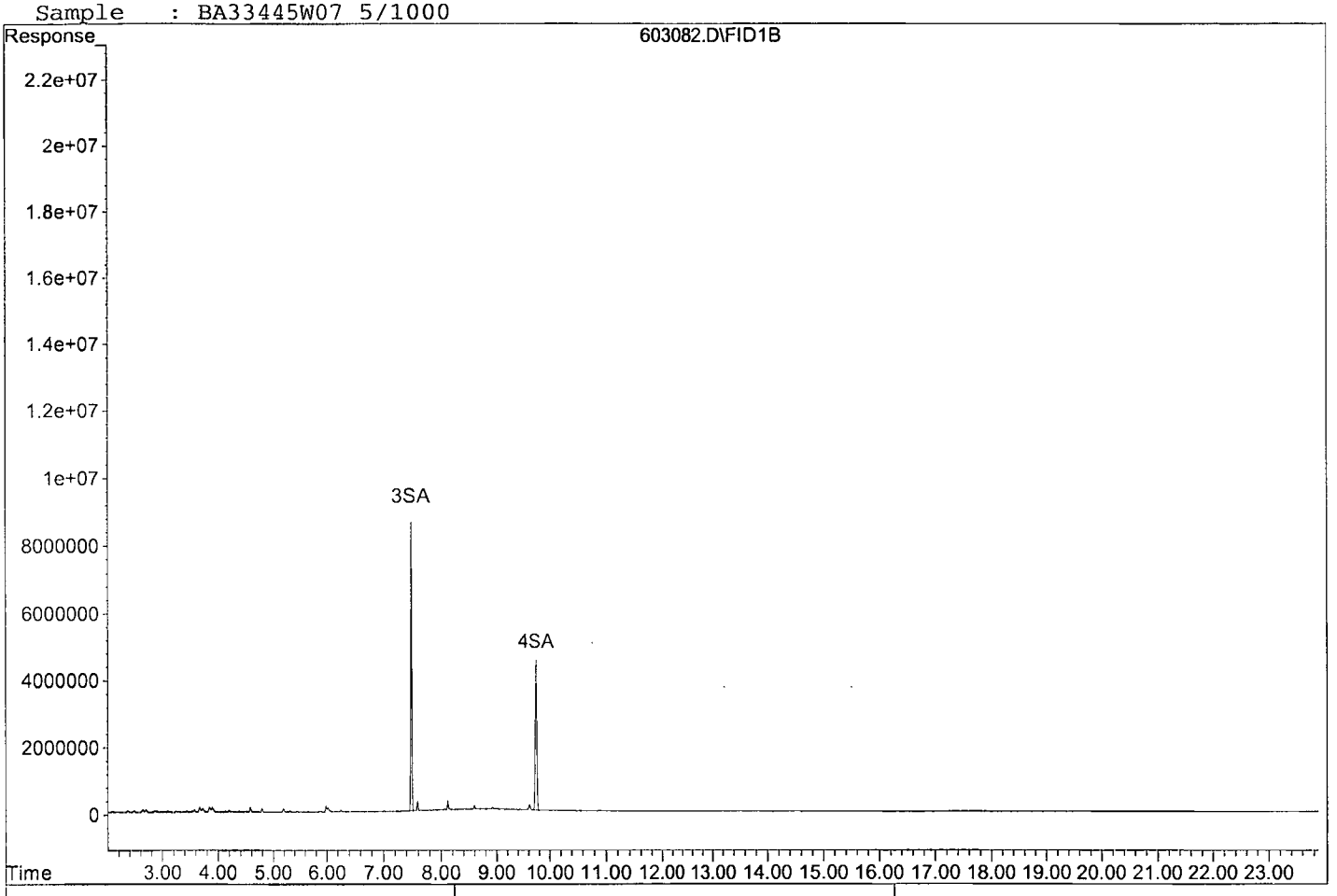

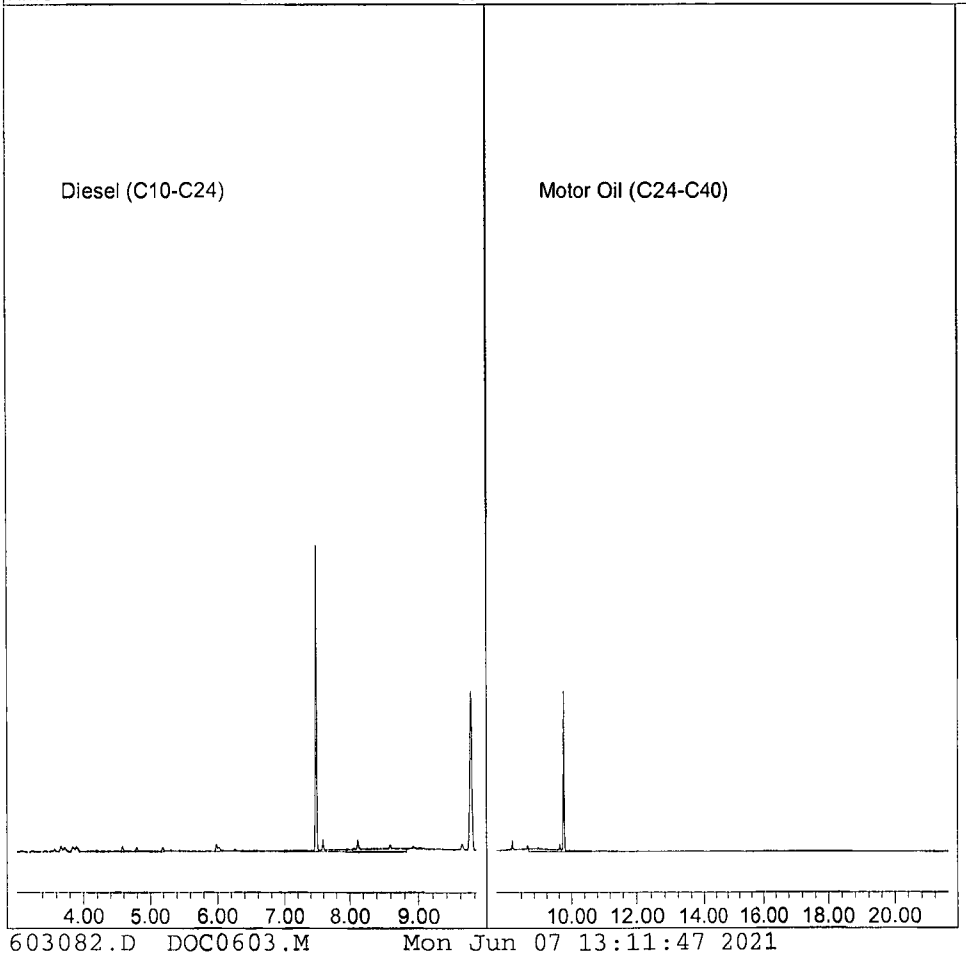

Quantitation Report (Not Reviewed)

Data File : G:\APOLLO\DATA\210603\603077.D Vial: 77
Acq On : 6-5-21 21:12:46 Operator: MB
Sample : 210603A BLK 5/1000 Inst : Apollo
Misc : water Multiplr: 5.00
IntFile : events.e
Quant Time: Jun 7 10:22 2021 Quant Results File: DOC0603.RES

Method : G:\APOLLO\DATA\210525\DOC0603.M (Chemstation Integrator)
Title : 8015 B&C
Last Update : Sat Jun 05 08:00:21 2021
Response via : Multiple Level Calibration

Volume Inj. : 2UL
Signal Phase : DB-5
Signal Info : FID02A

Compound	R.T.	Response	Conc Units
System Monitoring Compounds			
3) SA Ortho-Terphenyl(S)	7.48	115170284	114.583 ppb
Surrogate Spike 150.000		Recovery =	76.39%
4) SA Octacosane(S)	9.76f	108935087	141.561 ppb
Surrogate Spike 150.000		Recovery =	94.37%
Target Compounds			
1) HATM Diesel (C10-C24)	6.43	46743846	57.617 ppb
2) HBTM Motor Oil (C24-C40)	14.61	62538240	24.196 ppb

Target Compounds

(f)=RT Delta > 1/2 Window (m)=manual int.

Data File: G:\APOLLO\DATA\210603\603077.D
Sample : 210603A BLK 5/1000

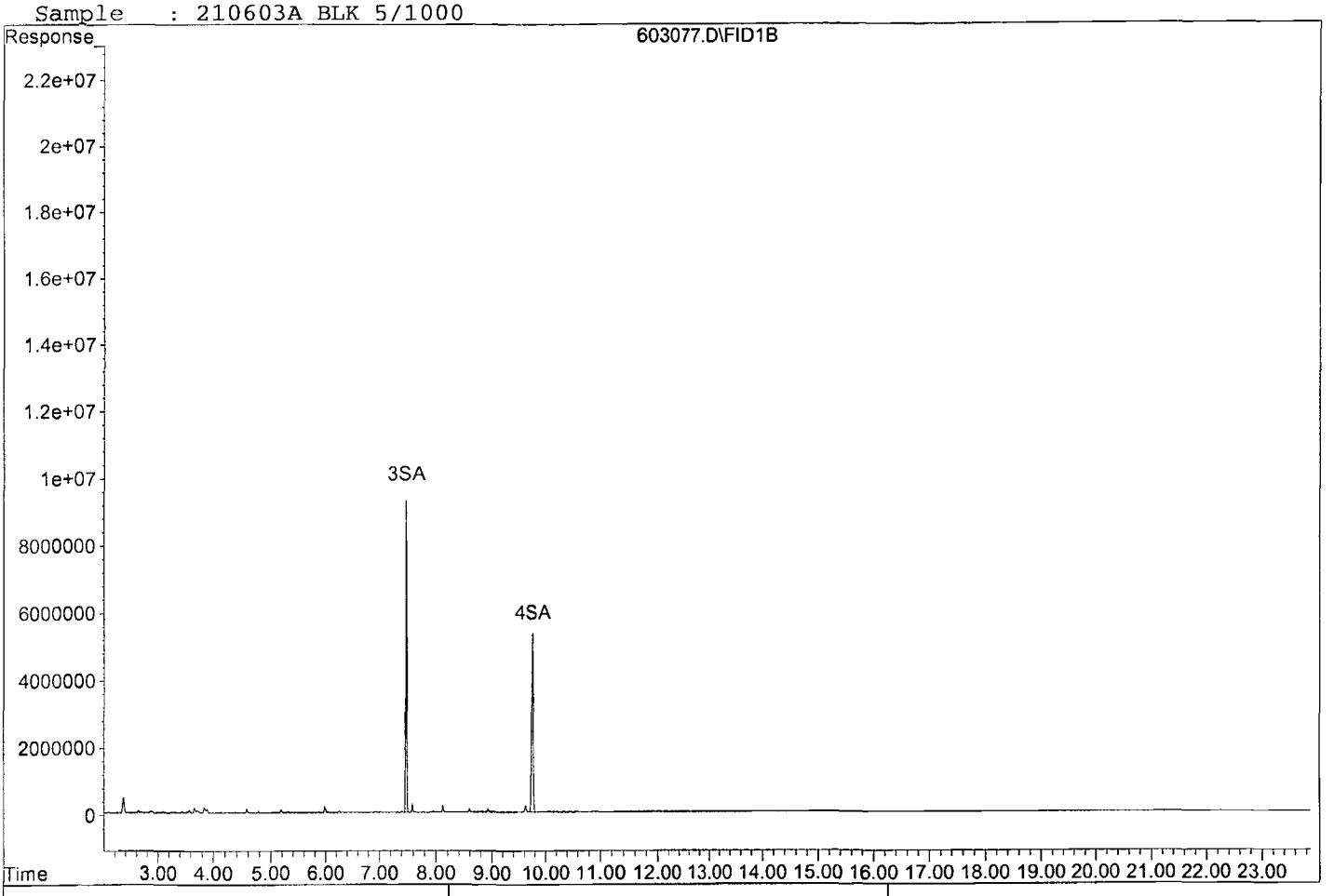

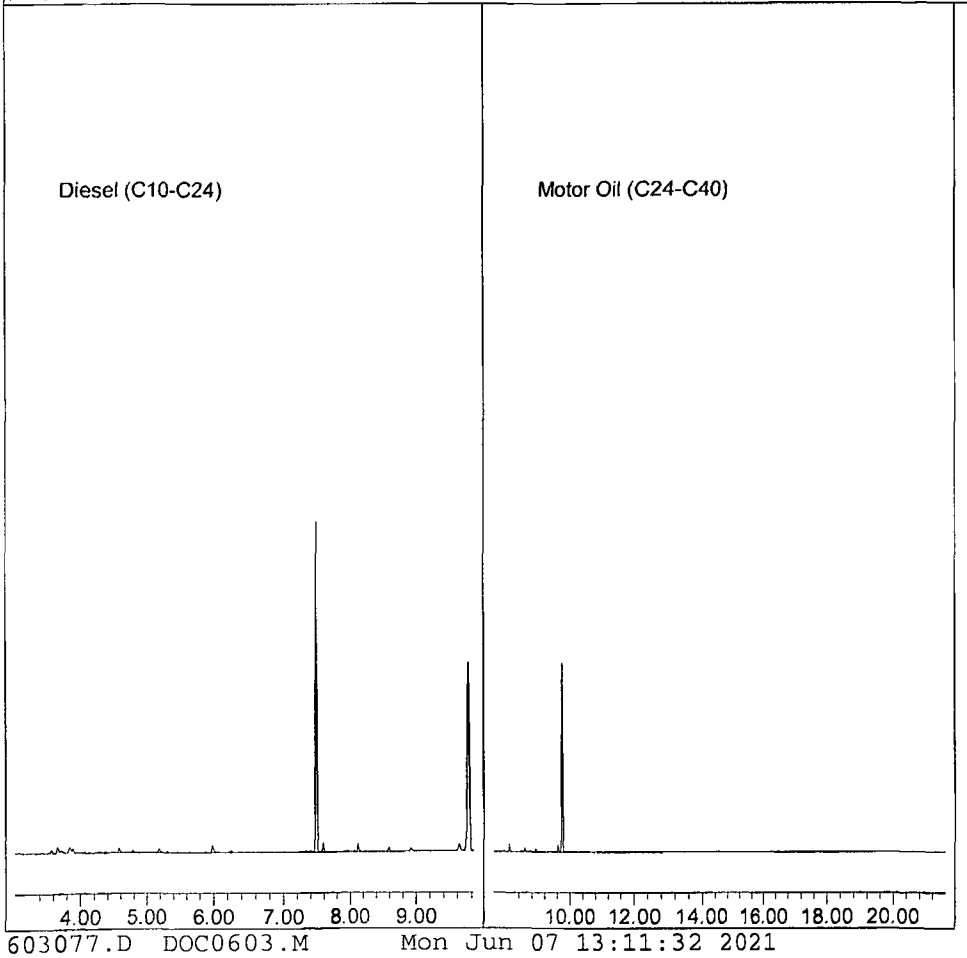

Quantitation Report (Not Reviewed)

Data File : G:\APOLLO\DATA\210603\603078.D Vial: 78
Acq On : 6-5-21 21:41:03 Operator: MB
Sample : 210603A LCS-1 5/1000 Inst : Apollo
Misc : water Multiplr: 5.00
IntFile : events.e
Quant Time: Jun 7 7:54 2021 Quant Results File: DOC0603.RES

Method : G:\APOLLO\DATA\210525\DOC0603.M (Chemstation Integrator)
Title : 8015 B&C
Last Update : Sat Jun 05 08:00:21 2021
Response via : Multiple Level Calibration

Volume Inj. : 2UL
Signal Phase : DB-5
Signal Info : FID02A

Compound	R.T.	Response	Conc Units
System Monitoring Compounds			
3) SA Ortho-Terphenyl(S)	7.49	118999875	118.393 ppb
Surrogate Spike 150.000		Recovery =	78.93%
4) SA Octacosane(S)	9.76f	97790124	127.078 ppb
Surrogate Spike 150.000		Recovery =	84.72%
Target Compounds			
1) HATM Diesel (C10-C24)	6.43	1333016361	1643.077 ppb
2) HBTM Motor Oil (C24-C40)	14.61	1027727003	1750.931 ppb

Target Compounds

(f)=RT Delta > 1/2 Window (m)=manual int.

Data File: G:\APOLLO\DATA\210603\603078.D
Sample : 210603A LCS-1 5/1000

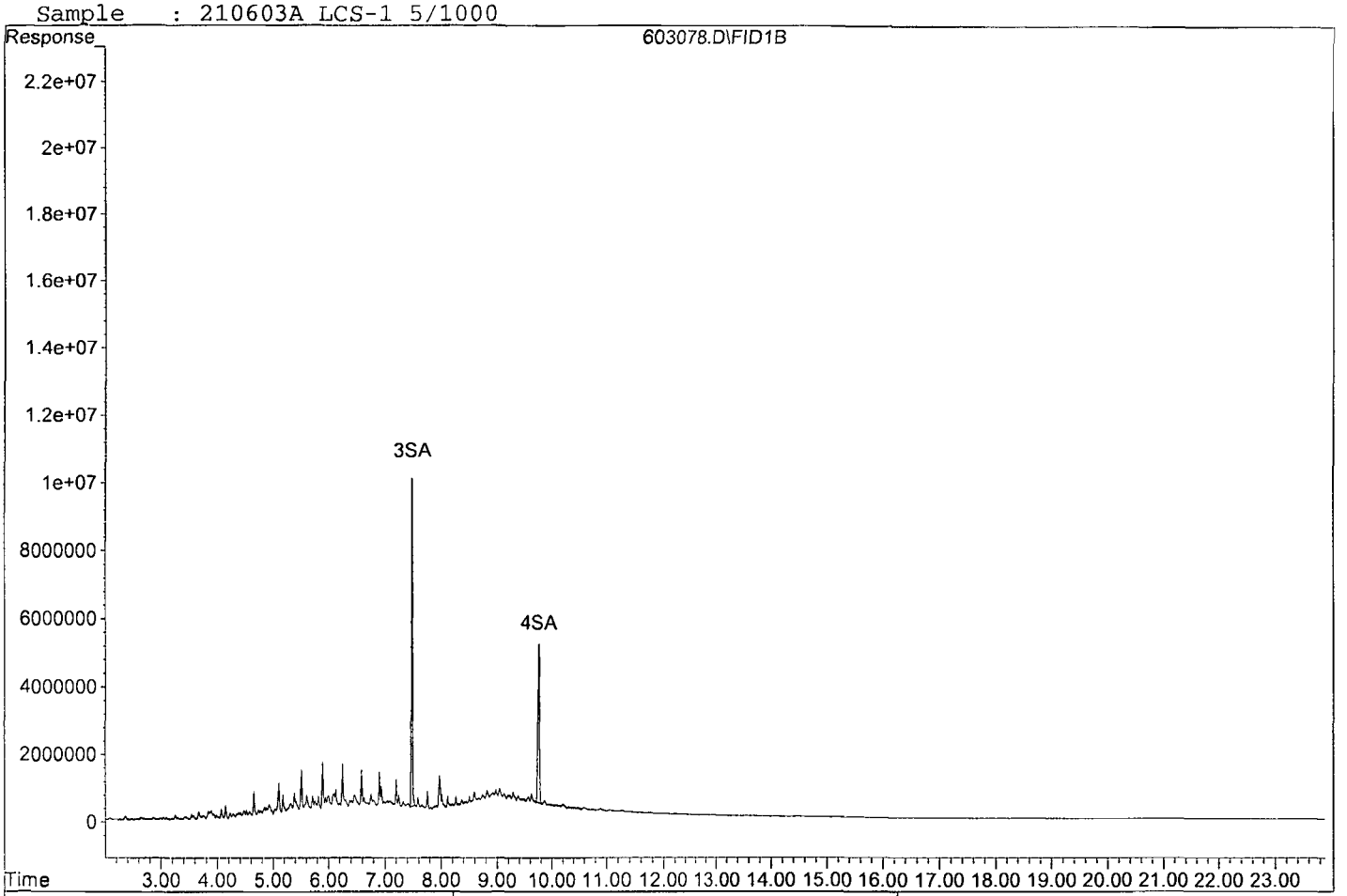

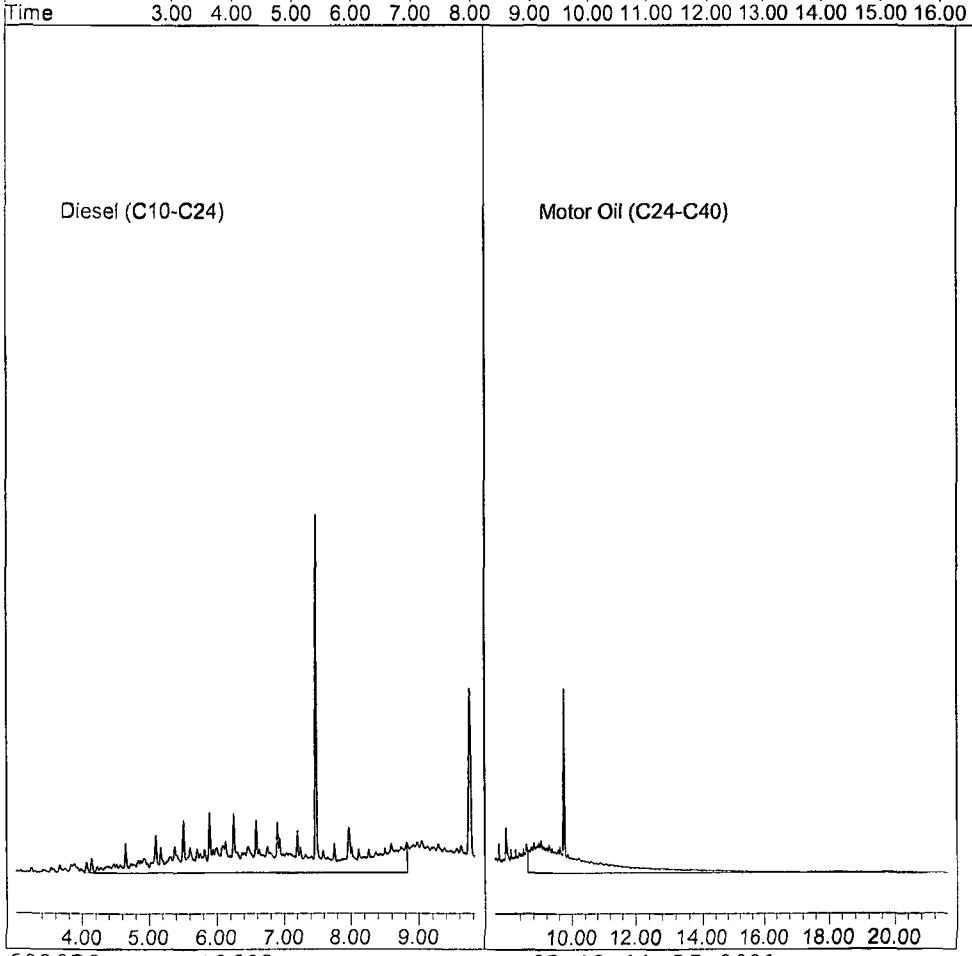

Quantitation Report (Not Reviewed)

Data File : G:\APOLLO\DATA\210603\603079.D Vial: 79
Acq On : 6-5-21 22:09:32 Operator: MB
Sample : 210603A LCSD-1 5/1000 Inst : Apollo
Misc : water Multiplr: 5.00
IntFile : events.e
Quant Time: Jun 7 7:54 2021 Quant Results File: DOC0603.RES

Method : G:\APOLLO\DATA\210525\DOC0603.M (Chemstation Integrator)
Title : 8015 B&C
Last Update : Sat Jun 05 08:00:21 2021
Response via : Multiple Level Calibration

Volume Inj. : 2UL
Signal Phase : DB-5
Signal Info : FID02A

Compound	R.T.	Response	Conc Units
System Monitoring Compounds			
3) SA Ortho-Terphenyl(S)	7.49	123866556	123.235 ppb
Surrogate Spike 150.000		Recovery =	82.16%
4) SA Octacosane(S)	9.76f	98621352	128.158 ppb
Surrogate Spike 150.000		Recovery =	85.44%
Target Compounds			
1) HATM Diesel (C10-C24)	6.43	1314724015	1620.530 ppb
2) HBTM Motor Oil (C24-C40)	14.61	1071349576	1828.972 ppb

Target Compounds

(f)=RT Delta > 1/2 Window (m)=manual int.

Data File: G:\APOLLO\DATA\210603\603079.D
Sample : 210603A LCSD-1 5/1000

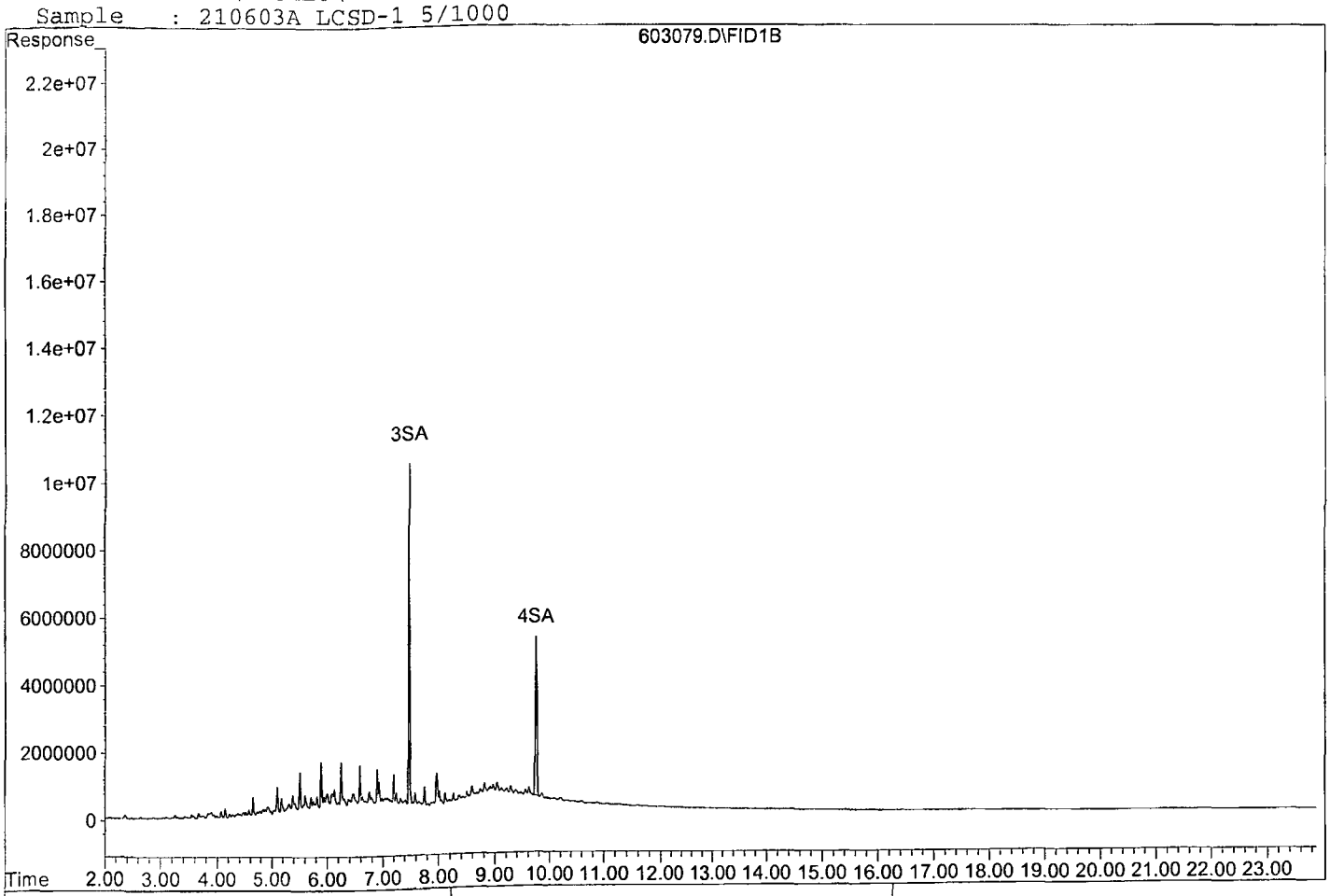

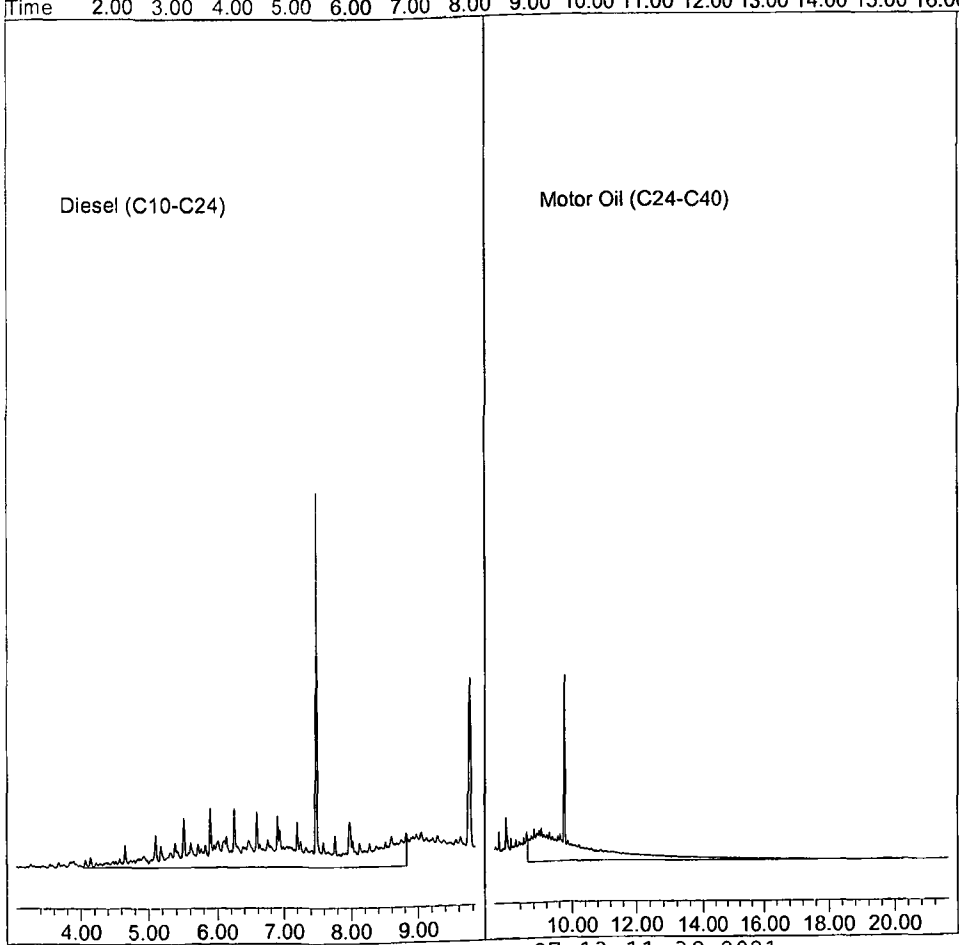

603079.D DOC0603.M Mon Jun 07 13:11:38 2021

Diesel Motor Oil Calibration Curve

Prep'd By (Initials) MB

Prep Date 06/03/21

Exp Date 06/03/22

						Final Standard Information			
Name of Initial Standard (from contianer Label)	Supplier	Supplier P/N# (or APPL Mix Name)	Conc. (ug/mL)	Lot # with QA # (or reference to APPL prep date)	Exp Date	Aliquot from Stock	Final Volume	Solvent	Final Standard Conc (ug/mL)
Diesel Motor Oil Calibration STD -2	AAPL	Diesel /Motor Oil 1	10	04/21/21	05/06/22	100 uL	200 uL	MC	5
Diesel Motor Oil Calibration STD-3	AAPL	Diesel /Motor Oil 2	50	04/21/21	05/06/22	200 uL	1 mL	MC	10
Diesel Motor Oil Calibration STD	Restek	Diesel /Motor Oil 3	2000	04/21/21	05/06/22	25 uL	1mL	MC	50
Diesel Motor Oil Calibration STD	Restek	Diesel /Motor Oil 4	2000	04/21/21	05/06/22	125 uL	1mL	MC	250
Diesel Motor Oil Calibration STD	Restek	Diesel /Motor Oil 5	2000	04/21/21	05/06/22	500 uL	1 mL	MC	1000
Diesel Motor Oil Calibration STD	Restek	Diesel /Motor Oil 6	2000	04/21/21	05/06/22	750 uL	1 mL	MC	1500
Diesel Motor Oil Calibration STD	Restek	Diesel /Motor Oil 7	2000	04/21/21	05/06/22	100uL	100 uL	MC	2000

Diesel / Motor Oil Calibration Standard

Prepared: 02/11/21

Expires: 01/28/22

Methylene Chloride Lot No. 58059

Prepared By (Initials): SS

Initial Standard Information							Final Standard Information			
Name of Initial Standard (QAU Label)	Supplier	Supplier Part No.	Conc. (ug/mL)	Lot Number - QA Number	Exp. Date (1 yr.)	Exp. Date (Manufacturer)	Aliquot From Stock	Final Volume	Solvent	Final Standard Conc. (ug/mL)
Diesel Fuel #2	Restek	31258	50,000	A0156490-50991,50992,51528	01/28/22	02/28/27	400uL	10mL	MC	2000
Motor Oil	Restek	31464	50,000	A0155668-50514 A0160024-5153 A0157842-50994	01/28/22	01/31/27	400uL			2000
THC Surrogate	Phenova	ALO-130161	600	CL15440-50948	02/01/22	06/30/25	1666uL			100

Diesel / Motor Oil Second Source

Prepared: 07/21/20

Expires: 07/21/21

Prepared By (Initials): SS

Methylene Chloride Lot No. 58059

Initial Standard Information							Final Standard Information			
Name of Initial Standard (QAU Label)	Supplier	Supplier Part No.	Conc. (ug/mL)	Lot Number - QA Number	Exp. Date (1 yr.)	Exp. Date (Manufacturer)	Aliquot From Stock	Final Volume	Solvent	Final Standard Conc. (ug/mL)
Diesel Fuel #2 Second Source	Phenova	ALO-101287	50,000	CL13327-40550	07/21/21	02/28/22	50uL	10mL	MC	250
Motor Oil Second Source	Absolute	51094	50,000	010918-39581	07/21/21	01/09/23	50uL			

Diesel Motor Oil CCV

Prepared By (Initials): MB

Prep Date	**05/25/21**
Exp Date	**10/16/21**
Methylene Chloride Lot No.	59353

Initial Standard Information						Final Standard Information			
Name of Initial Standard (QAU Label)	Supplier	APPL Mix name	Conc.(ug/mL)	Reference to APPL Prep Date and Lot #'s	Exp Date	Aliquot from Stock	Final Volume	Solvent	Final Standard Conc (ug/mL)
Diesel-Motor Oil Standard	Restek	Diesel Motor Oil CCV	2000	**Perp'd: 09/05/20 A0154201-50381, 50522, 50526, AO155668-50515,50518,50519 cl 15440-50421**	**06/30/25**	1250 uL	10mL	**MC**	250

Name of Final Standard	Diesel Motor Oil Standard
Prep Date	05/25/21
Exp Date	05/25/22
MC	

MB

Initial Standard Information						Final Standard Information			
Name of Standard	Supplier	Supplier P/N# (or APPL Mix Name)	Conc.(ug/mL)	Lot # QA Number	Exp. Date	Aliquot from Stock	Final Volume	solvent	Final Standard Conc (range)
Diesel Fuel #2	Restek	31258	50,000	A0156569-51860	46,446	400 uL	10 mL	MC	2000 ug/mL
Motor Oil	Restek	31464	50,000	A0160024-51534	46,538	400 uL	10 mL	MC	2000 ug/mL
THC Surrogate	Phenova	ALO-130161	600	CL15440-50952	06/30/25	1666uL	10 mL	MC	100 ug/mL

Name of Final Standard	THC Surrogate	Prep'd By (Initials)	MB
Prep Date	05/18/21		
Exp Date	05/18/22		

Initial Standard Information						Final Standard Information			
Name of Initial Standard (QAU Label)	Supplier	Supplier Part No.	Conc.(mg/L))	Lot # with QA # (or reference to APPL prep date)	EXP DATE (1Yr)	Exp Date (Manufacturer)	Aliquot from Stock	Final Volume	Final Solvent + Lot# (or APPL Prep Date)
O-terphenyl/ Octacosane Mix	Phhenova	ALO-130161	600 mg/L	CL15902-51799	04/27/22	10/31/25	NA	NA	NA

Final Standard Conc (range)
600 mg/L

Organic Extraction Worksheet

Method	Continuous Liq/Liq TPH-Diesel/MO 3520C	Extraction Set	210603A	Extraction Method	LIQ005	Units	mL

Spiked ID 1	Diesel Motor Oil Mix 6-2-21 6-2-21	Surrogate ID 1	THC Surrogate 5-18-21 5-18-22	
Spiked ID 2		Surrogate ID 2	THC Surrogate 6-3-21 6-3-22	
Spiked ID 3		Surrogate ID 3		
Spiked ID 4		Surrogate ID 4		
Spiked ID 5		Surrogate ID 5		
Spiked ID 6		Sufficient Vol for Matrix QC:	NO	
Spiked ID 7		Ext. Start Time:	06/03/21 12:58	
Spiked ID 8		Ext. End Time:	06/04/21 7:53	
		GC Requires Extract By:		

pH1	2	06/03/21 12:45	Water Bath Temp 1 °C	39/37.5 °C
pH2			Water Bath Temp 2 °C	35/38.1
pH3			Water Bath Temp 3 °C	31/30.5 °C

Spiked By: YL **Date** 06/03/21 **Witnessed By:** SR **Date** 06/03/21

	Sample	Sample Container	Spike Amount	Spike ID	Surrogate Amount	Surrogate ID	Extract Amount	Final Volume	pH	Extract Date/Time	Comments
1	210603A Blk				0.250	1	1000	5	2	06/03/21 12:58	
						equip	E-HP3 E-WB1				
2	210603A LCS-1		0.080	1	0.250	2	1000	5	2	06/03/21 12:58	
						equip	E-HP4 E-WB2				
3	210603A LCSD-1		0.080	1	0.250	2	1000	5	2	06/03/21 12:58	
						equip	E-HP6 E-WB3				
4	BA33439	BA33439W08			0.250	2	1000	5	2	06/03/21 12:58	96363
						equip	E-HP7 E-WB1				
5	BA33442	BA33442W07			0.250	2	1000	5	2	06/03/21 12:58	96363
						equip	E-HP8 E-WB2				
6	BA33445	BA33445W07			0.250	2	1000	5	2	06/03/21 12:58	96363
						equip	E-HP9 E-WB3				

Solvent and Lot#	
1+1 HCL (5mLs)	60282
PH Strips	HCI48594
Dicholormethane	60338
Filter Paper	400181
Sodium Sulfate	2020120870

Extraction COC Transfer	
Extraction lab employee Initials	KY
GC analyst's initials	MB
Date	06/05/21
Time	8:28
Refrigerator	HOBART

	Technician's Initials
Scanned By	YL
Sample Preparation	YL
Extraction	YL
Concentration	DS

Modified	06/05/21 7:20:50 PM

Reviewed By: KY **Date** 06/05/21

GC - MultiLevel Review

ARF number(s)	96363	Ext__ID #	71297

SAMPLE PREPARATION

Extraction/Preparation Method: EPA 3520 APPL SOP: LIQ005

The reviewer's initials below indicate the following criteria were met with the exceptions being noted in the comments:

HT met: HT date(s): 6/9/2021 Ext. date: 6/2/2021

Sample preservation is acceptable

Method and client-specific QC requirements were performed (DoD etc)

Information was entered into proper lab notebooks

Proper lab equipment was documented on extraction sheet

The client ID on the sample label matches the client ID on the APPL label

	Yes	No	NA
Soil samples were corrected for % Moisture (or Encores)			X
Soil samples were prepared correctly for Incremental Sampling			X
Sufficient sample was provided for matrix QC		X	

#1 Reviewer Initials / Date: KY / 6/5/2021

Comments:

INSTRUMENTATION LABORATORY

Analytical Method ___ 8015 APPL SOP ___ 8015B

The analyst(s) initials below indicate the following criteria were met with the exceptions being noted below:

Holding times were met for all analyses

Checked ARF and COC for specific reporting requirements

Correct quantitation method used

Calibrations include all pertinent analytes

Initial calibration in control

Internal standards in control (when applicable)

Second source calibrations in control

Continuing calibrations in control

DDT Degradation Check Passes (when applicable)

Tune within control (when applicable)

LCS(/LCSD) passes

Method blank/calibration blank passes

Matrix Duplicate and MS/MSD passes (when applicable)

Surrogate(s) passes

Client-specific QC requirements met (DoD or client QAPP)

The units on the Form 1 were properly transcribed

Algorithm checked (LCS) Data File ID: 212065

Correct multiplier used to quantitate sample data

The dilutions agree (when applicable)

Soil samples were corrected for % Moisture (when applicable)

Samples were checked for TICs (when applicable)

Manual integration(s) were dated / signed (when applicable)

Sample results were reviewed in EnviroQuant

LA/MA Target Analyte Values were checked

#1 Initials of analyst(s)/Date: MB 06/07/21

Initials of data entry/Date: MB 06/07/21

#2 Initials of technical reviewer/Date: da 6/7/21

Comments / Case Narrative Data Qualifiers:

	Yes:	No:	NA:
Were Hand-input Entries Made? Need peer review:			
Is a NWR needed for the above failures? : NWR#:			

Injection Log

Directory: G:\APOLLO\DATA\210603\

Line	Vial	FileName	Multiplier	SampleName	Misc Info	Injected
1	12	603012.D	1	DMOS STD-2 06-03-21	water	6-4-21 13:58:06
2	13	603013.D	1	DMO STD-3 06-03-21	water	6-4-21 14:26:33
3	14	603014.D	1	DMO STD-4 06-03-21	water	6-4-21 15:25:53
4	15	603015.D	1	DMO-STD-5 06-03-21	water	6-4-21 15:54:04
5	16	603016.D	1	DMOS-STD 6 06-03-21	water	6-4-21 16:22:19
6	17	603017.D	1	DMO-STD 7 06-03-21	water	6-4-21 16:50:43
7	18	603018.D	1	DMO-STD SS 06-03-21	water	6-4-21 17:19:01
8	19	603019.D	1	DMO-STD 1 06-03-21	water	6-4-21 17:47:21
9	70	603070.D	1	Diesel Motor Oil CCV 05/25/21	water	6-5-21 17:54:00
10	77	603077.D	5	210603A BLK 5/1000	water	6-5-21 21:12:46
11	78	603078.D	5	210603A LCS-1 5/1000	water	6-5-21 21:41:03
12	79	603079.D	5	210603A LCSD-1 5/1000	water	6-5-21 22:09:32
13	80	603080.D	5	BA33439W08 5/1000	water	6-5-21 22:38:00
14	81	603081.D	5	BA33442W07 5/1000	water	6-5-21 23:06:26
15	82	603082.D	5	BA33445W07 5/1000	water	6-5-21 23:34:41
16	84	603084.D	1	Diesel Motor Oil CCV 05/25/21	water	6-6-21 0:31:20

ORGANICS

Calibration Data

TPH Extractables
DEC0504

Form 6
Initial Calibration

Lab Name: APPL, Inc.
Case No:
Matrix: Water

SDG No:
Initial Cal. Date: 5/4/2021
Instrument: Apollo

Initials: MB

		Compound	1	2	3	4	5	6					Avg	%RSD	Type	r^2	Q
			423331.D	423332.D	423333.D	423334.D	423335.D	423336.D									
1	SC	Decanoic Acid(S)	1016635	1048129	1234077	1315790	1280755	1271835					1194537	11	SC		
2																	
3																	
4																	
5																	
6																	
7																	
8																	
9																	
10																	
11																	
12																	
13																	
14																	
15																	
16																	
17																	
18																	
19																	
20																	
21																	
22																	
23																	
24																	
25																	
26																	
27																	
28																	
29																	
30																	
31																	
32																	
33																	
34																	
35																	

0.307719

Quantitation Report (Not Reviewed)

Data File : G:\APOLLO\DATA\210423\423331.D Vial: 31
Acq On : 5-4-21 13:02:57 Operator: MB
Sample : Decanoic Acid STD-1 Inst : Apollo
Misc : water Multiplr: 1.00
IntFile : events.e
Quant Time: May 20 12:30 2021 Quant Results File: DEC0504.RES

Method : G:\APOLLO\DATA\210423\DEC0504.M (Chemstation Integrator)
Title : 8015 B&C
Last Update : Tue May 04 17:12:27 2021
Response via : Multiple Level Calibration

Volume Inj. : 2UL
Signal Phase : DB-5
Signal Info : FID02A

Compound	R.T.	Response	Conc Units
System Monitoring Compounds			
1) SC Decanoic Acid(S)	5.70	6099813	2.553 ppb
Surrogate Spike 24.000		Recovery =	10.64%

Target Compounds

Target Compounds

Quantitation Report

Data File: G:\APOLLO\DATA\210423\423331.D
Sample : Decanoic Acid STD-1

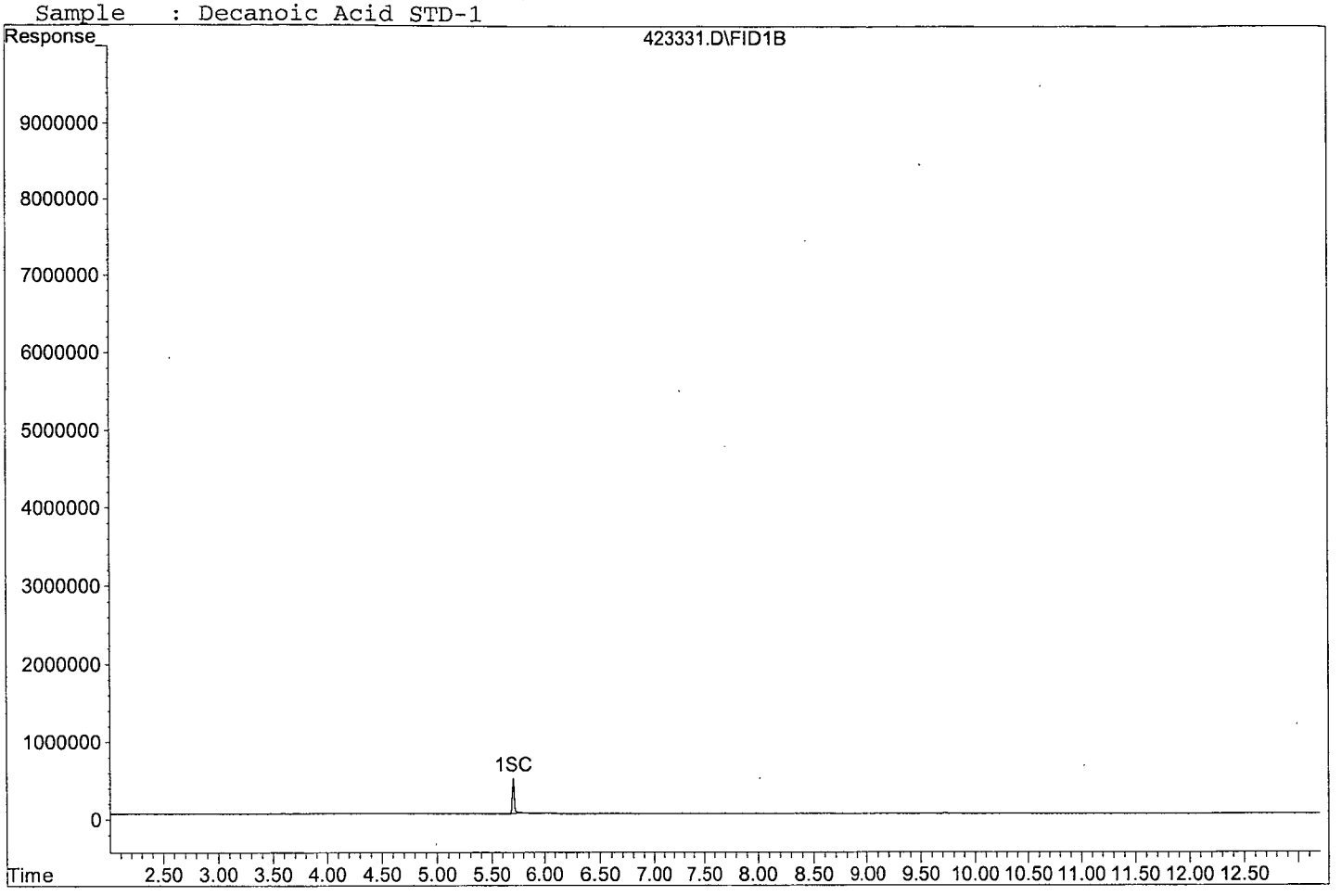

Quantitation Report (Not Reviewed)

Data File : G:\APOLLO\DATA\210423\423332.D Vial: 32
Acq On : 5-4-21 13:31:11 Operator: MB
Sample : Decanoic Acid STD-2 Inst : Apollo
Misc : water Multiplr: 1.00
IntFile : events.e
Quant Time: May 19 11:41 2021 Quant Results File: DEC0504.RES

Method : G:\APOLLO\DATA\210423\DEC0504.M (Chemstation Integrator)
Title : 8015 B&C
Last Update : Tue May 04 17:12:27 2021
Response via : Multiple Level Calibration

Volume Inj. : 2UL
Signal Phase : DB-5
Signal Info : FID02A

Compound	R.T.	Response	Conc Units
System Monitoring Compounds			
1) SC Decanoic Acid(S)	5.70	12577543	5.265 ppb
Surrogate Spike 24.000		Recovery =	21.94%

Target Compounds

Target Compounds

File : G:\APOLLO\DATA\210423\423332.D
Operator : MB
Acquired : 5-4-21 13:31:11 using AcqMethod TPHSN.M
Instrument : Apollo
Sample Name: Decanoic Acid STD-2
Misc Info : water
Vial Number: 32



Quantitation Report (Not Reviewed)

Data File : G:\APOLLO\DATA\210423\423333.D Vial: 33
Acq On : 5-4-21 13:59:39 Operator: MB
Sample : Decanoic Acid STD-3 Inst : Apollo
Misc : water Multiplr: 1.00
IntFile : events.e
Quant Time: May 19 13:09 2021 Quant Results File: DEC0504.RES

Method : G:\APOLLO\DATA\210423\DEC0504.M (Chemstation Integrator)
Title : 8015 B&C
Last Update : Tue May 04 17:12:27 2021
Response via : Multiple Level Calibration

Volume Inj. : 2UL
Signal Phase : DB-5
Signal Info : FID02A

Compound	R.T.	Response	Conc Units
System Monitoring Compounds			
1) SC Decanoic Acid(S)	5.72	59235682	24.794 ppb
Surrogate Spike 24.000		Recovery =	103.31%

Target Compounds

Target Compounds

File : G:\APOLLO\DATA\210423\423333.D
Operator : MB
Acquired : 5-4-21 13:59:39 using AcqMethod TPHSN.M
Instrument : Apollo
Sample Name: Decanoic Acid STD-3
Misc Info : water
Vial Number: 33



Quantitation Report (Not Reviewed)

Data File : G:\APOLLO\DATA\210423\423334.D
Acq On : 5-4-21 14:28:01
Sample : Decanoic Acid STD-4
Misc : water
IntFile : events.e
Quant Time: May 19 11:41 2021 Quant Results File: DEC0504.RES

Vial: 34
Operator: MB
Inst : Apollo
Multiplr: 1.00

Method : G:\APOLLO\DATA\210423\DEC0504.M (Chemstation Integrator)
Title : 8015 B&C
Last Update : Tue May 04 17:12:27 2021
Response via : Multiple Level Calibration

Volume Inj. : 2UL
Signal Phase : DB-5
Signal Info : FID02A

Compound	R.T.	Response	Conc Units
System Monitoring Compounds			
1) SC Decanoic Acid(S)	5.73	94736910	39.654 ppb
Surrogate Spike 24.000		Recovery =	165.23%

Target Compounds

Target Compounds

File : G:\APOLLO\DATA\210423\423334.D
Operator : MB
Acquired : 5-4-21 14:28:01 using AcqMethod TPHSN.M
Instrument : Apollo
Sample Name: Decanoic Acid STD-4
Misc Info : water
Vial Number: 34



Quantitation Report (Not Reviewed)

Data File : G:\APOLLO\DATA\210423\423335.D Vial: 35
Acq On : 5-4-21 14:56:23 Operator: MB
Sample : Decanoic Acid STD-5 Inst : Apollo
Misc : water Multiplr: 1.00
IntFile : events.e
Quant Time: May 19 11:41 2021 Quant Results File: DEC0504.RES

Method : G:\APOLLO\DATA\210423\DEC0504.M (Chemstation Integrator)
Title : 8015 B&C
Last Update : Tue May 04 17:12:27 2021
Response via : Multiple Level Calibration

Volume Inj. : 2UL
Signal Phase : DB-5
Signal Info : FID02A

Compound	R.T.	Response	Conc Units
System Monitoring Compounds			
1) SC Decanoic Acid(S)	5.73	122952502	51.465 ppb
Surrogate Spike 24.000		Recovery =	214.44%

Target Compounds

Target Compounds

Quantitation Report (Not Reviewed)

Data File : G:\APOLLO\DATA\210423\423336.D Vial: 36
Acq On : 5-4-21 15:24:41 Operator: MB
Sample : Decanoic Acid STD-6 Inst : Apollo
Misc : water Multiplr: 1.00
IntFile : events.e
Quant Time: May 19 13:10 2021 Quant Results File: DEC0504.RES

Method : G:\APOLLO\DATA\210423\DEC0504.M (Chemstation Integrator)
Title : 8015 B&C
Last Update : Tue May 04 17:12:27 2021
Response via : Multiple Level Calibration

Volume Inj. : 2UL
Signal Phase : DB-5
Signal Info : FID02A

Compound	R.T.	Response	Conc Units
System Monitoring Compounds			
1) SC Decanoic Acid(S)	5.74	152620220	63.883 ppb
Surrogate Spike 24.000		Recovery =	266.18%

Target Compounds

Target Compounds

File : G:\APOLLO\DATA\210423\423335.D
Operator : MB
Acquired : 5-4-21 14:56:23 using AcqMethod TPHSN.M
Instrument : Apollo
Sample Name: Decanoic Acid STD-5
Misc Info : water
Vial Number: 35



Quantitation Report (Not Reviewed)

Data File : G:\APOLLO\DATA\210423\423336.D Vial: 36
Acq On : 5-4-21 15:24:41 Operator: MB
Sample : Decanoic Acid STD-6 Inst : Apollo
Misc : water Multiplr: 1.00
IntFile : events.e
Quant Time: May 19 13:10 2021 Quant Results File: DEC0504.RES

Method : G:\APOLLO\DATA\210423\DEC0504.M (Chemstation Integrator)
Title : 8015 B&C
Last Update : Tue May 04 17:12:27 2021
Response via : Multiple Level Calibration

Volume Inj. : 2UL
Signal Phase : DB-5
Signal Info : FID02A

Compound	R.T.	Response	Conc Units
System Monitoring Compounds			
1) SC Decanoic Acid(S)	5.74	152620220	63.883 ppb
Surrogate Spike 24.000		Recovery =	266.18%

Target Compounds

Target Compounds

File : G:\APOLLO\DATA\210423\423336.D
Operator : MB
Acquired : 5-4-21 15:24:41 using AcqMethod TPHSN.M
Instrument : Apollo
Sample Name: Decanoic Acid STD-6
Misc Info : water
Vial Number: 36



TPH Extractables
DOC0612

Form 6
Initial Calibration

Lab Name: APPL, Inc.
Case No:
Matrix: Water

SDG No:
Initial Cal. Date: 06/12/21
Instrument: Apollo

Initials: HB

		Compound	1	2	3	4	5	6	7				Avg	%RSD	Type	r^2	Q
			612002 D	612003.D	612004.D	612005.D	612006 D	612007.D	612008.D								
1	HATM	Diesel (C10-C24)	2418684	1964307	1673699	1731268	1703384	1723665	1747350				1851765	14	HATM		
2	HBTM	Motor Oil (C24-C40)		1584744	1181297	1181407	1177379	1238533	1271288				1272441	12	HBTM		
3	SA	Ortho-Terphenyl(S)	2769318	2450020	2051752	2056353	1987460	2013017	2000652				2189796	14	SA		
4	SA	Octacosane(S)	2080704	1975269	1588872	1591191	1562082	1647514	1683205				1732691	12	SA		
5																	
6																	
7																	
8																	
9																	
10																	
11																	
12																	
13																	
14																	
15																	
16																	
17																	
18																	
19																	
20																	
21																	
22																	
23																	
24																	
25																	
26																	
27																	
28																	
29																	
30																	
31																	
32																	
33																	
34																	
35																	

1.504292

Quantitation Report (Not Reviewed)

Data File : G:\APOLLO\DATA\210612\612002.D Vial: 2
Acq On : 6-12-21 10:06:32 Operator: MB
Sample : DMO STD-1 06-12-21 Inst : Apollo
Misc : water Multiplr: 1.00
IntFile : events.e
Quant Time: Jun 14 10:24 2021 Quant Results File: DOC0612.RES

Method : G:\APOLLO\DATA\210607\DOC0612.M (Chemstation Integrator)
Title : 8015 B&C
Last Update : Mon Jun 14 10:23:49 2021
Response via : Multiple Level Calibration

Volume Inj. : 2UL
Signal Phase : DB-5
Signal Info : FID02A

Compound	R.T.	Response	Conc	Units
System Monitoring Compounds				
3) SA Ortho-Terphenyl(S)	7.64	1384659	0.316	ppb
Surrogate Spike 30.000	Recovery	=	1.05%	
4) SA Octacosane(S)	9.99	1040352	0.300	ppb
Surrogate Spike 30.000	Recovery	=	1.00%	
Target Compounds				
1) HATM Diesel (C10-C24)	6.58	24186839	6.531	ppb
2) HBTM Motor Oil (C24-C40)	15.57	22884079	8.992	ppb

Target Compounds

(f)=RT Delta > 1/2 Window (m)=manual int.

Data File: G:\APOLLO\DATA\210612\612002.D
Sample : DMO STD-1 06-12-21

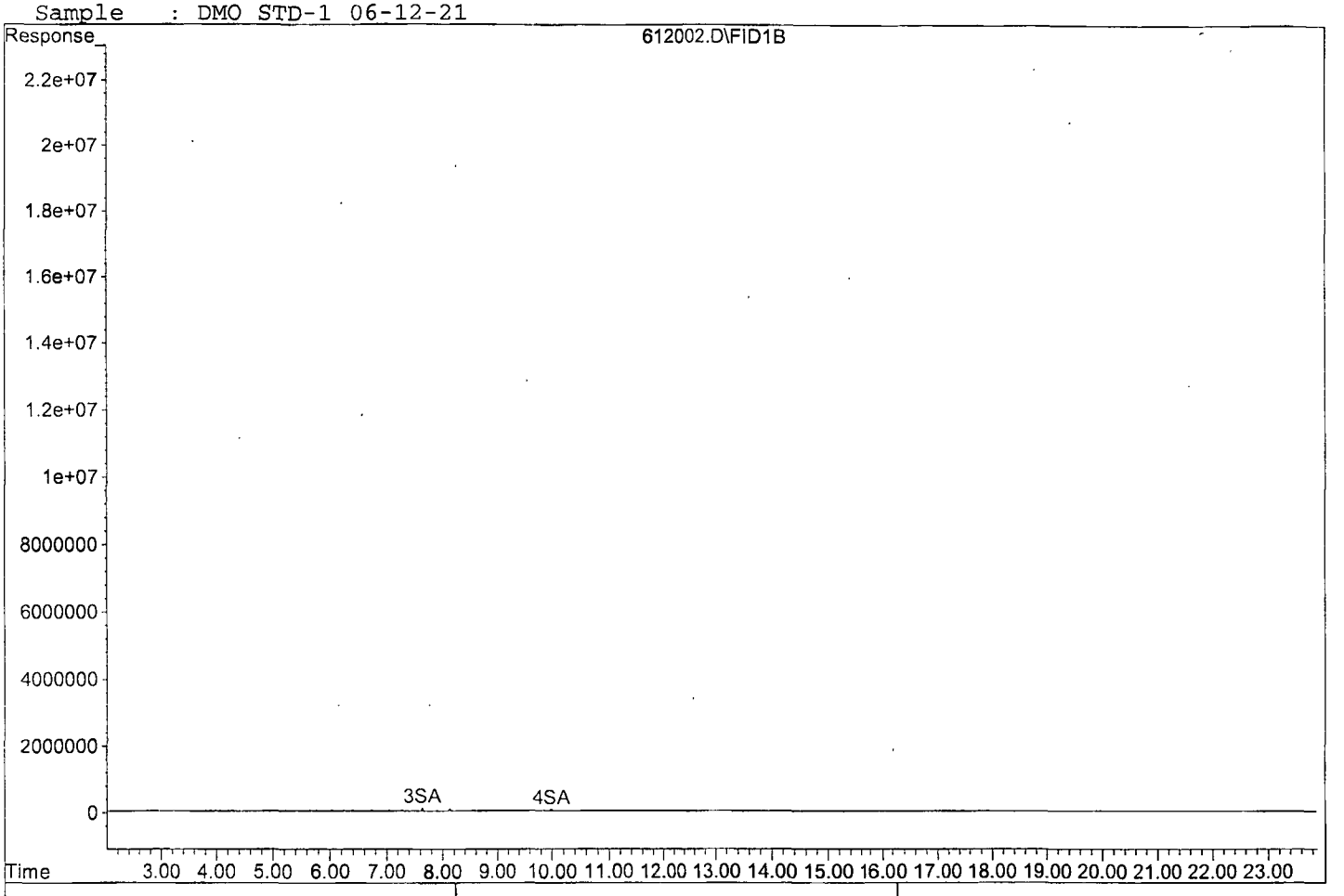

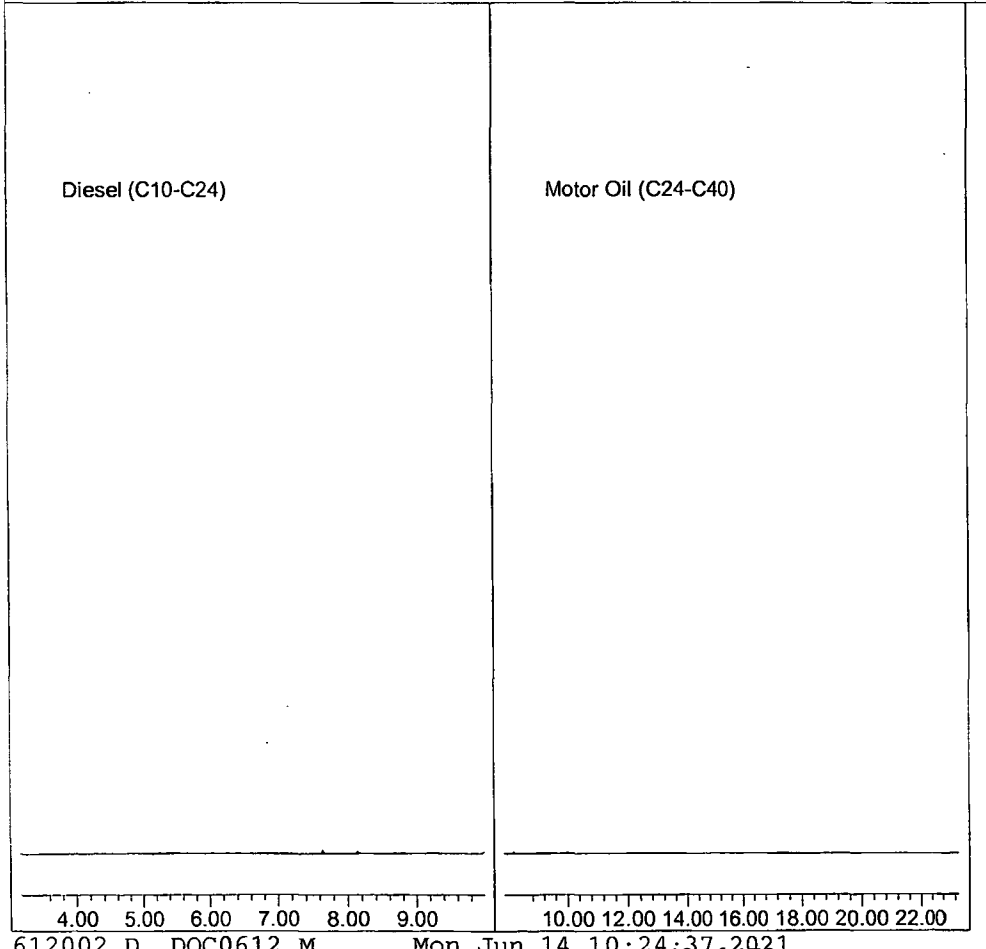

Quantitation Report (Not Reviewed)

Data File : G:\APOLLO\DATA\210612\612003.D
Acq On : 6-12-21 10:34:56
Sample : DMOS STD-2 06-12-21
Misc : water
IntFile : events.e
Quant Time: Jun 14 10:24 2021 Quant Results File: DOC0612.RES

Vial: 3
Operator: MB
Inst : Apollo
Multiplr: 1.00

Method : G:\APOLLO\DATA\210607\DOC0612.M (Chemstation Integrator)
Title : 8015 B&C
Last Update : Mon Jun 14 10:23:49 2021
Response via : Multiple Level Calibration

Volume Inj. : 2UL
Signal Phase : DB-5
Signal Info : FID02A

Compound	R.T.	Response	Conc Units
System Monitoring Compounds			
3) SA Ortho-Terphenyl(S)	7.64	2450020	0.559 ppb
Surrogate Spike 30.000	Recovery	=	1.86%
4) SA Octacosane(S)	9.99	1975269	0.570 ppb
Surrogate Spike 30.000	Recovery	=	1.90%
Target Compounds			
1) HATM Diesel (C10-C24)	6.58	39286141	10.608 ppb
2) HBTM Motor Oil (C24-C40)	15.57	31694881	12.454 ppb

Target Compounds

(f)=RT Delta > 1/2 Window (m)=manual int.

Data File: G:\APOLLO\DATA\210612\612003.D
Sample : DMOS STD-2 06-12-21

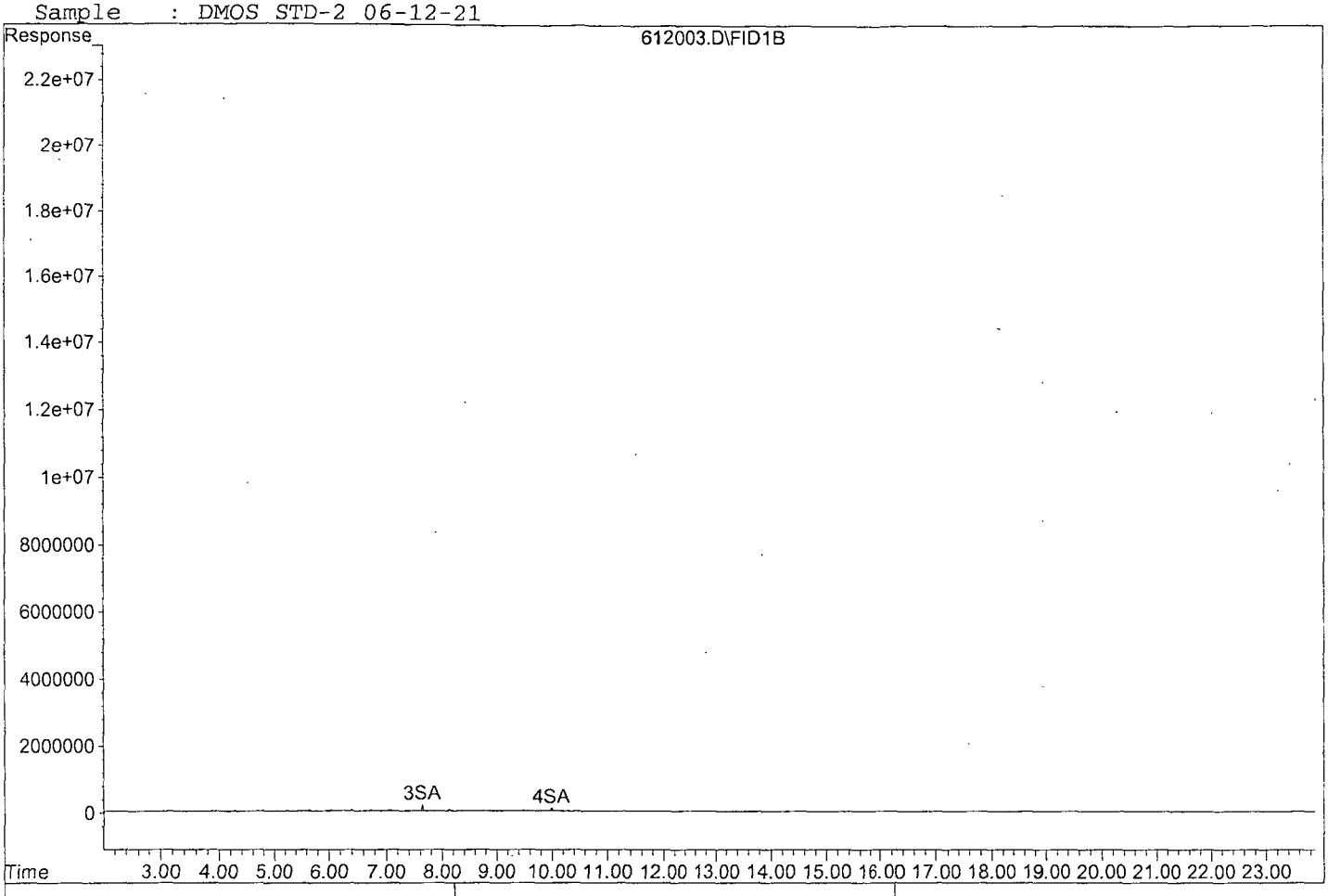



Quantitation Report (Not Reviewed)

Data File : G:\APOLLO\DATA\210612\612004.D
Acq On : 6-12-21 11:03:19
Sample : DMO STD-3 06-12-21
Misc : water
IntFile : events.e
Quant Time: Jun 14 10:24 2021 Quant Results File: DOC0612.RES

Vial: 4
Operator: MB
Inst : Apollo
Multiplr: 1.00

Method : G:\APOLLO\DATA\210607\DOC0612.M (Chemstation Integrator)
Title : 8015 B&C
Last Update : Mon Jun 14 10:23:49 2021
Response via : Multiple Level Calibration

Volume Inj. : 2UL
Signal Phase : DB-5
Signal Info : FID02A

Compound	R.T.	Response	Conc Units
System Monitoring Compounds			
3) SA Ortho-Terphenyl(S)	7.64	10258760	2.342 ppb
Surrogate Spike 30.000		Recovery =	7.81%
4) SA Octacosane(S)	9.99	7944362	2.292 ppb
Surrogate Spike 30.000		Recovery =	7.64%
Target Compounds			
1) HATM Diesel (C10-C24)	6.58	167369861	45.192 ppb
2) HBTM Motor Oil (C24-C40)	15.57	118129721	46.419 ppb

Target Compounds

(f)=RT Delta > 1/2 Window (m)=manual int.

Data File: G:\APOLLO\DATA\210612\612004.D
Sample : DMO STD-3 06-12-21

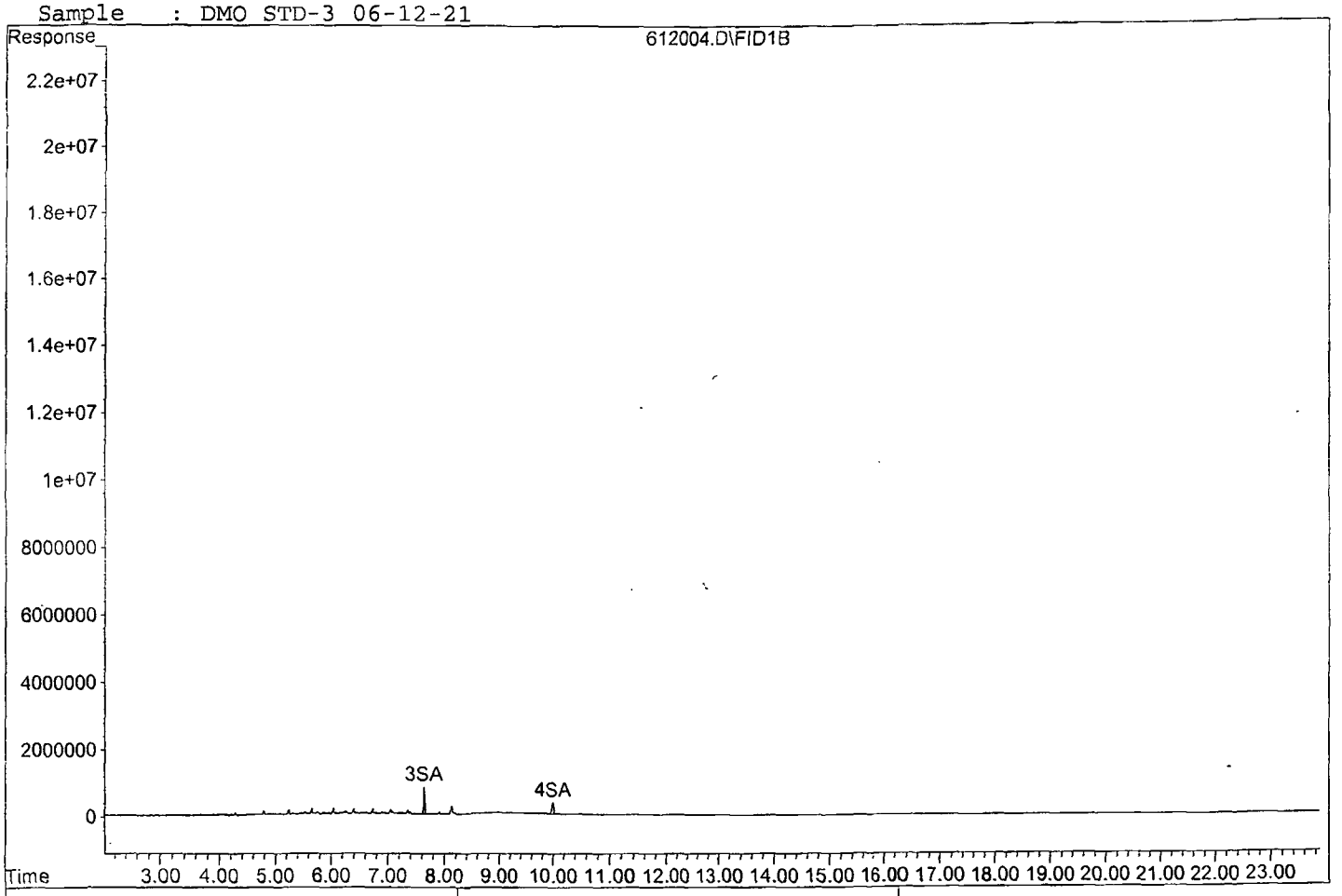



Quantitation Report (Not Reviewed)

Data File : G:\APOLLO\DATA\210612\612005.D
Acq On : 6-12-21 11:31:44
Sample : DMO STD-4 06-12-21
Misc : water
IntFile : events.e
Quant Time: Jun 14 10:24 2021 Quant Results File: DOC0612.RES

Vial: 5
Operator: MB
Inst : Apollo
Multiplr: 1.00

Method : G:\APOLLO\DATA\210607\DOC0612.M (Chemstation Integrator)
Title : 8015 B&C
Last Update : Mon Jun 14 10:23:49 2021
Response via : Multiple Level Calibration

Volume Inj. : 2UL
Signal Phase : DB-5
Signal Info : FID02A

Compound	R.T.	Response	Conc Units
System Monitoring Compounds			
3) SA Ortho-Terphenyl(S)	7.64	51408819	11.738 ppb
Surrogate Spike 30.000		Recovery =	39.13%
4) SA Octacosane(S)	9.99	39779770	11.479 ppb
Surrogate Spike 30.000		Recovery =	38.26%
Target Compounds			
1) HATM Diesel (C10-C24)	6.58	865633766	233.732 ppb
2) HBTM Motor Oil (C24-C40)	15.57	590703508	232.114 ppb

Target Compounds

(f)=RT Delta > 1/2 Window (m)=manual int.

Data File: G:\APOLLO\DATA\210612\612005.D
Sample : DMO STD-4 06-12-21

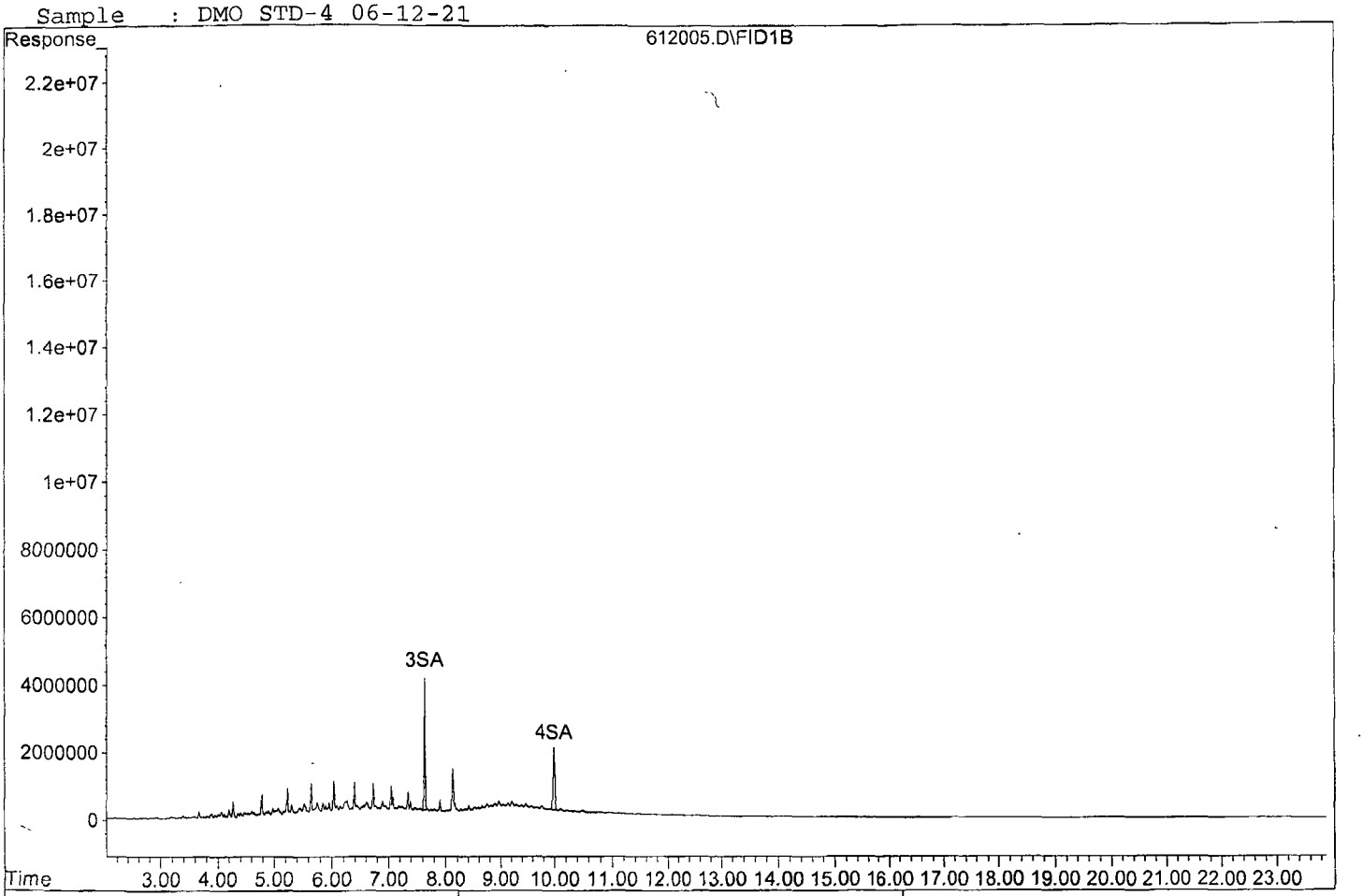

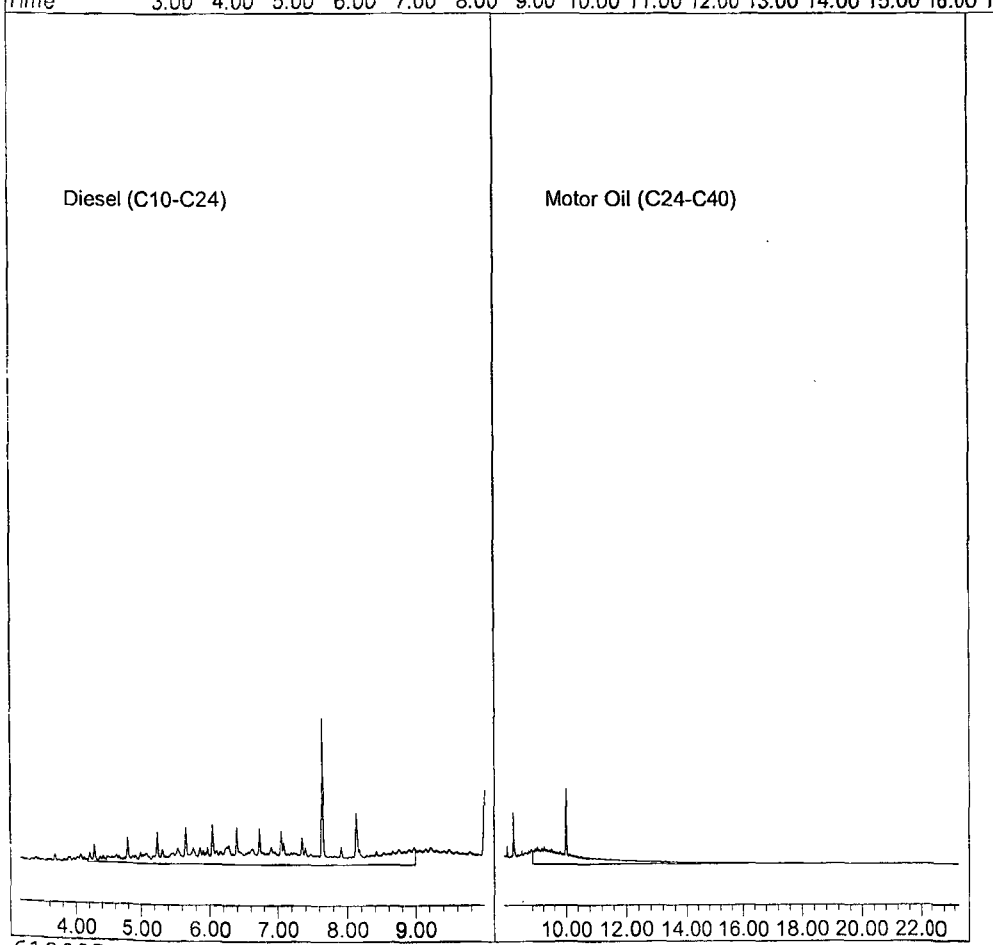

Quantitation Report (Not Reviewed)

Data File : G:\APOLLO\DATA\210612\612006.D Vial: 6
Acq On : 6-12-21 12:00:09 Operator: MB
Sample : DMO-STD-5 06-12-21 Inst : Apollo
Misc : water Multiplr: 1.00
IntFile : events.e
Quant Time: Jun 14 10:24 2021 Quant Results File: DOC0612.RES

Method : G:\APOLLO\DATA\210607\DOC0612.M (Chemstation Integrator)
Title : 8015 B&C
Last Update : Mon Jun 14 10:23:49 2021
Response via : Multiple Level Calibration

Volume Inj. : 2UL
Signal Phase : DB-5
Signal Info : FID02A

Compound	R.T.	Response	Conc Units
System Monitoring Compounds			
3) SA Ortho-Terphenyl(S)	7.65	198745953	45.380 ppb
Surrogate Spike 30.000		Recovery =	151.27%
4) SA Octacosane(S)	10.00	156208194	45.077 ppb
Surrogate Spike 30.000		Recovery =	150.26%
Target Compounds			
1) HATM Diesel (C10-C24)	6.58	3406768130	919.870 ppb
2) HBTM Motor Oil (C24-C40)	15.57	2354757249	925.291 ppb

Target Compounds

(f)=RT Delta > 1/2 Window (m)=manual int.

Quantitation Report

Data File: G:\APOLLO\DATA\210612\612006.D
Sample : DMO-STD-5 06-12-21

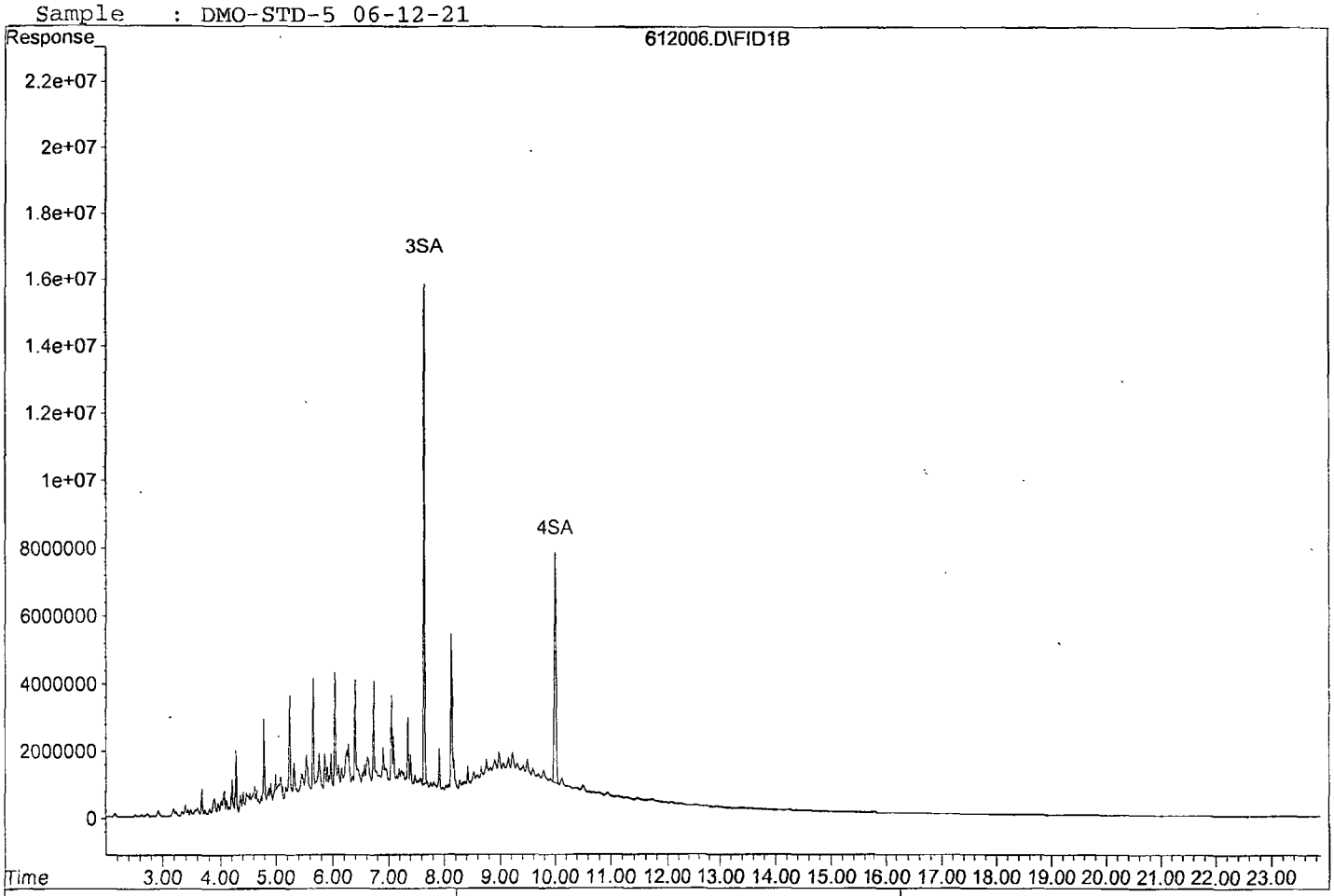

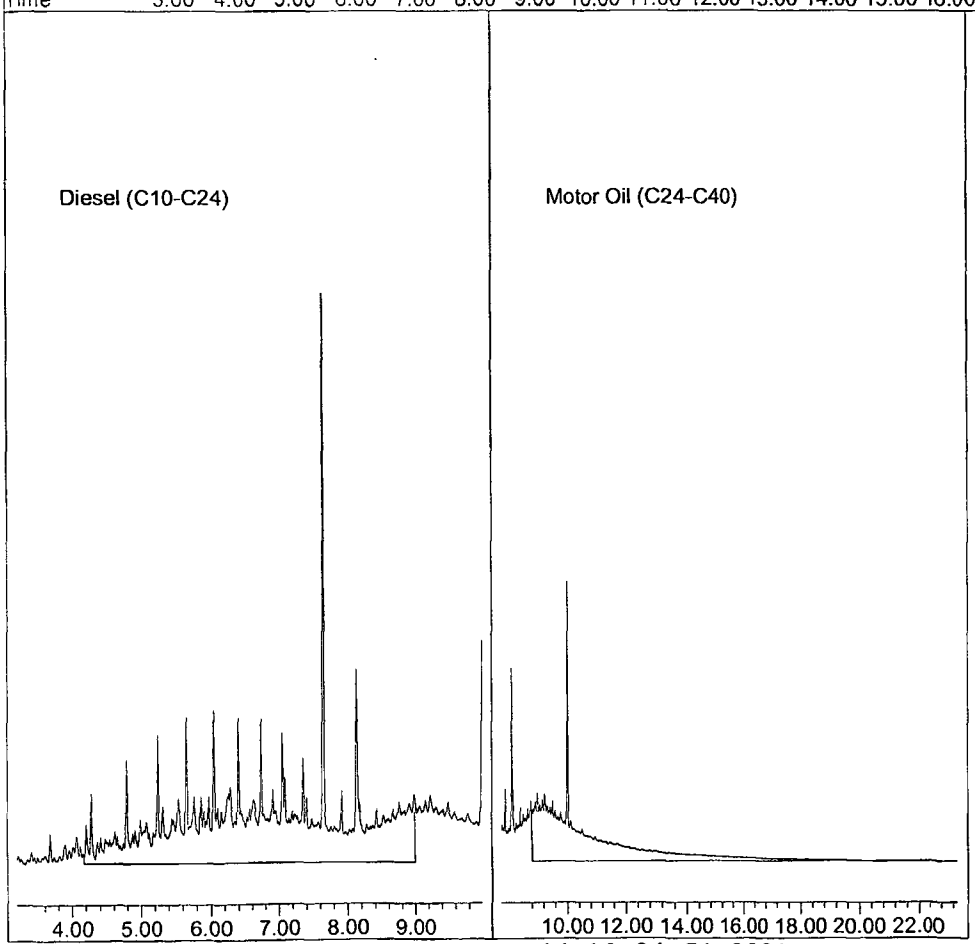

Quantitation Report (Not Reviewed)

Data File : G:\APOLLO\DATA\210612\612007.D Vial: 7
Acq On : 6-12-21 12:28:18 Operator: MB
Sample : DMOS-STD 6 06-12-21 Inst : Apollo
Misc : water Multiplr: 1.00
IntFile : events.e
Quant Time: Jun 14 10:24 2021 Quant Results File: DOC0612.RES

Method : G:\APOLLO\DATA\210607\DOC0612.M (Chemstation Integrator)
Title : 8015 B&C
Last Update : Mon Jun 14 10:23:49 2021
Response via : Multiple Level Calibration

Volume Inj. : 2UL
Signal Phase : DB-5
Signal Info : FID02A

Compound	R.T.	Response	Conc Units
System Monitoring Compounds			
3) SA Ortho-Terphenyl(S)	7.65	301952588	68.945 ppb
Surrogate Spike 30.000		Recovery =	229.82%
4) SA Octacosane(S)	10.01	247127104	71.313 ppb
Surrogate Spike 30.000		Recovery =	237.71%
Target Compounds			
1) HATM Diesel (C10-C24)	6.58	5170995965	1396.234 ppb
2) HBTM Motor Oil (C24-C40)	15.57	3715599130	1460.028 ppb

Target Compounds

(f)=RT Delta > 1/2 Window (m)=manual int.

Data File: G:\APOLLO\DATA\210612\612007.D
Sample : DMOS-STD 6 06-12-21

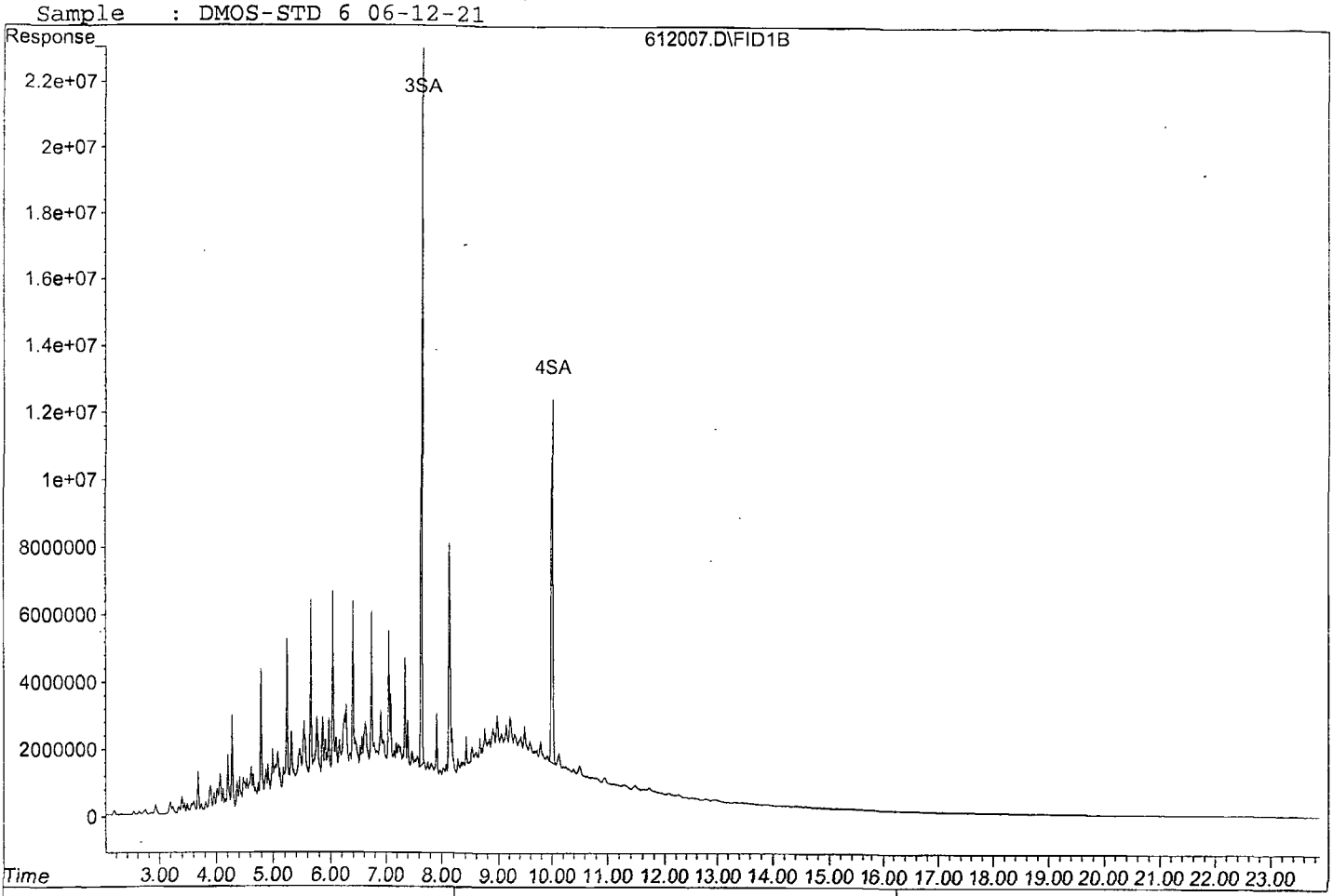

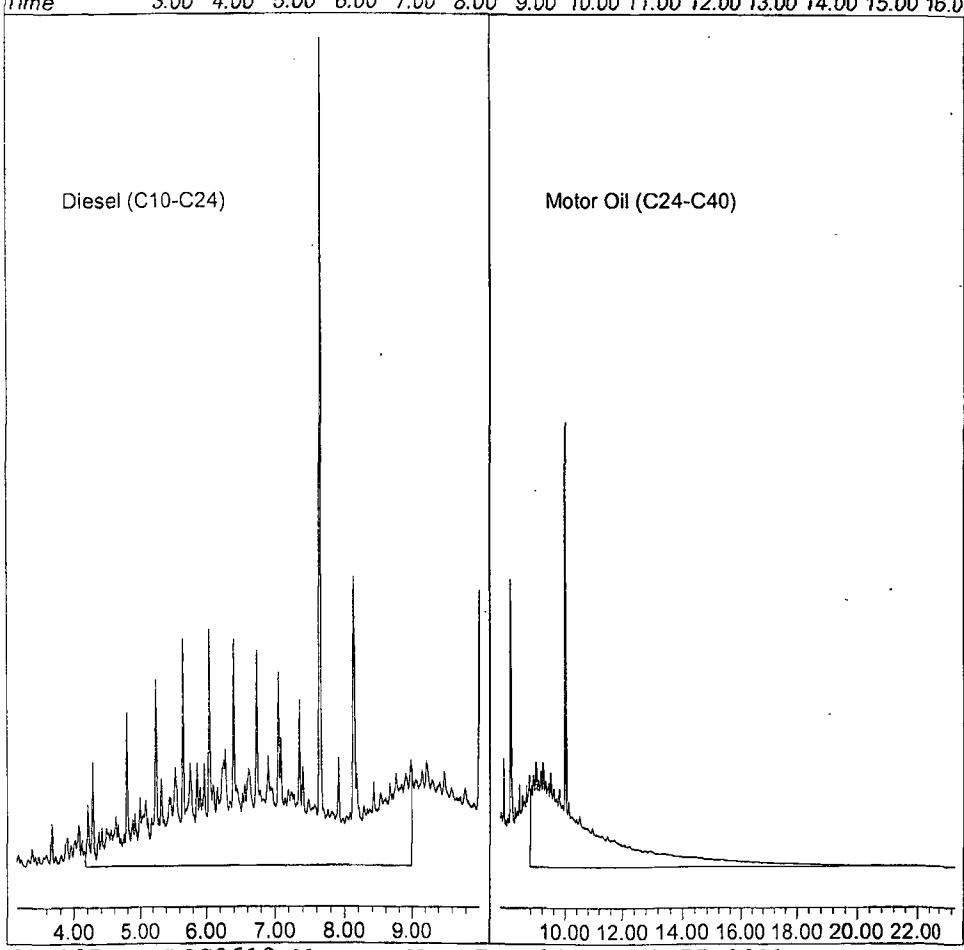

Quantitation Report (Not Reviewed)

Data File : G:\APOLLO\DATA\210612\612008.D Vial: 8
Acq On : 6-12-21 12:56:31 Operator: MB
Sample : DMO-STD 7 06-12-21 Inst : Apollo
Misc : water Multiplr: 1.00
IntFile : events.e
Quant Time: Jun 14 10:24 2021 Quant Results File: DOC0612.RES

Method : G:\APOLLO\DATA\210607\DOC0612.M (Chemstation Integrator)
Title : 8015 B&C
Last Update : Mon Jun 14 10:23:49 2021
Response via : Multiple Level Calibration

Volume Inj. : 2UL
Signal Phase : DB-5
Signal Info : FID02A

Compound	R.T.	Response	Conc Units
System Monitoring Compounds			
3) SA Ortho-Terphenyl(S)	7.65	400130320	91.362 ppb
Surrogate Spike 30.000		Recovery =	304.54%
4) SA Octacosane(S)	10.01	336641043	97.144 ppb
Surrogate Spike 30.000		Recovery =	323.81%
Target Compounds			
1) HATM Diesel (C10-C24)	6.58	6989400742	1887.226 ppb
2) HBTM Motor Oil (C24-C40)	15.57	5085151214	1998.187 ppb

Target Compounds

(f)=RT Delta > 1/2 Window (m)=manual int.

Data File: G:\APOLLO\DATA\210612\612008.D
Sample : DMO-STD 7 06-12-21

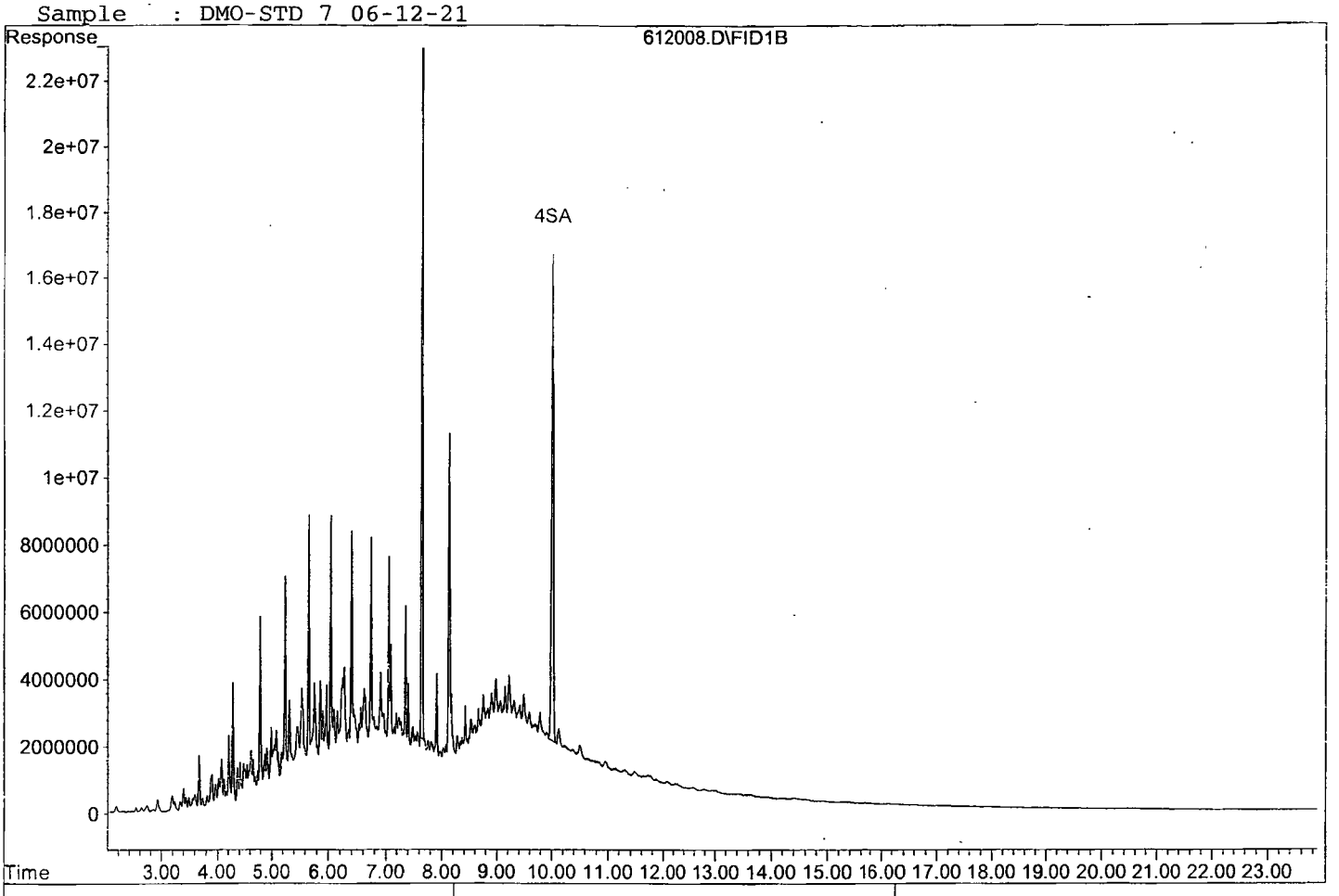

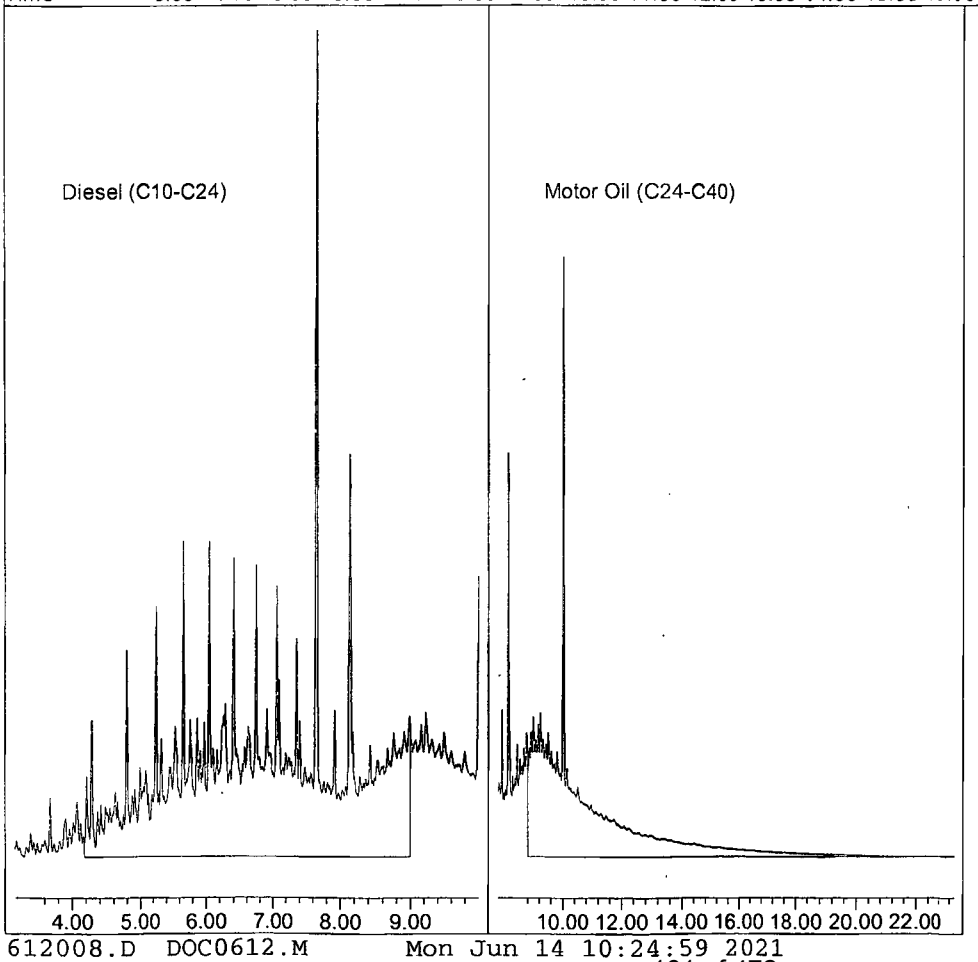

TPH Extractables
DOC0612

Form 7

Second Source Calibration

Lab Name: APPL, Inc.
Case No:
Matrix: Water

SDG No:
Date Analyzed: 06/12/21
Instrument: Apollo
Initial Cal. Date: 06/12/21
Data File: 612009.D

		Compound	MEAN	CCRF	%D		%Drift
1	HATM	Diesel (C10-C24)	1851770	1705330	7.9	HATM	
2	HBTM	Motor Oil (C24-C40)	1272440	1357430	6.7	HBTM	
3							
4							
5							
6							
7							
8							
9							
10							
11							
12							
13							
14							
15							
16							
17							
18							
19							
20							
21							
22							
23							
24							
25							
26							
27							
28							
29							
30							
31							
32							
33							
34							
35							
36							
37							
38							
39							
40							
		Average			7.3		

Quantitation Report (Not Reviewed)

Data File : G:\APOLLO\DATA\210612\612009.D Vial: 9
Acq On : 6-12-21 13:24:43 Operator: MB
Sample : DMO-STD SS 06-12-21 Inst : Apollo
Misc : water Multiplr: 1.00
IntFile : events.e
Quant Time: Jun 14 10:25 2021 Quant Results File: DOC0612.RES

Method : G:\APOLLO\DATA\210607\DOC0612.M (Chemstation Integrator)
Title : 8015 B&C
Last Update : Mon Jun 14 10:23:49 2021
Response via : Multiple Level Calibration

Volume Inj. : 2UL
Signal Phase : DB-5
Signal Info : FID02A

Compound	R.T.	Response	Conc Units
System Monitoring Compounds			
3) SA Ortho-Terphenyl(S)	7.64	3420618	0.781 ppb
Surrogate Spike 30.000	Recovery	=	2.60%
4) SA Octacosane(S)	10.00	52751	0.015 ppb
Surrogate Spike 30.000	Recovery	=	0.05%
Target Compounds			
1) HATM Diesel (C10-C24)	6.58	852667033	230.231 ppb
2) HBTM Motor Oil (C24-C40)	15.57	678716704	266.699 ppb

Target Compounds

(f)=RT Delta > 1/2 Window (m)=manual int.

Data File: G:\APOLLO\DATA\210612\612009.D
Sample : DMO-STD SS 06-12-21

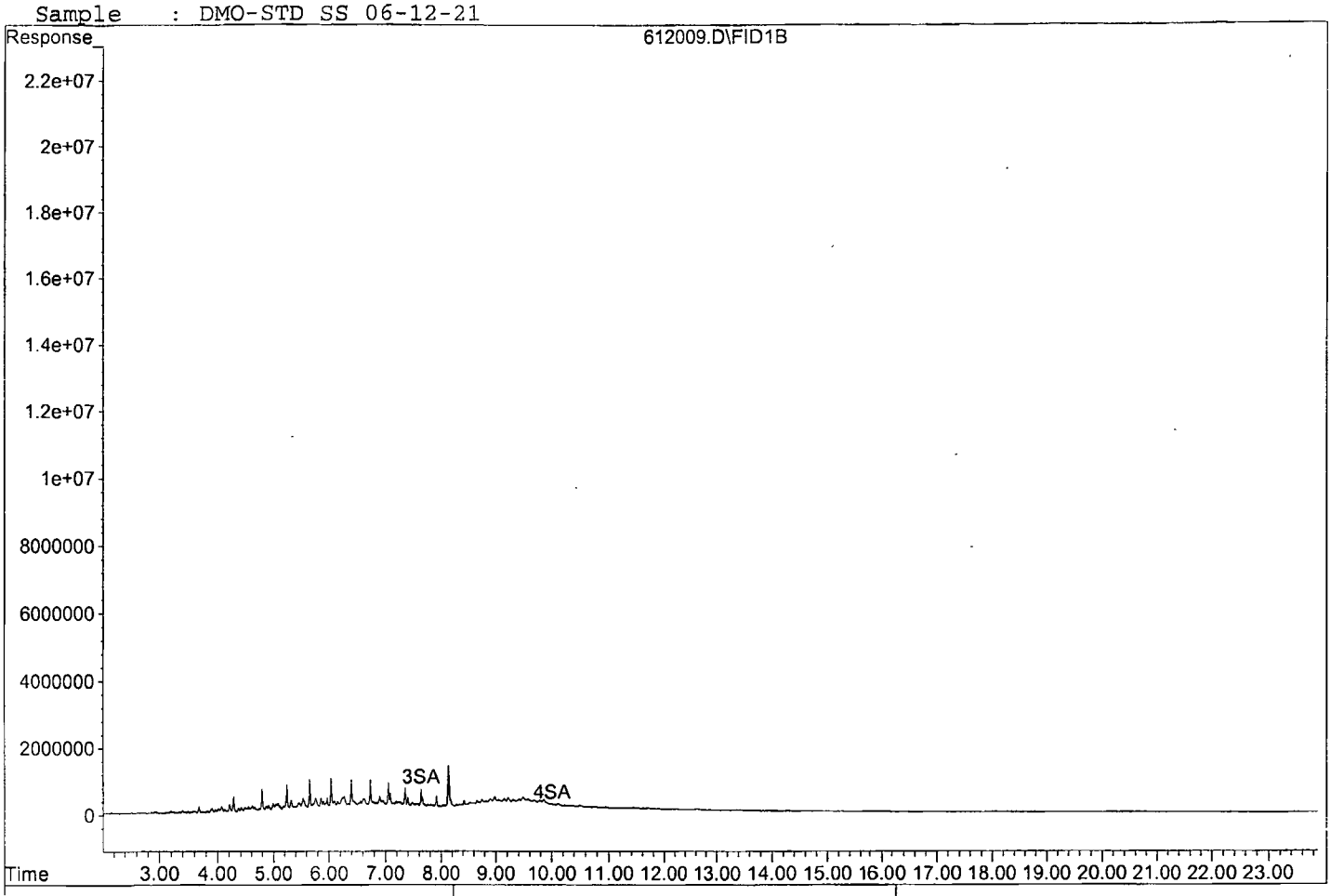

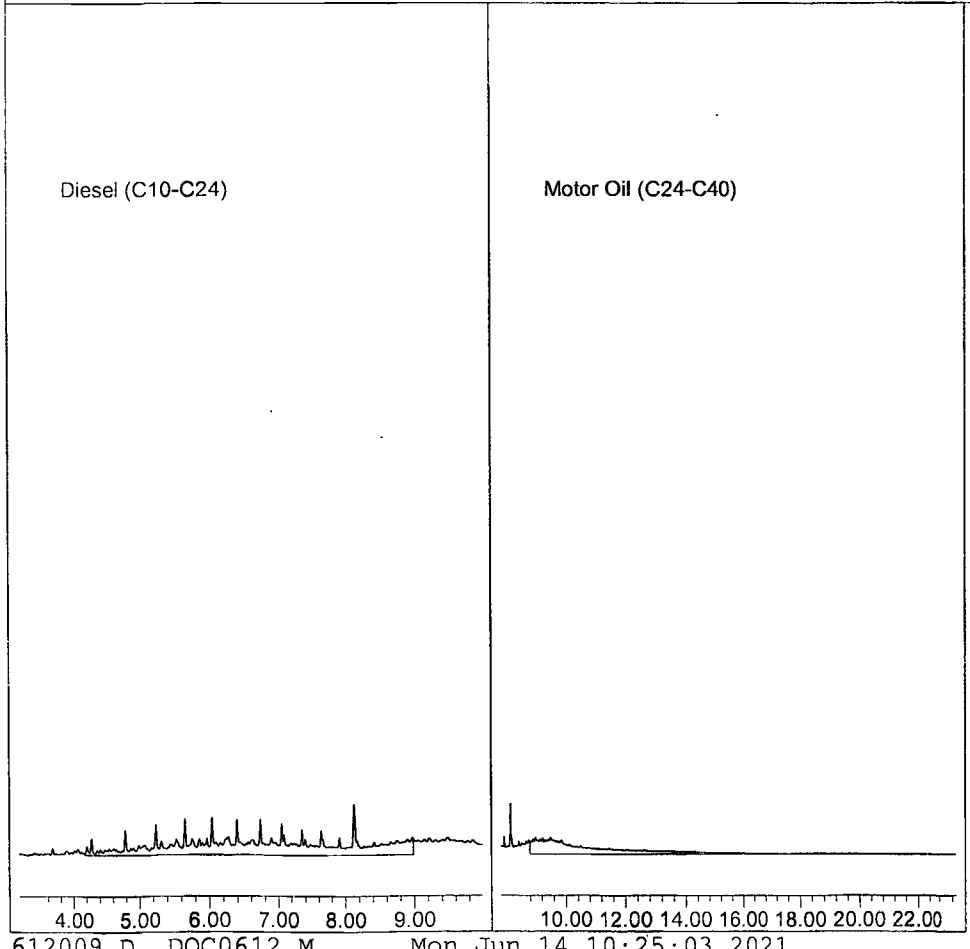

TPH Extractables
DEC0504

Form 7

Continuing Calibration

Lab Name: APPL, Inc.
Case No:
Matrix: Water

SDG No:
Date Analyzed: 06/12/21
Instrument: Apollo
Initial Cal. Date: 05/04/21
Data File: 612010.D

		Compound	MEAN	CCRF	%D	%Drift	
1	SC	Decanoic Acid(S)	1194540	1132580	5.2	SC	
2							
3							
4							
5							
6							
7							
8							
9							
10							
11							
12							
13							
14							
15							
16							
17							
18							
19							
20							
21							
22							
23							
24							
25							
26							
27							
28							
29							
30							
31							
32							
33							
34							
35							
36							
37							
38							
39							
40							
		Average			5.2		

Quantitation Report (Not Reviewed)

Data File : G:\APOLLO\DATA\210612\612010.D Vial: 10
Acq On : 6-12-21 13:52:56 Operator: MB
Sample : Decanoic Acid 05/04/21 Inst : Apollo
Misc : water Multiplr: 1.00
IntFile : events.e
Quant Time: Jun 14 10:49 2021 Quant Results File: DEC0504.RES

Method : G:\APOLLO\DATA\210505\DEC0504.M (Chemstation Integrator)
Title : 8015 B&C
Last Update : Tue May 04 17:12:27 2021
Response via : Multiple Level Calibration

Volume Inj. : 2UL
Signal Phase : DB-5
Signal Info : FID02A

Compound	R.T.	Response	Conc Units
System Monitoring Compounds			
1) SC Decanoic Acid(S)	5.82f	81545729	34.133 ppb
Surrogate Spike 24.000		Recovery =	142.22%

Target Compounds

Target Compounds

(f)=RT Delta > 1/2 Window (m)=manual int.

TPH Extractables
DEC0504

Form 7

Continuing Calibration

Lab Name: APPL, Inc.
Case No:
Matrix: Water

SDG No:
Date Analyzed: 06/12/21
Instrument: Apollo
Initial Cal. Date: 05/04/21
Data File: 612024.D

		Compound	MEAN	CCRF	%D		%Drift
1	SC	Decanoic Acid(S)	1194540	1173320	1.8	SC	
2							
3							
4							
5							
6							
7							
8							
9							
10							
11							
12							
13							
14							
15							
16							
17							
18							
19							
20							
21							
22							
23							
24							
25							
26							
27							
28							
29							
30							
31							
32							
33							
34							
35							
36							
37							
38							
39							
40							
		Average			1.8		

Quantitation Report (Not Reviewed)

Data File : G:\APOLLO\DATA\210612\612024.D Vial: 24
Acq On : 6-12-21 20:29:00 Operator: MB
Sample : Decanoic Acid 05/04/21 Inst : Apollo
Misc : water Multiplr: 1.00
IntFile : events.e
Quant Time: Jun 14 10:51 2021 Quant Results File: DEC0504.RES

Method : G:\APOLLO\DATA\210505\DEC0504.M (Chemstation Integrator)
Title : 8015 B&C
Last Update : Tue May 04 17:12:27 2021
Response via : Multiple Level Calibration

Volume Inj. : 2UL
Signal Phase : DB-5
Signal Info : FID02A

Compound	R.T.	Response	Conc Units
System Monitoring Compounds			
1) SC Decanoic Acid(S)	5.82f	84479372	35.361 ppb
Surrogate Spike 24.000		Recovery =	147.34%

Target Compounds

Target Compounds

TPH Extractables
DOC0612

Form 7

Continuing Calibration

Lab Name: APPL, Inc.
Case No:
Matrix: Water

SDG No:
Date Analyzed: 06/12/21
Instrument: Apollo
Initial Cal. Date: 06/12/21
Data File: 612025.D

		Compound	MEAN	CCRF	%D		%Drift
1	HATM	Diesel (C10-C24)	1851770	1870900	1.0	HATM	
2	HBTM	Motor Oil (C24-C40)	1272440	1301000	2.2	HBTM	
3	SA	Ortho-Terphenyl(S)	2189800	2239370	2.3	SA	
4	SA	Octacosane(S)	1732690	1746890	0.82	SA	
5							
6							
7							
8							
9							
10							
11							
12							
13							
14							
15							
16							
17							
18							
19							
20							
21							
22							
23							
24							
25							
26							
27							
28							
29							
30							
31							
32							
33							
34							
35							
36							
37							
38							
39							
40							
		Average			1.6		

Quantitation Report (Not Reviewed)

Data File : G:\APOLLO\DATA\210612\612025.D Vial: 25
Acq On : 6-12-21 20:57:26 Operator: MB
Sample : Diesel Motor oil CCv 06/12/21 Inst : Apollo
Misc : water Multiplr: 1.00
IntFile : events.e
Quant Time: Jun 14 10:28 2021 Quant Results File: DOC0612.RES

Method : G:\APOLLO\DATA\210612\DOC0612.M (Chemstation Integrator)
Title : 8015 B&C
Last Update : Mon Jun 14 11:21:00 2021
Response via : Multiple Level Calibration

Volume Inj. : 2UL
Signal Phase : DB-5
Signal Info : FID02A

Compound	R.T.	Response	Conc Units
System Monitoring Compounds			
3) SA Ortho-Terphenyl(S)	7.64	55984265	12.783 ppb
Surrogate Spike 30.000		Recovery =	42.61%
4) SA Octacosane(S)	10.00	43672337	12.602 ppb
Surrogate Spike 30.000		Recovery =	42.01%
Target Compounds			
1) HATM Diesel (C10-C24)	6.58	935450062	252.583 ppb
2) HBTM Motor Oil (C24-C40)	15.57	650498302	255.610 ppb

Target Compounds

(f)=RT Delta > 1/2 Window (m)=manual int.

Data File: G:\APOLLO\DATA\210612\612025.D
Sample : Diesel Motor oil CCv 06/12/21

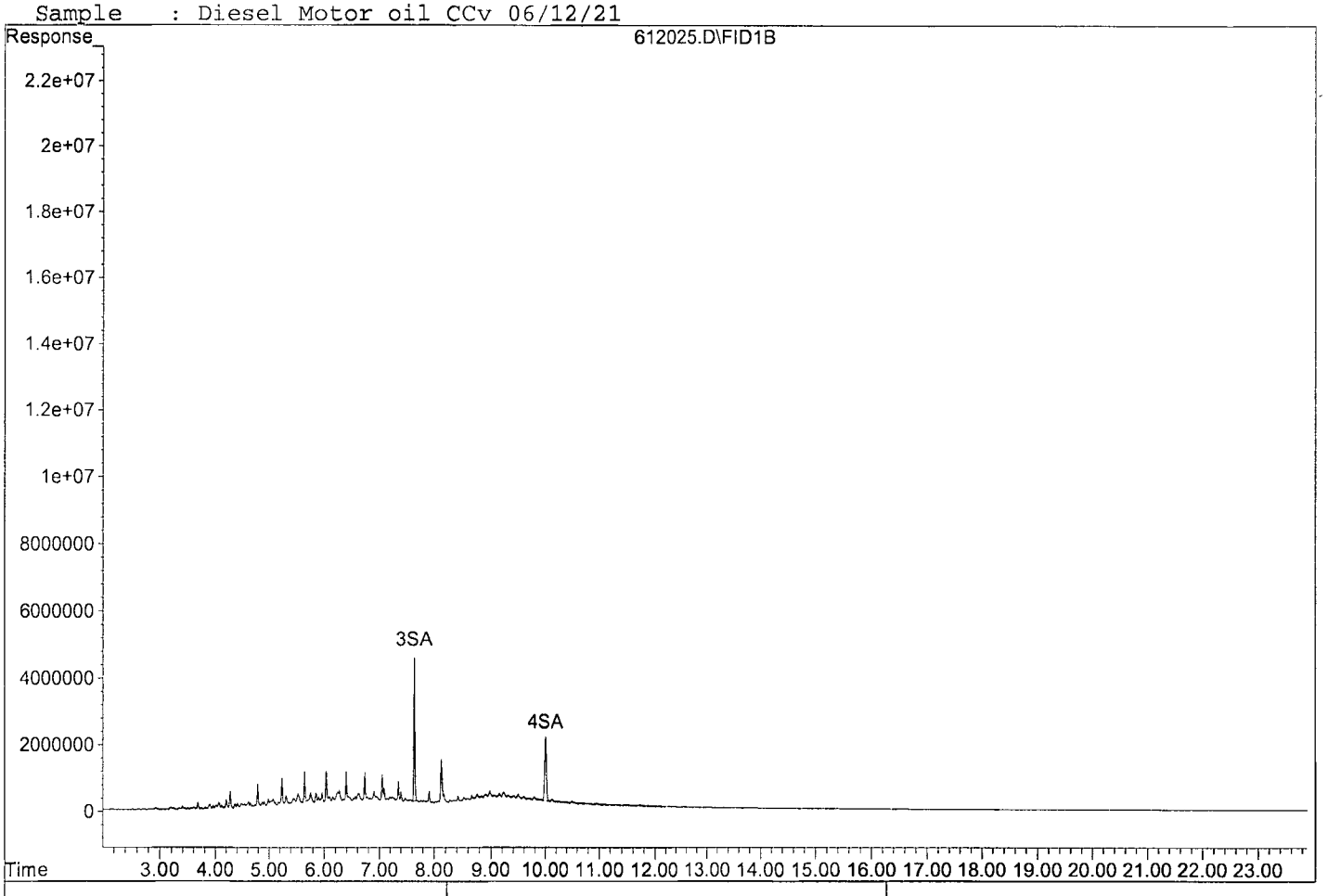

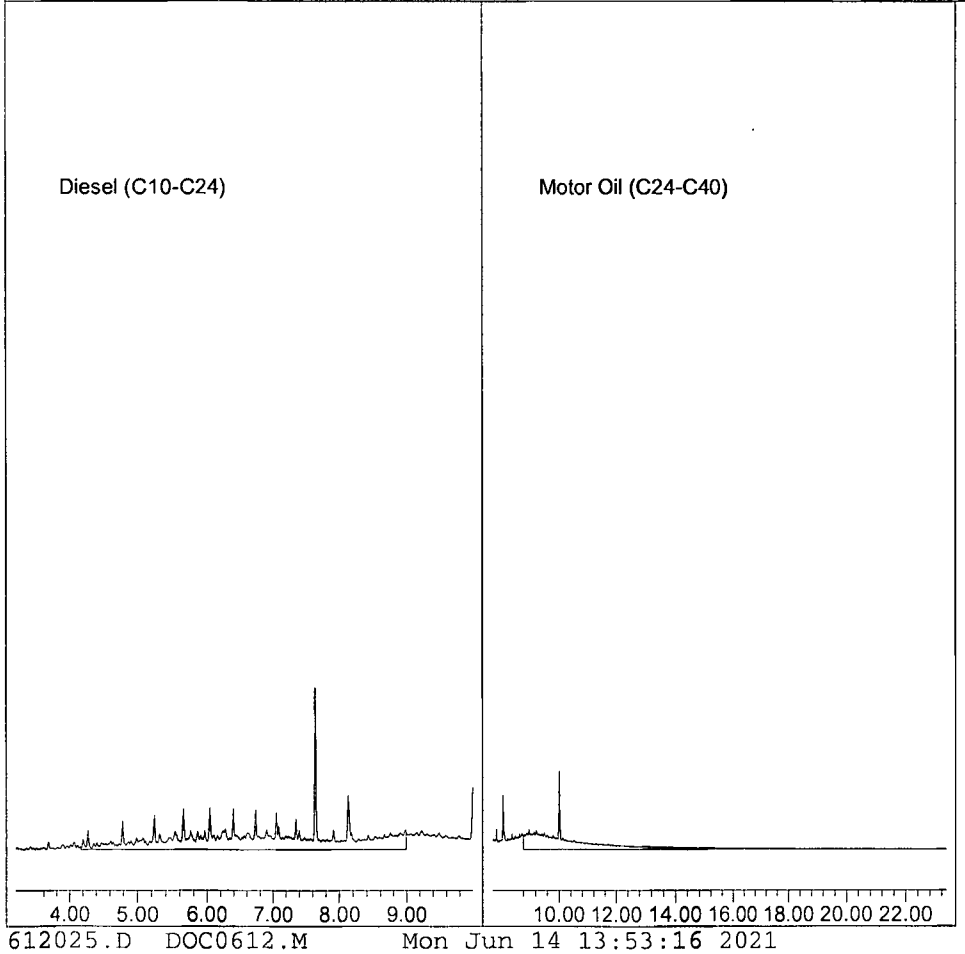

ORGANICS

Raw Data

Quantitation Report (Not Reviewed)

Data File : G:\APOLLO\DATA\210612\612014.D Vial: 14
Acq On : 6-12-21 15:46:01 Operator: MB
Sample : BA33439W08 5/1000 Inst : Apollo
Misc : water Multiplr: 5.00
IntFile : events.e
Quant Time: Jun 14 11:09 2021 Quant Results File: DEC0504.RES

Method : G:\APOLLO\DATA\210505\DEC0504.M (Chemstation Integrator)
Title : 8015 B&C
Last Update : Tue May 04 17:12:27 2021
Response via : Multiple Level Calibration

Volume Inj. : 2UL
Signal Phase : DB-5
Signal Info : FID02A

Compound	R.T.	Response	Conc Units
System Monitoring Compounds			
1) SC Decanoic Acid(S)	0.00	0	N.D. ppb
Surrogate Spike 120.000		Recovery =	0.00%

Target Compounds

Target Compounds

(f)=RT Delta > 1/2 Window (m)=manual int.

Quantitation Report (Not Reviewed)

Data File : G:\APOLLO\DATA\210612\612014.D Vial: 14
Acq On : 6-12-21 15:46:01 Operator: MB
Sample : BA33439W08 5/1000 Inst : Apollo
Misc : water Multiplr: 5.00
IntFile : events.e
Quant Time: Jun 14 11:11 2021 Quant Results File: DOC0612.RES

Method : G:\APOLLO\DATA\210612\DOC0612.M (Chemstation Integrator)
Title : 8015 B&C
Last Update : Mon Jun 14 11:21:00 2021
Response via : Multiple Level Calibration

Volume Inj. : 2UL
Signal Phase : DB-5
Signal Info : FID02A

Compound	R.T.	Response	Conc Units
System Monitoring Compounds			
3) SA Ortho-Terphenyl(S)	7.65	79293219	90.526 ppb
Surrogate Spike 150.000		Recovery =	60.35%
4) SA Octacosane(S)	10.00	75621983	109.111 ppb
Surrogate Spike 150.000		Recovery =	72.74%
Target Compounds			
1) HATM Diesel (C10-C24)	6.58	32987703	44.535 ppb
2) HBTM Motor Oil (C24-C40)	15.57	44482656	87.396 ppb

Target Compounds

(f)=RT Delta > 1/2 Window (m)=manual int.

Data File: G:\APOLLO\DATA\210612\612014.D
Sample : BA33439W08 5/1000

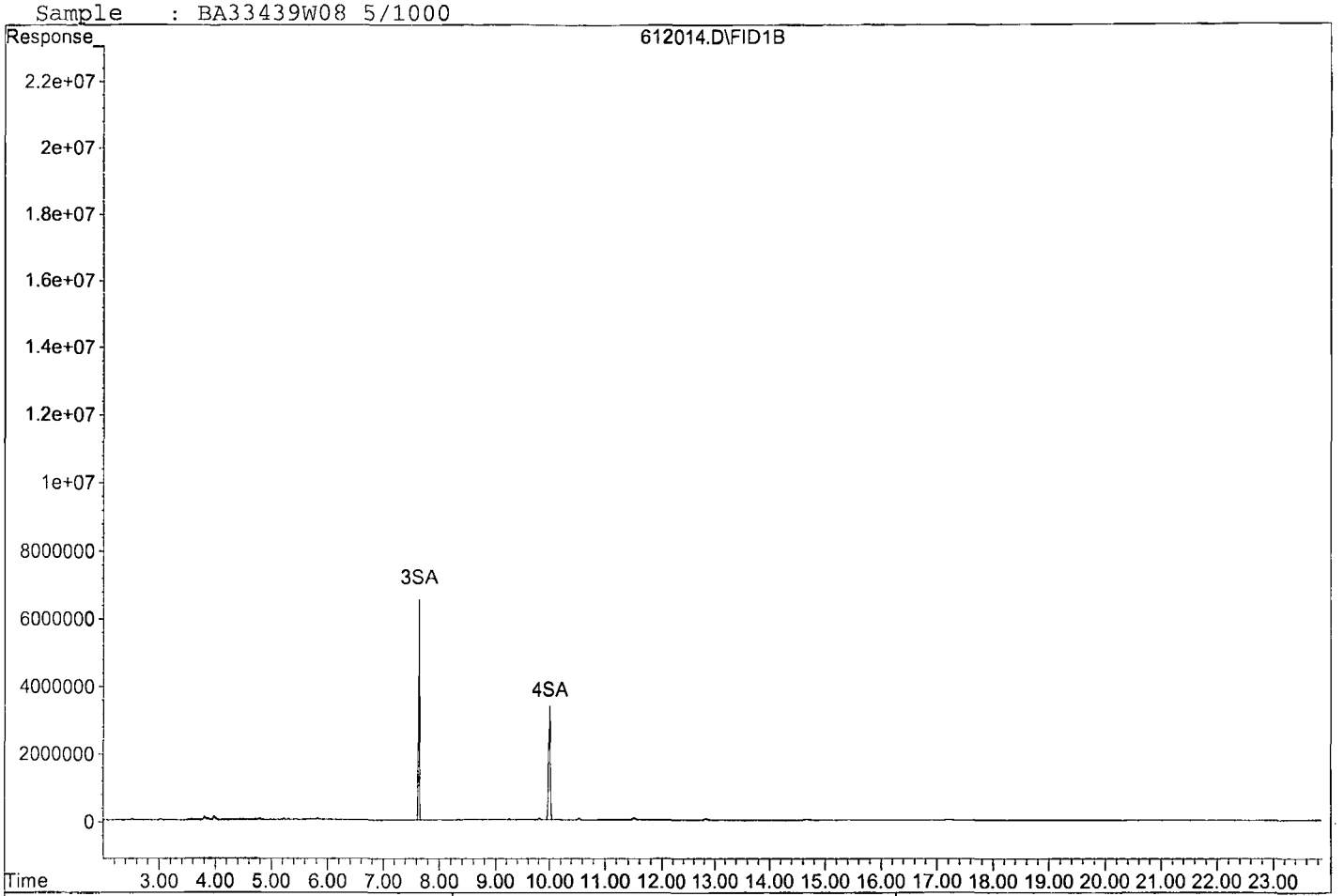

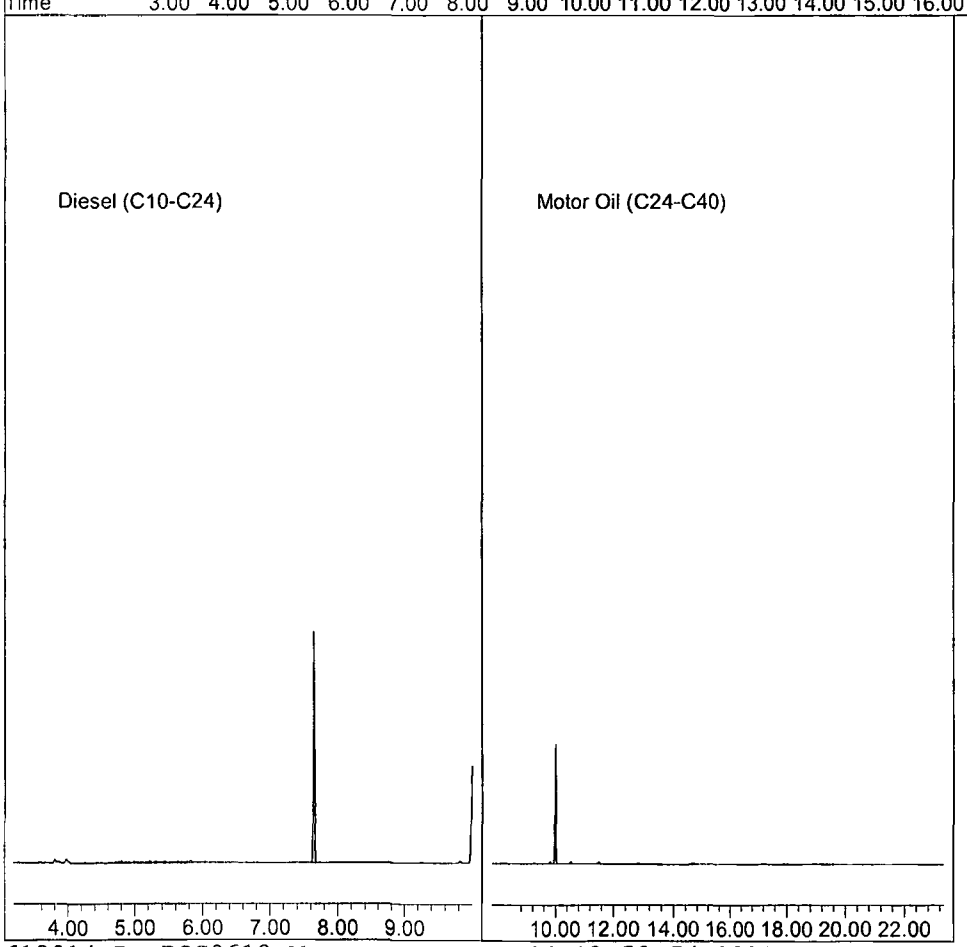

Quantitation Report (QT Reviewed)

Data File : G:\APOLLO\DATA\210612\612015.D Vial: 15
Acq On : 6-12-21 16:14:25 Operator: MB
Sample : BA33442W07 5/1000 Inst : Apollo
Misc : water Multiplr: 5.00
IntFile : events.e
Quant Time: Jun 14 11:09 2021 Quant Results File: DEC0504.RES

Method : G:\APOLLO\DATA\210505\DEC0504.M (Chemstation Integrator)
Title : 8015 B&C
Last Update : Tue May 04 17:12:27 2021
Response via : Multiple Level Calibration

Volume Inj. : 2UL
Signal Phase : DB-5
Signal Info : FID02A

Compound	R.T.	Response	Conc	Units	
System Monitoring Compounds					
1) SC Decanoic Acid(S)	0.00	0	N.D.	ppb	d
Surrogate Spike 120.000		Recovery =	0.00%		

Target Compounds

Target Compounds

(f)=RT Delta > 1/2 Window (m)=manual int.

Quantitation Report (Not Reviewed)

Data File : G:\APOLLO\DATA\210612\612015.D Vial: 15
Acq On : 6-12-21 16:14:25 Operator: MB
Sample : BA33442W07 5/1000 Inst : Apollo
Misc : water Multiplr: 5.00
IntFile : events.e
Quant Time: Jun 14 11:11 2021 Quant Results File: DOC0612.RES

Method : G:\APOLLO\DATA\210612\DOC0612.M (Chemstation Integrator)
Title : 8015 B&C
Last Update : Mon Jun 14 11:21:00 2021
Response via : Multiple Level Calibration

Volume Inj. : 2UL
Signal Phase : DB-5
Signal Info : FID02A

Compound	R.T.	Response	Conc Units
System Monitoring Compounds			
3) SA Ortho-Terphenyl(S)	7.65	84889476	96.915 ppb
Surrogate Spike 150.000		Recovery =	64.61%
4) SA Octacosane(S)	10.00	83906885	121.064 ppb
Surrogate Spike 150.000		Recovery =	80.71%
Target Compounds			
1) HATM Diesel (C10-C24)	6.58	283463326	382.693 ppb
2) HBTM Motor Oil (C24-C40)	15.57	29062670	57.100 ppb

Target Compounds

(f)=RT Delta > 1/2 Window (m)=manual int.

Data File: G:\APOLLO\DATA\210612\612015.D
Sample : BA33442W07 5/1000

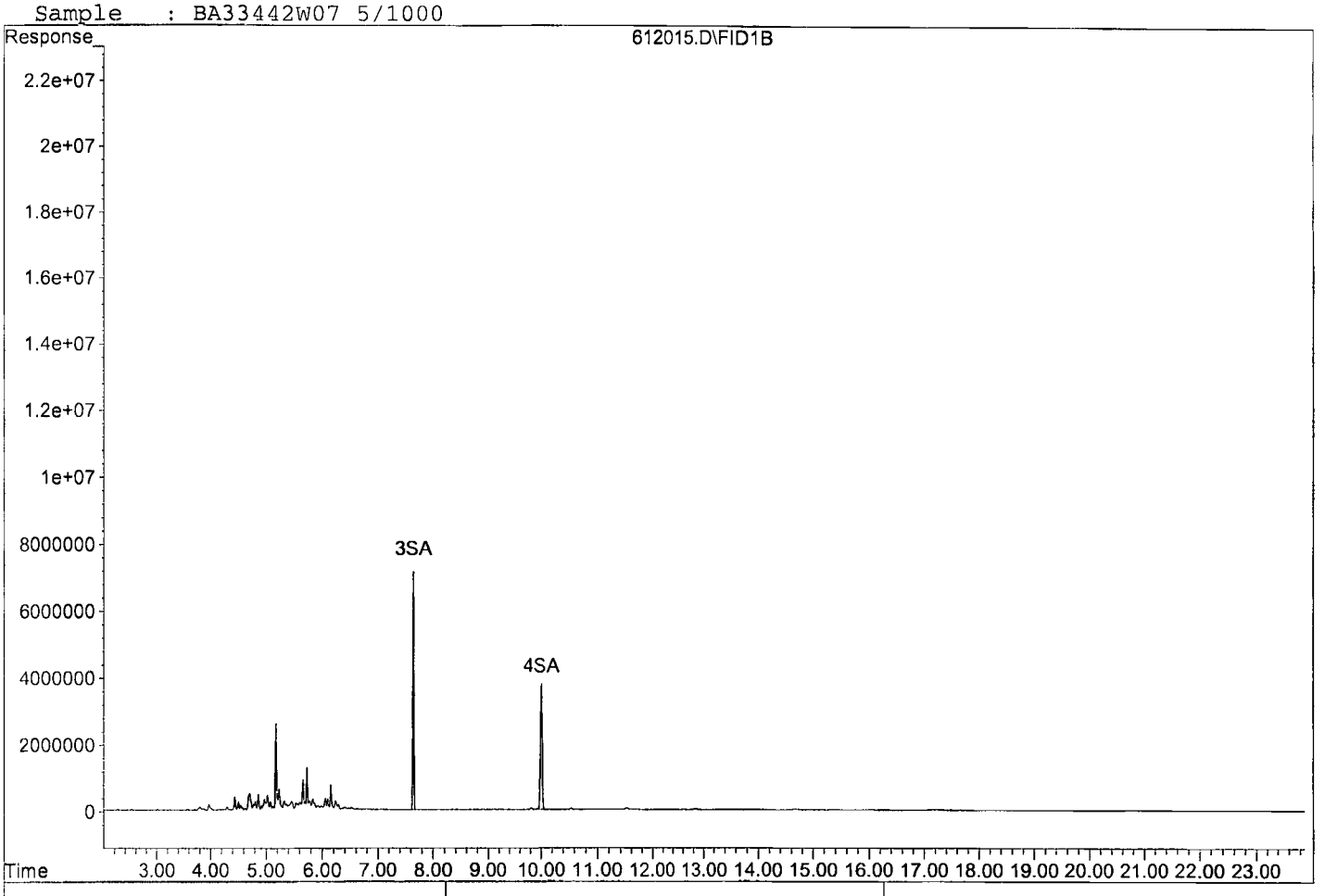

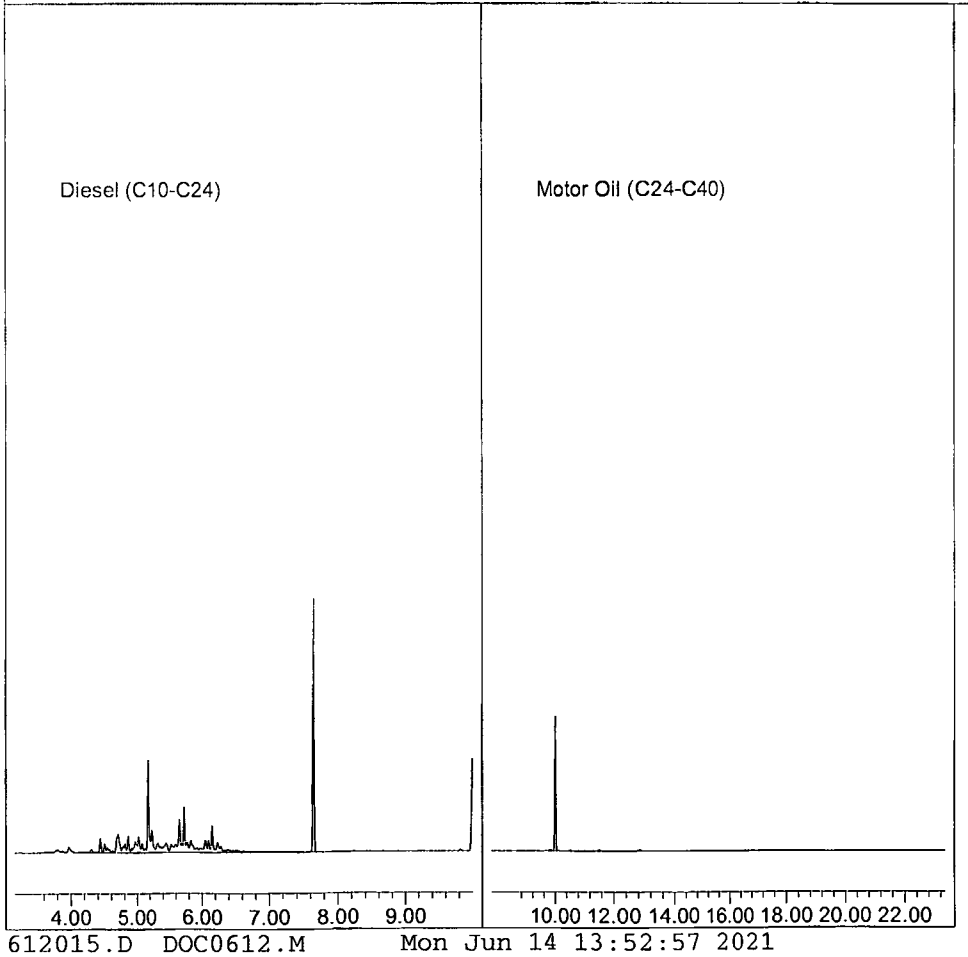

Quantitation Report (Not Reviewed)

Data File : G:\APOLLO\DATA\210612\612011.D Vial: 11
Acq On : 6-12-21 14:21:13 Operator: MB
Sample : 210603A BLK 5/1000 Inst : Apollo
Misc : water Multiplr: 5.00
IntFile : events.e
Quant Time: Jun 14 11:07 2021 Quant Results File: DEC0504.RES

Method : G:\APOLLO\DATA\210505\DEC0504.M (Chemstation Integrator)
Title : 8015 B&C
Last Update : Tue May 04 17:12:27 2021
Response via : Multiple Level Calibration

Volume Inj. : 2UL
Signal Phase : DB-5
Signal Info : FID02A

Compound	R.T.	Response	Conc Units
System Monitoring Compounds			
1) SC Decanoic Acid(S)	0.00	0	N.D. ppb
Surrogate Spike 120.000	Recovery	=	0.00%

Target Compounds

Target Compounds

Quantitation Report (Not Reviewed)

Data File : G:\APOLLO\DATA\210612\612011.D Vial: 11
Acq On : 6-12-21 14:21:13 Operator: MB
Sample : 210603A BLK 5/1000 Inst : Apollo
Misc : water Multiplr: 5.00
IntFile : events.e
Quant Time: Jun 14 11:10 2021 Quant Results File: DOC0612.RES

Method : G:\APOLLO\DATA\210612\DOC0612.M (Chemstation Integrator)
Title : 8015 B&C
Last Update : Mon Jun 14 11:21:00 2021
Response via : Multiple Level Calibration

Volume Inj. : 2UL
Signal Phase : DB-5
Signal Info : FID02A

Compound	R.T.	Response	Conc Units
System Monitoring Compounds			
3) SA Ortho-Terphenyl(S)	7.65	92930830	106.095 ppb
Surrogate Spike 150.000		Recovery =	70.73%
4) SA Octacosane(S)	10.00	90576832	130.688 ppb
Surrogate Spike 150.000		Recovery =	87.13%
Target Compounds			
1) HATM Diesel (C10-C24)	6.58	11968696	16.158 ppb
2) HBTM Motor Oil (C24-C40)	15.57	35473352	69.695 ppb

Target Compounds

(f)=RT Delta > 1/2 Window (m)=manual int.

Data File: G:\APOLLO\DATA\210612\612011.D
Sample : 210603A BLK 5/1000

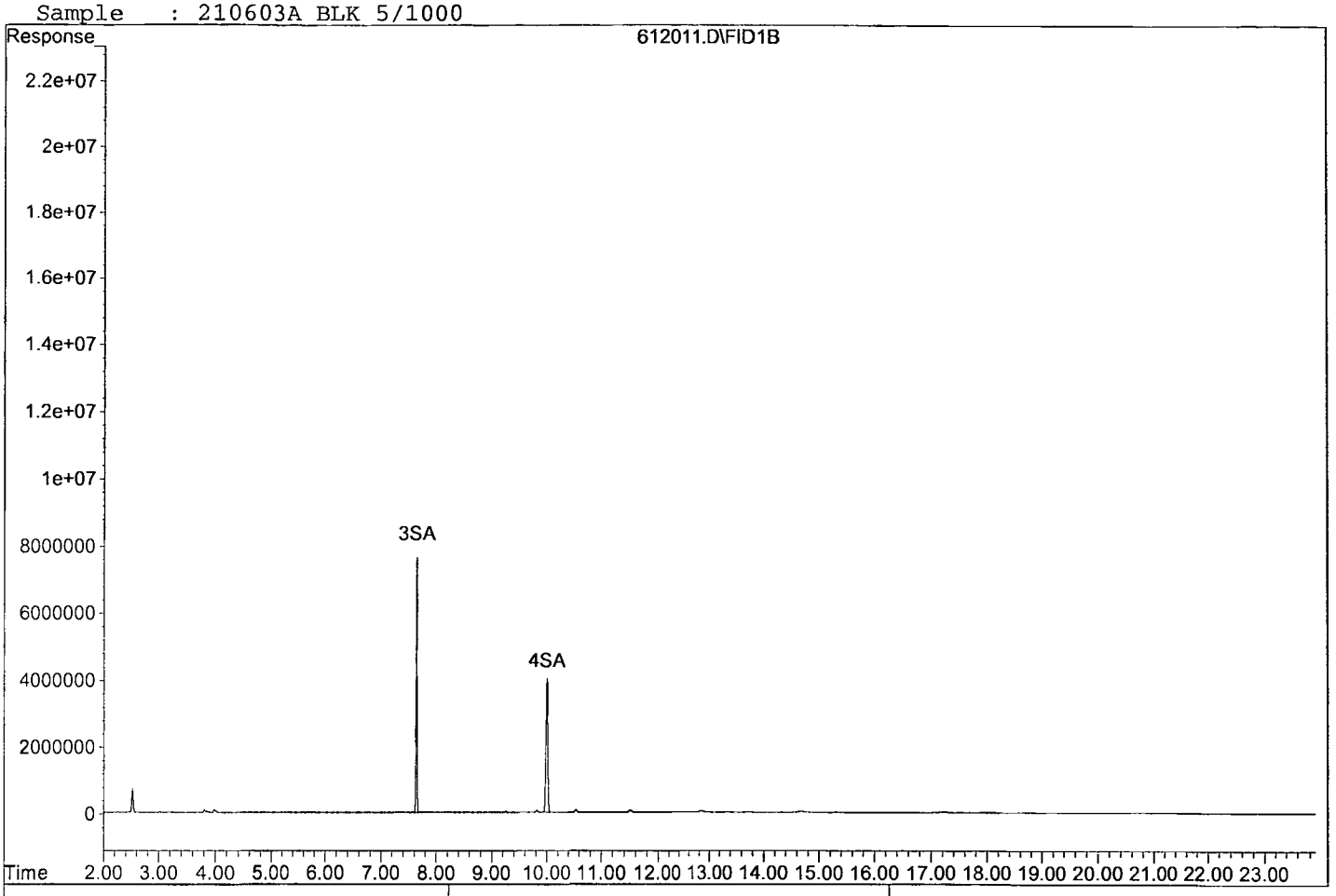

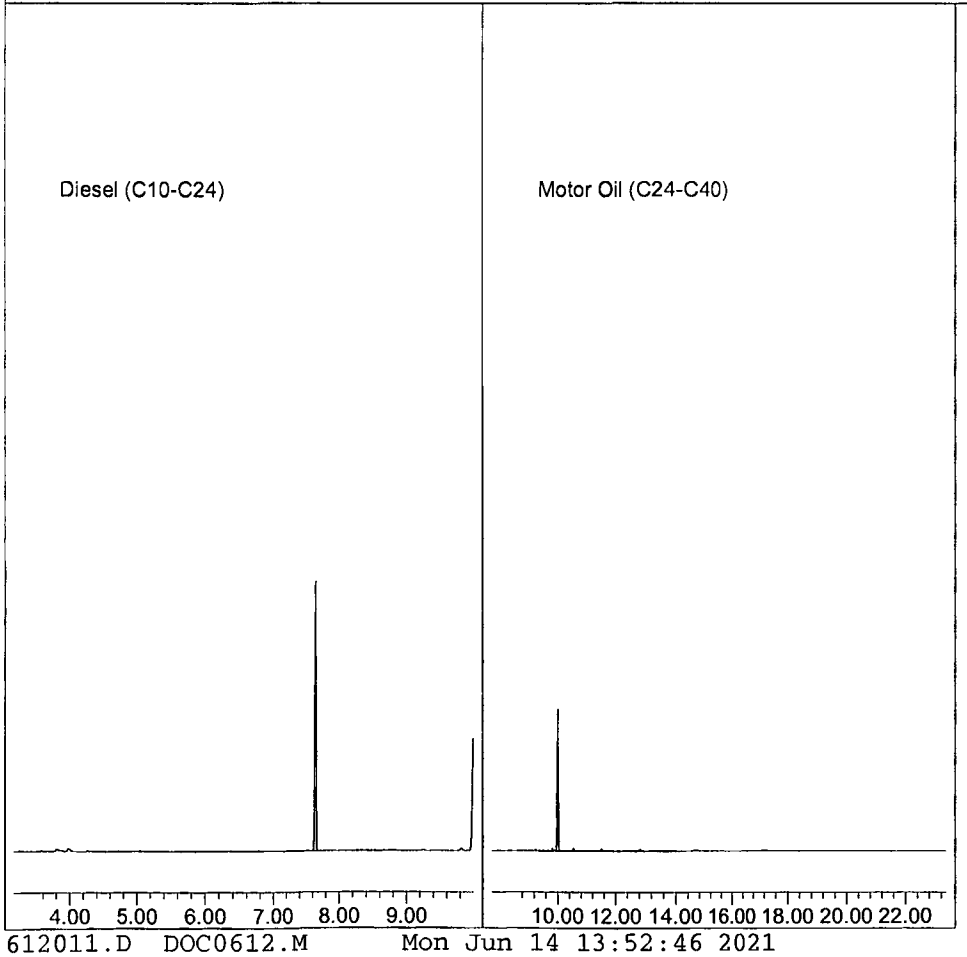

Quantitation Report (QT Reviewed)

Data File : G:\APOLLO\DATA\210612\612012.D
Acq On : 6-12-21 14:49:21
Sample : 210603A LCS-1 5/1000
Misc : water
IntFile : events.e
Quant Time: Jun 14 11:08 2021 Quant Results File: DEC0504.RES

Vial: 12
Operator: MB
Inst : Apollo
Multiplr: 5.00

Method : G:\APOLLO\DATA\210505\DEC0504.M (Chemstation Integrator)
Title : 8015 B&C
Last Update : Tue May 04 17:12:27 2021
Response via : Multiple Level Calibration

Volume Inj. : 2UL
Signal Phase : DB-5
Signal Info : FID02A

Compound	R.T.	Response	Conc	Units	
System Monitoring Compounds					
1) SC Decanoic Acid(S)	0.00	0	N.D.	ppb	d
Surrogate Spike 120.000	Recovery	=	0.00%		

Target Compounds

Target Compounds

(f)=RT Delta > 1/2 Window (m)=manual int.

Quantitation Report (Not Reviewed)

Data File : G:\APOLLO\DATA\210612\612012.D Vial: 12
Acq On : 6-12-21 14:49:21 Operator: MB
Sample : 210603A LCS-1 5/1000 Inst : Apollo
Misc : water Multiplr: 5.00
IntFile : events.e
Quant Time: Jun 14 11:11 2021 Quant Results File: DOC0612.RES

Method : G:\APOLLO\DATA\210612\DOC0612.M (Chemstation Integrator)
Title : 8015 B&C
Last Update : Mon Jun 14 11:21:00 2021
Response via : Multiple Level Calibration

Volume Inj. : 2UL
Signal Phase : DB-5
Signal Info : FID02A

Compound	R.T.	Response	Conc Units
System Monitoring Compounds			
3) SA Ortho-Terphenyl(S)	7.65	91270746	104.200 ppb
Surrogate Spike 150.000		Recovery =	69.47%
4) SA Octacosane(S)	10.00	77308788	111.544 ppb
Surrogate Spike 150.000		Recovery =	74.36%
Target Compounds			
1) HATM Diesel (C10-C24)	6.58	992759550	1340.288 ppb
2) HBTM Motor Oil (C24-C40)	15.57	794132142	1560.253 ppb

Target Compounds

Data File: G:\APOLLO\DATA\210612\612012.D
Sample : 210603A LCS-1 5/1000

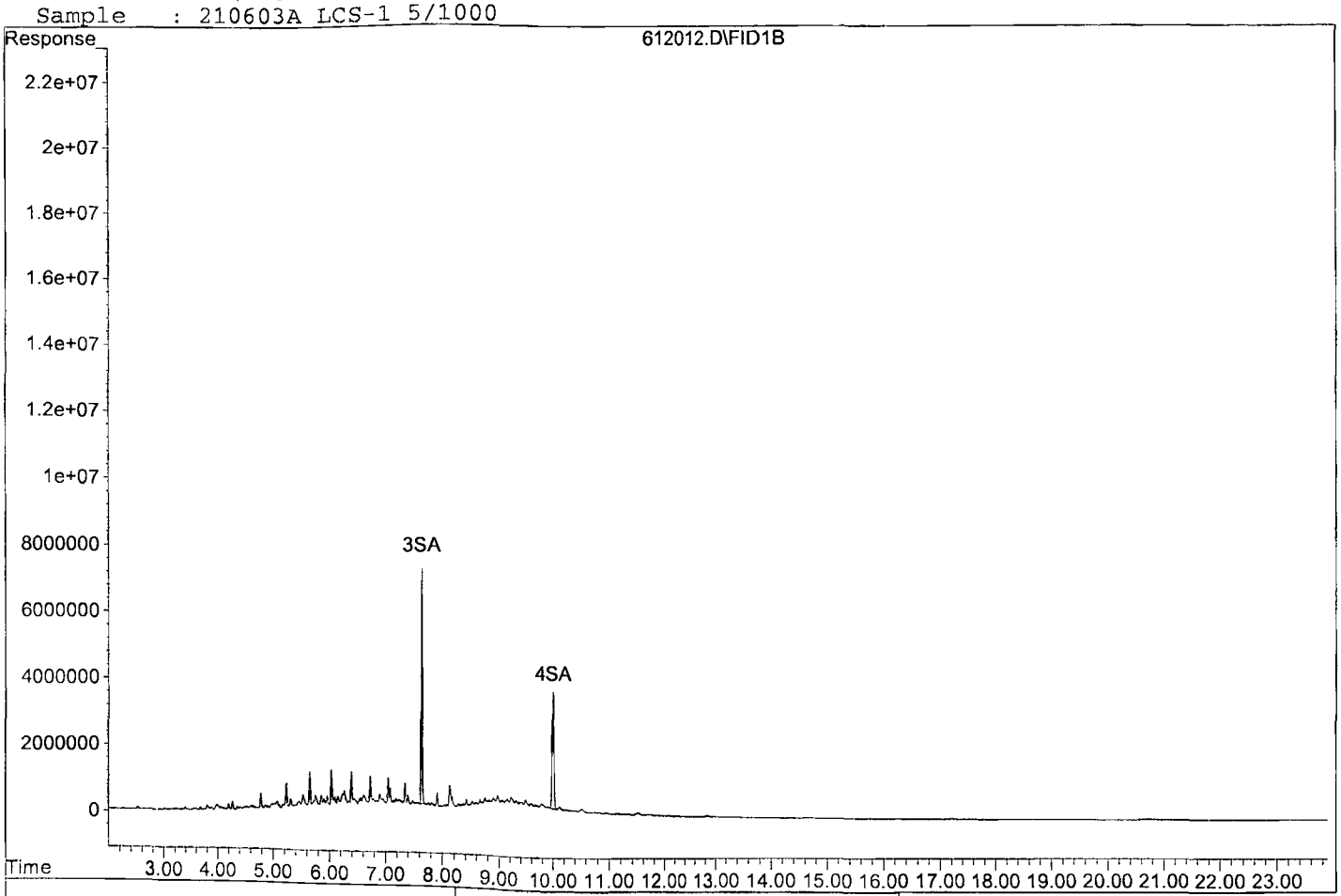

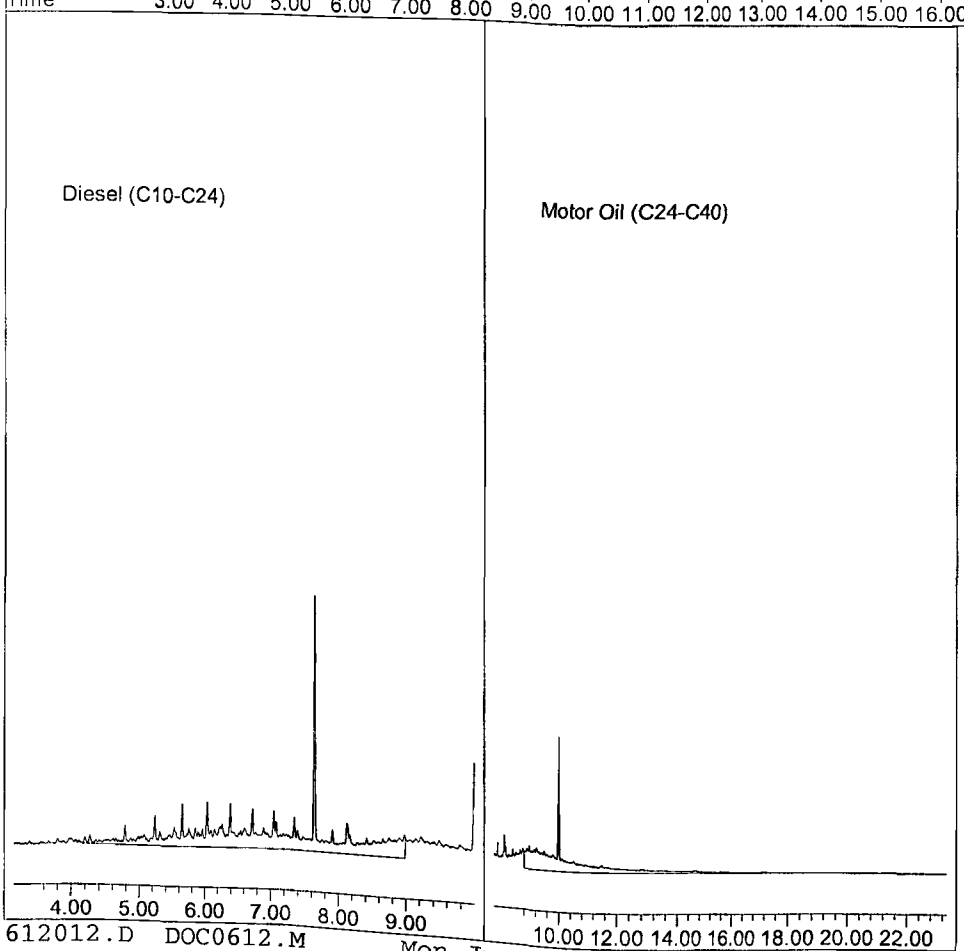

612012.D DOC0612.M Mon Jun 14 13:52:49 2021

Quantitation Report (QT Reviewed)

Data File : G:\APOLLO\DATA\210612\612013.D
Acq On : 6-12-21 15:17:47
Sample : 210603A LCSD-1 5/1000
Misc : water
IntFile : events.e
Quant Time: Jun 14 11:09 2021 Quant Results File: DEC0504.RES

Vial: 13
Operator: MB
Inst : Apollo
Multiplr: 5.00

Method : G:\APOLLO\DATA\210505\DEC0504.M (Chemstation Integrator)
Title : 8015 B&C
Last Update : Tue May 04 17:12:27 2021
Response via : Multiple Level Calibration

Volume Inj. : 2UL
Signal Phase : DB-5
Signal Info : FID02A

Compound	R.T.	Response	Conc Units
System Monitoring Compounds			
1) SC Decanoic Acid(S)	0.00	0	N.D. ppb d
Surrogate Spike 120.000		Recovery =	0.00%

Target Compounds

Target Compounds

(f)=RT Delta > 1/2 Window (m)=manual int.

Quantitation Report (Not Reviewed)

Data File : G:\APOLLO\DATA\210612\612013.D Vial: 13
Acq On : 6-12-21 15:17:47 Operator: MB
Sample : 210603A LCSD-1 5/1000 Inst : Apollo
Misc : water Multiplr: 5.00
IntFile : events.e
Quant Time: Jun 14 11:11 2021 Quant Results File: DOC0612.RES

Method : G:\APOLLO\DATA\210612\DOC0612.M (Chemstation Integrator)
Title : 8015 B&C
Last Update : Mon Jun 14 11:21:00 2021
Response via : Multiple Level Calibration

Volume Inj. : 2UL
Signal Phase : DB-5
Signal Info : FID02A

Compound	R.T.	Response	Conc Units
System Monitoring Compounds			
3) SA Ortho-Terphenyl(S)	7.65	79077092	90.279 ppb
Surrogate Spike 150.000		Recovery =	60.19%
4) SA Octacosane(S)	10.00	71758431	103.536 ppb
Surrogate Spike 150.000		Recovery =	69.02%
Target Compounds			
1) HATM Diesel (C10-C24)	6.58	754519211	1018.649 ppb
2) HBTM Motor Oil (C24-C40)	15.57	750683550	1474.888 ppb

Target Compounds

(f)=RT Delta > 1/2 Window (m)=manual int.

Data File: G:\APOLLO\DATA\210612\612013.D
Sample : 210603A LCSD-1 5/1000

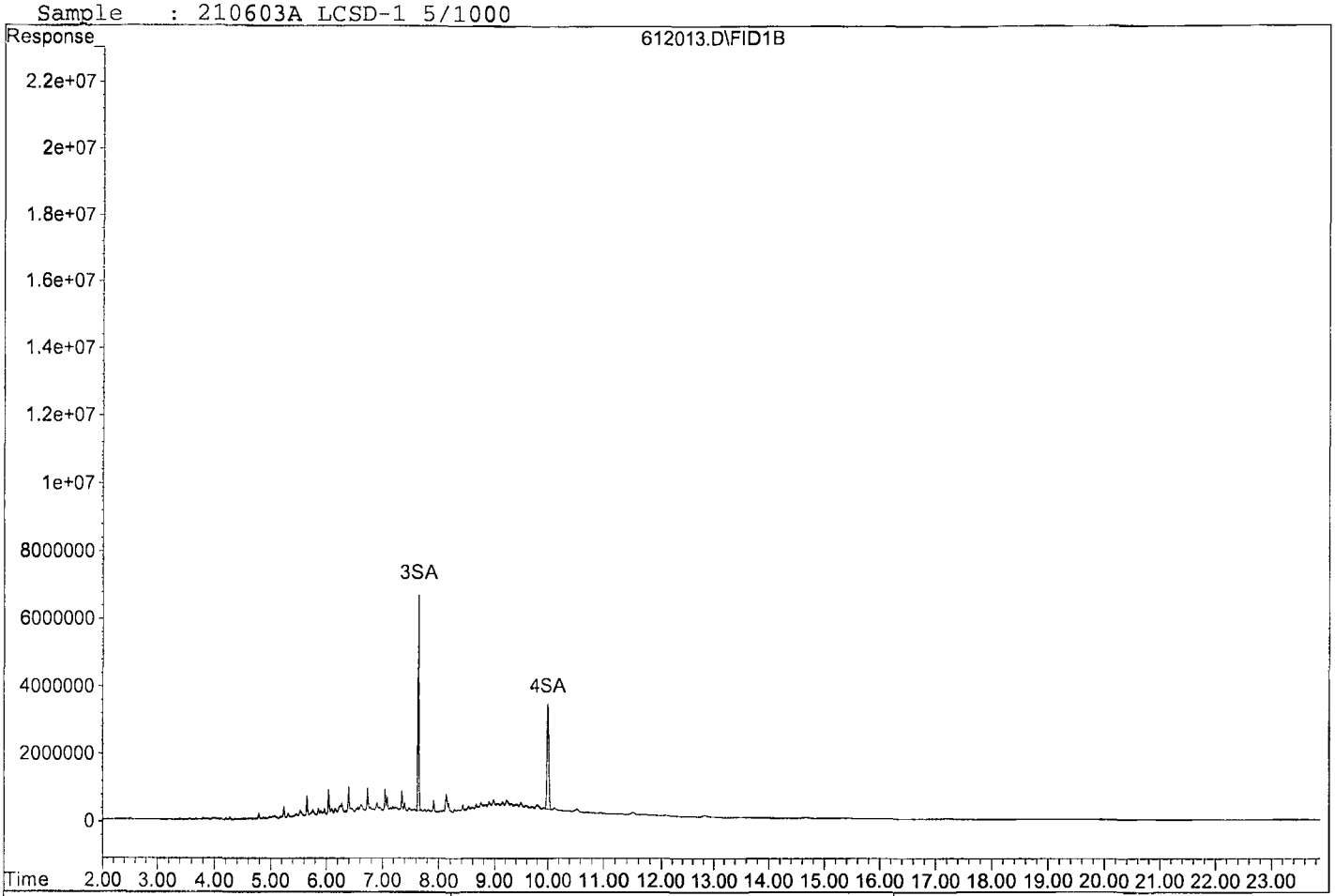

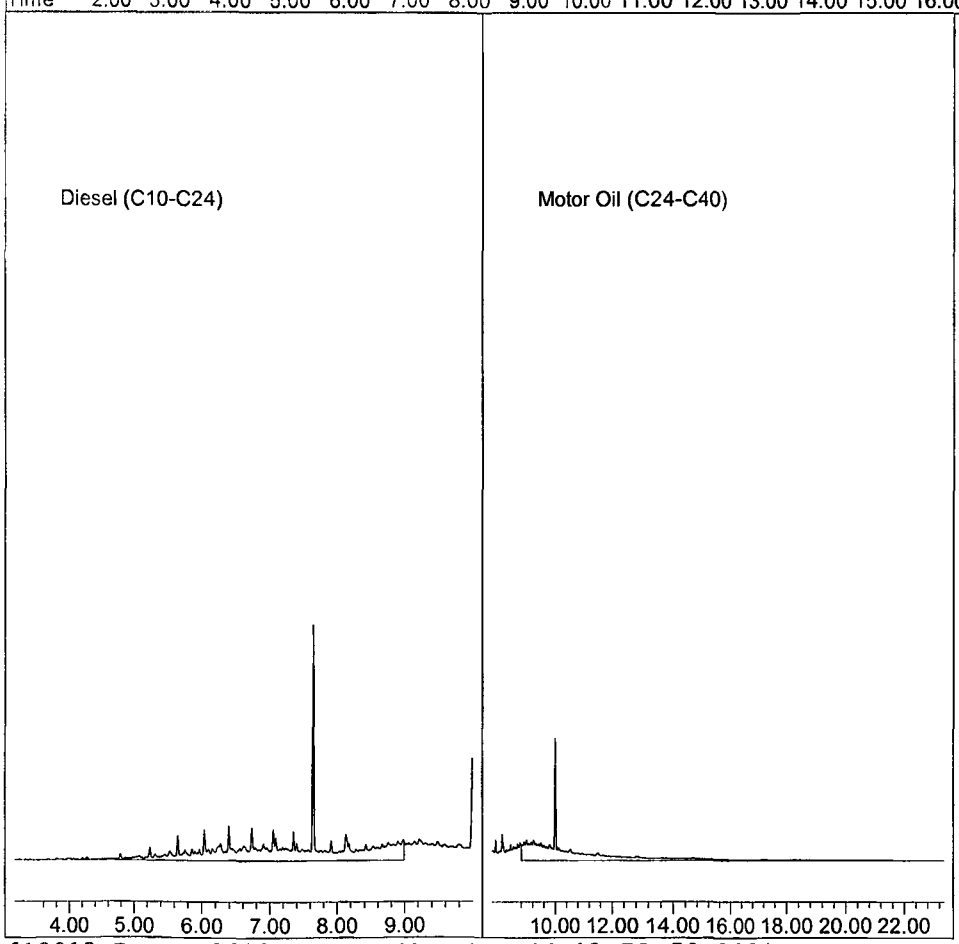

Name of Final Standard	Diesel Motor Oil Standard	MB
Prep Date	06/07/21	
Exp Date	06/07/22	
MC		

Initial Standard Information						Final Standard Information			
Name of Standard	Supplier	Supplier P/N# (or APPL Mix Name)	Conc.(ug/mL)	Lot # QA Number	Exp. Date	Aliquot from Stock	Final Volume	solvent	Final Standard Conc (range)
Diesel Fuel #2	Restek	31258	50,000	A0156569-51860	06.30.21	400 uL	10 mL	MC	2000 ug/mL
Motor Oil	Restek	31464	50,000	A01666510-52185	12.31.27	400 uL	10 mL	MC	2000 ug/mL
THC Surrogate	Phenova	ALO-130161	600	CL15440-50953	06/30/25	1666uL	10 mL	MC	100 ug/mL

Diesel Motor Oil Mix

Prepared: 06/02/21

Expires: 06/02/22

Prepared By (Initials): LS

Initial Standard Information							Final Standard Information			
Name of Initial Standard (QAU Label)	Supplier	Supplier Part No.	Conc. (ug/mL)	Lot Number - QA Number	Exp. Date (1 yr.)	Exp. Date (Manufacturer)	Aliquot From Stock	Final Volume	Solvent	Final Standard Conc. (ug/mL)
Diesel Fuel #2	Restek	31258	50,000	A0156569-51858,52180,52180	06/02/22	02/28/27	4.00 mL	8.0 mL	NA	25,000
Motor Oil Composite	Restek	31464	50,000	A0163546-51853 A0166510-52186,52189	06/02/22	09/30/27	4.00 mL			25,000

Diesel Motor Oil Calibration Curve

Prep'd By (Initials) MB

Prep Date 06/12/21

Exp Date 06/12/22

						Final Standard Information			
Name of Initial Standard (from contianer Label)	Supplier	Supplier P/N# (or APPL Mix Name)	Conc. (ug/mL)	Lot # with QA # (or reference to APPL prep date)	Exp Date	Aliquot from Stock	Final Volume	Solvent	Final Standard Conc (ug/mL)
Diesel Motor Oil Calibration STD -2	AAPL	Diesel /Motor Oil 1	10	04/21/21	05/06/22	100 uL	200 uL	MC	5
Diesel Motor Oil Calibration STD-3	AAPL	Diesel /Motor Oil 2	50	04/21/21	05/06/22	200 uL	1 mL	MC	10
Diesel Motor Oil Calibration STD	Restek	Diesel /Motor Oil 3	2000	04/21/21	05/06/22	25 uL	1mL	MC	50
Diesel Motor Oil Calibration STD	Restek	Diesel /Motor Oil 4	2000	04/21/21	05/06/22	125 uL	1mL	MC	250
Diesel Motor Oil Calibration STD	Restek	Diesel /Motor Oil 5	2000	04/21/21	05/06/22	500 uL	1 mL	MC	1000
Diesel Motor Oil Calibration STD	Restek	Diesel /Motor Oil 6	2000	04/21/21	05/06/22	750 uL	1 mL	MC	1500
Diesel Motor Oil Calibration STD	Restek	Diesel /Motor Oil 7	2000	04/21/21	05/06/22	100uL	100 uL	MC	2000

Diesel Motor Oil CCV

Prepared By (Initials): MB

Prep Date	06/12/21
Exp Date	06/12/21
Methylene Chloride Lot No.	59353

Initial Standard Information						Final Standard Information			
Name of Initial Standard (QAU Label)	Supplier	APPL Mix name	Conc.(ug/mL)	Reference to APPL Prep Date and Lot #'s	Exp Date	Aliquot from Stock	Final Volume	Solvent	Final Standard Conc (ug/mL)
Diesel-Motor Oil Standard	Restek	Diesel Motor Oil CCV	2000	**Perp'd: 09/05/20 A0156490-156569-51860, A0155668-160024-51534, CL15440-500953**	**06/30/25**	1250 uL	10mL	**MC**	250

Organic Extraction Worksheet

Method	Continuous Liq/Liq TPH-Diesel/MO 3520C	Extraction Set	210603A	Extraction Method	LIQ005	Units	mL

Spiked ID 1	Diesel Motor Oil Mix 6-2-21 6-2-21		Surrogate ID 1	THC Surrogate 5-18-21 5-18-22	
Spiked ID 2	Decanoic 1000ug/mL Acid Solution		Surrogate ID 2	THC Surrogate 6-3-21 6-3-22	
Spiked ID 3			Surrogate ID 3		
Spiked ID 4			Surrogate ID 4		
Spiked ID 5			Surrogate ID 5		
Spiked ID 6			Sufficient Vol for Matrix QC:	NO	
Spiked ID 7			Ext. Start Time:	06/03/21 12:58	
Spiked ID 8			Ext. End Time:	06/04/21 7:53	
			GC Requires Extract By:		

pH1	2	06/03/21 12:45	Water Bath Temp 1 °C	39/37.5 °C
pH2			Water Bath Temp 2 °C	35/38.1
pH3			Water Bath Temp 3 °C	31/30.5 °C

Spiked By: YL **Date** 06/03/21 **Witnessed By:** SR **Date** 06/03/21

	Sample	Sample Container	Spike Amount	Spike ID	Surrogate Amount	Surrogate ID	Extract Amount	Final Volume	pH	Extract Date/Time	Comments
1	210603A Blk		0.050	2	0.250	1	1000	5	2	06/03/21 12:58	*
						equip	E-HP3 E-WB1				
2	210603A LCS-1		0.08,0.050	1,2	0.250	2	1000	5	2	06/03/21 12:58	*
						equip	E-HP4 E-WB2				
3	210603A LCSD-1		0.080,0.050	1,2	0.250	2	1000	5	2	06/03/21 12:58	*
						equip	E-HP6 E-WB3				
4	BA33439	BA33439W08	0.050	2	0.250	2	1000	5	2	06/03/21 12:58	96363 *
						equip	E-HP7 E-WB1				
5	BA33442	BA33442W07	0.050	2	0.250	2	1000	5	2	06/03/21 12:58	96363 *
						equip	E-HP8 E-WB2				
6	BA33445	BA33445W07	0.050	2	0.250	2	1000	5	2	06/03/21 12:58	96363 *
						equip	E-HP9 E-WB3				

Solvent and Lot#	
1+1 HCL (5mLs)	60282
PH Strips	HCI48594
Dicholormethane	60338
Filter Paper	400181
Sodium Sulfate	2020120870
Silica gel (*)	

Extraction COC Transfer	
Extraction lab employee Initials	KY
GC analyst's initials	MB
Date	06/10/21
Time	2:30
Refrigerator	HOBART

	Technician's Initials
Scanned By	YL
Sample Preparation	YL
Extraction	YL
Concentration	DS

Modified	06/08/21 12:28:57 PM

Reviewed By: KY **Date** 06/05/21

Injection Log

Directory: G:\APOLLO\DATA\210423\

Line	Vial	FileName	Multiplier	SampleName	Misc Info	Injected
1	31	423331.D	1	Decanoic Acid STD-1	water	5-4-21 13:02:57
2	32	423332.D	1	Decanoic Acid STD-2	water	5-4-21 13:31:11
3	33	423333.D	1	Decanoic Acid STD-3	water	5-4-21 13:59:39
4	34	423334.D	1	Decanoic Acid STD-4	water	5-4-21 14:28:01
5	35	423335.D	1	Decanoic Acid STD-5	water	5-4-21 14:56:23
6	36	423336.D	1	Decanoic Acid STD-6	water	5-4-21 15:24:41
7	2	612002.D	1	DMO STD-1 06-12-21	water	6-12-21 10:06:32
8	3	612003.D	1	DMOS STD-2 06-12-21	water	6-12-21 10:34:56
9	4	612004.D	1	DMO STD-3 06-12-21	water	6-12-21 11:03:19
10	5	612005.D	1	DMO STD-4 06-12-21	water	6-12-21 11:31:44
11	6	612006.D	1	DMO-STD-5 06-12-21	water	6-12-21 12:00:09
12	7	612007.D	1	DMOS-STD 6 06-12-21	water	6-12-21 12:28:18
13	8	612008.D	1	DMO-STD 7 06-12-21	water	6-12-21 12:56:31
14	9	612009.D	1	DMO-STD SS 06-12-21	water	6-12-21 13:24:43
15	10	612010.D	1	Decanoic Acid 05/04/21	water	6-12-21 13:52:56
16	11	612011.D	5	210603A BLK 5/1000 SGC	water	6-12-21 14:21:13
17	12	612012.D	5	210603A LCS-1 5/1000 SGC	water	6-12-21 14:49:21
18	13	612013.D	5	210603A LCSD-1 5/1000 SGC	water	6-12-21 15:17:47
19	14	612014.D	5	BA33439W08 5/1000 SGC	water	6-12-21 15:46:01
20	15	612015.D	5	BA33442W07 5/1000 SGC	water	6-12-21 16:14:25
21	24	612024.D	1	Decanoic Acid 05/04/21	water	6-12-21 20:29:00
22	25	612025.D	1	Diesel Motor oil CCv 06/12/21	water	6-12-21 20:57:26

ORGANICS

Calibration Data

TPH Extractables
DOC0603

Form 6
Initial Calibration

Lab Name: APPL, Inc.
Case No:
Matrix: Water

SDG No:
Initial Cal. Date: 06/04/21
Instrument: Apollo

Initials: MB

		Compound	1	2	3	4	5	6	7				Avg	%RSD	Type	r^2	Q
			603019 D	603012.D	603013.D	603014.D	603015 D	603016.D	603017 D								
1	HATM	Diesel (C10-C24)		2481733	2355981	1919131	1768343	1810906	1833295				2028231	15	HATM		
2	HBTML	Motor Oil (C24-C40)		3878881	1832760	1573824	1333537	1407402	1450052				1912743	51	HBTM	0.999	
3	SA	Ortho-Terphenyl(S)	3421685	2744779	2707254	2269805	2103848	2138939	2203356				2512809	19	SA		
4	SA	Octacosane(S)	2324649	1884041	2199781	1776433	1691955	1759828	1830045				1923819	13	SA		
5																	
6																	
7																	
8																	
9																	
10																	
11																	
12																	
13																	
14																	
15																	
16																	
17																	
18																	
19																	
20																	
21																	
22																	
23																	
24																	
25																	
26																	
27																	
28																	
29																	
30																	
31																	
32																	
33																	
34																	
35																	

2.801453

Data File : G:\APOLLO\DATA\210603\603019.D
Acq On : 6-4-21 17:47:21
Sample : DMO-STD 1 06-03-21
Misc : water
IntFile : events.e
Quant Time: Jun 5 8:04 2021 Quant Results File: DOC0603.RES

Vial: 19
Operator: MB
Inst : Apollo
Multiplr: 1.00

Method : G:\APOLLO\DATA\210525\DOC0603.M (Chemstation Integrator)
Title : 8015 B&C
Last Update : Sat Jun 05 08:00:21 2021
Response via : Multiple Level Calibration

Volume Inj. : 2UL
Signal Phase : DB-5
Signal Info : FID02A

Compound	R.T.	Response	Conc Units
System Monitoring Compounds			
3) SA Ortho-Terphenyl(S)	7.48	1710843	0.340 ppb
Surrogate Spike 30.000	Recovery	=	1.13%
4) SA Octacosane(S)	9.74	1162325	0.302 ppb
Surrogate Spike 30.000	Recovery	=	1.01%
Target Compounds			
1) HATM Diesel (C10-C24)	6.43	30065464	7.412 ppb
Target Compounds			
2) HBTM Motor Oil (C24-C40)	14.61	48671165	N.D. ppb

(f)=RT Delta > 1/2 Window (m)=manual int.

Data File: G:\APOLLO\DATA\210603\603019.D
Sample : DMO-STD 1 06-03-21

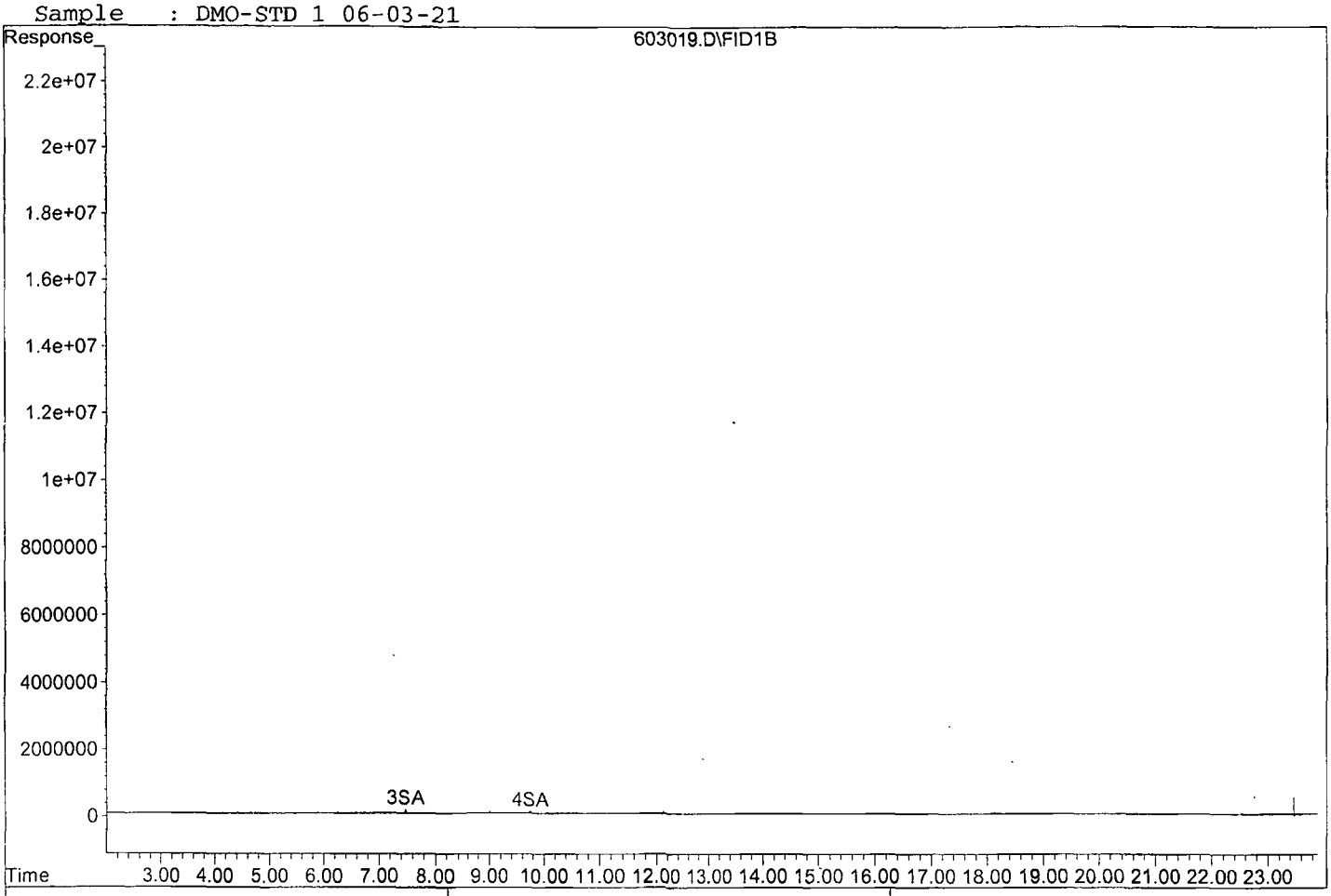

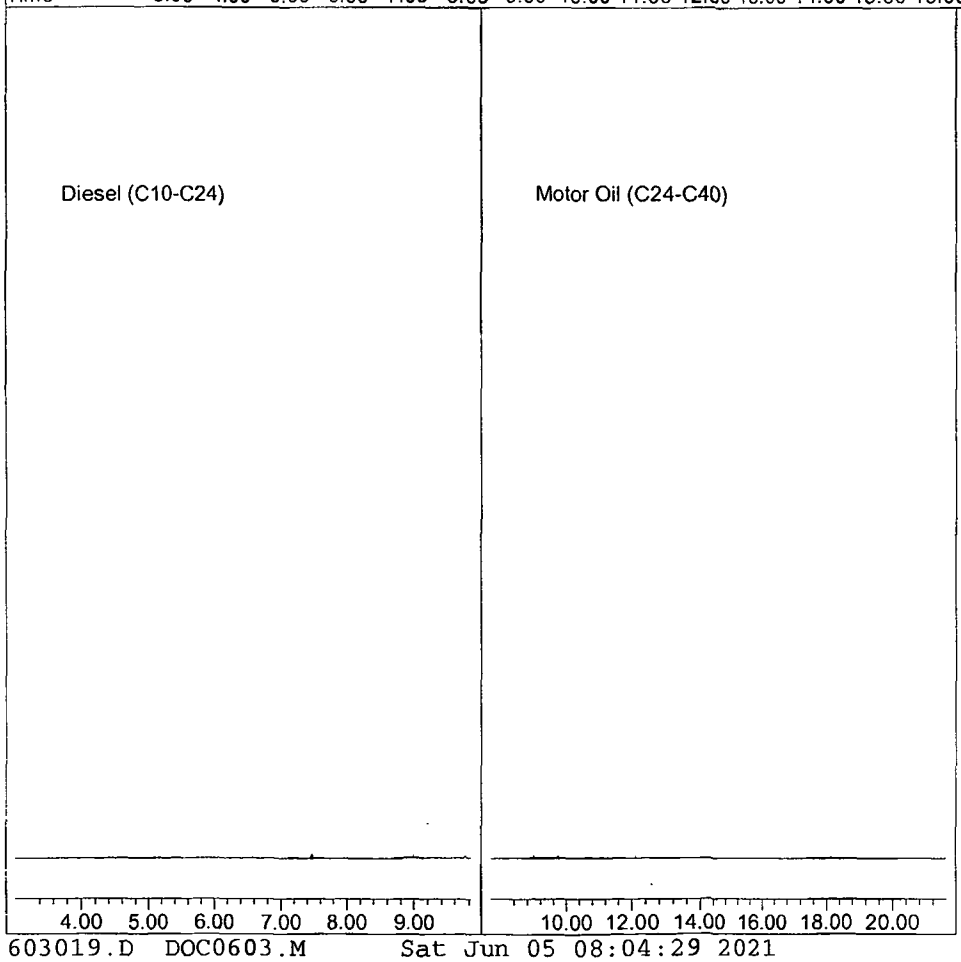

Quantitation Report (Not Reviewed)

Data File : G:\APOLLO\DATA\210603\603012.D Vial: 12
Acq On : 6-4-21 13:58:06 Operator: MB
Sample : DMOS STD-2 06-03-21 Inst : Apollo
Misc : water Multiplr: 1.00
IntFile : events.e
Quant Time: Jun 5 8:04 2021 Quant Results File: DOC0603.RES

Method : G:\APOLLO\DATA\210525\DOC0603.M (Chemstation Integrator)
Title : 8015 B&C
Last Update : Sat Jun 05 08:00:21 2021
Response via : Multiple Level Calibration

Volume Inj. : 2UL
Signal Phase : DB-5
Signal Info : FID02A

Compound	R.T.	Response	Conc Units
System Monitoring Compounds			
3) SA Ortho-Terphenyl(S)	7.47	2744779	0.546 ppb
Surrogate Spike 30.000		Recovery =	1.82%
4) SA Octacosane(S)	9.73	1884041	0.490 ppb
Surrogate Spike 30.000		Recovery =	1.63%
Target Compounds			
1) HATM Diesel (C10-C24)	6.43	49634655	12.236 ppb
2) HBTM Motor Oil (C24-C40)	14.61	77577627	10.220 ppb

Target Compounds

(f)=RT Delta > 1/2 Window (m)=manual int.

Data File: G:\APOLLO\DATA\210603\603012.D
Sample : DMOS STD-2 06-03-21

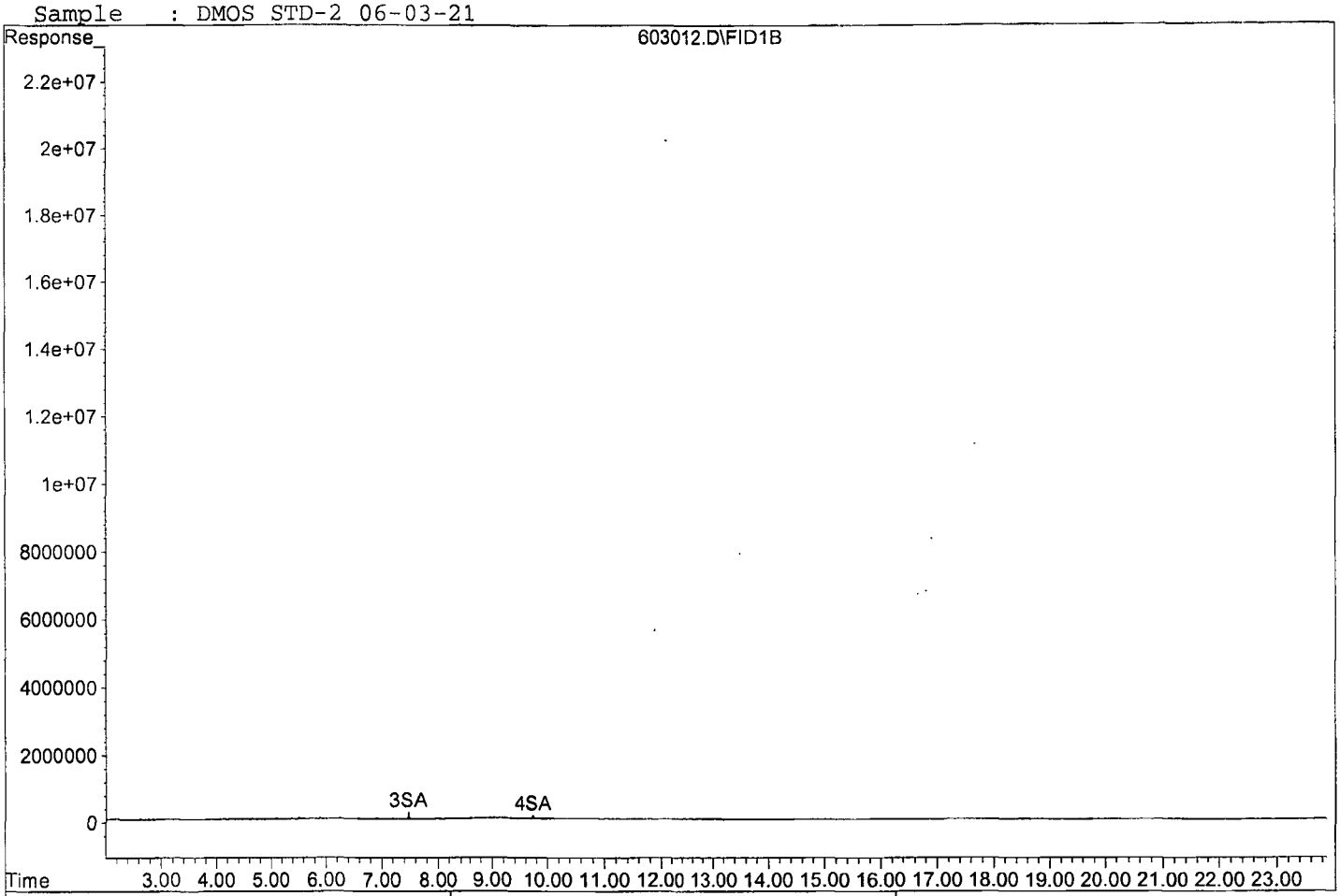

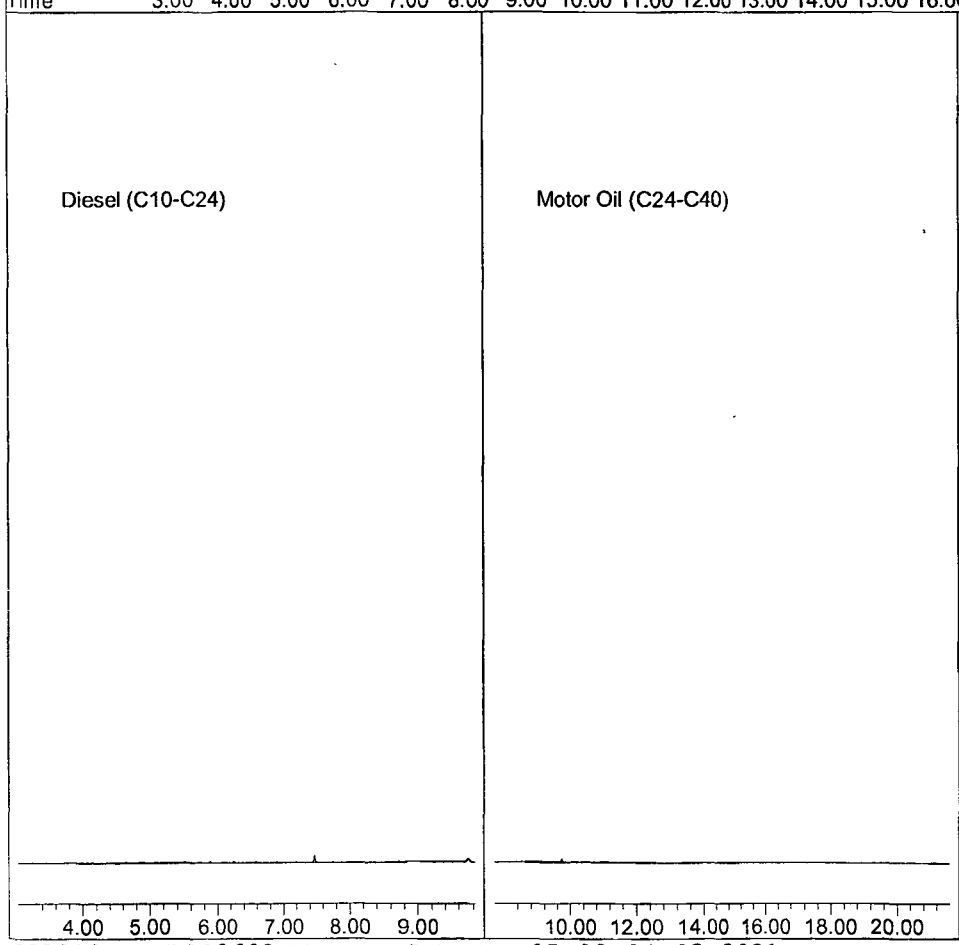

Quantitation Report (Not Reviewed)

Data File : G:\APOLLO\DATA\210603\603013.D Vial: 13
Acq On : 6-4-21 14:26:33 Operator: MB
Sample : DMO STD-3 06-03-21 Inst : Apollo
Misc : water Multiplr: 1.00
IntFile : events.e
Quant Time: Jun 5 8:04 2021 Quant Results File: DOC0603.RES

Method : G:\APOLLO\DATA\210525\DOC0603.M (Chemstation Integrator)
Title : 8015 B&C
Last Update : Sat Jun 05 08:00:21 2021
Response via : Multiple Level Calibration

Volume Inj. : 2UL
Signal Phase : DB-5
Signal Info : FID02A

Compound	R.T.	Response	Conc Units
System Monitoring Compounds			
3) SA Ortho-Terphenyl(S)	7.47	13536271	2.693 ppb
Surrogate Spike 30.000		Recovery =	8.98%
4) SA Octacosane(S)	9.67	83572	0.022 ppb
Surrogate Spike 30.000		Recovery =	0.07%
Target Compounds			
1) HATM Diesel (C10-C24)	6.43	235598143	58.080 ppb
2) HBTM Motor Oil (C24-C40)	14.61	194191319	51.945 ppb
Target Compounds			

(f)=RT Delta > 1/2 Window (m)=manual int.

Data File: G:\APOLLO\DATA\210603\603013.D
Sample : DMO STD-3 06-03-21

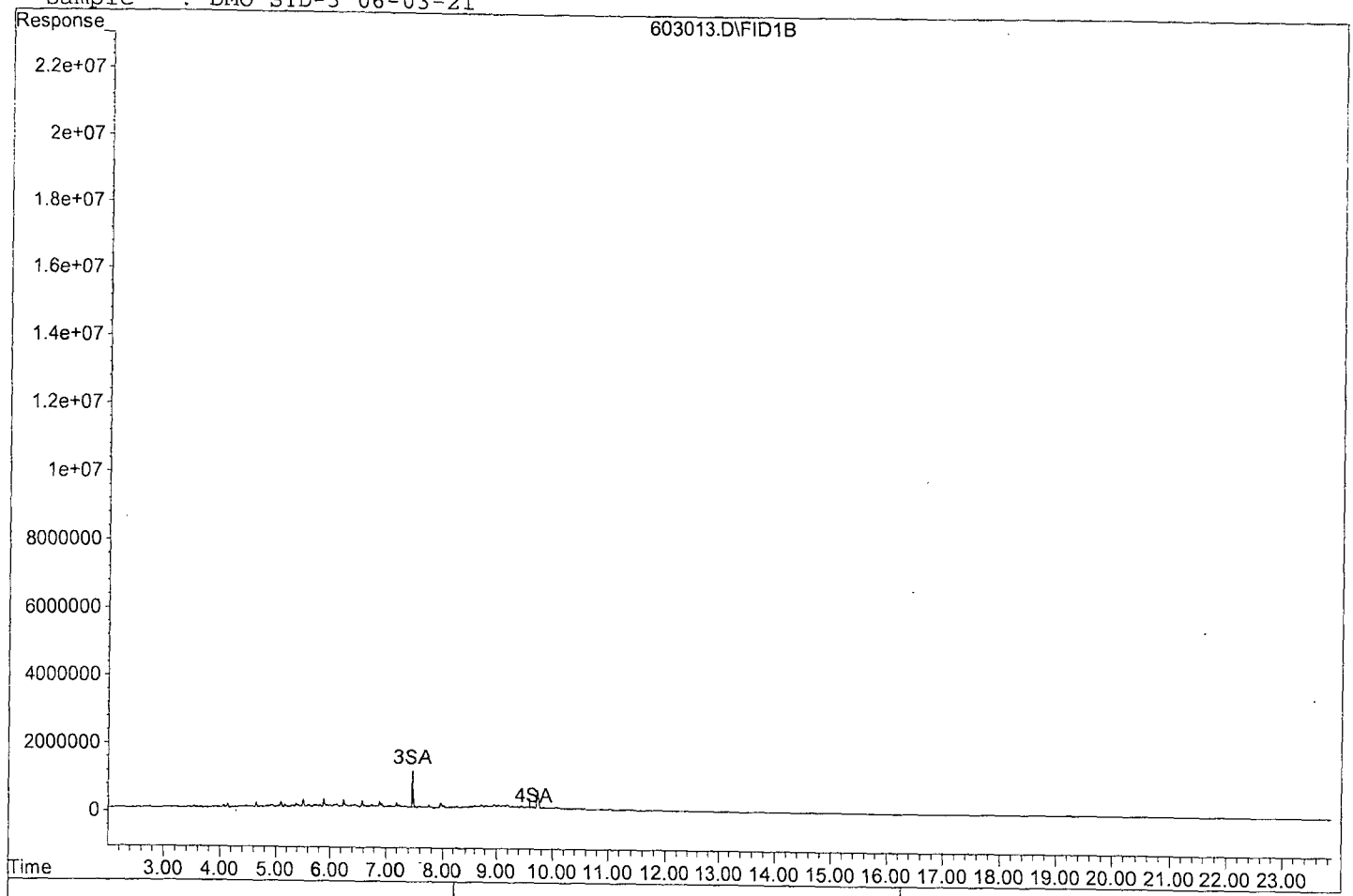

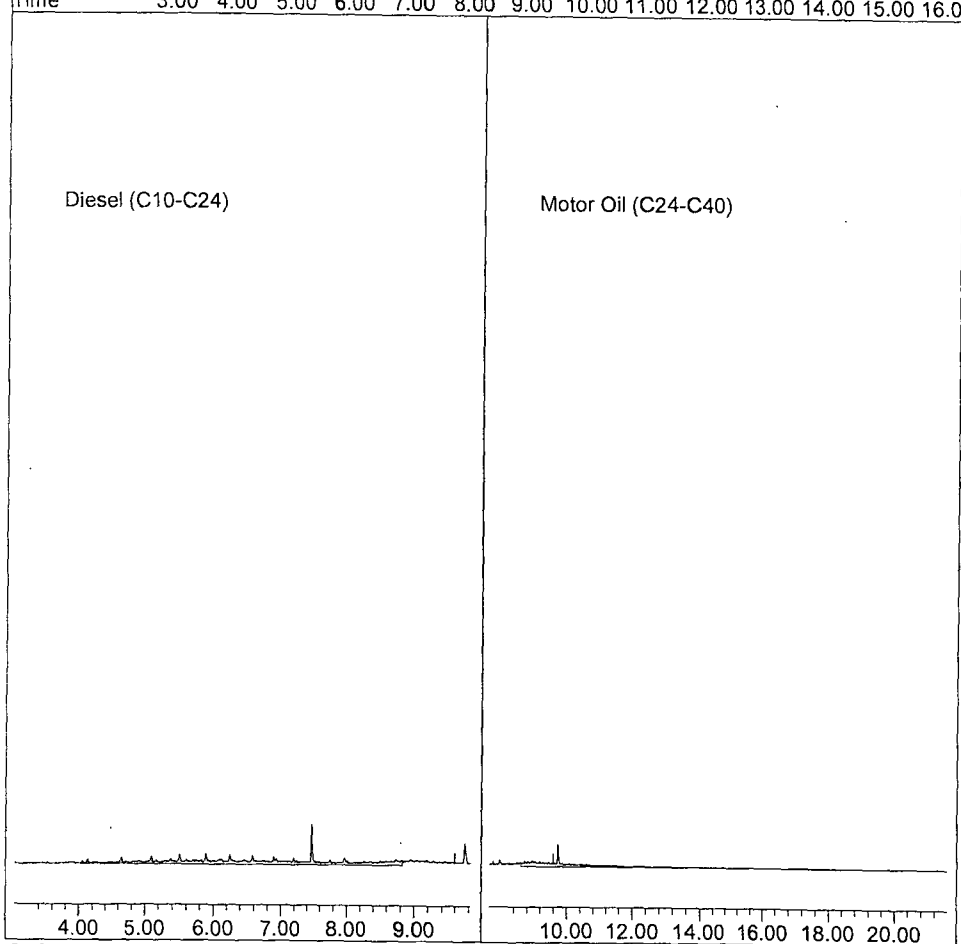

603013.D DOC0603.M Sat Jun 05 08:04:07 2021

Quantitation Report (Not Reviewed)

Data File : G:\APOLLO\DATA\210603\603014.D Vial: 14
Acq On : 6-4-21 15:25:53 Operator: MB
Sample : DMO STD-4 06-03-21 Inst : Apollo
Misc : water Multiplr: 1.00
IntFile : events.e
Quant Time: Jun 5 8:04 2021 Quant Results File: DOC0603.RES

Method : G:\APOLLO\DATA\210525\DOC0603.M (Chemstation Integrator)
Title : 8015 B&C
Last Update : Sat Jun 05 08:00:21 2021
Response via : Multiple Level Calibration

Volume Inj. : 2UL
Signal Phase : DB-5
Signal Info : FID02A

Compound	R.T.	Response	Conc Units
System Monitoring Compounds			
3) SA Ortho-Terphenyl(S)	7.48	56745123	11.291 ppb
Surrogate Spike 30.000		Recovery =	37.64%
4) SA Octacosane(S)	9.69	125296	0.033 ppb
Surrogate Spike 30.000		Recovery =	0.11%
Target Compounds			
1) HATM Diesel (C10-C24)	6.43	959565371	236.552 ppb
2) HBTM Motor Oil (C24-C40)	14.61	786912213	264.022 ppb
Target Compounds			

(f)=RT Delta > 1/2 Window (m)=manual int.

Data File: G:\APOLLO\DATA\210603\603014.D
Sample : DMO STD-4 06-03-21

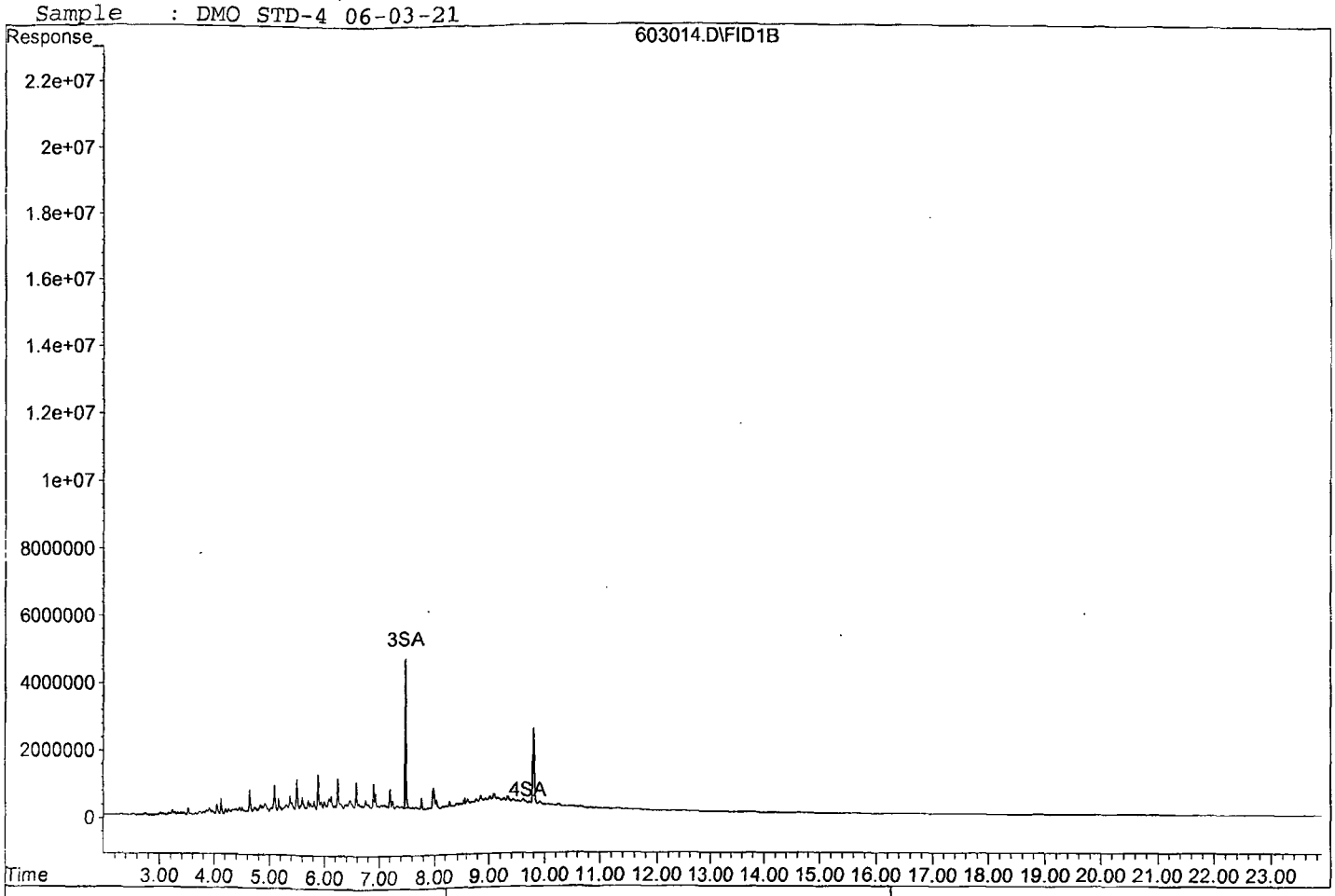

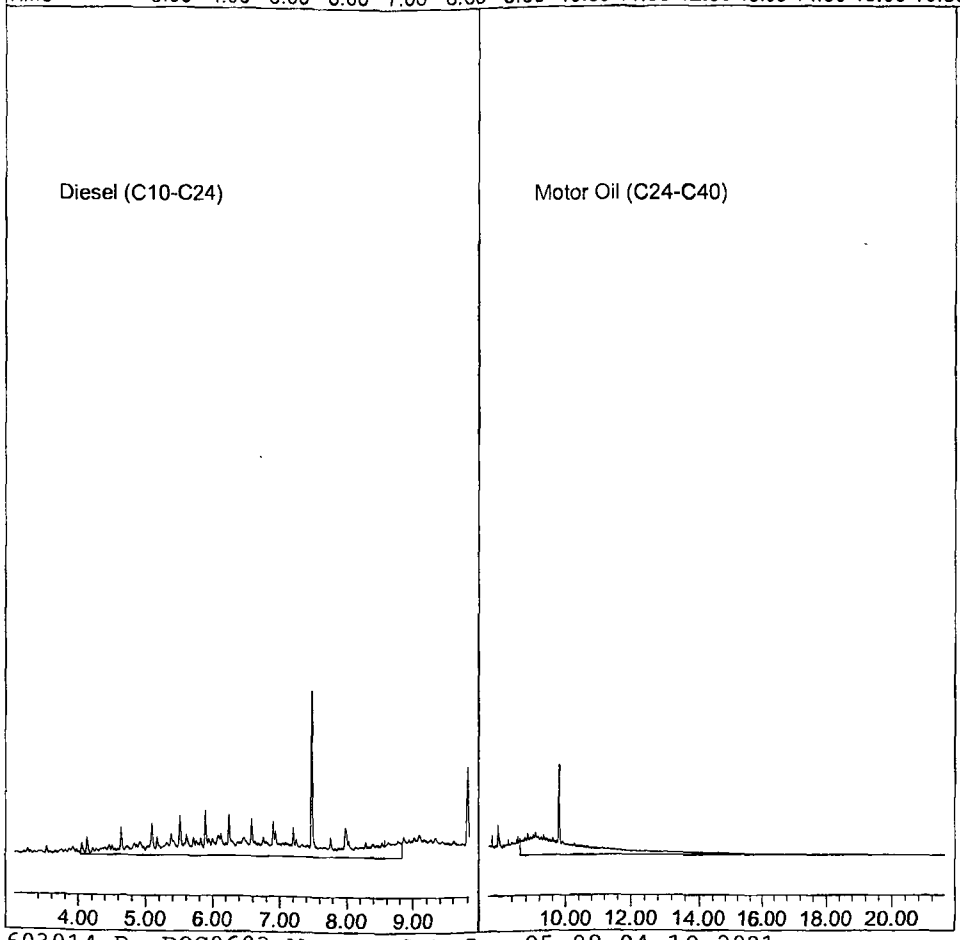

Quantitation Report (Not Reviewed)

Data File : G:\APOLLO\DATA\210603\603015.D Vial: 15
Acq On : 6-4-21 15:54:04 Operator: MB
Sample : DMO-STD-5 06-03-21 Inst : Apollo
Misc : water Multiplr: 1.00
IntFile : events.e
Quant Time: Jun 5 8:04 2021 Quant Results File: DOC0603.RES

Method : G:\APOLLO\DATA\210525\DOC0603.M (Chemstation Integrator)
Title : 8015 B&C
Last Update : Sat Jun 05 08:00:21 2021
Response via : Multiple Level Calibration

Volume Inj. : 2UL
Signal Phase : DB-5
Signal Info : FID02A

Compound	R.T.	Response	Conc Units
System Monitoring Compounds			
3) SA Ortho-Terphenyl(S)	7.48	210384776	41.862 ppb
Surrogate Spike 30.000		Recovery =	139.54%
4) SA Octacosane(S)	9.68	86627	0.023 ppb
Surrogate Spike 30.000		Recovery =	0.08%
Target Compounds			
1) HATM Diesel (C10-C24)	6.43	3536685589	871.864 ppb
2) HBTM Motor Oil (C24-C40)	14.61	2836183670	997.256 ppb
Target Compounds			

(f)=RT Delta > 1/2 Window (m)=manual int.

Data File: G:\APOLLO\DATA\210603\603015.D
Sample : DMO-STD-5 06-03-21

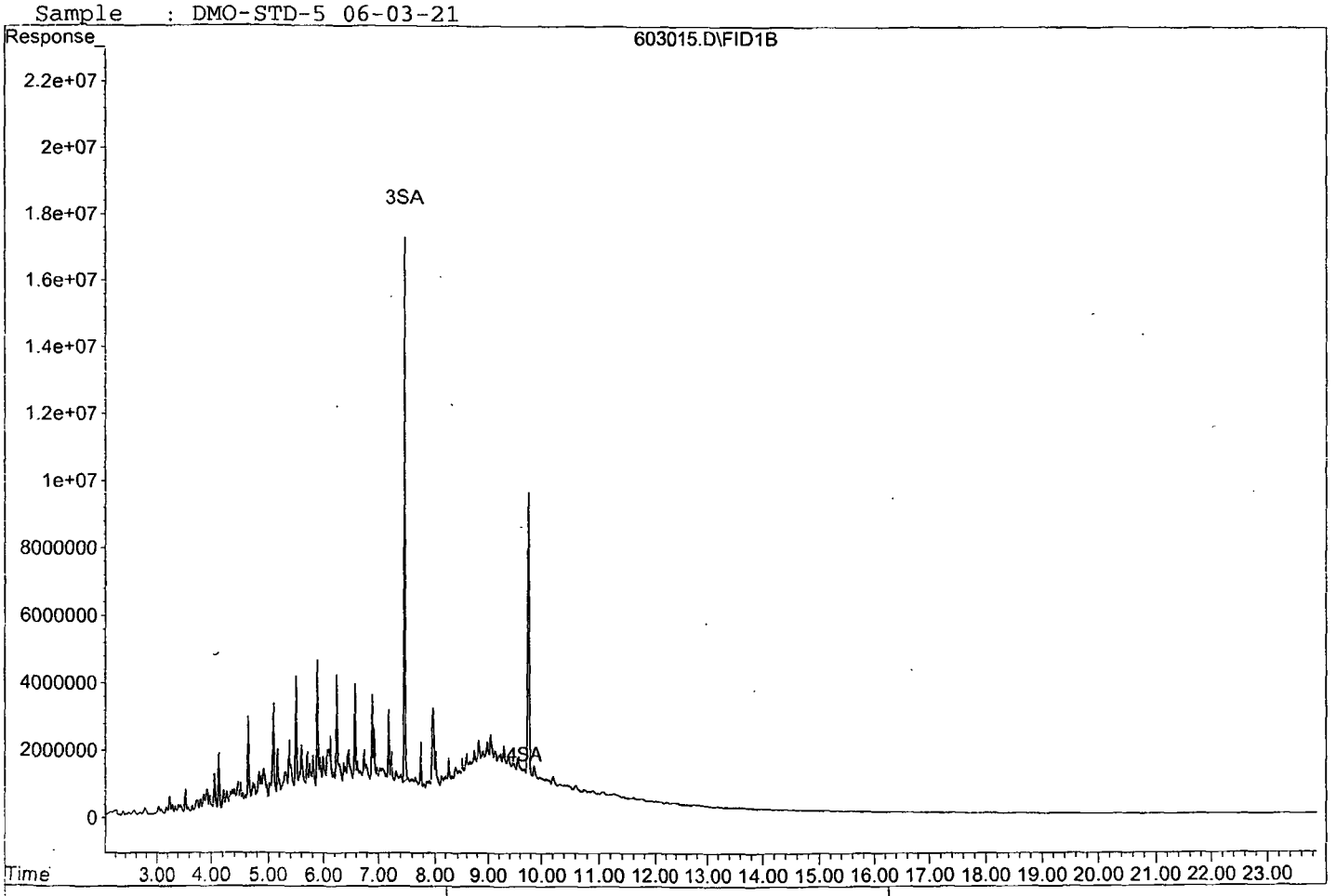

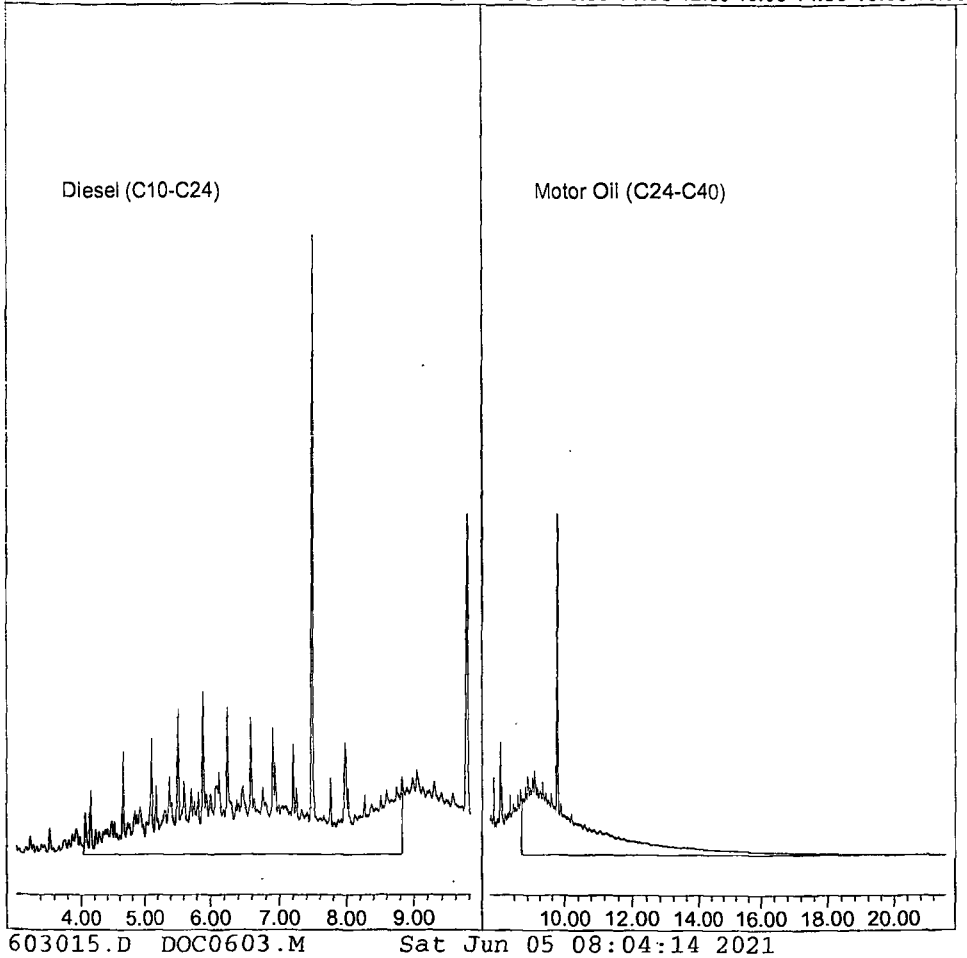

603015.D DOC0603.M Sat Jun 05 08:04:14 2021

Quantitation Report (Not Reviewed)

Data File : G:\APOLLO\DATA\210603\603016.D Vial: 16
Acq On : 6-4-21 16:22:19 Operator: MB
Sample : DMOS-STD 6 06-03-21 Inst : Apollo
Misc : water Multiplr: 1.00
IntFile : events.e
Quant Time: Jun 5 8:04 2021 Quant Results File: DOC0603.RES

Method : G:\APOLLO\DATA\210525\DOC0603.M (Chemstation Integrator)
Title : 8015 B&C
Last Update : Sat Jun 05 08:00:21 2021
Response via : Multiple Level Calibration

Volume Inj. : 2UL
Signal Phase : DB-5
Signal Info : FID02A

Compound	R.T.	Response	Conc Units
System Monitoring Compounds			
3) SA Ortho-Terphenyl(S)	7.48	320840917	63.841 ppb
Surrogate Spike 30.000		Recovery =	212.80%
4) SA Octacosane(S)	9.66	-38707	N.D. ppb
Surrogate Spike 30.000		Recovery =	0.00%
Target Compounds			
1) HATM Diesel (C10-C24)	6.43	5432717238	1339.275 ppb
2) HBTM Motor Oil (C24-C40)	14.61	4486217731	1587.643 ppb

Target Compounds

(f)=RT Delta > 1/2 Window (m)=manual int.

Data File: G:\APOLLO\DATA\210603\603016.D
Sample : DMOS-STD 6 06-03-21

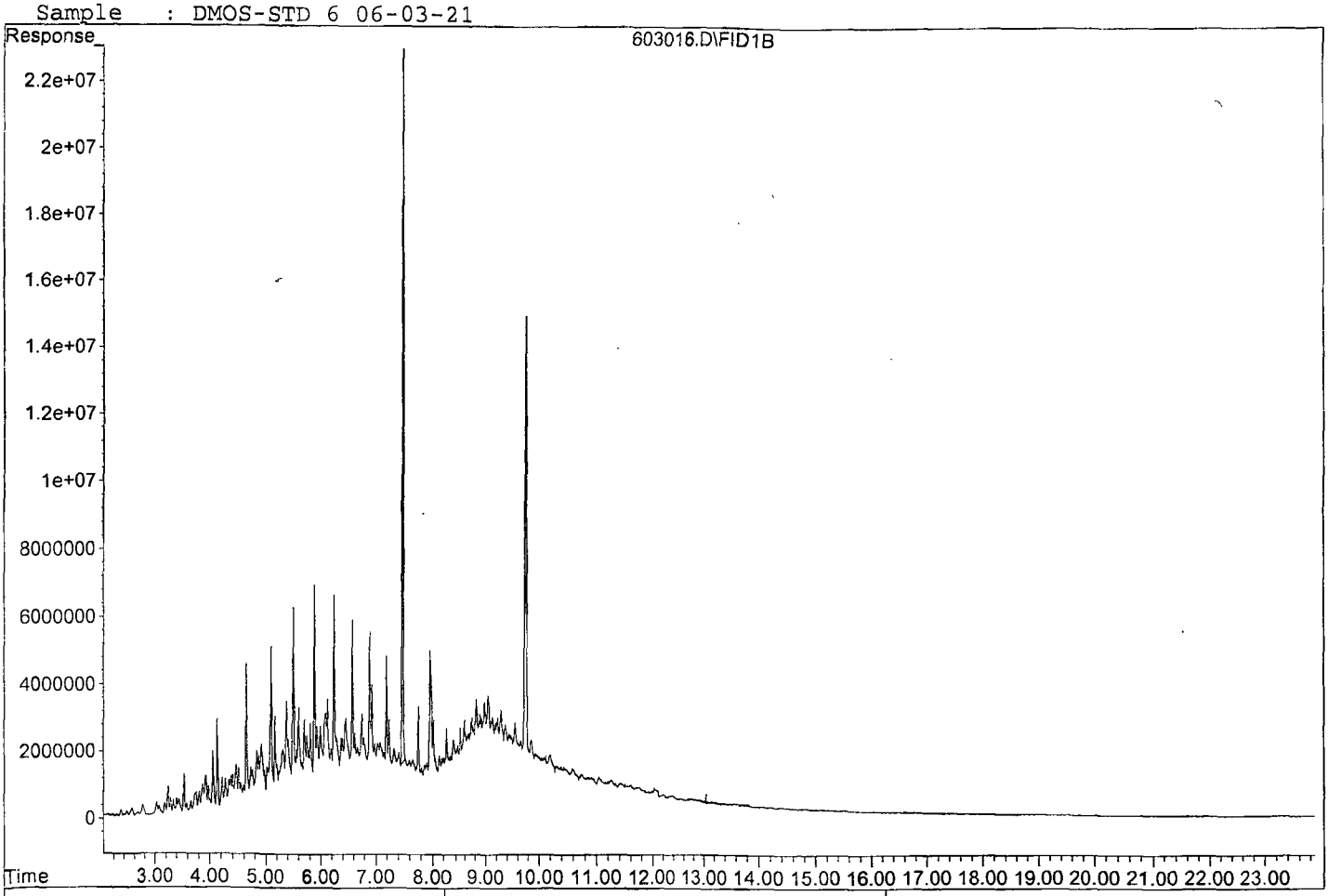

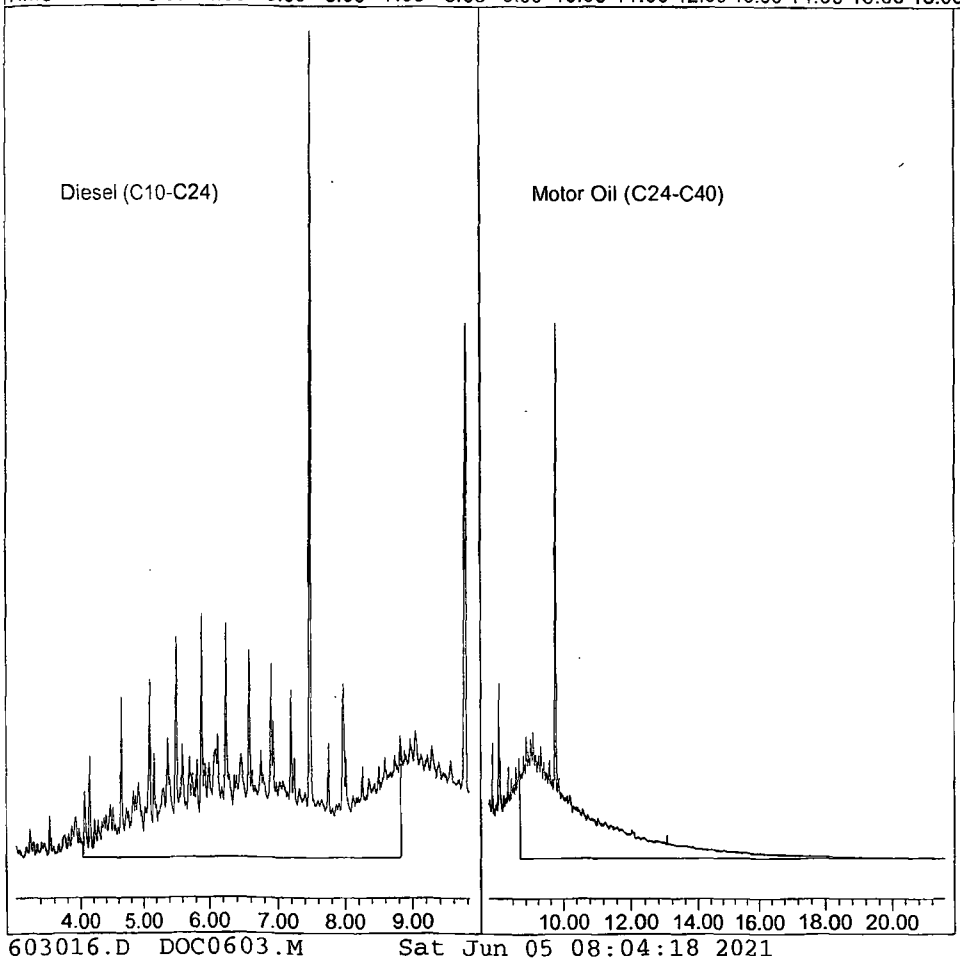

Quantitation Report (Not Reviewed)

Data File : G:\APOLLO\DATA\210603\603017.D Vial: 17
Acq On : 6-4-21 16:50:43 Operator: MB
Sample : DMO-STD 7 06-03-21 Inst : Apollo
Misc : water Multiplr: 1.00
IntFile : events.e
Quant Time: Jun 5 8:04 2021 Quant Results File: DOC0603.RES

Method : G:\APOLLO\DATA\210525\DOC0603.M (Chemstation Integrator)
Title : 8015 B&C
Last Update : Sat Jun 05 08:00:21 2021
Response via : Multiple Level Calibration

Volume Inj. : 2UL
Signal Phase : DB-5
Signal Info : FID02A

Compound	R.T.	Response	Conc	Units
System Monitoring Compounds				
3) SA Ortho-Terphenyl(S)	7.48	440671112	87.685	ppb
Surrogate Spike 30.000		Recovery =	292.28%	
4) SA Octacosane(S)	9.67	2227862	0.579	ppb
Surrogate Spike 30.000		Recovery =	1.93%	
Target Compounds				
1) HATM Diesel (C10-C24)	6.43	7333178248	1807.777	ppb
2) HBTM Motor Oil (C24-C40)	14.61	6163987436	2187.953	ppb

Target Compounds

(f)=RT Delta > 1/2 Window (m)=manual int.

Data File: G:\APOLLO\DATA\210603\603017.D
Sample : DMO-STD 7 06-03-21

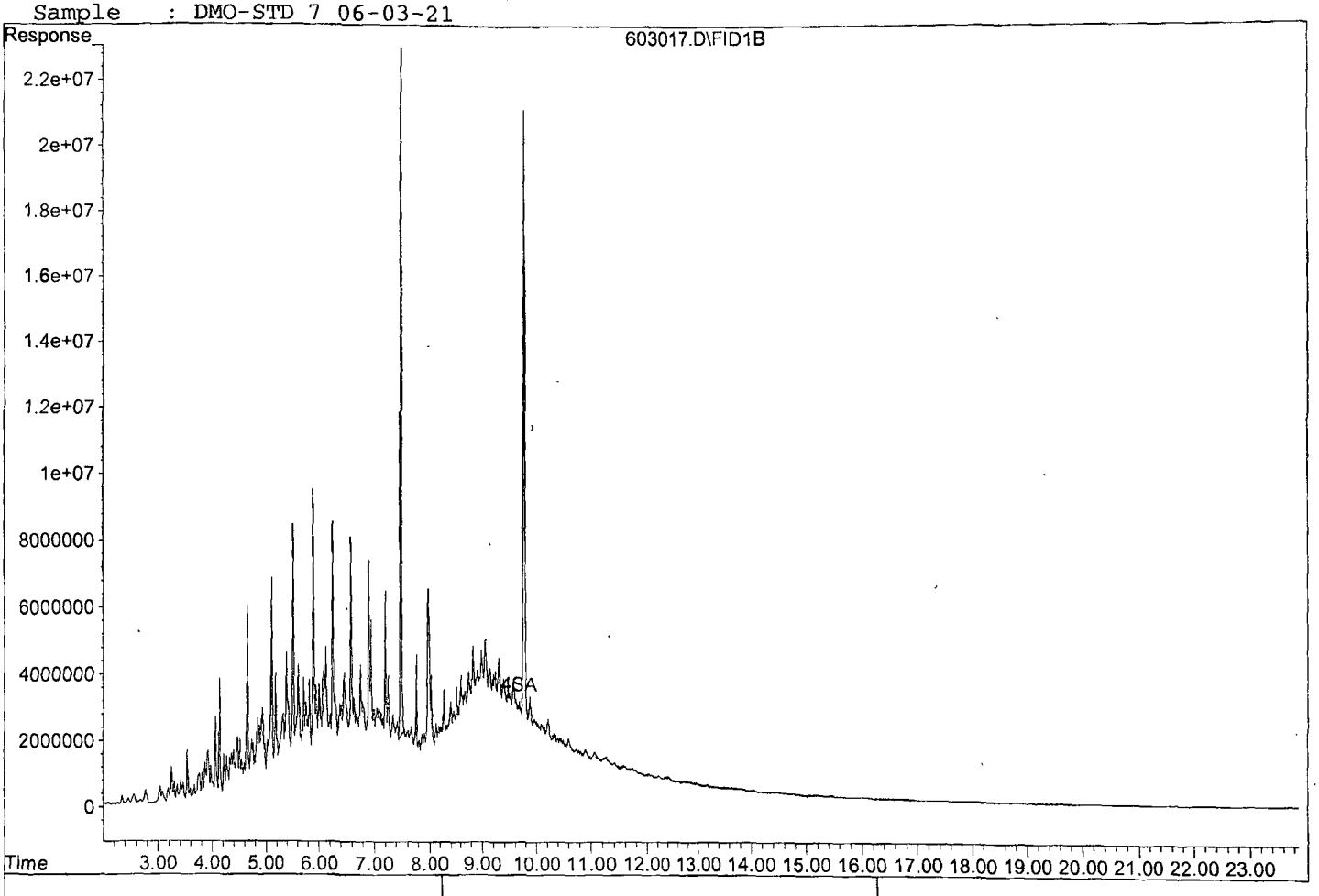

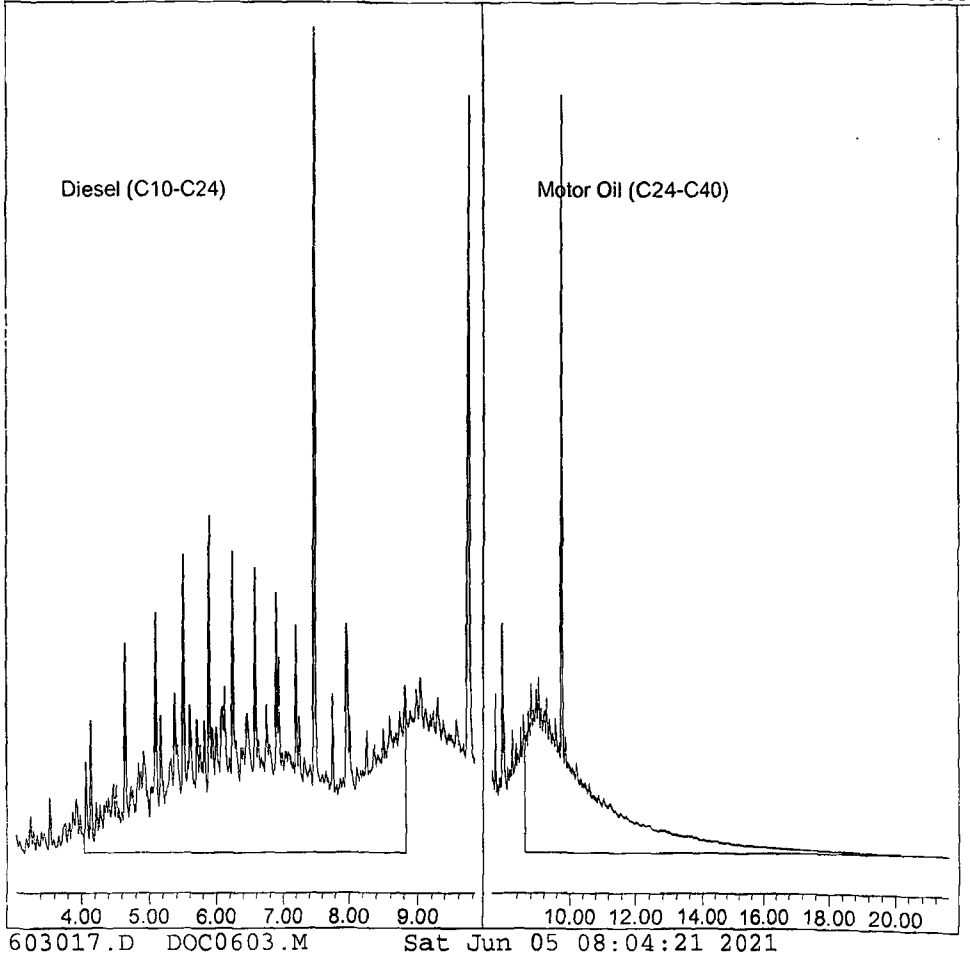

603017.D DOC0603.M Sat Jun 05 08:04:21 2021

TPH Extractables
DOC0603

Form 7

Second Source Calibration

Lab Name: APPL, Inc.
Case No:
Matrix: Water

SDG No:
Date Analyzed: 06/04/21
Instrument: Apollo
Initial Cal. Date: 06/04/21
Data File: 603018.D

		Compound	MEAN	CCRF	%D		%Drift
1	HATM	Diesel (C10-C24)	2028230	1941140	4.3	HATM	
2	HBTM	Motor Oil (C24-C40)	1912740	1567040	18	HBTML	5.1
3							
4							
5							
6							
7							
8							
9							
10							
11							
12							
13							
14							
15							
16							
17							
18							
19							
20							
21							
22							
23							
24							
25							
26							
27							
28							
29							
30							
31							
32							
33							
34							
35							
36							
37							
38							
39							
40							
		Average			11.2		

Data File : G:\APOLLO\DATA\210603\603018.D Vial: 18
Acq On : 6-4-21 17:19:01 Operator: MB
Sample : DMO-STD SS 06-03-21 Inst : Apollo
Misc : water Multiplr: 1.00
IntFile : events.e
Quant Time: Jun 5 8:04 2021 Quant Results File: DOC0603.RES

Method : G:\APOLLO\DATA\210525\DOC0603.M (Chemstation Integrator)
Title : 8015 B&C
Last Update : Sat Jun 05 08:00:21 2021
Response via : Multiple Level Calibration

Volume Inj. : 2UL
Signal Phase : DB-5
Signal Info : FID02A

Compound	R.T.	Response	Conc Units
System Monitoring Compounds			
3) SA Ortho-Terphenyl(S)	7.48	3624033	0.721 ppb
Surrogate Spike 30.000		Recovery =	2.40%
4) SA Octacosane(S)	9.72	-143324	N.D. ppb
Surrogate Spike 30.000		Recovery =	0.00%
Target Compounds			
1) HATM Diesel (C10-C24)	6.43	970570634	239.265 ppb
2) HBTM Motor Oil (C24-C40)	14.61	783521051	262.809 ppb

Target Compounds

(f)=RT Delta > 1/2 Window (m)=manual int.

Data File: G:\APOLLO\DATA\210603\603018.D
Sample : DMO-STD SS 06-03-21

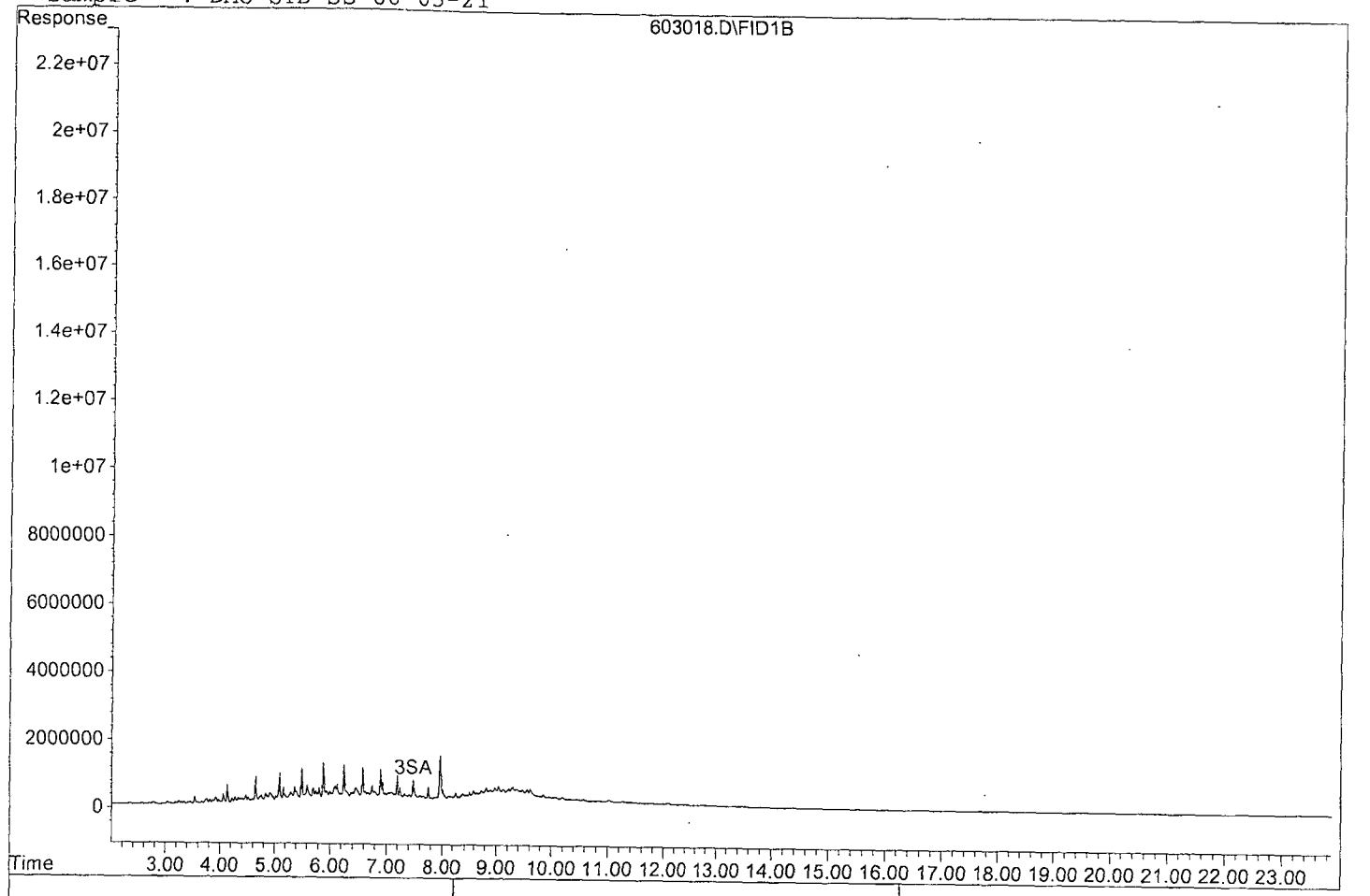

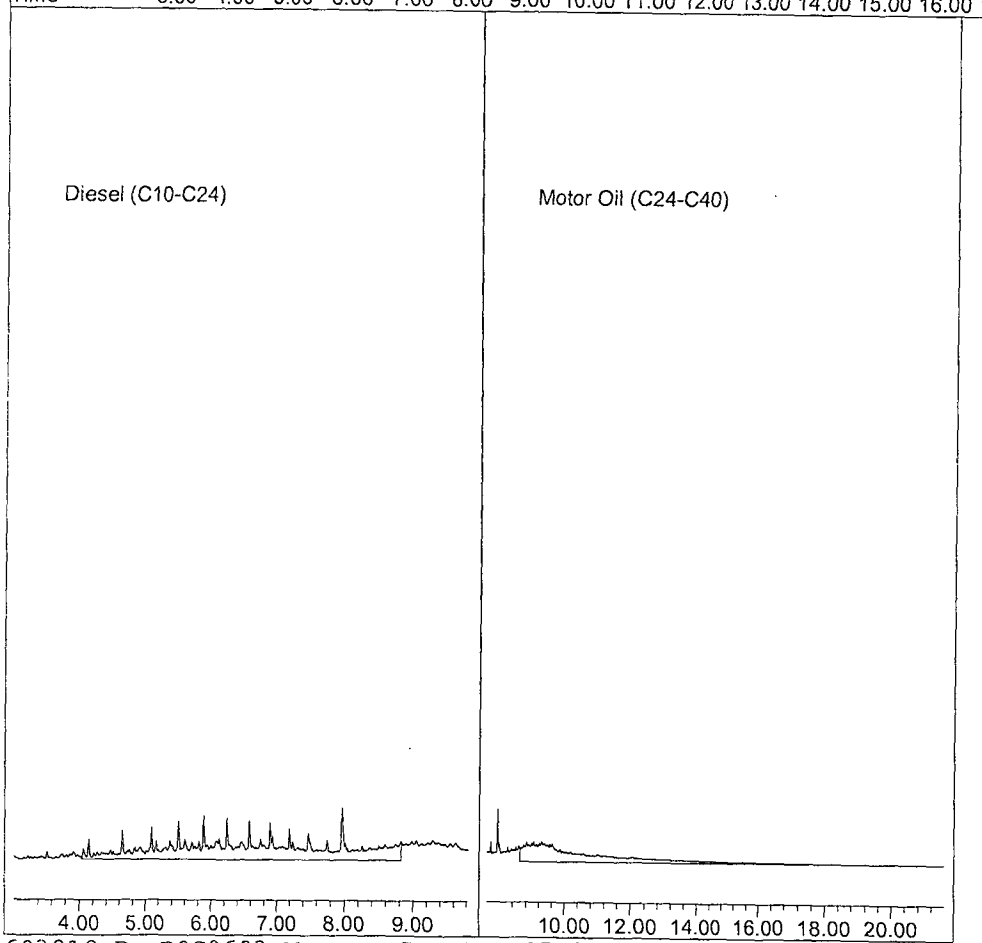

603018.D DOC0603.M Sat Jun 05 08:04:25 2021

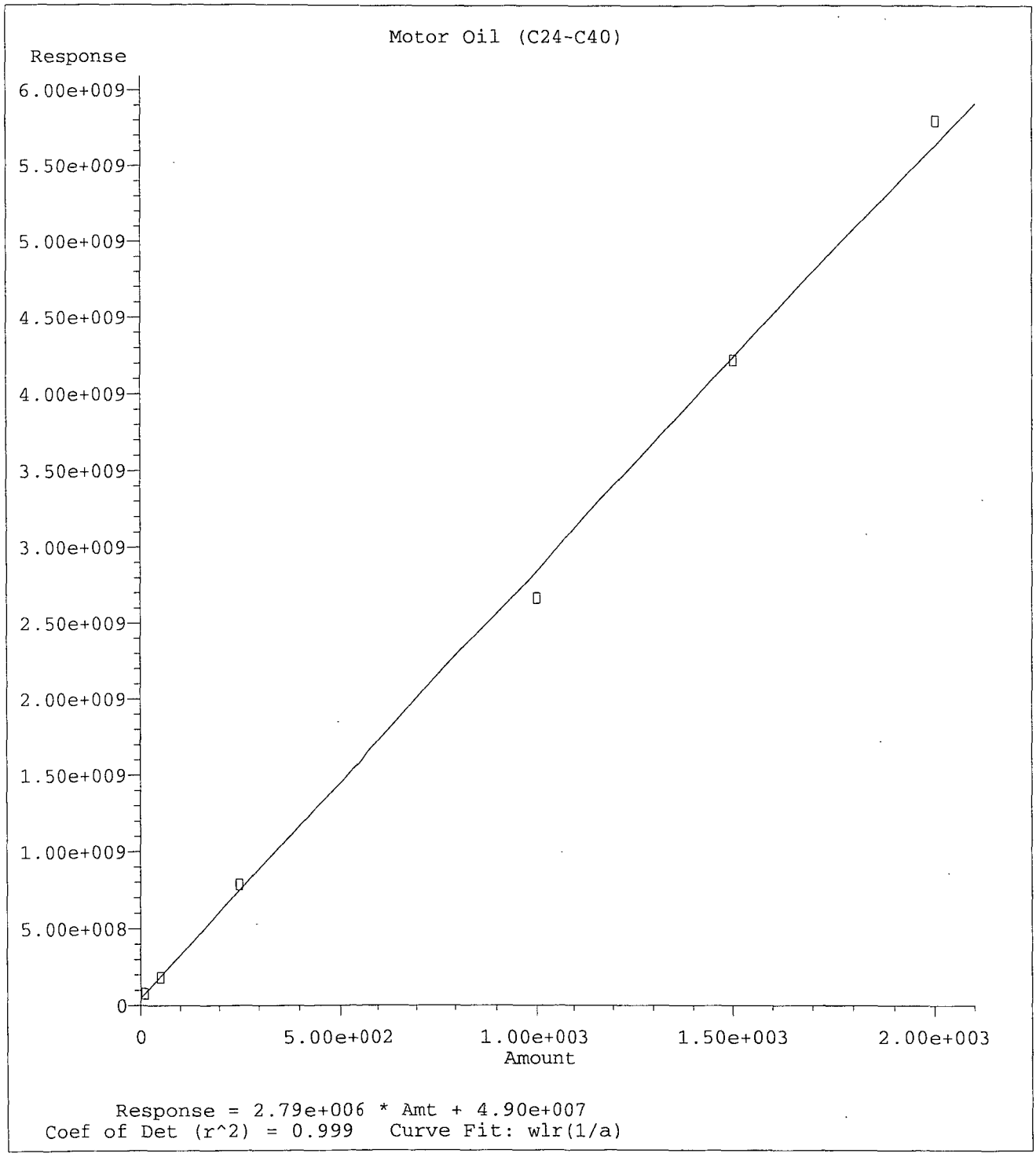

Method Name: G:\APOLLO\DATA\210525\DOC0603.M
Calibration Table Last Updated: Sat Jun 05 08:00:21 2021

TPH Extractables
DOC0603

Form 7

Continuing Calibration

Lab Name: APPL, Inc.
Case No:
Matrix: Water

SDG No:
Date Analyzed: 06/05/21
Instrument: Apollo
Initial Cal. Date: 06/04/21
Data File: 603070.D

		Compound	MEAN	CCRF	%D		%Drift
1	HATM	Diesel (C10-C24)	2028230	1868440	7.9	HATM	
2	HBTM	Motor Oil (C24-C40)	1912740	1590410	17	HBTML	6.8
3	SA	Ortho-Terphenyl(S)	2512810	2189940	13	SA	
4	SA	Octacosane(S)	1923820	1837790	4.5	SA	
5							
6							
7							
8							
9							
10							
11							
12							
13							
14							
15							
16							
17							
18							
19							
20							
21							
22							
23							
24							
25							
26							
27							
28							
29							
30							
31							
32							
33							
34							
35							
36							
37							
38							
39							
40							
		Average			10.6		

Quantitation Report (QT Reviewed)

Data File : G:\APOLLO\DATA\210603\603070.D Vial: 70
Acq On : 6-5-21 17:54:00 Operator: MB
Sample : Diesel Motor Oil CCV 05/25/21 Inst : Apollo
Misc : water Multiplr: 1.00
IntFile : events.e
Quant Time: Jun 7 6:27 2021 Quant Results File: DOC0603.RES

Method : G:\APOLLO\DATA\210525\DOC0603.M (Chemstation Integrator)
Title : 8015 B&C
Last Update : Sat Jun 05 08:00:21 2021
Response via : Multiple Level Calibration

Volume Inj. : 2UL
Signal Phase : DB-5
Signal Info : FID02A

Compound	R.T.	Response	Conc Units
System Monitoring Compounds			
3) SA Ortho-Terphenyl(S)	7.48	54748574	10.894 ppb
Surrogate Spike 30.000		Recovery =	36.31%
4) SA Octacosane(S)	9.75f	45944851	11.941 ppb m
Surrogate Spike 30.000		Recovery =	39.80%
Target Compounds			
1) HATM Diesel (C10-C24)	6.43	934221300	230.304 ppb
2) HBTM Motor Oil (C24-C40)	14.61	795204645	266.989 ppb

Target Compounds

(f)=RT Delta > 1/2 Window (m)=manual int.

Data File: G:\APOLLO\DATA\210603\603070.D
Sample : Diesel Motor Oil CCV 05/25/21

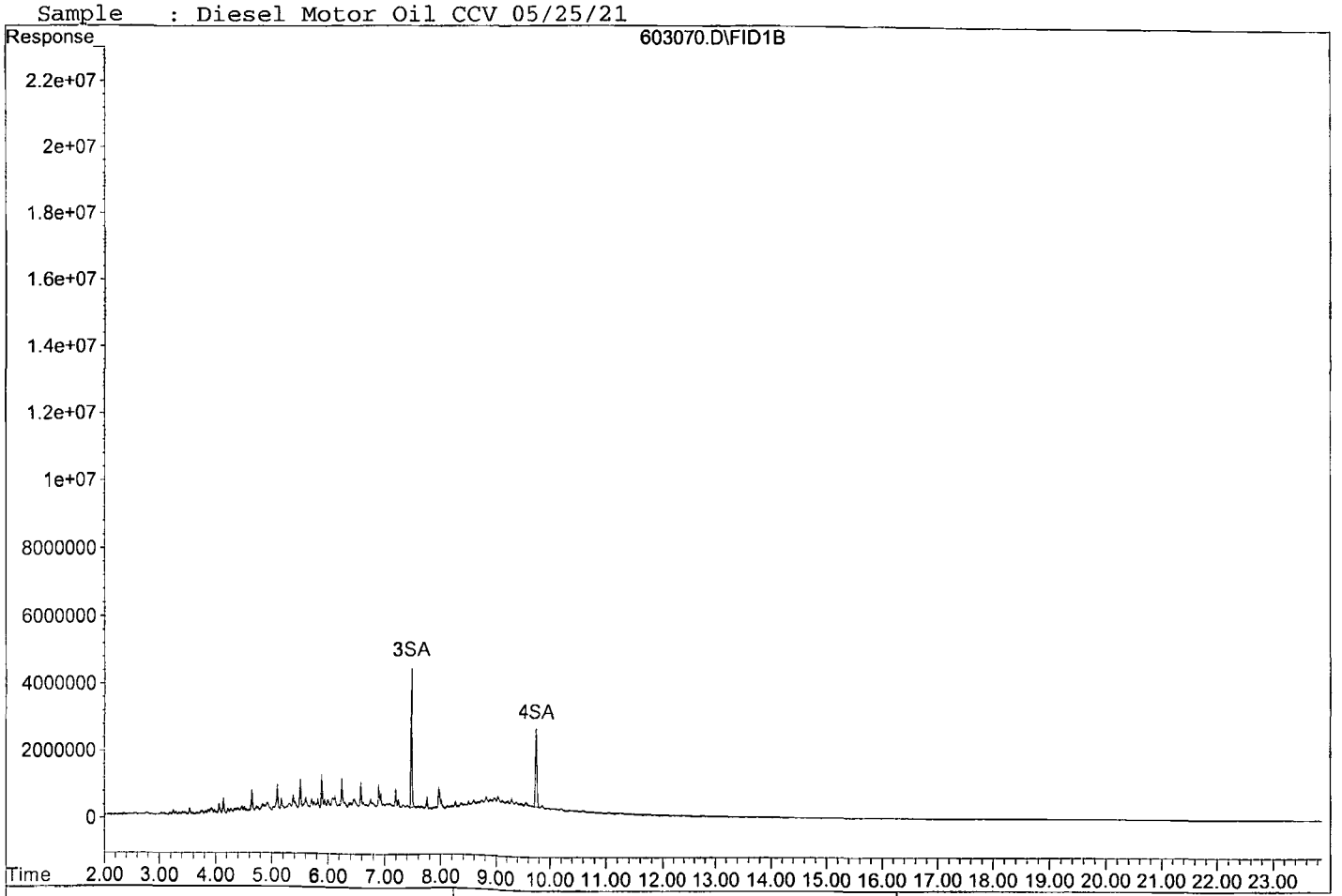

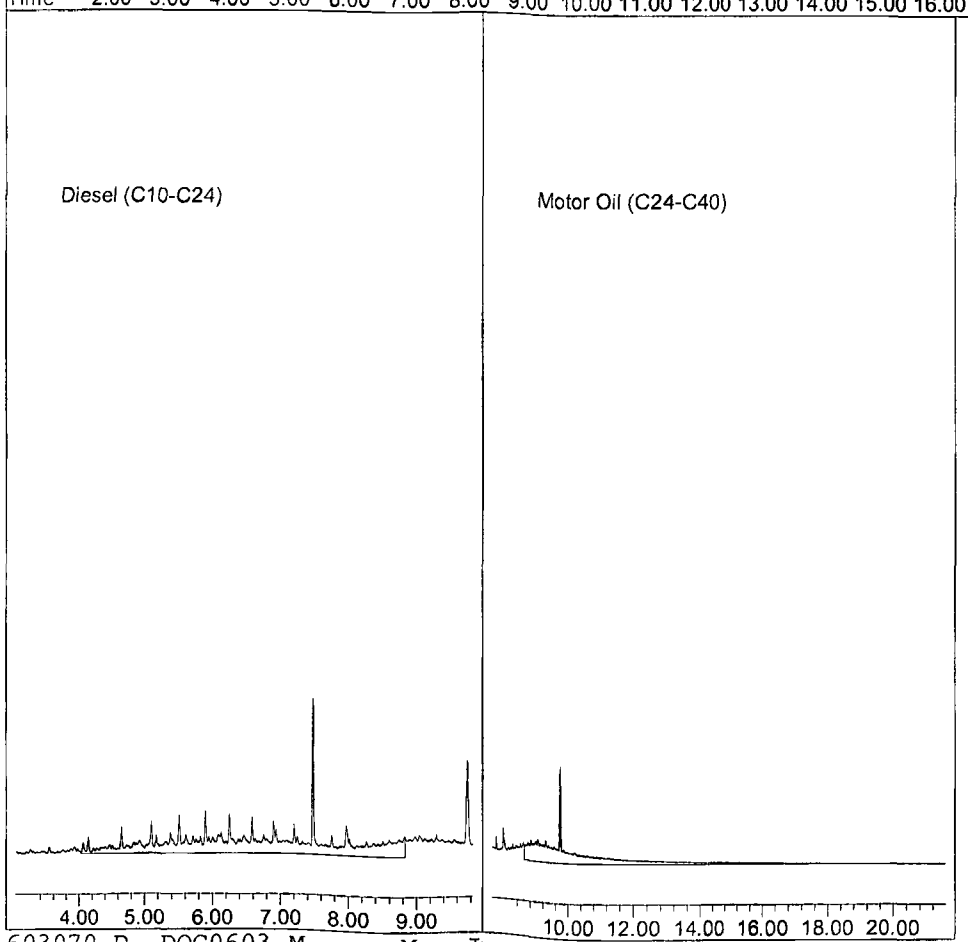

TPH Extractables
DOC0603

Form 7

Continuing Calibration

Lab Name: APPL, Inc.
Case No:
Matrix: Water

SDG No:
Date Analyzed: 06/06/21
Instrument: Apollo
Initial Cal. Date: 06/04/21
Data File: 603084.D

		Compound	MEAN	CCRF	%D		%Drift
1	HATM	Diesel (C10-C24)	2028230	2170390	7.0	HATM	
2	HBTM	Motor Oil (C24-C40)	1912740	1588310	17	HBTML	6.6
3	SA	Ortho-Terphenyl(S)	2512810	2541120	1.1	SA	
4	SA	Octacosane(S)	1923820	1995240	3.7	SA	
5							
6							
7							
8							
9							
10							
11							
12							
13							
14							
15							
16							
17							
18							
19							
20							
21							
22							
23							
24							
25							
26							
27							
28							
29							
30							
31							
32							
33							
34							
35							
36							
37							
38							
39							
40							
		Average			7.2		

Quantitation Report (Not Reviewed)

Data File : G:\APOLLO\DATA\210603\603084.D Vial: 84
Acq On : 6-6-21 0:31:20 Operator: MB
Sample : Diesel Motor Oil CCV 05/25/21 Inst : Apollo
Misc : water Multiplr: 1.00
IntFile : events.e
Quant Time: Jun 7 6:26 2021 Quant Results File: DOC0603.RES

Method : G:\APOLLO\DATA\210525\DOC0603.M (Chemstation Integrator)
Title : 8015 B&C
Last Update : Sat Jun 05 08:00:21 2021
Response via : Multiple Level Calibration

Volume Inj. : 2UL
Signal Phase : DB-5
Signal Info : FID02A

Compound	R.T.	Response	Conc Units
System Monitoring Compounds			
3) SA Ortho-Terphenyl(S)	7.49	63528031	12.641 ppb
Surrogate Spike 30.000		Recovery =	42.14%
4) SA Octacosane(S)	9.75f	49880976	12.964 ppb
Surrogate Spike 30.000		Recovery =	43.21%
Target Compounds			
1) HATM Diesel (C10-C24)	6.43	1085196010	267.523 ppb
2) HBTM Motor Oil (C24-C40)	14.61	794153594	266.613 ppb

Target Compounds

(f)=RT Delta > 1/2 Window (m)=manual int.

Data File: G:\APOLLO\DATA\210603\603084.D
Sample : Diesel Motor Oil CCV 05/25/21

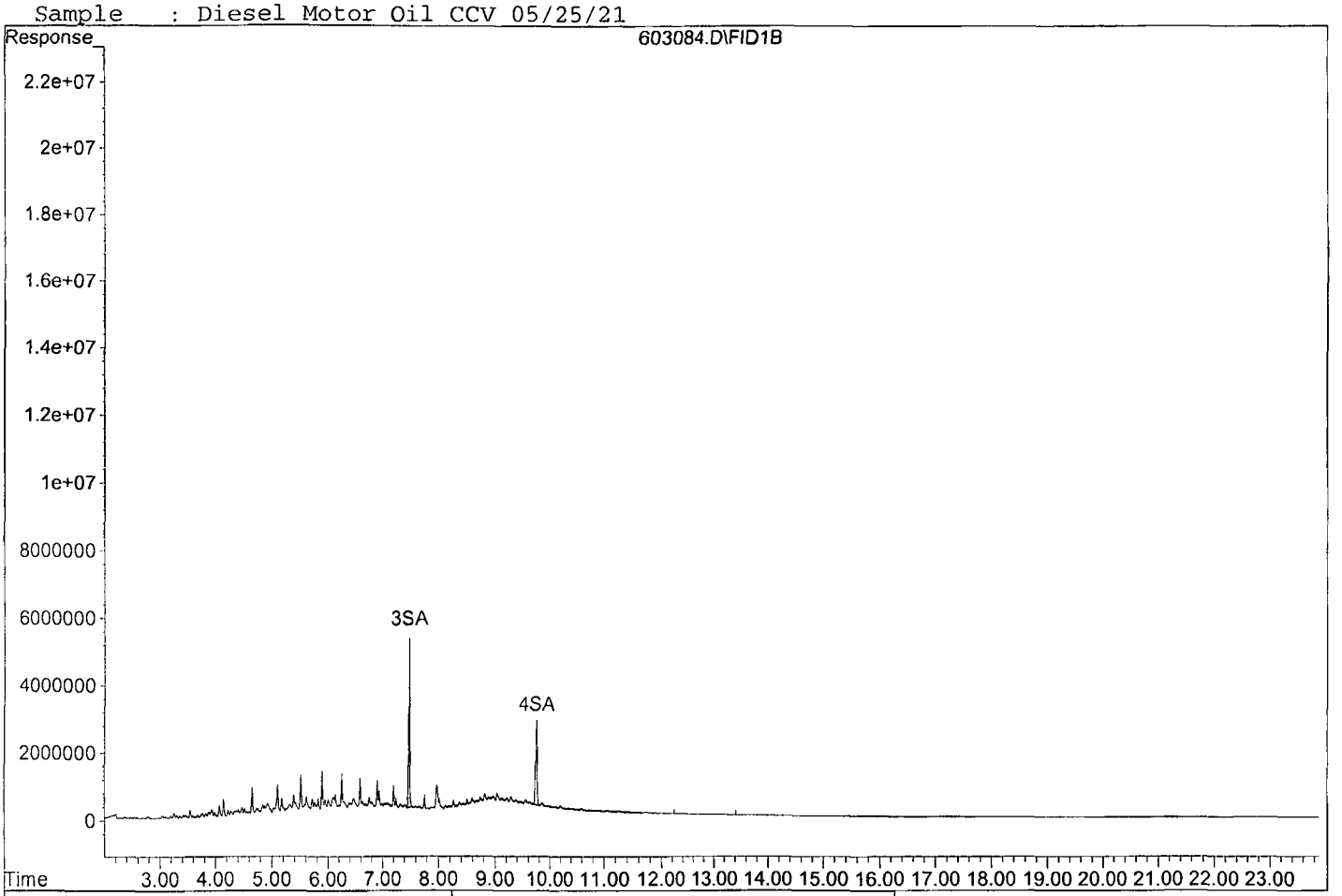

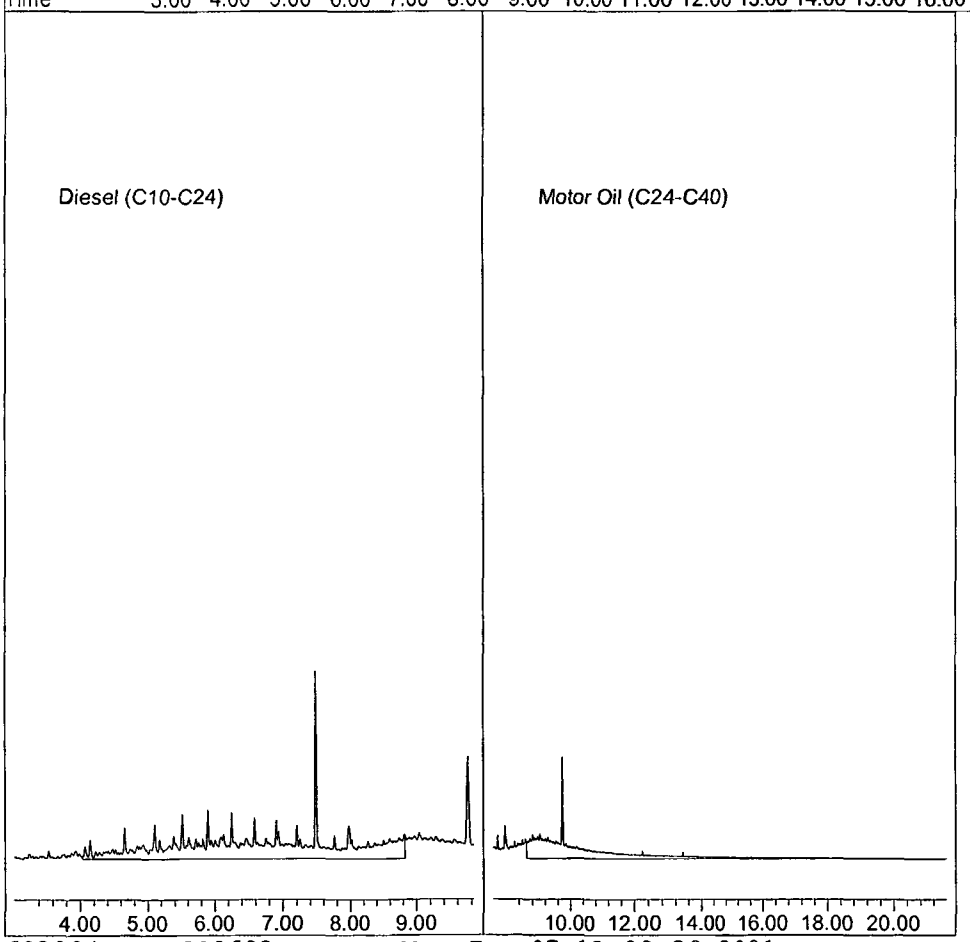

ORGANICS

Raw Data

Quantitation Report (Not Reviewed)

Data File : G:\APOLLO\DATA\210603\603074.D Vial: 74
Acq On : 6-5-21 19:47:42 Operator: MB
Sample : BA33440W01 5/1000 Inst : Apollo
Misc : water Multiplr: 5.00
IntFile : events.e
Quant Time: Jun 7 16:47 2021 Quant Results File: DOC0603.RES

Method : G:\APOLLO\DATA\210525\DOC0603.M (Chemstation Integrator)
Title : 8015 B&C
Last Update : Mon Jun 07 16:47:15 2021
Response via : Multiple Level Calibration

Volume Inj. : 2UL
Signal Phase : DB-5
Signal Info : FID02A

Compound	R.T.	Response	Conc Units
System Monitoring Compounds			
3) SA Ortho-Terphenyl(S)	7.48	117602805	117.003 ppb
Surrogate Spike 150.000		Recovery =	78.00%
4) SA Octacosane(S)	9.76	107939801	140.268 ppb
Surrogate Spike 150.000		Recovery =	93.51%
Target Compounds			
1) HATM Diesel (C10-C24)	6.43	76321680	94.074 ppb
2) HBTM Motor Oil (C24-C40)	14.61	51340620	4.163 ppb
Target Compounds			

(f)=RT Delta > 1/2 Window (m)=manual int.

Quantitation Report

Data File: G:\APOLLO\DATA\210603\603074.D
Sample : BA33440W01 5/1000

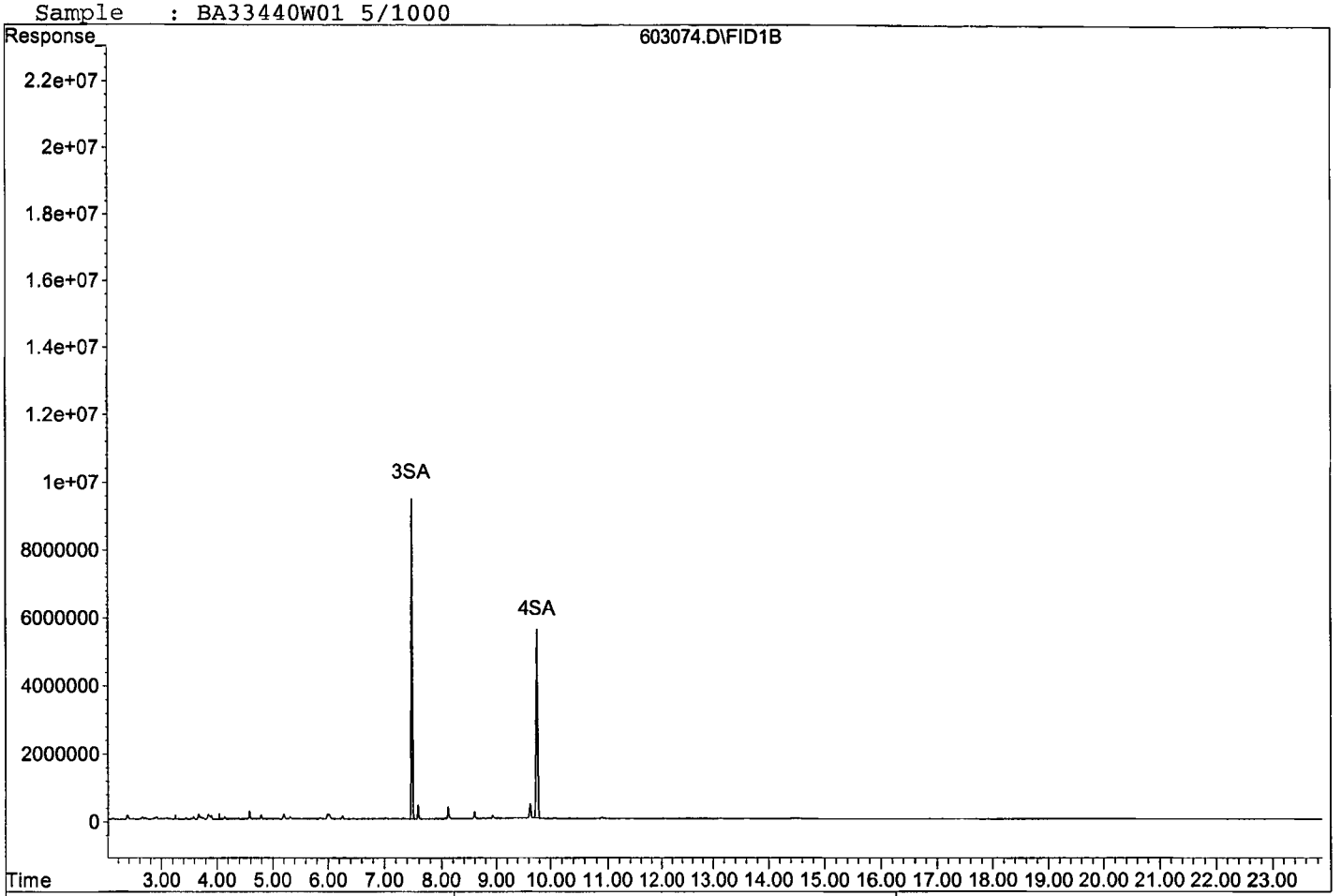

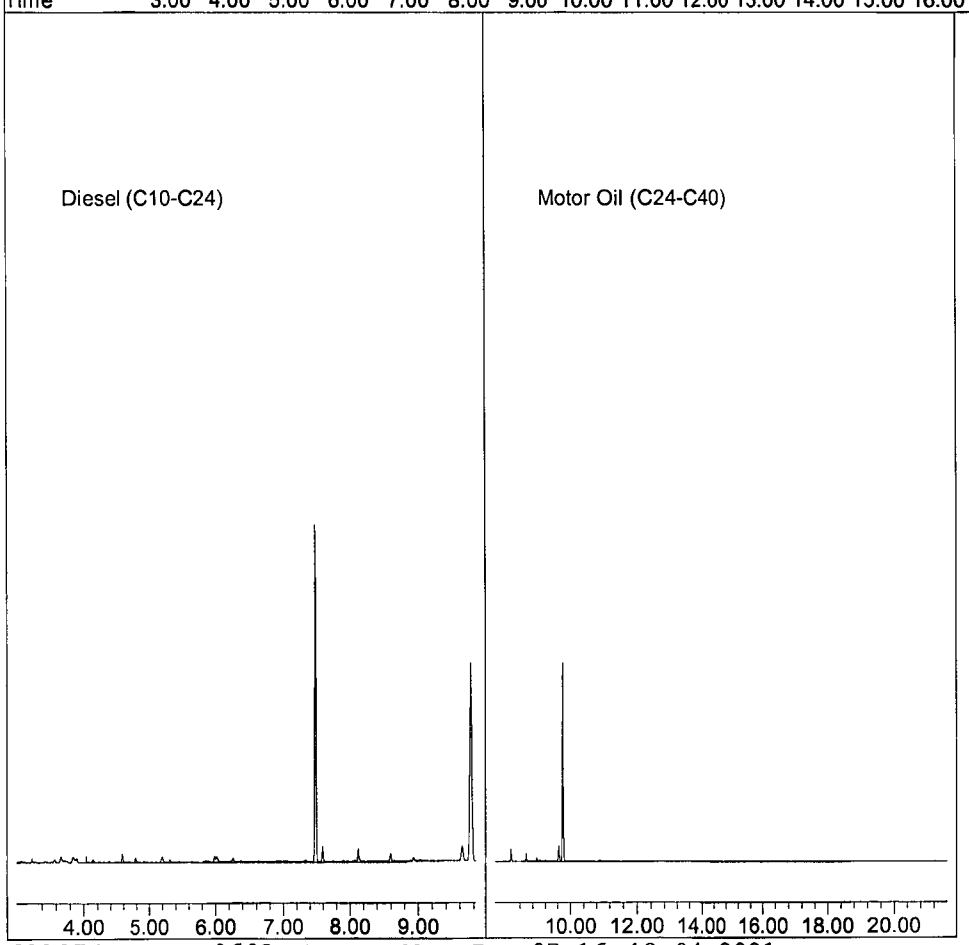

Quantitation Report (Not Reviewed)

Data File : G:\APOLLO\DATA\210603\603075.D Vial: 75
Acq On : 6-5-21 20:16:01 Operator: MB
Sample : BA33443W01 5/1000 Inst : Apollo
Misc : water Multiplr: 5.00
IntFile : events.e
Quant Time: Jun 7 10:21 2021 Quant Results File: DOC0603.RES

Method : G:\APOLLO\DATA\210525\DOC0603.M (Chemstation Integrator)
Title : 8015 B&C
Last Update : Sat Jun 05 08:00:21 2021
Response via : Multiple Level Calibration

Volume Inj. : 2UL
Signal Phase : DB-5
Signal Info : FID02A

Compound	R.T.	Response	Conc Units
System Monitoring Compounds			
3) SA Ortho-Terphenyl(S)	7.49	109727079	109.168 ppb
Surrogate Spike 150.000		Recovery =	72.78%
4) SA Octacosane(S)	9.75f	101604069	132.034 ppb
Surrogate Spike 150.000		Recovery =	88.02%
Target Compounds			
1) HATM Diesel (C10-C24)	6.43	62965807	77.612 ppb
2) HBTM Motor Oil (C24-C40)	14.61	60488579	20.529 ppb

Target Compounds

(f)=RT Delta > 1/2 Window (m)=manual int.

Data File: G:\APOLLO\DATA\210603\603075.D
Sample : BA33443W01 5/1000

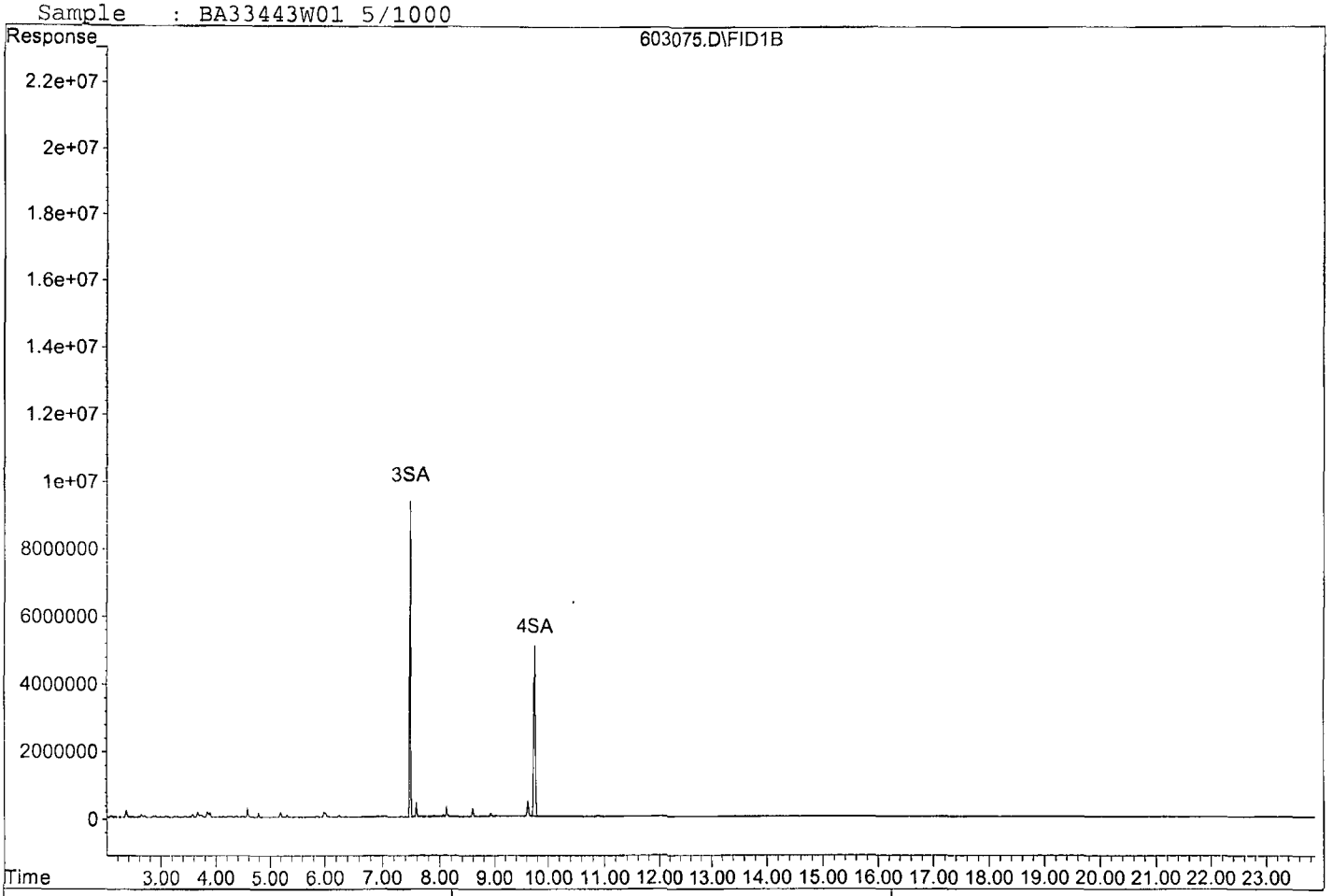

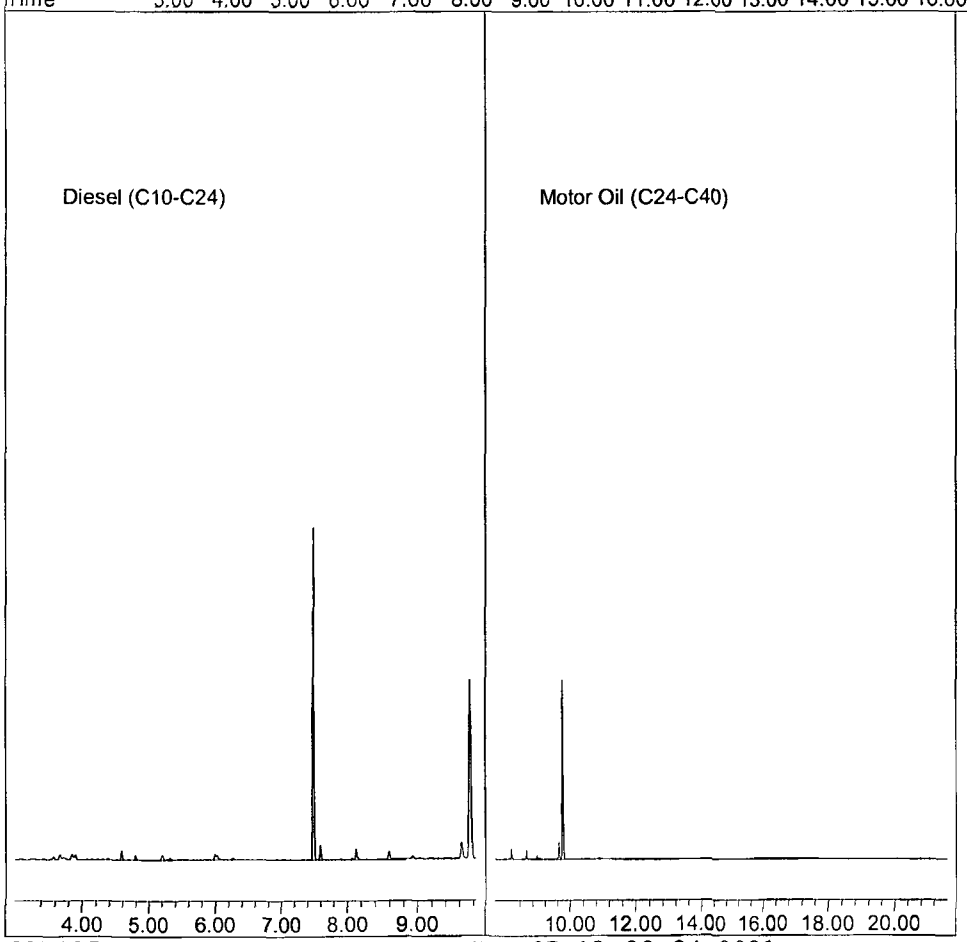

Quantitation Report (Not Reviewed)

Data File : G:\APOLLO\DATA\210603\603076.D Vial: 76
Acq On : 6-5-21 20:44:26 Operator: MB
Sample : BA33446W01 5/1000 Inst : Apollo
Misc : water Multiplr: 5.00
IntFile : events.e
Quant Time: Jun 7 10:22 2021 Quant Results File: DOC0603.RES

Method : G:\APOLLO\DATA\210525\DOC0603.M (Chemstation Integrator)
Title : 8015 B&C
Last Update : Sat Jun 05 08:00:21 2021
Response via : Multiple Level Calibration

Volume Inj. : 2UL
Signal Phase : DB-5
Signal Info : FID02A

Compound	R.T.	Response	Conc Units
System Monitoring Compounds			
3) SA Ortho-Terphenyl(S)	7.48	112780872	112.206 ppb
Surrogate Spike 150.000		Recovery =	74.80%
4) SA Octacosane(S)	9.76f	103938863	135.068 ppb
Surrogate Spike 150.000		Recovery =	90.05%
Target Compounds			
1) HATM Diesel (C10-C24)	6.43	64065882	78.968 ppb
2) HBTM Motor Oil (C24-C40)	14.61	58478316	16.932 ppb

Target Compounds

(f)=RT Delta > 1/2 Window (m)=manual int.

Data File: G:\APOLLO\DATA\210603\603076.D
Sample : BA33446W01 5/1000

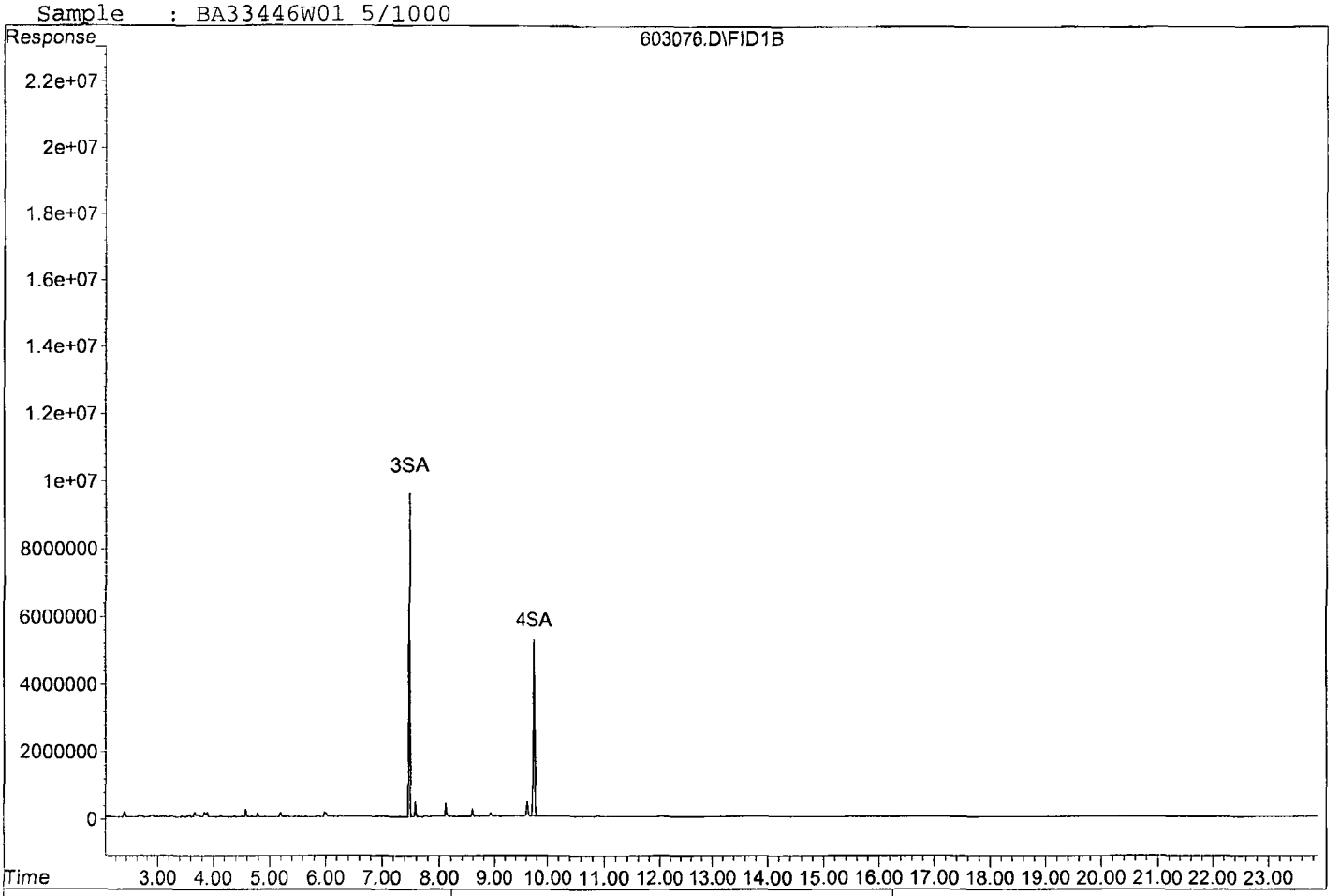

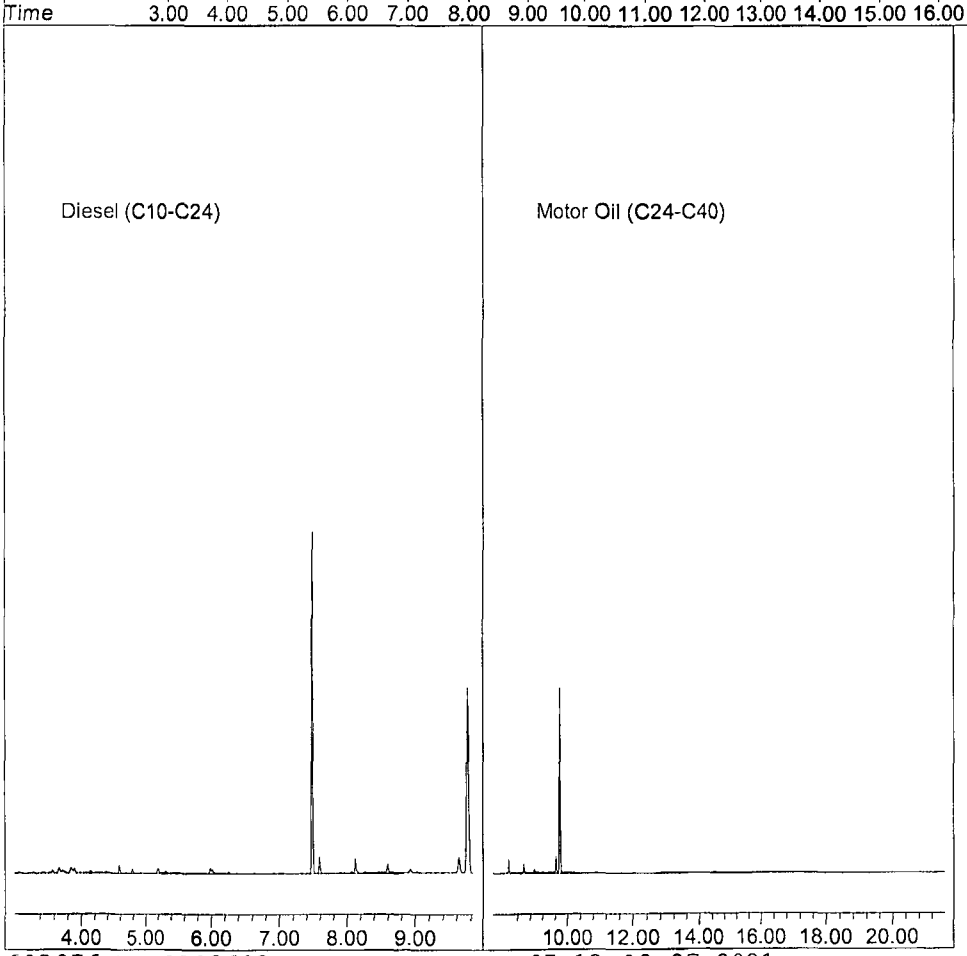

Quantitation Report (Not Reviewed)

Data File : G:\APOLLO\DATA\210603\603071.D Vial: 71
Acq On : 6-5-21 18:22:26 Operator: MB
Sample : 210602A BLK 5/1000 Inst : Apollo
Misc : water Multiplr: 5.00
IntFile : events.e
Quant Time: Jun 7 16:49 2021 Quant Results File: DOC0603.RES

Method : G:\APOLLO\DATA\210525\DOC0603.M (Chemstation Integrator)
Title : 8015 B&C
Last Update : Mon Jun 07 16:49:03 2021
Response via : Multiple Level Calibration

Volume Inj. : 2UL
Signal Phase : DB-5
Signal Info : FID02A

Compound	R.T.	Response	Conc Units
System Monitoring Compounds			
3) SA Ortho-Terphenyl(S)	7.49	114795711	114.211 ppb
Surrogate Spike 150.000		Recovery =	76.14%
4) SA Octacosane(S)	9.76	109564963	142.380 ppb
Surrogate Spike 150.000		Recovery =	94.92%
Target Compounds			
1) HATM Diesel (C10-C24)	6.43	48718732	60.051 ppb
2) HBTM Motor Oil (C24-C40)	14.61	84546963	63.570 ppb
Target Compounds			

(f)=RT Delta > 1/2 Window (m)=manual int.

Data File: G:\APOLLO\DATA\210603\603071.D
Sample : 210602A BLK 5/1000

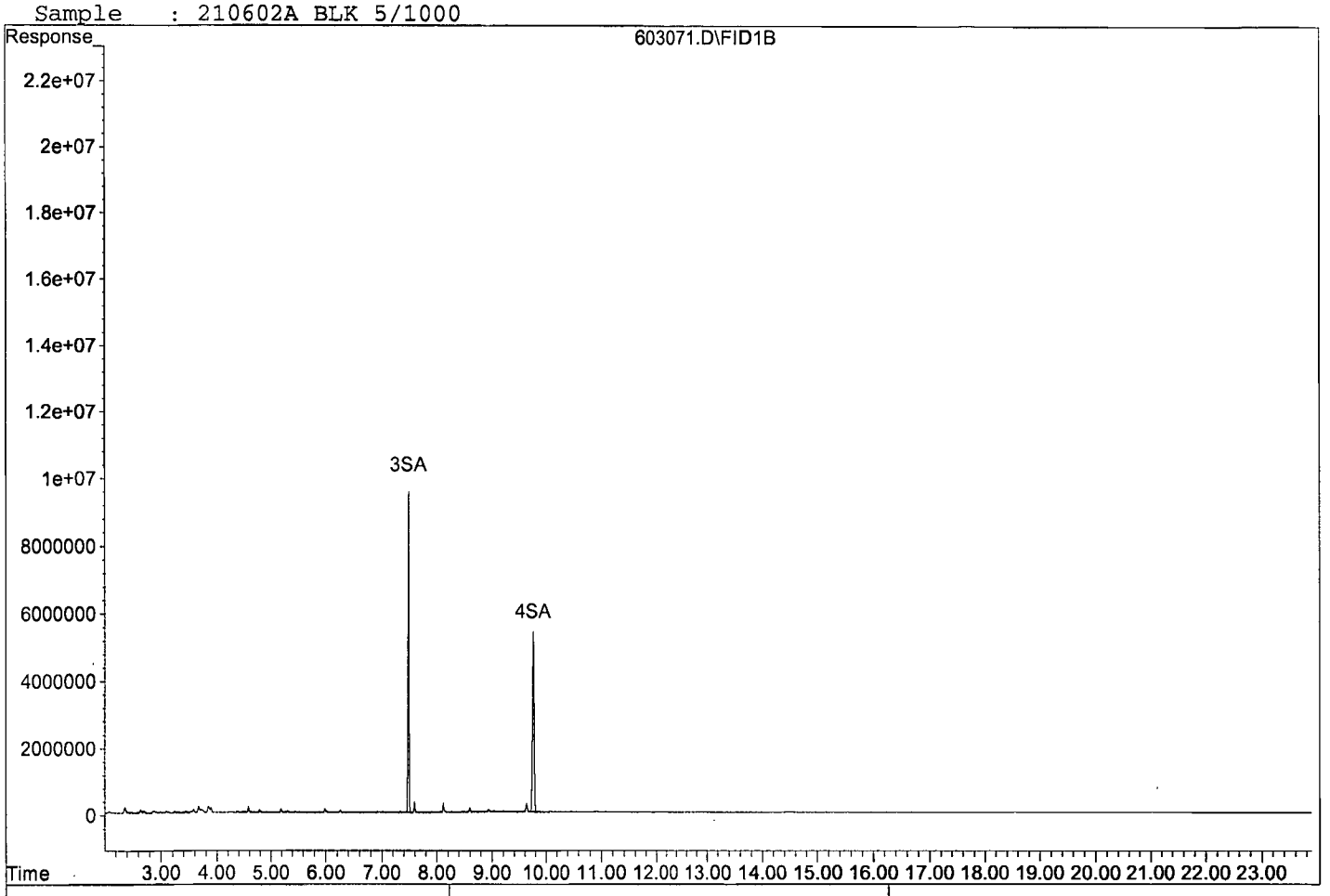

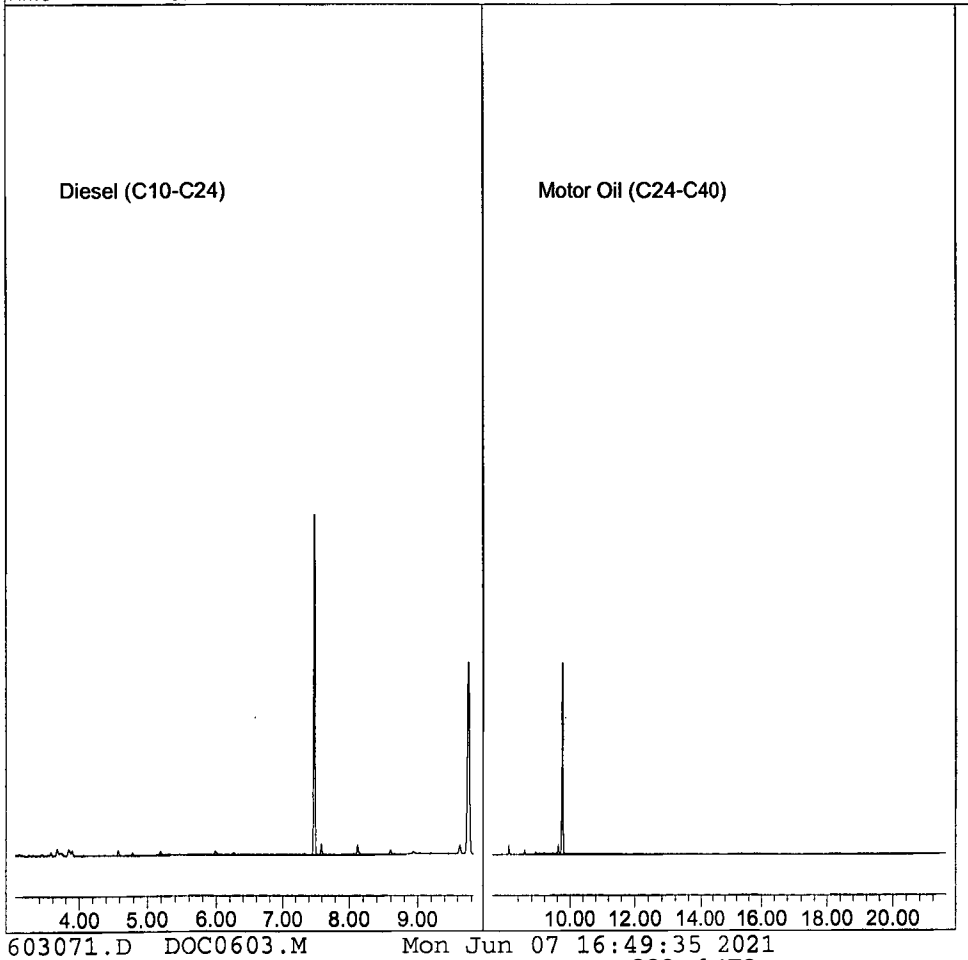

Quantitation Report (QT Reviewed)

Data File : G:\APOLLO\DATA\210603\603072.D
Acq On : 6-5-21 18:50:42
Sample : 210602A LCS-1 5/1000
Misc : water
IntFile : events.e
Quant Time: Jun 7 10:20 2021 Quant Results File: DOC0603.RES

Vial: 72
Operator: MB
Inst : Apollo
Multiplr: 5.00

Method : G:\APOLLO\DATA\210525\DOC0603.M (Chemstation Integrator)
Title : 8015 B&C
Last Update : Sat Jun 05 08:00:21 2021
Response via : Multiple Level Calibration

Volume Inj. : 2UL
Signal Phase : DB-5
Signal Info : FID02A

Compound	R.T.	Response	Conc Units
System Monitoring Compounds			
3) SA Ortho-Terphenyl(S)	7.48	113225782	112.649 ppb
Surrogate Spike 150.000		Recovery =	75.10%
4) SA Octacosane(S)	9.75f	104883738	136.296 ppb
Surrogate Spike 150.000		Recovery =	90.86%
Target Compounds			
1) HATM Diesel (C10-C24)	6.43	65169961	80.329 ppb
2) HBTM Motor Oil (C24-C40)	14.61	64372425	27.477 ppb

Target Compounds

(f)=RT Delta > 1/2 Window (m)=manual int.

Data File: G:\APOLLO\DATA\210603\603072.D
Sample : 210602A LCS-1 5/1000

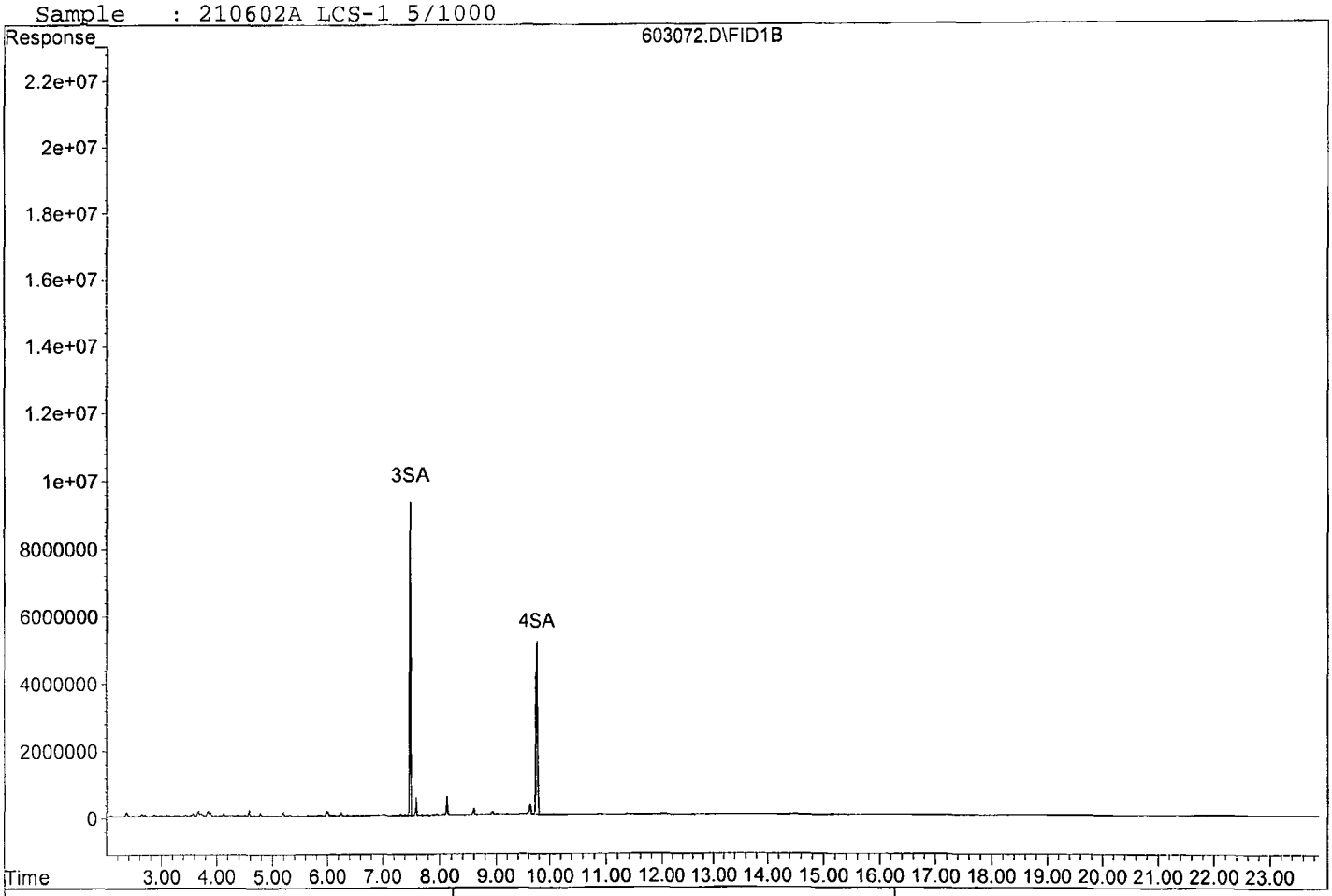

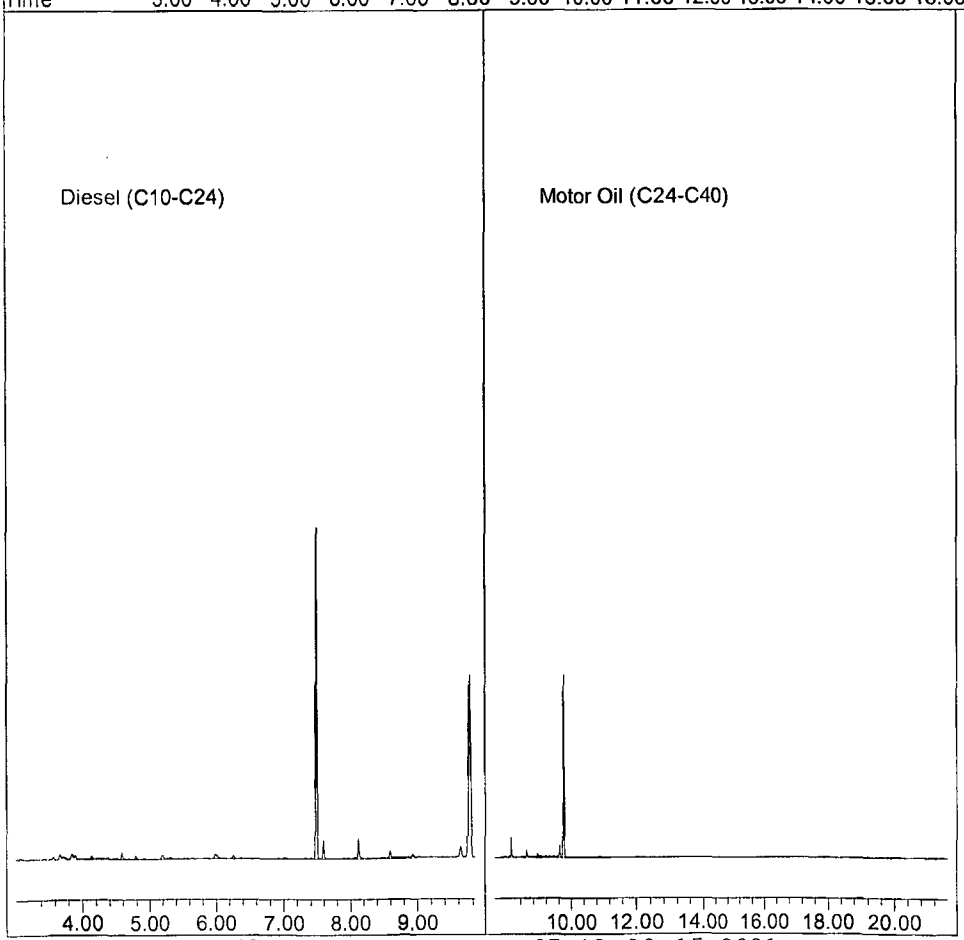

603072.D DOC0603.M Mon Jun 07 13:00:15 2021

Quantitation Report (Not Reviewed)

Data File : G:\APOLLO\DATA\210603\603073.D Vial: 73
Acq On : 6-5-21 19:19:08 Operator: MB
Sample : 210602A LCSD-1 5/1000 Inst : Apollo
Misc : water Multiplr: 5.00
IntFile : events.e
Quant Time: Jun 7 10:21 2021 Quant Results File: DOC0603.RES

Method : G:\APOLLO\DATA\210525\DOC0603.M (Chemstation Integrator)
Title : 8015 B&C
Last Update : Sat Jun 05 08:00:21 2021
Response via : Multiple Level Calibration

Volume Inj. : 2UL
Signal Phase : DB-5
Signal Info : FID02A

Compound	R.T.	Response	Conc Units
System Monitoring Compounds			
3) SA Ortho-Terphenyl(S)	7.49	115965717	115.375 ppb
Surrogate Spike 150.000		Recovery =	76.92%
4) SA Octacosane(S)	9.75f	107593645	139.818 ppb
Surrogate Spike 150.000		Recovery =	93.21%
Target Compounds			
1) HATM Diesel (C10-C24)	6.43	64806987	79.881 ppb
2) HBTM Motor Oil (C24-C40)	14.61	61893955	23.043 ppb

Target Compounds

(f)=RT Delta > 1/2 Window (m)=manual int.

Data File: G:\APOLLO\DATA\210603\603073.D
Sample : 210602A LCSD-1 5/1000

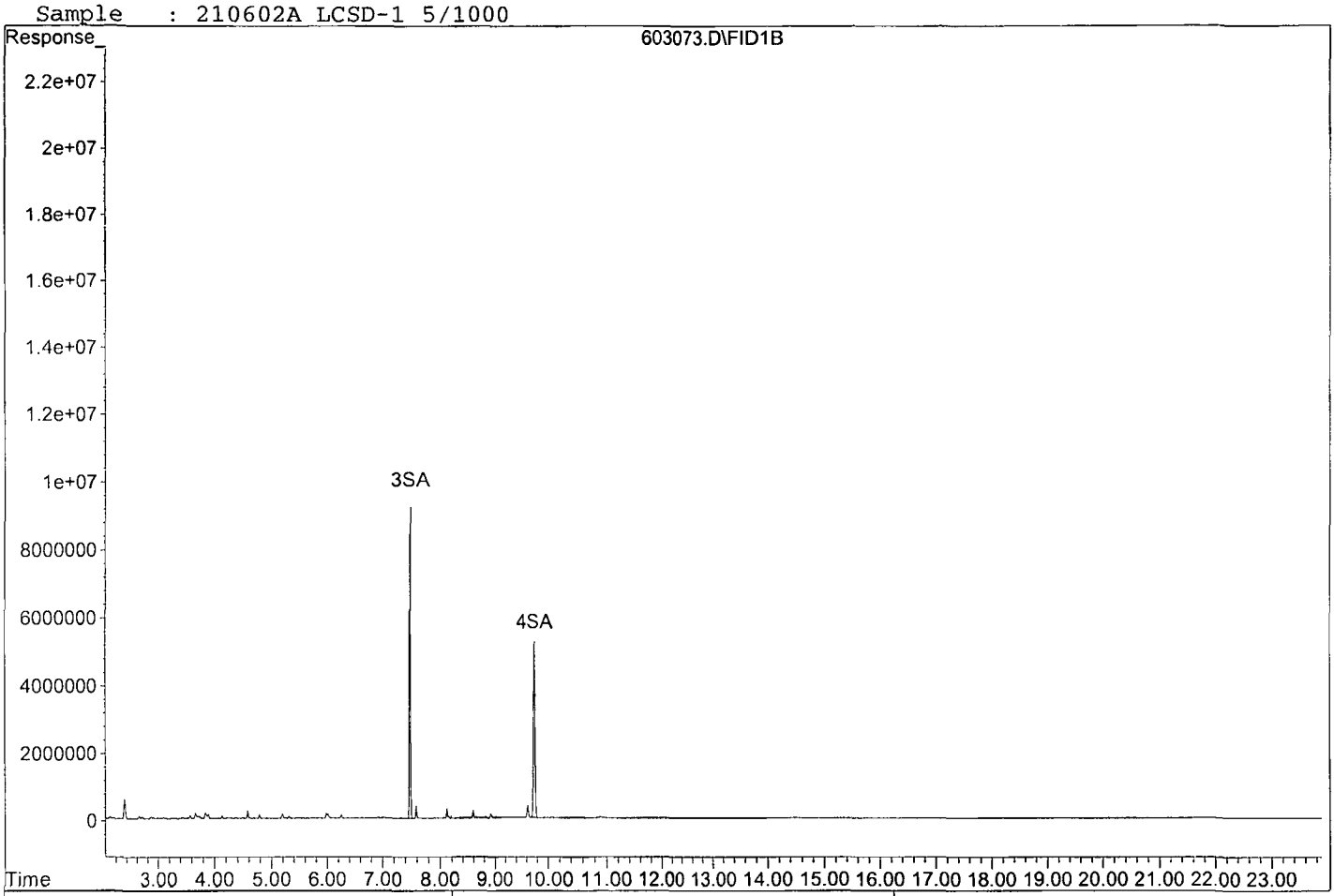

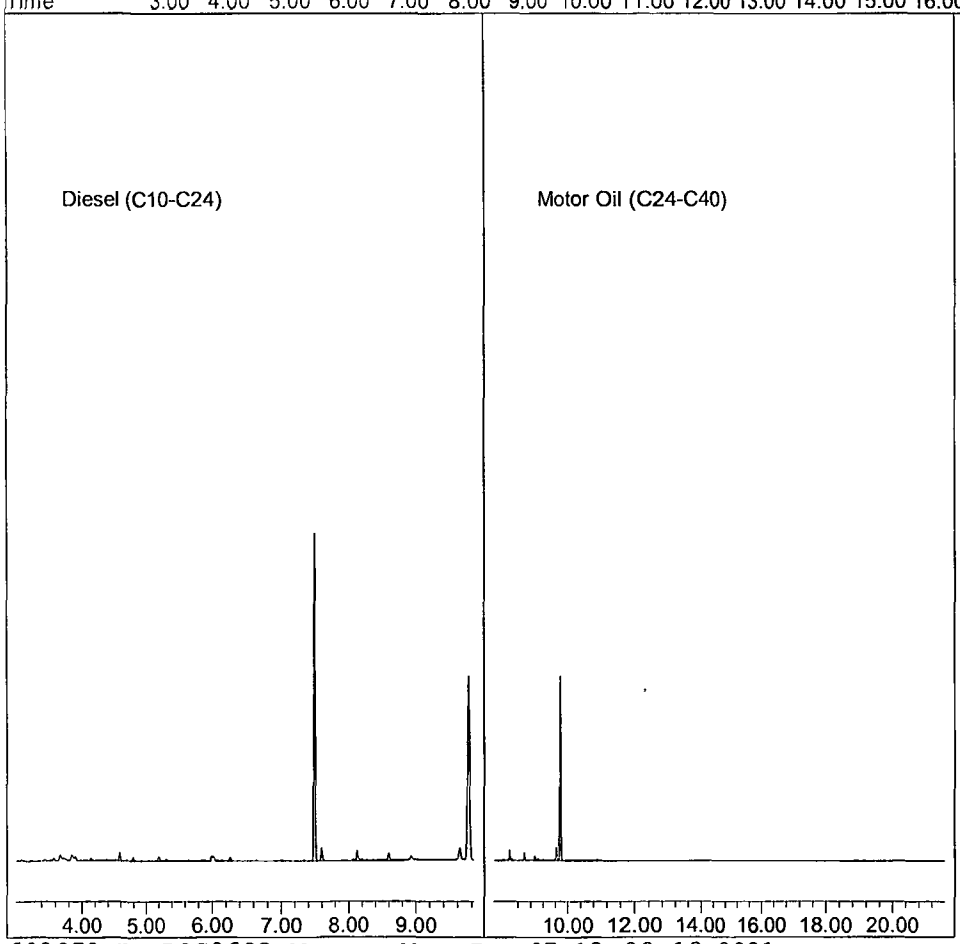

Diesel Motor Oil Calibration Curve

Prep'd By (Initials) MB

Prep Date 06/03/21

Exp Date 06/03/22

						Final Standard Information			
Name of Initial Standard (from contianer Label)	Supplier	Supplier P/N# (or APPL Mix Name)	Conc. (ug/mL)	Lot # with QA # (or reference to APPL prep date)	Exp Date	Aliquot from Stock	Final Volume	Solvent	Final Standard Conc (ug/mL)
Diesel Motor Oil Calibration STD -2	AAPL	Diesel /Motor Oil 1	10	04/21/21	05/06/22	100 uL	200 uL	MC	5
Diesel Motor Oil Calibration STD-3	AAPL	Diesel /Motor Oil 2	50	04/21/21	05/06/22	200 uL	1 mL	MC	10
Diesel Motor Oil Calibration STD	Restek	Diesel /Motor Oil 3	2000	04/21/21	05/06/22	25 uL	1mL	MC	50
Diesel Motor Oil Calibration STD	Restek	Diesel /Motor Oil 4	2000	04/21/21	05/06/22	125 uL	1mL	MC	250
Diesel Motor Oil Calibration STD	Restek	Diesel /Motor Oil 5	2000	04/21/21	05/06/22	500 uL	1 mL	MC	1000
Diesel Motor Oil Calibration STD	Restek	Diesel /Motor Oil 6	2000	04/21/21	05/06/22	750 uL	1 mL	MC	1500
Diesel Motor Oil Calibration STD	Restek	Diesel /Motor Oil 7	2000	04/21/21	05/06/22	100uL	100 uL	MC	2000

Diesel / Motor Oil Calibration Standard

Prepared: 02/11/21

Expires: 01/28/22

Methylene Chloride Lot No. 58059

Prepared By (Initials): SS

Initial Standard Information							Final Standard Information			
Name of Initial Standard (QAU Label)	Supplier	Supplier Part No.	Conc. (ug/mL)	Lot Number - QA Number	Exp. Date (1 yr.)	Exp.Date (Manufacturer)	Aliquot From Stock	Final Volume	Solvent	Final Standard Conc. (ug/mL)
Diesel Fuel #2	Restek	31258	50,000	A0156490-50991,50992,51528	01/28/22	02/28/27	400uL	10mL	MC	2000
Motor Oil	Restek	31464	50,000	A0155668-50514 A0160024-5153 A0157842-50994	01/28/22	01/01/27	400uL			2000
THC Surrogate	Phenova	ALO-130161	600	CL15440-50948	02/01/22	06/30/25	1666uL			100

Diesel / Motor Oil Second Source

Prepared: 07/21/20

Expires: 07/21/21

Prepared By (Initials): SS

Methylene Chloride Lot No. 58059

Initial Standard Information							Final Standard Information			
Name of Initial Standard (QAU Label)	Supplier	Supplier Part No.	Conc. (ug/mL)	Lot Number - QA Number	Exp. Date (1 yr.)	Exp. Date (Manufacturer)	Aliquot From Stock	Final Volume	Solvent	Final Standard Conc. (ug/mL)
Diesel Fuel #2 Second Source	Phenova	ALO-101287	50,000	CL13327-40550	07/21/21	02/28/22	50uL	10mL	MC	250
Motor Oil Second Source	Absolute	51094	50,000	010918-39581	07/21/21	01/09/23	50uL			

Diesel Motor Oil CCV

Prepared By (Initials): MB

Prep Date	**05/25/21**
Exp Date	**10/16/21**
Methylene Chloride Lot No.	59353

Initial Standard Information						Final Standard Information			
Name of Initial Standard (QAU Label)	Supplier	APPL Mix name	Conc.(ug/mL)	Reference to APPL Prep Date and Lot #'s	Exp Date	Aliquot from Stock	Final Volume	Solvent	Final Standard Conc (ug/mL)
Diesel-Motor Oil Standard	Restek	Diesel Motor Oil CCV	2000	**Perp'd: 09/05/20 A0154201-50381, 50522, 50526, AO155668-50515,50518,50519 cl 15440-50421**	**06/30/25**	1250 uL	10mL	**MC**	250

Name of Final Standard	Diesel Motor Oil Standard	MB
Prep Date	05/25/21	
Exp Date	05/25/22	
MC		

Initial Standard Information						Final Standard Information			
Name of Standard	Supplier	Supplier P/N# (or APPL Mix Name)	Conc.(ug/mL)	Lot # QA Number	Exp. Date	Aliquot from Stock	Final Volume	solvent	Final Standard Conc (range)
Diesel Fuel #2	Restek	31258	50,000	A0156569-51860	46,446	400 uL	10 mL	MC	2000 ug/mL
Motor Oil	Restek	31464	50,000	A0160024-51534	46,538	400 uL	10 mL	MC	2000 ug/mL
THC Surrogate	Phenova	ALO-130161	600	CL15440-50952	06/30/25	1666uL	10 mL	MC	100 ug/mL

Name of Final Standard	THC Surrogate
Prep Date	05/18/21
Exp Date	05/18/22

Prep'd By (Initials) MB

Initial Standard Information						Final Standard Information			
Name of Initial Standard (QAU Label)	Supplier	Supplier Part No.	Conc.(mg/L))	Lot # with QA # (or reference to APPL prep date)	EXP DATE (1Yr)	Exp Date (Manufacturer)	Aliquot from Stock	Final Volume	Final Solvent + Lot# (or APPL Prep Date)
O-terphenyl/ Octacosane Mix	Phhenova	ALO-130161	600 mg/L	CL15902-51799	04/27/22	10/31/25	NA	NA	NA

Final Standard Conc (range)
600 mg/L

Organic Extraction Worksheet

Method	Continuous Liq/Liq TPH-Diesel/MO 3520C	Extraction Set	210602A	Extraction Method	LIQ005	Units	mL

Spiked ID 1			Surrogate ID 1	THC Surrogate 5-18-21 5-18-22	
Spiked ID 2			Surrogate ID 2		
Spiked ID 3			Surrogate ID 3		
Spiked ID 4			Surrogate ID 4		
Spiked ID 5			Surrogate ID 5		
Spiked ID 6			Sufficient Vol for Matrix QC:	NO	
Spiked ID 7			Ext. Start Time:	06/02/21 16:00	
Spiked ID 8			Ext. End Time:	06/03/21 10:05	
			GC Requires Extract By:		

pH1	2	06/02/21 13:40	Water Bath Temp 1 °C	39/37.5 °C
pH2			Water Bath Temp 2 °C	35/38.1
pH3			Water Bath Temp 3 °C	31/30.5 °C

Spiked By: YL **Date** 06/02/21 **Witnessed By:** DS **Date** 06/02/21

	Sample	Sample Container	Spike Amount	Spike ID	Surrogate Amount	Surrogate ID	Extract Amount	Final Volume	pH	Extract Date/Time	Comments
1	210602A Blk				0.250	1	1000	5	2	06/02/21 14:35	
						equip	E-HP3 E-WB2				
2	210602A LCS-1				0.250	1	1000	5	2	06/02/21 14:35	
						equip	E-HP4 E-WB3				
3	210602A LCSD-1				0.250	1	1000	5	2	06/02/21 14:35	
						equip	E-HP6 E-WB1				
4	BA33440	BA33440W01			0.250	1	1000	5	2	06/02/21 14:35	96363
						equip	E-HP7 E-WB1				
5	BA33443	BA33443W01			0.250	1	1000	5	2	06/02/21 14:35	96363
						equip	E-HP8 E-WB2				
6	BA33446	BA33446W01			0.250	1	1000	5	2	06/02/21 14:35	96363
						equip	E-HP9 E-WB3				

Solvent and Lot#	
1+1 HCL (5mLs)	60282
PH Strips	HC148594
Dicholormethane	60338
Filter Paper	400181
Sodium Sulfate	2020120870

Extraction COC Transfer	
Extraction lab employee Initials	KY
GC analyst's initials	MB
Date	06/05/21
Time	9:28
Refrigerator	HOBART

	Technician's Initials
Scanned By	YL
Sample Preparation	YL
Extraction	YL
Concentration	DS

Modified	06/05/21 7:21:55 PM

Reviewed By: KY **Date** 06/05/21

Injection Log

Directory: G:\APOLLO\DATA\210603\

Line	Vial	FileName	Multiplier	SampleName	Misc Info	Injected
1	12	603012.D	1	DMOS STD-2 06-03-21	water	6-4-21 13:58:06
2	13	603013.D	1	DMO STD-3 06-03-21	water	6-4-21 14:26:33
3	14	603014.D	1	DMO STD-4 06-03-21	water	6-4-21 15:25:53
4	15	603015.D	1	DMO-STD-5 06-03-21	water	6-4-21 15:54:04
5	16	603016.D	1	DMOS-STD 6 06-03-21	water	6-4-21 16:22:19
6	17	603017.D	1	DMO-STD 7 06-03-21	water	6-4-21 16:50:43
7	18	603018.D	1	DMO-STD SS 06-03-21	water	6-4-21 17:19:01
8	19	603019.D	1	DMO-STD 1 06-03-21	water	6-4-21 17:47:21
9	70	603070.D	1	Diesel Motor Oil CCV 05/25/21	water	6-5-21 17:54:00
10	71	603071.D	5	210602A BLK 5/1000	water	6-5-21 18:22:26
11	72	603072.D	5	210602A LCS-1 5/1000	water	6-5-21 18:50:42
12	73	603073.D	5	210602A LCSD-1 5/1000	water	6-5-21 19:19:08
13	74	603074.D	5	BA33440W01 5/1000	water	6-5-21 19:47:42
14	75	603075.D	5	BA33443W01 5/1000	water	6-5-21 20:16:01
15	76	603076.D	5	BA33446W01 5/1000	water	6-5-21 20:44:26
16	84	603084.D	1	Diesel Motor Oil CCV 05/25/21	water	6-6-21 0:31:20

ORGANICS

Calibration Data

PAH by GCMS SIM
EPA 8270 SIM

Form 6
Initial Calibration

Lab Name: APPL, Inc.
Case No:
Matrix:

SDG No:
Initial Cal. Date: 03/24/21
Instrument: Linus

Initials:

		Compound	0324L003.D 0.1	0324L004.D 0.2	0324L005.D 0.5	0324L006.D 1	0324L007.D 5	0324L008.D 10	0324L009.D 50	0324L010.D 100			Avg	%RSD	Type	r^2	Q	MRF
1	I	Napthalene-D8(IS)																
2	TM	Naphthalene	1.022	1.015	0.9035	0.9513	0.9843	1.019	0.9028	0.8602			0.96	6.5	TM			0.700
3	S	2-Methylnaphthalene-D10 (2M	1.331	1.252	1.112	1.149	1.072	1.112	1.093	1.049			1.1	8.4	S			
4	TM	2-Methylnaphthalene	0.7019	0.6897	0.6045	0.6422	0.6662	0.6976	0.5974	0.5765			0.65	7.6	TM			0.400
5	TM	1-Methylnaphthalene	0.6892	0.6822	0.6155	0.6531	0.6647	0.6924	0.5956	0.5664			0.64	7.3	TM			
6	I	Acenaphthene-D10(IS)																
7	TM	Acenaphthylene	3.604	3.667	3.279	3.371	3.645	3.760	3.330	3.009			3.5	7.3	TM			0.900
8	*TM	Acenaphthene	1.189	1.175	1.014	1.032	1.084	1.108	0.9732	0.9638			1.1	8.1	*TM			0.900
9	TM	Fluorene	1.334	1.369	1.198	1.248	1.347	1.403	1.217	1.293			1.3	5.7	TM			0.900
10	I	Phenanthrene-D10(IS)																
11	TM	Phenanthrene	1.074	1.083	0.9454	0.9774	1.054	1.067	0.9344	0.8540			1.00	8.4	TM			0.700
12	TM	Anthracene	0.9221	0.9704	0.8788	0.9342	1.012	1.017	0.8797	0.7857			0.92	8.4	TM			0.700
13	S	Fluoranthene-D10 (FRT)			1.398	1.363	1.256	1.224	1.279	1.208			1.3	5.9	S			
14	*TM	Fluoranthene	1.529	1.543	1.353	1.471	1.573	1.573	1.374	1.294			1.5	7.5	*TM			0.600
15	I	Chrysene-D12(IS)																
16	TM	Pyrene	1.275	1.301	1.174	1.231	1.310	1.350	1.196	1.172			1.3	5.4	TM			0.600
17	TM	Benz (a) anthracene	1.219	1.234	1.133	1.145	1.214	1.256	1.151	1.132			1.2	4.2	TM			0.800
18	TM	Chrysene	1.221	1.273	1.124	1.165	1.214	1.226	1.087	1.013			1.2	7.4	TM			0.700
19	TM	Indeno (1,2,3-cd) pyrene	1.390	1.466	1.316	1.364	1.442	1.525	1.424	1.434			1.4	4.5	TM			0.500
20	I	Perylene-D12(IS)																
21	TM	Benzo (b) fluoranthene	1.103	1.052	0.9778	1.038	1.110	1.264	1.210	1.111			1.1	8.3	TM			0.700
22	TM	Benzo (k) fluoranthene	1.055	1.236	1.122	1.143	1.263	1.170	1.020	1.027			1.1	8.1	TM			0.700
23	*TM	Benzo (a) pyrene	0.8447	1.010	0.9198	1.019	1.097	1.126	1.051	1.031			1.0	9.1	*TM			0.700
24	TM	Dibenz (a,h) anthracene	0.9240	1.119	0.9987	1.062	1.153	1.196	1.093	1.096			1.1	8.0	TM			0.400
25	TM	Benzo (g,h,i) perylene	0.9596	1.154	1.032	1.081	1.161	1.213	1.110	1.097			1.1	7.2	TM			0.500
26																		
27																		
28																		
29																		
30																		
31																		
32																		
33																		
34																		
35																		

Quantitation Report (Not Reviewed)

Data File : M:\LINUS\DATA\L210324\0324L003.D
Acq On : 24 Mar 21 11:35
Sample : 0.1 SIM 03/24/21
Misc :

Vial: 3
Operator: MA
Inst : Linus
Multiplr: 1.00

Quant Time: Mar 24 12:05 2021

Quant Results File: L0324.RES

Quant Method : M:\LINUS\DATA\L210324\L0324.M (RTE Integrator)
Title : EPA 8270
Last Update : Mon Jan 18 16:20:25 2021
Response via : Initial Calibration
DataAcq Meth : SIM_2

Internal Standards	R.T.	QIon	Response	Conc Units	Dev(Min)
1) Napthalene-D8(IS)	4.23	136	27424	2.500 ppb	-0.02
6) Acenaphthene-D10(IS)	6.23	164	15481	2.500 ppb	-0.02
10) Phenanthrene-D10(IS)	7.95	188	31397	2.500 ppb	-0.02
15) Chrysene-D12(IS)	11.07	240	38299	2.500 ppb	-0.04
20) Perylene-D12(IS)	13.51	264	49867	2.500 ppb	-0.05
System Monitoring Compounds					
3) 2-Methylnaphthalene-D10 (2	5.00	152	730	0.062 ppb	-0.02
Spiked Amount 5.000			Recovery	= 1.240%	
13) Fluoranthene-D10 (FRT)	9.33	212	5438	0.320 ppb	-0.03
Spiked Amount 5.000			Recovery	= 6.400%	
Target Compounds					Qvalue
2) Naphthalene	4.25	128	1121	0.100 ppb	99
4) 2-Methylnaphthalene	5.03	142	770	0.110 ppb	95
5) 1-Methylnaphthalene	5.14	142	756	0.109 ppb	90
7) Acenaphthylene	6.06	152	2232	0.089 ppb	99
8) Acenaphthene	6.27	154	736	0.100 ppb	96
9) Fluorene	6.87	166	826	0.096 ppb	98
11) Phenanthrene	7.98	178	1349	0.093 ppb	100
12) Anthracene	8.04	178	1158	0.089 ppb	98
14) Fluoranthene	9.36	202	1920	0.100 ppb	99
16) Pyrene	9.62	202	1953	0.094 ppb	99
17) Benz (a) anthracene	11.06	228	1867	0.106 ppb	99
18) Chrysene	11.11	228	1870	0.100 ppb	99
19) Indeno (1,2,3-cd) pyrene	15.00	276	2130	0.128 ppb #	92
21) Benzo (b) fluoranthene	12.87	252	2200	0.113 ppb	97
22) Benzo (k) fluoranthene	12.92	252	2104	0.083 ppb #	95
23) Benzo (a) pyrene	13.42	252	1685	0.089 ppb #	92
24) Dibenz (a,h) anthracene	15.04	278	1843	0.104 ppb #	94
25) Benzo (g,h,i) perylene	15.37	276	1914	0.095 ppb	91

(#) = qualifier out of range (m) = manual integration

Quantitation Report

Data File : M:\LINUS\DATA\L210324\0324L003.D
Acq On : 24 Mar 21 11:35
Sample : 0.1 SIM 03/24/21
Misc :

Vial: 3
Operator: MA
Inst : Linus
Multiplr: 1.00

Quant Time: Mar 24 12:05 2021

Quant Results File: L0324.RES

Method : M:\LINUS\DATA\L210324\L0324.M (RTE Integrator)
Title : EPA 8270
Last Update : Wed Mar 24 14:55:37 2021
Response via : Initial Calibration

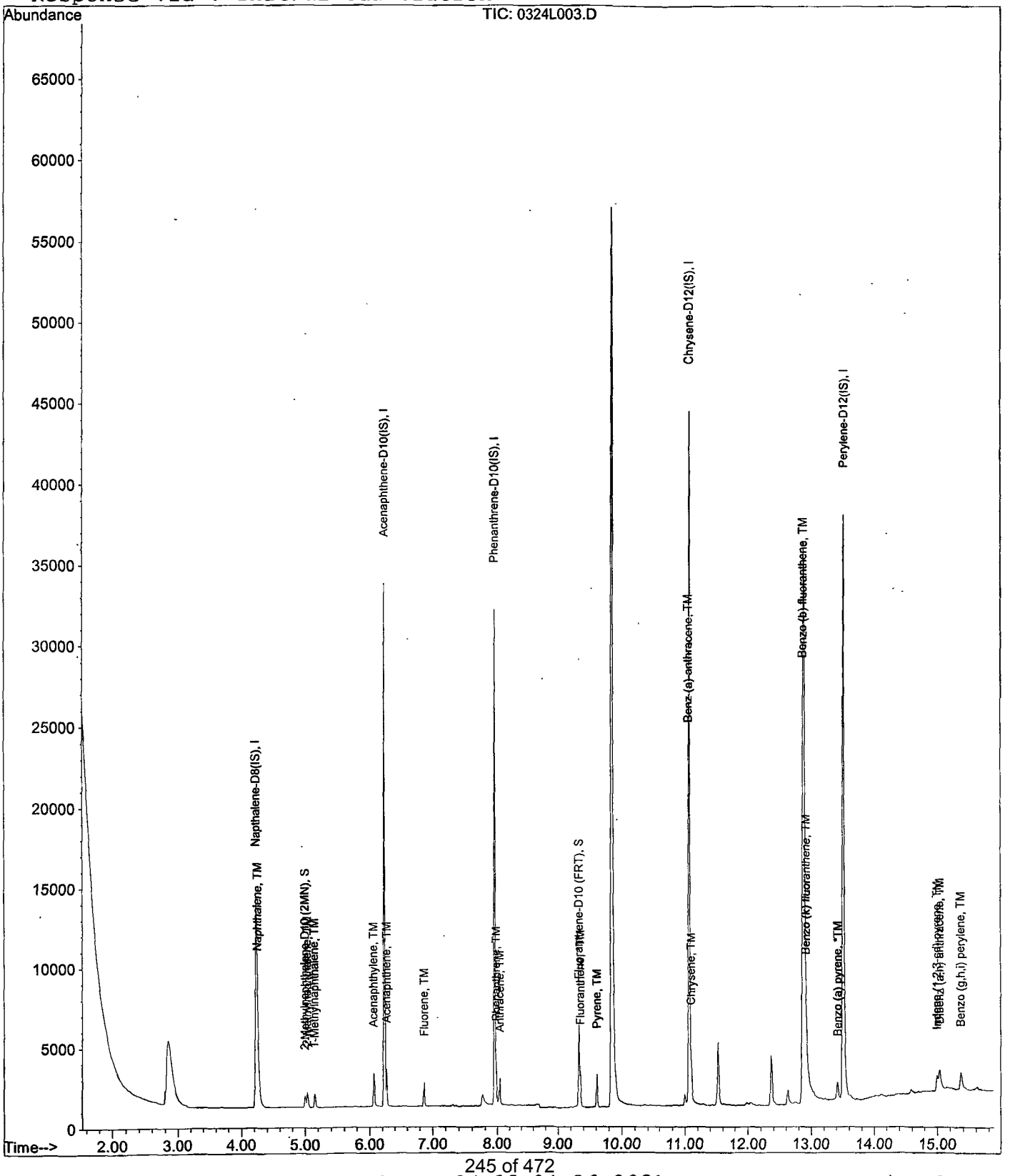

Quantitation Report (Not Reviewed)

Data File : M:\LINUS\DATA\L210324\0324L004.D Vial: 4
Acq On : 24 Mar 21 11:57 Operator: MA
Sample : 0.2 SIM 03/24/21 Inst : Linus
Misc : Multiplr: 1.00

Quant Time: Mar 24 12:19 2021 Quant Results File: L0324.RES

Quant Method : M:\LINUS\DATA\L210324\L0324.M (RTE Integrator)
Title : EPA 8270
Last Update : Mon Jan 18 16:20:25 2021
Response via : Initial Calibration
DataAcq Meth : SIM_2

Internal Standards	R.T.	QIon	Response	Conc Units	Dev(Min)
1) Napthalene-D8(IS)	4.23	136	26697	2.50000 ppb	-0.02
6) Acenaphthene-D10(IS)	6.23	164	14970	2.50000 ppb	-0.02
10) Phenanthrene-D10(IS)	7.95	188	29691	2.50000 ppb	-0.02
15) Chrysene-D12(IS)	11.07	240	35455	2.50000 ppb	-0.04
20) Perylene-D12(IS)	13.51	264	39312	2.50000 ppb	-0.05
System Monitoring Compounds					
3) 2-Methylnaphthalene-D10 (2	5.00	152	1337	0.11668 ppb	-0.02
Spiked Amount 5.000			Recovery	= 2.340%	
13) Fluoranthene-D10 (FRT)	9.33	212	2218	0.13821 ppb	-0.03
Spiked Amount 5.000			Recovery	= 2.760%	
Target Compounds					Qvalue
2) Naphthalene	4.25	128	2167	0.19950 ppb	98
4) 2-Methylnaphthalene	5.03	142	1473	0.21661 ppb	99
5) 1-Methylnaphthalene	5.14	142	1457	0.21507 ppb	94
7) Acenaphthylene	6.06	152	4391	0.18035 ppb	99
8) Acenaphthene	6.27	154	1407	0.19781 ppb	91
9) Fluorene	6.87	166	1640	0.19772 ppb	98
11) Phenanthrene	7.98	178	2572	0.18691 ppb	98
12) Anthracene	8.04	178	2305	0.18683 ppb	98
14) Fluoranthene	9.36	202	3665	0.20090 ppb	99
16) Pyrene	9.62	202	3690	0.19111 ppb	98
17) Benz (a) anthracene	11.06	228	3499	0.21448 ppb	98
18) Chrysene	11.11	228	3610	0.20766 ppb	97
19) Indeno (1,2,3-cd) pyrene	14.99	276	4157	0.26986 ppb #	98
21) Benzo (b) fluoranthene	12.87	252	3309	0.21490 ppb	99
22) Benzo (k) fluoranthene	12.92	252	3886	0.19515 ppb #	95
23) Benzo (a) pyrene	13.41	252	3175	0.21384 ppb	95
24) Dibenz (a,h) anthracene	15.03	278	3518	0.25276 ppb	96
25) Benzo (g,h,i) perylene	15.37	276	3629	0.22867 ppb #	88

(#) = qualifier out of range (m) = manual integration

Quantitation Report

Data File : M:\LINUS\DATA\L210324\0324L004.D Vial: 4
Acq On : 24 Mar 21 11:57 Operator: MA
Sample : 0.2 SIM 03/24/21 Inst : Linus
Misc : Multiplr: 1.00

Quant Time: Mar 24 12:19 2021 Quant Results File: L0324.RES

Method : M:\LINUS\DATA\L210324\L0324.M (RTE Integrator)
Title : EPA 8270
Last Update : Wed Mar 24 14:55:37 2021
Response via : Initial Calibration



Quantitation Report (Not Reviewed)

Data File : M:\LINUS\DATA\L210324\0324L005.D Vial: 5
Acq On : 24 Mar 21 12:19 Operator: MA
Sample : 0.5 SIM 03/24/21 Inst : Linus
Misc : Multiplr: 1.00

Quant Time: Mar 24 13:06 2021 Quant Results File: L0324.RES

Quant Method : M:\LINUS\DATA\L210324\L0324.M (RTE Integrator)
Title : EPA 8270
Last Update : Mon Jan 18 16:20:25 2021
Response via : Initial Calibration
DataAcq Meth : SIM_2

Internal Standards	R.T.	QIon	Response	Conc Units	Dev(Min)
1) Napthalene-D8(IS)	4.23	136	26856	2.50000 ppb	-0.02
6) Acenaphthene-D10(IS)	6.23	164	15106	2.50000 ppb	-0.02
10) Phenanthrene-D10(IS)	7.95	188	30145	2.50000 ppb	-0.02
15) Chrysene-D12(IS)	11.07	240	35431	2.50000 ppb	-0.04
20) Perylene-D12(IS)	13.51	264	39291	2.50000 ppb	-0.05
System Monitoring Compounds					
3) 2-Methylnaphthalene-D10 (2	5.00	152	2987	0.25913 ppb	-0.02
Spiked Amount 5.000			Recovery	= 5.180%	
13) Fluoranthene-D10 (FRT)	9.33	212	4213	0.25856 ppb	-0.03
Spiked Amount 5.000			Recovery	= 5.180%	
Target Compounds					Qvalue
2) Naphthalene	4.25	128	4853	0.44413 ppb	99
4) 2-Methylnaphthalene	5.03	142	3247	0.47465 ppb	97
5) 1-Methylnaphthalene	5.14	142	3306	0.48512 ppb	94
7) Acenaphthylene	6.06	152	9907	0.40323 ppb	100
8) Acenaphthene	6.27	154	3064	0.42688 ppb	92
9) Fluorene	6.87	166	3618	0.43227 ppb	99
11) Phenanthrene	7.98	178	5700	0.40798 ppb	97
12) Anthracene	8.04	178	5298	0.42297 ppb	98
14) Fluoranthene	9.36	202	8155	0.44030 ppb	96
16) Pyrene	9.62	202	8316	0.43099 ppb	96
17) Benz (a) anthracene	11.05	228	8031	0.49261 ppb	97
18) Chrysene	11.11	228	7966	0.45855 ppb #	97
19) Indeno (1,2,3-cd) pyrene	14.99	276	9326	0.60582 ppb #	94
21) Benzo (b) fluoranthene	12.87	252	7684	0.49930 ppb	98
22) Benzo (k) fluoranthene	12.91	252	8815	0.44292 ppb	97
23) Benzo (a) pyrene	13.41	252	7228	0.48708 ppb #	94
24) Dibenz (a,h) anthracene	15.03	278	7848	0.56417 ppb	95
25) Benzo (g,h,i) perylene	15.36	276	8112	0.51142 ppb	92

(#) = qualifier out of range (m) = manual integration

Quantitation Report

Data File : M:\LINUS\DATA\L210324\0324L005.D
Acq On : 24 Mar 21 12:19
Sample : 0.5 SIM 03/24/21
Misc :

Vial: 5
Operator: MA
Inst : Linus
Multiplr: 1.00

Quant Time: Mar 24 13:06 2021 Quant Results File: L0324.RES

Method : M:\LINUS\DATA\L210324\L0324.M (RTE Integrator)
Title : EPA 8270
Last Update : Wed Mar 24 14:55:37 2021
Response via : Initial Calibration

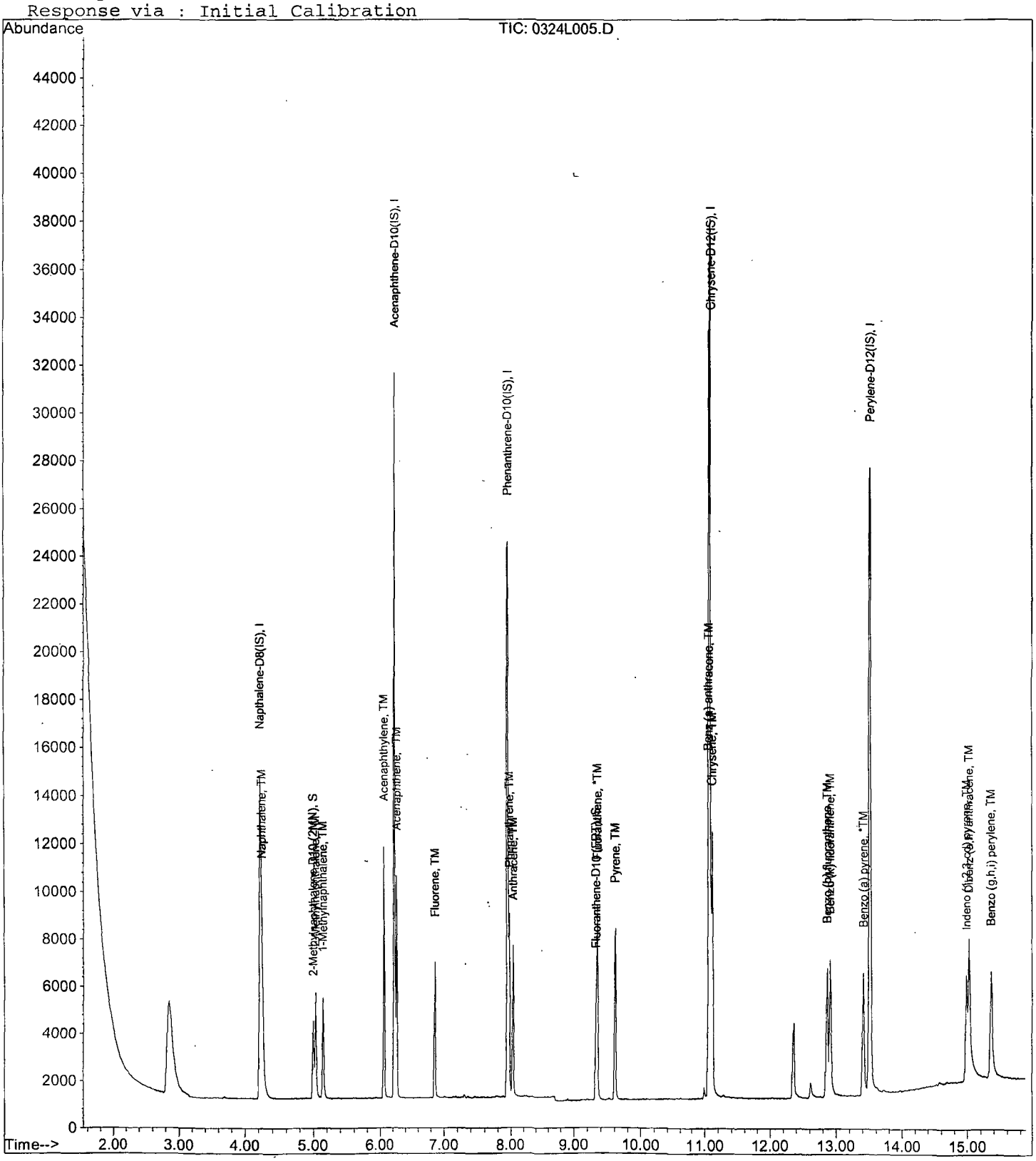

Quantitation Report (Not Reviewed)

Data File : M:\LINUS\DATA\L210324\0324L006.D Vial: 6
Acq On : 24 Mar 21 12:41 Operator: MA
Sample : 1 SIM 03/24/21 Inst : Linus
Misc : Multiplr: 1.00

Quant Time: Mar 24 13:56 2021 Quant Results File: L0324.RES

Quant Method : M:\LINUS\DATA\L210324\L0324.M (RTE Integrator)
Title : EPA 8270
Last Update : Mon Jan 18 16:20:25 2021
Response via : Initial Calibration
DataAcq Meth : SIM_2

Internal Standards	R.T.	QIon	Response	Conc Units	Dev(Min)
1) Napthalene-D8(IS)	4.23	136	26947	2.50000 ppb	-0.02
6) Acenaphthene-D10(IS)	6.23	164	15238	2.50000 ppb	-0.02
10) Phenanthrene-D10(IS)	7.95	188	29756	2.50000 ppb	-0.02
15) Chrysene-D12(IS)	11.07	240	35539	2.50000 ppb	-0.04
20) Perylene-D12(IS)	13.51	264	38843	2.50000 ppb	-0.05
System Monitoring Compounds					
3) 2-Methylnaphthalene-D10 (2	5.00	152	6192	0.53535 ppb	-0.02
Spiked Amount 5.000			Recovery	= 10.700%	
13) Fluoranthene-D10 (FRT)	9.33	212	8114	0.50449 ppb	-0.03
Spiked Amount 5.000			Recovery	= 10.080%	
Target Compounds					Qvalue
2) Naphthalene	4.25	128	10254	0.93524 ppb	99
4) 2-Methylnaphthalene	5.03	142	6922	1.00845 ppb	99
5) 1-Methylnaphthalene	5.14	142	7040	1.02955 ppb	95
7) Acenaphthylene	6.06	152	20548	0.82910 ppb	100
8) Acenaphthene	6.27	154	6291	0.86888 ppb	93
9) Fluorene	6.87	166	7604	0.90064 ppb	98
11) Phenanthrene	7.98	178	11633	0.84352 ppb	98
12) Anthracene	8.04	178	11119	0.89929 ppb	97
14) Fluoranthene	9.36	202	17514	0.95796 ppb	96
16) Pyrene	9.62	202	17506	0.90452 ppb	96
17) Benz (a) anthracene	11.05	228	16274	0.99519 ppb	97
18) Chrysene	11.11	228	16564	0.95059 ppb	97
19) Indeno (1,2,3-cd) pyrene	14.99	276	19384	1.25536 ppb #	90
21) Benzo (b) fluoranthene	12.87	252	16124	1.05980 ppb	98
22) Benzo (k) fluoranthene	12.91	252	17765	0.90291 ppb	97
23) Benzo (a) pyrene	13.41	252	15830	1.07904 ppb #	94
24) Dibenz (a,h) anthracene	15.03	278	16493	1.19931 ppb #	94
25) Benzo (g,h,i) perylene	15.36	276	16799	1.07131 ppb #	89

(#) = qualifier out of range (m) = manual integration

Quantitation Report

Data File : M:\LINUS\DATA\L210324\0324L006.D
Acq On : 24 Mar 21 12:41
Sample : 1 SIM 03/24/21
Misc :

Vial: 6
Operator: MA
Inst : Linus
Multiplr: 1.00

Quant Time: Mar 24 13:56 2021

Quant Results File: L0324.RES

Method : M:\LINUS\DATA\L210324\L0324.M (RTE Integrator)
Title : EPA 8270
Last Update : Wed Mar 24 14:55:37 2021
Response via : Initial Calibration

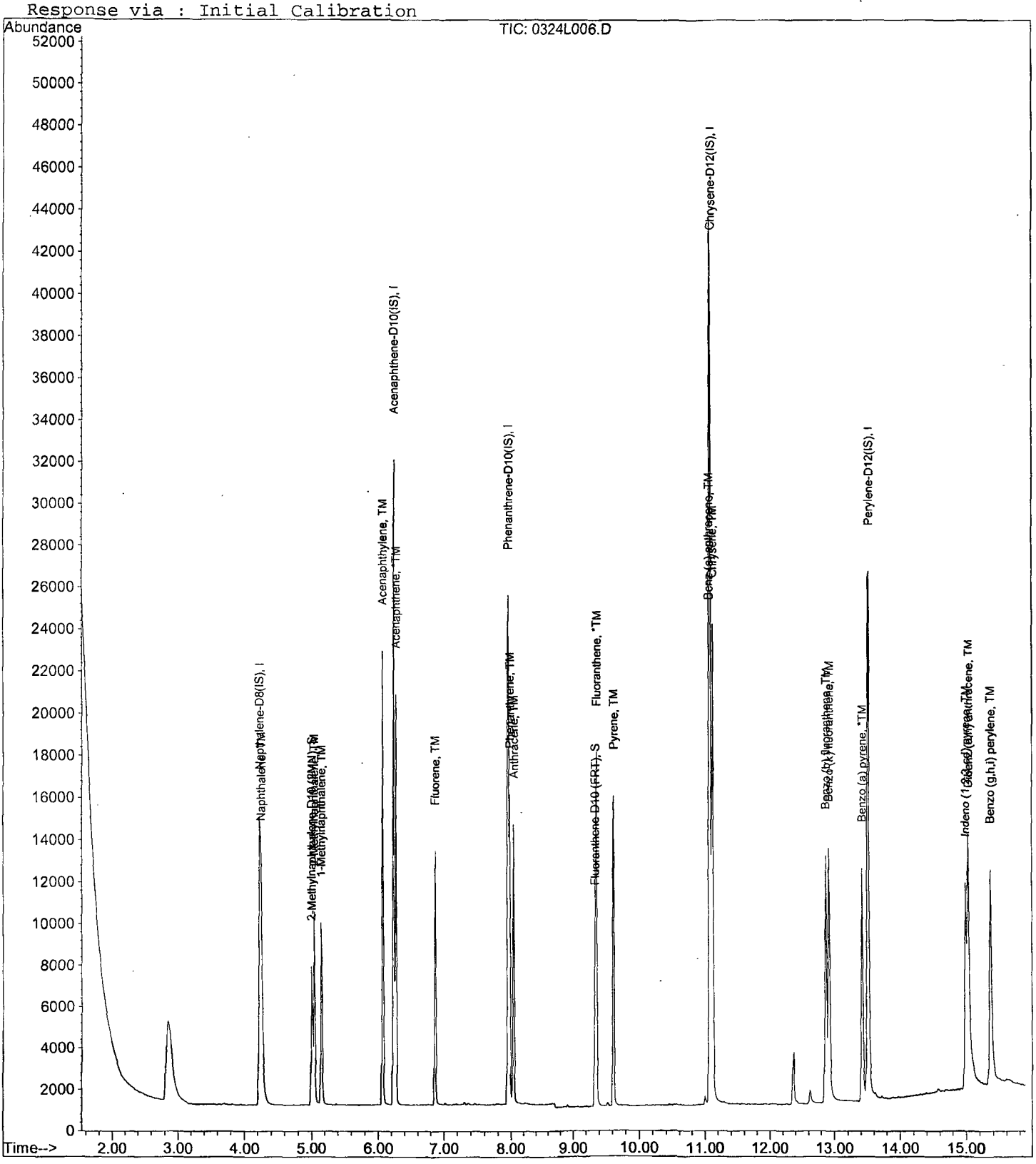

Quantitation Report (Not Reviewed)

Data File : M:\LINUS\DATA\L210324\0324L007.D Vial: 7
Acq On : 24 Mar 21 13:07 Operator: MA
Sample : 5 SIM 03/24/21 Inst : Linus
Misc : Multiplr: 1.00

Quant Time: Mar 24 13:57 2021 Quant Results File: L0324.RES

Quant Method : M:\LINUS\DATA\L210324\L0324.M (RTE Integrator)
Title : EPA 8270
Last Update : Mon Jan 18 16:20:25 2021
Response via : Initial Calibration
DataAcq Meth : SIM_2

Internal Standards	R.T.	QIon	Response	Conc Units	Dev(Min)
1) Napthalene-D8(IS)	4.23	136	27336	2.50000 ppb	-0.02
6) Acenaphthene-D10(IS)	6.23	164	15164	2.50000 ppb	-0.02
10) Phenanthrene-D10(IS)	7.95	188	29558	2.50000 ppb	-0.02
15) Chrysene-D12(IS)	11.07	240	35494	2.50000 ppb	-0.04
20) Perylene-D12(IS)	13.51	264	37901	2.50000 ppb	-0.05
System Monitoring Compounds					
3) 2-Methylnaphthalene-D10 (2	5.00	152	29315	2.49848 ppb	-0.02
Spiked Amount 5.000			Recovery	= 49.960%	
13) Fluoranthene-D10 (FRT)	9.33	212	37132	2.32415 ppb	-0.03
Spiked Amount 5.000			Recovery	= 46.480%	
Target Compounds					Qvalue
2) Naphthalene	4.25	128	53812	4.83819 ppb	100
4) 2-Methylnaphthalene	5.03	142	36421	5.23056 ppb	99
5) 1-Methylnaphthalene	5.14	142	36343	5.23925 ppb	93
7) Acenaphthylene	6.06	152	110531	4.48162 ppb	100
8) Acenaphthene	6.27	154	32865	4.56129 ppb	94
9) Fluorene	6.87	166	40863	4.86357 ppb	98
11) Phenanthrene	7.98	178	62314	4.54872 ppb	98
12) Anthracene	8.04	178	59848	4.87286 ppb	98
14) Fluoranthene	9.36	202	92978	5.11969 ppb	96
16) Pyrene	9.62	202	92996	4.81112 ppb	97
17) Benz (a) anthracene	11.06	228	86163	5.27575 ppb	99
18) Chrysene	11.11	228	86211	4.95383 ppb	98
19) Indeno (1,2,3-cd) pyrene	14.99	276	102335	6.63591 ppb	94
21) Benzo (b) fluoranthene	12.87	252	84124	5.66676 ppb	99
22) Benzo (k) fluoranthene	12.92	252	95712	4.98550 ppb #	94
23) Benzo (a) pyrene	13.41	252	83186	5.81126 ppb	95
24) Dibenz (a,h) anthracene	15.03	278	87376	6.51158 ppb #	94
25) Benzo (g,h,i) perylene	15.36	276	88009	5.75201 ppb	92

(#) = qualifier out of range (m) = manual integration

Quantitation Report

Data File : M:\LINUS\DATA\L210324\0324L007.D
Acq On : 24 Mar 21 13:07
Sample : 5 SIM 03/24/21
Misc :

Vial: 7
Operator: MA
Inst : Linus
Multiplr: 1.00

Quant Time: Mar 24 13:57 2021

Quant Results File: L0324.RES

Method : M:\LINUS\DATA\L210324\L0324.M (RTE Integrator)
Title : EPA 8270
Last Update : Wed Mar 24 14:55:37 2021
Response via : Initial Calibration



Quantitation Report (Not Reviewed)

Data File : M:\LINUS\DATA\L210324\0324L008.D Vial: 8
Acq On : 24 Mar 21 13:29 Operator: MA
Sample : 10 SIM 03/24/21 Inst : Linus
Misc : Multiplr: 1.00

Quant Time: Mar 24 13:57 2021 Quant Results File: L0324.RES

Quant Method : M:\LINUS\DATA\L210324\L0324.M (RTE Integrator)
Title : EPA 8270
Last Update : Mon Jan 18 16:20:25 2021
Response via : Initial Calibration
DataAcq Meth : SIM_2

Internal Standards	R.T.	QIon	Response	Conc Units	Dev(Min)
1) Napthalene-D8(IS)	4.23	136	24492	2.50000 ppb	-0.02
6) Acenaphthene-D10(IS)	6.23	164	14011	2.50000 ppb	-0.02
10) Phenanthrene-D10(IS)	7.95	188	28290	2.50000 ppb	-0.02
15) Chrysene-D12(IS)	11.07	240	33622	2.50000 ppb	-0.04
20) Perylene-D12(IS)	13.51	264	36316	2.50000 ppb	-0.05
System Monitoring Compounds					
3) 2-Methylnaphthalene-D10 (2	5.00	152	54484	5.18280 ppb	-0.02
Spiked Amount 5.000			Recovery	= 103.660%	
13) Fluoranthene-D10 (FRT)	9.33	212	69271	4.53012 ppb	-0.03
Spiked Amount 5.000			Recovery	= 90.600%	
Target Compounds					Qvalue
2) Naphthalene	4.25	128	99875	10.02238 ppb	100
4) 2-Methylnaphthalene	5.03	142	68341	10.95440 ppb	100
5) 1-Methylnaphthalene	5.14	142	67837	10.91506 ppb	93
7) Acenaphthylene	6.06	152	210730	9.24745 ppb	99
8) Acenaphthene	6.27	154	62103	9.32850 ppb	93
9) Fluorene	6.87	166	78615	10.12687 ppb	97
11) Phenanthrene	7.98	178	120778	9.21156 ppb	97
12) Anthracene	8.04	178	115039	9.78638 ppb	98
14) Fluoranthene	9.36	202	178046	10.24324 ppb	96
16) Pyrene	9.62	202	181593	9.91774 ppb	96
17) Benz (a) anthracene	11.06	228	168868	10.91546 ppb	99
18) Chrysene	11.11	228	164942	10.00554 ppb	99
19) Indeno (1,2,3-cd) pyrene	14.99	276	205033	14.03561 ppb	98
21) Benzo (b) fluoranthene	12.87	252	183637	12.91005 ppb	100
22) Benzo (k) fluoranthene	12.92	252	169899	9.23604 ppb #	96
23) Benzo (a) pyrene	13.41	252	163615	11.92878 ppb	96
24) Dibenz (a,h) anthracene	15.03	278	173707	13.51028 ppb	97
25) Benzo (g,h,i) perylene	15.37	276	176209	12.01914 ppb #	84

(#) = qualifier out of range (m) = manual integration

Quantitation Report

Data File : M:\LINUS\DATA\L210324\0324L008.D
Acq On : 24 Mar 21 13:29
Sample : 10 SIM 03/24/21
Misc :

Vial: 8
Operator: MA
Inst : Linus
Multiplr: 1.00

Quant Time: Mar 24 13:57 2021 Quant Results File: L0324.RES

Method : M:\LINUS\DATA\L210324\L0324.M (RTE Integrator)
Title : EPA 8270
Last Update : Wed Mar 24 14:55:37 2021
Response via : Initial Calibration



Quantitation Report (Not Reviewed)

Data File : M:\LINUS\DATA\L210324\0324L009.D
Acq On : 24 Mar 21 13:51
Sample : 50 SIM 03/24/21
Misc :

Vial: 9
Operator: MA
Inst : Linus
Multiplr: 1.00

Quant Time: Mar 24 14:26 2021

Quant Results File: L0324.RES

Quant Method : M:\LINUS\DATA\L210324\L0324.M (RTE Integrator)
Title : EPA 8270
Last Update : Mon Jan 18 16:20:25 2021
Response via : Initial Calibration
DataAcq Meth : SIM_2

Internal Standards	R.T.	QIon	Response	Conc Units	Dev(Min)
1) Napthalene-D8(IS)	4.23	136	26806	2.50000 ppb	-0.02
6) Acenaphthene-D10(IS)	6.23	164	14673	2.50000 ppb	-0.02
10) Phenanthrene-D10(IS)	7.95	188	29592	2.50000 ppb	-0.02
15) Chrysene-D12(IS)	11.08	240	34877	2.50000 ppb	-0.03
20) Perylene-D12(IS)	13.51	264	37899	2.50000 ppb	-0.05
System Monitoring Compounds					
3) 2-Methylnaphthalene-D10 (2	5.00	152	292991	25.46492 ppb	-0.02
Spiked Amount 5.000			Recovery	= 509.300%	
13) Fluoranthene-D10 (FRT)	9.33	212	378543	23.66641 ppb	-0.03
Spiked Amount 5.000			Recovery	= 473.320%	
Target Compounds					Qvalue
2) Naphthalene	4.25	128	484002	44.37656 ppb	100
4) 2-Methylnaphthalene	5.03	142	320283	46.90655 ppb	99
5) 1-Methylnaphthalene	5.16	142	319309	46.94214 ppb	100
7) Acenaphthylene	6.07	152	977231	40.94897 ppb	97
8) Acenaphthene	6.27	154	285585	40.96233 ppb	96
9) Fluorene	6.87	166	357147	43.93058 ppb	99
11) Phenanthrene	7.98	178	553020	40.32224 ppb	99
12) Anthracene	8.04	178	520638	42.34199 ppb	99
14) Fluoranthene	9.37	202	812997	44.71496 ppb	95
16) Pyrene	9.63	202	834067	43.91361 ppb #	92
17) Benz (a) anthracene	11.07	228	802786	50.02407 ppb	99
18) Chrysene	11.13	228	758486	44.35489 ppb #	94
19) Indeno (1,2,3-cd) pyrene	15.02	276	993032	65.53226 ppb	90
21) Benzo (b) fluoranthene	12.89	252	916842	61.76360 ppb	99
22) Benzo (k) fluoranthene	12.95	252	773408	40.28781 ppb #	93
23) Benzo (a) pyrene	13.43	252	796620	55.65375 ppb #	94
24) Dibenz (a,h) anthracene	15.06	278	828634	61.75612 ppb #	91
25) Benzo (g,h,i) perylene	15.40	276	841629	55.00931 ppb #	85

(#) = qualifier out of range (m) = manual integration

Quantitation Report

Data File : M:\LINUS\DATA\L210324\0324L009.D
Acq On : 24 Mar 21 13:51
Sample : 50 SIM 03/24/21
Misc :

Vial: 9
Operator: MA
Inst : Linus
Multiplr: 1.00

Quant Time: Mar 24 14:26 2021

Quant Results File: L0324.RES

Method : M:\LINUS\DATA\L210324\L0324.M (RTE Integrator)
Title : EPA 8270
Last Update : Wed Mar 24 14:55:37 2021
Response via : Initial Calibration



Quantitation Report (Not Reviewed)

Data File : M:\LINUS\DATA\L210324\0324L010.D Vial: 10
Acq On : 24 Mar 21 14:13 Operator: MA
Sample : 100 SIM 03/24/21 Inst : Linus
Misc : Multiplr: 1.00

Quant Time: Mar 24 14:53 2021 Quant Results File: L0324.RES

Quant Method : M:\LINUS\DATA\L210324\L0324.M (RTE Integrator)
Title : EPA 8270
Last Update : Mon Jan 18 16:20:25 2021
Response via : Initial Calibration
DataAcq Meth : SIM_2

Internal Standards	R.T.	QIon	Response	Conc Units	Dev(Min)
1) Napthalene-D8(IS)	4.23	136	26703	2.50000 ppb	0.00
6) Acenaphthene-D10(IS)	6.23	164	14573	2.50000 ppb	0.00
10) Phenanthrene-D10(IS)	7.95	188	30310	2.50000 ppb	0.00
15) Chrysene-D12(IS)	11.10	240	34758	2.50000 ppb	0.01
20) Perylene-D12(IS)	13.52	264	38790	2.50000 ppb	0.01
System Monitoring Compounds					
3) 2-Methylnaphthalene-D10 (2	5.00	152	560155	46.09820 ppb	0.00
Spiked Amount 5.000			Recovery	= 921.960%	
13) Fluoranthene-D10 (FRT)	9.35	212	732578	26.44944 ppb	0.01
Spiked Amount 5.000			Recovery	= 528.980%	
Target Compounds					Qvalue
2) Naphthalene	4.25	128	918816	89.34072 ppb	99
4) 2-Methylnaphthalene	5.05	142	615808	89.66270 ppb	95
5) 1-Methylnaphthalene	5.16	142	605035	88.26520 ppb	99
7) Acenaphthylene	6.07	152	1753721	86.30900 ppb	99
8) Acenaphthene	6.28	154	561793	90.68227 ppb	87
9) Fluorene	6.88	166	753448	100.78645 ppb	93
11) Phenanthrene	7.99	178	1035369	84.47454 ppb	98
12) Anthracene	8.05	178	952635	83.31655 ppb	98
14) Fluoranthene	9.38	202	1569090	88.82547 ppb #	93
16) Pyrene	9.63	202	1629599	93.46516 ppb	96
17) Benz (a) anthracene	11.08	228	1573482	95.88310 ppb	98
18) Chrysene	11.14	228	1408863	86.06769 ppb	98
19) Indeno (1,2,3-cd) pyrene	15.05	276	1993819	101.83975 ppb #	99
21) Benzo (b) fluoranthene	12.91	252	1723439	99.90457 ppb	98
22) Benzo (k) fluoranthene	12.98	252	1592982	90.41039 ppb #	94
23) Benzo (a) pyrene	13.45	252	1599355	101.81998 ppb #	94
24) Dibenz (a,h) anthracene	15.08	278	1700246	102.36964 ppb	96
25) Benzo (g,h,i) perylene	15.43	276	1702507	99.85930 ppb #	86

(#) = qualifier out of range (m) = manual integration

Quantitation Report

Data File : M:\LINUS\DATA\L210324\0324L010.D
Acq On : 24 Mar 21 14:13
Sample : 100 SIM 03/24/21
Misc :

Vial: 10
Operator: MA
Inst : Linus
Multiplr: 1.00

Quant Time: Mar 24 14:53 2021

Quant Results File: L0324.RES

Method : M:\LINUS\DATA\L210324\L0324.M (RTE Integrator)
Title : EPA 8270
Last Update : Wed Mar 24 14:55:37 2021
Response via : Initial Calibration



Form 7

Second Source Calibration

Lab Name: APPL, Inc.
Case No:
Matrix:

SDG No:
Date Analyzed: 03/24/21
Instrument: Linus
Initial Cal. Date: 03/24/21
Data File: 0324L011.D

		Compound	MEAN	CCRF	%D		%Drift
1	TM	Naphthalene	0.9573	0.9465	1.1	TM	
2	TM	2-Methylnaphthalene	0.6470	0.6367	1.6	TM	
3	TM	1-Methylnaphthalene	0.6449	0.6204	3.8	TM	
4	TM	Acenaphthylene	3.458	3.366	2.7	TM	
5	*TM	Acenaphthene	1.067	1.014	5.0	*TM	
6	TM	Fluorene	1.301	1.247	4.2	TM	
7	TM	Phenanthrene	0.9987	0.9475	5.1	TM	
8	TM	Anthracene	0.9250	0.9644	4.3	TM	
9	*TM	Fluoranthene	1.464	1.399	4.5	*TM	
10	TM	Pyrene	1.251	1.194	4.6	TM	
11	TM	Benz (a) anthracene	1.185	1.120	5.5	TM	
12	TM	Chrysene	1.166	1.095	6.1	TM	
13	TM	Indeno (1,2,3-cd) pyrene	1.420	1.373	3.3	TM	
14	TM	Benzo (b) fluoranthene	1.108	1.093	1.4	TM	
15	TM	Benzo (k) fluoranthene	1.129	1.113	1.5	TM	
16	*TM	Benzo (a) pyrene	1.012	1.061	4.8	*TM	
17	TM	Dibenz (a,h) anthracene	1.080	1.077	0.32	TM	
18	TM	Benzo (g,h,i) perylene	1.101	1.082	1.7	TM	
19							
20							
21							
22							
23							
24							
25							
26							
27							
28							
29							
30							
31							
32							
33							
34							
35							
36							
37							
38							
		Average			3.4		

Quantitation Report (Not Reviewed)

Data File : M:\LINUS\DATA\L210324\0324L011.D
Acq On : 24 Mar 21 14:59
Sample : SS SIM 03/24/21
Misc :

Vial: 11
Operator: MA
Inst : Linus
Multiplr: 1.00

Quant Time: Mar 24 15:18 2021

Quant Results File: L0324.RES

Quant Method : M:\LINUS\DATA\L210324\L0324.M (RTE Integrator)
Title : EPA 8270
Last Update : Wed Mar 24 14:55:37 2021
Response via : Initial Calibration
DataAcq Meth : SIM_2

Internal Standards	R.T.	QIon	Response	Conc Units	Dev(Min)
1) Napthalene-D8(IS)	4.23	136	25317	2.500 ppb	0.00
6) Acenaphthene-D10(IS)	6.23	164	14823	2.500 ppb	0.00
10) Phenanthrene-D10(IS)	7.95	188	29371	2.500 ppb	0.00
15) Chrysene-D12(IS)	11.07	240	35343	2.500 ppb	0.00
20) Perylene-D12(IS)	13.51	264	37658	2.500 ppb	0.00
System Monitoring Compounds					
3) 2-Methylnaphthalene-D10 (2	5.01	152	46	0.004 ppb	0.01
Spiked Amount 5.000			Recovery	= 0.080%	
13) Fluoranthene-D10 (FRT)	9.33	212	976	0.064 ppb	0.00
Spiked Amount 5.000			Recovery	= 1.280%	
Target Compounds					Qvalue
2) Naphthalene	4.25	128	47925	4.944 ppb	100
4) 2-Methylnaphthalene	5.03	142	32240	4.921 ppb	99
5) 1-Methylnaphthalene	5.16	142	31411	4.810 ppb	95
7) Acenaphthylene	6.06	152	99775	4.866 ppb	99
8) Acenaphthene	6.27	154	30061	4.750 ppb	99
9) Fluorene	6.87	166	36955	4.791 ppb	100
11) Phenanthrene	7.98	178	55658	4.744 ppb	99
12) Anthracene	8.04	178	56653	5.213 ppb	100
14) Fluoranthene	9.36	202	82152	4.777 ppb	96
16) Pyrene	9.62	202	84408	4.772 ppb	99
17) Benz (a) anthracene	11.06	228	79151	4.723 ppb	99
18) Chrysene	11.11	228	77377	4.696 ppb	99
19) Indeno (1,2,3-cd) pyrene	15.00	276	97070	4.836 ppb	90
21) Benzo (b) fluoranthene	12.88	252	82292	4.930 ppb	98
22) Benzo (k) fluoranthene	12.92	252	83807	4.926 ppb	98
23) Benzo (a) pyrene	13.42	252	79937	5.242 ppb	97
24) Dibenz (a,h) anthracene	15.03	278	81083	4.984 ppb #	95
25) Benzo (g,h,i) perylene	15.37	276	81503	4.914 ppb	95

(#) = qualifier out of range (m) = manual integration

Quantitation Report

Data File : M:\LINUS\DATA\L210324\0324L011.D
Acq On : 24 Mar 21 14:59
Sample : SS SIM 03/24/21
Misc :

Vial: 11
Operator: MA
Inst : Linus
Multiplr: 1.00

Quant Time: Mar 24 15:18 2021

Quant Results File: L0324.RES

Method : M:\LINUS\DATA\L210324\L0324.M (RTE Integrator)
Title : EPA 8270
Last Update : Wed Mar 24 14:55:37 2021
Response via : Initial Calibration



PAH by GCMS SIM
EPA 8270 SIM

Form 7

Continuing Calibration

Lab Name: APPL, Inc.
Case No:
Matrix:

SDG No:
Date Analyzed: 4 Jun 21 16:48
Instrument: Linus
Initial Cal. Date: 03/24/21
Data File: 0513L258.D

		Compound	MEAN	CCRF	%D	%Drift	
1	I	Napthalene-D8(IS)	ISTD			I	
2	TM	Naphthalene	0.9573	0.8475	11	TM	
3	S	2-Methylnaphthalene-D10 (2MN)	1.146	1.123	2.0	S	
4	TM	2-Methylnaphthalene	0.6470	0.6245	3.5	TM	
5	TM	1-Methylnaphthalene	0.6449	0.6193	4.0	TM	
6	I	Acenaphthene-D10(IS)	ISTD			I	
7	TM	Acenaphthylene	3.458	2.956	15	TM	
8	*TM	Acenaphthene	1.067	0.9343	12	*TM	
9	TM	Fluorene	1.301	1.218	6.4	TM	
10	I	Phenanthrene-D10(IS)	ISTD			I	
11	TM	Phenanthrene	0.9987	0.9101	8.9	TM	
12	TM	Anthracene	0.9250	0.8715	5.8	TM	
13	S	Fluoranthene-D10 (FRT)	1.288	1.140	11	S	
14	*TM	Fluoranthene	1.464	1.455	0.60	*TM	
15	I	Chrysene-D12(IS)	ISTD			I	
16	TM	Pyrene	1.251	1.190	4.9	TM	
17	TM	Benz (a) anthracene	1.185	1.166	1.7	TM	
18	TM	Chrysene	1.166	1.138	2.3	TM	
19	TM	Indeno (1,2,3-cd) pyrene	1.420	1.378	3.0	TM	
20	I	Perylene-D12(IS)	ISTD			I	
21	TM	Benzo (b) fluoranthene	1.108	1.125	1.6	TM	
22	TM	Benzo (k) fluoranthene	1.129	1.190	5.4	TM	
23	*TM	Benzo (a) pyrene	1.012	1.043	3.1	*TM	
24	TM	Dibenz (a,h) anthracene	1.080	1.094	1.3	TM	
25	TM	Benzo (g,h,i) perylene	1.101	1.101	0.05	TM	
26							
27							
28							
29							
30							
31							
32							
33							
34							
35							
36							
37							
38							
39							
40							
		Average			5.2		

Quantitation Report (Not Reviewed)

Data File : M:\LINUS\DATA\L210513\0513L258.D
Acq On : 4 Jun 21 16:48
Sample : 5 SIM 1/14/21 (2)
Misc :

Vial: 58
Operator: LS
Inst : Linus
Multiplr: 1.00

Quant Time: Jun 4 17:09 2021

Quant Results File: L0324.RES

Quant Method : M:\LINUS\DATA\L210513\L0324.M (RTE Integrator)
Title : EPA 8270
Last Update : Mon May 03 10:54:34 2021
Response via : Initial Calibration
DataAcq Meth : SIM_2

Internal Standards	R.T.	QIon	Response	Conc Units	Dev(Min)
1) Napthalene-D8(IS)	4.13	136	19438	2.500 ppb	0.00
6) Acenaphthene-D10(IS)	6.12	164	12314	2.500 ppb	-0.01
10) Phenanthrene-D10(IS)	7.85	188	25334	2.500 ppb	0.00
15) Chrysene-D12(IS)	10.95	240	31142	2.500 ppb	0.01
20) Perylene-D12(IS)	13.36	264	33374	2.500 ppb	0.01
System Monitoring Compounds					
3) 2-Methylnaphthalene-D10 (2	4.90	152	21828	2.449 ppb	0.02
Spiked Amount 5.000			Recovery	= 48.980%	
13) Fluoranthene-D10 (FRT)	9.23	212	28886	2.213 ppb	0.02
Spiked Amount 5.000			Recovery	= 44.260%	
Target Compounds					Qvalue
2) Naphthalene	4.15	128	32949	4.427 ppb	100
4) 2-Methylnaphthalene	4.94	142	24278	4.826 ppb	97
5) 1-Methylnaphthalene	5.05	142	24077	4.802 ppb	96
7) Acenaphthylene	5.96	152	72807	4.274 ppb	98
8) Acenaphthene	6.16	154	23010	4.377 ppb	96
9) Fluorene	6.76	166	30006	4.682 ppb	97
11) Phenanthrene	7.87	178	46112	4.556 ppb	99
12) Anthracene	7.93	178	44158	4.711 ppb	99
14) Fluoranthene	9.25	202	73720	4.970 ppb	94
16) Pyrene	9.51	202	74135	4.757 ppb #	92
17) Benz (a) anthracene	10.93	228	72598	4.917 ppb	97
18) Chrysene	10.99	228	70904	4.884 ppb #	95
19) Indeno (1,2,3-cd) pyrene	14.85	276	85803	4.851 ppb #	85
21) Benzo (b) fluoranthene	12.69	252	75124	5.078 ppb #	97
22) Benzo (k) fluoranthene	12.75	252	79426	5.268 ppb #	97
23) Benzo (a) pyrene	13.26	252	69649	5.154 ppb #	97
24) Dibenz (a,h) anthracene	14.88	278	73023	5.065 ppb	98
25) Benzo (g,h,i) perylene	15.20	276	73459	4.998 ppb #	93

(#) = qualifier out of range (m) = manual integration

Quantitation Report

Data File : M:\LINUS\DATA\L210513\0513L258.D
Acq On : 4 Jun 21 16:48
Sample : 5 SIM 1/14/21 (2)
Misc :

Vial: 58
Operator: LS
Inst : Linus
Multiplr: 1.00

Quant Time: Jun 4 17:09 2021

Quant Results File: L0324.RES

Method : M:\LINUS\DATA\L210513\L0324.M (RTE Integrator)
Title : EPA 8270
Last Update : Mon May 03 10:54:34 2021
Response via : Initial Calibration



PAH by GCMS SIM
EPA 8270 SIM

Form 7

Continuing Calibration

Lab Name: APPL, Inc.
Case No:
Matrix:

SDG No:
Date Analyzed: 4 Jun 21 22:46
Instrument: Linus
Initial Cal. Date: 03/24/21
Data File: 0513L272.D

		Compound	MEAN	CCRF	%D		%Drift
1	I	Napthalene-D8(IS)	ISTD			I	
2	TM	Naphthalene	0.9573	0.8391	12	TM	
3	S	2-Methylnaphthalene-D10 (2MN)	1.146	1.143	0.33	S	
4	TM	2-Methylnaphthalene	0.6470	0.6381	1.4	TM	
5	TM	1-Methylnaphthalene	0.6449	0.6348	1.6	TM	
6	I	Acenaphthene-D10(IS)	ISTD			I	
7	TM	Acenaphthylene	3.458	2.893	16	TM	
8	*TM	Acenaphthene	1.067	0.9145	14	*TM	
9	TM	Fluorene	1.301	1.190	8.5	TM	
10	I	Phenanthrene-D10(IS)	ISTD			I	
11	TM	Phenanthrene	0.9987	0.8901	11	TM	
12	TM	Anthracene	0.9250	0.8112	12	TM	
13	S	Fluoranthene-D10 (FRT)	1.288	1.160	10.0	S	
14	*TM	Fluoranthene	1.464	1.429	2.4	*TM	
15	I	Chrysene-D12(IS)	ISTD			I	
16	TM	Pyrene	1.251	1.160	7.3	TM	
17	TM	Benz (a) anthracene	1.185	1.102	7.0	TM	
18	TM	Chrysene	1.166	1.154	0.99	TM	
19	TM	Indeno (1,2,3-cd) pyrene	1.420	1.371	3.4	TM	
20	I	Perylene-D12(IS)	ISTD			I	
21	TM	Benzo (b) fluoranthene	1.108	1.047	5.5	TM	
22	TM	Benzo (k) fluoranthene	1.129	1.213	7.4	TM	
23	*TM	Benzo (a) pyrene	1.012	1.011	0.11	*TM	
24	TM	Dibenz (a,h) anthracene	1.080	1.089	0.84	TM	
25	TM	Benzo (g,h,i) perylene	1.101	1.082	1.7	TM	
26							
27							
28							
29							
30							
31							
32							
33							
34							
35							
36							
37							
38							
39							
40							
		Average			6.2		

Quantitation Report (Not Reviewed)

Data File : M:\LINUS\DATA\L210513\0513L272.D
Acq On : 4 Jun 21 22:46
Sample : 5 SIM 3/24/21 (2)
Misc :

Vial: 72
Operator: LS
Inst : Linus
Multiplr: 1.00

Quant Time: Jun 5 10:06 2021

Quant Results File: L0324.RES

Quant Method : M:\LINUS\DATA\L210513\L0324.M (RTE Integrator)
Title : EPA 8270
Last Update : Mon May 03 10:54:34 2021
Response via : Initial Calibration
DataAcq Meth : SIM_2

Internal Standards	R.T.	QIon	Response	Conc Units	Dev(Min)
1) Napthalene-D8(IS)	4.13	136	18293	2.500 ppb	0.00
6) Acenaphthene-D10(IS)	6.12	164	12117	2.500 ppb	-0.01
10) Phenanthrene-D10(IS)	7.85	188	25357	2.500 ppb	0.00
15) Chrysene-D12(IS)	10.94	240	31676	2.500 ppb	0.00
20) Perylene-D12(IS)	13.36	264	34058	2.500 ppb	0.01
System Monitoring Compounds					
3) 2-Methylnaphthalene-D10 (2	4.90	152	20900	2.492 ppb	0.02
Spiked Amount 5.000			Recovery	= 49.840%	
13) Fluoranthene-D10 (FRT)	9.23	212	29404	2.250 ppb	0.02
Spiked Amount 5.000			Recovery	= 45.000%	
Target Compounds					Qvalue
2) Naphthalene	4.15	128	30698	4.383 ppb	100
4) 2-Methylnaphthalene	4.94	142	23346	4.931 ppb	96
5) 1-Methylnaphthalene	5.05	142	23223	4.921 ppb	95
7) Acenaphthylene	5.96	152	70099	4.182 ppb	98
8) Acenaphthene	6.16	154	22163	4.284 ppb	98
9) Fluorene	6.76	166	28847	4.575 ppb	100
11) Phenanthrene	7.87	178	45140	4.456 ppb	100
12) Anthracene	7.93	178	41137	4.385 ppb	100
14) Fluoranthene	9.25	202	72479	4.882 ppb #	93
16) Pyrene	9.51	202	73475	4.635 ppb #	91
17) Benz (a) anthracene	10.93	228	69843	4.651 ppb	98
18) Chrysene	10.98	228	73108	4.950 ppb	99
19) Indeno (1,2,3-cd) pyrene	14.83	276	86873	4.829 ppb	94
21) Benzo (b) fluoranthene	12.69	252	71336	4.725 ppb #	96
22) Benzo (k) fluoranthene	12.75	252	82656	5.372 ppb #	96
23) Benzo (a) pyrene	13.26	252	68878	4.994 ppb #	96
24) Dibenz (a,h) anthracene	14.88	278	74189	5.042 ppb #	96
25) Benzo (g,h,i) perylene	15.20	276	73720	4.915 ppb #	92

(#) = qualifier out of range (m) = manual integration

Quantitation Report

Data File : M:\LINUS\DATA\L210513\0513L272.D
Acq On : 4 Jun 21 22:46
Sample : 5 SIM 3/24/21 (2)
Misc :

Vial: 72
Operator: LS
Inst : Linus
Multiplr: 1.00

Quant Time: Jun 5 10:06 2021

Quant Results File: L0324.RES

Method : M:\LINUS\DATA\L210513\L0324.M (RTE Integrator)
Title : EPA 8270
Last Update : Mon May 03 10:54:34 2021
Response via : Initial Calibration



0513L272.D L0324.M Sat Jun 05 10:06:23 2021 Page 2

ORGANICS

Raw Data

Quantitation Report (QT Reviewed)

Data File : M:\LINUS\DATA\L210513\0513L262.D Vial: 62
Acq On : 4 Jun 21 19:05 Operator: LS
Sample : BA33439W05 1/850 Inst : Linus
Misc : Multiplr: 1.18

Quant Time: Jun 7 12:29 2021 Quant Results File: L0324.RES

Quant Method : M:\LINUS\DATA\L210513\L0324.M (RTE Integrator)
Title : EPA 8270
Last Update : Mon May 03 10:54:34 2021
Response via : Initial Calibration
DataAcq Meth : SIM_2

Internal Standards	R.T.	QIon	Response	Conc Units	Dev(Min)
1) Napthalene-D8(IS)	4.13	136	13434	2.50000 ppb	0.00
6) Acenaphthene-D10(IS)	6.12	164	8936	2.50000 ppb	-0.01
10) Phenanthrene-D10(IS)	7.85	188	18106	2.50000 ppb	0.00
15) Chrysene-D12(IS)	10.95	240	22267	2.50000 ppb	0.01
20) Perylene-D12(IS)	13.37	264	23680	2.50000 ppb	0.02
System Monitoring Compounds					
3) 2-Methylnaphthalene-D10 (2	4.90	152	27035	5.16335 ppb	0.02
Spiked Amount 5.882			Recovery	= 87.771%	
13) Fluoranthene-D10 (FRT)	9.23	212	37997	4.79140 ppb	0.02
Spiked Amount 5.882			Recovery	= 81.447%	

Target Compounds Qvalue

(#) = qualifier out of range (m) = manual integration
0513L262.D L0324.M Mon Jun 07 16:52:21 2021

Quantitation Report

Data File : M:\LINUS\DATA\L210513\0513L262.D Vial: 62
Acq On : 4 Jun 21 19:05 Operator: LS
Sample : BA33439W05 1/850 Inst : Linus
Misc : Multiplr: 1.18

Quant Time: Jun 7 12:29 2021 Quant Results File: L0324.RES

Method : M:\LINUS\DATA\L210513\L0324.M (RTE Integrator)
Title : EPA 8270
Last Update : Mon May 03 10:54:34 2021
Response via : Initial Calibration

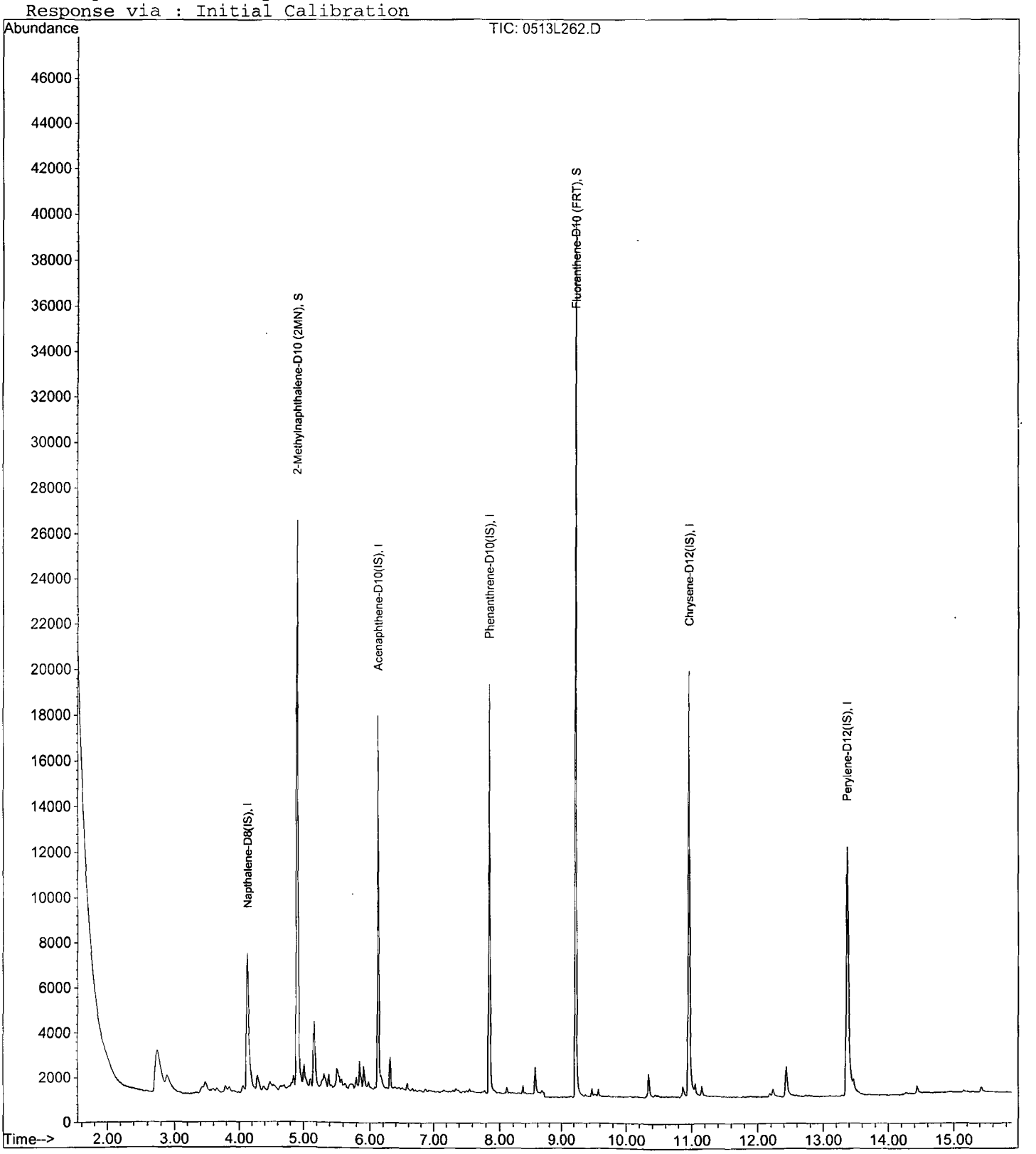

Quantitation Report (QT Reviewed)

Data File : M:\LINUS\DATA\L210513\0513L263.D Vial: 63
Acq On : 4 Jun 21 19:27 Operator: LS
Sample : BA33442W06 1/900 Inst : Linus
Misc : Multiplr: 1.11

Quant Time: Jun 7 12:29 2021 Quant Results File: L0324.RES

Quant Method : M:\LINUS\DATA\L210513\L0324.M (RTE Integrator)
Title : EPA 8270
Last Update : Mon May 03 10:54:34 2021
Response via : Initial Calibration
DataAcq Meth : SIM_2

Internal Standards	R.T.	QIon	Response	Conc Units	Dev(Min)
1) Napthalene-D8(IS)	4.13	136	14819	2.50000 ppb	0.00
6) Acenaphthene-D10(IS)	6.12	164	9664	2.50000 ppb	-0.01
10) Phenanthrene-D10(IS)	7.85	188	19852	2.50000 ppb	0.00
15) Chrysene-D12(IS)	10.95	240	24744	2.50000 ppb	0.01
20) Perylene-D12(IS)	13.37	264	26393	2.50000 ppb	0.02
System Monitoring Compounds					
3) 2-Methylnaphthalene-D10 (2	4.90	152	28436	4.64982 ppb	0.02
Spiked Amount 5.556			Recovery	= 83.700%	
13) Fluoranthene-D10 (FRT)	9.23	212	38124	4.14101 ppb	0.02
Spiked Amount 5.556			Recovery	= 74.538%	
Target Compounds					Qvalue
2) Naphthalene	4.15	128	201275	39.41268 ppb	97
4) 2-Methylnaphthalene	4.94	142	39486	11.43969 ppb	97
5) 1-Methylnaphthalene	5.05	142	66381	19.29419 ppb	96
8) Acenaphthene	6.16	154	1058	0.28493 ppb	97
9) Fluorene	6.76	166	697	0.15399 ppb	96

(#) = qualifier out of range (m) = manual integration

Quantitation Report

Data File : M:\LINUS\DATA\L210513\0513L263.D
Acq On : 4 Jun 21 19:27
Sample : BA33442W06 1/900
Misc :

Vial: 63
Operator: LS
Inst : Linus
Multiplr: 1.11

Quant Time: Jun 7 12:29 2021

Quant Results File: L0324.RES

Method : M:\LINUS\DATA\L210513\L0324.M (RTE Integrator)
Title : EPA 8270
Last Update : Mon May 03 10:54:34 2021
Response via : Initial Calibration



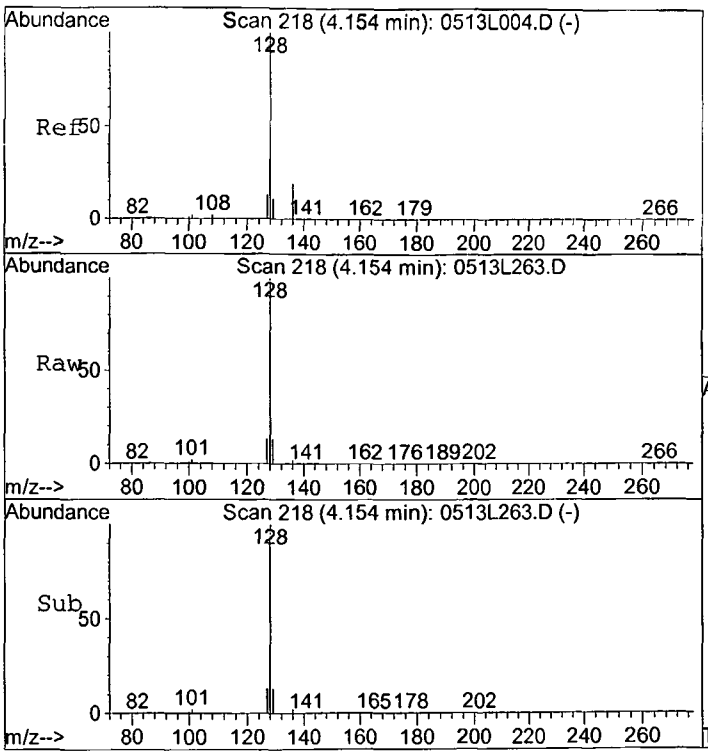

#2
Naphthalene
Concen: 39.41268 ppb
RT: 4.15 min Scan# 218
Delta R.T. 0.00 min
Lab File: 0513L263.D
Acq: 4 Jun 21 19:27

Tgt Ion:128 Resp: 201275

Ion	Ratio	Lower	Upper
128	100		
129	13.2	7.8	14.4
127	13.3	9.0	16.8

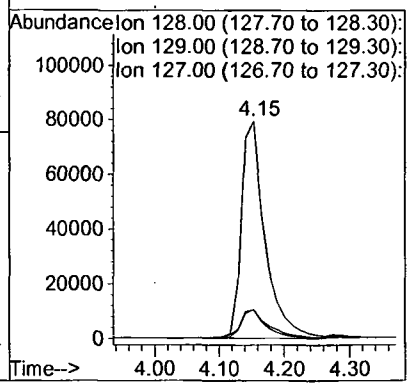

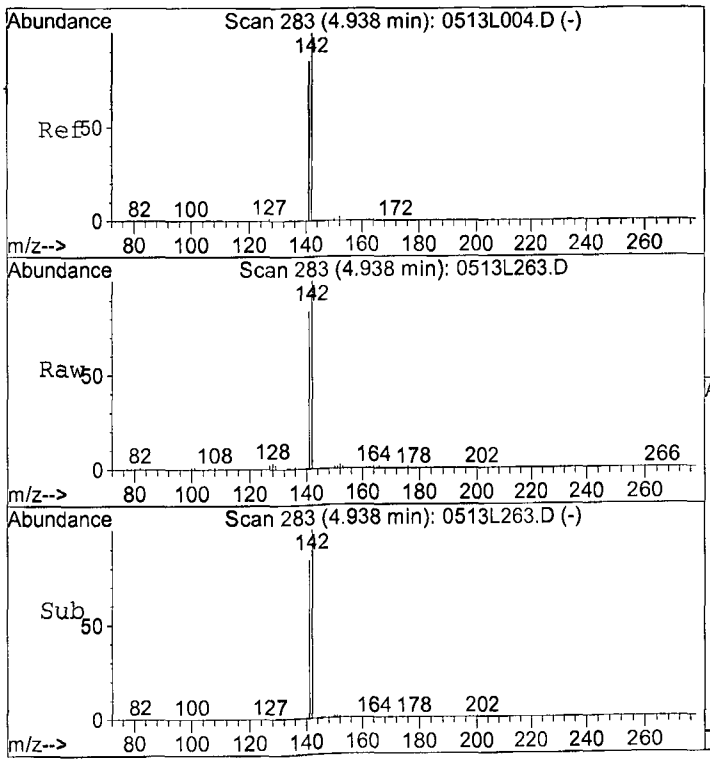

#4
2-Methylnaphthalene
Concen: 11.43969 ppb
RT: 4.94 min Scan# 283
Delta R.T. 0.02 min
Lab File: 0513L263.D
Acq: 4 Jun 21 19:27

Tgt Ion:142 Resp: 39486

Ion	Ratio	Lower	Upper
142	100		
141	83.6	60.3	111.9

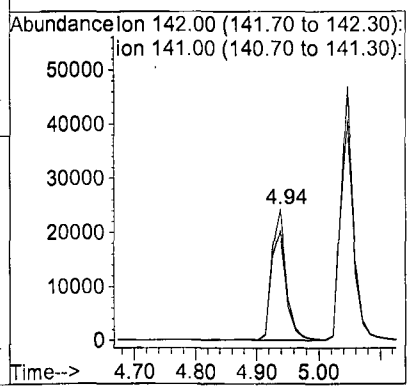

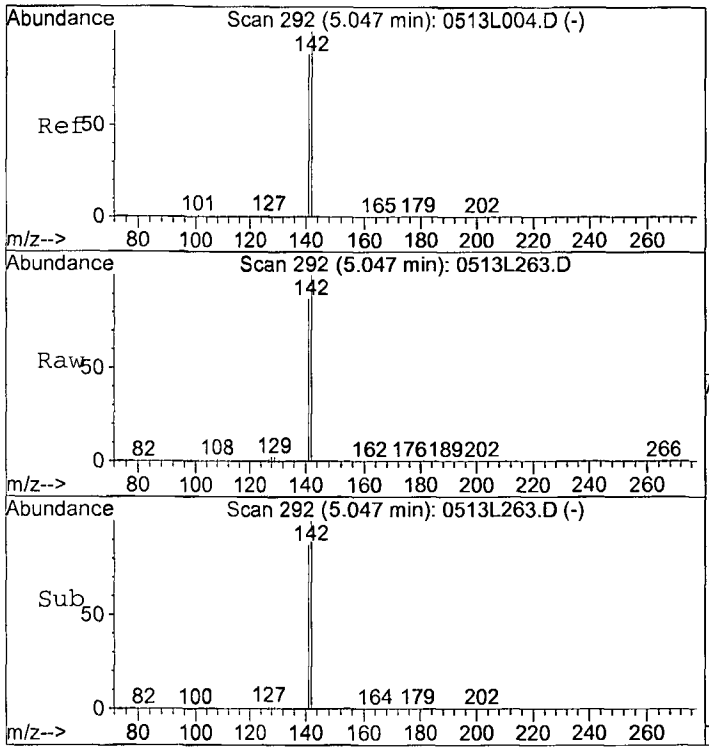

#5
1-Methylnaphthalene
Concen: 19.29419 ppb
RT: 5.05 min Scan# 292
Delta R.T. 0.02 min
Lab File: 0513L263.D
Acq: 4 Jun 21 19:27

Tgt Ion:142 Resp: 66381

Ion	Ratio	Lower	Upper
142	100		
141	86.9	63.1	117.3

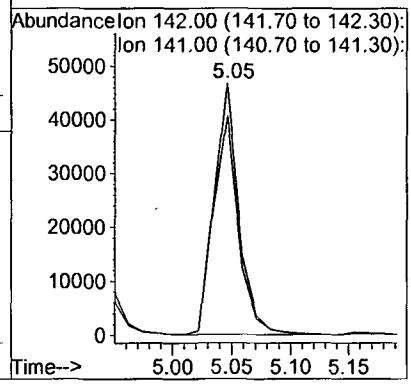

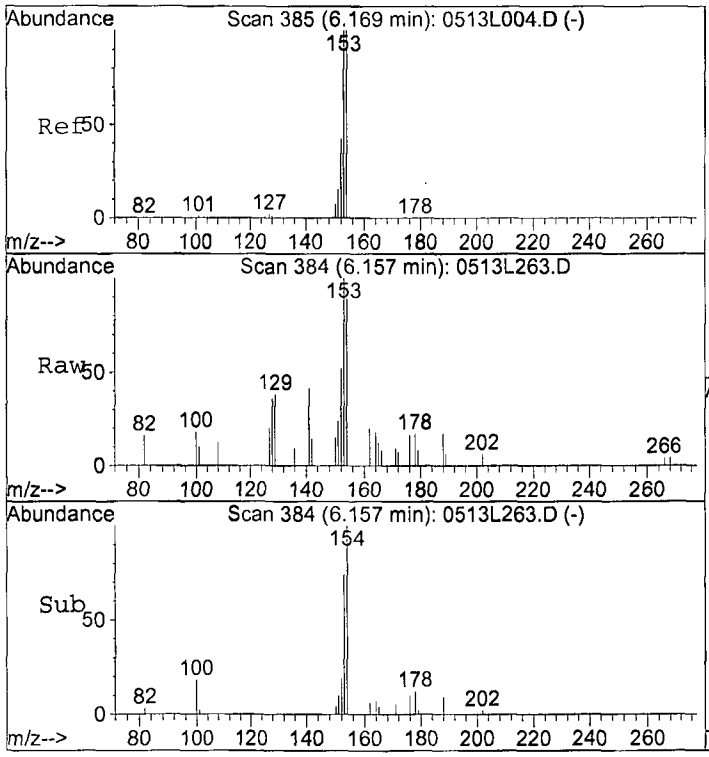

#8
Acenaphthene
Concen: 0.28493 ppb
RT: 6.16 min Scan# 384
Delta R.T. -0.01 min
Lab File: 0513L263.D
Acq: 4 Jun 21 19:27

Tgt Ion:154 Resp: 1058

Ion	Ratio	Lower	Upper
154	100		
153	110.6	73.5	136.5
152	98.4	68.8	127.8

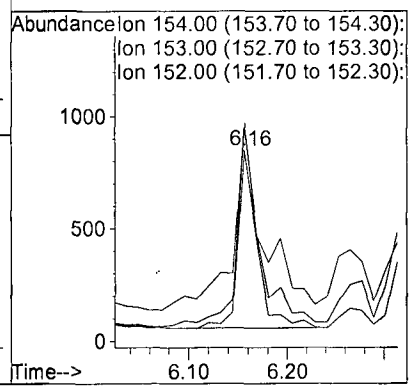

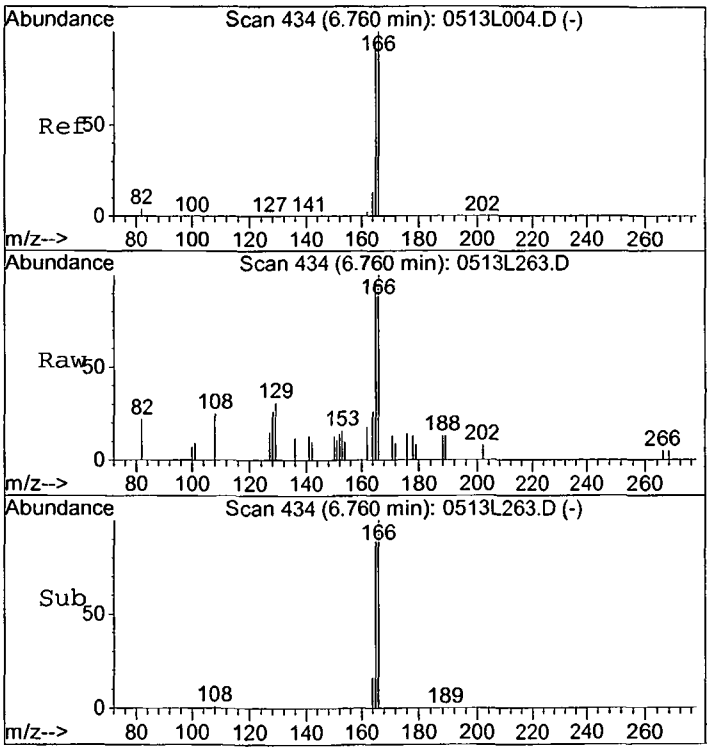

#9
Fluorene
Concen: 0.15399 ppb
RT: 6.76 min Scan# 434
Delta R.T. -0.00 min
Lab File: 0513L263.D
Acq: 4 Jun 21 19:27

Tgt Ion:166 Resp: 697

Ion	Ratio	Lower	Upper
166	100		
165	93.1	62.7	116.4

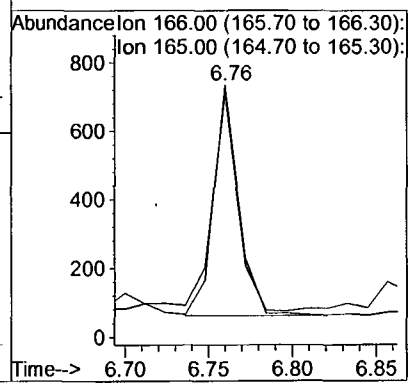

Quantitation Report (QT Reviewed)

Data File : M:\LINUS\DATA\L210513\0513L264.D Vial: 64
Acq On : 4 Jun 21 19:49 Operator: LS
Sample : BA33445W06 1/850 Inst : Linus
Misc : Multiplr: 1.18

Quant Time: Jun 7 12:30 2021 Quant Results File: L0324.RES

Quant Method : M:\LINUS\DATA\L210513\L0324.M (RTE Integrator)
Title : EPA 8270
Last Update : Mon May 03 10:54:34 2021
Response via : Initial Calibration
DataAcq Meth : SIM_2

Internal Standards	R.T.	QIon	Response	Conc Units	Dev(Min)
1) Napthalene-D8(IS)	4.13	136	13598	2.50000 ppb	0.00
6) Acenaphthene-D10(IS)	6.12	164	8689	2.50000 ppb	-0.01
10) Phenanthrene-D10(IS)	7.85	188	17974	2.50000 ppb	0.00
15) Chrysene-D12(IS)	10.95	240	22399	2.50000 ppb	0.01
20) Perylene-D12(IS)	13.37	264	23558	2.50000 ppb	0.02
System Monitoring Compounds					
3) 2-Methylnaphthalene-D10 (2	4.90	152	28717	5.41844 ppb	0.02
Spiked Amount 5.882			Recovery	= 92.106%	
13) Fluoranthene-D10 (FRT)	9.23	212	40859	5.19014 ppb	0.02
Spiked Amount 5.882			Recovery	= 88.230%	

Target Compounds Qvalue

(#) = qualifier out of range (m) = manual integration
0513L264.D L0324.M Mon Jun 07 16:52:29 2021

Quantitation Report

Data File : M:\LINUS\DATA\L210513\0513L264.D
Acq On : 4 Jun 21 19:49
Sample : BA33445W06 1/850
Misc :

Vial: 64
Operator: LS
Inst : Linus
Multiplr: 1.18

Quant Time: Jun 7 12:30 2021

Quant Results File: L0324.RES

Method : M:\LINUS\DATA\L210513\L0324.M (RTE Integrator)
Title : EPA 8270
Last Update : Mon May 03 10:54:34 2021
Response via : Initial Calibration

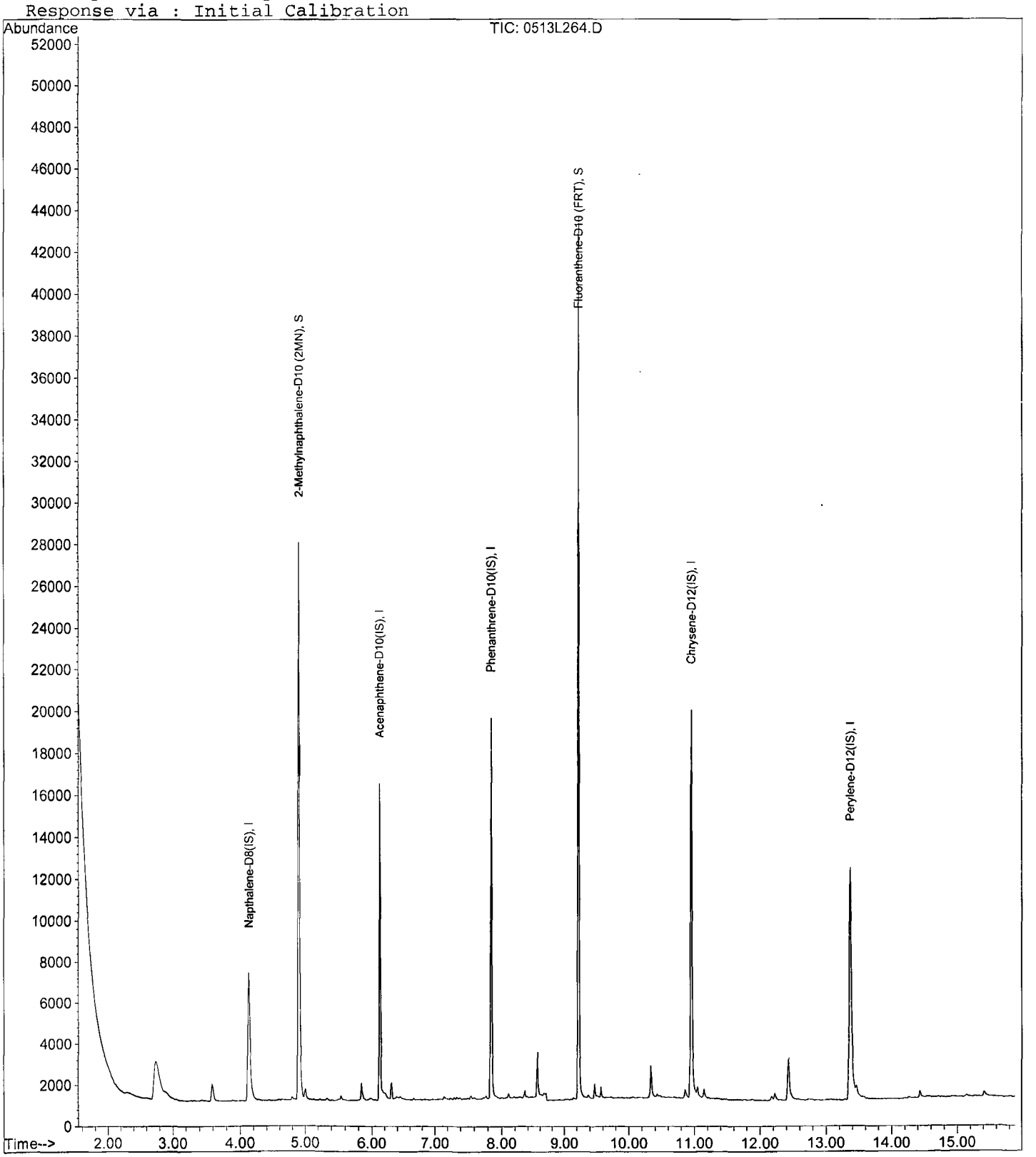

Quantitation Report (QT Reviewed)

Data File : M:\LINUS\DATA\L210513\0513L259.D Vial: 59
Acq On : 4 Jun 21 17:22 Operator: LS
Sample : 210602A BLK 1/1000 Inst : Linus
Misc : Multiplr: 1.00

Quant Time: Jun 7 12:30 2021 Quant Results File: L0324.RES

Quant Method : M:\LINUS\DATA\L210513\L0324.M (RTE Integrator)
Title : EPA 8270
Last Update : Mon May 03 10:54:34 2021
Response via : Initial Calibration
DataAcq Meth : SIM_2

Internal Standards	R.T.	QIon	Response	Conc Units	Dev(Min)
1) Napthalene-D8(IS)	4.13	136	13582	2.50000 ppb	0.00
6) Acenaphthene-D10(IS)	6.13	164	8479	2.50000 ppb	0.00
10) Phenanthrene-D10(IS)	7.85	188	18368	2.50000 ppb	0.00
15) Chrysene-D12(IS)	10.95	240	22035	2.50000 ppb	0.01
20) Perylene-D12(IS)	13.38	264	22893	2.50000 ppb	0.03
System Monitoring Compounds					
3) 2-Methylnaphthalene-D10 (2	4.90	152	25091	4.02887 ppb	0.02
Spiked Amount 5.000			Recovery	= 80.580%	
13) Fluoranthene-D10 (FRT)	9.23	212	37213	3.93177 ppb	0.02
Spiked Amount 5.000			Recovery	= 78.640%	

Target Compounds Qvalue

(#) = qualifier out of range (m) = manual integration
0513L259.D L0324.M Mon Jun 07 16:52:52 2021

Quantitation Report

Data File : M:\LINUS\DATA\L210513\0513L259.D
Acq On : 4 Jun 21 17:22
Sample : 210602A BLK 1/1000
Misc :

Vial: 59
Operator: LS
Inst : Linus
Multiplr: 1.00

Quant Time: Jun 7 12:30 2021

Quant Results File: L0324.RES

Method : M:\LINUS\DATA\L210513\L0324.M (RTE Integrator)
Title : EPA 8270
Last Update : Mon May 03 10:54:34 2021
Response via : Initial Calibration



Quantitation Report (Not Reviewed)

Data File : M:\LINUS\DATA\L210513\0513L260.D Vial: 60
Acq On : 4 Jun 21 18:21 Operator: LS
Sample : 210602A LCS-1 1/1000 Inst : Linus
Misc : Multiplr: 1.00

Quant Time: Jun 5 12:05 2021 Quant Results File: L0324.RES

Quant Method : M:\LINUS\DATA\L210513\L0324.M (RTE Integrator)
Title : EPA 8270
Last Update : Mon May 03 10:54:34 2021
Response via : Initial Calibration
DataAcq Meth : SIM_2

Internal Standards	R.T.	QIon	Response	Conc Units	Dev(Min)
1) Napthalene-D8(IS)	4.13	136	14339	2.50000 ppb	0.00
6) Acenaphthene-D10(IS)	6.12	164	9199	2.50000 ppb	-0.01
10) Phenanthrene-D10(IS)	7.85	188	19043	2.50000 ppb	0.00
15) Chrysene-D12(IS)	10.95	240	23551	2.50000 ppb	0.01
20) Perylene-D12(IS)	13.37	264	24678	2.50000 ppb	0.02
System Monitoring Compounds					
3) 2-Methylnaphthalene-D10 (2	4.90	152	27789	4.22653 ppb	0.02
Spiked Amount 5.000			Recovery	= 84.540%	
13) Fluoranthene-D10 (FRT)	9.23	212	39252	4.00020 ppb	0.02
Spiked Amount 5.000			Recovery	= 80.000%	
Target Compounds					Qvalue
2) Naphthalene	4.15	128	20302	3.69767 ppb	99
4) 2-Methylnaphthalene	4.94	142	14750	3.97472 ppb	98
5) 1-Methylnaphthalene	5.05	142	14710	3.97684 ppb	98
7) Acenaphthylene	5.96	152	45314	3.56123 ppb	99
8) Acenaphthene	6.16	154	14153	3.60381 ppb	94
9) Fluorene	6.76	166	18457	3.85551 ppb	97
11) Phenanthrene	7.87	178	29043	3.81779 ppb	99
12) Anthracene	7.93	178	26681	3.78682 ppb	99
14) Fluoranthene	9.25	202	45885	4.11538 ppb	97
16) Pyrene	9.51	202	46547	3.94935 ppb	94
17) Benz (a) anthracene	10.94	228	44863	4.01780 ppb	100
18) Chrysene	10.99	228	46187	4.20651 ppb #	97
19) Indeno (1,2,3-cd) pyrene	14.86	276	52825	3.94915 ppb #	86
21) Benzo (b) fluoranthene	12.70	252	42762	3.90931 ppb #	96
22) Benzo (k) fluoranthene	12.76	252	53299	4.78100 ppb #	96
23) Benzo (a) pyrene	13.27	252	42838	4.28694 ppb #	96
24) Dibenz (a,h) anthracene	14.89	278	45126	4.23271 ppb	97
25) Benzo (g,h,i) perylene	15.21	276	45553	4.19110 ppb #	93

(#) = qualifier out of range (m) = manual integration

Quantitation Report

Data File : M:\LINUS\DATA\L210513\0513L260.D Vial: 60
Acq On : 4 Jun 21 18:21 Operator: LS
Sample : 210602A LCS-1 1/1000 Inst : Linus
Misc : Multiplr: 1.00

Quant Time: Jun 5 12:05 2021 Quant Results File: L0324.RES

Method : M:\LINUS\DATA\L210513\L0324.M (RTE Integrator)
Title : EPA 8270
Last Update : Mon May 03 10:54:34 2021
Response via : Initial Calibration



Quantitation Report (Not Reviewed)

Data File : M:\LINUS\DATA\L210513\0513L261.D Vial: 61
Acq On : 4 Jun 21 18:43 Operator: LS
Sample : 210602A LCSD-1 1/1000 Inst : Linus
Misc : Multiplr: 1.00

Quant Time: Jun 5 12:05 2021 Quant Results File: L0324.RES

Quant Method : M:\LINUS\DATA\L210513\L0324.M (RTE Integrator)
Title : EPA 8270
Last Update : Mon May 03 10:54:34 2021
Response via : Initial Calibration
DataAcq Meth : SIM_2

Internal Standards	R.T.	QIon	Response	Conc Units	Dev(Min)
1) Napthalene-D8(IS)	4.13	136	14593	2.50000 ppb	0.00
6) Acenaphthene-D10(IS)	6.12	164	9329	2.50000 ppb	-0.01
10) Phenanthrene-D10(IS)	7.85	188	19500	2.50000 ppb	0.00
15) Chrysene-D12(IS)	10.94	240	24839	2.50000 ppb	0.00
20) Perylene-D12(IS)	13.36	264	26066	2.50000 ppb	0.01
System Monitoring Compounds					
3) 2-Methylnaphthalene-D10 (2	4.90	152	28279	4.22619 ppb	0.02
Spiked Amount 5.000			Recovery	= 84.520%	
13) Fluoranthene-D10 (FRT)	9.23	212	41128	4.09315 ppb	0.02
Spiked Amount 5.000			Recovery	= 81.860%	

Target Compounds						Qvalue
2) Naphthalene	4.14	128	20539	3.67572 ppb		99
4) 2-Methylnaphthalene	4.94	142	15106	3.99980 ppb		95
5) 1-Methylnaphthalene	5.05	142	15025	3.99130 ppb		96
7) Acenaphthylene	5.96	152	46275	3.58608 ppb		98
8) Acenaphthene	6.16	154	14640	3.67587 ppb		99
9) Fluorene	6.76	166	19208	3.95647 ppb		100
11) Phenanthrene	7.87	178	29310	3.76260 ppb		100
12) Anthracene	7.93	178	27796	3.85262 ppb		100
14) Fluoranthene	9.25	202	46883	4.10634 ppb	#	92
16) Pyrene	9.51	202	47878	3.85164 ppb	#	90
17) Benz (a) anthracene	10.93	228	44876	3.81056 ppb		98
18) Chrysene	10.99	228	48315	4.17214 ppb	#	96
19) Indeno (1,2,3-cd) pyrene	14.85	276	55174	3.91087 ppb	#	86
21) Benzo (b) fluoranthene	12.69	252	49352	4.27152 ppb	#	96
22) Benzo (k) fluoranthene	12.75	252	50712	4.30671 ppb	#	96
23) Benzo (a) pyrene	13.26	252	44388	4.20552 ppb	#	96
24) Dibenz (a,h) anthracene	14.88	278	47423	4.21130 ppb		100
25) Benzo (g,h,i) perylene	15.20	276	47014	4.09518 ppb		94

(#) = qualifier out of range (m) = manual integration

Quantitation Report

Data File : M:\LINUS\DATA\L210513\0513L261.D Vial: 61
Acq On : 4 Jun 21 18:43 Operator: LS
Sample : 210602A LCSD-1 1/1000 Inst : Linus
Misc : Multiplr: 1.00

Quant Time: Jun 5 12:05 2021 Quant Results File: L0324.RES

Method : M:\LINUS\DATA\L210513\L0324.M (RTE Integrator)
Title : EPA 8270
Last Update : Mon May 03 10:54:34 2021
Response via : Initial Calibration



DFTPP

Data File : M:\LINUS\DATA\L210324\0324L002.D
Acq On : 24 Mar 21 10:26
Sample : SV Tune 10/02/20
Misc :

Vial: 2
Operator: MA
Inst : Linus
Multiplr: 1.00

Method : M:\LINUS\DATA\L210324\L0324.M (RTE Integrator)
Title : EPA 8270

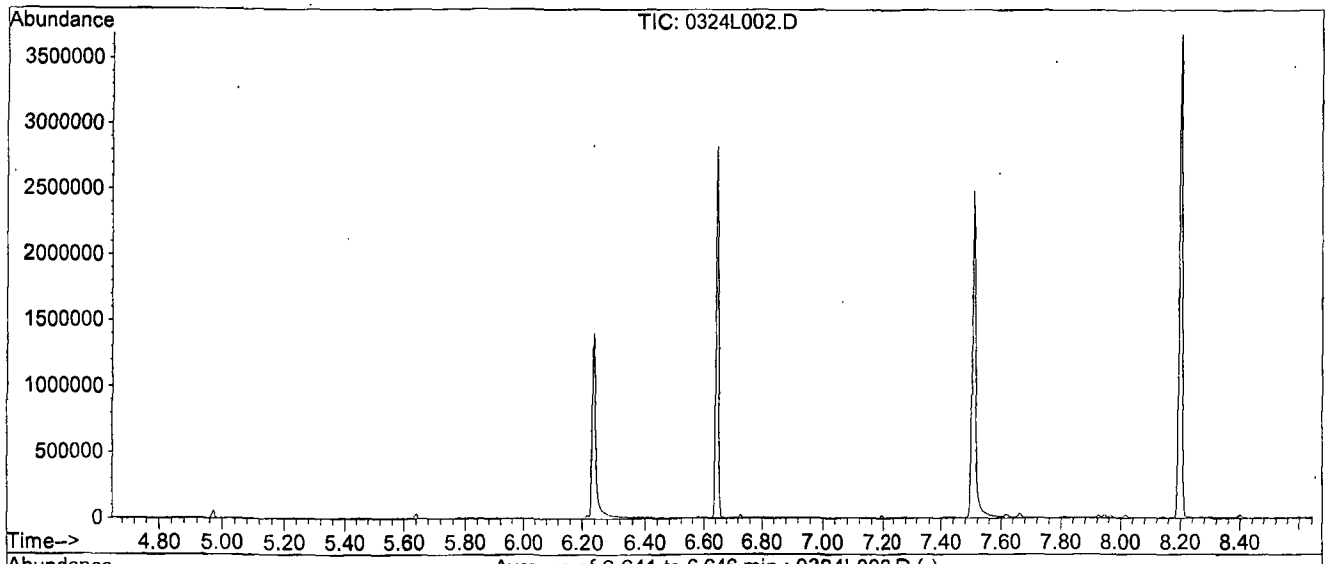

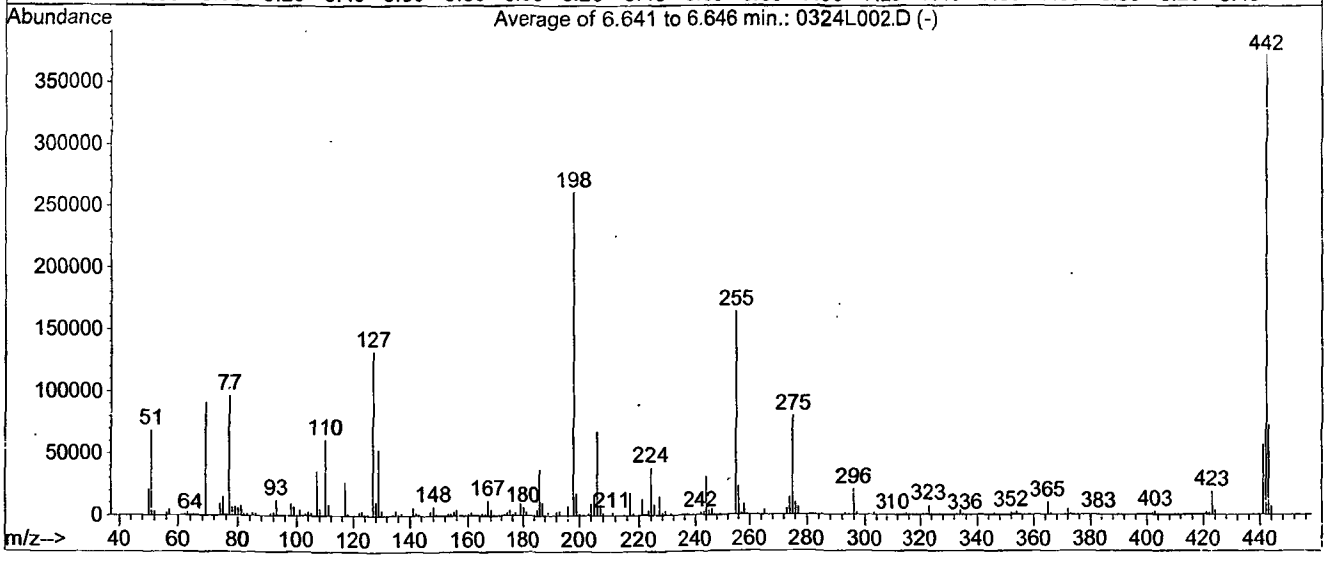

AutoFind: Scans 1629, 1630, 1631; Background Corrected with Scan 1621

Target Mass	Rel. to Mass	Lower Limit%	Upper Limit%	Rel. Abn%	Raw Abn	Result Pass/Fail
51	198	10	80	26.4	68985	PASS
68	69	0.00	2	0.0	0	PASS
70	69	0.00	2	0.7	611	PASS
127	198	10	80	50.7	132699	PASS
197	198	0.00	2	0.0	0	PASS
198	198	100	100	100.0	261760	PASS
199	198	5	9	6.8	17899	PASS
275	198	10	60	30.5	79933	PASS
365	198	1	100	3.9	10297	PASS
441	442	0.01	24	15.2	56736	PASS
442	198	50	500	142.7	373483	PASS
443	442	15	24	19.6	73083	PASS

0324L002.D L0324.M Wed Mar 24 12:02:59 2021

Data File Name:	**0324L002.D**
Data File Path:	**M:\LINUS\DATA\L210324**
Operator:	**MA**
Date Acquired:	**24 Mar 2021 10:26**
Method File:	**DFTPP2.M**
Sample Name:	**SV Tune 10/02/20**
Vial Number:	**2**
Instrument Name:	**Linus**

#	Name	Ret Time	Target Response
1)	DDT	8.24	25018800
2)	DDD	7.96	106089
3)	DDE	7.68	176936

Breakdown **1.12**

DFTPP

Data File : M:\LINUS\DATA\L210513\0513L253.D Vial: 53
Acq On : 4 Jun 21 14:48 Operator: LS
Sample : SV TUNE 10/2/20 Inst : Linus
Misc : Multiplr: 1.00

Method : M:\LINUS\DATA\L210513\L0324.M (RTE Integrator)
Title : EPA 8270

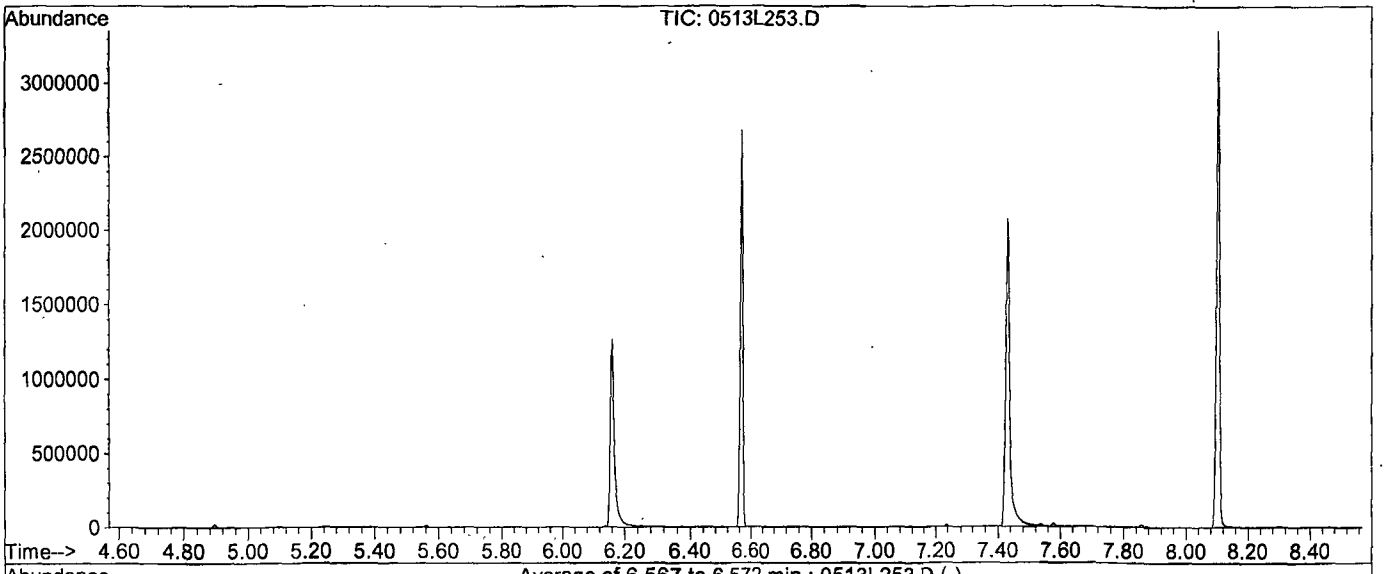

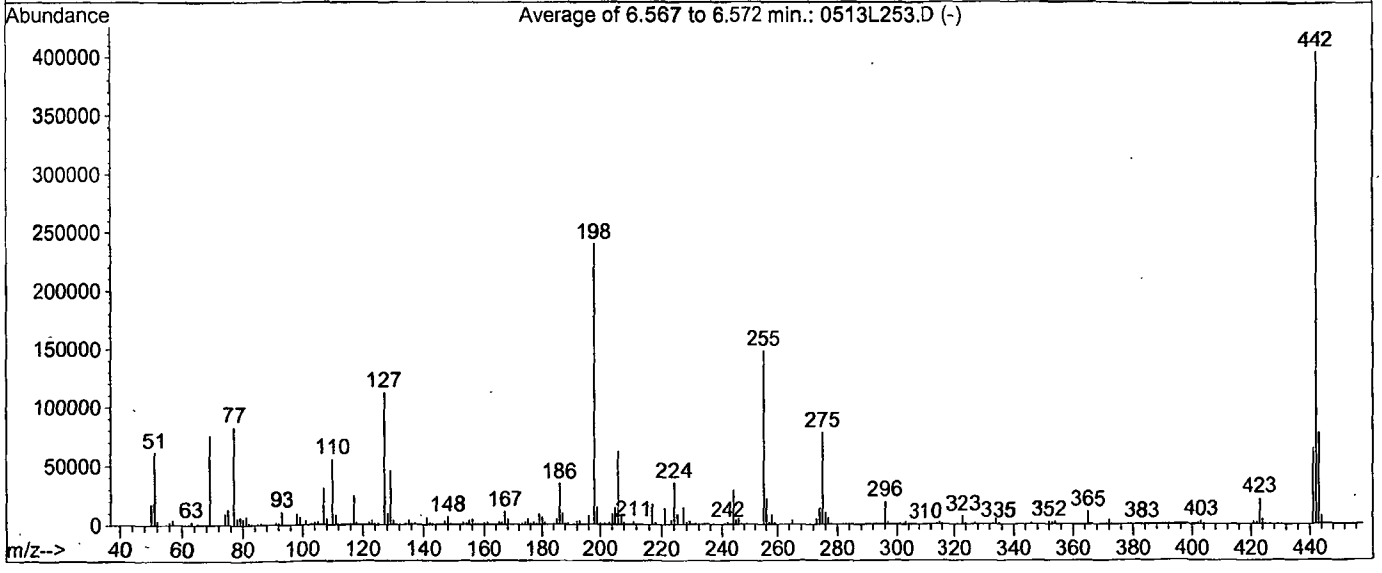

AutoFind: Scans 1599, 1600, 1601; Background Corrected with Scan 1590

Target Mass	Rel. to Mass	Lower Limit%	Upper Limit%	Rel. Abn%	Raw Abn	Result Pass/Fail
51	198	10	80	25.6	61429	PASS
68	69	0.00	2	0.0	0	PASS
70	69	0.00	2	0.4	324	PASS
127	198	10	80	46.9	112629	PASS
197	198	0.00	2	0.0	0	PASS
198	198	100	100	100.0	240149	PASS
199	198	5	9	6.3	15048	PASS
275	198	10	60	32.6	78251	PASS
365	198	1	100	4.7	11209	PASS
441	442	0.01	24	16.0	64888	PASS
442	198	50	500	168.9	405611	PASS
443	442	15	24	19.3	78219	PASS

Data File Name:	**0513L253.D**
Data File Path:	**M:\LINUS\DATA\L210513**
Operator:	**LS**
Date Acquired:	**4 Jun 21 14:48**
Method File:	**DFTPP2.M**
Sample Name:	**SV TUNE 10/2/20**
Vial Number:	**53**
Instrument Name:	**Linus**

#	Name	Ret Time	Target Response
1)	DDT	8.11	22815500
2)	DDD	7.87	81620
3)	DDE	7.59	138627

Breakdown **0.96**

_LIQ003

Organic Extraction Worksheet

Method	Continuous Liquid/Liquid SVOC 3520C	Extraction Set	210602A	Extraction Method	LIQ003	Units	mL

Spiked ID 1	SIM Spike 5-28-21 5-28-22		Surrogate ID 1	SIM Surrogate 4-8-21 4-8-22	
Spiked ID 2			Surrogate ID 2		
Spiked ID 3			Surrogate ID 3		
Spiked ID 4			Surrogate ID 4		
Spiked ID 5			Surrogate ID 5		
Spiked ID 6			Sufficient Vol for Matrix QC:	NO	
Spiked ID 7			Ext. Start Time:	06/02/21 16:00	
Spiked ID 8			Ext. End Time:	06/03/21 10:05	
			GC Requires Extract By:		

pH1	14	06/02/21 14:50	Water Bath Temp 1 °C	74/72 e-wb6 °C
pH2			Water Bath Temp 2 °C	
pH3			Water Bath Temp 3 °C	

Spiked By: YL **Date** 06/02/21 **Witnessed By:** CFM **Date** 06/02/21

	Sample	Sample Container	Spike Amount	Spike ID	Surrogate Amount	Surrogate ID	Extract Amount	Final Volume	pH	Extract Date/Time	Comments
1	210602A Blk				0.050	1	1000	1	14	06/02/21 14:40	
						equip	E-HP10 e-wb6				
2	210602A LCS-1		0.125	1	0.050	1	1000	1	14	06/02/21 14:40	
						equip	E-HP11 e-wb6				
3	210602A LCSD-1		0.125	1	0.050	1	1000	1	14	06/02/21 14:40	
						equip	E-HP12 e-wb6				
4	BA33439	BA33439W05			0.050	1	850	1	14	06/02/21 14:40	96363
						equip	E-HP13 e-wb6				
5	BA33442	BA33442W06			0.050	1	900	1	14	06/02/21 14:40	96363
						equip	E-HP14 e-wb6				
6	BA33445	BA33445W06			0.050	1	850	1	14	06/02/21 14:40	96363
						equip	E-HP15 e-wb6				

Solvent and Lot#	
PH Strips	HC148594
Dichloromethane (DCM)	60338
10N NaOH (10mLs)	5-27-21
Filter Paper	400181
Na2SO4	2020120870

Extraction COC Transfer	
Extraction lab employee Initials	KY
GC analyst's initials	LS
Date	6/4/21
Time	08:26
Refrigerator	GC-C

	Technician's Initials
Scanned By	YL
Sample Preparation	YL
Extraction	YL
Concentration	YL,SB

Modified	06/05/21 7:15:08 PM

Reviewed By: KY **Date** 06/05/21

06/07/21 12:49:10 PM Ext_ID 71296 Page 1 of 1

Name of Final Standard	SIM Spike
Prep Date	01/29/21
Exp Date	01/29/22

Prep'd By (Initials) MA

Initial Standard Information						Final Standard Information			
Name of Initial Standard (from contianer Label)	Supplier	Supplier P/N# (or APPL Mix Name)	Conc.(range)	Lot # with QA # (or reference to APPL prep date)	Exp Date	Aliquot from Stock	Final Volume	Final Solvent + Lot# (or APPL Prep Date)	Final Standard Conc (range)
Custom PAH Sim Mix	Phenova	AL0-130490	200 ug/mL	CL13121- 50763 50764 50765 50766	12/31/22	5 mL	25 mL	Acetone 0242320	40 ug/mL

Name of Final Standard	SIM Surrogate
Prep Date	11/30/20
Exp Date	11/30/21

Prep'd By (Initials) LS

Initial Standard Information						Final Standard Information			
Name of Initial Standard (from contianer Label)	Supplier	Supplier P/N# (or APPL Mix Name)	Conc.(range)	Lot # with QA # (or reference to APPL prep date)	Exp Date	Aliquot from Stock	Final Volume	Final Solvent + Lot# (or APPL Prep Date)	Final Standard Conc (range)
Sim Surrogate Deuterated	Restek	33913	2000 ug/mL	A0154854-50257, 50258, 50259 A0161454-50790, 50794	10/31/2025 5/31/26	5mL	100 mL	Acetone #246130	100 ug/mL

Name of Final Standard	SIM Curve
Prep Date	03/24/21
Exp Date	06/19/21

Prep'd By (Initials) MA

Initial Standard Information						Final Standard Information			
Name of Initial Standard (from container Label)	Supplier	Supplier P/N# (or APPL Mix Name)	Conc.(range)	Lot # with QA # (or reference to APPL prep date)	Exp Date	Aliquot from Stock	Final Volume	Final Solvent + Lot# (or APPL Prep Date)	Final Standard Conc (range)
1.0 ug/mL SIM	APPL	1.0 ug/mL SIM	1.0 ug/mL	01/15/21	06/19/21	10 uL	100uL	MC 56258 90uL	0.1 ug/mL
SIM Internal Standard	APPL	SIM Internal Standard	125 ug/mL	06/19/20	06/19/21	2 uL	•	•	2.5ug/mL
1.0 ug/mL SIM	APPL	1.0 ug/mL SIM	1.0 ug/mL	01/15/21	06/19/21	20 uL	100uL	MC 56258 80uL	0.2 ug/mL
SIM Internal Standard	APPL	SIM Internal Standard	125 ug/mL	06/19/20	06/19/21	2 uL	•	•	2.5ug/mL
5.0 ug/mL SIM	APPL	5.0 ug/mL SIM	5.0 ug/mL	01/15/21	06/19/21	10 uL	100uL	MC 56258 90uL	0.5 ug/mL
SIM Internal Standard	APPL	SIM Internal Standard	125 ug/mL	06/19/20	06/19/21	2 uL	•	•	2.5ug/mL
5.0 ug/mL SIM	APPL	5.0 ug/mL SIM	5.0 ug/mL	01/15/21	06/19/21	20 uL	100uL	MC 56258 80 uL	1.0 ug/mL
SIM Internal Standard	APPL	SIM Internal Standard	125 ug/mL	06/19/20	06/19/21	2 uL	•	•	2.5ug/mL
SIM STOCK	APPL	SIM STOCK	200 ug/mL	08/20/20	08/20/21	5 uL	200uL	MC 56258 190 uL	5.0 ug/mL
SIM SURROGATE	APPL	SIM SURR	100 ug/mL	08/11/20	08/11/21	5 uL	•	•	2.5ug/mL
SIM Internal Standard	APPL	SIM Internal Standard	125 ug/mL	06/19/20	06/19/21	4 uL	•	•	2.5ug/mL
SIM STOCK	APPL	SIM STOCK	200 ug/mL	08/20/20	08/20/21	5 uL	100 uL	MC 56258 90 uL	10 ug/mL
SIM SURROGATE	APPL	SIM SURR	100 ug/mL	08/11/20	08/11/21	5 uL	•	•	5 ug/mL
SIM Internal Standard	APPL	SIM Internal Standard	125 ug/mL	06/19/20	06/19/21	2 uL	•	•	2.5ug/mL
SIM STOCK	APPL	SIM STOCK	200 ug/mL	08/20/20	08/20/21	25 uL	100uL	MC 56258 50 uL	50 ug/mL
SIM SURROGATE	APPL	SIM SURR	100 ug/mL	08/11/20	08/11/21	25 uL	•	•	25 ug/mL
SIM Internal Standard	APPL	SIM Internal Standard	125 ug/mL	06/19/20	06/19/21	2 uL	•	•	2.5ug/mL
SIM STOCK	APPL	SIM STOCK	200 ug/mL	08/20/20	08/20/21	50 uL	100uL	na	100 ug/mL
SIM SURROGATE	APPL	SIM SURR	100 ug/mL	08/11/20	08/11/21	50 uL	•	•	50 ug/mL
SIM Internal Standard	APPL	SIM Internal Standard	125 ug/mL	06/19/20	06/19/21	2 uL	•	•	2.5ug/mL

Name of Final Standard	8270 PAH SIM Second Source
Prep Date	03/24/21
Exp Date	06/19/21

Prep'd By (Initials) MA

Initial Standard Information						Final Standard Information			
Name of Initial Standard (from container Label)	Supplier	Supplier P/N# (or APPL Mix Name)	Conc.(range)	Lot # with QA # (or reference to APPL prep date)	Exp Date	Aliquot from Stock	Final Volume	Final Solvent + Lot# (or APPL Prep Date)	Final Standard Conc (range)
PAH SIM SS Stock	Phenova	AL0-130490	200 ug/mL	01/14/21	01/14/22	5 uL	200uL	MC 56258 195uL	5 ug/mL
SIM Internal Standard	APPL	SIM Internal Standard	125 ug/mL	06/19/20	06/19/21	4 uL	•	•	2.5ug/mL

Name of Final Standard	8270 SIM PAH Internal Standard	Prep'd By (Initials)	CD
Prep Date	06/19/20		
Exp Date	06/19/21		

Initial Standard Information						Final Standard Information			
Name of Initial Standard (from contianer Label)	Supplier	Supplier P/N# (or APPL Mix Name)	Conc.(range)	Lot # with QA # (or reference to APPL prep date)	Exp Date	Aliquot from Stock	Final Volume	Final Solvent + Lot# (or APPL Prep Date)	Final Standard Conc (range)
SV Internal Standard	Restek	31206	2000 ug/mL	A0157142-49875	12/31/25	625uL	10mL	MC DW717	125 ug/mL

Name of Final Standard	PAH SIM Stock (Ampule)	Prep'd By (I	MA
Prep Date	08/20/20		
Exp Date	08/20/21		

Initial Standard Information						Final Standard Information			
Name of Initial Standard (from contianer Label)	Supplier	Supplier P/N# (or APPL Mix Name)	Conc.(range)	Lot # with QA # (or reference to APPL prep date)	Exp Date	Aliquot from Stock	Final Volume	Final Solvent + Lot# (or APPL Prep Date)	Final Standard Conc (range)
Custom PAH SIM Mix	Phenova	ALO-130490	200 ug/mL	CL13121-41383	12/31/22	1000 uL	1mL	NA	200ug/mL

Name of Final Standard	SIM Surrogate	Prep'd By (Initials)	CD
Prep Date	08/11/20		
Exp Date	04/01/21		

Initial Standard Information						Final Standard Information			
Name of Initial Standard (from contianer Label)	Supplier	Supplier P/N# (or APPL Mix Name)	Conc.(range)	Lot # with QA # (or reference to APPL prep date)	Exp Date	Aliquot from Stock	Final Volume	Final Solvent + Lot# (or APPL Prep Date)	Final Standard Conc (range)
Sim Surrogate Deuterated	Restek	33913	2000 ug/mL	A0154854-49995,49992,50255,50256,50257	10/01/25	5mL	100 mL	Acetone #0234320	100 ug/mL

Name of Final Standard	SIM SS Stock (Ampule second source)	Prep'd By	MA
Prep Date	01/14/21		
Exp Date	01/14/22		

Initial Standard Information						Final Standard Information			
Name of Initial Standard (from contianer Label)	Supplier	Supplier P/N# (or APPL Mix Name)	Conc.(range)	Lot # with QA # (or reference to APPL prep date)	Exp Date	Aliquot from Stock	Final Volume	Final Solvent + Lot# (or APPL Prep Date)	Final Standard Conc (range)
Custom PAH SIM Mix	Phenova	ALO-130490	200 ug/mL	CL13127-41106	12/31/22	1000 uL	1mL	NA	200ug/mL

Injection Log

Directory: M:\LINUS\DATA\L210324\

Line	Vial	FileName	Multiplier	SampleName	Misc Info	Injected
1	2	0324L002.D	1	SV Tune 10/02/20		24 Mar 21 10:26
2	3	0324L003.D	1	0.1 SIM 03/24/21		24 Mar 21 11:35
3	4	0324L004.D	1	0.2 SIM 03/24/21		24 Mar 21 11:57
4	5	0324L005.D	1	0.5 SIM 03/24/21		24 Mar 21 12:19
5	6	0324L006.D	1	1 SIM 03/24/21		24 Mar 21 12:41
6	7	0324L007.D	1	5 SIM 03/24/21		24 Mar 21 13:07
7	8	0324L008.D	1	10 SIM 03/24/21		24 Mar 21 13:29
8	9	0324L009.D	1	50 SIM 03/24/21		24 Mar 21 13:51
9	10	0324L010.D	1	100 SIM 03/24/21		24 Mar 21 14:13
10	11	0324L011.D	1	SS SIM 03/24/21		24 Mar 21 14:59
11	53	0513L253.D	1	SV TUNE 10/2/20		4 Jun 21 14:48
12	58	0513L258.D	1	5 SIM 1/14/21 (2)		4 Jun 21 16:48
13	59	0513L259.D	1	210602A BLK 1/1000		4 Jun 21 17:22
14	60	0513L260.D	1	210602A LCS-1 1/1000		4 Jun 21 18:21
15	61	0513L261.D	1	210602A LCSD-1 1/1000		4 Jun 21 18:43
16	62	0513L262.D	1.17647	BA33439W05 1/850		4 Jun 21 19:05
17	63	0513L263.D	1.11111	BA33442W06 1/900		4 Jun 21 19:27
18	64	0513L264.D	1.17647	BA33445W06 1/850		4 Jun 21 19:49
19	72	0513L272.D	1	5 SIM 3/24/21 (2)		4 Jun 21 22:46

ORGANICS

Calibration Data

VOLATILE ORGANIC ANALYSIS
VOLATILE ORGANIC COMPOUNDS

Form 6
Initial Calibration

Lab Name: APPL, Inc. SDG No:
Case No: Initial Cal. Date: 06/01/21
Matrix: Water Instrument: Loki Initials: CH

		Compound	1	2	3	4	5	6	7	8	9		Avg	%RSD	Type	r^2	Q	MRF
			0601L16.D	0601L17.D	0601L18.D	0601L19.D	0601L20.D	0601L21.D	0601L22.D	0601L23.D	0601L24.D							
1	I	Fluorobenzene (IS)																
2	TMC	Dichlorodifluoromethane		0.1642	0.1857	0.1631	0.1361	0.1405	0.1405	0.1360	0.1229		0.15	14	TMC			
3	TM	Freon 114		0.1394	0.1323	0.1309	0.1012	0.1133	0.1074	0.1141	0.1020		0.12	13	TM			
4	TMC**	Chloromethane		0.2057	0.1894	0.1660	0.1572	0.1583	0.1398	0.1442			0.17	14	TMC**			
5	TMC*	Vinyl chloride		0.1262	0.1371	0.1465	0.1360	0.1327	0.1333	0.1321	0.1208		0.13	5.7	TMC*			
6	TMCL	Bromomethane		0.1726	0.1420	0.1339	0.1245	0.1171	0.1159	0.1057			0.13	17	TMC	0.998		
7	TMC	Chloroethane			0.1071	0.0952	0.0946	0.0859	0.0819	0.0836	0.0777		0.09	11	TMC			
8	TM	Dichlorofluoromethane		0.2564	0.2525	0.2356	0.2185	0.2230	0.2139	0.2112	0.1974		0.23	9.1	TM			
9	TMC	Trichlorofluoromethane		0.1416	0.1305	0.1283	0.1222	0.1269	0.1188	0.1203	0.1083		0.12	7.8	TMC			
10	TM	Acrolein		0.0102	0.0097	0.0094	0.0092	0.0092	0.0093	0.0093	0.0092		0.01	3.8	TM			
11	TMC	Acetone		0.0430	0.0393	0.0372	0.0360	0.0355	0.0350	0.0341	0.0333		0.04	8.6	TMC			
12	TMC	Freon-113		0.1089	0.1091	0.1131	0.1073	0.1119	0.1065	0.1085	0.0985		0.11	4.1	TMC			
13	TMC*	1,1-DCE		0.1752	0.1657	0.1806	0.1550	0.1629	0.1556	0.1587	0.1484		0.16	6.6	TMC*			
14	TMQ	t-Butanol		0.0057	0.0051	0.0056	0.0076	0.0085	0.0102				0.01	28	TM	0.998		
15	TM	Acetonitrile		0.0156	0.0168	0.0160	0.0146	0.0161	0.0141	0.0140	0.0149		0.02	6.6	TM			
16	TMCL	Methyl Acetate			0.1259	0.0966	0.0880	0.0873	0.0783	0.0825	0.0826		0.09	18	TMC	1.000		
17	TML	Iodomethane		0.0563	0.0491	0.0479	0.0427	0.0686	0.0805	0.1007	0.1137		0.07	38	TM	0.996		
18	TML	Acrylonitrile													TM		*	
19	TMCL	Methylene chloride		0.2748	0.2024	0.1864	0.1517	0.1346	0.1267	0.1264	0.1206		0.17	32	TMC	1.000		
20	TMC	Carbon disulfide		0.2140	0.2152	0.2057	0.1727	0.1761	0.1637	0.1720	0.1553		0.18	13	TMC			
21	TMCL	Methyl t-butyl ether (MtBE)			0.1239	0.1391	0.1481	0.1437	0.1611	0.1762	0.2049		0.16	17	TMC	0.996		
22	TMC	Trans-1,2-DCE		0.1426	0.1463	0.1539	0.1467	0.1472	0.1448	0.1474	0.1427		0.15	2.4	TMC			
23	TM	Diisopropyl Ether		0.2363	0.2750	0.2629	0.2623	0.2765	0.2750	0.2913	0.3109		0.27	8.0	TM			
24	TMC**	1,1-DCA			0.2426	0.2389	0.2085	0.2070	0.2069	0.2035	0.1953		0.21	8.6	TMC**			
25	TM	Vinyl Acetate		0.0719	0.0582	0.0604	0.0583	0.0602	0.0575	0.0572	0.0582		0.06	8.1	TM			
26	TML	Ethyl tert Butyl Ether				0.0223	0.0285	0.0283	0.0394	0.0472	0.0633		0.04	40	TM	0.990		
27	TMC	MEK (2-Butanone)		0.0396	0.0375	0.0406	0.0416	0.0416	0.0420	0.0430	0.0428		0.04	4.5	TMC			
28	TMCL	Cis-1,2-DCE		0.1675	0.1786	0.1806	0.1653	0.1686	0.1649	0.1658	0.1675		0.17	3.6	TMC	1.00		
29	TM	2,2-Dichloropropane		0.2001	0.1693	0.1561	0.1474	0.1471	0.1413	0.1452	0.1367		0.16	13	TM			
30	TMC*	Chloroform		0.2710	0.2393	0.2458	0.2246	0.2293	0.2195	0.2155	0.2077		0.23	8.7	TMC*			
31	TM	Bromochloromethane		0.0669	0.0975	0.1019	0.1004	0.0960	0.0954	0.0938	0.0891		0.09	12	TM			
32	S	Dibromofluoromethane(S)	0.3366	0.3406	0.2906	0.2793	0.3012	0.2959	0.2933	0.2823	0.2674		0.30	8.3	S			
33	TMC	1,1,1-TCA		0.2163	0.2062	0.1928	0.1974	0.1968	0.1911	0.1911	0.1770		0.20	5.9	TMC			
34	TMC	Cyclohexane		0.1217	0.1311	0.1373	0.1140	0.1296	0.1351	0.1447	0.1467		0.13	8.3	TMC			
35	TM	1,1-Dichloropropene		0.1197	0.1185	0.1340	0.1213	0.1214	0.1281	0.1388	0.1342		0.13	6.2	TM			

VOLATILE ORGANIC ANALYSIS
VOLATILE ORGANIC COMPOUNDS

Form 6
Initial Calibration

Lab Name: APPL, Inc. SDG No:
Case No: Initial Cal. Date: 06/01/21
Matrix: Water Instrument: Loki Initials: CH

		Compound	1	2	3	4	5	6	7	8	9		Avg	%RSD	Type		Q	MRF
36	TM	2,2,4-Trimethylpentane		0.1158	0.1000	0.1022	0.0908	0.0975	0.1037	0.1153	0.1156		0.11	9.0	TM			
37	S	1,2-DCA-D4(S)	0.3691	0.3664	0.3097	0.2993	0.3248	0.3133	0.3121	0.2982	0.2791		0.32	9.5	S			
38	TMC	Carbon Tetrachloride		0.1653	0.1632	0.1806	0.1651	0.1692	0.1622	0.1633	0.1519		0.17	4.8	TMC			
39	TM	Tert Amyl Methyl Ether													TM			
40	TMC	1,2-DCA		0.1655	0.1872	0.1783	0.1752	0.1703	0.1678	0.1690	0.1637		0.17	4.5	TMC			
41	TMC	Benzene		0.4706	0.4896	0.4518	0.4465	0.4410	0.4465	0.4443	0.4294		0.45	4.2	TMC			
42	TMC	TCE		0.1669	0.1463	0.1541	0.1330	0.1425	0.1388	0.1450	0.1355		0.15	7.6	TMC			
43	TM	2-Pentanone		0.0529	0.0547	0.0566	0.0590	0.0624	0.0640	0.0663	0.0684		0.06	9.3	TM			
44	TMC*	1,2-Dichloropropane		0.1296	0.1426	0.1209	0.1254	0.1259	0.1236	0.1227	0.1207		0.13	5.7	TMC*			
45	TMC	Bromodichloromethane		0.1723	0.1853	0.1691	0.1723	0.1736	0.1654	0.1647	0.1631		0.17	4.1	TMC			
46	TMC	Methyl Cyclohexane		0.0653	0.0553	0.0645	0.0640	0.0713	0.0707	0.0775	0.0794		0.07	12	TMC			
47	TM	Dibromomethane		0.1063	0.0969	0.1106	0.1116	0.1103	0.1060	0.1049	0.1031		0.11	4.5	TM			
48	TM	2-Chloroethyl vinyl ether													TM			
49	TMC	MIBK (methyl isobutyl ketone)		0.0668	0.0667	0.0733	0.0732	0.0751	0.0734	0.0796	0.0811		0.07	7.1	TMC			
50	TM	1-Bromo-2-chloroethane		0.0974	0.0976	0.0991	0.0922	0.0851	0.0831	0.0876	0.0863		0.09	7.0	TM			
51	TMC	Cis-1,3-Dichloropropene		0.1587	0.1453	0.1572	0.1531	0.1643	0.1593	0.1668	0.1742		0.16	5.5	TMC			
52	TMC*	Toluene		0.4307	0.4471	0.4775	0.4934	0.4913	0.5036	0.5136	0.4943		0.48	5.9	TMC*			
53	TMC	Trans-1,3-Dichloropropene		0.0792	0.0830	0.0883	0.0863	0.0823	0.0867	0.0902	0.0928		0.09	5.2	TMC			
54	TMC	1,1,2-TCA		0.1226	0.1439	0.1206	0.1227	0.1272	0.1209	0.1201	0.1161		0.12	6.9	TMC			
55	TMC	2-Hexanone		0.0320	0.0334	0.0377	0.0396	0.0412	0.0429	0.0474			0.04	14	TMC			
56	I	Chlorobenzene-D5 (IS)																
57	S	Toluene-D8(S)	1.237	1.197	1.067	1.079	1.213	1.217	1.235	1.217	1.195		1.2	5.5	S			
58	TMC	1,2-EDB		0.1120	0.1355	0.1517	0.1542	0.1504	0.1486	0.1510	0.1539		0.14	10	TMC			
59	TMC	Tetrachloroethene		0.1031	0.1285	0.1141	0.1197	0.1180	0.1158	0.1088	0.1075		0.11	7.0	TMC			
60	TML	1-Chlorohexane		0.0963	0.1256	0.1493	0.1265	0.1341	0.1315	0.1488	0.1603		0.13	15	TM	0.998		
61	TM	1,1,1,2-Tetrachloroethane		0.1775	0.1642	0.1757	0.1744	0.1662	0.1660	0.1661	0.1707		0.17	3.0	TM			
62	TMCL	m&p-Xylene		0.3561	0.3585	0.3157	0.4062	0.4499	0.4807	0.5176			0.41	18	TMC	0.998		
63	TMC	o-Xylene		0.3967	0.3717	0.3923	0.4105	0.4500	0.4732	0.5204	0.5497		0.45	14	TMC			
64	TMCL	Styrene		0.2227	0.2692	0.2804	0.3252	0.3575	0.3940	0.4409	0.4713		0.35	25	TMC	0.999		
65	S	4-Bromofluorobenzene(S)	0.4561	0.4374	0.3548	0.3752	0.4174	0.4276	0.4476	0.4582	0.4554		0.43	8.8	S			
66	TM	1,3-Dichloropropane		0.2361	0.2380	0.2179	0.2324	0.2277	0.2186	0.2228	0.2264		0.23	3.3	TM			
67	TMC	Dibromochloromethane		0.1808	0.1806	0.1738	0.1664	0.1739	0.1716	0.1721	0.1745		0.17	2.7	TMC			
68	TMC**	Chlorobenzene		0.4851	0.4073	0.4557	0.4305	0.4336	0.4270	0.4369	0.4334		0.44	5.2	TMC**			
69	TMC*	Ethylbenzene		0.3010	0.3204	0.2853	0.2966	0.3254	0.3452	0.3713	0.3819		0.33	11	TMC*			
70	TMC**	Bromoform		0.1041	0.1275	0.1273	0.1262	0.1262	0.1249	0.1280	0.1389		0.13	7.7	TMC**			

VOLATILE ORGANIC ANALYSIS
VOLATILE ORGANIC COMPOUNDS

Form 6
Initial Calibration

Lab Name: APPL, Inc. SDG No:
Case No: Initial Cal. Date: 06/01/21
Matrix: Water Instrument: Loki Initials: CH

		Compound	1	2	3	4	5	6	7	8	9		Avg	%RSD	Type		Q	MRF
71	I	1,4-Dichlorobenzene-D4 (IS)																
72	TMC	Isopropylbenzene		0.8435	0.8930	0.8588	0.8521	0.8810	0.9272	1.020	0.9881		0.91	7.2	TMC			
73	TMC**	1,1,2,2-Tetrachloroethane		0.3410	0.3444	0.3091	0.3145	0.2902	0.2879	0.2859	0.2834		0.31	8.0	TMC**			
74	TM	1,2,3-Trichloropropane		0.1161	0.1380	0.1095	0.1176	0.1071	0.1037	0.0979	0.0971		0.11	12	TM			
75	TM	t-1,4-Dichloro-2-Butene			0.0402	0.0278	0.0412	0.0411	0.0391	0.0435	0.0471		0.04	15	TM			
76	TM	Bromobenzene		0.2989	0.3218	0.3624	0.3354	0.3212	0.3025	0.3140	0.3004		0.32	6.7	TM			
77	TM	n-Propylbenzene		0.9560	1.040	0.9364	1.004	1.070	1.121	1.193	1.154		1.1	8.7	TM			
78	TM	4-Ethyltoluene		0.6435	0.6494	0.7230	0.7646	0.8024	0.8660	0.9341	0.8947		0.78	14	TM			
79	TM	2-Chlorotoluene		0.7842	0.7692	0.7203	0.7888	0.8465	0.8805	0.9037	0.8558		0.82	7.6	TM			
80	TM	1,3,5-Trimethylbenzene		0.6553	0.6551	0.6927	0.7122	0.7782	0.8659	0.9456	0.9138		0.78	15	TM			
81	TM	4-Chlorotoluene		0.7842	0.7692	0.7203	0.7888	0.8465	0.8805	0.9037	0.8558		0.82	7.6	TM			
82	TM	Tert-Butylbenzene		0.6842	0.5735	0.6414	0.6761	0.6960	0.7224	0.7897	0.7752		0.69	10	TM			
83	TM	1,2,4-Trimethylbenzene		0.6553	0.6551	0.6927	0.7122	0.7782	0.8659	0.9456	0.9138		0.78	15	TM			
84	TM	Sec-Butylbenzene		0.7388	0.9083	0.8633	0.8463	0.9389	1.018	1.112	1.092		0.94	14	TM			
85	TML	p-Isopropyltoluene		0.6417	0.7396	0.6867	0.7604	0.7877	0.8807	1.002	0.9932		0.81	17	TM	0.999		
86	TM	Benzyl Chloride		0.1739	0.1853	0.1689	0.1731	0.1541	0.1589	0.1759	0.2112		0.18	10	TM			
87	TMC	1,3-DCB		0.6064	0.6332	0.5740	0.6055	0.6069	0.5877	0.6075	0.5924		0.60	2.9	TMC			
88	TMC	1,4-DCB		0.6267	0.6028	0.6210	0.5967	0.5881	0.6004	0.6122	0.6105		0.61	2.1	TMC			
89	TM	n-Butylbenzene		0.5324	0.5821	0.5874	0.6135	0.6377	0.6891	0.7764	0.7863		0.65	14	TM			
90	TMC	1,2-DCB		0.7385	0.6543	0.5740	0.6168	0.6314	0.6196	0.6207	0.6130		0.63	7.6	TMC			
91	TM	Hexachloroethane		0.2264	0.1929	0.1930	0.1760	0.1636	0.1653	0.1694	0.1705		0.18	12	TM			
92	TMCL	1,2-Dibromo-3-chloropropane			0.0195	0.0650	0.0649	0.0643	0.0633	0.0658	0.0687		0.06	30	TMC	1.000		
93	TMCL	1,2,4-Trichlorobenzene		0.1471	0.1493	0.1611	0.1405	0.1454	0.1634	0.1836	0.1981		0.16	13	TMC	0.998		
94	TM	Hexachlorobutadiene		0.1171	0.1251	0.1166	0.0976	0.1002	0.0964	0.1029	0.0958		0.11	11	TM			
95	TML	Naphthalene			0.3811	0.4344	0.4355	0.4902	0.5476	0.6814	0.8271		0.54	29	TM	0.994		
96	TML	1,2,3-Trichlorobenzene		0.1286	0.1283	0.1406	0.1308	0.1370	0.1495	0.1596	0.1713		0.14	11	TM	0.999		
97																		
98																		
99																		
100																		
101																		
102																		
103																		
104																		
105																		

Quantitation Report (Not Reviewed)

Data File : M:\LOKI\DATA\210601\0601L16.D Vial: 6
Acq On : 1 Jun 21 20:20 Operator:
Sample : 0.3ug/L VOC STD 6/1/21 Inst : Loki
Misc : IS&S: 10/21/20, 11/11/20 Multiplr: 1.00

Quant Time: Jun 7 13:52 2021 Quant Results File: L0601W.RES

Quant Method : M:\LOKI\DATA\210601\L0601W.M (RTE Integrator)
Title : METHOD 8260B
Last Update : Mon Jun 07 13:46:40 2021
Response via : Initial Calibration
DataAcq Meth : 020321_L8260

Internal Standards	R.T.	QIon	Response	Conc	Units		Dev(Min)
1) Fluorobenzene (IS)	6.53	96	330913	25.000	ppb		0.00
56) Chlorobenzene-D5 (IS)	9.99	117	272247	25.000	ppb		0.00
71) 1,4-Dichlorobenzene-D4 (IS	12.56	152	138237	25.000	ppb		0.00
System Monitoring Compounds							
32) Dibromofluoromethane(S)	5.69	113	22277	5.636	ppb		0.00
Spiked Amount 25.000			Recovery	=	22.544%		
37) 1,2-DCA-D4(S)	6.11	65	24431	5.784	ppb		0.00
Spiked Amount 25.000			Recovery	=	23.136%		
57) Toluene-D8(S)	8.39	98	67337	5.222	ppb		0.00
Spiked Amount 25.000			Recovery	=	20.888%		
65) 4-Bromofluorobenzene(S)	11.29	174	24836	5.360	ppb		0.00
Spiked Amount 25.000			Recovery	=	21.440%		
Target Compounds							Qvalue
2) Dichlorodifluoromethane	1.15	85	493	0.251	ppb	#	75
3) Freon 114	1.26	85	441	0.283	ppb		98
4) Chloromethane	1.30	50	962	0.438	ppb		91
5) Vinyl chloride	1.40	62	534	0.303	ppb		98
6) Bromomethane	1.68	96	564	-0.341	ppb		80
7) Chloroethane	1.78	64	595	0.503	ppb	#	42
8) Dichlorofluoromethane	1.97	67	867	0.290	ppb		94
9) Trichlorofluoromethane	2.02	101	446	0.270	ppb		95
10) Acrolein	2.45	56	1141	9.136	ppb		84
11) Acetone	2.63	43	3202	6.597	ppb		95
13) 1,1-DCE	2.54	61	648	0.301	ppb		97
14) t-Butanol	3.41	59	555	-25.000	ppb	#	39
15) Acetonitrile	2.95	41	2596	12.856	ppb		92
17) Iodomethane	2.70	142	205	2.754	ppb	#	39
19) Methylene chloride	3.13	84	1562	-0.152	ppb	#	75
20) Carbon disulfide	2.75	76	700	0.287	ppb	#	75
21) Methyl t-butyl ether (MtBE	3.57	73	403	2.456	ppb	#	52
22) Trans-1,2-DCE	3.50	61	434	0.224	ppb		87
23) Diisopropyl Ether	4.35	45	1039	0.287	ppb	#	45
24) 1,1-DCA	4.15	63	860	0.303	ppb	#	68
25) Vinyl Acetate	4.36	43	262	0.329	ppb		100
27) MEK (2-Butanone)	5.11	43	2405	4.420	ppb		90
28) Cis-1,2-DCE	5.02	61	776	0.382	ppb	#	81
29) 2,2-Dichloropropane	4.99	77	373	0.181	ppb	#	56
30) Chloroform	5.50	83	931	0.304	ppb		76
31) Bromochloromethane	5.34	130	281	0.229	ppb	#	74
33) 1,1,1-TCA	5.69	97	666	0.257	ppb		83
34) Cyclohexane	5.75	56	330	0.188	ppb	#	68
35) 1,1-Dichloropropene	5.91	75	293	0.174	ppb	#	34
36) 2,2,4-Trimethylpentane	6.31	57	345	0.248	ppb	#	85
38) Carbon Tetrachloride	5.90	119	546	0.250	ppb	#	66
40) 1,2-DCA	6.20	62	775	0.340	ppb		87
41) Benzene	6.17	78	1744	0.291	ppb		98
42) TCE	6.98	130	520	0.270	ppb		84
43) 2-Pentanone	7.26	43	6573	8.202	ppb		97
44) 1,2-Dichloropropane	7.24	63	324	0.194	ppb	#	44
45) Bromodichloromethane	7.58	83	785	0.347	ppb	#	58
46) Methyl Cyclohexane	7.19	98	176	0.194	ppb		85
47) Dibromomethane	7.37	174	217	0.154	ppb		86

(#) = qualifier out of range (m) = manual integration

Quantitation Report (Not Reviewed)

Data File : M:\LOKI\DATA\210601\0601L16.D Vial: 6
Acq On : 1 Jun 21 20:20 Operator:
Sample : 0.3ug/L VOC STD 6/1/21 Inst : Loki
Misc : IS&S: 10/21/20, 11/11/20 Multiplr: 1.00

Quant Time: Jun 7 13:52 2021 Quant Results File: L0601W.RES

Quant Method : M:\LOKI\DATA\210601\L0601W.M (RTE Integrator)
Title : METHOD 8260B
Last Update : Mon Jun 07 13:46:40 2021
Response via : Initial Calibration
DataAcq Meth : 020321_L8260

Compound	R.T.	QIon	Response	Conc Unit		Qvalue
49) MIBK (methyl isobutyl ket	8.32	43	4220	4.329 ppb		93
50) 1-Bromo-2-chloroethane	7.92	63	399	0.331 ppb	#	41
51) Cis-1,3-Dichloropropene	8.10	75	556	0.263 ppb		92
52) Toluene	8.47	91	1628	0.255 ppb		97
53) Trans-1,3-Dichloropropene	8.74	75	493	0.433 ppb		95
54) 1,1,2-TCA	8.94	97	418	0.254 ppb	#	85
55) 2-Hexanone	9.24	43	1619	3.123 ppb		86
58) 1,2-EDB	9.47	107	471	0.299 ppb	#	56
59) Tetrachloroethene	9.07	166	385	0.309 ppb		88
60) 1-Chlorohexane	10.02	91	227	1.366 ppb		90
61) 1,1,1,2-Tetrachloroethane	10.12	131	581	0.314 ppb	#	67
62) m&p-Xylene	10.29	91	2302	2.063 ppb		88
63) o-Xylene	10.71	91	1131	0.233 ppb		96
64) Styrene	10.73	104	761	1.690 ppb		83
66) 1,3-Dichloropropane	9.11	76	693	0.280 ppb		99
67) Dibromochloromethane	9.35	129	473	0.249 ppb	#	71
68) Chlorobenzene	10.02	112	1452	0.304 ppb		90
69) Ethylbenzene	10.16	91	936	0.262 ppb		89
70) Bromoform	10.92	173	319	0.234 ppb	#	28
72) Isopropylbenzene	11.13	105	1149	0.229 ppb		94
73) 1,1,2,2-Tetrachloroethane	11.46	83	491	0.289 ppb		75
76) Bromobenzene	11.45	158	442	0.250 ppb	#	67
77) n-Propylbenzene	11.58	91	1445	0.247 ppb		92
78) 4-Ethyltoluene	11.78	105	1095	0.252 ppb	#	77
79) 2-Chlorotoluene	11.79	91	1192	0.263 ppb	#	76
80) 1,3,5-Trimethylbenzene	12.18	105	962	0.224 ppb	#	55
81) 4-Chlorotoluene	11.79	91	1192	0.263 ppb	#	76
82) Tert-Butylbenzene	12.13	119	777	0.202 ppb		85
83) 1,2,4-Trimethylbenzene	12.18	105	962	0.224 ppb	#	55
84) Sec-Butylbenzene	12.38	105	1202	0.231 ppb		91
85) p-Isopropyltoluene	12.53	119	1075	1.176 ppb	#	78
87) 1,3-DCB	12.48	146	1179	0.354 ppb	#	79
88) 1,4-DCB	12.99	146	979	0.292 ppb	#	71
89) n-Butylbenzene	12.99	91	790	0.220 ppb		94
90) 1,2-DCB	12.59	146	1053	0.301 ppb	#	76
91) Hexachloroethane	13.28	117	164	0.163 ppb	#	61
93) 1,2,4-Trichlorobenzene	14.76	180	327	1.786 ppb	#	30
95) Naphthalene	15.04	128	417	3.430 ppb	#	79
96) 1,2,3-Trichlorobenzene	15.30	182	198	1.406 ppb	#	65

(#) = qualifier out of range (m) = manual integration

Quantitation Report

Data File : M:\LOKI\DATA\210601\0601L16.D Vial: 6
Acq On : 1 Jun 21 20:20 Operator:
Sample : 0.3ug/L VOC STD 6/1/21 Inst : Loki
Misc : IS&S: 10/21/20, 11/11/20 Multiplr: 1.00

Quant Time: Jun 7 13:52 2021 Quant Results File: L0601W.RES

Method : M:\LOKI\DATA\210601\L0601W.M (RTE Integrator)
Title : METHOD 8260B
Last Update : Mon Jun 07 13:46:40 2021
Response via : Initial Calibration

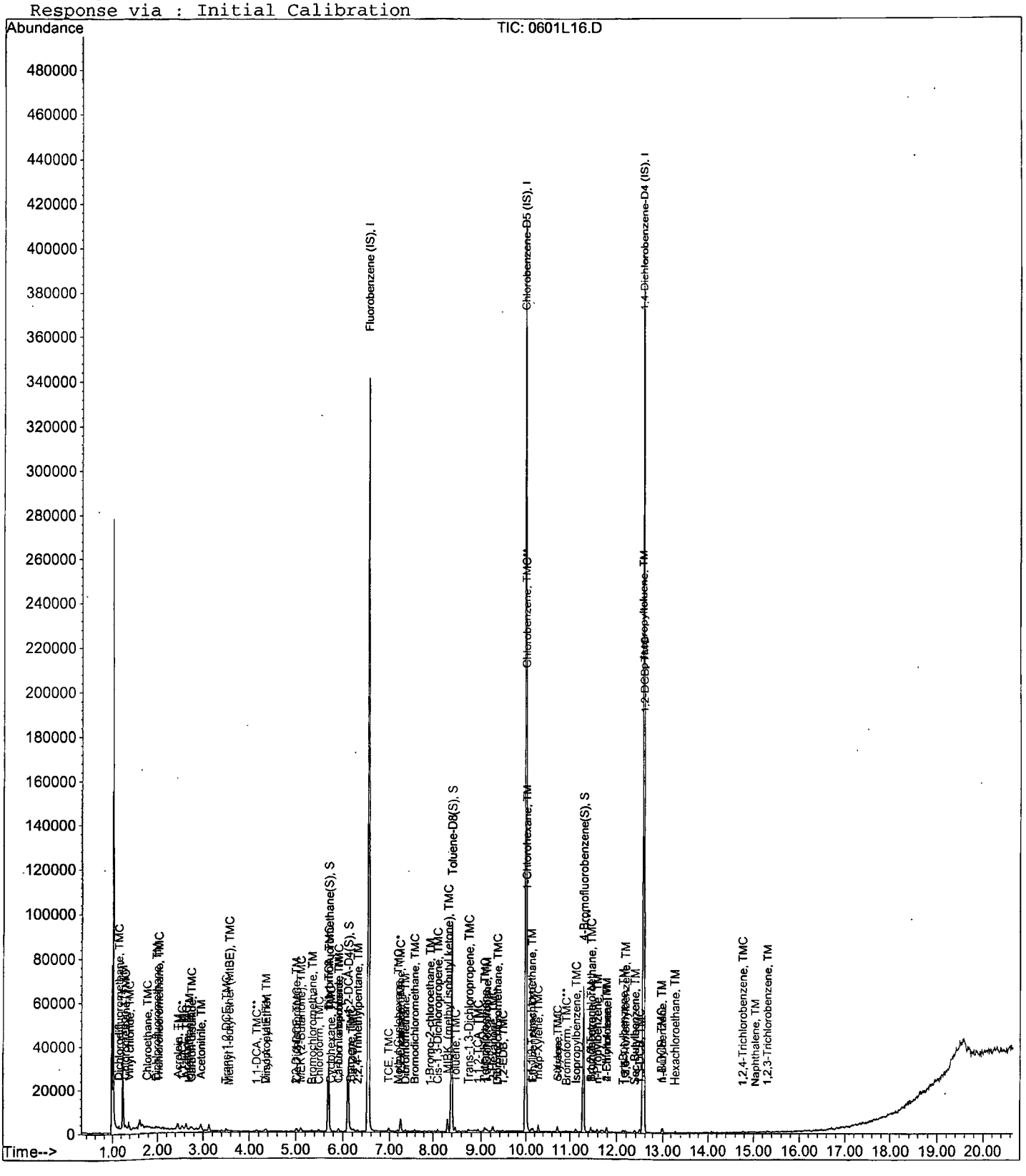

Quantitation Report (Not Reviewed)

Data File : M:\LOKI\DATA\210601\0601L17.D Vial: 7
Acq On : 1 Jun 21 20:48 Operator:
Sample : 0.5ug/L VOC STD 6/1/21 Inst : Loki
Misc : IS&S: 10/21/20, 11/11/20 Multiplr: 1.00

Quant Time: Jun 7 13:52 2021 Quant Results File: L0601W.RES

Quant Method : M:\LOKI\DATA\210601\L0601W.M (RTE Integrator)
Title : METHOD 8260B
Last Update : Mon Jun 07 13:46:40 2021
Response via : Initial Calibration
DataAcq Meth : 020321_L8260

Internal Standards	R.T.	QIon	Response	Conc	Units		Dev(Min)
1) Fluorobenzene (IS)	6.54	96	345391	25.000	ppb		0.00
56) Chlorobenzene-D5 (IS)	9.99	117	286716	25.000	ppb		0.00
71) 1,4-Dichlorobenzene-D4 (IS	12.56	152	140017	25.000	ppb		0.00
System Monitoring Compounds							
32) Dibromofluoromethane(S)	5.69	113	23531	5.704	ppb		0.00
Spiked Amount 25.000			Recovery	=	22.816%		
37) 1,2-DCA-D4(S)	6.11	65	25307	5.740	ppb		0.00
Spiked Amount 25.000			Recovery	=	22.960%		
57) Toluene-D8(S)	8.40	98	68665	5.056	ppb		0.00
Spiked Amount 25.000			Recovery	=	20.224%		
65) 4-Bromofluorobenzene(S)	11.29	174	25080	5.139	ppb		0.00
Spiked Amount 25.000			Recovery	=	20.556%		
Target Compounds							Qvalue
2) Dichlorodifluoromethane	1.15	85	1134	0.552	ppb	#	77
3) Freon 114	1.26	85	963	0.593	ppb		82
4) Chloromethane	1.30	50	1421	0.620	ppb		99
5) Vinyl chloride	1.40	62	872	0.474	ppb	#	74
7) Chloroethane	1.78	64	695	0.562	ppb	#	83
8) Dichlorofluoromethane	1.97	67	1771	0.567	ppb		95
9) Trichlorofluoromethane	2.02	101	978	0.568	ppb		88
10) Acrolein	2.45	56	3535	27.118	ppb		90
11) Acetone	2.64	43	5947	11.739	ppb		95
12) Freon-113	2.57	101	752	0.504	ppb	#	80
13) 1,1-DCE	2.55	61	1210	0.538	ppb		93
14) t-Butanol	3.42	59	1964	25.358	ppb		97
15) Acetonitrile	2.96	41	5403	25.636	ppb		91
16) Methyl Acetate	3.06	43	725	0.438	ppb	#	46
17) Iodomethane	2.70	142	389	2.864	ppb		99
20) Carbon disulfide	2.76	76	1478	0.580	ppb	#	89
21) Methyl t-butyl ether (MtBE	3.55	73	829	2.599	ppb	#	52
22) Trans-1,2-DCE	3.51	61	985	0.487	ppb	#	75
23) Diisopropyl Ether	4.36	45	1632	0.431	ppb		90
24) 1,1-DCA	4.14	63	920	0.310	ppb	#	68
25) Vinyl Acetate	4.37	43	497	0.597	ppb		100
27) MEK (2-Butanone)	5.11	43	5469	9.630	ppb	#	82
28) Cis-1,2-DCE	5.02	61	1157	0.532	ppb		82
29) 2,2-Dichloropropane	5.02	77	1382	0.644	ppb		96
30) Chloroform	5.49	83	1872	0.585	ppb		82
31) Bromochloromethane	5.33	130	462	0.361	ppb	#	70
33) 1,1,1-TCA	5.69	97	1494	0.552	ppb		86
34) Cyclohexane	5.75	56	841	0.459	ppb	#	82
35) 1,1-Dichloropropene	5.92	75	827	0.471	ppb		88
36) 2,2,4-Trimethylpentane	6.31	57	800	0.551	ppb		87
38) Carbon Tetrachloride	5.89	119	1142	0.501	ppb		89
40) 1,2-DCA	6.20	62	1143	0.481	ppb		96
41) Benzene	6.16	78	3251	0.520	ppb		92
42) TCE	6.98	130	1153	0.574	ppb		91
43) 2-Pentanone	7.26	43	18283	21.859	ppb		97
44) 1,2-Dichloropropane	7.24	63	895	0.512	ppb	#	69
45) Bromodichloromethane	7.58	83	1190	0.505	ppb		83
46) Methyl Cyclohexane	7.19	98	451	0.477	ppb	#	44
47) Dibromomethane	7.37	174	734	0.500	ppb		97

(#) = qualifier out of range (m) = manual integration

Quantitation Report (Not Reviewed)

Data File : M:\LOKI\DATA\210601\0601L17.D
Acq On : 1 Jun 21 20:48
Sample : 0.5ug/L VOC STD 6/1/21
Misc : IS&S: 10/21/20, 11/11/20

Vial: 7
Operator:
Inst : Loki
Multiplr: 1.00

Quant Time: Jun 7 13:52 2021 Quant Results File: L0601W.RES

Quant Method : M:\LOKI\DATA\210601\L0601W.M (RTE Integrator)
Title : METHOD 8260B
Last Update : Mon Jun 07 13:46:40 2021
Response via : Initial Calibration
DataAcq Meth : 020321_L8260

	Compound	R.T.	QIon	Response	Conc Unit		Qvalue
49)	MIBK (methyl isobutyl ket	8.31	43	9229	9.070 ppb		92
50)	1-Bromo-2-chloroethane	7.92	63	673	0.535 ppb		93
51)	Cis-1,3-Dichloropropene	8.11	75	1096	0.496 ppb		91
52)	Toluene	8.47	91	2975	0.447 ppb		99
53)	Trans-1,3-Dichloropropene	8.73	75	547	0.460 ppb	#	90
54)	1,1,2-TCA	8.93	97	847	0.493 ppb		95
55)	2-Hexanone	9.24	43	4424	8.176 ppb		95
58)	1,2-EDB	9.46	107	642	0.387 ppb		97
59)	Tetrachloroethene	9.07	166	591	0.450 ppb	#	74
60)	1-Chlorohexane	9.99	91	552	1.536 ppb	#	1
61)	1,1,1,2-Tetrachloroethane	10.12	131	1018	0.522 ppb	#	61
62)	m&p-Xylene	10.29	91	4084	2.341 ppb		89
63)	o-Xylene	10.72	91	2275	0.445 ppb		93
64)	Styrene	10.74	104	1277	1.778 ppb	#	68
66)	1,3-Dichloropropane	9.11	76	1354	0.519 ppb		98
67)	Dibromochloromethane	9.35	129	1037	0.519 ppb	#	45
68)	Chlorobenzene	10.02	112	2782	0.553 ppb		95
69)	Ethylbenzene	10.16	91	1726	0.458 ppb		95
70)	Bromoform	10.93	173	597	0.415 ppb		82
72)	Isopropylbenzene	11.13	105	2362	0.464 ppb		94
73)	1,1,2,2-Tetrachloroethane	11.46	83	955	0.555 ppb		93
74)	1,2,3-Trichloropropane	11.49	110	325	0.523 ppb	#	20
75)	t-1,4-Dichloro-2-Butene	11.52	53	45	0.201 ppb	#	17
76)	Bromobenzene	11.44	158	837	0.468 ppb		93
77)	n-Propylbenzene	11.58	91	2677	0.451 ppb		93
78)	4-Ethyltoluene	11.78	105	1802	0.410 ppb		96
79)	2-Chlorotoluene	11.78	91	2196	0.479 ppb		95
80)	1,3,5-Trimethylbenzene	12.19	105	1835	0.421 ppb		96
81)	4-Chlorotoluene	11.78	91	2196	0.479 ppb		95
82)	Tert-Butylbenzene	12.14	119	1916	0.492 ppb		98
83)	1,2,4-Trimethylbenzene	12.19	105	1835	0.421 ppb		96
84)	Sec-Butylbenzene	12.38	105	2069	0.393 ppb		93
85)	p-Isopropyltoluene	12.54	119	1797	1.302 ppb		94
86)	Benzyl Chloride	12.74	91	487	0.496 ppb	#	56
87)	1,3-DCB	12.49	146	1698	0.504 ppb	#	87
88)	1,4-DCB	13.00	146	1755	0.516 ppb	#	71
89)	n-Butylbenzene	12.98	91	1491	0.409 ppb		96
90)	1,2-DCB	12.58	146	2068	0.583 ppb	#	83
91)	Hexachloroethane	13.28	117	634	0.622 ppb	#	73
92)	1,2-Dibromo-3-chloropropan	13.85	157	21	0.832 ppb	#	13
93)	1,2,4-Trichlorobenzene	14.76	180	412	1.859 ppb	#	46
94)	Hexachlorobutadiene	14.96	225	328	0.550 ppb	#	80
95)	Naphthalene	15.04	128	946	3.542 ppb	#	79
96)	1,2,3-Trichlorobenzene	15.31	182	360	1.572 ppb		81

(#) = qualifier out of range (m) = manual integration

Quantitation Report

Data File : M:\LOKI\DATA\210601\0601L17.D Vial: 7
Acq On : 1 Jun 21 20:48 Operator:
Sample : 0.5ug/L VOC STD 6/1/21 Inst : Loki
Misc : IS&S: 10/21/20, 11/11/20 Multiplr: 1.00

Quant Time: Jun 7 13:52 2021 Quant Results File: L0601W.RES

Method : M:\LOKI\DATA\210601\L0601W.M (RTE Integrator)
Title : METHOD 8260B
Last Update : Mon Jun 07 13:46:40 2021
Response via : Initial Calibration



Quantitation Report (Not Reviewed)

Data File : M:\LOKI\DATA\210601\0601L18.D Vial: 8
Acq On : 1 Jun 21 21:15 Operator:
Sample : 1ug/L VOC STD 6/1/21 Inst : Loki
Misc : IS&S: 10/21/20, 11/11/20 Multiplr: 1.00

Quant Time: Jun 7 13:52 2021 Quant Results File: L0601W.RES

Quant Method : M:\LOKI\DATA\210601\L0601W.M (RTE Integrator)
Title : METHOD 8260B
Last Update : Mon Jun 07 13:46:40 2021
Response via : Initial Calibration
DataAcq Meth : 020321_L8260

Internal Standards	R.T.	QIon	Response	Conc Units	Dev(Min)
1) Fluorobenzene (IS)	6.53	96	355171	25.000 ppb	0.00
56) Chlorobenzene-D5 (IS)	9.99	117	298335	25.000 ppb	0.00
71) 1,4-Dichlorobenzene-D4 (IS	12.56	152	148524	25.000 ppb	0.00
System Monitoring Compounds					
32) Dibromofluoromethane(S)	5.69	113	41287	9.733 ppb	0.00
Spiked Amount 25.000			Recovery	= 38.932%	
37) 1,2-DCA-D4(S)	6.11	65	43993	9.704 ppb	0.00
Spiked Amount 25.000			Recovery	= 38.816%	
57) Toluene-D8(S)	8.39	98	127322	9.011 ppb	0.00
Spiked Amount 25.000			Recovery	= 36.044%	
65) 4-Bromofluorobenzene(S)	11.29	174	42342	8.338 ppb	0.00
Spiked Amount 25.000			Recovery	= 33.352%	

Target Compounds						Qvalue
2) Dichlorodifluoromethane	1.15	85	2638	1.249 ppb	#	82
3) Freon 114	1.26	85	1880	1.125 ppb	#	72
4) Chloromethane	1.30	50	2691	1.142 ppb		93
5) Vinyl chloride	1.40	62	1948	1.030 ppb		98
6) Bromomethane	1.68	96	2017	0.600 ppb		84
7) Chloroethane	1.78	64	1522	1.198 ppb	#	82
8) Dichlorofluoromethane	1.97	67	3587	1.117 ppb		86
9) Trichlorofluoromethane	2.02	101	1854	1.047 ppb		90
10) Acrolein	2.45	56	6858	51.161 ppb		87
11) Acetone	2.63	43	11153	21.408 ppb		99
12) Freon-113	2.57	101	1550	1.010 ppb	#	89
13) 1,1-DCE	2.55	61	2354	1.018 ppb		98
14) t-Butanol	3.40	59	3614	50.588 ppb	#	81
15) Acetonitrile	2.95	41	11900	54.908 ppb		99
16) Methyl Acetate	3.05	43	1789	1.331 ppb	#	74
17) Iodomethane	2.69	142	698	3.047 ppb	#	78
19) Methylene chloride	3.13	84	2876	0.553 ppb	#	76
20) Carbon disulfide	2.76	76	3057	1.167 ppb	#	90
21) Methyl t-butyl ether (MtBE	3.55	73	1760	2.909 ppb		97
22) Trans-1,2-DCE	3.50	61	2079	0.999 ppb	#	77
23) Diisopropyl Ether	4.36	45	3907	1.004 ppb		99
24) 1,1-DCA	4.15	63	3447	1.130 ppb		95
25) Vinyl Acetate	4.36	43	827	0.966 ppb		100
26) Ethyl tert Butyl Ether	4.91	59	75	5.257 ppb	#	43
27) MEK (2-Butanone)	5.11	43	10659	18.252 ppb		93
28) Cis-1,2-DCE	5.03	61	2537	1.099 ppb		92
29) 2,2-Dichloropropane	5.01	77	2405	1.089 ppb		97
30) Chloroform	5.49	83	3399	1.033 ppb		86
31) Bromochloromethane	5.35	130	1385	1.053 ppb	#	76
33) 1,1,1-TCA	5.69	97	2929	1.052 ppb	#	78
34) Cyclohexane	5.74	56	1862	0.989 ppb	#	78
35) 1,1-Dichloropropene	5.91	75	1684	0.933 ppb	#	86
36) 2,2,4-Trimethylpentane	6.31	57	1421	0.951 ppb	#	85
38) Carbon Tetrachloride	5.90	119	2319	0.989 ppb	#	70
40) 1,2-DCA	6.21	62	2659	1.087 ppb	#	82
41) Benzene	6.16	78	6955	1.082 ppb		99
42) TCE	6.98	130	2079	1.007 ppb		87
43) 2-Pentanone	7.26	43	38849	45.168 ppb		97
44) 1,2-Dichloropropane	7.24	63	2026	1.128 ppb		94

(#) = qualifier out of range (m) = manual integration

Quantitation Report (Not Reviewed)

Data File : M:\LOKI\DATA\210601\0601L18.D Vial: 8
Acq On : 1 Jun 21 21:15 Operator:
Sample : 1ug/L VOC STD 6/1/21 Inst : Loki
Misc : IS&S: 10/21/20, 11/11/20 Multiplr: 1.00

Quant Time: Jun 7 13:52 2021 Quant Results File: L0601W.RES

Quant Method : M:\LOKI\DATA\210601\L0601W.M (RTE Integrator)
Title : METHOD 8260B
Last Update : Mon Jun 07 13:46:40 2021
Response via : Initial Calibration
DataAcq Meth : 020321_L8260

	Compound	R.T.	QIon	Response	Conc	Unit		Qvalue
45)	Bromodichloromethane	7.58	83	2632	1.085	ppb		81
46)	Methyl Cyclohexane	7.19	98	785	0.807	ppb		99
47)	Dibromomethane	7.37	174	1377	0.913	ppb		91
49)	MIBK (methyl isobutyl ket	8.31	43	18939	18.101	ppb		94
50)	1-Bromo-2-chloroethane	7.91	63	1387	1.072	ppb		92
51)	Cis-1,3-Dichloropropene	8.11	75	2064	0.909	ppb		89
52)	Toluene	8.47	91	6352	0.929	ppb		96
53)	Trans-1,3-Dichloropropene	8.74	75	1179	0.964	ppb		92
54)	1,1,2-TCA	8.93	97	2045	1.158	ppb		89
55)	2-Hexanone	9.24	43	9502	17.077	ppb		95
58)	1,2-EDB	9.47	107	1617	0.937	ppb	#	74
59)	Tetrachloroethene	9.07	166	1534	1.123	ppb		95
60)	1-Chlorohexane	10.02	91	1499	2.018	ppb	#	74
61)	1,1,1,2-Tetrachloroethane	10.12	131	1959	0.965	ppb		82
62)	m&p-Xylene	10.28	91	8557	3.033	ppb		98
63)	o-Xylene	10.72	91	4436	0.834	ppb		97
64)	Styrene	10.73	104	3212	2.110	ppb		84
66)	1,3-Dichloropropane	9.12	76	2840	1.046	ppb		91
67)	Dibromochloromethane	9.36	129	2155	1.037	ppb		80
68)	Chlorobenzene	10.02	112	4861	0.929	ppb		93
69)	Ethylbenzene	10.16	91	3823	0.976	ppb		94
70)	Bromoform	10.93	173	1521	1.017	ppb		99
72)	Isopropylbenzene	11.13	105	5305	0.983	ppb	#	85
73)	1,1,2,2-Tetrachloroethane	11.46	83	2046	1.122	ppb		91
74)	1,2,3-Trichloropropane	11.50	110	820	1.245	ppb		82
75)	t-1,4-Dichloro-2-Butene	11.51	53	239	1.006	ppb	#	17
76)	Bromobenzene	11.45	158	1912	1.007	ppb		92
77)	n-Propylbenzene	11.58	91	6181	0.982	ppb		99
78)	4-Ethyltoluene	11.78	105	3858	0.828	ppb		85
79)	2-Chlorotoluene	11.78	91	4570	0.940	ppb		94
80)	1,3,5-Trimethylbenzene	12.18	105	3892	0.843	ppb		87
81)	4-Chlorotoluene	11.78	91	4570	0.940	ppb		94
82)	Tert-Butylbenzene	12.13	119	3407	0.825	ppb		98
83)	1,2,4-Trimethylbenzene	12.18	105	3892	0.843	ppb		87
84)	Sec-Butylbenzene	12.37	105	5396	0.967	ppb	#	85
85)	p-Isopropyltoluene	12.53	119	4394	1.720	ppb		90
86)	Benzyl Chloride	12.74	91	1101	1.058	ppb		99
87)	1,3-DCB	12.49	146	3762	1.052	ppb	#	91
88)	1,4-DCB	12.99	146	3581	0.993	ppb		87
89)	n-Butylbenzene	12.98	91	3458	0.895	ppb		99
90)	1,2-DCB	12.59	146	3887	1.033	ppb		96
91)	Hexachloroethane	13.28	117	1146	1.059	ppb	#	70
92)	1,2-Dibromo-3-chloropropan	13.85	157	116	1.061	ppb	#	54
93)	1,2,4-Trichlorobenzene	14.77	180	887	2.240	ppb		76
94)	Hexachlorobutadiene	14.96	225	743	1.175	ppb		95
95)	Naphthalene	15.04	128	2264	3.795	ppb	#	79
96)	1,2,3-Trichlorobenzene	15.30	182	762	1.945	ppb		80

(#) = qualifier out of range (m) = manual integration

Quantitation Report

Data File : M:\LOKI\DATA\210601\0601L18.D Vial: 8
Acq On : 1 Jun 21 21:15 Operator:
Sample : 1ug/L VOC STD 6/1/21 Inst : Loki
Misc : IS&S: 10/21/20, 11/11/20 Multiplr: 1.00

Quant Time: Jun 7 13:52 2021 Quant Results File: L0601W.RES

Method : M:\LOKI\DATA\210601\L0601W.M (RTE Integrator)
Title : METHOD 8260B
Last Update : Mon Jun 07 13:46:40 2021
Response via : Initial Calibration



Quantitation Report (Not Reviewed)

Data File : M:\LOKI\DATA\210601\0601L19.D Vial: 9
Acq On : 1 Jun 21 21:43 Operator:
Sample : 2ug/L VOC STD 6/1/21 Inst : Loki
Misc : IS&S: 10/21/20, 11/11/20 Multiplr: 1.00

Quant Time: Jun 7 13:52 2021 Quant Results File: L0601W.RES

Quant Method : M:\LOKI\DATA\210601\L0601W.M (RTE Integrator)
Title : METHOD 8260B
Last Update : Mon Jun 07 13:46:40 2021
Response via : Initial Calibration
DataAcq Meth : 020321_L8260

Internal Standards	R.T.	QIon	Response	Conc	Units		Dev(Min)
1) Fluorobenzene (IS)	6.54	96	352918	25.000	ppb		0.00
56) Chlorobenzene-D5 (IS)	9.99	117	294916	25.000	ppb		0.00
71) 1,4-Dichlorobenzene-D4 (IS	12.56	152	158373	25.000	ppb		0.00
System Monitoring Compounds							
32) Dibromofluoromethane(S)	5.70	113	39426	9.354	ppb		0.00
Spiked Amount 25.000			Recovery	=	37.416%		
37) 1,2-DCA-D4(S)	6.11	65	42247	9.378	ppb		0.00
Spiked Amount 25.000			Recovery	=	37.512%		
57) Toluene-D8(S)	8.40	98	127290	9.113	ppb		0.00
Spiked Amount 25.000			Recovery	=	36.452%		
65) 4-Bromofluorobenzene(S)	11.29	174	44263	8.818	ppb		0.00
Spiked Amount 25.000			Recovery	=	35.272%		
Target Compounds							Qvalue
2) Dichlorodifluoromethane	1.15	85	4606	2.195	ppb		96
3) Freon 114	1.26	85	3696	2.227	ppb		95
4) Chloromethane	1.30	50	4687	2.003	ppb		95
5) Vinyl chloride	1.40	62	4135	2.201	ppb		96
6) Bromomethane	1.68	96	3781	1.793	ppb		100
7) Chloroethane	1.78	64	2689	2.130	ppb		90
8) Dichlorofluoromethane	1.97	67	6652	2.084	ppb		95
9) Trichlorofluoromethane	2.02	101	3623	2.060	ppb		96
10) Acrolein	2.45	56	9957	74.754	ppb		97
11) Acetone	2.63	43	15766	30.456	ppb		95
12) Freon-113	2.57	101	3194	2.096	ppb		92
13) 1,1-DCE	2.54	61	5100	2.220	ppb		88
14) t-Butanol	3.41	59	5951	72.540	ppb		93
15) Acetonitrile	2.95	41	16902	78.486	ppb		90
16) Methyl Acetate	3.05	43	2727	2.148	ppb		98
17) Iodomethane	2.70	142	1352	3.453	ppb		94
19) Methylene chloride	3.13	84	5263	1.976	ppb		90
20) Carbon disulfide	2.76	76	5809	2.232	ppb		97
21) Methyl t-butyl ether (MtBE	3.56	73	3927	3.658	ppb		97
22) Trans-1,2-DCE	3.51	61	4344	2.101	ppb		84
23) Diisopropyl Ether	4.35	45	7422	1.920	ppb	#	88
24) 1,1-DCA	4.15	63	6745	2.226	ppb		99
25) Vinyl Acetate	4.36	43	1705	2.005	ppb		100
26) Ethyl tert Butyl Ether	4.89	59	629	5.862	ppb	#	73
27) MEK (2-Butanone)	5.11	43	17215	29.666	ppb		93
28) Cis-1,2-DCE	5.01	61	5100	2.191	ppb		92
29) 2,2-Dichloropropane	5.01	77	4407	2.009	ppb		95
30) Chloroform	5.49	83	6941	2.123	ppb		94
31) Bromochloromethane	5.34	130	2876	2.200	ppb		98
33) 1,1,1-TCA	5.69	97	5442	1.966	ppb		96
34) Cyclohexane	5.74	56	3877	2.072	ppb		94
35) 1,1-Dichloropropene	5.91	75	3782	2.109	ppb		89
36) 2,2,4-Trimethylpentane	6.30	57	2886	1.945	ppb		95
38) Carbon Tetrachloride	5.89	119	5099	2.188	ppb		98
40) 1,2-DCA	6.21	62	5033	2.071	ppb		93
41) Benzene	6.17	78	12756	1.997	ppb		90
42) TCE	6.98	130	4352	2.122	ppb		94
43) 2-Pentanone	7.26	43	59970	70.170	ppb		98
44) 1,2-Dichloropropane	7.24	63	3412	1.912	ppb		82

(#) = qualifier out of range (m) = manual integration

Quantitation Report (Not Reviewed)

Data File : M:\LOKI\DATA\210601\0601L19.D
Acq On : 1 Jun 21 21:43
Sample : 2ug/L VOC STD 6/1/21
Misc : IS&S: 10/21/20, 11/11/20

Vial: 9
Operator:
Inst : Loki
Multiplr: 1.00

Quant Time: Jun 7 13:52 2021

Quant Results File: L0601W.RES

Quant Method : M:\LOKI\DATA\210601\L0601W.M (RTE Integrator)
Title : METHOD 8260B
Last Update : Mon Jun 07 13:46:40 2021
Response via : Initial Calibration
DataAcq Meth : 020321_L8260

Compound	R.T.	QIon	Response	Conc Unit		Qvalue
45) Bromodichloromethane	7.58	83	4774	1.981 ppb		98
46) Methyl Cyclohexane	7.19	98	1821	1.883 ppb		96
47) Dibromomethane	7.37	174	3122	2.082 ppb		95
49) MIBK (methyl isobutyl ket	8.31	43	31028	29.844 ppb		97
50) 1-Bromo-2-chloroethane	7.92	63	2798	2.177 ppb		97
51) Cis-1,3-Dichloropropene	8.10	75	4438	1.967 ppb		95
52) Toluene	8.47	91	13482	1.984 ppb		96
53) Trans-1,3-Dichloropropene	8.73	75	2493	2.051 ppb		96
54) 1,1,2-TCA	8.93	97	3406	1.941 ppb		94
55) 2-Hexanone	9.24	43	15969	28.883 ppb		96
58) 1,2-EDB	9.47	107	3580	2.098 ppb	#	79
59) Tetrachloroethene	9.07	166	2691	1.993 ppb		93
60) 1-Chlorohexane	10.02	91	3523	3.097 ppb		90
61) 1,1,1,2-Tetrachloroethane	10.12	131	4145	2.066 ppb		93
62) m&p-Xylene	10.29	91	18620	4.685 ppb		98
63) o-Xylene	10.72	91	9256	1.761 ppb		90
64) Styrene	10.73	104	6615	2.725 ppb		93
66) 1,3-Dichloropropane	9.12	76	5142	1.916 ppb		90
67) Dibromochloromethane	9.35	129	4101	1.996 ppb		90
68) Chlorobenzene	10.02	112	10751	2.077 ppb		99
69) Ethylbenzene	10.16	91	6732	1.738 ppb		99
70) Bromoform	10.92	173	3004	2.031 ppb		92
72) Isopropylbenzene	11.13	105	10881	1.892 ppb		90
73) 1,1,2,2-Tetrachloroethane	11.46	83	3916	2.013 ppb		89
74) 1,2,3-Trichloropropane	11.50	110	1387	1.975 ppb		86
75) t-1,4-Dichloro-2-Butene	11.53	53	352	1.389 ppb	#	68
76) Bromobenzene	11.45	158	4591	2.268 ppb		77
77) n-Propylbenzene	11.58	91	11864	1.768 ppb		93
78) 4-Ethyltoluene	11.78	105	9160	1.843 ppb		95
79) 2-Chlorotoluene	11.79	91	9126	1.760 ppb		89
80) 1,3,5-Trimethylbenzene	12.18	105	8776	1.782 ppb		95
81) 4-Chlorotoluene	11.79	91	9126	1.760 ppb		89
82) Tert-Butylbenzene	12.13	119	8126	1.846 ppb		100
83) 1,2,4-Trimethylbenzene	12.18	105	8776	1.782 ppb		95
84) Sec-Butylbenzene	12.37	105	10938	1.837 ppb		91
85) p-Isopropyltoluene	12.54	119	8700	2.352 ppb		92
86) Benzyl Chloride	12.75	91	2140	1.928 ppb	#	78
87) 1,3-DCB	12.49	146	7273	1.908 ppb		99
88) 1,4-DCB	12.99	146	7868	2.045 ppb		93
89) n-Butylbenzene	12.99	91	7442	1.806 ppb		92
90) 1,2-DCB	12.49	146	7273	1.812 ppb		99
91) Hexachloroethane	13.28	117	2445	2.119 ppb		97
92) 1,2-Dibromo-3-chloropropan	13.85	157	824	2.666 ppb	#	80
93) 1,2,4-Trichlorobenzene	14.77	180	2041	3.109 ppb		94
94) Hexachlorobutadiene	14.96	225	1477	2.190 ppb		91
95) Naphthalene	15.04	128	5504	4.379 ppb	#	91
96) 1,2,3-Trichlorobenzene	15.30	182	1782	2.836 ppb		88

(#) = qualifier out of range (m) = manual integration

Quantitation Report

Data File : M:\LOKI\DATA\210601\0601L19.D Vial: 9
Acq On : 1 Jun 21 21:43 Operator:
Sample : 2ug/L VOC STD 6/1/21 Inst : Loki
Misc : IS&S: 10/21/20, 11/11/20 Multiplr: 1.00

Quant Time: Jun 7 13:52 2021 Quant Results File: L0601W.RES

Method : M:\LOKI\DATA\210601\L0601W.M (RTE Integrator)
Title : METHOD 8260B
Last Update : Mon Jun 07 13:46:40 2021
Response via : Initial Calibration



Quantitation Report (Not Reviewed)

Data File : M:\LOKI\DATA\210601\0601L20.D Vial: 10
Acq On : 1 Jun 21 22:10 Operator:
Sample : 5ug/L VOC STD 6/1/21 Inst : Loki
Misc : IS&S: 10/21/20, 11/11/20 Multiplr: 1.00

Quant Time: Jun 7 13:52 2021 Quant Results File: L0601W.RES

Quant Method : M:\LOKI\DATA\210601\L0601W.M (RTE Integrator)
Title : METHOD 8260B
Last Update : Mon Jun 07 13:46:40 2021
Response via : Initial Calibration
DataAcq Meth : 020321_L8260

Internal Standards	R.T.	QIon	Response	Conc Units	Dev(Min)
1) Fluorobenzene (IS)	6.53	96	368163	25.000 ppb	0.00
56) Chlorobenzene-D5 (IS)	9.99	117	305416	25.000 ppb	0.00
71) 1,4-Dichlorobenzene-D4 (IS	12.56	152	171391	25.000 ppb	0.00
System Monitoring Compounds					
32) Dibromofluoromethane(S)	5.69	113	110900	25.221 ppb	0.00
Spiked Amount 25.000			Recovery	= 100.884%	
37) 1,2-DCA-D4(S)	6.11	65	119570	25.444 ppb	0.00
Spiked Amount 25.000			Recovery	= 101.776%	
57) Toluene-D8(S)	8.39	98	370554	25.616 ppb	0.00
Spiked Amount 25.000			Recovery	= 102.464%	
65) 4-Bromofluorobenzene(S)	11.29	174	127473	24.521 ppb	0.00
Spiked Amount 25.000			Recovery	= 98.084%	

Target Compounds					Qvalue
2) Dichlorodifluoromethane	1.15	85	10023	4.579 ppb	95
3) Freon 114	1.26	85	7449	4.302 ppb	90
4) Chloromethane	1.30	50	11574	4.740 ppb	91
5) Vinyl chloride	1.40	62	10013	5.109 ppb	99
6) Bromomethane	1.67	96	9165	5.152 ppb	99
7) Chloroethane	1.78	64	6964	5.288 ppb	96
8) Dichlorofluoromethane	1.97	67	16090	4.833 ppb	99
9) Trichlorofluoromethane	2.02	101	8996	4.902 ppb	96
10) Acrolein	2.45	56	13613	97.970 ppb	95
11) Acetone	2.64	43	21182	39.224 ppb	91
12) Freon-113	2.57	101	7898	4.967 ppb	98
13) 1,1-DCE	2.54	61	11416	4.763 ppb	91
14) t-Butanol	3.41	59	11174	102.854 ppb	100
15) Acetonitrile	2.95	41	21562	95.979 ppb	97
16) Methyl Acetate	3.05	43	6482	5.150 ppb	93
17) Iodomethane	2.69	142	3141	4.478 ppb	82
19) Methylene chloride	3.13	84	11168	5.196 ppb	97
20) Carbon disulfide	2.76	76	12718	4.685 ppb #	93
21) Methyl t-butyl ether (MtBE	3.55	73	10906	5.902 ppb	94
22) Trans-1,2-DCE	3.50	61	10802	5.008 ppb	90
23) Diisopropyl Ether	4.35	45	19313	4.790 ppb	97
24) 1,1-DCA	4.15	63	15355	4.857 ppb	99
25) Vinyl Acetate	4.36	43	4290	4.836 ppb	100
26) Ethyl tert Butyl Ether	4.89	59	2097	7.368 ppb	98
27) MEK (2-Butanone)	5.11	43	24506	40.482 ppb	94
28) Cis-1,2-DCE	5.02	61	12175	4.974 ppb	95
29) 2,2-Dichloropropane	5.01	77	10855	4.744 ppb	98
30) Chloroform	5.49	83	16538	4.850 ppb	97
31) Bromochloromethane	5.34	130	7389	5.418 ppb	97
33) 1,1,1-TCA	5.69	97	14533	5.033 ppb	99
34) Cyclohexane	5.75	56	8394	4.301 ppb	98
35) 1,1-Dichloropropene	5.91	75	8933	4.776 ppb	90
36) 2,2,4-Trimethylpentane	6.31	57	6685	4.318 ppb	98
38) Carbon Tetrachloride	5.90	119	12159	5.000 ppb	91
40) 1,2-DCA	6.21	62	12903	5.091 ppb	93
41) Benzene	6.16	78	32876	4.934 ppb	97
42) TCE	6.98	130	9796	4.579 ppb	95
43) 2-Pentanone	7.25	43	86897	97.467 ppb	100
44) 1,2-Dichloropropane	7.24	63	9230	4.958 ppb	89

(#) = qualifier out of range (m) = manual integration

Quantitation Report (Not Reviewed)

Data File : M:\LOKI\DATA\210601\0601L20.D Vial: 10
Acq On : 1 Jun 21 22:10 Operator:
Sample : 5ug/L VOC STD 6/1/21 Inst : Loki
Misc : IS&S: 10/21/20, 11/11/20 Multiplr: 1.00

Quant Time: Jun 7 13:52 2021 Quant Results File: L0601W.RES

Quant Method : M:\LOKI\DATA\210601\L0601W.M (RTE Integrator)
Title : METHOD 8260B
Last Update : Mon Jun 07 13:46:40 2021
Response via : Initial Calibration
DataAcq Meth : 020321_L8260

	Compound	R.T.	QIon	Response	Conc Unit		Qvalue
45)	Bromodichloromethane	7.58	83	12688	5.047 ppb		95
46)	Methyl Cyclohexane	7.19	98	4715	4.674 ppb		92
47)	Dibromomethane	7.37	174	8218	5.254 ppb		96
49)	MIBK (methyl isobutyl ket	8.31	43	43122	39.759 ppb		97
50)	1-Bromo-2-chloroethane	7.92	63	6790	5.064 ppb		88
51)	Cis-1,3-Dichloropropene	8.10	75	11273	4.789 ppb		98
52)	Toluene	8.47	91	36333	5.125 ppb		95
53)	Trans-1,3-Dichloropropene	8.73	75	6352	5.011 ppb		95
54)	1,1,2-TCA	8.93	97	9034	4.936 ppb		91
55)	2-Hexanone	9.24	43	23306	40.407 ppb		97
58)	1,2-EDB	9.47	107	9421	5.330 ppb		89
59)	Tetrachloroethene	9.07	166	7314	5.231 ppb		99
60)	1-Chlorohexane	10.02	91	7724	5.175 ppb		97
61)	1,1,1,2-Tetrachloroethane	10.12	131	10654	5.127 ppb		93
62)	m&p-Xylene	10.29	91	49624	9.447 ppb		98
63)	o-Xylene	10.72	91	25076	4.607 ppb		93
64)	Styrene	10.73	104	19863	4.972 ppb		95
66)	1,3-Dichloropropane	9.11	76	14198	5.108 ppb		91
67)	Dibromochloromethane	9.36	129	10162	4.775 ppb		92
68)	Chlorobenzene	10.02	112	26294	4.906 ppb		99
69)	Ethylbenzene	10.15	91	18120	4.517 ppb		95
70)	Bromoform	10.93	173	7708	5.032 ppb		92
72)	Isopropylbenzene	11.13	105	29209	4.692 ppb		93
73)	1,1,2,2-Tetrachloroethane	11.46	83	10779	5.121 ppb		95
74)	1,2,3-Trichloropropane	11.50	110	4032	5.304 ppb		95
75)	t-1,4-Dichloro-2-Butene	11.52	53	1411	5.145 ppb		82
76)	Bromobenzene	11.45	158	11496	5.247 ppb		95
77)	n-Propylbenzene	11.58	91	34418	4.739 ppb		100
78)	4-Ethyltoluene	11.78	105	26208	4.872 ppb		99
79)	2-Chlorotoluene	11.78	91	27040	4.818 ppb		92
80)	1,3,5-Trimethylbenzene	12.19	105	24414	4.581 ppb		93
81)	4-Chlorotoluene	11.78	91	27040	4.818 ppb		92
82)	Tert-Butylbenzene	12.13	119	23176	4.865 ppb		99
83)	1,2,4-Trimethylbenzene	12.19	105	24414	4.581 ppb		93
84)	Sec-Butylbenzene	12.37	105	29011	4.503 ppb		94
85)	p-Isopropyltoluene	12.54	119	26065	4.773 ppb		97
86)	Benzyl Chloride	12.74	91	5935	4.942 ppb		95
87)	1,3-DCB	12.49	146	20754	5.031 ppb		94
88)	1,4-DCB	12.99	146	20455	4.913 ppb		96
89)	n-Butylbenzene	12.99	91	21028	4.715 ppb		92
90)	1,2-DCB	12.58	146	21142	4.868 ppb		97
91)	Hexachloroethane	13.28	117	6033	4.832 ppb	#	88
92)	1,2-Dibromo-3-chloropropan	13.85	157	2225	5.490 ppb	#	83
93)	1,2,4-Trichlorobenzene	14.77	180	4817	5.022 ppb		93
94)	Hexachlorobutadiene	14.96	225	3346	4.585 ppb		99
95)	Naphthalene	15.04	128	14928	5.945 ppb		98
96)	1,2,3-Trichlorobenzene	15.30	182	4484	5.007 ppb		95

(#) = qualifier out of range (m) = manual integration

Quantitation Report

Data File : M:\LOKI\DATA\210601\0601L20.D Vial: 10
Acq On : 1 Jun 21 22:10 Operator:
Sample : 5ug/L VOC STD 6/1/21 Inst : Loki
Misc : IS&S: 10/21/20, 11/11/20 Multiplr: 1.00

Quant Time: Jun 7 13:52 2021 Quant Results File: L0601W.RES

Method : M:\LOKI\DATA\210601\L0601W.M (RTE Integrator)
Title : METHOD 8260B
Last Update : Mon Jun 07 13:46:40 2021
Response via : Initial Calibration



Quantitation Report (Not Reviewed)

Data File : M:\LOKI\DATA\210601\0601L21.D Vial: 11
Acq On : 1 Jun 21 22:38 Operator:
Sample : 10ug/L VOC STD 6/1/21 Inst : Loki
Misc : IS&S: 10/21/20, 11/11/20 Multiplr: 1.00

Quant Time: Jun 7 13:53 2021 Quant Results File: L0601W.RES

Quant Method : M:\LOKI\DATA\210601\L0601W.M (RTE Integrator)
Title : METHOD 8260B
Last Update : Mon Jun 07 13:46:40 2021
Response via : Initial Calibration
DataAcq Meth : 020321_L8260

Internal Standards	R.T.	QIon	Response	Conc Units	Dev(Min)
1) Fluorobenzene (IS)	6.53	96	367590	25.000 ppb	0.00
56) Chlorobenzene-D5 (IS)	9.99	117	304257	25.000 ppb	0.00
71) 1,4-Dichlorobenzene-D4 (IS	12.56	152	182815	25.000 ppb	0.00
System Monitoring Compounds					
32) Dibromofluoromethane(S)	5.70	113	108787	24.779 ppb	0.00
Spiked Amount 25.000			Recovery =	99.116%	
37) 1,2-DCA-D4(S)	6.11	65	115184	24.549 ppb	0.00
Spiked Amount 25.000			Recovery =	98.196%	
57) Toluene-D8(S)	8.39	98	370149	25.685 ppb	0.00
Spiked Amount 25.000			Recovery =	102.740%	
65) 4-Bromofluorobenzene(S)	11.29	174	130114	25.124 ppb	0.00
Spiked Amount 25.000			Recovery =	100.496%	
Target Compounds					Qvalue
2) Dichlorodifluoromethane	1.15	85	20660	9.454 ppb	100
3) Freon 114	1.26	85	16654	9.633 ppb	100
4) Chloromethane	1.30	50	23272	9.546 ppb	100
5) Vinyl chloride	1.40	62	19511	9.971 ppb	100
6) Bromomethane	1.67	96	17221	10.352 ppb	100
7) Chloroethane	1.77	64	12628	9.603 ppb	100
8) Dichlorofluoromethane	1.97	67	32784	9.863 ppb	100
9) Trichlorofluoromethane	2.02	101	18656	10.183 ppb	100
10) Acrolein	2.45	56	16920	121.960 ppb	100
11) Acetone	2.63	43	26116	48.437 ppb	100
12) Freon-113	2.56	101	16458	10.367 ppb	100
13) 1,1-DCE	2.54	61	23959	10.011 ppb	100
14) t-Butanol	3.40	59	15559	123.444 ppb	100
15) Acetonitrile	2.95	41	29570	131.831 ppb	100
16) Methyl Acetate	3.04	43	12841	10.415 ppb	100
17) Iodomethane	2.69	142	10091	8.600 ppb	100
19) Methylene chloride	3.13	84	19791	10.104 ppb	100
20) Carbon disulfide	2.75	76	25896	9.554 ppb	100
21) Methyl t-butyl ether (MtBE	3.55	73	21132	9.284 ppb	100
22) Trans-1,2-DCE	3.50	61	21643	10.051 ppb	100
23) Diisopropyl Ether	4.35	45	40654	10.099 ppb	100
24) 1,1-DCA	4.15	63	30433	9.642 ppb	100
25) Vinyl Acetate	4.35	43	8847	9.988 ppb	100
26) Ethyl tert Butyl Ether	4.89	59	4156	9.528 ppb	100
27) MEK (2-Butanone)	5.10	43	30598	50.624 ppb	100
28) Cis-1,2-DCE	5.02	61	24796	10.113 ppb	100
29) 2,2-Dichloropropane	5.00	77	21622	9.464 ppb	100
30) Chloroform	5.49	83	33713	9.901 ppb	100
31) Bromochloromethane	5.34	130	14115	10.366 ppb	100
33) 1,1,1-TCA	5.69	97	28933	10.036 ppb	100
34) Cyclohexane	5.74	56	19060	9.781 ppb	100
35) 1,1-Dichloropropene	5.91	75	17852	9.560 ppb	100
36) 2,2,4-Trimethylpentane	6.31	57	14334	9.273 ppb	100
38) Carbon Tetrachloride	5.90	119	24878	10.247 ppb	100
40) 1,2-DCA	6.21	62	25036	9.893 ppb	100
41) Benzene	6.16	78	64837	9.746 ppb	100
42) TCE	6.98	130	20956	9.811 ppb	100
43) 2-Pentanone	7.25	43	114603	128.743 ppb	100
44) 1,2-Dichloropropane	7.24	63	18514	9.960 ppb	100

(#) = qualifier out of range (m) = manual integration

Quantitation Report (Not Reviewed)

Data File : M:\LOKI\DATA\210601\0601L21.D Vial: 11
Acq On : 1 Jun 21 22:38 Operator:
Sample : 10ug/L VOC STD 6/1/21 Inst : Loki
Misc : IS&S: 10/21/20, 11/11/20 Multiplr: 1.00

Quant Time: Jun 7 13:53 2021 Quant Results File: L0601W.RES

Quant Method : M:\LOKI\DATA\210601\L0601W.M (RTE Integrator)
Title : METHOD 8260B
Last Update : Mon Jun 07 13:46:40 2021
Response via : Initial Calibration
DataAcq Meth : 020321_L8260

	Compound	R.T.	QIon	Response	Conc Unit	Qvalue
45)	Bromodichloromethane	7.58	83	25531	10.171 ppb	100
46)	Methyl Cyclohexane	7.19	98	10482	10.406 ppb	100
47)	Dibromomethane	7.37	174	16219	10.386 ppb	100
49)	MIBK (methyl isobutyl ket	8.31	43	55238	51.010 ppb	100
50)	1-Bromo-2-chloroethane	7.92	63	12511	9.345 ppb	100
51)	Cis-1,3-Dichloropropene	8.10	75	24156	10.277 ppb	100
52)	Toluene	8.47	91	72241	10.205 ppb	100
53)	Trans-1,3-Dichloropropene	8.73	75	12096	9.556 ppb	100
54)	1,1,2-TCA	8.93	97	18708	10.238 ppb	100
55)	2-Hexanone	9.24	43	30268	52.560 ppb	100
58)	1,2-EDB	9.47	107	18301	10.394 ppb	100
59)	Tetrachloroethene	9.07	166	14365	10.314 ppb	100
60)	1-Chlorohexane	10.02	91	16325	9.594 ppb	100
61)	1,1,1,2-Tetrachloroethane	10.12	131	20231	9.772 ppb	100
62)	m&p-Xylene	10.29	91	109514	18.913 ppb	100
63)	o-Xylene	10.72	91	54770	10.100 ppb	100
64)	Styrene	10.74	104	43512	9.083 ppb	100
66)	1,3-Dichloropropane	9.11	76	27713	10.009 ppb	100
67)	Dibromochloromethane	9.35	129	21169	9.985 ppb	100
68)	Chlorobenzene	10.02	112	52769	9.884 ppb	100
69)	Ethylbenzene	10.15	91	39600	9.909 ppb	100
70)	Bromoform	10.92	173	15359	10.065 ppb	100
72)	Isopropylbenzene	11.13	105	64426	9.703 ppb	100
73)	1,1,2,2-Tetrachloroethane	11.46	83	21220	9.451 ppb	100
74)	1,2,3-Trichloropropane	11.50	110	7835	9.663 ppb	100
75)	t-1,4-Dichloro-2-Butene	11.52	53	3005	10.272 ppb	100
76)	Bromobenzene	11.45	158	23490	10.052 ppb	100
77)	n-Propylbenzene	11.58	91	78244	10.100 ppb	100
78)	4-Ethyltoluene	11.78	105	58679	10.226 ppb	100
79)	2-Chlorotoluene	11.79	91	61903	10.341 ppb	100
80)	1,3,5-Trimethylbenzene	12.18	105	56909	10.011 ppb	100
81)	4-Chlorotoluene	11.79	91	61903	10.341 ppb	100
82)	Tert-Butylbenzene	12.13	119	50899	10.018 ppb	100
83)	1,2,4-Trimethylbenzene	12.18	105	56909	10.011 ppb	100
84)	Sec-Butylbenzene	12.37	105	68661	9.992 ppb	100
85)	p-Isopropyltoluene	12.54	119	57599	8.836 ppb	100
86)	Benzyl Chloride	12.74	91	11269	8.797 ppb	100
87)	1,3-DCB	12.49	146	44383	10.087 ppb	100
88)	1,4-DCB	12.99	146	43002	9.683 ppb	100
89)	n-Butylbenzene	12.98	91	46630	9.801 ppb	100
90)	1,2-DCB	12.59	146	46170	9.966 ppb	100
91)	Hexachloroethane	13.28	117	11966	8.985 ppb	100
92)	1,2-Dibromo-3-chloropropan	13.85	157	4703	10.117 ppb	100
93)	1,2,4-Trichlorobenzene	14.77	180	10632	8.800 ppb	100
94)	Hexachlorobutadiene	14.96	225	7329	9.415 ppb	100
95)	Naphthalene	15.04	128	35847	9.204 ppb	100
96)	1,2,3-Trichlorobenzene	15.31	182	10017	9.177 ppb	100

(#) = qualifier out of range (m) = manual integration

Quantitation Report

Data File : M:\LOKI\DATA\210601\0601L21.D Vial: 11
Acq On : 1 Jun 21 22:38 Operator:
Sample : 10ug/L VOC STD 6/1/21 Inst : Loki
Misc : IS&S: 10/21/20, 11/11/20 Multiplr: 1.00

Quant Time: Jun 7 13:53 2021 Quant Results File: L0601W.RES

Method : M:\LOKI\DATA\210601\L0601W.M (RTE Integrator)
Title : METHOD 8260B
Last Update : Mon Jun 07 13:46:40 2021
Response via : Initial Calibration

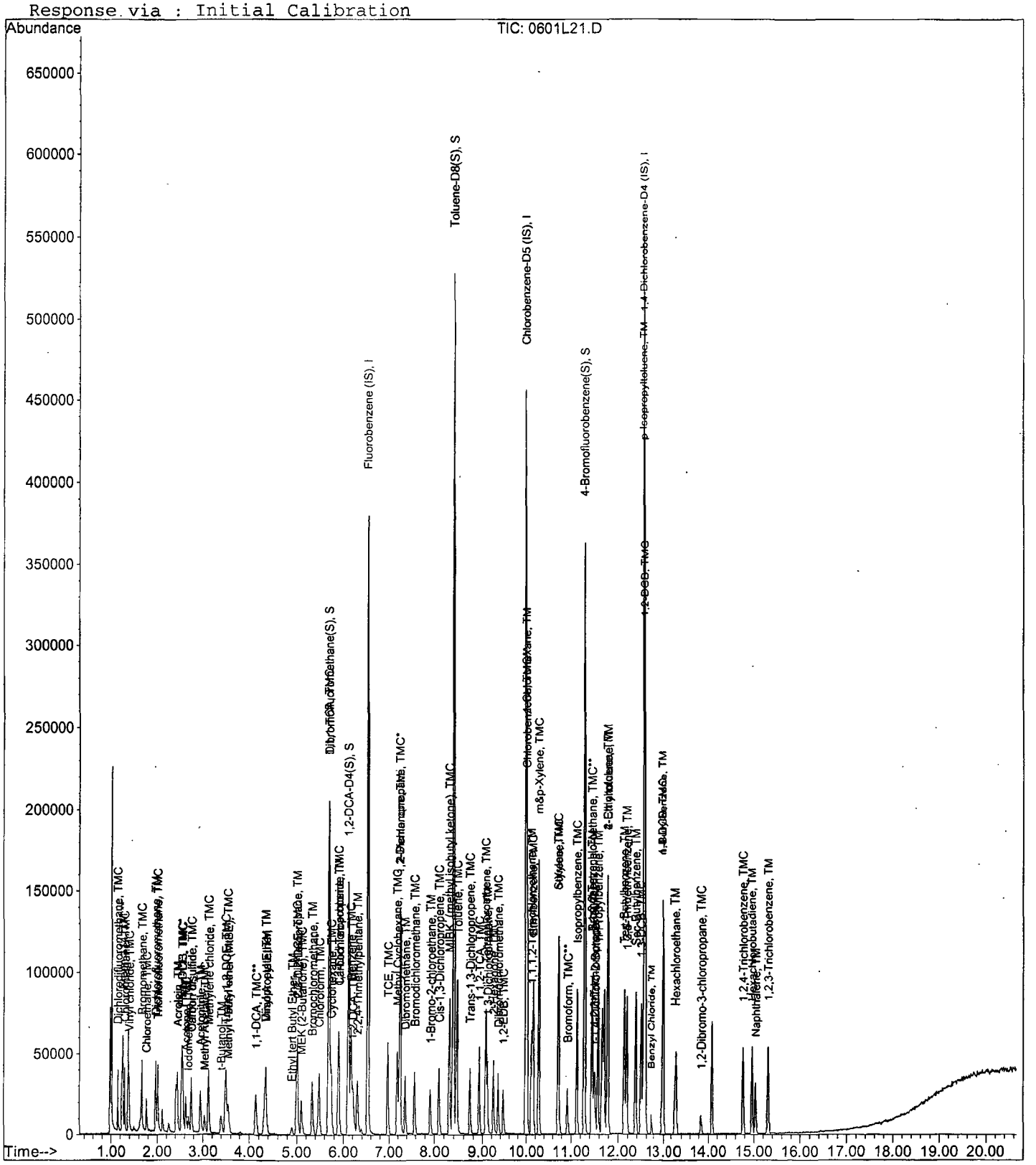

Quantitation Report (Not Reviewed)

Data File : M:\LOKI\DATA\210601\0601L22.D Vial: 12
Acq On : 1 Jun 21 23:05 Operator:
Sample : 20ug/L VOC STD 6/1/21 Inst : Loki
Misc : IS&S: 10/21/20, 11/11/20 Multiplr: 1.00

Quant Time: Jun 7 13:53 2021 Quant Results File: L0601W.RES

Quant Method : M:\LOKI\DATA\210601\L0601W.M (RTE Integrator)
Title : METHOD 8260B
Last Update : Mon Jun 07 13:46:40 2021
Response via : Initial Calibration
DataAcq Meth : 020321_L8260

Internal Standards	R.T.	QIon	Response	Conc Units	Dev(Min)
1) Fluorobenzene (IS)	6.53	96	391070	25.000 ppb	0.00
56) Chlorobenzene-D5 (IS)	9.99	117	324854	25.000 ppb	0.00
71) 1,4-Dichlorobenzene-D4 (IS	12.56	152	199324	25.000 ppb	0.00
System Monitoring Compounds					
32) Dibromofluoromethane(S)	5.69	113	229368	49.107 ppb	0.00
Spiked Amount 25.000			Recovery	= 196.428%	
37) 1,2-DCA-D4(S)	6.11	65	244108	48.903 ppb	0.00
Spiked Amount 25.000			Recovery	= 195.612%	
57) Toluene-D8(S)	8.39	98	802446	52.153 ppb	0.00
Spiked Amount 25.000			Recovery	= 208.612%	
65) 4-Bromofluorobenzene(S)	11.29	174	290805	52.593 ppb	0.00
Spiked Amount 25.000			Recovery	= 210.372%	

Target Compounds					Qvalue
2) Dichlorodifluoromethane	1.15	85	43945	18.901 ppb	99
3) Freon 114	1.26	85	33607	18.272 ppb	95
4) Chloromethane	1.30	50	43733	16.862 ppb	98
5) Vinyl chloride	1.40	62	41716	20.038 ppb	98
6) Bromomethane	1.67	96	36269	21.224 ppb	98
7) Chloroethane	1.77	64	25626	18.317 ppb	95
8) Dichlorofluoromethane	1.97	67	66910	18.922 ppb	100
9) Trichlorofluoromethane	2.01	101	37160	19.064 ppb	99
10) Acrolein	2.45	56	21872	148.189 ppb	97
11) Acetone	2.64	43	32829	57.231 ppb	99
12) Freon-113	2.57	101	33319	19.728 ppb	98
13) 1,1-DCE	2.54	61	48669	19.115 ppb	99
14) t-Butanol	3.41	59	24004	150.315 ppb	99
15) Acetonitrile	2.95	41	32992	138.256 ppb	90
16) Methyl Acetate	3.04	43	24485	18.826 ppb	94
17) Iodomethane	2.70	142	25173	16.644 ppb	93
19) Methylene chloride	3.13	84	39629	20.020 ppb	93
20) Carbon disulfide	2.76	76	51200	17.756 ppb	99
21) Methyl t-butyl ether (MtBE	3.55	73	50406	17.948 ppb	97
22) Trans-1,2-DCE	3.50	61	45298	19.772 ppb	96
23) Diisopropyl Ether	4.35	45	86050	20.093 ppb	98
24) 1,1-DCA	4.15	63	64725	19.274 ppb	96
25) Vinyl Acetate	4.35	43	17992	19.093 ppb #	100
26) Ethyl tert Butyl Ether	4.89	59	12320	17.302 ppb #	88
27) MEK (2-Butanone)	5.11	43	39431	61.322 ppb	96
28) Cis-1,2-DCE	5.02	61	51584	19.745 ppb	93
29) 2,2-Dichloropropane	5.00	77	44206	18.187 ppb	93
30) Chloroform	5.49	83	68658	18.954 ppb	93
31) Bromochloromethane	5.34	130	29857	20.610 ppb	93
33) 1,1,1-TCA	5.69	97	59781	19.491 ppb	97
34) Cyclohexane	5.74	56	42267	20.387 ppb	98
35) 1,1-Dichloropropene	5.91	75	40063	20.166 ppb	94
36) 2,2,4-Trimethylpentane	6.31	57	32448	19.732 ppb	99
38) Carbon Tetrachloride	5.90	119	50754	19.650 ppb	96
40) 1,2-DCA	6.21	62	52507	19.502 ppb	97
41) Benzene	6.16	78	139696	19.737 ppb	98
42) TCE	6.98	130	43410	19.102 ppb	97
43) 2-Pentanone	7.25	43	150058	158.452 ppb	99
44) 1,2-Dichloropropane	7.24	63	38681	19.560 ppb	90

(#) = qualifier out of range (m) = manual integration

Quantitation Report (Not Reviewed)

Data File : M:\LOKI\DATA\210601\0601L22.D Vial: 12
Acq On : 1 Jun 21 23:05 Operator:
Sample : 20ug/L VOC STD 6/1/21 Inst : Loki
Misc : IS&S: 10/21/20, 11/11/20 Multiplr: 1.00

Quant Time: Jun 7 13:53 2021 Quant Results File: L0601W.RES

Quant Method : M:\LOKI\DATA\210601\L0601W.M (RTE Integrator)
Title : METHOD 8260B
Last Update : Mon Jun 07 13:46:40 2021
Response via : Initial Calibration
DataAcq Meth : 020321_L8260

	Compound	R.T.	QIon	Response	Conc Unit	Qvalue
45)	Bromodichloromethane	7.58	83	51746	19.376 ppb	99
46)	Methyl Cyclohexane	7.19	98	22129	20.650 ppb	92
47)	Dibromomethane	7.37	174	33162	19.960 ppb	94
49)	MIBK (methyl isobutyl ket	8.31	43	68879	59.788 ppb	95
50)	1-Bromo-2-chloroethane	7.92	63	25984	18.242 ppb	100
51)	Cis-1,3-Dichloropropene	8.10	75	49829	19.927 ppb	98
52)	Toluene	8.47	91	157540	20.919 ppb	99
53)	Trans-1,3-Dichloropropene	8.74	75	27112	20.134 ppb	92
54)	1,1,2-TCA	8.93	97	37838	19.463 ppb	92
55)	2-Hexanone	9.24	43	40258	65.710 ppb	97
58)	1,2-EDB	9.47	107	38618	20.542 ppb	96
59)	Tetrachloroethene	9.07	166	30104	20.244 ppb	94
60)	1-Chlorohexane	10.02	91	34175	17.623 ppb	95
61)	1,1,1,2-Tetrachloroethane	10.12	131	43144	19.518 ppb	99
62)	m&p-Xylene	10.29	91	249836	38.527 ppb	99
63)	o-Xylene	10.72	91	122984	21.241 ppb	99
64)	Styrene	10.73	104	102394	18.161 ppb	94
66)	1,3-Dichloropropane	9.11	76	56820	19.220 ppb	97
67)	Dibromochloromethane	9.36	129	44583	19.695 ppb	92
68)	Chlorobenzene	10.02	112	110971	19.467 ppb	96
69)	Ethylbenzene	10.15	91	89704	21.022 ppb	98
70)	Bromoform	10.92	173	32455	19.919 ppb	98
72)	Isopropylbenzene	11.13	105	147850	20.423 ppb	99
73)	1,1,2,2-Tetrachloroethane	11.46	83	45914	18.755 ppb	95
74)	1,2,3-Trichloropropane	11.50	110	16533	18.702 ppb	97
75)	t-1,4-Dichloro-2-Butene	11.52	53	6232	19.539 ppb	85
76)	Bromobenzene	11.45	158	48231	18.929 ppb	95
77)	n-Propylbenzene	11.58	91	178802	21.168 ppb	98
78)	4-Ethyltoluene	11.78	105	138090	22.072 ppb	100
79)	2-Chlorotoluene	11.79	91	140404	21.511 ppb	100
80)	1,3,5-Trimethylbenzene	12.19	105	138073	22.278 ppb	95
81)	4-Chlorotoluene	11.79	91	140404	21.511 ppb	100
82)	Tert-Butylbenzene	12.14	119	115199	20.795 ppb	99
83)	1,2,4-Trimethylbenzene	12.19	105	138073	22.278 ppb	95
84)	Sec-Butylbenzene	12.38	105	162325	21.665 ppb	97
85)	p-Isopropyltoluene	12.54	119	140429	18.545 ppb	96
86)	Benzyl Chloride	12.74	91	25331	18.137 ppb	93
87)	1,3-DCB	12.49	146	93714	19.534 ppb	95
88)	1,4-DCB	12.99	146	95740	19.773 ppb	98
89)	n-Butylbenzene	12.99	91	109877	21.183 ppb	96
90)	1,2-DCB	12.59	146	98805	19.561 ppb	97
91)	Hexachloroethane	13.28	117	26351	18.147 ppb	92
92)	1,2-Dibromo-3-chloropropan	13.85	157	10088	19.152 ppb	91
93)	1,2,4-Trichlorobenzene	14.77	180	26056	17.923 ppb	95
94)	Hexachlorobutadiene	14.96	225	15369	18.107 ppb	95
95)	Naphthalene	15.04	128	87323	16.442 ppb	99
96)	1,2,3-Trichlorobenzene	15.31	182	23832	18.609 ppb	87

(#) = qualifier out of range (m) = manual integration

Quantitation Report

Data File : M:\LOKI\DATA\210601\0601L22.D Vial: 12
Acq On : 1 Jun 21 23:05 Operator:
Sample : 20ug/L VOC STD 6/1/21 Inst : Loki
Misc : IS&S: 10/21/20, 11/11/20 Multiplr: 1.00

Quant Time: Jun 7 13:53 2021 Quant Results File: L0601W.RES

Method : M:\LOKI\DATA\210601\L0601W.M (RTE Integrator)
Title : METHOD 8260B
Last Update : Mon Jun 07 13:46:40 2021
Response via : Initial Calibration



Quantitation Report (Not Reviewed)

Data File : M:\LOKI\DATA\210601\0601L23.D Vial: 13
Acq On : 1 Jun 21 23:33 Operator:
Sample : 40ug/L VOC STD 6/1/21 Inst : Loki
Misc : IS&S: 10/21/20, 11/11/20 Multiplr: 1.00

Quant Time: Jun 7 13:53 2021 Quant Results File: L0601W.RES

Quant Method : M:\LOKI\DATA\210601\L0601W.M (RTE Integrator)
Title : METHOD 8260B
Last Update : Mon Jun 07 13:46:40 2021
Response via : Initial Calibration
DataAcq Meth : 020321_L8260

Internal Standards	R.T.	QIon	Response	Conc Units	Dev(Min)
1) Fluorobenzene (IS)	6.53	96	412168	25.000 ppb	0.00
56) Chlorobenzene-D5 (IS)	9.99	117	341477	25.000 ppb	0.00
71) 1,4-Dichlorobenzene-D4 (IS	12.56	152	214519	25.000 ppb	0.00
System Monitoring Compounds					
32) Dibromofluoromethane(S)	5.70	113	232724	47.275 ppb	0.00
Spiked Amount 25.000			Recovery	= 189.100%	
37) 1,2-DCA-D4(S)	6.11	65	245812	46.724 ppb	0.00
Spiked Amount 25.000			Recovery	= 186.896%	
57) Toluene-D8(S)	8.39	98	830901	51.373 ppb	0.00
Spiked Amount 25.000			Recovery	= 205.492%	
65) 4-Bromofluorobenzene(S)	11.29	174	312936	53.840 ppb	0.00
Spiked Amount 25.000			Recovery	= 215.360%	

Target Compounds					Qvalue
2) Dichlorodifluoromethane	1.15	85	89688	36.602 ppb	97
3) Freon 114	1.26	85	75249	38.818 ppb	99
4) Chloromethane	1.30	50	95094	34.789 ppb	99
5) Vinyl chloride	1.40	62	87114	39.703 ppb	98
6) Bromomethane	1.67	96	69689	39.307 ppb	99
7) Chloroethane	1.77	64	55113	37.378 ppb	98
8) Dichlorofluoromethane	1.97	67	139280	37.371 ppb	97
9) Trichlorofluoromethane	2.01	101	79328	38.615 ppb	98
10) Acrolein	2.45	56	26688	171.563 ppb	99
11) Acetone	2.64	43	44951	74.352 ppb	98
12) Freon-113	2.56	101	71530	40.184 ppb	95
13) 1,1-DCE	2.54	61	104673	39.006 ppb	98
14) t-Butanol	3.42	59	44947	202.112 ppb	93
15) Acetonitrile	2.96	41	40462	160.880 ppb	91
16) Methyl Acetate	3.05	43	54415	39.918 ppb	99
17) Iodomethane	2.69	142	66417	37.730 ppb	94
19) Methylene chloride	3.13	84	83367	41.094 ppb	96
20) Carbon disulfide	2.75	76	113448	37.329 ppb	99
21) Methyl t-butyl ether (MtBE	3.55	73	116216	36.523 ppb	99
22) Trans-1,2-DCE	3.50	61	97220	40.264 ppb	93
23) Diisopropyl Ether	4.35	45	192116	42.563 ppb	98
24) 1,1-DCA	4.15	63	134208	37.920 ppb	98
25) Vinyl Acetate	4.35	43	37752	38.012 ppb #	100
26) Ethyl tert Butyl Ether	4.90	59	31132	34.249 ppb	97
27) MEK (2-Butanone)	5.11	43	56752	83.741 ppb	93
28) Cis-1,2-DCE	5.02	61	109353	39.682 ppb	87
29) 2,2-Dichloropropane	5.01	77	95744	37.374 ppb	94
30) Chloroform	5.49	83	142089	37.218 ppb	91
31) Bromochloromethane	5.34	130	61837	40.501 ppb	92
33) 1,1,1-TCA	5.69	97	126040	38.991 ppb	91
34) Cyclohexane	5.74	56	95425	43.671 ppb	98
35) 1,1-Dichloropropene	5.91	75	91526	43.711 ppb	91
36) 2,2,4-Trimethylpentane	6.31	57	76064	43.887 ppb	95
38) Carbon Tetrachloride	5.90	119	107709	39.567 ppb	94
40) 1,2-DCA	6.20	62	111449	39.276 ppb	99
41) Benzene	6.16	78	293012	39.280 ppb	99
42) TCE	6.98	130	95646	39.934 ppb	98
43) 2-Pentanone	7.26	43	191294	191.655 ppb	98
44) 1,2-Dichloropropane	7.24	63	80914	38.822 ppb	93

(#) = qualifier out of range (m) = manual integration

Quantitation Report (Not Reviewed)

Data File : M:\LOKI\DATA\210601\0601L23.D Vial: 13
Acq On : 1 Jun 21 23:33 Operator:
Sample : 40ug/L VOC STD 6/1/21 Inst : Loki
Misc : IS&S: 10/21/20, 11/11/20 Multiplr: 1.00

Quant Time: Jun 7 13:53 2021 Quant Results File: L0601W.RES

Quant Method : M:\LOKI\DATA\210601\L0601W.M (RTE Integrator)
Title : METHOD 8260B
Last Update : Mon Jun 07 13:46:40 2021
Response via : Initial Calibration
DataAcq Meth : 020321_L8260

Compound	R.T.	QIon	Response	Conc Unit	Qvalue
45) Bromodichloromethane	7.58	83	108637	38.596 ppb	100
46) Methyl Cyclohexane	7.19	98	51118	45.260 ppb	98
47) Dibromomethane	7.37	174	69191	39.513 ppb	98
49) MIBK (methyl isobutyl ket	8.31	43	105031	86.502 ppb	98
50) 1-Bromo-2-chloroethane	7.92	63	57776	38.486 ppb	95
51) Cis-1,3-Dichloropropene	8.10	75	110020	41.747 ppb	97
52) Toluene	8.47	91	338695	42.672 ppb	98
53) Trans-1,3-Dichloropropene	8.74	75	59480	41.910 ppb	95
54) 1,1,2-TCA	8.93	97	79179	38.644 ppb	96
55) 2-Hexanone	9.24	43	62467	96.741 ppb	98
58) 1,2-EDB	9.47	107	82522	41.760 ppb	94
59) Tetrachloroethene	9.07	166	59432	38.020 ppb	98
60) 1-Chlorohexane	10.02	91	81282	38.313 ppb	96
61) 1,1,1,2-Tetrachloroethane	10.12	131	90765	39.062 ppb	98
62) m&p-Xylene	10.29	91	565550	81.055 ppb	98
63) o-Xylene	10.72	91	284353	46.721 ppb	96
64) Styrene	10.73	104	240899	38.737 ppb	93
66) 1,3-Dichloropropane	9.11	76	121751	39.179 ppb	97
67) Dibromochloromethane	9.36	129	94017	39.511 ppb	99
68) Chlorobenzene	10.02	112	238710	39.838 ppb	98
69) Ethylbenzene	10.15	91	202880	45.231 ppb	95
70) Bromoform	10.93	173	69934	40.833 ppb	99
72) Isopropylbenzene	11.13	105	350239	44.952 ppb	98
73) 1,1,2,2-Tetrachloroethane	11.46	83	98145	37.250 ppb	99
74) 1,2,3-Trichloropropane	11.50	110	33616	35.332 ppb	91
75) t-1,4-Dichloro-2-Butene	11.52	53	14944	43.535 ppb	96
76) Bromobenzene	11.45	158	107786	39.306 ppb	100
77) n-Propylbenzene	11.58	91	409418	45.037 ppb	96
78) 4-Ethyltoluene	11.78	105	320602	47.614 ppb	98
79) 2-Chlorotoluene	11.79	91	310177	44.156 ppb	96
80) 1,3,5-Trimethylbenzene	12.19	105	324563	48.658 ppb	93
81) 4-Chlorotoluene	11.79	91	310177	44.156 ppb	96
82) Tert-Butylbenzene	12.14	119	271060	45.464 ppb	99
83) 1,2,4-Trimethylbenzene	12.19	105	324563	48.658 ppb	93
84) Sec-Butylbenzene	12.38	105	381816	47.351 ppb	97
85) p-Isopropyltoluene	12.54	119	343957	40.952 ppb	98
86) Benzyl Chloride	12.74	91	60372	40.165 ppb	96
87) 1,3-DCB	12.49	146	208528	40.388 ppb	95
88) 1,4-DCB	12.99	146	210117	40.322 ppb	97
89) n-Butylbenzene	12.99	91	266475	47.733 ppb	96
90) 1,2-DCB	12.59	146	213034	39.188 ppb	96
91) Hexachloroethane	13.28	117	58150	37.208 ppb	90
92) 1,2-Dibromo-3-chloropropan	13.85	157	22580	38.991 ppb	96
93) 1,2,4-Trichlorobenzene	14.77	180	63024	38.424 ppb	97
94) Hexachlorobutadiene	14.96	225	35312	38.656 ppb	98
95) Naphthalene	15.04	128	233862	35.944 ppb	99
96) 1,2,3-Trichlorobenzene	15.30	182	54768	38.376 ppb	95

(#) = qualifier out of range (m) = manual integration

Quantitation Report

Data File : M:\LOKI\DATA\210601\0601L23.D Vial: 13
Acq On : 1 Jun 21 23:33 Operator:
Sample : 40ug/L VOC STD 6/1/21 Inst : Loki
Misc : IS&S: 10/21/20, 11/11/20 Multiplr: 1.00

Quant Time: Jun 7 13:53 2021 Quant Results File: L0601W.RES

Method : M:\LOKI\DATA\210601\L0601W.M (RTE Integrator)
Title : METHOD 8260B
Last Update : Mon Jun 07 13:46:40 2021
Response via : Initial Calibration



Quantitation Report (Not Reviewed)

Data File : M:\LOKI\DATA\210601\0601L24.D
Acq On : 2 Jun 21 00:01
Sample : 100ug/L VOC STD 6/1/21
Misc : IS&S: 10/21/20, 11/11/20

Vial: 14
Operator:
Inst : Loki
Multiplr: 1.00

Quant Time: Jun 7 13:53 2021 Quant Results File: L0601W.RES

Quant Method : M:\LOKI\DATA\210601\L0601W.M (RTE Integrator)
Title : METHOD 8260B
Last Update : Mon Jun 07 13:46:40 2021
Response via : Initial Calibration
DataAcq Meth : 020321_L8260

Internal Standards	R.T.	QIon	Response	Conc Units	Dev(Min)
1) Fluorobenzene (IS)	6.53	96	429238	25.000 ppb	0.00
56) Chlorobenzene-D5 (IS)	9.99	117	346846	25.000 ppb	0.00
71) 1,4-Dichlorobenzene-D4 (IS	12.56	152	236124	25.000 ppb	0.00
System Monitoring Compounds					
32) Dibromofluoromethane(S)	5.69	113	459138	89.559 ppb	0.00
Spiked Amount 25.000			Recovery	= 358.236%	
37) 1,2-DCA-D4(S)	6.11	65	479178	87.459 ppb	0.00
Spiked Amount 25.000			Recovery	= 349.836%	
57) Toluene-D8(S)	8.39	98	1658284	100.942 ppb	0.00
Spiked Amount 25.000			Recovery	= 403.768%	
65) 4-Bromofluorobenzene(S)	11.29	174	631796	107.017 ppb	0.00
Spiked Amount 25.000			Recovery	= 428.068%	

Target Compounds					Qvalue
2) Dichlorodifluoromethane	1.15	85	211079	82.716 ppb	99
3) Freon 114	1.26	85	175200	86.784 ppb	97
4) Chloromethane	1.30	50	220165	77.342 ppb	97
5) Vinyl chloride	1.40	62	207341	90.739 ppb	98
6) Bromomethane	1.67	96	166144	90.944 ppb	99
7) Chloroethane	1.76	64	133450	86.907 ppb	96
8) Dichlorofluoromethane	1.97	67	338996	87.341 ppb	98
9) Trichlorofluoromethane	2.01	101	185984	86.932 ppb	99
10) Acrolein	2.45	56	31482	194.332 ppb	97
11) Acetone	2.64	43	57162	90.790 ppb	95
12) Freon-113	2.56	101	169118	91.229 ppb	93
13) 1,1-DCE	2.54	61	254731	91.150 ppb	98
14) t-Butanol	3.44	59	91168	283.057 ppb	94
15) Acetonitrile	2.96	41	51045	194.888 ppb	100
16) Methyl Acetate	3.04	43	141837	100.212 ppb	94
17) Iodomethane	2.69	142	195156	101.684 ppb	92
19) Methylene chloride	3.13	84	206988	99.546 ppb	94
20) Carbon disulfide	2.75	76	266624	84.242 ppb	100
21) Methyl t-butyl ether (MtBE	3.55	73	351849	101.775 ppb	96
22) Trans-1,2-DCE	3.50	61	245090	97.468 ppb	92
23) Diisopropyl Ether	4.35	45	533847	113.570 ppb	99
24) 1,1-DCA	4.15	63	335268	90.962 ppb	98
25) Vinyl Acetate	4.35	43	99904	96.591 ppb #	100
26) Ethyl tert Butyl Ether	4.89	59	108748	102.692 ppb	96
27) MEK (2-Butanone)	5.11	43	73556	104.220 ppb	99
28) Cis-1,2-DCE	5.02	61	287595	100.163 ppb	94
29) 2,2-Dichloropropane	5.00	77	234664	87.960 ppb	94
30) Chloroform	5.49	83	356530	89.672 ppb	94
31) Bromochloromethane	5.34	130	152935	96.185 ppb	93
33) 1,1,1-TCA	5.69	97	303887	90.271 ppb	92
34) Cyclohexane	5.74	56	251936	110.713 ppb	93
35) 1,1-Dichloropropene	5.91	75	230491	105.701 ppb	92
36) 2,2,4-Trimethylpentane	6.31	57	198528	109.990 ppb	94
38) Carbon Tetrachloride	5.90	119	260781	91.988 ppb	93
40) 1,2-DCA	6.20	62	281035	95.101 ppb	100
41) Benzene	6.16	78	737336	94.913 ppb	99
42) TCE	6.98	130	232568	93.240 ppb	94
43) 2-Pentanone	7.26	43	235031	226.110 ppb	98
44) 1,2-Dichloropropane	7.24	63	207282	95.498 ppb	93

(#) = qualifier out of range (m) = manual integration

Quantitation Report (Not Reviewed)

Data File : M:\LOKI\DATA\210601\0601L24.D Vial: 14
Acq On : 2 Jun 21 00:01 Operator:
Sample : 100ug/L VOC STD 6/1/21 Inst : Loki
Misc : IS&S: 10/21/20, 11/11/20 Multiplr: 1.00

Quant Time: Jun 7 13:53 2021 Quant Results File: L0601W.RES

Quant Method : M:\LOKI\DATA\210601\L0601W.M (RTE Integrator)
Title : METHOD 8260B
Last Update : Mon Jun 07 13:46:40 2021
Response via : Initial Calibration
DataAcq Meth : 020321_L8260

	Compound	R.T.	QIon	Response	Conc Unit	Qvalue
45)	Bromodichloromethane	7.58	83	280033	95.533 ppb	100
46)	Methyl Cyclohexane	7.19	98	136382	115.951 ppb	91
47)	Dibromomethane	7.37	174	177022	97.073 ppb	96
49)	MIBK (methyl isobutyl ket	8.32	43	139244	110.118 ppb	93
50)	1-Bromo-2-chloroethane	7.92	63	148224	94.809 ppb	96
51)	Cis-1,3-Dichloropropene	8.10	75	299075	108.970 ppb	95
52)	Toluene	8.47	91	848645	102.667 ppb	98
53)	Trans-1,3-Dichloropropene	8.74	75	159360	107.820 ppb	97
54)	1,1,2-TCA	8.94	97	199334	93.417 ppb	94
55)	2-Hexanone	9.25	43	89251	132.724 ppb	92
58)	1,2-EDB	9.47	107	213584	106.410 ppb	89
59)	Tetrachloroethene	9.07	166	149120	93.919 ppb	99
60)	1-Chlorohexane	10.02	91	222465	101.145 ppb	95
61)	1,1,1,2-Tetrachloroethane	10.12	131	236881	100.368 ppb	99
62)	m&p-Xylene	10.29	91	1481721	206.454 ppb	100
63)	o-Xylene	10.72	91	762575	123.355 ppb	98
64)	Styrene	10.74	104	653862	100.934 ppb	94
66)	1,3-Dichloropropane	9.11	76	314089	99.508 ppb	99
67)	Dibromochloromethane	9.36	129	242053	100.150 ppb	99
68)	Chlorobenzene	10.02	112	601230	98.785 ppb	97
69)	Ethylbenzene	10.15	91	529792	116.285 ppb	96
70)	Bromoform	10.93	173	192766	110.810 ppb	96
72)	Isopropylbenzene	11.13	105	933209	108.815 ppb	97
73)	1,1,2,2-Tetrachloroethane	11.46	83	267687	92.302 ppb	99
74)	1,2,3-Trichloropropane	11.50	110	91692	87.556 ppb	93
75)	t-1,4-Dichloro-2-Butene	11.52	53	44520	117.830 ppb	84
76)	Bromobenzene	11.45	158	283757	94.009 ppb	100
77)	n-Propylbenzene	11.58	91	1090365	108.969 ppb	98
78)	4-Ethyltoluene	11.78	105	845036	114.017 ppb	99
79)	2-Chlorotoluene	11.79	91	808300	104.540 ppb	96
80)	1,3,5-Trimethylbenzene	12.19	105	863093	117.554 ppb	94
81)	4-Chlorotoluene	11.79	91	808300	104.540 ppb	96
82)	Tert-Butylbenzene	12.14	119	732149	111.565 ppb	99
83)	1,2,4-Trimethylbenzene	12.19	105	863093	117.554 ppb	94
84)	Sec-Butylbenzene	12.38	105	1031118	116.174 ppb	98
85)	p-Isopropyltoluene	12.54	119	938104	100.020 ppb	98
86)	Benzyl Chloride	12.74	91	199497	120.581 ppb	96
87)	1,3-DCB	12.49	146	559547	98.457 ppb	96
88)	1,4-DCB	13.00	146	576576	100.522 ppb	99
89)	n-Butylbenzene	12.99	91	742659	120.860 ppb	95
90)	1,2-DCB	12.59	146	578954	96.756 ppb	98
91)	Hexachloroethane	13.28	117	160996	93.591 ppb	89
92)	1,2-Dibromo-3-chloropropan	13.85	157	64874	100.523 ppb	97
93)	1,2,4-Trichlorobenzene	14.77	180	187136	101.124 ppb	94
94)	Hexachlorobutadiene	14.96	225	90472	89.979 ppb	93
95)	Naphthalene	15.04	128	781224	102.291 ppb	99
96)	1,2,3-Trichlorobenzene	15.31	182	161792	100.978 ppb	90

(#) = qualifier out of range (m) = manual integration

Quantitation Report

Data File : M:\LOKI\DATA\210601\0601L24.D Vial: 14
Acq On : 2 Jun 21 00:01 Operator:
Sample : 100ug/L VOC STD 6/1/21 Inst : Loki
Misc : IS&S: 10/21/20, 11/11/20 Multiplr: 1.00

Quant Time: Jun 7 13:53 2021 Quant Results File: L0601W.RES

Method : M:\LOKI\DATA\210601\L0601W.M (RTE Integrator)
Title : METHOD 8260B
Last Update : Mon Jun 07 13:46:40 2021
Response via : Initial Calibration



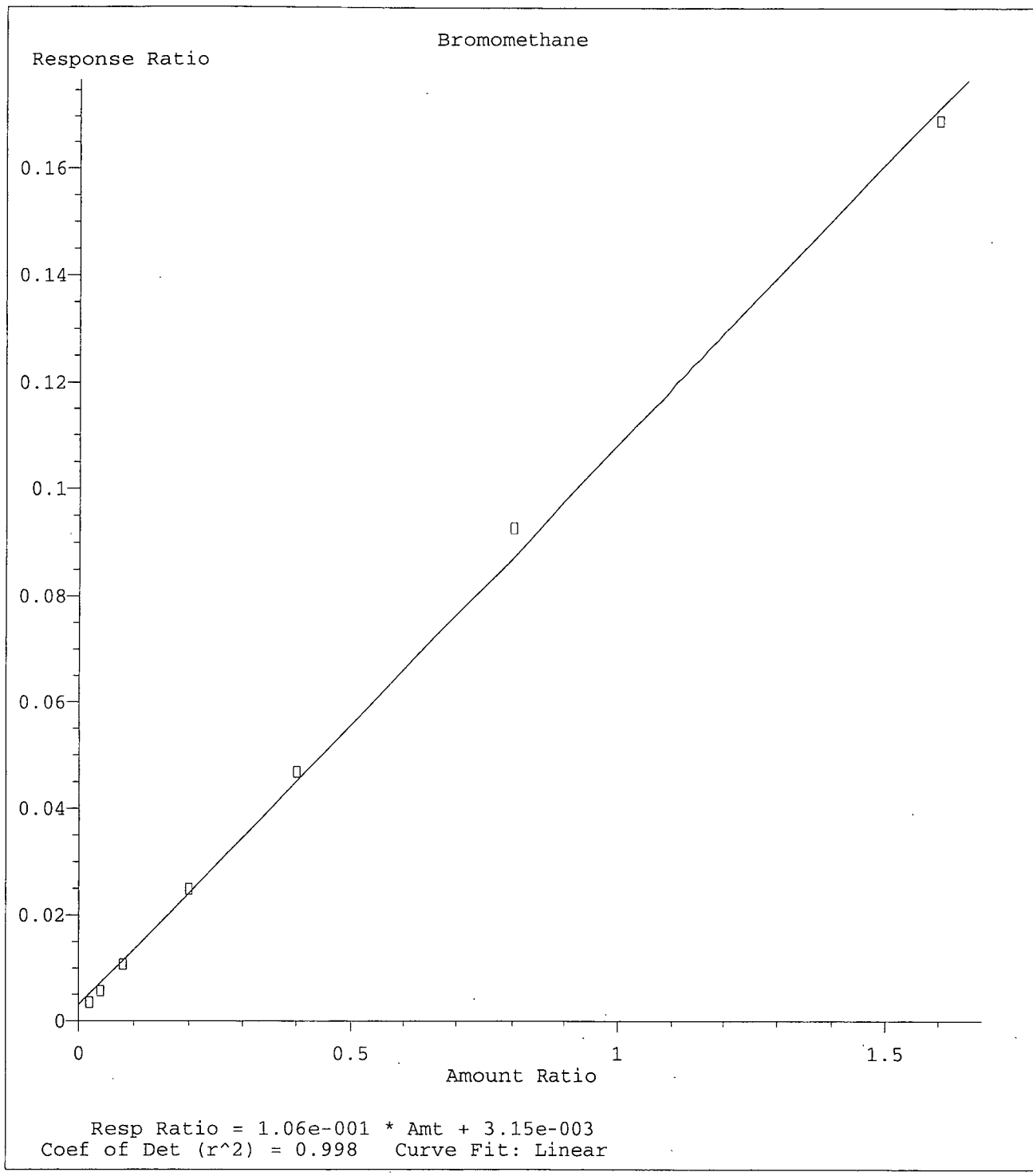

Method Name: M:\LOKI\DATA\210601\L0601W.M
Calibration Table Last Updated: Mon Jun 07 13:46:40 2021

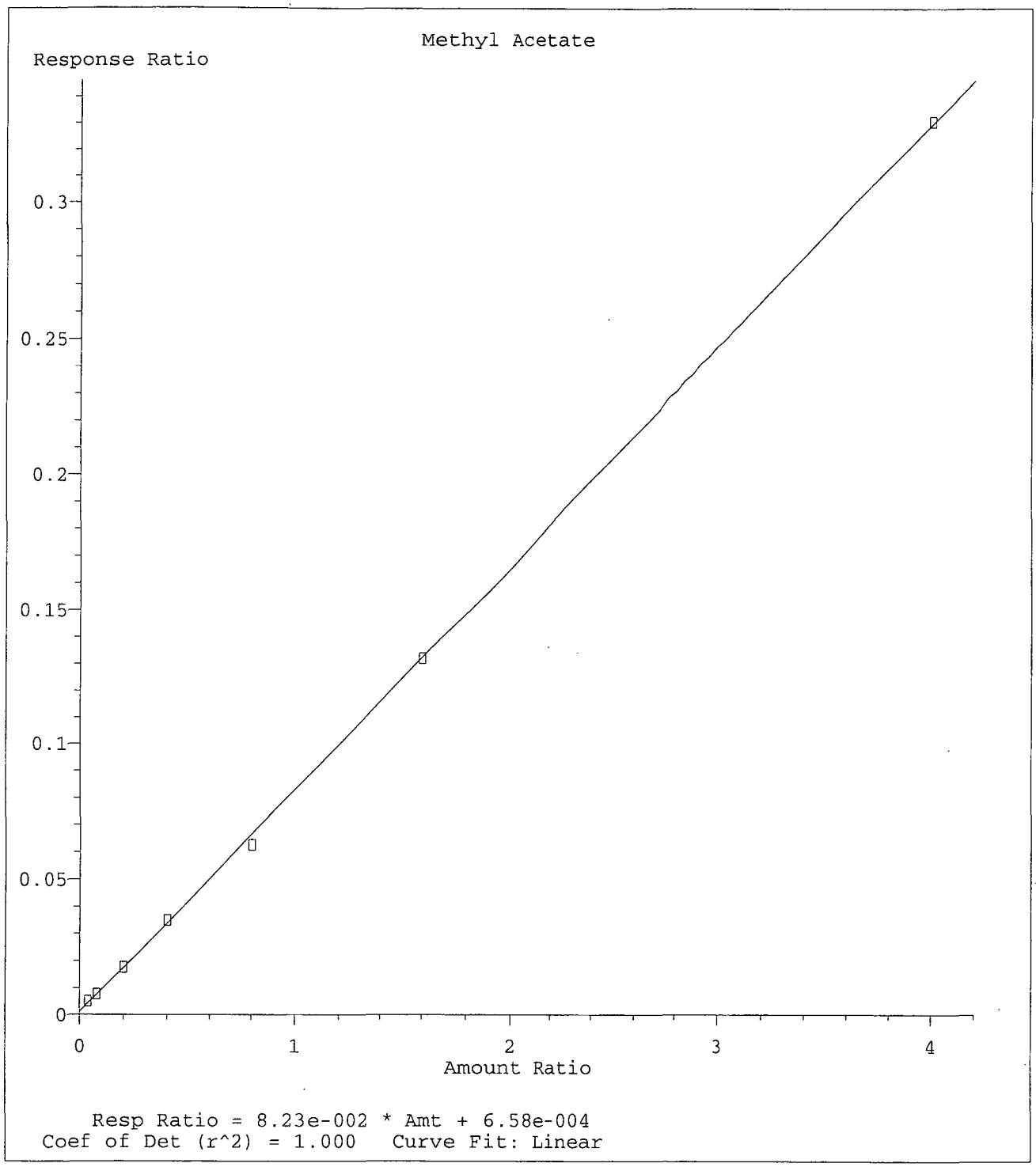

Method Name: M:\LOKI\DATA\210601\L0601W.M
Calibration Table Last Updated: Mon Jun 07 13:46:40 2021

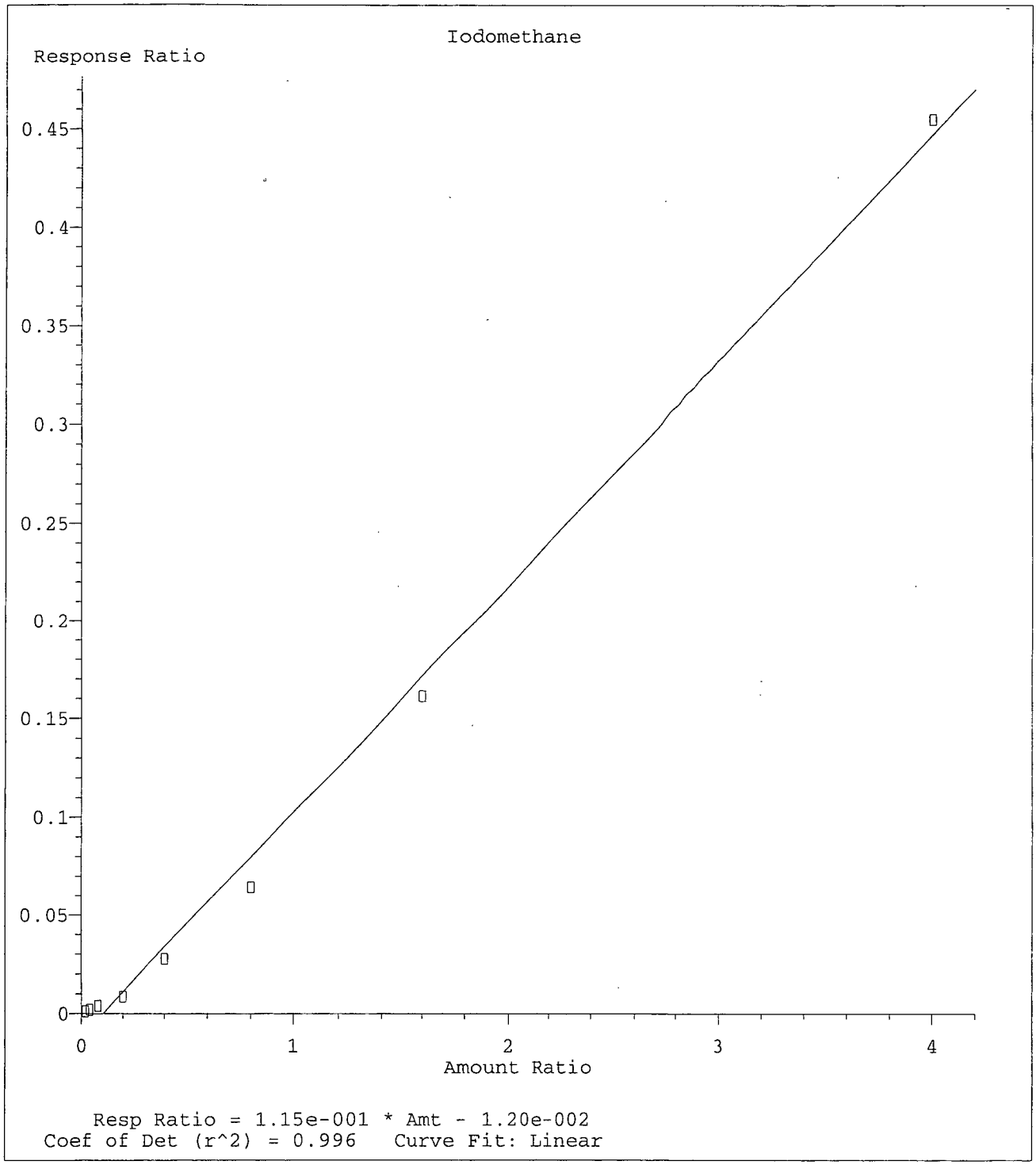

Method Name: M:\LOKI\DATA\210601\L0601W.M
Calibration Table Last Updated: Mon Jun 07 13:46:40 2021

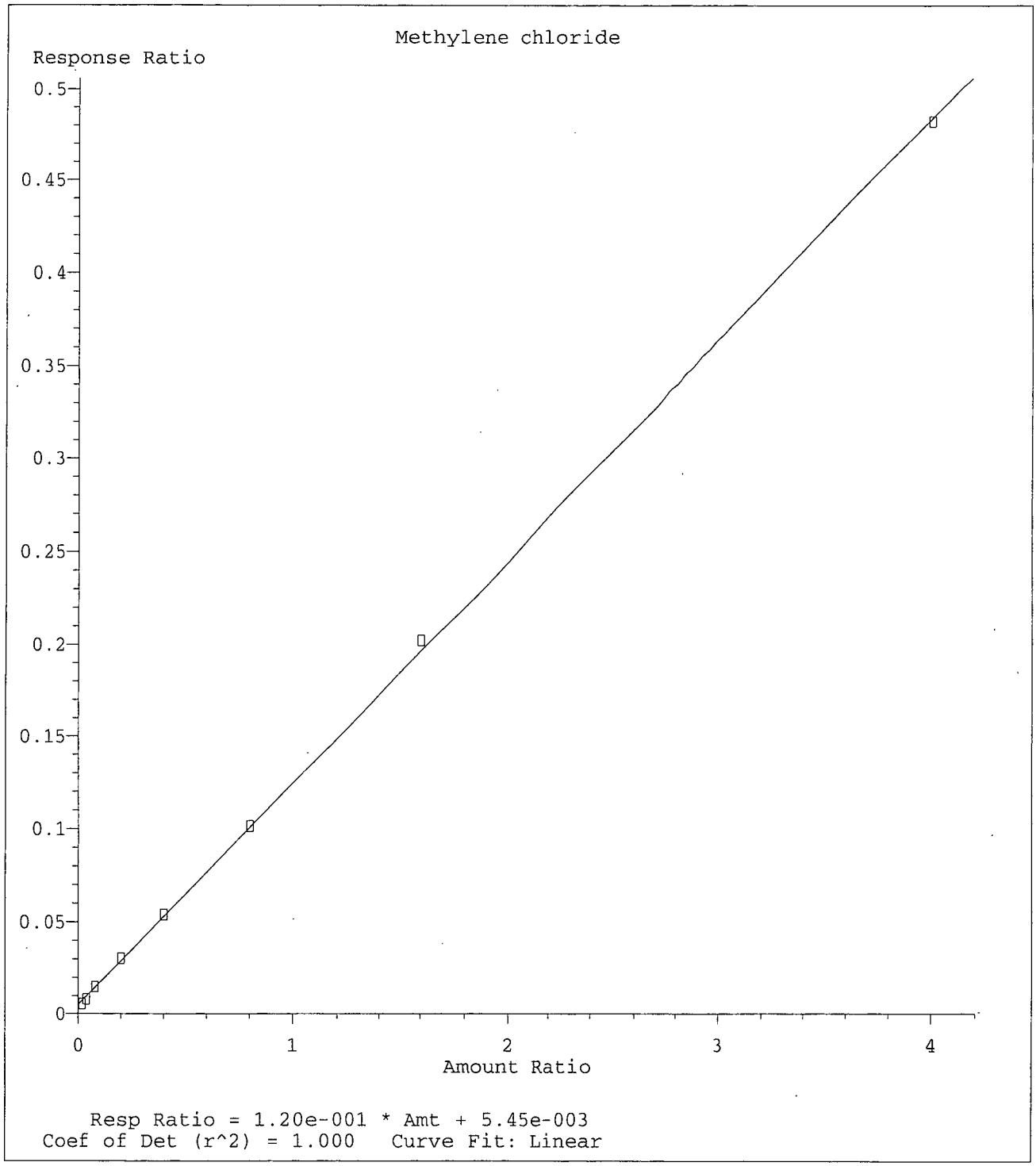

Method Name: M:\LOKI\DATA\210601\L0601W.M
Calibration Table Last Updated: Mon Jun 07 13:46:40 2021

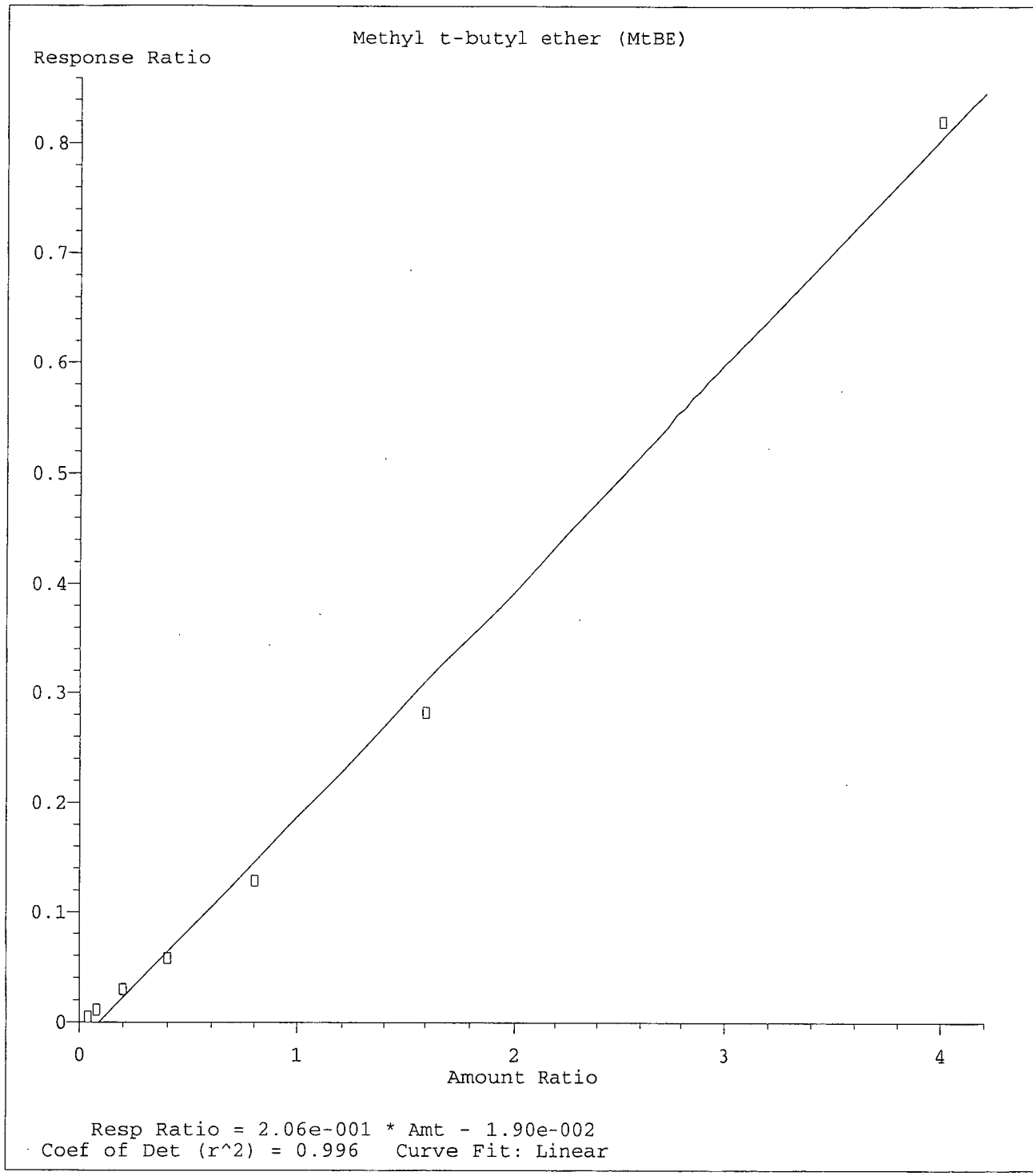

Method Name: M:\LOKI\DATA\210601\L0601W.M
Calibration Table Last Updated: Mon Jun 07 13:46:40 2021

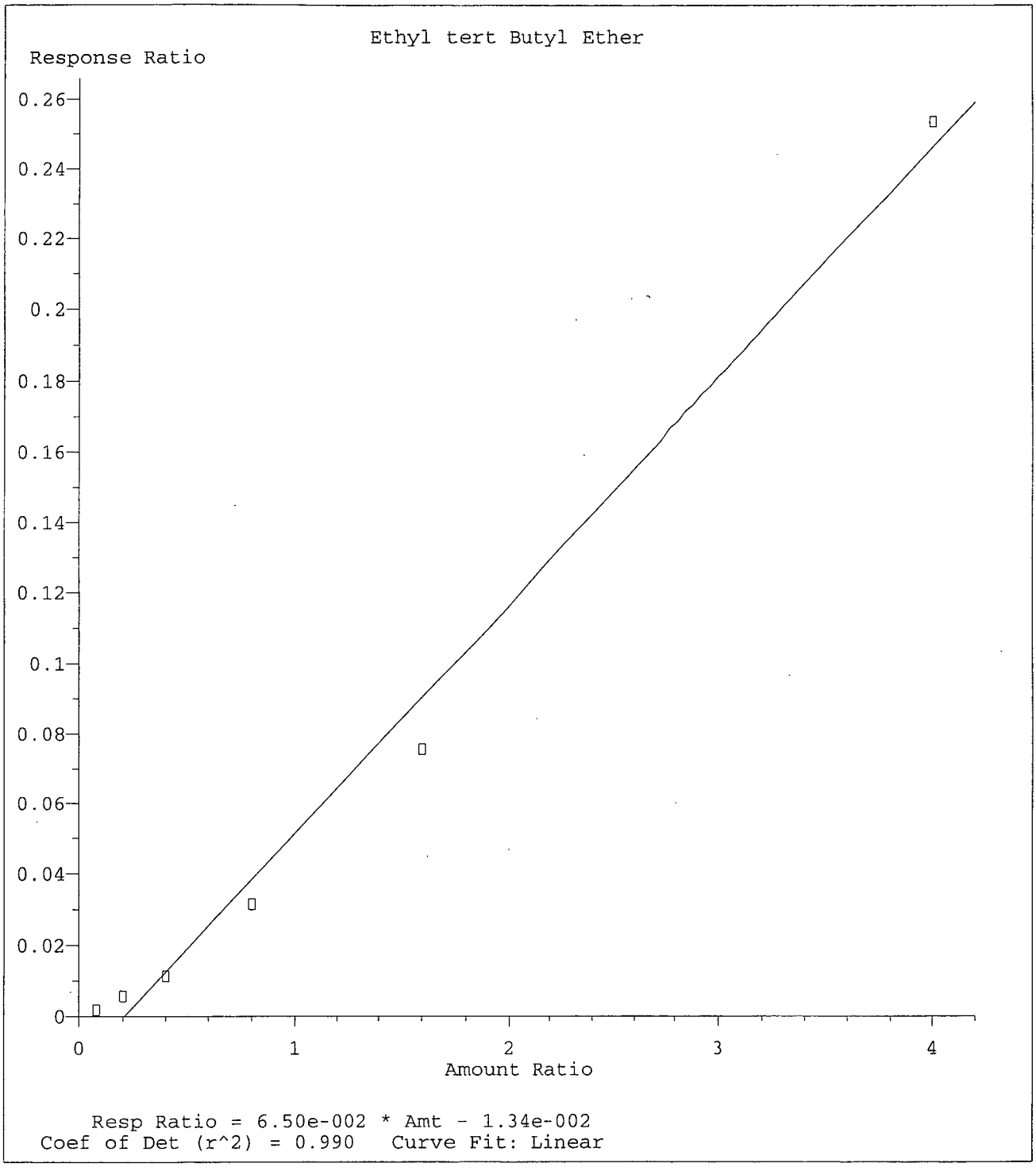

Method Name: M:\LOKI\DATA\210601\L0601W.M
Calibration Table Last Updated: Mon Jun 07 13:46:40 2021

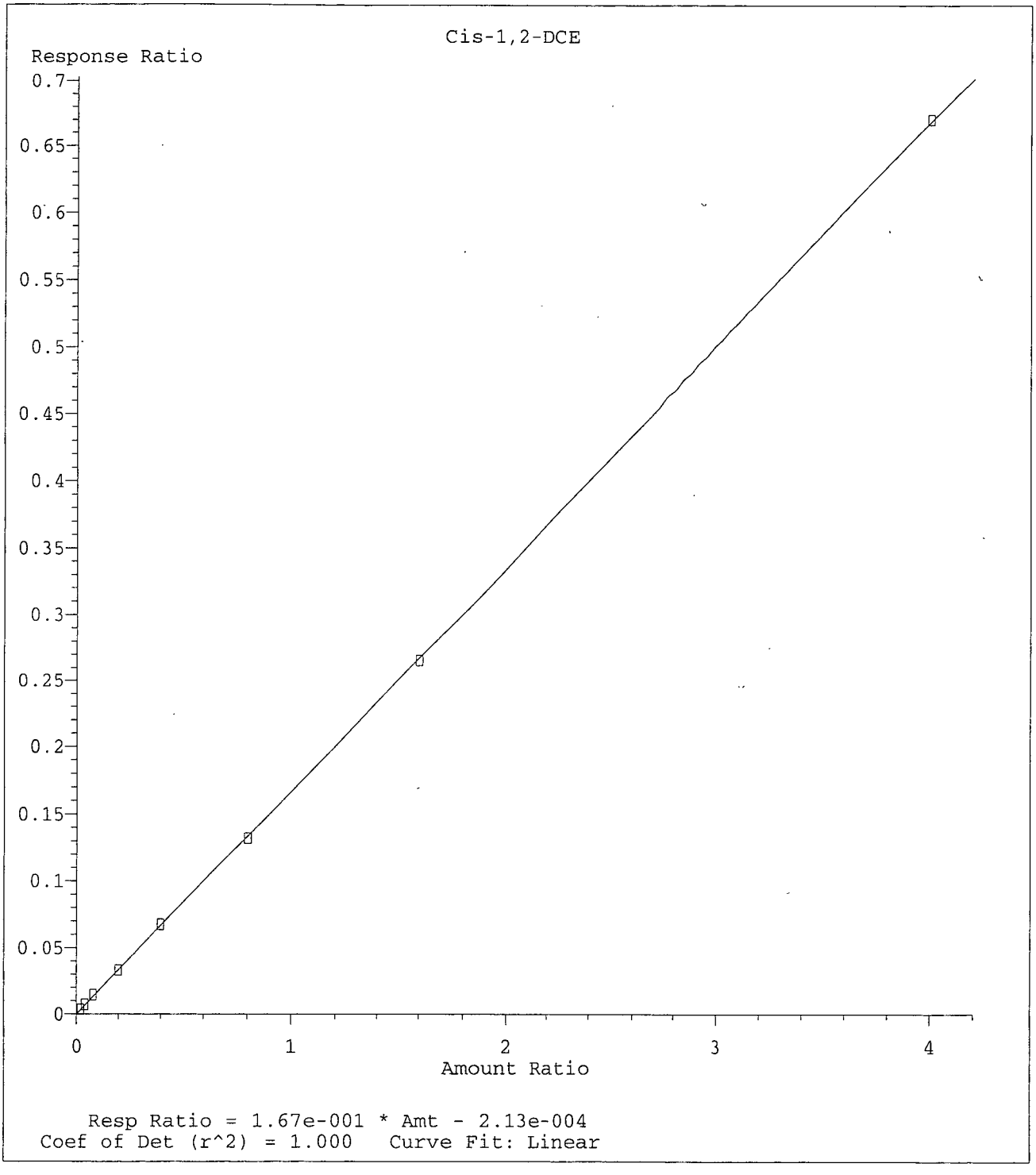

Method Name: M:\LOKI\DATA\210601\L0601W.M
Calibration Table Last Updated: Mon Jun 07 13:46:40 2021

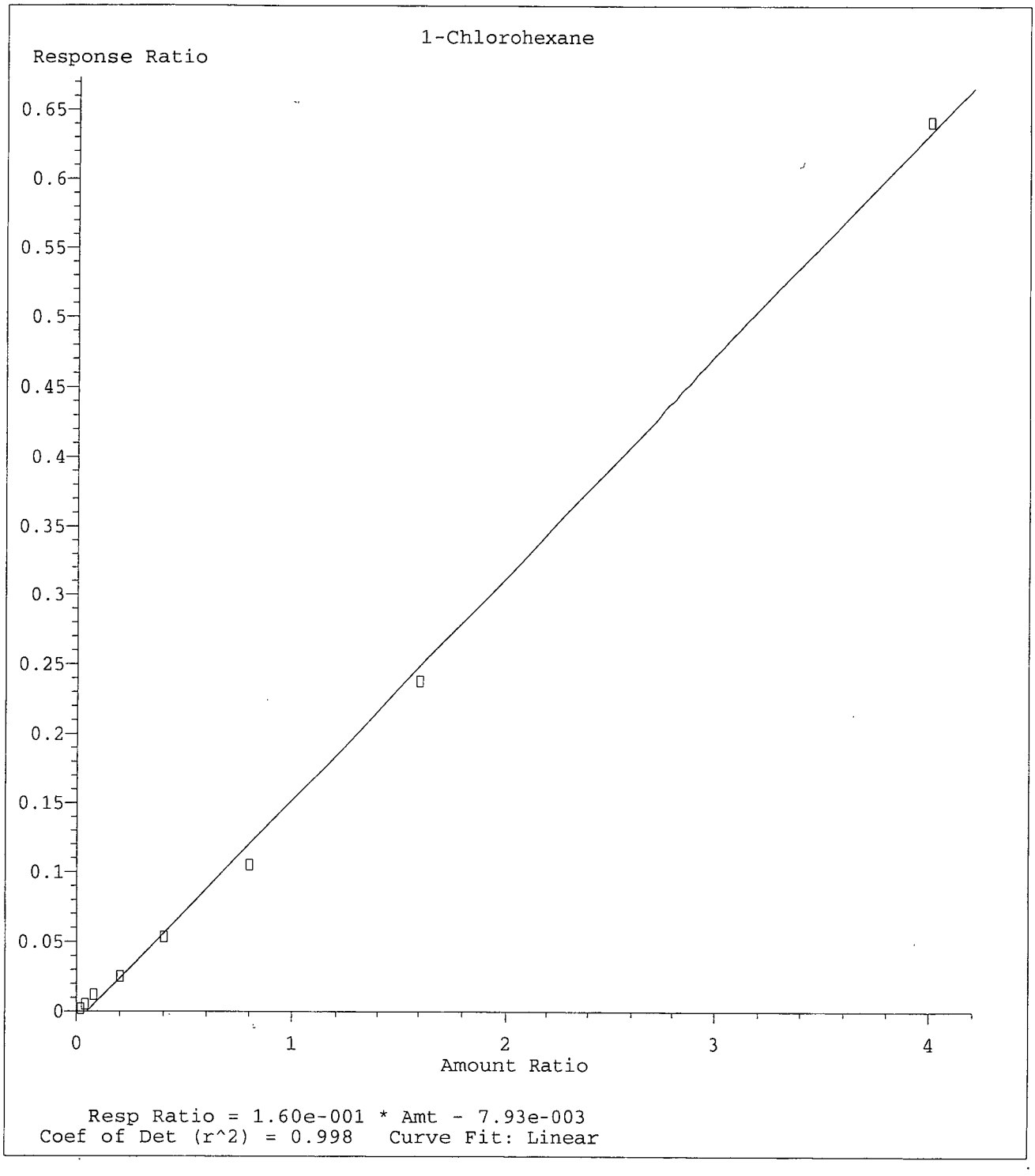

Method Name: M:\LOKI\DATA\210601\L0601W.M
Calibration Table Last Updated: Mon Jun 07 13:46:40 2021

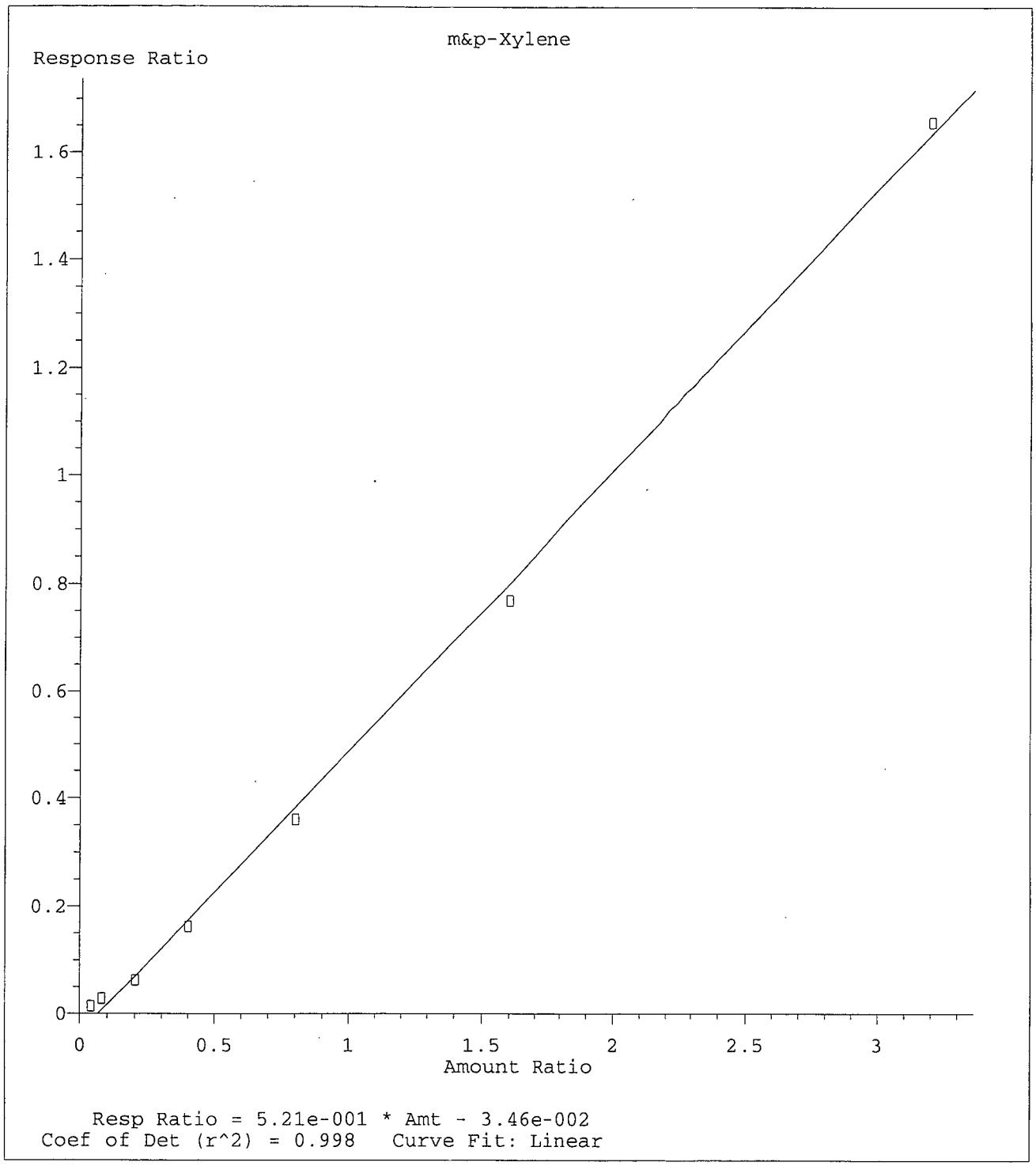

Method Name: M:\LOKI\DATA\210601\L0601W.M
Calibration Table Last Updated: Mon Jun 07 13:46:40 2021

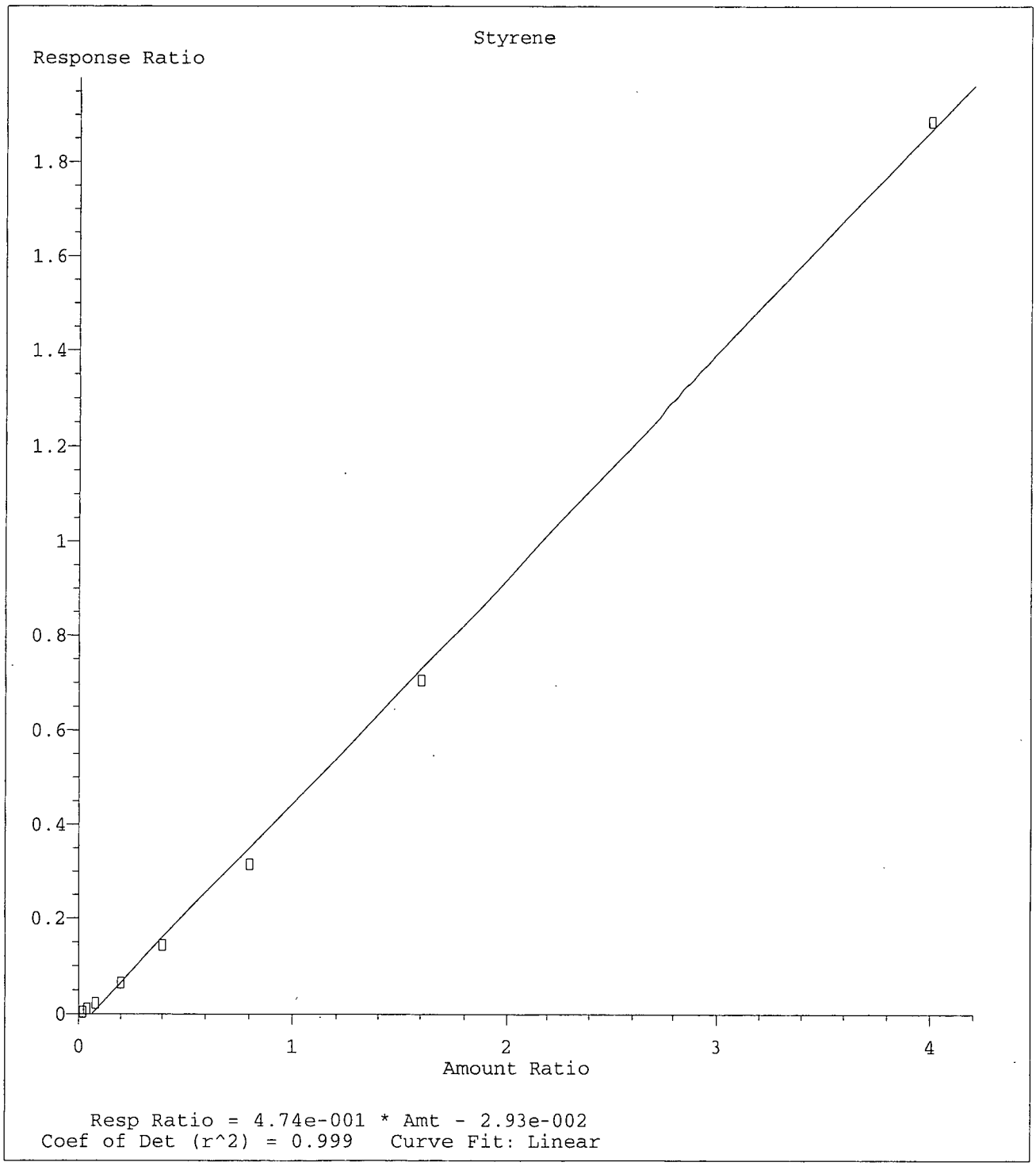

Method Name: M:\LOKI\DATA\210601\L0601W.M
Calibration Table Last Updated: Mon Jun 07 13:46:40 2021

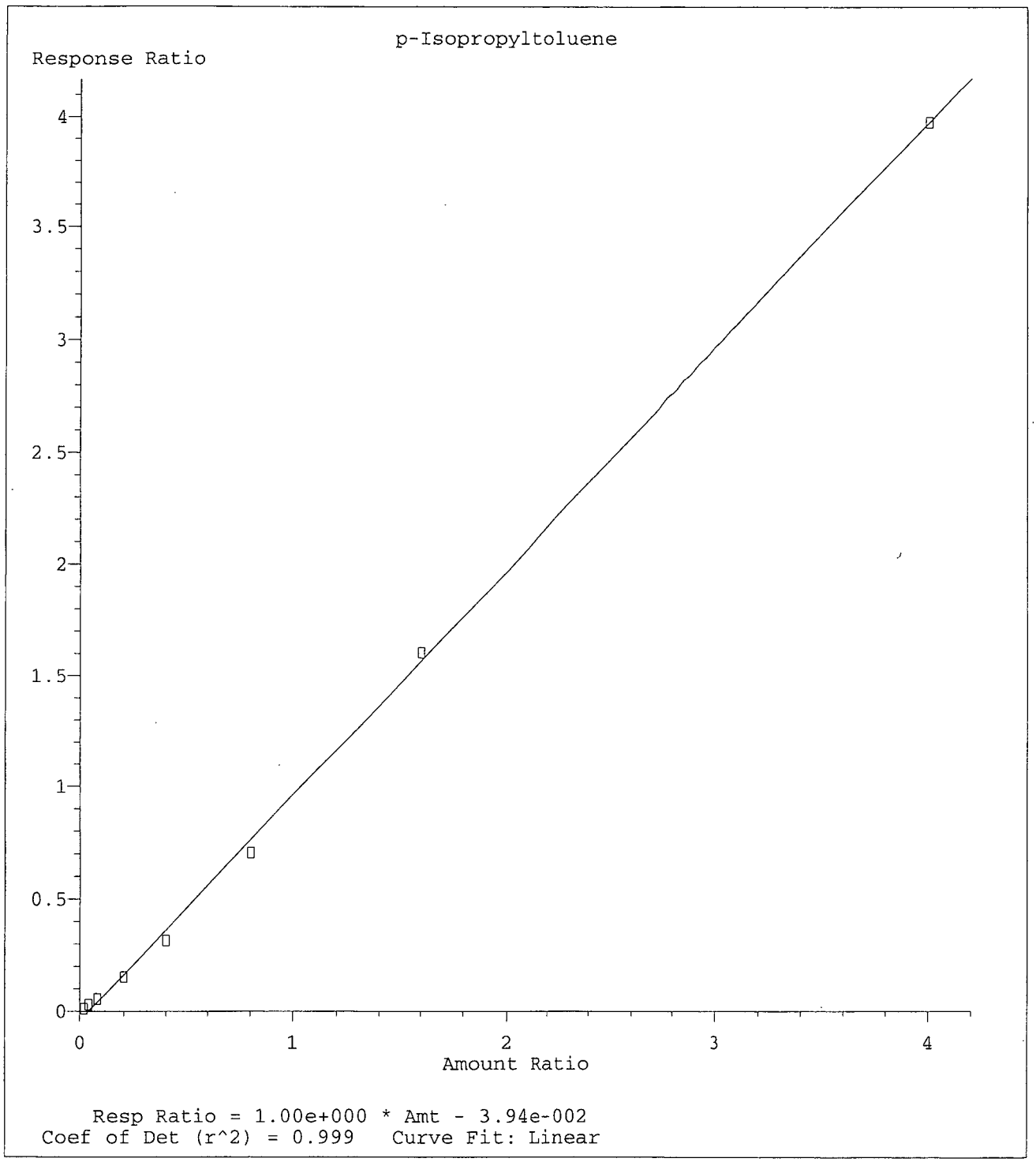

Method Name: M:\LOKI\DATA\210601\L0601W.M
Calibration Table Last Updated: Mon Jun 07 13:46:40 2021

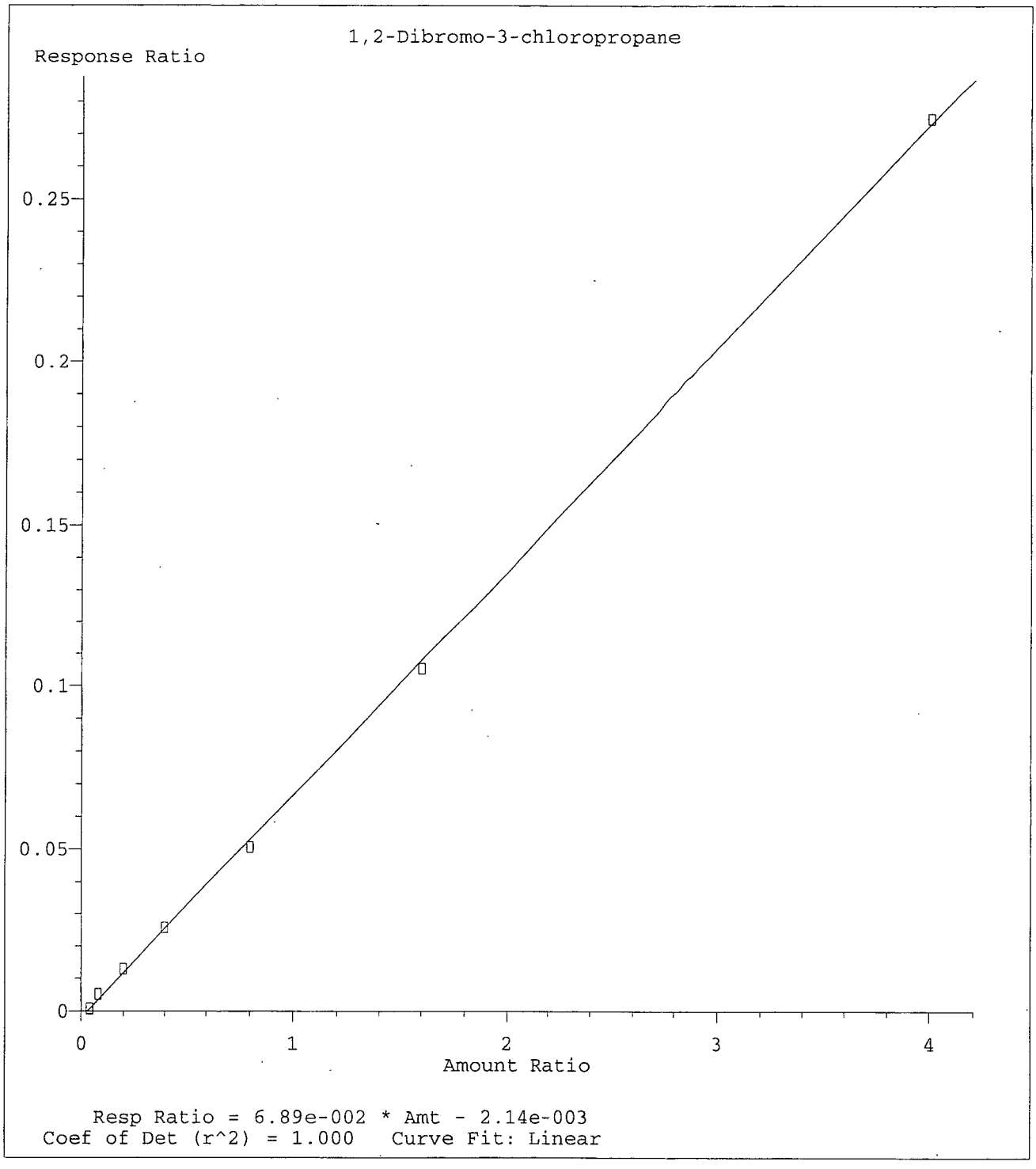

Method Name: M:\LOKI\DATA\210601\L0601W.M
Calibration Table Last Updated: Mon Jun 07 13:46:40 2021

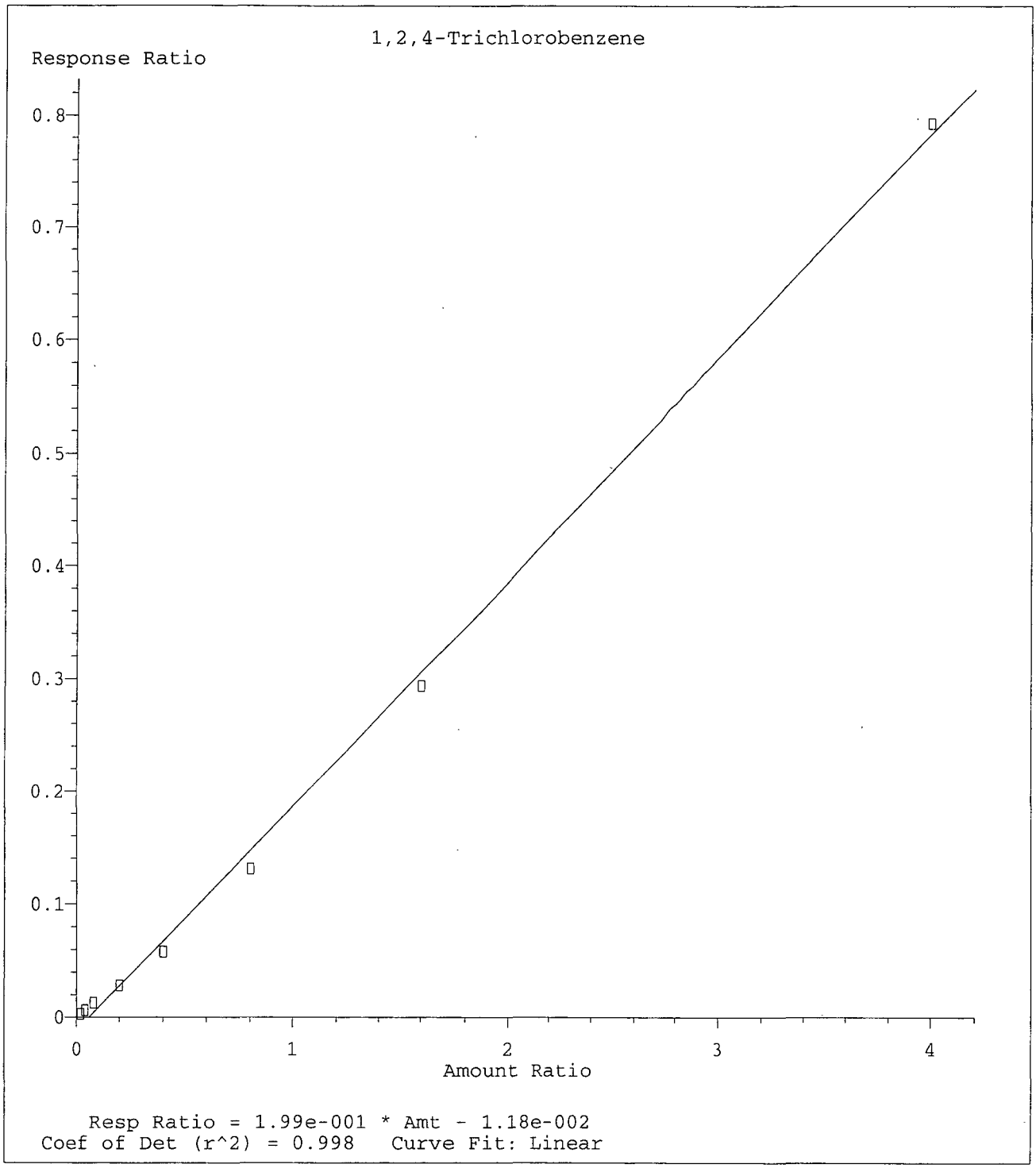

Method Name: M:\LOKI\DATA\210601\L0601W.M
Calibration Table Last Updated: Mon Jun 07 13:46:40 2021

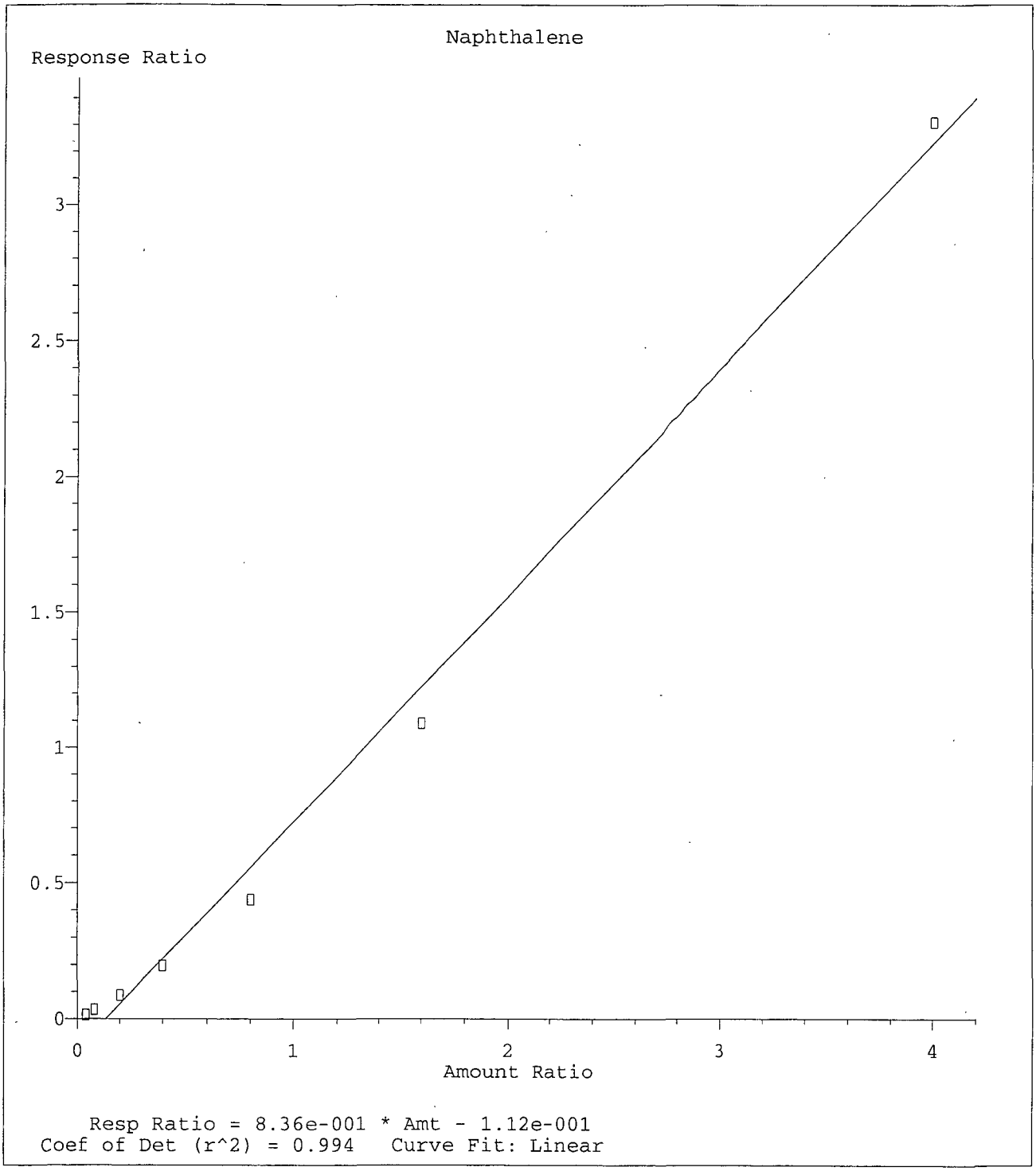

Method Name: M:\LOKI\DATA\210601\L0601W.M
Calibration Table Last Updated: Mon Jun 07 13:46:40 2021

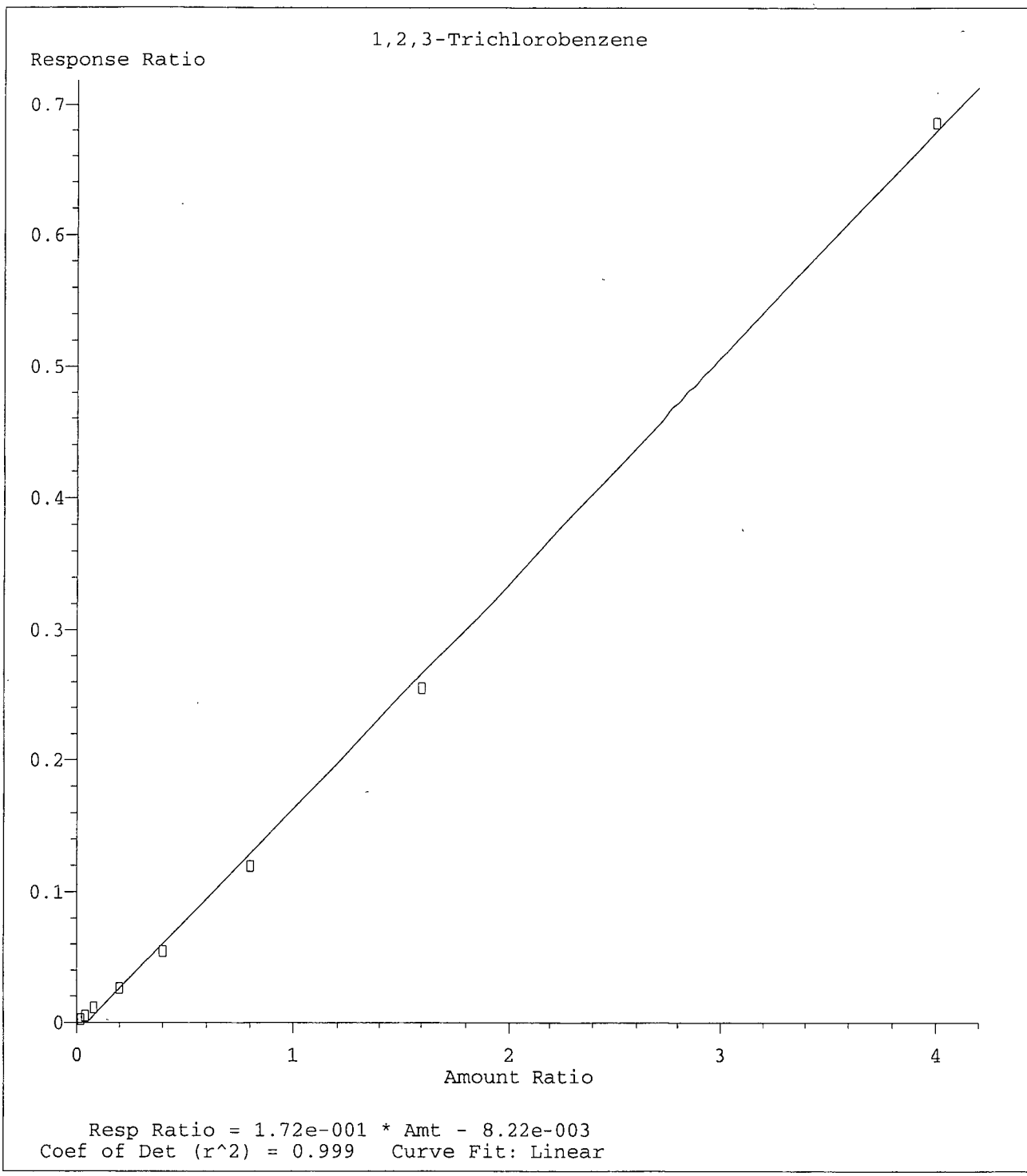

Method Name: M:\LOKI\DATA\210601\L0601W.M
Calibration Table Last Updated: Mon Jun 07 13:46:40 2021

VOLATILE ORGANIC ANALYSIS
VOLATILE ORGANIC COMPOUNDS

Form 7

Second Source Calibration

Lab Name: APPL, Inc.
Case No:
Matrix: Water

SDG No:
Date Analyzed: 2 Jun 21 00:56
Instrument: Loki
Initial Cal. Date: 06/01/21
Data File: 0601L26.D

		Compound	MEAN	CCRF	%D		%Drift	
1	TMC	Dichlorodifluoromethane	0.1486	0.1365	8.2	TMC		
2	TM	Freon 114	0.1176	0.0848	28	TM		*Low
3	TMC**	Chloromethane	0.1658	0.1414	15	TMC**		
4	TMC*	Vinyl chloride	0.1331	0.1293	2.9	TMC*		
5	TMCL	Bromomethane	0.1302	0.1060	19	TMCL	7.0	
6	TMC	Chloroethane	0.0894	0.0795	11	TMC		
7	TM	Dichlorofluoromethane	0.2261	0.2091	7.5	TM		
8	TMC	Trichlorofluoromethane	0.1246	0.1161	6.8	TMC		
9	TM	Acrolein	0.0094	0.0091	3.1	TM		
10	TMC	Acetone	0.0367	0.0335	8.7	TMC		
11	TMC	Freon-113	0.1080	0.1054	2.4	TMC		
12	TMC*	1,1-DCE	0.1628	0.1533	5.8	TMC*		
13	TMQ	t-Butanol	0.0071	0.0090	26	TMQ	2.0	
14	TM	Acetonitrile	0.0153	0.0149	2.4	TM		
15	TMCL	Methyl Acetate	0.0916	0.0810	12	TMCL	3.6	
16	TML	Iodomethane	0.0699	0.0909	30	TML	5.4	
17	TML	Acrylonitrile	0.0000	0.0306	0.00	TML		
18	TMCL	Methylene chloride	0.1654	0.1333	19	TMCL	0.01	
19	TMC	Carbon disulfide	0.1843	0.1856	0.66	TMC		
20	TMCL	Methyl t-butyl ether (MtBE)	0.1567	0.1691	7.9	TMCL	5.1	
21	TMC	Trans-1,2-DCE	0.1465	0.1478	0.89	TMC		
22	TM	Diisopropyl Ether	0.2738	0.2819	3.0	TM		
23	TMC**	1,1-DCA	0.2147	0.2039	5.0	TMC**		
24	TM	Vinyl Acetate	0.0602	0.0596	1.1	TM		
25	TML	Ethyl tert Butyl Ether	0.0382	0.0389	2.0	TML	12	
26	TMC	MEK (2-Butanone)	0.0411	0.0383	6.9	TMC		
27	TMCL	Cis-1,2-DCE	0.1699	0.1641	3.4	TMCL	1.6	
28	TM	2,2-Dichloropropane	0.1554	0.1391	10	TM		
29	TMC*	Chloroform	0.2316	0.2087	9.9	TMC*		
30	TM	Bromochloromethane	0.0926	0.0967	4.4	TM		
31	TMC	1,1,1-TCA	0.1961	0.1841	6.1	TMC		
32	TMC	Cyclohexane	0.1325	0.1341	1.2	TMC		
33	TM	1,1-Dichloropropene	0.1270	0.1251	1.5	TM		
34	TM	2,2,4-Trimethylpentane	0.1051	0.1054	0.24	TM		
35	TMC	Carbon Tetrachloride	0.1651	0.1509	8.6	TMC		
36	TM	Tert Amyl Methyl Ether	0.0000	0.0286	0.00	TM		
37	TMC	1,2-DCA	0.1721	0.1681	2.3	TMC		
38	TMC	Benzene	0.4525	0.4406	2.6	TMC		
39	TMC	TCE	0.1453	0.1392	4.2	TMC		
40	TM	2-Pentanone	0.0605	0.0646	6.8	TM		
		Average			7.4			

VOLATILE ORGANIC ANALYSIS
VOLATILE ORGANIC COMPOUNDS

Form 7

Second Source Calibration

Lab Name: APPL, Inc.
Case No:
Matrix: Water

SDG No:
Date Analyzed: 2 Jun 21 00:56
Instrument: Loki
Cal. Date: 06/01/21
Data File: 0601L26.D

		Compound	MEAN	CCRF	%D		%Drift
41	TMC*	1,2-Dichloropropane	0.1264	0.1208	4.4	TMC*	
42	TMC	Bromodichloromethane	0.1707	0.1539	9.8	TMC	
43	TMC	Methyl Cyclohexane	0.0685	0.0684	0.12	TMC	
44	TM	Dibromomethane	0.1062	0.1031	2.9	TM	
45	TM	2-Chloroethyl vinyl ether	0.0000	0.0038	0.00	TM	
46	TMC	MIBK (methyl isobutyl ketone)	0.0736	0.0758	3.0	TMC	
47	TM	1-Bromo-2-chloroethane	0.0911	0.0851	6.6	TM	
48	TMC	Cis-1,3-Dichloropropene	0.1599	0.1549	3.1	TMC	
49	TMC*	Toluene	0.4814	0.4847	0.69	TMC*	
50	TMC	Trans-1,3-Dichloropropene	0.0861	0.0840	2.5	TMC	
51	TMC	1,1,2-TCA	0.1243	0.1112	11	TMC	
52	TMC	2-Hexanone	0.0392	0.0386	1.4	TMC	
53	TMC	1,2-EDB	0.1447	0.1479	2.2	TMC	
54	TMC	Tetrachloroethene	0.1144	0.1174	2.6	TMC	
55	TML	1-Chlorohexane	0.1341	0.1346	0.43	TML	3.8
56	TM	1,1,1,2-Tetrachloroethane	0.1701	0.1555	8.6	TM	
57	TMCL	m&p-Xylene	0.4121	0.4463	8.3	TMCL	6.1
58	TMC	o-Xylene	0.4456	0.4575	2.7	TMC	
59	TMCL	Styrene	0.3451	0.3567	3.3	TMCL	9.4
60	TM	1,3-Dichloropropane	0.2275	0.2114	7.1	TM	
61	TMC	Dibromochloromethane	0.1742	0.1654	5.1	TMC	
62	TMC**	Chlorobenzene	0.4387	0.4140	5.6	TMC**	
63	TMC*	Ethylbenzene	0.3284	0.3264	0.60	TMC*	
64	TMC**	Bromoform	0.1254	0.1137	9.3	TMC**	
65	TMC	Isopropylbenzene	0.9080	0.9092	0.13	TMC	
66	TMC**	1,1,2,2-Tetrachloroethane	0.3071	0.2748	10	TMC**	
67	TM	1,2,3-Trichloropropane	0.1109	0.1050	5.3	TM	
68	TM	t-1,4-Dichloro-2-Butene	0.0400	0.0354	12	TM	
69	TM	Bromobenzene	0.3196	0.3183	0.40	TM	
70	TM	n-Propylbenzene	1.059	1.077	1.7	TM	
71	TM	4-Ethyltoluene	0.7847	0.8394	7.0	TM	
72	TM	2-Chlorotoluene	0.8186	0.8519	4.1	TM	
73	TM	1,3,5-Trimethylbenzene	0.7774	0.8081	4.0	TM	
74	TM	4-Chlorotoluene	0.8186	0.8519	4.1	TM	
75	TM	Tert-Butylbenzene	0.6948	0.6907	0.59	TM	
76	TM	1,2,4-Trimethylbenzene	0.7774	0.8081	4.0	TM	
77	TM	Sec-Butylbenzene	0.9397	0.9711	3.3	TM	
78	TML	p-Isopropyltoluene	0.8115	0.8567	5.6	TML	4.8
79	TM	Benzyl Chloride	0.1752	0.1455	17	TM	
80	TMC	1,3-DCB	0.6017	0.5985	0.53	TMC	
		Average			4.5		

VOLATILE ORGANIC ANALYSIS
VOLATILE ORGANIC COMPOUNDS

Form 7

Second Source Calibration

Lab Name: APPL, Inc.
Case No:
Matrix: Water

SDG No:
Date Analyzed: 2 Jun 21 00:56
Instrument: Loki
Cal. Date: 06/01/21
Data File: 0601L26.D

		Compound	MEAN	CCRF	%D		%Drift	
81	TMC	1,4-DCB	0.6073	0.6034	0.64	TMC		
82	TM	n-Butylbenzene	0.6506	0.6879	5.7	TM		
83	TMC	1,2-DCB	0.6335	0.6231	1.7	TMC		
84	TM	Hexachloroethane	0.1821	0.1493	18	TM		
85	TMCL	1,2-Dibromo-3-chloropropane	0.0588	0.0622	5.8	TMCL	1.9	
86	TMCL	1,2,4-Trichlorobenzene	0.1611	0.1963	22	TMCL	14	
87	TM	Hexachlorobutadiene	0.1065	0.1015	4.7	TM		
88	TML	Naphthalene	0.5425	0.7967	47	TML	29	*High
89	TML	1,2,3-Trichlorobenzene	0.1432	0.1794	25	TML	16	
90								
91								
92								
93								
94								
95								
96								
97								
98								
99								
100								
101								
102								
103								
104								
105								
106								
107								
108								
109								
110								
111								
112								
113								
114								
115								
116								
117								
118								
119								
120								
		Average			14.5			

Quantitation Report (Not Reviewed)

Data File : M:\LOKI\DATA\210601\0601L26.D Vial: 16
Acq On : 2 Jun 21 00:56 Operator:
Sample : (SS) 10ug/L VOC STD 6/1/21 Inst : Loki
Misc : IS&S: 10/21/20, 11/11/20 Multiplr: 1.00

Quant Time: Jun 7 13:53 2021 Quant Results File: L0601W.RES

Quant Method : M:\LOKI\DATA\210601\L0601W.M (RTE Integrator)
Title : METHOD 8260B
Last Update : Mon Jun 07 13:46:40 2021
Response via : Initial Calibration
DataAcq Meth : 020321_L8260

Internal Standards	R.T.	QIon	Response	Conc Units	Dev(Min)
1) Fluorobenzene (IS)	6.54	96	404078	25.000 ppb	0.00
56) Chlorobenzene-D5 (IS)	9.99	117	336878	25.000 ppb	0.00
71) 1,4-Dichlorobenzene-D4 (IS	12.56	152	197754	25.000 ppb	0.00
System Monitoring Compounds					
32) Dibromofluoromethane(S)	5.69	113	117423	24.331 ppb	0.00
Spiked Amount 25.000			Recovery	= 97.324%	
37) 1,2-DCA-D4(S)	6.11	65	126045	24.438 ppb	0.00
Spiked Amount 25.000			Recovery	= 97.752%	
57) Toluene-D8(S)	8.39	98	404874	25.375 ppb	0.00
Spiked Amount 25.000			Recovery	= 101.500%	
65) 4-Bromofluorobenzene(S)	11.29	174	147019	25.640 ppb	0.00
Spiked Amount 25.000			Recovery	= 102.560%	
Target Compounds					Qvalue
2) Dichlorodifluoromethane	1.15	85	22059	9.183 ppb	94
3) Freon 114	1.26	85	13706	7.212 ppb	91
4) Chloromethane	1.30	50	22856	8.529 ppb	98
5) Vinyl chloride	1.40	62	20894	9.713 ppb	96
6) Bromomethane	1.67	96	17129	9.296 ppb	96
7) Chloroethane	1.77	64	12856	8.894 ppb	98
8) Dichlorofluoromethane	1.97	67	33792	9.248 ppb	93
9) Trichlorofluoromethane	2.02	101	18768	9.319 ppb	99
10) Acrolein	2.45	56	18472	121.124 ppb	99
11) Acetone	2.63	43	27045	45.630 ppb	100
12) Freon-113	2.57	101	17031	9.759 ppb	96
13) 1,1-DCE	2.54	61	24782	9.420 ppb	97
14) t-Butanol	3.41	59	18177	127.545 ppb	90
15) Acetonitrile	2.95	41	30075	121.975 ppb	95
16) Methyl Acetate	3.05	43	13087	9.642 ppb	92
17) Iodomethane	2.69	142	14693	10.542 ppb	96
19) Methylene chloride	3.13	84	21552	9.999 ppb	98
20) Carbon disulfide	2.76	76	29992	10.066 ppb	99
21) Methyl t-butyl ether (MtBE	3.55	73	27325	10.514 ppb	97
22) Trans-1,2-DCE	3.50	61	23883	10.089 ppb	92
23) Diisopropyl Ether	4.35	45	45569	10.298 ppb	100
24) 1,1-DCA	4.15	63	32955	9.498 ppb	99
25) Vinyl Acetate	4.35	43	9633	9.894 ppb	100
26) Ethyl tert Butyl Ether	4.90	59	6288	11.166 ppb	90
27) MEK (2-Butanone)	5.11	43	30922	46.541 ppb	97
28) Cis-1,2-DCE	5.02	61	26527	9.843 ppb	89
29) 2,2-Dichloropropane	5.00	77	22482	8.952 ppb	98
30) Chloroform	5.49	83	33729	9.012 ppb	92
31) Bromochloromethane	5.34	130	15623	10.437 ppb	93
33) 1,1,1-TCA	5.69	97	29756	9.390 ppb	94
34) Cyclohexane	5.74	56	21681	10.121 ppb	97
35) 1,1-Dichloropropene	5.91	75	20215	9.848 ppb	96
36) 2,2,4-Trimethylpentane	6.31	57	17032	10.024 ppb	93
38) Carbon Tetrachloride	5.90	119	24395	9.141 ppb	89
40) 1,2-DCA	6.21	62	27174	9.768 ppb	95
41) Benzene	6.17	78	71220	9.739 ppb	100
42) TCE	6.98	130	22506	9.585 ppb	93
43) 2-Pentanone	7.26	43	130582	133.447 ppb	99
44) 1,2-Dichloropropane	7.24	63	19529	9.557 ppb	95

(#) = qualifier out of range (m) = manual integration

Quantitation Report (Not Reviewed)

Data File : M:\LOKI\DATA\210601\0601L26.D Vial: 16
Acq On : 2 Jun 21 00:56 Operator:
Sample : (SS) 10ug/L VOC STD 6/1/21 Inst : Loki
Misc : IS&S: 10/21/20, 11/11/20 Multiplr: 1.00

Quant Time: Jun 7 13:53 2021 Quant Results File: L0601W.RES

Quant Method : M:\LOKI\DATA\210601\L0601W.M (RTE Integrator)
Title : METHOD 8260B
Last Update : Mon Jun 07 13:46:40 2021
Response via : Initial Calibration
DataAcq Meth : 020321_L8260

Compound	R.T.	QIon	Response	Conc Unit	Qvalue
45) Bromodichloromethane	7.58	83	24878	9.016 ppb	95
46) Methyl Cyclohexane	7.19	98	11059	9.988 ppb	94
47) Dibromomethane	7.37	174	16663	9.706 ppb	94
49) MIBK (methyl isobutyl ket	8.31	43	61293	51.490 ppb	97
50) 1-Bromo-2-chloroethane	7.92	63	13753	9.345 ppb	99
51) Cis-1,3-Dichloropropene	8.10	75	25031	9.688 ppb	97
52) Toluene	8.47	91	78350	10.069 ppb	100
53) Trans-1,3-Dichloropropene	8.74	75	13571	9.754 ppb	98
54) 1,1,2-TCA	8.93	97	17967	8.944 ppb	93
55) 2-Hexanone	9.25	43	31210	49.302 ppb	98
58) 1,2-EDB	9.47	107	19924	10.220 ppb	91
59) Tetrachloroethene	9.07	166	15820	10.259 ppb	98
60) 1-Chlorohexane	10.02	91	18141	9.624 ppb	94
61) 1,1,1,2-Tetrachloroethane	10.12	131	20955	9.142 ppb	98
62) m&p-Xylene	10.29	91	120273	18.773 ppb	93
63) o-Xylene	10.72	91	61650	10.268 ppb	99
64) Styrene	10.73	104	48060	9.064 ppb	93
66) 1,3-Dichloropropane	9.12	76	28485	9.292 ppb	100
67) Dibromochloromethane	9.36	129	22284	9.493 ppb	96
68) Chlorobenzene	10.03	112	55786	9.437 ppb	99
69) Ethylbenzene	10.16	91	43984	9.940 ppb	93
70) Bromoform	10.93	173	15325	9.070 ppb	90
72) Isopropylbenzene	11.13	105	71918	10.013 ppb	98
73) 1,1,2,2-Tetrachloroethane	11.46	83	21739	8.950 ppb	97
74) 1,2,3-Trichloropropane	11.50	110	8309	9.474 ppb	88
75) t-1,4-Dichloro-2-Butene	11.52	53	2800	8.849 ppb	89
76) Bromobenzene	11.45	158	25179	9.960 ppb	99
77) n-Propylbenzene	11.58	91	85201	10.167 ppb	97
78) 4-Ethyltoluene	11.78	105	66398	10.697 ppb	99
79) 2-Chlorotoluene	11.78	91	67384	10.406 ppb	100
80) 1,3,5-Trimethylbenzene	12.19	105	63922	10.396 ppb	93
81) 4-Chlorotoluene	11.78	91	67384	10.406 ppb	100
82) Tert-Butylbenzene	12.13	119	54639	9.941 ppb	97
83) 1,2,4-Trimethylbenzene	12.19	105	63922	10.396 ppb	93
84) Sec-Butylbenzene	12.38	105	76815	10.334 ppb	96
85) p-Isopropyltoluene	12.54	119	67767	9.525 ppb	99
86) Benzyl Chloride	12.74	91	11510	8.307 ppb	94
87) 1,3-DCB	12.49	146	47345	9.947 ppb	97
88) 1,4-DCB	12.99	146	47729	9.936 ppb	94
89) n-Butylbenzene	12.99	91	54415	10.574 ppb	95
90) 1,2-DCB	12.59	146	49285	9.835 ppb	96
91) Hexachloroethane	13.28	117	11810	8.198 ppb	90
92) 1,2-Dibromo-3-chloropropan	13.84	157	4922	9.813 ppb	89
93) 1,2,4-Trichlorobenzene	14.77	180	15524	11.358 ppb	95
94) Hexachlorobutadiene	14.96	225	8027	9.532 ppb	87
95) Naphthalene	15.04	128	63017	12.870 ppb	98
96) 1,2,3-Trichlorobenzene	15.31	182	14189	11.646 ppb	87

(#) = qualifier out of range (m) = manual integration

Quantitation Report

Data File : M:\LOKI\DATA\210601\0601L26.D Vial: 16
Acq On : 2 Jun 21 00:56 Operator:
Sample : (SS) 10ug/L VOC STD 6/1/21 Inst : Loki
Misc : IS&S: 10/21/20, 11/11/20 Multiplr: 1.00

Quant Time: Jun 7 13:53 2021 Quant Results File: L0601W.RES

Method : M:\LOKI\DATA\210601\L0601W.M (RTE Integrator)
Title : METHOD 8260B
Last Update : Mon Jun 07 13:46:40 2021
Response via : Initial Calibration

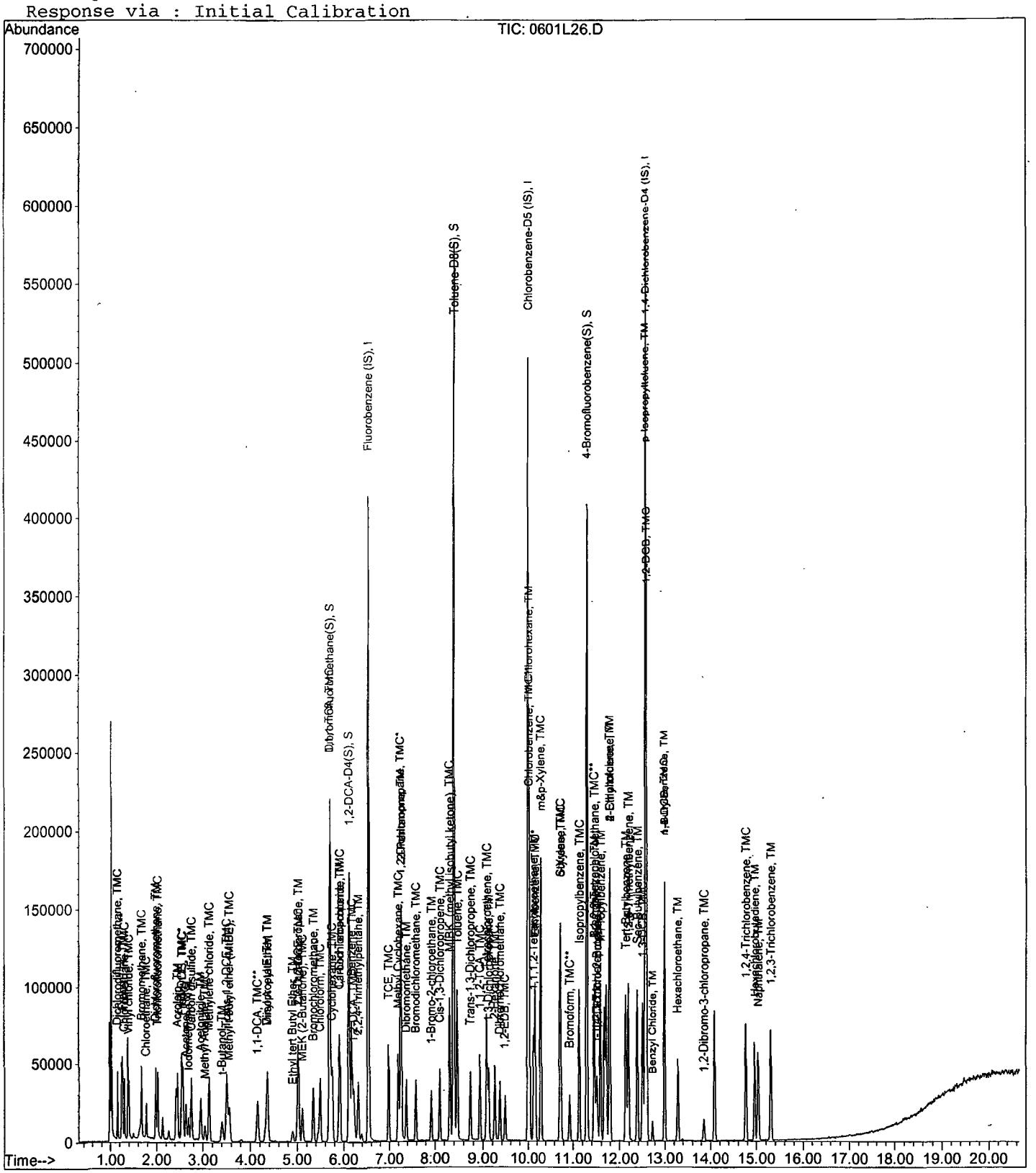

VOLATILE ORGANIC ANALYSIS
VOLATILE ORGANIC COMPOUNDS

Form 7

Continuing Calibration

Lab Name: APPL, Inc.
Case No:
Matrix: Water

SDG No:
Date Analyzed: 4 Jun 21 22:18
Instrument: Loki
Initial Cal. Date: 06/01/21
Data File: 0604L28.D

		Compound	MEAN	CCRF	%D		%Drift	
1	I	Fluorobenzene (IS)	ISTD			I		
2	TMC	Dichlorodifluoromethane	0.1486	0.1349	9.3	TMC		
3	TM	Freon 114	0.1176	0.0872	26	TM		*NT
4	TMC**	Chloromethane	0.1658	0.1371	17	TMC**		
5	TMC*	Vinyl chloride	0.1331	0.1324	0.50	TMC*		
6	TMCL	Bromomethane	0.1302	0.1017	22	TMCL	11	
7	TMC	Chloroethane	0.0894	0.0826	7.6	TMC		
8	TM	Dichlorofluoromethane	0.2261	0.2081	7.9	TM		
9	TMC	Trichlorofluoromethane	0.1246	0.1232	1.1	TMC		
10	TM	Acrolein	0.0094	0.0092	2.8	TM		
11	TMC	Acetone	0.0367	0.0338	7.8	TMC		
12	TMC	Freon-113	0.1080	0.1048	2.9	TMC		
13	TMC*	1,1-DCE	0.1628	0.1557	4.3	TMC*		
14	TMQ	t-Butanol	0.0071	0.0090	27	TMQ	2.3	
15	TM	Acetonitrile	0.0153	0.0174	14	TM		
16	TMCL	Methyl Acetate	0.0916	0.0834	9.0	TMCL	0.64	
17	TML	Iodomethane	0.0699	0.0436	38	TML	36	*NT
18	TML	Acrylonitrile	0.0000	0.0303	0.00	TML		
19	TMCL	Methylene chloride	0.1654	0.1406	15	TMCL	6.0	
20	TMC	Carbon disulfide	0.1843	0.1722	6.6	TMC		
21	TMCL	Methyl t-butyl ether (MtBE)	0.1567	0.1702	8.6	TMCL	5.7	
22	TMC	Trans-1,2-DCE	0.1465	0.1453	0.78	TMC		
23	TM	Diisopropyl Ether	0.2738	0.2674	2.3	TM		
24	TMC**	1,1-DCA	0.2147	0.2081	3.1	TMC**		
25	TM	Vinyl Acetate	0.0602	0.0627	4.1	TM		
26	TML	Ethyl tert Butyl Ether	0.0382	0.0421	10	TML	17	
27	TMC	MEK (2-Butanone)	0.0411	0.0419	1.9	TMC		
28	TMCL	Cis-1,2-DCE	0.1699	0.1665	2.0	TMCL	0.12	
29	TM	2,2-Dichloropropane	0.1554	0.1490	4.1	TM		
30	TMC*	Chloroform	0.2316	0.2224	4.0	TMC*		
31	TM	Bromochloromethane	0.0926	0.0998	7.8	TM		
32	S	Dibromofluoromethane(S)	0.2986	0.3076	3.0	S		
33	TMC	1,1,1-TCA	0.1961	0.2010	2.5	TMC		
34	TMC	Cyclohexane	0.1325	0.1280	3.5	TMC		
35	TM	1,1-Dichloropropene	0.1270	0.1238	2.5	TM		
36	TM	2,2,4-Trimethylpentane	0.1051	0.0936	11	TM		
37	S	1,2-DCA-D4(S)	0.3191	0.3316	3.9	S		
38	TMC	Carbon Tetrachloride	0.1651	0.1673	1.3	TMC		
39	TM	Tert Amyl Methyl Ether	0.0000	0.0304	0.00	TM		
40	TMC	1,2-DCA	0.1721	0.1727	0.32	TMC		
		Average			7.6			

VOLATILE ORGANIC ANALYSIS
VOLATILE ORGANIC COMPOUNDS

Form 7

Continuing Calibration

Lab Name: APPL, Inc.
Case No:
Matrix: Water

SDG No:
Date Analyzed: 4 Jun 21 22:18
Instrument: Loki
Cal. Date: 06/01/21
Data File: 0604L28.D

		Compound	MEAN	CCRF	%D		%Drift
41	TMC	Benzene	0.4525	0.4371	3.4	TMC	
42	TMC	TCE	0.1453	0.1491	2.6	TMC	
43	TM	2-Pentanone	0.0605	0.0669	11	TM	
44	TMC*	1,2-Dichloropropane	0.1264	0.1271	0.51	TMC*	
45	TMC	Bromodichloromethane	0.1707	0.1678	1.7	TMC	
46	TMC	Methyl Cyclohexane	0.0685	0.0568	17	TMC	
47	TM	Dibromomethane	0.1062	0.1073	1.1	TM	
48	TM	2-Chloroethyl vinyl ether	0.0000	0.0044	0.00	TM	
49	TMC	MIBK (methyl isobutyl ketone)	0.0736	0.0732	0.61	TMC	
50	TM	1-Bromo-2-chloroethane	0.0911	0.0812	11	TM	
51	TMC	Cis-1,3-Dichloropropene	0.1599	0.1567	2.0	TMC	
52	TMC*	Toluene	0.4814	0.4832	0.36	TMC*	
53	TMC	Trans-1,3-Dichloropropene	0.0861	0.0871	1.2	TMC	
54	TMC	1,1,2-TCA	0.1243	0.1260	1.4	TMC	
55	TMC	2-Hexanone	0.0392	0.0403	2.8	TMC	
56	I	Chlorobenzene-D5 (IS)	ISTD			I	
57	S	Toluene-D8(S)	1.184	1.214	2.5	S	
58	TMC	1,2-EDB	0.1447	0.1450	0.21	TMC	
59	TMC	Tetrachloroethene	0.1144	0.1045	8.7	TMC	
60	TML	1-Chlorohexane	0.1341	0.1258	6.2	TML	9.3
61	TM	1,1,1,2-Tetrachloroethane	0.1701	0.1671	1.8	TM	
62	TMCL	m&p-Xylene	0.4121	0.4206	2.1	TMCL	11
63	TMC	o-Xylene	0.4456	0.4194	5.9	TMC	
64	TMCL	Styrene	0.3451	0.3347	3.0	TMCL	14
65	S	4-Bromofluorobenzene(S)	0.4255	0.4325	1.6	S	
66	TM	1,3-Dichloropropane	0.2275	0.2201	3.2	TM	
67	TMC	Dibromochloromethane	0.1742	0.1619	7.1	TMC	
68	TMC**	Chlorobenzene	0.4387	0.4067	7.3	TMC**	
69	TMC*	Ethylbenzene	0.3284	0.3148	4.1	TMC*	
70	TMC**	Bromoform	0.1254	0.1179	6.0	TMC**	
71	I	1,4-Dichlorobenzene-D4 (IS)	ISTD			I	
72	TMC	Isopropylbenzene	0.9080	0.8449	6.9	TMC	
73	TMC**	1,1,2,2-Tetrachloroethane	0.3071	0.2900	5.6	TMC**	
74	TM	1,2,3-Trichloropropane	0.1109	0.1046	5.6	TM	
75	TM	t-1,4-Dichloro-2-Butene	0.0400	0.0376	6.1	TM	
76	TM	Bromobenzene	0.3196	0.3098	3.1	TM	
77	TM	n-Propylbenzene	1.059	0.9608	9.3	TM	
78	TM	4-Ethyltoluene	0.7847	0.7510	4.3	TM	
79	TM	2-Chlorotoluene	0.8186	0.7668	6.3	TM	
80	TM	1,3,5-Trimethylbenzene	0.7774	0.7296	6.1	TM	
		Average			4.5		

VOLATILE ORGANIC ANALYSIS
VOLATILE ORGANIC COMPOUNDS

Form 7

Continuing Calibration

Lab Name: APPL, Inc.
Case No:
Matrix: Water

SDG No:
Date Analyzed: 4 Jun 21 22:18
Instrument: Loki
Cal. Date: 06/01/21
Data File: 0604L28.D

		Compound	MEAN	CCRF	%D		%Drift
81	TM	4-Chlorotoluene	0.8186	0.7668	6.3	TM	
82	TM	Tert-Butylbenzene	0.6948	0.6315	9.1	TM	
83	TM	1,2,4-Trimethylbenzene	0.7774	0.7296	6.1	TM	
84	TM	Sec-Butylbenzene	0.9397	0.8615	8.3	TM	
85	TML	p-Isopropyltoluene	0.8115	0.7497	7.6	TML	15
86	TM	Benzyl Chloride	0.1752	0.1526	13	TM	
87	TMC	1,3-DCB	0.6017	0.5479	8.9	TMC	
88	TMC	1,4-DCB	0.6073	0.5563	8.4	TMC	
89	TM	n-Butylbenzene	0.6506	0.5881	9.6	TM	
90	TMC	1,2-DCB	0.6335	0.6002	5.3	TMC	
91	TM	Hexachloroethane	0.1821	0.1545	15	TM	
92	TMCL	1,2-Dibromo-3-chloropropane	0.0588	0.0655	11	TMCL	2.9
93	TMCL	1,2,4-Trichlorobenzene	0.1611	0.1495	7.2	TMCL	10.0
94	TM	Hexachlorobutadiene	0.1065	0.0982	7.7	TM	
95	TML	Naphthalene	0.5425	0.4853	11	TML	8.5
96	TML	1,2,3-Trichlorobenzene	0.1432	0.1395	2.6	TML	6.8
97							
98							
99							
100							
101							
102							
103							
104							
105							
106							
107							
108							
109							
110							
111							
112							
113							
114							
115							
116							
117							
118							
119							
120							
		Average			8.6		

Quantitation Report (Not Reviewed)

Data File : M:\LOKI\DATA\210601\0604L28.D Vial: 28
Acq On : 4 Jun 21 22:18 Operator:
Sample : 210604B CCV 10ug/L Inst : Loki
Misc : IS&S: 10/21/20, 11/11/20 Multiplr: 1.00

Quant Time: Jun 7 13:56 2021 Quant Results File: L0601W.RES

Quant Method : M:\LOKI\DATA\210601\L0601W.M (RTE Integrator)
Title : METHOD 8260B
Last Update : Mon Jun 07 13:46:40 2021
Response via : Initial Calibration
DataAcq Meth : 020321_L8260

Internal Standards	R.T.	QIon	Response	Conc Units	Dev(Min)
1) Fluorobenzene (IS)	6.53	96	340943	25.000 ppb	0.00
56) Chlorobenzene-D5 (IS)	9.99	117	288454	25.000 ppb	0.00
71) 1,4-Dichlorobenzene-D4 (IS	12.56	152	173704	25.000 ppb	0.00
System Monitoring Compounds					
32) Dibromofluoromethane(S)	5.69	113	104873	25.754 ppb	0.00
Spiked Amount 25.000			Recovery	= 103.016%	
37) 1,2-DCA-D4(S)	6.11	65	113060	25.980 ppb	0.00
Spiked Amount 25.000			Recovery	= 103.920%	
57) Toluene-D8(S)	8.39	98	350070	25.623 ppb	0.00
Spiked Amount 25.000			Recovery	= 102.492%	
65) 4-Bromofluorobenzene(S)	11.29	174	124760	25.410 ppb	0.00
Spiked Amount 25.000			Recovery	= 101.640%	

Target Compounds					Qvalue
2) Dichlorodifluoromethane	1.15	85	18394	9.075 ppb	100
3) Freon 114	1.26	85	11897	7.419 ppb	94
4) Chloromethane	1.30	50	18696	8.269 ppb	96
5) Vinyl chloride	1.40	62	18059	9.950 ppb	96
6) Bromomethane	1.67	96	13875	8.895 ppb	96
7) Chloroethane	1.77	64	11271	9.241 ppb	98
8) Dichlorofluoromethane	1.97	67	28382	9.206 ppb	92
9) Trichlorofluoromethane	2.02	101	16808	9.891 ppb	97
10) Acrolein	2.45	56	15630	121.467 ppb	90
11) Acetone	2.64	43	23045	46.081 ppb	98
12) Freon-113	2.57	101	14293	9.707 ppb	91
13) 1,1-DCE	2.54	61	21235	9.566 ppb	96
14) t-Butanol	3.40	59	15409	127.865 ppb	93
15) Acetonitrile	2.95	41	29695	142.735 ppb	100
16) Methyl Acetate	3.04	43	11372	9.936 ppb	91
17) Iodomethane	2.69	142	5945	6.418 ppb	97
19) Methylene chloride	3.13	84	19170	10.602 ppb	96
20) Carbon disulfide	2.76	76	23480	9.340 ppb #	95
21) Methyl t-butyl ether (MtBE	3.55	73	23212	10.569 ppb	97
22) Trans-1,2-DCE	3.51	61	19817	9.922 ppb	94
23) Diisopropyl Ether	4.36	45	36469	9.768 ppb	93
24) 1,1-DCA	4.15	63	28374	9.692 ppb	97
25) Vinyl Acetate	4.35	43	8551	10.409 ppb	100
26) Ethyl tert Butyl Ether	4.89	59	5742	11.658 ppb #	79
27) MEK (2-Butanone)	5.11	43	28567	50.958 ppb	96
28) Cis-1,2-DCE	5.02	61	22713	9.988 ppb	90
29) 2,2-Dichloropropane	5.01	77	20321	9.590 ppb	96
30) Chloroform	5.49	83	30325	9.602 ppb	96
31) Bromochloromethane	5.34	130	13610	10.776 ppb	82
33) 1,1,1-TCA	5.69	97	27416	10.253 ppb	100
34) Cyclohexane	5.74	56	17450	9.654 ppb	98
35) 1,1-Dichloropropene	5.91	75	16883	9.747 ppb	87
36) 2,2,4-Trimethylpentane	6.31	57	12762	8.902 ppb	98
38) Carbon Tetrachloride	5.90	119	22813	10.131 ppb	86
40) 1,2-DCA	6.20	62	23548	10.032 ppb	95
41) Benzene	6.16	78	59612	9.661 ppb	96
42) TCE	6.98	130	20333	10.263 ppb	95
43) 2-Pentanone	7.25	43	114056	138.143 ppb	99
44) 1,2-Dichloropropane	7.24	63	17328	10.051 ppb	93

(#) = qualifier out of range (m) = manual integration

Quantitation Report (Not Reviewed)

Data File : M:\LOKI\DATA\210601\0604L28.D Vial: 28
Acq On : 4 Jun 21 22:18 Operator:
Sample : 210604B CCV 10ug/L Inst : Loki
Misc : IS&S: 10/21/20, 11/11/20 Multiplr: 1.00

Quant Time: Jun 7 13:56 2021 Quant Results File: L0601W.RES

Quant Method : M:\LOKI\DATA\210601\L0601W.M (RTE Integrator)
Title : METHOD 8260B
Last Update : Mon Jun 07 13:46:40 2021
Response via : Initial Calibration
DataAcq Meth : 020321_L8260

	Compound	R.T.	QIon	Response	Conc	Unit		Qvalue
45)	Bromodichloromethane	7.58	83	22880	9.827	ppb		98
46)	Methyl Cyclohexane	7.19	98	7743	8.288	ppb	#	74
47)	Dibromomethane	7.37	174	14637	10.105	ppb		94
49)	MIBK (methyl isobutyl ket	8.31	43	49913	49.695	ppb		97
50)	1-Bromo-2-chloroethane	7.92	63	11080	8.922	ppb		98
51)	Cis-1,3-Dichloropropene	8.10	75	21364	9.800	ppb		94
52)	Toluene	8.47	91	65892	10.036	ppb		100
53)	Trans-1,3-Dichloropropene	8.74	75	11884	10.123	ppb		98
54)	1,1,2-TCA	8.93	97	17187	10.141	ppb		96
55)	2-Hexanone	9.24	43	27460	51.411	ppb		99
58)	1,2-EDB	9.47	107	16728	10.021	ppb		95
59)	Tetrachloroethene	9.07	166	12055	9.129	ppb		91
60)	1-Chlorohexane	10.02	91	14511	9.072	ppb		92
61)	1,1,1,2-Tetrachloroethane	10.12	131	19276	9.821	ppb		88
62)	m&p-Xylene	10.29	91	97055	17.788	ppb		99
63)	o-Xylene	10.72	91	48389	9.412	ppb		99
64)	Styrene	10.73	104	38621	8.602	ppb		94
66)	1,3-Dichloropropane	9.11	76	25400	9.676	ppb		96
67)	Dibromochloromethane	9.36	129	18675	9.291	ppb		93
68)	Chlorobenzene	10.02	112	46926	9.271	ppb		94
69)	Ethylbenzene	10.15	91	36320	9.586	ppb		98
70)	Bromoform	10.93	173	13604	9.403	ppb		94
72)	Isopropylbenzene	11.13	105	58705	9.305	ppb		97
73)	1,1,2,2-Tetrachloroethane	11.46	83	20149	9.444	ppb		95
74)	1,2,3-Trichloropropane	11.50	110	7269	9.435	ppb		92
75)	t-1,4-Dichloro-2-Butene	11.52	53	2610	9.390	ppb		93
76)	Bromobenzene	11.45	158	21523	9.693	ppb		95
77)	n-Propylbenzene	11.58	91	66758	9.069	ppb		100
78)	4-Ethyltoluene	11.77	105	52183	9.571	ppb		97
79)	2-Chlorotoluene	11.78	91	53276	9.366	ppb		95
80)	1,3,5-Trimethylbenzene	12.19	105	50692	9.385	ppb		96
81)	4-Chlorotoluene	11.78	91	53276	9.366	ppb		95
82)	Tert-Butylbenzene	12.13	119	43876	9.088	ppb		99
83)	1,2,4-Trimethylbenzene	12.19	105	50692	9.385	ppb		96
84)	Sec-Butylbenzene	12.37	105	59857	9.167	ppb		98
85)	p-Isopropyltoluene	12.54	119	52093	8.458	ppb		96
86)	Benzyl Chloride	12.74	91	10603	8.712	ppb		99
87)	1,3-DCB	12.49	146	38068	9.105	ppb		93
88)	1,4-DCB	12.99	146	38651	9.160	ppb		97
89)	n-Butylbenzene	12.98	91	40862	9.039	ppb		97
90)	1,2-DCB	12.59	146	41700	9.473	ppb		95
91)	Hexachloroethane	13.28	117	10733	8.481	ppb		97
92)	1,2-Dibromo-3-chloropropan	13.85	157	4552	10.291	ppb		95
93)	1,2,4-Trichlorobenzene	14.77	180	10384	9.004	ppb		95
94)	Hexachlorobutadiene	14.96	225	6826	9.228	ppb		93
95)	Naphthalene	15.04	128	33722	9.146	ppb		100
96)	1,2,3-Trichlorobenzene	15.31	182	9693	9.324	ppb		81

(#) = qualifier out of range (m) = manual integration

Quantitation Report

Data File : M:\LOKI\DATA\210601\0604L28.D Vial: 28
Acq On : 4 Jun 21 22:18 Operator:
Sample : 210604B CCV 10ug/L Inst : Loki
Misc : IS&S: 10/21/20, 11/11/20 Multiplr: 1.00

Quant Time: Jun 7 13:56 2021 Quant Results File: L0601W.RES

Method : M:\LOKI\DATA\210601\L0601W.M (RTE Integrator)
Title : METHOD 8260B
Last Update : Mon Jun 07 13:46:40 2021
Response via : Initial Calibration

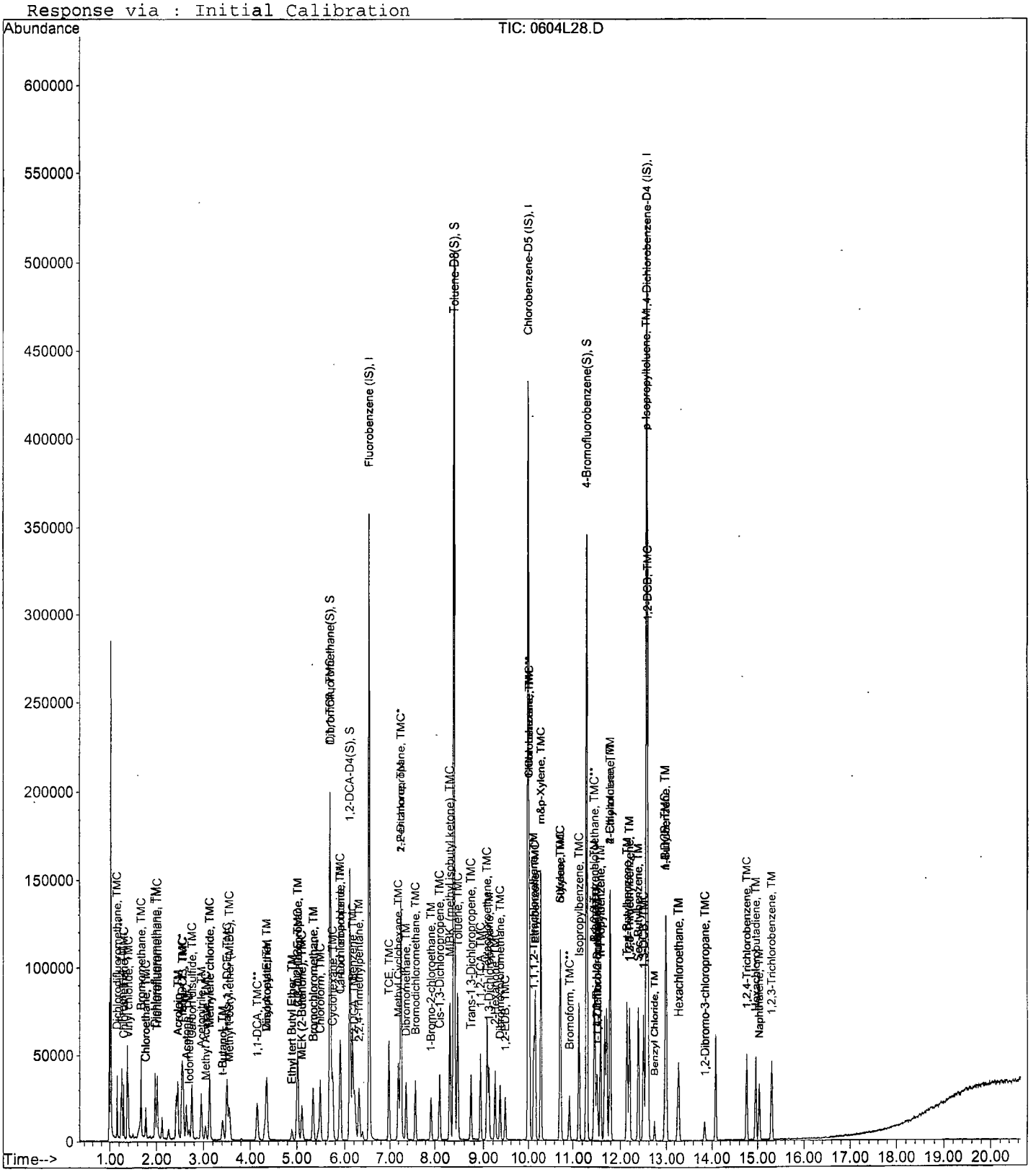
Abundance
TIC: 0604L28.D
600000
550000
500000
450000
400000
350000
300000
250000
200000
150000
100000
50000
0
Time-->
1.00
2.00
3.00
4.00
5.00
6.00
7.00
8.00
9.00
10.00
11.00
12.00
13.00
14.00
15.00
16.00
17.00
18.00
19.00
20.00
Fluorobenzene (IS), I
Toluene-D8(S), S
Chlorobenzene-D5 (IS), I
4-Bromofluorobenzene(S), S
p-Isopropyltoluene, TM
1,4-Dichlorobenzene-D4 (IS), I
1,2-DCA-D4(S), S
Dibromofluoromethane(S), S
TCE, TMC
Methyl Cyclohexane, TMC
Dibromomethane, TM
Bromodichloromethane, TMC
1-Bromo-2-chloroethane, TM
Cis-1,3-Dichloropropene, TMC
Toluene, TMC
Trans-1,3-Dichloropropene, TMC
1,1,2-TCA, TMC
1,2-EDB, TMC
m&p-Xylene, TMC
Isopropylbenzene, TMC
Bromoform, TMC**
Benzyl Chloride, TM
Hexachloroethane, TM
1,2-Dibromo-3-chloropropane, TMC
1,2,4-Trichlorobenzene, TMC
Naphthalene, TM
1,2,3-Trichlorobenzene, TM
1,1-DCA, TMC**
Ethyl tert Butyl Ether, TM
MEK (2-Butanone), TMC
Cyclohexane, TMC
Methyl Acrylonitrile, TM
Methyl Methacrylate, TM
Methyl Acrylate, TM
Methyl Methacrylate, TMC
Methyl Acrylate, TMC
Methyl Methacrylate, TMC
Methyl Acrylate, TMC
Methyl Methacrylate, TMC
Methyl Acrylate, TMC

VOLATILE ORGANIC ANALYSIS
VOLATILE ORGANIC COMPOUNDS

Form 7

Ending Continuing Calibration

Lab Name: APPL, Inc.
Case No:
Matrix: Water

SDG No:
Date Analyzed: 5 Jun 21 9:20
Instrument: Loki
Initial Cal. Date: 06/01/21
Data File: 0604L52.D

		Compound	MEAN	CCRF	%D	%Drift		
1	I	Fluorobenzene (IS)	ISTD			I		
2	TMC	Dichlorodifluoromethane	0.1486	0.1530	3.0	TMC		
3	TM	Freon 114	0.1176	0.0899	24	TM		
4	TMC**	Chloromethane	0.1658	0.1364	18	TMC**		
5	TMC*	Vinyl chloride	0.1331	0.1409	5.9	TMC*		
6	TMCL	Bromomethane	0.1302	0.0930	29	TMCL	19	
7	TMC	Chloroethane	0.0894	0.0927	3.7	TMC		
8	TM	Dichlorofluoromethane	0.2261	0.2286	1.1	TM		
9	TMC	Trichlorofluoromethane	0.1246	0.1304	4.6	TMC		
10	TM	Acrolein	0.0094	0.0072	24	TM		
11	TMC	Acetone	0.0367	0.0356	3.0	TMC		
12	TMC	Freon-113	0.1080	0.1068	1.1	TMC		
13	TMC*	1,1-DCE	0.1628	0.1624	0.21	TMC*		
14	TMQ	t-Butanol	0.0071	0.0105	48	TMQ	11	
15	TM	Acetonitrile	0.0153	0.0169	11	TM		
16	TMCL	Methyl Acetate	0.0916	0.0936	2.1	TMCL	12	
17	TML	Iodomethane	0.0699	0.0400	43	TML	39	
18	TML	Acrylonitrile	0.0000	0.0284	0.00	TML		
19	TMCL	Methylene chloride	0.1654	0.1474	11	TMCL	12	
20	TMC	Carbon disulfide	0.1843	0.1869	1.4	TMC		
21	TMCL	Methyl t-butyl ether (MtBE)	0.1567	0.1990	27	TMCL	20	
22	TMC	Trans-1,2-DCE	0.1465	0.1509	3.1	TMC		
23	TM	Diisopropyl Ether	0.2738	0.2787	1.8	TM		
24	TMC**	1,1-DCA	0.2147	0.2211	3.0	TMC**		
25	TM	Vinyl Acetate	0.0602	0.0599	0.62	TM		
26	TML	Ethyl tert Butyl Ether	0.0382	0.0727	91	TML	64	*NT
27	TMC	MEK (2-Butanone)	0.0411	0.0413	0.51	TMC		
28	TMCL	Cis-1,2-DCE	0.1699	0.1618	4.7	TMCL	2.9	
29	TM	2,2-Dichloropropane	0.1554	0.1117	28	TM		
30	TMC*	Chloroform	0.2316	0.2294	0.94	TMC*		
31	TM	Bromochloromethane	0.0926	0.1016	9.7	TM		
32	S	Dibromofluoromethane(S)	0.2986	0.2987	0.03	S		
33	TMC	1,1,1-TCA	0.1961	0.2032	3.6	TMC		
34	TMC	Cyclohexane	0.1325	0.1328	0.23	TMC		
35	TM	1,1-Dichloropropene	0.1270	0.1288	1.4	TM		
36	TM	2,2,4-Trimethylpentane	0.1051	0.0871	17	TM		
37	S	1,2-DCA-D4(S)	0.3191	0.3259	2.1	S		
38	TMC	Carbon Tetrachloride	0.1651	0.1655	0.24	TMC		
39	TM	Tert Amyl Methyl Ether	0.0000	0.0477	0.00	TM		
40	TMC	1,2-DCA	0.1721	0.1871	8.7	TMC		
		Average			11.2			

VOLATILE ORGANIC ANALYSIS
VOLATILE ORGANIC COMPOUNDS

Form 7

Ending Continuing Calibration

Lab Name: APPL, Inc.
Case No:
Matrix: Water

SDG No:
Date Analyzed: 5 Jun 21 9:20
Instrument: Loki
Cal. Date: 06/01/21
Data File: 0604L52.D

		Compound	MEAN	CCRF	%D		%Drift
41	TMC	Benzene	0.4525	0.4638	2.5	TMC	
42	TMC	TCE	0.1453	0.1639	13	TMC	
43	TM	2-Pentanone	0.0605	0.0716	18	TM	
44	TMC*	1,2-Dichloropropane	0.1264	0.1315	4.0	TMC*	
45	TMC	Bromodichloromethane	0.1707	0.1760	3.1	TMC	
46	TMC	Methyl Cyclohexane	0.0685	0.0664	3.1	TMC	
47	TM	Dibromomethane	0.1062	0.1142	7.5	TM	
48	TM	2-Chloroethyl vinyl ether	0.0000	0.0037	0.00	TM	
49	TMC	MIBK (methyl isobutyl ketone)	0.0736	0.0777	5.5	TMC	
50	TM	1-Bromo-2-chloroethane	0.0911	0.0932	2.3	TM	
51	TMC	Cis-1,3-Dichloropropene	0.1599	0.1598	0.04	TMC	
52	TMC*	Toluene	0.4814	0.5112	6.2	TMC*	
53	TMC	Trans-1,3-Dichloropropene	0.0861	0.0861	0.01	TMC	
54	TMC	1,1,2-TCA	0.1243	0.1282	3.1	TMC	
55	TMC	2-Hexanone	0.0392	0.0411	4.9	TMC	
56	I	Chlorobenzene-D5 (IS)	ISTD			I	
57	S	Toluene-D8(S)	1.184	1.210	2.2	S	
58	TMC	1,2-EDB	0.1447	0.1553	7.3	TMC	
59	TMC	Tetrachloroethene	0.1144	0.1133	0.99	TMC	
60	TML	1-Chlorohexane	0.1341	0.1293	3.5	TML	7.1
61	TM	1,1,1,2-Tetrachloroethane	0.1701	0.1783	4.8	TM	
62	TMCL	m&p-Xylene	0.4121	0.4366	5.9	TMCL	8.0
63	TMC	o-Xylene	0.4456	0.4427	0.64	TMC	
64	TMCL	Styrene	0.3451	0.3547	2.8	TMCL	9.8
65	S	4-Bromofluorobenzene(S)	0.4255	0.4296	0.95	S	
66	TM	1,3-Dichloropropane	0.2275	0.2237	1.7	TM	
67	TMC	Dibromochloromethane	0.1742	0.1828	5.0	TMC	
68	TMC**	Chlorobenzene	0.4387	0.4251	3.1	TMC**	
69	TMC*	Ethylbenzene	0.3284	0.3243	1.3	TMC*	
70	TMC**	Bromoform	0.1254	0.1201	4.2	TMC**	
71	I	1,4-Dichlorobenzene-D4 (IS)	ISTD			I	
72	TMC	Isopropylbenzene	0.9080	0.8612	5.1	TMC	
73	TMC**	1,1,2,2-Tetrachloroethane	0.3071	0.2695	12	TMC**	
74	TM	1,2,3-Trichloropropane	0.1109	0.1049	5.4	TM	
75	TM	t-1,4-Dichloro-2-Butene	0.0400	0.0395	1.2	TM	
76	TM	Bromobenzene	0.3196	0.3145	1.6	TM	
77	TM	n-Propylbenzene	1.059	1.012	4.5	TM	
78	TM	4-Ethyltoluene	0.7847	0.7883	0.46	TM	
79	TM	2-Chlorotoluene	0.8186	0.8186	0.01	TM	
80	TM	1,3,5-Trimethylbenzene	0.7774	0.7429	4.4	TM	
		Average			4.0		

VOLATILE ORGANIC ANALYSIS
VOLATILE ORGANIC COMPOUNDS

Form 7

Ending Continuing Calibration

Lab Name: APPL, Inc.
Case No:
Matrix: Water

SDG No:
Date Analyzed: 5 Jun 21 9:20
Instrument: Loki
Cal. Date: 06/01/21
Data File: 0604L52.D

		Compound	MEAN	CCRF	%D		%Drift
81	TM	4-Chlorotoluene	0.8186	0.8186	0.01	TM	
82	TM	Tert-Butylbenzene	0.6948	0.6429	7.5	TM	
83	TM	1,2,4-Trimethylbenzene	0.7774	0.7429	4.4	TM	
84	TM	Sec-Butylbenzene	0.9397	0.8903	5.3	TM	
85	TML	p-Isopropyltoluene	0.8115	0.7864	3.1	TML	12
86	TM	Benzyl Chloride	0.1752	0.1067	39	TM	
87	TMC	1,3-DCB	0.6017	0.5914	1.7	TMC	
88	TMC	1,4-DCB	0.6073	0.5739	5.5	TMC	
89	TM	n-Butylbenzene	0.6506	0.5758	11	TM	
90	TMC	1,2-DCB	0.6335	0.6235	1.6	TMC	
91	TM	Hexachloroethane	0.1821	0.1656	9.1	TM	
92	TMCL	1,2-Dibromo-3-chloropropane	0.0588	0.0631	7.3	TMCL	0.63
93	TMCL	1,2,4-Trichlorobenzene	0.1611	0.1447	10	TMCL	12
94	TM	Hexachlorobutadiene	0.1065	0.0879	17	TM	
95	TML	Naphthalene	0.5425	0.5115	5.7	TML	5.4
96	TML	1,2,3-Trichlorobenzene	0.1432	0.1326	7.4	TML	11
97							
98							
99							
100							
101							
102							
103							
104							
105							
106							
107							
108							
109							
110							
111							
112							
113							
114							
115							
116							
117							
118							
119							
120							
		Average			8.5		

Quantitation Report (Not Reviewed)

Data File : M:\LOKI\DATA\210601\0604L52.D Vial: 52
Acq On : 5 Jun 21 9:20 Operator:
Sample : Ending CCV 10ug/L 6/4/21 Inst : Loki
Misc : IS&S: 10/21/20, 11/11/20 Multiplr: 1.00

Quant Time: Jun 7 13:56 2021 Quant Results File: L0601W.RES

Quant Method : M:\LOKI\DATA\210601\L0601W.M (RTE Integrator)
Title : METHOD 8260B
Last Update : Mon Jun 07 13:46:40 2021
Response via : Initial Calibration
DataAcq Meth : 020321_L8260

Internal Standards	R.T.	QIon	Response	Conc Units	Dev(Min)
1) Fluorobenzene (IS)	6.53	96	343842	25.000 ppb	0.00
56) Chlorobenzene-D5 (IS)	9.99	117	288518	25.000 ppb	0.00
71) 1,4-Dichlorobenzene-D4 (IS	12.56	152	175106	25.000 ppb	0.00
System Monitoring Compounds					
32) Dibromofluoromethane(S)	5.70	113	102702	25.008 ppb	0.00
Spiked Amount 25.000			Recovery	= 100.032%	
37) 1,2-DCA-D4(S)	6.11	65	112072	25.536 ppb	0.00
Spiked Amount 25.000			Recovery	= 102.144%	
57) Toluene-D8(S)	8.39	98	349201	25.554 ppb	0.00
Spiked Amount 25.000			Recovery	= 102.216%	
65) 4-Bromofluorobenzene(S)	11.29	174	123939	25.238 ppb	0.00
Spiked Amount 25.000			Recovery	= 100.952%	

Target Compounds					Qvalue
2) Dichlorodifluoromethane	1.15	85	21048	10.297 ppb	98
3) Freon 114	1.26	85	12358	7.642 ppb	100
4) Chloromethane	1.30	50	18760	8.227 ppb	92
5) Vinyl chloride	1.40	62	19379	10.587 ppb	99
6) Bromomethane	1.67	96	12797	8.071 ppb	97
7) Chloroethane	1.77	64	12755	10.369 ppb	94
8) Dichlorofluoromethane	1.97	67	31446	10.114 ppb	95
9) Trichlorofluoromethane	2.02	101	17928	10.461 ppb	97
10) Acrolein	2.45	56	12402	95.568 ppb	100
11) Acetone	2.63	43	24468	48.514 ppb	94
12) Freon-113	2.56	101	14686	9.890 ppb	91
13) 1,1-DCE	2.54	61	22340	9.979 ppb	98
14) t-Butanol	3.41	59	18134	138.798 ppb	98
15) Acetonitrile	2.95	41	29110	138.744 ppb	100
16) Methyl Acetate	3.04	43	12870	11.174 ppb	99
17) Iodomethane	2.69	142	5496	6.101 ppb	98
19) Methylene chloride	3.13	84	20266	11.169 ppb	89
20) Carbon disulfide	2.76	76	25704	10.138 ppb	99
21) Methyl t-butyl ether (MtBE	3.55	73	27372	11.968 ppb	93
22) Trans-1,2-DCE	3.50	61	20758	10.305 ppb	97
23) Diisopropyl Ether	4.35	45	38335	10.181 ppb	99
24) 1,1-DCA	4.15	63	30416	10.302 ppb	99
25) Vinyl Acetate	4.36	43	8234	9.938 ppb	100
26) Ethyl tert Butyl Ether	4.89	59	10003	16.373 ppb	98
27) MEK (2-Butanone)	5.10	43	28412	50.254 ppb	100
28) Cis-1,2-DCE	5.02	61	22256	9.705 ppb	87
29) 2,2-Dichloropropane	5.01	77	15357	7.186 ppb	94
30) Chloroform	5.49	83	31551	9.906 ppb	98
31) Bromochloromethane	5.34	130	13978	10.974 ppb	94
33) 1,1,1-TCA	5.69	97	27945	10.363 ppb	96
34) Cyclohexane	5.74	56	18271	10.023 ppb	97
35) 1,1-Dichloropropene	5.91	75	17719	10.144 ppb	89
36) 2,2,4-Trimethylpentane	6.31	57	11973	8.281 ppb	96
38) Carbon Tetrachloride	5.90	119	22764	10.024 ppb	96
40) 1,2-DCA	6.20	62	25732	10.870 ppb	99
41) Benzene	6.16	78	63784	10.250 ppb	98
42) TCE	6.98	130	22539	11.280 ppb	91
43) 2-Pentanone	7.25	43	123130	147.876 ppb	98
44) 1,2-Dichloropropane	7.24	63	18085	10.401 ppb	95

(#) = qualifier out of range (m) = manual integration

Quantitation Report (Not Reviewed)

Data File : M:\LOKI\DATA\210601\0604L52.D Vial: 52
Acq On : 5 Jun 21 9:20 Operator:
Sample : Ending CCV 10ug/L 6/4/21 Inst : Loki
Misc : IS&S: 10/21/20, 11/11/20 Multiplr: 1.00

Quant Time: Jun 7 13:56 2021 Quant Results File: L0601W.RES

Quant Method : M:\LOKI\DATA\210601\L0601W.M (RTE Integrator)
Title : METHOD 8260B
Last Update : Mon Jun 07 13:46:40 2021
Response via : Initial Calibration
DataAcq Meth : 020321_L8260

Compound	R.T.	QIon	Response	Conc Unit	Qvalue
45) Bromodichloromethane	7.58	83	24202	10.307 ppb	95
46) Methyl Cyclohexane	7.19	98	9127	9.687 ppb	94
47) Dibromomethane	7.37	174	15702	10.749 ppb	97
49) MIBK (methyl isobutyl ket	8.31	43	53456	52.774 ppb	99
50) 1-Bromo-2-chloroethane	7.92	63	12814	10.232 ppb	97
51) Cis-1,3-Dichloropropene	8.10	75	21976	9.996 ppb	95
52) Toluene	8.47	91	70307	10.618 ppb	95
53) Trans-1,3-Dichloropropene	8.74	75	11841	10.001 ppb	99
54) 1,1,2-TCA	8.93	97	17626	10.312 ppb	97
55) 2-Hexanone	9.24	43	28263	52.468 ppb	99
58) 1,2-EDB	9.47	107	17921	10.733 ppb	86
59) Tetrachloroethene	9.07	166	13077	9.901 ppb	94
60) 1-Chlorohexane	10.02	91	14926	9.294 ppb	95
61) 1,1,1,2-Tetrachloroethane	10.12	131	20575	10.480 ppb	97
62) m&p-Xylene	10.29	91	100775	18.402 ppb	99
63) o-Xylene	10.72	91	51094	9.936 ppb	98
64) Styrene	10.73	104	40934	9.023 ppb	99
66) 1,3-Dichloropropane	9.11	76	25814	9.832 ppb	96
67) Dibromochloromethane	9.36	129	21101	10.496 ppb	94
68) Chlorobenzene	10.02	112	49057	9.690 ppb	97
69) Ethylbenzene	10.15	91	37424	9.875 ppb	95
70) Bromoform	10.92	173	13866	9.582 ppb	93
72) Isopropylbenzene	11.13	105	60324	9.485 ppb	97
73) 1,1,2,2-Tetrachloroethane	11.46	83	18876	8.777 ppb	100
74) 1,2,3-Trichloropropane	11.50	110	7345	9.458 ppb	94
75) t-1,4-Dichloro-2-Butene	11.52	53	2767	9.875 ppb	98
76) Bromobenzene	11.45	158	22030	9.842 ppb	100
77) n-Propylbenzene	11.58	91	70887	9.553 ppb	94
78) 4-Ethyltoluene	11.78	105	55213	10.046 ppb	96
79) 2-Chlorotoluene	11.78	91	57334	9.999 ppb	94
80) 1,3,5-Trimethylbenzene	12.18	105	52033	9.557 ppb	95
81) 4-Chlorotoluene	11.78	91	57334	9.999 ppb	94
82) Tert-Butylbenzene	12.13	119	45028	9.252 ppb	100
83) 1,2,4-Trimethylbenzene	12.18	105	52033	9.557 ppb	95
84) Sec-Butylbenzene	12.37	105	62362	9.475 ppb	97
85) p-Isopropyltoluene	12.54	119	55079	8.823 ppb	99
86) Benzyl Chloride	12.74	91	7475	6.092 ppb	96
87) 1,3-DCB	12.49	146	41420	9.828 ppb	99
88) 1,4-DCB	12.99	146	40199	9.451 ppb	96
89) n-Butylbenzene	12.98	91	40332	8.851 ppb	97
90) 1,2-DCB	12.58	146	43671	9.842 ppb	97
91) Hexachloroethane	13.28	117	11601	9.094 ppb	91
92) 1,2-Dibromo-3-chloropropan	13.85	157	4418	9.937 ppb	90
93) 1,2,4-Trichlorobenzene	14.76	180	10135	8.765 ppb	98
94) Hexachlorobutadiene	14.96	225	6156	8.256 ppb	91
95) Naphthalene	15.04	128	35830	9.459 ppb	96
96) 1,2,3-Trichlorobenzene	15.30	182	9291	8.924 ppb	89

(#) = qualifier out of range (m) = manual integration

Quantitation Report

Data File : M:\LOKI\DATA\210601\0604L52.D Vial: 52
Acq On : 5 Jun 21 9:20 Operator:
Sample : Ending CCV 10ug/L 6/4/21 Inst : Loki
Misc : IS&S: 10/21/20, 11/11/20 Multiplr: 1.00

Quant Time: Jun 7 13:56 2021 Quant Results File: L0601W.RES

Method : M:\LOKI\DATA\210601\L0601W.M (RTE Integrator)
Title : METHOD 8260B
Last Update : Mon Jun 07 13:46:40 2021
Response via : Initial Calibration

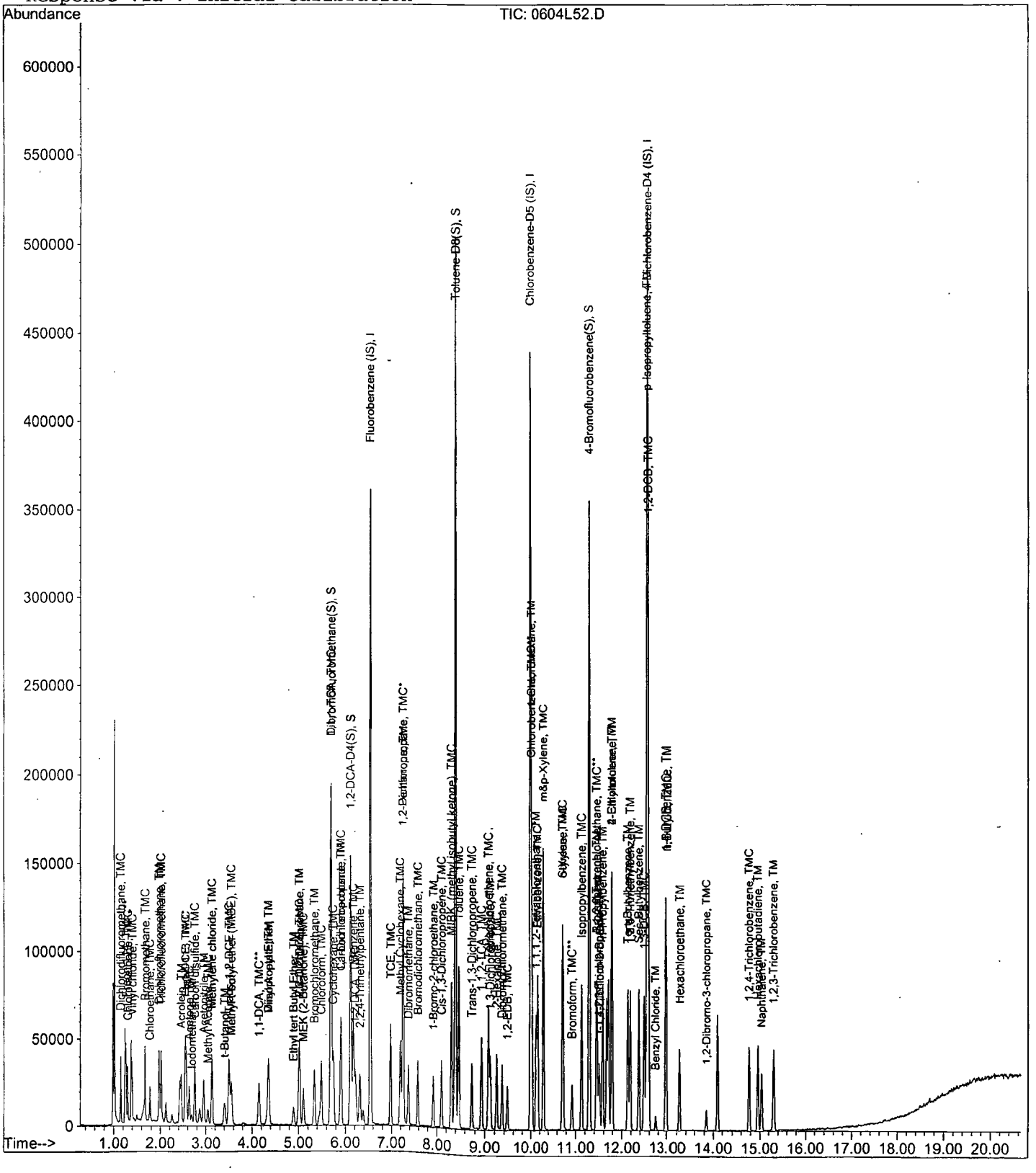

ORGANICS

Raw Data

Quantitation Report (QT Reviewed)

Data File : M:\LOKI\DATA\210601\0604L42.D Vial: 42
Acq On : 5 Jun 21 4:44 Operator:
Sample : BA33438W01 Inst : Loki
Misc : IS&S: 10/21/20, 11/11/20 Multiplr: 1.00

Quant Time: Jun 9 12:07 2021 Quant Results File: L0601W.RES

Quant Method : M:\LOKI\DATA\210601\L0601W.M (RTE Integrator)
Title : METHOD 8260B
Last Update : Mon Jun 07 13:46:40 2021
Response via : Initial Calibration
DataAcq Meth : 020321_L8260

Internal Standards	R.T.	QIon	Response	Conc Units	Dev(Min)
1) Fluorobenzene (IS)	6.53	96	326989	25.00 ppb	0.00
56) Chlorobenzene-D5 (IS)	9.99	117	275799	25.00 ppb	0.00
71) 1,4-Dichlorobenzene-D4 (IS	12.56	152	143468	25.00 ppb	0.00
System Monitoring Compounds					
32) Dibromofluoromethane(S)	5.70	113	103670	26.55 ppb	0.00
Spiked Amount 25.000			Recovery	= 106.180%	
37) 1,2-DCA-D4(S)	6.11	65	109317	26.19 ppb	0.00
Spiked Amount 25.000			Recovery	= 104.768%	
57) Toluene-D8(S)	8.40	98	318981	24.42 ppb	0.00
Spiked Amount 25.000			Recovery	= 97.676%	
65) 4-Bromofluorobenzene(S)	11.29	174	108891	23.20 ppb	0.00
Spiked Amount 25.000			Recovery	= 92.784%	

Target Compounds Qvalue

(#) = qualifier out of range (m) = manual integration
0604L42.D L0601W.M Wed Jun 09 13:37:29 2021

Quantitation Report

Data File : M:\LOKI\DATA\210601\0604L42.D
Acq On : 5 Jun 21 4:44
Sample : BA33438W01
Misc : IS&S: 10/21/20, 11/11/20

Vial: 42
Operator:
Inst : Loki
Multiplr: 1.00

Quant Time: Jun 9 12:07 2021

Quant Results File: L0601W.RES

Method : M:\LOKI\DATA\210601\L0601W.M (RTE Integrator)
Title : METHOD 8260B
Last Update : Mon Jun 07 13:46:40 2021
Response via : Initial Calibration



Quantitation Report (QT Reviewed)

Data File : M:\LOKI\DATA\210601\0604L43.D Vial: 43
Acq On : 5 Jun 21 5:11 Operator:
Sample : BA33439W01 Inst : Loki
Misc : IS&S: 10/21/20, 11/11/20 Multiplr: 1.00

Quant Time: Jun 9 12:11 2021 Quant Results File: L0601W.RES

Quant Method : M:\LOKI\DATA\210601\L0601W.M (RTE Integrator)
Title : METHOD 8260B
Last Update : Mon Jun 07 13:46:40 2021
Response via : Initial Calibration
DataAcq Meth : 020321_L8260

Internal Standards	R.T.	QIon	Response	Conc Units	Dev(Min)
1) Fluorobenzene (IS)	6.53	96	320793	25.00 ppb	0.00
56) Chlorobenzene-D5 (IS)	9.99	117	276284	25.00 ppb	0.00
71) 1,4-Dichlorobenzene-D4 (IS	12.56	152	141926	25.00 ppb	0.00
System Monitoring Compounds					
32) Dibromofluoromethane(S)	5.69	113	100947	26.35 ppb	0.00
Spiked Amount 25.000			Recovery	= 105.388%	
37) 1,2-DCA-D4(S)	6.11	65	109857	26.83 ppb	0.00
Spiked Amount 25.000			Recovery	= 107.316%	
57) Toluene-D8(S)	8.39	98	310071	23.69 ppb	0.00
Spiked Amount 25.000			Recovery	= 94.780%	
65) 4-Bromofluorobenzene(S)	11.29	174	105578	22.45 ppb	0.00
Spiked Amount 25.000			Recovery	= 89.804%	
Target Compounds					Qvalue
27) MEK (2-Butanone)	5.10	43	15261	28.93 ppb	90

(#) = qualifier out of range (m) = manual integration
0604L43.D L0601W.M Wed Jun 09 13:37:33 2021

Quantitation Report

Data File : M:\LOKI\DATA\210601\0604L43.D Vial: 43
Acq On : 5 Jun 21 5:11 Operator:
Sample : BA33439W01 Inst : Loki
Misc : IS&S: 10/21/20, 11/11/20 Multiplr: 1.00

Quant Time: Jun 9 12:11 2021 Quant Results File: L0601W.RES

Method : M:\LOKI\DATA\210601\L0601W.M (RTE Integrator)
Title : METHOD 8260B
Last Update : Mon Jun 07 13:46:40 2021
Response via : Initial Calibration



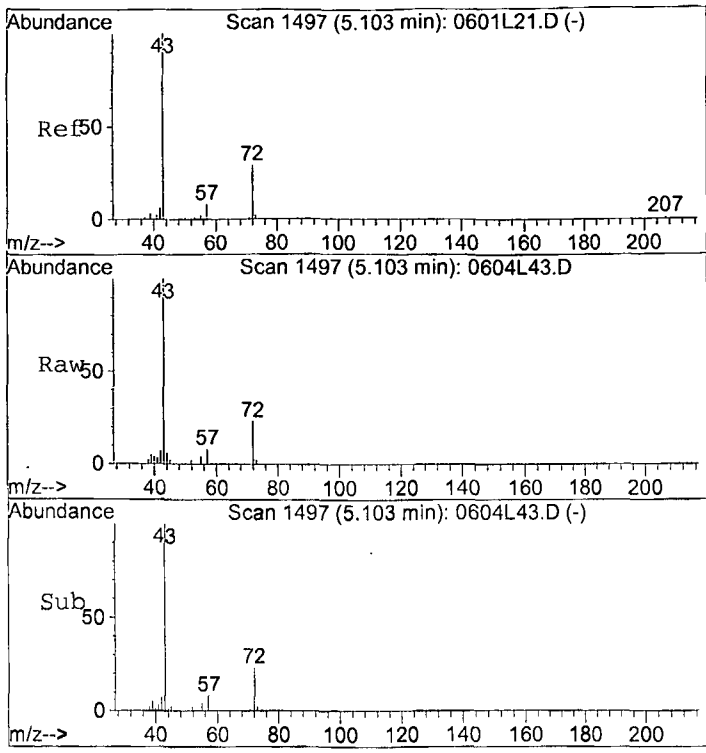

#27
MEK (2-Butanone)
Concen: 28.93 ppb
RT: 5.10 min Scan# 1497
Delta R.T. -0.00 min
Lab File: 0604L43.D
Acq: 5 Jun 21 5:11

Tgt Ion: 43 Resp: 15261

Ion	Ratio	Lower	Upper
43	100		
72	23.5	20.3	37.7

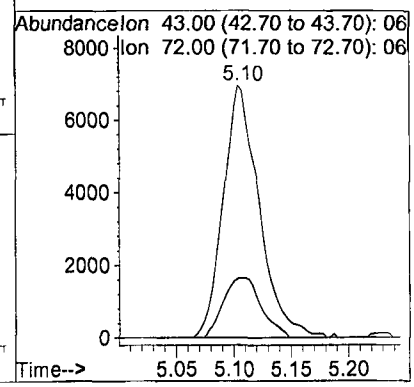

Quantitation Report (QT Reviewed)

Data File : M:\LOKI\DATA\210601\0604L44.D Vial: 44
Acq On : 5 Jun 21 5:39 Operator:
Sample : BA33441W01 Inst : Loki
Misc : IS&S: 10/21/20, 11/11/20 Multiplr: 1.00

Quant Time: Jun 9 12:12 2021 Quant Results File: L0601W.RES

Quant Method : M:\LOKI\DATA\210601\L0601W.M (RTE Integrator)
Title : METHOD 8260B
Last Update : Mon Jun 07 13:46:40 2021
Response via : Initial Calibration
DataAcq Meth : 020321_L8260

Internal Standards	R.T.	QIon	Response	Conc Units	Dev(Min)
1) Fluorobenzene (IS)	6.53	96	327273	25.00 ppb	0.00
56) Chlorobenzene-D5 (IS)	9.99	117	277711	25.00 ppb	0.00
71) 1,4-Dichlorobenzene-D4 (IS	12.56	152	141742	25.00 ppb	0.00
System Monitoring Compounds					
32) Dibromofluoromethane(S)	5.70	113	103458	26.47 ppb	0.00
Spiked Amount 25.000			Recovery	= 105.872%	
37) 1,2-DCA-D4(S)	6.11	65	110656	26.49 ppb	0.00
Spiked Amount 25.000			Recovery	= 105.956%	
57) Toluene-D8(S)	8.39	98	314863	23.94 ppb	0.00
Spiked Amount 25.000			Recovery	= 95.752%	
65) 4-Bromofluorobenzene(S)	11.29	174	108731	23.00 ppb	0.00
Spiked Amount 25.000			Recovery	= 92.008%	

Target Compounds Qvalue

(#) = qualifier out of range (m) = manual integration

Quantitation Report

Data File : M:\LOKI\DATA\210601\0604L44.D
Acq On : 5 Jun 21 5:39
Sample : BA33441W01
Misc : IS&S: 10/21/20, 11/11/20

Vial: 44
Operator:
Inst : Loki
Multiplr: 1.00

Quant Time: Jun 9 12:12 2021

Quant Results File: L0601W.RES

Method : M:\LOKI\DATA\210601\L0601W.M (RTE Integrator)
Title : METHOD 8260B
Last Update : Mon Jun 07 13:46:40 2021
Response via : Initial Calibration



Quantitation Report (QT Reviewed)

Data File : M:\LOKI\DATA\210601\0604L45.D Vial: 45
Acq On : 5 Jun 21 6:07 Operator:
Sample : BA33442W01 Inst : Loki
Misc : IS&S: 10/21/20, 11/11/20 Multiplr: 1.00

Quant Time: Jun 9 12:18 2021 Quant Results File: L0601W.RES

Quant Method : M:\LOKI\DATA\210601\L0601W.M (RTE Integrator)
Title : METHOD 8260B
Last Update : Mon Jun 07 13:46:40 2021
Response via : Initial Calibration
DataAcq Meth : 020321_L8260

Internal Standards	R.T.	QIon	Response	Conc Units	Dev(Min)
1) Fluorobenzene (IS)	6.54	96	328309	25.00 ppb	0.00
56) Chlorobenzene-D5 (IS)	9.99	117	282787	25.00 ppb	0.00
71) 1,4-Dichlorobenzene-D4 (IS	12.56	152	156098	25.00 ppb	0.00
System Monitoring Compounds					
32) Dibromofluoromethane(S)	5.70	113	104514	26.65 ppb	0.00
Spiked Amount 25.000			Recovery	= 106.616%	
37) 1,2-DCA-D4(S)	6.11	65	111704	26.66 ppb	0.00
Spiked Amount 25.000			Recovery	= 106.624%	
57) Toluene-D8(S)	8.39	98	317597	23.71 ppb	0.00
Spiked Amount 25.000			Recovery	= 94.848%	
65) 4-Bromofluorobenzene(S)	11.29	174	114485	23.78 ppb	0.00
Spiked Amount 25.000			Recovery	= 95.140%	

Target Compounds					Qvalue
72) Isopropylbenzene	11.13	105	15374	2.71 ppb	99
77) n-Propylbenzene	11.58	91	31045	4.69 ppb	97
84) Sec-Butylbenzene	12.38	105	18264	3.11 ppb	92
89) n-Butylbenzene	12.98	91	16708	4.11 ppb	98
95) Naphthalene	15.04	128	431955	86.10 ppb	99

(#) = qualifier out of range (m) = manual integration
0604L45.D L0601W.M Wed Jun 09 13:37:39 2021

Quantitation Report

Data File : M:\LOKI\DATA\210601\0604L45.D Vial: 45
Acq On : 5 Jun 21 6:07 Operator:
Sample : BA33442W01 Inst : Loki
Misc : IS&S: 10/21/20, 11/11/20 Multiplr: 1.00

Quant Time: Jun 9 12:18 2021 Quant Results File: L0601W.RES

Method : M:\LOKI\DATA\210601\L0601W.M (RTE Integrator)
Title : METHOD 8260B
Last Update : Mon Jun 07 13:46:40 2021
Response via : Initial Calibration



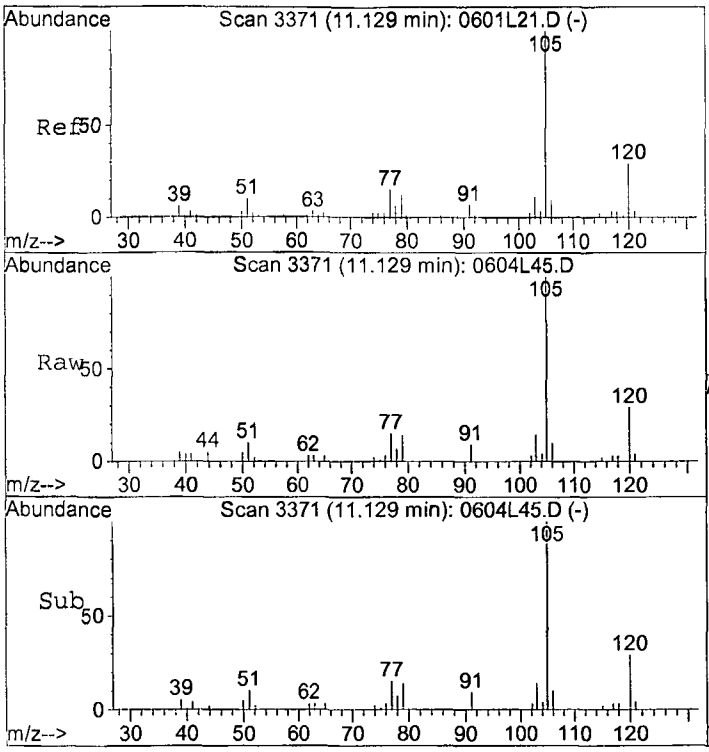

#72
Isopropylbenzene
Concen: 2.71 ppb
RT: 11.13 min Scan# 3371
Delta R.T. -0.00 min
Lab File: 0604L45.D
Acq: 5 Jun 21 6:07

Tgt Ion:105 Resp: 15374

Ion	Ratio	Lower	Upper
105	100		
120	29.0	22.8	34.2

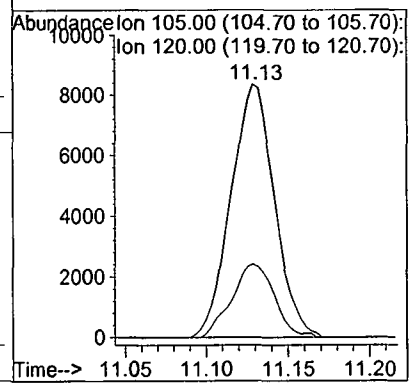

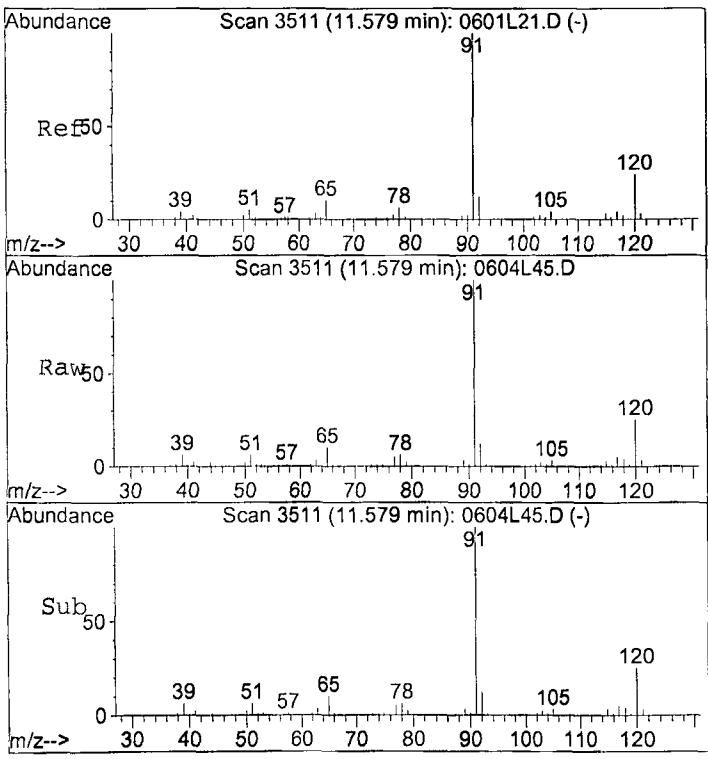

#77
n-Propylbenzene
Concen: 4.69 ppb
RT: 11.58 min Scan# 3511
Delta R.T. -0.00 min
Lab File: 0604L45.D
Acq: 5 Jun 21 6:07

Tgt Ion: 91 Resp: 31045

Ion	Ratio	Lower	Upper
91	100		
120	25.3	16.7	31.1

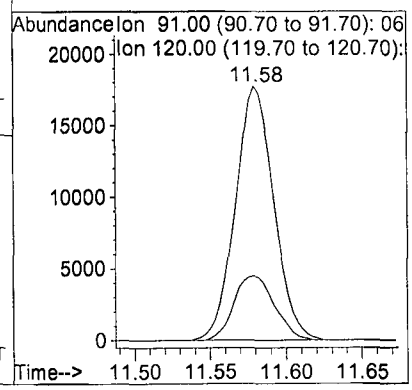

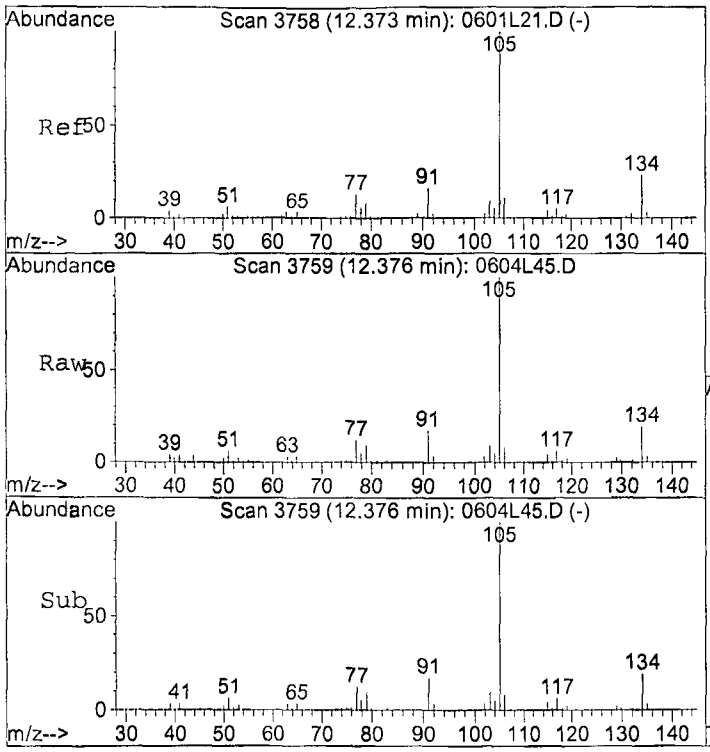

#84
Sec-Butylbenzene
Concen: 3.11 ppb
RT: 12.38 min Scan# 3759
Delta R.T. 0.00 min
Lab File: 0604L45.D
Acq: 5 Jun 21 6:07

Tgt Ion:105 Resp: 18264

Ion	Ratio	Lower	Upper
105	100		
134	19.1	16.1	29.9

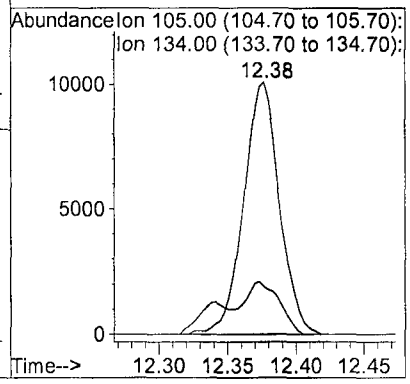

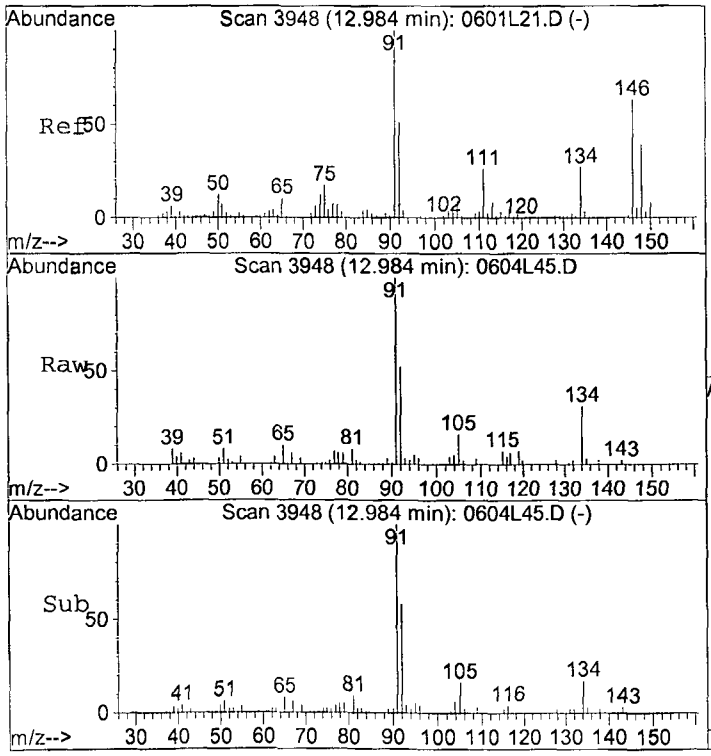

#89
n-Butylbenzene
Concen: 4.11 ppb
RT: 12.98 min Scan# 3948
Delta R.T. -0.00 min
Lab File: 0604L45.D
Acq: 5 Jun 21 6:07

Tgt Ion: 91 Resp: 16708

Ion	Ratio	Lower	Upper
91	100		
92	52.2	35.4	65.6

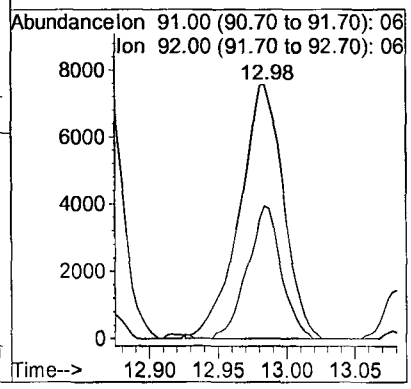

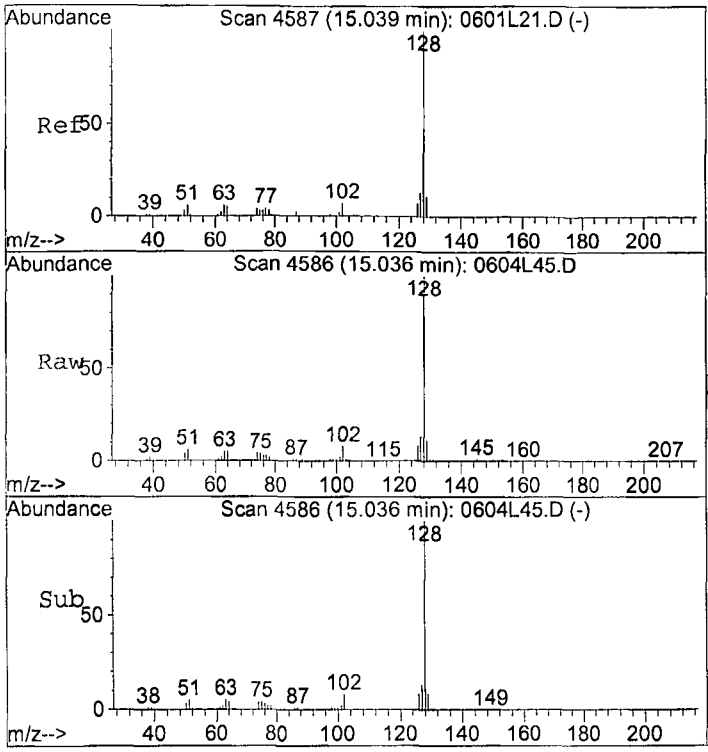

#95
Naphthalene
Concen: 86.10 ppb
RT: 15.04 min Scan# 4586
Delta R.T. -0.00 min
Lab File: 0604L45.D
Acq: 5 Jun 21 6:07

Tgt Ion:128 Resp: 431955

Ion	Ratio	Lower	Upper
128	100		
102	7.9	5.2	9.6

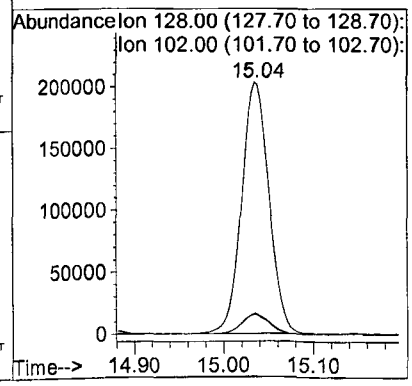

Quantitation Report (QT Reviewed)

Data File : M:\LOKI\DATA\210601\0604L46.D Vial: 46
Acq On : 5 Jun 21 6:34 Operator:
Sample : BA33444W01 Inst : Loki
Misc : IS&S: 10/21/20, 11/11/20 Multiplr: 1.00

Quant Time: Jun 9 12:21 2021 Quant Results File: L0601W.RES

Quant Method : M:\LOKI\DATA\210601\L0601W.M (RTE Integrator)
Title : METHOD 8260B
Last Update : Mon Jun 07 13:46:40 2021
Response via : Initial Calibration
DataAcq Meth : 020321_L8260

Internal Standards	R.T.	QIon	Response	Conc Units	Dev(Min)
1) Fluorobenzene (IS)	6.53	96	335677	25.00 ppb	0.00
56) Chlorobenzene-D5 (IS)	9.99	117	286028	25.00 ppb	0.00
71) 1,4-Dichlorobenzene-D4 (IS	12.56	152	143873	25.00 ppb	0.00
System Monitoring Compounds					
32) Dibromofluoromethane(S)	5.70	113	102988	25.69 ppb	0.00
Spiked Amount 25.000			Recovery	= 102.752%	
37) 1,2-DCA-D4(S)	6.11	65	110904	25.88 ppb	0.00
Spiked Amount 25.000			Recovery	= 103.536%	
57) Toluene-D8(S)	8.39	98	326758	24.12 ppb	0.00
Spiked Amount 25.000			Recovery	= 96.480%	
65) 4-Bromofluorobenzene(S)	11.29	174	110831	22.76 ppb	0.00
Spiked Amount 25.000			Recovery	= 91.060%	
Target Compounds					Qvalue
95) Naphthalene	15.04	128	24685	8.47 ppb	100

(#) = qualifier out of range (m) = manual integration
0604L46.D L0601W.M Wed Jun 09 13:37:46 2021

Quantitation Report

Data File : M:\LOKI\DATA\210601\0604L46.D Vial: 46
Acq On : 5 Jun 21 6:34 Operator:
Sample : BA33444W01 Inst : Loki
Misc : IS&S: 10/21/20, 11/11/20 Multiplr: 1.00

Quant Time: Jun 9 12:21 2021 Quant Results File: L0601W.RES

Method : M:\LOKI\DATA\210601\L0601W.M (RTE Integrator)
Title : METHOD 8260B
Last Update : Mon Jun 07 13:46:40 2021
Response via : Initial Calibration



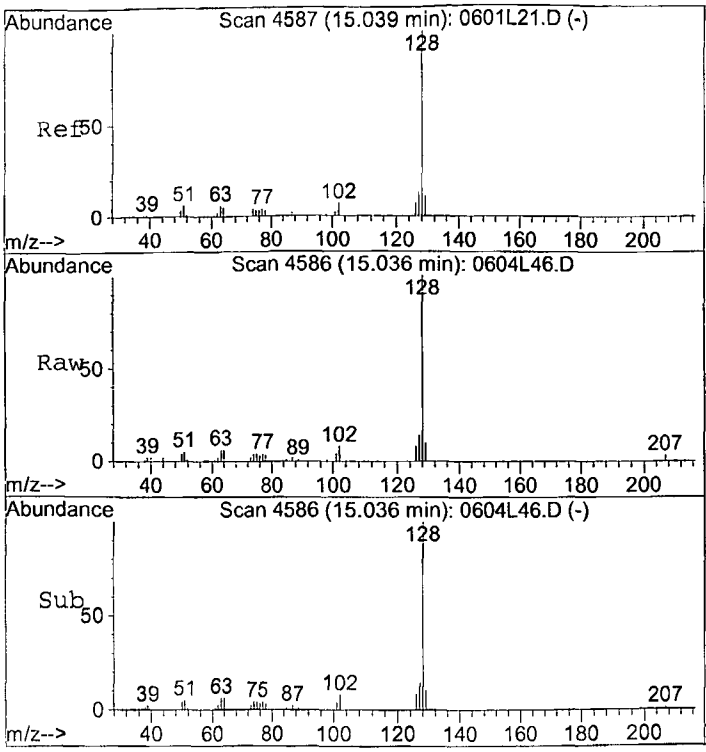

#95
Naphthalene
Concen: 8.47 ppb
RT: 15.04 min Scan# 4586
Delta R.T. -0.00 min
Lab File: 0604L46.D
Acq: 5 Jun 21 6:34

Tgt Ion:128 Resp: 24685

Ion	Ratio	Lower	Upper
128	100		
102	7.5	5.2	9.6

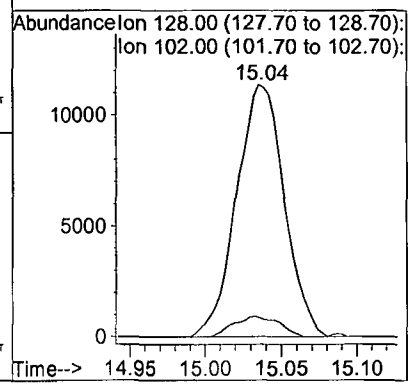

Quantitation Report (QT Reviewed)

Data File : M:\LOKI\DATA\210601\0604L47.D Vial: 47
Acq On : 5 Jun 21 7:02 Operator:
Sample : BA33445W01 Inst : Loki
Misc : IS&S: 10/21/20, 11/11/20 Multiplr: 1.00

Quant Time: Jun 9 12:23 2021 Quant Results File: L0601W.RES

Quant Method : M:\LOKI\DATA\210601\L0601W.M (RTE Integrator)
Title : METHOD 8260B
Last Update : Mon Jun 07 13:46:40 2021
Response via : Initial Calibration
DataAcq Meth : 020321_L8260

Internal Standards	R.T.	QIon	Response	Conc Units	Dev(Min)
1) Fluorobenzene (IS)	6.54	96	336563	25.00 ppb	0.00
56) Chlorobenzene-D5 (IS)	9.99	117	282544	25.00 ppb	0.00
71) 1,4-Dichlorobenzene-D4 (IS	12.56	152	148712	25.00 ppb	0.00
System Monitoring Compounds					
32) Dibromofluoromethane(S)	5.70	113	103771	25.82 ppb	0.00
Spiked Amount 25.000			Recovery	= 103.260%	
37) 1,2-DCA-D4(S)	6.11	65	111665	25.99 ppb	0.00
Spiked Amount 25.000			Recovery	= 103.972%	
57) Toluene-D8(S)	8.39	98	326889	24.43 ppb	0.00
Spiked Amount 25.000			Recovery	= 97.708%	
65) 4-Bromofluorobenzene(S)	11.29	174	110843	23.05 ppb	0.00
Spiked Amount 25.000			Recovery	= 92.192%	

Target Compounds Qvalue

(#) = qualifier out of range (m) = manual integration
0604L47.D L0601W.M Wed Jun 09 13:37:50 2021

Quantitation Report

Data File : M:\LOKI\DATA\210601\0604L47.D Vial: 47
Acq On : 5 Jun 21 7:02 Operator:
Sample : BA33445W01 Inst : Loki
Misc : IS&S: 10/21/20, 11/11/20 Multiplr: 1.00

Quant Time: Jun 9 12:23 2021 Quant Results File: L0601W.RES

Method : M:\LOKI\DATA\210601\L0601W.M (RTE Integrator)
Title : METHOD 8260B
Last Update : Mon Jun 07 13:46:40 2021
Response via : Initial Calibration



Quantitation Report (QT Reviewed)

Data File : M:\LOKI\DATA\210601\0604L34.D Vial: 34
Acq On : 5 Jun 21 1:04 Operator:
Sample : 210604B BLK Inst : Loki
Misc : IS&S: 10/21/20, 11/11/20 Multiplr: 1.00

Quant Time: Jun 9 12:05 2021 Quant Results File: L0601W.RES

Quant Method : M:\LOKI\DATA\210601\L0601W.M (RTE Integrator)
Title : METHOD 8260B
Last Update : Mon Jun 07 13:46:40 2021
Response via : Initial Calibration
DataAcq Meth : 020321_L8260

Internal Standards	R.T.	QIon	Response	Conc Units	Dev(Min)
1) Fluorobenzene (IS)	6.54	96	329029	25.00 ppb	0.00
56) Chlorobenzene-D5 (IS)	9.99	117	279327	25.00 ppb	0.00
71) 1,4-Dichlorobenzene-D4 (IS	12.56	152	144145	25.00 ppb	0.00
System Monitoring Compounds					
32) Dibromofluoromethane(S)	5.69	113	101023	25.71 ppb	0.00
Spiked Amount 25.000			Recovery	= 102.828%	
37) 1,2-DCA-D4(S)	6.11	65	108842	25.92 ppb	0.00
Spiked Amount 25.000			Recovery	= 103.664%	
57) Toluene-D8(S)	8.39	98	322390	24.37 ppb	0.00
Spiked Amount 25.000			Recovery	= 97.472%	
65) 4-Bromofluorobenzene(S)	11.29	174	107918	22.70 ppb	0.00
Spiked Amount 25.000			Recovery	= 90.792%	

Target Compounds Qvalue

(#) = qualifier out of range (m) = manual integration

Quantitation Report

Data File : M:\LOKI\DATA\210601\0604L34.D Vial: 34
Acq On : 5 Jun 21 1:04 Operator:
Sample : 210604B BLK Inst : Loki
Misc : IS&S: 10/21/20, 11/11/20 Multiplr: 1.00

Quant Time: Jun 9 12:05 2021 Quant Results File: L0601W.RES

Method : M:\LOKI\DATA\210601\L0601W.M (RTE Integrator)
Title : METHOD 8260B
Last Update : Mon Jun 07 13:46:40 2021
Response via : Initial Calibration



Quantitation Report (Not Reviewed)

Data File : M:\LOKI\DATA\210601\0604L29.D Vial: 29
Acq On : 4 Jun 21 22:46 Operator:
Sample : 210604B LCS 10ug/L Inst : Loki
Misc : IS&S: 10/21/20, 11/11/20 Multiplr: 1.00

Quant Time: Jun 7 13:56 2021 Quant Results File: L0601W.RES

Quant Method : M:\LOKI\DATA\210601\L0601W.M (RTE Integrator)
Title : METHOD 8260B
Last Update : Mon Jun 07 13:46:40 2021
Response via : Initial Calibration
DataAcq Meth : 020321_L8260

Internal Standards	R.T.	QIon	Response	Conc Units	Dev(Min)
1) Fluorobenzene (IS)	6.53	96	349574	25.000 ppb	0.00
56) Chlorobenzene-D5 (IS)	9.99	117	292357	25.000 ppb	0.00
71) 1,4-Dichlorobenzene-D4 (IS	12.56	152	174103	25.000 ppb	0.00
System Monitoring Compounds					
32) Dibromofluoromethane(S)	5.69	113	106040	25.398 ppb	0.00
Spiked Amount 25.000			Recovery	= 101.592%	
37) 1,2-DCA-D4(S)	6.11	65	113001	25.325 ppb	0.00
Spiked Amount 25.000			Recovery	= 101.300%	
57) Toluene-D8(S)	8.39	98	357503	25.818 ppb	0.00
Spiked Amount 25.000			Recovery	= 103.272%	
65) 4-Bromofluorobenzene(S)	11.29	174	124680	25.055 ppb	0.00
Spiked Amount 25.000			Recovery	= 100.220%	

Target Compounds					Qvalue
2) Dichlorodifluoromethane	1.15	85	18933	9.110 ppb	100
3) Freon 114	1.26	85	11991	7.293 ppb	98
4) Chloromethane	1.30	50	19104	8.240 ppb	100
5) Vinyl chloride	1.40	62	18265	9.815 ppb	98
6) Bromomethane	1.67	96	13142	8.160 ppb	96
7) Chloroethane	1.78	64	12586	10.064 ppb	97
8) Dichlorofluoromethane	1.97	67	29782	9.422 ppb	97
9) Trichlorofluoromethane	2.02	101	16504	9.472 ppb	98
10) Acrolein	2.45	56	14273	108.183 ppb	94
11) Acetone	2.63	43	25535	49.800 ppb	100
12) Freon-113	2.57	101	14051	9.307 ppb	87
13) 1,1-DCE	2.54	61	21727	9.546 ppb	97
14) t-Butanol	3.40	59	16343	130.198 ppb	92
15) Acetonitrile	2.95	41	29424	137.941 ppb	94
16) Methyl Acetate	3.05	43	12009	10.239 ppb	93
17) Iodomethane	2.70	142	6996	6.979 ppb #	76
19) Methylene chloride	3.13	84	20330	11.005 ppb	92
20) Carbon disulfide	2.76	76	24096	9.348 ppb	99
21) Methyl t-butyl ether (MtBE	3.55	73	23987	10.634 ppb	97
22) Trans-1,2-DCE	3.50	61	19390	9.468 ppb	98
23) Diisopropyl Ether	4.35	45	36853	9.627 ppb	99
24) 1,1-DCA	4.15	63	29314	9.766 ppb	98
25) Vinyl Acetate	4.35	43	7732	9.179 ppb	100
26) Ethyl tert Butyl Ether	4.90	59	5853	11.620 ppb	92
27) MEK (2-Butanone)	5.10	43	29719	51.704 ppb	99
28) Cis-1,2-DCE	5.02	61	22039	9.454 ppb	93
29) 2,2-Dichloropropane	5.01	77	18585	8.554 ppb #	80
30) Chloroform	5.49	83	31275	9.659 ppb	88
31) Bromochloromethane	5.34	130	12927	9.983 ppb	89
33) 1,1,1-TCA	5.69	97	26569	9.691 ppb	92
34) Cyclohexane	5.75	56	16602	8.958 ppb	95
35) 1,1-Dichloropropene	5.91	75	17160	9.663 ppb	92
36) 2,2,4-Trimethylpentane	6.31	57	13025	8.861 ppb	97
38) Carbon Tetrachloride	5.89	119	21589	9.351 ppb	95
40) 1,2-DCA	6.21	62	24129	10.026 ppb	95
41) Benzene	6.16	78	58627	9.266 ppb	99
42) TCE	6.98	130	20861	10.269 ppb	95
43) 2-Pentanone	7.25	43	118637	140.144 ppb	100
44) 1,2-Dichloropropane	7.24	63	17204	9.732 ppb	98

(#) = qualifier out of range (m) = manual integration

Quantitation Report (Not Reviewed)

Data File : M:\LOKI\DATA\210601\0604L29.D Vial: 29
Acq On : 4 Jun 21 22:46 Operator:
Sample : 210604B LCS 10ug/L Inst : Loki
Misc : IS&S: 10/21/20, 11/11/20 Multiplr: 1.00

Quant Time: Jun 7 13:56 2021 Quant Results File: L0601W.RES

Quant Method : M:\LOKI\DATA\210601\L0601W.M (RTE Integrator)
Title : METHOD 8260B
Last Update : Mon Jun 07 13:46:40 2021
Response via : Initial Calibration
DataAcq Meth : 020321_L8260

Compound	R.T.	QIon	Response	Conc Unit		Qvalue
45) Bromodichloromethane	7.58	83	23107	9.679 ppb		99
46) Methyl Cyclohexane	7.19	98	8967	9.361 ppb		94
47) Dibromomethane	7.37	174	15048	10.132 ppb		97
49) MIBK (methyl isobutyl ket	8.31	43	53039	51.504 ppb		98
50) 1-Bromo-2-chloroethane	7.92	63	12858	10.099 ppb		94
51) Cis-1,3-Dichloropropene	8.10	75	22142	9.906 ppb		97
52) Toluene	8.47	91	66285	9.846 ppb		100
53) Trans-1,3-Dichloropropene	8.74	75	12054	10.014 ppb		97
54) 1,1,2-TCA	8.93	97	17659	10.162 ppb		97
55) 2-Hexanone	9.24	43	29547	53.952 ppb		100
58) 1,2-EDB	9.47	107	17514	10.352 ppb		98
59) Tetrachloroethene	9.07	166	13323	9.955 ppb		99
60) 1-Chlorohexane	10.02	91	13596	8.480 ppb		95
61) 1,1,1,2-Tetrachloroethane	10.12	131	19499	9.802 ppb		96
62) m&p-Xylene	10.29	91	98980	17.888 ppb		98
63) o-Xylene	10.72	91	48995	9.403 ppb		96
64) Styrene	10.73	104	39367	8.642 ppb		98
66) 1,3-Dichloropropane	9.11	76	24508	9.212 ppb		96
67) Dibromochloromethane	9.36	129	19373	9.510 ppb		93
68) Chlorobenzene	10.02	112	48747	9.502 ppb		99
69) Ethylbenzene	10.15	91	35728	9.304 ppb		96
70) Bromoform	10.93	173	14617	9.968 ppb		91
72) Isopropylbenzene	11.13	105	57280	9.058 ppb		98
73) 1,1,2,2-Tetrachloroethane	11.46	83	20010	9.358 ppb		97
74) 1,2,3-Trichloropropane	11.50	110	7590	9.829 ppb		99
75) t-1,4-Dichloro-2-Butene	11.52	53	2685	9.638 ppb		85
76) Bromobenzene	11.45	158	21347	9.592 ppb		99
77) n-Propylbenzene	11.58	91	69320	9.396 ppb		98
78) 4-Ethyltoluene	11.78	105	52647	9.634 ppb		96
79) 2-Chlorotoluene	11.78	91	57148	10.024 ppb		99
80) 1,3,5-Trimethylbenzene	12.19	105	51670	9.545 ppb		93
81) 4-Chlorotoluene	11.78	91	57148	10.024 ppb		99
82) Tert-Butylbenzene	12.13	119	44568	9.211 ppb		96
83) 1,2,4-Trimethylbenzene	12.19	105	51670	9.545 ppb		93
84) Sec-Butylbenzene	12.38	105	62934	9.617 ppb		95
85) p-Isopropyltoluene	12.53	119	52702	8.528 ppb		95
86) Benzyl Chloride	12.74	91	9764	8.004 ppb		97
87) 1,3-DCB	12.49	146	40582	9.685 ppb		97
88) 1,4-DCB	13.00	146	40634	9.608 ppb		91
89) n-Butylbenzene	12.99	91	41436	9.145 ppb		98
90) 1,2-DCB	12.59	146	43020	9.751 ppb		98
91) Hexachloroethane	13.28	117	11008	8.679 ppb		95
92) 1,2-Dibromo-3-chloropropan	13.85	157	3824	8.751 ppb	#	80
93) 1,2,4-Trichlorobenzene	14.77	180	11271	9.628 ppb		94
94) Hexachlorobutadiene	14.96	225	6647	8.966 ppb		86
95) Naphthalene	15.04	128	38742	9.995 ppb		95
96) 1,2,3-Trichlorobenzene	15.30	182	10512	9.990 ppb		80

(#) = qualifier out of range (m) = manual integration

Quantitation Report

Data File : M:\LOKI\DATA\210601\0604L29.D Vial: 29
Acq On : 4 Jun 21 22:46 Operator:
Sample : 210604B LCS 10ug/L Inst : Loki
Misc : IS&S: 10/21/20, 11/11/20 Multiplr: 1.00

Quant Time: Jun 7 13:56 2021 Quant Results File: L0601W.RES

Method : M:\LOKI\DATA\210601\L0601W.M (RTE Integrator)
Title : METHOD 8260B
Last Update : Mon Jun 07 13:46:40 2021
Response via : Initial Calibration

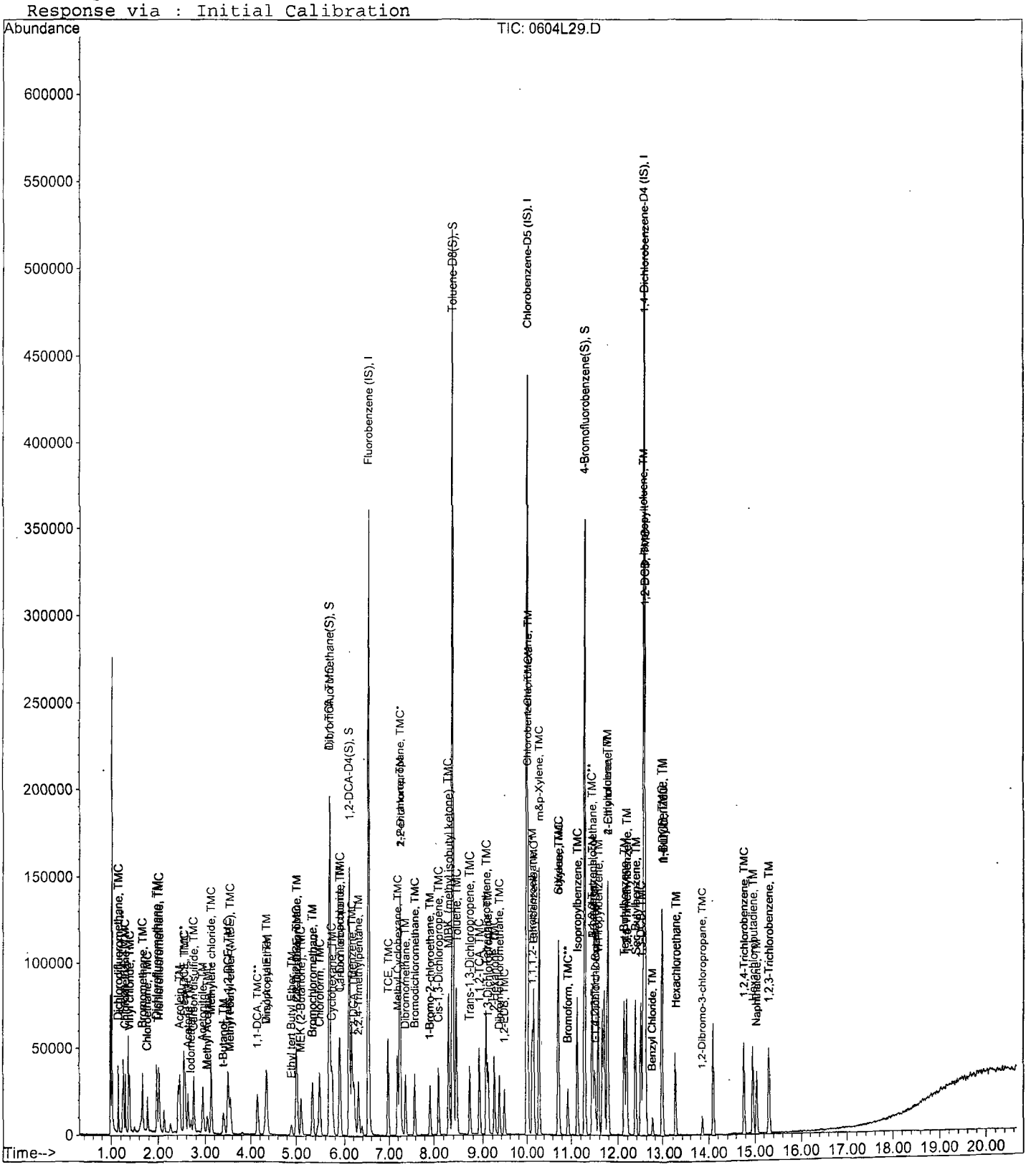

Quantitation Report (Not Reviewed)

Data File : M:\LOKI\DATA\210601\0604L30.D Vial: 30
Acq On : 4 Jun 21 23:13 Operator:
Sample : 210604B LCSD 10ug/L Inst : Loki
Misc : IS&S: 10/21/20, 11/11/20 Multiplr: 1.00

Quant Time: Jun 7 13:56 2021 Quant Results File: L0601W.RES

Quant Method : M:\LOKI\DATA\210601\L0601W.M (RTE Integrator)
Title : METHOD 8260B
Last Update : Mon Jun 07 13:46:40 2021
Response via : Initial Calibration
DataAcq Meth : 020321_L8260

Internal Standards	R.T.	QIon	Response	Conc Units	Dev(Min)
1) Fluorobenzene (IS)	6.53	96	349083	25.000 ppb	0.00
56) Chlorobenzene-D5 (IS)	9.99	117	290093	25.000 ppb	0.00
71) 1,4-Dichlorobenzene-D4 (IS	12.56	152	173333	25.000 ppb	0.00
System Monitoring Compounds					
32) Dibromofluoromethane(S)	5.69	113	104808	25.138 ppb	0.00
Spiked Amount 25.000			Recovery	= 100.552%	
37) 1,2-DCA-D4(S)	6.11	65	112306	25.205 ppb	0.00
Spiked Amount 25.000			Recovery	= 100.820%	
57) Toluene-D8(S)	8.39	98	349739	25.454 ppb	0.00
Spiked Amount 25.000			Recovery	= 101.816%	
65) 4-Bromofluorobenzene(S)	11.29	174	125545	25.426 ppb	0.00
Spiked Amount 25.000			Recovery	= 101.704%	

Target Compounds						Qvalue
2) Dichlorodifluoromethane	1.15	85	19257	9.279 ppb		97
3) Freon 114	1.26	85	13178	8.027 ppb		99
4) Chloromethane	1.30	50	18184	7.855 ppb		97
5) Vinyl chloride	1.40	62	18228	9.809 ppb		94
6) Bromomethane	1.67	96	13702	8.553 ppb		88
7) Chloroethane	1.78	64	12128	9.712 ppb		94
8) Dichlorofluoromethane	1.97	67	31331	9.926 ppb		99
9) Trichlorofluoromethane	2.02	101	16552	9.513 ppb		98
10) Acrolein	2.45	56	13678	103.819 ppb		97
11) Acetone	2.63	43	24026	46.923 ppb		100
12) Freon-113	2.57	101	15589	10.340 ppb	#	87
13) 1,1-DCE	2.54	61	22249	9.789 ppb		98
14) t-Butanol	3.40	59	16674	131.695 ppb		97
15) Acetonitrile	2.95	41	30359	142.524 ppb		94
16) Methyl Acetate	3.04	43	13127	11.227 ppb		98
17) Iodomethane	2.70	142	7972	7.595 ppb		94
19) Methylene chloride	3.13	84	19749	10.675 ppb		96
20) Carbon disulfide	2.76	76	25824	10.033 ppb		99
21) Methyl t-butyl ether (MtBE	3.55	73	24275	10.746 ppb		95
22) Trans-1,2-DCE	3.51	61	20914	10.227 ppb		97
23) Diisopropyl Ether	4.35	45	38868	10.167 ppb		97
24) 1,1-DCA	4.15	63	29895	9.973 ppb		96
25) Vinyl Acetate	4.35	43	9172	10.904 ppb		100
26) Ethyl tert Butyl Ether	4.89	59	6308	12.131 ppb		92
27) MEK (2-Butanone)	5.10	43	28417	49.509 ppb		97
28) Cis-1,2-DCE	5.02	61	23693	10.175 ppb		96
29) 2,2-Dichloropropane	5.00	77	20305	9.359 ppb		99
30) Chloroform	5.49	83	30466	9.422 ppb		91
31) Bromochloromethane	5.34	130	13532	10.465 ppb		95
33) 1,1,1-TCA	5.69	97	26871	9.815 ppb		96
34) Cyclohexane	5.74	56	19010	10.272 ppb		99
35) 1,1-Dichloropropene	5.91	75	17646	9.950 ppb		88
36) 2,2,4-Trimethylpentane	6.31	57	14137	9.631 ppb		97
38) Carbon Tetrachloride	5.90	119	22690	9.841 ppb		91
40) 1,2-DCA	6.21	62	24568	10.223 ppb		99
41) Benzene	6.16	78	60595	9.591 ppb		99
42) TCE	6.98	130	21146	10.424 ppb		93
43) 2-Pentanone	7.25	43	116136	137.382 ppb		98
44) 1,2-Dichloropropane	7.24	63	18585	10.528 ppb		100

(#) = qualifier out of range (m) = manual integration

Quantitation Report (Not Reviewed)

Data File : M:\LOKI\DATA\210601\0604L30.D Vial: 30
Acq On : 4 Jun 21 23:13 Operator:
Sample : 210604B LCSD 10ug/L Inst : Loki
Misc : IS&S: 10/21/20, 11/11/20 Multiplr: 1.00

Quant Time: Jun 7 13:56 2021 Quant Results File: L0601W.RES

Quant Method : M:\LOKI\DATA\210601\L0601W.M (RTE Integrator)
Title : METHOD 8260B
Last Update : Mon Jun 07 13:46:40 2021
Response via : Initial Calibration
DataAcq Meth : 020321_L8260

	Compound	R.T.	QIon	Response	Conc Unit	Qvalue
45)	Bromodichloromethane	7.58	83	23590	9.896 ppb	93
46)	Methyl Cyclohexane	7.19	98	9209	9.627 ppb	99
47)	Dibromomethane	7.37	174	14963	10.089 ppb	86
49)	MIBK (methyl isobutyl ket	8.31	43	51260	49.846 ppb	97
50)	1-Bromo-2-chloroethane	7.92	63	13294	10.456 ppb	93
51)	Cis-1,3-Dichloropropene	8.10	75	21998	9.856 ppb	97
52)	Toluene	8.47	91	68135	10.136 ppb	100
53)	Trans-1,3-Dichloropropene	8.74	75	12572	10.459 ppb	97
54)	1,1,2-TCA	8.93	97	17634	10.162 ppb	100
55)	2-Hexanone	9.24	43	28903	52.850 ppb	99
58)	1,2-EDB	9.47	107	18172	10.825 ppb	98
59)	Tetrachloroethene	9.07	166	13372	10.070 ppb	94
60)	1-Chlorohexane	10.02	91	15343	9.474 ppb	92
61)	1,1,1,2-Tetrachloroethane	10.12	131	19822	10.042 ppb	100
62)	m&p-Xylene	10.29	91	104966	19.004 ppb	96
63)	o-Xylene	10.72	91	51910	10.040 ppb	99
64)	Styrene	10.73	104	41258	9.041 ppb	94
66)	1,3-Dichloropropane	9.11	76	25103	9.509 ppb	100
67)	Dibromochloromethane	9.35	129	20100	9.943 ppb	88
68)	Chlorobenzene	10.02	112	50332	9.888 ppb	94
69)	Ethylbenzene	10.15	91	38672	10.149 ppb	95
70)	Bromoform	10.92	173	13833	9.507 ppb	88
72)	Isopropylbenzene	11.13	105	61099	9.705 ppb	100
73)	1,1,2,2-Tetrachloroethane	11.46	83	20629	9.690 ppb	100
74)	1,2,3-Trichloropropane	11.50	110	7133	9.279 ppb	79
75)	t-1,4-Dichloro-2-Butene	11.53	53	2563	9.241 ppb	87
76)	Bromobenzene	11.45	158	22393	10.106 ppb	97
77)	n-Propylbenzene	11.58	91	73105	9.953 ppb	99
78)	4-Ethyltoluene	11.78	105	55711	10.240 ppb	99
79)	2-Chlorotoluene	11.79	91	59077	10.408 ppb	100
80)	1,3,5-Trimethylbenzene	12.18	105	52700	9.778 ppb	92
81)	4-Chlorotoluene	11.79	91	59077	10.408 ppb	100
82)	Tert-Butylbenzene	12.13	119	46561	9.665 ppb	98
83)	1,2,4-Trimethylbenzene	12.18	105	52700	9.778 ppb	92
84)	Sec-Butylbenzene	12.37	105	66786	10.250 ppb	100
85)	p-Isopropyltoluene	12.54	119	56914	9.168 ppb	95
86)	Benzyl Chloride	12.74	91	9297	7.655 ppb	90
87)	1,3-DCB	12.49	146	41552	9.960 ppb	95
88)	1,4-DCB	12.99	146	41731	9.911 ppb	93
89)	n-Butylbenzene	12.98	91	46412	10.289 ppb	100
90)	1,2-DCB	12.59	146	44365	10.100 ppb	95
91)	Hexachloroethane	13.28	117	11192	8.863 ppb	93
92)	1,2-Dibromo-3-chloropropan	13.85	157	4099	9.363 ppb	91
93)	1,2,4-Trichlorobenzene	14.77	180	11185	9.601 ppb	99
94)	Hexachlorobutadiene	14.96	225	6867	9.304 ppb	95
95)	Naphthalene	15.04	128	40125	10.263 ppb	100
96)	1,2,3-Trichlorobenzene	15.30	182	10679	10.169 ppb	93

(#) = qualifier out of range (m) = manual integration

Quantitation Report

Data File : M:\LOKI\DATA\210601\0604L30.D Vial: 30
Acq On : 4 Jun 21 23:13 Operator:
Sample : 210604B LCSD 10ug/L Inst : Loki
Misc : IS&S: 10/21/20, 11/11/20 Multiplr: 1.00

Quant Time: Jun 7 13:56 2021 Quant Results File: L0601W.RES

Method : M:\LOKI\DATA\210601\L0601W.M (RTE Integrator)
Title : METHOD 8260B
Last Update : Mon Jun 07 13:46:40 2021
Response via : Initial Calibration

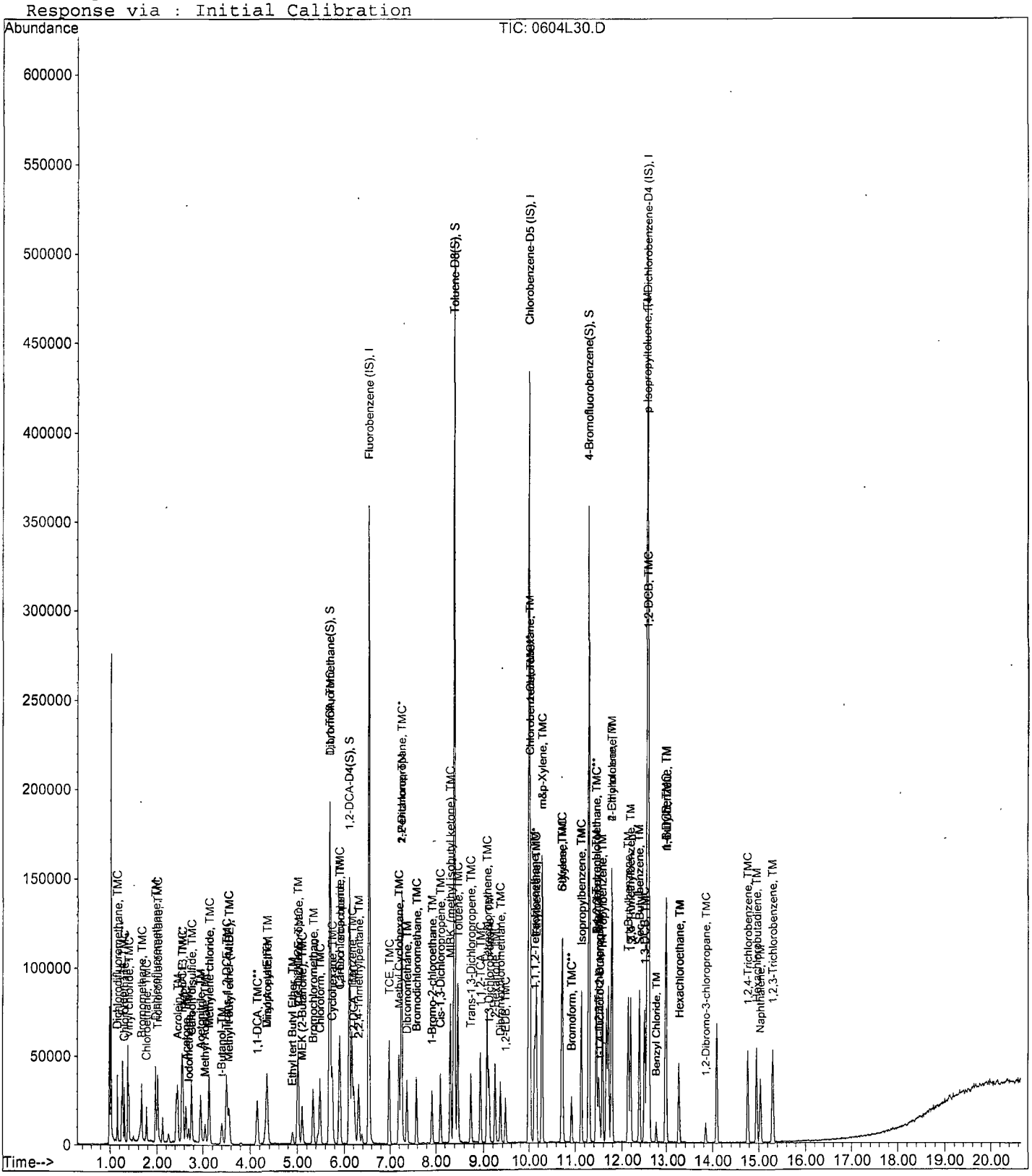

Data File : M:\LOKI\DATA\210601\0601L15.D Vial: 5
Acq On : 1 Jun 21 19:52 Operator:
Sample : 25ug/L BFB STD 5/3/21 Inst : Loki
Misc : IS&S: 10/21/20, 11/11/20 Multiplr: 1.00

Method : M:\LOKI\DATA\210601\L0601W.M (RTE Integrator)
Title : METHOD 8260B

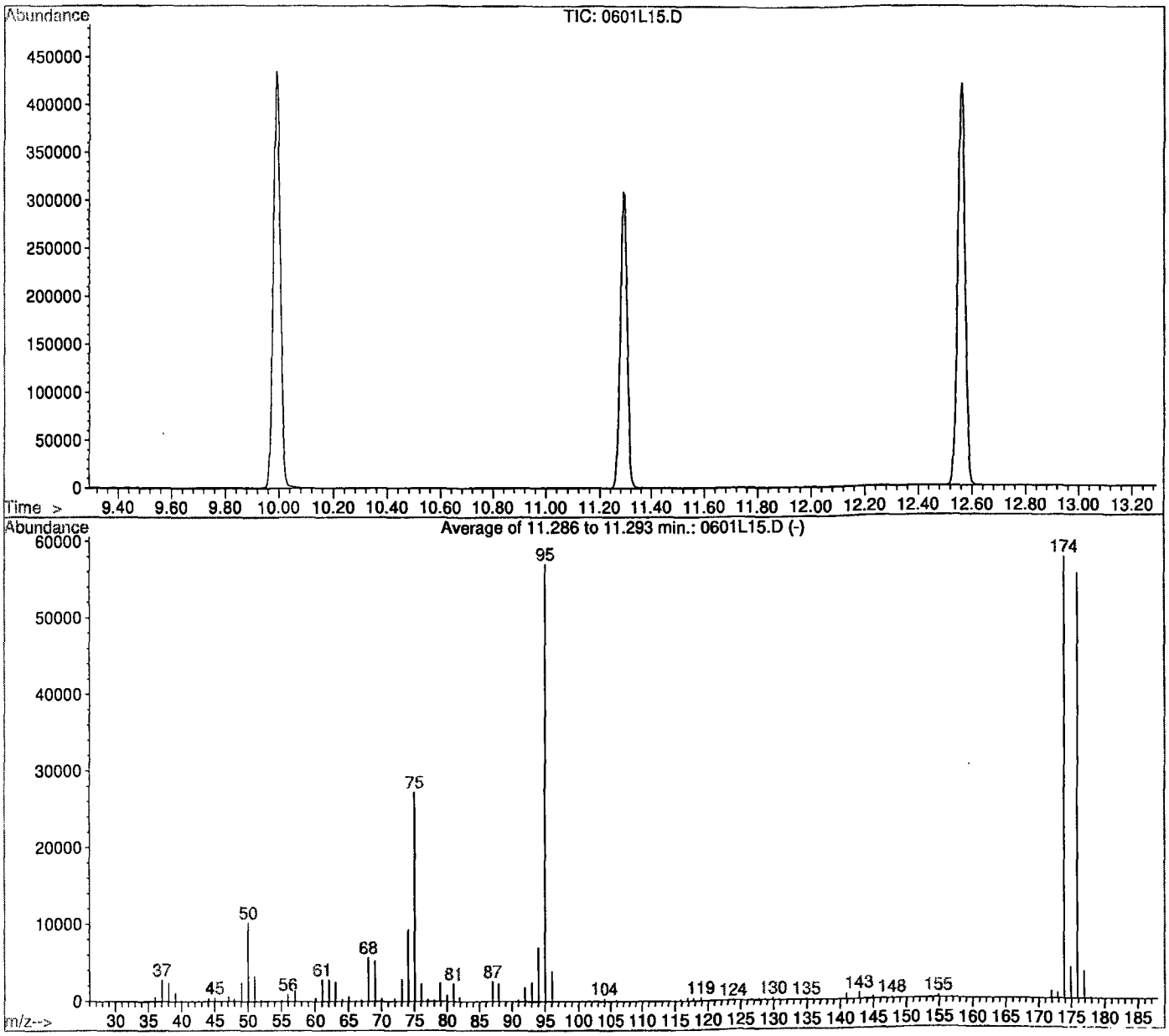

Spectrum Information: Average of 11.286 to 11.293 min.

Target Mass	Rel. to Mass	Lower Limit%	Upper Limit%	Rel. Abn%	Raw Abn	Result Pass/Fail
50	95	15	40	17.9	10184	PASS
75	95	30	60	47.8	27224	PASS
95	95	100	100	100.0	57003	PASS
96	95	5	9	6.8	3881	PASS
173	174	0.00	2	1.2	718	PASS
174	95	50	200	101.2	57677	PASS
175	174	5	9	7.0	4057	PASS
176	174	95	100	96.2	55507	PASS
177	176	5	9	6.4	3531	PASS

BFB

Data File : M:\LOKI\DATA\210601\0604L27.D
Acq On : 4 Jun 21 21:50
Sample : 25ug/L BFB STD 5/3/21
Misc : IS&S: 10/21/20, 11/11/20

Vial: 27
Operator:
Inst : Loki
Multiplr: 1.00

Method : M:\LOKI\DATA\210601\L0601W.M (RTE Integrator)
Title : METHOD 8260B

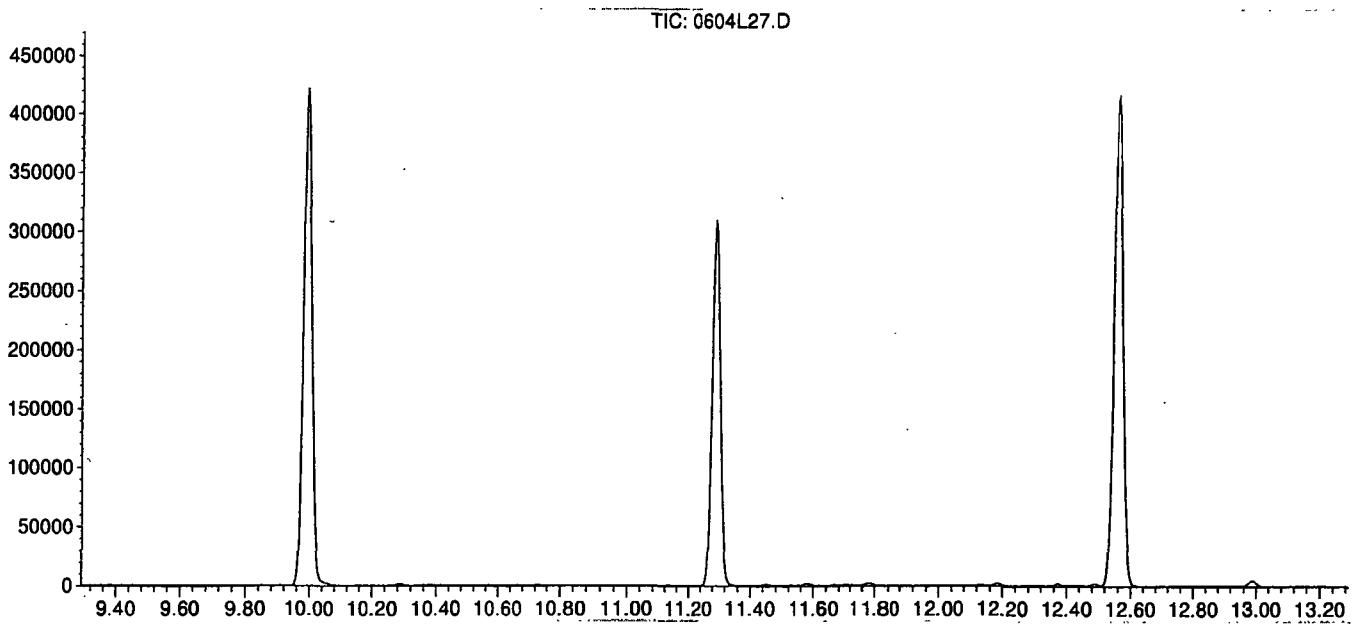

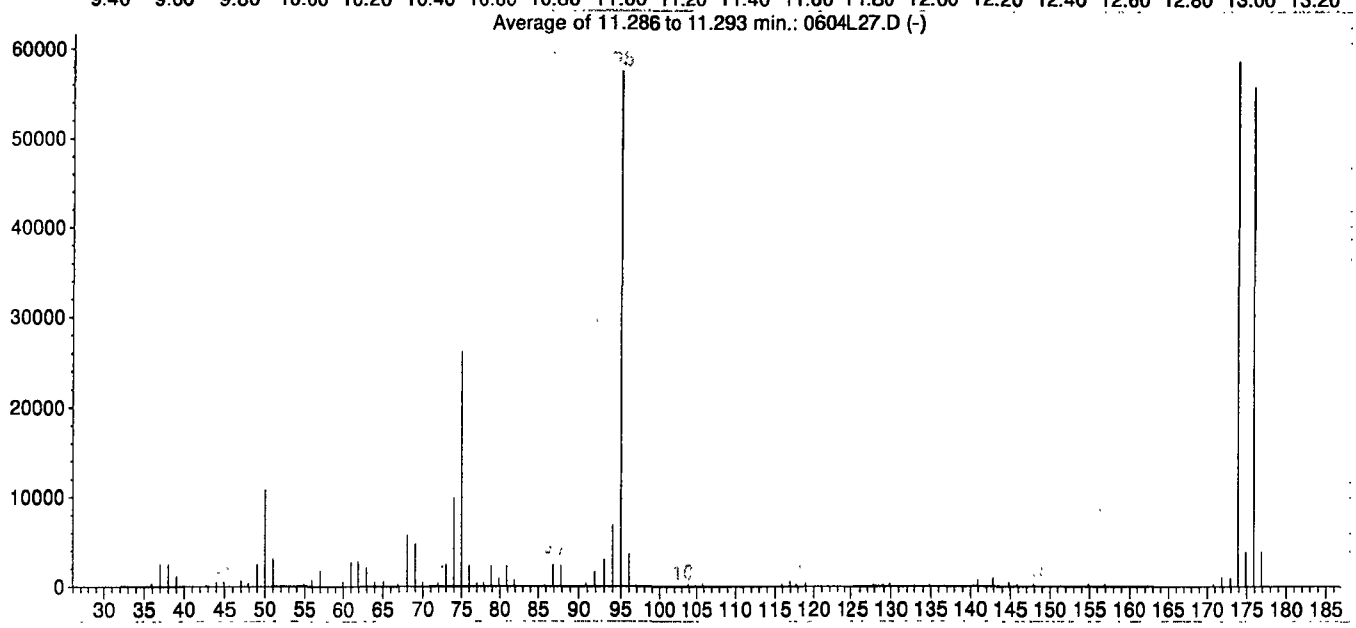

AutoFind: Scans 3420, 3421, 3422; Background Corrected with Scan 3405

Target Mass	Rel. to Mass	Lower Limit%	Upper Limit%	Rel. Abn%	Raw Abn	Result Pass/Fail
50	95	15	40	18.8	10798	PASS
75	95	30	60	45.4	26144	PASS
95	95	100	100	100.0	57579	PASS
96	95	5	9	6.2	3549	PASS
173	174	0.00	2	1.5	860	PASS
174	95	50	200	102.0	58733	PASS
175	174	5	9	6.5	3817	PASS
176	174	95	100	95.1	55848	PASS
177	176	5	9	6.8	3787	PASS

0604L27.D L0601W.M Mon Jun 07 07:50:50 2021

LOKI 8260 Standard Prep

LOKI 8260 Water Calibration Curve

Prepared By (Initials): CH

0.3ug/L

Prepared: 06/01/21

Expires: 06/16/21

Initial Standard Information							Final Standard Information			
Name of Initial Standard (QAU Label)	Supplier	APPL Mix Name	Conc. (ug/mL)	Reference To APPL Prep Date	Exp. Date	Exp. Date (Manufacturers)	Aliquot From Stock	Final Volume	Solvent	Final Standard Conc. (ug/L)
VOA STD. 9	Various	0.3ug/L	5	Prepared 05/28/21	07/27/21	N/A	3uL	50mL	P&T Water	0.3
VOA STD. 1	Absolute		50	Prepared 05/28/21	07/27/21	N/A	5uL			5
VOA STD. 2	Phenova		100	Prepared 05/28/21	07/27/21	N/A	2.5uL			5
VOA STD TBA	Various		250	Prepared 05/28/21	06/16/21	N/A	2uL			10

0.5ug/L

Prepared: 06/01/21

Expires: 06/16/21

Initial Standard Information							Final Standard Information			
Name of Initial Standard (QAU Label)	Supplier	APPL Mix Name	Conc (ug/mL)	Reference To APPL Prep Date	Exp. Date	Exp. Date (Manufacturers)	Aliquot From Stock	Final Volume	Solvent	Final Standard Conc. (ug/L)
VOA STD 9	Various	0.5ug/L	5	Prepared 05/28/21	07/27/21	N/A	5uL	50mL	P&T Water	0.5
VOA STD. 1	Absolute		50	Prepared 05/28/21	07/27/21	N/A	10uL			10
VOA STD. 2	Phenova		100	Prepared 05/28/21	07/27/21	N/A	5uL			10
VOA STD. TBA	Various		250	Prepared 05/28/21	06/16/21	N/A	5uL			25

1.0ug/L

Prepared: 06/01/21

Expires: 06/16/21

Initial Standard Information							Final Standard Information			
Name of Initial Standard (QAU Label)	Supplier	APPL Mix Name	Conc. (ug/mL)	Reference To APPL Prep Date	Exp. Date	Exp. Date (Manufacturers)	Aliquot From Stock	Final Volume	Solvent	Final Standard Conc. (ug/L)
VOA STD. 9	Various	1.0ug/L	5	Prepared 05/28/21	07/27/21	N/A	10uL	50mL	P&T Water	1
VOA STD. 1	Absolute		50	Prepared 05/28/21	07/27/21	N/A	20uL			20
VOA STD. 2	Phenova		100	Prepared 05/28/21	07/27/21	N/A	10uL			20
VOA STD. TBA	Various		250	Prepared 05/28/21	06/16/21	N/A	10uL			50

2.0ug/L

Prepared: 06/01/21

Expires: 06/16/21

Initial Standard Information							Final Standard Information			
Name of Initial Standard (QAU Label)	Supplier	APPL Mix Name	Conc. (ug/mL)	Reference To APPL Prep Date	Exp. Date	Exp. Date (Manufacturers)	Aliquot From Stock	Final Volume	Solvent	Final Standard Conc (ug/L)
VOA STD. 9	Various	2.0ug/L	5	Prepared 05/28/21	07/27/21	N/A	20uL	50mL	P&T Water	2
VOA STD. 1	Absolute		50	Prepared 05/28/21	07/27/21	N/A	30uL			30
VOA STD. 2	Phenova		100	Prepared 05/28/21	07/27/21	N/A	15uL			30
VOA STD TBA	Various		250	Prepared 05/28/21	06/16/21	N/A	15uL			75

5ug/L

Prepared: 06/01/21

Expires: 06/16/21

Initial Standard Information							Final Standard Information			
Name of Initial Standard (QAU Label)	Supplier	APPL Mix Name	Conc. (ug/mL)	Reference To APPL Prep Date	Exp. Date	Exp. Date (Manufacturers)	Aliquot From Stock	Final Volume	Solvent	Final Standard Conc. (ug/L)
VOA STD. 7	Various	5ug/L	50	Prepared 05/28/21	07/27/21	N/A	5uL	50mL	P&T Water	5
VOA STD. 8	Phenova		50	Prepared 05/28/21	06/16/21	N/A	5uL			5
VOA STD. 1	Absolute		50	Prepared 05/28/21	07/27/21	N/A	40uL			40
VOA STD. 2	Phenova		100	Prepared 05/28/21	07/27/21	N/A	20uL			20
VOA STD. TBA	Various		250	Prepared 05/28/21	06/16/21	N/A	20uL			100

10ug/L

Prepared: 06/01/21

Expires: 06/16/21

Initial Standard Information							Final Standard Information			
Name of Initial Standard (QAU Label)	Supplier	APPL Mix Name	Conc. (ug/mL)	Reference To APPL Prep Date	Exp. Date	Exp. Date (Manufacturers)	Aliquot From Stock	Final Volume	Solvent	Final Standard Conc. (ug/L)
VOA STD. 7	Various	10ug/L	50	Prepared 05/28/21	07/27/21	N/A	10uL	50mL	P&T Water	10
VOA STD. 8	Phenova		50	Prepared 05/28/21	06/16/21	N/A	10uL			10
VOA STD. 1	Absolute		50	Prepared 05/28/21	07/27/21	N/A	50uL			50
VOA STD. 2	Phenova		100	Prepared 05/28/21	07/27/21	N/A	25uL			50
VOA STD. TBA	Various		250	Prepared 05/28/21	06/16/21	N/A	25uL			125

20ug/L

Prepared: 06/01/21

Expires: 06/16/21

Initial Standard Information							Final Standard Information			
Name of Initial Standard (QAU Label)	Supplier	APPL Mix Name	Conc. (ug/mL)	Reference To APPL Prep Date	Exp. Date	Exp. Date (Manufacturers)	Aliquot From Stock	Final Volume	Solvent	Final Standard Conc. (ug/L)
VOA STD. 7	Various	20ug/L	50	Prepared 05/28/21	07/27/21	N/A	20uL	50mL	P&T Water	20
VOA STD. 8	Phenova		50	Prepared 05/28/21	06/16/21	N/A	20uL			20
VOA STD. 1	Absolute		50	Prepared 05/28/21	07/27/21	N/A	60uL			60
VOA STD. 2	Phenova		100	Prepared 05/28/21	07/27/21	N/A	30uL			60
VOA STD. TBA	Various		250	Prepared 05/28/21	06/16/21	N/A	30uL			150

40ug/L

Prepared: 06/01/21

Expires: 06/16/21

Initial Standard Information							Final Standard Information			
Name of Initial Standard (QAU Label)	Supplier	APPL Mix Name	Conc (ug/mL)	Reference To APPL Prep Date	Exp. Date	Exp. Date (Manufacturers)	Aliquot From Stock	Final Volume	Solvent	Final Standard Conc. (ug/L)
VOA STD. 7	Various	40ug/L	50	Prepared 05/28/21	07/27/21	N/A	40uL	50mL	P&T Water	40
VOA STD. 8	Phenova		50	Prepared 05/28/21	06/16/21	N/A	40uL			40
VOA STD 1	Absolute		50	Prepared 05/28/21	07/27/21	N/A	80uL			80
VOA STD 2	Phenova		100	Prepared 05/28/21	07/27/21	N/A	40uL			80
VOA STD. TBA	Various		250	Prepared 05/28/21	06/16/21	N/A	35uL			175

100ug/L

Prepared: 06/01/21

Expires: 06/16/21

Initial Standard Information							Final Standard Information			
Name of Initial Standard (QAU Label)	Supplier	APPL Mix Name	Conc. (ug/mL)	Reference To APPL Prep Date	Exp. Date	Exp. Date (Manufacturers)	Aliquot From Stock	Final Volume	Solvent	Final Standard Conc. (ug/L)
VOA STD. 7	Various	100ug/L	50	Prepared 05/28/21	07/27/21	N/A	100uL	50mL	P&T Water	100
VOA STD. 8	Phenova		50	Prepared 05/28/21	06/16/21	N/A	100uL			100
VOA STD. 1	Absolute		50	Prepared 05/28/21	07/27/21	N/A	100uL			100
VOA STD. 2	Phenova		100	Prepared 05/28/21	07/27/21	N/A	50uL			100
VOA STD. TBA	Various		250	Prepared 05/28/21	06/16/21	N/A	40uL			200

LOKI 8260 Water Second Source (SS)

Prepared: 06/01/21

Expires: 06/16/21

Prepared By (Initials): CH

Initial Standard Information							Final Standard Information			
Name of Initial Standard (QAU Label)	Supplier	APPL Mix Name	Conc. (ug/mL)	Reference To APPL Prep Date	Exp. Date	Exp. Date (Manufacturers)	Aliquot From Stock	Final Volume	Solvent	Final Standard Conc. (ug/L)
VOA STD 3	Phenova	8260 Water SS	100	Prepared 05/28/21	07/27/21	N/A	25uL	50mL	P&T Water	50
VOA STD. GASES	Phenova	8260 Water SS	50	Prepared 05/28/21	07/27/21	N/A	10uL			10
VOA STD 0	Phenova	8260 Water SS	50	Prepared 05/28/21	07/27/21	N/A	10uL			10
VOA STD. 2-CEVE	Absolute	8260 Water SS	50	Prepared 05/28/21	05/28/21	N/A	50uL			50
VOA STD. 6	Various	8260 Water SS	50	Prepared 05/28/21	06/16/21	N/A	10uL			10
Voa STD. TBA	Various	8260 Water SS	250	Prepared 05/28/21	06/16/21	N/A	25uL			250

8260 Water Continuing Calibrations (CCV)/ Lab Control Spikes (LCS)

Prepared: 06/01/21

Expires: 06/02/21

Prepared By (Initials): CH

Initial Standard Information							Final Standard Information			
Name of Initial Standard (QAU Label)	Supplier	APPL Mix Name	Conc. (ug/mL)	Reference To APPL Prep Date	Exp. Date	Exp. Date (Manufacturers)	Aliquot From Stock	Final Volume	Solvent	Final Standard Conc (ug/L)
VOA STD. 7	Various	CCV/ LCS	50	Prepared 05/28/21	07/27/21	N/A	10uL	50mL	P&T Water	10
VOA STD 8	Phenova	CCV/ LCS	50	Prepared 05/28/21	06/16/21	N/A	10uL			10
VOA STD. 1	Absolute	CCV/ LCS	50	Prepared 05/28/21	07/27/21	N/A	50uL			50
VOA STD 2	Phenova	CCV/ LCS	100	Prepared 05/28/21	07/27/21	N/A	25uL			50
VOA STD. TBA	Various	CCV/ LCS	250	Prepared 05/28/21	06/16/21	N/A	25uL			250

Primary and Secondary Working Standards

Primary Standards

VOA STD 7

Prepared: 05/28/21 A
Expires: 07/27/21
Prepared By (Initials): EO
Methanol Lot No. DW117-US-0095

Initial Standard Information							Final Standard Information			
Name of Initial Standard (QAU Label)	Supplier	Supplier P/N#	Conc. (ug/mL)	Lot Number - QA Number	Exp. Date (1 yr)	Exp. Date (Manufacturers)	Aliquot From Stock	Final Volume	Solvent	Final Standard Conc. (ug/mL)
VOA Gasses STD	Phenova	ALO-101206	2,000	CL14505-51548	05/28/22	10/31/24	100uL	4mL	Methanol	50
Hexachloroethane	Absolute	70199	1,000	021621-52152	05/28/22	02/16/26	200uL			50
Benzyl Chloride	Absolute	70037	1,000	011421-52157	05/28/22	01/14/22	200uL			50

VOA STD 8

Prepared: 05/28/21 B
Expires: 06/16/21
Prepared By (Initials): EO
Methanol Lot No. DW117-US-0095

Initial Standard Information							Final Standard Information			
Name of Initial Standard (QAU Label)	Supplier	Supplier P/N#	Conc. (ug/mL)	Lot Number - QA Number	Exp. Date (1 yr)	Exp. Date (Manufacturers)	Aliquot From Stock	Final Volume	Solvent	Final Standard Conc. (ug/mL)
VOA Additions STD	Phenova	ALO-130175	2,000	CL14058-52059	05/28/22	08/31/21	100uL	4mL	Methanol	50
502.2 Cal. Std.	Phenova	ALO-101200	2,000	CL16052-52068	05/28/22	11/30/25	100uL			50
Vinyl Acetate	Phenova	ALO-101228	2,000	CL16869-52321	05/21/22	06/16/21	100uL			50

VOA STD TBA

Prepared: 05/28/21 C
Expires: 06/16/21
Prepared By (Initials): EO
Methanol Lot No. DW117-US-0095

Initial Standard Information							Final Standard Information			
Name of Initial Standard (QAU Label)	Supplier	Supplier P/N#	Conc. (ug/mL)	Lot Number - QA Number	Exp. Date (1 yr)	Exp. Date (Manufacturers)	Aliquot From Stock	Final Volume	Solvent	Final Standard Conc. (ug/mL)
Custom VOC Mix	Phenova	ALO-130176	2,000	CL15725-52079	05/28/22	09/30/23	500uL	4mL	Methanol	250
Acrolein	Phenova	ALO-130549	10,000	CL16873-52322	05/21/22	06/16/21	100uL			250

VOA STD 1

Prepared: 05/28/21 D
Expires: 07/27/21
Prepared By (Initials): EO
Methanol Lot No. DW117-US-0095

Initial Standard Information							Final Standard Information			
Name of Initial Standard (QAU Label)	Supplier	Supplier P/N#	Conc. (ug/mL)	Lot Number - QA Number	Exp. Date (1 yr)	Exp. Date (Manufacturers)	Aliquot From Stock	Final Volume	Solvent	Final Standard Conc. (ug/mL)
2-CEVE	Absolute	82408	2,000	111419-52162	05/28/22	11/14/22	50	2mL	Methanol	50

VOA STD 2

Prepared: 05/28/21 E
Expires: 07/27/21
Prepared By (Initials): EO
Methanol Lot No. DW117-US-0095

Initial Standard Information							Final Standard Information			
Name of Initial Standard (QAU Label)	Supplier	Supplier P/N#	Conc. (ug/mL)	Lot Number - QA Number	Exp. Date (1 yr)	Exp. Date (Manufacturers)	Aliquot From Stock	Final Volume	Solvent	Final Standard Conc. (ug/mL)
Ketones Std.	Phenova	AL0-109211	2,000	CL16067-52089	05/28/22	11/30/30	100	4mL	Methanol	50

VOA STD 9

Prepared: 05/28/21 F
Expires: 07/27/21
Prepared By (Initials): EO
Methanol Lot No. DW117-US-0095

Initial Standard Information							Final Standard Information			
Name of Initial Standard (QAU Label)	Supplier	APPL Mix Name	Conc. (ug/mL)	Reference To APPL Prep Date	Exp. Date (1 yr)	Exp. Date (Manufacturers)	Aliquot From Stock	Final Volume	Solvent	Final Standard Conc. (ug/mL)
VOA STD. 7		VOA STD. 9	50	Prepared 05/28/21	05/28/22	N/A	200uL	2mL	Methanol	5
VOA STD. 8			50	Prepared 05/28/21	05/28/22	N/A	200uL			5

VOA STD. 10

Prepared: 05/28/21 G
Expires: 07/27/21
Prepared By (Initials): EO
Methanol Lot No. DW117-US-0095

Initial Standard Information							Final Standard Information			
Name of Initial Standard (QAU Label)	Supplier	APPL Mix Name	Conc. (ug/mL)	Reference To APPL Prep Date	Exp. Date (1 yr)	Exp. Date (Manufacturers)	Aliquot From Stock	Final Volume	Solvent	Final Standard Conc. (ug/mL)
VOA STD. 1		VOA STD. 10	50	Prepared 05/28/21	05/28/22	N/A	200uL	2mL	Methanol	5

VOA STD. 12

Prepared: 05/28/21 H
Expires: 07/27/21
Prepared By (Initials): EO
Methanol Lot No. DW117-US-0095

Initial Standard Information							Final Standard Information			
Name of Initial Standard (QAU Label)	Supplier	APPL Mix Name	Conc. (ug/mL)	Reference To APPL Prep Date	Exp. Date (1 yr)	Exp. Date (Manufacturers)	Aliquot From Stock	Final Volume	Solvent	Final Standard Conc. (ug/mL)
VOA STD. 2		VOA STD. 12	50	Prepared 05/28/21	05/28/22	N/A	200uL	2mL	Methanol	5

Second Source (SS) Standards

VOA STD. 3

Prepared: 05/28/21 I

Expires: 07/27/21

Prepared By (Initials): EO

Methanol Lot No. DW117-US-0095

Initial Standard Information							Final Standard Information			
Name of Initial Standard (QAU Label)	Supplier	Supplier P/N#	Conc. (ug/mL)	Lot Number - QA Number	Exp. Date (1 yr)	Exp. Date (Manufacturers)	Aliquot From Stock	Final Volume	Solvent	Final Standard Conc. (ug/mL)
Ketones Standard	Phenova	ALO-101211	2,000	CL16074-52094	05/28/22	11/30/30	50uL	2mL	Methanol	50

VOA STD. Gases

Prepared: 05/28/21 J

Expires: 07/27/21

Prepared By (Initials): EO

Methanol Lot No. DW117-US-0095

Initial Standard Information							Final Standard Information			
Name of Initial Standard (QAU Label)	Supplier	Supplier P/N#	Conc. (ug/mL)	Lot Number - QA Number	Exp. Date (1 yr)	Exp. Date (Manufacturers)	Aliquot From Stock	Final Volume	Solvent	Final Standard Conc. (ug/mL)
8260 Gases (SS)	Phenova	ALO-101206	2,000	CL15533-51566	05/28/22	07/31/25	50uL	2mL	Methanol	50

VOA STD. 6

Prepared: 05/28/21 K

Expires: 06/16/21

Prepared By (Initials): EO

Methanol Lot No. DW117-US-0095

Initial Standard Information							Final Standard Information			
Name of Initial Standard (QAU Label)	Supplier	Supplier P/N#	Conc. (ug/mL)	Lot Number - QA Number	Exp. Date (1 yr)	Exp. Date (Manufacturers)	Aliquot From Stock	Final Volume	Solvent	Final Standard Conc. (ug/mL)
502.2 Calibration STD. (54-compounds)	Phenova	ALO-101200	2,000	CL16071-52073	05/28/22	11/30/25	50uL	2mL	Methanol	50
Vinyl Acetate	Phenova	ALO-101228	2,000	CL16869-52320	05/21/22	06/16/21	50uL			50
Hexachloroethane	Accustan	AS-E0011	1,000	219061767-52115	05/28/22	06/28/29	100uL			50
Benzyl Chloride	Accustan	M-8010-01	200	219111303-01-52119	05/28/22	01/30/23	500uL			50

VOA STD. TBA

Prepared: 05/28/21 L

Expires: 06/16/21

Prepared By (Initials): EO

Methanol Lot No. DW117-US-0095

Initial Standard Information							Final Standard Information			
Name of Initial Standard (QAU Label)	Supplier	Supplier P/N#	Conc. (ug/mL)	Lot Number - QA Number	Exp. Date (1 yr)	Exp. Date (Manufacturers)	Aliquot From Stock	Final Volume	Solvent	Final Standard Conc. (ug/mL)
Custom VOA Mix (4-3)	Phenova	ALO-130176	2,000	CL16012-52084	05/28/22	11/30/23	250uL	2mL	Methanol	250
Acrolein	Phenova	ALO-101224	10,000	CL16873-52323	05/21/22	06/16/21	50uL			250

VOA STD. 0

Prepared: 05/28/21 M

Expires: 07/27/21

Prepared By (Initials): EO

Methanol Lot No. DW117-US-0095

Initial Standard Information							Final Standard Information			
Name of Initial Standard (QAU Label)	Supplier	Supplier P/N#	Conc. (ug/mL)	Lot Number - QA Number	Exp. Date (1 yr)	Exp. Date (Manufacturers)	Aliquot From Stock	Final Volume	Solvent	Final Standard Conc. (ug/mL)
VOA Addition STD.	Phenova	ALO-130175	2,000	CL15724-52064	05/28/22	09/30/22	50uL	2mL	Methanol	50

VOA STD. 2-CEVE

Prepared: 05/28/21 N

Expires: 07/27/21

Prepared By (Initials): EO

Methanol Lot No. DW117-US-0095

Initial Standard Information							Final Standard Information			
Name of Initial Standard (QAU Label)	Supplier	Supplier P/N#	Conc. (ug/mL)	Lot Number - QA Number	Exp. Date (1 yr)	Exp. Date (Manufacturers)	Aliquot From Stock	Final Volume	Solvent	Final Standard Conc. (ug/mL)
2-CEVE (SS)	Absolute	82408	2,000	12119-52167	05/28/22	12/11/22	50uL	2mL	Methanol	50

Injection Log

Directory: M:\LOKI\DATA\210601\

Line	Vial	FileName	Multiplier	SampleName	Misc Info	Injected
1	5	0601L15.D	1	25ug/L BFB STD 5/3/21	IS&S: 10/21/20, 11/11/20	1 Jun 21 19:52
2	6	0601L16.D	1	0.3ug/L VOC STD 6/1/21	IS&S: 10/21/20, 11/11/20	1 Jun 21 20:20
3	7	0601L17.D	1	0.5ug/L VOC STD 6/1/21	IS&S: 10/21/20, 11/11/20	1 Jun 21 20:48
4	8	0601L18.D	1	1ug/L VOC STD 6/1/21	IS&S: 10/21/20, 11/11/20	1 Jun 21 21:15
5	9	0601L19.D	1	2ug/L VOC STD 6/1/21	IS&S: 10/21/20, 11/11/20	1 Jun 21 21:43
6	10	0601L20.D	1	5ug/L VOC STD 6/1/21	IS&S: 10/21/20, 11/11/20	1 Jun 21 22:10
7	11	0601L21.D	1	10ug/L VOC STD 6/1/21	IS&S: 10/21/20, 11/11/20	1 Jun 21 22:38
8	12	0601L22.D	1	20ug/L VOC STD 6/1/21	IS&S: 10/21/20, 11/11/20	1 Jun 21 23:05
9	13	0601L23.D	1	40ug/L VOC STD 6/1/21	IS&S: 10/21/20, 11/11/20	1 Jun 21 23:33
10	14	0601L24.D	1	100ug/L VOC STD 6/1/21	IS&S: 10/21/20, 11/11/20	2 Jun 21 00:01
11	16	0601L26.D	1	(SS) 10ug/L VOC STD 6/1/21	IS&S: 10/21/20, 11/11/20	2 Jun 21 00:56
12	27	0604L27.D	1	25ug/L BFB STD 5/3/21	IS&S: 10/21/20, 11/11/20	4 Jun 21 21:50
13	28	0604L28.D	1	210604B CCV 10ug/L	IS&S: 10/21/20, 11/11/20	4 Jun 21 22:18
14	29	0604L29.D	1	210604B LCS 10ug/L	IS&S: 10/21/20, 11/11/20	4 Jun 21 22:46
15	30	0604L30.D	1	210604B LCSD 10ug/L	IS&S: 10/21/20, 11/11/20	4 Jun 21 23:13
16	34	0604L34.D	1	210604B BLK	IS&S: 10/21/20, 11/11/20	5 Jun 21 1:04
17	42	0604L42.D	1	BA33438W01	IS&S: 10/21/20, 11/11/20	5 Jun 21 4:44
18	43	0604L43.D	1	BA33439W01	IS&S: 10/21/20, 11/11/20	5 Jun 21 5:11
19	44	0604L44.D	1	BA33441W01	IS&S: 10/21/20, 11/11/20	5 Jun 21 5:39
20	45	0604L45.D	1	BA33442W01	IS&S: 10/21/20, 11/11/20	5 Jun 21 6:07
21	46	0604L46.D	1	BA33444W01	IS&S: 10/21/20, 11/11/20	5 Jun 21 6:34
22	47	0604L47.D	1	BA33445W01	IS&S: 10/21/20, 11/11/20	5 Jun 21 7:02
23	52	0604L52.D	1	Ending CCV 10ug/L 6/4/21	IS&S: 10/21/20, 11/11/20	5 Jun 21 9:20

ORGANICS

Calibration Data

VOLATILE ORGANIC ANALYSIS
VOLATILE ORGANIC COMPOUNDS

Form 6
Initial Calibration

Lab Name: APPL, Inc. SDG No:
Case No: Initial Cal. Date: 06/02/21
Matrix: Water Instrument: Loki Initials: CH

		Compound	1	2	3	4	5	6	7				Avg	%RSD	Type	r^2	Q	MRF
			0601L27.D	0601L28.D	0601L29.D	0601L30.D	0601L31.D	0601L32.D	0601L33.D									
1	I	Fluorobenzene (IS)																
2	TMHBL	Gasoline C6-C10	6.944	2.867	1.492	0.5843	0.3717	0.3197	0.2856				1.8	133	TMHB	0.999		
3	I	Chlorobenzene-D5 (IS)																
4	I	1,4-Dichlorobenzene-D (IS)																
5																		
6																		
7																		
8																		
9																		
10																		
11																		
12																		
13																		
14																		
15																		
16																		
17																		
18																		
19																		
20																		
21																		
22																		
23																		
24																		
25																		
26																		
27																		
28																		
29																		
30																		
31																		
32																		
33																		
34																		
35																		

Quantitation Report (QT Reviewed)

Data File : M:\LOKI\DATA\210601\0601L27.D
Acq On : 2 Jun 21 1:23
Sample : 20ug/L GAS STD 6/1/21
Misc : IS&S: 10/21/20, 11/11/20

Vial: 17
Operator:
Inst : Loki
Multiplr: 1.00

Quant Time: Jun 3 9:53 2021 Quant Results File: LGAS0601.RES

Quant Method : M:\LOKI\DATA\210601\LGAS0601.M (RTE Integrator)
Title : METHOD 8260B
Last Update : Thu Jun 03 09:51:29 2021
Response via : Initial Calibration
DataAcq Meth : 020321_L8260

Internal Standards	R.T.	QIon	Response	Conc Units	Dev(Min)
1) Fluorobenzene (IS)	6.53	TIC	786822	25.000 ppb	0.00
3) Chlorobenzene-D5 (IS)	12.56	TIC	945889	25.000 ppb	0.00
4) 1,4-Dichlorobenzene-D (IS)	12.56	TIC	949260	25.000 ppb	0.00

System Monitoring Compounds

Target Compounds					Qvalue
2) Gasoline C6-C10	8.39	TIC	4371064m	32.161 ppb	100

(#) = qualifier out of range (m) = manual integration

Quantitation Report

Data File : M:\LOKI\DATA\210601\0601L27.D
Acq On : 2 Jun 21 1:23
Sample : 20ug/L GAS STD 6/1/21
Misc : IS&S: 10/21/20, 11/11/20

Vial: 17
Operator:
Inst : Loki
Multiplr: 1.00

Quant Time: Jun 3 9:53 2021

Quant Results File: LGAS0601.RES

Method : M:\LOKI\DATA\210601\LGAS0601.M (RTE Integrator)
Title : METHOD 8260B
Last Update : Thu Jun 03 09:56:33 2021
Response via : Initial Calibration



Quantitation Report (QT Reviewed)

Data File : M:\LOKI\DATA\210601\0601L28.D Vial: 18
Acq On : 2 Jun 21 1:51 Operator:
Sample : 50ug/L GAS STD 6/1/21 Inst : Loki
Misc : IS&S: 10/21/20, 11/11/20 Multiplr: 1.00

Quant Time: Jun 3 9:54 2021 Quant Results File: LGAS0601.RES

Quant Method : M:\LOKI\DATA\210601\LGAS0601.M (RTE Integrator)
Title : METHOD 8260B
Last Update : Thu Jun 03 09:51:29 2021
Response via : Initial Calibration
DataAcq Meth : 020321_L8260

Internal Standards	R.T.	QIon	Response	Conc Units	Dev(Min)
1) Fluorobenzene (IS)	6.53	TIC	769626	25.000 ppb	0.00
3) Chlorobenzene-D5 (IS)	12.56	TIC	929745	25.000 ppb	0.00
4) 1,4-Dichlorobenzene-D (IS)	12.56	TIC	929782	25.000 ppb	0.00

System Monitoring Compounds

Target Compounds					Qvalue
2) Gasoline C6-C10	8.39	TIC	4413631m	58.346 ppb	100

(#) = qualifier out of range (m) = manual integration

Quantitation Report

Data File : M:\LOKI\DATA\210601\0601L28.D Vial: 18
Acq On : 2 Jun 21 1:51 Operator:
Sample : 50ug/L GAS STD 6/1/21 Inst : Loki
Misc : IS&S: 10/21/20, 11/11/20 Multiplr: 1.00

Quant Time: Jun 3 9:54 2021 Quant Results File: LGAS0601.RES

Method : M:\LOKI\DATA\210601\LGAS0601.M (RTE Integrator)
Title : METHOD 8260B
Last Update : Thu Jun 03 09:56:33 2021
Response via : Initial Calibration



Quantitation Report (QT Reviewed)

Data File : M:\LOKI\DATA\210601\0601L29.D Vial: 19
Acq On : 2 Jun 21 2:19 Operator:
Sample : 100ug/L GAS STD 6/1/21 Inst : Loki
Misc : IS&S: 10/21/20, 11/11/20 Multiplr: 1.00

Quant Time: Jun 3 9:54 2021 Quant Results File: LGAS0601.RES

Quant Method : M:\LOKI\DATA\210601\LGAS0601.M (RTE Integrator)
Title : METHOD 8260B
Last Update : Thu Jun 03 09:51:29 2021
Response via : Initial Calibration
DataAcq Meth : 020321_L8260

Internal Standards	R.T.	QIon	Response	Conc Units	Dev(Min)
1) Fluorobenzene (IS)	6.54	TIC	758922	25.000 ppb	0.00
3) Chlorobenzene-D5 (IS)	12.56	TIC	907003	25.000 ppb	0.00
4) 1,4-Dichlorobenzene-D (IS)	12.56	TIC	907224	25.000 ppb	0.00

System Monitoring Compounds

Target Compounds					Qvalue
2) Gasoline C6-C10	8.39	TIC	4529308m	92.392 ppb	100

(#) = qualifier out of range (m) = manual integration

Quantitation Report

Data File : M:\LOKI\DATA\210601\0601L29.D
Acq On : 2 Jun 21 2:19
Sample : 100ug/L GAS STD 6/1/21
Misc : IS&S: 10/21/20, 11/11/20

Vial: 19
Operator:
Inst : Loki
Multiplr: 1.00

Quant Time: Jun 3 9:54 2021

Quant Results File: LGAS0601.RES

Method : M:\LOKI\DATA\210601\LGAS0601.M (RTE Integrator)
Title : METHOD 8260B
Last Update : Thu Jun 03 09:56:33 2021
Response via : Initial Calibration



Quantitation Report (QT Reviewed)

Data File : M:\LOKI\DATA\210601\0601L30.D Vial: 20
Acq On : 2 Jun 21 2:46 Operator:
Sample : 300ug/L GAS STD 6/1/21 Inst : Loki
Misc : IS&S: 10/21/20, 11/11/20 Multiplr: 1.00

Quant Time: Jun 3 9:54 2021 Quant Results File: LGAS0601.RES

Quant Method : M:\LOKI\DATA\210601\LGAS0601.M (RTE Integrator)
Title : METHOD 8260B
Last Update : Thu Jun 03 09:51:29 2021
Response via : Initial Calibration
DataAcq Meth : 020321_L8260

Internal Standards	R.T.	QIon	Response	Conc Units	Dev(Min)
1) Fluorobenzene (IS)	6.54	TIC	797442	25.000 ppb	0.00
3) Chlorobenzene-D5 (IS)	12.56	TIC	947754	25.000 ppb	0.00
4) 1,4-Dichlorobenzene-D (IS)	12.56	TIC	950227	25.000 ppb	0.00

System Monitoring Compounds

Target Compounds					Qvalue
2) Gasoline C6-C10	8.39	TIC	5591323m	244.666 ppb	100

(#) = qualifier out of range (m) = manual integration

Quantitation Report

Data File : M:\LOKI\DATA\210601\0601L30.D Vial: 20
Acq On : 2 Jun 21 2:46 Operator:
Sample : 300ug/L GAS STD 6/1/21 Inst : Loki
Misc : IS&S: 10/21/20, 11/11/20 Multiplr: 1.00

Quant Time: Jun 3 9:54 2021 Quant Results File: LGAS0601.RES

Method : M:\LOKI\DATA\210601\LGAS0601.M (RTE Integrator)
Title : METHOD 8260B
Last Update : Thu Jun 03 09:56:33 2021
Response via : Initial Calibration

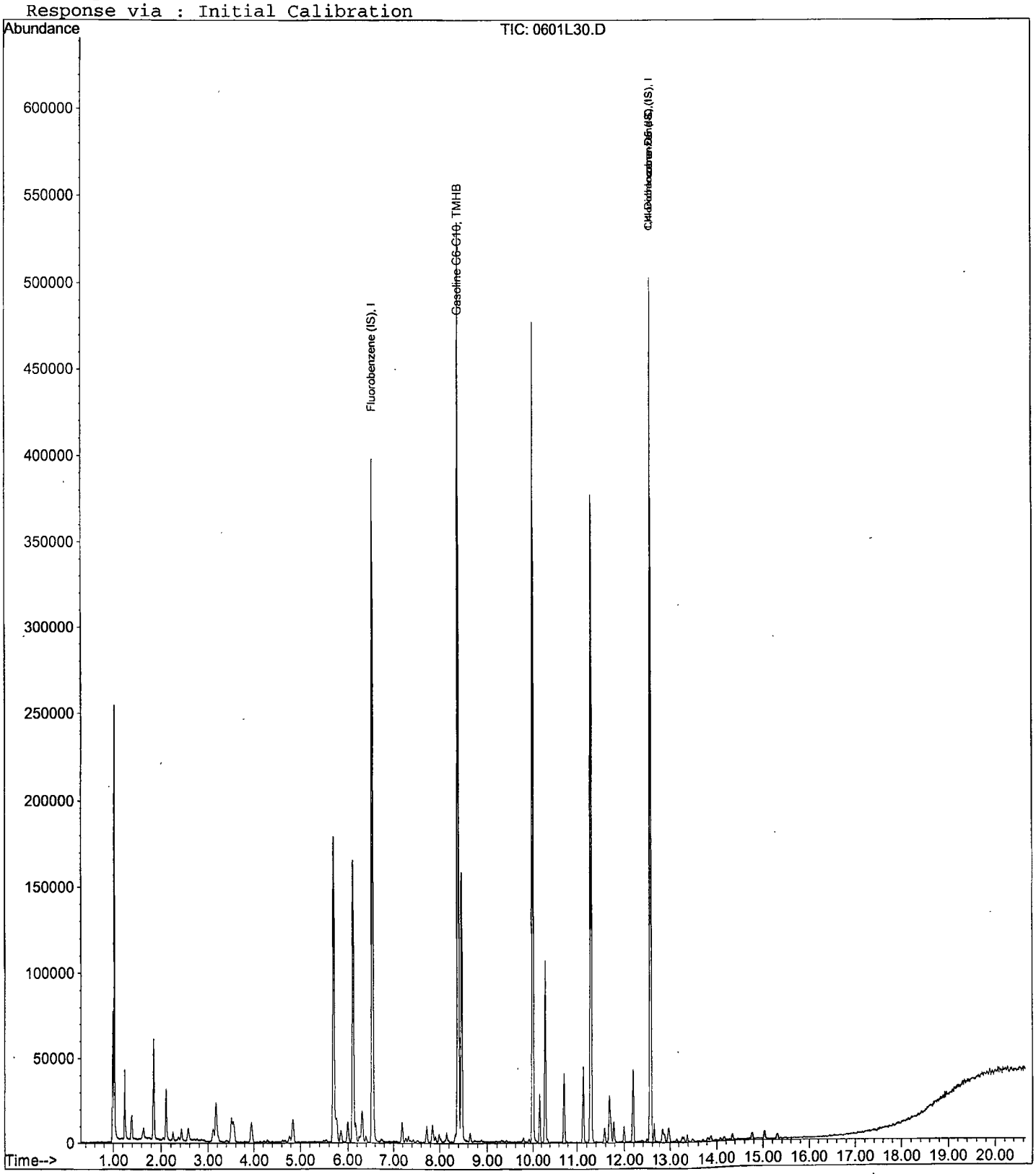

Quantitation Report (QT Reviewed)

Data File : M:\LOKI\DATA\210601\0601L31.D Vial: 21
Acq On : 2 Jun 21 3:14 Operator:
Sample : 600ug/L GAS STD 6/1/21 Inst : Loki
Misc : IS&S: 10/21/20, 11/11/20 Multiplr: 1.00

Quant Time: Jun 3 9:55 2021 Quant Results File: LGAS0601.RES

Quant Method : M:\LOKI\DATA\210601\LGAS0601.M (RTE Integrator)
Title : METHOD 8260B
Last Update : Thu Jun 03 09:51:29 2021
Response via : Initial Calibration
DataAcq Meth : 020321_L8260

Internal Standards	R.T.	QIon	Response	Conc Units	Dev(Min)
1) Fluorobenzene (IS)	6.53	TIC	822638	25.000 ppb	0.00
3) Chlorobenzene-D5 (IS)	12.56	TIC	974490	25.000 ppb	0.00
4) 1,4-Dichlorobenzene-D (IS)	12.56	TIC	974490	25.000 ppb	0.00

System Monitoring Compounds

Target Compounds					Qvalue
2) Gasoline C6-C10	8.39	TIC	7337769m	523.130 ppb	100

(#) = qualifier out of range (m) = manual integration
0601L31.D LGAS0601.M Mon Jun 07 12:16:25 2021

Quantitation Report

Data File : M:\LOKI\DATA\210601\0601L31.D Vial: 21
Acq On : 2 Jun 21 3:14 Operator:
Sample : 600ug/L GAS STD 6/1/21 Inst : Loki
Misc : IS&S: 10/21/20, 11/11/20 Multiplr: 1.00

Quant Time: Jun 3 9:55 2021 Quant Results File: LGAS0601.RES

Method : M:\LOKI\DATA\210601\LGAS0601.M (RTE Integrator)
Title : METHOD 8260B
Last Update : Thu Jun 03 09:56:33 2021
Response via : Initial Calibration

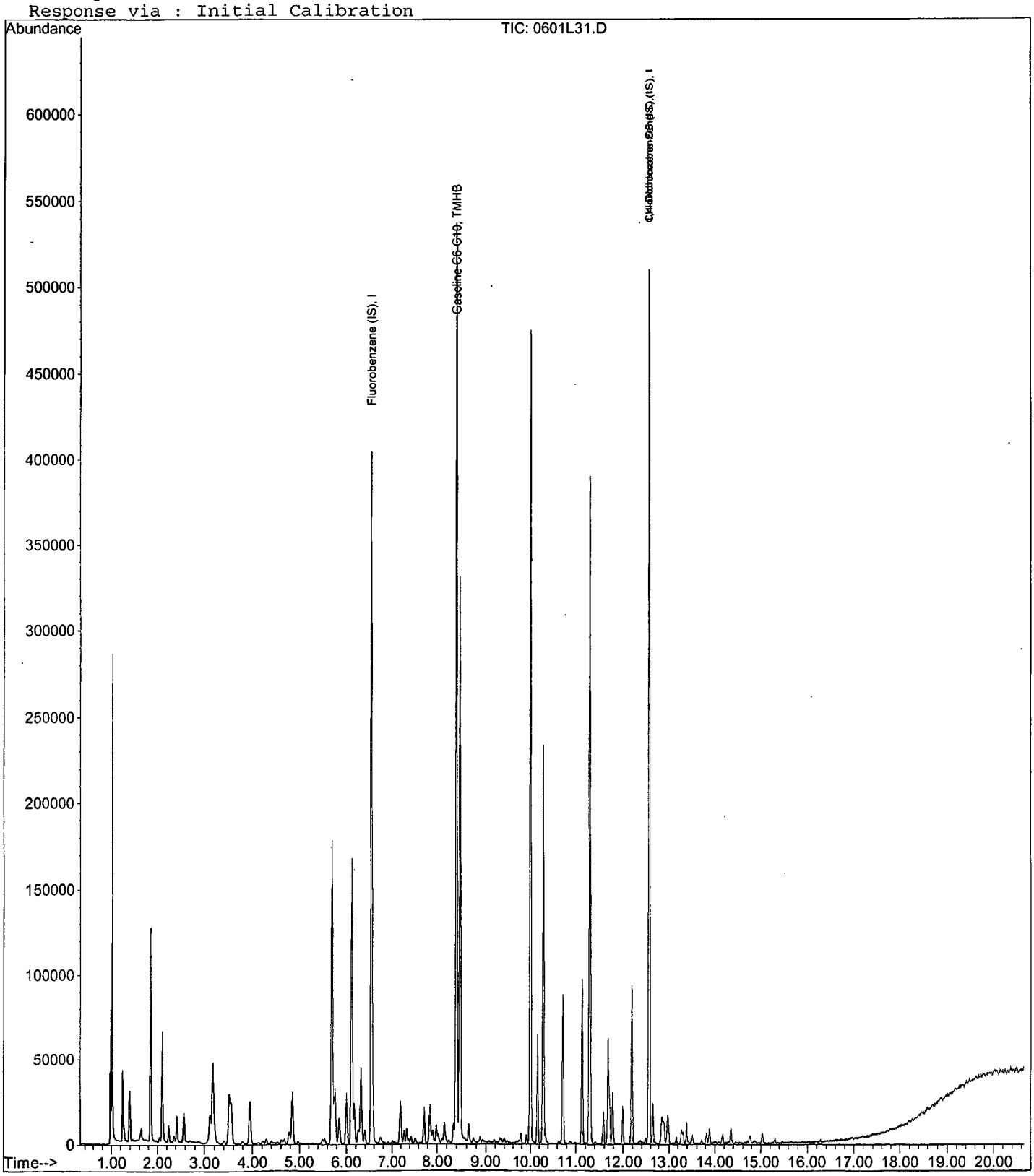

Quantitation Report (QT Reviewed)

Data File : M:\LOKI\DATA\210601\0601L32.D Vial: 22
Acq On : 2 Jun 21 3:41 Operator:
Sample : 800ug/L GAS STD 6/1/21 Inst : Loki
Misc : IS&S: 10/21/20, 11/11/20 Multiplr: 1.00

Quant Time: Jun 3 9:55 2021 Quant Results File: LGAS0601.RES

Quant Method : M:\LOKI\DATA\210601\LGAS0601.M (RTE Integrator)
Title : METHOD 8260B
Last Update : Thu Jun 03 09:51:29 2021
Response via : Initial Calibration
DataAcq Meth : 020321_L8260

Internal Standards	R.T.	QIon	Response	Conc Units	Dev(Min)
1) Fluorobenzene (IS)	6.53	TIC	840005	25.000 ppb	0.00
3) Chlorobenzene-D5 (IS)	12.56	TIC	974278	25.000 ppb	0.00
4) 1,4-Dichlorobenzene-D (IS)	12.56	TIC	974278	25.000 ppb	0.00

System Monitoring Compounds

Target Compounds					Qvalue
2) Gasoline C6-C10	8.39	TIC	8592411m	714.179 ppb	100

(#) = qualifier out of range (m) = manual integration

Quantitation Report

Data File : M:\LOKI\DATA\210601\0601L32.D Vial: 22
Acq On : 2 Jun 21 3:41 Operator:
Sample : 800ug/L GAS STD 6/1/21 Inst : Loki
Misc : IS&S: 10/21/20, 11/11/20 Multiplr: 1.00

Quant Time: Jun 3 9:55 2021 Quant Results File: LGAS0601.RES

Method : M:\LOKI\DATA\210601\LGAS0601.M (RTE Integrator)
Title : METHOD 8260B
Last Update : Thu Jun 03 09:56:33 2021
Response via : Initial Calibration

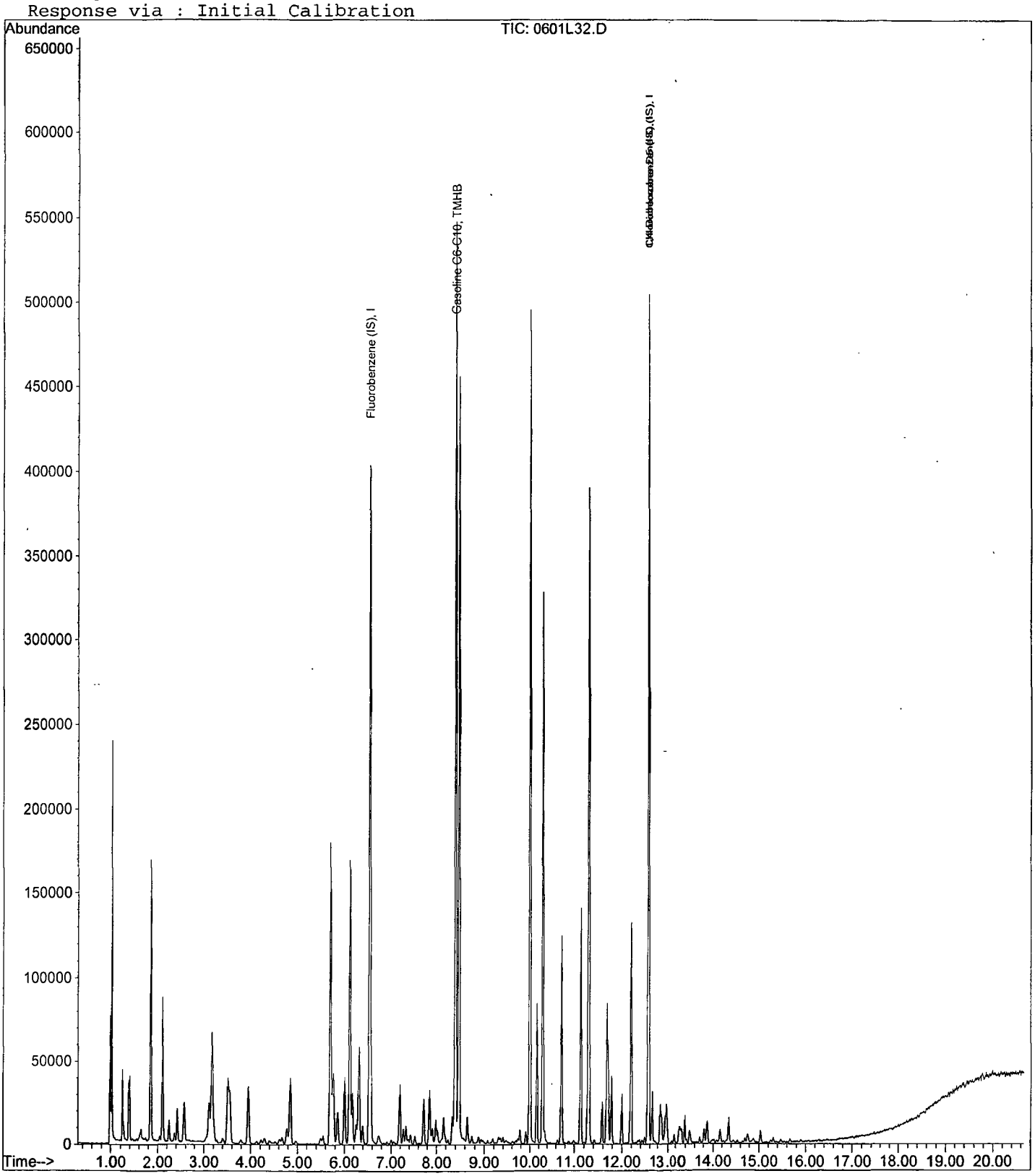

Quantitation Report (QT Reviewed)

Data File : M:\LOKI\DATA\210601\0601L33.D Vial: 23
Acq On : 2 Jun 21 4:09 Operator:
Sample : 1000ug/L GAS STD 6/1/21 Inst : Loki
Misc : IS&S: 10/21/20, 11/11/20 Multiplr: 1.00

Quant Time: Jun 3 9:56 2021 Quant Results File: LGAS0601.RES

Quant Method : M:\LOKI\DATA\210601\LGAS0601.M (RTE Integrator)
Title : METHOD 8260B
Last Update : Thu Jun 03 09:51:29 2021
Response via : Initial Calibration
DataAcq Meth : 020321_L8260

Internal Standards	R.T.	QIon	Response	Conc Units	Dev(Min)
1) Fluorobenzene (IS)	6.54	TIC	891324	25.000 ppb	0.00
3) Chlorobenzene-D5 (IS)	12.56	TIC	1024723	25.000 ppb	0.00
4) 1,4-Dichlorobenzene-D (IS)	12.56	TIC	1026487	25.000 ppb	0.00

System Monitoring Compounds

Target Compounds					Qvalue
2) Gasoline C6-C10	8.47	TIC	10181618m	888.421 ppb	100

(#) = qualifier out of range (m) = manual integration

Quantitation Report

Data File : M:\LOKI\DATA\210601\0601L33.D Vial: 23
Acq On : 2 Jun 21 4:09 Operator:
Sample : 1000ug/L GAS STD 6/1/21 Inst : Loki
Misc : IS&S: 10/21/20, 11/11/20 Multiplr: 1.00

Quant Time: Jun 3 9:56 2021 Quant Results File: LGAS0601.RES

Method : M:\LOKI\DATA\210601\LGAS0601.M (RTE Integrator)
Title : METHOD 8260B
Last Update : Thu Jun 03 09:56:33 2021
Response via : Initial Calibration

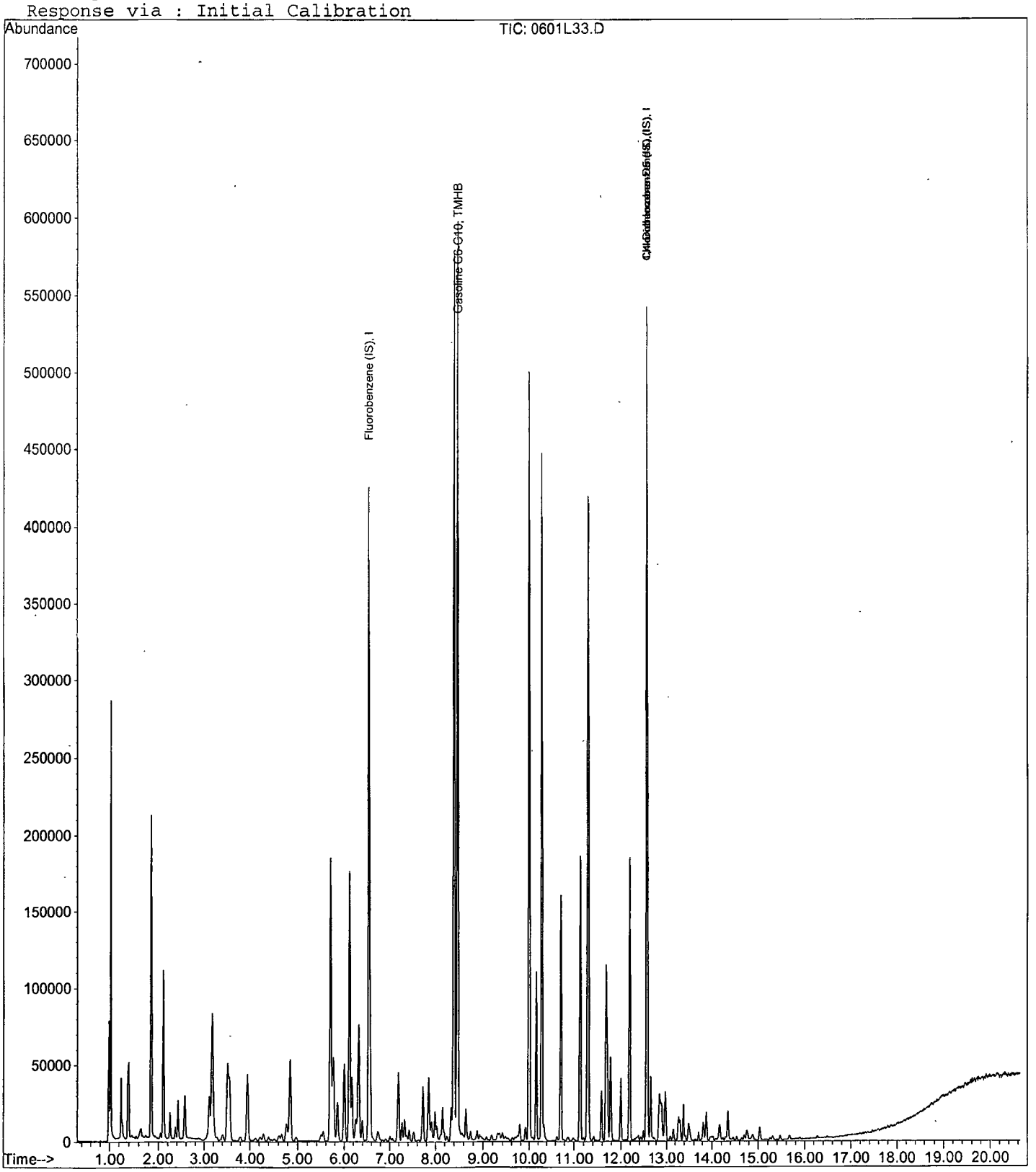

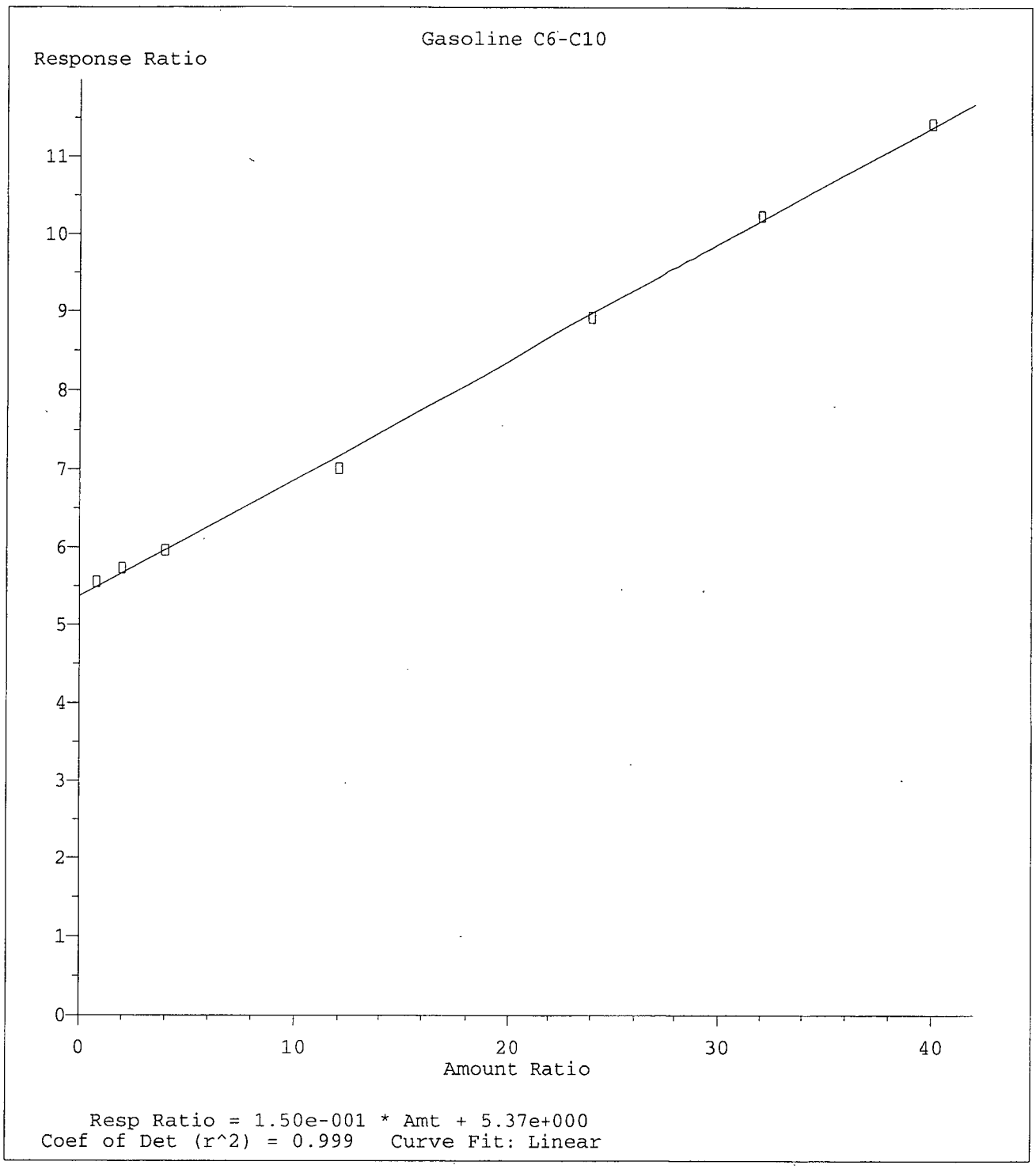

Method Name: M:\LOKI\DATA\210601\LGAS0601.M
Calibration Table Last Updated: Thu Jun 03 09:56:33 2021

VOLATILE ORGANIC ANALYSIS
VOLATILE ORGANIC COMPOUNDS

Form 7

Second Source Calibration

Lab Name: APPL, Inc.
Case No:
Matrix: Water

SDG No:
Date Analyzed: 2 Jun 21 5:04
Instrument: Loki
Initial Cal. Date: 06/02/21
Data File: 0601L35.D

		Compound	MEAN	CCRF	%D		%Drift
1	TMHB	Gasoline C6-C10	1.838	0.6261	66	TMHBL	19
2							
3							
4							
5							
6							
7							
8							
9							
10							
11							
12							
13							
14							
15							
16							
17							
18							
19							
20							
21							
22							
23							
24							
25							
26							
27							
28							
29							
30							
31							
32							
33							
34							
35							
36							
37							
38							
39							
40							
		Average			66.0		

Quantitation Report (QT Reviewed)

Data File : M:\LOKI\DATA\210601\0601L35.D Vial: 25
Acq On : 2 Jun 21 5:04 Operator:
Sample : (SS) 300ug/L GAS STD 6/1/21 Inst : Loki
Misc : IS&S: 10/21/20, 11/11/20 Multiplr: 1.00

Quant Time: Jun 3 9:58 2021 Quant Results File: LGAS0601.RES

Quant Method : M:\LOKI\DATA\210601\LGAS0601.M (RTE Integrator)
Title : METHOD 8260B
Last Update : Thu Jun 03 09:56:33 2021
Response via : Initial Calibration
DataAcq Meth : 020321_L8260

Internal Standards	R.T.	QIon	Response	Conc Units	Dev(Min)
1) Fluorobenzene (IS)	6.53	TIC	815111	25.000 ppb	0.00
3) Chlorobenzene-D5 (IS)	12.56	TIC	980678	25.000 ppb	0.00
4) 1,4-Dichlorobenzene-D (IS)	12.56	TIC	981833	25.000 ppb	0.00

System Monitoring Compounds

Target Compounds					Qvalue
2) Gasoline C6-C10	8.39	TIC	6124125m	356.589 ppb	100

(#) = qualifier out of range (m) = manual integration

Quantitation Report

Data File : M:\LOKI\DATA\210601\0601L35.D Vial: 25
Acq On : 2 Jun 21 5:04 Operator:
Sample : (SS) 300ug/L GAS STD 6/1/21 Inst : Loki
Misc : IS&S: 10/21/20, 11/11/20 Multiplr: 1.00

Quant Time: Jun 3 9:58 2021 Quant Results File: LGAS0601.RES

Method : M:\LOKI\DATA\210601\LGAS0601.M (RTE Integrator)
Title : METHOD 8260B
Last Update : Thu Jun 03 09:56:33 2021
Response via : Initial Calibration

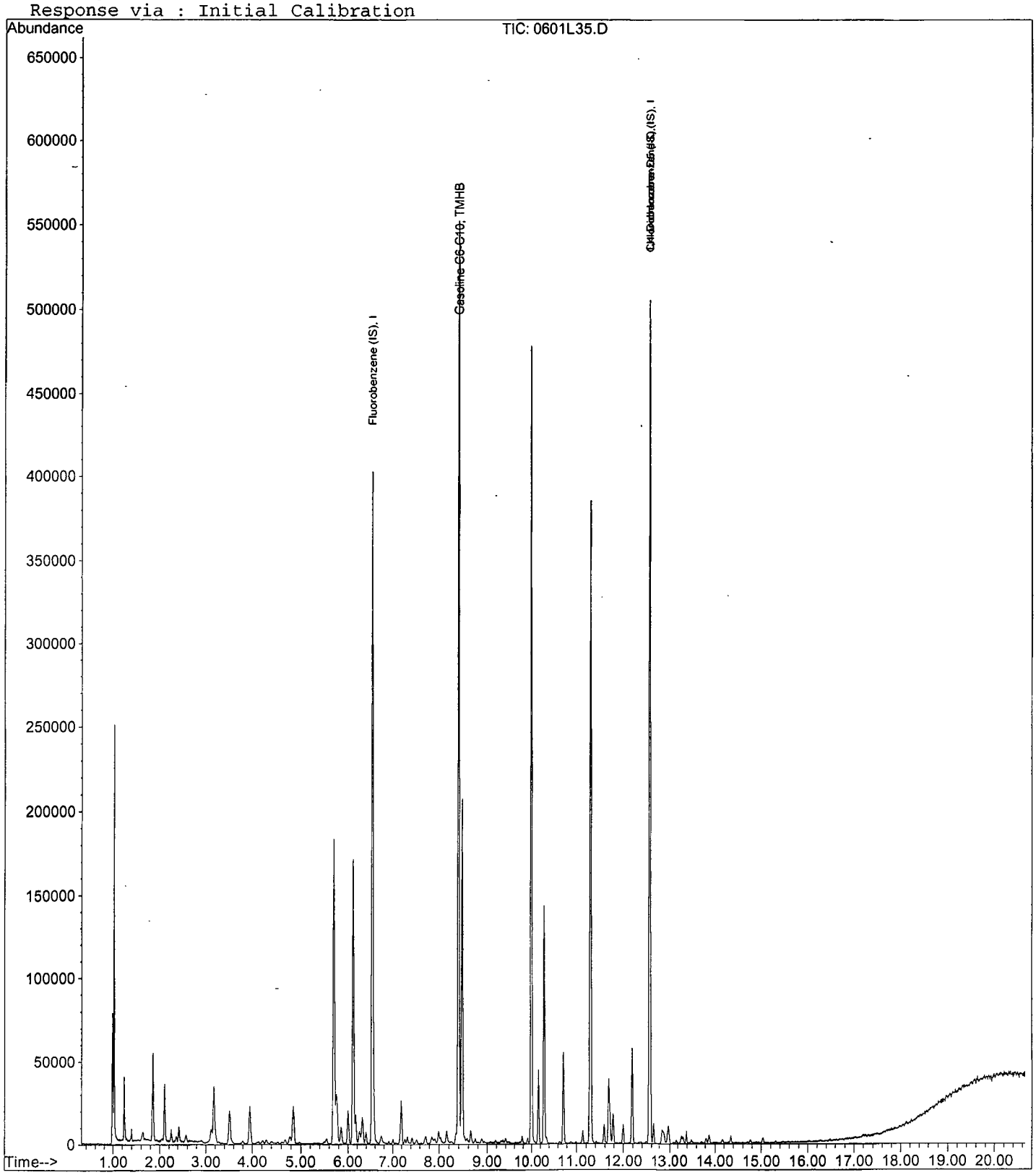

VOLATILE ORGANIC ANALYSIS
VOLATILE ORGANIC COMPOUNDS

Form 6
Initial Calibration

Lab Name: APPL, Inc. SDG No:
Case No: Initial Cal. Date: 06/01/21
Matrix: Water Instrument: Loki Initials: CH

		Compound	1	2	3	4	5	6	7	8	9		Avg	%RSD	Type	r^2	Q	MRF
			0601L16.D	0601L17.D	0601L18.D	0601L19.D	0601L20.D	0601L21.D	0601L22.D	0601L23.D	0601L24.D							
1	I	Fluorobenzene (IS)																
2	S	Dibromofluoromethane(S)	0.3366	0.3406	0.2906	0.2793	0.3012	0.2959	0.2933	0.2823	0.2674		0.30	8.3	S			
3	S	1,2-DCA-D4(S)	0.3691	0.3664	0.3097	0.2993	0.3248	0.3133	0.3121	0.2982	0.2791		0.32	9.5	S			
4	I	Chlorobenzene-D5 (IS)																
5	S	Toluene-D8(S)	1.237	1.197	1.067	1.079	1.213	1.217	1.235	1.217	1.195		1.2	5.5	S			
6	S	4-Bromofluorobenzene(S)	0.4561	0.4374	0.3548	0.3752	0.4174	0.4276	0.4476	0.4582	0.4554		0.43	8.8	S			
7	I	1,4-Dichlorobenzene-D4 (IS)																
8																		
9																		
10																		
11																		
12																		
13																		
14																		
15																		
16																		
17																		
18																		
19																		
20																		
21																		
22																		
23																		
24																		
25																		
26																		
27																		
28																		
29																		
30																		
31																		
32																		
33																		
34																		
35																		

Quantitation Report (Not Reviewed)

Data File : M:\LOKI\DATA\210601\0601L16.D Vial: 6
Acq On : 1 Jun 21 20:20 Operator:
Sample : 0.3ug/L VOC STD 6/1/21 Inst : Loki
Misc : IS&S: 10/21/20, 11/11/20 Multiplr: 1.00

Quant Time: Jun 8 12:01 2021 Quant Results File: L0601SUR.RES

Quant Method : M:\LOKI\DATA\210601\L0601SUR.M (RTE Integrator)
Title : METHOD 8260B
Last Update : Mon Jun 07 13:46:40 2021
Response via : Initial Calibration
DataAcq Meth : 020321_L8260

Internal Standards	R.T.	QIon	Response	Conc Units	Dev(Min)
1) Fluorobenzene (IS)	6.53	96	330913	25.000 ppb	0.00
4) Chlorobenzene-D5 (IS)	9.99	117	272247	25.000 ppb	0.00
7) 1,4-Dichlorobenzene-D4 (IS	12.56	152	138237	25.000 ppb	0.00
System Monitoring Compounds					
2) Dibromofluoromethane(S)	5.69	113	22277	5.636 ppb	0.00
Spiked Amount 25.000			Recovery	= 22.544%	
3) 1,2-DCA-D4(S)	6.11	65	24431	5.784 ppb	0.00
Spiked Amount 25.000			Recovery	= 23.136%	
5) Toluene-D8(S)	8.39	98	67337	5.222 ppb	0.00
Spiked Amount 25.000			Recovery	= 20.888%	
6) 4-Bromofluorobenzene(S)	11.29	174	24836	5.360 ppb	0.00
Spiked Amount 25.000			Recovery	= 21.440%	

Target Compounds Qvalue

(#) = qualifier out of range (m) = manual integration

Quantitation Report

Data File : M:\LOKI\DATA\210601\0601L16.D Vial: 6
Acq On : 1 Jun 21 20:20 Operator:
Sample : 0.3ug/L VOC STD 6/1/21 Inst : Loki
Misc : IS&S: 10/21/20, 11/11/20 Multiplr: 1.00

Quant Time: Jun 8 12:01 2021 Quant Results File: L0601SUR.RES

Method : M:\LOKI\DATA\210601\L0601SUR.M (RTE Integrator)
Title : METHOD 8260B
Last Update : Mon Jun 07 13:46:40 2021
Response via : Initial Calibration

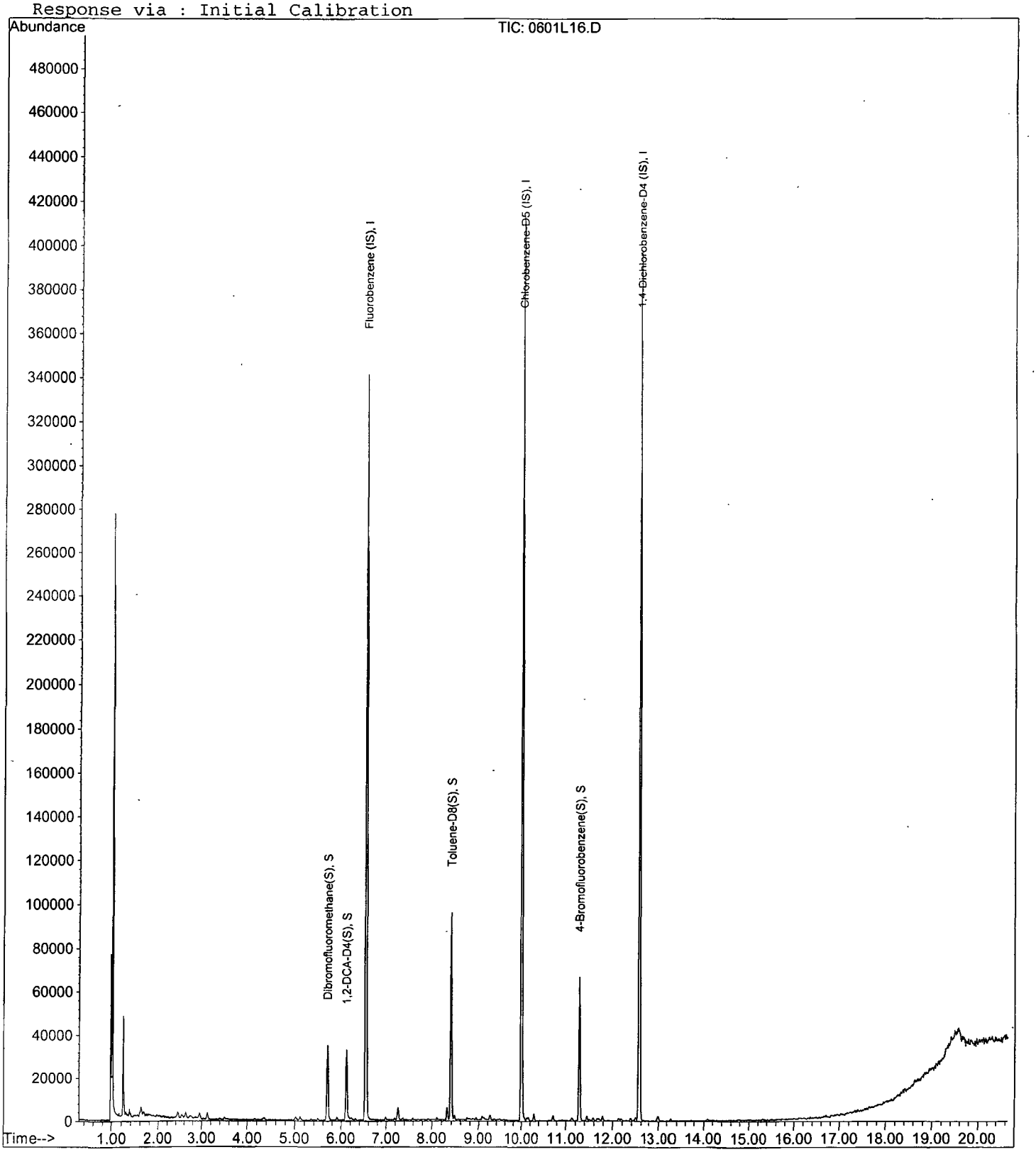

Quantitation Report (Not Reviewed)

Data File : M:\LOKI\DATA\210601\0601L17.D Vial: 7
Acq On : 1 Jun 21 20:48 Operator:
Sample : 0.5ug/L VOC STD 6/1/21 Inst : Loki
Misc : IS&S: 10/21/20, 11/11/20 Multiplr: 1.00

Quant Time: Jun 8 12:01 2021 Quant Results File: L0601SUR.RES

Quant Method : M:\LOKI\DATA\210601\L0601SUR.M (RTE Integrator)
Title : METHOD 8260B
Last Update : Mon Jun 07 13:46:40 2021
Response via : Initial Calibration
DataAcq Meth : 020321_L8260

Internal Standards	R.T.	QIon	Response	Conc	Units	Dev(Min)
1) Fluorobenzene (IS)	6.54	96	345391	25.000	ppb	0.00
4) Chlorobenzene-D5 (IS)	9.99	117	286716	25.000	ppb	0.00
7) 1,4-Dichlorobenzene-D4 (IS	12.56	152	140017	25.000	ppb	0.00
System Monitoring Compounds						
2) Dibromofluoromethane(S)	5.69	113	23531	5.704	ppb	0.00
Spiked Amount 25.000			Recovery	=	22.816%	
3) 1,2-DCA-D4(S)	6.11	65	25307	5.740	ppb	0.00
Spiked Amount 25.000			Recovery	=	22.960%	
5) Toluene-D8(S)	8.40	98	68665	5.056	ppb	0.00
Spiked Amount 25.000			Recovery	=	20.224%	
6) 4-Bromofluorobenzene(S)	11.29	174	25080	5.139	ppb	0.00
Spiked Amount 25.000			Recovery	=	20.556%	

Target Compounds Qvalue

(#) = qualifier out of range (m) = manual integration

Quantitation Report

Data File : M:\LOKI\DATA\210601\0601L17.D Vial: 7
Acq On : 1 Jun 21 20:48 Operator:
Sample : 0.5ug/L VOC STD 6/1/21 Inst : Loki
Misc : IS&S: 10/21/20, 11/11/20 Multiplr: 1.00

Quant Time: Jun 8 12:01 2021 Quant Results File: L0601SUR.RES

Method : M:\LOKI\DATA\210601\L0601SUR.M (RTE Integrator)
Title : METHOD 8260B
Last Update : Mon Jun 07 13:46:40 2021
Response via : Initial Calibration



Quantitation Report (Not Reviewed)

Data File : M:\LOKI\DATA\210601\0601L18.D
Acq On : 1 Jun 21 21:15
Sample : 1ug/L VOC STD 6/1/21
Misc : IS&S: 10/21/20, 11/11/20

Vial: 8
Operator:
Inst : Loki
Multiplr: 1.00

Quant Time: Jun 8 12:01 2021

Quant Results File: L0601SUR.RES

Quant Method : M:\LOKI\DATA\210601\L0601SUR.M (RTE Integrator)
Title : METHOD 8260B
Last Update : Mon Jun 07 13:46:40 2021
Response via : Initial Calibration
DataAcq Meth : 020321_L8260

Internal Standards	R.T.	QIon	Response	Conc Units	Dev(Min)
1) Fluorobenzene (IS)	6.53	96	355171	25.000 ppb	0.00
4) Chlorobenzene-D5 (IS)	9.99	117	298335	25.000 ppb	0.00
7) 1,4-Dichlorobenzene-D4 (IS	12.56	152	148524	25.000 ppb	0.00
System Monitoring Compounds					
2) Dibromofluoromethane(S)	5.69	113	41287	9.733 ppb	0.00
Spiked Amount 25.000			Recovery	= 38.932%	
3) 1,2-DCA-D4(S)	6.11	65	43993	9.704 ppb	0.00
Spiked Amount 25.000			Recovery	= 38.816%	
5) Toluene-D8(S)	8.39	98	127322	9.011 ppb	0.00
Spiked Amount 25.000			Recovery	= 36.044%	
6) 4-Bromofluorobenzene(S)	11.29	174	42342	8.338 ppb	0.00
Spiked Amount 25.000			Recovery	= 33.352%	

Target Compounds Qvalue

(#) = qualifier out of range (m) = manual integration

Quantitation Report

Data File : M:\LOKI\DATA\210601\0601L18.D
Acq On : 1 Jun 21 21:15
Sample : 1ug/L VOC STD 6/1/21
Misc : IS&S: 10/21/20, 11/11/20

Vial: 8
Operator:
Inst : Loki
Multiplr: 1.00

Quant Time: Jun 8 12:01 2021

Quant Results File: L0601SUR.RES

Method : M:\LOKI\DATA\210601\L0601SUR.M (RTE Integrator)
Title : METHOD 8260B
Last Update : Mon Jun 07 13:46:40 2021
Response via : Initial Calibration



Quantitation Report (Not Reviewed)

Data File : M:\LOKI\DATA\210601\0601L19.D Vial: 9
Acq On : 1 Jun 21 21:43 Operator:
Sample : 2ug/L VOC STD 6/1/21 Inst : Loki
Misc : IS&S: 10/21/20, 11/11/20 Multiplr: 1.00

Quant Time: Jun 8 12:01 2021 Quant Results File: L0601SUR.RES

Quant Method : M:\LOKI\DATA\210601\L0601SUR.M (RTE Integrator)
Title : METHOD 8260B
Last Update : Mon Jun 07 13:46:40 2021
Response via : Initial Calibration
DataAcq Meth : 020321_L8260

Internal Standards	R.T.	QIon	Response	Conc Units	Dev(Min)
1) Fluorobenzene (IS)	6.54	96	352918	25.000 ppb	0.00
4) Chlorobenzene-D5 (IS)	9.99	117	294916	25.000 ppb	0.00
7) 1,4-Dichlorobenzene-D4 (IS	12.56	152	158373	25.000 ppb	0.00
System Monitoring Compounds					
2) Dibromofluoromethane(S)	5.70	113	39426	9.354 ppb	0.00
Spiked Amount 25.000			Recovery	= 37.416%	
3) 1,2-DCA-D4(S)	6.11	65	42247	9.378 ppb	0.00
Spiked Amount 25.000			Recovery	= 37.512%	
5) Toluene-D8(S)	8.40	98	127290	9.113 ppb	0.00
Spiked Amount 25.000			Recovery	= 36.452%	
6) 4-Bromofluorobenzene(S)	11.29	174	44263	8.818 ppb	0.00
Spiked Amount 25.000			Recovery	= 35.272%	

Target Compounds Qvalue

(#) = qualifier out of range (m) = manual integration

Quantitation Report

Data File : M:\LOKI\DATA\210601\0601L19.D
Acq On : 1 Jun 21 21:43
Sample : 2ug/L VOC STD 6/1/21
Misc : IS&S: 10/21/20, 11/11/20

Vial: 9
Operator:
Inst : Loki
Multiplr: 1.00

Quant Time: Jun 8 12:01 2021

Quant Results File: L0601SUR.RES

Method : M:\LOKI\DATA\210601\L0601SUR.M (RTE Integrator)
Title : METHOD 8260B
Last Update : Mon Jun 07 13:46:40 2021
Response via : Initial Calibration



Quantitation Report (Not Reviewed)

Data File : M:\LOKI\DATA\210601\0601L20.D Vial: 10
Acq On : 1 Jun 21 22:10 Operator:
Sample : 5ug/L VOC STD 6/1/21 Inst : Loki
Misc : IS&S: 10/21/20, 11/11/20 Multiplr: 1.00

Quant Time: Jun 8 12:01 2021 Quant Results File: L0601SUR.RES

Quant Method : M:\LOKI\DATA\210601\L0601SUR.M (RTE Integrator)
Title : METHOD 8260B
Last Update : Mon Jun 07 13:46:40 2021
Response via : Initial Calibration
DataAcq Meth : 020321_L8260

Internal Standards	R.T.	QIon	Response	Conc Units	Dev(Min)
1) Fluorobenzene (IS)	6.53	96	368163	25.000 ppb	0.00
4) Chlorobenzene-D5 (IS)	9.99	117	305416	25.000 ppb	0.00
7) 1,4-Dichlorobenzene-D4 (IS	12.56	152	171391	25.000 ppb	0.00
System Monitoring Compounds					
2) Dibromofluoromethane(S)	5.69	113	110900	25.221 ppb	0.00
Spiked Amount 25.000			Recovery	= 100.884%	
3) 1,2-DCA-D4(S)	6.11	65	119570	25.444 ppb	0.00
Spiked Amount 25.000			Recovery	= 101.776%	
5) Toluene-D8(S)	8.39	98	370554	25.616 ppb	0.00
Spiked Amount 25.000			Recovery	= 102.464%	
6) 4-Bromofluorobenzene(S)	11.29	174	127473	24.521 ppb	0.00
Spiked Amount 25.000			Recovery	= 98.084%	

Target Compounds Qvalue

(#) = qualifier out of range (m) = manual integration

Quantitation Report

Data File : M:\LOKI\DATA\210601\0601L20.D Vial: 10
Acq On : 1 Jun 21 22:10 Operator:
Sample : 5ug/L VOC STD 6/1/21 Inst : Loki
Misc : IS&S: 10/21/20, 11/11/20 Multiplr: 1.00

Quant Time: Jun 8 12:01 2021 Quant Results File: L0601SUR.RES

Method : M:\LOKI\DATA\210601\L0601SUR.M (RTE Integrator)
Title : METHOD 8260B
Last Update : Mon Jun 07 13:46:40 2021
Response via : Initial Calibration

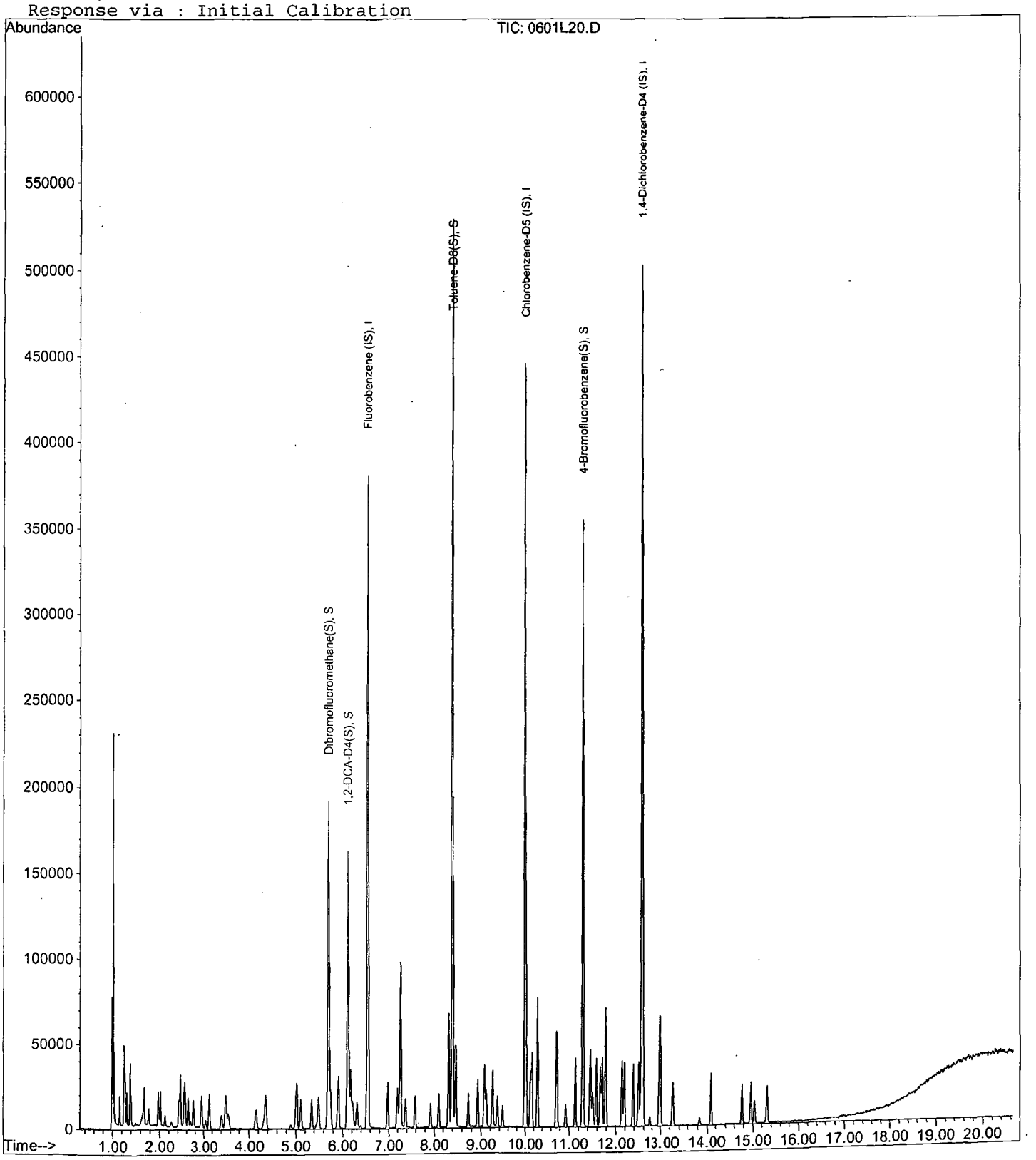

Quantitation Report (Not Reviewed)

Data File : M:\LOKI\DATA\210601\0601L21.D Vial: 11
Acq On : 1 Jun 21 22:38 Operator:
Sample : 10ug/L VOC STD 6/1/21 Inst : Loki
Misc : IS&S: 10/21/20, 11/11/20 Multiplr: 1.00

Quant Time: Jun 8 12:01 2021 Quant Results File: L0601SUR.RES

Quant Method : M:\LOKI\DATA\210601\L0601SUR.M (RTE Integrator)
Title : METHOD 8260B
Last Update : Mon Jun 07 13:46:40 2021
Response via : Initial Calibration
DataAcq Meth : 020321_L8260

Internal Standards	R.T.	QIon	Response	Conc Units	Dev(Min)
1) Fluorobenzene (IS)	6.53	96	367590	25.000 ppb	0.00
4) Chlorobenzene-D5 (IS)	9.99	117	304257	25.000 ppb	0.00
7) 1,4-Dichlorobenzene-D4 (IS	12.56	152	182815	25.000 ppb	0.00
System Monitoring Compounds					
2) Dibromofluoromethane(S)	5.70	113	108787	24.779 ppb	0.00
Spiked Amount 25.000			Recovery	= 99.116%	
3) 1,2-DCA-D4(S)	6.11	65	115184	24.549 ppb	0.00
Spiked Amount 25.000			Recovery	= 98.196%	
5) Toluene-D8(S)	8.39	98	370149	25.685 ppb	0.00
Spiked Amount 25.000			Recovery	= 102.740%	
6) 4-Bromofluorobenzene(S)	11.29	174	130114	25.124 ppb	0.00
Spiked Amount 25.000			Recovery	= 100.496%	

Target Compounds Qvalue

(#) = qualifier out of range (m) = manual integration

Quantitation Report

Data File : M:\LOKI\DATA\210601\0601L21.D Vial: 11
Acq On : 1 Jun 21 22:38 Operator:
Sample : 10ug/L VOC STD 6/1/21 Inst : Loki
Misc : IS&S: 10/21/20, 11/11/20 Multiplr: 1.00

Quant Time: Jun 8 12:01 2021 Quant Results File: L0601SUR.RES

Method : M:\LOKI\DATA\210601\L0601SUR.M (RTE Integrator)
Title : METHOD 8260B
Last Update : Mon Jun 07 13:46:40 2021
Response via : Initial Calibration

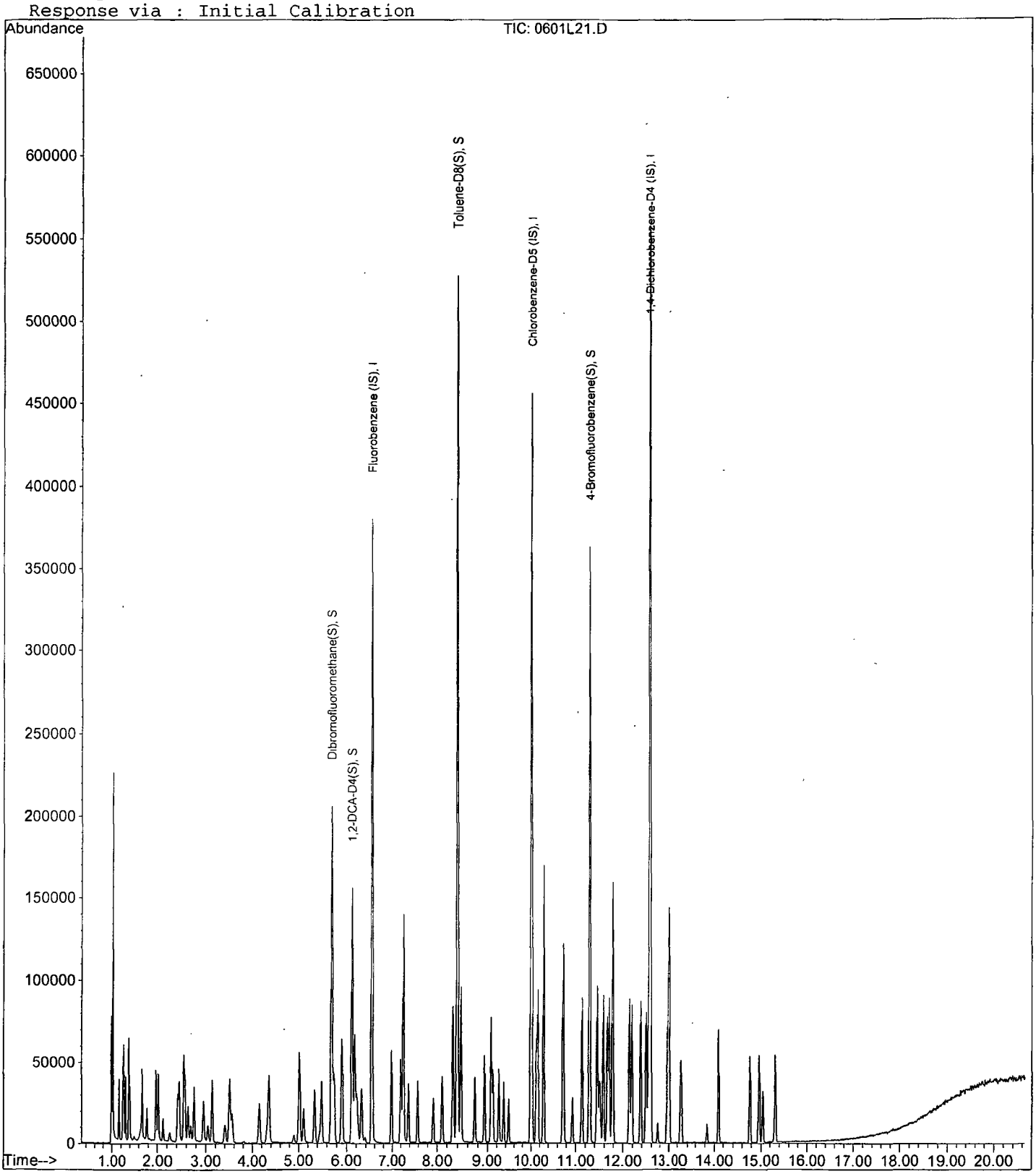

Quantitation Report (Not Reviewed)

Data File : M:\LOKI\DATA\210601\0601L22.D Vial: 12
Acq On : 1 Jun 21 23:05 Operator:
Sample : 20ug/L VOC STD 6/1/21 Inst : Loki
Misc : IS&S: 10/21/20, 11/11/20 Multiplr: 1.00

Quant Time: Jun 8 12:01 2021 Quant Results File: L0601SUR.RES

Quant Method : M:\LOKI\DATA\210601\L0601SUR.M (RTE Integrator)
Title : METHOD 8260B
Last Update : Mon Jun 07 13:46:40 2021
Response via : Initial Calibration
DataAcq Meth : 020321_L8260

Internal Standards	R.T.	QIon	Response	Conc Units	Dev(Min)
1) Fluorobenzene (IS)	6.53	96	391070	25.000 ppb	0.00
4) Chlorobenzene-D5 (IS)	9.99	117	324854	25.000 ppb	0.00
7) 1,4-Dichlorobenzene-D4 (IS	12.56	152	199324	25.000 ppb	0.00
System Monitoring Compounds					
2) Dibromofluoromethane(S)	5.69	113	229368	49.107 ppb	0.00
Spiked Amount 25.000			Recovery	= 196.428%	
3) 1,2-DCA-D4(S)	6.11	65	244108	48.903 ppb	0.00
Spiked Amount 25.000			Recovery	= 195.612%	
5) Toluene-D8(S)	8.39	98	802446	52.153 ppb	0.00
Spiked Amount 25.000			Recovery	= 208.612%	
6) 4-Bromofluorobenzene(S)	11.29	174	290805	52.593 ppb	0.00
Spiked Amount 25.000			Recovery	= 210.372%	

Target Compounds Qvalue

(#) = qualifier out of range (m) = manual integration

Quantitation Report

Data File : M:\LOKI\DATA\210601\0601L22.D Vial: 12
Acq On : 1 Jun 21 23:05 Operator:
Sample : 20ug/L VOC STD 6/1/21 Inst : Loki
Misc : IS&S: 10/21/20, 11/11/20 Multiplr: 1.00

Quant Time: Jun 8 12:01 2021 Quant Results File: L0601SUR.RES

Method : M:\LOKI\DATA\210601\L0601SUR.M (RTE Integrator)
Title : METHOD 8260B
Last Update : Mon Jun 07 13:46:40 2021
Response via : Initial Calibration

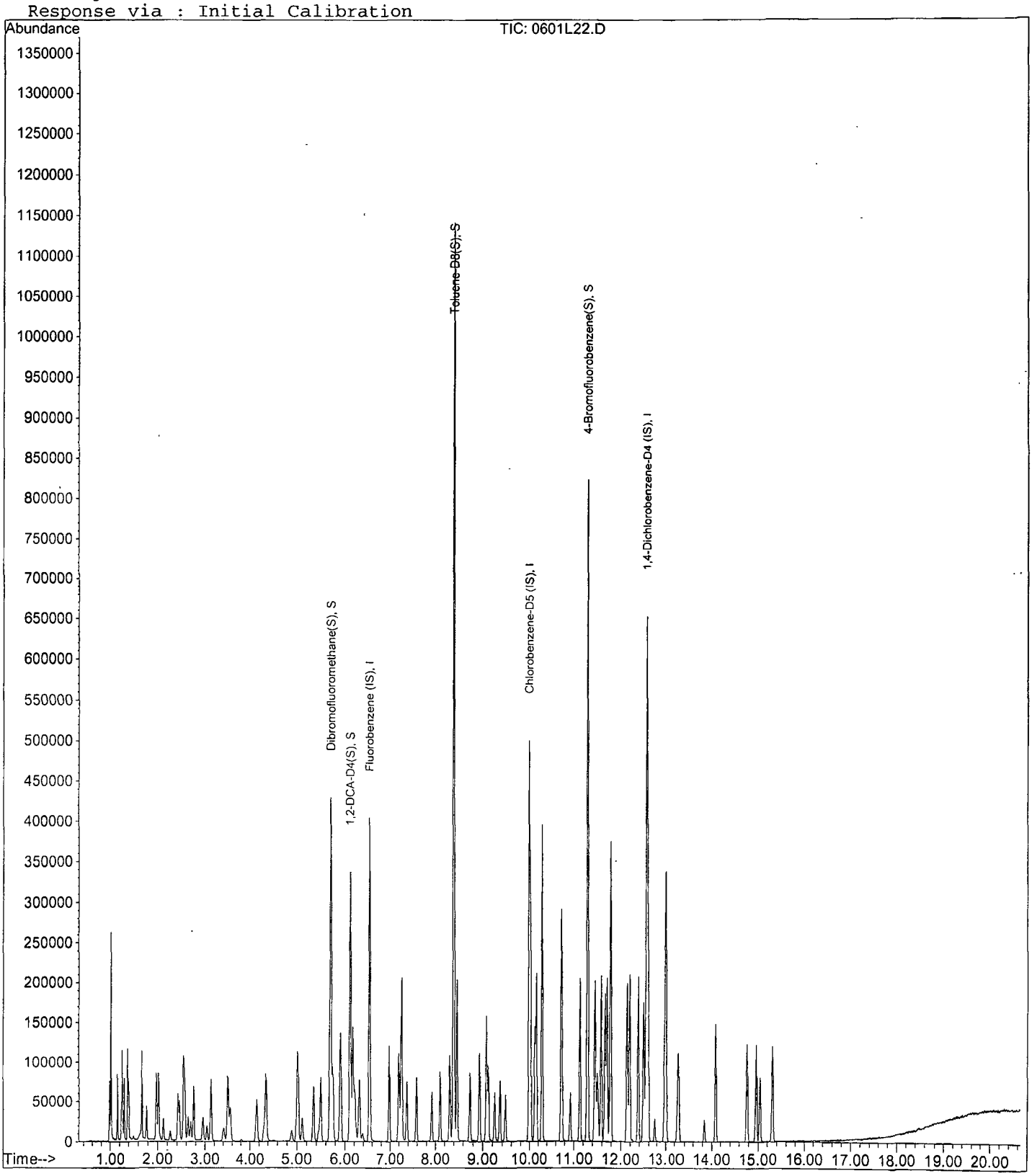

Quantitation Report (Not Reviewed)

Data File : M:\LOKI\DATA\210601\0601L23.D Vial: 13
Acq On : 1 Jun 21 23:33 Operator:
Sample : 40ug/L VOC STD 6/1/21 Inst : Loki
Misc : IS&S: 10/21/20, 11/11/20 Multiplr: 1.00

Quant Time: Jun 8 12:01 2021 Quant Results File: L0601SUR.RES

Quant Method : M:\LOKI\DATA\210601\L0601SUR.M (RTE Integrator)
Title : METHOD 8260B
Last Update : Mon Jun 07 13:46:40 2021
Response via : Initial Calibration
DataAcq Meth : 020321_L8260

Internal Standards	R.T.	QIon	Response	Conc Units	Dev(Min)
1) Fluorobenzene (IS)	6.53	96	412168	25.000 ppb	0.00
4) Chlorobenzene-D5 (IS)	9.99	117	341477	25.000 ppb	0.00
7) 1,4-Dichlorobenzene-D4 (IS	12.56	152	214519	25.000 ppb	0.00
System Monitoring Compounds					
2) Dibromofluoromethane(S)	5.70	113	232724	47.275 ppb	0.00
Spiked Amount 25.000			Recovery	= 189.100%	
3) 1,2-DCA-D4(S)	6.11	65	245812	46.724 ppb	0.00
Spiked Amount 25.000			Recovery	= 186.896%	
5) Toluene-D8(S)	8.39	98	830901	51.373 ppb	0.00
Spiked Amount 25.000			Recovery	= 205.492%	
6) 4-Bromofluorobenzene(S)	11.29	174	312936	53.840 ppb	0.00
Spiked Amount 25.000			Recovery	= 215.360%	

Target Compounds Qvalue

(#) = qualifier out of range (m) = manual integration

Quantitation Report

Data File : M:\LOKI\DATA\210601\0601L23.D Vial: 13
Acq On : 1 Jun 21 23:33 Operator:
Sample : 40ug/L VOC STD 6/1/21 Inst : Loki
Misc : IS&S: 10/21/20, 11/11/20 Multiplr: 1.00

Quant Time: Jun 8 12:01 2021 Quant Results File: L0601SUR.RES

Method : M:\LOKI\DATA\210601\L0601SUR.M (RTE Integrator)
Title : METHOD 8260B
Last Update : Mon Jun 07 13:46:40 2021
Response via : Initial Calibration

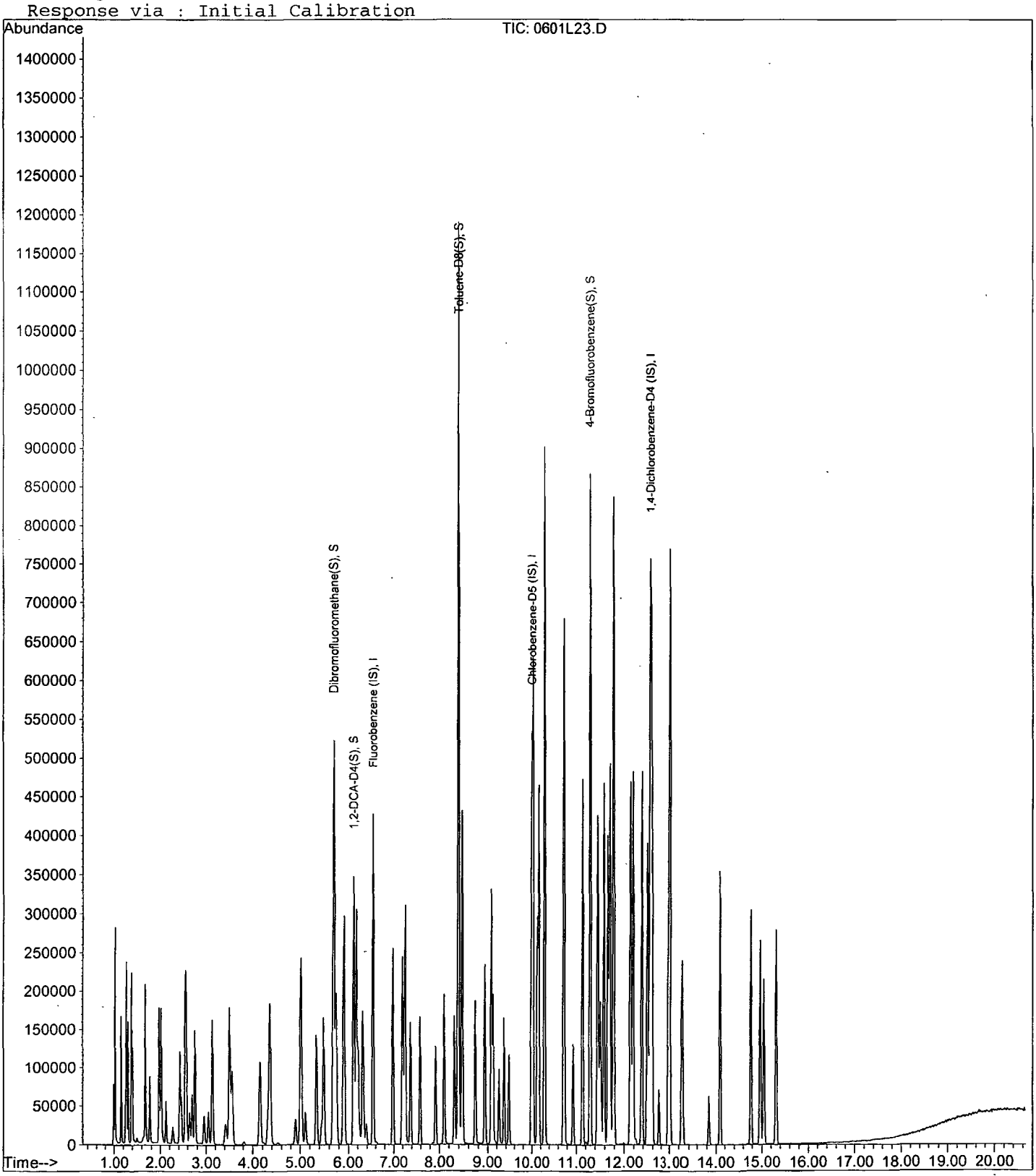

Quantitation Report (Not Reviewed)

Data File : M:\LOKI\DATA\210601\0601L24.D Vial: 14
Acq On : 2 Jun 21 00:01 Operator:
Sample : 100ug/L VOC STD 6/1/21 Inst : Loki
Misc : IS&S: 10/21/20, 11/11/20 Multiplr: 1.00

Quant Time: Jun 8 12:02 2021 Quant Results File: L0601SUR.RES

Quant Method : M:\LOKI\DATA\210601\L0601SUR.M (RTE Integrator)
Title : METHOD 8260B
Last Update : Mon Jun 07 13:46:40 2021
Response via : Initial Calibration
DataAcq Meth : 020321_L8260

Internal Standards	R.T.	QIon	Response	Conc Units	Dev(Min)
1) Fluorobenzene (IS)	6.53	96	429238	25.000 ppb	0.00
4) Chlorobenzene-D5 (IS)	9.99	117	346846	25.000 ppb	0.00
7) 1,4-Dichlorobenzene-D4 (IS	12.56	152	236124	25.000 ppb	0.00
System Monitoring Compounds					
2) Dibromofluoromethane(S)	5.69	113	459138	89.559 ppb	0.00
Spiked Amount 25.000			Recovery	= 358.236%	
3) 1,2-DCA-D4(S)	6.11	65	479178	87.459 ppb	0.00
Spiked Amount 25.000			Recovery	= 349.836%	
5) Toluene-D8(S)	8.39	98	1658284	100.942 ppb	0.00
Spiked Amount 25.000			Recovery	= 403.768%	
6) 4-Bromofluorobenzene(S)	11.29	174	631796	107.017 ppb	0.00
Spiked Amount 25.000			Recovery	= 428.068%	

Target Compounds Qvalue

(#) = qualifier out of range (m) = manual integration

Quantitation Report

Data File : M:\LOKI\DATA\210601\0601L24.D
Acq On : 2 Jun 21 00:01
Sample : 100ug/L VOC STD 6/1/21
Misc : IS&S: 10/21/20, 11/11/20

Vial: 14
Operator:
Inst : Loki
Multiplr: 1.00

Quant Time: Jun 8 12:02 2021

Quant Results File: L0601SUR.RES

Method : M:\LOKI\DATA\210601\L0601SUR.M (RTE Integrator)
Title : METHOD 8260B
Last Update : Mon Jun 07 13:46:40 2021
Response via : Initial Calibration



VOLATILE ORGANIC ANALYSIS
VOLATILE ORGANIC COMPOUNDS

Form 7

Continuing Calibration

Lab Name: APPL, Inc.
Case No:
Matrix:

SDG No:
Date Analyzed: 4 Jun 21 23:41
Instrument: Loki
Initial Cal. Date: 06/01/21
Data File: 0604L31.D

		Compound	MEAN	CCRF	%D		%Drift
1	I	Fluorobenzene (IS)	ISTD			I	
2	TMHB	Gasoline C6-C10	1.838	0.6036	67	TMHBL	3.9
3	I	Chlorobenzene-D5 (IS)	ISTD			I	
4	I	1,4-Dichlorobenzene-D (IS)	ISTD			I	
5							
6							
7							
8							
9							
10							
11							
12							
13							
14							
15							
16							
17							
18							
19							
20							
21							
22							
23							
24							
25							
26							
27							
28							
29							
30							
31							
32							
33							
34							
35							
36							
37							
38							
39							
40							
		Average			67.0		

VOLATILE ORGANIC ANALYSIS
VOLATILE ORGANIC COMPOUNDS

Form 7

Continuing Calibration

Lab Name: APPL, Inc.
Case No:
Matrix:

SDG No:
Date Analyzed: 4 Jun 21 23:41
Instrument: Loki
Initial Cal. Date: 06/01/21
Data File: 0604L31.D

		Compound	MEAN	CCRF	%D		%Drift
1	I	Fluorobenzene (IS)	ISTD			I	
2	S	Dibromofluoromethane(S)	0.2986	0.3005	0.64	S	
3	S	1,2-DCA-D4(S)	0.3191	0.3277	2.7	S	
4	I	Chlorobenzene-D5 (IS)	ISTD			I	
5	S	Toluene-D8(S)	1.184	1.183	0.10	S	
6	S	4-Bromofluorobenzene(S)	0.4255	0.4111	3.4	S	
7	I	1,4-Dichlorobenzene-D4 (IS)	ISTD			I	
8							
9							
10							
11							
12							
13							
14							
15							
16							
17							
18							
19							
20							
21							
22							
23							
24							
25							
26							
27							
28							
29							
30							
31							
32							
33							
34							
35							
36							
37							
38							
39							
40							
		Average			1.7		

Quantitation Report (QT Reviewed)

Data File : M:\LOKI\DATA\210601\0604L31.D Vial: 31
Acq On : 4 Jun 21 23:41 Operator:
Sample : 210604B CCV 300ug/L Inst : Loki
Misc : IS&S: 10/21/20, 11/11/20 Multiplr: 1.00

Quant Time: Jun 5 6:48 2021 Quant Results File: LGAS0601.RES

Quant Method : M:\LOKI\DATA\210601\LGAS0601.M (RTE Integrator)
Title : METHOD 8260B
Last Update : Thu Jun 03 09:56:33 2021
Response via : Initial Calibration
DataAcq Meth : 020321_L8260

Internal Standards	R.T.	QIon	Response	Conc Units	Dev(Min)
1) Fluorobenzene (IS)	6.53	TIC	714833	25.00 ppb	0.00
3) Chlorobenzene-D5 (IS)	12.56	TIC	857945	25.00 ppb	0.00
4) 1,4-Dichlorobenzene-D (IS)	12.56	TIC	858921	25.00 ppb	0.00

System Monitoring Compounds

Target Compounds					Qvalue
2) Gasoline C6-C10	8.39	TIC	5177949m	311.76 ppb	100

(#) = qualifier out of range (m) = manual integration

Quantitation Report (Not Reviewed)

Data File : M:\LOKI\DATA\210601\0604L31.D Vial: 31
Acq On : 4 Jun 21 23:41 Operator:
Sample : 210604B CCV 300ug/L Inst : Loki
Misc : IS&S: 10/21/20, 11/11/20 Multiplr: 1.00

Quant Time: Jun 9 12:40 2021 Quant Results File: L0601SUR.RES

Quant Method : M:\LOKI\DATA\210601\L0601SUR.M (RTE Integrator)
Title : METHOD 8260B
Last Update : Mon Jun 07 13:46:40 2021
Response via : Initial Calibration
DataAcq Meth : 020321_L8260

Internal Standards	R.T.	QIon	Response	Conc Units	Dev(Min)
1) Fluorobenzene (IS)	6.53	96	347034	25.00 ppb	0.00
4) Chlorobenzene-D5 (IS)	9.99	117	288398	25.00 ppb	0.00
7) 1,4-Dichlorobenzene-D4 (IS	12.56	152	153336	25.00 ppb	0.00
System Monitoring Compounds					
2) Dibromofluoromethane(S)	5.70	113	104288	25.16 ppb	0.00
Spiked Amount 25.000			Recovery	= 100.644%	
3) 1,2-DCA-D4(S)	6.11	65	113721	25.67 ppb	0.00
Spiked Amount 25.000			Recovery	= 102.692%	
5) Toluene-D8(S)	8.39	98	341158	24.98 ppb	0.00
Spiked Amount 25.000			Recovery	= 99.900%	
6) 4-Bromofluorobenzene(S)	11.29	174	118555	24.15 ppb	0.00
Spiked Amount 25.000			Recovery	= 96.604%	

Target Compounds Qvalue

(#) = qualifier out of range (m) = manual integration
0604L31.D L0601SUR.M Wed Jun 09 13:50:45 2021

Quantitation Report

Data File : M:\LOKI\DATA\210601\0604L31.D
Acq On : 4 Jun 21 23:41
Sample : 210604B CCV 300ug/L
Misc : IS&S: 10/21/20, 11/11/20

Vial: 31
Operator:
Inst : Loki
Multiplr: 1.00

Quant Time: Jun 5 6:48 2021

Quant Results File: LGAS0601.RES

Method : M:\LOKI\DATA\210601\LGAS0601.M (RTE Integrator)
Title : METHOD 8260B
Last Update : Thu Jun 03 09:56:33 2021
Response via : Initial Calibration



VOLATILE ORGANIC ANALYSIS
VOLATILE ORGANIC COMPOUNDS

Form 7

Ending Continuing Calibration

Lab Name: APPL, Inc.
Case No:
Matrix:

SDG No:
Date Analyzed: 5 Jun 21 9:47
Instrument: Loki
Initial Cal. Date: 06/01/21
Data File: 0604L53.D

		Compound	MEAN	CCRF	%D		%Drift
1	I	Fluorobenzene (IS)	ISTD			I	
2	TMHB	Gasoline C6-C10	1.838	0.5652	69	TMHBL	22
3	I	Chlorobenzene-D5 (IS)	ISTD			I	
4	I	1,4-Dichlorobenzene-D (IS)	ISTD			I	
5							
6							
7							
8							
9							
10							
11							
12							
13							
14							
15							
16							
17							
18							
19							
20							
21							
22							
23							
24							
25							
26							
27							
28							
29							
30							
31							
32							
33							
34							
35							
36							
37							
38							
39							
40							
		Average			69.0		

VOLATILE ORGANIC ANALYSIS
VOLATILE ORGANIC COMPOUNDS

Form 7

Ending Continuing Calibration

Lab Name: APPL, Inc.
Case No:
Matrix:

SDG No:
Date Analyzed: 5 Jun 21 9:47
Instrument: Loki
Initial Cal. Date: 06/01/21
Data File: 0604L53.D

		Compound	MEAN	CCRF	%D		%Drift
1	I	Fluorobenzene (IS)	ISTD			I	
2	S	Dibromofluoromethane(S)	0.2986	0.3091	3.5	S	
3	S	1,2-DCA-D4(S)	0.3191	0.3380	5.9	S	
4	I	Chlorobenzene-D5 (IS)	ISTD			I	
5	S	Toluene-D8(S)	1.184	1.154	2.5	S	
6	S	4-Bromofluorobenzene(S)	0.4255	0.4142	2.7	S	
7	I	1,4-Dichlorobenzene-D4 (IS)	ISTD			I	
8							
9							
10							
11							
12							
13							
14							
15							
16							
17							
18							
19							
20							
21							
22							
23							
24							
25							
26							
27							
28							
29							
30							
31							
32							
33							
34							
35							
36							
37							
38							
39							
40							
		Average			3.7		

Quantitation Report (QT Reviewed)

Data File : M:\LOKI\DATA\210601\0604L53.D Vial: 53
Acq On : 5 Jun 21 9:47 Operator:
Sample : Ending CCV 300ug/L 6/4/21 Inst : Loki
Misc : IS&S: 10/21/20, 11/11/20 Multiplr: 1.00

Quant Time: Jun 9 12:39 2021 Quant Results File: LGAS0601.RES

Quant Method : M:\LOKI\DATA\210601\LGAS0601.M (RTE Integrator)
Title : METHOD 8260B
Last Update : Thu Jun 03 09:56:33 2021
Response via : Initial Calibration
DataAcq Meth : 020321_L8260

Internal Standards	R.T.	QIon	Response	Conc Units	Dev(Min)
1) Fluorobenzene (IS)	6.53	TIC	675976	25.00 ppb	0.00
3) Chlorobenzene-D5 (IS)	12.56	TIC	817887	25.00 ppb	0.00
4) 1,4-Dichlorobenzene-D (IS)	12.56	TIC	818468	25.00 ppb	0.00

System Monitoring Compounds

Target Compounds					Qvalue
2) Gasoline C6-C10	8.39	TIC	4584431m	235.01 ppb	100

(#) = qualifier out of range (m) = manual integration

Quantitation Report (Not Reviewed)

Data File : M:\LOKI\DATA\210601\0604L53.D Vial: 53
Acq On : 5 Jun 21 9:47 Operator:
Sample : Ending CCV 300ug/L 6/4/21 Inst : Loki
Misc : IS&S: 10/21/20, 11/11/20 Multiplr: 1.00

Quant Time: Jun 9 12:40 2021 Quant Results File: L0601SUR.RES

Quant Method : M:\LOKI\DATA\210601\L0601SUR.M (RTE Integrator)
Title : METHOD 8260B
Last Update : Mon Jun 07 13:46:40 2021
Response via : Initial Calibration
DataAcq Meth : 020321_L8260

Internal Standards	R.T.	QIon	Response	Conc Units	Dev(Min)
1) Fluorobenzene (IS)	6.53	96	325749	25.00 ppb	0.00
4) Chlorobenzene-D5 (IS)	9.99	117	275663	25.00 ppb	0.00
7) 1,4-Dichlorobenzene-D4 (IS	12.56	152	147106	25.00 ppb	0.00
System Monitoring Compounds					
2) Dibromofluoromethane(S)	5.70	113	100692	25.88 ppb	0.00
Spiked Amount 25.000			Recovery	= 103.524%	
3) 1,2-DCA-D4(S)	6.11	65	110088	26.48 ppb	0.00
Spiked Amount 25.000			Recovery	= 105.908%	
5) Toluene-D8(S)	8.39	98	318251	24.37 ppb	0.00
Spiked Amount 25.000			Recovery	= 97.500%	
6) 4-Bromofluorobenzene(S)	11.29	174	114176	24.33 ppb	0.00
Spiked Amount 25.000			Recovery	= 97.336%	

Target Compounds Qvalue

(#) = qualifier out of range (m) = manual integration

Quantitation Report

Data File : M:\LOKI\DATA\210601\0604L53.D
Acq On : 5 Jun 21 9:47
Sample : Ending CCV 300ug/L 6/4/21
Misc : IS&S: 10/21/20, 11/11/20

Vial: 53
Operator:
Inst : Loki
Multiplr: 1.00

Quant Time: Jun 9 12:39 2021

Quant Results File: LGAS0601.RES

Method : M:\LOKI\DATA\210601\LGAS0601.M (RTE Integrator)
Title : METHOD 8260B
Last Update : Thu Jun 03 09:56:33 2021
Response via : Initial Calibration



ORGANICS

Raw Data

Quantitation Report (QT Reviewed)

Data File : M:\LOKI\DATA\210601\0604L42.D Vial: 42
Acq On : 5 Jun 21 4:44 Operator:
Sample : BA33438W01 Inst : Loki
Misc : IS&S: 10/21/20, 11/11/20 Multiplr: 1.00

Quant Time: Jun 9 12:37 2021 Quant Results File: LGAS0601.RES

Quant Method : M:\LOKI\DATA\210601\LGAS0601.M (RTE Integrator)
Title : METHOD 8260B
Last Update : Thu Jun 03 09:56:33 2021
Response via : Initial Calibration
DataAcq Meth : 020321_L8260

Internal Standards	R.T.	QIon	Response	Conc Units	Dev(Min)
1) Fluorobenzene (IS)	6.53	TIC	661731	25.00 ppb	0.00
3) Chlorobenzene-D5 (IS)	12.56	TIC	787818	25.00 ppb	0.00
4) 1,4-Dichlorobenzene-D (IS)	12.56	TIC	790163	25.00 ppb	0.00

System Monitoring Compounds

Target Compounds Qvalue

(#) = qualifier out of range (m) = manual integration

Quantitation Report (Not Reviewed)

Data File : M:\LOKI\DATA\210601\0604L42.D Vial: 42
Acq On : 5 Jun 21 4:44 Operator:
Sample : BA33438W01 Inst : Loki
Misc : IS&S: 10/21/20, 11/11/20 Multiplr: 1.00

Quant Time: Jun 9 12:40 2021 Quant Results File: L0601SUR.RES

Quant Method : M:\LOKI\DATA\210601\L0601SUR.M (RTE Integrator)
Title : METHOD 8260B
Last Update : Mon Jun 07 13:46:40 2021
Response via : Initial Calibration
DataAcq Meth : 020321_L8260

Internal Standards	R.T.	QIon	Response	Conc Units	Dev(Min)
1) Fluorobenzene (IS)	6.53	96	326989	25.00 ppb	0.00
4) Chlorobenzene-D5 (IS)	9.99	117	275799	25.00 ppb	0.00
7) 1,4-Dichlorobenzene-D4 (IS	12.56	152	143468	25.00 ppb	0.00
System Monitoring Compounds					
2) Dibromofluoromethane(S)	5.70	113	103670	26.55 ppb	0.00
Spiked Amount 25.000			Recovery	= 106.180%	
3) 1,2-DCA-D4(S)	6.11	65	109317	26.19 ppb	0.00
Spiked Amount 25.000			Recovery	= 104.768%	
5) Toluene-D8(S)	8.40	98	318981	24.42 ppb	0.00
Spiked Amount 25.000			Recovery	= 97.676%	
6) 4-Bromofluorobenzene(S)	11.29	174	108891	23.20 ppb	0.00
Spiked Amount 25.000			Recovery	= 92.784%	

Target Compounds Qvalue

(#) = qualifier out of range (m) = manual integration

Quantitation Report

Data File : M:\LOKI\DATA\210601\0604L42.D Vial: 42
Acq On : 5 Jun 21 4:44 Operator:
Sample : BA33438W01 Inst : Loki
Misc : IS&S: 10/21/20, 11/11/20 Multiplr: 1.00

Quant Time: Jun 9 12:37 2021 Quant Results File: LGAS0601.RES

Method : M:\LOKI\DATA\210601\LGAS0601.M (RTE Integrator)
Title : METHOD 8260B
Last Update : Thu Jun 03 09:56:33 2021
Response via : Initial Calibration

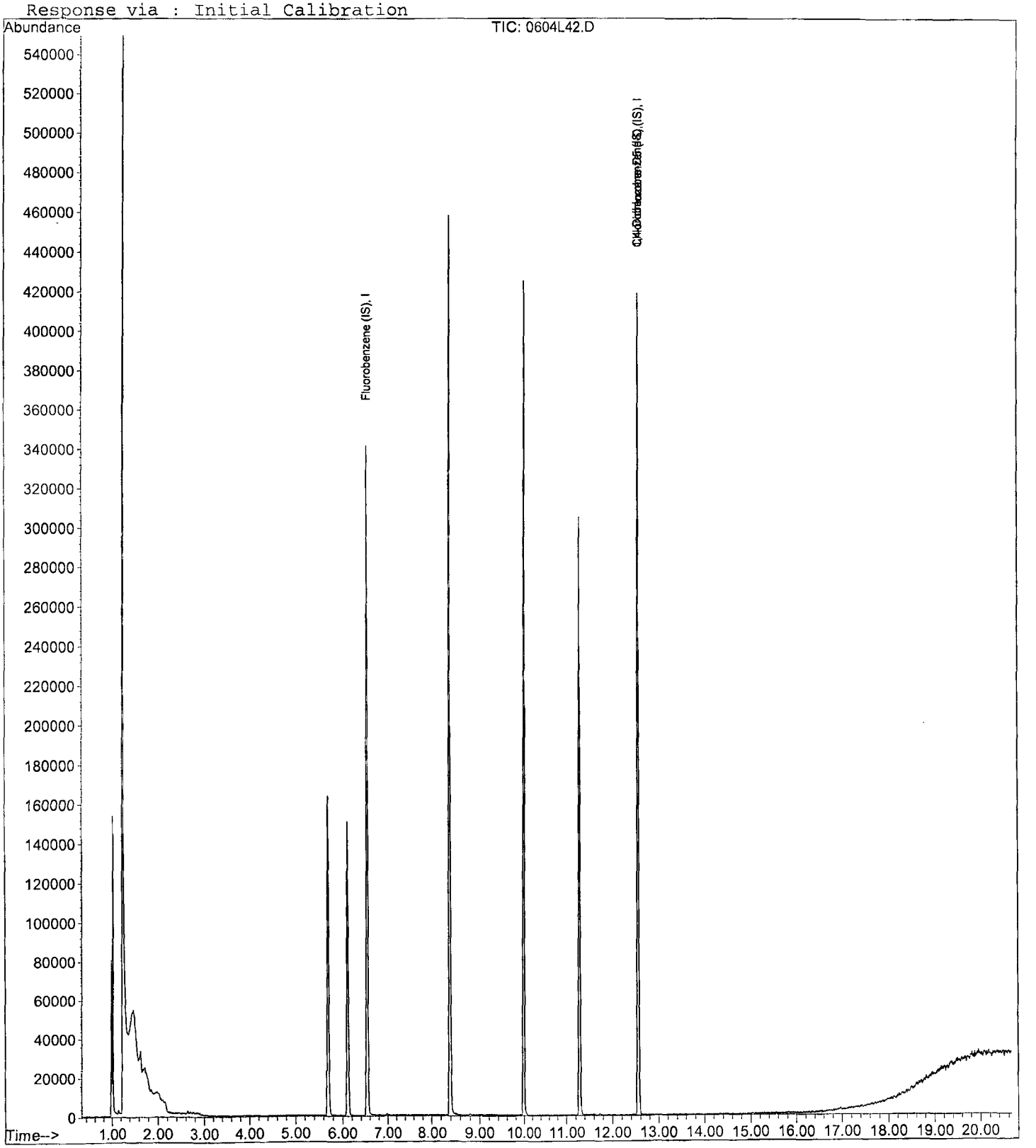

Quantitation Report (QT Reviewed)

Data File : M:\LOKI\DATA\210601\0604L43.D Vial: 43
Acq On : 5 Jun 21 5:11 Operator:
Sample : BA33439W01 Inst : Loki
Misc : IS&S: 10/21/20, 11/11/20 Multiplr: 1.00

Quant Time: Jun 9 12:38 2021 Quant Results File: LGAS0601.RES

Quant Method : M:\LOKI\DATA\210601\LGAS0601.M (RTE Integrator)
Title : METHOD 8260B
Last Update : Thu Jun 03 09:56:33 2021
Response via : Initial Calibration
DataAcq Meth : 020321_L8260

Internal Standards	R.T.	QIon	Response	Conc Units	Dev(Min)
1) Fluorobenzene (IS)	6.53	TIC	653873	25.00 ppb	0.00
3) Chlorobenzene-D5 (IS)	12.56	TIC	780453	25.00 ppb	0.00
4) 1,4-Dichlorobenzene-D (IS)	12.56	TIC	781071	25.00 ppb	0.00

System Monitoring Compounds

Target Compounds Qvalue

(#) = qualifier out of range (m) = manual integration

Quantitation Report (Not Reviewed)

Data File : M:\LOKI\DATA\210601\0604L43.D Vial: 43
Acq On : 5 Jun 21 5:11 Operator:
Sample : BA33439W01 Inst : Loki
Misc : IS&S: 10/21/20, 11/11/20 Multiplr: 1.00

Quant Time: Jun 9 12:40 2021 Quant Results File: L0601SUR.RES

Quant Method : M:\LOKI\DATA\210601\L0601SUR.M (RTE Integrator)
Title : METHOD 8260B
Last Update : Mon Jun 07 13:46:40 2021
Response via : Initial Calibration
DataAcq Meth : 020321_L8260

Internal Standards	R.T.	QIon	Response	Conc Units	Dev(Min)
1) Fluorobenzene (IS)	6.53	96	320793	25.00 ppb	0.00
4) Chlorobenzene-D5 (IS)	9.99	117	276284	25.00 ppb	0.00
7) 1,4-Dichlorobenzene-D4 (IS	12.56	152	141926	25.00 ppb	0.00
System Monitoring Compounds					
2) Dibromofluoromethane(S)	5.69	113	100947	26.35 ppb	0.00
Spiked Amount 25.000			Recovery	= 105.388%	
3) 1,2-DCA-D4(S)	6.11	65	109857	26.83 ppb	0.00
Spiked Amount 25.000			Recovery	= 107.316%	
5) Toluene-D8(S)	8.39	98	310071	23.69 ppb	0.00
Spiked Amount 25.000			Recovery	= 94.780%	
6) 4-Bromofluorobenzene(S)	11.29	174	105578	22.45 ppb	0.00
Spiked Amount 25.000			Recovery	= 89.804%	

Target Compounds Qvalue

(#) = qualifier out of range (m) = manual integration
0604L43.D L0601SUR.M Wed Jun 09 13:50:52 2021

Quantitation Report

Data File : M:\LOKI\DATA\210601\0604L43.D Vial: 43
Acq On : 5 Jun 21 5:11 Operator:
Sample : BA33439W01 Inst : Loki
Misc : IS&S: 10/21/20, 11/11/20 Multiplr: 1.00

Quant Time: Jun 9 12:38 2021 Quant Results File: LGAS0601.RES

Method : M:\LOKI\DATA\210601\LGAS0601.M (RTE Integrator)
Title : METHOD 8260B
Last Update : Thu Jun 03 09:56:33 2021
Response via : Initial Calibration



Quantitation Report (QT Reviewed)

Data File : M:\LOKI\DATA\210601\0604L44.D Vial: 44
Acq On : 5 Jun 21 5:39 Operator:
Sample : BA33441W01 Inst : Loki
Misc : IS&S: 10/21/20, 11/11/20 Multiplr: 1.00

Quant Time: Jun 9 12:38 2021 Quant Results File: LGAS0601.RES

Quant Method : M:\LOKI\DATA\210601\LGAS0601.M (RTE Integrator)
Title : METHOD 8260B
Last Update : Thu Jun 03 09:56:33 2021
Response via : Initial Calibration
DataAcq Meth : 020321_L8260

Internal Standards	R.T.	QIon	Response	Conc Units	Dev(Min)
1) Fluorobenzene (IS)	6.53	TIC	665752	25.00 ppb	0.00
3) Chlorobenzene-D5 (IS)	12.56	TIC	785842	25.00 ppb	0.00
4) 1,4-Dichlorobenzene-D (IS)	12.56	TIC	786365	25.00 ppb	0.00

System Monitoring Compounds

Target Compounds Qvalue

(#) = qualifier out of range (m) = manual integration

Quantitation Report (Not Reviewed)

Data File : M:\LOKI\DATA\210601\0604L44.D Vial: 44
Acq On : 5 Jun 21 5:39 Operator:
Sample : BA33441W01 Inst : Loki
Misc : IS&S: 10/21/20, 11/11/20 Multiplr: 1.00

Quant Time: Jun 9 12:40 2021 Quant Results File: L0601SUR.RES

Quant Method : M:\LOKI\DATA\210601\L0601SUR.M (RTE Integrator)
Title : METHOD 8260B
Last Update : Mon Jun 07 13:46:40 2021
Response via : Initial Calibration
DataAcq Meth : 020321_L8260

Internal Standards	R.T.	QIon	Response	Conc Units	Dev(Min)
1) Fluorobenzene (IS)	6.53	96	327273	25.00 ppb	0.00
4) Chlorobenzene-D5 (IS)	9.99	117	277711	25.00 ppb	0.00
7) 1,4-Dichlorobenzene-D4 (IS	12.56	152	141742	25.00 ppb	0.00
System Monitoring Compounds					
2) Dibromofluoromethane(S)	5.70	113	103458	26.47 ppb	0.00
Spiked Amount 25.000			Recovery	= 105.872%	
3) 1,2-DCA-D4(S)	6.11	65	110656	26.49 ppb	0.00
Spiked Amount 25.000			Recovery	= 105.956%	
5) Toluene-D8(S)	8.39	98	314863	23.94 ppb	0.00
Spiked Amount 25.000			Recovery	= 95.752%	
6) 4-Bromofluorobenzene(S)	11.29	174	108731	23.00 ppb	0.00
Spiked Amount 25.000			Recovery	= 92.008%	

Target Compounds Qvalue

(#) = qualifier out of range (m) = manual integration

Quantitation Report

Data File : M:\LOKI\DATA\210601\0604L44.D
Acq On : 5 Jun 21 5:39
Sample : BA33441W01
Misc : IS&S: 10/21/20, 11/11/20

Vial: 44
Operator:
Inst : Loki
Multiplr: 1.00

Quant Time: Jun 9 12:38 2021

Quant Results File: LGAS0601.RES

Method : M:\LOKI\DATA\210601\LGAS0601.M (RTE Integrator)
Title : METHOD 8260B
Last Update : Thu Jun 03 09:56:33 2021
Response via : Initial Calibration



Quantitation Report (QT Reviewed)

Data File : M:\LOKI\DATA\210601\0604L45.D Vial: 45
Acq On : 5 Jun 21 6:07 Operator:
Sample : BA33442W01 Inst : Loki
Misc : IS&S: 10/21/20, 11/11/20 Multiplr: 1.00

Quant Time: Jun 9 12:38 2021 Quant Results File: LGAS0601.RES

Quant Method : M:\LOKI\DATA\210601\LGAS0601.M (RTE Integrator)
Title : METHOD 8260B
Last Update : Thu Jun 03 09:56:33 2021
Response via : Initial Calibration
DataAcq Meth : 020321_L8260

Internal Standards	R.T.	QIon	Response	Conc Units	Dev(Min)
1) Fluorobenzene (IS)	6.53	TIC	666709	25.00 ppb	0.00
3) Chlorobenzene-D5 (IS)	12.56	TIC	875269	25.00 ppb	0.00
4) 1,4-Dichlorobenzene-D (IS)	12.56	TIC	876254	25.00 ppb	0.00

System Monitoring Compounds

Target Compounds Qvalue

(#) = qualifier out of range (m) = manual integration

Quantitation Report (Not Reviewed)

Data File : M:\LOKI\DATA\210601\0604L45.D Vial: 45
Acq On : 5 Jun 21 6:07 Operator:
Sample : BA33442W01 Inst : Loki
Misc : IS&S: 10/21/20, 11/11/20 Multiplr: 1.00

Quant Time: Jun 9 12:40 2021 Quant Results File: L0601SUR.RES

Quant Method : M:\LOKI\DATA\210601\L0601SUR.M (RTE Integrator)
Title : METHOD 8260B
Last Update : Mon Jun 07 13:46:40 2021
Response via : Initial Calibration
DataAcq Meth : 020321_L8260

Internal Standards	R.T.	QIon	Response	Conc Units	Dev(Min)
1) Fluorobenzene (IS)	6.54	96	328309	25.00 ppb	0.00
4) Chlorobenzene-D5 (IS)	9.99	117	282787	25.00 ppb	0.00
7) 1,4-Dichlorobenzene-D4 (IS	12.56	152	156098	25.00 ppb	0.00
System Monitoring Compounds					
2) Dibromofluoromethane(S)	5.70	113	104514	26.65 ppb	0.00
Spiked Amount 25.000			Recovery	= 106.616%	
3) 1,2-DCA-D4(S)	6.11	65	111704	26.66 ppb	0.00
Spiked Amount 25.000			Recovery	= 106.624%	
5) Toluene-D8(S)	8.39	98	317597	23.71 ppb	0.00
Spiked Amount 25.000			Recovery	= 94.848%	
6) 4-Bromofluorobenzene(S)	11.29	174	114485	23.78 ppb	0.00
Spiked Amount 25.000			Recovery	= 95.140%	

Target Compounds Qvalue

(#) = qualifier out of range (m) = manual integration
0604L45.D L0601SUR.M Wed Jun 09 13:50:54 2021

Quantitation Report

Data File : M:\LOKI\DATA\210601\0604L45.D Vial: 45
Acq On : 5 Jun 21 6:07 Operator:
Sample : BA33442W01 Inst : Loki
Misc : IS&S: 10/21/20, 11/11/20 Multiplr: 1.00

Quant Time: Jun 9 12:38 2021 Quant Results File: LGAS0601.RES

Method : M:\LOKI\DATA\210601\LGAS0601.M (RTE Integrator)
Title : METHOD 8260B
Last Update : Thu Jun 03 09:56:33 2021
Response via : Initial Calibration

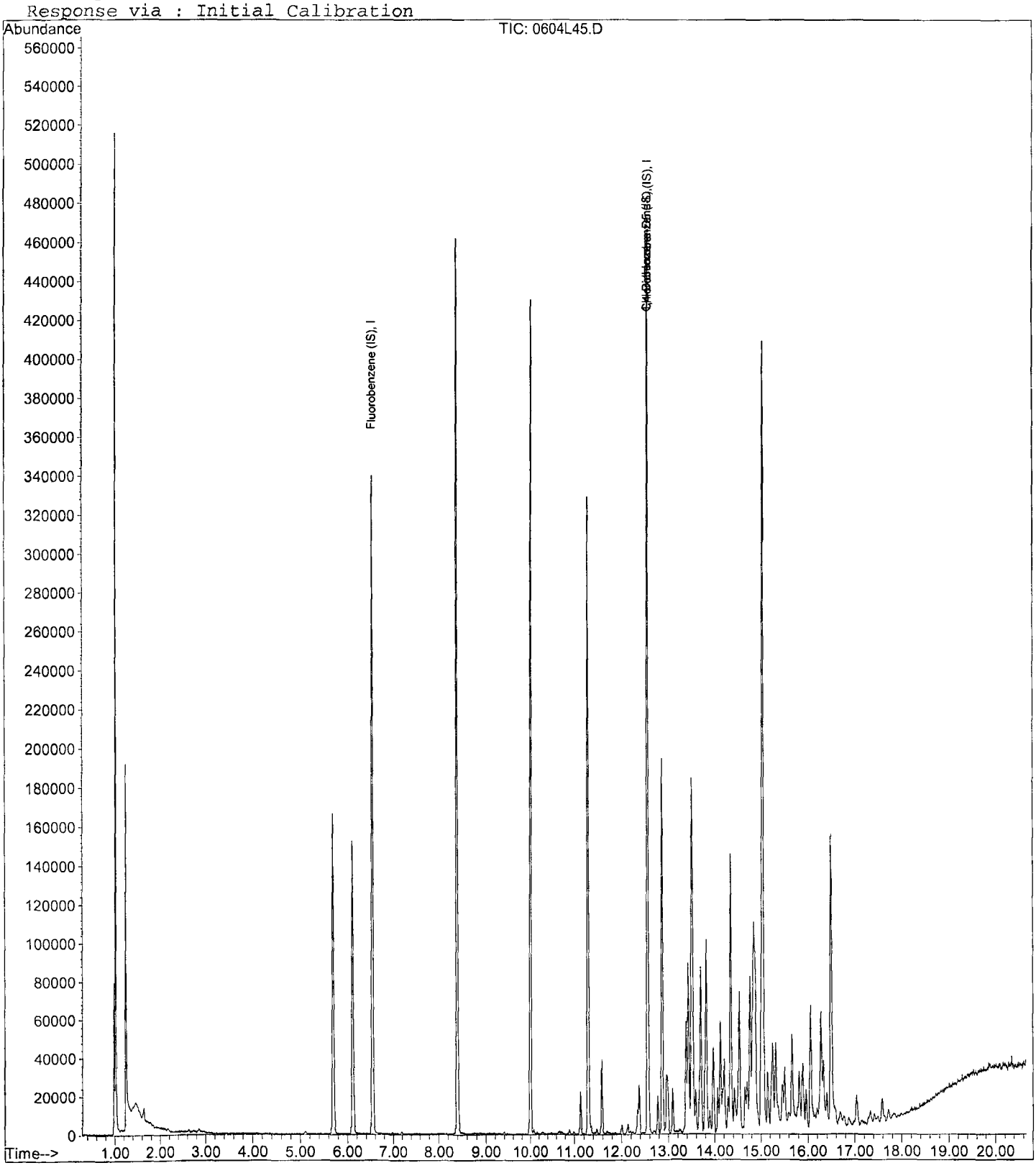

Quantitation Report (QT Reviewed)

Data File : M:\LOKI\DATA\210601\0604L46.D Vial: 46
Acq On : 5 Jun 21 6:34 Operator:
Sample : BA33444W01 Inst : Loki
Misc : IS&S: 10/21/20, 11/11/20 Multiplr: 1.00

Quant Time: Jun 9 12:38 2021 Quant Results File: LGAS0601.RES

Quant Method : M:\LOKI\DATA\210601\LGAS0601.M (RTE Integrator)
Title : METHOD 8260B
Last Update : Thu Jun 03 09:56:33 2021
Response via : Initial Calibration
DataAcq Meth : 020321_L8260

Internal Standards	R.T.	QIon	Response	Conc Units	Dev(Min)
1) Fluorobenzene (IS)	6.53	TIC	677674	25.00 ppb	0.00
3) Chlorobenzene-D5 (IS)	12.56	TIC	810720	25.00 ppb	0.00
4) 1,4-Dichlorobenzene-D (IS)	12.56	TIC	811547	25.00 ppb	0.00

System Monitoring Compounds

Target Compounds Qvalue

(#) = qualifier out of range (m) = manual integration

Quantitation Report (Not Reviewed)

Data File : M:\LOKI\DATA\210601\0604L46.D Vial: 46
Acq On : 5 Jun 21 6:34 Operator:
Sample : BA33444W01 Inst : Loki
Misc : IS&S: 10/21/20, 11/11/20 Multiplr: 1.00

Quant Time: Jun 9 12:40 2021 Quant Results File: L0601SUR.RES

Quant Method : M:\LOKI\DATA\210601\L0601SUR.M (RTE Integrator)
Title : METHOD 8260B
Last Update : Mon Jun 07 13:46:40 2021
Response via : Initial Calibration
DataAcq Meth : 020321_L8260

Internal Standards	R.T.	QIon	Response	Conc Units	Dev(Min)
1) Fluorobenzene (IS)	6.53	96	335677	25.00 ppb	0.00
4) Chlorobenzene-D5 (IS)	9.99	117	286028	25.00 ppb	0.00
7) 1,4-Dichlorobenzene-D4 (IS	12.56	152	143873	25.00 ppb	0.00
System Monitoring Compounds					
2) Dibromofluoromethane(S)	5.70	113	102988	25.69 ppb	0.00
Spiked Amount 25.000			Recovery	= 102.752%	
3) 1,2-DCA-D4(S)	6.11	65	110904	25.88 ppb	0.00
Spiked Amount 25.000			Recovery	= 103.536%	
5) Toluene-D8(S)	8.39	98	326758	24.12 ppb	0.00
Spiked Amount 25.000			Recovery	= 96.480%	
6) 4-Bromofluorobenzene(S)	11.29	174	110831	22.76 ppb	0.00
Spiked Amount 25.000			Recovery	= 91.060%	

Target Compounds Qvalue

(#) = qualifier out of range (m) = manual integration
0604L46.D L0601SUR.M Wed Jun 09 13:50:56 2021

Quantitation Report

Data File : M:\LOKI\DATA\210601\0604L46.D Vial: 46
Acq On : 5 Jun 21 6:34 Operator:
Sample : BA33444W01 Inst : Loki
Misc : IS&S: 10/21/20, 11/11/20 Multiplr: 1.00

Quant Time: Jun 9 12:38 2021 Quant Results File: LGAS0601.RES

Method : M:\LOKI\DATA\210601\LGAS0601.M (RTE Integrator)
Title : METHOD 8260B
Last Update : Thu Jun 03 09:56:33 2021
Response via : Initial Calibration



Quantitation Report (QT Reviewed)

Data File : M:\LOKI\DATA\210601\0604L47.D Vial: 47
Acq On : 5 Jun 21 7:02 Operator:
Sample : BA33445W01 Inst : Loki
Misc : IS&S: 10/21/20, 11/11/20 Multiplr: 1.00

Quant Time: Jun 9 12:39 2021 Quant Results File: LGAS0601.RES

Quant Method : M:\LOKI\DATA\210601\LGAS0601.M (RTE Integrator)
Title : METHOD 8260B
Last Update : Thu Jun 03 09:56:33 2021
Response via : Initial Calibration
DataAcq Meth : 020321_L8260

Internal Standards	R.T.	QIon	Response	Conc Units	Dev(Min)
1) Fluorobenzene (IS)	6.54	TIC	686089	25.00 ppb	0.00
3) Chlorobenzene-D5 (IS)	12.56	TIC	819442	25.00 ppb	0.00
4) 1,4-Dichlorobenzene-D (IS)	12.56	TIC	820902	25.00 ppb	0.00

System Monitoring Compounds

Target Compounds Qvalue

(#) = qualifier out of range (m) = manual integration

Quantitation Report (Not Reviewed)

Data File : M:\LOKI\DATA\210601\0604L47.D Vial: 47
Acq On : 5 Jun 21 7:02 Operator:
Sample : BA33445W01 Inst : Loki
Misc : IS&S: 10/21/20, 11/11/20 Multiplr: 1.00

Quant Time: Jun 9 12:40 2021 Quant Results File: L0601SUR.RES

Quant Method : M:\LOKI\DATA\210601\L0601SUR.M (RTE Integrator)
Title : METHOD 8260B
Last Update : Mon Jun 07 13:46:40 2021
Response via : Initial Calibration
DataAcq Meth : 020321_L8260

Internal Standards	R.T.	QIon	Response	Conc Units	Dev(Min)
1) Fluorobenzene (IS)	6.54	96	336563	25.00 ppb	0.00
4) Chlorobenzene-D5 (IS)	9.99	117	282544	25.00 ppb	0.00
7) 1,4-Dichlorobenzene-D4 (IS	12.56	152	148712	25.00 ppb	0.00
System Monitoring Compounds					
2) Dibromofluoromethane(S)	5.70	113	103771	25.82 ppb	0.00
Spiked Amount 25.000			Recovery	= 103.260%	
3) 1,2-DCA-D4(S)	6.11	65	111665	25.99 ppb	0.00
Spiked Amount 25.000			Recovery	= 103.972%	
5) Toluene-D8(S)	8.39	98	326889	24.43 ppb	0.00
Spiked Amount 25.000			Recovery	= 97.708%	
6) 4-Bromofluorobenzene(S)	11.29	174	110843	23.05 ppb	0.00
Spiked Amount 25.000			Recovery	= 92.192%	

Target Compounds Qvalue

(#) = qualifier out of range (m) = manual integration
0604L47.D L0601SUR.M Wed Jun 09 13:50:57 2021

Quantitation Report

Data File : M:\LOKI\DATA\210601\0604L47.D Vial: 47
Acq On : 5 Jun 21 7:02 Operator:
Sample : BA33445W01 Inst : Loki
Misc : IS&S: 10/21/20, 11/11/20 Multiplr: 1.00

Quant Time: Jun 9 12:39 2021 Quant Results File: LGAS0601.RES

Method : M:\LOKI\DATA\210601\LGAS0601.M (RTE Integrator)
Title : METHOD 8260B
Last Update : Thu Jun 03 09:56:33 2021
Response via : Initial Calibration



Quantitation Report (QT Reviewed)

Data File : M:\LOKI\DATA\210601\0604L34.D Vial: 34
Acq On : 5 Jun 21 1:04 Operator:
Sample : 210604B BLK Inst : Loki
Misc : IS&S: 10/21/20, 11/11/20 Multiplr: 1.00

Quant Time: Jun 9 12:37 2021 Quant Results File: LGAS0601.RES

Quant Method : M:\LOKI\DATA\210601\LGAS0601.M (RTE Integrator)
Title : METHOD 8260B
Last Update : Thu Jun 03 09:56:33 2021
Response via : Initial Calibration
DataAcq Meth : 020321_L8260

Internal Standards	R.T.	QIon	Response	Conc Units	Dev(Min)
1) Fluorobenzene (IS)	6.53	TIC	668025	25.00 ppb	0.00
3) Chlorobenzene-D5 (IS)	12.56	TIC	794314	25.00 ppb	0.00
4) 1,4-Dichlorobenzene-D (IS)	12.56	TIC	794876	25.00 ppb	0.00

System Monitoring Compounds

Target Compounds Qvalue

(#) = qualifier out of range (m) = manual integration

Quantitation Report (Not Reviewed)

Data File : M:\LOKI\DATA\210601\0604L34.D Vial: 34
Acq On : 5 Jun 21 1:04 Operator:
Sample : 210604B BLK Inst : Loki
Misc : IS&S: 10/21/20, 11/11/20 Multiplr: 1.00

Quant Time: Jun 9 12:40 2021 Quant Results File: L0601SUR.RES

Quant Method : M:\LOKI\DATA\210601\L0601SUR.M (RTE Integrator)
Title : METHOD 8260B
Last Update : Mon Jun 07 13:46:40 2021
Response via : Initial Calibration
DataAcq Meth : 020321_L8260

Internal Standards	R.T.	QIon	Response	Conc Units	Dev(Min)
1) Fluorobenzene (IS)	6.54	96	329029	25.00 ppb	0.00
4) Chlorobenzene-D5 (IS)	9.99	117	279327	25.00 ppb	0.00
7) 1,4-Dichlorobenzene-D4 (IS	12.56	152	144145	25.00 ppb	0.00
System Monitoring Compounds					
2) Dibromofluoromethane(S)	5.69	113	101023	25.71 ppb	0.00
Spiked Amount 25.000			Recovery	= 102.828%	
3) 1,2-DCA-D4(S)	6.11	65	108842	25.92 ppb	0.00
Spiked Amount 25.000			Recovery	= 103.664%	
5) Toluene-D8(S)	8.39	98	322390	24.37 ppb	0.00
Spiked Amount 25.000			Recovery	= 97.472%	
6) 4-Bromofluorobenzene(S)	11.29	174	107918	22.70 ppb	0.00
Spiked Amount 25.000			Recovery	= 90.792%	

Target Compounds Qvalue

(#) = qualifier out of range (m) = manual integration
0604L34.D L0601SUR.M Wed Jun 09 13:50:50 2021

Quantitation Report

Data File : M:\LOKI\DATA\210601\0604L34.D Vial: 34
Acq On : 5 Jun 21 1:04 Operator:
Sample : 210604B BLK Inst : Loki
Misc : IS&S: 10/21/20, 11/11/20 Multiplr: 1.00

Quant Time: Jun 9 12:37 2021 Quant Results File: LGAS0601.RES

Method : M:\LOKI\DATA\210601\LGAS0601.M (RTE Integrator)
Title : METHOD 8260B
Last Update : Thu Jun 03 09:56:33 2021
Response via : Initial Calibration



Quantitation Report (QT Reviewed)

Data File : M:\LOKI\DATA\210601\0604L32.D
Acq On : 5 Jun 21 00:08
Sample : 210604B LCS 300ug/L
Misc : IS&S: 10/21/20, 11/11/20

Vial: 32
Operator:
Inst : Loki
Multiplr: 1.00

Quant Time: Jun 9 12:36 2021

Quant Results File: LGAS0601.RES

Quant Method : M:\LOKI\DATA\210601\LGAS0601.M (RTE Integrator)
Title : METHOD 8260B
Last Update : Thu Jun 03 09:56:33 2021
Response via : Initial Calibration
DataAcq Meth : 020321_L8260

Internal Standards	R.T.	QIon	Response	Conc Units	Dev(Min)
1) Fluorobenzene (IS)	6.53	TIC	707159	25.00 ppb	0.00
3) Chlorobenzene-D5 (IS)	12.56	TIC	854662	25.00 ppb	0.00
4) 1,4-Dichlorobenzene-D (IS)	12.56	TIC	854840	25.00 ppb	0.00

System Monitoring Compounds

Target Compounds					Qvalue
2) Gasoline C6-C10	8.40	TIC	4847229m	247.08 ppb	100

(#) = qualifier out of range (m) = manual integration
0604L32.D LGAS0601.M Wed Jun 09 13:49:12 2021

Quantitation Report (Not Reviewed)

Data File : M:\LOKI\DATA\210601\0604L32.D Vial: 32
Acq On : 5 Jun 21 00:08 Operator:
Sample : 210604B LCS 300ug/L Inst : Loki
Misc : IS&S: 10/21/20, 11/11/20 Multiplr: 1.00

Quant Time: Jun 9 12:40 2021 Quant Results File: L0601SUR.RES

Quant Method : M:\LOKI\DATA\210601\L0601SUR.M (RTE Integrator)
Title : METHOD 8260B
Last Update : Mon Jun 07 13:46:40 2021
Response via : Initial Calibration
DataAcq Meth : 020321_L8260

Internal Standards	R.T.	QIon	Response	Conc Units	Dev(Min)
1) Fluorobenzene (IS)	6.53	96	344785	25.00 ppb	0.00
4) Chlorobenzene-D5 (IS)	9.99	117	286589	25.00 ppb	0.00
7) 1,4-Dichlorobenzene-D4 (IS	12.56	152	153118	25.00 ppb	0.00
System Monitoring Compounds					
2) Dibromofluoromethane(S)	5.69	113	104279	25.32 ppb	0.00
Spiked Amount 25.000			Recovery	= 101.292%	
3) 1,2-DCA-D4(S)	6.11	65	113665	25.83 ppb	0.00
Spiked Amount 25.000			Recovery	= 103.312%	
5) Toluene-D8(S)	8.39	98	336215	24.77 ppb	0.00
Spiked Amount 25.000			Recovery	= 99.076%	
6) 4-Bromofluorobenzene(S)	11.29	174	118699	24.33 ppb	0.00
Spiked Amount 25.000			Recovery	= 97.332%	

Target Compounds Qvalue

(#) = qualifier out of range (m) = manual integration

Quantitation Report

Data File : M:\LOKI\DATA\210601\0604L32.D Vial: 32
Acq On : 5 Jun 21 00:08 Operator:
Sample : 210604B LCS 300ug/L Inst : Loki
Misc : IS&S: 10/21/20, 11/11/20 Multiplr: 1.00

Quant Time: Jun 9 12:36 2021 Quant Results File: LGAS0601.RES

Method : M:\LOKI\DATA\210601\LGAS0601.M (RTE Integrator)
Title : METHOD 8260B
Last Update : Thu Jun 03 09:56:33 2021
Response via : Initial Calibration



Quantitation Report (QT Reviewed)

Data File : M:\LOKI\DATA\210601\0604L33.D Vial: 33
Acq On : 5 Jun 21 00:36 Operator:
Sample : 210604B LCSD 300ug/L Inst : Loki
Misc : IS&S: 10/21/20, 11/11/20 Multiplr: 1.00

Quant Time: Jun 9 12:37 2021 Quant Results File: LGAS0601.RES

Quant Method : M:\LOKI\DATA\210601\LGAS0601.M (RTE Integrator)
Title : METHOD 8260B
Last Update : Thu Jun 03 09:56:33 2021
Response via : Initial Calibration
DataAcq Meth : 020321_L8260

Internal Standards	R.T.	QIon	Response	Conc Units	Dev(Min)
1) Fluorobenzene (IS)	6.53	TIC	702899	25.00 ppb	0.00
3) Chlorobenzene-D5 (IS)	12.56	TIC	840906	25.00 ppb	0.00
4) 1,4-Dichlorobenzene-D (IS)	12.56	TIC	843057	25.00 ppb	0.00

System Monitoring Compounds

Target Compounds					Qvalue
2) Gasoline C6-C10	8.39	TIC	4738307m	228.22 ppb	100

(#) = qualifier out of range (m) = manual integration
0604L33.D LGAS0601.M Wed Jun 09 13:49:14 2021

Quantitation Report (Not Reviewed)

Data File : M:\LOKI\DATA\210601\0604L33.D Vial: 33
Acq On : 5 Jun 21 00:36 Operator:
Sample : 210604B LCSD 300ug/L Inst : Loki
Misc : IS&S: 10/21/20, 11/11/20 Multiplr: 1.00

Quant Time: Jun 9 12:40 2021 Quant Results File: L0601SUR.RES

Quant Method : M:\LOKI\DATA\210601\L0601SUR.M (RTE Integrator)
Title : METHOD 8260B
Last Update : Mon Jun 07 13:46:40 2021
Response via : Initial Calibration
DataAcq Meth : 020321_L8260

Internal Standards	R.T.	QIon	Response	Conc Units	Dev(Min)
1) Fluorobenzene (IS)	6.53	96	343743	25.00 ppb	0.00
4) Chlorobenzene-D5 (IS)	9.99	117	285702	25.00 ppb	0.00
7) 1,4-Dichlorobenzene-D4 (IS	12.56	152	151122	25.00 ppb	0.00
System Monitoring Compounds					
2) Dibromofluoromethane(S)	5.70	113	102873	25.06 ppb	0.00
Spiked Amount 25.000			Recovery	= 100.228%	
3) 1,2-DCA-D4(S)	6.11	65	111408	25.39 ppb	0.00
Spiked Amount 25.000			Recovery	= 101.568%	
5) Toluene-D8(S)	8.39	98	336774	24.89 ppb	0.00
Spiked Amount 25.000			Recovery	= 99.548%	
6) 4-Bromofluorobenzene(S)	11.29	174	118421	24.35 ppb	0.00
Spiked Amount 25.000			Recovery	= 97.408%	

Target Compounds Qvalue

(#) = qualifier out of range (m) = manual integration

Quantitation Report

Data File : M:\LOKI\DATA\210601\0604L33.D
Acq On : 5 Jun 21 00:36
Sample : 210604B LCSD 300ug/L
Misc : IS&S: 10/21/20, 11/11/20

Vial: 33
Operator:
Inst : Loki
Multiplr: 1.00

Quant Time: Jun 9 12:37 2021

Quant Results File: LGAS0601.RES

Method : M:\LOKI\DATA\210601\LGAS0601.M (RTE Integrator)
Title : METHOD 8260B
Last Update : Thu Jun 03 09:56:33 2021
Response via : Initial Calibration



LOKI Gas Standard Prep

Gas Primary Working Standard

Prepared: 03/31/21 **Prepared By (Initials):** CH

Expires: 01/04/22

Methanol Lot No.

Initial Standard Information							Final Standard Information			
Name of Initial Standard (QAU Label)	Supplier	Supplier P/N#	Conc. (ug/mL)	Lot Number - QA Number	Exp. Date (1 yr)	Exp. Date (Manufacturers)	Aliquot From Stock	Final Volume	Solvent	Final Standard Conc. (ug/mL)
50,000ug/mL Gas STD	Restek	30205	50,000	A0132443	01/04/22	12/31/24	80uL	2mL	Methanol	2,000

Gas Second Source (SS) Working Standard

Prepared: 03/31/21 **Prepared By (Initials):** CH

Expires: 01/31/30

Methanol Lot No.

Initial Standard Information							Final Standard Information			
Name of Initial Standard (QAU Label)	Supplier	Supplier P/N#	Conc. (ug/mL)	Lot Number - QA Number	Exp. Date (1 yr)	Exp. Date (Manufacturers)	Aliquot From Stock	Final Volume	Solvent	Final Standard Conc. (ug/mL)
Gasoline (50,000ppm)	Phenova	ALO-101543	50,000	CL14915-51175	01/04/22	01/31/30	80uL	2mL	Methanol	2,000

LOKI Gas Calibration Curve

Prepared: 06/01/21 **Prepared By (Initials):** CH

Expires: 07/31/21

Initial Standard Information							Final Standard Information			
Name of Initial Standard (QAU Label)	Supplier	APPL Mix Name	Conc. (ug/mL)	Reference To APPL Prep Date	Exp Date	Exp. Date (Manufacturers)	Aliquot From Stock	Final Volume	Solvent	Final Standard Conc. (ug/L)
VOA Gasses Standards	Phenova	20ug/L	2,000	Prepared 03/31/21	01/04/22	N/A	1uL	100mL	P&T Water	20
VOA Gasses Standards	Phenova	50ug/L	2,000	Prepared 03/31/21	01/04/22	N/A	2.5uL	100mL	P&T Water	50
VOA Gasses Standards	Phenova	100ug/L	2,000	Prepared 03/31/21	01/04/22	N/A	5uL	100mL	P&T Water	100
VOA Gasses Standards	Phenova	300ug/L	2,000	Prepared 03/31/21	01/04/22	N/A	15uL	100mL	P&T Water	300
VOA Gasses Standards	Phenova	600ug/L	2,000	Prepared 03/31/21	01/04/22	N/A	30uL	100mL	P&T Water	600
VOA Gasses Standards	Phenova	800ug/L	2,000	Prepared 03/31/21	01/04/22	N/A	40uL	100mL	P&T Water	800
VOA Gasses Standards	Phenova	1,000ug/L	2,000	Prepared 03/31/21	01/04/22	N/A	50uL	100mL	P&T Water	1,000

Zeus Gas Second Source

Prepared: 06/01/21 **Prepared By (Initials):** CH

Expires: 07/31/21

Initial Standard Information							Final Standard Information			
Name of Initial Standard (QAU Label)	Supplier	APPL Mix Name	Conc. (ug/mL)	Reference To APPL Prep Date	Exp. Date	Exp Date (Manufacturers)	Aliquot From Stock	Final Volume	Solvent	Final Standard Conc. (ug/L)
50,000ug/mL Gas STD	Phenova	SS 300ug/L	2,000	Prepared 03/31/21	01/31/30	N/A	15uL	100mL	P&T Water	300

LOKI Gas Continuing Calibrations/Lab Control Spikes

Prepared: 06/01/21 **Prepared By (Initials):** CH

Expires: 06/02/21

Initial Standard Information							Final Standard Information			
Name of Initial Standard (QAU Label)	Supplier	Supplier P/N#	Conc. (ug/mL)	Lot Number - QA Number	Exp Date (1 yr)	Exp. Date (Manufacturers)	Aliquot From Stock	Final Volume	Solvent	Final Standard Conc. (ug/mL)
VOA Gasses Standards	Phenova	300ug/L	2,000	Prepared 03/31/21	01/04/22	N/A	15uL	100mL	P&T Water	300

LOKI 8260 Standard Prep

LOKI 8260 Water Calibration Curve

Prepared By (Initials): CH

0.3ug/L

Prepared: 06/01/21

Expires: 06/16/21

Initial Standard Information							Final Standard Information			
Name of Initial Standard (QAU Label)	Supplier	APPL Mix Name	Conc. (ug/mL)	Reference To APPL Prep Date	Exp. Date	Exp Date (Manufacturers)	Aliquot From Stock	Final Volume	Solvent	Final Standard Conc. (ug/L)
VOA STD. 9	Various	0 3ug/L	5	Prepared 05/28/21	07/27/21	N/A	3uL	50mL	P&T Water	0.3
VOA STD. 1	Absolute		50	Prepared 05/28/21	07/27/21	N/A	5uL			5
VOA STD. 2	Phenova		100	Prepared 05/28/21	07/27/21	N/A	2.5uL			5
VOA STD. TBA	Various		250	Prepared 05/28/21	06/16/21	N/A	2uL			10

0.5ug/L

Prepared: 06/01/21

Expires: 06/16/21

Initial Standard Information							Final Standard Information			
Name of Initial Standard (QAU Label)	Supplier	APPL Mix Name	Conc. (ug/mL)	Reference To APPL Prep Date	Exp. Date	Exp. Date (Manufacturers)	Aliquot From Stock	Final Volume	Solvent	Final Standard Conc. (ug/L)
VOA STD 9	Various	0.5ug/L	5	Prepared 05/28/21	07/27/21	N/A	5uL	50mL	P&T Water	0.5
VOA STD. 1	Absolute		50	Prepared 05/28/21	07/27/21	N/A	10uL			10
VOA STD. 2	Phenova		100	Prepared 05/28/21	07/27/21	N/A	5uL			10
VOA STD. TBA	Various		250	Prepared 05/28/21	06/16/21	N/A	5uL			25

1.0ug/L

Prepared: 06/01/21

Expires: 06/16/21

Initial Standard Information							Final Standard Information			
Name of Initial Standard (QAU Label)	Supplier	APPL Mix Name	Conc. (ug/mL)	Reference To APPL Prep Date	Exp. Date	Exp. Date (Manufacturers)	Aliquot From Stock	Final Volume	Solvent	Final Standard Conc. (ug/L)
VOA STD. 9	Various	1.0ug/L	5	Prepared 05/28/21	07/27/21	N/A	10uL	50mL	P&T Water	1
VOA STD. 1	Absolute		50	Prepared 05/28/21	07/27/21	N/A	20uL			20
VOA STD. 2	Phenova		100	Prepared 05/28/21	07/27/21	N/A	10uL			20
VOA STD. TBA	Various		250	Prepared 05/28/21	06/16/21	N/A	10uL			50

2.0ug/L

Prepared: 06/01/21

Expires: 06/16/21

Initial Standard Information							Final Standard Information			
Name of Initial Standard (QAU Label)	Supplier	APPL Mix Name	Conc. (ug/mL)	Reference To APPL Prep Date	Exp. Date	Exp. Date (Manufacturers)	Aliquot From Stock	Final Volume	Solvent	Final Standard Conc. (ug/L)
VOA STD. 9	Various	2.0ug/L	5	Prepared 05/28/21	07/27/21	N/A	20uL	50mL	P&T Water	2
VOA STD. 1	Absolute		50	Prepared 05/28/21	07/27/21	N/A	30uL			30
VOA STD. 2	Phenova		100	Prepared 05/28/21	07/27/21	N/A	15uL			30
VOA STD. TBA	Various		250	Prepared 05/28/21	06/16/21	N/A	15uL			75

5ug/L

Prepared: 06/01/21

Expires: 06/16/21

Initial Standard Information							Final Standard Information			
Name of Initial Standard (QAU Label)	Supplier	APPL Mix Name	Conc (ug/mL)	Reference To APPL Prep Date	Exp. Date	Exp Date (Manufacturers)	Aliquot From Stock	Final Volume	Solvent	Final Standard Conc. (ug/L)
VOA STD 7	Various	5ug/L	50	Prepared 05/28/21	07/27/21	N/A	5uL	50mL	P&T Water	5
VOA STD 8	Phenova		50	Prepared 05/28/21	06/16/21	N/A	5uL			5
VOA STD. 1	Absolute		50	Prepared 05/28/21	07/27/21	N/A	40uL			40
VOA STD. 2	Phenova		100	Prepared 05/28/21	07/27/21	N/A	20uL			20
VOA STD. TBA	Various		250	Prepared 05/28/21	06/16/21	N/A	20uL			100

10ug/L

Prepared: 06/01/21

Expires: 06/16/21

Initial Standard Information							Final Standard Information			
Name of Initial Standard (QAU Label)	Supplier	APPL Mix Name	Conc. (ug/mL)	Reference To APPL Prep Date	Exp. Date	Exp. Date (Manufacturers)	Aliquot From Stock	Final Volume	Solvent	Final Standard Conc. (ug/L)
VOA STD. 7	Various	10ug/L	50	Prepared 05/28/21	07/27/21	N/A	10uL	50mL	P&T Water	10
VOA STD. 8	Phenova		50	Prepared 05/28/21	06/16/21	N/A	10uL			10
VOA STD. 1	Absolute		50	Prepared 05/28/21	07/27/21	N/A	50uL			50
VOA STD. 2	Phenova		100	Prepared 05/28/21	07/27/21	N/A	25uL			50
VOA STD. TBA	Various		250	Prepared 05/28/21	06/16/21	N/A	25uL			125

20ug/L

Prepared: 06/01/21

Expires: 06/16/21

Initial Standard Information							Final Standard Information			
Name of Initial Standard (QAU Label)	Supplier	APPL Mix Name	Conc. (ug/mL)	Reference To APPL Prep Date	Exp. Date	Exp Date (Manufacturers)	Aliquot From Stock	Final Volume	Solvent	Final Standard Conc. (ug/L)
VOA STD. 7	Various	20ug/L	50	Prepared 05/28/21	07/27/21	N/A	20uL	50mL	P&T Water	20
VOA STD. 8	Phenova		50	Prepared 05/28/21	06/16/21	N/A	20uL			20
VOA STD. 1	Absolute		50	Prepared 05/28/21	07/27/21	N/A	60uL			60
VOA STD. 2	Phenova		100	Prepared 05/28/21	07/27/21	N/A	30uL			60
VOA STD. TBA	Various		250	Prepared 05/28/21	06/16/21	N/A	30uL			150

40ug/L

Prepared: 06/01/21

Expires: 06/16/21

Initial Standard Information							Final Standard Information			
Name of Initial Standard (QAU Label)	Supplier	APPL Mix Name	Conc. (ug/mL)	Reference To APPL Prep Date	Exp. Date	Exp. Date (Manufacturers)	Aliquot From Stock	Final Volume	Solvent	Final Standard Conc. (ug/L)
VOA STD. 7	Various	40ug/L	50	Prepared 05/28/21	07/27/21	N/A	40uL	50mL	P&T Water	40
VOA STD. 8	Phenova		50	Prepared 05/28/21	06/16/21	N/A	40uL			40
VOA STD. 1	Absolute		50	Prepared 05/28/21	07/27/21	N/A	80uL			80
VOA STD. 2	Phenova		100	Prepared 05/28/21	07/27/21	N/A	40uL			80
VOA STD. TBA	Various		250	Prepared 05/28/21	06/16/21	N/A	35uL			175

100ug/L

Prepared: 06/01/21

Expires: 06/16/21

Initial Standard Information							Final Standard Information			
Name of Initial Standard (QAU Label)	Supplier	APPL Mix Name	Conc. (ug/mL)	Reference To APPL Prep Date	Exp. Date	Exp. Date (Manufacturers)	Aliquot From Stock	Final Volume	Solvent	Final Standard Conc. (ug/L)
VOA STD. 7	Various	100ug/L	50	Prepared 05/28/21	07/27/21	N/A	100uL	50mL	P&T Water	100
VOA STD. 8	Phenova		50	Prepared 05/28/21	06/16/21	N/A	100uL			100
VOA STD. 1	Absolute		50	Prepared 05/28/21	07/27/21	N/A	100uL			100
VOA STD. 2	Phenova		100	Prepared 05/28/21	07/27/21	N/A	50uL			100
VOA STD. TBA	Various		250	Prepared 05/28/21	06/16/21	N/A	40uL			200

LOKI 8260 Water Second Source (SS)

Prepared: 06/01/21

Expires: 06/16/21

Prepared By (Initials): CH

Initial Standard Information							Final Standard Information			
Name of Initial Standard (QAU Label)	Supplier	APPL Mix Name	Conc. (ug/mL)	Reference To APPL Prep Date	Exp Date	Exp. Date (Manufacturers)	Aliquot From Stock	Final Volume	Solvent	Final Standard Conc. (ug/L)
VOA STD. 3	Phenova	8260 Water SS	100	Prepared 05/28/21	07/27/21	N/A	25uL	50mL	P&T Water	50
VOA STD. GASES	Phenova	8260 Water SS	50	Prepared 05/28/21	07/27/21	N/A	10uL			10
VOA STD. 0	Phenova	8260 Water SS	50	Prepared 05/28/21	07/27/21	N/A	10uL			10
VOA STD. 2-CEVE	Absolute	8260 Water SS	50	Prepared 05/28/21	05/28/21	N/A	50uL			50
VOA STD. 6	Various	8260 Water SS	50	Prepared 05/28/21	06/16/21	N/A	10uL			10
Voa STD. TBA	Various	8260 Water SS	250	Prepared 05/28/21	06/16/21	N/A	25uL			250

8260 Water Continuing Calibrations (CCV)/ Lab Control Spikes (LCS)

Prepared: 06/01/21

Expires: 06/02/21

Prepared By (Initials): CH

Initial Standard Information							Final Standard Information			
Name of Initial Standard (QAU Label)	Supplier	APPL Mix Name	Conc. (ug/mL)	Reference To APPL Prep Date	Exp Date	Exp. Date (Manufacturers)	Aliquot From Stock	Final Volume	Solvent	Final Standard Conc. (ug/L)
VOA STD. 7	Various	CCV/ LCS	50	Prepared 05/28/21	07/27/21	N/A	10uL	50mL	P&T Water	10
VOA STD. 8	Phenova	CCV/ LCS	50	Prepared 05/28/21	06/16/21	N/A	10uL			10
VOA STD. 1	Absolute	CCV/ LCS	50	Prepared 05/28/21	07/27/21	N/A	50uL			50
VOA STD. 2	Phenova	CCV/ LCS	100	Prepared 05/28/21	07/27/21	N/A	25uL			50
VOA STD. TBA	Various	CCV/ LCS	250	Prepared 05/28/21	06/16/21	N/A	25uL			250

Primary and Secondary Working Standards

Primary Standards

VOA STD 7

Prepared: 05/28/21 A
Expires: 07/27/21
Prepared By (Initials): EO
Methanol Lot No. DW117-US-0095

Initial Standard Information							Final Standard Information			
Name of Initial Standard (QAU Label)	Supplier	Supplier P/N#	Conc. (ug/mL)	Lot Number - QA Number	Exp. Date (1 yr)	Exp. Date (Manufacturers)	Aliquot From Stock	Final Volume	Solvent	Final Standard Conc. (ug/mL)
VOA Gasses STD	Phenova	ALO-101206	2,000	CL14505-51548	05/28/22	10/31/24	100uL	4mL	Methanol	50
Hexachloroethane	Absolute	70199	1,000	021621-52152	05/28/22	02/16/26	200uL			50
Benzyl Chloride	Absolute	70037	1,000	011421-52157	05/28/22	01/14/22	200uL			50

VOA STD 8

Prepared: 05/28/21 B
Expires: 06/16/21
Prepared By (Initials): EO
Methanol Lot No. DW117-US-0095

Initial Standard Information							Final Standard Information			
Name of Initial Standard (QAU Label)	Supplier	Supplier P/N#	Conc. (ug/mL)	Lot Number - QA Number	Exp. Date (1 yr)	Exp. Date (Manufacturers)	Aliquot From Stock	Final Volume	Solvent	Final Standard Conc. (ug/mL)
VOA Additions STD	Phenova	ALO-130175	2,000	CL14058-52059	05/28/22	08/31/21	100uL	4mL	Methanol	50
502.2 Cal. Std.	Phenova	ALO-101200	2,000	CL16052-52068	05/28/22	11/30/25	100uL			50
Vinyl Acetate	Phenova	ALO-101228	2,000	CL16869-52321	05/21/22	06/16/21	100uL			50

VOA STD TBA

Prepared: 05/28/21 C
Expires: 06/16/21
Prepared By (Initials): EO
Methanol Lot No. DW117-US-0095

Initial Standard Information							Final Standard Information			
Name of Initial Standard (QAU Label)	Supplier	Supplier P/N#	Conc. (ug/mL)	Lot Number - QA Number	Exp. Date (1 yr)	Exp. Date (Manufacturers)	Aliquot From Stock	Final Volume	Solvent	Final Standard Conc. (ug/mL)
Custom VOC Mix	Phenova	ALO-130176	2,000	CL15725-52079	05/28/22	09/30/23	500uL	4mL	Methanol	250
Acrolein	Phenova	ALO-130549	10,000	CL16873-52322	05/21/22	06/16/21	100uL			250

VOA STD 1

Prepared: 05/28/21 D
Expires: 07/27/21
Prepared By (Initials): EO
Methanol Lot No. DW117-US-0095

Initial Standard Information							Final Standard Information			
Name of Initial Standard (QAU Label)	Supplier	Supplier P/N#	Conc. (ug/mL)	Lot Number - QA Number	Exp. Date (1 yr)	Exp. Date (Manufacturers)	Aliquot From Stock	Final Volume	Solvent	Final Standard Conc. (ug/mL)
2-CEVE	Absolute	82408	2,000	111419-52162	05/28/22	11/14/22	50	2mL	Methanol	50

VOA STD 2

Prepared: 05/28/21 E
Expires: 07/27/21
Prepared By (Initials): EO
Methanol Lot No. DW117-US-0095

Initial Standard Information							Final Standard Information			
Name of Initial Standard (QAU Label)	Supplier	Supplier P/N#	Conc. (ug/mL)	Lot Number - QA Number	Exp. Date (1 yr)	Exp. Date (Manufacturers)	Aliquot From Stock	Final Volume	Solvent	Final Standard Conc. (ug/mL)
Ketones Std.	Phenova	AL0-109211	2,000	CL16067-52089	05/28/22	11/30/30	100	4mL	Methanol	50

VOA STD 9

Prepared: 05/28/21 F
Expires: 07/27/21
Prepared By (Initials): EO
Methanol Lot No. DW117-US-0095

Initial Standard Information							Final Standard Information			
Name of Initial Standard (QAU Label)	Supplier	APPL Mix Name	Conc. (ug/mL)	Reference To APPL Prep Date	Exp. Date (1 yr)	Exp. Date (Manufacturers)	Aliquot From Stock	Final Volume	Solvent	Final Standard Conc. (ug/mL)
VOA STD. 7		VOA STD. 9	50	Prepared 05/28/21	05/28/22	N/A	200uL	2mL	Methanol	5
VOA STD. 8			50	Prepared 05/28/21	05/28/22	N/A	200uL			5

VOA STD. 10

Prepared: 05/28/21 G
Expires: 07/27/21
Prepared By (Initials): EO
Methanol Lot No. DW117-US-0095

Initial Standard Information							Final Standard Information			
Name of Initial Standard (QAU Label)	Supplier	APPL Mix Name	Conc. (ug/mL)	Reference To APPL Prep Date	Exp. Date (1 yr)	Exp. Date (Manufacturers)	Aliquot From Stock	Final Volume	Solvent	Final Standard Conc. (ug/mL)
VOA STD. 1		VOA STD. 10	50	Prepared 05/28/21	05/28/22	N/A	200uL	2mL	Methanol	5

VOA STD. 12

Prepared: 05/28/21 H
Expires: 07/27/21
Prepared By (Initials): EO
Methanol Lot No. DW117-US-0095

Initial Standard Information							Final Standard Information			
Name of Initial Standard (QAU Label)	Supplier	APPL Mix Name	Conc. (ug/mL)	Reference To APPL Prep Date	Exp. Date (1 yr)	Exp. Date (Manufacturers)	Aliquot From Stock	Final Volume	Solvent	Final Standard Conc. (ug/mL)
VOA STD. 2		VOA STD. 12	50	Prepared 05/28/21	05/28/22	N/A	200uL	2mL	Methanol	5

Second Source (SS) Standards

VOA STD. 3

Prepared: 05/28/21 I
Expires: 07/27/21
Methanol Lot No. DW117-US-0095

Prepared By (Initials): EO

Initial Standard Information							Final Standard Information			
Name of Initial Standard (QAU Label)	Supplier	Supplier P/N#	Conc. (ug/mL)	Lot Number - QA Number	Exp. Date (1 yr)	Exp. Date (Manufacturers)	Aliquot From Stock	Final Volume	Solvent	Final Standard Conc. (ug/mL)
Ketones Standard	Phenova	ALO-101211	2,000	CL16074-52094	05/28/22	11/30/30	50uL	2mL	Methanol	50

VOA STD. Gases

Prepared: 05/28/21 J
Expires: 07/27/21
Methanol Lot No. DW117-US-0095

Prepared By (Initials): EO

Initial Standard Information							Final Standard Information			
Name of Initial Standard (QAU Label)	Supplier	Supplier P/N#	Conc. (ug/mL)	Lot Number - QA Number	Exp. Date (1 yr)	Exp. Date (Manufacturers)	Aliquot From Stock	Final Volume	Solvent	Final Standard Conc. (ug/mL)
8260 Gases (SS)	Phenova	ALO-101206	2,000	CL15533-51566	05/28/22	07/31/25	50uL	2mL	Methanol	50

VOA STD. 6

Prepared: 05/28/21 K
Expires: 06/16/21
Methanol Lot No. DW117-US-0095

Prepared By (Initials): EO

Initial Standard Information							Final Standard Information			
Name of Initial Standard (QAU Label)	Supplier	Supplier P/N#	Conc. (ug/mL)	Lot Number - QA Number	Exp. Date (1 yr)	Exp. Date (Manufacturers)	Aliquot From Stock	Final Volume	Solvent	Final Standard Conc. (ug/mL)
502.2 Calibration STD. (54-compounds)	Phenova	ALO-101200	2,000	CL16071-52073	05/28/22	11/30/25	50uL	2mL	Methanol	50
Vinyl Acetate	Phenova	ALO-101228	2,000	CL16869-52320	05/21/22	06/16/21	50uL			50
Hexachloroethane	Accustan	AS-E0011	1,000	219061767-52115	05/28/22	06/28/29	100uL			50
Benzyl Chloride	Accustan	M-8010-01	200	219111303-01-52119	05/28/22	01/30/23	500uL			50

VOA STD. TBA

Prepared: 05/28/21 L
Expires: 06/16/21
Methanol Lot No. DW117-US-0095

Prepared By (Initials): EO

Initial Standard Information							Final Standard Information			
Name of Initial Standard (QAU Label)	Supplier	Supplier P/N#	Conc. (ug/mL)	Lot Number - QA Number	Exp. Date (1 yr)	Exp. Date (Manufacturers)	Aliquot From Stock	Final Volume	Solvent	Final Standard Conc. (ug/mL)
Custom VOA Mix (4-3)	Phenova	ALO-130176	2,000	CL16012-52084	05/28/22	11/30/23	250uL	2mL	Methanol	250
Acrolein	Phenova	ALO-101224	10,000	CL16873-52323	05/21/22	06/16/21	50uL			250

VOA STD. 0

Prepared: 05/28/21 M
Expires: 07/27/21
Methanol Lot No. DW117-US-0095

Prepared By (Initials): EO

Initial Standard Information							Final Standard Information			
Name of Initial Standard (QAU Label)	Supplier	Supplier P/N#	Conc. (ug/mL)	Lot Number - QA Number	Exp. Date (1 yr)	Exp. Date (Manufacturers)	Aliquot From Stock	Final Volume	Solvent	Final Standard Conc. (ug/mL)
VOA Addition STD.	Phenova	ALO-130175	2,000	CL15724-52064	05/28/22	09/30/22	50uL	2mL	Methanol	50

VOA STD. 2-CEVE

Prepared: 05/28/21 N
Expires: 07/27/21
Methanol Lot No. DW117-US-0095

Prepared By (Initials): EO

Initial Standard Information							Final Standard Information			
Name of Initial Standard (QAU Label)	Supplier	Supplier P/N#	Conc. (ug/mL)	Lot Number - QA Number	Exp. Date (1 yr)	Exp. Date (Manufacturers)	Aliquot From Stock	Final Volume	Solvent	Final Standard Conc. (ug/mL)
2-CEVE (SS)	Absolute	82408	2,000	12119-52167	05/28/22	12/11/22	50uL	2mL	Methanol	50

Injection Log

Directory: M:\LOKI\DATA\210601\

Line	Vial	FileName	Multiplier	SampleName	Misc Info	Injected
1	7	0601L17.D	1	0.5ug/L VOC STD 6/1/21	IS&S: 10/21/20, 11/11/20	1 Jun 21 20:48
2	8	0601L18.D	1	1ug/L VOC STD 6/1/21	IS&S: 10/21/20, 11/11/20	1 Jun 21 21:15
3	9	0601L19.D	1	2ug/L VOC STD 6/1/21	IS&S: 10/21/20, 11/11/20	1 Jun 21 21:43
4	10	0601L20.D	1	5ug/L VOC STD 6/1/21	IS&S: 10/21/20, 11/11/20	1 Jun 21 22:10
5	11	0601L21.D	1	10ug/L VOC STD 6/1/21	IS&S: 10/21/20, 11/11/20	1 Jun 21 22:38
6	12	0601L22.D	1	20ug/L VOC STD 6/1/21	IS&S: 10/21/20, 11/11/20	1 Jun 21 23:05
7	13	0601L23.D	1	40ug/L VOC STD 6/1/21	IS&S: 10/21/20, 11/11/20	1 Jun 21 23:33
8	14	0601L24.D	1	100ug/L VOC STD 6/1/21	IS&S: 10/21/20, 11/11/20	2 Jun 21 00:01
9	17	0601L27.D	1	20ug/L GAS STD 6/1/21	IS&S: 10/21/20, 11/11/20	2 Jun 21 1:23
10	18	0601L28.D	1	50ug/L GAS STD 6/1/21	IS&S: 10/21/20, 11/11/20	2 Jun 21 1:51
11	19	0601L29.D	1	100ug/L GAS STD 6/1/21	IS&S: 10/21/20, 11/11/20	2 Jun 21 2:19
12	20	0601L30.D	1	300ug/L GAS STD 6/1/21	IS&S: 10/21/20, 11/11/20	2 Jun 21 2:46
13	21	0601L31.D	1	600ug/L GAS STD 6/1/21	IS&S: 10/21/20, 11/11/20	2 Jun 21 3:14
14	22	0601L32.D	1	800ug/L GAS STD 6/1/21	IS&S: 10/21/20, 11/11/20	2 Jun 21 3:41
15	23	0601L33.D	1	1000ug/L GAS STD 6/1/21	IS&S: 10/21/20, 11/11/20	2 Jun 21 4:09
16	25	0601L35.D	1	(SS) 300ug/L GAS STD 6/1/21	IS&S: 10/21/20, 11/11/20	2 Jun 21 5:04
17	31	0604L31.D	1	210604B CCV 300ug/L	IS&S: 10/21/20, 11/11/20	4 Jun 21 23:41
18	32	0604L32.D	1	210604B LCS 300ug/L	IS&S: 10/21/20, 11/11/20	5 Jun 21 00:08
19	33	0604L33.D	1	210604B LCSD 300ug/L	IS&S: 10/21/20, 11/11/20	5 Jun 21 00:36
20	34	0604L34.D	1	210604B BLK	IS&S: 10/21/20, 11/11/20	5 Jun 21 1:04
21	42	0604L42.D	1	BA33438W01	IS&S: 10/21/20, 11/11/20	5 Jun 21 4:44
22	43	0604L43.D	1	BA33439W01	IS&S: 10/21/20, 11/11/20	5 Jun 21 5:11
23	44	0604L44.D	1	BA33441W01	IS&S: 10/21/20, 11/11/20	5 Jun 21 5:39
24	45	0604L45.D	1	BA33442W01	IS&S: 10/21/20, 11/11/20	5 Jun 21 6:07
25	46	0604L46.D	1	BA33444W01	IS&S: 10/21/20, 11/11/20	5 Jun 21 6:34
26	47	0604L47.D	1	BA33445W01	IS&S: 10/21/20, 11/11/20	5 Jun 21 7:02
27	53	0604L53.D	1	Ending CCV 300ug/L 6/4/21	IS&S: 10/21/20, 11/11/20	5 Jun 21 9:47

908 North Temperance Ave. ∇ Clovis, CA 93611 ∇ Phone 559-275-2175 ∇ Fax 559-275-4422

Certification Number: CA1312
NELAP Certification number: CA00046
DoD-ELAP Certificate number: 4064.01

Data Validatable Report

August 3, 2021

AECOM
1001 Bishop Street, Suite 1600
Honolulu, Hawaii 96813

Attn: Alethea Ramos

Title: Report of Data: Case 96438-rev2

Project: 60571032 CV18F0126 Red Hill Fuel Storage, HI

Contract #: Prime contract # for DoD: NAVY CLEAN N62742-17-F-1800, CV18F0126
Subcontract: 18S-22209-HI27

Dear Ms. Ramos:

Six water samples were received June 4, 2021. Revised written results for the requested analyses are being provided on this August 3, 2021. **Revision:** The 8270SIM analyte list was revised to reflect the COC.

Revision 2: The 8270SIM QC analyte list was revised to reflect the COC. The sample ERH1400 sgc chromatogram was manually integrated to follow the baseline. Sample ERH1402 sgc results were corrected to reflect the correct multiplier. The silica gel cleaned report is attached.

Results in this report apply to the samples analyzed in accordance with the chain of custody document. This analytical report must be reproduced in its entirety.

If you have any questions or require further information, please contact your APPL Project Manager, Libby Cheeseborough, libby@applinc.com, at your convenience. Thank you for choosing APPL, Inc.

I certify that this data package is in compliance with the terms and conditions of the contract, both technically and for completeness, for other than the conditions detailed above. These test results meet all requirements of NELAC and DoD QSM. Release of the hard copy has been authorized by the Laboratory Manager or his designee, as verified by the following signature.

Paula McCartney for

Loren Portwood, Laboratory Director
APPL, Inc.

LP/lac
Enclosure
cc: File

Data Validation Package
for
60571032 CV18F0126 Red Hill Fuel Storage
APPL SDG 96438
TABLE OF CONTENTS

LABORATORY NAME: *APPL, Inc.*

Case Narrative	3
Sample Management Records	7
Sample Results	14
QC Forms	39
Method 8015B Calibration Data	79
Method 8015B Raw Data	128
Method 8015B Blank Calibration Data	152
Method 8015B Blank Raw Data	180
Method 8015B SGC Calibration Data	199
Method 8015B SGC Raw Data	250
Method 8270D SIM Calibration Data	278
Method 8270D SIM Raw Data	305
Method 8260B Calibration Data	332
Method 8260B Raw Data	385
Method 8260B GRO Calibration Data	415
Method 8260B GRO Raw Data	466

CASE NARRATIVE

Case Narrative

ARF: 96438

Project: 60571032 CV18F0126 Red Hill Fuel Storage. HI

Sample Receipt Information:

Six water samples were received June 4, 2021 at 2.0°C and 2.0°C. The sample group was assigned Analytical Request Form (ARF) number 96438.

Sample Preparation and Analysis Information:

For the EPA 8015B analysis, the sample was extracted according to EPA method 3520C. The sample extracts were silica gel cleaned according to APPL's SOP CLN004 and placed on hold.

For the EPA 8015B analysis, pre-extraction sample blanks were extracted according to EPA method 3520C before the method QC and field samples. The sample blanks are included in this report.

For the EPA 8270D SIM analysis, the sample was extracted according to EPA method 3520C.

For the EPA 8260B analysis, the samples were purged according to EPA method 5030B.

Only the portion of the injection log relative to these samples is included. A full sequence log is available upon request. Measurement uncertainty can be reported upon request.

Analytical Exceptions, Deviations and Abnormalities.

8015 SGC: Manual integrations was performed for sample ERH1400 sgc in accordance with APPL's SOP. Chromatograms for before and after manual integration are enclosed for specific samples and analytes. Abbreviated flags for technical justification are listed on the chromatogram.

SDG	Received	Client ID	APPL ID	Collected DateTime	Matrix	Method	Method Description	Prep DateTime	Analysis DateTime
96438	06/04/21	ERH1399	BA33953	06/02/21 8:40:00 AM	WATER	EPA 8260B	EPA 8260B BTEX WATER	06/16/21 3:37:00 AM	06/16/21 3:37:00 AM
96438	06/04/21	ERH1399	BA33953	06/02/21 8:40:00 AM	WATER	EPA 8260B	EPA 8260B GRO WATER	06/16/21 3:37:00 AM	06/16/21 3:37:00 AM
96438	06/04/21	ERH1400	BA33954	06/02/21 9:10:00 AM	WATER	EPA 8260B	EPA 8260B BTEX WATER	06/16/21 4:00:00 AM	06/16/21 4:00:00 AM
96438	06/04/21	ERH1400	BA33954	06/02/21 9:10:00 AM	WATER	EPA 8015B-eHL	EPA 8015B TPH LIQ-LIQ	06/07/21 2:04:00 PM	06/12/21 9:25:00 PM
96438	06/04/21	ERH1400	BA33954	06/02/21 9:10:00 AM	WATER	EPA 8260B	EPA 8260B GRO WATER	06/16/21 4:00:00 AM	06/16/21 4:00:00 AM
96438	06/04/21	ERH1400	BA33954	06/02/21 9:10:00 AM	WATER	8270D-SIM	EPA 8270D SIM LIQ-LIQ	06/04/21 5:05:00 PM	06/09/21 5:02:00 PM
96438	06/04/21	ERH1400 BLANK	BA33955	06/02/21 9:10:00 AM	WATER	EPA 8015B-eHL	EPA 8015B TPH LIQ-LIQ	06/04/21 11:15:00 AM	06/13/21 4:00:00 AM
96438	06/04/21	ERH1401	BA33956	06/02/21 10:20:00 AM	WATER	EPA 8260B	EPA 8260B BTEX WATER	06/16/21 4:23:00 AM	06/16/21 4:23:00 AM
96438	06/04/21	ERH1401	BA33956	06/02/21 10:20:00 AM	WATER	EPA 8260B	EPA 8260B GRO WATER	06/16/21 4:23:00 AM	06/16/21 4:23:00 AM
96438	06/04/21	ERH1402	BA33957	06/02/21 10:35:00 AM	WATER	EPA 8260B	EPA 8260B BTEX WATER	06/16/21 4:47:00 AM	06/16/21 4:47:00 AM
96438	06/04/21	ERH1402	BA33957	06/02/21 10:35:00 AM	WATER	EPA 8015B-eHL	EPA 8015B TPH LIQ-LIQ	06/07/21 2:04:00 PM	06/12/21 9:54:00 PM
96438	06/04/21	ERH1402	BA33957	06/02/21 10:35:00 AM	WATER	EPA 8260B	EPA 8260B GRO WATER	06/16/21 4:47:00 AM	06/16/21 4:47:00 AM
96438	06/04/21	ERH1402	BA33957	06/02/21 10:35:00 AM	WATER	8270D-SIM	EPA 8270D SIM LIQ-LIQ	06/04/21 5:05:00 PM	06/09/21 5:24:00 PM
96438	06/04/21	ERH1402 BLANK	BA33958	06/02/21 10:35:00 AM	WATER	EPA 8015B-eHL	EPA 8015B TPH LIQ-LIQ	06/04/21 11:15:00 AM	06/13/21 4:28:00 AM
96438	06/04/21	ERH1403	BA33959	06/02/21 12:00:00 PM	WATER	EPA 8260B	EPA 8260B BTEX WATER	06/16/21 5:10:00 AM	06/16/21 5:10:00 AM
96438	06/04/21	ERH1403	BA33959	06/02/21 12:00:00 PM	WATER	EPA 8260B	EPA 8260B GRO WATER	06/16/21 5:10:00 AM	06/16/21 5:10:00 AM
96438	06/04/21	ERH1404	BA33960	06/02/21 12:05:00 PM	WATER	EPA 8260B	EPA 8260B BTEX WATER	06/16/21 5:33:00 AM	06/16/21 5:33:00 AM
96438	06/04/21	ERH1404	BA33960	06/02/21 12:05:00 PM	WATER	EPA 8015B-eHL	EPA 8015B TPH LIQ-LIQ	06/07/21 2:04:00 PM	06/12/21 10:22:00 PM
96438	06/04/21	ERH1404	BA33960	06/02/21 12:05:00 PM	WATER	EPA 8260B	EPA 8260B GRO WATER	06/16/21 5:33:00 AM	06/16/21 5:33:00 AM
96438	06/04/21	ERH1404	BA33960	06/02/21 12:05:00 PM	WATER	8270D-SIM	EPA 8270D SIM LIQ-LIQ	06/04/21 5:05:00 PM	06/09/21 5:47:00 PM
96438	06/04/21	ERH1404 BLANK	BA33961	06/02/21 12:05:00 PM	WATER	EPA 8015B-eHL	EPA 8015B TPH LIQ-LIQ	06/04/21 11:15:00 AM	06/13/21 4:56:00 AM

APPL Inc.
Abbreviations and Flags

FLAG	DESCRIPTION
#	Recovery or RPD outside control limits
*	Recovery or RPD outside control limits
B	Analyte detected in associated method blank
C1	Reason for correction: wrote incorrect response
C2	Reason for correction: calculated incorrectly
C3	Reason for correction: needs to be rechecked
C4	Reason for correction: data not usable
DO	Diluted out
E	Exceeds linear range
F	Estimated value
G1	Includes a wide range of hydrocarbons which does not match our gasoline standard
G10	Includes a match to hydrocarbon profiles within the range of mineral spirits
G11	Includes a match to hydrocarbon profiles within the range of JP-4
G12	Pattern does not match the gasoline standard; the carbon range for this sample is consistent with JP8
G13	Closely resembles the hydrocarbon profile of aviation gasoline
G14	Analyte concentration may be biased due to carry over
G2	Closely resembles the boiling point hydrocarbon profile consistent with weathered gasoline
G3	Includes higher boiling hydrocarbons
G4	Includes dominant peak(s) not indicative of petroleum hydrocarbons
G5	Is mainly dominant peak(s) not indicative of petroleum hydrocarbons
G6	Contains recognizable contaminant peak(s) which has been removed from quantitation
G7	Is mainly a match to hydrocarbons within the range of gasoline
G8	Closely resembles the boiling point hydrocarbon profile consistent with weathered gasoline
G9	Includes hydrocarbons within the range of kerosene
J	Estimated value
M	Matrix effect
MI1	Manual integration: integration does not follow baseline
MI2	Manual integration: non-target peak interference
MI3	Manual integration: to split a peak that was integrated as one peak by the computer.
MI4	Manual integration: to integrate a split peak
MI5	Manual integration: the whole peak or part of the peak was not integrated
MI6	Manual integration: computer integrated wrong peak
MI7	Manual integration: other – (See case narrative)
MDL	Method detection limit
ND	Not detected
NT	Non-target
Q	Acceptance criteria not met
T1 I	Includes wide range of hydrocarbons not indicative of diesel
T1 M	Is mainly wide range of hydrocarbons not necessarily indicative of diesel
T2 I	Includes lower boiling hydrocarbons, e.g. mineral spirits, kerosene, stoddard solvent, white gas
T2 M	Is mainly lower boiling hydrocarbons, e.g. mineral spirits, kerosene, stoddard solvent, white gas
T3 I	Includes higher boiling hydrocarbons, e.g. asphaltene, waste oil, motor oil, or weathered diesel fuel
T3 M	Is mainly higher boiling hydrocarbons, e.g. asphaltene, waste oil, motor oil, or weathered diesel fuel
T4 I	Includes dominant peak(s) not indicative of hydrocarbons
T4 M	Is mainly dominant peak(s) not indicative of hydrocarbons
T5	Contains recognizable contaminant peak(s) which has been removed from quantitation
T6	Is mainly a match to hydrocarbons within range of diesel fuel
T7	Closely resembles the boiling point hydrocarbon profile consistent with diesel fuel
T8	Includes a match to hydrocarbon profiles within range of diesel and kerosene fuel
T9 I	Includes non-diesel hydrocarbons within boiling point range of diesel fuel
T9 M	Is mainly non-diesel hydrocarbons within boiling point range of diesel fuel
U	Not detected
Y	Percent difference between primary and confirmation column > 40%

SAMPLE RECORDS MANAGEMENT

CHAIN OF CUSTODY,

ARF, CRF, AND

CLIENT COMMUNICATION

APPL - Analysis Request Form

96438

Client: AECOM
Address: 1001 Bishop Street, Suite 1600
Honolulu, HI 96813
Attn: Alethea Ramos
Phone: 808-954-4536 Fax: 808-523-8950
Job: 60571032 CV18F0126 Red Hill Fuel Storage
PO #: 18S-22209-HI27 PO# 102604
Chain of Custody (Y/N): Y # 52138,52137
RAD Screen (Y/N): Y pH (Y/N): Y
Turn Around Type: 1 WEEK

Received by: MSA
Date Received: 06/04/21 Time: 09:50
Delivered by: FEDEX
Shuttle Custody Seals (Y/N): Y Time Zone: -10
Chest Temp(s): 2.0,2.0°C
Color: VFRG/L-PurpleBrown
Samples Chilled until Placed in Refrig/Freezer: Y
Project Manager: Libby Cheesebor
QC Report Type: DVP4DOD/EQUIS/HI
Due Date: 06/11/21

Comments:
PM: login and F1s to Margie.Pascua@aecom.com & alethea.ramos@aecom.com
AN: 7 day TAT for Form 1s; 21 day TAT for PKG STYLE 1; DOD v5.1; DOD Forms: LOD database
Report MS/MSD/DUPs when AECOM sample used
8260: BTEX & TPH-G only; 8270 SIM: 1-methylnaphthalene, 2-methylnaphthalene & naphthalene only.
TPH-D/O both with and w/o SGC, reverse surrog for SGC; analyze SGC if detections. DO NOT Q-DELETE.
FR: email ftp info to Margie, alethea.ramos@aecom.com, Stella, trommelfanger@lab-data.com & jcanlas@la
EDD: AECOM EQuIS EDD 2.5.3 to alethea.ramos@, Margie.Pascua@aecom.com, jecklund@lab-data.com

Sample Distribution:
GC: 3-$DOC53W5LIQ, 3-$SIM53LIQ51, 3-$RHBLKETBLK
Extractions: 3-_LIQ003, 6-_LIQ005, 3-_LIQ005SGC
VOA: 6-$86BTOTXDOD5W, 6-$GASBL, 6-$GRO86BW

Charges:

Invoice To:
ACCOUNTS PAYABLE
1001 Bishop Street, Ste 1600
USAPImaging@aecom.com
mary.basano@aecom.com

	Client ID		APPL ID	Sampled		Analyses Requested
1.	ERH1399	LCSD	BA33953W	06/02/21	08:40	$86BTOTXDOD5W, $GASBL, $GRO86BW -- See Comments
2.	ERH1400	LCSD	BA33954W	06/02/21	09:10	$86BTOTXDOD5W, $DOC53W5LIQ, $GASBL, $GRO86BW, $SIM53LIQ51 -- See Comments
3.	ERH1400 BLANK	LCSD	BA33955W	06/02/21	09:10	$RHBLKETBLK -- See Comments
4.	ERH1401	LCSD	BA33956W	06/02/21	10:20	$86BTOTXDOD5W, $GASBL, $GRO86BW -- See Comments

Note: All times, excluding sample collection times, are Pacific Time Zone unless noted otherwise. Collection times are in: -10 UTC

5.	ERH1402	LCSD BA33957W	06/02/21	10:35	$86BTOTXDOD5W, $DOC53W5LIQ, $GASBL, $GRO86BW, $SIM53LIQ51 -- See Comments
6.	ERH1402 BLANK	LCSD BA33958W	06/02/21	10:35	$RHBLKETBLK -- See Comments
7.	ERH1403	LCSD BA33959W	06/02/21	12:00	$86BTOTXDOD5W, $GASBL, $GRO86BW -- See Comments
8.	ERH1404	LCSD BA33960W	06/02/21	12:05	$86BTOTXDOD5W, $DOC53W5LIQ, $GASBL, $GRO86BW, $SIM53LIQ51 -- See Comments
9.	ERH1404 BLANK	LCSD BA33961W	06/02/21	12:05	$RHBLKETBLK -- See Comments

APPL Sample Receipt Form

ARF# **96438**

Sample	Container Type	Count	p
BA33953	13 VOAs - HCL	4	NA
BA33954	13 VOAs - HCL	4	NA
	17 Amber Liter	2	NA
	39 Amber Liter, HCL prsvd	2	1.6
BA33955	39 Amber Liter, HCL prsvd	1	NA
BA33956	13 VOAs - HCL	4	NA
BA33957	13 VOAs - HCL	4	NA
	17 Amber Liter	2	NA
	39 Amber Liter, HCL prsvd	2	1.6
BA33958	39 Amber Liter, HCL prsvd	1	NA
BA33959	13 VOAs - HCL	4	NA
BA33960	13 VOAs - HCL	4	NA
	17 Amber Liter	2	NA
	39 Amber Liter, HCL prsvd	2	1.3
BA33961	39 Amber Liter, HCL prsvd	1	NA

Sample	Container Type	Count	p

96438

APPL LABS

APPL, Inc.
908 N Temperance Ave
Clovis, CA 93611
www.applinc.com

Phone: (559) 275-2175
Fax: (559) 275-4422
coc@applinc.com

CHAIN OF CUSTODY RECORD

C.O.C. 52138

1/2

Report to: PLEASE PRINT

Company Name: AECOM
Address: 1001 Bishop St., Suite 1600, Honolulu, HI 96813
Attn: Alethea Ramos (808)521-3051
Alethea.Ramos@aecom.com
CV_18F0126 / 60571032

Attn:

Email:

Invoice to: PLEASE PRINT

Company Name: AECOM
Address: 1001 Bishop St., Suite 1600, Honolulu, HI 96813
Attn: Sheree Smith (808)521-3051
Sheree.Smith@aecom.com
USAImaging@aecom.com

Attn:

Email:

Project Name/Number: CV-18F0126/60571032

Sampler (Print): GM. AM. BL

Purchase Order Number: 102604

Sampler (Signature): Wei Zheng for GM. BL. AM

Date Shipped: 6/3/21

Carrier: FedEx

Waybill No.:

Comments:

Sample Identification	Location	Date Collected	Time Collected	Time Zone	No. of Containers	Matrix: Aq	Matrix: Sed.	Matrix: Soil	BTEX 8260	TPH-G 8260	TPH-D/O 8015	TPH-D/O w/SGC 8015	PAHs short list 8270D SIM
ERH1399	Trip Blank	6/2/21	8:40	HST	4	X			X	X			
ERH1400	RHMW01R	6/2/21	9:10	HST	8	X			X	X	X	X	X*
ERH1401	Trip Blank	6/2/21	10:20	HST	4	X			X	X			
ERH1402	RHMW02	6/2/21	10:35	HST	8	X			X	X	X	X	X*

TPH-D/O and PAHs need liquid-liquid extraction

* Naphthalene
1-methylnaphthalene
2-methylnaphthalene

N2 6/3/2021

Shuttle Temperature: R3 @ 0.0 2.0/2.0 2.0/2.0

Turnaround Requested: Check one
☐ Standard 2-3 wk ☒ One week ☐ 3 days ☐ 24/48 Hrs. ☐ Other:

Sample Disposal:
☐ Return to client ☒ Disposal by Lab (30-day retention)

Relinquished by sampler:	Date	Time	Received by:	Relinquished by:	Date	Time	Received by:

Relinquished by:	Date	Time	Received by:	Relinquished by:	Date	Time	Received at lab by:
WEIFENG ZHENG	6/3/2021	13:30			6/4/21	9:50	

White: Return to client with report Yellow: Laboratory Copy See reverse side for Container Preservative and Sampling Information

APPL, Inc.
908 N Temperance Ave
Clovis, CA 93611
www.applinc.com

Phone: (559) 275-2175
Fax: (559) 275-4422
coc@applinc.com

CHAIN OF CUSTODY RECORD

C.O.C. 52137 2/2

Report to: PLEASE PRINT

Company Name: AECOM
1001 Bishop St., Suite 1600
Address: Honolulu, HI 96813
Attn: Alethea Ramos (808)521-3051
Alethea.Ramos@aecom.com
CV_18F0126 / 60571032

Attn:

Email:

Invoice to: PLEASE PRINT

Company Name: AECOM
1001 Bishop St., Suite 1600
Address: Honolulu, HI 96813
Attn: Sheree Smith (808)521-3051
Sheree.Smith@aecom.com
USAImaging@aecom.com

Phone:

Fax:

Attn:

Email:

Project Name/Number: CV-18F0126/60571032

Purchase Order Number: 102604

Sampler (Print): GM. AM. BL

Sampler (Signature): Weifeng for GM. AM. BL

Date Shipped: 6/3/2021
Carrier: FedEx
Waybill No.:
Comments:

Sample Identification	Location	Date Collected	Time Collected	Time Zone	No. of Containers	Matrix: Aq	Sed.	Soil		BTEX 8260	TPH-G 8260	TPH-D/O 8015	TPH-D/O w/SGC 8015	PAHs Short list 8270D SIM							
ERH1403	Trip Blank	6/2/21	12:00	HST	4	X				X	X										
ERH1404	RHMW03	6/2/21	12:05	HST	8	X				X	X	X	X	X*							

WZ 6/3/2021

TPH-D/O and PAHs need liquid-liquid extraction

* Naphthalene
~~1-methylnaphthalene~~
2-methylnaphthalene

Shuttle Temperature:

Turnaround Requested: Check one
☐ Standard 2-3 wk ☒ One week ☐ 3 days ☐ 24/48 Hrs. ☐ Other:

Sample Disposal:
☐ Return to client ☒ Disposal by Lab (30-day retention)

Relinquished by sampler:	Date	Time	Received by:	Relinquished by:	Date	Time	Received by:
Relinquished by: WEIFENG ZHENG	Date 6/3/2021	Time 13:30	Received by:	Relinquished by:	Date 6/4/21	Time 9:50	Received at lab by:

White: Return to client with report Yellow: Laboratory Copy See reverse side for Container Preservative and Sampling Information

COOLER RECEIPT FORM **ARF: 96438**

1) Project: 60571032 CV18F0126 Red Hill Fuel Storage Date Received: 06/04/21

2) Coolers: Number of Coolers: 2

3) YES Were custody seals present and intact?
How many? 4 Name/Date on seal? See below

4) YES Was there a shipping slip? Carrier name: FEDEX

5) Type of packing in cooler: X bubble wrap __ popcorn __ foam X plastic bags __ other
X wet ice __ dry ice __ no ice __ gel ice

6) YES Were cooler temperatures acceptable?

7) Serial number of calibrated thermometer used: R3 @ CF: +0.0°C

8) Cooler temp(s): In °C. Thermometer Temp / Corrected Temp
1: 2.0/2.0 2: 2.0/2.0 3: ____ 4: ____ 5: ____ 6: ____
7: ____ 8: ____ 9: ____ 10: ____ 11: ____ 12: ____

Chain of custody:

9) YES Was a chain of custody received?

10) YES Were the custody papers complete/signed in the appropriate places?

Sample Labels:

11) YES Were all sample labels complete (sample ID, date/time of sampling, etc.)?

12) YES Did all container labels agree with custody papers?

Sample Containers:

13) YES Were all containers sealed in separate bags?

14) YES Did all containers arrive in good condition:(unbroken, no leakage, no cracked/broken lids)?

15) YES Were correct containers and preservatives used for the tests indicated?

16) YES Was a sufficient amount of sample sent for tests indicated?

17) YES Were bubbles present in volatile samples?
If yes, the following were received with air bubbles:
Larger than a pea: ____
Smaller than a pea: BA33959W w04

Preservation Hold time:

18) YES Was a sufficient amount of holding time remaining to analyze the samples?

19) YES Was the pH taken of all non-VOA preserved samples and written on the sample container?

20) YES Was the pH of acid preserved non-VOA samples < 2?

21) NA Was the pH of the "basic" preserved samples for Cyanide > 12, Sulfide >9, Hexchrom >9?

22) NA Were unpreserved VOA Vials received for VOA Dept analysis?

23) NA If "yes", are the unpreserved VOA vials noted in the ADD TEST FIELD on the ARF?
pH strip lot number: HCO29115
Lab notified if pH was not adequate: ____

Notes/Deficiencies:

CUSTODY SEAL
AECOM (808)521-3051
Initials WZ Date 6/3/21

Personnel receiving samples: SS Second reviewer: SS
Personnel labeling samples: CG
Project manager notified: MS Date/Time of notification 06/04/21
Name of client notified: ____ Date/Time of notification ____

Revision: 22, November 5, 2013

SAMPLE RESULTS

EPA 8015B TPH WATER L-L SGC

AECOM
1001 Bishop Street, Suite 1600
Honolulu, HI 96813

APPL Inc.
908 North Temperance Avenue
Clovis, CA 93611

Attn: Alethea Ramos

Project: 60571032 CV18F0126 Red Hill Fuel Storage

ARF: 96438

Sample ID: ERH1400

APPL ID: BA33954

Sample Collection Date: 06/02/21

QCG: #DOC53-210607A2-265117

Method	Analyte	Result	LOQ	LOD	DL	Units	Extraction Date	Analysis Date
EPA 8015B-e	DIESEL (C10-C24)	300.0 U	320	300.0	150.0	ug/L	06/07/21	06/17/21
EPA 8015B-e	OIL (C24-C40)	300.0 U	320	300.0	150.0	ug/L	06/07/21	06/17/21
EPA 8015B-e	SURROGATE: (R) DECANOIC ACID (S)	0.0	0-1			%	06/07/21	06/17/21
EPA 8015B-e	SURROGATE: OCTACOSANE (S)	103	60-142			%	06/07/21	06/17/21
EPA 8015B-e	SURROGATE: ORTHO-TERPHENYL (S)	77.7	56-125			%	06/07/21	06/17/21

Quant Method:	DEC0504.M
Run #:	612251
Instrument:	Apollo
Sequence:	210612
Dilution Factor:	1
Initials:	MBE

Printed: 08/03/21 1:27:19 PM
APPL-F1-SC-NoMC-REG MDLs-DOD

EPA 8015B TPH LIQ-LIQ

AECOM
1001 Bishop Street, Suite 1600
Honolulu, HI 96813

APPL Inc.
908 North Temperance Avenue
Clovis, CA 93611

Attn: Alethea Ramos

Project: 60571032 CV18F0126 Red Hill Fuel Storage

ARF: 96438

Sample ID: ERH1400

APPL ID: BA33954

Sample Collection Date: 06/02/21

QCG: #DOC53-210607A-264885

Method	Analyte	Result	LOQ	LOD	DL	Units	Extraction Date	Analysis Date
EPA 8015B-e	DIESEL (C10-C24)	270 J	320	300.0	150.0	ug/L	06/07/21	06/12/21
EPA 8015B-e	OIL (C24-C40)	160 ++J	320	300.0	150.0	ug/L	06/07/21	06/12/21
EPA 8015B-e	SURROGATE: OCTACOSANE (S)	101	60-142			%	06/07/21	06/12/21
EPA 8015B-e	SURROGATE: ORTHO-TERPHENYL (S)	85.0	56-125			%	06/07/21	06/12/21

J = Estimated value.
++(T4M) The analyst has noted that the chromatogram of this sample does not contain a petroleum hydrocarbon pattern, however the presence of a dominant peak(s) were noted.

Quant Method:	DOC0612.M
Run #:	612026
Instrument:	Apollo
Sequence:	210612
Dilution Factor:	1
Initials:	MBE

Printed: 08/03/21 1:27:19 PM
APPL-F1-SC-NoMC-REG MDLs-DOD

EPA 8015B TPH LIQ-LIQ

AECOM
1001 Bishop Street, Suite 1600
Honolulu, HI 96813

APPL Inc.
908 North Temperance Avenue
Clovis, CA 93611

Attn: Alethea Ramos

Project: 60571032 CV18F0126 Red Hill Fuel Storage

ARF: 96438

Sample ID: ERH1400 BLANK

APPL ID: BA33955

Sample Collection Date: 06/02/21

QCG: #RHBLK-210604A-264977

Method	Analyte	Result	LOQ	LOD	DL	Units	Extraction Date	Analysis Date
EPA 8015B-e	DIESEL (C10-C24)	300.0 U	320	300.0	150.0	ug/L	06/04/21	06/13/21
EPA 8015B-e	OIL (C24-C40)	300.0 U	320	300.0	150.0	ug/L	06/04/21	06/13/21
EPA 8015B-e	SURROGATE: OCTACOSANE (S)	101	60-142			%	06/04/21	06/13/21
EPA 8015B-e	SURROGATE: ORTHO-TERPHENYL (S)	84.0	56-125			%	06/04/21	06/13/21

Quant Method: DOC0612.M
Run #: 612040
Instrument: Apollo
Sequence: 210612
Dilution Factor: 1
Initials: MBE

Printed: 08/03/21 1:27:19 PM
APPL-F1-SC-NoMC-REG MDLs-DOD

EPA 8015B TPH WATER L-L SGC

AECOM
1001 Bishop Street, Suite 1600
Honolulu, HI 96813

APPL Inc.
908 North Temperance Avenue
Clovis, CA 93611

Attn: Alethea Ramos

Project: 60571032 CV18F0126 Red Hill Fuel Storage

ARF: 96438

Sample ID: ERH1402

APPL ID: BA33957

Sample Collection Date: 06/02/21

QCG: #DOC53-210607A2-265117

Method	Analyte	Result	LOQ	LOD	DL	Units	Extraction Date	Analysis Date
EPA 8015B-e	DIESEL (C10-C24)	290 J	320	300.0	150.0	ug/L	06/07/21	06/17/21
EPA 8015B-e	OIL (C24-C40)	300.0 U	320	300.0	150.0	ug/L	06/07/21	06/17/21
EPA 8015B-e	SURROGATE: (R) DECANOIC ACID (S)	0.0	0-1			%	06/07/21	06/17/21
EPA 8015B-e	SURROGATE: OCTACOSANE (S)	98.6	60-142			%	06/07/21	06/17/21
EPA 8015B-e	SURROGATE: ORTHO-TERPHENYL (S)	75.3	56-125			%	06/07/21	06/17/21

J = Estimated value.

Quant Method: DEC0504.M
Run #: 612257
Instrument: Apollo
Sequence: 210612
Dilution Factor: 1
Initials: MBE

Printed: 08/03/21 1:27:19 PM
APPL-F1-SC-NoMC-REG MDLs-DOD

EPA 8015B TPH LIQ-LIQ

AECOM
1001 Bishop Street, Suite 1600
Honolulu, HI 96813

APPL Inc.
908 North Temperance Avenue
Clovis, CA 93611

Attn: Alethea Ramos

Project: 60571032 CV18F0126 Red Hill Fuel Storage

ARF: 96438

Sample ID: ERH1402

APPL ID: BA33957

Sample Collection Date: 06/02/21

QCG: #DOC53-210607A-264885

Method	Analyte	Result	LOQ	LOD	DL	Units	Extraction Date	Analysis Date
EPA 8015B-e	DIESEL (C10-C24)	2000 ++	320	300.0	150.0	ug/L	06/07/21	06/12/21
EPA 8015B-e	OIL (C24-C40)	300 J	320	300.0	150.0	ug/L	06/07/21	06/12/21
EPA 8015B-e	SURROGATE: OCTACOSANE (S)	106	60-142			%	06/07/21	06/12/21
EPA 8015B-e	SURROGATE: ORTHO-TERPHENYL (S)	87.6	56-125			%	06/07/21	06/12/21

J = Estimated value.
++(T2M) The analyst has noted that the chromatogram of this sample is mainly lower boiling hydrocarbons.

Quant Method:	DOC0612.M
Run #:	612027
Instrument:	Apollo
Sequence:	210612
Dilution Factor:	1
Initials:	MBE

Printed: 08/03/21 1:27:19 PM
APPL-F1-SC-NoMC-REG MDLs-DOD

EPA 8015B TPH LIQ-LIQ

AECOM
1001 Bishop Street, Suite 1600
Honolulu, HI 96813

APPL Inc.
908 North Temperance Avenue
Clovis, CA 93611

Attn: Alethea Ramos

Project: 60571032 CV18F0126 Red Hill Fuel Storage

ARF: 96438

Sample ID: ERH1402 BLANK

APPL ID: BA33958

Sample Collection Date: 06/02/21

QCG: #RHBLK-210604A-264977

Method	Analyte	Result	LOQ	LOD	DL	Units	Extraction Date	Analysis Date
EPA 8015B-e	DIESEL (C10-C24)	300.0 U	320	300.0	150.0	ug/L	06/04/21	06/13/21
EPA 8015B-e	OIL (C24-C40)	300.0 U	320	300.0	150.0	ug/L	06/04/21	06/13/21
EPA 8015B-e	SURROGATE: OCTACOSANE (S)	94.5	60-142			%	06/04/21	06/13/21
EPA 8015B-e	SURROGATE: ORTHO-TERPHENYL (S)	78.5	56-125			%	06/04/21	06/13/21

Quant Method: DOC0612.M
Run #: 612041
Instrument: Apollo
Sequence: 210612
Dilution Factor: 1
Initials: MBE

Printed: 08/03/21 1:27:19 PM
APPL-F1-SC-NoMC-REG MDLs-DOD

EPA 8015B TPH WATER L-L SGC

AECOM
1001 Bishop Street, Suite 1600
Honolulu, HI 96813

APPL Inc.
908 North Temperance Avenue
Clovis, CA 93611

Attn: Alethea Ramos

Project: 60571032 CV18F0126 Red Hill Fuel Storage

ARF: 96438

Sample ID: ERH1404

APPL ID: BA33960

Sample Collection Date: 06/02/21

QCG: #DOC53-210607A2-265117

Method	Analyte	Result	LOQ	LOD	DL	Units	Extraction Date	Analysis Date
EPA 8015B-e	DIESEL (C10-C24)	300.0 U	320	300.0	150.0	ug/L	06/07/21	06/17/21
EPA 8015B-e	OIL (C24-C40)	300.0 U	320	300.0	150.0	ug/L	06/07/21	06/17/21
EPA 8015B-e	SURROGATE: (R) DECANOIC ACID (S)	0.0	0-1			%	06/07/21	06/17/21
EPA 8015B-e	SURROGATE: OCTACOSANE (S)	107	60-142			%	06/07/21	06/17/21
EPA 8015B-e	SURROGATE: ORTHO-TERPHENYL (S)	81.3	56-125			%	06/07/21	06/17/21

Quant Method:	DEC0504.M
Run #:	612255
Instrument:	Apollo
Sequence:	210612
Dilution Factor:	1
Initials:	MBE

Printed: 08/03/21 1:27:19 PM
APPL-F1-SC-NoMC-REG MDLs-DOD

EPA 8015B TPH LIQ-LIQ

AECOM
1001 Bishop Street, Suite 1600
Honolulu, HI 96813

APPL Inc.
908 North Temperance Avenue
Clovis, CA 93611

Attn: Alethea Ramos

Project: 60571032 CV18F0126 Red Hill Fuel Storage

ARF: 96438

Sample ID: ERH1404

APPL ID: BA33960

Sample Collection Date: 06/02/21

QCG: #DOC53-210607A-264885

Method	Analyte	Result	LOQ	LOD	DL	Units	Extraction Date	Analysis Date
EPA 8015B-e	DIESEL (C10-C24)	260 ++J	320	300.0	150.0	ug/L	06/07/21	06/12/21
EPA 8015B-e	OIL (C24-C40)	330	320	300.0	150.0	ug/L	06/07/21	06/12/21
EPA 8015B-e	SURROGATE: OCTACOSANE (S)	104	60-142			%	06/07/21	06/12/21
EPA 8015B-e	SURROGATE: ORTHO-TERPHENYL (S)	89.7	56-125			%	06/07/21	06/12/21

J = Estimated value.
++(T4M) The analyst has noted that the chromatogram of this sample does not contain a petroleum hydrocarbon pattern, however the presence of a dominant peak(s) were noted.

Quant Method:	DOC0612.M
Run #:	612028
Instrument:	Apollo
Sequence:	210612
Dilution Factor:	1
Initials:	MBE

Printed: 08/03/21 1:27:19 PM
APPL-F1-SC-NoMC-REG MDLs-DOD

EPA 8015B TPH LIQ-LIQ

AECOM
1001 Bishop Street, Suite 1600
Honolulu, HI 96813

APPL Inc.
908 North Temperance Avenue
Clovis, CA 93611

Attn: Alethea Ramos

Project: 60571032 CV18F0126 Red Hill Fuel Storage

ARF: 96438

Sample ID: ERH1404 BLANK

APPL ID: BA33961

Sample Collection Date: 06/02/21

QCG: #RHBLK-210604A-264977

Method	Analyte	Result	LOQ	LOD	DL	Units	Extraction Date	Analysis Date
EPA 8015B-e	DIESEL (C10-C24)	300.0 U	320	300.0	150.0	ug/L	06/04/21	06/13/21
EPA 8015B-e	OIL (C24-C40)	300.0 U	320	300.0	150.0	ug/L	06/04/21	06/13/21
EPA 8015B-e	SURROGATE: OCTACOSANE (S)	89.7	60-142			%	06/04/21	06/13/21
EPA 8015B-e	SURROGATE: ORTHO-TERPHENYL (S)	74.0	56-125			%	06/04/21	06/13/21

Quant Method: DOC0612.M
Run #: 612042
Instrument: Apollo
Sequence: 210612
Dilution Factor: 1
Initials: MBE

Printed: 08/03/21 1:27:19 PM
APPL-F1-SC-NoMC-REG MDLs-DOD

EPA 8270D SIM LIQ-LIQ

AECOM
1001 Bishop Street, Suite 1600
Honolulu, HI 96813

APPL Inc.
908 North Temperance Avenue
Clovis, CA 93611

Attn: Alethea Ramos

Project: 60571032 CV18F0126 Red Hill Fuel Storage

ARF: 96438

Sample ID: ERH1400

APPL ID: BA33954

Sample Collection Date: 06/02/21

QCG: #SIM53-210603A-264851

Method	Analyte	Result	LOQ	LOD	DL	Units	Extraction Date	Analysis Date
8270D-SIM	1-METHYLNAPHTHALENE	0.10 U	0.2	0.10	0.04	ug/L	06/04/21	06/09/21
8270D-SIM	2-METHYLNAPHTHALENE	0.10 U	0.2	0.10	0.04	ug/L	06/04/21	06/09/21
8270D-SIM	NAPHTHALENE	0.10 U	0.2	0.10	0.04	ug/L	06/04/21	06/09/21
8270D-SIM	SURROGATE: 2-METHYLNAPHTHALEN	73.9	39-114			%	06/04/21	06/09/21
8270D-SIM	SURROGATE: FLUORANTHENE-D10 (S	69.5	58-120			%	06/04/21	06/09/21

Quant Method: L0324.M
Run #: 0608L039
Instrument: Linus
Sequence: L210608
Dilution Factor: 1
Initials: JPR

Printed: 06/24/21 11:54:56 AM
APPL-F1-SC-NoMC-REG MDLs-DOD

EPA 8270D SIM LIQ-LIQ

AECOM
1001 Bishop Street, Suite 1600
Honolulu, HI 96813

APPL Inc.
908 North Temperance Avenue
Clovis, CA 93611

Attn: Alethea Ramos

Project: 60571032 CV18F0126 Red Hill Fuel Storage

ARF: 96438

Sample ID: ERH1402

APPL ID: BA33957

Sample Collection Date: 06/02/21

QCG: #SIM53-210603A-264851

Method	Analyte	Result	LOQ	LOD	DL	Units	Extraction Date	Analysis Date
8270D-SIM	1-METHYLNAPHTHALENE	20	0.2	0.10	0.04	ug/L	06/04/21	06/09/21
8270D-SIM	2-METHYLNAPHTHALENE	12	0.2	0.10	0.04	ug/L	06/04/21	06/09/21
8270D-SIM	NAPHTHALENE	42	0.2	0.10	0.04	ug/L	06/04/21	06/09/21
8270D-SIM	SURROGATE: 2-METHYLNAPHTHALEN	77.7	39-114			%	06/04/21	06/09/21
8270D-SIM	SURROGATE: FLUORANTHENE-D10 (S	67.8	58-120			%	06/04/21	06/09/21

Quant Method: L0324.M
Run #: 0608L040
Instrument: Linus
Sequence: L210608
Dilution Factor: 1
Initials: JPR

Printed: 06/24/21 11:54:56 AM
APPL-F1-SC-NoMC-REG MDLs-DOD

EPA 8270D SIM LIQ-LIQ

AECOM
1001 Bishop Street, Suite 1600
Honolulu, HI 96813

APPL Inc.
908 North Temperance Avenue
Clovis, CA 93611

Attn: Alethea Ramos

Project: 60571032 CV18F0126 Red Hill Fuel Storage

ARF: 96438

Sample ID: ERH1404

APPL ID: BA33960

Sample Collection Date: 06/02/21

QCG: #SIM53-210603A-264851

Method	Analyte	Result	LOQ	LOD	DL	Units	Extraction Date	Analysis Date
8270D-SIM	1-METHYLNAPHTHALENE	0.10 U	0.2	0.10	0.04	ug/L	06/04/21	06/09/21
8270D-SIM	2-METHYLNAPHTHALENE	0.10 U	0.2	0.10	0.04	ug/L	06/04/21	06/09/21
8270D-SIM	NAPHTHALENE	0.10 U	0.2	0.10	0.04	ug/L	06/04/21	06/09/21
8270D-SIM	SURROGATE: 2-METHYLNAPHTHALEN	80.0	39-114			%	06/04/21	06/09/21
8270D-SIM	SURROGATE: FLUORANTHENE-D10 (S	61.1	58-120			%	06/04/21	06/09/21

Quant Method: L0324.M
Run #: 0608L041
Instrument: Linus
Sequence: L210608
Dilution Factor: 1
Initials: JPR

Printed: 06/24/21 11:54:56 AM
APPL-F1-SC-NoMC-REG MDLs-DOD

EPA 8260B BTEX WATER

AECOM
1001 Bishop Street, Suite 1600
Honolulu, HI 96813

APPL Inc.
908 North Temperance Avenue
Clovis, CA 93611

Attn: Alethea Ramos

Project: 60571032 CV18F0126 Red Hill Fuel Storage

ARF: 96438

Sample ID: ERH1399

APPL ID: BA33953

Sample Collection Date: 06/02/21

QCG: #86BTO-210615AZ-265068

Method	Analyte	Result	LOQ	LOD	DL	Units	Extraction Date	Analysis Date
EPA 8260B	BENZENE	0.30 U	1.0	0.30	0.15	ug/L	06/16/21	06/16/21
EPA 8260B	ETHYLBENZENE	0.50 U	1.0	0.50	0.23	ug/L	06/16/21	06/16/21
EPA 8260B	TOLUENE	0.30 U	1.0	0.30	0.15	ug/L	06/16/21	06/16/21
EPA 8260B	XYLENES (TOTAL)	0.30 U	2.0	0.30	0.15	ug/L	06/16/21	06/16/21
EPA 8260B	SURROGATE: 1,2-DICHLOROETHANE-	108	81-118			%	06/16/21	06/16/21
EPA 8260B	SURROGATE: 4-BROMOFLUOROBENZ	93.3	85-114			%	06/16/21	06/16/21
EPA 8260B	SURROGATE: DIBROMOFLUOROMETH	104	80-119			%	06/16/21	06/16/21
EPA 8260B	SURROGATE: TOLUENE-D8 (S)	98.0	89-112			%	06/16/21	06/16/21

Quant Method: Z0615W.M
Run #: 0615Z28
Instrument: ZEUS
Sequence: 210615
Dilution Factor: 1
Initials: DA

Printed: 06/16/21 5:16:23 PM
APPL-F1-SC-NoMC-REG MDLs-DOD

EPA 8260B BTEX WATER

AECOM
1001 Bishop Street, Suite 1600
Honolulu, HI 96813

APPL Inc.
908 North Temperance Avenue
Clovis, CA 93611

Attn: Alethea Ramos

Project: 60571032 CV18F0126 Red Hill Fuel Storage

ARF: 96438

Sample ID: ERH1400

APPL ID: BA33954

Sample Collection Date: 06/02/21

QCG: #86BTO-210615AZ-265068

Method	Analyte	Result	LOQ	LOD	DL	Units	Extraction Date	Analysis Date
EPA 8260B	BENZENE	0.30 U	1.0	0.30	0.15	ug/L	06/16/21	06/16/21
EPA 8260B	ETHYLBENZENE	0.50 U	1.0	0.50	0.23	ug/L	06/16/21	06/16/21
EPA 8260B	TOLUENE	0.30 U	1.0	0.30	0.15	ug/L	06/16/21	06/16/21
EPA 8260B	XYLENES (TOTAL)	0.30 U	2.0	0.30	0.15	ug/L	06/16/21	06/16/21
EPA 8260B	SURROGATE: 1,2-DICHLOROETHANE-	110	81-118			%	06/16/21	06/16/21
EPA 8260B	SURROGATE: 4-BROMOFLUOROBENZ	94.2	85-114			%	06/16/21	06/16/21
EPA 8260B	SURROGATE: DIBROMOFLUOROMETH	105	80-119			%	06/16/21	06/16/21
EPA 8260B	SURROGATE: TOLUENE-D8 (S)	96.8	89-112			%	06/16/21	06/16/21

Quant Method: Z0615W.M
Run #: 0615Z29
Instrument: ZEUS
Sequence: 210615
Dilution Factor: 1
Initials: DA

Printed: 06/16/21 5:16:23 PM
APPL-F1-SC-NoMC-REG MDLs-DOD

EPA 8260B BTEX WATER

AECOM
1001 Bishop Street, Suite 1600
Honolulu, HI 96813

APPL Inc.
908 North Temperance Avenue
Clovis, CA 93611

Attn: Alethea Ramos

Project: 60571032 CV18F0126 Red Hill Fuel Storage

ARF: 96438

Sample ID: ERH1401

APPL ID: BA33956

Sample Collection Date: 06/02/21

QCG: #86BTO-210615AZ-265068

Method	Analyte	Result	LOQ	LOD	DL	Units	Extraction Date	Analysis Date
EPA 8260B	BENZENE	0.30 U	1.0	0.30	0.15	ug/L	06/16/21	06/16/21
EPA 8260B	ETHYLBENZENE	0.50 U	1.0	0.50	0.23	ug/L	06/16/21	06/16/21
EPA 8260B	TOLUENE	0.30 U	1.0	0.30	0.15	ug/L	06/16/21	06/16/21
EPA 8260B	XYLENES (TOTAL)	0.30 U	2.0	0.30	0.15	ug/L	06/16/21	06/16/21
EPA 8260B	SURROGATE: 1,2-DICHLOROETHANE-	110	81-118			%	06/16/21	06/16/21
EPA 8260B	SURROGATE: 4-BROMOFLUOROBENZ	93.9	85-114			%	06/16/21	06/16/21
EPA 8260B	SURROGATE: DIBROMOFLUOROMETH	105	80-119			%	06/16/21	06/16/21
EPA 8260B	SURROGATE: TOLUENE-D8 (S)	98.1	89-112			%	06/16/21	06/16/21

Quant Method: Z0615W.M
Run #: 0615Z30
Instrument: ZEUS
Sequence: 210615
Dilution Factor: 1
Initials: DA

Printed: 06/16/21 5:16:23 PM
APPL-F1-SC-NoMC-REG MDLs-DOD

EPA 8260B BTEX WATER

AECOM
1001 Bishop Street, Suite 1600
Honolulu, HI 96813

APPL Inc.
908 North Temperance Avenue
Clovis, CA 93611

Attn: Alethea Ramos

Project: 60571032 CV18F0126 Red Hill Fuel Storage

ARF: 96438

Sample ID: ERH1402

APPL ID: BA33957

Sample Collection Date: 06/02/21

QCG: #86BTO-210615AZ-265068

Method	Analyte	Result	LOQ	LOD	DL	Units	Extraction Date	Analysis Date
EPA 8260B	BENZENE	0.30 U	1.0	0.30	0.15	ug/L	06/16/21	06/16/21
EPA 8260B	ETHYLBENZENE	0.50 U	1.0	0.50	0.23	ug/L	06/16/21	06/16/21
EPA 8260B	TOLUENE	0.30 U	1.0	0.30	0.15	ug/L	06/16/21	06/16/21
EPA 8260B	XYLENES (TOTAL)	0.30 U	2.0	0.30	0.15	ug/L	06/16/21	06/16/21
EPA 8260B	SURROGATE: 1,2-DICHLOROETHANE-	110	81-118			%	06/16/21	06/16/21
EPA 8260B	SURROGATE: 4-BROMOFLUOROBENZ	96.3	85-114			%	06/16/21	06/16/21
EPA 8260B	SURROGATE: DIBROMOFLUOROMETH	104	80-119			%	06/16/21	06/16/21
EPA 8260B	SURROGATE: TOLUENE-D8 (S)	96.6	89-112			%	06/16/21	06/16/21

Quant Method: Z0615W.M
Run #: 0615Z31
Instrument: ZEUS
Sequence: 210615
Dilution Factor: 1
Initials: DA

Printed: 06/16/21 5:16:23 PM
APPL-F1-SC-NoMC-REG MDLs-DOD

EPA 8260B BTEX WATER

AECOM
1001 Bishop Street, Suite 1600
Honolulu, HI 96813

APPL Inc.
908 North Temperance Avenue
Clovis, CA 93611

Attn: Alethea Ramos

Project: 60571032 CV18F0126 Red Hill Fuel Storage

ARF: 96438

Sample ID: ERH1403

APPL ID: BA33959

Sample Collection Date: 06/02/21

QCG: #86BTO-210615AZ-265068

Method	Analyte	Result	LOQ	LOD	DL	Units	Extraction Date	Analysis Date
EPA 8260B	BENZENE	0.30 U	1.0	0.30	0.15	ug/L	06/16/21	06/16/21
EPA 8260B	ETHYLBENZENE	0.50 U	1.0	0.50	0.23	ug/L	06/16/21	06/16/21
EPA 8260B	TOLUENE	0.30 U	1.0	0.30	0.15	ug/L	06/16/21	06/16/21
EPA 8260B	XYLENES (TOTAL)	0.30 U	2.0	0.30	0.15	ug/L	06/16/21	06/16/21
EPA 8260B	SURROGATE: 1,2-DICHLOROETHANE-	110	81-118			%	06/16/21	06/16/21
EPA 8260B	SURROGATE: 4-BROMOFLUOROBENZ	97.9	85-114			%	06/16/21	06/16/21
EPA 8260B	SURROGATE: DIBROMOFLUOROMETH	106	80-119			%	06/16/21	06/16/21
EPA 8260B	SURROGATE: TOLUENE-D8 (S)	99.8	89-112			%	06/16/21	06/16/21

Quant Method: Z0615W.M
Run #: 0615Z32
Instrument: ZEUS
Sequence: 210615
Dilution Factor: 1
Initials: DA

Printed: 06/16/21 5:16:23 PM
APPL-F1-SC-NoMC-REG MDLs-DOD

EPA 8260B BTEX WATER

AECOM
1001 Bishop Street, Suite 1600
Honolulu, HI 96813

APPL Inc.
908 North Temperance Avenue
Clovis, CA 93611

Attn: Alethea Ramos

Project: 60571032 CV18F0126 Red Hill Fuel Storage

ARF: 96438

Sample ID: ERH1404

APPL ID: BA33960

Sample Collection Date: 06/02/21

QCG: #86BTO-210615AZ-265068

Method	Analyte	Result	LOQ	LOD	DL	Units	Extraction Date	Analysis Date
EPA 8260B	BENZENE	0.30 U	1.0	0.30	0.15	ug/L	06/16/21	06/16/21
EPA 8260B	ETHYLBENZENE	0.50 U	1.0	0.50	0.23	ug/L	06/16/21	06/16/21
EPA 8260B	TOLUENE	0.30 U	1.0	0.30	0.15	ug/L	06/16/21	06/16/21
EPA 8260B	XYLENES (TOTAL)	0.30 U	2.0	0.30	0.15	ug/L	06/16/21	06/16/21
EPA 8260B	SURROGATE: 1,2-DICHLOROETHANE-	111	81-118			%	06/16/21	06/16/21
EPA 8260B	SURROGATE: 4-BROMOFLUOROBENZ	96.6	85-114			%	06/16/21	06/16/21
EPA 8260B	SURROGATE: DIBROMOFLUOROMETH	105	80-119			%	06/16/21	06/16/21
EPA 8260B	SURROGATE: TOLUENE-D8 (S)	99.6	89-112			%	06/16/21	06/16/21

Quant Method: Z0615W.M
Run #: 0615Z33
Instrument: ZEUS
Sequence: 210615
Dilution Factor: 1
Initials: DA

Printed: 06/16/21 5:16:23 PM
APPL-F1-SC-NoMC-REG MDLs-DOD

EPA 8260B GRO WATER

AECOM
1001 Bishop Street, Suite 1600
Honolulu, HI 96813

APPL Inc.
908 North Temperance Avenue
Clovis, CA 93611

Attn: Alethea Ramos

Project: 60571032 CV18F0126 Red Hill Fuel Storage

ARF: 96438

Sample ID: ERH1399

APPL ID: BA33953

Sample Collection Date: 06/02/21

QCG: #GRO86-210615AZ-265072

Method	Analyte	Result	LOQ	LOD	DL	Units	Extraction Date	Analysis Date
EPA 8260B	GASOLINE RANGE ORGANICS	18.0 U	20	18.0	8.6	ug/L	06/16/21	06/16/21
EPA 8260B	SURROGATE: 4-BROMOFLUOROBENZ	93.3	85-114			%	06/16/21	06/16/21

Quant Method: ZGAS0615.M
Run #: 0615Z28
Instrument: ZEUS
Sequence: 210615
Dilution Factor: 1
Initials: JPR

Printed: 06/16/21 4:06:20 PM
APPL-F1-SC-NoMC-REG MDLs-DOD

EPA 8260B GRO WATER

AECOM
1001 Bishop Street, Suite 1600
Honolulu, HI 96813

APPL Inc.
908 North Temperance Avenue
Clovis, CA 93611

Attn: Alethea Ramos

Project: 60571032 CV18F0126 Red Hill Fuel Storage

ARF: 96438

Sample ID: ERH1400

APPL ID: BA33954

Sample Collection Date: 06/02/21

QCG: #GRO86-210615AZ-265072

Method	Analyte	Result	LOQ	LOD	DL	Units	Extraction Date	Analysis Date
EPA 8260B	GASOLINE RANGE ORGANICS	18.0 U	20	18.0	8.6	ug/L	06/16/21	06/16/21
EPA 8260B	SURROGATE: 4-BROMOFLUOROBENZ	94.2	85-114			%	06/16/21	06/16/21

Quant Method: ZGAS0615.M
Run #: 0615Z29
Instrument: ZEUS
Sequence: 210615
Dilution Factor: 1
Initials: JPR

Printed: 06/16/21 4:06:20 PM
APPL-F1-SC-NoMC-REG MDLs-DOD

EPA 8260B GRO WATER

AECOM
1001 Bishop Street, Suite 1600
Honolulu, HI 96813

APPL Inc.
908 North Temperance Avenue
Clovis, CA 93611

Attn: Alethea Ramos

Project: 60571032 CV18F0126 Red Hill Fuel Storage

ARF: 96438

Sample ID: ERH1401

APPL ID: BA33956

Sample Collection Date: 06/02/21

QCG: #GRO86-210615AZ-265072

Method	Analyte	Result	LOQ	LOD	DL	Units	Extraction Date	Analysis Date
EPA 8260B	GASOLINE RANGE ORGANICS	18.0 U	20	18.0	8.6	ug/L	06/16/21	06/16/21
EPA 8260B	SURROGATE: 4-BROMOFLUOROBENZ	93.9	85-114			%	06/16/21	06/16/21

Quant Method: ZGAS0615.M
Run #: 0615Z30
Instrument: ZEUS
Sequence: 210615
Dilution Factor: 1
Initials: JPR

Printed: 06/16/21 4:06:20 PM
APPL-F1-SC-NoMC-REG MDLs-DOD

EPA 8260B GRO WATER

AECOM
1001 Bishop Street, Suite 1600
Honolulu, HI 96813

APPL Inc.
908 North Temperance Avenue
Clovis, CA 93611

Attn: Alethea Ramos

Project: 60571032 CV18F0126 Red Hill Fuel Storage

ARF: 96438

Sample ID: ERH1402

APPL ID: BA33957

Sample Collection Date: 06/02/21

QCG: #GRO86-210615AZ-265072

Method	Analyte	Result	LOQ	LOD	DL	Units	Extraction Date	Analysis Date
EPA 8260B	GASOLINE RANGE ORGANICS	38	20	18.0	8.6	ug/L	06/16/21	06/16/21
EPA 8260B	SURROGATE: 4-BROMOFLUOROBENZ	96.3	85-114			%	06/16/21	06/16/21

Quant Method: ZGAS0615.M
Run #: 0615Z31
Instrument: ZEUS
Sequence: 210615
Dilution Factor: 1
Initials: JPR

Printed: 06/16/21 4:06:20 PM
APPL-F1-SC-NoMC-REG MDLs-DOD

EPA 8260B GRO WATER

AECOM
1001 Bishop Street, Suite 1600
Honolulu, HI 96813

APPL Inc.
908 North Temperance Avenue
Clovis, CA 93611

Attn: Alethea Ramos

Project: 60571032 CV18F0126 Red Hill Fuel Storage

ARF: 96438

Sample ID: ERH1403

APPL ID: BA33959

Sample Collection Date: 06/02/21

QCG: #GRO86-210615AZ-265072

Method	Analyte	Result	LOQ	LOD	DL	Units	Extraction Date	Analysis Date
EPA 8260B	GASOLINE RANGE ORGANICS	18.0 U	20	18.0	8.6	ug/L	06/16/21	06/16/21
EPA 8260B	SURROGATE: 4-BROMOFLUOROBENZ	97.9	85-114			%	06/16/21	06/16/21

Quant Method: ZGAS0615.M
Run #: 0615Z32
Instrument: ZEUS
Sequence: 210615
Dilution Factor: 1
Initials: JPR

Printed: 06/16/21 4:06:20 PM
APPL-F1-SC-NoMC-REG MDLs-DOD

EPA 8260B GRO WATER

AECOM
1001 Bishop Street, Suite 1600
Honolulu, HI 96813

APPL Inc.
908 North Temperance Avenue
Clovis, CA 93611

Attn: Alethea Ramos

Project: 60571032 CV18F0126 Red Hill Fuel Storage

ARF: 96438

Sample ID: ERH1404

APPL ID: BA33960

Sample Collection Date: 06/02/21

QCG: #GRO86-210615AZ-265072

Method	Analyte	Result	LOQ	LOD	DL	Units	Extraction Date	Analysis Date
EPA 8260B	GASOLINE RANGE ORGANICS	18.0 U	20	18.0	8.6	ug/L	06/16/21	06/16/21
EPA 8260B	SURROGATE: 4-BROMOFLUOROBENZ	96.6	85-114			%	06/16/21	06/16/21

Quant Method: ZGAS0615.M
Run #: 0615Z33
Instrument: ZEUS
Sequence: 210615
Dilution Factor: 1
Initials: JPR

Printed: 06/16/21 4:06:20 PM
APPL-F1-SC-NoMC-REG MDLs-DOD

QC FORMS

EPA 8015B-eHL

Form 2 & 8

Surrogate Recovery

Lab Name: APPL, Inc. SDG No: 96438

Case No: 96438 Date Analyzed: 06/10/21

Matrix: WATER Instrument: Apollo

APPL ID.	Client Sample No.	SURROGATE: OCTACOSANE (S)			SURROGATE: ORTHO-TERPHENYL (S)		
		Limits	Result	Qualifier	Limits	Result	Qualifier
210607A-BLK	Blank	60-142	85.7		56-125	67.1	
210607A-LCS	Lab Control Spike	60-142	87.3		56-125	77.3	
210607A-LCSD	Lab Control SpikeD	60-142	84.0		56-125	76.7	
BA33954	ERH1400	60-142	101		56-125	85.0	
BA33957	ERH1402	60-142	106		56-125	87.6	
BA33960	ERH1404	60-142	104		56-125	89.7	

Comments: Batch: #DOC53-210607A

EPA 8015B-eHL

Form 2 & 8

Surrogate Recovery

Lab Name: APPL, Inc. SDG No: 96438

Case No: 96438 Date Analyzed: 06/17/21

Matrix: WATER Instrument: Apollo

APPL ID.	Client Sample No.	SURROGATE: (R) DECANOIC ACID (S)			SURROGATE: OCTACOSANE (S)		
		Limits	Result	Qualifier	Limits	Result	Qualifier
210607A2-BLK	Blank	0-1	0		60-142	112	
210607A2-LCS	Lab Control Spike	0-1	0.0		60-142	113	
210607A2-LCSD	Lab Control SpikeD	0-1	0.0		60-142	107	
BA33954	ERH1400	0-1	0.0		60-142	103	
BA33960	ERH1404	0-1	0.0		60-142	107	
BA33957	ERH1402	0-1	0.0		60-142	98.6	

Comments: Batch: #DOC53-210607A2

EPA 8015B-eHL

Form 2 & 8

Surrogate Recovery

Lab Name: APPL, Inc. SDG No: 96438

Case No: 96438 Date Analyzed: 06/17/21

Matrix: WATER Instrument: Apollo

APPL ID.	Client Sample No.	SURROGATE: ORTHO-TERPHENYL (S)					
		Limits	Result	Qualifier	Limits	Result	Qualifier
210607A2-BLK	Blank	56-125	81.4				
210607A2-LCS	Lab Control Spike	56-125	89.3				
210607A2-LCSD	Lab Control SpikeD	56-125	86.0				
BA33954	ERH1400	56-125	77.7				
BA33960	ERH1404	56-125	81.3				
BA33957	ERH1402	56-125	75.3				

Comments: Batch: #DOC53-210607A2

EPA 8015B-eHL

Form 2 & 8

Surrogate Recovery

Lab Name: APPL, Inc. SDG No: 96438

Case No: 96438 Date Analyzed: 06/12/21

Matrix: WATER Instrument: Apollo

APPL ID.	Client Sample No.	SURROGATE: OCTACOSANE (S)			SURROGATE: ORTHO-TERPHENYL (S)		
		Limits	Result	Qualifier	Limits	Result	Qualifier
210604A-BLK	Blank	60-142	121		56-125	103	
210604A-LCS	Lab Control Spike	60-142	117		56-125	99.3	
210604A-LCSD	Lab Control SpikeD	60-142	127		56-125	108	
BA33955	ERH1400 BLANK	60-142	101		56-125	84.0	
BA33958	ERH1402 BLANK	60-142	94.5		56-125	78.5	
BA33961	ERH1404 BLANK	60-142	89.7		56-125	74.0	

Comments: Batch: #RHBLK-210604A

EPA 8015B-eH

Form 4

Blank Summary

Lab Name: APPL, Inc.
SDG No: 96438
Case No: 96438
Date Analyzed: 06/10/21
Matrix: WATER
Instrument: Apollo
Blank ID: 210607A-BLK
Time Analyzed: 1509

APPL ID.	Client Sample No.	File ID.	Date Analyzed
210607A-BLK	Blank	607075	06/10/21 1509
210607A-LCS	Lab Control Spike	607076	06/10/21 1537
210607A-LCSD	Lab Control SpikeD	607077	06/10/21 1606
BA33954	ERH1400	612026	06/12/21 2125
BA33957	ERH1402	612027	06/12/21 2154
BA33960	ERH1404	612028	06/12/21 2222

Comments: Batch: #DOC53-210607A

EPA 8015B-eH

Form 4

Blank Summary

Lab Name: APPL, Inc. SDG No: 96438

Case No: 96438 Date Analyzed: 06/17/21

Matrix: WATER Instrument: Apollo

Blank ID: 210607A2-BLK Time Analyzed: 0639

APPL ID.	Client Sample No.	File ID.	Date Analyzed
210607A2-BLK	Blank	612242	06/17/21 0639
210607A2-LCS	Lab Control Spike	612243	06/17/21 0708
210607A2-LCSD	Lab Control SpikeD	612244	06/17/21 0736
BA33954	ERH1400	612251	06/17/21 1054
BA33960	ERH1404	612255	06/17/21 1247
BA33957	ERH1402	612257	06/17/21 1344

Comments: Batch: #DOC53-210607A2

EPA 8015B-eH

Form 4

Blank Summary

Lab Name: APPL, Inc.
SDG No: 96438
Case No: 96438
Date Analyzed: 06/12/21
Matrix: WATER
Instrument: Apollo
Blank ID: 210604A-BLK
Time Analyzed: 2318

APPL ID.	Client Sample No.	File ID.	Date Analyzed
210604A-BLK	Blank	612030	06/12/21 2318
210604A-LCS	Lab Control Spike	612031	06/12/21 2346
210604A-LCSD	Lab Control SpikeD	612032	06/13/21 0015
BA33955	ERH1400 BLANK	612040	06/13/21 0400
BA33958	ERH1402 BLANK	612041	06/13/21 0428
BA33961	ERH1404 BLANK	612042	06/13/21 0456

Comments: Batch: #RHBLK-210604A

Method Blank
EPA 8015B TPH LIQ-LIQ

APPL Inc.
908 North Temperance Avenu
Clovis, CA 93611

Blank Name/QCG: **210607W-33780 - 264885**
Batch ID: #DOC53-210607A

Sample Type	Analyte	Result	LOQ	LOD	DL	Units	Extraction Date	Analysis Date
BLANK	DIESEL (C10-C24)	300.0 U	320	300.0	150.0	ug/L	06/07/21	06/10/21
BLANK	OIL (C24-C40)	300.0 U	320	300.0	150.0	ug/L	06/07/21	06/10/21
BLANK	SURROGATE: OCTACOSANE (S)	85.7	60-142			%	06/07/21	06/10/21
BLANK	SURROGATE: ORTHO-TERPHEN	67.1	56-125			%	06/07/21	06/10/21

Quant Method: DOC0607.M
Run #: 607075
Instrument: Apollo
Sequence: 210607
Initials: MBE

GC SC-Blank-REG MDLs-DOD
Printed: 08/03/21 1:31:20 PM

Method Blank
EPA 8015B TPH LIQ-LIQ

APPL Inc.
908 North Temperance Avenu
Clovis, CA 93611

Blank Name/QCG: **210604W-33781 - 264977**
Batch ID: #RHBLK-210604A

Sample Type	Analyte	Result	LOQ	LOD	DL	Units	Extraction Date	Analysis Date
BLANK	DIESEL (C10-C24)	300.0 U	320	300.0	150.0	ug/L	06/04/21	06/12/21
BLANK	OIL (C24-C40)	300.0 U	320	300.0	150.0	ug/L	06/04/21	06/12/21
BLANK	SURROGATE: OCTACOSANE (S)	121	60-142			%	06/04/21	06/12/21
BLANK	SURROGATE: ORTHO-TERPHEN	103	56-125			%	06/04/21	06/12/21

Quant Method: DOC0612.M
Run #: 612030
Instrument: Apollo
Sequence: 210612
Initials: MBE

GC SC-Blank-REG MDLs-DOD
Printed: 08/03/21 1:31:20 PM

Method Blank

EPA 8015B TPH WATER L-L SGC

APPL Inc.
908 North Temperance Avenu
Clovis, CA 93611

Blank Name/QCG: **210607W-33780 - 265117**
Batch ID: #DOC53-210607A2

Sample Type	Analyte	Result	LOQ	LOD	DL	Units	Extraction Date	Analysis Date
BLANK	DIESEL (C10-C24)	300.0 U	320	300.0	150.0	ug/L	06/07/21	06/17/21
BLANK	OIL (C24-C40)	300.0 U	320	300.0	150.0	ug/L	06/07/21	06/17/21
BLANK	SURROGATE: (R) DECANOIC AC	0	0-1			%	06/07/21	06/17/21
BLANK	SURROGATE: OCTACOSANE (S)	112	60-142			%	06/07/21	06/17/21
BLANK	SURROGATE: ORTHO-TERPHEN	81.4	56-125			%	06/07/21	06/17/21

Quant Method: DEC0504.M
Run #: 612242
Instrument: Apollo
Sequence: 210612
Initials: LA

GC SC-Blank-REG MDLs-DOD
Printed: 08/03/21 1:31:20 PM

EPA 8015B-eH

Form 4

LCS Summary

Lab Name:	APPL, Inc.	SDG No:	96438
Case No:	96438	Date Analyzed:	06/10/21
Matrix:	WATER	Instrument:	Apollo
LCS ID:	210607A-LCS	Time Analyzed:	1537

APPL ID.	Client Sample No.	File ID.	Date Analyzed
210607A-BLK	Blank	607075	06/10/21 1509
210607A-LCS	Lab Control Spike	607076	06/10/21 1537
210607A-LCSD	Lab Control SpikeD	607077	06/10/21 1606
BA33954	ERH1400	612026	06/12/21 2125
BA33957	ERH1402	612027	06/12/21 2154
BA33960	ERH1404	612028	06/12/21 2222

Comments: Batch: #DOC53-210607A

EPA 8015B-eH

Form 4

LCS Summary

Lab Name:	APPL, Inc.	SDG No:	96438
Case No:	96438	Date Analyzed:	06/17/21
Matrix:	WATER	Instrument:	Apollo
LCS ID:	210607A2-LCS	Time Analyzed:	0708

APPL ID.	Client Sample No.	File ID.	Date Analyzed
210607A2-BLK	Blank	612242	06/17/21 0639
210607A2-LCS	Lab Control Spike	612243	06/17/21 0708
210607A2-LCSD	Lab Control SpikeD	612244	06/17/21 0736
BA33954	ERH1400	612251	06/17/21 1054
BA33960	ERH1404	612255	06/17/21 1247
BA33957	ERH1402	612257	06/17/21 1344

Comments: Batch: #DOC53-210607A2

EPA 8015B-eH

Form 4

LCS Summary

Lab Name:	APPL, Inc.	SDG No:	96438
Case No:	96438	Date Analyzed:	06/12/21
Matrix:	WATER	Instrument:	Apollo
LCS ID:	210604A-LCS	Time Analyzed:	2346

APPL ID.	Client Sample No.	File ID.	Date Analyzed
210604A-BLK	Blank	612030	06/12/21 2318
210604A-LCS	Lab Control Spike	612031	06/12/21 2346
210604A-LCSD	Lab Control SpikeD	612032	06/13/21 0015
BA33955	ERH1400 BLANK	612040	06/13/21 0400
BA33958	ERH1402 BLANK	612041	06/13/21 0428
BA33961	ERH1404 BLANK	612042	06/13/21 0456

Comments: Batch: #RHBLK-210604A

Laboratory Control Spike Recoveries

EPA 8015B TPH LIQ-LIQ

APPL ID: **210607W-33780 LCS - 264885**
Batch ID: #DOC53-210607A

APPL Inc.
908 North Temperance Avenue
Clovis, CA 93611

Compound Name	Spike Lvl ug/L	SPK Result ug/L	DUP Result ug/L	SPK % Recovery	DUP % Recovery	Recovery Limits	RPD %	RPD Limits
DIESEL (C10-C24)	2000	1510	1560	75.5	78.0	36-132	3.3	30
OIL (C24-C40)	2000	1660	1660	83.0	83.0	41-113	0.0	30
SURROGATE: OCTACOSANE (S)	150	131	126	87.3	84.0	60-142		
SURROGATE: ORTHO-TERPHENYL (S)	150	116	115	77.3	76.7	56-125		

Comments:

Primary	SPK	DUP
Quant Method :	DOC0607.M	DOC0607.M
Extraction Date :	06/07/21	06/07/21
Analysis Date :	06/10/21	06/10/21
Instrument :	Apollo	Apollo
Run :	607076	607077
Initials :	MBE	

Printed: 08/03/21 1:30:41 PM
APPL Standard LCSD

Laboratory Control Spike Recoveries

EPA 8015B TPH WATER L-L SGC

APPL ID: **210607W-33780 LCS - 265117**
Batch ID: #DOC53-210607A2

APPL Inc.
908 North Temperance Avenue
Clovis, CA 93611

Compound Name	Spike Lvl ug/L	SPK Result ug/L	DUP Result ug/L	SPK % Recovery	DUP % Recovery	Recovery Limits	RPD %	RPD Limits
DIESEL (C10-C24)	2000	1550	1420	77.5	71.0	36-132	8.8	30
OIL (C24-C40)	2000	2140	2110	107	106	41-113	1.4	30
SURROGATE: (R) DECANOIC ACID (S)	10.00	0	0	0.0	0.0	0-1		
SURROGATE: OCTACOSANE (S)	150	170	160	113	107	60-142		
SURROGATE: ORTHO-TERPHENYL (S)	150	134	129	89.3	86.0	56-125		

Comments:

Primary	SPK	DUP
Quant Method :	DEC0504.M	DEC0504.M
Extraction Date :	06/07/21	06/07/21
Analysis Date :	06/17/21	06/17/21
Instrument :	Apollo	Apollo
Run :	612243	612244
Initials :	MBE	

Laboratory Control Spike Recoveries

EPA 8015B TPH LIQ-LIQ

APPL ID: **210604W-33781 LCS - 264977**
Batch ID: #RHBLK-210604A

APPL Inc.
908 North Temperance Avenue
Clovis, CA 93611

Compound Name	Spike Lvl ug/L	SPK Result ug/L	DUP Result ug/L	SPK % Recovery	DUP % Recovery	Recovery Limits	RPD %	RPD Limits
DIESEL (C10-C24)	0	132	154	NA	NA	36-132		30
OIL (C24-C40)	0	126	129	NA	NA	41-113		30
SURROGATE: OCTACOSANE (S)	150	175	190	117	127	60-142		
SURROGATE: ORTHO-TERPHENYL (S)	150	149	162	99.3	108	56-125		

Comments:

Primary	SPK	DUP
Quant Method :	DOC0612.M	DOC0612.M
Extraction Date :	06/04/21	06/04/21
Analysis Date :	06/12/21	06/13/21
Instrument :	Apollo	Apollo
Run :	612031	612032
Initials :	MBE	

8270D-SIM

Form 2 & 8

Surrogate Recovery

Lab Name: APPL, Inc. SDG No: 96438
Case No: 96438 Date Analyzed: 06/09/21
Matrix: WATER Instrument: Linus

APPL ID.	Client Sample No.	SURROGATE: 2-METHYLNAPHTHALENE-D10 (S)			SURROGATE: FLUORANTHENE-D10 (S)		
		Limits	Result	Qualifier	Limits	Result	Qualifier
210603A-BLK	Blank	39-114	83.6		58-120	78.0	
210603A-LCS	Lab Control Spike	39-114	80.6		58-120	77.4	
210603A-LCSD	Lab Control SpikeD	39-114	86.6		58-120	78.6	
BA33954	ERH1400	39-114	73.9		58-120	69.5	
BA33957	ERH1402	39-114	77.7		58-120	67.8	
BA33960	ERH1404	39-114	80.0		58-120	61.1	

Comments: Batch: #SIM53-210603A

8270D-SIM

Form 4

Blank Summary

Lab Name:	APPL, Inc.	SDG No:	96438
Case No:	96438	Date Analyzed:	06/09/21
Matrix:	WATER	Instrument:	Linus
Blank ID:	210603A-BLK	Time Analyzed:	1344

APPL ID.	Client Sample No.	File ID.	Date Analyzed
210603A-BLK	Blank	0608L030	06/09/21 1344
210603A-LCS	Lab Control Spike	0608L031	06/09/21 1406
210603A-LCSD	Lab Control SpikeD	0608L032	06/09/21 1428
BA33954	ERH1400	0608L039	06/09/21 1702
BA33957	ERH1402	0608L040	06/09/21 1724
BA33960	ERH1404	0608L041	06/09/21 1747

Comments: Batch: #SIM53-210603A

Method Blank
EPA 8270D SIM LIQ-LIQ

APPL Inc.
908 North Temperance Avenu
Clovis, CA 93611

Blank Name/QCG: **210603W-33780 - 264851**
Batch ID: #SIM53-210603A

Sample Type	Analyte	Result	LOQ	LOD	DL	Units	Extraction Date	Analysis Date
BLANK	1-METHYLNAPHTHALENE	0.10 U	0.2	0.10	0.04	ug/L	06/03/21	06/09/21
BLANK	2-METHYLNAPHTHALENE	0.10 U	0.2	0.10	0.04	ug/L	06/03/21	06/09/21
BLANK	NAPHTHALENE	0.10 U	0.2	0.10	0.04	ug/L	06/03/21	06/09/21
BLANK	SURROGATE: 2-METHYLNAPHT	83.6	39-114			%	06/03/21	06/09/21
BLANK	SURROGATE: FLUORANTHENE-	78.0	58-120			%	06/03/21	06/09/21

Quant Method:L0324.M
Run #:0608L030
Instrument:Linus
Sequence:L210608
Initials:JPR

GC SC-Blank-REG MDLs-DOD
Printed: 06/17/21 11:07:17 AM

8270D-SIM

Form 4

LCS Summary

Lab Name:	APPL, Inc.	SDG No:	96438
Case No:	96438	Date Analyzed:	06/09/21
Matrix:	WATER	Instrument:	Linus
LCS ID:	210603A-LCS	Time Analyzed:	1406

APPL ID.	Client Sample No.	File ID.	Date Analyzed
210603A-BLK	Blank	0608L030	06/09/21 1344
210603A-LCS	Lab Control Spike	0608L031	06/09/21 1406
210603A-LCSD	Lab Control SpikeD	0608L032	06/09/21 1428
BA33954	ERH1400	0608L039	06/09/21 1702
BA33957	ERH1402	0608L040	06/09/21 1724
BA33960	ERH1404	0608L041	06/09/21 1747

Comments: Batch: #SIM53-210603A

Laboratory Control Spike Recoveries

EPA 8270D SIM LIQ-LIQ

APPL ID: **210603W-33780 LCS - 264851**
Batch ID: #SIM53-210603A

APPL Inc.
908 North Temperance Avenue
Clovis, CA 93611

Compound Name	Spike Lvl ug/L	SPK Result ug/L	DUP Result ug/L	SPK % Recovery	DUP % Recovery	Recovery Limits	RPD %	RPD Limits
1-METHYLNAPHTHALENE	5.00	4.00	4.46	80.0	89.2	41-115	10.9	20
2-METHYLNAPHTHALENE	5.00	4.01	4.50	80.2	90.0	39-114	11.5	20
NAPHTHALENE	5.00	3.62	4.09	72.4	81.8	43-114	12.2	20
SURROGATE: 2-METHYLNAPHTHALEN	5.00	4.03	4.33	80.6	86.6	39-114		
SURROGATE: FLUORANTHENE-D10 (S)	5.00	3.87	3.93	77.4	78.6	58-120		

Comments:

Primary	SPK	DUP
Quant Method :	L0324.M	L0324.M
Extraction Date :	06/03/21	06/03/21
Analysis Date :	06/09/21	06/09/21
Instrument :	Linus	Linus
Run :	0608L031	0608L032
Initials :	JPR	

Printed: 06/17/21 11:07:23 AM
APPL Standard LCSD

Form 5
Tune Summary

Lab Name: APPL Inc.
Case No:
Matrix: Water
ID: 0324L002.D

SDG No:
Date Analyzed: 03/24/21
Instrument: Linus
Time Analyzed: 10:26

	Client Sample No.	APPL ID.	File ID.	Date Analyzed
1		0.1 SIM 03/24/21	0324L003.D	03/24/21 11:35
2		0.2 SIM 03/24/21	0324L004.D	03/24/21 11:57
3		0.5 SIM 03/24/21	0324L005.D	03/24/21 12:19
4		1 SIM 03/24/21	0324L006.D	03/24/21 12:41
5		5 SIM 03/24/21	0324L007.D	03/24/21 13:07
6		10 SIM 03/24/21	0324L008.D	03/24/21 13:29
7		50 SIM 03/24/21	0324L009.D	03/24/21 13:51
8		100 SIM 03/24/21	0324L010.D	03/24/21 14:13
9		SS SIM 03/24/21	0324L011.D	03/24/21 14:59
10				
11				
12				
13				
14				
15				
16				
17				
18				
19				
20				
21				
22				

m/e		
51	9.95 - 80.1% of mass 198	26.4
68	0 - 2.05% of mass 69	0.0
70	0 - 2% of mass 69	0.7
127	10 - 80% of mass 198	50.7
197	0 - 2% of mass 198	0.0
198	100 - 100% of mass 198	100.0
199	5 - 9% of mass 198	6.8
275	10 - 60% of mass 198	30.5
365	1 - 100% of mass 198	3.9
441	0.01 - 24% of mass 442	15.2
442	50 - 500% of mass 198	142.7
443	15 - 24% of mass 442	19.6

Form 5
Tune Summary

Lab Name: APPL Inc.
Case No: 96438
Matrix: Water
ID: 0608L021.D

SDG No: 96438
Date Analyzed: 06/09/21
Instrument: Linus
Time Analyzed: 10:24

	Client Sample No.	APPL ID.	File ID.	Date Analyzed
1		5 SIM 1/14/21 (1)	0608L022.D	06/09/21 10:40
2	Blank	210603A BLK 1/1000	0608L030.D	06/09/21 13:44
3	Lab Control Spike	210603A LCS-1 1/1000	0608L031.D	06/09/21 14:06
4	Lab Control SpikeD	210603A LCSD-1 1/100	0608L032.D	06/09/21 14:28
5	ERH1400	BA33954W05 1/900	0608L039.D	06/09/21 17:02
6	ERH1402	BA33957W05 1/850	0608L040.D	06/09/21 17:24
7	ERH1404	BA33960W05 1/870	0608L041.D	06/09/21 17:47
8		5 SIM 1/14/21 (2)	0608L053.D	06/09/21 22:12
9				
10				
11				
12				
13				
14				
15				
16				
17				
18				
19				
20				
21				
22				

m/e		
51	9.95 - 80.1% of mass 198	26.3
68	0 - 2.05% of mass 69	0.0
70	0 - 2% of mass 69	0.7
127	10 - 80% of mass 198	48.3
197	0 - 2% of mass 198	0.0
198	100 - 100% of mass 198	100.0
199	5 - 9% of mass 198	7.0
275	10 - 60% of mass 198	33.1
365	1 - 100% of mass 198	4.4
441	0.01 - 24% of mass 442	15.5
442	50 - 500% of mass 198	170.3
443	15 - 24% of mass 442	19.3

8A
INTERNAL STANDARD AREA AND RT SUMMARY

Lab Name: APPL Inc. Contract: _____

Lab Code: _____ SDG No.: _____

Lab File ID (Standard): 0608L022.D Date Analyzed: 9 Jun 21 10:40

Instrument ID: Linus Time Analyzed: 9 Jun 21 10:40

GC Column: _____ ID: Heated Purge: (Y/N) _____

		Napthalene-D8(IS)		Acenaphthene-D10(IS)		Phenanthrene-D10(IS)	
		AREA #	RT #	AREA #	RT #	AREA #	RT #
	12 HOUR STD	20711	4.12	13439	6.12	27156	7.85
	UPPER LIMIT	41422	4.29	26878	6.29	54312	8.02
	LOWER LIMIT	10356	3.95	6720	5.95	13578	7.68
	SAMPLE NO.						
01	210603A BLK 1/1000	12942	4.13	8593	6.12	18135	7.85
02	210603A LCS-1 1/1000	12740	4.13	8539	6.12	17568	7.85
03	210603A LCSD-1 1/100	13574	4.13	9058	6.12	18788	7.85
04	BA33954W05 1/900	12577	4.13	8437	6.12	17482	7.85
05	BA33957W05 1/850	12742	4.13	8335	6.12	17651	7.85
06	BA33960W05 1/870	12475	4.13	8300	6.12	16954	7.85
07	5 SIM 1/14/21 (2)	13469	4.13	9258	6.12	18810	7.85
08							
09							
10							
11							
12							
13							
14							
15							
16							
17							
18							
19							
20							
21							
22							

AREA UPPER LIMIT = +100% of internal standard area.
AREA LOWER LIMIT = -50% of internal standard area.
RT UPPER LIMIT = +0.17 minutes of internal standard RT
RT LOWER LIMIT = -0.17 minutes of internal standard RT

Column used to flag values outside QC limits with an asterisk.
* Values outside of QC limits.

8A

INTERNAL STANDARD AREA AND RT SUMMARY

Lab Name: APPL Inc. Contract: _____

Lab Code: _____ SDG No.: _____

Lab File ID (Standard): 0608L022.D Date Analyzed: 9 Jun 21 10:40

Instrument ID: Linus Time Analyzed: 9 Jun 21 10:40

GC Column: _____ ID: Heated Purge: (Y/N) _____

		Chrysene-D12(IS)		Perylene-D12(IS)			
		AREA #	RT #	AREA #	RT #	AREA #	RT #
	12 HOUR STD	34309	10.94	37615	13.36		
	UPPER LIMIT	68618	11.11	75230	13.53		
	LOWER LIMIT	17155	10.77	18808	13.19		
	SAMPLE NO.						
01	210603A BLK 1/1000	23251	10.95	25485	13.37		
02	210603A LCS-1 1/1000	22771	10.94	24905	13.36		
03	210603A LCSD-1 1/100	23846	10.94	26068	13.36		
04	BA33954W05 1/900	22476	10.94	24394	13.36		
05	BA33957W05 1/850	22540	10.94	24912	13.36		
06	BA33960W05 1/870	21239	10.94	23667	13.36		
07	5 SIM 1/14/21 (2)	24388	10.94	26812	13.36		
08							
09							
10							
11							
12							
13							
14							
15							
16							
17							
18							
19							
20							
21							
22							

AREA UPPER LIMIT = +100% of internal standard area.
AREA LOWER LIMIT = -50% of internal standard area.
RT UPPER LIMIT = +0.17 minutes of internal standard RT
RT LOWER LIMIT = -0.17 minutes of internal standard RT

Column used to flag values outside QC limits with an asterisk.
* Values outside of QC limits.

EPA 8260B

Form 2 & 8

Surrogate Recovery

Lab Name: APPL, Inc. SDG No: 96438

Case No: 96438 Date Analyzed: 06/16/21

Matrix: WATER Instrument: ZEUS

APPL ID.	Client Sample No.	SURROGATE: 1,2-DICHLOROETHANE-D4 (S)			SURROGATE: 4-BROMOFLUOROBENZENE (S)		
		Limits	Result	Qualifier	Limits	Result	Qualifier
210615AZ-LCS	Lab Control Spike	81-118	106		85-114	97.2	
210615AZ-LCSD	Lab Control SpikeD	81-118	106		85-114	98.4	
210615AZ-BLK	Blank	81-118	107		85-114	93.6	
BA33953	ERH1399	81-118	108		85-114	93.3	
BA33954	ERH1400	81-118	110		85-114	94.2	
BA33956	ERH1401	81-118	110		85-114	93.9	
BA33957	ERH1402	81-118	110		85-114	96.3	
BA33959	ERH1403	81-118	110		85-114	97.9	
BA33960	ERH1404	81-118	111		85-114	96.6	

Comments: Batch: #86BTO-210615AZ

EPA 8260B

Form 2 & 8

Surrogate Recovery

Lab Name: APPL, Inc. SDG No: 96438

Case No: 96438 Date Analyzed: 06/16/21

Matrix: WATER Instrument: ZEUS

APPL ID.	Client Sample No.	SURROGATE: DIBROMOFLUOROMETHANE (S)			SURROGATE: TOLUENE-D8 (S)		
		Limits	Result	Qualifier	Limits	Result	Qualifier
210615AZ-LCS	Lab Control Spike	80-119	105		89-112	98.0	
210615AZ-LCSD	Lab Control SpikeD	80-119	105		89-112	98.4	
210615AZ-BLK	Blank	80-119	104		89-112	97.3	
BA33953	ERH1399	80-119	104		89-112	98.0	
BA33954	ERH1400	80-119	105		89-112	96.8	
BA33956	ERH1401	80-119	105		89-112	98.1	
BA33957	ERH1402	80-119	104		89-112	96.6	
BA33959	ERH1403	80-119	106		89-112	99.8	
BA33960	ERH1404	80-119	105		89-112	99.6	

Comments: Batch: #86BTO-210615AZ

EPA 8260B

Form 4

Blank Summary

Lab Name:	APPL, Inc.	SDG No:	96438
Case No:	96438	Date Analyzed:	06/16/21
Matrix:	WATER	Instrument:	ZEUS
Blank ID:	210615AZ-BLK	Time Analyzed:	0250

APPL ID.	Client Sample No.	File ID.	Date Analyzed
210615AZ-LCS	Lab Control Spike	0615Z22	06/16/21 0117
210615AZ-LCSD	Lab Control SpikeD	0615Z23	06/16/21 0140
210615AZ-BLK	Blank	0615Z26	06/16/21 0250
BA33953	ERH1399	0615Z28	06/16/21 0337
BA33954	ERH1400	0615Z29	06/16/21 0400
BA33956	ERH1401	0615Z30	06/16/21 0423
BA33957	ERH1402	0615Z31	06/16/21 0447
BA33959	ERH1403	0615Z32	06/16/21 0510
BA33960	ERH1404	0615Z33	06/16/21 0533

Comments: Batch: #86BTO-210615AZ

Method Blank
EPA 8260B BTEX WATER

APPL Inc.
908 North Temperance Avenu
Clovis, CA 93611

Blank Name/QCG: **210615W-33953 - 265068**
Batch ID: #86BTO-210615AZ

Sample Type	Analyte	Result	LOQ	LOD	DL	Units	Extraction Date	Analysis Date
BLANK	BENZENE	0.30 U	1.0	0.30	0.15	ug/L	06/16/21	06/16/21
BLANK	ETHYLBENZENE	0.50 U	1.0	0.50	0.23	ug/L	06/16/21	06/16/21
BLANK	TOLUENE	0.30 U	1.0	0.30	0.15	ug/L	06/16/21	06/16/21
BLANK	XYLENES (TOTAL)	0.30 U	2.0	0.30	0.15	ug/L	06/16/21	06/16/21
BLANK	SURROGATE: 1,2-DICHLOROET	107	81-118			%	06/16/21	06/16/21
BLANK	SURROGATE: 4-BROMOFLUORO	93.6	85-114			%	06/16/21	06/16/21
BLANK	SURROGATE: DIBROMOFLUOR	104	80-119			%	06/16/21	06/16/21
BLANK	SURROGATE: TOLUENE-D8 (S)	97.3	89-112			%	06/16/21	06/16/21

Quant Method:ZGAS0615.M
Run #:0615Z26
Instrument:ZEUS
Sequence:210615
Initials:DA

GC SC-Blank-REG MDLs-DOD
Printed: 06/16/21 5:16:31 PM

EPA 8260B

Form 4

LCS Summary

Lab Name:	APPL, Inc.	SDG No:	96438
Case No:	96438	Date Analyzed:	06/16/21
Matrix:	WATER	Instrument:	ZEUS
LCS ID:	210615AZ-LCS	Time Analyzed:	0117

APPL ID.	Client Sample No.	File ID.	Date Analyzed
210615AZ-LCS	Lab Control Spike	0615Z22	06/16/21 0117
210615AZ-LCSD	Lab Control SpikeD	0615Z23	06/16/21 0140
210615AZ-BLK	Blank	0615Z26	06/16/21 0250
BA33953	ERH1399	0615Z28	06/16/21 0337
BA33954	ERH1400	0615Z29	06/16/21 0400
BA33956	ERH1401	0615Z30	06/16/21 0423
BA33957	ERH1402	0615Z31	06/16/21 0447
BA33959	ERH1403	0615Z32	06/16/21 0510
BA33960	ERH1404	0615Z33	06/16/21 0533

Comments: Batch: #86BTO-210615AZ

Laboratory Control Spike Recoveries

EPA 8260B BTEX WATER

APPL ID: **210616W-33953 LCS - 265068**
Batch ID: #86BTO-210615AZ

APPL Inc.
908 North Temperance Avenue
Clovis, CA 93611

Compound Name	Spike Lvl ug/L	SPK Result ug/L	DUP Result ug/L	SPK % Recovery	DUP % Recovery	Recovery Limits	RPD %	RPD Limits
BENZENE	10.00	10.3	10.2	103	102	79-120	0.98	20
ETHYLBENZENE	10.00	11.0	10.9	110	109	79-121	0.91	20
TOLUENE	10.00	10.4	10.2	104	102	80-121	1.9	20
XYLENES (TOTAL)	30.0	33.0	32.6	110	109	79-121	1.2	20
SURROGATE: 1,2-DICHLOROETHANE-D	25.0	26.4	26.4	106	106	81-118		
SURROGATE: 4-BROMOFLUOROBENZE	25.0	24.3	24.6	97.2	98.4	85-114		
SURROGATE: DIBROMOFLUOROMETH	25.0	26.3	26.2	105	105	80-119		
SURROGATE: TOLUENE-D8 (S)	25.0	24.5	24.6	98.0	98.4	89-112		

Comments:

Primary	SPK	DUP
Quant Method :	Z0615W.M	Z0615W.M
Extraction Date :	06/16/21	06/16/21
Analysis Date :	06/16/21	06/16/21
Instrument :	ZEUS	ZEUS
Run :	0615Z22	0615Z23
Initials :	DA	

Printed: 06/16/21 5:16:38 PM
APPL Standard LCSD

Form 5
Tune Summary

Lab Name: APPL Inc.
Case No:
Matrix: Water
ID: 0615Z00.D

SDG No:
Date Analyzed: 6/15/2021
Instrument: ZEUS
Time Analyzed: 16:51

	Client Sample No.	APPL ID.	File ID.	Date Analyzed
1		0.3ug/L VOC STD 6/15	0615Z02.D	6/15/2021 17:32
2		0.5ug/L VOC STD 6/15	0615Z03.D	6/15/2021 17:55
3		1ug/L VOC STD 6/15/2	0615Z04.D	6/15/2021 18:18
4		2ug/L VOC STD 6/15/2	0615Z05.D	6/15/2021 18:41
5		5ug/L VOC STD 6/15/2	0615Z06.D	6/15/2021 19:05
6		10ug/L VOC STD 6/15/	0615Z07.D	6/15/2021 19:28
7		20ug/L VOC STD 6/15/	0615Z08.D	6/15/2021 19:51
8		40ug/L VOC STD 6/15/	0615Z09.D	6/15/2021 20:15
9		100ug/L VOC STD 6/15	0615Z10.D	6/15/2021 20:38
10				
11				
12				
13				
14				
15				
16				
17				
18				
19				
20				
21				
22				

m/e		
50	15 - 40% of mass 95	19.6
75	30 - 60% of mass 95	44.4
95	100 - 100% of mass 95	100.0
96	5 - 9% of mass 95	6.3
173	0 - 2.05% of mass 174	0.0
174	50 - 200% of mass 95	98.9
175	5 - 9% of mass 174	6.0
176	95 - 101% of mass 174	98.4
177	5 - 9% of mass 176	5.8

Form 5
Tune Summary

Lab Name: APPL Inc.
Case No: 96438
Matrix: Water
ID: 0615Z20.D

SDG No: 96438
Date Analyzed: 6/16/2021
Instrument: ZEUS
Time Analyzed: 0:30

	Client Sample No.	APPL ID.	File ID.	Date Analyzed
1	Lab Control Spike	210615A CCV/LCS 10ug	0615Z22.D	6/16/2021 1:17
2	Lab Control SpikeD	210615A LCSD 10ug/L	0615Z23.D	6/16/2021 1:40
3	Blank	210615A BLK	0615Z26.D	6/16/2021 2:50
4	ERH1399	BA33953W01	0615Z28.D	6/16/2021 3:37
5	ERH1400	BA33954W01	0615Z29.D	6/16/2021 4:00
6	ERH1401	BA33956W01	0615Z30.D	6/16/2021 4:23
7	ERH1402	BA33957W01	0615Z31.D	6/16/2021 4:47
8	ERH1403	BA33959W01	0615Z32.D	6/16/2021 5:10
9	ERH1404	BA33960W01	0615Z33.D	6/16/2021 5:33
10				
11				
12				
13				
14				
15				
16				
17				
18				
19				
20				
21				
22				

m/e		
50	15 - 40% of mass 95	20.2
75	30 - 60% of mass 95	47.6
95	100 - 100% of mass 95	100.0
96	5 - 9% of mass 95	6.6
173	0 - 2.05% of mass 174	0.6
174	50 - 200% of mass 95	94.6
175	5 - 9% of mass 174	7.1
176	95 - 101% of mass 174	96.7
177	5 - 9% of mass 176	6.5

8A
INTERNAL STANDARD AREA AND RT SUMMARY

Lab Name: APPL Inc. Contract: _____

Lab Code: _____ SDG No.: _____

Lab File ID (Standard): 0615Z08.D Date Analyzed: 06/15/21

Instrument ID: ZEUS Time Analyzed: 19:51

GC Column: _____ ID: Heated Purge: (Y/N) _____

		Fluorobenzene (IS)		Chlorobenzene-D5 (IS)		1,4-Dichlorobenzene-D (IS)	
		AREA #	RT #	AREA #	RT #	AREA #	RT #
	12 HOUR STD	1970630	6.01	1488590	9.49	536384	12.04
	UPPER LIMIT	3941260	6.18	2977180	9.66	1072768	12.21
	LOWER LIMIT	985315	5.84	744295	9.32	268192	11.87
	SAMPLE NO.						
01	210615A CCV/LCS 10ug	2326360	6.01	1712970	9.49	593792	12.04
02	210615A LCSD 10ug/L	2429460	6.01	1764880	9.49	637696	12.04
03	210615A BLK	2388930	6.01	1697830	9.49	564032	12.04
04	BA33953W01	2264730	6.01	1604410	9.50	528192	12.04
05	BA33954W01	2133600	6.01	1527750	9.49	519104	12.04
06	BA33956W01	2133160	6.01	1521500	9.49	515008	12.04
07	BA33957W01	2111800	6.01	1528020	9.49	517824	12.04
08	BA33959W01	2437820	6.01	1718310	9.49	592448	12.04
09	BA33960W01	2369370	6.01	1661590	9.49	547264	12.04
10							
11							
12							
13							
14							
15							
16							
17							
18							
19							
20							
21							
22							

AREA UPPER LIMIT = +100% of internal standard area.
AREA LOWER LIMIT = -50% of internal standard area.
RT UPPER LIMIT = +0.17 minutes of internal standard RT
RT LOWER LIMIT = -0.17 minutes of internal standard RT

Column used to flag values outside QC limits with an asterisk.
* Values outside of QC limits.

EPA 8260B

Form 2 & 8

Surrogate Recovery

Lab Name: APPL, Inc. SDG No: 96438

Case No: 96438 Date Analyzed: 06/16/21

Matrix: WATER Instrument: ZEUS

APPL ID.	Client Sample No.	SURROGATE: 4-BROMOFLUOROBENZENE (S)					
		Limits	Result	Qualifier	Limits	Result	Qualifier
210615AZ-LCS	Lab Control Spike	85-114	96.8				
210615AZ-LCSD	Lab Control SpikeD	85-114	97.2				
210615AZ-BLK	Blank	85-114	93.6				
BA33953	ERH1399	85-114	93.3				
BA33954	ERH1400	85-114	94.2				
BA33956	ERH1401	85-114	93.9				
BA33957	ERH1402	85-114	96.3				
BA33959	ERH1403	85-114	97.9				
BA33960	ERH1404	85-114	96.6				

Comments: Batch: #GRO86-210615AZ

EPA 8260B

Form 4

Blank Summary

Lab Name:	APPL, Inc.	SDG No:	96438
Case No:	96438	Date Analyzed:	06/16/21
Matrix:	WATER	Instrument:	ZEUS
Blank ID:	210615AZ-BLK	Time Analyzed:	0250

APPL ID.	Client Sample No.	File ID.	Date Analyzed
210615AZ-LCS	Lab Control Spike	0615Z24	06/16/21 0203
210615AZ-LCSD	Lab Control SpikeD	0615Z25	06/16/21 0227
210615AZ-BLK	Blank	0615Z26	06/16/21 0250
BA33953	ERH1399	0615Z28	06/16/21 0337
BA33954	ERH1400	0615Z29	06/16/21 0400
BA33956	ERH1401	0615Z30	06/16/21 0423
BA33957	ERH1402	0615Z31	06/16/21 0447
BA33959	ERH1403	0615Z32	06/16/21 0510
BA33960	ERH1404	0615Z33	06/16/21 0533

Comments: Batch: #GRO86-210615AZ

Method Blank
EPA 8260B GRO WATER

APPL Inc.
908 North Temperance Avenu
Clovis, CA 93611

Blank Name/QCG: **210615W-33953 - 265072**
Batch ID: #GRO86-210615AZ

Sample Type	Analyte	Result	LOQ	LOD	DL	Units	Extraction Date	Analysis Date
BLANK	GASOLINE RANGE ORGANICS	18.0 U	20	18.0	8.6	ug/L	06/16/21	06/16/21
BLANK	SURROGATE: 4-BROMOFLUORO	93.6	85-114			%	06/16/21	06/16/21

Quant Method:ZGAS0615.M
Run #:0615Z26
Instrument:ZEUS
Sequence:210615
Initials:JPR

GC SC-Blank-REG MDLs-DOD
Printed: 06/16/21 4:07:45 PM

EPA 8260B

Form 4

LCS Summary

Lab Name:	APPL, Inc.	SDG No:	96438
Case No:	96438	Date Analyzed:	06/16/21
Matrix:	WATER	Instrument:	ZEUS
LCS ID:	210615AZ-LCS	Time Analyzed:	0203

APPL ID.	Client Sample No.	File ID.	Date Analyzed
210615AZ-LCS	Lab Control Spike	0615Z24	06/16/21 0203
210615AZ-LCSD	Lab Control SpikeD	0615Z25	06/16/21 0227
210615AZ-BLK	Blank	0615Z26	06/16/21 0250
BA33953	ERH1399	0615Z28	06/16/21 0337
BA33954	ERH1400	0615Z29	06/16/21 0400
BA33956	ERH1401	0615Z30	06/16/21 0423
BA33957	ERH1402	0615Z31	06/16/21 0447
BA33959	ERH1403	0615Z32	06/16/21 0510
BA33960	ERH1404	0615Z33	06/16/21 0533

Comments: Batch: #GRO86-210615AZ

Laboratory Control Spike Recoveries

EPA 8260B GRO WATER

APPL ID: **210616W-33953 LCS - 265072**
Batch ID: #GRO86-210615AZ

APPL Inc.
908 North Temperance Avenue
Clovis, CA 93611

Compound Name	Spike Lvl ug/L	SPK Result ug/L	DUP Result ug/L	SPK % Recovery	DUP % Recovery	Recovery Limits	RPD %	RPD Limits
GASOLINE RANGE ORGANICS	300	269	289	89.7	96.3	78-122	7.2	20
SURROGATE: 4-BROMOFLUOROBENZE	25.0	24.2	24.3	96.8	97.2	85-114		

Comments:

Primary	SPK	DUP
Quant Method :	ZGAS0615.M	ZGAS0615.M
Extraction Date :	06/16/21	06/16/21
Analysis Date :	06/16/21	06/16/21
Instrument :	ZEUS	ZEUS
Run :	0615Z24	0615Z25
Initials :	JPR	

Printed: 06/16/21 4:07:50 PM
APPL Standard LCSD

ORGANICS

Calibration Data

TPH Extractables
DOC0607

Form 6
Initial Calibration

Lab Name: APPL, Inc.
Case No:
Matrix: Water

SDG No:
Initial Cal. Date: 06/07/21
Instrument: Apollo

Initials: MB

		Compound	607001.D 1	607002.D 2	607003 D 3	607004 D 4	607005.D 5	607006 D 6	607007 D 7				Avg	%RSD	Type	r^2
1	HATM	Diesel (C10-C24)		2168093	2123563	2256630	2109141	2196646	2223926				2179666	2.6	HATM	
2	HBTM	Motor Oil (C24-C40)		2064809	1614104	1565008	1528919	1624931	1664596				1677061	12	HBTM	
3	SA	Ortho-Terphenyl(S)		2770811	2542257	2808866	2575251	2676603	2707616				2680234	3.9	SA	
4	SA	Octacosane(S)		2348716	1989712	2109640	2026485	2158397	2193900				2137808	6.0	SA	
5																
6																
7																
8																
9																
10																
11																
12																
13																
14																
15																
16																
17																
18																
19																
20																
21																
22																
23																
24																
25																
26																
27																
28																
29																
30																
31																
32																
33																
34																
35																

0.693462

Data File : G:\APOLLO\DATA\210607\607001.D Vial: 1
Acq On : 6-7-21 12:13:16 Operator: MB
Sample : DMO STD-1 06-07-21 Inst : Apollo
Misc : water Multiplr: 1.00
IntFile : events.e
Quant Time: Jun 8 7:38 2021 Quant Results File: DOC0607.RES

Method : G:\APOLLO\DATA\210525\DOC0607.M (Chemstation Integrator)
Title : 8015 B&C
Last Update : Tue Jun 08 07:37:30 2021
Response via : Multiple Level Calibration

Volume Inj. : 2UL
Signal Phase : DB-5
Signal Info : FID02A

Compound	R.T.	Response	Conc Units
System Monitoring Compounds			
3) SA Ortho-Terphenyl(S)	7.50	2178232	0.406 ppb
Surrogate Spike 30.000	Recovery	=	1.35%
4) SA Octacosane(S)	9.78	3521012	0.824 ppb
Surrogate Spike 30.000	Recovery	=	2.75%
Target Compounds			
1) HATM Diesel (C10-C24)	6.46	38088229	8.737 ppb
2) HBTM Motor Oil (C24-C40)	14.73	42060567	12.540 ppb

Target Compounds

(f)=RT Delta > 1/2 Window (m)=manual int.

Data File: G:\APOLLO\DATA\210607\607001.D
Sample : DMO STD-1 06-07-21

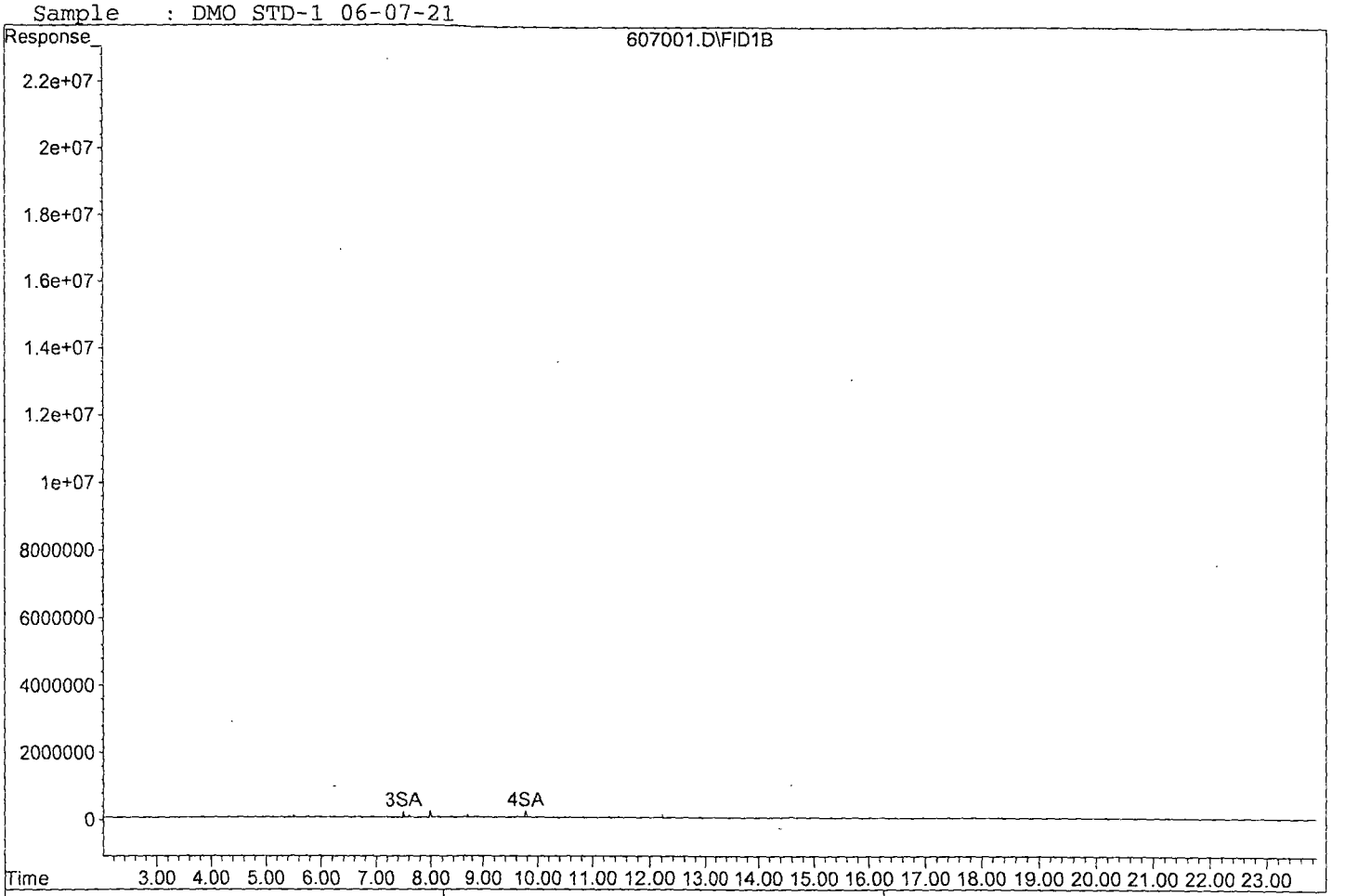

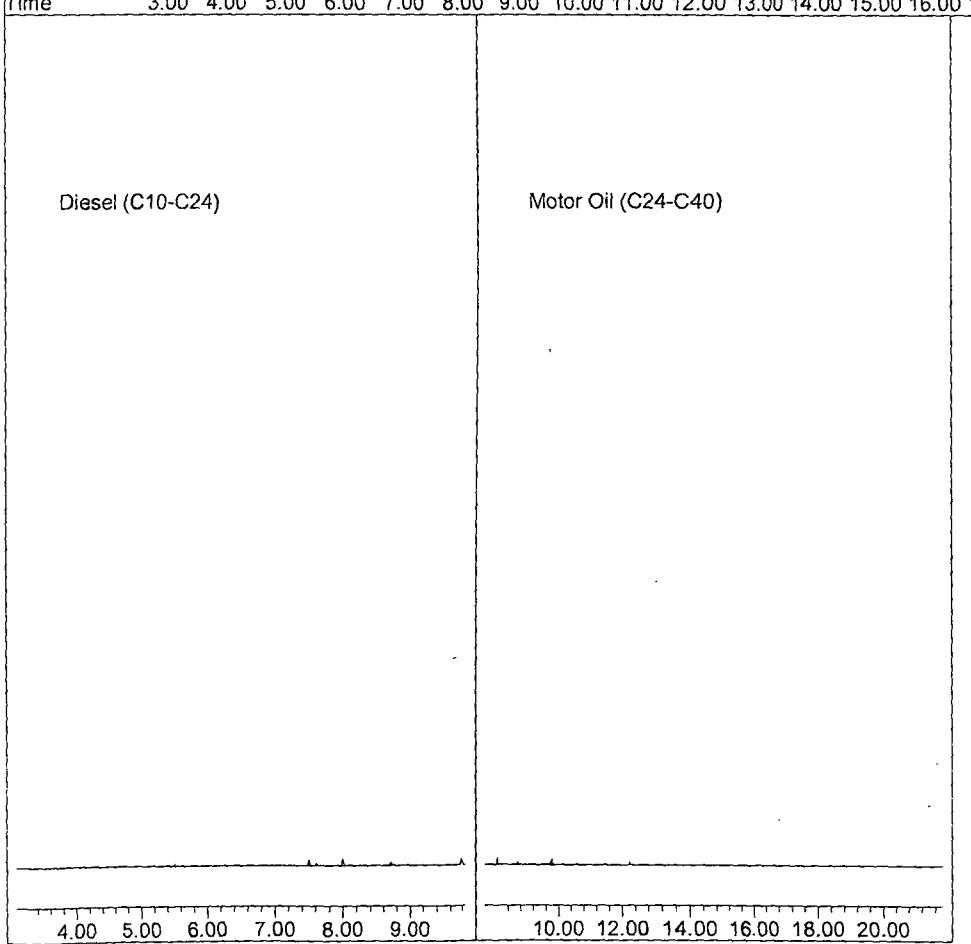

607001.D DOC0607.M Tue Jun 08 07:38:21 2021

Data File : G:\APOLLO\DATA\210607\607002.D Vial: 2
Acq On : 6-7-21 12:41:41 Operator: MB
Sample : DMOS STD-2 06-07-21 Inst : Apollo
Misc : water Multiplr: 1.00
IntFile : events.e
Quant Time: Jun 8 7:38 2021 Quant Results File: DOC0607.RES

Method : G:\APOLLO\DATA\210525\DOC0607.M (Chemstation Integrator)
Title : 8015 B&C
Last Update : Tue Jun 08 07:37:30 2021
Response via : Multiple Level Calibration

Volume Inj. : 2UL
Signal Phase : DB-5
Signal Info : FID02A

Compound	R.T.	Response	Conc Units
System Monitoring Compounds			
3) SA Ortho-Terphenyl(S)	7.50	2770811	0.517 ppb
Surrogate Spike 30.000		Recovery =	1.72%
4) SA Octacosane(S)	9.77	2348716	0.549 ppb
Surrogate Spike 30.000		Recovery =	1.83%
Target Compounds			
1) HATM Diesel (C10-C24)	6.46	43361856	9.947 ppb
2) HBTM Motor Oil (C24-C40)	14.73	41296186	12.312 ppb

Target Compounds

(f)=RT Delta > 1/2 Window (m)=manual int.

Data File: G:\APOLLO\DATA\210607\607002.D
Sample : DMOS STD-2 06-07-21

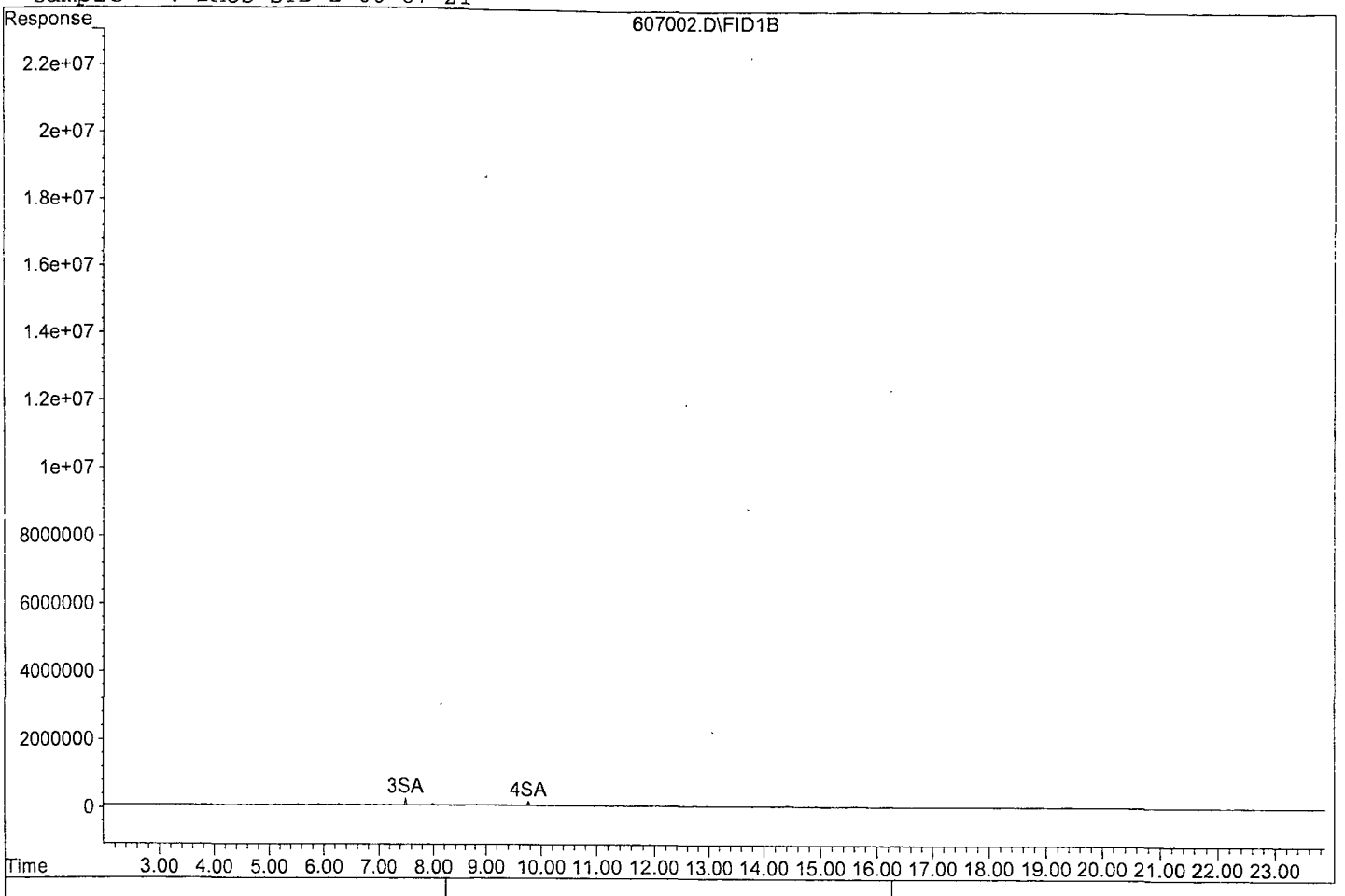

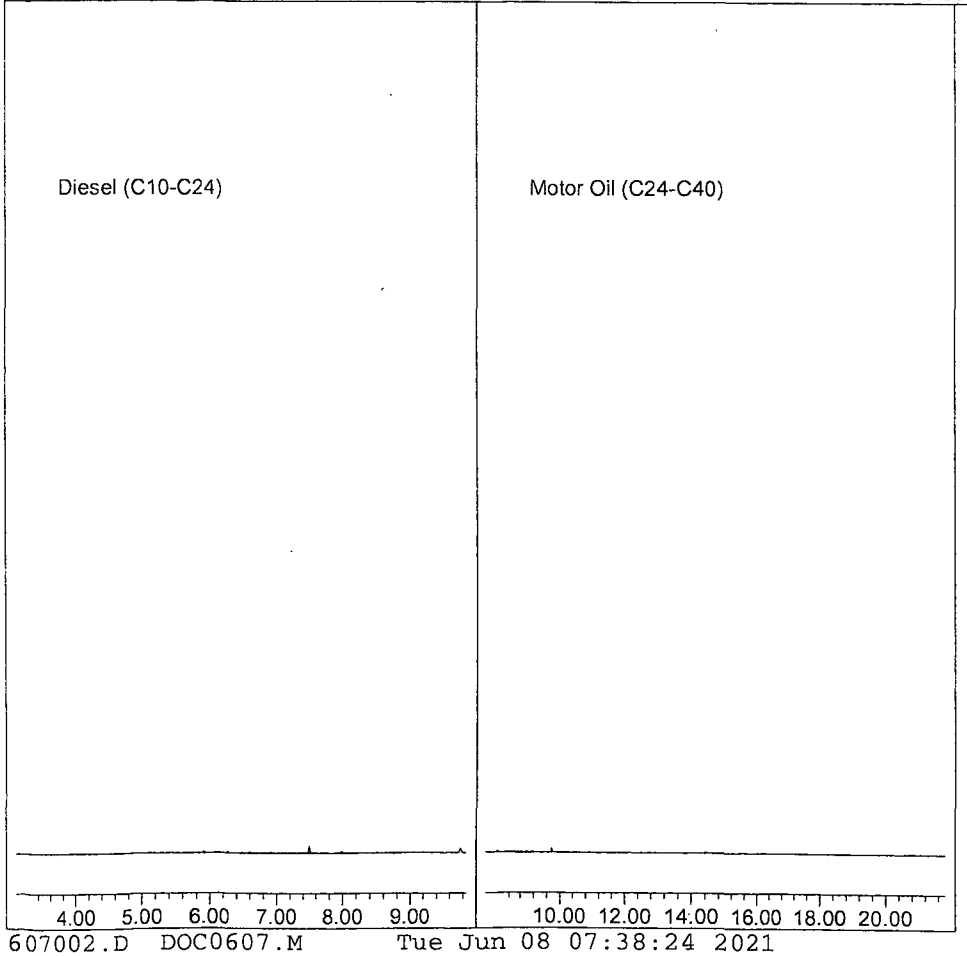

607002.D DOC0607.M Tue Jun 08 07:38:24 2021

Data File : G:\APOLLO\DATA\210607\607003.D
Acq On : 6-7-21 13:09:58
Sample : DMO STD-3 06-07-21
Misc : water
IntFile : events.e
Quant Time: Jun 8 7:38 2021 Quant Results File: DOC0607.RES

Vial: 3
Operator: MB
Inst : Apollo
Multiplr: 1.00

Method : G:\APOLLO\DATA\210525\DOC0607.M (Chemstation Integrator)
Title : 8015 B&C
Last Update : Tue Jun 08 07:37:30 2021
Response via : Multiple Level Calibration

Volume Inj. : 2UL
Signal Phase : DB-5
Signal Info : FID02A

Compound	R.T.	Response	Conc Units
System Monitoring Compounds			
3) SA Ortho-Terphenyl(S)	7.50	12711286	2.371 ppb
Surrogate Spike 30.000		Recovery =	7.90%
4) SA Octacosane(S)	9.76	9948558	2.327 ppb
Surrogate Spike 30.000		Recovery =	7.76%
Target Compounds			
1) HATM Diesel (C10-C24)	6.46	212356273	48.713 ppb
2) HBTM Motor Oil (C24-C40)	14.73	161410448	48.123 ppb

Target Compounds

(f)=RT Delta > 1/2 Window (m)=manual int.

Data File: G:\APOLLO\DATA\210607\607003.D
Sample : DMO STD-3 06-07-21

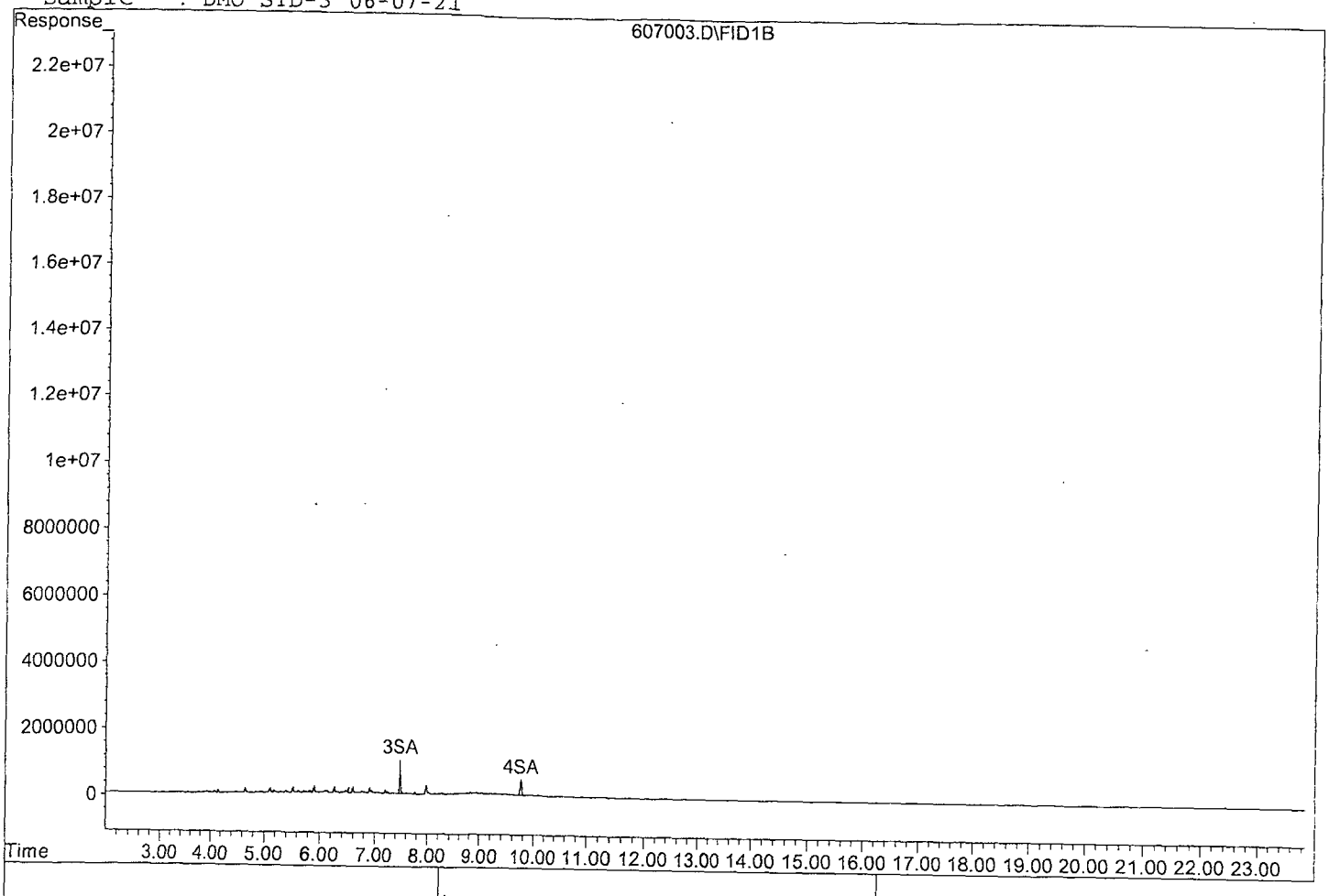

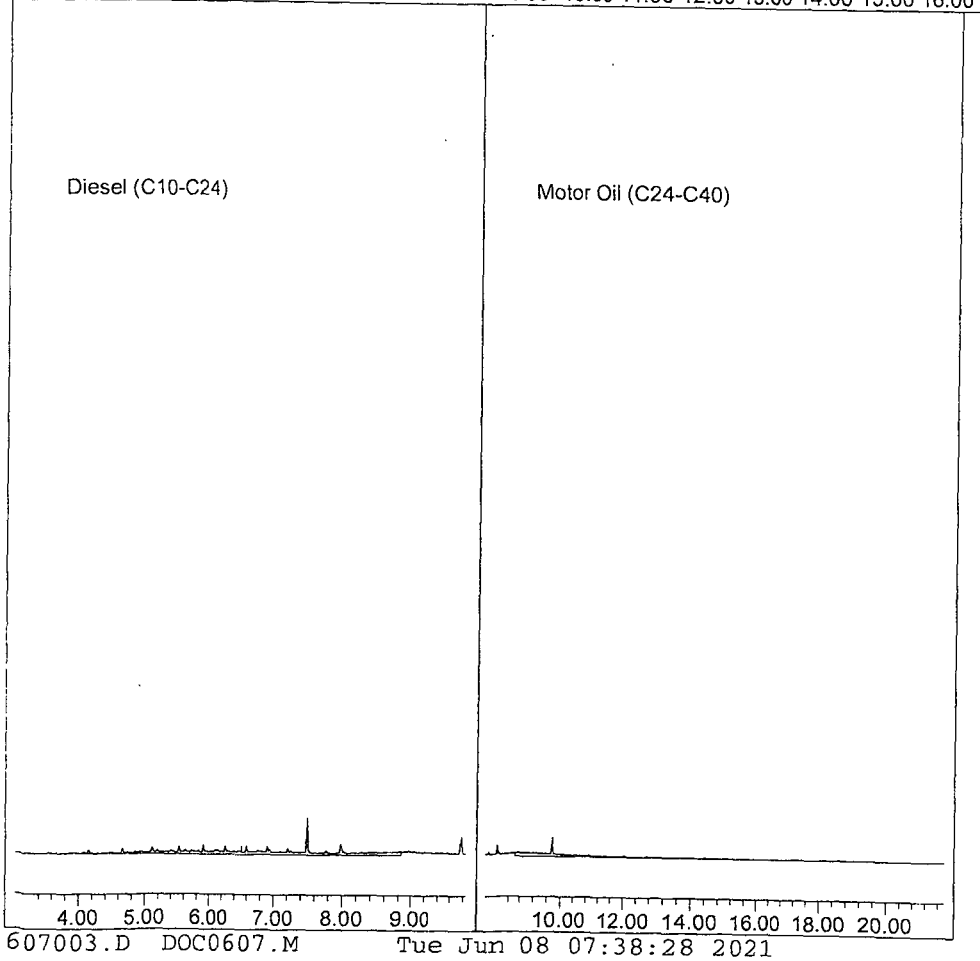

607003.D DOC0607.M Tue Jun 08 07:38:28 2021

Data File : G:\APOLLO\DATA\210607\607004.D Vial: 4
Acq On : 6-7-21 13:38:23 Operator: MB
Sample : DMO STD-4 06-07-21 Inst : Apollo
Misc : water Multiplr: 1.00
IntFile : events.e
Quant Time: Jun 8 7:38 2021 Quant Results File: DOC0607.RES

Method : G:\APOLLO\DATA\210525\DOC0607.M (Chemstation Integrator)
Title : 8015 B&C
Last Update : Tue Jun 08 07:37:30 2021
Response via : Multiple Level Calibration

Volume Inj. : 2UL
Signal Phase : DB-5
Signal Info : FID02A

Compound	R.T.	Response	Conc Units
System Monitoring Compounds			
3) SA Ortho-Terphenyl(S)	7.50	70221658	13.100 ppb
Surrogate Spike 30.000		Recovery =	43.67%
4) SA Octacosane(S)	9.76	52741010	12.335 ppb
Surrogate Spike 30.000		Recovery =	41.12%
Target Compounds			
1) HATM Diesel (C10-C24)	6.46	1128314905	258.827 ppb
2) HBTM Motor Oil (C24-C40)	14.73	782503960	233.296 ppb

Target Compounds

(f)=RT Delta > 1/2 Window (m)=manual int.

Data File: G:\APOLLO\DATA\210607\607004.D
Sample : DMO STD-4 06-07-21

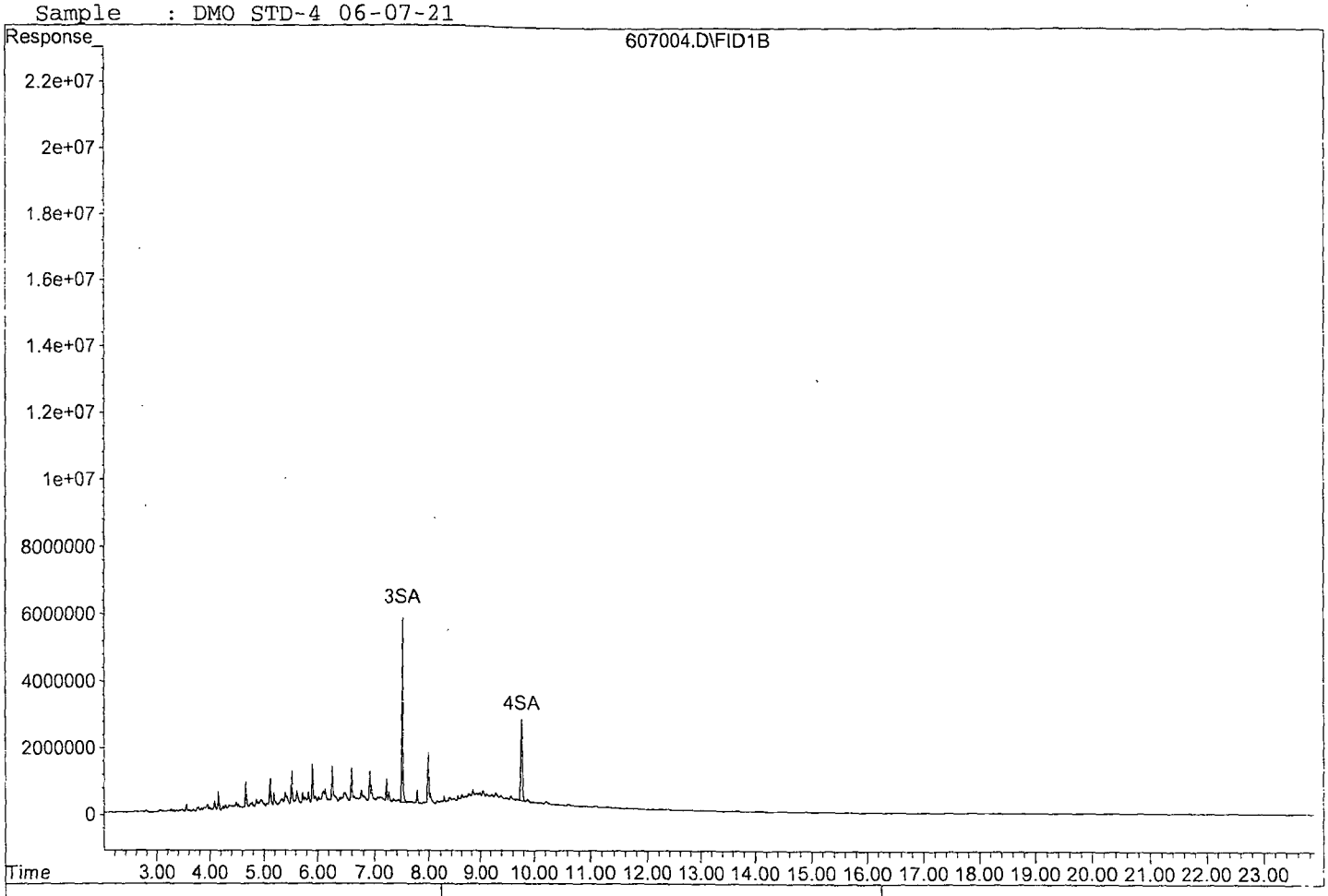

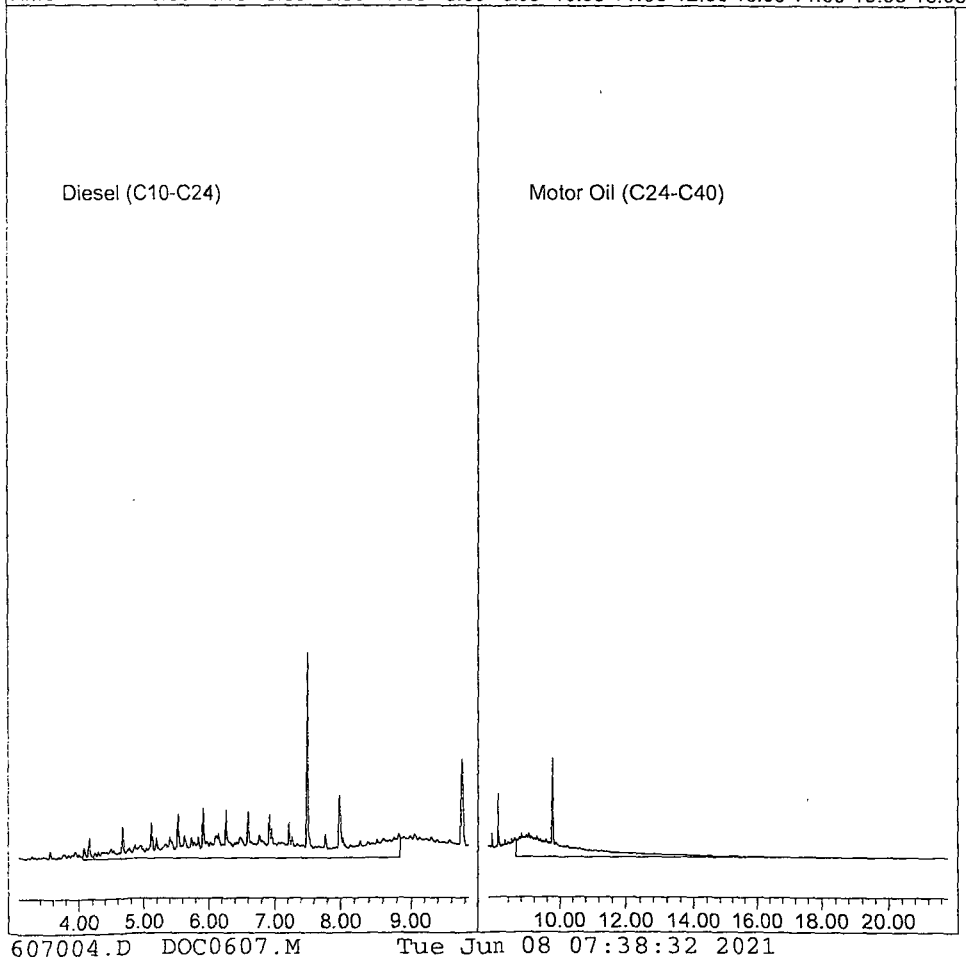

607004.D DOC0607.M Tue Jun 08 07:38:32 2021

Data File : G:\APOLLO\DATA\210607\607005.D Vial: 5
Acq On : 6-7-21 14:06:48 Operator: MB
Sample : DMO-STD-5 06-07-21 Inst : Apollo
Misc : water Multiplr: 1.00
IntFile : events.e
Quant Time: Jun 8 7:38 2021 Quant Results File: DOC0607.RES

Method : G:\APOLLO\DATA\210525\DOC0607.M (Chemstation Integrator)
Title : 8015 B&C
Last Update : Tue Jun 08 07:37:30 2021
Response via : Multiple Level Calibration

Volume Inj. : 2UL
Signal Phase : DB-5
Signal Info : FID02A

Compound	R.T.	Response	Conc Units
System Monitoring Compounds			
3) SA Ortho-Terphenyl(S)	7.50	257525142	48.042 ppb
Surrogate Spike 30.000		Recovery =	160.14%
4) SA Octacosane(S)	9.77	202648468	47.396 ppb
Surrogate Spike 30.000		Recovery =	157.99%
Target Compounds			
1) HATM Diesel (C10-C24)	6.46	4218281650	967.644 ppb
2) HBTM Motor Oil (C24-C40)	14.73	3057837485	911.665 ppb

Target Compounds

(f)=RT Delta > 1/2 Window (m)=manual int.

Data File: G:\APOLLO\DATA\210607\607005.D
Sample : DMO-STD-5 06-07-21

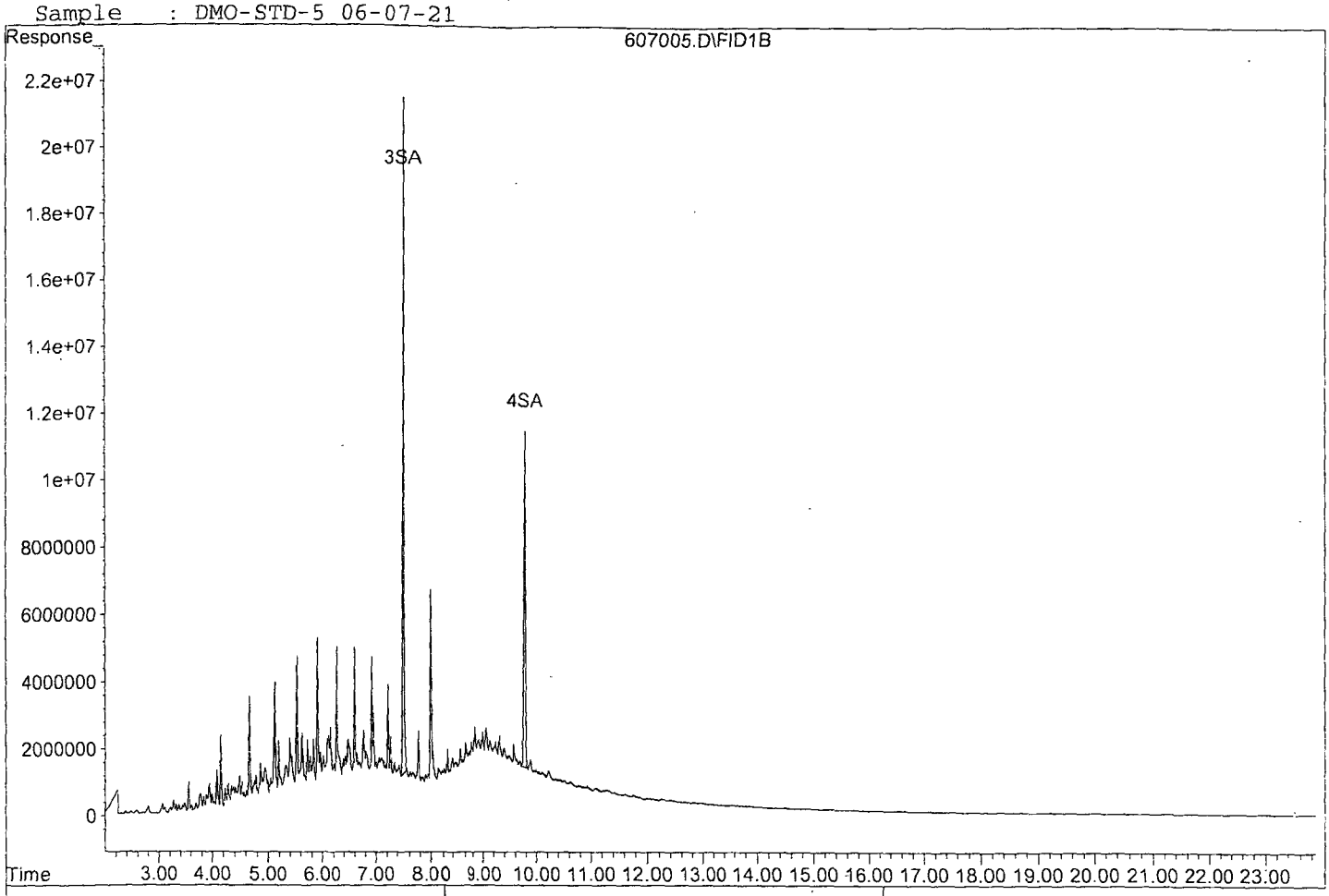

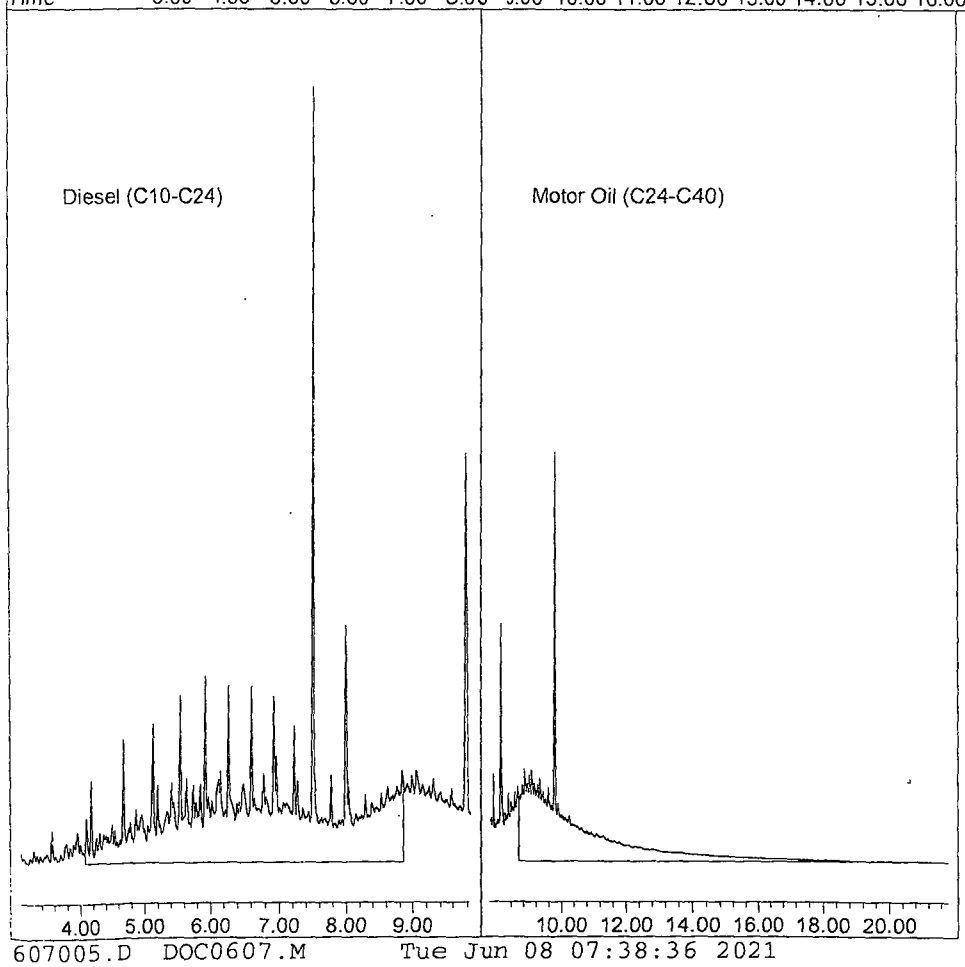

607005.D DOC0607.M Tue Jun 08 07:38:36 2021

Data File : G:\APOLLO\DATA\210607\607006.D Vial: 6
Acq On : 6-7-21 14:35:16 Operator: MB
Sample : DMOS-STD 6 06-07-21 Inst : Apollo
Misc : water Multiplr: 1.00
IntFile : events.e
Quant Time: Jun 8 7:38 2021 Quant Results File: DOC0607.RES

Method : G:\APOLLO\DATA\210525\DOC0607.M (Chemstation Integrator)
Title : 8015 B&C
Last Update : Tue Jun 08 07:37:30 2021
Response via : Multiple Level Calibration

Volume Inj. : 2UL
Signal Phase : DB-5
Signal Info : FID02A

Compound	R.T.	Response	Conc Units
System Monitoring Compounds			
) SA Ortho-Terphenyl(S)	7.50	401490440	74.898 ppb
ırrogate Spike 30.000		Recovery =	249.66%
ł) SA Octacosane(S)	9.78	323759526	75.722 ppb
ırrogate Spike 30.000		Recovery =	252.41%
Target Compounds			
1) HATM Diesel (C10-C24)	6.46	6589937012	1511.685 ppb
2) HBTM Motor Oil (C24-C40)	14.73	4874792233	1453.373 ppb

Target Compounds

(f)=RT Delta > 1/2 Window (m)=manual int.
607006.D DOC0607.M Tue Jun 08 07:38:38 2021

Data File: G:\APOLLO\DATA\210607\607006.D
Sample : DMOS-STD 6 06-07-21

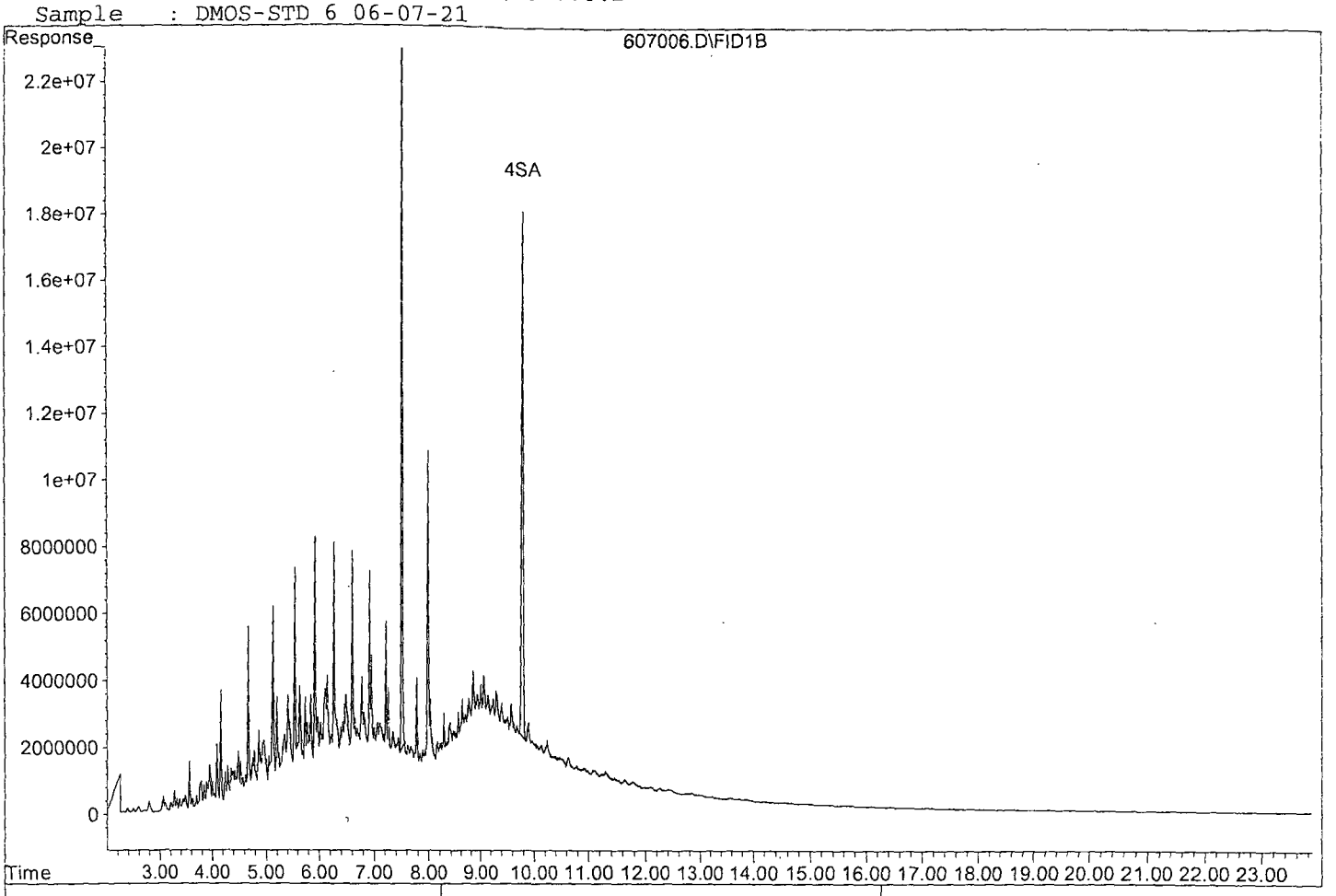

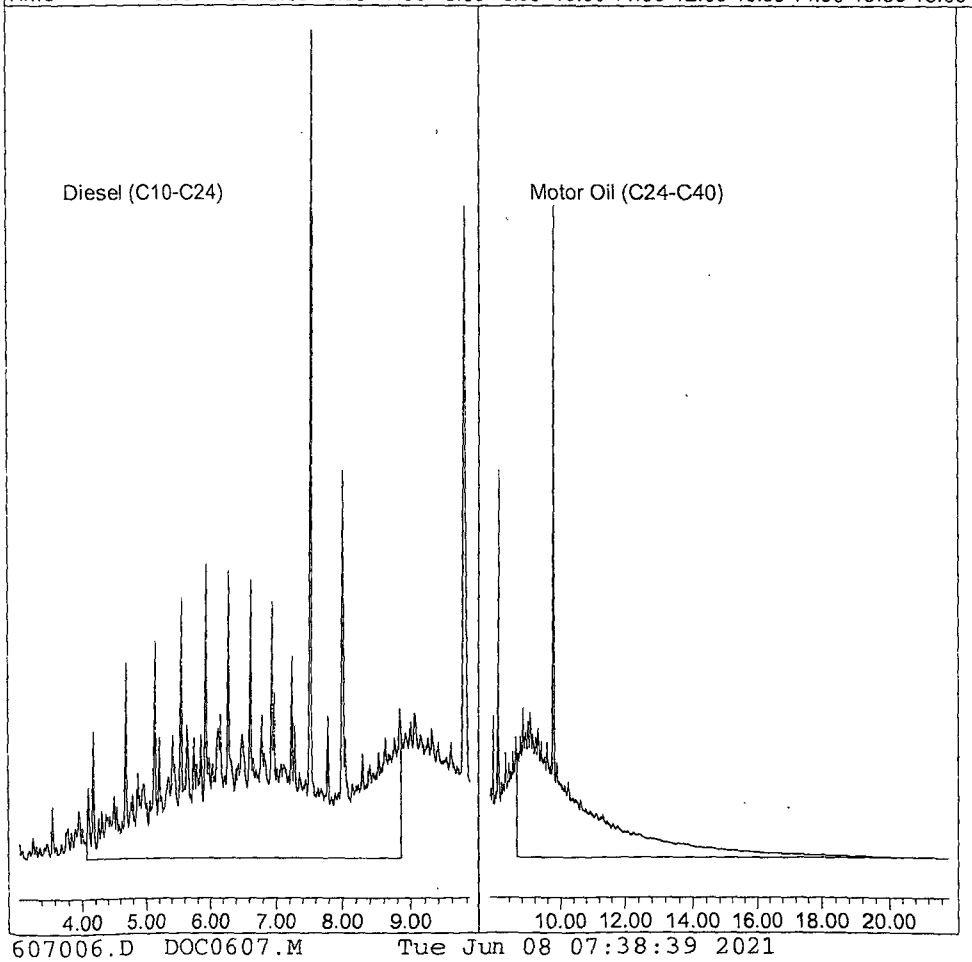

607006.D DOC0607.M Tue Jun 08 07:38:39 2021

Data File : G:\APOLLO\DATA\210607\607007.D Vial: 7
Acq On : 6-7-21 15:03:41 Operator: MB
Sample : DMO-STD 7 06-07-21 Inst : Apollo
Misc : water Multiplr: 1.00
IntFile : events.e
Quant Time: Jun 8 7:38 2021 Quant Results File: DOC0607.RES

Method : G:\APOLLO\DATA\210525\DOC0607.M (Chemstation Integrator)
Title : 8015 B&C
Last Update : Tue Jun 08 07:37:30 2021
Response via : Multiple Level Calibration

Volume Inj. : 2UL
Signal Phase : DB-5
Signal Info : FID02A

Compound	R.T.	Response	Conc Units
System Monitoring Compounds			
3) SA Ortho-Terphenyl(S)	7.50	541523295	101.022 ppb
urrogate Spike 30.000		Recovery =	336.74%
4) SA Octacosane(S)	9.78	438780027	102.624 ppb
urrogate Spike 30.000		Recovery =	342.08%
Target Compounds			
1) HATM Diesel (C10-C24)	6.46	8895702231	2040.611 ppb
2) HBTM Motor Oil (C24-C40)	14.73	6658382876	1985.134 ppb

Target Compounds

(f)=RT Delta > 1/2 Window (m)=manual int.
607007.D DOC0607.M Tue Jun 08 07:38:42 2021

Data File: G:\APOLLO\DATA\210607\607007.D
Sample : DMO-STD 7 06-07-21

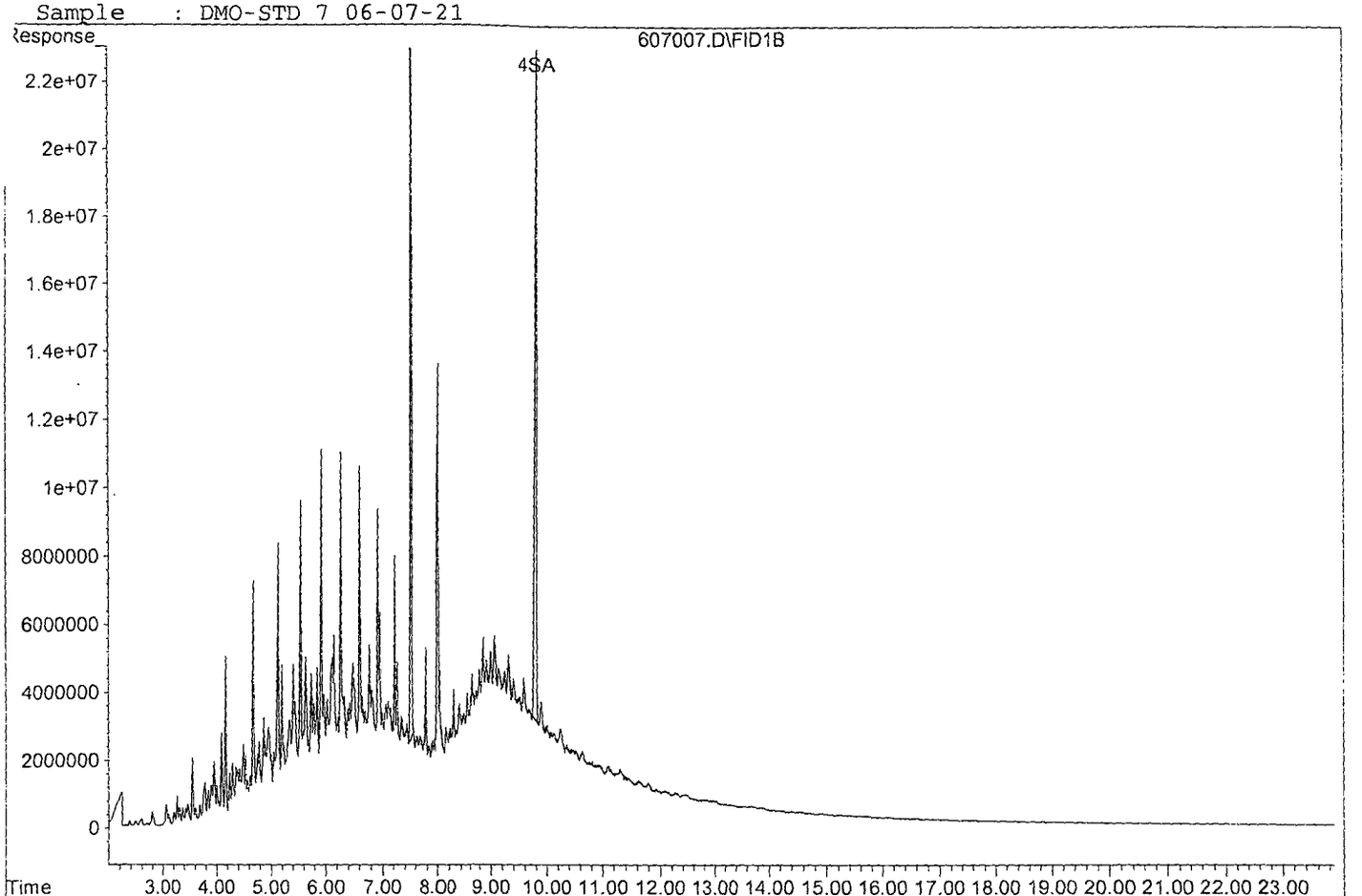

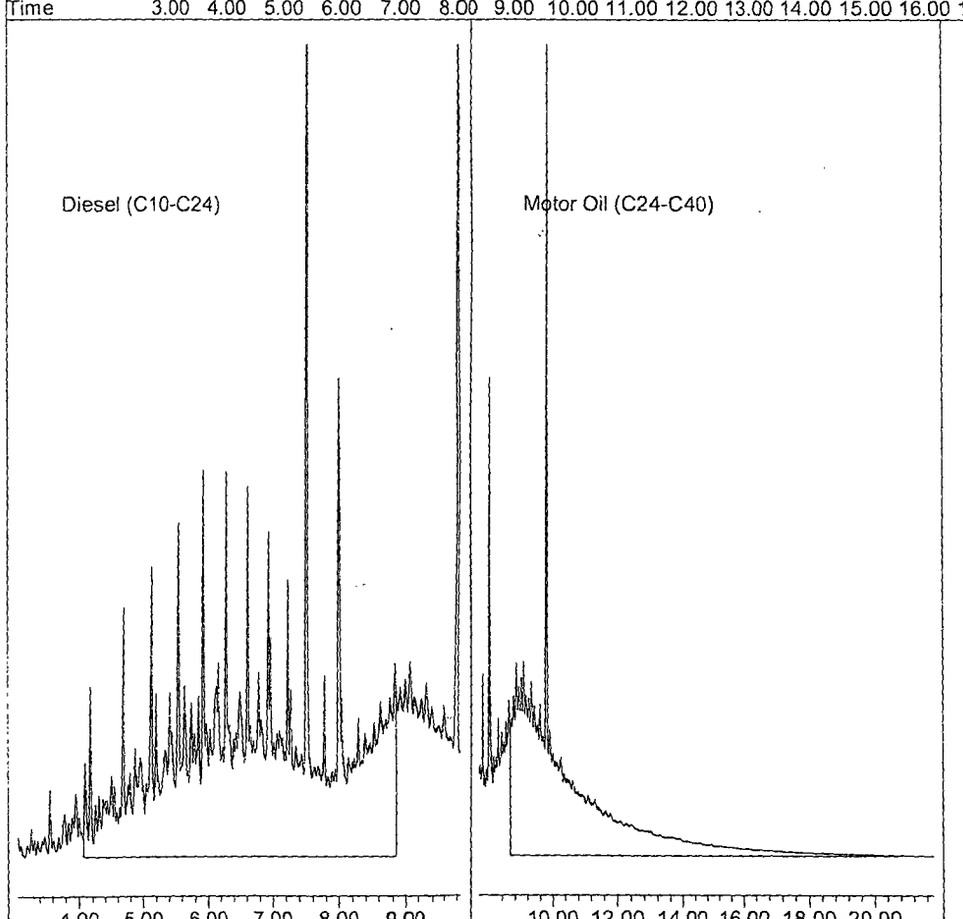

607007.D DOC0607.M Tue Jun 08 07:38:43 2021

TPH Extractables
DOC0607

Form 7

Second Source Calibration

Lab Name: APPL, Inc.
Case No:
Matrix: Water

SDG No:
Date Analyzed: 06/07/21
Instrument: Apollo
Initial Cal. Date: 06/07/21
Data File: 607008.D

		Compound	MEAN	CCRF	%D		%Drift
1	HATM	Diesel (C10-C24)	2179670	2308750	5.9	HATM	
2	HBTM	Motor Oil (C24-C40)	1677060	1833980	9.4	HBTM	
3							
4							
5							
6							
7							
8							
9							
10							
11							
12							
13							
14							
15							
16							
17							
18							
19							
20							
21							
22							
23							
24							
25							
26							
27							
28							
29							
30							
31							
32							
33							
34							
35							
36							
37							
38							
39							
40							
		Average			7.7		

Data File : G:\APOLLO\DATA\210607\607008.D Vial: 8
Acq On : 6-7-21 15:32:18 Operator: MB
Sample : DMO-STD SS 06-07-21 Inst : Apollo
Misc : water Multiplr: 1.00
IntFile : events.e
Quant Time: Jun 8 7:38 2021 Quant Results File: DOC0607.RES

Method : G:\APOLLO\DATA\210525\DOC0607.M (Chemstation Integrator)
Title : 8015 B&C
Last Update : Tue Jun 08 07:37:30 2021
Response via : Multiple Level Calibration

Volume Inj. : 2UL
Signal Phase : DB-5
Signal Info : FID02A

Compound	R.T.	Response	Conc Units
System Monitoring Compounds			
3) SA Ortho-Terphenyl(S)	7.50	5094638	0.950 ppb
urrogate Spike 30.000	Recovery	=	3.17%
4) SA Octacosane(S)	9.77	458680	0.107 ppb
urrogate Spike 30.000	Recovery	=	0.36%
Target Compounds			
1) HATM Diesel (C10-C24)	6.46	1154376413	264.806 ppb
2) HBTM Motor Oil (C24-C40)	14.73	916990343	273.392 ppb
Target Compounds			

(f)=RT Delta > 1/2 Window (m)=manual int.

Data File: G:\APOLLO\DATA\210607\607008.D
Sample : DMO-STD SS 06-07-21

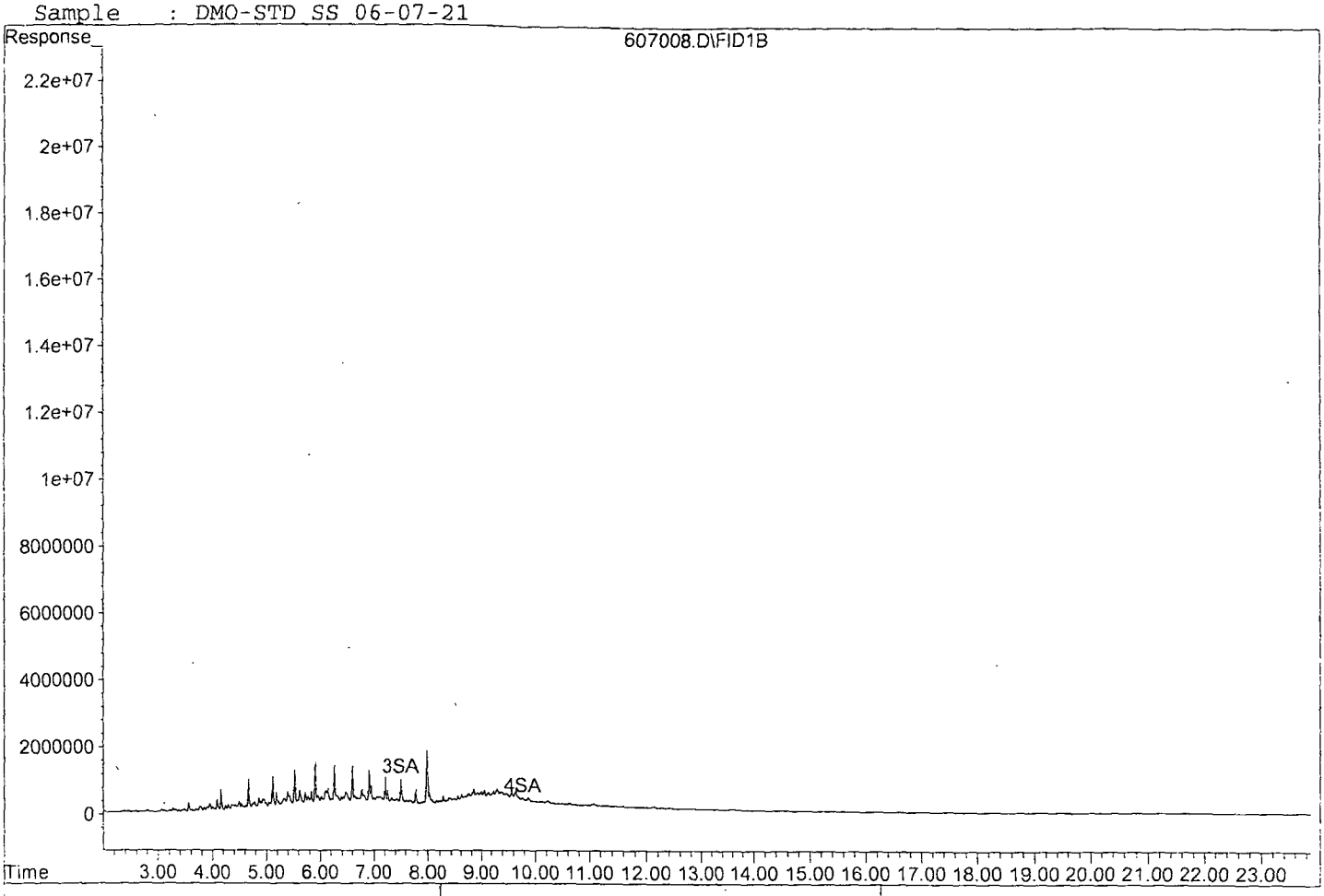

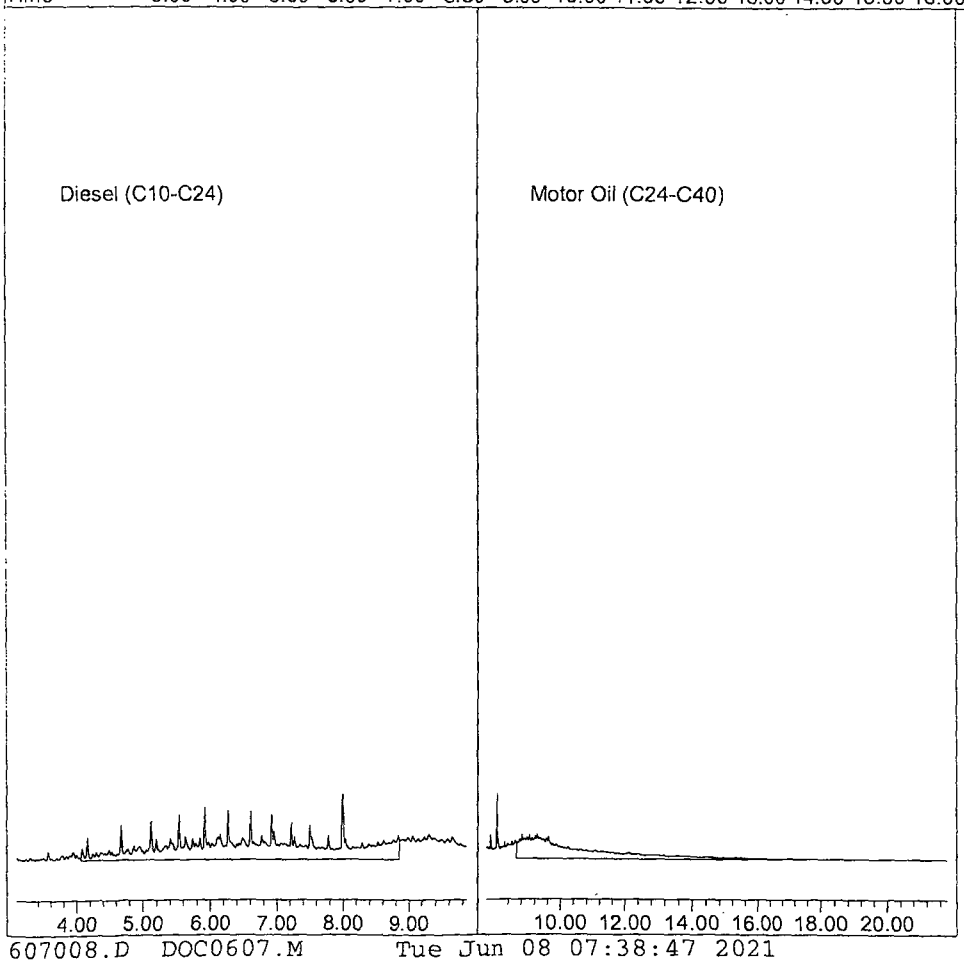

607008.D DOC0607.M Tue Jun 08 07:38:47 2021

Form 6
Initial Calibration

Lab Name: APPL, Inc.
Case No:
Matrix: Water

SDG No:
Initial Cal. Date: 06/12/21
Instrument: Apollo

Initials: MB

		Compound	1	2	3	4	5	6	7				Avg	%RSD	Type	r^2
			612002.D	612003.D	612004.D	612005.D	612006.D	612007.D	612008.D							
1	HATM	Diesel (C10-C24)	2418684	1964307	1673699	1731268	1703384	1723665	1747350				1851765	14	HATM	
2	HBTM	Motor Oil (C24-C40)		1584744	1181297	1181407	1177379	1238533	1271288				1272441	12	HBTM	
3	SA	Ortho-Terphenyl(S)	2769318	2450020	2051752	2056353	1987460	2013017	2000652				2189796	14	SA	
4	SA	Octacosane(S)	2080704	1975269	1588872	1591191	1562082	1647514	1683205				1732691	12	SA	
5																
6																
7																
8																
9																
10																
11																
12																
13																
14																
15																
16																
17																
18																
19																
20																
21																
22																
23																
24																
25																
26																
27																
28																
29																
30																
31																
32																
33																
34																
35																

1.504292

Data File : G:\APOLLO\DATA\210612\612002.D
Acq On : 6-12-21 10:06:32
Sample : DMO STD-1 06-12-21
Misc : water
IntFile : events.e
Quant Time: Jun 14 10:24 2021 Quant Results File: DOC0612.RES

Vial: 2
Operator: MB
Inst : Apollo
Multiplr: 1.00

Method : G:\APOLLO\DATA\210607\DOC0612.M (Chemstation Integrator)
Title : 8015 B&C
Last Update : Mon Jun 14 10:23:49 2021
Response via : Multiple Level Calibration

Volume Inj. : 2UL
Signal Phase : DB-5
Signal Info : FID02A

Compound	R.T.	Response	Conc Units
System Monitoring Compounds			
3) SA Ortho-Terphenyl(S)	7.64	1384659	0.316 ppb
Surrogate Spike 30.000		Recovery =	1.05%
4) SA Octacosane(S)	9.99	1040352	0.300 ppb
Surrogate Spike 30.000		Recovery =	1.00%
Target Compounds			
1) HATM Diesel (C10-C24)	6.58	24186839	6.531 ppb
2) HBTM Motor Oil (C24-C40)	15.57	22884079	8.992 ppb
Target Compounds			

(f)=RT Delta > 1/2 Window (m)=manual int.

Data File: G:\APOLLO\DATA\210612\612002.D
Sample : DMO STD-1 06-12-21

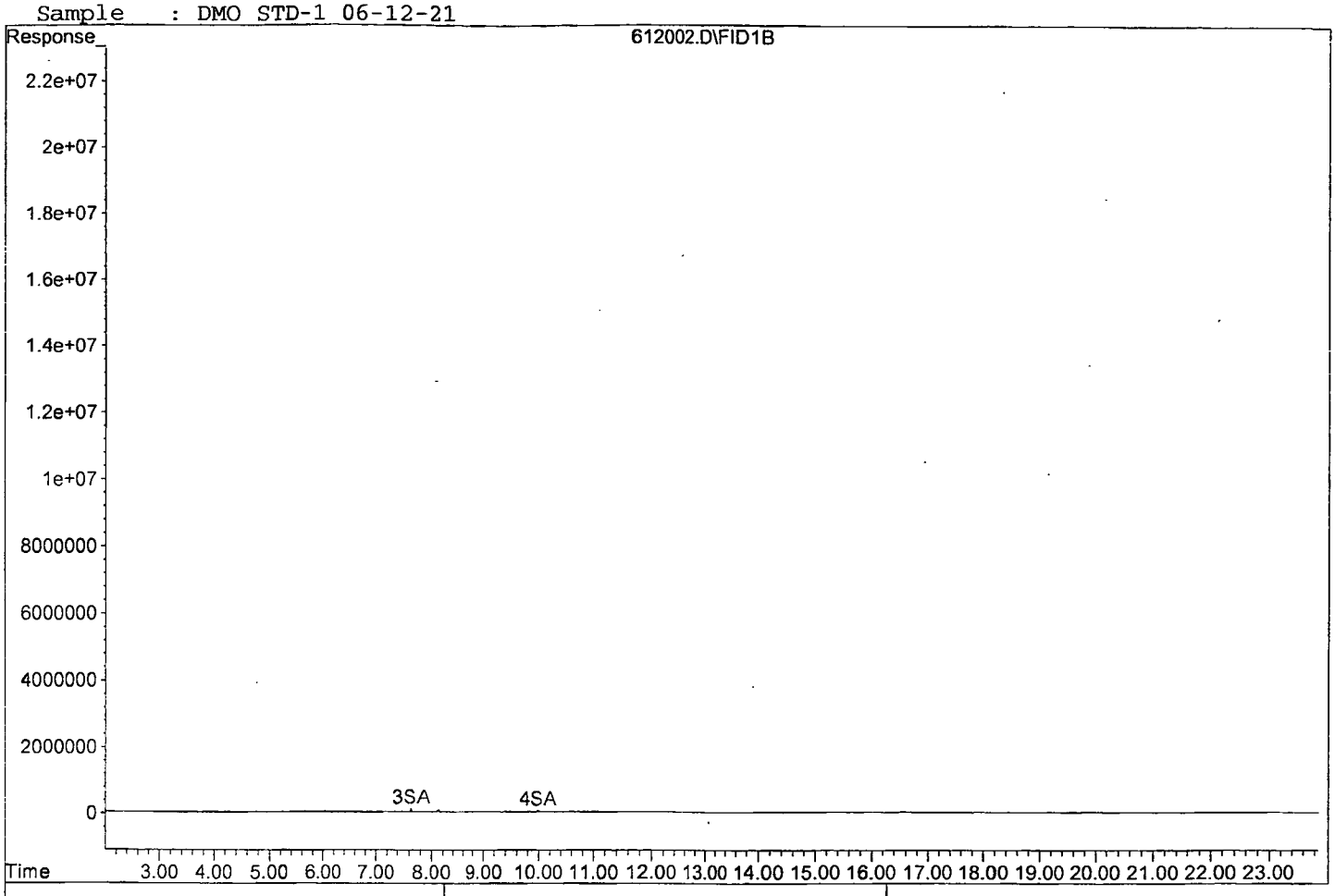

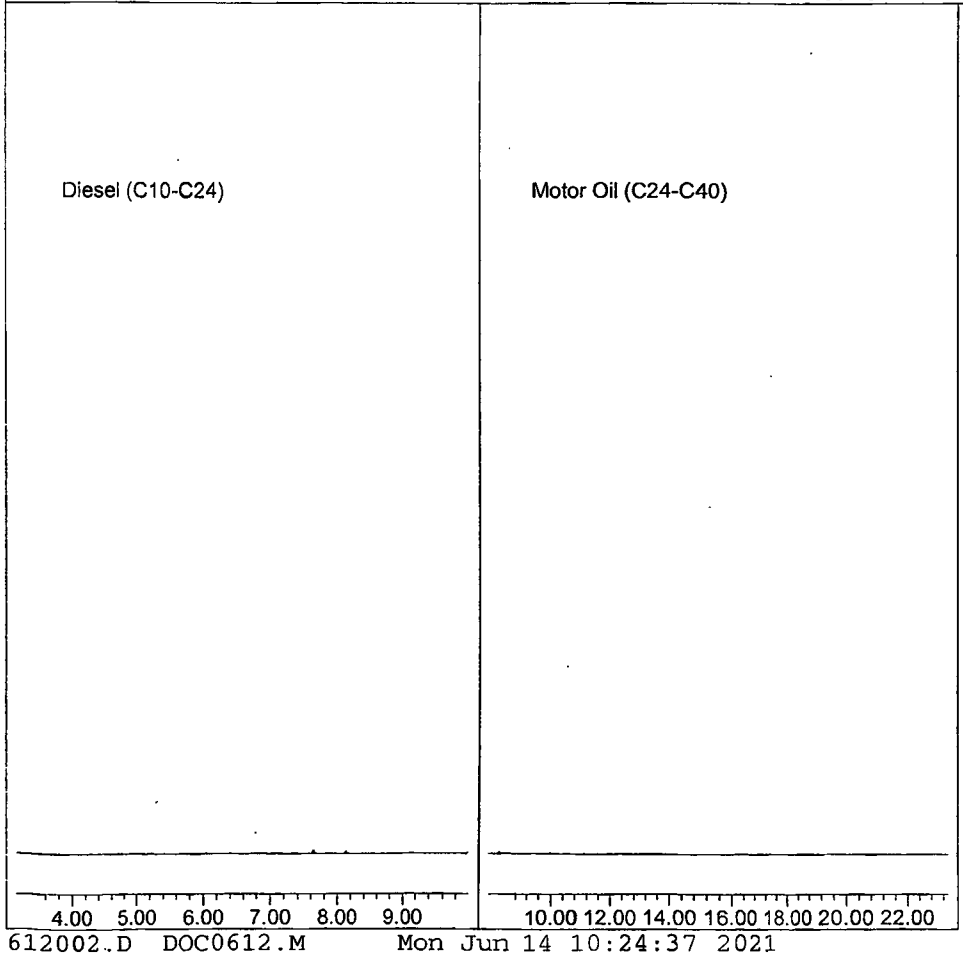

Data File : G:\APOLLO\DATA\210612\612003.D Vial: 3
Acq On : 6-12-21 10:34:56 Operator: MB
Sample : DMOS STD-2 06-12-21 Inst : Apollo
Misc : water Multiplr: 1.00
IntFile : events.e
Quant Time: Jun 14 10:24 2021 Quant Results File: DOC0612.RES

Method : G:\APOLLO\DATA\210607\DOC0612.M (Chemstation Integrator)
Title : 8015 B&C
Last Update : Mon Jun 14 10:23:49 2021
Response via : Multiple Level Calibration

Volume Inj. : 2UL
Signal Phase : DB-5
Signal Info : FID02A

Compound	R.T.	Response	Conc Units
System Monitoring Compounds			
3) SA Ortho-Terphenyl(S)	7.64	2450020	0.559 ppb
Surrogate Spike 30.000	Recovery	=	1.86%
4) SA Octacosane(S)	9.99	1975269	0.570 ppb
Surrogate Spike 30.000	Recovery	=	1.90%
Target Compounds			
1) HATM Diesel (C10-C24)	6.58	39286141	10.608 ppb
2) HBTM Motor Oil (C24-C40)	15.57	31694881	12.454 ppb

Target Compounds

(f)=RT Delta > 1/2 Window (m)=manual int.

Sample : DMOS STD-2 06-12-21

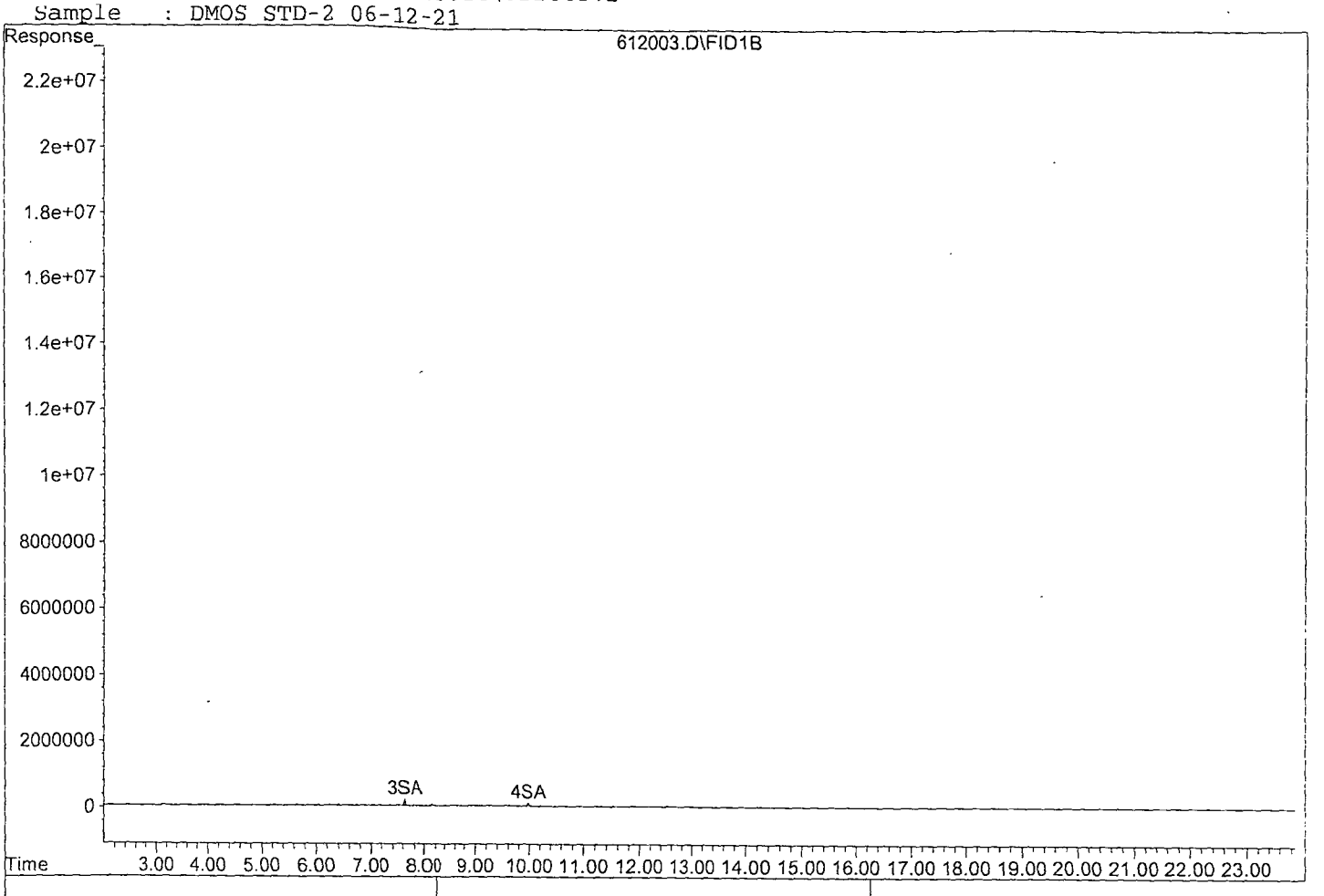



612003.D DOC0612.M Mon Jun 14 10:24:40 2021

Data File : G:\APOLLO\DATA\210612\612004.D Vial: 4
Acq On : 6-12-21 11:03:19 Operator: MB
Sample : DMO STD-3 06-12-21 Inst : Apollo
Misc : water Multiplr: 1.00
IntFile : events.e
Quant Time: Jun 14 10:24 2021 Quant Results File: DOC0612.RES

Method : G:\APOLLO\DATA\210607\DOC0612.M (Chemstation Integrator)
Title : 8015 B&C
Last Update : Mon Jun 14 10:23:49 2021
Response via : Multiple Level Calibration

Volume Inj. : 2UL
Signal Phase : DB-5
Signal Info : FID02A

Compound	R.T.	Response	Conc Units
System Monitoring Compounds			
3) SA Ortho-Terphenyl(S)	7.64	10258760	2.342 ppb
Surrogate Spike 30.000		Recovery =	7.81%
4) SA Octacosane(S)	9.99	7944362	2.292 ppb
Surrogate Spike 30.000		Recovery =	7.64%
Target Compounds			
1) HATM Diesel (C10-C24)	6.58	167369861	45.192 ppb
2) HBTM Motor Oil (C24-C40)	15.57	118129721	46.419 ppb
Target Compounds			

(f)=RT Delta > 1/2 Window (m)=manual int.

Data File: G:\APOLLO\DATA\210612\612004.D
Sample : DMO STD-3 06-12-21

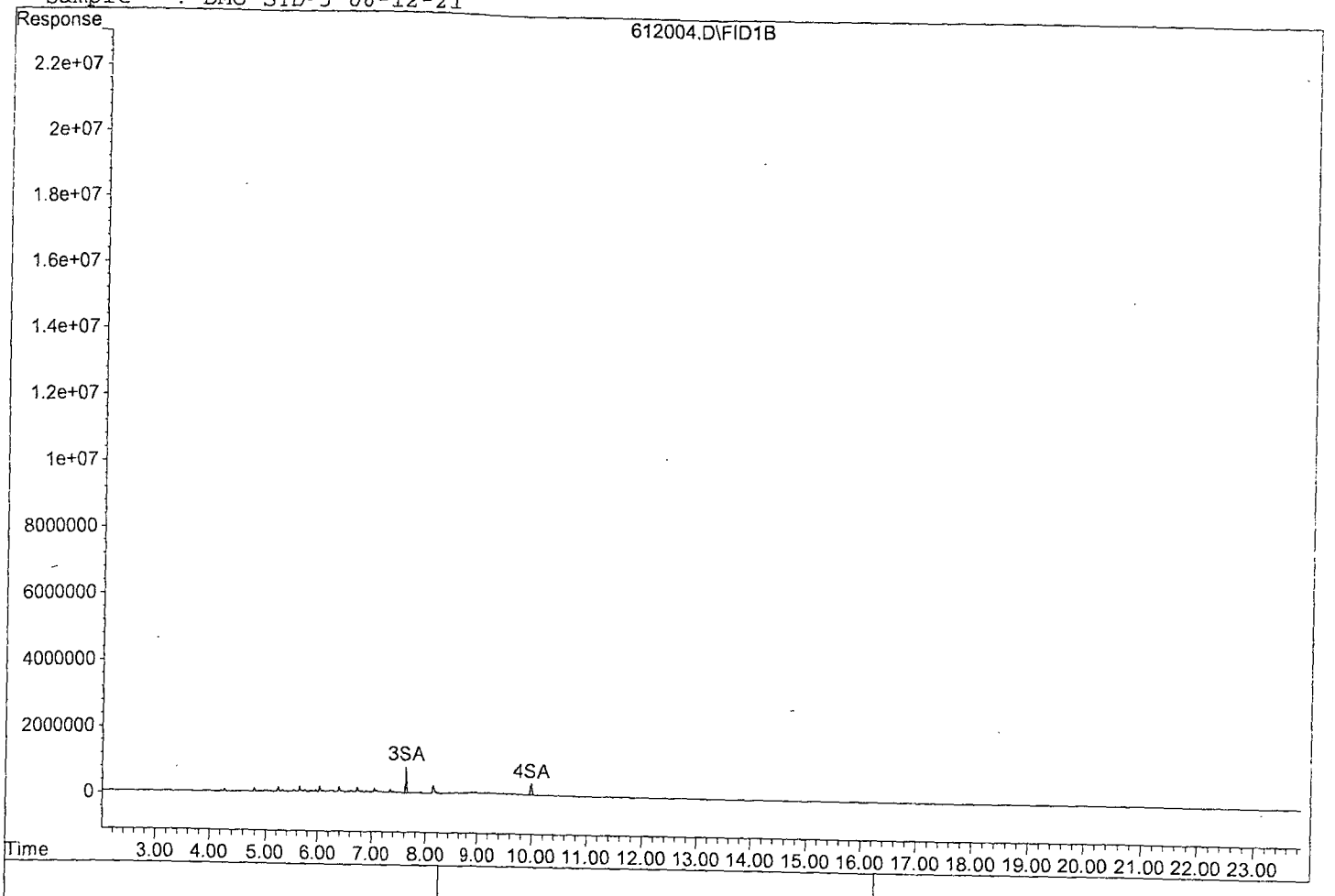

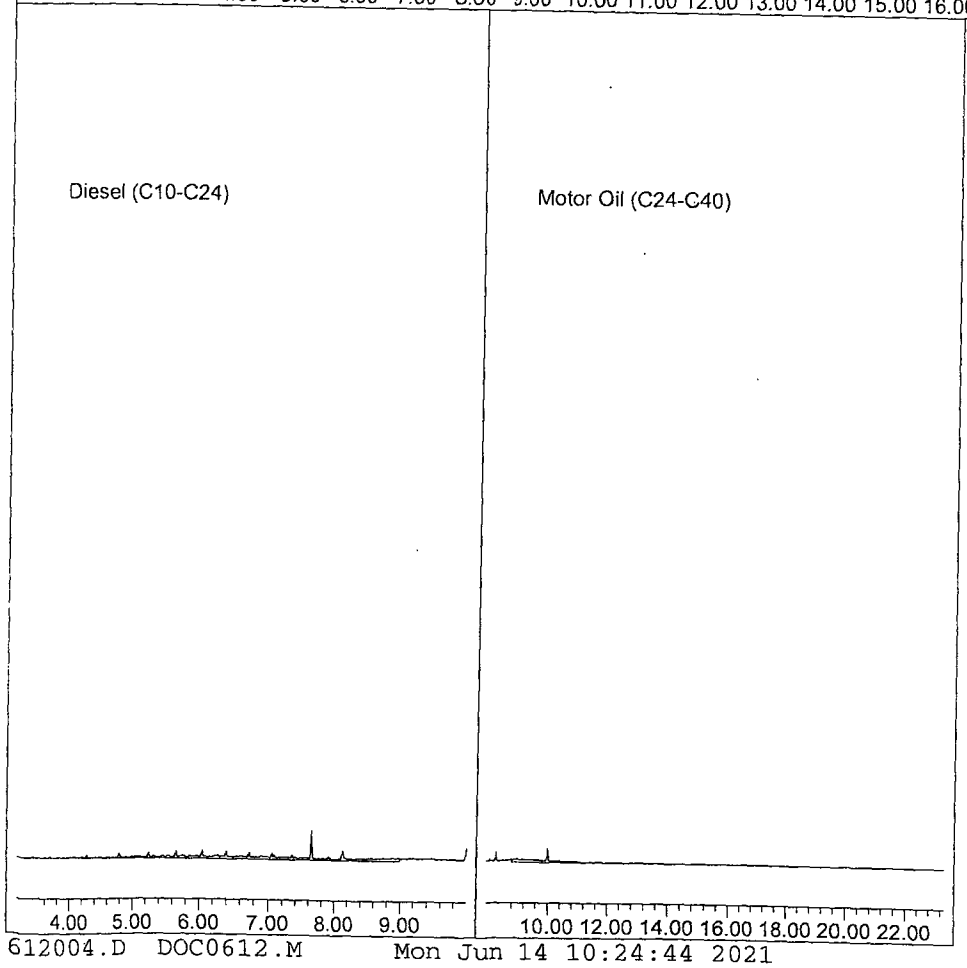

612004.D DOC0612.M Mon Jun 14 10:24:44 2021

Data File : G:\APOLLO\DATA\210612\612005.D Vial: 5
Acq On : 6-12-21 11:31:44 Operator: MB
Sample : DMO STD-4 06-12-21 Inst : Apollo
Misc : water Multiplr: 1.00
IntFile : events.e
Quant Time: Jun 14 10:24 2021 Quant Results File: DOC0612.RES

Method : G:\APOLLO\DATA\210607\DOC0612.M (Chemstation Integrator)
Title : 8015 B&C
Last Update : Mon Jun 14 10:23:49 2021
Response via : Multiple Level Calibration

Volume Inj. : 2UL
Signal Phase : DB-5
Signal Info : FID02A

Compound	R.T.	Response	Conc Units
System Monitoring Compounds			
3) SA Ortho-Terphenyl(S)	7.64	51408819	11.738 ppb
Surrogate Spike 30.000		Recovery =	39.13%
4) SA Octacosane(S)	9.99	39779770	11.479 ppb
Surrogate Spike 30.000		Recovery =	38.26%
Target Compounds			
1) HATM Diesel (C10-C24)	6.58	865633766	233.732 ppb
2) HBTM Motor Oil (C24-C40)	15.57	590703508	232.114 ppb

Target Compounds

(f)=RT Delta > 1/2 Window (m)=manual int.

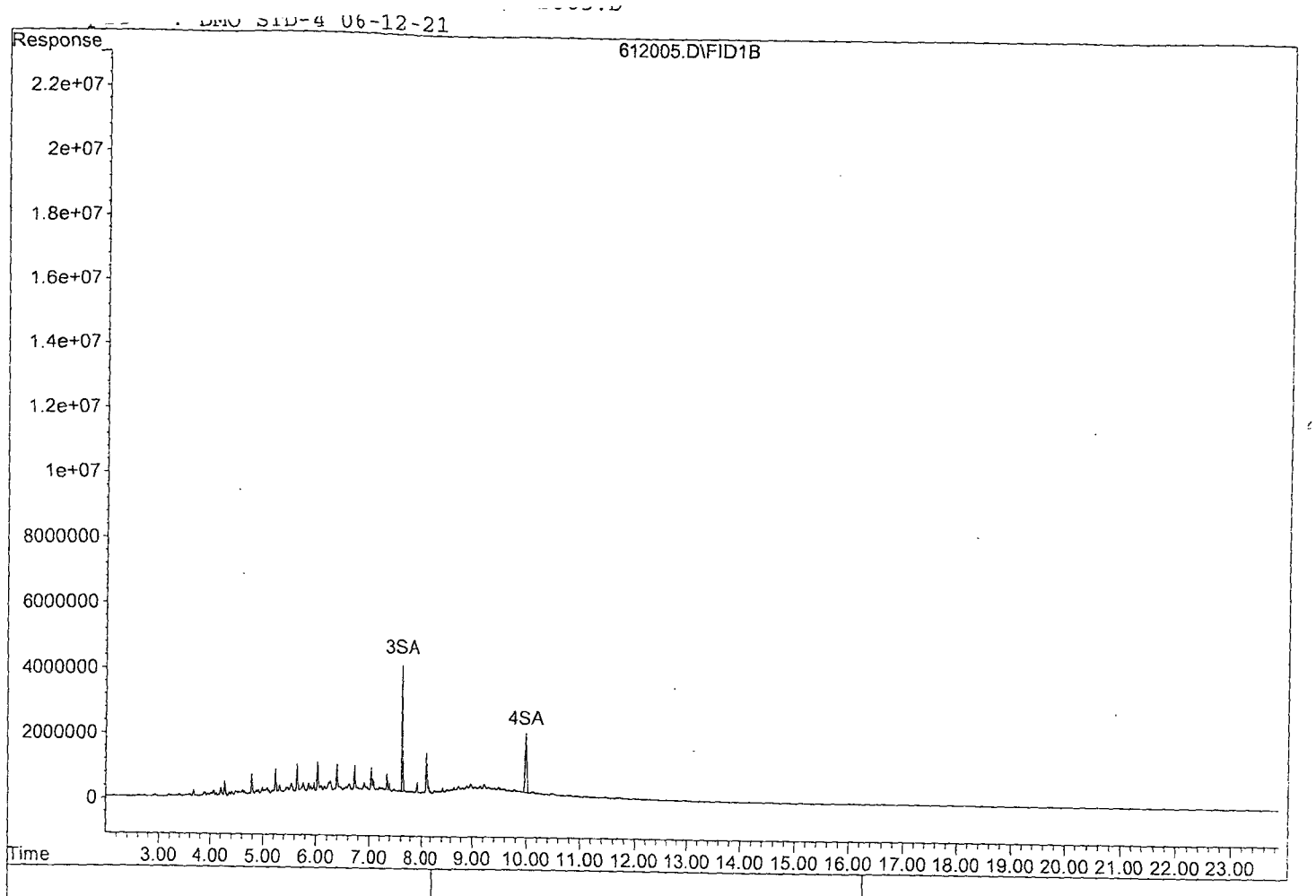

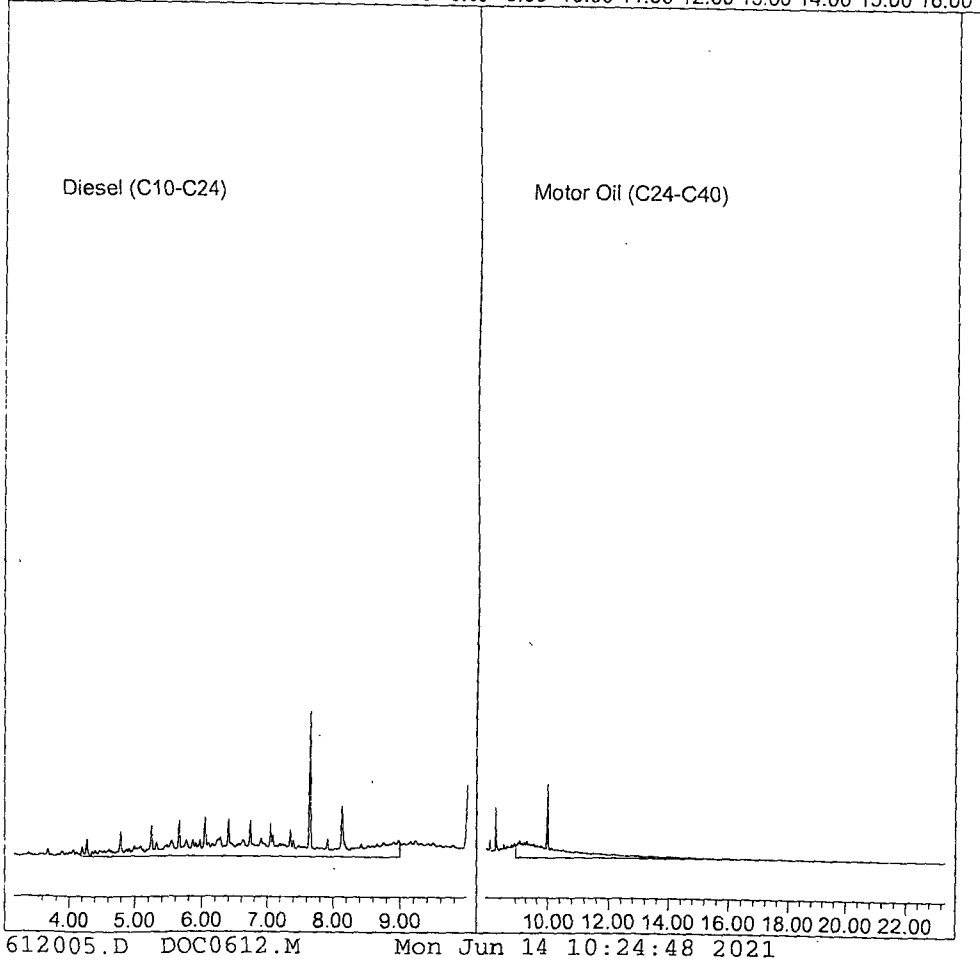

612005.D DOC0612.M Mon Jun 14 10:24:48 2021

Acq On : 6-12-21 12:00:09 Vial: 6
Sample : DMO-STD-5 06-12-21 Operator: MB
Misc : water Inst : Apollo
IntFile : events.e Multiplr: 1.00
Quant Time: Jun 14 10:24 2021 Quant Results File: DOC0612.RES

Method : G:\APOLLO\DATA\210607\DOC0612.M (Chemstation Integrator)
Title : 8015 B&C
Last Update : Mon Jun 14 10:23:49 2021
Response via : Multiple Level Calibration

Volume Inj. : 2UL
Signal Phase : DB-5
Signal Info : FID02A

Compound	R.T.	Response	Conc Units
System Monitoring Compounds			
3) SA Ortho-Terphenyl(S)	7.65	198745953	45.380 ppb
Surrogate Spike 30.000		Recovery =	151.27%
4) SA Octacosane(S)	10.00	156208194	45.077 ppb
Surrogate Spike 30.000		Recovery =	150.26%
Target Compounds			
1) HATM Diesel (C10-C24)	6.58	3406768130	919.870 ppb
2) HBTM Motor Oil (C24-C40)	15.57	2354757249	925.291 ppb

Target Compounds

)=RT Delta > 1/2 Window (m)=manual int.

Sample : DMO-STD-5 06-12-21

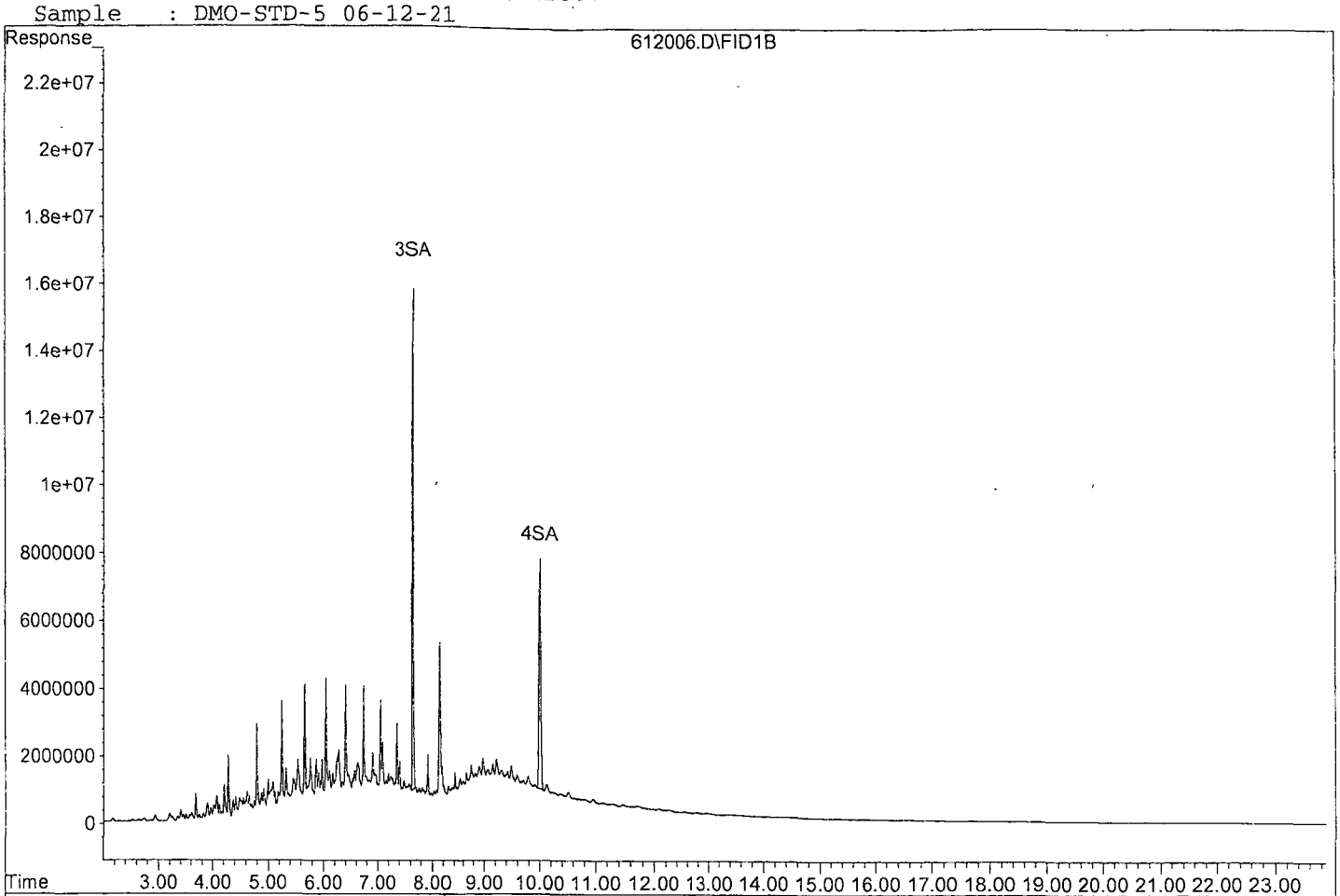

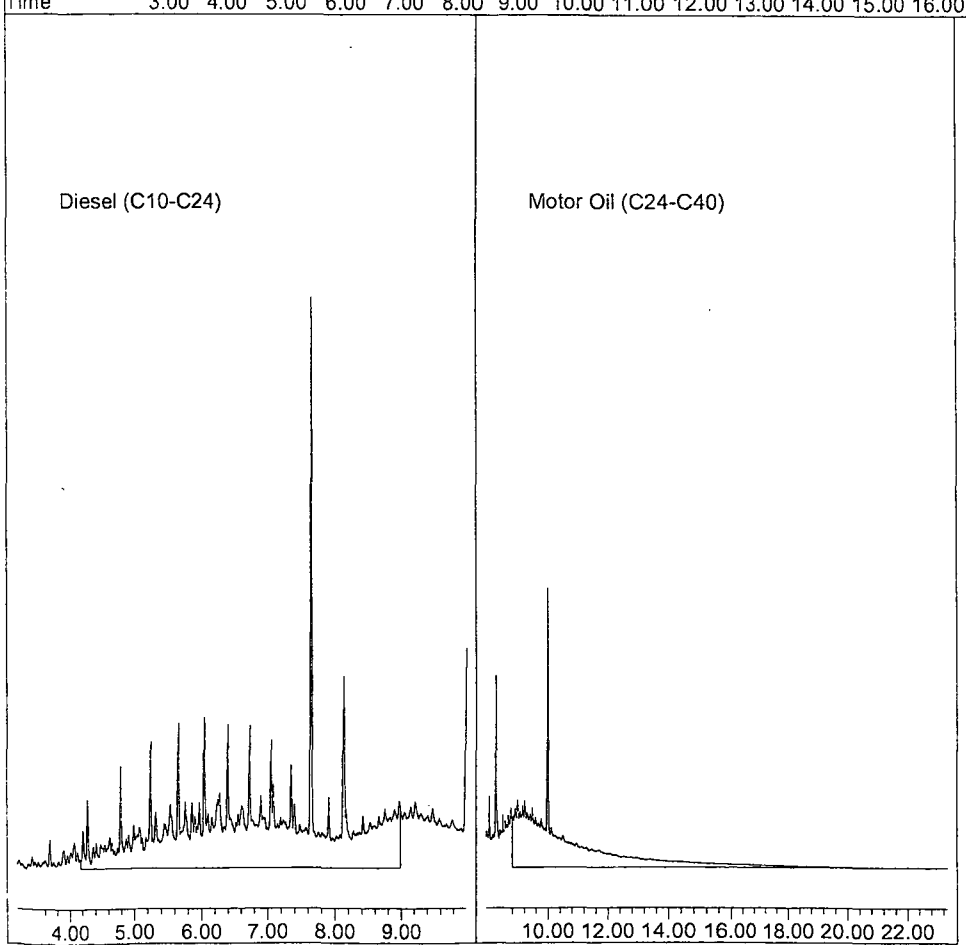

612006.D DOC0612.M Mon Jun 14 10:24:51 2021

Data File : G:\APOLLO\DATA\210612\612007.D Vial: 7
Acq On : 6-12-21 12:28:18 Operator: MB
Sample : DMOS-STD 6 06-12-21 Inst : Apollo
Misc : water Multiplr: 1.00
IntFile : events.e
Quant Time: Jun 14 10:24 2021 Quant Results File: DOC0612.RES

Method : G:\APOLLO\DATA\210607\DOC0612.M (Chemstation Integrator)
Title : 8015 B&C
Last Update : Mon Jun 14 10:23:49 2021
Response via : Multiple Level Calibration

Volume Inj. : 2UL
Signal Phase : DB-5
Signal Info : FID02A

Compound	R.T.	Response	Conc Units
System Monitoring Compounds			
3) SA Ortho-Terphenyl(S)	7.65	301952588	68.945 ppb
Surrogate Spike 30.000		Recovery =	229.82%
4) SA Octacosane(S)	10.01	247127104	71.313 ppb
Surrogate Spike 30.000		Recovery =	237.71%
Target Compounds			
1) HATM Diesel (C10-C24)	6.58	5170995965	1396.234 ppb
2) HBTM Motor Oil (C24-C40)	15.57	3715599130	1460.028 ppb

Target Compounds

f)=RT Delta > 1/2 Window (m)=manual int.

Sample : DMOS-STD 6 06-12-21

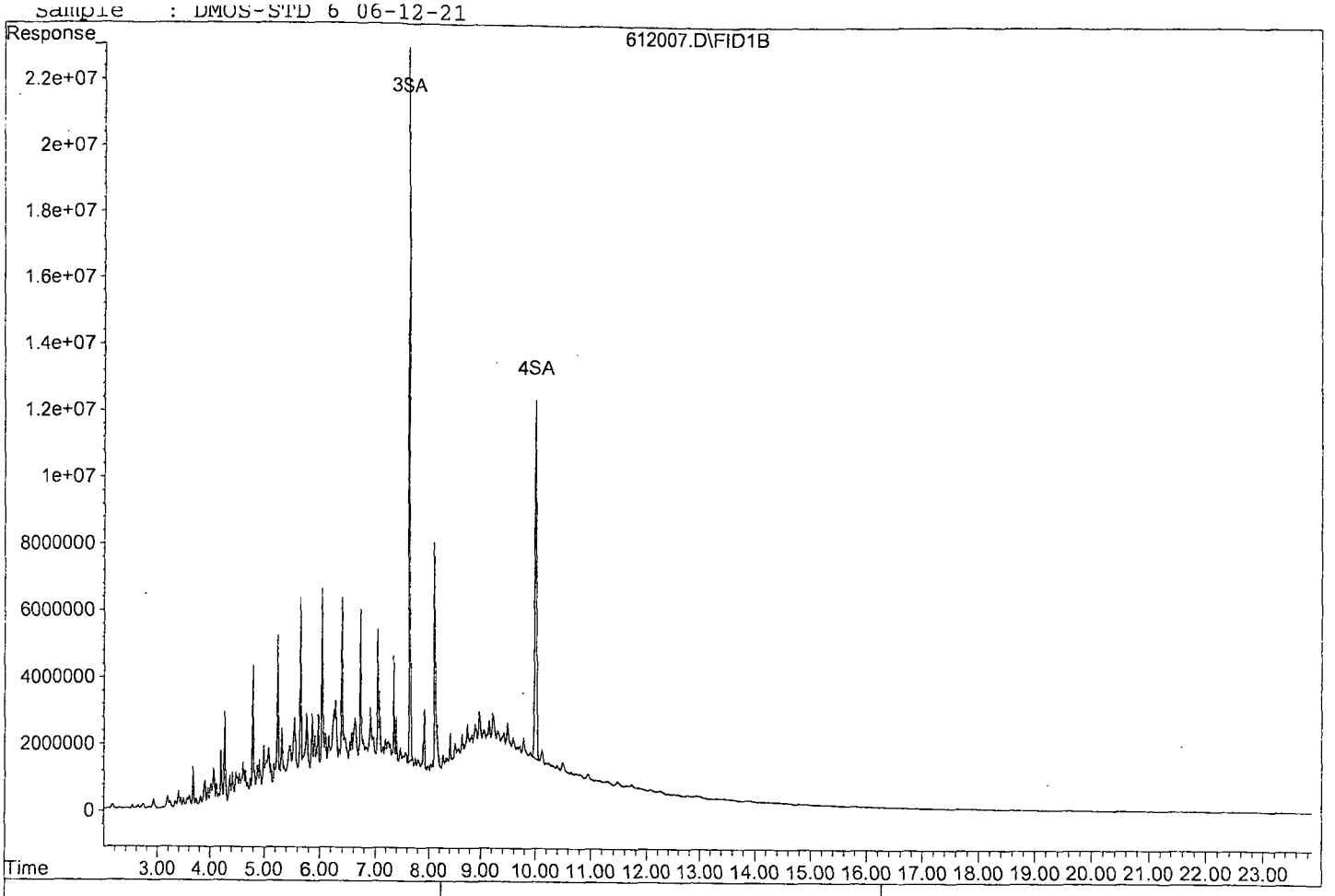

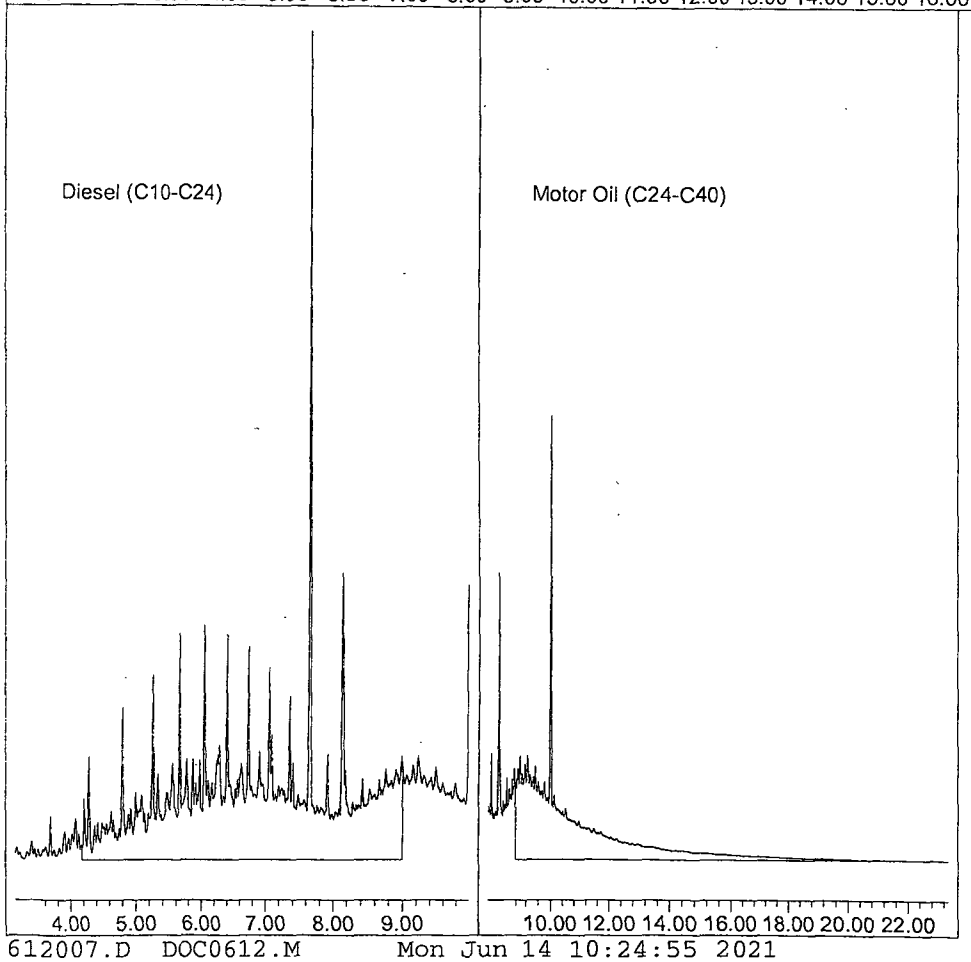

612007.D DOC0612.M Mon Jun 14 10:24:55 2021

Data File : G:\APOLLO\DATA\210612\612008.D Vial: 8
Acq On : 6-12-21 12:56:31 Operator: MB
Sample : DMO-STD 7 06-12-21 Inst : Apollo
Misc : water Multiplr: 1.00
IntFile : events.e
Quant Time: Jun 14 10:24 2021 Quant Results File: DOC0612.RES

Method : G:\APOLLO\DATA\210607\DOC0612.M (Chemstation Integrator)
Title : 8015 B&C
Last Update : Mon Jun 14 10:23:49 2021
Response via : Multiple Level Calibration

Volume Inj. : 2UL
Signal Phase : DB-5
Signal Info : FID02A

Compound	R.T.	Response	Conc Units
System Monitoring Compounds			
3) SA Ortho-Terphenyl(S)	7.65	400130320	91.362 ppb
Surrogate Spike 30.000		Recovery =	304.54%
4) SA Octacosane(S)	10.01	336641043	97.144 ppb
Surrogate Spike 30.000		Recovery =	323.81%
Target Compounds			
1) HATM Diesel (C10-C24)	6.58	6989400742	1887.226 ppb
2) HBTM Motor Oil (C24-C40)	15.57	5085151214	1998.187 ppb

Target Compounds

(f)=RT Delta > 1/2 Window (m)=manual int.

Data File: G:\APOLLO\DATA\210612\612008.D
Sample : DMO-STD 7 06-12-21

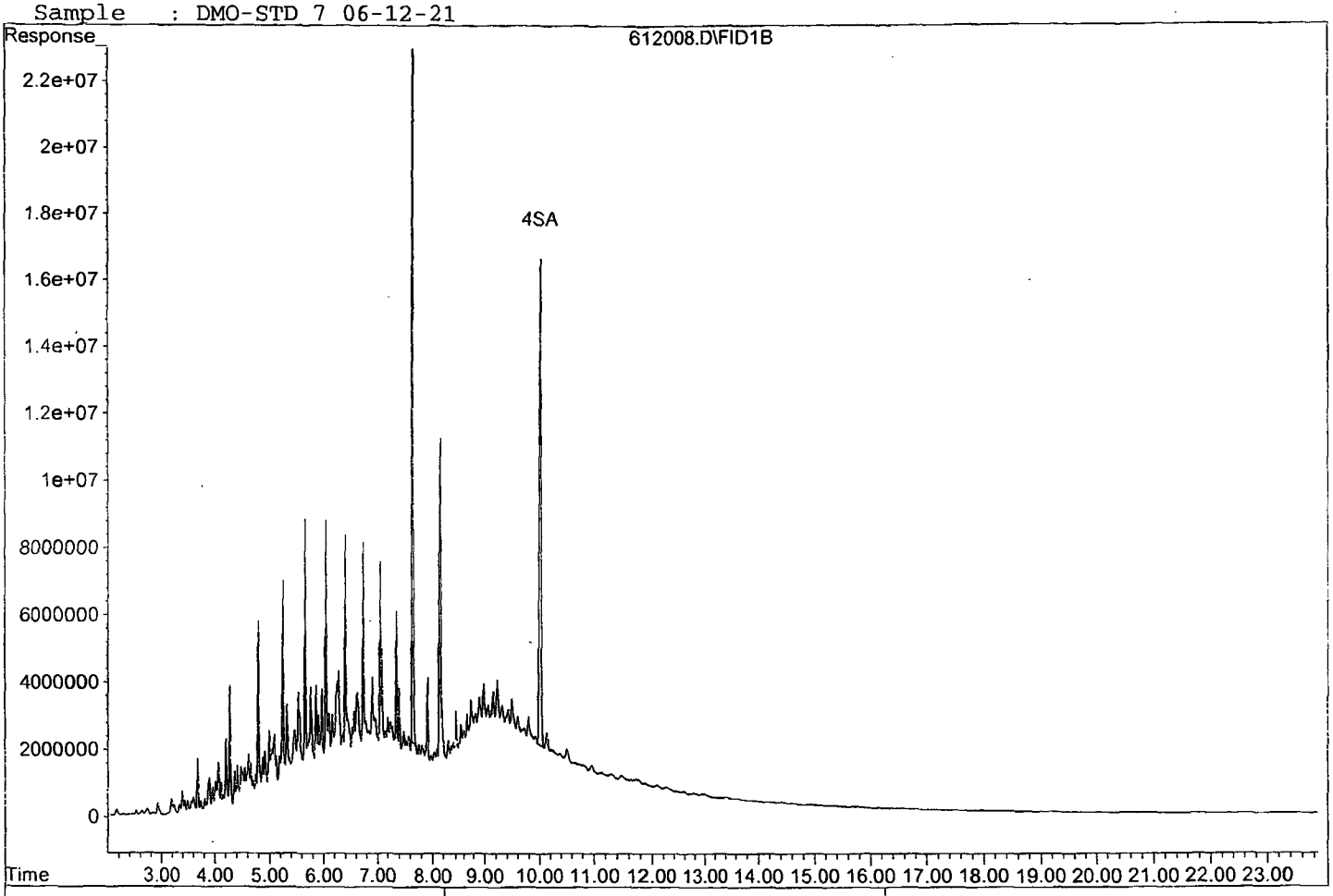

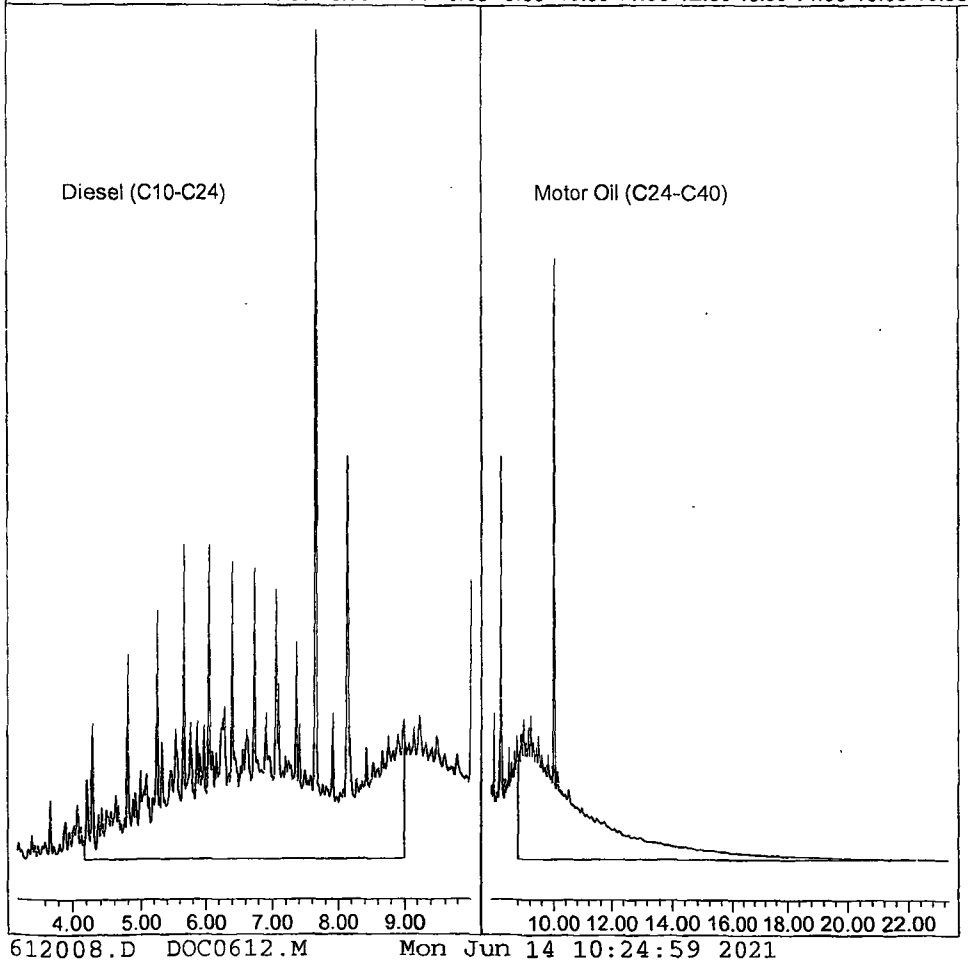

612008.D DOC0612.M Mon Jun 14 10:24:59 2021

TPH Extractables
DOC0612

Form 7

Second Source Calibration

Lab Name: APPL, Inc.
Case No:
Matrix: Water

SDG No:
Date Analyzed: 06/12/21
Instrument: Apollo
Initial Cal. Date: 06/12/21
Data File: 612009.D

		Compound	MEAN	CCRF	%D		%Drift
1	HATM	Diesel (C10-C24)	1851770	1705330	7.9	HATM	
2	HBTM	Motor Oil (C24-C40)	1272440	1357430	6.7	HBTM	
3							
4							
5							
6							
7							
8							
9							
10							
11							
12							
13							
14							
15							
16							
17							
18							
19							
20							
21							
22							
23							
24							
25							
26							
27							
28							
29							
30							
31							
32							
33							
34							
35							
36							
37							
38							
39							
40							
		Average			7.3		

Data File : G:\APOLLO\DATA\210612\612009.D Vial: 9
Acq On : 6-12-21 13:24:43 Operator: MB
Sample : DMO-STD SS 06-12-21 Inst : Apollo
Misc : water Multiplr: 1.00
IntFile : events.e
Quant Time: Jun 14 10:25 2021 Quant Results File: DOC0612.RES

Method : G:\APOLLO\DATA\210607\DOC0612.M (Chemstation Integrator)
Title : 8015 B&C
Last Update : Mon Jun 14 10:23:49 2021
Response via : Multiple Level Calibration

Volume Inj. : 2UL
Signal Phase : DB-5
Signal Info : FID02A

Compound	R.T.	Response	Conc Units
System Monitoring Compounds			
3) SA Ortho-Terphenyl(S)	7.64	3420618	0.781 ppb
Surrogate Spike 30.000		Recovery =	2.60%
4) SA Octacosane(S)	10.00	52751	0.015 ppb
Surrogate Spike 30.000		Recovery =	0.05%
Target Compounds			
1) HATM Diesel (C10-C24)	6.58	852667033	230.231 ppb
2) HBTM Motor Oil (C24-C40)	15.57	678716704	266.699 ppb
Target Compounds			

(f)=RT Delta > 1/2 Window (m)=manual int.

Data File: G:\APOLLO\DATA\210612\612009.D
Sample : DMO-STD SS 06-12-21

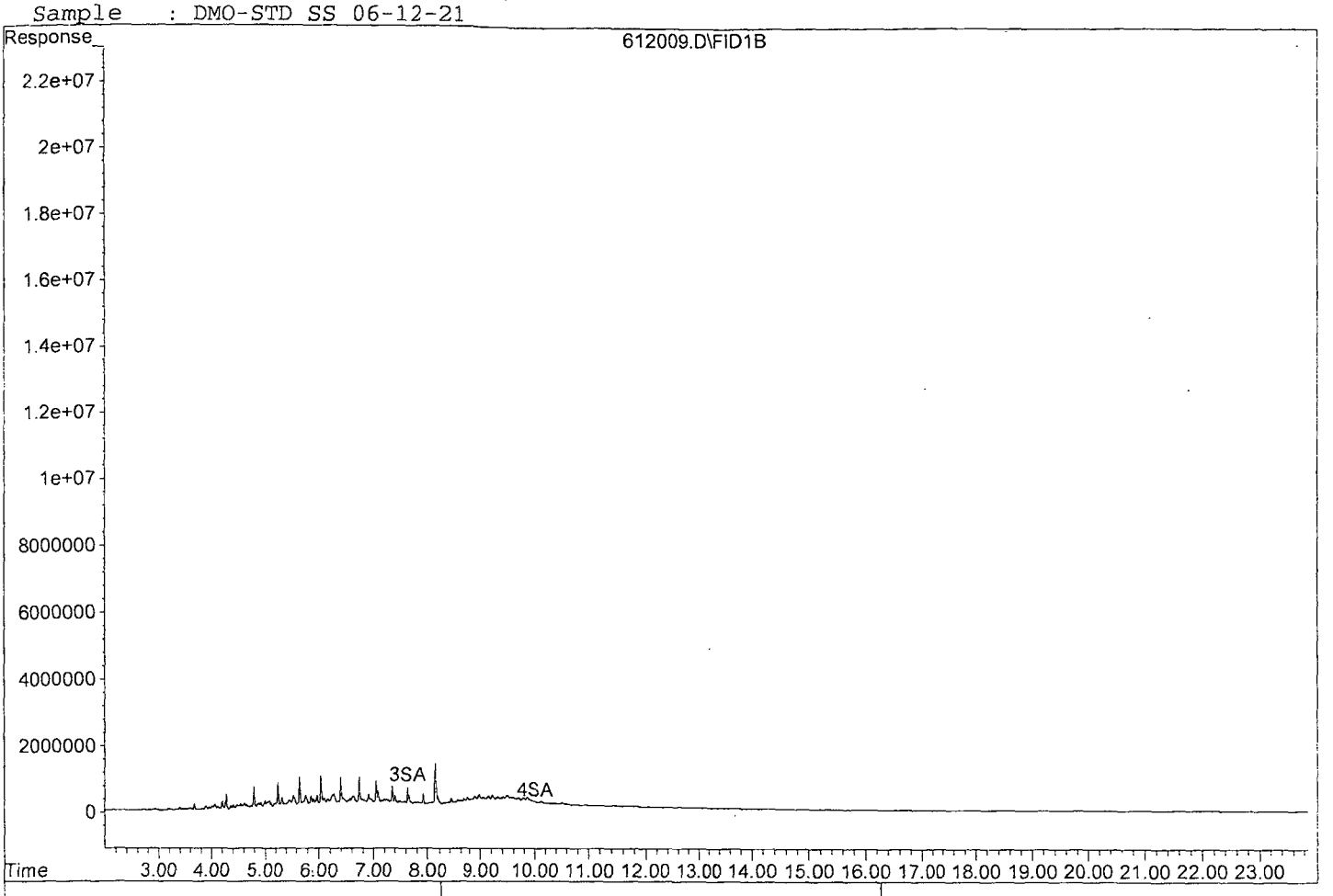

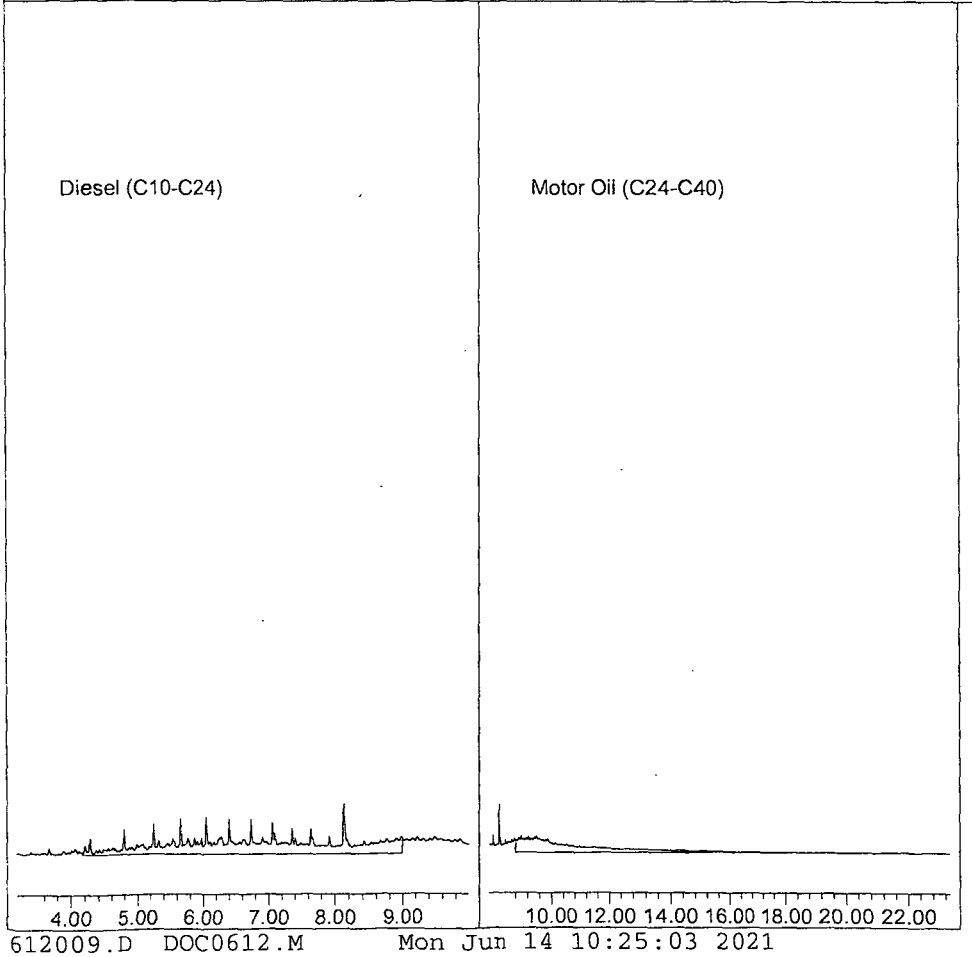

612009.D DOC0612.M Mon Jun 14 10:25:03 2021

TPH Extractables
DOC0607

Form 7

Continuing Calibration

Lab Name: APPL, Inc.
Case No:
Matrix: Water

SDG No:
Date Analyzed: 06/10/21
Instrument: Apollo
Initial Cal. Date: 06/07/21
Data File: 607067.D

		Compound	MEAN	CCRF	%D		%Drift
1	HATM	Diesel (C10-C24)	2179670	1995140	8.5	HATM	
2	HBTM	Motor Oil (C24-C40)	1677060	1512080	9.8	HBTM	
3	SA	Ortho-Terphenyl(S)	2680230	2398230	11	SA	
4	SA	Octacosane(S)	2137810	1960150	8.3	SA	
5							
6							
7							
8							
9							
10							
11							
12							
13							
14							
15							
16							
17							
18							
19							
20							
21							
22							
23							
24							
25							
26							
27							
28							
29							
30							
31							
32							
33							
34							
35							
36							
37							
38							
39							
40							
		Average			9.4		

Quantitation Report (Not Reviewed)

Data File : G:\APOLLO\DATA\210607\607067.D Vial: 67
Acq On : 6-10-21 11:00:18 Operator: MB
Sample : Diesel Motor Oil CCV 06/07/21 Inst : Apollo
Misc : water Multiplr: 1.00
IntFile : events.e
Quant Time: Jun 10 11:41 2021 Quant Results File: DOC0607.RES

Method : G:\APOLLO\DATA\210525\DOC0607.M (Chemstation Integrator)
Title : 8015 B&C
Last Update : Fri Jun 11 10:06:20 2021
Response via : Multiple Level Calibration

Volume Inj. : 2UL
Signal Phase : DB-5
Signal Info : FID02A

Compound	R.T.	Response	Conc Units
System Monitoring Compounds			
3) SA Ortho-Terphenyl(S)	7.51	59955804	11.185 ppb
Surrogate Spike 30.000		Recovery =	37.28%
4) SA Octacosane(S)	9.78	49003778	11.461 ppb
Surrogate Spike 30.000		Recovery =	38.20%
Target Compounds			
1) HATM Diesel (C10-C24)	6.46	997570251	228.836 ppb
2) HBTM Motor Oil (C24-C40)	14.73	756038028	225.406 ppb

Target Compounds

(f)=RT Delta > 1/2 Window (m)=manual int.

Data File: G:\APOLLO\DATA\210607\607067.D
Sample : Diesel Motor Oil CCV 06/07/21

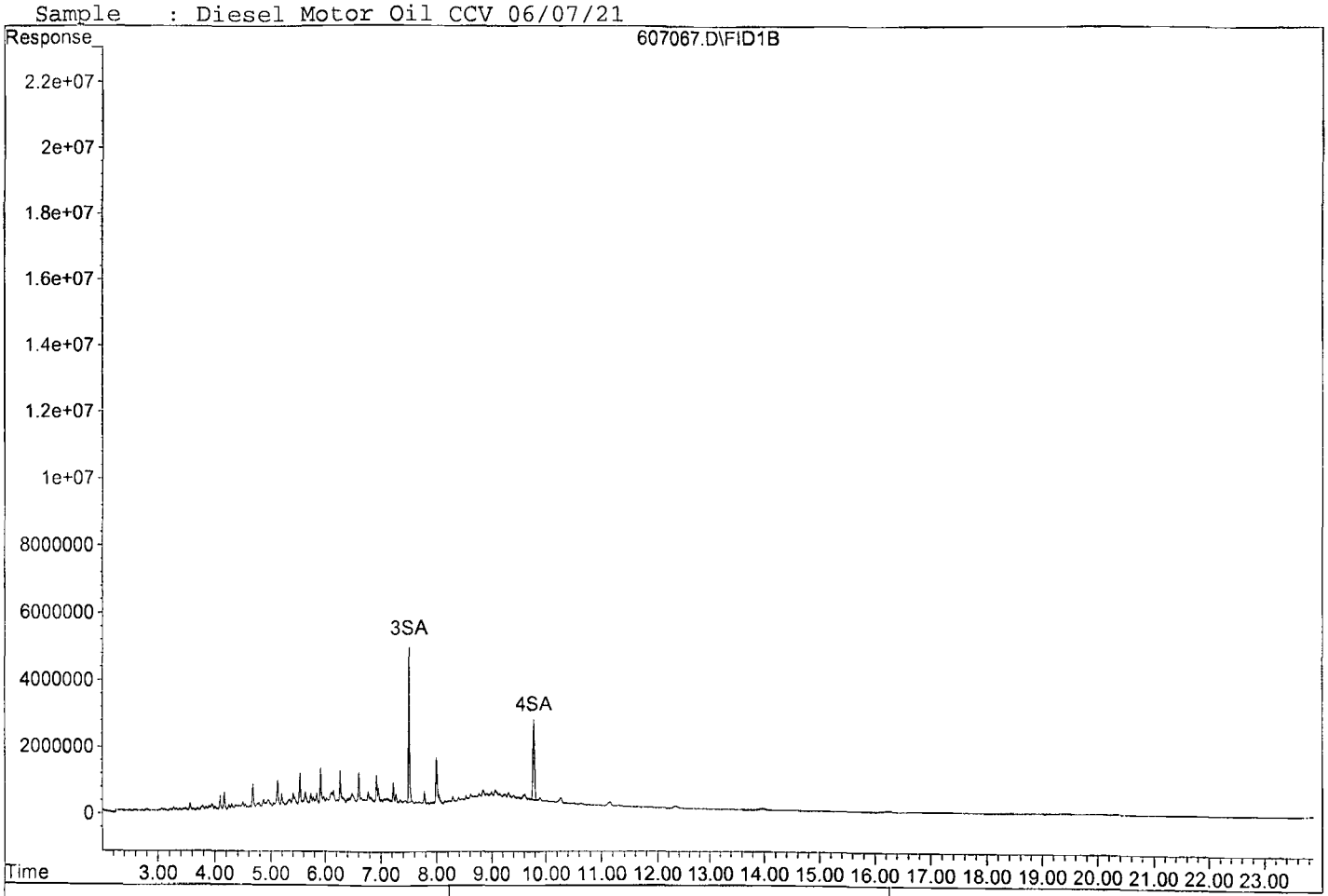

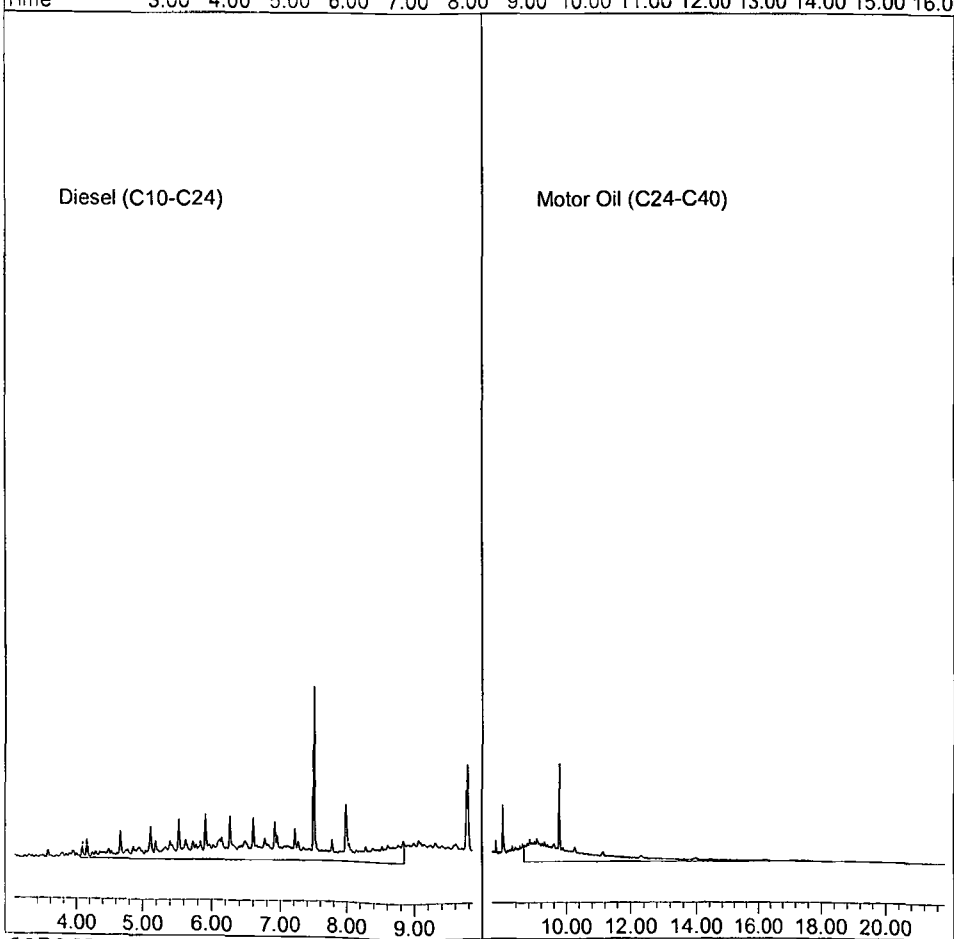

607067.D DOC0607.M Mon Jun 14 14:20:09 2021

TPH Extractables
DOC0607

Form 7

Continuing Calibration

Lab Name: APPL, Inc.
Case No:
Matrix: Water

SDG No:
Date Analyzed: 06/10/21
Instrument: Apollo
Initial Cal. Date: 06/07/21
Data File: 607078.D

		Compound	MEAN	CCRF	%D		%Drift
1	HATM	Diesel (C10-C24)	2179670	1968050	9.7	HATM	
2	HBTM	Motor Oil (C24-C40)	1677060	1501960	10	HBTM	
3	SA	Ortho-Terphenyl(S)	2680230	2371300	12	SA	
4	SA	Octacosane(S)	2137810	1971370	7.8	SA	
5							
6							
7							
8							
9							
10							
11							
12							
13							
14							
15							
16							
17							
18							
19							
20							
21							
22							
23							
24							
25							
26							
27							
28							
29							
30							
31							
32							
33							
34							
35							
36							
37							
38							
39							
40							
		Average			9.9		

Quantitation Report (Not Reviewed)

Data File : G:\APOLLO\DATA\210607\607078.D Vial: 78
Acq On : 6-10-21 16:34:25 Operator: MB
Sample : DMO CCV 06/07/21 Inst : Apollo
Misc : water Multiplr: 1.00
IntFile : events.e
Quant Time: Jun 11 6:53 2021 Quant Results File: DOC0607.RES

Method : G:\APOLLO\DATA\210525\DOC0607.M (Chemstation Integrator)
Title : 8015 B&C
Last Update : Fri Jun 11 10:06:20 2021
Response via : Multiple Level Calibration

Volume Inj. : 2UL
Signal Phase : DB-5
Signal Info : FID02A

Compound	R.T.	Response	Conc Units
System Monitoring Compounds			
3) SA Ortho-Terphenyl(S)	7.51	59282530	11.059 ppb
Surrogate Spike 30.000		Recovery =	36.86%
4) SA Octacosane(S)	9.78	49284178	11.527 ppb
Surrogate Spike 30.000		Recovery =	38.42%
Target Compounds			
1) HATM Diesel (C10-C24)	6.46	984025816	225.729 ppb
2) HBTM Motor Oil (C24-C40)	14.73	750981834	223.898 ppb

Target Compounds

(f)=RT Delta > 1/2 Window (m)=manual int.

Data File: G:\APOLLO\DATA\210607\607078.D
Sample : DMO CCV 06/07/21

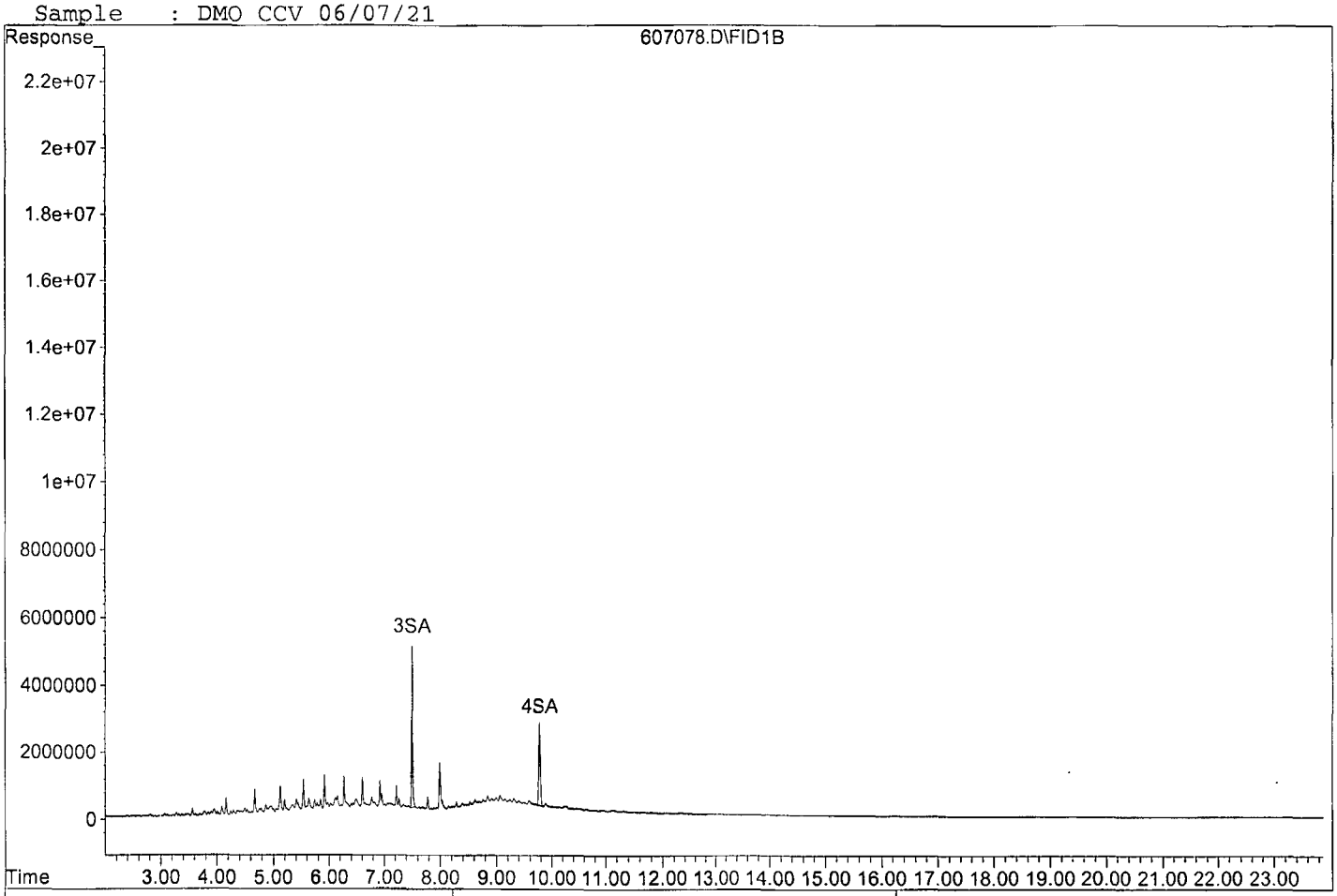

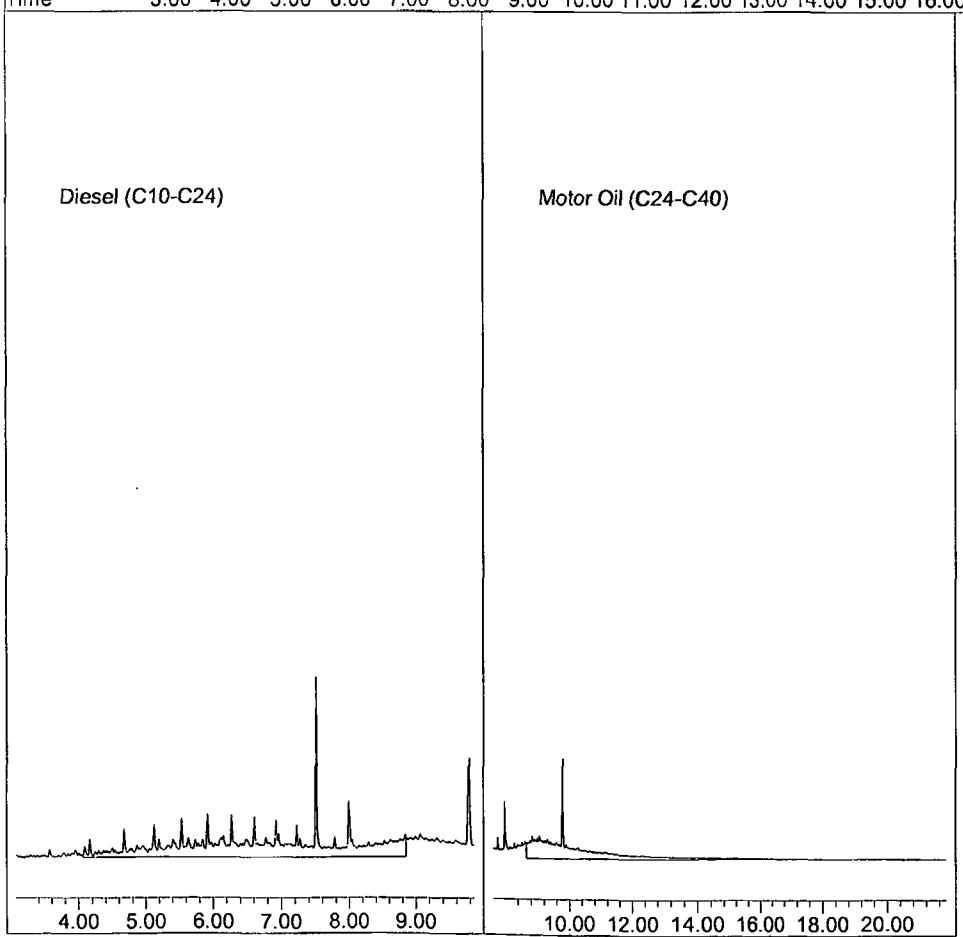

TPH Extractables
DOC0612

Form 7

Continuing Calibration

Lab Name: APPL, Inc.
Case No:
Matrix: Water

SDG No:
Date Analyzed: 06/12/21
Instrument: Apollo
Initial Cal. Date: 06/12/21
Data File: 612025.D

		Compound	MEAN	CCRF	%D		%Drift
1	HATM	Diesel (C10-C24)	1851770	1870900	1.0	HATM	
2	HBTM	Motor Oil (C24-C40)	1272440	1301000	2.2	HBTM	
3	SA	Ortho-Terphenyl(S)	2189800	2239370	2.3	SA	
4	SA	Octacosane(S)	1732690	1746890	0.82	SA	
5							
6							
7							
8							
9							
10							
11							
12							
13							
14							
15							
16							
17							
18							
19							
20							
21							
22							
23							
24							
25							
26							
27							
28							
29							
30							
31							
32							
33							
34							
35							
36							
37							
38							
39							
40							
		Average			1.6		

Quantitation Report (Not Reviewed)

Data File : G:\APOLLO\DATA\210612\612025.D Vial: 25
Acq On : 6-12-21 20:57:26 Operator: MB
Sample : Diesel Motor oil CCv 06/12/21 Inst : Apollo
Misc : water Multiplr: 1.00
IntFile : events.e
Quant Time: Jun 14 10:28 2021 Quant Results File: DOC0612.RES

Method : G:\APOLLO\DATA\210612\DOC0612.M (Chemstation Integrator)
Title : 8015 B&C
Last Update : Mon Jun 14 11:21:00 2021
Response via : Multiple Level Calibration

Volume Inj. : 2UL
Signal Phase : DB-5
Signal Info : FID02A

Compound	R.T.	Response	Conc Units
System Monitoring Compounds			
3) SA Ortho-Terphenyl(S)	7.64	55984265	12.783 ppb
Surrogate Spike 30.000		Recovery =	42.61%
4) SA Octacosane(S)	10.00	43672337	12.602 ppb
Surrogate Spike 30.000		Recovery =	42.01%
Target Compounds			
1) HATM Diesel (C10-C24)	6.58	935450062	252.583 ppb
2) HBTM Motor Oil (C24-C40)	15.57	650498302	255.610 ppb

Target Compounds

Data File: G:\APOLLO\DATA\210612\612025.D
Sample : Diesel Motor oil CCv 06/12/21

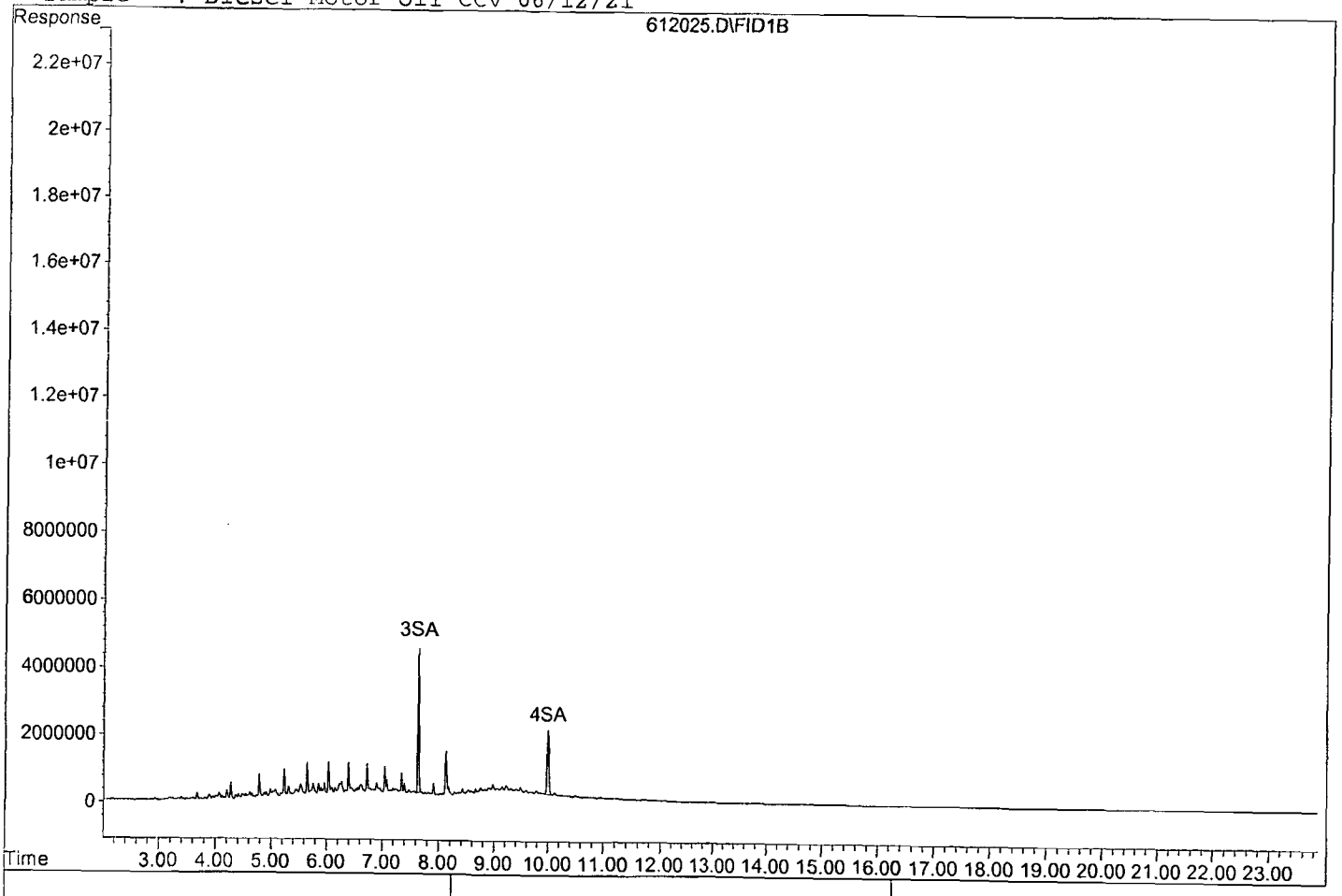

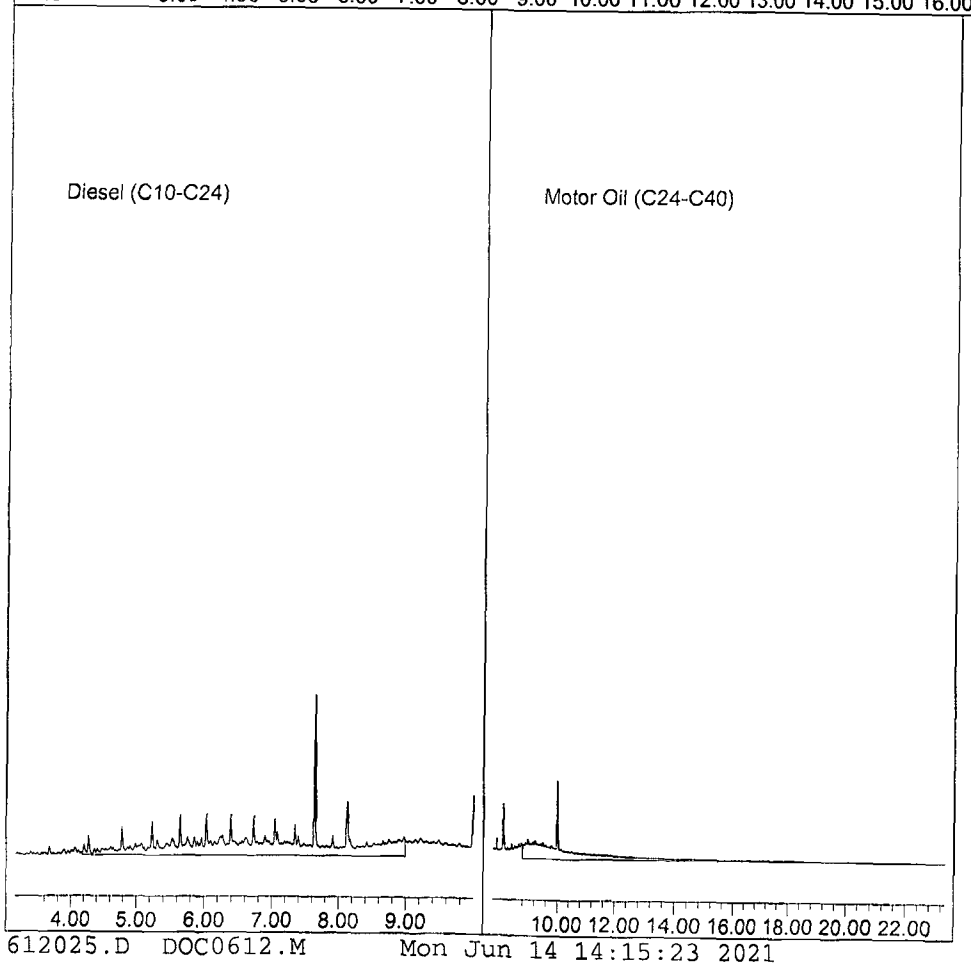

612025.D DOC0612.M Mon Jun 14 14:15:23 2021

TPH Extractables
DOC0612

Form 7

Continuing Calibration

Lab Name: APPL, Inc.
Case No:
Matrix: Water

SDG No:
Date Analyzed: 06/13/21
Instrument: Apollo
Initial Cal. Date: 06/12/21
Data File: 612039.D

		Compound	MEAN	CCRF	%D		%Drift
1	HATM	Diesel (C10-C24)	1851770	1980610	7.0	HATM	
2	HBTM	Motor Oil (C24-C40)	1272440	1388850	9.1	HBTM	
3	SA	Ortho-Terphenyl(S)	2189800	2317480	5.8	SA	
4	SA	Octacosane(S)	1732690	1834060	5.9	SA	
5							
6							
7							
8							
9							
10							
11							
12							
13							
14							
15							
16							
17							
18							
19							
20							
21							
22							
23							
24							
25							
26							
27							
28							
29							
30							
31							
32							
33							
34							
35							
36							
37							
38							
39							
40							
		Average			7.0		

Quantitation Report (Not Reviewed)

Data File : G:\APOLLO\DATA\210612\612039.D Vial: 39
Acq On : 6-13-21 3:32:23 Operator: MB
Sample : Diesel Motor Oil CCV 06/12/21 Inst : Apollo
Misc : water Multiplr: 1.00
IntFile : events.e
Quant Time: Jun 14 10:42 2021 Quant Results File: DOC0612.RES

Method : G:\APOLLO\DATA\210612\DOC0612.M (Chemstation Integrator)
Title : 8015 B&C
Last Update : Mon Jun 14 11:21:00 2021
Response via : Multiple Level Calibration

Volume Inj. : 2UL
Signal Phase : DB-5
Signal Info : FID02A

Compound	R.T.	Response	Conc Units
System Monitoring Compounds			
3) SA Ortho-Terphenyl(S)	7.64	57936959	13.229 ppb
Surrogate Spike 30.000		Recovery =	44.10%
4) SA Octacosane(S)	10.00	45851503	13.231 ppb
Surrogate Spike 30.000		Recovery =	44.10%
Target Compounds			
1) HATM Diesel (C10-C24)	6.58	990302872	267.394 ppb
2) HBTM Motor Oil (C24-C40)	15.57	694423701	272.871 ppb

Target Compounds

(f)=RT Delta > 1/2 Window (m)=manual int.

Data File: G:\APOLLO\DATA\210612\612039.D
Sample : Diesel Motor Oil CCV 06/12/21

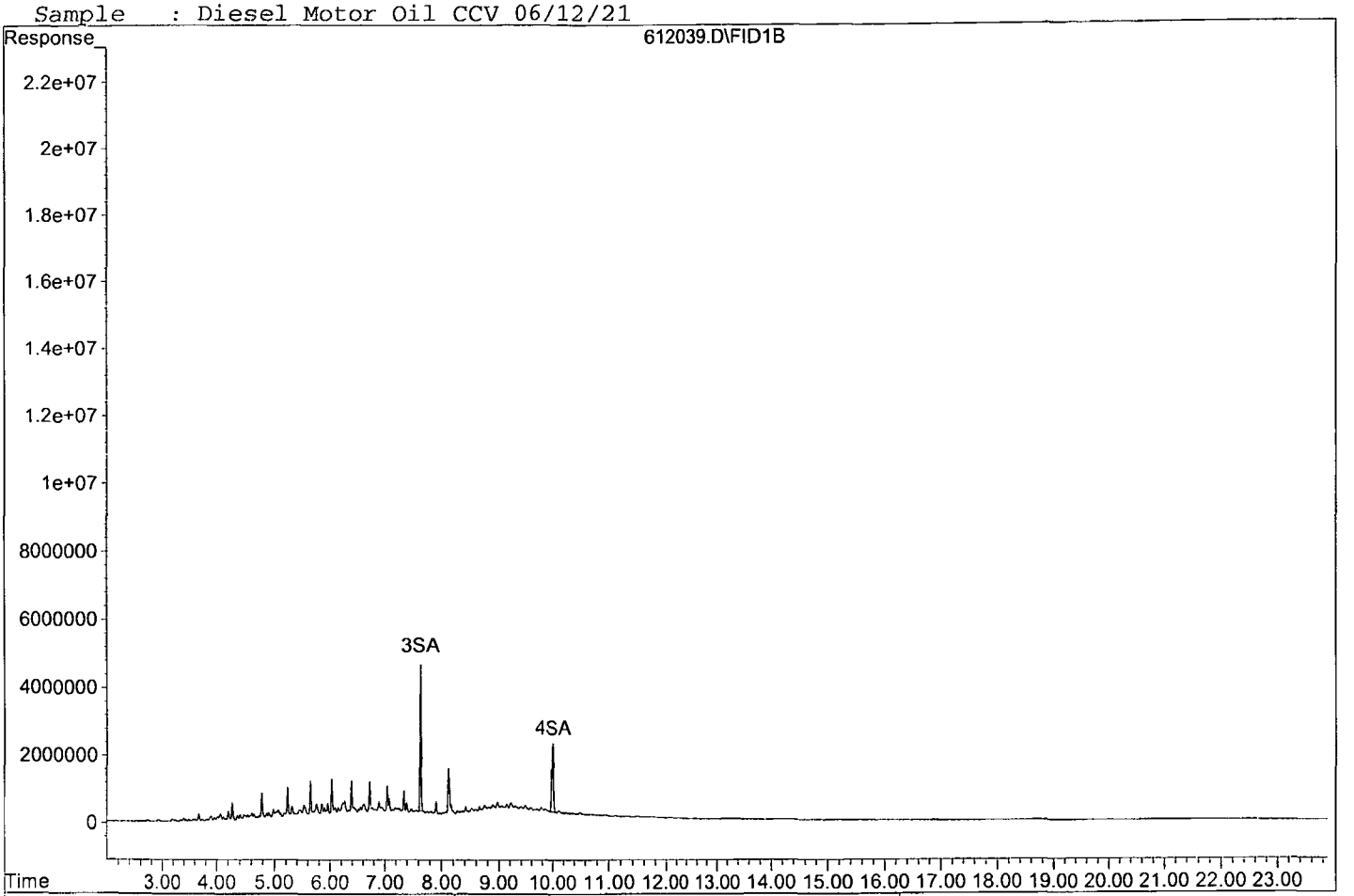

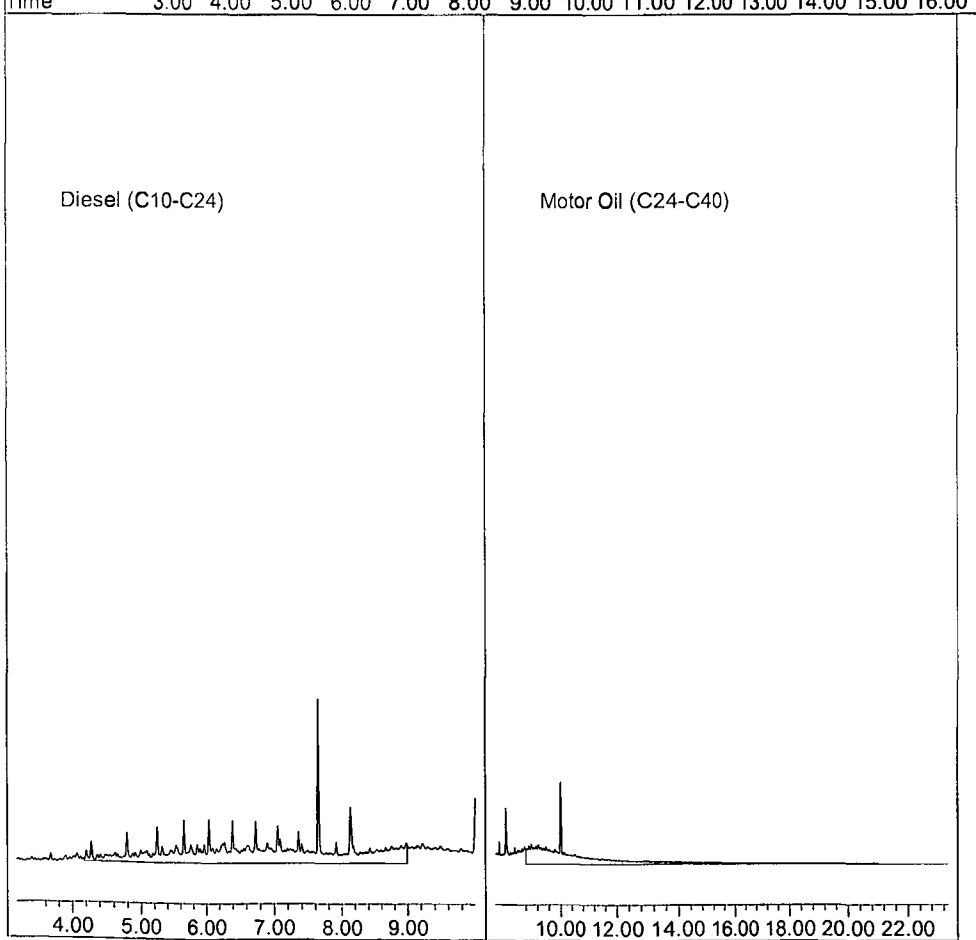

ORGANICS

Raw Data

Quantitation Report (Not Reviewed)

Data File : G:\APOLLO\DATA\210612\612026.D Vial: 26
Acq On : 6-12-21 21:25:46 Operator: MB
Sample : BA33954W07 5/1000 Inst : Apollo
Misc : water Multiplr: 5.00
IntFile : events.e
Quant Time: Jun 14 11:57 2021 Quant Results File: DOC0612.RES

Method : G:\APOLLO\DATA\210612\DOC0612.M (Chemstation Integrator)
Title : 8015 B&C
Last Update : Mon Jun 14 11:21:00 2021
Response via : Multiple Level Calibration

Volume Inj. : 2UL
Signal Phase : DB-5
Signal Info : FID02A

Compound	R.T.	Response	Conc Units
System Monitoring Compounds			
3) SA Ortho-Terphenyl(S)	7.65	111631402	127.445 ppb
Surrogate Spike 150.000		Recovery =	84.96%
4) SA Octacosane(S)	10.00	104496440	150.772 ppb
Surrogate Spike 150.000		Recovery =	100.51%
Target Compounds			
1) HATM Diesel (C10-C24)	6.58	197004913	265.969 ppb
2) HBTM Motor Oil (C24-C40)	15.57	81911837	160.934 ppb

Target Compounds

(f)=RT Delta > 1/2 Window (m)=manual int.

Data File: G:\APOLLO\DATA\210612\612026.D
Sample : BA33954W07 5/1000

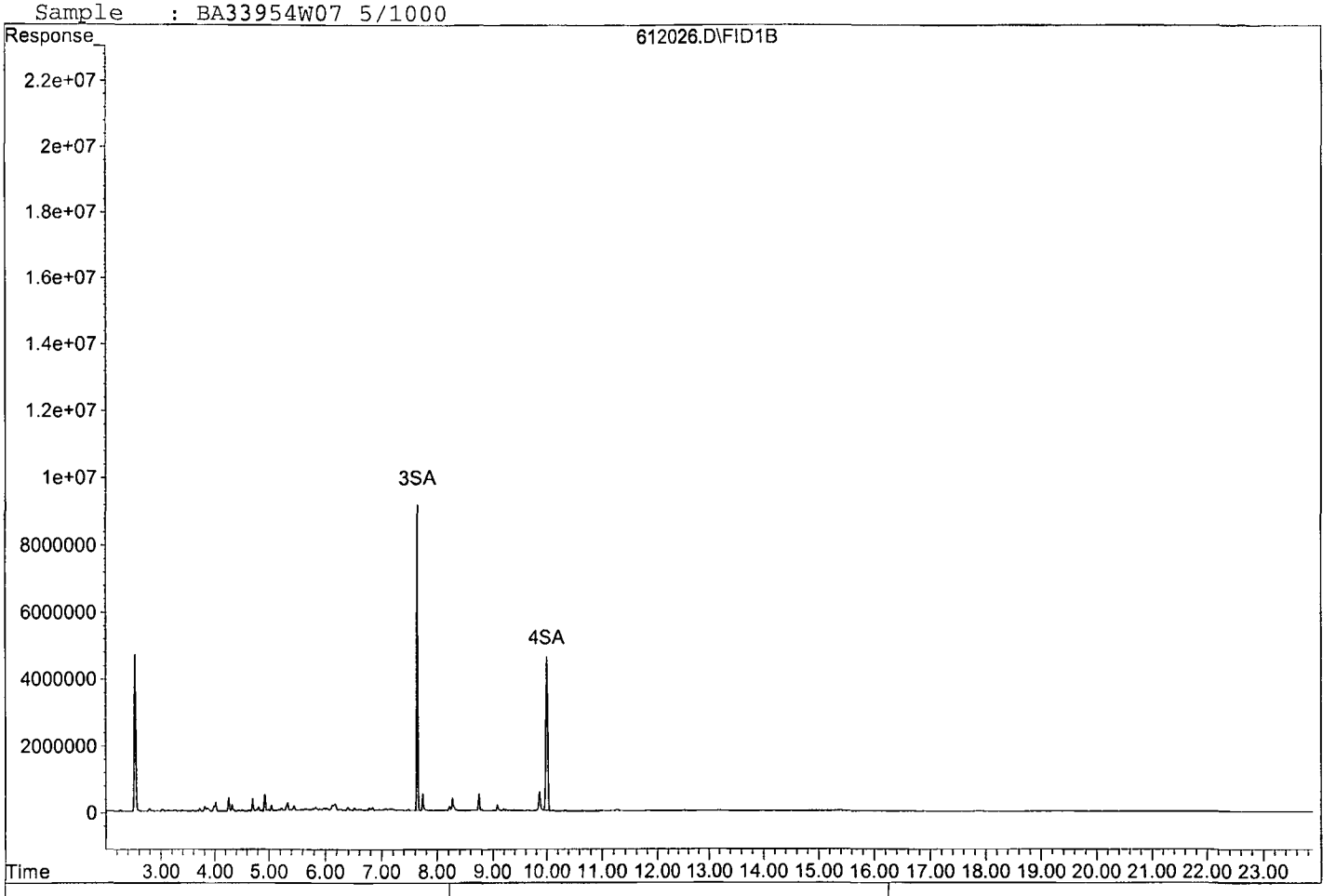

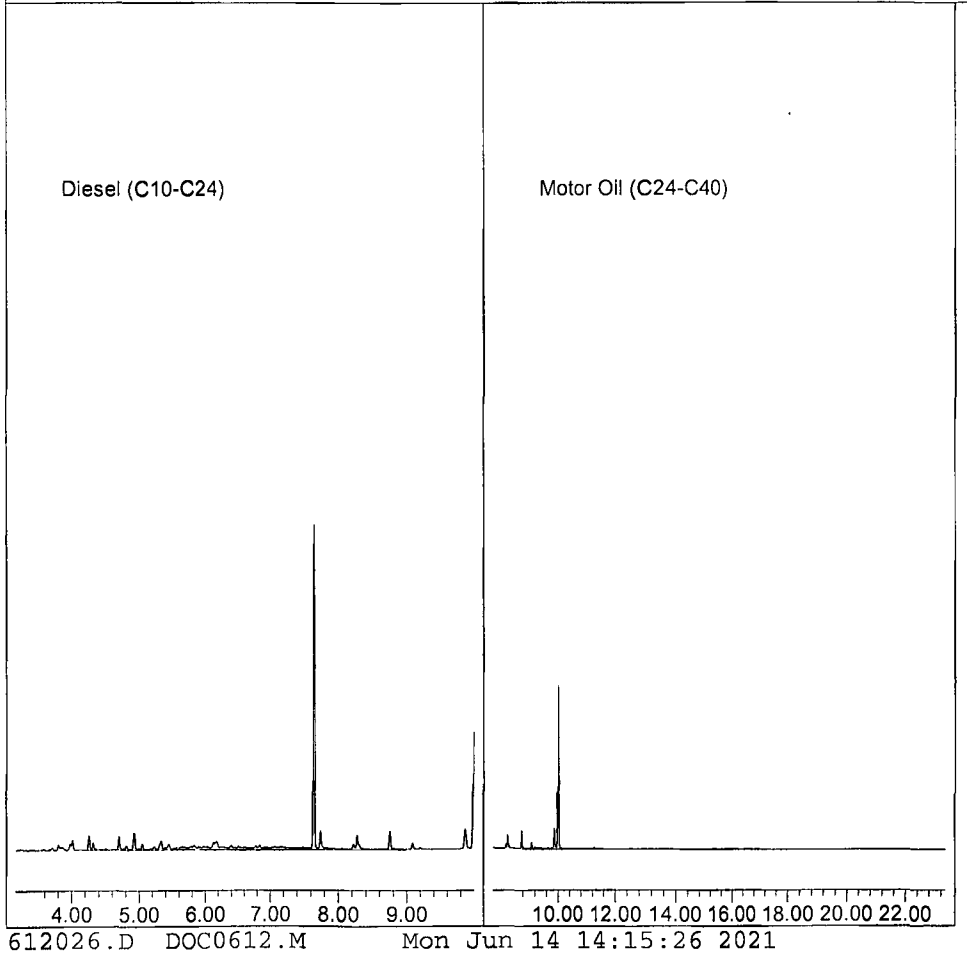

Quantitation Report (Not Reviewed)

Data File : G:\APOLLO\DATA\210612\612027.D Vial: 27
Acq On : 6-12-21 21:54:03 Operator: MB
Sample : BA33957W07 5/970 Inst : Apollo
Misc : water Multiplr: 5.15
IntFile : events.e
Quant Time: Jun 14 11:51 2021 Quant Results File: DOC0612.RES

Method : G:\APOLLO\DATA\210612\DOC0612.M (Chemstation Integrator)
Title : 8015 B&C
Last Update : Mon Jun 14 11:21:00 2021
Response via : Multiple Level Calibration

Volume Inj. : 2UL
Signal Phase : DB-5
Signal Info : FID02A

Compound	R.T.	Response	Conc Units
System Monitoring Compounds			
3) SA Ortho-Terphenyl(S)	7.65	115117584	135.490 ppb
Surrogate Spike 154.639		Recovery =	87.62%
4) SA Octacosane(S)	10.00	110634461	164.565 ppb
Surrogate Spike 154.639		Recovery =	106.42%
Target Compounds			
1) HATM Diesel (C10-C24)	6.58	1402216098	1951.629 ppb
2) HBTM Motor Oil (C24-C40)	15.57	147160839	298.073 ppb

Target Compounds

(f)=RT Delta > 1/2 Window (m)=manual int.

7310 1494

Quantitation Report

Data File: G:\APOLLO\DATA\210612\612027.D
Sample : BA33957W07 5/970

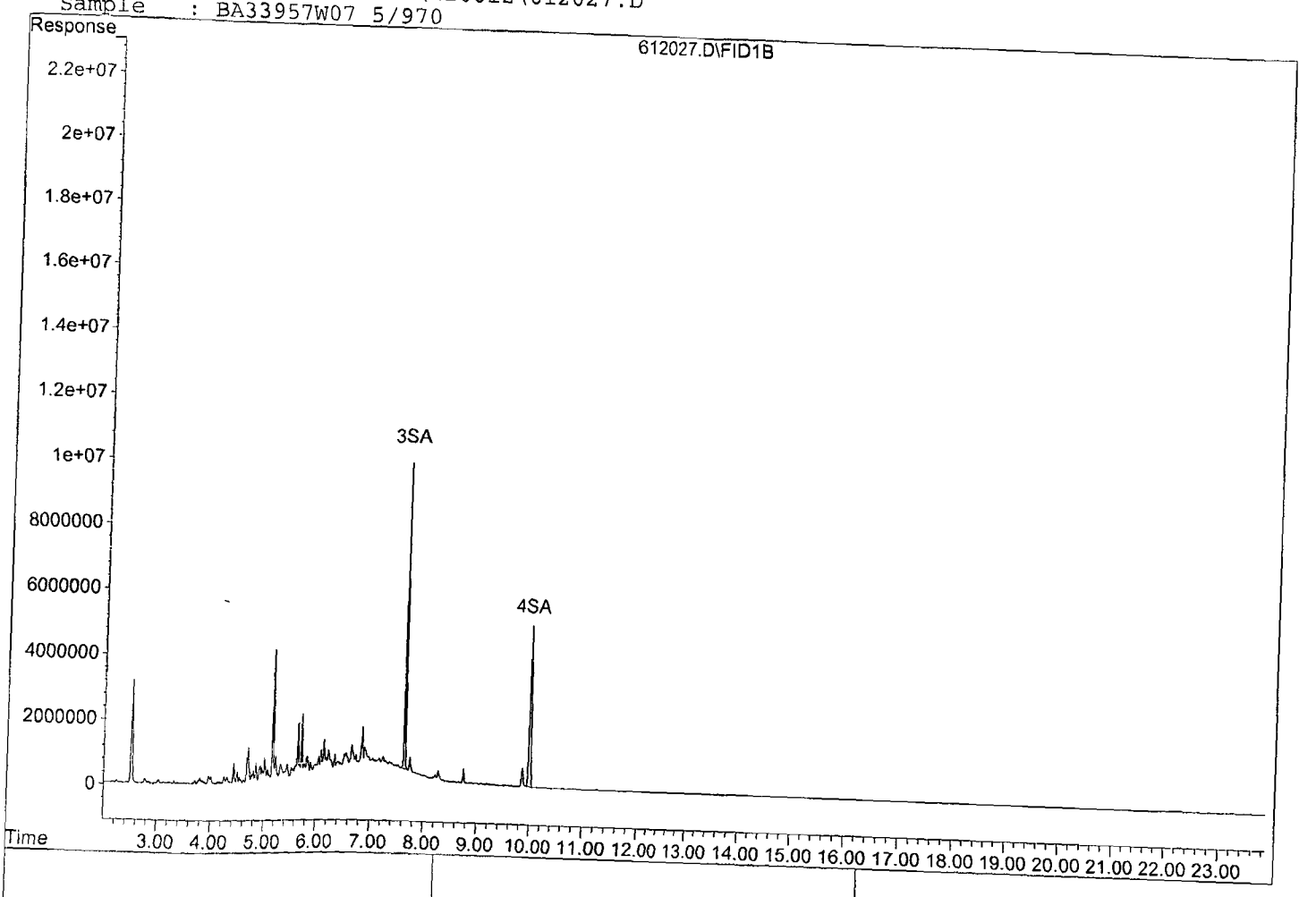

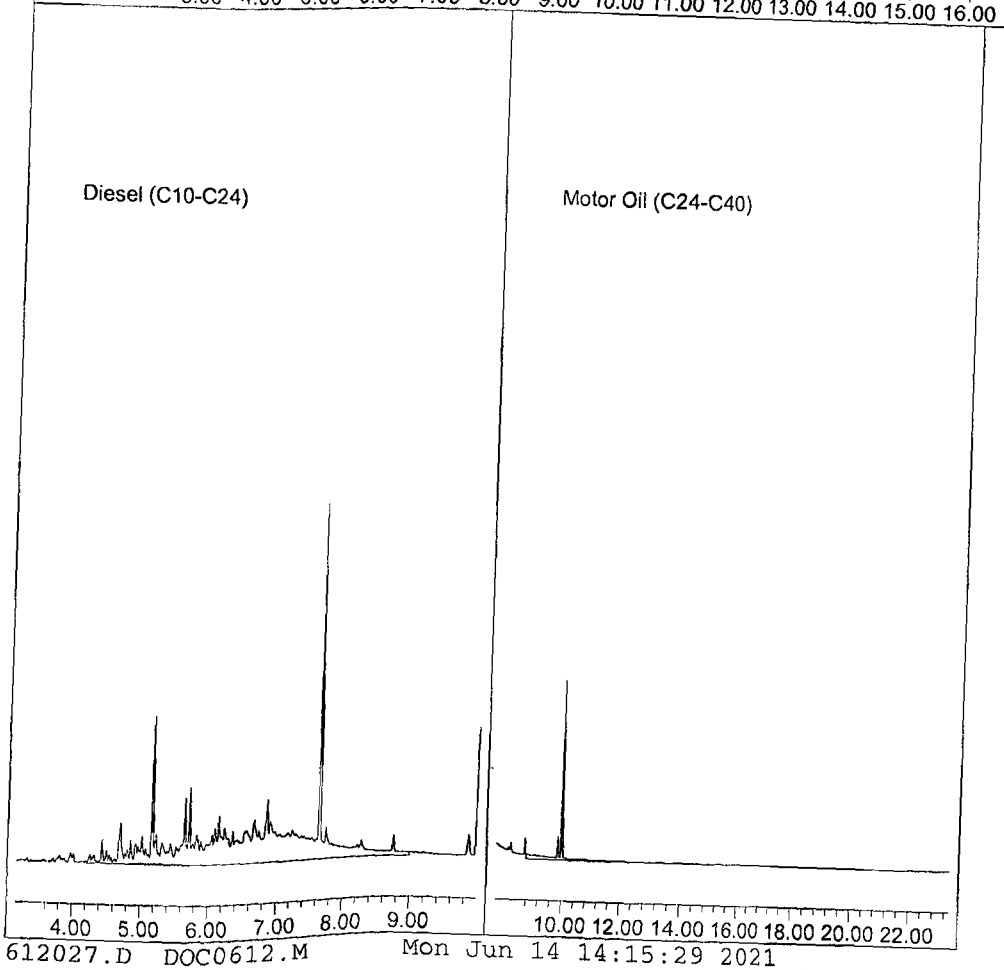

612027.D DOC0612.M Mon Jun 14 14:15:29 2021

Quantitation Report (Not Reviewed)

Data File : G:\APOLLO\DATA\210612\612028.D Vial: 28
Acq On : 6-12-21 22:22:16 Operator: MB
Sample : BA33960W08 5/920 Inst : Apollo
Misc : water Multiplr: 5.43
IntFile : events.e
Quant Time: Jun 14 11:52 2021 Quant Results File: DOC0612.RES

Method : G:\APOLLO\DATA\210612\DOC0612.M (Chemstation Integrator)
Title : 8015 B&C
Last Update : Mon Jun 14 11:21:00 2021
Response via : Multiple Level Calibration

Volume Inj. : 2UL
Signal Phase : DB-5
Signal Info : FID02A

Compound	R.T.	Response	Conc Units
System Monitoring Compounds			
3) SA Ortho-Terphenyl(S)	7.65	117881404	146.283 ppb
Surrogate Spike 163.043		Recovery =	89.72%
4) SA Octacosane(S)	10.00	108499663	170.161 ppb
Surrogate Spike 163.043		Recovery =	104.37%
Target Compounds			
1) HATM Diesel (C10-C24)	6.58	174464477	256.020 ppb
2) HBTM Motor Oil (C24-C40)	15.57	153184729	327.137 ppb
Target Compounds			

(f)=RT Delta > 1/2 Window (m)=manual int.

Data File: G:\APOLLO\DATA\210612\612028.D
Sample : BA33960W08 5/920

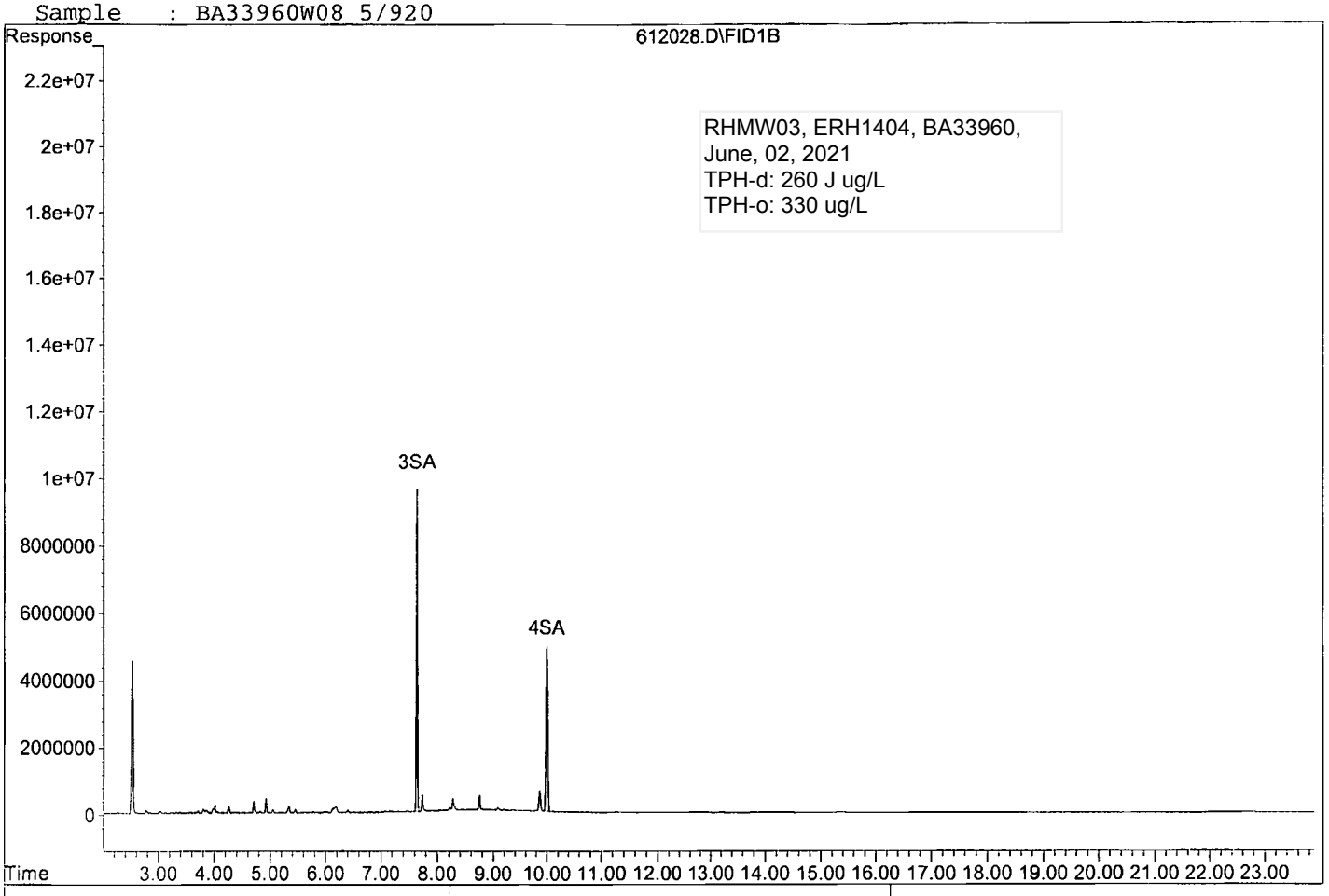

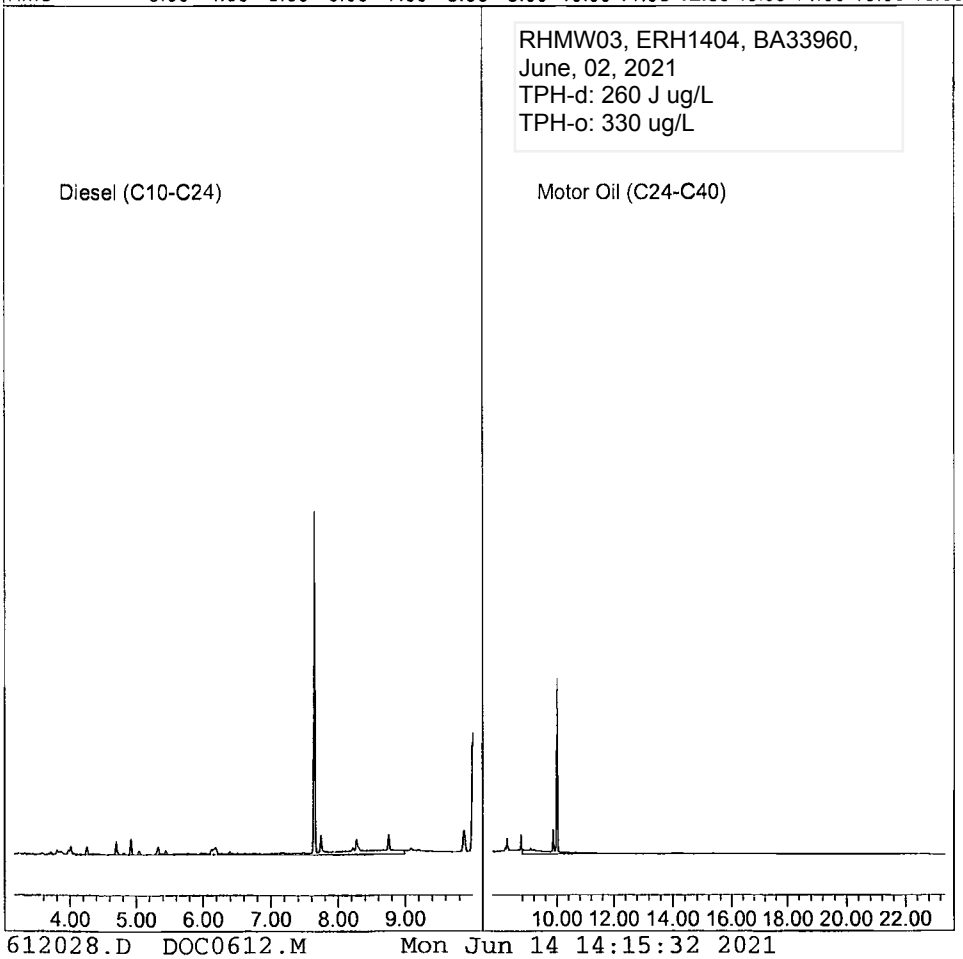

Quantitation Report (Not Reviewed)

Data File : G:\APOLLO\DATA\210607\607075.D Vial: 75
Acq On : 6-10-21 15:09:04 Operator: MB
Sample : 210607A BLK 5/1000 Inst : Apollo
Misc : water Multiplr: 5.00
IntFile : events.e
Quant Time: Jun 11 6:58 2021 Quant Results File: DOC0607.RES

Method : G:\APOLLO\DATA\210525\DOC0607.M (Chemstation Integrator)
Title : 8015 B&C
Last Update : Fri Jun 11 10:06:20 2021
Response via : Multiple Level Calibration

Volume Inj. : 2UL
Signal Phase : DB-5
Signal Info : FID02A

Compound	R.T.	Response	Conc Units
System Monitoring Compounds			
3) SA Ortho-Terphenyl(S)	7.51	107976861	100.716 ppb
Surrogate Spike 150.000		Recovery =	67.14%
4) SA Octacosane(S)	9.78	109858625	128.471 ppb
Surrogate Spike 150.000		Recovery =	85.65%
Target Compounds			
1) HATM Diesel (C10-C24)	6.46	70275050	80.603 ppb
2) HBTM Motor Oil (C24-C40)	14.73	68081627	101.489 ppb

Target Compounds

(f)=RT Delta > 1/2 Window (m)=manual int.

Data File: G:\APOLLO\DATA\210607\607075.D
Sample : 210607A BLK 5/1000

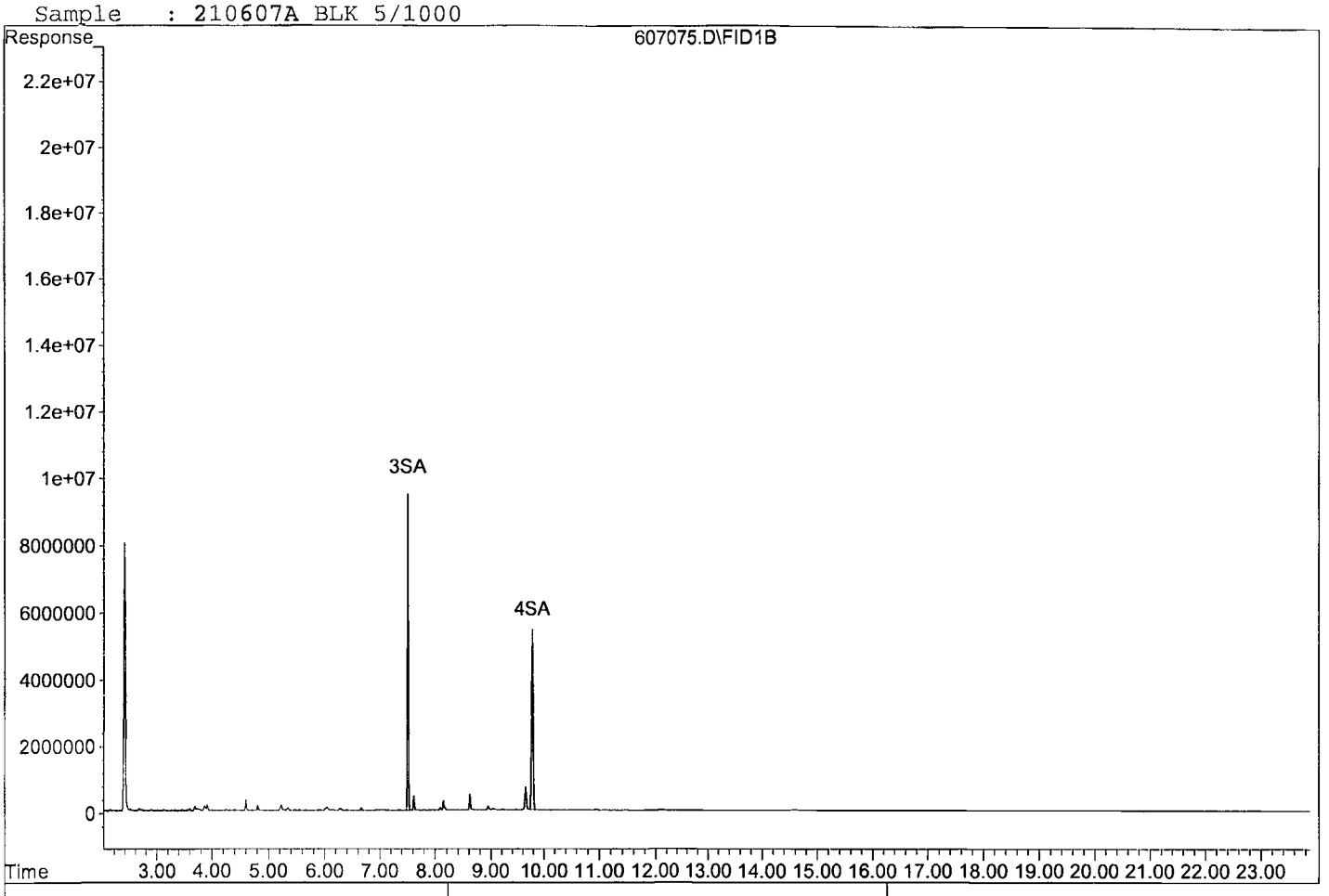

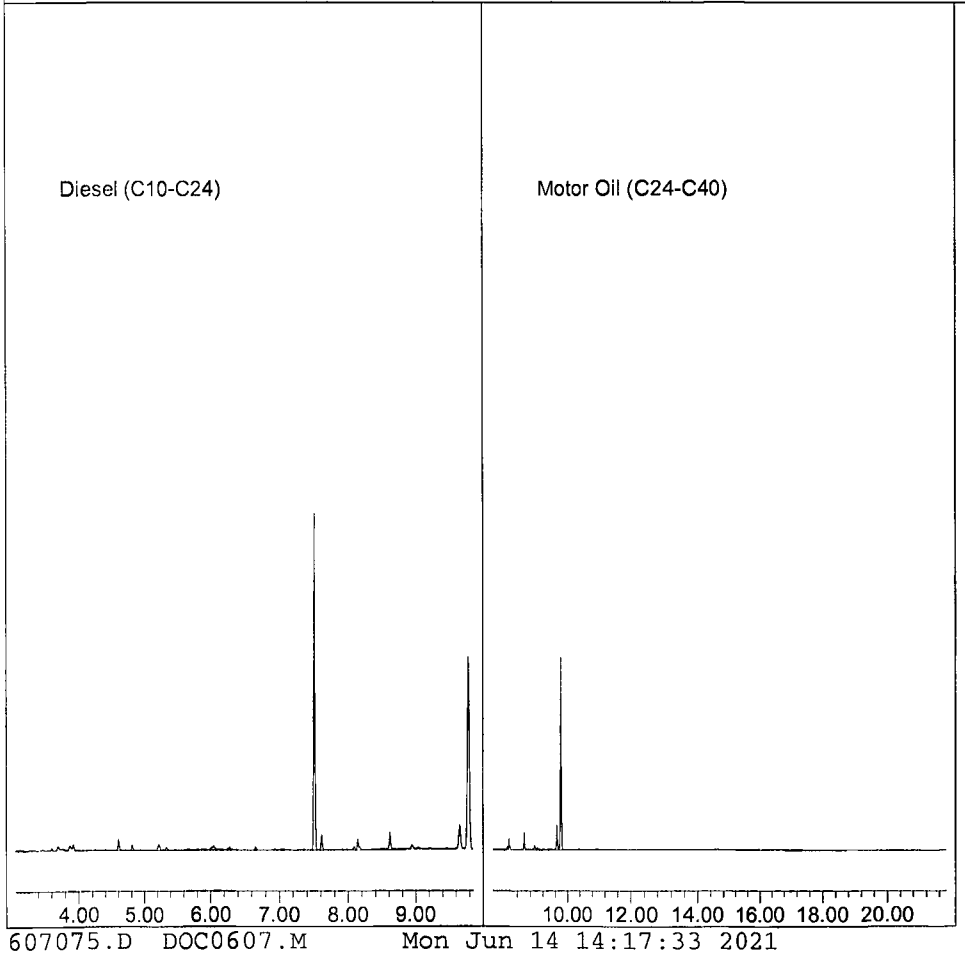

Quantitation Report (Not Reviewed)

Data File : G:\APOLLO\DATA\210607\607076.D Vial: 76
Acq On : 6-10-21 15:37:30 Operator: MB
Sample : 210607A LCS-1 5/1000 Inst : Apollo
Misc : water Multiplr: 5.00
IntFile : events.e
Quant Time: Jun 11 6:58 2021 Quant Results File: DOC0607.RES

Method : G:\APOLLO\DATA\210525\DOC0607.M (Chemstation Integrator)
Title : 8015 B&C
Last Update : Fri Jun 11 10:06:20 2021
Response via : Multiple Level Calibration

Volume Inj. : 2UL
Signal Phase : DB-5
Signal Info : FID02A

Compound	R.T.	Response	Conc Units
System Monitoring Compounds			
3) SA Ortho-Terphenyl(S)	7.51	123862022	115.533 ppb
Surrogate Spike 150.000		Recovery =	77.02%
4) SA Octacosane(S)	9.79	111744394	130.676 ppb
Surrogate Spike 150.000		Recovery =	87.12%
Target Compounds			
1) HATM Diesel (C10-C24)	6.46	1318071850	1511.782 ppb
2) HBTM Motor Oil (C24-C40)	14.73	1111102565	1656.324 ppb
Target Compounds			

(f)=RT Delta > 1/2 Window (m)=manual int.

Data File: G:\APOLLO\DATA\210607\607076.D
Sample : 210607A LCS-1 5/1000

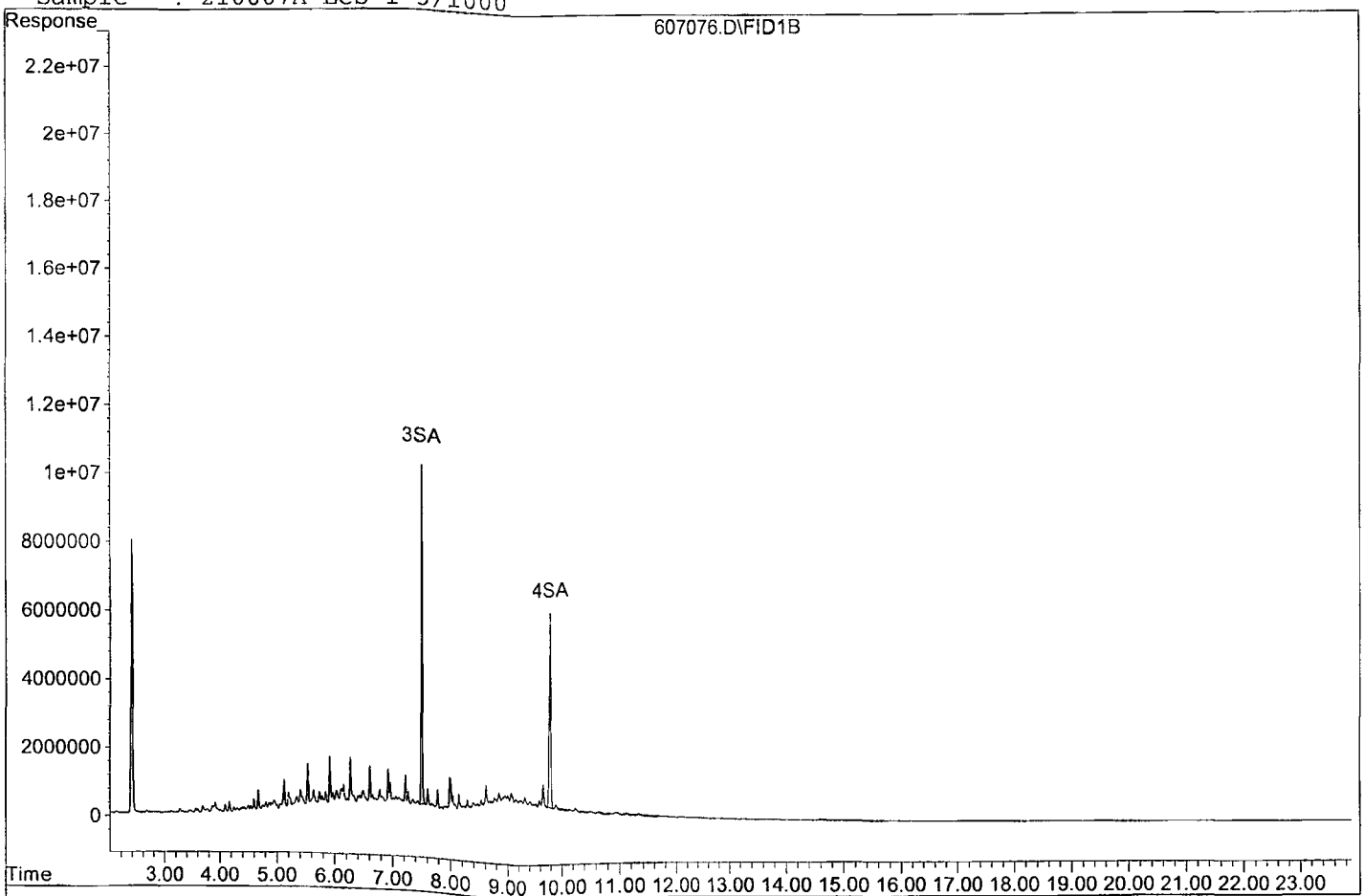

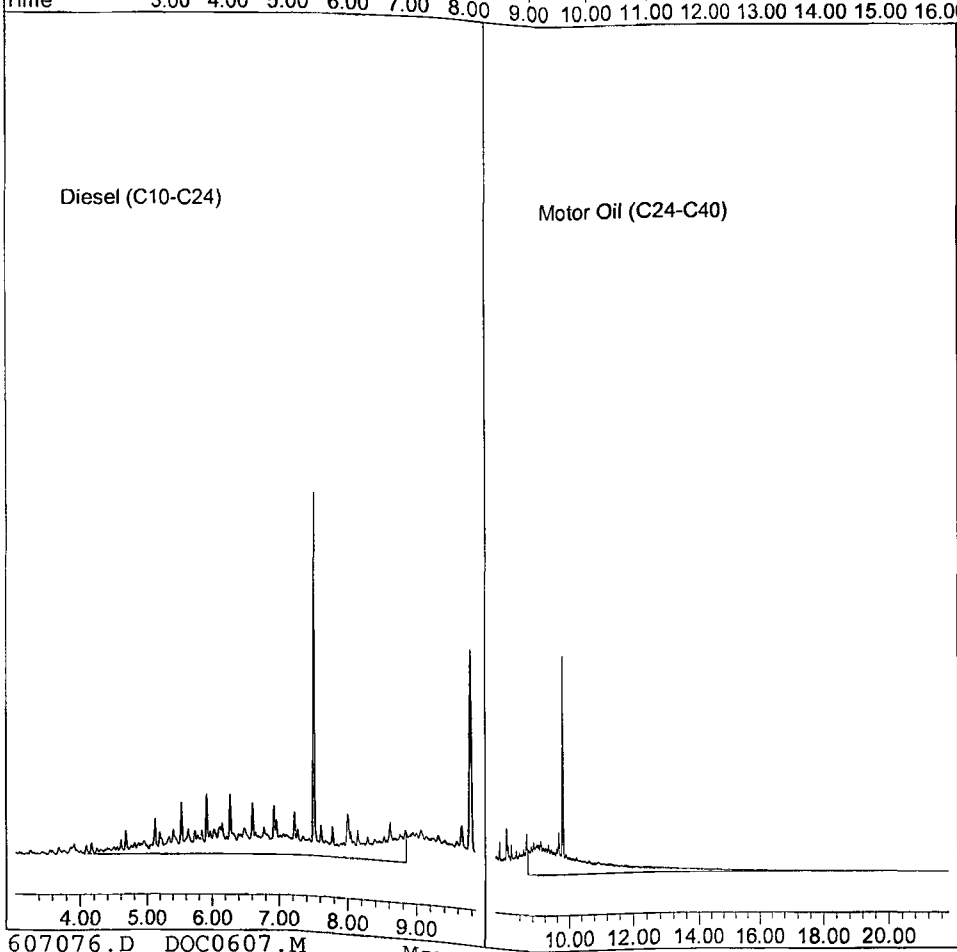

607076.D DOC0607.M Mon Jun 14 14:17:36 2021

Quantitation Report (Not Reviewed)

Data File : G:\APOLLO\DATA\210607\607077.D Vial: 77
Acq On : 6-10-21 16:06:08 Operator: MB
Sample : 210607A LCSD-1 5/1000 Inst : Apollo
Misc : water Multiplr: 5.00
IntFile : events.e
Quant Time: Jun 11 6:59 2021 Quant Results File: DOC0607.RES

Method : G:\APOLLO\DATA\210525\DOC0607.M (Chemstation Integrator)
Title : 8015 B&C
Last Update : Fri Jun 11 10:06:20 2021
Response via : Multiple Level Calibration

Volume Inj. : 2UL
Signal Phase : DB-5
Signal Info : FID02A

Compound	R.T.	Response	Conc Units
System Monitoring Compounds			
3) SA Ortho-Terphenyl(S)	7.51	123695779	115.378 ppb
Surrogate Spike 150.000		Recovery =	76.92%
4) SA Octacosane(S)	9.79	107604552	125.835 ppb
Surrogate Spike 150.000		Recovery =	83.89%
Target Compounds			
1) HATM Diesel (C10-C24)	6.46	1356556587	1555.922 ppb
2) HBTM Motor Oil (C24-C40)	14.73	1112791534	1658.842 ppb

Target Compounds

(f)=RT Delta > 1/2 Window (m)=manual int.

Data File: G:\APOLLO\DATA\210607\607077.D
Sample : 210607A LCSD-1 5/1000

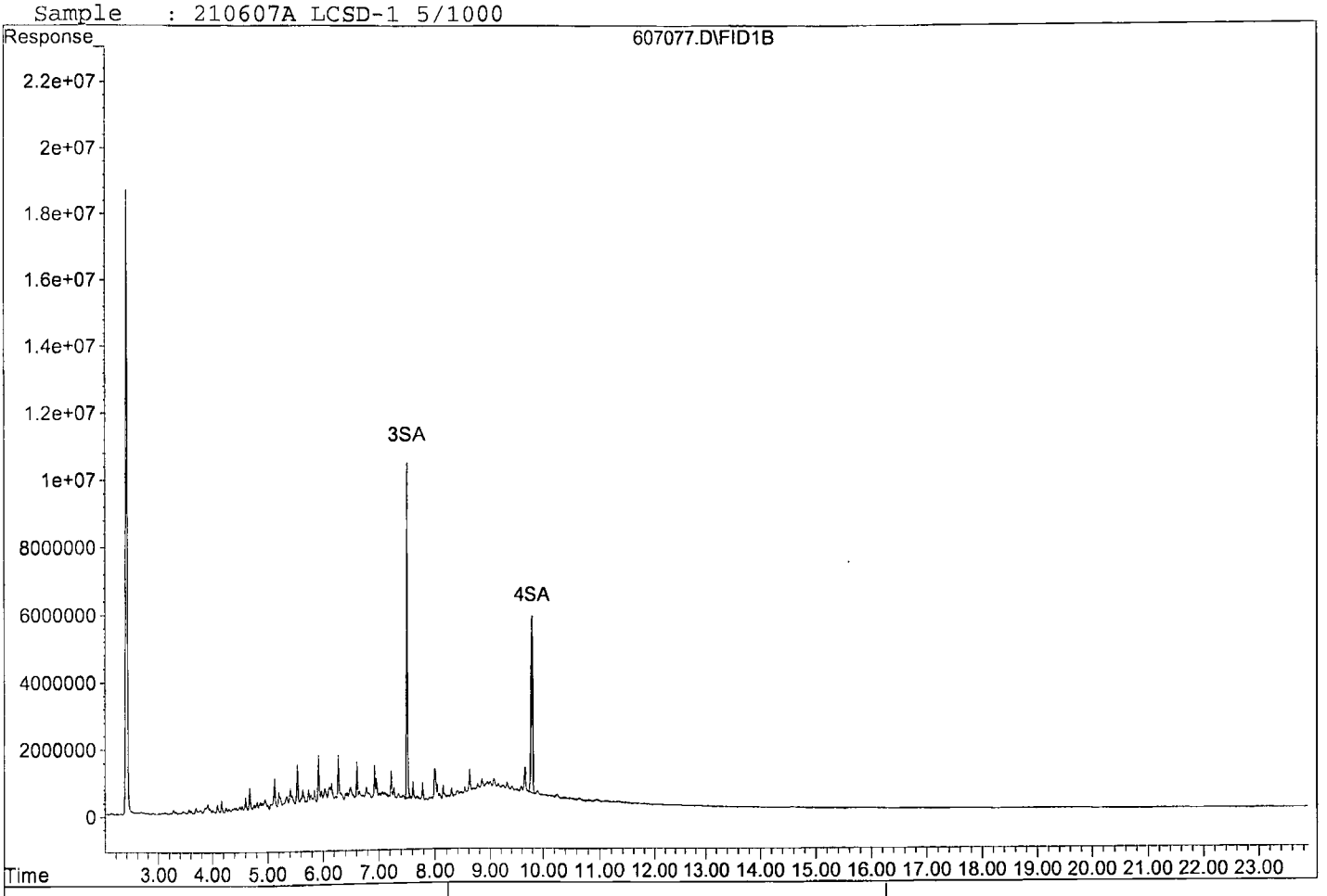

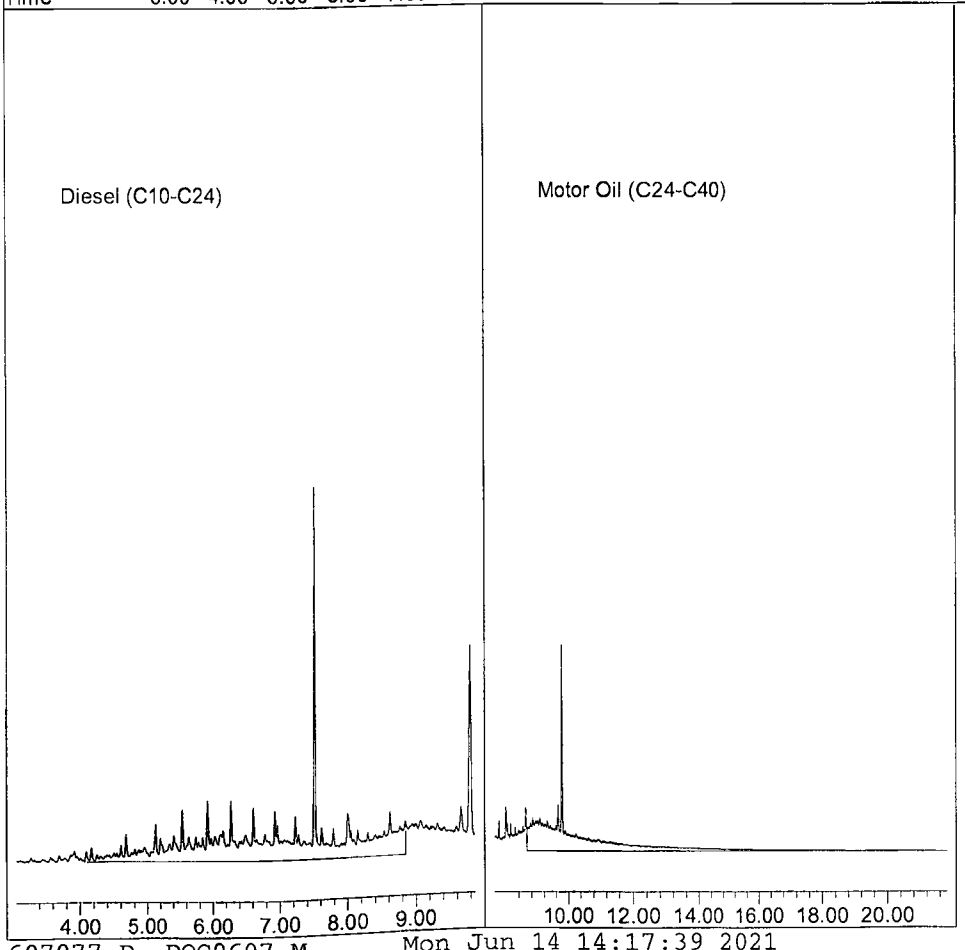

Name of Final Standard	Diesel Motor Oil Standard
Prep Date	06/07/21
Exp Date	06/07/22
MC	

MB

Initial Standard Information						Final Standard Information			
Name of Standard	Supplier	Supplier P/N# (or APPL Mix Name)	Conc.(ug/mL)	Lot # QA Number	Exp. Date	Aliquot from Stock	Final Volume	solvent	Final Standard Conc (range)
Diesel Fuel #2	Restek	31258	50,000	A0156569-51860	06.30.21	400 uL	10 mL	MC	2000 ug/mL
Motor Oil	Restek	31464	50,000	A01666510-52185	12.31.27	400 uL	10 mL	MC	2000 ug/mL
THC Surrogate	Phenova	ALO-130161	600	CL15440-50953	06/30/25	1666uL	10 mL	MC	100 ug/mL

Diesel Motor Oil Mix

Prepared: 06/02/21

Expires: 06/02/22

Prepared By (Initials): LS

Initial Standard Information							Final Standard Information			
Name of Initial Standard (QAU Label)	Supplier	Supplier Part No.	Conc. (ug/mL)	Lot Number - QA Number	Exp. Date (1 yr.)	Exp. Date (Manufacturer)	Aliquot From Stock	Final Volume	Solvent	Final Standard Conc. (ug/mL)
Diesel Fuel #2	Restek	31258	50,000	A0156569-51858,52180,52180	06/02/22	02/28/27	4.00 mL	8.0 mL	NA	25,000
Motor Oil Composite	Restek	31464	50,000	A0163546-51853 A0166510-52186,52189	06/02/22	09/30/27	4.00 mL			25,000

Diesel Motor Oil Calibration Curve

Prep Date 06/12/21

Exp Date 06/12/22

Prep'd By (Initials) MB

						Final Standard Information			
Name of Initial Standard (from contianer Label)	Supplier	Supplier P/N# (or APPL Mix Name)	Conc. (ug/mL)	Lot # with QA # (or reference to APPL prep date)	Exp Date	Aliquot from Stock	Final Volume	Solvent	Final Standard Conc (ug/mL)
Diesel Motor Oil Calibration STD -2	AAPL	Diesel /Motor Oil 1	10	04/21/21	05/06/22	100 uL	200 uL	MC	5
Diesel Motor Oil Calibration STD-3	AAPL	Diesel /Motor Oil 2	50	04/21/21	05/06/22	200 uL	1 mL	MC	10
Diesel Motor Oil Calibration STD	Restek	Diesel /Motor Oil 3	2000	04/21/21	05/06/22	25 uL	1mL	MC	50
Diesel Motor Oil Calibration STD	Restek	Diesel /Motor Oil 4	2000	04/21/21	05/06/22	125 uL	1mL	MC	250
Diesel Motor Oil Calibration STD	Restek	Diesel /Motor Oil 5	2000	04/21/21	05/06/22	500 uL	1 mL	MC	1000
Diesel Motor Oil Calibration STD	Restek	Diesel /Motor Oil 6	2000	04/21/21	05/06/22	750 uL	1 mL	MC	1500
Diesel Motor Oil Calibration STD	Restek	Diesel /Motor Oil 7	2000	04/21/21	05/06/22	100uL	100 uL	MC	2000

Diesel Motor Oil CCV

Prepared By (Initials): MB

Prep Date	06/12/21
Exp Date	06/12/21
Methylene Chloride Lot No.	59353

Initial Standard Information						Final Standard Information			
Name of Initial Standard (QAU Label)	Supplier	APPL Mix name	Conc.(ug/mL)	Reference to APPL Prep Date and Lot #'s	Exp Date	Aliquot from Stock	Final Volume	Solvent	Final Standard Conc (ug/mL)
Diesel-Motor Oil Standard	Restek	Diesel Motor Oil CCV	2000	Perp'd: 09/05/20 A0156490-156569-51860, A0155668-160024-51534, CL15440-500953	06/30/25	1250 uL	10mL	MC	250

Diesel Motor Oil Calibration Curve

Prep Date 06/07/21

Exp Date 06/07/22

Prep'd By (Initials) MB

						Final Standard Information			
Name of Initial Standard (from contianer Label)	Supplier	Supplier P/N# (or APPL Mix Name)	Conc. (ug/mL)	Lot # with QA # (or reference to APPL prep date)	Exp Date	Aliquot from Stock	Final Volume	Solvent	Final Standard Conc (ug/mL)
Diesel Motor Oil Calibration STD -2	AAPL	Diesel /Motor Oil 1	10	04/21/21	05/06/22	100 uL	200 uL	MC	5
Diesel Motor Oil Calibration STD-3	AAPL	Diesel /Motor Oil 2	50	04/21/21	05/06/22	200 uL	1 mL	MC	10
Diesel Motor Oil Calibration STD	Restek	Diesel /Motor Oil 3	2000	04/21/21	05/06/22	25 uL	1mL	MC	50
Diesel Motor Oil Calibration STD	Restek	Diesel /Motor Oil 4	2000	04/21/21	05/06/22	125 uL	1mL	MC	250
Diesel Motor Oil Calibration STD	Restek	Diesel /Motor Oil 5	2000	04/21/21	05/06/22	500 uL	1 mL	MC	1000
Diesel Motor Oil Calibration STD	Restek	Diesel /Motor Oil 6	2000	04/21/21	05/06/22	750 uL	1 mL	MC	1500
Diesel Motor Oil Calibration STD	Restek	Diesel /Motor Oil 7	2000	04/21/21	05/06/22	100uL	100 uL	MC	2000

Diesel Motor Oil CCV

Prepared By (Initials): MB

Prep Date	06/07/21
Exp Date	06/07/22
Methylene Chloride Lot No.	59353

Initial Standard Information						Final Standard Information		
Name of Initial Standard (QAU Label)	Supplier	APPL Mix name	Conc.(ug/mL)	Reference to APPL Prep Date and Lot #'s	Exp Date	Aliquot from Stock	Final Volume	Solvent
Diesel-Motor Oil Standard	Restek	Diesel Motor Oil CCV	2000	**Perp'd: 09/05/20 A0156490-156569-51860, A0155668-160024-51534, CL15440-500953**	**06/30/25**	1250 uL	10mL	**MC**

Final Standard Conc (ug/mL)
250

Name of Final Standard	Diesel Motor Oil Standard
Prep Date	06/07/21
Exp Date	06/07/22
MC	

MB

Initial Standard Information						Final Standard Information			
Name of Standard	Supplier	Supplier P/N# (or APPL Mix Name)	Conc.(ug/mL)	Lot # QA Number	Exp. Date	Aliquot from Stock	Final Volume	solvent	Final Standard Conc (range)
Diesel Fuel #2	Restek	31258	50,000	A0156569-51860	06.30.21	400 uL	10 mL	MC	2000 ug/mL
Motor Oil	Restek	31464	50,000	A01666510-52185	12.31.27	400 uL	10 mL	MC	2000 ug/mL
THC Surrogate	Phenova	ALO-130161	600	CL15440-50953	06/30/25	1666uL	10 mL	MC	100 ug/mL

Diesel Motor Oil Mix

Prepared: 06/02/21 **Prepared By (Initials): LS**

Expires: 06/02/22

Initial Standard Information							Final Standard Information			
Name of Initial Standard (QAU Label)	Supplier	Supplier Part No.	Conc. (ug/mL)	Lot Number - QA Number	Exp. Date (1 yr.)	Exp. Date (Manufacturer)	Aliquot From Stock	Final Volume	Solvent	Final Standard Conc. (ug/mL)
Diesel Fuel #2	Restek	31258	50,000	A0156569-51858,52180,52180	06/02/22	02/28/27	4.00 mL	8.0 mL	NA	25,000
Motor Oil Composite	Restek	31464	50,000	A0163546-51853 A0166510-52186,52189	06/02/22	09/30/27	4.00 mL			25,000

_LIQ005

Organic Extraction Worksheet

Method	Continuous Liq/Liq TPH-Diesel/MO 3520C	Extraction Set	210607A	Extraction Method	LIQ005	Units	mL

Spiked ID 1	Diesel Motor Oil Mix 6-2-21 6-2-22		Surrogate ID 1	THC Surrogate 6-3-21 6-3-22	
Spiked ID 2	Decanoic 1000ug/mL Acid Solution		Surrogate ID 2		
Spiked ID 3			Surrogate ID 3		
Spiked ID 4			Surrogate ID 4		
Spiked ID 5			Surrogate ID 5		
Spiked ID 6			Sufficient Vol for Matrix QC:	NO	
Spiked ID 7			Ext. Start Time:	06/07/21 15:25	
Spiked ID 8			Ext. End Time:	06/08/21 9:36	
			GC Requires Extract By:		

pH1	2	06/07/21 12:59	Water Bath Temp 1 °C	39/37.5 °C
pH2			Water Bath Temp 2 °C	39/42.1
pH3			Water Bath Temp 3 °C	40/39.5 °C

Spiked By: YL **Date** 06/07/21 **Witnessed By:** SB **Date** 06/07/21

	Sample	Sample Container	Spike Amount	Spike ID	Surrogate Amount	Surrogate ID	Extract Amount	Final Volume	pH	Extract Date/Time	Comments
1	210607A Blk		0.050	2	0.250	1	1000	5	2	06/07/21 14:04	*
						equip	E-HP3 E-WB1				
2	210607A LCS-1		0.080,0.050	1,2	0.250	1	1000	5	2	06/07/21 14:04	*
						equip	E-HP4 E-WB2				
3	210607A LCSD-1		0.080,0.050	1,2	0.250	1	1000	5	2	06/07/21 14:04	*
						equip	E-HP6 E-WB3				
4	BA33780	BA33780W07	0.050	2	0.250	1	1000	5	2	06/07/21 14:04	96410 *
						equip	E-HP7 E-WB1				
5	BA33783	BA33783W08	0.050	2	0.250	1	1040	5	2	06/07/21 14:04	96410 *
						equip	E-HP8 E-WB2				
6	BA33786	BA33786W07	0.050	2	0.250	1	940	5	2	06/07/21 14:04	96410 *
						equip	E-HP9 E-WB3				
7	BA33789	BA33789W08	0.050	2	0.250	1	1000	5	2	06/07/21 14:04	96410 *
						equip	E-HP10 E-WB1				
8	BA33792	BA33792W07	0.050	2	0.250	1	1000	5	2	06/07/21 14:04	96410 *
						equip	E-HP11 E-WB2				
9	BA33795	BA33795W08	0.050	2	0.250	1	1010	5	2	06/07/21 14:04	96410 *
						equip	E-HP12 E-WB3				
10	BA33954	BA33954W07	0.050	2	0.250	1	1000	5	2	06/07/21 14:04	96438 *
						equip	E-HP13 E-WB1				
11	BA33957	BA33957W07	0.050	2	0.250	1	970	5	2	06/07/21 14:04	96438 *
						equip	E-HP14 E-WB2				
12	BA33960	BA33960W08	0.050	2	0.250	1	920	5	2	06/07/21 14:04	96438 *
						equip	E-HP15 E-WB3				
13	BA34006	BA34006W07	0.050	2	0.250	1	1000	5	2	06/07/21 14:04	96429 *
						equip	E-HP16 E-WB1				

Solvent and Lot#	
1+1 HCL (5mLs)	59072160282
PH Strips	HC148594
Dicholormethane	60338
Filter Paper	400181
Sodium Sulfate	2020120870
Silica gel (*)	.

Extraction COC Transfer	
Extraction lab employee Initials	KY
GC analyst's initials	MB
Date	06/09/21
Time	6:53
Refrigerator	HOBART

	Technician's Initials
Scanned By	YL
Sample Preparation	YL
Extraction	YL
Concentration	SB

Modified	06/12/21 10:58:47 AM

Reviewed By: **Date**

Injection Log

Directory: G:\APOLLO\DATA\210607\

Line	Vial	FileName	Multiplier	SampleName	Misc Info	Injected
1	1	607001.D	1	DMO STD-1 06-07-21	water	6-7-21 12:13:16
2	2	607002.D	1	DMOS STD-2 06-07-21	water	6-7-21 12:41:41
3	3	607003.D	1	DMO STD-3 06-07-21	water	6-7-21 13:09:58
4	4	607004.D	1	DMO STD-4 06-07-21	water	6-7-21 13:38:23
5	5	607005.D	1	DMO-STD-5 06-07-21	water	6-7-21 14:06:48
6	6	607006.D	1	DMOS-STD 6 06-07-21	water	6-7-21 14:35:16
7	7	607007.D	1	DMO-STD 7 06-07-21	water	6-7-21 15:03:41
8	8	607008.D	1	DMO-STD SS 06-07-21	water	6-7-21 15:32:18
9	67	607067.D	1	Diesel Motor Oil CCV 06/07/21	water	6-10-21 11:00:18
10	75	607075.D	5	210607A BLK 5/1000	water	6-10-21 15:09:04
11	76	607076.D	5	210607A LCS-1 5/1000	water	6-10-21 15:37:30
12	77	607077.D	5	210607A LCSD-1 5/1000	water	6-10-21 16:06:08
13	78	607078.D	1	Diesel Motor Oll CCV 06/07/21	water	6-10-21 16:34:25
14	2	612002.D	1	DMO STD-1 06-12-21	water	6-12-21 10:06:32
15	3	612003.D	1	DMOS STD-2 06-12-21	water	6-12-21 10:34:56
16	4	612004.D	1	DMO STD-3 06-12-21	water	6-12-21 11:03:19
17	5	612005.D	1	DMO STD-4 06-12-21	water	6-12-21 11:31:44
18	6	612006.D	1	DMO-STD-5 06-12-21	water	6-12-21 12:00:09
19	7	612007.D	1	DMOS-STD 6 06-12-21	water	6-12-21 12:28:18
20	8	612008.D	1	DMO-STD 7 06-12-21	water	6-12-21 12:56:31
21	9	612009.D	1	DMO-STD SS 06-12-21	water	6-12-21 13:24:43
22	25	612025.D	1	Diesel Motor oil CCv 06/12/21	water	6-12-21 20:57:26
23	26	612026.D	5	BA33954W07 5/1000	water	6-12-21 21:25:46
24	27	612027.D	5.15464	BA33957W07 5/970	water	6-12-21 21:54:03
25	28	612028.D	5.43478	BA33960W08 5/920	water	6-12-21 22:22:16
26	39	612039.D	1	Diesel Motor Oil CCV 06/12/21	water	6-13-21 3:32:23

ORGANICS

Calibration Data

TPH Extractables
DOC0612

Form 6
Initial Calibration

Lab Name: APPL, Inc.
Case No:
Matrix: Water

SDG No:
Initial Cal. Date: 06/12/21
Instrument: Apollo

Initials: HB

		Compound	1	2	3	4	5	6	7				Avg	%RSD	Type	r^2	Q
			612002.D	612003 D	612004.D	612005.D	612006 D	612007 D	612008.D								
1	HATM	Diesel (C10-C24)	2418684	1964307	1673699	1731268	1703384	1723665	1747350				1851765	14	HATM		
2	HBTM	Motor Oil (C24-C40)		1584744	1181297	1181407	1177379	1238533	1271288				1272441	12	HBTM		
3	SA	Ortho-Terphenyl(S)	2769318	2450020	2051752	2056353	1987460	2013017	2000652				2189796	14	SA		
4	SA	Octacosane(S)	2080704	1975269	1588872	1591191	1562082	1647514	1683205				1732691	12	SA		
5																	
6																	
7																	
8																	
9																	
10																	
11																	
12																	
13																	
14																	
15																	
16																	
17																	
18																	
19																	
20																	
21																	
22																	
23																	
24																	
25																	
26																	
27																	
28																	
29																	
30																	
31																	
32																	
33																	
34																	
35																	

1.504292

Quantitation Report (Not Reviewed)

Data File : G:\APOLLO\DATA\210612\612002.D Vial: 2
Acq On : 6-12-21 10:06:32 Operator: MB
Sample : DMO STD-1 06-12-21 Inst : Apollo
Misc : water Multiplr: 1.00
IntFile : events.e
Quant Time: Jun 14 10:24 2021 Quant Results File: DOC0612.RES

Method : G:\APOLLO\DATA\210607\DOC0612.M (Chemstation Integrator)
Title : 8015 B&C
Last Update : Mon Jun 14 10:23:49 2021
Response via : Multiple Level Calibration

Volume Inj. : 2UL
Signal Phase : DB-5
Signal Info : FID02A

Compound	R.T.	Response	Conc Units
System Monitoring Compounds			
3) SA Ortho-Terphenyl(S)	7.64	1384659	0.316 ppb
Surrogate Spike 30.000	Recovery	=	1.05%
4) SA Octacosane(S)	9.99	1040352	0.300 ppb
Surrogate Spike 30.000	Recovery	=	1.00%
Target Compounds			
1) HATM Diesel (C10-C24)	6.58	24186839	6.531 ppb
2) HBTM Motor Oil (C24-C40)	15.57	22884079	8.992 ppb

Target Compounds

(f)=RT Delta > 1/2 Window (m)=manual int.

Data File: G:\APOLLO\DATA\210612\612002.D
Sample : DMO STD-1 06-12-21

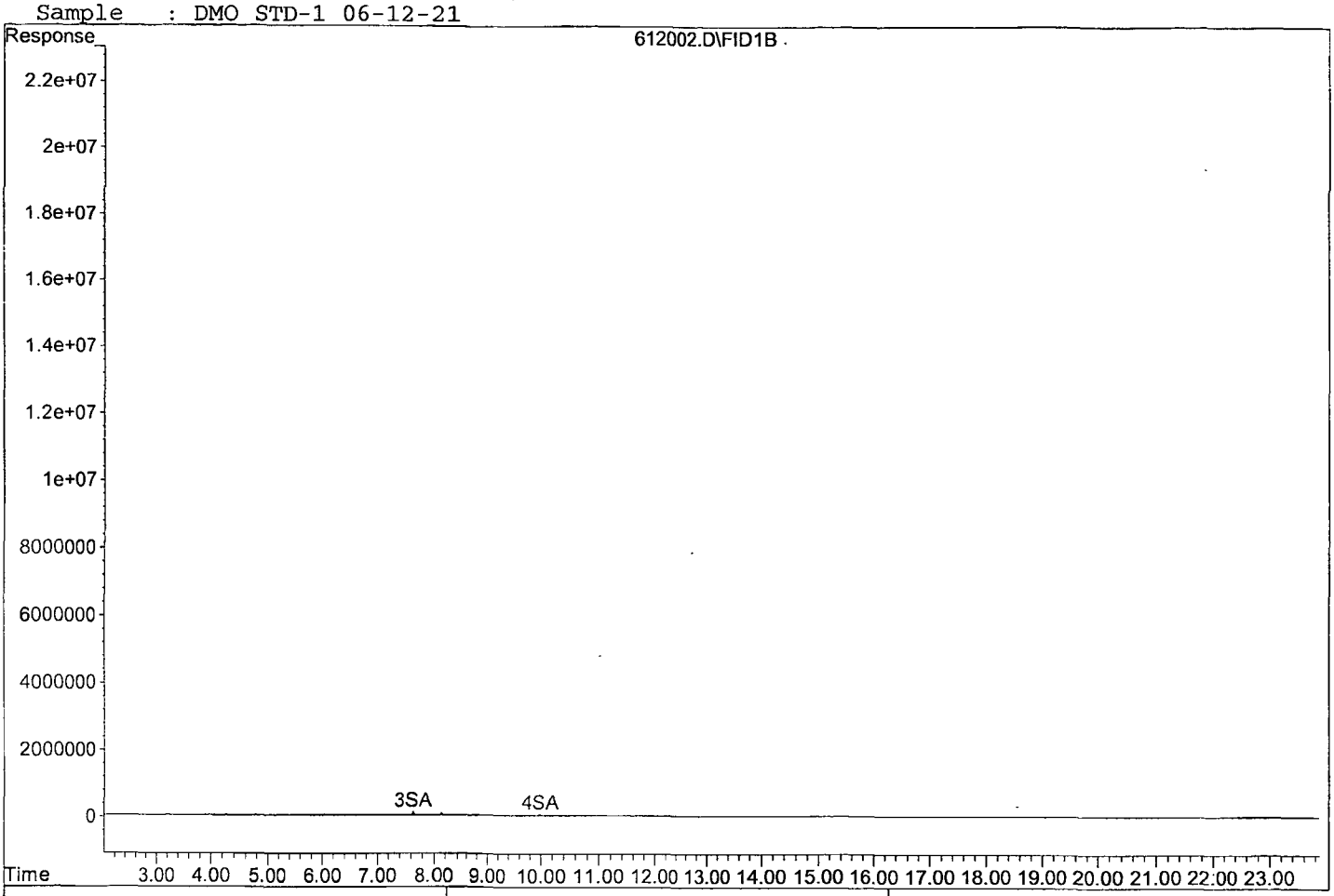

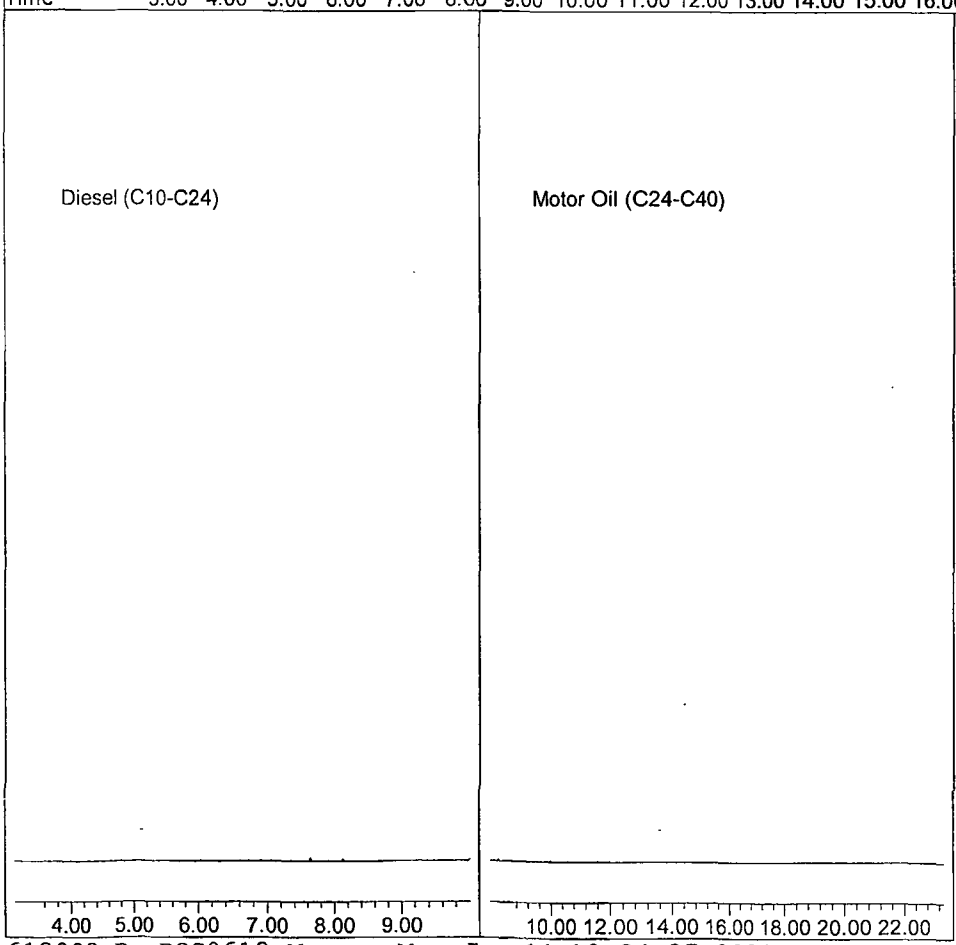

Quantitation Report (Not Reviewed)

Data File : G:\APOLLO\DATA\210612\612003.D Vial: 3
Acq On : 6-12-21 10:34:56 Operator: MB
Sample : DMOS STD-2 06-12-21 Inst : Apollo
Misc : water Multiplr: 1.00
IntFile : events.e
Quant Time: Jun 14 10:24 2021 Quant Results File: DOC0612.RES

Method : G:\APOLLO\DATA\210607\DOC0612.M (Chemstation Integrator)
Title : 8015 B&C
Last Update : Mon Jun 14 10:23:49 2021
Response via : Multiple Level Calibration

Volume Inj. : 2UL
Signal Phase : DB-5
Signal Info : FID02A

Compound	R.T.	Response	Conc Units
System Monitoring Compounds			
3) SA Ortho-Terphenyl(S)	7.64	2450020	0.559 ppb
Surrogate Spike 30.000	Recovery	=	1.86%
4) SA Octacosane(S)	9.99	1975269	0.570 ppb
Surrogate Spike 30.000	Recovery	=	1.90%
Target Compounds			
1) HATM Diesel (C10-C24)	6.58	39286141	10.608 ppb
2) HBTM Motor Oil (C24-C40)	15.57	31694881	12.454 ppb
Target Compounds			

(f)=RT Delta > 1/2 Window (m)=manual int.

Data File: G:\APOLLO\DATA\210612\612003.D
Sample : DMOS STD-2 06-12-21

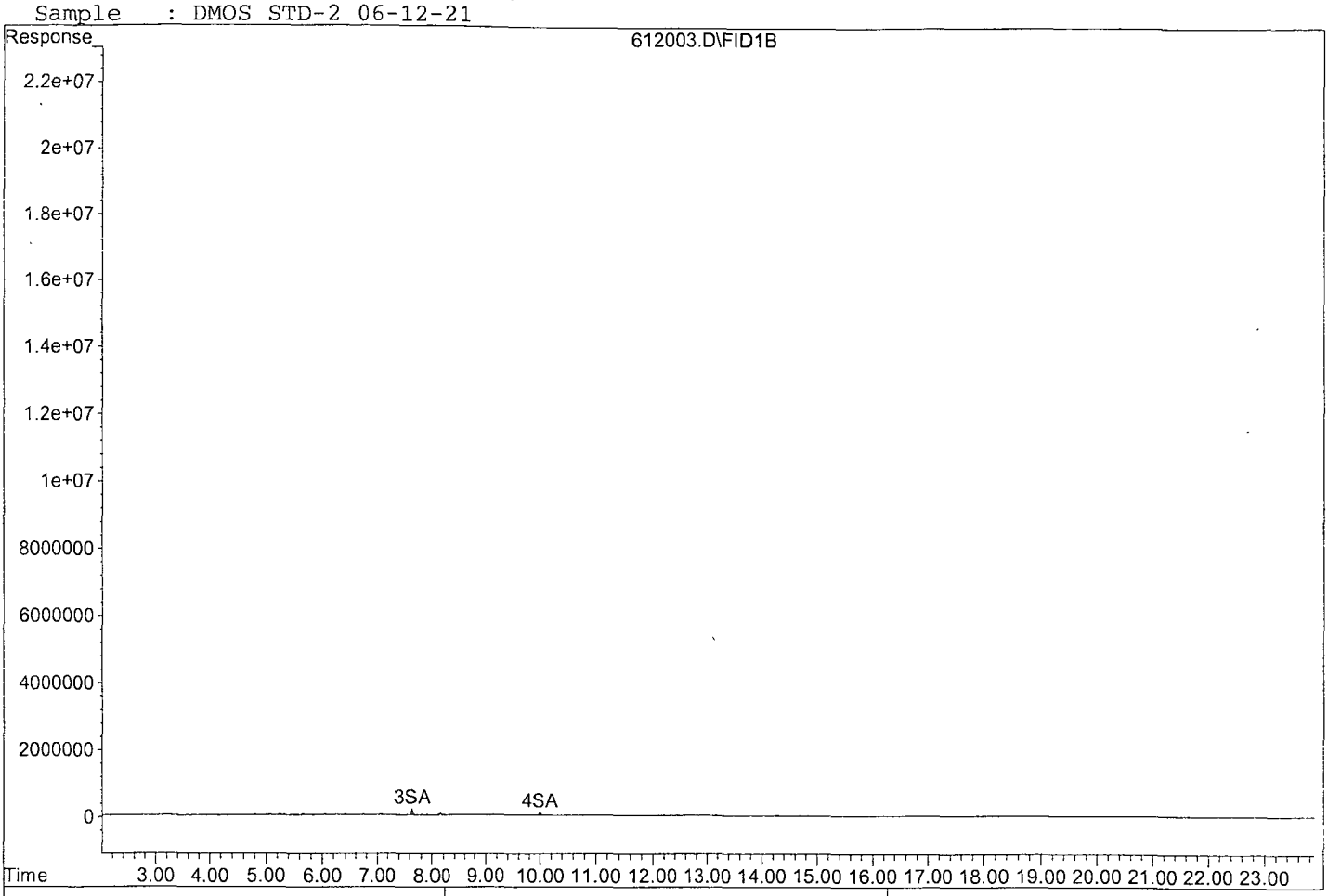



Quantitation Report (Not Reviewed)

Data File : G:\APOLLO\DATA\210612\612004.D Vial: 4
Acq On : 6-12-21 11:03:19 Operator: MB
Sample : DMO STD-3 06-12-21 Inst : Apollo
Misc : water Multiplr: 1.00
IntFile : events.e
Quant Time: Jun 14 10:24 2021 Quant Results File: DOC0612.RES

Method : G:\APOLLO\DATA\210607\DOC0612.M (Chemstation Integrator)
Title : 8015 B&C
Last Update : Mon Jun 14 10:23:49 2021
Response via : Multiple Level Calibration

Volume Inj. : 2UL
Signal Phase : DB-5
Signal Info : FID02A

Compound	R.T.	Response	Conc Units
System Monitoring Compounds			
3) SA Ortho-Terphenyl(S)	7.64	10258760	2.342 ppb
Surrogate Spike 30.000		Recovery =	7.81%
4) SA Octacosane(S)	9.99	7944362	2.292 ppb
Surrogate Spike 30.000		Recovery =	7.64%
Target Compounds			
1) HATM Diesel (C10-C24)	6.58	167369861	45.192 ppb
2) HBTM Motor Oil (C24-C40)	15.57	118129721	46.419 ppb

Target Compounds

(f)=RT Delta > 1/2 Window (m)=manual int.

Data File: G:\APOLLO\DATA\210612\612004.D
Sample : DMO STD-3 06-12-21

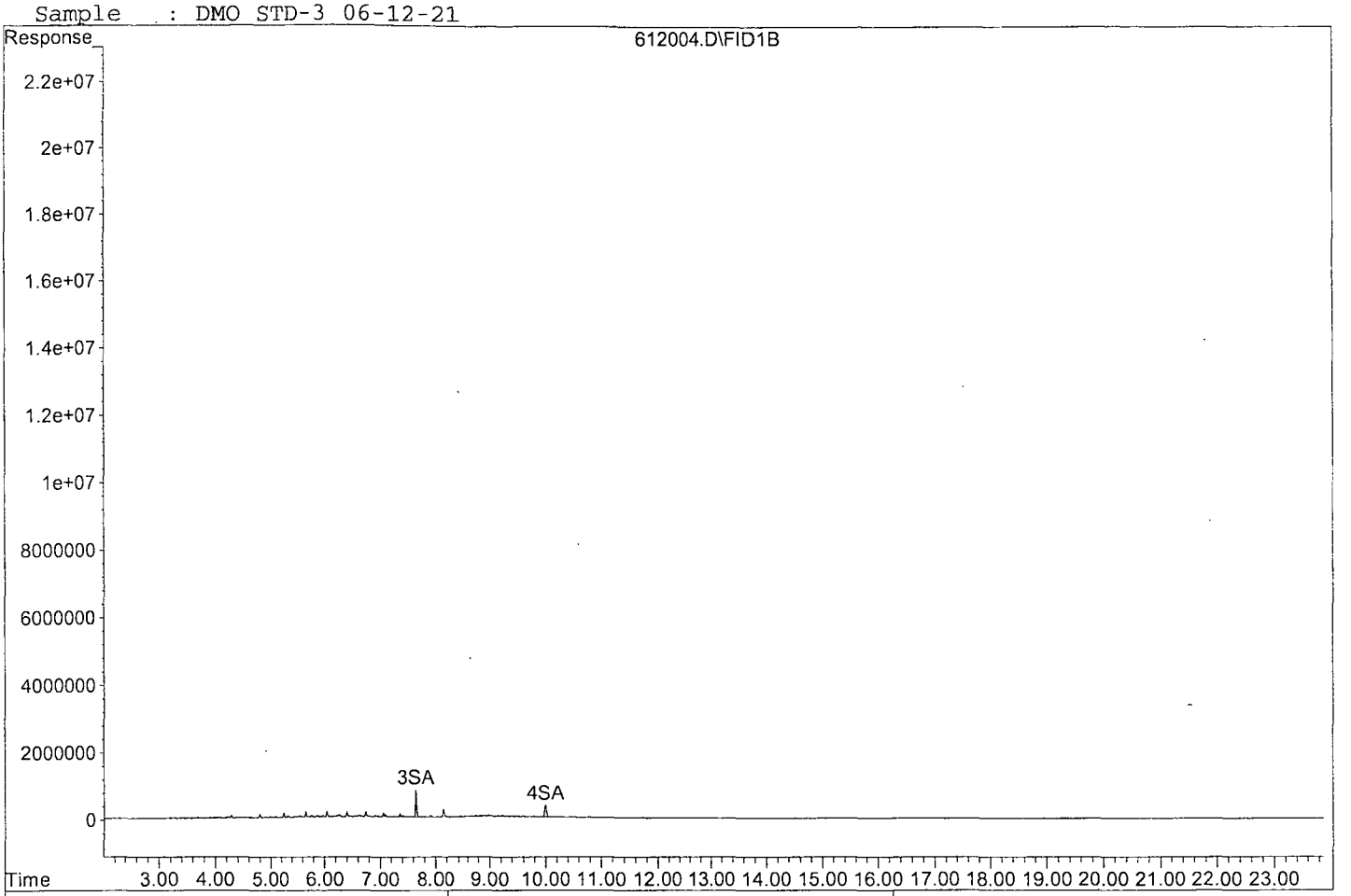

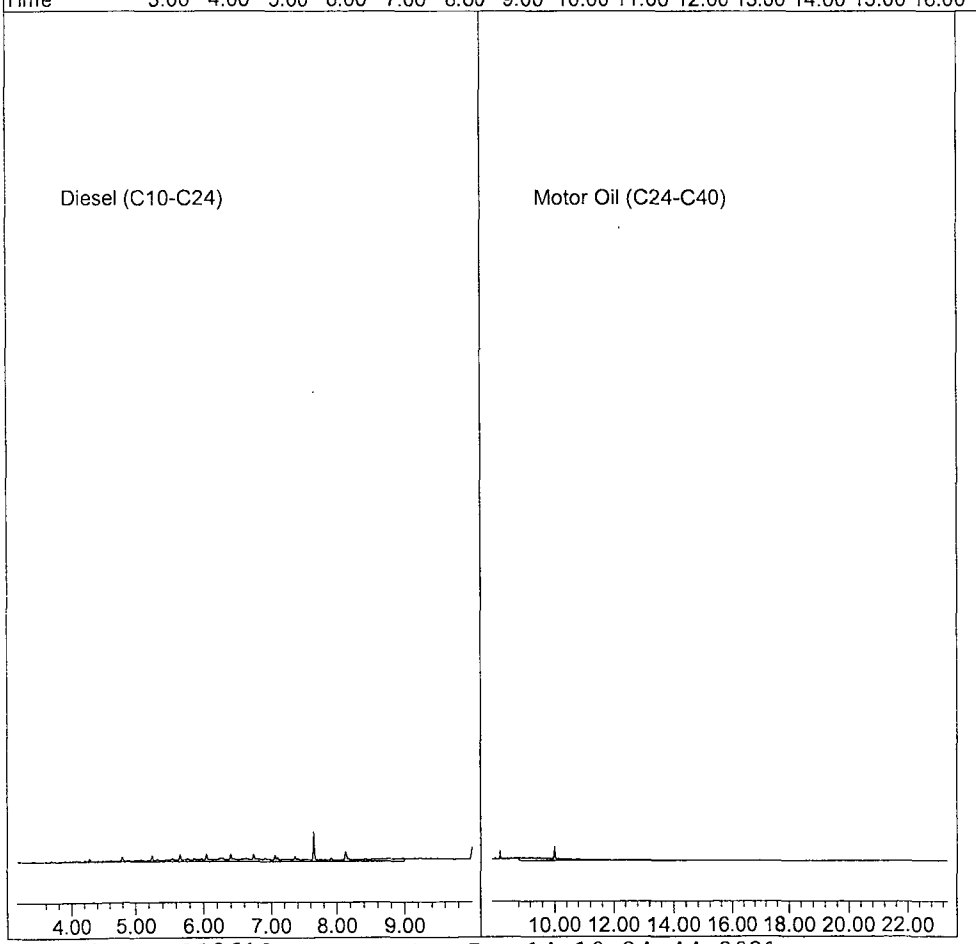

Quantitation Report (Not Reviewed)

Data File : G:\APOLLO\DATA\210612\612005.D
Acq On : 6-12-21 11:31:44
Sample : DMO STD-4 06-12-21
Misc : water
IntFile : events.e
Quant Time: Jun 14 10:24 2021 Quant Results File: DOC0612.RES

Vial: 5
Operator: MB
Inst : Apollo
Multiplr: 1.00

Method : G:\APOLLO\DATA\210607\DOC0612.M (Chemstation Integrator)
Title : 8015 B&C
Last Update : Mon Jun 14 10:23:49 2021
Response via : Multiple Level Calibration

Volume Inj. : 2UL
Signal Phase : DB-5
Signal Info : FID02A

Compound	R.T.	Response	Conc Units
System Monitoring Compounds			
3) SA Ortho-Terphenyl(S)	7.64	51408819	11.738 ppb
Surrogate Spike 30.000		Recovery =	39.13%
4) SA Octacosane(S)	9.99	39779770	11.479 ppb
Surrogate Spike 30.000		Recovery =	38.26%
Target Compounds			
1) HATM Diesel (C10-C24)	6.58	865633766	233.732 ppb
2) HBTM Motor Oil (C24-C40)	15.57	590703508	232.114 ppb

Target Compounds

(f)=RT Delta > 1/2 Window (m)=manual int.

Data File: G:\APOLLO\DATA\210612\612005.D
Sample : DMO STD-4 06-12-21

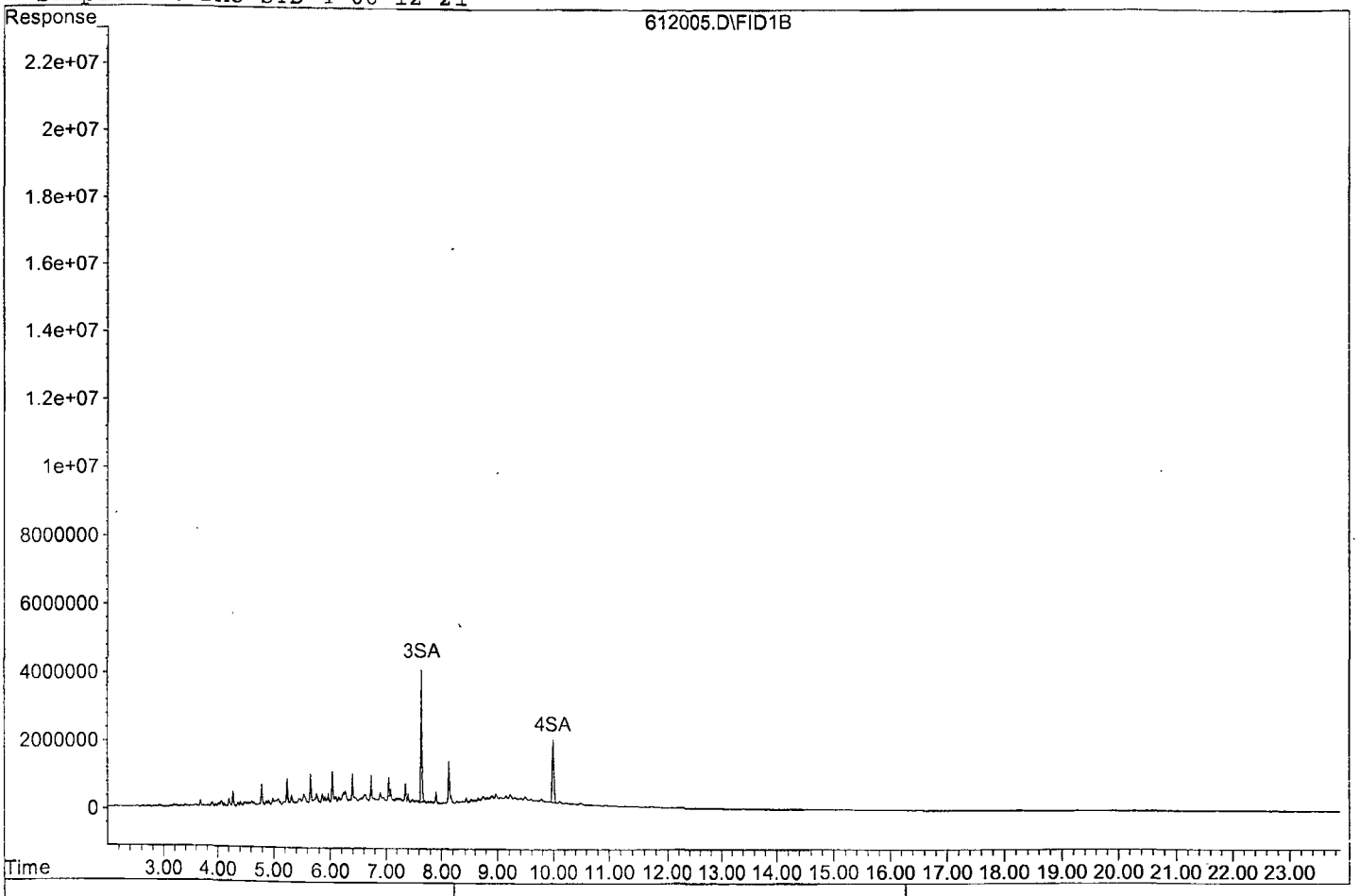

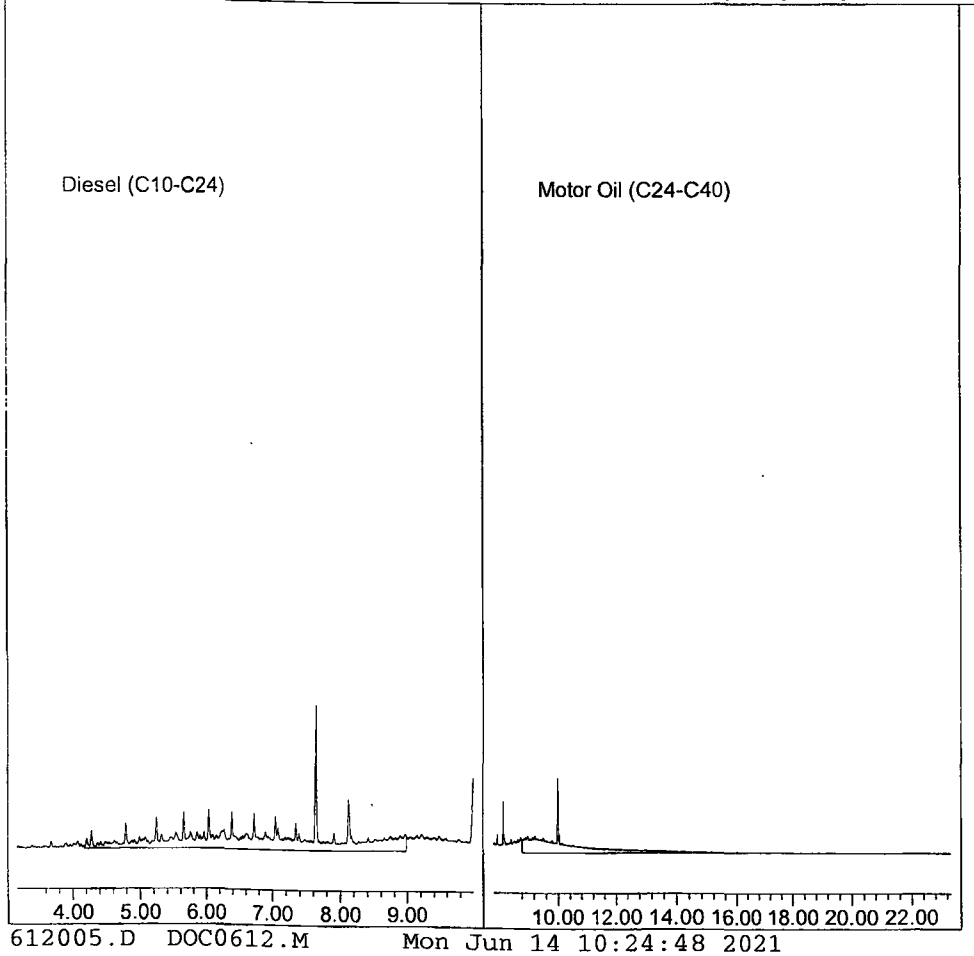

Data File : G:\APOLLO\DATA\210612\612006.D Vial: 6
Acq On : 6-12-21 12:00:09 Operator: MB
Sample : DMO-STD-5 06-12-21 Inst : Apollo
Misc : water Multiplr: 1.00
IntFile : events.e
Quant Time: Jun 14 10:24 2021 Quant Results File: DOC0612.RES

Method : G:\APOLLO\DATA\210607\DOC0612.M (Chemstation Integrator)
Title : 8015 B&C
Last Update : Mon Jun 14 10:23:49 2021
Response via : Multiple Level Calibration

Volume Inj. : 2UL
Signal Phase : DB-5
Signal Info : FID02A

Compound	R.T.	Response	Conc Units
System Monitoring Compounds			
3) SA Ortho-Terphenyl(S)	7.65	198745953	45.380 ppb
Surrogate Spike 30.000		Recovery =	151.27%
4) SA Octacosane(S)	10.00	156208194	45.077 ppb
Surrogate Spike 30.000		Recovery =	150.26%
Target Compounds			
1) HATM Diesel (C10-C24)	6.58	3406768130	919.870 ppb
2) HBTM Motor Oil (C24-C40)	15.57	2354757249	925.291 ppb

Target Compounds

(f)=RT Delta > 1/2 Window (m)=manual int.

Data File: G:\APOLLO\DATA\210612\612006.D
Sample : DMO-STD-5 06-12-21

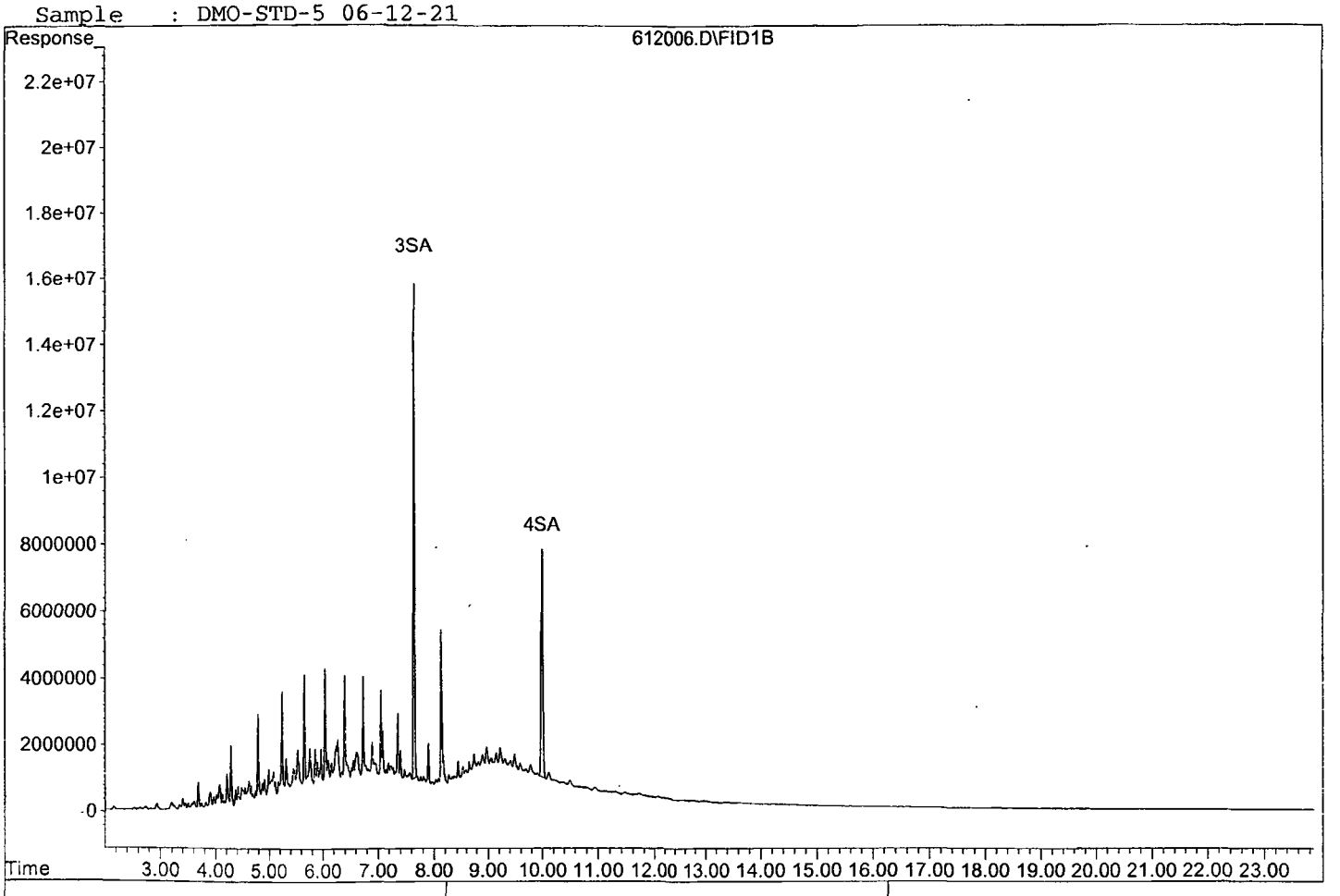

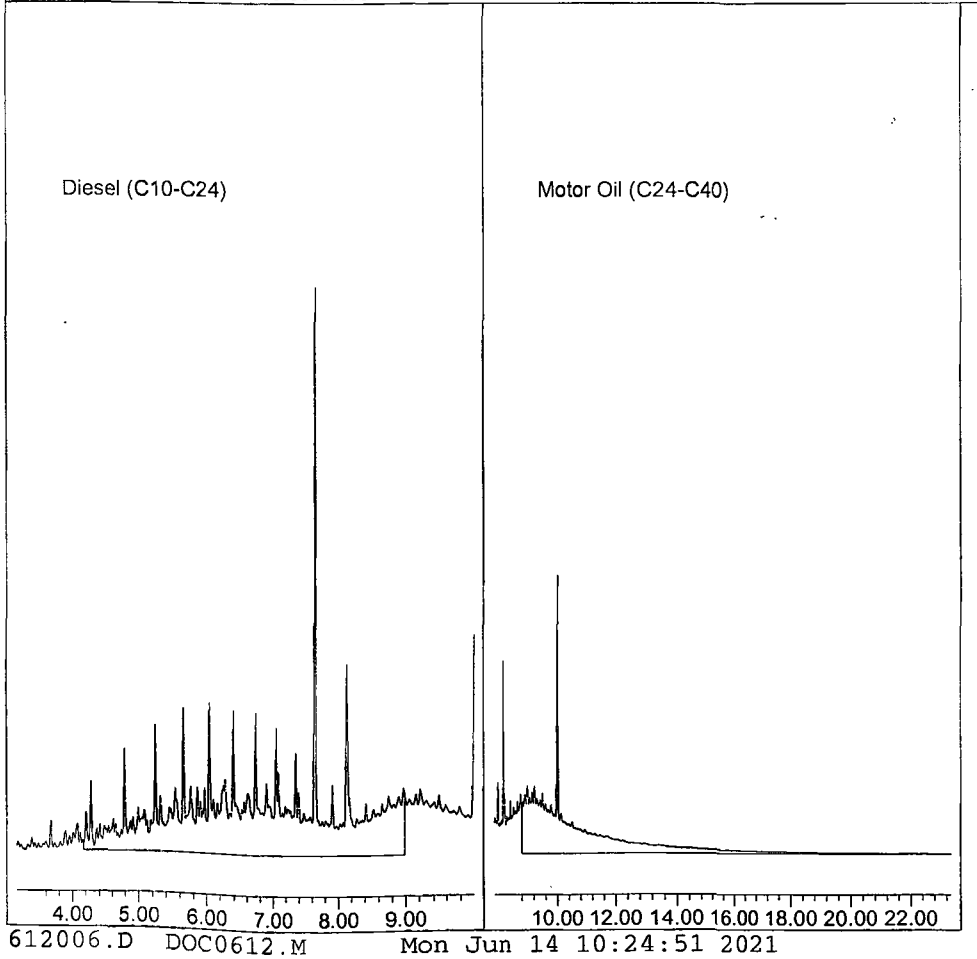

Quantitation Report (Not Reviewed)

Data File : G:\APOLLO\DATA\210612\612007.D Vial: 7
Acq On : 6-12-21 12:28:18 Operator: MB
Sample : DMOS-STD 6 06-12-21 Inst : Apollo
Misc : water Multiplr: 1.00
IntFile : events.e
Quant Time: Jun 14 10:24 2021 Quant Results File: DOC0612.RES

Method : G:\APOLLO\DATA\210607\DOC0612.M (Chemstation Integrator)
Title : 8015 B&C
Last Update : Mon Jun 14 10:23:49 2021
Response via : Multiple Level Calibration

Volume Inj. : 2UL
Signal Phase : DB-5
Signal Info : FID02A

Compound	R.T.	Response	Conc Units
System Monitoring Compounds			
3) SA Ortho-Terphenyl(S)	7.65	301952588	68.945 ppb
Surrogate Spike 30.000		Recovery =	229.82%
4) SA Octacosane(S)	10.01	247127104	71.313 ppb
Surrogate Spike 30.000		Recovery =	237.71%
Target Compounds			
1) HATM Diesel (C10-C24)	6.58	5170995965	1396.234 ppb
2) HBTM Motor Oil (C24-C40)	15.57	3715599130	1460.028 ppb

Target Compounds

(f)=RT Delta > 1/2 Window (m)=manual int.

Data File: G:\APOLLO\DATA\210612\612007.D
Sample : DMOS-STD 6 06-12-21

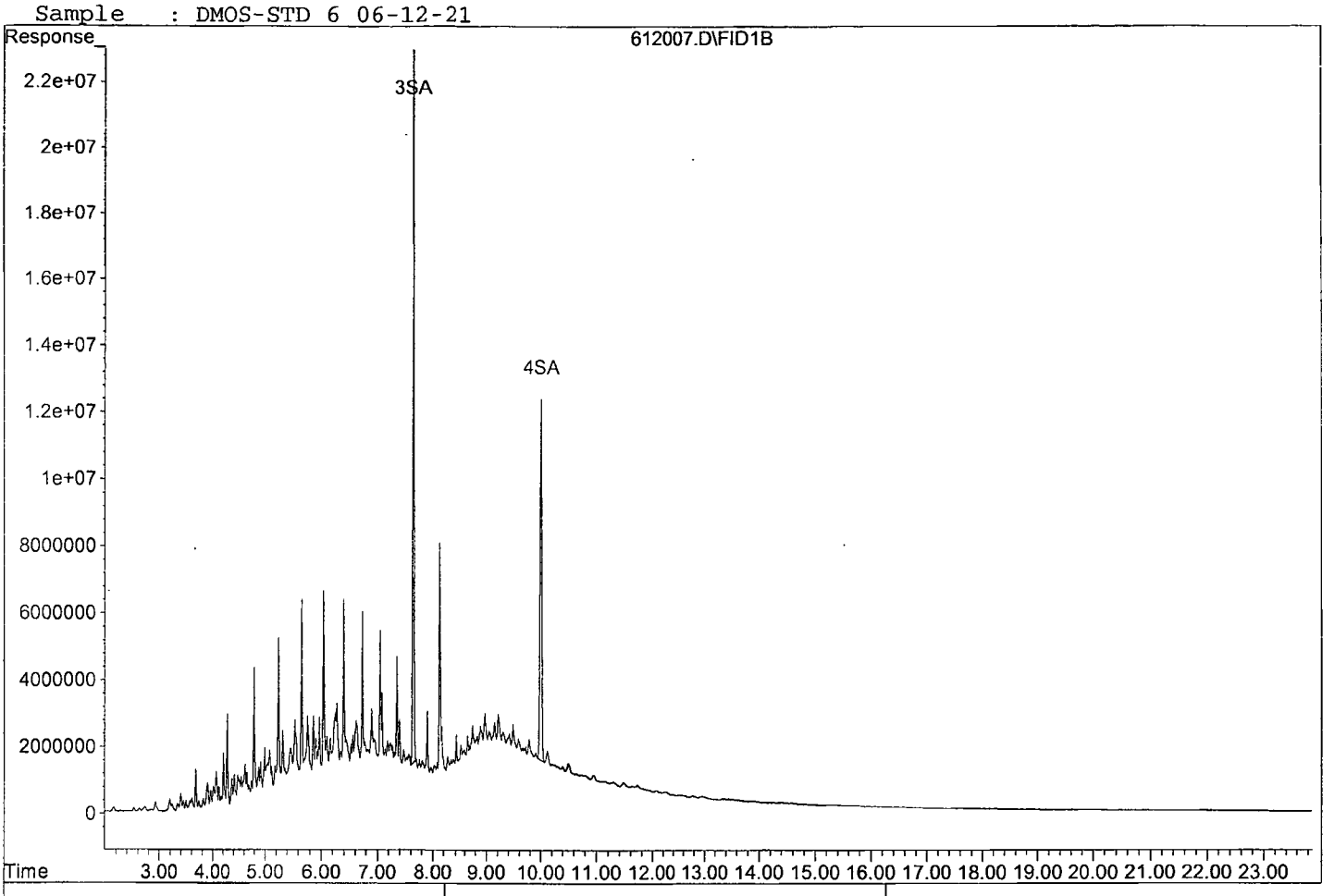

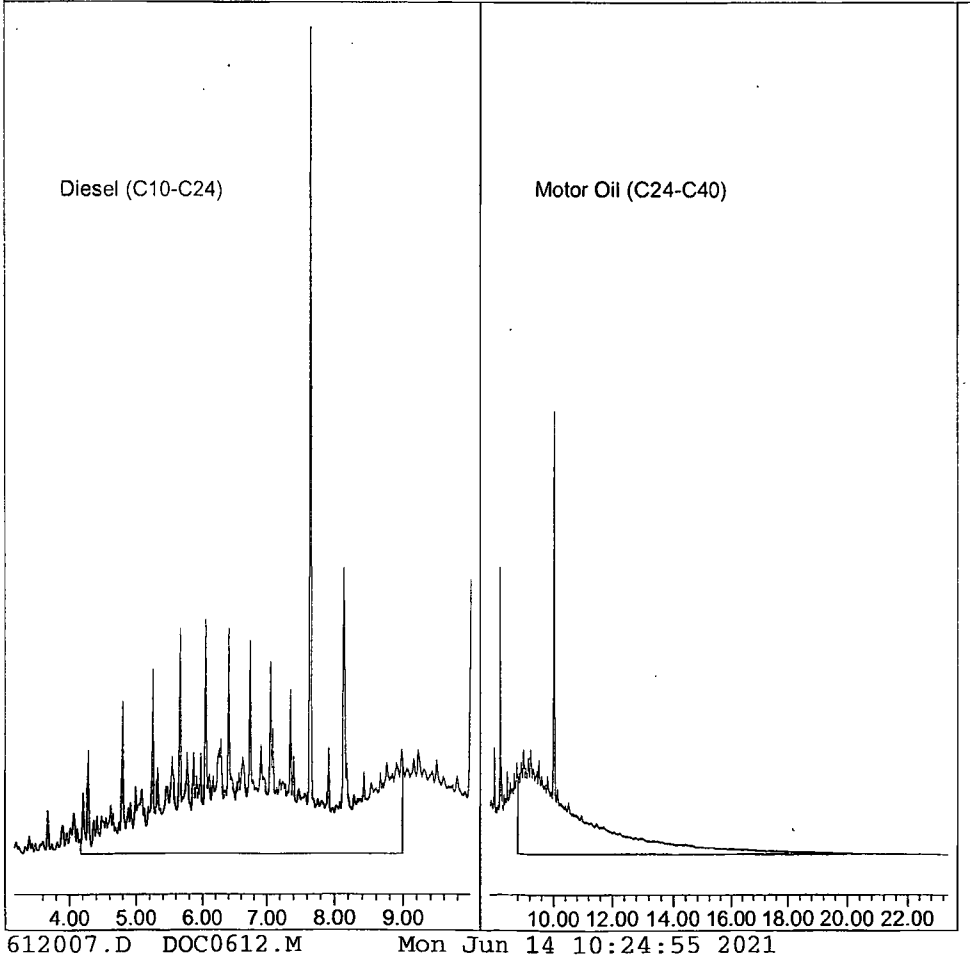

Quantitation Report (Not Reviewed)

Data File : G:\APOLLO\DATA\210612\612008.D Vial: 8
Acq On : 6-12-21 12:56:31 Operator: MB
Sample : DMO-STD 7 06-12-21 Inst : Apollo
Misc : water Multiplr: 1.00
IntFile : events.e
Quant Time: Jun 14 10:24 2021 Quant Results File: DOC0612.RES

Method : G:\APOLLO\DATA\210607\DOC0612.M (Chemstation Integrator)
Title : 8015 B&C
Last Update : Mon Jun 14 10:23:49 2021
Response via : Multiple Level Calibration

Volume Inj. : 2UL
Signal Phase : DB-5
Signal Info : FID02A

Compound	R.T.	Response	Conc Units
System Monitoring Compounds			
3) SA Ortho-Terphenyl(S)	7.65	400130320	91.362 ppb
Surrogate Spike 30.000		Recovery =	304.54%
4) SA Octacosane(S)	10.01	336641043	97.144 ppb
Surrogate Spike 30.000		Recovery =	323.81%
Target Compounds			
1) HATM Diesel (C10-C24)	6.58	6989400742	1887.226 ppb
2) HBTM Motor Oil (C24-C40)	15.57	5085151214	1998.187 ppb

Target Compounds

(f)=RT Delta > 1/2 Window (m)=manual int.

Data File: G:\APOLLO\DATA\210612\612008.D
Sample : DMO-STD 7 06-12-21

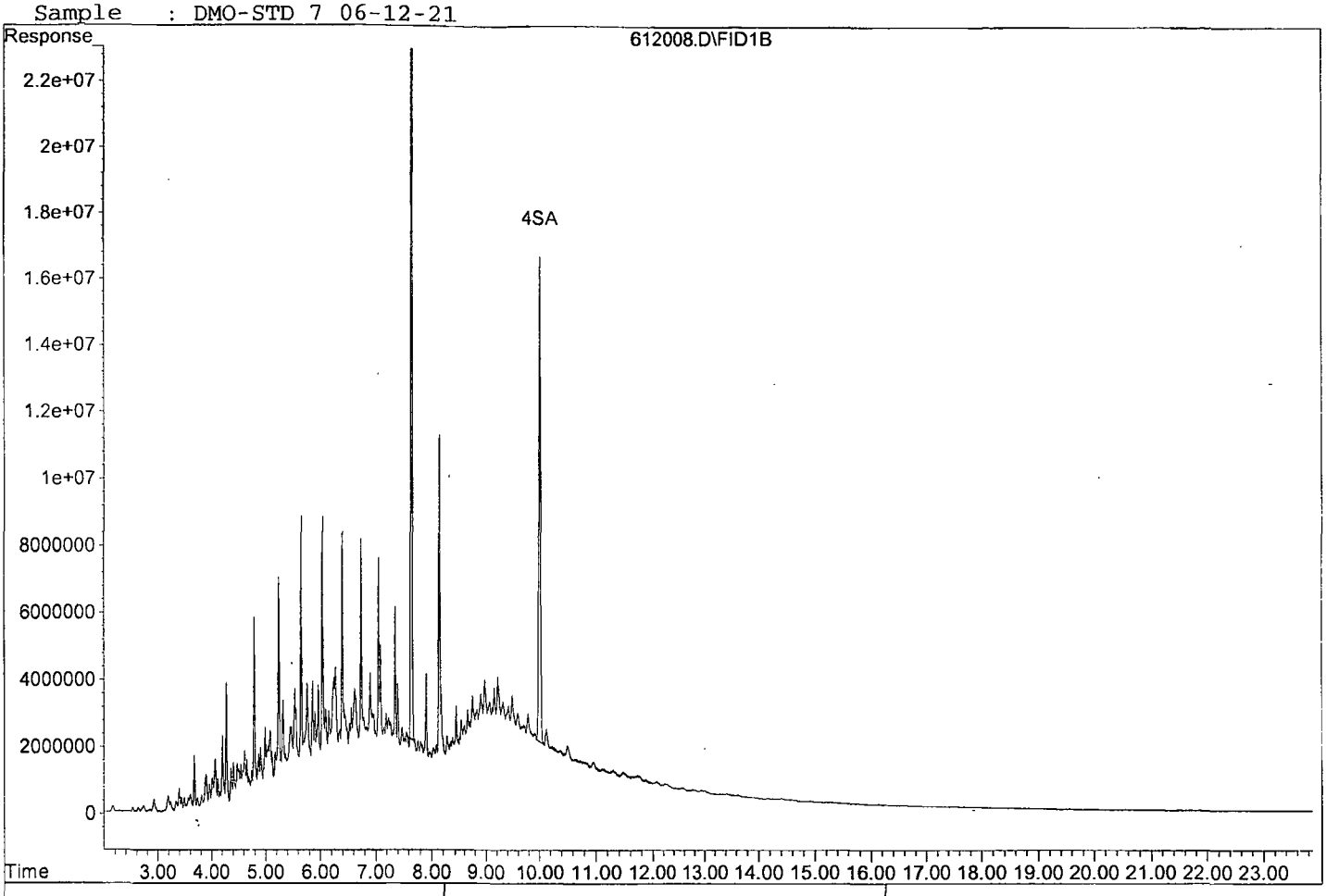

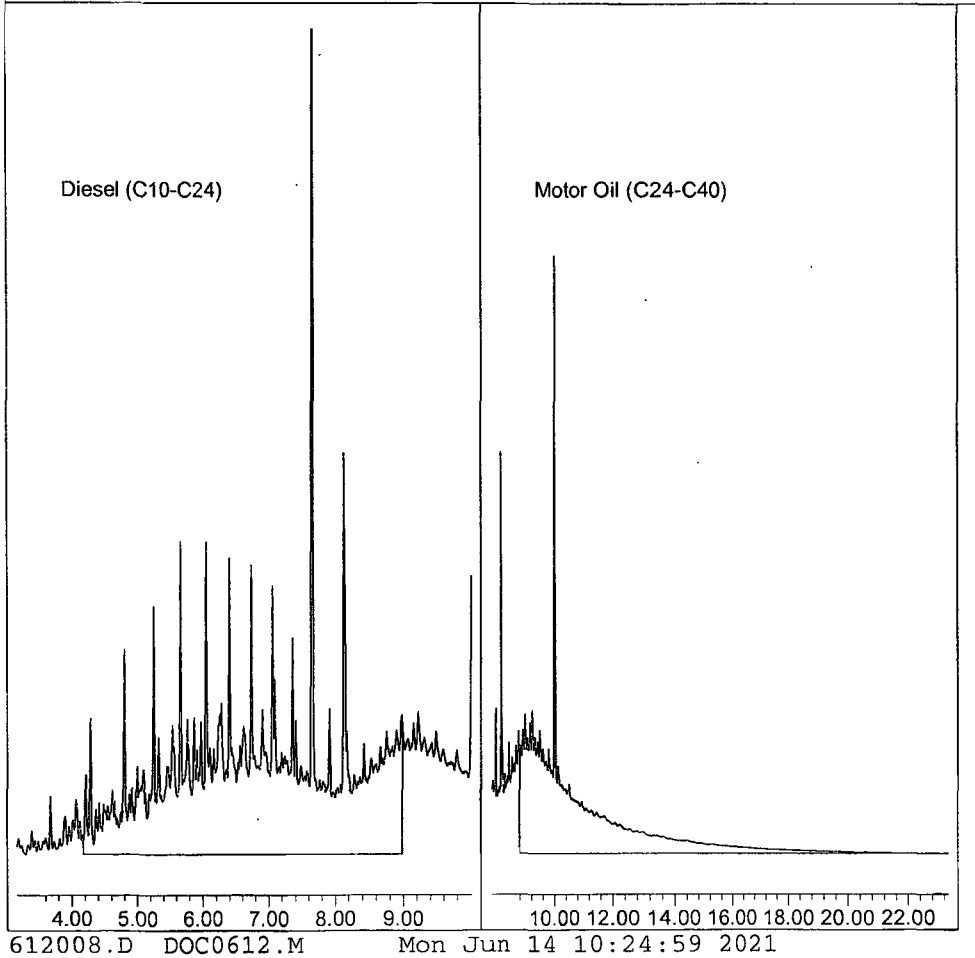

TPH Extractables
DOC0612

Form 7

Second Source Calibration

Lab Name: APPL, Inc.
Case No:
Matrix: Water

SDG No:
Date Analyzed: 06/12/21
Instrument: Apollo
Initial Cal. Date: 06/12/21
Data File: 612009.D

		Compound	MEAN	CCRF	%D		%Drift
1	HATM	Diesel (C10-C24)	1851770	1705330	7.9	HATM	
2	HBTM	Motor Oil (C24-C40)	1272440	1357430	6.7	HBTM	
3							
4							
5							
6							
7							
8							
9							
10							
11							
12							
13							
14							
15							
16							
17							
18							
19							
20							
21							
22							
23							
24							
25							
26							
27							
28							
29							
30							
31							
32							
33							
34							
35							
36							
37							
38							
39							
40							
		Average			7.3		

Quantitation Report (Not Reviewed)

Data File : G:\APOLLO\DATA\210612\612009.D Vial: 9
Acq On : 6-12-21 13:24:43 Operator: MB
Sample : DMO-STD SS 06-12-21 Inst : Apollo
Misc : water Multiplr: 1.00
IntFile : events.e
Quant Time: Jun 14 10:25 2021 Quant Results File: DOC0612.RES

Method : G:\APOLLO\DATA\210607\DOC0612.M (Chemstation Integrator)
Title : 8015 B&C
Last Update : Mon Jun 14 10:23:49 2021
Response via : Multiple Level Calibration

Volume Inj. : 2UL
Signal Phase : DB-5
Signal Info : FID02A

Compound	R.T.	Response	Conc Units
System Monitoring Compounds			
3) SA Ortho-Terphenyl(S)	7.64	3420618	0.781 ppb
Surrogate Spike 30.000		Recovery =	2.60%
4) SA Octacosane(S)	10.00	52751	0.015 ppb
Surrogate Spike 30.000		Recovery =	0.05%
Target Compounds			
1) HATM Diesel (C10-C24)	6.58	852667033	230.231 ppb
2) HBTM Motor Oil (C24-C40)	15.57	678716704	266.699 ppb
Target Compounds			

(f)=RT Delta > 1/2 Window (m)=manual int.

Data File: G:\APOLLO\DATA\210612\612009.D
Sample : DMO-STD SS 06-12-21

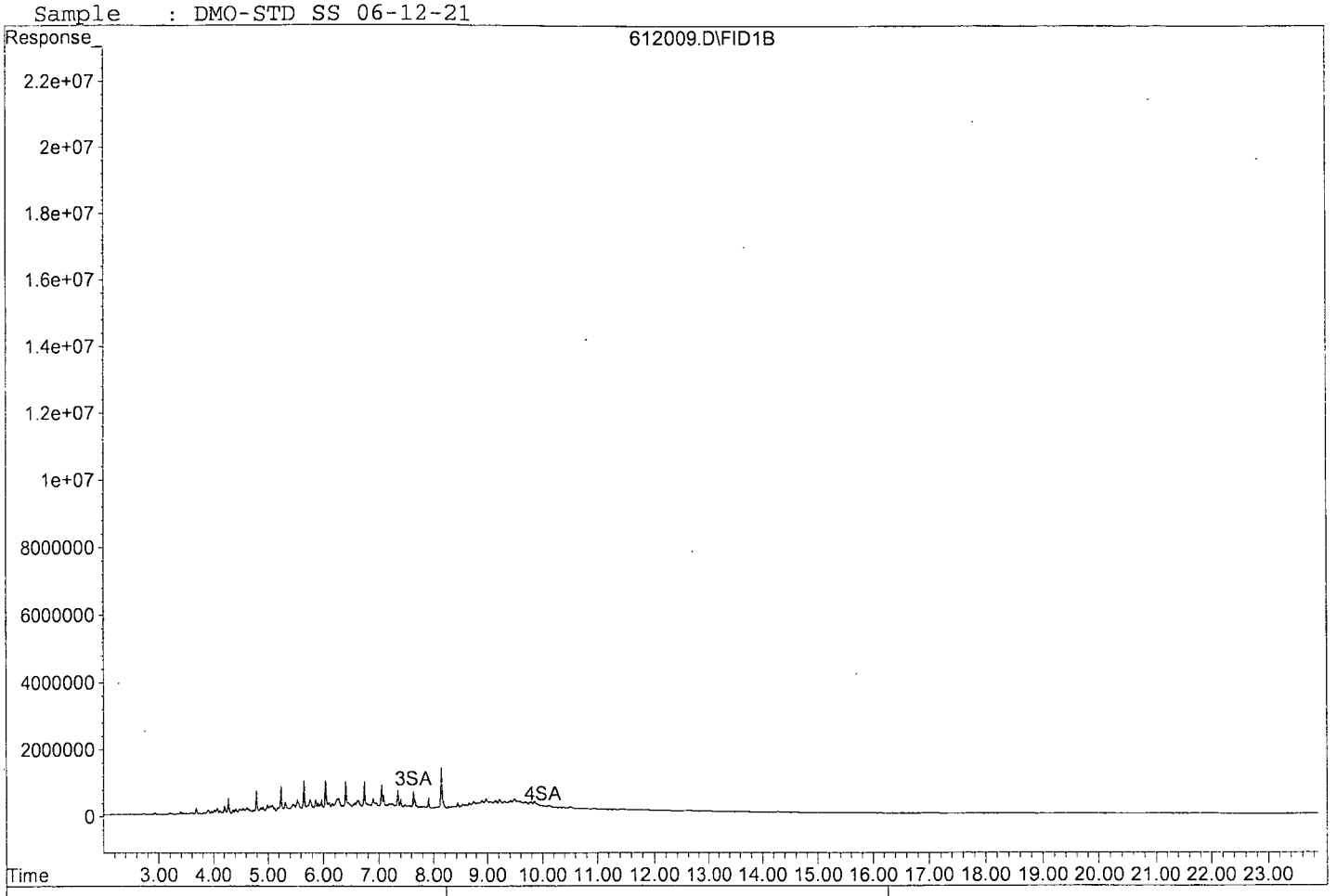

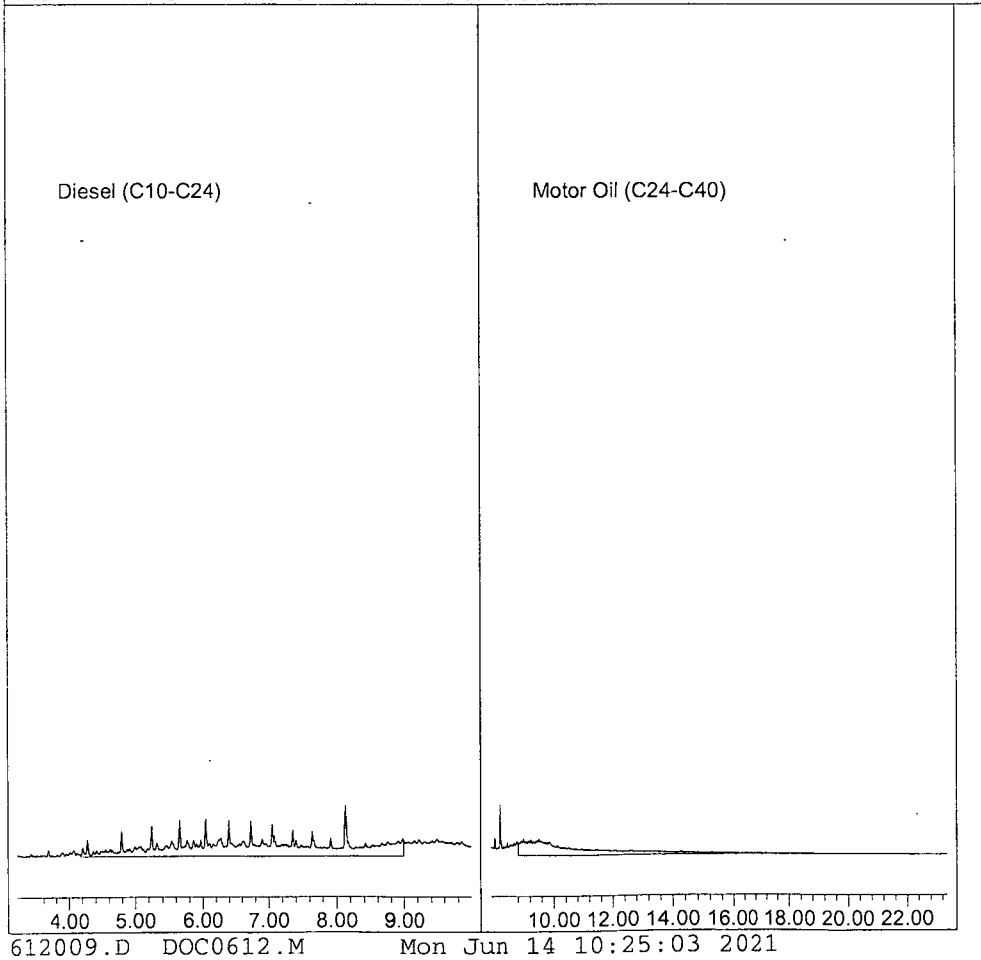

TPH Extractables
DOC0612

Form 7

Continuing Calibration

Lab Name: APPL, Inc.
Case No:
Matrix: Water

SDG No:
Date Analyzed: 06/12/21
Instrument: Apollo
Initial Cal. Date: 06/12/21
Data File: 612025.D

		Compound	MEAN	CCRF	%D	%Drift	
1	HATM	Diesel (C10-C24)	1851770	1870900	1.0	HATM	
2	HBTM	Motor Oil (C24-C40)	1272440	1301000	2.2	HBTM	
3	SA	Ortho-Terphenyl(S)	2189800	2239370	2.3	SA	
4	SA	Octacosane(S)	1732690	1746890	0.82	SA	
5							
6							
7							
8							
9							
10							
11							
12							
13							
14							
15							
16							
17							
18							
19							
20							
21							
22							
23							
24							
25							
26							
27							
28							
29							
30							
31							
32							
33							
34							
35							
36							
37							
38							
39							
40							
		Average			1.6		

Quantitation Report (Not Reviewed)

Data File : G:\APOLLO\DATA\210612\612025.D Vial: 25
Acq On : 6-12-21 20:57:26 Operator: MB
Sample : Diesel Motor oil CCv 06/12/21 Inst : Apollo
Misc : water Multiplr: 1.00
IntFile : events.e
Quant Time: Jun 14 10:28 2021 Quant Results File: DOC0612.RES

Method : G:\APOLLO\DATA\210612\DOC0612.M (Chemstation Integrator)
Title : 8015 B&C
Last Update : Mon Jun 14 11:21:00 2021
Response via : Multiple Level Calibration

Volume Inj. : 2UL
Signal Phase : DB-5
Signal Info : FID02A

Compound	R.T.	Response	Conc Units
System Monitoring Compounds			
3) SA Ortho-Terphenyl(S)	7.64	55984265	12.783 ppb
Surrogate Spike 30.000		Recovery =	42.61%
4) SA Octacosane(S)	10.00	43672337	12.602 ppb
Surrogate Spike 30.000		Recovery =	42.01%
Target Compounds			
1) HATM Diesel (C10-C24)	6.58	935450062	252.583 ppb
2) HBTM Motor Oil (C24-C40)	15.57	650498302	255.610 ppb

Target Compounds

(f)=RT Delta > 1/2 Window (m)=manual int.

Data File: G:\APOLLO\DATA\210612\612025.D
Sample : Diesel Motor oil CCv 06/12/21

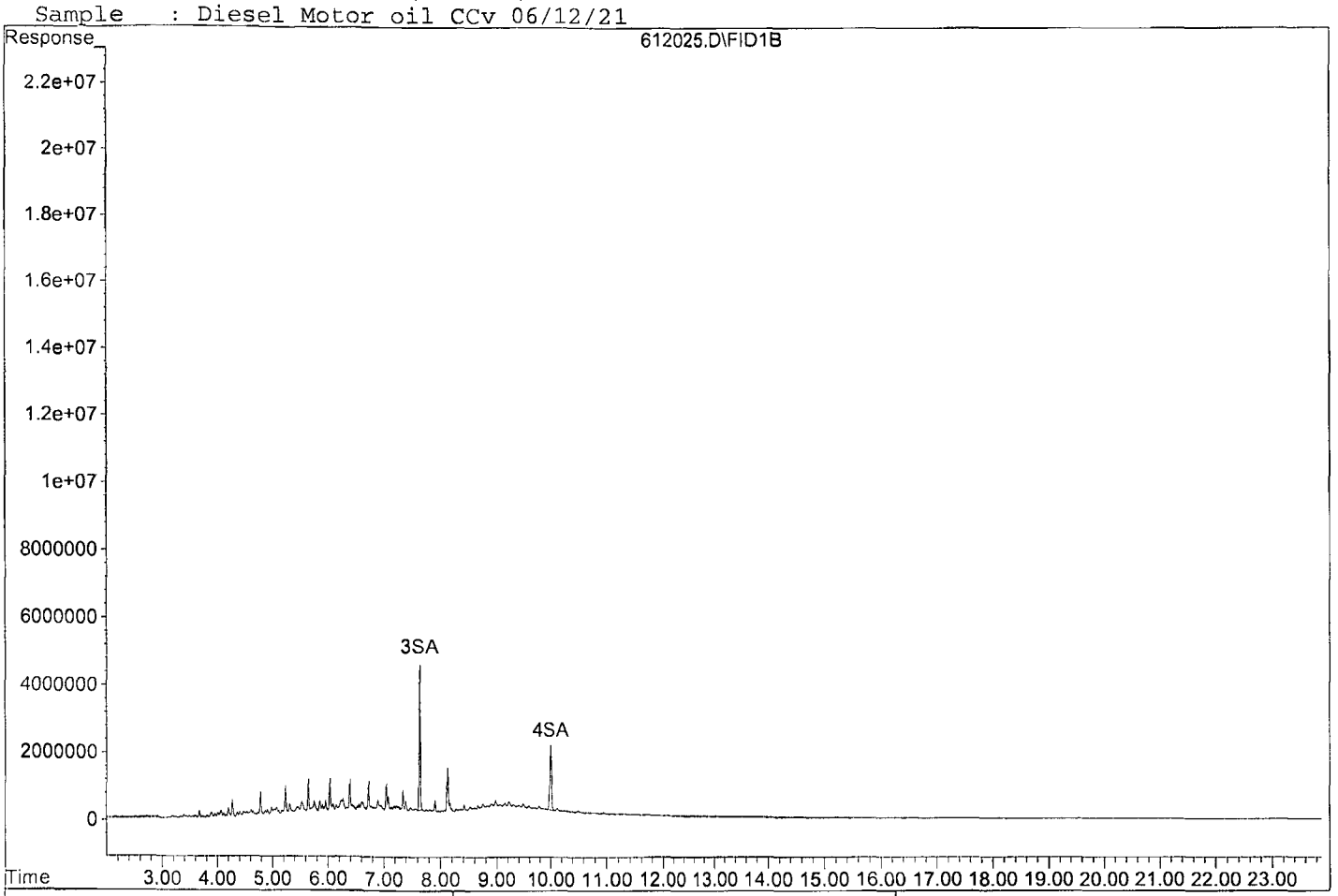

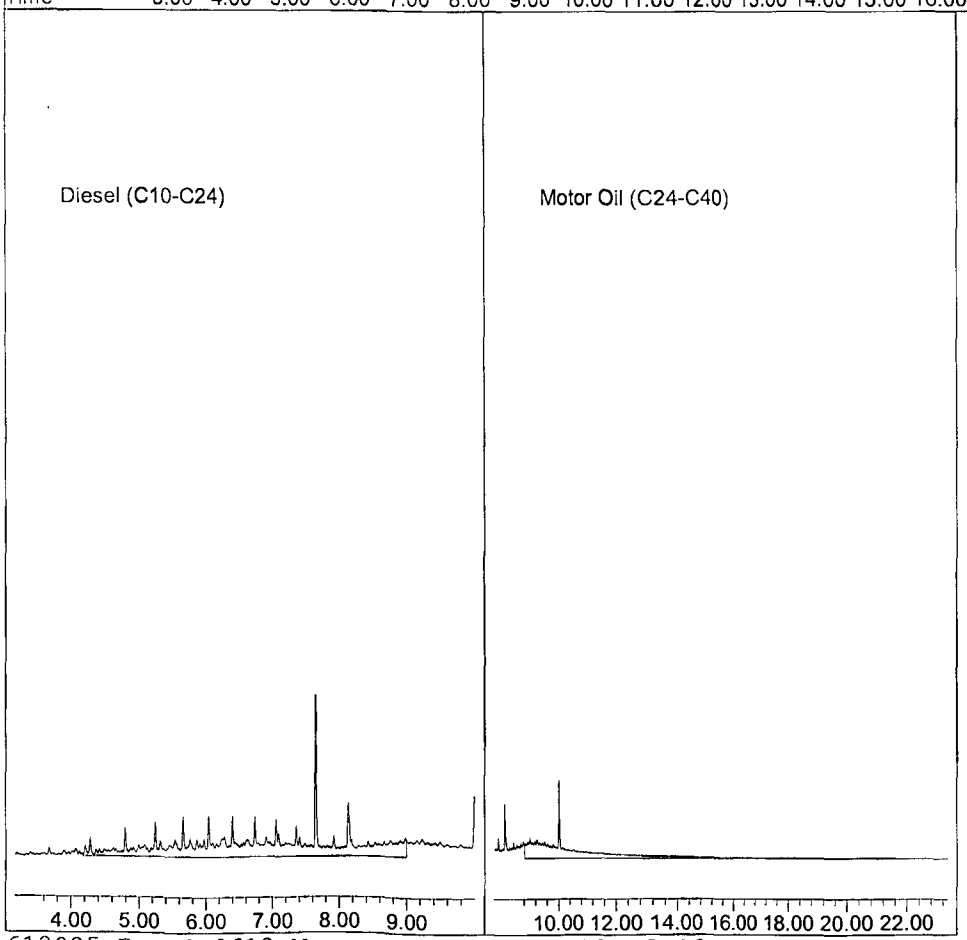

TPH Extractables
DOC0612

Form 7

Continuing Calibration

Lab Name: APPL, Inc.
Case No:
Matrix: Water

SDG No:
Date Analyzed: 06/13/21
Instrument: Apollo
Initial Cal. Date: 06/12/21
Data File: 612039.D

		Compound	MEAN	CCRF	%D		%Drift
1	HATM	Diesel (C10-C24)	1851770	1980610	7.0	HATM	
2	HBTM	Motor Oil (C24-C40)	1272440	1388850	9.1	HBTM	
3	SA	Ortho-Terphenyl(S)	2189800	2317480	5.8	SA	
4	SA	Octacosane(S)	1732690	1834060	5.9	SA	
5							
6							
7							
8							
9							
10							
11							
12							
13							
14							
15							
16							
17							
18							
19							
20							
21							
22							
23							
24							
25							
26							
27							
28							
29							
30							
31							
32							
33							
34							
35							
36							
37							
38							
39							
40							
		Average			7.0		

Quantitation Report (Not Reviewed)

Data File : G:\APOLLO\DATA\210612\612039.D
Acq On : 6-13-21 3:32:23
Sample : Diesel Motor Oil CCV 06/12/21
Misc : water
IntFile : events.e
Quant Time: Jun 14 10:42 2021 Quant Results File: DOC0612.RES

Vial: 39
Operator: MB
Inst : Apollo
Multiplr: 1.00

Method : G:\APOLLO\DATA\210612\DOC0612.M (Chemstation Integrator)
Title : 8015 B&C
Last Update : Mon Jun 14 11:21:00 2021
Response via : Multiple Level Calibration

Volume Inj. : 2UL
Signal Phase : DB-5
Signal Info : FID02A

Compound	R.T.	Response	Conc Units
System Monitoring Compounds			
3) SA Ortho-Terphenyl(S)	7.64	57936959	13.229 ppb
Surrogate Spike 30.000		Recovery =	44.10%
4) SA Octacosane(S)	10.00	45851503	13.231 ppb
Surrogate Spike 30.000		Recovery =	44.10%
Target Compounds			
1) HATM Diesel (C10-C24)	6.58	990302872	267.394 ppb
2) HBTM Motor Oil (C24-C40)	15.57	694423701	272.871 ppb

Target Compounds

(f)=RT Delta > 1/2 Window (m)=manual int.

Data File: G:\APOLLO\DATA\210612\612039.D
Sample : Diesel Motor Oil CCV 06/12/21

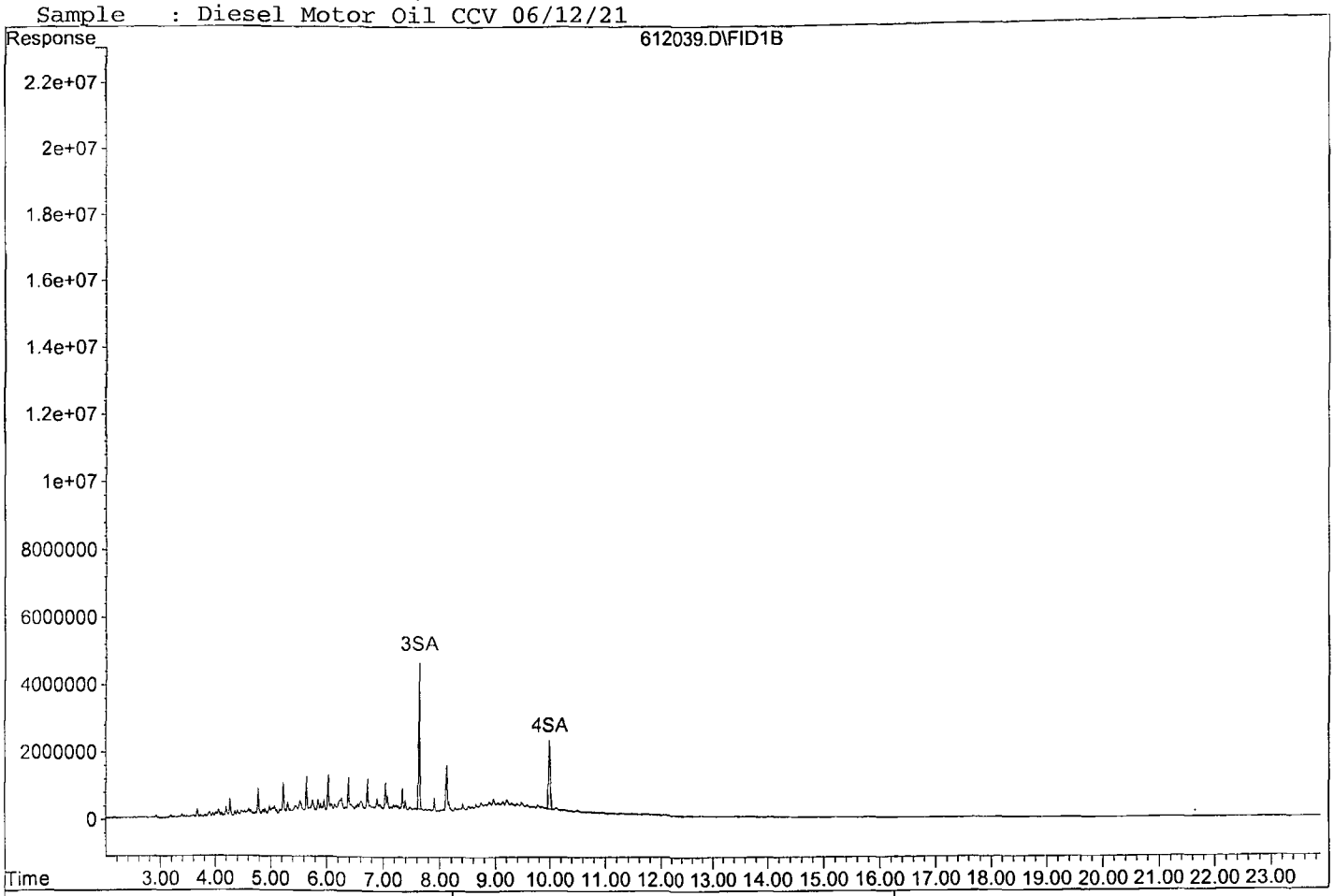

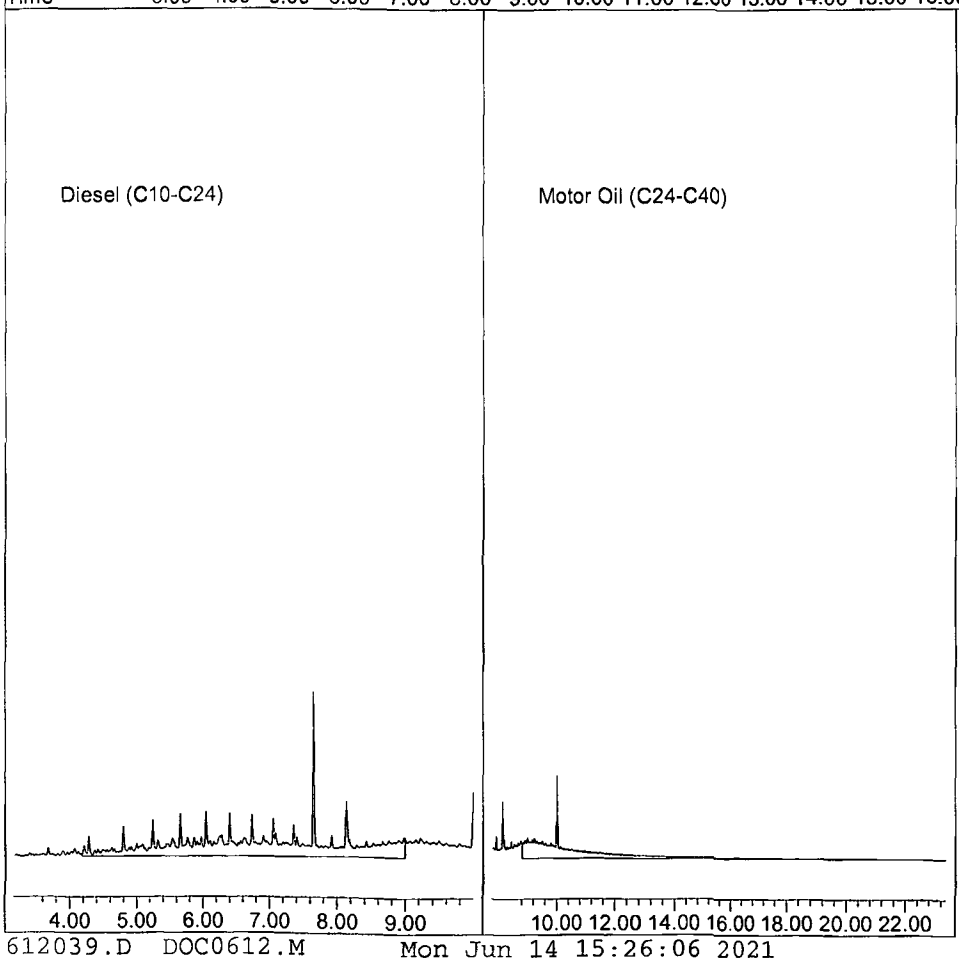

TPH Extractables
DOC0612

Form 7

Continuing Calibration

Lab Name: APPL, Inc.
Case No:
Matrix: Water

SDG No:
Date Analyzed: 06/13/21
Instrument: Apollo
Initial Cal. Date: 06/12/21
Data File: 612053.D

		Compound	MEAN	CCRF	%D		%Drift
1	HATM	Diesel (C10-C24)	1851770	2013980	8.8	HATM	
2	HBTM	Motor Oil (C24-C40)	1272440	1445870	14	HBTM	
3	SA	Ortho-Terphenyl(S)	2189800	2361860	7.9	SA	
4	SA	Octacosane(S)	1732690	1912030	10	SA	
5							
6							
7							
8							
9							
10							
11							
12							
13							
14							
15							
16							
17							
18							
19							
20							
21							
22							
23							
24							
25							
26							
27							
28							
29							
30							
31							
32							
33							
34							
35							
36							
37							
38							
39							
40							
		Average			10.2		

Quantitation Report (Not Reviewed)

Data File : G:\APOLLO\DATA\210612\612053.D Vial: 53
Acq On : 6-13-21 10:08:10 Operator: MB
Sample : Diesel Motor Oil CCV 06/12/21 Inst : Apollo
Misc : water Multiplr: 1.00
IntFile : events.e
Quant Time: Jun 14 10:43 2021 Quant Results File: DOC0612.RES

Method : G:\APOLLO\DATA\210612\DOC0612.M (Chemstation Integrator)
Title : 8015 B&C
Last Update : Mon Jun 14 11:21:00 2021
Response via : Multiple Level Calibration

Volume Inj. : 2UL
Signal Phase : DB-5
Signal Info : FID02A

Compound	R.T.	Response	Conc Units
System Monitoring Compounds			
3) SA Ortho-Terphenyl(S)	7.64	59046599	13.482 ppb
Surrogate Spike 30.000		Recovery =	44.94%
4) SA Octacosane(S)	10.00	47800631	13.794 ppb
Surrogate Spike 30.000		Recovery =	45.98%
Target Compounds			
1) HATM Diesel (C10-C24)	6.58	1006990403	271.900 ppb
2) HBTM Motor Oil (C24-C40)	15.57	722933344	284.073 ppb

Target Compounds

(f)=RT Delta > 1/2 Window (m)=manual int.

Data File: G:\APOLLO\DATA\210612\612053.D
Sample : Diesel Motor Oil CCV 06/12/21

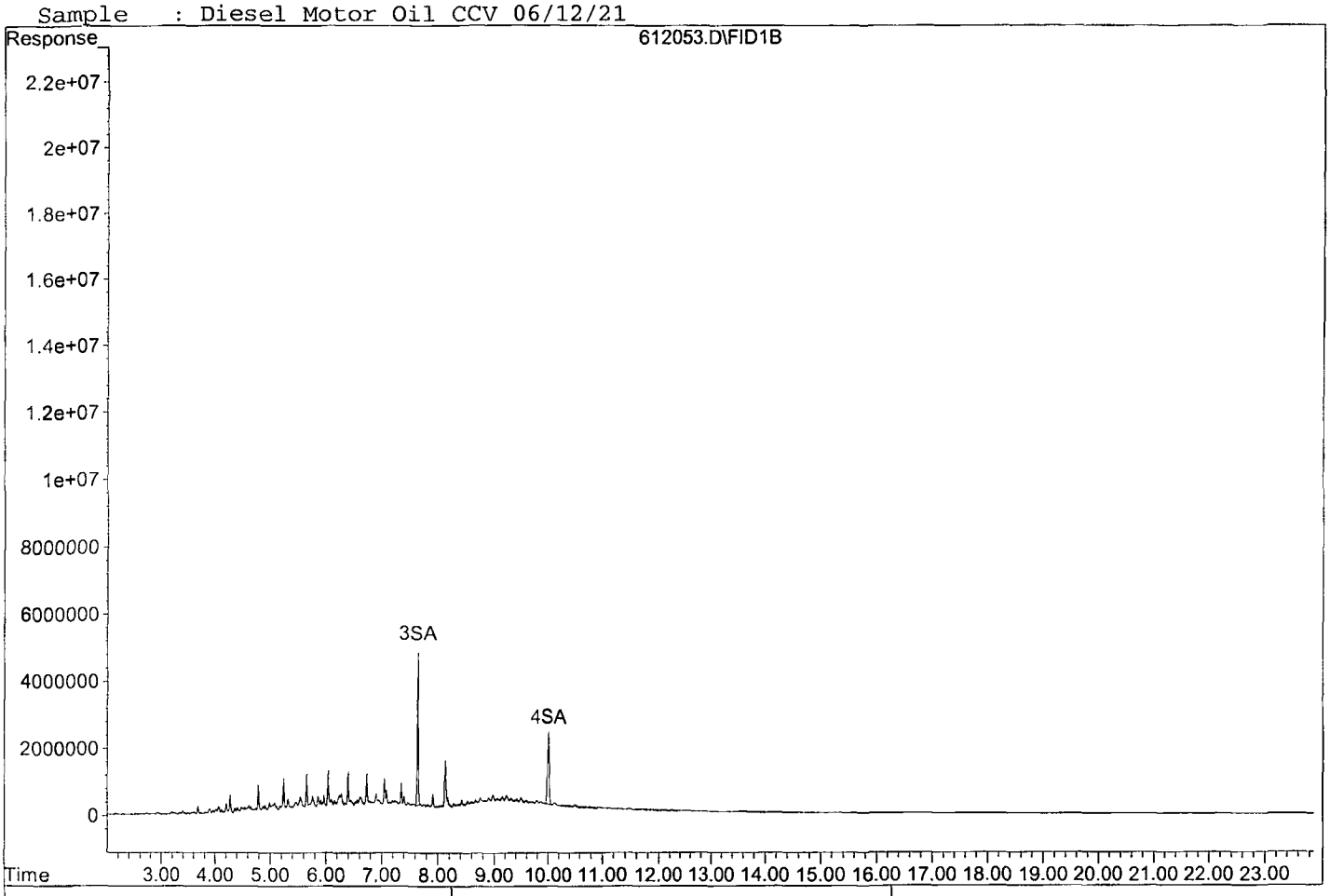

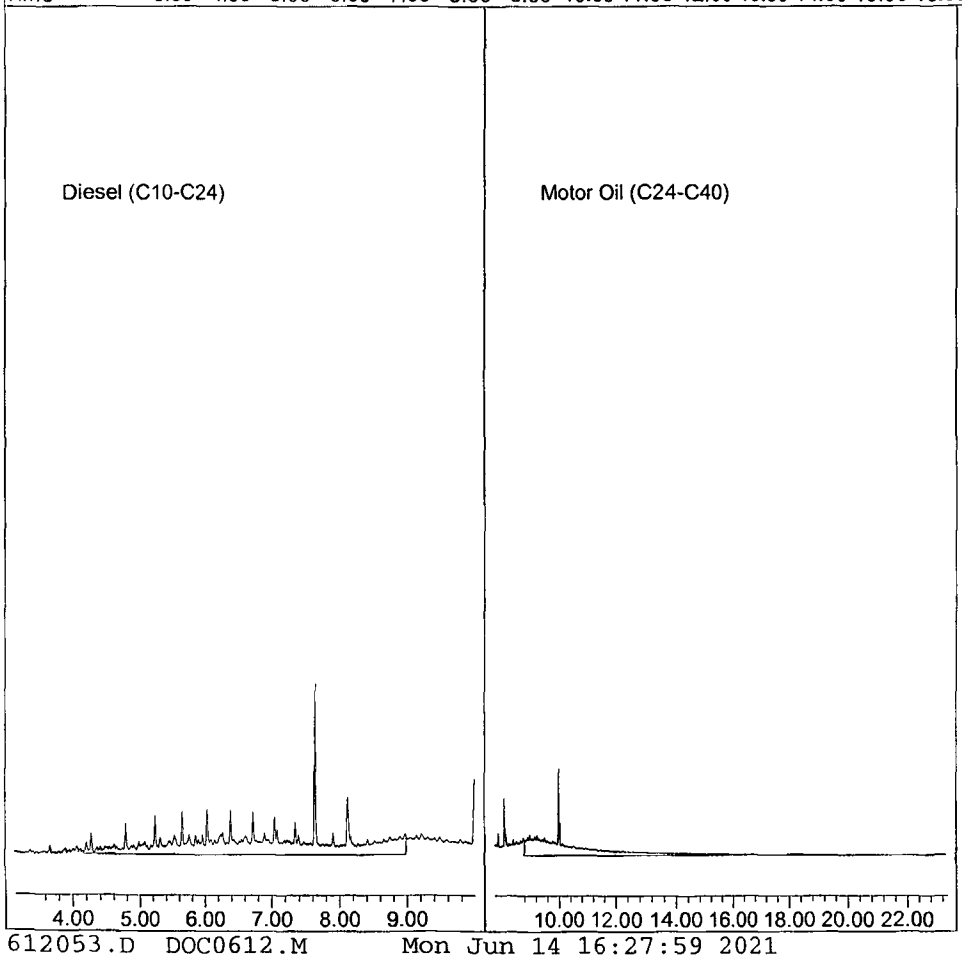

ORGANICS

Raw Data

Quantitation Report (Not Reviewed)

Data File : G:\APOLLO\DATA\210612\612040.D
Vial: 40
Acq On : 6-13-21 4:00:31
Operator: MB
Sample : BA33955W01 5/1000
Inst : Apollo
Misc : water
Multiplr: 5.00
IntFile : events.e
Quant Time: Jun 14 12:21 2021 Quant Results File: DOC0612.RES

Method : G:\APOLLO\DATA\210612\DOC0612.M (Chemstation Integrator)
Title : 8015 B&C
Last Update : Mon Jun 14 11:21:00 2021
Response via : Multiple Level Calibration

Volume Inj. : 2UL
Signal Phase : DB-5
Signal Info : FID02A

Compound	R.T.	Response	Conc Units
System Monitoring Compounds			
3) SA Ortho-Terphenyl(S)	7.65	110321249	125.949 ppb
Surrogate Spike 150.000		Recovery =	83.97%
4) SA Octacosane(S)	10.00	105021665	151.530 ppb
Surrogate Spike 150.000		Recovery =	101.02%
Target Compounds			
1) HATM Diesel (C10-C24)	6.58	56835492	76.732 ppb
2) HBTM Motor Oil (C24-C40)	15.57	46419602	91.202 ppb

Target Compounds

(f)=RT Delta > 1/2 Window (m)=manual int.

Data File: G:\APOLLO\DATA\210612\612040.D
Sample : BA33955W01 5/1000

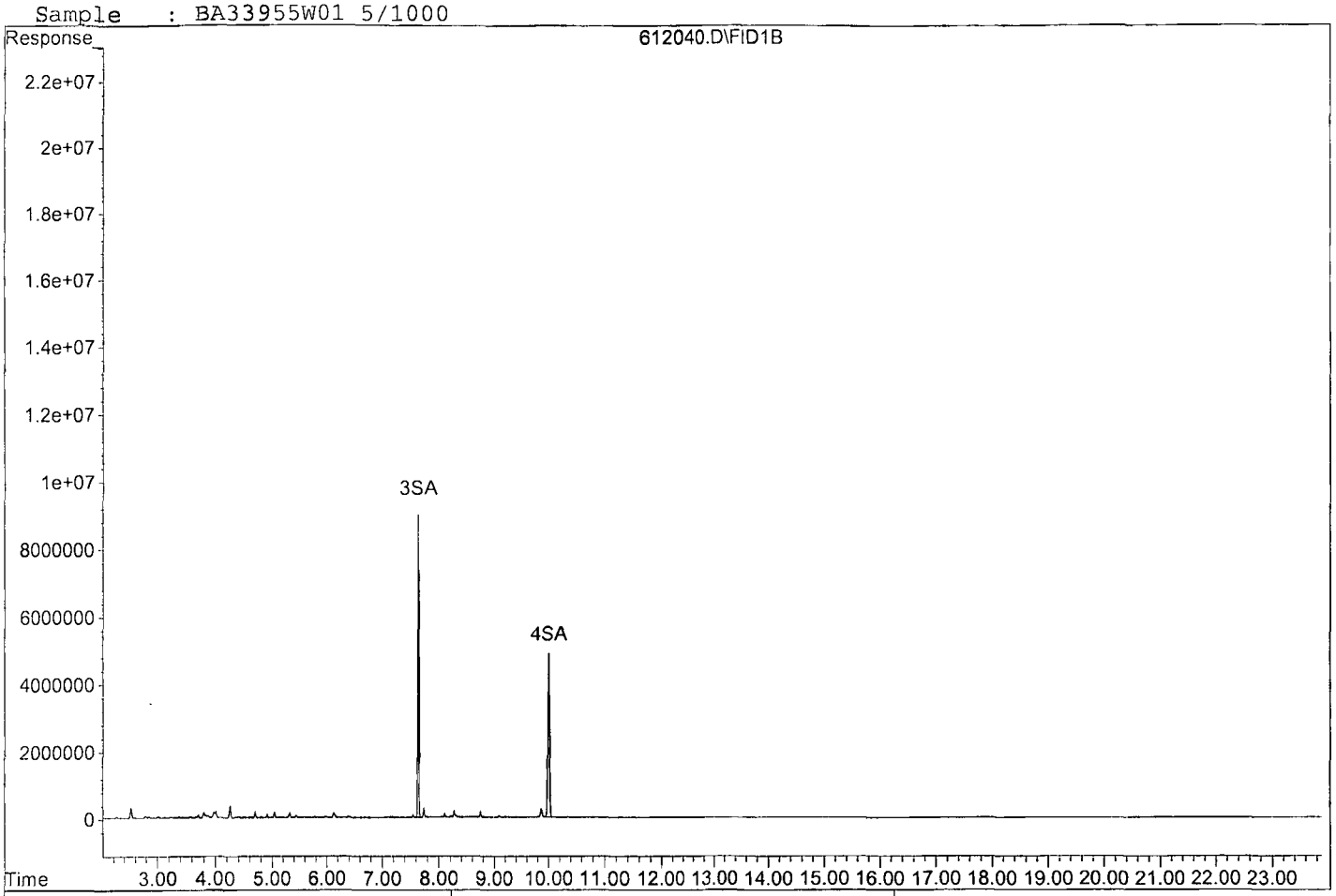

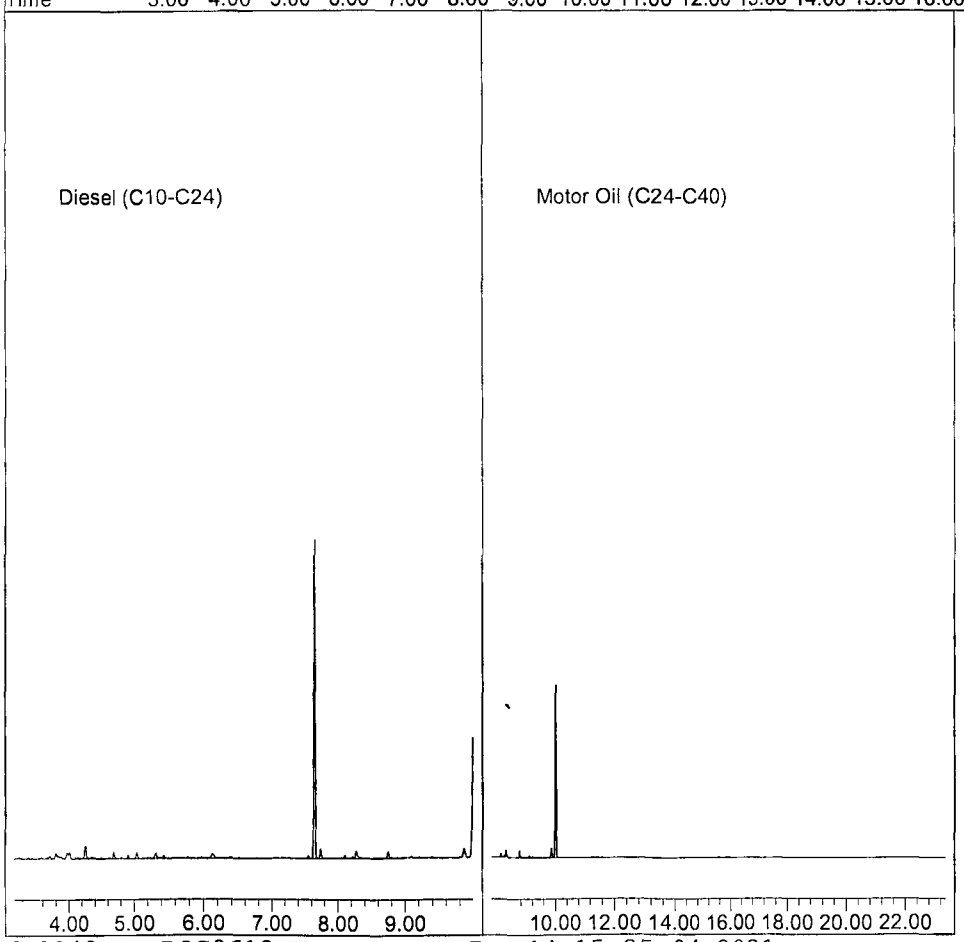

Quantitation Report (Not Reviewed)

Data File : G:\APOLLO\DATA\210612\612041.D Vial: 41
Acq On : 6-13-21 4:28:35 Operator: MB
Sample : BA33958W01 5/1000 Inst : Apollo
Misc : water Multiplr: 5.00
IntFile : events.e
Quant Time: Jun 14 12:21 2021 Quant Results File: DOC0612.RES

Method : G:\APOLLO\DATA\210612\DOC0612.M (Chemstation Integrator)
Title : 8015 B&C
Last Update : Mon Jun 14 11:21:00 2021
Response via : Multiple Level Calibration

Volume Inj. : 2UL
Signal Phase : DB-5
Signal Info : FID02A

Compound	R.T.	Response	Conc Units
System Monitoring Compounds			
3) SA Ortho-Terphenyl(S)	7.64	103075424	117.677 ppb
Surrogate Spike 150.000		Recovery =	78.45%
4) SA Octacosane(S)	10.00	98277502	141.799 ppb
Surrogate Spike 150.000		Recovery =	94.53%
Target Compounds			
1) HATM Diesel (C10-C24)	6.58	58543786	79.038 ppb
2) HBTM Motor Oil (C24-C40)	15.57	49206711	96.678 ppb

Target Compounds

(f)=RT Delta > 1/2 Window (m)=manual int.

Data File: G:\APOLLO\DATA\210612\612041.D
Sample : BA33958W01 5/1000

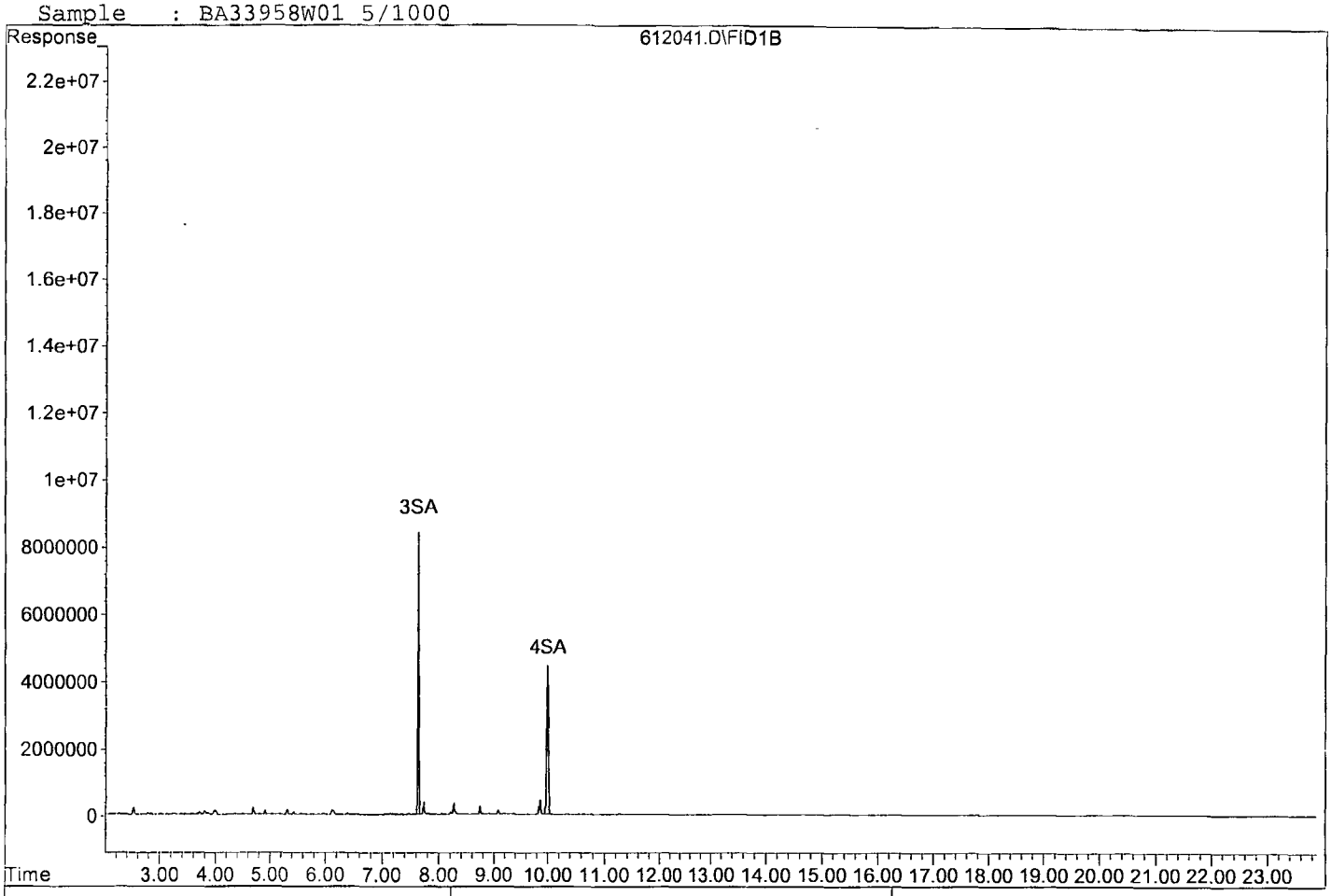

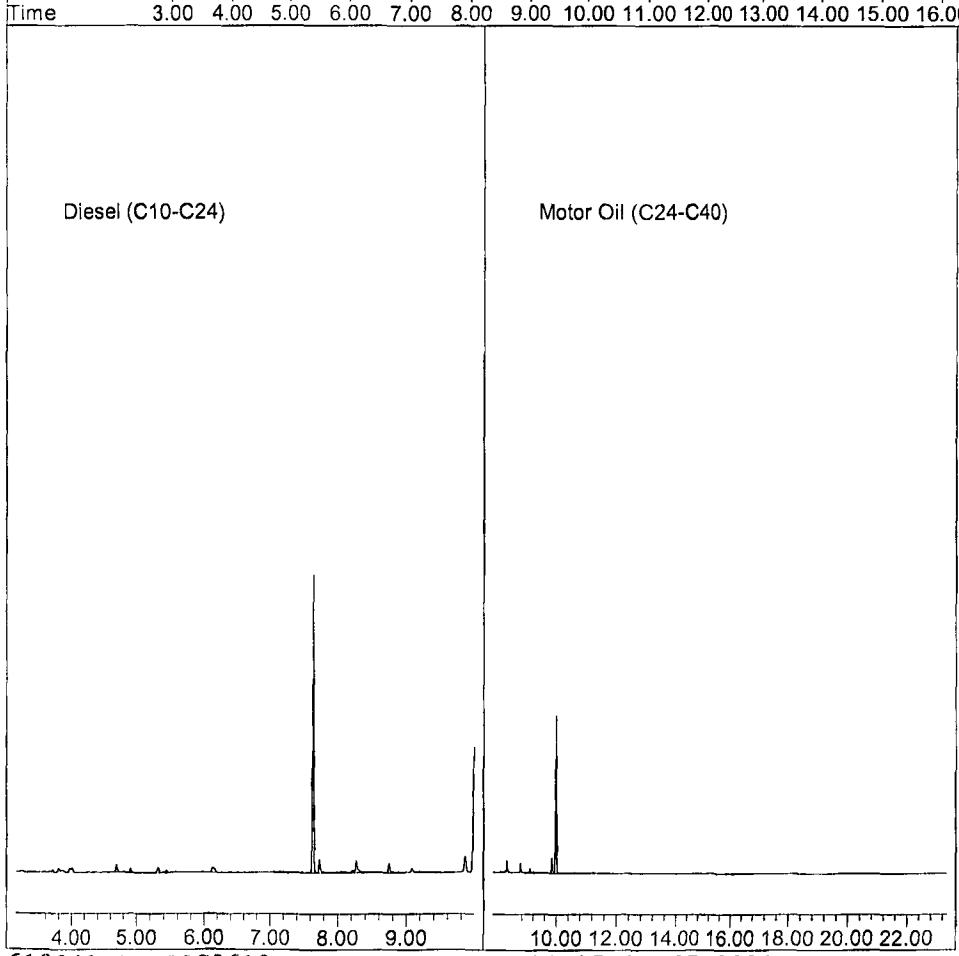

Quantitation Report (Not Reviewed)

Data File : G:\APOLLO\DATA\210612\612042.D Vial: 42
Acq On : 6-13-21 4:56:38 Operator: MB
Sample : BA33961W01 5/1000 Inst : Apollo
Misc : water Multiplr: 5.00
IntFile : events.e
Quant Time: Jun 14 12:21 2021 Quant Results File: DOC0612.RES

Method : G:\APOLLO\DATA\210612\DOC0612.M (Chemstation Integrator)
Title : 8015 B&C
Last Update : Mon Jun 14 11:21:00 2021
Response via : Multiple Level Calibration

Volume Inj. : 2UL
Signal Phase : DB-5
Signal Info : FID02A

Compound	R.T.	Response	Conc Units
System Monitoring Compounds			
3) SA Ortho-Terphenyl(S)	7.64	97178739	110.945 ppb
Surrogate Spike 150.000		Recovery =	73.96%
4) SA Octacosane(S)	10.00	93210957	134.489 ppb
Surrogate Spike 150.000		Recovery =	89.66%
Target Compounds			
1) HATM Diesel (C10-C24)	6.58	43145392	58.249 ppb
2) HBTM Motor Oil (C24-C40)	15.57	35224297	69.206 ppb

Target Compounds

(f)=RT Delta > 1/2 Window (m)=manual int.

Data File: G:\APOLLO\DATA\210612\612042.D
Sample : BA33961W01 5/1000

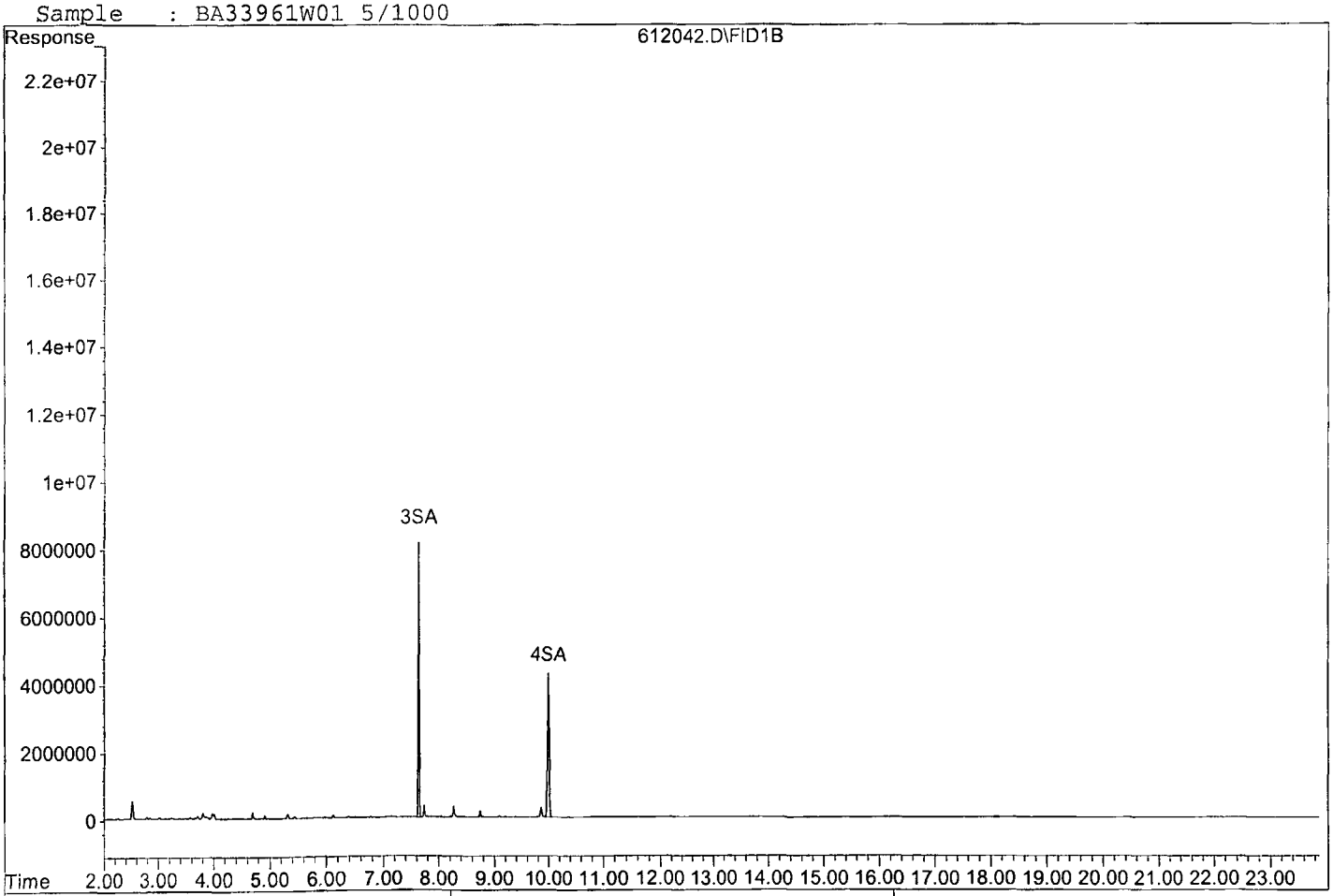

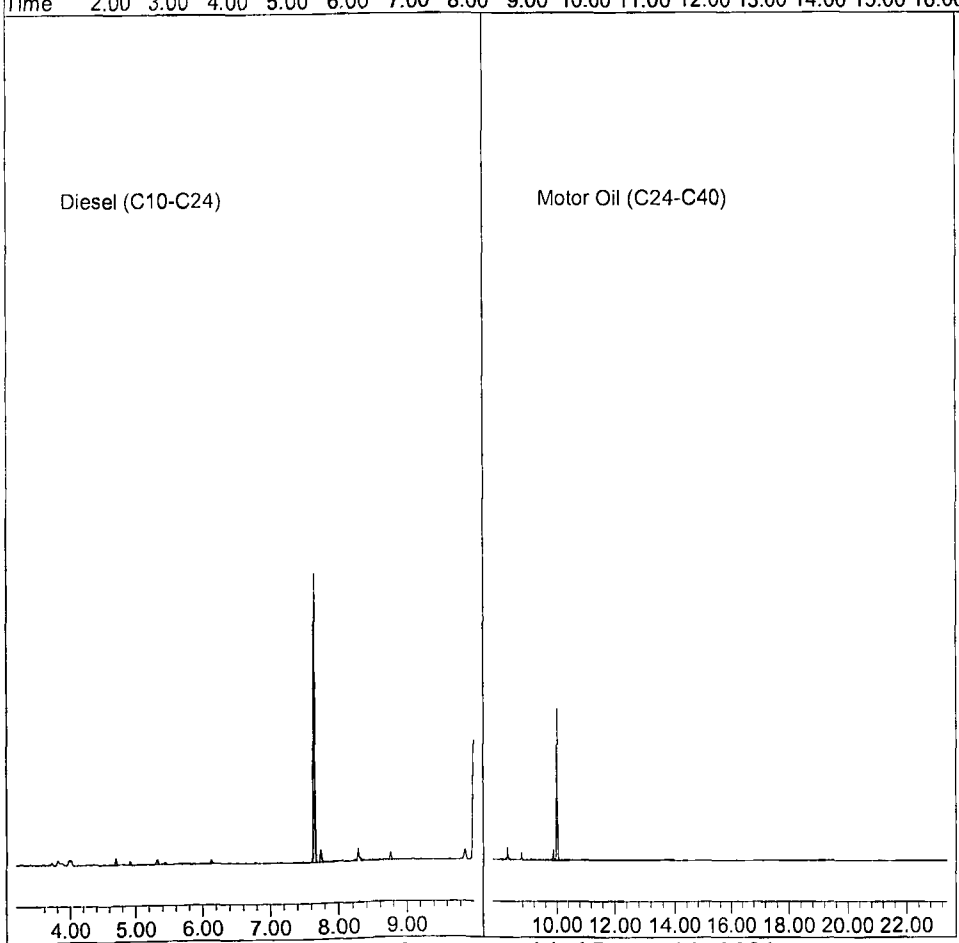

Quantitation Report (QT Reviewed)

Data File : G:\APOLLO\DATA\210612\612030.D Vial: 30
Acq On : 6-12-21 23:18:44 Operator: MB
Sample : 210604A BLK 5/1000 Inst : Apollo
Misc : water Multiplr: 5.00
IntFile : events.e
Quant Time: Jun 15 14:36 2021 Quant Results File: DOC0612.RES

Method : G:\APOLLO\DATA\210612\DOC0612.M (Chemstation Integrator)
Title : 8015 B&C
Last Update : Tue Jun 15 08:44:52 2021
Response via : Multiple Level Calibration

Volume Inj. : 2UL
Signal Phase : DB-5
Signal Info : FID02A

Compound	R.T.	Response	Conc Units
System Monitoring Compounds			
3) SA Ortho-Terphenyl(S)	7.65	134769734	153.861 ppb
Surrogate Spike 150.000		Recovery =	102.57%
4) SA Octacosane(S)	10.00	125422606	180.965 ppb
Surrogate Spike 150.000		Recovery =	120.64%
Target Compounds			
1) HATM Diesel (C10-C24)	6.58	100762855	136.036 ppb
2) HBTM Motor Oil (C24-C40)	15.57	64380796	126.491 ppb

Target Compounds

(f)=RT Delta > 1/2 Window (m)=manual int.

Data File: G:\APOLLO\DATA\210612\612030.D
Sample : 210604A BLK 5/1000

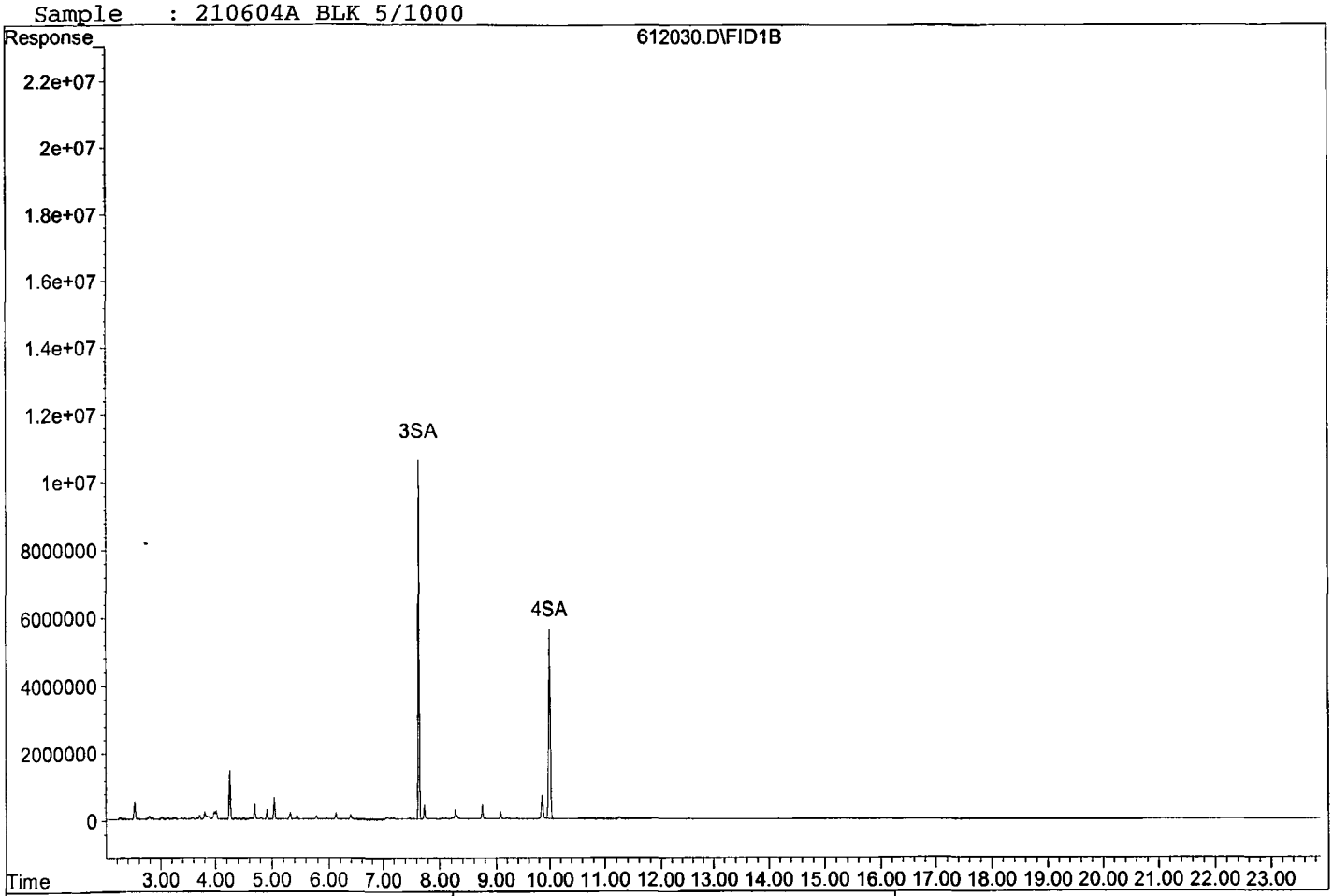

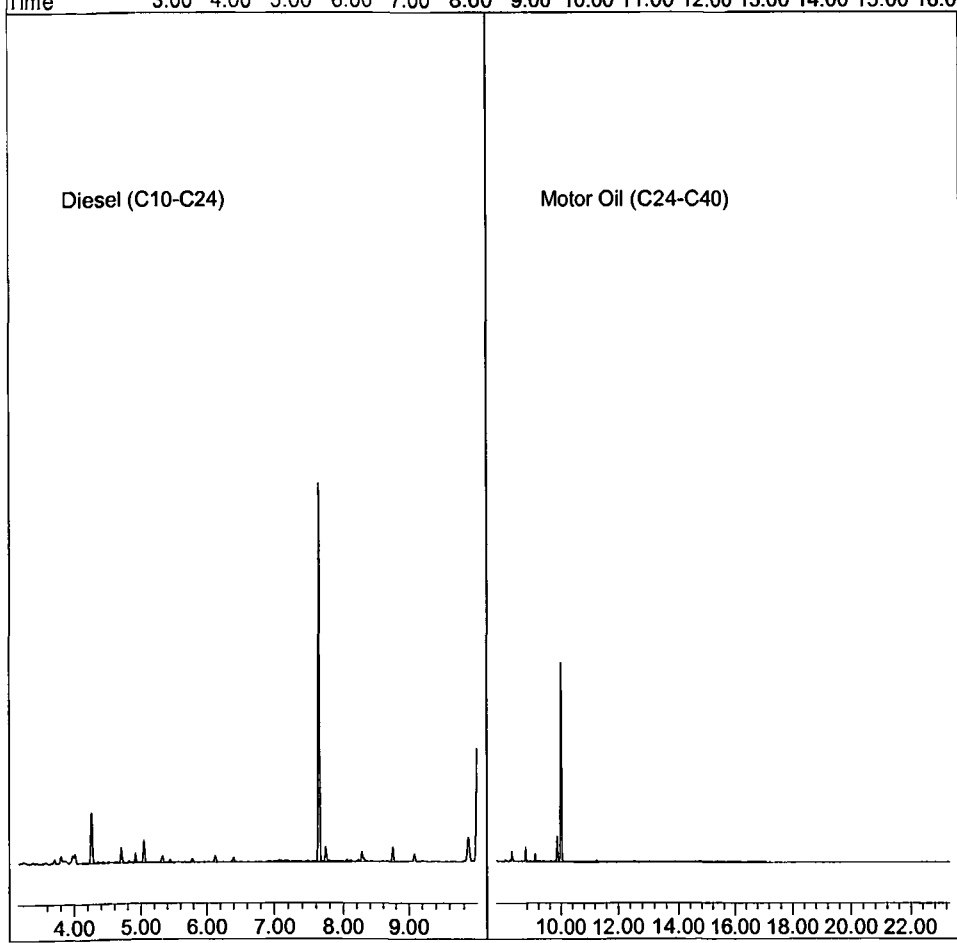

Quantitation Report (Not Reviewed)

Data File : G:\APOLLO\DATA\210612\612031.D Vial: 31
Acq On : 6-12-21 23:46:57 Operator: MB
Sample : 210604A LCS-1 5/1000 Inst : Apollo
Misc : water Multiplr: 5.00
IntFile : events.e
Quant Time: Jun 14 12:20 2021 Quant Results File: DOC0612.RES

Method : G:\APOLLO\DATA\210612\DOC0612.M (Chemstation Integrator)
Title : 8015 B&C
Last Update : Mon Jun 14 11:21:00 2021
Response via : Multiple Level Calibration

Volume Inj. : 2UL
Signal Phase : DB-5
Signal Info : FID02A

Compound	R.T.	Response	Conc Units
System Monitoring Compounds			
3) SA Ortho-Terphenyl(S)	7.65	130189121	148.632 ppb
Surrogate Spike 150.000		Recovery =	99.09%
4) SA Octacosane(S)	10.00	121370129	175.118 ppb
Surrogate Spike 150.000		Recovery =	116.75%
Target Compounds			
1) HATM Diesel (C10-C24)	6.58	97797282	132.033 ppb
2) HBTM Motor Oil (C24-C40)	15.57	64088684	125.917 ppb

Target Compounds

(f)=RT Delta > 1/2 Window (m)=manual int.

Data File: G:\APOLLO\DATA\210612\612031.D
Sample : 210604A LCS-1 5/1000

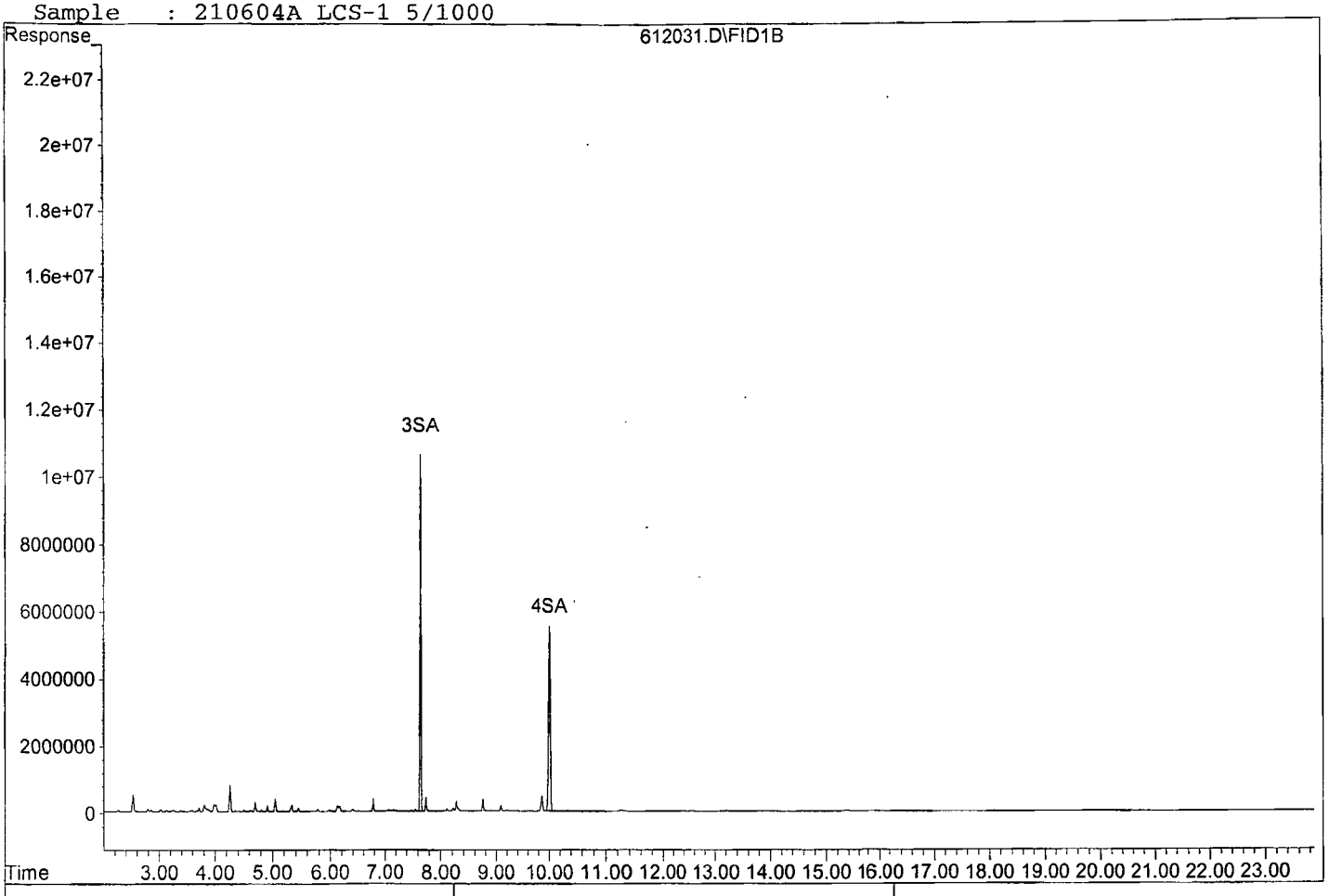

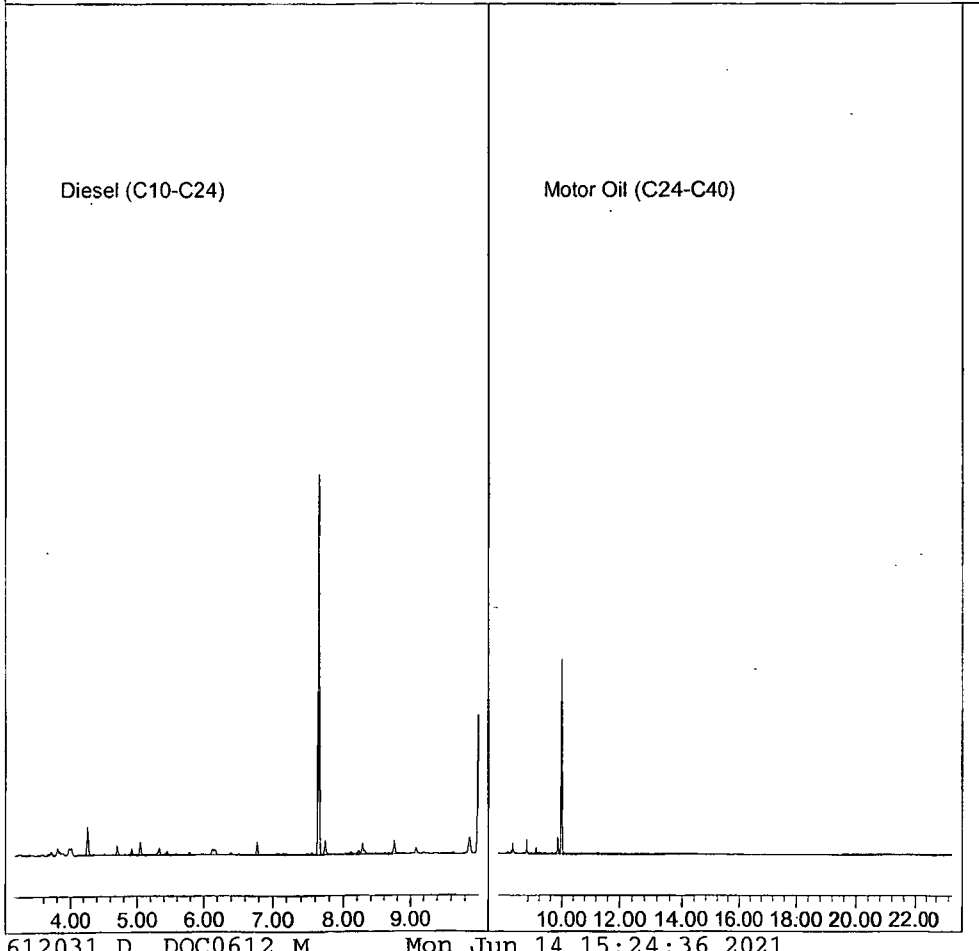

Quantitation Report (QT Reviewed)

Data File : G:\APOLLO\DATA\210612\612032.D Vial: 32
Acq On : 6-13-21 0:15:08 Operator: MB
Sample : 210604A LCSD-1 5/1000 Inst : Apollo
Misc : water Multiplr: 5.00
IntFile : events.e
Quant Time: Jun 15 14:53 2021 Quant Results File: DOC0612.RES

Method : G:\APOLLO\DATA\210612\DOC0612.M (Chemstation Integrator)
Title : 8015 B&C
Last Update : Tue Jun 15 08:44:52 2021
Response via : Multiple Level Calibration

Volume Inj. : 2UL
Signal Phase : DB-5
Signal Info : FID02A

Compound	R.T.	Response	Conc Units
System Monitoring Compounds			
3) SA Ortho-Terphenyl(S)	7.65	142077841	162.204 ppb
Surrogate Spike 150.000		Recovery =	108.14%
4) SA Octacosane(S)	10.00	131740664	190.081 ppb
Surrogate Spike 150.000		Recovery =	126.72%
Target Compounds			
1) HATM Diesel (C10-C24)	6.58	99821667	134.766 ppb
2) HBTM Motor Oil (C24-C40)	15.57	56633668	111.270 ppb

Target Compounds

(f)=RT Delta > 1/2 Window (m)=manual int.

19107494

Data File: G:\APOLLO\DATA\210612\612032.D
Sample : 210604A LCSD-1 5/1000

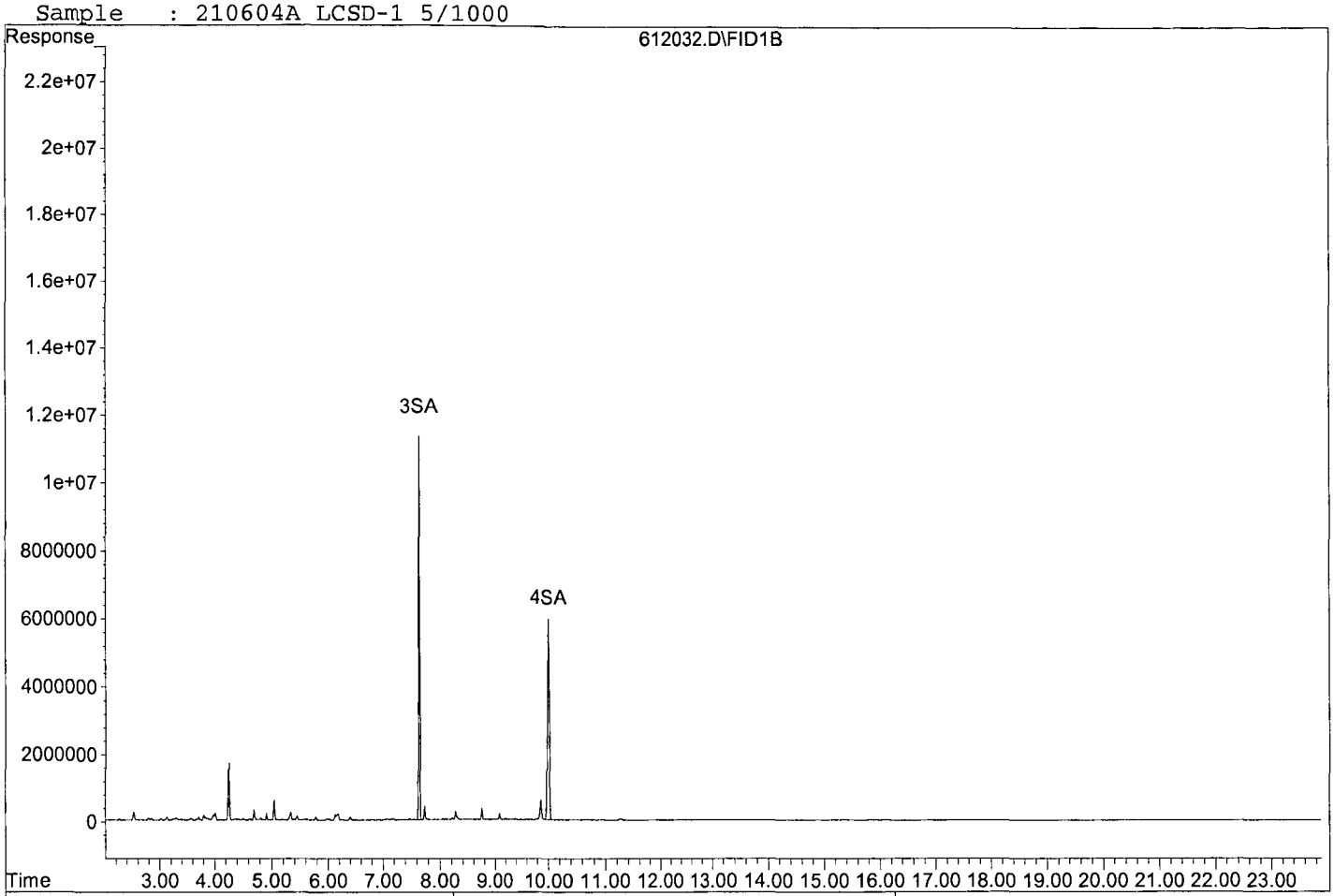

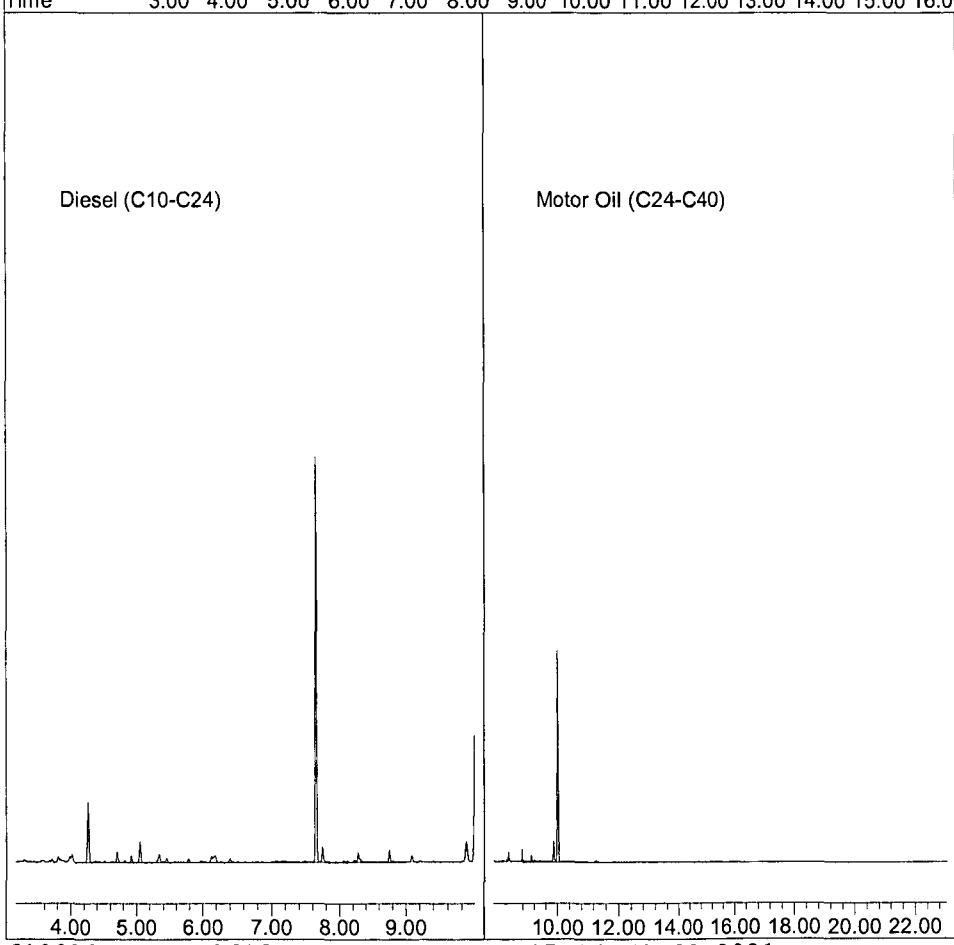

Name of Final Standard	Diesel Motor Oil Standard
Prep Date	06/07/21
Exp Date	06/07/22
MC	

MB

Initial Standard Information						Final Standard Information			
Name of Standard	Supplier	Supplier P/N# (or APPL Mix Name)	Conc.(ug/mL)	Lot # QA Number	Exp. Date	Aliquot from Stock	Final Volume	solvent	Final Standard Conc (range)
Diesel Fuel #2	Restek	31258	50,000	A0156569-51860	06.30.21	400 uL	10 mL	MC	2000 ug/mL
Motor Oil	Restek	31464	50,000	A01666510-52185	12.31.27	400 uL	10 mL	MC	2000 ug/mL
THC Surrogate	Phenova	ALO-130161	600	CL15440-50953	06/30/25	1666uL	10 mL	MC	100 ug/mL

Diesel Motor Oil Mix

Prepared: 06/02/21

Expires: 06/02/22

Prepared By (Initials): LS

Initial Standard Information							Final Standard Information			
Name of Initial Standard (QAU Label)	Supplier	Supplier Part No.	Conc. (ug/mL)	Lot Number - QA Number	Exp. Date (1 yr.)	Exp. Date (Manufacturer)	Aliquot From Stock	Final Volume	Solvent	Final Standard Conc. (ug/mL)
Diesel Fuel #2	Restek	31258	50,000	A0156569-51858,52180,52180	06/02/22	02/28/27	4.00 mL	8.0 mL	NA	25,000
Motor Oil Composite	Restek	31464	50,000	A0163546-51853 A0166510-52186,52189	06/02/22	09/30/27	4.00 mL			25,000

Diesel Motor Oil Calibration Curve

Prep'd By (Initials) **MB**

Prep Date **06/12/21**

Exp Date **06/12/22**

						Final Standard Information			
Name of Initial Standard (from contianer Label)	Supplier	Supplier P/N# (or APPL Mix Name)	Conc. (ug/mL)	Lot # with QA # (or reference to APPL prep date)	Exp Date	Aliquot from Stock	Final Volume	Solvent	Final Standard Conc (ug/mL)
Diesel Motor Oil Calibration STD -2	AAPL	Diesel /Motor Oil 1	10	**04/21/21**	**05/06/22**	100 uL	200 uL	**MC**	5
Diesel Motor Oil Calibration STD-3	AAPL	Diesel /Motor Oil 2	50	**04/21/21**	**05/06/22**	200 uL	1 mL	**MC**	10
Diesel Motor Oil Calibration STD	Restek	Diesel /Motor Oil 3	2000	**04/21/21**	**05/06/22**	25 uL	1mL	**MC**	50
Diesel Motor Oil Calibration STD	Restek	Diesel /Motor Oil 4	2000	**04/21/21**	**05/06/22**	125 uL	1mL	**MC**	250
Diesel Motor Oil Calibration STD	Restek	Diesel /Motor Oil 5	2000	**04/21/21**	**05/06/22**	500 uL	1 mL	**MC**	1000
Diesel Motor Oil Calibration STD	Restek	Diesel /Motor Oil 6	2000	**04/21/21**	**05/06/22**	750 uL	1 mL	**MC**	1500
Diesel Motor Oil Calibration STD	Restek	Diesel /Motor Oil 7	2000	**04/21/21**	**05/06/22**	100uL	100 uL	**MC**	2000

Diesel Motor Oil CCV

Prepared By (Initials): **MB**

Prep Date **06/12/21**

Exp Date **06/12/21**

Methylene Chloride Lot No. 59353

Initial Standard Information						Final Standard Information			
Name of Initial Standard (QAU Label)	Supplier	APPL Mix name	Conc.(ug/mL)	Reference to APPL Prep Date and Lot #'s	Exp Date	Aliquot from Stock	Final Volume	Solvent	Final Standard Conc (ug/mL)
Diesel-Motor Oil Standard	Restek	Diesel Motor Oil CCV	2000	**Perp'd: 09/05/20 A0156490-156569-51860, A0155668-160024-51534, CL15440-500953**	**06/30/25**	1250 uL	10mL	**MC**	250

_LIQ005

Organic Extraction Worksheet

Method	Continuous Liq/Liq TPH-Diesel/MO 3520C	Extraction Set	210604A	Extraction Method	LIQ005	Units	mL

Spiked ID 1			Surrogate ID 1	THC Surrogate 6-3-21 6-3-22	
Spiked ID 2			Surrogate ID 2		
Spiked ID 3			Surrogate ID 3		
Spiked ID 4			Surrogate ID 4		
Spiked ID 5			Surrogate ID 5		
Spiked ID 6			Sufficient Vol for Matrix QC:	NO	
Spiked ID 7			Ext. Start Time:	06/04/12 17:08	
Spiked ID 8			Ext. End Time:	06/05/21 11:05	
			GC Requires Extract By:		

pH1	2	06/04/21 10:15	Water Bath Temp 1 °C	39/37.5 °C
pH2	2	06/04/12 13:45	Water Bath Temp 2 °C	39/42.1
pH3			Water Bath Temp 3 °C	40/39.5 °C

Spiked By: KY **Date** 06/04/21 **Witnessed By:** YL **Date** 06/04/21 1:55:00 PM

	Sample	Sample Container	Spike Amount	Spike ID	Surrogate Amount	Surrogate ID	Extract Amount	Final Volume	pH	Extract Date/Time	Comments
1	210604A Blk				0.250	1 equip	1000 E-HP3 E-WB1	5	2	06/04/21 11:15	
2	210604A LCS-1				0.250	1 equip	1000 E-HP4 E-WB2	5	2	06/04/21 11:15	
3	210604A LCSD-1				0.250	1 equip	1000 E-HP6 E-WB3	5	2	06/04/21 11:15	
4	BA33781	BA33781W01			0.250	1 equip	1000 E-HP7 E-WB1	5	2	06/04/21 11:15	96410
5	BA33784	BA33784W01			0.250	1 equip	1000 E-HP8 E-WB2	5	2	06/04/21 11:15	96410
6	BA33787	BA33787W01			0.250	1 equip	1000 E-HP9 E-WB3	5	2	06/04/21 11:15	96410
7	BA33790	BA33790W01			0.250	1 equip	1000 E-HP10 E-WB1	5	2	06/04/21 11:15	96410
8	BA33793	BA33793W01			0.250	1 equip	1000 E-HP11 E-WB2	5	2	06/04/21 11:15	96410
9	BA33796	BA33796W01			0.250	1 equip	1000 E-HP12 E-WB3	5	2	06/04/21 11:15	96410
10	BA33955	BA33955W01			0.250	1 equip	1000 E-HP13 E-WB1	5	2	06/04/21 13:55	96438
11	BA33958	BA33958W01			0.250	1 equip	1000 E-HP14 E-WB2	5	2	06/04/21 13:55	96438
12	BA33961	BA33961W01			0.250	1 equip	1000 E-HP15 E-WB3	5	2	06/04/21 13:55	96438
13	BA34007	BA34007W01			0.250	1 equip	1000 E-HP16 E-WB1	5	2	06/04/21 13:55	96439

Solvent and Lot#	
1+1 HCL (5mLs)	60282
PH Strips	hc148594
Dicholormethane	60338
Filter Paper	400181
Sodium Sulfate	2020120870

Extraction COC Transfer	
Extraction lab employee Initials	KY
GC analyst's initials	MB
Date	06/09/21
Time	6:53
Refrigerator	HOBART

	Technician's Initials
Scanned By	YL
Sample Preparation	YL
Extraction	YL
Concentration	SB

Modified	06/09/21 6:28:33 PM

Reviewed By: KY **Date** 06/09/21

Injection Log

Directory: G:\APOLLO\DATA\210612\

Line	Vial	FileName	Multiplier	SampleName	Misc Info	Injected
1	2	612002.D	1	DMO STD-1 06-12-21	water	6-12-21 10:06:32
2	3	612003.D	1	DMOS STD-2 06-12-21	water	6-12-21 10:34:56
3	4	612004.D	1	DMO STD-3 06-12-21	water	6-12-21 11:03:19
4	5	612005.D	1	DMO STD-4 06-12-21	water	6-12-21 11:31:44
5	6	612006.D	1	DMO-STD-5 06-12-21	water	6-12-21 12:00:09
6	7	612007.D	1	DMOS-STD 6 06-12-21	water	6-12-21 12:28:18
7	8	612008.D	1	DMO-STD 7 06-12-21	water	6-12-21 12:56:31
8	9	612009.D	1	DMO-STD SS 06-12-21	water	6-12-21 13:24:43
9	25	612025.D	1	Diesel Motor oil CCv 06/12/21	water	6-12-21 20:57:26
10	30	612030.D	5	210604A BLK 5/1000	water	6-12-21 23:18:44
11	31	612031.D	5	210604A LCS-1 5/1000	water	6-12-21 23:46:57
12	32	612032.D	5	210604A LCSD-1 5/1000	water	6-13-21 0:15:08
13	39	612039.D	1	Diesel Motor Oil CCV 06/12/21	water	6-13-21 3:32:23
14	40	612040.D	5	BA33955W01 5/1000	water	6-13-21 4:00:31
15	41	612041.D	5	BA33958W01 5/1000	water	6-13-21 4:28:35
16	42	612042.D	5	BA33961W01 5/1000	water	6-13-21 4:56:38
17	53	612053.D	1	Diesel Motor Oil CCV 06/12/21	water	6-13-21 10:08:10

ORGANICS

Calibration Data

TPH Extractables
DEC0504

Form 6
Initial Calibration

Lab Name: APPL, Inc. SDG No:
Case No: Initial Cal. Date: 5/4/2021
Matrix: Water Instrument: Apollo Initials: MB

		Compound	1	2	3	4	5	6					Avg	%RSD	Type	r^2	Q
			423331.D	423332.D	423333.D	423334.D	423335.D	423336.D									
1	SC	Decanoic Acid(S)	1016635	1048129	1234077	1315790	1280755	1271835					1194537	11	SC		
2																	
3																	
4																	
5																	
6																	
7																	
8																	
9																	
10																	
11																	
12																	
13																	
14																	
15																	
16																	
17																	
18																	
19																	
20																	
21																	
22																	
23																	
24																	
25																	
26																	
27																	
28																	
29																	
30																	
31																	
32																	
33																	
34																	
35																	

0.307719

Data File : G:\APOLLO\DATA\210423\423331.D Vial: 31
Acq On : 5-4-21 13:02:57 Operator: MB
Sample : Decanoic Acid STD-1 Inst : Apollo
Misc : water Multiplr: 1.00
IntFile : events.e
Quant Time: May 20 12:30 2021 Quant Results File: DEC0504.RES

Method : G:\APOLLO\DATA\210423\DEC0504.M (Chemstation Integrator)
Title : 8015 B&C
Last Update : Tue May 04 17:12:27 2021
Response via : Multiple Level Calibration

Volume Inj. : 2UL
Signal Phase : DB-5
Signal Info : FID02A

Compound	R.T.	Response	Conc Units
System Monitoring Compounds			
1) SC Decanoic Acid(S)	5.70	6099813	2.553 ppb
Surrogate Spike 24.000		Recovery =	10.64%

Target Compounds

Target Compounds

(f)=RT Delta > 1/2 Window (m)=manual int.

Data File: G:\APOLLO\DATA\210423\423331.D
Sample : Decanoic Acid STD-1

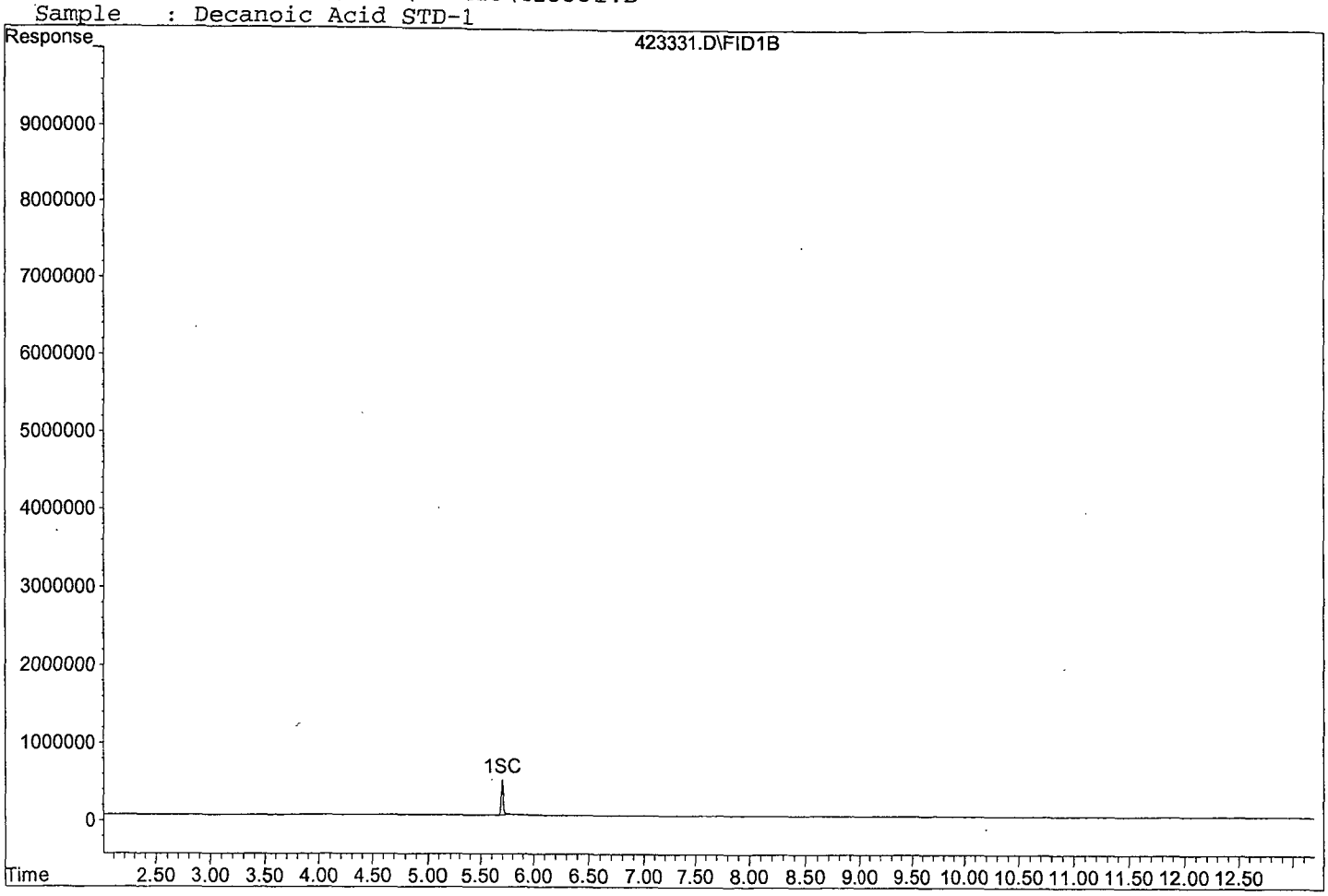

Data File : G:\APOLLO\DATA\210423\423332.D Vial: 32
Acq On : 5-4-21 13:31:11 Operator: MB
Sample : Decanoic Acid STD-2 Inst : Apollo
Misc : water Multiplr: 1.00
IntFile : events.e
Quant Time: May 19 11:41 2021 Quant Results File: DEC0504.RES

Method : G:\APOLLO\DATA\210423\DEC0504.M (Chemstation Integrator)
Title : 8015 B&C
Last Update : Tue May 04 17:12:27 2021
Response via : Multiple Level Calibration

Volume Inj. : 2UL
Signal Phase : DB-5
Signal Info : FID02A

Compound	R.T.	Response	Conc Units
System Monitoring Compounds			
1) SC Decanoic Acid(S)	5.70	12577543	5.265 ppb
Surrogate Spike 24.000		Recovery =	21.94%

Target Compounds

Target Compounds

(f)=RT Delta > 1/2 Window (m)=manual int.

File : G:\APOLLO\DATA\210423\423332.D
Operator : MB
Acquired : 5-4-21 13:31:11 using AcqMethod TPHSN.M
Instrument : Apollo
Sample Name: Decanoic Acid STD-2
Misc Info : water
Vial Number: 32



Data File : G:\APOLLO\DATA\210423\423333.D Vial: 33
Acq On : 5-4-21 13:59:39 Operator: MB
Sample : Decanoic Acid STD-3 Inst : Apollo
Misc : water Multiplr: 1.00
IntFile : events.e
Quant Time: May 19 13:09 2021 Quant Results File: DEC0504.RES

Method : G:\APOLLO\DATA\210423\DEC0504.M (Chemstation Integrator)
Title : 8015 B&C
Last Update : Tue May 04 17:12:27 2021
Response via : Multiple Level Calibration

Volume Inj. : 2UL
Signal Phase : DB-5
Signal Info : FID02A

Compound	R.T.	Response	Conc Units
System Monitoring Compounds			
1) SC Decanoic Acid(S)	5.72	59235682	24.794 ppb
Surrogate Spike 24.000		Recovery =	103.31%

Target Compounds

Target Compounds

(f)=RT Delta > 1/2 Window (m)=manual int.

File : G:\APOLLO\DATA\210423\423333.D
Operator : MB
Acquired : 5-4-21 13:59:39 using AcqMethod TPHSN.M
Instrument : Apollo
Sample Name: Decanoic Acid STD-3
Misc Info : water
Vial Number: 33



Data File : G:\APOLLO\DATA\210423\423334.D Vial: 34
Acq On : 5-4-21 14:28:01 Operator: MB
Sample : Decanoic Acid STD-4 Inst : Apollo
Misc : water Multiplr: 1.00
IntFile : events.e
Quant Time: May 19 11:41 2021 Quant Results File: DEC0504.RES

Method : G:\APOLLO\DATA\210423\DEC0504.M (Chemstation Integrator)
Title : 8015 B&C
Last Update : Tue May 04 17:12:27 2021
Response via : Multiple Level Calibration

Volume Inj. : 2UL
Signal Phase : DB-5
Signal Info : FID02A

Compound	R.T.	Response	Conc Units
System Monitoring Compounds			
1) SC Decanoic Acid(S)	5.73	94736910	39.654 ppb
Surrogate Spike 24.000		Recovery =	165.23%

Target Compounds

Target Compounds

(f)=RT Delta > 1/2 Window (m)=manual int.

File : G:\APOLLO\DATA\210423\423334.D
Operator : MB
Acquired : 5-4-21 14:28:01 using AcqMethod TPHSN.M
Instrument : Apollo
Sample Name: Decanoic Acid STD-4
Misc Info : water
Vial Number: 34



Data File : G:\APOLLO\DATA\210423\423335.D Vial: 35
Acq On : 5-4-21 14:56:23 Operator: MB
Sample : Decanoic Acid STD-5 Inst : Apollo
Misc : water Multiplr: 1.00
IntFile : events.e
Quant Time: May 19 11:41 2021 Quant Results File: DEC0504.RES

Method : G:\APOLLO\DATA\210423\DEC0504.M (Chemstation Integrator)
Title : 8015 B&C
Last Update : Tue May 04 17:12:27 2021
Response via : Multiple Level Calibration

Volume Inj. : 2UL
Signal Phase : DB-5
Signal Info : FID02A

Compound	R.T.	Response	Conc Units
System Monitoring Compounds			
1) SC Decanoic Acid(S)	5.73	122952502	51.465 ppb
Surrogate Spike 24.000		Recovery =	214.44%

Target Compounds

Target Compounds

(f)=RT Delta > 1/2 Window (m)=manual int.

Data File : G:\APOLLO\DATA\210423\423336.D Vial: 36
Acq On : 5-4-21 15:24:41 Operator: MB
Sample : Decanoic Acid STD-6 Inst : Apollo
Misc : water Multiplr: 1.00
IntFile : events.e
Quant Time: May 19 13:10 2021 Quant Results File: DEC0504.RES

Method : G:\APOLLO\DATA\210423\DEC0504.M (Chemstation Integrator)
Title : 8015 B&C
Last Update : Tue May 04 17:12:27 2021
Response via : Multiple Level Calibration

Volume Inj. : 2UL
Signal Phase : DB-5
Signal Info : FID02A

Compound	R.T.	Response	Conc Units
System Monitoring Compounds			
1) SC Decanoic Acid(S)	5.74	152620220	63.883 ppb
Surrogate Spike 24.000		Recovery =	266.18%

Target Compounds

Target Compounds

(f)=RT Delta > 1/2 Window (m)=manual int.

File : G:\APOLLO\DATA\210423\423335.D
Operator : MB
Acquired : 5-4-21 14:56:23 using AcqMethod TPHSN.M
Instrument : Apollo
Sample Name: Decanoic Acid STD-5
Misc Info : water
Vial Number: 35



Data File : G:\APOLLO\DATA\210423\423336.D
Acq On : 5-4-21 15:24:41
Sample : Decanoic Acid STD-6
Misc : water
IntFile : events.e
Quant Time: May 19 13:10 2021 Quant Results File: DEC0504.RES

Vial: 36
Operator: MB
Inst : Apollo
Multiplr: 1.00

Method : G:\APOLLO\DATA\210423\DEC0504.M (Chemstation Integrator)
Title : 8015 B&C
Last Update : Tue May 04 17:12:27 2021
Response via : Multiple Level Calibration

Volume Inj. : 2UL
Signal Phase : DB-5
Signal Info : FID02A

Compound	R.T.	Response	Conc Units
System Monitoring Compounds			
1) SC Decanoic Acid(S)	5.74	152620220	63.883 ppb
Surrogate Spike 24.000		Recovery =	266.18%

Target Compounds

Target Compounds

(f)=RT Delta > 1/2 Window (m)=manual int.

File : G:\APOLLO\DATA\210423\423336.D
Operator : MB
Acquired : 5-4-21 15:24:41 using AcqMethod TPHSN.M
Instrument : Apollo
Sample Name: Decanoic Acid STD-6
Misc Info : water
Vial Number: 36



TPH Extractables
DOC0612

Form 6
Initial Calibration

Lab Name: APPL, Inc.
Case No:
Matrix: Water

SDG No:
Initial Cal. Date: 06/12/21
Instrument: Apollo

Initials: MB

		Compound	1	2	3	4	5	6	7				Avg	%RSD	Type	r^2	Q
			612002.D	612003.D	612004.D	612005.D	612006.D	612007.D	612008.D								
1	HATM	Diesel (C10-C24)	2418684	1964307	1673699	1731268	1703384	1723665	1747350				1851765	14	HATM		
2	HBTM	Motor Oil (C24-C40)		1584744	1181297	1181407	1177379	1238533	1271288				1272441	12	HBTM		
3	SA	Ortho-Terphenyl(S)	2769318	2450020	2051752	2056353	1987460	2013017	2000652				2189796	14	SA		
4	SA	Octacosane(S)	2080704	1975269	1588872	1591191	1562082	1647514	1683205				1732691	12	SA		
5																	
6																	
7																	
8																	
9																	
10																	
11																	
12																	
13																	
14																	
15																	
16																	
17																	
18																	
19																	
20																	
21																	
22																	
23																	
24																	
25																	
26																	
27																	
28																	
29																	
30																	
31																	
32																	
33																	
34																	
35																	

1.504292

Quantitation Report (Not Reviewed)

Data File : G:\APOLLO\DATA\210612\612002.D
Acq On : 6-12-21 10:06:32
Sample : DMO STD-1 06-12-21
Misc : water
IntFile : events.e
Quant Time: Jun 14 10:24 2021 Quant Results File: DOC0612.RES

Vial: 2
Operator: MB
Inst : Apollo
Multiplr: 1.00

Method : G:\APOLLO\DATA\210607\DOC0612.M (Chemstation Integrator)
Title : 8015 B&C
Last Update : Mon Jun 14 10:23:49 2021
Response via : Multiple Level Calibration

Volume Inj. : 2UL
Signal Phase : DB-5
Signal Info : FID02A

Compound	R.T.	Response	Conc Units
System Monitoring Compounds			
3) SA Ortho-Terphenyl(S)	7.64	1384659	0.316 ppb
Surrogate Spike 30.000	Recovery	=	1.05%
4) SA Octacosane(S)	9.99	1040352	0.300 ppb
Surrogate Spike 30.000	Recovery	=	1.00%
Target Compounds			
1) HATM Diesel (C10-C24)	6.58	24186839	6.531 ppb
2) HBTM Motor Oil (C24-C40)	15.57	22884079	8.992 ppb

Target Compounds

(f)=RT Delta > 1/2 Window (m)=manual int.

Quantitation Report

Data File: G:\APOLLO\DATA\210612\612002.D
Sample : DMO STD-1 06-12-21

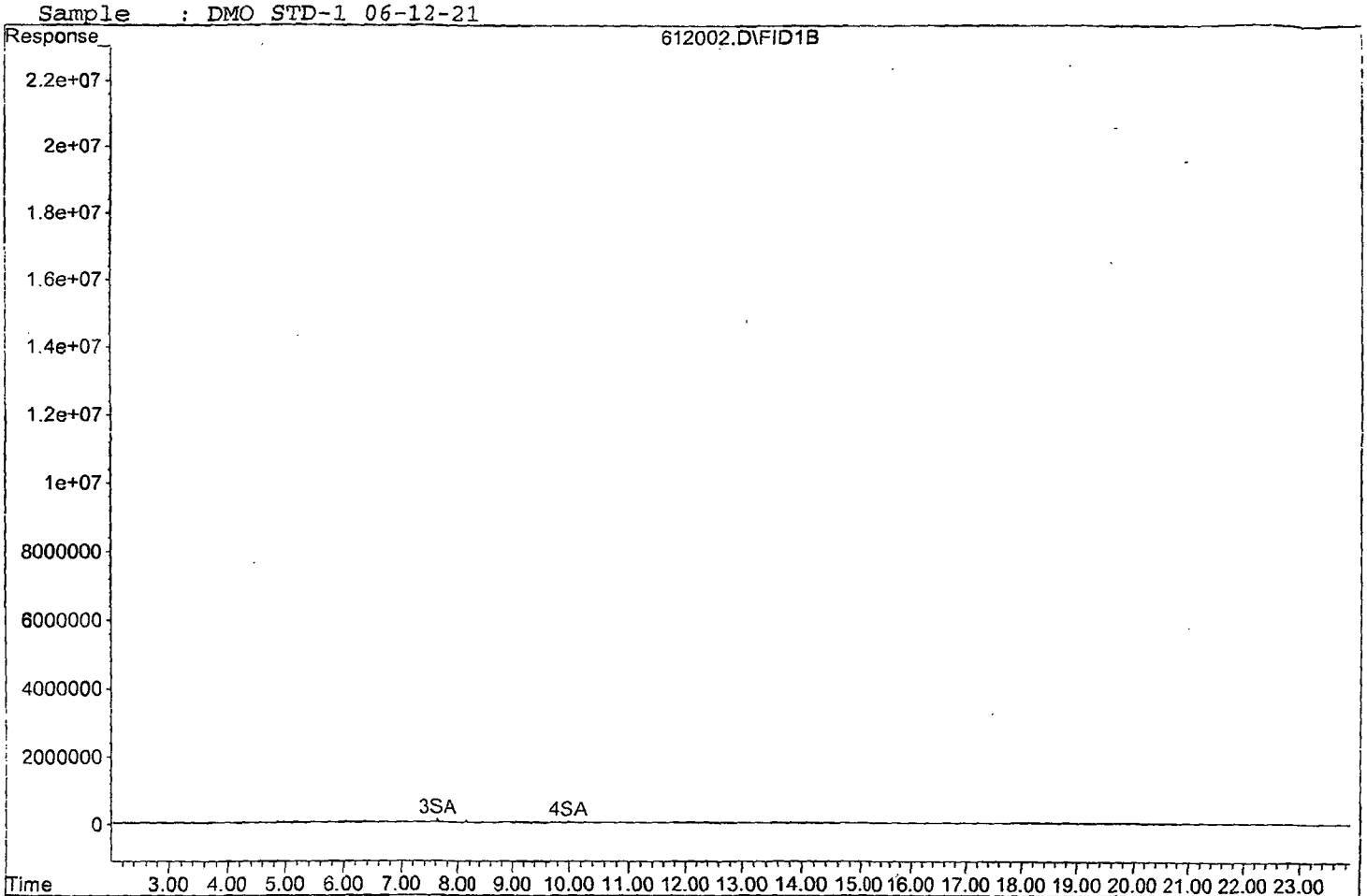





Quantitation Report (Not Reviewed)

Data File : G:\APOLLO\DATA\210612\612003.D
Acq On : 6-12-21 10:34:56
Sample : DMOS STD-2 06-12-21
Misc : water
IntFile : events.e
Quant Time: Jun 14 10:24 2021 Quant Results File: DOC0612.RES

Vial: 3
Operator: MB
Inst : Apollo
Multiplr: 1.00

Method : G:\APOLLO\DATA\210607\DOC0612.M (Chemstation Integrator)
Title : 8015 B&C
Last Update : Mon Jun 14 10:23:49 2021
Response via : Multiple Level Calibration

Volume Inj. : 2UL
Signal Phase : DB-5
Signal Info : FID02A

Compound	R.T.	Response	Conc Units
System Monitoring Compounds			
3) SA Ortho-Terphenyl(S)	7.64	2450020	0.559 ppb
Surrogate Spike 30.000	Recovery	=	1.86%
4) SA Octacosane(S)	9.99	1975269	0.570 ppb
Surrogate Spike 30.000	Recovery	=	1.90%
Target Compounds			
1) HATM Diesel (C10-C24)	6.58	39286141	10.608 ppb
2) HBTM Motor Oil (C24-C40)	15.57	31694881	12.454 ppb

Target Compounds

Quantitation Report

Data File: G:\APOLLO\DATA\210612\612003.D
Sample : DMOS STD-2 06-12-21

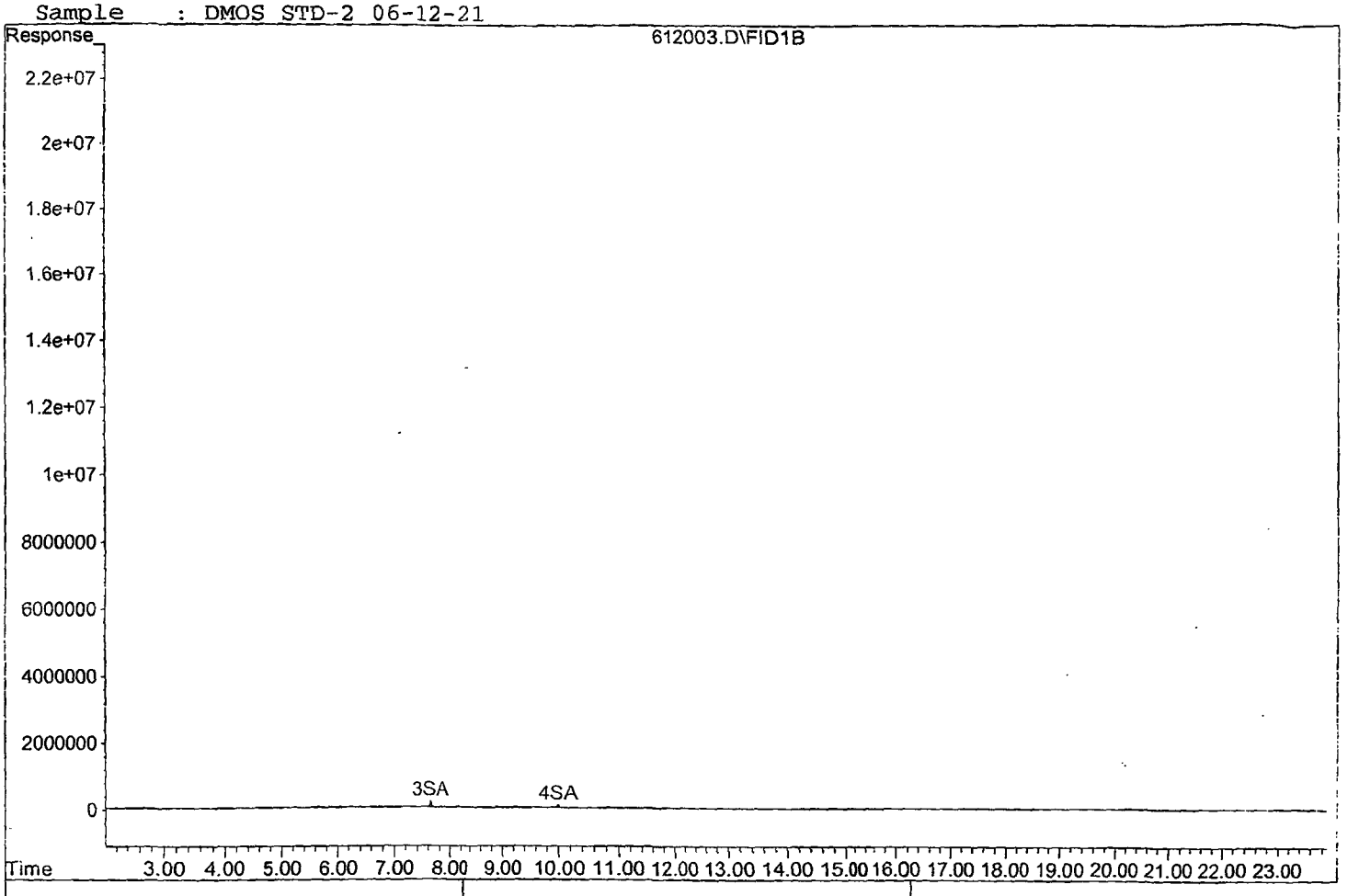

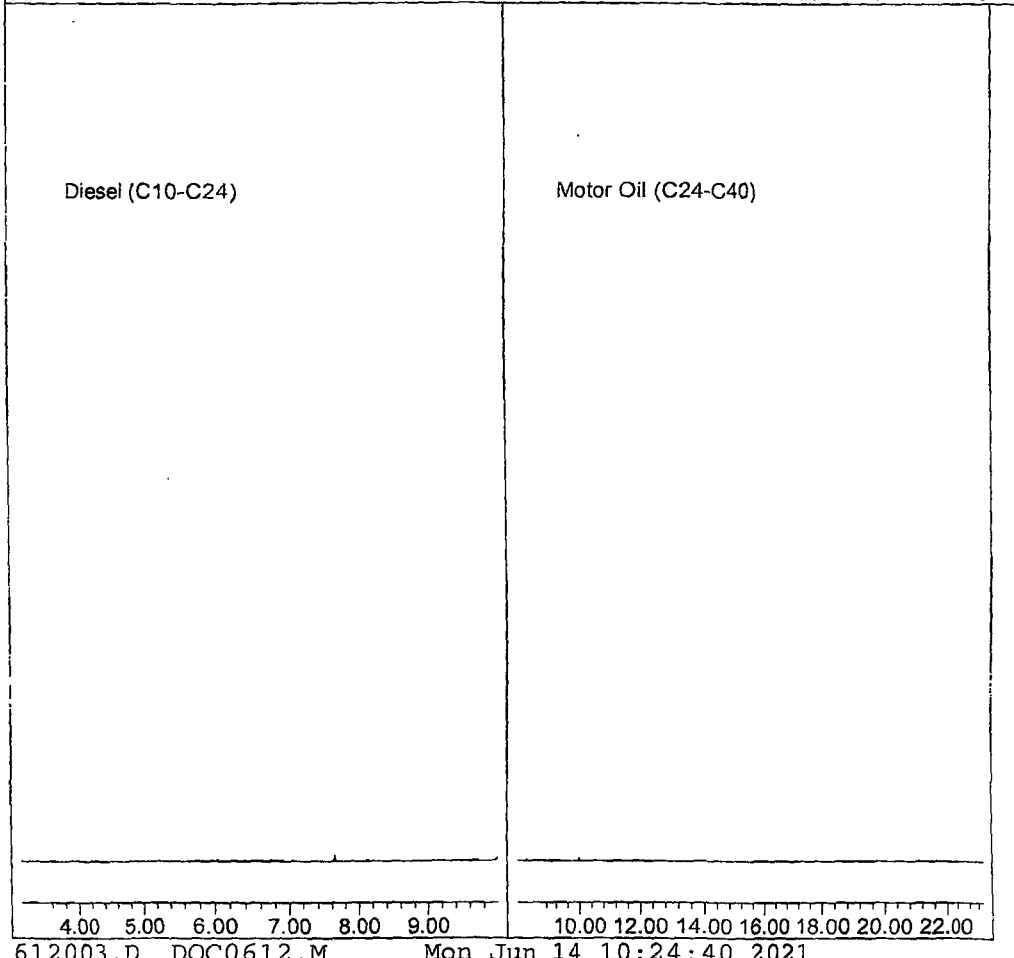

Quantitation Report (Not Reviewed)

Data File : G:\APOLLO\DATA\210612\612004.D Vial: 4
Acq On : 6-12-21 11:03:19 Operator: MB
Sample : DMO STD-3 06-12-21 Inst : Apollo
Misc : water Multiplr: 1.00
IntFile : events.e
Quant Time: Jun 14 10:24 2021 Quant Results File: DOC0612.RES

Method : G:\APOLLO\DATA\210607\DOC0612.M (Chemstation Integrator)
Title : 8015 B&C
Last Update : Mon Jun 14 10:23:49 2021
Response via : Multiple Level Calibration

Volume Inj. : 2UL
Signal Phase : DB-5
Signal Info : FID02A

Compound	R.T.	Response	Conc Units
System Monitoring Compounds			
3) SA Ortho-Terphenyl(S)	7.64	10258760	2.342 ppb
Surrogate Spike 30.000		Recovery =	7.81%
4) SA Octacosane(S)	9.99	7944362	2.292 ppb
Surrogate Spike 30.000		Recovery =	7.64%
Target Compounds			
1) HATM Diesel (C10-C24)	6.58	167369861	45.192 ppb
2) HBTM Motor Oil (C24-C40)	15.57	118129721	46.419 ppb
Target Compounds			

f)=RT Delta > 1/2 Window (m)=manual int.

Quantitation Report

Data File: G:\APOLLO\DATA\210612\612004.D
Sample : DMO STD-3 06-12-21

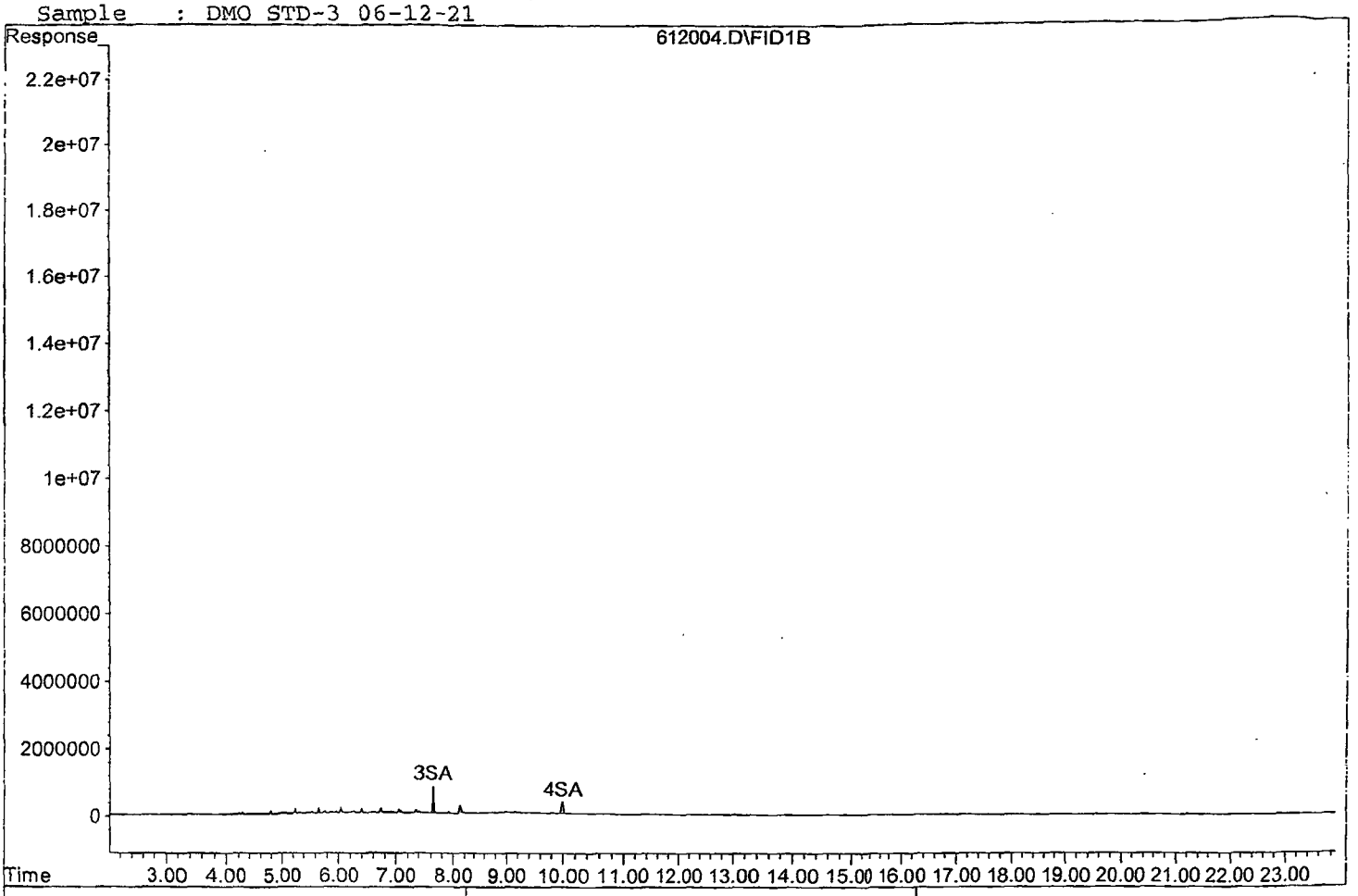

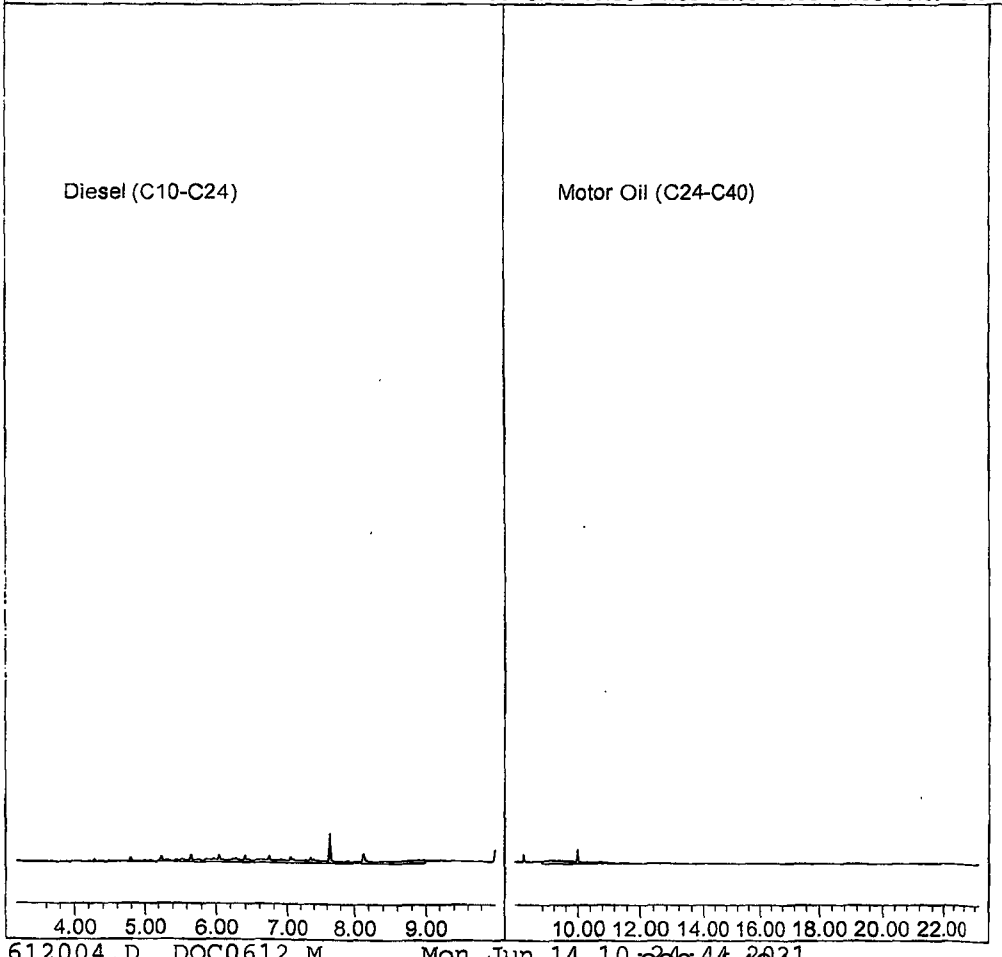

Quantitation Report (Not Reviewed)

Data File : G:\APOLLO\DATA\210612\612005.D Vial: 5
Acq On : 6-12-21 11:31:44 Operator: MB
Sample : DMO STD-4 06-12-21 Inst : Apollo
Misc : water Multiplr: 1.00
IntFile : events.e
Quant Time: Jun 14 10:24 2021 Quant Results File: DOC0612.RES

Method : G:\APOLLO\DATA\210607\DOC0612.M (Chemstation Integrator)
Title : 8015 B&C
Last Update : Mon Jun 14 10:23:49 2021
Response via : Multiple Level Calibration

Volume Inj. : 2UL
Signal Phase : DB-5
Signal Info : FID02A

Compound	R.T.	Response	Conc Units
System Monitoring Compounds			
3) SA Ortho-Terphenyl(S)	7.64	51408819	11.738 ppb
Surrogate Spike 30.000		Recovery =	39.13%
4) SA Octacosane(S)	9.99	39779770	11.479 ppb
Surrogate Spike 30.000		Recovery =	38.26%
Target Compounds			
1) HATM Diesel (C10-C24)	6.58	865633766	233.732 ppb
2) HBTM Motor Oil (C24-C40)	15.57	590703508	232.114 ppb

Target Compounds

f)=RT Delta > 1/2 Window (m)=manual int.

Quantitation Report

Data File: G:\APOLLO\DATA\210612\612005.D
Sample : DMO STD-4 06-12-21

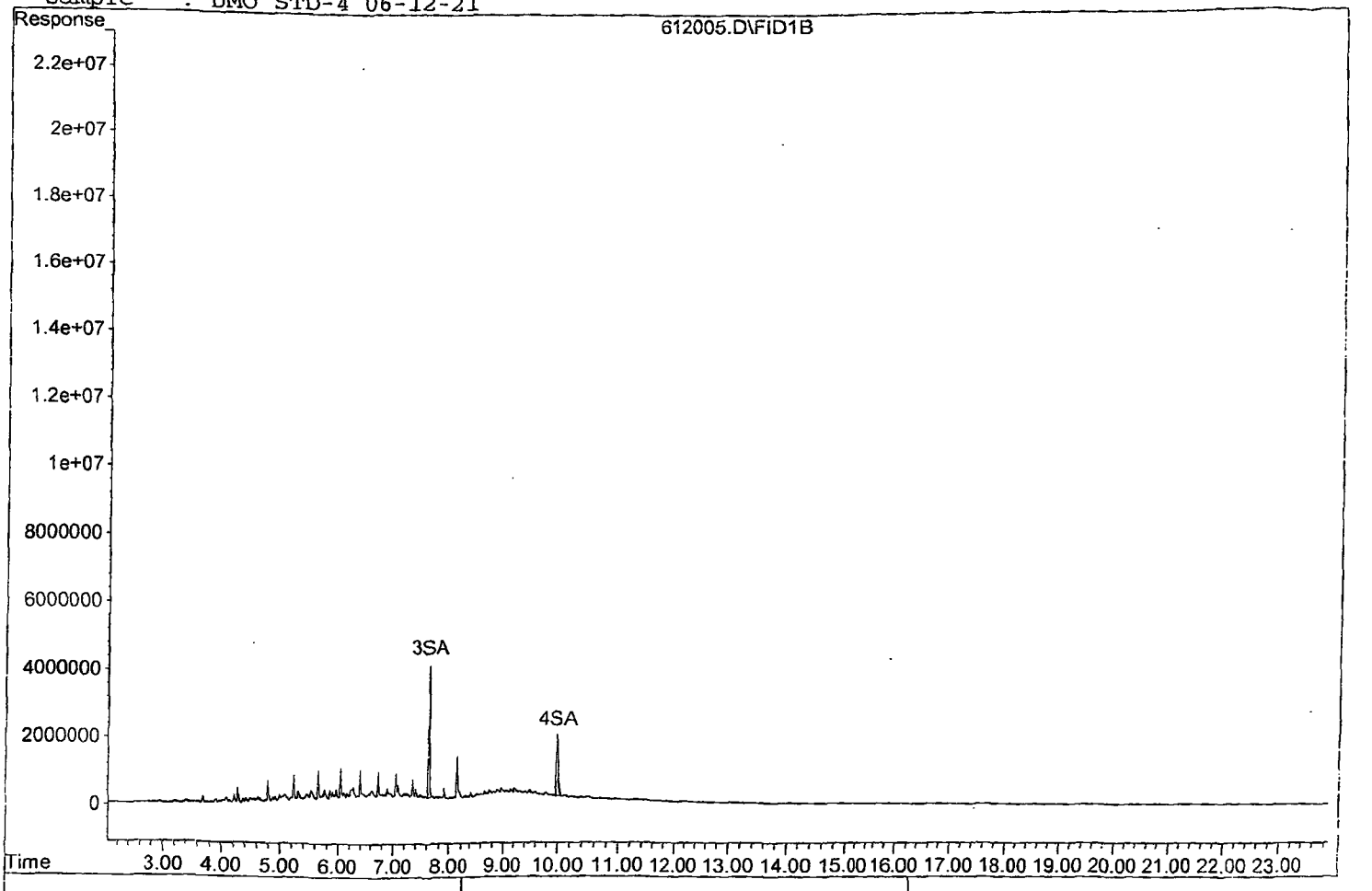

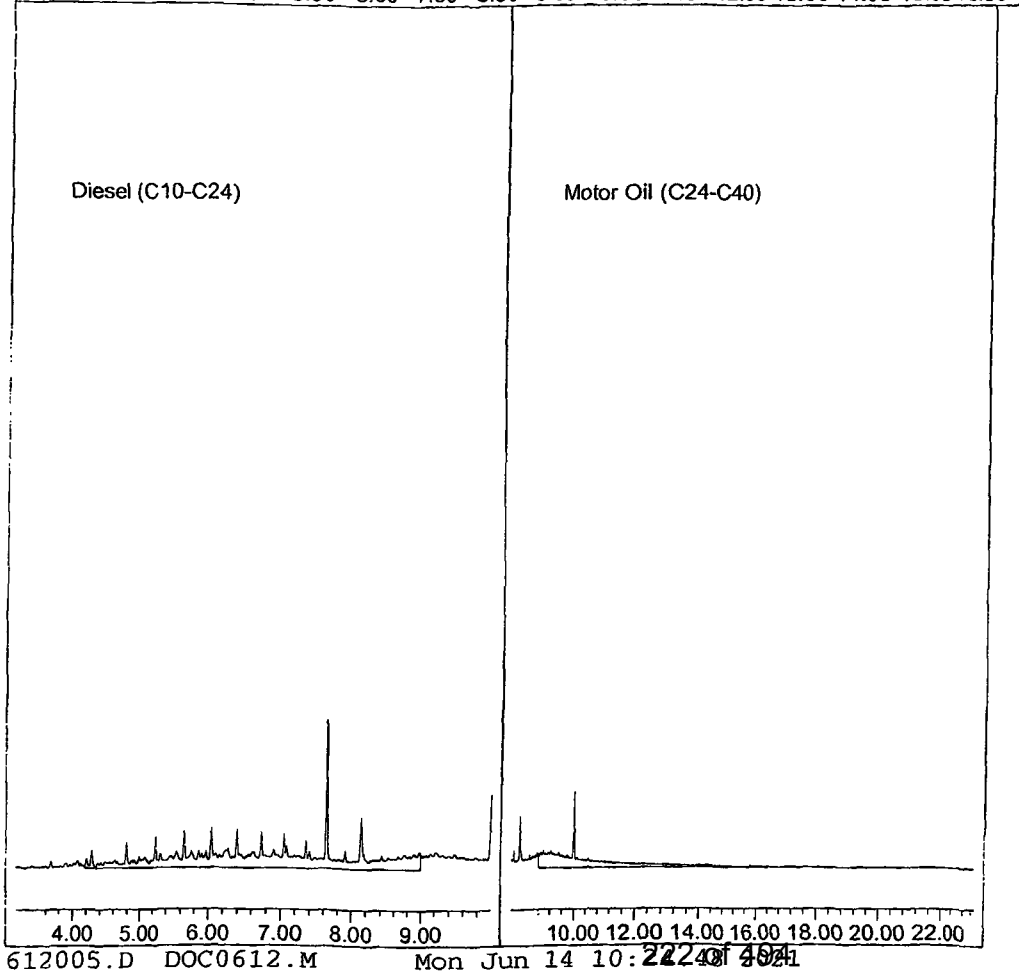

612005.D DOC0612.M Mon Jun 14 10:22:48 2021

Quantitation Report (Not Reviewed)

Data File : G:\APOLLO\DATA\210612\612006.D Vial: 6
Acq On : 6-12-21 12:00:09 Operator: MB
Sample : DMO-STD-5 06-12-21 Inst : Apollo
Misc : water Multiplr: 1.00
IntFile : events.e
Quant Time: Jun 14 10:24 2021 Quant Results File: DOC0612.RES

Method : G:\APOLLO\DATA\210607\DOC0612.M (Chemstation Integrator)
Title : 8015 B&C
Last Update : Mon Jun 14 10:23:49 2021
Response via : Multiple Level Calibration

Volume Inj. : 2UL
Signal Phase : DB-5
Signal Info : FID02A

Compound	R.T.	Response	Conc Units
System Monitoring Compounds			
3) SA Ortho-Terphenyl(S)	7.65	198745953	45.380 ppb
Surrogate Spike 30.000		Recovery =	151.27%
4) SA Octacosane(S)	10.00	156208194	45.077 ppb
Surrogate Spike 30.000		Recovery =	150.26%
Target Compounds			
1) HATM Diesel (C10-C24)	6.58	3406768130	919.870 ppb
2) HBTM Motor Oil (C24-C40)	15.57	2354757249	925.291 ppb

Target Compounds

f)=RT Delta > 1/2 Window (m)=manual int.

12006.D DOC0612.M Mon Jun 14 10:24:50 2021

Quantitation Report

Data File: G:\APOLLO\DATA\210612\612006.D
Sample : DMO-STD-5 06-12-21

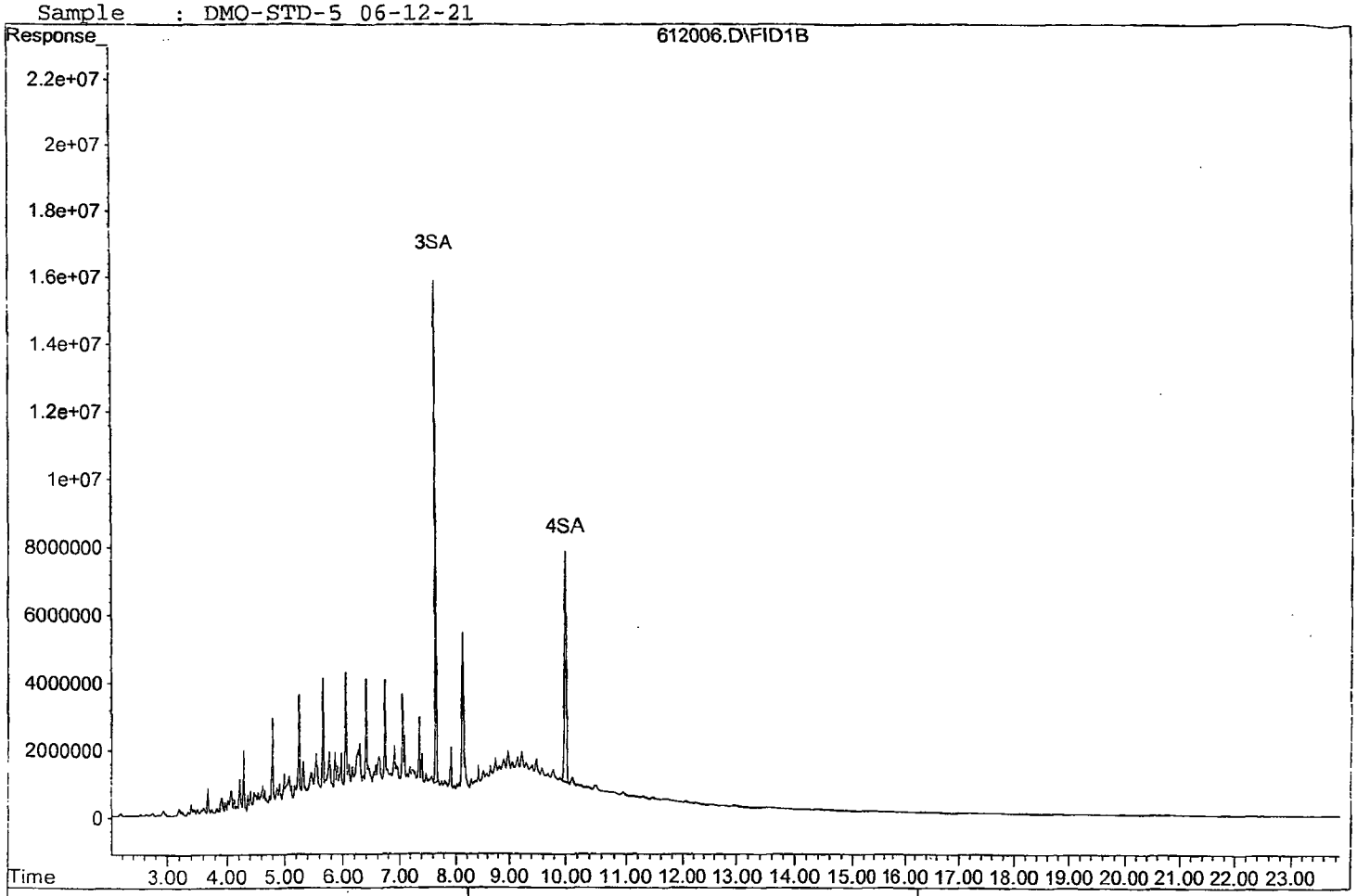

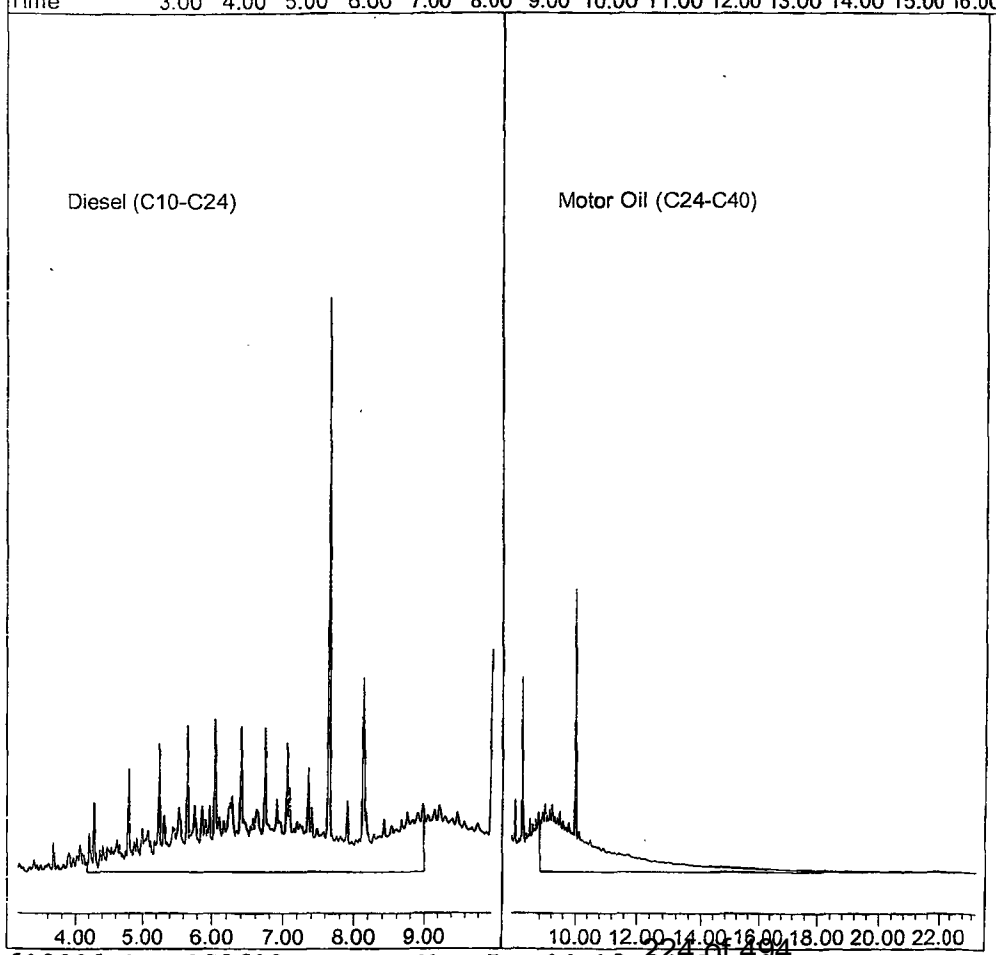

612006.D DOC0612.M Mon Jun 14 10:24:51 2021

Quantitation Report (Not Reviewed)

Data File : G:\APOLLO\DATA\210612\612007.D Vial: 7
Acq On : 6-12-21 12:28:18 Operator: MB
Sample : DMOS-STD 6 06-12-21 Inst : Apollo
Misc : water Multiplr: 1.00
IntFile : events.e
Quant Time: Jun 14 10:24 2021 Quant Results File: DOC0612.RES

Method : G:\APOLLO\DATA\210607\DOC0612.M (Chemstation Integrator)
Title : 8015 B&C
Last Update : Mon Jun 14 10:23:49 2021
Response via : Multiple Level Calibration

Volume Inj. : 2UL
Signal Phase : DB-5
Signal Info : FID02A

Compound	R.T.	Response	Conc Units
System Monitoring Compounds			
3) SA Ortho-Terphenyl(S)	7.65	301952588	68.945 ppb
Surrogate Spike 30.000		Recovery =	229.82%
4) SA Octacosane(S)	10.01	247127104	71.313 ppb
Surrogate Spike 30.000		Recovery =	237.71%
Target Compounds			
1) HATM Diesel (C10-C24)	6.58	5170995965	1396.234 ppb
2) HBTM Motor Oil (C24-C40)	15.57	3715599130	1460.028 ppb
Target Compounds			

:)=RT Delta > 1/2 Window (m)=manual int.

Quantitation Report

Data File: G:\APOLLO\DATA\210612\612007.D
Sample : DMOS-STD 6 06-12-21

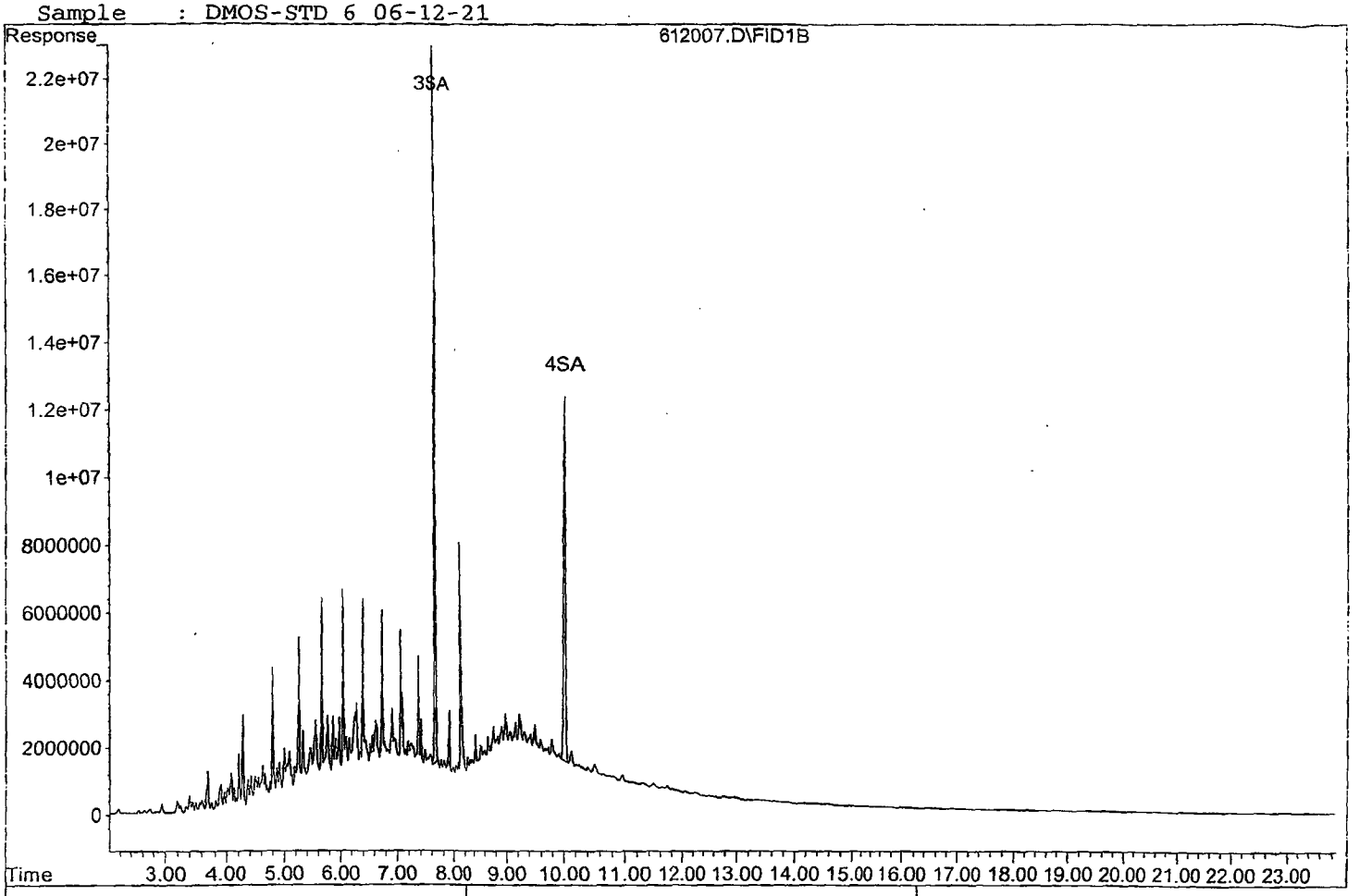

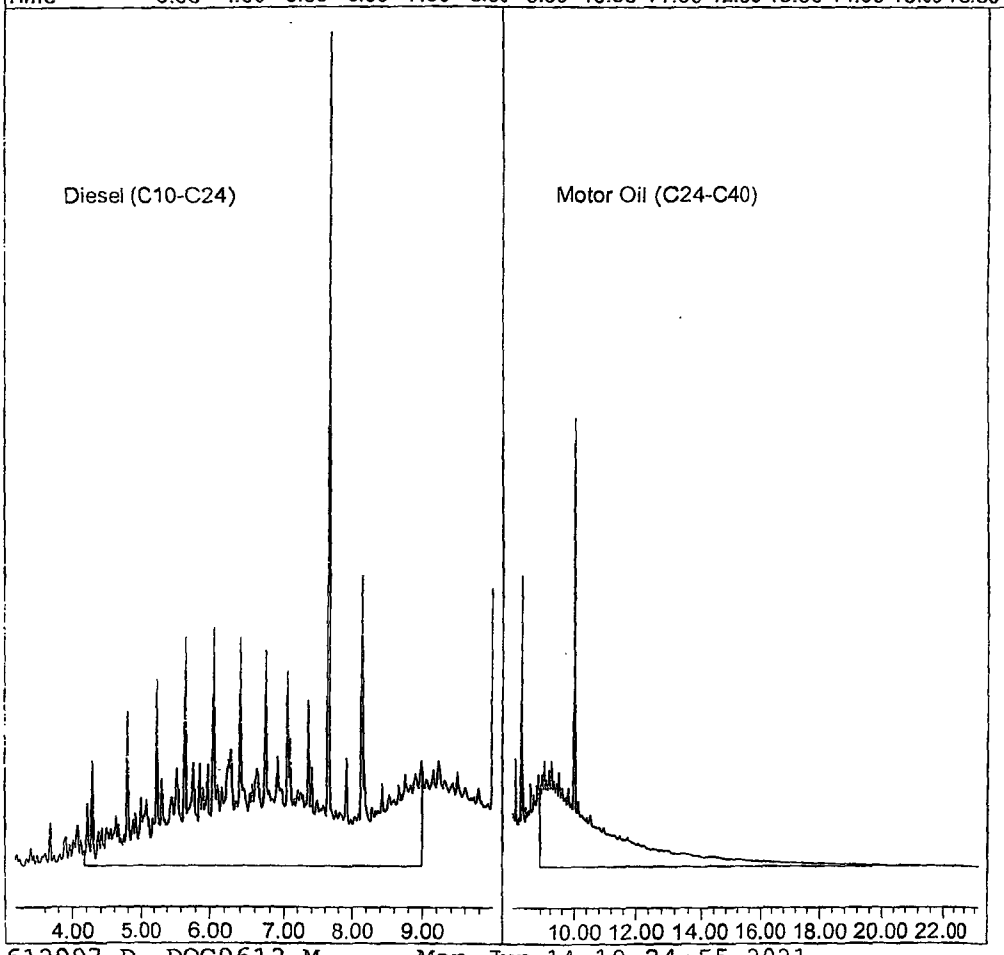

Quantitation Report (Not Reviewed)

Data File : G:\APOLLO\DATA\210612\612008.D Vial: 8
Acq On : 6-12-21 12:56:31 Operator: MB
Sample : DMO-STD 7 06-12-21 Inst : Apollo
Misc : water Multiplr: 1.00
IntFile : events.e
Quant Time: Jun 14 10:24 2021 Quant Results File: DOC0612.RES

Method : G:\APOLLO\DATA\210607\DOC0612.M (Chemstation Integrator)
Title : 8015 B&C
Last Update : Mon Jun 14 10:23:49 2021
Response via : Multiple Level Calibration

Volume Inj. : 2UL
Signal Phase : DB-5
Signal Info : FID02A

Compound	R.T.	Response	Conc Units
System Monitoring Compounds			
3) SA Ortho-Terphenyl(S)	7.65	400130320	91.362 ppb
Surrogate Spike 30.000		Recovery =	304.54%
4) SA Octacosane(S)	10.01	336641043	97.144 ppb
Surrogate Spike 30.000		Recovery =	323.81%
Target Compounds			
1) HATM Diesel (C10-C24)	6.58	6989400742	1887.226 ppb
2) HBTM Motor Oil (C24-C40)	15.57	5085151214	1998.187 ppb

Target Compounds

(f)=RT Delta > 1/2 Window (m)=manual int.

612008.D DOC0612.M Mon Jun 14 10:24:57 2021

Quantitation Report

Data File: G:\APOLLO\DATA\210612\612008.D
Sample : DMO-STD 7 06-12-21

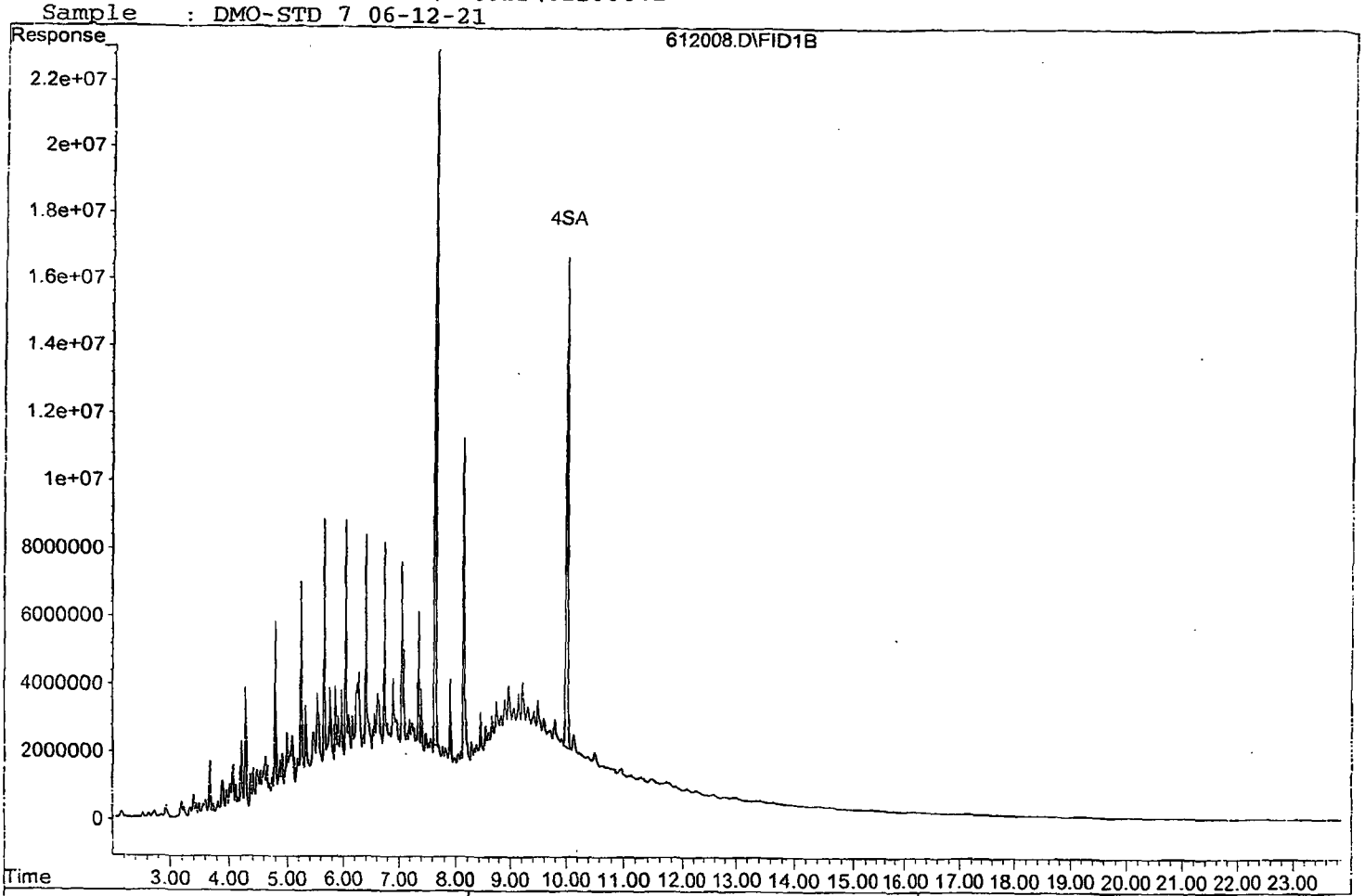

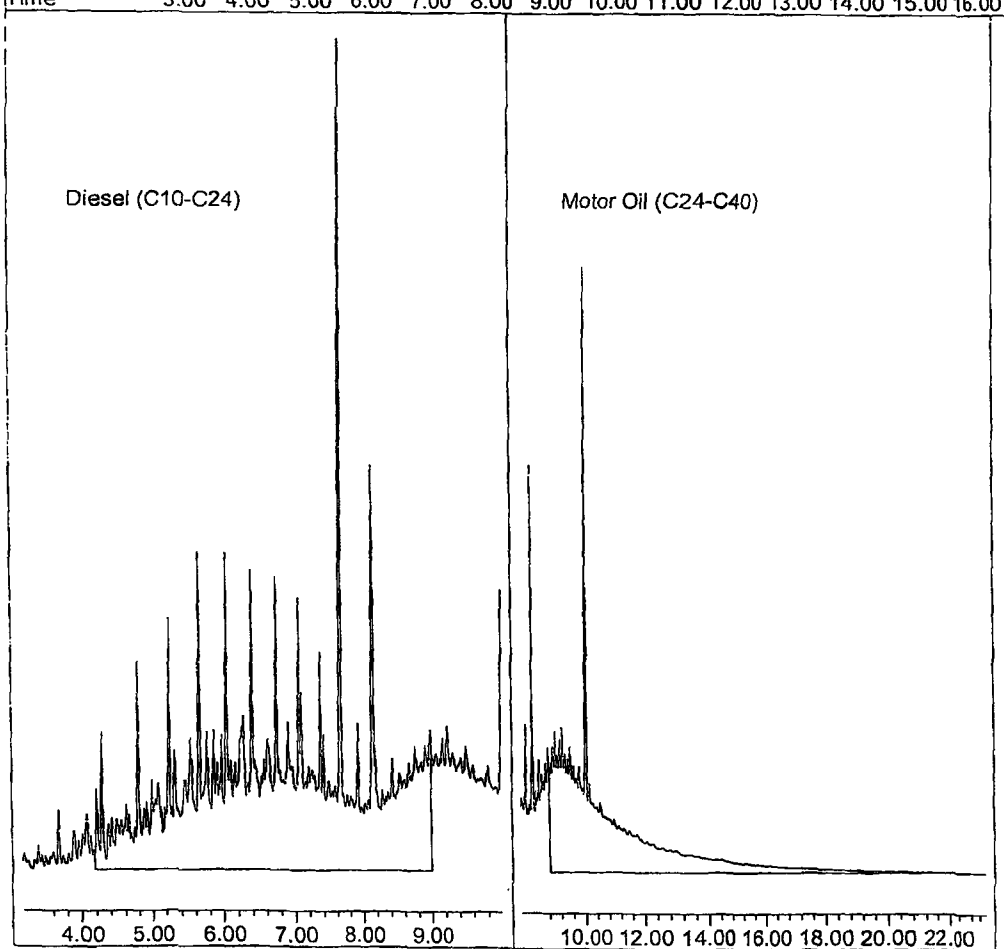

612008.D DOC0612.M Mon Jun 14 10:24:59 2021

TPH Extractables
DOC0612

Form 7

Second Source Calibration

Lab Name: APPL, Inc.
Case No:
Matrix: Water

SDG No:
Date Analyzed: 06/12/21
Instrument: Apollo
Initial Cal. Date: 06/12/21
Data File: 612009.D

		Compound	MEAN	CCRF	%D		%Drift
1	HATM	Diesel (C10-C24)	1851770	1705330	7.9	HATM	
2	HBTM	Motor Oil (C24-C40)	1272440	1357430	6.7	HBTM	
3							
4							
5							
6							
7							
8							
9							
10							
11							
12							
13							
14							
15							
16							
17							
18							
19							
20							
21							
22							
23							
24							
25							
26							
27							
28							
29							
30							
31							
32							
33							
34							
35							
36							
37							
38							
39							
40							
		Average			7.3		

Quantitation Report (Not Reviewed)

Data File : G:\APOLLO\DATA\210612\612009.D
Acq On : 6-12-21 13:24:43
Sample : DMO-STD SS 06-12-21
Misc : water
IntFile : events.e
Quant Time: Jun 14 10:25 2021 Quant Results File: DOC0612.RES

Vial: 9
Operator: MB
Inst : Apollo
Multiplr: 1.00

Method : G:\APOLLO\DATA\210607\DOC0612.M (Chemstation Integrator)
Title : 8015 B&C
Last Update : Mon Jun 14 10:23:49 2021
Response via : Multiple Level Calibration

Volume Inj. : 2UL
Signal Phase : DB-5
Signal Info : FID02A

Compound	R.T.	Response	Conc Units
System Monitoring Compounds			
3) SA Ortho-Terphenyl(S)	7.64	3420618	0.781 ppb
Surrogate Spike 30.000		Recovery =	2.60%
4) SA Octacosane(S)	10.00	52751	0.015 ppb
Surrogate Spike 30.000		Recovery =	0.05%
Target Compounds			
1) HATM Diesel (C10-C24)	6.58	852667033	230.231 ppb
2) HBTM Motor Oil (C24-C40)	15.57	678716704	266.699 ppb

Target Compounds

(f)=RT Delta > 1/2 Window (m)=manual int.

Quantitation Report

Data File: G:\APOLLO\DATA\210612\612009.D
Sample : DMO-STD SS 06-12-21

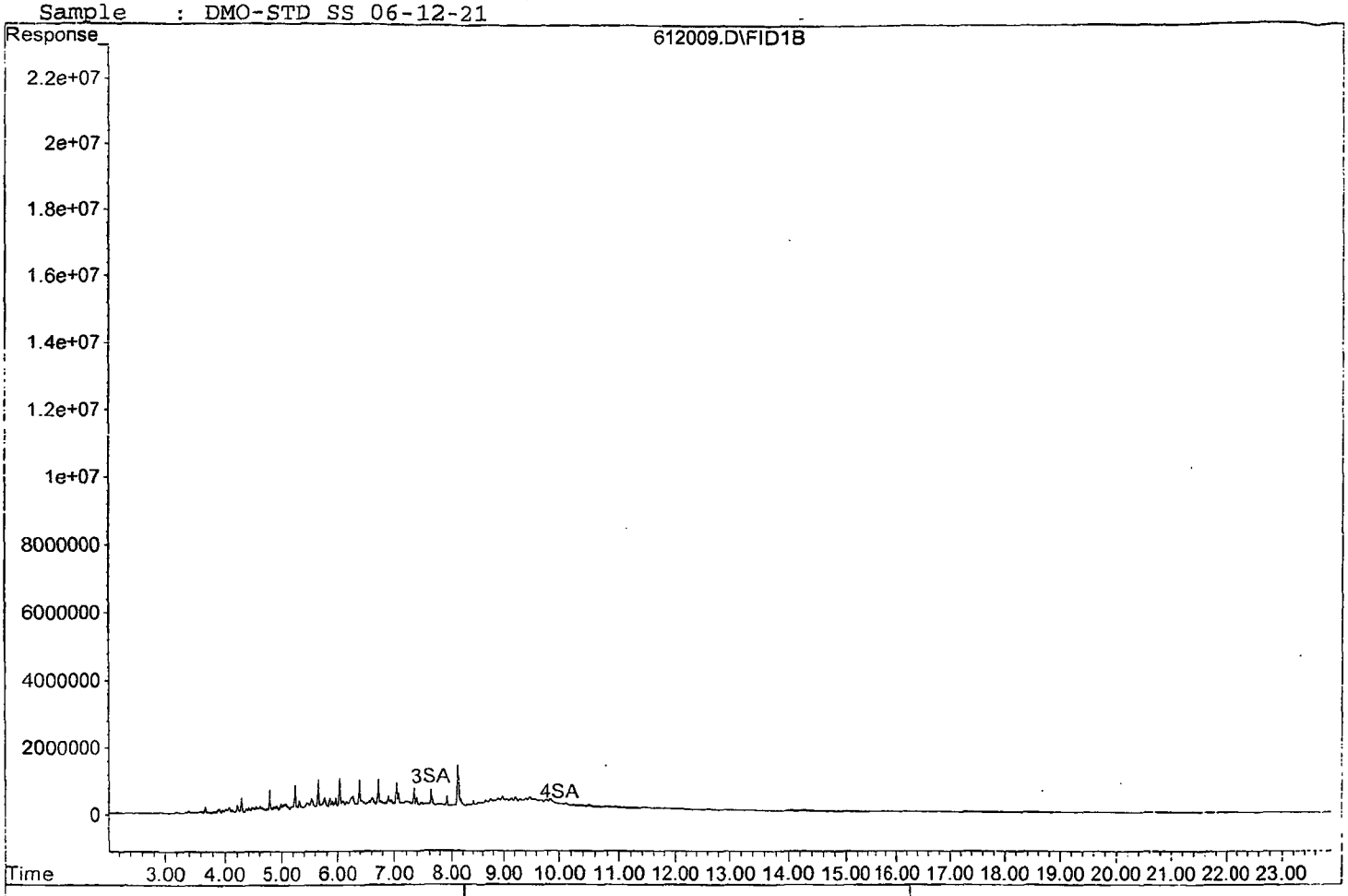

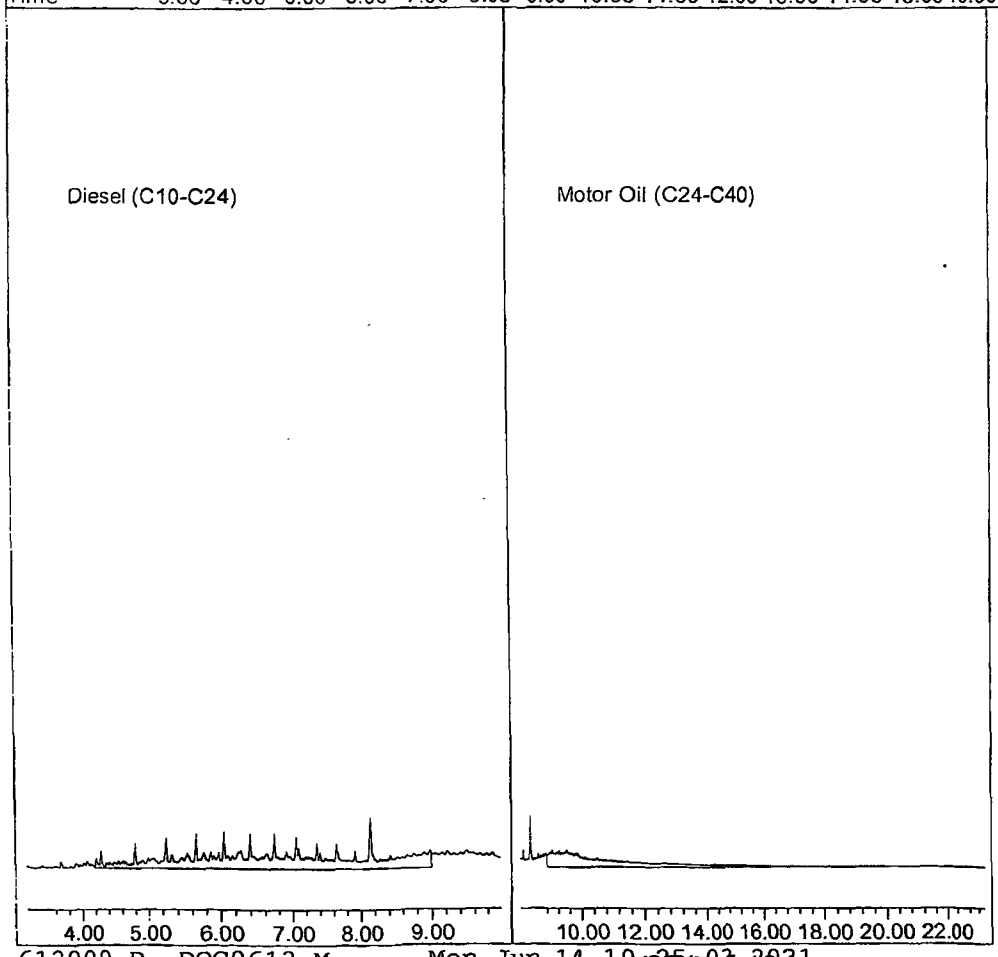

TPH Extractables
DOC0612

Form 7

Continuing Calibration

Lab Name: APPL, Inc.
Case No:
Matrix: Water

SDG No:
Date Analyzed: 6/17/2021
Instrument: Apollo
Initial Cal. Date: 6/12/2021
Data File: 612237.D

		Compound	MEAN	CCRF	%D		%Drift
1	HATM	Diesel (C10-C24)	1851770	1887600	1.9	HATM	
2	HBTM	Motor Oil (C24-C40)	1272440	1380640	8.5	HBTM	
3	SA	Ortho-Terphenyl(S)	2189800	2244120	2.5	SA	
4	SA	Octacosane(S)	1732690	1933290	12	SA	
5							
6							
7							
8							
9							
10							
11							
12							
13							
14							
15							
16							
17							
18							
19							
20							
21							
22							
23							
24							
25							
26							
27							
28							
29							
30							
31							
32							
33							
34							
35							
36							
37							
38							
39							
40							
		Average			6.2		

Quantitation Report (Not Reviewed)

Data File : G:\APOLLO\DATA\210612\612237.D Vial: 37
Acq On : 6-17-21 4:18:04 Operator: MB
Sample : Diesel Motor Oil CCV 06/12/21 Inst : Apollo
Misc : water Multiplr: 1.00
IntFile : events.e
Quant Time: Jun 17 8:31 2021 Quant Results File: DOC0612.RES

Method : G:\APOLLO\DATA\210612\DOC0612.M (Chemstation Integrator)
Title : 8015 B&C
Last Update : Thu Jul 08 08:47:37 2021
Response via : Multiple Level Calibration

Volume Inj. : 2UL
Signal Phase : DB-5
Signal Info : FID02A

Compound	R.T.	Response	Conc Units
System Monitoring Compounds			
3) SA Ortho-Terphenyl(S)	7.64	56102990	12.810 ppb
Surrogate Spike 30.000		Recovery =	42.70%
4) SA Octacosane(S)	10.00	48332339	13.947 ppb
Surrogate Spike 30.000		Recovery =	46.49%
Target Compounds			
1) HATM Diesel (C10-C24)	6.58	943801318	254.838 ppb
2) HBTM Motor Oil (C24-C40)	15.57	690319940	271.258 ppb

Target Compounds

(f)=RT Delta > 1/2 Window (m)=manual int.

Quantitation Report

Data File: G:\APOLLO\DATA\210612\612237.D
Sample : Diesel Motor Oil CCV 06/12/21

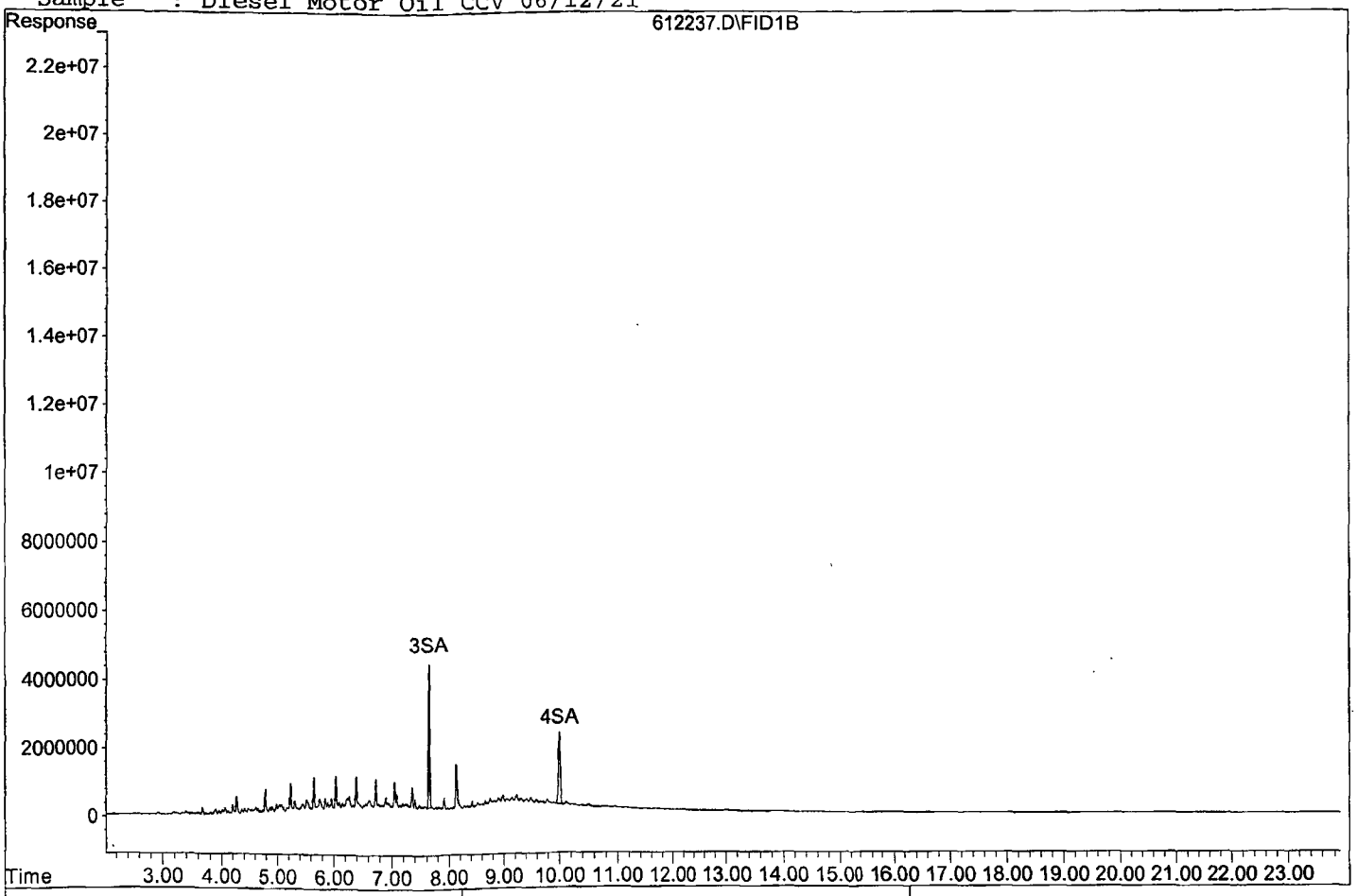

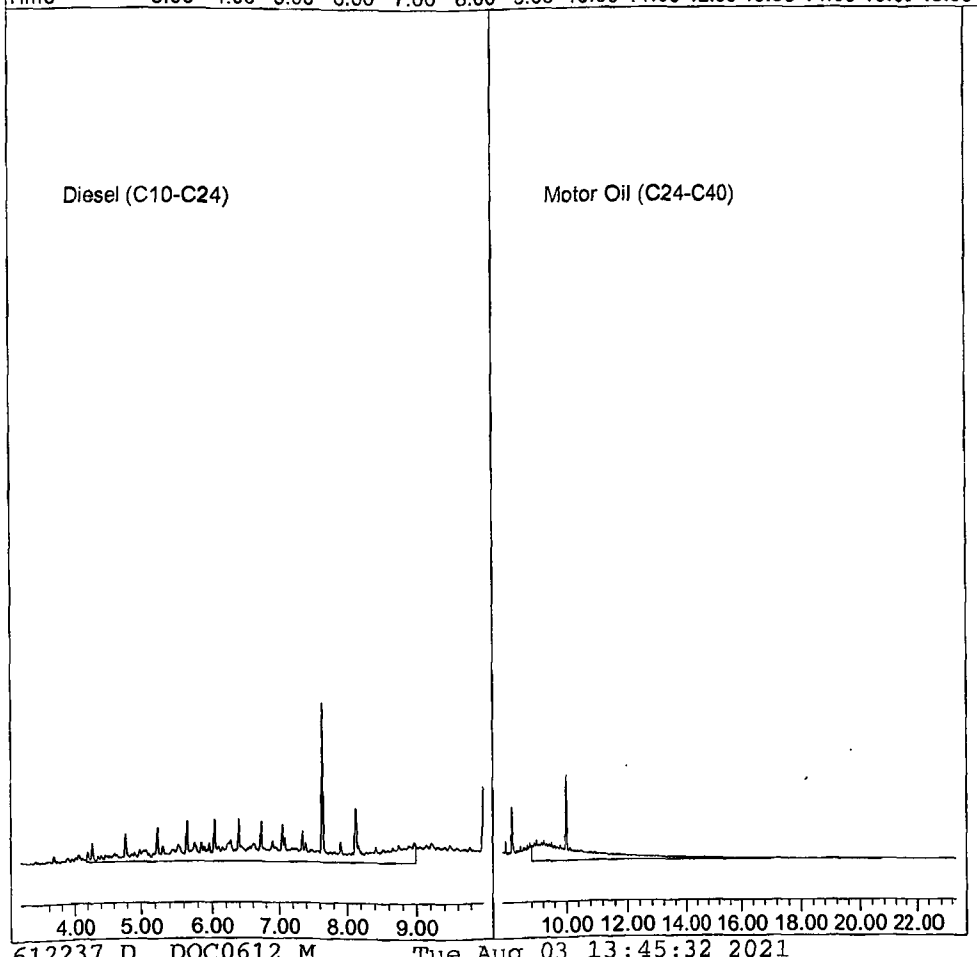

TPH Extractables
DEC0504

Form 7

Continuing Calibration

Lab Name: APPL, Inc.
Case No:
Matrix: Water

SDG No:
Date Analyzed: 6/17/2021
Instrument: Apollo
Initial Cal. Date: 5/4/2021
Data File: 612238.D

		Compound	MEAN	CCRF	%D		%Drift
1	SC	Decanoic Acid(S)	1194540	1019510	15	SC	
2							
3							
4							
5							
6							
7							
8							
9							
10							
11							
12							
13							
14							
15							
16							
17							
18							
19							
20							
21							
22							
23							
24							
25							
26							
27							
28							
29							
30							
31							
32							
33							
34							
35							
36							
37							
38							
39							
40							
		Average			15.0		

Quantitation Report (Not Reviewed)

Data File : G:\APOLLO\DATA\210612\612238.D Vial: 38
Acq On : 6-17-21 4:46:27 Operator: MB
Sample : Decanoic Acid CCV 05/04/21 Inst : Apollo
Misc : water Multiplr: 1.00
IntFile : events.e
Quant Time: Jun 17 8:30 2021 Quant Results File: DEC0504.RES

Method : G:\APOLLO\DATA\210505\DEC0504.M (Chemstation Integrator)
Title : 8015 B&C
Last Update : Tue Jul 13 08:54:14 2021
Response via : Multiple Level Calibration

Volume Inj. : 2UL
Signal Phase : DB-5
Signal Info : FID02A

Compound	R.T.	Response	Conc Units
System Monitoring Compounds			
1) SC Decanoic Acid(S)	5.81f	73404453	30.725 ppb
Surrogate Spike 24.000		Recovery =	128.02%

Target Compounds

Target Compounds

(f)=RT Delta > 1/2 Window (m)=manual int.

File : G:\APOLLO\DATA\210612\612238.D
Operator : MB
Acquired : 6-17-21 4:46:27 using AcqMethod TPHSN.M
Instrument : Apollo
Sample Name: Decanoic Acid CCV 05/04/21
Misc Info : water
Vial Number: 38



TPH Extractables
DOC0612

Form 7

Continuing Calibration

Lab Name: APPL, Inc.
Case No:
Matrix: Water

SDG No:
Date Analyzed: 6/17/2021
Instrument: Apollo
Initial Cal. Date: 6/12/2021
Data File: 612252.D

		Compound	MEAN	CCRF	%D		%Drift
1	HATM	Diesel (C10-C24)	1851770	1991180	7.5	HATM	
2	HBTM	Motor Oil (C24-C40)	1272440	1446380	14	HBTM	
3	SA	Ortho-Terphenyl(S)	2189800	2365360	8.0	SA	
4	SA	Octacosane(S)	1732690	1957180	13	SA	
5							
6							
7							
8							
9							
10							
11							
12							
13							
14							
15							
16							
17							
18							
19							
20							
21							
22							
23							
24							
25							
26							
27							
28							
29							
30							
31							
32							
33							
34							
35							
36							
37							
38							
39							
40							
		Average			10.6		

Quantitation Report (Not Reviewed)

Data File : G:\APOLLO\DATA\210612\612252.D Vial: 52
Acq On : 6-17-21 11:22:52 Operator: MB
Sample : DIesel Motor OIl CCV 06/12/21 Inst : Apollo
Misc : water Multiplr: 1.00
IntFile : events.e
Quant Time: Jun 17 11:49 2021 Quant Results File: DOC0612.RES

Method : G:\APOLLO\DATA\210612\DOC0612.M (Chemstation Integrator)
Title : 8015 B&C
Last Update : Thu Jul 08 08:47:37 2021
Response via : Multiple Level Calibration

Volume Inj. : 2UL
Signal Phase : DB-5
Signal Info : FID02A

Compound	R.T.	Response	Conc Units
System Monitoring Compounds			
3) SA Ortho-Terphenyl(S)	7.64	59133883	13.502 ppb
Surrogate Spike 30.000		Recovery =	45.01%
4) SA Octacosane(S)	10.00	48929462	14.119 ppb
Surrogate Spike 30.000		Recovery =	47.06%
Target Compounds			
1) HATM Diesel (C10-C24)	6.58	995587999	268.821 ppb
2) HBTM Motor Oil (C24-C40)	15.57	723188672	284.174 ppb
Target Compounds			

(f)=RT Delta > 1/2 Window (m)=manual int.

Data File: G:\APOLLO\DATA\210612\612252.D
Sample : DIesel Motor OIl CCV 06/12/21

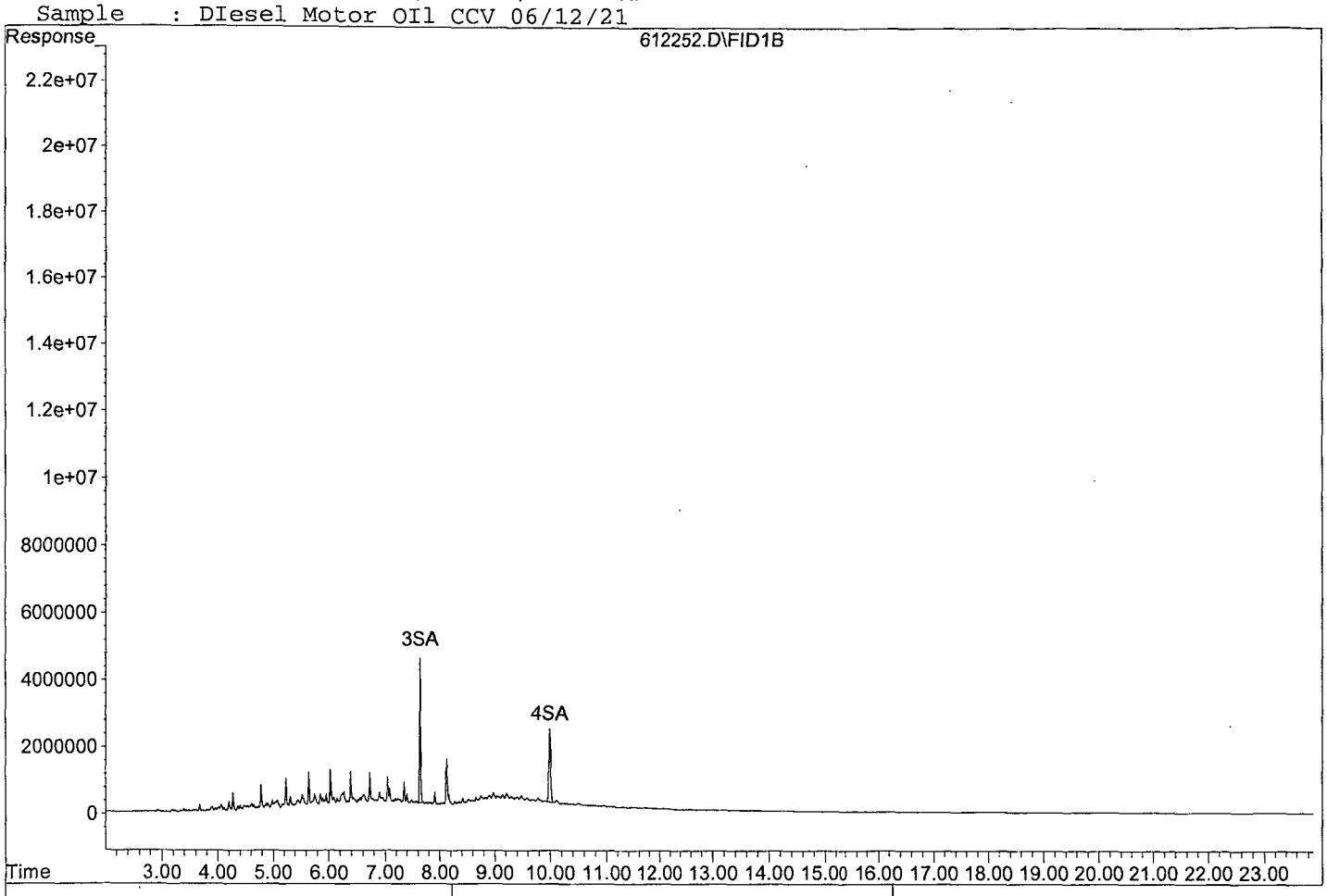

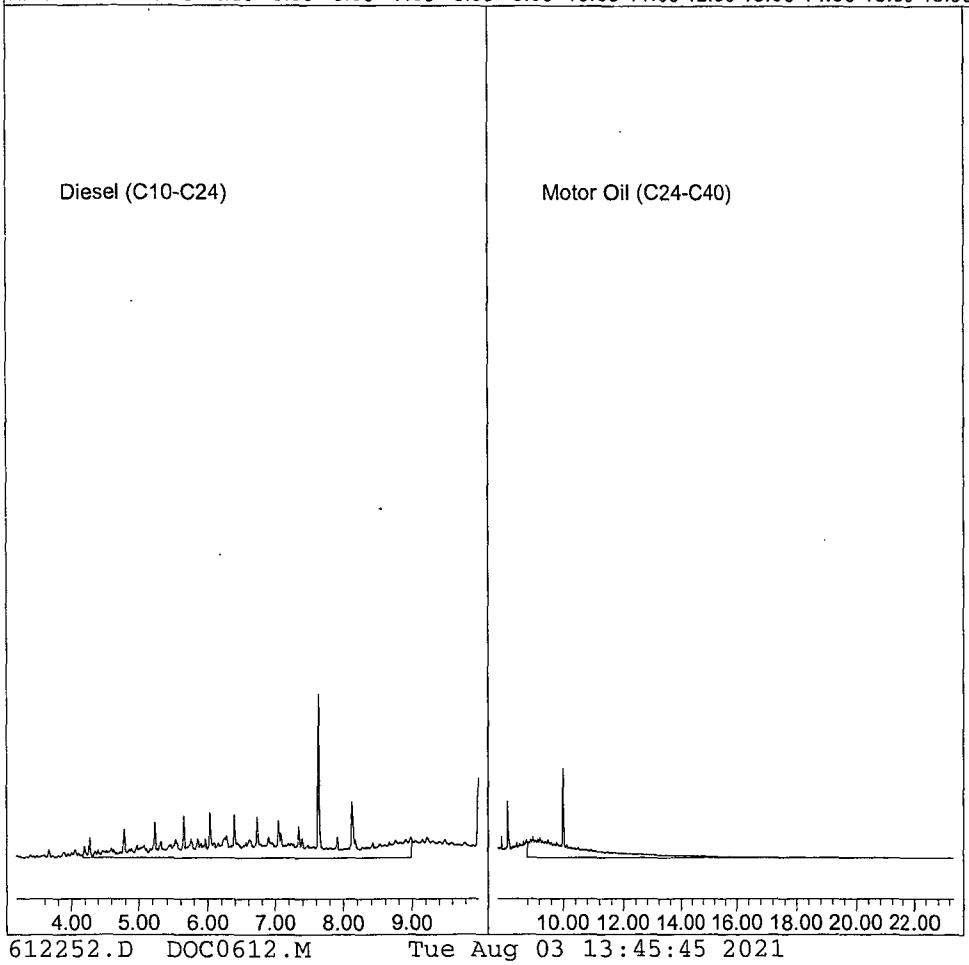

TPH Extractables
DEC0504

Form 7

Continuing Calibration

Lab Name: APPL, Inc.
Case No:
Matrix: Water

SDG No:
Date Analyzed: 6/17/2021
Instrument: Apollo
Initial Cal. Date: 5/4/2021
Data File: 612253.D

		Compound	MEAN	CCRF	%D		%Drift
1	SC	Decanoic Acid(S)	1194540	1029020	14	SC	
2							
3							
4							
5							
6							
7							
8							
9							
10							
11							
12							
13							
14							
15							
16							
17							
18							
19							
20							
21							
22							
23							
24							
25							
26							
27							
28							
29							
30							
31							
32							
33							
34							
35							
36							
37							
38							
39							
40							
		Average			14.0		

Quantitation Report (Not Reviewed)

Data File : G:\APOLLO\DATA\210612\612253.D Vial: 53
Acq On : 6-17-21 11:51:07 Operator: MB
Sample : Decanoic Acid CCV 05/04/21 Inst : Apollo
Misc : water Multiplr: 1.00
IntFile : events.e
Quant Time: Jun 17 12:47 2021 Quant Results File: DEC0504.RES

Method : G:\APOLLO\DATA\210505\DEC0504.M (Chemstation Integrator)
Title : 8015 B&C
Last Update : Tue Jul 13 08:54:14 2021
Response via : Multiple Level Calibration

Volume Inj. : 2UL
Signal Phase : DB-5
Signal Info : FID02A

Compound	R.T.	Response	Conc	Units
System Monitoring Compounds				
1) SC Decanoic Acid(S)	5.81f	74089540	31.012	ppb
Surrogate Spike 24.000		Recovery =	129.22%	

Target Compounds

Target Compounds

(f)=RT Delta > 1/2 Window (m)=manual int.

File : G:\APOLLO\DATA\210612\612253.D
Operator : MB
Acquired : 6-17-21 11:51:07 using AcqMethod TPHSN.M
Instrument : Apollo
Sample Name: Decanoic Acid CCV 05/04/21
Misc Info : water
Vial Number: 53



TPH Extractables
DEC0504

Form 7

Continuing Calibration

Lab Name: APPL, Inc.
Case No:
Matrix: Water

SDG No:
Date Analyzed: 6/17/2021
Instrument: Apollo
Initial Cal. Date: 5/4/2021
Data File: 612260.D

		Compound	MEAN	CCRF	%D	%Drift	
1	SC	Decanoic Acid(S)	1194540	1042630	13	SC	
2							
3							
4							
5							
6							
7							
8							
9							
10							
11							
12							
13							
14							
15							
16							
17							
18							
19							
20							
21							
22							
23							
24							
25							
26							
27							
28							
29							
30							
31							
32							
33							
34							
35							
36							
37							
38							
39							
40							
		Average			13.0		

Quantitation Report (Not Reviewed)

Data File : G:\APOLLO\DATA\210612\612260.D Vial: 60
Acq On : 6-17-21 15:09:17 Operator: MB
Sample : Decanoic Acid CCV 05/04/21 Inst : Apollo
Misc : water Multiplr: 1.00
IntFile : events.e
Quant Time: Jun 17 15:51 2021 Quant Results File: DEC0504.RES

Method : G:\APOLLO\DATA\210505\DEC0504.M (Chemstation Integrator)
Title : 8015 B&C
Last Update : Tue Jul 13 08:54:14 2021
Response via : Multiple Level Calibration

Volume Inj. : 2UL
Signal Phase : DB-5
Signal Info : FID02A

Compound	R.T.	Response	Conc Units
System Monitoring Compounds			
1) SC Decanoic Acid(S)	5.81f	75069008	31.422 ppb
Surrogate Spike 24.000		Recovery =	130.93%

Target Compounds

Target Compounds

(f)=RT Delta > 1/2 Window (m)=manual int.

File : G:\APOLLO\DATA\210612\612260.D
Operator : MB
Acquired : 6-17-21 15:09:17 using AcqMethod TPHSN.M
Instrument : Apollo
Sample Name: Decanoic Acid CCV 05/04/21
Misc Info : water
Vial Number: 60



TPH Extractables
DOC0612

Form 7

Continuing Calibration

Lab Name: APPL, Inc.
Case No:
Matrix: Water

SDG No:
Date Analyzed: 6/17/2021
Instrument: Apollo
Initial Cal. Date: 6/12/2021
Data File: 612263.D

		Compound	MEAN	CCRF	%D		%Drift
1	HATM	Diesel (C10-C24)	1851770	1794950	3.1	HATM	
2	HBTM	Motor Oil (C24-C40)	1272440	1328400	4.4	HBTM	
3	SA	Ortho-Terphenyl(S)	2189800	2090050	4.6	SA	
4	SA	Octacosane(S)	1732690	1834590	5.9	SA	
5							
6							
7							
8							
9							
10							
11							
12							
13							
14							
15							
16							
17							
18							
19							
20							
21							
22							
23							
24							
25							
26							
27							
28							
29							
30							
31							
32							
33							
34							
35							
36							
37							
38							
39							
40							
		Average			4.5		

Quantitation Report (Not Reviewed)

Data File : G:\APOLLO\DATA\210612\612263.D Vial: 63
Acq On : 6-17-21 16:34:17 Operator: MB
Sample : Diesel Motor OIl CCV 06/12/21 Inst : Apollo
Misc : water Multiplr: 1.00
IntFile : events.e
Quant Time: Jun 17 17:00 2021 Quant Results File: DOC0612.RES

Method : G:\APOLLO\DATA\210612\DOC0612.M (Chemstation Integrator)
Title : 8015 B&C
Last Update : Thu Jul 08 08:47:37 2021
Response via : Multiple Level Calibration

Volume Inj. : 2UL
Signal Phase : DB-5
Signal Info : FID02A

Compound	R.T.	Response	Conc Units
System Monitoring Compounds			
3) SA Ortho-Terphenyl(S)	7.64	52251137	11.931 ppb
Surrogate Spike 30.000		Recovery =	39.77%
4) SA Octacosane(S)	10.00	45864857	13.235 ppb
Surrogate Spike 30.000		Recovery =	44.12%
Target Compounds			
1) HATM Diesel (C10-C24)	6.58	897476696	242.330 ppb
2) HBTM Motor Oil (C24-C40)	15.57	664198847	260.994 ppb

Target Compounds

(f)=RT Delta > 1/2 Window (m)=manual int.

Data File: G:\APOLLO\DATA\210612\612263.D
Sample : Diesel Motor OIl CCV 06/12/21

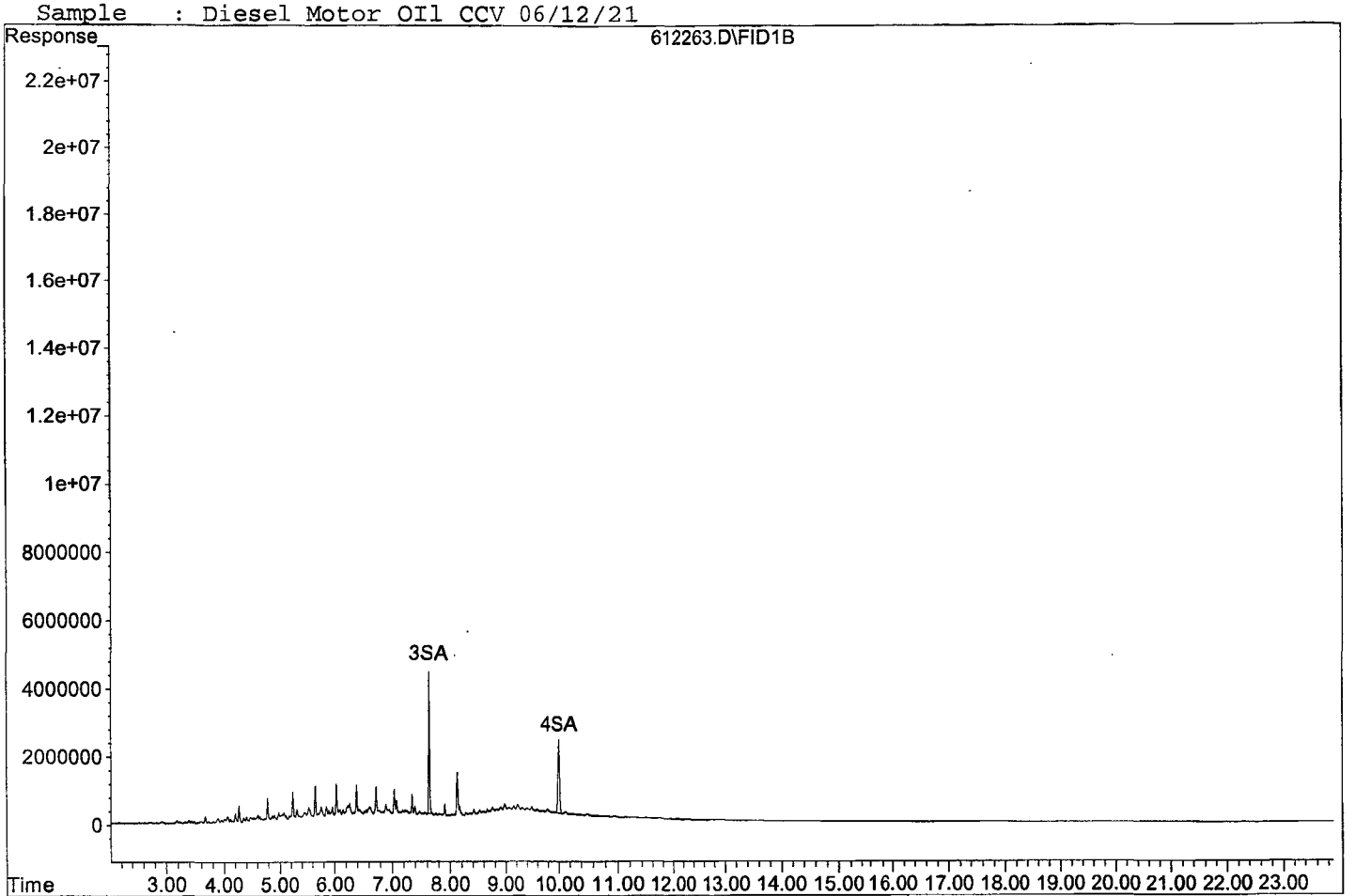

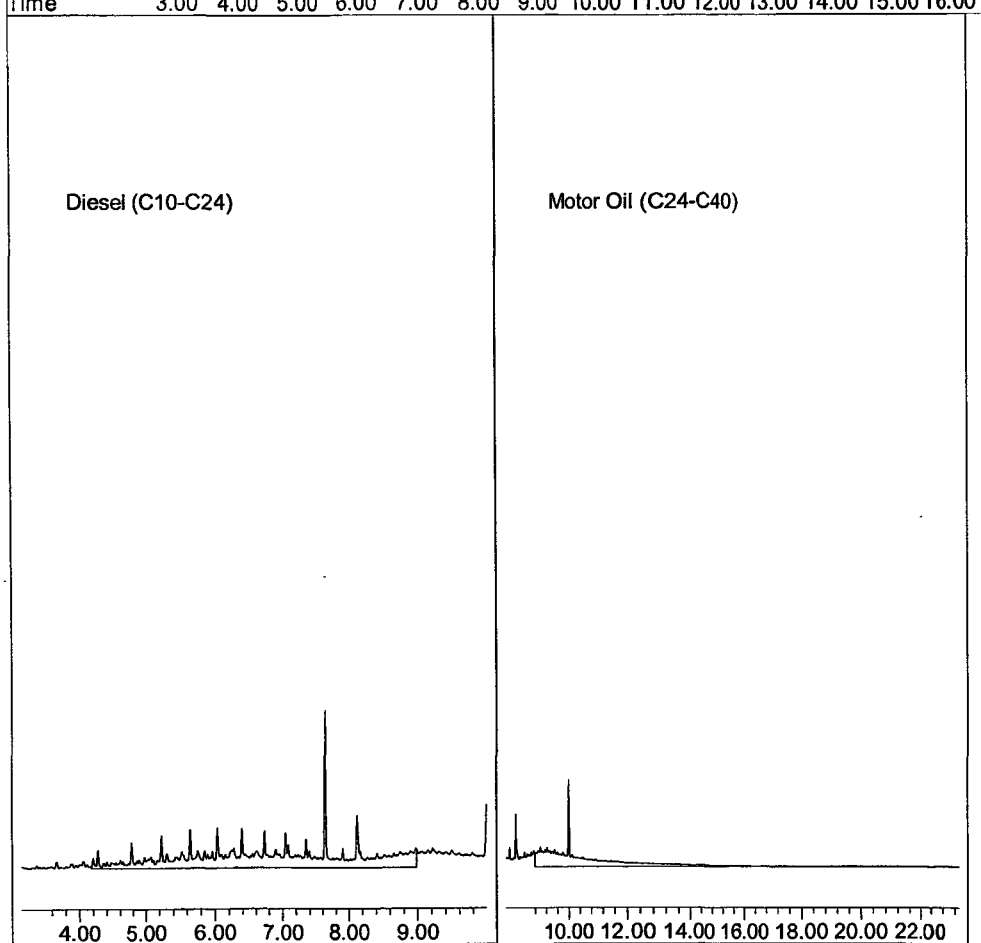

ORGANICS

Raw Data

Quantitation Report (QT Reviewed)

Data File : G:\APOLLO\DATA\210612\612242.D Vial: 42
Acq On : 6-17-21 6:39:53 Operator: MB
Sample : 210607A BLK 5/1000 sgc Inst : Apollo
Misc : water Multiplr: 5.00
IntFile : events.e
Quant Time: Jun 17 11:11 2021 Quant Results File: DEC0504.RES

Method : G:\APOLLO\DATA\210505\DEC0504.M (Chemstation Integrator)
Title : 8015 B&C
Last Update : Tue Jul 13 08:54:14 2021
Response via : Multiple Level Calibration

Volume Inj. : 2UL
Signal Phase : DB-5
Signal Info : FID02A

Compound	R.T.	Response	Conc Units
System Monitoring Compounds			
1) SC Decanoic Acid(S)	0.00	0	N.D. ppb d
Surrogate Spike 120.000		Recovery =	0.00%
Target Compounds			
Target Compounds			

(f)=RT Delta > 1/2 Window (m)=manual int.

Quantitation Report (Not Reviewed)

Data File : G:\APOLLO\DATA\210612\612242.D Vial: 42
Acq On : 6-17-21 6:39:53 Operator: MB
Sample : 210607A BLK 5/1000 sgc Inst : Apollo
Misc : water Multiplr: 5.00
IntFile : events.e
Quant Time: Jun 17 11:02 2021 Quant Results File: DOC0612.RES

Method : G:\APOLLO\DATA\210612\DOC0612.M (Chemstation Integrator)
Title : 8015 B&C
Last Update : Thu Jul 08 08:47:37 2021
Response via : Multiple Level Calibration

Volume Inj. : 2UL
Signal Phase : DB-5
Signal Info : FID02A

Compound	R.T.	Response	Conc Units
System Monitoring Compounds			
3) SA Ortho-Terphenyl(S)	7.64	107007403	122.166 ppb
Surrogate Spike 150.000		Recovery =	81.44%
4) SA Octacosane(S)	10.00	116528501	168.132 ppb
Surrogate Spike 150.000		Recovery =	112.09%
Target Compounds			
1) HATM Diesel (C10-C24)	6.58	16893826	22.808 ppb
2) HBTM Motor Oil (C24-C40)	15.57	27205400	53.451 ppb

Target Compounds

(f)=RT Delta > 1/2 Window (m)=manual int.

Data File: G:\APOLLO\DATA\210612\612242.D
Sample : 210607A BLK 5/1000 sgc

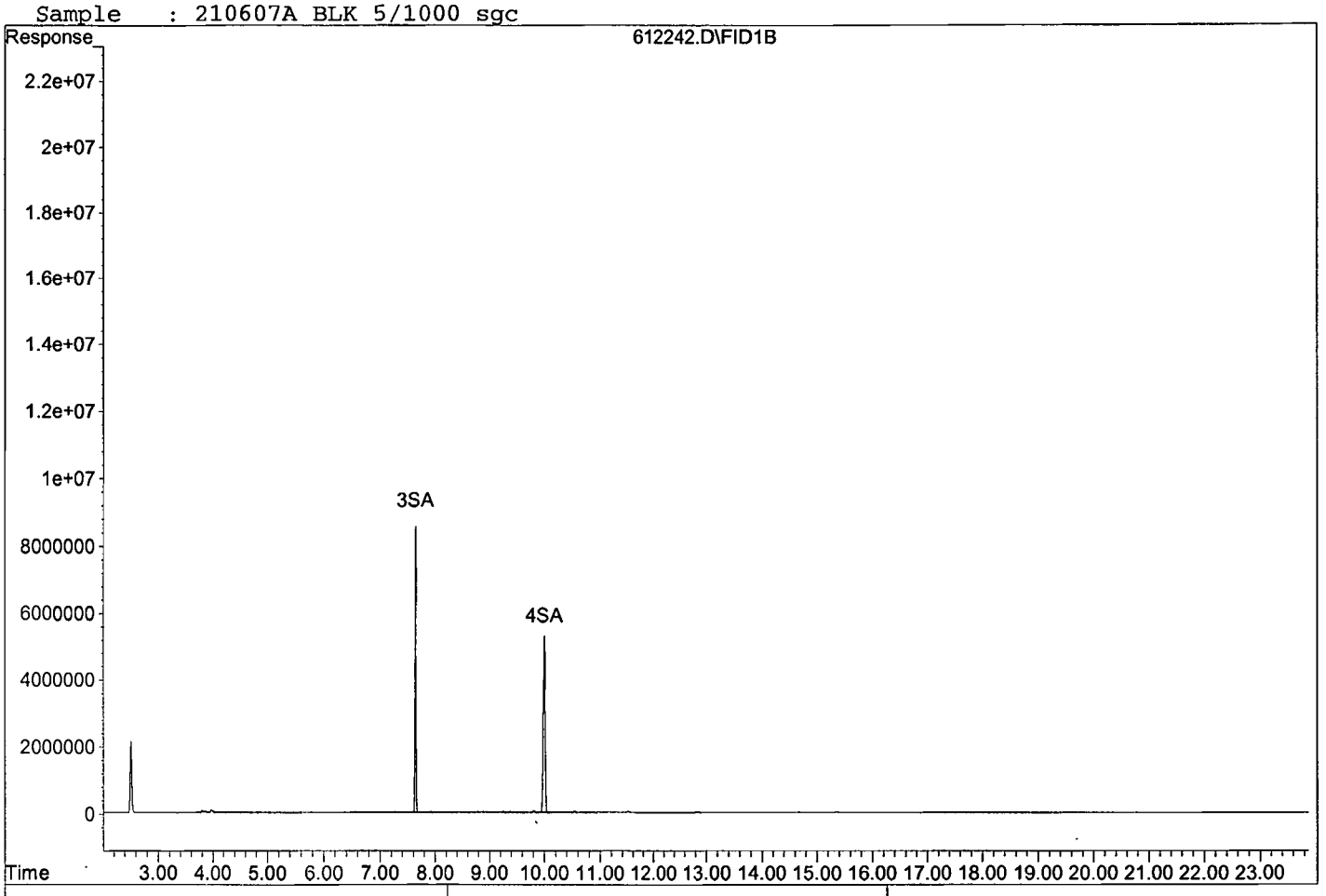





Quantitation Report (QT Reviewed)

Data File : G:\APOLLO\DATA\210612\612243.D Vial: 43
Acq On : 6-17-21 7:08:11 Operator: MB
Sample : 210607A LCS-1 5/1000 sgc Inst : Apollo
Misc : water Multiplr: 5.00
IntFile : events.e
Quant Time: Jun 17 11:11 2021 Quant Results File: DEC0504.RES

Method : G:\APOLLO\DATA\210505\DEC0504.M (Chemstation Integrator)
Title : 8015 B&C
Last Update : Tue Jul 13 08:54:14 2021
Response via : Multiple Level Calibration

Volume Inj. : 2UL
Signal Phase : DB-5
Signal Info : FID02A

Compound	R.T.	Response	Conc	Units	
System Monitoring Compounds					
1) SC Decanoic Acid(S)	0.00	0	N.D.	ppb	d
Surrogate Spike 120.000		Recovery =	0.00%		
Target Compounds					
Target Compounds					

(f)=RT Delta > 1/2 Window (m)=manual int.

Quantitation Report (Not Reviewed)

Data File : G:\APOLLO\DATA\210612\612243.D Vial: 43
Acq On : 6-17-21 7:08:11 Operator: MB
Sample : 210607A LCS-1 5/1000 sgc Inst : Apollo
Misc : water Multiplr: 5.00
IntFile : events.e
Quant Time: Jun 17 11:02 2021 Quant Results File: DOC0612.RES

Method : G:\APOLLO\DATA\210612\DOC0612.M (Chemstation Integrator)
Title : 8015 B&C
Last Update : Thu Jul 08 08:47:37 2021
Response via : Multiple Level Calibration

Volume Inj. : 2UL
Signal Phase : DB-5
Signal Info : FID02A

Compound	R.T.	Response	Conc Units
System Monitoring Compounds			
3) SA Ortho-Terphenyl(S)	7.64	117767652	134.450 ppb
Surrogate Spike 150.000		Recovery =	89.63%
4) SA Octacosane(S)	10.00	117767344	169.920 ppb
Surrogate Spike 150.000		Recovery =	113.28%
Target Compounds			
1) HATM Diesel (C10-C24)	6.58	1146851611	1548.322 ppb
2) HBTM Motor Oil (C24-C40)	15.57	1089844045	2141.246 ppb

Target Compounds

(f)=RT Delta > 1/2 Window (m)=manual int.

Data File: G:\APOLLO\DATA\210612\612243.D
Sample : 210607A LCS-1 5/1000 sgc

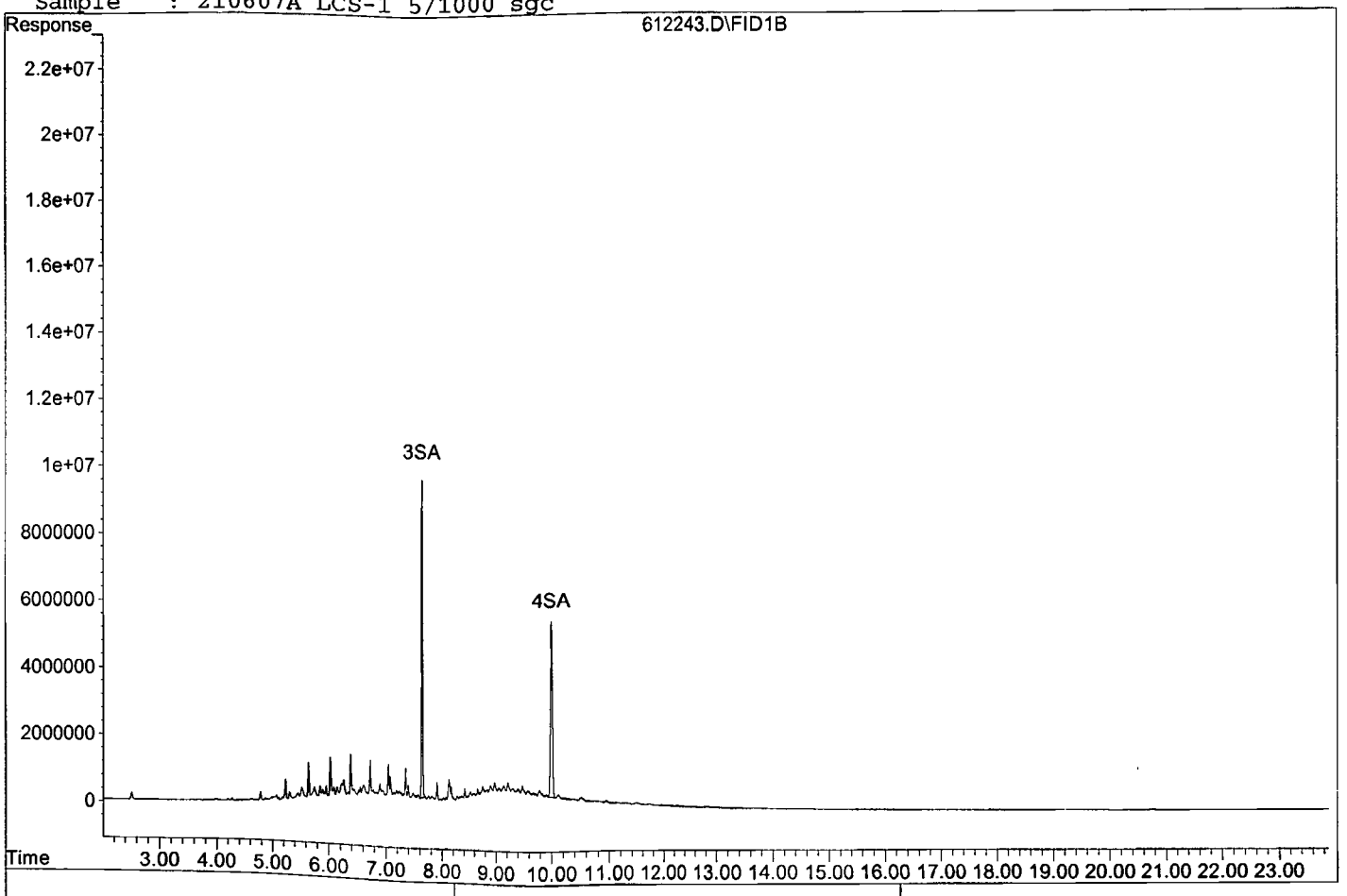

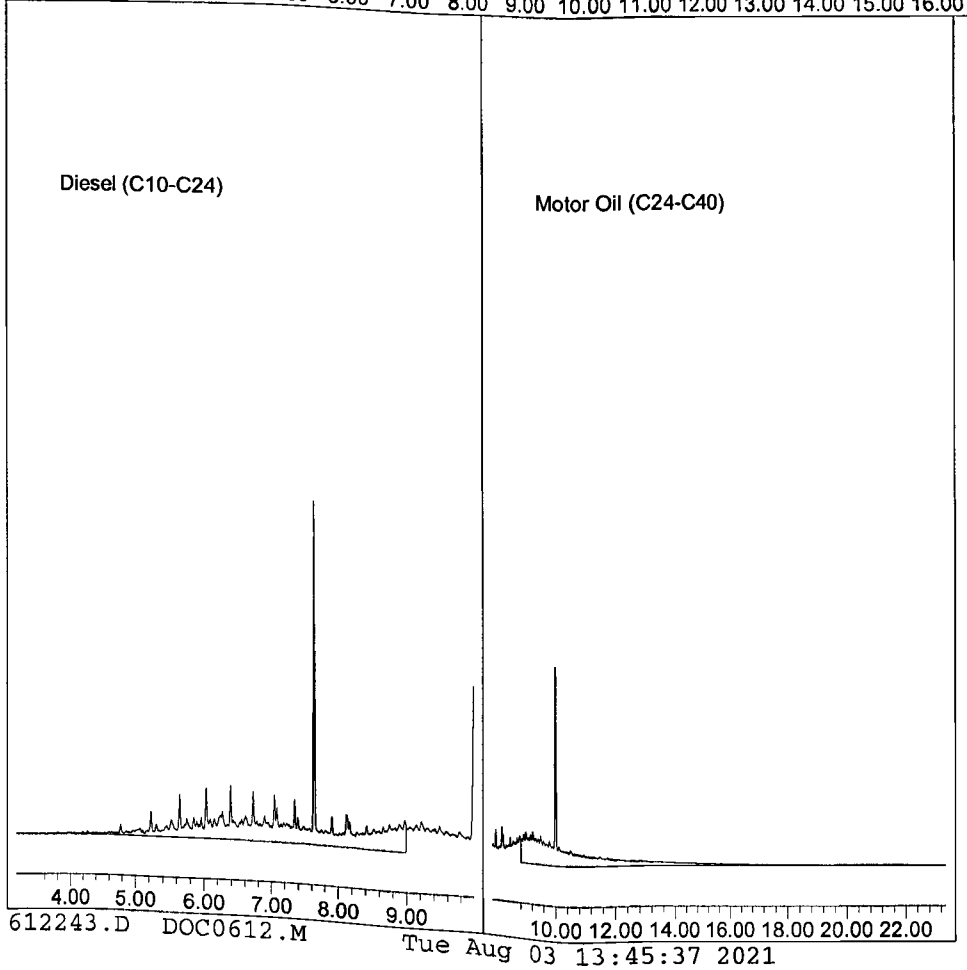

612243.D DOC0612.M Tue Aug 03 13:45:37 2021

Quantitation Report (QT Reviewed)

Data File : G:\APOLLO\DATA\210612\612244.D Vial: 44
Acq On : 6-17-21 7:36:30 Operator: MB
Sample : 210607A LCSD-1 5/1000 sgc Inst : Apollo
Misc : water Multiplr: 5.00
IntFile : events.e
Quant Time: Jun 17 11:11 2021 Quant Results File: DEC0504.RES

Method : G:\APOLLO\DATA\210505\DEC0504.M (Chemstation Integrator)
Title : 8015 B&C
Last Update : Tue Jul 13 08:54:14 2021
Response via : Multiple Level Calibration

Volume Inj. : 2UL
Signal Phase : DB-5
Signal Info : FID02A

Compound	R.T.	Response	Conc	Units	
System Monitoring Compounds					
1) SC Decanoic Acid(S)	0.00	0	N.D.	ppb	d
Surrogate Spike 120.000		Recovery =	0.00%		

Target Compounds

Target Compounds

(f)=RT Delta > 1/2 Window (m)=manual int.

Quantitation Report (Not Reviewed)

Data File : G:\APOLLO\DATA\210612\612244.D Vial: 44
Acq On : 6-17-21 7:36:30 Operator: MB
Sample : 210607A LCSD-1 5/1000 sgc Inst : Apollo
Misc : water Multiplr: 5.00
IntFile : events.e
Quant Time: Jun 17 11:03 2021 Quant Results File: DOC0612.RES

Method : G:\APOLLO\DATA\210612\DOC0612.M (Chemstation Integrator)
Title : 8015 B&C
Last Update : Thu Jul 08 08:47:37 2021
Response via : Multiple Level Calibration

Volume Inj. : 2UL
Signal Phase : DB-5
Signal Info : FID02A

Compound	R.T.	Response	Conc Units
System Monitoring Compounds			
3) SA Ortho-Terphenyl(S)	7.64	113017937	129.028 ppb
Surrogate Spike 150.000		Recovery =	86.02%
4) SA Octacosane(S)	10.00	111106722	160.309 ppb
Surrogate Spike 150.000		Recovery =	106.87%
Target Compounds			
1) HATM Diesel (C10-C24)	6.58	1052260587	1420.618 ppb
2) HBTM Motor Oil (C24-C40)	15.57	1075750039	2113.555 ppb

Target Compounds

(f)=RT Delta > 1/2 Window (m)=manual int.

Data File: G:\APOLLO\DATA\210612\612244.D
Sample : 210607A LCSD-1 5/1000 sgc

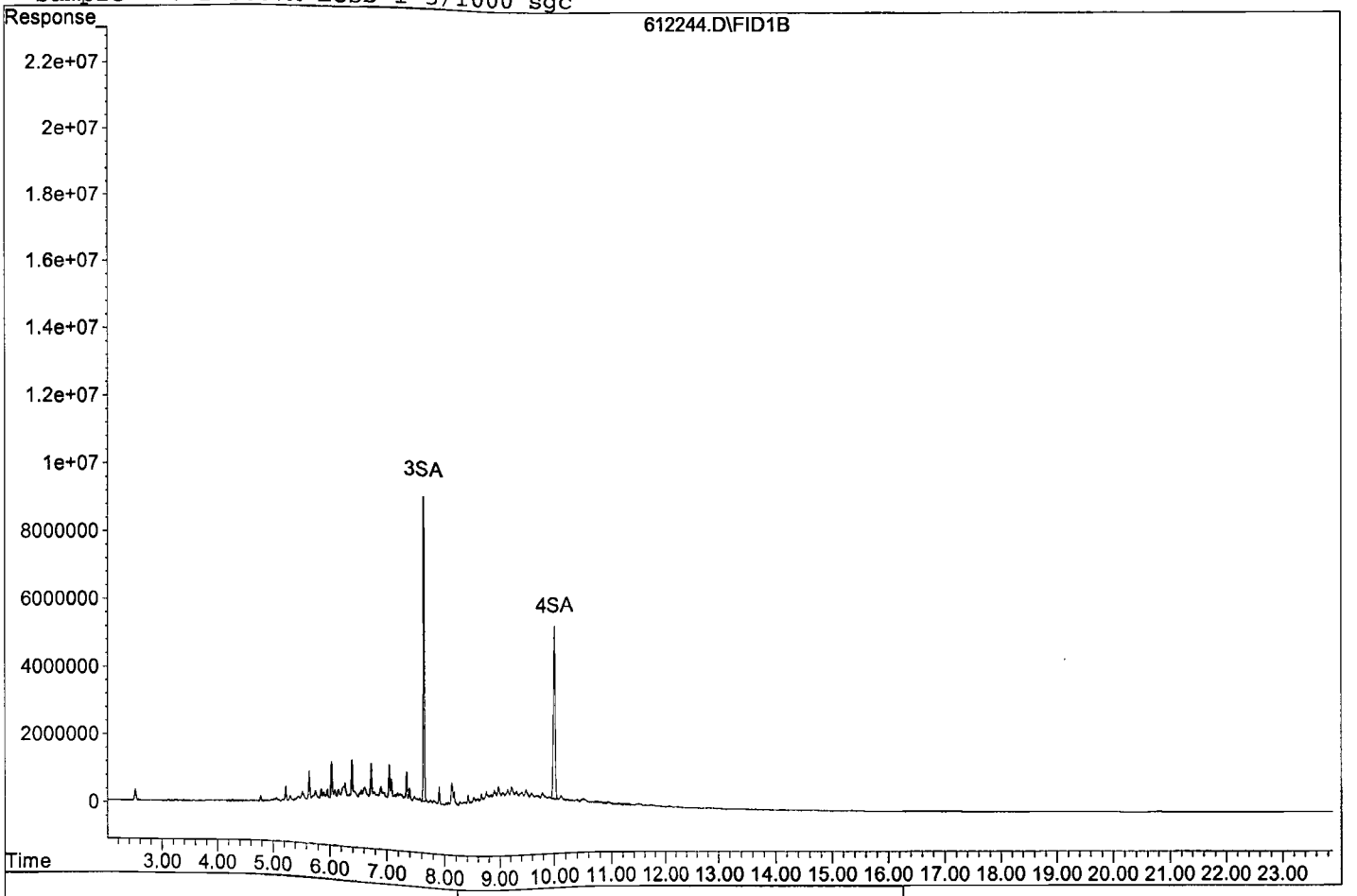

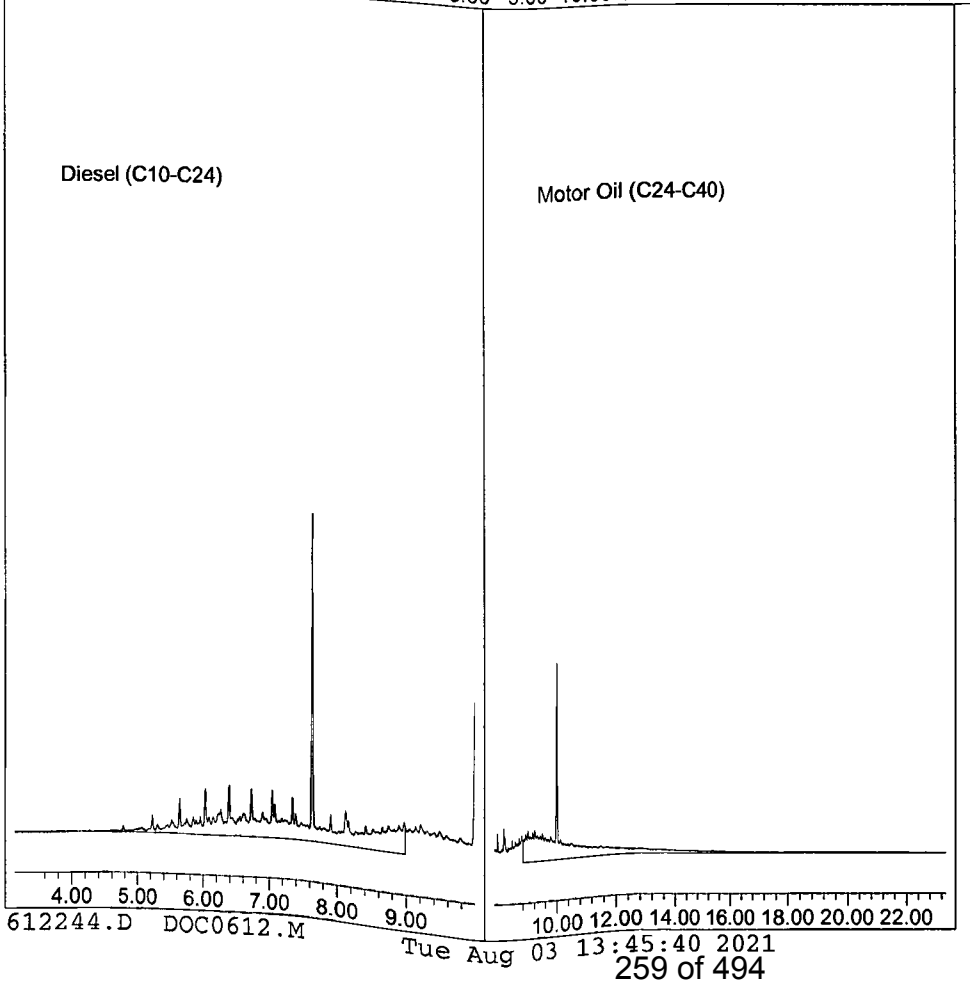

612244.D DOC0612.M Tue Aug 03 13:45:40 2021

Quantitation Report (QT Reviewed)

Data File : G:\APOLLO\DATA\210612\612251.D
Acq On : 6-17-21 10:54:36
Sample : BA33954W07 5/1000 sgc
Misc : water
IntFile : events.e
Quant Time: Jun 17 14:06 2021 Quant Results File: DEC0504.RES

Vial: 51
Operator: MB
Inst : Apollo
Multiplr: 5.00

Method : G:\APOLLO\DATA\210505\DEC0504.M (Chemstation Integrator)
Title : 8015 B&C
Last Update : Tue Jul 13 08:54:14 2021
Response via : Multiple Level Calibration

Volume Inj. : 2UL
Signal Phase : DB-5
Signal Info : FID02A

Compound	R.T.	Response	Conc	Units	
System Monitoring Compounds					
1) SC Decanoic Acid(S)	0.00	0	N.D.	ppb	d
Surrogate Spike 120.000	Recovery	=	0.00%		

Target Compounds

Target Compounds

(f)=RT Delta > 1/2 Window (m)=manual int.

Quantitation Report (QT Reviewed)

Data File : G:\APOLLO\DATA\210612\612251.D
Acq On : 6-17-21 10:54:36
Sample : BA33954W07 5/1000 sgc
Misc : water
IntFile : events.e
Quant Time: Aug 3 10:29 2021 Quant Results File: DOC0612.RES

Vial: 51
Operator: MB
Inst : Apollo
Multiplr: 5.00

Method : G:\APOLLO\DATA\210612\DOC0612.M (Chemstation Integrator)
Title : 8015 B&C
Last Update : Thu Jul 08 08:47:37 2021
Response via : Multiple Level Calibration

Volume Inj. : 2UL
Signal Phase : DB-5
Signal Info : FID02A

Compound	R.T.	Response	Conc Units
System Monitoring Compounds			
3) SA Ortho-Terphenyl(S)	7.64	102029004	116.482 ppb
Surrogate Spike 150.000		Recovery =	77.65%
4) SA Octacosane(S)	10.00	106932098	154.286 ppb
Surrogate Spike 150.000		Recovery =	102.86%
Target Compounds			
1) HATM Diesel (C10-C24)	6.58	36447676	49.207 ppb
2) HBTM Motor Oil (C24-C40)	15.57	33832791	66.472 ppb

Target Compounds

(f)=RT Delta > 1/2 Window (m)=manual int.

Quantitation Report

Data File: G:\APOLLO\DATA\210612\612251.D
Sample : BA33954W07 5/1000 sgc

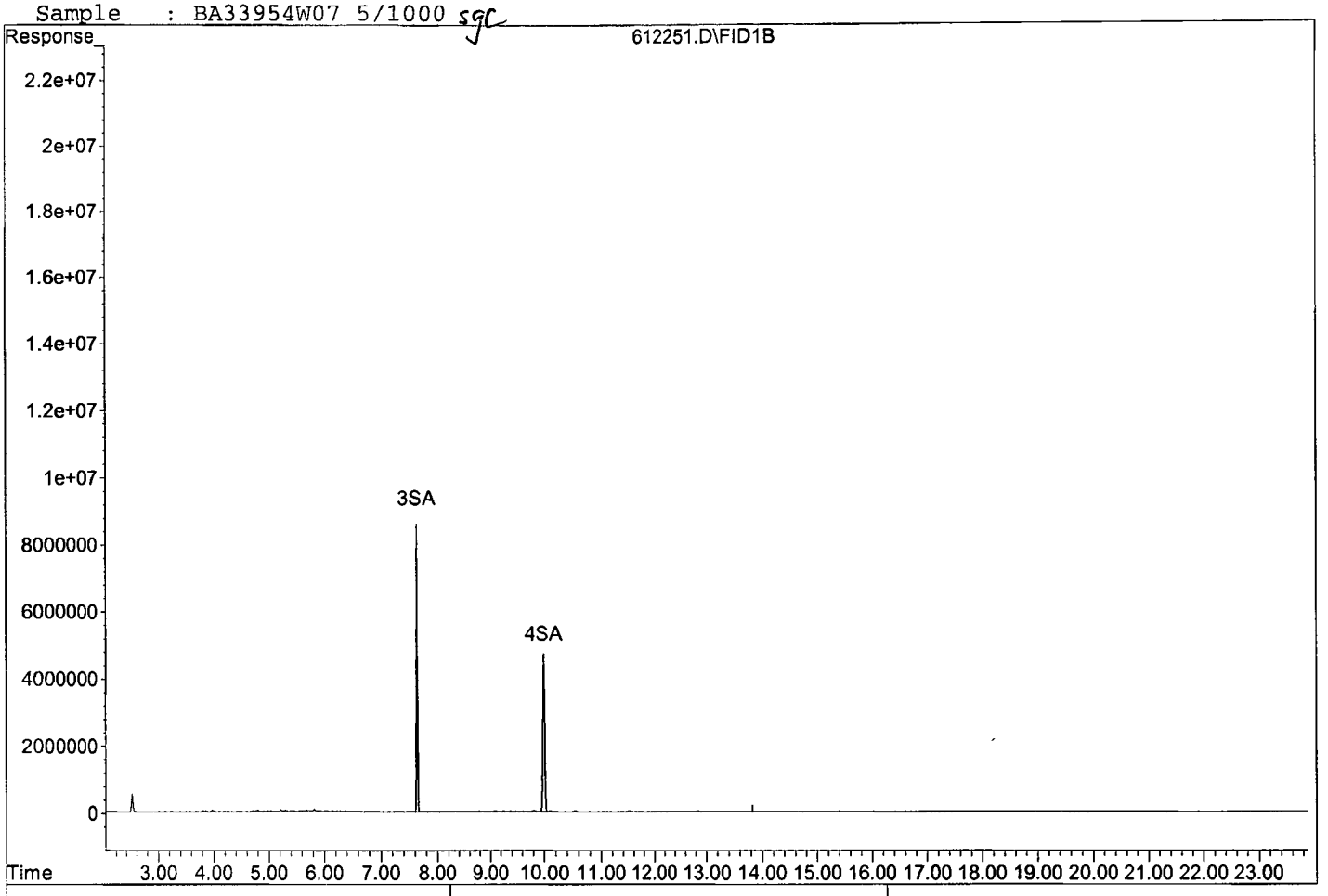

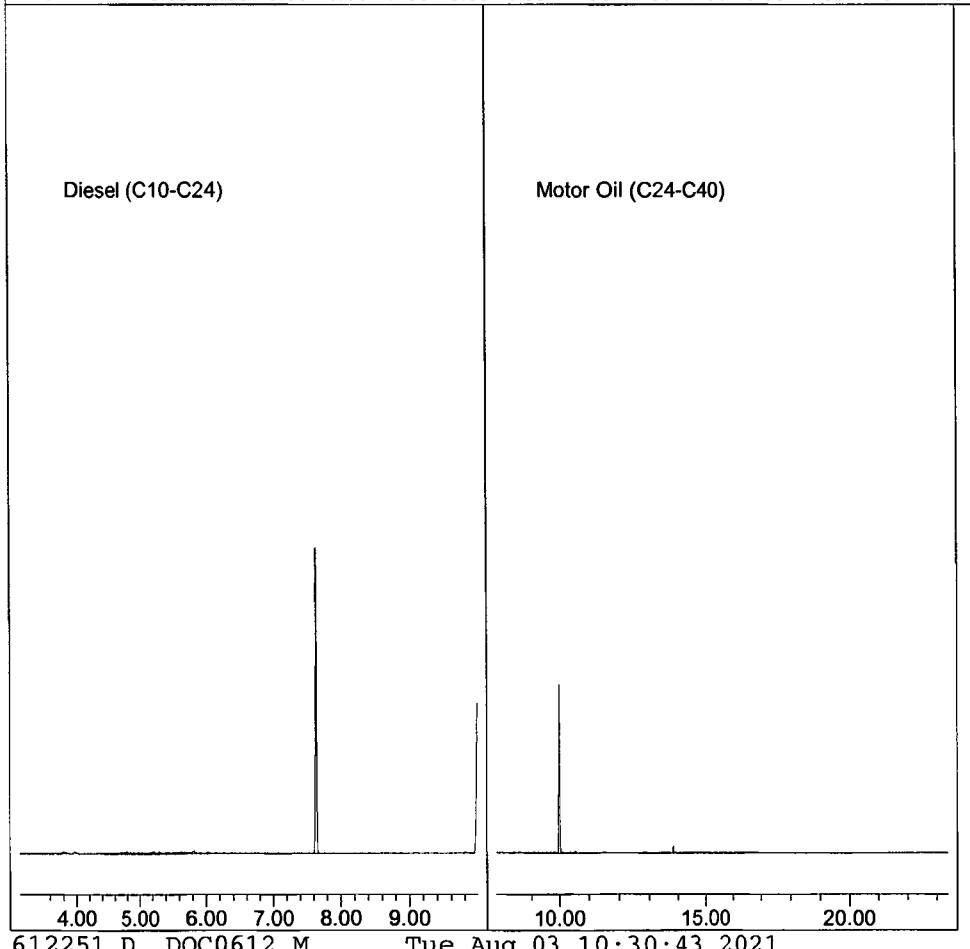

Quantitation Report

Data File : G:\APOLLO\DATA\210612\612251.D
Acq On : 6-17-21 10:54:36
Sample : BA33954W07 5/1000 SGC
Misc : water
IntFile : events.e
Quant Time: Jun 17 13:59 2021 Quant Results File: DOC0612.RES

Vial: 51
Operator: MB
Inst : Apollo
Multiplr: 5.00

Method : G:\APOLLO\DATA\210612\DOC0612.M (Chemstation Integrator)
Title : 8015 B&C
Last Update : Thu Jul 08 08:47:37 2021
Response via : Multiple Level Calibration

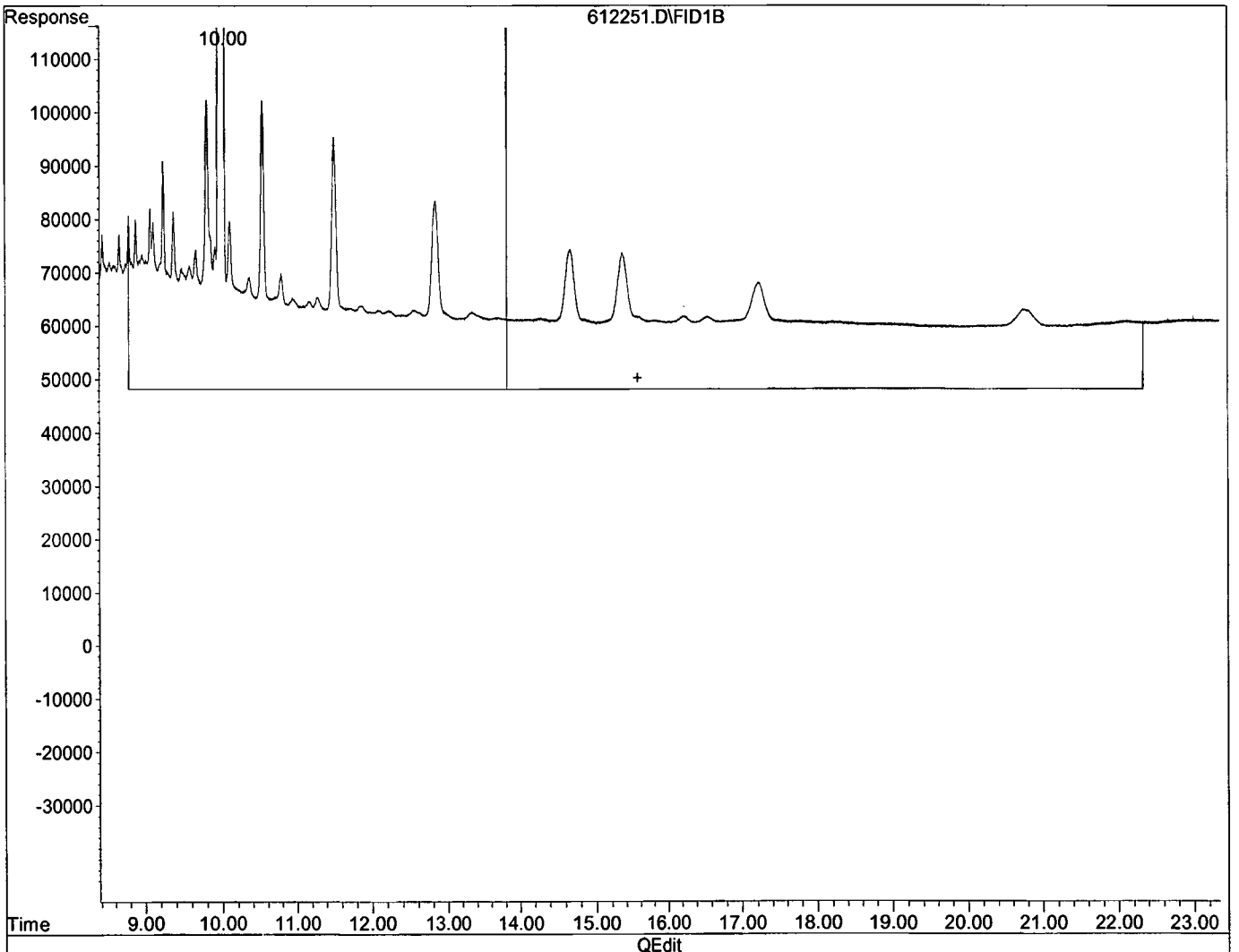

(2) Motor Oil (C24-C40) (HBTM)

15.57min 243.514ppb m

response 123943057

(+) = Expected Retention Time

612251.D DOC0612.M Tue Aug 03 10:29:29 2021

Quantitation Report

Data File : G:\APOLLO\DATA\210612\612251.D
Acq On : 6-17-21 10:54:36
Sample : BA33954W07 5/1000 sgc
Misc : water
IntFile : events.e
Quant Time: Jun 17 13:59 2021 Quant Results File: DOC0612.RES

Vial: 51
Operator: MB
Inst : Apollo
Multiplr: 5.00

Method : G:\APOLLO\DATA\210612\DOC0612.M (Chemstation Integrator)
Title : 8015 B&C
Last Update : Thu Jul 08 08:47:37 2021
Response via : Multiple Level Calibration

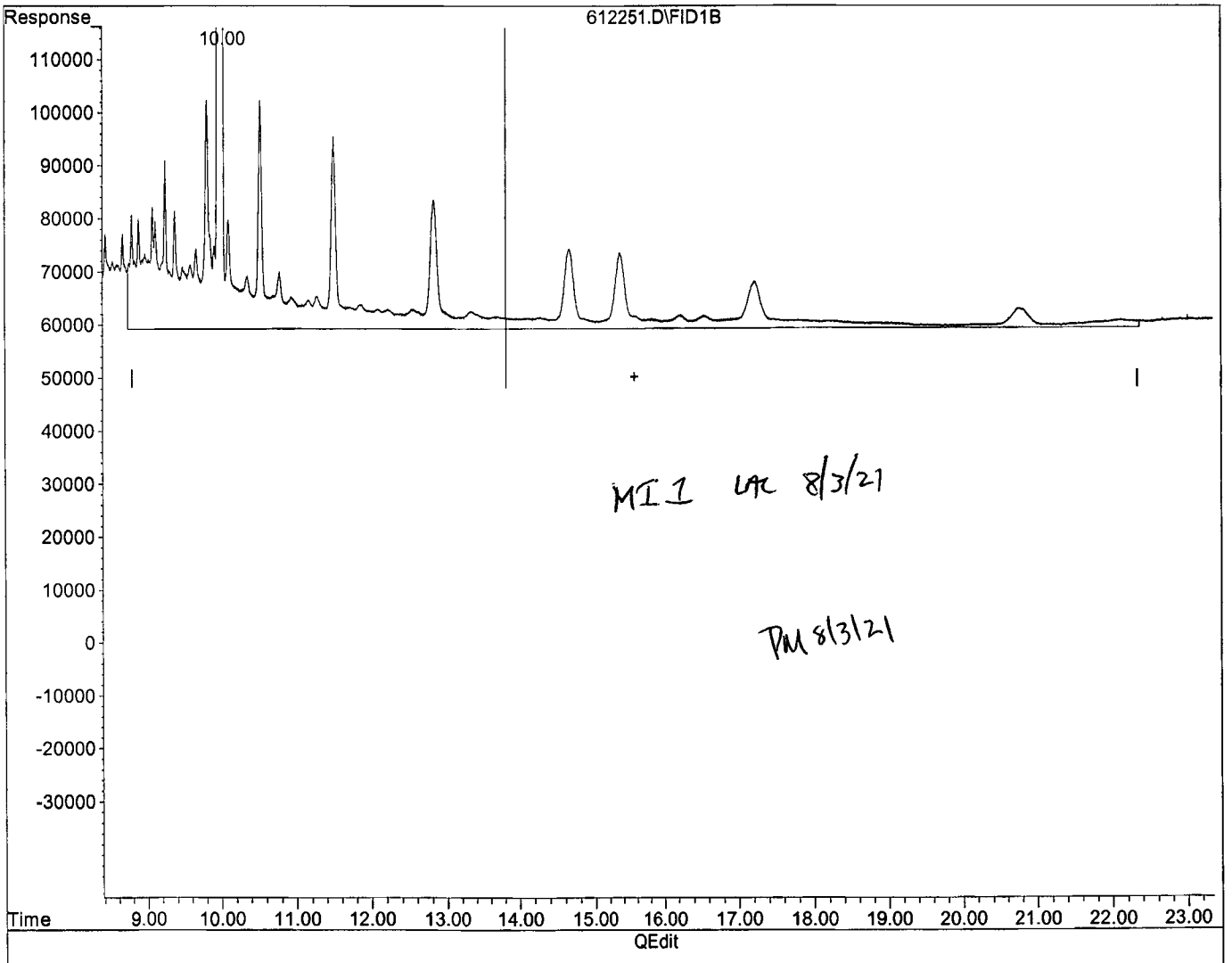

MI 1 LAC 8/3/21

PM 8/3/21

(2) Motor Oil (C24-C40) (HBTM)

15.57min 66.472ppb m

response 33832791

(+) = Expected Retention Time

612251.D DOC0612.M Tue Aug 03 10:30:10 2021

Quantitation Report (QT Reviewed)

Data File : G:\APOLLO\DATA\210612\612255.D Vial: 55
Acq On : 6-17-21 12:47:36 Operator: MB
Sample : BA33960W08 5/920 sgc Inst : Apollo
Misc : water Multiplr: 5.43
IntFile : events.e
Quant Time: Jun 17 14:07 2021 Quant Results File: DEC0504.RES

Method : G:\APOLLO\DATA\210505\DEC0504.M (Chemstation Integrator)
Title : 8015 B&C
Last Update : Tue Jul 13 08:54:14 2021
Response via : Multiple Level Calibration

Volume Inj. : 2UL
Signal Phase : DB-5
Signal Info : FID02A

Compound	R.T.	Response	Conc	Units	
System Monitoring Compounds					
1) SC Decanoic Acid(S)	0.00	0	N.D.	ppb	d
Surrogate Spike 130.435		Recovery =	0.00%		

Target Compounds

Target Compounds

(f)=RT Delta > 1/2 Window (m)=manual int.

Quantitation Report (Not Reviewed)

Data File : G:\APOLLO\DATA\210612\612255.D Vial: 55
Acq On : 6-17-21 12:47:36 Operator: MB
Sample : BA33960W08 5/920 sgc Inst : Apollo
Misc : water Multiplr: 5.43
IntFile : events.e
Quant Time: Jun 17 14:00 2021 Quant Results File: DOC0612.RES

Method : G:\APOLLO\DATA\210612\DOC0612.M (Chemstation Integrator)
Title : 8015 B&C
Last Update : Thu Jul 08 08:47:37 2021
Response via : Multiple Level Calibration

Volume Inj. : 2UL
Signal Phase : DB-5
Signal Info : FID02A

Compound	R.T.	Response	Conc Units
System Monitoring Compounds			
3) SA Ortho-Terphenyl(S)	7.64	106781315	132.508 ppb
Surrogate Spike 163.043		Recovery =	81.27%
4) SA Octacosane(S)	10.00	111014725	174.105 ppb
Surrogate Spike 163.043		Recovery =	106.78%
Target Compounds			
1) HATM Diesel (C10-C24)	6.58	18012699	26.433 ppb
2) HBTM Motor Oil (C24-C40)	15.57	29869870	63.789 ppb
Target Compounds			

(f)=RT Delta > 1/2 Window (m)=manual int.

Quantitation Report

Data File: G:\APOLLO\DATA\210612\612255.D
Sample : BA33960W08 5/920 sgc

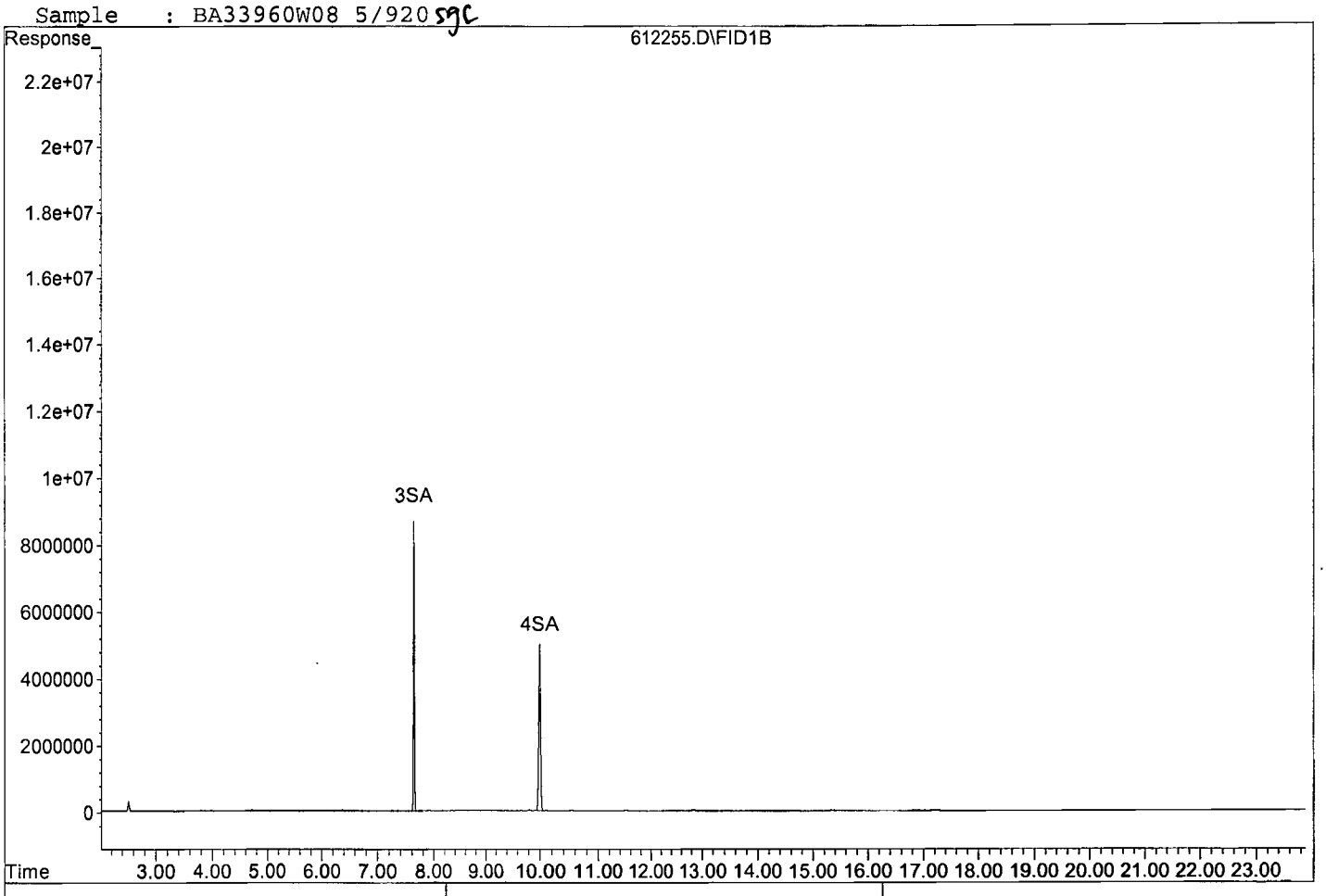

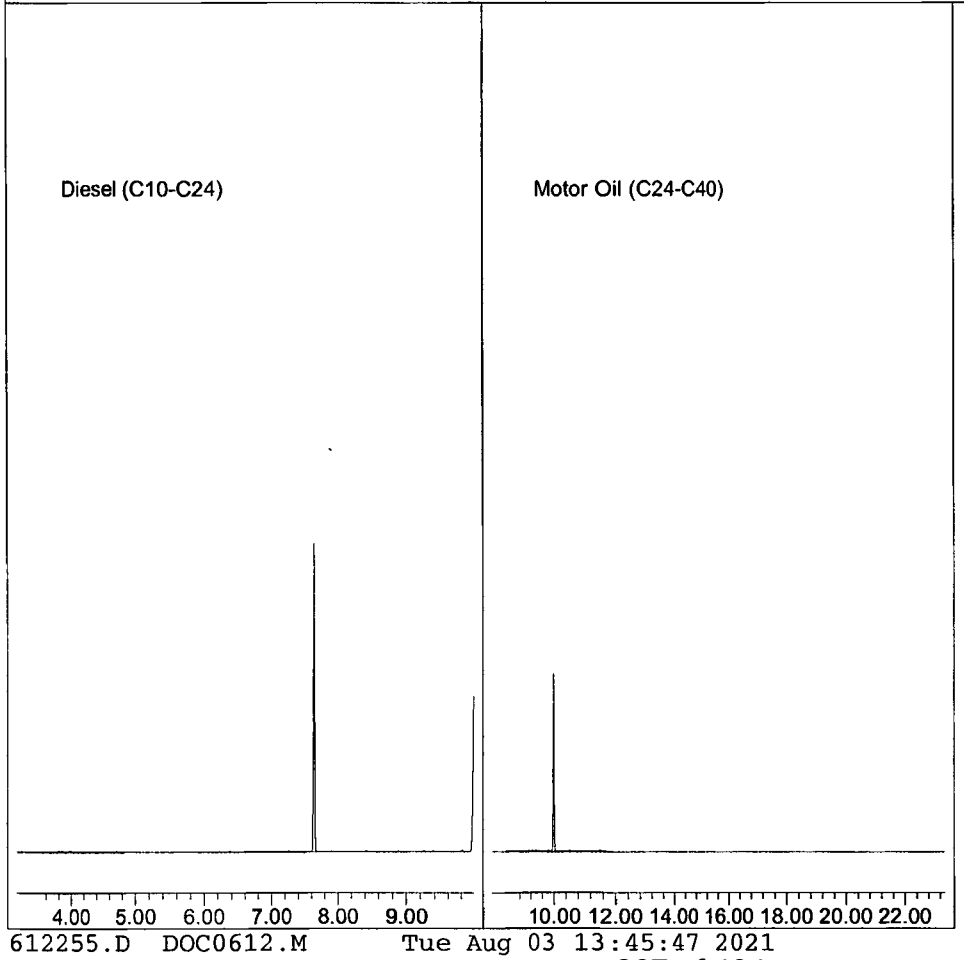

Quantitation Report (QT Reviewed)

Data File : G:\APOLLO\DATA\210612\612257.D
Acq On : 6-17-21 13:44:07
Sample : BA33957W07 5/970 sgc
Misc : water
IntFile : events.e
Quant Time: Jun 17 14:13 2021 Quant Results File: DEC0504.RES

Vial: 57
Operator: MB
Inst : Apollo
Multiplr: 5.15

Method : G:\APOLLO\DATA\210505\DEC0504.M (Chemstation Integrator)
Title : 8015 B&C
Last Update : Tue Jul 13 08:54:14 2021
Response via : Multiple Level Calibration

Volume Inj. : 2UL
Signal Phase : DB-5
Signal Info : FID02A

Compound	R.T.	Response	Conc	Units	
System Monitoring Compounds					
1) SC Decanoic Acid(S)	0.00	0	N.D.	ppb	d
Surrogate Spike 123.711		Recovery =	0.00%		

Target Compounds

Target Compounds

(f)=RT Delta > 1/2 Window (m)=manual int.

Quantitation Report (Not Reviewed)

Data File : G:\APOLLO\DATA\210612\612257.D Vial: 57
Acq On : 6-17-21 13:44:07 Operator: MB
Sample : BA33957W07 5/970 sgc Inst : Apollo
Misc : water Multiplr: 5.15
IntFile : events.e
Quant Time: Jun 17 14:12 2021 Quant Results File: DOC0612.RES

Method : G:\APOLLO\DATA\210612\DOC0612.M (Chemstation Integrator)
Title : 8015 B&C
Last Update : Thu Jul 08 08:47:37 2021
Response via : Multiple Level Calibration

Volume Inj. : 2UL
Signal Phase : DB-5
Signal Info : FID02A

Compound	R.T.	Response	Conc Units
System Monitoring Compounds			
3) SA Ortho-Terphenyl(S)	7.64	98892965	116.394 ppb
Surrogate Spike 154.639		Recovery =	75.27%
4) SA Octacosane(S)	10.00	102509187	152.479 ppb
Surrogate Spike 154.639		Recovery =	98.60%
Target Compounds			
1) HATM Diesel (C10-C24)	6.58	205759818	286.380 ppb
2) HBTM Motor Oil (C24-C40)	15.57	29670399	60.097 ppb
Target Compounds			

(f)=RT Delta > 1/2 Window (m)=manual int.

Data File: G:\APOLLO\DATA\210612\612257.D
Sample : BA33957W07 5/970 5gc

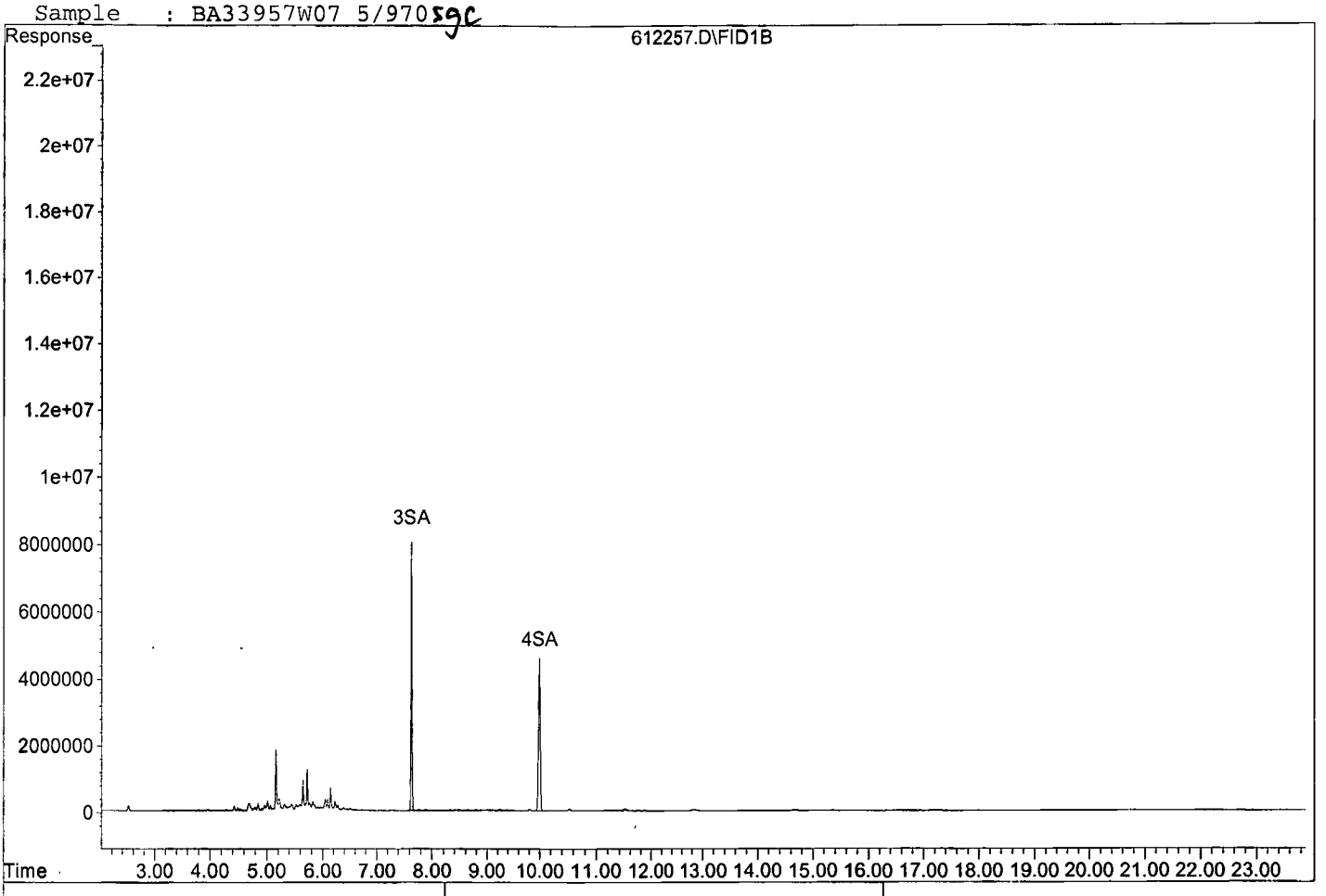

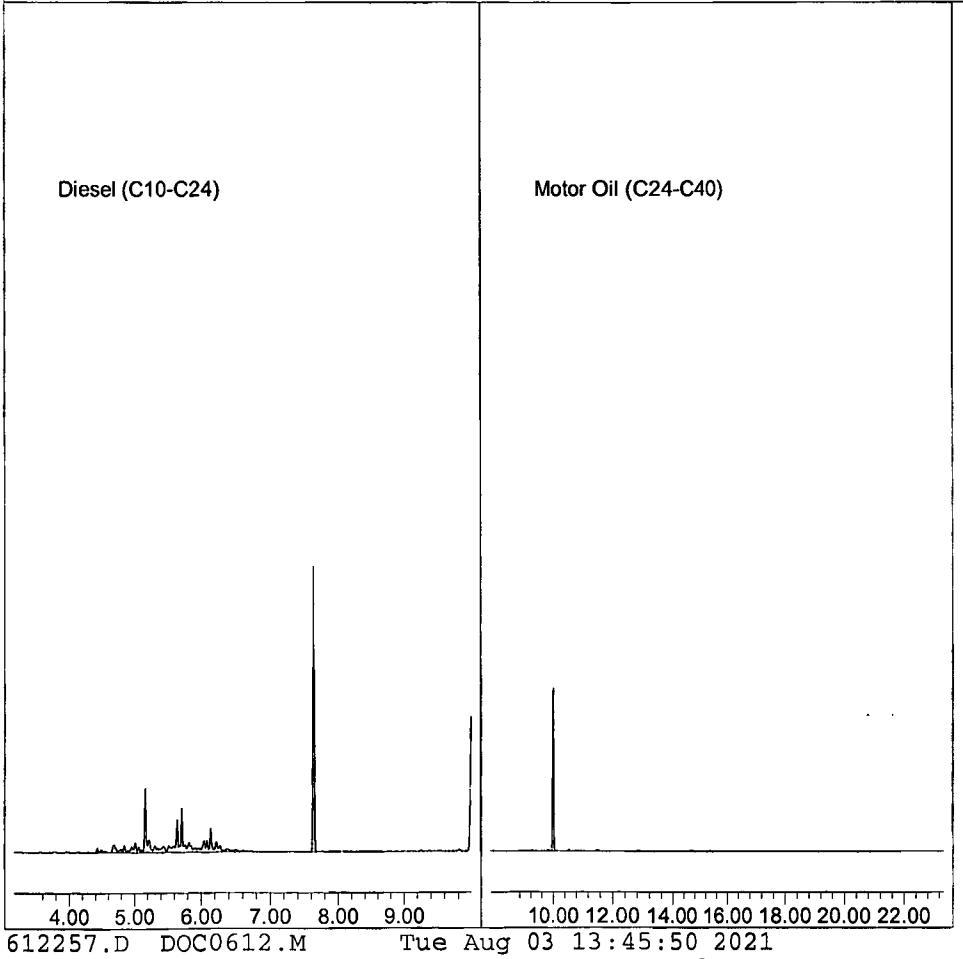

Decanoic Acid CCV

Prepared By (Initials): **MB**

Prep Date **05/05/21**

Exp Date **11/20/21**

Methylene Chloride Lot No. 6033

Initial Standard Information						Final Standard Information			
Name of Initial Standard (QAU Label)	Supplier	Supplier Part No.	Conc.(ug/mL)	Lot Number- QA Number	Exp Date	Aliquot from Stock	Final Volume	Solvent	Final Standard Conc (ug/mL)
Decanoic Acid	Absolute Standard	72766	1000	**080320-51188**	**11/20/21**	360 uL	10mL	**MC**	36

Name of Final Standard: Decanoic Acid Spike

Prep Date: 05/04/21

Exp Date: 11/04/21

Prep'd By (Initials): MB

Initial Standard Information						Final Standard Information			
Name of Initial Standard (from container Label)	Supplier	Supplier P/N# (or APPL Mix Name)	Conc.(range)	Lot # with QA # (or reference to APPL prep date)	Manufacturer Exp Date	Aliquot from Stock	Final Volume	Final Solvent + Lot# (or APPL Prep Date)	Final Standard Conc (range)
Decanoic Acid Spike	Absolute	72766	1000ug/mL	080320-51189	08/03/23	NA	NA	NA	1000 ug/mL

Diesel Motor Oil Mix

Prepared: 06/02/21

Expires: 06/02/22

Prepared By (Initials): LS

Initial Standard Information							Final Standard Information			
Name of Initial Standard (QAU Label)	Supplier	Supplier Part No.	Conc. (ug/mL)	Lot Number - QA Number	Exp. Date (1 yr.)	Exp. Date (Manufacturer)	Aliquot From Stock	Final Volume	Solvent	Final Standard Conc. (ug/mL)
Diesel Fuel #2	Restek	31258	50,000	A0156569-51858,52180,52180	06/02/22	02/28/27	4.00 mL	8.0 mL	NA	25,000
Motor Oil Composite	Restek	31464	50,000	A0163546-51853 A0166510-52186,52189	06/02/22	09/30/27	4.00 mL			25,000

Diesel Motor Oil Calibration Curve

Prep'd By (Initials) MB

Prep Date 06/12/21

Exp Date 06/12/22

						Final Standard Information			
Name of Initial Standard (from contianer Label)	Supplier	Supplier P/N# (or APPL Mix Name)	Conc. (ug/mL)	Lot # with QA # (or reference to APPL prep date)	Exp Date	Aliquot from Stock	Final Volume	Solvent	Final Standard Conc (ug/mL)
Diesel Motor Oil Calibration STD -2	AAPL	Diesel /Motor Oil 1	10	04/21/21	05/06/22	100 uL	200 uL	MC	5
Diesel Motor Oil Calibration STD-3	AAPL	Diesel /Motor Oil 2	50	04/21/21	05/06/22	200 uL	1 mL	MC	10
Diesel Motor Oil Calibration STD	Restek	Diesel /Motor Oil 3	2000	04/21/21	05/06/22	25 uL	1mL	MC	50
Diesel Motor Oil Calibration STD	Restek	Diesel /Motor Oil 4	2000	04/21/21	05/06/22	125 uL	1mL	MC	250
Diesel Motor Oil Calibration STD	Restek	Diesel /Motor Oil 5	2000	04/21/21	05/06/22	500 uL	1 mL	MC	1000
Diesel Motor Oil Calibration STD	Restek	Diesel /Motor Oil 6	2000	04/21/21	05/06/22	750 uL	1 mL	MC	1500
Diesel Motor Oil Calibration STD	Restek	Diesel /Motor Oil 7	2000	04/21/21	05/06/22	100uL	100 uL	MC	2000

Name of Final Standard	**Diesel Motor Oil Standard**	**MB**
Prep Date	**06/07/21**	
Exp Date	**06/07/22**	
MC		

Initial Standard Information						Final Standard Information			
Name of Standard	Supplier	Supplier P/N# (or APPL Mix Name)	Conc.(ug/mL)	Lot # QA Number	Exp. Date	Aliquot from Stock	Final Volume	solvent	Final Standard Conc (range)
Diesel Fuel #2	Restek	31258	50,000	A0156569-51860	06.30.21	400 uL	10 mL	MC	2000 ug/mL
Motor Oil	Restek	31464	50,000	A01666510-52185	12.31.27	400 uL	10 mL	MC	2000 ug/mL
THC Surrogate	Phenova	ALO-130161	600	CL15440-50953	06/30/25	1666uL	10 mL	MC	100 ug/mL

Diesel Motor Oil CCV

Prepared By (Initials): MB

Prep Date 06/12/21

Exp Date 06/12/21

Methylene Chloride Lot No. 59353

Initial Standard Information						Final Standard Information			
Name of Initial Standard (QAU Label)	Supplier	APPL Mix name	Conc.(ug/mL)	Reference to APPL Prep Date and Lot #'s	Exp Date	Aliquot from Stock	Final Volume	Solvent	Final Standard Conc (ug/mL)
Diesel-Motor Oil Standard	Restek	Diesel Motor Oil CCV	2000	Perp'd: 09/05/20 A0156490-156569-51860, A0155668-160024-51534, CL15440-500953	06/30/25	1250 uL	10mL	MC	250

Injection Log

Directory: G:\APOLLO\DATA\210423

Line	Vial	FileName	Multiplier	SampleName	Misc Info	Injected
1	31	423331.D	1	Decanoic Acid STD-1	water	5-4-21 13:02:57
2	32	423332.D	1	Decanoic Acid STD-2	water	5-4-21 13:31:11
3	33	423333.D	1	Decanoic Acid STD-3	water	5-4-21 13:59:39
4	34	423334.D	1	Decanoic Acid STD-4	water	5-4-21 14:28:01
5	35	423335.D	1	Decanoic Acid STD-5	water	5-4-21 14:56:23
6	36	423336.D	1	Decanoic Acid STD-6	water	5-4-21 15:24:41
7	2	612002.D	1	DMO STD-1 06-12-21	water	6-12-21 10:06:32
8	3	612003.D	1	DMOS STD-2 06-12-21	water	6-12-21 10:34:56
9	4	612004.D	1	DMO STD-3 06-12-21	water	6-12-21 11:03:19
10	5	612005.D	1	DMO STD-4 06-12-21	water	6-12-21 11:31:44
11	6	612006.D	1	DMO-STD-5 06-12-21	water	6-12-21 12:00:09
12	7	612007.D	1	DMOS-STD 6 06-12-21	water	6-12-21 12:28:18
13	8	612008.D	1	DMO-STD 7 06-12-21	water	6-12-21 12:56:31
14	9	612009.D	1	DMO-STD SS 06-12-21	water	6-12-21 13:24:43
15	37	612237.D	1	Diesel Motor Oil CCV 06/12/21	water	6-17-21 4:18:04
16	38	612238.D	1	Decanoic Acid CCV 05/04/21	water	6-17-21 4:46:27
17	42	612242.D	5	210607A BLK 5/1000 sgc	water	6-17-21 6:39:53
18	43	612243.D	5	210607A LCS-1 5/1000 sgc	water	6-17-21 7:08:11
19	44	612244.D	5	210607A LCSD-1 5/1000 sgc	water	6-17-21 7:36:30
1	51	612251.D	5	BA33954W07 5/1000 sgc	water	6-17-21 10:54:36
20	52	612252.D	1	Diesel Motor Oil CCV 06/12/21	water	6-17-21 11:22:52
21	53	612253.D	1	Decanoic Acid CCV 05/04/21	water	6-17-21 11:51:07
2	55	612255.D	5.43478	BA33960W08 5/920 sgc	water	6-17-21 12:47:36
3	57	612257.D	5.15464	BA33957W07 5/970 sgc	water	6-17-21 13:44:07
23	60	612260.D	1	Decanoic Acid CCV 05/04/21	water	6-17-21 15:09:17
24	63	612263.D	1	Diesel Motor Oil CCV 06/12/21	water	6-17-21 16:34:17

ORGANICS

Calibration Data

PAH by GCMS SIM
EPA 8270 SIM

Form 6
Initial Calibration

Lab Name: APPL, Inc.
Case No:
Matrix:

SDG No:
Initial Cal. Date: 03/24/21
Instrument: Linus

Initials:

		Compound	0.1	0.2	0.5	1	5	10	50	100			Avg	%RSD	Type	r^2	Q	MRF
			0324L003.D	0324L004.D	0324L005.D	0324L006.D	0324L007.D	0324L008.D	0324L009.D	0324L010.D								
1	I	Napthalene-D8(IS)																
2	TM	Naphthalene	1.022	1.015	0.9035	0.9513	0.9843	1.019	0.9028	0.8602			0.96	6.5	TM			0.700
3	S	2-Methylnaphthalene-D10 (2M	1.331	1.252	1.112	1.149	1.072	1.112	1.093	1.049			1.1	8.4	S			
4	TM	2-Methylnaphthalene	0.7019	0.6897	0.6045	0.6422	0.6662	0.6976	0.5974	0.5765			0.65	7.6	TM			0.400
5	TM	1-Methylnaphthalene	0.6892	0.6822	0.6155	0.6531	0.6647	0.6924	0.5956	0.5664			0.64	7.3	TM			
6	I	Acenaphthene-D10(IS)																
7	TM	Acenaphthylene	3.604	3.667	3.279	3.371	3.645	3.760	3.330	3.009			3.5	7.3	TM			0.900
8	*TM	Acenaphthene	1.189	1.175	1.014	1.032	1.084	1.108	0.9732	0.9638			1.1	8.1	*TM			0.900
9	TM	Fluorene	1.334	1.369	1.198	1.248	1.347	1.403	1.217	1.293			1.3	5.7	TM			0.900
10	I	Phenanthrene-D10(IS)																
11	TM	Phenanthrene	1.074	1.083	0.9454	0.9774	1.054	1.067	0.9344	0.8540			1.00	8.4	TM			0.700
12	TM	Anthracene	0.9221	0.9704	0.8788	0.9342	1.012	1.017	0.8797	0.7857			0.92	8.4	TM			0.700
13	S	Fluoranthene-D10 (FRT)			1.398	1.363	1.256	1.224	1.279	1.208			1.3	5.9	S			
14	*TM	Fluoranthene	1.529	1.543	1.353	1.471	1.573	1.573	1.374	1.294			1.5	7.5	*TM			0.600
15	I	Chrysene-D12(IS)																
16	TM	Pyrene	1.275	1.301	1.174	1.231	1.310	1.350	1.196	1.172			1.3	5.4	TM			0.600
17	TM	Benz (a) anthracene	1.219	1.234	1.133	1.145	1.214	1.256	1.151	1.132			1.2	4.2	TM			0.800
18	TM	Chrysene	1.221	1.273	1.124	1.165	1.214	1.226	1.087	1.013			1.2	7.4	TM			0.700
19	TM	Indeno (1,2,3-cd) pyrene	1.390	1.466	1.316	1.364	1.442	1.525	1.424	1.434			1.4	4.5	TM			0.500
20	I	Perylene-D12(IS)																
21	TM	Benzo (b) fluoranthene	1.103	1.052	0.9778	1.038	1.110	1.264	1.210	1.111			1.1	8.3	TM			0.700
22	TM	Benzo (k) fluoranthene	1.055	1.236	1.122	1.143	1.263	1.170	1.020	1.027			1.1	8.1	TM			0.700
23	*TM	Benzo (a) pyrene	0.8447	1.010	0.9198	1.019	1.097	1.126	1.051	1.031			1.0	9.1	*TM			0.700
24	TM	Dibenz (a,h) anthracene	0.9240	1.119	0.9987	1.062	1.153	1.196	1.093	1.096			1.1	8.0	TM			0.400
25	TM	Benzo (g,h,i) perylene	0.9596	1.154	1.032	1.081	1.161	1.213	1.110	1.097			1.1	7.2	TM			0.500
26																		
27																		
28																		
29																		
30																		
31																		
32																		
33																		
34																		
35																		

Quantitation Report (Not Reviewed)

Data File : M:\LINUS\DATA\L210324\0324L003.D
Acq On : 24 Mar 21 11:35
Sample : 0.1 SIM 03/24/21
Misc :

Vial: 3
Operator: MA
Inst : Linus
Multiplr: 1.00

Quant Time: Mar 24 12:05 2021

Quant Results File: L0324.RES

Quant Method : M:\LINUS\DATA\L210324\L0324.M (RTE Integrator)
Title : EPA 8270
Last Update : Mon Jan 18 16:20:25 2021
Response via : Initial Calibration
DataAcq Meth : SIM_2

Internal Standards	R.T.	QIon	Response	Conc Units	Dev(Min)
1) Napthalene-D8(IS)	4.23	136	27424	2.500 ppb	-0.02
6) Acenaphthene-D10(IS)	6.23	164	15481	2.500 ppb	-0.02
10) Phenanthrene-D10(IS)	7.95	188	31397	2.500 ppb	-0.02
15) Chrysene-D12(IS)	11.07	240	38299	2.500 ppb	-0.04
20) Perylene-D12(IS)	13.51	264	49867	2.500 ppb	-0.05
System Monitoring Compounds					
3) 2-Methylnaphthalene-D10 (2	5.00	152	730	0.062 ppb	-0.02
Spiked Amount 5.000			Recovery	= 1.240%	
13) Fluoranthene-D10 (FRT)	9.33	212	5438	0.320 ppb	-0.03
Spiked Amount 5.000			Recovery	= 6.400%	
Target Compounds					Qvalue
2) Naphthalene	4.25	128	1121	0.100 ppb	99
4) 2-Methylnaphthalene	5.03	142	770	0.110 ppb	95
5) 1-Methylnaphthalene	5.14	142	756	0.109 ppb	90
7) Acenaphthylene	6.06	152	2232	0.089 ppb	99
8) Acenaphthene	6.27	154	736	0.100 ppb	96
9) Fluorene	6.87	166	826	0.096 ppb	98
11) Phenanthrene	7.98	178	1349	0.093 ppb	100
12) Anthracene	8.04	178	1158	0.089 ppb	98
14) Fluoranthene	9.36	202	1920	0.100 ppb	99
16) Pyrene	9.62	202	1953	0.094 ppb	99
17) Benz (a) anthracene	11.06	228	1867	0.106 ppb	99
18) Chrysene	11.11	228	1870	0.100 ppb	99
19) Indeno (1,2,3-cd) pyrene	15.00	276	2130	0.128 ppb #	92
21) Benzo (b) fluoranthene	12.87	252	2200	0.113 ppb	97
22) Benzo (k) fluoranthene	12.92	252	2104	0.083 ppb #	95
23) Benzo (a) pyrene	13.42	252	1685	0.089 ppb #	92
24) Dibenz (a,h) anthracene	15.04	278	1843	0.104 ppb #	94
25) Benzo (g,h,i) perylene	15.37	276	1914	0.095 ppb	91

(#) = qualifier out of range (m) = manual integration

Quantitation Report

Data File : M:\LINUS\DATA\L210324\0324L003.D
Acq On : 24 Mar 21 11:35
Sample : 0.1 SIM 03/24/21
Misc :

Vial: 3
Operator: MA
Inst : Linus
Multiplr: 1.00

Quant Time: Mar 24 12:05 2021

Quant Results File: L0324.RES

Method : M:\LINUS\DATA\L210324\L0324.M (RTE Integrator)
Title : EPA 8270
Last Update : Wed Mar 24 14:55:37 2021
Response via : Initial Calibration



Quantitation Report (Not Reviewed)

Data File : M:\LINUS\DATA\L210324\0324L004.D Vial: 4
Acq On : 24 Mar 21 11:57 Operator: MA
Sample : 0.2 SIM 03/24/21 Inst : Linus
Misc : Multiplr: 1.00

Quant Time: Mar 24 12:19 2021 Quant Results File: L0324.RES

Quant Method : M:\LINUS\DATA\L210324\L0324.M (RTE Integrator)
Title : EPA 8270
Last Update : Mon Jan 18 16:20:25 2021
Response via : Initial Calibration
DataAcq Meth : SIM_2

Internal Standards	R.T.	QIon	Response	Conc Units	Dev(Min)
1) Napthalene-D8(IS)	4.23	136	26697	2.50000 ppb	-0.02
6) Acenaphthene-D10(IS)	6.23	164	14970	2.50000 ppb	-0.02
10) Phenanthrene-D10(IS)	7.95	188	29691	2.50000 ppb	-0.02
15) Chrysene-D12(IS)	11.07	240	35455	2.50000 ppb	-0.04
20) Perylene-D12(IS)	13.51	264	39312	2.50000 ppb	-0.05
System Monitoring Compounds					
3) 2-Methylnaphthalene-D10 (2	5.00	152	1337	0.11668 ppb	-0.02
Spiked Amount 5.000			Recovery	= 2.340%	
13) Fluoranthene-D10 (FRT)	9.33	212	2218	0.13821 ppb	-0.03
Spiked Amount 5.000			Recovery	= 2.760%	
Target Compounds					Qvalue
2) Naphthalene	4.25	128	2167	0.19950 ppb	98
4) 2-Methylnaphthalene	5.03	142	1473	0.21661 ppb	99
5) 1-Methylnaphthalene	5.14	142	1457	0.21507 ppb	94
7) Acenaphthylene	6.06	152	4391	0.18035 ppb	99
8) Acenaphthene	6.27	154	1407	0.19781 ppb	91
9) Fluorene	6.87	166	1640	0.19772 ppb	98
11) Phenanthrene	7.98	178	2572	0.18691 ppb	98
12) Anthracene	8.04	178	2305	0.18683 ppb	98
14) Fluoranthene	9.36	202	3665	0.20090 ppb	99
16) Pyrene	9.62	202	3690	0.19111 ppb	98
17) Benz (a) anthracene	11.06	228	3499	0.21448 ppb	98
18) Chrysene	11.11	228	3610	0.20766 ppb	97
19) Indeno (1,2,3-cd) pyrene	14.99	276	4157	0.26986 ppb #	98
21) Benzo (b) fluoranthene	12.87	252	3309	0.21490 ppb	99
22) Benzo (k) fluoranthene	12.92	252	3886	0.19515 ppb #	95
23) Benzo (a) pyrene	13.41	252	3175	0.21384 ppb	95
24) Dibenz (a,h) anthracene	15.03	278	3518	0.25276 ppb	96
25) Benzo (g,h,i) perylene	15.37	276	3629	0.22867 ppb #	88

(#) = qualifier out of range (m) = manual integration

Quantitation Report

Data File : M:\LINUS\DATA\L210324\0324L004.D
Acq On : 24 Mar 21 11:57
Sample : 0.2 SIM 03/24/21
Misc :

Vial: 4
Operator: MA
Inst : Linus
Multiplr: 1.00

Quant Time: Mar 24 12:19 2021

Quant Results File: L0324.RES

Method : M:\LINUS\DATA\L210324\L0324.M (RTE Integrator)
Title : EPA 8270
Last Update : Wed Mar 24 14:55:37 2021
Response via : Initial Calibration



Quantitation Report (Not Reviewed)

Data File : M:\LINUS\DATA\L210324\0324L005.D Vial: 5
Acq On : 24 Mar 21 12:19 Operator: MA
Sample : 0.5 SIM 03/24/21 Inst : Linus
Misc : Multiplr: 1.00

Quant Time: Mar 24 13:06 2021 Quant Results File: L0324.RES

Quant Method : M:\LINUS\DATA\L210324\L0324.M (RTE Integrator)
Title : EPA 8270
Last Update : Mon Jan 18 16:20:25 2021
Response via : Initial Calibration
DataAcq Meth : SIM_2

Internal Standards	R.T.	QIon	Response	Conc Units	Dev(Min)
1) Napthalene-D8(IS)	4.23	136	26856	2.50000 ppb	-0.02
6) Acenaphthene-D10(IS)	6.23	164	15106	2.50000 ppb	-0.02
10) Phenanthrene-D10(IS)	7.95	188	30145	2.50000 ppb	-0.02
15) Chrysene-D12(IS)	11.07	240	35431	2.50000 ppb	-0.04
20) Perylene-D12(IS)	13.51	264	39291	2.50000 ppb	-0.05
System Monitoring Compounds					
3) 2-Methylnaphthalene-D10 (2	5.00	152	2987	0.25913 ppb	-0.02
Spiked Amount 5.000			Recovery	= 5.180%	
13) Fluoranthene-D10 (FRT)	9.33	212	4213	0.25856 ppb	-0.03
Spiked Amount 5.000			Recovery	= 5.180%	
Target Compounds					Qvalue
2) Naphthalene	4.25	128	4853	0.44413 ppb	99
4) 2-Methylnaphthalene	5.03	142	3247	0.47465 ppb	97
5) 1-Methylnaphthalene	5.14	142	3306	0.48512 ppb	94
7) Acenaphthylene	6.06	152	9907	0.40323 ppb	100
8) Acenaphthene	6.27	154	3064	0.42688 ppb	92
9) Fluorene	6.87	166	3618	0.43227 ppb	99
11) Phenanthrene	7.98	178	5700	0.40798 ppb	97
12) Anthracene	8.04	178	5298	0.42297 ppb	98
14) Fluoranthene	9.36	202	8155	0.44030 ppb	96
16) Pyrene	9.62	202	8316	0.43099 ppb	96
17) Benz (a) anthracene	11.05	228	8031	0.49261 ppb	97
18) Chrysene	11.11	228	7966	0.45855 ppb #	97
19) Indeno (1,2,3-cd) pyrene	14.99	276	9326	0.60582 ppb #	94
21) Benzo (b) fluoranthene	12.87	252	7684	0.49930 ppb	98
22) Benzo (k) fluoranthene	12.91	252	8815	0.44292 ppb	97
23) Benzo (a) pyrene	13.41	252	7228	0.48708 ppb #	94
24) Dibenz (a,h) anthracene	15.03	278	7848	0.56417 ppb	95
25) Benzo (g,h,i) perylene	15.36	276	8112	0.51142 ppb	92

(#) = qualifier out of range (m) = manual integration

Data File : M:\LINUS\DATA\L210324\0324L005.D
Acq On : 24 Mar 21 12:19
Sample : 0.5 SIM 03/24/21
Misc :

Vial: 5
Operator: MA
Inst : Linus
Multiplr: 1.00

Quant Time: Mar 24 13:06 2021

Quant Results File: L0324.RES

Method : M:\LINUS\DATA\L210324\L0324.M (RTE Integrator)
Title : EPA 8270
Last Update : Wed Mar 24 14:55:37 2021
Response via : Initial Calibration



Quantitation Report (Not Reviewed)

Data File : M:\LINUS\DATA\L210324\0324L006.D Vial: 6
Acq On : 24 Mar 21 12:41 Operator: MA
Sample : 1 SIM 03/24/21 Inst : Linus
Misc : Multiplr: 1.00

Quant Time: Mar 24 13:56 2021 Quant Results File: L0324.RES

Quant Method : M:\LINUS\DATA\L210324\L0324.M (RTE Integrator)
Title : EPA 8270
Last Update : Mon Jan 18 16:20:25 2021
Response via : Initial Calibration
DataAcq Meth : SIM_2

Internal Standards	R.T.	QIon	Response	Conc Units	Dev(Min)
1) Napthalene-D8(IS)	4.23	136	26947	2.50000 ppb	-0.02
6) Acenaphthene-D10(IS)	6.23	164	15238	2.50000 ppb	-0.02
10) Phenanthrene-D10(IS)	7.95	188	29756	2.50000 ppb	-0.02
15) Chrysene-D12(IS)	11.07	240	35539	2.50000 ppb	-0.04
20) Perylene-D12(IS)	13.51	264	38843	2.50000 ppb	-0.05
System Monitoring Compounds					
3) 2-Methylnaphthalene-D10 (2	5.00	152	6192	0.53535 ppb	-0.02
Spiked Amount 5.000			Recovery	= 10.700%	
13) Fluoranthene-D10 (FRT)	9.33	212	8114	0.50449 ppb	-0.03
Spiked Amount 5.000			Recovery	= 10.080%	
Target Compounds					Qvalue
2) Naphthalene	4.25	128	10254	0.93524 ppb	99
4) 2-Methylnaphthalene	5.03	142	6922	1.00845 ppb	99
5) 1-Methylnaphthalene	5.14	142	7040	1.02955 ppb	95
7) Acenaphthylene	6.06	152	20548	0.82910 ppb	100
8) Acenaphthene	6.27	154	6291	0.86888 ppb	93
9) Fluorene	6.87	166	7604	0.90064 ppb	98
11) Phenanthrene	7.98	178	11633	0.84352 ppb	98
12) Anthracene	8.04	178	11119	0.89929 ppb	97
14) Fluoranthene	9.36	202	17514	0.95796 ppb	96
16) Pyrene	9.62	202	17506	0.90452 ppb	96
17) Benz (a) anthracene	11.05	228	16274	0.99519 ppb	97
18) Chrysene	11.11	228	16564	0.95059 ppb	97
19) Indeno (1,2,3-cd) pyrene	14.99	276	19384	1.25536 ppb #	90
21) Benzo (b) fluoranthene	12.87	252	16124	1.05980 ppb	98
22) Benzo (k) fluoranthene	12.91	252	17765	0.90291 ppb	97
23) Benzo (a) pyrene	13.41	252	15830	1.07904 ppb #	94
24) Dibenz (a,h) anthracene	15.03	278	16493	1.19931 ppb #	94
25) Benzo (g,h,i) perylene	15.36	276	16799	1.07131 ppb #	89

(#) = qualifier out of range (m) = manual integration

Quantitation Report

Data File : M:\LINUS\DATA\L210324\0324L006.D
Acq On : 24 Mar 21 12:41
Sample : 1 SIM 03/24/21
Misc :

Vial: 6
Operator: MA
Inst : Linus
Multiplr: 1.00

Quant Time: Mar 24 13:56 2021

Quant Results File: L0324.RES

Method : M:\LINUS\DATA\L210324\L0324.M (RTE Integrator)
Title : EPA 8270
Last Update : Wed Mar 24 14:55:37 2021
Response via : Initial Calibration

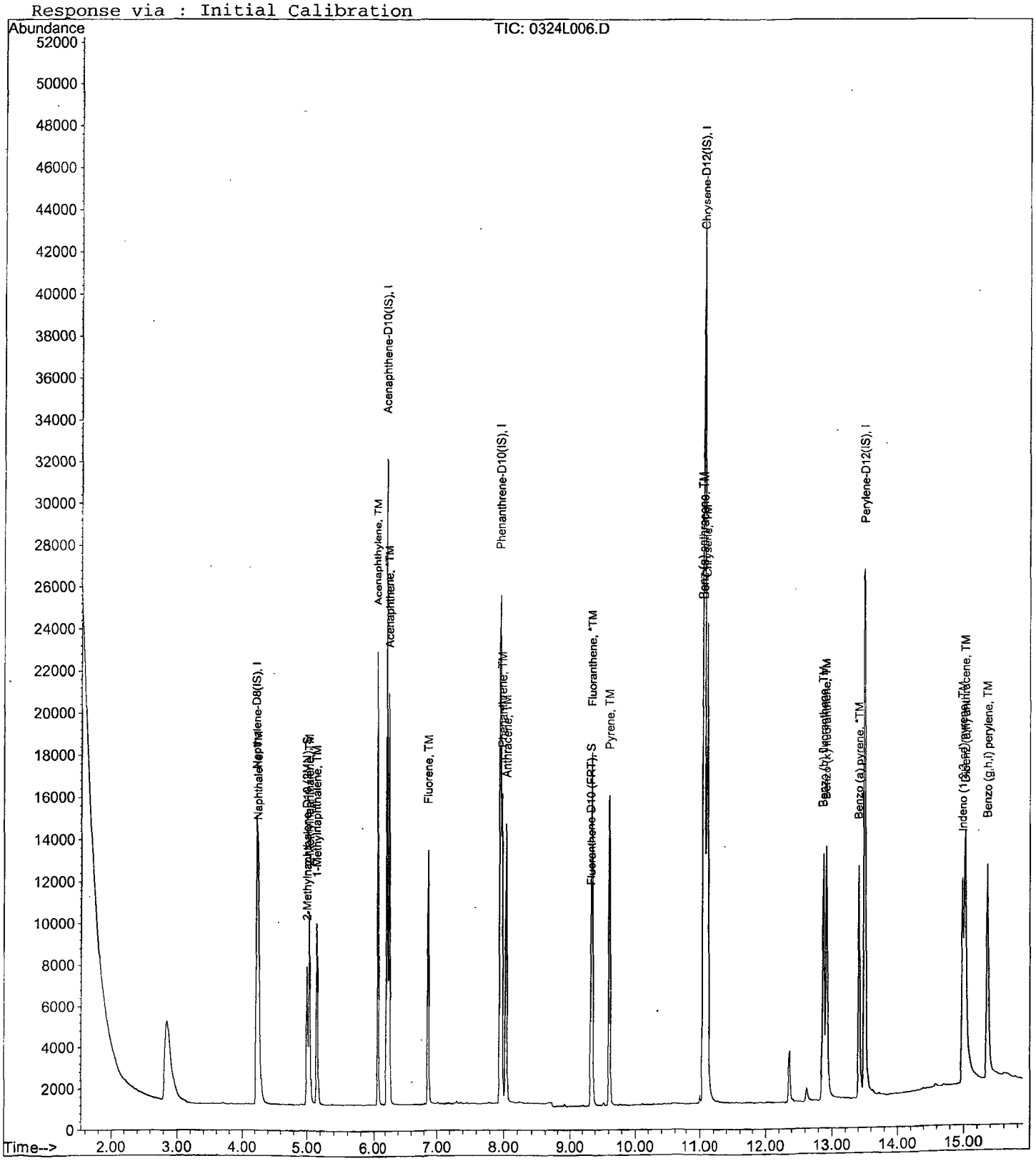

Quantitation Report (Not Reviewed)

Data File : M:\LINUS\DATA\L210324\0324L007.D Vial: 7
Acq On : 24 Mar 21 13:07 Operator: MA
Sample : 5 SIM 03/24/21 Inst : Linus
Misc : Multiplr: 1.00

Quant Time: Mar 24 13:57 2021 Quant Results File: L0324.RES

Quant Method : M:\LINUS\DATA\L210324\L0324.M (RTE Integrator)
Title : EPA 8270
Last Update : Mon Jan 18 16:20:25 2021
Response via : Initial Calibration
DataAcq Meth : SIM_2

Internal Standards	R.T.	QIon	Response	Conc Units		Dev(Min)
1) Napthalene-D8(IS)	4.23	136	27336	2.50000 ppb		-0.02
6) Acenaphthene-D10(IS)	6.23	164	15164	2.50000 ppb		-0.02
10) Phenanthrene-D10(IS)	7.95	188	29558	2.50000 ppb		-0.02
15) Chrysene-D12(IS)	11.07	240	35494	2.50000 ppb		-0.04
20) Perylene-D12(IS)	13.51	264	37901	2.50000 ppb		-0.05
System Monitoring Compounds						
3) 2-Methylnaphthalene-D10 (2	5.00	152	29315	2.49848 ppb		-0.02
Spiked Amount 5.000			Recovery	= 49.960%		
13) Fluoranthene-D10 (FRT)	9.33	212	37132	2.32415 ppb		-0.03
Spiked Amount 5.000			Recovery	= 46.480%		
Target Compounds						Qvalue
2) Naphthalene	4.25	128	53812	4.83819 ppb		100
4) 2-Methylnaphthalene	5.03	142	36421	5.23056 ppb		99
5) 1-Methylnaphthalene	5.14	142	36343	5.23925 ppb		93
7) Acenaphthylene	6.06	152	110531	4.48162 ppb		100
8) Acenaphthene	6.27	154	32865	4.56129 ppb		94
9) Fluorene	6.87	166	40863	4.86357 ppb		98
11) Phenanthrene	7.98	178	62314	4.54872 ppb		98
12) Anthracene	8.04	178	59848	4.87286 ppb		98
14) Fluoranthene	9.36	202	92978	5.11969 ppb		96
16) Pyrene	9.62	202	92996	4.81112 ppb		97
17) Benz (a) anthracene	11.06	228	86163	5.27575 ppb		99
18) Chrysene	11.11	228	86211	4.95383 ppb		98
19) Indeno (1,2,3-cd) pyrene	14.99	276	102335	6.63591 ppb		94
21) Benzo (b) fluoranthene	12.87	252	84124	5.66676 ppb		99
22) Benzo (k) fluoranthene	12.92	252	95712	4.98550 ppb	#	94
23) Benzo (a) pyrene	13.41	252	83186	5.81126 ppb		95
24) Dibenz (a,h) anthracene	15.03	278	87376	6.51158 ppb	#	94
25) Benzo (g,h,i) perylene	15.36	276	88009	5.75201 ppb		92

(#) = qualifier out of range (m) = manual integration

Data File : M:\LINUS\DATA\L210324\0324L007.D Vial: 7
Acq On : 24 Mar 21 13:07 Operator: MA
Sample : 5 SIM 03/24/21 Inst : Linus
Misc : Multiplr: 1.00

Quant Time: Mar 24 13:57 2021 Quant Results File: L0324.RES

Method : M:\LINUS\DATA\L210324\L0324.M (RTE Integrator)
Title : EPA 8270
Last Update : Wed Mar 24 14:55:37 2021
Response via : Initial Calibration



Quantitation Report (Not Reviewed)

Data File : M:\LINUS\DATA\L210324\0324L008.D Vial: 8
Acq On : 24 Mar 21 13:29 Operator: MA
Sample : 10 SIM 03/24/21 Inst : Linus
Misc : Multiplr: 1.00

Quant Time: Mar 24 13:57 2021 Quant Results File: L0324.RES

Quant Method : M:\LINUS\DATA\L210324\L0324.M (RTE Integrator)
Title : EPA 8270
Last Update : Mon Jan 18 16:20:25 2021
Response via : Initial Calibration
DataAcq Meth : SIM_2

Internal Standards	R.T.	QIon	Response	Conc Units	Dev(Min)
1) Napthalene-D8(IS)	4.23	136	24492	2.50000 ppb	-0.02
6) Acenaphthene-D10(IS)	6.23	164	14011	2.50000 ppb	-0.02
10) Phenanthrene-D10(IS)	7.95	188	28290	2.50000 ppb	-0.02
15) Chrysene-D12(IS)	11.07	240	33622	2.50000 ppb	-0.04
20) Perylene-D12(IS)	13.51	264	36316	2.50000 ppb	-0.05
System Monitoring Compounds					
3) 2-Methylnaphthalene-D10 (2	5.00	152	54484	5.18280 ppb	-0.02
Spiked Amount 5.000			Recovery	= 103.660%	
13) Fluoranthene-D10 (FRT)	9.33	212	69271	4.53012 ppb	-0.03
Spiked Amount 5.000			Recovery	= 90.600%	
Target Compounds					Qvalue
2) Naphthalene	4.25	128	99875	10.02238 ppb	100
4) 2-Methylnaphthalene	5.03	142	68341	10.95440 ppb	100
5) 1-Methylnaphthalene	5.14	142	67837	10.91506 ppb	93
7) Acenaphthylene	6.06	152	210730	9.24745 ppb	99
8) Acenaphthene	6.27	154	62103	9.32850 ppb	93
9) Fluorene	6.87	166	78615	10.12687 ppb	97
11) Phenanthrene	7.98	178	120778	9.21156 ppb	97
12) Anthracene	8.04	178	115039	9.78638 ppb	98
14) Fluoranthene	9.36	202	178046	10.24324 ppb	96
16) Pyrene	9.62	202	181593	9.91774 ppb	96
17) Benz (a) anthracene	11.06	228	168868	10.91546 ppb	99
18) Chrysene	11.11	228	164942	10.00554 ppb	99
19) Indeno (1,2,3-cd) pyrene	14.99	276	205033	14.03561 ppb	98
21) Benzo (b) fluoranthene	12.87	252	183637	12.91005 ppb	100
22) Benzo (k) fluoranthene	12.92	252	169899	9.23604 ppb #	96
23) Benzo (a) pyrene	13.41	252	163615	11.92878 ppb	96
24) Dibenz (a,h) anthracene	15.03	278	173707	13.51028 ppb	97
25) Benzo (g,h,i) perylene	15.37	276	176209	12.01914 ppb #	84

(#) = qualifier out of range (m) = manual integration

Quantitation Report

Data File : M:\LINUS\DATA\L210324\0324L008.D
Acq On : 24 Mar 21 13:29
Sample : 10 SIM 03/24/21
Misc :

Vial: 8
Operator: MA
Inst : Linus
Multiplr: 1.00

Quant Time: Mar 24 13:57 2021

Quant Results File: L0324.RES

Method : M:\LINUS\DATA\L210324\L0324.M (RTE Integrator)
Title : EPA 8270
Last Update : Wed Mar 24 14:55:37 2021
Response via : Initial Calibration



Quantitation Report (Not Reviewed)

Data File : M:\LINUS\DATA\L210324\0324L009.D Vial: 9
Acq On : 24 Mar 21 13:51 Operator: MA
Sample : 50 SIM 03/24/21 Inst : Linus
Misc : Multiplr: 1.00

Quant Time: Mar 24 14:26 2021 Quant Results File: L0324.RES

Quant Method : M:\LINUS\DATA\L210324\L0324.M (RTE Integrator)
Title : EPA 8270
Last Update : Mon Jan 18 16:20:25 2021
Response via : Initial Calibration
DataAcq Meth : SIM_2

Internal Standards	R.T.	QIon	Response	Conc Units	Dev(Min)
1) Napthalene-D8(IS)	4.23	136	26806	2.50000 ppb	-0.02
6) Acenaphthene-D10(IS)	6.23	164	14673	2.50000 ppb	-0.02
10) Phenanthrene-D10(IS)	7.95	188	29592	2.50000 ppb	-0.02
15) Chrysene-D12(IS)	11.08	240	34877	2.50000 ppb	-0.03
20) Perylene-D12(IS)	13.51	264	37899	2.50000 ppb	-0.05
System Monitoring Compounds					
3) 2-Methylnaphthalene-D10 (2	5.00	152	292991	25.46492 ppb	-0.02
Spiked Amount 5.000			Recovery	= 509.300%	
13) Fluoranthene-D10 (FRT)	9.33	212	378543	23.66641 ppb	-0.03
Spiked Amount 5.000			Recovery	= 473.320%	
Target Compounds					Qvalue
2) Naphthalene	4.25	128	484002	44.37656 ppb	100
4) 2-Methylnaphthalene	5.03	142	320283	46.90655 ppb	99
5) 1-Methylnaphthalene	5.16	142	319309	46.94214 ppb	100
7) Acenaphthylene	6.07	152	977231	40.94897 ppb	97
8) Acenaphthene	6.27	154	285585	40.96233 ppb	96
9) Fluorene	6.87	166	357147	43.93058 ppb	99
11) Phenanthrene	7.98	178	553020	40.32224 ppb	99
12) Anthracene	8.04	178	520638	42.34199 ppb	99
14) Fluoranthene	9.37	202	812997	44.71496 ppb	95
16) Pyrene	9.63	202	834067	43.91361 ppb #	92
17) Benz (a) anthracene	11.07	228	802786	50.02407 ppb	99
18) Chrysene	11.13	228	758486	44.35489 ppb #	94
19) Indeno (1,2,3-cd) pyrene	15.02	276	993032	65.53226 ppb	90
21) Benzo (b) fluoranthene	12.89	252	916842	61.76360 ppb	99
22) Benzo (k) fluoranthene	12.95	252	773408	40.28781 ppb #	93
23) Benzo (a) pyrene	13.43	252	796620	55.65375 ppb #	94
24) Dibenz (a,h) anthracene	15.06	278	828634	61.75612 ppb #	91
25) Benzo (g,h,i) perylene	15.40	276	841629	55.00931 ppb #	85

(#) = qualifier out of range (m) = manual integration

Quantitation Report

Data File : M:\LINUS\DATA\L210324\0324L009.D
Acq On : 24 Mar 21 13:51
Sample : 50 SIM 03/24/21
Misc :

Vial: 9
Operator: MA
Inst : Linus
Multiplr: 1.00

Quant Time: Mar 24 14:26 2021

Quant Results File: L0324.RES

Method : M:\LINUS\DATA\L210324\L0324.M (RTE Integrator)
Title : EPA 8270
Last Update : Wed Mar 24 14:55:37 2021
Response via : Initial Calibration



Quantitation Report (Not Reviewed)

Data File : M:\LINUS\DATA\L210324\0324L010.D Vial: 10
Acq On : 24 Mar 21 14:13 Operator: MA
Sample : 100 SIM 03/24/21 Inst : Linus
Misc : Multiplr: 1.00

Quant Time: Mar 24 14:53 2021 Quant Results File: L0324.RES

Quant Method : M:\LINUS\DATA\L210324\L0324.M (RTE Integrator)
Title : EPA 8270
Last Update : Mon Jan 18 16:20:25 2021
Response via : Initial Calibration
DataAcq Meth : SIM_2

Internal Standards	R.T.	QIon	Response	Conc Units		Dev(Min)
1) Napthalene-D8(IS)	4.23	136	26703	2.50000 ppb		0.00
6) Acenaphthene-D10(IS)	6.23	164	14573	2.50000 ppb		0.00
10) Phenanthrene-D10(IS)	7.95	188	30310	2.50000 ppb		0.00
15) Chrysene-D12(IS)	11.10	240	34758	2.50000 ppb		0.01
20) Perylene-D12(IS)	13.52	264	38790	2.50000 ppb		0.01
System Monitoring Compounds						
3) 2-Methylnaphthalene-D10 (2	5.00	152	560155	46.09820 ppb		0.00
Spiked Amount 5.000			Recovery	= 921.960%		
13) Fluoranthene-D10 (FRT)	9.35	212	732578	26.44944 ppb		0.01
Spiked Amount 5.000			Recovery	= 528.980%		
Target Compounds						Qvalue
2) Naphthalene	4.25	128	918816	89.34072 ppb		99
4) 2-Methylnaphthalene	5.05	142	615808	89.66270 ppb		95
5) 1-Methylnaphthalene	5.16	142	605035	88.26520 ppb		99
7) Acenaphthylene	6.07	152	1753721	86.30900 ppb		99
8) Acenaphthene	6.28	154	561793	90.68227 ppb		87
9) Fluorene	6.88	166	753448	100.78645 ppb		93
11) Phenanthrene	7.99	178	1035369	84.47454 ppb		98
12) Anthracene	8.05	178	952635	83.31655 ppb		98
14) Fluoranthene	9.38	202	1569090	88.82547 ppb	#	93
16) Pyrene	9.63	202	1629599	93.46516 ppb		96
17) Benz (a) anthracene	11.08	228	1573482	95.88310 ppb		98
18) Chrysene	11.14	228	1408863	86.06769 ppb		98
19) Indeno (1,2,3-cd) pyrene	15.05	276	1993819	101.83975 ppb	#	99
21) Benzo (b) fluoranthene	12.91	252	1723439	99.90457 ppb		98
22) Benzo (k) fluoranthene	12.98	252	1592982	90.41039 ppb	#	94
23) Benzo (a) pyrene	13.45	252	1599355	101.81998 ppb	#	94
24) Dibenz (a,h) anthracene	15.08	278	1700246	102.36964 ppb		96
25) Benzo (g,h,i) perylene	15.43	276	1702507	99.85930 ppb	#	86

(#) = qualifier out of range (m) = manual integration

Quantitation Report

Data File : M:\LINUS\DATA\L210324\0324L010.D
Acq On : 24 Mar 21 14:13
Sample : 100 SIM 03/24/21
Misc :

Vial: 10
Operator: MA
Inst : Linus
Multiplr: 1.00

Quant Time: Mar 24 14:53 2021

Quant Results File: L0324.RES

Method : M:\LINUS\DATA\L210324\L0324.M (RTE Integrator)
Title : EPA 8270
Last Update : Wed Mar 24 14:55:37 2021
Response via : Initial Calibration



Form 7

Second Source Calibration

Lab Name: APPL, Inc.
Case No:
Matrix:

SDG No:
Date Analyzed: 03/24/21
Instrument: Linus
Initial Cal. Date: 03/24/21
Data File: 0324L011.D

		Compound	MEAN	CCRF	%D	%Drift	
1	TM	Naphthalene	0.9573	0.9465	1.1	TM	
2	TM	2-Methylnaphthalene	0.6470	0.6367	1.6	TM	
3	TM	1-Methylnaphthalene	0.6449	0.6204	3.8	TM	
4	TM	Acenaphthylene	3.458	3.366	2.7	TM	
5	*TM	Acenaphthene	1.067	1.014	5.0	*TM	
6	TM	Fluorene	1.301	1.247	4.2	TM	
7	TM	Phenanthrene	0.9987	0.9475	5.1	TM	
8	TM	Anthracene	0.9250	0.9644	4.3	TM	
9	*TM	Fluoranthene	1.464	1.399	4.5	*TM	
10	TM	Pyrene	1.251	1.194	4.6	TM	
11	TM	Benz (a) anthracene	1.185	1.120	5.5	TM	
12	TM	Chrysene	1.166	1.095	6.1	TM	
13	TM	Indeno (1,2,3-cd) pyrene	1.420	1.373	3.3	TM	
14	TM	Benzo (b) fluoranthene	1.108	1.093	1.4	TM	
15	TM	Benzo (k) fluoranthene	1.129	1.113	1.5	TM	
16	*TM	Benzo (a) pyrene	1.012	1.061	4.8	*TM	
17	TM	Dibenz (a,h) anthracene	1.080	1.077	0.32	TM	
18	TM	Benzo (g,h,i) perylene	1.101	1.082	1.7	TM	
19							
20							
21							
22							
23							
24							
25							
26							
27							
28							
29							
30							
31							
32							
33							
34							
35							
36							
37							
38							
		Average			3.4		

Quantitation Report (Not Reviewed)

Data File : M:\LINUS\DATA\L210324\0324L011.D
Acq On : 24 Mar 21 14:59
Sample : SS SIM 03/24/21
Misc :

Vial: 11
Operator: MA
Inst : Linus
Multiplr: 1.00

Quant Time: Mar 24 15:18 2021

Quant Results File: L0324.RES

Quant Method : M:\LINUS\DATA\L210324\L0324.M (RTE Integrator)
Title : EPA 8270
Last Update : Wed Mar 24 14:55:37 2021
Response via : Initial Calibration
DataAcq Meth : SIM_2

Internal Standards	R.T.	QIon	Response	Conc Units	Dev(Min)
1) Napthalene-D8(IS)	4.23	136	25317	2.500 ppb	0.00
6) Acenaphthene-D10(IS)	6.23	164	14823	2.500 ppb	0.00
10) Phenanthrene-D10(IS)	7.95	188	29371	2.500 ppb	0.00
15) Chrysene-D12(IS)	11.07	240	35343	2.500 ppb	0.00
20) Perylene-D12(IS)	13.51	264	37658	2.500 ppb	0.00
System Monitoring Compounds					
3) 2-Methylnaphthalene-D10 (2	5.01	152	46	0.004 ppb	0.01
Spiked Amount 5.000			Recovery	= 0.080%	
13) Fluoranthene-D10 (FRT)	9.33	212	976	0.064 ppb	0.00
Spiked Amount 5.000			Recovery	= 1.280%	
Target Compounds					Qvalue
2) Naphthalene	4.25	128	47925	4.944 ppb	100
4) 2-Methylnaphthalene	5.03	142	32240	4.921 ppb	99
5) 1-Methylnaphthalene	5.16	142	31411	4.810 ppb	95
7) Acenaphthylene	6.06	152	99775	4.866 ppb	99
8) Acenaphthene	6.27	154	30061	4.750 ppb	99
9) Fluorene	6.87	166	36955	4.791 ppb	100
11) Phenanthrene	7.98	178	55658	4.744 ppb	99
12) Anthracene	8.04	178	56653	5.213 ppb	100
14) Fluoranthene	9.36	202	82152	4.777 ppb	96
16) Pyrene	9.62	202	84408	4.772 ppb	99
17) Benz (a) anthracene	11.06	228	79151	4.723 ppb	99
18) Chrysene	11.11	228	77377	4.696 ppb	99
19) Indeno (1,2,3-cd) pyrene	15.00	276	97070	4.836 ppb	90
21) Benzo (b) fluoranthene	12.88	252	82292	4.930 ppb	98
22) Benzo (k) fluoranthene	12.92	252	83807	4.926 ppb	98
23) Benzo (a) pyrene	13.42	252	79937	5.242 ppb	97
24) Dibenz (a,h) anthracene	15.03	278	81083	4.984 ppb #	95
25) Benzo (g,h,i) perylene	15.37	276	81503	4.914 ppb	95

(#) = qualifier out of range (m) = manual integration

Quantitation Report

Data File : M:\LINUS\DATA\L210324\0324L011.D
Acq On : 24 Mar 21 14:59
Sample : SS SIM 03/24/21
Misc :

Vial: 11
Operator: MA
Inst : Linus
Multiplr: 1.00

Quant Time: Mar 24 15:18 2021

Quant Results File: L0324.RES

Method : M:\LINUS\DATA\L210324\L0324.M (RTE Integrator)
Title : EPA 8270
Last Update : Wed Mar 24 14:55:37 2021
Response via : Initial Calibration



PAH by GCMS SIM
EPA 8270 SIM

Form 7

Continuing Calibration

Lab Name: APPL, Inc.
Case No:
Matrix:

SDG No:
Date Analyzed: 9 Jun 21 10:40
Instrument: Linus
Initial Cal. Date: 03/24/21
Data File: 0608L022.D

		Compound	MEAN	CCRF	%D		%Drift
1	I	Napthalene-D8(IS)	ISTD			I	
2	TM	Naphthalene	0.9573	0.8395	12	TM	
3	S	2-Methylnaphthalene-D10 (2MN)	1.146	1.126	1.7	S	
4	TM	2-Methylnaphthalene	0.6470	0.6242	3.5	TM	
5	TM	1-Methylnaphthalene	0.6449	0.6202	3.8	TM	
6	I	Acenaphthene-D10(IS)	ISTD			I	
7	TM	Acenaphthylene	3.458	2.955	15	TM	
8	*TM	Acenaphthene	1.067	0.9239	13	*TM	
9	TM	Fluorene	1.301	1.208	7.1	TM	
10	I	Phenanthrene-D10(IS)	ISTD			I	
11	TM	Phenanthrene	0.9987	0.9272	7.2	TM	
12	TM	Anthracene	0.9250	0.8683	6.1	TM	
13	S	Fluoranthene-D10 (FRT)	1.288	1.145	11	S	
14	*TM	Fluoranthene	1.464	1.452	0.79	*TM	
15	I	Chrysene-D12(IS)	ISTD			I	
16	TM	Pyrene	1.251	1.161	7.2	TM	
17	TM	Benz (a) anthracene	1.185	1.134	4.4	TM	
18	TM	Chrysene	1.166	1.153	1.0	TM	
19	TM	Indeno (1,2,3-cd) pyrene	1.420	1.463	3.0	TM	
20	I	Perylene-D12(IS)	ISTD			I	
21	TM	Benzo (b) fluoranthene	1.108	1.103	0.49	TM	
22	TM	Benzo (k) fluoranthene	1.129	1.181	4.6	TM	
23	*TM	Benzo (a) pyrene	1.012	1.041	2.9	*TM	
24	TM	Dibenz (a,h) anthracene	1.080	1.160	7.4	TM	
25	TM	Benzo (g,h,i) perylene	1.101	1.142	3.8	TM	
26							
27							
28							
29							
30							
31							
32							
33							
34							
35							
36							
37							
38							
39							
40							
		Average			5.8		

Quantitation Report (Not Reviewed)

Data File : M:\LINUS\DATA\L210608\0608L022.D Vial: 22
Acq On : 9 Jun 21 10:40 Operator: LS
Sample : 5 SIM 1/14/21 (1) Inst : Linus
Misc : Multiplr: 1.00

Quant Time: Jun 9 10:58 2021 Quant Results File: L0324.RES

Quant Method : M:\LINUS\DATA\L210513\L0324.M (RTE Integrator)
Title : EPA 8270
Last Update : Mon May 03 10:54:34 2021
Response via : Initial Calibration
DataAcq Meth : SIM_2

Internal Standards	R.T.	QIon	Response	Conc Units	Dev(Min)
1) Napthalene-D8(IS)	4.12	136	20711	2.50000 ppb	-0.01
6) Acenaphthene-D10(IS)	6.12	164	13439	2.50000 ppb	-0.01
10) Phenanthrene-D10(IS)	7.85	188	27156	2.50000 ppb	0.00
15) Chrysene-D12(IS)	10.94	240	34309	2.50000 ppb	0.00
20) Perylene-D12(IS)	13.36	264	37615	2.50000 ppb	0.01
System Monitoring Compounds					
3) 2-Methylnaphthalene-D10 (2	4.90	152	23329	2.45654 ppb	0.02
Spiked Amount 5.000			Recovery	= 49.140%	
13) Fluoranthene-D10 (FRT)	9.23	212	31101	2.22261 ppb	0.02
Spiked Amount 5.000			Recovery	= 44.460%	
Target Compounds					Qvalue
2) Naphthalene	4.14	128	34775	4.38505 ppb	100
4) 2-Methylnaphthalene	4.93	142	25857	4.82403 ppb	98
5) 1-Methylnaphthalene	5.05	142	25689	4.80829 ppb	95
7) Acenaphthylene	5.95	152	79437	4.27331 ppb	99
8) Acenaphthene	6.16	154	24832	4.32812 ppb	99
9) Fluorene	6.76	166	32473	4.64319 ppb	100
11) Phenanthrene	7.87	178	50359	4.64214 ppb	100
12) Anthracene	7.93	178	47158	4.69351 ppb	100
14) Fluoranthene	9.25	202	78871	4.96050 ppb #	92
16) Pyrene	9.51	202	79649	4.63891 ppb #	90
17) Benz (a) anthracene	10.93	228	77780	4.78155 ppb	99
18) Chrysene	10.98	228	79140	4.94765 ppb #	99
19) Indeno (1,2,3-cd) pyrene	14.83	276	100399	5.15222 ppb	90
21) Benzo (b) fluoranthene	12.69	252	82956	4.97553 ppb #	95
22) Benzo (k) fluoranthene	12.75	252	88867	5.22984 ppb #	97
23) Benzo (a) pyrene	13.26	252	78333	5.14295 ppb #	96
24) Dibenz (a,h) anthracene	14.88	278	87266	5.37014 ppb #	96
25) Benzo (g,h,i) perylene	15.20	276	85941	5.18752 ppb #	92

(#) = qualifier out of range (m) = manual integration

Quantitation Report

Data File : M:\LINUS\DATA\L210608\0608L022.D Vial: 22
Acq On : 9 Jun 21 10:40 Operator: LS
Sample : 5 SIM 1/14/21 (1) Inst : Linus
Misc : Multiplr: 1.00

Quant Time: Jun 9 10:58 2021 Quant Results File: L0324.RES

Method : M:\LINUS\DATA\L210513\L0324.M (RTE Integrator)
Title : EPA 8270
Last Update : Mon May 03 10:54:34 2021
Response via : Initial Calibration



PAH by GCMS SIM
EPA 8270 SIM

Form 7

Ending Continuing Calibration

Lab Name: APPL, Inc.
Case No:
Matrix:

SDG No:
Date Analyzed: 9 Jun 21 22:12
Instrument: Linus
Initial Cal. Date: 03/24/21
Data File: 0608L053.D

		Compound	MEAN	CCRF	%D		%Drift
1	I	Napthalene-D8(IS)	ISTD			I	
2	TM	Naphthalene	0.9573	0.8950	6.5	TM	
3	S	2-Methylnaphthalene-D10 (2MN)	1.146	1.221	6.5	S	
4	TM	2-Methylnaphthalene	0.6470	0.6660	2.9	TM	
5	TM	1-Methylnaphthalene	0.6449	0.6597	2.3	TM	
6	I	Acenaphthene-D10(IS)	ISTD			I	
7	TM	Acenaphthylene	3.458	2.958	14	TM	
8	*TM	Acenaphthene	1.067	0.9200	14	*TM	
9	TM	Fluorene	1.301	1.177	9.5	TM	
10	I	Phenanthrene-D10(IS)	ISTD			I	
11	TM	Phenanthrene	0.9987	0.8871	11	TM	
12	TM	Anthracene	0.9250	0.8507	8.0	TM	
13	S	Fluoranthene-D10 (FRT)	1.288	1.183	8.2	S	
14	*TM	Fluoranthene	1.464	1.422	2.9	*TM	
15	I	Chrysene-D12(IS)	ISTD			I	
16	TM	Pyrene	1.251	1.116	11	TM	
17	TM	Benz (a) anthracene	1.185	1.073	9.5	TM	
18	TM	Chrysene	1.166	1.136	2.6	TM	
19	TM	Indeno (1,2,3-cd) pyrene	1.420	1.376	3.1	TM	
20	I	Perylene-D12(IS)	ISTD			I	
21	TM	Benzo (b) fluoranthene	1.108	1.008	9.0	TM	
22	TM	Benzo (k) fluoranthene	1.129	1.168	3.4	TM	
23	*TM	Benzo (a) pyrene	1.012	0.9952	1.7	*TM	
24	TM	Dibenz (a,h) anthracene	1.080	1.081	0.08	TM	
25	TM	Benzo (g,h,i) perylene	1.101	1.058	3.9	TM	
26							
27							
28							
29							
30							
31							
32							
33							
34							
35							
36							
37							
38							
39							
40							
		Average			6.5		

Quantitation Report (Not Reviewed)

Data File : M:\LINUS\DATA\L210608\0608L053.D
Acq On : 9 Jun 21 22:12
Sample : 5 SIM 1/14/21 (2)
Misc :

Vial: 53
Operator: LS
Inst : Linus
Multiplr: 1.00

Quant Time: Jun 10 8:21 2021

Quant Results File: L0324.RES

Quant Method : M:\LINUS\DATA\L210513\L0324.M (RTE Integrator)
Title : EPA 8270
Last Update : Mon May 03 10:54:34 2021
Response via : Initial Calibration
DataAcq Meth : SIM_2

Internal Standards	R.T.	QIon	Response	Conc Units	Dev(Min)
1) Napthalene-D8(IS)	4.13	136	13469	2.50000 ppb	0.00
6) Acenaphthene-D10(IS)	6.12	164	9258	2.50000 ppb	-0.01
10) Phenanthrene-D10(IS)	7.85	188	18810	2.50000 ppb	0.00
15) Chrysene-D12(IS)	10.94	240	24388	2.50000 ppb	0.00
20) Perylene-D12(IS)	13.36	264	26812	2.50000 ppb	0.01
System Monitoring Compounds					
3) 2-Methylnaphthalene-D10 (2	4.90	152	16443	2.66241 ppb	0.02
Spiked Amount 5.000			Recovery	= 53.240%	
13) Fluoranthene-D10 (FRT)	9.23	212	22244	2.29498 ppb	0.02
Spiked Amount 5.000			Recovery	= 45.900%	
Target Compounds					Qvalue
2) Naphthalene	4.15	128	24110	4.67487 ppb	100
4) 2-Methylnaphthalene	4.94	142	17942	5.14717 ppb	96
5) 1-Methylnaphthalene	5.05	142	17771	5.11471 ppb	96
7) Acenaphthylene	5.96	152	54761	4.27625 ppb	99
8) Acenaphthene	6.16	154	17035	4.31002 ppb	98
9) Fluorene	6.76	166	21796	4.52398 ppb	98
11) Phenanthrene	7.87	178	33371	4.44106 ppb	99
12) Anthracene	7.93	178	32003	4.59843 ppb	100
14) Fluoranthene	9.25	202	53483	4.85625 ppb #	94
16) Pyrene	9.51	202	54414	4.45839 ppb #	91
17) Benz (a) anthracene	10.93	228	52349	4.52732 ppb	99
18) Chrysene	10.98	228	55395	4.87198 ppb	99
19) Indeno (1,2,3-cd) pyrene	14.85	276	67118	4.84547 ppb #	83
21) Benzo (b) fluoranthene	12.69	252	54048	4.54782 ppb #	96
22) Benzo (k) fluoranthene	12.75	252	62615	5.16962 ppb #	97
23) Benzo (a) pyrene	13.26	252	53365	4.91536 ppb #	96
24) Dibenz (a,h) anthracene	14.88	278	57963	5.00407 ppb	97
25) Benzo (g,h,i) perylene	15.20	276	56759	4.80647 ppb #	93

(#) = qualifier out of range (m) = manual integration

Quantitation Report

Data File : M:\LINUS\DATA\L210608\0608L053.D
Acq On : 9 Jun 21 22:12
Sample : 5 SIM 1/14/21 (2)
Misc :

Vial: 53
Operator: LS
Inst : Linus
Multiplr: 1.00

Quant Time: Jun 10 8:21 2021

Quant Results File: L0324.RES

Method : M:\LINUS\DATA\L210513\L0324.M (RTE Integrator)
Title : EPA 8270
Last Update : Mon May 03 10:54:34 2021
Response via : Initial Calibration



ORGANICS

Raw Data

Quantitation Report (QT Reviewed)

Data File : M:\LINUS\DATA\L210608\0608L039.D Vial: 39
Acq On : 9 Jun 21 17:02 Operator: LS
Sample : BA33954W05 1/900 Inst : Linus
Misc : Multiplr: 1.11

Quant Time: Jun 10 9:51 2021 Quant Results File: L0324.RES

Quant Method : M:\LINUS\DATA\L210608\L0324.M (RTE Integrator)
Title : EPA 8270
Last Update : Mon May 03 10:54:34 2021
Response via : Initial Calibration
DataAcq Meth : SIM_2

Internal Standards	R.T.	QIon	Response	Conc Units	Dev(Min)
1) Napthalene-D8(IS)	4.13	136	12577	2.50 ppb	0.00
6) Acenaphthene-D10(IS)	6.12	164	8437	2.50 ppb	-0.01
10) Phenanthrene-D10(IS)	7.85	188	17482	2.50 ppb	0.00
15) Chrysene-D12(IS)	10.94	240	22476	2.50 ppb	0.00
20) Perylene-D12(IS)	13.36	264	24394	2.50 ppb	0.01
System Monitoring Compounds					
3) 2-Methylnaphthalene-D10 (2	4.90	152	21320	4.11 ppb	0.02
Spiked Amount 5.556			Recovery	= 73.944%	
13) Fluoranthene-D10 (FRT)	9.23	212	31299	3.86 ppb	0.02
Spiked Amount 5.556			Recovery	= 69.498%	

Target Compounds Qvalue

(#) = qualifier out of range (m) = manual integration
0608L039.D L0324.M Thu Jun 10 12:00:32 2021

Quantitation Report

Data File : M:\LINUS\DATA\L210608\0608L039.D Vial: 39
Acq On : 9 Jun 21 17:02 Operator: LS
Sample : BA33954W05 1/900 Inst : Linus
Misc : Multiplr: 1.11

Quant Time: Jun 10 9:51 2021 Quant Results File: L0324.RES

Method : M:\LINUS\DATA\L210420\L0324.M (RTE Integrator)
Title : EPA 8270
Last Update : Mon May 03 10:54:34 2021
Response via : Initial Calibration

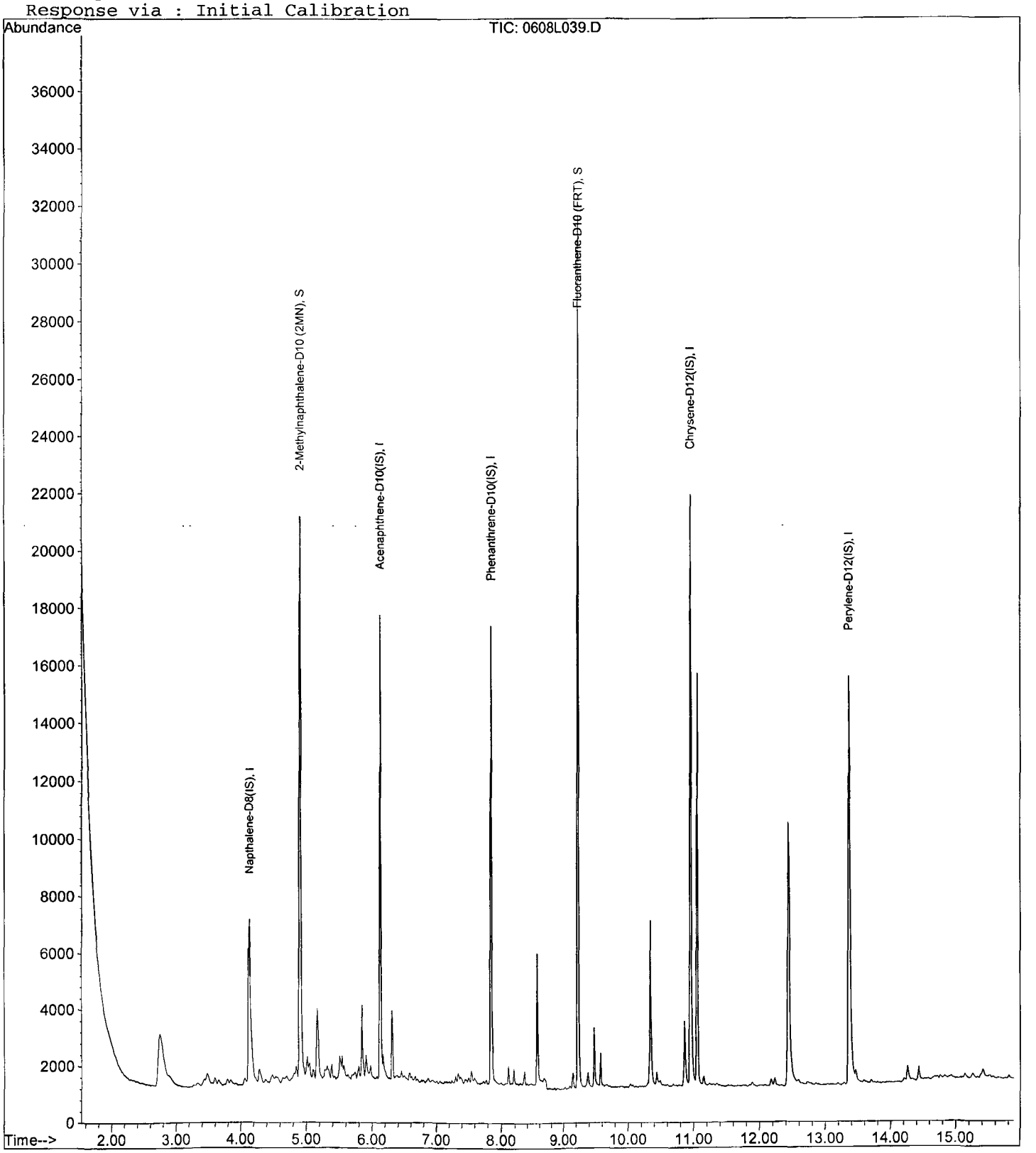

Quantitation Report (QT Reviewed)

Data File : M:\LINUS\DATA\L210608\0608L040.D Vial: 40
Acq On : 9 Jun 21 17:24 Operator: LS
Sample : BA33957W05 1/850 Inst : Linus
Misc : Multiplr: 1.18

Quant Time: Jun 10 9:51 2021 Quant Results File: L0324.RES

Quant Method : M:\LINUS\DATA\L210608\L0324.M (RTE Integrator)
Title : EPA 8270
Last Update : Mon May 03 10:54:34 2021
Response via : Initial Calibration
DataAcq Meth : SIM_2

Internal Standards	R.T.	QIon	Response	Conc Units	Dev(Min)
1) Napthalene-D8(IS)	4.13	136	12742	2.50 ppb	0.00
6) Acenaphthene-D10(IS)	6.12	164	8335	2.50 ppb	-0.01
10) Phenanthrene-D10(IS)	7.85	188	17651	2.50 ppb	0.00
15) Chrysene-D12(IS)	10.94	240	22540	2.50 ppb	0.00
20) Perylene-D12(IS)	13.36	264	24912	2.50 ppb	0.01
System Monitoring Compounds					
3) 2-Methylnaphthalene-D10 (2	4.90	152	22692	4.57 ppb	0.02
Spiked Amount 5.882			Recovery	= 77.673%	
13) Fluoranthene-D10 (FRT)	9.23	212	30819	3.99 ppb	0.02
Spiked Amount 5.882			Recovery	= 67.762%	
Target Compounds					Qvalue
2) Naphthalene	4.15	128	173978	41.95 ppb	97
4) 2-Methylnaphthalene	4.94	142	32962	11.76 ppb	96
5) 1-Methylnaphthalene	5.05	142	56624	20.27 ppb	96

(#) = qualifier out of range (m) = manual integration

Quantitation Report

Data File : M:\LINUS\DATA\L210608\0608L040.D
Acq On : 9 Jun 21 17:24
Sample : BA33957W05 1/850
Misc :

Vial: 40
Operator: LS
Inst : Linus
Multiplr: 1.18

Quant Time: Jun 10 9:51 2021

Quant Results File: L0324.RES

Method : M:\LINUS\DATA\L210420\L0324.M (RTE Integrator)
Title : EPA 8270
Last Update : Mon May 03 10:54:34 2021
Response via : Initial Calibration





#2
Naphthalene
Concen: 41.95 ppb
RT: 4.15 min Scan# 218
Delta R.T. 0.00 min
Lab File: 0608L040.D
Acq: 9 Jun 21 17:24

Tgt Ion:128 Resp: 173978

Ion	Ratio	Lower	Upper
128	100		
129	12.8	7.8	14.4
127	13.3	9.0	16.8

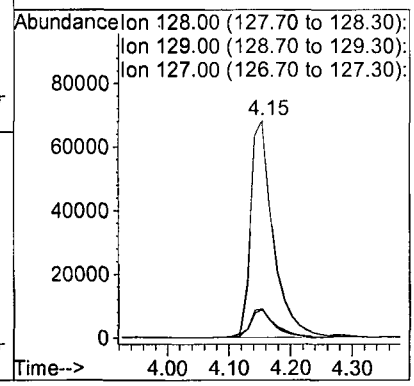

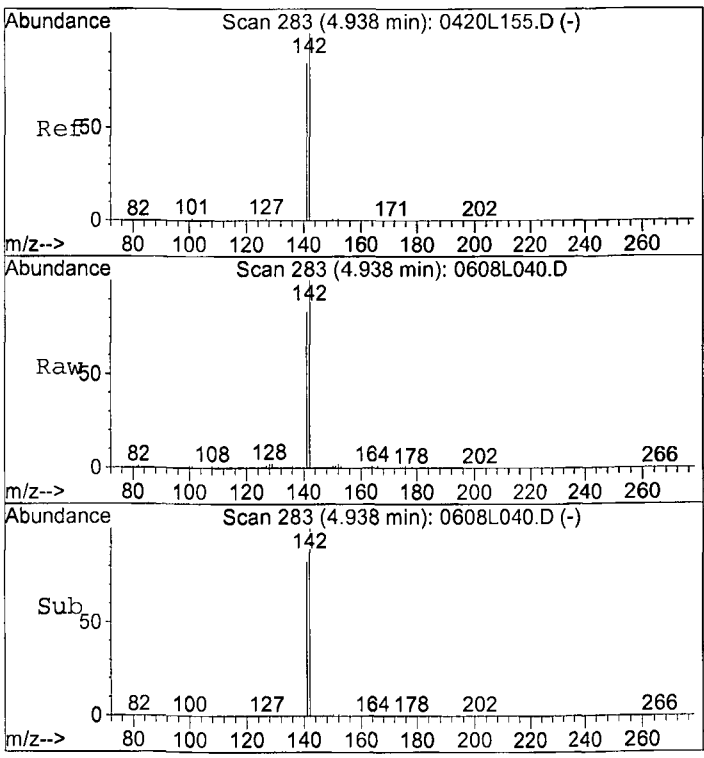

#4
2-Methylnaphthalene
Concen: 11.76 ppb
RT: 4.94 min Scan# 283
Delta R.T. 0.02 min
Lab File: 0608L040.D
Acq: 9 Jun 21 17:24

Tgt Ion:142 Resp: 32962

Ion	Ratio	Lower	Upper
142	100		
141	82.5	60.3	111.9

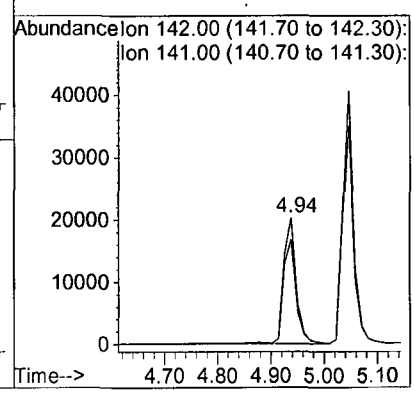

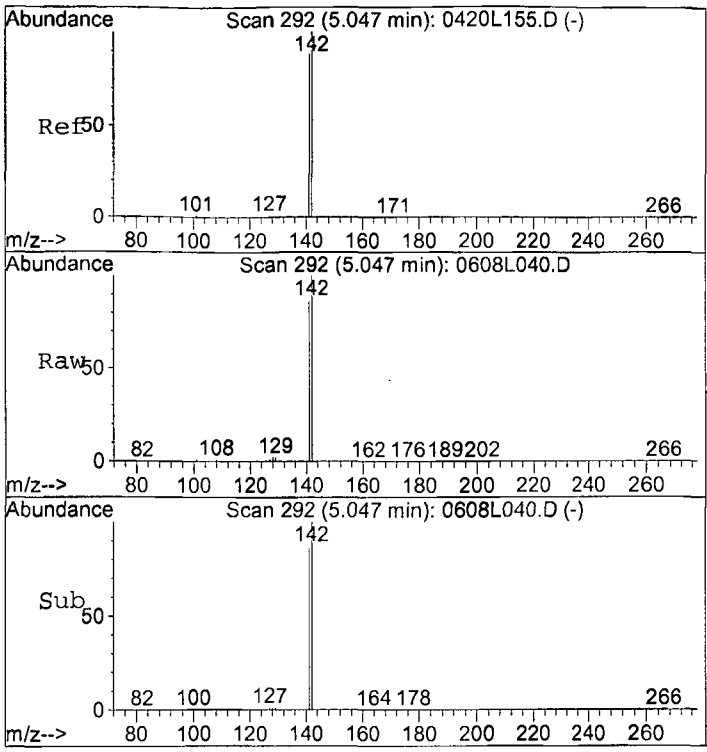

#5
1-Methylnaphthalene
Concen: 20.27 ppb
RT: 5.05 min Scan# 292
Delta R.T. 0.02 min
Lab File: 0608L040.D
Acq: 9 Jun 21 17:24

Tgt Ion:142 Resp: 56624

Ion	Ratio	Lower	Upper
142	100		
141	86.4	63.1	117.3

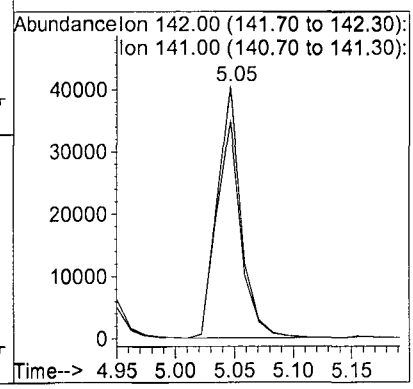

Quantitation Report (QT Reviewed)

Data File : M:\LINUS\DATA\L210608\0608L041.D
Acq On : 9 Jun 21 17:47
Sample : BA33960W05 1/870
Misc :

Vial: 41
Operator: LS
Inst : Linus
Multiplr: 1.15

Quant Time: Jun 10 9:51 2021

Quant Results File: L0324.RES

Quant Method : M:\LINUS\DATA\L210608\L0324.M (RTE Integrator)
Title : EPA 8270
Last Update : Mon May 03 10:54:34 2021
Response via : Initial Calibration
DataAcq Meth : SIM_2

Internal Standards	R.T.	QIon	Response	Conc Units	Dev(Min)
1) Napthalene-D8(IS)	4.13	136	12475	2.50 ppb	0.00
6) Acenaphthene-D10(IS)	6.12	164	8300	2.50 ppb	-0.01
10) Phenanthrene-D10(IS)	7.85	188	16954	2.50 ppb	0.00
15) Chrysene-D12(IS)	10.94	240	21239	2.50 ppb	0.00
20) Perylene-D12(IS)	13.36	264	23667	2.50 ppb	0.01
System Monitoring Compounds					
3) 2-Methylnaphthalene-D10 (2	4.90	152	22885	4.60 ppb	0.02
Spiked Amount 5.747			Recovery	= 80.023%	
13) Fluoranthene-D10 (FRT)	9.23	212	26681	3.51 ppb	0.02
Spiked Amount 5.747			Recovery	= 61.074%	

Target Compounds Qvalue

(#) = qualifier out of range (m) = manual integration
0608L041.D L0324.M Thu Jun 10 12:00:37 2021

Quantitation Report

Data File : M:\LINUS\DATA\L210608\0608L041.D
Acq On : 9 Jun 21 17:47
Sample : BA33960W05 1/870
Misc :

Vial: 41
Operator: LS
Inst : Linus
Multiplr: 1.15

Quant Time: Jun 10 9:51 2021

Quant Results File: L0324.RES

Method : M:\LINUS\DATA\L210420\L0324.M (RTE Integrator)
Title : EPA 8270
Last Update : Mon May 03 10:54:34 2021
Response via : Initial Calibration

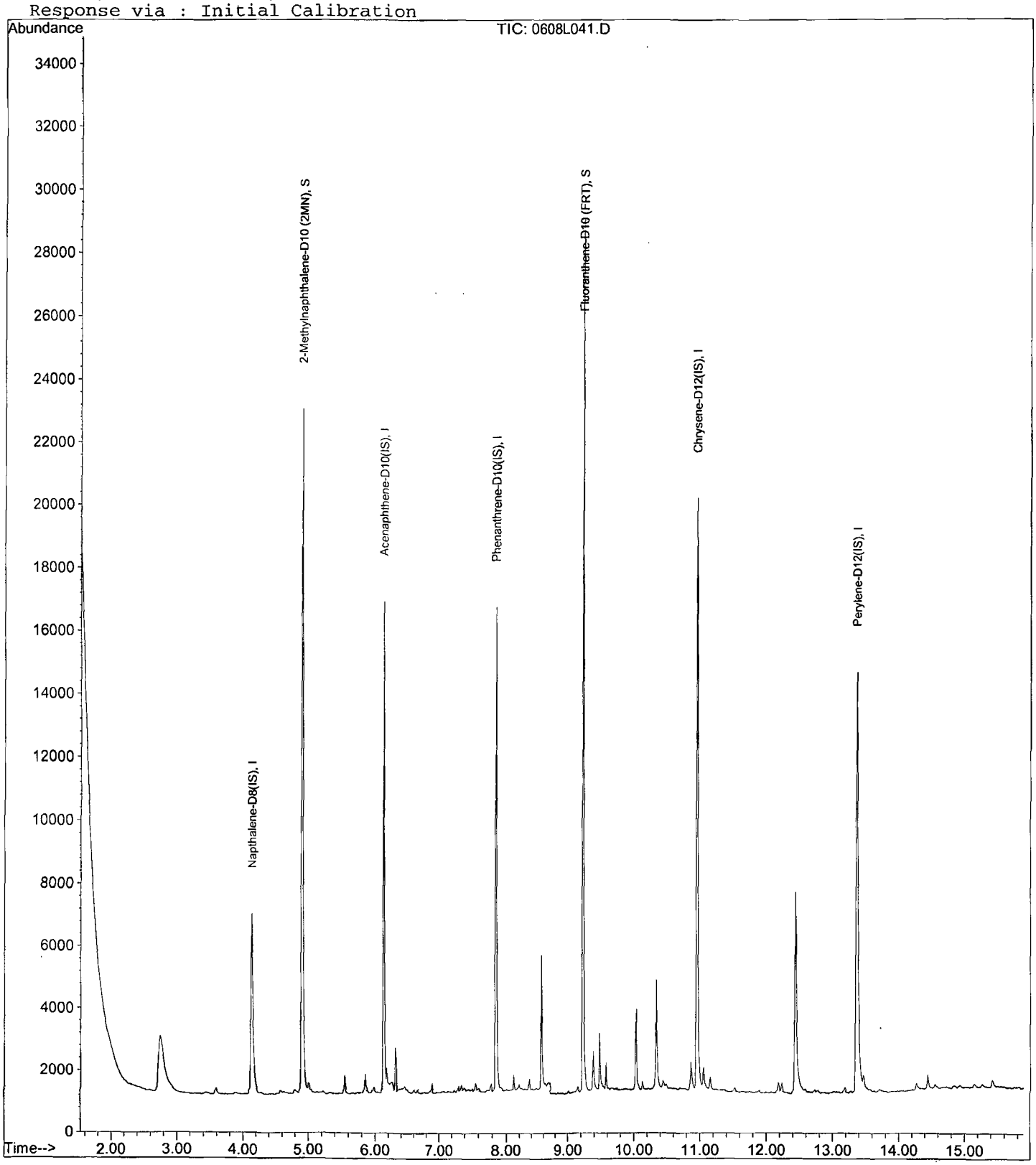

Quantitation Report (QT Reviewed)

Data File : M:\LINUS\DATA\L210608\0608L030.D Vial: 30
Acq On : 9 Jun 21 13:44 Operator: LS
Sample : 210603A BLK 1/1000 Inst : Linus
Misc : Multiplr: 1.00

Quant Time: Jun 10 9:45 2021 Quant Results File: L0324.RES

Quant Method : M:\LINUS\DATA\L210608\L0324.M (RTE Integrator)
Title : EPA 8270
Last Update : Mon May 03 10:54:34 2021
Response via : Initial Calibration
DataAcq Meth : SIM_2

Internal Standards	R.T.	QIon	Response	Conc Units	Dev(Min)
1) Napthalene-D8(IS)	4.13	136	12942	2.50 ppb	0.00
6) Acenaphthene-D10(IS)	6.12	164	8593	2.50 ppb	-0.01
10) Phenanthrene-D10(IS)	7.85	188	18135	2.50 ppb	0.00
15) Chrysene-D12(IS)	10.95	240	23251	2.50 ppb	0.01
20) Perylene-D12(IS)	13.37	264	25485	2.50 ppb	0.02
System Monitoring Compounds					
3) 2-Methylnaphthalene-D10 (2	4.90	152	24817	4.18 ppb	0.02
Spiked Amount 5.000			Recovery	= 83.640%	
13) Fluoranthene-D10 (FRT)	9.23	212	36430	3.90 ppb	0.02
Spiked Amount 5.000			Recovery	= 77.960%	

Target Compounds Qvalue

(#) = qualifier out of range (m) = manual integration
0608L030.D L0324.M Thu Jun 10 12:03:09 2021

Quantitation Report

Data File : M:\LINUS\DATA\L210608\0608L030.D
Acq On : 9 Jun 21 13:44
Sample : 210603A BLK 1/1000
Misc :

Vial: 30
Operator: LS
Inst : Linus
Multiplr: 1.00

Quant Time: Jun 10 9:45 2021

Quant Results File: L0324.RES

Method : M:\LINUS\DATA\L210420\L0324.M (RTE Integrator)
Title : EPA 8270
Last Update : Mon May 03 10:54:34 2021
Response via : Initial Calibration

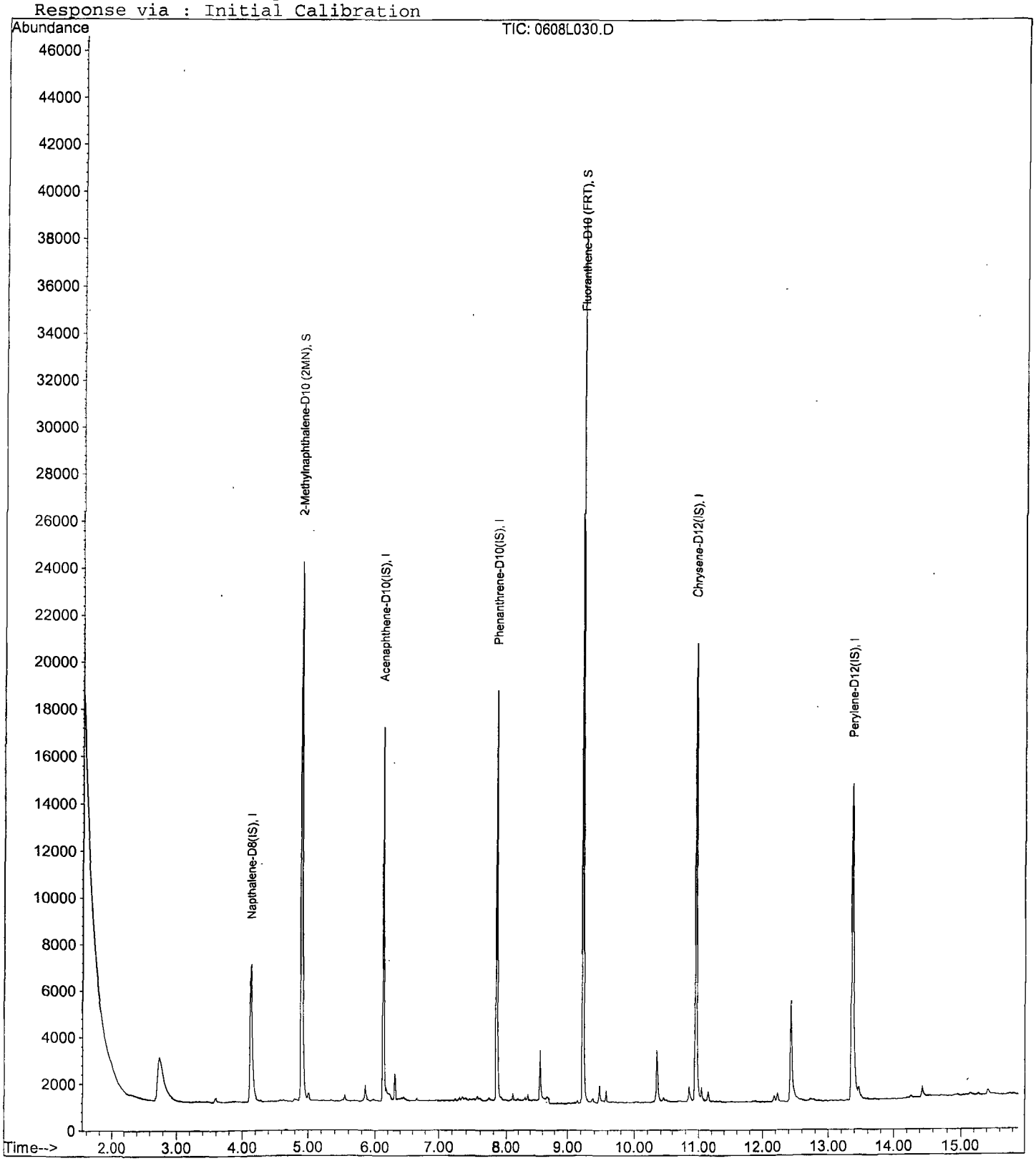

Quantitation Report (Not Reviewed)

Data File : M:\LINUS\DATA\L210608\0608L031.D Vial: 31
Acq On : 9 Jun 21 14:06 Operator: LS
Sample : 210603A LCS-1 1/1000 Inst : Linus
Misc : Multiplr: 1.00

Quant Time: Jun 9 17:39 2021 Quant Results File: L0324.RES

Quant Method : M:\LINUS\DATA\L210608\L0324.M (RTE Integrator)
Title : EPA 8270
Last Update : Mon May 03 10:54:34 2021
Response via : Initial Calibration
DataAcq Meth : SIM_2

Internal Standards	R.T.	QIon	Response	Conc	Units		Dev(Min)
1) Napthalene-D8(IS)	4.13	136	12740	2.50	ppb		0.00
6) Acenaphthene-D10(IS)	6.12	164	8539	2.50	ppb		-0.01
10) Phenanthrene-D10(IS)	7.85	188	17568	2.50	ppb		0.00
15) Chrysene-D12(IS)	10.94	240	22771	2.50	ppb		0.00
20) Perylene-D12(IS)	13.36	264	24905	2.50	ppb		0.01
System Monitoring Compounds							
3) 2-Methylnaphthalene-D10 (2	4.90	152	23528	4.03	ppb		0.02
Spiked Amount 5.000			Recovery	=	80.560%		
13) Fluoranthene-D10 (FRT)	9.23	212	34992	3.87	ppb		0.02
Spiked Amount 5.000			Recovery	=	77.300%		
Target Compounds							Qvalue
2) Naphthalene	4.15	128	17654	3.62	ppb		100
4) 2-Methylnaphthalene	4.94	142	13230	4.01	ppb		95
5) 1-Methylnaphthalene	5.05	142	13157	4.00	ppb		95
7) Acenaphthylene	5.96	152	41151	3.48	ppb		98
8) Acenaphthene	6.16	154	12892	3.54	ppb		99
9) Fluorene	6.76	166	16813	3.78	ppb		100
11) Phenanthrene	7.87	178	26169	3.73	ppb		100
12) Anthracene	7.93	178	24937	3.84	ppb		99
14) Fluoranthene	9.25	202	42679	4.15	ppb	#	90
16) Pyrene	9.51	202	43017	3.77	ppb	#	89
17) Benz (a) anthracene	10.93	228	42506	3.94	ppb		99
18) Chrysene	10.98	228	43022	4.05	ppb	#	98
19) Indeno (1,2,3-cd) pyrene	14.85	276	54025	4.18	ppb	#	85
21) Benzo (b) fluoranthene	12.69	252	44210	4.00	ppb	#	96
22) Benzo (k) fluoranthene	12.75	252	48898	4.35	ppb	#	97
23) Benzo (a) pyrene	13.26	252	41849	4.15	ppb	#	96
24) Dibenz (a,h) anthracene	14.88	278	46811	4.35	ppb		97
25) Benzo (g,h,i) perylene	15.20	276	45869	4.18	ppb	#	93

(#) = qualifier out of range (m) = manual integration

Quantitation Report

Data File : M:\LINUS\DATA\L210608\0608L031.D Vial: 31
Acq On : 9 Jun 21 14:06 Operator: LS
Sample : 210603A LCS-1 1/1000 Inst : Linus
Misc : Multiplr: 1.00

Quant Time: Jun 9 17:39 2021 Quant Results File: L0324.RES

Method : M:\LINUS\DATA\L210420\L0324.M (RTE Integrator)
Title : EPA 8270
Last Update : Mon May 03 10:54:34 2021
Response via : Initial Calibration

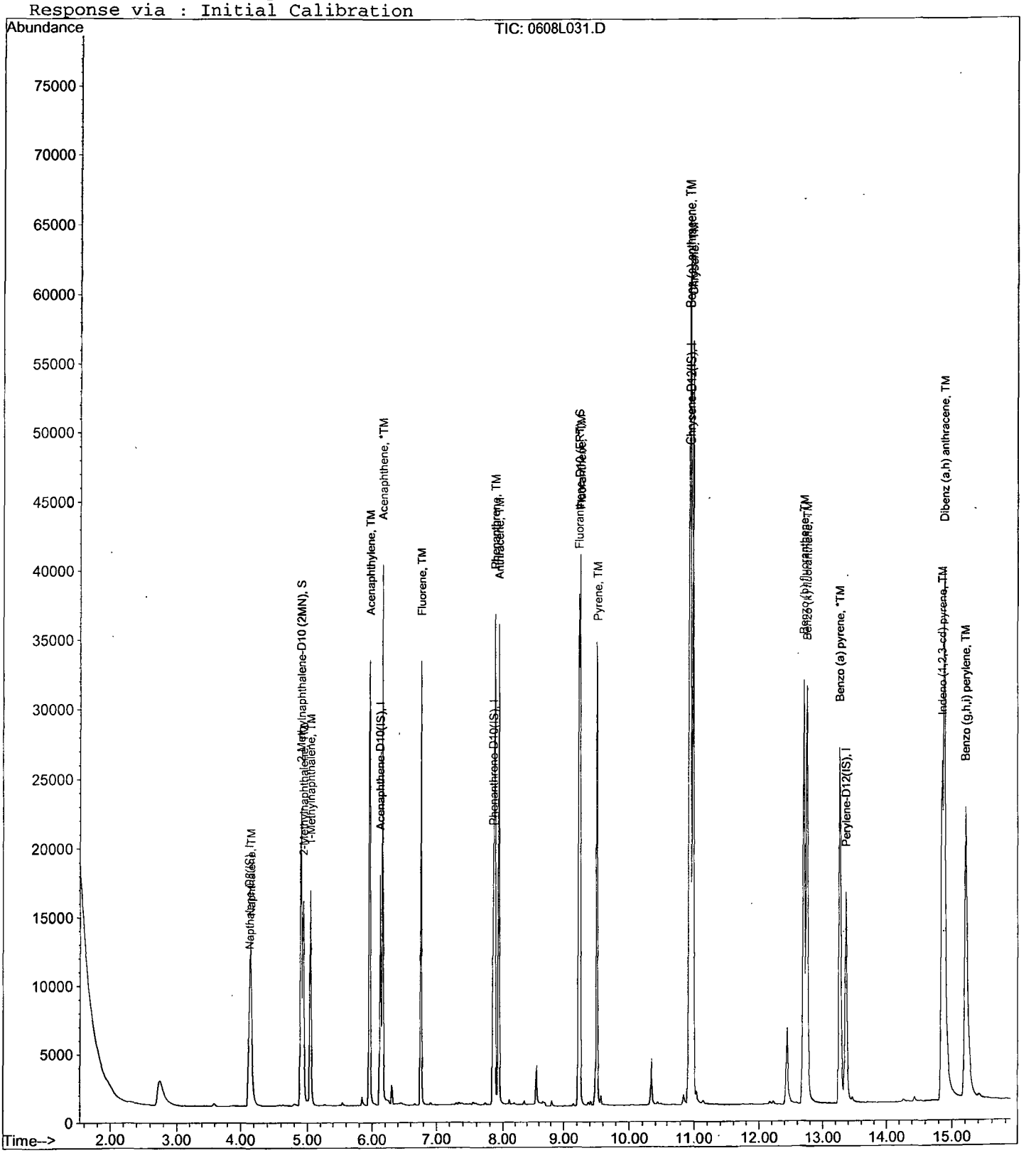

Quantitation Report (Not Reviewed)

Data File : M:\LINUS\DATA\L210608\0608L032.D Vial: 32
Acq On : 9 Jun 21 14:28 Operator: LS
Sample : 210603A LCSD-1 1/1000 Inst : Linus
Misc : Multiplr: 1.00

Quant Time: Jun 9 17:39 2021 Quant Results File: L0324.RES

Quant Method : M:\LINUS\DATA\L210608\L0324.M (RTE Integrator)
Title : EPA 8270
Last Update : Mon May 03 10:54:34 2021
Response via : Initial Calibration
DataAcq Meth : SIM_2

Internal Standards	R.T.	QIon	Response	Conc Units		Dev(Min)
1) Napthalene-D8(IS)	4.13	136	13574	2.50 ppb		0.00
6) Acenaphthene-D10(IS)	6.12	164	9058	2.50 ppb		-0.01
10) Phenanthrene-D10(IS)	7.85	188	18788	2.50 ppb		0.00
15) Chrysene-D12(IS)	10.94	240	23846	2.50 ppb		0.00
20) Perylene-D12(IS)	13.36	264	26068	2.50 ppb		0.01
System Monitoring Compounds						
3) 2-Methylnaphthalene-D10 (2	4.90	152	26935	4.33 ppb		0.02
Spiked Amount 5.000			Recovery	= 86.560%		
13) Fluoranthene-D10 (FRT)	9.23	212	38025	3.93 ppb		0.02
Spiked Amount 5.000			Recovery	= 78.560%		
Target Compounds						Qvalue
2) Naphthalene	4.14	128	21260	4.09 ppb		99
4) 2-Methylnaphthalene	4.94	142	15824	4.50 ppb		96
5) 1-Methylnaphthalene	5.05	142	15615	4.46 ppb		96
7) Acenaphthylene	5.96	152	47827	3.82 ppb		98
8) Acenaphthene	6.16	154	15343	3.97 ppb		100
9) Fluorene	6.76	166	19458	4.13 ppb		99
11) Phenanthrene	7.87	178	29829	3.97 ppb		100
12) Anthracene	7.93	178	28605	4.11 ppb		99
14) Fluoranthene	9.25	202	48639	4.42 ppb	#	91
16) Pyrene	9.50	202	48741	4.08 ppb		99
17) Benz (a) anthracene	10.93	228	48392	4.28 ppb		99
18) Chrysene	10.98	228	48907	4.40 ppb		98
19) Indeno (1,2,3-cd) pyrene	14.85	276	61468	4.54 ppb	#	84
21) Benzo (b) fluoranthene	12.69	252	50397	4.36 ppb	#	95
22) Benzo (k) fluoranthene	12.75	252	55886	4.75 ppb	#	96
23) Benzo (a) pyrene	13.26	252	47811	4.53 ppb	#	96
24) Dibenz (a,h) anthracene	14.88	278	53449	4.75 ppb		97
25) Benzo (g,h,i) perylene	15.20	276	52285	4.55 ppb	#	93

(#) = qualifier out of range (m) = manual integration

Quantitation Report

Data File : M:\LINUS\DATA\L210608\0608L032.D Vial: 32
Acq On : 9 Jun 21 14:28 Operator: LS
Sample : 210603A LCSD-1 1/1000 Inst : Linus
Misc : Multiplr: 1.00

Quant Time: Jun 9 17:39 2021 Quant Results File: L0324.RES

Method : M:\LINUS\DATA\L210420\L0324.M (RTE Integrator)
Title : EPA 8270
Last Update : Mon May 03 10:54:34 2021
Response via : Initial Calibration

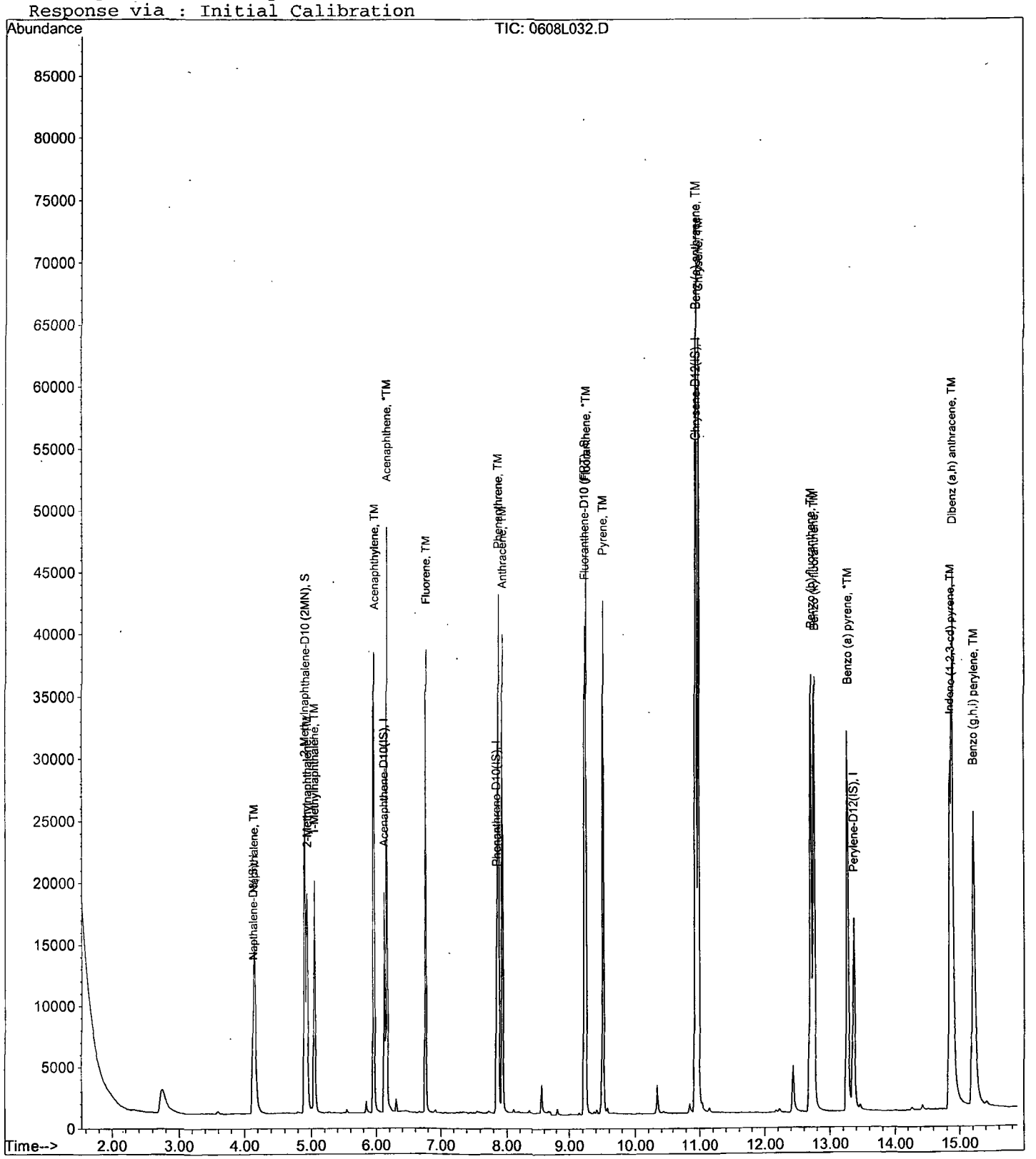

DFTPP

Data File : M:\LINUS\DATA\L210324\0324L002.D
Acq On : 24 Mar 21 10:26
Sample : SV Tune 10/02/20
Misc :

Vial: 2
Operator: MA
Inst : Linus
Multiplr: 1.00

Method : M:\LINUS\DATA\L210324\L0324.M (RTE Integrator)
Title : EPA 8270

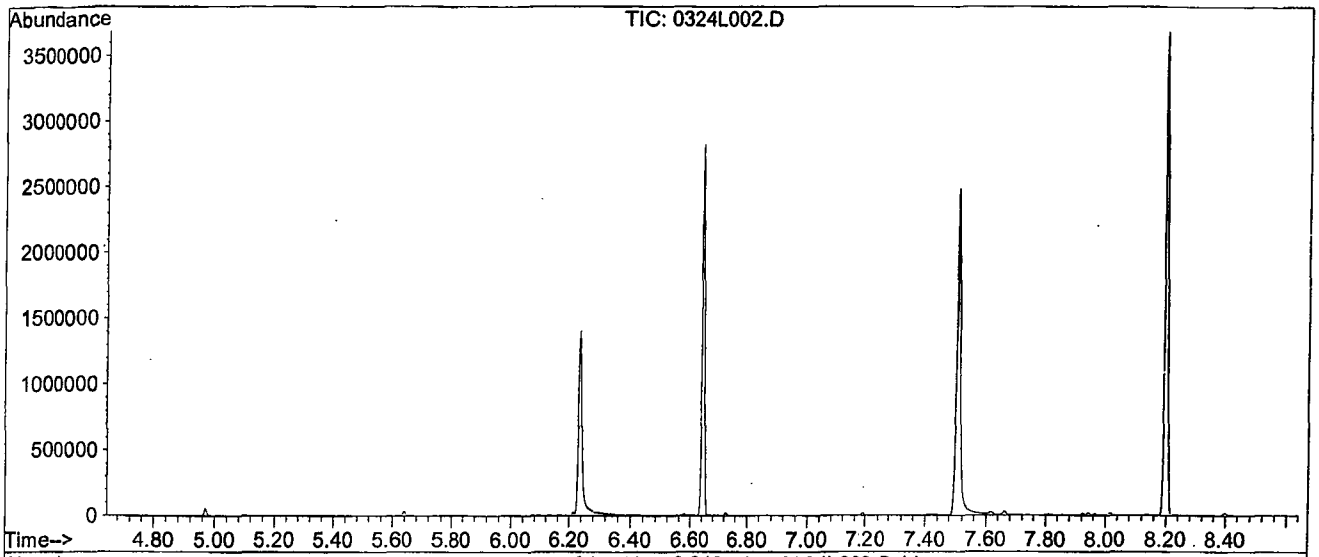

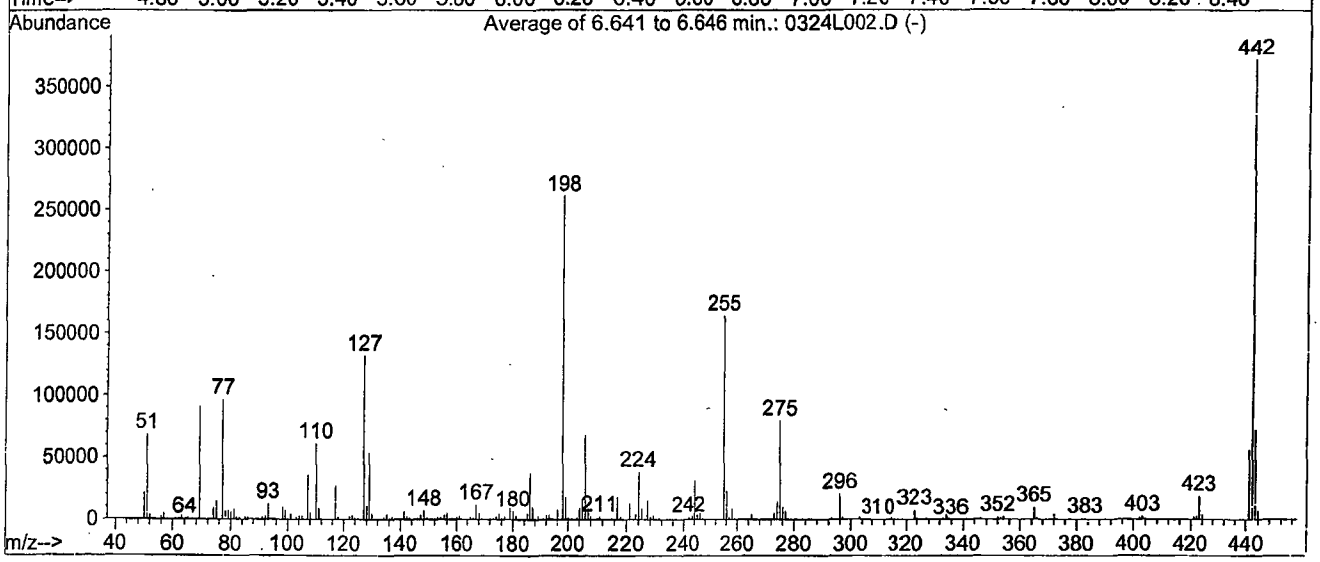

AutoFind: Scans 1629, 1630, 1631; Background Corrected with Scan 1621

Target Mass	Rel. to Mass	Lower Limit%	Upper Limit%	Rel. Abn%	Raw Abn	Result Pass/Fail
51	198	10	80	26.4	68985	PASS
68	69	0.00	2	0.0	0	PASS
70	69	0.00	2	0.7	611	PASS
127	198	10	80	50.7	132699	PASS
197	198	0.00	2	0.0	0	PASS
198	198	100	100	100.0	261760	PASS
199	198	5	9	6.8	17899	PASS
275	198	10	60	30.5	79933	PASS
365	198	1	100	3.9	10297	PASS
441	442	0.01	24	15.2	56736	PASS
442	198	50	500	142.7	373483	PASS
443	442	15	24	19.6	73083	PASS

0324L002.D L0324.M Wed Mar 24 12:02:59 2021

Data File Name:	**0324L002.D**
Data File Path:	**M:\LINUS\DATA\L210324**
Operator:	**MA**
Date Acquired:	**24 Mar 2021 10:26**
Method File:	**DFTPP2.M**
Sample Name:	**SV Tune 10/02/20**
Vial Number:	**2**
Instrument Name:	**Linus**

#	Name	Ret Time	Target Response
1)	DDT	8.24	25018800
2)	DDD	7.96	106089
3)	DDE	7.68	176936

Breakdown **1.12**

Quantitation Report

Data File : M:\LINUS\DATA\L210324\0324L002.D Vial: 2
Acq On : 24 Mar 21 10:26 Operator: MA
Sample : SV Tune 10/02/20 Inst : Linus
Misc : Multiplr: 1.00
Quant Time: Mar 24 12:03 2021 Quant Results File: temp.res

Method : M:\LINUS\DATA\L210324\DFTPP2.M (Chemstation Integrator)
Title :
Last Update : Tue Mar 02 10:39:35 2021
Response via : Single Level Calibration

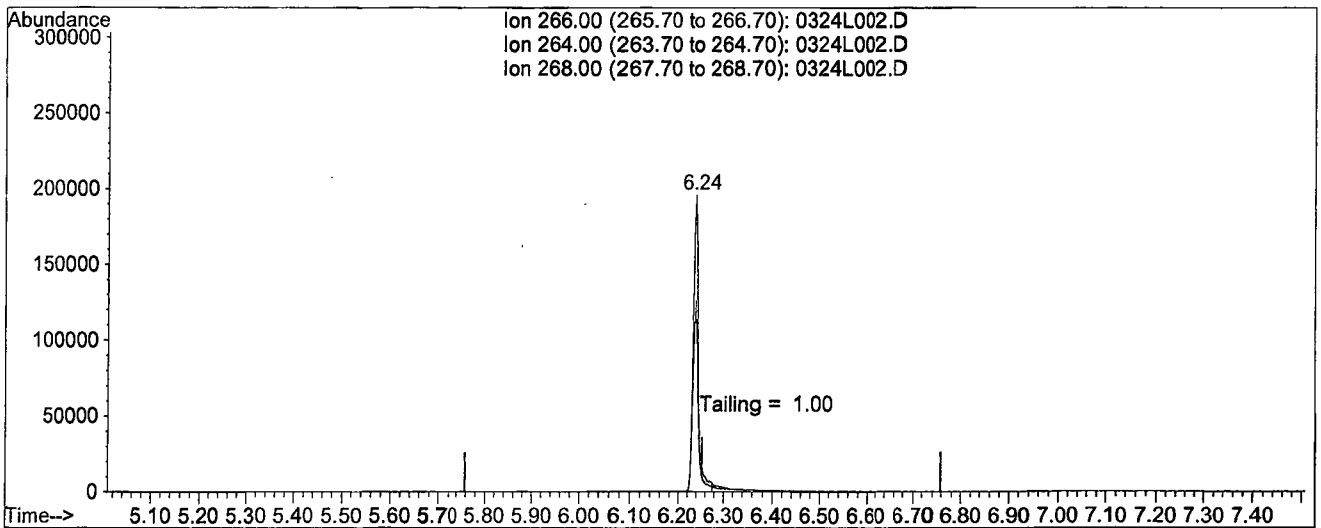

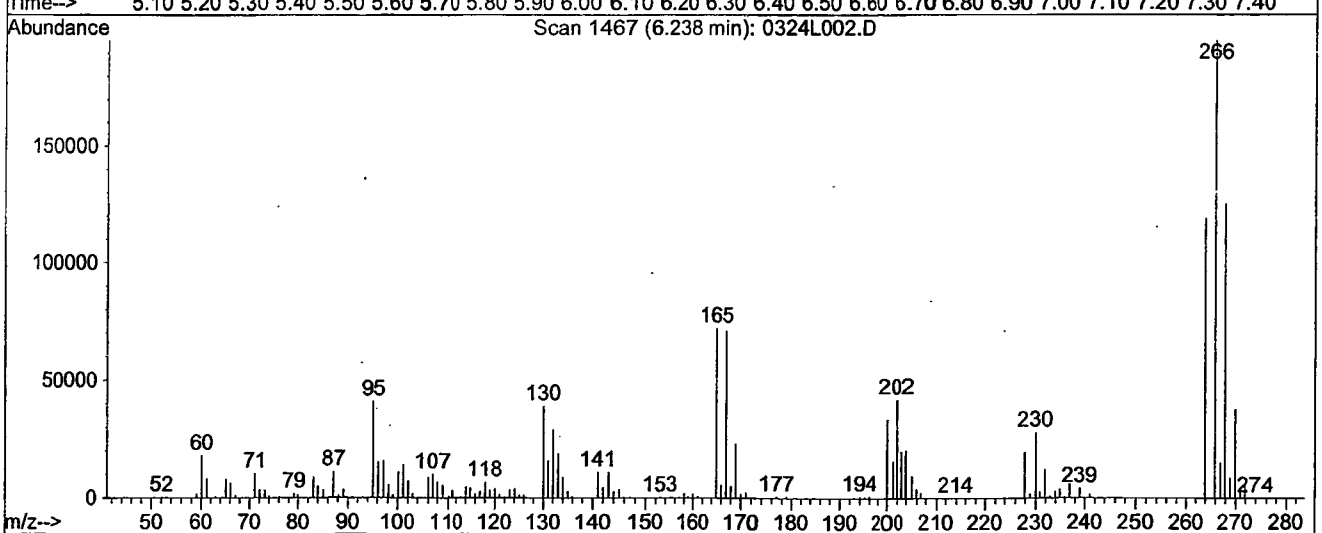

(5) Pentachlorophenol

6.24min 0.0000

response 1623680

Ion	Exp%	Act%
266.00	100	100
264.00	60.60	63.55
268.00	65.30	62.17
0.00	0.00	0.00

Quantitation Report

Data File : M:\LINUS\DATA\L210324\0324L002.D Vial: 2
Acq On : 24 Mar 21 10:26 Operator: MA
Sample : SV Tune 10/02/20 Inst : Linus
Misc : Multiplr: 1.00
Quant Time: Mar 24 12:03 2021 Quant Results File: temp.res

Method : M:\LINUS\DATA\L210324\DFTPP2.M (Chemstation Integrator)
Title :
Last Update : Tue Mar 02 10:39:35 2021
Response via : Single Level Calibration

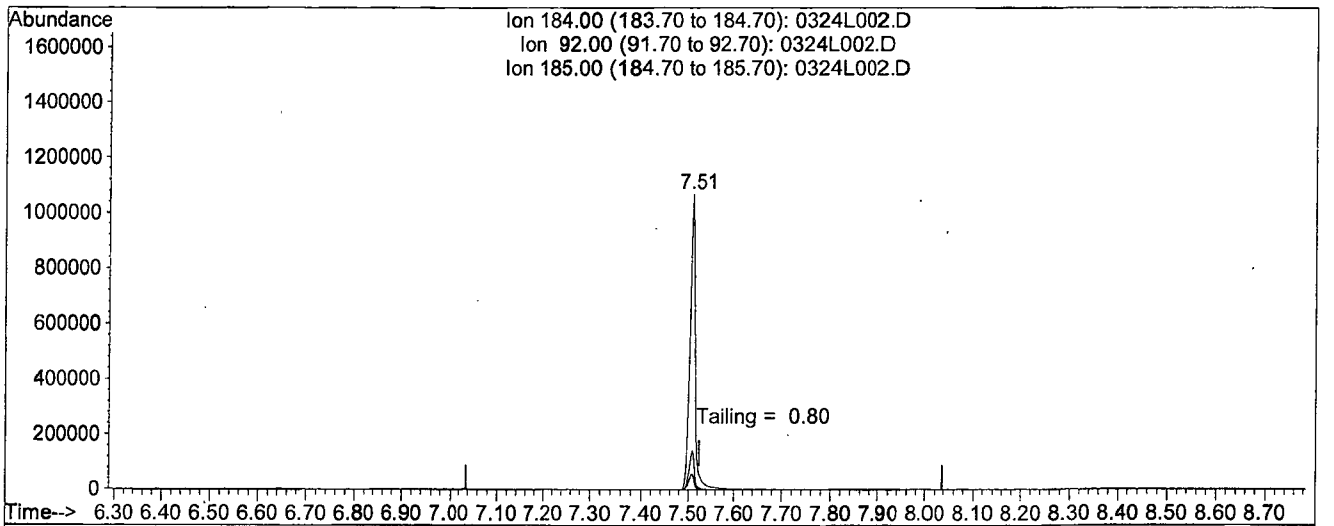

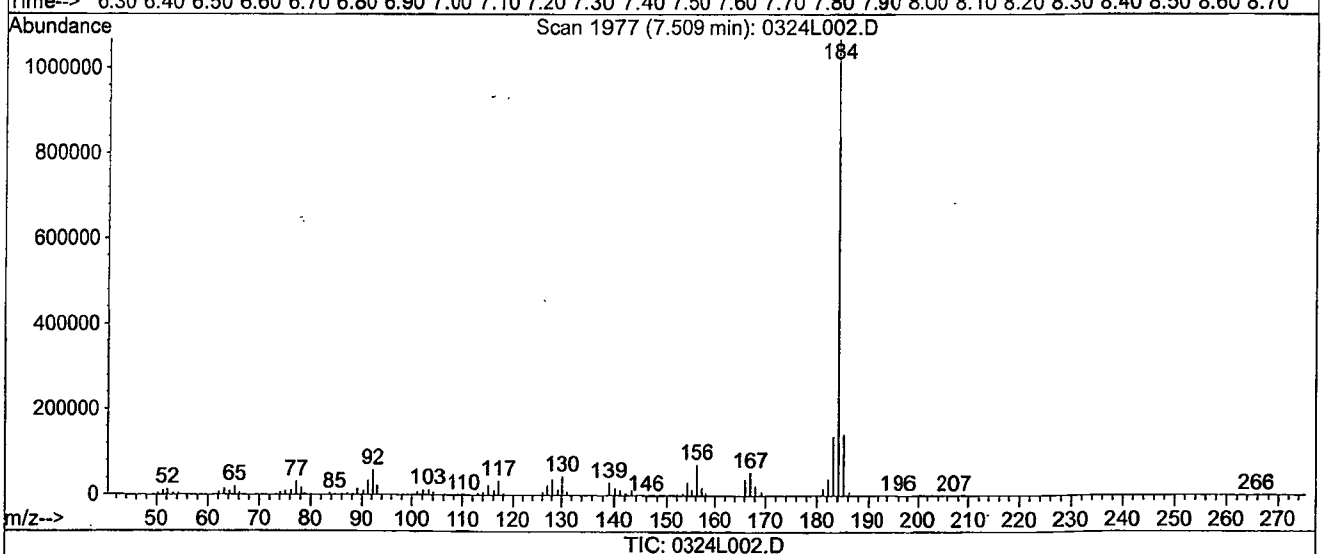

(6) Benzidine

7.51min 0.0000

response 8890283

Ion	Exp%	Act%
184.00	100	100
92.00	7.20	5.53
185.00	13.60	13.42
0.00	0.00	0.00

DFTPP

Data File : M:\LINUS\DATA\L210608\0608L021.D
Acq On : 9 Jun 21 10:24
Sample : SV TUNE 10/02/20
Misc :

Vial: 21
Operator: LS
Inst : Linus
Multiplr: 1.00

Method : M:\LINUS\DATA\L210513\L0324.M (RTE Integrator)
Title : EPA 8270

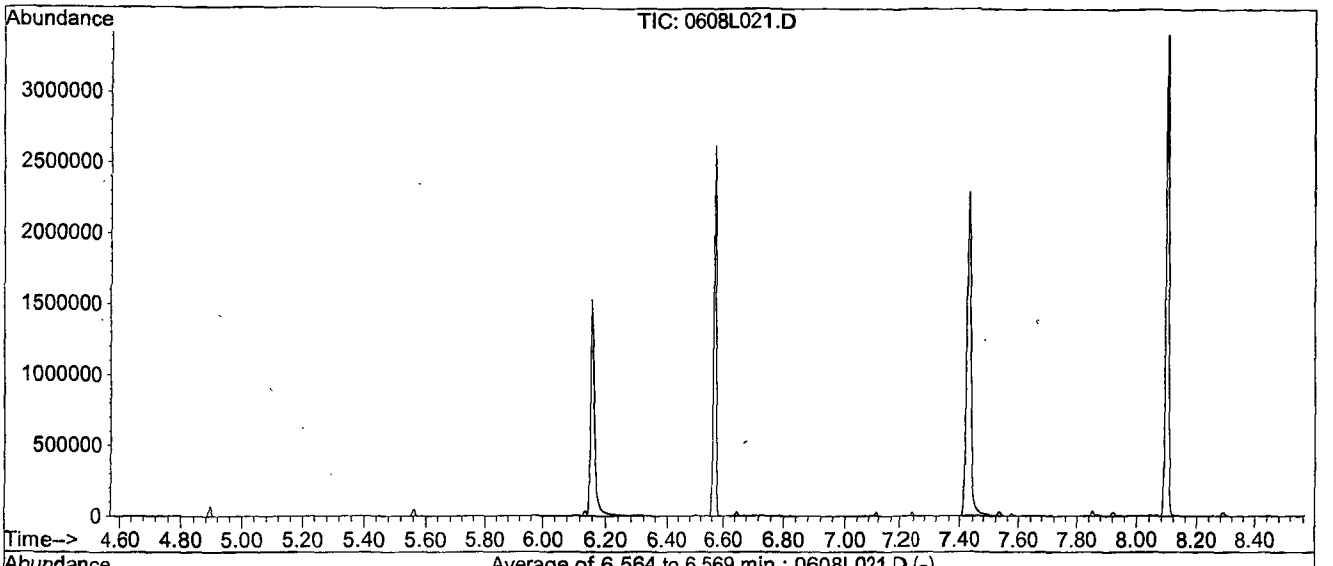

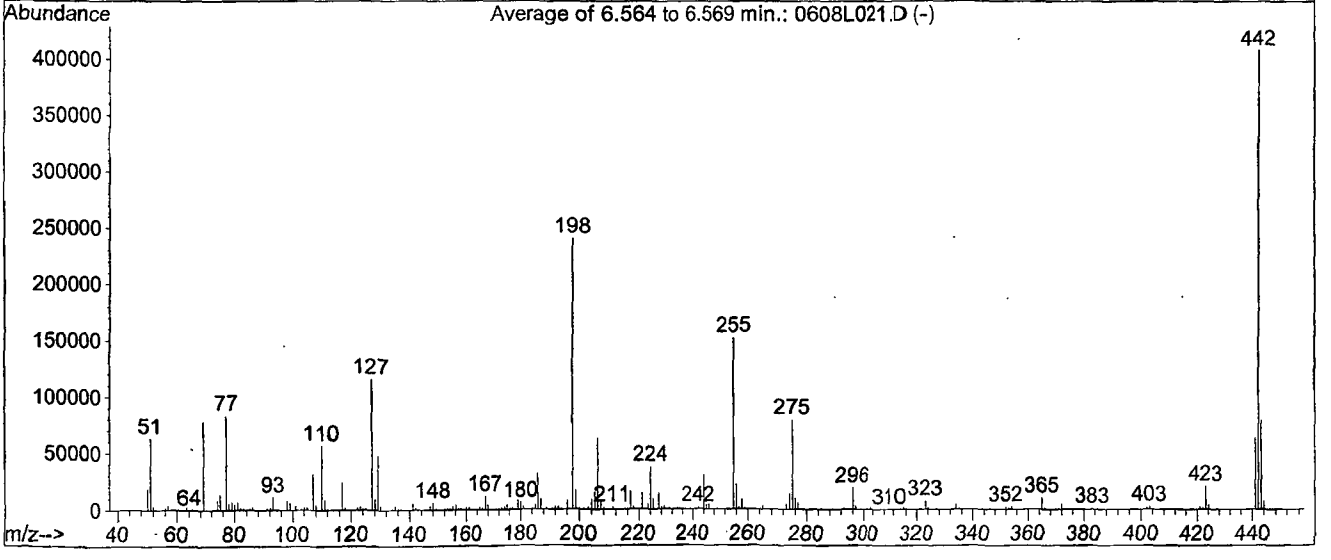

AutoFind: Scans 1598, 1599, 1600; Background Corrected with Scan 1590

Target Mass	Rel. to Mass	Lower Limit%	Upper Limit%	Rel. Abn%	Raw Abn	Result Pass/Fail
51	198	10	80	26.3	63277	PASS
68	69	0.00	2	0.0	0	PASS
70	69	0.00	2	0.7	543	PASS
127	198	10	80	48.3	116101	PASS
197	198	0.00	2	0.0	0	PASS
198	198	100	100	100.0	240405	PASS
199	198	5	9	7.0	16809	PASS
275	198	10	60	33.1	79637	PASS
365	198	1	100	4.4	10596	PASS
441	442	0.01	24	15.5	63531	PASS
442	198	50	500	170.3	409408	PASS
443	442	15	24	19.3	78952	PASS

Data File Name:	**0608L021.D**
Data File Path:	**M:\LINUS\DATA\L210608**
Operator:	**LS**
Date Acquired:	**9 Jun 21 10:24**
Method File:	**DFTPP2.M**
Sample Name:	**SV TUNE 10/02/20**
Vial Number:	**21**
Instrument Name:	**Linus**

#	Name	Ret Time	Target Response
1)	DDT	8.11	23587900
2)	DDD	7.87	208091
3)	DDE	7.59	46816

Breakdown **1.07**

Quantitation Report

Data File : M:\LINUS\DATA\L210608\0608L021.D Vial: 21
Acq On : 9 Jun 21 10:24 Operator: LS
Sample : SV TUNE 10/02/20 Inst : Linus
Misc : Multiplr: 1.00
Quant Time: Jun 9 10:35 2021 Quant Results File: temp.res

Method : M:\LINUS\DATA\L210608\DFTPP2.M (Chemstation Integrator)
Title :
Last Update : Tue May 18 10:15:59 2021
Response via : Single Level Calibration

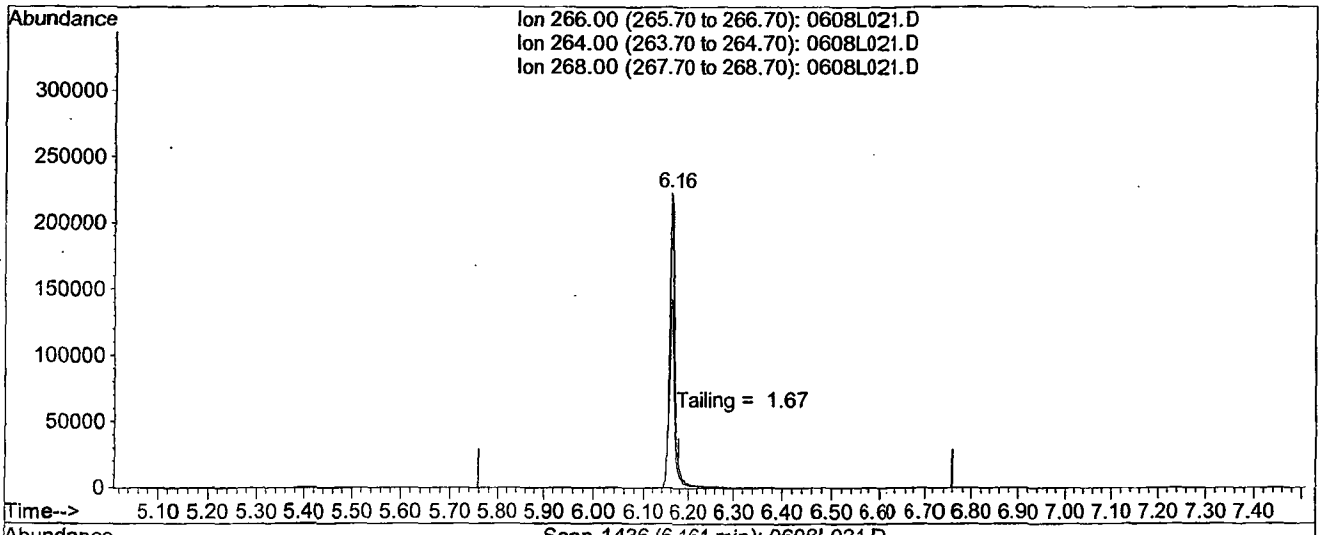

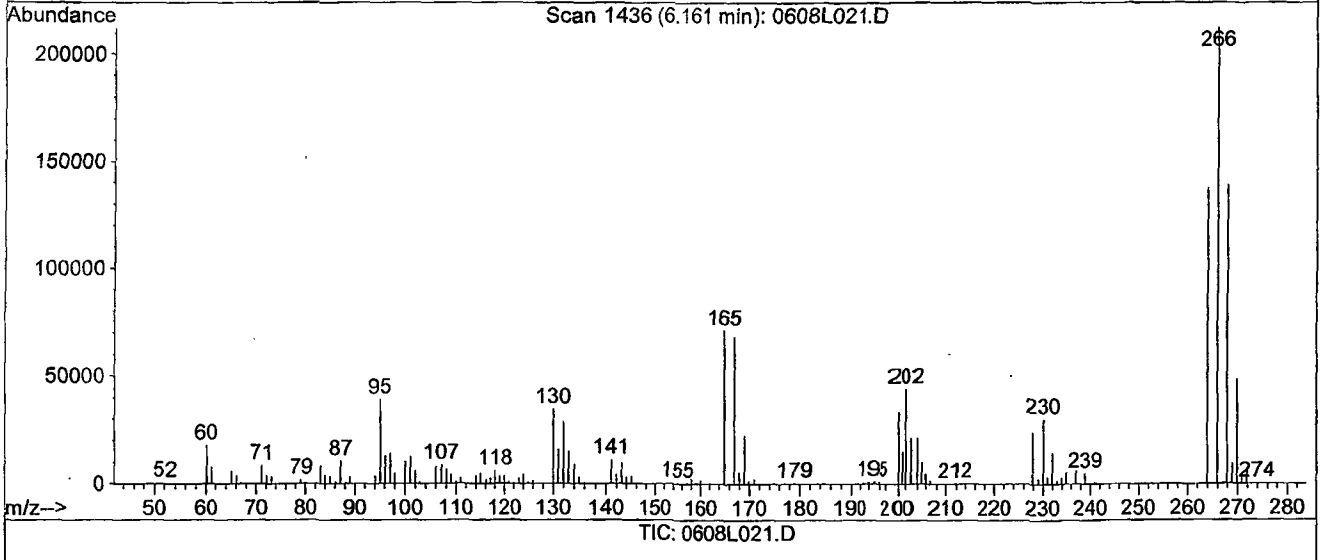

(5) Pentachlorophenol

6.16min 0.0000

response 1880701

Ion	Exp%	Act%
266.00	100	100
264.00	60.60	62.94
268.00	65.30	65.00
0.00	0.00	0.00

Quantitation Report

Data File : M:\LINUS\DATA\L210608\0608L021.D Vial: 21
Acq On : 9 Jun 21 10:24 Operator: LS
Sample : SV TUNE 10/02/20 Inst : Linus
Misc : Multiplr: 1.00
Quant Time: Jun 9 10:35 2021 Quant Results File: temp.res

Method : M:\LINUS\DATA\L210608\DFTPP2.M (Chemstation Integrator)
Title :
Last Update : Tue May 18 10:15:59 2021
Response via : Single Level Calibration

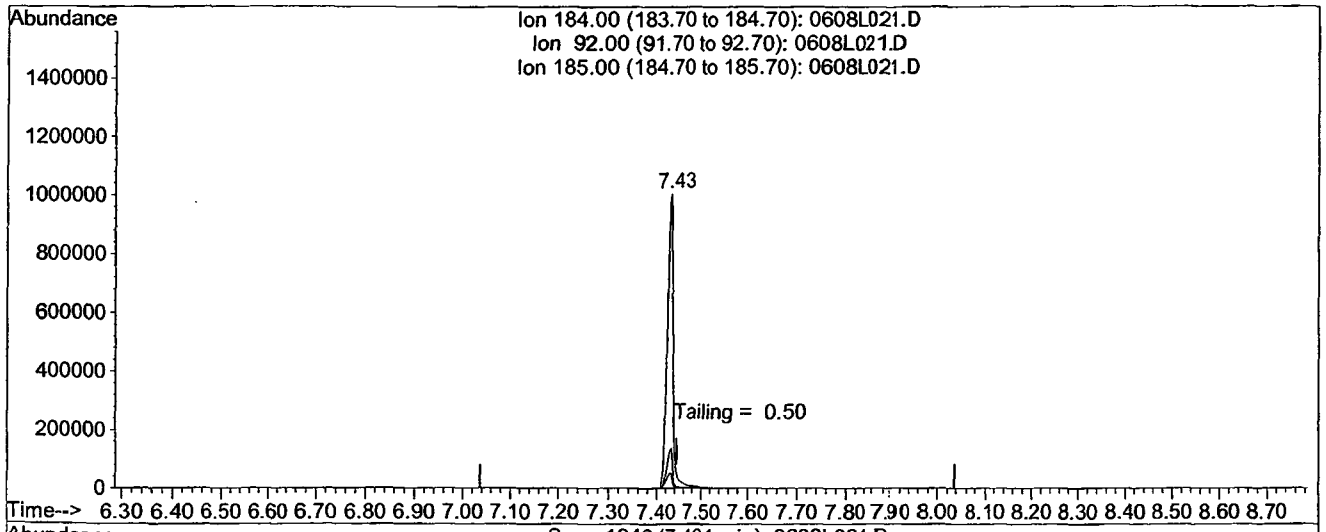

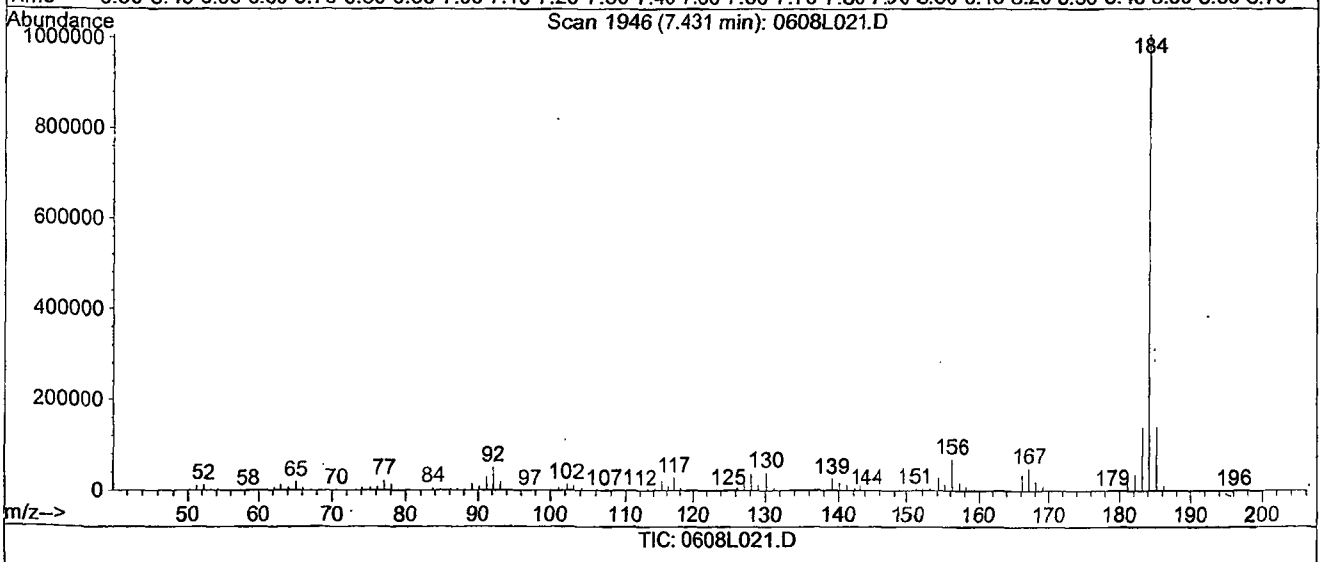

(6) Benzidine

7.43min 0.0000

response 9084525

Ion	Exp%	Act%
184.00	100	100
92.00	7.20	5.33
185.00	13.60	13.56
0.00	0.00	0.00

Name of Final Standard	SIM Spike	Prep'd By (Initials)	MA
Prep Date	01/29/21		
Exp Date	01/29/22		

Initial Standard Information						Final Standard Information			
Name of Initial Standard (from contianer Label)	Supplier	Supplier P/N# (or APPL Mix Name)	Conc.(range)	Lot # with QA # (or reference to APPL prep date)	Exp Date	Aliquot from Stock	Final Volume	Final Solvent + Lot# (or APPL Prep Date)	Final Standard Conc (range)
Custom PAH Sim Mix	Phenova	AL0-130490	200 ug/mL	CL13121- 50763 50764 50765 50766	12/31/22	5 mL	25 mL	Acetone 0242320	40 ug/mL

Name of Final Standard	SIM Surrogate	Prep'd By (Initials)	LS
Prep Date	11/30/20		
Exp Date	11/30/21		

Initial Standard Information						Final Standard Information			
Name of Initial Standard (from contianer Label)	Supplier	Supplier P/N# (or APPL Mix Name)	Conc.(range)	Lot # with QA # (or reference to APPL prep date)	Exp Date	Aliquot from Stock	Final Volume	Final Solvent + Lot# (or APPL Prep Date)	Final Standard Conc (range)
Sim Surrogate Deuterated	Restek	33913	2000 ug/mL	A0154854-50257, 50258, 50259 A0161454-50790, 50794	10/31/2025 5/31/26	5mL	100 mL	Acetone #246130	100 ug/mL

Name of Final Standard	SIM Curve	Prep'd By (Initials)	MA
Prep Date	03/24/21		
Exp Date	06/19/21		

Initial Standard Information						Final Standard Information			
Name of Initial Standard (from container Label)	Supplier	Supplier P/N# (or APPL Mix Name)	Conc.(range)	Lot # with QA # (or reference to APPL prep date)	Exp Date	Aliquot from Stock	Final Volume	Final Solvent + Lot# (or APPL Prep Date)	Final Standard Conc (range)
1.0 ug/mL SIM	APPL	1.0 ug/mL SIM	1.0 ug/mL	01/15/21	06/19/21	10 uL	100uL	MC 56258 90uL	0.1 ug/mL
SIM Internal Standard	APPL	SIM Internal Standard	125 ug/mL	06/19/20	06/19/21	2 uL	*	*	2.5ug/mL
1.0 ug/mL SIM	APPL	1.0 ug/mL SIM	1.0 ug/mL	01/15/21	06/19/21	20 uL	100uL	MC 56258 80uL	0.2 ug/mL
SIM Internal Standard	APPL	SIM Internal Standard	125 ug/mL	06/19/20	06/19/21	2 uL	*	*	2.5ug/mL
5.0 ug/mL SIM	APPL	5.0 ug/mL SIM	5.0 ug/mL	01/15/21	06/19/21	10 uL	100uL	MC 56258 90uL	0.5 ug/mL
SIM Internal Standard	APPL	SIM Internal Standard	125 ug/mL	06/19/20	06/19/21	2 uL	*	*	2.5ug/mL
5.0 ug/mL SIM	APPL	5.0 ug/mL SIM	5.0 ug/mL	01/15/21	06/19/21	20 uL	100uL	MC 56258 80 uL	1.0 ug/mL
SIM Internal Standard	APPL	SIM Internal Standard	125 ug/mL	06/19/20	06/19/21	2 uL	*	*	2.5ug/mL
SIM STOCK	APPL	SIM STOCK	200 ug/mL	08/20/20	08/20/21	5 uL	200uL	MC 56258 190 uL	5.0 ug/mL
SIM SURROGATE	APPL	SIM SURR	100 ug/mL	08/11/20	08/11/21	5 uL	*	*	2.5ug/mL
SIM Internal Standard	APPL	SIM Internal Standard	125 ug/mL	06/19/20	06/19/21	4 uL	*	*	2.5ug/mL
SIM STOCK	APPL	SIM STOCK	200 ug/mL	08/20/20	08/20/21	5 uL	100 uL	MC 56258 90 uL	10 ug/mL
SIM SURROGATE	APPL	SIM SURR	100 ug/mL	08/11/20	08/11/21	5 uL	*	*	5 ug/mL
SIM Internal Standard	APPL	SIM Internal Standard	125 ug/mL	06/19/20	06/19/21	2 uL	*	*	2.5ug/mL
SIM STOCK	APPL	SIM STOCK	200 ug/mL	08/20/20	08/20/21	25 uL	100uL	MC 56258 50 uL	50 ug/mL
SIM SURROGATE	APPL	SIM SURR	100 ug/mL	08/11/20	08/11/21	25 uL	*	*	25 ug/mL
SIM Internal Standard	APPL	SIM Internal Standard	125 ug/mL	06/19/20	06/19/21	2 uL	*	*	2.5ug/mL
SIM STOCK	APPL	SIM STOCK	200 ug/mL	08/20/20	08/20/21	50 uL	100uL	na	100 ug/mL
SIM SURROGATE	APPL	SIM SURR	100 ug/mL	08/11/20	08/11/21	50 uL	*	*	50 ug/mL
SIM Internal Standard	APPL	SIM Internal Standard	125 ug/mL	06/19/20	06/19/21	2 uL	*	*	2.5ug/mL

Name of Final Standard	8270 PAH SIM Second Source	Prep'd By (Initials)	MA
Prep Date	03/24/21		
Exp Date	06/19/21		

Initial Standard Information						Final Standard Information			
Name of Initial Standard (from container Label)	Supplier	Supplier P/N# (or APPL Mix Name)	Conc.(range)	Lot # with QA # (or reference to APPL prep date)	Exp Date	Aliquot from Stock	Final Volume	Final Solvent + Lot# (or APPL Prep Date)	Final Standard Conc (range)
PAH SIM SS Stock	Phenova	AL0-130490	200 ug/mL	01/14/21	01/14/22	5 uL	200uL	MC 56258 195uL	5 ug/mL
SIM Internal Standard	APPL	SIM Internal Standard	125 ug/mL	06/19/20	06/19/21	4 uL	*	*	2.5ug/mL

Name of Final Standard	8270 SIM PAH Internal Standard	Prep'd By (Initials)	CD
Prep Date	06/19/20		
Exp Date	06/19/21		

Initial Standard Information						Final Standard Information			
Name of Initial Standard (from contianer Label)	Supplier	Supplier P/N# (or APPL Mix Name)	Conc.(range)	Lot # with QA # (or reference to APPL prep date)	Exp Date	Aliquot from Stock	Final Volume	Final Solvent + Lot# (or APPL Prep Date)	Final Standard Conc (range)
SV Internal Standard	Restek	31206	2000 ug/mL	A0157142-49875	12/31/25	625uL	10mL	MC DW717	125 ug/mL

Name of Final Standard	PAH SIM Stock (Ampule)	Prep'd By (	MA
Prep Date	08/20/20		
Exp Date	08/20/21		

Initial Standard Information						Final Standard Information			
Name of Initial Standard (from contianer Label)	Supplier	Supplier P/N# (or APPL Mix Name)	Conc.(range)	Lot # with QA # (or reference to APPL prep date)	Exp Date	Aliquot from Stock	Final Volume	Final Solvent + Lot# (or APPL Prep Date)	Final Standard Conc (range)
Custom PAH SIM Mix	Phenova	ALO-130490	200 ug/mL	CL13121-41383	12/31/22	1000 uL	1mL	NA	200ug/mL

Name of Final Standard	SIM Surrogate	Prep'd By (Initials)	CD
Prep Date	08/11/20		
Exp Date	04/01/21		

Initial Standard Information						Final Standard Information			
Name of Initial Standard (from contianer Label)	Supplier	Supplier P/N# (or APPL Mix Name)	Conc.(range)	Lot # with QA # (or reference to APPL prep date)	Exp Date	Aliquot from Stock	Final Volume	Final Solvent + Lot# (or APPL Prep Date)	Final Standard Conc (range)
Sim Surrogate Deuterated	Restek	33913	2000 ug/mL	A0154854-49995,49992,50255,50256,50257	10/01/25	5mL	100 mL	Acetone #0234320	100 ug/mL

Name of Final Standard	SIM SS Stock (Ampule second source)	Prep'd By	MA
Prep Date	01/14/21		
Exp Date	01/14/22		

Initial Standard Information						Final Standard Information			
Name of Initial Standard (from contianer Label)	Supplier	Supplier P/N# (or APPL Mix Name)	Conc.(range)	Lot # with QA # (or reference to APPL prep date)	Exp Date	Aliquot from Stock	Final Volume	Final Solvent + Lot# (or APPL Prep Date)	Final Standard Conc (range)
Custom PAH SIM Mix	Phenova	ALO-130490	200 ug/mL	CL13127-41106	12/31/22	1000 uL	1mL	NA	200ug/mL

Organic Extraction Worksheet

Method	Continuous Liquid/Liquid SVOC 3520C	Extraction Set	210603A	Extraction Method	LIQ003	Units	mL

Spiked ID 1	Sim Spike 5-28-21 5-228-22		Surrogate ID 1	SIM Surrogate 11-30-20 11-30-21	
Spiked ID 2			Surrogate ID 2		
Spiked ID 3			Surrogate ID 3		
Spiked ID 4			Surrogate ID 4		
Spiked ID 5			Surrogate ID 5		
Spiked ID 6			Sufficient Vol for Matrix QC:	NO	
Spiked ID 7			Ext. Start Time:	06/03/21 17:50	
Spiked ID 8			Ext. End Time:		
			GC Requires Extract By:		

pH1	14	06/03/21 16:40	Water Bath Temp 1 °C	
pH2	14	06/04/21 13:56	Water Bath Temp 2 °C	
pH3			Water Bath Temp 3 °C	

Spiked By: **Date** **Witnessed By:** **Date**

	Sample	Sample Container	Spike Amount	Spike ID	Surrogate Amount	Surrogate ID	Extract Amount	Final Volume	pH	Extract Date/Time	Comments
1	210603A Blk				0.050	1 equip	1000	1	14	06/03/21 16:28	
2	210603A LCS-1		0.125	1	0.050	1 equip	1000	1	14	06/03/21 16:28	
3	210603A LCSD-1		0.125	1	0.050	1 equip	1000	1	14	06/03/21 16:28	
4	BA33780	BA33780W05			0.050	1 equip	800	1	14	06/03/21 16:28	96410
5	BA33783	BA33783W05			0.050	1 equip	820	1	14	06/03/21 16:28	96410
6	BA33786	BA33786W06			0.050	1 equip	850	1	14	06/03/21 16:28	96410
7	BA33789	BA33789W06			0.050	1 equip	820	1	14	06/03/21 16:28	96410
8	BA33792	BA33792W05			0.050	1 equip	900	1	14	06/03/21 16:28	96410
9	BA33795	BA33795W06			0.050	1 equip	800	1	14	06/03/21 16:28	96410
10	BA33954	BA33954W05			0.050	1 equip	900	1	14	06/04/21 13:50	96438 Start 6/4/21 17:05 end 6/5/21 11:05
11	BA33957	BA33957W05			0.050	1 equip	850	1	14	06/04/21 13:50	96438 Start 6/4/21 17:05 end 6/5/21 11:05
12	BA33960	BA33960W05			0.050	1 equip	870	1	14	06/04/21 13:50	96438 Start 6/4/21 17:05 end 6/5/21 11:05
13	BA34006	BA34006W05			0.050	1 equip	910	1	14	06/04/21 13:50	96439 Start 6/4/21 17:05 end 6/5/21 11:05

Solvent and Lot#	
PH Strips	HC148594
Dichloromethane (DCM)	60338
10N NaOH (10mLs)	5-27-21
Filter Paper	*
Na2SO4	*

Extraction COC Transfer	
Extraction lab employee Initials	
GC analyst's initials	LS
Date	6/8/21
Time	1302
Refrigerator	GC-C

	Technician's Initials
Scanned By	YL
Sample Preparation	YL
Extraction	YL
Concentration	

Modified	06/08/21 8:10:39 AM

Reviewed By: **Date**

Injection Log

Directory: M:\LINUS\DATA\L210324\

Line	Vial	FileName	Multiplier	SampleName	Misc Info	Injected
1	2	0324L002.D	1	SV Tune 10/02/20		24 Mar 21 10:26
2	3	0324L003.D	1	0.1 SIM 03/24/21		24 Mar 21 11:35
3	4	0324L004.D	1	0.2 SIM 03/24/21		24 Mar 21 11:57
4	5	0324L005.D	1	0.5 SIM 03/24/21		24 Mar 21 12:19
5	6	0324L006.D	1	1 SIM 03/24/21		24 Mar 21 12:41
6	7	0324L007.D	1	5 SIM 03/24/21		24 Mar 21 13:07
7	8	0324L008.D	1	10 SIM 03/24/21		24 Mar 21 13:29
8	9	0324L009.D	1	50 SIM 03/24/21		24 Mar 21 13:51
9	10	0324L010.D	1	100 SIM 03/24/21		24 Mar 21 14:13
10	11	0324L011.D	1	SS SIM 03/24/21		24 Mar 21 14:59
11	21	0608L021.D	1	SV TUNE 10/02/20		9 Jun 21 10:24
12	22	0608L022.D	1	5 SIM 1/14/21 (1)		9 Jun 21 10:40
13	30	0608L030.D	1	210603A BLK 1/1000		9 Jun 21 13:44
14	31	0608L031.D	1	210603A LCS-1 1/1000		9 Jun 21 14:06
15	32	0608L032.D	1	210603A LCSD-1 1/1000		9 Jun 21 14:28
16	39	0608L039.D	1.11111	BA33954W05 1/900		9 Jun 21 17:02
17	40	0608L040.D	1.17647	BA33957W05 1/850		9 Jun 21 17:24
18	41	0608L041.D	1.14943	BA33960W05 1/870		9 Jun 21 17:47
19	53	0608L053.D	1	5 SIM 1/14/21 (2)		9 Jun 21 22:12

ORGANICS

Calibration Data

VOLATILE ORGANIC ANALYSIS
VOLATILE ORGANIC COMPOUNDS

Form 6
Initial Calibration

Lab Name: APPL, Inc. SDG No:
Case No: Initial Cal. Date: 06/15/21
Matrix: Water Instrument: ZEUS Initials: CH

		Compound	0615Z02.D 1	0615Z03.D 2	0615Z04 D 3	0615Z05.D 4	0615Z06.D 5	0615Z07.D 6	0615Z08.D 7	0615Z09.D 8	0615Z10 D 9		Avg	%RSD	Type	r^2	Q	MRF
1	I	Fluorobenzene (IS)																
2	TM	Chlorotrifluoroethene													TM			
3	TM	Dichlorodifluoromethane	0.0988	0.1251	0.1462	0.1388	0.1117	0.1195	0.1270	0.1306	0.1239		0.12	11	TM			
4	TML	Freon 114	0.0571	0.0758	0.0867	0.0733	0.0522	0.0573	0.0565	0.0532	0.0452		0.06	22	TM	0.994		
5	TM**L	Chloromethane	0.1936	0.1520	0.1003	0.0949	0.0816	0.0816	0.0759	0.0820	0.0719		0.10	40	TM**	0.997		
6	TM*	Vinyl chloride	0.1269	0.1393	0.1563	0.1424	0.1352	0.1404	0.1354	0.1420	0.1348		0.14	5.8	TM*			
7		Butane																
8	TM	2-Chloro-1,1,1-trifluoroethane													TM			
9	TM	Bromomethane			0.0367	0.0376	0.0379	0.0338	0.0308	0.0317			0.03	8.8	TM			
10	TML	Chloroethane			0.0402	0.0409	0.0285	0.0241	0.0182	0.0164	0.0139		0.03	43	TM	0.995		
11	TM	Dichlorofluoromethane	0.2751	0.2711	0.2610	0.2585	0.2395	0.2379	0.2295	0.2358	0.1781		0.24	12	TM			
12	TM	Trichlorofluoromethane	0.1753	0.1985	0.1826	0.1831	0.1638	0.1775	0.1733	0.1840	0.1924		0.18	5.7	TM			
13	TM	Pentane													TM			
14	TM	Diethyl ether													TM			
15	TM	1,2 Dichlorotrifluoroethane													TM			
16	TM	Acrolein	0.0100	0.0094	0.0094	0.0094	0.0097	0.0100	0.0103	0.0101	0.0104		0.01	3.9	TM			
17	TM	Acetone	0.0383	0.0355	0.0329	0.0320	0.0343	0.0331	0.0322	0.0320	0.0331		0.03	6.1	TM			
18	TM	Freon-113	0.0533	0.0595	0.0578	0.0529	0.0486	0.0512	0.0552	0.0554	0.0541		0.05	6.1	TM			
19	TM*	1,1-DCE	0.1465	0.1671	0.1629	0.1652	0.1596	0.1641	0.1606	0.1680	0.1669		0.16	4.1	TM*			
20	TM	2-Propanol													TM			
21	TM	Acetonitrile	0.0043	0.0043	0.0040	0.0037	0.0040	0.0037	0.0036	0.0034	0.0025		0.00	15	TM			
22	TM	t-Butanol	0.0029	0.0027	0.0024	0.0026	0.0028	0.0029	0.0027	0.0028	0.0024		0.00	7.4	TM			
23	TM	Methyl Acetate		0.1213	0.1113	0.0958	0.0860	0.0888	0.0835	0.0888	0.0932		0.10	14	TM			
24	TM	Iodomethane	0.1412	0.1402	0.1219	0.1204	0.1125	0.1214	0.1336	0.1391	0.1308		0.13	8.0	TM			
25	TM	Acrylonitrile	0.0377	0.0296	0.0345	0.0375	0.0420	0.0381	0.0375	0.0403	0.0410		0.04	10.0	TM			
26	TML	Methylene chloride		0.3714	0.2663	0.2255	0.1990	0.1864	0.1765	0.1792	0.1702		0.22	31	TM	1.000		
27	TM	Carbon disulfide	0.2310	0.2279	0.2115	0.1898	0.1657	0.1712	0.1681	0.1846	0.1801		0.19	13	TM			
28	TM	Methyl t-butyl ether (MtBE)	0.2371	0.2195	0.2199	0.2104	0.2342	0.2451	0.2481	0.2783	0.2899		0.24	11	TM			
29	TM	Trans-1,2-DCE	0.1567	0.1618	0.1627	0.1587	0.1619	0.1574	0.1580	0.1657	0.1629		0.16	1.9	TM			
30	TM	Hexane													TM			
31	TM	Diisopropyl Ether	0.3055	0.3011	0.2914	0.3060	0.3366	0.3674	0.3726	0.4057	0.4017		0.34	13	TM			
32	TM**	2,2-Dichloro-1,1,1-trifluoroethane													TM**			
33	TM**	1,1-DCA	0.2374	0.2247	0.2205	0.2049	0.2127	0.2104	0.2062	0.2124	0.2111		0.22	4.8	TM**			
34	TML	Vinyl Acetate	0.1701	0.1506	0.1208	0.1219	0.1484	0.1835	0.1907	0.2236	0.2299		0.17	23	TM	0.999		
35	TML	Ethyl tert Butyl Ether	0.2157	0.2074	0.2092	0.2051	0.2466	0.2691	0.2805	0.3220	0.3412		0.26	20	TM	0.999		

VOLATILE ORGANIC ANALYSIS
VOLATILE ORGANIC COMPOUNDS

Form 6
Initial Calibration

Lab Name: APPL, Inc.
Case No:
Matrix: Water

SDG No:
Initial Cal. Date: 06/15/21
Instrument: ZEUS

Initials: CH

		Compound	1	2	3	4	5	6	7	8	9		Avg	%RSD	Type		Q	MRF
36	TM	MEK (2-Butanone)		0.0089	0.0089	0.0095	0.0111	0.0114	0.0112	0.0118	0.0131		0.01	14	TM			
37	TM	Cis-1,2-DCE		0.2423	0.2131	0.2008	0.1906	0.1857	0.1831	0.1929	0.1872		0.20	9.9	TM			
38	TM	2,2-Dichloropropane	0.1302	0.1392	0.1275	0.1368	0.1380	0.1364	0.1385	0.1505	0.1522		0.14	5.9	TM			
39	TML	2-Methylpentane													TM			
40	TM	3-Methylpentane													TM			
41	TM*	Chloroform	0.2503	0.2141	0.2082	0.1987	0.1971	0.1986	0.1943	0.2030	0.2015		0.21	8.3	TM*			
42	TM	Bromochloromethane	0.1197	0.1156	0.1154	0.1137	0.1129	0.1127	0.1091	0.1118	0.1040		0.11	3.9	TM			
43	S	Dibromofluoromethane(S)	0.2164	0.1999	0.2526	0.2576	0.2974	0.2890	0.3073	0.3049	0.3141		0.27	15	S			
44	TM	1,1,1-TCA	0.1502	0.1537	0.1610	0.1577	0.1612	0.1606	0.1601	0.1705	0.1726		0.16	4.4	TM			
45	TM	Cyclohexane	0.1437	0.1539	0.1739	0.1639	0.1751	0.1850	0.1940	0.2112	0.2096		0.18	13	TM			
46	TM	1,1-Dichloropropene	0.1318	0.1157	0.1290	0.1341	0.1297	0.1334	0.1378	0.1487	0.1503		0.13	7.8	TM			
47	TML	2,2,4-Trimethylpentane		0.2921	0.3188	0.3374	0.3559	0.3854	0.4027	0.4499	0.4593		0.38	16	TM	1.000		
48	S	1,2-DCA-D4(S)	0.2276	0.2114	0.2614	0.2623	0.3002	0.2896	0.2983	0.2938	0.2971		0.27	12	S			
49	TM	Carbon Tetrachloride	0.1292	0.1227	0.1334	0.1279	0.1277	0.1294	0.1325	0.1399	0.1428		0.13	4.8	TM			
50	TML	Tert Amyl Methyl Ether	0.1766	0.1669	0.1630	0.1831	0.2140	0.2249	0.2410	0.2743	0.2943		0.22	22	TM	0.998		
51	TML	Methylcyclopentane													TM			
52	TM	1,2-DCA	0.1614	0.1521	0.1533	0.1555	0.1517	0.1447	0.1384	0.1428	0.1397		0.15	5.2	TM			
53	TM	Benzene	0.4770	0.4844	0.4489	0.4582	0.4623	0.4673	0.4517	0.4775	0.4741		0.47	2.7	TM			
54	TM	TCE	0.1197	0.1311	0.1253	0.1149	0.1189	0.1192	0.1221	0.1284	0.1303		0.12	4.6	TM			
55	TML	2-Pentanone			0.0569	0.0620	0.0746	0.0763	0.0787	0.0858	0.0904		0.07	16	TM	0.993		
56	TM*	1,2-Dichloropropane	0.1228	0.1317	0.1203	0.1190	0.1256	0.1264	0.1216	0.1280	0.1284		0.12	3.4	TM*			
57	TM	Bromodichloromethane	0.1129	0.1239	0.1148	0.1192	0.1274	0.1299	0.1297	0.1404	0.1445		0.13	8.4	TM			
58	TML	Methyl Cyclohexane	0.1320	0.1427	0.1389	0.1536	0.1564	0.1704	0.1830	0.2022	0.2089		0.17	17	TM	0.999		
59	TM	Dibromomethane	0.0870	0.0776	0.0909	0.0785	0.0771	0.0815	0.0790	0.0822	0.0826		0.08	5.6	TM			
60	TML	MIBK (methyl isobutyl ketone)		0.0624	0.0642	0.0704	0.0833	0.0874	0.0914	0.0994			0.08	18	TM	0.992		
61	TM	1-Bromo-2-chloroethane		0.0138	0.0173	0.0169	0.0158	0.0164	0.0167	0.0175	0.0177		0.02	7.6	TM			
62	TML	2-Chloroethyl vinyl ether													TM			
63	TML	Cis-1,3-Dichloropropene		0.1189	0.1203	0.1269	0.1319	0.1494	0.1571	0.1800	0.1872		0.15	18	TM	0.999		
64	TM*	Toluene	0.4552	0.4549	0.4555	0.4617	0.4734	0.4700	0.4658	0.4947	0.5013		0.47	3.6	TM*			
65	TML	Trans-1,3-Dichloropropene	0.1134	0.1132	0.1067	0.1085	0.1190	0.1343	0.1377	0.1573	0.1654		0.13	17	TM	0.999		
66	TM	1,1,2-TCA	0.0907	0.0912	0.0851	0.0896	0.0929	0.0971	0.0950	0.1013	0.1025		0.09	6.0	TM			
67	TMQ	2-Hexanone	0.0182	0.0195	0.0200	0.0229	0.0282	0.0303	0.0317	0.0353	0.0397		0.03	28	TM	0.999		
68	I	Chlorobenzene-D5 (IS)																
69	SL	Toluene-D8(S)	0.9756	0.9253	1.174	1.189	1.427	1.394	1.479	1.462	1.453		1.3	17	S	1.000		
70	TM	1,2-EDB	0.1282	0.1157	0.1057	0.1165	0.1213	0.1232	0.1232	0.1351	0.1359		0.12	7.8	TM			

VOLATILE ORGANIC ANALYSIS
VOLATILE ORGANIC COMPOUNDS

Form 6
Initial Calibration

Lab Name: APPL, Inc. SDG No:
Case No: Initial Cal. Date: 06/15/21
Matrix: Water Instrument: ZEUS Initials: CH

		Compound	1	2	3	4	5	6	7	8	9		Avg	%RSD	Type		Q	MRF
71	TM	Tetrachloroethene	0.1884	0.1914	0.1771	0.1768	0.1774	0.1746	0.1703	0.1798	0.1756		0.18	3.7	TM			
72	TM	1-Chlorohexane	0.1780	0.1818	0.1626	0.1683	0.1798	0.1904	0.1921	0.2109	0.2145		0.19	9.4	TM			
73	TM	1,1,1,2-Tetrachloroethane	0.1398	0.1090	0.1182	0.1197	0.1289	0.1298	0.1310	0.1405	0.1427		0.13	8.9	TM			
74	TM	m&p-Xylene	0.4105	0.3902	0.4125	0.4279	0.4812	0.5059	0.5065	0.5444	0.5464		0.47	13	TM			
75	TML	o-Xylene	0.3549	0.3812	0.3682	0.3911	0.4637	0.4914	0.5107	0.5590	0.5732		0.45	18	TM	1.000		
76	TML	Styrene	0.2373	0.2400	0.2754	0.2894	0.3611	0.4069	0.4207	0.4696	0.4832		0.35	27	TM	0.999		
77	SL	4-Bromofluorobenzene(S)	0.2988	0.2842	0.3773	0.3817	0.4934	0.4902	0.5344	0.5377	0.5667		0.44	24	S	1.000		
78	TM	1,3-Dichloropropane	0.2122	0.2175	0.1883	0.1933	0.2058	0.2105	0.2057	0.2231	0.2201		0.21	5.6	TM			
79	TM	Dibromochloromethane	0.1380	0.1151	0.1037	0.1006	0.1156	0.1221	0.1246	0.1414	0.1457		0.12	13	TM			
80	TM**	Chlorobenzene	0.4964	0.4539	0.4311	0.4119	0.4325	0.4313	0.4135	0.4347	0.4302		0.44	5.8	TM**			
81	TM*	Ethylbenzene	0.6134	0.6108	0.5533	0.5738	0.6297	0.6515	0.6562	0.7049	0.6968		0.63	8.1	TM*			
82	TM**L	Bromoform	0.0745	0.0640	0.0676	0.0704	0.0739	0.0826	0.0867	0.1031	0.1115		0.08	20	TM**	0.998		
83	I	1,4-Dichlorobenzene-D (IS)																
84	TML	Isopropylbenzene	1.241	1.248	1.253	1.385	1.578	1.724	1.820	2.027	2.071		1.6	21	TM	0.999		
85	TM**	1,1,2,2-Tetrachloroethane	0.4549	0.4556	0.3884	0.3961	0.4327	0.4404	0.4440	0.4925	0.5038		0.45	8.6	TM**			
86	TM	1,2,3-Trichloropropane	0.1794	0.1421	0.1193	0.1303	0.1406	0.1433	0.1395	0.1474	0.1538		0.14	11	TM			
87	TML	t-1,4-Dichloro-2-Butene			0.0835	0.0853	0.0949	0.0998	0.1032	0.1203	0.1264		0.10	16	TM	0.999		
88	TM	Bromobenzene	0.8004	0.7557	0.6089	0.6093	0.6447	0.6430	0.6705	0.7194	0.7304		0.69	9.9	TM			
89	TM	n-Propylbenzene	1.739	1.699	1.687	1.794	1.995	2.164	2.229	2.424	2.439		2.0	15	TM			
90	TML	4-Ethyltoluene	1.290	1.230	1.349	1.527	1.780	1.859	1.934	2.075	2.062		1.7	20	TM	1.000		
91	TM	2-Chlorotoluene	1.138	1.113	1.037	1.092	1.214	1.250	1.281	1.365	1.365		1.2	9.9	TM			
92	TML	1,3,5-Trimethylbenzene	1.134	1.112	1.191	1.371	1.536	1.630	1.665	1.783	1.793		1.5	19	TM	1.000		
93	TML	4-Chlorotoluene	1.126	1.218	1.322	1.335	1.495	1.527	1.556	1.668	1.690		1.4	14	TM	1.000		
94	TML	Tert-Butylbenzene	0.9289	0.8697	0.9490	1.041	1.202	1.310	1.385	1.519	1.563		1.2	22	TM	1.000		
95	TML	1,2,4-Trimethylbenzene	1.066	0.9779	1.057	1.274	1.502	1.616	1.671	1.821	1.839		1.4	24	TM	1.000		
96	TML	Sec-Butylbenzene	1.376	1.343	1.407	1.661	1.894	2.048	2.146	2.366	2.417		1.9	23	TM	1.000		
97	TML	p-Isopropyltoluene	0.9289	0.8697	0.9490	1.041	1.202	1.310	1.385	1.519	1.563		1.2	22	TM	1.000		
98	TML	Benzyl Chloride	0.5318	0.4788	0.4577	0.4895	0.5722	0.6720	0.7322	0.8755	0.9457		0.64	28	TM	0.998		
99	TM	1,3-DCB	0.9889	1.033	0.9546	0.9882	1.019	1.035	1.038	1.107	1.086		1.0	4.7	TM			
100	TM	1,4-DCB	1.235	1.153	1.094	1.059	1.066	1.074	1.077	1.115	1.090		1.1	5.1	TM			
101	TML	n-Butylbenzene	1.155	1.219	1.204	1.306	1.554	1.732	1.805	1.979	2.018		1.6	22	TM	1.000		
102	TM	1,2-DCB	0.9021	0.9441	0.9480	0.9265	0.9412	0.9762	0.9824	1.050	1.029		0.97	5.0	TM			
103	TML	Hexachloroethane	0.2081	0.2464	0.2110	0.2018	0.2359	0.2644	0.2828	0.3257	0.3394		0.26	20	TM	0.999		
104	TML	1,2-Dibromo-3-chloropropane	0.0892	0.0720	0.0627	0.0613	0.0894	0.0874	0.0914	0.1062	0.1159		0.09	21	TM	0.998		
105	TM	1,2,4-Trichlorobenzene	0.6910	0.7385	0.6854	0.7049	0.7227	0.7777	0.7822	0.8561	0.8273		0.75	8.0	TM			

VOLATILE ORGANIC ANALYSIS
VOLATILE ORGANIC COMPOUNDS

Form 6
Initial Calibration

Lab Name: APPL, Inc. SDG No:
Case No: Initial Cal. Date: 06/15/21
Matrix: Water Instrument: ZEUS Initials: CH

		Compound	1	2	3	4	5	6	7	8	9		Avg	%RSD	Type		Q	MRF
106	TM	Hexachlorobutadiene	0.3275	0.3593	0.3071	0.3173	0.3256	0.3346	0.3278	0.3598	0.3450		0.33	5.4	TM			
107	TML	Naphthalene	0.8515	0.7620	0.7403	0.8305	1.060	1.299	1.376	1.565	1.551		1.1	30	TM	0.999		
108	TM	1,2,3-Trichlorobenzene	0.4826	0.5088	0.4232	0.4858	0.5155	0.5475	0.5636	0.6004	0.5755		0.52	11	TM			
109																		
110																		
111																		
112																		
113																		
114																		
115																		
116																		
117																		
118																		
119																		
120																		
121																		
122																		
123																		
124																		
125																		
126																		
127																		
128																		
129																		
130																		
131																		
132																		
133																		
134																		
135																		
136																		
137																		
138																		
139																		
140																		

Quantitation Report (Not Reviewed)

Data File : M:\ZEUS\DATA\210615\0615Z02.D
Acq On : 15 Jun 21 17:32
Sample : 0.3ug/L VOC STD 6/15/21
Misc :

Vial: 2
Operator: LP,DG,CH
Inst : ZEUS
Multiplr: 1.00

Quant Time: Jun 16 11:42 2021

Quant Results File: Z0615W.RES

Quant Method : M:\ZEUS\DATA\210615\Z0615W.M (RTE Integrator)
Title : METHOD 8260B
Last Update : Wed Jun 16 11:38:54 2021
Response via : Initial Calibration
DataAcq Meth : 033121_EST_TEST.M

Internal Standards	R.T.	QIon	Response	Conc	Units		Dev(Min)
1) Fluorobenzene (IS)	6.01	96	1871628	25.00	ppb		0.00
68) Chlorobenzene-D5 (IS)	9.49	117	1345164	25.00	ppb		0.00
83) 1,4-Dichlorobenzene-D (IS)	12.04	152	466944	25.00	ppb		0.00
System Monitoring Compounds							
43) Dibromofluoromethane(S)	5.14	111	80987	3.99	ppb		0.00
Spiked Amount 25.000			Recovery	=	15.964%		
48) 1,2-DCA-D4(S)	5.56	65	85195	4.19	ppb		0.00
Spiked Amount 25.000			Recovery	=	16.776%		
69) Toluene-D8(S)	7.90	98	262456	4.86	ppb		0.00
Spiked Amount 25.000			Recovery	=	19.432%		
77) 4-Bromofluorobenzene(S)	10.78	95	80399	5.91	ppb		0.00
Spiked Amount 25.000			Recovery	=	23.628%		
Target Compounds							Qvalue
3) Dichlorodifluoromethane	1.02	85	2219	0.24	ppb		91
4) Freon 114	1.11	85	1282	-1.49	ppb	#	83
5) Chloromethane	1.15	50	4348	-0.27	ppb		97
6) Vinyl chloride	1.23	62	2849	0.27	ppb	#	10
9) Bromomethane	1.46	94	1389	0.53	ppb		99
10) Chloroethane	1.49	66	3398	-2.35	ppb	#	1
11) Dichlorofluoromethane	1.71	67	6179	0.34	ppb	#	87
12) Trichlorofluoromethane	1.76	101	3937	0.29	ppb		94
16) Acrolein	2.10	55	7450	10.11	ppb	#	74
17) Acetone	2.25	43	14344	5.68	ppb	#	86
18) Freon-113	2.22	101	1198	0.30	ppb		96
19) 1,1-DCE	2.20	61	3290	0.27	ppb	#	85
21) Acetonitrile	2.52	40	3191	11.51	ppb		81
22) t-Butanol	2.88	59	2139	10.64	ppb		90
23) Methyl Acetate	2.61	43	3178	0.44	ppb	#	82
24) Iodomethane	2.32	142	3171	0.33	ppb	#	87
25) Acrylonitrile	2.96	52	846	0.30	ppb	#	43
26) Methylene chloride	2.69	49	15699	0.35	ppb		90
27) Carbon disulfide	2.39	76	5189	0.36	ppb		96
28) Methyl t-butyl ether (MtBE	3.05	73	5326	0.29	ppb		96
29) Trans-1,2-DCE	3.01	61	3519	0.29	ppb		87
31) Diisopropyl Ether	3.76	45	6861	0.27	ppb		92
33) 1,1-DCA	3.55	63	5332	0.33	ppb	#	83
34) Vinyl Acetate	3.70	43	3663	1.44	ppb	#	76
35) Ethyl tert Butyl Ether	4.33	59	4844	1.44	ppb		91
36) MEK (2-Butanone)	4.50	72	3580	4.45	ppb	#	37
37) Cis-1,2-DCE	4.44	61	6640	0.44	ppb		96
38) 2,2-Dichloropropane	4.44	77	2925	0.28	ppb	#	81
41) Chloroform	4.93	83	5622	0.36	ppb		94
42) Bromochloromethane	4.78	49	2688	0.32	ppb	#	68
44) 1,1,1-TCA	5.15	97	3373	0.28	ppb		95
45) Cyclohexane	5.22	56	3227	0.24	ppb	#	94
46) 1,1-Dichloropropene	5.37	75	2960	0.29	ppb	#	81
47) 2,2,4-Trimethylpentane	5.81	57	5765	1.18	ppb		100
49) Carbon Tetrachloride	5.37	117	2902	0.29	ppb	#	76
50) Tert Amyl Methyl Ether	5.87	73	3966	1.51	ppb	#	75
52) 1,2-DCA	5.66	62	3626	0.33	ppb	#	93
53) Benzene	5.63	78	10714	0.31	ppb		99
54) TCE	6.47	130	2689	0.29	ppb		91

(#) = qualifier out of range (m) = manual integration

Quantitation Report (Not Reviewed)

Data File : M:\ZEUS\DATA\210615\0615Z02.D
Acq On : 15 Jun 21 17:32
Sample : 0.3ug/L VOC STD 6/15/21
Misc :

Vial: 2
Operator: LP,DG,CH
Inst : ZEUS
Multiplr: 1.00

Quant Time: Jun 16 11:42 2021

Quant Results File: Z0615W.RES

Quant Method : M:\ZEUS\DATA\210615\Z0615W.M (RTE Integrator)
Title : METHOD 8260B
Last Update : Wed Jun 16 11:38:54 2021
Response via : Initial Calibration
DataAcq Meth : 033121_EST_TEST.M

	Compound	R.T.	QIon	Response	Conc	Unit		Qvalue
55)	2-Pentanone	6.74	43	37692	31.89	ppb		99
56)	1,2-Dichloropropane	6.73	63	2758	0.30	ppb	#	88
57)	Bromodichloromethane	7.07	83	2536	0.27	ppb	#	83
58)	Methyl Cyclohexane	6.71	83	2964	1.15	ppb	#	77
59)	Dibromomethane	6.85	174	1954	0.32	ppb	#	82
60)	MIBK (methyl isobutyl ket	7.82	43	22116	10.35	ppb	#	89
61)	1-Bromo-2-chloroethane	7.40	144	216	0.17	ppb	#	9
63)	Cis-1,3-Dichloropropene	7.60	75	2952	1.53	ppb		95
64)	Toluene	7.97	91	10224	0.29	ppb		90
65)	Trans-1,3-Dichloropropene	8.24	75	2548	1.35	ppb	#	57
66)	1,1,2-TCA	8.43	97	2036	0.29	ppb	#	81
67)	2-Hexanone	8.76	58	6805	6.18	ppb		83
70)	1,2-EDB	8.96	107	2070	0.31	ppb	#	67
71)	Tetrachloroethene	8.59	166	3041	0.32	ppb	#	86
72)	1-Chlorohexane	9.54	91	2873	0.29	ppb		92
73)	1,1,1,2-Tetrachloroethane	9.63	131	2256	0.33	ppb	#	73
74)	m&p-Xylene	9.80	91	13251	0.52	ppb		97
75)	o-Xylene	10.23	91	5728	1.01	ppb		93
76)	Styrene	10.23	104	3831	1.15	ppb		88
78)	1,3-Dichloropropane	8.61	76	3425	0.31	ppb		94
79)	Dibromochloromethane	8.85	129	2227	0.34	ppb	#	80
80)	Chlorobenzene	9.52	112	8013	0.34	ppb	#	90
81)	Ethylbenzene	9.67	91	9902	0.29	ppb	#	76
82)	Bromoform	10.41	173	1203	1.70	ppb	#	77
84)	Isopropylbenzene	10.64	105	6952	1.11	ppb	#	87
85)	1,1,2,2-Tetrachloroethane	10.95	83	2549	0.31	ppb	#	62
86)	1,2,3-Trichloropropane	10.98	110	1005	0.37	ppb	#	68
87)	t-1,4-Dichloro-2-Butene	11.02	53	396	1.81	ppb		99
88)	Bromobenzene	10.93	77	4485	0.35	ppb	#	83
89)	n-Propylbenzene	11.08	91	9744	0.26	ppb		92
90)	4-Ethyltoluene	11.21	105	7230	0.72	ppb	#	85
91)	2-Chlorotoluene	11.16	91	6379	0.28	ppb		92
92)	1,3,5-Trimethylbenzene	11.28	105	6356	0.76	ppb	#	66
93)	4-Chlorotoluene	11.28	91	6312	0.75	ppb	#	88
94)	Tert-Butylbenzene	11.63	119	5205	1.10	ppb		90
95)	1,2,4-Trimethylbenzene	11.68	105	5975	0.91	ppb		96
96)	Sec-Butylbenzene	11.88	105	7708	1.05	ppb		95
97)	p-Isopropyltoluene	11.63	119	5205	1.10	ppb		98
98)	Benzyl Chloride	12.22	91	2980	1.82	ppb	#	83
99)	1,3-DCB	11.96	146	5541	0.29	ppb	#	94
100)	1,4-DCB	12.06	146	6921	0.33	ppb	#	88
101)	n-Butylbenzene	12.48	91	6470	1.03	ppb		86
102)	1,2-DCB	12.46	146	5055	0.28	ppb	#	90
103)	Hexachloroethane	12.76	201	1166	1.39	ppb	#	64
104)	1,2-Dibromo-3-chloropropan	13.32	157	500	1.67	ppb	#	10
105)	1,2,4-Trichlorobenzene	13.55	180	3872	0.27	ppb		85
106)	Hexachlorobutadiene	14.43	225	1835	0.29	ppb	#	83
107)	Naphthalene	14.48	128	4771	1.11	ppb	#	79
108)	1,2,3-Trichlorobenzene	14.75	180	2704	0.28	ppb	#	78

(#) = qualifier out of range (m) = manual integration

Quantitation Report

Data File : M:\ZEUS\DATA\210615\0615Z02.D
Acq On : 15 Jun 21 17:32
Sample : 0.3ug/L VOC STD 6/15/21
Misc :

Vial: 2
Operator: LP,DG,CH
Inst : ZEUS
Multiplr: 1.00

Quant Time: Jun 16 11:42 2021

Quant Results File: Z0615W.RES

Method : M:\ZEUS\DATA\210615\Z0615W.M (RTE Integrator)
Title : METHOD 8260B
Last Update : Wed Jun 16 11:38:54 2021
Response via : Initial Calibration



Quantitation Report (Not Reviewed)

Data File : M:\ZEUS\DATA\210615\0615Z03.D
Acq On : 15 Jun 21 17:55
Sample : 0.5ug/L VOC STD 6/15/21
Misc :

Vial: 3
Operator: LP,DG,CH
Inst : ZEUS
Multiplr: 1.00

Quant Time: Jun 16 11:42 2021 Quant Results File: Z0615W.RES

Quant Method : M:\ZEUS\DATA\210615\Z0615W.M (RTE Integrator)
Title : METHOD 8260B
Last Update : Wed Jun 16 11:38:54 2021
Response via : Initial Calibration
DataAcq Meth : 033121_EST_TEST.M

Internal Standards	R.T.	QIon	Response	Conc Units	Dev(Min)
1) Fluorobenzene (IS)	6.01	96	1867484	25.00 ppb	0.00
68) Chlorobenzene-D5 (IS)	9.49	117	1343015	25.00 ppb	0.00
83) 1,4-Dichlorobenzene-D (IS)	12.04	152	463488	25.00 ppb	0.00
System Monitoring Compounds					
43) Dibromofluoromethane(S)	5.14	111	74648	3.69 ppb	0.00
Spiked Amount 25.000			Recovery	= 14.748%	
48) 1,2-DCA-D4(S)	5.56	65	78957	3.90 ppb	0.00
Spiked Amount 25.000			Recovery	= 15.584%	
69) Toluene-D8(S)	7.90	98	248537	4.69 ppb	0.00
Spiked Amount 25.000			Recovery	= 18.760%	
77) 4-Bromofluorobenzene(S)	10.79	95	76330	5.78 ppb	0.00
Spiked Amount 25.000			Recovery	= 23.124%	

Target Compounds						Qvalue
3) Dichlorodifluoromethane	1.02	85	4673	0.50 ppb		99
4) Freon 114	1.12	85	2831	-1.04 ppb		84
6) Vinyl chloride	1.23	62	5203	0.50 ppb	#	54
9) Bromomethane	1.46	94	2355	0.91 ppb		82
10) Chloroethane	1.52	66	795	-4.96 ppb	#	1
11) Dichlorofluoromethane	1.71	67	10127	0.56 ppb	#	86
12) Trichlorofluoromethane	1.76	101	7414	0.55 ppb		89
16) Acrolein	2.11	55	17506	23.82 ppb		100
17) Acetone	2.25	43	26521	10.53 ppb		90
18) Freon-113	2.23	101	2223	0.55 ppb		90
19) 1,1-DCE	2.20	61	6240	0.51 ppb		92
21) Acetonitrile	2.52	40	8000	28.93 ppb		85
22) t-Butanol	2.88	59	5053	25.19 ppb		90
23) Methyl Acetate	2.61	43	4529	0.63 ppb		95
24) Iodomethane	2.32	142	5236	0.54 ppb	#	83
25) Acrylonitrile	2.97	52	1105	0.39 ppb	#	78
26) Methylene chloride	2.68	49	13870	0.20 ppb		86
27) Carbon disulfide	2.38	76	8513	0.59 ppb		98
28) Methyl t-butyl ether (MtBE	3.04	73	8199	0.45 ppb		92
29) Trans-1,2-DCE	3.01	61	6042	0.50 ppb	#	89
31) Diisopropyl Ether	3.75	45	11247	0.44 ppb		96
33) 1,1-DCA	3.55	63	8392	0.52 ppb	#	89
34) Vinyl Acetate	3.70	43	4891	1.51 ppb	#	72
35) Ethyl tert Butyl Ether	4.33	59	7745	1.55 ppb		90
36) MEK (2-Butanone)	4.51	72	6682	8.33 ppb		83
37) Cis-1,2-DCE	4.44	61	9051	0.61 ppb	#	77
38) 2,2-Dichloropropane	4.42	77	5199	0.50 ppb	#	80
41) Chloroform	4.93	83	7997	0.52 ppb		89
42) Bromochloromethane	4.77	49	4318	0.51 ppb	#	85
44) 1,1,1-TCA	5.14	97	5740	0.48 ppb	#	86
45) Cyclohexane	5.22	56	5747	0.43 ppb	#	77
46) 1,1-Dichloropropene	5.37	75	4322	0.43 ppb	#	89
47) 2,2,4-Trimethylpentane	5.81	57	10910	1.33 ppb		98
49) Carbon Tetrachloride	5.36	117	4584	0.47 ppb		86
50) Tert Amyl Methyl Ether	5.87	73	6235	1.61 ppb		94
52) 1,2-DCA	5.66	62	5682	0.51 ppb	#	86
53) Benzene	5.63	78	18093	0.52 ppb		96
54) TCE	6.48	130	4896	0.53 ppb		92
55) 2-Pentanone	6.74	43	106026	40.96 ppb		97

(#) = qualifier out of range (m) = manual integration

Quantitation Report (Not Reviewed)

Data File : M:\ZEUS\DATA\210615\0615Z03.D
Acq On : 15 Jun 21 17:55
Sample : 0.5ug/L VOC STD 6/15/21
Misc :

Vial: 3
Operator: LP,DG,CH
Inst : ZEUS
Multiplr: 1.00

Quant Time: Jun 16 11:42 2021 Quant Results File: Z0615W.RES

Quant Method : M:\ZEUS\DATA\210615\Z0615W.M (RTE Integrator)
Title : METHOD 8260B
Last Update : Wed Jun 16 11:38:54 2021
Response via : Initial Calibration
DataAcq Meth : 033121_EST_TEST.M

	Compound	R.T.	QIon	Response	Conc Unit		Qvalue
56)	1,2-Dichloropropane	6.72	63	4920	0.53 ppb	#	88
57)	Bromodichloromethane	7.08	83	4626	0.49 ppb		98
58)	Methyl Cyclohexane	6.70	83	5329	1.30 ppb		96
59)	Dibromomethane	6.86	174	2897	0.47 ppb	#	88
60)	MIBK (methyl isobutyl ket	7.82	43	46576	13.44 ppb		96
61)	1-Bromo-2-chloroethane	7.40	144	515	0.42 ppb	#	68
63)	Cis-1,3-Dichloropropene	7.60	75	4442	1.64 ppb	#	89
64)	Toluene	7.97	91	16991	0.48 ppb		98
65)	Trans-1,3-Dichloropropene	8.24	75	4229	1.49 ppb		91
66)	1,1,2-TCA	8.44	97	3407	0.49 ppb		96
67)	2-Hexanone	8.76	58	14538	10.54 ppb		95
70)	1,2-EDB	8.96	107	3107	0.47 ppb	#	94
71)	Tetrachloroethene	8.59	166	5141	0.53 ppb	#	73
72)	1-Chlorohexane	9.54	91	4882	0.49 ppb		93
73)	1,1,1,2-Tetrachloroethane	9.62	131	2927	0.42 ppb		91
74)	m&p-Xylene	9.80	91	20961	0.83 ppb		99
75)	o-Xylene	10.22	91	10240	1.16 ppb		89
76)	Styrene	10.24	104	6447	1.25 ppb		88
78)	1,3-Dichloropropane	8.61	76	5842	0.52 ppb	#	82
79)	Dibromochloromethane	8.85	129	3092	0.47 ppb		97
80)	Chlorobenzene	9.52	112	12191	0.52 ppb	#	89
81)	Ethylbenzene	9.67	91	16407	0.48 ppb		92
82)	Bromoform	10.40	173	1718	1.78 ppb	#	75
84)	Isopropylbenzene	10.63	105	11572	1.23 ppb		98
85)	1,1,2,2-Tetrachloroethane	10.95	83	4223	0.51 ppb	#	84
86)	1,2,3-Trichloropropane	10.99	110	1317	0.49 ppb	#	85
87)	t-1,4-Dichloro-2-Butene	11.03	53	798	1.98 ppb	#	21
88)	Bromobenzene	10.94	77	7005	0.55 ppb		94
89)	n-Propylbenzene	11.08	91	15752	0.42 ppb		96
90)	4-Ethyltoluene	11.21	105	11404	0.83 ppb		96
91)	2-Chlorotoluene	11.16	91	10314	0.46 ppb		91
92)	1,3,5-Trimethylbenzene	11.28	105	10310	0.88 ppb		92
93)	4-Chlorotoluene	11.28	91	11292	0.91 ppb	#	77
94)	Tert-Butylbenzene	11.63	119	8062	1.20 ppb		91
95)	1,2,4-Trimethylbenzene	11.68	105	9065	1.00 ppb		98
96)	Sec-Butylbenzene	11.87	105	12445	1.15 ppb	#	86
97)	p-Isopropyltoluene	11.63	119	8062	1.20 ppb		91
98)	Benzyl Chloride	12.22	91	4438	1.90 ppb	#	69
99)	1,3-DCB	11.96	146	9580	0.50 ppb		96
100)	1,4-DCB	12.07	146	10690	0.52 ppb		90
101)	n-Butylbenzene	12.48	91	11296	1.16 ppb		93
102)	1,2-DCB	12.47	146	8752	0.49 ppb	#	86
103)	Hexachloroethane	12.75	201	2284	1.57 ppb	#	70
104)	1,2-Dibromo-3-chloropropan	13.30	157	667	1.75 ppb	#	50
105)	1,2,4-Trichlorobenzene	13.56	180	6846	0.49 ppb		84
106)	Hexachlorobutadiene	14.43	225	3331	0.54 ppb	#	78
107)	Naphthalene	14.49	128	7064	1.19 ppb	#	92
108)	1,2,3-Trichlorobenzene	14.75	180	4716	0.49 ppb		86

(#) = qualifier out of range (m) = manual integration

Quantitation Report

Data File : M:\ZEUS\DATA\210615\0615Z03.D
Acq On : 15 Jun 21 17:55
Sample : 0.5ug/L VOC STD 6/15/21
Misc :

Vial: 3
Operator: LP,DG,CH
Inst : ZEUS
Multiplr: 1.00

Quant Time: Jun 16 11:42 2021 Quant Results File: Z0615W.RES

Method : M:\ZEUS\DATA\210615\Z0615W.M (RTE Integrator)
Title : METHOD 8260B
Last Update : Wed Jun 16 11:38:54 2021
Response via : Initial Calibration



Quantitation Report (Not Reviewed)

Data File : M:\ZEUS\DATA\210615\0615Z04.D
Acq On : 15 Jun 21 18:18
Sample : 1ug/L VOC STD 6/15/21
Misc :

Vial: 4
Operator: LP,DG,CH
Inst : ZEUS
Multiplr: 1.00

Quant Time: Jun 16 11:42 2021 Quant Results File: Z0615W.RES

Quant Method : M:\ZEUS\DATA\210615\Z0615W.M (RTE Integrator)
Title : METHOD 8260B
Last Update : Wed Jun 16 11:38:54 2021
Response via : Initial Calibration
DataAcq Meth : 033121_EST_TEST.M

Internal Standards	R.T.	QIon	Response	Conc	Units		Dev(Min)
1) Fluorobenzene (IS)	6.01	96	1815838	25.00	ppb		0.00
68) Chlorobenzene-D5 (IS)	9.49	117	1338934	25.00	ppb		0.00
83) 1,4-Dichlorobenzene-D (IS)	12.04	152	477120	25.00	ppb		0.00
System Monitoring Compounds							
43) Dibromofluoromethane(S)	5.14	111	183499	9.32	ppb		0.00
Spiked Amount 25.000			Recovery	=	37.288%		
48) 1,2-DCA-D4(S)	5.56	65	189872	9.64	ppb		0.00
Spiked Amount 25.000			Recovery	=	38.540%		
69) Toluene-D8(S)	7.90	98	629018	9.47	ppb		0.00
Spiked Amount 25.000			Recovery	=	37.864%		
77) 4-Bromofluorobenzene(S)	10.78	95	202093	9.83	ppb		0.00
Spiked Amount 25.000			Recovery	=	39.304%		
Target Compounds							Qvalue
3) Dichlorodifluoromethane	1.02	85	10622	1.17	ppb		92
5) Chloromethane	1.16	50	7288	0.31	ppb	#	84
6) Vinyl chloride	1.23	62	11356	1.12	ppb	#	71
9) Bromomethane	1.46	94	2664	1.06	ppb		99
10) Chloroethane	1.54	66	2919	-2.74	ppb	#	62
11) Dichlorofluoromethane	1.71	67	18954	1.07	ppb		94
12) Trichlorofluoromethane	1.76	101	13261	1.01	ppb		97
16) Acrolein	2.11	55	34179	47.82	ppb		89
17) Acetone	2.25	43	47859	19.54	ppb		95
18) Freon-113	2.23	101	4198	1.07	ppb		97
19) 1,1-DCE	2.20	61	11831	1.00	ppb		94
21) Acetonitrile	2.53	40	14411	53.59	ppb		87
22) t-Butanol	2.88	59	8594	44.06	ppb		97
23) Methyl Acetate	2.61	43	8082	1.16	ppb	#	89
24) Iodomethane	2.33	142	8854	0.94	ppb	#	87
25) Acrylonitrile	2.97	52	2508	0.92	ppb	#	73
26) Methylene chloride	2.69	49	19340	0.68	ppb		90
27) Carbon disulfide	2.39	76	15360	1.10	ppb		96
28) Methyl t-butyl ether (MtBE	3.05	73	15974	0.91	ppb		94
29) Trans-1,2-DCE	3.01	61	11821	1.01	ppb		96
31) Diisopropyl Ether	3.75	45	21168	0.85	ppb	#	79
33) 1,1-DCA	3.54	63	16013	1.02	ppb	#	86
34) Vinyl Acetate	3.70	43	8776	1.75	ppb		99
35) Ethyl tert Butyl Ether	4.33	59	15193	1.86	ppb		90
36) MEK (2-Butanone)	4.50	72	12934	16.57	ppb		80
37) Cis-1,2-DCE	4.44	61	15478	1.07	ppb	#	87
38) 2,2-Dichloropropane	4.44	77	9261	0.92	ppb		93
41) Chloroform	4.93	83	15123	1.00	ppb		98
42) Bromochloromethane	4.78	49	8380	1.02	ppb		93
44) 1,1,1-TCA	5.14	97	11693	1.00	ppb		97
45) Cyclohexane	5.21	56	12632	0.97	ppb		89
46) 1,1-Dichloropropene	5.38	75	9372	0.96	ppb	#	89
47) 2,2,4-Trimethylpentane	5.81	57	23156	1.70	ppb		97
49) Carbon Tetrachloride	5.36	117	9692	1.01	ppb	#	79
50) Tert Amyl Methyl Ether	5.87	73	11838	1.88	ppb	#	84
52) 1,2-DCA	5.66	62	11136	1.03	ppb		98
53) Benzene	5.63	78	32603	0.96	ppb		97
54) TCE	6.47	130	9102	1.02	ppb		94
55) 2-Pentanone	6.74	43	206578	55.05	ppb		99

(#) = qualifier out of range (m) = manual integration

Quantitation Report (Not Reviewed)

Data File : M:\ZEUS\DATA\210615\0615Z04.D
Acq On : 15 Jun 21 18:18
Sample : 1ug/L VOC STD 6/15/21
Misc :

Vial: 4
Operator: LP,DG,CH
Inst : ZEUS
Multiplr: 1.00

Quant Time: Jun 16 11:42 2021

Quant Results File: Z0615W.RES

Quant Method : M:\ZEUS\DATA\210615\Z0615W.M (RTE Integrator)
Title : METHOD 8260B
Last Update : Wed Jun 16 11:38:54 2021
Response via : Initial Calibration
DataAcq Meth : 033121_EST_TEST.M

	Compound	R.T.	QIon	Response	Conc Unit		Qvalue
56)	1,2-Dichloropropane	6.73	63	8737	0.96 ppb	#	97
57)	Bromodichloromethane	7.07	83	8335	0.90 ppb		86
58)	Methyl Cyclohexane	6.70	83	10086	1.62 ppb		96
59)	Dibromomethane	6.85	174	6602	1.11 ppb	#	79
60)	MIBK (methyl isobutyl ket	7.82	43	93267	19.66 ppb		95
61)	1-Bromo-2-chloroethane	7.41	144	1107	0.92 ppb		83
63)	Cis-1,3-Dichloropropene	7.60	75	8739	1.96 ppb		94
64)	Toluene	7.97	91	33084	0.97 ppb		98
65)	Trans-1,3-Dichloropropene	8.25	75	7753	1.79 ppb	#	83
66)	1,1,2-TCA	8.43	97	6179	0.91 ppb		97
67)	2-Hexanone	8.75	58	29009	18.36 ppb		99
70)	1,2-EDB	8.95	107	5659	0.86 ppb	#	83
71)	Tetrachloroethene	8.59	166	9486	0.99 ppb	#	82
72)	1-Chlorohexane	9.54	91	8706	0.87 ppb	#	90
73)	1,1,1,2-Tetrachloroethane	9.62	131	6329	0.92 ppb	#	85
74)	m&p-Xylene	9.80	91	44185	1.76 ppb		99
75)	o-Xylene	10.22	91	19718	1.47 ppb		97
76)	Styrene	10.24	104	14747	1.57 ppb		95
78)	1,3-Dichloropropane	8.61	76	10086	0.90 ppb		97
79)	Dibromochloromethane	8.85	129	5555	0.84 ppb		84
80)	Chlorobenzene	9.52	112	23091	0.99 ppb		97
81)	Ethylbenzene	9.67	91	29635	0.88 ppb		96
82)	Bromoform	10.41	173	3619	2.10 ppb		98
84)	Isopropylbenzene	10.64	105	23905	1.53 ppb		93
85)	1,1,2,2-Tetrachloroethane	10.95	83	7412	0.87 ppb		92
86)	1,2,3-Trichloropropane	10.98	110	2277	0.83 ppb	#	83
87)	t-1,4-Dichloro-2-Butene	11.01	53	1594	2.30 ppb		98
88)	Bromobenzene	10.93	77	11620	0.89 ppb		97
89)	n-Propylbenzene	11.08	91	32195	0.84 ppb		95
90)	4-Ethyltoluene	11.21	105	25740	1.18 ppb		97
91)	2-Chlorotoluene	11.16	91	19782	0.86 ppb		99
92)	1,3,5-Trimethylbenzene	11.28	105	22734	1.23 ppb		92
93)	4-Chlorotoluene	11.28	91	25231	1.34 ppb		89
94)	Tert-Butylbenzene	11.63	119	18112	1.53 ppb		95
95)	1,2,4-Trimethylbenzene	11.69	105	20182	1.31 ppb		88
96)	Sec-Butylbenzene	11.87	105	26850	1.46 ppb		91
97)	p-Isopropyltoluene	11.63	119	18112	1.53 ppb		94
98)	Benzyl Chloride	12.21	91	8736	2.13 ppb	#	97
99)	1,3-DCB	11.97	146	18219	0.93 ppb		94
100)	1,4-DCB	12.07	146	20874	0.99 ppb		94
101)	n-Butylbenzene	12.48	91	22979	1.45 ppb		91
102)	1,2-DCB	12.46	146	18093	0.98 ppb	#	87
103)	Hexachloroethane	12.76	201	4027	1.83 ppb	#	78
104)	1,2-Dibromo-3-chloropropan	13.30	157	1196	1.98 ppb	#	84
105)	1,2,4-Trichlorobenzene	13.55	180	13081	0.91 ppb	#	80
106)	Hexachlorobutadiene	14.43	225	5860	0.92 ppb		91
107)	Naphthalene	14.48	128	14129	1.42 ppb	#	93
108)	1,2,3-Trichlorobenzene	14.74	180	8076	0.81 ppb		95

(#) = qualifier out of range (m) = manual integration

Quantitation Report

Data File : M:\ZEUS\DATA\210615\0615Z04.D Vial: 4
Acq On : 15 Jun 21 18:18 Operator: LP,DG,CH
Sample : 1ug/L VOC STD 6/15/21 Inst : ZEUS
Misc : Multiplr: 1.00

Quant Time: Jun 16 11:42 2021 Quant Results File: Z0615W.RES

Method : M:\ZEUS\DATA\210615\Z0615W.M (RTE Integrator)
Title : METHOD 8260B
Last Update : Wed Jun 16 11:38:54 2021
Response via : Initial Calibration



Quantitation Report (Not Reviewed)

Data File : M:\ZEUS\DATA\210615\0615Z05.D
Acq On : 15 Jun 21 18:41
Sample : 2ug/L VOC STD 6/15/21
Misc :

Vial: 5
Operator: LP,DG,CH
Inst : ZEUS
Multiplr: 1.00

Quant Time: Jun 16 11:42 2021

Quant Results File: Z0615W.RES

Quant Method : M:\ZEUS\DATA\210615\Z0615W.M (RTE Integrator)
Title : METHOD 8260B
Last Update : Wed Jun 16 11:38:54 2021
Response via : Initial Calibration
DataAcq Meth : 033121_EST_TEST.M

Internal Standards	R.T.	QIon	Response	Conc Units	Dev(Min)
1) Fluorobenzene (IS)	6.01	96	1807380	25.00 ppb	0.00
68) Chlorobenzene-D5 (IS)	9.49	117	1348549	25.00 ppb	0.00
83) 1,4-Dichlorobenzene-D (IS)	12.04	152	474816	25.00 ppb	0.00
System Monitoring Compounds					
43) Dibromofluoromethane(S)	5.14	111	186196	9.50 ppb	0.00
Spiked Amount 25.000			Recovery	= 38.012%	
48) 1,2-DCA-D4(S)	5.56	65	189659	9.67 ppb	0.00
Spiked Amount 25.000			Recovery	= 38.676%	
69) Toluene-D8(S)	7.90	98	641379	9.56 ppb	0.00
Spiked Amount 25.000			Recovery	= 38.256%	
77) 4-Bromofluorobenzene(S)	10.78	95	205896	9.90 ppb	0.00
Spiked Amount 25.000			Recovery	= 39.604%	

Target Compounds						Qvalue
3) Dichlorodifluoromethane	1.02	85	20072	2.23 ppb		92
4) Freon 114	1.12	85	10602	1.35 ppb		98
5) Chloromethane	1.15	50	13719	1.55 ppb		93
6) Vinyl chloride	1.23	62	20594	2.05 ppb		100
9) Bromomethane	1.46	94	5436	2.16 ppb		82
10) Chloroethane	1.54	66	5917	0.38 ppb		86
11) Dichlorofluoromethane	1.71	67	37378	2.13 ppb		99
12) Trichlorofluoromethane	1.75	101	26475	2.02 ppb		95
16) Acrolein	2.11	55	50950	71.62 ppb		96
17) Acetone	2.25	43	69435	28.48 ppb		99
18) Freon-113	2.22	101	7652	1.95 ppb	#	82
19) 1,1-DCE	2.20	61	23885	2.04 ppb		91
21) Acetonitrile	2.52	40	19914	74.40 ppb		90
22) t-Butanol	2.88	59	14236	73.33 ppb		91
23) Methyl Acetate	2.61	43	13847	1.99 ppb	#	82
24) Iodomethane	2.33	142	17406	1.87 ppb		93
25) Acrylonitrile	2.97	52	5426	2.00 ppb	#	95
26) Methylene chloride	2.69	49	32604	1.77 ppb		98
27) Carbon disulfide	2.38	76	27448	1.98 ppb		100
28) Methyl t-butyl ether (MtBE	3.05	73	30417	1.73 ppb		97
29) Trans-1,2-DCE	3.01	61	22943	1.98 ppb		96
31) Diisopropyl Ether	3.75	45	44243	1.78 ppb		97
33) 1,1-DCA	3.55	63	29628	1.90 ppb		99
34) Vinyl Acetate	3.70	43	17620	2.28 ppb	#	79
35) Ethyl tert Butyl Ether	4.33	59	29651	2.45 ppb		89
36) MEK (2-Butanone)	4.51	72	20619	26.55 ppb		98
37) Cis-1,2-DCE	4.44	61	29038	2.01 ppb		93
38) 2,2-Dichloropropane	4.43	77	19782	1.97 ppb		93
41) Chloroform	4.94	83	28727	1.92 ppb		94
42) Bromochloromethane	4.77	49	16444	2.02 ppb	#	87
44) 1,1,1-TCA	5.14	97	22806	1.96 ppb	#	87
45) Cyclohexane	5.21	56	23705	1.83 ppb		87
46) 1,1-Dichloropropene	5.38	75	19384	1.99 ppb	#	86
47) 2,2,4-Trimethylpentane	5.81	57	48784	2.47 ppb		96
49) Carbon Tetrachloride	5.37	117	18499	1.94 ppb		87
50) Tert Amyl Methyl Ether	5.87	73	26469	2.57 ppb		97
52) 1,2-DCA	5.66	62	22485	2.09 ppb	#	93
53) Benzene	5.63	78	66258	1.96 ppb		93
54) TCE	6.48	130	16608	1.86 ppb		90

(#) = qualifier out of range (m) = manual integration

Quantitation Report (Not Reviewed)

Data File : M:\ZEUS\DATA\210615\0615Z05.D
Acq On : 15 Jun 21 18:41
Sample : 2ug/L VOC STD 6/15/21
Misc :

Vial: 5
Operator: LP,DG,CH
Inst : ZEUS
Multiplr: 1.00

Quant Time: Jun 16 11:42 2021

Quant Results File: Z0615W.RES

Quant Method : M:\ZEUS\DATA\210615\Z0615W.M (RTE Integrator)
Title : METHOD 8260B
Last Update : Wed Jun 16 11:38:54 2021
Response via : Initial Calibration
DataAcq Meth : 033121_EST_TEST.M

	Compound	R.T.	QIon	Response	Conc	Unit		Qvalue
55)	2-Pentanone	6.74	43	336392	72.96	ppb		99
56)	1,2-Dichloropropane	6.73	63	17207	1.91	ppb	#	97
57)	Bromodichloromethane	7.07	83	17237	1.88	ppb		95
58)	Methyl Cyclohexane	6.70	83	22209	2.42	ppb		94
59)	Dibromomethane	6.85	174	11354	1.92	ppb	#	80
60)	MIBK (methyl isobutyl ket	7.82	43	152745	27.47	ppb		96
61)	1-Bromo-2-chloroethane	7.40	144	2214	1.86	ppb		86
63)	Cis-1,3-Dichloropropene	7.61	75	18352	2.67	ppb		91
64)	Toluene	7.97	91	66762	1.96	ppb		96
65)	Trans-1,3-Dichloropropene	8.24	75	15690	2.46	ppb		97
66)	1,1,2-TCA	8.44	97	12961	1.91	ppb		98
67)	2-Hexanone	8.76	58	49676	28.08	ppb		96
70)	1,2-EDB	8.96	107	12573	1.90	ppb	#	98
71)	Tetrachloroethene	8.59	166	19079	1.98	ppb	#	82
72)	1-Chlorohexane	9.54	91	18155	1.80	ppb		90
73)	1,1,1,2-Tetrachloroethane	9.62	131	12909	1.86	ppb		89
74)	m&p-Xylene	9.80	91	92322	3.65	ppb		98
75)	o-Xylene	10.23	91	42188	2.19	ppb		93
76)	Styrene	10.24	104	31219	2.19	ppb		92
78)	1,3-Dichloropropane	8.61	76	20851	1.85	ppb		99
79)	Dibromochloromethane	8.85	129	10853	1.64	ppb	#	69
80)	Chlorobenzene	9.52	112	44442	1.88	ppb		93
81)	Ethylbenzene	9.66	91	61906	1.82	ppb		91
82)	Bromoform	10.41	173	7591	2.76	ppb		97
84)	Isopropylbenzene	10.64	105	52599	2.26	ppb		99
85)	1,1,2,2-Tetrachloroethane	10.96	83	15047	1.78	ppb		94
86)	1,2,3-Trichloropropane	10.99	110	4950	1.81	ppb	#	74
87)	t-1,4-Dichloro-2-Butene	11.02	53	3242	2.99	ppb		85
88)	Bromobenzene	10.93	77	23143	1.77	ppb		89
89)	n-Propylbenzene	11.08	91	68134	1.78	ppb		93
90)	4-Ethyltoluene	11.21	105	57985	2.00	ppb		94
91)	2-Chlorotoluene	11.16	91	41488	1.81	ppb		100
92)	1,3,5-Trimethylbenzene	11.28	105	52074	2.09	ppb		98
93)	4-Chlorotoluene	11.28	91	50692	2.13	ppb		94
94)	Tert-Butylbenzene	11.63	119	39524	2.25	ppb		98
95)	1,2,4-Trimethylbenzene	11.69	105	48400	2.12	ppb		92
96)	Sec-Butylbenzene	11.87	105	63111	2.24	ppb		100
97)	p-Isopropyltoluene	11.63	119	39524	2.25	ppb		98
98)	Benzyl Chloride	12.22	91	18592	2.68	ppb		96
99)	1,3-DCB	11.97	146	37537	1.92	ppb		97
100)	1,4-DCB	12.07	146	40220	1.91	ppb		94
101)	n-Butylbenzene	12.48	91	49620	2.15	ppb		99
102)	1,2-DCB	12.47	146	35195	1.92	ppb		97
103)	Hexachloroethane	12.75	201	7665	2.39	ppb	#	60
104)	1,2-Dibromo-3-chloropropan	13.31	157	2327	2.49	ppb		93
105)	1,2,4-Trichlorobenzene	13.55	180	26775	1.87	ppb		100
106)	Hexachlorobutadiene	14.43	225	12054	1.90	ppb		97
107)	Naphthalene	14.48	128	31548	2.01	ppb	#	91
108)	1,2,3-Trichlorobenzene	14.75	180	18452	1.86	ppb		87

(#) = qualifier out of range (m) = manual integration

Quantitation Report

Data File : M:\ZEUS\DATA\210615\0615Z05.D
Acq On : 15 Jun 21 18:41
Sample : 2ug/L VOC STD 6/15/21
Misc :

Vial: 5
Operator: LP,DG,CH
Inst : ZEUS
Multiplr: 1.00

Quant Time: Jun 16 11:42 2021

Quant Results File: Z0615W.RES

Method : M:\ZEUS\DATA\210615\Z0615W.M (RTE Integrator)
Title : METHOD 8260B
Last Update : Wed Jun 16 11:38:54 2021
Response via : Initial Calibration



Quantitation Report (Not Reviewed)

Data File : M:\ZEUS\DATA\210615\0615Z06.D
Acq On : 15 Jun 21 19:05
Sample : 5ug/L VOC STD 6/15/21
Misc :

Vial: 6
Operator: LP,DG,CH
Inst : ZEUS
Multiplr: 1.00

Quant Time: Jun 16 11:42 2021 Quant Results File: Z0615W.RES

Quant Method : M:\ZEUS\DATA\210615\Z0615W.M (RTE Integrator)
Title : METHOD 8260B
Last Update : Wed Jun 16 11:38:54 2021
Response via : Initial Calibration
DataAcq Meth : 033121_EST_TEST.M

Internal Standards	R.T.	QIon	Response	Conc	Units		Dev(Min)
1) Fluorobenzene (IS)	6.01	96	1865062	25.00	ppb		0.00
68) Chlorobenzene-D5 (IS)	9.49	117	1381789	25.00	ppb		0.00
83) 1,4-Dichlorobenzene-D (IS)	12.04	152	502656	25.00	ppb		0.00
System Monitoring Compounds							
43) Dibromofluoromethane(S)	5.14	111	554738	27.44	ppb		0.00
Spiked Amount 25.000			Recovery = 109.748%				
48) 1,2-DCA-D4(S)	5.56	65	559885	27.66	ppb		0.00
Spiked Amount 25.000			Recovery = 110.648%				
69) Toluene-D8(S)	7.90	98	1971857	25.53	ppb		0.00
Spiked Amount 25.000			Recovery = 102.104%				
77) 4-Bromofluorobenzene(S)	10.78	95	681745	24.55	ppb		0.00
Spiked Amount 25.000			Recovery = 98.188%				
Target Compounds							Qvalue
3) Dichlorodifluoromethane	1.02	85	41682	4.48	ppb		92
4) Freon 114	1.11	85	19488	3.87	ppb	#	81
5) Chloromethane	1.15	50	30448	4.56	ppb		94
6) Vinyl chloride	1.23	62	50422	4.86	ppb		96
9) Bromomethane	1.46	94	14121	5.45	ppb		97
10) Chloroethane	1.54	66	10626	4.93	ppb		91
11) Dichlorofluoromethane	1.71	67	89340	4.93	ppb		94
12) Trichlorofluoromethane	1.75	101	61110	4.52	ppb		96
16) Acrolein	2.11	55	72312	98.51	ppb		95
17) Acetone	2.26	43	102313	40.67	ppb		99
18) Freon-113	2.23	101	18128	4.48	ppb		93
19) 1,1-DCE	2.20	61	59533	4.92	ppb		96
21) Acetonitrile	2.52	40	29482	106.74	ppb		98
22) t-Butanol	2.89	59	20728	103.47	ppb		95
23) Methyl Acetate	2.61	43	32069	4.47	ppb		93
24) Iodomethane	2.32	142	41963	4.36	ppb		95
25) Acrylonitrile	2.96	52	15666	5.59	ppb	#	90
26) Methylene chloride	2.68	49	74215	4.98	ppb		96
27) Carbon disulfide	2.38	76	61824	4.31	ppb		98
28) Methyl t-butyl ether (MtBE	3.05	73	87374	4.83	ppb	#	89
29) Trans-1,2-DCE	3.01	61	60384	5.04	ppb		96
31) Diisopropyl Ether	3.75	45	125552	4.90	ppb		96
33) 1,1-DCA	3.55	63	79358	4.93	ppb		97
34) Vinyl Acetate	3.69	43	52220	4.25	ppb		100
35) Ethyl tert Butyl Ether	4.32	59	91987	4.86	ppb		99
36) MEK (2-Butanone)	4.50	72	33199	41.42	ppb		98
37) Cis-1,2-DCE	4.44	61	71097	4.78	ppb		97
38) 2,2-Dichloropropane	4.43	77	51469	4.97	ppb		99
41) Chloroform	4.93	83	73511	4.75	ppb		96
42) Bromochloromethane	4.77	49	42121	5.01	ppb		99
44) 1,1,1-TCA	5.14	97	60138	5.01	ppb		93
45) Cyclohexane	5.21	56	65322	4.89	ppb		96
46) 1,1-Dichloropropene	5.38	75	48375	4.82	ppb		94
47) 2,2,4-Trimethylpentane	5.81	57	132742	4.86	ppb		99
49) Carbon Tetrachloride	5.37	117	47646	4.85	ppb		97
50) Tert Amyl Methyl Ether	5.86	73	79824	4.95	ppb		93
52) 1,2-DCA	5.66	62	56583	5.10	ppb		97
53) Benzene	5.63	78	172462	4.95	ppb		97
54) TCE	6.47	130	44368	4.82	ppb		93

(#) = qualifier out of range (m) = manual integration

Quantitation Report (Not Reviewed)

Data File : M:\ZEUS\DATA\210615\0615Z06.D
Acq On : 15 Jun 21 19:05
Sample : 5ug/L VOC STD 6/15/21
Misc :

Vial: 6
Operator: LP,DG,CH
Inst : ZEUS
Multiplr: 1.00

Quant Time: Jun 16 11:42 2021

Quant Results File: Z0615W.RES

Quant Method : M:\ZEUS\DATA\210615\Z0615W.M (RTE Integrator)
Title : METHOD 8260B
Last Update : Wed Jun 16 11:38:54 2021
Response via : Initial Calibration
DataAcq Meth : 033121_EST_TEST.M

	Compound	R.T.	QIon	Response	Conc	Unit		Qvalue
55)	2-Pentanone	6.74	43	556750	100.76	ppb		100
56)	1,2-Dichloropropane	6.72	63	46843	5.03	ppb	#	96
57)	Bromodichloromethane	7.07	83	47539	5.02	ppb		97
58)	Methyl Cyclohexane	6.70	83	58354	4.69	ppb		96
59)	Dibromomethane	6.85	174	28766	4.71	ppb	#	83
60)	MIBK (methyl isobutyl ket	7.82	43	248560	38.95	ppb		100
61)	1-Bromo-2-chloroethane	7.40	144	5343	4.34	ppb	#	81
63)	Cis-1,3-Dichloropropene	7.60	75	49185	4.82	ppb		97
64)	Toluene	7.97	91	176596	5.03	ppb		97
65)	Trans-1,3-Dichloropropene	8.24	75	44396	4.74	ppb		97
66)	1,1,2-TCA	8.44	97	34665	4.95	ppb		95
67)	2-Hexanone	8.76	58	84195	41.04	ppb		96
70)	1,2-EDB	8.96	107	33511	4.94	ppb		95
71)	Tetrachloroethene	8.59	166	49017	4.95	ppb		90
72)	1-Chlorohexane	9.54	91	49676	4.82	ppb		91
73)	1,1,1,2-Tetrachloroethane	9.62	131	35616	5.00	ppb		84
74)	m&p-Xylene	9.80	91	265993	10.25	ppb		97
75)	o-Xylene	10.22	91	128140	4.86	ppb		97
76)	Styrene	10.24	104	99794	4.72	ppb		95
78)	1,3-Dichloropropane	8.61	76	56867	4.93	ppb		97
79)	Dibromochloromethane	8.85	129	31947	4.70	ppb		98
80)	Chlorobenzene	9.52	112	119512	4.94	ppb		99
81)	Ethylbenzene	9.67	91	174036	4.98	ppb		99
82)	Bromoform	10.41	173	20421	4.81	ppb		91
84)	Isopropylbenzene	10.64	105	158597	4.72	ppb		96
85)	1,1,2,2-Tetrachloroethane	10.95	83	43496	4.86	ppb		99
86)	1,2,3-Trichloropropane	10.98	110	14139	4.88	ppb		92
87)	t-1,4-Dichloro-2-Butene	11.02	53	9540	5.37	ppb		95
88)	Bromobenzene	10.93	77	64810	4.69	ppb		91
89)	n-Propylbenzene	11.08	91	200511	4.94	ppb		99
90)	4-Ethyltoluene	11.21	105	178921	4.82	ppb		96
91)	2-Chlorotoluene	11.16	91	122016	5.03	ppb		96
92)	1,3,5-Trimethylbenzene	11.28	105	154379	4.83	ppb		98
93)	4-Chlorotoluene	11.28	91	150331	4.97	ppb		95
94)	Tert-Butylbenzene	11.63	119	120803	4.75	ppb		98
95)	1,2,4-Trimethylbenzene	11.69	105	150990	4.80	ppb		99
96)	Sec-Butylbenzene	11.88	105	190445	4.78	ppb		99
97)	p-Isopropyltoluene	11.63	119	120803	4.75	ppb		100
98)	Benzyl Chloride	12.22	91	57522	4.66	ppb		99
99)	1,3-DCB	11.97	146	102439	4.96	ppb		96
100)	1,4-DCB	12.06	146	107139	4.81	ppb		97
101)	n-Butylbenzene	12.48	91	156209	4.69	ppb		97
102)	1,2-DCB	12.47	146	94619	4.87	ppb		96
103)	Hexachloroethane	12.75	201	23715	4.67	ppb	#	81
104)	1,2-Dibromo-3-chloropropan	13.30	157	8985	5.29	ppb		92
105)	1,2,4-Trichlorobenzene	13.55	180	72653	4.79	ppb		90
106)	Hexachlorobutadiene	14.43	225	32729	4.88	ppb		94
107)	Naphthalene	14.48	128	106609	4.34	ppb		94
108)	1,2,3-Trichlorobenzene	14.75	180	51825	4.93	ppb		94

(#) = qualifier out of range (m) = manual integration

Quantitation Report

Data File : M:\ZEUS\DATA\210615\0615Z06.D
Acq On : 15 Jun 21 19:05
Sample : 5ug/L VOC STD 6/15/21
Misc :

Vial: 6
Operator: LP,DG,CH
Inst : ZEUS
Multiplr: 1.00

Quant Time: Jun 16 11:42 2021

Quant Results File: Z0615W.RES

Method : M:\ZEUS\DATA\210615\Z0615W.M (RTE Integrator)
Title : METHOD 8260B
Last Update : Wed Jun 16 11:38:54 2021
Response via : Initial Calibration



Quantitation Report (Not Reviewed)

Data File : M:\ZEUS\DATA\210615\0615Z07.D
Acq On : 15 Jun 21 19:28
Sample : 10ug/L VOC STD 6/15/21
Misc :

Vial: 7
Operator: LP,DG,CH
Inst : ZEUS
Multiplr: 1.00

Quant Time: Jun 16 11:42 2021 Quant Results File: Z0615W.RES

Quant Method : M:\ZEUS\DATA\210615\Z0615W.M (RTE Integrator)
Title : METHOD 8260B
Last Update : Wed Jun 16 11:38:54 2021
Response via : Initial Calibration
DataAcq Meth : 033121_EST_TEST.M

Internal Standards	R.T.	QIon	Response	Conc Units	Dev(Min)
1) Fluorobenzene (IS)	6.01	96	1937810	25.00 ppb	0.00
68) Chlorobenzene-D5 (IS)	9.49	117	1451605	25.00 ppb	0.00
83) 1,4-Dichlorobenzene-D (IS)	12.04	152	535616	25.00 ppb	0.00
System Monitoring Compounds					
43) Dibromofluoromethane(S)	5.14	111	560086	26.66 ppb	0.00
Spiked Amount 25.000			Recovery	= 106.644%	
48) 1,2-DCA-D4(S)	5.56	65	561175	26.68 ppb	0.00
Spiked Amount 25.000			Recovery	= 106.740%	
69) Toluene-D8(S)	7.90	98	2023152	24.97 ppb	0.00
Spiked Amount 25.000			Recovery	= 99.868%	
77) 4-Bromofluorobenzene(S)	10.78	95	711603	24.41 ppb	0.00
Spiked Amount 25.000			Recovery	= 97.644%	
Target Compounds					Qvalue
3) Dichlorodifluoromethane	1.02	85	92627	9.59 ppb	100
4) Freon 114	1.12	85	44416	10.73 ppb	100
5) Chloromethane	1.15	50	63263	10.20 ppb	100
6) Vinyl chloride	1.23	62	108799	10.08 ppb	100
9) Bromomethane	1.46	94	26200	9.73 ppb	100
10) Chloroethane	1.54	66	18713	12.35 ppb	100
11) Dichlorofluoromethane	1.71	67	184424	9.79 ppb	100
12) Trichlorofluoromethane	1.75	101	137572	9.80 ppb	100
16) Acrolein	2.11	55	96798	126.92 ppb	100
17) Acetone	2.26	43	128462	49.15 ppb	100
18) Freon-113	2.22	101	39688	9.44 ppb	100
19) 1,1-DCE	2.20	61	127161	10.11 ppb	100
21) Acetonitrile	2.52	40	35786	124.71 ppb	100
22) t-Butanol	2.89	59	28448	136.68 ppb	100
23) Methyl Acetate	2.61	43	68849	9.25 ppb	100
24) Iodomethane	2.32	142	94103	9.41 ppb	100
25) Acrylonitrile	2.96	52	29498	10.13 ppb	100
26) Methylene chloride	2.69	49	144458	10.10 ppb	100
27) Carbon disulfide	2.38	76	132736	8.91 ppb	100
28) Methyl t-butyl ether (MtBE	3.04	73	189974	10.11 ppb	100
29) Trans-1,2-DCE	3.01	61	122003	9.80 ppb	100
31) Diisopropyl Ether	3.75	45	284802	10.71 ppb	100
33) 1,1-DCA	3.55	63	163097	9.76 ppb	100
34) Vinyl Acetate	3.69	43	134900	8.75 ppb	100
35) Ethyl tert Butyl Ether	4.32	59	208549	9.12 ppb	100
36) MEK (2-Butanone)	4.51	72	44180	53.05 ppb	100
37) Cis-1,2-DCE	4.44	61	143960	9.31 ppb	100
38) 2,2-Dichloropropane	4.43	77	105706	9.82 ppb	100
41) Chloroform	4.93	83	153913	9.58 ppb	100
42) Bromochloromethane	4.77	49	87331	9.99 ppb	100
44) 1,1,1-TCA	5.14	97	124497	9.99 ppb	100
45) Cyclohexane	5.21	56	143360	10.34 ppb	100
46) 1,1-Dichloropropene	5.37	75	103422	9.92 ppb	100
47) 2,2,4-Trimethylpentane	5.81	57	298731	9.35 ppb	100
49) Carbon Tetrachloride	5.36	117	100277	9.82 ppb	100
50) Tert Amyl Methyl Ether	5.87	73	174301	8.95 ppb	100
52) 1,2-DCA	5.66	62	112176	9.72 ppb	100
53) Benzene	5.63	78	362244	10.01 ppb	100
54) TCE	6.47	130	92413	9.67 ppb	100

(#) = qualifier out of range (m) = manual integration

Quantitation Report (Not Reviewed)

Data File : M:\ZEUS\DATA\210615\0615Z07.D
Acq On : 15 Jun 21 19:28
Sample : 10ug/L VOC STD 6/15/21
Misc :

Vial: 7
Operator: LP,DG,CH
Inst : ZEUS
Multiplr: 1.00

Quant Time: Jun 16 11:42 2021

Quant Results File: Z0615W.RES

Quant Method : M:\ZEUS\DATA\210615\Z0615W.M (RTE Integrator)
Title : METHOD 8260B
Last Update : Wed Jun 16 11:38:54 2021
Response via : Initial Calibration
DataAcq Meth : 033121_EST_TEST.M

	Compound	R.T.	QIon	Response	Conc	Unit	Qvalue
55)	2-Pentanone	6.74	43	739419	121.31	ppb	100
56)	1,2-Dichloropropane	6.73	63	97963	10.12	ppb	100
57)	Bromodichloromethane	7.07	83	100673	10.23	ppb	100
58)	Methyl Cyclohexane	6.70	83	132102	9.09	ppb	100
59)	Dibromomethane	6.85	174	63137	9.96	ppb	100
60)	MIBK (methyl isobutyl ket	7.81	43	338891	48.76	ppb	100
61)	1-Bromo-2-chloroethane	7.40	144	11473	8.97	ppb	100
63)	Cis-1,3-Dichloropropene	7.60	75	115814	9.25	ppb	100
64)	Toluene	7.97	91	364317	9.99	ppb	100
65)	Trans-1,3-Dichloropropene	8.24	75	104101	9.25	ppb	100
66)	1,1,2-TCA	8.44	97	75229	10.33	ppb	100
67)	2-Hexanone	8.75	58	117292	51.02	ppb	100
70)	1,2-EDB	8.96	107	71528	10.04	ppb	100
71)	Tetrachloroethene	8.59	166	101393	9.75	ppb	100
72)	1-Chlorohexane	9.54	91	110538	10.21	ppb	100
73)	1,1,1,2-Tetrachloroethane	9.62	131	75352	10.07	ppb	100
74)	m&p-Xylene	9.80	91	587472	21.55	ppb	100
75)	o-Xylene	10.22	91	285356	9.37	ppb	100
76)	Styrene	10.24	104	236254	9.38	ppb	100
78)	1,3-Dichloropropane	8.61	76	122234	10.10	ppb	100
79)	Dibromochloromethane	8.85	129	70874	9.93	ppb	100
80)	Chlorobenzene	9.52	112	250448	9.86	ppb	100
81)	Ethylbenzene	9.66	91	378270	10.30	ppb	100
82)	Bromoform	10.41	173	47937	8.89	ppb	100
84)	Isopropylbenzene	10.64	105	369411	9.21	ppb	100
85)	1,1,2,2-Tetrachloroethane	10.95	83	94344	9.89	ppb	100
86)	1,2,3-Trichloropropane	10.98	110	30702	9.95	ppb	100
87)	t-1,4-Dichloro-2-Butene	11.02	53	21376	9.47	ppb	100
88)	Bromobenzene	10.94	77	137751	9.36	ppb	100
89)	n-Propylbenzene	11.08	91	463622	10.72	ppb	100
90)	4-Ethyltoluene	11.21	105	398384	9.50	ppb	100
91)	2-Chlorotoluene	11.16	91	267795	10.36	ppb	100
92)	1,3,5-Trimethylbenzene	11.28	105	349165	9.62	ppb	100
93)	4-Chlorotoluene	11.28	91	327225	9.57	ppb	100
94)	Tert-Butylbenzene	11.63	119	280704	9.27	ppb	100
95)	1,2,4-Trimethylbenzene	11.68	105	346165	9.48	ppb	100
96)	Sec-Butylbenzene	11.87	105	438735	9.31	ppb	100
97)	p-Isopropyltoluene	11.63	119	280704	9.27	ppb	100
98)	Benzyl Chloride	12.21	91	143968	8.73	ppb	100
99)	1,3-DCB	11.97	146	221805	10.07	ppb	100
100)	1,4-DCB	12.06	146	230037	9.70	ppb	100
101)	n-Butylbenzene	12.48	91	371127	9.40	ppb	100
102)	1,2-DCB	12.46	146	209145	10.10	ppb	100
103)	Hexachloroethane	12.75	201	56645	8.96	ppb	100
104)	1,2-Dibromo-3-chloropropan	13.30	157	18721	8.97	ppb	100
105)	1,2,4-Trichlorobenzene	13.55	180	166619	10.31	ppb	100
106)	Hexachlorobutadiene	14.43	225	71687	10.02	ppb	100
107)	Naphthalene	14.48	128	278348	9.25	ppb	100
108)	1,2,3-Trichlorobenzene	14.75	180	117306	10.48	ppb	100

(#) = qualifier out of range (m) = manual integration

Quantitation Report

Data File : M:\ZEUS\DATA\210615\0615Z07.D
Acq On : 15 Jun 21 19:28
Sample : 10ug/L VOC STD 6/15/21
Misc :

Vial: 7
Operator: LP,DG,CH
Inst : ZEUS
Multiplr: 1.00

Quant Time: Jun 16 11:42 2021

Quant Results File: Z0615W.RES

Method : M:\ZEUS\DATA\210615\Z0615W.M (RTE Integrator)
Title : METHOD 8260B
Last Update : Wed Jun 16 11:38:54 2021
Response via : Initial Calibration



Quantitation Report (Not Reviewed)

Data File : M:\ZEUS\DATA\210615\0615Z08.D
Acq On : 15 Jun 21 19:51
Sample : 20ug/L VOC STD 6/15/21
Misc :

Vial: 8
Operator: LP,DG,CH
Inst : ZEUS
Multiplr: 1.00

Quant Time: Jun 16 11:42 2021 Quant Results File: Z0615W.RES

Quant Method : M:\ZEUS\DATA\210615\Z0615W.M (RTE Integrator)
Title : METHOD 8260B
Last Update : Wed Jun 16 11:38:54 2021
Response via : Initial Calibration
DataAcq Meth : 033121_EST_TEST.M

Internal Standards	R.T.	QIon	Response	Conc	Units		Dev(Min)
1) Fluorobenzene (IS)	6.01	96	1970633	25.00	ppb		0.00
68) Chlorobenzene-D5 (IS)	9.49	117	1488589	25.00	ppb		0.00
83) 1,4-Dichlorobenzene-D (IS)	12.04	152	536384	25.00	ppb		0.00
System Monitoring Compounds							
43) Dibromofluoromethane(S)	5.14	111	1211012	56.69	ppb		0.00
Spiked Amount 25.000			Recovery	=	226.748%		
48) 1,2-DCA-D4(S)	5.56	65	1175789	54.98	ppb		0.00
Spiked Amount 25.000			Recovery	=	219.920%		
69) Toluene-D8(S)	7.90	98	4403147	51.21	ppb		0.00
Spiked Amount 25.000			Recovery	=	204.836%		
77) 4-Bromofluorobenzene(S)	10.78	95	1591027	49.28	ppb		0.00
Spiked Amount 25.000			Recovery	=	197.136%		
Target Compounds							Qvalue
3) Dichlorodifluoromethane	1.02	85	200166	20.37	ppb		90
4) Freon 114	1.12	85	89067	22.97	ppb		100
5) Chloromethane	1.15	50	119622	19.90	ppb		98
6) Vinyl chloride	1.23	62	213498	19.46	ppb		95
9) Bromomethane	1.46	94	48608	17.75	ppb		94
10) Chloroethane	1.53	66	28669	21.52	ppb		81
11) Dichlorofluoromethane	1.71	67	361765	18.89	ppb		98
12) Trichlorofluoromethane	1.74	101	273146	19.13	ppb		97
16) Acrolein	2.11	55	121301	156.39	ppb		99
17) Acetone	2.26	43	152209	57.27	ppb		97
18) Freon-113	2.22	101	87000	20.35	ppb		94
19) 1,1-DCE	2.19	61	253256	19.79	ppb		95
21) Acetonitrile	2.53	40	42046	144.08	ppb		97
22) t-Butanol	2.90	59	32504	153.57	ppb		91
23) Methyl Acetate	2.61	43	131593	17.38	ppb		93
24) Iodomethane	2.32	142	210574	20.71	ppb		97
25) Acrylonitrile	2.97	52	59068	19.94	ppb		99
26) Methylene chloride	2.68	49	278329	19.93	ppb		99
27) Carbon disulfide	2.38	76	265088	17.49	ppb		99
28) Methyl t-butyl ether (MtBE	3.05	73	391177	20.46	ppb		98
29) Trans-1,2-DCE	3.00	61	249107	19.67	ppb		96
31) Diisopropyl Ether	3.75	45	587460	21.72	ppb		97
33) 1,1-DCA	3.55	63	325054	19.13	ppb		98
34) Vinyl Acetate	3.69	43	285409	16.88	ppb	#	92
35) Ethyl tert Butyl Ether	4.32	59	442138	17.65	ppb		96
36) MEK (2-Butanone)	4.51	72	52806	62.35	ppb		99
37) Cis-1,2-DCE	4.44	61	288717	18.36	ppb		95
38) 2,2-Dichloropropane	4.43	77	218272	19.95	ppb		97
41) Chloroform	4.93	83	306381	18.75	ppb		99
42) Bromochloromethane	4.77	49	171945	19.35	ppb		96
44) 1,1,1-TCA	5.14	97	252331	19.90	ppb		97
45) Cyclohexane	5.21	56	305867	21.69	ppb		97
46) 1,1-Dichloropropene	5.37	75	217218	20.49	ppb		95
47) 2,2,4-Trimethylpentane	5.81	57	634812	18.44	ppb		98
49) Carbon Tetrachloride	5.37	117	208888	20.12	ppb		92
50) Tert Amyl Methyl Ether	5.87	73	379943	17.67	ppb		92
52) 1,2-DCA	5.66	62	218231	18.60	ppb		98
53) Benzene	5.63	78	712108	19.35	ppb		98
54) TCE	6.48	130	192435	19.80	ppb		96

(#) = qualifier out of range (m) = manual integration

Quantitation Report (Not Reviewed)

Data File : M:\ZEUS\DATA\210615\0615Z08.D Vial: 8
Acq On : 15 Jun 21 19:51 Operator: LP,DG,CH
Sample : 20ug/L VOC STD 6/15/21 Inst : ZEUS
Misc : Multiplr: 1.00

Quant Time: Jun 16 11:42 2021 Quant Results File: Z0615W.RES

Quant Method : M:\ZEUS\DATA\210615\Z0615W.M (RTE Integrator)
Title : METHOD 8260B
Last Update : Wed Jun 16 11:38:54 2021
Response via : Initial Calibration
DataAcq Meth : 033121_EST_TEST.M

	Compound	R.T.	QIon	Response	Conc Unit	Qvalue
55)	2-Pentanone	6.74	43	930796	143.76 ppb	99
56)	1,2-Dichloropropane	6.72	63	191777	19.48 ppb	98
57)	Bromodichloromethane	7.07	83	204543	20.44 ppb	92
58)	Methyl Cyclohexane	6.70	83	288528	18.41 ppb	99
59)	Dibromomethane	6.85	174	124555	19.31 ppb	97
60)	MIBK (methyl isobutyl ket	7.82	43	432446	59.25 ppb	96
61)	1-Bromo-2-chloroethane	7.40	144	23654	18.18 ppb	84
63)	Cis-1,3-Dichloropropene	7.60	75	247664	18.00 ppb	99
64)	Toluene	7.97	91	734351	19.81 ppb	99
65)	Trans-1,3-Dichloropropene	8.24	75	217074	17.76 ppb	98
66)	1,1,2-TCA	8.44	97	149824	20.23 ppb	96
67)	2-Hexanone	8.76	58	149958	60.22 ppb	94
70)	1,2-EDB	8.96	107	146681	20.07 ppb	100
71)	Tetrachloroethene	8.59	166	202771	19.02 ppb	94
72)	1-Chlorohexane	9.54	91	228745	20.60 ppb	95
73)	1,1,1,2-Tetrachloroethane	9.63	131	156025	20.34 ppb	90
74)	m&p-Xylene	9.80	91	1206254	43.15 ppb	98
75)	o-Xylene	10.22	91	608144	18.58 ppb	99
76)	Styrene	10.24	104	501034	18.33 ppb	94
78)	1,3-Dichloropropane	8.61	76	244991	19.73 ppb	98
79)	Dibromochloromethane	8.86	129	148356	20.26 ppb	98
80)	Chlorobenzene	9.52	112	492482	18.91 ppb	100
81)	Ethylbenzene	9.66	91	781498	20.76 ppb	97
82)	Bromoform	10.41	173	103217	17.02 ppb	89
84)	Isopropylbenzene	10.64	105	780857	18.42 ppb	98
85)	1,1,2,2-Tetrachloroethane	10.95	83	190514	19.94 ppb	98
86)	1,2,3-Trichloropropane	10.99	110	59862	19.38 ppb	93
87)	t-1,4-Dichloro-2-Butene	11.02	53	44285	17.82 ppb	93
88)	Bromobenzene	10.93	77	287734	19.52 ppb	98
89)	n-Propylbenzene	11.08	91	956302	22.08 ppb	99
90)	4-Ethyltoluene	11.21	105	830012	19.19 ppb	100
91)	2-Chlorotoluene	11.16	91	549825	21.25 ppb	97
92)	1,3,5-Trimethylbenzene	11.28	105	714505	19.07 ppb	99
93)	4-Chlorotoluene	11.28	91	667580	18.92 ppb	100
94)	Tert-Butylbenzene	11.63	119	594299	18.57 ppb	99
95)	1,2,4-Trimethylbenzene	11.69	105	716887	18.81 ppb	98
96)	Sec-Butylbenzene	11.87	105	920796	18.55 ppb	100
97)	p-Isopropyltoluene	11.63	119	594299	18.57 ppb	99
98)	Benzyl Chloride	12.21	91	314200	17.07 ppb	98
99)	1,3-DCB	11.97	146	445515	20.20 ppb	97
100)	1,4-DCB	12.06	146	462350	19.47 ppb	98
101)	n-Butylbenzene	12.48	91	774405	18.66 ppb	99
102)	1,2-DCB	12.46	146	421574	20.33 ppb	97
103)	Hexachloroethane	12.75	201	121371	17.80 ppb	97
104)	1,2-Dibromo-3-chloropropan	13.31	157	39234	17.21 ppb	92
105)	1,2,4-Trichlorobenzene	13.55	180	335660	20.75 ppb	98
106)	Hexachlorobutadiene	14.43	225	140646	19.64 ppb	97
107)	Naphthalene	14.48	128	590343	18.52 ppb	98
108)	1,2,3-Trichlorobenzene	14.75	180	241850	21.57 ppb	93

(#) = qualifier out of range (m) = manual integration

Quantitation Report

Data File : M:\ZEUS\DATA\210615\0615Z08.D
Acq On : 15 Jun 21 19:51
Sample : 20ug/L VOC STD 6/15/21
Misc :

Vial: 8
Operator: LP,DG,CH
Inst : ZEUS
Multiplr: 1.00

Quant Time: Jun 16 11:42 2021

Quant Results File: Z0615W.RES

Method : M:\ZEUS\DATA\210615\Z0615W.M (RTE Integrator)
Title : METHOD 8260B
Last Update : Wed Jun 16 11:38:54 2021
Response via : Initial Calibration

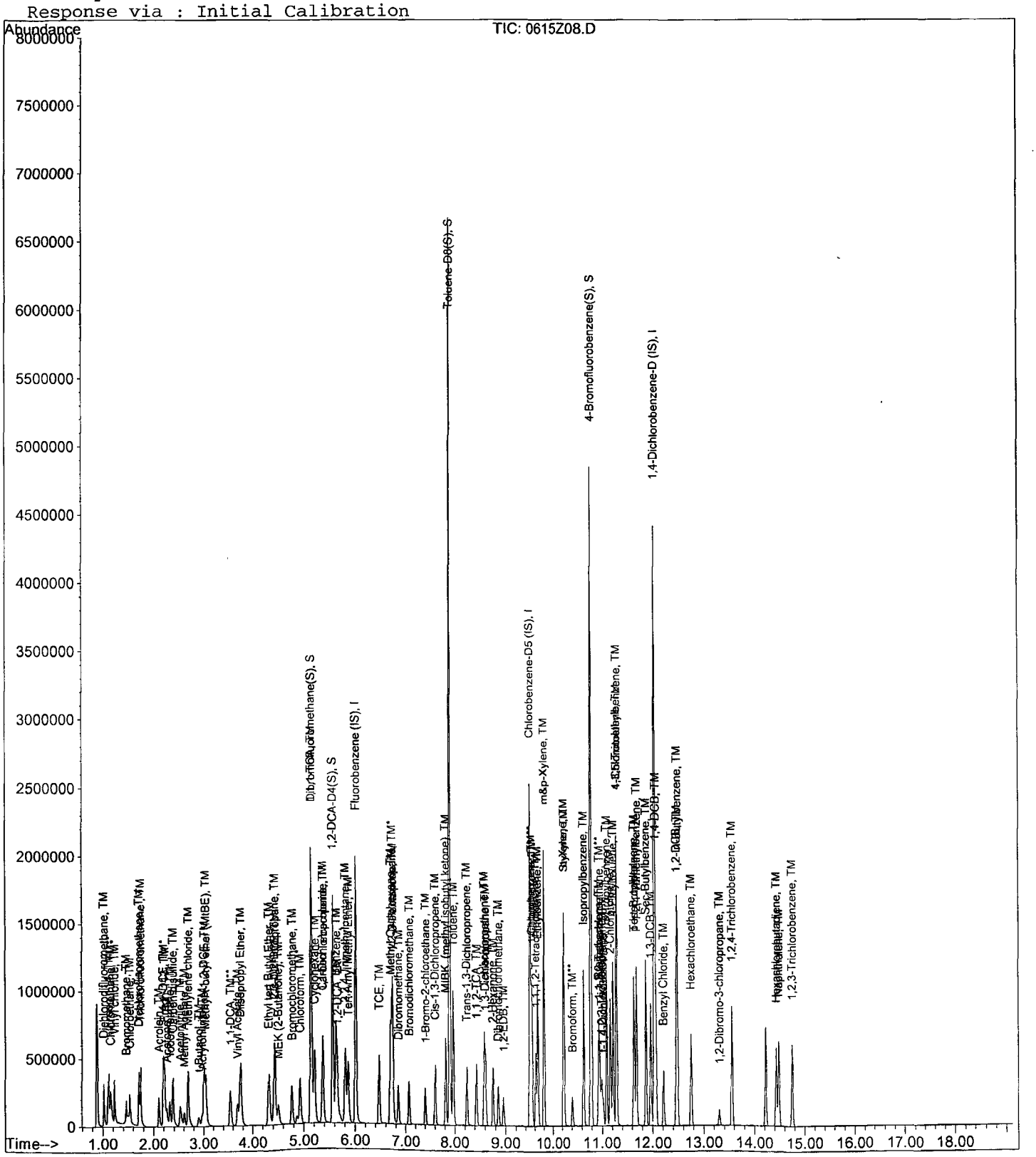

Quantitation Report (Not Reviewed)

Data File : M:\ZEUS\DATA\210615\0615Z09.D
Acq On : 15 Jun 21 20:15
Sample : 40ug/L VOC STD 6/15/21
Misc :

Vial: 9
Operator: LP,DG,CH
Inst : ZEUS
Multiplr: 1.00

Quant Time: Jun 16 11:42 2021

Quant Results File: Z0615W.RES

Quant Method : M:\ZEUS\DATA\210615\Z0615W.M (RTE Integrator)
Title : METHOD 8260B
Last Update : Wed Jun 16 11:38:54 2021
Response via : Initial Calibration
DataAcq Meth : 033121_EST_TEST.M

Internal Standards	R.T.	QIon	Response	Conc	Units		Dev(Min)
1) Fluorobenzene (IS)	6.01	96	2145522	25.00	ppb		0.00
68) Chlorobenzene-D5 (IS)	9.49	117	1618570	25.00	ppb		0.00
83) 1,4-Dichlorobenzene-D (IS)	12.04	152	584064	25.00	ppb		0.00
System Monitoring Compounds							
43) Dibromofluoromethane(S)	5.14	111	1308501	56.26	ppb		0.00
Spiked Amount 25.000			Recovery	=	225.028%		
48) 1,2-DCA-D4(S)	5.56	65	1260622	54.14	ppb		0.00
Spiked Amount 25.000			Recovery	=	216.568%		
69) Toluene-D8(S)	7.90	98	4734195	50.66	ppb		0.00
Spiked Amount 25.000			Recovery	=	202.624%		
77) 4-Bromofluorobenzene(S)	10.78	95	1740503	49.56	ppb		0.00
Spiked Amount 25.000			Recovery	=	198.256%		
Target Compounds							Qvalue
3) Dichlorodifluoromethane	1.02	85	448374	41.92	ppb		96
4) Freon 114	1.11	85	182530	44.89	ppb		91
5) Chloromethane	1.15	50	281342	44.23	ppb		99
6) Vinyl chloride	1.23	62	487385	40.80	ppb		98
9) Bromomethane	1.46	94	108856	36.51	ppb		98
10) Chloroethane	1.53	66	56247	43.39	ppb		79
11) Dichlorofluoromethane	1.70	67	809581	38.83	ppb		98
12) Trichlorofluoromethane	1.74	101	631727	40.63	ppb		99
16) Acrolein	2.11	55	151511	179.42	ppb		97
17) Acetone	2.26	43	219456	75.84	ppb		99
18) Freon-113	2.22	101	190144	40.85	ppb		98
19) 1,1-DCE	2.19	61	576839	41.41	ppb		97
21) Acetonitrile	2.53	40	51569	162.31	ppb		97
22) t-Butanol	2.90	59	41632	180.66	ppb		96
23) Methyl Acetate	2.61	43	304941	36.98	ppb		97
24) Iodomethane	2.32	142	477387	43.12	ppb		98
25) Acrylonitrile	2.97	52	138366	42.91	ppb		92
26) Methylene chloride	2.68	49	615120	41.38	ppb		97
27) Carbon disulfide	2.38	76	633600	38.41	ppb		98
28) Methyl t-butyl ether (MtBE	3.05	73	955379	45.90	ppb		95
29) Trans-1,2-DCE	3.00	61	568684	41.25	ppb		99
31) Diisopropyl Ether	3.75	45	1392630	47.29	ppb		97
33) 1,1-DCA	3.54	63	729135	39.41	ppb		99
34) Vinyl Acetate	3.69	43	732108	38.10	ppb		97
35) Ethyl tert Butyl Ether	4.33	59	1105291	38.89	ppb		98
36) MEK (2-Butanone)	4.50	72	81327	88.20	ppb		97
37) Cis-1,2-DCE	4.44	61	662163	38.68	ppb		95
38) 2,2-Dichloropropane	4.43	77	516680	43.37	ppb		98
41) Chloroform	4.93	83	696869	39.17	ppb		98
42) Bromochloromethane	4.77	49	383673	39.65	ppb		98
44) 1,1,1-TCA	5.14	97	585250	42.40	ppb		98
45) Cyclohexane	5.21	56	725110	47.22	ppb		94
46) 1,1-Dichloropropene	5.38	75	510518	44.23	ppb		97
47) 2,2,4-Trimethylpentane	5.81	57	1544533	39.95	ppb		97
49) Carbon Tetrachloride	5.37	117	480247	42.48	ppb		98
50) Tert Amyl Methyl Ether	5.87	73	941463	38.53	ppb	#	85
52) 1,2-DCA	5.66	62	490330	38.38	ppb		99
53) Benzene	5.63	78	1639109	40.91	ppb		97
54) TCE	6.47	130	440707	41.64	ppb		98

(#) = qualifier out of range (m) = manual integration

Quantitation Report (Not Reviewed)

Data File : M:\ZEUS\DATA\210615\0615Z09.D
Acq On : 15 Jun 21 20:15
Sample : 40ug/L VOC STD 6/15/21
Misc :

Vial: 9
Operator: LP,DG,CH
Inst : ZEUS
Multiplr: 1.00

Quant Time: Jun 16 11:42 2021

Quant Results File: Z0615W.RES

Quant Method : M:\ZEUS\DATA\210615\Z0615W.M (RTE Integrator)
Title : METHOD 8260B
Last Update : Wed Jun 16 11:38:54 2021
Response via : Initial Calibration
DataAcq Meth : 033121_EST_TEST.M

	Compound	R.T.	QIon	Response	Conc	Unit		Qvalue
55)	2-Pentanone	6.74	43	1287861	175.41	ppb		99
56)	1,2-Dichloropropane	6.72	63	439433	41.00	ppb		99
57)	Bromodichloromethane	7.07	83	481935	44.23	ppb		91
58)	Methyl Cyclohexane	6.70	83	694026	39.52	ppb		95
59)	Dibromomethane	6.85	174	282151	40.18	ppb		97
60)	MIBK (methyl isobutyl ket	7.82	43	682292	82.46	ppb		97
61)	1-Bromo-2-chloroethane	7.40	144	54504	38.47	ppb		97
63)	Cis-1,3-Dichloropropene	7.60	75	617744	39.52	ppb		97
64)	Toluene	7.97	91	1698216	42.08	ppb		98
65)	Trans-1,3-Dichloropropene	8.24	75	540035	39.10	ppb		96
66)	1,1,2-TCA	8.43	97	347774	43.14	ppb		98
67)	2-Hexanone	8.75	58	242572	79.53	ppb		98
70)	1,2-EDB	8.96	107	349795	44.02	ppb	#	96
71)	Tetrachloroethene	8.59	166	465638	40.17	ppb		91
72)	1-Chlorohexane	9.54	91	546051	45.23	ppb		96
73)	1,1,1,2-Tetrachloroethane	9.62	131	363835	43.62	ppb		96
74)	m&p-Xylene	9.80	91	2819791	92.77	ppb		98
75)	o-Xylene	10.22	91	1447556	39.69	ppb		98
76)	Styrene	10.24	104	1216146	39.69	ppb		96
78)	1,3-Dichloropropane	8.61	76	577748	42.80	ppb		99
79)	Dibromochloromethane	8.86	129	366098	45.98	ppb		98
80)	Chlorobenzene	9.52	112	1125767	39.76	ppb		97
81)	Ethylbenzene	9.67	91	1825408	44.59	ppb		98
82)	Bromoform	10.41	173	267112	38.44	ppb		94
84)	Isopropylbenzene	10.64	105	1893869	39.88	ppb		100
85)	1,1,2,2-Tetrachloroethane	10.95	83	460287	44.24	ppb		98
86)	1,2,3-Trichloropropane	10.99	110	137725	40.95	ppb		97
87)	t-1,4-Dichloro-2-Butene	11.02	53	112457	39.37	ppb		91
88)	Bromobenzene	10.93	77	672295	41.89	ppb		98
89)	n-Propylbenzene	11.09	91	2264962	48.02	ppb		99
90)	4-Ethyltoluene	11.21	105	1938903	40.56	ppb		99
91)	2-Chlorotoluene	11.16	91	1275463	45.27	ppb		96
92)	1,3,5-Trimethylbenzene	11.28	105	1665772	40.17	ppb		99
93)	4-Chlorotoluene	11.28	91	1558979	39.94	ppb		99
94)	Tert-Butylbenzene	11.63	119	1419658	39.63	ppb		96
95)	1,2,4-Trimethylbenzene	11.68	105	1701900	40.14	ppb		100
96)	Sec-Butylbenzene	11.88	105	2210837	39.85	ppb		99
97)	p-Isopropyltoluene	11.63	119	1419658	39.63	ppb		100
98)	Benzyl Chloride	12.22	91	818131	38.54	ppb		98
99)	1,3-DCB	11.97	146	1034654	43.09	ppb		98
100)	1,4-DCB	12.06	146	1041753	40.28	ppb		98
101)	n-Butylbenzene	12.48	91	1848957	39.88	ppb		99
102)	1,2-DCB	12.46	146	981011	43.44	ppb		94
103)	Hexachloroethane	12.75	201	304357	39.42	ppb		95
104)	1,2-Dibromo-3-chloropropan	13.31	157	99211	38.06	ppb		98
105)	1,2,4-Trichlorobenzene	13.55	180	799981	45.42	ppb		97
106)	Hexachlorobutadiene	14.43	225	336191	43.11	ppb		98
107)	Naphthalene	14.48	128	1462861	40.94	ppb		98
108)	1,2,3-Trichlorobenzene	14.75	180	561105	45.96	ppb		94

(#) = qualifier out of range (m) = manual integration

Quantitation Report

Data File : M:\ZEUS\DATA\210615\0615Z09.D
Acq On : 15 Jun 21 20:15
Sample : 40ug/L VOC STD 6/15/21
Misc :

Vial: 9
Operator: LP,DG,CH
Inst : ZEUS
Multiplr: 1.00

Quant Time: Jun 16 11:42 2021

Quant Results File: Z0615W.RES

Method : M:\ZEUS\DATA\210615\Z0615W.M (RTE Integrator)
Title : METHOD 8260B
Last Update : Wed Jun 16 11:38:54 2021
Response via : Initial Calibration

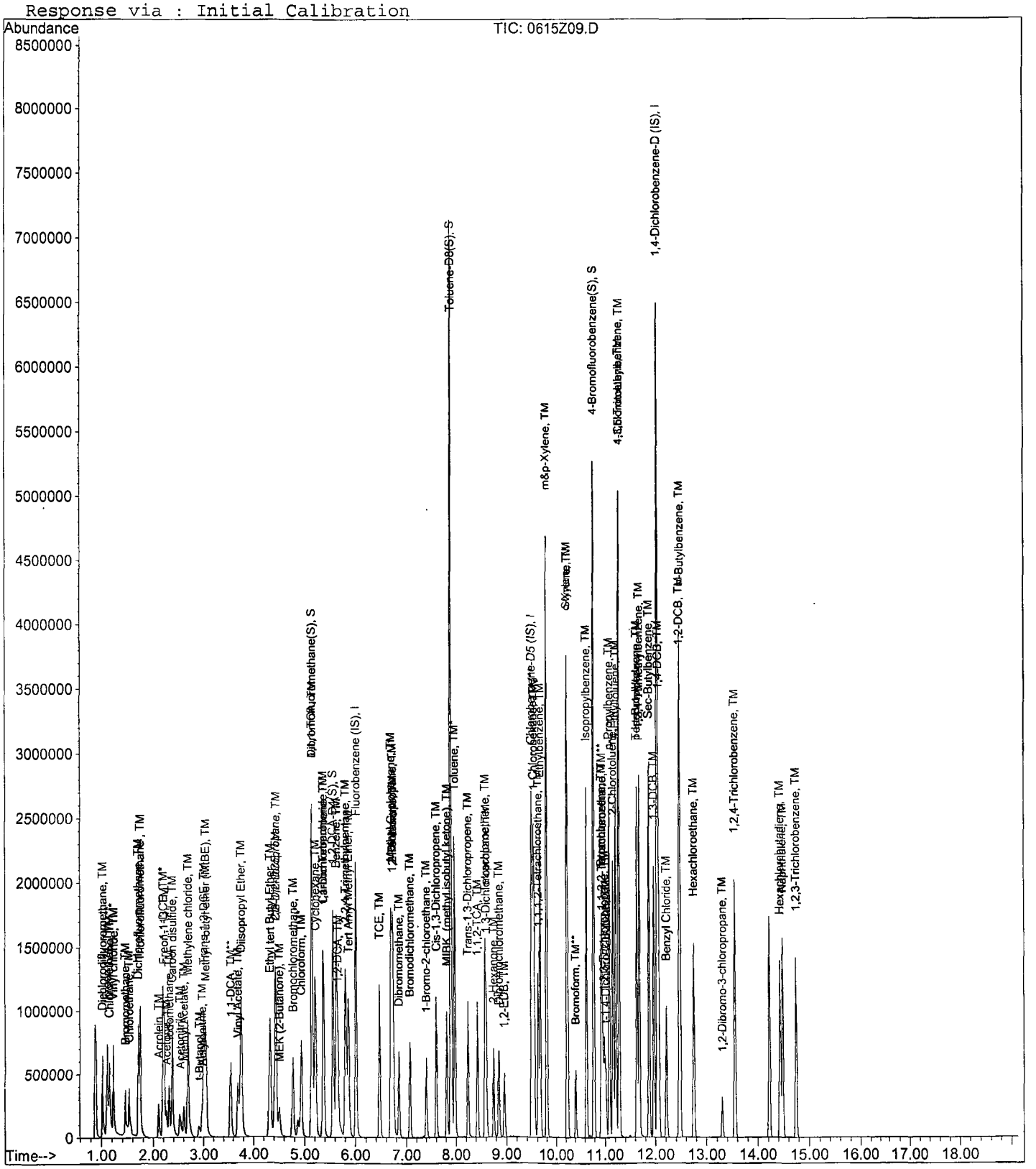

Quantitation Report (Not Reviewed)

Data File : M:\ZEUS\DATA\210615\0615Z10.D Vial: 10
Acq On : 15 Jun 21 20:38 Operator: LP,DG,CH
Sample : 100ug/L VOC STD 6/15/21 Inst : ZEUS
Misc : Multiplr: 1.00

Quant Time: Jun 16 11:42 2021 Quant Results File: Z0615W.RES

Quant Method : M:\ZEUS\DATA\210615\Z0615W.M (RTE Integrator)
Title : METHOD 8260B
Last Update : Wed Jun 16 11:38:54 2021
Response via : Initial Calibration
DataAcq Meth : 033121_EST_TEST.M

Internal Standards	R.T.	QIon	Response	Conc Units		Dev(Min)
1) Fluorobenzene (IS)	6.01	96	2453162	25.00 ppb		0.00
68) Chlorobenzene-D5 (IS)	9.49	117	1897995	25.00 ppb		0.00
83) 1,4-Dichlorobenzene-D (IS)	12.04	152	678784	25.00 ppb		0.00
System Monitoring Compounds						
43) Dibromofluoromethane(S)	5.14	111	3082226	115.90 ppb		0.00
Spiked Amount 25.000			Recovery	= 463.592%		
48) 1,2-DCA-D4(S)	5.56	65	2915528	109.51 ppb		0.00
Spiked Amount 25.000			Recovery	= 438.056%		
69) Toluene-D8(S)	7.90	98	11027988	99.06 ppb		0.00
Spiked Amount 25.000			Recovery	= 396.256%		
77) 4-Bromofluorobenzene(S)	10.78	95	4302217	100.78 ppb		0.00
Spiked Amount 25.000			Recovery	= 403.116%		
Target Compounds						Qvalue
3) Dichlorodifluoromethane	1.02	85	1216243	99.44 ppb		93
4) Freon 114	1.11	85	443322	97.47 ppb		95
5) Chloromethane	1.15	50	705908	98.35 ppb		97
6) Vinyl chloride	1.23	62	1322813	96.85 ppb		99
9) Bromomethane	1.45	94	236608	69.40 ppb		96
10) Chloroethane	1.53	66	136024	98.18 ppb		78
11) Dichlorofluoromethane	1.69	67	1747399	73.30 ppb		97
12) Trichlorofluoromethane	1.72	101	1887817	106.20 ppb		97
16) Acrolein	2.11	55	203967	211.25 ppb		100
17) Acetone	2.28	43	324796	98.17 ppb		99
18) Freon-113	2.21	101	531328	99.84 ppb		97
19) 1,1-DCE	2.19	61	1637905	102.83 ppb		93
21) Acetonitrile	2.54	40	49014	134.92 ppb		92
22) t-Butanol	2.93	59	46632	176.98 ppb	#	87
23) Methyl Acetate	2.61	43	914614	97.02 ppb		94
24) Iodomethane	2.31	142	1283819	101.42 ppb		99
25) Acrylonitrile	2.98	52	402762	109.23 ppb		90
26) Methylene chloride	2.68	49	1669721	99.46 ppb		97
27) Carbon disulfide	2.37	76	1766912	93.67 ppb		98
28) Methyl t-butyl ether (MtBE	3.05	73	2844885	119.55 ppb		97
29) Trans-1,2-DCE	3.00	61	1598041	101.38 ppb		99
31) Diisopropyl Ether	3.76	45	3941717	117.07 ppb		94
33) 1,1-DCA	3.55	63	2071310	97.91 ppb		99
34) Vinyl Acetate	3.69	43	2157938	96.28 ppb	#	94
35) Ethyl tert Butyl Ether	4.33	59	3348353	100.98 ppb		95
36) MEK (2-Butanone)	4.52	72	128156	121.56 ppb		99
37) Cis-1,2-DCE	4.44	61	1837025	93.85 ppb		100
38) 2,2-Dichloropropane	4.42	77	1493762	109.67 ppb		96
41) Chloroform	4.93	83	1977067	97.19 ppb		98
42) Bromochloromethane	4.77	49	1020079	92.20 ppb		96
44) 1,1,1-TCA	5.14	97	1693612	107.31 ppb		98
45) Cyclohexane	5.21	56	2056597	117.14 ppb		95
46) 1,1-Dichloropropene	5.37	75	1475189	111.77 ppb		97
47) 2,2,4-Trimethylpentane	5.81	57	4506977	100.38 ppb		97
49) Carbon Tetrachloride	5.36	117	1401035	108.38 ppb		98
50) Tert Amyl Methyl Ether	5.87	73	2888111	101.13 ppb	#	80
52) 1,2-DCA	5.66	62	1370385	93.82 ppb		99
53) Benzene	5.63	78	4652319	101.56 ppb		98
54) TCE	6.47	130	1278442	105.65 ppb		100

(#) = qualifier out of range (m) = manual integration

Quantitation Report (Not Reviewed)

Data File : M:\ZEUS\DATA\210615\0615Z10.D Vial: 10
Acq On : 15 Jun 21 20:38 Operator: LP,DG,CH
Sample : 100ug/L VOC STD 6/15/21 Inst : ZEUS
Misc : Multiplr: 1.00

Quant Time: Jun 16 11:42 2021 Quant Results File: Z0615W.RES

Quant Method : M:\ZEUS\DATA\210615\Z0615W.M (RTE Integrator)
Title : METHOD 8260B
Last Update : Wed Jun 16 11:38:54 2021
Response via : Initial Calibration
DataAcq Meth : 033121_EST_TEST.M

	Compound	R.T.	QIon	Response	Conc Unit	Qvalue
55)	2-Pentanone	6.74	43	1773424	205.75 ppb	97
56)	1,2-Dichloropropane	6.72	63	1260396	102.86 ppb	99
57)	Bromodichloromethane	7.07	83	1417812	113.80 ppb	91
58)	Methyl Cyclohexane	6.70	83	2050321	100.59 ppb	98
59)	Dibromomethane	6.85	174	810393	100.94 ppb	96
60)	MIBK (methyl isobutyl ket	7.82	43	1098372	113.02 ppb	97
61)	1-Bromo-2-chloroethane	7.40	144	157027	96.94 ppb	99
63)	Cis-1,3-Dichloropropene	7.60	75	1836467	100.65 ppb	98
64)	Toluene	7.97	91	4919355	106.60 ppb	99
65)	Trans-1,3-Dichloropropene	8.24	75	1622699	100.87 ppb	97
66)	1,1,2-TCA	8.44	97	1005636	109.10 ppb	98
67)	2-Hexanone	8.76	58	389431	100.05 ppb	96
70)	1,2-EDB	8.96	107	1031969	110.74 ppb	96
71)	Tetrachloroethene	8.59	166	1333076	98.07 ppb	91
72)	1-Chlorohexane	9.54	91	1628746	115.05 ppb	98
73)	1,1,1,2-Tetrachloroethane	9.63	131	1083588	110.79 ppb	95
74)	m&p-Xylene	9.80	91	8296907	232.77 ppb	99
75)	o-Xylene	10.22	91	4351868	100.46 ppb	98
76)	Styrene	10.24	104	3668782	100.52 ppb	100
78)	1,3-Dichloropropane	8.61	76	1670858	105.56 ppb	97
79)	Dibromochloromethane	8.86	129	1106419	118.51 ppb	100
80)	Chlorobenzene	9.52	112	3266180	98.38 ppb	97
81)	Ethylbenzene	9.67	91	5290180	110.21 ppb	99
82)	Bromoform	10.41	173	846223	101.30 ppb	94
84)	Isopropylbenzene	10.64	105	5624054	100.44 ppb	99
85)	1,1,2,2-Tetrachloroethane	10.95	83	1367860	113.12 ppb	96
86)	1,2,3-Trichloropropane	10.99	110	417597	106.83 ppb	94
87)	t-1,4-Dichloro-2-Butene	11.02	53	343163	100.69 ppb	87
88)	Bromobenzene	10.93	77	1983001	106.32 ppb	96
89)	n-Propylbenzene	11.09	91	6622044	120.82 ppb	99
90)	4-Ethyltoluene	11.21	105	5598203	99.99 ppb	100
91)	2-Chlorotoluene	11.16	91	3706653	113.19 ppb	96
92)	1,3,5-Trimethylbenzene	11.28	105	4867668	100.16 ppb	99
93)	4-Chlorotoluene	11.28	91	4588021	100.28 ppb	98
94)	Tert-Butylbenzene	11.63	119	4244263	100.50 ppb	98
95)	1,2,4-Trimethylbenzene	11.69	105	4994306	100.23 ppb	100
96)	Sec-Butylbenzene	11.88	105	6562106	100.41 ppb	99
97)	p-Isopropyltoluene	11.63	119	4244263	100.50 ppb	99
98)	Benzyl Chloride	12.22	91	2567809	101.28 ppb	97
99)	1,3-DCB	11.97	146	2947464	105.62 ppb	98
100)	1,4-DCB	12.07	146	2958806	98.45 ppb	97
101)	n-Butylbenzene	12.48	91	5479928	100.38 ppb	97
102)	1,2-DCB	12.46	146	2793589	106.45 ppb	95
103)	Hexachloroethane	12.75	201	921479	100.77 ppb	93
104)	1,2-Dibromo-3-chloropropan	13.31	157	314728	101.39 ppb	94
105)	1,2,4-Trichlorobenzene	13.55	180	2246190	109.72 ppb	99
106)	Hexachlorobutadiene	14.43	225	936775	103.37 ppb	97
107)	Naphthalene	14.48	128	4210983	100.02 ppb	98
108)	1,2,3-Trichlorobenzene	14.75	180	1562496	110.13 ppb	99

(#) = qualifier out of range (m) = manual integration

Quantitation Report

Data File : M:\ZEUS\DATA\210615\0615Z10.D
Acq On : 15 Jun 21 20:38
Sample : 100ug/L VOC STD 6/15/21
Misc :

Vial: 10
Operator: LP,DG,CH
Inst : ZEUS
Multiplr: 1.00

Quant Time: Jun 16 11:42 2021

Quant Results File: Z0615W.RES

Method : M:\ZEUS\DATA\210615\Z0615W.M (RTE Integrator)
Title : METHOD 8260B
Last Update : Wed Jun 16 11:38:54 2021
Response via : Initial Calibration

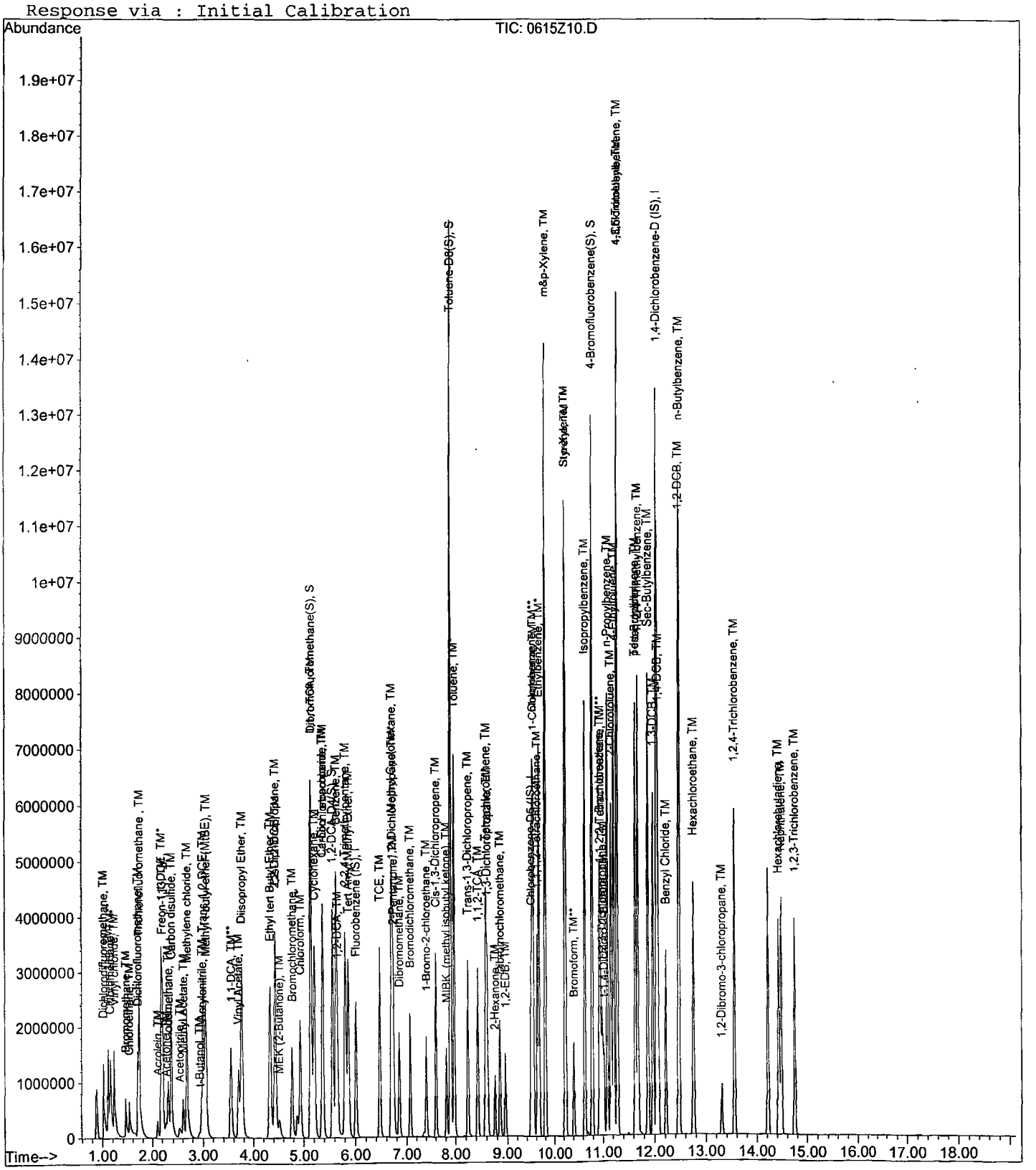

VOLATILE ORGANIC ANALYSIS
VOLATILE ORGANIC COMPOUNDS

Form 7

Second Source Calibration

Lab Name: APPL, Inc.
Case No:
Matrix: Water

SDG No:
Date Analyzed: 06/15/21
Instrument: ZEUS
Initial Cal. Date: 06/15/21
Data File: 0615Z12.D

		Compound	MEAN	CCRF	%D	%Drift		
1	TM	Dichlorodifluoromethane	0.1246	0.1342	7.7	TM		
2	TML	Freon 114	0.0619	0.0637	2.9	TML	21	*NT
3	TM**L	Chloromethane	0.1038	0.0894	14	TM**L	13	
4	TM*	Vinyl chloride	0.1392	0.1458	4.7	TM*		
5		Butane	0.0000	0.0007	0.00			
6	TM	Bromomethane	0.0347	0.0411	18	TM		
7	TML	Chloroethane	0.0260	0.0221	15	TML	8.0	
8	TM	Dichlorofluoromethane	0.2429	0.2316	4.7	TM		
9	TM	Trichlorofluoromethane	0.1812	0.1746	3.6	TM		
10	TM	Pentane	0.0000	0.0002	0.00	TM		
11	TM	Diethyl ether	0.0000	0.0166	0.00	TM		
12	TM	Acrolein	0.0098	0.0105	6.3	TM		
13	TM	Acetone	0.0337	0.0337	0.09	TM		
14	TM	Freon-113	0.0542	0.0496	8.5	TM		
15	TM*	1,1-DCE	0.1623	0.1751	7.9	TM*		
16	TM	2-Propanol	0.0000	0.0001	0.00	TM		
17	TM	Acetonitrile	0.0037	0.0039	6.3	TM		
18	TM	t-Butanol	0.0027	0.0030	11	TM		
19	TM	Methyl Acetate	0.0961	0.0800	17	TM		
20	TM	Iodomethane	0.1290	0.1221	5.3	TM		
21	TM	Acrylonitrile	0.0376	0.0363	3.4	TM		
22	TML	Methylene chloride	0.2218	0.2069	6.7	TML	13	
23	TM	Carbon disulfide	0.1922	0.1835	4.5	TM		
24	TM	Methyl t-butyl ether (MtBE)	0.2425	0.2421	0.15	TM		
25	TM	Trans-1,2-DCE	0.1606	0.1734	7.9	TM		
26	TM	Hexane	0.0000	0.0001	0.00	TM		
27	TM	Diisopropyl Ether	0.3431	0.3525	2.7	TM		
28	TM**	2,2-Dichloro-1,1,1-trifluoroethane	0.0000	0.0001	0.00	TM**		
29	TM**	1,1-DCA	0.2156	0.2227	3.3	TM**		
30	TML	Vinyl Acetate	0.1711	0.1438	16	TML	26	*NT
31	TML	Ethyl tert Butyl Ether	0.2552	0.2683	5.1	TML	9.1	
32	TM	MEK (2-Butanone)	0.0107	0.0108	0.36	TM		
33	TM	Cis-1,2-DCE	0.1995	0.1990	0.24	TM		
34	TM	2,2-Dichloropropane	0.1388	0.1434	3.3	TM		
35	TML	2-Methylpentane	0.0000	0.0053	0.00	TML		
36	TM	3-Methylpentane	0.0000	0.0596	0.00	TM		
37	TM*	Chloroform	0.2073	0.2081	0.37	TM*		
38	TM	Bromochloromethane	0.1128	0.1156	2.5	TM		
39	TM	1,1,1-TCA	0.1608	0.1671	3.9	TM		
40	TM	Cyclohexane	0.1789	0.1906	6.5	TM		
		Average			5.0			

VOLATILE ORGANIC ANALYSIS
VOLATILE ORGANIC COMPOUNDS

Form 7

Second Source Calibration

Lab Name: APPL, Inc.
Case No:
Matrix: Water

SDG No:
Date Analyzed: 06/15/21
Instrument: ZEUS
Cal. Date: 06/15/21
Data File: 0615Z12.D

		Compound	MEAN	CCRF	%D		%Drift
41	TM	1,1-Dichloropropene	0.1345	0.1490	11	TM	
42	TML	2,2,4-Trimethylpentane	0.3752	0.3753	0.02	TML	8.7
43	TM	Carbon Tetrachloride	0.1317	0.1379	4.7	TM	
44	TML	Tert Amyl Methyl Ether	0.2153	0.2206	2.4	TML	12
45	TML	Methylcyclopentane	0.0000	0.0226	0.00	TML	
46	TM	1,2-DCA	0.1489	0.1442	3.2	TM	
47	TM	Benzene	0.4668	0.4809	3.0	TM	
48	TM	TCE	0.1233	0.1297	5.1	TM	
49	TML	2-Pentanone	0.0750	0.0745	0.56	TML	4.7
50	TM*	1,2-Dichloropropane	0.1249	0.1293	3.5	TM*	
51	TM	Bromodichloromethane	0.1270	0.1303	2.6	TM	
52	TML	Methyl Cyclohexane	0.1653	0.1722	4.1	TML	8.3
53	TM	Dibromomethane	0.0818	0.0787	3.8	TM	
54	TML	MIBK (methyl isobutyl ketone)	0.0798	0.0851	6.6	TML	4.7
55	TM	1-Bromo-2-chloroethane	0.0165	0.0140	15	TM	
56	TML	2-Chloroethyl vinyl ether	0.0000	0.0000	0.00	TML	
57	TML	Cis-1,3-Dichloropropene	0.1465	0.1548	5.7	TML	4.6
58	TM*	Toluene	0.4703	0.4818	2.4	TM*	
59	TML	Trans-1,3-Dichloropropene	0.1284	0.1336	4.0	TML	8.0
60	TM	1,1,2-TCA	0.0939	0.0931	0.91	TM	
61	TMQ	2-Hexanone	0.0273	0.0298	9.3	TMQ	0.98
62	TM	1,2-EDB	0.1227	0.1253	2.1	TM	
63	TM	Tetrachloroethene	0.1790	0.1737	3.0	TM	
64	TM	1-Chlorohexane	0.1865	0.1819	2.5	TM	
65	TM	1,1,1,2-Tetrachloroethane	0.1288	0.1344	4.3	TM	
66	TM	m&p-Xylene	0.4695	0.5277	12	TM	
67	TML	o-Xylene	0.4548	0.5274	16	TML	0.04
68	TML	Styrene	0.3537	0.4128	17	TML	5.0
69	TM	1,3-Dichloropropane	0.2085	0.2091	0.31	TM	
70	TM	Dibromochloromethane	0.1230	0.1232	0.22	TM	
71	TM**	Chlorobenzene	0.4373	0.4268	2.4	TM**	
72	TM*	Ethylbenzene	0.6323	0.6856	8.4	TM*	
73	TM**L	Bromoform	0.0816	0.0806	1.2	TM**L	13
74	TML	Isopropylbenzene	1.594	1.818	14	TML	3.4
75	TM**	1,1,2,2-Tetrachloroethane	0.4454	0.4196	5.8	TM**	
76	TM	1,2,3-Trichloropropane	0.1440	0.1400	2.8	TM	
77	TML	t-1,4-Dichloro-2-Butene	0.1019	0.0938	8.0	TML	10
78	TM	Bromobenzene	0.6869	0.7047	2.6	TM	
79	TM	n-Propylbenzene	2.019	2.262	12	TM	
80	TML	4-Ethyltoluene	1.678	1.857	11	TML	5.1
		Average			5.3		

VOLATILE ORGANIC ANALYSIS
VOLATILE ORGANIC COMPOUNDS

Form 7

Second Source Calibration

Lab Name: APPL, Inc.
Case No:
Matrix: Water

SDG No:
Date Analyzed: 06/15/21
Instrument: ZEUS
Cal. Date: 06/15/21
Data File: 0615Z12.D

		Compound	MEAN	CCRF	%D		%Drift	
81	TM	2-Chlorotoluene	1.206	1.323	9.7	TM		
82	TML	1,3,5-Trimethylbenzene	1.468	1.686	15	TML	0.67	
83	TML	4-Chlorotoluene	1.438	1.607	12	TML	0.41	
84	TML	Tert-Butylbenzene	1.196	1.380	15	TML	2.9	
85	TML	1,2,4-Trimethylbenzene	1.425	1.682	18	TML	1.6	
86	TML	Sec-Butylbenzene	1.851	2.144	16	TML	2.9	
87	TML	p-Isopropyltoluene	1.196	1.380	15	TML	2.9	
88	TML	Benzyl Chloride	0.6395	0.5646	12	TML	24	*NT
89	TM	1,3-DCB	1.028	1.043	1.5	TM		
90	TM	1,4-DCB	1.107	1.061	4.1	TM		
91	TML	n-Butylbenzene	1.552	1.775	14	TML	3.9	
92	TM	1,2-DCB	0.9666	0.9779	1.2	TM		
93	TML	Hexachloroethane	0.2573	0.2543	1.2	TML	13	
94	TML	1,2-Dibromo-3-chloropropane	0.0862	0.0780	9.4	TML	18	
95	TM	1,2,4-Trichlorobenzene	0.7540	0.7399	1.9	TM		
96	TM	Hexachlorobutadiene	0.3338	0.3228	3.3	TM		
97	TML	Naphthalene	1.115	1.224	9.8	TML	12	
98	TM	1,2,3-Trichlorobenzene	0.5225	0.5242	0.32	TM		
99								
100								
101								
102								
103								
104								
105								
106								
107								
108								
109								
110								
111								
112								
113								
114								
115								
116								
117								
118								
119								
120								
		Average			8.9			

Quantitation Report (Not Reviewed)

Data File : M:\ZEUS\DATA\210615\0615Z12.D
Acq On : 15 Jun 21 21:25
Sample : (SS) 10ug/L VOC STD 6/15/21
Misc :

Vial: 12
Operator: LP,DG,CH
Inst : ZEUS
Multiplr: 1.00

Quant Time: Jun 16 11:42 2021

Quant Results File: Z0615W.RES

Quant Method : M:\ZEUS\DATA\210615\Z0615W.M (RTE Integrator)
Title : METHOD 8260B
Last Update : Wed Jun 16 11:38:54 2021
Response via : Initial Calibration
DataAcq Meth : 033121_EST_TEST.M

Internal Standards	R.T.	QIon	Response	Conc	Units		Dev(Min)
1) Fluorobenzene (IS)	6.01	96	2307866	25.00	ppb		0.00
68) Chlorobenzene-D5 (IS)	9.49	117	1710426	25.00	ppb		0.00
83) 1,4-Dichlorobenzene-D (IS)	12.04	152	614016	25.00	ppb		0.00
System Monitoring Compounds							
43) Dibromofluoromethane(S)	5.14	111	682047	27.26	ppb		0.00
Spiked Amount 25.000			Recovery = 109.044%				
48) 1,2-DCA-D4(S)	5.56	65	660866	26.39	ppb		0.00
Spiked Amount 25.000			Recovery = 105.548%				
69) Toluene-D8(S)	7.90	98	2331241	24.45	ppb		0.00
Spiked Amount 25.000			Recovery = 97.804%				
77) 4-Bromofluorobenzene(S)	10.78	95	858934	24.93	ppb		0.00
Spiked Amount 25.000			Recovery = 99.700%				
Target Compounds							Qvalue
3) Dichlorodifluoromethane	1.02	85	123863	10.77	ppb		94
4) Freon 114	1.12	85	58806	12.14	ppb		95
5) Chloromethane	1.15	50	82566	11.28	ppb		99
6) Vinyl chloride	1.23	62	134554	10.47	ppb		95
9) Bromomethane	1.46	94	37920	11.82	ppb		97
10) Chloroethane	1.54	66	20385	10.80	ppb		78
11) Dichlorofluoromethane	1.71	67	213756	9.53	ppb		99
12) Trichlorofluoromethane	1.75	101	161145	9.64	ppb		94
16) Acrolein	2.11	55	120701	132.88	ppb		97
17) Acetone	2.26	43	155501	49.96	ppb		95
18) Freon-113	2.22	101	45824	9.15	ppb		100
19) 1,1-DCE	2.20	61	161623	10.79	ppb		97
21) Acetonitrile	2.52	40	45406	132.86	ppb		97
22) t-Butanol	2.89	59	34312	138.42	ppb	#	87
23) Methyl Acetate	2.61	43	73837	8.33	ppb		93
24) Iodomethane	2.32	142	112750	9.47	ppb		98
25) Acrylonitrile	2.97	52	33501	9.66	ppb		97
26) Methylene chloride	2.68	49	190976	11.31	ppb		97
27) Carbon disulfide	2.38	76	169408	9.55	ppb		99
28) Methyl t-butyl ether (MtBE	3.05	73	223533	9.98	ppb		98
29) Trans-1,2-DCE	3.01	61	160043	10.79	ppb		98
31) Diisopropyl Ether	3.75	45	325434	10.27	ppb		98
33) 1,1-DCA	3.55	63	205609	10.33	ppb		99
34) Vinyl Acetate	3.69	43	132731	7.44	ppb		96
35) Ethyl tert Butyl Ether	4.33	59	247663	9.09	ppb		100
36) MEK (2-Butanone)	4.50	72	49769	50.18	ppb		97
37) Cis-1,2-DCE	4.44	61	183697	9.98	ppb		96
38) 2,2-Dichloropropane	4.43	77	132360	10.33	ppb		100
41) Chloroform	4.93	83	192081	10.04	ppb		96
42) Bromochloromethane	4.77	49	106707	10.25	ppb		100
44) 1,1,1-TCA	5.15	97	154298	10.39	ppb		97
45) Cyclohexane	5.21	56	175906	10.65	ppb		100
46) 1,1-Dichloropropene	5.38	75	137588	11.08	ppb		97
47) 2,2,4-Trimethylpentane	5.81	57	346424	9.13	ppb		98
49) Carbon Tetrachloride	5.37	117	127299	10.47	ppb		96
50) Tert Amyl Methyl Ether	5.87	73	203600	8.81	ppb		94
52) 1,2-DCA	5.66	62	133087	9.68	ppb		97
53) Benzene	5.63	78	443966	10.30	ppb		96
54) TCE	6.48	130	119703	10.51	ppb		93

(#) = qualifier out of range (m) = manual integration

Quantitation Report (Not Reviewed)

Data File : M:\ZEUS\DATA\210615\0615Z12.D
Acq On : 15 Jun 21 21:25
Sample : (SS) 10ug/L VOC STD 6/15/21
Misc :

Vial: 12
Operator: LP,DG,CH
Inst : ZEUS
Multiplr: 1.00

Quant Time: Jun 16 11:42 2021

Quant Results File: Z0615W.RES

Quant Method : M:\ZEUS\DATA\210615\Z0615W.M (RTE Integrator)
Title : METHOD 8260B
Last Update : Wed Jun 16 11:38:54 2021
Response via : Initial Calibration
DataAcq Meth : 033121_EST_TEST.M

	Compound	R.T.	QIon	Response	Conc	Unit		Qvalue
55)	2-Pentanone	6.74	43	860094	119.11	ppb		99
56)	1,2-Dichloropropane	6.72	63	119360	10.35	ppb		98
57)	Bromodichloromethane	7.07	83	120275	10.26	ppb		92
58)	Methyl Cyclohexane	6.70	83	158949	9.17	ppb		95
59)	Dibromomethane	6.85	174	72693	9.62	ppb		94
60)	MIBK (methyl isobutyl ket	7.82	43	392761	47.65	ppb		99
61)	1-Bromo-2-chloroethane	7.41	144	12967	8.51	ppb		97
63)	Cis-1,3-Dichloropropene	7.60	75	142910	9.54	ppb		95
64)	Toluene	7.97	91	444772	10.24	ppb		99
65)	Trans-1,3-Dichloropropene	8.24	75	123303	9.20	ppb		99
66)	1,1,2-TCA	8.44	97	85924	9.91	ppb		97
67)	2-Hexanone	8.76	58	137716	50.49	ppb		95
70)	1,2-EDB	8.96	107	85736	10.21	ppb		96
71)	Tetrachloroethene	8.59	166	118806	9.70	ppb		91
72)	1-Chlorohexane	9.54	91	124422	9.75	ppb		94
73)	1,1,1,2-Tetrachloroethane	9.63	131	91919	10.43	ppb		89
74)	m&p-Xylene	9.80	91	722110	22.48	ppb		97
75)	o-Xylene	10.22	91	360827	10.00	ppb		99
76)	Styrene	10.24	104	282418	9.50	ppb		97
78)	1,3-Dichloropropane	8.61	76	143090	10.03	ppb		94
79)	Dibromochloromethane	8.85	129	84322	10.02	ppb		94
80)	Chlorobenzene	9.52	112	292023	9.76	ppb		98
81)	Ethylbenzene	9.67	91	469096	10.84	ppb		100
82)	Bromoform	10.41	173	55130	8.71	ppb		92
84)	Isopropylbenzene	10.64	105	446440	9.66	ppb		98
85)	1,1,2,2-Tetrachloroethane	10.95	83	103058	9.42	ppb	#	98
86)	1,2,3-Trichloropropane	10.98	110	34380	9.72	ppb		91
87)	t-1,4-Dichloro-2-Butene	11.02	53	23036	9.00	ppb		94
88)	Bromobenzene	10.93	77	173075	10.26	ppb		98
89)	n-Propylbenzene	11.08	91	555643	11.21	ppb		98
90)	4-Ethyltoluene	11.21	105	455989	9.49	ppb		100
91)	2-Chlorotoluene	11.16	91	325014	10.97	ppb		98
92)	1,3,5-Trimethylbenzene	11.28	105	414114	9.93	ppb		99
93)	4-Chlorotoluene	11.28	91	394796	10.04	ppb		99
94)	Tert-Butylbenzene	11.63	119	338858	9.71	ppb		98
95)	1,2,4-Trimethylbenzene	11.69	105	413175	9.84	ppb		96
96)	Sec-Butylbenzene	11.88	105	526674	9.71	ppb		97
97)	p-Isopropyltoluene	11.63	119	338858	9.71	ppb		99
98)	Benzyl Chloride	12.22	91	138681	7.60	ppb		98
99)	1,3-DCB	11.96	146	256258	10.15	ppb		97
100)	1,4-DCB	12.06	146	260698	9.59	ppb		98
101)	n-Butylbenzene	12.48	91	435888	9.61	ppb		98
102)	1,2-DCB	12.46	146	240189	10.12	ppb		96
103)	Hexachloroethane	12.76	201	62450	8.67	ppb		92
104)	1,2-Dibromo-3-chloropropan	13.31	157	19165	8.17	ppb		96
105)	1,2,4-Trichlorobenzene	13.55	180	181736	9.81	ppb		98
106)	Hexachlorobutadiene	14.43	225	79292	9.67	ppb		97
107)	Naphthalene	14.48	128	300673	8.77	ppb		98
108)	1,2,3-Trichlorobenzene	14.75	180	128743	10.03	ppb		96

(#) = qualifier out of range (m) = manual integration

Quantitation Report

Data File : M:\ZEUS\DATA\210615\0615Z12.D
Acq On : 15 Jun 21 21:25
Sample : (SS) 10ug/L VOC STD 6/15/21
Misc :

Vial: 12
Operator: LP,DG,CH
Inst : ZEUS
Multiplr: 1.00

Quant Time: Jun 16 11:42 2021

Quant Results File: Z0615W.RES

Method : M:\ZEUS\DATA\210615\Z0615W.M (RTE Integrator)
Title : METHOD 8260B
Last Update : Wed Jun 16 11:38:54 2021
Response via : Initial Calibration



VOLATILE ORGANIC ANALYSIS
VOLATILE ORGANIC COMPOUNDS

Form 7

Continuing Calibration

Lab Name: APPL, Inc.
Case No:
Matrix: Water

SDG No:
Date Analyzed: 06/16/21
Instrument: ZEUS
Initial Cal. Date: 06/15/21
Data File: 0615Z22.D

		Compound	MEAN	CCRF	%D		%Drift	
1	I	Fluorobenzene (IS)	ISTD			I		
2	TM	Dichlorodifluoromethane	0.1246	0.1447	16	TM		
3	TML	Freon 114	0.0619	0.0627	1.3	TML	19	
4	TM**L	Chloromethane	0.1038	0.0864	17	TM**L	8.7	
5	TM*	Vinyl chloride	0.1392	0.1623	17	TM*		
6		Butane	0.0000	0.0017	0.00			
7	TM	Bromomethane	0.0347	0.0366	5.2	TM		
8	TML	Chloroethane	0.0260	0.0239	8.2	TML	22	*High
9	TM	Dichlorofluoromethane	0.2429	0.2501	2.9	TM		
10	TM	Trichlorofluoromethane	0.1812	0.1975	9.0	TM		
11	TM	Pentane	0.0000	0.0017	0.00	TM		
12	TM	Diethyl ether	0.0000	0.0194	0.00	TM		
13	TM	1,2 Dichlorotrifluoroethane	0.0000	0.0001	0.00	TM		
14	TM	Acrolein	0.0098	0.0105	6.8	TM		
15	TM	Acetone	0.0337	0.0353	4.7	TM		
16	TM	Freon-113	0.0542	0.0574	5.9	TM		
17	TM*	1,1-DCE	0.1623	0.1776	9.4	TM*		
18	TM	2-Propanol	0.0000	0.0001	0.00	TM		
19	TM	Acetonitrile	0.0037	0.0039	5.3	TM		
20	TM	t-Butanol	0.0027	0.0032	20	TM		
21	TM	Methyl Acetate	0.0961	0.0930	3.2	TM		
22	TM	Iodomethane	0.1290	0.1205	6.6	TM		
23	TM	Acrylonitrile	0.0376	0.0406	8.2	TM		
24	TML	Methylene chloride	0.2218	0.1950	12	TML	6.1	
25	TM	Carbon disulfide	0.1922	0.1779	7.4	TM		
26	TM	Methyl t-butyl ether (MtBE)	0.2425	0.2813	16	TM		
27	TM	Trans-1,2-DCE	0.1606	0.1733	7.9	TM		
28	TM	Hexane	0.0000	0.0003	0.00	TM		
29	TM	Diisopropyl Ether	0.3431	0.3950	15	TM		
30	TM**	1,1-DCA	0.2156	0.2268	5.2	TM**		
31	TML	Vinyl Acetate	0.1711	0.1667	2.5	TML	16	
32	TML	Ethyl tert Butyl Ether	0.2552	0.3023	18	TML	0.86	
33	TM	MEK (2-Butanone)	0.0107	0.0119	10	TM		
34	TM	Cis-1,2-DCE	0.1995	0.2011	0.84	TM		
35	TM	2,2-Dichloropropane	0.1388	0.1395	0.47	TM		
36	TML	2-Methylpentane	0.0000	0.0068	0.00	TML		
37	TM	3-Methylpentane	0.0000	0.0680	0.00	TM		
38	TM*	Chloroform	0.2073	0.2177	5.0	TM*		
39	TM	Bromochloromethane	0.1128	0.1149	1.9	TM		
40	S	Dibromofluoromethane(S)	0.2710	0.2846	5.0	S		
		Average			6.5			

VOLATILE ORGANIC ANALYSIS
VOLATILE ORGANIC COMPOUNDS

Form 7

Continuing Calibration

Lab Name: APPL, Inc.
Case No:
Matrix: Water

SDG No:
Date Analyzed: 06/16/21
Instrument: ZEUS
Cal. Date: 06/15/21
Data File: 0615Z22.D

		Compound	MEAN	CCRF	%D		%Drift
41	TM	1,1,1-TCA	0.1608	0.1722	7.0	TM	
42	TM	Cyclohexane	0.1789	0.2042	14	TM	
43	TM	1,1-Dichloropropene	0.1345	0.1514	13	TM	
44	TML	2,2,4-Trimethylpentane	0.3752	0.4114	9.6	TML	0.85
45	S	1,2-DCA-D4(S)	0.2713	0.2862	5.5	S	
46	TM	Carbon Tetrachloride	0.1317	0.1409	6.9	TM	
47	TML	Tert Amyl Methyl Ether	0.2153	0.2541	18	TML	0.55
48	TML	Methylcyclopentane	0.0000	0.0250	0.00	TML	
49	TM	1,2-DCA	0.1489	0.1541	3.5	TM	
50	TM	Benzene	0.4668	0.4800	2.8	TM	
51	TM	TCE	0.1233	0.1291	4.7	TM	
52	TML	2-Pentanone	0.0750	0.0792	5.7	TML	0.08
53	TM*	1,2-Dichloropropane	0.1249	0.1308	4.7	TM*	
54	TM	Bromodichloromethane	0.1270	0.1346	6.0	TM	
55	TML	Methyl Cyclohexane	0.1653	0.1862	13	TML	1.6
56	TM	Dibromomethane	0.0818	0.0809	1.1	TM	
57	TML	MIBK (methyl isobutyl ketone)	0.0798	0.0926	16	TML	2.3
58	TM	1-Bromo-2-chloroethane	0.0165	0.0156	5.5	TM	
59	TML	2-Chloroethyl vinyl ether	0.0000	0.0000	0.00	TML	
60	TML	Cis-1,3-Dichloropropene	0.1465	0.1586	8.3	TML	2.6
61	TM*	Toluene	0.4703	0.4869	3.5	TM*	
62	TML	Trans-1,3-Dichloropropene	0.1284	0.1399	9.0	TML	4.1
63	TM	1,1,2-TCA	0.0939	0.0962	2.4	TM	
64	TMQ	2-Hexanone	0.0273	0.0319	17	TMQ	6.1
65	I	Chlorobenzene-D5 (IS)	ISTD			I	
66	SL	Toluene-D8(S)	1.275	1.365	7.1	SL	2.0
67	TM	1,2-EDB	0.1227	0.1314	7.0	TM	
68	TM	Tetrachloroethene	0.1790	0.1776	0.82	TM	
69	TM	1-Chlorohexane	0.1865	0.2037	9.2	TM	
70	TM	1,1,1,2-Tetrachloroethane	0.1288	0.1354	5.1	TM	
71	TM	m&p-Xylene	0.4695	0.5404	15	TM	
72	TML	o-Xylene	0.4548	0.5281	16	TML	0.08
73	TML	Styrene	0.3537	0.4212	19	TML	3.2
74	SL	4-Bromofluorobenzene(S)	0.4405	0.4887	11	SL	2.6
75	TM	1,3-Dichloropropane	0.2085	0.2247	7.8	TM	
76	TM	Dibromochloromethane	0.1230	0.1273	3.5	TM	
77	TM**	Chlorobenzene	0.4373	0.4358	0.35	TM**	
78	TM*	Ethylbenzene	0.6323	0.6955	10.0	TM*	
79	TM**L	Bromoform	0.0816	0.0819	0.42	TM**L	12
80	I	1,4-Dichlorobenzene-D (IS)	ISTD			I	
		Average			7.6		

VOLATILE ORGANIC ANALYSIS
VOLATILE ORGANIC COMPOUNDS

Form 7

Continuing Calibration

Lab Name: APPL, Inc.
Case No:
Matrix: Water

SDG No:
Date Analyzed: 06/16/21
Instrument: ZEUS
Cal. Date: 06/15/21
Data File: 0615Z22.D

		Compound	MEAN	CCRF	%D		%Drift
81	TML	Isopropylbenzene	1.594	1.968	23	TML	3.8
82	TM**	1,1,2,2-Tetrachloroethane	0.4454	0.4713	5.8	TM**	
83	TM	1,2,3-Trichloropropane	0.1440	0.1507	4.6	TM	
84	TML	t-1,4-Dichloro-2-Butene	0.1019	0.1054	3.4	TML	0.95
85	TM	Bromobenzene	0.6869	0.7329	6.7	TM	
86	TM	n-Propylbenzene	2.019	2.397	19	TM	
87	TML	4-Ethyltoluene	1.678	2.070	23	TML	5.2
88	TM	2-Chlorotoluene	1.206	1.400	16	TM	
89	TML	1,3,5-Trimethylbenzene	1.468	1.772	21	TML	4.1
90	TML	4-Chlorotoluene	1.438	1.688	17	TML	5.2
91	TML	Tert-Butylbenzene	1.196	1.452	21	TML	1.7
92	TML	1,2,4-Trimethylbenzene	1.425	1.774	25	TML	3.4
93	TML	Sec-Butylbenzene	1.851	2.277	23	TML	2.5
94	TML	p-Isopropyltoluene	1.196	1.452	21	TML	1.7
95	TML	Benzyl Chloride	0.6395	0.6385	0.15	TML	16
96	TM	1,3-DCB	1.028	1.097	6.7	TM	
97	TM	1,4-DCB	1.107	1.106	0.06	TM	
98	TML	n-Butylbenzene	1.552	1.862	20	TML	0.40
99	TM	1,2-DCB	0.9666	1.024	5.9	TM	
100	TML	Hexachloroethane	0.2573	0.2871	12	TML	3.7
101	TML	1,2-Dibromo-3-chloropropane	0.0862	0.0898	4.2	TML	8.2
102	TM	1,2,4-Trichlorobenzene	0.7540	0.8105	7.5	TM	
103	TM	Hexachlorobutadiene	0.3338	0.3384	1.4	TM	
104	TML	Naphthalene	1.115	1.393	25	TML	1.6
105	TM	1,2,3-Trichlorobenzene	0.5225	0.5658	8.3	TM	
106							
107							
108							
109							
110							
111							
112							
113							
114							
115							
116							
117							
118							
119							
120							
		Average			12.8		

Quantitation Report (Not Reviewed)

Data File : M:\ZEUS\DATA\210615\0615Z22.D
Acq On : 16 Jun 21 01:17
Sample : 210615A CCV/LCS 10ug/L
Misc :

Vial: 22
Operator: LP,DG,CH
Inst : ZEUS
Multiplr: 1.00

Quant Time: Jun 16 11:42 2021

Quant Results File: Z0615W.RES

Quant Method : M:\ZEUS\DATA\210615\Z0615W.M (RTE Integrator)
Title : METHOD 8260B
Last Update : Wed Jun 16 11:38:54 2021
Response via : Initial Calibration
DataAcq Meth : 033121_EST_TEST.M

Internal Standards	R.T.	QIon	Response	Conc Units	Dev(Min)
1) Fluorobenzene (IS)	6.01	96	2326356	25.00 ppb	0.00
68) Chlorobenzene-D5 (IS)	9.49	117	1712972	25.00 ppb	0.00
83) 1,4-Dichlorobenzene-D (IS)	12.04	152	593792	25.00 ppb	0.00
System Monitoring Compounds					
43) Dibromofluoromethane(S)	5.14	111	662098	26.25 ppb	0.00
Spiked Amount 25.000			Recovery	= 105.012%	
48) 1,2-DCA-D4(S)	5.56	65	665754	26.37 ppb	0.00
Spiked Amount 25.000			Recovery	= 105.480%	
69) Toluene-D8(S)	7.90	98	2338953	24.49 ppb	0.00
Spiked Amount 25.000			Recovery	= 97.968%	
77) 4-Bromofluorobenzene(S)	10.78	95	837170	24.35 ppb	0.00
Spiked Amount 25.000			Recovery	= 97.388%	

Target Compounds						Qvalue
3) Dichlorodifluoromethane	1.02	85	134673	11.61 ppb		95
4) Freon 114	1.12	85	58376	11.92 ppb		98
5) Chloromethane	1.15	50	80422	10.87 ppb		98
6) Vinyl chloride	1.23	62	151047	11.66 ppb		97
9) Bromomethane	1.46	94	34024	10.52 ppb		99
10) Chloroethane	1.54	66	22223	12.15 ppb		82
11) Dichlorofluoromethane	1.71	67	232723	10.29 ppb		99
12) Trichlorofluoromethane	1.75	101	183772	10.90 ppb		96
16) Acrolein	2.11	55	122238	133.50 ppb		95
17) Acetone	2.26	43	164306	52.37 ppb		99
18) Freon-113	2.22	101	53432	10.59 ppb		96
19) 1,1-DCE	2.20	61	165248	10.94 ppb		97
21) Acetonitrile	2.52	40	45350	131.64 ppb		93
22) t-Butanol	2.89	59	37560	150.32 ppb	#	87
23) Methyl Acetate	2.61	43	86557	9.68 ppb		91
24) Iodomethane	2.32	142	112135	9.34 ppb		99
25) Acrylonitrile	2.97	52	37825	10.82 ppb		90
26) Methylene chloride	2.69	49	181453	10.61 ppb		99
27) Carbon disulfide	2.38	76	165568	9.26 ppb		96
28) Methyl t-butyl ether (MtBE	3.05	73	261748	11.60 ppb		99
29) Trans-1,2-DCE	3.01	61	161241	10.79 ppb		98
31) Diisopropyl Ether	3.75	45	367552	11.51 ppb		96
33) 1,1-DCA	3.55	63	211051	10.52 ppb		98
34) Vinyl Acetate	3.69	43	155125	8.43 ppb		100
35) Ethyl tert Butyl Ether	4.33	59	281286	10.09 ppb		97
36) MEK (2-Butanone)	4.50	72	55181	55.19 ppb		91
37) Cis-1,2-DCE	4.44	61	187175	10.08 ppb		96
38) 2,2-Dichloropropane	4.43	77	129780	10.05 ppb		98
41) Chloroform	4.93	83	202605	10.50 ppb		93
42) Bromochloromethane	4.77	49	106925	10.19 ppb		98
44) 1,1,1-TCA	5.14	97	160197	10.70 ppb		99
45) Cyclohexane	5.21	56	189975	11.41 ppb		98
46) 1,1-Dichloropropene	5.37	75	140850	11.25 ppb		95
47) 2,2,4-Trimethylpentane	5.81	57	382810	9.92 ppb		98
49) Carbon Tetrachloride	5.36	117	131073	10.69 ppb		94
50) Tert Amyl Methyl Ether	5.87	73	236494	9.94 ppb	#	87
52) 1,2-DCA	5.66	62	143398	10.35 ppb		99
53) Benzene	5.63	78	446701	10.28 ppb		97
54) TCE	6.48	130	120174	10.47 ppb		96

(#) = qualifier out of range (m) = manual integration

Quantitation Report (Not Reviewed)

Data File : M:\ZEUS\DATA\210615\0615Z22.D
Acq On : 16 Jun 21 01:17
Sample : 210615A CCV/LCS 10ug/L
Misc :

Vial: 22
Operator: LP,DG,CH
Inst : ZEUS
Multiplr: 1.00

Quant Time: Jun 16 11:42 2021

Quant Results File: Z0615W.RES

Quant Method : M:\ZEUS\DATA\210615\Z0615W.M (RTE Integrator)
Title : METHOD 8260B
Last Update : Wed Jun 16 11:38:54 2021
Response via : Initial Calibration
DataAcq Meth : 033121_EST_TEST.M

	Compound	R.T.	QIon	Response	Conc	Unit		Qvalue
55)	2-Pentanone	6.74	43	921409	124.90	ppb		100
56)	1,2-Dichloropropane	6.73	63	121705	10.47	ppb		99
57)	Bromodichloromethane	7.07	83	125283	10.60	ppb		88
58)	Methyl Cyclohexane	6.70	83	173238	9.84	ppb		99
59)	Dibromomethane	6.85	174	75272	9.89	ppb		96
60)	MIBK (methyl isobutyl ket	7.82	43	430655	51.17	ppb		97
61)	1-Bromo-2-chloroethane	7.41	144	14522	9.45	ppb		89
63)	Cis-1,3-Dichloropropene	7.60	75	147604	9.74	ppb		99
64)	Toluene	7.97	91	453126	10.35	ppb		97
65)	Trans-1,3-Dichloropropene	8.24	75	130213	9.59	ppb		94
66)	1,1,2-TCA	8.43	97	89504	10.24	ppb		98
67)	2-Hexanone	8.76	58	148627	53.07	ppb		98
70)	1,2-EDB	8.96	107	90005	10.70	ppb	#	97
71)	Tetrachloroethene	8.58	166	121668	9.92	ppb		92
72)	1-Chlorohexane	9.54	91	139575	10.92	ppb		91
73)	1,1,1,2-Tetrachloroethane	9.62	131	92793	10.51	ppb		90
74)	m&p-Xylene	9.80	91	740590	23.02	ppb		98
75)	o-Xylene	10.22	91	361817	10.01	ppb		99
76)	Styrene	10.24	104	288613	9.68	ppb		97
78)	1,3-Dichloropropane	8.61	76	153952	10.78	ppb		99
79)	Dibromochloromethane	8.86	129	87245	10.35	ppb		98
80)	Chlorobenzene	9.52	112	298572	9.96	ppb		96
81)	Ethylbenzene	9.67	91	476552	11.00	ppb		96
82)	Bromoform	10.41	173	56129	8.83	ppb		92
84)	Isopropylbenzene	10.64	105	467388	10.38	ppb		98
85)	1,1,2,2-Tetrachloroethane	10.95	83	111933	10.58	ppb		94
86)	1,2,3-Trichloropropane	10.98	110	35782	10.46	ppb		99
87)	t-1,4-Dichloro-2-Butene	11.02	53	25027	9.90	ppb		95
88)	Bromobenzene	10.93	77	174083	10.67	ppb		95
89)	n-Propylbenzene	11.08	91	569361	11.87	ppb		99
90)	4-Ethyltoluene	11.21	105	491611	10.52	ppb		99
91)	2-Chlorotoluene	11.16	91	332519	11.61	ppb		95
92)	1,3,5-Trimethylbenzene	11.28	105	420799	10.41	ppb		99
93)	4-Chlorotoluene	11.28	91	400933	10.52	ppb		98
94)	Tert-Butylbenzene	11.63	119	344959	10.17	ppb		94
95)	1,2,4-Trimethylbenzene	11.68	105	421461	10.34	ppb		99
96)	Sec-Butylbenzene	11.88	105	540801	10.25	ppb		99
97)	p-Isopropyltoluene	11.63	119	344959	10.17	ppb		99
98)	Benzyl Chloride	12.22	91	151660	8.37	ppb		98
99)	1,3-DCB	11.97	146	260555	10.67	ppb		98
100)	1,4-DCB	12.06	146	262756	9.99	ppb		95
101)	n-Butylbenzene	12.48	91	442225	10.04	ppb		100
102)	1,2-DCB	12.46	146	243130	10.59	ppb		95
103)	Hexachloroethane	12.76	201	68198	9.63	ppb		93
104)	1,2-Dibromo-3-chloropropan	13.31	157	21320	9.18	ppb		94
105)	1,2,4-Trichlorobenzene	13.56	180	192502	10.75	ppb		94
106)	Hexachlorobutadiene	14.43	225	80368	10.14	ppb		96
107)	Naphthalene	14.48	128	330779	9.84	ppb		100
108)	1,2,3-Trichlorobenzene	14.75	180	134388	10.83	ppb		98

(#) = qualifier out of range (m) = manual integration

Quantitation Report

Data File : M:\ZEUS\DATA\210615\0615Z22.D
Acq On : 16 Jun 21 01:17
Sample : 210615A CCV/LCS 10ug/L
Misc :

Vial: 22
Operator: LP,DG,CH
Inst : ZEUS
Multiplr: 1.00

Quant Time: Jun 16 11:42 2021

Quant Results File: Z0615W.RES

Method : M:\ZEUS\DATA\210615\Z0615W.M (RTE Integrator)
Title : METHOD 8260B
Last Update : Wed Jun 16 11:38:54 2021
Response via : Initial Calibration



Quantitation Report (Not Reviewed)

Data File : M:\ZEUS\DATA\210615\0615Z23.D
Acq On : 16 Jun 21 01:40
Sample : 210615A LCSD 10ug/L
Misc :

Vial: 23
Operator: LP,DG,CH
Inst : ZEUS
Multiplr: 1.00

Quant Time: Jun 16 11:42 2021 Quant Results File: Z0615W.RES

Quant Method : M:\ZEUS\DATA\210615\Z0615W.M (RTE Integrator)
Title : METHOD 8260B
Last Update : Wed Jun 16 11:38:54 2021
Response via : Initial Calibration
DataAcq Meth : 033121_EST_TEST.M

Internal Standards	R.T.	QIon	Response	Conc Units	Dev(Min)
1) Fluorobenzene (IS)	6.01	96	2429459	25.00 ppb	0.00
68) Chlorobenzene-D5 (IS)	9.49	117	1764880	25.00 ppb	0.00
83) 1,4-Dichlorobenzene-D (IS)	12.04	152	637696	25.00 ppb	0.00
System Monitoring Compounds					
43) Dibromofluoromethane(S)	5.15	111	689370	26.17 ppb	0.00
Spiked Amount 25.000			Recovery	= 104.700%	
48) 1,2-DCA-D4(S)	5.56	65	696186	26.41 ppb	0.00
Spiked Amount 25.000			Recovery	= 105.624%	
69) Toluene-D8(S)	7.90	98	2426254	24.65 ppb	0.00
Spiked Amount 25.000			Recovery	= 98.596%	
77) 4-Bromofluorobenzene(S)	10.78	95	872045	24.58 ppb	0.00
Spiked Amount 25.000			Recovery	= 98.312%	

Target Compounds					Qvalue
3) Dichlorodifluoromethane	1.02	85	137351	11.34 ppb	89
4) Freon 114	1.12	85	62122	12.19 ppb	95
5) Chloromethane	1.15	50	85813	11.13 ppb	98
6) Vinyl chloride	1.23	62	150445	11.12 ppb	100
9) Bromomethane	1.46	94	35704	10.57 ppb	98
10) Chloroethane	1.54	66	21295	10.68 ppb	95
11) Dichlorofluoromethane	1.71	67	243135	10.30 ppb	98
12) Trichlorofluoromethane	1.75	101	187357	10.64 ppb	98
16) Acrolein	2.11	55	121963	127.55 ppb	99
17) Acetone	2.26	43	170762	52.11 ppb	95
18) Freon-113	2.22	101	54496	10.34 ppb	93
19) 1,1-DCE	2.20	61	169930	10.77 ppb	93
21) Acetonitrile	2.52	40	47192	131.17 ppb	93
22) t-Butanol	2.89	59	39048	149.64 ppb	94
23) Methyl Acetate	2.61	43	88903	9.52 ppb	95
24) Iodomethane	2.32	142	116936	9.33 ppb	99
25) Acrylonitrile	2.97	52	39859	10.92 ppb	96
26) Methylene chloride	2.69	49	185163	10.35 ppb	99
27) Carbon disulfide	2.38	76	171520	9.18 ppb	100
28) Methyl t-butyl ether (MtBE	3.05	73	262076	11.12 ppb	100
29) Trans-1,2-DCE	3.01	61	165190	10.58 ppb	100
31) Diisopropyl Ether	3.75	45	373599	11.20 ppb	99
33) 1,1-DCA	3.55	63	215986	10.31 ppb	99
34) Vinyl Acetate	3.70	43	166094	8.61 ppb	98
35) Ethyl tert Butyl Ether	4.33	59	286639	9.87 ppb	98
36) MEK (2-Butanone)	4.51	72	60044	57.51 ppb	93
37) Cis-1,2-DCE	4.44	61	190172	9.81 ppb	99
38) 2,2-Dichloropropane	4.43	77	131896	9.78 ppb #	89
41) Chloroform	4.93	83	200531	9.95 ppb	98
42) Bromochloromethane	4.77	49	109081	9.96 ppb	98
44) 1,1,1-TCA	5.15	97	165064	10.56 ppb	96
45) Cyclohexane	5.22	56	197693	11.37 ppb	97
46) 1,1-Dichloropropene	5.38	75	143463	10.98 ppb	97
47) 2,2,4-Trimethylpentane	5.81	57	400842	9.94 ppb	97
49) Carbon Tetrachloride	5.37	117	136393	10.65 ppb	98
50) Tert Amyl Methyl Ether	5.87	73	241141	9.74 ppb #	87
52) 1,2-DCA	5.66	62	142794	9.87 ppb	99
53) Benzene	5.63	78	464937	10.25 ppb	97
54) TCE	6.47	130	120143	10.03 ppb	98

(#) = qualifier out of range (m) = manual integration

Quantitation Report (Not Reviewed)

Data File : M:\ZEUS\DATA\210615\0615Z23.D
Acq On : 16 Jun 21 01:40
Sample : 210615A LCSD 10ug/L
Misc :

Vial: 23
Operator: LP,DG,CH
Inst : ZEUS
Multiplr: 1.00

Quant Time: Jun 16 11:42 2021

Quant Results File: Z0615W.RES

Quant Method : M:\ZEUS\DATA\210615\Z0615W.M (RTE Integrator)
Title : METHOD 8260B
Last Update : Wed Jun 16 11:38:54 2021
Response via : Initial Calibration
DataAcq Meth : 033121_EST_TEST.M

	Compound	R.T.	QIon	Response	Conc	Unit		Qvalue
55)	2-Pentanone	6.74	43	945470	123.19	ppb		98
56)	1,2-Dichloropropane	6.72	63	124104	10.23	ppb		100
57)	Bromodichloromethane	7.07	83	122876	9.96	ppb		85
58)	Methyl Cyclohexane	6.70	83	182737	9.93	ppb		100
59)	Dibromomethane	6.86	174	76435	9.61	ppb		93
60)	MIBK (methyl isobutyl ket	7.82	43	443173	50.53	ppb		98
61)	1-Bromo-2-chloroethane	7.41	144	14579	9.09	ppb		87
63)	Cis-1,3-Dichloropropene	7.60	75	151385	9.59	ppb		98
64)	Toluene	7.97	91	465691	10.19	ppb		99
65)	Trans-1,3-Dichloropropene	8.24	75	130345	9.24	ppb		94
66)	1,1,2-TCA	8.43	97	91197	9.99	ppb		98
67)	2-Hexanone	8.76	58	154286	52.84	ppb		92
70)	1,2-EDB	8.96	107	94049	10.85	ppb	#	94
71)	Tetrachloroethene	8.59	166	127947	10.12	ppb		88
72)	1-Chlorohexane	9.54	91	141789	10.77	ppb		96
73)	1,1,1,2-Tetrachloroethane	9.62	131	91970	10.11	ppb		92
74)	m&p-Xylene	9.80	91	747477	22.55	ppb		100
75)	o-Xylene	10.22	91	376126	10.09	ppb		100
76)	Styrene	10.24	104	295961	9.64	ppb		94
78)	1,3-Dichloropropane	8.61	76	155619	10.57	ppb		95
79)	Dibromochloromethane	8.86	129	87933	10.13	ppb		94
80)	Chlorobenzene	9.52	112	302711	9.81	ppb		98
81)	Ethylbenzene	9.67	91	486415	10.90	ppb		97
82)	Bromoform	10.41	173	58268	8.89	ppb		96
84)	Isopropylbenzene	10.64	105	473226	9.84	ppb		99
85)	1,1,2,2-Tetrachloroethane	10.95	83	118312	10.41	ppb		100
86)	1,2,3-Trichloropropane	10.98	110	37723	10.27	ppb		93
87)	t-1,4-Dichloro-2-Butene	11.02	53	26537	9.80	ppb		99
88)	Bromobenzene	10.93	77	179626	10.25	ppb		99
89)	n-Propylbenzene	11.08	91	583517	11.33	ppb		99
90)	4-Ethyltoluene	11.21	105	503850	10.06	ppb		98
91)	2-Chlorotoluene	11.16	91	342848	11.14	ppb		93
92)	1,3,5-Trimethylbenzene	11.28	105	425884	9.84	ppb		97
93)	4-Chlorotoluene	11.28	91	403704	9.89	ppb		99
94)	Tert-Butylbenzene	11.63	119	358027	9.86	ppb		98
95)	1,2,4-Trimethylbenzene	11.68	105	432367	9.91	ppb		99
96)	Sec-Butylbenzene	11.87	105	555932	9.85	ppb		99
97)	p-Isopropyltoluene	11.63	119	358027	9.86	ppb		99
98)	Benzyl Chloride	12.21	91	147468	7.74	ppb		97
99)	1,3-DCB	11.96	146	267503	10.20	ppb		99
100)	1,4-DCB	12.06	146	266966	9.46	ppb		96
101)	n-Butylbenzene	12.48	91	451041	9.58	ppb		99
102)	1,2-DCB	12.46	146	246545	10.00	ppb		96
103)	Hexachloroethane	12.75	201	66657	8.87	ppb	#	89
104)	1,2-Dibromo-3-chloropropan	13.30	157	23613	9.42	ppb		93
105)	1,2,4-Trichlorobenzene	13.55	180	195527	10.17	ppb		95
106)	Hexachlorobutadiene	14.43	225	84729	9.95	ppb		95
107)	Naphthalene	14.48	128	348037	9.66	ppb		96
108)	1,2,3-Trichlorobenzene	14.75	180	137755	10.34	ppb		93

(#) = qualifier out of range (m) = manual integration

Quantitation Report

Data File : M:\ZEUS\DATA\210615\0615Z23.D
Acq On : 16 Jun 21 01:40
Sample : 210615A LCSD 10ug/L
Misc :

Vial: 23
Operator: LP,DG,CH
Inst : ZEUS
Multiplr: 1.00

Quant Time: Jun 16 11:42 2021

Quant Results File: Z0615W.RES

Method : M:\ZEUS\DATA\210615\Z0615W.M (RTE Integrator)
Title : METHOD 8260B
Last Update : Wed Jun 16 11:38:54 2021
Response via : Initial Calibration



VOLATILE ORGANIC ANALYSIS
VOLATILE ORGANIC COMPOUNDS

Form 7

Ending Continuing Calibration

Lab Name: APPL, Inc.
Case No:
Matrix: Water

SDG No:
Date Analyzed: 06/16/21
Instrument: ZEUS
Initial Cal. Date: 06/15/21
Data File: 0615Z47.D

		Compound	MEAN	CCRF	%D		%Drift
1	I	Fluorobenzene (IS)	ISTD			I	
2	TM	Dichlorodifluoromethane	0.1246	0.1266	1.6	TM	
3	TML	Freon 114	0.0619	0.0557	10	TML	3.7
4	TM**L	Chloromethane	0.1038	0.0798	23	TM**L	0.48
5	TM*	Vinyl chloride	0.1392	0.1444	3.7	TM*	
6		Butane	0.0000	0.0007	0.00		
7	TM	2-Chloro-1,1,1-trifluoroethane	0.0000	0.0000	0.00	TM	
8	TM	Bromomethane	0.0347	0.0326	6.2	TM	
9	TML	Chloroethane	0.0260	0.0236	9.1	TML	20
10	TM	Dichlorofluoromethane	0.2429	0.2373	2.3	TM	
11	TM	Trichlorofluoromethane	0.1812	0.1730	4.5	TM	
12	TM	Pentane	0.0000	0.0002	0.00	TM	
13	TM	Diethyl ether	0.0000	0.0178	0.00	TM	
14	TM	1,2 Dichlorotrifluoroethane	0.0000	0.0001	0.00	TM	
15	TM	Acrolein	0.0098	0.0092	6.1	TM	
16	TM	Acetone	0.0337	0.0331	1.8	TM	
17	TM	Freon-113	0.0542	0.0525	3.3	TM	
18	TM*	1,1-DCE	0.1623	0.1658	2.1	TM*	
19	TM	2-Propanol	0.0000	0.0001	0.00	TM	
20	TM	Acetonitrile	0.0037	0.0037	0.22	TM	
21	TM	t-Butanol	0.0027	0.0027	2.0	TM	
22	TM	Methyl Acetate	0.0961	0.0865	9.9	TM	
23	TM	Iodomethane	0.1290	0.1074	17	TM	
24	TM	Acrylonitrile	0.0376	0.0395	5.1	TM	
25	TML	Methylene chloride	0.2218	0.1836	17	TML	0.61
26	TM	Carbon disulfide	0.1922	0.1668	13	TM	
27	TM	Methyl t-butyl ether (MtBE)	0.2425	0.2513	3.6	TM	
28	TM	Trans-1,2-DCE	0.1606	0.1651	2.8	TM	
29	TM	Hexane	0.0000	0.0003	0.00	TM	
30	TM	Diisopropyl Ether	0.3431	0.3655	6.5	TM	
31	TM**	2,2-Dichloro-1,1,1-trifluoroethane	0.0000	0.0001	0.00	TM**	
32	TM**	1,1-DCA	0.2156	0.2093	2.9	TM**	
33	TML	Vinyl Acetate	0.1711	0.1002	41	TML	44
34	TML	Ethyl tert Butyl Ether	0.2552	0.2781	9.0	TML	6.2
35	TM	MEK (2-Butanone)	0.0107	0.0104	3.0	TM	
36	TM	Cis-1,2-DCE	0.1995	0.1865	6.5	TM	
37	TM	2,2-Dichloropropane	0.1388	0.1046	25	TM	
38	TML	2-Methylpentane	0.0000	0.0059	0.00	TML	
39	TM	3-Methylpentane	0.0000	0.0633	0.00	TM	
40	TM*	Chloroform	0.2073	0.1984	4.3	TM*	
		Average			6.2		

VOLATILE ORGANIC ANALYSIS
VOLATILE ORGANIC COMPOUNDS

Form 7

Ending Continuing Calibration

Lab Name: APPL, Inc.
Case No:
Matrix: Water

SDG No:
Date Analyzed: 06/16/21
Instrument: ZEUS
Cal. Date: 06/15/21
Data File: 0615Z47.D

		Compound	MEAN	CCRF	%D		%Drift
41	TM	Bromochloromethane	0.1128	0.1104	2.1	TM	
42	S	Dibromofluoromethane(S)	0.2710	0.2784	2.7	S	
43	TM	1,1,1-TCA	0.1608	0.1618	0.59	TM	
44	TM	Cyclohexane	0.1789	0.1897	6.0	TM	
45	TM	1,1-Dichloropropene	0.1345	0.1417	5.4	TM	
46	TML	2,2,4-Trimethylpentane	0.3752	0.3548	5.4	TML	13
47	S	1,2-DCA-D4(S)	0.2713	0.2856	5.3	S	
48	TM	Carbon Tetrachloride	0.1317	0.1300	1.3	TM	
49	TML	Tert Amyl Methyl Ether	0.2153	0.2264	5.2	TML	10.0
50	TML	Methylcyclopentane	0.0000	0.0237	0.00	TML	
51	TM	1,2-DCA	0.1489	0.1466	1.5	TM	
52	TM	Benzene	0.4668	0.4589	1.7	TM	
53	TM	TCE	0.1233	0.1261	2.3	TM	
54	TML	2-Pentanone	0.0750	0.0717	4.4	TML	7.5
55	TM*	1,2-Dichloropropane	0.1249	0.1201	3.9	TM*	
56	TM	Bromodichloromethane	0.1270	0.1277	0.58	TM	
57	TML	Methyl Cyclohexane	0.1653	0.1687	2.0	TML	10.0
58	TM	Dibromomethane	0.0818	0.0769	6.0	TM	
59	TML	MIBK (methyl isobutyl ketone)	0.0798	0.0835	4.7	TML	6.2
60	TM	1-Bromo-2-chloroethane	0.0165	0.0137	17	TM	
61	TML	2-Chloroethyl vinyl ether	0.0000	0.0000	0.00	TML	
62	TML	Cis-1,3-Dichloropropene	0.1465	0.1389	5.2	TML	13
63	TM*	Toluene	0.4703	0.4562	3.0	TM*	
64	TML	Trans-1,3-Dichloropropene	0.1284	0.1225	4.6	TML	15
65	TM	1,1,2-TCA	0.0939	0.0923	1.7	TM	
66	TMQ	2-Hexanone	0.0273	0.0288	5.3	TMQ	1.7
67	I	Chlorobenzene-D5 (IS)	ISTD			I	
68	SL	Toluene-D8(S)	1.275	1.395	9.4	SL	0.06
69	TM	1,2-EDB	0.1227	0.1272	3.6	TM	
70	TM	Tetrachloroethene	0.1790	0.1675	6.4	TM	
71	TM	1-Chlorohexane	0.1865	0.1865	0.02	TM	
72	TM	1,1,1,2-Tetrachloroethane	0.1288	0.1325	2.9	TM	
73	TM	m&p-Xylene	0.4695	0.5142	9.5	TM	
74	TML	o-Xylene	0.4548	0.5138	13	TML	2.4
75	TML	Styrene	0.3537	0.4074	15	TML	6.1
76	SL	4-Bromofluorobenzene(S)	0.4405	0.5019	14	SL	0.36
77	TM	1,3-Dichloropropane	0.2085	0.2168	4.0	TM	
78	TM	Dibromochloromethane	0.1230	0.1226	0.33	TM	
79	TM**	Chlorobenzene	0.4373	0.4198	4.0	TM**	
80	TM*	Ethylbenzene	0.6323	0.6643	5.1	TM*	
		Average			4.7		

VOLATILE ORGANIC ANALYSIS
VOLATILE ORGANIC COMPOUNDS

Form 7

Ending Continuing Calibration

Lab Name: APPL, Inc.
Case No:
Matrix: Water

SDG No:
Date Analyzed: 06/16/21
Instrument: ZEUS
Cal. Date: 06/15/21
Data File: 0615Z47.D

		Compound	MEAN	CCRF	%D		%Drift
81	TM**L	Bromoform	0.0816	0.0829	1.6	TM**L	11
82	I	1,4-Dichlorobenzene-D (IS)	ISTD			I	
83	TML	Isopropylbenzene	1.594	1.823	14	TML	3.1
84	TM**	1,1,2,2-Tetrachloroethane	0.4454	0.4250	4.6	TM**	
85	TM	1,2,3-Trichloropropane	0.1440	0.1438	0.09	TM	
86	TML	t-1,4-Dichloro-2-Butene	0.1019	0.0919	9.8	TML	11
87	TM	Bromobenzene	0.6869	0.6847	0.33	TM	
88	TM	n-Propylbenzene	2.019	2.221	10	TM	
89	TML	4-Ethyltoluene	1.678	1.926	15	TML	1.8
90	TM	2-Chlorotoluene	1.206	1.281	6.2	TM	
91	TML	1,3,5-Trimethylbenzene	1.468	1.664	13	TML	1.9
92	TML	4-Chlorotoluene	1.438	1.593	11	TML	0.47
93	TML	Tert-Butylbenzene	1.196	1.371	15	TML	3.5
94	TML	1,2,4-Trimethylbenzene	1.425	1.700	19	TML	0.68
95	TML	Sec-Butylbenzene	1.851	2.131	15	TML	3.5
96	TML	p-Isopropyltoluene	1.196	1.371	15	TML	3.5
97	TML	Benzyl Chloride	0.6395	0.4039	37	TML	41
98	TM	1,3-DCB	1.028	1.050	2.2	TM	
99	TM	1,4-DCB	1.107	1.077	2.7	TM	
100	TML	n-Butylbenzene	1.552	1.748	13	TML	5.2
101	TM	1,2-DCB	0.9666	0.9864	2.0	TM	
102	TML	Hexachloroethane	0.2573	0.2551	0.84	TML	13
103	TML	1,2-Dibromo-3-chloropropane	0.0862	0.0847	1.7	TML	13
104	TM	1,2,4-Trichlorobenzene	0.7540	0.7694	2.0	TM	
105	TM	Hexachlorobutadiene	0.3338	0.3156	5.4	TM	
106	TML	Naphthalene	1.115	1.313	18	TML	6.7
107	TM	1,2,3-Trichlorobenzene	0.5225	0.5380	3.0	TM	
108							
109							
110							
111							
112							
113							
114							
115							
116							
117							
118							
119							
120							
		Average			9.1		

Quantitation Report (Not Reviewed)

Data File : M:\ZEUS\DATA\210615\0615Z47.D
Acq On : 16 Jun 21 10:59
Sample : Ending CCV 10ug/L 6/15/21
Misc :

Vial: 47
Operator: LP,DG,CH
Inst : ZEUS
Multiplr: 1.00

Quant Time: Jun 16 11:43 2021

Quant Results File: Z0615W.RES

Quant Method : M:\ZEUS\DATA\210615\Z0615W.M (RTE Integrator)
Title : METHOD 8260B
Last Update : Wed Jun 16 11:38:54 2021
Response via : Initial Calibration
DataAcq Meth : 033121_EST_TEST.M

Internal Standards	R.T.	QIon	Response	Conc Units	Dev(Min)
1) Fluorobenzene (IS)	6.01	96	2208932	25.00 ppb	0.00
68) Chlorobenzene-D5 (IS)	9.50	117	1583101	25.00 ppb	0.00
83) 1,4-Dichlorobenzene-D (IS)	12.04	152	563584	25.00 ppb	0.00
System Monitoring Compounds					
43) Dibromofluoromethane(S)	5.14	111	615073	25.69 ppb	0.00
Spiked Amount 25.000			Recovery	= 102.740%	
48) 1,2-DCA-D4(S)	5.56	65	630838	26.32 ppb	0.00
Spiked Amount 25.000			Recovery	= 105.264%	
69) Toluene-D8(S)	7.90	98	2208033	24.98 ppb	0.00
Spiked Amount 25.000			Recovery	= 99.936%	
77) 4-Bromofluorobenzene(S)	10.78	95	794482	24.91 ppb	0.00
Spiked Amount 25.000			Recovery	= 99.644%	

Target Compounds					Qvalue
3) Dichlorodifluoromethane	1.02	85	111900	10.16 ppb	91
4) Freon 114	1.12	85	49184	10.37 ppb	91
5) Chloromethane	1.15	50	70510	9.95 ppb	99
6) Vinyl chloride	1.23	62	127566	10.37 ppb	94
9) Bromomethane	1.46	94	28800	9.38 ppb	97
10) Chloroethane	1.54	66	20893	11.98 ppb	81
11) Dichlorofluoromethane	1.71	67	209710	9.77 ppb	96
12) Trichlorofluoromethane	1.75	101	152881	9.55 ppb	98
16) Acrolein	2.11	55	102051	117.38 ppb	94
17) Acetone	2.26	43	146327	49.12 ppb	99
18) Freon-113	2.22	101	46352	9.67 ppb	97
19) 1,1-DCE	2.20	61	146479	10.21 ppb	96
21) Acetonitrile	2.52	40	40981	125.28 ppb	96
22) t-Butanol	2.89	59	30256	127.53 ppb	99
23) Methyl Acetate	2.61	43	76452	9.01 ppb #	89
24) Iodomethane	2.32	142	94900	8.33 ppb	97
25) Acrylonitrile	2.97	52	34885	10.51 ppb	96
26) Methylene chloride	2.68	49	162257	9.94 ppb	97
27) Carbon disulfide	2.38	76	147392	8.68 ppb	99
28) Methyl t-butyl ether (MtBE	3.05	73	222016	10.36 ppb	100
29) Trans-1,2-DCE	3.01	61	145890	10.28 ppb	94
31) Diisopropyl Ether	3.75	45	322916	10.65 ppb	99
33) 1,1-DCA	3.55	63	184907	9.71 ppb	99
34) Vinyl Acetate	3.69	43	88553	5.56 ppb	98
35) Ethyl tert Butyl Ether	4.33	59	245763	9.38 ppb	98
36) MEK (2-Butanone)	4.51	72	46040	48.50 ppb	79
37) Cis-1,2-DCE	4.44	61	164816	9.35 ppb	96
38) 2,2-Dichloropropane	4.43	77	92412	7.53 ppb	93
41) Chloroform	4.93	83	175319	9.57 ppb	93
42) Bromochloromethane	4.77	49	97577	9.79 ppb	97
44) 1,1,1-TCA	5.14	97	142958	10.06 ppb	98
45) Cyclohexane	5.21	56	167576	10.60 ppb	100
46) 1,1-Dichloropropene	5.38	75	125244	10.54 ppb	97
47) 2,2,4-Trimethylpentane	5.81	57	313459	8.69 ppb	97
49) Carbon Tetrachloride	5.37	117	114887	9.87 ppb	97
50) Tert Amyl Methyl Ether	5.87	73	200072	9.00 ppb	96
52) 1,2-DCA	5.66	62	129518	9.85 ppb	97
53) Benzene	5.63	78	405487	9.83 ppb	99
54) TCE	6.48	130	111424	10.23 ppb	95

(#) = qualifier out of range (m) = manual integration

Quantitation Report (Not Reviewed)

Data File : M:\ZEUS\DATA\210615\0615Z47.D
Acq On : 16 Jun 21 10:59
Sample : Ending CCV 10ug/L 6/15/21
Misc :

Vial: 47
Operator: LP,DG,CH
Inst : ZEUS
Multiplr: 1.00

Quant Time: Jun 16 11:43 2021

Quant Results File: Z0615W.RES

Quant Method : M:\ZEUS\DATA\210615\Z0615W.M (RTE Integrator)
Title : METHOD 8260B
Last Update : Wed Jun 16 11:38:54 2021
Response via : Initial Calibration
DataAcq Meth : 033121_EST_TEST.M

	Compound	R.T.	QIon	Response	Conc	Unit	Qvalue
55)	2-Pentanone	6.74	43	791831	115.59	ppb	99
56)	1,2-Dichloropropane	6.73	63	106085	9.61	ppb	100
57)	Bromodichloromethane	7.07	83	112833	10.06	ppb	93
58)	Methyl Cyclohexane	6.70	83	149041	9.00	ppb	98
59)	Dibromomethane	6.85	174	67945	9.40	ppb	94
60)	MIBK (methyl isobutyl ket	7.82	43	368991	46.91	ppb	99
61)	1-Bromo-2-chloroethane	7.41	144	12094	8.29	ppb	82
63)	Cis-1,3-Dichloropropene	7.60	75	122702	8.69	ppb	99
64)	Toluene	7.97	91	403116	9.70	ppb	100
65)	Trans-1,3-Dichloropropene	8.24	75	108236	8.54	ppb	97
66)	1,1,2-TCA	8.43	97	81555	9.83	ppb	97
67)	2-Hexanone	8.76	58	127024	49.14	ppb	94
70)	1,2-EDB	8.95	107	80562	10.36	ppb	95
71)	Tetrachloroethene	8.59	166	106081	9.36	ppb	94
72)	1-Chlorohexane	9.54	91	118105	10.00	ppb	92
73)	1,1,1,2-Tetrachloroethane	9.63	131	83915	10.29	ppb	93
74)	m&p-Xylene	9.80	91	651204	21.90	ppb	100
75)	o-Xylene	10.22	91	325389	9.76	ppb	100
76)	Styrene	10.24	104	258007	9.39	ppb	93
78)	1,3-Dichloropropane	8.61	76	137277	10.40	ppb	99
79)	Dibromochloromethane	8.86	129	77617	9.97	ppb	97
80)	Chlorobenzene	9.52	112	265846	9.60	ppb	96
81)	Ethylbenzene	9.67	91	420664	10.51	ppb	96
82)	Bromoform	10.41	173	52471	8.92	ppb	96
84)	Isopropylbenzene	10.64	105	410856	9.69	ppb	98
85)	1,1,2,2-Tetrachloroethane	10.95	83	95802	9.54	ppb	92
86)	1,2,3-Trichloropropane	10.99	110	32425	9.99	ppb	96
87)	t-1,4-Dichloro-2-Butene	11.02	53	20726	8.85	ppb	96
88)	Bromobenzene	10.93	77	154346	9.97	ppb	97
89)	n-Propylbenzene	11.08	91	500660	11.00	ppb	99
90)	4-Ethyltoluene	11.21	105	434082	9.82	ppb	99
91)	2-Chlorotoluene	11.16	91	288816	10.62	ppb	100
92)	1,3,5-Trimethylbenzene	11.28	105	375070	9.81	ppb	100
93)	4-Chlorotoluene	11.28	91	359011	9.95	ppb	97
94)	Tert-Butylbenzene	11.63	119	309010	9.65	ppb	98
95)	1,2,4-Trimethylbenzene	11.68	105	383182	9.93	ppb	100
96)	Sec-Butylbenzene	11.88	105	480290	9.65	ppb	98
97)	p-Isopropyltoluene	11.63	119	309010	9.65	ppb	98
98)	Benzyl Chloride	12.22	91	91054	5.90	ppb	96
99)	1,3-DCB	11.97	146	236806	10.22	ppb	97
100)	1,4-DCB	12.06	146	242760	9.73	ppb	98
101)	n-Butylbenzene	12.48	91	394053	9.48	ppb	98
102)	1,2-DCB	12.47	146	222361	10.20	ppb	97
103)	Hexachloroethane	12.76	201	57514	8.69	ppb	89
104)	1,2-Dibromo-3-chloropropan	13.31	157	19094	8.74	ppb	95
105)	1,2,4-Trichlorobenzene	13.55	180	173449	10.20	ppb	98
106)	Hexachlorobutadiene	14.43	225	71155	9.46	ppb	96
107)	Naphthalene	14.48	128	295923	9.33	ppb	98
108)	1,2,3-Trichlorobenzene	14.75	180	121284	10.30	ppb	96

(#) = qualifier out of range (m) = manual integration

Quantitation Report

Data File : M:\ZEUS\DATA\210615\0615Z47.D
Acq On : 16 Jun 21 10:59
Sample : Ending CCV 10ug/L 6/15/21
Misc :

Vial: 47
Operator: LP,DG,CH
Inst : ZEUS
Multiplr: 1.00

Quant Time: Jun 16 11:43 2021

Quant Results File: Z0615W.RES

Method : M:\ZEUS\DATA\210615\Z0615W.M (RTE Integrator)
Title : METHOD 8260B
Last Update : Wed Jun 16 11:38:54 2021
Response via : Initial Calibration

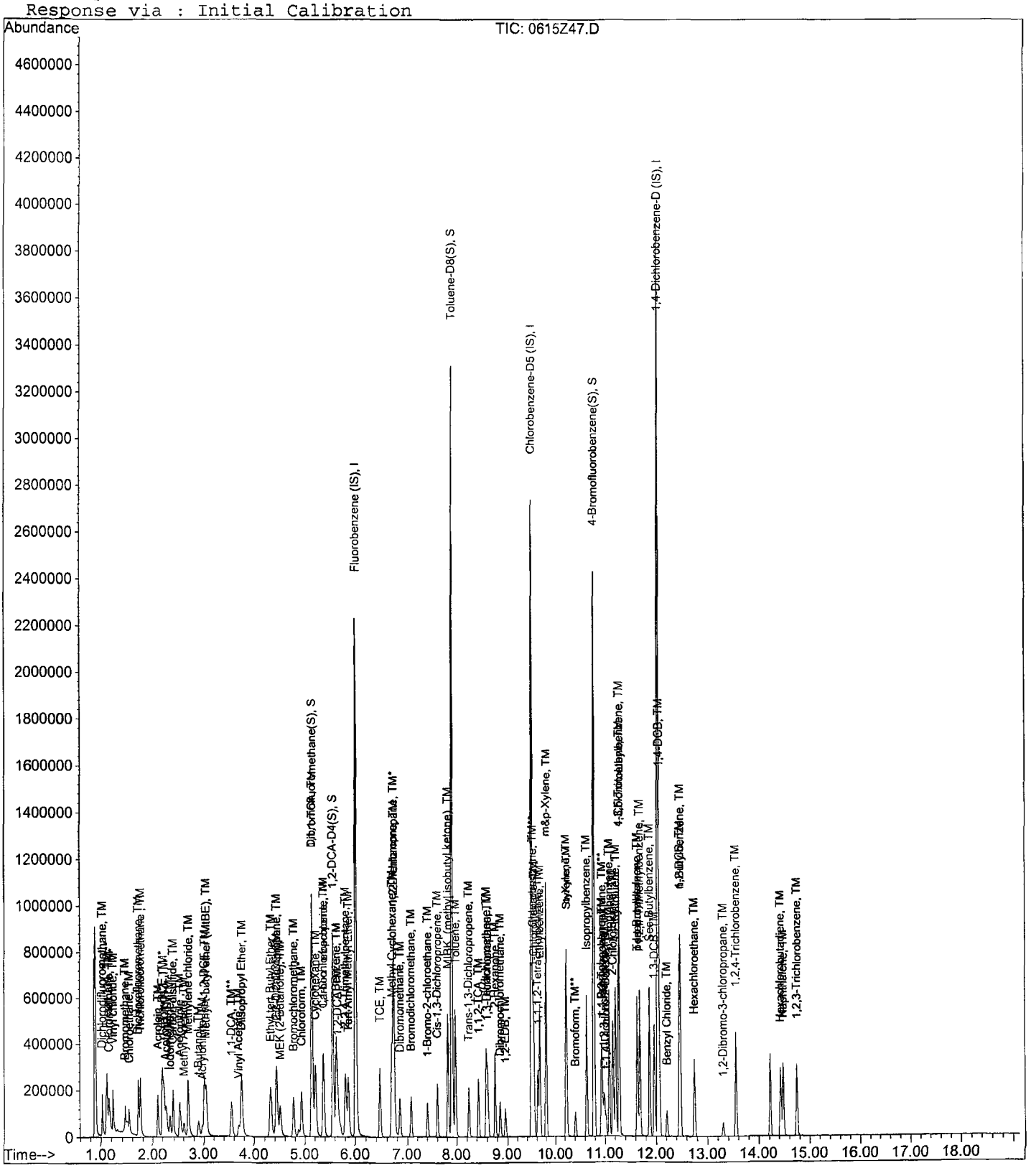

ORGANICS

Raw Data

Quantitation Report (QT Reviewed)

Data File : M:\ZEUS\DATA\210615\0615Z28.D
Acq On : 16 Jun 21 03:37
Sample : BA33953W01
Misc :

Vial: 28
Operator: LP,DG,CH
Inst : ZEUS
Multiplr: 1.00

Quant Time: Jun 16 14:33 2021

Quant Results File: Z0615W.RES

Quant Method : M:\ZEUS\DATA\210615\Z0615W.M (RTE Integrator)
Title : METHOD 8260B
Last Update : Wed Jun 16 11:38:54 2021
Response via : Initial Calibration
DataAcq Meth : 033121_EST_TEST.M

Internal Standards	R.T.	QIon	Response	Conc Units	Dev(Min)
1) Fluorobenzene (IS)	6.01	96	2264729	25.00 ppb	0.00
68) Chlorobenzene-D5 (IS)	9.49	117	1604406	25.00 ppb	0.00
83) 1,4-Dichlorobenzene-D (IS)	12.04	152	528192	25.00 ppb	0.00
System Monitoring Compounds					
43) Dibromofluoromethane(S)	5.14	111	641059	26.11 ppb	0.00
Spiked Amount 25.000			Recovery	= 104.444%	
48) 1,2-DCA-D4(S)	5.56	65	665177	27.06 ppb	0.00
Spiked Amount 25.000			Recovery	= 108.260%	
69) Toluene-D8(S)	7.90	98	2190400	24.49 ppb	0.00
Spiked Amount 25.000			Recovery	= 97.956%	
77) 4-Bromofluorobenzene(S)	10.78	95	746389	23.34 ppb	0.00
Spiked Amount 25.000			Recovery	= 93.344%	

Target Compounds Qvalue

(#) = qualifier out of range (m) = manual integration

Quantitation Report

Data File : M:\ZEUS\DATA\210615\0615Z28.D
Acq On : 16 Jun 21 03:37
Sample : BA33953W01
Misc :

Vial: 28
Operator: LP,DG,CH
Inst : ZEUS
Multiplr: 1.00

Quant Time: Jun 16 14:33 2021

Quant Results File: Z0615W.RES

Method : M:\ZEUS\DATA\210615\Z0615W.M (RTE Integrator)
Title : METHOD 8260B
Last Update : Wed Jun 16 11:38:54 2021
Response via : Initial Calibration



Quantitation Report (QT Reviewed)

Data File : M:\ZEUS\DATA\210615\0615Z29.D
Acq On : 16 Jun 21 04:00
Sample : BA33954W01
Misc :

Vial: 29
Operator: LP,DG,CH
Inst : ZEUS
Multiplr: 1.00

Quant Time: Jun 16 14:34 2021

Quant Results File: Z0615W.RES

Quant Method : M:\ZEUS\DATA\210615\Z0615W.M (RTE Integrator)
Title : METHOD 8260B
Last Update : Wed Jun 16 11:38:54 2021
Response via : Initial Calibration
DataAcq Meth : 033121_EST_TEST.M

Internal Standards	R.T.	QIon	Response	Conc Units	Dev(Min)
1) Fluorobenzene (IS)	6.01	96	2133601	25.00 ppb	0.00
68) Chlorobenzene-D5 (IS)	9.49	117	1527748	25.00 ppb	0.00
83) 1,4-Dichlorobenzene-D (IS)	12.04	152	519104	25.00 ppb	0.00
System Monitoring Compounds					
43) Dibromofluoromethane(S)	5.14	111	606990	26.24 ppb	0.00
Spiked Amount 25.000			Recovery	= 104.972%	
48) 1,2-DCA-D4(S)	5.56	65	633973	27.38 ppb	0.00
Spiked Amount 25.000			Recovery	= 109.520%	
69) Toluene-D8(S)	7.90	98	2059596	24.20 ppb	0.00
Spiked Amount 25.000			Recovery	= 96.808%	
77) 4-Bromofluorobenzene(S)	10.78	95	718510	23.56 ppb	0.00
Spiked Amount 25.000			Recovery	= 94.220%	

Target Compounds Qvalue

(#) = qualifier out of range (m) = manual integration
0615Z29.D Z0615W.M Wed Jun 16 14:34:41 2021

Quantitation Report

Data File : M:\ZEUS\DATA\210615\0615Z29.D
Acq On : 16 Jun 21 04:00
Sample : BA33954W01
Misc :

Vial: 29
Operator: LP,DG,CH
Inst : ZEUS
Multiplr: 1.00

Quant Time: Jun 16 14:34 2021

Quant Results File: Z0615W.RES

Method : M:\ZEUS\DATA\210615\Z0615W.M (RTE Integrator)
Title : METHOD 8260B
Last Update : Wed Jun 16 11:38:54 2021
Response via : Initial Calibration



Quantitation Report (QT Reviewed)

Data File : M:\ZEUS\DATA\210615\0615Z30.D
Acq On : 16 Jun 21 04:23
Sample : BA33956W01
Misc :

Vial: 30
Operator: LP,DG,CH
Inst : ZEUS
Multiplr: 1.00

Quant Time: Jun 16 14:35 2021

Quant Results File: Z0615W.RES

Quant Method : M:\ZEUS\DATA\210615\Z0615W.M (RTE Integrator)
Title : METHOD 8260B
Last Update : Wed Jun 16 11:38:54 2021
Response via : Initial Calibration
DataAcq Meth : 033121_EST_TEST.M

Internal Standards	R.T.	QIon	Response	Conc	Units	Dev(Min)
1) Fluorobenzene (IS)	6.01	96	2133160	25.00	ppb	0.00
68) Chlorobenzene-D5 (IS)	9.49	117	1521496	25.00	ppb	0.00
83) 1,4-Dichlorobenzene-D (IS)	12.04	152	515008	25.00	ppb	0.00
System Monitoring Compounds						
43) Dibromofluoromethane(S)	5.14	111	604746	26.15	ppb	0.00
Spiked Amount 25.000			Recovery	=	104.604%	
48) 1,2-DCA-D4(S)	5.56	65	637144	27.52	ppb	0.00
Spiked Amount 25.000			Recovery	=	110.092%	
69) Toluene-D8(S)	7.90	98	2079781	24.52	ppb	0.00
Spiked Amount 25.000			Recovery	=	98.072%	
77) 4-Bromofluorobenzene(S)	10.78	95	712752	23.48	ppb	0.00
Spiked Amount 25.000			Recovery	=	93.904%	

Target Compounds Qvalue

(#) = qualifier out of range (m) = manual integration

Quantitation Report

Data File : M:\ZEUS\DATA\210615\0615Z30.D
Acq On : 16 Jun 21 04:23
Sample : BA33956W01
Misc :

Vial: 30
Operator: LP,DG,CH
Inst : ZEUS
Multiplr: 1.00

Quant Time: Jun 16 14:35 2021

Quant Results File: Z0615W.RES

Method : M:\ZEUS\DATA\210615\Z0615W.M (RTE Integrator)
Title : METHOD 8260B
Last Update : Wed Jun 16 11:38:54 2021
Response via : Initial Calibration



Quantitation Report (QT Reviewed)

Data File : M:\ZEUS\DATA\210615\0615Z31.D
Acq On : 16 Jun 21 04:47
Sample : BA33957W01
Misc :

Vial: 31
Operator: LP,DG,CH
Inst : ZEUS
Multiplr: 1.00

Quant Time: Jun 16 14:37 2021
Quant Results File: Z0615W.RES

Quant Method : M:\ZEUS\DATA\210615\Z0615W.M (RTE Integrator)
Title : METHOD 8260B
Last Update : Wed Jun 16 11:38:54 2021
Response via : Initial Calibration
DataAcq Meth : 033121_EST_TEST.M

Internal Standards	R.T.	QIon	Response	Conc Units	Dev(Min)
1) Fluorobenzene (IS)	6.01	96	2111799	25.00 ppb	0.00
68) Chlorobenzene-D5 (IS)	9.49	117	1528015	25.00 ppb	0.00
83) 1,4-Dichlorobenzene-D (IS)	12.04	152	517824	25.00 ppb	0.00
System Monitoring Compounds					
43) Dibromofluoromethane(S)	5.14	111	592719	25.89 ppb	0.00
Spiked Amount 25.000			Recovery	= 103.560%	
48) 1,2-DCA-D4(S)	5.56	65	627854	27.40 ppb	0.00
Spiked Amount 25.000			Recovery	= 109.584%	
69) Toluene-D8(S)	7.90	98	2054360	24.14 ppb	0.00
Spiked Amount 25.000			Recovery	= 96.564%	
77) 4-Bromofluorobenzene(S)	10.78	95	736988	24.07 ppb	0.00
Spiked Amount 25.000			Recovery	= 96.284%	
Target Compounds					Qvalue
81) Ethylbenzene	9.67	91	7422	0.19 ppb #	87

(#) = qualifier out of range (m) = manual integration
0615Z31.D Z0615W.M Wed Jun 16 14:37:57 2021

Quantitation Report

Data File : M:\ZEUS\DATA\210615\0615Z31.D
Acq On : 16 Jun 21 04:47
Sample : BA33957W01
Misc :

Vial: 31
Operator: LP,DG,CH
Inst : ZEUS
Multiplr: 1.00

Quant Time: Jun 16 14:37 2021

Quant Results File: Z0615W.RES

Method : M:\ZEUS\DATA\210615\Z0615W.M (RTE Integrator)
Title : METHOD 8260B
Last Update : Wed Jun 16 11:38:54 2021
Response via : Initial Calibration

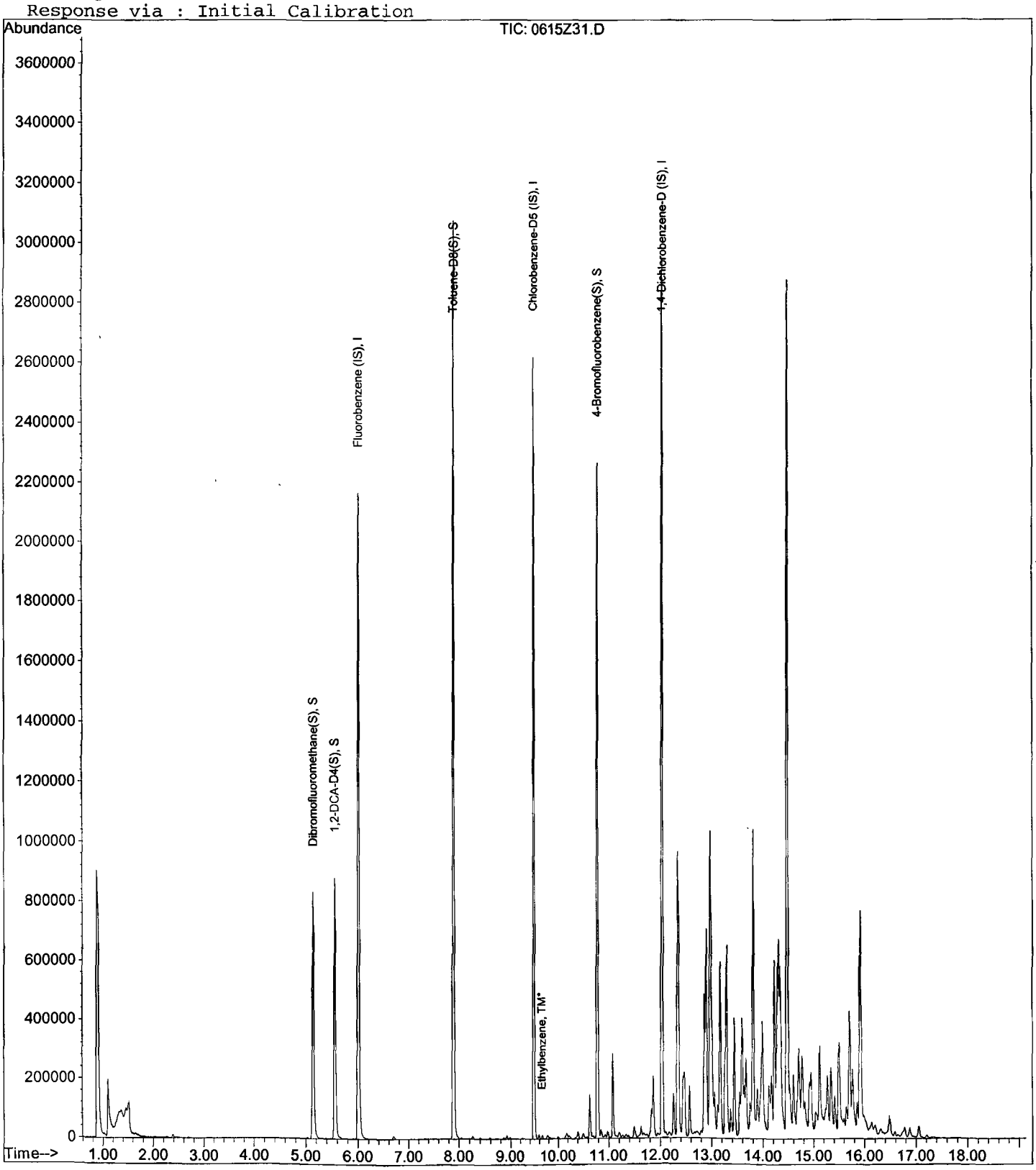

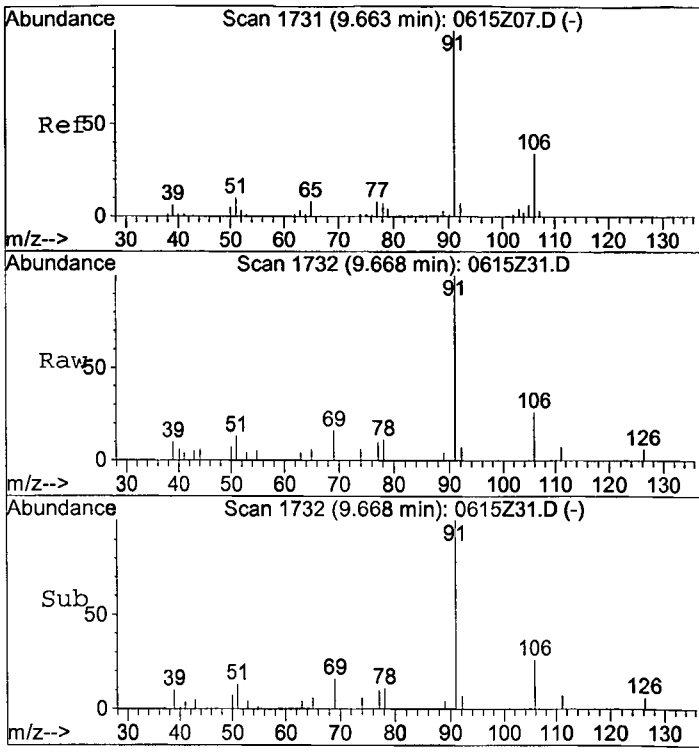

#81
Ethylbenzene
Concen: 0.19 ppb
RT: 9.67 min Scan# 1732
Delta R.T. 0.01 min
Lab File: 0615Z31.D
Acq: 16 Jun 21 04:47

Tgt Ion: 91 Resp: 7422

Ion	Ratio	Lower	Upper
91	100		
106	26.3	27.0	40.6#

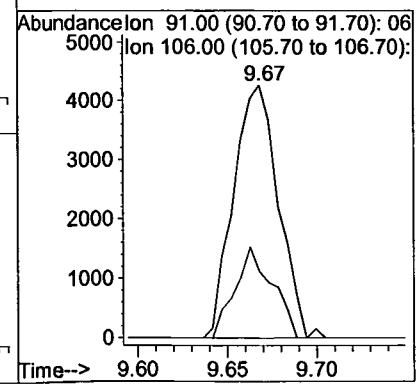

Quantitation Report (QT Reviewed)

Data File : M:\ZEUS\DATA\210615\0615Z32.D
Acq On : 16 Jun 21 05:10
Sample : BA33959W01
Misc :

Vial: 32
Operator: LP,DG,CH
Inst : ZEUS
Multiplr: 1.00

Quant Time: Jun 16 14:39 2021 Quant Results File: Z0615W.RES

Quant Method : M:\ZEUS\DATA\210615\Z0615W.M (RTE Integrator)
Title : METHOD 8260B
Last Update : Wed Jun 16 11:38:54 2021
Response via : Initial Calibration
DataAcq Meth : 033121_EST_TEST.M

Internal Standards	R.T.	QIon	Response	Conc Units	Dev(Min)
1) Fluorobenzene (IS)	6.01	96	2437823	25.00 ppb	0.00
68) Chlorobenzene-D5 (IS)	9.49	117	1718308	25.00 ppb	0.00
83) 1,4-Dichlorobenzene-D (IS)	12.04	152	592448	25.00 ppb	0.00
System Monitoring Compounds					
43) Dibromofluoromethane(S)	5.14	111	703533	26.62 ppb	0.00
Spiked Amount 25.000			Recovery	= 106.484%	
48) 1,2-DCA-D4(S)	5.56	65	729402	27.57 ppb	0.00
Spiked Amount 25.000			Recovery	= 110.280%	
69) Toluene-D8(S)	7.90	98	2393722	24.96 ppb	0.00
Spiked Amount 25.000			Recovery	= 99.824%	
77) 4-Bromofluorobenzene(S)	10.78	95	844984	24.48 ppb	0.00
Spiked Amount 25.000			Recovery	= 97.908%	

Target Compounds Qvalue

(#) = qualifier out of range (m) = manual integration
0615Z32.D Z0615W.M Wed Jun 16 14:39:17 2021

Quantitation Report

Data File : M:\ZEUS\DATA\210615\0615Z32.D
Acq On : 16 Jun 21 05:10
Sample : BA33959W01
Misc :

Vial: 32
Operator: LP,DG,CH
Inst : ZEUS
Multiplr: 1.00

Quant Time: Jun 16 14:39 2021

Quant Results File: Z0615W.RES

Method : M:\ZEUS\DATA\210615\Z0615W.M (RTE Integrator)
Title : METHOD 8260B
Last Update : Wed Jun 16 11:38:54 2021
Response via : Initial Calibration



Quantitation Report (QT Reviewed)

Data File : M:\ZEUS\DATA\210615\0615Z33.D
Acq On : 16 Jun 21 05:33
Sample : BA33960W01
Misc :

Vial: 33
Operator: LP,DG,CH
Inst : ZEUS
Multiplr: 1.00

Quant Time: Jun 16 14:42 2021

Quant Results File: Z0615W.RES

Quant Method : M:\ZEUS\DATA\210615\Z0615W.M (RTE Integrator)
Title : METHOD 8260B
Last Update : Wed Jun 16 11:38:54 2021
Response via : Initial Calibration
DataAcq Meth : 033121_EST_TEST.M

Internal Standards	R.T.	QIon	Response	Conc Units	Dev(Min)
1) Fluorobenzene (IS)	6.01	96	2369370	25.00 ppb	0.00
68) Chlorobenzene-D5 (IS)	9.49	117	1661586	25.00 ppb	0.00
83) 1,4-Dichlorobenzene-D (IS)	12.04	152	547264	25.00 ppb	0.00
System Monitoring Compounds					
43) Dibromofluoromethane(S)	5.14	111	676019	26.32 ppb	0.00
Spiked Amount 25.000			Recovery	= 105.276%	
48) 1,2-DCA-D4(S)	5.56	65	711172	27.66 ppb	0.00
Spiked Amount 25.000			Recovery	= 110.632%	
69) Toluene-D8(S)	7.90	98	2309303	24.90 ppb	0.00
Spiked Amount 25.000			Recovery	= 99.608%	
77) 4-Bromofluorobenzene(S)	10.78	95	804403	24.15 ppb	0.00
Spiked Amount 25.000			Recovery	= 96.596%	

Target Compounds Qvalue

(#) = qualifier out of range (m) = manual integration

Quantitation Report

Data File : M:\ZEUS\DATA\210615\0615Z33.D
Acq On : 16 Jun 21 05:33
Sample : BA33960W01
Misc :

Vial: 33
Operator: LP,DG,CH
Inst : ZEUS
Multiplr: 1.00

Quant Time: Jun 16 14:42 2021

Quant Results File: Z0615W.RES

Method : M:\ZEUS\DATA\210615\Z0615W.M (RTE Integrator)
Title : METHOD 8260B
Last Update : Wed Jun 16 11:38:54 2021
Response via : Initial Calibration



Quantitation Report (QT Reviewed)

Data File : M:\ZEUS\DATA\210615\0615Z26.D
Acq On : 16 Jun 21 02:50
Sample : 210615A BLK
Misc :

Vial: 26
Operator: LP,DG,CH
Inst : ZEUS
Multiplr: 1.00

Quant Time: Jun 16 14:08 2021

Quant Results File: Z0615W.RES

Quant Method : M:\ZEUS\DATA\210615\Z0615W.M (RTE Integrator)
Title : METHOD 8260B
Last Update : Wed Jun 16 11:38:54 2021
Response via : Initial Calibration
DataAcq Meth : 033121_EST_TEST.M

Internal Standards	R.T.	QIon	Response	Conc Units	Dev(Min)
1) Fluorobenzene (IS)	6.01	96	2388932	25.00 ppb	0.00
68) Chlorobenzene-D5 (IS)	9.49	117	1697830	25.00 ppb	0.00
83) 1,4-Dichlorobenzene-D (IS)	12.04	152	564032	25.00 ppb	0.00
System Monitoring Compounds					
43) Dibromofluoromethane(S)	5.14	111	675401	26.08 ppb	0.00
Spiked Amount 25.000			Recovery	= 104.316%	
48) 1,2-DCA-D4(S)	5.56	65	696454	26.86 ppb	0.00
Spiked Amount 25.000			Recovery	= 107.456%	
69) Toluene-D8(S)	7.90	98	2301107	24.32 ppb	0.00
Spiked Amount 25.000			Recovery	= 97.292%	
77) 4-Bromofluorobenzene(S)	10.78	95	792615	23.41 ppb	0.00
Spiked Amount 25.000			Recovery	= 93.624%	

Target Compounds Qvalue

(#) = qualifier out of range (m) = manual integration

Quantitation Report

Data File : M:\ZEUS\DATA\210615\0615Z26.D
Acq On : 16 Jun 21 02:50
Sample : 210615A BLK
Misc :

Vial: 26
Operator: LP,DG,CH
Inst : ZEUS
Multiplr: 1.00

Quant Time: Jun 16 14:08 2021

Quant Results File: Z0615W.RES

Method : M:\ZEUS\DATA\210615\Z0615W.M (RTE Integrator)
Title : METHOD 8260B
Last Update : Wed Jun 16 11:38:54 2021
Response via : Initial Calibration



Quantitation Report (Not Reviewed)

Data File : M:\ZEUS\DATA\210615\0615Z22.D
Acq On : 16 Jun 21 01:17
Sample : 210615A CCV/LCS 10ug/L
Misc :

Vial: 22
Operator: LP,DG,CH
Inst : ZEUS
Multiplr: 1.00

Quant Time: Jun 16 11:42 2021

Quant Results File: Z0615W.RES

Quant Method : M:\ZEUS\DATA\210615\Z0615W.M (RTE Integrator)
Title : METHOD 8260B
Last Update : Wed Jun 16 11:38:54 2021
Response via : Initial Calibration
DataAcq Meth : 033121_EST_TEST.M

Internal Standards	R.T.	QIon	Response	Conc Units	Dev(Min)
1) Fluorobenzene (IS)	6.01	96	2326356	25.00 ppb	0.00
68) Chlorobenzene-D5 (IS)	9.49	117	1712972	25.00 ppb	0.00
83) 1,4-Dichlorobenzene-D (IS)	12.04	152	593792	25.00 ppb	0.00
System Monitoring Compounds					
43) Dibromofluoromethane(S)	5.14	111	662098	26.25 ppb	0.00
Spiked Amount 25.000			Recovery	= 105.012%	
48) 1,2-DCA-D4(S)	5.56	65	665754	26.37 ppb	0.00
Spiked Amount 25.000			Recovery	= 105.480%	
69) Toluene-D8(S)	7.90	98	2338953	24.49 ppb	0.00
Spiked Amount 25.000			Recovery	= 97.968%	
77) 4-Bromofluorobenzene(S)	10.78	95	837170	24.35 ppb	0.00
Spiked Amount 25.000			Recovery	= 97.388%	

Target Compounds						Qvalue
3) Dichlorodifluoromethane	1.02	85	134673	11.61 ppb		95
4) Freon 114	1.12	85	58376	11.92 ppb		98
5) Chloromethane	1.15	50	80422	10.87 ppb		98
6) Vinyl chloride	1.23	62	151047	11.66 ppb		97
9) Bromomethane	1.46	94	34024	10.52 ppb		99
10) Chloroethane	1.54	66	22223	12.15 ppb		82
11) Dichlorofluoromethane	1.71	67	232723	10.29 ppb		99
12) Trichlorofluoromethane	1.75	101	183772	10.90 ppb		96
16) Acrolein	2.11	55	122238	133.50 ppb		95
17) Acetone	2.26	43	164306	52.37 ppb		99
18) Freon-113	2.22	101	53432	10.59 ppb		96
19) 1,1-DCE	2.20	61	165248	10.94 ppb		97
21) Acetonitrile	2.52	40	45350	131.64 ppb		93
22) t-Butanol	2.89	59	37560	150.32 ppb	#	87
23) Methyl Acetate	2.61	43	86557	9.68 ppb		91
24) Iodomethane	2.32	142	112135	9.34 ppb		99
25) Acrylonitrile	2.97	52	37825	10.82 ppb		90
26) Methylene chloride	2.69	49	181453	10.61 ppb		99
27) Carbon disulfide	2.38	76	165568	9.26 ppb		96
28) Methyl t-butyl ether (MtBE	3.05	73	261748	11.60 ppb		99
29) Trans-1,2-DCE	3.01	61	161241	10.79 ppb		98
31) Diisopropyl Ether	3.75	45	367552	11.51 ppb		96
33) 1,1-DCA	3.55	63	211051	10.52 ppb		98
34) Vinyl Acetate	3.69	43	155125	8.43 ppb		100
35) Ethyl tert Butyl Ether	4.33	59	281286	10.09 ppb		97
36) MEK (2-Butanone)	4.50	72	55181	55.19 ppb		91
37) Cis-1,2-DCE	4.44	61	187175	10.08 ppb		96
38) 2,2-Dichloropropane	4.43	77	129780	10.05 ppb		98
41) Chloroform	4.93	83	202605	10.50 ppb		93
42) Bromochloromethane	4.77	49	106925	10.19 ppb		98
44) 1,1,1-TCA	5.14	97	160197	10.70 ppb		99
45) Cyclohexane	5.21	56	189975	11.41 ppb		98
46) 1,1-Dichloropropene	5.37	75	140850	11.25 ppb		95
47) 2,2,4-Trimethylpentane	5.81	57	382810	9.92 ppb		98
49) Carbon Tetrachloride	5.36	117	131073	10.69 ppb		94
50) Tert Amyl Methyl Ether	5.87	73	236494	9.94 ppb	#	87
52) 1,2-DCA	5.66	62	143398	10.35 ppb		99
53) Benzene	5.63	78	446701	10.28 ppb		97
54) TCE	6.48	130	120174	10.47 ppb		96

(#) = qualifier out of range (m) = manual integration

Quantitation Report (Not Reviewed)

Data File : M:\ZEUS\DATA\210615\0615Z22.D
Acq On : 16 Jun 21 01:17
Sample : 210615A CCV/LCS 10ug/L
Misc :

Vial: 22
Operator: LP,DG,CH
Inst : ZEUS
Multiplr: 1.00

Quant Time: Jun 16 11:42 2021

Quant Results File: Z0615W.RES

Quant Method : M:\ZEUS\DATA\210615\Z0615W.M (RTE Integrator)
Title : METHOD 8260B
Last Update : Wed Jun 16 11:38:54 2021
Response via : Initial Calibration
DataAcq Meth : 033121_EST_TEST.M

	Compound	R.T.	QIon	Response	Conc	Unit		Qvalue
55)	2-Pentanone	6.74	43	921409	124.90	ppb		100
56)	1,2-Dichloropropane	6.73	63	121705	10.47	ppb		99
57)	Bromodichloromethane	7.07	83	125283	10.60	ppb		88
58)	Methyl Cyclohexane	6.70	83	173238	9.84	ppb		99
59)	Dibromomethane	6.85	174	75272	9.89	ppb		96
60)	MIBK (methyl isobutyl ket	7.82	43	430655	51.17	ppb		97
61)	1-Bromo-2-chloroethane	7.41	144	14522	9.45	ppb		89
63)	Cis-1,3-Dichloropropene	7.60	75	147604	9.74	ppb		99
64)	Toluene	7.97	91	453126	10.35	ppb		97
65)	Trans-1,3-Dichloropropene	8.24	75	130213	9.59	ppb		94
66)	1,1,2-TCA	8.43	97	89504	10.24	ppb		98
67)	2-Hexanone	8.76	58	148627	53.07	ppb		98
70)	1,2-EDB	8.96	107	90005	10.70	ppb	#	97
71)	Tetrachloroethene	8.58	166	121668	9.92	ppb		92
72)	1-Chlorohexane	9.54	91	139575	10.92	ppb		91
73)	1,1,1,2-Tetrachloroethane	9.62	131	92793	10.51	ppb		90
74)	m&p-Xylene	9.80	91	740590	23.02	ppb		98
75)	o-Xylene	10.22	91	361817	10.01	ppb		99
76)	Styrene	10.24	104	288613	9.68	ppb		97
78)	1,3-Dichloropropane	8.61	76	153952	10.78	ppb		99
79)	Dibromochloromethane	8.86	129	87245	10.35	ppb		98
80)	Chlorobenzene	9.52	112	298572	9.96	ppb		96
81)	Ethylbenzene	9.67	91	476552	11.00	ppb		96
82)	Bromoform	10.41	173	56129	8.83	ppb		92
84)	Isopropylbenzene	10.64	105	467388	10.38	ppb		98
85)	1,1,2,2-Tetrachloroethane	10.95	83	111933	10.58	ppb		94
86)	1,2,3-Trichloropropane	10.98	110	35782	10.46	ppb		99
87)	t-1,4-Dichloro-2-Butene	11.02	53	25027	9.90	ppb		95
88)	Bromobenzene	10.93	77	174083	10.67	ppb		95
89)	n-Propylbenzene	11.08	91	569361	11.87	ppb		99
90)	4-Ethyltoluene	11.21	105	491611	10.52	ppb		99
91)	2-Chlorotoluene	11.16	91	332519	11.61	ppb		95
92)	1,3,5-Trimethylbenzene	11.28	105	420799	10.41	ppb		99
93)	4-Chlorotoluene	11.28	91	400933	10.52	ppb		98
94)	Tert-Butylbenzene	11.63	119	344959	10.17	ppb		94
95)	1,2,4-Trimethylbenzene	11.68	105	421461	10.34	ppb		99
96)	Sec-Butylbenzene	11.88	105	540801	10.25	ppb		99
97)	p-Isopropyltoluene	11.63	119	344959	10.17	ppb		99
98)	Benzyl Chloride	12.22	91	151660	8.37	ppb		98
99)	1,3-DCB	11.97	146	260555	10.67	ppb		98
100)	1,4-DCB	12.06	146	262756	9.99	ppb		95
101)	n-Butylbenzene	12.48	91	442225	10.04	ppb		100
102)	1,2-DCB	12.46	146	243130	10.59	ppb		95
103)	Hexachloroethane	12.76	201	68198	9.63	ppb		93
104)	1,2-Dibromo-3-chloropropan	13.31	157	21320	9.18	ppb		94
105)	1,2,4-Trichlorobenzene	13.56	180	192502	10.75	ppb		94
106)	Hexachlorobutadiene	14.43	225	80368	10.14	ppb		96
107)	Naphthalene	14.48	128	330779	9.84	ppb		100
108)	1,2,3-Trichlorobenzene	14.75	180	134388	10.83	ppb		98

(#) = qualifier out of range (m) = manual integration

Quantitation Report

Data File : M:\ZEUS\DATA\210615\0615Z22.D
Acq On : 16 Jun 21 01:17
Sample : 210615A CCV/LCS 10ug/L
Misc :

Vial: 22
Operator: LP,DG,CH
Inst : ZEUS
Multiplr: 1.00

Quant Time: Jun 16 11:42 2021

Quant Results File: Z0615W.RES

Method : M:\ZEUS\DATA\210615\Z0615W.M (RTE Integrator)
Title : METHOD 8260B
Last Update : Wed Jun 16 11:38:54 2021
Response via : Initial Calibration



Quantitation Report (Not Reviewed)

Data File : M:\ZEUS\DATA\210615\0615Z23.D
Acq On : 16 Jun 21 01:40
Sample : 210615A LCSD 10ug/L
Misc :

Vial: 23
Operator: LP,DG,CH
Inst : ZEUS
Multiplr: 1.00

Quant Time: Jun 16 11:42 2021

Quant Results File: Z0615W.RES

Quant Method : M:\ZEUS\DATA\210615\Z0615W.M (RTE Integrator)
Title : METHOD 8260B
Last Update : Wed Jun 16 11:38:54 2021
Response via : Initial Calibration
DataAcq Meth : 033121_EST_TEST.M

Internal Standards	R.T.	QIon	Response	Conc	Units		Dev(Min)
1) Fluorobenzene (IS)	6.01	96	2429459	25.00	ppb		0.00
68) Chlorobenzene-D5 (IS)	9.49	117	1764880	25.00	ppb		0.00
83) 1,4-Dichlorobenzene-D (IS)	12.04	152	637696	25.00	ppb		0.00
System Monitoring Compounds							
43) Dibromofluoromethane(S)	5.15	111	689370	26.17	ppb		0.00
Spiked Amount 25.000			Recovery	=	104.700%		
48) 1,2-DCA-D4(S)	5.56	65	696186	26.41	ppb		0.00
Spiked Amount 25.000			Recovery	=	105.624%		
69) Toluene-D8(S)	7.90	98	2426254	24.65	ppb		0.00
Spiked Amount 25.000			Recovery	=	98.596%		
77) 4-Bromofluorobenzene(S)	10.78	95	872045	24.58	ppb		0.00
Spiked Amount 25.000			Recovery	=	98.312%		
Target Compounds							Qvalue
3) Dichlorodifluoromethane	1.02	85	137351	11.34	ppb		89
4) Freon 114	1.12	85	62122	12.19	ppb		95
5) Chloromethane	1.15	50	85813	11.13	ppb		98
6) Vinyl chloride	1.23	62	150445	11.12	ppb		100
9) Bromomethane	1.46	94	35704	10.57	ppb		98
10) Chloroethane	1.54	66	21295	10.68	ppb		95
11) Dichlorofluoromethane	1.71	67	243135	10.30	ppb		98
12) Trichlorofluoromethane	1.75	101	187357	10.64	ppb		98
16) Acrolein	2.11	55	121963	127.55	ppb		99
17) Acetone	2.26	43	170762	52.11	ppb		95
18) Freon-113	2.22	101	54496	10.34	ppb		93
19) 1,1-DCE	2.20	61	169930	10.77	ppb		93
21) Acetonitrile	2.52	40	47192	131.17	ppb		93
22) t-Butanol	2.89	59	39048	149.64	ppb		94
23) Methyl Acetate	2.61	43	88903	9.52	ppb		95
24) Iodomethane	2.32	142	116936	9.33	ppb		99
25) Acrylonitrile	2.97	52	39859	10.92	ppb		96
26) Methylene chloride	2.69	49	185163	10.35	ppb		99
27) Carbon disulfide	2.38	76	171520	9.18	ppb		100
28) Methyl t-butyl ether (MtBE	3.05	73	262076	11.12	ppb		100
29) Trans-1,2-DCE	3.01	61	165190	10.58	ppb		100
31) Diisopropyl Ether	3.75	45	373599	11.20	ppb		99
33) 1,1-DCA	3.55	63	215986	10.31	ppb		99
34) Vinyl Acetate	3.70	43	166094	8.61	ppb		98
35) Ethyl tert Butyl Ether	4.33	59	286639	9.87	ppb		98
36) MEK (2-Butanone)	4.51	72	60044	57.51	ppb		93
37) Cis-1,2-DCE	4.44	61	190172	9.81	ppb		99
38) 2,2-Dichloropropane	4.43	77	131896	9.78	ppb	#	89
41) Chloroform	4.93	83	200531	9.95	ppb		98
42) Bromochloromethane	4.77	49	109081	9.96	ppb		98
44) 1,1,1-TCA	5.15	97	165064	10.56	ppb		96
45) Cyclohexane	5.22	56	197693	11.37	ppb		97
46) 1,1-Dichloropropene	5.38	75	143463	10.98	ppb		97
47) 2,2,4-Trimethylpentane	5.81	57	400842	9.94	ppb		97
49) Carbon Tetrachloride	5.37	117	136393	10.65	ppb		98
50) Tert Amyl Methyl Ether	5.87	73	241141	9.74	ppb	#	87
52) 1,2-DCA	5.66	62	142794	9.87	ppb		99
53) Benzene	5.63	78	464937	10.25	ppb		97
54) TCE	6.47	130	120143	10.03	ppb		98

(#) = qualifier out of range (m) = manual integration

Quantitation Report (Not Reviewed)

Data File : M:\ZEUS\DATA\210615\0615Z23.D
Acq On : 16 Jun 21 01:40
Sample : 210615A LCSD 10ug/L
Misc :

Vial: 23
Operator: LP,DG,CH
Inst : ZEUS
Multiplr: 1.00

Quant Time: Jun 16 11:42 2021

Quant Results File: Z0615W.RES

Quant Method : M:\ZEUS\DATA\210615\Z0615W.M (RTE Integrator)
Title : METHOD 8260B
Last Update : Wed Jun 16 11:38:54 2021
Response via : Initial Calibration
DataAcq Meth : 033121_EST_TEST.M

	Compound	R.T.	QIon	Response	Conc	Unit		Qvalue
55)	2-Pentanone	6.74	43	945470	123.19	ppb		98
56)	1,2-Dichloropropane	6.72	63	124104	10.23	ppb		100
57)	Bromodichloromethane	7.07	83	122876	9.96	ppb		85
58)	Methyl Cyclohexane	6.70	83	182737	9.93	ppb		100
59)	Dibromomethane	6.86	174	76435	9.61	ppb		93
60)	MIBK (methyl isobutyl ket	7.82	43	443173	50.53	ppb		98
61)	1-Bromo-2-chloroethane	7.41	144	14579	9.09	ppb		87
63)	Cis-1,3-Dichloropropene	7.60	75	151385	9.59	ppb		98
64)	Toluene	7.97	91	465691	10.19	ppb		99
65)	Trans-1,3-Dichloropropene	8.24	75	130345	9.24	ppb		94
66)	1,1,2-TCA	8.43	97	91197	9.99	ppb		98
67)	2-Hexanone	8.76	58	154286	52.84	ppb		92
70)	1,2-EDB	8.96	107	94049	10.85	ppb	#	94
71)	Tetrachloroethene	8.59	166	127947	10.12	ppb		88
72)	1-Chlorohexane	9.54	91	141789	10.77	ppb		96
73)	1,1,1,2-Tetrachloroethane	9.62	131	91970	10.11	ppb		92
74)	m&p-Xylene	9.80	91	747477	22.55	ppb		100
75)	o-Xylene	10.22	91	376126	10.09	ppb		100
76)	Styrene	10.24	104	295961	9.64	ppb		94
78)	1,3-Dichloropropane	8.61	76	155619	10.57	ppb		95
79)	Dibromochloromethane	8.86	129	87933	10.13	ppb		94
80)	Chlorobenzene	9.52	112	302711	9.81	ppb		98
81)	Ethylbenzene	9.67	91	486415	10.90	ppb		97
82)	Bromoform	10.41	173	58268	8.89	ppb		96
84)	Isopropylbenzene	10.64	105	473226	9.84	ppb		99
85)	1,1,2,2-Tetrachloroethane	10.95	83	118312	10.41	ppb		100
86)	1,2,3-Trichloropropane	10.98	110	37723	10.27	ppb		93
87)	t-1,4-Dichloro-2-Butene	11.02	53	26537	9.80	ppb		99
88)	Bromobenzene	10.93	77	179626	10.25	ppb		99
89)	n-Propylbenzene	11.08	91	583517	11.33	ppb		99
90)	4-Ethyltoluene	11.21	105	503850	10.06	ppb		98
91)	2-Chlorotoluene	11.16	91	342848	11.14	ppb		93
92)	1,3,5-Trimethylbenzene	11.28	105	425884	9.84	ppb		97
93)	4-Chlorotoluene	11.28	91	403704	9.89	ppb		99
94)	Tert-Butylbenzene	11.63	119	358027	9.86	ppb		98
95)	1,2,4-Trimethylbenzene	11.68	105	432367	9.91	ppb		99
96)	Sec-Butylbenzene	11.87	105	555932	9.85	ppb		99
97)	p-Isopropyltoluene	11.63	119	358027	9.86	ppb		99
98)	Benzyl Chloride	12.21	91	147468	7.74	ppb		97
99)	1,3-DCB	11.96	146	267503	10.20	ppb		99
100)	1,4-DCB	12.06	146	266966	9.46	ppb		96
101)	n-Butylbenzene	12.48	91	451041	9.58	ppb		99
102)	1,2-DCB	12.46	146	246545	10.00	ppb		96
103)	Hexachloroethane	12.75	201	66657	8.87	ppb	#	89
104)	1,2-Dibromo-3-chloropropan	13.30	157	23613	9.42	ppb		93
105)	1,2,4-Trichlorobenzene	13.55	180	195527	10.17	ppb		95
106)	Hexachlorobutadiene	14.43	225	84729	9.95	ppb		95
107)	Naphthalene	14.48	128	348037	9.66	ppb		96
108)	1,2,3-Trichlorobenzene	14.75	180	137755	10.34	ppb		93

(#) = qualifier out of range (m) = manual integration

Quantitation Report

Data File : M:\ZEUS\DATA\210615\0615Z23.D
Acq On : 16 Jun 21 01:40
Sample : 210615A LCSD 10ug/L
Misc :

Vial: 23
Operator: LP,DG,CH
Inst : ZEUS
Multiplr: 1.00

Quant Time: Jun 16 11:42 2021

Quant Results File: Z0615W.RES

Method : M:\ZEUS\DATA\210615\Z0615W.M (RTE Integrator)
Title : METHOD 8260B
Last Update : Wed Jun 16 11:38:54 2021
Response via : Initial Calibration



BFB

Data File : M:\ZEUS\DATA\210615\0615Z00.D
Acq On : 15 Jun 21 16:51
Sample : 25ug/L BFB STD 05/03/21
Misc :

Vial: 1
Operator: LP,DG,CH
Inst : ZEUS
Multiplr: 1.00

Method : M:\ZEUS\DATA\210615\Z0615W.M (RTE Integrator)
Title : METHOD 8260B

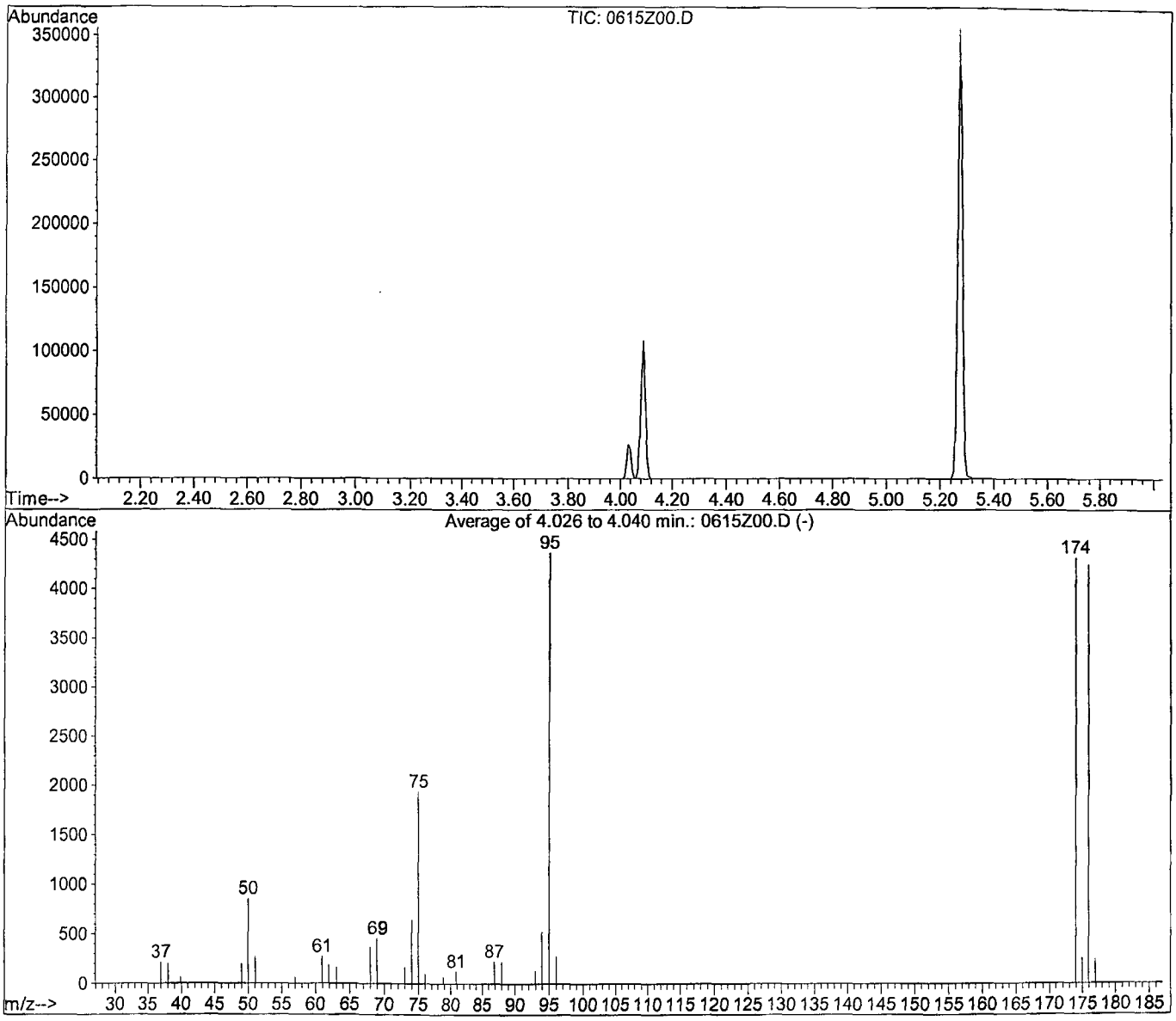

AutoFind: Scans 131, 132, 133; Background Corrected with Scan 127

Target Mass	Rel. to Mass	Lower Limit%	Upper Limit%	Rel. Abn%	Raw Abn	Result Pass/Fail
50	95	15	40	19.6	857	PASS
75	95	30	60	44.4	1938	PASS
95	95	100	100	100.0	4365	PASS
96	95	5	9	6.3	275	PASS
173	174	0.00	2	0.0	0	PASS
174	95	50	200	98.9	4319	PASS
175	174	5	9	6.0	257	PASS
176	174	95	101	98.4	4250	PASS
177	176	5	9	5.8	248	PASS

0615Z00.D Z0615W.M Wed Jun 16 14:08:53 2021

BFB

Data File : M:\ZEUS\DATA\210615\0615Z11.D
Acq On : 15 Jun 21 21:01
Sample : 25ug/L BFB STD 05/03/21
Misc :

Vial: 11
Operator: LP,DG,CH
Inst : ZEUS
Multiplr: 1.00

Method : M:\ZEUS\DATA\210615\Z0615W.M (RTE Integrator)
Title : METHOD 8260B

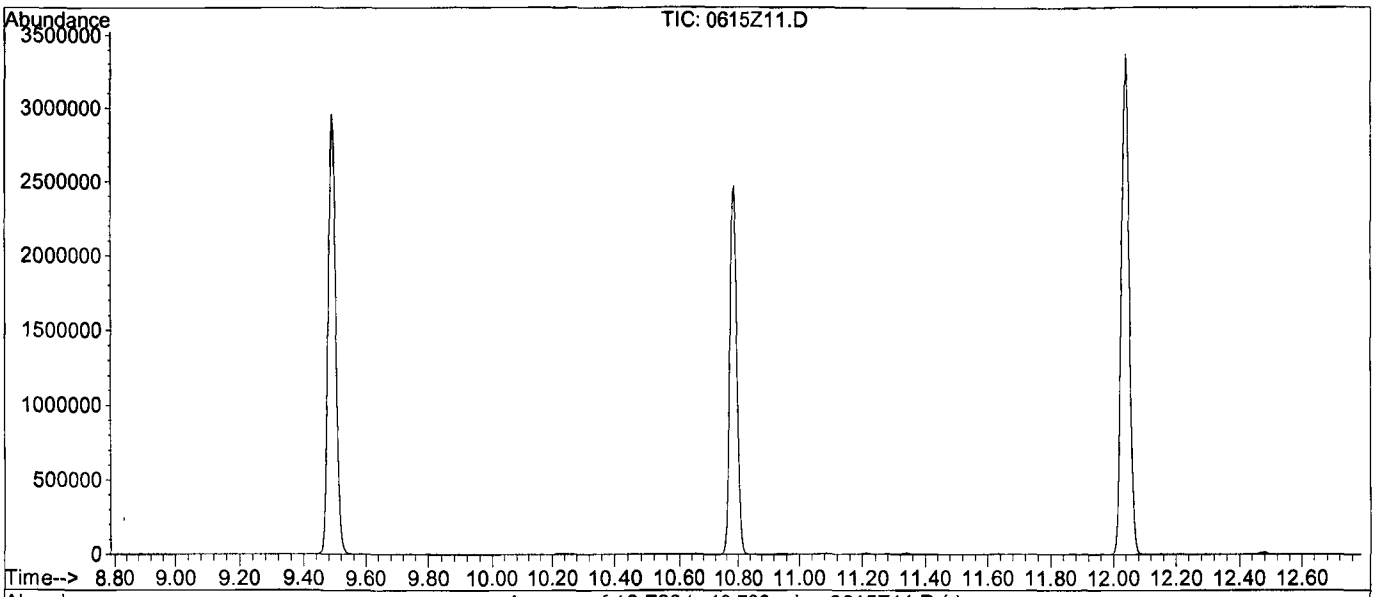

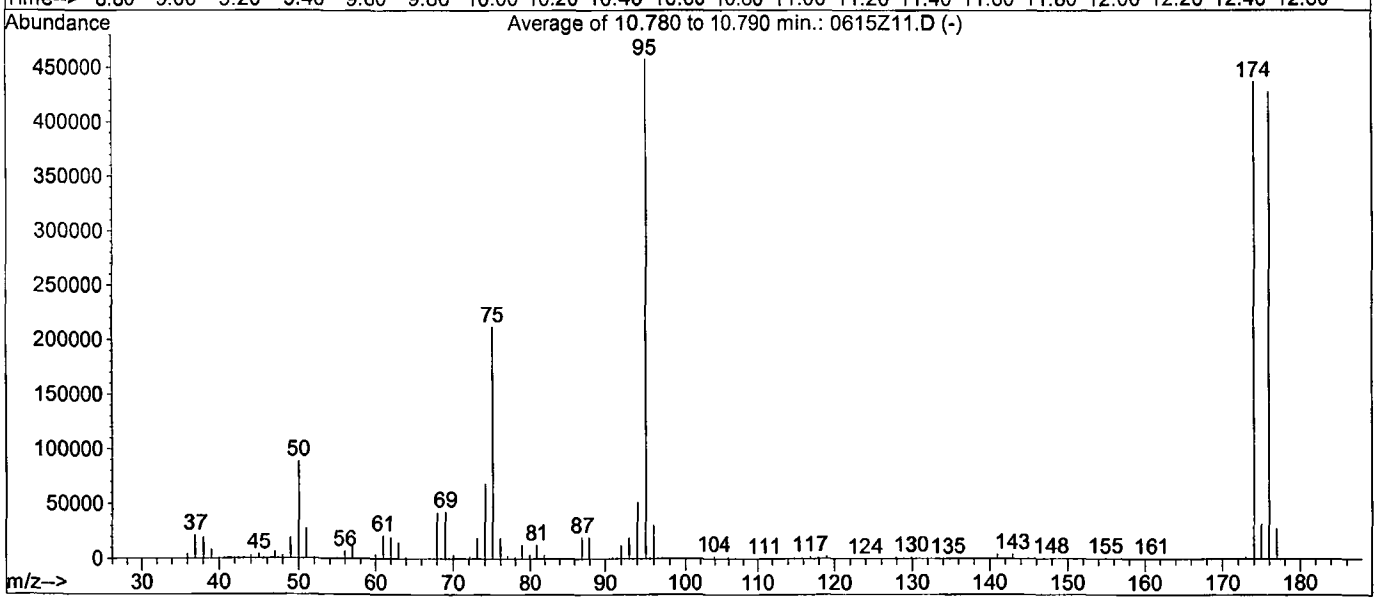

AutoFind: Scans 1944, 1945, 1946; Background Corrected with Scan 1934

Target Mass	Rel. to Mass	Lower Limit%	Upper Limit%	Rel. Abn%	Raw Abn	Result Pass/Fail
50	95	15	40	19.5	89061	PASS
75	95	30	60	46.3	211904	PASS
95	95	100	100	100.0	457216	PASS
96	95	5	9	6.7	30531	PASS
173	174	0.00	2	0.6	2503	PASS
174	95	50	200	95.5	436821	PASS
175	174	5	9	7.2	31592	PASS
176	174	95	101	97.8	427413	PASS
177	176	5	9	6.5	27811	PASS

0615Z11.D Z0615W.M Wed Jun 16 15:28:52 2021

BFB

Data File : M:\ZEUS\DATA\210615\0615Z20.D
Acq On : 16 Jun 21 00:30
Sample : 25ug/L BFB STD 05/03/21
Misc :

Vial: 20
Operator: LP,DG,CH
Inst : ZEUS
Multiplr: 1.00

Method : M:\ZEUS\DATA\210615\Z0615W.M (RTE Integrator)
Title : METHOD 8260B

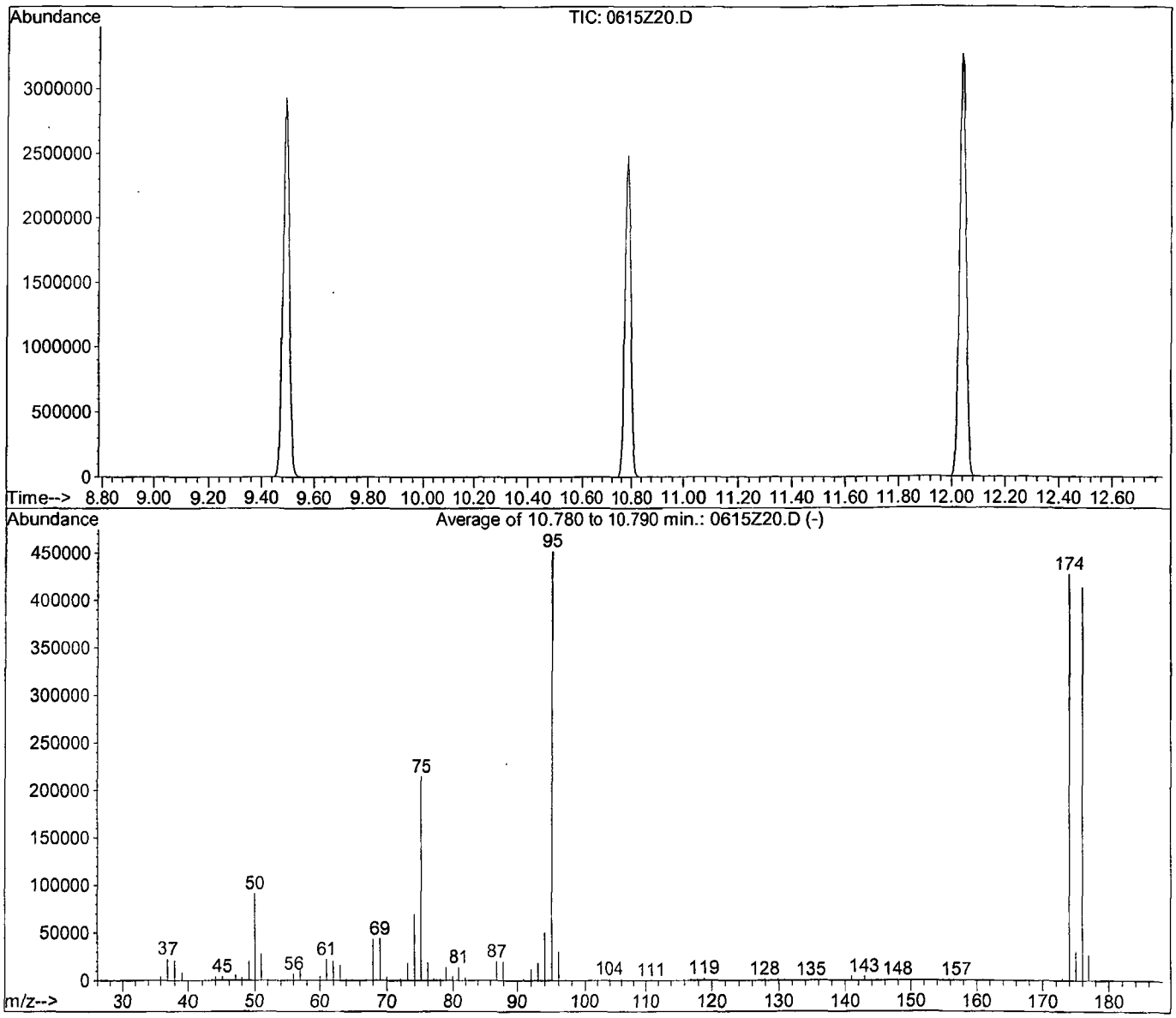

AutoFind: Scans 1944, 1945, 1946; Background Corrected with Scan 1934

Target Mass	Rel. to Mass	Lower Limit%	Upper Limit%	Rel. Abn%	Raw Abn	Result Pass/Fail
50	95	15	40	20.2	91224	PASS
75	95	30	60	47.6	214997	PASS
95	95	100	100	100.0	452117	PASS
96	95	5	9	6.6	29693	PASS
173	174	0.00	2	0.6	2364	PASS
174	95	50	200	94.6	427605	PASS
175	174	5	9	7.1	30283	PASS
176	174	95	101	96.7	413696	PASS
177	176	5	9	6.5	26699	PASS

0615Z20.D Z0615W.M Wed Jun 16 14:10:05 2021

Zeus 8260 Standard Prep

Zeus 8260 Water Calibration Curve

Prepared By (Initials): CH

0.3ug/L
Prepared: 06/15/21
Expires: 07/01/21

Initial Standard Information							Final Standard Information			
Name of Initial Standard (QAU Label)	Supplier	APPL Mix Name	Conc. (ug/mL)	Reference To APPL Prep Date	Exp. Date	Exp. Date (Manufacturers)	Aliquot From Stock	Final Volume	Solvent	Final Standard Conc. (ug/L)
VOA STD. 9	Various	0.3ug/L	5	Prepared 06/11/21	08/10/21	N/A	3uL	50mL	P&T Water	0.3
VOA STD. 1	Absolute		50	Prepared 06/11/21	08/10/21	N/A	5uL			5
VOA STD. 2	Phenova		100	Prepared 06/11/21	08/10/21	N/A	2.5uL			5
VOA STD. TBA	Various		250	Prepared 06/11/21	07/01/21	N/A	2uL			10

0.5ug/L
Prepared: 06/15/21
Expires: 07/01/21

Initial Standard Information							Final Standard Information			
Name of Initial Standard (QAU Label)	Supplier	APPL Mix Name	Conc. (ug/mL)	Reference To APPL Prep Date	Exp. Date	Exp. Date (Manufacturers)	Aliquot From Stock	Final Volume	Solvent	Final Standard Conc. (ug/L)
VOA STD. 9	Various	0.5ug/L	5	Prepared 06/11/21	08/10/21	N/A	5uL	50mL	P&T Water	0.5
VOA STD. 1	Absolute		50	Prepared 06/11/21	08/10/21	N/A	10uL			10
VOA STD. 2	Phenova		100	Prepared 06/11/21	08/10/21	N/A	5uL			10
VOA STD. TBA	Various		250	Prepared 06/11/21	07/01/21	N/A	5uL			25

1.0ug/L
Prepared: 06/15/21
Expires: 07/01/21

Initial Standard Information							Final Standard Information			
Name of Initial Standard (QAU Label)	Supplier	APPL Mix Name	Conc. (ug/mL)	Reference To APPL Prep Date	Exp. Date	Exp. Date (Manufacturers)	Aliquot From Stock	Final Volume	Solvent	Final Standard Conc. (ug/L)
VOA STD. 9	Various	1.0ug/L	5	Prepared 06/11/21	08/10/21	N/A	10uL	50mL	P&T Water	1
VOA STD. 1	Absolute		50	Prepared 06/11/21	08/10/21	N/A	20uL			20
VOA STD. 2	Phenova		100	Prepared 06/11/21	08/10/21	N/A	10uL			20
VOA STD. TBA	Various		250	Prepared 06/11/21	07/01/21	N/A	10uL			50

2.0ug/L
Prepared: 06/15/21
Expires: 07/01/21

Initial Standard Information							Final Standard Information			
Name of Initial Standard (QAU Label)	Supplier	APPL Mix Name	Conc. (ug/mL)	Reference To APPL Prep Date	Exp. Date	Exp. Date (Manufacturers)	Aliquot From Stock	Final Volume	Solvent	Final Standard Conc. (ug/L)
VOA STD. 9	Various	2.0ug/L	5	Prepared 06/11/21	08/10/21	N/A	20uL	50mL	P&T Water	2
VOA STD. 1	Absolute		50	Prepared 06/11/21	08/10/21	N/A	30uL			30
VOA STD. 2	Phenova		100	Prepared 06/11/21	08/10/21	N/A	15uL			30
VOA STD. TBA	Various		250	Prepared 06/11/21	07/01/21	N/A	15uL			75

5ug/L
Prepared: 06/15/21
Expires: 07/01/21

Initial Standard Information							Final Standard Information			
Name of Initial Standard (QAU Label)	Supplier	APPL Mix Name	Conc. (ug/mL)	Reference To APPL Prep Date	Exp. Date	Exp. Date (Manufacturers)	Aliquot From Stock	Final Volume	Solvent	Final Standard Conc. (ug/L)
VOA STD. 7	Various	5ug/L	50	Prepared 06/11/21	08/10/21	N/A	5uL	50mL	P&T Water	5
VOA STD. 8	Phenova		50	Prepared 06/11/21	07/01/21	N/A	5uL			5
VOA STD. 1	Absolute		50	Prepared 06/11/21	08/10/21	N/A	40uL			40
VOA STD. 2	Phenova		100	Prepared 06/11/21	08/10/21	N/A	20uL			20
VOA STD. TBA	Various		250	Prepared 06/11/21	07/01/21	N/A	20uL			100

10ug/L
Prepared: 06/15/21
Expires: 07/01/21

Initial Standard Information							Final Standard Information			
Name of Initial Standard (QAU Label)	Supplier	APPL Mix Name	Conc. (ug/mL)	Reference To APPL Prep Date	Exp. Date	Exp. Date (Manufacturers)	Aliquot From Stock	Final Volume	Solvent	Final Standard Conc. (ug/L)
VOA STD. 7	Various	10ug/L	50	Prepared 06/11/21	08/10/21	N/A	10uL	50mL	P&T Water	10
VOA STD. 8	Phenova		50	Prepared 06/11/21	07/01/21	N/A	10uL			10
VOA STD. 1	Absolute		50	Prepared 06/11/21	08/10/21	N/A	50uL			50
VOA STD. 2	Phenova		100	Prepared 06/11/21	08/10/21	N/A	25uL			50
VOA STD. TBA	Various		250	Prepared 06/11/21	07/01/21	N/A	25uL			125

20ug/L

Prepared: 06/15/21

Expires: 07/01/21

Initial Standard Information							Final Standard Information			
Name of Initial Standard (QAU Label)	Supplier	APPL Mix Name	Conc. (ug/mL)	Reference To APPL Prep Date	Exp. Date	Exp. Date (Manufacturers)	Aliquot From Stock	Final Volume	Solvent	Final Standard Conc. (ug/L)
VOA STD. 7	Various	20ug/L	50	Prepared 06/11/21	08/10/21	N/A	20uL	50mL	P&T Water	20
VOA STD. 8	Phenova		50	Prepared 06/11/21	07/01/21	N/A	20uL			20
VOA STD. 1	Absolute		50	Prepared 06/11/21	08/10/21	N/A	60uL			60
VOA STD. 2	Phenova		100	Prepared 06/11/21	08/10/21	N/A	30uL			60
VOA STD. TBA	Various		250	Prepared 06/11/21	07/01/21	N/A	30uL			150

40ug/L

Prepared: 06/15/21

Expires: 07/01/21

Initial Standard Information							Final Standard Information			
Name of Initial Standard (QAU Label)	Supplier	APPL Mix Name	Conc. (ug/mL)	Reference To APPL Prep Date	Exp. Date	Exp. Date (Manufacturers)	Aliquot From Stock	Final Volume	Solvent	Final Standard Conc. (ug/L)
VOA STD. 7	Various	40ug/L	50	Prepared 06/11/21	08/10/21	N/A	40uL	50mL	P&T Water	40
VOA STD. 8	Phenova		50	Prepared 06/11/21	07/01/21	N/A	40uL			40
VOA STD. 1	Absolute		50	Prepared 06/11/21	08/10/21	N/A	80uL			80
VOA STD. 2	Phenova		100	Prepared 06/11/21	08/10/21	N/A	40uL			80
VOA STD. TBA	Various		250	Prepared 06/11/21	07/01/21	N/A	35uL			175

100ug/L

Prepared: 06/15/21

Expires: 07/01/21

Initial Standard Information							Final Standard Information			
Name of Initial Standard (QAU Label)	Supplier	APPL Mix Name	Conc. (ug/mL)	Reference To APPL Prep Date	Exp. Date	Exp. Date (Manufacturers)	Aliquot From Stock	Final Volume	Solvent	Final Standard Conc. (ug/L)
VOA STD. 7	Various	100ug/L	50	Prepared 06/11/21	08/10/21	N/A	100uL	50mL	P&T Water	100
VOA STD. 8	Phenova		50	Prepared 06/11/21	07/01/21	N/A	100uL			100
VOA STD. 1	Absolute		50	Prepared 06/11/21	08/10/21	N/A	100uL			100
VOA STD. 2	Phenova		100	Prepared 06/11/21	08/10/21	N/A	50uL			100
VOA STD. TBA	Various		250	Prepared 06/11/21	07/01/21	N/A	40uL			200

Zeus 8260 Water Second Source (SS)

Prepared: 06/15/21 **Prepared By (Initials): CH**

Expires: 07/01/21

Initial Standard Information							Final Standard Information			
Name of Initial Standard (QAU Label)	Supplier	APPL Mix Name	Conc. (ug/mL)	Reference To APPL Prep Date	Exp. Date	Exp. Date (Manufacturers)	Aliquot From Stock	Final Volume	Solvent	Final Standard Conc. (ug/L)
VOA STD. 3	Phenova	8260 Water SS	100	Prepared 06/11/21	08/10/21	N/A	25uL	50mL	P&T Water	50
VOA STD. GASES	Phenova	8260 Water SS	50	Prepared 06/11/21	08/10/21	N/A	10uL			10
VOA STD. 0	Phenova	8260 Water SS	50	Prepared 06/11/21	08/10/21	N/A	10uL			10
VOA STD. 2-CEVE	Absolute	8260 Water SS	50	Prepared 06/11/21	06/11/21	N/A	50uL			50
VOA STD. 6	Various	8260 Water SS	50	Prepared 06/11/21	07/01/21	N/A	10uL			10
Voa STD. TBA	Various	8260 Water SS	250	Prepared 06/11/21	07/01/21	N/A	25uL			250

8260 Water Continuing Calibrations (CCV)/ Lab Control Spikes (LCS)

Prepared: 06/15/21 **Prepared By (Initials): CH**

Expires: 06/16/21

Initial Standard Information							Final Standard Information			
Name of Initial Standard (QAU Label)	Supplier	APPL Mix Name	Conc. (ug/mL)	Reference To APPL Prep Date	Exp. Date	Exp. Date (Manufacturers)	Aliquot From Stock	Final Volume	Solvent	Final Standard Conc. (ug/L)
VOA STD. 7	Various	CCV/ LCS	50	Prepared 06/11/21	08/10/21	N/A	10uL	50mL	P&T Water	10
VOA STD. 8	Phenova	CCV/ LCS	50	Prepared 06/11/21	07/01/21	N/A	10uL			10
VOA STD. 1	Absolute	CCV/ LCS	50	Prepared 06/11/21	08/10/21	N/A	50uL			50
VOA STD. 2	Phenova	CCV/ LCS	100	Prepared 06/11/21	08/10/21	N/A	25uL			50
VOA STD. TBA	Various	CCV/ LCS	250	Prepared 06/11/21	07/01/21	N/A	25uL			250

Primary and Secondary Working Standards

Primary Standards

VOA STD 7

Prepared: 06/11/21 A
Expires: 08/10/21
Prepared By (Initials): EO
Methanol Lot No. DW117-US-0095

Initial Standard Information							Final Standard Information			
Name of Initial Standard (QAU Label)	Supplier	Supplier P/N#	Conc. (ug/mL)	Lot Number - QA Number	Exp. Date (1 yr)	Exp. Date (Manufacturers)	Aliquot From Stock	Final Volume	Solvent	Final Standard Conc. (ug/mL)
VOA Gasses STD	Phenova	ALO-101206	2,000	CL15769-52356	06/11/22	09/30/25	100uL	4mL	Methanol	50
Hexachloroethane	Absolute	70199	1,000	021621-52406	06/11/22	02/16/26	200uL			50
Benzyl Chloride	Absolute	70037	1,000	052521-52414	06/11/22	05/25/22	200uL			50

VOA STD 8

Prepared: 06/11/21 B
Expires: 07/01/21
Prepared By (Initials): EO
Methanol Lot No. DW117-US-0095

Initial Standard Information							Final Standard Information			
Name of Initial Standard (QAU Label)	Supplier	Supplier P/N#	Conc. (ug/mL)	Lot Number - QA Number	Exp. Date (1 yr)	Exp. Date (Manufacturers)	Aliquot From Stock	Final Volume	Solvent	Final Standard Conc. (ug/mL)
VOA Additions STD	Phenova	ALO-130175	2,000	CL15724-52369	06/11/22	09/30/22	100uL	4mL	Methanol	50
502.2 Cal. Std.	Phenova	ALO-101200	2,000	CL16071-52374	06/11/22	11/30/25	100uL			50
Vinyl Acetate	Phenova	ALO-101228	2,000	CL16943-52436	06/04/22	07/01/21	100uL			50

VOA STD TBA

Prepared: 06/11/21 C
Expires: 07/01/21
Prepared By (Initials): EO
Methanol Lot No. DW117-US-0095

Initial Standard Information							Final Standard Information			
Name of Initial Standard (QAU Label)	Supplier	Supplier P/N#	Conc. (ug/mL)	Lot Number - QA Number	Exp. Date (1 yr)	Exp. Date (Manufacturers)	Aliquot From Stock	Final Volume	Solvent	Final Standard Conc. (ug/mL)
Custom VOC Mix	Phenova	ALO-130176	2,000	CL15725-52078	06/11/22	09/30/23	500uL	4mL	Methanol	250
Acrolein	Phenova	ALO-130549	10,000	CL16947-52438	06/04/22	07/01/21	100uL			250

VOA STD 1

Prepared: 06/11/21 D
Expires: 08/10/21
Prepared By (Initials): EO
Methanol Lot No. DW117-US-0095

Initial Standard Information							Final Standard Information			
Name of Initial Standard (QAU Label)	Supplier	Supplier P/N#	Conc. (ug/mL)	Lot Number - QA Number	Exp. Date (1 yr)	Exp. Date (Manufacturers)	Aliquot From Stock	Final Volume	Solvent	Final Standard Conc. (ug/mL)
2-CEVE	Absolute	82408	2,000	052521-52424	06/11/22	05/25/24	50	2mL	Methanol	50

VOA STD 2

Prepared: 06/11/21 E
Expires: 08/10/21
Prepared By (Initials): EO
Methanol Lot No. DW117-US-0095

Initial Standard Information							Final Standard Information			
Name of Initial Standard (QAU Label)	Supplier	Supplier P/N#	Conc. (ug/mL)	Lot Number - QA Number	Exp. Date (1 yr)	Exp. Date (Manufacturers)	Aliquot From Stock	Final Volume	Solvent	Final Standard Conc. (ug/mL)
Ketones Std.	Phenova	AL0-109211	2,000	CL16074-52380	06/11/22	11/30/30	100	4mL	Methanol	50

VOA STD 9

Prepared: 06/11/21 F
Expires: 08/10/21
Prepared By (Initials): EO
Methanol Lot No. DW117-US-0095

Initial Standard Information							Final Standard Information			
Name of Initial Standard (QAU Label)	Supplier	APPL Mix Name	Conc. (ug/mL)	Reference To APPL Prep Date	Exp. Date (1 yr)	Exp. Date (Manufacturers)	Aliquot From Stock	Final Volume	Solvent	Final Standard Conc. (ug/mL)
VOA STD. 7		VOA STD. 9	50	Prepared 06/11/21	06/11/22	N/A	200uL	2mL	Methanol	5
VOA STD. 8			50	Prepared 06/11/21	06/11/22	N/A	200uL			5

VOA STD. 10

Prepared: 06/11/21 G
Expires: 08/10/21
Prepared By (Initials): EO
Methanol Lot No. DW117-US-0095

Initial Standard Information							Final Standard Information			
Name of Initial Standard (QAU Label)	Supplier	APPL Mix Name	Conc. (ug/mL)	Reference To APPL Prep Date	Exp. Date (1 yr)	Exp. Date (Manufacturers)	Aliquot From Stock	Final Volume	Solvent	Final Standard Conc. (ug/mL)
VOA STD. 1		VOA STD. 10	50	Prepared 06/11/21	06/11/22	N/A	200uL	2mL	Methanol	5

VOA STD. 12

Prepared: 06/11/21 H
Expires: 08/10/21
Prepared By (Initials): EO
Methanol Lot No. DW117-US-0095

Initial Standard Information							Final Standard Information			
Name of Initial Standard (QAU Label)	Supplier	APPL Mix Name	Conc. (ug/mL)	Reference To APPL Prep Date	Exp. Date (1 yr)	Exp. Date (Manufacturers)	Aliquot From Stock	Final Volume	Solvent	Final Standard Conc. (ug/mL)
VOA STD. 2		VOA STD. 12	50	Prepared 06/11/21	06/11/22	N/A	200uL	2mL	Methanol	5

Second Source (SS) Standards

VOA STD. 3

Prepared: 06/11/21 I
Expires: 08/10/21
Methanol Lot No. DW117-US-0095

Prepared By (Initials): EO

Initial Standard Information							Final Standard Information			
Name of Initial Standard (QAU Label)	Supplier	Supplier P/N#	Conc. (ug/mL)	Lot Number - QA Number	Exp. Date (1 yr)	Exp. Date (Manufacturers)	Aliquot From Stock	Final Volume	Solvent	Final Standard Conc. (ug/mL)
Ketones Standard	Phenova	ALO-101211	2,000	CL16067-52385	06/11/22	11/30/30	50uL	2mL	Methanol	50

VOA STD. Gases

Prepared: 06/11/21 J
Expires: 08/10/21
Methanol Lot No. DW117-US-0095

Prepared By (Initials): EO

Initial Standard Information							Final Standard Information			
Name of Initial Standard (QAU Label)	Supplier	Supplier P/N#	Conc. (ug/mL)	Lot Number - QA Number	Exp. Date (1 yr)	Exp. Date (Manufacturers)	Aliquot From Stock	Final Volume	Solvent	Final Standard Conc. (ug/mL)
8260 Gases (SS)	Phenova	ALO-101206	2,000	CL15768-52363	06/11/22	09/30/25	50uL	2mL	Methanol	50

VOA STD. 6

Prepared: 06/11/21 K
Expires: 07/01/21
Methanol Lot No. DW117-US-0095

Prepared By (Initials): EO

Initial Standard Information							Final Standard Information			
Name of Initial Standard (QAU Label)	Supplier	Supplier P/N#	Conc. (ug/mL)	Lot Number - QA Number	Exp. Date (1 yr)	Exp. Date (Manufacturers)	Aliquot From Stock	Final Volume	Solvent	Final Standard Conc. (ug/mL)
502.2 Calibration STD. (54-compounds)	Phenova	ALO-101200	2,000	CL16052-52375	06/11/22	11/30/25	50uL	2mL	Methanol	50
Vinyl Acetate	Phenova	ALO-101228	2,000	CL16943-52437	06/04/22	07/01/21	50uL			50
Hexachloroethane	Accustan	AS-E0011	1,000	219061767-52113	06/11/22	06/28/29	100uL			50
Benzyl Chloride	Accustan	M-8010-01	200	219111303-01-52428	06/11/22	01/30/23	500uL			50

VOA STD. TBA

Prepared: 06/11/21 L
Expires: 07/01/21
Methanol Lot No. DW117-US-0095

Prepared By (Initials): EO

Initial Standard Information							Final Standard Information			
Name of Initial Standard (QAU Label)	Supplier	Supplier P/N#	Conc. (ug/mL)	Lot Number - QA Number	Exp. Date (1 yr)	Exp. Date (Manufacturers)	Aliquot From Stock	Final Volume	Solvent	Final Standard Conc. (ug/mL)
Custom VOA Mix (4-3)	Phenova	ALO-130176	2,000	CL16012-52083	06/11/22	11/30/23	250uL	2mL	Methanol	250
Acrolein	Phenova	ALO-101224	10,000	CL16947-52439	06/04/22	07/01/21	50uL			250

VOA STD. 0

Prepared: 06/11/21 M
Expires: 08/10/21
Methanol Lot No. DW117-US-0095

Prepared By (Initials): EO

Initial Standard Information							Final Standard Information			
Name of Initial Standard (QAU Label)	Supplier	Supplier P/N#	Conc. (ug/mL)	Lot Number - QA Number	Exp. Date (1 yr)	Exp. Date (Manufacturers)	Aliquot From Stock	Final Volume	Solvent	Final Standard Conc. (ug/mL)
VOA Addition STD.	Phenova	ALO-130175	2,000	CL15724-52368	06/11/22	09/30/22	50uL	2mL	Methanol	50

VOA STD. 2-CEVE

Prepared: 06/11/21 N
Expires: 08/10/21
Methanol Lot No. DW117-US-0095

Prepared By (Initials): EO

Initial Standard Information							Final Standard Information			
Name of Initial Standard (QAU Label)	Supplier	Supplier P/N#	Conc. (ug/mL)	Lot Number - QA Number	Exp. Date (1 yr)	Exp. Date (Manufacturers)	Aliquot From Stock	Final Volume	Solvent	Final Standard Conc. (ug/mL)
2-CEVE (SS)	Absolute	82408	2,000	121119-52419	06/11/22	12/11/22	50uL	2mL	Methanol	50

Injection Log

Directory: M:\ZEUS\DATA\210615

Line	Vial	FileName	Multiplier	SampleName	Misc Info	Injected
1	1	0615Z00.D	1	25ug/L BFB STD 05/03/21		06/15/2021 16:51
2	2	0615Z02.D	1	0.3ug/L VOC STD 6/15/21		06/15/2021 17:32
3	3	0615Z03.D	1	0.5ug/L VOC STD 6/15/21		06/15/2021 17:55
4	4	0615Z04.D	1	1ug/L VOC STD 6/15/21		06/15/2021 18:18
5	5	0615Z05.D	1	2ug/L VOC STD 6/15/21		06/15/2021 18:41
6	6	0615Z06.D	1	5ug/L VOC STD 6/15/21		06/15/2021 19:05
7	7	0615Z07.D	1	10ug/L VOC STD 6/15/21		06/15/2021 19:28
8	8	0615Z08.D	1	20ug/L VOC STD 6/15/21		06/15/2021 19:51
9	9	0615Z09.D	1	40ug/L VOC STD 6/15/21		06/15/2021 20:15
10	10	0615Z10.D	1	100ug/L VOC STD 6/15/21		06/15/2021 20:38
11	11	0615Z11.D	1	25ug/L BFB STD 05/03/21		06/15/2021 21:01
12	12	0615Z12.D	1	(SS) 10ug/L VOC STD 6/15/21		06/15/2021 21:25
13	20	0615Z20.D	1	25ug/L BFB STD 05/03/21		06/16/2021 00:30
14	22	0615Z22.D	1	210615A CCV/LCS 10ug/L		06/16/2021 01:17
15	23	0615Z23.D	1	210615A LCSD 10ug/L		06/16/2021 01:40
16	26	0615Z26.D	1	210615A BLK		06/16/2021 02:50
17	28	0615Z28.D	1	BA33953W01		06/16/2021 03:37
18	29	0615Z29.D	1	BA33954W01		06/16/2021 04:00
19	30	0615Z30.D	1	BA33956W01		06/16/2021 04:23
20	31	0615Z31.D	1	BA33957W01		06/16/2021 04:47
21	32	0615Z32.D	1	BA33959W01		06/16/2021 05:10
22	33	0615Z33.D	1	BA33960W01		06/16/2021 05:33
23	47	0615Z47.D	1	Ending CCV 10ug/L 6/15/21		06/16/2021 10:59

ORGANICS
Calibration Data

VOLATILE ORGANIC ANALYSIS
VOLATILE ORGANIC COMPOUNDS

Form 6
Initial Calibration

Lab Name: APPL, Inc. SDG No:
Case No: Initial Cal. Date: 06/15/21
Matrix: Water Instrument: ZEUS Initials: CH

		Compound	1	2	3	4	5	6	7				Avg	%RSD	Type	r^2	Q	MRF
			0615Z13.D	0615Z14.D	0615Z15.D	0615Z16.D	0615Z17.D	0615Z18.D	0615Z19.D									
1	I	Fluorobenzene (IS)																
2	TMHBL	Gasoline C6-C10	13.2	5.590	3.072	1.461	1.062	0.9649	0.8774				3.8	120	TMHB	0.999		
3	I	Chlorobenzene-D5 (IS)																
4	I	1,4-Dichlorobenzene-D (IS)																
5																		
6																		
7																		
8																		
9																		
10																		
11																		
12																		
13																		
14																		
15																		
16																		
17																		
18																		
19																		
20																		
21																		
22																		
23																		
24																		
25																		
26																		
27																		
28																		
29																		
30																		
31																		
32																		
33																		
34																		
35																		

Quantitation Report (QT Reviewed)

Data File : M:\ZEUS\DATA\210615\0615Z13.D
Acq On : 15 Jun 21 21:48
Sample : 20ug/L GAS STD 6/15/21
Misc :

Vial: 13
Operator: LP,DG,CH
Inst : ZEUS
Multiplr: 1.00

Quant Time: Jun 16 11:52 2021

Quant Results File: ZGAS0615.RES

Quant Method : M:\ZEUS\DATA\210615\ZGAS0615.M (RTE Integrator)
Title : METHOD 8260B
Last Update : Wed Jun 16 11:50:24 2021
Response via : Initial Calibration
DataAcq Meth : 033121_EST_TEST.M

Internal Standards	R.T.	QIon	Response	Conc Units	Dev(Min)
1) Fluorobenzene (IS)	6.01	TIC	2257971	25.00 ppb	0.00
3) Chlorobenzene-D5 (IS)	12.04	TIC	3162644	25.00 ppb	0.00
4) 1,4-Dichlorobenzene-D (IS)	9.49	TIC	2818711	25.00 ppb	0.00

System Monitoring Compounds

Target Compounds					Qvalue
2) Gasoline C6-C10	7.90	TIC	23920190m	68.37 ppb	100

(#) = qualifier out of range (m) = manual integration

Quantitation Report

Data File : M:\ZEUS\DATA\210615\0615Z13.D
Acq On : 15 Jun 21 21:48
Sample : 20ug/L GAS STD 6/15/21
Misc :

Vial: 13
Operator: LP,DG,CH
Inst : ZEUS
Multiplr: 1.00

Quant Time: Jun 16 11:52 2021 Quant Results File: ZGAS0615.RES

Method : M:\ZEUS\DATA\210615\ZGAS0615.M (RTE Integrator)
Title : METHOD 8260B
Last Update : Wed Jun 16 14:25:59 2021
Response via : Initial Calibration



Quantitation Report (QT Reviewed)

Data File : M:\ZEUS\DATA\210615\0615Z14.D
Acq On : 15 Jun 21 22:11
Sample : 50ug/L GAS STD 6/15/21
Misc :

Vial: 14
Operator: LP,DG,CH
Inst : ZEUS
Multiplr: 1.00

Quant Time: Jun 16 11:52 2021

Quant Results File: ZGAS0615.RES

Quant Method : M:\ZEUS\DATA\210615\ZGAS0615.M (RTE Integrator)
Title : METHOD 8260B
Last Update : Wed Jun 16 11:50:24 2021
Response via : Initial Calibration
DataAcq Meth : 033121_EST_TEST.M

Internal Standards	R.T.	QIon	Response	Conc Units	Dev(Min)
1) Fluorobenzene (IS)	6.01	TIC	2097308	25.00 ppb	0.00
3) Chlorobenzene-D5 (IS)	12.04	TIC	2967068	25.00 ppb	0.00
4) 1,4-Dichlorobenzene-D (IS)	9.49	TIC	2622760	25.00 ppb	0.00

System Monitoring Compounds

Target Compounds					Qvalue
2) Gasoline C6-C10	7.90	TIC	23449706m	102.78 ppb	100

(#) = qualifier out of range (m) = manual integration

Quantitation Report

Data File : M:\ZEUS\DATA\210615\0615Z14.D
Acq On : 15 Jun 21 22:11
Sample : 50ug/L GAS STD 6/15/21
Misc :

Vial: 14
Operator: LP,DG,CH
Inst : ZEUS
Multiplr: 1.00

Quant Time: Jun 16 11:52 2021

Quant Results File: ZGAS0615.RES

Method : M:\ZEUS\DATA\210615\ZGAS0615.M (RTE Integrator)
Title : METHOD 8260B
Last Update : Wed Jun 16 14:25:59 2021
Response via : Initial Calibration



Quantitation Report (QT Reviewed)

Data File : M:\ZEUS\DATA\210615\0615Z15.D
Acq On : 15 Jun 21 22:34
Sample : 100ug/L GAS STD 6/15/21
Misc :

Vial: 15
Operator: LP,DG,CH
Inst : ZEUS
Multiplr: 1.00

Quant Time: Jun 16 11:52 2021 Quant Results File: ZGAS0615.RES

Quant Method : M:\ZEUS\DATA\210615\ZGAS0615.M (RTE Integrator)
Title : METHOD 8260B
Last Update : Wed Jun 16 11:50:24 2021
Response via : Initial Calibration
DataAcq Meth : 033121_EST_TEST.M

Internal Standards	R.T.	QIon	Response	Conc Units	Dev(Min)
1) Fluorobenzene (IS)	6.01	TIC	2090680	25.00 ppb	0.00
3) Chlorobenzene-D5 (IS)	12.04	TIC	2898941	25.00 ppb	0.00
4) 1,4-Dichlorobenzene-D (IS)	9.49	TIC	2600023	25.00 ppb	0.00

System Monitoring Compounds

Target Compounds					Qvalue
2) Gasoline C6-C10	7.90	TIC	25691807m	167.70 ppb	100

(#) = qualifier out of range (m) = manual integration
0615Z15.D ZGAS0615.M Wed Jun 16 14:27:46 2021

Quantitation Report

Data File : M:\ZEUS\DATA\210615\0615Z15.D
Acq On : 15 Jun 21 22:34
Sample : 100ug/L GAS STD 6/15/21
Misc :

Vial: 15
Operator: LP,DG,CH
Inst : ZEUS
Multiplr: 1.00

Quant Time: Jun 16 11:52 2021

Quant Results File: ZGAS0615.RES

Method : M:\ZEUS\DATA\210615\ZGAS0615.M (RTE Integrator)
Title : METHOD 8260B
Last Update : Wed Jun 16 14:25:59 2021
Response via : Initial Calibration



Quantitation Report (QT Reviewed)

Data File : M:\ZEUS\DATA\210615\0615Z16.D
Acq On : 15 Jun 21 22:57
Sample : 300ug/L GAS STD 6/15/21
Misc :

Vial: 16
Operator: LP,DG,CH
Inst : ZEUS
Multiplr: 1.00

Quant Time: Jun 16 11:53 2021 Quant Results File: ZGAS0615.RES

Quant Method : M:\ZEUS\DATA\210615\ZGAS0615.M (RTE Integrator)
Title : METHOD 8260B
Last Update : Wed Jun 16 11:50:24 2021
Response via : Initial Calibration
DataAcq Meth : 033121_EST_TEST.M

Internal Standards	R.T.	QIon	Response	Conc Units	Dev(Min)
1) Fluorobenzene (IS)	6.01	TIC	2045329	25.00 ppb	0.00
3) Chlorobenzene-D5 (IS)	12.04	TIC	2929854	25.00 ppb	0.00
4) 1,4-Dichlorobenzene-D (IS)	9.49	TIC	2601714	25.00 ppb	0.00

System Monitoring Compounds

Target Compounds					Qvalue
2) Gasoline C6-C10	7.90	TIC	35847477m	474.63 ppb	100

(#) = qualifier out of range (m) = manual integration

Quantitation Report

Data File : M:\ZEUS\DATA\210615\0615Z16.D
Acq On : 15 Jun 21 22:57
Sample : 300ug/L GAS STD 6/15/21
Misc :

Vial: 16
Operator: LP,DG,CH
Inst : ZEUS
Multiplr: 1.00

Quant Time: Jun 16 11:53 2021

Quant Results File: ZGAS0615.RES

Method : M:\ZEUS\DATA\210615\ZGAS0615.M (RTE Integrator)
Title : METHOD 8260B
Last Update : Wed Jun 16 14:25:59 2021
Response via : Initial Calibration

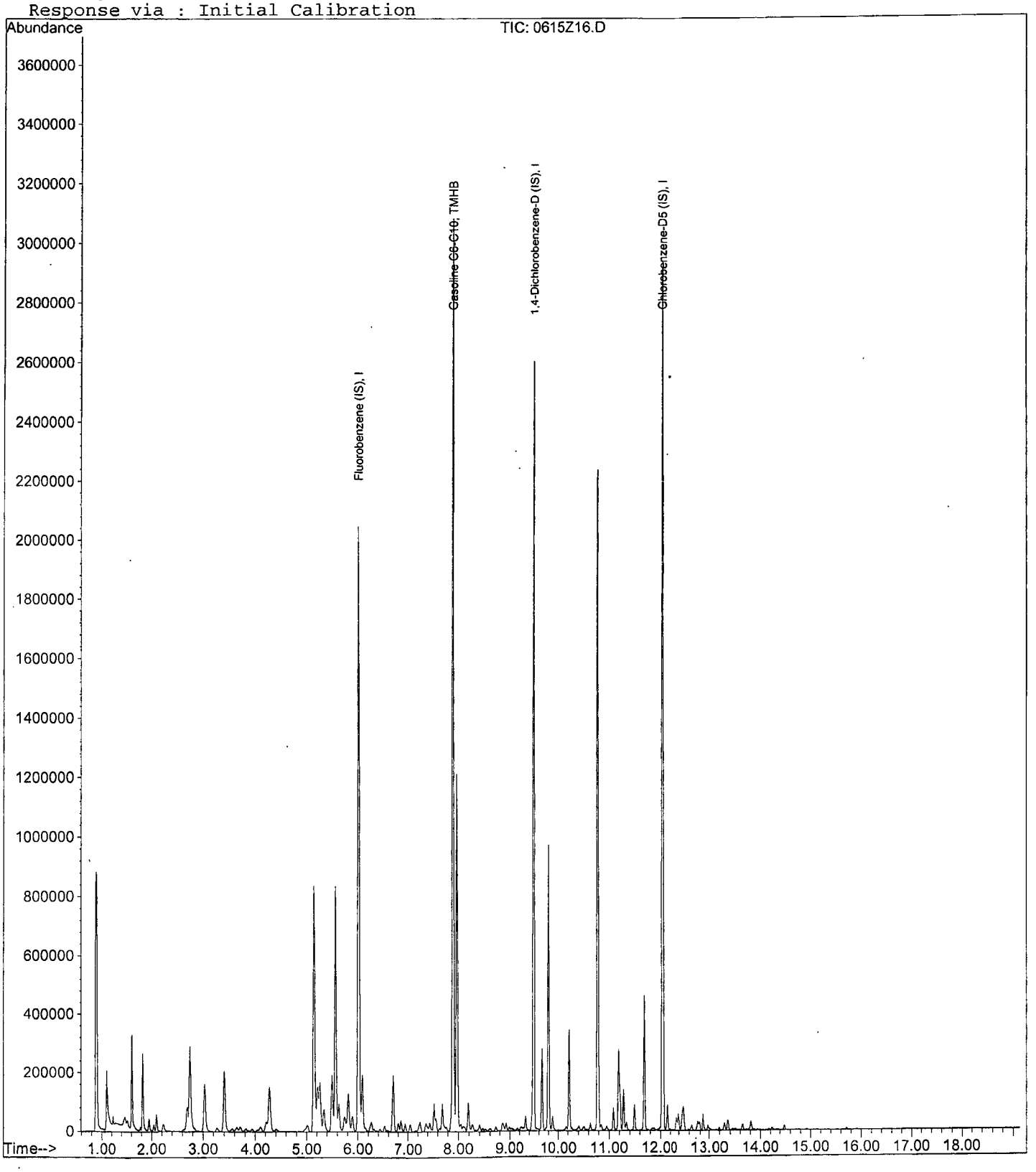

Quantitation Report (QT Reviewed)

Data File : M:\ZEUS\DATA\210615\0615Z17.D
Acq On : 15 Jun 21 23:20
Sample : 600ug/L GAS STD 6/15/21
Misc :

Vial: 17
Operator: LP,DG,CH
Inst : ZEUS
Multiplr: 1.00

Quant Time: Jun 16 11:53 2021

Quant Results File: ZGAS0615.RES

Quant Method : M:\ZEUS\DATA\210615\ZGAS0615.M (RTE Integrator)
Title : METHOD 8260B
Last Update : Wed Jun 16 11:50:24 2021
Response via : Initial Calibration
DataAcq Meth : 033121_EST_TEST.M

Internal Standards	R.T.	QIon	Response	Conc Units	Dev(Min)
1) Fluorobenzene (IS)	6.01	TIC	2085437	25.00 ppb	0.00
3) Chlorobenzene-D5 (IS)	12.04	TIC	3183275	25.00 ppb	0.00
4) 1,4-Dichlorobenzene-D (IS)	9.49	TIC	2620295	25.00 ppb	0.00

System Monitoring Compounds

Target Compounds					Qvalue
2) Gasoline C6-C10	7.90	TIC	53173101m	941.72 ppb	100

(#) = qualifier out of range (m) = manual integration

Quantitation Report

Data File : M:\ZEUS\DATA\210615\0615Z17.D
Acq On : 15 Jun 21 23:20
Sample : 600ug/L GAS STD 6/15/21
Misc :

Vial: 17
Operator: LP,DG,CH
Inst : ZEUS
Multiplr: 1.00

Quant Time: Jun 16 11:53 2021

Quant Results File: ZGAS0615.RES

Method : M:\ZEUS\DATA\210615\ZGAS0615.M (RTE Integrator)
Title : METHOD 8260B
Last Update : Wed Jun 16 14:25:59 2021
Response via : Initial Calibration

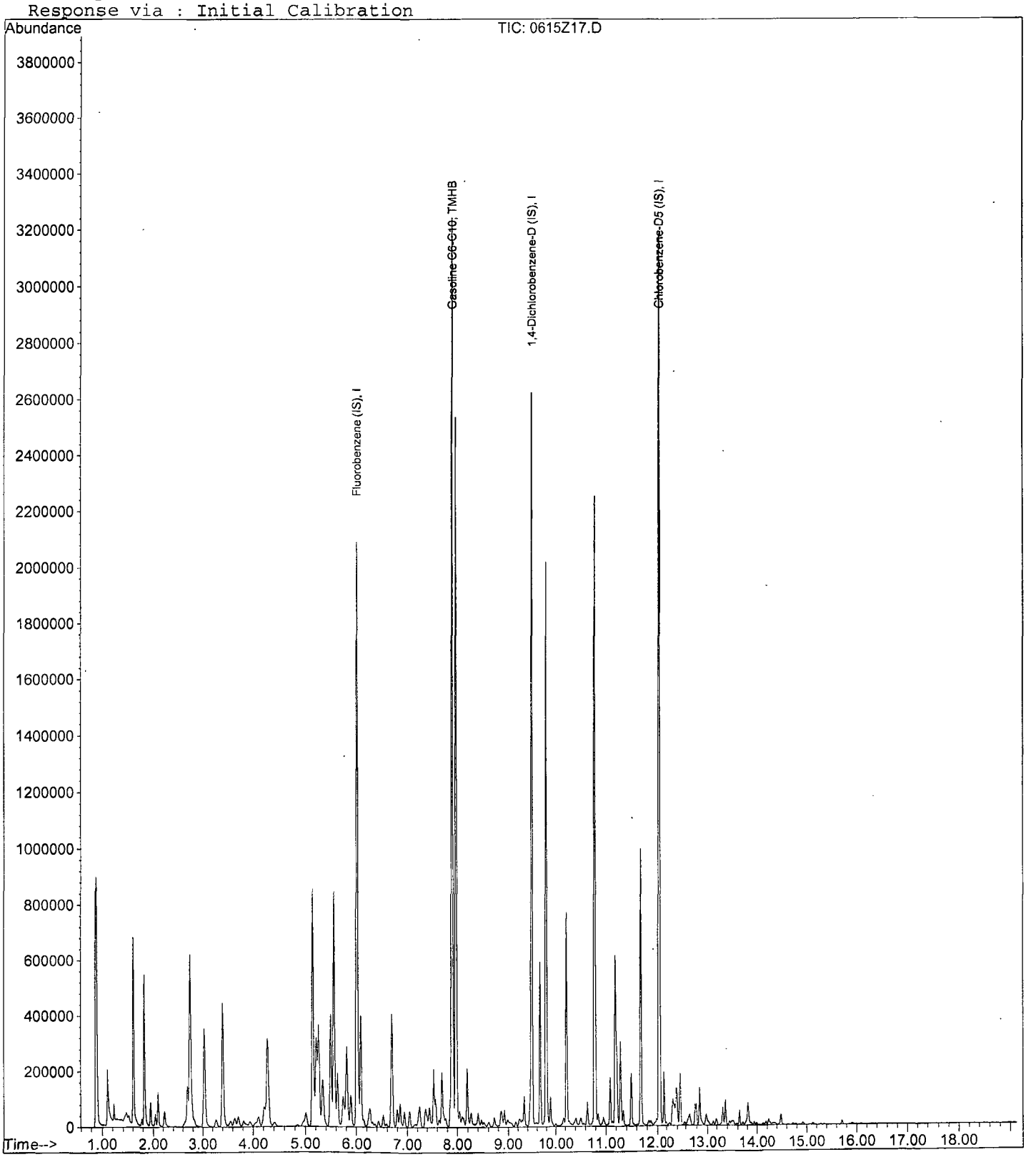

Quantitation Report (QT Reviewed)

Data File : M:\ZEUS\DATA\210615\0615Z18.D
Acq On : 15 Jun 21 23:44
Sample : 800ug/L GAS STD 6/15/21
Misc :

Vial: 18
Operator: LP,DG,CH
Inst : ZEUS
Multiplr: 1.00

Quant Time: Jun 16 11:54 2021

Quant Results File: ZGAS0615.RES

Quant Method : M:\ZEUS\DATA\210615\ZGAS0615.M (RTE Integrator)
Title : METHOD 8260B
Last Update : Wed Jun 16 11:50:24 2021
Response via : Initial Calibration
DataAcq Meth : 033121_EST_TEST.M

Internal Standards	R.T.	QIon	Response	Conc Units	Dev(Min)
1) Fluorobenzene (IS)	6.01	TIC	2214676	25.00 ppb	0.00
3) Chlorobenzene-D5 (IS)	12.04	TIC	3381351	25.00 ppb	0.00
4) 1,4-Dichlorobenzene-D (IS)	9.49	TIC	2808713	25.00 ppb	0.00

System Monitoring Compounds

Target Compounds					Qvalue
2) Gasoline C6-C10	7.97	TIC	68380328m	1256.91 ppb	100

(#) = qualifier out of range (m) = manual integration

Quantitation Report

Data File : M:\ZEUS\DATA\210615\0615Z18.D
Acq On : 15 Jun 21 23:44
Sample : 800ug/L GAS STD 6/15/21
Misc :

Vial: 18
Operator: LP,DG,CH
Inst : ZEUS
Multiplr: 1.00

Quant Time: Jun 16 11:54 2021

Quant Results File: ZGAS0615.RES

Method : M:\ZEUS\DATA\210615\ZGAS0615.M (RTE Integrator)
Title : METHOD 8260B
Last Update : Wed Jun 16 14:25:59 2021
Response via : Initial Calibration

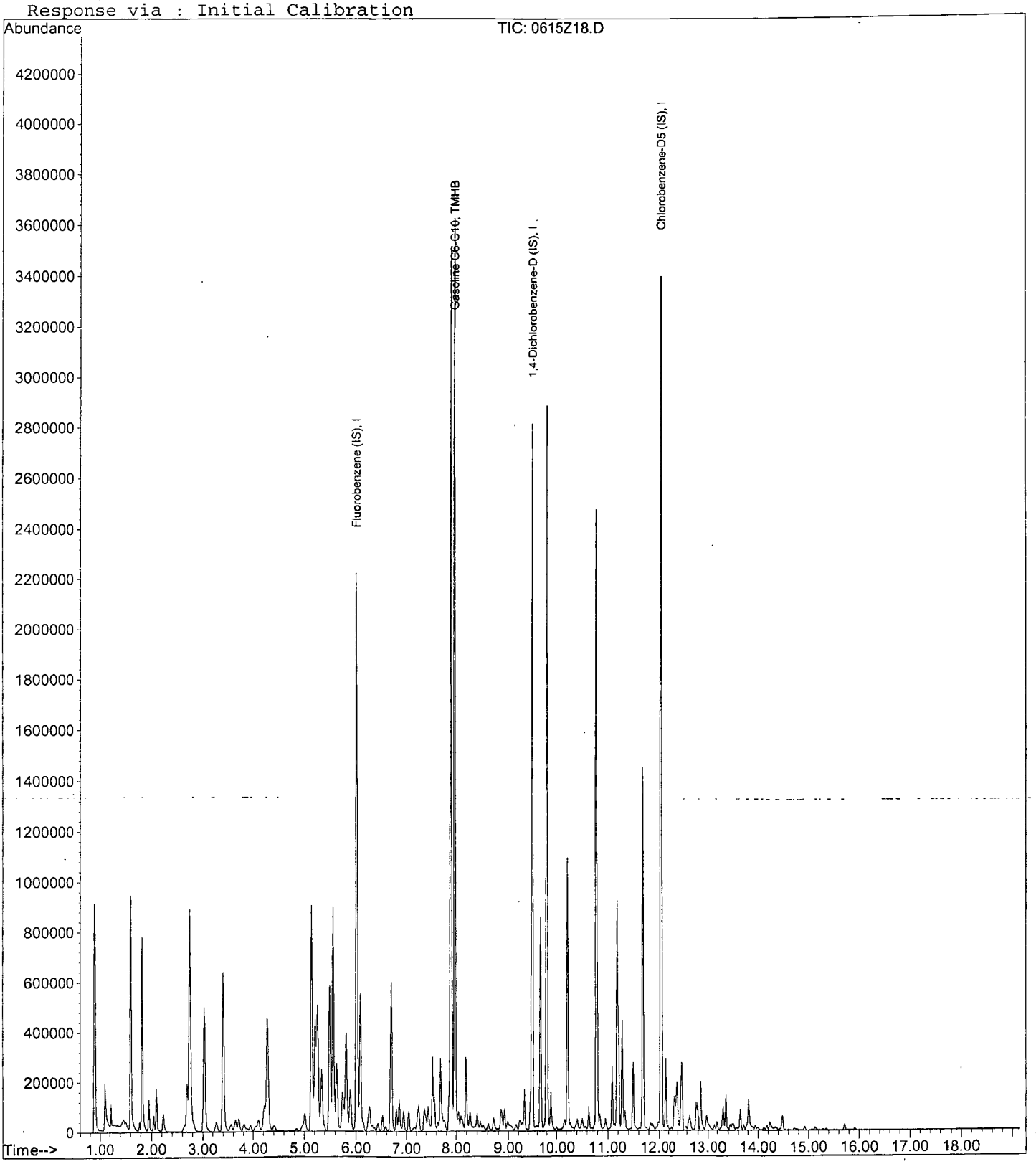

Quantitation Report (QT Reviewed)

Data File : M:\ZEUS\DATA\210615\0615Z19.D
Acq On : 16 Jun 21 00:07
Sample : 1000ug/L GAS STD 6/15/21
Misc :

Vial: 19
Operator: LP,DG,CH
Inst : ZEUS
Multiplr: 1.00

Quant Time: Jun 16 11:54 2021

Quant Results File: ZGAS0615.RES

Quant Method : M:\ZEUS\DATA\210615\ZGAS0615.M (RTE Integrator)
Title : METHOD 8260B
Last Update : Wed Jun 16 11:50:24 2021
Response via : Initial Calibration
DataAcq Meth : 033121_EST_TEST.M

Internal Standards	R.T.	QIon	Response	Conc Units	Dev(Min)
1) Fluorobenzene (IS)	6.01	TIC	2374214	25.00 ppb	0.00
3) Chlorobenzene-D5 (IS)	12.04	TIC	3571737	25.00 ppb	0.00
4) 1,4-Dichlorobenzene-D (IS)	9.49	TIC	2981605	25.00 ppb	0.00

System Monitoring Compounds

Target Compounds					Qvalue
2) Gasoline C6-C10	7.97	TIC	83324400m	1504.18 ppb	100

(#) = qualifier out of range (m) = manual integration

Quantitation Report

Data File : M:\ZEUS\DATA\210615\0615Z19.D
Acq On : 16 Jun 21 00:07
Sample : 1000ug/L GAS STD 6/15/21
Misc :

Vial: 19
Operator: LP,DG,CH
Inst : ZEUS
Multiplr: 1.00

Quant Time: Jun 16 11:54 2021

Quant Results File: ZGAS0615.RES

Method : M:\ZEUS\DATA\210615\ZGAS0615.M (RTE Integrator)
Title : METHOD 8260B
Last Update : Wed Jun 16 14:25:59 2021
Response via : Initial Calibration

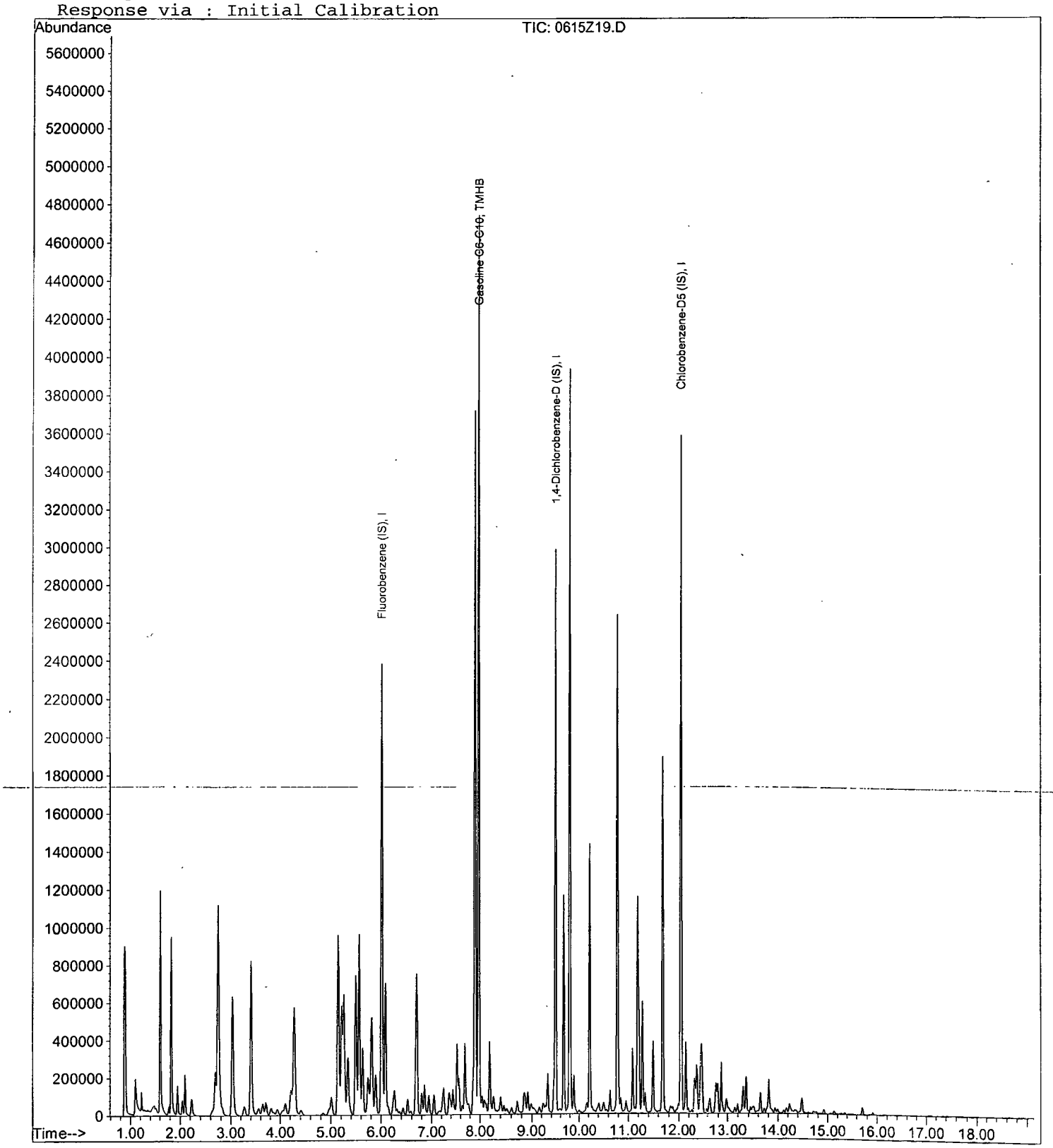

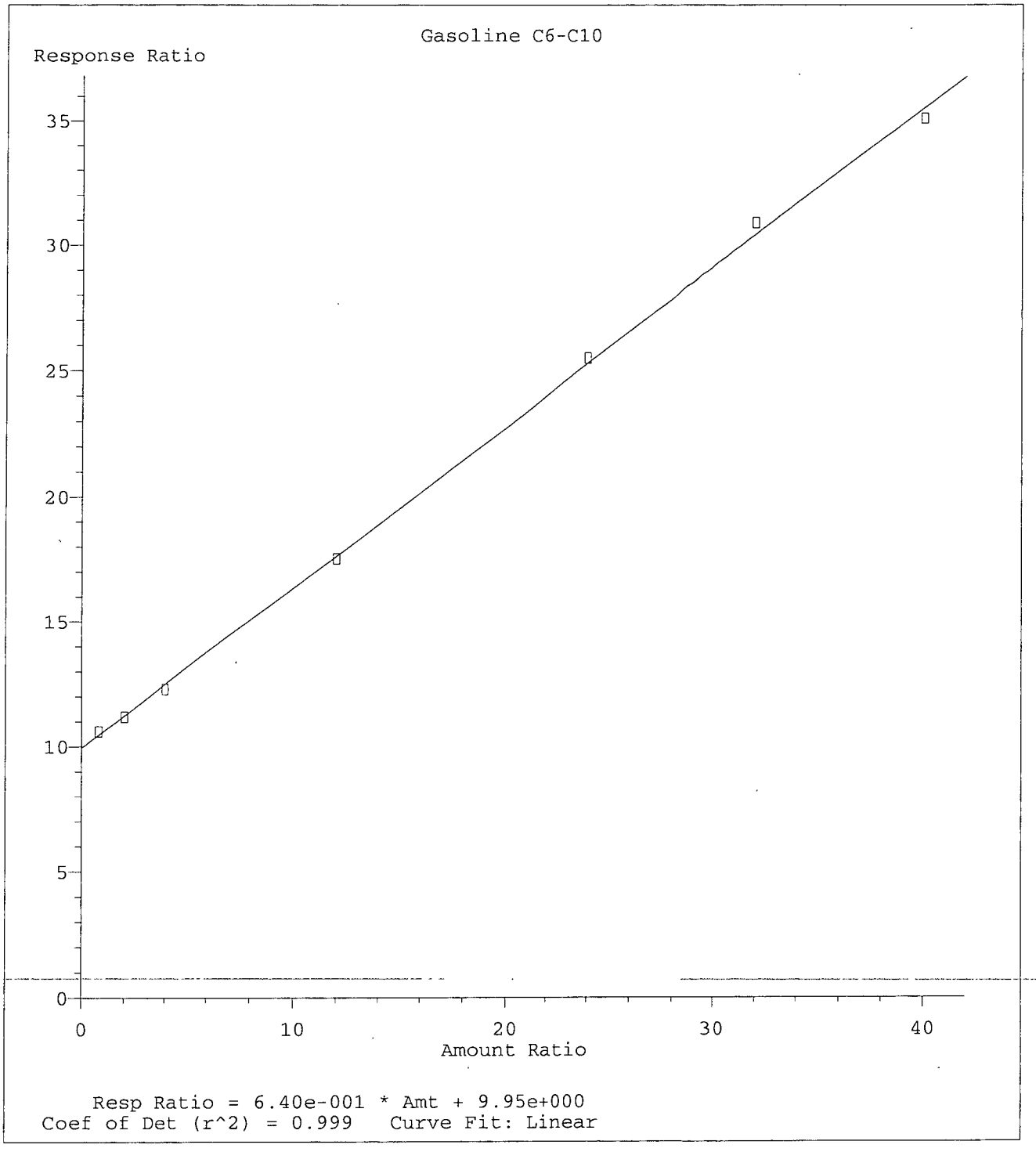

Method Name: M:\ZEUS\DATA\210615\ZGAS0615.M
Calibration Table Last Updated: Wed Jun 16 14:25:59 2021

VOLATILE ORGANIC ANALYSIS
VOLATILE ORGANIC COMPOUNDS

Form 7

Second Source Calibration

Lab Name: APPL, Inc.
Case No:
Matrix: Water

SDG No:
Date Analyzed: 06/16/21
Instrument: ZEUS
Initial Cal. Date: 06/15/21
Data File: 0615Z21.D

		Compound	MEAN	CCRF	%D		%Drift
1	TMHB	Gasoline C6-C10	3.522	1.908	46	TMHBL	3.9
2							
3							
4							
5							
6							
7							
8							
9							
10							
11							
12							
13							
14							
15							
16							
17							
18							
19							
20							
21							
22							
23							
24							
25							
26							
27							
28							
29							
30							
31							
32							
33							
34							
35							
36							
37							
38							
39							
40							
		Average			46.0		

Quantitation Report (QT Reviewed)

Data File : M:\ZEUS\DATA\210615\0615Z21.D
Acq On : 16 Jun 21 00:54
Sample : (SS) 200ug/L GAS STD 6/15/21
Misc :

Vial: 21
Operator: LP,DG,CH
Inst : ZEUS
Multiplr: 1.00

Quant Time: Jun 16 14:29 2021

Quant Results File: ZGAS0615.RES

Quant Method : M:\ZEUS\DATA\210615\ZGAS0615.M (RTE Integrator)
Title : METHOD 8260B
Last Update : Wed Jun 16 14:25:59 2021
Response via : Initial Calibration
DataAcq Meth : 033121_EST_TEST.M

Internal Standards	R.T.	QIon	Response	Conc Units	Dev(Min)
1) Fluorobenzene (IS)	6.01	TIC	2315919	25.00 ppb	0.00
3) Chlorobenzene-D5 (IS)	12.04	TIC	3254820	25.00 ppb	0.00
4) 1,4-Dichlorobenzene-D (IS)	9.49	TIC	2921275	25.00 ppb	0.00

System Monitoring Compounds

Target Compounds					Qvalue
2) Gasoline C6-C10	7.90	TIC	35348031m	207.79 ppb	100

(#) = qualifier out of range (m) = manual integration
0615Z21.D ZGAS0615.M Wed Jun 16 14:35:48 2021

Quantitation Report

Data File : M:\ZEUS\DATA\210615\0615Z21.D
Acq On : 16 Jun 21 00:54
Sample : (SS) 200ug/L GAS STD 6/15/21
Misc :

Vial: 21
Operator: LP,DG,CH
Inst : ZEUS
Multiplr: 1.00

Quant Time: Jun 16 14:29 2021

Quant Results File: ZGAS0615.RES

Method : M:\ZEUS\DATA\210615\ZGAS0615.M (RTE Integrator)
Title : METHOD 8260B
Last Update : Wed Jun 16 14:25:59 2021
Response via : Initial Calibration

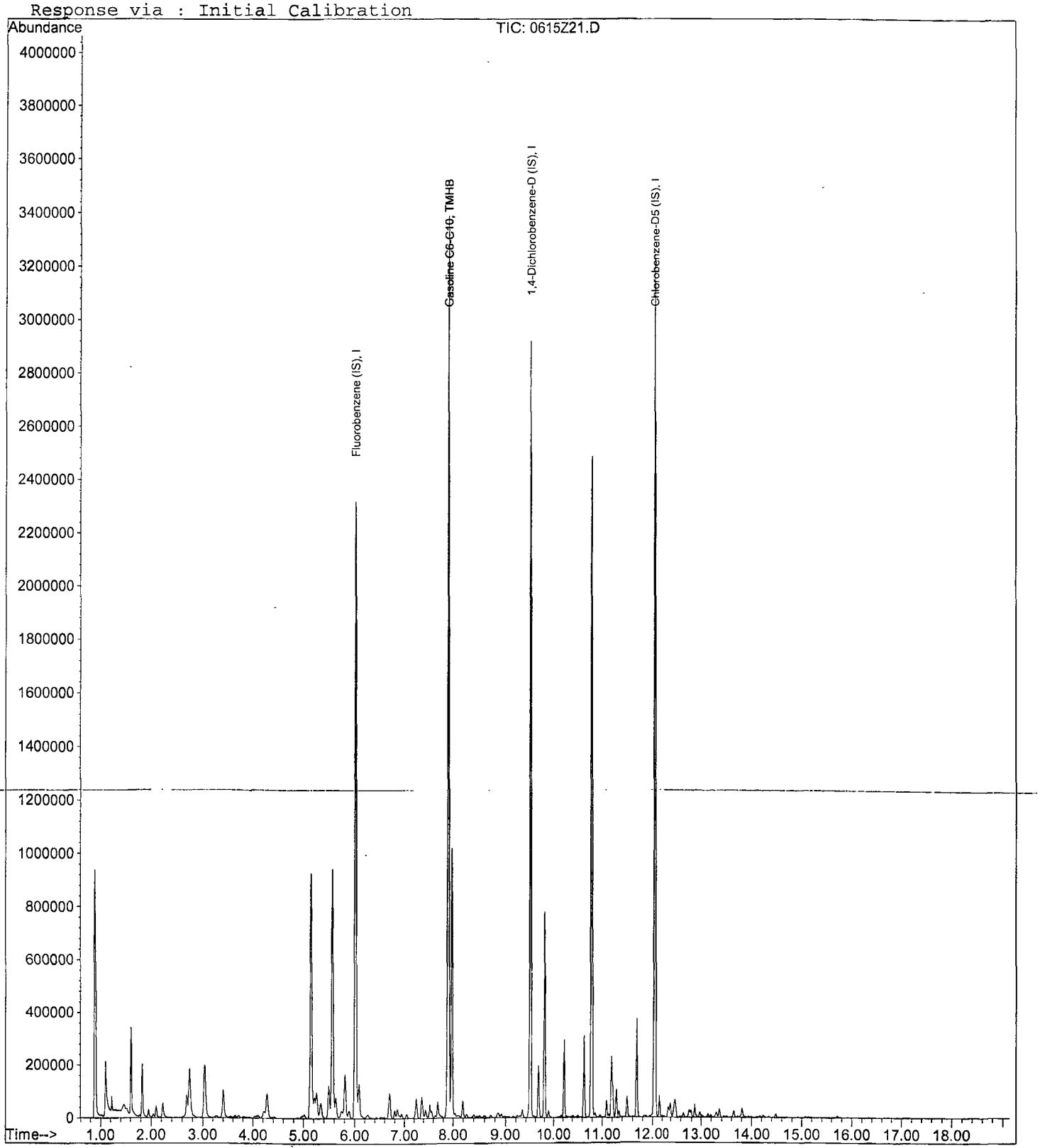

VOLATILE ORGANIC ANALYSIS
VOLATILE ORGANIC COMPOUNDS

Form 6
Initial Calibration

Lab Name: APPL, Inc. SDG No:
Case No: Initial Cal. Date: 06/15/21
Matrix: Water Instrument: ZEUS Initials: CH

		Compound	0615Z02 D	0615Z03 D	0615Z04 D	0615Z05.D	0615Z06.D	0615Z07.D	0615Z08.D	0615Z09.D	0615Z10.D		Avg	%RSD	Type	r^2	Q	MRF
			1	2	3	4	5	6	7	8	9							
1	I	Fluorobenzene (IS)																
2	S	Dibromofluoromethane(S)	0.2164	0.1999	0.2526	0.2576	0.2974	0.2890	0.3073	0.3049	0.3141		0.27	15	S			
3	S	1,2-DCA-D4(S)	0.2276	0.2114	0.2614	0.2623	0.3002	0.2896	0.2983	0.2938	0.2971		0.27	12	S			
4	I	Chlorobenzene-D5 (IS)																
5	SL	Toluene-D8(S)	0.9756	0.9253	1.174	1.189	1.427	1.394	1.479	1.462	1.453		1.3	17	S	1.000		
6	SL	4-Bromofluorobenzene(S)	0.2988	0.2842	0.3773	0.3817	0.4934	0.4902	0.5344	0.5377	0.5667		0.44	24	S	1.000		
7	I	1,4-Dichlorobenzene-D (IS)																
8																		
9																		
10																		
11																		
12																		
13																		
14																		
15																		
16																		
17																		
18																		
19																		
20																		
21																		
22																		
23																		
24																		
25																		
26																		
27																		
28																		
29																		
30																		
31																		
32																		
33																		
34																		
35																		

Quantitation Report (Not Reviewed)

Data File : M:\ZEUS\DATA\210615\0615Z02.D
Acq On : 15 Jun 21 17:32
Sample : 0.3ug/L VOC STD 6/15/21
Misc :

Vial: 2
Operator: LP,DG,CH
Inst : ZEUS
Multiplr: 1.00

Quant Time: Jun 16 14:22 2021 Quant Results File: Z0615SUR.RES

Quant Method : M:\ZEUS\DATA\210615\Z0615SUR.M (RTE Integrator)
Title : METHOD 8260B
Last Update : Wed Jun 16 11:38:54 2021
Response via : Initial Calibration
DataAcq Meth : 033121_EST_TEST.M

Internal Standards	R.T.	QIon	Response	Conc Units	Dev(Min)
1) Fluorobenzene (IS)	6.01	96	1871628	25.00 ppb	0.00
4) Chlorobenzene-D5 (IS)	9.49	117	1345164	25.00 ppb	0.00
7) 1,4-Dichlorobenzene-D (IS)	12.04	152	466944	25.00 ppb	0.00
System Monitoring Compounds					
2) Dibromofluoromethane(S)	5.14	111	80987	3.99 ppb	0.00
Spiked Amount 25.000			Recovery	= 15.964%	
3) 1,2-DCA-D4(S)	5.56	65	85195	4.19 ppb	0.00
Spiked Amount 25.000			Recovery	= 16.776%	
5) Toluene-D8(S)	7.90	98	262456	4.86 ppb	0.00
Spiked Amount 25.000			Recovery	= 19.432%	
6) 4-Bromofluorobenzene(S)	10.78	95	80399	5.91 ppb	0.00
Spiked Amount 25.000			Recovery	= 23.628%	

Target Compounds Qvalue

(#) = qualifier out of range (m) = manual integration
0615Z02.D Z0615SUR.M Wed Jun 16 14:24:20 2021

Quantitation Report

Data File : M:\ZEUS\DATA\210615\0615Z02.D
Acq On : 15 Jun 21 17:32
Sample : 0.3ug/L VOC STD 6/15/21
Misc :

Vial: 2
Operator: LP,DG,CH
Inst : ZEUS
Multiplr: 1.00

Quant Time: Jun 16 14:22 2021

Quant Results File: Z0615SUR.RES

Method : M:\ZEUS\DATA\210615\Z0615SUR.M (RTE Integrator)
Title : METHOD 8260B
Last Update : Wed Jun 16 11:38:54 2021
Response via : Initial Calibration



Quantitation Report (Not Reviewed)

Data File : M:\ZEUS\DATA\210615\0615Z03.D
Acq On : 15 Jun 21 17:55
Sample : 0.5ug/L VOC STD 6/15/21
Misc :

Vial: 3
Operator: LP,DG,CH
Inst : ZEUS
Multiplr: 1.00

Quant Time: Jun 16 14:22 2021

Quant Results File: Z0615SUR.RES

Quant Method : M:\ZEUS\DATA\210615\Z0615SUR.M (RTE Integrator)
Title : METHOD 8260B
Last Update : Wed Jun 16 11:38:54 2021
Response via : Initial Calibration
DataAcq Meth : 033121_EST_TEST.M

Internal Standards	R.T.	QIon	Response	Conc Units	Dev(Min)
1) Fluorobenzene (IS)	6.01	96	1867484	25.00 ppb	0.00
4) Chlorobenzene-D5 (IS)	9.49	117	1343015	25.00 ppb	0.00
7) 1,4-Dichlorobenzene-D (IS)	12.04	152	463488	25.00 ppb	0.00
System Monitoring Compounds					
2) Dibromofluoromethane(S)	5.14	111	74648	3.69 ppb	0.00
Spiked Amount 25.000			Recovery	= 14.748%	
3) 1,2-DCA-D4(S)	5.56	65	78957	3.90 ppb	0.00
Spiked Amount 25.000			Recovery	= 15.584%	
5) Toluene-D8(S)	7.90	98	248537	4.69 ppb	0.00
Spiked Amount 25.000			Recovery	= 18.760%	
6) 4-Bromofluorobenzene(S)	10.79	95	76330	5.78 ppb	0.00
Spiked Amount 25.000			Recovery	= 23.124%	

Target Compounds Qvalue

(#) = qualifier out of range (m) = manual integration

Quantitation Report

Data File : M:\ZEUS\DATA\210615\0615Z03.D
Acq On : 15 Jun 21 17:55
Sample : 0.5ug/L VOC STD 6/15/21
Misc :

Vial: 3
Operator: LP,DG,CH
Inst : ZEUS
Multiplr: 1.00

Quant Time: Jun 16 14:22 2021 Quant Results File: Z0615SUR.RES

Method : M:\ZEUS\DATA\210615\Z0615SUR.M (RTE Integrator)
Title : METHOD 8260B
Last Update : Wed Jun 16 11:38:54 2021
Response via : Initial Calibration



Quantitation Report (Not Reviewed)

Data File : M:\ZEUS\DATA\210615\0615Z04.D
Acq On : 15 Jun 21 18:18
Sample : 1ug/L VOC STD 6/15/21
Misc :

Vial: 4
Operator: LP,DG,CH
Inst : ZEUS
Multiplr: 1.00

Quant Time: Jun 16 14:22 2021 Quant Results File: Z0615SUR.RES

Quant Method : M:\ZEUS\DATA\210615\Z0615SUR.M (RTE Integrator)
Title : METHOD 8260B
Last Update : Wed Jun 16 11:38:54 2021
Response via : Initial Calibration
DataAcq Meth : 033121_EST_TEST.M

Internal Standards	R.T.	QIon	Response	Conc Units	Dev(Min)
1) Fluorobenzene (IS)	6.01	96	1815838	25.00 ppb	0.00
4) Chlorobenzene-D5 (IS)	9.49	117	1338934	25.00 ppb	0.00
7) 1,4-Dichlorobenzene-D (IS)	12.04	152	477120	25.00 ppb	0.00
System Monitoring Compounds					
2) Dibromofluoromethane(S)	5.14	111	183499	9.32 ppb	0.00
Spiked Amount 25.000			Recovery	= 37.288%	
3) 1,2-DCA-D4(S)	5.56	65	189872	9.64 ppb	0.00
Spiked Amount 25.000			Recovery	= 38.540%	
5) Toluene-D8(S)	7.90	98	629018	9.47 ppb	0.00
Spiked Amount 25.000			Recovery	= 37.864%	
6) 4-Bromofluorobenzene(S)	10.78	95	202093	9.83 ppb	0.00
Spiked Amount 25.000			Recovery	= 39.304%	

Target Compounds Qvalue

(#) = qualifier out of range (m) = manual integration

Quantitation Report

Data File : M:\ZEUS\DATA\210615\0615Z04.D
Acq On : 15 Jun 21 18:18
Sample : 1ug/L VOC STD 6/15/21
Misc :

Vial: 4
Operator: LP,DG,CH
Inst : ZEUS
Multiplr: 1.00

Quant Time: Jun 16 14:22 2021

Quant Results File: Z0615SUR.RES

Method : M:\ZEUS\DATA\210615\Z0615SUR.M (RTE Integrator)
Title : METHOD 8260B
Last Update : Wed Jun 16 11:38:54 2021
Response via : Initial Calibration



Quantitation Report (Not Reviewed)

Data File : M:\ZEUS\DATA\210615\0615Z05.D
Acq On : 15 Jun 21 18:41
Sample : 2ug/L VOC STD 6/15/21
Misc :

Vial: 5
Operator: LP,DG,CH
Inst : ZEUS
Multiplr: 1.00

Quant Time: Jun 16 14:22 2021

Quant Results File: Z0615SUR.RES

Quant Method : M:\ZEUS\DATA\210615\Z0615SUR.M (RTE Integrator)
Title : METHOD 8260B
Last Update : Wed Jun 16 11:38:54 2021
Response via : Initial Calibration
DataAcq Meth : 033121_EST_TEST.M

Internal Standards	R.T.	QIon	Response	Conc Units	Dev(Min)
1) Fluorobenzene (IS)	6.01	96	1807380	25.00 ppb	0.00
4) Chlorobenzene-D5 (IS)	9.49	117	1348549	25.00 ppb	0.00
7) 1,4-Dichlorobenzene-D (IS)	12.04	152	474816	25.00 ppb	0.00
System Monitoring Compounds					
2) Dibromofluoromethane(S)	5.14	111	186196	9.50 ppb	0.00
Spiked Amount 25.000			Recovery	= 38.012%	
3) 1,2-DCA-D4(S)	5.56	65	189659	9.67 ppb	0.00
Spiked Amount 25.000			Recovery	= 38.676%	
5) Toluene-D8(S)	7.90	98	641379	9.56 ppb	0.00
Spiked Amount 25.000			Recovery	= 38.256%	
6) 4-Bromofluorobenzene(S)	10.78	95	205896	9.90 ppb	0.00
Spiked Amount 25.000			Recovery	= 39.604%	

Target Compounds Qvalue

(#) = qualifier out of range (m) = manual integration
0615Z05.D Z0615SUR.M Wed Jun 16 14:24:26 2021

Quantitation Report

Data File : M:\ZEUS\DATA\210615\0615Z05.D
Acq On : 15 Jun 21 18:41
Sample : 2ug/L VOC STD 6/15/21
Misc :

Vial: 5
Operator: LP,DG,CH
Inst : ZEUS
Multiplr: 1.00

Quant Time: Jun 16 14:22 2021

Quant Results File: Z0615SUR.RES

Method : M:\ZEUS\DATA\210615\Z0615SUR.M (RTE Integrator)
Title : METHOD 8260B
Last Update : Wed Jun 16 11:38:54 2021
Response via : Initial Calibration

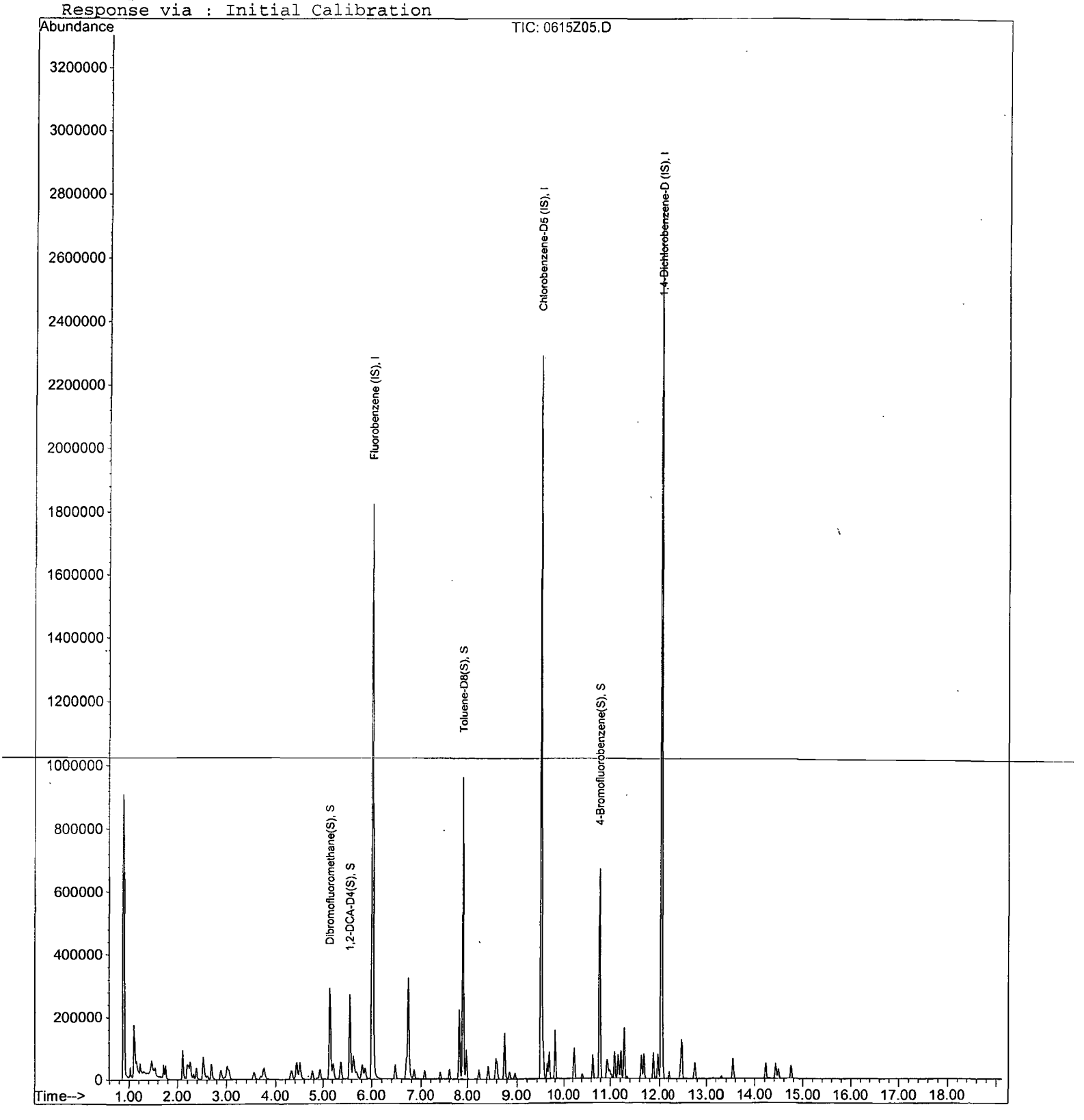

Quantitation Report (Not Reviewed)

Data File : M:\ZEUS\DATA\210615\0615Z06.D
Acq On : 15 Jun 21 19:05
Sample : 5ug/L VOC STD 6/15/21
Misc :

Vial: 6
Operator: LP,DG,CH
Inst : ZEUS
Multiplr: 1.00

Quant Time: Jun 16 14:22 2021

Quant Results File: Z0615SUR.RES

Quant Method : M:\ZEUS\DATA\210615\Z0615SUR.M (RTE Integrator)
Title : METHOD 8260B
Last Update : Wed Jun 16 11:38:54 2021
Response via : Initial Calibration
DataAcq Meth : 033121_EST_TEST.M

Internal Standards	R.T.	QIon	Response	Conc Units	Dev(Min)
1) Fluorobenzene (IS)	6.01	96	1865062	25.00 ppb	0.00
4) Chlorobenzene-D5 (IS)	9.49	117	1381789	25.00 ppb	0.00
7) 1,4-Dichlorobenzene-D (IS)	12.04	152	502656	25.00 ppb	0.00
System Monitoring Compounds					
2) Dibromofluoromethane(S)	5.14	111	554738	27.44 ppb	0.00
Spiked Amount 25.000			Recovery	= 109.748%	
3) 1,2-DCA-D4(S)	5.56	65	559885	27.66 ppb	0.00
Spiked Amount 25.000			Recovery	= 110.648%	
5) Toluene-D8(S)	7.90	98	1971857	25.53 ppb	0.00
Spiked Amount 25.000			Recovery	= 102.104%	
6) 4-Bromofluorobenzene(S)	10.78	95	681745	24.55 ppb	0.00
Spiked Amount 25.000			Recovery	= 98.188%	

Target Compounds Qvalue

(#) = qualifier out of range (m) = manual integration
0615Z06.D Z0615SUR.M Wed Jun 16 14:24:28 2021

Quantitation Report

Data File : M:\ZEUS\DATA\210615\0615Z06.D
Acq On : 15 Jun 21 19:05
Sample : 5ug/L VOC STD 6/15/21
Misc :

Vial: 6
Operator: LP,DG,CH
Inst : ZEUS
Multiplr: 1.00

Quant Time: Jun 16 14:22 2021

Quant Results File: Z0615SUR.RES

Method : M:\ZEUS\DATA\210615\Z0615SUR.M (RTE Integrator)
Title : METHOD 8260B
Last Update : Wed Jun 16 11:38:54 2021
Response via : Initial Calibration

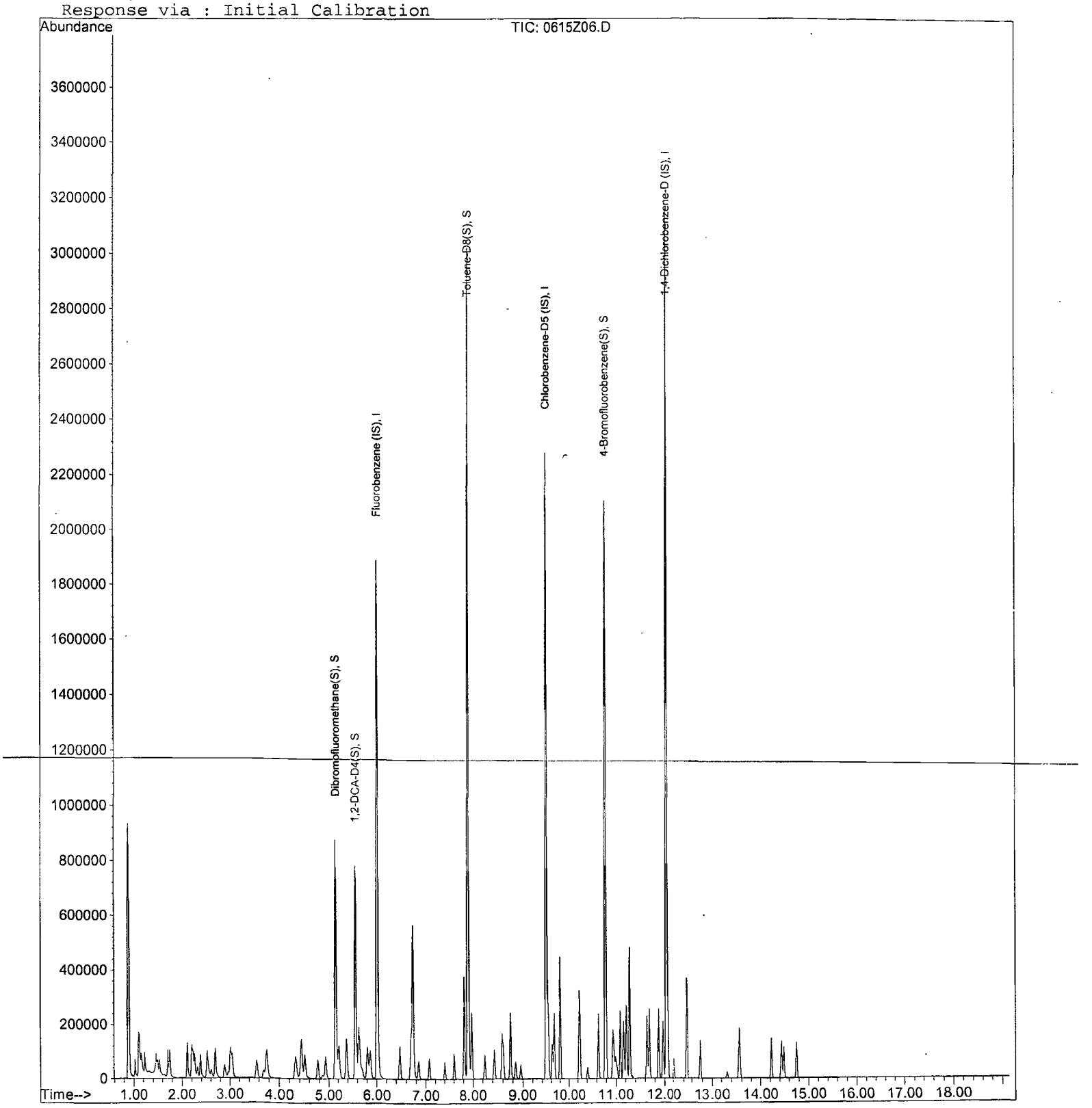

Quantitation Report (Not Reviewed)

Data File : M:\ZEUS\DATA\210615\0615Z07.D
Acq On : 15 Jun 21 19:28
Sample : 10ug/L VOC STD 6/15/21
Misc :

Vial: 7
Operator: LP,DG,CH
Inst : ZEUS
Multiplr: 1.00

Quant Time: Jun 16 14:22 2021

Quant Results File: Z0615SUR.RES

Quant Method : M:\ZEUS\DATA\210615\Z0615SUR.M (RTE Integrator)
Title : METHOD 8260B
Last Update : Wed Jun 16 11:38:54 2021
Response via : Initial Calibration
DataAcq Meth : 033121_EST_TEST.M

Internal Standards	R.T.	QIon	Response	Conc	Units	Dev(Min)
1) Fluorobenzene (IS)	6.01	96	1937810	25.00	ppb	0.00
4) Chlorobenzene-D5 (IS)	9.49	117	1451605	25.00	ppb	0.00
7) 1,4-Dichlorobenzene-D (IS)	12.04	152	535616	25.00	ppb	0.00
System Monitoring Compounds						
2) Dibromofluoromethane(S)	5.14	111	560086	26.66	ppb	0.00
Spiked Amount 25.000			Recovery	=	106.644%	
3) 1,2-DCA-D4(S)	5.56	65	561175	26.68	ppb	0.00
Spiked Amount 25.000			Recovery	=	106.740%	
5) Toluene-D8(S)	7.90	98	2023152	24.97	ppb	0.00
Spiked Amount 25.000			Recovery	=	99.868%	
6) 4-Bromofluorobenzene(S)	10.78	95	711603	24.41	ppb	0.00
Spiked Amount 25.000			Recovery	=	97.644%	

Target Compounds Qvalue

(#) = qualifier out of range (m) = manual integration
0615Z07.D Z0615SUR.M Wed Jun 16 14:24:30 2021

Quantitation Report

Data File : M:\ZEUS\DATA\210615\0615Z07.D
Acq On : 15 Jun 21 19:28
Sample : 10ug/L VOC STD 6/15/21
Misc :

Vial: 7
Operator: LP,DG,CH
Inst : ZEUS
Multiplr: 1.00

Quant Time: Jun 16 14:22 2021

Quant Results File: Z0615SUR.RES

Method : M:\ZEUS\DATA\210615\Z0615SUR.M (RTE Integrator)
Title : METHOD 8260B
Last Update : Wed Jun 16 11:38:54 2021
Response via : Initial Calibration

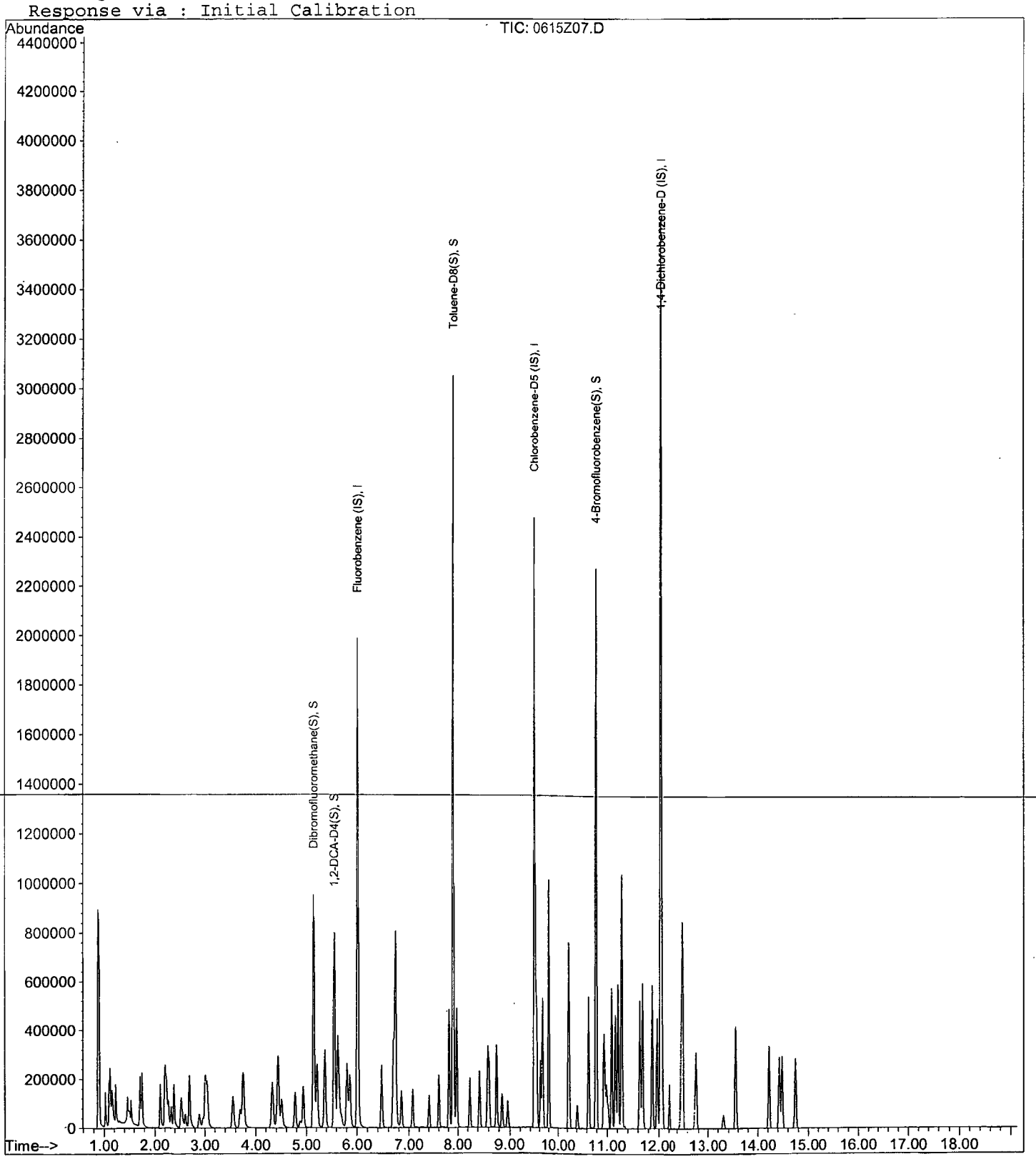

Quantitation Report (Not Reviewed)

Data File : M:\ZEUS\DATA\210615\0615Z08.D
Acq On : 15 Jun 21 19:51
Sample : 20ug/L VOC STD 6/15/21
Misc :

Vial: 8
Operator: LP,DG,CH
Inst : ZEUS
Multiplr: 1.00

Quant Time: Jun 16 14:22 2021 Quant Results File: Z0615SUR.RES

Quant Method : M:\ZEUS\DATA\210615\Z0615SUR.M (RTE Integrator)
Title : METHOD 8260B
Last Update : Wed Jun 16 11:38:54 2021
Response via : Initial Calibration
DataAcq Meth : 033121_EST_TEST.M

Internal Standards	R.T.	QIon	Response	Conc	Units	Dev(Min)
1) Fluorobenzene (IS)	6.01	96	1970633	25.00	ppb	0.00
4) Chlorobenzene-D5 (IS)	9.49	117	1488589	25.00	ppb	0.00
7) 1,4-Dichlorobenzene-D (IS)	12.04	152	536384	25.00	ppb	0.00
System Monitoring Compounds						
2) Dibromofluoromethane(S)	5.14	111	1211012	56.69	ppb	0.00
Spiked Amount 25.000			Recovery	=	226.748%	
3) 1,2-DCA-D4(S)	5.56	65	1175789	54.98	ppb	0.00
Spiked Amount 25.000			Recovery	=	219.920%	
5) Toluene-D8(S)	7.90	98	4403147	51.21	ppb	0.00
Spiked Amount 25.000			Recovery	=	204.836%	
6) 4-Bromofluorobenzene(S)	10.78	95	1591027	49.28	ppb	0.00
Spiked Amount 25.000			Recovery	=	197.136%	

Target Compounds Qvalue

(#) = qualifier out of range (m) = manual integration
0615Z08.D Z0615SUR.M Wed Jun 16 14:24:32 2021

Quantitation Report

Data File : M:\ZEUS\DATA\210615\0615Z08.D
Acq On : 15 Jun 21 19:51
Sample : 20ug/L VOC STD 6/15/21
Misc :

Vial: 8
Operator: LP,DG,CH
Inst : ZEUS
Multiplr: 1.00

Quant Time: Jun 16 14:22 2021

Quant Results File: Z0615SUR.RES

Method : M:\ZEUS\DATA\210615\Z0615SUR.M (RTE Integrator)
Title : METHOD 8260B
Last Update : Wed Jun 16 11:38:54 2021
Response via : Initial Calibration

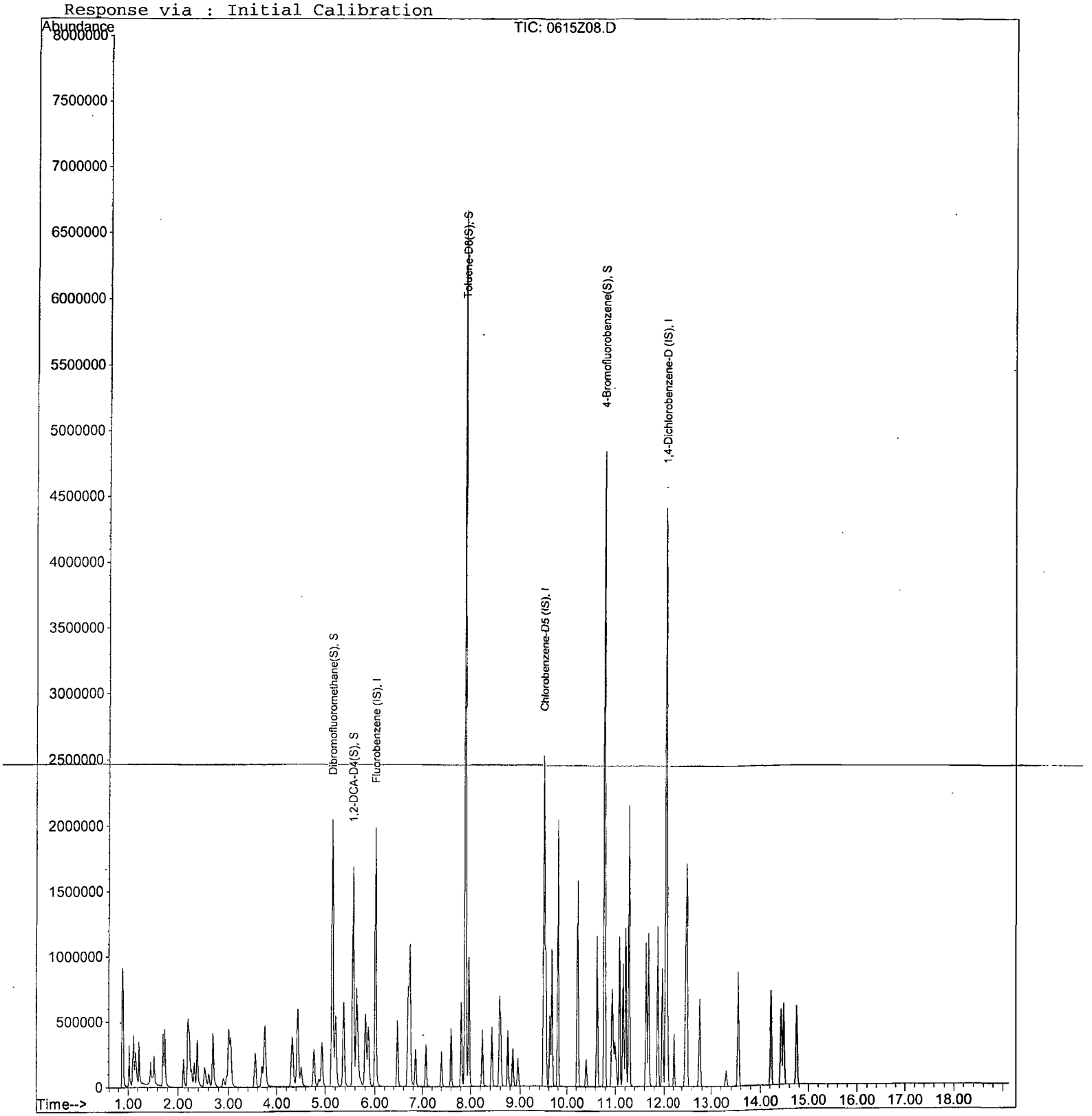

Quantitation Report (Not Reviewed)

Data File : M:\ZEUS\DATA\210615\0615Z09.D
Acq On : 15 Jun 21 20:15
Sample : 40ug/L VOC STD 6/15/21
Misc :

Vial: 9
Operator: LP,DG,CH
Inst : ZEUS
Multiplr: 1.00

Quant Time: Jun 16 14:22 2021

Quant Results File: Z0615SUR.RES

Quant Method : M:\ZEUS\DATA\210615\Z0615SUR.M (RTE Integrator)
Title : METHOD 8260B
Last Update : Wed Jun 16 11:38:54 2021
Response via : Initial Calibration
DataAcq Meth : 033121_EST_TEST.M

Internal Standards	R.T.	QIon	Response	Conc Units	Dev(Min)
1) Fluorobenzene (IS)	6.01	96	2145522	25.00 ppb	0.00
4) Chlorobenzene-D5 (IS)	9.49	117	1618570	25.00 ppb	0.00
7) 1,4-Dichlorobenzene-D (IS)	12.04	152	584064	25.00 ppb	0.00
System Monitoring Compounds					
2) Dibromofluoromethane(S)	5.14	111	1308501	56.26 ppb	0.00
Spiked Amount 25.000			Recovery	= 225.028%	
3) 1,2-DCA-D4(S)	5.56	65	1260622	54.14 ppb	0.00
Spiked Amount 25.000			Recovery	= 216.568%	
5) Toluene-D8(S)	7.90	98	4734195	50.66 ppb	0.00
Spiked Amount 25.000			Recovery	= 202.624%	
6) 4-Bromofluorobenzene(S)	10.78	95	1740503	49.56 ppb	0.00
Spiked Amount 25.000			Recovery	= 198.256%	

Target Compounds Qvalue

(#) = qualifier out of range (m) = manual integration

Quantitation Report

Data File : M:\ZEUS\DATA\210615\0615Z09.D
Acq On : 15 Jun 21 20:15
Sample : 40ug/L VOC STD 6/15/21
Misc :

Vial: 9
Operator: LP,DG,CH
Inst : ZEUS
Multiplr: 1.00

Quant Time: Jun 16 14:22 2021

Quant Results File: Z0615SUR.RES

Method : M:\ZEUS\DATA\210615\Z0615SUR.M (RTE Integrator)
Title : METHOD 8260B
Last Update : Wed Jun 16 11:38:54 2021
Response via : Initial Calibration

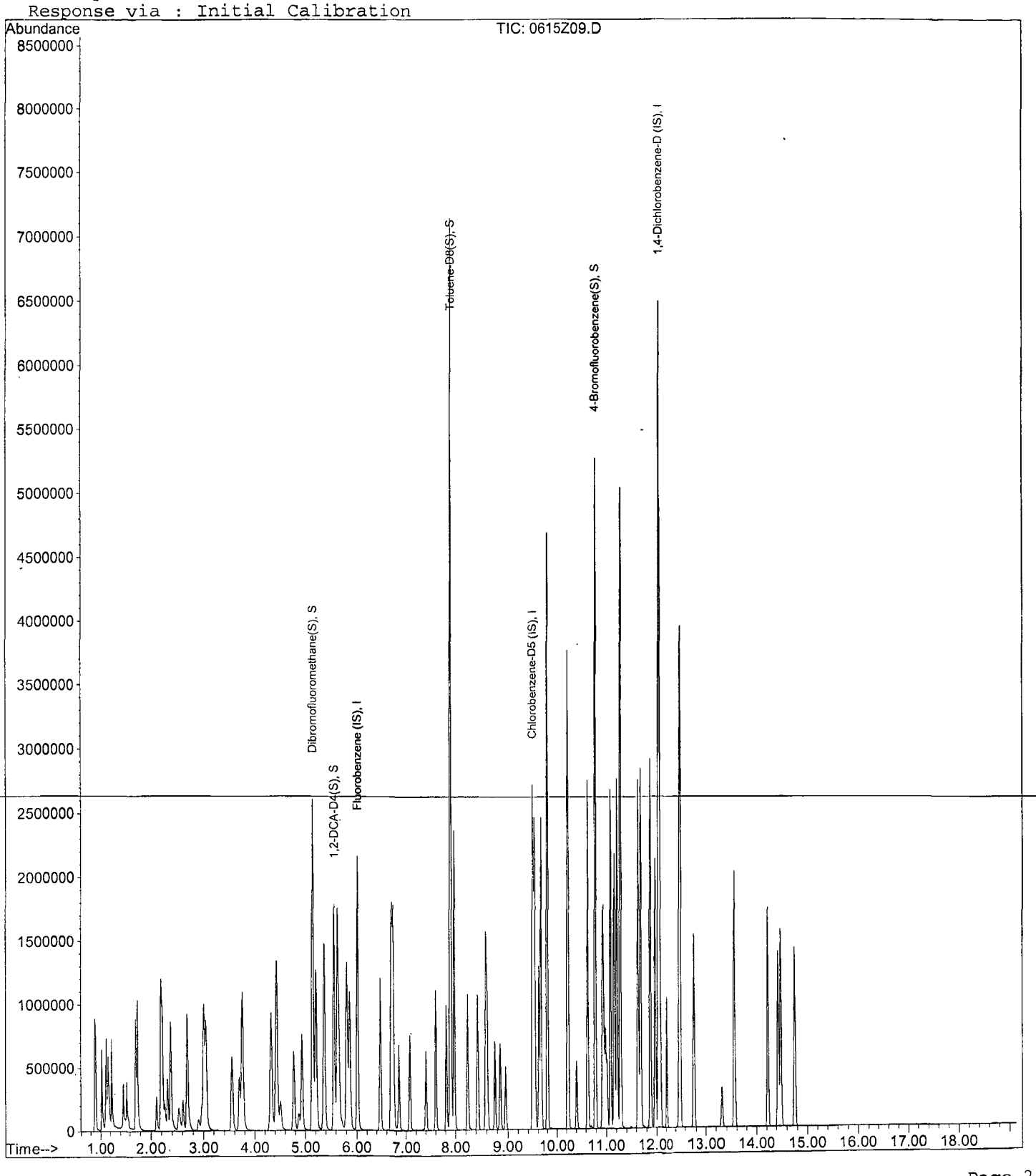

Quantitation Report (Not Reviewed)

Data File : M:\ZEUS\DATA\210615\0615Z10.D
Acq On : 15 Jun 21 20:38
Sample : 100ug/L VOC STD 6/15/21
Misc :

Vial: 10
Operator: LP,DG,CH
Inst : ZEUS
Multiplr: 1.00

Quant Time: Jun 16 14:22 2021 Quant Results File: Z0615SUR.RES

Quant Method : M:\ZEUS\DATA\210615\Z0615SUR.M (RTE Integrator)
Title : METHOD 8260B
Last Update : Wed Jun 16 11:38:54 2021
Response via : Initial Calibration
DataAcq Meth : 033121_EST_TEST.M

Internal Standards	R.T.	QIon	Response	Conc Units	Dev(Min)
1) Fluorobenzene (IS)	6.01	96	2453162	25.00 ppb	0.00
4) Chlorobenzene-D5 (IS)	9.49	117	1897995	25.00 ppb	0.00
7) 1,4-Dichlorobenzene-D (IS)	12.04	152	678784	25.00 ppb	0.00
System Monitoring Compounds					
2) Dibromofluoromethane(S)	5.14	111	3082226	115.90 ppb	0.00
Spiked Amount 25.000			Recovery	= 463.592%	
3) 1,2-DCA-D4(S)	5.56	65	2915528	109.51 ppb	0.00
Spiked Amount 25.000			Recovery	= 438.056%	
5) Toluene-D8(S)	7.90	98	11027988	99.06 ppb	0.00
Spiked Amount 25.000			Recovery	= 396.256%	
6) 4-Bromofluorobenzene(S)	10.78	95	4302217	100.78 ppb	0.00
Spiked Amount 25.000			Recovery	= 403.116%	

Target Compounds Qvalue

(#) = qualifier out of range (m) = manual integration
0615Z10.D Z0615SUR.M Wed Jun 16 14:24:35 2021

Quantitation Report

Data File : M:\ZEUS\DATA\210615\0615Z10.D
Acq On : 15 Jun 21 20:38
Sample : 100ug/L VOC STD 6/15/21
Misc :

Vial: 10
Operator: LP,DG,CH
Inst : ZEUS
Multiplr: 1.00

Quant Time: Jun 16 14:22 2021

Quant Results File: Z0615SUR.RES

Method : M:\ZEUS\DATA\210615\Z0615SUR.M (RTE Integrator)
Title : METHOD 8260B
Last Update : Wed Jun 16 11:38:54 2021
Response via : Initial Calibration

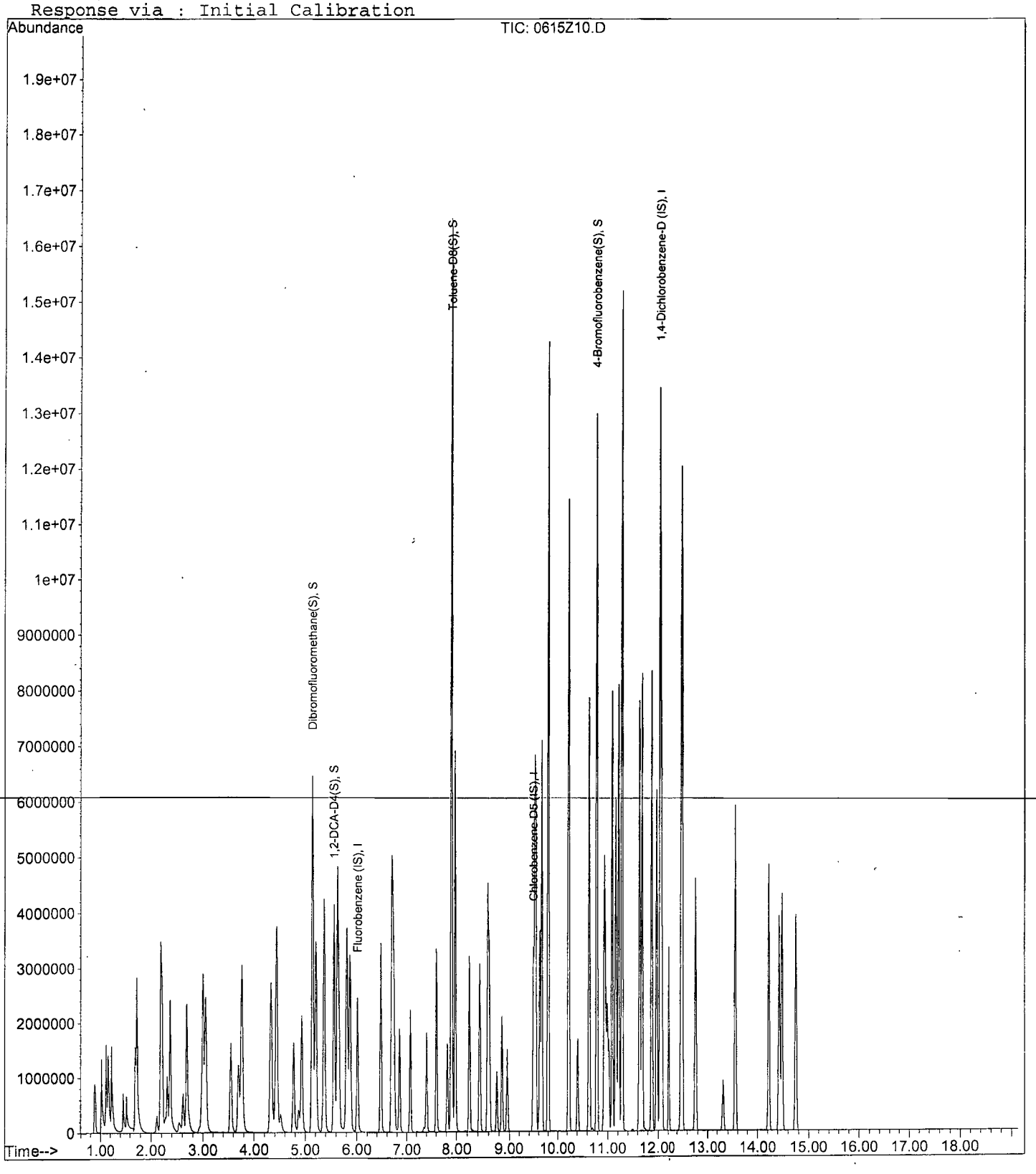

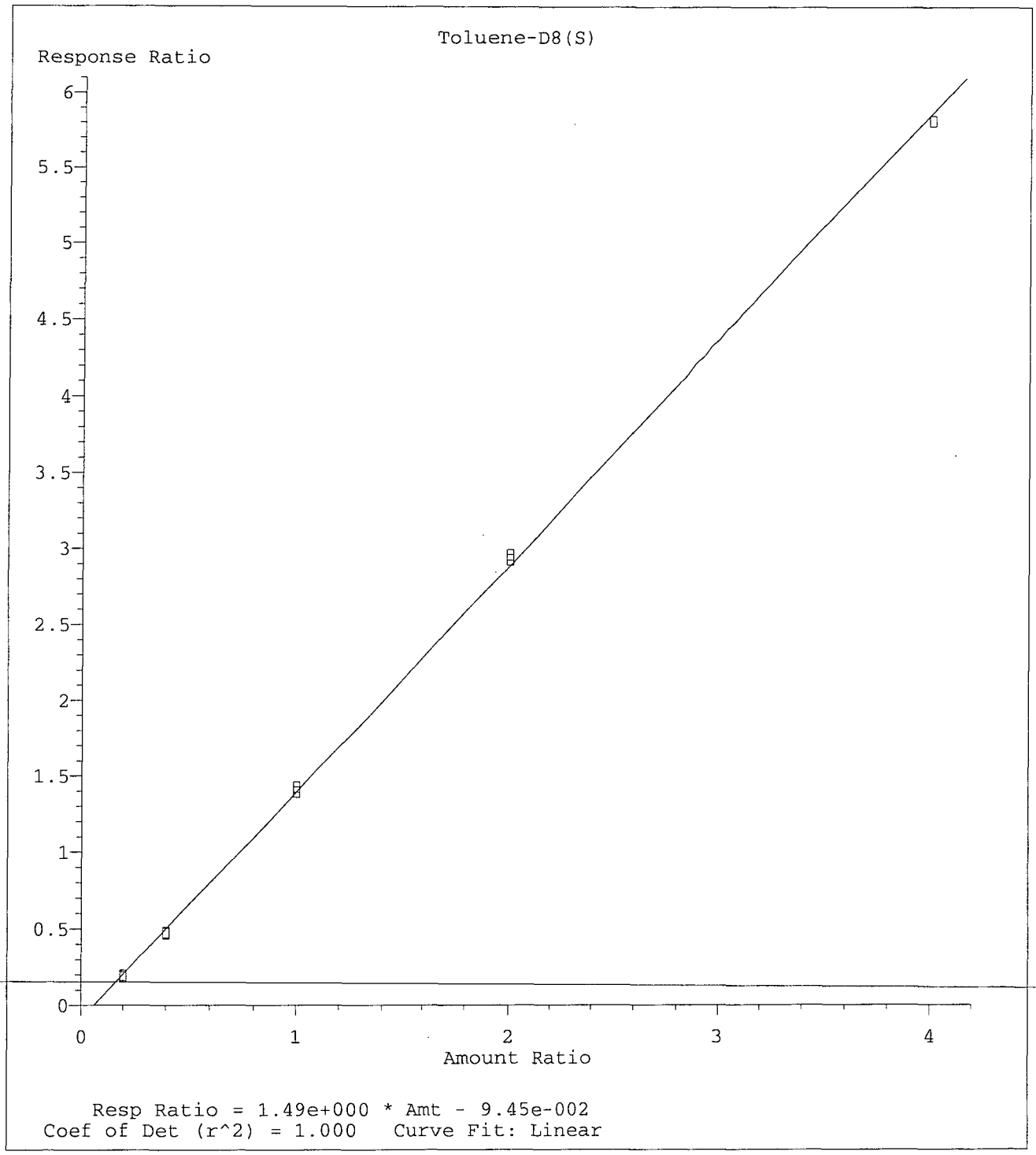

Method Name: M:\ZEUS\DATA\210615\Z0615SUR.M
Calibration Table Last Updated: Wed Jun 16 11:38:54 2021

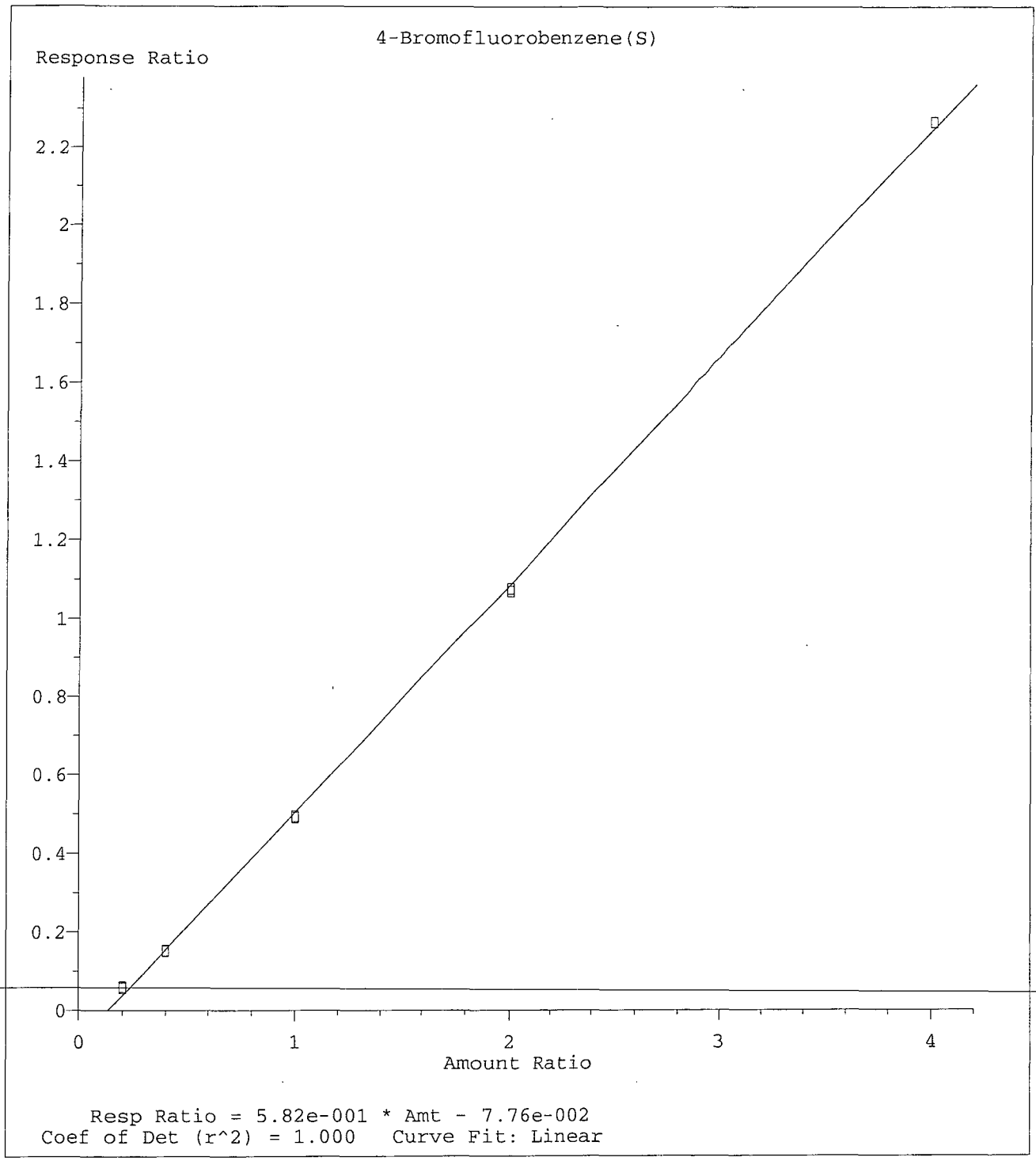

Method Name: M:\ZEUS\DATA\210615\Z0615SUR.M
Calibration Table Last Updated: Wed Jun 16 11:38:54 2021

VOLATILE ORGANIC ANALYSIS
VOLATILE ORGANIC COMPOUNDS

Form 7

Continuing Calibration

Lab Name: APPL, Inc.
Case No:
Matrix: Water

SDG No:
Date Analyzed: 06/16/21
Instrument: ZEUS
Initial Cal. Date: 06/15/21
Data File: 0615Z24.D

		Compound	MEAN	CCRF	%D		%Drift
1	I	Fluorobenzene (IS)	ISTD			I	
2	TMHB	Gasoline C6-C10	3.753	1.402	63	TMHBL	10
3	I	Chlorobenzene-D5 (IS)	ISTD			I	
4	I	1,4-Dichlorobenzene-D (IS)	ISTD			I	
5							
6							
7							
8							
9							
10							
11							
12							
13							
14							
15							
16							
17							
18							
19							
20							
21							
22							
23							
24							
25							
26							
27							
28							
29							
30							
31							
32							
33							
34							
35							
36							
37							
38							
39							
40							
		Average			63.0		

VOLATILE ORGANIC ANALYSIS
VOLATILE ORGANIC COMPOUNDS

Form 7

Continuing Calibration

Lab Name: APPL, Inc.
Case No:
Matrix: Water

SDG No:
Date Analyzed: 06/16/21
Instrument: ZEUS
Initial Cal. Date: 06/15/21
Data File: 0615Z24.D

		Compound	MEAN	CCRF	%D		%Drift
1	I	Fluorobenzene (IS)	ISTD			I	
2	S	Dibromofluoromethane(S)	0.2710	0.2863	5.6	S	
3	S	1,2-DCA-D4(S)	0.2713	0.2867	5.7	S	
4	I	Chlorobenzene-D5 (IS)	ISTD			I	
5	SL	Toluene-D8(S)	1.275	1.383	8.4	SL	0.87
6	SL	4-Bromofluorobenzene(S)	0.4405	0.4849	10	SL	3.3
7	I	1,4-Dichlorobenzene-D (IS)	ISTD			I	
8							
9							
10							
11							
12							
13							
14							
15							
16							
17							
18							
19							
20							
21							
22							
23							
24							
25							
26							
27							
28							
29							
30							
31							
32							
33							
34							
35							
36							
37							
38							
39							
40							
		Average			7.4		

Quantitation Report (QT Reviewed)

Data File : M:\ZEUS\DATA\210615\0615Z24.D
Acq On : 16 Jun 21 02:03
Sample : 210615A CCV/LCS 300ug/L
Misc :

Vial: 24
Operator: LP,DG,CH
Inst : ZEUS
Multiplr: 1.00

Quant Time: Jun 16 14:30 2021 Quant Results File: ZGAS0615.RES

Quant Method : M:\ZEUS\DATA\210615\ZGAS0615.M (RTE Integrator)
Title : METHOD 8260B
Last Update : Wed Jun 16 14:25:59 2021
Response via : Initial Calibration
DataAcq Meth : 033121_EST_TEST.M

Internal Standards	R.T.	QIon	Response	Conc Units	Dev(Min)
1) Fluorobenzene (IS)	6.01	TIC	2398520	25.00 ppb	0.00
3) Chlorobenzene-D5 (IS)	12.04	TIC	3394680	25.00 ppb	0.00
4) 1,4-Dichlorobenzene-D (IS)	9.49	TIC	2871068	25.00 ppb	0.00

System Monitoring Compounds

Target Compounds					Qvalue
2) Gasoline C6-C10	7.90	TIC	40358035m	268.88 ppb	100

(#) = qualifier out of range (m) = manual integration

Quantitation Report (Not Reviewed)

Data File : M:\ZEUS\DATA\210615\0615Z24.D
Acq On : 16 Jun 21 02:03
Sample : 210615A CCV/LCS 300ug/L
Misc :

Vial: 24
Operator: LP,DG,CH
Inst : ZEUS
Multiplr: 1.00

Quant Time: Jun 16 14:36 2021

Quant Results File: Z0615SUR.RES

Quant Method : M:\ZEUS\DATA\210615\Z0615SUR.M (RTE Integrator)
Title : METHOD 8260B
Last Update : Wed Jun 16 11:38:54 2021
Response via : Initial Calibration
DataAcq Meth : 033121_EST_TEST.M

Internal Standards	R.T.	QIon	Response	Conc Units	Dev(Min)
1) Fluorobenzene (IS)	6.01	96	2372310	25.00 ppb	0.00
4) Chlorobenzene-D5 (IS)	9.49	117	1716951	25.00 ppb	0.00
7) 1,4-Dichlorobenzene-D (IS)	12.04	152	591040	25.00 ppb	0.00
System Monitoring Compounds					
2) Dibromofluoromethane(S)	5.14	111	679084	26.41 ppb	0.00
Spiked Amount 25.000			Recovery	= 105.620%	
3) 1,2-DCA-D4(S)	5.56	65	680064	26.42 ppb	0.00
Spiked Amount 25.000			Recovery	= 105.660%	
5) Toluene-D8(S)	7.90	98	2374058	24.78 ppb	0.00
Spiked Amount 25.000			Recovery	= 99.128%	
6) 4-Bromofluorobenzene(S)	10.78	95	832510	24.18 ppb	0.00
Spiked Amount 25.000			Recovery	= 96.724%	

Target Compounds Qvalue

(#) = qualifier out of range (m) = manual integration

Quantitation Report

Data File : M:\ZEUS\DATA\210615\0615Z24.D
Acq On : 16 Jun 21 02:03
Sample : 210615A CCV/LCS 300ug/L
Misc :

Vial: 24
Operator: LP,DG,CH
Inst : ZEUS
Multiplr: 1.00

Quant Time: Jun 16 14:30 2021

Quant Results File: ZGAS0615.RES

Method : M:\ZEUS\DATA\210615\ZGAS0615.M (RTE Integrator)
Title : METHOD 8260B
Last Update : Wed Jun 16 14:25:59 2021
Response via : Initial Calibration

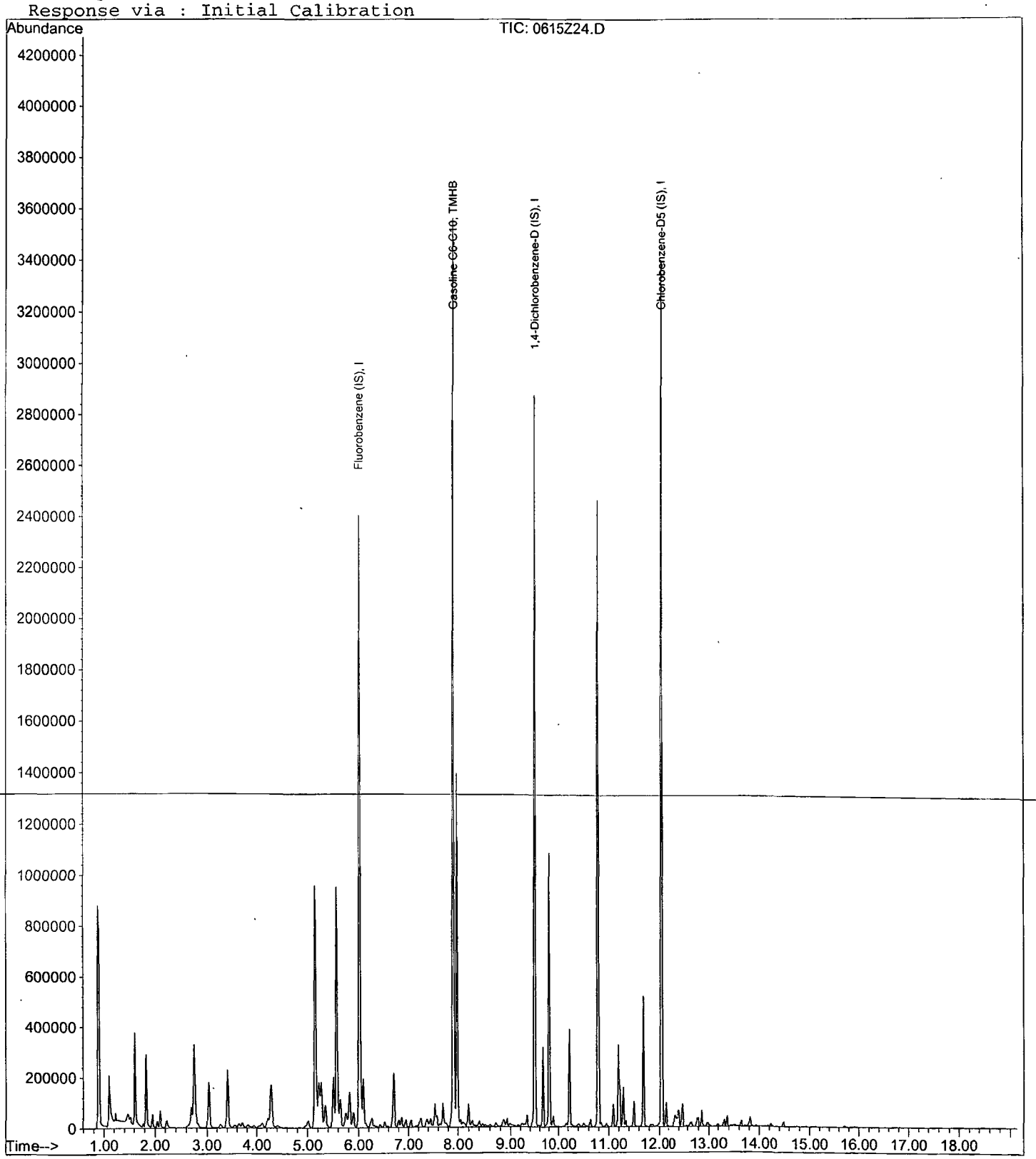

VOLATILE ORGANIC ANALYSIS
VOLATILE ORGANIC COMPOUNDS

Form 7

Ending Continuing Calibration

Lab Name: APPL, Inc.
Case No:
Matrix: Water

SDG No:
Date Analyzed: 06/16/21
Instrument: ZEUS
Initial Cal. Date: 06/15/21
Data File: 0615Z48.D

		Compound	MEAN	CCRF	%D		%Drift
1	I	Fluorobenzene (IS)	ISTD			I	
2	S	Dibromofluoromethane(S)	0.2710	0.2755	1.6	S	
3	S	1,2-DCA-D4(S)	0.2713	0.2914	7.4	S	
4	I	Chlorobenzene-D5 (IS)	ISTD			I	
5	SL	Toluene-D8(S)	1.275	1.365	7.1	SL	2.0
6	SL	4-Bromofluorobenzene(S)	0.4405	0.4850	10	SL	3.3
7	I	1,4-Dichlorobenzene-D (IS)	ISTD			I	
8							
9							
10							
11							
12							
13							
14							
15							
16							
17							
18							
19							
20							
21							
22							
23							
24							
25							
26							
27							
28							
29							
30							
31							
32							
33							
34							
35							
36							
37							
38							
39							
40							
		Average			6.5		

VOLATILE ORGANIC ANALYSIS
VOLATILE ORGANIC COMPOUNDS

Form 7

Ending Continuing Calibration

Lab Name: APPL, Inc.
Case No:
Matrix: Water

SDG No:
Date Analyzed: 06/16/21
Instrument: ZEUS
Initial Cal. Date: 06/15/21
Data File: 0615Z48.D

		Compound	MEAN	CCRF	%D	%Drift	
1	I	Fluorobenzene (IS)	ISTD			I	
2	TMHB	Gasoline C6-C10	3.753	1.339	64	TMHBL	20
3	I	Chlorobenzene-D5 (IS)	ISTD			I	
4	I	1,4-Dichlorobenzene-D (IS)	ISTD			I	
5							
6							
7							
8							
9							
10							
11							
12							
13							
14							
15							
16							
17							
18							
19							
20							
21							
22							
23							
24							
25							
26							
27							
28							
29							
30							
31							
32							
33							
34							
35							
36							
37							
38							
39							
40							
		Average			64.0		

Quantitation Report (QT Reviewed)

Data File : M:\ZEUS\DATA\210615\0615Z48.D
Acq On : 16 Jun 21 11:22
Sample : Ending CCV 300ug/L 6/15/21
Misc :

Vial: 48
Operator: LP,DG,CH
Inst : ZEUS
Multiplr: 1.00

Quant Time: Jun 16 14:31 2021 Quant Results File: ZGAS0615.RES

Quant Method : M:\ZEUS\DATA\210615\ZGAS0615.M (RTE Integrator)
Title : METHOD 8260B
Last Update : Wed Jun 16 14:25:59 2021
Response via : Initial Calibration
DataAcq Meth : 033121_EST_TEST.M

Internal Standards	R.T.	QIon	Response	Conc Units	Dev(Min)
1) Fluorobenzene (IS)	6.01	TIC	2263023	25.00 ppb	0.00
3) Chlorobenzene-D5 (IS)	12.04	TIC	3180037	25.00 ppb	0.00
4) 1,4-Dichlorobenzene-D (IS)	9.49	TIC	2746498	25.00 ppb	0.00

System Monitoring Compounds

Target Compounds					Qvalue
2) Gasoline C6-C10	7.90	TIC	36360274m	239.22 ppb	100

(#) = qualifier out of range (m) = manual integration
0615Z48.D ZGAS0615.M Wed Jun 16 14:33:17 2021

Quantitation Report (Not Reviewed)

Data File : M:\ZEUS\DATA\210615\0615Z48.D
Acq On : 16 Jun 21 11:22
Sample : Ending CCV 300ug/L 6/15/21
Misc :

Vial: 48
Operator: LP,DG,CH
Inst : ZEUS
Multiplr: 1.00

Quant Time: Jun 16 14:36 2021

Quant Results File: Z0615SUR.RES

Quant Method : M:\ZEUS\DATA\210615\Z0615SUR.M (RTE Integrator)
Title : METHOD 8260B
Last Update : Wed Jun 16 11:38:54 2021
Response via : Initial Calibration
DataAcq Meth : 033121_EST_TEST.M

Internal Standards	R.T.	QIon	Response	Conc Units	Dev(Min)
1) Fluorobenzene (IS)	6.01	96	2221569	25.00 ppb	0.00
4) Chlorobenzene-D5 (IS)	9.49	117	1618585	25.00 ppb	0.00
7) 1,4-Dichlorobenzene-D (IS)	12.04	152	561472	25.00 ppb	0.00
System Monitoring Compounds					
2) Dibromofluoromethane(S)	5.14	111	612003	25.41 ppb	0.00
Spiked Amount 25.000			Recovery	= 101.648%	
3) 1,2-DCA-D4(S)	5.56	65	647317	26.85 ppb	0.00
Spiked Amount 25.000			Recovery	= 107.400%	
5) Toluene-D8(S)	7.90	98	2210114	24.49 ppb	0.00
Spiked Amount 25.000			Recovery	= 97.972%	
6) 4-Bromofluorobenzene(S)	10.78	95	785025	24.19 ppb	0.00
Spiked Amount 25.000			Recovery	= 96.748%	

Target Compounds Qvalue

(#) = qualifier out of range (m) = manual integration

Quantitation Report

Data File : M:\ZEUS\DATA\210615\0615Z48.D
Acq On : 16 Jun 21 11:22
Sample : Ending CCV 300ug/L 6/15/21
Misc :

Vial: 48
Operator: LP,DG,CH
Inst : ZEUS
Multiplr: 1.00

Quant Time: Jun 16 14:31 2021

Quant Results File: ZGAS0615.RES

Method : M:\ZEUS\DATA\210615\ZGAS0615.M (RTE Integrator)
Title : METHOD 8260B
Last Update : Wed Jun 16 14:25:59 2021
Response via : Initial Calibration

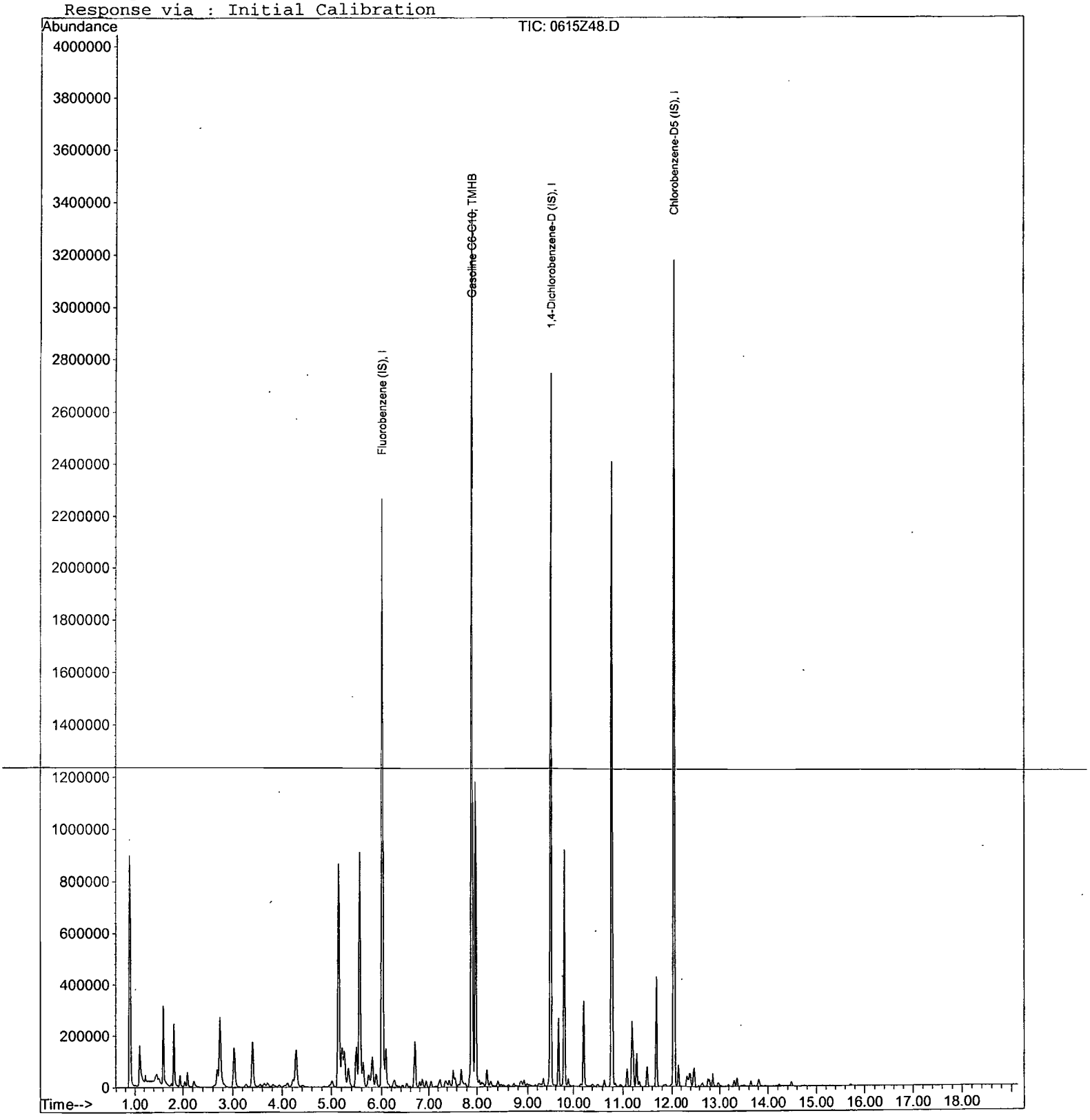

ORGANICS
Raw Data

Quantitation Report (QT Reviewed)

Data File : M:\ZEUS\DATA\210615\0615Z28.D
Acq On : 16 Jun 21 03:37
Sample : BA33953W01
Misc :

Vial: 28
Operator: LP,DG,CH
Inst : ZEUS
Multiplr: 1.00

Quant Time: Jun 16 15:25 2021

Quant Results File: ZGAS0615.RES

Quant Method : M:\ZEUS\DATA\210615\ZGAS0615.M (RTE Integrator)
Title : METHOD 8260B
Last Update : Wed Jun 16 14:25:59 2021
Response via : Initial Calibration
DataAcq Meth : 033121_EST_TEST.M

Internal Standards	R.T.	QIon	Response	Conc Units	Dev(Min)
1) Fluorobenzene (IS)	6.01	TIC	2275336	25.00 ppb	0.00
3) Chlorobenzene-D5 (IS)	12.04	TIC	2989912	25.00 ppb	0.00
4) 1,4-Dichlorobenzene-D (IS)	9.49	TIC	2723153	25.00 ppb	0.00

System Monitoring Compounds

Target Compounds Qvalue

(#) = qualifier out of range (m) = manual integration

Quantitation Report (Not Reviewed)

Data File : M:\ZEUS\DATA\210615\0615Z28.D
Acq On : 16 Jun 21 03:37
Sample : BA33953W01
Misc :

Vial: 28
Operator: LP,DG,CH
Inst : ZEUS
Multiplr: 1.00

Quant Time: Jun 16 15:36 2021 Quant Results File: Z0615SUR.RES

Quant Method : M:\ZEUS\DATA\210615\Z0615SUR.M (RTE Integrator)
Title : METHOD 8260B
Last Update : Wed Jun 16 11:38:54 2021
Response via : Initial Calibration
DataAcq Meth : 033121_EST_TEST.M

Internal Standards	R.T.	QIon	Response	Conc Units	Dev(Min)
1) Fluorobenzene (IS)	6.01	96	2264729	25.00 ppb	0.00
4) Chlorobenzene-D5 (IS)	9.49	117	1604406	25.00 ppb	0.00
7) 1,4-Dichlorobenzene-D (IS)	12.04	152	528192	25.00 ppb	0.00
System Monitoring Compounds					
2) Dibromofluoromethane(S)	5.14	111	641059	26.11 ppb	0.00
Spiked Amount 25.000			Recovery	= 104.444%	
3) 1,2-DCA-D4(S)	5.56	65	665177	27.06 ppb	0.00
Spiked Amount 25.000			Recovery	= 108.260%	
5) Toluene-D8(S)	7.90	98	2190400	24.49 ppb	0.00
Spiked Amount 25.000			Recovery	= 97.956%	
6) 4-Bromofluorobenzene(S)	10.78	95	746389	23.34 ppb	0.00
Spiked Amount 25.000			Recovery	= 93.344%	

Target Compounds Qvalue

(#) = qualifier out of range (m) = manual integration

Quantitation Report

Data File : M:\ZEUS\DATA\210615\0615Z28.D
Acq On : 16 Jun 21 03:37
Sample : BA33953W01
Misc :

Vial: 28
Operator: LP,DG,CH
Inst : ZEUS
Multiplr: 1.00

Quant Time: Jun 16 15:25 2021

Quant Results File: ZGAS0615.RES

Method : M:\ZEUS\DATA\210615\ZGAS0615.M (RTE Integrator)
Title : METHOD 8260B
Last Update : Wed Jun 16 14:25:59 2021
Response via : Initial Calibration



Quantitation Report (QT Reviewed)

Data File : M:\ZEUS\DATA\210615\0615Z29.D
Acq On : 16 Jun 21 04:00
Sample : BA33954W01
Misc :

Vial: 29
Operator: LP,DG,CH
Inst : ZEUS
Multiplr: 1.00

Quant Time: Jun 16 15:25 2021

Quant Results File: ZGAS0615.RES

Quant Method : M:\ZEUS\DATA\210615\ZGAS0615.M (RTE Integrator)
Title : METHOD 8260B
Last Update : Wed Jun 16 14:25:59 2021
Response via : Initial Calibration
DataAcq Meth : 033121_EST_TEST.M

Internal Standards	R.T.	QIon	Response	Conc Units	Dev(Min)
1) Fluorobenzene (IS)	6.01	TIC	2181077	25.00 ppb	0.00
3) Chlorobenzene-D5 (IS)	12.04	TIC	3022572	25.00 ppb	0.00
4) 1,4-Dichlorobenzene-D (IS)	9.49	TIC	2705733	25.00 ppb	0.00

System Monitoring Compounds

Target Compounds Qvalue

(#) = qualifier out of range (m) = manual integration

Quantitation Report (Not Reviewed)

Data File : M:\ZEUS\DATA\210615\0615Z29.D
Acq On : 16 Jun 21 04:00
Sample : BA33954W01
Misc :

Vial: 29
Operator: LP,DG,CH
Inst : ZEUS
Multiplr: 1.00

Quant Time: Jun 16 15:36 2021

Quant Results File: Z0615SUR.RES

Quant Method : M:\ZEUS\DATA\210615\Z0615SUR.M (RTE Integrator)
Title : METHOD 8260B
Last Update : Wed Jun 16 11:38:54 2021
Response via : Initial Calibration
DataAcq Meth : 033121_EST_TEST.M

Internal Standards	R.T.	QIon	Response	Conc Units	Dev(Min)
1) Fluorobenzene (IS)	6.01	96	2133601	25.00 ppb	0.00
4) Chlorobenzene-D5 (IS)	9.49	117	1527748	25.00 ppb	0.00
7) 1,4-Dichlorobenzene-D (IS)	12.04	152	519104	25.00 ppb	0.00
System Monitoring Compounds					
2) Dibromofluoromethane(S)	5.14	111	606990	26.24 ppb	0.00
Spiked Amount 25.000			Recovery	= 104.972%	
3) 1,2-DCA-D4(S)	5.56	65	633973	27.38 ppb	0.00
Spiked Amount 25.000			Recovery	= 109.520%	
5) Toluene-D8(S)	7.90	98	2059596	24.20 ppb	0.00
Spiked Amount 25.000			Recovery	= 96.808%	
6) 4-Bromofluorobenzene(S)	10.78	95	718510	23.56 ppb	0.00
Spiked Amount 25.000			Recovery	= 94.220%	

Target Compounds Qvalue

(#) = qualifier out of range (m) = manual integration

Quantitation Report

Data File : M:\ZEUS\DATA\210615\0615Z29.D
Acq On : 16 Jun 21 04:00
Sample : BA33954W01
Misc :

Vial: 29
Operator: LP,DG,CH
Inst : ZEUS
Multiplr: 1.00

Quant Time: Jun 16 15:25 2021

Quant Results File: ZGAS0615.RES

Method : M:\ZEUS\DATA\210615\ZGAS0615.M (RTE Integrator)
Title : METHOD 8260B
Last Update : Wed Jun 16 14:25:59 2021
Response via : Initial Calibration



Quantitation Report (QT Reviewed)

Data File : M:\ZEUS\DATA\210615\0615Z30.D
Acq On : 16 Jun 21 04:23
Sample : BA33956W01
Misc :

Vial: 30
Operator: LP,DG,CH
Inst : ZEUS
Multiplr: 1.00

Quant Time: Jun 16 15:25 2021

Quant Results File: ZGAS0615.RES

Quant Method : M:\ZEUS\DATA\210615\ZGAS0615.M (RTE Integrator)
Title : METHOD 8260B
Last Update : Wed Jun 16 14:25:59 2021
Response via : Initial Calibration
DataAcq Meth : 033121_EST_TEST.M

Internal Standards	R.T.	QIon	Response	Conc Units	Dev(Min)
1) Fluorobenzene (IS)	6.01	TIC	2187408	25.00 ppb	0.00
3) Chlorobenzene-D5 (IS)	12.04	TIC	2963028	25.00 ppb	0.00
4) 1,4-Dichlorobenzene-D (IS)	9.49	TIC	2612333	25.00 ppb	0.00

System Monitoring Compounds

Target Compounds Qvalue

(#) = qualifier out of range (m) = manual integration

Quantitation Report (Not Reviewed)

Data File : M:\ZEUS\DATA\210615\0615Z30.D
Acq On : 16 Jun 21 04:23
Sample : BA33956W01
Misc :

Vial: 30
Operator: LP,DG,CH
Inst : ZEUS
Multiplr: 1.00

Quant Time: Jun 16 15:36 2021 Quant Results File: Z0615SUR.RES

Quant Method : M:\ZEUS\DATA\210615\Z0615SUR.M (RTE Integrator)
Title : METHOD 8260B
Last Update : Wed Jun 16 11:38:54 2021
Response via : Initial Calibration
DataAcq Meth : 033121_EST_TEST.M

Internal Standards	R.T.	QIon	Response	Conc	Units	Dev(Min)
1) Fluorobenzene (IS)	6.01	96	2133160	25.00	ppb	0.00
4) Chlorobenzene-D5 (IS)	9.49	117	1521496	25.00	ppb	0.00
7) 1,4-Dichlorobenzene-D (IS)	12.04	152	515008	25.00	ppb	0.00
System Monitoring Compounds						
2) Dibromofluoromethane(S)	5.14	111	604746	26.15	ppb	0.00
Spiked Amount 25.000			Recovery	=	104.604%	
3) 1,2-DCA-D4(S)	5.56	65	637144	27.52	ppb	0.00
Spiked Amount 25.000			Recovery	=	110.092%	
5) Toluene-D8(S)	7.90	98	2079781	24.52	ppb	0.00
Spiked Amount 25.000			Recovery	=	98.072%	
6) 4-Bromofluorobenzene(S)	10.78	95	712752	23.48	ppb	0.00
Spiked Amount 25.000			Recovery	=	93.904%	

Target Compounds Qvalue

(#) = qualifier out of range (m) = manual integration

Quantitation Report

Data File : M:\ZEUS\DATA\210615\0615Z30.D
Acq On : 16 Jun 21 04:23
Sample : BA33956W01
Misc :

Vial: 30
Operator: LP,DG,CH
Inst : ZEUS
Multiplr: 1.00

Quant Time: Jun 16 15:25 2021

Quant Results File: ZGAS0615.RES

Method : M:\ZEUS\DATA\210615\ZGAS0615.M (RTE Integrator)
Title : METHOD 8260B
Last Update : Wed Jun 16 14:25:59 2021
Response via : Initial Calibration



Quantitation Report (QT Reviewed)

Data File : M:\ZEUS\DATA\210615\0615Z31.D
Acq On : 16 Jun 21 04:47
Sample : BA33957W01
Misc :

Vial: 31
Operator: LP,DG,CH
Inst : ZEUS
Multiplr: 1.00

Quant Time: Jun 16 15:26 2021

Quant Results File: ZGAS0615.RES

Quant Method : M:\ZEUS\DATA\210615\ZGAS0615.M (RTE Integrator)
Title : METHOD 8260B
Last Update : Wed Jun 16 14:25:59 2021
Response via : Initial Calibration
DataAcq Meth : 033121_EST_TEST.M

Internal Standards	R.T.	QIon	Response	Conc Units	Dev(Min)
1) Fluorobenzene (IS)	6.01	TIC	2165550	25.00 ppb	0.00
3) Chlorobenzene-D5 (IS)	12.04	TIC	2937634	25.00 ppb	0.00
4) 1,4-Dichlorobenzene-D (IS)	9.49	TIC	2618259	25.00 ppb	0.00

System Monitoring Compounds

Target Compounds					Qvalue
2) Gasoline C6-C10	7.90	TIC	23619291m	37.54 ppb	100

(#) = qualifier out of range (m) = manual integration
0615Z31.D ZGAS0615.M Wed Jun 16 15:34:26 2021

Quantitation Report (Not Reviewed)

Data File : M:\ZEUS\DATA\210615\0615Z31.D
Acq On : 16 Jun 21 04:47
Sample : BA33957W01
Misc :

Vial: 31
Operator: LP,DG,CH
Inst : ZEUS
Multiplr: 1.00

Quant Time: Jun 16 15:36 2021 Quant Results File: Z0615SUR.RES

Quant Method : M:\ZEUS\DATA\210615\Z0615SUR.M (RTE Integrator)
Title : METHOD 8260B
Last Update : Wed Jun 16 11:38:54 2021
Response via : Initial Calibration
DataAcq Meth : 033121_EST_TEST.M

Internal Standards	R.T.	QIon	Response	Conc Units	Dev(Min)
1) Fluorobenzene (IS)	6.01	96	2111799	25.00 ppb	0.00
4) Chlorobenzene-D5 (IS)	9.49	117	1528015	25.00 ppb	0.00
7) 1,4-Dichlorobenzene-D (IS)	12.04	152	517824	25.00 ppb	0.00
System Monitoring Compounds					
2) Dibromofluoromethane(S)	5.14	111	592719	25.89 ppb	0.00
Spiked Amount 25.000			Recovery	= 103.560%	
3) 1,2-DCA-D4(S)	5.56	65	627854	27.40 ppb	0.00
Spiked Amount 25.000			Recovery	= 109.584%	
5) Toluene-D8(S)	7.90	98	2054360	24.14 ppb	0.00
Spiked Amount 25.000			Recovery	= 96.564%	
6) 4-Bromofluorobenzene(S)	10.78	95	736988	24.07 ppb	0.00
Spiked Amount 25.000			Recovery	= 96.284%	

Target Compounds Qvalue

(#) = qualifier out of range (m) = manual integration

Quantitation Report

Data File : M:\ZEUS\DATA\210615\0615Z31.D
Acq On : 16 Jun 21 04:47
Sample : BA33957W01
Misc :

Vial: 31
Operator: LP,DG,CH
Inst : ZEUS
Multiplr: 1.00

Quant Time: Jun 16 15:26 2021

Quant Results File: ZGAS0615.RES

Method : M:\ZEUS\DATA\210615\ZGAS0615.M (RTE Integrator)
Title : METHOD 8260B
Last Update : Wed Jun 16 14:25:59 2021
Response via : Initial Calibration

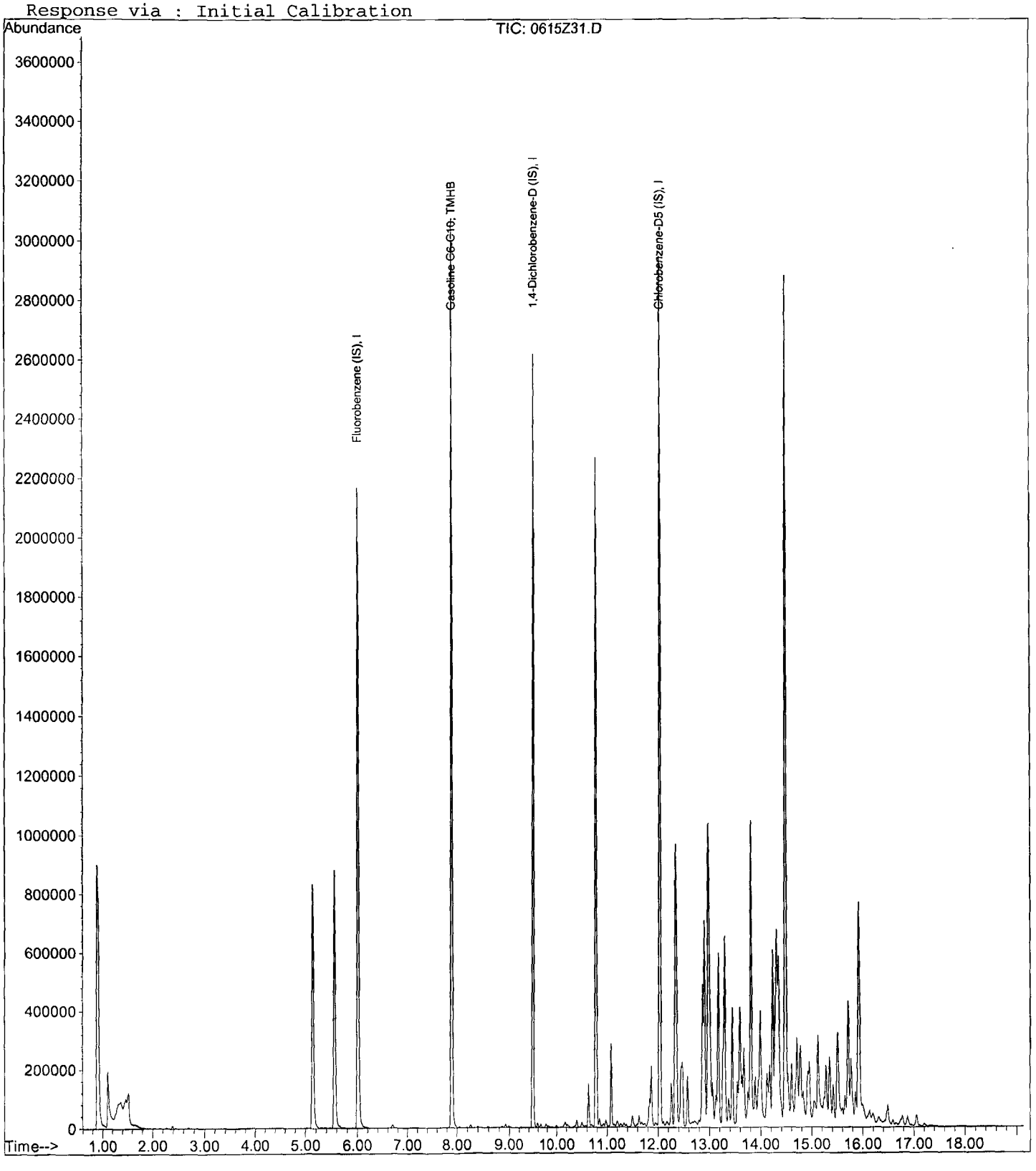

Quantitation Report (QT Reviewed)

Data File : M:\ZEUS\DATA\210615\0615Z32.D
Acq On : 16 Jun 21 05:10
Sample : BA33959W01
Misc :

Vial: 32
Operator: LP,DG,CH
Inst : ZEUS
Multiplr: 1.00

Quant Time: Jun 16 15:27 2021 Quant Results File: ZGAS0615.RES

Quant Method : M:\ZEUS\DATA\210615\ZGAS0615.M (RTE Integrator)
Title : METHOD 8260B
Last Update : Wed Jun 16 14:25:59 2021
Response via : Initial Calibration
DataAcq Meth : 033121_EST_TEST.M

Internal Standards	R.T.	QIon	Response	Conc Units	Dev(Min)
1) Fluorobenzene (IS)	6.01	TIC	2447584	25.00 ppb	0.00
3) Chlorobenzene-D5 (IS)	12.04	TIC	3431811	25.00 ppb	0.00
4) 1,4-Dichlorobenzene-D (IS)	9.49	TIC	2954116	25.00 ppb	0.00

System Monitoring Compounds

Target Compounds Qvalue

(#) = qualifier out of range (m) = manual integration

Quantitation Report (Not Reviewed)

Data File : M:\ZEUS\DATA\210615\0615Z32.D
Acq On : 16 Jun 21 05:10
Sample : BA33959W01
Misc :

Vial: 32
Operator: LP,DG,CH
Inst : ZEUS
Multiplr: 1.00

Quant Time: Jun 16 15:36 2021 Quant Results File: Z0615SUR.RES

Quant Method : M:\ZEUS\DATA\210615\Z0615SUR.M (RTE Integrator)
Title : METHOD 8260B
Last Update : Wed Jun 16 11:38:54 2021
Response via : Initial Calibration
DataAcq Meth : 033121_EST_TEST.M

Internal Standards	R.T.	QIon	Response	Conc Units	Dev(Min)
1) Fluorobenzene (IS)	6.01	96	2437823	25.00 ppb	0.00
4) Chlorobenzene-D5 (IS)	9.49	117	1718308	25.00 ppb	0.00
7) 1,4-Dichlorobenzene-D (IS)	12.04	152	592448	25.00 ppb	0.00
System Monitoring Compounds					
2) Dibromofluoromethane(S)	5.14	111	703533	26.62 ppb	0.00
Spiked Amount 25.000			Recovery	= 106.484%	
3) 1,2-DCA-D4(S)	5.56	65	729402	27.57 ppb	0.00
Spiked Amount 25.000			Recovery	= 110.280%	
5) Toluene-D8(S)	7.90	98	2393722	24.96 ppb	0.00
Spiked Amount 25.000			Recovery	= 99.824%	
6) 4-Bromofluorobenzene(S)	10.78	95	844984	24.48 ppb	0.00
Spiked Amount 25.000			Recovery	= 97.908%	

Target Compounds Qvalue

(#) = qualifier out of range (m) = manual integration
0615Z32.D Z0615SUR.M Wed Jun 16 15:38:01 2021

Quantitation Report

Data File : M:\ZEUS\DATA\210615\0615Z32.D
Acq On : 16 Jun 21 05:10
Sample : BA33959W01
Misc :

Vial: 32
Operator: LP,DG,CH
Inst : ZEUS
Multiplr: 1.00

Quant Time: Jun 16 15:27 2021 Quant Results File: ZGAS0615.RES

Method : M:\ZEUS\DATA\210615\ZGAS0615.M (RTE Integrator)
Title : METHOD 8260B
Last Update : Wed Jun 16 14:25:59 2021
Response via : Initial Calibration



Quantitation Report (QT Reviewed)

Data File : M:\ZEUS\DATA\210615\0615Z33.D
Acq On : 16 Jun 21 05:33
Sample : BA33960W01
Misc :

Vial: 33
Operator: LP,DG,CH
Inst : ZEUS
Multiplr: 1.00

Quant Time: Jun 16 15:27 2021

Quant Results File: ZGAS0615.RES

Quant Method : M:\ZEUS\DATA\210615\ZGAS0615.M (RTE Integrator)
Title : METHOD 8260B
Last Update : Wed Jun 16 14:25:59 2021
Response via : Initial Calibration
DataAcq Meth : 033121_EST_TEST.M

Internal Standards	R.T.	QIon	Response	Conc Units	Dev(Min)
1) Fluorobenzene (IS)	6.01	TIC	2394032	25.00 ppb	0.00
3) Chlorobenzene-D5 (IS)	12.04	TIC	3160384	25.00 ppb	0.00
4) 1,4-Dichlorobenzene-D (IS)	9.49	TIC	2835979	25.00 ppb	0.00

System Monitoring Compounds

Target Compounds Qvalue

(#) = qualifier out of range (m) = manual integration

Quantitation Report (Not Reviewed)

Data File : M:\ZEUS\DATA\210615\0615Z33.D
Acq On : 16 Jun 21 05:33
Sample : BA33960W01
Misc :

Vial: 33
Operator: LP,DG,CH
Inst : ZEUS
Multiplr: 1.00

Quant Time: Jun 16 15:36 2021 Quant Results File: Z0615SUR.RES

Quant Method : M:\ZEUS\DATA\210615\Z0615SUR.M (RTE Integrator)
Title : METHOD 8260B
Last Update : Wed Jun 16 11:38:54 2021
Response via : Initial Calibration
DataAcq Meth : 033121_EST_TEST.M

Internal Standards	R.T.	QIon	Response	Conc Units	Dev(Min)
1) Fluorobenzene (IS)	6.01	96	2369370	25.00 ppb	0.00
4) Chlorobenzene-D5 (IS)	9.49	117	1661586	25.00 ppb	0.00
7) 1,4-Dichlorobenzene-D (IS)	12.04	152	547264	25.00 ppb	0.00
System Monitoring Compounds					
2) Dibromofluoromethane(S)	5.14	111	676019	26.32 ppb	0.00
Spiked Amount 25.000			Recovery	= 105.276%	
3) 1,2-DCA-D4(S)	5.56	65	711172	27.66 ppb	0.00
Spiked Amount 25.000			Recovery	= 110.632%	
5) Toluene-D8(S)	7.90	98	2309303	24.90 ppb	0.00
Spiked Amount 25.000			Recovery	= 99.608%	
6) 4-Bromofluorobenzene(S)	10.78	95	804403	24.15 ppb	0.00
Spiked Amount 25.000			Recovery	= 96.596%	

Target Compounds Qvalue

(#) = qualifier out of range (m) = manual integration

Quantitation Report

Data File : M:\ZEUS\DATA\210615\0615Z33.D
Acq On : 16 Jun 21 05:33
Sample : BA33960W01
Misc :

Vial: 33
Operator: LP,DG,CH
Inst : ZEUS
Multiplr: 1.00

Quant Time: Jun 16 15:27 2021

Quant Results File: ZGAS0615.RES

Method : M:\ZEUS\DATA\210615\ZGAS0615.M (RTE Integrator)
Title : METHOD 8260B
Last Update : Wed Jun 16 14:25:59 2021
Response via : Initial Calibration



Quantitation Report (QT Reviewed)

Data File : M:\ZEUS\DATA\210615\0615Z26.D
Acq On : 16 Jun 21 02:50
Sample : 210615A BLK
Misc :

Vial: 26
Operator: LP,DG,CH
Inst : ZEUS
Multiplr: 1.00

Quant Time: Jun 16 15:21 2021

Quant Results File: ZGAS0615.RES

Quant Method : M:\ZEUS\DATA\210615\ZGAS0615.M (RTE Integrator)
Title : METHOD 8260B
Last Update : Wed Jun 16 14:25:59 2021
Response via : Initial Calibration
DataAcq Meth : 033121_EST_TEST.M

Internal Standards	R.T.	QIon	Response	Conc Units	Dev(Min)
1) Fluorobenzene (IS)	6.01	TIC	2379600	25.00 ppb	0.00
3) Chlorobenzene-D5 (IS)	12.04	TIC	3167296	25.00 ppb	0.00
4) 1,4-Dichlorobenzene-D (IS)	9.49	TIC	2974892	25.00 ppb	0.00

System Monitoring Compounds

Target Compounds Qvalue

(#) = qualifier out of range (m) = manual integration

Quantitation Report (Not Reviewed)

Data File : M:\ZEUS\DATA\210615\0615Z26.D
Acq On : 16 Jun 21 02:50
Sample : 210615A BLK
Misc :

Vial: 26
Operator: LP,DG,CH
Inst : ZEUS
Multiplr: 1.00

Quant Time: Jun 16 15:36 2021

Quant Results File: Z0615SUR.RES

Quant Method : M:\ZEUS\DATA\210615\Z0615SUR.M (RTE Integrator)
Title : METHOD 8260B
Last Update : Wed Jun 16 11:38:54 2021
Response via : Initial Calibration
DataAcq Meth : 033121_EST_TEST.M

Internal Standards	R.T.	QIon	Response	Conc Units	Dev(Min)
1) Fluorobenzene (IS)	6.01	96	2388932	25.00 ppb	0.00
4) Chlorobenzene-D5 (IS)	9.49	117	1697830	25.00 ppb	0.00
7) 1,4-Dichlorobenzene-D (IS)	12.04	152	564032	25.00 ppb	0.00
System Monitoring Compounds					
2) Dibromofluoromethane(S)	5.14	111	675401	26.08 ppb	0.00
Spiked Amount 25.000			Recovery	= 104.316%	
3) 1,2-DCA-D4(S)	5.56	65	696454	26.86 ppb	0.00
Spiked Amount 25.000			Recovery	= 107.456%	
5) Toluene-D8(S)	7.90	98	2301107	24.32 ppb	0.00
Spiked Amount 25.000			Recovery	= 97.292%	
6) 4-Bromofluorobenzene(S)	10.78	95	792615	23.41 ppb	0.00
Spiked Amount 25.000			Recovery	= 93.624%	

Target Compounds Qvalue

(#) = qualifier out of range (m) = manual integration

Quantitation Report

Data File : M:\ZEUS\DATA\210615\0615Z26.D
Acq On : 16 Jun 21 02:50
Sample : 210615A BLK
Misc :

Vial: 26
Operator: LP,DG,CH
Inst : ZEUS
Multiplr: 1.00

Quant Time: Jun 16 15:21 2021

Quant Results File: ZGAS0615.RES

Method : M:\ZEUS\DATA\210615\ZGAS0615.M (RTE Integrator)
Title : METHOD 8260B
Last Update : Wed Jun 16 14:25:59 2021
Response via : Initial Calibration



Quantitation Report (QT Reviewed)

Data File : M:\ZEUS\DATA\210615\0615Z25.D
Acq On : 16 Jun 21 02:27
Sample : 210615A LCSD 300ug/L
Misc :

Vial: 25
Operator: LP,DG,CH
Inst : ZEUS
Multiplr: 1.00

Quant Time: Jun 16 14:31 2021 Quant Results File: ZGAS0615.RES

Quant Method : M:\ZEUS\DATA\210615\ZGAS0615.M (RTE Integrator)
Title : METHOD 8260B
Last Update : Wed Jun 16 14:25:59 2021
Response via : Initial Calibration
DataAcq Meth : 033121_EST_TEST.M

Internal Standards	R.T.	QIon	Response	Conc Units	Dev(Min)
1) Fluorobenzene (IS)	6.01	TIC	2367956	25.00 ppb	0.00
3) Chlorobenzene-D5 (IS)	12.04	TIC	3305252	25.00 ppb	0.00
4) 1,4-Dichlorobenzene-D (IS)	9.49	TIC	2847857	25.00 ppb	0.00

System Monitoring Compounds

Target Compounds					Qvalue
2) Gasoline C6-C10	7.90	TIC	41092503m	289.49 ppb	100

(#) = qualifier out of range (m) = manual integration

Quantitation Report (Not Reviewed)

Data File : M:\ZEUS\DATA\210615\0615Z25.D
Acq On : 16 Jun 21 02:27
Sample : 210615A LCSD 300ug/L
Misc :

Vial: 25
Operator: LP,DG,CH
Inst : ZEUS
Multiplr: 1.00

Quant Time: Jun 16 14:36 2021 Quant Results File: Z0615SUR.RES

Quant Method : M:\ZEUS\DATA\210615\Z0615SUR.M (RTE Integrator)
Title : METHOD 8260B
Last Update : Wed Jun 16 11:38:54 2021
Response via : Initial Calibration
DataAcq Meth : 033121_EST_TEST.M

Internal Standards	R.T.	QIon	Response	Conc Units	Dev(Min)
1) Fluorobenzene (IS)	6.01	96	2351683	25.00 ppb	0.00
4) Chlorobenzene-D5 (IS)	9.50	117	1698054	25.00 ppb	0.00
7) 1,4-Dichlorobenzene-D (IS)	12.04	152	579456	25.00 ppb	0.00
System Monitoring Compounds					
2) Dibromofluoromethane(S)	5.14	111	664699	26.07 ppb	0.00
Spiked Amount 25.000			Recovery	= 104.292%	
3) 1,2-DCA-D4(S)	5.56	65	683179	26.77 ppb	0.00
Spiked Amount 25.000			Recovery	= 107.076%	
5) Toluene-D8(S)	7.90	98	2345742	24.76 ppb	0.00
Spiked Amount 25.000			Recovery	= 99.044%	
6) 4-Bromofluorobenzene(S)	10.78	95	827580	24.29 ppb	0.00
Spiked Amount 25.000			Recovery	= 97.156%	

Target Compounds Qvalue

(#) = qualifier out of range (m) = manual integration

Quantitation Report

Data File : M:\ZEUS\DATA\210615\0615Z25.D
Acq On : 16 Jun 21 02:27
Sample : 210615A LCSD 300ug/L
Misc :

Vial: 25
Operator: LP,DG,CH
Inst : ZEUS
Multiplr: 1.00

Quant Time: Jun 16 14:31 2021

Quant Results File: ZGAS0615.RES

Method : M:\ZEUS\DATA\210615\ZGAS0615.M (RTE Integrator)
Title : METHOD 8260B
Last Update : Wed Jun 16 14:25:59 2021
Response via : Initial Calibration

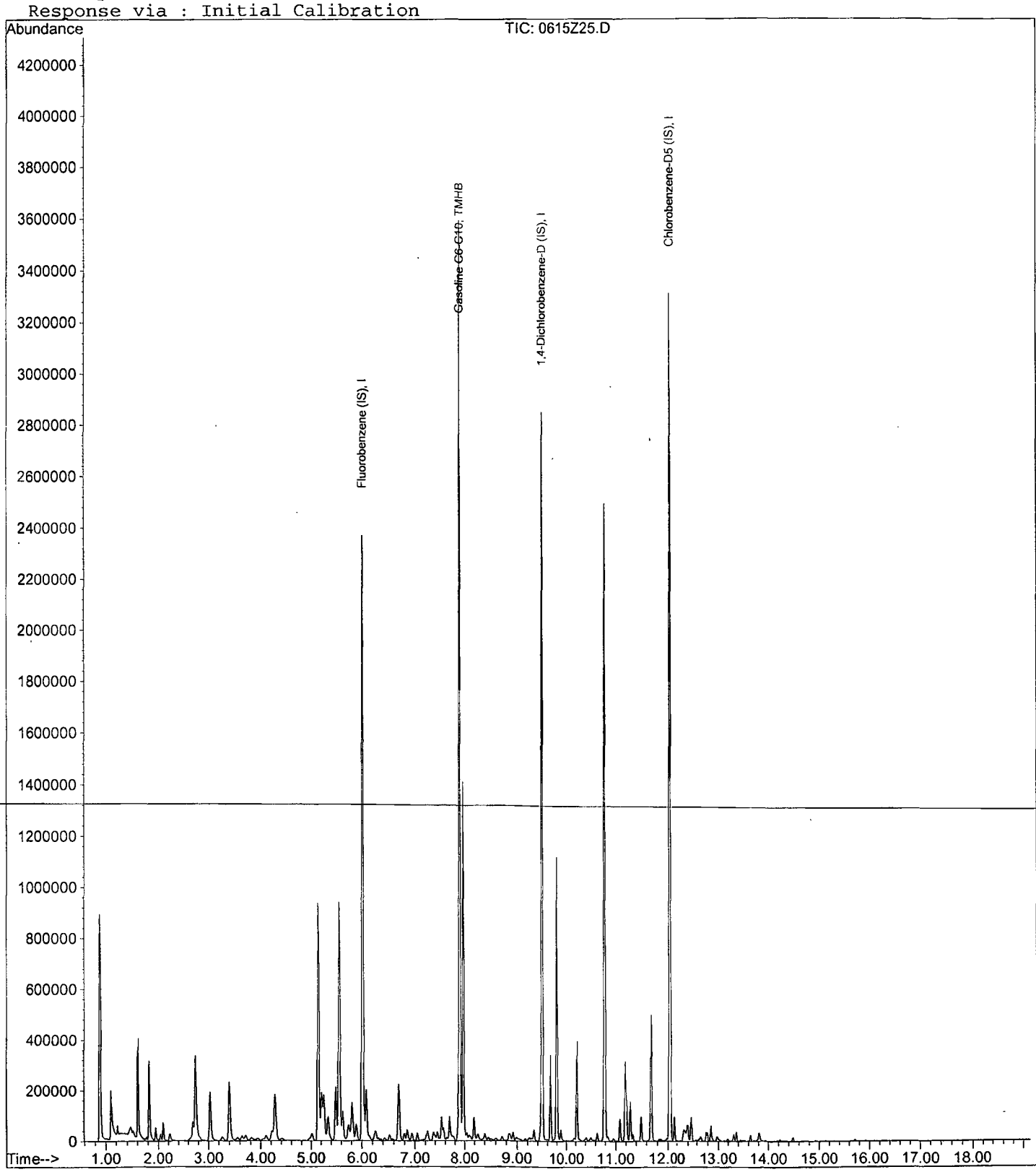

Zeus Gas Standard Prep

Gas Primary Working Standard

Prepared: 03/31/21 **Prepared By (Initials):** CH

Expires: 01/04/22

Methanol Lot No.

Initial Standard Information							Final Standard Information			
Name of Initial Standard (QAU Label)	Supplier	Supplier P/N#	Conc. (ug/mL)	Lot Number - QA Number	Exp. Date (1 yr)	Exp. Date (Manufacturers)	Aliquot From Stock	Final Volume	Solvent	Final Standard Conc. (ug/mL)
50,000ug/mL Gas STD	Restek	30205	50,000	A0132443	01/04/22	12/31/24	80uL	2mL	Methanol	2,000

Gas Second Source (SS) Working Standard

Prepared: 03/31/21 **Prepared By (Initials):** CH

Expires: 01/31/30

Methanol Lot No.

Initial Standard Information							Final Standard Information			
Name of Initial Standard (QAU Label)	Supplier	Supplier P/N#	Conc. (ug/mL)	Lot Number - QA Number	Exp. Date (1 yr)	Exp. Date (Manufacturers)	Aliquot From Stock	Final Volume	Solvent	Final Standard Conc. (ug/mL)
Gasoline (50,000ppm)	Phenova	ALO-101543	50,000	CL14915-51175	01/04/22	01/31/30	80uL	2mL	Methanol	2,000

Zeus Gas Calibration Curve

Prepared: 06/15/21 **Prepared By (Initials):** CH

Expires: 08/14/21

Initial Standard Information							Final Standard Information			
Name of Initial Standard (QAU Label)	Supplier	APPL Mix Name	Conc. (ug/mL)	Reference To APPL Prep Date	Exp. Date	Exp. Date (Manufacturers)	Aliquot From Stock	Final Volume	Solvent	Final Standard Conc. (ug/L)
VOA Gasses Standards	Phenova	20ug/L	2,000	Prepared 03/31/21	01/04/22	N/A	1uL	100mL	P&T Water	20
VOA Gasses Standards	Phenova	50ug/L	2,000	Prepared 03/31/21	01/04/22	N/A	2.5uL	100mL	P&T Water	50
VOA Gasses Standards	Phenova	100ug/L	2,000	Prepared 03/31/21	01/04/22	N/A	5uL	100mL	P&T Water	100
VOA Gasses Standards	Phenova	300ug/L	2,000	Prepared 03/31/21	01/04/22	N/A	15uL	100mL	P&T Water	300
VOA Gasses Standards	Phenova	600ug/L	2,000	Prepared 03/31/21	01/04/22	N/A	30uL	100mL	P&T Water	600
VOA Gasses Standards	Phenova	800ug/L	2,000	Prepared 03/31/21	01/04/22	N/A	40uL	100mL	P&T Water	800
VOA Gasses Standards	Phenova	1,000ug/L	2,000	Prepared 03/31/21	01/04/22	N/A	50uL	100mL	P&T Water	1,000

Zeus Gas Second Source

Prepared: 06/15/21 **Prepared By (Initials):** CH

Expires: 08/14/21

Initial Standard Information							Final Standard Information			
Name of Initial Standard (QAU Label)	Supplier	APPL Mix Name	Conc. (ug/mL)	Reference To APPL Prep Date	Exp. Date	Exp. Date (Manufacturers)	Aliquot From Stock	Final Volume	Solvent	Final Standard Conc. (ug/L)
50,000ug/mL Gas STD	Phenova	SS 200ug/L	2,000	Prepared 03/31/21	01/31/30	N/A	10uL	100mL	P&T Water	200

Zeus Gas Continuing Calibrations/Lab Control Spikes

Prepared: 06/15/21 **Prepared By (Initials):** CH

Expires: 06/16/21

Initial Standard Information							Final Standard Information			
Name of Initial Standard (QAU Label)	Supplier	Supplier P/N#	Conc. (ug/mL)	Lot Number - QA Number	Exp. Date (1 yr)	Exp. Date (Manufacturers)	Aliquot From Stock	Final Volume	Solvent	Final Standard Conc. (ug/mL)
VOA Gasses Standards	Phenova	300ug/L	2,000	Prepared 03/31/21	01/04/22	N/A	15uL	100mL	P&T Water	300

Zeus 8260 Standard Prep

Zeus 8260 Water Calibration Curve

Prepared By (Initials): CH

0.3ug/L

Prepared: 06/15/21

Expires: 07/01/21

Initial Standard Information							Final Standard Information			
Name of Initial Standard (QAU Label)	Supplier	APPL Mix Name	Conc. (ug/mL)	Reference To APPL Prep Date	Exp. Date	Exp. Date (Manufacturers)	Aliquot From Stock	Final Volume	Solvent	Final Standard Conc. (ug/L)
VOA STD. 9	Various	0.3ug/L	5	Prepared 06/11/21	08/10/21	N/A	3uL	50mL	P&T Water	0.3
VOA STD. 1	Absolute		50	Prepared 06/11/21	08/10/21	N/A	5uL			5
VOA STD. 2	Phenova		100	Prepared 06/11/21	08/10/21	N/A	2.5uL			5
VOA STD. TBA	Various		250	Prepared 06/11/21	07/01/21	N/A	2uL			10

0.5ug/L

Prepared: 06/15/21

Expires: 07/01/21

Initial Standard Information							Final Standard Information			
Name of Initial Standard (QAU Label)	Supplier	APPL Mix Name	Conc. (ug/mL)	Reference To APPL Prep Date	Exp. Date	Exp. Date (Manufacturers)	Aliquot From Stock	Final Volume	Solvent	Final Standard Conc. (ug/L)
VOA STD. 9	Various	0.5ug/L	5	Prepared 06/11/21	08/10/21	N/A	5uL	50mL	P&T Water	0.5
VOA STD. 1	Absolute		50	Prepared 06/11/21	08/10/21	N/A	10uL			10
VOA STD. 2	Phenova		100	Prepared 06/11/21	08/10/21	N/A	5uL			10
VOA STD. TBA	Various		250	Prepared 06/11/21	07/01/21	N/A	5uL			25

1.0ug/L

Prepared: 06/15/21

Expires: 07/01/21

Initial Standard Information							Final Standard Information			
Name of Initial Standard (QAU Label)	Supplier	APPL Mix Name	Conc. (ug/mL)	Reference To APPL Prep Date	Exp. Date	Exp. Date (Manufacturers)	Aliquot From Stock	Final Volume	Solvent	Final Standard Conc. (ug/L)
VOA STD. 9	Various	1.0ug/L	5	Prepared 06/11/21	08/10/21	N/A	10uL	50mL	P&T Water	1
VOA STD. 1	Absolute		50	Prepared 06/11/21	08/10/21	N/A	20uL			20
VOA STD. 2	Phenova		100	Prepared 06/11/21	08/10/21	N/A	10uL			20
VOA STD. TBA	Various		250	Prepared 06/11/21	07/01/21	N/A	10uL			50

2.0ug/L

Prepared: 06/15/21

Expires: 07/01/21

Initial Standard Information							Final Standard Information			
Name of Initial Standard (QAU Label)	Supplier	APPL Mix Name	Conc. (ug/mL)	Reference To APPL Prep Date	Exp. Date	Exp. Date (Manufacturers)	Aliquot From Stock	Final Volume	Solvent	Final Standard Conc. (ug/L)
VOA STD. 9	Various	2.0ug/L	5	Prepared 06/11/21	08/10/21	N/A	20uL	50mL	P&T Water	2
VOA STD. 1	Absolute		50	Prepared 06/11/21	08/10/21	N/A	30uL			30
VOA STD. 2	Phenova		100	Prepared 06/11/21	08/10/21	N/A	15uL			30
VOA STD. TBA	Various		250	Prepared 06/11/21	07/01/21	N/A	15uL			75

5ug/L

Prepared: 06/15/21

Expires: 07/01/21

Initial Standard Information							Final Standard Information			
Name of Initial Standard (QAU Label)	Supplier	APPL Mix Name	Conc. (ug/mL)	Reference To APPL Prep Date	Exp. Date	Exp. Date (Manufacturers)	Aliquot From Stock	Final Volume	Solvent	Final Standard Conc. (ug/L)
VOA STD. 7	Various	5ug/L	50	Prepared 06/11/21	08/10/21	N/A	5uL	50mL	P&T Water	5
VOA STD. 8	Phenova		50	Prepared 06/11/21	07/01/21	N/A	5uL			5
VOA STD. 1	Absolute		50	Prepared 06/11/21	08/10/21	N/A	40uL			40
VOA STD. 2	Phenova		100	Prepared 06/11/21	08/10/21	N/A	20uL			20
VOA STD. TBA	Various		250	Prepared 06/11/21	07/01/21	N/A	20uL			100

10ug/L

Prepared: 06/15/21

Expires: 07/01/21

Initial Standard Information							Final Standard Information			
Name of Initial Standard (QAU Label)	Supplier	APPL Mix Name	Conc. (ug/mL)	Reference To APPL Prep Date	Exp. Date	Exp. Date (Manufacturers)	Aliquot From Stock	Final Volume	Solvent	Final Standard Conc. (ug/L)
VOA STD. 7	Various	10ug/L	50	Prepared 06/11/21	08/10/21	N/A	10uL	50mL	P&T Water	10
VOA STD. 8	Phenova		50	Prepared 06/11/21	07/01/21	N/A	10uL			10
VOA STD. 1	Absolute		50	Prepared 06/11/21	08/10/21	N/A	50uL			50
VOA STD. 2	Phenova		100	Prepared 06/11/21	08/10/21	N/A	25uL			50
VOA STD. TBA	Various		250	Prepared 06/11/21	07/01/21	N/A	25uL			125

20ug/L

Prepared: 06/15/21

Expires: 07/01/21

Initial Standard Information							Final Standard Information			
Name of Initial Standard (QAU Label)	Supplier	APPL Mix Name	Conc. (ug/mL)	Reference To APPL Prep Date	Exp. Date	Exp. Date (Manufacturers)	Aliquot From Stock	Final Volume	Solvent	Final Standard Conc. (ug/L)
VOA STD. 7	Various	20ug/L	50	Prepared 06/11/21	08/10/21	N/A	20uL	50mL	P&T Water	20
VOA STD. 8	Phenova		50	Prepared 06/11/21	07/01/21	N/A	20uL			20
VOA STD. 1	Absolute		50	Prepared 06/11/21	08/10/21	N/A	60uL			60
VOA STD. 2	Phenova		100	Prepared 06/11/21	08/10/21	N/A	30uL			60
VOA STD. TBA	Various		250	Prepared 06/11/21	07/01/21	N/A	30uL			150

40ug/L

Prepared: 06/15/21

Expires: 07/01/21

Initial Standard Information							Final Standard Information			
Name of Initial Standard (QAU Label)	Supplier	APPL Mix Name	Conc. (ug/mL)	Reference To APPL Prep Date	Exp. Date	Exp. Date (Manufacturers)	Aliquot From Stock	Final Volume	Solvent	Final Standard Conc. (ug/L)
VOA STD. 7	Various	40ug/L	50	Prepared 06/11/21	08/10/21	N/A	40uL	50mL	P&T Water	40
VOA STD. 8	Phenova		50	Prepared 06/11/21	07/01/21	N/A	40uL			40
VOA STD. 1	Absolute		50	Prepared 06/11/21	08/10/21	N/A	80uL			80
VOA STD. 2	Phenova		100	Prepared 06/11/21	08/10/21	N/A	40uL			80
VOA STD. TBA	Various		250	Prepared 06/11/21	07/01/21	N/A	35uL			175

100ug/L

Prepared: 06/15/21

Expires: 07/01/21

Initial Standard Information							Final Standard Information			
Name of Initial Standard (QAU Label)	Supplier	APPL Mix Name	Conc. (ug/mL)	Reference To APPL Prep Date	Exp. Date	Exp. Date (Manufacturers)	Aliquot From Stock	Final Volume	Solvent	Final Standard Conc. (ug/L)
VOA STD. 7	Various	100ug/L	50	Prepared 06/11/21	08/10/21	N/A	100uL	50mL	P&T Water	100
VOA STD. 8	Phenova		50	Prepared 06/11/21	07/01/21	N/A	100uL			100
VOA STD. 1	Absolute		50	Prepared 06/11/21	08/10/21	N/A	100uL			100
VOA STD. 2	Phenova		100	Prepared 06/11/21	08/10/21	N/A	50uL			100
VOA STD. TBA	Various		250	Prepared 06/11/21	07/01/21	N/A	40uL			200

Zeus 8260 Water Second Source (SS)

Prepared: 06/15/21

Expires: 07/01/21

Prepared By (Initials): CH

Initial Standard Information							Final Standard Information			
Name of Initial Standard (QAU Label)	Supplier	APPL Mix Name	Conc. (ug/mL)	Reference To APPL Prep Date	Exp. Date	Exp. Date (Manufacturers)	Aliquot From Stock	Final Volume	Solvent	Final Standard Conc. (ug/L)
VOA STD. 3	Phenova	8260 Water SS	100	Prepared 06/11/21	08/10/21	N/A	25uL	50mL	P&T Water	50
VOA STD. GASES	Phenova	8260 Water SS	50	Prepared 06/11/21	08/10/21	N/A	10uL			10
VOA STD. 0	Phenova	8260 Water SS	50	Prepared 06/11/21	08/10/21	N/A	10uL			10
VOA STD. 2-CEVE	Absolute	8260 Water SS	50	Prepared 06/11/21	06/11/21	N/A	50uL			50
VOA STD. 6	Various	8260 Water SS	50	Prepared 06/11/21	07/01/21	N/A	10uL			10
Voa STD. TBA	Various	8260 Water SS	250	Prepared 06/11/21	07/01/21	N/A	25uL			250

8260 Water Continuing Calibrations (CCV)/ Lab Control Spikes (LCS)

Prepared: 06/15/21

Expires: 06/16/21

Prepared By (Initials): CH

Initial Standard Information							Final Standard Information			
Name of Initial Standard (QAU Label)	Supplier	APPL Mix Name	Conc. (ug/mL)	Reference To APPL Prep Date	Exp. Date	Exp. Date (Manufacturers)	Aliquot From Stock	Final Volume	Solvent	Final Standard Conc. (ug/L)
VOA STD. 7	Various	CCV/ LCS	50	Prepared 06/11/21	08/10/21	N/A	10uL	50mL	P&T Water	10
VOA STD. 8	Phenova	CCV/ LCS	50	Prepared 06/11/21	07/01/21	N/A	10uL			10
VOA STD. 1	Absolute	CCV/ LCS	50	Prepared 06/11/21	08/10/21	N/A	50uL			50
VOA STD. 2	Phenova	CCV/ LCS	100	Prepared 06/11/21	08/10/21	N/A	25uL			50
VOA STD. TBA	Various	CCV/ LCS	250	Prepared 06/11/21	07/01/21	N/A	25uL			250

Injection Log

Directory: M:\ZEUS\DATA\210615\

Line	Vial	FileName	Multiplier	SampleName	Misc Info	Injected
1	2	0615Z02.D	1	0.3ug/L VOC STD 6/15/21		15 Jun 21 17:32
2	3	0615Z03.D	1	0.5ug/L VOC STD 6/15/21		15 Jun 21 17:55
3	4	0615Z04.D	1	1ug/L VOC STD 6/15/21		15 Jun 21 18:18
4	5	0615Z05.D	1	2ug/L VOC STD 6/15/21		15 Jun 21 18:41
5	6	0615Z06.D	1	5ug/L VOC STD 6/15/21		15 Jun 21 19:05
6	7	0615Z07.D	1	10ug/L VOC STD 6/15/21		15 Jun 21 19:28
7	8	0615Z08.D	1	20ug/L VOC STD 6/15/21		15 Jun 21 19:51
8	9	0615Z09.D	1	40ug/L VOC STD 6/15/21		15 Jun 21 20:15
9	10	0615Z10.D	1	100ug/L VOC STD 6/15/21		15 Jun 21 20:38
10	13	0615Z13.D	1	20ug/L GAS STD 6/15/21		15 Jun 21 21:48
11	14	0615Z14.D	1	50ug/L GAS STD 6/15/21		15 Jun 21 22:11
12	15	0615Z15.D	1	100ug/L GAS STD 6/15/21		15 Jun 21 22:34
13	16	0615Z16.D	1	300ug/L GAS STD 6/15/21		15 Jun 21 22:57
14	17	0615Z17.D	1	600ug/L GAS STD 6/15/21		15 Jun 21 23:20
15	18	0615Z18.D	1	800ug/L GAS STD 6/15/21		15 Jun 21 23:44
16	19	0615Z19.D	1	1000ug/L GAS STD 6/15/21		16 Jun 21 00:07
17	21	0615Z21.D	1	(SS) 200ug/L GAS STD 6/15/21		16 Jun 21 00:54
18	24	0615Z24.D	1	210615A CCV/LCS 300ug/L		16 Jun 21 02:03
19	25	0615Z25.D	1	210615A LCSD 300ug/L		16 Jun 21 02:27
20	26	0615Z26.D	1	210615A BLK		16 Jun 21 02:50
21	28	0615Z28.D	1	BA33953W01		16 Jun 21 03:37
22	29	0615Z29.D	1	BA33954W01		16 Jun 21 04:00
23	30	0615Z30.D	1	BA33956W01		16 Jun 21 04:23
24	31	0615Z31.D	1	BA33957W01		16 Jun 21 04:47
25	32	0615Z32.D	1	BA33959W01		16 Jun 21 05:10
26	33	0615Z33.D	1	BA33960W01		16 Jun 21 05:33
27	48	0615Z48.D	1	Ending CCV 300ug/L 6/15/21		16 Jun 21 11:22

908 North Temperance Ave. ∇ Clovis, CA 93611 ∇ Phone 559-275-2175 ∇ Fax 559-275-4422

Certification Number: CA1312
NELAP Certification number: CA00046
DoD-ELAP Certificate number: 4064.01

Data Validatable Report

June 17, 2021

AECOM
1001 Bishop Street, Suite 1600
Honolulu, Hawaii 96813

Attn: Alethea Ramos

Title: Report of Data: Case 96472

Project: 60571032 CV18F0126 Red Hill Fuel Storage, HI

Contract #: Prime contract # for DoD: NAVY CLEAN N62742-17-F-1800, CV18F0126
Subcontract: 18S-22209-HI27

Dear Ms. Ramos:

Six water samples were received June 8, 2021. Written results for the requested analyses are being provided on this June 17, 2021.

Results in this report apply to the samples analyzed in accordance with the chain of custody document. This analytical report must be reproduced in its entirety.

If you have any questions or require further information, please contact your APPL Project Manager, Libby Cheeseborough, libby@applinc.com, at your convenience. Thank you for choosing APPL, Inc.

I certify that this data package is in compliance with the terms and conditions of the contract, both technically and for completeness, for other than the conditions detailed above. These test results meet all requirements of NELAC and DoD QSM. Release of the hard copy has been authorized by the Laboratory Manager or his designee, as verified by the following signature.

Loren Portwood, Laboratory Director
APPL, Inc.

LP/lac
Enclosure
cc: File

Data Validation Package
for
60571032 CV18F0126 Red Hill Fuel Storage
APPL SDG 96472
TABLE OF CONTENTS

LABORATORY NAME: *APPL, Inc.*

Case Narrative	3
Sample Management Records	7
Sample Results	14
QC Forms	39
Method 8015B Calibration Data	91
Method 8015B Raw Data	116
Method 8015B Silica Gel Calibration Data	135
Method 8015B Silica Gel Raw Data	179
Method 8015B Blank Calibration Data	204
Method 8015B Blank Raw Data	229
Method 8270D SIM Calibration Data	248
Method 8270D SIM Raw Data	275
Method 8260B Calibration Data	299
Method 8260B Raw Data	361
Method 8260B GRO Calibration Data	395
Method 8260B GRO Raw Data	456

CASE NARRATIVE

Case Narrative

ARF: 96472

Project: 60571032 CV18F0126 Red Hill Fuel Storage. HI

Sample Receipt Information:

Six water samples were received June 8, 2021 at 1.0°C and 4.0°C. The sample group was assigned Analytical Request Form (ARF) number 96472.

Sample Preparation and Analysis Information:

For the EPA 8015B analysis, the sample was extracted according to EPA method 3520C. The sample extracts were silica gel cleaned according to APPL's SOP CLN004 and placed on hold.

For the EPA 8015B analysis, pre-extraction sample blanks were extracted according to EPA method 3520C before the method QC and field samples. The sample blanks are included in this report.

For the EPA 8270D SIM analysis, the sample was extracted according to EPA method 3520C.

For the EPA 8260B analysis, the samples were purged according to EPA method 5030B.

Only the portion of the injection log relative to these samples is included. A full sequence log is available upon request. Measurement uncertainty can be reported upon request.

Analytical Exceptions, Deviations and Abnormalities.

EPA 8270D SIM: Fluoranthene D-10 surrogate recovered below the lower control limit in one sample. The target analytes reported are not associated with this surrogate.

SDG	Received	Client ID	APPL ID	Collected DateTime	Matrix	Method	Method Description
96472	06/08/21	ERH1411	BA34195	06/07/21 8:30:00 AM	WATER	EPA 8260B	EPA 8260B BTEX WATER
96472	06/08/21	ERH1411	BA34195	06/07/21 8:30:00 AM	WATER	EPA 8260B	EPA 8260B GRO WATER
96472	06/08/21	ERH1412	BA34196	06/07/21 8:40:00 AM	WATER	EPA 8260B	EPA 8260B BTEX WATER
96472	06/08/21	ERH1412	BA34196	06/07/21 8:40:00 AM	WATER	EPA 8015B-eHL	EPA 8015B TPH WATER L-L SGC
96472	06/08/21	ERH1412	BA34196	06/07/21 8:40:00 AM	WATER	EPA 8015B-eHL	EPA 8015B TPH LIQ-LIQ
96472	06/08/21	ERH1412	BA34196	06/07/21 8:40:00 AM	WATER	EPA 8260B	EPA 8260B GRO WATER
96472	06/08/21	ERH1412	BA34196	06/07/21 8:40:00 AM	WATER	8270D-SIM	EPA 8270D SIM LIQ-LIQ
96472	06/08/21	ERH1412 BLANK	BA34197	06/07/21 8:40:00 AM	WATER	EPA 8015B-eHL	EPA 8015B TPH LIQ-LIQ
96472	06/08/21	ERH1413	BA34198	06/07/21 9:32:00 AM	WATER	EPA 8260B	EPA 8260B BTEX WATER
96472	06/08/21	ERH1413	BA34198	06/07/21 9:32:00 AM	WATER	EPA 8260B	EPA 8260B GRO WATER
96472	06/08/21	ERH1414	BA34199	06/07/21 9:35:00 AM	WATER	EPA 8260B	EPA 8260B BTEX WATER
96472	06/08/21	ERH1414	BA34199	06/07/21 9:35:00 AM	WATER	EPA 8015B-eHL	EPA 8015B TPH WATER L-L SGC
96472	06/08/21	ERH1414	BA34199	06/07/21 9:35:00 AM	WATER	EPA 8015B-eHL	EPA 8015B TPH LIQ-LIQ
96472	06/08/21	ERH1414	BA34199	06/07/21 9:35:00 AM	WATER	EPA 8260B	EPA 8260B GRO WATER
96472	06/08/21	ERH1414	BA34199	06/07/21 9:35:00 AM	WATER	8270D-SIM	EPA 8270D SIM LIQ-LIQ
96472	06/08/21	ERH1414 BLANK	BA34200	06/07/21 9:35:00 AM	WATER	EPA 8015B-eHL	EPA 8015B TPH LIQ-LIQ
96472	06/08/21	ERH1415	BA34201	06/07/21 10:23:00 AM	WATER	EPA 8260B	EPA 8260B BTEX WATER
96472	06/08/21	ERH1415	BA34201	06/07/21 10:23:00 AM	WATER	EPA 8260B	EPA 8260B GRO WATER
96472	06/08/21	ERH1416	BA34202	06/07/21 10:36:00 AM	WATER	EPA 8260B	EPA 8260B BTEX WATER
96472	06/08/21	ERH1416	BA34202	06/07/21 10:36:00 AM	WATER	EPA 8015B-eHL	EPA 8015B TPH WATER L-L SGC
96472	06/08/21	ERH1416	BA34202	06/07/21 10:36:00 AM	WATER	EPA 8015B-eHL	EPA 8015B TPH LIQ-LIQ
96472	06/08/21	ERH1416	BA34202	06/07/21 10:36:00 AM	WATER	8270D-SIM	EPA 8270D SIM LIQ-LIQ
96472	06/08/21	ERH1416 BLANK	BA34203	06/07/21 10:36:00 AM	WATER	EPA 8015B-eHL	EPA 8015B TPH LIQ-LIQ

Abbreviations and Flags

FLAG	DESCRIPTION
#	Recovery or RPD outside control limits
*	Recovery or RPD outside control limits
B	Analyte detected in associated method blank
C1	Reason for correction: wrote incorrect response
C2	Reason for correction: calculated incorrectly
C3	Reason for correction: needs to be rechecked
C4	Reason for correction: data not usable
DO	Diluted out
E	Exceeds linear range
F	Estimated value
G1	Includes a wide range of hydrocarbons which does not match our gasoline standard
G10	Includes a match to hydrocarbon profiles within the range of mineral spirits
G11	Includes a match to hydrocarbon profiles within the range of JP-4
G12	Pattern does not match the gasoline standard; the carbon range for this sample is consistent with JP8
G13	Closely resembles the hydrocarbon profile of aviation gasoline
G14	Analyte concentration may be biased due to carry over
G2	Closely resembles the boiling point hydrocarbon profile consistent with weathered gasoline
G3	Includes higher boiling hydrocarbons
G4	Includes dominant peak(s) not indicative of petroleum hydrocarbons
G5	Is mainly dominant peak(s) not indicative of petroleum hydrocarbons
G6	Contains recognizable contaminant peak(s) which has been removed from quantitation
G7	Is mainly a match to hydrocarbons within the range of gasoline
G8	Closely resembles the boiling point hydrocarbon profile consistent with weathered gasoline
G9	Includes hydrocarbons within the range of kerosene
J	Estimated value
M	Matrix effect
MI1	Manual integration: integration does not follow baseline
MI2	Manual integration: non-target peak interference
MI3	Manual integration: to split a peak that was integrated as one peak by the computer
MI4	Manual integration: to integrate a split peak
MI5	Manual integration: the whole peak or part of the peak was not integrated
MI6	Manual integration: computer integrated wrong peak
MI7	Manual integration: other - explain
MDL	Method detection limit
ND	Not detected
NT	Non-target
Q	Acceptance criteria not met
T1 I	Includes wide range of hydrocarbons not indicative of diesel
T1 M	Is mainly wide range of hydrocarbons not necessarily indicative of diesel
T2 I	Includes lower boiling hydrocarbons, i.e. mineral spirits, kerosene, stoddard solvent, white gas
T2 M	Is mainly lower boiling hydrocarbons, i.e. mineral spirits, kerosene, stoddard solvent, white gas
T3 I	Includes higher boiling hydrocarbons, i.e. asphaltene, waster oil, motor oil, or weathered diesel fuel
T3 M	Is mainly higher boiling hydrocarbons, i.e. asphaltene, waster oil, motor oil, or weathered diesel fuel
T4 I	Includes dominant peak(s) not indicative of hydrocarbons
T4 M	Is mainly dominant peak(s) not indicative of hydrocarbons
T5	Contains recognizable contaminant peak(s) which has been removed from quantitation
T6	Is mainly a match to hydrocarbons within range of diesel fuel
T7	Closely resembles the boiling point hydrocarbon profile consistent with diesel fuel
T8	Includes a match to hydrocarbon profiles within range of diesel and kerosene fuel
T9 I	Includes non-diesel hydrocarbons within boiling point range of diesel fuel
T9 M	Is mainly non-diesel hydrocarbons within boiling point range of diesel fuel.
Y	Percent difference between primary and confirmation column > 40%

SAMPLE RECORDS MANAGEMENT

CHAIN OF CUSTODY,

ARF, CRF, AND

CLIENT COMMUNICATION

APPL - Analysis Request Form

96472

Client: AECOM
Address: 1001 Bishop Street, Suite 1600
Honolulu, HI 96813
Attn: Alethea Ramos
Phone: 808-954-4536 Fax: 808-523-8950
Job: 60571032 CV18F0126 Red Hill Fuel Storage
PO #: 18S-22209-HI27 PO# 102604
Chain of Custody (Y/N): Y # 52132,52136
RAD Screen (Y/N): Y pH (Y/N): Y
Turn Around Type: 1 WEEK

Received by: MSA
Date Received: 06/08/21 Time: 10:20
Delivered by: FEDEX
Shuttle Custody Seals (Y/N): Y Time Zone: -10
Chest Temp(s): 1.0,4.0°C
Color: VFRG/E-Brown
Samples Chilled until Placed in Refrig/Freezer: Y
Project Manager: Libby Cheesebor
QC Report Type: DVP4DOD/EQUIS/HI
Due Date: 06/15/21

Comments:
PM: login and F1s to Margie.Pascua@aecom.com & alethea.ramos@aecom.com
AN: 7 day TAT for Form 1s; 21 day TAT for PKG STYLE 1; DOD v5.1; DOD Forms: LOD database
Report MS/MSD/DUPs when AECOM sample used
8260: BTEX & TPH-G only; 8270 SIM: 1-methylnaphthalene, 2-methylnaphthalene & naphthalene only.
TPH-D/O both with and w/o SGC, reverse surrog for SGC; analyze SGC if detections. DO NOT Q-DELETE.
FR: email ftp info to Margie, alethea.ramos@aecom.com, Stella, trommelfanger@lab-data.com & jcanlas@la
EDD: AECOMEDD to alethea.ramos@, Margie.Pascua@aecom.com, jecklund@lab-data.com

Sample Distribution:
GC: 3-$DOC53SGCW5LIQ, 3-$DOC53W5LIQ, 3-$SIM53LIQ51, 3-$RHBLKETBLK
Extractions: 3-_LIQ003, 6-_LIQ005, 3-_LIQ005SGC
VOA: 6-$86BTOTXDOD5W, 6-$GASBL, 6-$GRO86BW

Charges:

Invoice To:
ACCOUNTS PAYABLE
1001 Bishop Street, Ste 1600
USAPImaging@aecom.com
mary.basano@aecom.com

	Client ID	APPL ID	Sampled	Analyses Requested
1.	ERH1411	BA34195W LCSD	06/07/21 08:30	$86BTOTXDOD5W, $GASBL, $GRO86BW -- See Comments
2.	ERH1412	BA34196W LCSD	06/07/21 08:40	$86BTOTXDOD5W, $DOC53SGCW5LIQ, $DOC53W5LIQ, $GASBL, $GRO86BW, $SIM53LIQ51 -- See Comments
3.	ERH1412 BLANK	BA34197W LCSD	06/07/21 08:40	$RHBLKETBLK -- See Comments
4.	ERH1413	BA34198W LCSD	06/07/21 09:32	$86BTOTXDOD5W, $GASBL, $GRO86BW -- See Comments

Note: All times, excluding sample collection times, are Pacific Time Zone unless noted otherwise. Collection times are in: -10 UTC

5.	ERH1414	LCSD	BA34199W	06/07/21 09:35	$86BTOTXDOD5W, $DOC53SGCW5LIQ, $DOC53W5LIQ, $GASBL, $GRO86BW, $SIM53LIQ51 -- See Comments
6.	ERH1414 BLANK	LCSD	BA34200W	06/07/21 09:35	$RHBLKETBLK -- See Comments
7.	ERH1415	LCSD	BA34201W	06/07/21 10:23	$86BTOTXDOD5W, $GASBL, $GRO86BW -- See Comments
8.	ERH1416	LCSD	BA34202W	06/07/21 10:36	$86BTOTXDOD5W, $DOC53SGCW5LIQ, $DOC53W5LIQ, $GASBL, $GRO86BW, $SIM53LIQ51 -- See Comments
9.	ERH1416 BLANK	LCSD	BA34203W	06/07/21 10:36	$RHBLKETBLK -- See Comments

APPL Sample Receipt Form

ARF# **96472**

Sample	Container Type	Count	p
BA34195	13 VOAs - HCL	4	NA
BA34196	13 VOAs - HCL	4	NA
	17 Amber Liter	2	NA
	39 Amber Liter, HCL prsvd	2	1.6
BA34197	39 Amber Liter, HCL prsvd	1	NA
BA34198	13 VOAs - HCL	4	NA
BA34199	13 VOAs - HCL	4	NA
	17 Amber Liter	2	NA
	39 Amber Liter, HCL prsvd	2	1.6
BA34200	39 Amber Liter, HCL prsvd	1	NA
BA34201	13 VOAs - HCL	4	NA
BA34202	13 VOAs - HCL	4	NA
	17 Amber Liter	2	NA
	39 Amber Liter, HCL prsvd	2	1.6
BA34203	39 Amber Liter, HCL prsvd	1	NA

Sample	Container Type	Count	p

96472

APPL LABS

APPL, Inc.
908 N Temperance Ave
Clovis, CA 93611
www.applinc.com

Phone: (559) 275-2175
Fax: (559) 275-4422
coc@applinc.com

CHAIN OF CUSTODY RECORD

C.O.C. 52132

1/2

Report to: PLEASE PRINT

Company Name: AECOM
Address: 1001 Bishop St., Suite 1600
Honolulu, HI 96813
Attn: Alethea Ramos (808)521-3051
Alethea.Ramos@aecom.com
CV_18F0126 / 60571032

Attn:

Email:

Invoice to: PLEASE PRINT

Company Name: AECOM
Address: 1001 Bishop St., Suite 1600
Honolulu, HI 96813
Attn: Sheree Smith (808)521-3051
Sheree.Smith@aecom.com
USAImaging@aecom.com

Attn:

Email:

Project Name/Number: CV_18F0126 / 60571032

Purchase Order Number: 102604

Sampler (Print): GM, MM, KL

Sampler (Signature): Weiss for GM, MM, KL

Date Shipped: 6/7/2021

Carrier: FedEx

Waybill No.:

Comments:

Analysis Requested/Method Number

Sample Identification	Location	Date Collected	Time Collected	Time Zone	No. of Containers	Matrix: Aq	Sed.	Soil	BTEX 8260	TPH-G 8260	TPH-D/O 8015	TPH-D/O w/Sgel 8015	PAHs short list 8270D SIM	Other
ERH1411	Trip Blank	6/7/21	8:30	HST	0	X			X	X				
ERH1412	RHMW01R	6/7/21	8:40	HST	4	X			X	X	X	X	X*	
ERH1413	Trip Blank	6/7/21	9:32	HST	0	X			X	X				
ERH1414	RHMW02	6/7/21	9:35	HST	4	X			X	X	X	X	X*	
ERH1415	Trip Blank	6/7/21	10:23	HST	0	X			X	X				
ERH1416	RHMW03	6/7/21	10:36	HST	2	X			X	X	X	X	X*	

Cooler

Other

TPH-D/O and PAHs need liquid-liquid extraction.

* Naphthalene
1-methylnaphthalene
2-methylnaphthalene

WZ 6/7/2021

Shuttle Temperature: R3 +0.9°C 1.0/1.0 4.0/4.0

Turnaround Requested: Check one
☐ Standard 2-3 wk ☒ One week ☐ 3 days ☐ 24/48 Hrs. ☐ Other:

Sample Disposal:
☐ Return to client ☒ Disposal by Lab (30-day retention)

Relinquished by sampler:	Date	Time	Received by:	Relinquished by:	Date	Time	Received by:
Relinquished by: WEIFENG ZHENG	Date 6/7/2021	Time 15:00	Received by:	Relinquished by:	Date 6/8/21	Time 10:20	Received at lab by:

White: Return to client with report Yellow: Laboratory Copy See reverse side for Container Preservative and Sampling Information

APPL, Inc.
908 N Temperance Ave
Clovis, CA 93611
www.applinc.com

Phone: (559) 275-2175
Fax: (559) 275-4422
coc@applinc.com

CHAIN OF CUSTODY RECORD

C.O.C. 52136

2/2

Report to: PLEASE PRINT

Company Name: AECOM
Address: 1001 Bishop St., Suite 1600
Honolulu, HI 96813
Attn: Alethea Ramos (808)521-3051
Alethea.Ramos@aecom.com
CV_18F0126 / 60571032

Attn:

Email:

Invoice to: PLEASE PRINT

Company Name: AECOM
Address: 1001 Bishop St., Suite 1600
Honolulu, HI 96813
Attn: Sheree Smith (808)521-3051
Sheree.Smith@aecom.com
USAImaging@aecom.com

Attn:

Email:

Project Name/Number: CV-18F0126/60571032

Purchase Order Number: 102604

Sampler (Print): GM, MM, KL

Sampler (Signature): Weifeng for GM, MM, KL

Date Shipped: 6/7/2021

Carrier: FedEx

Waybill No.:

Comments:

Sample Identification	Location	Date Collected	Time Collected	Time Zone	No. of Containers	Matrix: Aq	Matrix: Sed.	Matrix: Soil	Analysis Requested/Method Number: BTEX 8260	TPH-G 8260	TPH-D/O 8015	TPH-D/O WSCF 8015	PAHs short list 8270D SIM	Comments
ERH1411	Trip Blank	6/7/21	8:30	HST	4	X			X	X				
ERH1412	RHMW01R	6/7/21	8:40	HST	4	X			X	X	X	X	X*	See Other Cooler
ERH1413	Trip Blank	6/7/21	9:32	HST	4	X			X	X				
ERH1414	RHMW02	6/7/21	9:35	HST	4	X			X	X	X	X	X*	See Other Cooler
ERH1415	Trip Blank	6/7/21	10:23	HST	4	X			X	X				
ERH1416	RHMW03	6/7/21	10:36	HST	6	X			X	X	X	X	X*	See Other Cooler

TPH-D/O and PAHs need liquid-liquid extraction.

* Naphthalene
1-methylnaphthalene
2-methylnaphthalene

N2 6/7/2021

Shuttle Temperature:

Turnaround Requested: Check one
☐ Standard 2-3 wk ☒ One week ☐ 3 days ☐ 24/48 Hrs. ☐ Other:

Sample Disposal:
☐ Return to client ☒ Disposal by Lab (30-day retention)

Relinquished by sampler:	Date	Time	Received by:	Relinquished by:	Date	Time	Received by:
Relinquished by: WEIFENG ZHENG	6/7/2021	15:00	Received by:	Relinquished by:	Date	Time	Received at lab by:

White: Return to client with report Yellow: Laboratory Copy See reverse side for Container Preservative and Sampling Information

COOLER RECEIPT FORM **ARF: 96472**

1) Project: 60571032 CV18F0126 Red Hill Fuel Storage Date Received: 06/08/21

2) Coolers: Number of Coolers: 2

3) YES Were custody seals present and intact?
How many? 4 Name/Date on seal? See below

4) YES Was there a shipping slip? Carrier name: FEDEX

5) Type of packing in cooler: X bubble wrap __ popcorn __ foam X plastic bags __ other
X wet ice __ dry ice __ no ice __ gel ice

6) YES Were cooler temperatures acceptable?

7) Serial number of calibrated thermometer used: R3 @ CF: +0.0°C

8) Cooler temp(s): In °C. Thermometer Temp / Corrected Temp

1: 1.0/1.0	2: 4.0/4.0	3:	4:	5:	6:
7:	8:	9:	10:	11:	12:

Chain of custody:

9) YES Was a chain of custody received?

10) YES Were the custody papers complete/signed in the appropriate places?

Sample Labels:

11) YES Were all sample labels complete (sample ID, date/time of sampling, etc.)?

12) YES Did all container labels agree with custody papers?

Sample Containers:

13) YES Were all containers sealed in separate bags?

14) YES Did all containers arrive in good condition:(unbroken, no leakage, no cracked/broken lids)?

15) YES Were correct containers and preservatives used for the tests indicated?

16) YES Was a sufficient amount of sample sent for tests indicated?

17) YES Were bubbles present in volatile samples?
If yes, the following were received with air bubbles:
Larger than a pea:
Smaller than a pea: BA34195W w04, BA34198W w03-4, BA34199W w04, BA34202W w04

Preservation Hold time:

18) YES Was a sufficient amount of holding time remaining to analyze the samples?

19) YES Was the pH taken of all non-VOA preserved samples and written on the sample container?

20) YES Was the pH of acid preserved non-VOA samples < 2?

21) NA Was the pH of the "basic" preserved samples for Cyanide > 12, Sulfide >9, Hexchrom >9?

22) NA Were unpreserved VOA Vials received for VOA Dept analysis?

23) NA If "yes", are the unpreserved VOA vials noted in the ADD TEST FIELD on the ARF?
pH strip lot number: HCO29115
Lab notified if pH was not adequate:

Notes/Deficiencies:

CUSTODY SEAL
APPL, Inc. (559) 275-2175
Initials W2 **Date** 6/7/21

Personnel receiving samples: AD Second reviewer: MS
Personnel labeling samples: CG
Project manager notified: MS Date/Time of notification 6-8-21
Name of client notified: Date/Time of notification

Revision: 22, November 5, 2013

SAMPLE RESULTS

EPA 8015B TPH WATER L-L SGC

AECOM
1001 Bishop Street, Suite 1600
Honolulu, HI 96813

APPL Inc.
908 North Temperance Avenue
Clovis, CA 93611

Attn: Alethea Ramos

Project: 60571032 CV18F0126 Red Hill Fuel Storage

ARF: 96472

Sample ID: ERH1412

APPL ID: BA34196

Sample Collection Date: 06/07/21

QCG: #DOC53-210609A1-265092

Method	Analyte	Result	LOQ	LOD	DL	Units	Extraction Date	Analysis Date
EPA 8015B-e	DIESEL (C10-C24)	300.0 U	320	300.0	150.0	ug/L	06/09/21	06/16/21
EPA 8015B-e	OIL (C24-C40)	300.0 U	320	300.0	150.0	ug/L	06/09/21	06/16/21
EPA 8015B-e	SURROGATE: (R) DECANOIC ACID (S)	0.0	0-1			%	06/09/21	06/16/21
EPA 8015B-e	SURROGATE: OCTACOSANE (S)	90.5	60-142			%	06/09/21	06/16/21
EPA 8015B-e	SURROGATE: ORTHO-TERPHENYL (S)	70.6	56-125			%	06/09/21	06/16/21

Quant Method: DEC0504.M
Run #: 612215
Instrument: Apollo
Sequence: 210612
Dilution Factor: 1
Initials: MBE

Printed: 06/17/21 9:33:42 AM
APPL-F1-SC-NoMC-REG MDLs-DOD

EPA 8015B TPH LIQ-LIQ

AECOM
1001 Bishop Street, Suite 1600
Honolulu, HI 96813

APPL Inc.
908 North Temperance Avenue
Clovis, CA 93611

Attn: Alethea Ramos

Project: 60571032 CV18F0126 Red Hill Fuel Storage

ARF: 96472

Sample ID: ERH1412

APPL ID: BA34196

Sample Collection Date: 06/07/21

QCG: #DOC53-210609A-264978

Method	Analyte	Result	LOQ	LOD	DL	Units	Extraction Date	Analysis Date
EPA 8015B-e	DIESEL (C10-C24)	220 J	320	300.0	150.0	ug/L	06/09/21	06/14/21
EPA 8015B-e	OIL (C24-C40)	320 ++	320	300.0	150.0	ug/L	06/09/21	06/14/21
EPA 8015B-e	SURROGATE: OCTACOSANE (S)	82.9	60-142			%	06/09/21	06/14/21
EPA 8015B-e	SURROGATE: ORTHO-TERPHENYL (S)	68.6	56-125			%	06/09/21	06/14/21

J = Estimated value.
++(T2M) The analyst has noted that the chromatogram of this sample is mainly lower boiling hydrocarbons.

Quant Method: DOC0612.M
Run #: 612087
Instrument: Apollo
Sequence: 210612
Dilution Factor: 1
Initials: MBE

Printed: 06/17/21 9:33:42 AM
APPL-F1-SC-NoMC-REG MDLs-DOD

EPA 8015B TPH WATER L-L SGC

AECOM
1001 Bishop Street, Suite 1600
Honolulu, HI 96813

APPL Inc.
908 North Temperance Avenue
Clovis, CA 93611

Attn: Alethea Ramos

Project: 60571032 CV18F0126 Red Hill Fuel Storage

ARF: 96472

Sample ID: ERH1414

APPL ID: BA34199

Sample Collection Date: 06/07/21

QCG: #DOC53-210609A1-265092

Method	Analyte	Result	LOQ	LOD	DL	Units	Extraction Date	Analysis Date
EPA 8015B-e	DIESEL (C10-C24)	400	320	300.0	150.0	ug/L	06/09/21	06/16/21
EPA 8015B-e	OIL (C24-C40)	300.0 U	320	300.0	150.0	ug/L	06/09/21	06/16/21
EPA 8015B-e	SURROGATE: (R) DECANOIC ACID (S)	0.0	0-1			%	06/09/21	06/16/21
EPA 8015B-e	SURROGATE: OCTACOSANE (S)	83.6	60-142			%	06/09/21	06/16/21
EPA 8015B-e	SURROGATE: ORTHO-TERPHENYL (S)	62.6	56-125			%	06/09/21	06/16/21

Quant Method: DEC0504.M
Run #: 612216
Instrument: Apollo
Sequence: 210612
Dilution Factor: 1
Initials: MBE

Printed: 06/17/21 9:33:42 AM
APPL-F1-SC-NoMC-REG MDLs-DOD

EPA 8015B TPH LIQ-LIQ

AECOM
1001 Bishop Street, Suite 1600
Honolulu, HI 96813

APPL Inc.
908 North Temperance Avenue
Clovis, CA 93611

Attn: Alethea Ramos

Project: 60571032 CV18F0126 Red Hill Fuel Storage

ARF: 96472

Sample ID: ERH1414

APPL ID: BA34199

Sample Collection Date: 06/07/21

QCG: #DOC53-210609A-264978

Method	Analyte	Result	LOQ	LOD	DL	Units	Extraction Date	Analysis Date
EPA 8015B-e	DIESEL (C10-C24)	1900 ++	320	300.0	150.0	ug/L	06/09/21	06/14/21
EPA 8015B-e	OIL (C24-C40)	320	320	300.0	150.0	ug/L	06/09/21	06/14/21
EPA 8015B-e	SURROGATE: OCTACOSANE (S)	93.6	60-142			%	06/09/21	06/14/21
EPA 8015B-e	SURROGATE: ORTHO-TERPHENYL (S)	74.8	56-125			%	06/09/21	06/14/21

++(T2M) The analyst has noted that the chromatogram of this sample is mainly lower boiling hydrocarbons.

Quant Method:	DOC0612.M
Run #:	612088
Instrument:	Apollo
Sequence:	210612
Dilution Factor:	1
Initials:	MBE

Printed: 06/17/21 9:33:42 AM
APPL-F1-SC-NoMC-REG MDLs-DOD

EPA 8015B TPH WATER L-L SGC

AECOM
1001 Bishop Street, Suite 1600
Honolulu, HI 96813

APPL Inc.
908 North Temperance Avenue
Clovis, CA 93611

Attn: Alethea Ramos

Project: 60571032 CV18F0126 Red Hill Fuel Storage

ARF: 96472

Sample ID: ERH1416

APPL ID: BA34202

Sample Collection Date: 06/07/21

QCG: #DOC53-210609A1-265092

Method	Analyte	Result	LOQ	LOD	DL	Units	Extraction Date	Analysis Date
EPA 8015B-e	DIESEL (C10-C24)	300.0 U	320	300.0	150.0	ug/L	06/09/21	06/16/21
EPA 8015B-e	OIL (C24-C40)	350	320	300.0	150.0	ug/L	06/09/21	06/16/21
EPA 8015B-e	SURROGATE: (R) DECANOIC ACID (S)	0.0	0-1			%	06/09/21	06/16/21
EPA 8015B-e	SURROGATE: OCTACOSANE (S)	90.0	60-142			%	06/09/21	06/16/21
EPA 8015B-e	SURROGATE: ORTHO-TERPHENYL (S)	65.7	56-125			%	06/09/21	06/16/21

Quant Method: DEC0504.M
Run #: 612217
Instrument: Apollo
Sequence: 210612
Dilution Factor: 1
Initials: MBE

Printed: 06/17/21 9:33:42 AM
APPL-F1-SC-NoMC-REG MDLs-DOD

EPA 8015B TPH LIQ-LIQ

AECOM
1001 Bishop Street, Suite 1600
Honolulu, HI 96813

APPL Inc.
908 North Temperance Avenue
Clovis, CA 93611

Attn: Alethea Ramos

Project: 60571032 CV18F0126 Red Hill Fuel Storage

ARF: 96472

Sample ID: ERH1416

APPL ID: BA34202

Sample Collection Date: 06/07/21

QCG: #DOC53-210609A-264978

Method	Analyte	Result	LOQ	LOD	DL	Units	Extraction Date	Analysis Date
EPA 8015B-e	DIESEL (C10-C24)	430 ++	320	300.0	150.0	ug/L	06/09/21	06/14/21
EPA 8015B-e	OIL (C24-C40)	840	320	300.0	150.0	ug/L	06/09/21	06/14/21
EPA 8015B-e	SURROGATE: OCTACOSANE (S)	89.9	60-142			%	06/09/21	06/14/21
EPA 8015B-e	SURROGATE: ORTHO-TERPHENYL (S)	70.7	56-125			%	06/09/21	06/14/21

++(T4M) The analyst has noted that the chromatogram of this sample does not contain a petroleum hydrocarbon pattern, however the presence of a dominant peak(s) were noted.

Quant Method:	DOC0612.M
Run #:	612089
Instrument:	Apollo
Sequence:	210612
Dilution Factor:	1
Initials:	MBE

Printed: 06/17/21 9:33:42 AM
APPL-F1-SC-NoMC-REG MDLs-DOD

EPA 8015B TPH LIQ-LIQ

AECOM
1001 Bishop Street, Suite 1600
Honolulu, HI 96813

APPL Inc.
908 North Temperance Avenue
Clovis, CA 93611

Attn: Alethea Ramos

Project: 60571032 CV18F0126 Red Hill Fuel Storage

ARF: 96472

Sample ID: ERH1412 BLANK

APPL ID: BA34197

Sample Collection Date: 06/07/21

QCG: #RHBLK-210608A-264996

Method	Analyte	Result	LOQ	LOD	DL	Units	Extraction Date	Analysis Date
EPA 8015B-e	DIESEL (C10-C24)	300.0 U	320	300.0	150.0	ug/L	06/08/21	06/14/21
EPA 8015B-e	OIL (C24-C40)	300.0 U	320	300.0	150.0	ug/L	06/08/21	06/14/21
EPA 8015B-e	SURROGATE: OCTACOSANE (S)	84.7	60-142			%	06/08/21	06/14/21
EPA 8015B-e	SURROGATE: ORTHO-TERPHENYL (S)	71.4	56-125			%	06/08/21	06/14/21

Quant Method: DOC0612.M
Run #: 612110
Instrument: Apollo
Sequence: 210612
Dilution Factor: 1
Initials: MBE

Printed: 06/15/21 9:24:01 AM
APPL-F1-SC-NoMC-REG MDLs-DOD

EPA 8015B TPH LIQ-LIQ

AECOM
1001 Bishop Street, Suite 1600
Honolulu, HI 96813

APPL Inc.
908 North Temperance Avenue
Clovis, CA 93611

Attn: Alethea Ramos

Project: 60571032 CV18F0126 Red Hill Fuel Storage

ARF: 96472

Sample ID: ERH1414 BLANK

APPL ID: BA34200

Sample Collection Date: 06/07/21

QCG: #RHBLK-210608A-264996

Method	Analyte	Result	LOQ	LOD	DL	Units	Extraction Date	Analysis Date
EPA 8015B-e	DIESEL (C10-C24)	300.0 U	320	300.0	150.0	ug/L	06/08/21	06/14/21
EPA 8015B-e	OIL (C24-C40)	300.0 U	320	300.0	150.0	ug/L	06/08/21	06/14/21
EPA 8015B-e	SURROGATE: OCTACOSANE (S)	87.2	60-142			%	06/08/21	06/14/21
EPA 8015B-e	SURROGATE: ORTHO-TERPHENYL (S)	70.0	56-125			%	06/08/21	06/14/21

Quant Method: DOC0612.M
Run #: 612111
Instrument: Apollo
Sequence: 210612
Dilution Factor: 1
Initials: MBE

Printed: 06/15/21 9:24:01 AM
APPL-F1-SC-NoMC-REG MDLs-DOD

EPA 8015B TPH LIQ-LIQ

AECOM
1001 Bishop Street, Suite 1600
Honolulu, HI 96813

APPL Inc.
908 North Temperance Avenue
Clovis, CA 93611

Attn: Alethea Ramos

Project: 60571032 CV18F0126 Red Hill Fuel Storage

ARF: 96472

Sample ID: ERH1416 BLANK

APPL ID: BA34203

Sample Collection Date: 06/07/21

QCG: #RHBLK-210608A-264996

Method	Analyte	Result	LOQ	LOD	DL	Units	Extraction Date	Analysis Date
EPA 8015B-e	DIESEL (C10-C24)	300.0 U	320	300.0	150.0	ug/L	06/08/21	06/14/21
EPA 8015B-e	OIL (C24-C40)	300.0 U	320	300.0	150.0	ug/L	06/08/21	06/14/21
EPA 8015B-e	SURROGATE: OCTACOSANE (S)	83.4	60-142			%	06/08/21	06/14/21
EPA 8015B-e	SURROGATE: ORTHO-TERPHENYL (S)	68.1	56-125			%	06/08/21	06/14/21

Quant Method: DOC0612.M
Run #: 612112
Instrument: Apollo
Sequence: 210612
Dilution Factor: 1
Initials: MBE

Printed: 06/15/21 9:24:01 AM
APPL-F1-SC-NoMC-REG MDLs-DOD

EPA 8270D SIM LIQ-LIQ

AECOM
1001 Bishop Street, Suite 1600
Honolulu, HI 96813

APPL Inc.
908 North Temperance Avenue
Clovis, CA 93611

Attn: Alethea Ramos

Project: 60571032 CV18F0126 Red Hill Fuel Storage

ARF: 96472

Sample ID: ERH1412

APPL ID: BA34196

Sample Collection Date: 06/07/21

QCG: #SIM53-210608A-264936

Method	Analyte	Result	LOQ	LOD	DL	Units	Extraction Date	Analysis Date
8270D-SIM	1-METHYLNAPHTHALENE	0.10 U	0.2	0.10	0.04	ug/L	06/08/21	06/11/21
8270D-SIM	2-METHYLNAPHTHALENE	0.10 U	0.2	0.10	0.04	ug/L	06/08/21	06/11/21
8270D-SIM	NAPHTHALENE	0.10 U	0.2	0.10	0.04	ug/L	06/08/21	06/11/21
8270D-SIM	SURROGATE: 2-METHYLNAPHTHALEN	80.1	39-114			%	06/08/21	06/11/21
8270D-SIM	SURROGATE: FLUORANTHENE-D10 (S	64.7	58-120			%	06/08/21	06/11/21

Quant Method: L0324.M
Run #: 0608L099
Instrument: Linus
Sequence: L210608
Dilution Factor: 1
Initials: MA

Printed: 06/14/21 5:30:06 PM
APPL-F1-SC-NoMC-REG MDLs-DOD

EPA 8270D SIM LIQ-LIQ

AECOM
1001 Bishop Street, Suite 1600
Honolulu, HI 96813

APPL Inc.
908 North Temperance Avenue
Clovis, CA 93611

Attn: Alethea Ramos

Project: 60571032 CV18F0126 Red Hill Fuel Storage

ARF: 96472

Sample ID: ERH1414

APPL ID: BA34199

Sample Collection Date: 06/07/21

QCG: #SIM53-210608A-264936

Method	Analyte	Result	LOQ	LOD	DL	Units	Extraction Date	Analysis Date
8270D-SIM	1-METHYLNAPHTHALENE	19	0.2	0.10	0.04	ug/L	06/08/21	06/11/21
8270D-SIM	2-METHYLNAPHTHALENE	14	0.2	0.10	0.04	ug/L	06/08/21	06/11/21
8270D-SIM	NAPHTHALENE	43	0.2	0.10	0.04	ug/L	06/08/21	06/11/21
8270D-SIM	SURROGATE: 2-METHYLNAPHTHALEN	75.1	39-114			%	06/08/21	06/11/21
8270D-SIM	SURROGATE: FLUORANTHENE-D10 (S	58.2	58-120			%	06/08/21	06/11/21

Quant Method: L0324.M
Run #: 0608L100
Instrument: Linus
Sequence: L210608
Dilution Factor: 1
Initials: MA

Printed: 06/14/21 5:30:06 PM
APPL-F1-SC-NoMC-REG MDLs-DOD

EPA 8270D SIM LIQ-LIQ

AECOM
1001 Bishop Street, Suite 1600
Honolulu, HI 96813

APPL Inc.
908 North Temperance Avenue
Clovis, CA 93611

Attn: Alethea Ramos

Project: 60571032 CV18F0126 Red Hill Fuel Storage

ARF: 96472

Sample ID: ERH1416

APPL ID: BA34202

Sample Collection Date: 06/07/21

QCG: #SIM53-210608A-264936

Method	Analyte	Result	LOQ	LOD	DL	Units	Extraction Date	Analysis Date
8270D-SIM	1-METHYLNAPHTHALENE	0.10 U	0.2	0.10	0.04	ug/L	06/08/21	06/11/21
8270D-SIM	2-METHYLNAPHTHALENE	0.10 U	0.2	0.10	0.04	ug/L	06/08/21	06/11/21
8270D-SIM	NAPHTHALENE	0.10 U	0.2	0.10	0.04	ug/L	06/08/21	06/11/21
8270D-SIM	SURROGATE: 2-METHYLNAPHTHALEN	75.7	39-114			%	06/08/21	06/11/21
8270D-SIM	SURROGATE: FLUORANTHENE-D10 (S	38.7 #	58-120			%	06/08/21	06/11/21

= Recovery (or RPD) is outside QC limits.

Quant Method: L0324.M
Run #: 0608L101
Instrument: Linus
Sequence: L210608
Dilution Factor: 1
Initials: MA

Printed: 06/14/21 5:30:06 PM
APPL-F1-SC-NoMC-REG MDLs-DOD

EPA 8260B BTEX WATER

AECOM
1001 Bishop Street, Suite 1600
Honolulu, HI 96813

APPL Inc.
908 North Temperance Avenue
Clovis, CA 93611

Attn: Alethea Ramos

Project: 60571032 CV18F0126 Red Hill Fuel Storage

ARF: 96472

Sample ID: ERH1411

APPL ID: BA34195

Sample Collection Date: 06/07/21

QCG: #86BTO-210615AZ-265068

Method	Analyte	Result	LOQ	LOD	DL	Units	Extraction Date	Analysis Date
EPA 8260B	BENZENE	0.30 U	1.0	0.30	0.15	ug/L	06/16/21	06/16/21
EPA 8260B	ETHYLBENZENE	0.50 U	1.0	0.50	0.23	ug/L	06/16/21	06/16/21
EPA 8260B	TOLUENE	0.30 U	1.0	0.30	0.15	ug/L	06/16/21	06/16/21
EPA 8260B	XYLENES (TOTAL)	0.30 U	2.0	0.30	0.15	ug/L	06/16/21	06/16/21
EPA 8260B	SURROGATE: 1,2-DICHLOROETHANE-	110	81-118			%	06/16/21	06/16/21
EPA 8260B	SURROGATE: 4-BROMOFLUOROBENZ	95.0	85-114			%	06/16/21	06/16/21
EPA 8260B	SURROGATE: DIBROMOFLUOROMETH	105	80-119			%	06/16/21	06/16/21
EPA 8260B	SURROGATE: TOLUENE-D8 (S)	98.0	89-112			%	06/16/21	06/16/21

Quant Method:	Z0615W.M
Run #:	0615Z42
Instrument:	ZEUS
Sequence:	210615
Dilution Factor:	1
Initials:	DA

Printed: 6/17/2021 9:36:22 AM
APPL-F1-SC-NoMC-REG MDLs-DOD

EPA 8260B BTEX WATER

AECOM
1001 Bishop Street, Suite 1600
Honolulu, HI 96813

APPL Inc.
908 North Temperance Avenue
Clovis, CA 93611

Attn: Alethea Ramos

Project: 60571032 CV18F0126 Red Hill Fuel Storage

ARF: 96472

Sample ID: ERH1412

APPL ID: BA34196

Sample Collection Date: 06/07/21

QCG: #86BTO-210615AZ-265068

Method	Analyte	Result	LOQ	LOD	DL	Units	Extraction Date	Analysis Date
EPA 8260B	BENZENE	0.30 U	1.0	0.30	0.15	ug/L	06/16/21	06/16/21
EPA 8260B	ETHYLBENZENE	0.50 U	1.0	0.50	0.23	ug/L	06/16/21	06/16/21
EPA 8260B	TOLUENE	0.30 U	1.0	0.30	0.15	ug/L	06/16/21	06/16/21
EPA 8260B	XYLENES (TOTAL)	0.30 U	2.0	0.30	0.15	ug/L	06/16/21	06/16/21
EPA 8260B	SURROGATE: 1,2-DICHLOROETHANE-	111	81-118			%	06/16/21	06/16/21
EPA 8260B	SURROGATE: 4-BROMOFLUOROBENZ	95.6	85-114			%	06/16/21	06/16/21
EPA 8260B	SURROGATE: DIBROMOFLUOROMETH	107	80-119			%	06/16/21	06/16/21
EPA 8260B	SURROGATE: TOLUENE-D8 (S)	98.4	89-112			%	06/16/21	06/16/21

Quant Method: Z0615W.M
Run #: 0615Z43
Instrument: ZEUS
Sequence: 210615
Dilution Factor: 1
Initials: DA

Printed: 6/17/2021 9:36:22 AM
APPL-F1-SC-NoMC-REG MDLs-DOD

EPA 8260B BTEX WATER

AECOM
1001 Bishop Street, Suite 1600
Honolulu, HI 96813

APPL Inc.
908 North Temperance Avenue
Clovis, CA 93611

Attn: Alethea Ramos

Project: 60571032 CV18F0126 Red Hill Fuel Storage

ARF: 96472

Sample ID: ERH1413

APPL ID: BA34198

Sample Collection Date: 06/07/21

QCG: #86BTO-210615AZ-265068

Method	Analyte	Result	LOQ	LOD	DL	Units	Extraction Date	Analysis Date
EPA 8260B	BENZENE	0.30 U	1.0	0.30	0.15	ug/L	06/16/21	06/16/21
EPA 8260B	ETHYLBENZENE	0.50 U	1.0	0.50	0.23	ug/L	06/16/21	06/16/21
EPA 8260B	TOLUENE	0.30 U	1.0	0.30	0.15	ug/L	06/16/21	06/16/21
EPA 8260B	XYLENES (TOTAL)	0.30 U	2.0	0.30	0.15	ug/L	06/16/21	06/16/21
EPA 8260B	SURROGATE: 1,2-DICHLOROETHANE-	109	81-118			%	06/16/21	06/16/21
EPA 8260B	SURROGATE: 4-BROMOFLUOROBENZ	94.0	85-114			%	06/16/21	06/16/21
EPA 8260B	SURROGATE: DIBROMOFLUOROMETH	104	80-119			%	06/16/21	06/16/21
EPA 8260B	SURROGATE: TOLUENE-D8 (S)	97.5	89-112			%	06/16/21	06/16/21

Quant Method:	Z0615W.M
Run #:	0615Z44
Instrument:	ZEUS
Sequence:	210615
Dilution Factor:	1
Initials:	DA

Printed: 6/17/2021 9:36:22 AM
APPL-F1-SC-NoMC-REG MDLs-DOD

EPA 8260B BTEX WATER

AECOM
1001 Bishop Street, Suite 1600
Honolulu, HI 96813

APPL Inc.
908 North Temperance Avenue
Clovis, CA 93611

Attn: Alethea Ramos

Project: 60571032 CV18F0126 Red Hill Fuel Storage

ARF: 96472

Sample ID: ERH1414

APPL ID: BA34199

Sample Collection Date: 06/07/21

QCG: #86BTO-210615AZ-265068

Method	Analyte	Result	LOQ	LOD	DL	Units	Extraction Date	Analysis Date
EPA 8260B	BENZENE	0.30 U	1.0	0.30	0.15	ug/L	06/16/21	06/16/21
EPA 8260B	ETHYLBENZENE	0.50 U	1.0	0.50	0.23	ug/L	06/16/21	06/16/21
EPA 8260B	TOLUENE	0.30 U	1.0	0.30	0.15	ug/L	06/16/21	06/16/21
EPA 8260B	XYLENES (TOTAL)	0.30 U	2.0	0.30	0.15	ug/L	06/16/21	06/16/21
EPA 8260B	SURROGATE: 1,2-DICHLOROETHANE-	112	81-118			%	06/16/21	06/16/21
EPA 8260B	SURROGATE: 4-BROMOFLUOROBENZ	97.7	85-114			%	06/16/21	06/16/21
EPA 8260B	SURROGATE: DIBROMOFLUOROMETH	106	80-119			%	06/16/21	06/16/21
EPA 8260B	SURROGATE: TOLUENE-D8 (S)	99.1	89-112			%	06/16/21	06/16/21

Quant Method:	Z0615W.M
Run #:	0615Z45
Instrument:	ZEUS
Sequence:	210615
Dilution Factor:	1
Initials:	DA

Printed: 6/17/2021 9:36:22 AM
APPL-F1-SC-NoMC-REG MDLs-DOD

EPA 8260B BTEX WATER

AECOM
1001 Bishop Street, Suite 1600
Honolulu, HI 96813

APPL Inc.
908 North Temperance Avenue
Clovis, CA 93611

Attn: Alethea Ramos

Project: 60571032 CV18F0126 Red Hill Fuel Storage

ARF: 96472

Sample ID: ERH1415

APPL ID: BA34201

Sample Collection Date: 06/07/21

QCG: #86BTO-210615BZ-265088

Method	Analyte	Result	LOQ	LOD	DL	Units	Extraction Date	Analysis Date
EPA 8260B	BENZENE	0.30 U	1.0	0.30	0.15	ug/L	06/16/21	06/16/21
EPA 8260B	ETHYLBENZENE	0.50 U	1.0	0.50	0.23	ug/L	06/16/21	06/16/21
EPA 8260B	TOLUENE	0.30 U	1.0	0.30	0.15	ug/L	06/16/21	06/16/21
EPA 8260B	XYLENES (TOTAL)	0.30 U	2.0	0.30	0.15	ug/L	06/16/21	06/16/21
EPA 8260B	SURROGATE: 1,2-DICHLOROETHANE-	109	81-118			%	06/16/21	06/16/21
EPA 8260B	SURROGATE: 4-BROMOFLUOROBENZ	94.0	85-114			%	06/16/21	06/16/21
EPA 8260B	SURROGATE: DIBROMOFLUOROMETH	105	80-119			%	06/16/21	06/16/21
EPA 8260B	SURROGATE: TOLUENE-D8 (S)	96.8	89-112			%	06/16/21	06/16/21

Quant Method:	Z0615W.M
Run #:	0615Z58
Instrument:	ZEUS
Sequence:	210615
Dilution Factor:	1
Initials:	DA

Printed: 6/17/2021 9:36:22 AM
APPL-F1-SC-NoMC-REG MDLs-DOD

EPA 8260B BTEX WATER

AECOM
1001 Bishop Street, Suite 1600
Honolulu, HI 96813

APPL Inc.
908 North Temperance Avenue
Clovis, CA 93611

Attn: Alethea Ramos

Project: 60571032 CV18F0126 Red Hill Fuel Storage

ARF: 96472

Sample ID: ERH1416

APPL ID: BA34202

Sample Collection Date: 06/07/21

QCG: #86BTO-210615BZ-265088

Method	Analyte	Result	LOQ	LOD	DL	Units	Extraction Date	Analysis Date
EPA 8260B	BENZENE	0.30 U	1.0	0.30	0.15	ug/L	06/16/21	06/16/21
EPA 8260B	ETHYLBENZENE	0.50 U	1.0	0.50	0.23	ug/L	06/16/21	06/16/21
EPA 8260B	TOLUENE	0.30 U	1.0	0.30	0.15	ug/L	06/16/21	06/16/21
EPA 8260B	XYLENES (TOTAL)	0.30 U	2.0	0.30	0.15	ug/L	06/16/21	06/16/21
EPA 8260B	SURROGATE: 1,2-DICHLOROETHANE-	109	81-118			%	06/16/21	06/16/21
EPA 8260B	SURROGATE: 4-BROMOFLUOROBENZ	93.0	85-114			%	06/16/21	06/16/21
EPA 8260B	SURROGATE: DIBROMOFLUOROMETH	101	80-119			%	06/16/21	06/16/21
EPA 8260B	SURROGATE: TOLUENE-D8 (S)	97.3	89-112			%	06/16/21	06/16/21

Quant Method: Z0615W.M
Run #: 0615Z59
Instrument: ZEUS
Sequence: 210615
Dilution Factor: 1
Initials: DA

Printed: 6/17/2021 9:36:22 AM
APPL-F1-SC-NoMC-REG MDLs-DOD

EPA 8260B GRO WATER

AECOM
1001 Bishop Street, Suite 1600
Honolulu, HI 96813

APPL Inc.
908 North Temperance Avenue
Clovis, CA 93611

Attn: Alethea Ramos

Project: 60571032 CV18F0126 Red Hill Fuel Storage

ARF: 96472

Sample ID: ERH1411

APPL ID: BA34195

Sample Collection Date: 06/07/21

QCG: #GRO86-210615AZ-265072

Method	Analyte	Result	LOQ	LOD	DL	Units	Extraction Date	Analysis Date
EPA 8260B	GASOLINE RANGE ORGANICS	18.0 U	20	18.0	8.6	ug/L	06/16/21	06/16/21
EPA 8260B	SURROGATE: 4-BROMOFLUOROBENZ	95.0	85-114			%	06/16/21	06/16/21

Quant Method:	ZGAS0615.M
Run #:	0615Z42
Instrument:	ZEUS
Sequence:	210615
Dilution Factor:	1
Initials:	JPR

Printed: 06/17/21 10:16:17 AM

APPL-F1-SC-NoMC-REG MDLs-DOD

EPA 8260B GRO WATER

AECOM
1001 Bishop Street, Suite 1600
Honolulu, HI 96813

APPL Inc.
908 North Temperance Avenue
Clovis, CA 93611

Attn: Alethea Ramos

Project: 60571032 CV18F0126 Red Hill Fuel Storage

ARF: 96472

Sample ID: ERH1412

APPL ID: BA34196

Sample Collection Date: 06/07/21

QCG: #GRO86-210615AZ-265072

Method	Analyte	Result	LOQ	LOD	DL	Units	Extraction Date	Analysis Date
EPA 8260B	GASOLINE RANGE ORGANICS	18.0 U	20	18.0	8.6	ug/L	06/16/21	06/16/21
EPA 8260B	SURROGATE: 4-BROMOFLUOROBENZ	95.6	85-114			%	06/16/21	06/16/21

Quant Method: ZGAS0615.M
Run #: 0615Z43
Instrument: ZEUS
Sequence: 210615
Dilution Factor: 1
Initials: JPR

Printed: 06/17/21 10:16:17 AM
APPL-F1-SC-NoMC-REG MDLs-DOD

EPA 8260B GRO WATER

AECOM
1001 Bishop Street, Suite 1600
Honolulu, HI 96813

APPL Inc.
908 North Temperance Avenue
Clovis, CA 93611

Attn: Alethea Ramos

Project: 60571032 CV18F0126 Red Hill Fuel Storage

ARF: 96472

Sample ID: ERH1413

APPL ID: BA34198

Sample Collection Date: 06/07/21

QCG: #GRO86-210615AZ-265072

Method	Analyte	Result	LOQ	LOD	DL	Units	Extraction Date	Analysis Date
EPA 8260B	GASOLINE RANGE ORGANICS	18.0 U	20	18.0	8.6	ug/L	06/16/21	06/16/21
EPA 8260B	SURROGATE: 4-BROMOFLUOROBENZ	94.0	85-114			%	06/16/21	06/16/21

Quant Method: ZGAS0615.M
Run #: 0615Z44
Instrument: ZEUS
Sequence: 210615
Dilution Factor: 1
Initials: JPR

Printed: 06/17/21 10:16:17 AM
APPL-F1-SC-NoMC-REG MDLs-DOD

EPA 8260B GRO WATER

AECOM
1001 Bishop Street, Suite 1600
Honolulu, HI 96813

APPL Inc.
908 North Temperance Avenue
Clovis, CA 93611

Attn: Alethea Ramos

Project: 60571032 CV18F0126 Red Hill Fuel Storage

ARF: 96472

Sample ID: ERH1414

APPL ID: BA34199

Sample Collection Date: 06/07/21

QCG: #GRO86-210615AZ-265072

Method	Analyte	Result	LOQ	LOD	DL	Units	Extraction Date	Analysis Date
EPA 8260B	GASOLINE RANGE ORGANICS	33	20	18.0	8.6	ug/L	06/16/21	06/16/21
EPA 8260B	SURROGATE: 4-BROMOFLUOROBENZ	97.7	85-114			%	06/16/21	06/16/21

Quant Method: ZGAS0615.M
Run #: 0615Z45
Instrument: ZEUS
Sequence: 210615
Dilution Factor: 1
Initials: JPR

Printed: 06/17/21 10:16:17 AM
APPL-F1-SC-NoMC-REG MDLs-DOD

EPA 8260B GRO WATER

AECOM
1001 Bishop Street, Suite 1600
Honolulu, HI 96813

APPL Inc.
908 North Temperance Avenue
Clovis, CA 93611

Attn: Alethea Ramos

Project: 60571032 CV18F0126 Red Hill Fuel Storage

ARF: 96472

Sample ID: ERH1415

APPL ID: BA34201

Sample Collection Date: 06/07/21

QCG: #GRO86-210615BZ-265094

Method	Analyte	Result	LOQ	LOD	DL	Units	Extraction Date	Analysis Date
EPA 8260B	GASOLINE RANGE ORGANICS	18.0 U	20	18.0	8.6	ug/L	06/16/21	06/16/21
EPA 8260B	SURROGATE: 4-BROMOFLUOROBENZ	94.0	85-114			%	06/16/21	06/16/21

Quant Method: ZGAS0615.M
Run #: 0615Z58
Instrument: ZEUS
Sequence: 210615
Dilution Factor: 1
Initials: JPR

Printed: 06/17/21 10:16:17 AM
APPL-F1-SC-NoMC-REG MDLs-DOD

EPA 8260B GRO WATER

AECOM
1001 Bishop Street, Suite 1600
Honolulu, HI 96813

APPL Inc.
908 North Temperance Avenue
Clovis, CA 93611

Attn: Alethea Ramos

Project: 60571032 CV18F0126 Red Hill Fuel Storage

ARF: 96472

Sample ID: ERH1416

APPL ID: BA34202

Sample Collection Date: 06/07/21

QCG: #GRO86-210615BZ-265094

Method	Analyte	Result	LOQ	LOD	DL	Units	Extraction Date	Analysis Date
EPA 8260B	GASOLINE RANGE ORGANICS	18.0 U	20	18.0	8.6	ug/L	06/16/21	06/16/21
EPA 8260B	SURROGATE: 4-BROMOFLUOROBENZ	93.0	85-114			%	06/16/21	06/16/21

Quant Method: ZGAS0615.M
Run #: 0615Z59
Instrument: ZEUS
Sequence: 210615
Dilution Factor: 1
Initials: JPR

Printed: 06/17/21 10:16:17 AM
APPL-F1-SC-NoMC-REG MDLs-DOD

QC FORMS

EPA 8015B-eHL

Form 2 & 8

Surrogate Recovery

Lab Name: APPL, Inc. SDG No: 96472

Case No: 96472 Date Analyzed: 06/13/21

Matrix: WATER Instrument: Apollo

APPL ID.	Client Sample No.	SURROGATE: OCTACOSANE (S)			SURROGATE: ORTHO-TERPHENYL (S)		
		Limits	Result	Qualifier	Limits	Result	Qualifier
210609A-BLK	Blank	60-142	83.3		56-125	70.6	
210609A-LCS	Lab Control Spike	60-142	87.3		56-125	82.0	
210609A-LCSD	Lab Control SpikeD	60-142	83.3		56-125	78.7	
BA34196	ERH1412	60-142	82.9		56-125	68.6	
BA34199	ERH1414	60-142	93.6		56-125	74.8	
BA34202	ERH1416	60-142	89.9		56-125	70.7	

Comments: Batch: #DOC53-210609A

EPA 8015B-eHL

Form 2 & 8

Surrogate Recovery

Lab Name: APPL, Inc. SDG No: 96472

Case No: 96472 Date Analyzed: 06/16/21

Matrix: WATER Instrument: Apollo

APPL ID.	Client Sample No.	SURROGATE: (R) DECANOIC ACID (S)			SURROGATE: OCTACOSANE (S)		
		Limits	Result	Qualifier	Limits	Result	Qualifier
210609A1-BLK	Blank	0-1	0.0		60-142	97.6	
210609A1-LCS	Lab Control Spike	0-1	0.0		60-142	101	
210609A1-LCSD	Lab Control SpikeD	0-1	0.0		60-142	80.7	
BA34196	ERH1412	0-1	0.0		60-142	90.5	
BA34199	ERH1414	0-1	0.0		60-142	83.6	
BA34202	ERH1416	0-1	0.0		60-142	90.0	

Comments: Batch: #DOC53-210609A1

EPA 8015B-eHL

Form 2 & 8

Surrogate Recovery

Lab Name: APPL, Inc. SDG No: 96472

Case No: 96472 Date Analyzed: 06/16/21

Matrix: WATER Instrument: Apollo

APPL ID.	Client Sample No.	SURROGATE: ORTHO-TERPHENYL (S)					
		Limits	Result	Qualifier	Limits	Result	Qualifier
210609A1-BLK	Blank	56-125	73.8				
210609A1-LCS	Lab Control Spike	56-125	82.7				
210609A1-LCSD	Lab Control SpikeD	56-125	70.0				
BA34196	ERH1412	56-125	70.6				
BA34199	ERH1414	56-125	62.6				
BA34202	ERH1416	56-125	65.7				

Comments: Batch: #DOC53-210609A1

EPA 8015B-eH

Form 4

Blank Summary

Lab Name: APPL, Inc.
SDG No: 96472
Case No: 96472
Date Analyzed: 06/13/21
Matrix: WATER
Instrument: Apollo
Blank ID: 210609A-BLK
Time Analyzed: 2319

APPL ID.	Client Sample No.	File ID.	Date Analyzed
210609A-BLK	Blank	612081	06/13/21 2319
210609A-LCS	Lab Control Spike	612082	06/13/21 2347
210609A-LCSD	Lab Control SpikeD	612083	06/14/21 0015
BA34196	ERH1412	612087	06/14/21 0208
BA34199	ERH1414	612088	06/14/21 0236
BA34202	ERH1416	612089	06/14/21 0304

Comments: Batch: #DOC53-210609A

EPA 8015B-eH

Form 4

Blank Summary

Lab Name: APPL, Inc. SDG No: 96472

Case No: 96472 Date Analyzed: 06/16/21

Matrix: WATER Instrument: Apollo

Blank ID: 210609A1-BLK Time Analyzed: 1506

APPL ID.	Client Sample No.	File ID.	Date Analyzed
210609A1-BLK	Blank	612209	06/16/21 1506
210609A1-LCS	Lab Control Spike	612210	06/16/21 1535
210609A1-LCSD	Lab Control SpikeD	612211	06/16/21 1603
BA34196	ERH1412	612215	06/16/21 1756
BA34199	ERH1414	612216	06/16/21 1824
BA34202	ERH1416	612217	06/16/21 1853

Comments: Batch: #DOC53-210609A1

Method Blank
EPA 8015B TPH LIQ-LIQ

APPL Inc.
908 North Temperance Avenu
Clovis, CA 93611

Blank Name/QCG: **210609W-34101 - 264978**
Batch ID: #DOC53-210609A

Sample Type	Analyte	Result	LOQ	LOD	DL	Units	Extraction Date	Analysis Date
BLANK	DIESEL (C10-C24)	300.0 U	320	300.0	150.0	ug/L	06/09/21	06/13/21
BLANK	OIL (C24-C40)	300.0 U	320	300.0	150.0	ug/L	06/09/21	06/13/21
BLANK	SURROGATE: OCTACOSANE (S)	83.3	60-142			%	06/09/21	06/13/21
BLANK	SURROGATE: ORTHO-TERPHEN	70.6	56-125			%	06/09/21	06/13/21

Quant Method: DOC0612.M
Run #: 612081
Instrument: Apollo
Sequence: 210612
Initials: MBE

GC SC-Blank-REG MDLs-DOD
Printed: 06/17/21 9:34:27 AM

Method Blank

EPA 8015B TPH WATER L-L SGC

APPL Inc.
908 North Temperance Avenu
Clovis, CA 93611

Blank Name/QCG: **210609W-34101 - 265092**
Batch ID: #DOC53-210609A1

Sample Type	Analyte	Result	LOQ	LOD	DL	Units	Extraction Date	Analysis Date
BLANK	DIESEL (C10-C24)	300.0 U	320	300.0	150.0	ug/L	06/09/21	06/16/21
BLANK	OIL (C24-C40)	300.0 U	320	300.0	150.0	ug/L	06/09/21	06/16/21
BLANK	SURROGATE: (R) DECANOIC AC	0.0	0-1			%	06/09/21	06/16/21
BLANK	SURROGATE: OCTACOSANE (S)	97.6	60-142			%	06/09/21	06/16/21
BLANK	SURROGATE: ORTHO-TERPHEN	73.8	56-125			%	06/09/21	06/16/21

Quant Method: DEC0504.M
Run #: 612209
Instrument: Apollo
Sequence: 210612
Initials: MBE

GC SC-Blank-REG MDLs-DOD
Printed: 06/17/21 9:34:27 AM

EPA 8015B-eH

Form 4

LCS Summary

Lab Name:	APPL, Inc.	SDG No:	96472
Case No:	96472	Date Analyzed:	06/13/21
Matrix:	WATER	Instrument:	Apollo
LCS ID:	210609A-LCS	Time Analyzed:	2347

APPL ID.	Client Sample No.	File ID.	Date Analyzed
210609A-BLK	Blank	612081	06/13/21 2319
210609A-LCS	Lab Control Spike	612082	06/13/21 2347
210609A-LCSD	Lab Control SpikeD	612083	06/14/21 0015
BA34196	ERH1412	612087	06/14/21 0208
BA34199	ERH1414	612088	06/14/21 0236
BA34202	ERH1416	612089	06/14/21 0304

Comments: Batch: #DOC53-210609A

EPA 8015B-eH

Form 4

LCS Summary

Lab Name:	APPL, Inc.	SDG No:	96472
Case No:	96472	Date Analyzed:	06/16/21
Matrix:	WATER	Instrument:	Apollo
LCS ID:	210609A1-LCS	Time Analyzed:	1535

APPL ID.	Client Sample No.	File ID.	Date Analyzed
210609A1-BLK	Blank	612209	06/16/21 1506
210609A1-LCS	Lab Control Spike	612210	06/16/21 1535
210609A1-LCSD	Lab Control SpikeD	612211	06/16/21 1603
BA34196	ERH1412	612215	06/16/21 1756
BA34199	ERH1414	612216	06/16/21 1824
BA34202	ERH1416	612217	06/16/21 1853

Comments: Batch: #DOC53-210609A1

Laboratory Control Spike Recoveries

EPA 8015B TPH LIQ-LIQ

APPL ID: **210609W-34101 LCS - 264978**
Batch ID: #DOC53-210609A

APPL Inc.
908 North Temperance Avenue
Clovis, CA 93611

Compound Name	Spike Lvl ug/L	SPK Result ug/L	DUP Result ug/L	SPK % Recovery	DUP % Recovery	Recovery Limits	RPD %	RPD Limits
DIESEL (C10-C24)	2000	1660	1620	83.0	81.0	36-132	2.4	30
OIL (C24-C40)	2000	1910	1830	95.5	91.5	41-113	4.3	30
SURROGATE: OCTACOSANE (S)	150	131	125	87.3	83.3	60-142		
SURROGATE: ORTHO-TERPHENYL (S)	150	123	118	82.0	78.7	56-125		

Comments:

Primary	SPK	DUP
Quant Method :	DOC0612.M	DOC0612.M
Extraction Date :	06/09/21	06/09/21
Analysis Date :	06/13/21	06/14/21
Instrument :	Apollo	Apollo
Run :	612082	612083
Initials :	MBE	

Laboratory Control Spike Recoveries

EPA 8015B TPH WATER L-L SGC

APPL ID: **210609W-34101 LCS - 265092**
Batch ID: #DOC53-210609A1

APPL Inc.
908 North Temperance Avenue
Clovis, CA 93611

Compound Name	Spike Lvl ug/L	SPK Result ug/L	DUP Result ug/L	SPK % Recovery	DUP % Recovery	Recovery Limits	RPD %	RPD Limits
DIESEL (C10-C24)	2000	1580	1320	79.0	66.0	36-132	17.9	30
OIL (C24-C40)	2000	2050	1680	103	84.0	41-113	19.8	30
SURROGATE: (R) DECANOIC ACID (S)	10.00	0	0	0.0	0.0	0-1		
SURROGATE: OCTACOSANE (S)	150	151	121	101	80.7	60-142		
SURROGATE: ORTHO-TERPHENYL (S)	150	124	105	82.7	70.0	56-125		

Comments:

Primary	SPK	DUP
Quant Method :	DEC0504.M	DEC0504.M
Extraction Date :	06/09/21	06/09/21
Analysis Date :	06/16/21	06/16/21
Instrument :	Apollo	Apollo
Run :	612210	612211
Initials :	MBE	

Printed: 06/17/21 9:34:21 AM
APPL Standard LCSD

EPA 8015B-eHL

Form 2 & 8

Surrogate Recovery

Lab Name: APPL, Inc. SDG No: 96472

Case No: 96472 Date Analyzed: 06/14/21

Matrix: WATER Instrument: Apollo

APPL ID.	Client Sample No.	SURROGATE: OCTACOSANE (S)			SURROGATE: ORTHO-TERPHENYL (S)		
		Limits	Result	Qualifier	Limits	Result	Qualifier
210608A-BLK	Blank	60-142	80.7		56-125	67.9	
210608A-LCS	Lab Control Spike	60-142	85.3		56-125	69.3	
210608A-LCSD	Lab Control SpikeD	60-142	88.7		56-125	72.0	
BA34197	ERH1412 BLANK	60-142	84.7		56-125	71.4	
BA34200	ERH1414 BLANK	60-142	87.2		56-125	70.0	
BA34203	ERH1416 BLANK	60-142	83.4		56-125	68.1	

Comments: Batch: #RHBLK-210608A

EPA 8015B-eH

Form 4

Blank Summary

Lab Name: APPL, Inc. SDG No: 96472

Case No: 96472 Date Analyzed: 06/14/21

Matrix: WATER Instrument: Apollo

Blank ID: 210608A-BLK Time Analyzed: 1334

APPL ID.	Client Sample No.	File ID.	Date Analyzed
210608A-BLK	Blank	612104	06/14/21 1334
210608A-LCS	Lab Control Spike	612105	06/14/21 1402
210608A-LCSD	Lab Control SpikeD	612106	06/14/21 1430
BA34197	ERH1412 BLANK	612110	06/14/21 1623
BA34200	ERH1414 BLANK	612111	06/14/21 1651
BA34203	ERH1416 BLANK	612112	06/14/21 1720

Comments: Batch: #RHBLK-210608A

Method Blank
EPA 8015B TPH LIQ-LIQ

APPL Inc.
908 North Temperance Avenu
Clovis, CA 93611

Blank Name/QCG: **210608W-34102 - 264996**
Batch ID: #RHBLK-210608A

Sample Type	Analyte	Result	LOQ	LOD	DL	Units	Extraction Date	Analysis Date
BLANK	DIESEL (C10-C24)	300.0 U	320	300.0	150.0	ug/L	06/08/21	06/14/21
BLANK	OIL (C24-C40)	300.0 U	320	300.0	150.0	ug/L	06/08/21	06/14/21
BLANK	SURROGATE: OCTACOSANE (S)	80.7	60-142			%	06/08/21	06/14/21
BLANK	SURROGATE: ORTHO-TERPHEN	67.9	56-125			%	06/08/21	06/14/21

Quant Method: DOC0612.M
Run #: 612104
Instrument: Apollo
Sequence: 210612
Initials: MBE

GC SC-Blank-REG MDLs-DOD
Printed: 06/15/21 9:24:50 AM

EPA 8015B-eH

Form 4

LCS Summary

Lab Name:	APPL, Inc.	SDG No:	96472
Case No:	96472	Date Analyzed:	06/14/21
Matrix:	WATER	Instrument:	Apollo
LCS ID:	210608A-LCS	Time Analyzed:	1402

APPL ID.	Client Sample No.	File ID.	Date Analyzed
210608A-BLK	Blank	612104	06/14/21 1334
210608A-LCS	Lab Control Spike	612105	06/14/21 1402
210608A-LCSD	Lab Control SpikeD	612106	06/14/21 1430
BA34197	ERH1412 BLANK	612110	06/14/21 1623
BA34200	ERH1414 BLANK	612111	06/14/21 1651
BA34203	ERH1416 BLANK	612112	06/14/21 1720

Comments: Batch: #RHBLK-210608A

Laboratory Control Spike Recoveries

EPA 8015B TPH LIQ-LIQ

APPL ID: **210608W-34102 LCS - 264996**
Batch ID: #RHBLK-210608A

APPL Inc.
908 North Temperance Avenue
Clovis, CA 93611

Compound Name	Spike Lvl ug/L	SPK Result ug/L	DUP Result ug/L	SPK % Recovery	DUP % Recovery	Recovery Limits	RPD %	RPD Limits
DIESEL (C10-C24)	0	56.0	55.7	NA	NA	36-132		30
OIL (C24-C40)	0	64.5	66.2	NA	NA	41-113		30
SURROGATE: OCTACOSANE (S)	150	128	133	85.3	88.7	60-142		
SURROGATE: ORTHO-TERPHENYL (S)	150	104	108	69.3	72.0	56-125		

Comments:

Primary	SPK	DUP
Quant Method :	DOC0612.M	DOC0612.M
Extraction Date :	06/08/21	06/08/21
Analysis Date :	06/14/21	06/14/21
Instrument :	Apollo	Apollo
Run :	612105	612106
Initials :	MBE	

8270D-SIM

Form 2 & 8

Surrogate Recovery

Lab Name: APPL, Inc. SDG No: 96472

Case No: 96472 Date Analyzed: 06/11/21

Matrix: WATER Instrument: Linus

APPL ID.	Client Sample No.	SURROGATE: 2-METHYLNAPHTHALENE-D10 (S)			SURROGATE: FLUORANTHENE-D10 (S)		
		Limits	Result	Qualifier	Limits	Result	Qualifier
210608A-BLK	Blank	39-114	89.5		58-120	84.2	
210608A-LCS	Lab Control Spike	39-114	89.0		58-120	79.6	
210608A-LCSD	Lab Control SpikeD	39-114	83.2		58-120	75.4	
BA34196	ERH1412	39-114	80.1		58-120	64.7	
BA34199	ERH1414	39-114	75.1		58-120	58.2	
BA34202	ERH1416	39-114	75.7		58-120	38.7	#

Comments: Batch: #SIM53-210608A

= Recovery outside of Control Limits on Sample.

8270D-SIM

Form 4

Blank Summary

Lab Name: APPL, Inc.
SDG No: 96472
Case No: 96472
Date Analyzed: 06/11/21
Matrix: WATER
Instrument: Linus
Blank ID: 210608A-BLK
Time Analyzed: 1057

APPL ID.	Client Sample No.	File ID.	Date Analyzed	
210608A-BLK	Blank	0608L093	06/11/21	1057
210608A-LCS	Lab Control Spike	0608L094	06/11/21	1119
210608A-LCSD	Lab Control SpikeD	0608L095	06/11/21	1141
BA34196	ERH1412	0608L099	06/11/21	1309
BA34199	ERH1414	0608L100	06/11/21	1331
BA34202	ERH1416	0608L101	06/11/21	1353

Comments: Batch: #SIM53-210608A

Method Blank
EPA 8270D SIM LIQ-LIQ

APPL Inc.
908 North Temperance Avenu
Clovis, CA 93611

Blank Name/QCG: **210608W-34101 - 264936**
Batch ID: #SIM53-210608A

Sample Type	Analyte	Result	LOQ	LOD	DL	Units	Extraction Date	Analysis Date
BLANK	1-METHYLNAPHTHALENE	0.10 U	0.2	0.10	0.04	ug/L	06/08/21	06/11/21
BLANK	2-METHYLNAPHTHALENE	0.10 U	0.2	0.10	0.04	ug/L	06/08/21	06/11/21
BLANK	NAPHTHALENE	0.10 U	0.2	0.10	0.04	ug/L	06/08/21	06/11/21
BLANK	SURROGATE: 2-METHYLNAPHT	89.5	39-114			%	06/08/21	06/11/21
BLANK	SURROGATE: FLUORANTHENE-	84.2	58-120			%	06/08/21	06/11/21

Quant Method: L0324.M
Run #: 0608L093
Instrument: Linus
Sequence: L210608
Initials: MA

GC SC-Blank-REG MDLs-DOD
Printed: 06/14/21 5:30:17 PM

8270D-SIM

Form 4

LCS Summary

Lab Name:	APPL, Inc.	SDG No:	96472
Case No:	96472	Date Analyzed:	06/11/21
Matrix:	WATER	Instrument:	Linus
LCS ID:	210608A-LCS	Time Analyzed:	1119

APPL ID.	Client Sample No.	File ID.	Date Analyzed	
210608A-BLK	Blank	0608L093	06/11/21	1057
210608A-LCS	Lab Control Spike	0608L094	06/11/21	1119
210608A-LCSD	Lab Control SpikeD	0608L095	06/11/21	1141
BA34196	ERH1412	0608L099	06/11/21	1309
BA34199	ERH1414	0608L100	06/11/21	1331
BA34202	ERH1416	0608L101	06/11/21	1353

Comments: Batch: #SIM53-210608A

Laboratory Control Spike Recoveries
EPA 8270D SIM LIQ-LIQ

APPL ID: **210608W-34101 LCS - 264936**
Batch ID: #SIM53-210608A

APPL Inc.
908 North Temperance Avenue
Clovis, CA 93611

Compound Name	Spike Lvl ug/L	SPK Result ug/L	DUP Result ug/L	SPK % Recovery	DUP % Recovery	Recovery Limits	RPD %	RPD Limits
1-METHYLNAPHTHALENE	5.00	4.12	4.07	82.4	81.4	41-115	1.2	20
2-METHYLNAPHTHALENE	5.00	4.10	4.09	82.0	81.8	39-114	0.24	20
NAPHTHALENE	5.00	3.80	3.71	76.0	74.2	43-114	2.4	20
SURROGATE: 2-METHYLNAPHTHALEN	5.00	4.45	4.16	89.0	83.2	39-114		
SURROGATE: FLUORANTHENE-D10 (S)	5.00	3.98	3.77	79.6	75.4	58-120		

Comments:

Primary	SPK	DUP
Quant Method :	L0324.M	L0324.M
Extraction Date :	06/08/21	06/08/21
Analysis Date :	06/11/21	06/11/21
Instrument :	Linus	Linus
Run :	0608L094	0608L095
Initials :	MA	

Printed: 06/14/21 5:29:54 PM
APPL Standard LCSD

Form 5
Tune Summary

Lab Name: APPL Inc.
Case No:
Matrix: Water
ID: 0324L002.D

SDG No:
Date Analyzed: 03/24/21
Instrument: Linus
Time Analyzed: 10:26

	Client Sample No.	APPL ID.	File ID.	Date Analyzed
1		0.1 SIM 03/24/21	0324L003.D	03/24/21 11:35
2		0.2 SIM 03/24/21	0324L004.D	03/24/21 11:57
3		0.5 SIM 03/24/21	0324L005.D	03/24/21 12:19
4		1 SIM 03/24/21	0324L006.D	03/24/21 12:41
5		5 SIM 03/24/21	0324L007.D	03/24/21 13:07
6		10 SIM 03/24/21	0324L008.D	03/24/21 13:29
7		50 SIM 03/24/21	0324L009.D	03/24/21 13:51
8		100 SIM 03/24/21	0324L010.D	03/24/21 14:13
9		SS SIM 03/24/21	0324L011.D	03/24/21 14:59
10				
11				
12				
13				
14				
15				
16				
17				
18				
19				
20				
21				
22				

m/e		
51	9.95 - 80.1% of mass 198	26.4
68	0 - 2.05% of mass 69	0.0
70	0 - 2% of mass 69	0.7
127	10 - 80% of mass 198	50.7
197	0 - 2% of mass 198	0.0
198	100 - 100% of mass 198	100.0
199	5 - 9% of mass 198	6.8
275	10 - 60% of mass 198	30.5
365	1 - 100% of mass 198	3.9
441	0.01 - 24% of mass 442	15.2
442	50 - 500% of mass 198	142.7
443	15 - 24% of mass 442	19.6

Form 5
Tune Summary

Lab Name: APPL Inc.
Case No: 96472
Matrix: Water
ID: 0608L090.D

SDG No: 96472
Date Analyzed: 06/11/21
Instrument: Linus
Time Analyzed: 9:36

	Client Sample No.	APPL ID.	File ID.	Date Analyzed
1		5 SIM 1/14/21 (1)	0608L091.D	06/11/21 9:52
2	Blank	210608A BLK 1/1000	0608L093.D	06/11/21 10:57
3	Lab Control Spike	210608A LCS-1 1/1000	0608L094.D	06/11/21 11:19
4	Lab Control SpikeD	210608A LCSD-1 1/100	0608L095.D	06/11/21 11:41
5	ERH1412	BA34196W05 1/910	0608L099.D	06/11/21 13:09
6	ERH1414	BA34199W05 1/880	0608L100.D	06/11/21 13:31
7	ERH1416	BA34202W06 1/900	0608L101.D	06/11/21 13:53
8		5 SIM 1/14/21 (2)	0608L121.D	06/11/21 21:15
9				
10				
11				
12				
13				
14				
15				
16				
17				
18				
19				
20				
21				
22				

m/e		
51	9.95 - 80.1% of mass 198	23.7
68	0 - 2.05% of mass 69	0.0
70	0 - 2% of mass 69	0.4
127	10 - 80% of mass 198	46.4
197	0 - 2% of mass 198	0.0
198	100 - 100% of mass 198	100.0
199	5 - 9% of mass 198	6.6
275	10 - 60% of mass 198	33.5
365	1 - 100% of mass 198	4.5
441	0.01 - 24% of mass 442	16.0
442	50 - 500% of mass 198	185.9
443	15 - 24% of mass 442	19.0

8A
INTERNAL STANDARD AREA AND RT SUMMARY

Lab Name: APPL Inc. Contract: _____

Lab Code: _____ SDG No.: _____

Lab File ID (Standard): 0608L091.D Date Analyzed: 06/11/21

Instrument ID: Linus Time Analyzed: 9:52

GC Column: _____ ID: Heated Purge: (Y/N) _____

		Napthalene-D8(IS)		Acenaphthene-D10(IS)		Phenanthrene-D10(IS)	
		AREA #	RT #	AREA #	RT #	AREA #	RT #
	12 HOUR STD	15124	4.13	9872	6.12	19869	7.85
	UPPER LIMIT	30248	4.30	19744	6.29	39738	8.02
	LOWER LIMIT	7562	3.96	4936	5.95	9935	7.68
	SAMPLE NO.						
01	210608A BLK 1/1000	12347	4.13	8275	6.12	17133	7.85
02	210608A LCS-1 1/1000	12461	4.13	8270	6.12	17381	7.85
03	210608A LCSD-1 1/1000	12347	4.12	8251	6.12	17173	7.85
04	BA34196W05 1/910	11865	4.13	8104	6.12	16636	7.85
05	BA34199W05 1/880	11660	4.13	7804	6.12	16148	7.85
06	BA34202W06 1/900	11821	4.13	7988	6.12	16230	7.85
07	5 SIM 1/14/21 (2)	14204	4.13	9600	6.12	19949	7.85
08							
09							
10							
11							
12							
13							
14							
15							
16							
17							
18							
19							
20							
21							
22							

AREA UPPER LIMIT = +100% of internal standard area.
AREA LOWER LIMIT = -50% of internal standard area.
RT UPPER LIMIT = +0.17 minutes of internal standard RT
RT LOWER LIMIT = -0.17 minutes of internal standard RT

Column used to flag values outside QC limits with an asterisk.
* Values outside of QC limits.

8A
INTERNAL STANDARD AREA AND RT SUMMARY

Lab Name: APPL Inc. Contract: _____

Lab Code: _____ SDG No.: _____

Lab File ID (Standard): 0608L091.D Date Analyzed: 06/11/21

Instrument ID: Linus Time Analyzed: 9:52

GC Column: _____ ID: Heated Purge: (Y/N) _____

		Chrysene-D12(IS)		Perylene-D12(IS)			
		AREA #	RT #	AREA #	RT #	AREA #	RT #
	12 HOUR STD	25238	10.94	28186	13.36		
	UPPER LIMIT	50476	11.11	56372	13.53		
	LOWER LIMIT	12619	10.77	14093	13.19		
	SAMPLE NO.						
01	210608A BLK 1/1000	22069	10.95	24399	13.37		
02	210608A LCS-1 1/1000	22197	10.94	24589	13.36		
03	210608A LCSD-1 1/100	22286	10.94	24645	13.36		
04	BA34196W05 1/910	21349	10.95	24030	13.36		
05	BA34199W05 1/880	21083	10.94	23632	13.36		
06	BA34202W06 1/900	20942	10.94	23356	13.36		
07	5 SIM 1/14/21 (2)	26153	10.94	28240	13.37		
08							
09							
10							
11							
12							
13							
14							
15							
16							
17							
18							
19							
20							
21							
22							

AREA UPPER LIMIT = +100% of internal standard area.
AREA LOWER LIMIT = -50% of internal standard area.
RT UPPER LIMIT = +0.17 minutes of internal standard RT
RT LOWER LIMIT = -0.17 minutes of internal standard RT

Column used to flag values outside QC limits with an asterisk.
* Values outside of QC limits.

EPA 8260B

Form 2 & 8

Surrogate Recovery

Lab Name: APPL, Inc. SDG No: 96472

Case No: 96472 Date Analyzed: 6/16/2021

Matrix: WATER Instrument: ZEUS

APPL ID.	Client Sample No.	SURROGATE: 1,2-DICHLOROETHANE-D4 (S)			SURROGATE: 4-BROMOFLUOROBENZENE (S)		
		Limits	Result	Qualifier	Limits	Result	Qualifier
210615AZ-LCS	Lab Control Spike	81-118	106		85-114	97.2	
210615AZ-LCSD	Lab Control SpikeD	81-118	106		85-114	98.4	
210615AZ-BLK	Blank	81-118	107		85-114	93.6	
BA34195	ERH1411	81-118	110		85-114	95.0	
BA34196	ERH1412	81-118	111		85-114	95.6	
BA34198	ERH1413	81-118	109		85-114	94.0	
BA34199	ERH1414	81-118	112		85-114	97.7	

Comments: Batch: #86BTO-210615AZ

EPA 8260B

Form 2 & 8

Surrogate Recovery

Lab Name: APPL, Inc. SDG No: 96472
Case No: 96472 Date Analyzed: 6/16/2021
Matrix: WATER Instrument: ZEUS

APPL ID.	Client Sample No.	SURROGATE: DIBROMOFLUOROMETHANE (S)			SURROGATE: TOLUENE-D8 (S)		
		Limits	Result	Qualifier	Limits	Result	Qualifier
210615AZ-LCS	Lab Control Spike	80-119	105		89-112	98.0	
210615AZ-LCSD	Lab Control SpikeD	80-119	105		89-112	98.4	
210615AZ-BLK	Blank	80-119	104		89-112	97.3	
BA34195	ERH1411	80-119	105		89-112	98.0	
BA34196	ERH1412	80-119	107		89-112	98.4	
BA34198	ERH1413	80-119	104		89-112	97.5	
BA34199	ERH1414	80-119	106		89-112	99.1	

Comments: Batch: #86BTO-210615AZ

EPA 8260B

Form 2 & 8

Surrogate Recovery

Lab Name: APPL, Inc. SDG No: 96472

Case No: 96472 Date Analyzed: 6/16/2021

Matrix: WATER Instrument: ZEUS

APPL ID.	Client Sample No.	SURROGATE: 1,2-DICHLOROETHANE-D4 (S)			SURROGATE: 4-BROMOFLUOROBENZENE (S)		
		Limits	Result	Qualifier	Limits	Result	Qualifier
210615BZ-LCS	Lab Control Spike	81-118	103		85-114	95.6	
210615BZ-LCSD	Lab Control SpikeD	81-118	103		85-114	97.2	
210615BZ-BLK	Blank	81-118	110		85-114	95.3	
BA34201	ERH1415	81-118	109		85-114	94.0	
BA34202	ERH1416	81-118	109		85-114	93.0	

Comments: Batch: #86BTO-210615BZ

EPA 8260B

Form 2 & 8

Surrogate Recovery

Lab Name: APPL, Inc. SDG No: 96472

Case No: 96472 Date Analyzed: 6/16/2021

Matrix: WATER Instrument: ZEUS

APPL ID.	Client Sample No.	SURROGATE: DIBROMOFLUOROMETHANE (S)			SURROGATE: TOLUENE-D8 (S)		
		Limits	Result	Qualifier	Limits	Result	Qualifier
210615BZ-LCS	Lab Control Spike	80-119	98.8		89-112	95.6	
210615BZ-LCSD	Lab Control SpikeD	80-119	100		89-112	97.2	
210615BZ-BLK	Blank	80-119	105		89-112	98.4	
BA34201	ERH1415	80-119	105		89-112	96.8	
BA34202	ERH1416	80-119	101		89-112	97.3	

Comments: Batch: #86BTO-210615BZ

EPA 8260B

Form 4

Blank Summary

Lab Name:	APPL, Inc.	SDG No:	96472
Case No:	96472	Date Analyzed:	6/16/2021
Matrix:	WATER	Instrument:	ZEUS
Blank ID:	210615AZ-BLK	Time Analyzed:	0250

APPL ID.	Client Sample No.	File ID.	Date Analyzed
210615AZ-LCS	Lab Control Spike	0615Z22	6/16/2021 0117
210615AZ-LCSD	Lab Control SpikeD	0615Z23	6/16/2021 0140
210615AZ-BLK	Blank	0615Z26	6/16/2021 0250
BA34195	ERH1411	0615Z42	6/16/2021 0903
BA34196	ERH1412	0615Z43	6/16/2021 0926
BA34198	ERH1413	0615Z44	6/16/2021 0949
BA34199	ERH1414	0615Z45	6/16/2021 1012

Comments: Batch: #86BTO-210615AZ

EPA 8260B

Form 4

Blank Summary

Lab Name:	APPL, Inc.	SDG No:	96472
Case No:	96472	Date Analyzed:	6/16/2021
Matrix:	WATER	Instrument:	ZEUS
Blank ID:	210615BZ-BLK	Time Analyzed:	1342

APPL ID.	Client Sample No.	File ID.	Date Analyzed
210615BZ-LCS	Lab Control Spike	0615Z50	6/16/2021 1209
210615BZ-LCSD	Lab Control SpikeD	0615Z51	6/16/2021 1232
210615BZ-BLK	Blank	0615Z54	6/16/2021 1342
BA34201	ERH1415	0615Z58	6/16/2021 1515
BA34202	ERH1416	0615Z59	6/16/2021 1539

Comments: Batch: #86BTO-210615BZ

Method Blank
EPA 8260B BTEX WATER

APPL Inc.
908 North Temperance Avenu
Clovis, CA 93611

Blank Name/QCG: **210615W-33953 - 265068**
Batch ID: #86BTO-210615AZ

Sample Type	Analyte	Result	LOQ	LOD	DL	Units	Extraction Date	Analysis Date
BLANK	BENZENE	0.30 U	1.0	0.30	0.15	ug/L	6/16/2021	6/16/2021
BLANK	ETHYLBENZENE	0.50 U	1.0	0.50	0.23	ug/L	6/16/2021	6/16/2021
BLANK	TOLUENE	0.30 U	1.0	0.30	0.15	ug/L	6/16/2021	6/16/2021
BLANK	XYLENES (TOTAL)	0.30 U	2.0	0.30	0.15	ug/L	6/16/2021	6/16/2021
BLANK	SURROGATE: 1,2-DICHLOROET	107	81-118			%	6/16/2021	6/16/2021
BLANK	SURROGATE: 4-BROMOFLUOR	93.6	85-114			%	6/16/2021	6/16/2021
BLANK	SURROGATE: DIBROMOFLUOR	104	80-119			%	6/16/2021	6/16/2021
BLANK	SURROGATE: TOLUENE-D8 (S)	97.3	89-112			%	6/16/2021	6/16/2021

Quant Method: ZGAS0615.M
Run #: 0615Z26
Instrument: ZEUS
Sequence: 210615
Initials: DA

GC SC-Blank-REG MDLs-DOD
Printed: 6/17/2021 9:38:27 AM

Method Blank
EPA 8260B BTEX WATER

APPL Inc.
908 North Temperance Avenu
Clovis, CA 93611

Blank Name/QCG: **210615W-34201 - 265088**
Batch ID: #86BTO-210615BZ

Sample Type	Analyte	Result	LOQ	LOD	DL	Units	Extraction Date	Analysis Date
BLANK	BENZENE	0.30 U	1.0	0.30	0.15	ug/L	6/16/2021	6/16/2021
BLANK	ETHYLBENZENE	0.50 U	1.0	0.50	0.23	ug/L	6/16/2021	6/16/2021
BLANK	TOLUENE	0.30 U	1.0	0.30	0.15	ug/L	6/16/2021	6/16/2021
BLANK	XYLENES (TOTAL)	0.30 U	2.0	0.30	0.15	ug/L	6/16/2021	6/16/2021
BLANK	SURROGATE: 1,2-DICHLOROET	110	81-118			%	6/16/2021	6/16/2021
BLANK	SURROGATE: 4-BROMOFLUOR	95.3	85-114			%	6/16/2021	6/16/2021
BLANK	SURROGATE: DIBROMOFLUOR	105	80-119			%	6/16/2021	6/16/2021
BLANK	SURROGATE: TOLUENE-D8 (S)	98.4	89-112			%	6/16/2021	6/16/2021

Quant Method: Z0615W.M
Run #: 0615Z54
Instrument: ZEUS
Sequence: 210615
Initials: DA

GC SC-Blank-REG MDLs-DOD
Printed: 6/17/2021 9:38:27 AM

EPA 8260B

Form 4

LCS Summary

Lab Name:	APPL, Inc.	SDG No:	96472
Case No:	96472	Date Analyzed:	6/16/2021
Matrix:	WATER	Instrument:	ZEUS
LCS ID:	210615AZ-LCS	Time Analyzed:	0117

APPL ID.	Client Sample No.	File ID.	Date Analyzed
210615AZ-LCS	Lab Control Spike	0615Z22	6/16/2021 0117
210615AZ-LCSD	Lab Control SpikeD	0615Z23	6/16/2021 0140
210615AZ-BLK	Blank	0615Z26	6/16/2021 0250
BA34195	ERH1411	0615Z42	6/16/2021 0903
BA34196	ERH1412	0615Z43	6/16/2021 0926
BA34198	ERH1413	0615Z44	6/16/2021 0949
BA34199	ERH1414	0615Z45	6/16/2021 1012

Comments: Batch: #86BTO-210615AZ

EPA 8260B

Form 4

LCS Summary

Lab Name:	APPL, Inc.	SDG No:	96472
Case No:	96472	Date Analyzed:	6/16/2021
Matrix:	WATER	Instrument:	ZEUS
LCS ID:	210615BZ-LCS	Time Analyzed:	1209

APPL ID.	Client Sample No.	File ID.	Date Analyzed
210615BZ-LCS	Lab Control Spike	0615Z50	6/16/2021 1209
210615BZ-LCSD	Lab Control SpikeD	0615Z51	6/16/2021 1232
210615BZ-BLK	Blank	0615Z54	6/16/2021 1342
BA34201	ERH1415	0615Z58	6/16/2021 1515
BA34202	ERH1416	0615Z59	6/16/2021 1539

Comments: Batch: #86BTO-210615BZ

Laboratory Control Spike Recoveries

EPA 8260B BTEX WATER

APPL ID: **210616W-33953 LCS - 265068**
Batch ID: #86BTO-210615AZ

APPL Inc.
908 North Temperance Avenue
Clovis, CA 93611

Compound Name	Spike Lvl ug/L	SPK Result ug/L	DUP Result ug/L	SPK % Recovery	DUP % Recovery	Recovery Limits	RPD %	RPD Limits
BENZENE	10.00	10.3	10.2	103	102	79-120	0.98	20
ETHYLBENZENE	10.00	11.0	10.9	110	109	79-121	0.91	20
TOLUENE	10.00	10.4	10.2	104	102	80-121	1.9	20
XYLENES (TOTAL)	30.0	33.0	32.6	110	109	79-121	1.2	20
SURROGATE: 1,2-DICHLOROETHANE-D	25.0	26.4	26.4	106	106	81-118		
SURROGATE: 4-BROMOFLUOROBENZE	25.0	24.3	24.6	97.2	98.4	85-114		
SURROGATE: DIBROMOFLUOROMETH	25.0	26.3	26.2	105	105	80-119		
SURROGATE: TOLUENE-D8 (S)	25.0	24.5	24.6	98.0	98.4	89-112		

Comments:

Primary	SPK	DUP
Quant Method :	Z0615W.M	Z0615W.M
Extraction Date :	6/16/2021	6/16/2021
Analysis Date :	6/16/2021	6/16/2021
Instrument :	ZEUS	ZEUS
Run :	0615Z22	0615Z23
Initials :	DA	

Printed: 6/17/2021 9:37:52 AM
APPL Standard LCSD

Laboratory Control Spike Recoveries

EPA 8260B BTEX WATER

APPL ID: **210616W-34201 LCS - 265088**
Batch ID: #86BTO-210615BZ

APPL Inc.
908 North Temperance Avenue
Clovis, CA 93611

Compound Name	Spike Lvl ug/L	SPK Result ug/L	DUP Result ug/L	SPK % Recovery	DUP % Recovery	Recovery Limits	RPD %	RPD Limits
BENZENE	10.00	10.1	10.3	101	103	79-120	2.0	20
ETHYLBENZENE	10.00	10.8	10.8	108	108	79-121	0.0	20
TOLUENE	10.00	10.0	10.1	100	101	80-121	1.00	20
XYLENES (TOTAL)	30.0	31.8	32.5	106	108	79-121	2.2	20
SURROGATE: 1,2-DICHLOROETHANE-D	25.0	25.8	25.8	103	103	81-118		
SURROGATE: 4-BROMOFLUOROBENZE	25.0	23.9	24.3	95.6	97.2	85-114		
SURROGATE: DIBROMOFLUOROMETH	25.0	24.7	25.1	98.8	100	80-119		
SURROGATE: TOLUENE-D8 (S)	25.0	23.9	24.3	95.6	97.2	89-112		

Comments:

Primary	SPK	DUP
Quant Method :	Z0615W.M	Z0615W.M
Extraction Date :	6/16/2021	6/16/2021
Analysis Date :	6/16/2021	6/16/2021
Instrument :	ZEUS	ZEUS
Run :	0615Z50	0615Z51
Initials :	DA	

Printed: 6/17/2021 9:37:52 AM
APPL Standard LCSD

Form 5
Tune Summary

Lab Name: APPL Inc.
Case No:
Matrix: Water
ID: 0615Z00.D

SDG No:
Date Analyzed: 6/15/2021
Instrument: ZEUS
Time Analyzed: 16:51

	Client Sample No.	APPL ID.	File ID.	Date Analyzed
1		0.3ug/L VOC STD 6/15	0615Z02.D	6/15/2021 17:32
2		0.5ug/L VOC STD 6/15	0615Z03.D	6/15/2021 17:55
3		1ug/L VOC STD 6/15/2	0615Z04.D	6/15/2021 18:18
4		2ug/L VOC STD 6/15/2	0615Z05.D	6/15/2021 18:41
5		5ug/L VOC STD 6/15/2	0615Z06.D	6/15/2021 19:05
6		10ug/L VOC STD 6/15/	0615Z07.D	6/15/2021 19:28
7		20ug/L VOC STD 6/15/	0615Z08.D	6/15/2021 19:51
8		40ug/L VOC STD 6/15/	0615Z09.D	6/15/2021 20:15
9		100ug/L VOC STD 6/15	0615Z10.D	6/15/2021 20:38
10				
11				
12				
13				
14				
15				
16				
17				
18				
19				
20				
21				
22				

m/e		
50	15 - 40% of mass 95	19.6
75	30 - 60% of mass 95	44.4
95	100 - 100% of mass 95	100.0
96	5 - 9% of mass 95	6.3
173	0 - 2.05% of mass 174	0.0
174	50 - 200% of mass 95	98.9
175	5 - 9% of mass 174	6.0
176	95 - 101% of mass 174	98.4
177	5 - 9% of mass 176	5.8

Form 5
Tune Summary

Lab Name: APPL Inc.
Case No: 96472
Matrix: Water
ID: 0615Z20.D

SDG No: 96472
Date Analyzed: 6/16/2021
Instrument: ZEUS
Time Analyzed: 0:30

	Client Sample No.	APPL ID.	File ID.	Date Analyzed
1	Lab Control Spike	210615A CCV/LCS 10ug	0615Z22.D	6/16/2021 1:17
2	Lab Control SpikeD	210615A LCSD 10ug/L	0615Z23.D	6/16/2021 1:40
3	Blank	210615A BLK	0615Z26.D	6/16/2021 2:50
4	ERH1411	BA34195W01	0615Z42.D	6/16/2021 9:03
5	ERH1412	BA34196W01	0615Z43.D	6/16/2021 9:26
6	ERH1413	BA34198W01	0615Z44.D	6/16/2021 9:49
7	ERH1414	BA34199W01	0615Z45.D	6/16/2021 10:12
8				
9				
10				
11				
12				
13				
14				
15				
16				
17				
18				
19				
20				
21				
22				

m/e		
50	15 - 40% of mass 95	20.2
75	30 - 60% of mass 95	47.6
95	100 - 100% of mass 95	100.0
96	5 - 9% of mass 95	6.6
173	0 - 2.05% of mass 174	0.6
174	50 - 200% of mass 95	94.6
175	5 - 9% of mass 174	7.1
176	95 - 101% of mass 174	96.7
177	5 - 9% of mass 176	6.5

Form 5
Tune Summary

Lab Name: APPL Inc.
Case No: 96472
Matrix: Water
ID: 0615Z49.D

SDG No: 96472
Date Analyzed: 6/16/2021
Instrument: ZEUS
Time Analyzed: 11:46

	Client Sample No.	APPL ID.	File ID.	Date Analyzed
1	Lab Control Spike	210615B CCV/LCS 10ug	0615Z50.D	6/16/2021 12:09
2	Lab Control SpikeD	210615B LCSD 10ug/L	0615Z51.D	6/16/2021 12:32
3	Blank	210615B BLK	0615Z54.D	6/16/2021 13:42
4	ERH1415	BA34201W01	0615Z58.D	6/16/2021 15:15
5	ERH1416	BA34202W01	0615Z59.D	6/16/2021 15:39
6				
7				
8				
9				
10				
11				
12				
13				
14				
15				
16				
17				
18				
19				
20				
21				
22				

m/e		
50	15 - 40% of mass 95	20.8
75	30 - 60% of mass 95	46.8
95	100 - 100% of mass 95	100.0
96	5 - 9% of mass 95	6.6
173	0 - 2.05% of mass 174	0.6
174	50 - 200% of mass 95	95.7
175	5 - 9% of mass 174	7.1
176	95 - 101% of mass 174	97.7
177	5 - 9% of mass 176	6.6

8A
INTERNAL STANDARD AREA AND RT SUMMARY

Lab Name: APPL Inc. Contract: _____

Lab Code: _____ SDG No.: _____

Lab File ID (Standard): 0615Z08.D Date Analyzed: 06/15/21

Instrument ID: ZEUS Time Analyzed: 19:51

GC Column: _____ ID: Heated Purge: (Y/N) _____

		Fluorobenzene (IS)		Chlorobenzene-D5 (IS)		1,4-Dichlorobenzene-D (IS)	
		AREA #	RT #	AREA #	RT #	AREA #	RT #
	12 HOUR STD	1970630	6.01	1488590	9.49	536384	12.04
	UPPER LIMIT	3941260	6.18	2977180	9.66	1072768	12.21
	LOWER LIMIT	985315	5.84	744295	9.32	268192	11.87
	SAMPLE NO.						
01	(SS) 10ug/L VOC STD 6	2307870	6.01	1710430	9.49	614016	12.04
02	210615A CCV/LCS 10u	2326360	6.01	1712970	9.49	593792	12.04
03	210615A LCSD 10ug/L	2429460	6.01	1764880	9.49	637696	12.04
04	210615A BLK	2388930	6.01	1697830	9.49	564032	12.04
05	BA34195W01	2053740	6.01	1461070	9.49	500288	12.04
06	BA34196W01	1944460	6.01	1398910	9.49	498944	12.04
07	BA34198W01	2004340	6.01	1422880	9.49	481536	12.04
08	BA34199W01	1996720	6.01	1446700	9.50	491264	12.04
09	Ending CCV 10ug/L 6/15	2208930	6.01	1583100	9.50	563584	12.04
10	210615B CCV/LCS 10u	2211270	6.01	1610420	9.49	594944	12.04
11	210615B LCSD 10ug/L	2261240	6.01	1639630	9.49	576704	12.04
12	210615B BLK	2191270	6.01	1566600	9.49	517248	12.04
13	BA34201W01	1940440	6.02	1394510	9.49	478720	12.04
14	BA34202W01	1943610	6.01	1388800	9.49	464704	12.04
15							
16							
17							
18							
19							
20							
21							
22							

AREA UPPER LIMIT = +100% of internal standard area.
AREA LOWER LIMIT = -50% of internal standard area.
RT UPPER LIMIT = +0.17 minutes of internal standard RT
RT LOWER LIMIT = -0.17 minutes of internal standard RT

Column used to flag values outside QC limits with an asterisk.
* Values outside of QC limits.

EPA 8260B

Form 2 & 8

Surrogate Recovery

Lab Name: APPL, Inc. SDG No: 96472

Case No: 96472 Date Analyzed: 06/16/21

Matrix: WATER Instrument: ZEUS

APPL ID.	Client Sample No.	SURROGATE: 4-BROMOFLUOROBENZENE (S)					
		Limits	Result	Qualifier	Limits	Result	Qualifier
210615AZ-LCS	Lab Control Spike	85-114	96.8				
210615AZ-LCSD	Lab Control SpikeD	85-114	97.2				
210615AZ-BLK	Blank	85-114	93.6				
BA34195	ERH1411	85-114	95.0				
BA34196	ERH1412	85-114	95.6				
BA34198	ERH1413	85-114	94.0				
BA34199	ERH1414	85-114	97.7				

Comments: Batch: #GRO86-210615AZ

EPA 8260B

Form 2 & 8

Surrogate Recovery

Lab Name: APPL, Inc. SDG No: 96472

Case No: 96472 Date Analyzed: 06/16/21

Matrix: WATER Instrument: ZEUS

APPL ID.	Client Sample No.	SURROGATE: 4-BROMOFLUOROBENZENE (S)					
		Limits	Result	Qualifier	Limits	Result	Qualifier
210615BZ-LCS	Lab Control Spike	85-114	93.6				
210615BZ-LCSD	Lab Control SpikeD	85-114	98.8				
210615BZ-BLK	Blank	85-114	95.3				
BA34201	ERH1415	85-114	94.0				
BA34202	ERH1416	85-114	93.0				

Comments: Batch: #GRO86-210615BZ

EPA 8260B

Form 4

Blank Summary

Lab Name:	APPL, Inc.	SDG No:	96472
Case No:	96472	Date Analyzed:	06/16/21
Matrix:	WATER	Instrument:	ZEUS
Blank ID:	210615AZ-BLK	Time Analyzed:	0250

APPL ID.	Client Sample No.	File ID.	Date Analyzed
210615AZ-LCS	Lab Control Spike	0615Z24	06/16/21 0203
210615AZ-LCSD	Lab Control SpikeD	0615Z25	06/16/21 0227
210615AZ-BLK	Blank	0615Z26	06/16/21 0250
BA34195	ERH1411	0615Z42	06/16/21 0903
BA34196	ERH1412	0615Z43	06/16/21 0926
BA34198	ERH1413	0615Z44	06/16/21 0949
BA34199	ERH1414	0615Z45	06/16/21 1012

Comments: Batch: #GRO86-210615AZ

EPA 8260B

Form 4

Blank Summary

Lab Name:	APPL, Inc.	SDG No:	96472
Case No:	96472	Date Analyzed:	06/16/21
Matrix:	WATER	Instrument:	ZEUS
Blank ID:	210615BZ-BLK	Time Analyzed:	1342

APPL ID.	Client Sample No.	File ID.	Date Analyzed
210615BZ-LCS	Lab Control Spike	0615Z52	06/16/21 1256
210615BZ-LCSD	Lab Control SpikeD	0615Z53	06/16/21 1319
210615BZ-BLK	Blank	0615Z54	06/16/21 1342
BA34201	ERH1415	0615Z58	06/16/21 1515
BA34202	ERH1416	0615Z59	06/16/21 1539

Comments: Batch: #GRO86-210615BZ

Method Blank
EPA 8260B GRO WATER

APPL Inc.
908 North Temperance Avenu
Clovis, CA 93611

Blank Name/QCG: **210615W-33953 - 265072**
Batch ID: #GRO86-210615AZ

Sample Type	Analyte	Result	LOQ	LOD	DL	Units	Extraction Date	Analysis Date
BLANK	GASOLINE RANGE ORGANICS	18.0 U	20	18.0	8.6	ug/L	06/16/21	06/16/21
BLANK	SURROGATE: 4-BROMOFLUORO	93.6	85-114			%	06/16/21	06/16/21

Quant Method:ZGAS0615.M
Run #:0615Z26
Instrument:ZEUS
Sequence:210615
Initials:JPR

GC SC-Blank-REG MDLs-DOD
Printed: 06/17/21 10:16:50 AM

Method Blank
EPA 8260B GRO WATER

APPL Inc.
908 North Temperance Avenu
Clovis, CA 93611

Blank Name/QCG: **210615W-34201 - 265094**
Batch ID: #GRO86-210615BZ

Sample Type	Analyte	Result	LOQ	LOD	DL	Units	Extraction Date	Analysis Date
BLANK	GASOLINE RANGE ORGANICS	18.0 U	20	18.0	8.6	ug/L	06/16/21	06/16/21
BLANK	SURROGATE: 4-BROMOFLUORO	95.3	85-114			%	06/16/21	06/16/21

Quant Method:ZGAS0615.M
Run #:0615Z54
Instrument:ZEUS
Sequence:210615
Initials:JPR

GC SC-Blank-REG MDLs-DOD
Printed: 06/17/21 10:16:50 AM

EPA 8260B

Form 4

LCS Summary

Lab Name:	APPL, Inc.	SDG No:	96472
Case No:	96472	Date Analyzed:	06/16/21
Matrix:	WATER	Instrument:	ZEUS
LCS ID:	210615AZ-LCS	Time Analyzed:	0203

APPL ID.	Client Sample No.	File ID.	Date Analyzed
210615AZ-LCS	Lab Control Spike	0615Z24	06/16/21 0203
210615AZ-LCSD	Lab Control SpikeD	0615Z25	06/16/21 0227
210615AZ-BLK	Blank	0615Z26	06/16/21 0250
BA34195	ERH1411	0615Z42	06/16/21 0903
BA34196	ERH1412	0615Z43	06/16/21 0926
BA34198	ERH1413	0615Z44	06/16/21 0949
BA34199	ERH1414	0615Z45	06/16/21 1012

Comments: Batch: #GRO86-210615AZ

EPA 8260B

Form 4

LCS Summary

Lab Name:	APPL, Inc.	SDG No:	96472
Case No:	96472	Date Analyzed:	06/16/21
Matrix:	WATER	Instrument:	ZEUS
LCS ID:	210615BZ-LCS	Time Analyzed:	1256

APPL ID.	Client Sample No.	File ID.	Date Analyzed
210615BZ-LCS	Lab Control Spike	0615Z52	06/16/21 1256
210615BZ-LCSD	Lab Control SpikeD	0615Z53	06/16/21 1319
210615BZ-BLK	Blank	0615Z54	06/16/21 1342
BA34201	ERH1415	0615Z58	06/16/21 1515
BA34202	ERH1416	0615Z59	06/16/21 1539

Comments: Batch: #GRO86-210615BZ

Laboratory Control Spike Recoveries

EPA 8260B GRO WATER

APPL ID: **210616W-33953 LCS - 265072**
Batch ID: #GRO86-210615AZ

APPL Inc.
908 North Temperance Avenue
Clovis, CA 93611

Compound Name	Spike Lvl ug/L	SPK Result ug/L	DUP Result ug/L	SPK % Recovery	DUP % Recovery	Recovery Limits	RPD %	RPD Limits
GASOLINE RANGE ORGANICS	300	269	289	89.7	96.3	78-122	7.2	20
SURROGATE: 4-BROMOFLUOROBENZE	25.0	24.2	24.3	96.8	97.2	85-114		

Comments:

Primary	SPK	DUP
Quant Method :	ZGAS0615.M	ZGAS0615.M
Extraction Date :	06/16/21	06/16/21
Analysis Date :	06/16/21	06/16/21
Instrument :	ZEUS	ZEUS
Run :	0615Z24	0615Z25
Initials :	JPR	

Printed: 06/17/21 10:16:56 AM
APPL Standard LCSD

Laboratory Control Spike Recoveries

EPA 8260B GRO WATER

APPL ID: **210616W-34201 LCS - 265094**
Batch ID: #GRO86-210615BZ

APPL Inc.
908 North Temperance Avenue
Clovis, CA 93611

Compound Name	Spike Lvl ug/L	SPK Result ug/L	DUP Result ug/L	SPK % Recovery	DUP % Recovery	Recovery Limits	RPD %	RPD Limits
GASOLINE RANGE ORGANICS	300	262	262	87.3	87.3	78-122	0.0	20
SURROGATE: 4-BROMOFLUOROBENZE	25.0	23.4	24.7	93.6	98.8	85-114		

Comments:

Primary	SPK	DUP
Quant Method :	ZGAS0615.M	ZGAS0615.M
Extraction Date :	06/16/21	06/16/21
Analysis Date :	06/16/21	06/16/21
Instrument :	ZEUS	ZEUS
Run :	0615Z52	0615Z53
Initials :	JPR	

Printed: 06/17/21 10:16:56 AM
APPL Standard LCSD

ORGANICS

Calibration Data

TPH Extractables
DOC0612

Form 6
Initial Calibration

Lab Name: APPL, Inc.
Case No:
Matrix: Water

SDG No:
Initial Cal. Date: 06/12/21
Instrument: Apollo

Initials: MB

	Compound	1	2	3	4	5	6	7				Avg	%RSD	Type	r^2	Q
		612002 D	612003 D	612004.D	612005 D	612006 D	612007.D	612008.D								
HATM	Diesel (C10-C24)	2418684	1964307	1673699	1731268	1703384	1723665	1747350				1851765	14	HATM		
HBTM	Motor Oil (C24-C40)		1584744	1181297	1181407	1177379	1238533	1271288				1272441	12	HBTM		
SA	Ortho-Terphenyl(S)	2769318	2450020	2051752	2056353	1987460	2013017	2000652				2189796	14	SA		
SA	Octacosane(S)	2080704	1975269	1588872	1591191	1562082	1647514	1683205				1732691	12	SA		

1.504292

Quantitation Report (Not Reviewed)

Data File : G:\APOLLO\DATA\210612\612002.D Vial: 2
Acq On : 6-12-21 10:06:32 Operator: MB
Sample : DMO STD-1 06-12-21 Inst : Apollo
Misc : water Multiplr: 1.00
IntFile : events.e
Quant Time: Jun 14 10:24 2021 Quant Results File: DOC0612.RES

Method : G:\APOLLO\DATA\210607\DOC0612.M (Chemstation Integrator)
Title : 8015 B&C
Last Update : Mon Jun 14 10:23:49 2021
Response via : Multiple Level Calibration

Volume Inj. : 2UL
Signal Phase : DB-5
Signal Info : FID02A

Compound	R.T.	Response	Conc Units
System Monitoring Compounds			
3) SA Ortho-Terphenyl(S)	7.64	1384659	0.316 ppb
Surrogate Spike 30.000		Recovery =	1.05%
4) SA Octacosane(S)	9.99	1040352	0.300 ppb
Surrogate Spike 30.000		Recovery =	1.00%
Target Compounds			
1) HATM Diesel (C10-C24)	6.58	24186839	6.531 ppb
2) HBTM Motor Oil (C24-C40)	15.57	22884079	8.992 ppb

Target Compounds

(f)=RT Delta > 1/2 Window (m)=manual int.

Quantitation Report

Data File: G:\APOLLO\DATA\210612\612002.D
Sample : DMO STD-1 06-12-21

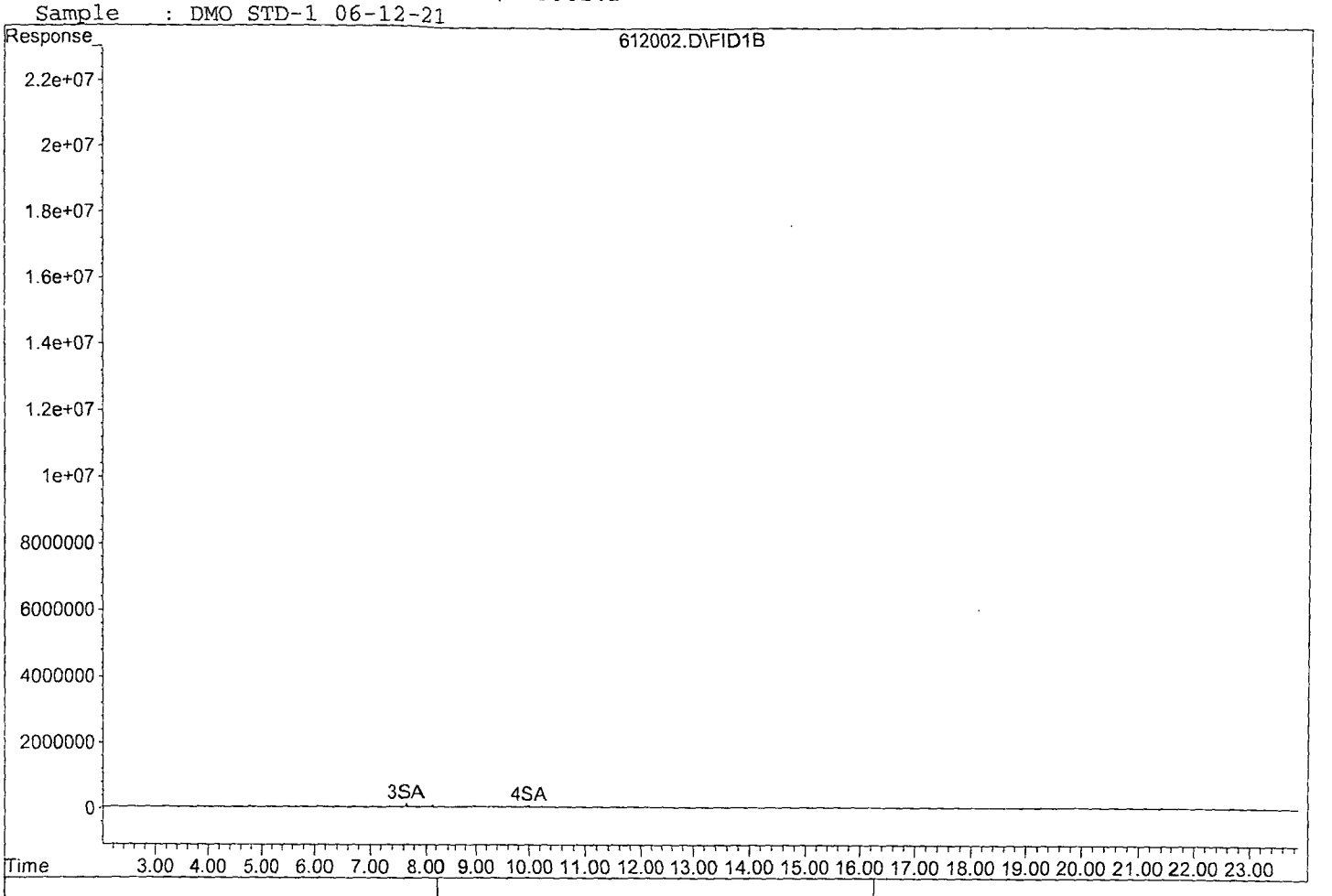



Quantitation Report (Not Reviewed)

Data File : G:\APOLLO\DATA\210612\612003.D
Acq On : 6-12-21 10:34:56
Sample : DMOS STD-2 06-12-21
Misc : water
IntFile : events.e
Quant Time: Jun 14 10:24 2021 Quant Results File: DOC0612.RES

Vial: 3
Operator: MB
Inst : Apollo
Multiplr: 1.00

Method : G:\APOLLO\DATA\210607\DOC0612.M (Chemstation Integrator)
Title : 8015 B&C
Last Update : Mon Jun 14 10:23:49 2021
Response via : Multiple Level Calibration

Volume Inj. : 2UL
Signal Phase : DB-5
Signal Info : FID02A

Compound	R.T.	Response	Conc Units
System Monitoring Compounds			
3) SA Ortho-Terphenyl(S)	7.64	2450020	0.559 ppb
Surrogate Spike 30.000	Recovery	=	1.86%
4) SA Octacosane(S)	9.99	1975269	0.570 ppb
Surrogate Spike 30.000	Recovery	=	1.90%
Target Compounds			
1) HATM Diesel (C10-C24)	6.58	39286141	10.608 ppb
2) HBTM Motor Oil (C24-C40)	15.57	31694881	12.454 ppb

Target Compounds

(f)=RT Delta > 1/2 Window (m)=manual int.

Quantitation Report

Data File: G:\APOLLO\DATA\210612\612003.D
Sample : DMOS STD-2 06-12-21

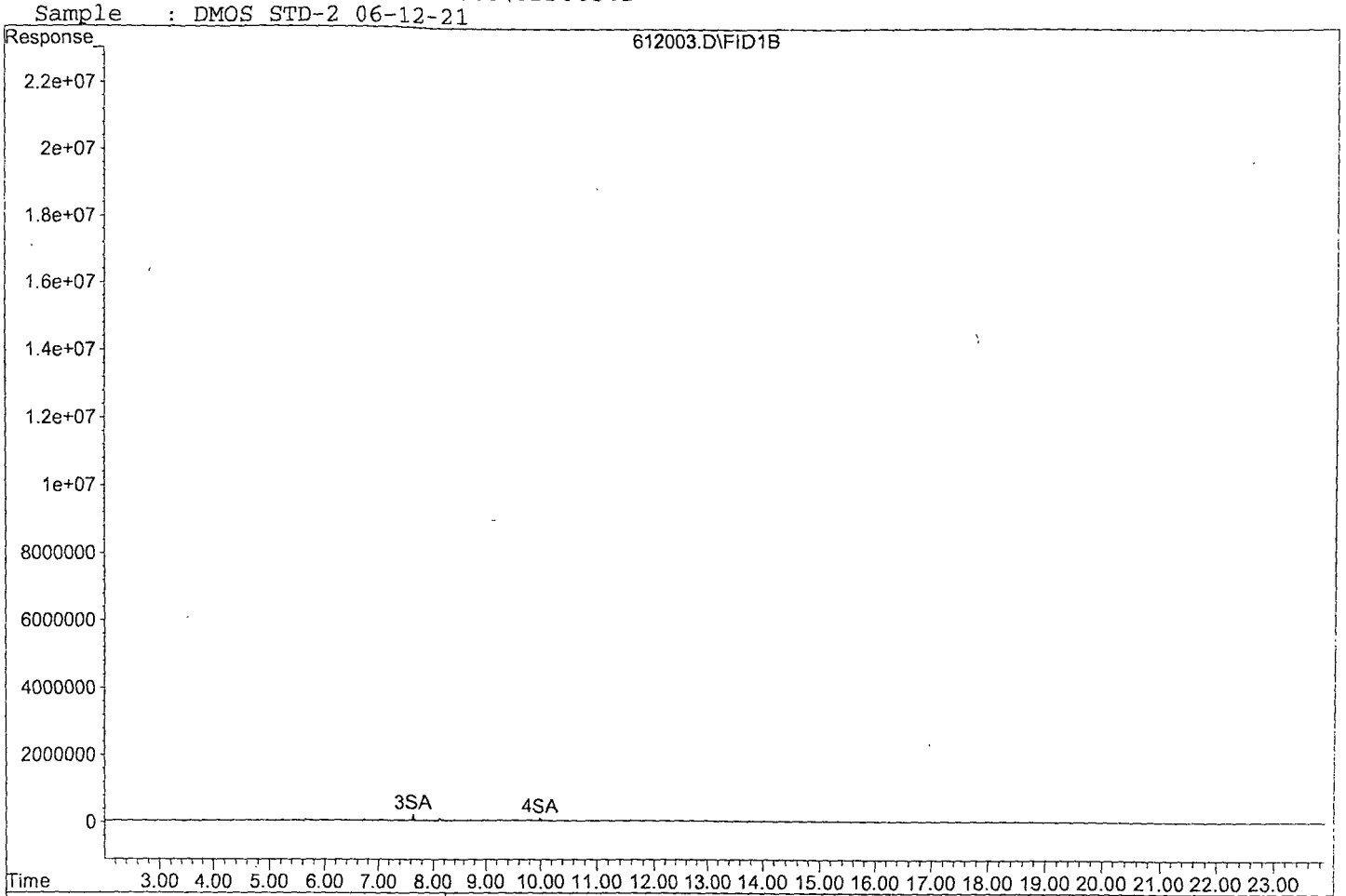



Quantitation Report (Not Reviewed)

Data File : G:\APOLLO\DATA\210612\612004.D Vial: 4
Acq On : 6-12-21 11:03:19 Operator: MB
Sample : DMO STD-3 06-12-21 Inst : Apollo
Misc : water Multiplr: 1.00
IntFile : events.e
Quant Time: Jun 14 10:24 2021 Quant Results File: DOC0612.RES

Method : G:\APOLLO\DATA\210607\DOC0612.M (Chemstation Integrator)
Title : 8015 B&C
Last Update : Mon Jun 14 10:23:49 2021
Response via : Multiple Level Calibration

Volume Inj. : 2UL
Signal Phase : DB-5
Signal Info : FID02A

Compound	R.T.	Response	Conc Units
System Monitoring Compounds			
3) SA Ortho-Terphenyl(S)	7.64	10258760	2.342 ppb
Surrogate Spike 30.000		Recovery =	7.81%
4) SA Octacosane(S)	9.99	7944362	2.292 ppb
Surrogate Spike 30.000		Recovery =	7.64%
Target Compounds			
1) HATM Diesel (C10-C24)	6.58	167369861	45.192 ppb
2) HBTM Motor Oil (C24-C40)	15.57	118129721	46.419 ppb

Target Compounds

(f)=RT Delta > 1/2 Window (m)=manual int.

Quantitation Report

Data File: G:\APOLLO\DATA\210612\612004.D
Sample : DMO STD-3 06-12-21

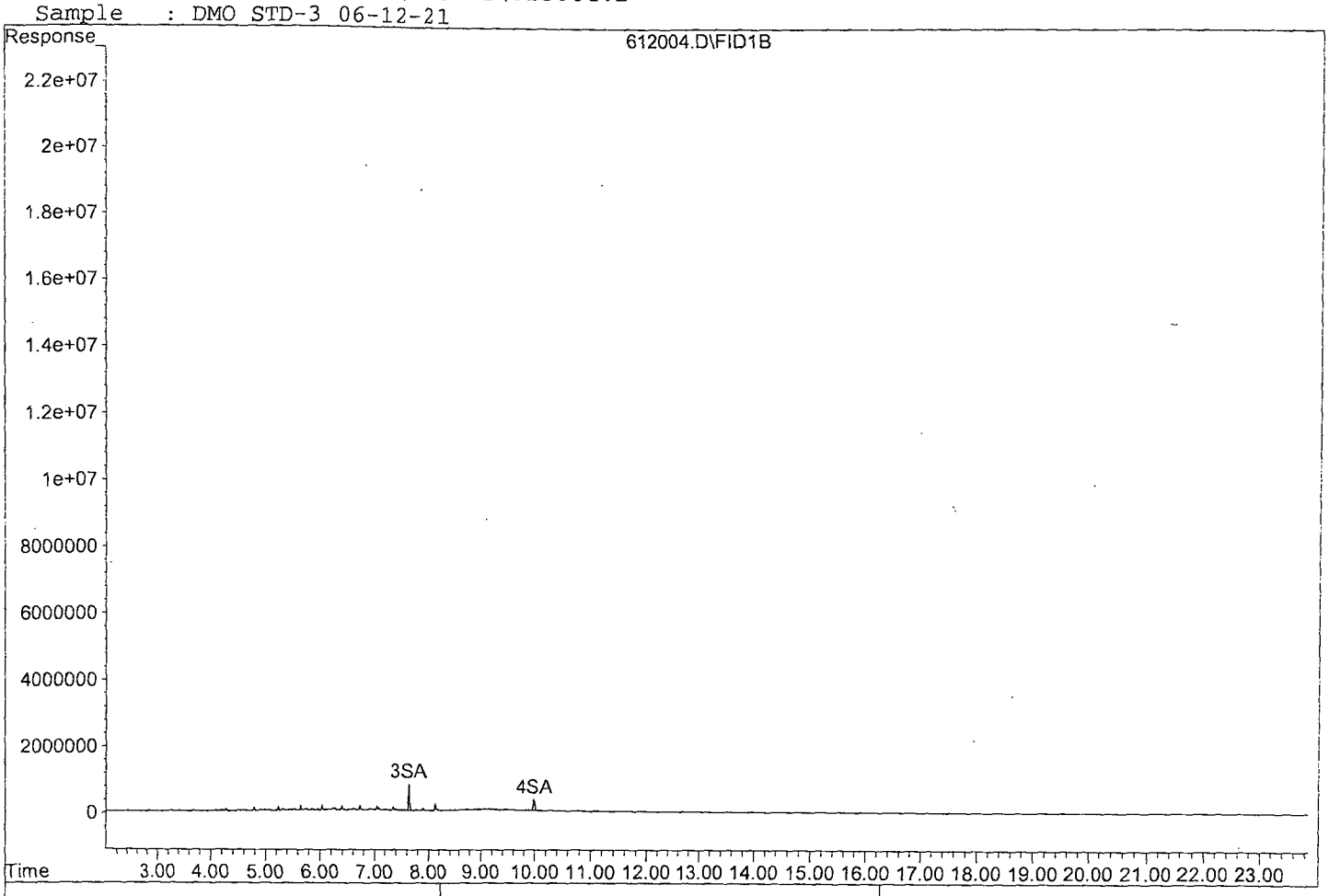



Quantitation Report (Not Reviewed)

Data File : G:\APOLLO\DATA\210612\612005.D Vial: 5
Acq On : 6-12-21 11:31:44 Operator: MB
Sample : DMO STD-4 06-12-21 Inst : Apollo
Misc : water Multiplr: 1.00
IntFile : events.e
Quant Time: Jun 14 10:24 2021 Quant Results File: DOC0612.RES

Method : G:\APOLLO\DATA\210607\DOC0612.M (Chemstation Integrator)
Title : 8015 B&C
Last Update : Mon Jun 14 10:23:49 2021
Response via : Multiple Level Calibration

Volume Inj. : 2UL
Signal Phase : DB-5
Signal Info : FID02A

Compound	R.T.	Response	Conc Units
System Monitoring Compounds			
3) SA Ortho-Terphenyl(S)	7.64	51408819	11.738 ppb
Surrogate Spike 30.000		Recovery =	39.13%
4) SA Octacosane(S)	9.99	39779770	11.479 ppb
Surrogate Spike 30.000		Recovery =	38.26%
Target Compounds			
1) HATM Diesel (C10-C24)	6.58	865633766	233.732 ppb
2) HBTM Motor Oil (C24-C40)	15.57	590703508	232.114 ppb

Target Compounds

(f)=RT Delta > 1/2 Window (m)=manual int

Quantitation Report

Data File: G:\APOLLO\DATA\210612\612005.D
Sample : DMO STD-4 06-12-21

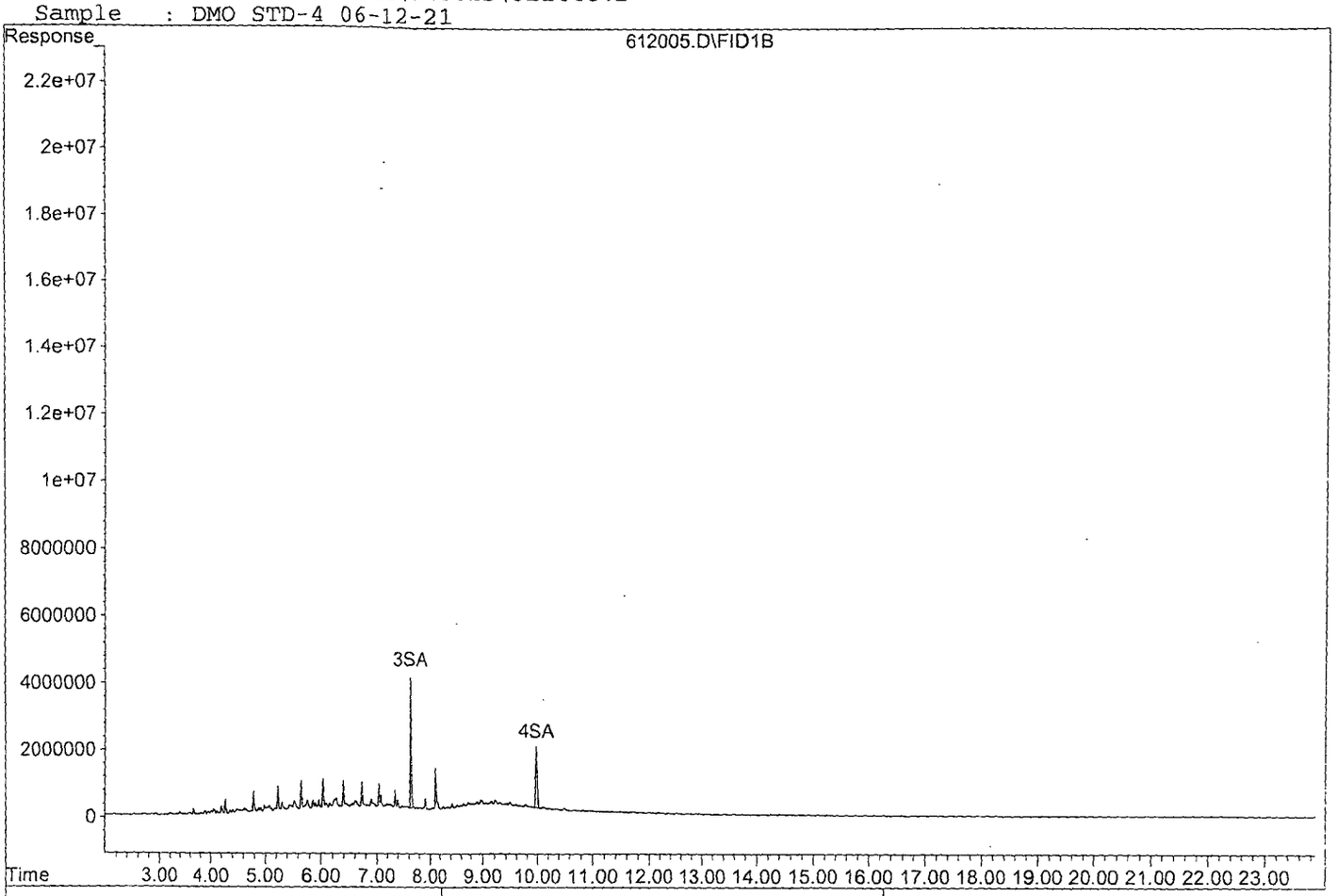

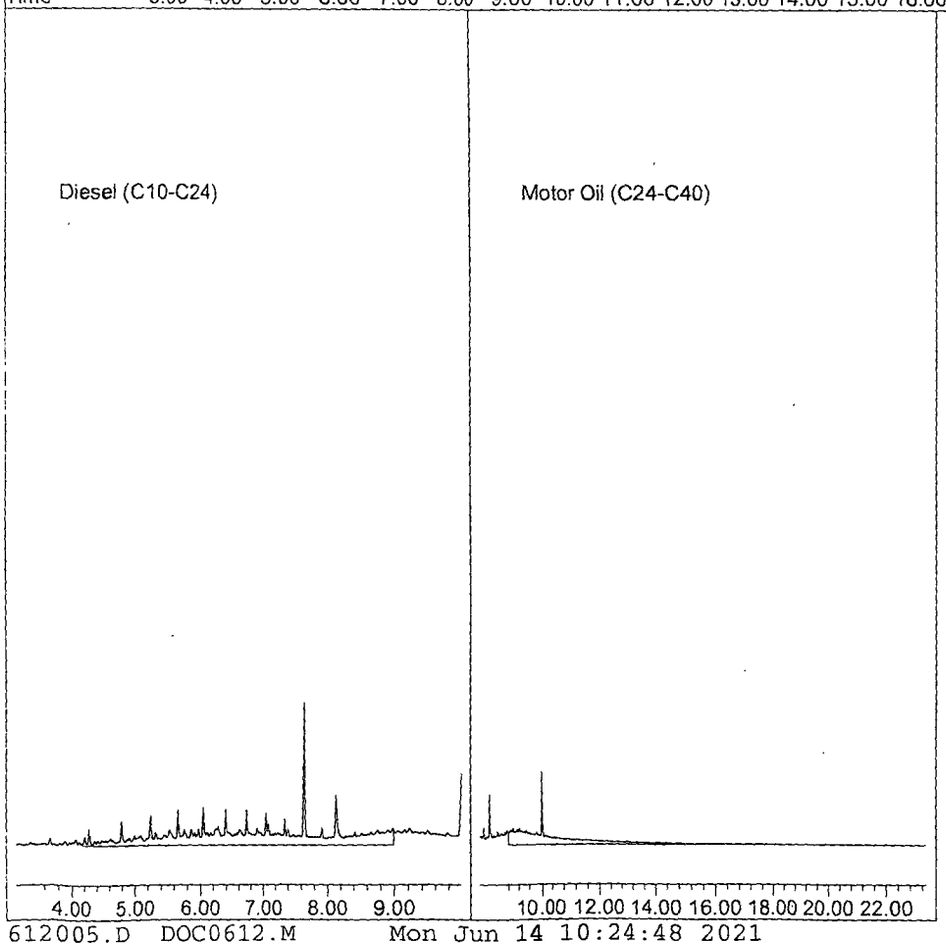

612005.D DOC0612.M Mon Jun 14 10:24:48 2021

Quantitation Report (Not Reviewed)

Data File : G:\APOLLO\DATA\210612\612006.D Vial: 6
Acq On : 6-12-21 12:00:09 Operator: MB
Sample : DMO-STD-5 06-12-21 Inst : Apollo
Misc : water Multiplr: 1.00
IntFile : events.e
Quant Time: Jun 14 10:24 2021 Quant Results File: DOC0612.RES

Method : G:\APOLLO\DATA\210607\DOC0612.M (Chemstation Integrator)
Title : 8015 B&C
Last Update : Mon Jun 14 10:23:49 2021
Response via : Multiple Level Calibration

Volume Inj. : 2UL
Signal Phase : DB-5
Signal Info : FID02A

Compound	R.T.	Response	Conc Units
System Monitoring Compounds			
3) SA Ortho-Terphenyl(S)	7.65	198745953	45.380 ppb
Surrogate Spike 30.000		Recovery =	151.27%
4) SA Octacosane(S)	10.00	156208194	45.077 ppb
Surrogate Spike 30.000		Recovery =	150.26%
Target Compounds			
1) HATM Diesel (C10-C24)	6.58	3406768130	919.870 ppb
2) HBTM Motor Oil (C24-C40)	15.57	2354757249	925.291 ppb

Target Compounds

Quantitation Report

Data File: G:\APOLLO\DATA\210612\612006.D
Sample : DMO-STD-5 06-12-21

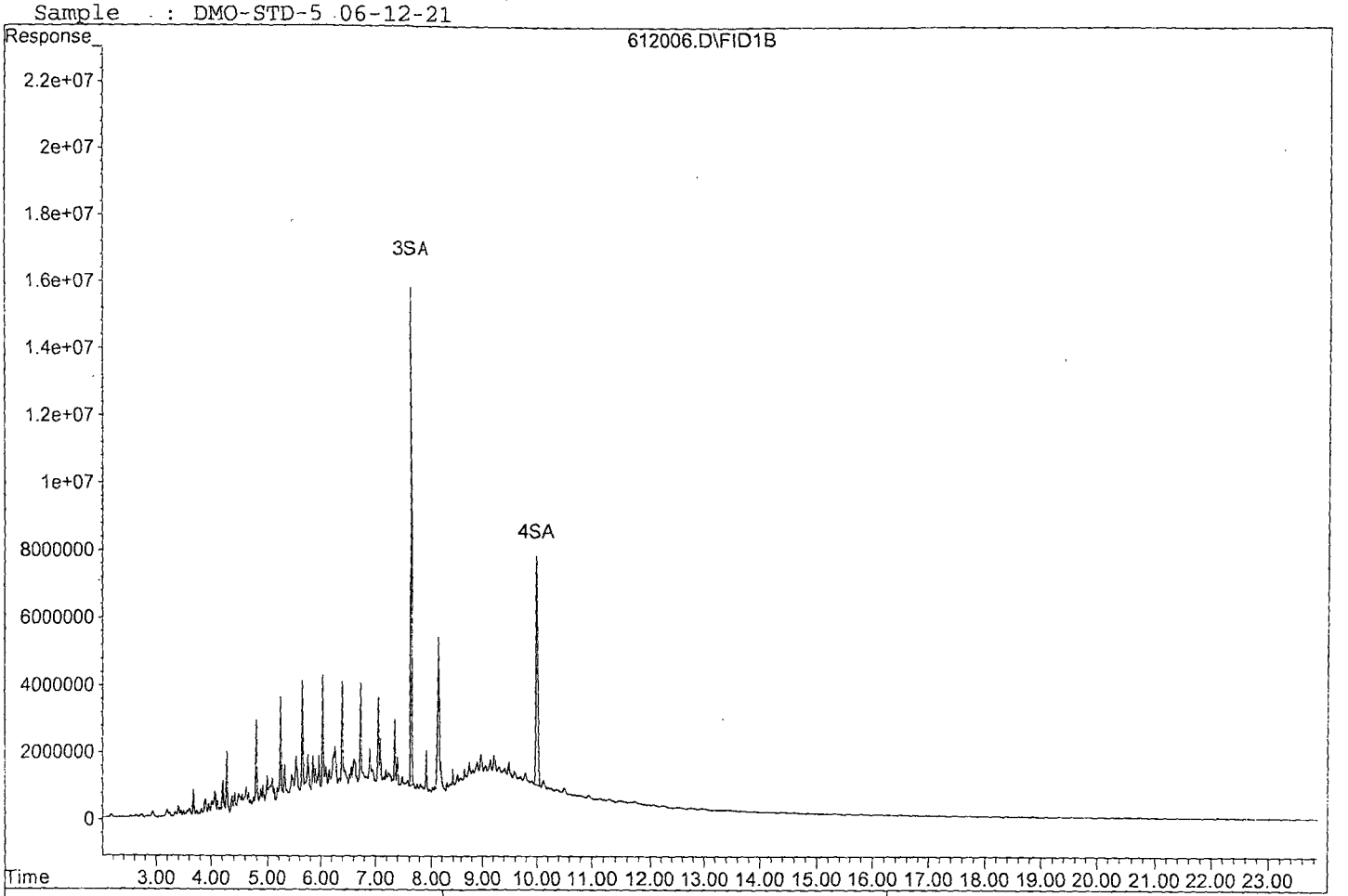

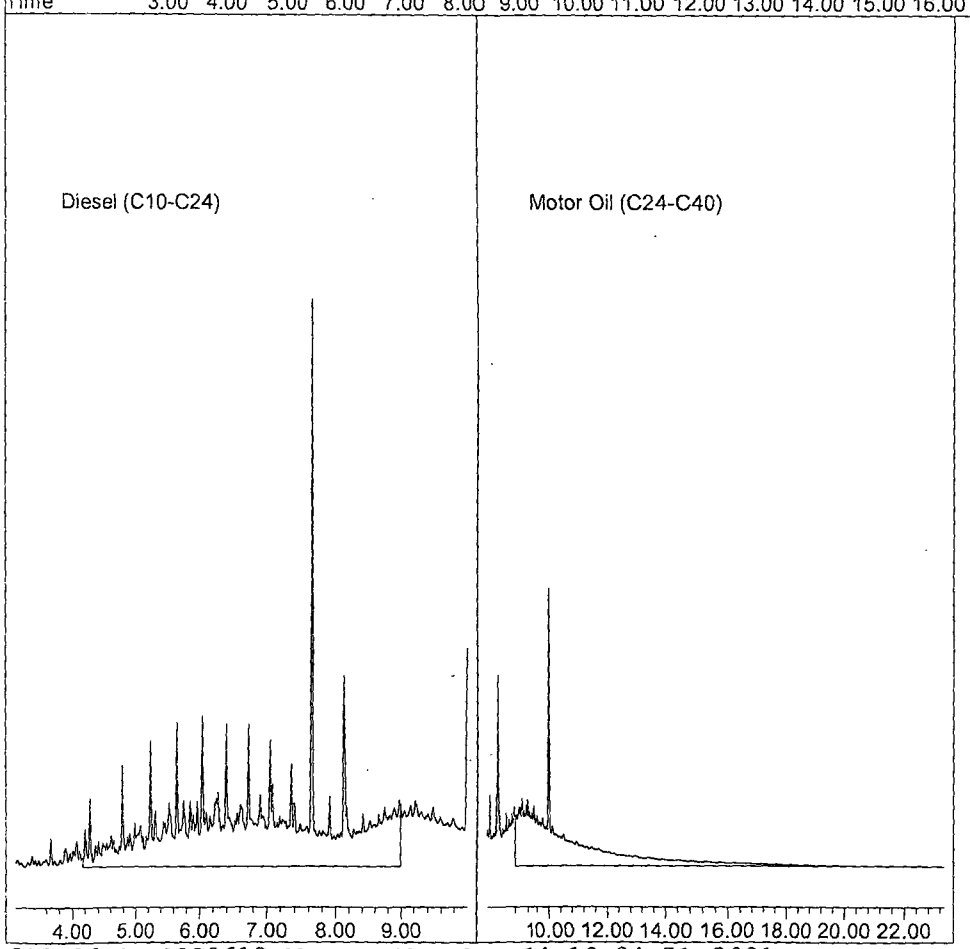

612006.D DOC0612.M Mon Jun 14 10:24:52 2021

Quantitation Report (Not Reviewed)

Data File : G:\APOLLO\DATA\210612\612007.D
Acq On : 6-12-21 12:28:18
Sample : DMOS-STD 6 06-12-21
Misc : water
IntFile : events.e
Quant Time: Jun 14 10:24 2021 Quant Results File: DOC0612.RES

Vial: 7
Operator: MB
Inst : Apollo
Multiplr: 1.00

Method : G:\APOLLO\DATA\210607\DOC0612.M (Chemstation Integrator)
Title : 8015 B&C
Last Update : Mon Jun 14 10:23:49 2021
Response via : Multiple Level Calibration

Volume Inj. : 2UL
Signal Phase : DB-5
Signal Info : FID02A

Compound	R.T.	Response	Conc Units
System Monitoring Compounds			
3) SA Ortho-Terphenyl(S)	7.65	301952588	68.945 ppb
Surrogate Spike 30.000		Recovery =	229.82%
4) SA Octacosane(S)	10.01	247127104	71.313 ppb
Surrogate Spike 30.000		Recovery =	237.71%
Target Compounds			
1) HATM Diesel (C10-C24)	6.58	5170995965	1396.234 ppb
2) HBTM Motor Oil (C24-C40)	15.57	3715599130	1460.028 ppb

Target Compounds

f)=RT Delta > 1/2 Window (m)=manual int
12007.D DOC0612.M Mon Jun 14 10:24:5

Quantitation Report

Data File: G:\APOLLO\DATA\210612\612007.D
Sample : DMOS-STD 6 06-12-21

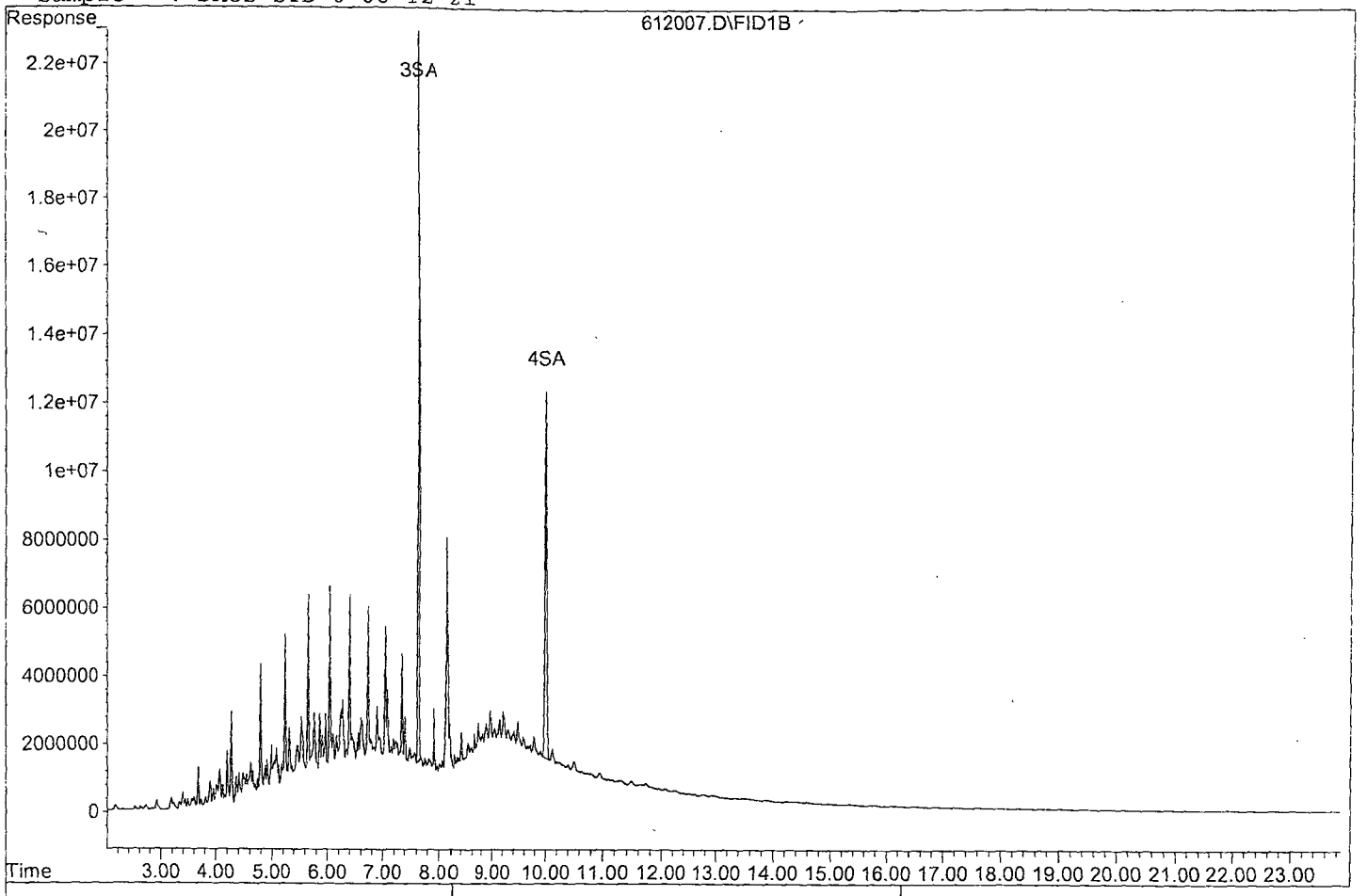

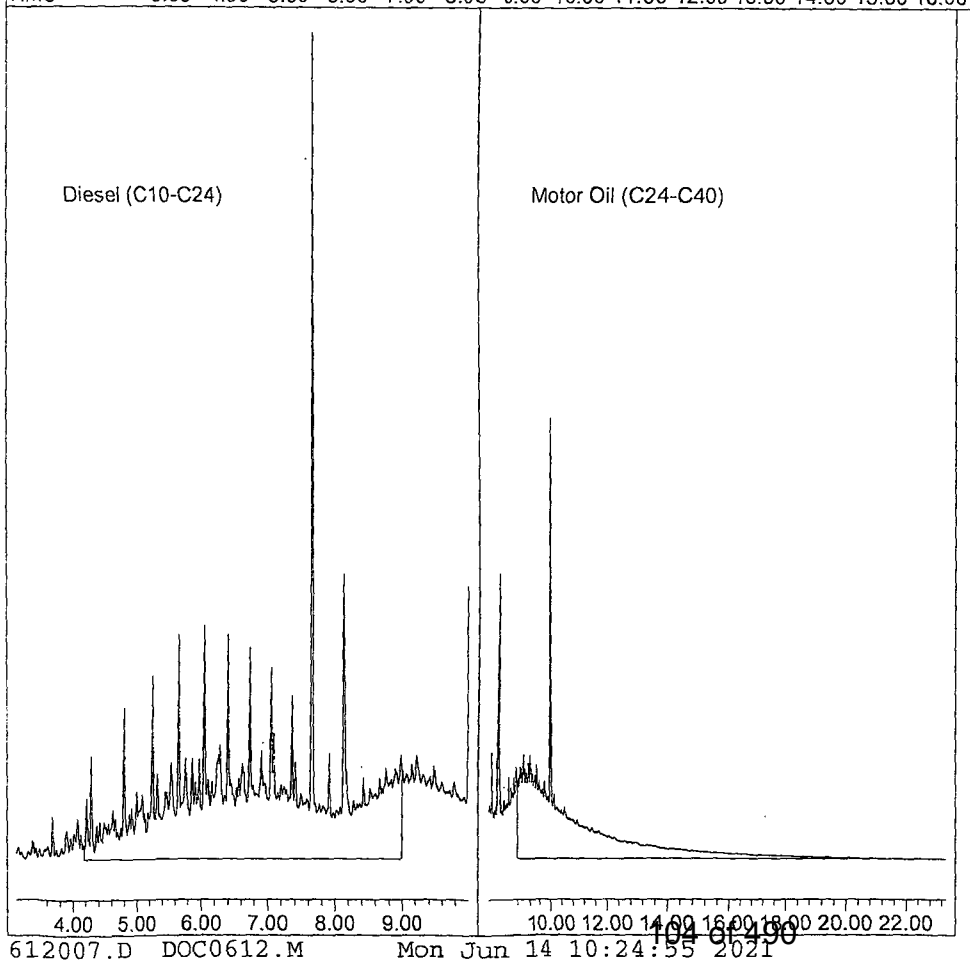

612007.D DOC0612.M Mon Jun 14 10:24:55 2021

Quantitation Report (Not Reviewed)

Data File : G:\APOLLO\DATA\210612\612008.D Vial: 8
Acq On : 6-12-21 12:56:31 Operator: MB
Sample : DMO-STD 7 06-12-21 Inst : Apollo
Misc : water Multiplr: 1.00
IntFile : events.e
Quant Time: Jun 14 10:24 2021 Quant Results File: DOC0612.RES

Method : G:\APOLLO\DATA\210607\DOC0612.M (Chemstation Integrator)
Title : 8015 B&C
Last Update : Mon Jun 14 10:23:49 2021
Response via : Multiple Level Calibration

Volume Inj. : 2UL
Signal Phase : DB-5
Signal Info : FID02A

Compound	R.T.	Response	Conc Units
System Monitoring Compounds			
3) SA Ortho-Terphenyl(S)	7.65	400130320	91.362 ppb
Surrogate Spike 30.000		Recovery =	304.54%
4) SA Octacosane(S)	10.01	336641043	97.144 ppb
Surrogate Spike 30.000		Recovery =	323.81%
Target Compounds			
1) HATM Diesel (C10-C24)	6.58	6989400742	1887.226 ppb
2) HBTM Motor Oil (C24-C40)	15.57	5085151214	1998.187 ppb

Target Compounds

f)=RT Delta > 1/2 Window (m)=manual int.
12008.D DOC0612.M Mon Jun 14 10:24:57 2021

Quantitation Report

Data File: G:\APOLLO\DATA\210612\612008.D
Sample : DMO-STD 7 06-12-21

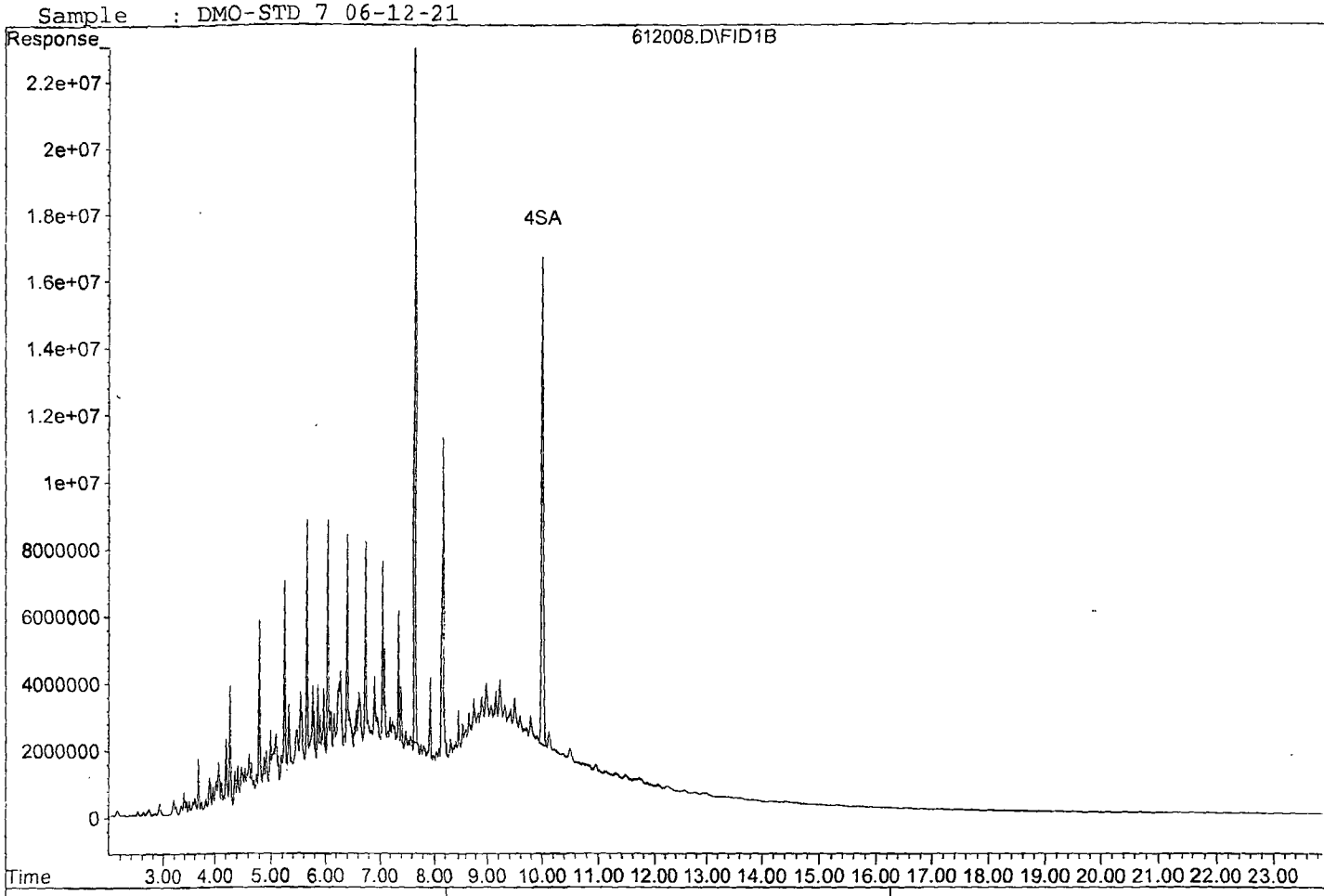

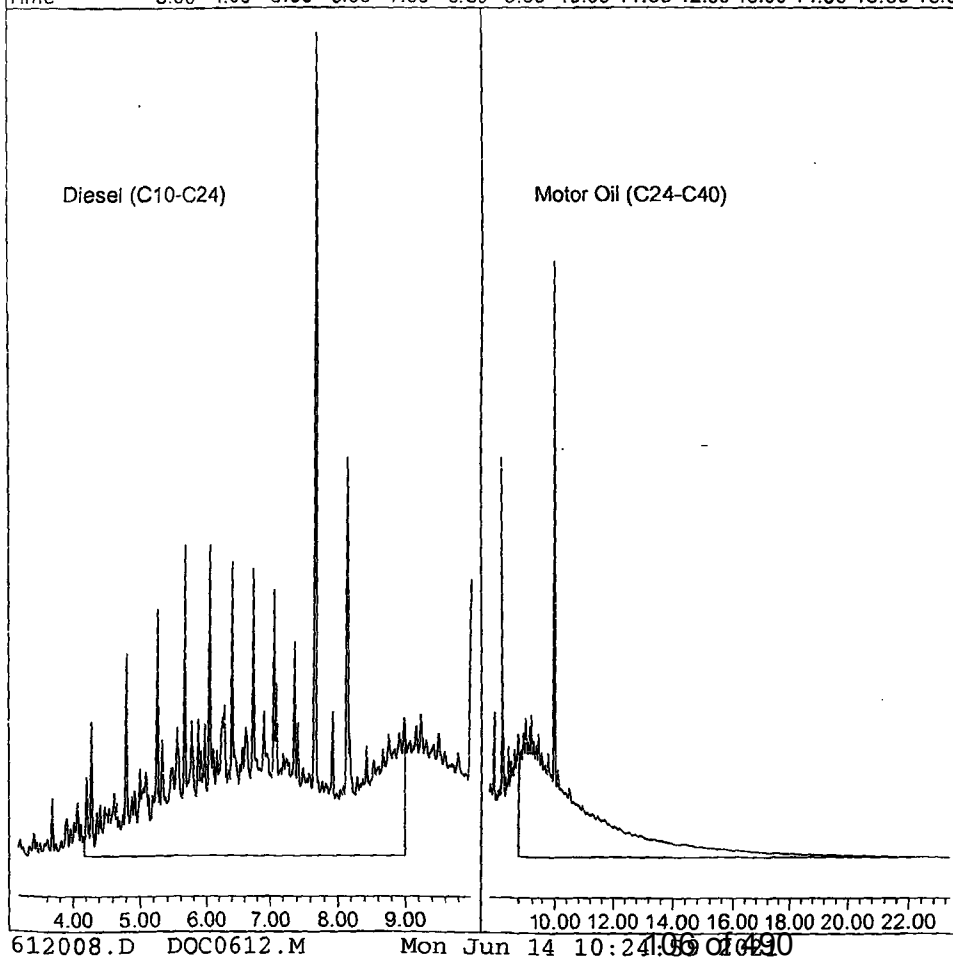

612008.D DOC0612.M Mon Jun 14 10:24:55 2021

TPH Extractables
DOC0612

Form 7

Second Source Calibration

Lab Name: APPL, Inc.
Case No:
Matrix: Water

SDG No:
Date Analyzed: 06/12/21
Instrument: Apollo
Initial Cal. Date: 06/12/21
Data File: 612009.D

		Compound	MEAN	CCRF	%D		%Drift
1	HATM	Diesel (C10-C24)	1851770	1705330	7.9	HATM	
2	HBTM	Motor Oil (C24-C40)	1272440	1357430	6.7	HBTM	
3							
4							
5							
6							
7							
8							
9							
10							
11							
12							
13							
14							
15							
16							
17							
18							
19							
20							
21							
22							
23							
24							
25							
26							
27							
28							
29							
30							
31							
32							
33							
34							
35							
36							
37							
38							
39							
40							
		Average			7.3		

Quantitation Report (Not Reviewed)

Data File : G:\APOLLO\DATA\210612\612009.D Vial: 9
Acq On : 6-12-21 13:24:43 Operator: MB
Sample : DMO-STD SS 06-12-21 Inst : Apollo
Misc : water Multiplr: 1.00
IntFile : events.e
Quant Time: Jun 14 10:25 2021 Quant Results File: DOC0612.RES

Method : G:\APOLLO\DATA\210607\DOC0612.M (Chemstation Integrator)
Title : 8015 B&C
Last Update : Mon Jun 14 10:23:49 2021
Response via : Multiple Level Calibration

Volume Inj. : 2UL
Signal Phase : DB-5
Signal Info : FID02A

Compound	R.T.	Response	Conc Units
System Monitoring Compounds			
3) SA Ortho-Terphenyl(S)	7.64	3420618	0.781 ppb
Surrogate Spike 30.000		Recovery =	2.60%
4) SA Octacosane(S)	10.00	52751	0.015 ppb
Surrogate Spike 30.000		Recovery =	0.05%
Target Compounds			
1) HATM Diesel (C10-C24)	6.58	852667033	230.231 ppb
2) HBTM Motor Oil (C24-C40)	15.57	678716704	266.699 ppb

Target Compounds

Quantitation Report

Data File: G:\APOLLO\DATA\210612\612009.D
Sample : DMO-STD SS 06-12-21

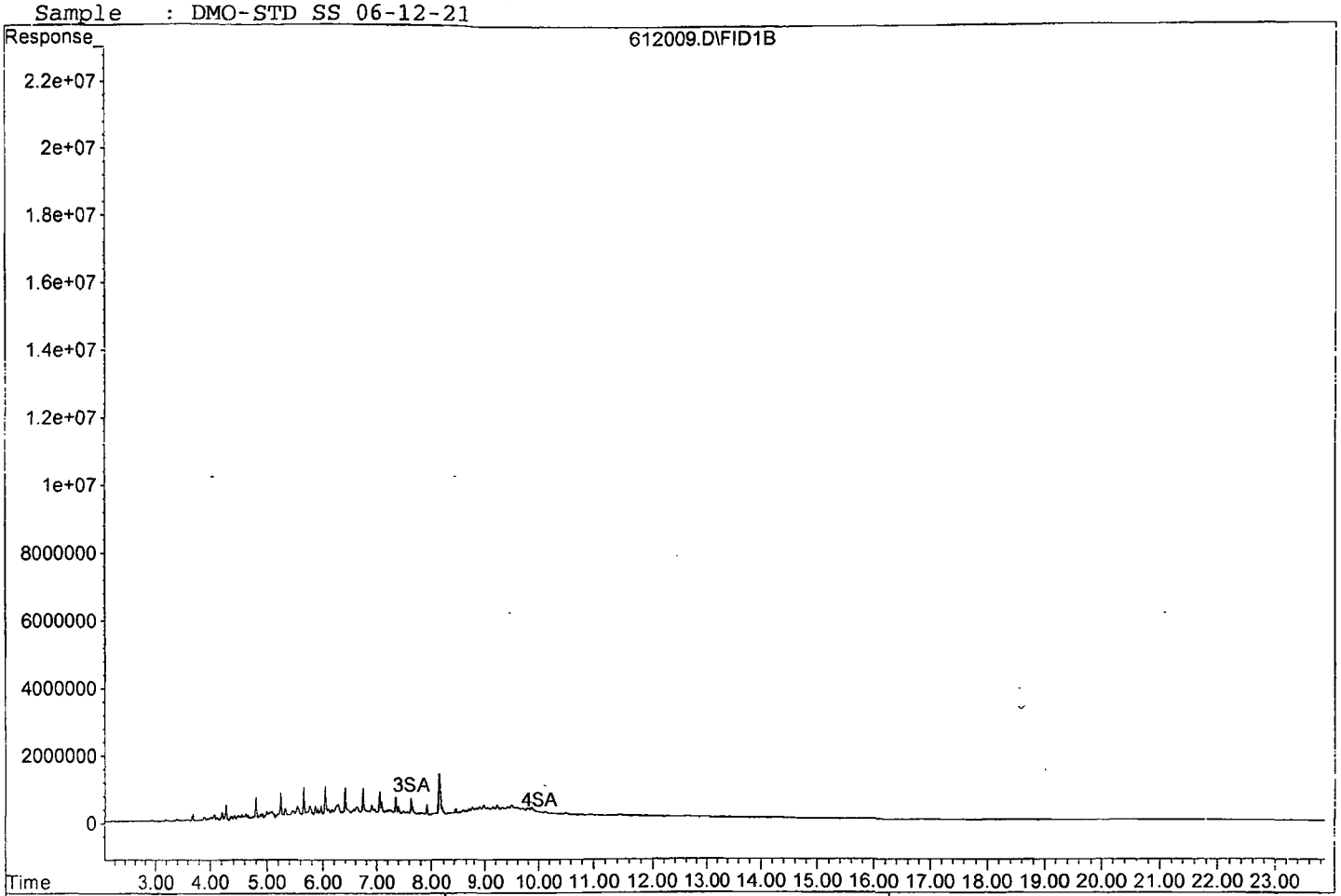

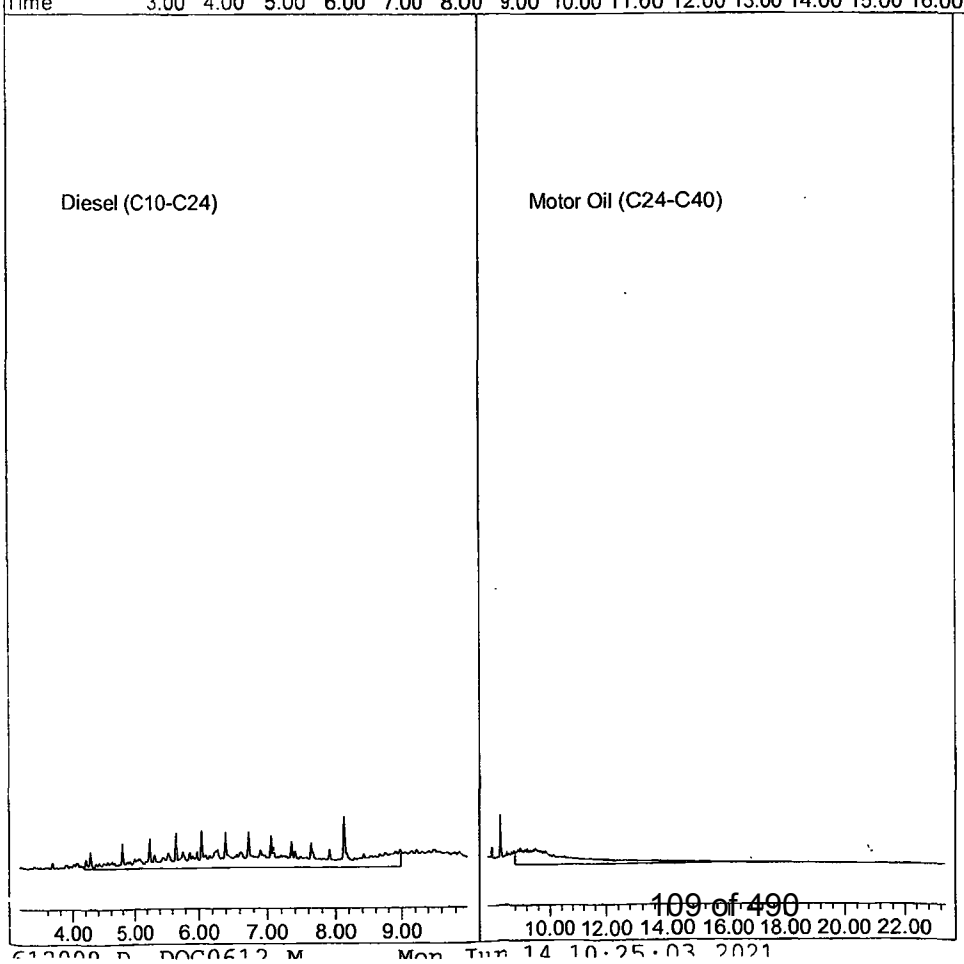

TPH Extractables
DOC0612

Form 7

Continuing Calibration

Lab Name: APPL, Inc.
Case No:
Matrix: Water

SDG No:
Date Analyzed: 06/13/21
Instrument: Apollo
Initial Cal. Date: 06/12/21
Data File: 612073.D

		Compound	MEAN	CCRF	%D		%Drift
1	HATM	Diesel (C10-C24)	1851770	1890650	2.1	HATM	
2	HBTM	Motor Oil (C24-C40)	1272440	1381490	8.6	HBTM	
3	SA	Ortho-Terphenyl(S)	2189800	2241720	2.4	SA	
4	SA	Octacosane(S)	1732690	1836600	6.0	SA	
5							
6							
7							
8							
9							
10							
11							
12							
13							
14							
15							
16							
17							
18							
19							
20							
21							
22							
23							
24							
25							
26							
27							
28							
29							
30							
31							
32							
33							
34							
35							
36							
37							
38							
39							
40							
		Average			4.8		

Quantitation Report (Not Reviewed)

Data File : G:\APOLLO\DATA\210612\612073.D Vial: 73
Acq On : 6-13-21 19:33:33 Operator: MB
Sample : Diesel Motor Oil CCV 06/12/21 Inst : Apollo
Misc : water Multiplr: 1.00
IntFile : events.e
Quant Time: Jun 14 10:46 2021 Quant Results File: DOC0612.RES

Method : G:\APOLLO\DATA\210612\DOC0612.M (Chemstation Integrator)
Title : 8015 B&C
Last Update : Mon Jun 14 11:21:00 2021
Response via : Multiple Level Calibration

Volume Inj. : 2UL
Signal Phase : DB-5
Signal Info : FID02A

Compound	R.T.	Response	Conc Units
System Monitoring Compounds			
3) SA Ortho-Terphenyl(S)	7.64	56043021	12.796 ppb
Surrogate Spike 30.000		Recovery =	42.65%
4) SA Octacosane(S)	10.00	45915068	13.250 ppb
Surrogate Spike 30.000		Recovery =	44.17%
Target Compounds			
1) HATM Diesel (C10-C24)	6.58	945326649	255.250 ppb
2) HBTM Motor Oil (C24-C40)	15.57	690746471	271.426 ppb

Target Compounds

(f)=RT Delta > 1/2 Window (m)=manual int.

Data File: G:\APOLLO\DATA\210612\612073.D
Sample : Diesel Motor Oil CCV 06/12/21

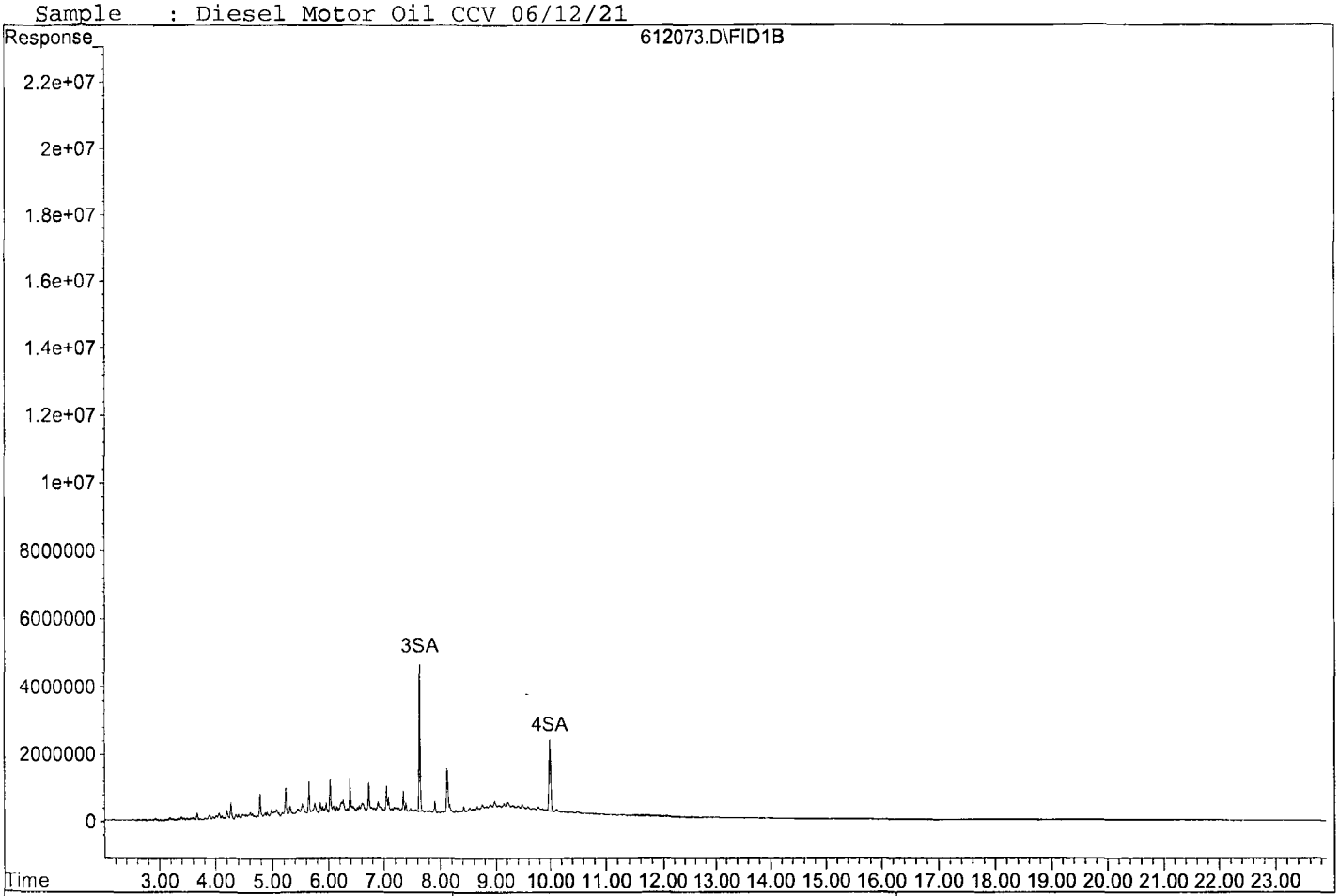

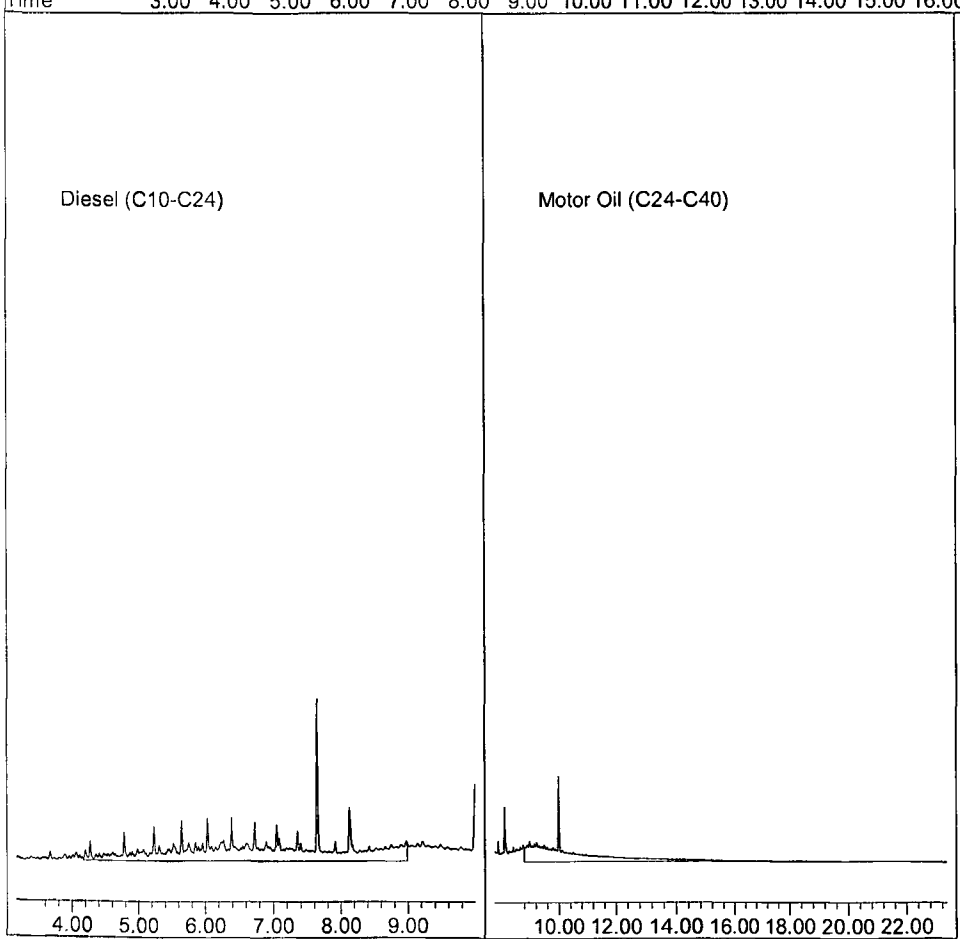

TPH Extractables
DOC0612

Form 7

Continuing Calibration

Lab Name: APPL, Inc.
Case No:
Matrix: Water

SDG No:
Date Analyzed: 06/14/21
Instrument: Apollo
Initial Cal. Date: 06/12/21
Data File: 612090.D

		Compound	MEAN	CCRF	%D		%Drift
1	HATM	Diesel (C10-C24)	1851770	1922580	3.8	HATM	
2	HBTM	Motor Oil (C24-C40)	1272440	1474870	16	HBTM	
3	SA	Ortho-Terphenyl(S)	2189800	2271150	3.7	SA	
4	SA	Octacosane(S)	1732690	1817920	4.9	SA	
5							
6							
7							
8							
9							
10							
11							
12							
13							
14							
15							
16							
17							
18							
19							
20							
21							
22							
23							
24							
25							
26							
27							
28							
29							
30							
31							
32							
33							
34							
35							
36							
37							
38							
39							
40							
		Average			7.1		

Quantitation Report (Not Reviewed)

Data File : G:\APOLLO\DATA\210612\612090.D Vial: 90
Acq On : 6-14-21 3:32:47 Operator: MB
Sample : Diesel Motor Oil CCV 06/12/21 Inst : Apollo
Misc : water Multiplr: 1.00
IntFile : events.e
Quant Time: Jun 14 10:47 2021 Quant Results File: DOC0612.RES

Method : G:\APOLLO\DATA\210612\DOC0612.M (Chemstation Integrator)
Title : 8015 B&C
Last Update : Mon Jun 14 11:21:00 2021
Response via : Multiple Level Calibration

Volume Inj. : 2UL
Signal Phase : DB-5
Signal Info : FID02A

Compound	R.T.	Response	Conc Units
System Monitoring Compounds			
3) SA Ortho-Terphenyl(S)	7.64	56778810	12.964 ppb
Surrogate Spike 30.000		Recovery =	43.21%
4) SA Octacosane(S)	9.99	45447955	13.115 ppb
Surrogate Spike 30.000		Recovery =	43.72%
Target Compounds			
1) HATM Diesel (C10-C24)	6.58	961292464	259.561 ppb
2) HBTM Motor Oil (C24-C40)	15.57	737434731	289.772 ppb

Target Compounds

(f)=RT Delta > 1/2 Window (m)=manual int.

Data File: G:\APOLLO\DATA\210612\612090.D
Sample : Diesel Motor Oil CCV 06/12/21

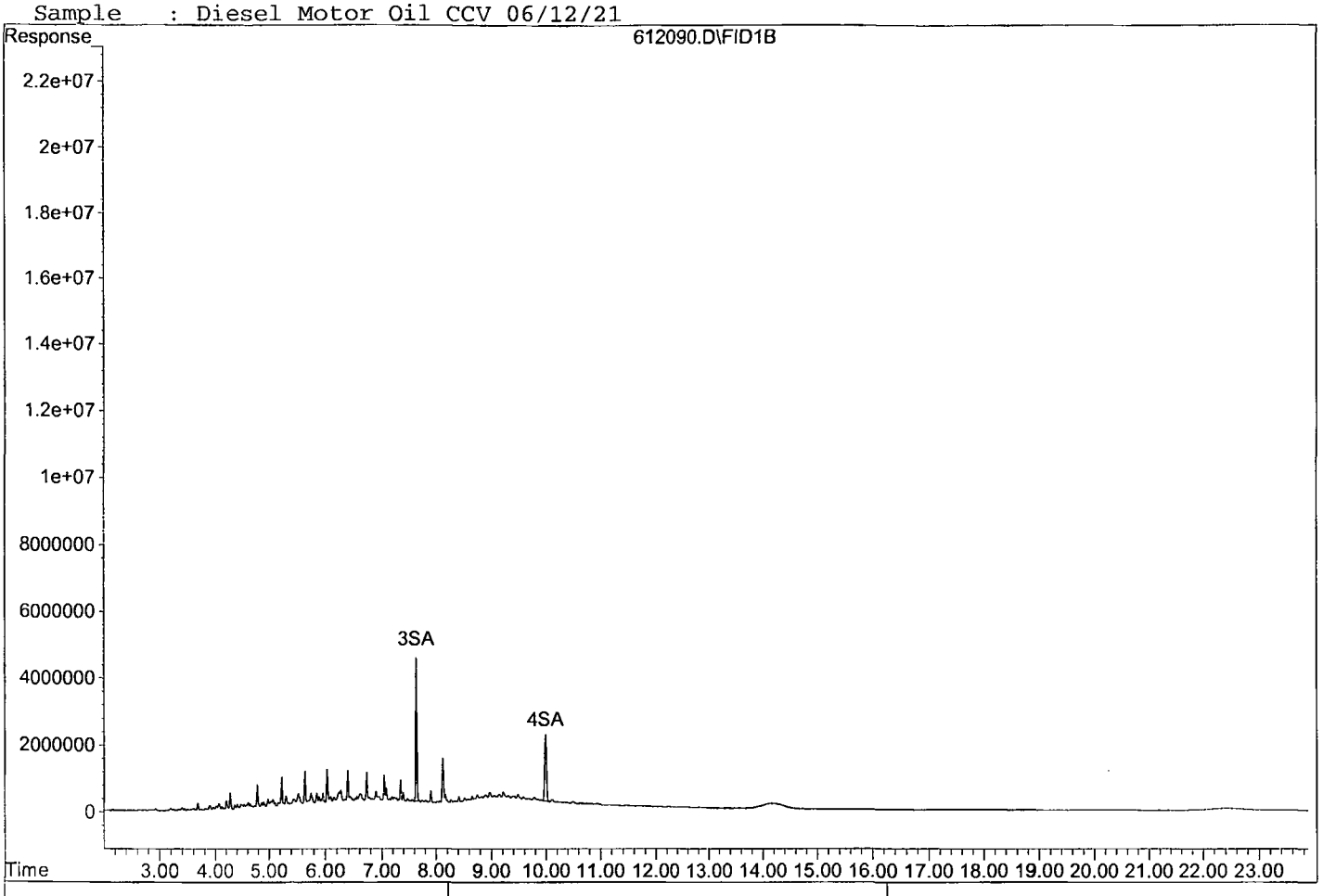

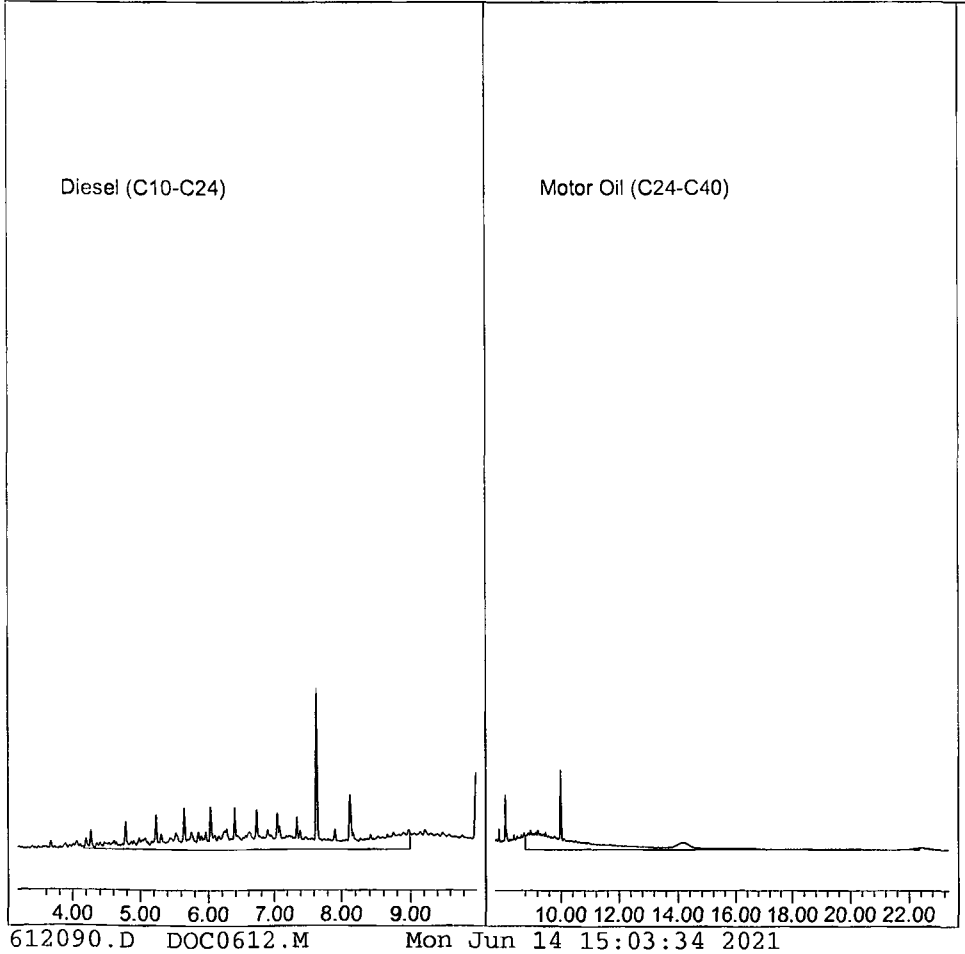

ORGANICS

Raw Data

Quantitation Report (Not Reviewed)

Data File : G:\APOLLO\DATA\210612\612087.D Vial: 87
Acq On : 6-14-21 2:08:30 Operator: MB
Sample : BA34196W07 5/980 Inst : Apollo
Misc : water Multiplr: 5.10
IntFile : events.e
Quant Time: Jun 14 12:50 2021 Quant Results File: DOC0612.RES

Method : G:\APOLLO\DATA\210612\DOC0612.M (Chemstation Integrator)
Title : 8015 B&C
Last Update : Mon Jun 14 11:21:00 2021
Response via : Multiple Level Calibration

Volume Inj. : 2UL
Signal Phase : DB-5
Signal Info : FID02A

Compound	R.T.	Response	Conc Units
System Monitoring Compounds			
3) SA Ortho-Terphenyl(S)	7.64	90177079	105.052 ppb
Surrogate Spike 153.061		Recovery =	68.63%
4) SA Octacosane(S)	10.00	86138617	126.821 ppb
Surrogate Spike 153.061		Recovery =	82.86%
Target Compounds			
1) HATM Diesel (C10-C24)	6.58	161337702	222.261 ppb
2) HBTM Motor Oil (C24-C40)	15.57	159479503	319.728 ppb

Target Compounds

(f)=RT Delta > 1/2 Window (m)=manual int.

Data File: G:\APOLLO\DATA\210612\612087.D
Sample : BA34196W07 5/980

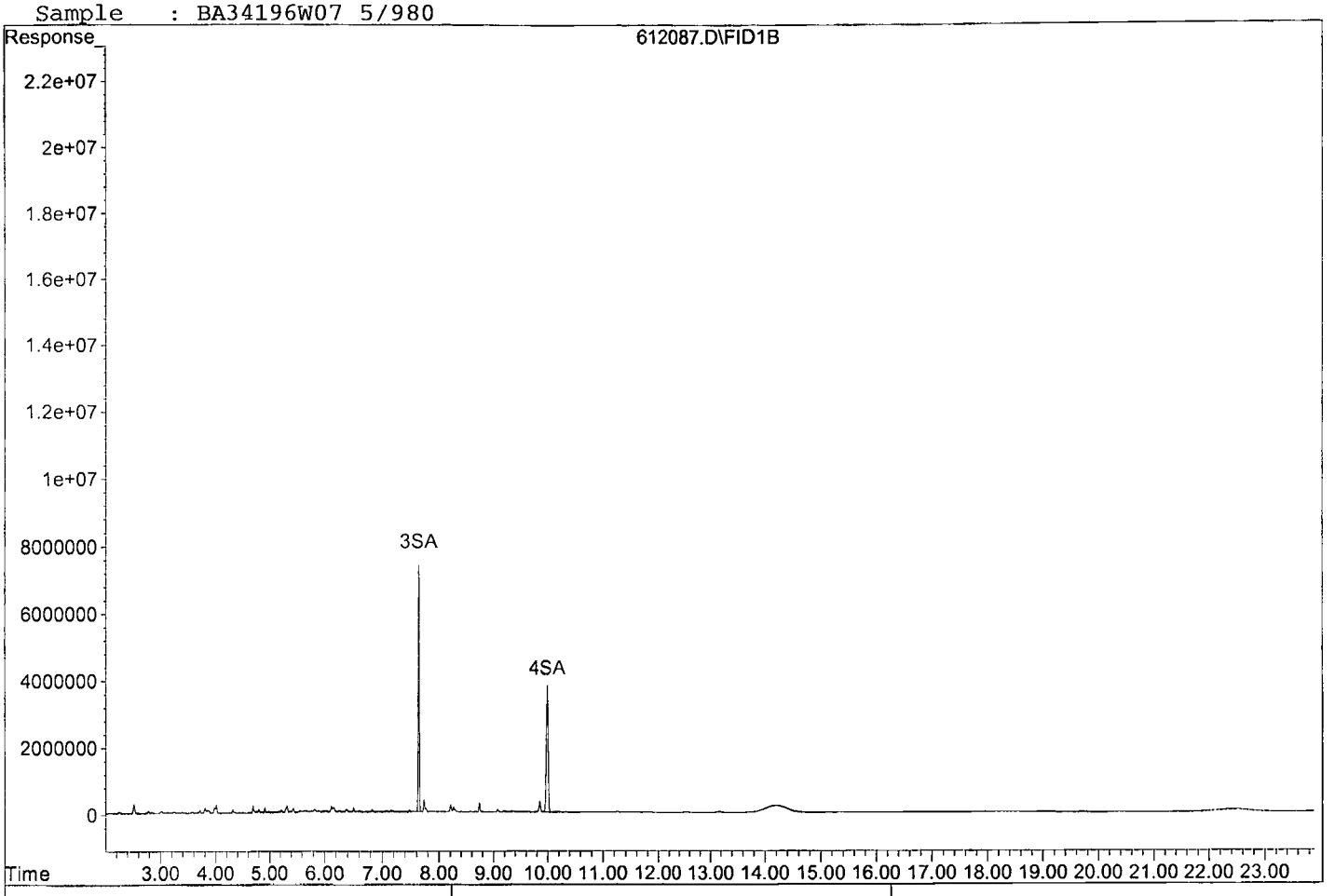

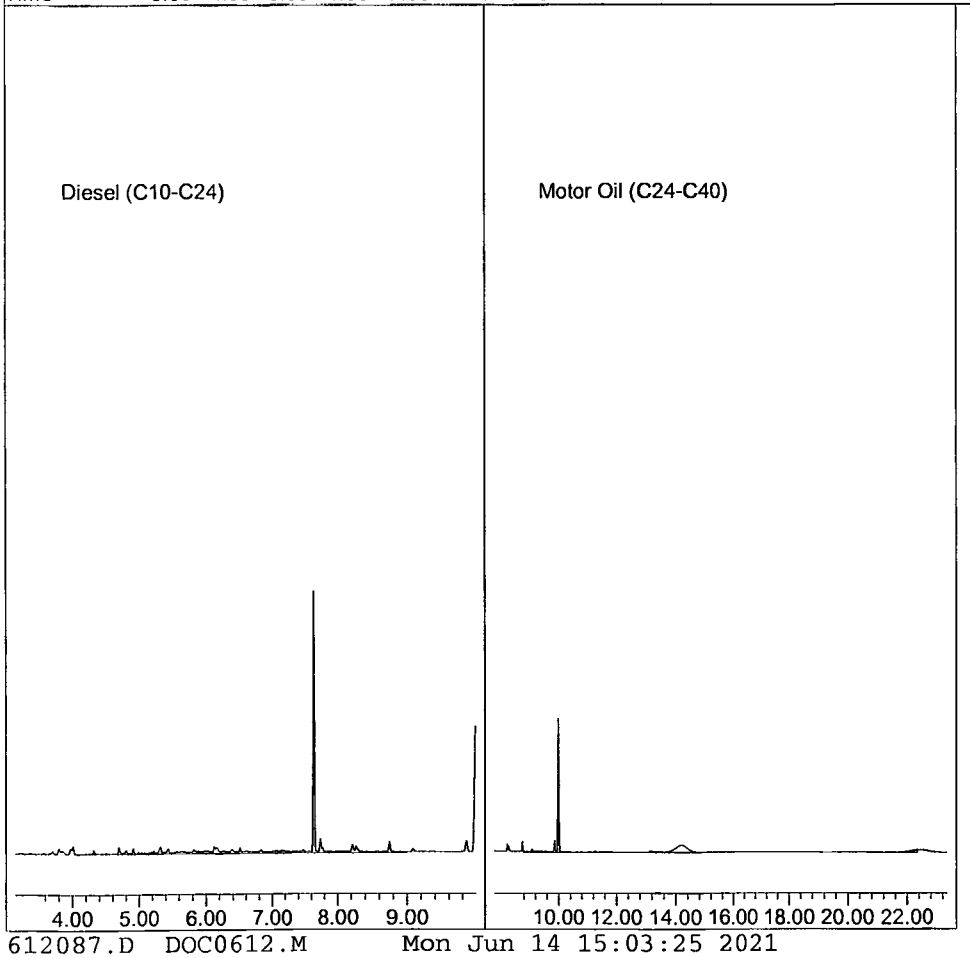

Quantitation Report (Not Reviewed)

Data File : G:\APOLLO\DATA\210612\612088.D Vial: 88
Acq On : 6-14-21 2:36:35 Operator: MB
Sample : BA34199W07 5/980 Inst : Apollo
Misc : water Multiplr: 5.10
IntFile : events.e
Quant Time: Jun 14 12:50 2021 Quant Results File: DOC0612.RES

Method : G:\APOLLO\DATA\210612\DOC0612.M (Chemstation Integrator)
Title : 8015 B&C
Last Update : Mon Jun 14 11:21:00 2021
Response via : Multiple Level Calibration

Volume Inj. : 2UL
Signal Phase : DB-5
Signal Info : FID02A

Compound	R.T.	Response	Conc Units
System Monitoring Compounds			
3) SA Ortho-Terphenyl(S)	7.64	98274330	114.485 ppb
Surrogate Spike 153.061		Recovery =	74.80%
4) SA Octacosane(S)	10.00	97310468	143.269 ppb
Surrogate Spike 153.061		Recovery =	93.60%
Target Compounds			
1) HATM Diesel (C10-C24)	6.58	1398239233	1926.236 ppb
2) HBTM Motor Oil (C24-C40)	15.57	159778028	320.327 ppb

Target Compounds

(f)=RT Delta > 1/2 Window (m)=manual int.

1903-1490

Data File: G:\APOLLO\DATA\210612\612088.D
Sample : BA34199W07 5/980

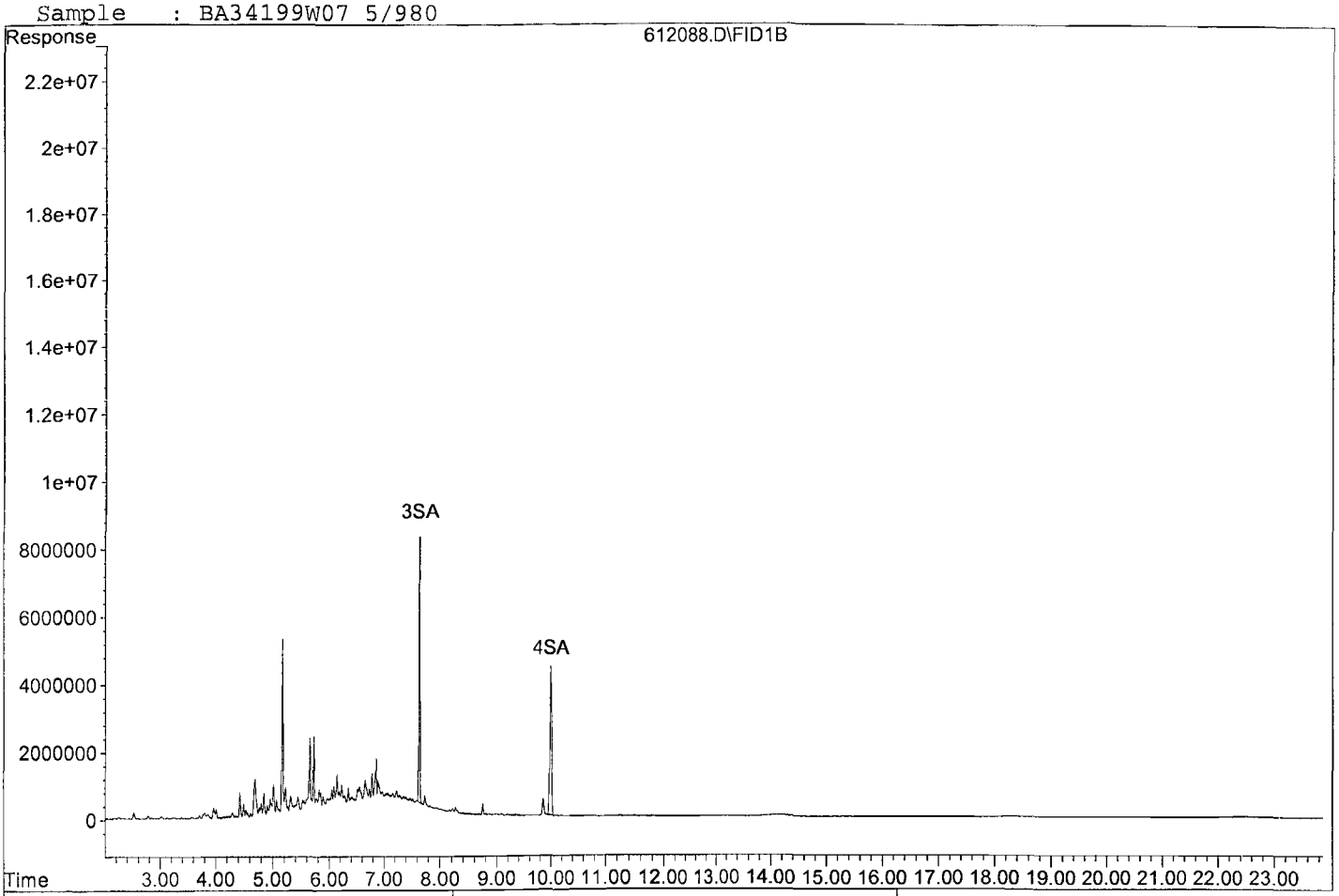

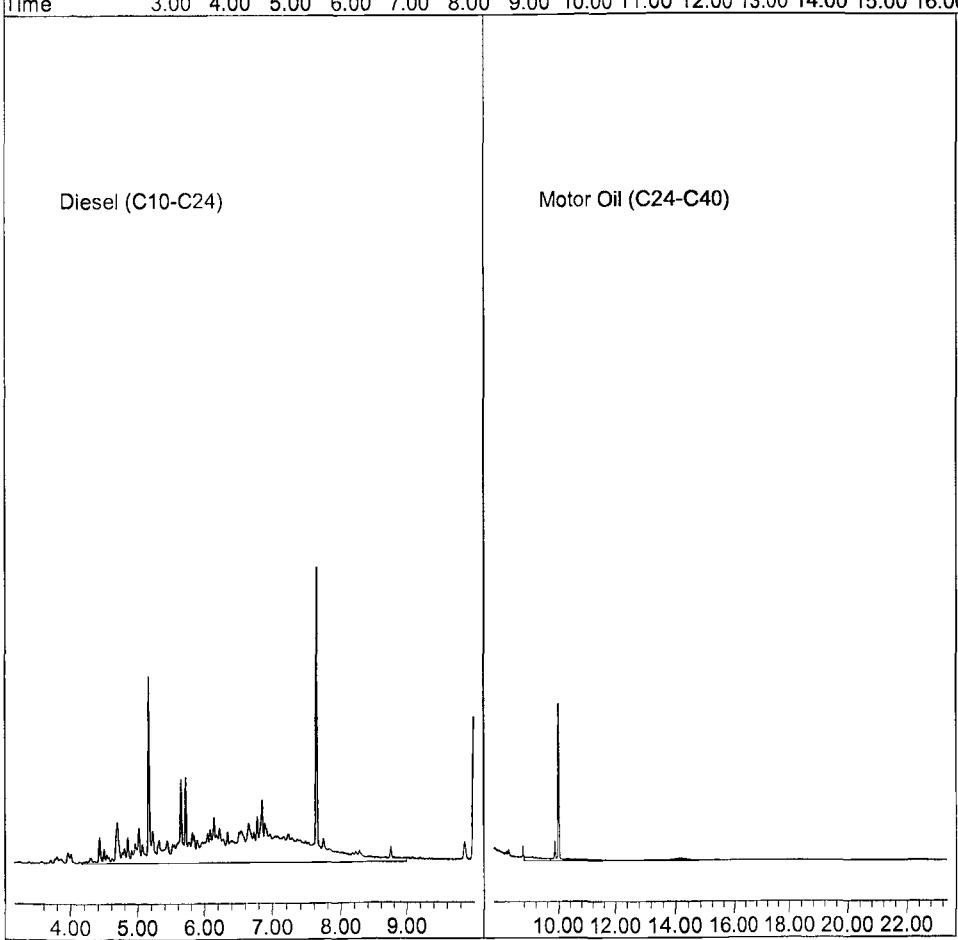

Quantitation Report (Not Reviewed)

Data File : G:\APOLLO\DATA\210612\612089.D Vial: 89
Acq On : 6-14-21 3:04:42 Operator: MB
Sample : BA34202W08 5/980 Inst : Apollo
Misc : water Multiplr: 5.10
IntFile : events.e
Quant Time: Jun 14 12:50 2021 Quant Results File: DOC0612.RES

Method : G:\APOLLO\DATA\210612\DOC0612.M (Chemstation Integrator)
Title : 8015 B&C
Last Update : Mon Jun 14 11:21:00 2021
Response via : Multiple Level Calibration

Volume Inj. : 2UL
Signal Phase : DB-5
Signal Info : FID02A

Compound	R.T.	Response	Conc Units
System Monitoring Compounds			
3) SA Ortho-Terphenyl(S)	7.64	92837005	108.151 ppb
Surrogate Spike 153.061		Recovery =	70.66%
4) SA Octacosane(S)	10.00	93474039	137.621 ppb
Surrogate Spike 153.061		Recovery =	89.91%
Target Compounds			
1) HATM Diesel (C10-C24)	6.58	315506599	434.647 ppb
2) HBTM Motor Oil (C24-C40)	15.57	420228343	842.484 ppb
Target Compounds			

(f)=RT Delta > 1/2 Window (m)=manual int.

Data File: G:\APOLLO\DATA\210612\612089.D
Sample : BA34202W08 5/980

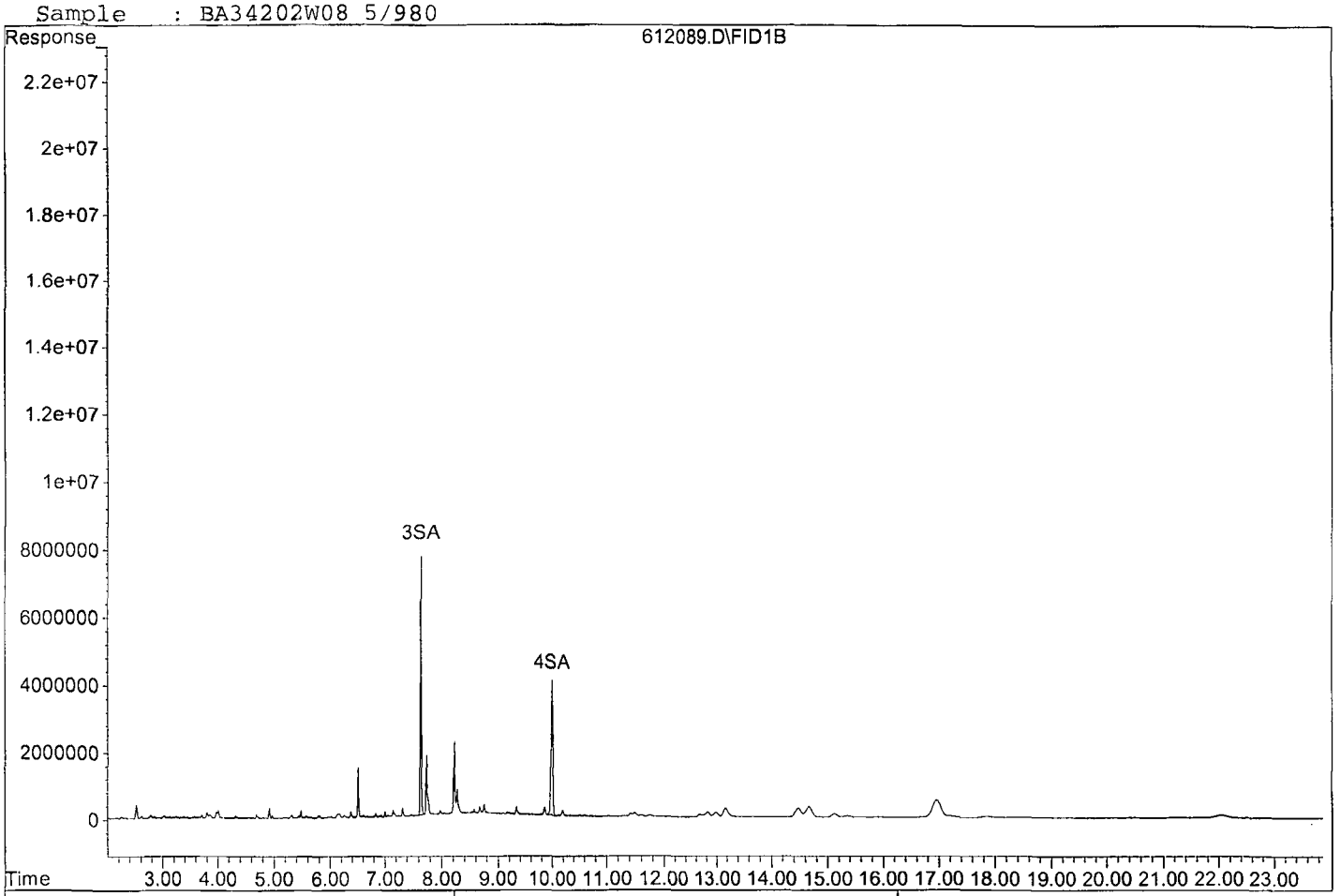

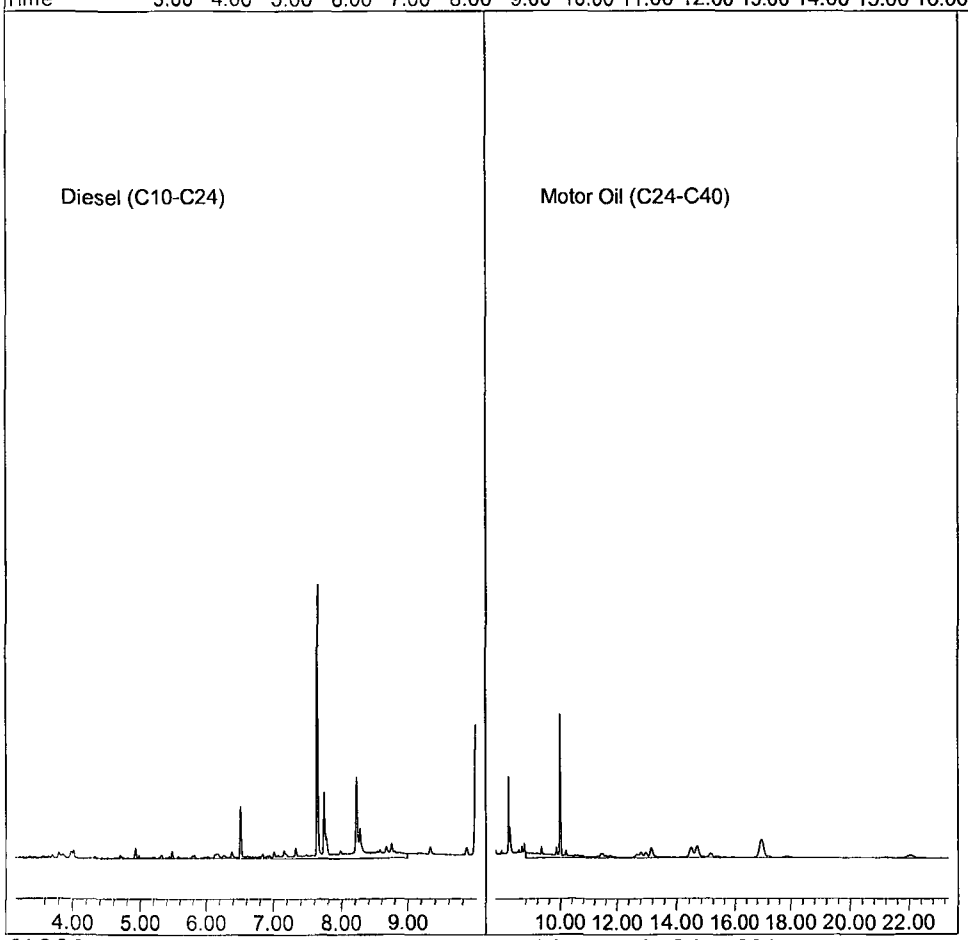

Data File : G:\APOLLO\DATA\210612\612081.D Vial: 81
Acq On : 6-13-21 23:19:29 Operator: MB
Sample : 210609A BLK 5/1000 Inst : Apollo
Misc : water Multiplr: 5.00
IntFile : events.e
Quant Time: Jun 14 12:50 2021 Quant Results File: DOC0612.RES

Method : G:\APOLLO\DATA\210612\DOC0612.M (Chemstation Integrator)
Title : 8015 B&C
Last Update : Mon Jun 14 11:21:00 2021
Response via : Multiple Level Calibration

Volume Inj. : 2UL
Signal Phase : DB-5
Signal Info : FID02A

Compound	R.T.	Response	Conc Units
System Monitoring Compounds			
3) SA Ortho-Terphenyl(S)	7.64	92775847	105.918 ppb
Surrogate Spike 150.000		Recovery =	70.61%
4) SA Octacosane(S)	10.00	86553082	124.882 ppb
Surrogate Spike 150.000		Recovery =	83.25%
Target Compounds			
1) HATM Diesel (C10-C24)	6.58	47194666	63.716 ppb
2) HBTM Motor Oil (C24-C40)	15.57	40974206	80.503 ppb

Target Compounds

(f)=RT Delta > 1/2 Window (m)=manual int.

Data File: G:\APOLLO\DATA\210612\612081.D
Sample : 210609A BLK 5/1000

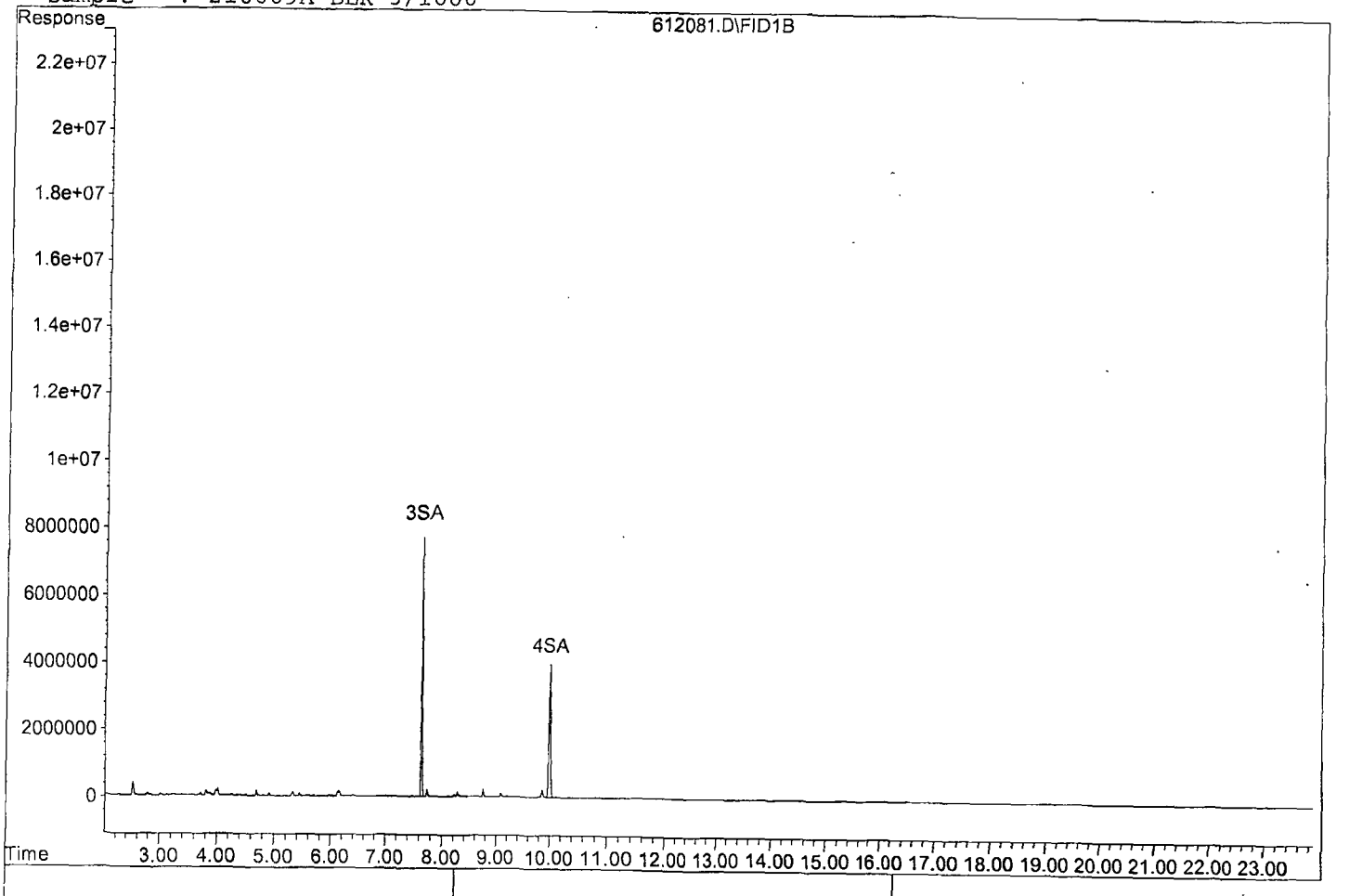

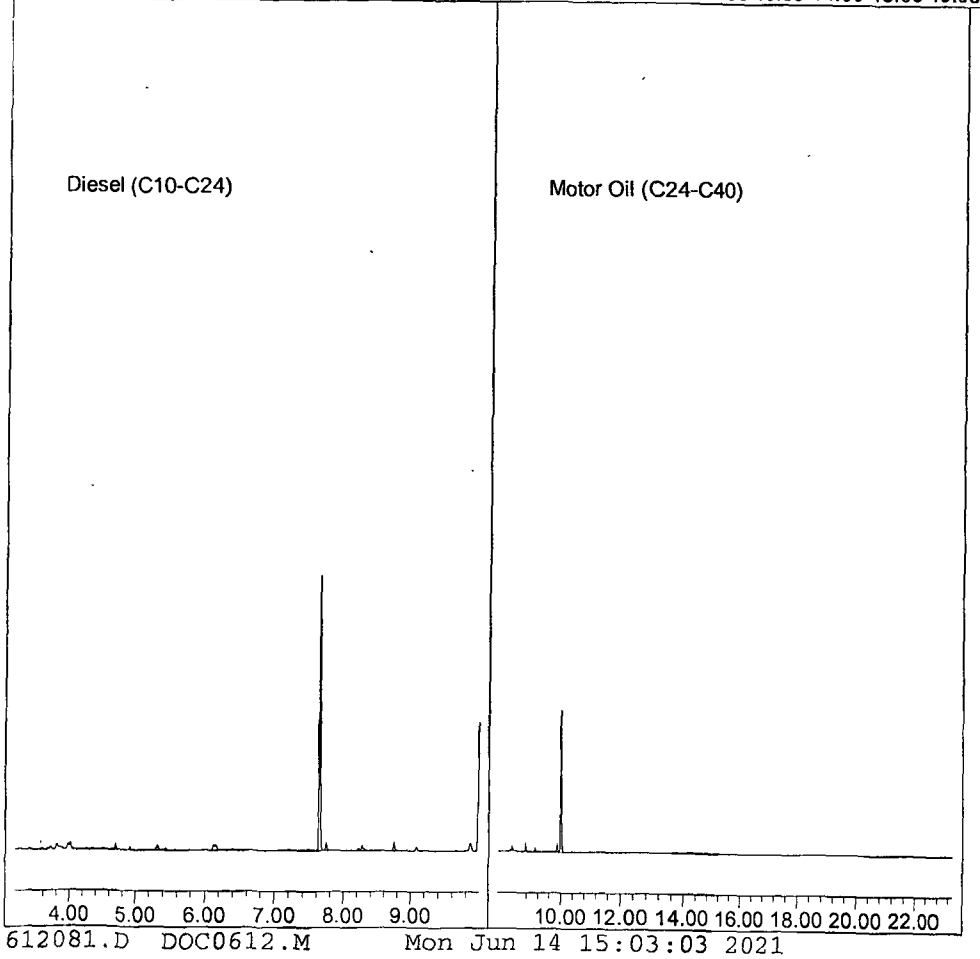

612081.D DOC0612.M Mon Jun 14 15:03:03 2021

Data File : G:\APOLLO\DATA\210612\612082.D Vial: 82
Acq On : 6-13-21 23:47:40 Operator: MB
Sample : 210609A LCS-1 5/1000 Inst : Apollo
Misc : water Multiplr: 5.00
IntFile : events.e
Quant Time: Jun 14 12:50 2021 Quant Results File: DOC0612.RES

Method : G:\APOLLO\DATA\210612\DOC0612.M (Chemstation Integrator)
Title : 8015 B&C
Last Update : Mon Jun 14 11:21:00 2021
Response via : Multiple Level Calibration

Volume Inj. : 2UL
Signal Phase : DB-5
Signal Info : FID02A

Compound	R.T.	Response	Conc Units
System Monitoring Compounds			
3) SA Ortho-Terphenyl(S)	7.64	108105027	123.419 ppb
Surrogate Spike 150.000		Recovery =	82.28%
4) SA Octacosane(S)	10.00	90640855	130.780 ppb
Surrogate Spike 150.000		Recovery =	87.19%
Target Compounds			
1) HATM Diesel (C10-C24)	6.58	1228629611	1658.728 ppb
2) HBTM Motor Oil (C24-C40)	15.57	972983820	1911.648 ppb
Target Compounds			

(f)=RT Delta > 1/2 Window (m)=manual int.

Data File: G:\APOLLO\DATA\210612\612082.D
Sample : 210609A LCS-1 5/1000

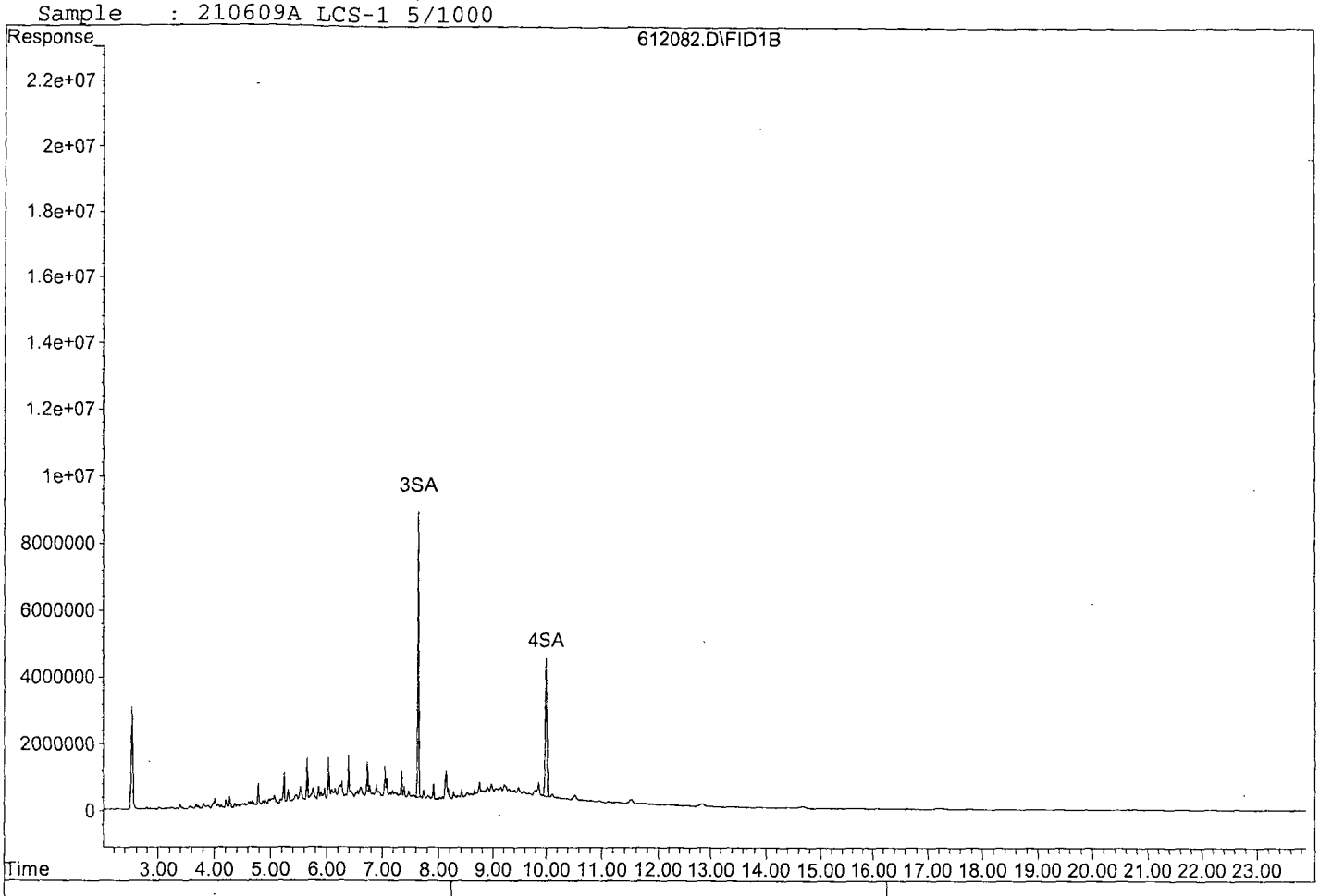

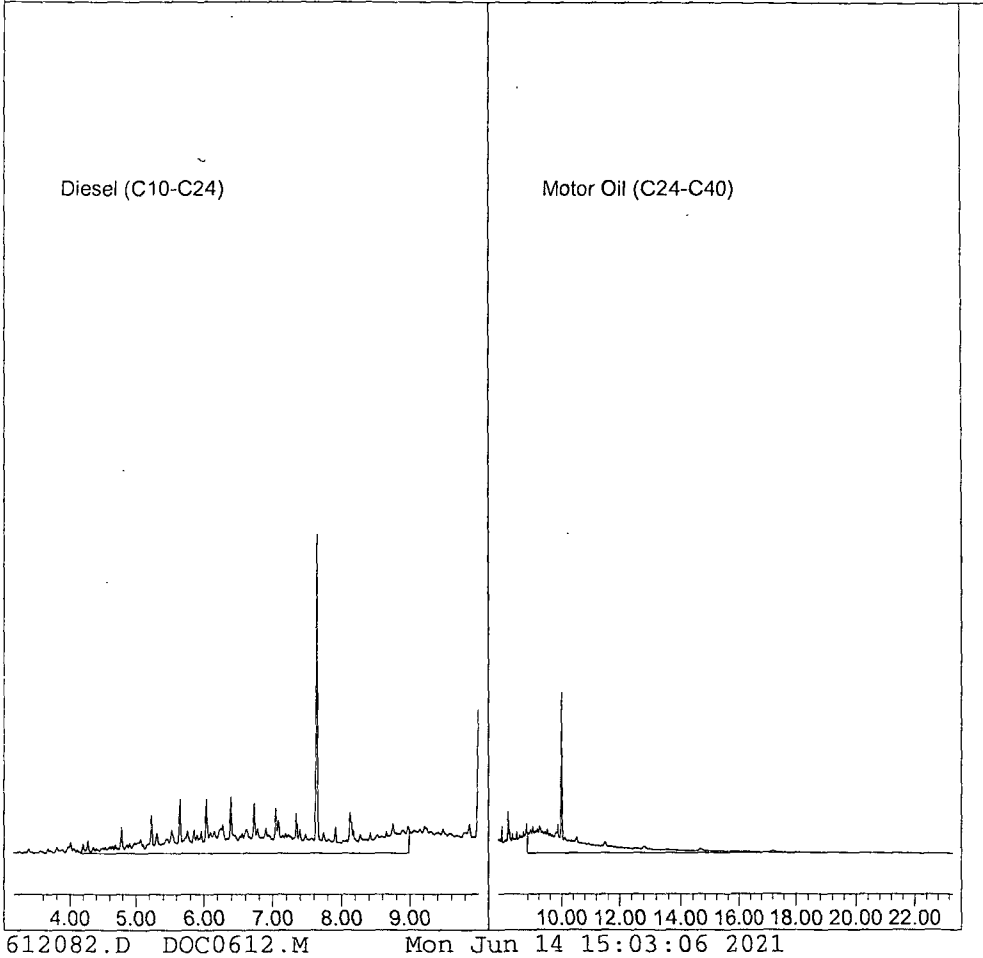

Data File : G:\APOLLO\DATA\210612\612083.D Vial: 83
Acq On : 6-14-21 0:15:49 Operator: MB
Sample : 210609A LCSD-1 5/1000 Inst : Apollo
Misc : water Multiplr: 5.00
IntFile : events.e
Quant Time: Jun 14 12:50 2021 Quant Results File: DOC0612.RES

Method : G:\APOLLO\DATA\210612\DOC0612.M (Chemstation Integrator)
Title : 8015 B&C
Last Update : Mon Jun 14 11:21:00 2021
Response via : Multiple Level Calibration

Volume Inj. : 2UL
Signal Phase : DB-5
Signal Info : FID02A

Compound	R.T.	Response	Conc Units
System Monitoring Compounds			
3) SA Ortho-Terphenyl(S)	7.64	103514635	118.178 ppb
Surrogate Spike 150.000		Recovery =	78.79%
4) SA Octacosane(S)	10.00	86416261	124.685 ppb
Surrogate Spike 150.000		Recovery =	83.12%
Target Compounds			
1) HATM Diesel (C10-C24)	6.58	1196243027	1615.004 ppb
2) HBTM Motor Oil (C24-C40)	15.57	929091837	1825.412 ppb

Target Compounds

(f)=RT Delta > 1/2 Window (m)=manual int.

Data File: G:\APOLLO\DATA\210612\612083.D
Sample : 210609A LCSD-1 5/1000

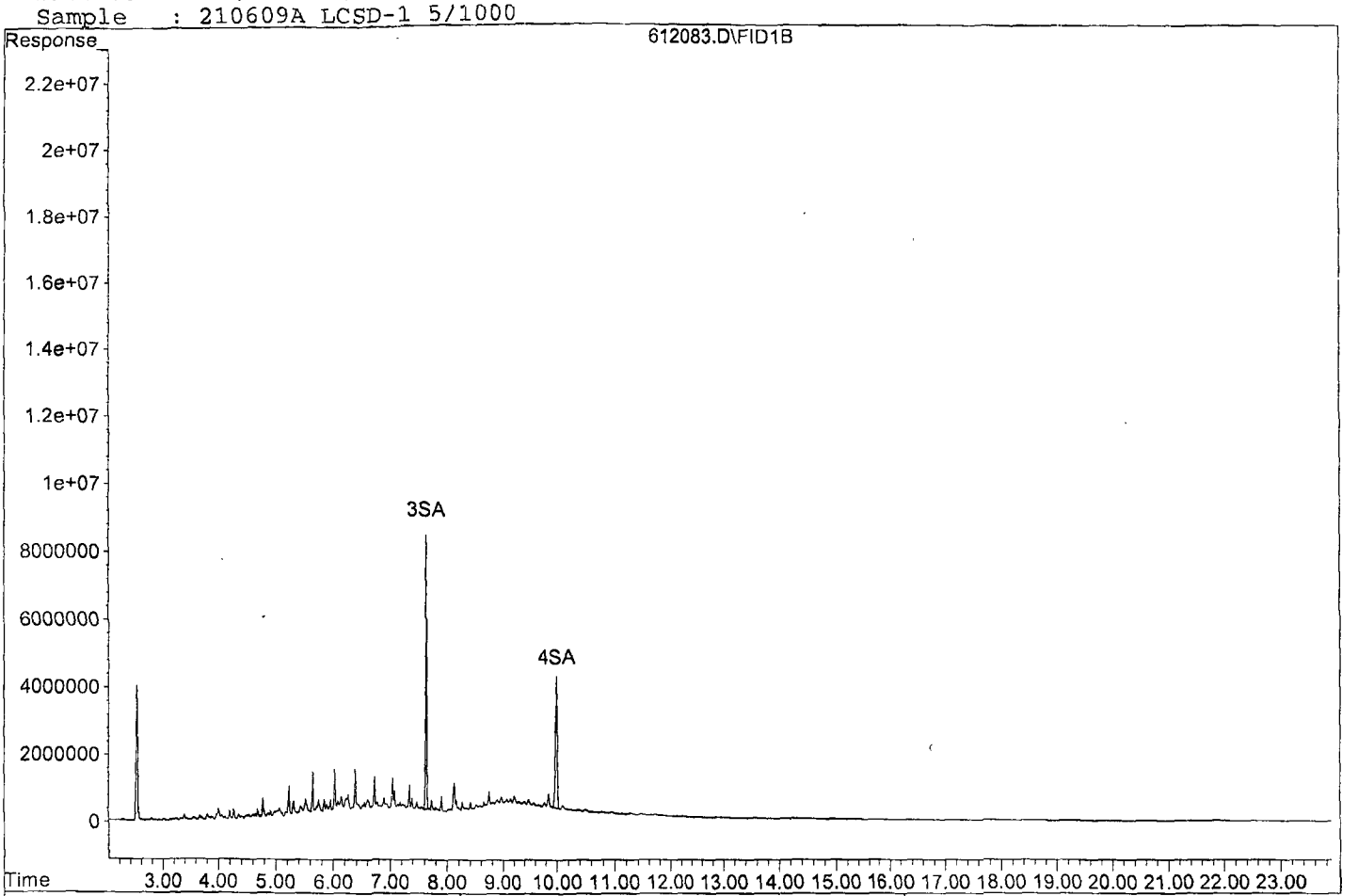

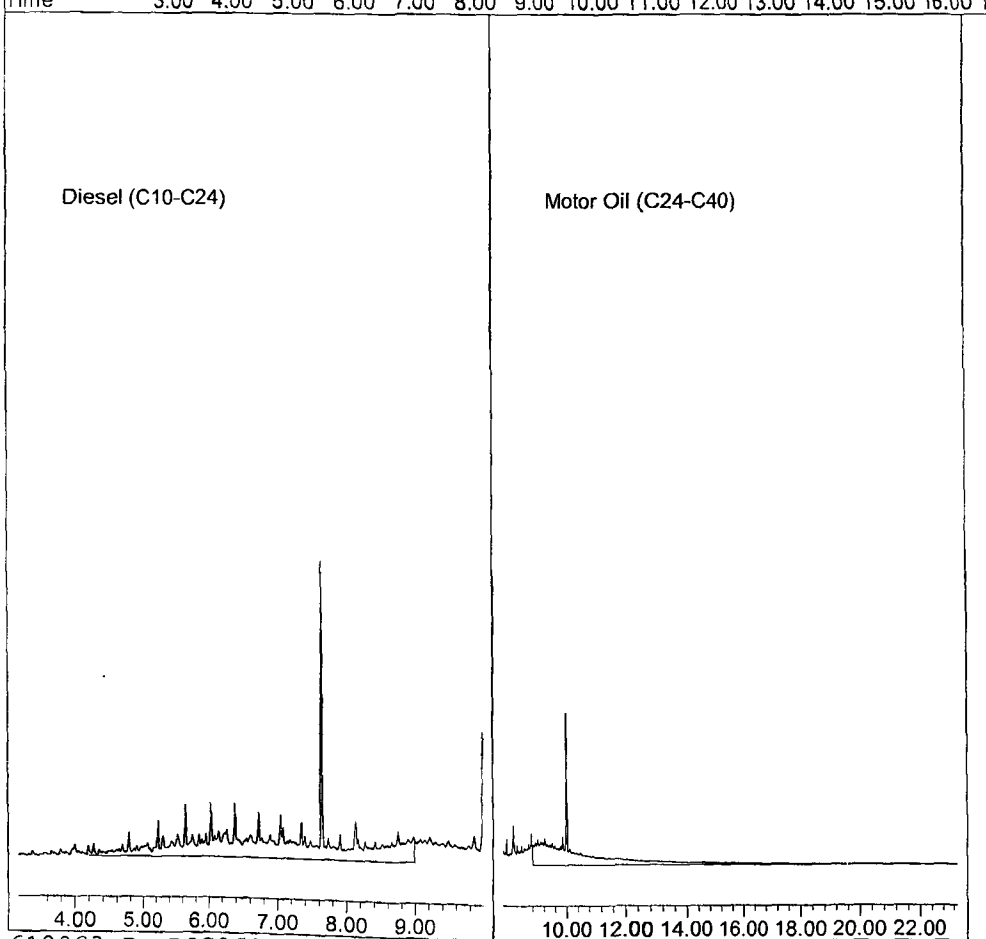

612083.D DOC0612.M Mon Jun 14 15:03:09 2021

Name of Final Standard	**Diesel Motor Oil Standard**	**MB**
Prep Date	**06/07/21**	
Exp Date	**06/07/22**	
MC		

Initial Standard Information						Final Standard Information			
Name of Standard	Supplier	Supplier P/N# (or APPL Mix Name)	Conc.(ug/mL)	Lot # QA Number	Exp. Date	Aliquot from Stock	Final Volume	solvent	Final Standard Conc (range)
Diesel Fuel #2	Restek	31258	50,000	A0156569-51860	06.30.21	400 uL	10 mL	MC	2000 ug/mL
Motor Oil	Restek	31464	50,000	A01666510-52185	12.31.27	400 uL	10 mL	MC	2000 ug/mL
THC Surrogate	Phenova	ALO-130161	600	CL15440-50953	06/30/25	1666uL	10 mL	MC	100 ug/mL

:sel Motor Oil Mix

Prepared: 06/02/21

Expires: 06/02/22

Prepared By (Initials): LS

Initial Standard Information							Final Standard Information			
ne of Initial Standard (QAU Label)	Supplier	Supplier Part No.	Conc. (ug/mL)	Lot Number - QA Number	Exp. Date (1 yr.)	Exp. Date (Manufacturer)	Aliquot From Stock	Final Volume	Solvent	Final Standard Conc. (ug/mL)
Diesel Fuel #2	Restek	31258	50,000	A0156569-51858,52180,52180	06/02/22	02/28/27	4.00 mL	8.0 mL	NA	25,000
lotor Oil Composite	Restek	31464	50,000	A0163546-51853 A0166510-52186,52189	06/02/22	09/30/27	4.00 mL			25,000

Diesel Motor Oil Calibration Curve

Prep'd By (Initials) MB

Prep Date 06/12/21

Exp Date 06/12/22

						Final Standard Information			
Name of Initial Standard (from contianer Label)	Supplier	Supplier P/N# (or APPL Mix Name)	Conc. (ug/mL)	Lot # with QA # (or reference to APPL prep date)	Exp Date	Aliquot from Stock	Final Volume	Solvent	Final Standard Conc (ug/mL)
Diesel Motor Oil Calibration STD -2	AAPL	Diesel /Motor Oil 1	10	04/21/21	05/06/22	100 uL	200 uL	MC	5
Diesel Motor Oil Calibration STD-3	AAPL	Diesel /Motor Oil 2	50	04/21/21	05/06/22	200 uL	1 mL	MC	10
Diesel Motor Oil Calibration STD	Restek	Diesel /Motor Oil 3	2000	04/21/21	05/06/22	25 uL	1mL	MC	50
Diesel Motor Oil Calibration STD	Restek	Diesel /Motor Oil 4	2000	04/21/21	05/06/22	125 uL	1mL	MC	250
Diesel Motor Oil Calibration STD	Restek	Diesel /Motor Oil 5	2000	04/21/21	05/06/22	500 uL	1 mL	MC	1000
Diesel Motor Oil Calibration STD	Restek	Diesel /Motor Oil 6	2000	04/21/21	05/06/22	750 uL	1 mL	MC	1500
Diesel Motor Oil Calibration STD	Restek	Diesel /Motor Oil 7	2000	04/21/21	05/06/22	100uL	100 uL	MC	2000

Diesel Motor Oil CCV

Prepared By (Initials): MB

Prep Date 06/12/21

Exp Date 06/12/21

Methylene Chloride Lot No. 59353

Initial Standard Information						Final Standard Information			
Name of Initial Standard (QAU Label)	Supplier	APPL Mix name	Conc.(ug/mL)	Reference to APPL Prep Date and Lot #'s	Exp Date	Aliquot from Stock	Final Volume	Solvent	Final Standard Conc (ug/mL)
Diesel-Motor Oil Standard	Restek	Diesel Motor Oil CCV	2000	Perp'd: 09/05/20 A0156490-156569-51860, A0155668-160024-51534, CL15440-500953	06/30/25	1250 uL	10mL	MC	250

Injection Log

Directory: G:\APOLLO\DATA\210612\

Line	Vial	FileName	Multiplier	SampleName	Misc Info	Injected
1	2	612002.D	1	DMO STD-1 06-12-21	water	6-12-21 10:06:32
2	3	612003.D	1	DMOS STD-2 06-12-21	water	6-12-21 10:34:56
3	4	612004.D	1	DMO STD-3 06-12-21	water	6-12-21 11:03:19
4	5	612005.D	1	DMO STD-4 06-12-21	water	6-12-21 11:31:44
5	6	612006.D	1	DMO-STD-5 06-12-21	water	6-12-21 12:00:09
6	7	612007.D	1	DMOS-STD 6 06-12-21	water	6-12-21 12:28:18
7	8	612008.D	1	DMO-STD 7 06-12-21	water	6-12-21 12:56:31
8	9	612009.D	1	DMO-STD SS 06-12-21	water	6-12-21 13:24:43
9	73	612073.D	1	Diesel Motor Oil CCV 06/12/21	water	6-13-21 19:33:33
10	81	612081.D	5	210609A BLK 5/1000	water	6-13-21 23:19:29
11	82	612082.D	5	210609A LCS-1 5/1000	water	6-13-21 23:47:40
12	83	612083.D	5	210609A LCSD-1 5/1000	water	6-14-21 0:15:49
13	87	612087.D	5.10204	BA34196W07 5/980	water	6-14-21 2:08:30
14	88	612088.D	5.10204	BA34199W07 5/980	water	6-14-21 2:36:35
15	89	612089.D	5.10204	BA34202W08 5/980	water	6-14-21 3:04:42
16	90	612090.D	1	Diesel Motor Oil CCV 06/12/21	water	6-14-21 3:32:47

_LIQ005SGC

Organic Extraction Worksheet

Method	Continuous Liq/Liq TPH- 3520C w/SGC	Extraction Set	210609A	Extraction Method	LIQ005SGC	Units	mL

Spiked ID 1	Diesel Motor Oil Mix 6-2-21 6-2-22		Surrogate ID 1	THC Surrogate 6-8-21 6-8-22
Spiked ID 2	Decanoic 1000ug/mL Acid Solution		Surrogate ID 2	
Spiked ID 3			Surrogate ID 3	
Spiked ID 4			Surrogate ID 4	
Spiked ID 5			Surrogate ID 5	
Spiked ID 6			Sufficient Vol for Matrix QC:	NO
Spiked ID 7			Ext. Start Time:	06/09/21 14:40
Spiked ID 8			Ext. End Time:	06/10/21 8:45
			GC Requires Extract By:	

pH1	2	06/09/21 10:30	Water Bath Temp 1 °C	39/37.5 °C
pH2			Water Bath Temp 2 °C	40/43.1
pH3			Water Bath Temp 3 °C	33/32.5 °C

Spiked By: YL **Date** 06/09/21 **Witnessed By:** SR **Date** 06/09/21

	Sample	Sample Container	Spike Amount	Spike ID	Surrogate Amount	Surrogate ID	Extract Amount	Final Volume	pH	Extract Date/Time	Comments
1	210609A Blk		0.050	2	0.250	1	1000	5	2	06/09/21 13:32	*
						equip	E-HP3 E-WB1				
2	210609A LCS-1		0.080,0.050	1,2	0.250	1	1000	5	2	06/09/21 13:32	*
						equip	E-HP4 E-WB2				
3	210609A LCSD-1		0.080,0.050	1,2	0.250	1	1000	5	2	06/09/21 13:32	*
						equip	E-HP6 E-WB3				
4	BA34101	BA34101W08	0.050	2	0.250	1	1030	5	2	06/09/21 13:32	96463 *
						equip	E-HP7 E-WB1				
5	BA34104	BA34104W07	0.050	2	0.250	1	1040	5	2	06/09/21 13:32	96463 *
						equip	E-HP8 E-WB2				
6	BA34107	BA34107W08	0.050	2	0.250	1	1060	5	2	06/09/21 13:32	96463 *
						equip	E-HP9 E-WB3				
7	BA34196	BA34196W07	0.050	2	0.250	1	980	5	2	06/09/21 13:32	96472 *
						equip	E-HP10 E-WB1				
8	BA34199	BA34199W07	0.050	2	0.250	1	980	5	2	06/09/21 13:32	96472 *
						equip	E-HP11 E-WB2				
9	BA34202	BA34202W08	0.050	2	0.250	1	980	5	2	06/09/21 13:32	96472 *
						equip	E-HP12 E-WB3				

Solvent and Lot#	
1+1 HCL (5mLs)	60282
PH Strips	HC148594
Dichloromethane (DCM)	60338
Filter Paper	400181
Sodium Sulfate	2020120870
SILICA GEL (*)	.

Extraction COC Transfer	
Extraction lab employee Initials	KY
GC analyst's initials	MB
Date	06/12/21
Time	08:05
Refrigerator	HOBART

	Technician's Initials
Scanned By	YL
Sample Preparation	YL
Extraction	YL
Concentration	DS

Modified	06/14/21 3:00:55 PM

Reviewed By: KY **Date** 06/14/21

ORGANICS

Calibration Data

TPH Extractables
DEC0504

Form 6
Initial Calibration

Lab Name: APPL, Inc.
Case No:
Matrix: Water

SDG No:
Initial Cal. Date: 5/4/2021
Instrument: Apollo

Initials: MB

		Compound	1	2	3	4	5	6					Avg	%RSD	Type	r^2	Q
			423331.D	423332.D	423333.D	423334.D	423335.D	423336.D									
1	SC	Decanoic Acid(S)	1016635	1048129	1234077	1315790	1280755	1271835					1194537	11	SC		
2																	
3																	
4																	
5																	
6																	
7																	
8																	
9																	
10																	
11																	
12																	
13																	
14																	
15																	
16																	
17																	
18																	
19																	
20																	
21																	
22																	
23																	
24																	
25																	
26																	
27																	
28																	
29																	
30																	
31																	
32																	
33																	
34																	
35																	

0.307719

Data File : G:\APOLLO\DATA\210423\423331.D Vial: 31
Acq On : 5-4-21 13:02:57 Operator: MB
Sample : Decanoic Acid STD-1 Inst : Apollo
Misc : water Multiplr: 1.00
IntFile : events.e
Quant Time: May 20 12:30 2021 Quant Results File: DEC0504.RES

Method : G:\APOLLO\DATA\210423\DEC0504.M (Chemstation Integrator)
Title : 8015 B&C
Last Update : Tue May 04 17:12:27 2021
Response via : Multiple Level Calibration

Volume Inj. : 2UL
Signal Phase : DB-5
Signal Info : FID02A

Compound	R.T.	Response	Conc Units
System Monitoring Compounds			
1) SC Decanoic Acid(S)	5.70	6099813	2.553 ppb
Surrogate Spike 24.000		Recovery =	10.64%

Target Compounds

Target Compounds

(f)=RT Delta > 1/2 Window (m)=manual int.

Quantitation Report

Data File: G:\APOLLO\DATA\210423\423331.D
Sample : Decanoic Acid STD-1

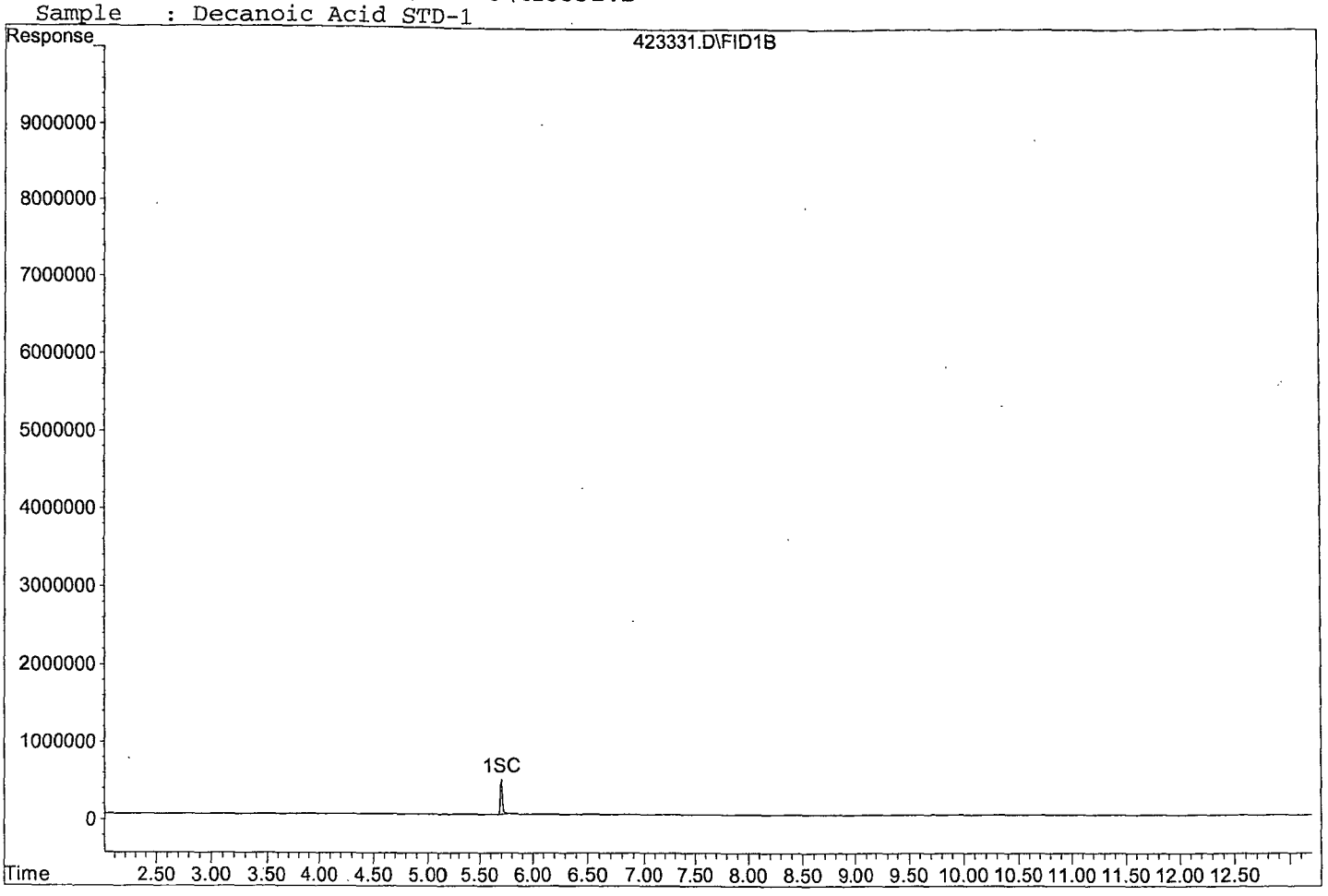

Quantitation Report (Not Reviewed)

Data File : G:\APOLLO\DATA\210423\423332.D Vial: 32
Acq On : 5-4-21 13:31:11 Operator: MB
Sample : Decanoic Acid STD-2 Inst : Apollo
Misc : water Multiplr: 1.00
IntFile : events.e
Quant Time: May 19 11:41 2021 Quant Results File: DEC0504.RES

Method : G:\APOLLO\DATA\210423\DEC0504.M (Chemstation Integrator)
Title : 8015 B&C
Last Update : Tue May 04 17:12:27 2021
Response via : Multiple Level Calibration

Volume Inj. : 2UL
Signal Phase : DB-5
Signal Info : FID02A

Compound	R.T.	Response	Conc Units
System Monitoring Compounds			
1) SC Decanoic Acid(S)	5.70	12577543	5.265 ppb
Surrogate Spike 24.000		Recovery =	21.94%

Target Compounds

Target Compounds

(f)=RT Delta > 1/2 Window (m)=manual int.

File : G:\APOLLO\DATA\210423\423332.D
Operator : MB
Acquired : 5-4-21 13:31:11 using AcqMethod TPHSN.M
Instrument : Apollo
Sample Name: Decanoic Acid STD-2
Misc Info : water
Vial Number: 32



Quantitation Report (Not Reviewed)

Data File : G:\APOLLO\DATA\210423\423333.D
Vial: 33
Acq On : 5-4-21 13:59:39
Operator: MB
Sample : Decanoic Acid STD-3
Inst : Apollo
Misc : water
Multiplr: 1.00
IntFile : events.e
Quant Time: May 19 13:09 2021 Quant Results File: DEC0504.RES

Method : G:\APOLLO\DATA\210423\DEC0504.M (Chemstation Integrator)
Title : 8015 B&C
Last Update : Tue May 04 17:12:27 2021
Response via : Multiple Level Calibration

Volume Inj. : 2UL
Signal Phase : DB-5
Signal Info : FID02A

Compound	R.T.	Response	Conc Units
System Monitoring Compounds			
1) SC Decanoic Acid(S)	5.72	59235682	24.794 ppb
Surrogate Spike 24.000		Recovery =	103.31%

Target Compounds

Target Compounds

(f)=RT Delta > 1/2 Window (m)=manual int.

File : G:\APOLLO\DATA\210423\423333.D
Operator : MB
Acquired : 5-4-21 13:59:39 using AcqMethod TPHSN.M
Instrument : Apollo
Sample Name: Decanoic Acid STD-3
Misc Info : water
Vial Number: 33



Quantitation Report (Not Reviewed)

Data File : G:\APOLLO\DATA\210423\423334.D Vial: 34
Acq On : 5-4-21 14:28:01 Operator: MB
Sample : Decanoic Acid STD-4 Inst : Apollo
Misc : water Multiplr: 1.00
IntFile : events.e
Quant Time: May 19 11:41 2021 Quant Results File: DEC0504.RES

Method : G:\APOLLO\DATA\210423\DEC0504.M (Chemstation Integrator)
Title : 8015 B&C
Last Update : Tue May 04 17:12:27 2021
Response via : Multiple Level Calibration

Volume Inj. : 2UL
Signal Phase : DB-5
Signal Info : FID02A

Compound	R.T.	Response	Conc Units
System Monitoring Compounds			
1) SC Decanoic Acid(S)	5.73	94736910	39.654 ppb
Surrogate Spike 24.000		Recovery =	165.23%

Target Compounds

Target Compounds

(f)=RT Delta > 1/2 Window (m)=manual int.

File : G:\APOLLO\DATA\210423\423334.D
Operator : MB
Acquired : 5-4-21 14:28:01 using AcqMethod TPHSN.M
Instrument : Apollo
Sample Name: Decanoic Acid STD-4
Misc Info : water
Vial Number: 34



Quantitation Report (Not Reviewed)

Data File : G:\APOLLO\DATA\210423\423335.D Vial: 35
Acq On : 5-4-21 14:56:23 Operator: MB
Sample : Decanoic Acid STD-5 Inst : Apollo
Misc : water Multiplr: 1.00
IntFile : events.e
Quant Time: May 19 11:41 2021 Quant Results File: DEC0504.RES

Method : G:\APOLLO\DATA\210423\DEC0504.M (Chemstation Integrator)
Title : 8015 B&C
Last Update : Tue May 04 17:12:27 2021
Response via : Multiple Level Calibration

Volume Inj. : 2UL
Signal Phase : DB-5
Signal Info : FID02A

Compound	R.T.	Response	Conc Units
System Monitoring Compounds			
1) SC Decanoic Acid(S)	5.73	122952502	51.465 ppb
Surrogate Spike 24.000		Recovery =	214.44%
Target Compounds			
Target Compounds			

(f)=RT Delta > 1/2 Window (m)=manual int.

File : G:\APOLLO\DATA\210423\423335.D
Operator : MB
Acquired : 5-4-21 14:56:23 using AcqMethod TPHSN.M
Instrument : Apollo
Sample Name: Decanoic Acid STD-5
Misc Info : water
Vial Number: 35



Quantitation Report (Not Reviewed)

Data File : G:\APOLLO\DATA\210423\423336.D Vial: 36
Acq On : 5-4-21 15:24:41 Operator: MB
Sample : Decanoic Acid STD-6 Inst : Apollo
Misc : water Multiplr: 1.00
IntFile : events.e
Quant Time: May 19 13:10 2021 Quant Results File: DEC0504.RES

Method : G:\APOLLO\DATA\210423\DEC0504.M (Chemstation Integrator)
Title : 8015 B&C
Last Update : Tue May 04 17:12:27 2021
Response via : Multiple Level Calibration

Volume Inj. : 2UL
Signal Phase : DB-5
Signal Info : FID02A

Compound	R.T.	Response	Conc Units
System Monitoring Compounds			
1) SC Decanoic Acid(S)	5.74	152620220	63.883 ppb
Surrogate Spike 24.000		Recovery =	266.18%

Target Compounds

Target Compounds

(f)=RT Delta > 1/2 Window (m)=manual int.

File : G:\APOLLO\DATA\210423\423335.D
Operator : MB
Acquired : 5-4-21 14:56:23 using AcqMethod TPHSN.M
Instrument : Apollo
Sample Name: Decanoic Acid STD-5
Misc Info : water
Vial Number: 35



Quantitation Report (Not Reviewed)

Data File : G:\APOLLO\DATA\210423\423336.D Vial: 36
Acq On : 5-4-21 15:24:41 Operator: MB
Sample : Decanoic Acid STD-6 Inst : Apollo
Misc : water Multiplr: 1.00
IntFile : events.e
Quant Time: May 19 13:10 2021 Quant Results File: DEC0504.RES

Method : G:\APOLLO\DATA\210423\DEC0504.M (Chemstation Integrator)
Title : 8015 B&C
Last Update : Tue May 04 17:12:27 2021
Response via : Multiple Level Calibration

Volume Inj. : 2UL
Signal Phase : DB-5
Signal Info : FID02A

Compound	R.T.	Response	Conc Units
System Monitoring Compounds			
1) SC Decanoic Acid(S)	5.74	152620220	63.883 ppb
Surrogate Spike 24.000		Recovery =	266.18%

Target Compounds

Target Compounds

(f)=RT Delta > 1/2 Window (m)=manual int.

File : G:\APOLLO\DATA\210423\423336.D
Operator : MB
Acquired : 5-4-21 15:24:41 using AcqMethod TPHSN.M
Instrument : Apollo
Sample Name: Decanoic Acid STD-6
Misc Info : water
Vial Number: 36



TPH Extractables
DOC0612

Form 6
Initial Calibration

Lab Name: APPL, Inc.
Case No:
Matrix: Water

SDG No:
Initial Cal. Date: 06/12/21
Instrument: Apollo

Initials: HB

		Compound	1	2	3	4	5	6	7				Avg	%RSD	Type	r^2	Q
			612002 D	612003 D	612004 D	612005.D	612006 D	612007.D	612008 D								
1	HATM	Diesel (C10-C24)	2418684	1964307	1673699	1731268	1703384	1723665	1747350				1851765	14	HATM		
2	HBTM	Motor Oil (C24-C40)		1584744	1181297	1181407	1177379	1238533	1271288				1272441	12	HBTM		
3	SA	Ortho-Terphenyl(S)	2769318	2450020	2051752	2056353	1987460	2013017	2000652				2189796	14	SA		
4	SA	Octacosane(S)	2080704	1975269	1588872	1591191	1562082	1647514	1683205				1732691	12	SA		
5																	
6																	
7																	
8																	
9																	
10																	
11																	
12																	
13																	
14																	
15																	
16																	
17																	
18																	
19																	
20																	
21																	
22																	
23																	
24																	
25																	
26																	
27																	
28																	
29																	
30																	
31																	
32																	
33																	
34																	
35																	

1.504292

Quantitation Report (Not Reviewed)

Data File : G:\APOLLO\DATA\210612\612002.D Vial: 2
Acq On : 6-12-21 10:06:32 Operator: MB
Sample : DMO STD-1 06-12-21 Inst : Apollo
Misc : water Multiplr: 1.00
IntFile : events.e
Quant Time: Jun 14 10:24 2021 Quant Results File: DOC0612.RES

Method : G:\APOLLO\DATA\210607\DOC0612.M (Chemstation Integrator)
Title : 8015 B&C
Last Update : Mon Jun 14 10:23:49 2021
Response via : Multiple Level Calibration

Volume Inj. : 2UL
Signal Phase : DB-5
Signal Info : FID02A

Compound	R.T.	Response	Conc Units
System Monitoring Compounds			
3) SA Ortho-Terphenyl(S)	7.64	1384659	0.316 ppb
Surrogate Spike 30.000		Recovery =	1.05%
4) SA Octacosane(S)	9.99	1040352	0.300 ppb
Surrogate Spike 30.000		Recovery =	1.00%
Target Compounds			
1) HATM Diesel (C10-C24)	6.58	24186839	6.531 ppb
2) HBTM Motor Oil (C24-C40)	15.57	22884079	8.992 ppb
Target Compounds			

(f)=RT Delta > 1/2 Window (m)=manual int.

Data File: G:\APOLLO\DATA\210612\612002.D
Sample : DMO STD-1 06-12-21

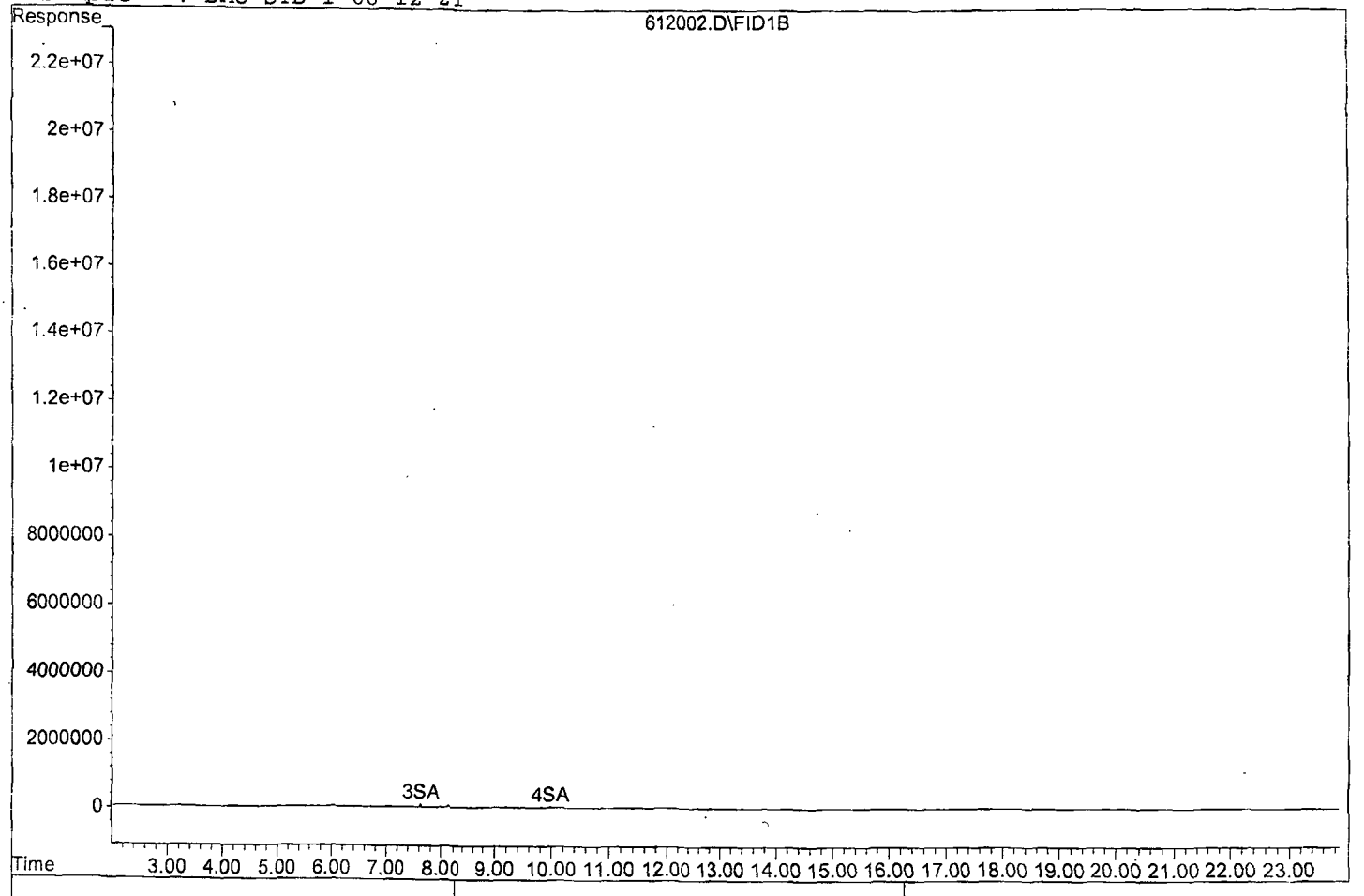

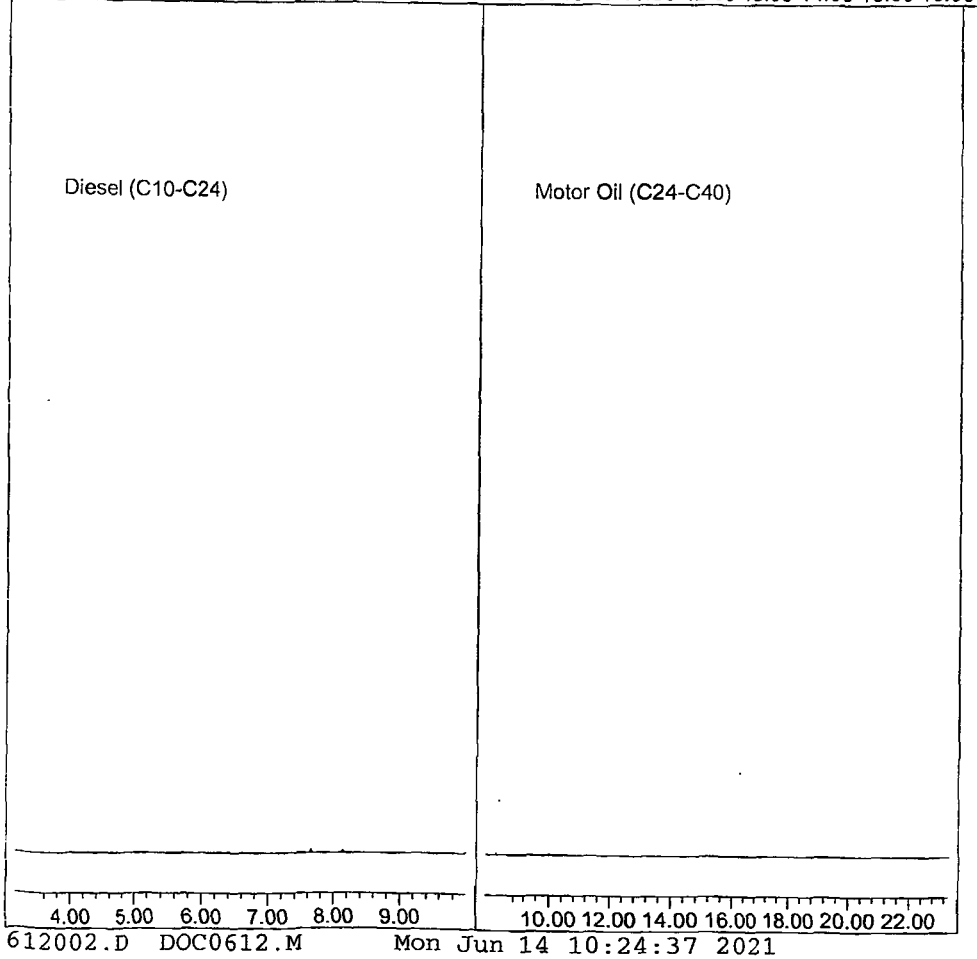

612002.D DOC0612.M Mon Jun 14 10:24:37 2021

Data File : G:\APOLLO\DATA\210612\612003.D Vial: 3
Acq On : 6-12-21 10:34:56 Operator: MB
Sample : DMOS STD-2 06-12-21 Inst : Apollo
Misc : water Multiplr: 1.00
IntFile : events.e
Quant Time: Jun 14 10:24 2021 Quant Results File: DOC0612.RES

Method : G:\APOLLO\DATA\210607\DOC0612.M (Chemstation Integrator)
Title : 8015 B&C
Last Update : Mon Jun 14 10:23:49 2021
Response via : Multiple Level Calibration

Volume Inj. : 2UL
Signal Phase : DB-5
Signal Info : FID02A

Compound	R.T.	Response	Conc Units
System Monitoring Compounds			
3) SA Ortho-Terphenyl(S)	7.64	2450020	0.559 ppb
Surrogate Spike 30.000	Recovery	=	1.86%
4) SA Octacosane(S)	9.99	1975269	0.570 ppb
Surrogate Spike 30.000	Recovery	=	1.90%
Target Compounds			
1) HATM Diesel (C10-C24)	6.58	39286141	10.608 ppb
2) HBTM Motor Oil (C24-C40)	15.57	31694881	12.454 ppb

Target Compounds

(f)=RT Delta > 1/2 Window (m)=manual int.

Data File: G:\APOLLO\DATA\210612\612003.D
Sample : DMOS STD-2 06-12-21

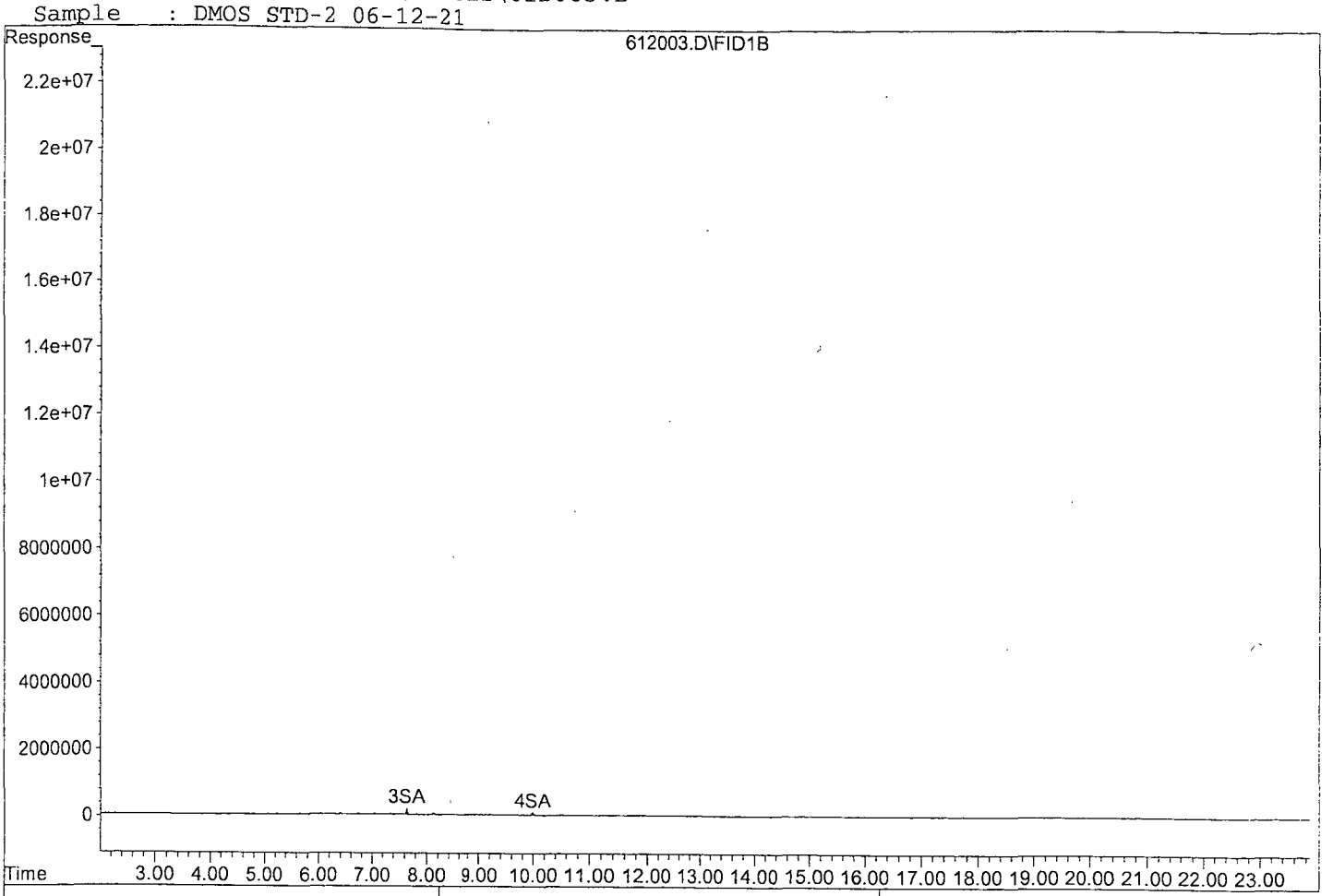

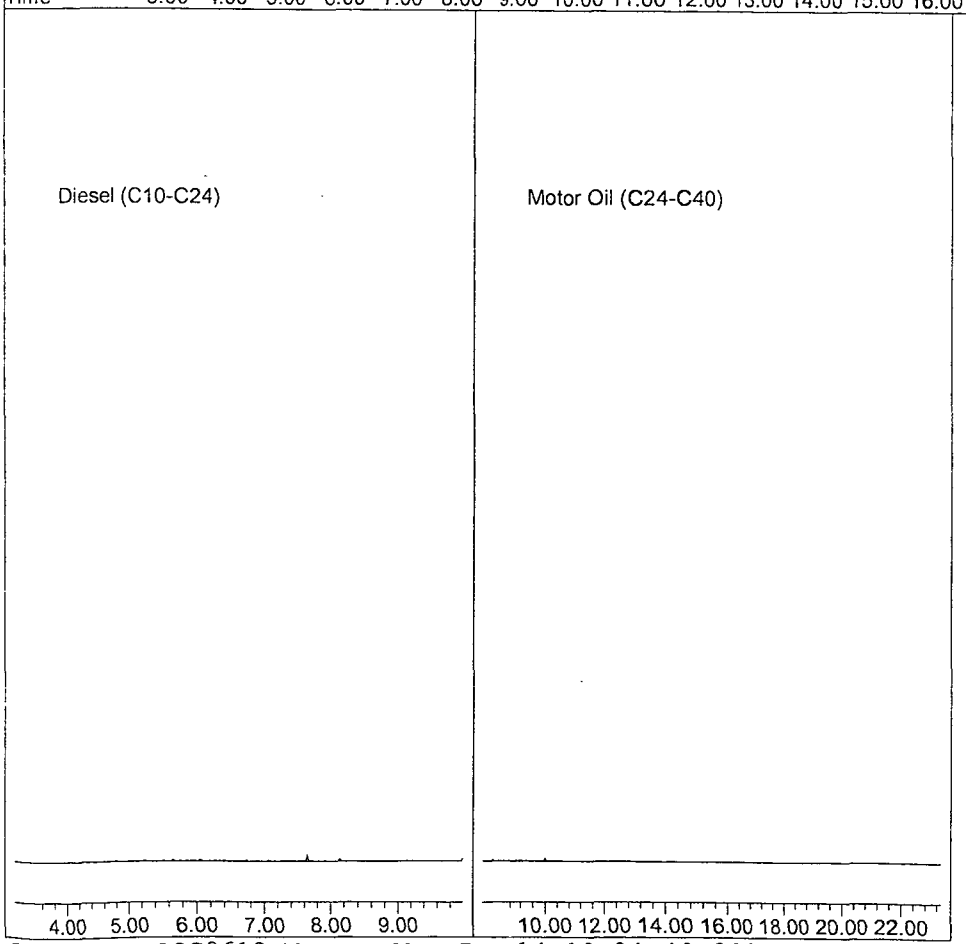

612003.D DOC0612.M Mon Jun 14 10:24:40 2021

Data File : G:\APOLLO\DATA\210612\612004.D Vial: 4
Acq On : 6-12-21 11:03:19 Operator: MB
Sample : DMO STD-3 06-12-21 Inst : Apollo
Misc : water Multiplr: 1.00
IntFile : events.e
Quant Time: Jun 14 10:24 2021 Quant Results File: DOC0612.RES

Method : G:\APOLLO\DATA\210607\DOC0612.M (Chemstation Integrator)
Title : 8015 B&C
Last Update : Mon Jun 14 10:23:49 2021
Response via : Multiple Level Calibration

Volume Inj. : 2UL
Signal Phase : DB-5
Signal Info : FID02A

Compound	R.T.	Response	Conc Units
System Monitoring Compounds			
3) SA Ortho-Terphenyl(S)	7.64	10258760	2.342 ppb
Surrogate Spike 30.000		Recovery =	7.81%
4) SA Octacosane(S)	9.99	7944362	2.292 ppb
Surrogate Spike 30.000		Recovery =	7.64%
Target Compounds			
1) HATM Diesel (C10-C24)	6.58	167369861	45.192 ppb
2) HBTM Motor Oil (C24-C40)	15.57	118129721	46.419 ppb
Target Compounds			

(f)=RT Delta > 1/2 Window (m)=manual int.

Data File: G:\APOLLO\DATA\210612\612004.D
Sample : DMO STD-3 06-12-21

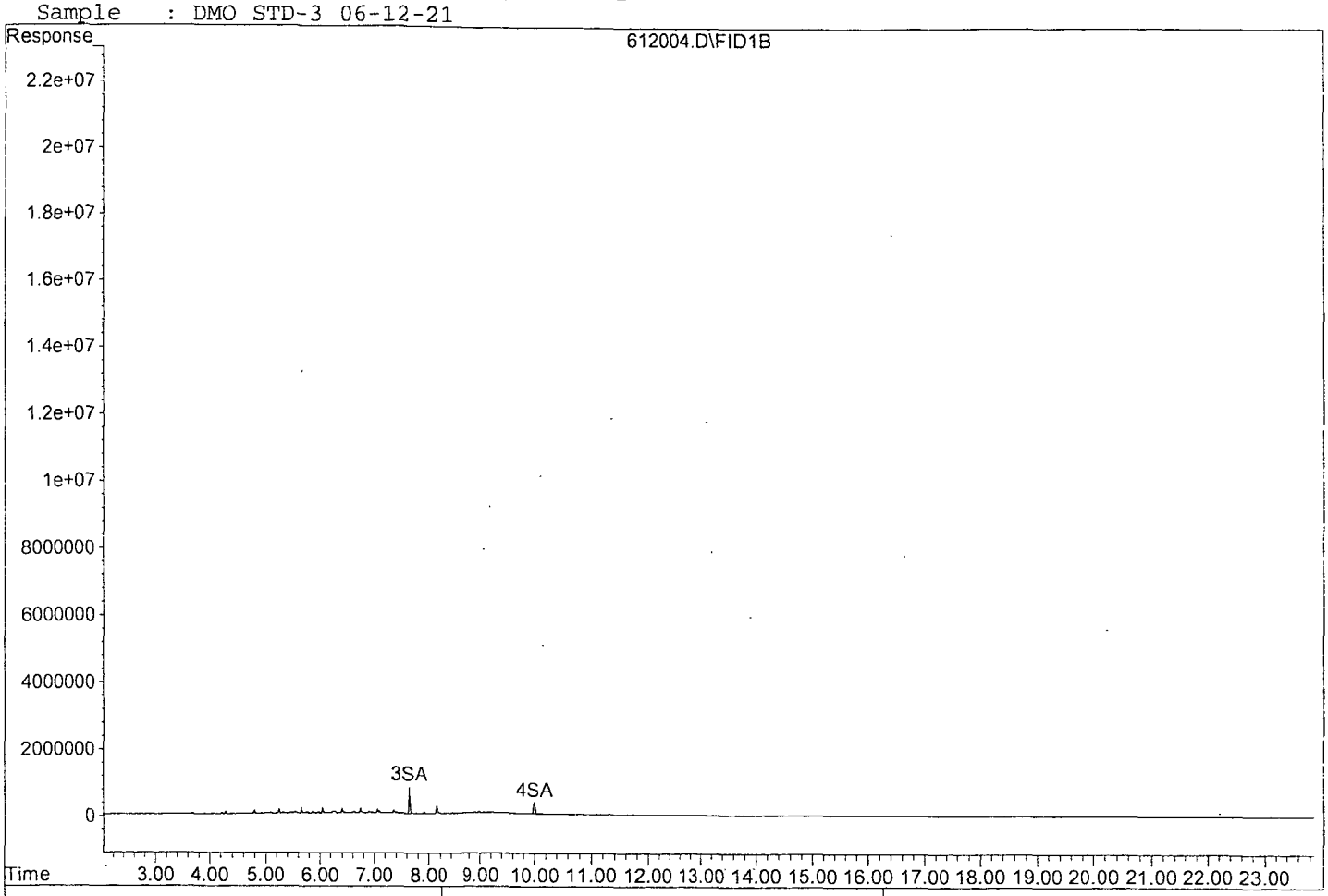

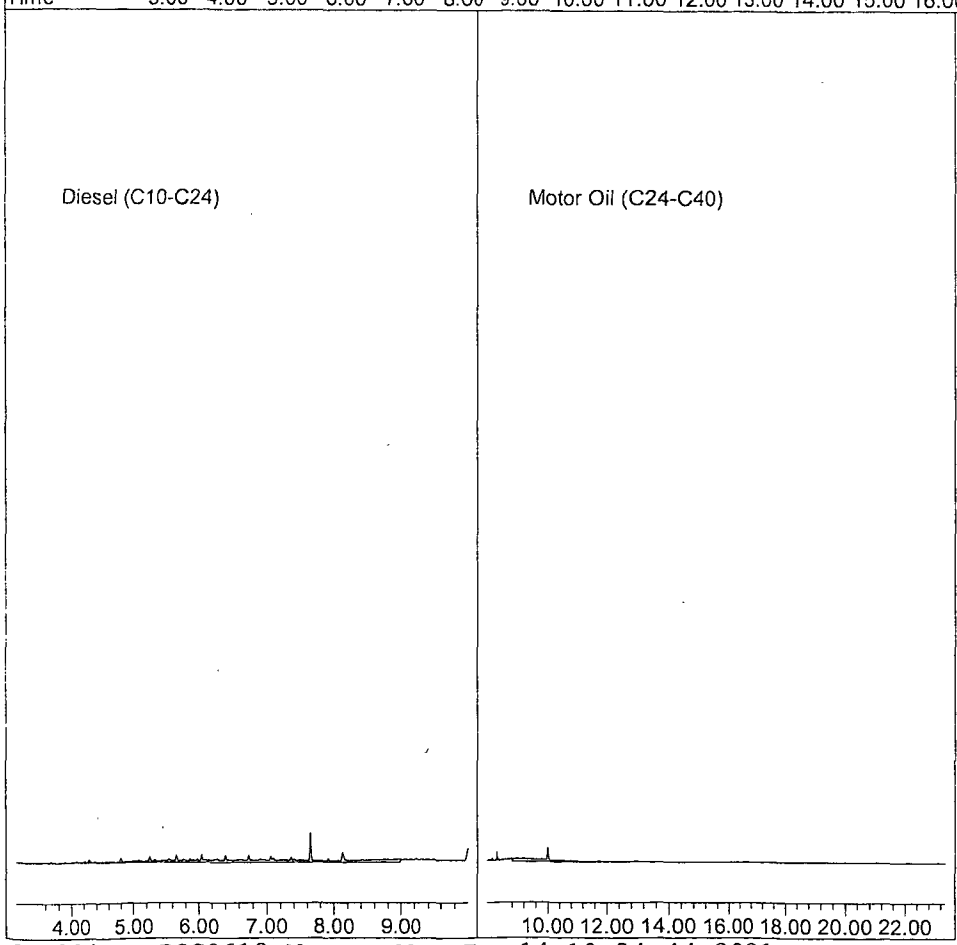

Data File : G:\APOLLO\DATA\210612\612005.D
Acq On : 6-12-21 11:31:44
Sample : DMO STD-4 06-12-21
Misc : water
IntFile : events.e
Quant Time: Jun 14 10:24 2021 Quant Results File: DOC0612.RES

Vial: 5
Operator: MB
Inst : Apollo
Multiplr: 1.00

Method : G:\APOLLO\DATA\210607\DOC0612.M (Chemstation Integrator)
Title : 8015 B&C
Last Update : Mon Jun 14 10:23:49 2021
Response via : Multiple Level Calibration

Volume Inj. : 2UL
Signal Phase : DB-5
Signal Info : FID02A

Compound	R.T.	Response	Conc Units
System Monitoring Compounds			
3) SA Ortho-Terphenyl(S)	7.64	51408819	11.738 ppb
Surrogate Spike 30.000		Recovery =	39.13%
4) SA Octacosane(S)	9.99	39779770	11.479 ppb
Surrogate Spike 30.000		Recovery =	38.26%
Target Compounds			
1) HATM Diesel (C10-C24)	6.58	865633766	233.732 ppb
2) HBTM Motor Oil (C24-C40)	15.57	590703508	232.114 ppb
Target Compounds			

(f)=RT Delta > 1/2 Window (m)=manual int.

Data File: G:\APOLLO\DATA\210612\612005.D
Sample : DMO STD-4 06-12-21

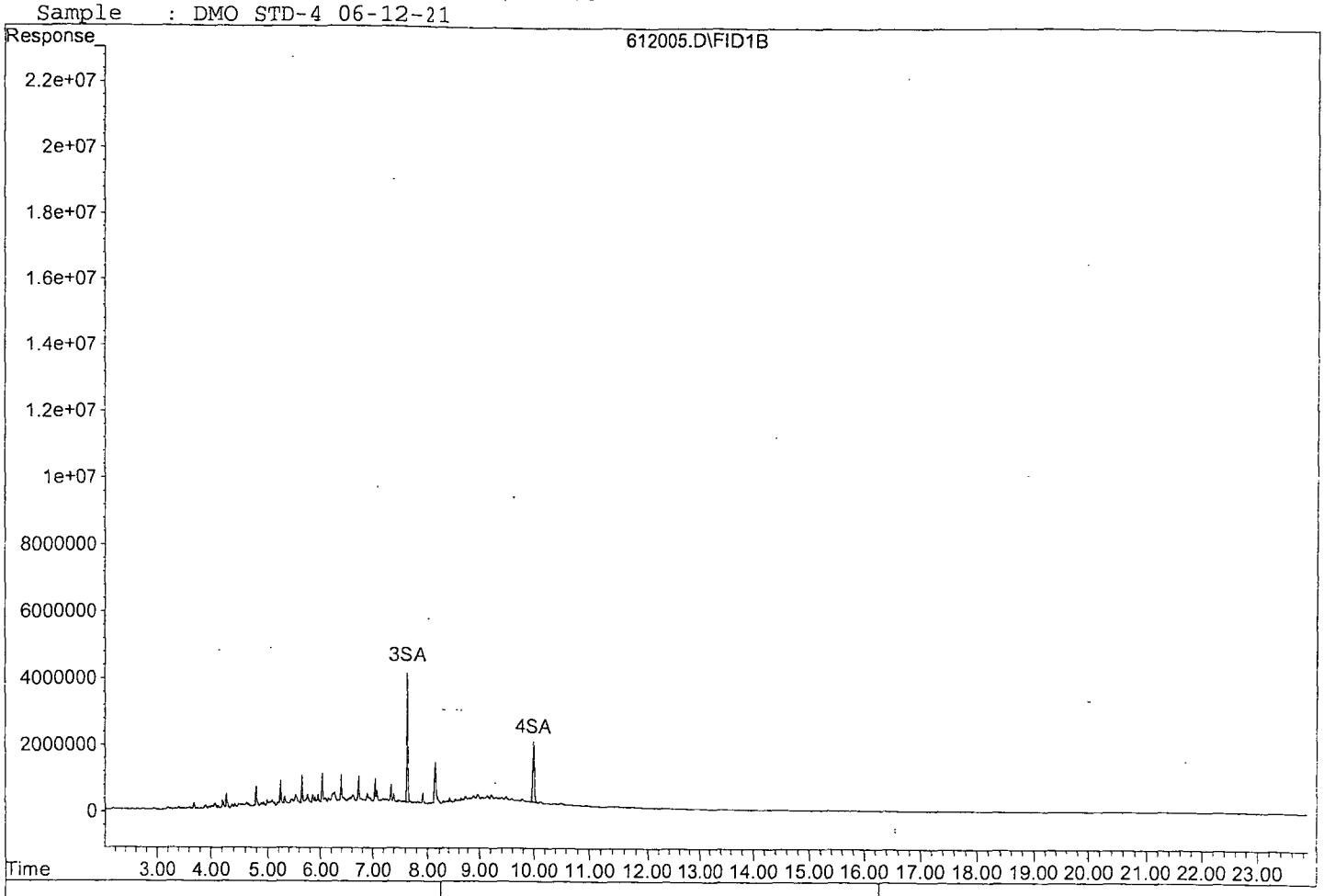

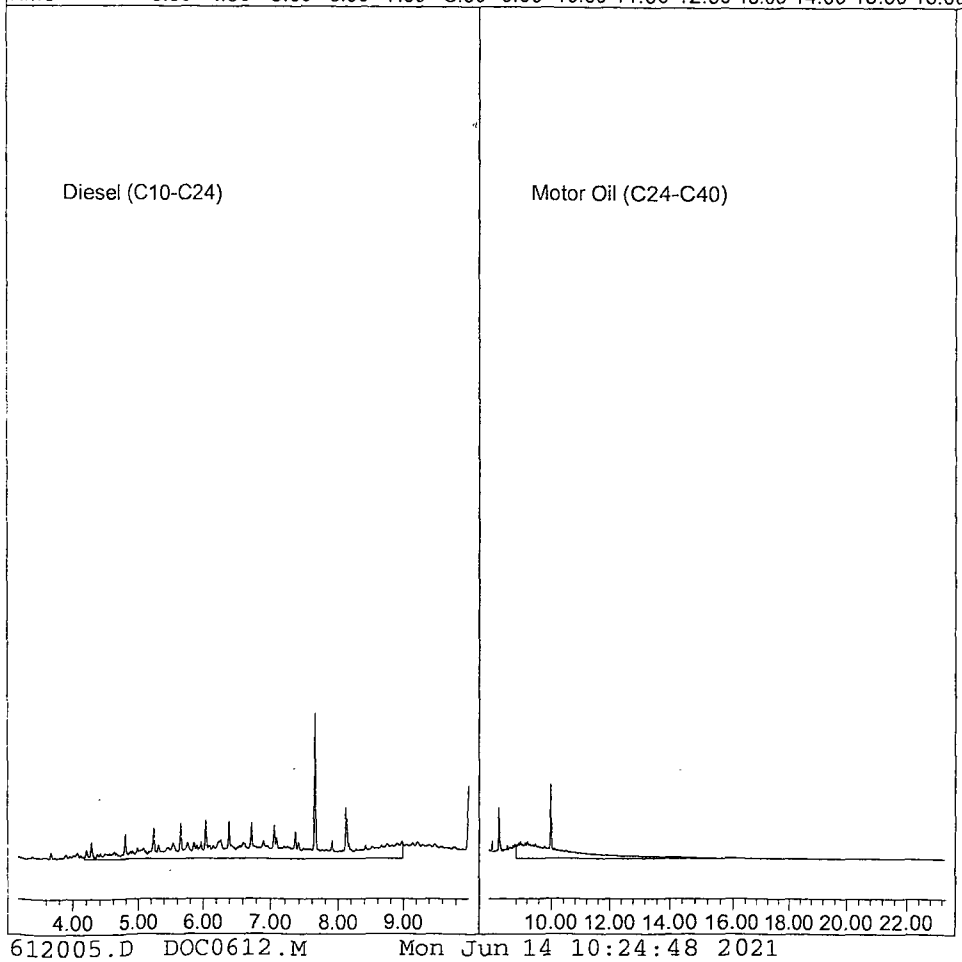

612005.D DOC0612.M Mon Jun 14 10:24:48 2021

Data File : G:\APOLLO\DATA\210612\612006.D Vial: 6
Acq On : 6-12-21 12:00:09 Operator: MB
Sample : DMO-STD-5 06-12-21 Inst : Apollo
Misc : water Multiplr: 1.00
IntFile : events.e
Quant Time: Jun 14 10:24 2021 Quant Results File: DOC0612.RES

Method : G:\APOLLO\DATA\210607\DOC0612.M (Chemstation Integrator)
Title : 8015 B&C
Last Update : Mon Jun 14 10:23:49 2021
Response via : Multiple Level Calibration

Volume Inj. : 2UL
Signal Phase : DB-5
Signal Info : FID02A

Compound	R.T.	Response	Conc Units
System Monitoring Compounds			
3) SA Ortho-Terphenyl(S)	7.65	198745953	45.380 ppb
Surrogate Spike 30.000		Recovery =	151.27%
4) SA Octacosane(S)	10.00	156208194	45.077 ppb
Surrogate Spike 30.000		Recovery =	150.26%
Target Compounds			
1) HATM Diesel (C10-C24)	6.58	3406768130	919.870 ppb
2) HBTM Motor Oil (C24-C40)	15.57	2354757249	925.291 ppb

Target Compounds

(f)=RT Delta > 1/2 Window (m)=manual int.

Data File: G:\APOLLO\DATA\210612\612006.D
Sample : DMO-STD-5 06-12-21

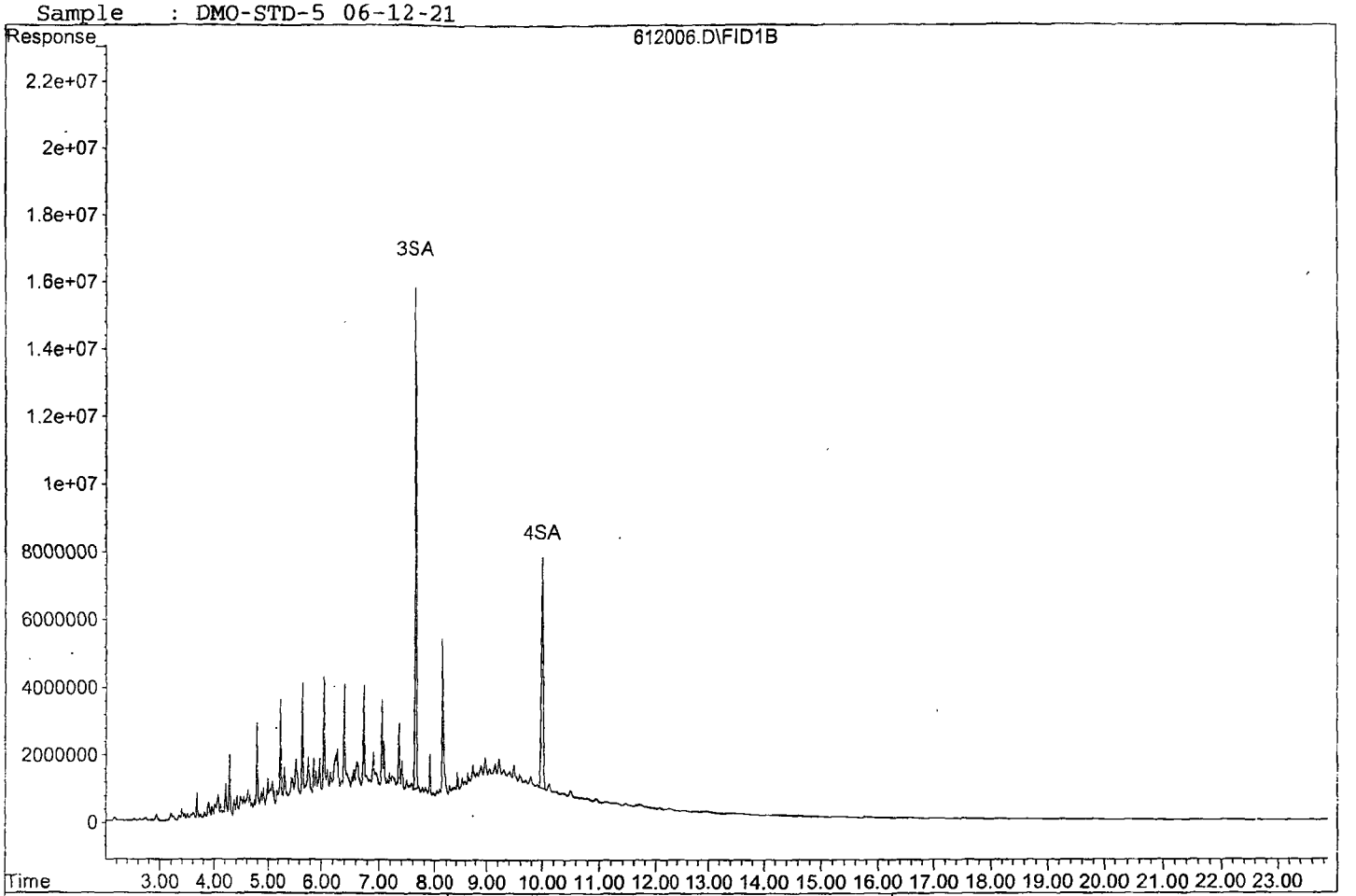

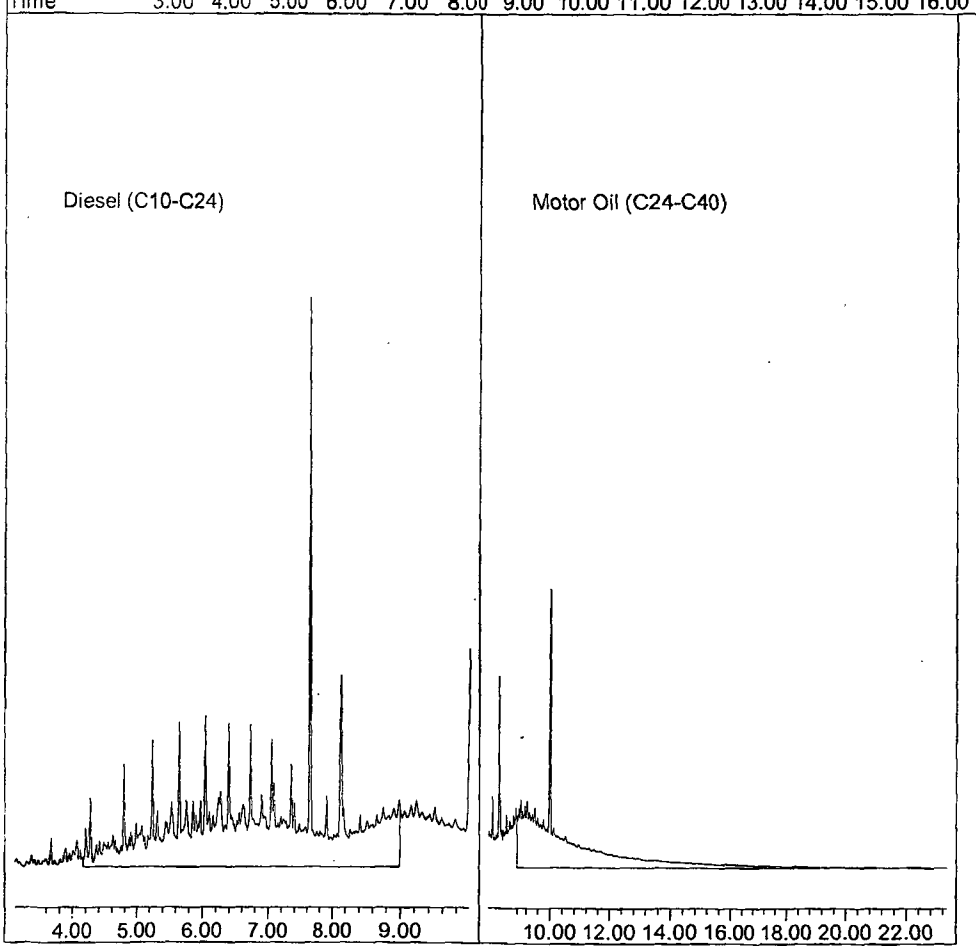

612006.D DOC0612.M Mon Jun 14 10:24:51 2021

Quantitation Report (Not Reviewed)

Data File : G:\APOLLO\DATA\210612\612007.D Vial: 7
Acq On : 6-12-21 12:28:18 Operator: MB
Sample : DMOS-STD 6 06-12-21 Inst : Apollo
Misc : water Multiplr: 1.00
IntFile : events.e
Quant Time: Jun 14 10:24 2021 Quant Results File: DOC0612.RES

Method : G:\APOLLO\DATA\210607\DOC0612.M (Chemstation Integrator)
Title : 8015 B&C
Last Update : Mon Jun 14 10:23:49 2021
Response via : Multiple Level Calibration

Volume Inj. : 2UL
Signal Phase : DB-5
Signal Info : FID02A

Compound	R.T.	Response	Conc	Units
System Monitoring Compounds				
3) SA Ortho-Terphenyl(S)	7.65	301952588	68.945	ppb
Surrogate Spike 30.000		Recovery =	229.82%	
4) SA Octacosane(S)	10.01	247127104	71.313	ppb
Surrogate Spike 30.000		Recovery =	237.71%	
Target Compounds				
1) HATM Diesel (C10-C24)	6.58	5170995965	1396.234	ppb
2) HBTM Motor Oil (C24-C40)	15.57	3715599130	1460.028	ppb

Target Compounds

(f)=RT Delta > 1/2 Window (m)=manual int.

Data File: G:\APOLLO\DATA\210612\612007.D
Sample : DMOS-STD 6 06-12-21

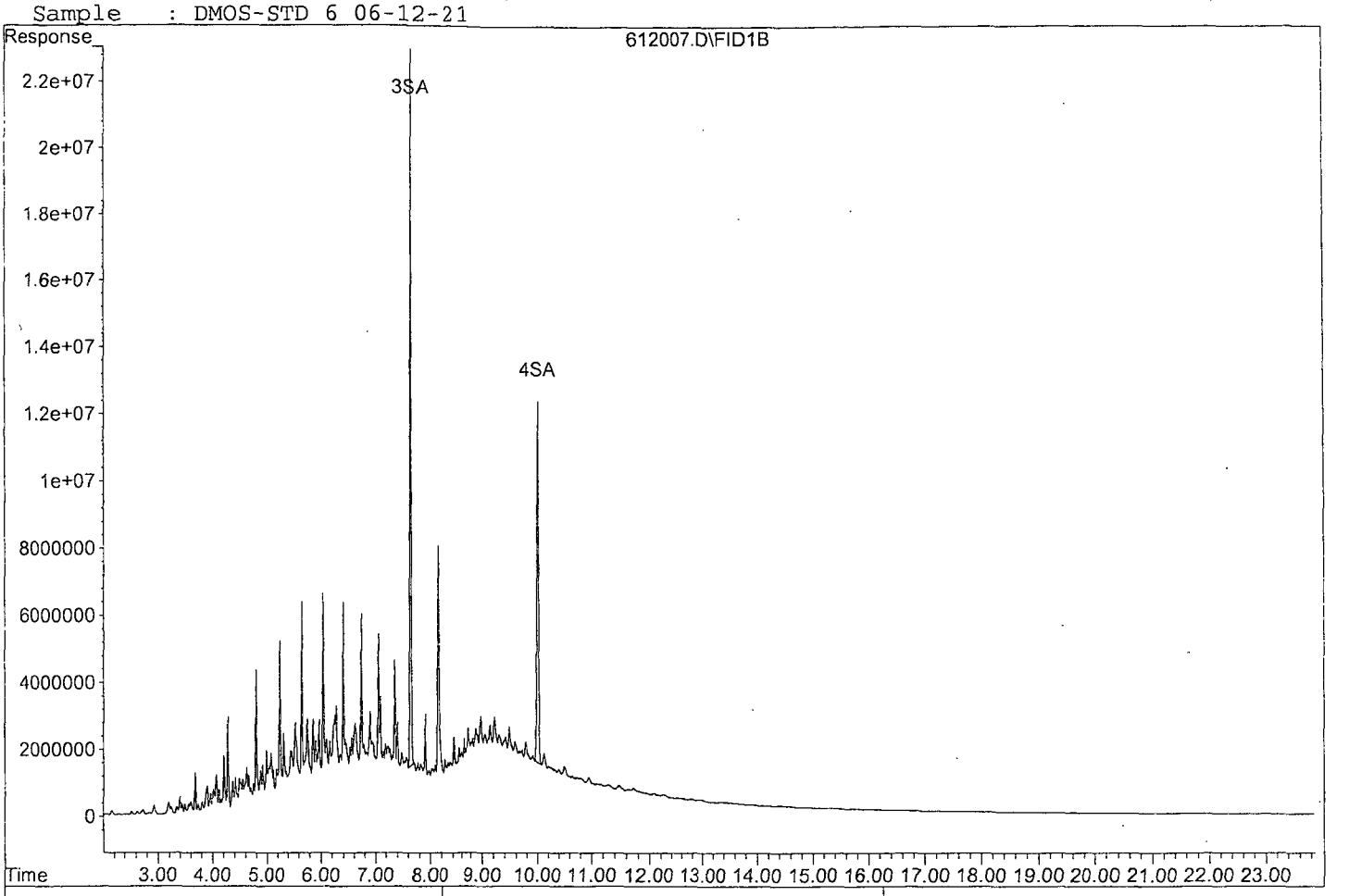

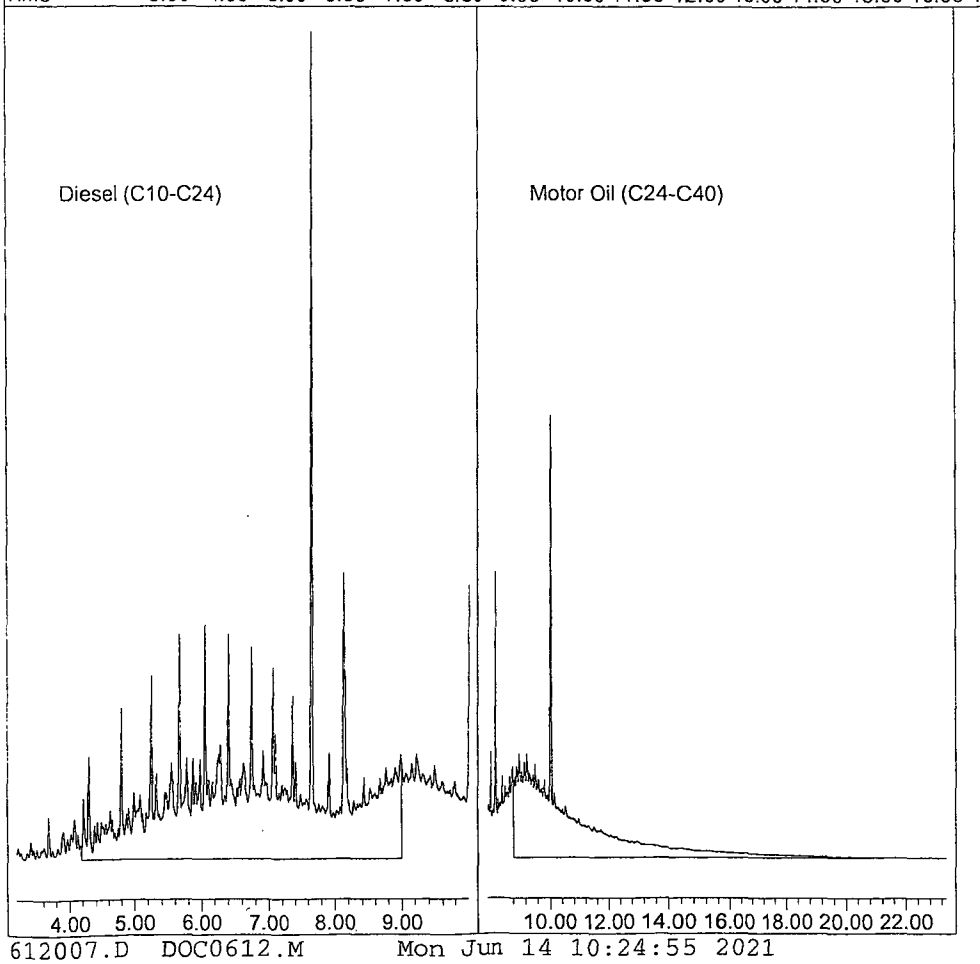

612007.D DOC0612.M Mon Jun 14 10:24:55 2021

Data File : G:\APOLLO\DATA\210612\612008.D Vial: 8
Acq On : 6-12-21 12:56:31 Operator: MB
Sample : DMO-STD 7 06-12-21 Inst : Apollo
Misc : water Multiplr: 1.00
IntFile : events.e
Quant Time: Jun 14 10:24 2021 Quant Results File: DOC0612.RES

Method : G:\APOLLO\DATA\210607\DOC0612.M (Chemstation Integrator)
Title : 8015 B&C
Last Update : Mon Jun 14 10:23:49 2021
Response via : Multiple Level Calibration

Volume Inj. : 2UL
Signal Phase : DB-5
Signal Info : FID02A

Compound	R.T.	Response	Conc Units
System Monitoring Compounds			
3) SA Ortho-Terphenyl(S)	7.65	400130320	91.362 ppb
Surrogate Spike 30.000		Recovery =	304.54%
4) SA Octacosane(S)	10.01	336641043	97.144 ppb
Surrogate Spike 30.000		Recovery =	323.81%
Target Compounds			
1) HATM Diesel (C10-C24)	6.58	6989400742	1887.226 ppb
2) HBTM Motor Oil (C24-C40)	15.57	5085151214	1998.187 ppb

Target Compounds

(f)=RT Delta > 1/2 Window (m)=manual int.

Data File: G:\APOLLO\DATA\210612\612008.D
Sample : DMO-STD 7 06-12-21

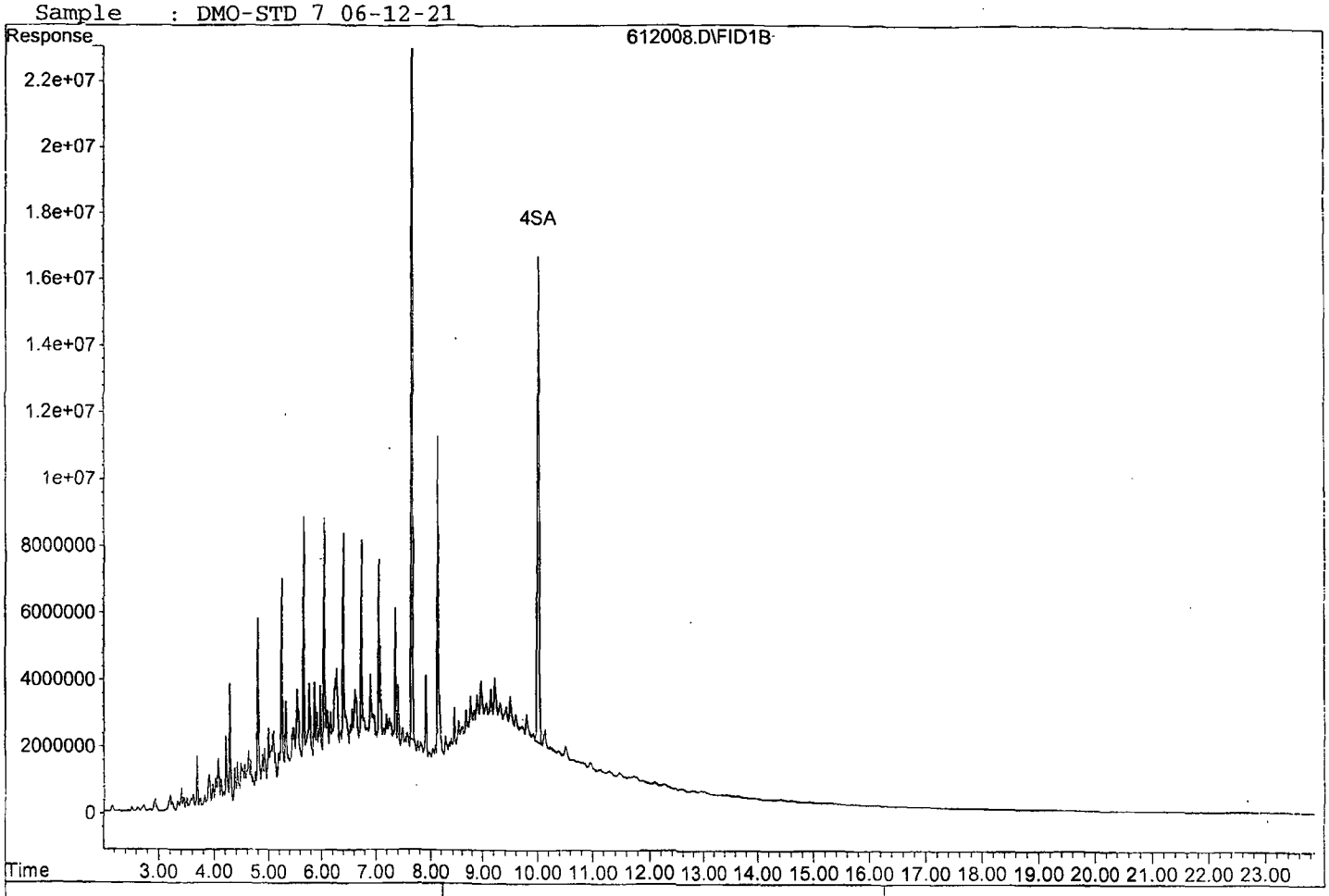

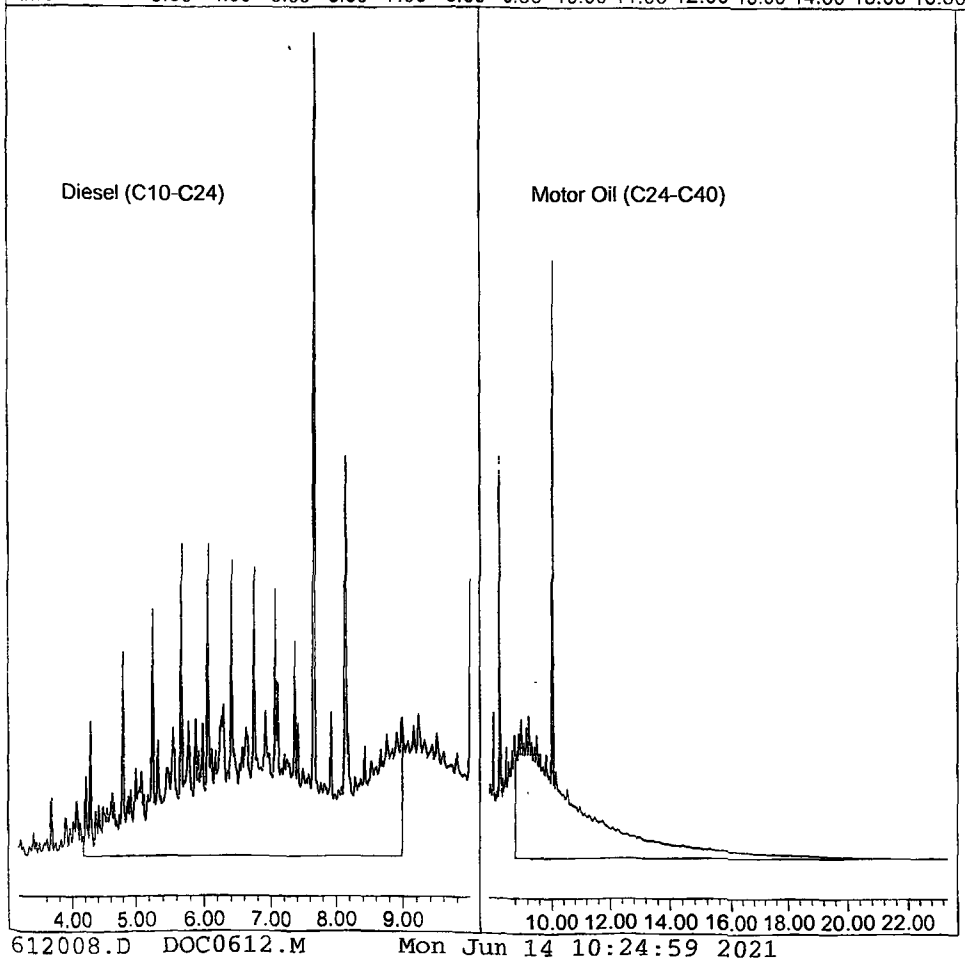

612008.D DOC0612.M Mon Jun 14 10:24:59 2021

TPH Extractables
DOC0612

Form 7

Second Source Calibration

Lab Name: APPL, Inc.
Case No:
Matrix: Water

SDG No:
Date Analyzed: 06/12/21
Instrument: Apollo
Initial Cal. Date: 06/12/21
Data File: 612009.D

		Compound	MEAN	CCRF	%D		%Drift
1	HATM	Diesel (C10-C24)	1851770	1705330	7.9	HATM	
2	HBTM	Motor Oil (C24-C40)	1272440	1357430	6.7	HBTM	
3							
4							
5							
6							
7							
8							
9							
10							
11							
12							
13							
14							
15							
16							
17							
18							
19							
20							
21							
22							
23							
24							
25							
26							
27							
28							
29							
30							
31							
32							
33							
34							
35							
36							
37							
38							
39							
40							
		Average			7.3		

Data File : G:\APOLLO\DATA\210612\612009.D Vial: 9
Acq On : 6-12-21 13:24:43 Operator: MB
Sample : DMO-STD SS 06-12-21 Inst : Apollo
Misc : water Multiplr: 1.00
IntFile : events.e
Quant Time: Jun 14 10:25 2021 Quant Results File: DOC0612.RES

Method : G:\APOLLO\DATA\210607\DOC0612.M (Chemstation Integrator)
Title : 8015 B&C
Last Update : Mon Jun 14 10:23:49 2021
Response via : Multiple Level Calibration

Volume Inj. : 2UL
Signal Phase : DB-5
Signal Info : FID02A

Compound	R.T.	Response	Conc Units
System Monitoring Compounds			
3) SA Ortho-Terphenyl(S)	7.64	3420618	0.781 ppb
Surrogate Spike 30.000		Recovery =	2.60%
4) SA Octacosane(S)	10.00	52751	0.015 ppb
Surrogate Spike 30.000		Recovery =	0.05%
Target Compounds			
1) HATM Diesel (C10-C24)	6.58	852667033	230.231 ppb
2) HBTM Motor Oil (C24-C40)	15.57	678716704	266.699 ppb

Target Compounds

(f)=RT Delta > 1/2 Window (m)=manual int.

Data File: G:\APOLLO\DATA\210612\612009.D
Sample : DMO-STD SS 06-12-21

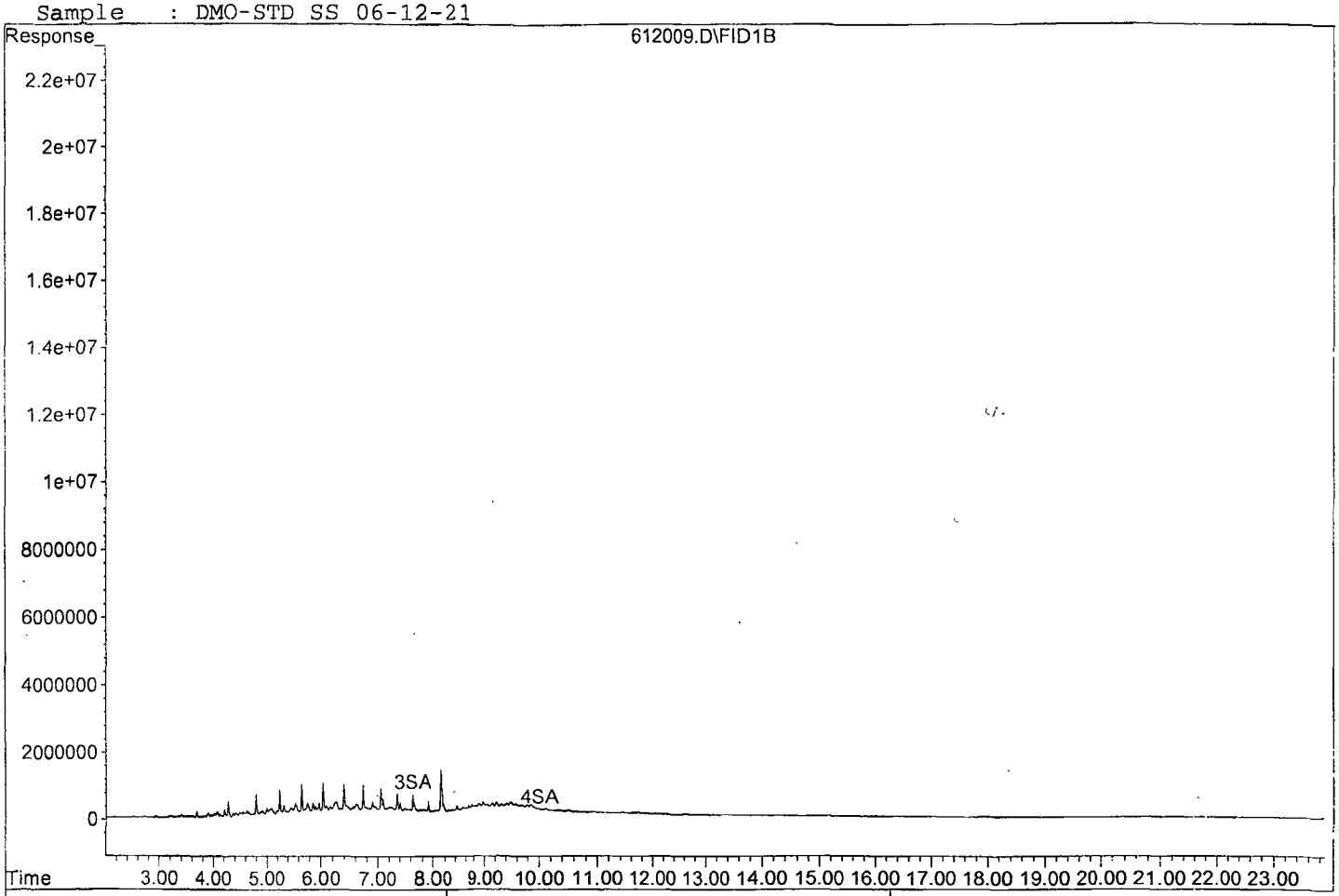

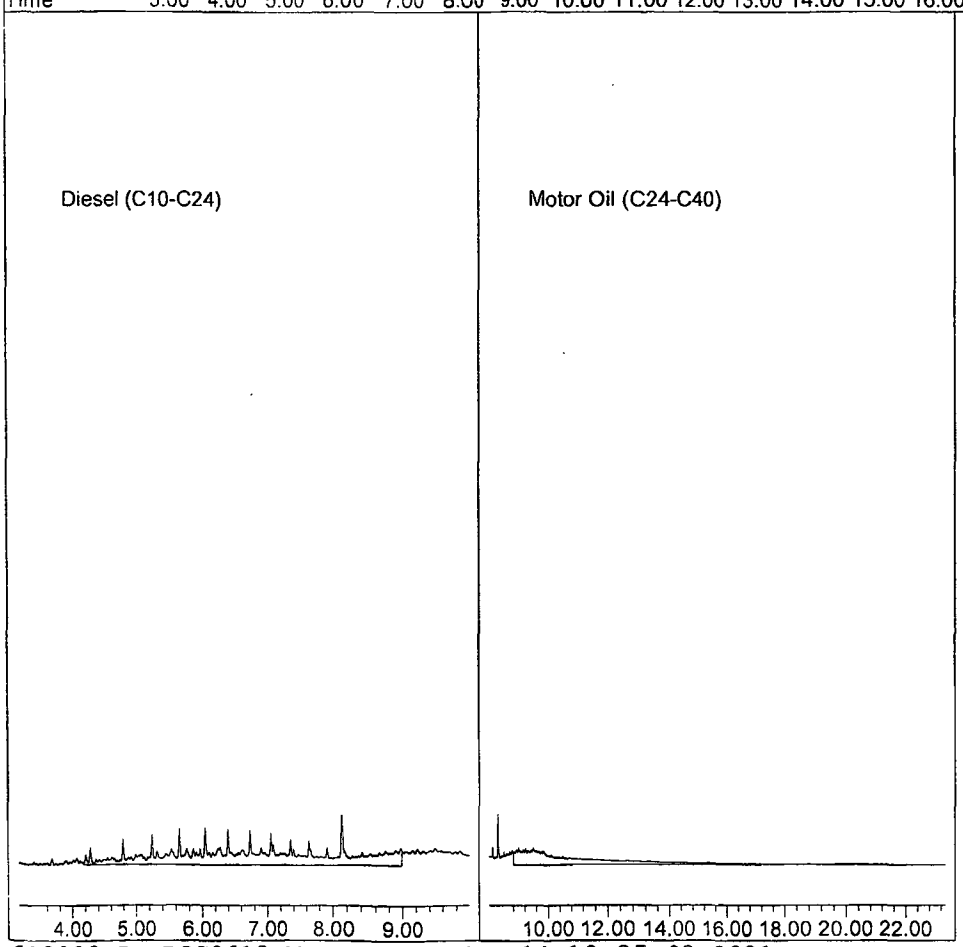

612009.D DOC0612.M Mon Jun 14 10:25:03 2021

TPH Extractables
DOC0612

Form 7

Continuing Calibration

Lab Name: APPL, Inc.
Case No:
Matrix: Water

SDG No:
Date Analyzed: 06/16/21
Instrument: Apollo
Initial Cal. Date: 06/12/21
Data File: 612207.D

		Compound	MEAN	CCRF	%D		%Drift
1	HATM	Diesel (C10-C24)	1851770	1894960	2.3	HATM	
2	HBTM	Motor Oil (C24-C40)	1272440	1397100	9.8	HBTM	
3	SA	Ortho-Terphenyl(S)	2189800	2265130	3.4	SA	
4	SA	Octacosane(S)	1732690	1896450	9.5	SA	
5							
6							
7							
8							
9							
10							
11							
12							
13							
14							
15							
16							
17							
18							
19							
20							
21							
22							
23							
24							
25							
26							
27							
28							
29							
30							
31							
32							
33							
34							
35							
36							
37							
38							
39							
40							
		Average			6.3		

Quantitation Report (Not Reviewed)

Data File : G:\APOLLO\DATA\210612\612207.D Vial: 7
Acq On : 6-16-21 14:10:09 Operator: MB
Sample : Diesel Motor Oil CCV 06/12/21 Inst : Apollo
Misc : water Multiplr: 1.00
IntFile : events.e
Quant Time: Jun 16 15:27 2021 Quant Results File: DOC0612.RES

Method : G:\APOLLO\DATA\210612\DOC0612.M (Chemstation Integrator)
Title : 8015 B&C
Last Update : Tue Jun 15 08:44:52 2021
Response via : Multiple Level Calibration

Volume Inj. : 2UL
Signal Phase : DB-5
Signal Info : FID02A

Compound	R.T.	Response	Conc Units
System Monitoring Compounds			
3) SA Ortho-Terphenyl(S)	7.64	56628332	12.930 ppb
Surrogate Spike 30.000		Recovery =	43.10%
4) SA Octacosane(S)	10.00	47411366	13.681 ppb
Surrogate Spike 30.000		Recovery =	45.60%
Target Compounds			
1) HATM Diesel (C10-C24)	6.58	947480570	255.832 ppb
2) HBTM Motor Oil (C24-C40)	15.57	698547544	274.491 ppb

Target Compounds

(f)=RT Delta > 1/2 Window (m)=manual int.

Data File: G:\APOLLO\DATA\210612\612207.D
Sample : Diesel Motor Oil CCV 06/12/21

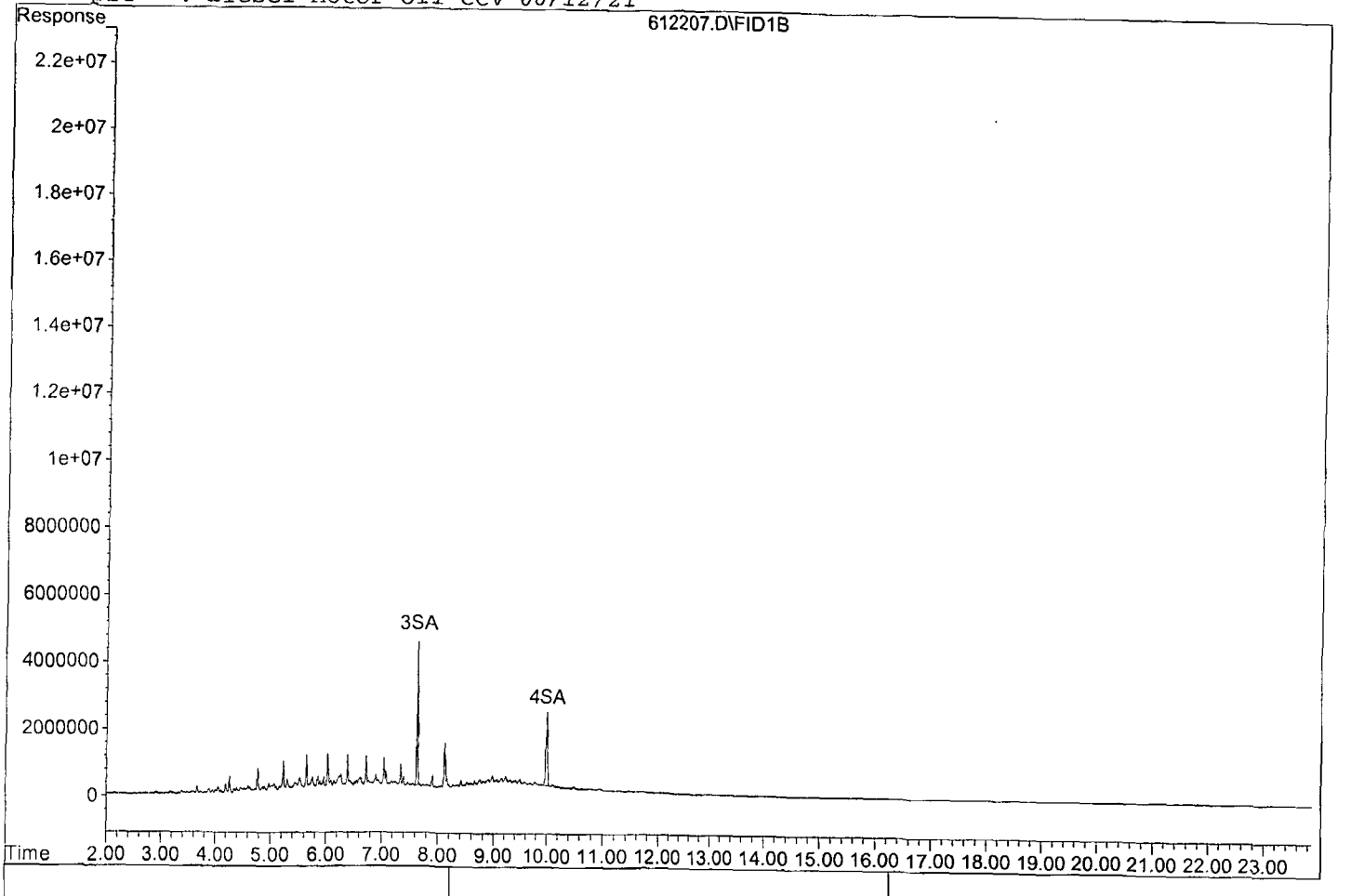

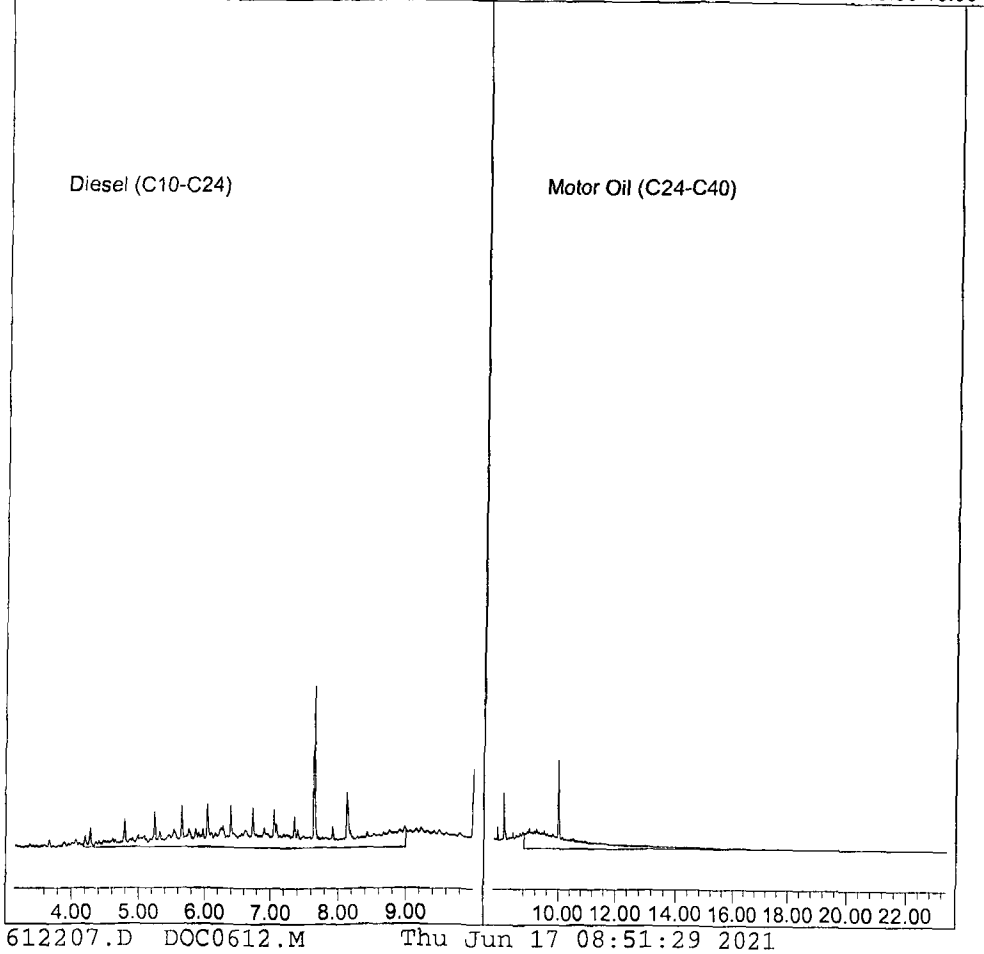

TPH Extractables
DEC0504

Form 7

Continuing Calibration

Lab Name: APPL, Inc.
Case No:
Matrix: Water

SDG No:
Date Analyzed: 06/16/21
Instrument: Apollo
Initial Cal. Date: 05/04/21
Data File: 612208.D

		Compound	MEAN	CCRF	%D		%Drift
1	SC	Decanoic Acid(S)	1194540	1038380	13	SC	
2							
3							
4							
5							
6							
7							
8							
9							
10							
11							
12							
13							
14							
15							
16							
17							
18							
19							
20							
21							
22							
23							
24							
25							
26							
27							
28							
29							
30							
31							
32							
33							
34							
35							
36							
37							
38							
39							
40							
		Average			13.0		

Quantitation Report (Not Reviewed)

Data File : G:\APOLLO\DATA\210612\612208.D Vial: 8
Acq On : 6-16-21 14:38:24 Operator: MB
Sample : Decanoic Acid CCV 05/04/21 Inst : Apollo
Misc : water Multiplr: 1.00
IntFile : events.e
Quant Time: Jun 16 15:28 2021 Quant Results File: DEC0504.RES

Method : G:\APOLLO\DATA\210505\DEC0504.M (Chemstation Integrator)
Title : 8015 B&C
Last Update : Tue May 04 17:12:27 2021
Response via : Multiple Level Calibration

Volume Inj. : 2UL
Signal Phase : DB-5
Signal Info : FID02A

Compound	R.T.	Response	Conc Units
System Monitoring Compounds			
1) SC Decanoic Acid(S)	5.81f	74763483	31.294 ppb
Surrogate Spike 24.000		Recovery =	130.39%

Target Compounds

Target Compounds

(f)=RT Delta > 1/2 Window (m)=manual int.

TPH Extractables
DOC0612

Form 7

Continuing Calibration

Lab Name: APPL, Inc.
Case No:
Matrix: Water

SDG No:
Date Analyzed: 06/16/21
Instrument: Apollo
Initial Cal. Date: 06/12/21
Data File: 612225.D

		Compound	MEAN	CCRF	%D	%Drift	
1	HATM	Diesel (C10-C24)	1851770	1844720	0.38	HATM	
2	HBTM	Motor Oil (C24-C40)	1272440	1340590	5.4	HBTM	
3	SA	Ortho-Terphenyl(S)	2189800	2230880	1.9	SA	
4	SA	Octacosane(S)	1732690	1829280	5.6	SA	
5							
6							
7							
8							
9							
10							
11							
12							
13							
14							
15							
16							
17							
18							
19							
20							
21							
22							
23							
24							
25							
26							
27							
28							
29							
30							
31							
32							
33							
34							
35							
36							
37							
38							
39							
40							
		Average			3.3		

Quantitation Report (Not Reviewed)

Data File : G:\APOLLO\DATA\210612\612225.D Vial: 25
Acq On : 6-16-21 22:39:23 Operator: MB
Sample : Diesel Motor Oil CCV 06/12/21 Inst : Apollo
Misc : water Multiplr: 1.00
IntFile : events.e
Quant Time: Jun 17 8:27 2021 Quant Results File: DOC0612.RES

Method : G:\APOLLO\DATA\210612\DOC0612.M (Chemstation Integrator)
Title : 8015 B&C
Last Update : Tue Jun 15 08:44:52 2021
Response via : Multiple Level Calibration

Volume Inj. : 2UL
Signal Phase : DB-5
Signal Info : FID02A

Compound	R.T.	Response	Conc Units
System Monitoring Compounds			
3) SA Ortho-Terphenyl(S)	7.64	55771889	12.734 ppb
Surrogate Spike 30.000		Recovery =	42.45%
4) SA Octacosane(S)	10.00	45732049	13.197 ppb
Surrogate Spike 30.000		Recovery =	43.99%
Target Compounds			
1) HATM Diesel (C10-C24)	6.58	922358022	249.048 ppb
2) HBTM Motor Oil (C24-C40)	15.57	670297283	263.390 ppb

Target Compounds

(f)=RT Delta > 1/2 Window (m)=manual int.

Data File: G:\APOLLO\DATA\210612\612225.D
Sample : Diesel Motor OIl CCV 06/12/21

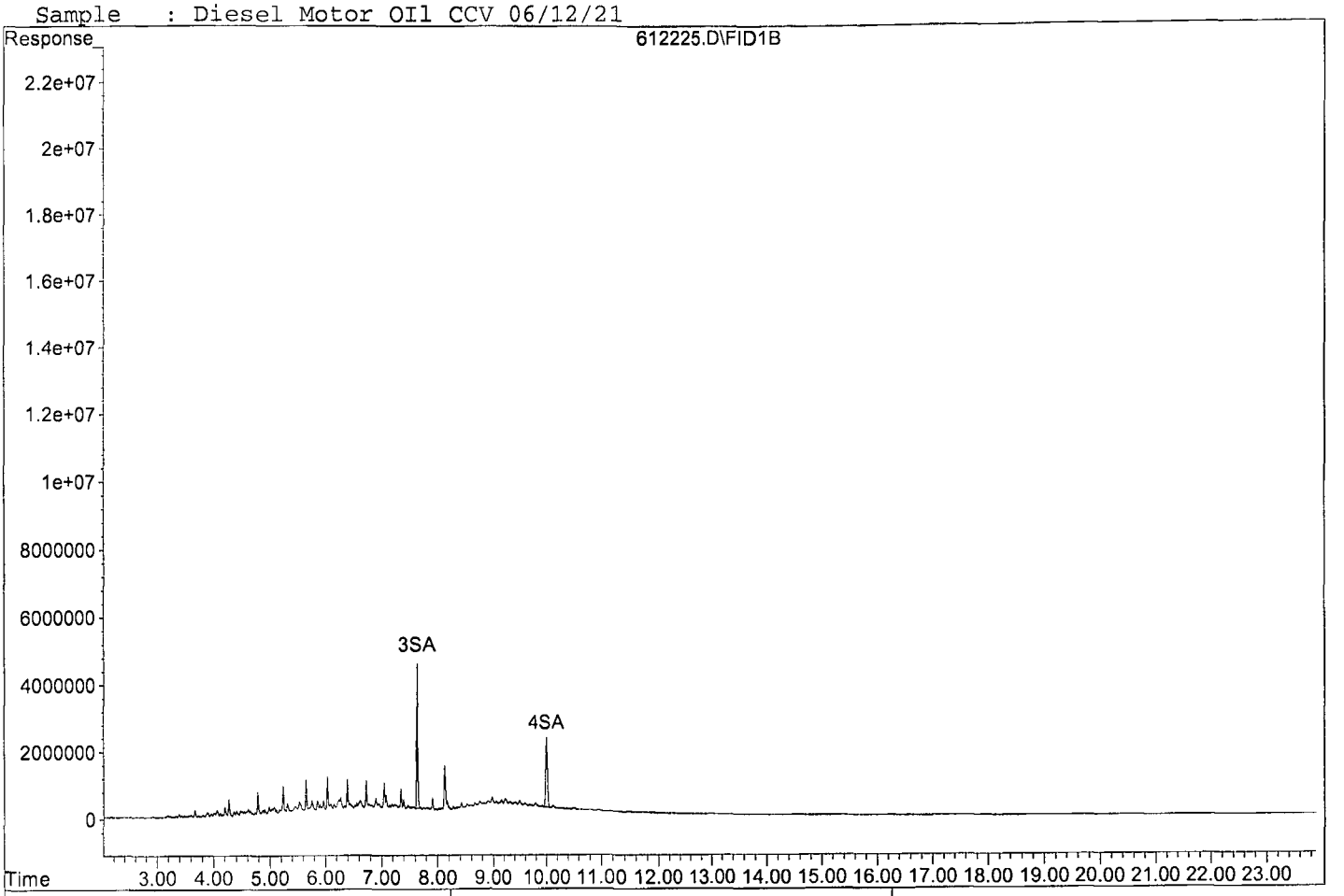

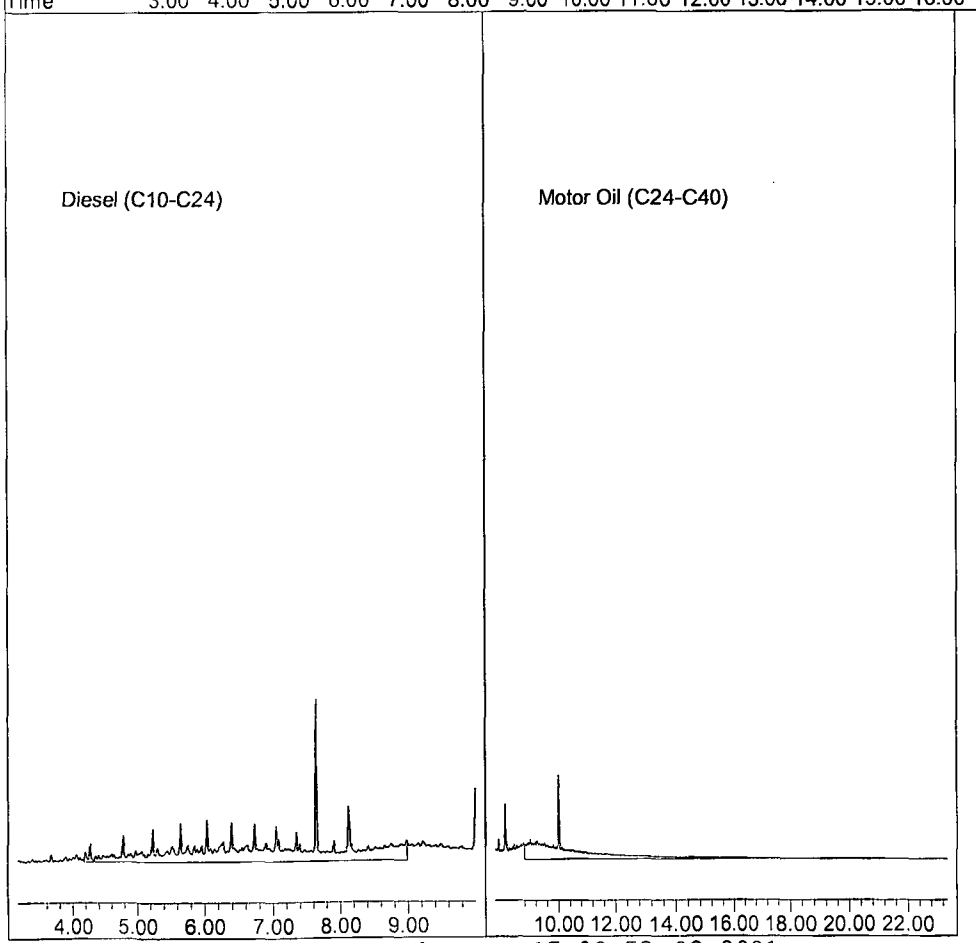

TPH Extractables
DEC0504

Form 7

Continuing Calibration

Lab Name: APPL, Inc.
Case No:
Matrix: Water

SDG No:
Date Analyzed: 06/16/21
Instrument: Apollo
Initial Cal. Date: 05/04/21
Data File: 612226.D

		Compound	MEAN	CCRF	%D		%Drift
1	SC	Decanoic Acid(S)	1194540	1059920	11	SC	
2							
3							
4							
5							
6							
7							
8							
9							
10							
11							
12							
13							
14							
15							
16							
17							
18							
19							
20							
21							
22							
23							
24							
25							
26							
27							
28							
29							
30							
31							
32							
33							
34							
35							
36							
37							
38							
39							
40							
		Average			11.0		

Quantitation Report (Not Reviewed)

Data File : G:\APOLLO\DATA\210612\612226.D
Acq On : 6-16-21 23:07:32
Sample : Decanoic Acid CCV 05/04/21
Misc : water
IntFile : events.e
Quant Time: Jun 17 8:29 2021 Quant Results File: DEC0504.RES

Vial: 26
Operator: MB
Inst : Apollo
Multiplr: 1.00

Method : G:\APOLLO\DATA\210505\DEC0504.M (Chemstation Integrator)
Title : 8015 B&C
Last Update : Tue May 04 17:12:27 2021
Response via : Multiple Level Calibration

Volume Inj. : 2UL
Signal Phase : DB-5
Signal Info : FID02A

Compound	R.T.	Response	Conc Units
System Monitoring Compounds			
1) SC Decanoic Acid(S)	5.81f	76314586	31.943 ppb
Surrogate Spike 24.000		Recovery =	133.10%

Target Compounds

Target Compounds

(f)=RT Delta > 1/2 Window (m)=manual int.

ORGANICS

Raw Data

Quantitation Report (QT Reviewed)

Data File : G:\APOLLO\DATA\210612\612215.D
Acq On : 6-16-21 17:56:23
Sample : BA34196W07 5/980
Misc : water
IntFile : events.e
Quant Time: Jun 17 8:44 2021 Quant Results File: DEC0504.RES

Vial: 15
Operator: MB
Inst : Apollo
Multiplr: 5.10

Method : G:\APOLLO\DATA\210505\DEC0504.M (Chemstation Integrator)
Title : 8015 B&C
Last Update : Tue May 04 17:12:27 2021
Response via : Multiple Level Calibration

Volume Inj. : 2UL
Signal Phase : DB-5
Signal Info : FID02A

Compound	R.T.	Response	Conc	Units	
System Monitoring Compounds					
1) SC Decanoic Acid(S)	0.00	0	N.D.	ppb	d
Surrogate Spike 122.449	Recovery	=	0.00%		

Target Compounds

Target Compounds

(f)=RT Delta > 1/2 Window (m)=manual int.

Quantitation Report (Not Reviewed)

Data File : G:\APOLLO\DATA\210612\612215.D Vial: 15
Acq On : 6-16-21 17:56:23 Operator: MB
Sample : BA34196W07 5/980 Inst : Apollo
Misc : water Multiplr: 5.10
IntFile : events.e
Quant Time: Jun 17 8:38 2021 Quant Results File: DOC0612.RES

Method : G:\APOLLO\DATA\210612\DOC0612.M (Chemstation Integrator)
Title : 8015 B&C
Last Update : Tue Jun 15 08:44:52 2021
Response via : Multiple Level Calibration

Volume Inj. : 2UL
Signal Phase : DB-5
Signal Info : FID02A

Compound	R.T.	Response	Conc Units
System Monitoring Compounds			
3) SA Ortho-Terphenyl(S)	7.64	92695178	107.986 ppb
Surrogate Spike 153.061		Recovery =	70.55%
4) SA Octacosane(S)	10.00	94122093	138.575 ppb
Surrogate Spike 153.061		Recovery =	90.54%
Target Compounds			
1) HATM Diesel (C10-C24)	6.58	43848388	60.406 ppb
2) HBTM Motor Oil (C24-C40)	15.57	32974653	66.108 ppb

Target Compounds

(f)=RT Delta > 1/2 Window (m)=manual int.

Data File: G:\APOLLO\DATA\210612\612215.D
Sample : BA34196W07 5/980

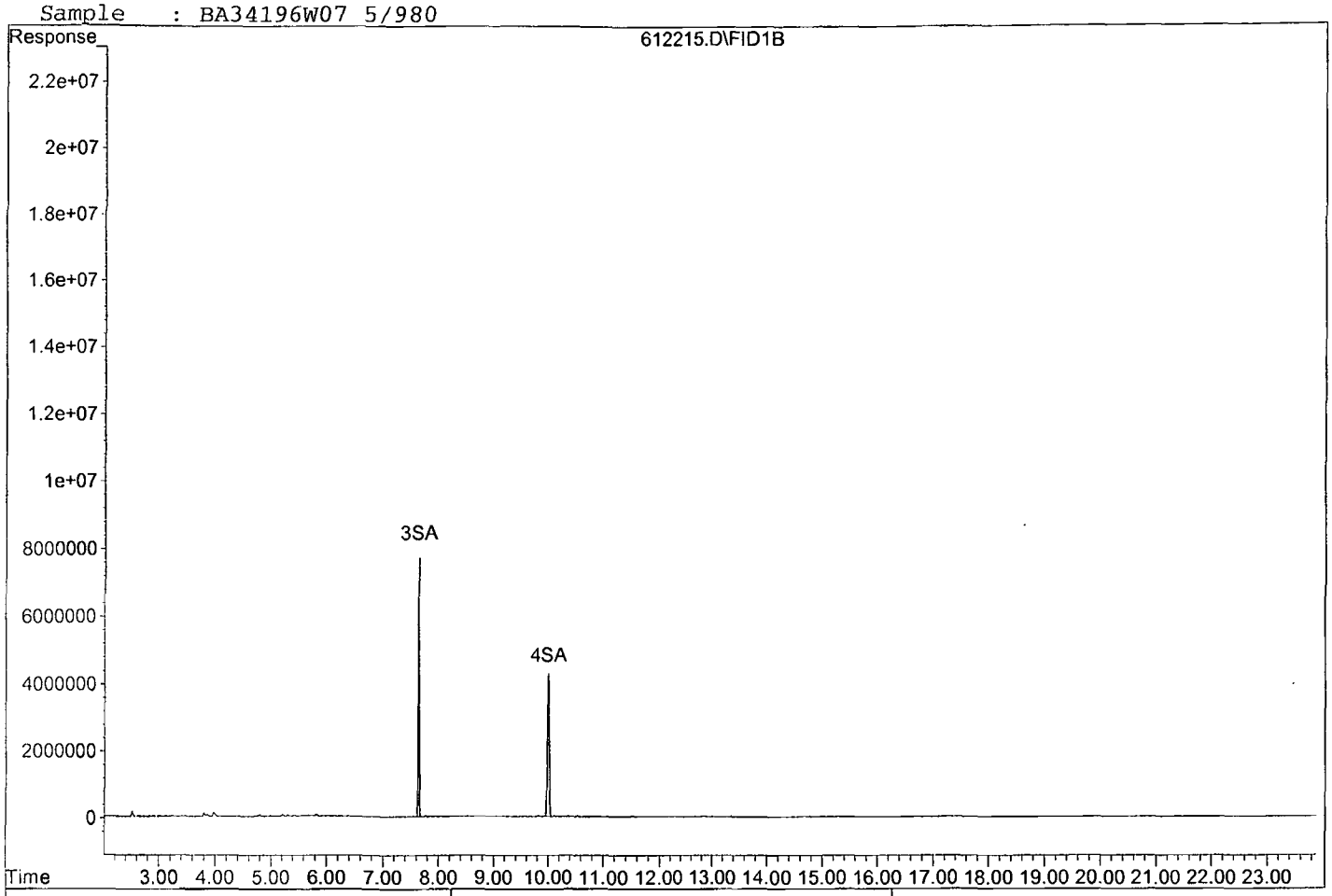

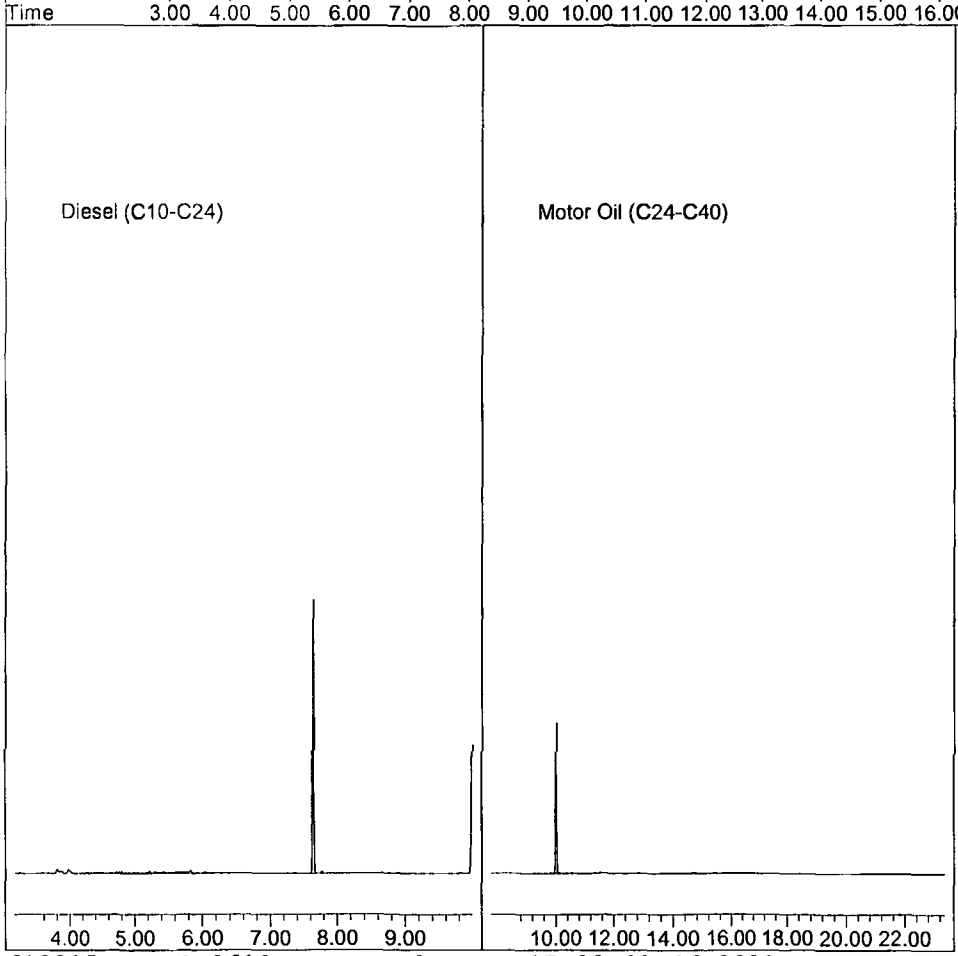

Quantitation Report (QT Reviewed)

Data File : G:\APOLLO\DATA\210612\612216.D Vial: 16
Acq On : 6-16-21 18:24:33 Operator: MB
Sample : BA34199W07 5/980 Inst : Apollo
Misc : water Multiplr: 5.10
IntFile : events.e
Quant Time: Jun 17 8:44 2021 Quant Results File: DEC0504.RES

Method : G:\APOLLO\DATA\210505\DEC0504.M (Chemstation Integrator)
Title : 8015 B&C
Last Update : Tue May 04 17:12:27 2021
Response via : Multiple Level Calibration

Volume Inj. : 2UL
Signal Phase : DB-5
Signal Info : FID02A

Compound	R.T.	Response	Conc	Units	
System Monitoring Compounds					
1) SC Decanoic Acid(S)	0.00	0	N.D.	ppb	d
Surrogate Spike 122.449	Recovery	=	0.00%		

Target Compounds

Target Compounds

(f)=RT Delta > 1/2 Window (m)=manual int.

Quantitation Report (Not Reviewed)

Data File : G:\APOLLO\DATA\210612\612216.D Vial: 16
Acq On : 6-16-21 18:24:33 Operator: MB
Sample : BA34199W07 5/980 Inst : Apollo
Misc : water Multiplr: 5.10
IntFile : events.e
Quant Time: Jun 17 8:38 2021 Quant Results File: DOC0612.RES

Method : G:\APOLLO\DATA\210612\DOC0612.M (Chemstation Integrator)
Title : 8015 B&C
Last Update : Tue Jun 15 08:44:52 2021
Response via : Multiple Level Calibration

Volume Inj. : 2UL
Signal Phase : DB-5
Signal Info : FID02A

Compound	R.T.	Response	Conc Units
System Monitoring Compounds			
3) SA Ortho-Terphenyl(S)	7.64	82274824	95.847 ppb
Surrogate Spike 153.061		Recovery =	62.62%
4) SA Octacosane(S)	10.00	86866341	127.892 ppb
Surrogate Spike 153.061		Recovery =	83.56%
Target Compounds			
1) HATM Diesel (C10-C24)	6.58	292558030	403.032 ppb
2) HBTM Motor Oil (C24-C40)	15.57	21833239	43.772 ppb

Target Compounds

(f)=RT Delta > 1/2 Window (m)=manual int.

Data File: G:\APOLLO\DATA\210612\612216.D
Sample : BA34199W07 5/980

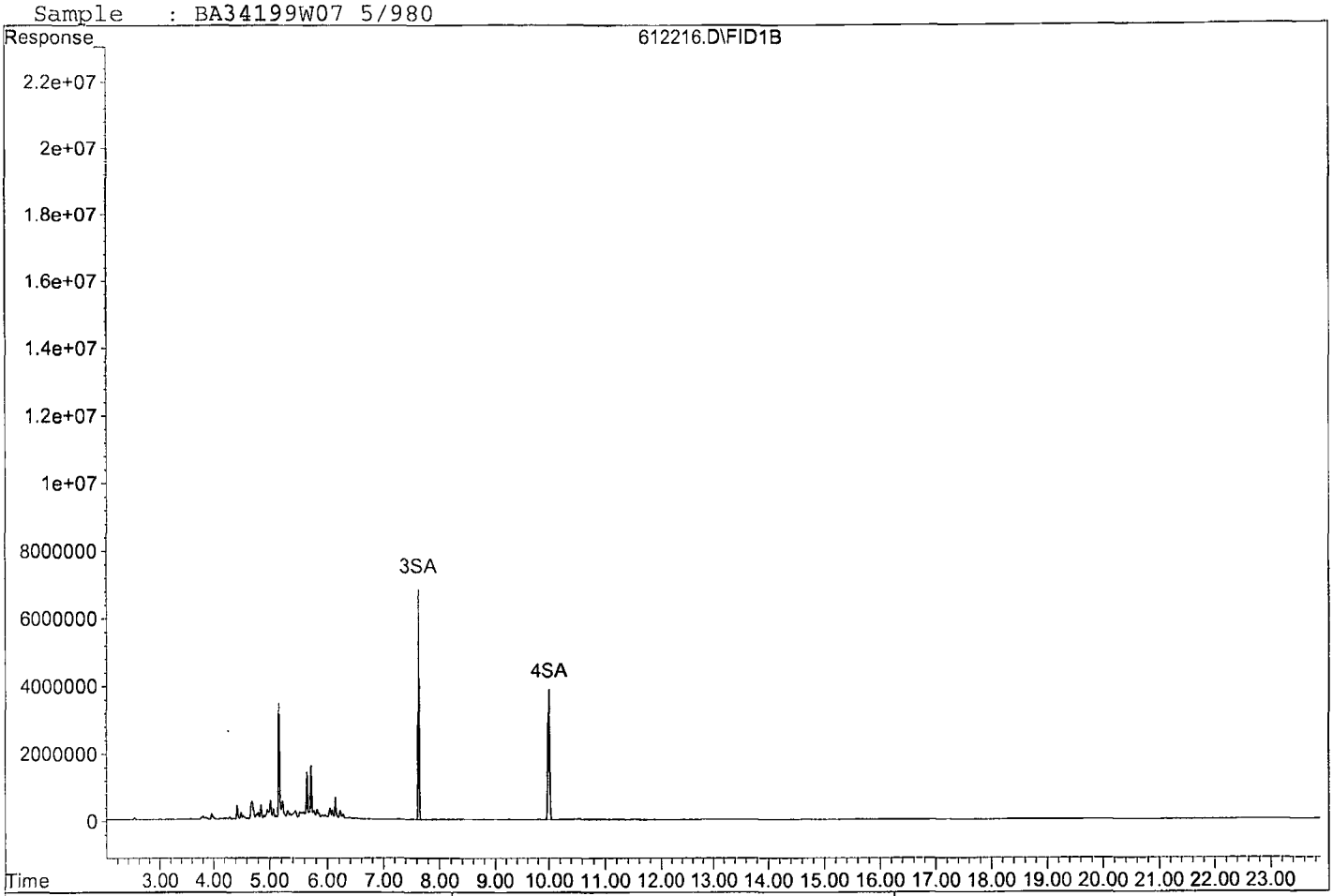

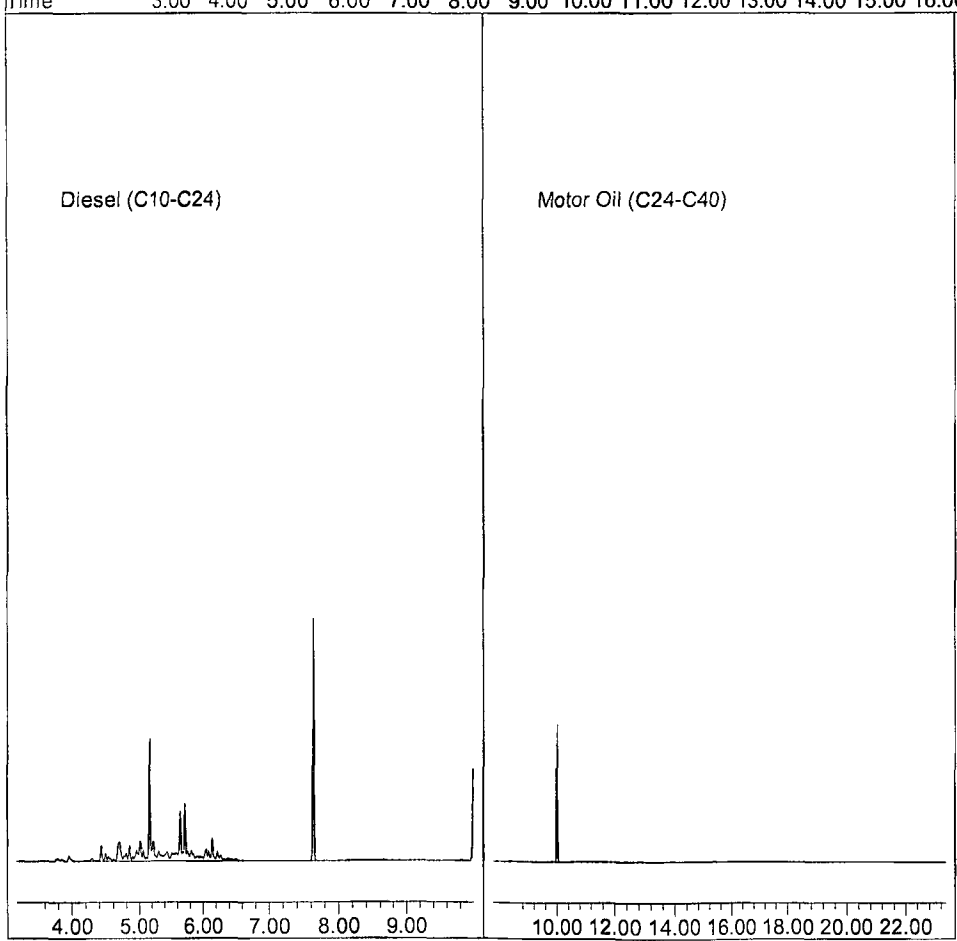

Quantitation Report (QT Reviewed)

Data File : G:\APOLLO\DATA\210612\612217.D
Acq On : 6-16-21 18:53:01
Sample : BA34202W08 5/980
Misc : water
IntFile : events.e
Quant Time: Jun 17 8:45 2021 Quant Results File: DEC0504.RES

Vial: 17
Operator: MB
Inst : Apollo
Multiplr: 5.10

Method : G:\APOLLO\DATA\210505\DEC0504.M (Chemstation Integrator)
Title : 8015 B&C
Last Update : Tue May 04 17:12:27 2021
Response via : Multiple Level Calibration

Volume Inj. : 2UL
Signal Phase : DB-5
Signal Info : FID02A

Compound	R.T.	Response	Conc	Units	
System Monitoring Compounds					
1) SC Decanoic Acid(S)	0.00	0	N.D.	ppb	d
Surrogate Spike 122.449		Recovery =	0.00%		

Target Compounds

Target Compounds

(f)=RT Delta > 1/2 Window (m)=manual int.

Quantitation Report (Not Reviewed)

Data File : G:\APOLLO\DATA\210612\612217.D Vial: 17
Acq On : 6-16-21 18:53:01 Operator: MB
Sample : BA34202W08 5/980 Inst : Apollo
Misc : water Multiplr: 5.10
IntFile : events.e
Quant Time: Jun 17 8:38 2021 Quant Results File: DOC0612.RES

Method : G:\APOLLO\DATA\210612\DOC0612.M (Chemstation Integrator)
Title : 8015 B&C
Last Update : Tue Jun 15 08:44:52 2021
Response via : Multiple Level Calibration

Volume Inj. : 2UL
Signal Phase : DB-5
Signal Info : FID02A

Compound	R.T.	Response	Conc Units
System Monitoring Compounds			
3) SA Ortho-Terphenyl(S)	7.64	86341903	100.585 ppb
Surrogate Spike 153.061		Recovery =	65.72%
4) SA Octacosane(S)	10.00	93519809	137.688 ppb
Surrogate Spike 153.061		Recovery =	89.96%
Target Compounds			
1) HATM Diesel (C10-C24)	6.58	42478421	58.519 ppb
2) HBTM Motor Oil (C24-C40)	15.57	176022087	352.893 ppb

Target Compounds

(f)=RT Delta > 1/2 Window (m)=manual int.

Data File: G:\APOLLO\DATA\210612\612217.D
Sample : BA34202W08 5/980

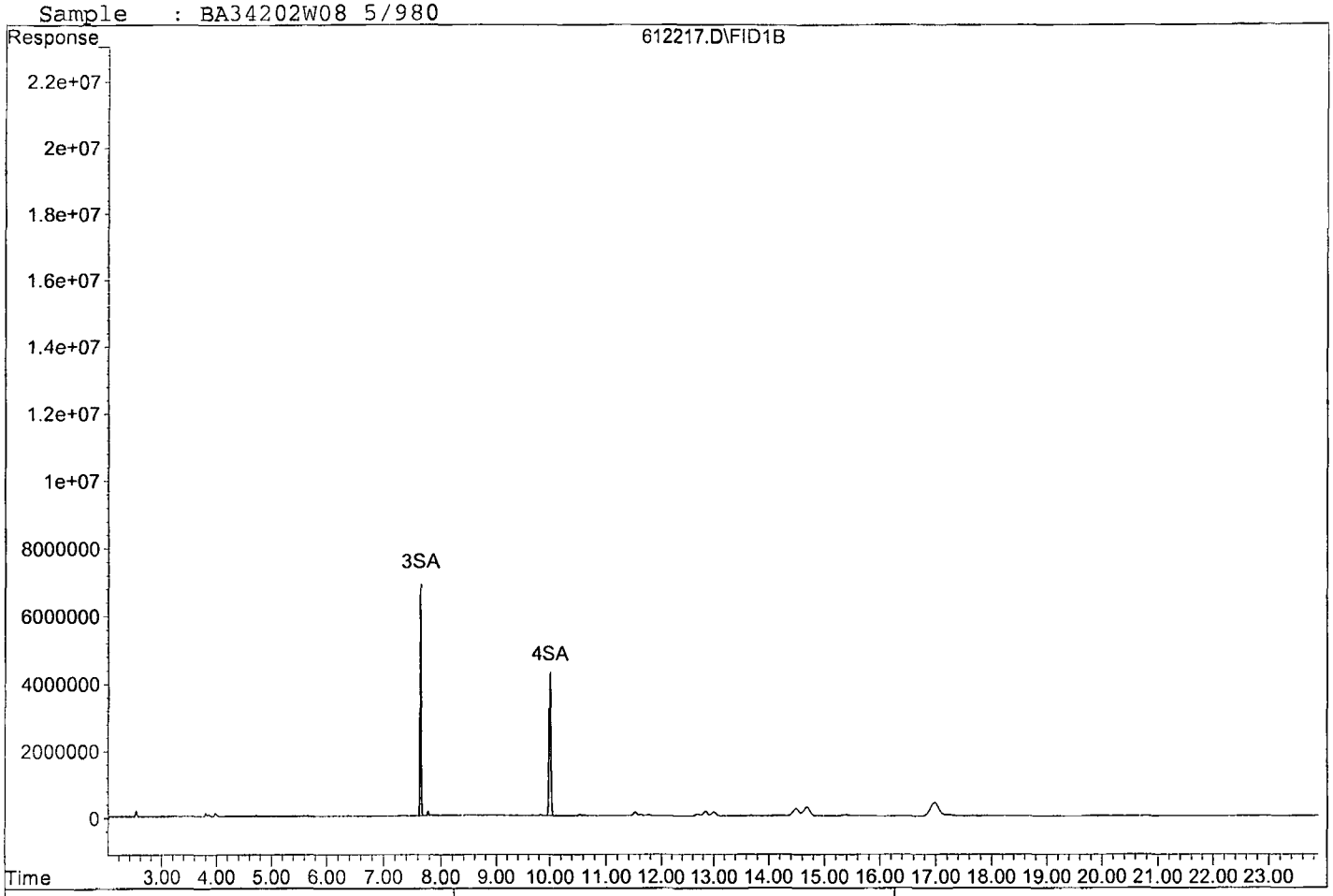

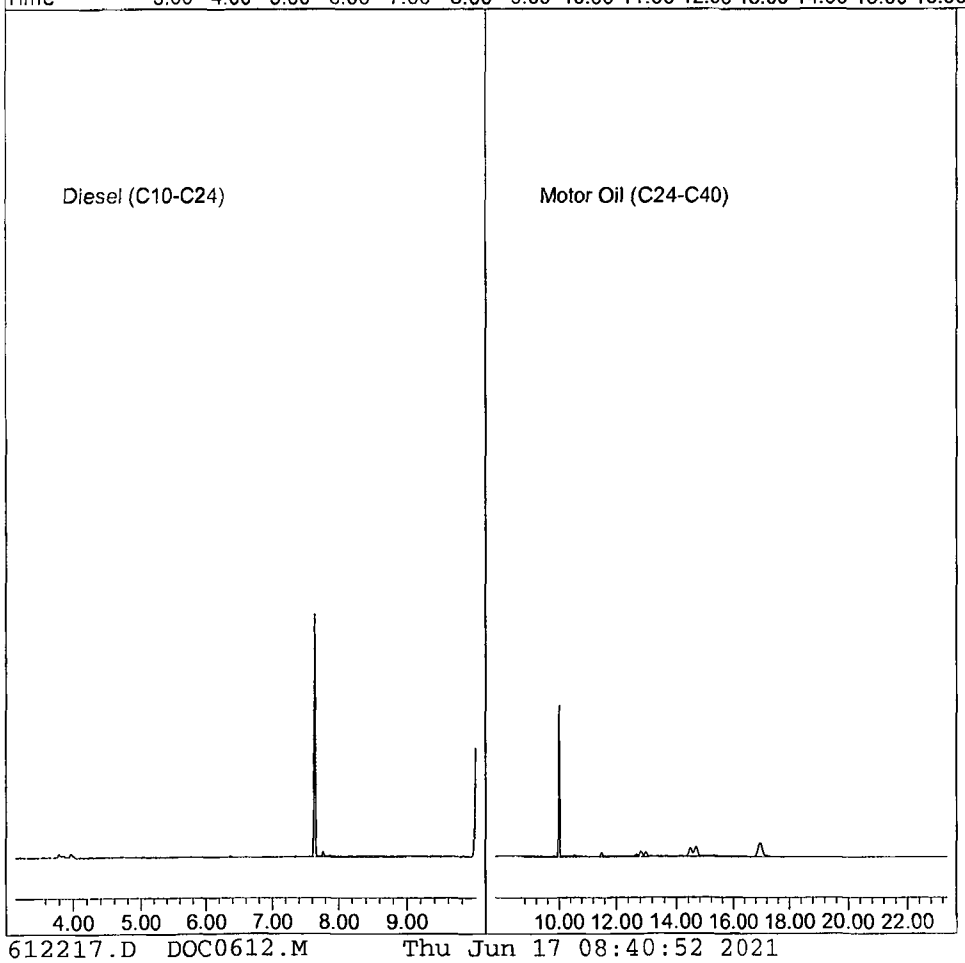

Quantitation Report (QT Reviewed)

Data File : G:\APOLLO\DATA\210612\612209.D
Acq On : 6-16-21 15:06:49
Sample : 210609A BLK 5/1000
Misc : water
IntFile : events.e
Quant Time: Jun 17 8:42 2021 Quant Results File: DEC0504.RES

Vial: 9
Operator: MB
Inst : Apollo
Multiplr: 5.00

Method : G:\APOLLO\DATA\210505\DEC0504.M (Chemstation Integrator)
Title : 8015 B&C
Last Update : Tue May 04 17:12:27 2021
Response via : Multiple Level Calibration

Volume Inj. : 2UL
Signal Phase : DB-5
Signal Info : FID02A

Compound	R.T.	Response	Conc Units
System Monitoring Compounds			
1) SC Decanoic Acid(S)	0.00	0	N.D. ppb d
Surrogate Spike 120.000		Recovery =	0.00%
Target Compounds			
Target Compounds			

(f)=RT Delta > 1/2 Window (m)=manual int.

Quantitation Report (Not Reviewed)

Data File : G:\APOLLO\DATA\210612\612209.D Vial: 9
Acq On : 6-16-21 15:06:49 Operator: MB
Sample : 210609A BLK 5/1000 Inst : Apollo
Misc : water Multiplr: 5.00
IntFile : events.e
Quant Time: Jun 17 8:34 2021 Quant Results File: DOC0612.RES

Method : G:\APOLLO\DATA\210612\DOC0612.M (Chemstation Integrator)
Title : 8015 B&C
Last Update : Tue Jun 15 08:44:52 2021
Response via : Multiple Level Calibration

Volume Inj. : 2UL
Signal Phase : DB-5
Signal Info : FID02A

Compound	R.T.	Response	Conc Units
System Monitoring Compounds			
3) SA Ortho-Terphenyl(S)	7.64	96991189	110.731 ppb
Surrogate Spike 150.000		Recovery =	73.82%
4) SA Octacosane(S)	10.00	101503195	146.453 ppb
Surrogate Spike 150.000		Recovery =	97.64%
Target Compounds			
1) HATM Diesel (C10-C24)	6.58	17522195	23.656 ppb
2) HBTM Motor Oil (C24-C40)	15.57	36645749	71.999 ppb
Target Compounds			

(f)=RT Delta > 1/2 Window (m)=manual int.

Data File: G:\APOLLO\DATA\210612\612209.D
Sample : 210609A BLK 5/1000

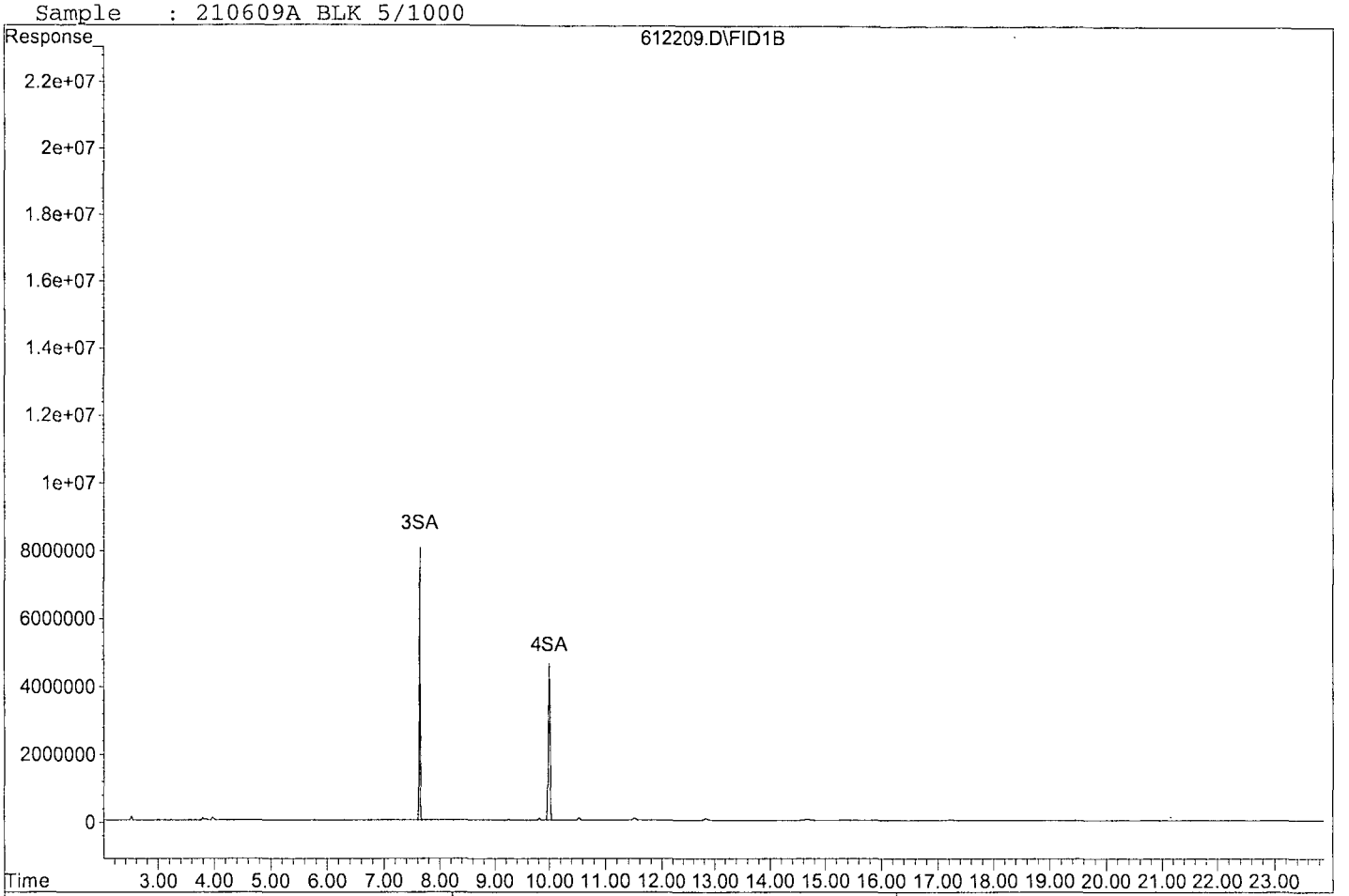





Quantitation Report (QT Reviewed)

Data File : G:\APOLLO\DATA\210612\612210.D Vial: 10
Acq On : 6-16-21 15:35:05 Operator: MB
Sample : 210609A LCS-1 5/1000 Inst : Apollo
Misc : water Multiplr: 5.00
IntFile : events.e
Quant Time: Jun 17 8:41 2021 Quant Results File: DEC0504.RES

Method : G:\APOLLO\DATA\210505\DEC0504.M (Chemstation Integrator)
Title : 8015 B&C
Last Update : Tue May 04 17:12:27 2021
Response via : Multiple Level Calibration

Volume Inj. : 2UL
Signal Phase : DB-5
Signal Info : FID02A

Compound	R.T.	Response	Conc	Units	
System Monitoring Compounds					
1) SC Decanoic Acid(S)	0.00	0	N.D.	ppb	d
Surrogate Spike 120.000		Recovery =	0.00%		

Target Compounds

Target Compounds

(f)=RT Delta > 1/2 Window (m)=manual int.

Quantitation Report (Not Reviewed)

Data File : G:\APOLLO\DATA\210612\612210.D Vial: 10
Acq On : 6-16-21 15:35:05 Operator: MB
Sample : 210609A LCS-1 5/1000 Inst : Apollo
Misc : water Multiplr: 5.00
IntFile : events.e
Quant Time: Jun 17 8:34 2021 Quant Results File: DOC0612.RES

Method : G:\APOLLO\DATA\210612\DOC0612.M (Chemstation Integrator)
Title : 8015 B&C
Last Update : Tue Jun 15 08:44:52 2021
Response via : Multiple Level Calibration

Volume Inj. : 2UL
Signal Phase : DB-5
Signal Info : FID02A

Compound	R.T.	Response	Conc Units
System Monitoring Compounds			
3) SA Ortho-Terphenyl(S)	7.64	108535129	123.910 ppb
Surrogate Spike 150.000		Recovery =	82.61%
4) SA Octacosane(S)	10.00	104654981	151.001 ppb
Surrogate Spike 150.000		Recovery =	100.67%
Target Compounds			
1) HATM Diesel (C10-C24)	6.58	1168144538	1577.069 ppb
2) HBTM Motor Oil (C24-C40)	15.57	1044741163	2052.631 ppb
Target Compounds			

(f)=RT Delta > 1/2 Window (m)=manual int.

1930 1490

Data File: G:\APOLLO\DATA\210612\612210.D
Sample : 210609A LCS-1 5/1000

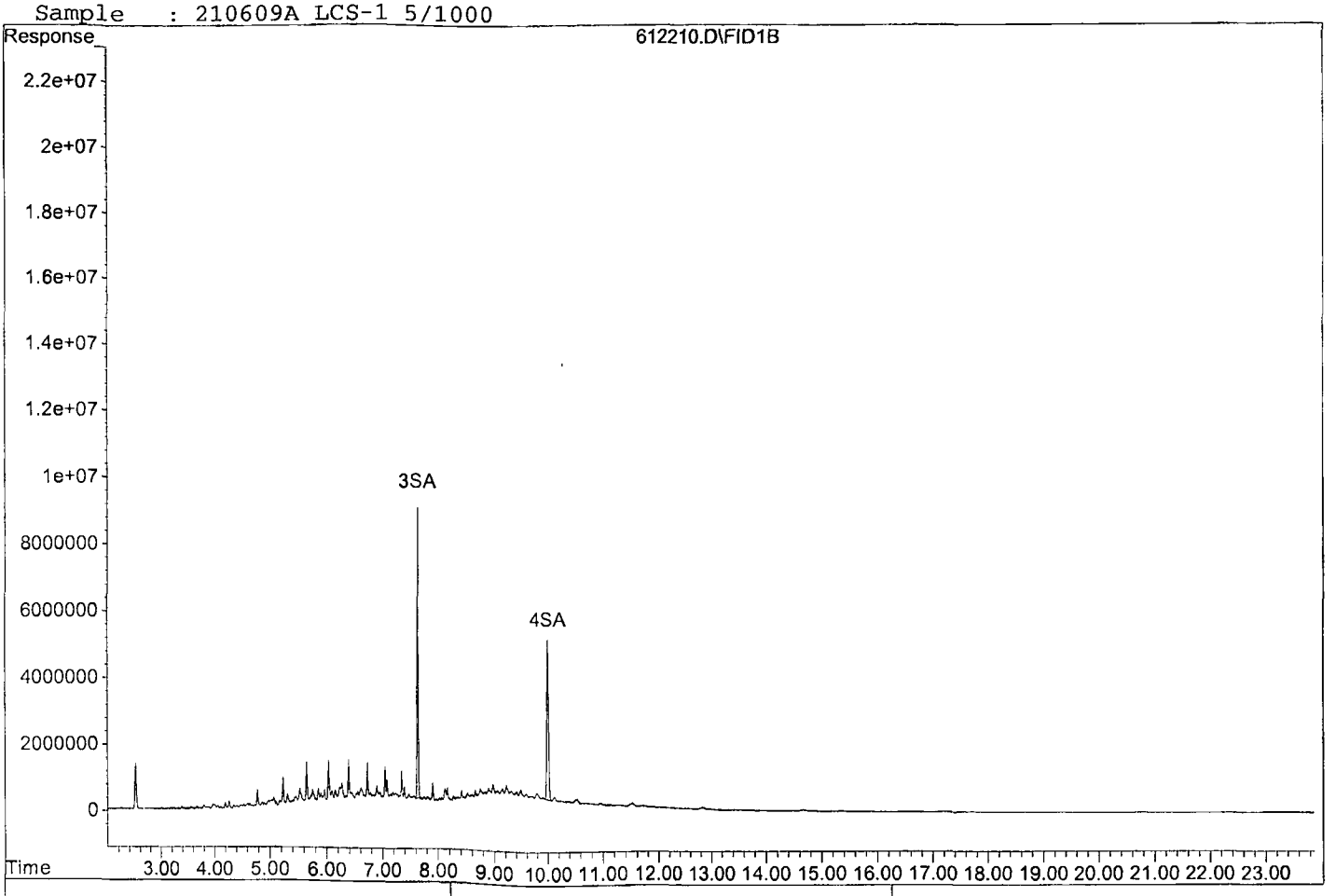

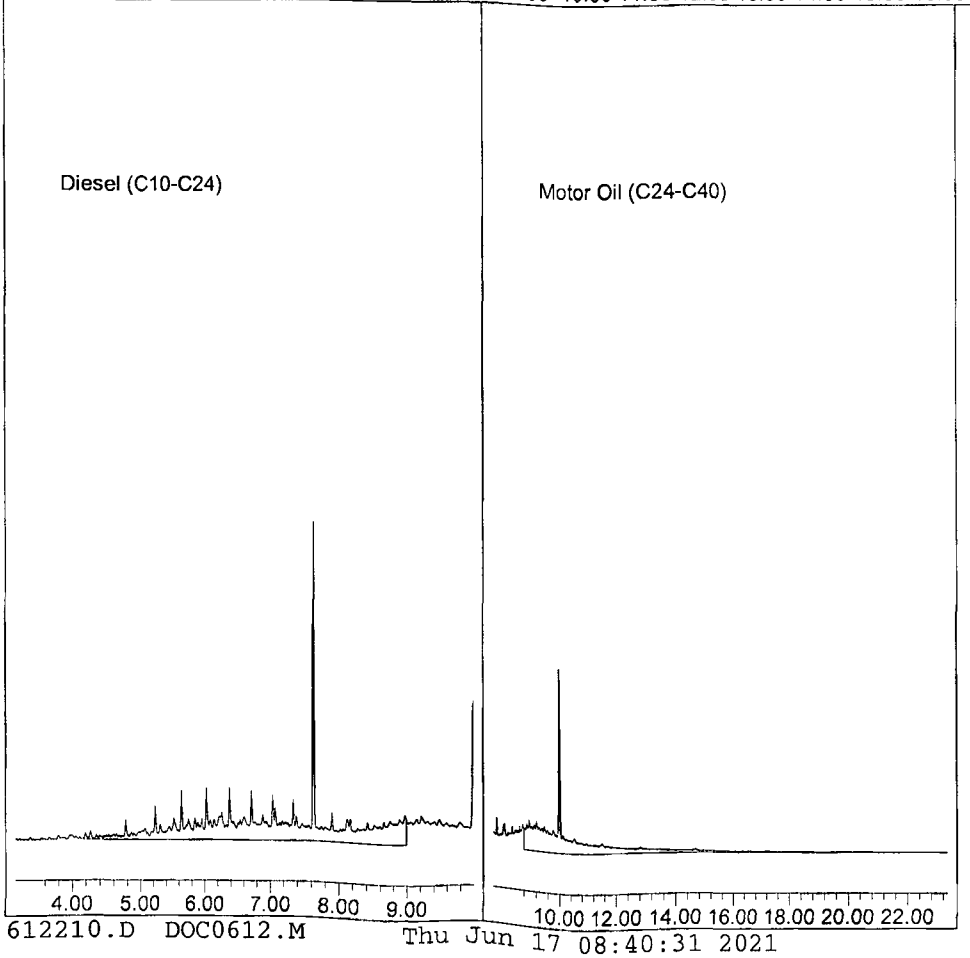

Quantitation Report (QT Reviewed)

Data File : G:\APOLLO\DATA\210612\612211.D Vial: 11
Acq On : 6-16-21 16:03:22 Operator: MB
Sample : 210609A LCSD-1 5/1000 Inst : Apollo
Misc : water Multiplr: 5.00
IntFile : events.e
Quant Time: Jun 17 8:42 2021 Quant Results File: DEC0504.RES

Method : G:\APOLLO\DATA\210505\DEC0504.M (Chemstation Integrator)
Title : 8015 B&C
Last Update : Tue May 04 17:12:27 2021
Response via : Multiple Level Calibration

Volume Inj. : 2UL
Signal Phase : DB-5
Signal Info : FID02A

Compound	R.T.	Response	Conc	Units	
System Monitoring Compounds					
1) SC Decanoic Acid(S)	0.00	0	N.D.	ppb	d
Surrogate Spike 120.000		Recovery =	0.00%		

Target Compounds

Target Compounds

(f)=RT Delta > 1/2 Window (m)=manual int.

Quantitation Report (Not Reviewed)

Data File : G:\APOLLO\DATA\210612\612211.D Vial: 11
Acq On : 6-16-21 16:03:22 Operator: MB
Sample : 210609A LCSD-1 5/1000 Inst : Apollo
Misc : water Multiplr: 5.00
IntFile : events.e
Quant Time: Jun 17 8:37 2021 Quant Results File: DOC0612.RES

Method : G:\APOLLO\DATA\210612\DOC0612.M (Chemstation Integrator)
Title : 8015 B&C
Last Update : Tue Jun 15 08:44:52 2021
Response via : Multiple Level Calibration

Volume Inj. : 2UL
Signal Phase : DB-5
Signal Info : FID02A

Compound	R.T.	Response	Conc Units
System Monitoring Compounds			
3) SA Ortho-Terphenyl(S)	7.64	92038486	105.077 ppb
Surrogate Spike 150.000		Recovery =	70.05%
4) SA Octacosane(S)	10.00	83780004	120.881 ppb
Surrogate Spike 150.000		Recovery =	80.59%
Target Compounds			
1) HATM Diesel (C10-C24)	6.58	979556915	1322.464 ppb
2) HBTM Motor Oil (C24-C40)	15.57	855251610	1680.336 ppb

Target Compounds

Data File: G:\APOLLO\DATA\210612\612211.D
Sample : 210609A LCSD-1 5/1000

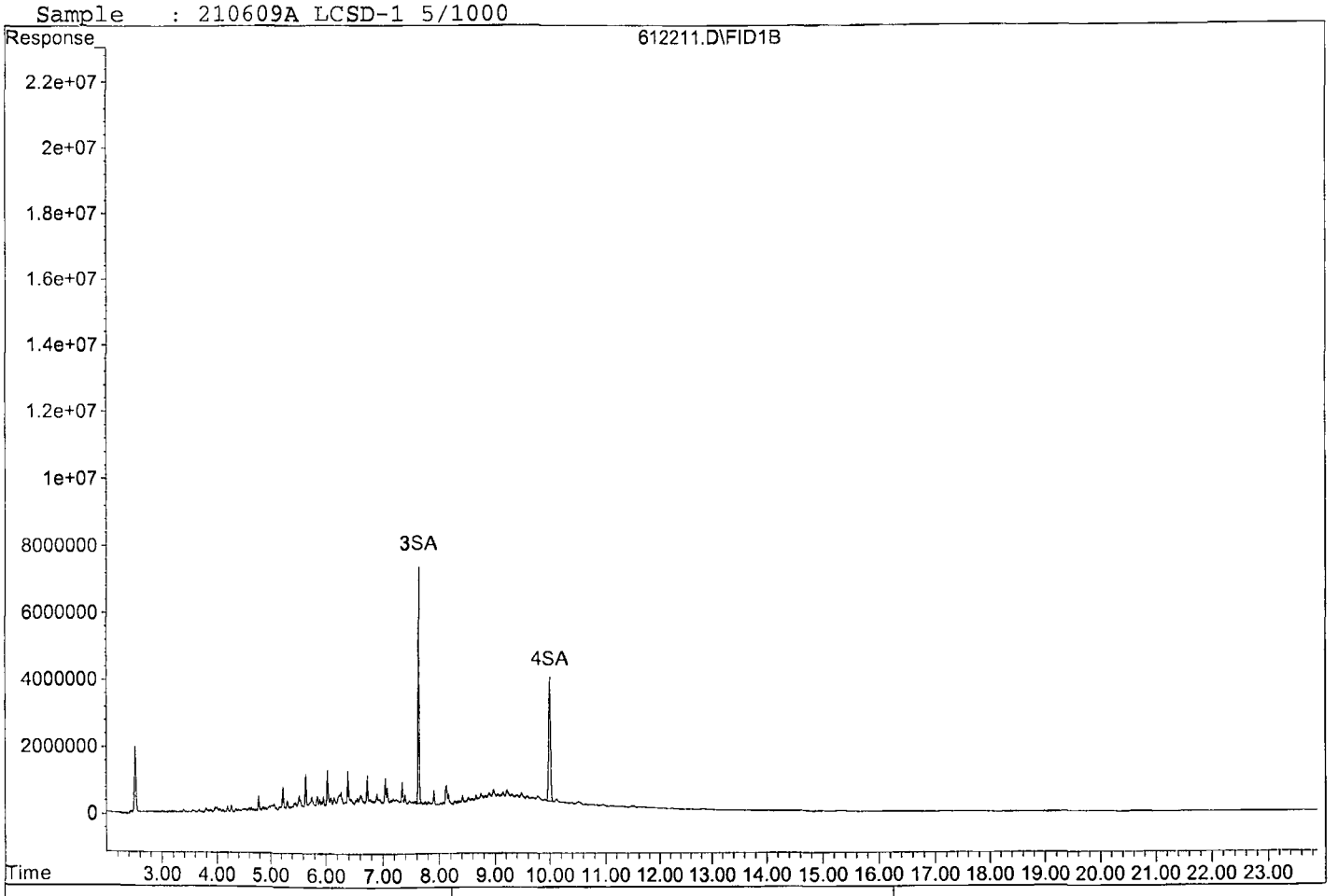

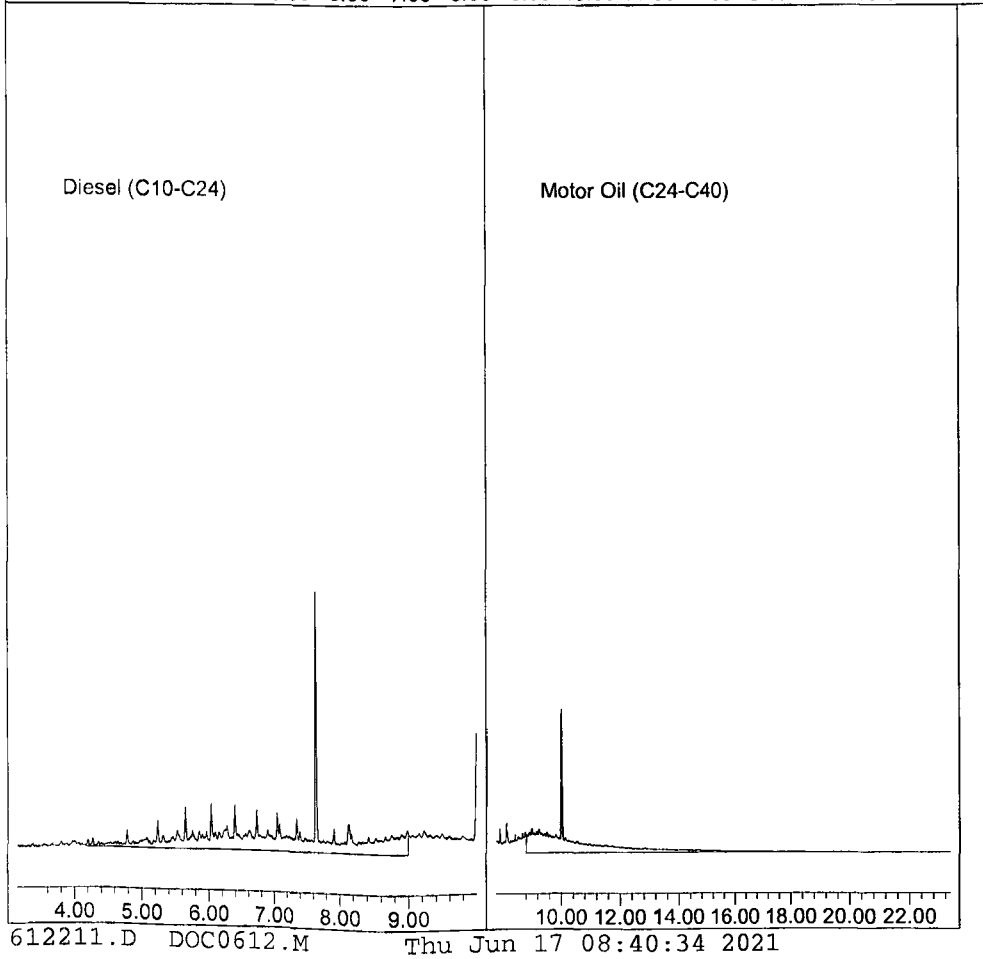

Name of Final Standard	Diesel Motor Oil Standard
Prep Date	06/07/21
Exp Date	06/07/22
MC	

MB

Initial Standard Information						Final Standard Information			
Name of Standard	Supplier	Supplier P/N# (or APPL Mix Name)	Conc.(ug/mL)	Lot # QA Number	Exp. Date	Aliquot from Stock	Final Volume	solvent	Final Standard Conc (range)
Diesel Fuel #2	Restek	31258	50,000	A0156569-51860	06.30.21	400 uL	10 mL	MC	2000 ug/mL
Motor Oil	Restek	31464	50,000	A01666510-52185	12.31.27	400 uL	10 mL	MC	2000 ug/mL
THC Surrogate	Phenova	ALO-130161	600	CL15440-50953	06/30/25	1666uL	10 mL	MC	100 ug/mL

Diesel Motor Oil Mix

Prepared: 06/02/21

Expires: 06/02/22

Prepared By (Initials): LS

Initial Standard Information							Final Standard Information			
Name of Initial Standard (QAU Label)	Supplier	Supplier Part No.	Conc. (ug/mL)	Lot Number - QA Number	Exp. Date (1 yr.)	Exp. Date (Manufacturer)	Aliquot From Stock	Final Volume	Solvent	Final Standard Conc. (ug/mL)
Diesel Fuel #2	Restek	31258	50,000	A0156569-51858,52180,52180	06/02/22	02/28/27	4.00 mL	8.0 mL	NA	25,000
Motor Oil Composite	Restek	31464	50,000	A0163546-51853 A0166510-52186,52189	06/02/22	09/30/27	4.00 mL			25,000

Diesel Motor Oil Calibration Curve

Prep'd By (Initials) MB

Prep Date 06/12/21

Exp Date 06/12/22

						Final Standard Information			
Name of Initial Standard (from contianer Label)	Supplier	Supplier P/N# (or APPL Mix Name)	Conc. (ug/mL)	Lot # with QA # (or reference to APPL prep date)	Exp Date	Aliquot from Stock	Final Volume	Solvent	Final Standard Conc (ug/mL)
Diesel Motor Oil Calibration STD -2	AAPL	Diesel /Motor Oil 1	10	04/21/21	05/06/22	100 uL	200 uL	MC	5
Diesel Motor Oil Calibration STD-3	AAPL	Diesel /Motor Oil 2	50	04/21/21	05/06/22	200 uL	1 mL	MC	10
Diesel Motor Oil Calibration STD	Restek	Diesel /Motor Oil 3	2000	04/21/21	05/06/22	25 uL	1mL	MC	50
Diesel Motor Oil Calibration STD	Restek	Diesel /Motor Oil 4	2000	04/21/21	05/06/22	125 uL	1mL	MC	250
Diesel Motor Oil Calibration STD	Restek	Diesel /Motor Oil 5	2000	04/21/21	05/06/22	500 uL	1 mL	MC	1000
Diesel Motor Oil Calibration STD	Restek	Diesel /Motor Oil 6	2000	04/21/21	05/06/22	750 uL	1 mL	MC	1500
Diesel Motor Oil Calibration STD	Restek	Diesel /Motor Oil 7	2000	04/21/21	05/06/22	100uL	100 uL	MC	2000

Diesel Motor Oil CCV

Prepared By (Initials): MB

Prep Date	06/12/21
Exp Date	06/12/21
Methylene Chloride Lot No.	59353

Initial Standard Information						Final Standard Information			
Name of Initial Standard (QAU Label)	Supplier	APPL Mix name	Conc.(ug/mL)	Reference to APPL Prep Date and Lot #'s	Exp Date	Aliquot from Stock	Final Volume	Solvent	Final Standard Conc (ug/mL)
Diesel-Motor Oil Standard	Restek	Diesel Motor Oil CCV	2000	Perp'd: 09/05/20 A0156490-156569-51860, A0155668-160024-51534, CL15440-500953	06/30/25	1250 uL	10mL	MC	250

_LIQ005SGC

Organic Extraction Worksheet

Method	Continuous Liq/Liq TPH- 3520C w/SGC	Extraction Set	210609A	Extraction Method	LIQ005SGC	Units	mL

Spiked ID 1	Diesel Motor Oil Mix 6-2-21 6-2-22		Surrogate ID 1	THC Surrogate 6-8-21 6-8-22
Spiked ID 2	Decanoic 1000ug/mL Acid Solution 6-14-21 6-14-22		Surrogate ID 2	
Spiked ID 3			Surrogate ID 3	
Spiked ID 4			Surrogate ID 4	
Spiked ID 5			Surrogate ID 5	
Spiked ID 6			Sufficient Vol for Matrix QC:	NO
Spiked ID 7			Ext. Start Time:	06/09/21 14:40
Spiked ID 8			Ext. End Time:	06/10/21 8:45
			GC Requires Extract By:	

pH1	2	06/09/21 10:30	Water Bath Temp 1 °C	39/37.5 °C
pH2			Water Bath Temp 2 °C	40/43.1
pH3			Water Bath Temp 3 °C	33/32.5 °C

Spiked By: YL **Date** 06/09/21 **Witnessed By:** SR **Date** 06/09/21

	Sample	Sample Container	Spike Amount	Spike ID	Surrogate Amount	Surrogate ID	Extract Amount	Final Volume	pH	Extract Date/Time	Comments
1	210609A Blk		0.050	2	0.250	1	1000	5	2	06/09/21 13:32	*
						equip	E-HP3 E-WB1				
2	210609A LCS-1		0.080,0.050	1,2	0.250	1	1000	5	2	06/09/21 13:32	*
						equip	E-HP4 E-WB2				
3	210609A LCSD-1		0.080,0.050	1,2	0.250	1	1000	5	2	06/09/21 13:32	*
						equip	E-HP6 E-WB3				
4	BA34101	BA34101W08	0.050	2	0.250	1	1030	5	2	06/09/21 13:32	96463 *
						equip	E-HP7 E-WB1				
5	BA34104	BA34104W07	0.050	2	0.250	1	1040	5	2	06/09/21 13:32	96463 *
						equip	E-HP8 E-WB2				
6	BA34107	BA34107W08	0.050	2	0.250	1	1060	5	2	06/09/21 13:32	96463 *
						equip	E-HP9 E-WB3				
7	BA34196	BA34196W07	0.050	2	0.250	1	980	5	2	06/09/21 13:32	96472 *
						equip	E-HP10 E-WB1				
8	BA34199	BA34199W07	0.050	2	0.250	1	980	5	2	06/09/21 13:32	96472 *
						equip	E-HP11 E-WB2				
9	BA34202	BA34202W08	0.050	2	0.250	1	980	5	2	06/09/21 13:32	96472 *
						equip	E-HP12 E-WB3				

Solvent and Lot#	
1+1 HCL (5mLs)	60282
PH Strips	HC148594
Dichloromethane (DCM)	60338
Filter Paper	400181
Sodium Sulfate	2020120870
SILICA GEL (*)	050627t

Extraction COC Transfer	
Extraction lab employee Initials	KY
GC analyst's initials	MB
Date	06/16/21
Time	9:57
Refrigerator	HOBART

	Technician's Initials
Scanned By	YL
Sample Preparation	YL
Extraction	YL
Concentration	DS

Modified	06/14/21 3:00:55 PM

Reviewed By: KY **Date** 06/14/21

Injection Log

Directory: G:\APOLLO\DATA\210423\

Line	Vial	FileName	Multiplier	SampleName	Misc Info	Injected
1	31	423331.D	1	Decanoic Acid STD-1	water	5-4-21 13:02:57
2	32	423332.D	1	Decanoic Acid STD-2	water	5-4-21 13:31:11
3	33	423333.D	1	Decanoic Acid STD-3	water	5-4-21 13:59:39
4	34	423334.D	1	Decanoic Acid STD-4	water	5-4-21 14:28:01
5	35	423335.D	1	Decanoic Acid STD-5	water	5-4-21 14:56:23
6	36	423336.D	1	Decanoic Acid STD-6	water	5-4-21 15:24:41
7	2	612002.D	1	DMO STD-1 06-12-21	water	6-12-21 10:06:32
8	3	612003.D	1	DMOS STD-2 06-12-21	water	6-12-21 10:34:56
9	4	612004.D	1	DMO STD-3 06-12-21	water	6-12-21 11:03:19
10	5	612005.D	1	DMO STD-4 06-12-21	water	6-12-21 11:31:44
11	6	612006.D	1	DMO-STD-5 06-12-21	water	6-12-21 12:00:09
12	7	612007.D	1	DMOS-STD 6 06-12-21	water	6-12-21 12:28:18
13	8	612008.D	1	DMO-STD 7 06-12-21	water	6-12-21 12:56:31
14	9	612009.D	1	DMO-STD SS 06-12-21	water	6-12-21 13:24:43
15	7	612207.D	1	Diesel Motor Oil CCV 06/12/21	water	6-16-21 14:10:09
16	8	612208.D	1	Decanoic Acid CCV 05/04/21	water	6-16-21 14:38:24
17	9	612209.D	5	210609A BLK 5/1000 SGC	water	6-16-21 15:06:49
18	10	612210.D	5	210609A LCS-1 5/1000 SGC	water	6-16-21 15:35:05
19	11	612211.D	5	210609A LCSD-1 5/1000 SGC	water	6-16-21 16:03:22
20	15	612215.D	5.10204	BA34196W07 5/980 SGC	water	6-16-21 17:56:23
21	16	612216.D	5.10204	BA34199W07 5/980 SGC	water	6-16-21 18:24:33
22	17	612217.D	5.10204	BA34202W08 5/980 SGC	water	6-16-21 18:53:01
23	25	612225.D	1	Diesel Motor Oil CCV 06/12/21	water	6-16-21 22:39:23
24	26	612226.D	1	Decanoic Acid CCV 05/04/21	water	6-16-21 23:07:32

ORGANICS

Calibration Data

TPH Extractables
DOC0612

Form 6
Initial Calibration

Lab Name: APPL, Inc.
Case No:
Matrix: Water

SDG No:
Initial Cal. Date: 06/12/21
Instrument: Apollo

Initials: MB

		Compound	1	2	3	4	5	6	7				Avg	%RSD	Type	r^2	Q
			612002.D	612003.D	612004.D	612005 D	612006 D	612007.D	612008.D								
1	HATM	Diesel (C10-C24)	2418684	1964307	1673699	1731268	1703384	1723665	1747350				1851765	14	HATM		
2	HBTM	Motor Oil (C24-C40)		1584744	1181297	1181407	1177379	1238533	1271288				1272441	12	HBTM		
3	SA	Ortho-Terphenyl(S)	2769318	2450020	2051752	2056353	1987460	2013017	2000652				2189796	14	SA		
4	SA	Octacosane(S)	2080704	1975269	1588872	1591191	1562082	1647514	1683205				1732691	12	SA		
5																	
6																	
7																	
8																	
9																	
10																	
11																	
12																	
13																	
14																	
15																	
16																	
17																	
18																	
19																	
20																	
21																	
22																	
23																	
24																	
25																	
26																	
27																	
28																	
29																	
30																	
31																	
32																	
33																	
34																	
35																	

1.504292

Quantitation Report (Not Reviewed)

Data File : G:\APOLLO\DATA\210612\612002.D Vial: 2
Acq On : 6-12-21 10:06:32 Operator: MB
Sample : DMO STD-1 06-12-21 Inst : Apollo
Misc : water Multiplr: 1.00
IntFile : events.e
Quant Time: Jun 14 10:24 2021 Quant Results File: DOC0612.RES

Method : G:\APOLLO\DATA\210607\DOC0612.M (Chemstation Integrator)
Title : 8015 B&C
Last Update : Mon Jun 14 10:23:49 2021
Response via : Multiple Level Calibration

Volume Inj. : 2UL
Signal Phase : DB-5
Signal Info : FID02A

Compound	R.T.	Response	Conc Units
System Monitoring Compounds			
3) SA Ortho-Terphenyl(S)	7.64	1384659	0.316 ppb
Surrogate Spike 30.000	Recovery	=	1.05%
4) SA Octacosane(S)	9.99	1040352	0.300 ppb
Surrogate Spike 30.000	Recovery	=	1.00%
Target Compounds			
1) HATM Diesel (C10-C24)	6.58	24186839	6.531 ppb
2) HBTM Motor Oil (C24-C40)	15.57	22884079	8.992 ppb

Target Compounds

(f)=RT Delta > 1/2 Window (m)=manual int.

Data File: G:\APOLLO\DATA\210612\612002.D
Sample : DMO STD-1 06-12-21

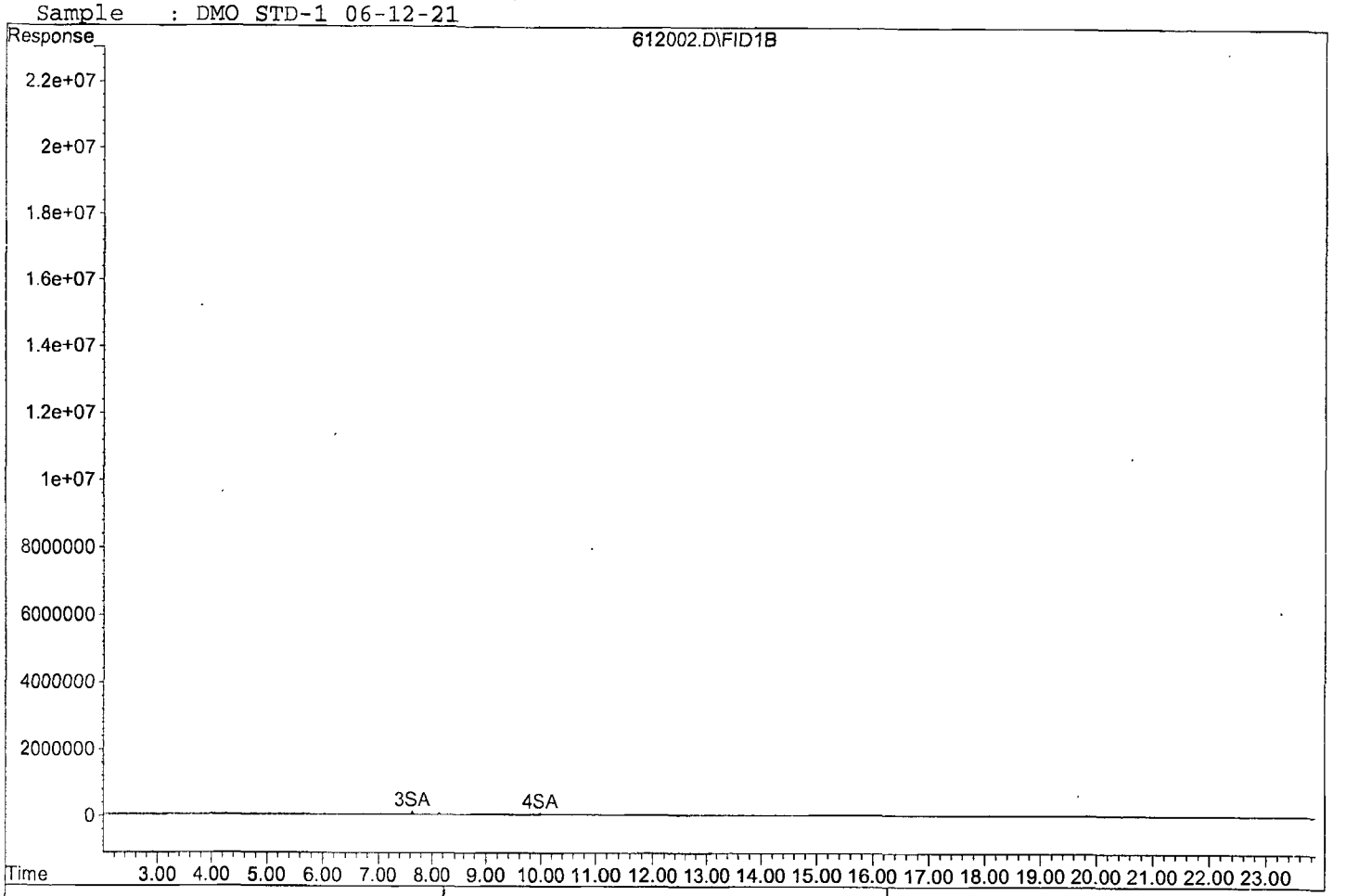



Quantitation Report (Not Reviewed)

Data File : G:\APOLLO\DATA\210612\612003.D Vial: 3
Acq On : 6-12-21 10:34:56 Operator: MB
Sample : DMOS STD-2 06-12-21 Inst : Apollo
Misc : water Multiplr: 1.00
IntFile : events.e
Quant Time: Jun 14 10:24 2021 Quant Results File: DOC0612.RES

Method : G:\APOLLO\DATA\210607\DOC0612.M (Chemstation Integrator)
Title : 8015 B&C
Last Update : Mon Jun 14 10:23:49 2021
Response via : Multiple Level Calibration

Volume Inj. : 2UL
Signal Phase : DB-5
Signal Info : FID02A

Compound	R.T.	Response	Conc Units
System Monitoring Compounds			
3) SA Ortho-Terphenyl(S)	7.64	2450020	0.559 ppb
Surrogate Spike 30.000	Recovery	=	1.86%
4) SA Octacosane(S)	9.99	1975269	0.570 ppb
Surrogate Spike 30.000	Recovery	=	1.90%
Target Compounds			
1) HATM Diesel (C10-C24)	6.58	39286141	10.608 ppb
2) HBTM Motor Oil (C24-C40)	15.57	31694881	12.454 ppb
Target Compounds			

(f)=RT Delta > 1/2 Window (m)=manual int.

Data File: G:\APOLLO\DATA\210612\612003.D
Sample : DMOS STD-2 06-12-21

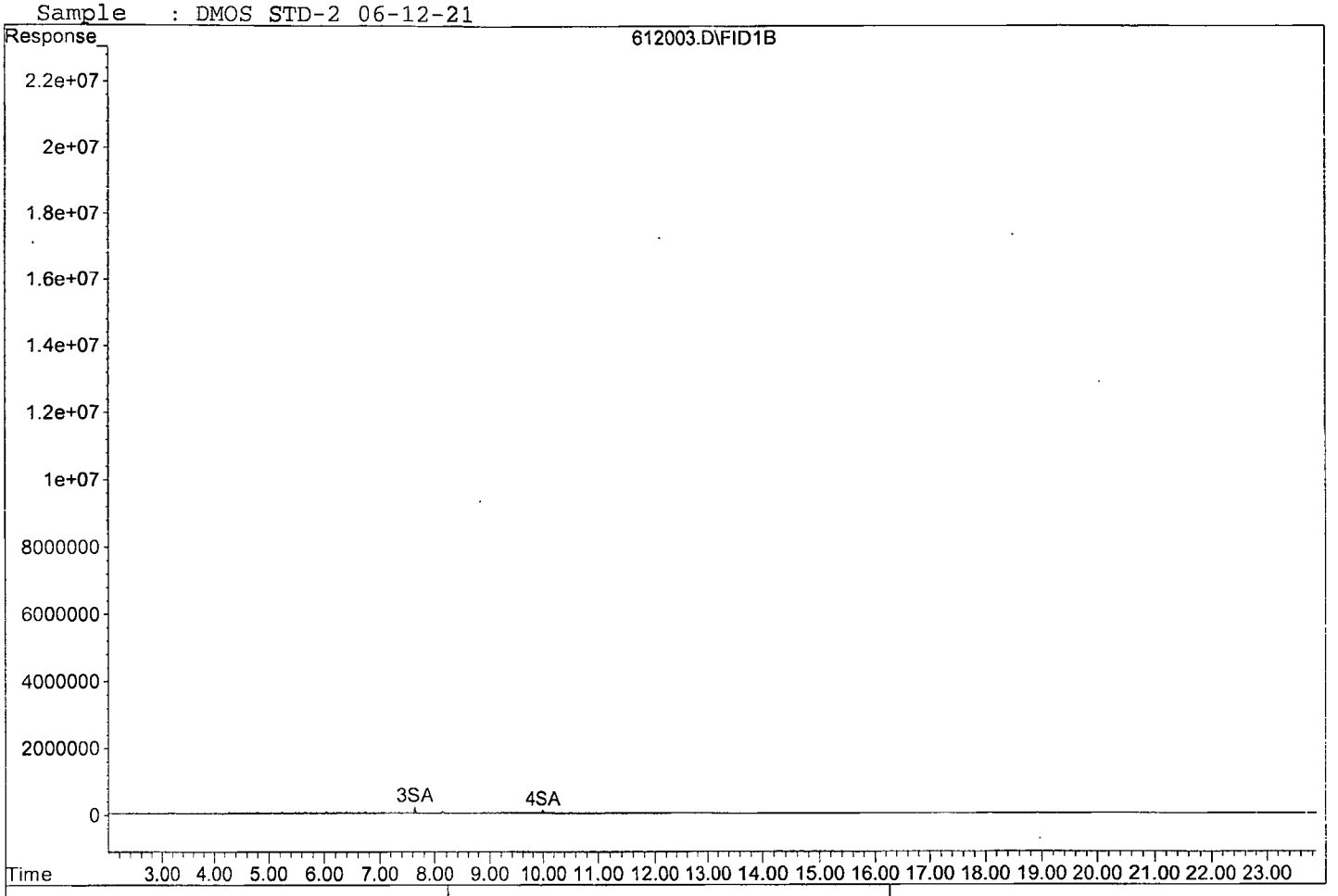



Quantitation Report (Not Reviewed)

Data File : G:\APOLLO\DATA\210612\612004.D
Acq On : 6-12-21 11:03:19
Sample : DMO STD-3 06-12-21
Misc : water
IntFile : events.e
Quant Time: Jun 14 10:24 2021 Quant Results File: DOC0612.RES

Vial: 4
Operator: MB
Inst : Apollo
Multiplr: 1.00

Method : G:\APOLLO\DATA\210607\DOC0612.M (Chemstation Integrator)
Title : 8015 B&C
Last Update : Mon Jun 14 10:23:49 2021
Response via : Multiple Level Calibration

Volume Inj. : 2UL
Signal Phase : DB-5
Signal Info : FID02A

Compound	R.T.	Response	Conc Units
System Monitoring Compounds			
3) SA Ortho-Terphenyl(S)	7.64	10258760	2.342 ppb
Surrogate Spike 30.000		Recovery =	7.81%
4) SA Octacosane(S)	9.99	7944362	2.292 ppb
Surrogate Spike 30.000		Recovery =	7.64%
Target Compounds			
1) HATM Diesel (C10-C24)	6.58	167369861	45.192 ppb
2) HBTM Motor Oil (C24-C40)	15.57	118129721	46.419 ppb

Target Compounds

(f)=RT Delta > 1/2 Window (m)=manual int.

Data File: G:\APOLLO\DATA\210612\612004.D
Sample : DMO STD-3 06-12-21

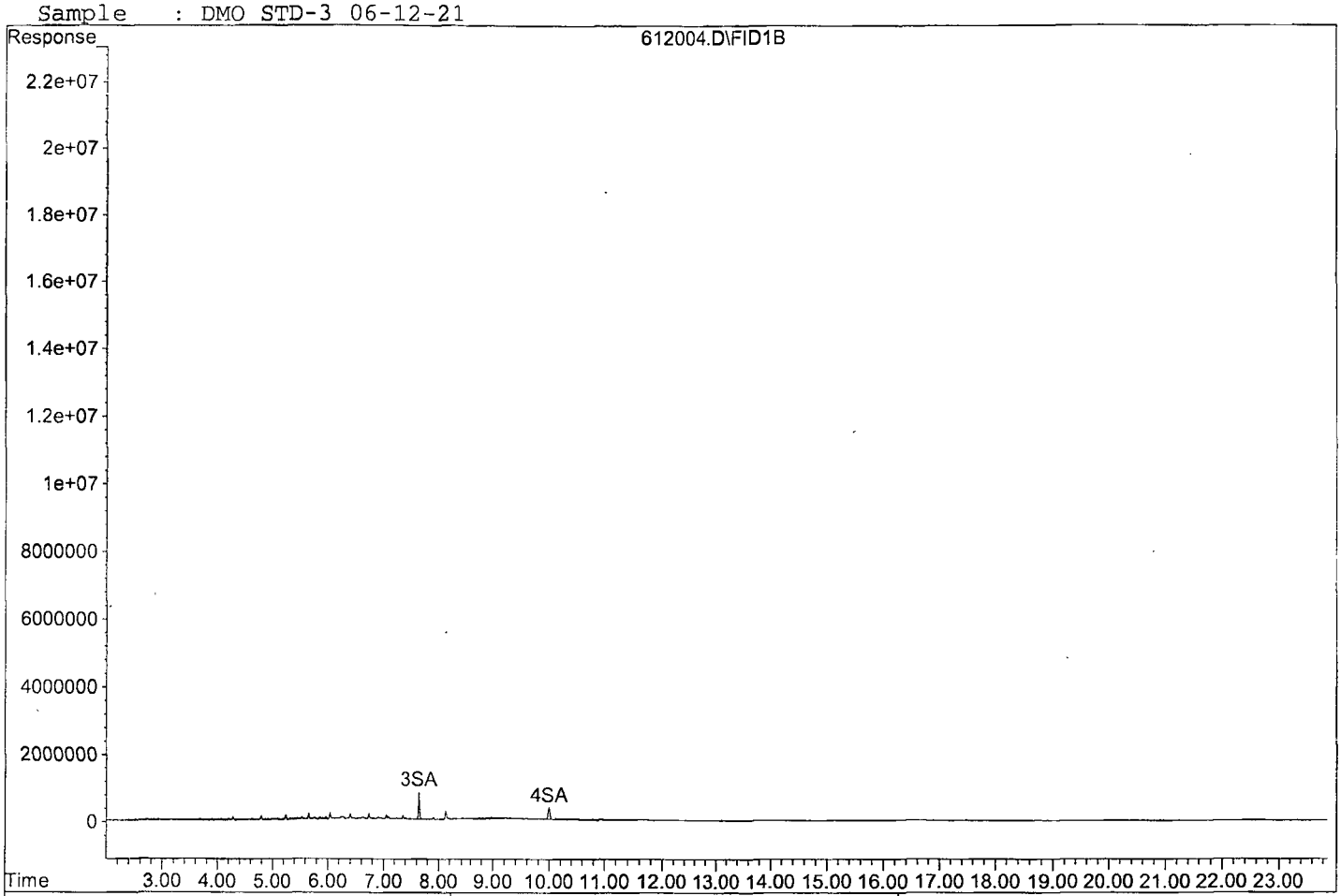

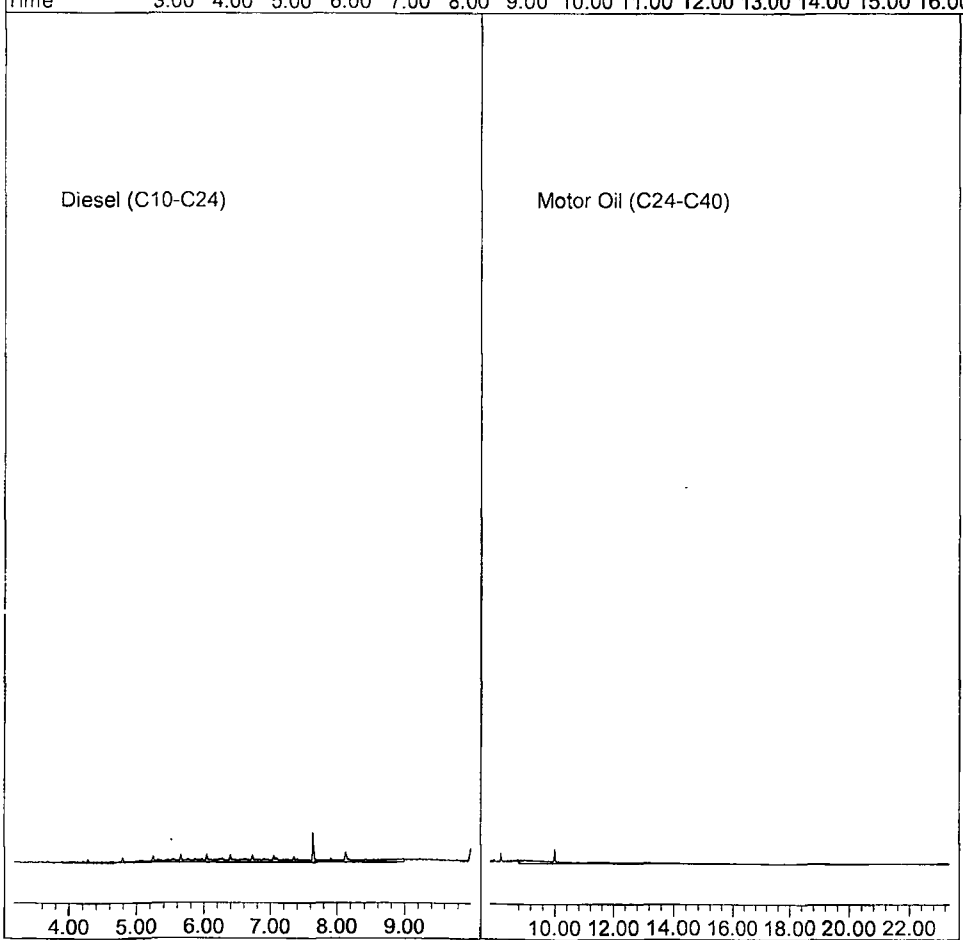

Quantitation Report (Not Reviewed)

Data File : G:\APOLLO\DATA\210612\612005.D Vial: 5
Acq On : 6-12-21 11:31:44 Operator: MB
Sample : DMO STD-4 06-12-21 Inst : Apollo
Misc : water Multiplr: 1.00
IntFile : events.e
Quant Time: Jun 14 10:24 2021 Quant Results File: DOC0612.RES

Method : G:\APOLLO\DATA\210607\DOC0612.M (Chemstation Integrator)
Title : 8015 B&C
Last Update : Mon Jun 14 10:23:49 2021
Response via : Multiple Level Calibration

Volume Inj. : 2UL
Signal Phase : DB-5
Signal Info : FID02A

Compound	R.T.	Response	Conc Units
System Monitoring Compounds			
3) SA Ortho-Terphenyl(S)	7.64	51408819	11.738 ppb
Surrogate Spike 30.000		Recovery =	39.13%
4) SA Octacosane(S)	9.99	39779770	11.479 ppb
Surrogate Spike 30.000		Recovery =	38.26%
Target Compounds			
1) HATM Diesel (C10-C24)	6.58	865633766	233.732 ppb
2) HBTM Motor Oil (C24-C40)	15.57	590703508	232.114 ppb

Target Compounds

(f)=RT Delta > 1/2 Window (m)=manual int.

Data File: G:\APOLLO\DATA\210612\612005.D
Sample : DMO STD-4 06-12-21

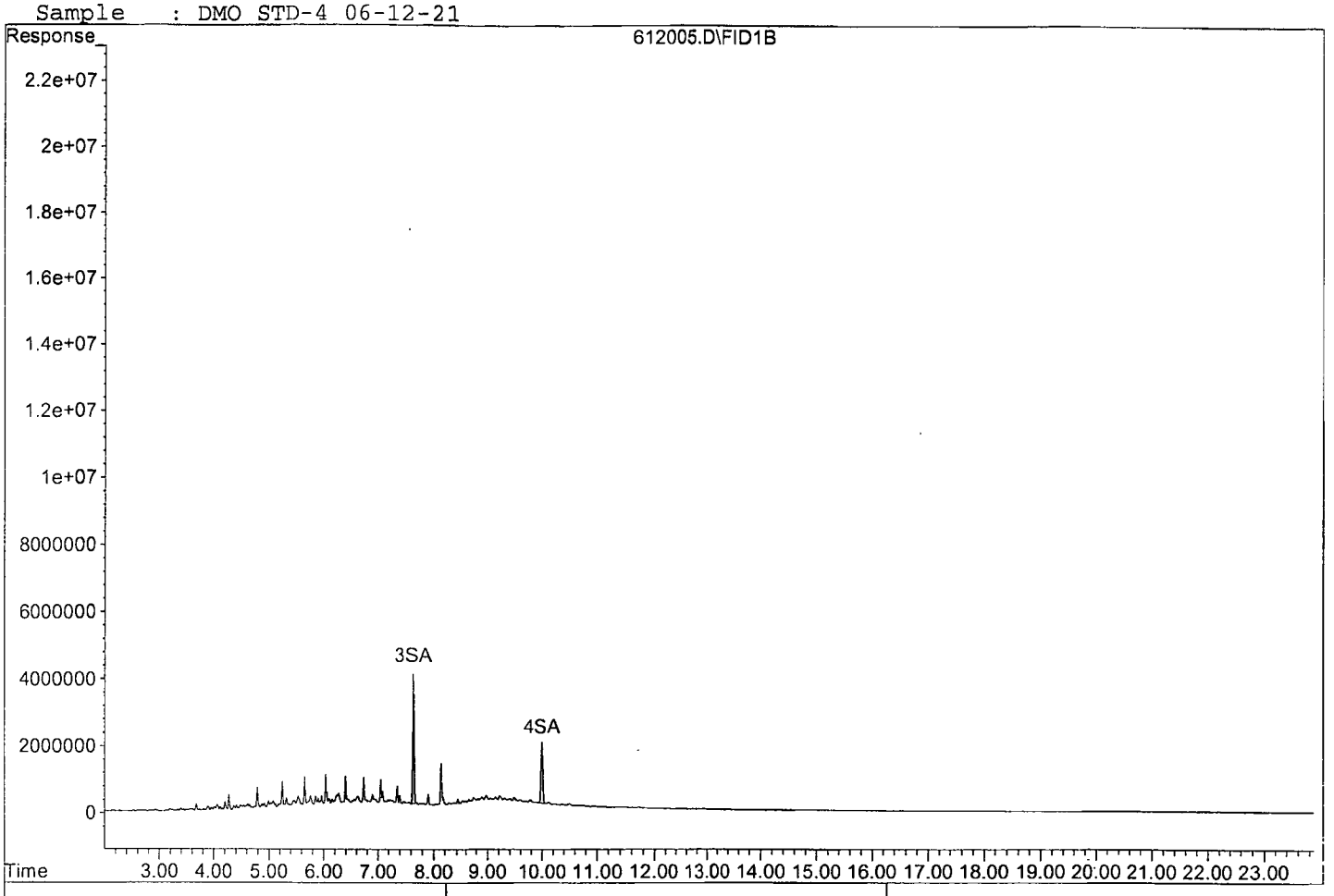

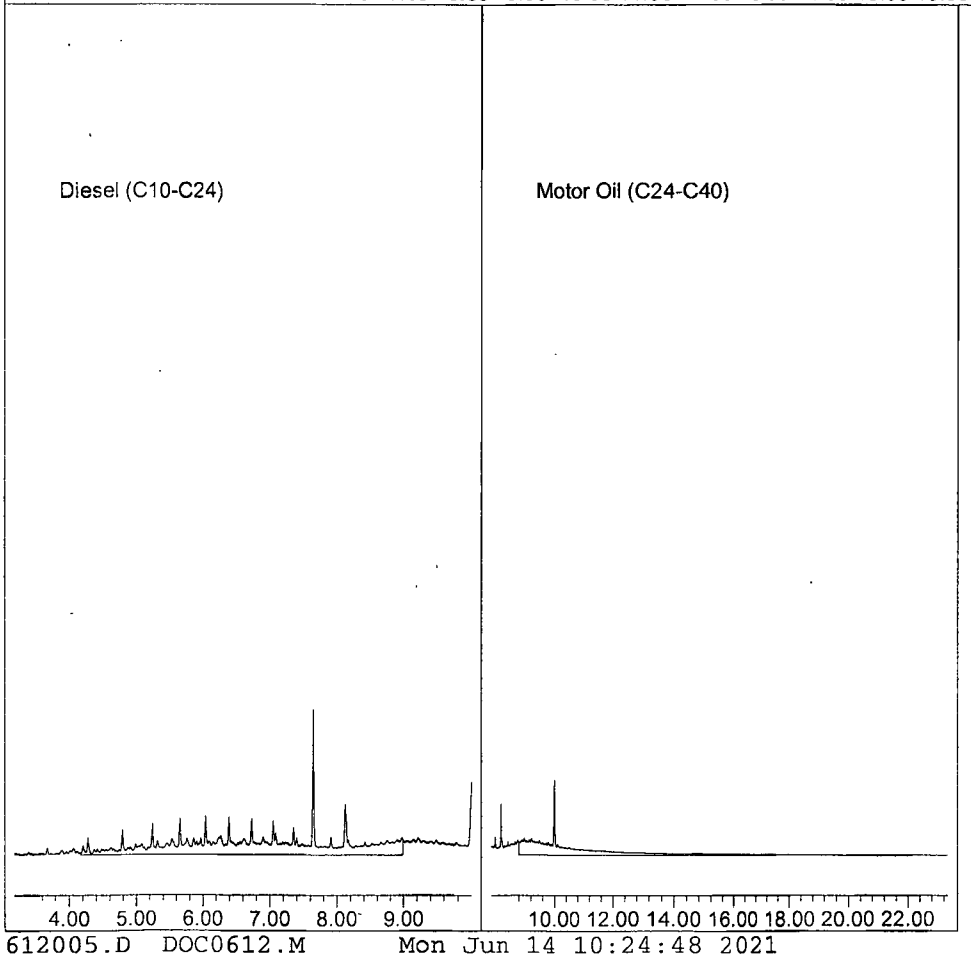

Quantitation Report (Not Reviewed)

Data File : G:\APOLLO\DATA\210612\612006.D Vial: 6
Acq On : 6-12-21 12:00:09 Operator: MB
Sample : DMO-STD-5 06-12-21 Inst : Apollo
Misc : water Multiplr: 1.00
IntFile : events.e
Quant Time: Jun 14 10:24 2021 Quant Results File: DOC0612.RES

Method : G:\APOLLO\DATA\210607\DOC0612.M (Chemstation Integrator)
Title : 8015 B&C
Last Update : Mon Jun 14 10:23:49 2021
Response via : Multiple Level Calibration

Volume Inj. : 2UL
Signal Phase : DB-5
Signal Info : FID02A

Compound	R.T.	Response	Conc Units
System Monitoring Compounds			
3) SA Ortho-Terphenyl(S)	7.65	198745953	45.380 ppb
Surrogate Spike 30.000		Recovery =	151.27%
4) SA Octacosane(S)	10.00	156208194	45.077 ppb
Surrogate Spike 30.000		Recovery =	150.26%
Target Compounds			
1) HATM Diesel (C10-C24)	6.58	3406768130	919.870 ppb
2) HBTM Motor Oil (C24-C40)	15.57	2354757249	925.291 ppb
Target Compounds			

(f)=RT Delta > 1/2 Window (m)=manual int.

Data File: G:\APOLLO\DATA\210612\612006.D
Sample : DMO-STD-5 06-12-21

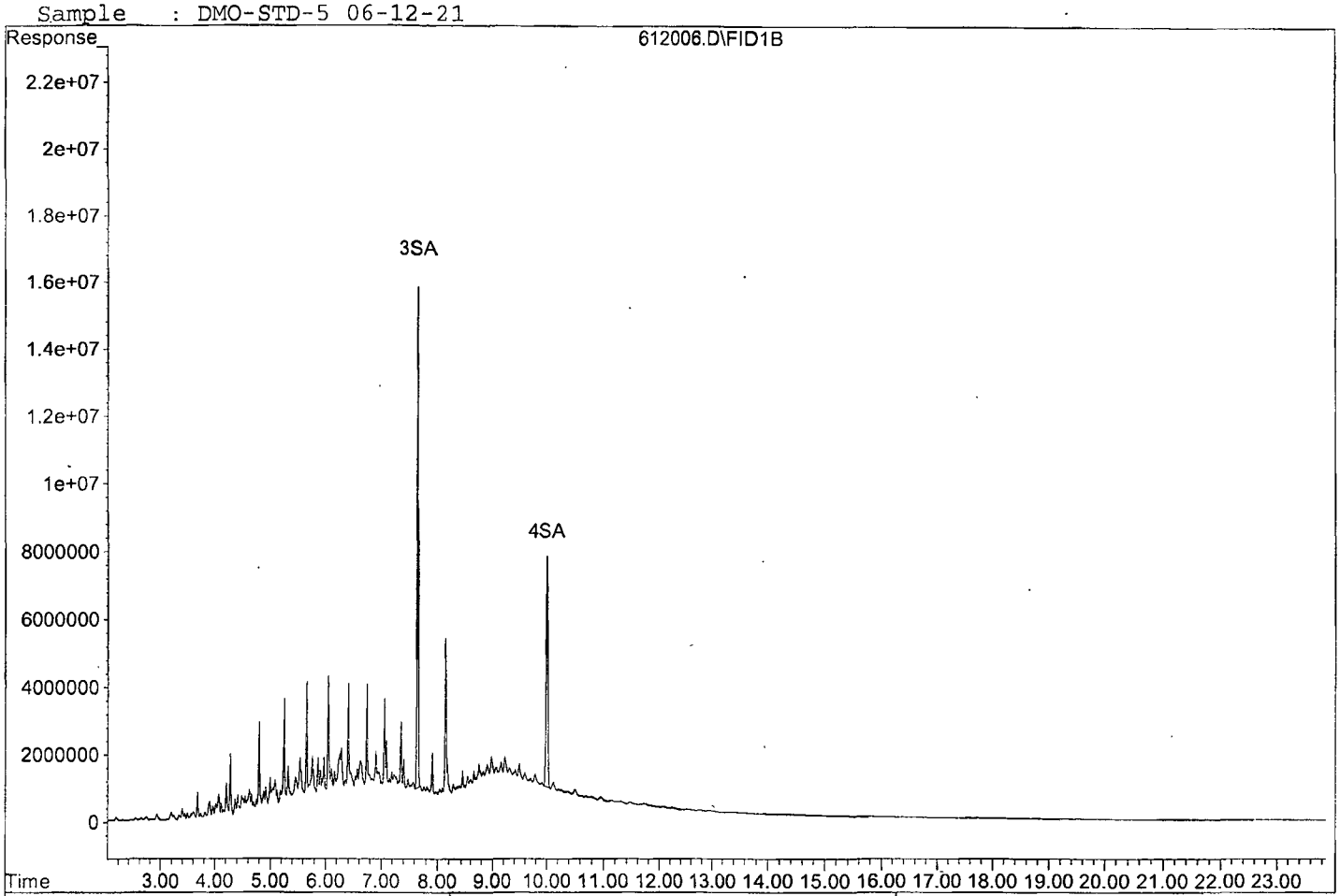

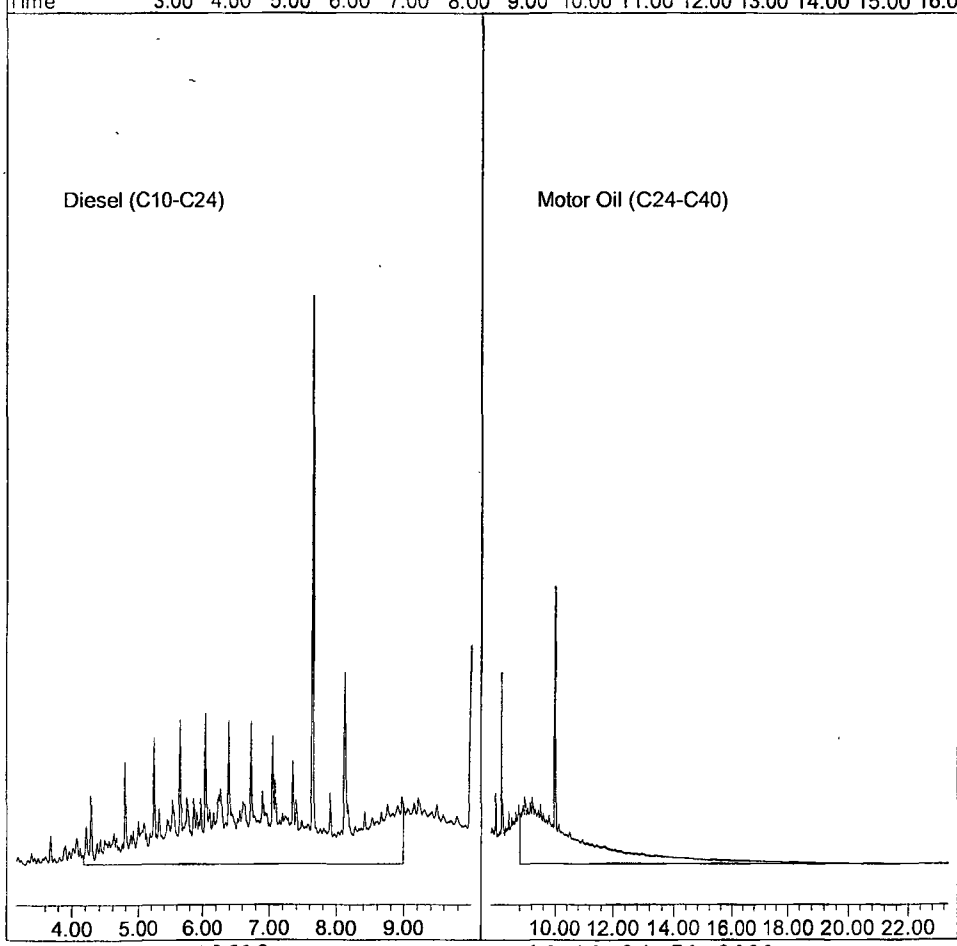

Quantitation Report (Not Reviewed)

Data File : G:\APOLLO\DATA\210612\612007.D
Vial: 7
Acq On : 6-12-21 12:28:18
Operator: MB
Sample : DMOS-STD 6 06-12-21
Inst : Apollo
Misc : water
Multiplr: 1.00
IntFile : events.e
Quant Time: Jun 14 10:24 2021 Quant Results File: DOC0612.RES

Method : G:\APOLLO\DATA\210607\DOC0612.M (Chemstation Integrator)
Title : 8015 B&C
Last Update : Mon Jun 14 10:23:49 2021
Response via : Multiple Level Calibration

Volume Inj. : 2UL
Signal Phase : DB-5
Signal Info : FID02A

Compound	R.T.	Response	Conc Units
System Monitoring Compounds			
3) SA Ortho-Terphenyl(S)	7.65	301952588	68.945 ppb
Surrogate Spike 30.000		Recovery =	229.82%
4) SA Octacosane(S)	10.01	247127104	71.313 ppb
Surrogate Spike 30.000		Recovery =	237.71%
Target Compounds			
1) HATM Diesel (C10-C24)	6.58	5170995965	1396.234 ppb
2) HBTM Motor Oil (C24-C40)	15.57	3715599130	1460.028 ppb
Target Compounds			

(f)=RT Delta > 1/2 Window (m)=manual int.

Data File: G:\APOLLO\DATA\210612\612007.D
Sample : DMOS-STD 6 06-12-21

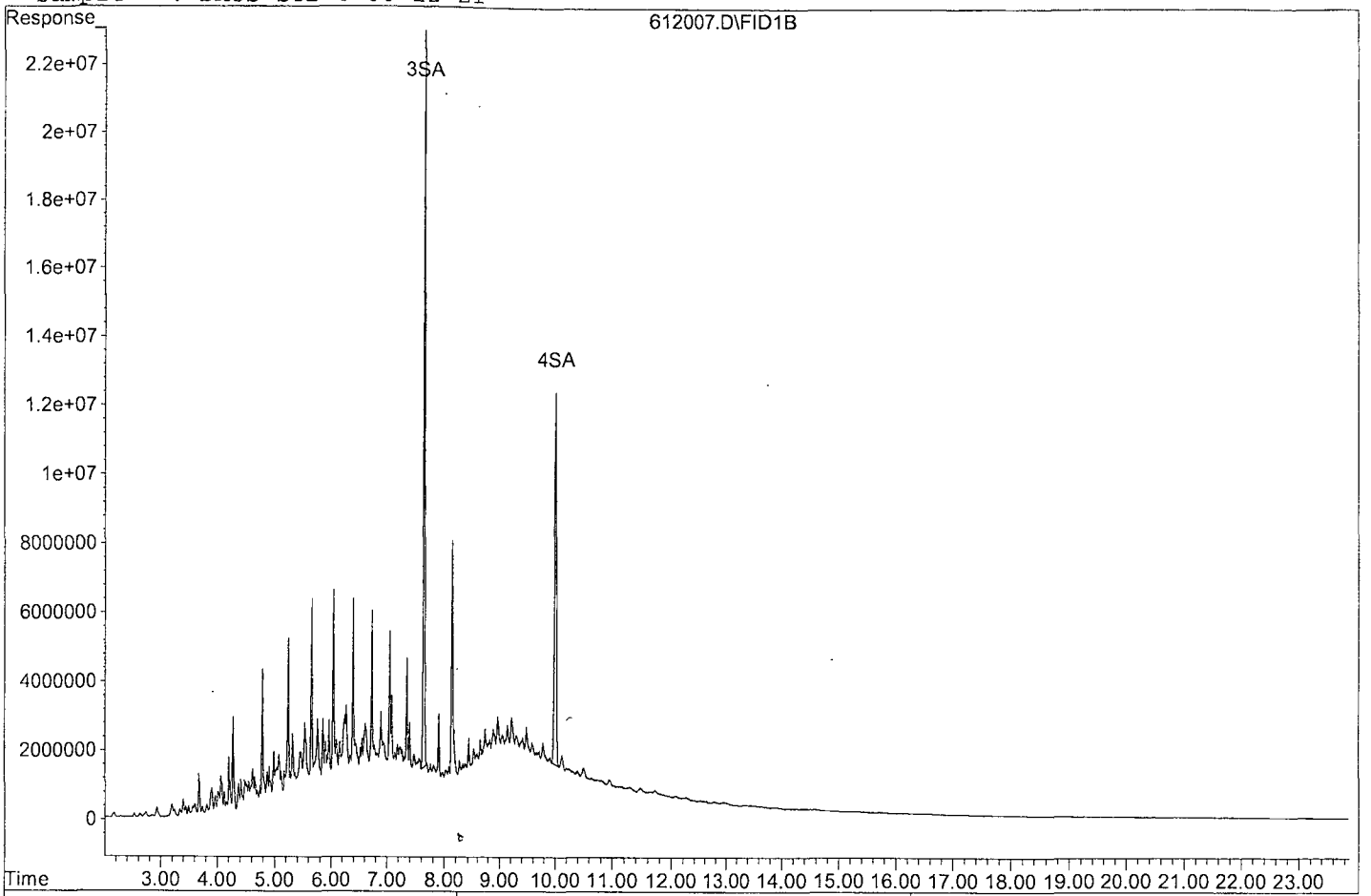

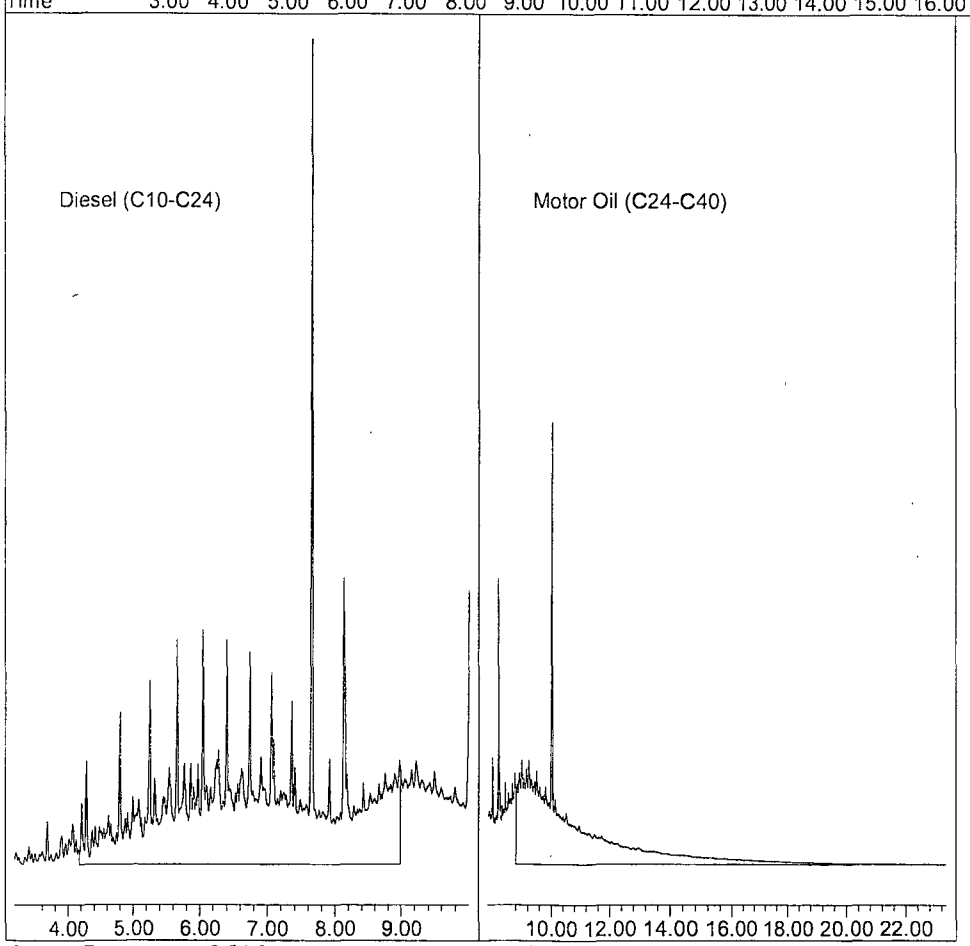

Quantitation Report (Not Reviewed)

Data File : G:\APOLLO\DATA\210612\612008.D Vial: 8
Acq On : 6-12-21 12:56:31 Operator: MB
Sample : DMO-STD 7 06-12-21 Inst : Apollo
Misc : water Multiplr: 1.00
IntFile : events.e
Quant Time: Jun 14 10:24 2021 Quant Results File: DOC0612.RES

Method : G:\APOLLO\DATA\210607\DOC0612.M (Chemstation Integrator)
Title : 8015 B&C
Last Update : Mon Jun 14 10:23:49 2021
Response via : Multiple Level Calibration

Volume Inj. : 2UL
Signal Phase : DB-5
Signal Info : FID02A

Compound	R.T.	Response	Conc Units
System Monitoring Compounds			
3) SA Ortho-Terphenyl(S)	7.65	400130320	91.362 ppb
Surrogate Spike 30.000		Recovery =	304.54%
4) SA Octacosane(S)	10.01	336641043	97.144 ppb
Surrogate Spike 30.000		Recovery =	323.81%
Target Compounds			
1) HATM Diesel (C10-C24)	6.58	6989400742	1887.226 ppb
2) HBTM Motor Oil (C24-C40)	15.57	5085151214	1998.187 ppb

Target Compounds

(f)=RT Delta > 1/2 Window (m)=manual int.

Data File: G:\APOLLO\DATA\210612\612008.D
Sample : DMO-STD 7 06-12-21

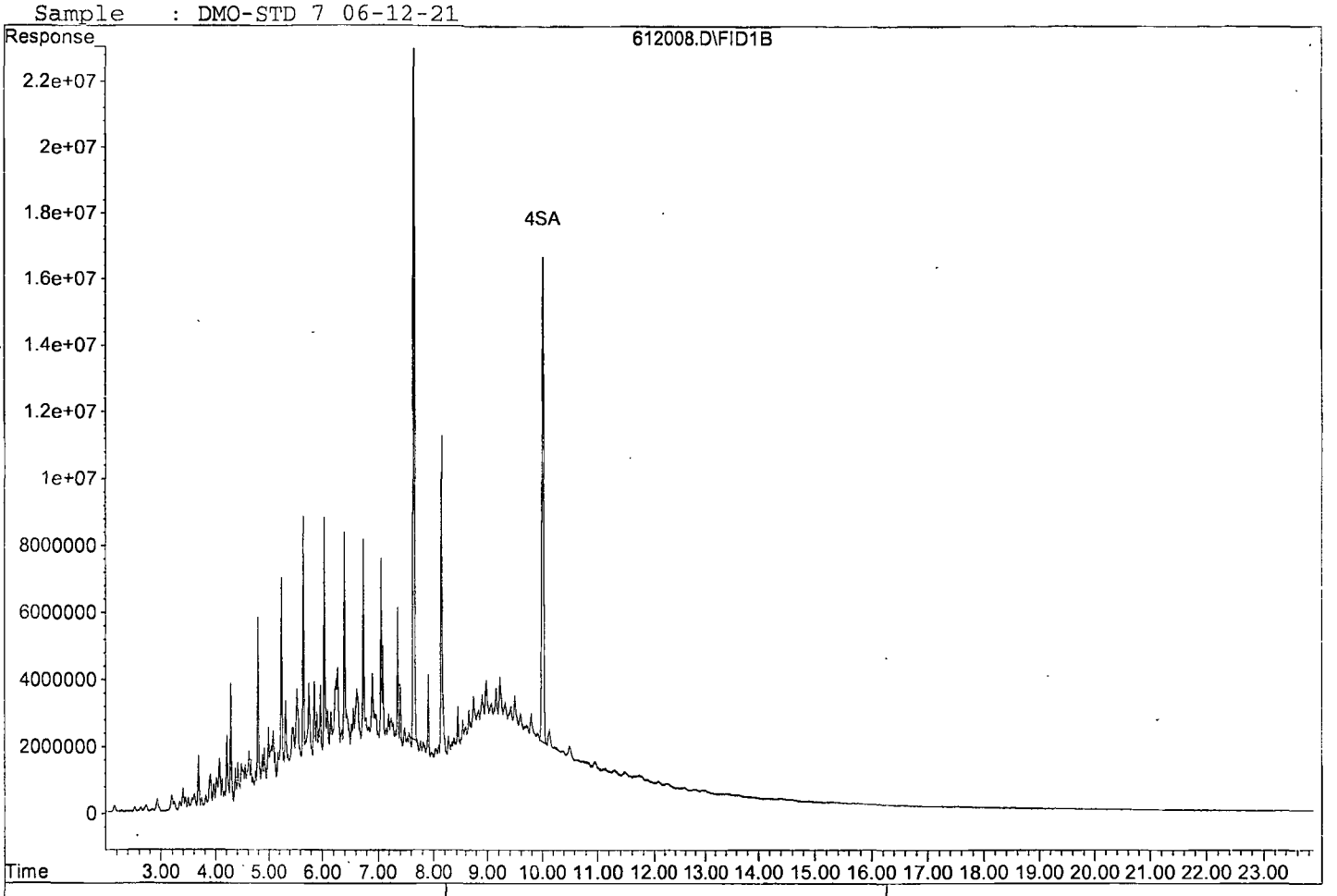

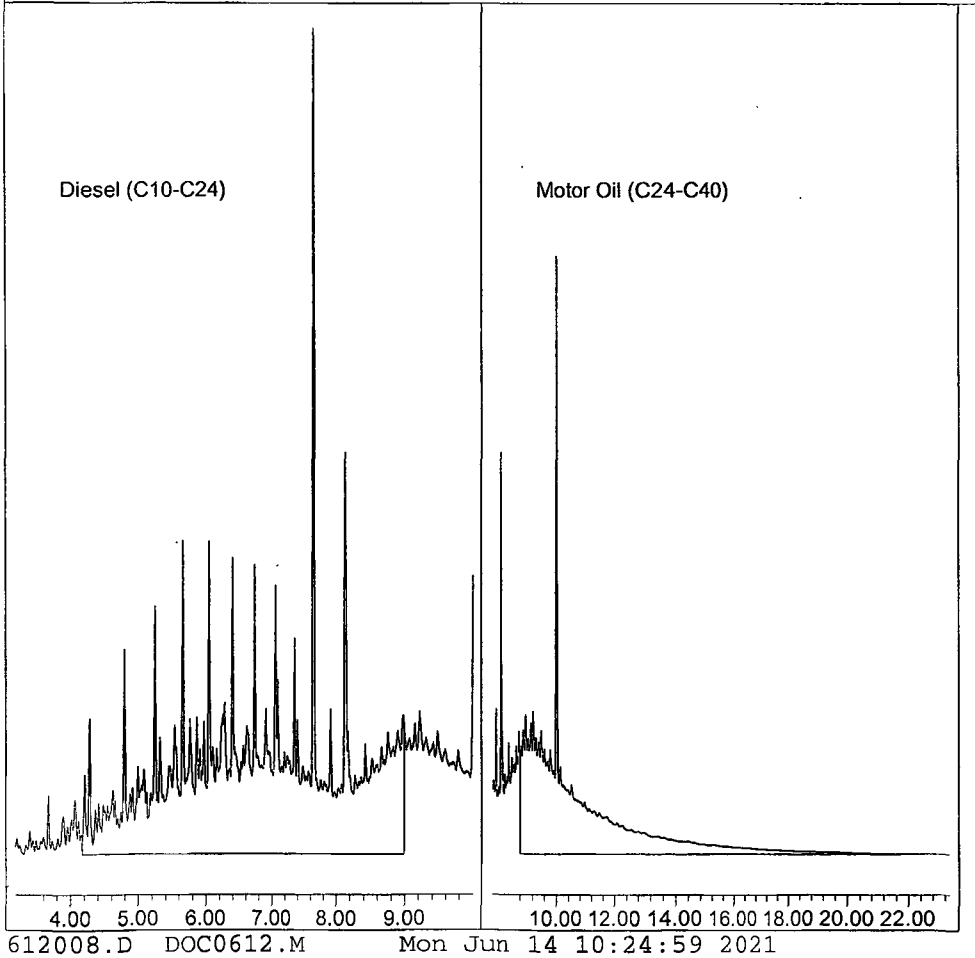

TPH Extractables
DOC0612

Form 7

Second Source Calibration

Lab Name: APPL, Inc.
Case No:
Matrix: Water

SDG No:
Date Analyzed: 06/12/21
Instrument: Apollo
Initial Cal. Date: 06/12/21
Data File: 612009.D

		Compound	MEAN	CCRF	%D		%Drift
1	HATM	Diesel (C10-C24)	1851770	1705330	7.9	HATM	
2	HBTM	Motor Oil (C24-C40)	1272440	1357430	6.7	HBTM	
3							
4							
5							
6							
7							
8							
9							
10							
11							
12							
13							
14							
15							
16							
17							
18							
19							
20							
21							
22							
23							
24							
25							
26							
27							
28							
29							
30							
31							
32							
33							
34							
35							
36							
37							
38							
39							
40							
		Average			7.3		

Quantitation Report (Not Reviewed)

Data File : G:\APOLLO\DATA\210612\612009.D Vial: 9
Acq On : 6-12-21 13:24:43 Operator: MB
Sample : DMO-STD SS 06-12-21 Inst : Apollo
Misc : water Multiplr: 1.00
IntFile : events.e
Quant Time: Jun 14 10:25 2021 Quant Results File: DOC0612.RES

Method : G:\APOLLO\DATA\210607\DOC0612.M (Chemstation Integrator)
Title : 8015 B&C
Last Update : Mon Jun 14 10:23:49 2021
Response via : Multiple Level Calibration

Volume Inj. : 2UL
Signal Phase : DB-5
Signal Info : FID02A

Compound	R.T.	Response	Conc Units
System Monitoring Compounds			
3) SA Ortho-Terphenyl(S)	7.64	3420618	0.781 ppb
Surrogate Spike 30.000		Recovery =	2.60%
4) SA Octacosane(S)	10.00	52751	0.015 ppb
Surrogate Spike 30.000		Recovery =	0.05%
Target Compounds			
1) HATM Diesel (C10-C24)	6.58	852667033	230.231 ppb
2) HBTM Motor Oil (C24-C40)	15.57	678716704	266.699 ppb

Target Compounds

(f)=RT Delta > 1/2 Window (m)=manual int.

Data File: G:\APOLLO\DATA\210612\612009.D
Sample : DMO-STD SS 06-12-21

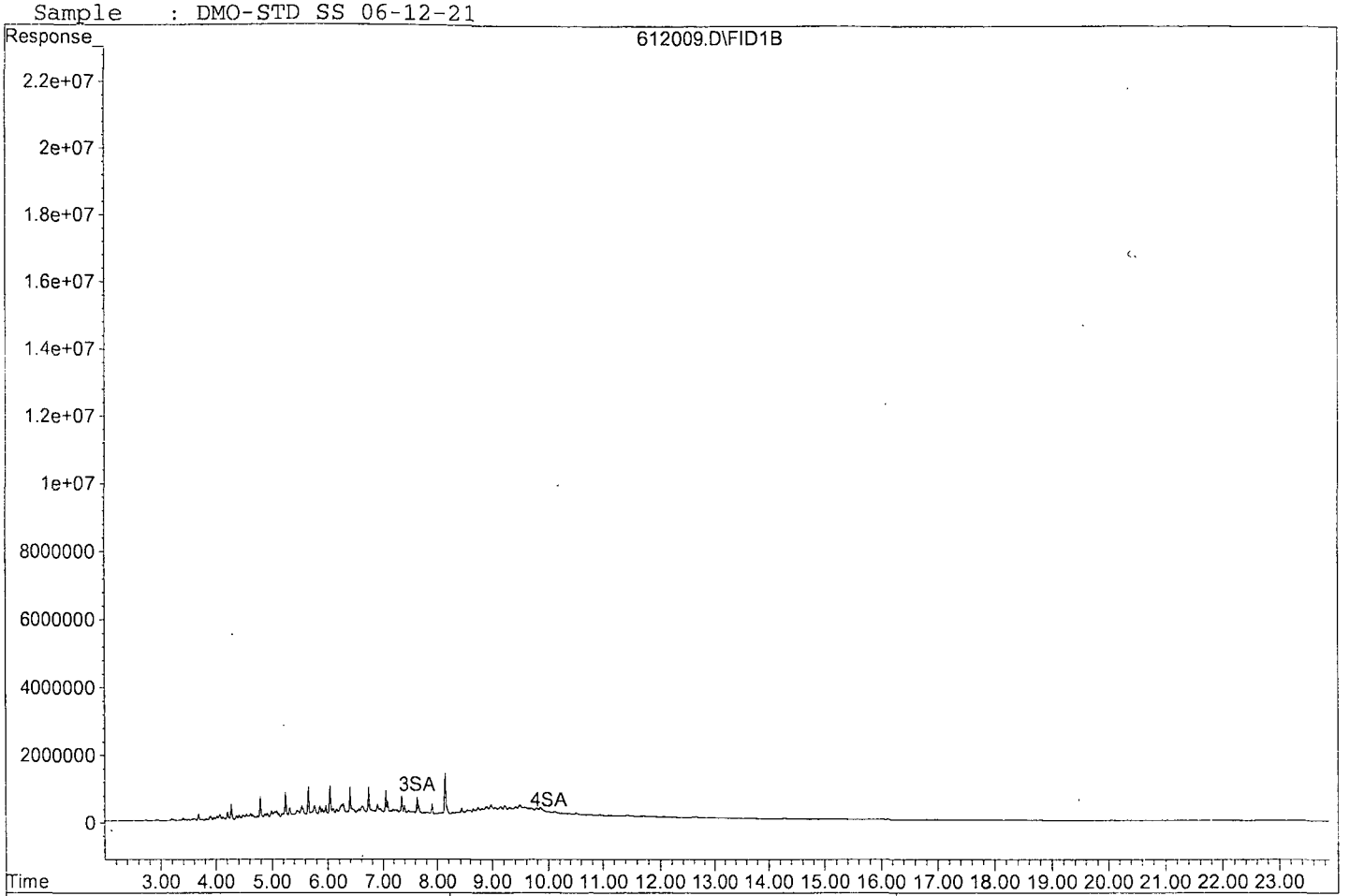

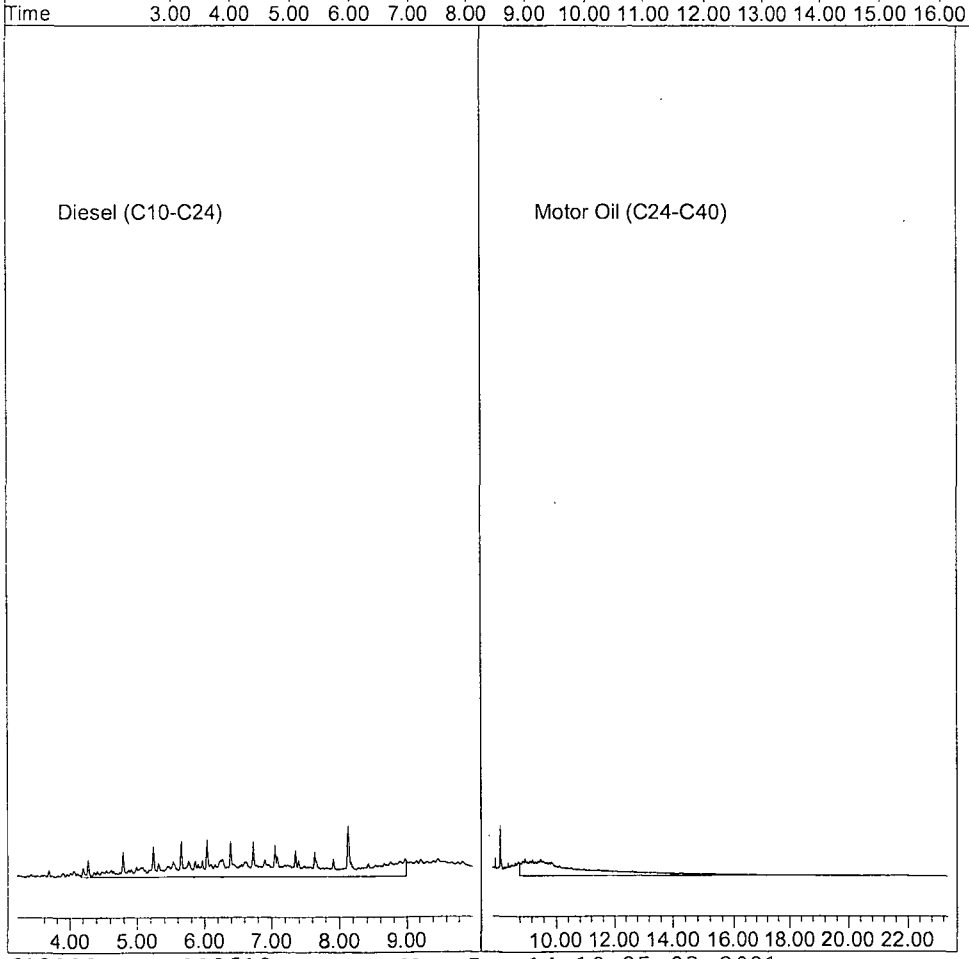

TPH Extractables
DOC0612

Form 7

Continuing Calibration

Lab Name: APPL, Inc.
Case No:
Matrix: Water

SDG No:
Date Analyzed: 06/14/21
Instrument: Apollo
Initial Cal. Date: 06/12/21
Data File: 612103.D

		Compound	MEAN	CCRF	%D		%Drift
1	HATM	Diesel (C10-C24)	1851770	1835370	0.89	HATM	
2	HBTM	Motor Oil (C24-C40)	1272440	1297650	2.0	HBTM	
3	SA	Ortho-Terphenyl(S)	2189800	2159770	1.4	SA	
4	SA	Octacosane(S)	1732690	1712760	1.2	SA	
5							
6							
7							
8							
9							
10							
11							
12							
13							
14							
15							
16							
17							
18							
19							
20							
21							
22							
23							
24							
25							
26							
27							
28							
29							
30							
31							
32							
33							
34							
35							
36							
37							
38							
39							
40							
		Average			1.4		

Quantitation Report (Not Reviewed)

Data File : G:\APOLLO\DATA\210612\612103.D Vial: 3
Acq On : 6-14-21 13:05:58 Operator: MB
Sample : Diesel Motor Oil CCV 06/12/21 Inst : Apollo
Misc : water Multiplr: 1.00
IntFile : events.e
Quant Time: Jun 15 9:09 2021 Quant Results File: DOC0612.RES

Method : G:\APOLLO\DATA\210612\DOC0612.M (Chemstation Integrator)
Title : 8015 B&C
Last Update : Tue Jun 15 08:44:52 2021
Response via : Multiple Level Calibration

Volume Inj. : 2UL
Signal Phase : DB-5
Signal Info : FID02A

Compound	R.T.	Response	Conc Units
System Monitoring Compounds			
3) SA Ortho-Terphenyl(S)	7.64	53994256	12.329 ppb
Surrogate Spike 30.000		Recovery =	41.10%
4) SA Octacosane(S)	10.00	42818877	12.356 ppb
Surrogate Spike 30.000		Recovery =	41.19%
Target Compounds			
1) HATM Diesel (C10-C24)	6.58	917682842	247.786 ppb
2) HBTM Motor Oil (C24-C40)	15.57	648823533	254.952 ppb

Target Compounds

(f)=RT Delta > 1/2 Window (m)=manual int.

Quantitation Report

Data File: G:\APOLLO\DATA\210612\612103.D
Sample : Diesel Motor Oil CCV 06/12/21

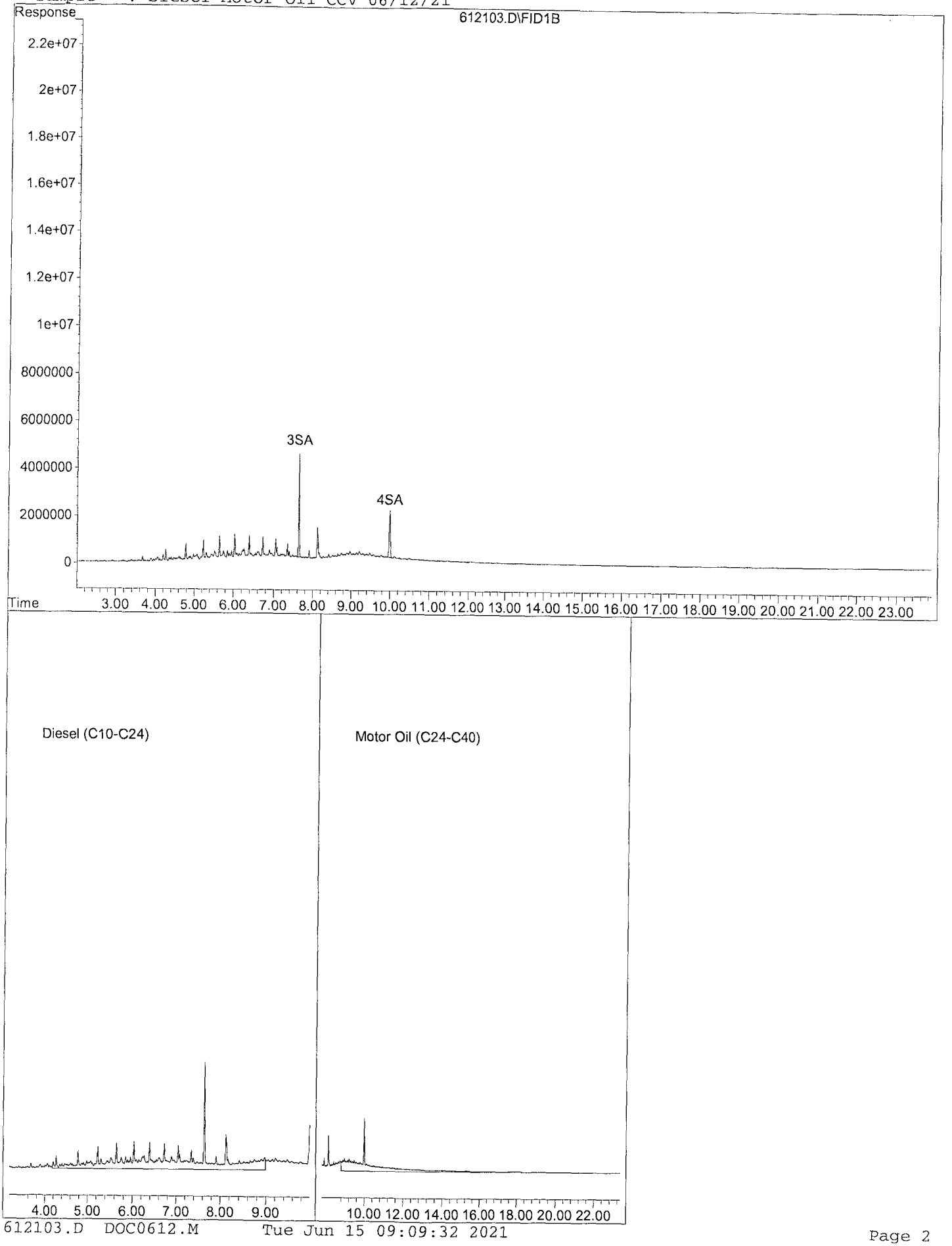

612103.D DOC0612.M Tue Jun 15 09:09:32 2021

TPH Extractables
DOC0612

Form 7

Continuing Calibration

Lab Name: APPL, Inc.
Case No:
Matrix: Water

SDG No:
Date Analyzed: 06/14/21
Instrument: Apollo
Initial Cal. Date: 06/12/21
Data File: 612120.D

		Compound	MEAN	CCRF	%D		%Drift
1	HATM	Diesel (C10-C24)	1851770	1870320	1.0	HATM	
2	HBTM	Motor Oil (C24-C40)	1272440	1340070	5.3	HBTM	
3	SA	Ortho-Terphenyl(S)	2189800	2238960	2.2	SA	
4	SA	Octacosane(S)	1732690	1806240	4.2	SA	
5							
6							
7							
8							
9							
10							
11							
12							
13							
14							
15							
16							
17							
18							
19							
20							
21							
22							
23							
24							
25							
26							
27							
28							
29							
30							
31							
32							
33							
34							
35							
36							
37							
38							
39							
40							
		Average			3.2		

Quantitation Report (Not Reviewed)

Data File : G:\APOLLO\DATA\210612\612120.D Vial: 20
Acq On : 6-14-21 21:06:28 Operator: MB
Sample : Diesel Motor Oil CCV 06/12/21 Inst : Apollo
Misc : water Multiplr: 1.00
IntFile : events.e
Quant Time: Jun 15 9:09 2021 Quant Results File: DOC0612.RES

Method : G:\APOLLO\DATA\210612\DOC0612.M (Chemstation Integrator)
Title : 8015 B&C
Last Update : Tue Jun 15 08:44:52 2021
Response via : Multiple Level Calibration

Volume Inj. : 2UL
Signal Phase : DB-5
Signal Info : FID02A

Compound	R.T.	Response	Conc Units
System Monitoring Compounds			
3) SA Ortho-Terphenyl(S)	7.64	55974085	12.781 ppb
Surrogate Spike 30.000		Recovery =	42.60%
4) SA Octacosane(S)	10.01	45156037	13.031 ppb
Surrogate Spike 30.000		Recovery =	43.44%
Target Compounds			
1) HATM Diesel (C10-C24)	6.58	935159384	252.505 ppb
2) HBTM Motor Oil (C24-C40)	15.57	670035427	263.287 ppb

Target Compounds

(f)=RT Delta > 1/2 Window (m)=manual int.

Data File: G:\APOLLO\DATA\210612\612120.D
Sample : Diesel Motor Oil CCV 06/12/21

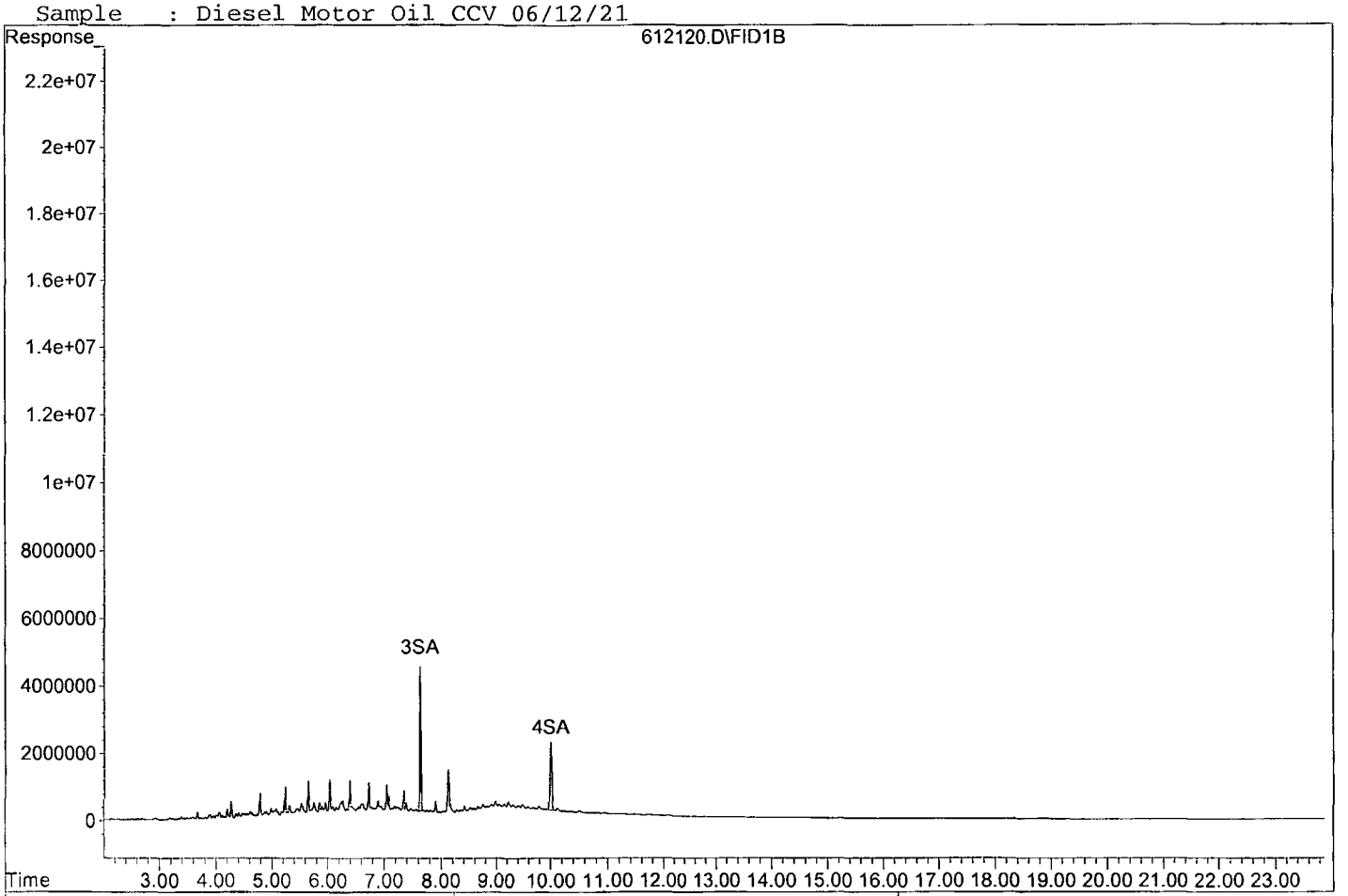

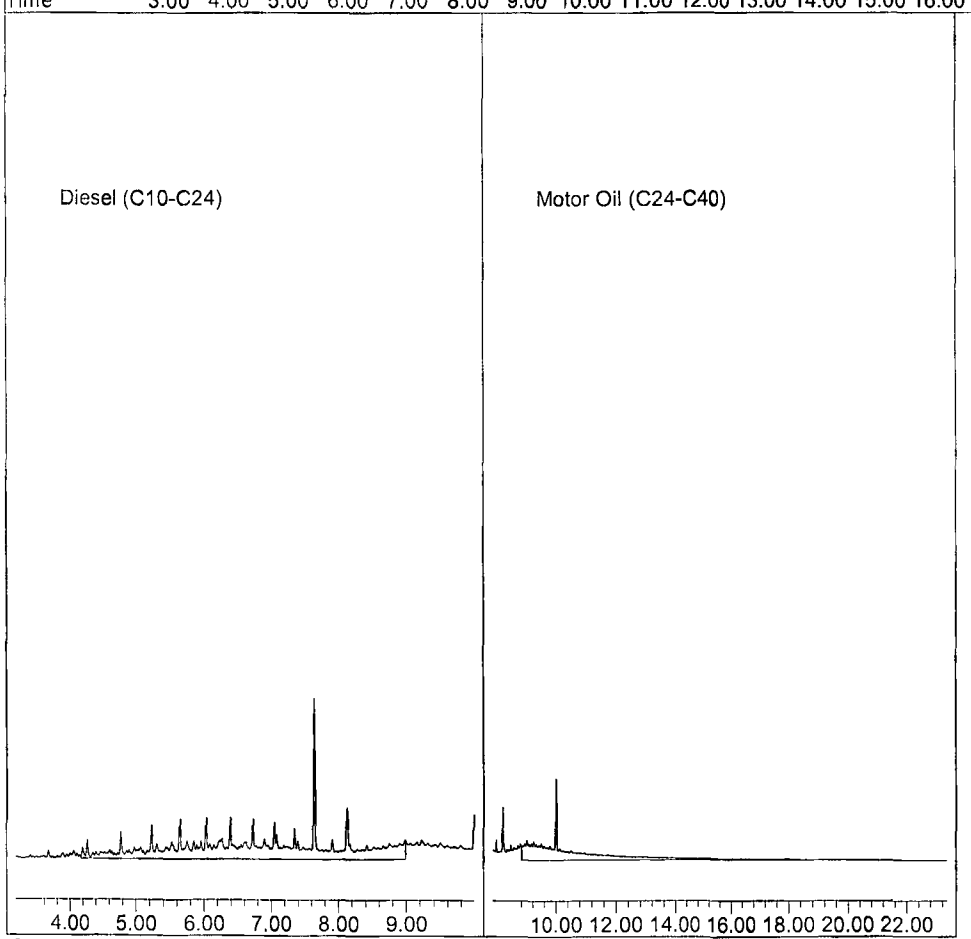

ORGANICS

Raw Data

Quantitation Report (Not Reviewed)

Data File : G:\APOLLO\DATA\210612\612110.D Vial: 10
Acq On : 6-14-21 16:23:39 Operator: MB
Sample : BA34197W01 5/1000 Inst : Apollo
Misc : water Multiplr: 5.00
IntFile : events.e
Quant Time: Jun 15 8:59 2021 Quant Results File: DOC0612.RES

Method : G:\APOLLO\DATA\210612\DOC0612.M (Chemstation Integrator)
Title : 8015 B&C
Last Update : Tue Jun 15 08:44:52 2021
Response via : Multiple Level Calibration

Volume Inj. : 2UL
Signal Phase : DB-5
Signal Info : FID02A

Compound	R.T.	Response	Conc Units
System Monitoring Compounds			
3) SA Ortho-Terphenyl(S)	7.64	93869808	107.167 ppb
Surrogate Spike 150.000		Recovery =	71.44%
4) SA Octacosane(S)	10.00	88080733	127.087 ppb
Surrogate Spike 150.000		Recovery =	84.72%
Target Compounds			
1) HATM Diesel (C10-C24)	6.58	49365449	66.646 ppb
2) HBTM Motor Oil (C24-C40)	15.57	34197719	67.189 ppb

Target Compounds

(f)=RT Delta > 1/2 Window (m)=manual int.

Data File: G:\APOLLO\DATA\210612\612110.D
Sample : BA34197W01 5/1000

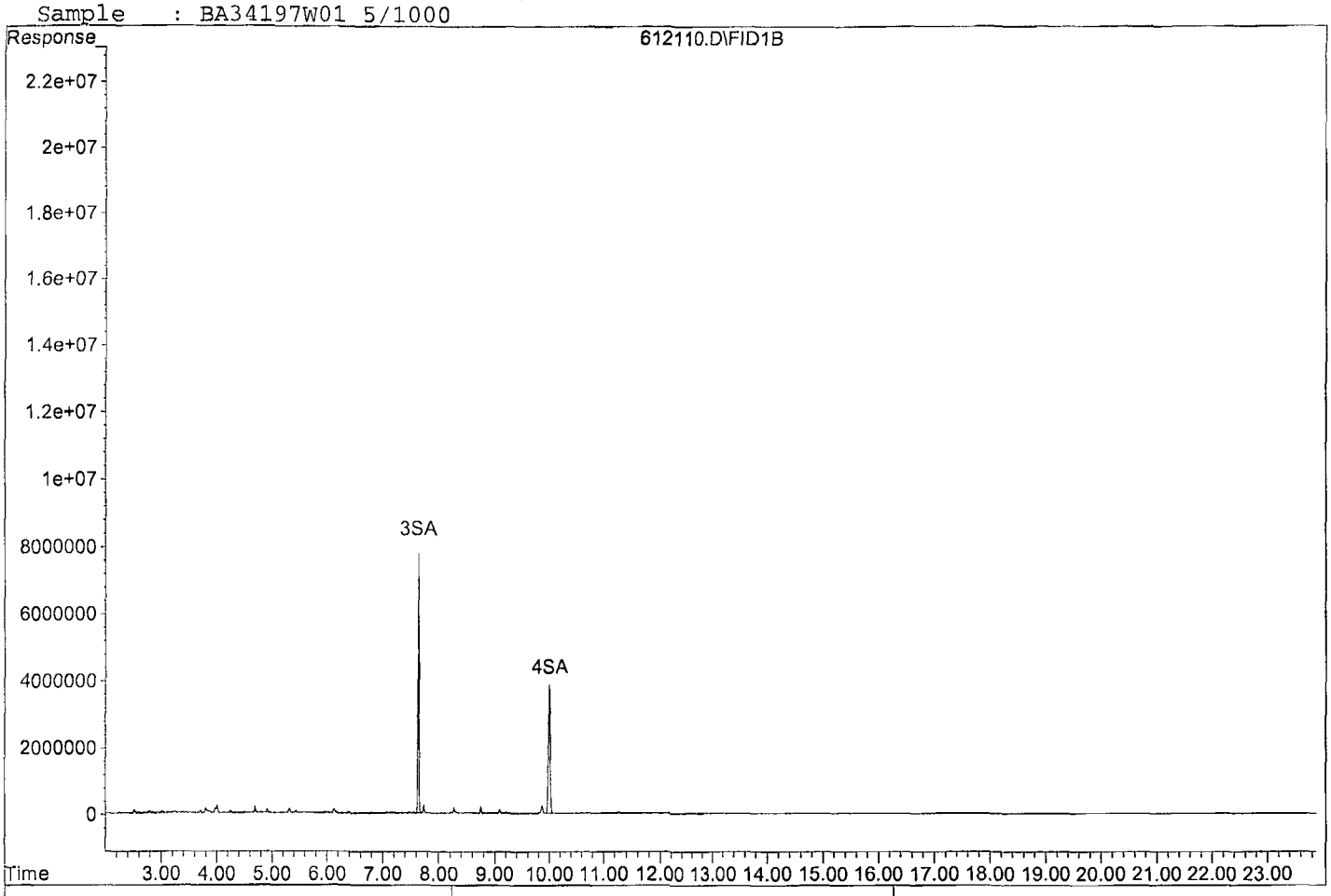

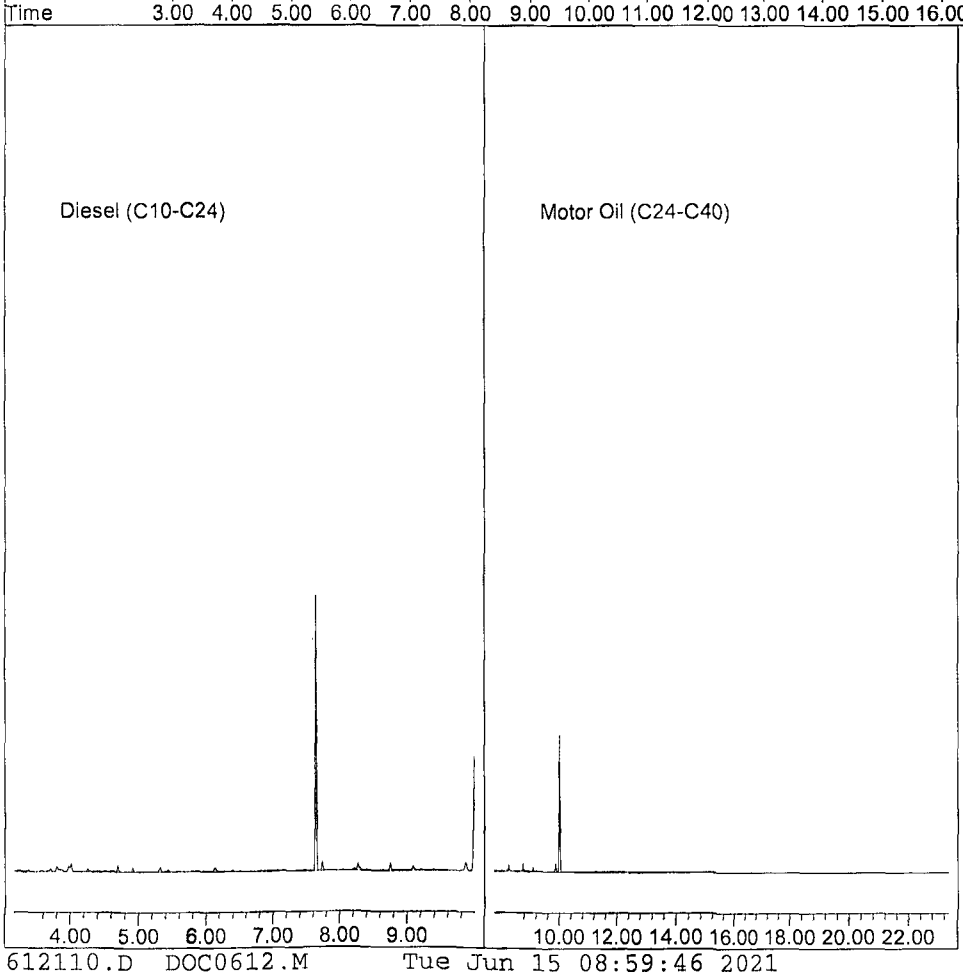

Quantitation Report (Not Reviewed)

Data File : G:\APOLLO\DATA\210612\612111.D Vial: 11
Acq On : 6-14-21 16:51:54 Operator: MB
Sample : BA34200W01 5/1000 Inst : Apollo
Misc : water Multiplr: 5.00
IntFile : events.e
Quant Time: Jun 15 8:59 2021 Quant Results File: DOC0612.RES

Method : G:\APOLLO\DATA\210612\DOC0612.M (Chemstation Integrator)
Title : 8015 B&C
Last Update : Tue Jun 15 08:44:52 2021
Response via : Multiple Level Calibration

Volume Inj. : 2UL
Signal Phase : DB-5
Signal Info : FID02A

Compound	R.T.	Response	Conc Units
System Monitoring Compounds			
3) SA Ortho-Terphenyl(S)	7.64	92007529	105.041 ppb
Surrogate Spike 150.000		Recovery =	70.03%
4) SA Octacosane(S)	10.00	90643435	130.784 ppb
Surrogate Spike 150.000		Recovery =	87.19%
Target Compounds			
1) HATM Diesel (C10-C24)	6.58	34891015	47.105 ppb
2) HBTM Motor Oil (C24-C40)	15.57	34815992	68.404 ppb

Target Compounds

(f)=RT Delta > 1/2 Window (m)=manual int.

Data File: G:\APOLLO\DATA\210612\612111.D
Sample : BA34200W01 5/1000

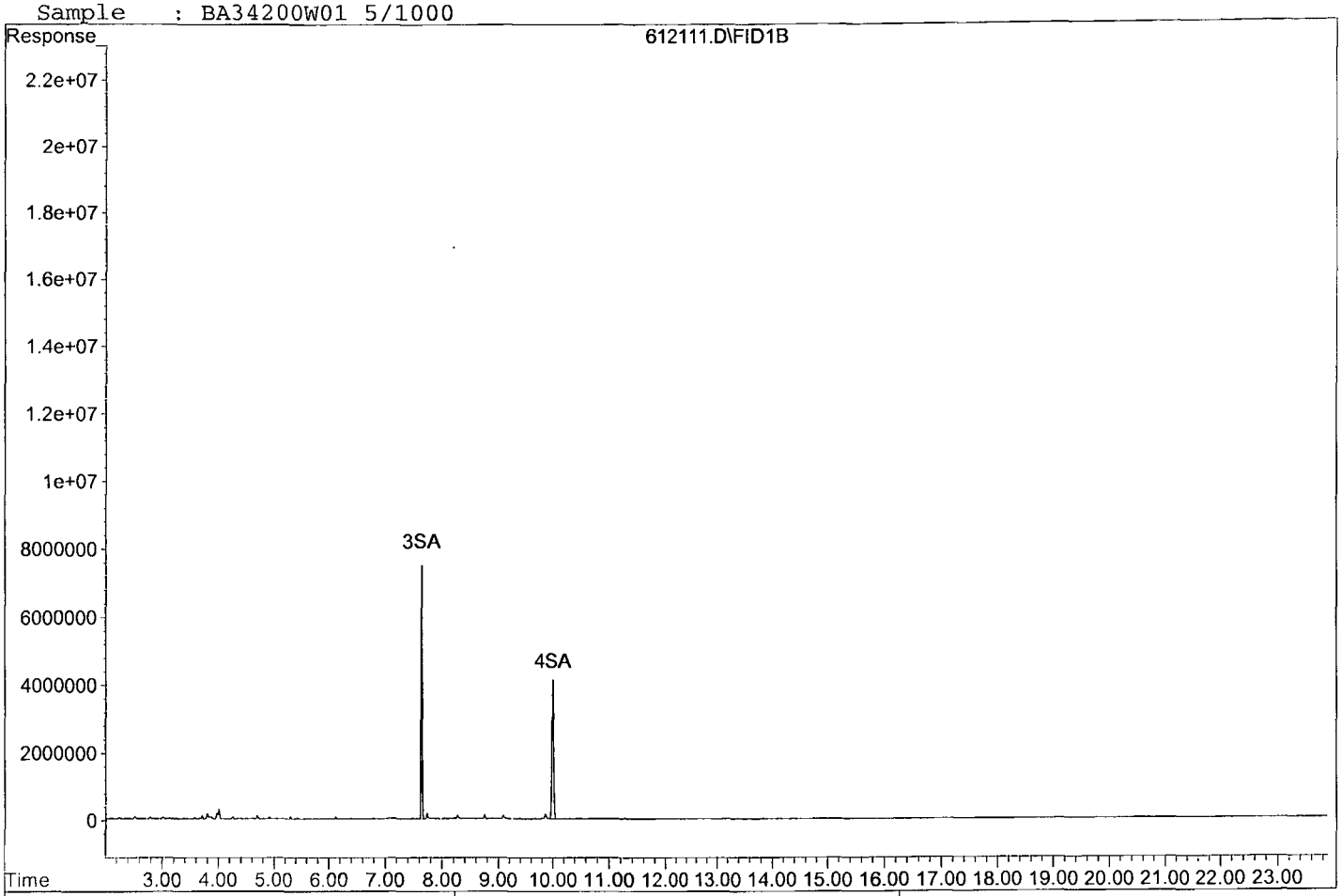

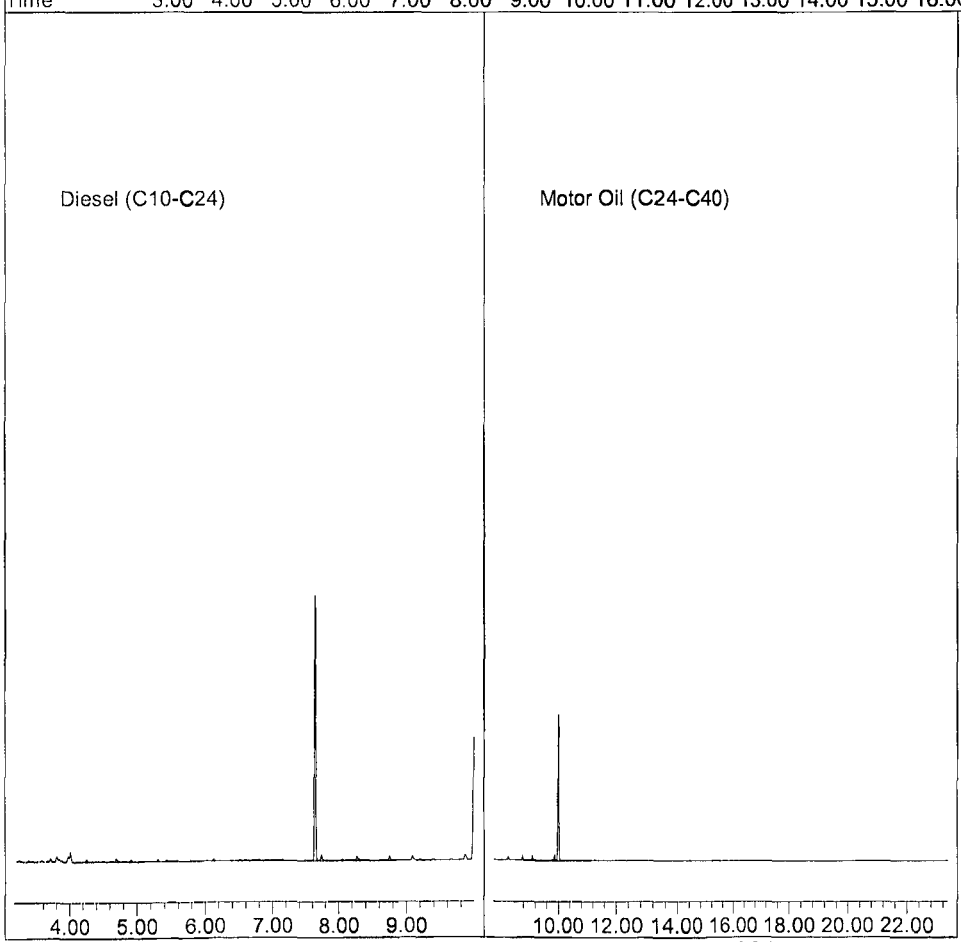

Quantitation Report (Not Reviewed)

Data File : G:\APOLLO\DATA\210612\612112.D Vial: 12
Acq On : 6-14-21 17:20:05 Operator: MB
Sample : BA34203W01 5/1000 Inst : Apollo
Misc : water Multiplr: 5.00
IntFile : events.e
Quant Time: Jun 15 8:59 2021 Quant Results File: DOC0612.RES

Method : G:\APOLLO\DATA\210612\DOC0612.M (Chemstation Integrator)
Title : 8015 B&C
Last Update : Tue Jun 15 08:44:52 2021
Response via : Multiple Level Calibration

Volume Inj. : 2UL
Signal Phase : DB-5
Signal Info : FID02A

Compound	R.T.	Response	Conc Units
System Monitoring Compounds			
3) SA Ortho-Terphenyl(S)	7.64	89472617	102.147 ppb
Surrogate Spike 150.000		Recovery =	68.10%
4) SA Octacosane(S)	10.00	86743696	125.157 ppb
Surrogate Spike 150.000		Recovery =	83.44%
Target Compounds			
1) HATM Diesel (C10-C24)	6.58	40066800	54.093 ppb
2) HBTM Motor Oil (C24-C40)	15.57	33621997	66.058 ppb

Target Compounds

(f)=RT Delta > 1/2 Window (m)=manual int.

Data File: G:\APOLLO\DATA\210612\612112.D
Sample : BA34203W01 5/1000

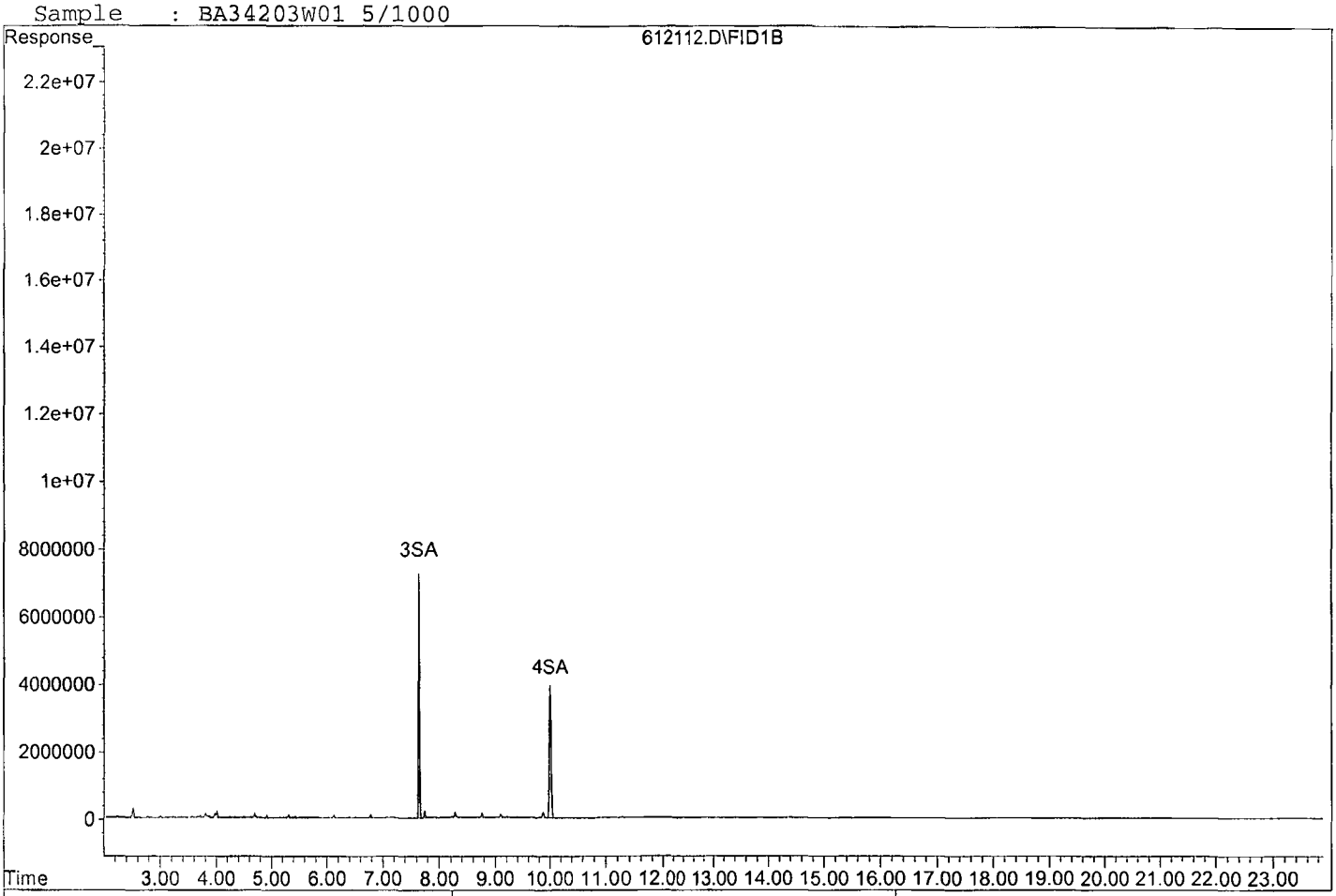

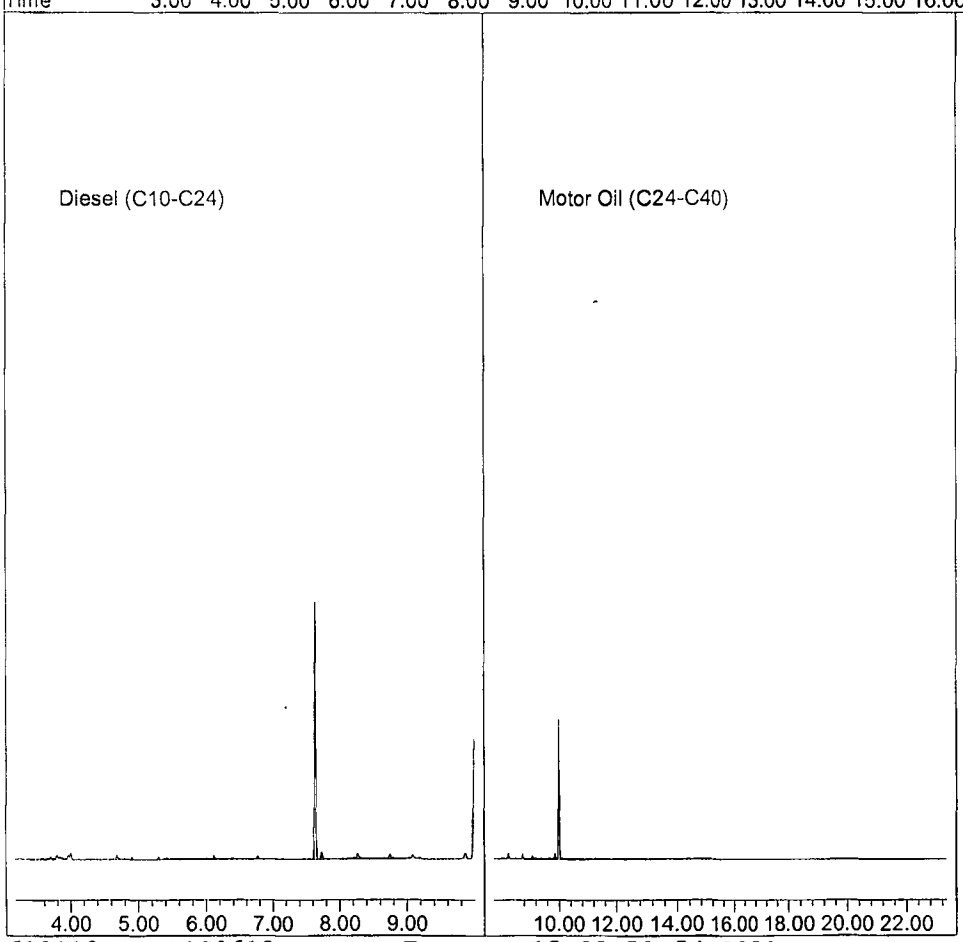

Quantitation Report (Not Reviewed)

Data File : G:\APOLLO\DATA\210612\612104.D Vial: 4
Acq On : 6-14-21 13:34:11 Operator: MB
Sample : 210608A BLK 5/1000 Inst : Apollo
Misc : water Multiplr: 5.00
IntFile : events.e
Quant Time: Jun 15 9:09 2021 Quant Results File: DOC0612.RES

Method : G:\APOLLO\DATA\210612\DOC0612.M (Chemstation Integrator)
Title : 8015 B&C
Last Update : Tue Jun 15 08:44:52 2021
Response via : Multiple Level Calibration

Volume Inj. : 2UL
Signal Phase : DB-5
Signal Info : FID02A

Compound	R.T.	Response	Conc Units
System Monitoring Compounds			
3) SA Ortho-Terphenyl(S)	7.64	89247640	101.890 ppb
Surrogate Spike 150.000		Recovery =	67.93%
4) SA Octacosane(S)	10.00	83887055	121.036 ppb
Surrogate Spike 150.000		Recovery =	80.69%
Target Compounds			
1) HATM Diesel (C10-C24)	6.58	37220063	50.249 ppb
2) HBTM Motor Oil (C24-C40)	15.57	35075333	68.913 ppb

Target Compounds

(f)=RT Delta > 1/2 Window (m)=manual int.

Data File: G:\APOLLO\DATA\210612\612104.D
Sample : 210608A BLK 5/1000

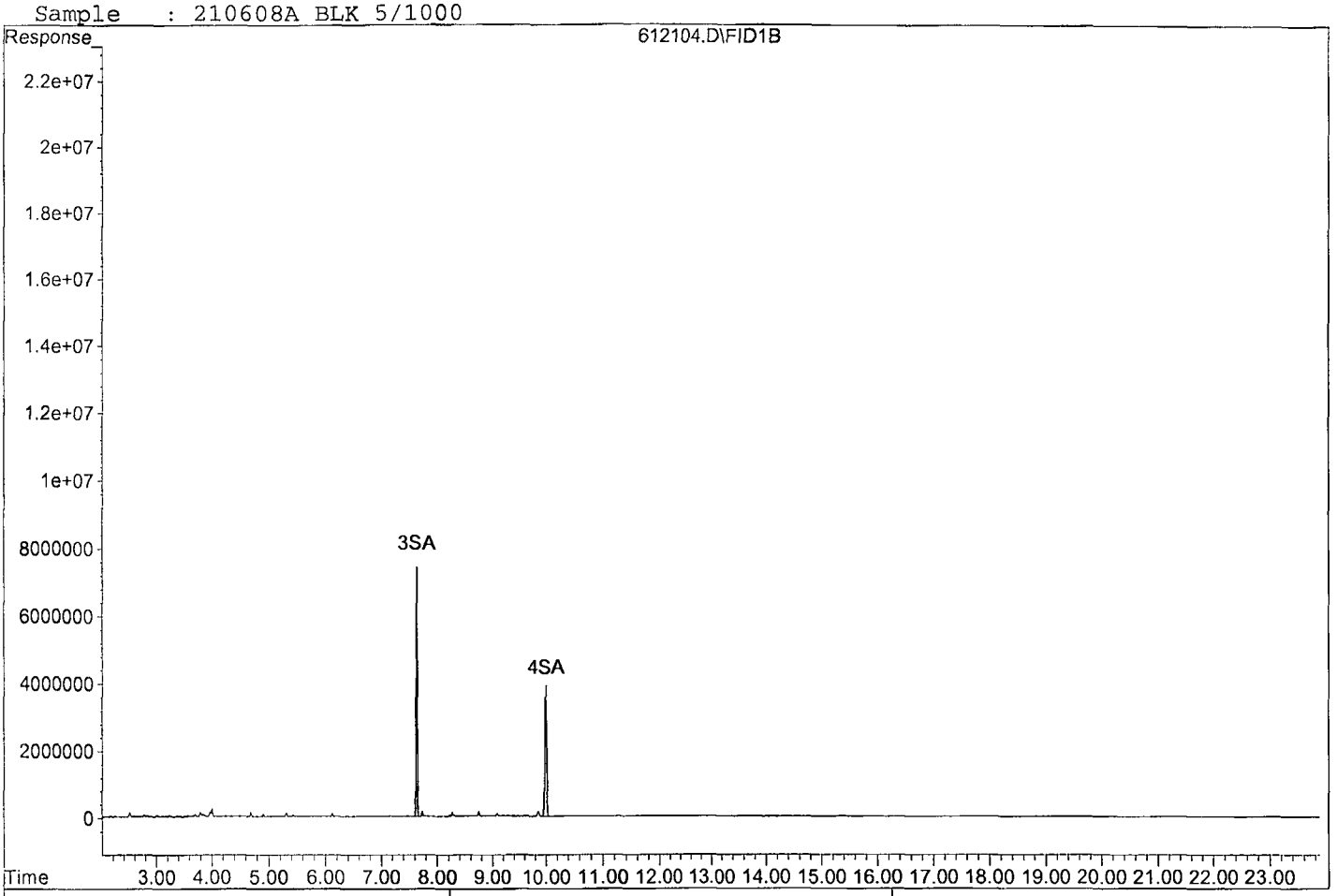

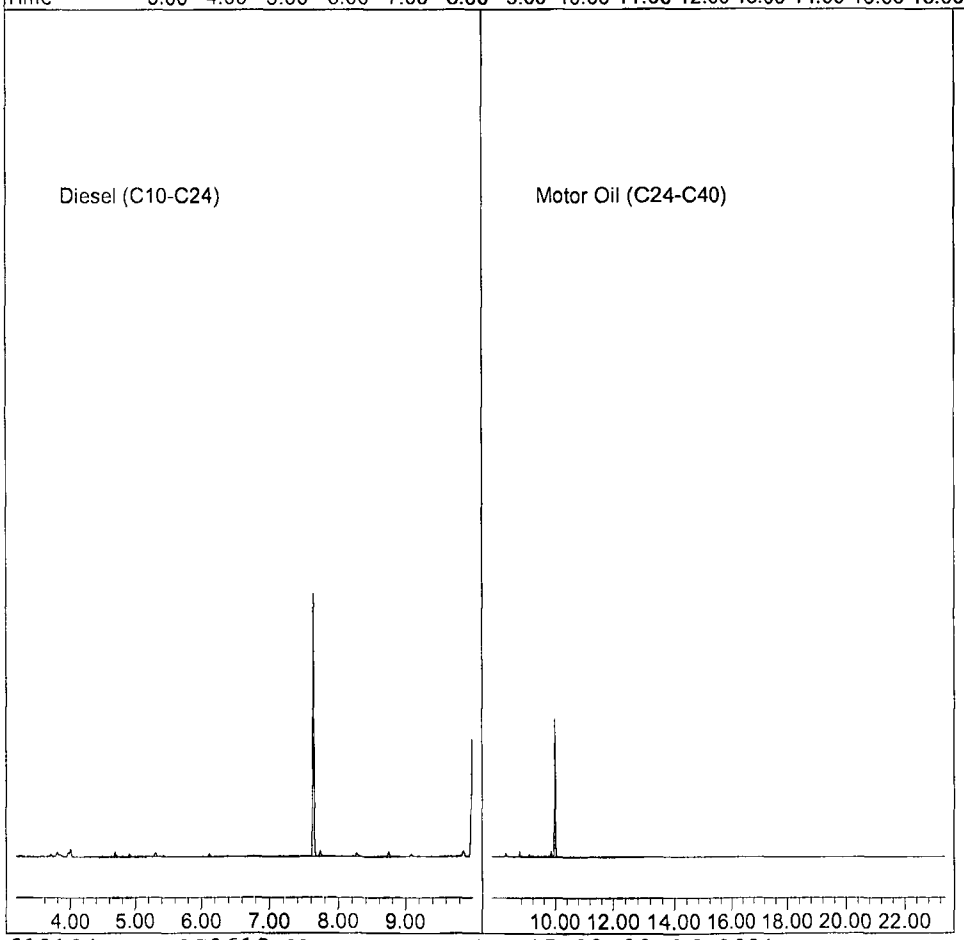

Quantitation Report (Not Reviewed)

Data File : G:\APOLLO\DATA\210612\612105.D
Acq On : 6-14-21 14:02:23
Sample : 210608A LCS 5/1000
Misc : water
IntFile : events.e
Quant Time: Jun 15 9:09 2021 Quant Results File: DOC0612.RES

Vial: 5
Operator: MB
Inst : Apollo
Multiplr: 5.00

Method : G:\APOLLO\DATA\210612\DOC0612.M (Chemstation Integrator)
Title : 8015 B&C
Last Update : Tue Jun 15 08:44:52 2021
Response via : Multiple Level Calibration

Volume Inj. : 2UL
Signal Phase : DB-5
Signal Info : FID02A

Compound	R.T.	Response	Conc Units
System Monitoring Compounds			
3) SA Ortho-Terphenyl(S)	7.64	91403730	104.352 ppb
Surrogate Spike 150.000		Recovery =	69.57%
4) SA Octacosane(S)	10.00	88439465	127.604 ppb
Surrogate Spike 150.000		Recovery =	85.07%
Target Compounds			
1) HATM Diesel (C10-C24)	6.58	41488189	56.012 ppb
2) HBTM Motor Oil (C24-C40)	15.57	32837312	64.516 ppb

Target Compounds

(f)=RT Delta > 1/2 Window (m)=manual int.

Data File: G:\APOLLO\DATA\210612\612105.D
Sample : 210608A LCS 5/1000

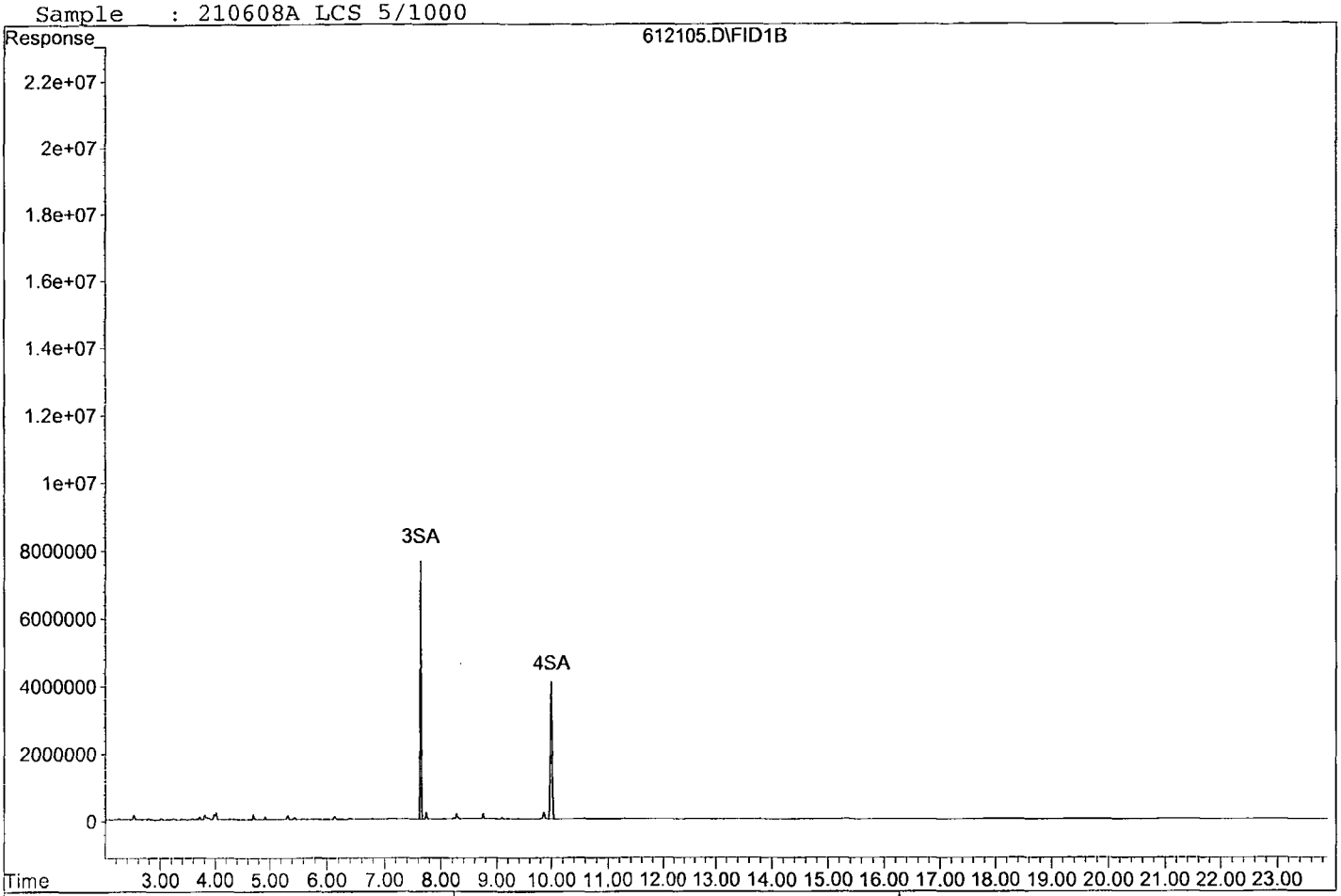

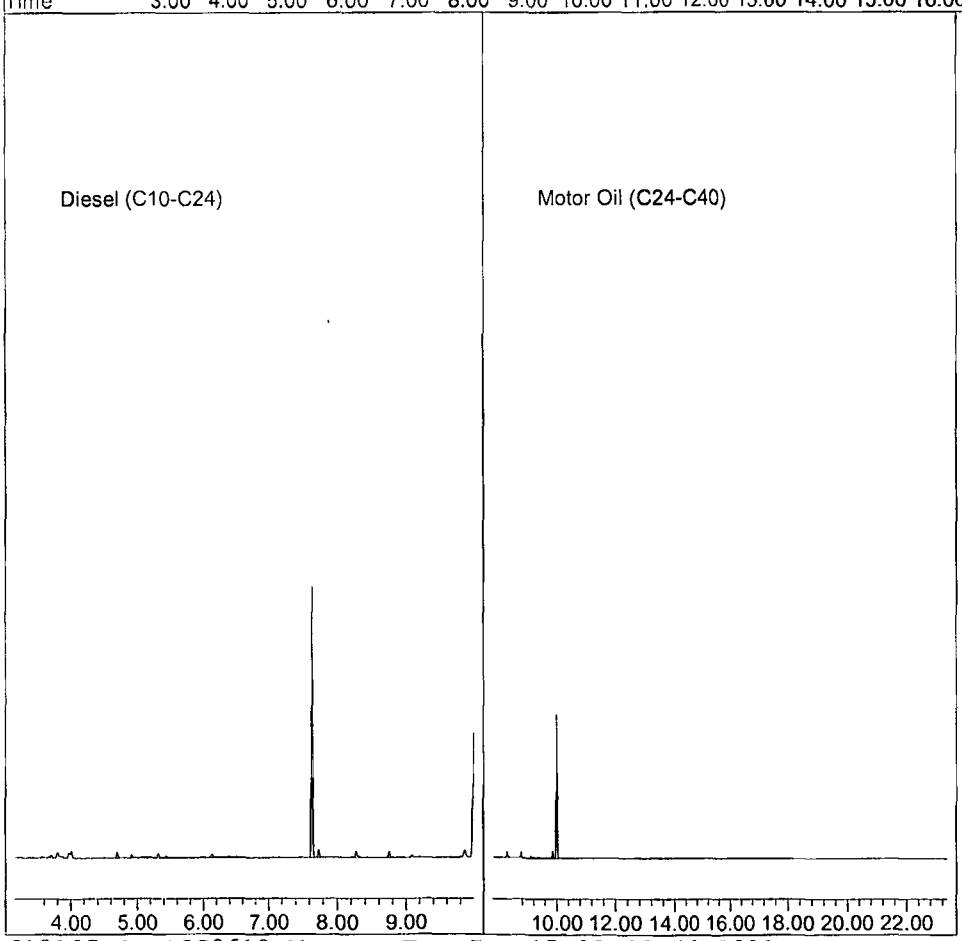

Quantitation Report (Not Reviewed)

Data File : G:\APOLLO\DATA\210612\612106.D Vial: 6
Acq On : 6-14-21 14:30:37 Operator: MB
Sample : 210608A LCSD 5/1000 Inst : Apollo
Misc : water Multiplr: 5.00
IntFile : events.e
Quant Time: Jun 15 9:09 2021 Quant Results File: DOC0612.RES

Method : G:\APOLLO\DATA\210612\DOC0612.M (Chemstation Integrator)
Title : 8015 B&C
Last Update : Tue Jun 15 08:44:52 2021
Response via : Multiple Level Calibration

Volume Inj. : 2UL
Signal Phase : DB-5
Signal Info : FID02A

Compound	R.T.	Response	Conc Units
System Monitoring Compounds			
3) SA Ortho-Terphenyl(S)	7.64	94212908	107.559 ppb
Surrogate Spike 150.000		Recovery =	71.71%
4) SA Octacosane(S)	10.00	91835102	132.504 ppb
Surrogate Spike 150.000		Recovery =	88.34%
Target Compounds			
1) HATM Diesel (C10-C24)	6.58	41286281	55.739 ppb
2) HBTM Motor Oil (C24-C40)	15.57	33703714	66.219 ppb

Target Compounds

(f)=RT Delta > 1/2 Window (m)=manual int.

Data File: G:\APOLLO\DATA\210612\612106.D
Sample : 210608A LCSD 5/1000

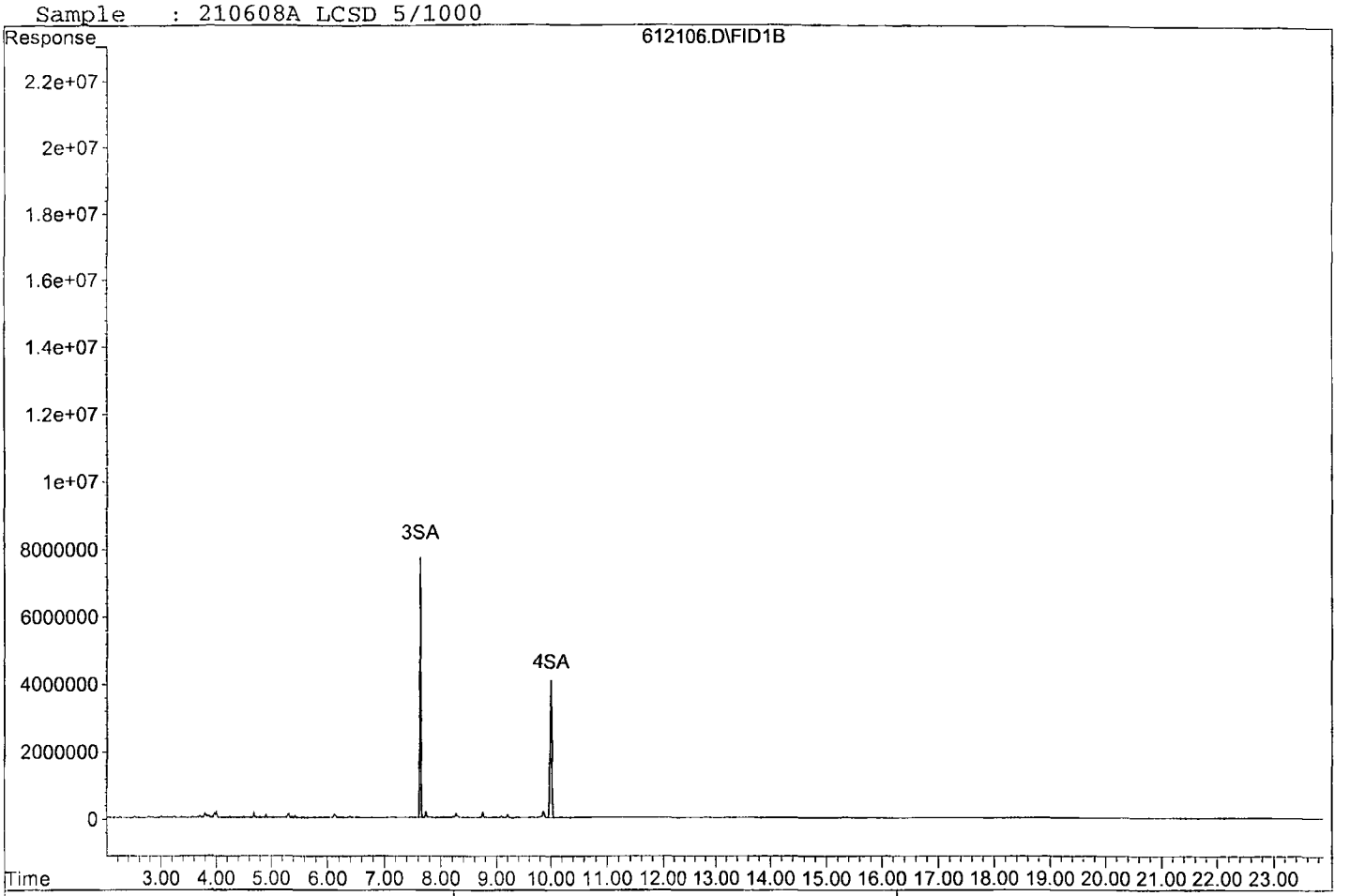

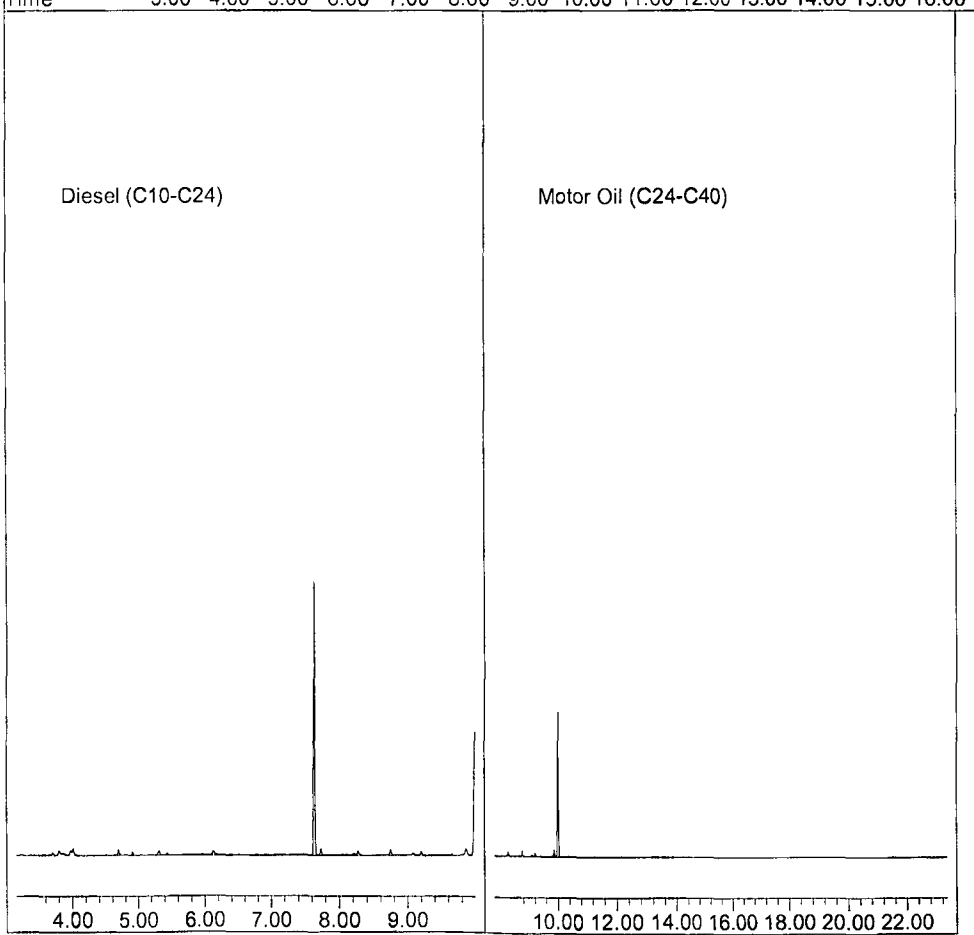

Name of Final Standard	**Diesel Motor Oil Standard**
Prep Date	06/07/21
Exp Date	06/07/22
MC	

MB

Initial Standard Information						Final Standard Information			
Name of Standard	Supplier	Supplier P/N# (or APPL Mix Name)	Conc.(ug/mL)	Lot # QA Number	Exp. Date	Aliquot from Stock	Final Volume	solvent	Final Standard Conc (range)
Diesel Fuel #2	Restek	31258	50,000	A0156569-51860	06.30.21	400 uL	10 mL	MC	2000 ug/mL
Motor Oil	Restek	31464	50,000	A01666510-52185	12.31.27	400 uL	10 mL	MC	2000 ug/mL
THC Surrogate	Phenova	ALO-130161	600	CL15440-50953	06/30/25	1666uL	10 mL	MC	100 ug/mL

Diesel Motor Oil Mix

Prepared: 06/02/21

Expires: 06/02/22

Prepared By (Initials): LS

Initial Standard Information							Final Standard Information			
Name of Initial Standard (QAU Label)	Supplier	Supplier Part No.	Conc. (ug/mL)	Lot Number - QA Number	Exp. Date (1 yr.)	Exp. Date (Manufacturer)	Aliquot From Stock	Final Volume	Solvent	Final Standard Conc. (ug/mL)
Diesel Fuel #2	Restek	31258	50,000	A0156569-51858,52180,52180	06/02/22	02/28/27	4.00 mL	8.0 mL	NA	25,000
Motor Oil Composite	Restek	31464	50,000	A0163546-51853 A0166510-52186,52189	06/02/22	09/30/27	4.00 mL			25,000

Diesel Motor Oil Calibration Curve

Prep Date 06/12/21

Exp Date 06/12/22

Prep'd By (Initials) MB

						Final Standard Information			
Name of Initial Standard (from contianer Label)	Supplier	Supplier P/N# (or APPL Mix Name)	Conc. (ug/mL)	Lot # with QA # (or reference to APPL prep date)	Exp Date	Aliquot from Stock	Final Volume	Solvent	Final Standard Conc (ug/mL)
Diesel Motor Oil Calibration STD -2	AAPL	Diesel /Motor Oil 1	10	04/21/21	05/06/22	100 uL	200 uL	MC	5
Diesel Motor Oil Calibration STD-3	AAPL	Diesel /Motor Oil 2	50	04/21/21	05/06/22	200 uL	1 mL	MC	10
Diesel Motor Oil Calibration STD	Restek	Diesel /Motor Oil 3	2000	04/21/21	05/06/22	25 uL	1mL	MC	50
Diesel Motor Oil Calibration STD	Restek	Diesel /Motor Oil 4	2000	04/21/21	05/06/22	125 uL	1mL	MC	250
Diesel Motor Oil Calibration STD	Restek	Diesel /Motor Oil 5	2000	04/21/21	05/06/22	500 uL	1 mL	MC	1000
Diesel Motor Oil Calibration STD	Restek	Diesel /Motor Oil 6	2000	04/21/21	05/06/22	750 uL	1 mL	MC	1500
Diesel Motor Oil Calibration STD	Restek	Diesel /Motor Oil 7	2000	04/21/21	05/06/22	100uL	100 uL	MC	2000

Diesel Motor Oil CCV

Prepared By (Initials): MB

Prep Date	06/12/21
Exp Date	06/12/21
Methylene Chloride Lot No.	59353

Initial Standard Information						Final Standard Information			
Name of Initial Standard (QAU Label)	Supplier	APPL Mix name	Conc.(ug/mL)	Reference to APPL Prep Date and Lot #'s	Exp Date	Aliquot from Stock	Final Volume	Solvent	Final Standard Conc (ug/mL)
Diesel-Motor Oil Standard	Restek	Diesel Motor Oil CCV	2000	Perp'd: 09/05/20 A0156490-156569-51860, A0155668-160024-51534, CL15440-500953	06/30/25	1250 uL	10mL	MC	250

Organic Extraction Worksheet

Method	Continuous Liq/Liq TPH-Diesel/MO 3520C	Extraction Set	210608A	Extraction Method	LIQ005	Units	mL

Spiked ID 1			Surrogate ID 1	THC Surrogate 6-8-21 6-8-22
Spiked ID 2			Surrogate ID 2	
Spiked ID 3			Surrogate ID 3	
Spiked ID 4			Surrogate ID 4	
Spiked ID 5			Surrogate ID 5	
Spiked ID 6			Sufficient Vol for Matrix QC:	NO
Spiked ID 7			Ext. Start Time:	06/08/21 16:30
Spiked ID 8			Ext. End Time:	06/09/21 10:33
			GC Requires Extract By:	

pH1	2	06/08/21 14:10	Water Bath Temp 1 °C	39/37.5 °C
pH2			Water Bath Temp 2 °C	38/41.1
pH3			Water Bath Temp 3 °C	38/37.5 °C

Spiked By: YL **Date** 06/08/21 **Witnessed By:** SB **Date** 06/08/21

	Sample	Sample Container	Spike Amount	Spike ID	Surrogate Amount	Surrogate ID	Extract Amount	Final Volume	pH	Extract Date/Time	Comments
1	210608A Blk				0.250	1 equip	1000 E-HP3 E-WB1	5	2	06/08/21 14:30	
2	210608A LCS-1				0.250	1 equip	1000 E-HP4 E-WB2	5	2	06/08/21 14:30	
3	210608A LCSD-1				0.250	1 equip	1000 E-HP6 E-WB3	5	2	06/08/21 14:30	
4	BA34102	BA34102W01			0.250	1 equip	1000 E-HP7 E-WB1	5	2	06/08/21 14:30	96463
5	BA34105	BA34105W01			0.250	1 equip	1000 E-HP8 E-WB2	5	2	06/08/21 14:30	96463
6	BA34108	BA34108W01			0.250	1 equip	1000 E-HP9 E-WB3	5	2	06/08/21 14:30	96463
7	BA34197	BA34197W01			0.250	1 equip	1000 E-HP10 E-WB1	5	2	06/08/21 14:30	96472
8	BA34200	BA34200W01			0.250	1 equip	1000 E-HP11 E-WB2	5	2	06/08/21 14:30	96472
9	BA34203	BA34203W01			0.250	1 equip	1000 E-HP12 E-WB3	5	2	06/08/21 14:30	96472

Solvent and Lot#	
1+1 HCL (5mLs)	60282
PH Strips	hc148594
Dicholormethane	60338
Filter Paper	400181
Sodium Sulfate	2020120870

Extraction COC Transfer	
Extraction lab employee Initials	KY
GC analyst's initials	MB
Date	06/10/21
Time	8:26
Refrigerator	HOBART

	Technician's Initials
Scanned By	YL
Sample Preparation	YL
Extraction	YL
Concentration	DS

Modified	06/14/21 7:45:34 PM

Reviewed By: KY **Date**

Injection Log

Directory: G:\APOLLO\DATA\210612\

Line	Vial	FileName	Multiplier	SampleName	Misc Info	Injected
1	2	612002.D	1	DMO STD-1 06-12-21	water	6-12-21 10:06:32
2	3	612003.D	1	DMOS STD-2 06-12-21	water	6-12-21 10:34:56
3	4	612004.D	1	DMO STD-3 06-12-21	water	6-12-21 11:03:19
4	5	612005.D	1	DMO STD-4 06-12-21	water	6-12-21 11:31:44
5	6	612006.D	1	DMO-STD-5 06-12-21	water	6-12-21 12:00:09
6	7	612007.D	1	DMOS-STD 6 06-12-21	water	6-12-21 12:28:18
7	8	612008.D	1	DMO-STD 7 06-12-21	water	6-12-21 12:56:31
8	9	612009.D	1	DMO-STD SS 06-12-21	water	6-12-21 13:24:43
9	3	612103.D	1	Diesel Motor Oil CCV 06/12/21	water	6-14-21 13:05:58
10	4	612104.D	5	210608A BLK 5/1000	water	6-14-21 13:34:11
11	5	612105.D	5	210608A LCS 5/1000	water	6-14-21 14:02:23
12	6	612106.D	5	210608A LCSD 5/1000	water	6-14-21 14:30:37
13	10	612110.D	5	BA34197W01 5/1000	water	6-14-21 16:23:39
14	11	612111.D	5	BA34200W01 5/1000	water	6-14-21 16:51:54
15	12	612112.D	5	BA34203W01 5/1000	water	6-14-21 17:20:05
16	20	612120.D	1	Diesel Motor Oil CCV 06/12/21	water	6-14-21 21:06:28

ORGANICS

Calibration Data

PAH by GCMS SIM
EPA 8270 SIM

Form 6
Initial Calibration

Lab Name: APPL, Inc.
Case No:
Matrix:

SDG No:
Initial Cal. Date: 03/24/21
Instrument: Linus

Initials:

		Compound	0324L003.D 0.1	0324L004.D 0.2	0324L005.D 0.5	0324L006.D 1	0324L007.D 5	0324L008.D 10	0324L009.D 50	0324L010.D 100			Avg	%RSD	Type	r^2	Q	MRF
1	I	Napthalene-D8(IS)																
2	TM	Naphthalene	1.022	1.015	0.9035	0.9513	0.9843	1.019	0.9028	0.8602			0.96	6.5	TM			0.700
3	S	2-Methylnaphthalene-D10 (2M	1.331	1.252	1.112	1.149	1.072	1.112	1.093	1.049			1.1	8.4	S			
4	TM	2-Methylnaphthalene	0.7019	0.6897	0.6045	0.6422	0.6662	0.6976	0.5974	0.5765			0.65	7.6	TM			0.400
5	TM	1-Methylnaphthalene	0.6892	0.6822	0.6155	0.6531	0.6647	0.6924	0.5956	0.5664			0.64	7.3	TM			
6	I	Acenaphthene-D10(IS)																
7	TM	Acenaphthylene	3.604	3.667	3.279	3.371	3.645	3.760	3.330	3.009			3.5	7.3	TM			0.900
8	*TM	Acenaphthene	1.189	1.175	1.014	1.032	1.084	1.108	0.9732	0.9638			1.1	8.1	*TM			0.900
9	TM	Fluorene	1.334	1.369	1.198	1.248	1.347	1.403	1.217	1.293			1.3	5.7	TM			0.900
10	I	Phenanthrene-D10(IS)																
11	TM	Phenanthrene	1.074	1.083	0.9454	0.9774	1.054	1.067	0.9344	0.8540			1.00	8.4	TM			0.700
12	TM	Anthracene	0.9221	0.9704	0.8788	0.9342	1.012	1.017	0.8797	0.7857			0.92	8.4	TM			0.700
13	S	Fluoranthene-D10 (FRT)			1.398	1.363	1.256	1.224	1.279	1.208			1.3	5.9	S			
14	*TM	Fluoranthene	1.529	1.543	1.353	1.471	1.573	1.573	1.374	1.294			1.5	7.5	*TM			0.600
15	I	Chrysene-D12(IS)																
16	TM	Pyrene	1.275	1.301	1.174	1.231	1.310	1.350	1.196	1.172			1.3	5.4	TM			0.600
17	TM	Benz (a) anthracene	1.219	1.234	1.133	1.145	1.214	1.256	1.151	1.132			1.2	4.2	TM			0.800
18	TM	Chrysene	1.221	1.273	1.124	1.165	1.214	1.226	1.087	1.013			1.2	7.4	TM			0.700
19	TM	Indeno (1,2,3-cd) pyrene	1.390	1.466	1.316	1.364	1.442	1.525	1.424	1.434			1.4	4.5	TM			0.500
20	I	Perylene-D12(IS)																
21	TM	Benzo (b) fluoranthene	1.103	1.052	0.9778	1.038	1.110	1.264	1.210	1.111			1.1	8.3	TM			0.700
22	TM	Benzo (k) fluoranthene	1.055	1.236	1.122	1.143	1.263	1.170	1.020	1.027			1.1	8.1	TM			0.700
23	*TM	Benzo (a) pyrene	0.8447	1.010	0.9198	1.019	1.097	1.126	1.051	1.031			1.0	9.1	*TM			0.700
24	TM	Dibenz (a,h) anthracene	0.9240	1.119	0.9987	1.062	1.153	1.196	1.093	1.096			1.1	8.0	TM			0.400
25	TM	Benzo (g,h,i) perylene	0.9596	1.154	1.032	1.081	1.161	1.213	1.110	1.097			1.1	7.2	TM			0.500
26																		
27																		
28																		
29																		
30																		
31																		
32																		
33																		
34																		
35																		

Quantitation Report (Not Reviewed)

Data File : M:\LINUS\DATA\L210324\0324L003.D
Acq On : 24 Mar 21 11:35
Sample : 0.1 SIM 03/24/21
Misc :

Vial: 3
Operator: MA
Inst : Linus
Multiplr: 1.00

Quant Time: Mar 24 12:05 2021

Quant Results File: L0324.RES

Quant Method : M:\LINUS\DATA\L210324\L0324.M (RTE Integrator)
Title : EPA 8270
Last Update : Mon Jan 18 16:20:25 2021
Response via : Initial Calibration
DataAcq Meth : SIM_2

Internal Standards	R.T.	QIon	Response	Conc Units	Dev(Min)
1) Napthalene-D8(IS)	4.23	136	27424	2.500 ppb	-0.02
6) Acenaphthene-D10(IS)	6.23	164	15481	2.500 ppb	-0.02
10) Phenanthrene-D10(IS)	7.95	188	31397	2.500 ppb	-0.02
15) Chrysene-D12(IS)	11.07	240	38299	2.500 ppb	-0.04
20) Perylene-D12(IS)	13.51	264	49867	2.500 ppb	-0.05
System Monitoring Compounds					
3) 2-Methylnaphthalene-D10 (2	5.00	152	730	0.062 ppb	-0.02
Spiked Amount 5.000			Recovery	= 1.240%	
13) Fluoranthene-D10 (FRT)	9.33	212	5438	0.320 ppb	-0.03
Spiked Amount 5.000			Recovery	= 6.400%	
Target Compounds					Qvalue
2) Naphthalene	4.25	128	1121	0.100 ppb	99
4) 2-Methylnaphthalene	5.03	142	770	0.110 ppb	95
5) 1-Methylnaphthalene	5.14	142	756	0.109 ppb	90
7) Acenaphthylene	6.06	152	2232	0.089 ppb	99
8) Acenaphthene	6.27	154	736	0.100 ppb	96
9) Fluorene	6.87	166	826	0.096 ppb	98
11) Phenanthrene	7.98	178	1349	0.093 ppb	100
12) Anthracene	8.04	178	1158	0.089 ppb	98
14) Fluoranthene	9.36	202	1920	0.100 ppb	99
16) Pyrene	9.62	202	1953	0.094 ppb	99
17) Benz (a) anthracene	11.06	228	1867	0.106 ppb	99
18) Chrysene	11.11	228	1870	0.100 ppb	99
19) Indeno (1,2,3-cd) pyrene	15.00	276	2130	0.128 ppb #	92
21) Benzo (b) fluoranthene	12.87	252	2200	0.113 ppb	97
22) Benzo (k) fluoranthene	12.92	252	2104	0.083 ppb #	95
23) Benzo (a) pyrene	13.42	252	1685	0.089 ppb #	92
24) Dibenz (a,h) anthracene	15.04	278	1843	0.104 ppb #	94
25) Benzo (g,h,i) perylene	15.37	276	1914	0.095 ppb	91

(#) = qualifier out of range (m) = manual integration

Quantitation Report

Data File : M:\LINUS\DATA\L210324\0324L003.D
Acq On : 24 Mar 21 11:35
Sample : 0.1 SIM 03/24/21
Misc :

Vial: 3
Operator: MA
Inst : Linus
Multiplr: 1.00

Quant Time: Mar 24 12:05 2021

Quant Results File: L0324.RES

Method : M:\LINUS\DATA\L210324\L0324.M (RTE Integrator)
Title : EPA 8270
Last Update : Wed Mar 24 14:55:37 2021
Response via : Initial Calibration



Quantitation Report (Not Reviewed)

Data File : M:\LINUS\DATA\L210324\0324L004.D
Acq On : 24 Mar 21 11:57
Sample : 0.2 SIM 03/24/21
Misc :

Vial: 4
Operator: MA
Inst : Linus
Multiplr: 1.00

Quant Time: Mar 24 12:19 2021

Quant Results File: L0324.RES

Quant Method : M:\LINUS\DATA\L210324\L0324.M (RTE Integrator)
Title : EPA 8270
Last Update : Mon Jan 18 16:20:25 2021
Response via : Initial Calibration
DataAcq Meth : SIM_2

Internal Standards	R.T.	QIon	Response	Conc Units	Dev(Min)
1) Napthalene-D8(IS)	4.23	136	26697	2.50000 ppb	-0.02
6) Acenaphthene-D10(IS)	6.23	164	14970	2.50000 ppb	-0.02
10) Phenanthrene-D10(IS)	7.95	188	29691	2.50000 ppb	-0.02
15) Chrysene-D12(IS)	11.07	240	35455	2.50000 ppb	-0.04
20) Perylene-D12(IS)	13.51	264	39312	2.50000 ppb	-0.05
System Monitoring Compounds					
3) 2-Methylnaphthalene-D10 (2	5.00	152	1337	0.11668 ppb	-0.02
Spiked Amount 5.000			Recovery	= 2.340%	
13) Fluoranthene-D10 (FRT)	9.33	212	2218	0.13821 ppb	-0.03
Spiked Amount 5.000			Recovery	= 2.760%	
Target Compounds					Qvalue
2) Naphthalene	4.25	128	2167	0.19950 ppb	98
4) 2-Methylnaphthalene	5.03	142	1473	0.21661 ppb	99
5) 1-Methylnaphthalene	5.14	142	1457	0.21507 ppb	94
7) Acenaphthylene	6.06	152	4391	0.18035 ppb	99
8) Acenaphthene	6.27	154	1407	0.19781 ppb	91
9) Fluorene	6.87	166	1640	0.19772 ppb	98
11) Phenanthrene	7.98	178	2572	0.18691 ppb	98
12) Anthracene	8.04	178	2305	0.18683 ppb	98
14) Fluoranthene	9.36	202	3665	0.20090 ppb	99
16) Pyrene	9.62	202	3690	0.19111 ppb	98
17) Benz (a) anthracene	11.06	228	3499	0.21448 ppb	98
18) Chrysene	11.11	228	3610	0.20766 ppb	97
19) Indeno (1,2,3-cd) pyrene	14.99	276	4157	0.26986 ppb #	98
21) Benzo (b) fluoranthene	12.87	252	3309	0.21490 ppb	99
22) Benzo (k) fluoranthene	12.92	252	3886	0.19515 ppb #	95
23) Benzo (a) pyrene	13.41	252	3175	0.21384 ppb	95
24) Dibenz (a,h) anthracene	15.03	278	3518	0.25276 ppb	96
25) Benzo (g,h,i) perylene	15.37	276	3629	0.22867 ppb #	88

(#) = qualifier out of range (m) = manual integration

Quantitation Report

Data File : M:\LINUS\DATA\L210324\0324L004.D
Acq On : 24 Mar 21 11:57
Sample : 0.2 SIM 03/24/21
Misc :

Vial: 4
Operator: MA
Inst : Linus
Multiplr: 1.00

Quant Time: Mar 24 12:19 2021

Quant Results File: L0324.RES

Method : M:\LINUS\DATA\L210324\L0324.M (RTE Integrator)
Title : EPA 8270
Last Update : Wed Mar 24 14:55:37 2021
Response via : Initial Calibration



Quantitation Report (Not Reviewed)

Data File : M:\LINUS\DATA\L210324\0324L005.D
Acq On : 24 Mar 21 12:19
Sample : 0.5 SIM 03/24/21
Misc :

Vial: 5
Operator: MA
Inst : Linus
Multiplr: 1.00

Quant Time: Mar 24 13:06 2021

Quant Results File: L0324.RES

Quant Method : M:\LINUS\DATA\L210324\L0324.M (RTE Integrator)
Title : EPA 8270
Last Update : Mon Jan 18 16:20:25 2021
Response via : Initial Calibration
DataAcq Meth : SIM_2

Internal Standards	R.T.	QIon	Response	Conc Units	Dev(Min)
1) Napthalene-D8(IS)	4.23	136	26856	2.50000 ppb	-0.02
6) Acenaphthene-D10(IS)	6.23	164	15106	2.50000 ppb	-0.02
10) Phenanthrene-D10(IS)	7.95	188	30145	2.50000 ppb	-0.02
15) Chrysene-D12(IS)	11.07	240	35431	2.50000 ppb	-0.04
20) Perylene-D12(IS)	13.51	264	39291	2.50000 ppb	-0.05
System Monitoring Compounds					
3) 2-Methylnaphthalene-D10 (2	5.00	152	2987	0.25913 ppb	-0.02
Spiked Amount 5.000			Recovery	= 5.180%	
13) Fluoranthene-D10 (FRT)	9.33	212	4213	0.25856 ppb	-0.03
Spiked Amount 5.000			Recovery	= 5.180%	
Target Compounds					Qvalue
2) Naphthalene	4.25	128	4853	0.44413 ppb	99
4) 2-Methylnaphthalene	5.03	142	3247	0.47465 ppb	97
5) 1-Methylnaphthalene	5.14	142	3306	0.48512 ppb	94
7) Acenaphthylene	6.06	152	9907	0.40323 ppb	100
8) Acenaphthene	6.27	154	3064	0.42688 ppb	92
9) Fluorene	6.87	166	3618	0.43227 ppb	99
11) Phenanthrene	7.98	178	5700	0.40798 ppb	97
12) Anthracene	8.04	178	5298	0.42297 ppb	98
14) Fluoranthene	9.36	202	8155	0.44030 ppb	96
16) Pyrene	9.62	202	8316	0.43099 ppb	96
17) Benz (a) anthracene	11.05	228	8031	0.49261 ppb	97
18) Chrysene	11.11	228	7966	0.45855 ppb #	97
19) Indeno (1,2,3-cd) pyrene	14.99	276	9326	0.60582 ppb #	94
21) Benzo (b) fluoranthene	12.87	252	7684	0.49930 ppb	98
22) Benzo (k) fluoranthene	12.91	252	8815	0.44292 ppb	97
23) Benzo (a) pyrene	13.41	252	7228	0.48708 ppb #	94
24) Dibenz (a,h) anthracene	15.03	278	7848	0.56417 ppb	95
25) Benzo (g,h,i) perylene	15.36	276	8112	0.51142 ppb	92

(#) = qualifier out of range (m) = manual integration

Quantitation Report

Data File : M:\LINUS\DATA\L210324\0324L005.D
Acq On : 24 Mar 21 12:19
Sample : 0.5 SIM 03/24/21
Misc :

Vial: 5
Operator: MA
Inst : Linus
Multiplr: 1.00

Quant Time: Mar 24 13:06 2021

Quant Results File: L0324.RES

Method : M:\LINUS\DATA\L210324\L0324.M (RTE Integrator)
Title : EPA 8270
Last Update : Wed Mar 24 14:55:37 2021
Response via : Initial Calibration



Quantitation Report (Not Reviewed)

Data File : M:\LINUS\DATA\L210324\0324L006.D
Acq On : 24 Mar 21 12:41
Sample : 1 SIM 03/24/21
Misc :

Vial: 6
Operator: MA
Inst : Linus
Multiplr: 1.00

Quant Time: Mar 24 13:56 2021 Quant Results File: L0324.RES

Quant Method : M:\LINUS\DATA\L210324\L0324.M (RTE Integrator)
Title : EPA 8270
Last Update : Mon Jan 18 16:20:25 2021
Response via : Initial Calibration
DataAcq Meth : SIM_2

Internal Standards	R.T.	QIon	Response	Conc Units	Dev(Min)
1) Napthalene-D8(IS)	4.23	136	26947	2.50000 ppb	-0.02
6) Acenaphthene-D10(IS)	6.23	164	15238	2.50000 ppb	-0.02
10) Phenanthrene-D10(IS)	7.95	188	29756	2.50000 ppb	-0.02
15) Chrysene-D12(IS)	11.07	240	35539	2.50000 ppb	-0.04
20) Perylene-D12(IS)	13.51	264	38843	2.50000 ppb	-0.05
System Monitoring Compounds					
3) 2-Methylnaphthalene-D10 (2	5.00	152	6192	0.53535 ppb	-0.02
Spiked Amount 5.000			Recovery	= 10.700%	
13) Fluoranthene-D10 (FRT)	9.33	212	8114	0.50449 ppb	-0.03
Spiked Amount 5.000			Recovery	= 10.080%	
Target Compounds					Qvalue
2) Naphthalene	4.25	128	10254	0.93524 ppb	99
4) 2-Methylnaphthalene	5.03	142	6922	1.00845 ppb	99
5) 1-Methylnaphthalene	5.14	142	7040	1.02955 ppb	95
7) Acenaphthylene	6.06	152	20548	0.82910 ppb	100
8) Acenaphthene	6.27	154	6291	0.86888 ppb	93
9) Fluorene	6.87	166	7604	0.90064 ppb	98
11) Phenanthrene	7.98	178	11633	0.84352 ppb	98
12) Anthracene	8.04	178	11119	0.89929 ppb	97
14) Fluoranthene	9.36	202	17514	0.95796 ppb	96
16) Pyrene	9.62	202	17506	0.90452 ppb	96
17) Benz (a) anthracene	11.05	228	16274	0.99519 ppb	97
18) Chrysene	11.11	228	16564	0.95059 ppb	97
19) Indeno (1,2,3-cd) pyrene	14.99	276	19384	1.25536 ppb #	90
21) Benzo (b) fluoranthene	12.87	252	16124	1.05980 ppb	98
22) Benzo (k) fluoranthene	12.91	252	17765	0.90291 ppb	97
23) Benzo (a) pyrene	13.41	252	15830	1.07904 ppb #	94
24) Dibenz (a,h) anthracene	15.03	278	16493	1.19931 ppb #	94
25) Benzo (g,h,i) perylene	15.36	276	16799	1.07131 ppb #	89

(#) = qualifier out of range (m) = manual integration

Quantitation Report

Data File : M:\LINUS\DATA\L210324\0324L006.D
Acq On : 24 Mar 21 12:41
Sample : 1 SIM 03/24/21
Misc :

Vial: 6
Operator: MA
Inst : Linus
Multiplr: 1.00

Quant Time: Mar 24 13:56 2021

Quant Results File: L0324.RES

Method : M:\LINUS\DATA\L210324\L0324.M (RTE Integrator)
Title : EPA 8270
Last Update : Wed Mar 24 14:55:37 2021
Response via : Initial Calibration

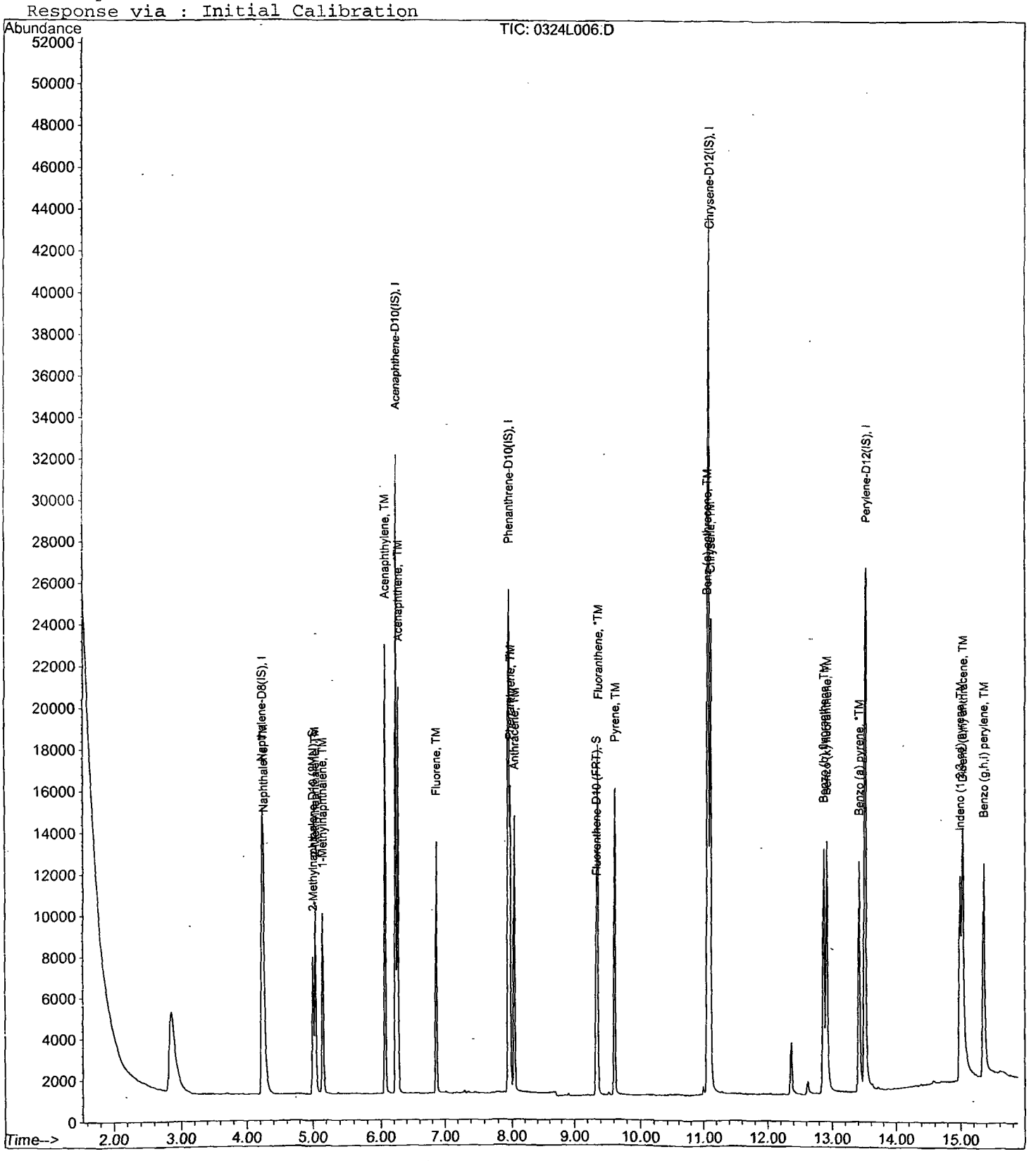

Quantitation Report (Not Reviewed)

Data File : M:\LINUS\DATA\L210324\0324L007.D Vial: 7
Acq On : 24 Mar 21 13:07 Operator: MA
Sample : 5 SIM 03/24/21 Inst : Linus
Misc : Multiplr: 1.00

Quant Time: Mar 24 13:57 2021 Quant Results File: L0324.RES

Quant Method : M:\LINUS\DATA\L210324\L0324.M (RTE Integrator)
Title : EPA 8270
Last Update : Mon Jan 18 16:20:25 2021
Response via : Initial Calibration
DataAcq Meth : SIM_2

Internal Standards	R.T.	QIon	Response	Conc Units	Dev(Min)
1) Napthalene-D8(IS)	4.23	136	27336	2.50000 ppb	-0.02
6) Acenaphthene-D10(IS)	6.23	164	15164	2.50000 ppb	-0.02
10) Phenanthrene-D10(IS)	7.95	188	29558	2.50000 ppb	-0.02
15) Chrysene-D12(IS)	11.07	240	35494	2.50000 ppb	-0.04
20) Perylene-D12(IS)	13.51	264	37901	2.50000 ppb	-0.05
System Monitoring Compounds					
3) 2-Methylnaphthalene-D10 (2	5.00	152	29315	2.49848 ppb	-0.02
Spiked Amount 5.000			Recovery	= 49.960%	
13) Fluoranthene-D10 (FRT)	9.33	212	37132	2.32415 ppb	-0.03
Spiked Amount 5.000			Recovery	= 46.480%	
Target Compounds					Qvalue
2) Naphthalene	4.25	128	53812	4.83819 ppb	100
4) 2-Methylnaphthalene	5.03	142	36421	5.23056 ppb	99
5) 1-Methylnaphthalene	5.14	142	36343	5.23925 ppb	93
7) Acenaphthylene	6.06	152	110531	4.48162 ppb	100
8) Acenaphthene	6.27	154	32865	4.56129 ppb	94
9) Fluorene	6.87	166	40863	4.86357 ppb	98
11) Phenanthrene	7.98	178	62314	4.54872 ppb	98
12) Anthracene	8.04	178	59848	4.87286 ppb	98
14) Fluoranthene	9.36	202	92978	5.11969 ppb	96
16) Pyrene	9.62	202	92996	4.81112 ppb	97
17) Benz (a) anthracene	11.06	228	86163	5.27575 ppb	99
18) Chrysene	11.11	228	86211	4.95383 ppb	98
19) Indeno (1,2,3-cd) pyrene	14.99	276	102335	6.63591 ppb	94
21) Benzo (b) fluoranthene	12.87	252	84124	5.66676 ppb	99
22) Benzo (k) fluoranthene	12.92	252	95712	4.98550 ppb #	94
23) Benzo (a) pyrene	13.41	252	83186	5.81126 ppb	95
24) Dibenz (a,h) anthracene	15.03	278	87376	6.51158 ppb #	94
25) Benzo (g,h,i) perylene	15.36	276	88009	5.75201 ppb	92

(#) = qualifier out of range (m) = manual integration

Quantitation Report

Data File : M:\LINUS\DATA\L210324\0324L007.D
Acq On : 24 Mar 21 13:07
Sample : 5 SIM 03/24/21
Misc :

Vial: 7
Operator: MA
Inst : Linus
Multiplr: 1.00

Quant Time: Mar 24 13:57 2021

Quant Results File: L0324.RES

Method : M:\LINUS\DATA\L210324\L0324.M (RTE Integrator)
Title : EPA 8270
Last Update : Wed Mar 24 14:55:37 2021
Response via : Initial Calibration



Quantitation Report (Not Reviewed)

Data File : M:\LINUS\DATA\L210324\0324L008.D
Acq On : 24 Mar 21 13:29
Sample : 10 SIM 03/24/21
Misc :

Vial: 8
Operator: MA
Inst : Linus
Multiplr: 1.00

Quant Time: Mar 24 13:57 2021

Quant Results File: L0324.RES

Quant Method : M:\LINUS\DATA\L210324\L0324.M (RTE Integrator)
Title : EPA 8270
Last Update : Mon Jan 18 16:20:25 2021
Response via : Initial Calibration
DataAcq Meth : SIM_2

Internal Standards	R.T.	QIon	Response	Conc Units	Dev(Min)
1) Napthalene-D8(IS)	4.23	136	24492	2.50000 ppb	-0.02
6) Acenaphthene-D10(IS)	6.23	164	14011	2.50000 ppb	-0.02
10) Phenanthrene-D10(IS)	7.95	188	28290	2.50000 ppb	-0.02
15) Chrysene-D12(IS)	11.07	240	33622	2.50000 ppb	-0.04
20) Perylene-D12(IS)	13.51	264	36316	2.50000 ppb	-0.05
System Monitoring Compounds					
3) 2-Methylnaphthalene-D10 (2	5.00	152	54484	5.18280 ppb	-0.02
Spiked Amount 5.000			Recovery	= 103.660%	
13) Fluoranthene-D10 (FRT)	9.33	212	69271	4.53012 ppb	-0.03
Spiked Amount 5.000			Recovery	= 90.600%	
Target Compounds					Qvalue
2) Naphthalene	4.25	128	99875	10.02238 ppb	100
4) 2-Methylnaphthalene	5.03	142	68341	10.95440 ppb	100
5) 1-Methylnaphthalene	5.14	142	67837	10.91506 ppb	93
7) Acenaphthylene	6.06	152	210730	9.24745 ppb	99
8) Acenaphthene	6.27	154	62103	9.32850 ppb	93
9) Fluorene	6.87	166	78615	10.12687 ppb	97
11) Phenanthrene	7.98	178	120778	9.21156 ppb	97
12) Anthracene	8.04	178	115039	9.78638 ppb	98
14) Fluoranthene	9.36	202	178046	10.24324 ppb	96
16) Pyrene	9.62	202	181593	9.91774 ppb	96
17) Benz (a) anthracene	11.06	228	168868	10.91546 ppb	99
18) Chrysene	11.11	228	164942	10.00554 ppb	99
19) Indeno (1,2,3-cd) pyrene	14.99	276	205033	14.03561 ppb	98
21) Benzo (b) fluoranthene	12.87	252	183637	12.91005 ppb	100
22) Benzo (k) fluoranthene	12.92	252	169899	9.23604 ppb #	96
23) Benzo (a) pyrene	13.41	252	163615	11.92878 ppb	96
24) Dibenz (a,h) anthracene	15.03	278	173707	13.51028 ppb	97
25) Benzo (g,h,i) perylene	15.37	276	176209	12.01914 ppb #	84

(#) = qualifier out of range (m) = manual integration

Quantitation Report

Data File : M:\LINUS\DATA\L210324\0324L008.D
Acq On : 24 Mar 21 13:29
Sample : 10 SIM 03/24/21
Misc :

Vial: 8
Operator: MA
Inst : Linus
Multiplr: 1.00

Quant Time: Mar 24 13:57 2021

Quant Results File: L0324.RES

Method : M:\LINUS\DATA\L210324\L0324.M (RTE Integrator)
Title : EPA 8270
Last Update : Wed Mar 24 14:55:37 2021
Response via : Initial Calibration



Quantitation Report (Not Reviewed)

Data File : M:\LINUS\DATA\L210324\0324L009.D Vial: 9
Acq On : 24 Mar 21 13:51 Operator: MA
Sample : 50 SIM 03/24/21 Inst : Linus
Misc : Multiplr: 1.00

Quant Time: Mar 24 14:26 2021 Quant Results File: L0324.RES

Quant Method : M:\LINUS\DATA\L210324\L0324.M (RTE Integrator)
Title : EPA 8270
Last Update : Mon Jan 18 16:20:25 2021
Response via : Initial Calibration
DataAcq Meth : SIM_2

Internal Standards	R.T.	QIon	Response	Conc Units	Dev(Min)
1) Napthalene-D8(IS)	4.23	136	26806	2.50000 ppb	-0.02
6) Acenaphthene-D10(IS)	6.23	164	14673	2.50000 ppb	-0.02
10) Phenanthrene-D10(IS)	7.95	188	29592	2.50000 ppb	-0.02
15) Chrysene-D12(IS)	11.08	240	34877	2.50000 ppb	-0.03
20) Perylene-D12(IS)	13.51	264	37899	2.50000 ppb	-0.05
System Monitoring Compounds					
3) 2-Methylnaphthalene-D10 (2	5.00	152	292991	25.46492 ppb	-0.02
Spiked Amount 5.000			Recovery	= 509.300%	
13) Fluoranthene-D10 (FRT)	9.33	212	378543	23.66641 ppb	-0.03
Spiked Amount 5.000			Recovery	= 473.320%	
Target Compounds					Qvalue
2) Naphthalene	4.25	128	484002	44.37656 ppb	100
4) 2-Methylnaphthalene	5.03	142	320283	46.90655 ppb	99
5) 1-Methylnaphthalene	5.16	142	319309	46.94214 ppb	100
7) Acenaphthylene	6.07	152	977231	40.94897 ppb	97
8) Acenaphthene	6.27	154	285585	40.96233 ppb	96
9) Fluorene	6.87	166	357147	43.93058 ppb	99
11) Phenanthrene	7.98	178	553020	40.32224 ppb	99
12) Anthracene	8.04	178	520638	42.34199 ppb	99
14) Fluoranthene	9.37	202	812997	44.71496 ppb	95
16) Pyrene	9.63	202	834067	43.91361 ppb #	92
17) Benz (a) anthracene	11.07	228	802786	50.02407 ppb	99
18) Chrysene	11.13	228	758486	44.35489 ppb #	94
19) Indeno (1,2,3-cd) pyrene	15.02	276	993032	65.53226 ppb	90
21) Benzo (b) fluoranthene	12.89	252	916842	61.76360 ppb	99
22) Benzo (k) fluoranthene	12.95	252	773408	40.28781 ppb #	93
23) Benzo (a) pyrene	13.43	252	796620	55.65375 ppb #	94
24) Dibenz (a,h) anthracene	15.06	278	828634	61.75612 ppb #	91
25) Benzo (g,h,i) perylene	15.40	276	841629	55.00931 ppb #	85

(#) = qualifier out of range (m) = manual integration

Quantitation Report

Data File : M:\LINUS\DATA\L210324\0324L009.D
Acq On : 24 Mar 21 13:51
Sample : 50 SIM 03/24/21
Misc :

Vial: 9
Operator: MA
Inst : Linus
Multiplr: 1.00

Quant Time: Mar 24 14:26 2021

Quant Results File: L0324.RES

Method : M:\LINUS\DATA\L210324\L0324.M (RTE Integrator)
Title : EPA 8270
Last Update : Wed Mar 24 14:55:37 2021
Response via : Initial Calibration



Quantitation Report (Not Reviewed)

Data File : M:\LINUS\DATA\L210324\0324L010.D
Acq On : 24 Mar 21 14:13
Sample : 100 SIM 03/24/21
Misc :

Vial: 10
Operator: MA
Inst : Linus
Multiplr: 1.00

Quant Time: Mar 24 14:53 2021

Quant Results File: L0324.RES

Quant Method : M:\LINUS\DATA\L210324\L0324.M (RTE Integrator)
Title : EPA 8270
Last Update : Mon Jan 18 16:20:25 2021
Response via : Initial Calibration
DataAcq Meth : SIM_2

Internal Standards	R.T.	QIon	Response	Conc Units	Dev(Min)
1) Napthalene-D8(IS)	4.23	136	26703	2.50000 ppb	0.00
6) Acenaphthene-D10(IS)	6.23	164	14573	2.50000 ppb	0.00
10) Phenanthrene-D10(IS)	7.95	188	30310	2.50000 ppb	0.00
15) Chrysene-D12(IS)	11.10	240	34758	2.50000 ppb	0.01
20) Perylene-D12(IS)	13.52	264	38790	2.50000 ppb	0.01
System Monitoring Compounds					
3) 2-Methylnaphthalene-D10 (2	5.00	152	560155	46.09820 ppb	0.00
Spiked Amount 5.000			Recovery	= 921.960%	
13) Fluoranthene-D10 (FRT)	9.35	212	732578	26.44944 ppb	0.01
Spiked Amount 5.000			Recovery	= 528.980%	

Target Compounds						Qvalue
2) Naphthalene	4.25	128	918816	89.34072 ppb		99
4) 2-Methylnaphthalene	5.05	142	615808	89.66270 ppb		95
5) 1-Methylnaphthalene	5.16	142	605035	88.26520 ppb		99
7) Acenaphthylene	6.07	152	1753721	86.30900 ppb		99
8) Acenaphthene	6.28	154	561793	90.68227 ppb		87
9) Fluorene	6.88	166	753448	100.78645 ppb		93
11) Phenanthrene	7.99	178	1035369	84.47454 ppb		98
12) Anthracene	8.05	178	952635	83.31655 ppb		98
14) Fluoranthene	9.38	202	1569090	88.82547 ppb	#	93
16) Pyrene	9.63	202	1629599	93.46516 ppb		96
17) Benz (a) anthracene	11.08	228	1573482	95.88310 ppb		98
18) Chrysene	11.14	228	1408863	86.06769 ppb		98
19) Indeno (1,2,3-cd) pyrene	15.05	276	1993819	101.83975 ppb	#	99
21) Benzo (b) fluoranthene	12.91	252	1723439	99.90457 ppb		98
22) Benzo (k) fluoranthene	12.98	252	1592982	90.41039 ppb	#	94
23) Benzo (a) pyrene	13.45	252	1599355	101.81998 ppb	#	94
24) Dibenz (a,h) anthracene	15.08	278	1700246	102.36964 ppb		96
25) Benzo (g,h,i) perylene	15.43	276	1702507	99.85930 ppb	#	86

(#) = qualifier out of range (m) = manual integration

Quantitation Report

Data File : M:\LINUS\DATA\L210324\0324L010.D
Acq On : 24 Mar 21 14:13
Sample : 100 SIM 03/24/21
Misc :

Vial: 10
Operator: MA
Inst : Linus
Multiplr: 1.00

Quant Time: Mar 24 14:53 2021

Quant Results File: L0324.RES

Method : M:\LINUS\DATA\L210324\L0324.M (RTE Integrator)
Title : EPA 8270
Last Update : Wed Mar 24 14:55:37 2021
Response via : Initial Calibration



Form 7

Second Source Calibration

Lab Name: APPL, Inc.
Case No:
Matrix:

SDG No:
Date Analyzed: 03/24/21
Instrument: Linus
Initial Cal. Date: 03/24/21
Data File: 0324L011.D

		Compound	MEAN	CCRF	%D		%Drift
1	TM	Naphthalene	0.9573	0.9465	1.1	TM	
2	TM	2-Methylnaphthalene	0.6470	0.6367	1.6	TM	
3	TM	1-Methylnaphthalene	0.6449	0.6204	3.8	TM	
4	TM	Acenaphthylene	3.458	3.366	2.7	TM	
5	*TM	Acenaphthene	1.067	1.014	5.0	*TM	
6	TM	Fluorene	1.301	1.247	4.2	TM	
7	TM	Phenanthrene	0.9987	0.9475	5.1	TM	
8	TM	Anthracene	0.9250	0.9644	4.3	TM	
9	*TM	Fluoranthene	1.464	1.399	4.5	*TM	
10	TM	Pyrene	1.251	1.194	4.6	TM	
11	TM	Benz (a) anthracene	1.185	1.120	5.5	TM	
12	TM	Chrysene	1.166	1.095	6.1	TM	
13	TM	Indeno (1,2,3-cd) pyrene	1.420	1.373	3.3	TM	
14	TM	Benzo (b) fluoranthene	1.108	1.093	1.4	TM	
15	TM	Benzo (k) fluoranthene	1.129	1.113	1.5	TM	
16	*TM	Benzo (a) pyrene	1.012	1.061	4.8	*TM	
17	TM	Dibenz (a,h) anthracene	1.080	1.077	0.32	TM	
18	TM	Benzo (g,h,i) perylene	1.101	1.082	1.7	TM	
19							
20							
21							
22							
23							
24							
25							
26							
27							
28							
29							
30							
31							
32							
33							
34							
35							
36							
37							
38							
		Average			3.4		

Quantitation Report (Not Reviewed)

Data File : M:\LINUS\DATA\L210324\0324L011.D Vial: 11
Acq On : 24 Mar 21 14:59 Operator: MA
Sample : SS SIM 03/24/21 Inst : Linus
Misc : Multiplr: 1.00

Quant Time: Mar 24 15:18 2021 Quant Results File: L0324.RES

Quant Method : M:\LINUS\DATA\L210324\L0324.M (RTE Integrator)
Title : EPA 8270
Last Update : Wed Mar 24 14:55:37 2021
Response via : Initial Calibration
DataAcq Meth : SIM_2

Internal Standards	R.T.	QIon	Response	Conc Units	Dev(Min)
1) Napthalene-D8(IS)	4.23	136	25317	2.500 ppb	0.00
6) Acenaphthene-D10(IS)	6.23	164	14823	2.500 ppb	0.00
10) Phenanthrene-D10(IS)	7.95	188	29371	2.500 ppb	0.00
15) Chrysene-D12(IS)	11.07	240	35343	2.500 ppb	0.00
20) Perylene-D12(IS)	13.51	264	37658	2.500 ppb	0.00
System Monitoring Compounds					
3) 2-Methylnaphthalene-D10 (2	5.01	152	46	0.004 ppb	0.01
Spiked Amount 5.000			Recovery	= 0.080%	
13) Fluoranthene-D10 (FRT)	9.33	212	976	0.064 ppb	0.00
Spiked Amount 5.000			Recovery	= 1.280%	
Target Compounds					Qvalue
2) Naphthalene	4.25	128	47925	4.944 ppb	100
4) 2-Methylnaphthalene	5.03	142	32240	4.921 ppb	99
5) 1-Methylnaphthalene	5.16	142	31411	4.810 ppb	95
7) Acenaphthylene	6.06	152	99775	4.866 ppb	99
8) Acenaphthene	6.27	154	30061	4.750 ppb	99
9) Fluorene	6.87	166	36955	4.791 ppb	100
11) Phenanthrene	7.98	178	55658	4.744 ppb	99
12) Anthracene	8.04	178	56653	5.213 ppb	100
14) Fluoranthene	9.36	202	82152	4.777 ppb	96
16) Pyrene	9.62	202	84408	4.772 ppb	99
17) Benz (a) anthracene	11.06	228	79151	4.723 ppb	99
18) Chrysene	11.11	228	77377	4.696 ppb	99
19) Indeno (1,2,3-cd) pyrene	15.00	276	97070	4.836 ppb	90
21) Benzo (b) fluoranthene	12.88	252	82292	4.930 ppb	98
22) Benzo (k) fluoranthene	12.92	252	83807	4.926 ppb	98
23) Benzo (a) pyrene	13.42	252	79937	5.242 ppb	97
24) Dibenz (a,h) anthracene	15.03	278	81083	4.984 ppb #	95
25) Benzo (g,h,i) perylene	15.37	276	81503	4.914 ppb	95

(#) = qualifier out of range (m) = manual integration

Quantitation Report

Data File : M:\LINUS\DATA\L210324\0324L011.D Vial: 11
Acq On : 24 Mar 21 14:59 Operator: MA
Sample : SS SIM 03/24/21 Inst : Linus
Misc : Multiplr: 1.00

Quant Time: Mar 24 15:18 2021 Quant Results File: L0324.RES

Method : M:\LINUS\DATA\L210324\L0324.M (RTE Integrator)
Title : EPA 8270
Last Update : Wed Mar 24 14:55:37 2021
Response via : Initial Calibration



PAH by GCMS SIM
EPA 8270 SIM

Form 7

Continuing Calibration

Lab Name: APPL, Inc.
Case No:
Matrix:

SDG No:
Date Analyzed: 06/11/21
Instrument: Linus
Initial Cal. Date: 03/24/21
Data File: 0608L091.D

		Compound	MEAN	CCRF	%D		%Drift
1	I	Napthalene-D8(IS)	ISTD			I	
2	TM	Naphthalene	0.9573	0.8297	13	TM	
3	S	2-Methylnaphthalene-D10 (2MN)	1.146	1.125	1.9	S	
4	TM	2-Methylnaphthalene	0.6470	0.6148	5.0	TM	
5	TM	1-Methylnaphthalene	0.6449	0.6166	4.4	TM	
6	I	Acenaphthene-D10(IS)	ISTD			I	
7	TM	Acenaphthylene	3.458	2.909	16	TM	
8	*TM	Acenaphthene	1.067	0.9139	14	*TM	
9	TM	Fluorene	1.301	1.196	8.1	TM	
10	I	Phenanthrene-D10(IS)	ISTD			I	
11	TM	Phenanthrene	0.9987	0.8973	10	TM	
12	TM	Anthracene	0.9250	0.8527	7.8	TM	
13	S	Fluoranthene-D10 (FRT)	1.288	1.144	11	S	
14	*TM	Fluoranthene	1.464	1.426	2.5	*TM	
15	I	Chrysene-D12(IS)	ISTD			I	
16	TM	Pyrene	1.251	1.142	8.8	TM	
17	TM	Benz (a) anthracene	1.185	1.134	4.3	TM	
18	TM	Chrysene	1.166	1.133	2.8	TM	
19	TM	Indeno (1,2,3-cd) pyrene	1.420	1.455	2.5	TM	
20	I	Perylene-D12(IS)	ISTD			I	
21	TM	Benzo (b) fluoranthene	1.108	1.061	4.2	TM	
22	TM	Benzo (k) fluoranthene	1.129	1.165	3.2	TM	
23	*TM	Benzo (a) pyrene	1.012	1.027	1.5	*TM	
24	TM	Dibenz (a,h) anthracene	1.080	1.139	5.5	TM	
25	TM	Benzo (g,h,i) perylene	1.101	1.104	0.23	TM	
26							
27							
28							
29							
30							
31							
32							
33							
34							
35							
36							
37							
38							
39							
40							
		Average			6.3		

Quantitation Report (Not Reviewed)

Data File : M:\LINUS\DATA\L210608\0608L091.D Vial: 91
Acq On : 11 Jun 21 9:52 Operator: LS
Sample : 5 SIM 1/14/21 (1) Inst : Linus
Misc : Multiplr: 1.00

Quant Time: Jun 11 10:11 2021 Quant Results File: L0324.RES

Quant Method : M:\LINUS\DATA\L210608\L0324.M (RTE Integrator)
Title : EPA 8270
Last Update : Mon May 03 10:54:34 2021
Response via : Initial Calibration
DataAcq Meth : SIM_2

Internal Standards	R.T.	QIon	Response	Conc Units	Dev(Min)
1) Napthalene-D8(IS)	4.13	136	15124	2.50000 ppb	0.00
6) Acenaphthene-D10(IS)	6.12	164	9872	2.50000 ppb	-0.01
10) Phenanthrene-D10(IS)	7.85	188	19869	2.50000 ppb	0.00
15) Chrysene-D12(IS)	10.94	240	25238	2.50000 ppb	0.00
20) Perylene-D12(IS)	13.36	264	28186	2.50000 ppb	0.01
System Monitoring Compounds					
3) 2-Methylnaphthalene-D10 (2	4.90	152	17015	2.45355 ppb	0.02
Spiked Amount 5.000			Recovery	= 49.080%	
13) Fluoranthene-D10 (FRT)	9.23	212	22736	2.22072 ppb	0.02
Spiked Amount 5.000			Recovery	= 44.420%	
Target Compounds					Qvalue
2) Naphthalene	4.14	128	25096	4.33357 ppb	99
4) 2-Methylnaphthalene	4.93	142	18595	4.75075 ppb	97
5) 1-Methylnaphthalene	5.05	142	18651	4.78057 ppb	95
7) Acenaphthylene	5.95	152	57445	4.20684 ppb	99
8) Acenaphthene	6.16	154	18045	4.28160 ppb	100
9) Fluorene	6.76	166	23613	4.59628 ppb	100
11) Phenanthrene	7.87	178	35658	4.49249 ppb	100
12) Anthracene	7.93	178	33885	4.60935 ppb	100
14) Fluoranthene	9.25	202	56685	4.87266 ppb #	92
16) Pyrene	9.51	202	57620	4.56207 ppb #	90
17) Benz (a) anthracene	10.93	228	57261	4.78534 ppb	99
18) Chrysene	10.98	228	57193	4.86070 ppb #	99
19) Indeno (1,2,3-cd) pyrene	14.85	276	73463	5.12492 ppb #	82
21) Benzo (b) fluoranthene	12.69	252	59817	4.78788 ppb #	95
22) Benzo (k) fluoranthene	12.75	252	65693	5.15935 ppb #	96
23) Benzo (a) pyrene	13.26	252	57920	5.07485 ppb #	96
24) Dibenz (a,h) anthracene	14.88	278	64210	5.27316 ppb #	96
25) Benzo (g,h,i) perylene	15.20	276	62213	5.01151 ppb #	92

(#) = qualifier out of range (m) = manual integration

Quantitation Report

Data File : M:\LINUS\DATA\L210608\0608L091.D
Acq On : 11 Jun 21 9:52
Sample : 5 SIM 1/14/21 (1)
Misc :

Vial: 91
Operator: LS
Inst : Linus
Multiplr: 1.00

Quant Time: Jun 11 10:11 2021

Quant Results File: L0324.RES

Method : M:\LINUS\DATA\L210608\L0324.M (RTE Integrator)
Title : EPA 8270
Last Update : Mon May 03 10:54:34 2021
Response via : Initial Calibration



PAH by GCMS SIM
EPA 8270 SIM

Form 7

Ending Continuing Calibration

Lab Name: APPL, Inc.
Case No:
Matrix:

SDG No:
Date Analyzed: 06/11/21
Instrument: Linus
Initial Cal. Date: 03/24/21
Data File: 0608L121.D

		Compound	MEAN	CCRF	%D	%Drift	
1	I	Napthalene-D8(IS)	ISTD			I	
2	TM	Naphthalene	0.9573	0.8839	7.7	TM	
3	S	2-Methylnaphthalene-D10 (2MN)	1.146	1.215	6.0	S	
4	TM	2-Methylnaphthalene	0.6470	0.6577	1.7	TM	
5	TM	1-Methylnaphthalene	0.6449	0.6532	1.3	TM	
6	I	Acenaphthene-D10(IS)	ISTD			I	
7	TM	Acenaphthylene	3.458	2.944	15	TM	
8	*TM	Acenaphthene	1.067	0.9207	14	*TM	
9	TM	Fluorene	1.301	1.206	7.3	TM	
10	I	Phenanthrene-D10(IS)	ISTD			I	
11	TM	Phenanthrene	0.9987	0.8793	12	TM	
12	TM	Anthracene	0.9250	0.8433	8.8	TM	
13	S	Fluoranthene-D10 (FRT)	1.288	1.164	9.6	S	
14	*TM	Fluoranthene	1.464	1.401	4.3	*TM	
15	I	Chrysene-D12(IS)	ISTD			I	
16	TM	Pyrene	1.251	1.098	12	TM	
17	TM	Benz (a) anthracene	1.185	1.103	7.0	TM	
18	TM	Chrysene	1.166	1.045	10	TM	
19	TM	Indeno (1,2,3-cd) pyrene	1.420	1.342	5.5	TM	
20	I	Perylene-D12(IS)	ISTD			I	
21	TM	Benzo (b) fluoranthene	1.108	1.069	3.5	TM	
22	TM	Benzo (k) fluoranthene	1.129	1.093	3.2	TM	
23	*TM	Benzo (a) pyrene	1.012	0.9840	2.8	*TM	
24	TM	Dibenz (a,h) anthracene	1.080	1.072	0.77	TM	
25	TM	Benzo (g,h,i) perylene	1.101	1.051	4.6	TM	
26							
27							
28							
29							
30							
31							
32							
33							
34							
35							
36							
37							
38							
39							
40							
		Average			6.9		

Quantitation Report (Not Reviewed)

Data File : M:\LINUS\DATA\L210608\0608L121.D Vial: 21
Acq On : 11 Jun 21 21:15 Operator: LS
Sample : 5 SIM 1/14/21 (2) Inst : Linus
Misc : Multiplr: 1.00

Quant Time: Jun 14 8:34 2021 Quant Results File: L0324.RES

Quant Method : M:\LINUS\DATA\L210608\L0324.M (RTE Integrator)
Title : EPA 8270
Last Update : Mon May 03 10:54:34 2021
Response via : Initial Calibration
DataAcq Meth : SIM_2

Internal Standards	R.T.	QIon	Response	Conc Units		Dev(Min)
1) Napthalene-D8(IS)	4.13	136	14204	2.50000 ppb		0.00
6) Acenaphthene-D10(IS)	6.12	164	9600	2.50000 ppb		-0.01
10) Phenanthrene-D10(IS)	7.85	188	19949	2.50000 ppb		0.00
15) Chrysene-D12(IS)	10.94	240	26153	2.50000 ppb		0.00
20) Perylene-D12(IS)	13.37	264	28240	2.50000 ppb		0.02
System Monitoring Compounds						
3) 2-Methylnaphthalene-D10 (2	4.90	152	17263	2.65054 ppb		0.02
Spiked Amount 5.000			Recovery	= 53.020%		
13) Fluoranthene-D10 (FRT)	9.23	212	23224	2.25929 ppb		0.02
Spiked Amount 5.000			Recovery	= 45.180%		
Target Compounds						Qvalue
2) Naphthalene	4.14	128	25109	4.61665 ppb		99
4) 2-Methylnaphthalene	4.94	142	18685	5.08295 ppb		96
5) 1-Methylnaphthalene	5.05	142	18556	5.06429 ppb		97
7) Acenaphthylene	5.96	152	56525	4.25675 ppb		98
8) Acenaphthene	6.16	154	17677	4.31312 ppb		99
9) Fluorene	6.76	166	23150	4.63384 ppb		99
11) Phenanthrene	7.87	178	35083	4.40232 ppb		100
12) Anthracene	7.93	178	33644	4.55821 ppb		99
14) Fluoranthene	9.25	202	55888	4.78489 ppb	#	94
16) Pyrene	9.51	202	57435	4.38832 ppb	#	92
17) Benz (a) anthracene	10.93	228	57671	4.65098 ppb		98
18) Chrysene	10.99	228	54677	4.48430 ppb	#	96
19) Indeno (1,2,3-cd) pyrene	14.85	276	70175	4.72426 ppb	#	85
21) Benzo (b) fluoranthene	12.69	252	60384	4.82403 ppb	#	96
22) Benzo (k) fluoranthene	12.75	252	61742	4.83978 ppb	#	97
23) Benzo (a) pyrene	13.27	252	55577	4.86025 ppb	#	95
24) Dibenz (a,h) anthracene	14.88	278	60529	4.96135 ppb		99
25) Benzo (g,h,i) perylene	15.20	276	59332	4.77029 ppb	#	94

(#) = qualifier out of range (m) = manual integration

Quantitation Report

Data File : M:\LINUS\DATA\L210608\0608L121.D
Acq On : 11 Jun 21 21:15
Sample : 5 SIM 1/14/21 (2)
Misc :

Vial: 21
Operator: LS
Inst : Linus
Multiplr: 1.00

Quant Time: Jun 14 8:34 2021

Quant Results File: L0324.RES

Method : M:\LINUS\DATA\L210608\L0324.M (RTE Integrator)
Title : EPA 8270
Last Update : Mon May 03 10:54:34 2021
Response via : Initial Calibration



ORGANICS

Raw Data

Quantitation Report (QT Reviewed)

Data File : M:\LINUS\DATA\L210608\0608L099.D
Acq On : 11 Jun 21 13:09
Sample : BA34196W05 1/910
Misc :

Vial: 99
Operator: LS
Inst : Linus
Multiplr: 1.10

Quant Time: Jun 11 15:15 2021 Quant Results File: L0324.RES

Quant Method : M:\LINUS\DATA\L210608\L0324.M (RTE Integrator)
Title : EPA 8270
Last Update : Mon May 03 10:54:34 2021
Response via : Initial Calibration
DataAcq Meth : SIM_2

Internal Standards	R.T.	QIon	Response	Conc Units	Dev(Min)
1) Napthalene-D8(IS)	4.13	136	11865	2.50000 ppb	0.00
6) Acenaphthene-D10(IS)	6.12	164	8104	2.50000 ppb	-0.01
10) Phenanthrene-D10(IS)	7.85	188	16636	2.50000 ppb	0.00
15) Chrysene-D12(IS)	10.95	240	21349	2.50000 ppb	0.01
20) Perylene-D12(IS)	13.36	264	24030	2.50000 ppb	0.01
System Monitoring Compounds					
3) 2-Methylnaphthalene-D10 (2	4.90	152	21795	4.40227 ppb	0.02
Spiked Amount 5.495			Recovery	= 80.116%	
13) Fluoranthene-D10 (FRT)	9.23	212	27718	3.55325 ppb	0.02
Spiked Amount 5.495			Recovery	= 64.665%	

Target Compounds Qvalue

(#) = qualifier out of range (m) = manual integration

Quantitation Report

Data File : M:\LINUS\DATA\L210608\0608L099.D
Acq On : 11 Jun 21 13:09
Sample : BA34196W05 1/910
Misc :

Vial: 99
Operator: LS
Inst : Linus
Multiplr: 1.10

Quant Time: Jun 11 15:15 2021

Quant Results File: L0324.RES

Method : M:\LINUS\DATA\L210608\L0324.M (RTE Integrator)
Title : EPA 8270
Last Update : Mon May 03 10:54:34 2021
Response via : Initial Calibration

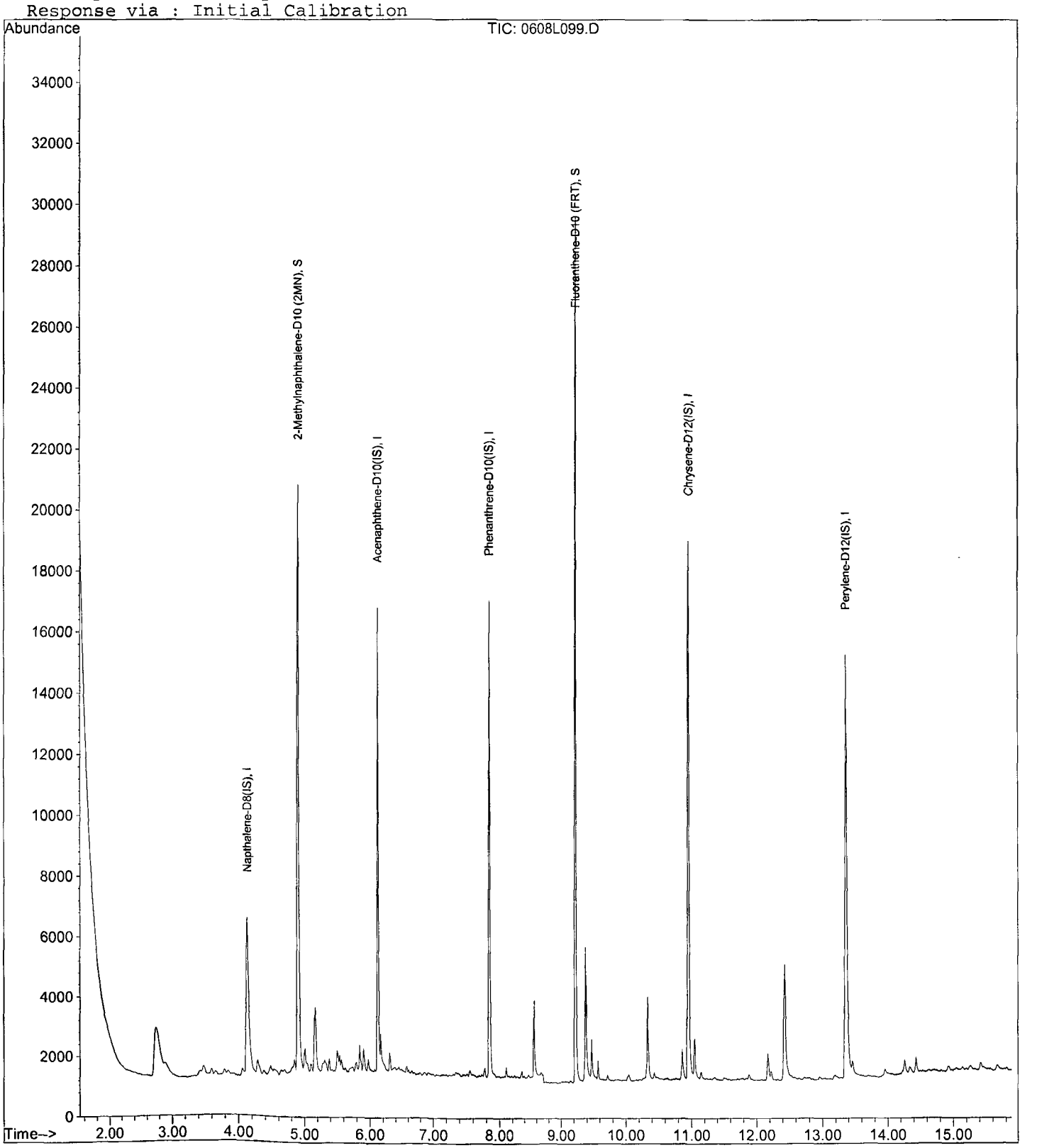

Quantitation Report (QT Reviewed)

Data File : M:\LINUS\DATA\L210608\0608L100.D
Acq On : 11 Jun 21 13:31
Sample : BA34199W05 1/880
Misc :

Vial: 100
Operator: LS
Inst : Linus
Multiplr: 1.14

Quant Time: Jun 11 15:15 2021 Quant Results File: L0324.RES

Quant Method : M:\LINUS\DATA\L210608\L0324.M (RTE Integrator)
Title : EPA 8270
Last Update : Mon May 03 10:54:34 2021
Response via : Initial Calibration
DataAcq Meth : SIM_2

Internal Standards	R.T.	QIon	Response	Conc Units	Dev(Min)
1) Napthalene-D8(IS)	4.13	136	11660	2.50000 ppb	0.00
6) Acenaphthene-D10(IS)	6.12	164	7804	2.50000 ppb	-0.01
10) Phenanthrene-D10(IS)	7.85	188	16148	2.50000 ppb	0.00
15) Chrysene-D12(IS)	10.94	240	21083	2.50000 ppb	0.00
20) Perylene-D12(IS)	13.36	264	23632	2.50000 ppb	0.01
System Monitoring Compounds					
3) 2-Methylnaphthalene-D10 (2	4.90	152	20072	4.26616 ppb	0.02
Spiked Amount 5.682			Recovery	= 75.082%	
13) Fluoranthene-D10 (FRT)	9.23	212	24233	3.30948 ppb	0.02
Spiked Amount 5.682			Recovery	= 58.238%	
Target Compounds					Qvalue
2) Naphthalene	4.15	128	169758	43.20715 ppb	98
4) 2-Methylnaphthalene	4.94	142	37870	14.26086 ppb	96
5) 1-Methylnaphthalene	5.05	142	50028	18.90058 ppb	96
8) Acenaphthene	6.16	154	785	0.26775 ppb	98
9) Fluorene	6.76	166	512	0.14326 ppb	96

(#) = qualifier out of range (m) = manual integration

Quantitation Report

Data File : M:\LINUS\DATA\L210608\0608L100.D
Acq On : 11 Jun 21 13:31
Sample : BA34199W05 1/880
Misc :

Vial: 100
Operator: LS
Inst : Linus
Multiplr: 1.14

Quant Time: Jun 11 15:15 2021

Quant Results File: L0324.RES

Method : M:\LINUS\DATA\L210608\L0324.M (RTE Integrator)
Title : EPA 8270
Last Update : Mon May 03 10:54:34 2021
Response via : Initial Calibration

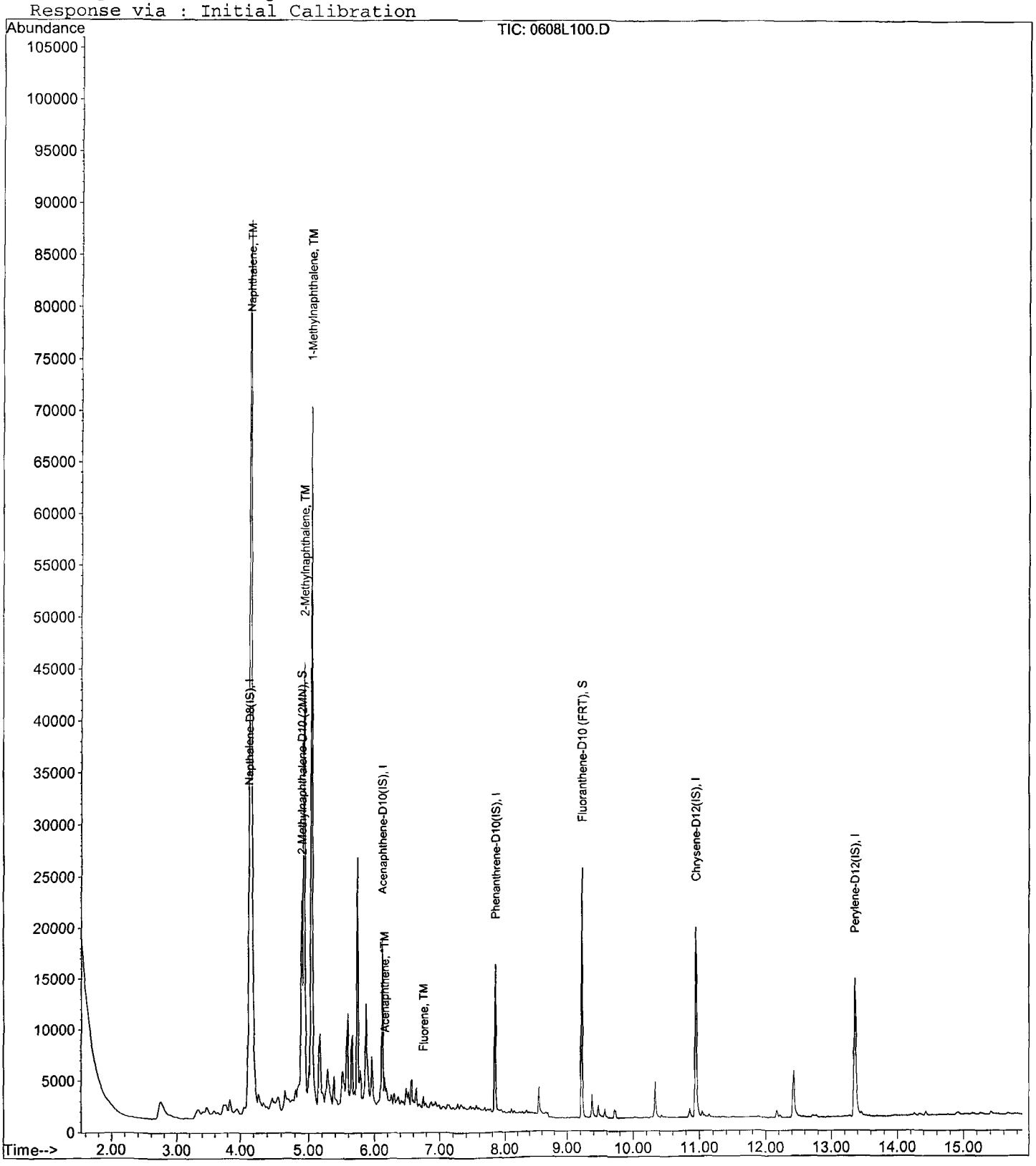

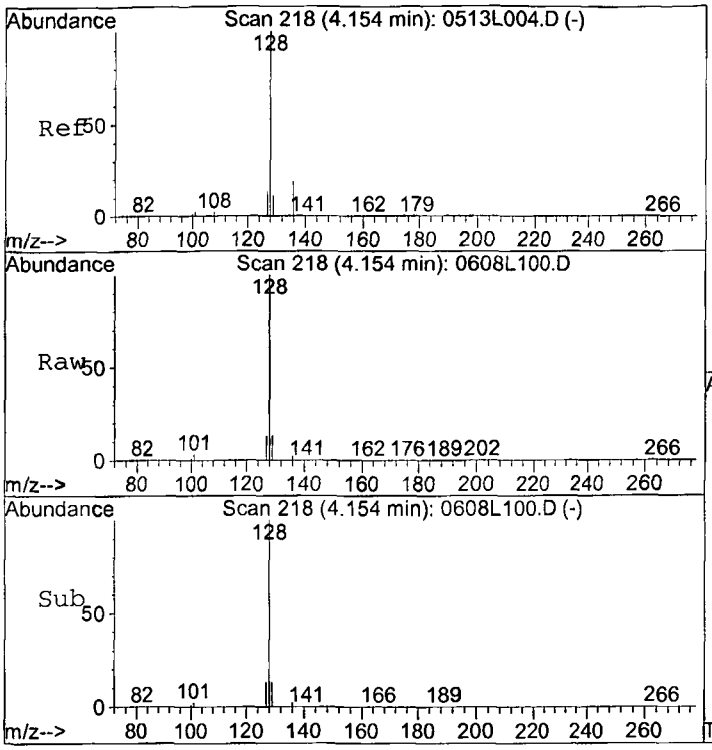

#2
Naphthalene
Concen: 43.20715 ppb
RT: 4.15 min Scan# 218
Delta R.T. 0.00 min
Lab File: 0608L100.D
Acq: 11 Jun 21 13:31

Tgt Ion:128 Resp: 169758

Ion	Ratio	Lower	Upper
128	100		
129	12.7	7.8	14.4
127	13.3	9.0	16.8

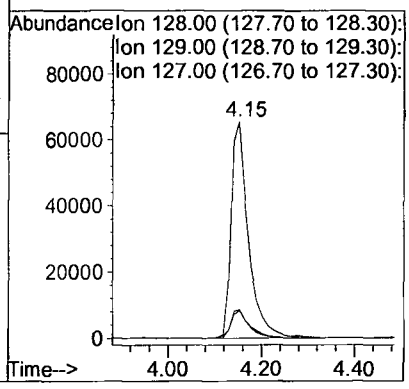

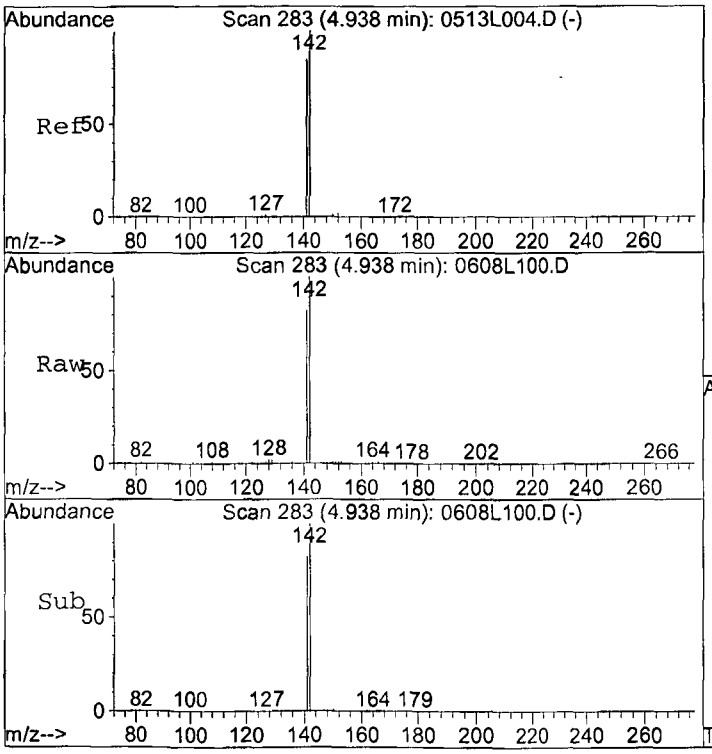

#4
2-Methylnaphthalene
Concen: 14.26086 ppb
RT: 4.94 min Scan# 283
Delta R.T. 0.02 min
Lab File: 0608L100.D
Acq: 11 Jun 21 13:31

Tgt Ion:142 Resp: 37870

Ion	Ratio	Lower	Upper
142	100		
141	82.0	60.3	111.9

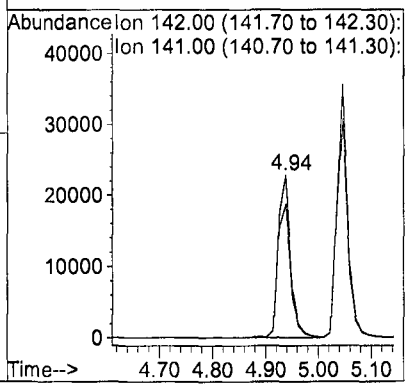

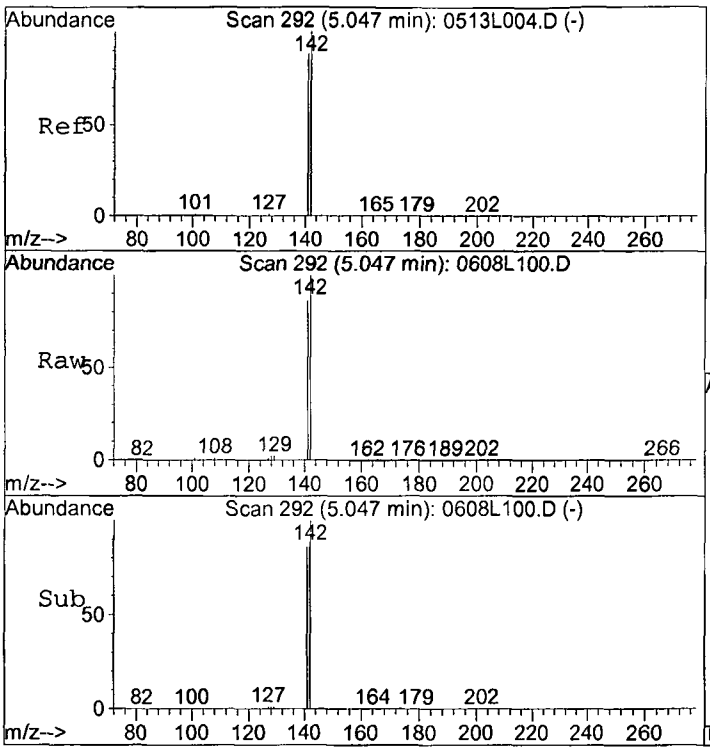

#5
1-Methylnaphthalene
Concen: 18.90058 ppb
RT: 5.05 min Scan# 292
Delta R.T. 0.02 min
Lab File: 0608L100.D
Acq: 11 Jun 21 13:31

Tgt Ion:142 Resp: 50028

Ion	Ratio	Lower	Upper
142	100		
141	86.3	63.1	117.3

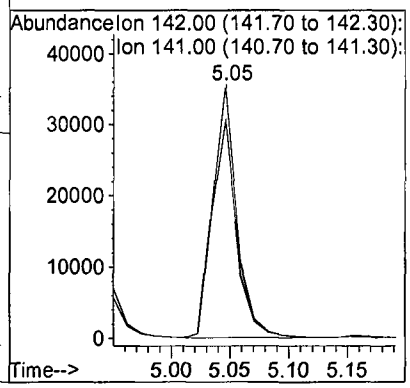

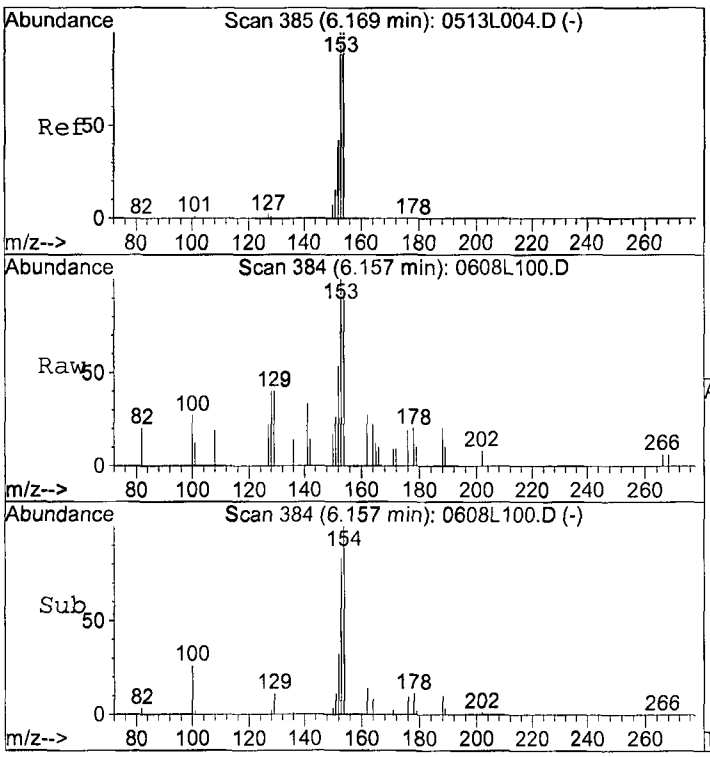

#8
Acenaphthene
Concen: 0.26775 ppb
RT: 6.16 min Scan# 384
Delta R.T. -0.01 min
Lab File: 0608L100.D
Acq: 11 Jun 21 13:31

Tgt Ion:154 Resp: 785

Ion	Ratio	Lower	Upper
154	100		
153	104.1	73.5	136.5
152	95.6	68.8	127.8

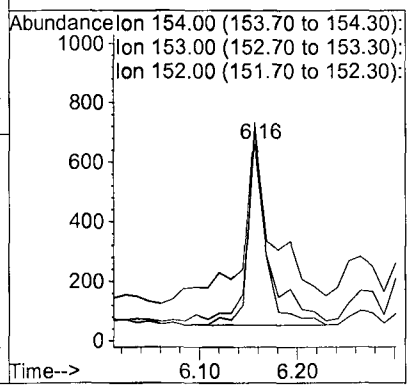

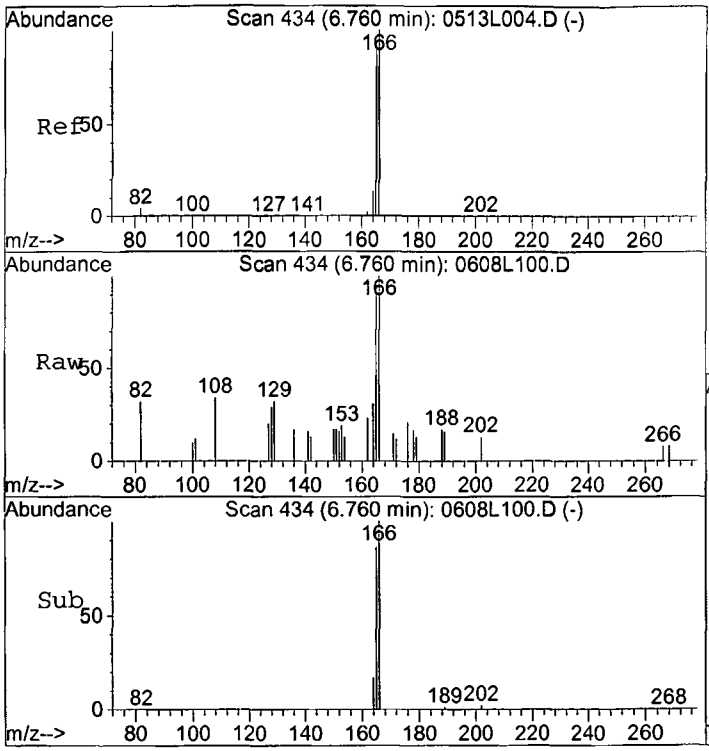

#9
Fluorene
Concen: 0.14326 ppb
RT: 6.76 min Scan# 434
Delta R.T. -0.00 min
Lab File: 0608L100.D
Acq: 11 Jun 21 13:31

Tgt Ion:166 Resp: 512

Ion	Ratio	Lower	Upper
166	100		
165	93.5	62.7	116.4

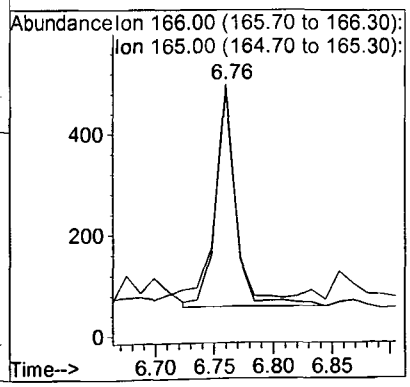

Quantitation Report (QT Reviewed)

Data File : M:\LINUS\DATA\L210608\0608L101.D Vial: 1
Acq On : 11 Jun 21 13:53 Operator: LS
Sample : BA34202W06 1/900 Inst : Linus
Misc : Multiplr: 1.11

Quant Time: Jun 11 15:16 2021 Quant Results File: L0324.RES

Quant Method : M:\LINUS\DATA\L210608\L0324.M (RTE Integrator)
Title : EPA 8270
Last Update : Mon May 03 10:54:34 2021
Response via : Initial Calibration
DataAcq Meth : SIM_2

Internal Standards	R.T.	QIon	Response	Conc Units	Dev(Min)
1) Napthalene-D8(IS)	4.13	136	11821	2.50000 ppb	0.00
6) Acenaphthene-D10(IS)	6.12	164	7988	2.50000 ppb	-0.01
10) Phenanthrene-D10(IS)	7.85	188	16230	2.50000 ppb	0.00
15) Chrysene-D12(IS)	10.94	240	20942	2.50000 ppb	0.00
20) Perylene-D12(IS)	13.36	264	23356	2.50000 ppb	0.01
System Monitoring Compounds					
3) 2-Methylnaphthalene-D10 (2	4.90	152	20514	4.20516 ppb	0.02
Spiked Amount 5.556			Recovery	= 75.690%	
13) Fluoranthene-D10 (FRT)	9.23	212	16197	2.15193 ppb	0.02
Spiked Amount 5.556			Recovery	= 38.736%	

Target Compounds Qvalue

(#) = qualifier out of range (m) = manual integration
0608L101.D L0324.M Wed Jun 16 16:33:42 2021

Quantitation Report

Data File : M:\LINUS\DATA\L210608\0608L101.D
Acq On : 11 Jun 21 13:53
Sample : BA34202W06 1/900
Misc :

Vial: 1
Operator: LS
Inst : Linus
Multiplr: 1.11

Quant Time: Jun 11 15:16 2021

Quant Results File: L0324.RES

Method : M:\LINUS\DATA\L210608\L0324.M (RTE Integrator)
Title : EPA 8270
Last Update : Mon May 03 10:54:34 2021
Response via : Initial Calibration

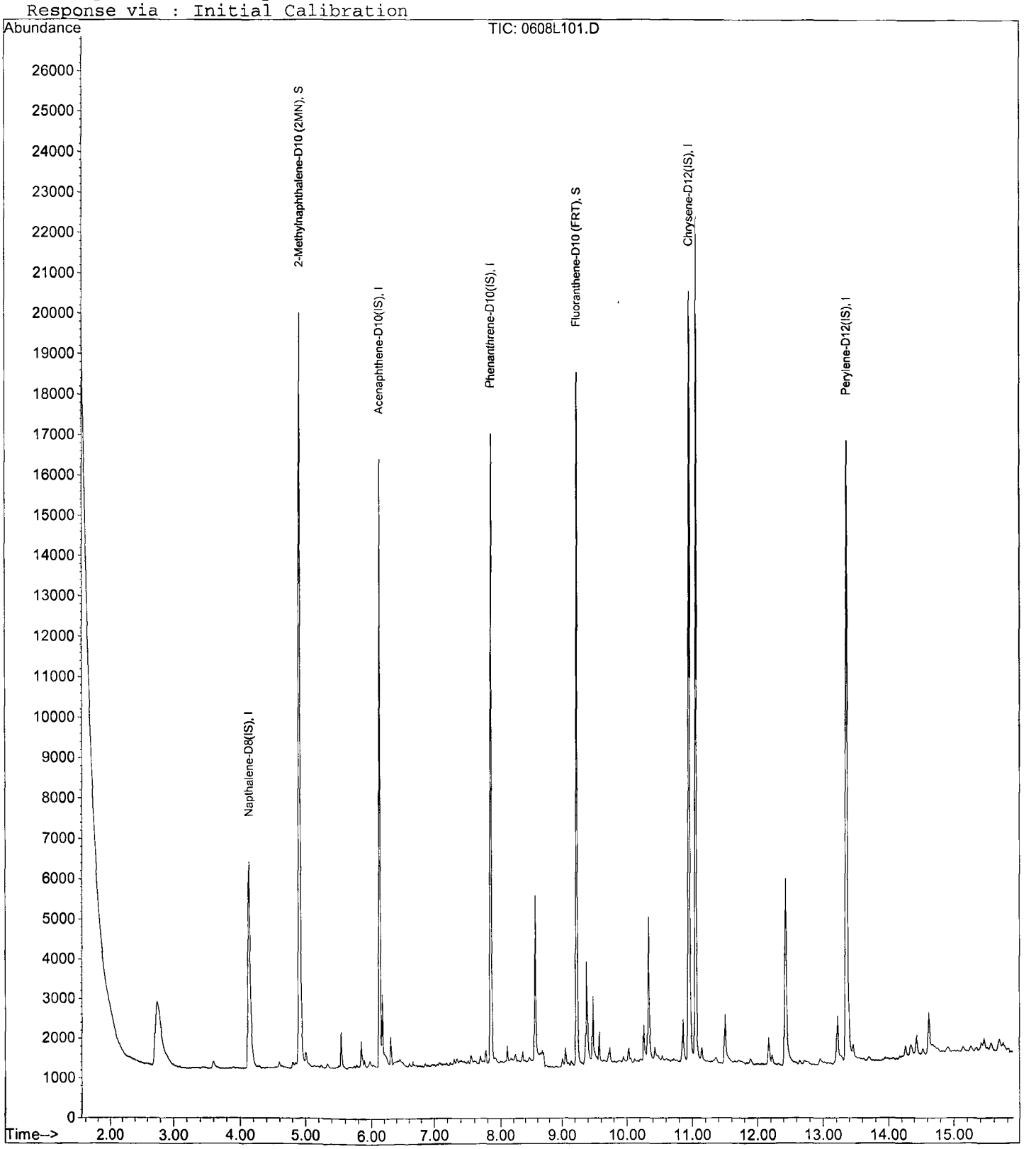

Quantitation Report (QT Reviewed)

Data File : M:\LINUS\DATA\L210608\0608L093.D
Acq On : 11 Jun 21 10:57
Sample : 210608A BLK 1/1000
Misc :

Vial: 93
Operator: LS
Inst : Linus
Multiplr: 1.00

Quant Time: Jun 11 15:13 2021 Quant Results File: L0324.RES

Quant Method : M:\LINUS\DATA\L210608\L0324.M (RTE Integrator)
Title : EPA 8270
Last Update : Mon May 03 10:54:34 2021
Response via : Initial Calibration
DataAcq Meth : SIM_2

Internal Standards	R.T.	QIon	Response	Conc Units	Dev(Min)
1) Napthalene-D8(IS)	4.13	136	12347	2.50000 ppb	0.00
6) Acenaphthene-D10(IS)	6.12	164	8275	2.50000 ppb	-0.01
10) Phenanthrene-D10(IS)	7.85	188	17133	2.50000 ppb	0.00
15) Chrysene-D12(IS)	10.95	240	22069	2.50000 ppb	0.01
20) Perylene-D12(IS)	13.37	264	24399	2.50000 ppb	0.02
System Monitoring Compounds					
3) 2-Methylnaphthalene-D10 (2	4.90	152	25323	4.47284 ppb	0.02
Spiked Amount 5.000			Recovery	= 89.460%	
13) Fluoranthene-D10 (FRT)	9.23	212	37179	4.21133 ppb	0.02
Spiked Amount 5.000			Recovery	= 84.220%	

Target Compounds Qvalue

(#) = qualifier out of range (m) = manual integration

Quantitation Report

Data File : M:\LINUS\DATA\L210608\0608L093.D
Acq On : 11 Jun 21 10:57
Sample : 210608A BLK 1/1000
Misc :

Vial: 93
Operator: LS
Inst : Linus
Multiplr: 1.00

Quant Time: Jun 11 15:13 2021

Quant Results File: L0324.RES

Method : M:\LINUS\DATA\L210608\L0324.M (RTE Integrator)
Title : EPA 8270
Last Update : Mon May 03 10:54:34 2021
Response via : Initial Calibration

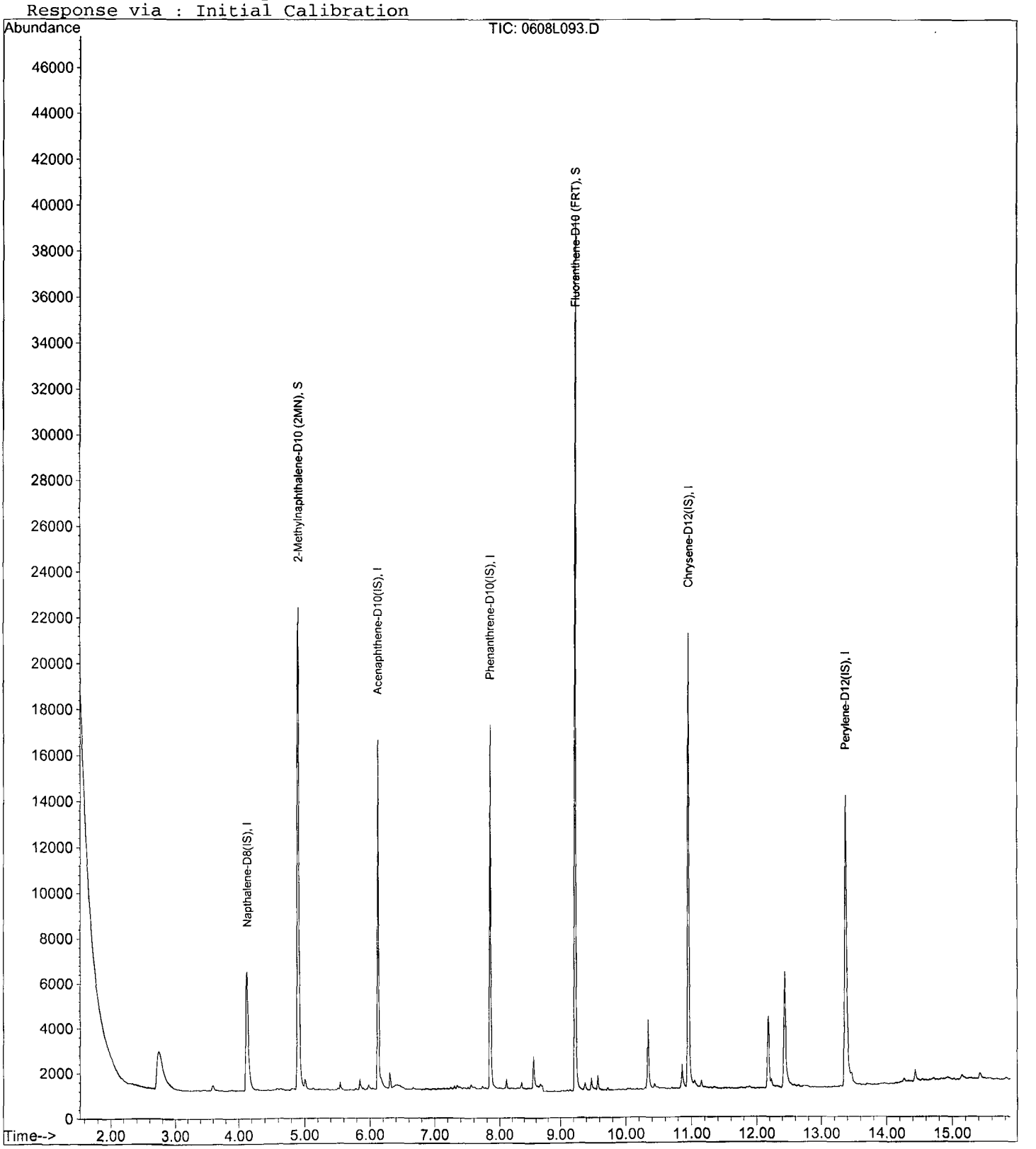

Quantitation Report (Not Reviewed)

Data File : M:\LINUS\DATA\L210608\0608L094.D Vial: 94
Acq On : 11 Jun 21 11:19 Operator: LS
Sample : 210608A LCS-1 1/1000 Inst : Linus
Misc : Multiplr: 1.00

Quant Time: Jun 11 15:12 2021 Quant Results File: L0324.RES

Quant Method : M:\LINUS\DATA\L210608\L0324.M (RTE Integrator)
Title : EPA 8270
Last Update : Mon May 03 10:54:34 2021
Response via : Initial Calibration
DataAcq Meth : SIM_2

Internal Standards	R.T.	QIon	Response	Conc Units		Dev(Min)
1) Napthalene-D8(IS)	4.13	136	12461	2.50000 ppb		0.00
6) Acenaphthene-D10(IS)	6.12	164	8270	2.50000 ppb		-0.01
10) Phenanthrene-D10(IS)	7.85	188	17381	2.50000 ppb		0.00
15) Chrysene-D12(IS)	10.94	240	22197	2.50000 ppb		0.00
20) Perylene-D12(IS)	13.36	264	24589	2.50000 ppb		0.01
System Monitoring Compounds						
3) 2-Methylnaphthalene-D10 (2	4.90	152	25431	4.45082 ppb		0.02
Spiked Amount 5.000			Recovery	= 89.020%		
13) Fluoranthene-D10 (FRT)	9.23	212	35662	3.98186 ppb		0.02
Spiked Amount 5.000			Recovery	= 79.640%		
Target Compounds						Qvalue
2) Naphthalene	4.14	128	18141	3.80204 ppb		100
4) 2-Methylnaphthalene	4.94	142	13235	4.10397 ppb		95
5) 1-Methylnaphthalene	5.05	142	13234	4.11702 ppb		94
7) Acenaphthylene	5.95	152	42005	3.67201 ppb		99
8) Acenaphthene	6.16	154	13008	3.68434 ppb		99
9) Fluorene	6.76	166	16774	3.89755 ppb		100
11) Phenanthrene	7.87	178	25790	3.71435 ppb		100
12) Anthracene	7.93	178	25006	3.88846 ppb		99
14) Fluoranthene	9.25	202	41800	4.10748 ppb	#	91
16) Pyrene	9.50	202	42718	3.84556 ppb		99
17) Benz (a) anthracene	10.93	228	42229	4.01260 ppb		99
18) Chrysene	10.98	228	42531	4.10982 ppb	#	99
19) Indeno (1,2,3-cd) pyrene	14.85	276	54203	4.29934 ppb	#	84
21) Benzo (b) fluoranthene	12.69	252	43086	3.95319 ppb	#	96
22) Benzo (k) fluoranthene	12.75	252	49819	4.48501 ppb	#	96
23) Benzo (a) pyrene	13.26	252	42094	4.22774 ppb	#	96
24) Dibenz (a,h) anthracene	14.88	278	47226	4.44572 ppb		98
25) Benzo (g,h,i) perylene	15.20	276	45884	4.23683 ppb	#	94

(#) = qualifier out of range (m) = manual integration

Quantitation Report

Data File : M:\LINUS\DATA\L210608\0608L094.D
Acq On : 11 Jun 21 11:19
Sample : 210608A LCS-1 1/1000
Misc :

Vial: 94
Operator: LS
Inst : Linus
Multiplr: 1.00

Quant Time: Jun 11 15:12 2021

Quant Results File: L0324.RES

Method : M:\LINUS\DATA\L210608\L0324.M (RTE Integrator)
Title : EPA 8270
Last Update : Mon May 03 10:54:34 2021
Response via : Initial Calibration

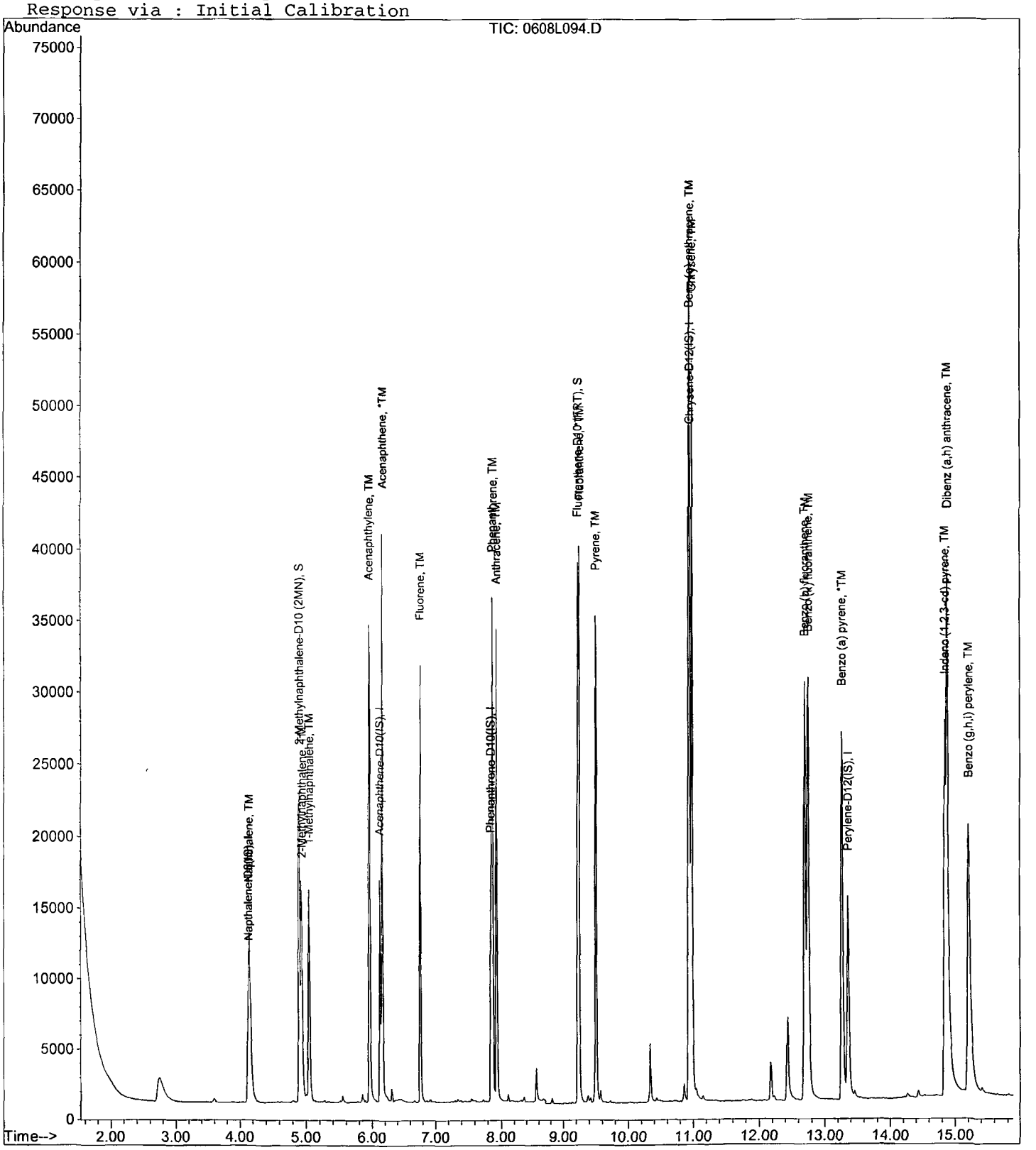

Quantitation Report (Not Reviewed)

Data File : M:\LINUS\DATA\L210608\0608L095.D Vial: 95
Acq On : 11 Jun 21 11:41 Operator: LS
Sample : 210608A LCSD-1 1/1000 Inst : Linus
Misc : Multiplr: 1.00

Quant Time: Jun 11 15:12 2021 Quant Results File: L0324.RES

Quant Method : M:\LINUS\DATA\L210608\L0324.M (RTE Integrator)
Title : EPA 8270
Last Update : Mon May 03 10:54:34 2021
Response via : Initial Calibration
DataAcq Meth : SIM_2

Internal Standards	R.T.	QIon	Response	Conc Units	Dev(Min)
1) Napthalene-D8(IS)	4.12	136	12347	2.50000 ppb	-0.01
6) Acenaphthene-D10(IS)	6.12	164	8251	2.50000 ppb	-0.01
10) Phenanthrene-D10(IS)	7.85	188	17173	2.50000 ppb	0.00
15) Chrysene-D12(IS)	10.94	240	22286	2.50000 ppb	0.00
20) Perylene-D12(IS)	13.36	264	24645	2.50000 ppb	0.01
System Monitoring Compounds					
3) 2-Methylnaphthalene-D10 (2	4.90	152	23568	4.16285 ppb	0.02
Spiked Amount 5.000			Recovery	= 83.260%	
13) Fluoranthene-D10 (FRT)	9.23	212	33376	3.77175 ppb	0.02
Spiked Amount 5.000			Recovery	= 75.440%	

Target Compounds						Qvalue
2) Naphthalene	4.14	128	17533	3.70854 ppb		99
4) 2-Methylnaphthalene	4.93	142	13077	4.09242 ppb		98
5) 1-Methylnaphthalene	5.05	142	12959	4.06869 ppb		94
7) Acenaphthylene	5.96	152	40782	3.57331 ppb		98
8) Acenaphthene	6.16	154	12658	3.59346 ppb		99
9) Fluorene	6.76	166	16365	3.81128 ppb		100
11) Phenanthrene	7.87	178	25013	3.64608 ppb		100
12) Anthracene	7.93	178	24023	3.78085 ppb		100
14) Fluoranthene	9.25	202	40891	4.06683 ppb	#	93
16) Pyrene	9.51	202	41139	3.68863 ppb	#	91
17) Benz (a) anthracene	10.93	228	40615	3.84382 ppb		99
18) Chrysene	10.98	228	41951	4.03758 ppb		99
19) Indeno (1,2,3-cd) pyrene	14.85	276	52357	4.13634 ppb	#	86
21) Benzo (b) fluoranthene	12.69	252	45439	4.15961 ppb	#	96
22) Benzo (k) fluoranthene	12.75	252	44173	3.96769 ppb	#	97
23) Benzo (a) pyrene	13.27	252	41261	4.13466 ppb	#	95
24) Dibenz (a,h) anthracene	14.88	278	45480	4.27162 ppb		98
25) Benzo (g,h,i) perylene	15.20	276	44056	4.05879 ppb		95

(#) = qualifier out of range (m) = manual integration

Quantitation Report

Data File : M:\LINUS\DATA\L210608\0608L095.D Vial: 95
Acq On : 11 Jun 21 11:41 Operator: LS
Sample : 210608A LCSD-1 1/1000 Inst : Linus
Misc : Multiplr: 1.00

Quant Time: Jun 11 15:12 2021 Quant Results File: L0324.RES

Method : M:\LINUS\DATA\L210608\L0324.M (RTE Integrator)
Title : EPA 8270
Last Update : Mon May 03 10:54:34 2021
Response via : Initial Calibration

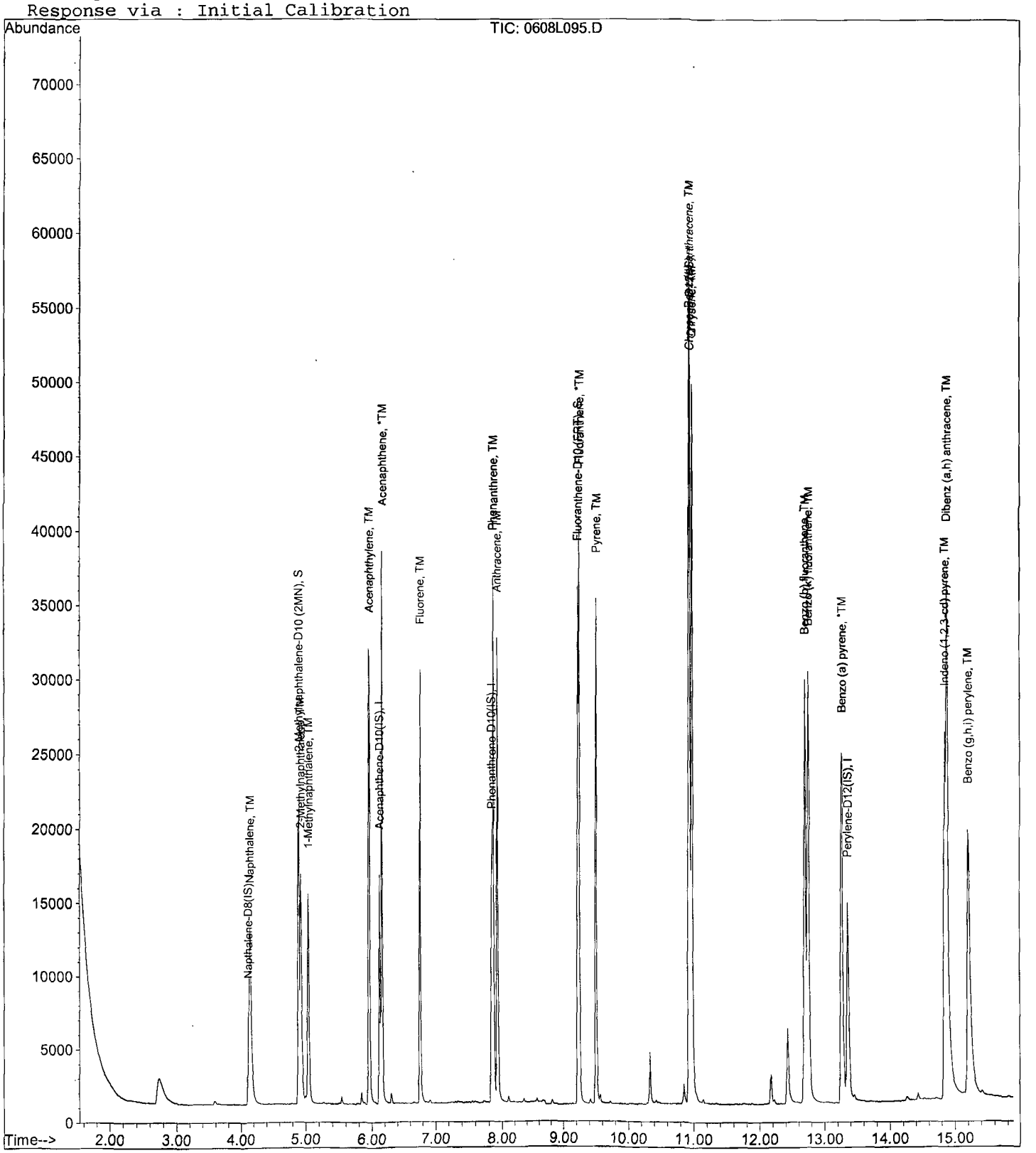

DFTPP

Data File : M:\LINUS\DATA\L210324\0324L002.D
Acq On : 24 Mar 21 10:26
Sample : SV Tune 10/02/20
Misc :

Vial: 2
Operator: MA
Inst : Linus
Multiplr: 1.00

Method : M:\LINUS\DATA\L210324\L0324.M (RTE Integrator)
Title : EPA 8270

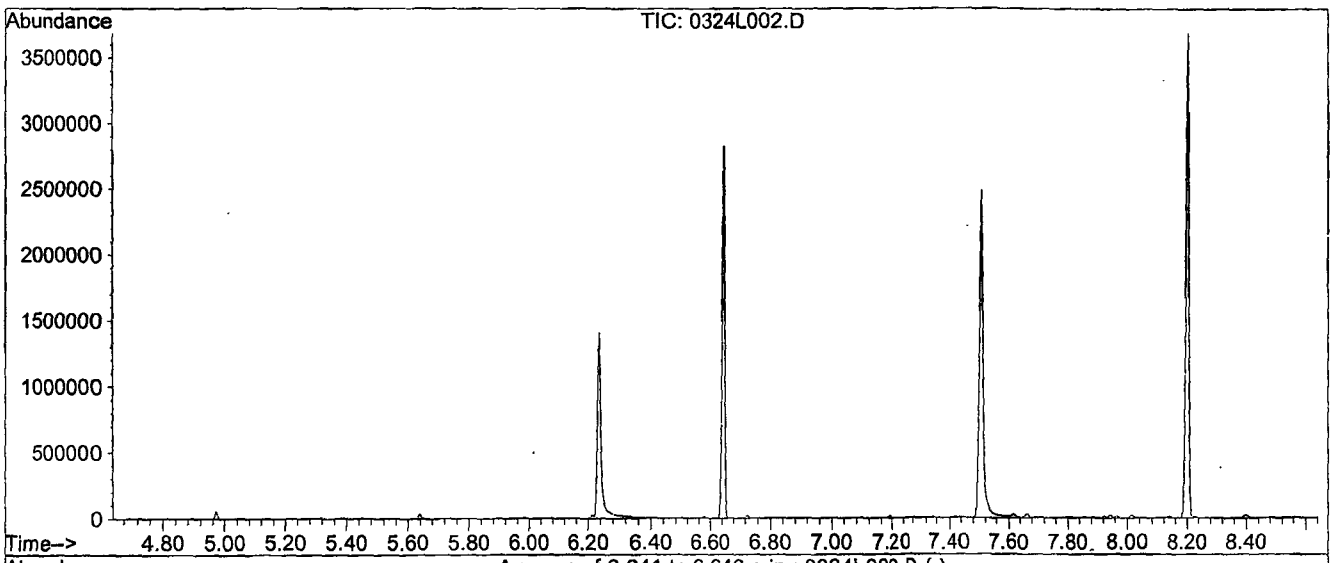

AutoFind: Scans 1629, 1630, 1631; Background Corrected with Scan 1621

Target Mass	Rel. to Mass	Lower Limit%	Upper Limit%	Rel. Abn%	Raw Abn	Result Pass/Fail
51	198	10	80	26.4	68985	PASS
68	69	0.00	2	0.0	0	PASS
70	69	0.00	2	0.7	611	PASS
127	198	10	80	50.7	132699	PASS
197	198	0.00	2	0.0	0	PASS
198	198	100	100	100.0	261760	PASS
199	198	5	9	6.8	17899	PASS
275	198	10	60	30.5	79933	PASS
365	198	1	100	3.9	10297	PASS
441	442	0.01	24	15.2	56736	PASS
442	198	50	500	142.7	373483	PASS
443	442	15	24	19.6	73083	PASS

0324L002.D L0324.M Wed Mar 24 12:02:59 2021

Data File Name:	**0324L002.D**
Data File Path:	**M:\LINUS\DATA\L210324**
Operator:	**MA**
Date Acquired:	**24 Mar 2021 10:26**
Method File:	**DFTPP2.M**
Sample Name:	**SV Tune 10/02/20**
Vial Number:	**2**
Instrument Name:	**Linus**

#	Name	Ret Time	Target Response
1)	DDT	8.24	25018800
2)	DDD	7.96	106089
3)	DDE	7.68	176936

Breakdown **1.12**

DFTPP

Data File : M:\LINUS\DATA\L210608\0608L090.D Vial: 90
Acq On : 11 Jun 21 9:36 Operator: LS
Sample : SV TUNE 10/02/20 Inst : Linus
Misc : Multiplr: 1.00

Method : M:\LINUS\DATA\L210608\L0324.M (RTE Integrator)
Title : EPA 8270

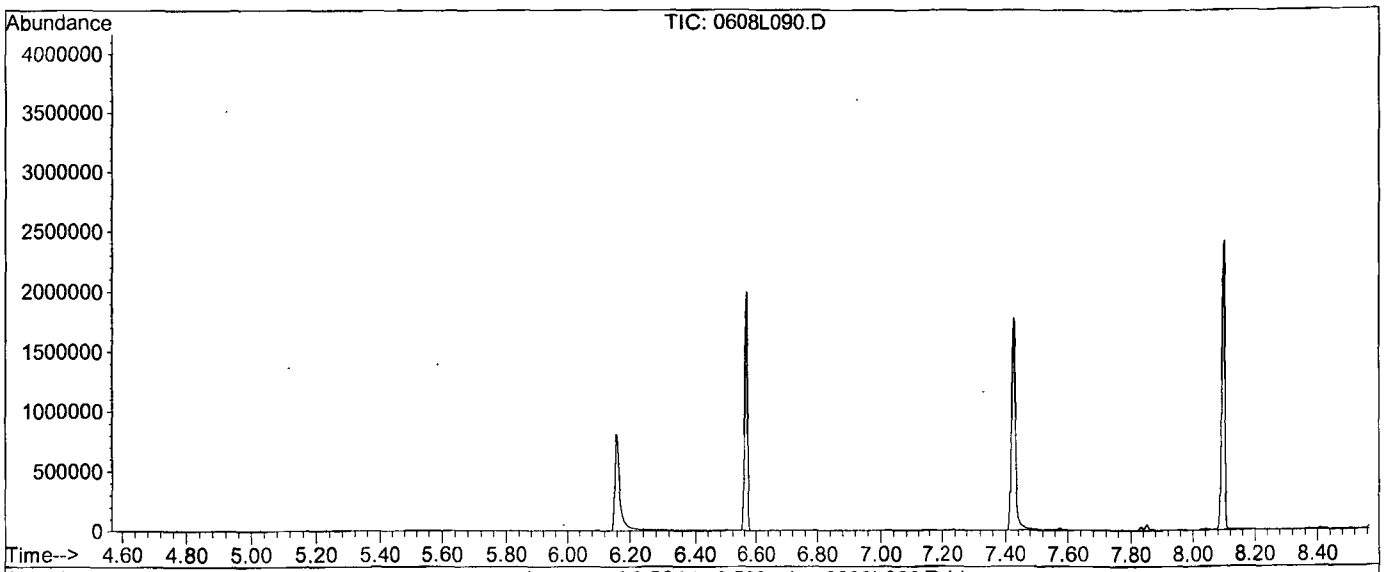

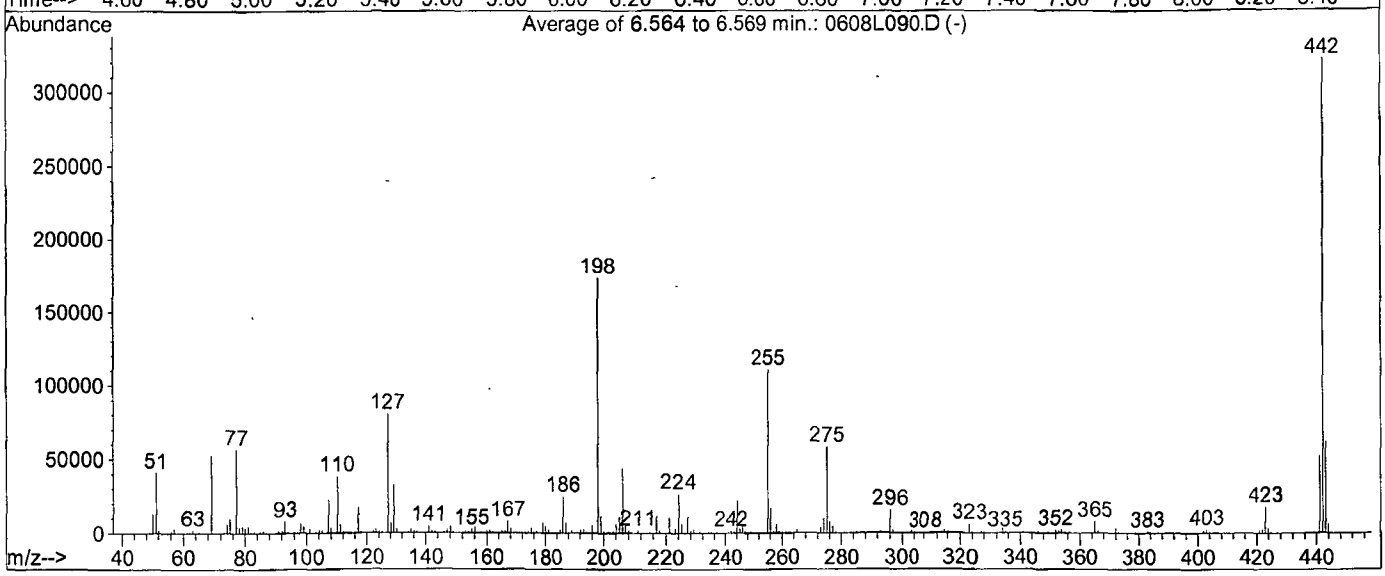

AutoFind: Scans 1598, 1599, 1600; Background Corrected with Scan 1589

Target Mass	Rel. to Mass	Lower Limit%	Upper Limit%	Rel. Abn%	Raw Abn	Result Pass/Fail
51	198	10	80	23.7	41035	PASS
68	69	0.00	2	0.0	0	PASS
70	69	0.00	2	0.4	201	PASS
127	198	10	80	46.4	80331	PASS
197	198	0.00	2	0.0	0	PASS
198	198	100	100	100.0	173192	PASS
199	198	5	9	6.6	11493	PASS
275	198	10	60	33.5	58093	PASS
365	198	1	100	4.5	7797	PASS
441	442	0.01	24	16.0	51515	PASS
442	198	50	500	185.9	322048	PASS
443	442	15	24	19.0	61219	PASS

0608L090.D L0324.M Fri Jun 11 09:57:35 2021

Data File Name:	**0608L090.D**
Data File Path:	**M:\LINUS\DATA\L210608**
Operator:	**LS**
Date Acquired:	**11 Jun 2021 09:36**
Method File:	**DFTPP2.M**
Sample Name:	**SV TUNE 10/02/20**
Vial Number:	**90**
Instrument Name:	**Linus**

#	Name	Ret Time	Target Response
1)	DDT	8.11	16453200
2)	DDD	7.87	318789
3)	DDE	7.59	121951

Breakdown **2.61**

Name of Final Standard	SIM Spike
Prep Date	01/29/21
Exp Date	01/29/22

Prep'd By (Initials) MA

Initial Standard Information						Final Standard Information			
Name of Initial Standard (from contianer Label)	Supplier	Supplier P/N# (or APPL Mix Name)	Conc.(range)	Lot # with QA # (or reference to APPL prep date)	Exp Date	Aliquot from Stock	Final Volume	Final Solvent + Lot# (or APPL Prep Date)	Final Standard Conc (range)
Custom PAH Sim Mix	Phenova	AL0-130490	200 ug/mL	CL13121- 50763 50764 50765 50766	12/31/22	5mL	25 mL	Acetone 0242320	40 ug/mL

Name of Final Standard	SIM Surrogate
Prep Date	11/30/20
Exp Date	11/30/21

Prep'd By (Initials) LS

Initial Standard Information						Final Standard Information			
Name of Initial Standard (from contianer Label)	Supplier	Supplier P/N# (or APPL Mix Name)	Conc.(range)	Lot # with QA # (or reference to APPL prep date)	Exp Date	Aliquot from Stock	Final Volume	Final Solvent + Lot# (or APPL Prep Date)	Final Standard Conc (range)
Sim Surrogate Deuterated	Restek	33913	2000 ug/mL	A0154854-50257, 50258, 50259 A0161454-50790, 50794	10/31/2025 5/31/26	5mL	100 mL	Acetone #246130	100 ug/mL

Name of Final Standard	SIM Curve
Prep Date	03/24/21
Exp Date	06/19/21

Prep'd By (Initials) MA

Initial Standard Information						Final Standard Information			
Name of Initial Standard (from container Label)	Supplier	Supplier P/N# (or APPL Mix Name)	Conc.(range)	Lot # with QA # (or reference to APPL prep date)	Exp Date	Aliquot from Stock	Final Volume	Final Solvent + Lot# (or APPL Prep Date)	Final Standard Conc (range)
1.0 ug/mL SIM	APPL	1.0 ug/mL SIM	1.0 ug/mL	01/15/21	06/19/21	10 uL	100uL	MC 56258 90uL	0.1 ug/mL
SIM Internal Standard	APPL	SIM Internal Standard	125 ug/mL	06/19/20	06/19/21	2uL	*	*	2.5ug/mL
1.0 ug/mL SIM	APPL	1.0 ug/mL SIM	1.0 ug/mL	01/15/21	06/19/21	20 uL	100uL	MC 56258 80uL	0.2 ug/mL
SIM Internal Standard	APPL	SIM Internal Standard	125 ug/mL	06/19/20	06/19/21	2uL	*	*	2.5ug/mL
5.0 ug/mL SIM	APPL	5.0 ug/mL SIM	5.0 ug/mL	01/15/21	06/19/21	10 uL	100uL	MC 56258 90uL	0.5 ug/mL
SIM Internal Standard	APPL	SIM Internal Standard	125 ug/mL	06/19/20	06/19/21	2uL	*	*	2.5ug/mL
5.0 ug/mL SIM	APPL	5.0 ug/mL SIM	5.0 ug/mL	01/15/21	06/19/21	20 uL	100uL	MC 56258 80 uL	1.0 ug/mL
SIM Internal Standard	APPL	SIM Internal Standard	125 ug/mL	06/19/20	06/19/21	2uL	*	*	2.5ug/mL
SIM STOCK	APPL	SIM STOCK	200 ug/mL	08/20/20	08/20/21	5uL	200uL	MC 56258 190 uL	5.0 ug/mL
SIM SURROGATE	APPL	SIM SURR	100 ug/mL	08/11/20	08/11/21	5uL	*	*	2.5ug/mL
SIM Internal Standard	APPL	SIM Internal Standard	125 ug/mL	06/19/20	06/19/21	4uL	*	*	2.5ug/mL
SIM STOCK	APPL	SIM STOCK	200 ug/mL	08/20/20	08/20/21	5uL	100 uL	MC 56258 90 uL	10 ug/mL
SIM SURROGATE	APPL	SIM SURR	100 ug/mL	08/11/20	08/11/21	5uL	*	*	5 ug/mL
SIM Internal Standard	APPL	SIM Internal Standard	125 ug/mL	06/19/20	06/19/21	2uL	*	*	2.5ug/mL
SIM STOCK	APPL	SIM STOCK	200 ug/mL	08/20/20	08/20/21	25 uL	100uL	MC 56258 50 uL	50 ug/mL
SIM SURROGATE	APPL	SIM SURR	100 ug/mL	08/11/20	08/11/21	25 uL	*	*	25 ug/mL
SIM Internal Standard	APPL	SIM Internal Standard	125 ug/mL	06/19/20	06/19/21	2uL	*	*	2.5ug/mL
SIM STOCK	APPL	SIM STOCK	200 ug/mL	08/20/20	08/20/21	50 uL	100uL	na	100 ug/mL
SIM SURROGATE	APPL	SIM SURR	100 ug/mL	08/11/20	08/11/21	50 uL	*	*	50 ug/mL
SIM Internal Standard	APPL	SIM Internal Standard	125 ug/mL	06/19/20	06/19/21	2uL	*	*	2.5ug/mL

Name of Final Standard	8270 PAH SIM Second Source
Prep Date	03/24/21
Exp Date	06/19/21

Prep'd By (Initials) MA

Initial Standard Information						Final Standard Information			
Name of Initial Standard (from container Label)	Supplier	Supplier P/N# (or APPL Mix Name)	Conc.(range)	Lot # with QA # (or reference to APPL prep date)	Exp Date	Aliquot from Stock	Final Volume	Final Solvent + Lot# (or APPL Prep Date)	Final Standard Conc (range)
PAH SIM SS Stock	Phenova	AL0-130490	200 ug/mL	01/14/21	01/14/22	5uL	200uL	MC 56258 195uL	5 ug/mL
SIM Internal Standard	APPL	SIM Internal Standard	125 ug/mL	06/19/20	06/19/21	4uL	*	*	2.5ug/mL

Name of Final Standard: 8270 SIM PAH Internal Standard

Prep'd By (Initials): CD

Prep Date: 06/19/20

Exp Date: 06/19/21

Initial Standard Information						Final Standard Information			
Name of Initial Standard (from contianer Label)	Supplier	Supplier P/N# (or APPL Mix Name)	Conc.(range)	Lot # with QA # (or reference to APPL prep date)	Exp Date	Aliquot from Stock	Final Volume	Final Solvent + Lot# (or APPL Prep Date)	Final Standard Conc (range)
SV Internal Standard	Restek	31206	2000 ug/mL	A0157142-49875	12/31/25	625uL	10mL	MC DW717	125 ug/mL

Name of Final Standard: PAH SIM Stock (Ampule)

Prep'd By (I MA

Prep Date: 08/20/20

Exp Date: 08/20/21

Initial Standard Information						Final Standard Information			
Name of Initial Standard (from contianer Label)	Supplier	Supplier P/N# (or APPL Mix Name)	Conc.(range)	Lot # with QA # (or reference to APPL prep date)	Exp Date	Aliquot from Stock	Final Volume	Final Solvent + Lot# (or APPL Prep Date)	Final Standard Conc (range)
Custom PAH SIM Mix	Phenova	ALO-130490	200 ug/mL	CL13121-41383	12/31/22	1000 uL	1mL	NA	200ug/mL

Name of Final Standard: SIM Surrogate

Prep'd By (Initials): CD

Prep Date: 08/11/20

Exp Date: 04/01/21

Initial Standard Information						Final Standard Information			
Name of Initial Standard (from contianer Label)	Supplier	Supplier P/N# (or APPL Mix Name)	Conc.(range)	Lot # with QA # (or reference to APPL prep date)	Exp Date	Aliquot from Stock	Final Volume	Final Solvent + Lot# (or APPL Prep Date)	Final Standard Conc (range)
Sim Surrogate Deuterated	Restek	33913	2000 ug/mL	A0154854-49995,49992,50255,50256,50257	10/01/25	5mL	100 mL	Acetone #0234320	100 ug/mL

Name of Final Standard: SIM SS Stock (Ampule second source)

Prep'd By: MA

Prep Date: 01/14/21

Exp Date: 01/14/22

Initial Standard Information						Final Standard Information			
Name of Initial Standard (from contianer Label)	Supplier	Supplier P/N# (or APPL Mix Name)	Conc.(range)	Lot # with QA # (or reference to APPL prep date)	Exp Date	Aliquot from Stock	Final Volume	Final Solvent + Lot# (or APPL Prep Date)	Final Standard Conc (range)
Custom PAH SIM Mix	Phenova	ALO-130490	200 ug/mL	CL13127-41106	12/31/22	1000 uL	1mL	NA	200ug/mL

_LIQ003

Organic Extraction Worksheet

Method	Continuous Liquid/Liquid SVOC 3520C	Extraction Set	210608A	Extraction Method	LIQ003	Units	mL

Spiked ID 1	Sim Spike 5-28-21 5-28-22		Surrogate ID 1	SIM Surrogate 4-8-21 4-8-22
Spiked ID 2			Surrogate ID 2	
Spiked ID 3			Surrogate ID 3	
Spiked ID 4			Surrogate ID 4	
Spiked ID 5			Surrogate ID 5	
Spiked ID 6			Sufficient Vol for Matrix QC:	NO
Spiked ID 7			Ext. Start Time:	06/08/21 16:30
Spiked ID 8			Ext. End Time:	06/09/21 10:33
			GC Requires Extract By:	

pH1	14	06/08/21 14:30	Water Bath Temp 1 °C	70/68 e-wb6 °C
pH2			Water Bath Temp 2 °C	
pH3			Water Bath Temp 3 °C	

Spiked By: YL **Date** 06/08/21 **Witnessed By:** SB **Date** 06/08/21

	Sample	Sample Container	Spike Amount	Spike ID	Surrogate Amount	Surrogate ID	Extract Amount	Final Volume	pH	Extract Date/Time	Comments
1	210608A Blk				0.050	1 equip	1000 E-HP13 E-WB6	1	14	06/08/21 14:20	
2	210608A LCS-1		0.125	1	0.050	1 equip	1000 E-HP14 E-WB6	1	14	06/08/21 14:20	
3	210608A LCSD-1		0.125	1	0.050	1 equip	1000 E-HP15 E-WB6	1	14	06/08/21 14:20	
4	BA34101	BA34101W05			0.050	1 equip	890 E-HP16 E-WB6	1	14	06/08/21 14:20	96463
5	BA34104	BA34104W05			0.050	1 equip	890 E-HP19 E-WB6	1	14	06/08/21 14:20	96463
6	BA34107	BA34107W06			0.050	1 equip	900 E-HP20 E-WB6	1	14	06/08/21 14:20	96463
7	BA34196	BA34196W05			0.050	1 equip	910 E-HP21 E-WB6	1	14	06/08/21 14:20	96472
8	BA34199	BA34199W05			0.050	1 equip	880 E-HP22 E-WB6	1	14	06/08/21 14:20	96472
9	BA34202	BA34202W06			0.050	1 equip	900 E-HP23 E-WB6	1	14	06/08/21 14:20	96472

Solvent and Lot#	
PH Strips	HC748594
Dichloromethane (DCM)	60338
10N NaOH (10mLs)	5-27-21
Filter Paper	400181
Na2SO4	2020120870

Extraction COC Transfer	
Extraction lab employee Initials	KY
GC analyst's initials	LS
Date	6/10/21
Time	15:28
Refrigerator	GC-C

	Technician's Initials
Scanned By	YL
Sample Preparation	YL
Extraction	YL
Concentration	YL

Modified	06/14/21 2:02:25 PM

Reviewed By: KY **Date** 06/14/21

06/14/21 5:44:48 PM Ext_ID 71406

Injection Log

Directory: M:\LINUS\DATA\L210324\

Vial	FileName	Multiplier	SampleName	Misc Info	Injected
2	0324L002.D	1	SV Tune 10/02/20		24 Mar 21 10:26
3	0324L003.D	1	0.1 SIM 03/24/21		24 Mar 21 11:35
4	0324L004.D	1	0.2 SIM 03/24/21		24 Mar 21 11:57
5	0324L005.D	1	0.5 SIM 03/24/21		24 Mar 21 12:19
6	0324L006.D	1	1 SIM 03/24/21		24 Mar 21 12:41
7	0324L007.D	1	5 SIM 03/24/21		24 Mar 21 13:07
8	0324L008.D	1	10 SIM 03/24/21		24 Mar 21 13:29
9	0324L009.D	1	50 SIM 03/24/21		24 Mar 21 13:51
10	0324L010.D	1	100 SIM 03/24/21		24 Mar 21 14:13
11	0324L011.D	1	SS SIM 03/24/21		24 Mar 21 14:59
90	0608L090.D	1	SV TUNE 10/02/20		11 Jun 21 9:36
91	0608L091.D	1	5 SIM 1/14/21 (1)		11 Jun 21 9:52
93	0608L093.D	1	210608A BLK 1/1000		11 Jun 21 10:57
94	0608L094.D	1	210608A LCS-1 1/1000		11 Jun 21 11:19
95	0608L095.D	1	210608A LCSD-1 1/1000		11 Jun 21 11:41
99	0608L099.D	1.0989	BA34196W05 1/910		11 Jun 21 13:09
100	0608L100.D	1.13636	BA34199W05 1/880		11 Jun 21 13:31
1	0608L101.D	1.11111	BA34202W06 1/900		11 Jun 21 13:53
21	0608L121.D	1	5 SIM 1/14/21 (2)		11 Jun 21 21:15

ORGANICS

Calibration Data

VOLATILE ORGANIC ANALYSIS
VOLATILE ORGANIC COMPOUNDS

Form 6
Initial Calibration

Lab Name: APPL, Inc. SDG No:
Case No: Initial Cal. Date: 06/15/21
Matrix: Water Instrument: ZEUS Initials: CH

		Compound	0615Z02 D	0615Z03.D	0615Z04.D	0615Z05.D	0615Z06.D	0615Z07.D	0615Z08.D	0615Z09.D	0615Z10.D		Avg	%RSD	Type	r^2	Q	MRF
1	I	Fluorobenzene (IS)																
2	TM	Chlorotrifluoroethene													TM			
3	TM	Dichlorodifluoromethane	0.0988	0.1251	0.1462	0.1388	0.1117	0.1195	0.1270	0.1306	0.1239		0.12	11	TM			
4	TML	Freon 114	0.0571	0.0758	0.0867	0.0733	0.0522	0.0573	0.0565	0.0532	0.0452		0.06	22	TM	0.994		
5	TM**L	Chloromethane	0.1936	0.1520	0.1003	0.0949	0.0816	0.0816	0.0759	0.0820	0.0719		0.10	40	TM**	0.997		
6	TM*	Vinyl chloride	0.1269	0.1393	0.1563	0.1424	0.1352	0.1404	0.1354	0.1420	0.1348		0.14	5.8	TM*			
7		Butane																
8	TM	2-Chloro-1,1,1-trifluoroethane													TM			
9	TM	Bromomethane			0.0367	0.0376	0.0379	0.0338	0.0308	0.0317			0.03	8.8	TM			
10	TML	Chloroethane			0.0402	0.0409	0.0285	0.0241	0.0182	0.0164	0.0139		0.03	43	TM	0.995		
11	TM	Dichlorofluoromethane	0.2751	0.2711	0.2610	0.2585	0.2395	0.2379	0.2295	0.2358	0.1781		0.24	12	TM			
12	TM	Trichlorofluoromethane	0.1753	0.1985	0.1826	0.1831	0.1638	0.1775	0.1733	0.1840	0.1924		0.18	5.7	TM			
13	TM	Pentane													TM			
14	TM	Diethyl ether													TM			
15	TM	1,2 Dichlorotrifluoroethane													TM			
16	TM	Acrolein	0.0100	0.0094	0.0094	0.0094	0.0097	0.0100	0.0103	0.0101	0.0104		0.01	3.9	TM			
17	TM	Acetone	0.0383	0.0355	0.0329	0.0320	0.0343	0.0331	0.0322	0.0320	0.0331		0.03	6.1	TM			
18	TM	Freon-113	0.0533	0.0595	0.0578	0.0529	0.0486	0.0512	0.0552	0.0554	0.0541		0.05	6.1	TM			
19	TM*	1,1-DCE	0.1465	0.1671	0.1629	0.1652	0.1596	0.1641	0.1606	0.1680	0.1669		0.16	4.1	TM*			
20	TM	2-Propanol													TM			
21	TM	Acetonitrile	0.0043	0.0043	0.0040	0.0037	0.0040	0.0037	0.0036	0.0034	0.0025		0.00	15	TM			
22	TM	t-Butanol	0.0029	0.0027	0.0024	0.0026	0.0028	0.0029	0.0027	0.0028	0.0024		0.00	7.4	TM			
23	TM	Methyl Acetate		0.1213	0.1113	0.0958	0.0860	0.0888	0.0835	0.0888	0.0932		0.10	14	TM			
24	TM	Iodomethane	0.1412	0.1402	0.1219	0.1204	0.1125	0.1214	0.1336	0.1391	0.1308		0.13	8.0	TM			
25	TM	Acrylonitrile	0.0377	0.0296	0.0345	0.0375	0.0420	0.0381	0.0375	0.0403	0.0410		0.04	10.0	TM			
26	TML	Methylene chloride		0.3714	0.2663	0.2255	0.1990	0.1864	0.1765	0.1792	0.1702		0.22	31	TM	1.000		
27	TM	Carbon disulfide	0.2310	0.2279	0.2115	0.1898	0.1657	0.1712	0.1681	0.1846	0.1801		0.19	13	TM			
28	TM	Methyl t-butyl ether (MtBE)	0.2371	0.2195	0.2199	0.2104	0.2342	0.2451	0.2481	0.2783	0.2899		0.24	11	TM			
29	TM	Trans-1,2-DCE	0.1567	0.1618	0.1627	0.1587	0.1619	0.1574	0.1580	0.1657	0.1629		0.16	1.9	TM			
30	TM	Hexane													TM			
31	TM	Diisopropyl Ether	0.3055	0.3011	0.2914	0.3060	0.3366	0.3674	0.3726	0.4057	0.4017		0.34	13	TM			
32	TM**	2,2-Dichloro-1,1,1-trifluoroethane													TM**			
33	TM**	1,1-DCA	0.2374	0.2247	0.2205	0.2049	0.2127	0.2104	0.2062	0.2124	0.2111		0.22	4.8	TM**			
34	TML	Vinyl Acetate	0.1701	0.1506	0.1208	0.1219	0.1484	0.1835	0.1907	0.2236	0.2299		0.17	23	TM	0.999		
35	TML	Ethyl tert Butyl Ether	0.2157	0.2074	0.2092	0.2051	0.2466	0.2691	0.2805	0.3220	0.3412		0.26	20	TM	0.999		

VOLATILE ORGANIC ANALYSIS
VOLATILE ORGANIC COMPOUNDS

Form 6
Initial Calibration

Lab Name: APPL, Inc.
Case No:
Matrix: Water

SDG No:
Initial Cal. Date: 06/15/21
Instrument: ZEUS

Initials: CH

		Compound	1	2	3	4	5	6	7	8	9		Avg	%RSD	Type		Q	MRF
36	TM	MEK (2-Butanone)		0.0089	0.0089	0.0095	0.0111	0.0114	0.0112	0.0118	0.0131		0.01	14	TM			
37	TM	Cis-1,2-DCE		0.2423	0.2131	0.2008	0.1906	0.1857	0.1831	0.1929	0.1872		0.20	9.9	TM			
38	TM	2,2-Dichloropropane	0.1302	0.1392	0.1275	0.1368	0.1380	0.1364	0.1385	0.1505	0.1522		0.14	5.9	TM			
39	TML	2-Methylpentane													TM			
40	TM	3-Methylpentane													TM			
41	TM*	Chloroform	0.2503	0.2141	0.2082	0.1987	0.1971	0.1986	0.1943	0.2030	0.2015		0.21	8.3	TM*			
42	TM	Bromochloromethane	0.1197	0.1156	0.1154	0.1137	0.1129	0.1127	0.1091	0.1118	0.1040		0.11	3.9	TM			
43	S	Dibromofluoromethane(S)	0.2164	0.1999	0.2526	0.2576	0.2974	0.2890	0.3073	0.3049	0.3141		0.27	15	S			
44	TM	1,1,1-TCA	0.1502	0.1537	0.1610	0.1577	0.1612	0.1606	0.1601	0.1705	0.1726		0.16	4.4	TM			
45	TM	Cyclohexane	0.1437	0.1539	0.1739	0.1639	0.1751	0.1850	0.1940	0.2112	0.2096		0.18	13	TM			
46	TM	1,1-Dichloropropene	0.1318	0.1157	0.1290	0.1341	0.1297	0.1334	0.1378	0.1487	0.1503		0.13	7.8	TM			
47	TML	2,2,4-Trimethylpentane		0.2921	0.3188	0.3374	0.3559	0.3854	0.4027	0.4499	0.4593		0.38	16	TM	1.000		
48	S	1,2-DCA-D4(S)	0.2276	0.2114	0.2614	0.2623	0.3002	0.2896	0.2983	0.2938	0.2971		0.27	12	S			
49	TM	Carbon Tetrachloride	0.1292	0.1227	0.1334	0.1279	0.1277	0.1294	0.1325	0.1399	0.1428		0.13	4.8	TM			
50	TML	Tert Amyl Methyl Ether	0.1766	0.1669	0.1630	0.1831	0.2140	0.2249	0.2410	0.2743	0.2943		0.22	22	TM	0.998		
51	TML	Methylcyclopentane													TM			
52	TM	1,2-DCA	0.1614	0.1521	0.1533	0.1555	0.1517	0.1447	0.1384	0.1428	0.1397		0.15	5.2	TM			
53	TM	Benzene	0.4770	0.4844	0.4489	0.4582	0.4623	0.4673	0.4517	0.4775	0.4741		0.47	2.7	TM			
54	TM	TCE	0.1197	0.1311	0.1253	0.1149	0.1189	0.1192	0.1221	0.1284	0.1303		0.12	4.6	TM			
55	TML	2-Pentanone			0.0569	0.0620	0.0746	0.0763	0.0787	0.0858	0.0904		0.07	16	TM	0.993		
56	TM*	1,2-Dichloropropane	0.1228	0.1317	0.1203	0.1190	0.1256	0.1264	0.1216	0.1280	0.1284		0.12	3.4	TM*			
57	TM	Bromodichloromethane	0.1129	0.1239	0.1148	0.1192	0.1274	0.1299	0.1297	0.1404	0.1445		0.13	8.4	TM			
58	TML	Methyl Cyclohexane	0.1320	0.1427	0.1389	0.1536	0.1564	0.1704	0.1830	0.2022	0.2089		0.17	17	TM	0.999		
59	TM	Dibromomethane	0.0870	0.0776	0.0909	0.0785	0.0771	0.0815	0.0790	0.0822	0.0826		0.08	5.6	TM			
60	TML	MIBK (methyl isobutyl ketone)		0.0624	0.0642	0.0704	0.0833	0.0874	0.0914	0.0994			0.08	18	TM	0.992		
61	TM	1-Bromo-2-chloroethane		0.0138	0.0173	0.0169	0.0158	0.0164	0.0167	0.0175	0.0177		0.02	7.6	TM			
62	TML	2-Chloroethyl vinyl ether													TM			
63	TML	Cis-1,3-Dichloropropene		0.1189	0.1203	0.1269	0.1319	0.1494	0.1571	0.1800	0.1872		0.15	18	TM	0.999		
64	TM*	Toluene	0.4552	0.4549	0.4555	0.4617	0.4734	0.4700	0.4658	0.4947	0.5013		0.47	3.6	TM*			
65	TML	Trans-1,3-Dichloropropene	0.1134	0.1132	0.1067	0.1085	0.1190	0.1343	0.1377	0.1573	0.1654		0.13	17	TM	0.999		
66	TM	1,1,2-TCA	0.0907	0.0912	0.0851	0.0896	0.0929	0.0971	0.0950	0.1013	0.1025		0.09	6.0	TM			
67	TMQ	2-Hexanone	0.0182	0.0195	0.0200	0.0229	0.0282	0.0303	0.0317	0.0353	0.0397		0.03	28	TM	0.999		
68	I	Chlorobenzene-D5 (IS)																
69	SL	Toluene-D8(S)	0.9756	0.9253	1.174	1.189	1.427	1.394	1.479	1.462	1.453		1.3	17	S	1.000		
70	TM	1,2-EDB	0.1282	0.1157	0.1057	0.1165	0.1213	0.1232	0.1232	0.1351	0.1359		0.12	7.8	TM			

VOLATILE ORGANIC ANALYSIS
VOLATILE ORGANIC COMPOUNDS

Form 6
Initial Calibration

Lab Name: APPL, Inc. SDG No:
Case No: Initial Cal. Date: 06/15/21
Matrix: Water Instrument: ZEUS Initials: CH

		Compound	1	2	3	4	5	6	7	8	9		Avg	%RSD	Type		Q	MRF
71	TM	Tetrachloroethene	0.1884	0.1914	0.1771	0.1768	0.1774	0.1746	0.1703	0.1798	0.1756		0.18	3.7	TM			
72	TM	1-Chlorohexane	0.1780	0.1818	0.1626	0.1683	0.1798	0.1904	0.1921	0.2109	0.2145		0.19	9.4	TM			
73	TM	1,1,1,2-Tetrachloroethane	0.1398	0.1090	0.1182	0.1197	0.1289	0.1298	0.1310	0.1405	0.1427		0.13	8.9	TM			
74	TM	m&p-Xylene	0.4105	0.3902	0.4125	0.4279	0.4812	0.5059	0.5065	0.5444	0.5464		0.47	13	TM			
75	TML	o-Xylene	0.3549	0.3812	0.3682	0.3911	0.4637	0.4914	0.5107	0.5590	0.5732		0.45	18	TM	1.000		
76	TML	Styrene	0.2373	0.2400	0.2754	0.2894	0.3611	0.4069	0.4207	0.4696	0.4832		0.35	27	TM	0.999		
77	SL	4-Bromofluorobenzene(S)	0.2988	0.2842	0.3773	0.3817	0.4934	0.4902	0.5344	0.5377	0.5667		0.44	24	S	1.000		
78	TM	1,3-Dichloropropane	0.2122	0.2175	0.1883	0.1933	0.2058	0.2105	0.2057	0.2231	0.2201		0.21	5.6	TM			
79	TM	Dibromochloromethane	0.1380	0.1151	0.1037	0.1006	0.1156	0.1221	0.1246	0.1414	0.1457		0.12	13	TM			
80	TM**	Chlorobenzene	0.4964	0.4539	0.4311	0.4119	0.4325	0.4313	0.4135	0.4347	0.4302		0.44	5.8	TM**			
81	TM*	Ethylbenzene	0.6134	0.6108	0.5533	0.5738	0.6297	0.6515	0.6562	0.7049	0.6968		0.63	8.1	TM*			
82	TM**L	Bromoform	0.0745	0.0640	0.0676	0.0704	0.0739	0.0826	0.0867	0.1031	0.1115		0.08	20	TM**	0.998		
83	I	1,4-Dichlorobenzene-D (IS)																
84	TML	Isopropylbenzene	1.241	1.248	1.253	1.385	1.578	1.724	1.820	2.027	2.071		1.6	21	TM	0.999		
85	TM**	1,1,2,2-Tetrachloroethane	0.4549	0.4556	0.3884	0.3961	0.4327	0.4404	0.4440	0.4925	0.5038		0.45	8.6	TM**			
86	TM	1,2,3-Trichloropropane	0.1794	0.1421	0.1193	0.1303	0.1406	0.1433	0.1395	0.1474	0.1538		0.14	11	TM			
87	TML	t-1,4-Dichloro-2-Butene			0.0835	0.0853	0.0949	0.0998	0.1032	0.1203	0.1264		0.10	16	TM	0.999		
88	TM	Bromobenzene	0.8004	0.7557	0.6089	0.6093	0.6447	0.6430	0.6705	0.7194	0.7304		0.69	9.9	TM			
89	TM	n-Propylbenzene	1.739	1.699	1.687	1.794	1.995	2.164	2.229	2.424	2.439		2.0	15	TM			
90	TML	4-Ethyltoluene	1.290	1.230	1.349	1.527	1.780	1.859	1.934	2.075	2.062		1.7	20	TM	1.000		
91	TM	2-Chlorotoluene	1.138	1.113	1.037	1.092	1.214	1.250	1.281	1.365	1.365		1.2	9.9	TM			
92	TML	1,3,5-Trimethylbenzene	1.134	1.112	1.191	1.371	1.536	1.630	1.665	1.783	1.793		1.5	19	TM	1.000		
93	TML	4-Chlorotoluene	1.126	1.218	1.322	1.335	1.495	1.527	1.556	1.668	1.690		1.4	14	TM	1.000		
94	TML	Tert-Butylbenzene	0.9289	0.8697	0.9490	1.041	1.202	1.310	1.385	1.519	1.563		1.2	22	TM	1.000		
95	TML	1,2,4-Trimethylbenzene	1.066	0.9779	1.057	1.274	1.502	1.616	1.671	1.821	1.839		1.4	24	TM	1.000		
96	TML	Sec-Butylbenzene	1.376	1.343	1.407	1.661	1.894	2.048	2.146	2.366	2.417		1.9	23	TM	1.000		
97	TML	p-Isopropyltoluene	0.9289	0.8697	0.9490	1.041	1.202	1.310	1.385	1.519	1.563		1.2	22	TM	1.000		
98	TML	Benzyl Chloride	0.5318	0.4788	0.4577	0.4895	0.5722	0.6720	0.7322	0.8755	0.9457		0.64	28	TM	0.998		
99	TM	1,3-DCB	0.9889	1.033	0.9546	0.9882	1.019	1.035	1.038	1.107	1.086		1.0	4.7	TM			
100	TM	1,4-DCB	1.235	1.153	1.094	1.059	1.066	1.074	1.077	1.115	1.090		1.1	5.1	TM			
101	TML	n-Butylbenzene	1.155	1.219	1.204	1.306	1.554	1.732	1.805	1.979	2.018		1.6	22	TM	1.000		
102	TM	1,2-DCB	0.9021	0.9441	0.9480	0.9265	0.9412	0.9762	0.9824	1.050	1.029		0.97	5.0	TM			
103	TML	Hexachloroethane	0.2081	0.2464	0.2110	0.2018	0.2359	0.2644	0.2828	0.3257	0.3394		0.26	20	TM	0.999		
104	TML	1,2-Dibromo-3-chloropropane	0.0892	0.0720	0.0627	0.0613	0.0894	0.0874	0.0914	0.1062	0.1159		0.09	21	TM	0.998		
105	TM	1,2,4-Trichlorobenzene	0.6910	0.7385	0.6854	0.7049	0.7227	0.7777	0.7822	0.8561	0.8273		0.75	8.0	TM			

VOLATILE ORGANIC ANALYSIS
VOLATILE ORGANIC COMPOUNDS

Form 6
Initial Calibration

Lab Name: APPL, Inc. SDG No:
Case No: Initial Cal. Date: 06/15/21
Matrix: Water Instrument: ZEUS Initials: CH

		Compound	1	2	3	4	5	6	7	8	9		Avg	%RSD	Type		Q	MRF
106	TM	Hexachlorobutadiene	0.3275	0.3593	0.3071	0.3173	0.3256	0.3346	0.3278	0.3598	0.3450		0.33	5.4	TM			
107	TML	Naphthalene	0.8515	0.7620	0.7403	0.8305	1.060	1.299	1.376	1.565	1.551		1.1	30	TM	0.999		
108	TM	1,2,3-Trichlorobenzene	0.4826	0.5088	0.4232	0.4858	0.5155	0.5475	0.5636	0.6004	0.5755		0.52	11	TM			
109																		
110																		
111																		
112																		
113																		
114																		
115																		
116																		
117																		
118																		
119																		
120																		
121																		
122																		
123																		
124																		
125																		
126																		
127																		
128																		
129																		
130																		
131																		
132																		
133																		
134																		
135																		
136																		
137																		
138																		
139																		
140																		

Quantitation Report (Not Reviewed)

Data File : M:\ZEUS\DATA\210615\0615Z02.D
Acq On : 15 Jun 21 17:32
Sample : 0.3ug/L VOC STD 6/15/21
Misc :

Vial: 2
Operator: LP,DG,CH
Inst : ZEUS
Multiplr: 1.00

Quant Time: Jun 16 11:42 2021

Quant Results File: Z0615W.RES

Quant Method : M:\ZEUS\DATA\210615\Z0615W.M (RTE Integrator)
Title : METHOD 8260B
Last Update : Wed Jun 16 11:38:54 2021
Response via : Initial Calibration
DataAcq Meth : 033121_EST_TEST.M

Internal Standards	R.T.	QIon	Response	Conc	Units		Dev(Min)
1) Fluorobenzene (IS)	6.01	96	1871628	25.00	ppb		0.00
68) Chlorobenzene-D5 (IS)	9.49	117	1345164	25.00	ppb		0.00
83) 1,4-Dichlorobenzene-D (IS)	12.04	152	466944	25.00	ppb		0.00
System Monitoring Compounds							
43) Dibromofluoromethane(S)	5.14	111	80987	3.99	ppb		0.00
Spiked Amount 25.000			Recovery	=	15.964%		
48) 1,2-DCA-D4(S)	5.56	65	85195	4.19	ppb		0.00
Spiked Amount 25.000			Recovery	=	16.776%		
69) Toluene-D8(S)	7.90	98	262456	4.86	ppb		0.00
Spiked Amount 25.000			Recovery	=	19.432%		
77) 4-Bromofluorobenzene(S)	10.78	95	80399	5.91	ppb		0.00
Spiked Amount 25.000			Recovery	=	23.628%		

Target Compounds							Qvalue
3) Dichlorodifluoromethane	1.02	85	2219	0.24	ppb		91
4) Freon 114	1.11	85	1282	-1.49	ppb	#	83
5) Chloromethane	1.15	50	4348	-0.27	ppb		97
6) Vinyl chloride	1.23	62	2849	0.27	ppb	#	10
9) Bromomethane	1.46	94	1389	0.53	ppb		99
10) Chloroethane	1.49	66	3398	-2.35	ppb	#	1
11) Dichlorofluoromethane	1.71	67	6179	0.34	ppb	#	87
12) Trichlorofluoromethane	1.76	101	3937	0.29	ppb		94
16) Acrolein	2.10	55	7450	10.11	ppb	#	74
17) Acetone	2.25	43	14344	5.68	ppb	#	86
18) Freon-113	2.22	101	1198	0.30	ppb		96
19) 1,1-DCE	2.20	61	3290	0.27	ppb	#	85
21) Acetonitrile	2.52	40	3191	11.51	ppb		81
22) t-Butanol	2.88	59	2139	10.64	ppb		90
23) Methyl Acetate	2.61	43	3178	0.44	ppb	#	82
24) Iodomethane	2.32	142	3171	0.33	ppb	#	87
25) Acrylonitrile	2.96	52	846	0.30	ppb	#	43
26) Methylene chloride	2.69	49	15699	0.35	ppb		90
27) Carbon disulfide	2.39	76	5189	0.36	ppb		96
28) Methyl t-butyl ether (MtBE	3.05	73	5326	0.29	ppb		96
29) Trans-1,2-DCE	3.01	61	3519	0.29	ppb		87
31) Diisopropyl Ether	3.76	45	6861	0.27	ppb		92
33) 1,1-DCA	3.55	63	5332	0.33	ppb	#	83
34) Vinyl Acetate	3.70	43	3663	1.44	ppb	#	76
35) Ethyl tert Butyl Ether	4.33	59	4844	1.44	ppb		91
36) MEK (2-Butanone)	4.50	72	3580	4.45	ppb	#	37
37) Cis-1,2-DCE	4.44	61	6640	0.44	ppb		96
38) 2,2-Dichloropropane	4.44	77	2925	0.28	ppb	#	81
41) Chloroform	4.93	83	5622	0.36	ppb		94
42) Bromochloromethane	4.78	49	2688	0.32	ppb	#	68
44) 1,1,1-TCA	5.15	97	3373	0.28	ppb		95
45) Cyclohexane	5.22	56	3227	0.24	ppb	#	94
46) 1,1-Dichloropropene	5.37	75	2960	0.29	ppb	#	81
47) 2,2,4-Trimethylpentane	5.81	57	5765	1.18	ppb		100
49) Carbon Tetrachloride	5.37	117	2902	0.29	ppb	#	76
50) Tert Amyl Methyl Ether	5.87	73	3966	1.51	ppb	#	75
52) 1,2-DCA	5.66	62	3626	0.33	ppb	#	93
53) Benzene	5.63	78	10714	0.31	ppb		99
54) TCE	6.47	130	2689	0.29	ppb		91

(#) = qualifier out of range (m) = manual integration

Quantitation Report (Not Reviewed)

Data File : M:\ZEUS\DATA\210615\0615Z02.D
Acq On : 15 Jun 21 17:32
Sample : 0.3ug/L VOC STD 6/15/21
Misc :

Vial: 2
Operator: LP,DG,CH
Inst : ZEUS
Multiplr: 1.00

Quant Time: Jun 16 11:42 2021

Quant Results File: Z0615W.RES

Quant Method : M:\ZEUS\DATA\210615\Z0615W.M (RTE Integrator)
Title : METHOD 8260B
Last Update : Wed Jun 16 11:38:54 2021
Response via : Initial Calibration
DataAcq Meth : 033121_EST_TEST.M

	Compound	R.T.	QIon	Response	Conc	Unit		Qvalue
55)	2-Pentanone	6.74	43	37692	31.89	ppb		99
56)	1,2-Dichloropropane	6.73	63	2758	0.30	ppb	#	88
57)	Bromodichloromethane	7.07	83	2536	0.27	ppb	#	83
58)	Methyl Cyclohexane	6.71	83	2964	1.15	ppb	#	77
59)	Dibromomethane	6.85	174	1954	0.32	ppb	#	82
60)	MIBK (methyl isobutyl ket	7.82	43	22116	10.35	ppb	#	89
61)	1-Bromo-2-chloroethane	7.40	144	216	0.17	ppb	#	9
63)	Cis-1,3-Dichloropropene	7.60	75	2952	1.53	ppb		95
64)	Toluene	7.97	91	10224	0.29	ppb		90
65)	Trans-1,3-Dichloropropene	8.24	75	2548	1.35	ppb	#	57
66)	1,1,2-TCA	8.43	97	2036	0.29	ppb	#	81
67)	2-Hexanone	8.76	58	6805	6.18	ppb		83
70)	1,2-EDB	8.96	107	2070	0.31	ppb	#	67
71)	Tetrachloroethene	8.59	166	3041	0.32	ppb	#	86
72)	1-Chlorohexane	9.54	91	2873	0.29	ppb		92
73)	1,1,1,2-Tetrachloroethane	9.63	131	2256	0.33	ppb	#	73
74)	m&p-Xylene	9.80	91	13251	0.52	ppb		97
75)	o-Xylene	10.23	91	5728	1.01	ppb		93
76)	Styrene	10.23	104	3831	1.15	ppb		88
78)	1,3-Dichloropropane	8.61	76	3425	0.31	ppb		94
79)	Dibromochloromethane	8.85	129	2227	0.34	ppb	#	80
80)	Chlorobenzene	9.52	112	8013	0.34	ppb	#	90
81)	Ethylbenzene	9.67	91	9902	0.29	ppb	#	76
82)	Bromoform	10.41	173	1203	1.70	ppb	#	77
84)	Isopropylbenzene	10.64	105	6952	1.11	ppb	#	87
85)	1,1,2,2-Tetrachloroethane	10.95	83	2549	0.31	ppb	#	62
86)	1,2,3-Trichloropropane	10.98	110	1005	0.37	ppb	#	68
87)	t-1,4-Dichloro-2-Butene	11.02	53	396	1.81	ppb		99
88)	Bromobenzene	10.93	77	4485	0.35	ppb	#	83
89)	n-Propylbenzene	11.08	91	9744	0.26	ppb		92
90)	4-Ethyltoluene	11.21	105	7230	0.72	ppb	#	85
91)	2-Chlorotoluene	11.16	91	6379	0.28	ppb		92
92)	1,3,5-Trimethylbenzene	11.28	105	6356	0.76	ppb	#	66
93)	4-Chlorotoluene	11.28	91	6312	0.75	ppb	#	88
94)	Tert-Butylbenzene	11.63	119	5205	1.10	ppb		90
95)	1,2,4-Trimethylbenzene	11.68	105	5975	0.91	ppb		96
96)	Sec-Butylbenzene	11.88	105	7708	1.05	ppb		95
97)	p-Isopropyltoluene	11.63	119	5205	1.10	ppb		98
98)	Benzyl Chloride	12.22	91	2980	1.82	ppb	#	83
99)	1,3-DCB	11.96	146	5541	0.29	ppb	#	94
100)	1,4-DCB	12.06	146	6921	0.33	ppb	#	88
101)	n-Butylbenzene	12.48	91	6470	1.03	ppb		86
102)	1,2-DCB	12.46	146	5055	0.28	ppb	#	90
103)	Hexachloroethane	12.76	201	1166	1.39	ppb	#	64
104)	1,2-Dibromo-3-chloropropan	13.32	157	500	1.67	ppb	#	10
105)	1,2,4-Trichlorobenzene	13.55	180	3872	0.27	ppb		85
106)	Hexachlorobutadiene	14.43	225	1835	0.29	ppb	#	83
107)	Naphthalene	14.48	128	4771	1.11	ppb	#	79
108)	1,2,3-Trichlorobenzene	14.75	180	2704	0.28	ppb	#	78

(#) = qualifier out of range (m) = manual integration

Quantitation Report

Data File : M:\ZEUS\DATA\210615\0615Z02.D Vial: 2
Acq On : 15 Jun 21 17:32 Operator: LP,DG,CH
Sample : 0.3ug/L VOC STD 6/15/21 Inst : ZEUS
Misc : Multiplr: 1.00

Quant Time: Jun 16 11:42 2021 Quant Results File: Z0615W.RES

Method : M:\ZEUS\DATA\210615\Z0615W.M (RTE Integrator)
Title : METHOD 8260B
Last Update : Wed Jun 16 11:38:54 2021
Response via : Initial Calibration



Quantitation Report (Not Reviewed)

Data File : M:\ZEUS\DATA\210615\0615Z03.D
Acq On : 15 Jun 21 17:55
Sample : 0.5ug/L VOC STD 6/15/21
Misc :

Vial: 3
Operator: LP,DG,CH
Inst : ZEUS
Multiplr: 1.00

Quant Time: Jun 16 11:42 2021

Quant Results File: Z0615W.RES

Quant Method : M:\ZEUS\DATA\210615\Z0615W.M (RTE Integrator)
Title : METHOD 8260B
Last Update : Wed Jun 16 11:38:54 2021
Response via : Initial Calibration
DataAcq Meth : 033121_EST_TEST.M

Internal Standards	R.T.	QIon	Response	Conc Units		Dev(Min)
1) Fluorobenzene (IS)	6.01	96	1867484	25.00 ppb		0.00
68) Chlorobenzene-D5 (IS)	9.49	117	1343015	25.00 ppb		0.00
83) 1,4-Dichlorobenzene-D (IS)	12.04	152	463488	25.00 ppb		0.00
System Monitoring Compounds						
43) Dibromofluoromethane(S)	5.14	111	74648	3.69 ppb		0.00
Spiked Amount 25.000			Recovery	= 14.748%		
48) 1,2-DCA-D4(S)	5.56	65	78957	3.90 ppb		0.00
Spiked Amount 25.000			Recovery	= 15.584%		
69) Toluene-D8(S)	7.90	98	248537	4.69 ppb		0.00
Spiked Amount 25.000			Recovery	= 18.760%		
77) 4-Bromofluorobenzene(S)	10.79	95	76330	5.78 ppb		0.00
Spiked Amount 25.000			Recovery	= 23.124%		
Target Compounds						Qvalue
3) Dichlorodifluoromethane	1.02	85	4673	0.50 ppb		99
4) Freon 114	1.12	85	2831	-1.04 ppb		84
6) Vinyl chloride	1.23	62	5203	0.50 ppb	#	54
9) Bromomethane	1.46	94	2355	0.91 ppb		82
10) Chloroethane	1.52	66	795	-4.96 ppb	#	1
11) Dichlorofluoromethane	1.71	67	10127	0.56 ppb	#	86
12) Trichlorofluoromethane	1.76	101	7414	0.55 ppb		89
16) Acrolein	2.11	55	17506	23.82 ppb		100
17) Acetone	2.25	43	26521	10.53 ppb		90
18) Freon-113	2.23	101	2223	0.55 ppb		90
19) 1,1-DCE	2.20	61	6240	0.51 ppb		92
21) Acetonitrile	2.52	40	8000	28.93 ppb		85
22) t-Butanol	2.88	59	5053	25.19 ppb		90
23) Methyl Acetate	2.61	43	4529	0.63 ppb		95
24) Iodomethane	2.32	142	5236	0.54 ppb	#	83
25) Acrylonitrile	2.97	52	1105	0.39 ppb	#	78
26) Methylene chloride	2.68	49	13870	0.20 ppb		86
27) Carbon disulfide	2.38	76	8513	0.59 ppb		98
28) Methyl t-butyl ether (MtBE	3.04	73	8199	0.45 ppb		92
29) Trans-1,2-DCE	3.01	61	6042	0.50 ppb	#	89
31) Diisopropyl Ether	3.75	45	11247	0.44 ppb		96
33) 1,1-DCA	3.55	63	8392	0.52 ppb	#	89
34) Vinyl Acetate	3.70	43	4891	1.51 ppb	#	72
35) Ethyl tert Butyl Ether	4.33	59	7745	1.55 ppb		90
36) MEK (2-Butanone)	4.51	72	6682	8.33 ppb		83
37) Cis-1,2-DCE	4.44	61	9051	0.61 ppb	#	77
38) 2,2-Dichloropropane	4.42	77	5199	0.50 ppb	#	80
41) Chloroform	4.93	83	7997	0.52 ppb		89
42) Bromochloromethane	4.77	49	4318	0.51 ppb	#	85
44) 1,1,1-TCA	5.14	97	5740	0.48 ppb	#	86
45) Cyclohexane	5.22	56	5747	0.43 ppb	#	77
46) 1,1-Dichloropropene	5.37	75	4322	0.43 ppb	#	89
47) 2,2,4-Trimethylpentane	5.81	57	10910	1.33 ppb		98
49) Carbon Tetrachloride	5.36	117	4584	0.47 ppb		86
50) Tert Amyl Methyl Ether	5.87	73	6235	1.61 ppb		94
52) 1,2-DCA	5.66	62	5682	0.51 ppb	#	86
53) Benzene	5.63	78	18093	0.52 ppb		96
54) TCE	6.48	130	4896	0.53 ppb		92
55) 2-Pentanone	6.74	43	106026	40.96 ppb		97

(#) = qualifier out of range (m) = manual integration

Quantitation Report (Not Reviewed)

Data File : M:\ZEUS\DATA\210615\0615Z03.D
Acq On : 15 Jun 21 17:55
Sample : 0.5ug/L VOC STD 6/15/21
Misc :

Vial: 3
Operator: LP,DG,CH
Inst : ZEUS
Multiplr: 1.00

Quant Time: Jun 16 11:42 2021

Quant Results File: Z0615W.RES

Quant Method : M:\ZEUS\DATA\210615\Z0615W.M (RTE Integrator)
Title : METHOD 8260B
Last Update : Wed Jun 16 11:38:54 2021
Response via : Initial Calibration
DataAcq Meth : 033121_EST_TEST.M

	Compound	R.T.	QIon	Response	Conc	Unit		Qvalue
56)	1,2-Dichloropropane	6.72	63	4920	0.53	ppb	#	88
57)	Bromodichloromethane	7.08	83	4626	0.49	ppb		98
58)	Methyl Cyclohexane	6.70	83	5329	1.30	ppb		96
59)	Dibromomethane	6.86	174	2897	0.47	ppb	#	88
60)	MIBK (methyl isobutyl ket	7.82	43	46576	13.44	ppb		96
61)	1-Bromo-2-chloroethane	7.40	144	515	0.42	ppb	#	68
63)	Cis-1,3-Dichloropropene	7.60	75	4442	1.64	ppb	#	89
64)	Toluene	7.97	91	16991	0.48	ppb		98
65)	Trans-1,3-Dichloropropene	8.24	75	4229	1.49	ppb		91
66)	1,1,2-TCA	8.44	97	3407	0.49	ppb		96
67)	2-Hexanone	8.76	58	14538	10.54	ppb		95
70)	1,2-EDB	8.96	107	3107	0.47	ppb	#	94
71)	Tetrachloroethene	8.59	166	5141	0.53	ppb	#	73
72)	1-Chlorohexane	9.54	91	4882	0.49	ppb		93
73)	1,1,1,2-Tetrachloroethane	9.62	131	2927	0.42	ppb		91
74)	m&p-Xylene	9.80	91	20961	0.83	ppb		99
75)	o-Xylene	10.22	91	10240	1.16	ppb		89
76)	Styrene	10.24	104	6447	1.25	ppb		88
78)	1,3-Dichloropropane	8.61	76	5842	0.52	ppb	#	82
79)	Dibromochloromethane	8.85	129	3092	0.47	ppb		97
80)	Chlorobenzene	9.52	112	12191	0.52	ppb	#	89
81)	Ethylbenzene	9.67	91	16407	0.48	ppb		92
82)	Bromoform	10.40	173	1718	1.78	ppb	#	75
84)	Isopropylbenzene	10.63	105	11572	1.23	ppb		98
85)	1,1,2,2-Tetrachloroethane	10.95	83	4223	0.51	ppb	#	84
86)	1,2,3-Trichloropropane	10.99	110	1317	0.49	ppb	#	85
87)	t-1,4-Dichloro-2-Butene	11.03	53	798	1.98	ppb	#	21
88)	Bromobenzene	10.94	77	7005	0.55	ppb		94
89)	n-Propylbenzene	11.08	91	15752	0.42	ppb		96
90)	4-Ethyltoluene	11.21	105	11404	0.83	ppb		96
91)	2-Chlorotoluene	11.16	91	10314	0.46	ppb		91
92)	1,3,5-Trimethylbenzene	11.28	105	10310	0.88	ppb		92
93)	4-Chlorotoluene	11.28	91	11292	0.91	ppb	#	77
94)	Tert-Butylbenzene	11.63	119	8062	1.20	ppb		91
95)	1,2,4-Trimethylbenzene	11.68	105	9065	1.00	ppb		98
96)	Sec-Butylbenzene	11.87	105	12445	1.15	ppb	#	86
97)	p-Isopropyltoluene	11.63	119	8062	1.20	ppb		91
98)	Benzyl Chloride	12.22	91	4438	1.90	ppb	#	69
99)	1,3-DCB	11.96	146	9580	0.50	ppb		96
100)	1,4-DCB	12.07	146	10690	0.52	ppb		90
101)	n-Butylbenzene	12.48	91	11296	1.16	ppb		93
102)	1,2-DCB	12.47	146	8752	0.49	ppb	#	86
103)	Hexachloroethane	12.75	201	2284	1.57	ppb	#	70
104)	1,2-Dibromo-3-chloropropan	13.30	157	667	1.75	ppb	#	50
105)	1,2,4-Trichlorobenzene	13.56	180	6846	0.49	ppb		84
106)	Hexachlorobutadiene	14.43	225	3331	0.54	ppb	#	78
107)	Naphthalene	14.49	128	7064	1.19	ppb	#	92
108)	1,2,3-Trichlorobenzene	14.75	180	4716	0.49	ppb		86

(#) = qualifier out of range (m) = manual integration

Quantitation Report

Data File : M:\ZEUS\DATA\210615\0615Z03.D
Acq On : 15 Jun 21 17:55
Sample : 0.5ug/L VOC STD 6/15/21
Misc :

Vial: 3
Operator: LP,DG,CH
Inst : ZEUS
Multiplr: 1.00

Quant Time: Jun 16 11:42 2021

Quant Results File: Z0615W.RES

Method : M:\ZEUS\DATA\210615\Z0615W.M (RTE Integrator)
Title : METHOD 8260B
Last Update : Wed Jun 16 11:38:54 2021
Response via : Initial Calibration



Quantitation Report (Not Reviewed)

Data File : M:\ZEUS\DATA\210615\0615Z04.D
Acq On : 15 Jun 21 18:18
Sample : 1ug/L VOC STD 6/15/21
Misc :

Vial: 4
Operator: LP,DG,CH
Inst : ZEUS
Multiplr: 1.00

Quant Time: Jun 16 11:42 2021 Quant Results File: Z0615W.RES

Quant Method : M:\ZEUS\DATA\210615\Z0615W.M (RTE Integrator)
Title : METHOD 8260B
Last Update : Wed Jun 16 11:38:54 2021
Response via : Initial Calibration
DataAcq Meth : 033121_EST_TEST.M

Internal Standards	R.T.	QIon	Response	Conc Units	Dev(Min)
1) Fluorobenzene (IS)	6.01	96	1815838	25.00 ppb	0.00
68) Chlorobenzene-D5 (IS)	9.49	117	1338934	25.00 ppb	0.00
83) 1,4-Dichlorobenzene-D (IS)	12.04	152	477120	25.00 ppb	0.00
System Monitoring Compounds					
43) Dibromofluoromethane(S)	5.14	111	183499	9.32 ppb	0.00
Spiked Amount 25.000			Recovery	= 37.288%	
48) 1,2-DCA-D4(S)	5.56	65	189872	9.64 ppb	0.00
Spiked Amount 25.000			Recovery	= 38.540%	
69) Toluene-D8(S)	7.90	98	629018	9.47 ppb	0.00
Spiked Amount 25.000			Recovery	= 37.864%	
77) 4-Bromofluorobenzene(S)	10.78	95	202093	9.83 ppb	0.00
Spiked Amount 25.000			Recovery	= 39.304%	

Target Compounds						Qvalue
3) Dichlorodifluoromethane	1.02	85	10622	1.17 ppb		92
5) Chloromethane	1.16	50	7288	0.31 ppb	#	84
6) Vinyl chloride	1.23	62	11356	1.12 ppb	#	71
9) Bromomethane	1.46	94	2664	1.06 ppb		99
10) Chloroethane	1.54	66	2919	-2.74 ppb	#	62
11) Dichlorofluoromethane	1.71	67	18954	1.07 ppb		94
12) Trichlorofluoromethane	1.76	101	13261	1.01 ppb		97
16) Acrolein	2.11	55	34179	47.82 ppb		89
17) Acetone	2.25	43	47859	19.54 ppb		95
18) Freon-113	2.23	101	4198	1.07 ppb		97
19) 1,1-DCE	2.20	61	11831	1.00 ppb		94
21) Acetonitrile	2.53	40	14411	53.59 ppb		87
22) t-Butanol	2.88	59	8594	44.06 ppb		97
23) Methyl Acetate	2.61	43	8082	1.16 ppb	#	89
24) Iodomethane	2.33	142	8854	0.94 ppb	#	87
25) Acrylonitrile	2.97	52	2508	0.92 ppb	#	73
26) Methylene chloride	2.69	49	19340	0.68 ppb		90
27) Carbon disulfide	2.39	76	15360	1.10 ppb		96
28) Methyl t-butyl ether (MtBE	3.05	73	15974	0.91 ppb		94
29) Trans-1,2-DCE	3.01	61	11821	1.01 ppb		96
31) Diisopropyl Ether	3.75	45	21168	0.85 ppb	#	79
33) 1,1-DCA	3.54	63	16013	1.02 ppb	#	86
34) Vinyl Acetate	3.70	43	8776	1.75 ppb		99
35) Ethyl tert Butyl Ether	4.33	59	15193	1.86 ppb		90
36) MEK (2-Butanone)	4.50	72	12934	16.57 ppb		80
37) Cis-1,2-DCE	4.44	61	15478	1.07 ppb	#	87
38) 2,2-Dichloropropane	4.44	77	9261	0.92 ppb		93
41) Chloroform	4.93	83	15123	1.00 ppb		98
42) Bromochloromethane	4.78	49	8380	1.02 ppb		93
44) 1,1,1-TCA	5.14	97	11693	1.00 ppb		97
45) Cyclohexane	5.21	56	12632	0.97 ppb		89
46) 1,1-Dichloropropene	5.38	75	9372	0.96 ppb	#	89
47) 2,2,4-Trimethylpentane	5.81	57	23156	1.70 ppb		97
49) Carbon Tetrachloride	5.36	117	9692	1.01 ppb	#	79
50) Tert Amyl Methyl Ether	5.87	73	11838	1.88 ppb	#	84
52) 1,2-DCA	5.66	62	11136	1.03 ppb		98
53) Benzene	5.63	78	32603	0.96 ppb		97
54) TCE	6.47	130	9102	1.02 ppb		94
55) 2-Pentanone	6.74	43	206578	55.05 ppb		99

(#) = qualifier out of range (m) = manual integration

Quantitation Report (Not Reviewed)

Data File : M:\ZEUS\DATA\210615\0615Z04.D
Acq On : 15 Jun 21 18:18
Sample : 1ug/L VOC STD 6/15/21
Misc :

Vial: 4
Operator: LP,DG,CH
Inst : ZEUS
Multiplr: 1.00

Quant Time: Jun 16 11:42 2021 Quant Results File: Z0615W.RES

Quant Method : M:\ZEUS\DATA\210615\Z0615W.M (RTE Integrator)
Title : METHOD 8260B
Last Update : Wed Jun 16 11:38:54 2021
Response via : Initial Calibration
DataAcq Meth : 033121_EST_TEST.M

	Compound	R.T.	QIon	Response	Conc Unit		Qvalue
56)	1,2-Dichloropropane	6.73	63	8737	0.96 ppb	#	97
57)	Bromodichloromethane	7.07	83	8335	0.90 ppb		86
58)	Methyl Cyclohexane	6.70	83	10086	1.62 ppb		96
59)	Dibromomethane	6.85	174	6602	1.11 ppb	#	79
60)	MIBK (methyl isobutyl ket	7.82	43	93267	19.66 ppb		95
61)	1-Bromo-2-chloroethane	7.41	144	1107	0.92 ppb		83
63)	Cis-1,3-Dichloropropene	7.60	75	8739	1.96 ppb		94
64)	Toluene	7.97	91	33084	0.97 ppb		98
65)	Trans-1,3-Dichloropropene	8.25	75	7753	1.79 ppb	#	83
66)	1,1,2-TCA	8.43	97	6179	0.91 ppb		97
67)	2-Hexanone	8.75	58	29009	18.36 ppb		99
70)	1,2-EDB	8.95	107	5659	0.86 ppb	#	83
71)	Tetrachloroethene	8.59	166	9486	0.99 ppb	#	82
72)	1-Chlorohexane	9.54	91	8706	0.87 ppb	#	90
73)	1,1,1,2-Tetrachloroethane	9.62	131	6329	0.92 ppb	#	85
74)	m&p-Xylene	9.80	91	44185	1.76 ppb		99
75)	o-Xylene	10.22	91	19718	1.47 ppb		97
76)	Styrene	10.24	104	14747	1.57 ppb		95
78)	1,3-Dichloropropane	8.61	76	10086	0.90 ppb		97
79)	Dibromochloromethane	8.85	129	5555	0.84 ppb		84
80)	Chlorobenzene	9.52	112	23091	0.99 ppb		97
81)	Ethylbenzene	9.67	91	29635	0.88 ppb		96
82)	Bromoform	10.41	173	3619	2.10 ppb		98
84)	Isopropylbenzene	10.64	105	23905	1.53 ppb		93
85)	1,1,2,2-Tetrachloroethane	10.95	83	7412	0.87 ppb		92
86)	1,2,3-Trichloropropane	10.98	110	2277	0.83 ppb	#	83
87)	t-1,4-Dichloro-2-Butene	11.01	53	1594	2.30 ppb		98
88)	Bromobenzene	10.93	77	11620	0.89 ppb		97
89)	n-Propylbenzene	11.08	91	32195	0.84 ppb		95
90)	4-Ethyltoluene	11.21	105	25740	1.18 ppb		97
91)	2-Chlorotoluene	11.16	91	19782	0.86 ppb		99
92)	1,3,5-Trimethylbenzene	11.28	105	22734	1.23 ppb		92
93)	4-Chlorotoluene	11.28	91	25231	1.34 ppb		89
94)	Tert-Butylbenzene	11.63	119	18112	1.53 ppb		95
95)	1,2,4-Trimethylbenzene	11.69	105	20182	1.31 ppb		88
96)	Sec-Butylbenzene	11.87	105	26850	1.46 ppb		91
97)	p-Isopropyltoluene	11.63	119	18112	1.53 ppb		94
98)	Benzyl Chloride	12.21	91	8736	2.13 ppb	#	97
99)	1,3-DCB	11.97	146	18219	0.93 ppb		94
100)	1,4-DCB	12.07	146	20874	0.99 ppb		94
101)	n-Butylbenzene	12.48	91	22979	1.45 ppb		91
102)	1,2-DCB	12.46	146	18093	0.98 ppb	#	87
103)	Hexachloroethane	12.76	201	4027	1.83 ppb	#	78
104)	1,2-Dibromo-3-chloropropan	13.30	157	1196	1.98 ppb	#	84
105)	1,2,4-Trichlorobenzene	13.55	180	13081	0.91 ppb	#	80
106)	Hexachlorobutadiene	14.43	225	5860	0.92 ppb		91
107)	Naphthalene	14.48	128	14129	1.42 ppb	#	93
108)	1,2,3-Trichlorobenzene	14.74	180	8076	0.81 ppb		95

(#) = qualifier out of range (m) = manual integration

Quantitation Report

Data File : M:\ZEUS\DATA\210615\0615Z04.D Vial: 4
Acq On : 15 Jun 21 18:18 Operator: LP,DG,CH
Sample : 1ug/L VOC STD 6/15/21 Inst : ZEUS
Misc : Multiplr: 1.00

Quant Time: Jun 16 11:42 2021 Quant Results File: Z0615W.RES

Method : M:\ZEUS\DATA\210615\Z0615W.M (RTE Integrator)
Title : METHOD 8260B
Last Update : Wed Jun 16 11:38:54 2021
Response via : Initial Calibration



Quantitation Report (Not Reviewed)

Data File : M:\ZEUS\DATA\210615\0615Z05.D
Acq On : 15 Jun 21 18:41
Sample : 2ug/L VOC STD 6/15/21
Misc :

Vial: 5
Operator: LP,DG,CH
Inst : ZEUS
Multiplr: 1.00

Quant Time: Jun 16 11:42 2021 Quant Results File: Z0615W.RES

Quant Method : M:\ZEUS\DATA\210615\Z0615W.M (RTE Integrator)
Title : METHOD 8260B
Last Update : Wed Jun 16 11:38:54 2021
Response via : Initial Calibration
DataAcq Meth : 033121_EST_TEST.M

Internal Standards	R.T.	QIon	Response	Conc	Units		Dev(Min)
1) Fluorobenzene (IS)	6.01	96	1807380	25.00	ppb		0.00
68) Chlorobenzene-D5 (IS)	9.49	117	1348549	25.00	ppb		0.00
83) 1,4-Dichlorobenzene-D (IS)	12.04	152	474816	25.00	ppb		0.00
System Monitoring Compounds							
43) Dibromofluoromethane(S)	5.14	111	186196	9.50	ppb		0.00
Spiked Amount 25.000			Recovery	=	38.012%		
48) 1,2-DCA-D4(S)	5.56	65	189659	9.67	ppb		0.00
Spiked Amount 25.000			Recovery	=	38.676%		
69) Toluene-D8(S)	7.90	98	641379	9.56	ppb		0.00
Spiked Amount 25.000			Recovery	=	38.256%		
77) 4-Bromofluorobenzene(S)	10.78	95	205896	9.90	ppb		0.00
Spiked Amount 25.000			Recovery	=	39.604%		
Target Compounds							Qvalue
3) Dichlorodifluoromethane	1.02	85	20072	2.23	ppb		92
4) Freon 114	1.12	85	10602	1.35	ppb		98
5) Chloromethane	1.15	50	13719	1.55	ppb		93
6) Vinyl chloride	1.23	62	20594	2.05	ppb		100
9) Bromomethane	1.46	94	5436	2.16	ppb		82
10) Chloroethane	1.54	66	5917	0.38	ppb		86
11) Dichlorofluoromethane	1.71	67	37378	2.13	ppb		99
12) Trichlorofluoromethane	1.75	101	26475	2.02	ppb		95
16) Acrolein	2.11	55	50950	71.62	ppb		96
17) Acetone	2.25	43	69435	28.48	ppb		99
18) Freon-113	2.22	101	7652	1.95	ppb	#	82
19) 1,1-DCE	2.20	61	23885	2.04	ppb		91
21) Acetonitrile	2.52	40	19914	74.40	ppb		90
22) t-Butanol	2.88	59	14236	73.33	ppb		91
23) Methyl Acetate	2.61	43	13847	1.99	ppb	#	82
24) Iodomethane	2.33	142	17406	1.87	ppb		93
25) Acrylonitrile	2.97	52	5426	2.00	ppb	#	95
26) Methylene chloride	2.69	49	32604	1.77	ppb		98
27) Carbon disulfide	2.38	76	27448	1.98	ppb		100
28) Methyl t-butyl ether (MtBE	3.05	73	30417	1.73	ppb		97
29) Trans-1,2-DCE	3.01	61	22943	1.98	ppb		96
31) Diisopropyl Ether	3.75	45	44243	1.78	ppb		97
33) 1,1-DCA	3.55	63	29628	1.90	ppb		99
34) Vinyl Acetate	3.70	43	17620	2.28	ppb	#	79
35) Ethyl tert Butyl Ether	4.33	59	29651	2.45	ppb		89
36) MEK (2-Butanone)	4.51	72	20619	26.55	ppb		98
37) Cis-1,2-DCE	4.44	61	29038	2.01	ppb		93
38) 2,2-Dichloropropane	4.43	77	19782	1.97	ppb		93
41) Chloroform	4.94	83	28727	1.92	ppb		94
42) Bromochloromethane	4.77	49	16444	2.02	ppb	#	87
44) 1,1,1-TCA	5.14	97	22806	1.96	ppb	#	87
45) Cyclohexane	5.21	56	23705	1.83	ppb		87
46) 1,1-Dichloropropene	5.38	75	19384	1.99	ppb	#	86
47) 2,2,4-Trimethylpentane	5.81	57	48784	2.47	ppb		96
49) Carbon Tetrachloride	5.37	117	18499	1.94	ppb		87
50) Tert Amyl Methyl Ether	5.87	73	26469	2.57	ppb		97
52) 1,2-DCA	5.66	62	22485	2.09	ppb	#	93
53) Benzene	5.63	78	66258	1.96	ppb		93
54) TCE	6.48	130	16608	1.86	ppb		90

(#) = qualifier out of range (m) = manual integration

Quantitation Report (Not Reviewed)

Data File : M:\ZEUS\DATA\210615\0615Z05.D
Acq On : 15 Jun 21 18:41
Sample : 2ug/L VOC STD 6/15/21
Misc :

Vial: 5
Operator: LP,DG,CH
Inst : ZEUS
Multiplr: 1.00

Quant Time: Jun 16 11:42 2021 Quant Results File: Z0615W.RES

Quant Method : M:\ZEUS\DATA\210615\Z0615W.M (RTE Integrator)
Title : METHOD 8260B
Last Update : Wed Jun 16 11:38:54 2021
Response via : Initial Calibration
DataAcq Meth : 033121_EST_TEST.M

	Compound	R.T.	QIon	Response	Conc	Unit		Qvalue
55)	2-Pentanone	6.74	43	336392	72.96	ppb		99
56)	1,2-Dichloropropane	6.73	63	17207	1.91	ppb	#	97
57)	Bromodichloromethane	7.07	83	17237	1.88	ppb		95
58)	Methyl Cyclohexane	6.70	83	22209	2.42	ppb		94
59)	Dibromomethane	6.85	174	11354	1.92	ppb	#	80
60)	MIBK (methyl isobutyl ket	7.82	43	152745	27.47	ppb		96
61)	1-Bromo-2-chloroethane	7.40	144	2214	1.86	ppb		86
63)	Cis-1,3-Dichloropropene	7.61	75	18352	2.67	ppb		91
64)	Toluene	7.97	91	66762	1.96	ppb		96
65)	Trans-1,3-Dichloropropene	8.24	75	15690	2.46	ppb		97
66)	1,1,2-TCA	8.44	97	12961	1.91	ppb		98
67)	2-Hexanone	8.76	58	49676	28.08	ppb		96
70)	1,2-EDB	8.96	107	12573	1.90	ppb	#	98
71)	Tetrachloroethene	8.59	166	19079	1.98	ppb	#	82
72)	1-Chlorohexane	9.54	91	18155	1.80	ppb		90
73)	1,1,1,2-Tetrachloroethane	9.62	131	12909	1.86	ppb		89
74)	m&p-Xylene	9.80	91	92322	3.65	ppb		98
75)	o-Xylene	10.23	91	42188	2.19	ppb		93
76)	Styrene	10.24	104	31219	2.19	ppb		92
78)	1,3-Dichloropropane	8.61	76	20851	1.85	ppb		99
79)	Dibromochloromethane	8.85	129	10853	1.64	ppb	#	69
80)	Chlorobenzene	9.52	112	44442	1.88	ppb		93
81)	Ethylbenzene	9.66	91	61906	1.82	ppb		91
82)	Bromoform	10.41	173	7591	2.76	ppb		97
84)	Isopropylbenzene	10.64	105	52599	2.26	ppb		99
85)	1,1,2,2-Tetrachloroethane	10.96	83	15047	1.78	ppb		94
86)	1,2,3-Trichloropropane	10.99	110	4950	1.81	ppb	#	74
87)	t-1,4-Dichloro-2-Butene	11.02	53	3242	2.99	ppb		85
88)	Bromobenzene	10.93	77	23143	1.77	ppb		89
89)	n-Propylbenzene	11.08	91	68134	1.78	ppb		93
90)	4-Ethyltoluene	11.21	105	57985	2.00	ppb		94
91)	2-Chlorotoluene	11.16	91	41488	1.81	ppb		100
92)	1,3,5-Trimethylbenzene	11.28	105	52074	2.09	ppb		98
93)	4-Chlorotoluene	11.28	91	50692	2.13	ppb		94
94)	Tert-Butylbenzene	11.63	119	39524	2.25	ppb		98
95)	1,2,4-Trimethylbenzene	11.69	105	48400	2.12	ppb		92
96)	Sec-Butylbenzene	11.87	105	63111	2.24	ppb		100
97)	p-Isopropyltoluene	11.63	119	39524	2.25	ppb		98
98)	Benzyl Chloride	12.22	91	18592	2.68	ppb		96
99)	1,3-DCB	11.97	146	37537	1.92	ppb		97
100)	1,4-DCB	12.07	146	40220	1.91	ppb		94
101)	n-Butylbenzene	12.48	91	49620	2.15	ppb		99
102)	1,2-DCB	12.47	146	35195	1.92	ppb		97
103)	Hexachloroethane	12.75	201	7665	2.39	ppb	#	60
104)	1,2-Dibromo-3-chloropropan	13.31	157	2327	2.49	ppb		93
105)	1,2,4-Trichlorobenzene	13.55	180	26775	1.87	ppb		100
106)	Hexachlorobutadiene	14.43	225	12054	1.90	ppb		97
107)	Naphthalene	14.48	128	31548	2.01	ppb	#	91
108)	1,2,3-Trichlorobenzene	14.75	180	18452	1.86	ppb		87

(#) = qualifier out of range (m) = manual integration

Quantitation Report

Data File : M:\ZEUS\DATA\210615\0615Z05.D
Acq On : 15 Jun 21 18:41
Sample : 2ug/L VOC STD 6/15/21
Misc :

Vial: 5
Operator: LP,DG,CH
Inst : ZEUS
Multiplr: 1.00

Quant Time: Jun 16 11:42 2021

Quant Results File: Z0615W.RES

Method : M:\ZEUS\DATA\210615\Z0615W.M (RTE Integrator)
Title : METHOD 8260B
Last Update : Wed Jun 16 11:38:54 2021
Response via : Initial Calibration



Quantitation Report (Not Reviewed)

Data File : M:\ZEUS\DATA\210615\0615Z06.D
Acq On : 15 Jun 21 19:05
Sample : 5ug/L VOC STD 6/15/21
Misc :

Vial: 6
Operator: LP,DG,CH
Inst : ZEUS
Multiplr: 1.00

Quant Time: Jun 16 11:42 2021 Quant Results File: Z0615W.RES

Quant Method : M:\ZEUS\DATA\210615\Z0615W.M (RTE Integrator)
Title : METHOD 8260B
Last Update : Wed Jun 16 11:38:54 2021
Response via : Initial Calibration
DataAcq Meth : 033121_EST_TEST.M

Internal Standards	R.T.	QIon	Response	Conc	Units		Dev(Min)
1) Fluorobenzene (IS)	6.01	96	1865062	25.00	ppb		0.00
68) Chlorobenzene-D5 (IS)	9.49	117	1381789	25.00	ppb		0.00
83) 1,4-Dichlorobenzene-D (IS)	12.04	152	502656	25.00	ppb		0.00
System Monitoring Compounds							
43) Dibromofluoromethane(S)	5.14	111	554738	27.44	ppb		0.00
Spiked Amount 25.000			Recovery	=	109.748%		
48) 1,2-DCA-D4(S)	5.56	65	559885	27.66	ppb		0.00
Spiked Amount 25.000			Recovery	=	110.648%		
69) Toluene-D8(S)	7.90	98	1971857	25.53	ppb		0.00
Spiked Amount 25.000			Recovery	=	102.104%		
77) 4-Bromofluorobenzene(S)	10.78	95	681745	24.55	ppb		0.00
Spiked Amount 25.000			Recovery	=	98.188%		
Target Compounds							Qvalue
3) Dichlorodifluoromethane	1.02	85	41682	4.48	ppb		92
4) Freon 114	1.11	85	19488	3.87	ppb	#	81
5) Chloromethane	1.15	50	30448	4.56	ppb		94
6) Vinyl chloride	1.23	62	50422	4.86	ppb		96
9) Bromomethane	1.46	94	14121	5.45	ppb		97
10) Chloroethane	1.54	66	10626	4.93	ppb		91
11) Dichlorofluoromethane	1.71	67	89340	4.93	ppb		94
12) Trichlorofluoromethane	1.75	101	61110	4.52	ppb		96
16) Acrolein	2.11	55	72312	98.51	ppb		95
17) Acetone	2.26	43	102313	40.67	ppb		99
18) Freon-113	2.23	101	18128	4.48	ppb		93
19) 1,1-DCE	2.20	61	59533	4.92	ppb		96
21) Acetonitrile	2.52	40	29482	106.74	ppb		98
22) t-Butanol	2.89	59	20728	103.47	ppb		95
23) Methyl Acetate	2.61	43	32069	4.47	ppb		93
24) Iodomethane	2.32	142	41963	4.36	ppb		95
25) Acrylonitrile	2.96	52	15666	5.59	ppb	#	90
26) Methylene chloride	2.68	49	74215	4.98	ppb		96
27) Carbon disulfide	2.38	76	61824	4.31	ppb		98
28) Methyl t-butyl ether (MtBE	3.05	73	87374	4.83	ppb	#	89
29) Trans-1,2-DCE	3.01	61	60384	5.04	ppb		96
31) Diisopropyl Ether	3.75	45	125552	4.90	ppb		96
33) 1,1-DCA	3.55	63	79358	4.93	ppb		97
34) Vinyl Acetate	3.69	43	52220	4.25	ppb		100
35) Ethyl tert Butyl Ether	4.32	59	91987	4.86	ppb		99
36) MEK (2-Butanone)	4.50	72	33199	41.42	ppb		98
37) Cis-1,2-DCE	4.44	61	71097	4.78	ppb		97
38) 2,2-Dichloropropane	4.43	77	51469	4.97	ppb		99
41) Chloroform	4.93	83	73511	4.75	ppb		96
42) Bromochloromethane	4.77	49	42121	5.01	ppb		99
44) 1,1,1-TCA	5.14	97	60138	5.01	ppb		93
45) Cyclohexane	5.21	56	65322	4.89	ppb		96
46) 1,1-Dichloropropene	5.38	75	48375	4.82	ppb		94
47) 2,2,4-Trimethylpentane	5.81	57	132742	4.86	ppb		99
49) Carbon Tetrachloride	5.37	117	47646	4.85	ppb		97
50) Tert Amyl Methyl Ether	5.86	73	79824	4.95	ppb		93
52) 1,2-DCA	5.66	62	56583	5.10	ppb		97
53) Benzene	5.63	78	172462	4.95	ppb		97
54) TCE	6.47	130	44368	4.82	ppb		93

(#) = qualifier out of range (m) = manual integration

Quantitation Report (Not Reviewed)

Data File : M:\ZEUS\DATA\210615\0615Z06.D
Acq On : 15 Jun 21 19:05
Sample : 5ug/L VOC STD 6/15/21
Misc :

Vial: 6
Operator: LP,DG,CH
Inst : ZEUS
Multiplr: 1.00

Quant Time: Jun 16 11:42 2021

Quant Results File: Z0615W.RES

Quant Method : M:\ZEUS\DATA\210615\Z0615W.M (RTE Integrator)
Title : METHOD 8260B
Last Update : Wed Jun 16 11:38:54 2021
Response via : Initial Calibration
DataAcq Meth : 033121_EST_TEST.M

	Compound	R.T.	QIon	Response	Conc Unit		Qvalue
55)	2-Pentanone	6.74	43	556750	100.76 ppb		100
56)	1,2-Dichloropropane	6.72	63	46843	5.03 ppb	#	96
57)	Bromodichloromethane	7.07	83	47539	5.02 ppb		97
58)	Methyl Cyclohexane	6.70	83	58354	4.69 ppb		96
59)	Dibromomethane	6.85	174	28766	4.71 ppb	#	83
60)	MIBK (methyl isobutyl ket	7.82	43	248560	38.95 ppb		100
61)	1-Bromo-2-chloroethane	7.40	144	5343	4.34 ppb	#	81
63)	Cis-1,3-Dichloropropene	7.60	75	49185	4.82 ppb		97
64)	Toluene	7.97	91	176596	5.03 ppb		97
65)	Trans-1,3-Dichloropropene	8.24	75	44396	4.74 ppb		97
66)	1,1,2-TCA	8.44	97	34665	4.95 ppb		95
67)	2-Hexanone	8.76	58	84195	41.04 ppb		96
70)	1,2-EDB	8.96	107	33511	4.94 ppb		95
71)	Tetrachloroethene	8.59	166	49017	4.95 ppb		90
72)	1-Chlorohexane	9.54	91	49676	4.82 ppb		91
73)	1,1,1,2-Tetrachloroethane	9.62	131	35616	5.00 ppb		84
74)	m&p-Xylene	9.80	91	265993	10.25 ppb		97
75)	o-Xylene	10.22	91	128140	4.86 ppb		97
76)	Styrene	10.24	104	99794	4.72 ppb		95
78)	1,3-Dichloropropane	8.61	76	56867	4.93 ppb		97
79)	Dibromochloromethane	8.85	129	31947	4.70 ppb		98
80)	Chlorobenzene	9.52	112	119512	4.94 ppb		99
81)	Ethylbenzene	9.67	91	174036	4.98 ppb		99
82)	Bromoform	10.41	173	20421	4.81 ppb		91
84)	Isopropylbenzene	10.64	105	158597	4.72 ppb		96
85)	1,1,2,2-Tetrachloroethane	10.95	83	43496	4.86 ppb		99
86)	1,2,3-Trichloropropane	10.98	110	14139	4.88 ppb		92
87)	t-1,4-Dichloro-2-Butene	11.02	53	9540	5.37 ppb		95
88)	Bromobenzene	10.93	77	64810	4.69 ppb		91
89)	n-Propylbenzene	11.08	91	200511	4.94 ppb		99
90)	4-Ethyltoluene	11.21	105	178921	4.82 ppb		96
91)	2-Chlorotoluene	11.16	91	122016	5.03 ppb		96
92)	1,3,5-Trimethylbenzene	11.28	105	154379	4.83 ppb		98
93)	4-Chlorotoluene	11.28	91	150331	4.97 ppb		95
94)	Tert-Butylbenzene	11.63	119	120803	4.75 ppb		98
95)	1,2,4-Trimethylbenzene	11.69	105	150990	4.80 ppb		99
96)	Sec-Butylbenzene	11.88	105	190445	4.78 ppb		99
97)	p-Isopropyltoluene	11.63	119	120803	4.75 ppb		100
98)	Benzyl Chloride	12.22	91	57522	4.66 ppb		99
99)	1,3-DCB	11.97	146	102439	4.96 ppb		96
100)	1,4-DCB	12.06	146	107139	4.81 ppb		97
101)	n-Butylbenzene	12.48	91	156209	4.69 ppb		97
102)	1,2-DCB	12.47	146	94619	4.87 ppb		96
103)	Hexachloroethane	12.75	201	23715	4.67 ppb	#	81
104)	1,2-Dibromo-3-chloropropan	13.30	157	8985	5.29 ppb		92
105)	1,2,4-Trichlorobenzene	13.55	180	72653	4.79 ppb		90
106)	Hexachlorobutadiene	14.43	225	32729	4.88 ppb		94
107)	Naphthalene	14.48	128	106609	4.34 ppb		94
108)	1,2,3-Trichlorobenzene	14.75	180	51825	4.93 ppb		94

(#) = qualifier out of range (m) = manual integration

Quantitation Report

Data File : M:\ZEUS\DATA\210615\0615Z06.D
Acq On : 15 Jun 21 19:05
Sample : 5ug/L VOC STD 6/15/21
Misc :

Vial: 6
Operator: LP,DG,CH
Inst : ZEUS
Multiplr: 1.00

Quant Time: Jun 16 11:42 2021 Quant Results File: Z0615W.RES

Method : M:\ZEUS\DATA\210615\Z0615W.M (RTE Integrator)
Title : METHOD 8260B
Last Update : Wed Jun 16 11:38:54 2021
Response via : Initial Calibration



Quantitation Report (Not Reviewed)

Data File : M:\ZEUS\DATA\210615\0615Z07.D
Acq On : 15 Jun 21 19:28
Sample : 10ug/L VOC STD 6/15/21
Misc :

Vial: 7
Operator: LP,DG,CH
Inst : ZEUS
Multiplr: 1.00

Quant Time: Jun 16 11:42 2021 Quant Results File: Z0615W.RES

Quant Method : M:\ZEUS\DATA\210615\Z0615W.M (RTE Integrator)
Title : METHOD 8260B
Last Update : Wed Jun 16 11:38:54 2021
Response via : Initial Calibration
DataAcq Meth : 033121_EST_TEST.M

Internal Standards	R.T.	QIon	Response	Conc	Units	Dev(Min)
1) Fluorobenzene (IS)	6.01	96	1937810	25.00	ppb	0.00
68) Chlorobenzene-D5 (IS)	9.49	117	1451605	25.00	ppb	0.00
83) 1,4-Dichlorobenzene-D (IS)	12.04	152	535616	25.00	ppb	0.00
System Monitoring Compounds						
43) Dibromofluoromethane(S)	5.14	111	560086	26.66	ppb	0.00
Spiked Amount 25.000			Recovery = 106.644%			
48) 1,2-DCA-D4(S)	5.56	65	561175	26.68	ppb	0.00
Spiked Amount 25.000			Recovery = 106.740%			
69) Toluene-D8(S)	7.90	98	2023152	24.97	ppb	0.00
Spiked Amount 25.000			Recovery = 99.868%			
77) 4-Bromofluorobenzene(S)	10.78	95	711603	24.41	ppb	0.00
Spiked Amount 25.000			Recovery = 97.644%			

Target Compounds						Qvalue
3) Dichlorodifluoromethane	1.02	85	92627	9.59	ppb	100
4) Freon 114	1.12	85	44416	10.73	ppb	100
5) Chloromethane	1.15	50	63263	10.20	ppb	100
6) Vinyl chloride	1.23	62	108799	10.08	ppb	100
9) Bromomethane	1.46	94	26200	9.73	ppb	100
10) Chloroethane	1.54	66	18713	12.35	ppb	100
11) Dichlorofluoromethane	1.71	67	184424	9.79	ppb	100
12) Trichlorofluoromethane	1.75	101	137572	9.80	ppb	100
16) Acrolein	2.11	55	96798	126.92	ppb	100
17) Acetone	2.26	43	128462	49.15	ppb	100
18) Freon-113	2.22	101	39688	9.44	ppb	100
19) 1,1-DCE	2.20	61	127161	10.11	ppb	100
21) Acetonitrile	2.52	40	35786	124.71	ppb	100
22) t-Butanol	2.89	59	28448	136.68	ppb	100
23) Methyl Acetate	2.61	43	68849	9.25	ppb	100
24) Iodomethane	2.32	142	94103	9.41	ppb	100
25) Acrylonitrile	2.96	52	29498	10.13	ppb	100
26) Methylene chloride	2.69	49	144458	10.10	ppb	100
27) Carbon disulfide	2.38	76	132736	8.91	ppb	100
28) Methyl t-butyl ether (MtBE	3.04	73	189974	10.11	ppb	100
29) Trans-1,2-DCE	3.01	61	122003	9.80	ppb	100
31) Diisopropyl Ether	3.75	45	284802	10.71	ppb	100
33) 1,1-DCA	3.55	63	163097	9.76	ppb	100
34) Vinyl Acetate	3.69	43	134900	8.75	ppb	100
35) Ethyl tert Butyl Ether	4.32	59	208549	9.12	ppb	100
36) MEK (2-Butanone)	4.51	72	44180	53.05	ppb	100
37) Cis-1,2-DCE	4.44	61	143960	9.31	ppb	100
38) 2,2-Dichloropropane	4.43	77	105706	9.82	ppb	100
41) Chloroform	4.93	83	153913	9.58	ppb	100
42) Bromochloromethane	4.77	49	87331	9.99	ppb	100
44) 1,1,1-TCA	5.14	97	124497	9.99	ppb	100
45) Cyclohexane	5.21	56	143360	10.34	ppb	100
46) 1,1-Dichloropropene	5.37	75	103422	9.92	ppb	100
47) 2,2,4-Trimethylpentane	5.81	57	298731	9.35	ppb	100
49) Carbon Tetrachloride	5.36	117	100277	9.82	ppb	100
50) Tert Amyl Methyl Ether	5.87	73	174301	8.95	ppb	100
52) 1,2-DCA	5.66	62	112176	9.72	ppb	100
53) Benzene	5.63	78	362244	10.01	ppb	100
54) TCE	6.47	130	92413	9.67	ppb	100

(#) = qualifier out of range (m) = manual integration

Quantitation Report (Not Reviewed)

Data File : M:\ZEUS\DATA\210615\0615Z07.D Vial: 7
Acq On : 15 Jun 21 19:28 Operator: LP,DG,CH
Sample : 10ug/L VOC STD 6/15/21 Inst : ZEUS
Misc : Multiplr: 1.00

Quant Time: Jun 16 11:42 2021 Quant Results File: Z0615W.RES

Quant Method : M:\ZEUS\DATA\210615\Z0615W.M (RTE Integrator)
Title : METHOD 8260B
Last Update : Wed Jun 16 11:38:54 2021
Response via : Initial Calibration
DataAcq Meth : 033121_EST_TEST.M

	Compound	R.T.	QIon	Response	Conc	Unit	Qvalue
55)	2-Pentanone	6.74	43	739419	121.31	ppb	100
56)	1,2-Dichloropropane	6.73	63	97963	10.12	ppb	100
57)	Bromodichloromethane	7.07	83	100673	10.23	ppb	100
58)	Methyl Cyclohexane	6.70	83	132102	9.09	ppb	100
59)	Dibromomethane	6.85	174	63137	9.96	ppb	100
60)	MIBK (methyl isobutyl ket	7.81	43	338891	48.76	ppb	100
61)	1-Bromo-2-chloroethane	7.40	144	11473	8.97	ppb	100
63)	Cis-1,3-Dichloropropene	7.60	75	115814	9.25	ppb	100
64)	Toluene	7.97	91	364317	9.99	ppb	100
65)	Trans-1,3-Dichloropropene	8.24	75	104101	9.25	ppb	100
66)	1,1,2-TCA	8.44	97	75229	10.33	ppb	100
67)	2-Hexanone	8.75	58	117292	51.02	ppb	100
70)	1,2-EDB	8.96	107	71528	10.04	ppb	100
71)	Tetrachloroethene	8.59	166	101393	9.75	ppb	100
72)	1-Chlorohexane	9.54	91	110538	10.21	ppb	100
73)	1,1,1,2-Tetrachloroethane	9.62	131	75352	10.07	ppb	100
74)	m&p-Xylene	9.80	91	587472	21.55	ppb	100
75)	o-Xylene	10.22	91	285356	9.37	ppb	100
76)	Styrene	10.24	104	236254	9.38	ppb	100
78)	1,3-Dichloropropane	8.61	76	122234	10.10	ppb	100
79)	Dibromochloromethane	8.85	129	70874	9.93	ppb	100
80)	Chlorobenzene	9.52	112	250448	9.86	ppb	100
81)	Ethylbenzene	9.66	91	378270	10.30	ppb	100
82)	Bromoform	10.41	173	47937	8.89	ppb	100
84)	Isopropylbenzene	10.64	105	369411	9.21	ppb	100
85)	1,1,2,2-Tetrachloroethane	10.95	83	94344	9.89	ppb	100
86)	1,2,3-Trichloropropane	10.98	110	30702	9.95	ppb	100
87)	t-1,4-Dichloro-2-Butene	11.02	53	21376	9.47	ppb	100
88)	Bromobenzene	10.94	77	137751	9.36	ppb	100
89)	n-Propylbenzene	11.08	91	463622	10.72	ppb	100
90)	4-Ethyltoluene	11.21	105	398384	9.50	ppb	100
91)	2-Chlorotoluene	11.16	91	267795	10.36	ppb	100
92)	1,3,5-Trimethylbenzene	11.28	105	349165	9.62	ppb	100
93)	4-Chlorotoluene	11.28	91	327225	9.57	ppb	100
94)	Tert-Butylbenzene	11.63	119	280704	9.27	ppb	100
95)	1,2,4-Trimethylbenzene	11.68	105	346165	9.48	ppb	100
96)	Sec-Butylbenzene	11.87	105	438735	9.31	ppb	100
97)	p-Isopropyltoluene	11.63	119	280704	9.27	ppb	100
98)	Benzyl Chloride	12.21	91	143968	8.73	ppb	100
99)	1,3-DCB	11.97	146	221805	10.07	ppb	100
100)	1,4-DCB	12.06	146	230037	9.70	ppb	100
101)	n-Butylbenzene	12.48	91	371127	9.40	ppb	100
102)	1,2-DCB	12.46	146	209145	10.10	ppb	100
103)	Hexachloroethane	12.75	201	56645	8.96	ppb	100
104)	1,2-Dibromo-3-chloropropan	13.30	157	18721	8.97	ppb	100
105)	1,2,4-Trichlorobenzene	13.55	180	166619	10.31	ppb	100
106)	Hexachlorobutadiene	14.43	225	71687	10.02	ppb	100
107)	Naphthalene	14.48	128	278348	9.25	ppb	100
108)	1,2,3-Trichlorobenzene	14.75	180	117306	10.48	ppb	100

(#) = qualifier out of range (m) = manual integration

Quantitation Report

Data File : M:\ZEUS\DATA\210615\0615Z07.D Vial: 7
Acq On : 15 Jun 21 19:28 Operator: LP,DG,CH
Sample : 10ug/L VOC STD 6/15/21 Inst : ZEUS
Misc : Multiplr: 1.00

Quant Time: Jun 16 11:42 2021 Quant Results File: Z0615W.RES

Method : M:\ZEUS\DATA\210615\Z0615W.M (RTE Integrator)
Title : METHOD 8260B
Last Update : Wed Jun 16 11:38:54 2021
Response via : Initial Calibration



Quantitation Report (Not Reviewed)

Data File : M:\ZEUS\DATA\210615\0615Z08.D
Acq On : 15 Jun 21 19:51
Sample : 20ug/L VOC STD 6/15/21
Misc :

Vial: 8
Operator: LP,DG,CH
Inst : ZEUS
Multiplr: 1.00

Quant Time: Jun 16 11:42 2021

Quant Results File: Z0615W.RES

Quant Method : M:\ZEUS\DATA\210615\Z0615W.M (RTE Integrator)
Title : METHOD 8260B
Last Update : Wed Jun 16 11:38:54 2021
Response via : Initial Calibration
DataAcq Meth : 033121_EST_TEST.M

Internal Standards	R.T.	QIon	Response	Conc	Units		Dev(Min)
1) Fluorobenzene (IS)	6.01	96	1970633	25.00	ppb		0.00
68) Chlorobenzene-D5 (IS)	9.49	117	1488589	25.00	ppb		0.00
83) 1,4-Dichlorobenzene-D (IS)	12.04	152	536384	25.00	ppb		0.00
System Monitoring Compounds							
43) Dibromofluoromethane(S)	5.14	111	1211012	56.69	ppb		0.00
Spiked Amount 25.000			Recovery	=	226.748%		
48) 1,2-DCA-D4(S)	5.56	65	1175789	54.98	ppb		0.00
Spiked Amount 25.000			Recovery	=	219.920%		
69) Toluene-D8(S)	7.90	98	4403147	51.21	ppb		0.00
Spiked Amount 25.000			Recovery	=	204.836%		
77) 4-Bromofluorobenzene(S)	10.78	95	1591027	49.28	ppb		0.00
Spiked Amount 25.000			Recovery	=	197.136%		
Target Compounds							Qvalue
3) Dichlorodifluoromethane	1.02	85	200166	20.37	ppb		90
4) Freon 114	1.12	85	89067	22.97	ppb		100
5) Chloromethane	1.15	50	119622	19.90	ppb		98
6) Vinyl chloride	1.23	62	213498	19.46	ppb		95
9) Bromomethane	1.46	94	48608	17.75	ppb		94
10) Chloroethane	1.53	66	28669	21.52	ppb		81
11) Dichlorofluoromethane	1.71	67	361765	18.89	ppb		98
12) Trichlorofluoromethane	1.74	101	273146	19.13	ppb		97
16) Acrolein	2.11	55	121301	156.39	ppb		99
17) Acetone	2.26	43	152209	57.27	ppb		97
18) Freon-113	2.22	101	87000	20.35	ppb		94
19) 1,1-DCE	2.19	61	253256	19.79	ppb		95
21) Acetonitrile	2.53	40	42046	144.08	ppb		97
22) t-Butanol	2.90	59	32504	153.57	ppb		91
23) Methyl Acetate	2.61	43	131593	17.38	ppb		93
24) Iodomethane	2.32	142	210574	20.71	ppb		97
25) Acrylonitrile	2.97	52	59068	19.94	ppb		99
26) Methylene chloride	2.68	49	278329	19.93	ppb		99
27) Carbon disulfide	2.38	76	265088	17.49	ppb		99
28) Methyl t-butyl ether (MtBE	3.05	73	391177	20.46	ppb		98
29) Trans-1,2-DCE	3.00	61	249107	19.67	ppb		96
31) Diisopropyl Ether	3.75	45	587460	21.72	ppb		97
33) 1,1-DCA	3.55	63	325054	19.13	ppb		98
34) Vinyl Acetate	3.69	43	285409	16.88	ppb	#	92
35) Ethyl tert Butyl Ether	4.32	59	442138	17.65	ppb		96
36) MEK (2-Butanone)	4.51	72	52806	62.35	ppb		99
37) Cis-1,2-DCE	4.44	61	288717	18.36	ppb		95
38) 2,2-Dichloropropane	4.43	77	218272	19.95	ppb		97
41) Chloroform	4.93	83	306381	18.75	ppb		99
42) Bromochloromethane	4.77	49	171945	19.35	ppb		96
44) 1,1,1-TCA	5.14	97	252331	19.90	ppb		97
45) Cyclohexane	5.21	56	305867	21.69	ppb		97
46) 1,1-Dichloropropene	5.37	75	217218	20.49	ppb		95
47) 2,2,4-Trimethylpentane	5.81	57	634812	18.44	ppb		98
49) Carbon Tetrachloride	5.37	117	208888	20.12	ppb		92
50) Tert Amyl Methyl Ether	5.87	73	379943	17.67	ppb		92
52) 1,2-DCA	5.66	62	218231	18.60	ppb		98
53) Benzene	5.63	78	712108	19.35	ppb		98
54) TCE	6.48	130	192435	19.80	ppb		96

(#) = qualifier out of range (m) = manual integration

Quantitation Report (Not Reviewed)

Data File : M:\ZEUS\DATA\210615\0615Z08.D
Acq On : 15 Jun 21 19:51
Sample : 20ug/L VOC STD 6/15/21
Misc :

Vial: 8
Operator: LP,DG,CH
Inst : ZEUS
Multiplr: 1.00

Quant Time: Jun 16 11:42 2021 Quant Results File: Z0615W.RES

Quant Method : M:\ZEUS\DATA\210615\Z0615W.M (RTE Integrator)
Title : METHOD 8260B
Last Update : Wed Jun 16 11:38:54 2021
Response via : Initial Calibration
DataAcq Meth : 033121_EST_TEST.M

	Compound	R.T.	QIon	Response	Conc Unit	Qvalue
55)	2-Pentanone	6.74	43	930796	143.76 ppb	99
56)	1,2-Dichloropropane	6.72	63	191777	19.48 ppb	98
57)	Bromodichloromethane	7.07	83	204543	20.44 ppb	92
58)	Methyl Cyclohexane	6.70	83	288528	18.41 ppb	99
59)	Dibromomethane	6.85	174	124555	19.31 ppb	97
60)	MIBK (methyl isobutyl ket	7.82	43	432446	59.25 ppb	96
61)	1-Bromo-2-chloroethane	7.40	144	23654	18.18 ppb	84
63)	Cis-1,3-Dichloropropene	7.60	75	247664	18.00 ppb	99
64)	Toluene	7.97	91	734351	19.81 ppb	99
65)	Trans-1,3-Dichloropropene	8.24	75	217074	17.76 ppb	98
66)	1,1,2-TCA	8.44	97	149824	20.23 ppb	96
67)	2-Hexanone	8.76	58	149958	60.22 ppb	94
70)	1,2-EDB	8.96	107	146681	20.07 ppb	100
71)	Tetrachloroethene	8.59	166	202771	19.02 ppb	94
72)	1-Chlorohexane	9.54	91	228745	20.60 ppb	95
73)	1,1,1,2-Tetrachloroethane	9.63	131	156025	20.34 ppb	90
74)	m&p-Xylene	9.80	91	1206254	43.15 ppb	98
75)	o-Xylene	10.22	91	608144	18.58 ppb	99
76)	Styrene	10.24	104	501034	18.33 ppb	94
78)	1,3-Dichloropropane	8.61	76	244991	19.73 ppb	98
79)	Dibromochloromethane	8.86	129	148356	20.26 ppb	98
80)	Chlorobenzene	9.52	112	492482	18.91 ppb	100
81)	Ethylbenzene	9.66	91	781498	20.76 ppb	97
82)	Bromoform	10.41	173	103217	17.02 ppb	89
84)	Isopropylbenzene	10.64	105	780857	18.42 ppb	98
85)	1,1,2,2-Tetrachloroethane	10.95	83	190514	19.94 ppb	98
86)	1,2,3-Trichloropropane	10.99	110	59862	19.38 ppb	93
87)	t-1,4-Dichloro-2-Butene	11.02	53	44285	17.82 ppb	93
88)	Bromobenzene	10.93	77	287734	19.52 ppb	98
89)	n-Propylbenzene	11.08	91	956302	22.08 ppb	99
90)	4-Ethyltoluene	11.21	105	830012	19.19 ppb	100
91)	2-Chlorotoluene	11.16	91	549825	21.25 ppb	97
92)	1,3,5-Trimethylbenzene	11.28	105	714505	19.07 ppb	99
93)	4-Chlorotoluene	11.28	91	667580	18.92 ppb	100
94)	Tert-Butylbenzene	11.63	119	594299	18.57 ppb	99
95)	1,2,4-Trimethylbenzene	11.69	105	716887	18.81 ppb	98
96)	Sec-Butylbenzene	11.87	105	920796	18.55 ppb	100
97)	p-Isopropyltoluene	11.63	119	594299	18.57 ppb	99
98)	Benzyl Chloride	12.21	91	314200	17.07 ppb	98
99)	1,3-DCB	11.97	146	445515	20.20 ppb	97
100)	1,4-DCB	12.06	146	462350	19.47 ppb	98
101)	n-Butylbenzene	12.48	91	774405	18.66 ppb	99
102)	1,2-DCB	12.46	146	421574	20.33 ppb	97
103)	Hexachloroethane	12.75	201	121371	17.80 ppb	97
104)	1,2-Dibromo-3-chloropropan	13.31	157	39234	17.21 ppb	92
105)	1,2,4-Trichlorobenzene	13.55	180	335660	20.75 ppb	98
106)	Hexachlorobutadiene	14.43	225	140646	19.64 ppb	97
107)	Naphthalene	14.48	128	590343	18.52 ppb	98
108)	1,2,3-Trichlorobenzene	14.75	180	241850	21.57 ppb	93

(#) = qualifier out of range (m) = manual integration

Quantitation Report

Data File : M:\ZEUS\DATA\210615\0615Z08.D
Acq On : 15 Jun 21 19:51
Sample : 20ug/L VOC STD 6/15/21
Misc :

Vial: 8
Operator: LP,DG,CH
Inst : ZEUS
Multiplr: 1.00

Quant Time: Jun 16 11:42 2021

Quant Results File: Z0615W.RES

Method : M:\ZEUS\DATA\210615\Z0615W.M (RTE Integrator)
Title : METHOD 8260B
Last Update : Wed Jun 16 11:38:54 2021
Response via : Initial Calibration



Quantitation Report (Not Reviewed)

Data File : M:\ZEUS\DATA\210615\0615Z09.D
Acq On : 15 Jun 21 20:15
Sample : 40ug/L VOC STD 6/15/21
Misc :

Vial: 9
Operator: LP,DG,CH
Inst : ZEUS
Multiplr: 1.00

Quant Time: Jun 16 11:42 2021 Quant Results File: Z0615W.RES

Quant Method : M:\ZEUS\DATA\210615\Z0615W.M (RTE Integrator)
Title : METHOD 8260B
Last Update : Wed Jun 16 11:38:54 2021
Response via : Initial Calibration
DataAcq Meth : 033121_EST_TEST.M

Internal Standards	R.T.	QIon	Response	Conc Units	Dev(Min)
1) Fluorobenzene (IS)	6.01	96	2145522	25.00 ppb	0.00
68) Chlorobenzene-D5 (IS)	9.49	117	1618570	25.00 ppb	0.00
83) 1,4-Dichlorobenzene-D (IS)	12.04	152	584064	25.00 ppb	0.00
System Monitoring Compounds					
43) Dibromofluoromethane(S)	5.14	111	1308501	56.26 ppb	0.00
Spiked Amount 25.000			Recovery	= 225.028%	
48) 1,2-DCA-D4(S)	5.56	65	1260622	54.14 ppb	0.00
Spiked Amount 25.000			Recovery	= 216.568%	
69) Toluene-D8(S)	7.90	98	4734195	50.66 ppb	0.00
Spiked Amount 25.000			Recovery	= 202.624%	
77) 4-Bromofluorobenzene(S)	10.78	95	1740503	49.56 ppb	0.00
Spiked Amount 25.000			Recovery	= 198.256%	

Target Compounds					Qvalue
3) Dichlorodifluoromethane	1.02	85	448374	41.92 ppb	96
4) Freon 114	1.11	85	182530	44.89 ppb	91
5) Chloromethane	1.15	50	281342	44.23 ppb	99
6) Vinyl chloride	1.23	62	487385	40.80 ppb	98
9) Bromomethane	1.46	94	108856	36.51 ppb	98
10) Chloroethane	1.53	66	56247	43.39 ppb	79
11) Dichlorofluoromethane	1.70	67	809581	38.83 ppb	98
12) Trichlorofluoromethane	1.74	101	631727	40.63 ppb	99
16) Acrolein	2.11	55	151511	179.42 ppb	97
17) Acetone	2.26	43	219456	75.84 ppb	99
18) Freon-113	2.22	101	190144	40.85 ppb	98
19) 1,1-DCE	2.19	61	576839	41.41 ppb	97
21) Acetonitrile	2.53	40	51569	162.31 ppb	97
22) t-Butanol	2.90	59	41632	180.66 ppb	96
23) Methyl Acetate	2.61	43	304941	36.98 ppb	97
24) Iodomethane	2.32	142	477387	43.12 ppb	98
25) Acrylonitrile	2.97	52	138366	42.91 ppb	92
26) Methylene chloride	2.68	49	615120	41.38 ppb	97
27) Carbon disulfide	2.38	76	633600	38.41 ppb	98
28) Methyl t-butyl ether (MtBE	3.05	73	955379	45.90 ppb	95
29) Trans-1,2-DCE	3.00	61	568684	41.25 ppb	99
31) Diisopropyl Ether	3.75	45	1392630	47.29 ppb	97
33) 1,1-DCA	3.54	63	729135	39.41 ppb	99
34) Vinyl Acetate	3.69	43	732108	38.10 ppb	97
35) Ethyl tert Butyl Ether	4.33	59	1105291	38.89 ppb	98
36) MEK (2-Butanone)	4.50	72	81327	88.20 ppb	97
37) Cis-1,2-DCE	4.44	61	662163	38.68 ppb	95
38) 2,2-Dichloropropane	4.43	77	516680	43.37 ppb	98
41) Chloroform	4.93	83	696869	39.17 ppb	98
42) Bromochloromethane	4.77	49	383673	39.65 ppb	98
44) 1,1,1-TCA	5.14	97	585250	42.40 ppb	98
45) Cyclohexane	5.21	56	725110	47.22 ppb	94
46) 1,1-Dichloropropene	5.38	75	510518	44.23 ppb	97
47) 2,2,4-Trimethylpentane	5.81	57	1544533	39.95 ppb	97
49) Carbon Tetrachloride	5.37	117	480247	42.48 ppb	98
50) Tert Amyl Methyl Ether	5.87	73	941463	38.53 ppb #	85
52) 1,2-DCA	5.66	62	490330	38.38 ppb	99
53) Benzene	5.63	78	1639109	40.91 ppb	97
54) TCE	6.47	130	440707	41.64 ppb	98

(#) = qualifier out of range (m) = manual integration
0615Z09.D Z0615W.M Wed Jun 16 14:06:55 2021

Quantitation Report (Not Reviewed)

Data File : M:\ZEUS\DATA\210615\0615Z09.D Vial: 9
Acq On : 15 Jun 21 20:15 Operator: LP,DG,CH
Sample : 40ug/L VOC STD 6/15/21 Inst : ZEUS
Misc : Multiplr: 1.00

Quant Time: Jun 16 11:42 2021 Quant Results File: Z0615W.RES

Quant Method : M:\ZEUS\DATA\210615\Z0615W.M (RTE Integrator)
Title : METHOD 8260B
Last Update : Wed Jun 16 11:38:54 2021
Response via : Initial Calibration
DataAcq Meth : 033121_EST_TEST.M

	Compound	R.T.	QIon	Response	Conc Unit		Qvalue
55)	2-Pentanone	6.74	43	1287861	175.41 ppb		99
56)	1,2-Dichloropropane	6.72	63	439433	41.00 ppb		99
57)	Bromodichloromethane	7.07	83	481935	44.23 ppb		91
58)	Methyl Cyclohexane	6.70	83	694026	39.52 ppb		95
59)	Dibromomethane	6.85	174	282151	40.18 ppb		97
60)	MIBK (methyl isobutyl ket	7.82	43	682292	82.46 ppb		97
61)	1-Bromo-2-chloroethane	7.40	144	54504	38.47 ppb		97
63)	Cis-1,3-Dichloropropene	7.60	75	617744	39.52 ppb		97
64)	Toluene	7.97	91	1698216	42.08 ppb		98
65)	Trans-1,3-Dichloropropene	8.24	75	540035	39.10 ppb		96
66)	1,1,2-TCA	8.43	97	347774	43.14 ppb		98
67)	2-Hexanone	8.75	58	242572	79.53 ppb		98
70)	1,2-EDB	8.96	107	349795	44.02 ppb	#	96
71)	Tetrachloroethene	8.59	166	465638	40.17 ppb		91
72)	1-Chlorohexane	9.54	91	546051	45.23 ppb		96
73)	1,1,1,2-Tetrachloroethane	9.62	131	363835	43.62 ppb		96
74)	m&p-Xylene	9.80	91	2819791	92.77 ppb		98
75)	o-Xylene	10.22	91	1447556	39.69 ppb		98
76)	Styrene	10.24	104	1216146	39.69 ppb		96
78)	1,3-Dichloropropane	8.61	76	577748	42.80 ppb		99
79)	Dibromochloromethane	8.86	129	366098	45.98 ppb		98
80)	Chlorobenzene	9.52	112	1125767	39.76 ppb		97
81)	Ethylbenzene	9.67	91	1825408	44.59 ppb		98
82)	Bromoform	10.41	173	267112	38.44 ppb		94
84)	Isopropylbenzene	10.64	105	1893869	39.88 ppb		100
85)	1,1,2,2-Tetrachloroethane	10.95	83	460287	44.24 ppb		98
86)	1,2,3-Trichloropropane	10.99	110	137725	40.95 ppb		97
87)	t-1,4-Dichloro-2-Butene	11.02	53	112457	39.37 ppb		91
88)	Bromobenzene	10.93	77	672295	41.89 ppb		98
89)	n-Propylbenzene	11.09	91	2264962	48.02 ppb		99
90)	4-Ethyltoluene	11.21	105	1938903	40.56 ppb		99
91)	2-Chlorotoluene	11.16	91	1275463	45.27 ppb		96
92)	1,3,5-Trimethylbenzene	11.28	105	1665772	40.17 ppb		99
93)	4-Chlorotoluene	11.28	91	1558979	39.94 ppb		99
94)	Tert-Butylbenzene	11.63	119	1419658	39.63 ppb		96
95)	1,2,4-Trimethylbenzene	11.68	105	1701900	40.14 ppb		100
96)	Sec-Butylbenzene	11.88	105	2210837	39.85 ppb		99
97)	p-Isopropyltoluene	11.63	119	1419658	39.63 ppb		100
98)	Benzyl Chloride	12.22	91	818131	38.54 ppb		98
99)	1,3-DCB	11.97	146	1034654	43.09 ppb		98
100)	1,4-DCB	12.06	146	1041753	40.28 ppb		98
101)	n-Butylbenzene	12.48	91	1848957	39.88 ppb		99
102)	1,2-DCB	12.46	146	981011	43.44 ppb		94
103)	Hexachloroethane	12.75	201	304357	39.42 ppb		95
104)	1,2-Dibromo-3-chloropropan	13.31	157	99211	38.06 ppb		98
105)	1,2,4-Trichlorobenzene	13.55	180	799981	45.42 ppb		97
106)	Hexachlorobutadiene	14.43	225	336191	43.11 ppb		98
107)	Naphthalene	14.48	128	1462861	40.94 ppb		98
108)	1,2,3-Trichlorobenzene	14.75	180	561105	45.96 ppb		94

(#) = qualifier out of range (m) = manual integration

Quantitation Report

Data File : M:\ZEUS\DATA\210615\0615Z09.D
Acq On : 15 Jun 21 20:15
Sample : 40ug/L VOC STD 6/15/21
Misc :

Vial: 9
Operator: LP,DG,CH
Inst : ZEUS
Multiplr: 1.00

Quant Time: Jun 16 11:42 2021

Quant Results File: Z0615W.RES

Method : M:\ZEUS\DATA\210615\Z0615W.M (RTE Integrator)
Title : METHOD 8260B
Last Update : Wed Jun 16 11:38:54 2021
Response via : Initial Calibration

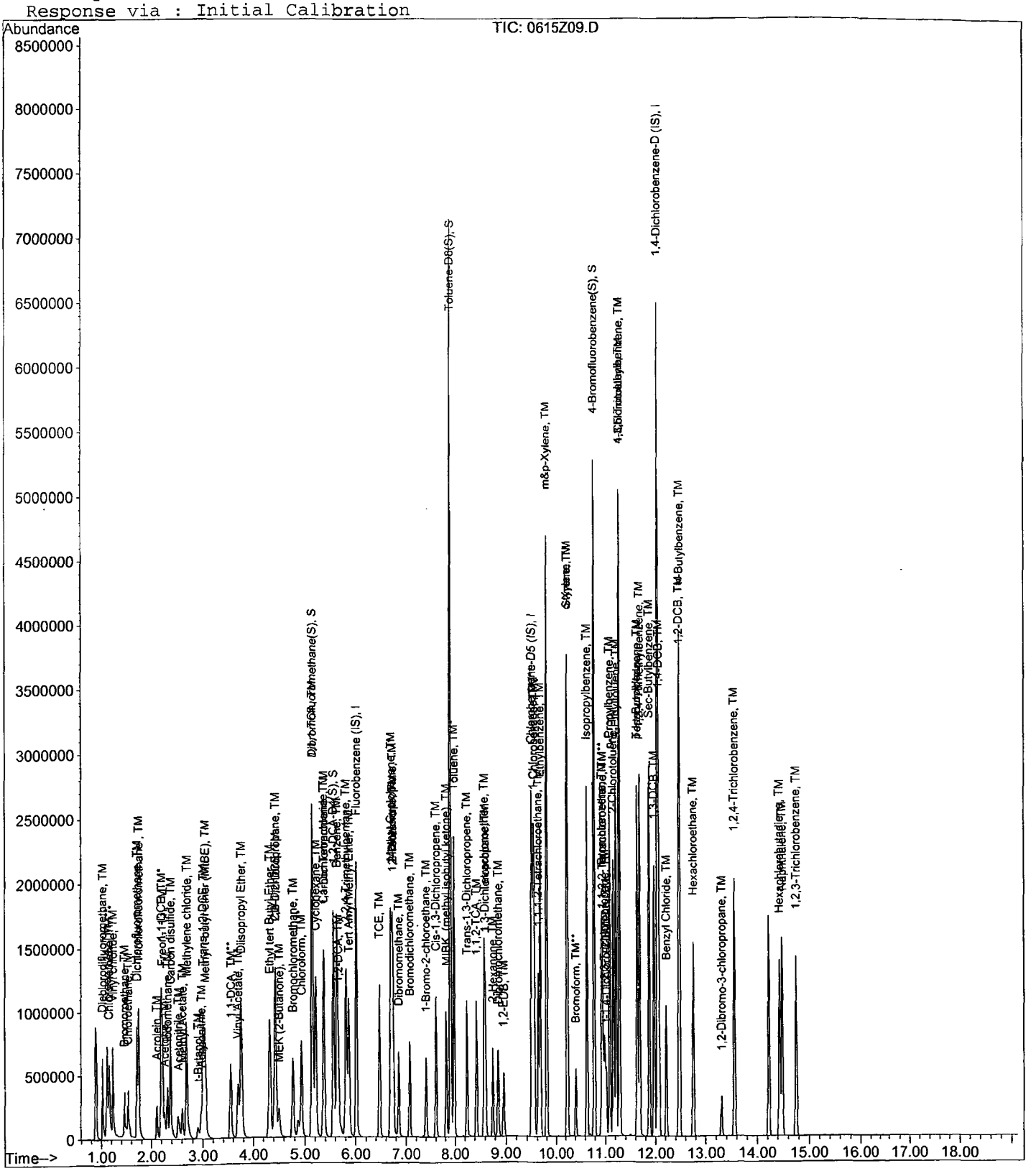

Quantitation Report (Not Reviewed)

Data File : M:\ZEUS\DATA\210615\0615Z10.D
Acq On : 15 Jun 21 20:38
Sample : 100ug/L VOC STD 6/15/21
Misc :

Vial: 10
Operator: LP,DG,CH
Inst : ZEUS
Multiplr: 1.00

Quant Time: Jun 16 11:42 2021 Quant Results File: Z0615W.RES

Quant Method : M:\ZEUS\DATA\210615\Z0615W.M (RTE Integrator)
Title : METHOD 8260B
Last Update : Wed Jun 16 11:38:54 2021
Response via : Initial Calibration
DataAcq Meth : 033121_EST_TEST.M

Internal Standards	R.T.	QIon	Response	Conc	Units		Dev(Min)
1) Fluorobenzene (IS)	6.01	96	2453162	25.00	ppb		0.00
68) Chlorobenzene-D5 (IS)	9.49	117	1897995	25.00	ppb		0.00
83) 1,4-Dichlorobenzene-D (IS)	12.04	152	678784	25.00	ppb		0.00
System Monitoring Compounds							
43) Dibromofluoromethane(S)	5.14	111	3082226	115.90	ppb		0.00
Spiked Amount 25.000			Recovery	=	463.592%		
48) 1,2-DCA-D4(S)	5.56	65	2915528	109.51	ppb		0.00
Spiked Amount 25.000			Recovery	=	438.056%		
69) Toluene-D8(S)	7.90	98	11027988	99.06	ppb		0.00
Spiked Amount 25.000			Recovery	=	396.256%		
77) 4-Bromofluorobenzene(S)	10.78	95	4302217	100.78	ppb		0.00
Spiked Amount 25.000			Recovery	=	403.116%		
Target Compounds							Qvalue
3) Dichlorodifluoromethane	1.02	85	1216243	99.44	ppb		93
4) Freon 114	1.11	85	443322	97.47	ppb		95
5) Chloromethane	1.15	50	705908	98.35	ppb		97
6) Vinyl chloride	1.23	62	1322813	96.85	ppb		99
9) Bromomethane	1.45	94	236608	69.40	ppb		96
10) Chloroethane	1.53	66	136024	98.18	ppb		78
11) Dichlorofluoromethane	1.69	67	1747399	73.30	ppb		97
12) Trichlorofluoromethane	1.72	101	1887817	106.20	ppb		97
16) Acrolein	2.11	55	203967	211.25	ppb		100
17) Acetone	2.28	43	324796	98.17	ppb		99
18) Freon-113	2.21	101	531328	99.84	ppb		97
19) 1,1-DCE	2.19	61	1637905	102.83	ppb		93
21) Acetonitrile	2.54	40	49014	134.92	ppb		92
22) t-Butanol	2.93	59	46632	176.98	ppb	#	87
23) Methyl Acetate	2.61	43	914614	97.02	ppb		94
24) Iodomethane	2.31	142	1283819	101.42	ppb		99
25) Acrylonitrile	2.98	52	402762	109.23	ppb		90
26) Methylene chloride	2.68	49	1669721	99.46	ppb		97
27) Carbon disulfide	2.37	76	1766912	93.67	ppb		98
28) Methyl t-butyl ether (MtBE	3.05	73	2844885	119.55	ppb		97
29) Trans-1,2-DCE	3.00	61	1598041	101.38	ppb		99
31) Diisopropyl Ether	3.76	45	3941717	117.07	ppb		94
33) 1,1-DCA	3.55	63	2071310	97.91	ppb		99
34) Vinyl Acetate	3.69	43	2157938	96.28	ppb	#	94
35) Ethyl tert Butyl Ether	4.33	59	3348353	100.98	ppb		95
36) MEK (2-Butanone)	4.52	72	128156	121.56	ppb		99
37) Cis-1,2-DCE	4.44	61	1837025	93.85	ppb		100
38) 2,2-Dichloropropane	4.42	77	1493762	109.67	ppb		96
41) Chloroform	4.93	83	1977067	97.19	ppb		98
42) Bromochloromethane	4.77	49	1020079	92.20	ppb		96
44) 1,1,1-TCA	5.14	97	1693612	107.31	ppb		98
45) Cyclohexane	5.21	56	2056597	117.14	ppb		95
46) 1,1-Dichloropropene	5.37	75	1475189	111.77	ppb		97
47) 2,2,4-Trimethylpentane	5.81	57	4506977	100.38	ppb		97
49) Carbon Tetrachloride	5.36	117	1401035	108.38	ppb		98
50) Tert Amyl Methyl Ether	5.87	73	2888111	101.13	ppb	#	80
52) 1,2-DCA	5.66	62	1370385	93.82	ppb		99
53) Benzene	5.63	78	4652319	101.56	ppb		98
54) TCE	6.47	130	1278442	105.65	ppb		100

(#) = qualifier out of range (m) = manual integration

Quantitation Report (Not Reviewed)

Data File : M:\ZEUS\DATA\210615\0615Z10.D
Acq On : 15 Jun 21 20:38
Sample : 100ug/L VOC STD 6/15/21
Misc :

Vial: 10
Operator: LP,DG,CH
Inst : ZEUS
Multiplr: 1.00

Quant Time: Jun 16 11:42 2021 Quant Results File: Z0615W.RES

Quant Method : M:\ZEUS\DATA\210615\Z0615W.M (RTE Integrator)
Title : METHOD 8260B
Last Update : Wed Jun 16 11:38:54 2021
Response via : Initial Calibration
DataAcq Meth : 033121_EST_TEST.M

	Compound	R.T.	QIon	Response	Conc Unit	Qvalue
55)	2-Pentanone	6.74	43	1773424	205.75 ppb	97
56)	1,2-Dichloropropane	6.72	63	1260396	102.86 ppb	99
57)	Bromodichloromethane	7.07	83	1417812	113.80 ppb	91
58)	Methyl Cyclohexane	6.70	83	2050321	100.59 ppb	98
59)	Dibromomethane	6.85	174	810393	100.94 ppb	96
60)	MIBK (methyl isobutyl ket	7.82	43	1098372	113.02 ppb	97
61)	1-Bromo-2-chloroethane	7.40	144	157027	96.94 ppb	99
63)	Cis-1,3-Dichloropropene	7.60	75	1836467	100.65 ppb	98
64)	Toluene	7.97	91	4919355	106.60 ppb	99
65)	Trans-1,3-Dichloropropene	8.24	75	1622699	100.87 ppb	97
66)	1,1,2-TCA	8.44	97	1005636	109.10 ppb	98
67)	2-Hexanone	8.76	58	389431	100.05 ppb	96
70)	1,2-EDB	8.96	107	1031969	110.74 ppb	96
71)	Tetrachloroethene	8.59	166	1333076	98.07 ppb	91
72)	1-Chlorohexane	9.54	91	1628746	115.05 ppb	98
73)	1,1,1,2-Tetrachloroethane	9.63	131	1083588	110.79 ppb	95
74)	m&p-Xylene	9.80	91	8296907	232.77 ppb	99
75)	o-Xylene	10.22	91	4351868	100.46 ppb	98
76)	Styrene	10.24	104	3668782	100.52 ppb	100
78)	1,3-Dichloropropane	8.61	76	1670858	105.56 ppb	97
79)	Dibromochloromethane	8.86	129	1106419	118.51 ppb	100
80)	Chlorobenzene	9.52	112	3266180	98.38 ppb	97
81)	Ethylbenzene	9.67	91	5290180	110.21 ppb	99
82)	Bromoform	10.41	173	846223	101.30 ppb	94
84)	Isopropylbenzene	10.64	105	5624054	100.44 ppb	99
85)	1,1,2,2-Tetrachloroethane	10.95	83	1367860	113.12 ppb	96
86)	1,2,3-Trichloropropane	10.99	110	417597	106.83 ppb	94
87)	t-1,4-Dichloro-2-Butene	11.02	53	343163	100.69 ppb	87
88)	Bromobenzene	10.93	77	1983001	106.32 ppb	96
89)	n-Propylbenzene	11.09	91	6622044	120.82 ppb	99
90)	4-Ethyltoluene	11.21	105	5598203	99.99 ppb	100
91)	2-Chlorotoluene	11.16	91	3706653	113.19 ppb	96
92)	1,3,5-Trimethylbenzene	11.28	105	4867668	100.16 ppb	99
93)	4-Chlorotoluene	11.28	91	4588021	100.28 ppb	98
94)	Tert-Butylbenzene	11.63	119	4244263	100.50 ppb	98
95)	1,2,4-Trimethylbenzene	11.69	105	4994306	100.23 ppb	100
96)	Sec-Butylbenzene	11.88	105	6562106	100.41 ppb	99
97)	p-Isopropyltoluene	11.63	119	4244263	100.50 ppb	99
98)	Benzyl Chloride	12.22	91	2567809	101.28 ppb	97
99)	1,3-DCB	11.97	146	2947464	105.62 ppb	98
100)	1,4-DCB	12.07	146	2958806	98.45 ppb	97
101)	n-Butylbenzene	12.48	91	5479928	100.38 ppb	97
102)	1,2-DCB	12.46	146	2793589	106.45 ppb	95
103)	Hexachloroethane	12.75	201	921479	100.77 ppb	93
104)	1,2-Dibromo-3-chloropropan	13.31	157	314728	101.39 ppb	94
105)	1,2,4-Trichlorobenzene	13.55	180	2246190	109.72 ppb	99
106)	Hexachlorobutadiene	14.43	225	936775	103.37 ppb	97
107)	Naphthalene	14.48	128	4210983	100.02 ppb	98
108)	1,2,3-Trichlorobenzene	14.75	180	1562496	110.13 ppb	99

(#) = qualifier out of range (m) = manual integration

Quantitation Report

Data File : M:\ZEUS\DATA\210615\0615Z10.D
Acq On : 15 Jun 21 20:38
Sample : 100ug/L VOC STD 6/15/21
Misc :

Vial: 10
Operator: LP,DG,CH
Inst : ZEUS
Multiplr: 1.00

Quant Time: Jun 16 11:42 2021

Quant Results File: Z0615W.RES

Method : M:\ZEUS\DATA\210615\Z0615W.M (RTE Integrator)
Title : METHOD 8260B
Last Update : Wed Jun 16 11:38:54 2021
Response via : Initial Calibration

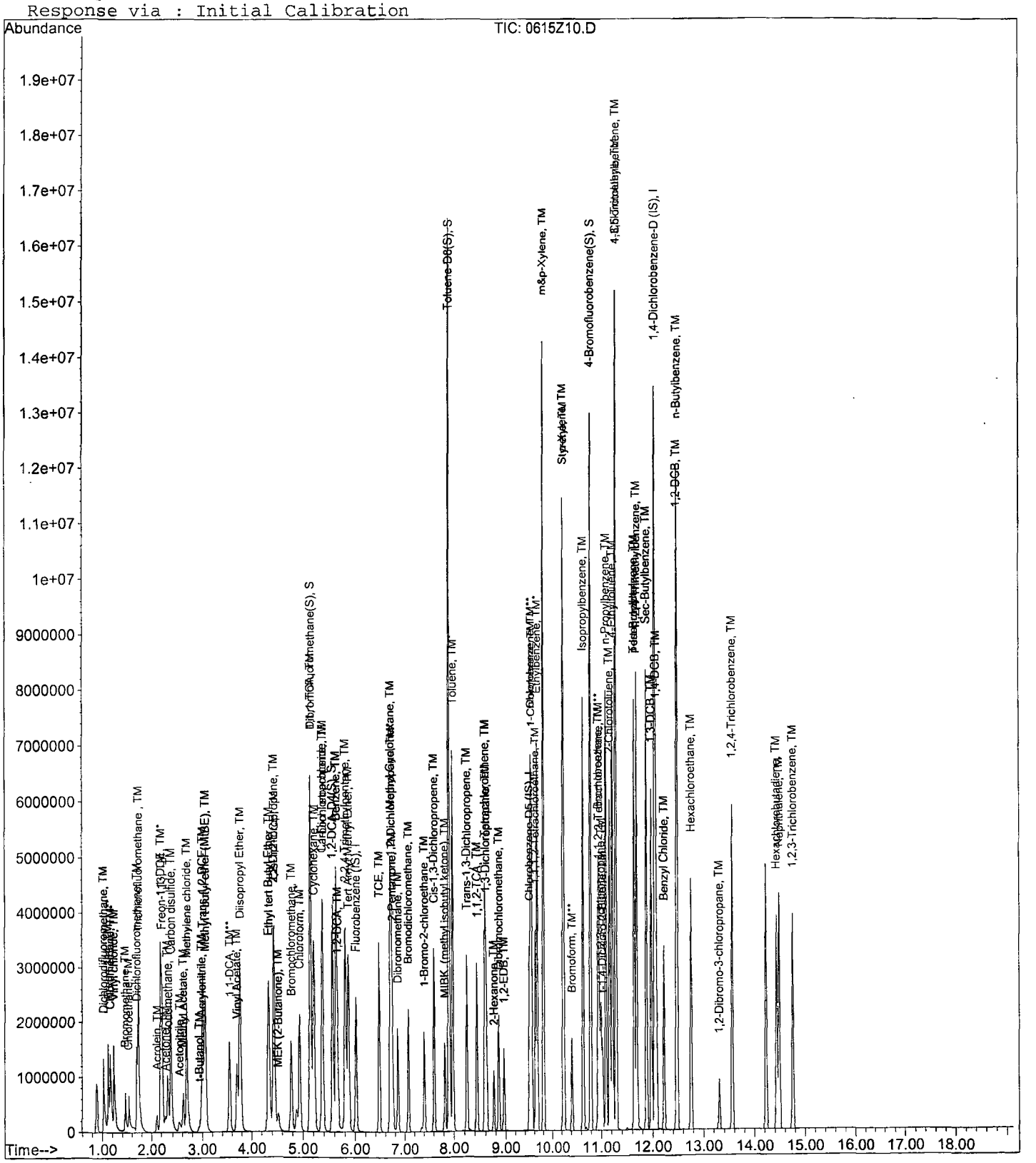

VOLATILE ORGANIC ANALYSIS
VOLATILE ORGANIC COMPOUNDS

Form 7

Second Source Calibration

Lab Name: APPL, Inc.
Case No:
Matrix: Water

SDG No:
Date Analyzed: 06/15/21
Instrument: ZEUS
Initial Cal. Date: 06/15/21
Data File: 0615Z12.D

		Compound	MEAN	CCRF	%D	%Drift		
1	TM	Dichlorodifluoromethane	0.1246	0.1342	7.7	TM		
2	TML	Freon 114	0.0619	0.0637	2.9	TML	21	*NT
3	TM**L	Chloromethane	0.1038	0.0894	14	TM**L	13	
4	TM*	Vinyl chloride	0.1392	0.1458	4.7	TM*		
5		Butane	0.0000	0.0007	0.00			
6	TM	Bromomethane	0.0347	0.0411	18	TM		
7	TML	Chloroethane	0.0260	0.0221	15	TML	8.0	
8	TM	Dichlorofluoromethane	0.2429	0.2316	4.7	TM		
9	TM	Trichlorofluoromethane	0.1812	0.1746	3.6	TM		
10	TM	Pentane	0.0000	0.0002	0.00	TM		
11	TM	Diethyl ether	0.0000	0.0166	0.00	TM		
12	TM	Acrolein	0.0098	0.0105	6.3	TM		
13	TM	Acetone	0.0337	0.0337	0.09	TM		
14	TM	Freon-113	0.0542	0.0496	8.5	TM		
15	TM*	1,1-DCE	0.1623	0.1751	7.9	TM*		
16	TM	2-Propanol	0.0000	0.0001	0.00	TM		
17	TM	Acetonitrile	0.0037	0.0039	6.3	TM		
18	TM	t-Butanol	0.0027	0.0030	11	TM		
19	TM	Methyl Acetate	0.0961	0.0800	17	TM		
20	TM	Iodomethane	0.1290	0.1221	5.3	TM		
21	TM	Acrylonitrile	0.0376	0.0363	3.4	TM		
22	TML	Methylene chloride	0.2218	0.2069	6.7	TML	13	
23	TM	Carbon disulfide	0.1922	0.1835	4.5	TM		
24	TM	Methyl t-butyl ether (MtBE)	0.2425	0.2421	0.15	TM		
25	TM	Trans-1,2-DCE	0.1606	0.1734	7.9	TM		
26	TM	Hexane	0.0000	0.0001	0.00	TM		
27	TM	Diisopropyl Ether	0.3431	0.3525	2.7	TM		
28	TM**	2,2-Dichloro-1,1,1-trifluoroethane	0.0000	0.0001	0.00	TM**		
29	TM**	1,1-DCA	0.2156	0.2227	3.3	TM**		
30	TML	Vinyl Acetate	0.1711	0.1438	16	TML	26	*NT
31	TML	Ethyl tert Butyl Ether	0.2552	0.2683	5.1	TML	9.1	
32	TM	MEK (2-Butanone)	0.0107	0.0108	0.36	TM		
33	TM	Cis-1,2-DCE	0.1995	0.1990	0.24	TM		
34	TM	2,2-Dichloropropane	0.1388	0.1434	3.3	TM		
35	TML	2-Methylpentane	0.0000	0.0053	0.00	TML		
36	TM	3-Methylpentane	0.0000	0.0596	0.00	TM		
37	TM*	Chloroform	0.2073	0.2081	0.37	TM*		
38	TM	Bromochloromethane	0.1128	0.1156	2.5	TM		
39	TM	1,1,1-TCA	0.1608	0.1671	3.9	TM		
40	TM	Cyclohexane	0.1789	0.1906	6.5	TM		
		Average			5.0			

VOLATILE ORGANIC ANALYSIS
VOLATILE ORGANIC COMPOUNDS

Form 7

Second Source Calibration

Lab Name: APPL, Inc.
Case No:
Matrix: Water

SDG No:
Date Analyzed: 06/15/21
Instrument: ZEUS
Cal. Date: 06/15/21
Data File: 0615Z12.D

		Compound	MEAN	CCRF	%D		%Drift
41	TM	1,1-Dichloropropene	0.1345	0.1490	11	TM	
42	TML	2,2,4-Trimethylpentane	0.3752	0.3753	0.02	TML	8.7
43	TM	Carbon Tetrachloride	0.1317	0.1379	4.7	TM	
44	TML	Tert Amyl Methyl Ether	0.2153	0.2206	2.4	TML	12
45	TML	Methylcyclopentane	0.0000	0.0226	0.00	TML	
46	TM	1,2-DCA	0.1489	0.1442	3.2	TM	
47	TM	Benzene	0.4668	0.4809	3.0	TM	
48	TM	TCE	0.1233	0.1297	5.1	TM	
49	TML	2-Pentanone	0.0750	0.0745	0.56	TML	4.7
50	TM*	1,2-Dichloropropane	0.1249	0.1293	3.5	TM*	
51	TM	Bromodichloromethane	0.1270	0.1303	2.6	TM	
52	TML	Methyl Cyclohexane	0.1653	0.1722	4.1	TML	8.3
53	TM	Dibromomethane	0.0818	0.0787	3.8	TM	
54	TML	MIBK (methyl isobutyl ketone)	0.0798	0.0851	6.6	TML	4.7
55	TM	1-Bromo-2-chloroethane	0.0165	0.0140	15	TM	
56	TML	2-Chloroethyl vinyl ether	0.0000	0.0000	0.00	TML	
57	TML	Cis-1,3-Dichloropropene	0.1465	0.1548	5.7	TML	4.6
58	TM*	Toluene	0.4703	0.4818	2.4	TM*	
59	TML	Trans-1,3-Dichloropropene	0.1284	0.1336	4.0	TML	8.0
60	TM	1,1,2-TCA	0.0939	0.0931	0.91	TM	
61	TMQ	2-Hexanone	0.0273	0.0298	9.3	TMQ	0.98
62	TM	1,2-EDB	0.1227	0.1253	2.1	TM	
63	TM	Tetrachloroethene	0.1790	0.1737	3.0	TM	
64	TM	1-Chlorohexane	0.1865	0.1819	2.5	TM	
65	TM	1,1,1,2-Tetrachloroethane	0.1288	0.1344	4.3	TM	
66	TM	m&p-Xylene	0.4695	0.5277	12	TM	
67	TML	o-Xylene	0.4548	0.5274	16	TML	0.04
68	TML	Styrene	0.3537	0.4128	17	TML	5.0
69	TM	1,3-Dichloropropane	0.2085	0.2091	0.31	TM	
70	TM	Dibromochloromethane	0.1230	0.1232	0.22	TM	
71	TM**	Chlorobenzene	0.4373	0.4268	2.4	TM**	
72	TM*	Ethylbenzene	0.6323	0.6856	8.4	TM*	
73	TM**L	Bromoform	0.0816	0.0806	1.2	TM**L	13
74	TML	Isopropylbenzene	1.594	1.818	14	TML	3.4
75	TM**	1,1,2,2-Tetrachloroethane	0.4454	0.4196	5.8	TM**	
76	TM	1,2,3-Trichloropropane	0.1440	0.1400	2.8	TM	
77	TML	t-1,4-Dichloro-2-Butene	0.1019	0.0938	8.0	TML	10
78	TM	Bromobenzene	0.6869	0.7047	2.6	TM	
79	TM	n-Propylbenzene	2.019	2.262	12	TM	
80	TML	4-Ethyltoluene	1.678	1.857	11	TML	5.1
		Average			5.3		

VOLATILE ORGANIC ANALYSIS
VOLATILE ORGANIC COMPOUNDS

Form 7

Second Source Calibration

Lab Name: APPL, Inc.
Case No:
Matrix: Water

SDG No:
Date Analyzed: 06/15/21
Instrument: ZEUS
Cal. Date: 06/15/21
Data File: 0615Z12.D

		Compound	MEAN	CCRF	%D		%Drift	
81	TM	2-Chlorotoluene	1.206	1.323	9.7	TM		
82	TML	1,3,5-Trimethylbenzene	1.468	1.686	15	TML	0.67	
83	TML	4-Chlorotoluene	1.438	1.607	12	TML	0.41	
84	TML	Tert-Butylbenzene	1.196	1.380	15	TML	2.9	
85	TML	1,2,4-Trimethylbenzene	1.425	1.682	18	TML	1.6	
86	TML	Sec-Butylbenzene	1.851	2.144	16	TML	2.9	
87	TML	p-Isopropyltoluene	1.196	1.380	15	TML	2.9	
88	TML	Benzyl Chloride	0.6395	0.5646	12	TML	24	*NT
89	TM	1,3-DCB	1.028	1.043	1.5	TM		
90	TM	1,4-DCB	1.107	1.061	4.1	TM		
91	TML	n-Butylbenzene	1.552	1.775	14	TML	3.9	
92	TM	1,2-DCB	0.9666	0.9779	1.2	TM		
93	TML	Hexachloroethane	0.2573	0.2543	1.2	TML	13	
94	TML	1,2-Dibromo-3-chloropropane	0.0862	0.0780	9.4	TML	18	
95	TM	1,2,4-Trichlorobenzene	0.7540	0.7399	1.9	TM		
96	TM	Hexachlorobutadiene	0.3338	0.3228	3.3	TM		
97	TML	Naphthalene	1.115	1.224	9.8	TML	12	
98	TM	1,2,3-Trichlorobenzene	0.5225	0.5242	0.32	TM		
99								
100								
101								
102								
103								
104								
105								
106								
107								
108								
109								
110								
111								
112								
113								
114								
115								
116								
117								
118								
119								
120								
		Average			8.9			

Quantitation Report (Not Reviewed)

Data File : M:\ZEUS\DATA\210615\0615Z12.D
Acq On : 15 Jun 21 21:25
Sample : (SS) 10ug/L VOC STD 6/15/21
Misc :

Vial: 12
Operator: LP,DG,CH
Inst : ZEUS
Multiplr: 1.00

Quant Time: Jun 16 11:42 2021

Quant Results File: Z0615W.RES

Quant Method : M:\ZEUS\DATA\210615\Z0615W.M (RTE Integrator)
Title : METHOD 8260B
Last Update : Wed Jun 16 11:38:54 2021
Response via : Initial Calibration
DataAcq Meth : 033121_EST_TEST.M

Internal Standards	R.T.	QIon	Response	Conc	Units		Dev(Min)
1) Fluorobenzene (IS)	6.01	96	2307866	25.00	ppb		0.00
68) Chlorobenzene-D5 (IS)	9.49	117	1710426	25.00	ppb		0.00
83) 1,4-Dichlorobenzene-D (IS)	12.04	152	614016	25.00	ppb		0.00
System Monitoring Compounds							
43) Dibromofluoromethane(S)	5.14	111	682047	27.26	ppb		0.00
Spiked Amount 25.000			Recovery	=	109.044%		
48) 1,2-DCA-D4(S)	5.56	65	660866	26.39	ppb		0.00
Spiked Amount 25.000			Recovery	=	105.548%		
69) Toluene-D8(S)	7.90	98	2331241	24.45	ppb		0.00
Spiked Amount 25.000			Recovery	=	97.804%		
77) 4-Bromofluorobenzene(S)	10.78	95	858934	24.93	ppb		0.00
Spiked Amount 25.000			Recovery	=	99.700%		
Target Compounds							Qvalue
3) Dichlorodifluoromethane	1.02	85	123863	10.77	ppb		94
4) Freon 114	1.12	85	58806	12.14	ppb		95
5) Chloromethane	1.15	50	82566	11.28	ppb		99
6) Vinyl chloride	1.23	62	134554	10.47	ppb		95
9) Bromomethane	1.46	94	37920	11.82	ppb		97
10) Chloroethane	1.54	66	20385	10.80	ppb		78
11) Dichlorofluoromethane	1.71	67	213756	9.53	ppb		99
12) Trichlorofluoromethane	1.75	101	161145	9.64	ppb		94
16) Acrolein	2.11	55	120701	132.88	ppb		97
17) Acetone	2.26	43	155501	49.96	ppb		95
18) Freon-113	2.22	101	45824	9.15	ppb		100
19) 1,1-DCE	2.20	61	161623	10.79	ppb		97
21) Acetonitrile	2.52	40	45406	132.86	ppb		97
22) t-Butanol	2.89	59	34312	138.42	ppb	#	87
23) Methyl Acetate	2.61	43	73837	8.33	ppb		93
24) Iodomethane	2.32	142	112750	9.47	ppb		98
25) Acrylonitrile	2.97	52	33501	9.66	ppb		97
26) Methylene chloride	2.68	49	190976	11.31	ppb		97
27) Carbon disulfide	2.38	76	169408	9.55	ppb		99
28) Methyl t-butyl ether (MtBE	3.05	73	223533	9.98	ppb		98
29) Trans-1,2-DCE	3.01	61	160043	10.79	ppb		98
31) Diisopropyl Ether	3.75	45	325434	10.27	ppb		98
33) 1,1-DCA	3.55	63	205609	10.33	ppb		99
34) Vinyl Acetate	3.69	43	132731	7.44	ppb		96
35) Ethyl tert Butyl Ether	4.33	59	247663	9.09	ppb		100
36) MEK (2-Butanone)	4.50	72	49769	50.18	ppb		97
37) Cis-1,2-DCE	4.44	61	183697	9.98	ppb		96
38) 2,2-Dichloropropane	4.43	77	132360	10.33	ppb		100
41) Chloroform	4.93	83	192081	10.04	ppb		96
42) Bromochloromethane	4.77	49	106707	10.25	ppb		100
44) 1,1,1-TCA	5.15	97	154298	10.39	ppb		97
45) Cyclohexane	5.21	56	175906	10.65	ppb		100
46) 1,1-Dichloropropene	5.38	75	137588	11.08	ppb		97
47) 2,2,4-Trimethylpentane	5.81	57	346424	9.13	ppb		98
49) Carbon Tetrachloride	5.37	117	127299	10.47	ppb		96
50) Tert Amyl Methyl Ether	5.87	73	203600	8.81	ppb		94
52) 1,2-DCA	5.66	62	133087	9.68	ppb		97
53) Benzene	5.63	78	443966	10.30	ppb		96
54) TCE	6.48	130	119703	10.51	ppb		93

(#) = qualifier out of range (m) = manual integration

Quantitation Report (Not Reviewed)

Data File : M:\ZEUS\DATA\210615\0615Z12.D
Acq On : 15 Jun 21 21:25
Sample : (SS) 10ug/L VOC STD 6/15/21
Misc :

Vial: 12
Operator: LP,DG,CH
Inst : ZEUS
Multiplr: 1.00

Quant Time: Jun 16 11:42 2021

Quant Results File: Z0615W.RES

Quant Method : M:\ZEUS\DATA\210615\Z0615W.M (RTE Integrator)
Title : METHOD 8260B
Last Update : Wed Jun 16 11:38:54 2021
Response via : Initial Calibration
DataAcq Meth : 033121_EST_TEST.M

	Compound	R.T.	QIon	Response	Conc Unit		Qvalue
55)	2-Pentanone	6.74	43	860094	119.11 ppb		99
56)	1,2-Dichloropropane	6.72	63	119360	10.35 ppb		98
57)	Bromodichloromethane	7.07	83	120275	10.26 ppb		92
58)	Methyl Cyclohexane	6.70	83	158949	9.17 ppb		95
59)	Dibromomethane	6.85	174	72693	9.62 ppb		94
60)	MIBK (methyl isobutyl ket	7.82	43	392761	47.65 ppb		99
61)	1-Bromo-2-chloroethane	7.41	144	12967	8.51 ppb		97
63)	Cis-1,3-Dichloropropene	7.60	75	142910	9.54 ppb		95
64)	Toluene	7.97	91	444772	10.24 ppb		99
65)	Trans-1,3-Dichloropropene	8.24	75	123303	9.20 ppb		99
66)	1,1,2-TCA	8.44	97	85924	9.91 ppb		97
67)	2-Hexanone	8.76	58	137716	50.49 ppb		95
70)	1,2-EDB	8.96	107	85736	10.21 ppb		96
71)	Tetrachloroethene	8.59	166	118806	9.70 ppb		91
72)	1-Chlorohexane	9.54	91	124422	9.75 ppb		94
73)	1,1,1,2-Tetrachloroethane	9.63	131	91919	10.43 ppb		89
74)	m&p-Xylene	9.80	91	722110	22.48 ppb		97
75)	o-Xylene	10.22	91	360827	10.00 ppb		99
76)	Styrene	10.24	104	282418	9.50 ppb		97
78)	1,3-Dichloropropane	8.61	76	143090	10.03 ppb		94
79)	Dibromochloromethane	8.85	129	84322	10.02 ppb		94
80)	Chlorobenzene	9.52	112	292023	9.76 ppb		98
81)	Ethylbenzene	9.67	91	469096	10.84 ppb		100
82)	Bromoform	10.41	173	55130	8.71 ppb		92
84)	Isopropylbenzene	10.64	105	446440	9.66 ppb		98
85)	1,1,2,2-Tetrachloroethane	10.95	83	103058	9.42 ppb	#	98
86)	1,2,3-Trichloropropane	10.98	110	34380	9.72 ppb		91
87)	t-1,4-Dichloro-2-Butene	11.02	53	23036	9.00 ppb		94
88)	Bromobenzene	10.93	77	173075	10.26 ppb		98
89)	n-Propylbenzene	11.08	91	555643	11.21 ppb		98
90)	4-Ethyltoluene	11.21	105	455989	9.49 ppb		100
91)	2-Chlorotoluene	11.16	91	325014	10.97 ppb		98
92)	1,3,5-Trimethylbenzene	11.28	105	414114	9.93 ppb		99
93)	4-Chlorotoluene	11.28	91	394796	10.04 ppb		99
94)	Tert-Butylbenzene	11.63	119	338858	9.71 ppb		98
95)	1,2,4-Trimethylbenzene	11.69	105	413175	9.84 ppb		96
96)	Sec-Butylbenzene	11.88	105	526674	9.71 ppb		97
97)	p-Isopropyltoluene	11.63	119	338858	9.71 ppb		99
98)	Benzyl Chloride	12.22	91	138681	7.60 ppb		98
99)	1,3-DCB	11.96	146	256258	10.15 ppb		97
100)	1,4-DCB	12.06	146	260698	9.59 ppb		98
101)	n-Butylbenzene	12.48	91	435888	9.61 ppb		98
102)	1,2-DCB	12.46	146	240189	10.12 ppb		96
103)	Hexachloroethane	12.76	201	62450	8.67 ppb		92
104)	1,2-Dibromo-3-chloropropan	13.31	157	19165	8.17 ppb		96
105)	1,2,4-Trichlorobenzene	13.55	180	181736	9.81 ppb		98
106)	Hexachlorobutadiene	14.43	225	79292	9.67 ppb		97
107)	Naphthalene	14.48	128	300673	8.77 ppb		98
108)	1,2,3-Trichlorobenzene	14.75	180	128743	10.03 ppb		96

(#) = qualifier out of range (m) = manual integration

Quantitation Report

Data File : M:\ZEUS\DATA\210615\0615Z12.D Vial: 12
Acq On : 15 Jun 21 21:25 Operator: LP,DG,CH
Sample : (SS) 10ug/L VOC STD 6/15/21 Inst : ZEUS
Misc : Multiplr: 1.00

Quant Time: Jun 16 11:42 2021 Quant Results File: Z0615W.RES

Method : M:\ZEUS\DATA\210615\Z0615W.M (RTE Integrator)
Title : METHOD 8260B
Last Update : Wed Jun 16 11:38:54 2021
Response via : Initial Calibration



VOLATILE ORGANIC ANALYSIS
VOLATILE ORGANIC COMPOUNDS

Form 7

Continuing Calibration

Lab Name: APPL, Inc.
Case No:
Matrix: Water

SDG No:
Date Analyzed: 06/16/21
Instrument: ZEUS
Initial Cal. Date: 06/15/21
Data File: 0615Z22.D

		Compound	MEAN	CCRF	%D		%Drift	
1	I	Fluorobenzene (IS)	ISTD			I		
2	TM	Dichlorodifluoromethane	0.1246	0.1447	16	TM		
3	TML	Freon 114	0.0619	0.0627	1.3	TML	19	
4	TM**L	Chloromethane	0.1038	0.0864	17	TM**L	8.7	
5	TM*	Vinyl chloride	0.1392	0.1623	17	TM*		
6		Butane	0.0000	0.0017	0.00			
7	TM	Bromomethane	0.0347	0.0366	5.2	TM		
8	TML	Chloroethane	0.0260	0.0239	8.2	TML	22	*High
9	TM	Dichlorofluoromethane	0.2429	0.2501	2.9	TM		
10	TM	Trichlorofluoromethane	0.1812	0.1975	9.0	TM		
11	TM	Pentane	0.0000	0.0017	0.00	TM		
12	TM	Diethyl ether	0.0000	0.0194	0.00	TM		
13	TM	1,2 Dichlorotrifluoroethane	0.0000	0.0001	0.00	TM		
14	TM	Acrolein	0.0098	0.0105	6.8	TM		
15	TM	Acetone	0.0337	0.0353	4.7	TM		
16	TM	Freon-113	0.0542	0.0574	5.9	TM		
17	TM*	1,1-DCE	0.1623	0.1776	9.4	TM*		
18	TM	2-Propanol	0.0000	0.0001	0.00	TM		
19	TM	Acetonitrile	0.0037	0.0039	5.3	TM		
20	TM	t-Butanol	0.0027	0.0032	20	TM		
21	TM	Methyl Acetate	0.0961	0.0930	3.2	TM		
22	TM	Iodomethane	0.1290	0.1205	6.6	TM		
23	TM	Acrylonitrile	0.0376	0.0406	8.2	TM		
24	TML	Methylene chloride	0.2218	0.1950	12	TML	6.1	
25	TM	Carbon disulfide	0.1922	0.1779	7.4	TM		
26	TM	Methyl t-butyl ether (MtBE)	0.2425	0.2813	16	TM		
27	TM	Trans-1,2-DCE	0.1606	0.1733	7.9	TM		
28	TM	Hexane	0.0000	0.0003	0.00	TM		
29	TM	Diisopropyl Ether	0.3431	0.3950	15	TM		
30	TM**	1,1-DCA	0.2156	0.2268	5.2	TM**		
31	TML	Vinyl Acetate	0.1711	0.1667	2.5	TML	16	
32	TML	Ethyl tert Butyl Ether	0.2552	0.3023	18	TML	0.86	
33	TM	MEK (2-Butanone)	0.0107	0.0119	10	TM		
34	TM	Cis-1,2-DCE	0.1995	0.2011	0.84	TM		
35	TM	2,2-Dichloropropane	0.1388	0.1395	0.47	TM		
36	TML	2-Methylpentane	0.0000	0.0068	0.00	TML		
37	TM	3-Methylpentane	0.0000	0.0680	0.00	TM		
38	TM*	Chloroform	0.2073	0.2177	5.0	TM*		
39	TM	Bromochloromethane	0.1128	0.1149	1.9	TM		
40	S	Dibromofluoromethane(S)	0.2710	0.2846	5.0	S		
		Average			6.5			

VOLATILE ORGANIC ANALYSIS
VOLATILE ORGANIC COMPOUNDS

Form 7

Continuing Calibration

Lab Name: APPL, Inc.
Case No:
Matrix: Water

SDG No:
Date Analyzed: 06/16/21
Instrument: ZEUS
Cal. Date: 06/15/21
Data File: 0615Z22.D

		Compound	MEAN	CCRF	%D		%Drift
41	TM	1,1,1-TCA	0.1608	0.1722	7.0	TM	
42	TM	Cyclohexane	0.1789	0.2042	14	TM	
43	TM	1,1-Dichloropropene	0.1345	0.1514	13	TM	
44	TML	2,2,4-Trimethylpentane	0.3752	0.4114	9.6	TML	0.85
45	S	1,2-DCA-D4(S)	0.2713	0.2862	5.5	S	
46	TM	Carbon Tetrachloride	0.1317	0.1409	6.9	TM	
47	TML	Tert Amyl Methyl Ether	0.2153	0.2541	18	TML	0.55
48	TML	Methylcyclopentane	0.0000	0.0250	0.00	TML	
49	TM	1,2-DCA	0.1489	0.1541	3.5	TM	
50	TM	Benzene	0.4668	0.4800	2.8	TM	
51	TM	TCE	0.1233	0.1291	4.7	TM	
52	TML	2-Pentanone	0.0750	0.0792	5.7	TML	0.08
53	TM*	1,2-Dichloropropane	0.1249	0.1308	4.7	TM*	
54	TM	Bromodichloromethane	0.1270	0.1346	6.0	TM	
55	TML	Methyl Cyclohexane	0.1653	0.1862	13	TML	1.6
56	TM	Dibromomethane	0.0818	0.0809	1.1	TM	
57	TML	MIBK (methyl isobutyl ketone)	0.0798	0.0926	16	TML	2.3
58	TM	1-Bromo-2-chloroethane	0.0165	0.0156	5.5	TM	
59	TML	2-Chloroethyl vinyl ether	0.0000	0.0000	0.00	TML	
60	TML	Cis-1,3-Dichloropropene	0.1465	0.1586	8.3	TML	2.6
61	TM*	Toluene	0.4703	0.4869	3.5	TM*	
62	TML	Trans-1,3-Dichloropropene	0.1284	0.1399	9.0	TML	4.1
63	TM	1,1,2-TCA	0.0939	0.0962	2.4	TM	
64	TMQ	2-Hexanone	0.0273	0.0319	17	TMQ	6.1
65	I	Chlorobenzene-D5 (IS)	ISTD			I	
66	SL	Toluene-D8(S)	1.275	1.365	7.1	SL	2.0
67	TM	1,2-EDB	0.1227	0.1314	7.0	TM	
68	TM	Tetrachloroethene	0.1790	0.1776	0.82	TM	
69	TM	1-Chlorohexane	0.1865	0.2037	9.2	TM	
70	TM	1,1,1,2-Tetrachloroethane	0.1288	0.1354	5.1	TM	
71	TM	m&p-Xylene	0.4695	0.5404	15	TM	
72	TML	o-Xylene	0.4548	0.5281	16	TML	0.08
73	TML	Styrene	0.3537	0.4212	19	TML	3.2
74	SL	4-Bromofluorobenzene(S)	0.4405	0.4887	11	SL	2.6
75	TM	1,3-Dichloropropane	0.2085	0.2247	7.8	TM	
76	TM	Dibromochloromethane	0.1230	0.1273	3.5	TM	
77	TM**	Chlorobenzene	0.4373	0.4358	0.35	TM**	
78	TM*	Ethylbenzene	0.6323	0.6955	10.0	TM*	
79	TM**L	Bromoform	0.0816	0.0819	0.42	TM**L	12
80	I	1,4-Dichlorobenzene-D (IS)	ISTD			I	
		Average			7.6		

VOLATILE ORGANIC ANALYSIS
VOLATILE ORGANIC COMPOUNDS

Form 7

Continuing Calibration

Lab Name: APPL, Inc.
Case No:
Matrix: Water

SDG No:
Date Analyzed: 06/16/21
Instrument: ZEUS
Cal. Date: 06/15/21
Data File: 0615Z22.D

		Compound	MEAN	CCRF	%D		%Drift
81	TML	Isopropylbenzene	1.594	1.968	23	TML	3.8
82	TM**	1,1,2,2-Tetrachloroethane	0.4454	0.4713	5.8	TM**	
83	TM	1,2,3-Trichloropropane	0.1440	0.1507	4.6	TM	
84	TML	t-1,4-Dichloro-2-Butene	0.1019	0.1054	3.4	TML	0.95
85	TM	Bromobenzene	0.6869	0.7329	6.7	TM	
86	TM	n-Propylbenzene	2.019	2.397	19	TM	
87	TML	4-Ethyltoluene	1.678	2.070	23	TML	5.2
88	TM	2-Chlorotoluene	1.206	1.400	16	TM	
89	TML	1,3,5-Trimethylbenzene	1.468	1.772	21	TML	4.1
90	TML	4-Chlorotoluene	1.438	1.688	17	TML	5.2
91	TML	Tert-Butylbenzene	1.196	1.452	21	TML	1.7
92	TML	1,2,4-Trimethylbenzene	1.425	1.774	25	TML	3.4
93	TML	Sec-Butylbenzene	1.851	2.277	23	TML	2.5
94	TML	p-Isopropyltoluene	1.196	1.452	21	TML	1.7
95	TML	Benzyl Chloride	0.6395	0.6385	0.15	TML	16
96	TM	1,3-DCB	1.028	1.097	6.7	TM	
97	TM	1,4-DCB	1.107	1.106	0.06	TM	
98	TML	n-Butylbenzene	1.552	1.862	20	TML	0.40
99	TM	1,2-DCB	0.9666	1.024	5.9	TM	
100	TML	Hexachloroethane	0.2573	0.2871	12	TML	3.7
101	TML	1,2-Dibromo-3-chloropropane	0.0862	0.0898	4.2	TML	8.2
102	TM	1,2,4-Trichlorobenzene	0.7540	0.8105	7.5	TM	
103	TM	Hexachlorobutadiene	0.3338	0.3384	1.4	TM	
104	TML	Naphthalene	1.115	1.393	25	TML	1.6
105	TM	1,2,3-Trichlorobenzene	0.5225	0.5658	8.3	TM	
106							
107							
108							
109							
110							
111							
112							
113							
114							
115							
116							
117							
118							
119							
120							
		Average			12.8		

Quantitation Report (Not Reviewed)

Data File : M:\ZEUS\DATA\210615\0615Z22.D
Acq On : 16 Jun 21 01:17
Sample : 210615A CCV/LCS 10ug/L
Misc :

Vial: 22
Operator: LP,DG,CH
Inst : ZEUS
Multiplr: 1.00

Quant Time: Jun 16 11:42 2021

Quant Results File: Z0615W.RES

Quant Method : M:\ZEUS\DATA\210615\Z0615W.M (RTE Integrator)
Title : METHOD 8260B
Last Update : Wed Jun 16 11:38:54 2021
Response via : Initial Calibration
DataAcq Meth : 033121_EST_TEST.M

Internal Standards	R.T.	QIon	Response	Conc Units	Dev(Min)
1) Fluorobenzene (IS)	6.01	96	2326356	25.00 ppb	0.00
68) Chlorobenzene-D5 (IS)	9.49	117	1712972	25.00 ppb	0.00
83) 1,4-Dichlorobenzene-D (IS)	12.04	152	593792	25.00 ppb	0.00
System Monitoring Compounds					
43) Dibromofluoromethane(S)	5.14	111	662098	26.25 ppb	0.00
Spiked Amount 25.000			Recovery	= 105.012%	
48) 1,2-DCA-D4(S)	5.56	65	665754	26.37 ppb	0.00
Spiked Amount 25.000			Recovery	= 105.480%	
69) Toluene-D8(S)	7.90	98	2338953	24.49 ppb	0.00
Spiked Amount 25.000			Recovery	= 97.968%	
77) 4-Bromofluorobenzene(S)	10.78	95	837170	24.35 ppb	0.00
Spiked Amount 25.000			Recovery	= 97.388%	

Target Compounds						Qvalue
3) Dichlorodifluoromethane	1.02	85	134673	11.61 ppb		95
4) Freon 114	1.12	85	58376	11.92 ppb		98
5) Chloromethane	1.15	50	80422	10.87 ppb		98
6) Vinyl chloride	1.23	62	151047	11.66 ppb		97
9) Bromomethane	1.46	94	34024	10.52 ppb		99
10) Chloroethane	1.54	66	22223	12.15 ppb		82
11) Dichlorofluoromethane	1.71	67	232723	10.29 ppb		99
12) Trichlorofluoromethane	1.75	101	183772	10.90 ppb		96
16) Acrolein	2.11	55	122238	133.50 ppb		95
17) Acetone	2.26	43	164306	52.37 ppb		99
18) Freon-113	2.22	101	53432	10.59 ppb		96
19) 1,1-DCE	2.20	61	165248	10.94 ppb		97
21) Acetonitrile	2.52	40	45350	131.64 ppb		93
22) t-Butanol	2.89	59	37560	150.32 ppb	#	87
23) Methyl Acetate	2.61	43	86557	9.68 ppb		91
24) Iodomethane	2.32	142	112135	9.34 ppb		99
25) Acrylonitrile	2.97	52	37825	10.82 ppb		90
26) Methylene chloride	2.69	49	181453	10.61 ppb		99
27) Carbon disulfide	2.38	76	165568	9.26 ppb		96
28) Methyl t-butyl ether (MtBE	3.05	73	261748	11.60 ppb		99
29) Trans-1,2-DCE	3.01	61	161241	10.79 ppb		98
31) Diisopropyl Ether	3.75	45	367552	11.51 ppb		96
33) 1,1-DCA	3.55	63	211051	10.52 ppb		98
34) Vinyl Acetate	3.69	43	155125	8.43 ppb		100
35) Ethyl tert Butyl Ether	4.33	59	281286	10.09 ppb		97
36) MEK (2-Butanone)	4.50	72	55181	55.19 ppb		91
37) Cis-1,2-DCE	4.44	61	187175	10.08 ppb		96
38) 2,2-Dichloropropane	4.43	77	129780	10.05 ppb		98
41) Chloroform	4.93	83	202605	10.50 ppb		93
42) Bromochloromethane	4.77	49	106925	10.19 ppb		98
44) 1,1,1-TCA	5.14	97	160197	10.70 ppb		99
45) Cyclohexane	5.21	56	189975	11.41 ppb		98
46) 1,1-Dichloropropene	5.37	75	140850	11.25 ppb		95
47) 2,2,4-Trimethylpentane	5.81	57	382810	9.92 ppb		98
49) Carbon Tetrachloride	5.36	117	131073	10.69 ppb		94
50) Tert Amyl Methyl Ether	5.87	73	236494	9.94 ppb	#	87
52) 1,2-DCA	5.66	62	143398	10.35 ppb		99
53) Benzene	5.63	78	446701	10.28 ppb		97
54) TCE	6.48	130	120174	10.47 ppb		96

(#) = qualifier out of range (m) = manual integration

Quantitation Report (Not Reviewed)

Data File : M:\ZEUS\DATA\210615\0615Z22.D
Acq On : 16 Jun 21 01:17
Sample : 210615A CCV/LCS 10ug/L
Misc :

Vial: 22
Operator: LP,DG,CH
Inst : ZEUS
Multiplr: 1.00

Quant Time: Jun 16 11:42 2021

Quant Results File: Z0615W.RES

Quant Method : M:\ZEUS\DATA\210615\Z0615W.M (RTE Integrator)
Title : METHOD 8260B
Last Update : Wed Jun 16 11:38:54 2021
Response via : Initial Calibration
DataAcq Meth : 033121_EST_TEST.M

	Compound	R.T.	QIon	Response	Conc	Unit		Qvalue
55)	2-Pentanone	6.74	43	921409	124.90	ppb		100
56)	1,2-Dichloropropane	6.73	63	121705	10.47	ppb		99
57)	Bromodichloromethane	7.07	83	125283	10.60	ppb		88
58)	Methyl Cyclohexane	6.70	83	173238	9.84	ppb		99
59)	Dibromomethane	6.85	174	75272	9.89	ppb		96
60)	MIBK (methyl isobutyl ket	7.82	43	430655	51.17	ppb		97
61)	1-Bromo-2-chloroethane	7.41	144	14522	9.45	ppb		89
63)	Cis-1,3-Dichloropropene	7.60	75	147604	9.74	ppb		99
64)	Toluene	7.97	91	453126	10.35	ppb		97
65)	Trans-1,3-Dichloropropene	8.24	75	130213	9.59	ppb		94
66)	1,1,2-TCA	8.43	97	89504	10.24	ppb		98
67)	2-Hexanone	8.76	58	148627	53.07	ppb		98
70)	1,2-EDB	8.96	107	90005	10.70	ppb	#	97
71)	Tetrachloroethene	8.58	166	121668	9.92	ppb		92
72)	1-Chlorohexane	9.54	91	139575	10.92	ppb		91
73)	1,1,1,2-Tetrachloroethane	9.62	131	92793	10.51	ppb		90
74)	m&p-Xylene	9.80	91	740590	23.02	ppb		98
75)	o-Xylene	10.22	91	361817	10.01	ppb		99
76)	Styrene	10.24	104	288613	9.68	ppb		97
78)	1,3-Dichloropropane	8.61	76	153952	10.78	ppb		99
79)	Dibromochloromethane	8.86	129	87245	10.35	ppb		98
80)	Chlorobenzene	9.52	112	298572	9.96	ppb		96
81)	Ethylbenzene	9.67	91	476552	11.00	ppb		96
82)	Bromoform	10.41	173	56129	8.83	ppb		92
84)	Isopropylbenzene	10.64	105	467388	10.38	ppb		98
85)	1,1,2,2-Tetrachloroethane	10.95	83	111933	10.58	ppb		94
86)	1,2,3-Trichloropropane	10.98	110	35782	10.46	ppb		99
87)	t-1,4-Dichloro-2-Butene	11.02	53	25027	9.90	ppb		95
88)	Bromobenzene	10.93	77	174083	10.67	ppb		95
89)	n-Propylbenzene	11.08	91	569361	11.87	ppb		99
90)	4-Ethyltoluene	11.21	105	491611	10.52	ppb		99
91)	2-Chlorotoluene	11.16	91	332519	11.61	ppb		95
92)	1,3,5-Trimethylbenzene	11.28	105	420799	10.41	ppb		99
93)	4-Chlorotoluene	11.28	91	400933	10.52	ppb		98
94)	Tert-Butylbenzene	11.63	119	344959	10.17	ppb		94
95)	1,2,4-Trimethylbenzene	11.68	105	421461	10.34	ppb		99
96)	Sec-Butylbenzene	11.88	105	540801	10.25	ppb		99
97)	p-Isopropyltoluene	11.63	119	344959	10.17	ppb		99
98)	Benzyl Chloride	12.22	91	151660	8.37	ppb		98
99)	1,3-DCB	11.97	146	260555	10.67	ppb		98
100)	1,4-DCB	12.06	146	262756	9.99	ppb		95
101)	n-Butylbenzene	12.48	91	442225	10.04	ppb		100
102)	1,2-DCB	12.46	146	243130	10.59	ppb		95
103)	Hexachloroethane	12.76	201	68198	9.63	ppb		93
104)	1,2-Dibromo-3-chloropropan	13.31	157	21320	9.18	ppb		94
105)	1,2,4-Trichlorobenzene	13.56	180	192502	10.75	ppb		94
106)	Hexachlorobutadiene	14.43	225	80368	10.14	ppb		96
107)	Naphthalene	14.48	128	330779	9.84	ppb		100
108)	1,2,3-Trichlorobenzene	14.75	180	134388	10.83	ppb		98

(#) = qualifier out of range (m) = manual integration

Quantitation Report

Data File : M:\ZEUS\DATA\210615\0615Z22.D
Acq On : 16 Jun 21 01:17
Sample : 210615A CCV/LCS 10ug/L
Misc :

Vial: 22
Operator: LP,DG,CH
Inst : ZEUS
Multiplr: 1.00

Quant Time: Jun 16 11:42 2021

Quant Results File: Z0615W.RES

Method : M:\ZEUS\DATA\210615\Z0615W.M (RTE Integrator)
Title : METHOD 8260B
Last Update : Wed Jun 16 11:38:54 2021
Response via : Initial Calibration



VOLATILE ORGANIC ANALYSIS
VOLATILE ORGANIC COMPOUNDS

Form 7

Ending Continuing Calibration

Lab Name: APPL, Inc.
Case No:
Matrix: Water

SDG No:
Date Analyzed: 06/16/21
Instrument: ZEUS
Initial Cal. Date: 06/15/21
Data File: 0615Z47.D

		Compound	MEAN	CCRF	%D		%Drift
1	I	Fluorobenzene (IS)	ISTD			I	
2	TM	Dichlorodifluoromethane	0.1246	0.1266	1.6	TM	
3	TML	Freon 114	0.0619	0.0557	10	TML	3.7
4	TM**L	Chloromethane	0.1038	0.0798	23	TM**L	0.48
5	TM*	Vinyl chloride	0.1392	0.1444	3.7	TM*	
6		Butane	0.0000	0.0007	0.00		
7	TM	2-Chloro-1,1,1-trifluoroethane	0.0000	0.0000	0.00	TM	
8	TM	Bromomethane	0.0347	0.0326	6.2	TM	
9	TML	Chloroethane	0.0260	0.0236	9.1	TML	20
10	TM	Dichlorofluoromethane	0.2429	0.2373	2.3	TM	
11	TM	Trichlorofluoromethane	0.1812	0.1730	4.5	TM	
12	TM	Pentane	0.0000	0.0002	0.00	TM	
13	TM	Diethyl ether	0.0000	0.0178	0.00	TM	
14	TM	1,2 Dichlorotrifluoroethane	0.0000	0.0001	0.00	TM	
15	TM	Acrolein	0.0098	0.0092	6.1	TM	
16	TM	Acetone	0.0337	0.0331	1.8	TM	
17	TM	Freon-113	0.0542	0.0525	3.3	TM	
18	TM*	1,1-DCE	0.1623	0.1658	2.1	TM*	
19	TM	2-Propanol	0.0000	0.0001	0.00	TM	
20	TM	Acetonitrile	0.0037	0.0037	0.22	TM	
21	TM	t-Butanol	0.0027	0.0027	2.0	TM	
22	TM	Methyl Acetate	0.0961	0.0865	9.9	TM	
23	TM	Iodomethane	0.1290	0.1074	17	TM	
24	TM	Acrylonitrile	0.0376	0.0395	5.1	TM	
25	TML	Methylene chloride	0.2218	0.1836	17	TML	0.61
26	TM	Carbon disulfide	0.1922	0.1668	13	TM	
27	TM	Methyl t-butyl ether (MtBE)	0.2425	0.2513	3.6	TM	
28	TM	Trans-1,2-DCE	0.1606	0.1651	2.8	TM	
29	TM	Hexane	0.0000	0.0003	0.00	TM	
30	TM	Diisopropyl Ether	0.3431	0.3655	6.5	TM	
31	TM**	2,2-Dichloro-1,1,1-trifluoroethane	0.0000	0.0001	0.00	TM**	
32	TM**	1,1-DCA	0.2156	0.2093	2.9	TM**	
33	TML	Vinyl Acetate	0.1711	0.1002	41	TML	44
34	TML	Ethyl tert Butyl Ether	0.2552	0.2781	9.0	TML	6.2
35	TM	MEK (2-Butanone)	0.0107	0.0104	3.0	TM	
36	TM	Cis-1,2-DCE	0.1995	0.1865	6.5	TM	
37	TM	2,2-Dichloropropane	0.1388	0.1046	25	TM	
38	TML	2-Methylpentane	0.0000	0.0059	0.00	TML	
39	TM	3-Methylpentane	0.0000	0.0633	0.00	TM	
40	TM*	Chloroform	0.2073	0.1984	4.3	TM*	
		Average			6.2		

VOLATILE ORGANIC ANALYSIS
VOLATILE ORGANIC COMPOUNDS

Form 7

Ending Continuing Calibration

Lab Name: APPL, Inc.
Case No:
Matrix: Water

SDG No:
Date Analyzed: 06/16/21
Instrument: ZEUS
Cal. Date: 06/15/21
Data File: 0615Z47.D

		Compound	MEAN	CCRF	%D		%Drift
41	TM	Bromochloromethane	0.1128	0.1104	2.1	TM	
42	S	Dibromofluoromethane(S)	0.2710	0.2784	2.7	S	
43	TM	1,1,1-TCA	0.1608	0.1618	0.59	TM	
44	TM	Cyclohexane	0.1789	0.1897	6.0	TM	
45	TM	1,1-Dichloropropene	0.1345	0.1417	5.4	TM	
46	TML	2,2,4-Trimethylpentane	0.3752	0.3548	5.4	TML	13
47	S	1,2-DCA-D4(S)	0.2713	0.2856	5.3	S	
48	TM	Carbon Tetrachloride	0.1317	0.1300	1.3	TM	
49	TML	Tert Amyl Methyl Ether	0.2153	0.2264	5.2	TML	10.0
50	TML	Methylcyclopentane	0.0000	0.0237	0.00	TML	
51	TM	1,2-DCA	0.1489	0.1466	1.5	TM	
52	TM	Benzene	0.4668	0.4589	1.7	TM	
53	TM	TCE	0.1233	0.1261	2.3	TM	
54	TML	2-Pentanone	0.0750	0.0717	4.4	TML	7.5
55	TM*	1,2-Dichloropropane	0.1249	0.1201	3.9	TM*	
56	TM	Bromodichloromethane	0.1270	0.1277	0.58	TM	
57	TML	Methyl Cyclohexane	0.1653	0.1687	2.0	TML	10.0
58	TM	Dibromomethane	0.0818	0.0769	6.0	TM	
59	TML	MIBK (methyl isobutyl ketone)	0.0798	0.0835	4.7	TML	6.2
60	TM	1-Bromo-2-chloroethane	0.0165	0.0137	17	TM	
61	TML	2-Chloroethyl vinyl ether	0.0000	0.0000	0.00	TML	
62	TML	Cis-1,3-Dichloropropene	0.1465	0.1389	5.2	TML	13
63	TM*	Toluene	0.4703	0.4562	3.0	TM*	
64	TML	Trans-1,3-Dichloropropene	0.1284	0.1225	4.6	TML	15
65	TM	1,1,2-TCA	0.0939	0.0923	1.7	TM	
66	TMQ	2-Hexanone	0.0273	0.0288	5.3	TMQ	1.7
67	I	Chlorobenzene-D5 (IS)	ISTD			I	
68	SL	Toluene-D8(S)	1.275	1.395	9.4	SL	0.06
69	TM	1,2-EDB	0.1227	0.1272	3.6	TM	
70	TM	Tetrachloroethene	0.1790	0.1675	6.4	TM	
71	TM	1-Chlorohexane	0.1865	0.1865	0.02	TM	
72	TM	1,1,1,2-Tetrachloroethane	0.1288	0.1325	2.9	TM	
73	TM	m&p-Xylene	0.4695	0.5142	9.5	TM	
74	TML	o-Xylene	0.4548	0.5138	13	TML	2.4
75	TML	Styrene	0.3537	0.4074	15	TML	6.1
76	SL	4-Bromofluorobenzene(S)	0.4405	0.5019	14	SL	0.36
77	TM	1,3-Dichloropropane	0.2085	0.2168	4.0	TM	
78	TM	Dibromochloromethane	0.1230	0.1226	0.33	TM	
79	TM**	Chlorobenzene	0.4373	0.4198	4.0	TM**	
80	TM*	Ethylbenzene	0.6323	0.6643	5.1	TM*	
		Average			4.7		

VOLATILE ORGANIC ANALYSIS
VOLATILE ORGANIC COMPOUNDS

Form 7

Ending Continuing Calibration

Lab Name: APPL, Inc.
Case No:
Matrix: Water

SDG No:
Date Analyzed: 06/16/21
Instrument: ZEUS
Cal. Date: 06/15/21
Data File: 0615Z47.D

		Compound	MEAN	CCRF	%D		%Drift
81	TM**L	Bromoform	0.0816	0.0829	1.6	TM**L	11
82	I	1,4-Dichlorobenzene-D (IS)	ISTD			I	
83	TML	Isopropylbenzene	1.594	1.823	14	TML	3.1
84	TM**	1,1,2,2-Tetrachloroethane	0.4454	0.4250	4.6	TM**	
85	TM	1,2,3-Trichloropropane	0.1440	0.1438	0.09	TM	
86	TML	t-1,4-Dichloro-2-Butene	0.1019	0.0919	9.8	TML	11
87	TM	Bromobenzene	0.6869	0.6847	0.33	TM	
88	TM	n-Propylbenzene	2.019	2.221	10	TM	
89	TML	4-Ethyltoluene	1.678	1.926	15	TML	1.8
90	TM	2-Chlorotoluene	1.206	1.281	6.2	TM	
91	TML	1,3,5-Trimethylbenzene	1.468	1.664	13	TML	1.9
92	TML	4-Chlorotoluene	1.438	1.593	11	TML	0.47
93	TML	Tert-Butylbenzene	1.196	1.371	15	TML	3.5
94	TML	1,2,4-Trimethylbenzene	1.425	1.700	19	TML	0.68
95	TML	Sec-Butylbenzene	1.851	2.131	15	TML	3.5
96	TML	p-Isopropyltoluene	1.196	1.371	15	TML	3.5
97	TML	Benzyl Chloride	0.6395	0.4039	37	TML	41
98	TM	1,3-DCB	1.028	1.050	2.2	TM	
99	TM	1,4-DCB	1.107	1.077	2.7	TM	
100	TML	n-Butylbenzene	1.552	1.748	13	TML	5.2
101	TM	1,2-DCB	0.9666	0.9864	2.0	TM	
102	TML	Hexachloroethane	0.2573	0.2551	0.84	TML	13
103	TML	1,2-Dibromo-3-chloropropane	0.0862	0.0847	1.7	TML	13
104	TM	1,2,4-Trichlorobenzene	0.7540	0.7694	2.0	TM	
105	TM	Hexachlorobutadiene	0.3338	0.3156	5.4	TM	
106	TML	Naphthalene	1.115	1.313	18	TML	6.7
107	TM	1,2,3-Trichlorobenzene	0.5225	0.5380	3.0	TM	
108							
109							
110							
111							
112							
113							
114							
115							
116							
117							
118							
119							
120							
		Average			9.1		

Quantitation Report (Not Reviewed)

Data File : M:\ZEUS\DATA\210615\0615Z47.D
Acq On : 16 Jun 21 10:59
Sample : Ending CCV 10ug/L 6/15/21
Misc :

Vial: 47
Operator: LP,DG,CH
Inst : ZEUS
Multiplr: 1.00

Quant Time: Jun 16 11:43 2021

Quant Results File: Z0615W.RES

Quant Method : M:\ZEUS\DATA\210615\Z0615W.M (RTE Integrator)
Title : METHOD 8260B
Last Update : Wed Jun 16 11:38:54 2021
Response via : Initial Calibration
DataAcq Meth : 033121_EST_TEST.M

Internal Standards	R.T.	QIon	Response	Conc Units	Dev(Min)
1) Fluorobenzene (IS)	6.01	96	2208932	25.00 ppb	0.00
68) Chlorobenzene-D5 (IS)	9.50	117	1583101	25.00 ppb	0.00
83) 1,4-Dichlorobenzene-D (IS)	12.04	152	563584	25.00 ppb	0.00
System Monitoring Compounds					
43) Dibromofluoromethane(S)	5.14	111	615073	25.69 ppb	0.00
Spiked Amount 25.000			Recovery	= 102.740%	
48) 1,2-DCA-D4(S)	5.56	65	630838	26.32 ppb	0.00
Spiked Amount 25.000			Recovery	= 105.264%	
69) Toluene-D8(S)	7.90	98	2208033	24.98 ppb	0.00
Spiked Amount 25.000			Recovery	= 99.936%	
77) 4-Bromofluorobenzene(S)	10.78	95	794482	24.91 ppb	0.00
Spiked Amount 25.000			Recovery	= 99.644%	

Target Compounds						Qvalue
3) Dichlorodifluoromethane	1.02	85	111900	10.16 ppb		91
4) Freon 114	1.12	85	49184	10.37 ppb		91
5) Chloromethane	1.15	50	70510	9.95 ppb		99
6) Vinyl chloride	1.23	62	127566	10.37 ppb		94
9) Bromomethane	1.46	94	28800	9.38 ppb		97
10) Chloroethane	1.54	66	20893	11.98 ppb		81
11) Dichlorofluoromethane	1.71	67	209710	9.77 ppb		96
12) Trichlorofluoromethane	1.75	101	152881	9.55 ppb		98
16) Acrolein	2.11	55	102051	117.38 ppb		94
17) Acetone	2.26	43	146327	49.12 ppb		99
18) Freon-113	2.22	101	46352	9.67 ppb		97
19) 1,1-DCE	2.20	61	146479	10.21 ppb		96
21) Acetonitrile	2.52	40	40981	125.28 ppb		96
22) t-Butanol	2.89	59	30256	127.53 ppb		99
23) Methyl Acetate	2.61	43	76452	9.01 ppb	#	89
24) Iodomethane	2.32	142	94900	8.33 ppb		97
25) Acrylonitrile	2.97	52	34885	10.51 ppb		96
26) Methylene chloride	2.68	49	162257	9.94 ppb		97
27) Carbon disulfide	2.38	76	147392	8.68 ppb		99
28) Methyl t-butyl ether (MtBE	3.05	73	222016	10.36 ppb		100
29) Trans-1,2-DCE	3.01	61	145890	10.28 ppb		94
31) Diisopropyl Ether	3.75	45	322916	10.65 ppb		99
33) 1,1-DCA	3.55	63	184907	9.71 ppb		99
34) Vinyl Acetate	3.69	43	88553	5.56 ppb		98
35) Ethyl tert Butyl Ether	4.33	59	245763	9.38 ppb		98
36) MEK (2-Butanone)	4.51	72	46040	48.50 ppb		79
37) Cis-1,2-DCE	4.44	61	164816	9.35 ppb		96
38) 2,2-Dichloropropane	4.43	77	92412	7.53 ppb		93
41) Chloroform	4.93	83	175319	9.57 ppb		93
42) Bromochloromethane	4.77	49	97577	9.79 ppb		97
44) 1,1,1-TCA	5.14	97	142958	10.06 ppb		98
45) Cyclohexane	5.21	56	167576	10.60 ppb		100
46) 1,1-Dichloropropene	5.38	75	125244	10.54 ppb		97
47) 2,2,4-Trimethylpentane	5.81	57	313459	8.69 ppb		97
49) Carbon Tetrachloride	5.37	117	114887	9.87 ppb		97
50) Tert Amyl Methyl Ether	5.87	73	200072	9.00 ppb		96
52) 1,2-DCA	5.66	62	129518	9.85 ppb		97
53) Benzene	5.63	78	405487	9.83 ppb		99
54) TCE	6.48	130	111424	10.23 ppb		95

(#) = qualifier out of range (m) = manual integration

Quantitation Report (Not Reviewed)

Data File : M:\ZEUS\DATA\210615\0615Z47.D
Acq On : 16 Jun 21 10:59
Sample : Ending CCV 10ug/L 6/15/21
Misc :

Vial: 47
Operator: LP,DG,CH
Inst : ZEUS
Multiplr: 1.00

Quant Time: Jun 16 11:43 2021

Quant Results File: Z0615W.RES

Quant Method : M:\ZEUS\DATA\210615\Z0615W.M (RTE Integrator)
Title : METHOD 8260B
Last Update : Wed Jun 16 11:38:54 2021
Response via : Initial Calibration
DataAcq Meth : 033121_EST_TEST.M

	Compound	R.T.	QIon	Response	Conc	Unit	Qvalue
55)	2-Pentanone	6.74	43	791831	115.59	ppb	99
56)	1,2-Dichloropropane	6.73	63	106085	9.61	ppb	100
57)	Bromodichloromethane	7.07	83	112833	10.06	ppb	93
58)	Methyl Cyclohexane	6.70	83	149041	9.00	ppb	98
59)	Dibromomethane	6.85	174	67945	9.40	ppb	94
60)	MIBK (methyl isobutyl ket	7.82	43	368991	46.91	ppb	99
61)	1-Bromo-2-chloroethane	7.41	144	12094	8.29	ppb	82
63)	Cis-1,3-Dichloropropene	7.60	75	122702	8.69	ppb	99
64)	Toluene	7.97	91	403116	9.70	ppb	100
65)	Trans-1,3-Dichloropropene	8.24	75	108236	8.54	ppb	97
66)	1,1,2-TCA	8.43	97	81555	9.83	ppb	97
67)	2-Hexanone	8.76	58	127024	49.14	ppb	94
70)	1,2-EDB	8.95	107	80562	10.36	ppb	95
71)	Tetrachloroethene	8.59	166	106081	9.36	ppb	94
72)	1-Chlorohexane	9.54	91	118105	10.00	ppb	92
73)	1,1,1,2-Tetrachloroethane	9.63	131	83915	10.29	ppb	93
74)	m&p-Xylene	9.80	91	651204	21.90	ppb	100
75)	o-Xylene	10.22	91	325389	9.76	ppb	100
76)	Styrene	10.24	104	258007	9.39	ppb	93
78)	1,3-Dichloropropane	8.61	76	137277	10.40	ppb	99
79)	Dibromochloromethane	8.86	129	77617	9.97	ppb	97
80)	Chlorobenzene	9.52	112	265846	9.60	ppb	96
81)	Ethylbenzene	9.67	91	420664	10.51	ppb	96
82)	Bromoform	10.41	173	52471	8.92	ppb	96
84)	Isopropylbenzene	10.64	105	410856	9.69	ppb	98
85)	1,1,2,2-Tetrachloroethane	10.95	83	95802	9.54	ppb	92
86)	1,2,3-Trichloropropane	10.99	110	32425	9.99	ppb	96
87)	t-1,4-Dichloro-2-Butene	11.02	53	20726	8.85	ppb	96
88)	Bromobenzene	10.93	77	154346	9.97	ppb	97
89)	n-Propylbenzene	11.08	91	500660	11.00	ppb	99
90)	4-Ethyltoluene	11.21	105	434082	9.82	ppb	99
91)	2-Chlorotoluene	11.16	91	288816	10.62	ppb	100
92)	1,3,5-Trimethylbenzene	11.28	105	375070	9.81	ppb	100
93)	4-Chlorotoluene	11.28	91	359011	9.95	ppb	97
94)	Tert-Butylbenzene	11.63	119	309010	9.65	ppb	98
95)	1,2,4-Trimethylbenzene	11.68	105	383182	9.93	ppb	100
96)	Sec-Butylbenzene	11.88	105	480290	9.65	ppb	98
97)	p-Isopropyltoluene	11.63	119	309010	9.65	ppb	98
98)	Benzyl Chloride	12.22	91	91054	5.90	ppb	96
99)	1,3-DCB	11.97	146	236806	10.22	ppb	97
100)	1,4-DCB	12.06	146	242760	9.73	ppb	98
101)	n-Butylbenzene	12.48	91	394053	9.48	ppb	98
102)	1,2-DCB	12.47	146	222361	10.20	ppb	97
103)	Hexachloroethane	12.76	201	57514	8.69	ppb	89
104)	1,2-Dibromo-3-chloropropan	13.31	157	19094	8.74	ppb	95
105)	1,2,4-Trichlorobenzene	13.55	180	173449	10.20	ppb	98
106)	Hexachlorobutadiene	14.43	225	71155	9.46	ppb	96
107)	Naphthalene	14.48	128	295923	9.33	ppb	98
108)	1,2,3-Trichlorobenzene	14.75	180	121284	10.30	ppb	96

(#) = qualifier out of range (m) = manual integration

Quantitation Report

Data File : M:\ZEUS\DATA\210615\0615Z47.D
Acq On : 16 Jun 21 10:59
Sample : Ending CCV 10ug/L 6/15/21
Misc :

Vial: 47
Operator: LP,DG,CH
Inst : ZEUS
Multiplr: 1.00

Quant Time: Jun 16 11:43 2021

Quant Results File: Z0615W.RES

Method : M:\ZEUS\DATA\210615\Z0615W.M (RTE Integrator)
Title : METHOD 8260B
Last Update : Wed Jun 16 11:38:54 2021
Response via : Initial Calibration

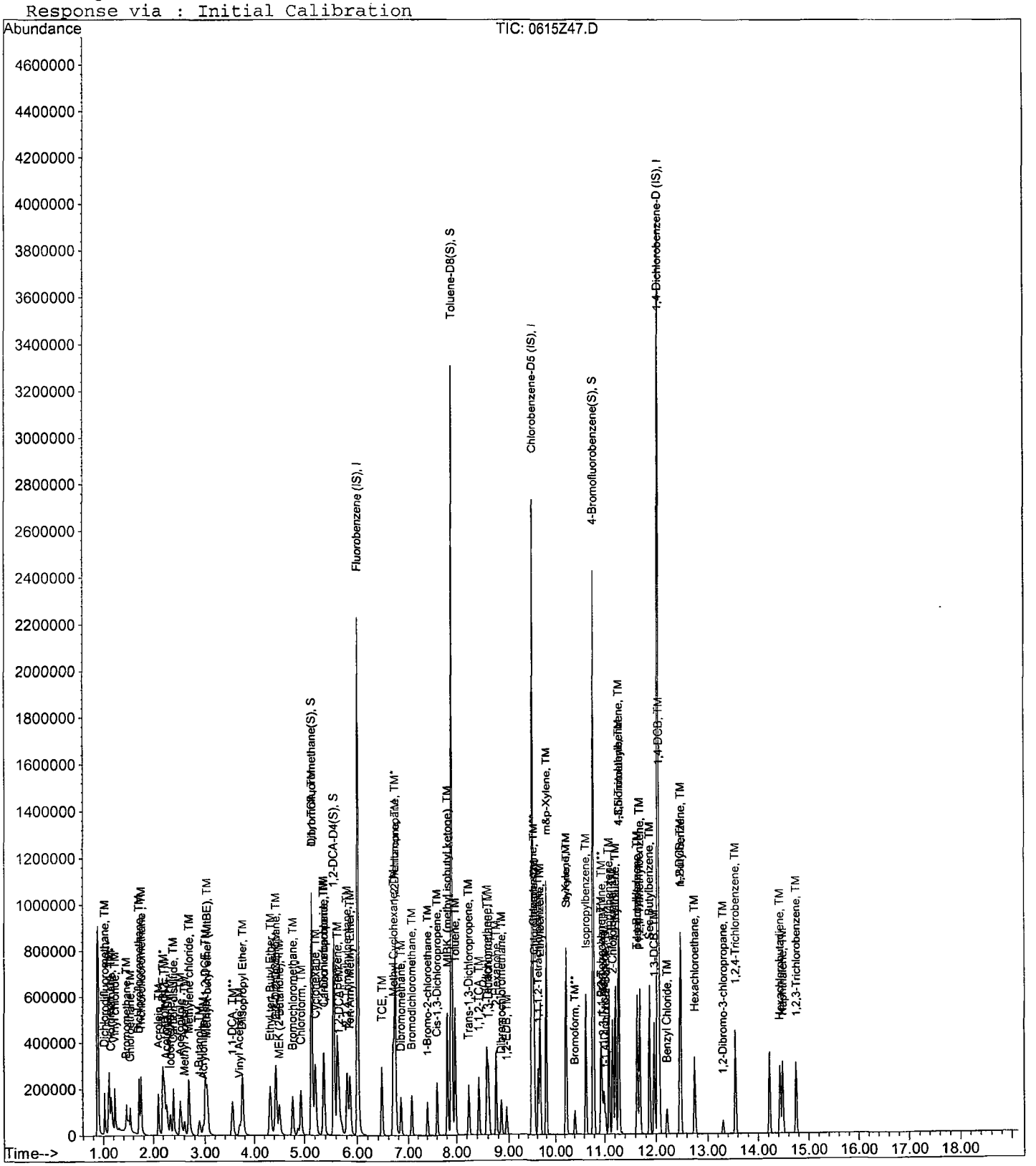

VOLATILE ORGANIC ANALYSIS
VOLATILE ORGANIC COMPOUNDS

Form 7

Continuing Calibration

Lab Name: APPL, Inc.
Case No:
Matrix:

SDG No:
Date Analyzed: 6/16/2021
Instrument: ZEUS
Initial Cal. Date: 6/15/2021
Data File: 0615Z50.D

		Compound	MEAN	CCRF	%D	%Drift		
1	I	Fluorobenzene (IS)	ISTD			I		
2	TM	Dichlorodifluoromethane	0.1246	0.1386	11	TM		
3	TML	Freon 114	0.0619	0.0627	1.3	TML	19	
4	TM**L	Chloromethane	0.1038	0.0968	6.7	TM**L	23	*NT
5	TM*	Vinyl chloride	0.1392	0.1541	11	TM*		
6		Butane	0.0000	0.0002	0.00			
7	TM	Bromomethane	0.0347	0.0371	6.7	TM		
8	TML	Chloroethane	0.0260	0.0235	9.9	TML	18	
9	TM	Dichlorofluoromethane	0.2429	0.2490	2.5	TM		
10	TM	Trichlorofluoromethane	0.1812	0.1794	0.99	TM		
11	TM	Pentane	0.0000	0.0002	0.00	TM		
12	TM	Diethyl ether	0.0000	0.0185	0.00	TM		
13	TM	Acrolein	0.0098	0.0085	14	TM		
14	TM	Acetone	0.0337	0.0331	2.0	TM		
15	TM	Freon-113	0.0542	0.0543	0.15	TM		
16	TM*	1,1-DCE	0.1623	0.1758	8.3	TM*		
17	TM	2-Propanol	0.0000	0.0001	0.00	TM		
18	TM	Acetonitrile	0.0037	0.0036	3.3	TM		
19	TM	t-Butanol	0.0027	0.0026	4.4	TM		
20	TM	Methyl Acetate	0.0961	0.0870	9.4	TM		
21	TM	Iodomethane	0.1290	0.1211	6.1	TM		
22	TM	Acrylonitrile	0.0376	0.0380	1.0	TM		
23	TML	Methylene chloride	0.2218	0.1901	14	TML	3.2	
24	TM	Carbon disulfide	0.1922	0.1780	7.4	TM		
25	TM	Methyl t-butyl ether (MtBE)	0.2425	0.2470	1.9	TM		
26	TM	Trans-1,2-DCE	0.1606	0.1684	4.8	TM		
27	TM	Hexane	0.0000	0.0001	0.00	TM		
28	TM	Diisopropyl Ether	0.3431	0.3717	8.3	TM		
29	TM**	2,2-Dichloro-1,1,1-trifluoroethane	0.0000	0.0001	0.00	TM**		
30	TM**	1,1-DCA	0.2156	0.2173	0.78	TM**		
31	TML	Vinyl Acetate	0.1711	0.0993	42	TML	45	NT
32	TML	Ethyl tert Butyl Ether	0.2552	0.2729	6.9	TML	7.7	
33	TM	MEK (2-Butanone)	0.0107	0.0102	5.4	TM		
34	TM	Cis-1,2-DCE	0.1995	0.1857	6.9	TM		
35	TM	2,2-Dichloropropane	0.1388	0.1077	22	TM		NT
36	TML	2-Methylpentane	0.0000	0.0054	0.00	TML		
37	TM	3-Methylpentane	0.0000	0.0637	0.00	TM		
38	TM*	Chloroform	0.2073	0.2123	2.4	TM*		
39	TM	Bromochloromethane	0.1128	0.1116	1.0	TM		
40	S	Dibromofluoromethane(S)	0.2710	0.2679	1.1	S		
		Average			5.7			

VOLATILE ORGANIC ANALYSIS
VOLATILE ORGANIC COMPOUNDS

Form 7

Continuing Calibration

Lab Name: APPL, Inc.
Case No:
Matrix: 0

SDG No:
Date Analyzed: 6/16/2021
Instrument: ZEUS
Cal. Date: 6/15/2021
Data File: 0615Z50.D

		Compound	MEAN	CCRF	%D		%Drift
41	TM	1,1,1-TCA	0.1608	0.1667	3.7	TM	
42	TM	Cyclohexane	0.1789	0.2001	12	TM	
43	TM	1,1-Dichloropropene	0.1345	0.1482	10	TM	
44	TML	2,2,4-Trimethylpentane	0.3752	0.3561	5.1	TML	13
45	S	1,2-DCA-D4(S)	0.2713	0.2804	3.4	S	
46	TM	Carbon Tetrachloride	0.1317	0.1364	3.5	TM	
47	TML	Tert Amyl Methyl Ether	0.2153	0.2274	5.6	TML	9.6
48	TML	Methylcyclopentane	0.0000	0.0249	0.00	TML	
49	TM	1,2-DCA	0.1489	0.1458	2.0	TM	
50	TM	Benzene	0.4668	0.4728	1.3	TM	
51	TM	TCE	0.1233	0.1294	4.9	TM	
52	TML	2-Pentanone	0.0750	0.0702	6.4	TML	9.0
53	TM*	1,2-Dichloropropane	0.1249	0.1229	1.6	TM*	
54	TM	Bromodichloromethane	0.1270	0.1279	0.73	TM	
55	TML	Methyl Cyclohexane	0.1653	0.1767	6.9	TML	6.1
56	TM	Dibromomethane	0.0818	0.0776	5.1	TM	
57	TML	MIBK (methyl isobutyl ketone)	0.0798	0.0801	0.44	TML	9.4
58	TM	1-Bromo-2-chloroethane	0.0165	0.0145	12	TM	
59	TML	2-Chloroethyl vinyl ether	0.0000	0.0000	0.00	TML	
60	TML	Cis-1,3-Dichloropropene	0.1465	0.1433	2.2	TML	11
61	TM*	Toluene	0.4703	0.4702	0.03	TM*	
62	TML	Trans-1,3-Dichloropropene	0.1284	0.1229	4.3	TML	14
63	TM	1,1,2-TCA	0.0939	0.0885	5.8	TM	
64	TMQ	2-Hexanone	0.0273	0.0278	1.9	TMQ	4.1
65	I	Chlorobenzene-D5 (IS)	ISTD			I	
66	SL	Toluene-D8(S)	1.275	1.333	4.5	SL	4.2
67	TM	1,2-EDB	0.1227	0.1235	0.65	TM	
68	TM	Tetrachloroethene	0.1790	0.1745	2.5	TM	
69	TM	1-Chlorohexane	0.1865	0.1935	3.8	TM	
70	TM	1,1,1,2-Tetrachloroethane	0.1288	0.1268	1.6	TM	
71	TM	m&p-Xylene	0.4695	0.5163	10.0	TM	
72	TML	o-Xylene	0.4548	0.5162	14	TML	2.0
73	TML	Styrene	0.3537	0.4118	16	TML	5.2
74	SL	4-Bromofluorobenzene(S)	0.4405	0.4790	8.7	SL	4.3
75	TM	1,3-Dichloropropane	0.2085	0.2084	0.04	TM	
76	TM	Dibromochloromethane	0.1230	0.1210	1.6	TM	
77	TM**	Chlorobenzene	0.4373	0.4269	2.4	TM**	
78	TM*	Ethylbenzene	0.6323	0.6802	7.6	TM*	
79	TM**L	Bromoform	0.0816	0.0767	6.0	TM**L	16
80	I	1,4-Dichlorobenzene-D (IS)	ISTD			I	
		Average			4.7		

VOLATILE ORGANIC ANALYSIS
VOLATILE ORGANIC COMPOUNDS

Form 7

Continuing Calibration

Lab Name: APPL, Inc.
Case No:
Matrix: 0

SDG No:
Date Analyzed: 6/16/2021
Instrument: ZEUS
Cal. Date: 6/15/2021
Data File: 0615Z50.D

		Compound	MEAN	CCRF	%D		%Drift	
81	TML	Isopropylbenzene	1.594	1.789	12	TML	4.7	
82	TM**	1,1,2,2-Tetrachloroethane	0.4454	0.3928	12	TM**		
83	TM	1,2,3-Trichloropropane	0.1440	0.1319	8.4	TM		
84	TML	t-1,4-Dichloro-2-Butene	0.1019	0.0845	17	TML	17	
85	TM	Bromobenzene	0.6869	0.6613	3.7	TM		
86	TM	n-Propylbenzene	2.019	2.200	9.0	TM		
87	TML	4-Ethyltoluene	1.678	1.847	10	TML	5.6	
88	TM	2-Chlorotoluene	1.206	1.274	5.6	TM		
89	TML	1,3,5-Trimethylbenzene	1.468	1.633	11	TML	3.6	
90	TML	4-Chlorotoluene	1.438	1.546	7.6	TML	3.2	
91	TML	Tert-Butylbenzene	1.196	1.353	13	TML	4.6	
92	TML	1,2,4-Trimethylbenzene	1.425	1.625	14	TML	4.7	
93	TML	Sec-Butylbenzene	1.851	2.094	13	TML	5.0	
94	TML	p-Isopropyltoluene	1.196	1.353	13	TML	4.6	
95	TML	Benzyl Chloride	0.6395	0.3424	46	TML	47	NT
96	TM	1,3-DCB	1.028	1.008	2.0	TM		
97	TM	1,4-DCB	1.107	1.041	5.9	TM		
98	TML	n-Butylbenzene	1.552	1.684	8.5	TML	8.4	
99	TM	1,2-DCB	0.9666	0.9235	4.5	TM		
100	TML	Hexachloroethane	0.2573	0.2449	4.8	TML	16	
101	TML	1,2-Dibromo-3-chloropropane	0.0862	0.0788	8.6	TML	18	
102	TM	1,2,4-Trichlorobenzene	0.7540	0.7260	3.7	TM		
103	TM	Hexachlorobutadiene	0.3338	0.3039	8.9	TM		
104	TML	Naphthalene	1.115	1.199	7.5	TML	14	
105	TM	1,2,3-Trichlorobenzene	0.5225	0.5125	1.9	TM		
106								
107								
108								
109								
110								
111								
112								
113								
114								
115								
116								
117								
118								
119								
120								
		Average			10.1			

Quantitation Report (Not Reviewed)

Data File : M:\ZEUS\DATA\210615\0615Z50.D
Acq On : 16 Jun 21 12:09
Sample : 210615B CCV/LCS 10ug/L
Misc :

Vial: 50
Operator: LP,DG,CH
Inst : ZEUS
Multiplr: 1.00

Quant Time: Jun 16 13:53 2021

Quant Results File: Z0615W.RES

Quant Method : M:\ZEUS\DATA\210615\Z0615W.M (RTE Integrator)
Title : METHOD 8260B
Last Update : Wed Jun 16 11:38:54 2021
Response via : Initial Calibration
DataAcq Meth : 033121_EST_TEST.M

Internal Standards	R.T.	QIon	Response	Conc	Units	Dev(Min)
1) Fluorobenzene (IS)	6.01	96	2211270	25.00	ppb	0.00
68) Chlorobenzene-D5 (IS)	9.49	117	1610424	25.00	ppb	0.00
83) 1,4-Dichlorobenzene-D (IS)	12.04	152	594944	25.00	ppb	0.00
System Monitoring Compounds						
43) Dibromofluoromethane(S)	5.14	111	592488	24.72	ppb	0.00
Spiked Amount 25.000			Recovery = 98.864%			
48) 1,2-DCA-D4(S)	5.56	65	620041	25.84	ppb	0.00
Spiked Amount 25.000			Recovery = 103.352%			
69) Toluene-D8(S)	7.90	98	2146822	23.95	ppb	0.00
Spiked Amount 25.000			Recovery = 95.800%			
77) 4-Bromofluorobenzene(S)	10.78	95	771385	23.93	ppb	0.00
Spiked Amount 25.000			Recovery = 95.716%			

Target Compounds						Qvalue
3) Dichlorodifluoromethane	1.02	85	122611	11.12	ppb	92
4) Freon 114	1.12	85	55482	11.92	ppb	99
5) Chloromethane	1.15	50	85657	12.31	ppb	97
6) Vinyl chloride	1.23	62	136296	11.07	ppb	99
9) Bromomethane	1.46	94	32792	10.67	ppb	97
10) Chloroethane	1.54	66	20749	11.83	ppb	82
11) Dichlorofluoromethane	1.71	67	220265	10.25	ppb	98
12) Trichlorofluoromethane	1.75	101	158650	9.90	ppb	89
16) Acrolein	2.11	55	93617	107.57	ppb	98
17) Acetone	2.26	43	146178	49.01	ppb	98
18) Freon-113	2.22	101	48040	10.01	ppb	92
19) 1,1-DCE	2.20	61	155509	10.83	ppb	94
21) Acetonitrile	2.52	40	39564	120.82	ppb	95
22) t-Butanol	2.89	59	28376	119.47	ppb	94
23) Methyl Acetate	2.61	43	76961	9.06	ppb	93
24) Iodomethane	2.32	142	107093	9.39	ppb	97
25) Acrylonitrile	2.97	52	33584	10.10	ppb	97
26) Methylene chloride	2.69	49	168127	10.32	ppb	95
27) Carbon disulfide	2.38	76	157440	9.26	ppb	99
28) Methyl t-butyl ether (MtBE	3.05	73	218475	10.19	ppb	98
29) Trans-1,2-DCE	3.01	61	148920	10.48	ppb	96
31) Diisopropyl Ether	3.75	45	328781	10.83	ppb	98
33) 1,1-DCA	3.55	63	192178	10.08	ppb	98
34) Vinyl Acetate	3.69	43	87828	5.52	ppb	98
35) Ethyl tert Butyl Ether	4.32	59	241382	9.23	ppb	100
36) MEK (2-Butanone)	4.50	72	44962	47.31	ppb	94
37) Cis-1,2-DCE	4.44	61	164232	9.31	ppb	97
38) 2,2-Dichloropropane	4.43	77	95236	7.76	ppb	98
41) Chloroform	4.93	83	187779	10.24	ppb	95
42) Bromochloromethane	4.77	49	98701	9.90	ppb	91
44) 1,1,1-TCA	5.14	97	147488	10.37	ppb	95
45) Cyclohexane	5.22	56	176973	11.18	ppb	97
46) 1,1-Dichloropropene	5.37	75	131110	11.02	ppb	96
47) 2,2,4-Trimethylpentane	5.81	57	314967	8.72	ppb	98
49) Carbon Tetrachloride	5.37	117	120629	10.35	ppb	94
50) Tert Amyl Methyl Ether	5.87	73	201104	9.04	ppb	98
52) 1,2-DCA	5.66	62	128987	9.80	ppb	98
53) Benzene	5.63	78	418181	10.13	ppb	98
54) TCE	6.48	130	114475	10.49	ppb	97

(#) = qualifier out of range (m) = manual integration

Quantitation Report (Not Reviewed)

Data File : M:\ZEUS\DATA\210615\0615Z50.D
Acq On : 16 Jun 21 12:09
Sample : 210615B CCV/LCS 10ug/L
Misc :

Vial: 50
Operator: LP,DG,CH
Inst : ZEUS
Multiplr: 1.00

Quant Time: Jun 16 13:53 2021

Quant Results File: Z0615W.RES

Quant Method : M:\ZEUS\DATA\210615\Z0615W.M (RTE Integrator)
Title : METHOD 8260B
Last Update : Wed Jun 16 11:38:54 2021
Response via : Initial Calibration
DataAcq Meth : 033121_EST_TEST.M

	Compound	R.T.	QIon	Response	Conc	Unit		Qvalue
55)	2-Pentanone	6.74	43	775939	113.72	ppb		98
56)	1,2-Dichloropropane	6.73	63	108730	9.84	ppb		99
57)	Bromodichloromethane	7.07	83	113125	10.07	ppb		93
58)	Methyl Cyclohexane	6.70	83	156296	9.39	ppb		98
59)	Dibromomethane	6.85	174	68644	9.49	ppb		99
60)	MIBK (methyl isobutyl ket	7.82	43	354421	45.32	ppb		99
61)	1-Bromo-2-chloroethane	7.40	144	12787	8.76	ppb	#	80
63)	Cis-1,3-Dichloropropene	7.60	75	126721	8.92	ppb		97
64)	Toluene	7.97	91	415869	10.00	ppb		97
65)	Trans-1,3-Dichloropropene	8.24	75	108712	8.56	ppb		96
66)	1,1,2-TCA	8.43	97	78246	9.42	ppb		97
67)	2-Hexanone	8.75	58	123048	47.96	ppb		95
70)	1,2-EDB	8.96	107	79583	10.06	ppb		93
71)	Tetrachloroethene	8.59	166	112408	9.75	ppb		90
72)	1-Chlorohexane	9.54	91	124656	10.38	ppb		91
73)	1,1,1,2-Tetrachloroethane	9.63	131	81669	9.84	ppb		95
74)	m&p-Xylene	9.80	91	665206	22.00	ppb		98
75)	o-Xylene	10.22	91	332543	9.80	ppb		97
76)	Styrene	10.24	104	265282	9.48	ppb		97
78)	1,3-Dichloropropane	8.61	76	134250	10.00	ppb		100
79)	Dibromochloromethane	8.86	129	77967	9.84	ppb		97
80)	Chlorobenzene	9.52	112	275002	9.76	ppb		95
81)	Ethylbenzene	9.67	91	438155	10.76	ppb		99
82)	Bromoform	10.41	173	49413	8.37	ppb	#	86
84)	Isopropylbenzene	10.64	105	425749	9.53	ppb		99
85)	1,1,2,2-Tetrachloroethane	10.95	83	93476	8.82	ppb		96
86)	1,2,3-Trichloropropane	10.98	110	31387	9.16	ppb		91
87)	t-1,4-Dichloro-2-Butene	11.02	53	20099	8.27	ppb	#	81
88)	Bromobenzene	10.93	77	157382	9.63	ppb		99
89)	n-Propylbenzene	11.08	91	523451	10.90	ppb		100
90)	4-Ethyltoluene	11.21	105	439538	9.44	ppb		99
91)	2-Chlorotoluene	11.16	91	303070	10.56	ppb		98
92)	1,3,5-Trimethylbenzene	11.28	105	388592	9.64	ppb		99
93)	4-Chlorotoluene	11.28	91	368006	9.68	ppb		98
94)	Tert-Butylbenzene	11.63	119	322041	9.54	ppb		97
95)	1,2,4-Trimethylbenzene	11.69	105	386763	9.53	ppb		97
96)	Sec-Butylbenzene	11.87	105	498373	9.50	ppb		98
97)	p-Isopropyltoluene	11.63	119	322041	9.54	ppb		96
98)	Benzyl Chloride	12.22	91	81486	5.25	ppb		99
99)	1,3-DCB	11.96	146	239813	9.80	ppb		98
100)	1,4-DCB	12.06	146	247796	9.41	ppb		93
101)	n-Butylbenzene	12.48	91	400680	9.16	ppb		96
102)	1,2-DCB	12.46	146	219778	9.55	ppb		97
103)	Hexachloroethane	12.76	201	58286	8.39	ppb	#	86
104)	1,2-Dibromo-3-chloropropan	13.31	157	18742	8.23	ppb		91
105)	1,2,4-Trichlorobenzene	13.56	180	172764	9.63	ppb		100
106)	Hexachlorobutadiene	14.43	225	72325	9.11	ppb		95
107)	Naphthalene	14.48	128	285367	8.61	ppb		97
108)	1,2,3-Trichlorobenzene	14.75	180	121957	9.81	ppb		99

(#) = qualifier out of range (m) = manual integration

Quantitation Report

Data File : M:\ZEUS\DATA\210615\0615Z50.D
Acq On : 16 Jun 21 12:09
Sample : 210615B CCV/LCS 10ug/L
Misc :

Vial: 50
Operator: LP,DG,CH
Inst : ZEUS
Multiplr: 1.00

Quant Time: Jun 16 13:53 2021

Quant Results File: Z0615W.RES

Method : M:\ZEUS\DATA\210615\Z0615W.M (RTE Integrator)
Title : METHOD 8260B
Last Update : Wed Jun 16 11:38:54 2021
Response via : Initial Calibration



VOLATILE ORGANIC ANALYSIS
VOLATILE ORGANIC COMPOUNDS

Form 7

Ending Continuing Calibration

Lab Name: APPL, Inc.
Case No:
Matrix:

SDG No:
Date Analyzed: 6/16/2021
Instrument: ZEUS
Initial Cal. Date: 6/15/2021
Data File: 0615Z75.D

		Compound	MEAN	CCRF	%D		%Drift	
1	I	Fluorobenzene (IS)	ISTD			I		
2	TM	Dichlorodifluoromethane	0.1246	0.1194	4.2	TM		
3	TML	Freon 114	0.0619	0.0606	2.2	TML	14	
4	TM**L	Chloromethane	0.1038	0.0753	27	TM**L	6.7	
5	TM*	Vinyl chloride	0.1392	0.1377	1.1	TM*		
6		Butane	0.0000	0.0006	0.00			
7	TM	Bromomethane	0.0347	0.0344	1.1	TM		
8	TML	Chloroethane	0.0260	0.0252	3.1	TML	32	
9	TM	Dichlorofluoromethane	0.2429	0.2389	1.7	TM		
10	TM	Trichlorofluoromethane	0.1812	0.1714	5.4	TM		
11	TM	Pentane	0.0000	0.0006	0.00	TM		
12	TM	Diethyl ether	0.0000	0.0160	0.00	TM		
13	TM	Acrolein	0.0098	0.0072	27	TM		
14	TM	Acetone	0.0337	0.0304	10.0	TM		
15	TM	Freon-113	0.0542	0.0516	4.9	TM		
16	TM*	1,1-DCE	0.1623	0.1591	2.0	TM*		
17	TM	2-Propanol	0.0000	0.0001	0.00	TM		
18	TM	Acetonitrile	0.0037	0.0037	1.3	TM		
19	TM	t-Butanol	0.0027	0.0023	14	TM		
20	TM	Methyl Acetate	0.0961	0.0744	23	TM		
21	TM	Iodomethane	0.1290	0.1138	12	TM		
22	TM	Acrylonitrile	0.0376	0.0354	5.7	TM		
23	TML	Methylene chloride	0.2218	0.1801	19	TML	2.7	
24	TM	Carbon disulfide	0.1922	0.1612	16	TM		
25	TM	Methyl t-butyl ether (MtBE)	0.2425	0.2139	12	TM		
26	TM	Trans-1,2-DCE	0.1606	0.1544	3.9	TM		
27	TM	Hexane	0.0000	0.0005	0.00	TM		
28	TM	Diisopropyl Ether	0.3431	0.3183	7.2	TM		
29	TM**	2,2-Dichloro-1,1,1-trifluoroethane	0.0000	0.0001	0.00	TM**		
30	TM**	1,1-DCA	0.2156	0.2026	6.0	TM**		
31	TML	Vinyl Acetate	0.1711	0.0233	86	TML	78	*NT
32	TML	Ethyl tert Butyl Ether	0.2552	0.2262	11	TML	21	
33	TM	MEK (2-Butanone)	0.0107	0.0091	15	TM		
34	TM	Cis-1,2-DCE	0.1995	0.1743	13	TM		
35	TM	2,2-Dichloropropane	0.1388	0.0868	37	TM		
36	TML	2-Methylpentane	0.0000	0.0076	0.00	TML		
37	TM	3-Methylpentane	0.0000	0.0569	0.00	TM		
38	TM*	Chloroform	0.2073	0.1991	3.9	TM*		
39	TM	Bromochloromethane	0.1128	0.1053	6.6	TM		
40	S	Dibromofluoromethane(S)	0.2710	0.2712	0.06	S		
		Average			9.8			

VOLATILE ORGANIC ANALYSIS
VOLATILE ORGANIC COMPOUNDS

Form 7

Ending Continuing Calibration

Lab Name: APPL, Inc.
Case No:
Matrix: 0

SDG No:
Date Analyzed: 6/16/2021
Instrument: ZEUS
Cal. Date: 6/15/2021
Data File: 0615Z75.D

		Compound	MEAN	CCRF	%D		%Drift
41	TM	1,1,1-TCA	0.1608	0.1559	3.1	TM	
42	TM	Cyclohexane	0.1789	0.1832	2.4	TM	
43	TM	1,1-Dichloropropene	0.1345	0.1311	2.5	TM	
44	TML	2,2,4-Trimethylpentane	0.3752	0.3290	12	TML	19
45	S	1,2-DCA-D4(S)	0.2713	0.2797	3.1	S	
46	TM	Carbon Tetrachloride	0.1317	0.1276	3.2	TM	
47	TML	Tert Amyl Methyl Ether	0.2153	0.1920	11	TML	22
48	TML	Methylcyclopentane	0.0000	0.0253	0.00	TML	
49	TM	1,2-DCA	0.1489	0.1364	8.4	TM	
50	TM	Benzene	0.4668	0.4468	4.3	TM	
51	TM	TCE	0.1233	0.1396	13	TM	
52	TML	2-Pentanone	0.0750	0.0647	14	TML	14
53	TM*	1,2-Dichloropropane	0.1249	0.1180	5.5	TM*	
54	TM	Bromodichloromethane	0.1270	0.1224	3.6	TM	
55	TML	Methyl Cyclohexane	0.1653	0.1637	0.97	TML	12
56	TM	Dibromomethane	0.0818	0.0750	8.3	TM	
57	TML	MIBK (methyl isobutyl ketone)	0.0798	0.0705	12	TML	18
58	TM	1-Bromo-2-chloroethane	0.0165	0.0139	16	TM	
59	TML	2-Chloroethyl vinyl ether	0.0000	0.0000	0.00	TML	
60	TML	Cis-1,3-Dichloropropene	0.1465	0.1234	16	TML	21
61	TM*	Toluene	0.4703	0.4711	0.18	TM*	
62	TML	Trans-1,3-Dichloropropene	0.1284	0.1097	15	TML	22
63	TM	1,1,2-TCA	0.0939	0.0852	9.3	TM	
64	TMQ	2-Hexanone	0.0273	0.0235	14	TMQ	15
65	I	Chlorobenzene-D5 (IS)	ISTD			I	
66	SL	Toluene-D8(S)	1.275	1.332	4.4	SL	4.3
67	TM	1,2-EDB	0.1227	0.1130	7.9	TM	
68	TM	Tetrachloroethene	0.1790	0.1852	3.4	TM	
69	TM	1-Chlorohexane	0.1865	0.1766	5.3	TM	
70	TM	1,1,1,2-Tetrachloroethane	0.1288	0.1236	4.1	TM	
71	TM	m&p-Xylene	0.4695	0.4909	4.6	TM	
72	TML	o-Xylene	0.4548	0.4783	5.2	TML	8.6
73	TML	Styrene	0.3537	0.3840	8.6	TML	11
74	SL	4-Bromofluorobenzene(S)	0.4405	0.4742	7.6	SL	5.1
75	TM	1,3-Dichloropropane	0.2085	0.1905	8.6	TM	
76	TM	Dibromochloromethane	0.1230	0.1123	8.7	TM	
77	TM**	Chlorobenzene	0.4373	0.4084	6.6	TM**	
78	TM*	Ethylbenzene	0.6323	0.6354	0.50	TM*	
79	TM**L	Bromoform	0.0816	0.0728	11	TM**L	20
80	I	1,4-Dichlorobenzene-D (IS)	ISTD			I	
		Average			7.0		

VOLATILE ORGANIC ANALYSIS
VOLATILE ORGANIC COMPOUNDS

Form 7

Ending Continuing Calibration

Lab Name: APPL, Inc.
Case No:
Matrix: 0

SDG No:
Date Analyzed: 6/16/2021
Instrument: ZEUS
Cal. Date: 6/15/2021
Data File: 0615Z75.D

		Compound	MEAN	CCRF	%D		%Drift
81	TML	Isopropylbenzene	1.594	1.692	6.1	TML	9.4
82	TM**	1,1,2,2-Tetrachloroethane	0.4454	0.3237	27	TM**	
83	TM	1,2,3-Trichloropropane	0.1440	0.1277	11	TM	
84	TML	t-1,4-Dichloro-2-Butene	0.1019	0.0762	25	TML	24
85	TM	Bromobenzene	0.6869	0.6237	9.2	TM	
86	TM	n-Propylbenzene	2.019	2.094	3.7	TM	
87	TML	4-Ethyltoluene	1.678	1.834	9.2	TML	6.2
88	TM	2-Chlorotoluene	1.206	1.219	1.1	TM	
89	TML	1,3,5-Trimethylbenzene	1.468	1.599	8.9	TML	5.5
90	TML	4-Chlorotoluene	1.438	1.500	4.3	TML	5.9
91	TML	Tert-Butylbenzene	1.196	1.281	7.1	TML	9.2
92	TML	1,2,4-Trimethylbenzene	1.425	1.583	11	TML	7.0
93	TML	Sec-Butylbenzene	1.851	1.990	7.5	TML	9.3
94	TML	p-Isopropyltoluene	1.196	1.281	7.1	TML	9.2
95	TML	Benzyl Chloride	0.6395	0.2524	61	TML	57 *NT
96	TM	1,3-DCB	1.028	0.9844	4.2	TM	
97	TM	1,4-DCB	1.107	1.016	8.2	TM	TA 6/17/21
98	TML	n-Butylbenzene	1.552	1.618	4.2	TML	12
99	TM	1,2-DCB	0.9666	0.9294	3.8	TM	
100	TML	Hexachloroethane	0.2573	0.2476	3.8	TML	15
101	TML	1,2-Dibromo-3-chloropropane	0.0862	0.0755	12	TML	20
102	TM	1,2,4-Trichlorobenzene	0.7540	0.7071	6.2	TM	
103	TM	Hexachlorobutadiene	0.3338	0.3028	9.3	TM	
104	TML	Naphthalene	1.115	1.138	2.1	TML	18
105	TM	1,2,3-Trichlorobenzene	0.5225	0.4894	6.3	TM	
106							
107							
108							
109							
110							
111							
112							
113							
114							
115							
116							
117							
118							
119							
120							
		Average			10.4		

Quantitation Report (Not Reviewed)

Data File : M:\ZEUS\DATA\210615\0615Z75.D
Acq On : 16 Jun 21 21:53
Sample : Ending CCV 10ug/L 6/15/21
Misc :

Vial: 75
Operator: LP,DG,CH
Inst : ZEUS
Multiplr: 1.00

Quant Time: Jun 17 8:43 2021

Quant Results File: Z0615W.RES

Quant Method : M:\ZEUS\DATA\210615\Z0615W.M (RTE Integrator)
Title : METHOD 8260B
Last Update : Wed Jun 16 11:38:54 2021
Response via : Initial Calibration
DataAcq Meth : 033121_EST_TEST.M

Internal Standards	R.T.	QIon	Response	Conc	Units		Dev(Min)
1) Fluorobenzene (IS)	6.01	96	1768579	25.00	ppb		0.00
68) Chlorobenzene-D5 (IS)	9.49	117	1316753	25.00	ppb		0.00
83) 1,4-Dichlorobenzene-D (IS)	12.04	152	473984	25.00	ppb		0.00
System Monitoring Compounds							
43) Dibromofluoromethane(S)	5.14	111	479599	25.01	ppb		0.00
Spiked Amount 25.000			Recovery = 100.060%				
48) 1,2-DCA-D4(S)	5.56	65	494735	25.78	ppb		0.00
Spiked Amount 25.000			Recovery = 103.108%				
69) Toluene-D8(S)	7.90	98	1753396	23.92	ppb		0.00
Spiked Amount 25.000			Recovery = 95.700%				
77) 4-Bromofluorobenzene(S)	10.78	95	624345	23.72	ppb		0.00
Spiked Amount 25.000			Recovery = 94.884%				
Target Compounds							Qvalue
3) Dichlorodifluoromethane	1.02	85	84456	9.58	ppb		93
4) Freon 114	1.12	85	42840	11.45	ppb		98
5) Chloromethane	1.15	50	53293	9.33	ppb		95
6) Vinyl chloride	1.23	62	97387	9.89	ppb		95
9) Bromomethane	1.46	94	24304	9.89	ppb		96
10) Chloroethane	1.54	66	17845	13.16	ppb		78
11) Dichlorofluoromethane	1.71	67	168999	9.83	ppb		97
12) Trichlorofluoromethane	1.75	101	121222	9.46	ppb		98
16) Acrolein	2.11	55	63547	91.29	ppb		100
17) Acetone	2.26	43	107396	45.02	ppb		95
18) Freon-113	2.22	101	36488	9.51	ppb		98
19) 1,1-DCE	2.20	61	112583	9.80	ppb		94
21) Acetonitrile	2.52	40	32321	123.41	ppb		95
22) t-Butanol	2.88	59	20528	108.07	ppb		99
23) Methyl Acetate	2.61	43	52658	7.75	ppb		93
24) Iodomethane	2.32	142	80501	8.82	ppb		95
25) Acrylonitrile	2.96	52	25055	9.43	ppb	#	96
26) Methylene chloride	2.69	49	127428	9.73	ppb		93
27) Carbon disulfide	2.38	76	114016	8.38	ppb		97
28) Methyl t-butyl ether (MtBE	3.04	73	151284	8.82	ppb		91
29) Trans-1,2-DCE	3.01	61	109237	9.61	ppb		96
31) Diisopropyl Ether	3.75	45	225189	9.28	ppb		97
33) 1,1-DCA	3.55	63	143320	9.40	ppb		96
34) Vinyl Acetate	3.69	43	16475	2.23	ppb	#	94
35) Ethyl tert Butyl Ether	4.33	59	160018	7.86	ppb		98
36) MEK (2-Butanone)	4.50	72	32338	42.55	ppb		92
37) Cis-1,2-DCE	4.44	61	123315	8.74	ppb		96
38) 2,2-Dichloropropane	4.43	77	61395	6.25	ppb		92
41) Chloroform	4.93	83	140864	9.61	ppb		94
42) Bromochloromethane	4.77	49	74507	9.34	ppb		94
44) 1,1,1-TCA	5.14	97	110308	9.69	ppb		97
45) Cyclohexane	5.21	56	129631	10.24	ppb		98
46) 1,1-Dichloropropene	5.38	75	92762	9.75	ppb		96
47) 2,2,4-Trimethylpentane	5.81	57	232722	8.13	ppb		98
49) Carbon Tetrachloride	5.37	117	90246	9.68	ppb		97
50) Tert Amyl Methyl Ether	5.86	73	135821	7.84	ppb		92
52) 1,2-DCA	5.66	62	96494	9.16	ppb	#	93
53) Benzene	5.63	78	316081	9.57	ppb		98
54) TCE	6.47	130	98772	11.32	ppb		97

(#) = qualifier out of range (m) = manual integration

Quantitation Report (Not Reviewed)

Data File : M:\ZEUS\DATA\210615\0615Z75.D
Acq On : 16 Jun 21 21:53
Sample : Ending CCV 10ug/L 6/15/21
Misc :

Vial: 75
Operator: LP,DG,CH
Inst : ZEUS
Multiplr: 1.00

Quant Time: Jun 17 8:43 2021

Quant Results File: Z0615W.RES

Quant Method : M:\ZEUS\DATA\210615\Z0615W.M (RTE Integrator)
Title : METHOD 8260B
Last Update : Wed Jun 16 11:38:54 2021
Response via : Initial Calibration
DataAcq Meth : 033121_EST_TEST.M

	Compound	R.T.	QIon	Response	Conc	Unit		Qvalue
55)	2-Pentanone	6.74	43	572380	106.98	ppb		99
56)	1,2-Dichloropropane	6.72	63	83484	9.45	ppb		98
57)	Bromodichloromethane	7.07	83	86583	9.64	ppb		93
58)	Methyl Cyclohexane	6.70	83	115839	8.77	ppb		96
59)	Dibromomethane	6.85	174	53054	9.17	ppb		91
60)	MIBK (methyl isobutyl ket	7.82	43	249242	40.76	ppb		98
61)	1-Bromo-2-chloroethane	7.40	144	9804	8.39	ppb		92
63)	Cis-1,3-Dichloropropene	7.60	75	87272	7.87	ppb		98
64)	Toluene	7.97	91	333287	10.02	ppb		100
65)	Trans-1,3-Dichloropropene	8.24	75	77637	7.77	ppb		92
66)	1,1,2-TCA	8.44	97	60299	9.07	ppb		93
67)	2-Hexanone	8.76	58	82996	42.25	ppb	#	95
70)	1,2-EDB	8.95	107	59526	9.21	ppb		95
71)	Tetrachloroethene	8.59	166	97520	10.34	ppb		93
72)	1-Chlorohexane	9.54	91	93022	9.47	ppb		95
73)	1,1,1,2-Tetrachloroethane	9.62	131	65075	9.59	ppb		94
74)	m&p-Xylene	9.80	91	517139	20.91	ppb		100
75)	o-Xylene	10.22	91	251941	9.14	ppb		100
76)	Styrene	10.24	104	202268	8.91	ppb		98
78)	1,3-Dichloropropane	8.61	76	100320	9.14	ppb		95
79)	Dibromochloromethane	8.86	129	59134	9.13	ppb		96
80)	Chlorobenzene	9.52	112	215096	9.34	ppb		99
81)	Ethylbenzene	9.66	91	334685	10.05	ppb		99
82)	Bromoform	10.41	173	38368	8.02	ppb		98
84)	Isopropylbenzene	10.64	105	320706	9.06	ppb		97
85)	1,1,2,2-Tetrachloroethane	10.95	83	61378	7.27	ppb		95
86)	1,2,3-Trichloropropane	10.99	110	24215	8.87	ppb		97
87)	t-1,4-Dichloro-2-Butene	11.02	53	14451	7.62	ppb		86
88)	Bromobenzene	10.93	77	118251	9.08	ppb		95
89)	n-Propylbenzene	11.08	91	397064	10.37	ppb		97
90)	4-Ethyltoluene	11.21	105	347635	9.38	ppb		99
91)	2-Chlorotoluene	11.16	91	231081	10.11	ppb		99
92)	1,3,5-Trimethylbenzene	11.28	105	303072	9.45	ppb		97
93)	4-Chlorotoluene	11.28	91	284351	9.41	ppb		99
94)	Tert-Butylbenzene	11.63	119	242832	9.08	ppb		97
95)	1,2,4-Trimethylbenzene	11.69	105	300199	9.30	ppb		100
96)	Sec-Butylbenzene	11.87	105	377260	9.07	ppb		98
97)	p-Isopropyltoluene	11.63	119	242832	9.08	ppb		100
98)	Benzyl Chloride	12.22	91	47847	4.31	ppb	#	96
99)	1,3-DCB	11.97	146	186632	9.58	ppb		96
100)	1,4-DCB	12.06	146	192667	9.18	ppb		98
101)	n-Butylbenzene	12.48	91	306711	8.84	ppb		99
102)	1,2-DCB	12.46	146	176216	9.62	ppb		96
103)	Hexachloroethane	12.75	201	46934	8.47	ppb	#	82
104)	1,2-Dibromo-3-chloropropan	13.31	157	14322	7.95	ppb		96
105)	1,2,4-Trichlorobenzene	13.55	180	134055	9.38	ppb		97
106)	Hexachlorobutadiene	14.43	225	57410	9.07	ppb		96
107)	Naphthalene	14.49	128	215797	8.22	ppb		97
108)	1,2,3-Trichlorobenzene	14.75	180	92789	9.37	ppb		90

(#) = qualifier out of range (m) = manual integration

Quantitation Report

Data File : M:\ZEUS\DATA\210615\0615Z75.D
Acq On : 16 Jun 21 21:53
Sample : Ending CCV 10ug/L 6/15/21
Misc :

Vial: 75
Operator: LP,DG,CH
Inst : ZEUS
Multiplr: 1.00

Quant Time: Jun 17 8:43 2021

Quant Results File: Z0615W.RES

Method : M:\ZEUS\DATA\210615\Z0615W.M (RTE Integrator)
Title : METHOD 8260B
Last Update : Wed Jun 16 11:38:54 2021
Response via : Initial Calibration



ORGANICS

Raw Data

Quantitation Report (QT Reviewed)

Data File : M:\ZEUS\DATA\210615\0615Z42.D
Acq On : 16 Jun 21 09:03
Sample : BA34195W01
Misc :

Vial: 42
Operator: LP,DG,CH
Inst : ZEUS
Multiplr: 1.00

Quant Time: Jun 16 14:49 2021

Quant Results File: Z0615W.RES

Quant Method : M:\ZEUS\DATA\210615\Z0615W.M (RTE Integrator)
Title : METHOD 8260B
Last Update : Wed Jun 16 11:38:54 2021
Response via : Initial Calibration
DataAcq Meth : 033121_EST_TEST.M

Internal Standards	R.T.	QIon	Response	Conc Units	Dev(Min)
1) Fluorobenzene (IS)	6.01	96	2053738	25.00 ppb	0.00
68) Chlorobenzene-D5 (IS)	9.49	117	1461072	25.00 ppb	0.00
83) 1,4-Dichlorobenzene-D (IS)	12.04	152	500288	25.00 ppb	0.00
System Monitoring Compounds					
43) Dibromofluoromethane(S)	5.14	111	587193	26.37 ppb	0.00
Spiked Amount 25.000			Recovery	= 105.496%	
48) 1,2-DCA-D4(S)	5.56	65	612255	27.47 ppb	0.00
Spiked Amount 25.000			Recovery	= 109.880%	
69) Toluene-D8(S)	7.90	98	1995240	24.50 ppb	0.00
Spiked Amount 25.000			Recovery	= 97.980%	
77) 4-Bromofluorobenzene(S)	10.79	95	694180	23.76 ppb	0.00
Spiked Amount 25.000			Recovery	= 95.048%	

Target Compounds Qvalue

(#) = qualifier out of range (m) = manual integration
0615Z42.D Z0615W.M Wed Jun 16 14:49:14 2021

Quantitation Report

Data File : M:\ZEUS\DATA\210615\0615Z42.D
Acq On : 16 Jun 21 09:03
Sample : BA34195W01
Misc :

Vial: 42
Operator: LP,DG,CH
Inst : ZEUS
Multiplr: 1.00

Quant Time: Jun 16 14:49 2021

Quant Results File: Z0615W.RES

Method : M:\ZEUS\DATA\210615\Z0615W.M (RTE Integrator)
Title : METHOD 8260B
Last Update : Wed Jun 16 11:38:54 2021
Response via : Initial Calibration



Quantitation Report (QT Reviewed)

Data File : M:\ZEUS\DATA\210615\0615Z43.D
Acq On : 16 Jun 21 09:26
Sample : BA34196W01
Misc :

Vial: 43
Operator: LP,DG,CH
Inst : ZEUS
Multiplr: 1.00

Quant Time: Jun 16 14:49 2021

Quant Results File: Z0615W.RES

Quant Method : M:\ZEUS\DATA\210615\Z0615W.M (RTE Integrator)
Title : METHOD 8260B
Last Update : Wed Jun 16 11:38:54 2021
Response via : Initial Calibration
DataAcq Meth : 033121_EST_TEST.M

Internal Standards	R.T.	QIon	Response	Conc	Units	Dev(Min)
1) Fluorobenzene (IS)	6.01	96	1944458	25.00	ppb	0.00
68) Chlorobenzene-D5 (IS)	9.49	117	1398911	25.00	ppb	0.00
83) 1,4-Dichlorobenzene-D (IS)	12.04	152	498944	25.00	ppb	0.00
System Monitoring Compounds						
43) Dibromofluoromethane(S)	5.14	111	563812	26.75	ppb	0.00
Spiked Amount 25.000			Recovery	=	106.988%	
48) 1,2-DCA-D4(S)	5.56	65	588014	27.87	ppb	0.00
Spiked Amount 25.000			Recovery	=	111.464%	
69) Toluene-D8(S)	7.90	98	1919054	24.60	ppb	0.00
Spiked Amount 25.000			Recovery	=	98.400%	
77) 4-Bromofluorobenzene(S)	10.79	95	669317	23.91	ppb	0.00
Spiked Amount 25.000			Recovery	=	95.620%	

Target Compounds Qvalue

(#) = qualifier out of range (m) = manual integration
0615Z43.D Z0615W.M Wed Jun 16 14:50:01 2021

Quantitation Report

Data File : M:\ZEUS\DATA\210615\0615Z43.D
Acq On : 16 Jun 21 09:26
Sample : BA34196W01
Misc :

Vial: 43
Operator: LP,DG,CH
Inst : ZEUS
Multiplr: 1.00

Quant Time: Jun 16 14:49 2021

Quant Results File: Z0615W.RES

Method : M:\ZEUS\DATA\210615\Z0615W.M (RTE Integrator)
Title : METHOD 8260B
Last Update : Wed Jun 16 11:38:54 2021
Response via : Initial Calibration



Quantitation Report (QT Reviewed)

Data File : M:\ZEUS\DATA\210615\0615Z44.D Vial: 44
Acq On : 16 Jun 21 09:49 Operator: LP,DG,CH
Sample : BA34198W01 Inst : ZEUS
Misc : Multiplr: 1.00

Quant Time: Jun 16 14:50 2021 Quant Results File: Z0615W.RES

Quant Method : M:\ZEUS\DATA\210615\Z0615W.M (RTE Integrator)
Title : METHOD 8260B
Last Update : Wed Jun 16 11:38:54 2021
Response via : Initial Calibration
DataAcq Meth : 033121_EST_TEST.M

Internal Standards	R.T.	QIon	Response	Conc Units	Dev(Min)
1) Fluorobenzene (IS)	6.01	96	2004338	25.00 ppb	0.00
68) Chlorobenzene-D5 (IS)	9.49	117	1422883	25.00 ppb	0.00
83) 1,4-Dichlorobenzene-D (IS)	12.04	152	481536	25.00 ppb	0.00
System Monitoring Compounds					
43) Dibromofluoromethane(S)	5.14	111	563987	25.96 ppb	0.00
Spiked Amount 25.000			Recovery	= 103.824%	
48) 1,2-DCA-D4(S)	5.56	65	592289	27.23 ppb	0.00
Spiked Amount 25.000			Recovery	= 108.920%	
69) Toluene-D8(S)	7.90	98	1932735	24.37 ppb	0.00
Spiked Amount 25.000			Recovery	= 97.492%	
77) 4-Bromofluorobenzene(S)	10.79	95	667442	23.50 ppb	0.00
Spiked Amount 25.000			Recovery	= 94.008%	

Target Compounds Qvalue

(#) = qualifier out of range (m) = manual integration

Quantitation Report

Data File : M:\ZEUS\DATA\210615\0615Z44.D
Acq On : 16 Jun 21 09:49
Sample : BA34198W01
Misc :

Vial: 44
Operator: LP,DG,CH
Inst : ZEUS
Multiplr: 1.00

Quant Time: Jun 16 14:50 2021

Quant Results File: Z0615W.RES

Method : M:\ZEUS\DATA\210615\Z0615W.M (RTE Integrator)
Title : METHOD 8260B
Last Update : Wed Jun 16 11:38:54 2021
Response via : Initial Calibration



Quantitation Report (QT Reviewed)

Data File : M:\ZEUS\DATA\210615\0615Z45.D
Acq On : 16 Jun 21 10:12
Sample : BA34199W01
Misc :

Vial: 45
Operator: LP,DG,CH
Inst : ZEUS
Multiplr: 1.00

Quant Time: Jun 16 14:51 2021
Quant Results File: Z0615W.RES

Quant Method : M:\ZEUS\DATA\210615\Z0615W.M (RTE Integrator)
Title : METHOD 8260B
Last Update : Wed Jun 16 11:38:54 2021
Response via : Initial Calibration
DataAcq Meth : 033121_EST_TEST.M

Internal Standards	R.T.	QIon	Response	Conc Units	Dev(Min)
1) Fluorobenzene (IS)	6.01	96	1996715	25.00 ppb	0.00
68) Chlorobenzene-D5 (IS)	9.50	117	1446704	25.00 ppb	0.00
83) 1,4-Dichlorobenzene-D (IS)	12.04	152	491264	25.00 ppb	0.00
System Monitoring Compounds					
43) Dibromofluoromethane(S)	5.14	111	571481	26.40 ppb	0.00
Spiked Amount 25.000			Recovery	= 105.604%	
48) 1,2-DCA-D4(S)	5.56	65	605247	27.93 ppb	0.00
Spiked Amount 25.000			Recovery	= 111.728%	
69) Toluene-D8(S)	7.90	98	2000685	24.79 ppb	0.00
Spiked Amount 25.000			Recovery	= 99.144%	
77) 4-Bromofluorobenzene(S)	10.79	95	709946	24.43 ppb	0.00
Spiked Amount 25.000			Recovery	= 97.732%	

Target Compounds Qvalue

(#) = qualifier out of range (m) = manual integration

Quantitation Report

Data File : M:\ZEUS\DATA\210615\0615Z45.D
Acq On : 16 Jun 21 10:12
Sample : BA34199W01
Misc :

Vial: 45
Operator: LP,DG,CH
Inst : ZEUS
Multiplr: 1.00

Quant Time: Jun 16 14:51 2021

Quant Results File: Z0615W.RES

Method : M:\ZEUS\DATA\210615\Z0615W.M (RTE Integrator)
Title : METHOD 8260B
Last Update : Wed Jun 16 11:38:54 2021
Response via : Initial Calibration

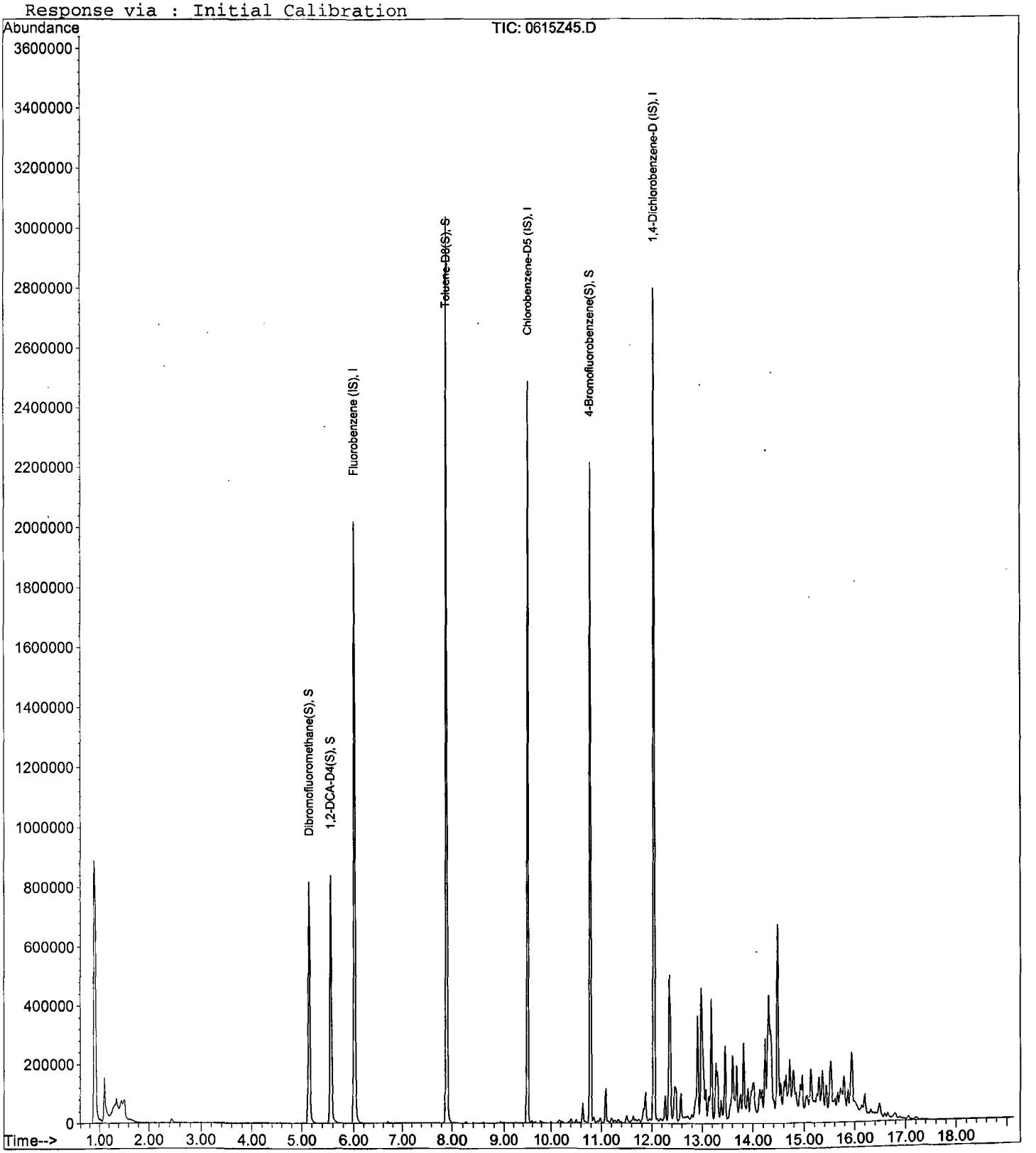

Quantitation Report (QT Reviewed)

Data File : M:\ZEUS\DATA\210615\0615Z58.D
Acq On : 16 Jun 21 15:15
Sample : BA34201W01
Misc :

Vial: 58
Operator: LP,DG,CH
Inst : ZEUS
Multiplr: 1.00

Quant Time: Jun 17 8:47 2021

Quant Results File: Z0615W.RES

Quant Method : M:\ZEUS\DATA\210615\Z0615W.M (RTE Integrator)
Title : METHOD 8260B
Last Update : Wed Jun 16 11:38:54 2021
Response via : Initial Calibration
DataAcq Meth : 033121_EST_TEST.M

Internal Standards	R.T.	QIon	Response	Conc Units	Dev(Min)
1) Fluorobenzene (IS)	6.02	96	1940443	25.00 ppb	0.00
68) Chlorobenzene-D5 (IS)	9.49	117	1394512	25.00 ppb	0.00
83) 1,4-Dichlorobenzene-D (IS)	12.04	152	478720	25.00 ppb	0.00
System Monitoring Compounds					
43) Dibromofluoromethane(S)	5.14	111	552362	26.26 ppb	0.00
Spiked Amount 25.000			Recovery	= 105.032%	
48) 1,2-DCA-D4(S)	5.56	65	576455	27.37 ppb	0.00
Spiked Amount 25.000			Recovery	= 109.496%	
69) Toluene-D8(S)	7.90	98	1879065	24.19 ppb	0.00
Spiked Amount 25.000			Recovery	= 96.764%	
77) 4-Bromofluorobenzene(S)	10.78	95	654163	23.50 ppb	0.00
Spiked Amount 25.000			Recovery	= 94.012%	

Target Compounds Qvalue

(#) = qualifier out of range (m) = manual integration

Quantitation Report

Data File : M:\ZEUS\DATA\210615\0615Z58.D
Acq On : 16 Jun 21 15:15
Sample : BA34201W01
Misc :

Vial: 58
Operator: LP,DG,CH
Inst : ZEUS
Multiplr: 1.00

Quant Time: Jun 17 8:47 2021

Quant Results File: Z0615W.RES

Method : M:\ZEUS\DATA\210615\Z0615W.M (RTE Integrator)
Title : METHOD 8260B
Last Update : Wed Jun 16 11:38:54 2021
Response via : Initial Calibration



Quantitation Report (QT Reviewed)

Data File : M:\ZEUS\DATA\210615\0615Z59.D
Acq On : 16 Jun 21 15:39
Sample : BA34202W01
Misc :

Vial: 59
Operator: LP,DG,CH
Inst : ZEUS
Multiplr: 1.00

Quant Time: Jun 17 8:49 2021

Quant Results File: Z0615W.RES

Quant Method : M:\ZEUS\DATA\210615\Z0615W.M (RTE Integrator)
Title : METHOD 8260B
Last Update : Wed Jun 16 11:38:54 2021
Response via : Initial Calibration
DataAcq Meth : 033121_EST_TEST.M

Internal Standards	R.T.	QIon	Response	Conc Units	Dev(Min)
1) Fluorobenzene (IS)	6.01	96	1943609	25.00 ppb	0.00
68) Chlorobenzene-D5 (IS)	9.49	117	1388804	25.00 ppb	0.00
83) 1,4-Dichlorobenzene-D (IS)	12.04	152	464704	25.00 ppb	0.00
System Monitoring Compounds					
43) Dibromofluoromethane(S)	5.15	111	532239	25.26 ppb	0.00
Spiked Amount 25.000			Recovery	= 101.040%	
48) 1,2-DCA-D4(S)	5.57	65	575149	27.27 ppb	0.00
Spiked Amount 25.000			Recovery	= 109.072%	
69) Toluene-D8(S)	7.90	98	1882672	24.33 ppb	0.00
Spiked Amount 25.000			Recovery	= 97.312%	
77) 4-Bromofluorobenzene(S)	10.79	95	643081	23.24 ppb	0.00
Spiked Amount 25.000			Recovery	= 92.972%	

Target Compounds Qvalue

(#) = qualifier out of range (m) = manual integration
0615Z59.D Z0615W.M Thu Jun 17 08:49:11 2021

Quantitation Report

Data File : M:\ZEUS\DATA\210615\0615Z59.D
Acq On : 16 Jun 21 15:39
Sample : BA34202W01
Misc :

Vial: 59
Operator: LP,DG,CH
Inst : ZEUS
Multiplr: 1.00

Quant Time: Jun 17 8:49 2021

Quant Results File: Z0615W.RES

Method : M:\ZEUS\DATA\210615\Z0615W.M (RTE Integrator)
Title : METHOD 8260B
Last Update : Wed Jun 16 11:38:54 2021
Response via : Initial Calibration



Quantitation Report (QT Reviewed)

Data File : M:\ZEUS\DATA\210615\0615Z26.D
Acq On : 16 Jun 21 02:50
Sample : 210615A BLK
Misc :

Vial: 26
Operator: LP,DG,CH
Inst : ZEUS
Multiplr: 1.00

Quant Time: Jun 16 14:08 2021 Quant Results File: Z0615W.RES

Quant Method : M:\ZEUS\DATA\210615\Z0615W.M (RTE Integrator)
Title : METHOD 8260B
Last Update : Wed Jun 16 11:38:54 2021
Response via : Initial Calibration
DataAcq Meth : 033121_EST_TEST.M

Internal Standards	R.T.	QIon	Response	Conc Units	Dev(Min)
1) Fluorobenzene (IS)	6.01	96	2388932	25.00 ppb	0.00
68) Chlorobenzene-D5 (IS)	9.49	117	1697830	25.00 ppb	0.00
83) 1,4-Dichlorobenzene-D (IS)	12.04	152	564032	25.00 ppb	0.00
System Monitoring Compounds					
43) Dibromofluoromethane(S)	5.14	111	675401	26.08 ppb	0.00
Spiked Amount 25.000			Recovery	= 104.316%	
48) 1,2-DCA-D4(S)	5.56	65	696454	26.86 ppb	0.00
Spiked Amount 25.000			Recovery	= 107.456%	
69) Toluene-D8(S)	7.90	98	2301107	24.32 ppb	0.00
Spiked Amount 25.000			Recovery	= 97.292%	
77) 4-Bromofluorobenzene(S)	10.78	95	792615	23.41 ppb	0.00
Spiked Amount 25.000			Recovery	= 93.624%	

Target Compounds Qvalue

(#) = qualifier out of range (m) = manual integration

Quantitation Report

Data File : M:\ZEUS\DATA\210615\0615Z26.D
Acq On : 16 Jun 21 02:50
Sample : 210615A BLK
Misc :

Vial: 26
Operator: LP,DG,CH
Inst : ZEUS
Multiplr: 1.00

Quant Time: Jun 16 14:08 2021

Quant Results File: Z0615W.RES

Method : M:\ZEUS\DATA\210615\Z0615W.M (RTE Integrator)
Title : METHOD 8260B
Last Update : Wed Jun 16 11:38:54 2021
Response via : Initial Calibration



Quantitation Report (Not Reviewed)

Data File : M:\ZEUS\DATA\210615\0615Z22.D
Acq On : 16 Jun 21 01:17
Sample : 210615A CCV/LCS 10ug/L
Misc :

Vial: 22
Operator: LP,DG,CH
Inst : ZEUS
Multiplr: 1.00

Quant Time: Jun 16 11:42 2021

Quant Results File: Z0615W.RES

Quant Method : M:\ZEUS\DATA\210615\Z0615W.M (RTE Integrator)
Title : METHOD 8260B
Last Update : Wed Jun 16 11:38:54 2021
Response via : Initial Calibration
DataAcq Meth : 033121_EST_TEST.M

Internal Standards	R.T.	QIon	Response	Conc	Units		Dev(Min)
1) Fluorobenzene (IS)	6.01	96	2326356	25.00	ppb		0.00
68) Chlorobenzene-D5 (IS)	9.49	117	1712972	25.00	ppb		0.00
83) 1,4-Dichlorobenzene-D (IS)	12.04	152	593792	25.00	ppb		0.00
System Monitoring Compounds							
43) Dibromofluoromethane(S)	5.14	111	662098	26.25	ppb		0.00
Spiked Amount 25.000			Recovery	=	105.012%		
48) 1,2-DCA-D4(S)	5.56	65	665754	26.37	ppb		0.00
Spiked Amount 25.000			Recovery	=	105.480%		
69) Toluene-D8(S)	7.90	98	2338953	24.49	ppb		0.00
Spiked Amount 25.000			Recovery	=	97.968%		
77) 4-Bromofluorobenzene(S)	10.78	95	837170	24.35	ppb		0.00
Spiked Amount 25.000			Recovery	=	97.388%		
Target Compounds							Qvalue
3) Dichlorodifluoromethane	1.02	85	134673	11.61	ppb		95
4) Freon 114	1.12	85	58376	11.92	ppb		98
5) Chloromethane	1.15	50	80422	10.87	ppb		98
6) Vinyl chloride	1.23	62	151047	11.66	ppb		97
9) Bromomethane	1.46	94	34024	10.52	ppb		99
10) Chloroethane	1.54	66	22223	12.15	ppb		82
11) Dichlorofluoromethane	1.71	67	232723	10.29	ppb		99
12) Trichlorofluoromethane	1.75	101	183772	10.90	ppb		96
16) Acrolein	2.11	55	122238	133.50	ppb		95
17) Acetone	2.26	43	164306	52.37	ppb		99
18) Freon-113	2.22	101	53432	10.59	ppb		96
19) 1,1-DCE	2.20	61	165248	10.94	ppb		97
21) Acetonitrile	2.52	40	45350	131.64	ppb		93
22) t-Butanol	2.89	59	37560	150.32	ppb	#	87
23) Methyl Acetate	2.61	43	86557	9.68	ppb		91
24) Iodomethane	2.32	142	112135	9.34	ppb		99
25) Acrylonitrile	2.97	52	37825	10.82	ppb		90
26) Methylene chloride	2.69	49	181453	10.61	ppb		99
27) Carbon disulfide	2.38	76	165568	9.26	ppb		96
28) Methyl t-butyl ether (MtBE	3.05	73	261748	11.60	ppb		99
29) Trans-1,2-DCE	3.01	61	161241	10.79	ppb		98
31) Diisopropyl Ether	3.75	45	367552	11.51	ppb		96
33) 1,1-DCA	3.55	63	211051	10.52	ppb		98
34) Vinyl Acetate	3.69	43	155125	8.43	ppb		100
35) Ethyl tert Butyl Ether	4.33	59	281286	10.09	ppb		97
36) MEK (2-Butanone)	4.50	72	55181	55.19	ppb		91
37) Cis-1,2-DCE	4.44	61	187175	10.08	ppb		96
38) 2,2-Dichloropropane	4.43	77	129780	10.05	ppb		98
41) Chloroform	4.93	83	202605	10.50	ppb		93
42) Bromochloromethane	4.77	49	106925	10.19	ppb		98
44) 1,1,1-TCA	5.14	97	160197	10.70	ppb		99
45) Cyclohexane	5.21	56	189975	11.41	ppb		98
46) 1,1-Dichloropropene	5.37	75	140850	11.25	ppb		95
47) 2,2,4-Trimethylpentane	5.81	57	382810	9.92	ppb		98
49) Carbon Tetrachloride	5.36	117	131073	10.69	ppb		94
50) Tert Amyl Methyl Ether	5.87	73	236494	9.94	ppb	#	87
52) 1,2-DCA	5.66	62	143398	10.35	ppb		99
53) Benzene	5.63	78	446701	10.28	ppb		97
54) TCE	6.48	130	120174	10.47	ppb		96

(#) = qualifier out of range (m) = manual integration

Quantitation Report (Not Reviewed)

Data File : M:\ZEUS\DATA\210615\0615Z22.D Vial: 22
Acq On : 16 Jun 21 01:17 Operator: LP,DG,CH
Sample : 210615A CCV/LCS 10ug/L Inst : ZEUS
Misc : Multiplr: 1.00

Quant Time: Jun 16 11:42 2021 Quant Results File: Z0615W.RES

Quant Method : M:\ZEUS\DATA\210615\Z0615W.M (RTE Integrator)
Title : METHOD 8260B
Last Update : Wed Jun 16 11:38:54 2021
Response via : Initial Calibration
DataAcq Meth : 033121_EST_TEST.M

	Compound	R.T.	QIon	Response	Conc	Unit		Qvalue
55)	2-Pentanone	6.74	43	921409	124.90	ppb		100
56)	1,2-Dichloropropane	6.73	63	121705	10.47	ppb		99
57)	Bromodichloromethane	7.07	83	125283	10.60	ppb		88
58)	Methyl Cyclohexane	6.70	83	173238	9.84	ppb		99
59)	Dibromomethane	6.85	174	75272	9.89	ppb		96
60)	MIBK (methyl isobutyl ket	7.82	43	430655	51.17	ppb		97
61)	1-Bromo-2-chloroethane	7.41	144	14522	9.45	ppb		89
63)	Cis-1,3-Dichloropropene	7.60	75	147604	9.74	ppb		99
64)	Toluene	7.97	91	453126	10.35	ppb		97
65)	Trans-1,3-Dichloropropene	8.24	75	130213	9.59	ppb		94
66)	1,1,2-TCA	8.43	97	89504	10.24	ppb		98
67)	2-Hexanone	8.76	58	148627	53.07	ppb		98
70)	1,2-EDB	8.96	107	90005	10.70	ppb	#	97
71)	Tetrachloroethene	8.58	166	121668	9.92	ppb		92
72)	1-Chlorohexane	9.54	91	139575	10.92	ppb		91
73)	1,1,1,2-Tetrachloroethane	9.62	131	92793	10.51	ppb		90
74)	m&p-Xylene	9.80	91	740590	23.02	ppb		98
75)	o-Xylene	10.22	91	361817	10.01	ppb		99
76)	Styrene	10.24	104	288613	9.68	ppb		97
78)	1,3-Dichloropropane	8.61	76	153952	10.78	ppb		99
79)	Dibromochloromethane	8.86	129	87245	10.35	ppb		98
80)	Chlorobenzene	9.52	112	298572	9.96	ppb		96
81)	Ethylbenzene	9.67	91	476552	11.00	ppb		96
82)	Bromoform	10.41	173	56129	8.83	ppb		92
84)	Isopropylbenzene	10.64	105	467388	10.38	ppb		98
85)	1,1,2,2-Tetrachloroethane	10.95	83	111933	10.58	ppb		94
86)	1,2,3-Trichloropropane	10.98	110	35782	10.46	ppb		99
87)	t-1,4-Dichloro-2-Butene	11.02	53	25027	9.90	ppb		95
88)	Bromobenzene	10.93	77	174083	10.67	ppb		95
89)	n-Propylbenzene	11.08	91	569361	11.87	ppb		99
90)	4-Ethyltoluene	11.21	105	491611	10.52	ppb		99
91)	2-Chlorotoluene	11.16	91	332519	11.61	ppb		95
92)	1,3,5-Trimethylbenzene	11.28	105	420799	10.41	ppb		99
93)	4-Chlorotoluene	11.28	91	400933	10.52	ppb		98
94)	Tert-Butylbenzene	11.63	119	344959	10.17	ppb		94
95)	1,2,4-Trimethylbenzene	11.68	105	421461	10.34	ppb		99
96)	Sec-Butylbenzene	11.88	105	540801	10.25	ppb		99
97)	p-Isopropyltoluene	11.63	119	344959	10.17	ppb		99
98)	Benzyl Chloride	12.22	91	151660	8.37	ppb		98
99)	1,3-DCB	11.97	146	260555	10.67	ppb		98
100)	1,4-DCB	12.06	146	262756	9.99	ppb		95
101)	n-Butylbenzene	12.48	91	442225	10.04	ppb		100
102)	1,2-DCB	12.46	146	243130	10.59	ppb		95
103)	Hexachloroethane	12.76	201	68198	9.63	ppb		93
104)	1,2-Dibromo-3-chloropropan	13.31	157	21320	9.18	ppb		94
105)	1,2,4-Trichlorobenzene	13.56	180	192502	10.75	ppb		94
106)	Hexachlorobutadiene	14.43	225	80368	10.14	ppb		96
107)	Naphthalene	14.48	128	330779	9.84	ppb		100
108)	1,2,3-Trichlorobenzene	14.75	180	134388	10.83	ppb		98

(#) = qualifier out of range (m) = manual integration

Quantitation Report

Data File : M:\ZEUS\DATA\210615\0615Z22.D Vial: 22
Acq On : 16 Jun 21 01:17 Operator: LP,DG,CH
Sample : 210615A CCV/LCS 10ug/L Inst : ZEUS
Misc : Multiplr: 1.00

Quant Time: Jun 16 11:42 2021 Quant Results File: Z0615W.RES

Method : M:\ZEUS\DATA\210615\Z0615W.M (RTE Integrator)
Title : METHOD 8260B
Last Update : Wed Jun 16 11:38:54 2021
Response via : Initial Calibration



Quantitation Report (Not Reviewed)

Data File : M:\ZEUS\DATA\210615\0615Z23.D
Acq On : 16 Jun 21 01:40
Sample : 210615A LCSD 10ug/L
Misc :

Vial: 23
Operator: LP,DG,CH
Inst : ZEUS
Multiplr: 1.00

Quant Time: Jun 16 11:42 2021

Quant Results File: Z0615W.RES

Quant Method : M:\ZEUS\DATA\210615\Z0615W.M (RTE Integrator)
Title : METHOD 8260B
Last Update : Wed Jun 16 11:38:54 2021
Response via : Initial Calibration
DataAcq Meth : 033121_EST_TEST.M

Internal Standards	R.T.	QIon	Response	Conc Units	Dev(Min)
1) Fluorobenzene (IS)	6.01	96	2429459	25.00 ppb	0.00
68) Chlorobenzene-D5 (IS)	9.49	117	1764880	25.00 ppb	0.00
83) 1,4-Dichlorobenzene-D (IS)	12.04	152	637696	25.00 ppb	0.00
System Monitoring Compounds					
43) Dibromofluoromethane(S)	5.15	111	689370	26.17 ppb	0.00
Spiked Amount 25.000			Recovery	= 104.700%	
48) 1,2-DCA-D4(S)	5.56	65	696186	26.41 ppb	0.00
Spiked Amount 25.000			Recovery	= 105.624%	
69) Toluene-D8(S)	7.90	98	2426254	24.65 ppb	0.00
Spiked Amount 25.000			Recovery	= 98.596%	
77) 4-Bromofluorobenzene(S)	10.78	95	872045	24.58 ppb	0.00
Spiked Amount 25.000			Recovery	= 98.312%	

Target Compounds					Qvalue
3) Dichlorodifluoromethane	1.02	85	137351	11.34 ppb	89
4) Freon 114	1.12	85	62122	12.19 ppb	95
5) Chloromethane	1.15	50	85813	11.13 ppb	98
6) Vinyl chloride	1.23	62	150445	11.12 ppb	100
9) Bromomethane	1.46	94	35704	10.57 ppb	98
10) Chloroethane	1.54	66	21295	10.68 ppb	95
11) Dichlorofluoromethane	1.71	67	243135	10.30 ppb	98
12) Trichlorofluoromethane	1.75	101	187357	10.64 ppb	98
16) Acrolein	2.11	55	121963	127.55 ppb	99
17) Acetone	2.26	43	170762	52.11 ppb	95
18) Freon-113	2.22	101	54496	10.34 ppb	93
19) 1,1-DCE	2.20	61	169930	10.77 ppb	93
21) Acetonitrile	2.52	40	47192	131.17 ppb	93
22) t-Butanol	2.89	59	39048	149.64 ppb	94
23) Methyl Acetate	2.61	43	88903	9.52 ppb	95
24) Iodomethane	2.32	142	116936	9.33 ppb	99
25) Acrylonitrile	2.97	52	39859	10.92 ppb	96
26) Methylene chloride	2.69	49	185163	10.35 ppb	99
27) Carbon disulfide	2.38	76	171520	9.18 ppb	100
28) Methyl t-butyl ether (MtBE	3.05	73	262076	11.12 ppb	100
29) Trans-1,2-DCE	3.01	61	165190	10.58 ppb	100
31) Diisopropyl Ether	3.75	45	373599	11.20 ppb	99
33) 1,1-DCA	3.55	63	215986	10.31 ppb	99
34) Vinyl Acetate	3.70	43	166094	8.61 ppb	98
35) Ethyl tert Butyl Ether	4.33	59	286639	9.87 ppb	98
36) MEK (2-Butanone)	4.51	72	60044	57.51 ppb	93
37) Cis-1,2-DCE	4.44	61	190172	9.81 ppb	99
38) 2,2-Dichloropropane	4.43	77	131896	9.78 ppb #	89
41) Chloroform	4.93	83	200531	9.95 ppb	98
42) Bromochloromethane	4.77	49	109081	9.96 ppb	98
44) 1,1,1-TCA	5.15	97	165064	10.56 ppb	96
45) Cyclohexane	5.22	56	197693	11.37 ppb	97
46) 1,1-Dichloropropene	5.38	75	143463	10.98 ppb	97
47) 2,2,4-Trimethylpentane	5.81	57	400842	9.94 ppb	97
49) Carbon Tetrachloride	5.37	117	136393	10.65 ppb	98
50) Tert Amyl Methyl Ether	5.87	73	241141	9.74 ppb #	87
52) 1,2-DCA	5.66	62	142794	9.87 ppb	99
53) Benzene	5.63	78	464937	10.25 ppb	97
54) TCE	6.47	130	120143	10.03 ppb	98

(#) = qualifier out of range (m) = manual integration

Quantitation Report (Not Reviewed)

Data File : M:\ZEUS\DATA\210615\0615Z23.D
Acq On : 16 Jun 21 01:40
Sample : 210615A LCSD 10ug/L
Misc :

Vial: 23
Operator: LP,DG,CH
Inst : ZEUS
Multiplr: 1.00

Quant Time: Jun 16 11:42 2021

Quant Results File: Z0615W.RES

Quant Method : M:\ZEUS\DATA\210615\Z0615W.M (RTE Integrator)
Title : METHOD 8260B
Last Update : Wed Jun 16 11:38:54 2021
Response via : Initial Calibration
DataAcq Meth : 033121_EST_TEST.M

	Compound	R.T.	QIon	Response	Conc	Unit		Qvalue
55)	2-Pentanone	6.74	43	945470	123.19	ppb		98
56)	1,2-Dichloropropane	6.72	63	124104	10.23	ppb		100
57)	Bromodichloromethane	7.07	83	122876	9.96	ppb		85
58)	Methyl Cyclohexane	6.70	83	182737	9.93	ppb		100
59)	Dibromomethane	6.86	174	76435	9.61	ppb		93
60)	MIBK (methyl isobutyl ket	7.82	43	443173	50.53	ppb		98
61)	1-Bromo-2-chloroethane	7.41	144	14579	9.09	ppb		87
63)	Cis-1,3-Dichloropropene	7.60	75	151385	9.59	ppb		98
64)	Toluene	7.97	91	465691	10.19	ppb		99
65)	Trans-1,3-Dichloropropene	8.24	75	130345	9.24	ppb		94
66)	1,1,2-TCA	8.43	97	91197	9.99	ppb		98
67)	2-Hexanone	8.76	58	154286	52.84	ppb		92
70)	1,2-EDB	8.96	107	94049	10.85	ppb	#	94
71)	Tetrachloroethene	8.59	166	127947	10.12	ppb		88
72)	1-Chlorohexane	9.54	91	141789	10.77	ppb		96
73)	1,1,1,2-Tetrachloroethane	9.62	131	91970	10.11	ppb		92
74)	m&p-Xylene	9.80	91	747477	22.55	ppb		100
75)	o-Xylene	10.22	91	376126	10.09	ppb		100
76)	Styrene	10.24	104	295961	9.64	ppb		94
78)	1,3-Dichloropropane	8.61	76	155619	10.57	ppb		95
79)	Dibromochloromethane	8.86	129	87933	10.13	ppb		94
80)	Chlorobenzene	9.52	112	302711	9.81	ppb		98
81)	Ethylbenzene	9.67	91	486415	10.90	ppb		97
82)	Bromoform	10.41	173	58268	8.89	ppb		96
84)	Isopropylbenzene	10.64	105	473226	9.84	ppb		99
85)	1,1,2,2-Tetrachloroethane	10.95	83	118312	10.41	ppb		100
86)	1,2,3-Trichloropropane	10.98	110	37723	10.27	ppb		93
87)	t-1,4-Dichloro-2-Butene	11.02	53	26537	9.80	ppb		99
88)	Bromobenzene	10.93	77	179626	10.25	ppb		99
89)	n-Propylbenzene	11.08	91	583517	11.33	ppb		99
90)	4-Ethyltoluene	11.21	105	503850	10.06	ppb		98
91)	2-Chlorotoluene	11.16	91	342848	11.14	ppb		93
92)	1,3,5-Trimethylbenzene	11.28	105	425884	9.84	ppb		97
93)	4-Chlorotoluene	11.28	91	403704	9.89	ppb		99
94)	Tert-Butylbenzene	11.63	119	358027	9.86	ppb		98
95)	1,2,4-Trimethylbenzene	11.68	105	432367	9.91	ppb		99
96)	Sec-Butylbenzene	11.87	105	555932	9.85	ppb		99
97)	p-Isopropyltoluene	11.63	119	358027	9.86	ppb		99
98)	Benzyl Chloride	12.21	91	147468	7.74	ppb		97
99)	1,3-DCB	11.96	146	267503	10.20	ppb		99
100)	1,4-DCB	12.06	146	266966	9.46	ppb		96
101)	n-Butylbenzene	12.48	91	451041	9.58	ppb		99
102)	1,2-DCB	12.46	146	246545	10.00	ppb		96
103)	Hexachloroethane	12.75	201	66657	8.87	ppb	#	89
104)	1,2-Dibromo-3-chloropropan	13.30	157	23613	9.42	ppb		93
105)	1,2,4-Trichlorobenzene	13.55	180	195527	10.17	ppb		95
106)	Hexachlorobutadiene	14.43	225	84729	9.95	ppb		95
107)	Naphthalene	14.48	128	348037	9.66	ppb		96
108)	1,2,3-Trichlorobenzene	14.75	180	137755	10.34	ppb		93

(#) = qualifier out of range (m) = manual integration

Quantitation Report

Data File : M:\ZEUS\DATA\210615\0615Z23.D Vial: 23
Acq On : 16 Jun 21 01:40 Operator: LP,DG,CH
Sample : 210615A LCSD 10ug/L Inst : ZEUS
Misc : Multiplr: 1.00

Quant Time: Jun 16 11:42 2021 Quant Results File: Z0615W.RES

Method : M:\ZEUS\DATA\210615\Z0615W.M (RTE Integrator)
Title : METHOD 8260B
Last Update : Wed Jun 16 11:38:54 2021
Response via : Initial Calibration



Quantitation Report (QT Reviewed)

Data File : M:\ZEUS\DATA\210615\0615Z54.D
Acq On : 16 Jun 21 13:42
Sample : 210615B BLK
Misc :

Vial: 54
Operator: LP,DG,CH
Inst : ZEUS
Multiplr: 1.00

Quant Time: Jun 17 8:46 2021

Quant Results File: Z0615W.RES

Quant Method : M:\ZEUS\DATA\210615\Z0615W.M (RTE Integrator)
Title : METHOD 8260B
Last Update : Wed Jun 16 11:38:54 2021
Response via : Initial Calibration
DataAcq Meth : 033121_EST_TEST.M

Internal Standards	R.T.	QIon	Response	Conc	Units	Dev(Min)
1) Fluorobenzene (IS)	6.01	96	2191273	25.00	ppb	0.00
68) Chlorobenzene-D5 (IS)	9.49	117	1566598	25.00	ppb	0.00
83) 1,4-Dichlorobenzene-D (IS)	12.04	152	517248	25.00	ppb	0.00
System Monitoring Compounds						
43) Dibromofluoromethane(S)	5.14	111	621391	26.16	ppb	0.00
Spiked Amount 25.000			Recovery	=	104.632%	
48) 1,2-DCA-D4(S)	5.56	65	654622	27.53	ppb	0.00
Spiked Amount 25.000			Recovery	=	110.112%	
69) Toluene-D8(S)	7.90	98	2148858	24.60	ppb	0.00
Spiked Amount 25.000			Recovery	=	98.388%	
77) 4-Bromofluorobenzene(S)	10.79	95	746347	23.82	ppb	0.00
Spiked Amount 25.000			Recovery	=	95.272%	

Target Compounds Qvalue

(#) = qualifier out of range (m) = manual integration

Quantitation Report

Data File : M:\ZEUS\DATA\210615\0615Z54.D
Acq On : 16 Jun 21 13:42
Sample : 210615B BLK
Misc :

Vial: 54
Operator: LP,DG,CH
Inst : ZEUS
Multiplr: 1.00

Quant Time: Jun 17 8:46 2021

Quant Results File: Z0615W.RES

Method : M:\ZEUS\DATA\210615\Z0615W.M (RTE Integrator)
Title : METHOD 8260B
Last Update : Wed Jun 16 11:38:54 2021
Response via : Initial Calibration



Quantitation Report (Not Reviewed)

Data File : M:\ZEUS\DATA\210615\0615Z51.D Vial: 51
Acq On : 16 Jun 21 12:32 Operator: LP,DG,CH
Sample : 210615B LCSD 10ug/L Inst : ZEUS
Misc : Multiplr: 1.00

Quant Time: Jun 17 8:46 2021 Quant Results File: Z0615W.RES

Quant Method : M:\ZEUS\DATA\210615\Z0615W.M (RTE Integrator)
Title : METHOD 8260B
Last Update : Wed Jun 16 11:38:54 2021
Response via : Initial Calibration
DataAcq Meth : 033121_EST_TEST.M

Internal Standards	R.T.	QIon	Response	Conc Units	Dev(Min)
1) Fluorobenzene (IS)	6.01	96	2261238	25.00 ppb	0.00
68) Chlorobenzene-D5 (IS)	9.49	117	1639632	25.00 ppb	0.00
83) 1,4-Dichlorobenzene-D (IS)	12.04	152	576704	25.00 ppb	0.00
System Monitoring Compounds					
43) Dibromofluoromethane(S)	5.14	111	614185	25.05 ppb	0.00
Spiked Amount 25.000			Recovery	= 100.220%	
48) 1,2-DCA-D4(S)	5.56	65	634058	25.84 ppb	0.00
Spiked Amount 25.000			Recovery	= 103.352%	
69) Toluene-D8(S)	7.90	98	2223074	24.33 ppb	0.00
Spiked Amount 25.000			Recovery	= 97.324%	
77) 4-Bromofluorobenzene(S)	10.78	95	798710	24.28 ppb	0.00
Spiked Amount 25.000			Recovery	= 97.112%	

Target Compounds					Qvalue
3) Dichlorodifluoromethane	1.02	85	124269	11.02 ppb	96
4) Freon 114	1.12	85	53416	11.12 ppb	99
5) Chloromethane	1.15	50	69726	9.58 ppb	96
6) Vinyl chloride	1.23	62	139421	11.07 ppb	96
9) Bromomethane	1.46	94	29184	9.29 ppb	89
10) Chloroethane	1.54	66	20821	11.51 ppb	85
11) Dichlorofluoromethane	1.71	67	224961	10.24 ppb	100
12) Trichlorofluoromethane	1.75	101	167656	10.23 ppb	96
16) Acrolein	2.11	55	99872	112.22 ppb	94
17) Acetone	2.26	43	155608	51.02 ppb	99
18) Freon-113	2.22	101	48784	9.94 ppb	95
19) 1,1-DCE	2.20	61	154780	10.54 ppb	95
21) Acetonitrile	2.52	40	41684	124.48 ppb	91
22) t-Butanol	2.89	59	32136	132.32 ppb	97
23) Methyl Acetate	2.61	43	78016	8.98 ppb	92
24) Iodomethane	2.32	142	113816	9.75 ppb	100
25) Acrylonitrile	2.97	52	36387	10.71 ppb	97
26) Methylene chloride	2.69	49	170338	10.22 ppb	99
27) Carbon disulfide	2.38	76	156096	8.98 ppb	99
28) Methyl t-butyl ether (MtBE	3.05	73	235110	10.72 ppb	93
29) Trans-1,2-DCE	3.01	61	151141	10.40 ppb	96
31) Diisopropyl Ether	3.75	45	330059	10.64 ppb	97
33) 1,1-DCA	3.55	63	195526	10.03 ppb	100
34) Vinyl Acetate	3.69	43	67348	4.44 ppb	100
35) Ethyl tert Butyl Ether	4.33	59	252370	9.41 ppb	99
36) MEK (2-Butanone)	4.51	72	51262	52.75 ppb	87
37) Cis-1,2-DCE	4.44	61	167668	9.29 ppb	96
38) 2,2-Dichloropropane	4.44	77	100333	7.99 ppb	99
41) Chloroform	4.93	83	191139	10.19 ppb	100
42) Bromochloromethane	4.77	49	99852	9.79 ppb	95
44) 1,1,1-TCA	5.14	97	149144	10.25 ppb	94
45) Cyclohexane	5.21	56	178634	11.04 ppb	95
46) 1,1-Dichloropropene	5.38	75	132700	10.91 ppb #	90
47) 2,2,4-Trimethylpentane	5.81	57	334008	9.00 ppb	98
49) Carbon Tetrachloride	5.37	117	123745	10.39 ppb	98
50) Tert Amyl Methyl Ether	5.87	73	209187	9.17 ppb	97
52) 1,2-DCA	5.66	62	130536	9.70 ppb	100
53) Benzene	5.63	78	433903	10.28 ppb	100
54) TCE	6.47	130	120893	10.84 ppb	94

(#) = qualifier out of range (m) = manual integration

Quantitation Report (Not Reviewed)

Data File : M:\ZEUS\DATA\210615\0615Z51.D
Acq On : 16 Jun 21 12:32
Sample : 210615B LCSD 10ug/L
Misc :

Vial: 51
Operator: LP,DG,CH
Inst : ZEUS
Multiplr: 1.00

Quant Time: Jun 17 8:46 2021

Quant Results File: Z0615W.RES

Quant Method : M:\ZEUS\DATA\210615\Z0615W.M (RTE Integrator)
Title : METHOD 8260B
Last Update : Wed Jun 16 11:38:54 2021
Response via : Initial Calibration
DataAcq Meth : 033121_EST_TEST.M

	Compound	R.T.	QIon	Response	Conc	Unit		Qvalue
55)	2-Pentanone	6.74	43	840671	118.88	ppb		99
56)	1,2-Dichloropropane	6.72	63	111414	9.86	ppb		98
57)	Bromodichloromethane	7.07	83	116459	10.14	ppb		95
58)	Methyl Cyclohexane	6.70	83	161848	9.49	ppb		99
59)	Dibromomethane	6.85	174	68318	9.23	ppb		94
60)	MIBK (methyl isobutyl ket	7.82	43	390893	48.28	ppb		96
61)	1-Bromo-2-chloroethane	7.40	144	12649	8.47	ppb		90
63)	Cis-1,3-Dichloropropene	7.60	75	127978	8.83	ppb		98
64)	Toluene	7.97	91	427866	10.06	ppb		97
65)	Trans-1,3-Dichloropropene	8.24	75	110603	8.52	ppb		96
66)	1,1,2-TCA	8.43	97	82904	9.76	ppb		94
67)	2-Hexanone	8.75	58	133641	50.13	ppb		99
70)	1,2-EDB	8.96	107	82550	10.25	ppb	#	95
71)	Tetrachloroethene	8.59	166	114275	9.73	ppb		89
72)	1-Chlorohexane	9.54	91	126877	10.37	ppb		95
73)	1,1,1,2-Tetrachloroethane	9.62	131	87391	10.34	ppb		94
74)	m&p-Xylene	9.80	91	693146	22.51	ppb		97
75)	o-Xylene	10.22	91	345674	9.99	ppb		100
76)	Styrene	10.24	104	271980	9.54	ppb		93
78)	1,3-Dichloropropane	8.61	76	140836	10.30	ppb		98
79)	Dibromochloromethane	8.86	129	79966	9.92	ppb		99
80)	Chlorobenzene	9.52	112	284111	9.91	ppb		96
81)	Ethylbenzene	9.66	91	447565	10.79	ppb		99
82)	Bromoform	10.41	173	51890	8.58	ppb		93
84)	Isopropylbenzene	10.64	105	436381	10.02	ppb		100
85)	1,1,2,2-Tetrachloroethane	10.95	83	97129	9.45	ppb		97
86)	1,2,3-Trichloropropane	10.99	110	35094	10.57	ppb	#	87
87)	t-1,4-Dichloro-2-Butene	11.02	53	21006	8.78	ppb		96
88)	Bromobenzene	10.93	77	161772	10.21	ppb		98
89)	n-Propylbenzene	11.08	91	538237	11.56	ppb		98
90)	4-Ethyltoluene	11.21	105	464092	10.24	ppb		99
91)	2-Chlorotoluene	11.16	91	314240	11.29	ppb		95
92)	1,3,5-Trimethylbenzene	11.28	105	403195	10.28	ppb		97
93)	4-Chlorotoluene	11.28	91	377961	10.22	ppb		98
94)	Tert-Butylbenzene	11.63	119	335222	10.18	ppb		98
95)	1,2,4-Trimethylbenzene	11.68	105	399308	10.10	ppb		100
96)	Sec-Butylbenzene	11.87	105	514397	10.06	ppb		99
97)	p-Isopropyltoluene	11.63	119	335222	10.18	ppb		97
98)	Benzyl Chloride	12.21	91	89016	5.71	ppb	#	98
99)	1,3-DCB	11.97	146	247064	10.42	ppb		97
100)	1,4-DCB	12.06	146	251265	9.84	ppb		97
101)	n-Butylbenzene	12.48	91	413300	9.69	ppb		100
102)	1,2-DCB	12.46	146	228462	10.25	ppb		92
103)	Hexachloroethane	12.75	201	60276	8.87	ppb		92
104)	1,2-Dibromo-3-chloropropan	13.31	157	20616	9.14	ppb		94
105)	1,2,4-Trichlorobenzene	13.55	180	177327	10.20	ppb		100
106)	Hexachlorobutadiene	14.43	225	74025	9.61	ppb		98
107)	Naphthalene	14.48	128	312756	9.61	ppb		99
108)	1,2,3-Trichlorobenzene	14.75	180	126290	10.48	ppb		94

(#) = qualifier out of range (m) = manual integration

Quantitation Report

Data File : M:\ZEUS\DATA\210615\0615Z51.D
Acq On : 16 Jun 21 12:32
Sample : 210615B LCSD 10ug/L
Misc :

Vial: 51
Operator: LP,DG,CH
Inst : ZEUS
Multiplr: 1.00

Quant Time: Jun 17 8:46 2021

Quant Results File: Z0615W.RES

Method : M:\ZEUS\DATA\210615\Z0615W.M (RTE Integrator)
Title : METHOD 8260B
Last Update : Wed Jun 16 11:38:54 2021
Response via : Initial Calibration

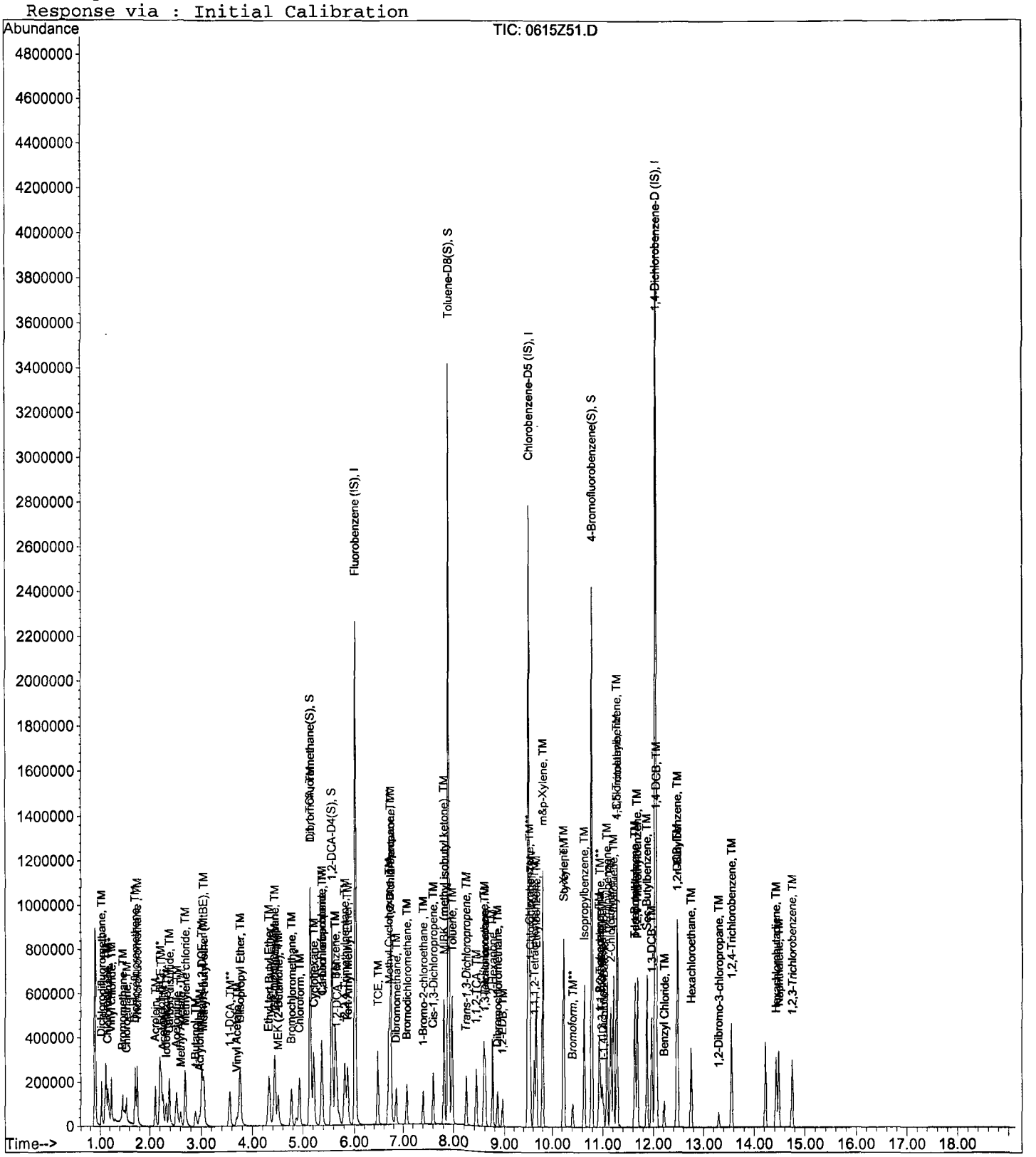

BFB

Data File : M:\ZEUS\DATA\210615\0615Z00.D
Acq On : 15 Jun 21 16:51
Sample : 25ug/L BFB STD 05/03/21
Misc :

Vial: 1
Operator: LP,DG,CH
Inst : ZEUS
Multiplr: 1.00

Method : M:\ZEUS\DATA\210615\Z0615W.M (RTE Integrator)
Title : METHOD 8260B

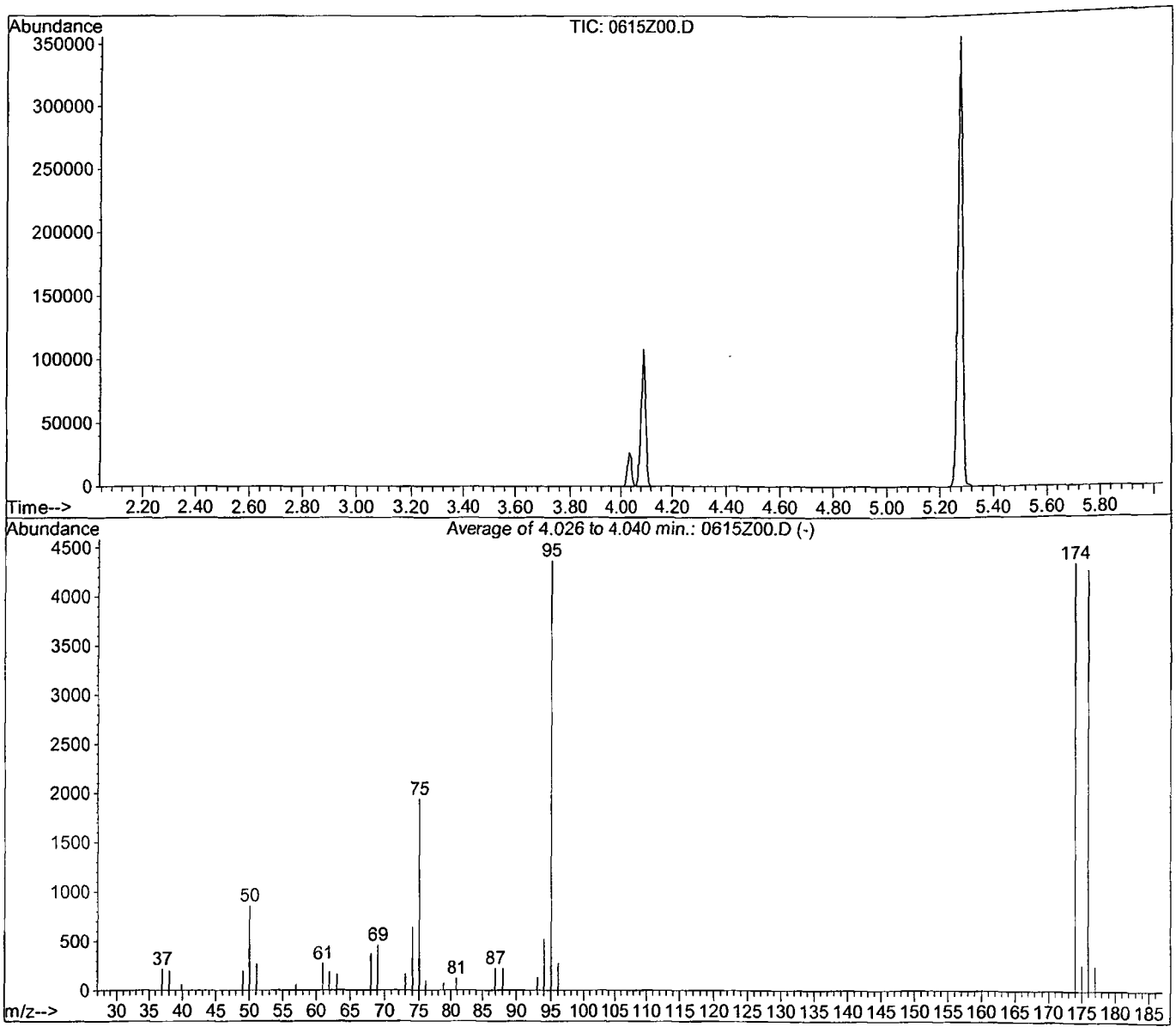

AutoFind: Scans 131, 132, 133; Background Corrected with Scan 127

Target Mass	Rel. to Mass	Lower Limit%	Upper Limit%	Rel. Abn%	Raw Abn	Result Pass/Fail
50	95	15	40	19.6	857	PASS
75	95	30	60	44.4	1938	PASS
95	95	100	100	100.0	4365	PASS
96	95	5	9	6.3	275	PASS
173	174	0.00	2	0.0	0	PASS
174	95	50	200	98.9	4319	PASS
175	174	5	9	6.0	257	PASS
176	174	95	101	98.4	4250	PASS
177	176	5	9	5.8	248	PASS

0615Z00.D Z0615W.M Wed Jun 16 14:08:53 2021

BFB

Data File : M:\ZEUS\DATA\210615\0615Z11.D
Acq On : 15 Jun 21 21:01
Sample : 25ug/L BFB STD 05/03/21
Misc :

Vial: 11
Operator: LP,DG,CH
Inst : ZEUS
Multiplr: 1.00

Method : M:\ZEUS\DATA\210615\Z0615W.M (RTE Integrator)
Title : METHOD 8260B

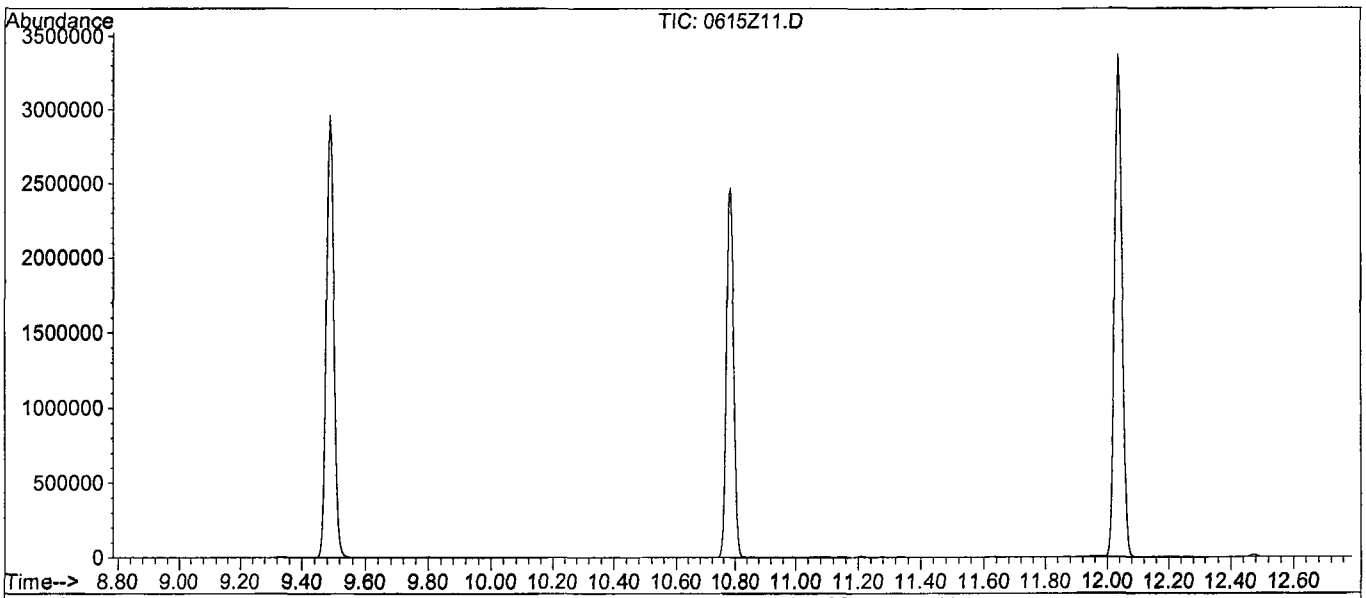

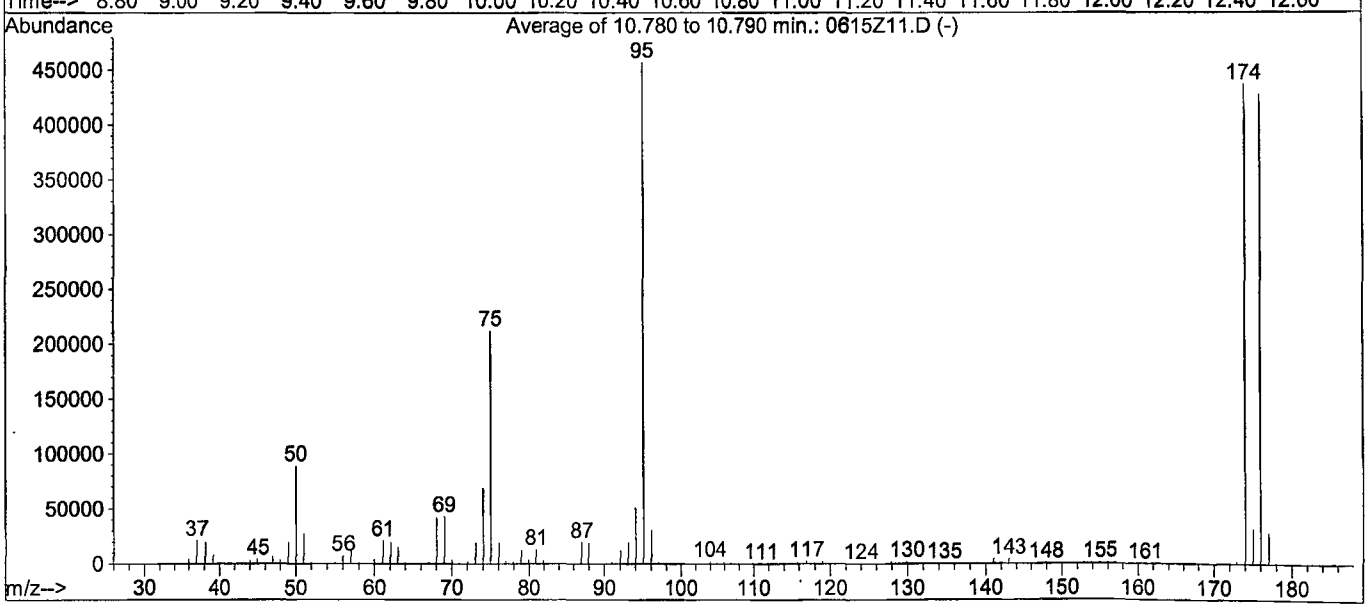

AutoFind: Scans 1944, 1945, 1946; Background Corrected with Scan 1934

Target Mass	Rel. to Mass	Lower Limit%	Upper Limit%	Rel. Abn%	Raw Abn	Result Pass/Fail
50	95	15	40	19.5	89061	PASS
75	95	30	60	46.3	211904	PASS
95	95	100	100	100.0	457216	PASS
96	95	5	9	6.7	30531	PASS
173	174	0.00	2	0.6	2503	PASS
174	95	50	200	95.5	436821	PASS
175	174	5	9	7.2	31592	PASS
176	174	95	101	97.8	427413	PASS
177	176	5	9	6.5	27811	PASS

0615Z11.D Z0615W.M Wed Jun 16 15:28:52 2021

BFB

Data File : M:\ZEUS\DATA\210615\0615Z20.D
Acq On : 16 Jun 21 00:30
Sample : 25ug/L BFB STD 05/03/21
Misc :

Vial: 20
Operator: LP,DG,CH
Inst : ZEUS
Multiplr: 1.00

Method : M:\ZEUS\DATA\210615\Z0615W.M (RTE Integrator)
Title : METHOD 8260B

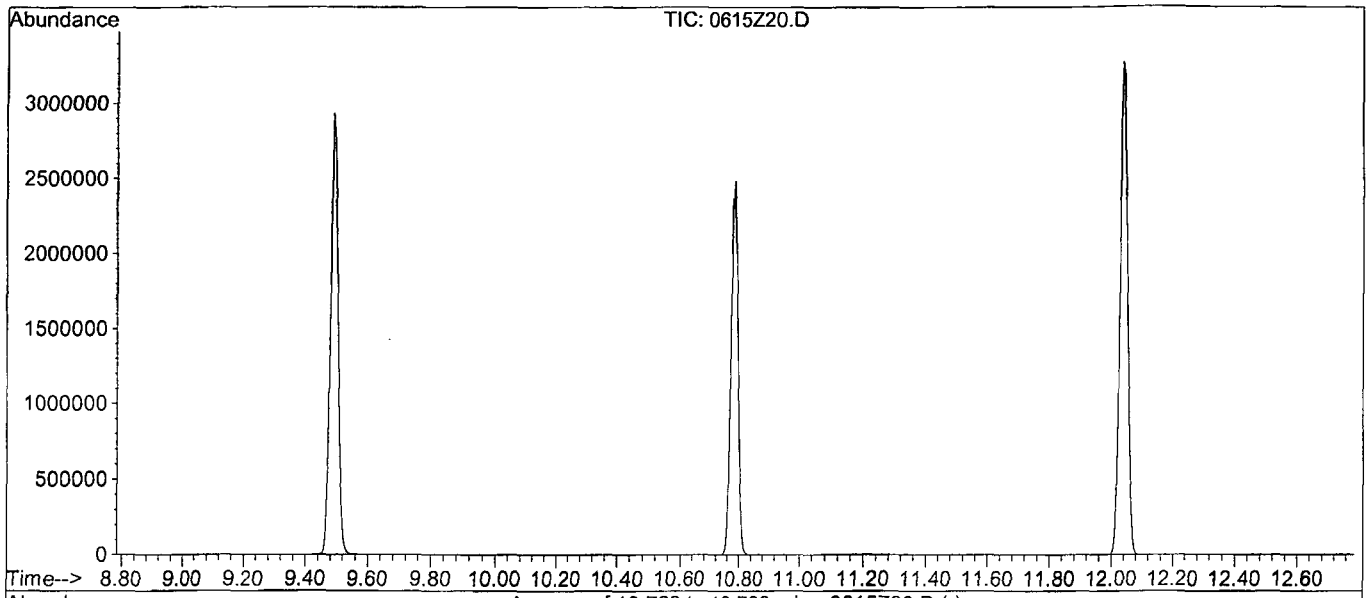

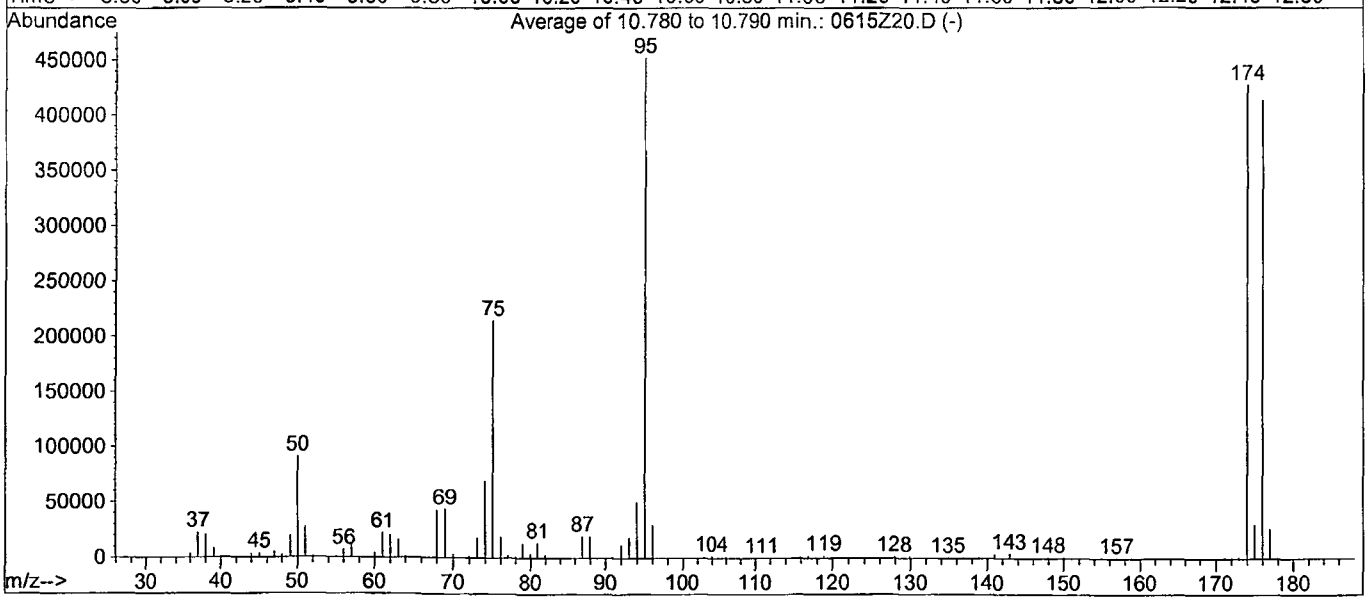

AutoFind: Scans 1944, 1945, 1946; Background Corrected with Scan 1934

Target Mass	Rel. to Mass	Lower Limit%	Upper Limit%	Rel. Abn%	Raw Abn	Result Pass/Fail
50	95	15	40	20.2	91224	PASS
75	95	30	60	47.6	214997	PASS
95	95	100	100	100.0	452117	PASS
96	95	5	9	6.6	29693	PASS
173	174	0.00	2	0.6	2364	PASS
174	95	50	200	94.6	427605	PASS
175	174	5	9	7.1	30283	PASS
176	174	95	101	96.7	413696	PASS
177	176	5	9	6.5	26699	PASS

0615Z20.D Z0615W.M Wed Jun 16 14:10:05 2021

Zeus 8260 Standard Prep

Zeus 8260 Water Calibration Curve

Prepared By (Initials): CH

0.3ug/L
Prepared: 06/15/21
Expires: 07/01/21

Initial Standard Information							Final Standard Information			
Name of Initial Standard (QAU Label)	Supplier	APPL Mix Name	Conc. (ug/mL)	Reference To APPL Prep Date	Exp. Date	Exp. Date (Manufacturers)	Aliquot From Stock	Final Volume	Solvent	Final Standard Conc. (ug/L)
VOA STD. 9	Various	0.3ug/L	5	Prepared 06/11/21	08/10/21	N/A	3uL	50mL	P&T Water	0.3
VOA STD. 1	Absolute		50	Prepared 06/11/21	08/10/21	N/A	5uL			5
VOA STD. 2	Phenova		100	Prepared 06/11/21	08/10/21	N/A	2.5uL			5
VOA STD. TBA	Various		250	Prepared 06/11/21	07/01/21	N/A	2uL			10

0.5ug/L
Prepared: 06/15/21
Expires: 07/01/21

Initial Standard Information							Final Standard Information			
Name of Initial Standard (QAU Label)	Supplier	APPL Mix Name	Conc. (ug/mL)	Reference To APPL Prep Date	Exp. Date	Exp. Date (Manufacturers)	Aliquot From Stock	Final Volume	Solvent	Final Standard Conc. (ug/L)
VOA STD. 9	Various	0.5ug/L	5	Prepared 06/11/21	08/10/21	N/A	5uL	50mL	P&T Water	0.5
VOA STD. 1	Absolute		50	Prepared 06/11/21	08/10/21	N/A	10uL			10
VOA STD. 2	Phenova		100	Prepared 06/11/21	08/10/21	N/A	5uL			10
VOA STD. TBA	Various		250	Prepared 06/11/21	07/01/21	N/A	5uL			25

1.0ug/L
Prepared: 06/15/21
Expires: 07/01/21

Initial Standard Information							Final Standard Information			
Name of Initial Standard (QAU Label)	Supplier	APPL Mix Name	Conc. (ug/mL)	Reference To APPL Prep Date	Exp. Date	Exp. Date (Manufacturers)	Aliquot From Stock	Final Volume	Solvent	Final Standard Conc. (ug/L)
VOA STD. 9	Various	1.0ug/L	5	Prepared 06/11/21	08/10/21	N/A	10uL	50mL	P&T Water	1
VOA STD. 1	Absolute		50	Prepared 06/11/21	08/10/21	N/A	20uL			20
VOA STD. 2	Phenova		100	Prepared 06/11/21	08/10/21	N/A	10uL			20
VOA STD. TBA	Various		250	Prepared 06/11/21	07/01/21	N/A	10uL			50

2.0ug/L
Prepared: 06/15/21
Expires: 07/01/21

Initial Standard Information							Final Standard Information			
Name of Initial Standard (QAU Label)	Supplier	APPL Mix Name	Conc. (ug/mL)	Reference To APPL Prep Date	Exp. Date	Exp. Date (Manufacturers)	Aliquot From Stock	Final Volume	Solvent	Final Standard Conc. (ug/L)
VOA STD. 9	Various	2.0ug/L	5	Prepared 06/11/21	08/10/21	N/A	20uL	50mL	P&T Water	2
VOA STD. 1	Absolute		50	Prepared 06/11/21	08/10/21	N/A	30uL			30
VOA STD. 2	Phenova		100	Prepared 06/11/21	08/10/21	N/A	15uL			30
VOA STD. TBA	Various		250	Prepared 06/11/21	07/01/21	N/A	15uL			75

5ug/L
Prepared: 06/15/21
Expires: 07/01/21

Initial Standard Information							Final Standard Information			
Name of Initial Standard (QAU Label)	Supplier	APPL Mix Name	Conc. (ug/mL)	Reference To APPL Prep Date	Exp. Date	Exp. Date (Manufacturers)	Aliquot From Stock	Final Volume	Solvent	Final Standard Conc. (ug/L)
VOA STD. 7	Various	5ug/L	50	Prepared 06/11/21	08/10/21	N/A	5uL	50mL	P&T Water	5
VOA STD. 8	Phenova		50	Prepared 06/11/21	07/01/21	N/A	5uL			5
VOA STD. 1	Absolute		50	Prepared 06/11/21	08/10/21	N/A	40uL			40
VOA STD. 2	Phenova		100	Prepared 06/11/21	08/10/21	N/A	20uL			20
VOA STD. TBA	Various		250	Prepared 06/11/21	07/01/21	N/A	20uL			100

10ug/L
Prepared: 06/15/21
Expires: 07/01/21

Initial Standard Information							Final Standard Information			
Name of Initial Standard (QAU Label)	Supplier	APPL Mix Name	Conc. (ug/mL)	Reference To APPL Prep Date	Exp. Date	Exp. Date (Manufacturers)	Aliquot From Stock	Final Volume	Solvent	Final Standard Conc. (ug/L)
VOA STD. 7	Various	10ug/L	50	Prepared 06/11/21	08/10/21	N/A	10uL	50mL	P&T Water	10
VOA STD. 8	Phenova		50	Prepared 06/11/21	07/01/21	N/A	10uL			10
VOA STD. 1	Absolute		50	Prepared 06/11/21	08/10/21	N/A	50uL			50
VOA STD. 2	Phenova		100	Prepared 06/11/21	08/10/21	N/A	25uL			50
VOA STD. TBA	Various		250	Prepared 06/11/21	07/01/21	N/A	25uL			125

20ug/L
Prepared: 06/15/21
Expires: 07/01/21

Initial Standard Information							Final Standard Information			
Name of Initial Standard (QAU Label)	Supplier	APPL Mix Name	Conc. (ug/mL)	Reference To APPL Prep Date	Exp. Date	Exp. Date (Manufacturers)	Aliquot From Stock	Final Volume	Solvent	Final Standard Conc. (ug/L)
VOA STD. 7	Various	20ug/L	50	Prepared 06/11/21	08/10/21	N/A	20uL	50mL	P&T Water	20
VOA STD. 8	Phenova		50	Prepared 06/11/21	07/01/21	N/A	20uL			20
VOA STD. 1	Absolute		50	Prepared 06/11/21	08/10/21	N/A	60uL			60
VOA STD. 2	Phenova		100	Prepared 06/11/21	08/10/21	N/A	30uL			60
VOA STD. TBA	Various		250	Prepared 06/11/21	07/01/21	N/A	30uL			150

40ug/L
Prepared: 06/15/21
Expires: 07/01/21

Initial Standard Information							Final Standard Information			
Name of Initial Standard (QAU Label)	Supplier	APPL Mix Name	Conc. (ug/mL)	Reference To APPL Prep Date	Exp. Date	Exp. Date (Manufacturers)	Aliquot From Stock	Final Volume	Solvent	Final Standard Conc. (ug/L)
VOA STD. 7	Various	40ug/L	50	Prepared 06/11/21	08/10/21	N/A	40uL	50mL	P&T Water	40
VOA STD. 8	Phenova		50	Prepared 06/11/21	07/01/21	N/A	40uL			40
VOA STD. 1	Absolute		50	Prepared 06/11/21	08/10/21	N/A	80uL			80
VOA STD. 2	Phenova		100	Prepared 06/11/21	08/10/21	N/A	40uL			80
VOA STD. TBA	Various		250	Prepared 06/11/21	07/01/21	N/A	35uL			175

100ug/L
Prepared: 06/15/21
Expires: 07/01/21

Initial Standard Information							Final Standard Information			
Name of Initial Standard (QAU Label)	Supplier	APPL Mix Name	Conc. (ug/mL)	Reference To APPL Prep Date	Exp. Date	Exp. Date (Manufacturers)	Aliquot From Stock	Final Volume	Solvent	Final Standard Conc. (ug/L)
VOA STD. 7	Various	100ug/L	50	Prepared 06/11/21	08/10/21	N/A	100uL	50mL	P&T Water	100
VOA STD. 8	Phenova		50	Prepared 06/11/21	07/01/21	N/A	100uL			100
VOA STD. 1	Absolute		50	Prepared 06/11/21	08/10/21	N/A	100uL			100
VOA STD. 2	Phenova		100	Prepared 06/11/21	08/10/21	N/A	50uL			100
VOA STD. TBA	Various		250	Prepared 06/11/21	07/01/21	N/A	40uL			200

Zeus 8260 Water Second Source (SS)
Prepared: 06/15/21
Expires: 07/01/21
Prepared By (Initials): CH

Initial Standard Information							Final Standard Information			
Name of Initial Standard (QAU Label)	Supplier	APPL Mix Name	Conc. (ug/mL)	Reference To APPL Prep Date	Exp. Date	Exp. Date (Manufacturers)	Aliquot From Stock	Final Volume	Solvent	Final Standard Conc. (ug/L)
VOA STD. 3	Phenova	8260 Water SS	100	Prepared 06/11/21	08/10/21	N/A	25uL	50mL	P&T Water	50
VOA STD. GASES	Phenova	8260 Water SS	50	Prepared 06/11/21	08/10/21	N/A	10uL			10
VOA STD. 0	Phenova	8260 Water SS	50	Prepared 06/11/21	08/10/21	N/A	10uL			10
VOA STD. 2-CEVE	Absolute	8260 Water SS	50	Prepared 06/11/21	06/11/21	N/A	50uL			50
VOA STD. 6	Various	8260 Water SS	50	Prepared 06/11/21	07/01/21	N/A	10uL			10
Voa STD. TBA	Various	8260 Water SS	250	Prepared 06/11/21	07/01/21	N/A	25uL			250

8260 Water Continuing Calibrations (CCV)/ Lab Control Spikes (LCS)
Prepared: 06/15/21
Expires: 06/16/21
Prepared By (Initials): CH

Initial Standard Information							Final Standard Information			
Name of Initial Standard (QAU Label)	Supplier	APPL Mix Name	Conc. (ug/mL)	Reference To APPL Prep Date	Exp. Date	Exp. Date (Manufacturers)	Aliquot From Stock	Final Volume	Solvent	Final Standard Conc. (ug/L)
VOA STD. 7	Various	CCV/ LCS	50	Prepared 06/11/21	08/10/21	N/A	10uL	50mL	P&T Water	10
VOA STD. 8	Phenova	CCV/ LCS	50	Prepared 06/11/21	07/01/21	N/A	10uL			10
VOA STD. 1	Absolute	CCV/ LCS	50	Prepared 06/11/21	08/10/21	N/A	50uL			50
VOA STD. 2	Phenova	CCV/ LCS	100	Prepared 06/11/21	08/10/21	N/A	25uL			50
VOA STD. TBA	Various	CCV/ LCS	250	Prepared 06/11/21	07/01/21	N/A	25uL			250

Primary and Secondary Working Standards

Primary Standards

VOA STD 7

Prepared: 06/11/21 A
Expires: 08/10/21
Methanol Lot No. DW117-US-0095

Prepared By (Initials): EO

Initial Standard Information							Final Standard Information			
Name of Initial Standard (QAU Label)	Supplier	Supplier P/N#	Conc. (ug/mL)	Lot Number - QA Number	Exp. Date (1 yr)	Exp. Date (Manufacturers)	Aliquot From Stock	Final Volume	Solvent	Final Standard Conc. (ug/mL)
VOA Gasses STD	Phenova	ALO-101206	2,000	CL15769-52356	06/11/22	09/30/25	100uL	4mL	Methanol	50
Hexachloroethane	Absolute	70199	1,000	021621-52406	06/11/22	02/16/26	200uL			50
Benzyl Chloride	Absolute	70037	1,000	052521-52414	06/11/22	05/25/22	200uL			50

VOA STD 8

Prepared: 06/11/21 B
Expires: 07/01/21
Methanol Lot No. DW117-US-0095

Prepared By (Initials): EO

Initial Standard Information							Final Standard Information			
Name of Initial Standard (QAU Label)	Supplier	Supplier P/N#	Conc. (ug/mL)	Lot Number - QA Number	Exp. Date (1 yr)	Exp. Date (Manufacturers)	Aliquot From Stock	Final Volume	Solvent	Final Standard Conc. (ug/mL)
VOA Additions STD	Phenova	ALO-130175	2,000	CL15724-52369	06/11/22	09/30/22	100uL	4mL	Methanol	50
502.2 Cal. Std.	Phenova	ALO-101200	2,000	CL16071-52374	06/11/22	11/30/25	100uL			50
Vinyl Acetate	Phenova	ALO-101228	2,000	CL16943-52436	06/04/22	07/01/21	100uL			50

VOA STD TBA

Prepared: 06/11/21 C
Expires: 07/01/21
Methanol Lot No. DW117-US-0095

Prepared By (Initials): EO

Initial Standard Information							Final Standard Information			
Name of Initial Standard (QAU Label)	Supplier	Supplier P/N#	Conc. (ug/mL)	Lot Number - QA Number	Exp. Date (1 yr)	Exp. Date (Manufacturers)	Aliquot From Stock	Final Volume	Solvent	Final Standard Conc. (ug/mL)
Custom VOC Mix	Phenova	ALO-130176	2,000	CL15725-52078	06/11/22	09/30/23	500uL	4mL	Methanol	250
Acrolein	Phenova	ALO-130549	10,000	CL16947-52438	06/04/22	07/01/21	100uL			250

VOA STD 1

Prepared: 06/11/21 D
Expires: 08/10/21
Methanol Lot No. DW117-US-0095

Prepared By (Initials): EO

Initial Standard Information							Final Standard Information			
Name of Initial Standard (QAU Label)	Supplier	Supplier P/N#	Conc. (ug/mL)	Lot Number - QA Number	Exp. Date (1 yr)	Exp. Date (Manufacturers)	Aliquot From Stock	Final Volume	Solvent	Final Standard Conc. (ug/mL)
2-CEVE	Absolute	82408	2,000	052521-52424	06/11/22	05/25/24	50	2mL	Methanol	50

VOA STD 2

Prepared: 06/11/21 E
Expires: 08/10/21
Methanol Lot No. DW117-US-0095

Prepared By (Initials): EO

Initial Standard Information							Final Standard Information			
Name of Initial Standard (QAU Label)	Supplier	Supplier P/N#	Conc. (ug/mL)	Lot Number - QA Number	Exp. Date (1 yr)	Exp. Date (Manufacturers)	Aliquot From Stock	Final Volume	Solvent	Final Standard Conc. (ug/mL)
Ketones Std.	Phenova	AL0-109211	2,000	CL16074-52380	06/11/22	11/30/30	100	4mL	Methanol	50

VOA STD 9

Prepared: 06/11/21 F
Expires: 08/10/21
Methanol Lot No. DW117-US-0095

Prepared By (Initials): EO

Initial Standard Information							Final Standard Information			
Name of Initial Standard (QAU Label)	Supplier	APPL Mix Name	Conc. (ug/mL)	Reference To APPL Prep Date	Exp. Date (1 yr)	Exp. Date (Manufacturers)	Aliquot From Stock	Final Volume	Solvent	Final Standard Conc. (ug/mL)
VOA STD. 7		VOA STD. 9	50	Prepared 06/11/21	06/11/22	N/A	200uL	2mL	Methanol	5
VOA STD. 8			50	Prepared 06/11/21	06/11/22	N/A	200uL			5

VOA STD. 10

Prepared: 06/11/21 G
Expires: 08/10/21
Methanol Lot No. DW117-US-0095

Prepared By (Initials): EO

Initial Standard Information							Final Standard Information			
Name of Initial Standard (QAU Label)	Supplier	APPL Mix Name	Conc. (ug/mL)	Reference To APPL Prep Date	Exp. Date (1 yr)	Exp. Date (Manufacturers)	Aliquot From Stock	Final Volume	Solvent	Final Standard Conc. (ug/mL)
VOA STD. 1		VOA STD. 10	50	Prepared 06/11/21	06/11/22	N/A	200uL	2mL	Methanol	5

VOA STD. 12

Prepared: 06/11/21 H
Expires: 08/10/21
Methanol Lot No. DW117-US-0095

Prepared By (Initials): EO

Initial Standard Information							Final Standard Information			
Name of Initial Standard (QAU Label)	Supplier	APPL Mix Name	Conc. (ug/mL)	Reference To APPL Prep Date	Exp. Date (1 yr)	Exp. Date (Manufacturers)	Aliquot From Stock	Final Volume	Solvent	Final Standard Conc. (ug/mL)
VOA STD. 2		VOA STD. 12	50	Prepared 06/11/21	06/11/22	N/A	200uL	2mL	Methanol	5

Second Source (SS) Standards

VOA STD. 3

Prepared: 06/11/21 I

Expires: 08/10/21

Methanol Lot No. DW117-US-0095

Prepared By (Initials): EO

Initial Standard Information							Final Standard Information			
Name of Initial Standard (QAU Label)	Supplier	Supplier P/N#	Conc. (ug/mL)	Lot Number - QA Number	Exp. Date (1 yr)	Exp. Date (Manufacturers)	Aliquot From Stock	Final Volume	Solvent	Final Standard Conc. (ug/mL)
Ketones Standard	Phenova	ALO-101211	2,000	CL16067-52385	06/11/22	11/30/30	50uL	2mL	Methanol	50

VOA STD. Gases

Prepared: 06/11/21 J

Expires: 08/10/21

Methanol Lot No. DW117-US-0095

Prepared By (Initials): EO

Initial Standard Information							Final Standard Information			
Name of Initial Standard (QAU Label)	Supplier	Supplier P/N#	Conc. (ug/mL)	Lot Number - QA Number	Exp. Date (1 yr)	Exp. Date (Manufacturers)	Aliquot From Stock	Final Volume	Solvent	Final Standard Conc. (ug/mL)
8260 Gases (SS)	Phenova	ALO-101206	2,000	CL15768-52363	06/11/22	09/30/25	50uL	2mL	Methanol	50

VOA STD. 6

Prepared: 06/11/21 K

Expires: 07/01/21

Methanol Lot No. DW117-US-0095

Prepared By (Initials): EO

Initial Standard Information							Final Standard Information			
Name of Initial Standard (QAU Label)	Supplier	Supplier P/N#	Conc. (ug/mL)	Lot Number - QA Number	Exp. Date (1 yr)	Exp. Date (Manufacturers)	Aliquot From Stock	Final Volume	Solvent	Final Standard Conc. (ug/mL)
502.2 Calibration STD. (54-compounds)	Phenova	ALO-101200	2,000	CL16052-52375	06/11/22	11/30/25	50uL	2mL	Methanol	50
Vinyl Acetate	Phenova	ALO-101228	2,000	CL16943-52437	06/04/22	07/01/21	50uL			50
Hexachloroethane	Accustan	AS-E0011	1,000	219061767-52113	06/11/22	06/28/29	100uL			50
Benzyl Chloride	Accustan	M-8010-01	200	219111303-01-52428	06/11/22	01/30/23	500uL			50

VOA STD. TBA

Prepared: 06/11/21 L

Expires: 07/01/21

Methanol Lot No. DW117-US-0095

Prepared By (Initials): EO

Initial Standard Information							Final Standard Information			
Name of Initial Standard (QAU Label)	Supplier	Supplier P/N#	Conc. (ug/mL)	Lot Number - QA Number	Exp. Date (1 yr)	Exp. Date (Manufacturers)	Aliquot From Stock	Final Volume	Solvent	Final Standard Conc. (ug/mL)
Custom VOA Mix (4-3)	Phenova	ALO-130176	2,000	CL16012-52083	06/11/22	11/30/23	250uL	2mL	Methanol	250
Acrolein	Phenova	ALO-101224	10,000	CL16947-52439	06/04/22	07/01/21	50uL			250

VOA STD. 0

Prepared: 06/11/21 M

Expires: 08/10/21

Methanol Lot No. DW117-US-0095

Prepared By (Initials): EO

Initial Standard Information							Final Standard Information			
Name of Initial Standard (QAU Label)	Supplier	Supplier P/N#	Conc. (ug/mL)	Lot Number - QA Number	Exp. Date (1 yr)	Exp. Date (Manufacturers)	Aliquot From Stock	Final Volume	Solvent	Final Standard Conc. (ug/mL)
VOA Addition STD.	Phenova	ALO-130175	2,000	CL15724-52368	06/11/22	09/30/22	50uL	2mL	Methanol	50

VOA STD. 2-CEVE

Prepared: 06/11/21 N

Expires: 08/10/21

Methanol Lot No. DW117-US-0095

Prepared By (Initials): EO

Initial Standard Information							Final Standard Information			
Name of Initial Standard (QAU Label)	Supplier	Supplier P/N#	Conc. (ug/mL)	Lot Number - QA Number	Exp. Date (1 yr)	Exp. Date (Manufacturers)	Aliquot From Stock	Final Volume	Solvent	Final Standard Conc. (ug/mL)
2-CEVE (SS)	Absolute	82408	2,000	121119-52419	06/11/22	12/11/22	50uL	2mL	Methanol	50

Injection Log

Directory: M:\ZEUS\DATA\210615

Line	Vial	FileName	Multiplier	SampleName	Misc Info	Injected
1	1	0615Z00.D	1	25ug/L BFB STD 05/03/21		06/15/2021 16:51
2	2	0615Z02.D	1	0.3ug/L VOC STD 6/15/21		06/15/2021 17:32
3	3	0615Z03.D	1	0.5ug/L VOC STD 6/15/21		06/15/2021 17:55
4	4	0615Z04.D	1	1ug/L VOC STD 6/15/21		06/15/2021 18:18
5	5	0615Z05.D	1	2ug/L VOC STD 6/15/21		06/15/2021 18:41
6	6	0615Z06.D	1	5ug/L VOC STD 6/15/21		06/15/2021 19:05
7	7	0615Z07.D	1	10ug/L VOC STD 6/15/21		06/15/2021 19:28
8	8	0615Z08.D	1	20ug/L VOC STD 6/15/21		06/15/2021 19:51
9	9	0615Z09.D	1	40ug/L VOC STD 6/15/21		06/15/2021 20:15
10	10	0615Z10.D	1	100ug/L VOC STD 6/15/21		06/15/2021 20:38
11	11	0615Z11.D	1	25ug/L BFB STD 05/03/21		06/15/2021 21:01
12	12	0615Z12.D	1	(SS) 10ug/L VOC STD 6/15/21		06/15/2021 21:25
13	20	0615Z20.D	1	25ug/L BFB STD 05/03/21		06/16/2021 00:30
14	22	0615Z22.D	1	210615A CCV/LCS 10ug/L		06/16/2021 01:17
15	23	0615Z23.D	1	210615A LCSD 10ug/L		06/16/2021 01:40
16	42	0615Z42.D	1	BA34195W01		06/16/2021 09:03
17	43	0615Z43.D	1	BA34196W01		06/16/2021 09:26
18	44	0615Z44.D	1	BA34198W01		06/16/2021 09:49
19	45	0615Z45.D	1	BA34199W01		06/16/2021 10:12
20	47	0615Z47.D	1	Ending CCV 10ug/L 6/15/21		06/16/2021 10:59
21	49	0615Z49.D	1	25ug/L BFB STD 05/03/21		06/16/2021 11:46
22	50	0615Z50.D	1	210615B CCV/LCS 10ug/L		06/16/2021 12:09
23	51	0615Z51.D	1	210615B LCSD 10ug/L		06/16/2021 12:32
24	54	0615Z54.D	1	210615B BLK		06/16/2021 13:42
25	58	0615Z58.D	1	BA34201W01		06/16/2021 15:15
26	59	0615Z59.D	1	BA34202W01		06/16/2021 15:39
27	75	0615Z75.D	1	Ending CCV 10ug/L 6/15/21		06/16/2021 21:53

ORGANICS
Calibration Data

VOLATILE ORGANIC ANALYSIS
VOLATILE ORGANIC COMPOUNDS

Form 6
Initial Calibration

Lab Name: APPL, Inc. SDG No:
Case No: Initial Cal. Date: 06/15/21
Matrix: Water Instrument: ZEUS Initials: CH

		Compound	1	2	3	4	5	6	7				Avg	%RSD	Type	r^2	Q	MRF
			0615Z13.D	0615Z14.D	0615Z15.D	0615Z16.D	0615Z17.D	0615Z18.D	0615Z19.D									
1	I	Fluorobenzene (IS)																
2	TMHBL	Gasoline C6-C10	13.2	5.590	3.072	1.461	1.062	0.9649	0.8774				3.8	120	TMHB	0.999		
3	I	Chlorobenzene-D5 (IS)																
4	I	1,4-Dichlorobenzene-D (IS)																
5																		
6																		
7																		
8																		
9																		
10																		
11																		
12																		
13																		
14																		
15																		
16																		
17																		
18																		
19																		
20																		
21																		
22																		
23																		
24																		
25																		
26																		
27																		
28																		
29																		
30																		
31																		
32																		
33																		
34																		
35																		

Quantitation Report (QT Reviewed)

Data File : M:\ZEUS\DATA\210615\0615Z13.D
Acq On : 15 Jun 21 21:48
Sample : 20ug/L GAS STD 6/15/21
Misc :

Vial: 13
Operator: LP,DG,CH
Inst : ZEUS
Multiplr: 1.00

Quant Time: Jun 16 11:52 2021 Quant Results File: ZGAS0615.RES

Quant Method : M:\ZEUS\DATA\210615\ZGAS0615.M (RTE Integrator)
Title : METHOD 8260B
Last Update : Wed Jun 16 11:50:24 2021
Response via : Initial Calibration
DataAcq Meth : 033121_EST_TEST.M

Internal Standards	R.T.	QIon	Response	Conc Units	Dev(Min)
1) Fluorobenzene (IS)	6.01	TIC	2257971	25.00 ppb	0.00
3) Chlorobenzene-D5 (IS)	12.04	TIC	3162644	25.00 ppb	0.00
4) 1,4-Dichlorobenzene-D (IS)	9.49	TIC	2818711	25.00 ppb	0.00

System Monitoring Compounds

Target Compounds					Qvalue
2) Gasoline C6-C10	7.90	TIC	23920190m	68.37 ppb	100

(#) = qualifier out of range (m) = manual integration

Quantitation Report

Data File : M:\ZEUS\DATA\210615\0615Z13.D
Acq On : 15 Jun 21 21:48
Sample : 20ug/L GAS STD 6/15/21
Misc :

Vial: 13
Operator: LP,DG,CH
Inst : ZEUS
Multiplr: 1.00

Quant Time: Jun 16 11:52 2021

Quant Results File: ZGAS0615.RES

Method : M:\ZEUS\DATA\210615\ZGAS0615.M (RTE Integrator)
Title : METHOD 8260B
Last Update : Wed Jun 16 14:25:59 2021
Response via : Initial Calibration



Quantitation Report (QT Reviewed)

Data File : M:\ZEUS\DATA\210615\0615Z14.D
Acq On : 15 Jun 21 22:11
Sample : 50ug/L GAS STD 6/15/21
Misc :

Vial: 14
Operator: LP,DG,CH
Inst : ZEUS
Multiplr: 1.00

Quant Time: Jun 16 11:52 2021 Quant Results File: ZGAS0615.RES

Quant Method : M:\ZEUS\DATA\210615\ZGAS0615.M (RTE Integrator)
Title : METHOD 8260B
Last Update : Wed Jun 16 11:50:24 2021
Response via : Initial Calibration
DataAcq Meth : 033121_EST_TEST.M

Internal Standards	R.T.	QIon	Response	Conc Units	Dev(Min)
1) Fluorobenzene (IS)	6.01	TIC	2097308	25.00 ppb	0.00
3) Chlorobenzene-D5 (IS)	12.04	TIC	2967068	25.00 ppb	0.00
4) 1,4-Dichlorobenzene-D (IS)	9.49	TIC	2622760	25.00 ppb	0.00

System Monitoring Compounds

Target Compounds					Qvalue
2) Gasoline C6-C10	7.90	TIC	23449706m	102.78 ppb	100

(#) = qualifier out of range (m) = manual integration

Quantitation Report

Data File : M:\ZEUS\DATA\210615\0615Z14.D
Acq On : 15 Jun 21 22:11
Sample : 50ug/L GAS STD 6/15/21
Misc :

Vial: 14
Operator: LP,DG,CH
Inst : ZEUS
Multiplr: 1.00

Quant Time: Jun 16 11:52 2021

Quant Results File: ZGAS0615.RES

Method : M:\ZEUS\DATA\210615\ZGAS0615.M (RTE Integrator)
Title : METHOD 8260B
Last Update : Wed Jun 16 14:25:59 2021
Response via : Initial Calibration



Quantitation Report (QT Reviewed)

Data File : M:\ZEUS\DATA\210615\0615Z15.D
Acq On : 15 Jun 21 22:34
Sample : 100ug/L GAS STD 6/15/21
Misc :

Vial: 15
Operator: LP,DG,CH
Inst : ZEUS
Multiplr: 1.00

Quant Time: Jun 16 11:52 2021 Quant Results File: ZGAS0615.RES

Quant Method : M:\ZEUS\DATA\210615\ZGAS0615.M (RTE Integrator)
Title : METHOD 8260B
Last Update : Wed Jun 16 11:50:24 2021
Response via : Initial Calibration
DataAcq Meth : 033121_EST_TEST.M

Internal Standards	R.T.	QIon	Response	Conc Units	Dev(Min)
1) Fluorobenzene (IS)	6.01	TIC	2090680	25.00 ppb	0.00
3) Chlorobenzene-D5 (IS)	12.04	TIC	2898941	25.00 ppb	0.00
4) 1,4-Dichlorobenzene-D (IS)	9.49	TIC	2600023	25.00 ppb	0.00

System Monitoring Compounds

Target Compounds					Qvalue
2) Gasoline C6-C10	7.90	TIC	25691807m	167.70 ppb	100

(#) = qualifier out of range (m) = manual integration

Quantitation Report

Data File : M:\ZEUS\DATA\210615\0615Z15.D
Acq On : 15 Jun 21 22:34
Sample : 100ug/L GAS STD 6/15/21
Misc :

Vial: 15
Operator: LP,DG,CH
Inst : ZEUS
Multiplr: 1.00

Quant Time: Jun 16 11:52 2021

Quant Results File: ZGAS0615.RES

Method : M:\ZEUS\DATA\210615\ZGAS0615.M (RTE Integrator)
Title : METHOD 8260B
Last Update : Wed Jun 16 14:25:59 2021
Response via : Initial Calibration



Quantitation Report (QT Reviewed)

Data File : M:\ZEUS\DATA\210615\0615Z16.D
Acq On : 15 Jun 21 22:57
Sample : 300ug/L GAS STD 6/15/21
Misc :

Vial: 16
Operator: LP,DG,CH
Inst : ZEUS
Multiplr: 1.00

Quant Time: Jun 16 11:53 2021 Quant Results File: ZGAS0615.RES

Quant Method : M:\ZEUS\DATA\210615\ZGAS0615.M (RTE Integrator)
Title : METHOD 8260B
Last Update : Wed Jun 16 11:50:24 2021
Response via : Initial Calibration
DataAcq Meth : 033121_EST_TEST.M

Internal Standards	R.T.	QIon	Response	Conc Units	Dev(Min)
1) Fluorobenzene (IS)	6.01	TIC	2045329	25.00 ppb	0.00
3) Chlorobenzene-D5 (IS)	12.04	TIC	2929854	25.00 ppb	0.00
4) 1,4-Dichlorobenzene-D (IS)	9.49	TIC	2601714	25.00 ppb	0.00

System Monitoring Compounds

Target Compounds					Qvalue
2) Gasoline C6-C10	7.90	TIC	35847477m	474.63 ppb	100

(#) = qualifier out of range (m) = manual integration

Quantitation Report

Data File : M:\ZEUS\DATA\210615\0615Z16.D
Acq On : 15 Jun 21 22:57
Sample : 300ug/L GAS STD 6/15/21
Misc :

Vial: 16
Operator: LP,DG,CH
Inst : ZEUS
Multiplr: 1.00

Quant Time: Jun 16 11:53 2021 Quant Results File: ZGAS0615.RES

Method : M:\ZEUS\DATA\210615\ZGAS0615.M (RTE Integrator)
Title : METHOD 8260B
Last Update : Wed Jun 16 14:25:59 2021
Response via : Initial Calibration

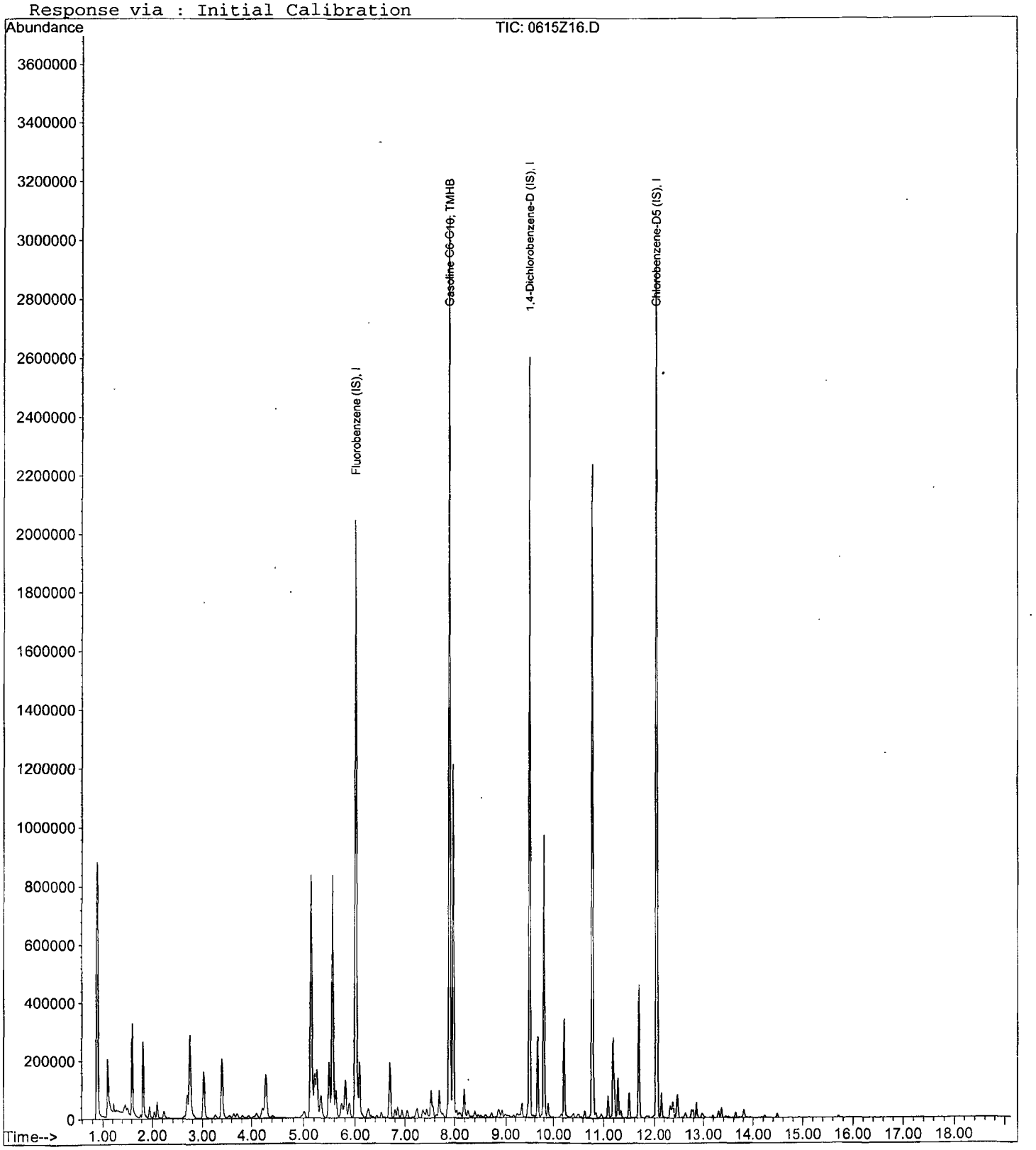

Quantitation Report (QT Reviewed)

Data File : M:\ZEUS\DATA\210615\0615Z17.D
Acq On : 15 Jun 21 23:20
Sample : 600ug/L GAS STD 6/15/21
Misc :

Vial: 17
Operator: LP,DG,CH
Inst : ZEUS
Multiplr: 1.00

Quant Time: Jun 16 11:53 2021 Quant Results File: ZGAS0615.RES

Quant Method : M:\ZEUS\DATA\210615\ZGAS0615.M (RTE Integrator)
Title : METHOD 8260B
Last Update : Wed Jun 16 11:50:24 2021
Response via : Initial Calibration
DataAcq Meth : 033121_EST_TEST.M

Internal Standards	R.T.	QIon	Response	Conc Units	Dev(Min)
1) Fluorobenzene (IS)	6.01	TIC	2085437	25.00 ppb	0.00
3) Chlorobenzene-D5 (IS)	12.04	TIC	3183275	25.00 ppb	0.00
4) 1,4-Dichlorobenzene-D (IS)	9.49	TIC	2620295	25.00 ppb	0.00

System Monitoring Compounds

Target Compounds					Qvalue
2) Gasoline C6-C10	7.90	TIC	53173101m	941.72 ppb	100

(#) = qualifier out of range (m) = manual integration

Quantitation Report

Data File : M:\ZEUS\DATA\210615\0615Z17.D
Acq On : 15 Jun 21 23:20
Sample : 600ug/L GAS STD 6/15/21
Misc :

Vial: 17
Operator: LP,DG,CH
Inst : ZEUS
Multiplr: 1.00

Quant Time: Jun 16 11:53 2021

Quant Results File: ZGAS0615.RES

Method : M:\ZEUS\DATA\210615\ZGAS0615.M (RTE Integrator)
Title : METHOD 8260B
Last Update : Wed Jun 16 14:25:59 2021
Response via : Initial Calibration

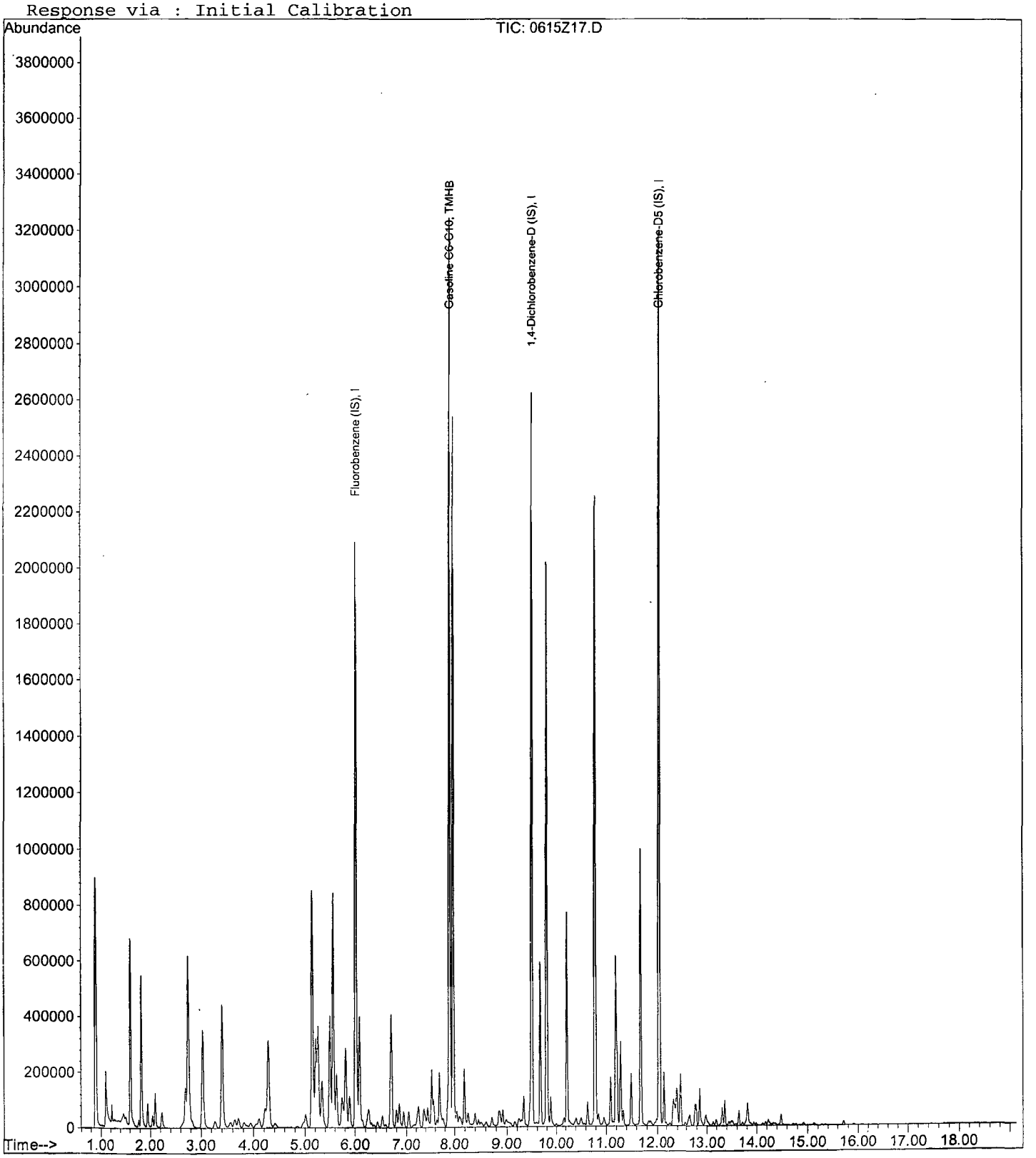

Quantitation Report (QT Reviewed)

Data File : M:\ZEUS\DATA\210615\0615Z18.D
Acq On : 15 Jun 21 23:44
Sample : 800ug/L GAS STD 6/15/21
Misc :

Vial: 18
Operator: LP,DG,CH
Inst : ZEUS
Multiplr: 1.00

Quant Time: Jun 16 11:54 2021

Quant Results File: ZGAS0615.RES

Quant Method : M:\ZEUS\DATA\210615\ZGAS0615.M (RTE Integrator)
Title : METHOD 8260B
Last Update : Wed Jun 16 11:50:24 2021
Response via : Initial Calibration
DataAcq Meth : 033121_EST_TEST.M

Internal Standards	R.T.	QIon	Response	Conc Units	Dev(Min)
1) Fluorobenzene (IS)	6.01	TIC	2214676	25.00 ppb	0.00
3) Chlorobenzene-D5 (IS)	12.04	TIC	3381351	25.00 ppb	0.00
4) 1,4-Dichlorobenzene-D (IS)	9.49	TIC	2808713	25.00 ppb	0.00

System Monitoring Compounds

Target Compounds					Qvalue
2) Gasoline C6-C10	7.97	TIC	68380328m	1256.91 ppb	100

(#) = qualifier out of range (m) = manual integration

Quantitation Report

Data File : M:\ZEUS\DATA\210615\0615Z18.D
Acq On : 15 Jun 21 23:44
Sample : 800ug/L GAS STD 6/15/21
Misc :

Vial: 18
Operator: LP,DG,CH
Inst : ZEUS
Multiplr: 1.00

Quant Time: Jun 16 11:54 2021

Quant Results File: ZGAS0615.RES

Method : M:\ZEUS\DATA\210615\ZGAS0615.M (RTE Integrator)
Title : METHOD 8260B
Last Update : Wed Jun 16 14:25:59 2021
Response via : Initial Calibration

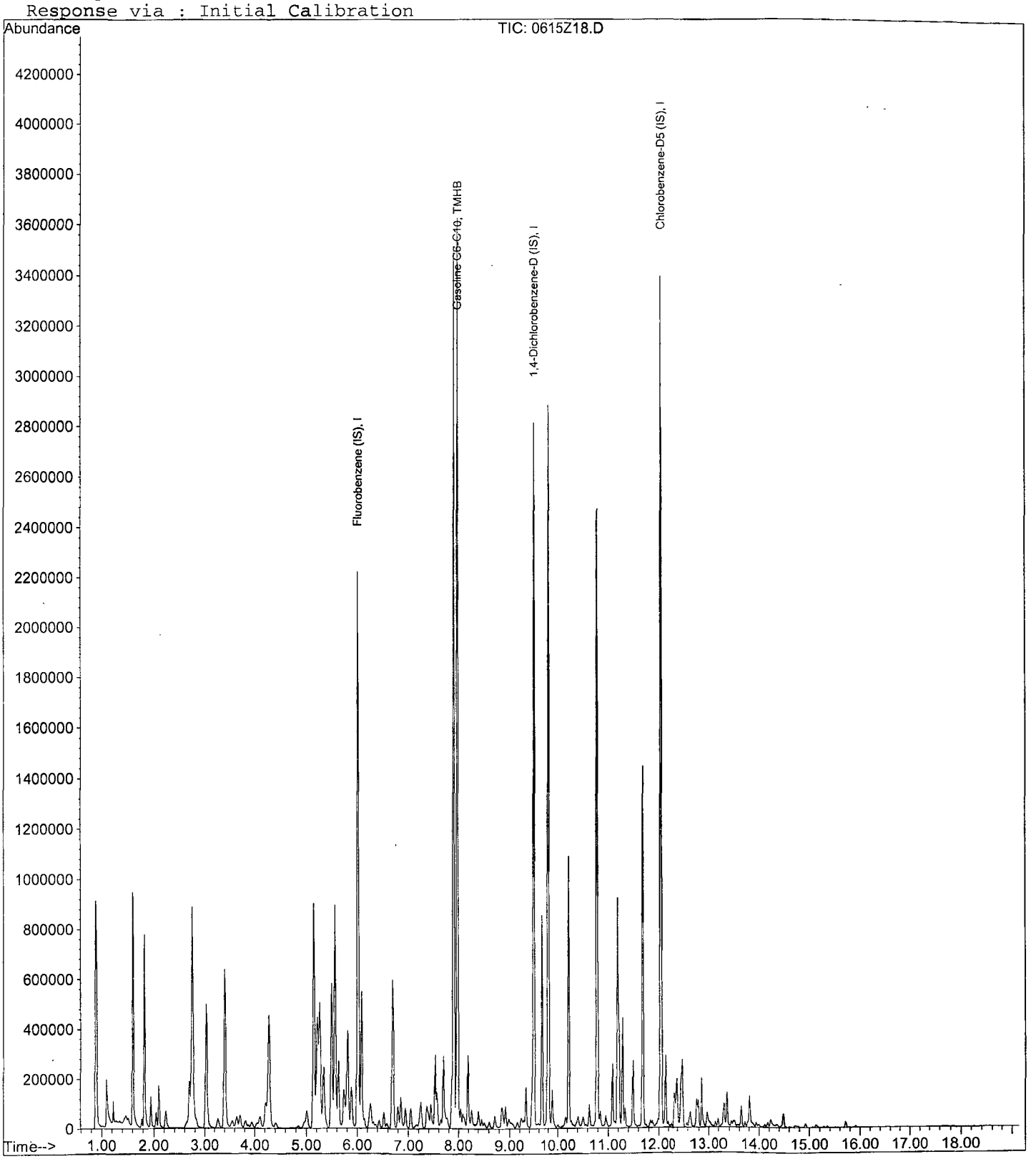

Quantitation Report (QT Reviewed)

Data File : M:\ZEUS\DATA\210615\0615Z19.D
Acq On : 16 Jun 21 00:07
Sample : 1000ug/L GAS STD 6/15/21
Misc :

Vial: 19
Operator: LP,DG,CH
Inst : ZEUS
Multiplr: 1.00

Quant Time: Jun 16 11:54 2021

Quant Results File: ZGAS0615.RES

Quant Method : M:\ZEUS\DATA\210615\ZGAS0615.M (RTE Integrator)
Title : METHOD 8260B
Last Update : Wed Jun 16 11:50:24 2021
Response via : Initial Calibration
DataAcq Meth : 033121_EST_TEST.M

Internal Standards	R.T.	QIon	Response	Conc Units	Dev(Min)
1) Fluorobenzene (IS)	6.01	TIC	2374214	25.00 ppb	0.00
3) Chlorobenzene-D5 (IS)	12.04	TIC	3571737	25.00 ppb	0.00
4) 1,4-Dichlorobenzene-D (IS)	9.49	TIC	2981605	25.00 ppb	0.00

System Monitoring Compounds

Target Compounds					Qvalue
2) Gasoline C6-C10	7.97	TIC	83324400m	1504.18 ppb	100

(#) = qualifier out of range (m) = manual integration

Quantitation Report

Data File : M:\ZEUS\DATA\210615\0615Z19.D
Acq On : 16 Jun 21 00:07
Sample : 1000ug/L GAS STD 6/15/21
Misc :

Vial: 19
Operator: LP,DG,CH
Inst : ZEUS
Multiplr: 1.00

Quant Time: Jun 16 11:54 2021

Quant Results File: ZGAS0615.RES

Method : M:\ZEUS\DATA\210615\ZGAS0615.M (RTE Integrator)
Title : METHOD 8260B
Last Update : Wed Jun 16 14:25:59 2021
Response via : Initial Calibration

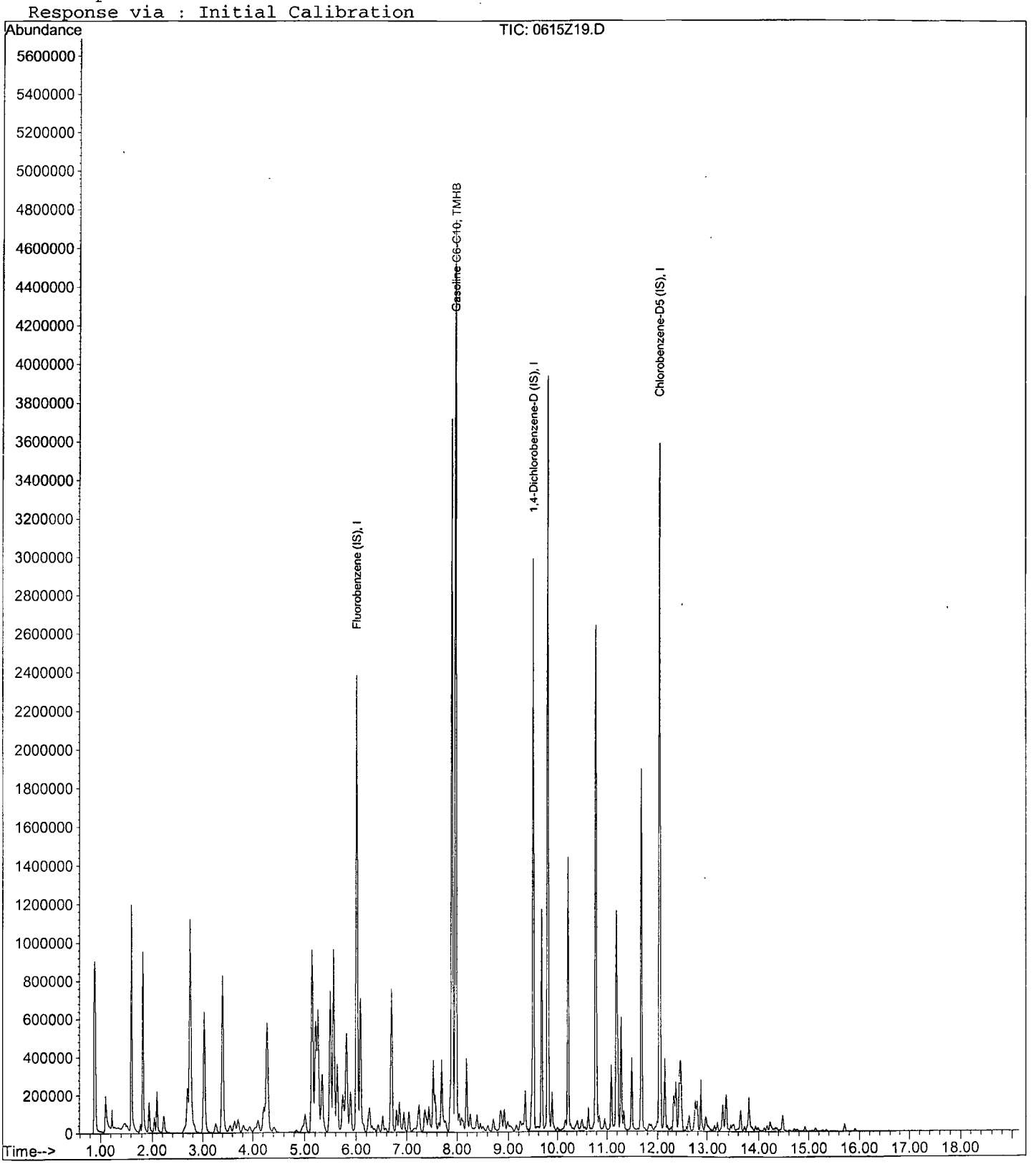

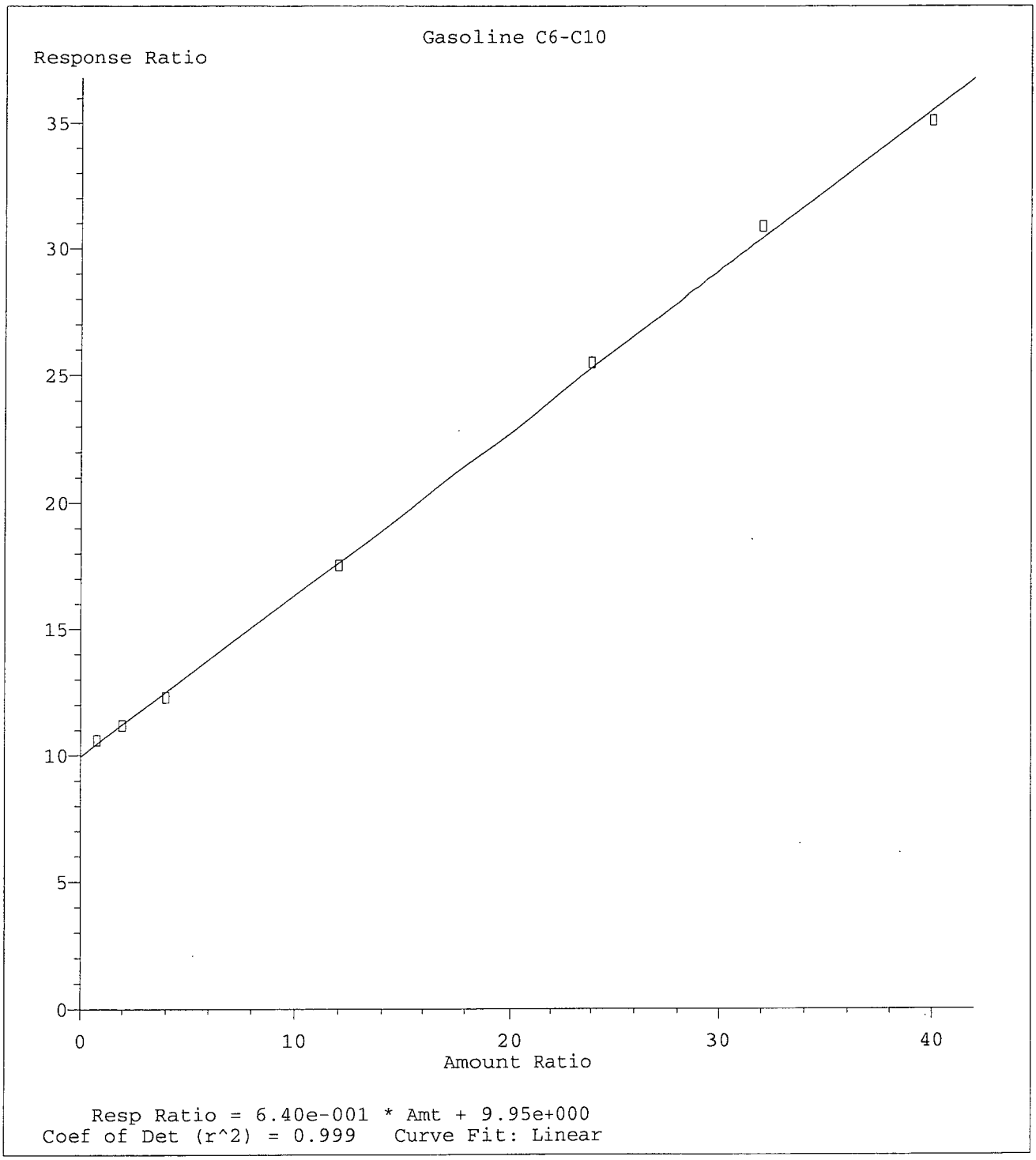

Method Name: M:\ZEUS\DATA\210615\ZGAS0615.M
Calibration Table Last Updated: Wed Jun 16 14:25:59 2021

VOLATILE ORGANIC ANALYSIS
VOLATILE ORGANIC COMPOUNDS

Form 7

Second Source Calibration

Lab Name: APPL, Inc.
Case No:
Matrix: Water

SDG No:
Date Analyzed: 06/16/21
Instrument: ZEUS
Initial Cal. Date: 06/15/21
Data File: 0615Z21.D

		Compound	MEAN	CCRF	%D		%Drift
1	TMHB	Gasoline C6-C10	3.522	1.908	46	TMHBL	3.9
2							
3							
4							
5							
6							
7							
8							
9							
10							
11							
12							
13							
14							
15							
16							
17							
18							
19							
20							
21							
22							
23							
24							
25							
26							
27							
28							
29							
30							
31							
32							
33							
34							
35							
36							
37							
38							
39							
40							
		Average			46.0		

Quantitation Report (QT Reviewed)

Data File : M:\ZEUS\DATA\210615\0615Z21.D
Acq On : 16 Jun 21 00:54
Sample : (SS) 200ug/L GAS STD 6/15/21
Misc :

Vial: 21
Operator: LP,DG,CH
Inst : ZEUS
Multiplr: 1.00

Quant Time: Jun 16 14:29 2021

Quant Results File: ZGAS0615.RES

Quant Method : M:\ZEUS\DATA\210615\ZGAS0615.M (RTE Integrator)
Title : METHOD 8260B
Last Update : Wed Jun 16 14:25:59 2021
Response via : Initial Calibration
DataAcq Meth : 033121_EST_TEST.M

Internal Standards	R.T.	QIon	Response	Conc Units	Dev(Min)
1) Fluorobenzene (IS)	6.01	TIC	2315919	25.00 ppb	0.00
3) Chlorobenzene-D5 (IS)	12.04	TIC	3254820	25.00 ppb	0.00
4) 1,4-Dichlorobenzene-D (IS)	9.49	TIC	2921275	25.00 ppb	0.00

System Monitoring Compounds

Target Compounds					Qvalue
2) Gasoline C6-C10	7.90	TIC	35348031m	207.79 ppb	100

(#) = qualifier out of range (m) = manual integration

Quantitation Report

Data File : M:\ZEUS\DATA\210615\0615Z21.D
Acq On : 16 Jun 21 00:54
Sample : (SS) 200ug/L GAS STD 6/15/21
Misc :

Vial: 21
Operator: LP,DG,CH
Inst : ZEUS
Multiplr: 1.00

Quant Time: Jun 16 14:29 2021

Quant Results File: ZGAS0615.RES

Method : M:\ZEUS\DATA\210615\ZGAS0615.M (RTE Integrator)
Title : METHOD 8260B
Last Update : Wed Jun 16 14:25:59 2021
Response via : Initial Calibration

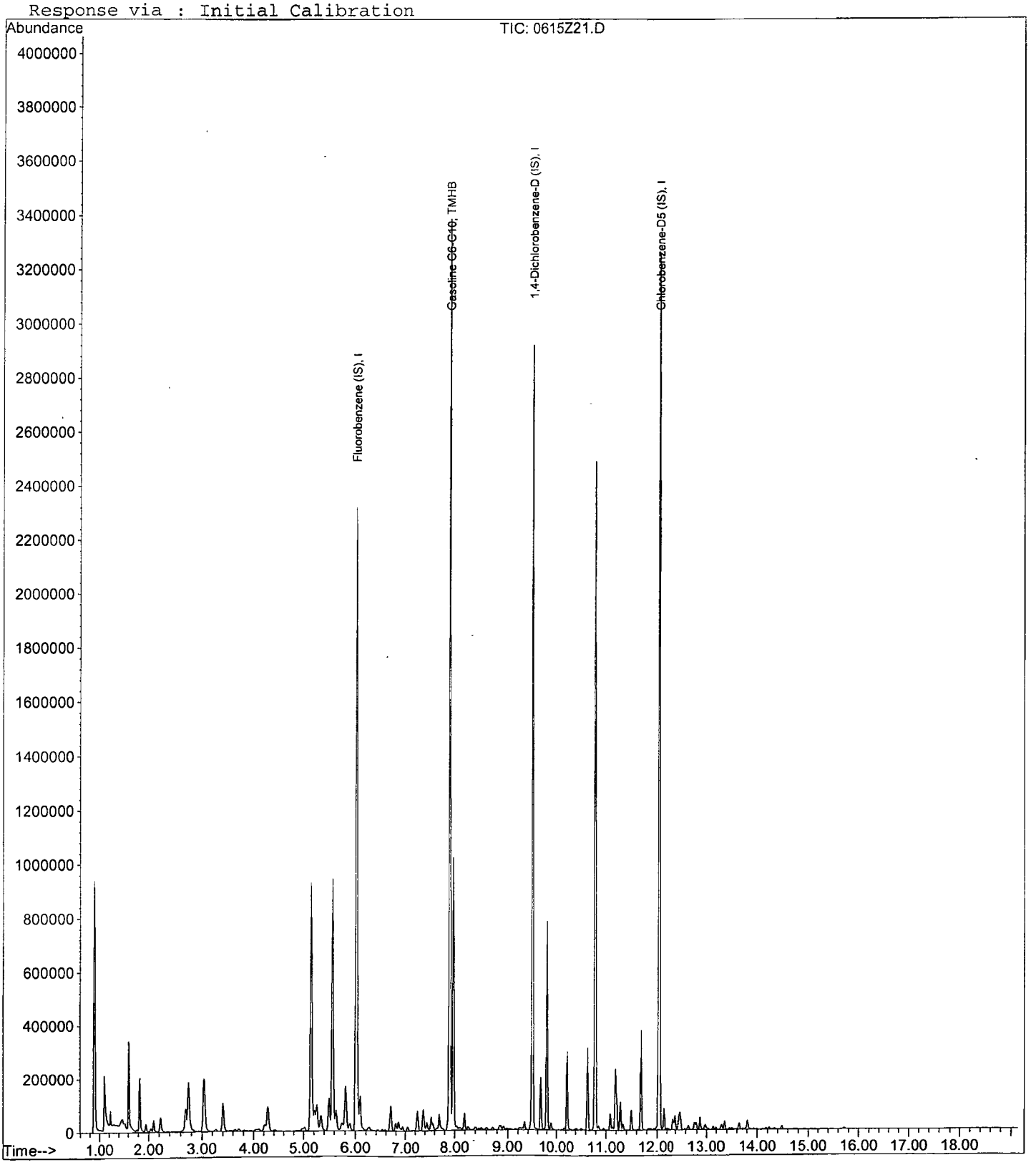

VOLATILE ORGANIC ANALYSIS
VOLATILE ORGANIC COMPOUNDS

Form 6
Initial Calibration

Lab Name: APPL, Inc. SDG No:
Case No: Initial Cal. Date: 06/15/21
Matrix: Water Instrument: ZEUS Initials: CH

		Compound	1	2	3	4	5	6	7	8	9		Avg	%RSD	Type	r^2	Q	MRF
			0615Z02.D	0615Z03.D	0615Z04.D	0615Z05.D	0615Z06.D	0615Z07.D	0615Z08.D	0615Z09.D	0615Z10.D							
1	I	Fluorobenzene (IS)																
2	S	Dibromofluoromethane(S)	0.2164	0.1999	0.2526	0.2576	0.2974	0.2890	0.3073	0.3049	0.3141		0.27	15	S			
3	S	1,2-DCA-D4(S)	0.2276	0.2114	0.2614	0.2623	0.3002	0.2896	0.2983	0.2938	0.2971		0.27	12	S			
4	I	Chlorobenzene-D5 (IS)																
5	SL	Toluene-D8(S)	0.9756	0.9253	1.174	1.189	1.427	1.394	1.479	1.462	1.453		1.3	17	S	1.000		
6	SL	4-Bromofluorobenzene(S)	0.2988	0.2842	0.3773	0.3817	0.4934	0.4902	0.5344	0.5377	0.5667		0.44	24	S	1.000		
7	I	1,4-Dichlorobenzene-D (IS)																
8																		
9																		
10																		
11																		
12																		
13																		
14																		
15																		
16																		
17																		
18																		
19																		
20																		
21																		
22																		
23																		
24																		
25																		
26																		
27																		
28																		
29																		
30																		
31																		
32																		
33																		
34																		
35																		

Quantitation Report (Not Reviewed)

Data File : M:\ZEUS\DATA\210615\0615Z02.D
Acq On : 15 Jun 21 17:32
Sample : 0.3ug/L VOC STD 6/15/21
Misc :

Vial: 2
Operator: LP,DG,CH
Inst : ZEUS
Multiplr: 1.00

Quant Time: Jun 16 14:22 2021 Quant Results File: Z0615SUR.RES

Quant Method : M:\ZEUS\DATA\210615\Z0615SUR.M (RTE Integrator)
Title : METHOD 8260B
Last Update : Wed Jun 16 11:38:54 2021
Response via : Initial Calibration
DataAcq Meth : 033121_EST_TEST.M

Internal Standards	R.T.	QIon	Response	Conc Units	Dev(Min)
1) Fluorobenzene (IS)	6.01	96	1871628	25.00 ppb	0.00
4) Chlorobenzene-D5 (IS)	9.49	117	1345164	25.00 ppb	0.00
7) 1,4-Dichlorobenzene-D (IS)	12.04	152	466944	25.00 ppb	0.00
System Monitoring Compounds					
2) Dibromofluoromethane(S)	5.14	111	80987	3.99 ppb	0.00
Spiked Amount 25.000			Recovery	= 15.964%	
3) 1,2-DCA-D4(S)	5.56	65	85195	4.19 ppb	0.00
Spiked Amount 25.000			Recovery	= 16.776%	
5) Toluene-D8(S)	7.90	98	262456	4.86 ppb	0.00
Spiked Amount 25.000			Recovery	= 19.432%	
6) 4-Bromofluorobenzene(S)	10.78	95	80399	5.91 ppb	0.00
Spiked Amount 25.000			Recovery	= 23.628%	

Target Compounds Qvalue

(#) = qualifier out of range (m) = manual integration
0615Z02.D Z0615SUR.M Wed Jun 16 14:24:20 2021

Quantitation Report

Data File : M:\ZEUS\DATA\210615\0615Z02.D
Acq On : 15 Jun 21 17:32
Sample : 0.3ug/L VOC STD 6/15/21
Misc :

Vial: 2
Operator: LP,DG,CH
Inst : ZEUS
Multiplr: 1.00

Quant Time: Jun 16 14:22 2021

Quant Results File: Z0615SUR.RES

Method : M:\ZEUS\DATA\210615\Z0615SUR.M (RTE Integrator)
Title : METHOD 8260B
Last Update : Wed Jun 16 11:38:54 2021
Response via : Initial Calibration



Quantitation Report (Not Reviewed)

Data File : M:\ZEUS\DATA\210615\0615Z03.D
Acq On : 15 Jun 21 17:55
Sample : 0.5ug/L VOC STD 6/15/21
Misc :

Vial: 3
Operator: LP,DG,CH
Inst : ZEUS
Multiplr: 1.00

Quant Time: Jun 16 14:22 2021

Quant Results File: Z0615SUR.RES

Quant Method : M:\ZEUS\DATA\210615\Z0615SUR.M (RTE Integrator)
Title : METHOD 8260B
Last Update : Wed Jun 16 11:38:54 2021
Response via : Initial Calibration
DataAcq Meth : 033121_EST_TEST.M

Internal Standards	R.T.	QIon	Response	Conc Units	Dev(Min)
1) Fluorobenzene (IS)	6.01	96	1867484	25.00 ppb	0.00
4) Chlorobenzene-D5 (IS)	9.49	117	1343015	25.00 ppb	0.00
7) 1,4-Dichlorobenzene-D (IS)	12.04	152	463488	25.00 ppb	0.00
System Monitoring Compounds					
2) Dibromofluoromethane(S)	5.14	111	74648	3.69 ppb	0.00
Spiked Amount 25.000			Recovery	= 14.748%	
3) 1,2-DCA-D4(S)	5.56	65	78957	3.90 ppb	0.00
Spiked Amount 25.000			Recovery	= 15.584%	
5) Toluene-D8(S)	7.90	98	248537	4.69 ppb	0.00
Spiked Amount 25.000			Recovery	= 18.760%	
6) 4-Bromofluorobenzene(S)	10.79	95	76330	5.78 ppb	0.00
Spiked Amount 25.000			Recovery	= 23.124%	

Target Compounds Qvalue

(#) = qualifier out of range (m) = manual integration

Quantitation Report

Data File : M:\ZEUS\DATA\210615\0615Z03.D
Acq On : 15 Jun 21 17:55
Sample : 0.5ug/L VOC STD 6/15/21
Misc :

Vial: 3
Operator: LP,DG,CH
Inst : ZEUS
Multiplr: 1.00

Quant Time: Jun 16 14:22 2021

Quant Results File: Z0615SUR.RES

Method : M:\ZEUS\DATA\210615\Z0615SUR.M (RTE Integrator)
Title : METHOD 8260B
Last Update : Wed Jun 16 11:38:54 2021
Response via : Initial Calibration



Quantitation Report (Not Reviewed)

Data File : M:\ZEUS\DATA\210615\0615Z04.D
Acq On : 15 Jun 21 18:18
Sample : 1ug/L VOC STD 6/15/21
Misc :

Vial: 4
Operator: LP,DG,CH
Inst : ZEUS
Multiplr: 1.00

Quant Time: Jun 16 14:22 2021

Quant Results File: Z0615SUR.RES

Quant Method : M:\ZEUS\DATA\210615\Z0615SUR.M (RTE Integrator)
Title : METHOD 8260B
Last Update : Wed Jun 16 11:38:54 2021
Response via : Initial Calibration
DataAcq Meth : 033121_EST_TEST.M

Internal Standards	R.T.	QIon	Response	Conc Units	Dev(Min)
1) Fluorobenzene (IS)	6.01	96	1815838	25.00 ppb	0.00
4) Chlorobenzene-D5 (IS)	9.49	117	1338934	25.00 ppb	0.00
7) 1,4-Dichlorobenzene-D (IS)	12.04	152	477120	25.00 ppb	0.00
System Monitoring Compounds					
2) Dibromofluoromethane(S)	5.14	111	183499	9.32 ppb	0.00
Spiked Amount 25.000			Recovery	= 37.288%	
3) 1,2-DCA-D4(S)	5.56	65	189872	9.64 ppb	0.00
Spiked Amount 25.000			Recovery	= 38.540%	
5) Toluene-D8(S)	7.90	98	629018	9.47 ppb	0.00
Spiked Amount 25.000			Recovery	= 37.864%	
6) 4-Bromofluorobenzene(S)	10.78	95	202093	9.83 ppb	0.00
Spiked Amount 25.000			Recovery	= 39.304%	

Target Compounds Qvalue

(#) = qualifier out of range (m) = manual integration
0615Z04.D Z0615SUR.M Wed Jun 16 14:24:24 2021

Quantitation Report

Data File : M:\ZEUS\DATA\210615\0615Z04.D
Acq On : 15 Jun 21 18:18
Sample : 1ug/L VOC STD 6/15/21
Misc :

Vial: 4
Operator: LP,DG,CH
Inst : ZEUS
Multiplr: 1.00

Quant Time: Jun 16 14:22 2021

Quant Results File: Z0615SUR.RES

Method : M:\ZEUS\DATA\210615\Z0615SUR.M (RTE Integrator)
Title : METHOD 8260B
Last Update : Wed Jun 16 11:38:54 2021
Response via : Initial Calibration



Quantitation Report (Not Reviewed)

Data File : M:\ZEUS\DATA\210615\0615Z05.D
Acq On : 15 Jun 21 18:41
Sample : 2ug/L VOC STD 6/15/21
Misc :

Vial: 5
Operator: LP,DG,CH
Inst : ZEUS
Multiplr: 1.00

Quant Time: Jun 16 14:22 2021 Quant Results File: Z0615SUR.RES

Quant Method : M:\ZEUS\DATA\210615\Z0615SUR.M (RTE Integrator)
Title : METHOD 8260B
Last Update : Wed Jun 16 11:38:54 2021
Response via : Initial Calibration
DataAcq Meth : 033121_EST_TEST.M

Internal Standards	R.T.	QIon	Response	Conc Units	Dev(Min)
1) Fluorobenzene (IS)	6.01	96	1807380	25.00 ppb	0.00
4) Chlorobenzene-D5 (IS)	9.49	117	1348549	25.00 ppb	0.00
7) 1,4-Dichlorobenzene-D (IS)	12.04	152	474816	25.00 ppb	0.00
System Monitoring Compounds					
2) Dibromofluoromethane(S)	5.14	111	186196	9.50 ppb	0.00
Spiked Amount 25.000			Recovery	= 38.012%	
3) 1,2-DCA-D4(S)	5.56	65	189659	9.67 ppb	0.00
Spiked Amount 25.000			Recovery	= 38.676%	
5) Toluene-D8(S)	7.90	98	641379	9.56 ppb	0.00
Spiked Amount 25.000			Recovery	= 38.256%	
6) 4-Bromofluorobenzene(S)	10.78	95	205896	9.90 ppb	0.00
Spiked Amount 25.000			Recovery	= 39.604%	

Target Compounds Qvalue

(#) = qualifier out of range (m) = manual integration

Quantitation Report

Data File : M:\ZEUS\DATA\210615\0615Z05.D
Acq On : 15 Jun 21 18:41
Sample : 2ug/L VOC STD 6/15/21
Misc :

Vial: 5
Operator: LP,DG,CH
Inst : ZEUS
Multiplr: 1.00

Quant Time: Jun 16 14:22 2021

Quant Results File: Z0615SUR.RES

Method : M:\ZEUS\DATA\210615\Z0615SUR.M (RTE Integrator)
Title : METHOD 8260B
Last Update : Wed Jun 16 11:38:54 2021
Response via : Initial Calibration



Quantitation Report (Not Reviewed)

Data File : M:\ZEUS\DATA\210615\0615Z06.D
Acq On : 15 Jun 21 19:05
Sample : 5ug/L VOC STD 6/15/21
Misc :

Vial: 6
Operator: LP,DG,CH
Inst : ZEUS
Multiplr: 1.00

Quant Time: Jun 16 14:22 2021 Quant Results File: Z0615SUR.RES

Quant Method : M:\ZEUS\DATA\210615\Z0615SUR.M (RTE Integrator)
Title : METHOD 8260B
Last Update : Wed Jun 16 11:38:54 2021
Response via : Initial Calibration
DataAcq Meth : 033121_EST_TEST.M

Internal Standards	R.T.	QIon	Response	Conc Units	Dev(Min)
1) Fluorobenzene (IS)	6.01	96	1865062	25.00 ppb	0.00
4) Chlorobenzene-D5 (IS)	9.49	117	1381789	25.00 ppb	0.00
7) 1,4-Dichlorobenzene-D (IS)	12.04	152	502656	25.00 ppb	0.00
System Monitoring Compounds					
2) Dibromofluoromethane(S)	5.14	111	554738	27.44 ppb	0.00
Spiked Amount 25.000			Recovery	= 109.748%	
3) 1,2-DCA-D4(S)	5.56	65	559885	27.66 ppb	0.00
Spiked Amount 25.000			Recovery	= 110.648%	
5) Toluene-D8(S)	7.90	98	1971857	25.53 ppb	0.00
Spiked Amount 25.000			Recovery	= 102.104%	
6) 4-Bromofluorobenzene(S)	10.78	95	681745	24.55 ppb	0.00
Spiked Amount 25.000			Recovery	= 98.188%	

Target Compounds Qvalue

(#) = qualifier out of range (m) = manual integration
0615Z06.D Z0615SUR.M Wed Jun 16 14:24:28 2021

Quantitation Report

Data File : M:\ZEUS\DATA\210615\0615Z06.D
Acq On : 15 Jun 21 19:05
Sample : 5ug/L VOC STD 6/15/21
Misc :

Vial: 6
Operator: LP,DG,CH
Inst : ZEUS
Multiplr: 1.00

Quant Time: Jun 16 14:22 2021

Quant Results File: Z0615SUR.RES

Method : M:\ZEUS\DATA\210615\Z0615SUR.M (RTE Integrator)
Title : METHOD 8260B
Last Update : Wed Jun 16 11:38:54 2021
Response via : Initial Calibration

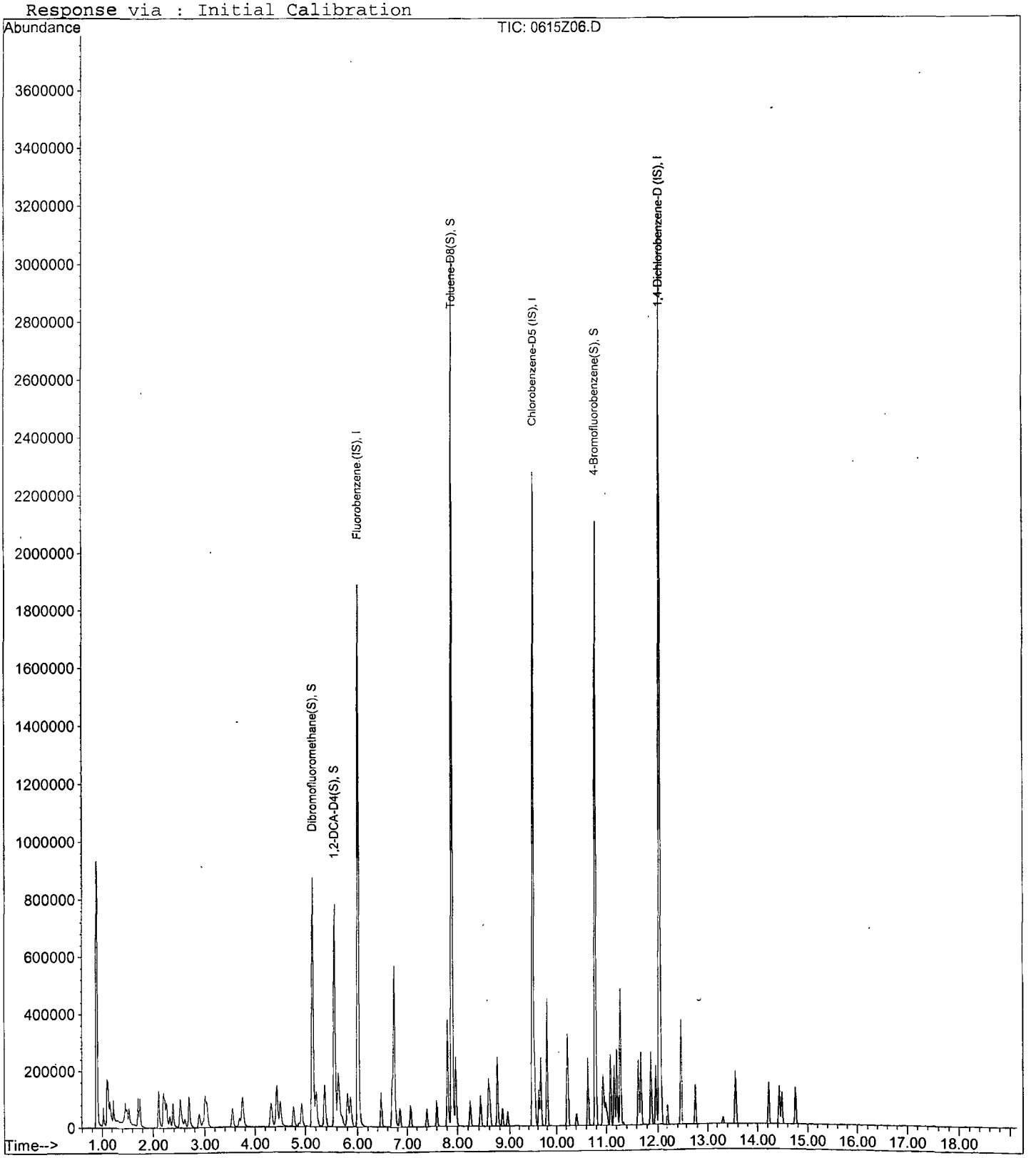

Quantitation Report (Not Reviewed)

Data File : M:\ZEUS\DATA\210615\0615Z07.D
Acq On : 15 Jun 21 19:28
Sample : 10ug/L VOC STD 6/15/21
Misc :

Vial: 7
Operator: LP,DG,CH
Inst : ZEUS
Multiplr: 1.00

Quant Time: Jun 16 14:22 2021

Quant Results File: Z0615SUR.RES

Quant Method : M:\ZEUS\DATA\210615\Z0615SUR.M (RTE Integrator)
Title : METHOD 8260B
Last Update : Wed Jun 16 11:38:54 2021
Response via : Initial Calibration
DataAcq Meth : 033121_EST_TEST.M

Internal Standards	R.T.	QIon	Response	Conc Units	Dev(Min)
1) Fluorobenzene (IS)	6.01	96	1937810	25.00 ppb	0.00
4) Chlorobenzene-D5 (IS)	9.49	117	1451605	25.00 ppb	0.00
7) 1,4-Dichlorobenzene-D (IS)	12.04	152	535616	25.00 ppb	0.00
System Monitoring Compounds					
2) Dibromofluoromethane(S)	5.14	111	560086	26.66 ppb	0.00
Spiked Amount 25.000			Recovery	= 106.644%	
3) 1,2-DCA-D4(S)	5.56	65	561175	26.68 ppb	0.00
Spiked Amount 25.000			Recovery	= 106.740%	
5) Toluene-D8(S)	7.90	98	2023152	24.97 ppb	0.00
Spiked Amount 25.000			Recovery	= 99.868%	
6) 4-Bromofluorobenzene(S)	10.78	95	711603	24.41 ppb	0.00
Spiked Amount 25.000			Recovery	= 97.644%	

Target Compounds Qvalue

(#) = qualifier out of range (m) = manual integration
0615Z07.D Z0615SUR.M Wed Jun 16 14:24:30 2021

Quantitation Report

Data File : M:\ZEUS\DATA\210615\0615Z07.D
Acq On : 15 Jun 21 19:28
Sample : 10ug/L VOC STD 6/15/21
Misc :

Vial: 7
Operator: LP,DG,CH
Inst : ZEUS
Multiplr: 1.00

Quant Time: Jun 16 14:22 2021

Quant Results File: Z0615SUR.RES

Method : M:\ZEUS\DATA\210615\Z0615SUR.M (RTE Integrator)
Title : METHOD 8260B
Last Update : Wed Jun 16 11:38:54 2021
Response via : Initial Calibration

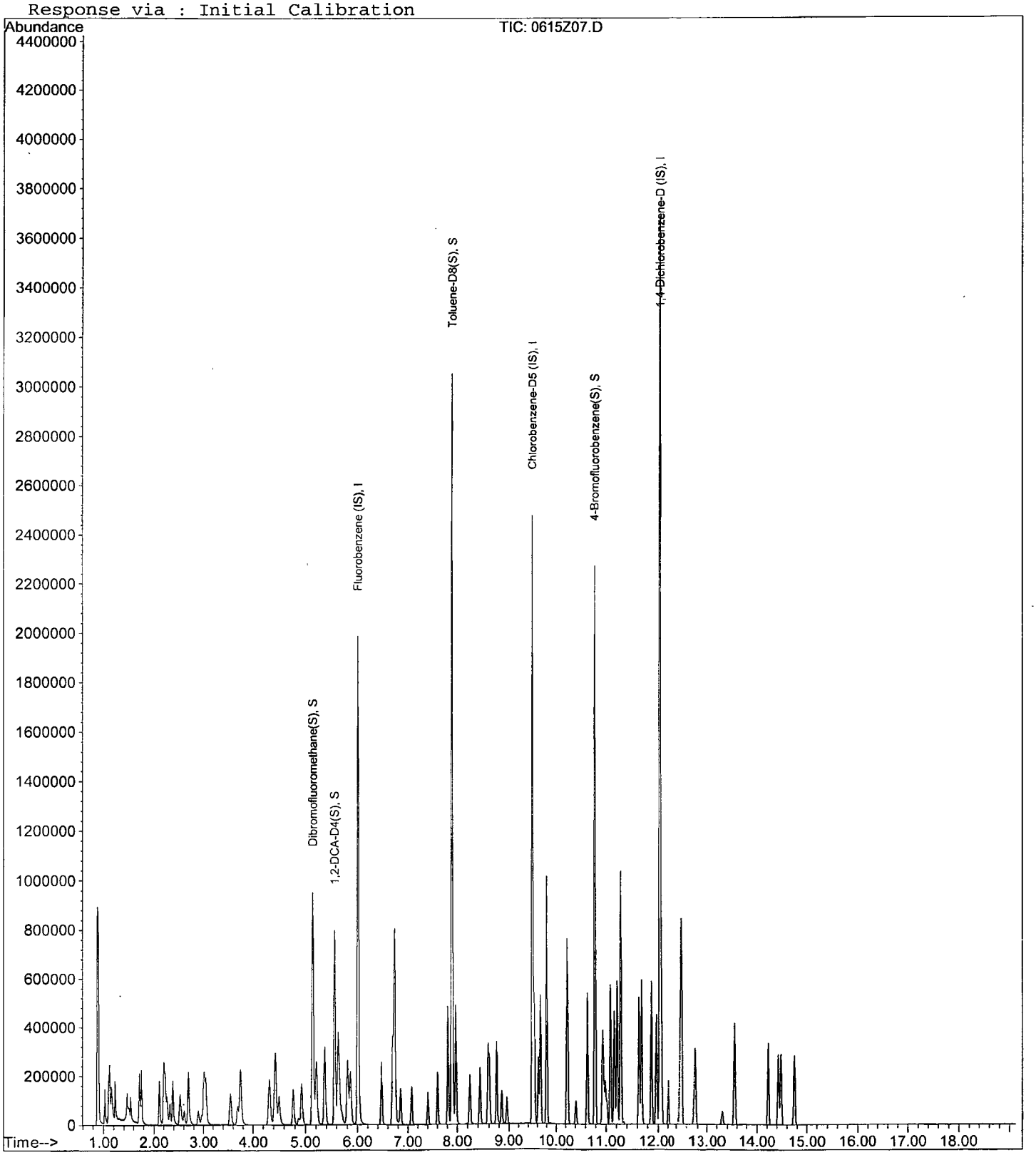

Quantitation Report (Not Reviewed)

Data File : M:\ZEUS\DATA\210615\0615Z08.D
Acq On : 15 Jun 21 19:51
Sample : 20ug/L VOC STD 6/15/21
Misc :

Vial: 8
Operator: LP,DG,CH
Inst : ZEUS
Multiplr: 1.00

Quant Time: Jun 16 14:22 2021

Quant Results File: Z0615SUR.RES

Quant Method : M:\ZEUS\DATA\210615\Z0615SUR.M (RTE Integrator)
Title : METHOD 8260B
Last Update : Wed Jun 16 11:38:54 2021
Response via : Initial Calibration
DataAcq Meth : 033121_EST_TEST.M

Internal Standards	R.T.	QIon	Response	Conc	Units	Dev(Min)
1) Fluorobenzene (IS)	6.01	96	1970633	25.00	ppb	0.00
4) Chlorobenzene-D5 (IS)	9.49	117	1488589	25.00	ppb	0.00
7) 1,4-Dichlorobenzene-D (IS)	12.04	152	536384	25.00	ppb	0.00
System Monitoring Compounds						
2) Dibromofluoromethane(S)	5.14	111	1211012	56.69	ppb	0.00
Spiked Amount 25.000			Recovery	=	226.748%	
3) 1,2-DCA-D4(S)	5.56	65	1175789	54.98	ppb	0.00
Spiked Amount 25.000			Recovery	=	219.920%	
5) Toluene-D8(S)	7.90	98	4403147	51.21	ppb	0.00
Spiked Amount 25.000			Recovery	=	204.836%	
6) 4-Bromofluorobenzene(S)	10.78	95	1591027	49.28	ppb	0.00
Spiked Amount 25.000			Recovery	=	197.136%	

Target Compounds Qvalue

(#) = qualifier out of range (m) = manual integration
0615Z08.D Z0615SUR.M Wed Jun 16 14:24:32 2021

Quantitation Report

Data File : M:\ZEUS\DATA\210615\0615Z08.D
Acq On : 15 Jun 21 19:51
Sample : 20ug/L VOC STD 6/15/21
Misc :

Vial: 8
Operator: LP,DG,CH
Inst : ZEUS
Multiplr: 1.00

Quant Time: Jun 16 14:22 2021

Quant Results File: Z0615SUR.RES

Method : M:\ZEUS\DATA\210615\Z0615SUR.M (RTE Integrator)
Title : METHOD 8260B
Last Update : Wed Jun 16 11:38:54 2021
Response via : Initial Calibration

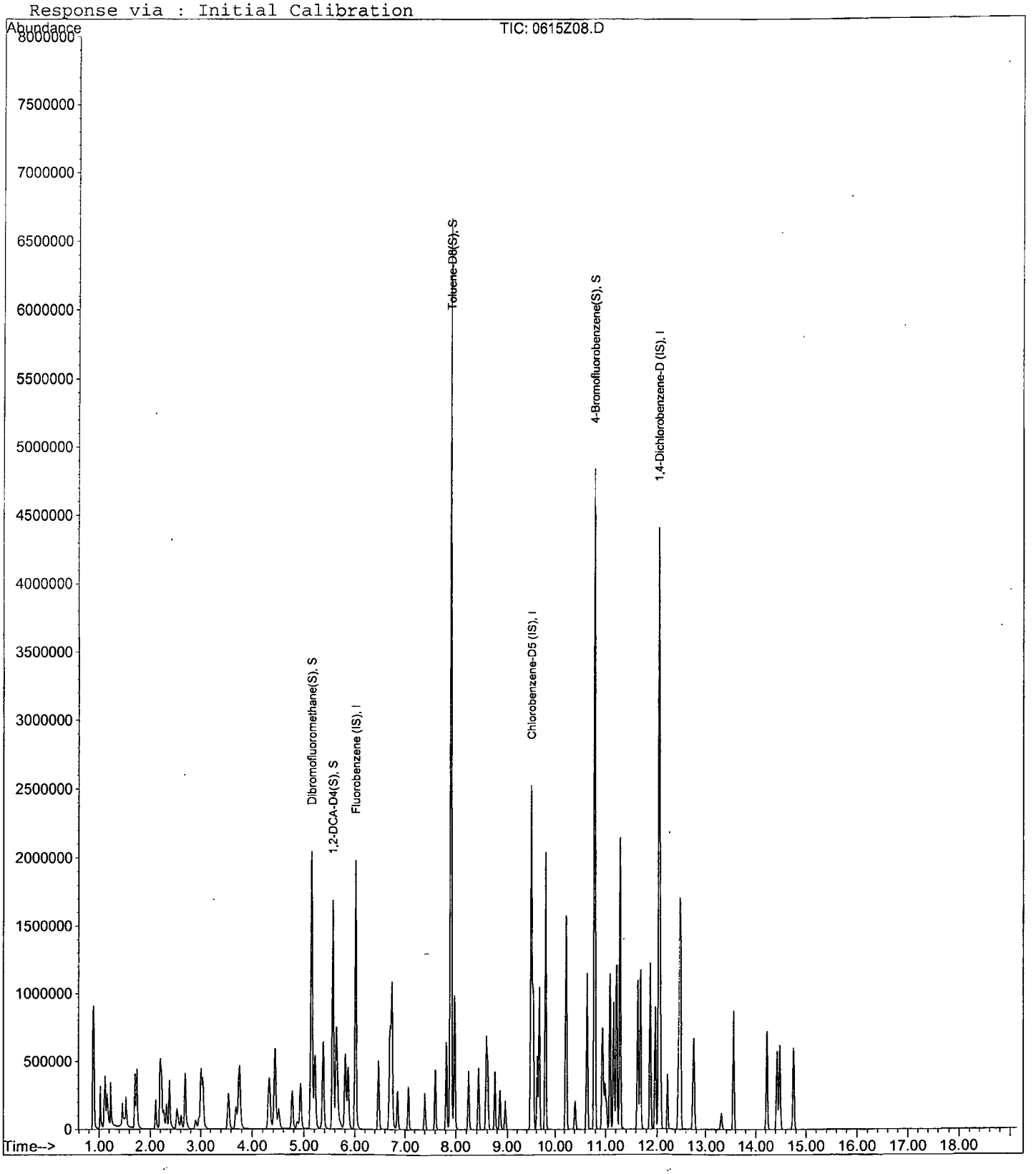

Quantitation Report (Not Reviewed)

Data File : M:\ZEUS\DATA\210615\0615Z09.D
Acq On : 15 Jun 21 20:15
Sample : 40ug/L VOC STD 6/15/21
Misc :

Vial: 9
Operator: LP,DG,CH
Inst : ZEUS
Multiplr: 1.00

Quant Time: Jun 16 14:22 2021

Quant Results File: Z0615SUR.RES

Quant Method : M:\ZEUS\DATA\210615\Z0615SUR.M (RTE Integrator)
Title : METHOD 8260B
Last Update : Wed Jun 16 11:38:54 2021
Response via : Initial Calibration
DataAcq Meth : 033121_EST_TEST.M

Internal Standards	R.T.	QIon	Response	Conc	Units	Dev(Min)
1) Fluorobenzene (IS)	6.01	96	2145522	25.00	ppb	0.00
4) Chlorobenzene-D5 (IS)	9.49	117	1618570	25.00	ppb	0.00
7) 1,4-Dichlorobenzene-D (IS)	12.04	152	584064	25.00	ppb	0.00
System Monitoring Compounds						
2) Dibromofluoromethane(S)	5.14	111	1308501	56.26	ppb	0.00
Spiked Amount 25.000			Recovery	=	225.028%	
3) 1,2-DCA-D4(S)	5.56	65	1260622	54.14	ppb	0.00
Spiked Amount 25.000			Recovery	=	216.568%	
5) Toluene-D8(S)	7.90	98	4734195	50.66	ppb	0.00
Spiked Amount 25.000			Recovery	=	202.624%	
6) 4-Bromofluorobenzene(S)	10.78	95	1740503	49.56	ppb	0.00
Spiked Amount 25.000			Recovery	=	198.256%	

Target Compounds Qvalue

(#) = qualifier out of range (m) = manual integration
0615Z09.D Z0615SUR.M Wed Jun 16 14:24:33 2021

Quantitation Report

Data File : M:\ZEUS\DATA\210615\0615Z09.D
Acq On : 15 Jun 21 20:15
Sample : 40ug/L VOC STD 6/15/21
Misc :

Vial: 9
Operator: LP,DG,CH
Inst : ZEUS
Multiplr: 1.00

Quant Time: Jun 16 14:22 2021

Quant Results File: Z0615SUR.RES

Method : M:\ZEUS\DATA\210615\Z0615SUR.M (RTE Integrator)
Title : METHOD 8260B
Last Update : Wed Jun 16 11:38:54 2021
Response via : Initial Calibration

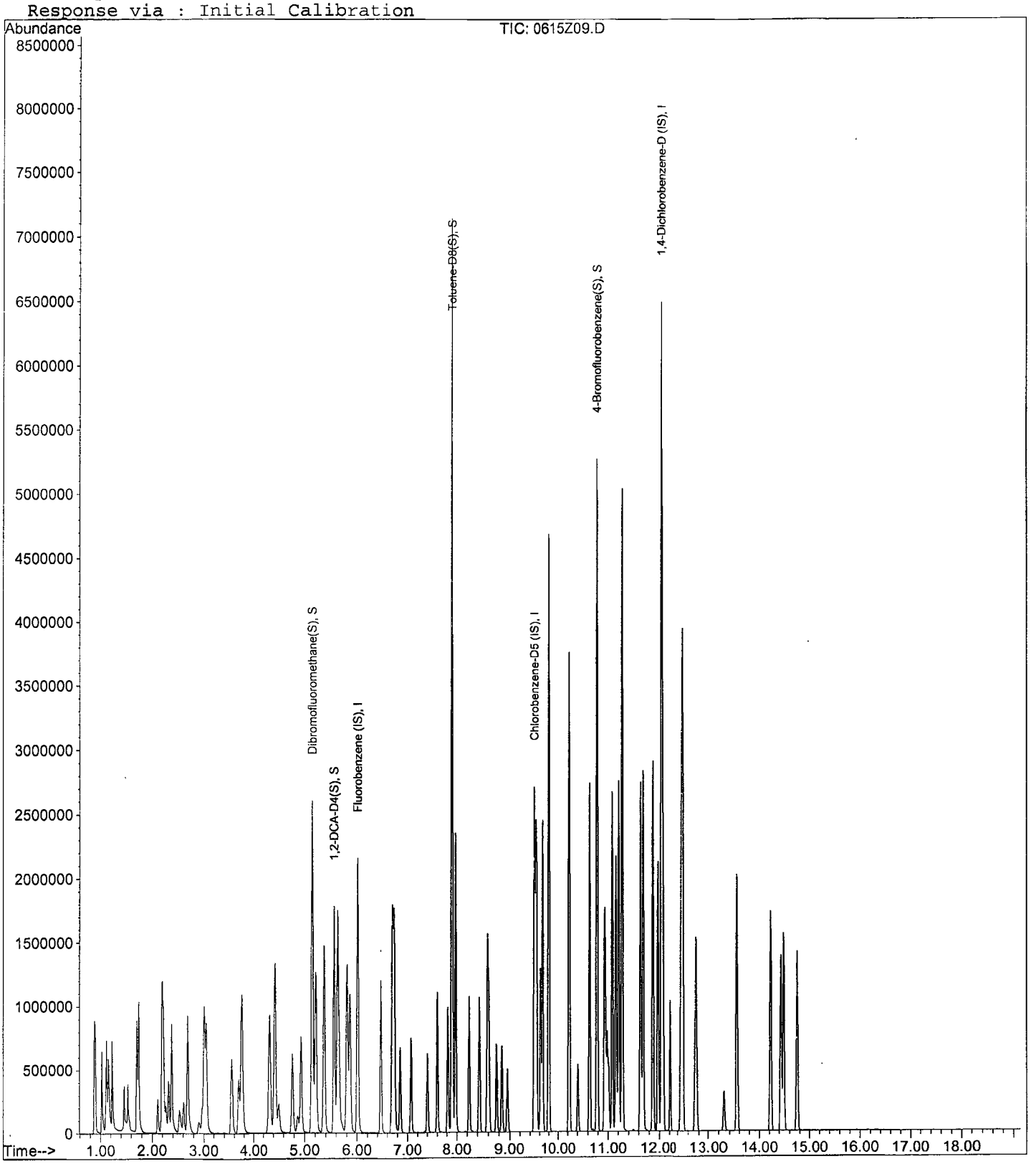

Quantitation Report (Not Reviewed)

Data File : M:\ZEUS\DATA\210615\0615Z10.D
Acq On : 15 Jun 21 20:38
Sample : 100ug/L VOC STD 6/15/21
Misc :

Vial: 10
Operator: LP,DG,CH
Inst : ZEUS
Multiplr: 1.00

Quant Time: Jun 16 14:22 2021

Quant Results File: Z0615SUR.RES

Quant Method : M:\ZEUS\DATA\210615\Z0615SUR.M (RTE Integrator)
Title : METHOD 8260B
Last Update : Wed Jun 16 11:38:54 2021
Response via : Initial Calibration
DataAcq Meth : 033121_EST_TEST.M

Internal Standards	R.T.	QIon	Response	Conc	Units	Dev(Min)
1) Fluorobenzene (IS)	6.01	96	2453162	25.00	ppb	0.00
4) Chlorobenzene-D5 (IS)	9.49	117	1897995	25.00	ppb	0.00
7) 1,4-Dichlorobenzene-D (IS)	12.04	152	678784	25.00	ppb	0.00
System Monitoring Compounds						
2) Dibromofluoromethane(S)	5.14	111	3082226	115.90	ppb	0.00
Spiked Amount 25.000			Recovery	=	463.592%	
3) 1,2-DCA-D4(S)	5.56	65	2915528	109.51	ppb	0.00
Spiked Amount 25.000			Recovery	=	438.056%	
5) Toluene-D8(S)	7.90	98	11027988	99.06	ppb	0.00
Spiked Amount 25.000			Recovery	=	396.256%	
6) 4-Bromofluorobenzene(S)	10.78	95	4302217	100.78	ppb	0.00
Spiked Amount 25.000			Recovery	=	403.116%	

Target Compounds Qvalue

(#) = qualifier out of range (m) = manual integration

Quantitation Report

Data File : M:\ZEUS\DATA\210615\0615Z10.D
Acq On : 15 Jun 21 20:38
Sample : 100ug/L VOC STD 6/15/21
Misc :

Vial: 10
Operator: LP,DG,CH
Inst : ZEUS
Multiplr: 1.00

Quant Time: Jun 16 14:22 2021

Quant Results File: Z0615SUR.RES

Method : M:\ZEUS\DATA\210615\Z0615SUR.M (RTE Integrator)
Title : METHOD 8260B
Last Update : Wed Jun 16 11:38:54 2021
Response via : Initial Calibration

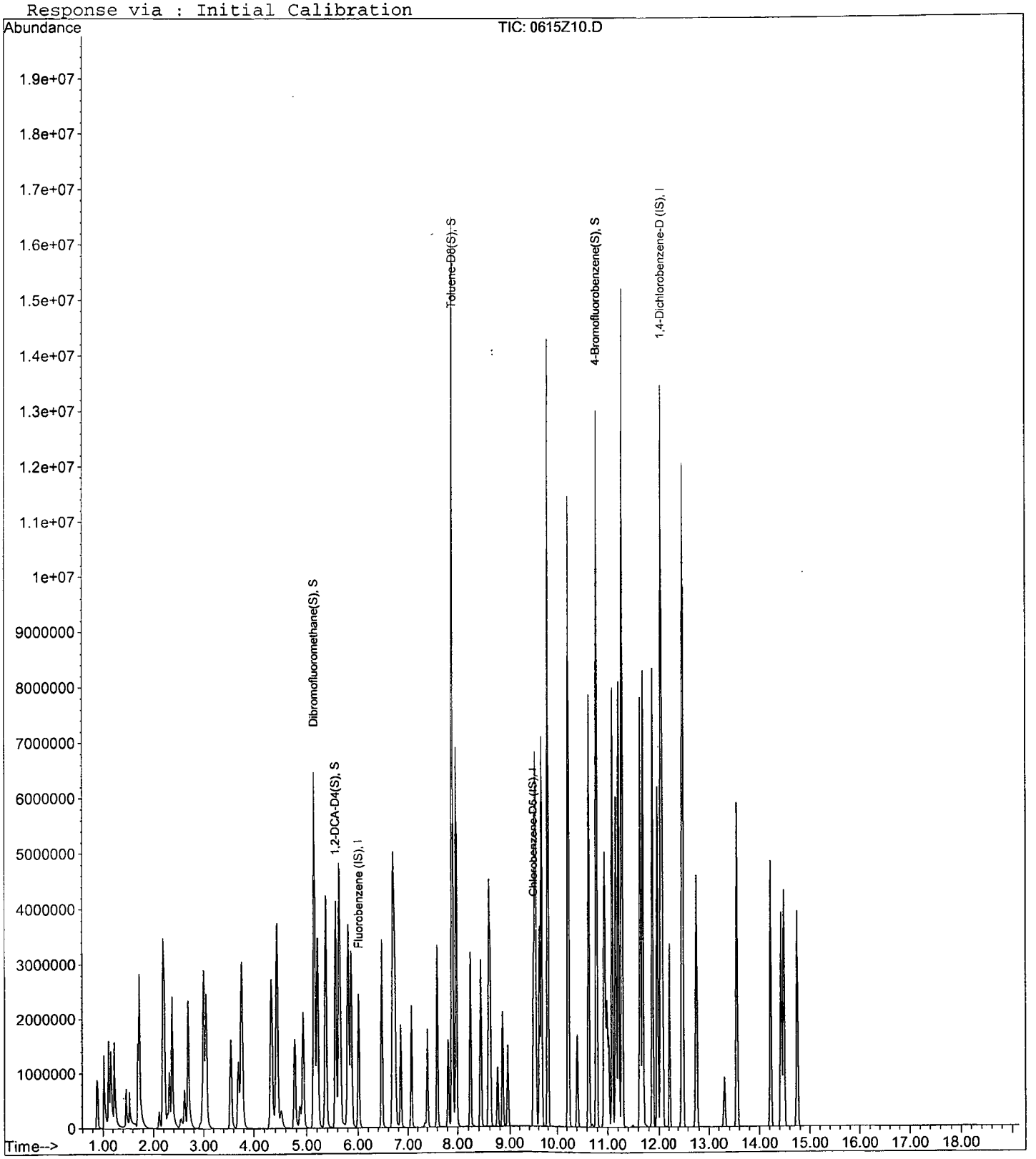

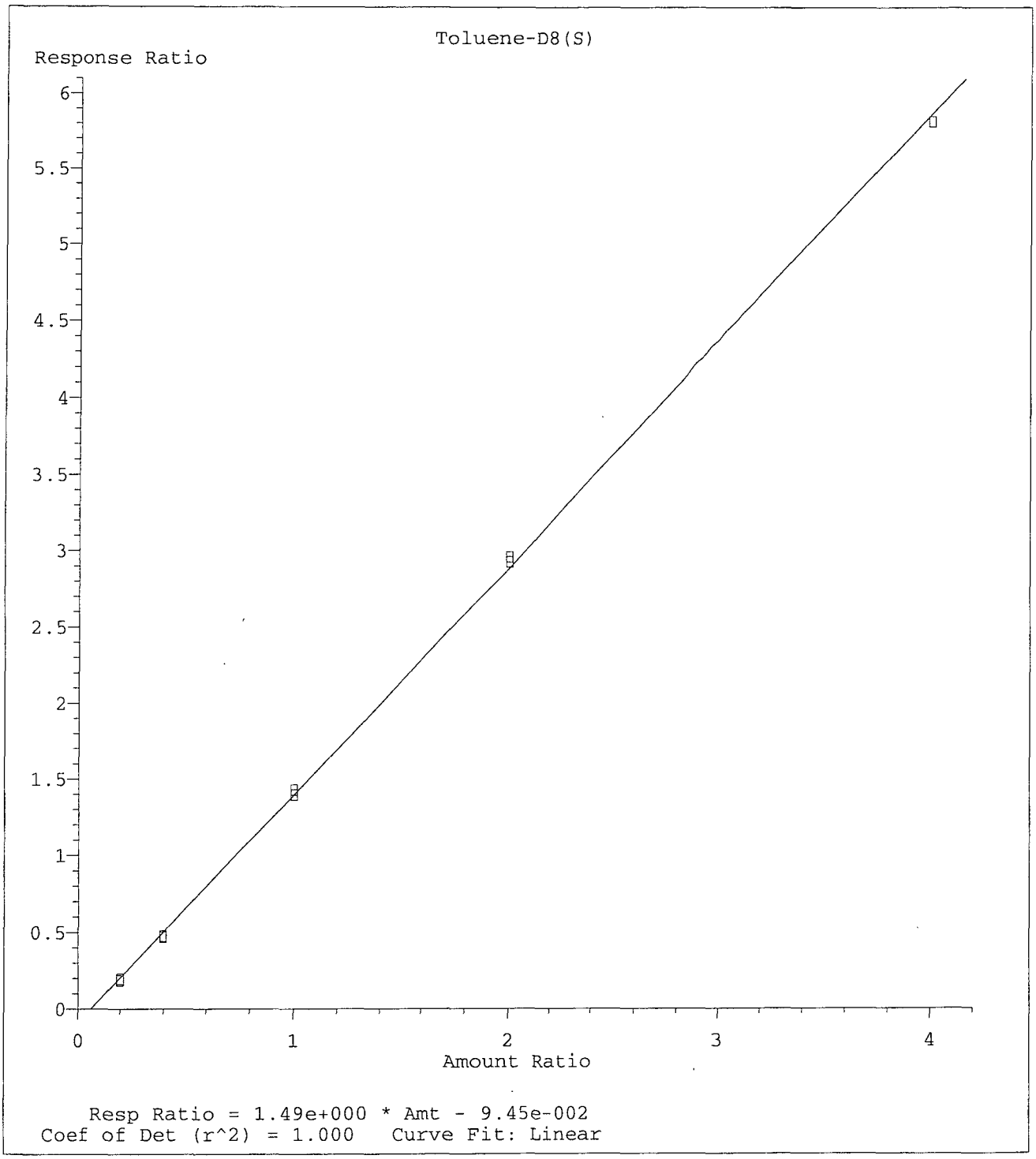

Method Name: M:\ZEUS\DATA\210615\Z0615SUR.M
Calibration Table Last Updated: Wed Jun 16 11:38:54 2021

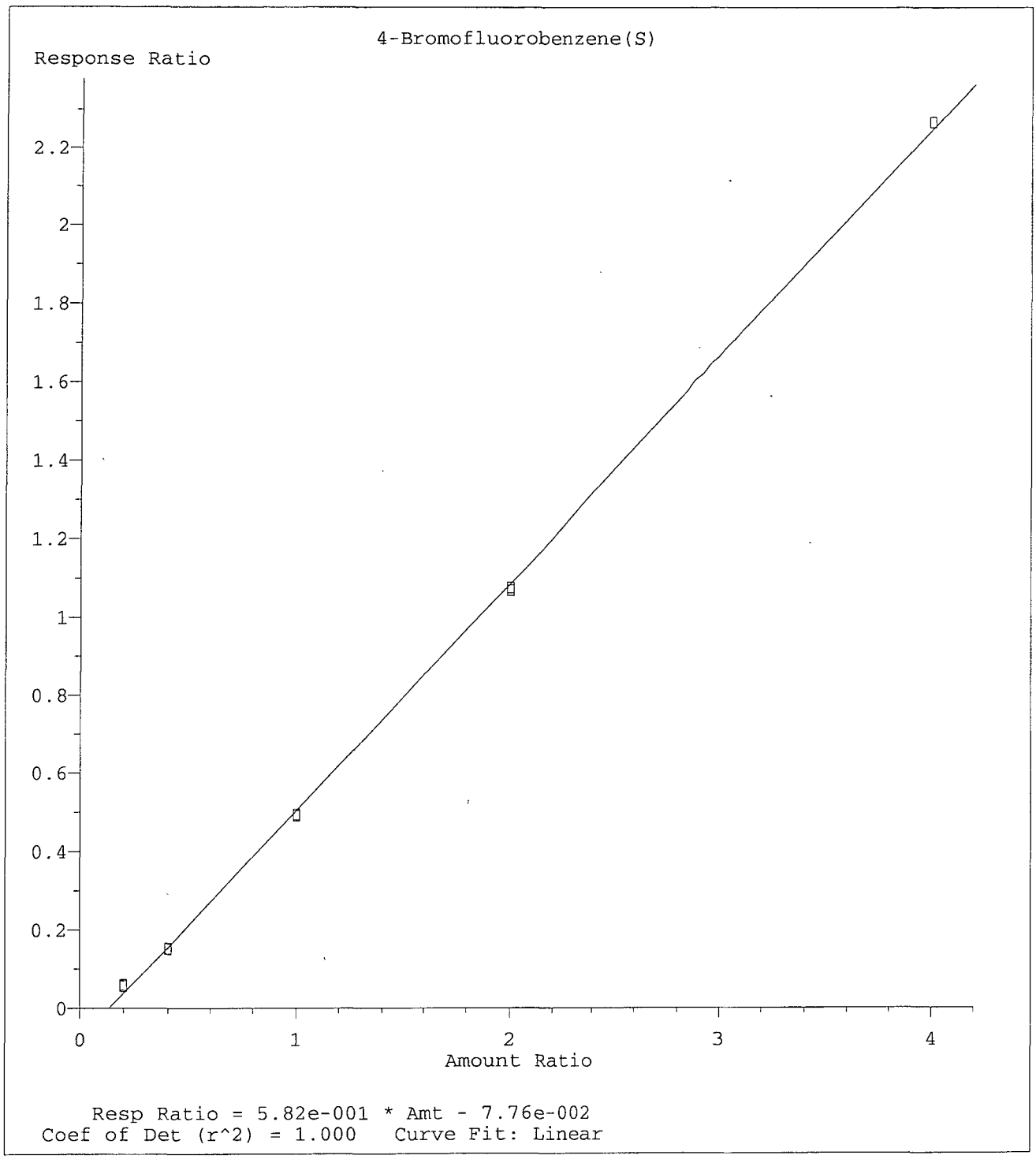

Method Name: M:\ZEUS\DATA\210615\Z0615SUR.M
Calibration Table Last Updated: Wed Jun 16 11:38:54 2021

VOLATILE ORGANIC ANALYSIS
VOLATILE ORGANIC COMPOUNDS

Form 7

Continuing Calibration

Lab Name: APPL, Inc.
Case No:
Matrix: Water

SDG No:
Date Analyzed: 06/16/21
Instrument: ZEUS
Initial Cal. Date: 06/15/21
Data File: 0615Z24.D

		Compound	MEAN	CCRF	%D	%Drift	
1	I	Fluorobenzene (IS)	ISTD			I	
2	TMHB	Gasoline C6-C10	3.753	1.402	63	TMHBL	10
3	I	Chlorobenzene-D5 (IS)	ISTD			I	
4	I	1,4-Dichlorobenzene-D (IS)	ISTD			I	
5							
6							
7							
8							
9							
10							
11							
12							
13							
14							
15							
16							
17							
18							
19							
20							
21							
22							
23							
24							
25							
26							
27							
28							
29							
30							
31							
32							
33							
34							
35							
36							
37							
38							
39							
40							
		Average			63.0		

VOLATILE ORGANIC ANALYSIS
VOLATILE ORGANIC COMPOUNDS

Form 7

Continuing Calibration

Lab Name: APPL, Inc.
Case No:
Matrix: Water

SDG No:
Date Analyzed: 06/16/21
Instrument: ZEUS
Initial Cal. Date: 06/15/21
Data File: 0615Z24.D

		Compound	MEAN	CCRF	%D		%Drift
1	I	Fluorobenzene (IS)	ISTD			I	
2	S	Dibromofluoromethane(S)	0.2710	0.2863	5.6	S	
3	S	1,2-DCA-D4(S)	0.2713	0.2867	5.7	S	
4	I	Chlorobenzene-D5 (IS)	ISTD			I	
5	SL	Toluene-D8(S)	1.275	1.383	8.4	SL	0.87
6	SL	4-Bromofluorobenzene(S)	0.4405	0.4849	10	SL	3.3
7	I	1,4-Dichlorobenzene-D (IS)	ISTD			I	
8							
9							
10							
11							
12							
13							
14							
15							
16							
17							
18							
19							
20							
21							
22							
23							
24							
25							
26							
27							
28							
29							
30							
31							
32							
33							
34							
35							
36							
37							
38							
39							
40							
		Average			7.4		

Quantitation Report (QT Reviewed)

Data File : M:\ZEUS\DATA\210615\0615Z24.D
Acq On : 16 Jun 21 02:03
Sample : 210615A CCV/LCS 300ug/L
Misc :

Vial: 24
Operator: LP,DG,CH
Inst : ZEUS
Multiplr: 1.00

Quant Time: Jun 16 14:30 2021 Quant Results File: ZGAS0615.RES

Quant Method : M:\ZEUS\DATA\210615\ZGAS0615.M (RTE Integrator)
Title : METHOD 8260B
Last Update : Wed Jun 16 14:25:59 2021
Response via : Initial Calibration
DataAcq Meth : 033121_EST_TEST.M

Internal Standards	R.T.	QIon	Response	Conc Units	Dev(Min)
1) Fluorobenzene (IS)	6.01	TIC	2398520	25.00 ppb	0.00
3) Chlorobenzene-D5 (IS)	12.04	TIC	3394680	25.00 ppb	0.00
4) 1,4-Dichlorobenzene-D (IS)	9.49	TIC	2871068	25.00 ppb	0.00

System Monitoring Compounds

Target Compounds					Qvalue
2) Gasoline C6-C10	7.90	TIC	40358035m	268.88 ppb	100

(#) = qualifier out of range (m) = manual integration
0615Z24.D ZGAS0615.M Wed Jun 16 14:33:13 2021

Quantitation Report (Not Reviewed)

Data File : M:\ZEUS\DATA\210615\0615Z24.D
Acq On : 16 Jun 21 02:03
Sample : 210615A CCV/LCS 300ug/L
Misc :

Vial: 24
Operator: LP,DG,CH
Inst : ZEUS
Multiplr: 1.00

Quant Time: Jun 16 14:36 2021

Quant Results File: Z0615SUR.RES

Quant Method : M:\ZEUS\DATA\210615\Z0615SUR.M (RTE Integrator)
Title : METHOD 8260B
Last Update : Wed Jun 16 11:38:54 2021
Response via : Initial Calibration
DataAcq Meth : 033121_EST_TEST.M

Internal Standards	R.T.	QIon	Response	Conc Units	Dev(Min)
1) Fluorobenzene (IS)	6.01	96	2372310	25.00 ppb	0.00
4) Chlorobenzene-D5 (IS)	9.49	117	1716951	25.00 ppb	0.00
7) 1,4-Dichlorobenzene-D (IS)	12.04	152	591040	25.00 ppb	0.00
System Monitoring Compounds					
2) Dibromofluoromethane(S)	5.14	111	679084	26.41 ppb	0.00
Spiked Amount 25.000			Recovery	= 105.620%	
3) 1,2-DCA-D4(S)	5.56	65	680064	26.42 ppb	0.00
Spiked Amount 25.000			Recovery	= 105.660%	
5) Toluene-D8(S)	7.90	98	2374058	24.78 ppb	0.00
Spiked Amount 25.000			Recovery	= 99.128%	
6) 4-Bromofluorobenzene(S)	10.78	95	832510	24.18 ppb	0.00
Spiked Amount 25.000			Recovery	= 96.724%	

Target Compounds Qvalue

(#) = qualifier out of range (m) = manual integration

Quantitation Report

Data File : M:\ZEUS\DATA\210615\0615Z24.D
Acq On : 16 Jun 21 02:03
Sample : 210615A CCV/LCS 300ug/L
Misc :

Vial: 24
Operator: LP,DG,CH
Inst : ZEUS
Multiplr: 1.00

Quant Time: Jun 16 14:30 2021

Quant Results File: ZGAS0615.RES

Method : M:\ZEUS\DATA\210615\ZGAS0615.M (RTE Integrator)
Title : METHOD 8260B
Last Update : Wed Jun 16 14:25:59 2021
Response via : Initial Calibration

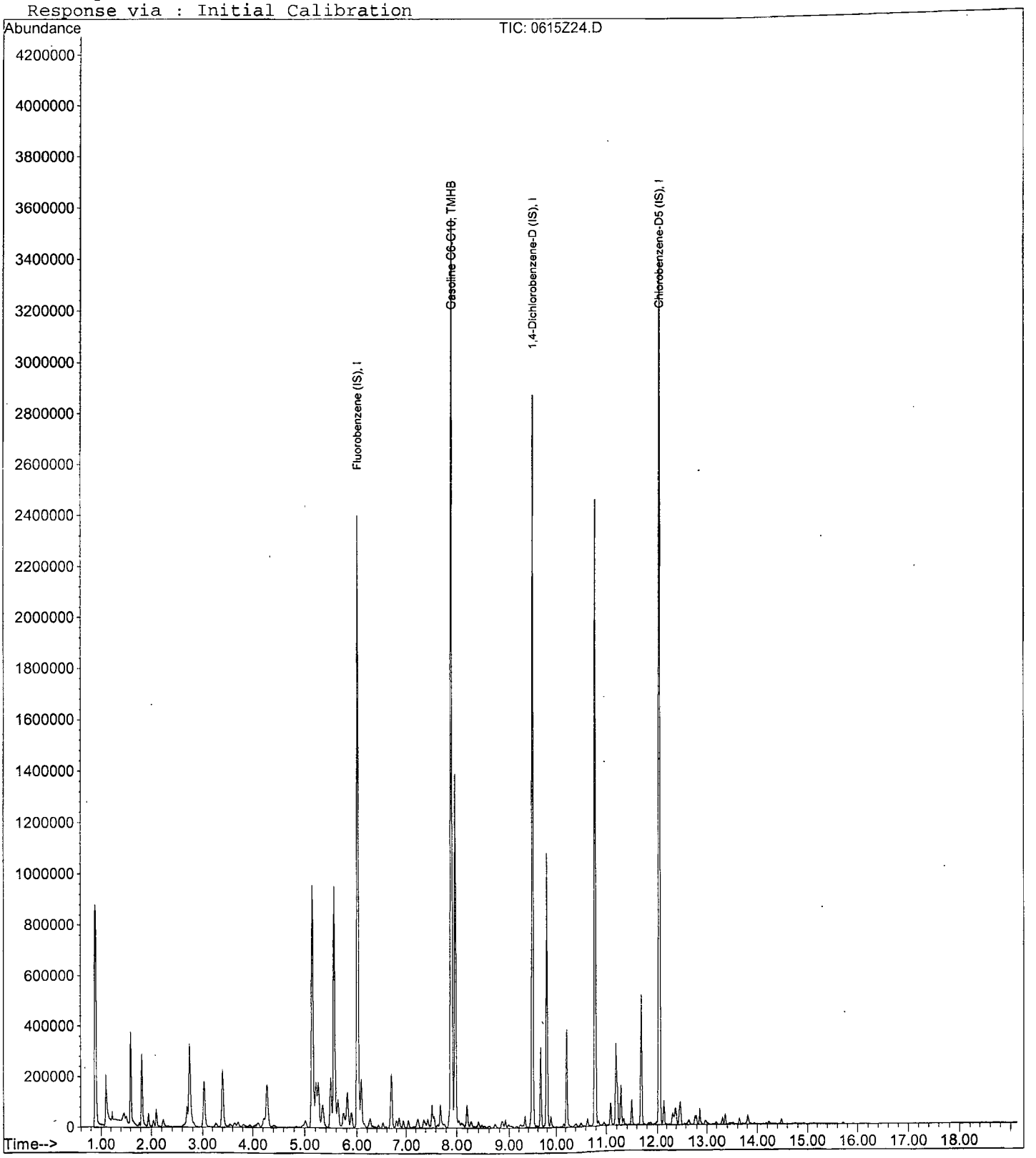

VOLATILE ORGANIC ANALYSIS
VOLATILE ORGANIC COMPOUNDS

Form 7

Ending Continuing Calibration

Lab Name: APPL, Inc.
Case No:
Matrix: Water

SDG No:
Date Analyzed: 06/16/21
Instrument: ZEUS
Initial Cal. Date: 06/15/21
Data File: 0615Z48.D

		Compound	MEAN	CCRF	%D		%Drift
1	I	Fluorobenzene (IS)	ISTD			I	
2	S	Dibromofluoromethane(S)	0.2710	0.2755	1.6	S	
3	S	1,2-DCA-D4(S)	0.2713	0.2914	7.4	S	
4	I	Chlorobenzene-D5 (IS)	ISTD			I	
5	SL	Toluene-D8(S)	1.275	1.365	7.1	SL	2.0
6	SL	4-Bromofluorobenzene(S)	0.4405	0.4850	10	SL	3.3
7	I	1,4-Dichlorobenzene-D (IS)	ISTD			I	
8							
9							
10							
11							
12							
13							
14							
15							
16							
17							
18							
19							
20							
21							
22							
23							
24							
25							
26							
27							
28							
29							
30							
31							
32							
33							
34							
35							
36							
37							
38							
39							
40							
		Average			6.5		

VOLATILE ORGANIC ANALYSIS
VOLATILE ORGANIC COMPOUNDS

Form 7

Ending Continuing Calibration

Lab Name: APPL, Inc.
Case No:
Matrix: Water

SDG No:
Date Analyzed: 06/16/21
Instrument: ZEUS
Initial Cal. Date: 06/15/21
Data File: 0615Z48.D

		Compound	MEAN	CCRF	%D		%Drift
1	I	Fluorobenzene (IS)	ISTD			I	
2	TMHB	Gasoline C6-C10	3.753	1.339	64	TMHBL	20
3	I	Chlorobenzene-D5 (IS)	ISTD			I	
4	I	1,4-Dichlorobenzene-D (IS)	ISTD			I	
5							
6							
7							
8							
9							
10							
11							
12							
13							
14							
15							
16							
17							
18							
19							
20							
21							
22							
23							
24							
25							
26							
27							
28							
29							
30							
31							
32							
33							
34							
35							
36							
37							
38							
39							
40							
		Average			64.0		

Quantitation Report (QT Reviewed)

Data File : M:\ZEUS\DATA\210615\0615Z48.D
Acq On : 16 Jun 21 11:22
Sample : Ending CCV 300ug/L 6/15/21
Misc :

Vial: 48
Operator: LP,DG,CH
Inst : ZEUS
Multiplr: 1.00

Quant Time: Jun 16 14:31 2021

Quant Results File: ZGAS0615.RES

Quant Method : M:\ZEUS\DATA\210615\ZGAS0615.M (RTE Integrator)
Title : METHOD 8260B
Last Update : Wed Jun 16 14:25:59 2021
Response via : Initial Calibration
DataAcq Meth : 033121_EST_TEST.M

Internal Standards	R.T.	QIon	Response	Conc Units	Dev(Min)
1) Fluorobenzene (IS)	6.01	TIC	2263023	25.00 ppb	0.00
3) Chlorobenzene-D5 (IS)	12.04	TIC	3180037	25.00 ppb	0.00
4) 1,4-Dichlorobenzene-D (IS)	9.49	TIC	2746498	25.00 ppb	0.00

System Monitoring Compounds

Target Compounds					Qvalue
2) Gasoline C6-C10	7.90	TIC	36360274m	239.22 ppb	100

(#) = qualifier out of range (m) = manual integration
0615Z48.D ZGAS0615.M Wed Jun 16 14:33:17 2021

Quantitation Report (Not Reviewed)

Data File : M:\ZEUS\DATA\210615\0615Z48.D
Acq On : 16 Jun 21 11:22
Sample : Ending CCV 300ug/L 6/15/21
Misc :

Vial: 48
Operator: LP,DG,CH
Inst : ZEUS
Multiplr: 1.00

Quant Time: Jun 16 14:36 2021

Quant Results File: Z0615SUR.RES

Quant Method : M:\ZEUS\DATA\210615\Z0615SUR.M (RTE Integrator)
Title : METHOD 8260B
Last Update : Wed Jun 16 11:38:54 2021
Response via : Initial Calibration
DataAcq Meth : 033121_EST_TEST.M

Internal Standards	R.T.	QIon	Response	Conc	Units	Dev(Min)
1) Fluorobenzene (IS)	6.01	96	2221569	25.00	ppb	0.00
4) Chlorobenzene-D5 (IS)	9.49	117	1618585	25.00	ppb	0.00
7) 1,4-Dichlorobenzene-D (IS)	12.04	152	561472	25.00	ppb	0.00
System Monitoring Compounds						
2) Dibromofluoromethane(S)	5.14	111	612003	25.41	ppb	0.00
Spiked Amount 25.000			Recovery	=	101.648%	
3) 1,2-DCA-D4(S)	5.56	65	647317	26.85	ppb	0.00
Spiked Amount 25.000			Recovery	=	107.400%	
5) Toluene-D8(S)	7.90	98	2210114	24.49	ppb	0.00
Spiked Amount 25.000			Recovery	=	97.972%	
6) 4-Bromofluorobenzene(S)	10.78	95	785025	24.19	ppb	0.00
Spiked Amount 25.000			Recovery	=	96.748%	

Target Compounds Qvalue

(#) = qualifier out of range (m) = manual integration

Quantitation Report

Data File : M:\ZEUS\DATA\210615\0615Z48.D
Acq On : 16 Jun 21 11:22
Sample : Ending CCV 300ug/L 6/15/21
Misc :

Vial: 48
Operator: LP,DG,CH
Inst : ZEUS
Multiplr: 1.00

Quant Time: Jun 16 14:31 2021

Quant Results File: ZGAS0615.RES

Method : M:\ZEUS\DATA\210615\ZGAS0615.M (RTE Integrator)
Title : METHOD 8260B
Last Update : Wed Jun 16 14:25:59 2021
Response via : Initial Calibration

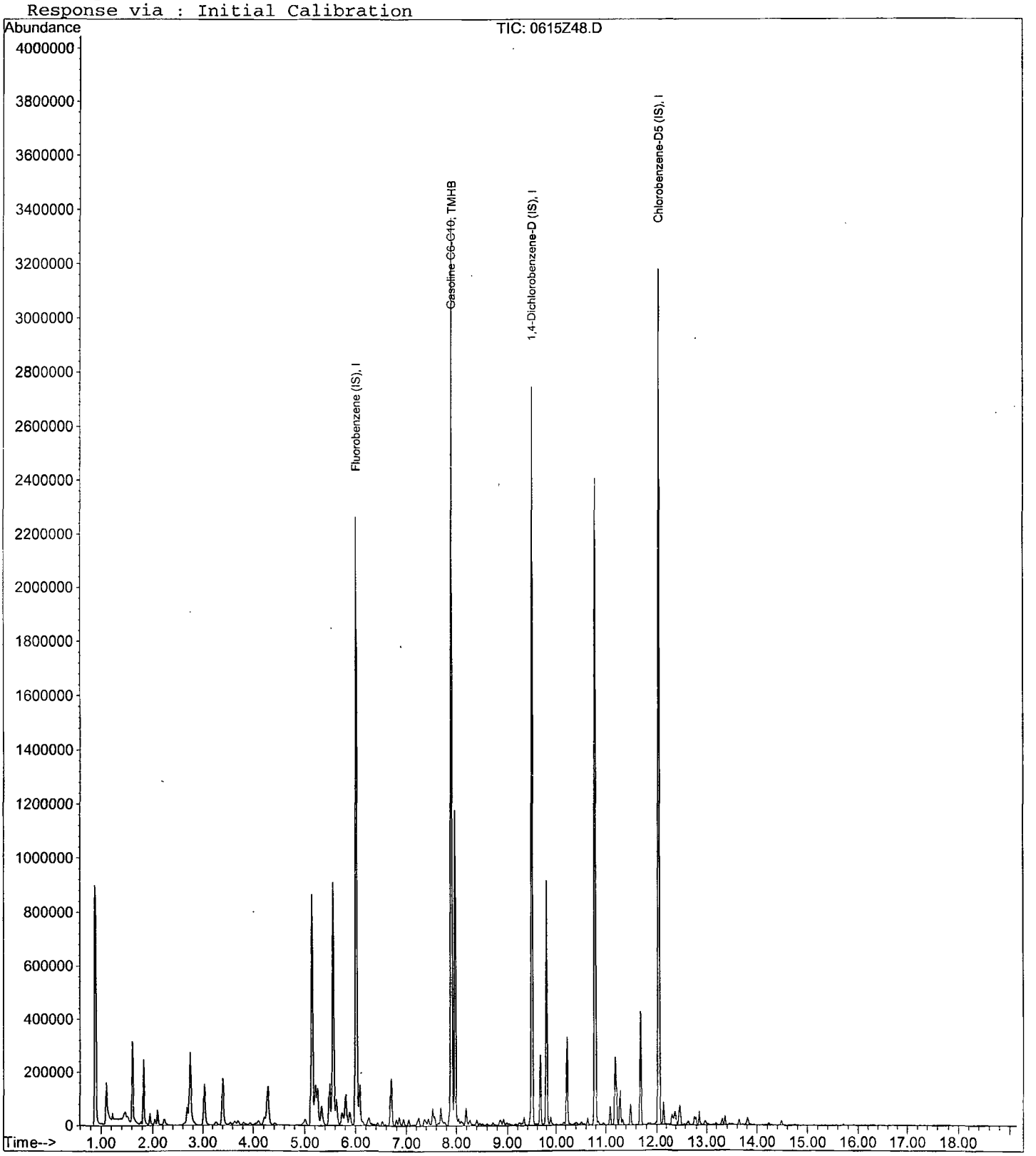

VOLATILE ORGANIC ANALYSIS
VOLATILE ORGANIC COMPOUNDS

Form 7

Continuing Calibration

Lab Name: APPL, Inc.
Case No:
Matrix:

SDG No:
Date Analyzed: 06/16/21
Instrument: ZEUS
Initial Cal. Date: 06/15/21
Data File: 0615Z52.D

		Compound	MEAN	CCRF	%D		%Drift
1	I	Fluorobenzene (IS)	ISTD			I	
2	TMHB	Gasoline C6-C10	3.753	1.387	63	TMHBL	13
3	I	Chlorobenzene-D5 (IS)	ISTD			I	
4	I	1,4-Dichlorobenzene-D (IS)	ISTD			I	
5							
6							
7							
8							
9							
10							
11							
12							
13							
14							
15							
16							
17							
18							
19							
20							
21							
22							
23							
24							
25							
26							
27							
28							
29							
30							
31							
32							
33							
34							
35							
36							
37							
38							
39							
40							
		Average			63.0		

VOLATILE ORGANIC ANALYSIS
VOLATILE ORGANIC COMPOUNDS

Form 7

Continuing Calibration

Lab Name: APPL, Inc.
Case No:
Matrix:

SDG No:
Date Analyzed: 06/16/21
Instrument: ZEUS
Initial Cal. Date: 06/15/21
Data File: 0615Z52.D

		Compound	MEAN	CCRF	%D		%Drift
1	I	Fluorobenzene (IS)	ISTD			I	
2	S	Dibromofluoromethane(S)	0.2710	0.2661	1.8	S	
3	S	1,2-DCA-D4(S)	0.2713	0.2772	2.2	S	
4	I	Chlorobenzene-D5 (IS)	ISTD			I	
5	SL	Toluene-D8(S)	1.275	1.328	4.1	SL	4.5
6	SL	4-Bromofluorobenzene(S)	0.4405	0.4673	6.1	SL	6.3
7	I	1,4-Dichlorobenzene-D (IS)	ISTD			I	
8							
9							
10							
11							
12							
13							
14							
15							
16							
17							
18							
19							
20							
21							
22							
23							
24							
25							
26							
27							
28							
29							
30							
31							
32							
33							
34							
35							
36							
37							
38							
39							
40							
		Average			3.6		

Quantitation Report (QT Reviewed)

Data File : M:\ZEUS\DATA\210615\0615Z52.D
Acq On : 16 Jun 21 12:56
Sample : 210615B CCV/LCS 300ug/L
Misc :

Vial: 52
Operator: LP,DG,CH
Inst : ZEUS
Multiplr: 1.00

Quant Time: Jun 16 14:29 2021

Quant Results File: ZGAS0615.RES

Quant Method : M:\ZEUS\DATA\210615\ZGAS0615.M (RTE Integrator)
Title : METHOD 8260B
Last Update : Wed Jun 16 14:25:59 2021
Response via : Initial Calibration
DataAcq Meth : 033121_EST_TEST.M

Internal Standards	R.T.	QIon	Response	Conc Units	Dev(Min)
1) Fluorobenzene (IS)	6.01	TIC	2255398	25.00 ppb	0.00
3) Chlorobenzene-D5 (IS)	12.04	TIC	3276567	25.00 ppb	0.00
4) 1,4-Dichlorobenzene-D (IS)	9.49	TIC	2757031	25.00 ppb	0.00

System Monitoring Compounds

Target Compounds					Qvalue
2) Gasoline C6-C10	7.90	TIC	37532947m	261.66 ppb	100

(#) = qualifier out of range (m) = manual integration

Quantitation Report (Not Reviewed)

Data File : M:\ZEUS\DATA\210615\0615Z52.D
Acq On : 16 Jun 21 12:56
Sample : 210615B CCV/LCS 300ug/L
Misc :

Vial: 52
Operator: LP,DG,CH
Inst : ZEUS
Multiplr: 1.00

Quant Time: Jun 17 10:10 2021 Quant Results File: Z0615SUR.RES

Quant Method : M:\ZEUS\DATA\210615\Z0615SUR.M (RTE Integrator)
Title : METHOD 8260B
Last Update : Wed Jun 16 11:38:54 2021
Response via : Initial Calibration
DataAcq Meth : 033121_EST_TEST.M

Internal Standards	R.T.	QIon	Response	Conc Units	Dev(Min)
1) Fluorobenzene (IS)	6.01	96	2253511	25.00 ppb	0.00
4) Chlorobenzene-D5 (IS)	9.49	117	1626109	25.00 ppb	0.00
7) 1,4-Dichlorobenzene-D (IS)	12.04	152	569280	25.00 ppb	0.00
System Monitoring Compounds					
2) Dibromofluoromethane(S)	5.14	111	599657	24.55 ppb	0.00
Spiked Amount 25.000			Recovery	= 98.184%	
3) 1,2-DCA-D4(S)	5.56	65	624609	25.54 ppb	0.00
Spiked Amount 25.000			Recovery	= 102.160%	
5) Toluene-D8(S)	7.90	98	2159521	23.86 ppb	0.00
Spiked Amount 25.000			Recovery	= 95.460%	
6) 4-Bromofluorobenzene(S)	10.78	95	759859	23.43 ppb	0.00
Spiked Amount 25.000			Recovery	= 93.700%	

Target Compounds Qvalue

(#) = qualifier out of range (m) = manual integration
0615Z52.D Z0615SUR.M Thu Jun 17 10:20:10 2021

Quantitation Report

Data File : M:\ZEUS\DATA\210615\0615Z52.D
Acq On : 16 Jun 21 12:56
Sample : 210615B CCV/LCS 300ug/L
Misc :

Vial: 52
Operator: LP,DG,CH
Inst : ZEUS
Multiplr: 1.00

Quant Time: Jun 16 14:29 2021

Quant Results File: ZGAS0615.RES

Method : M:\ZEUS\DATA\210615\ZGAS0615.M (RTE Integrator)
Title : METHOD 8260B
Last Update : Wed Jun 16 14:25:59 2021
Response via : Initial Calibration

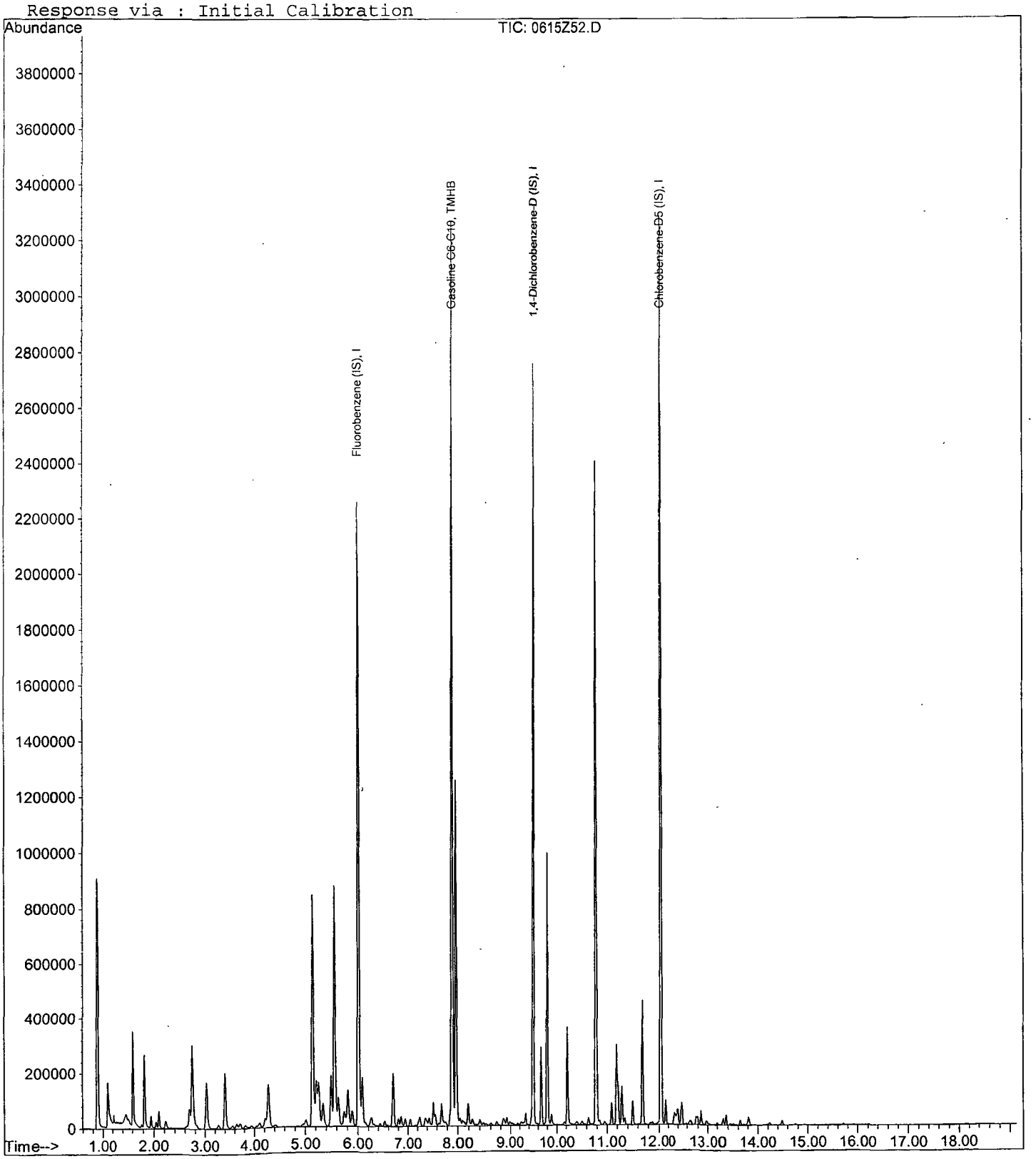

VOLATILE ORGANIC ANALYSIS
VOLATILE ORGANIC COMPOUNDS

Form 7

Ending Continuing Calibration

Lab Name: APPL, Inc.
Case No:
Matrix:

SDG No:
Date Analyzed: 06/16/21
Instrument: ZEUS
Initial Cal. Date: 06/15/21
Data File: 0615Z76.D

		Compound	MEAN	CCRF	%D		%Drift
1	I	Fluorobenzene (IS)	ISTD			I	
2	TMHB	Gasoline C6-C10	3.753	1.292	66	TMHBL	28
3	I	Chlorobenzene-D5 (IS)	ISTD			I	
4	I	1,4-Dichlorobenzene-D (IS)	ISTD			I	
5							
6							
7							
8							
9							
10							
11							
12							
13							
14							
15							
16							
17							
18							
19							
20							
21							
22							
23							
24							
25							
26							
27							
28							
29							
30							
31							
32							
33							
34							
35							
36							
37							
38							
39							
40							
		Average			66.0		

VOLATILE ORGANIC ANALYSIS
VOLATILE ORGANIC COMPOUNDS

Form 7

Ending Continuing Calibration

Lab Name: APPL, Inc.
Case No:
Matrix:

SDG No:
Date Analyzed: 06/16/21
Instrument: ZEUS
Initial Cal. Date: 06/15/21
Data File: 0615Z76.D

		Compound	MEAN	CCRF	%D		%Drift
1	I	Fluorobenzene (IS)	ISTD			I	
2	S	Dibromofluoromethane(S)	0.2710	0.2622	3.2	S	
3	S	1,2-DCA-D4(S)	0.2713	0.2794	3.0	S	
4	I	Chlorobenzene-D5 (IS)	ISTD			I	
5	SL	Toluene-D8(S)	1.275	1.301	2.0	SL	6.4
6	SL	4-Bromofluorobenzene(S)	0.4405	0.4538	3.0	SL	8.6
7	I	1,4-Dichlorobenzene-D (IS)	ISTD			I	
8							
9							
10							
11							
12							
13							
14							
15							
16							
17							
18							
19							
20							
21							
22							
23							
24							
25							
26							
27							
28							
29							
30							
31							
32							
33							
34							
35							
36							
37							
38							
39							
40							
		Average			2.8		

Quantitation Report (QT Reviewed)

Data File : M:\ZEUS\DATA\210615\0615Z76.D
Acq On : 16 Jun 21 22:16
Sample : Ending CCV 300ug/L 6/15/21
Misc :

Vial: 76
Operator: LP,DG,CH
Inst : ZEUS
Multiplr: 1.00

Quant Time: Jun 17 10:08 2021

Quant Results File: ZGAS0615.RES

Quant Method : M:\ZEUS\DATA\210615\ZGAS0615.M (RTE Integrator)
Title : METHOD 8260B
Last Update : Wed Jun 16 14:25:59 2021
Response via : Initial Calibration
DataAcq Meth : 033121_EST_TEST.M

Internal Standards	R.T.	QIon	Response	Conc Units	Dev(Min)
1) Fluorobenzene (IS)	6.01	TIC	1834085	25.00 ppb	0.00
3) Chlorobenzene-D5 (IS)	12.04	TIC	2654056	25.00 ppb	0.00
4) 1,4-Dichlorobenzene-D (IS)	9.49	TIC	2297521	25.00 ppb	0.00

System Monitoring Compounds

Target Compounds					Qvalue
2) Gasoline C6-C10	7.90	TIC	28438465m	217.27 ppb	100

(#) = qualifier out of range (m) = manual integration

Quantitation Report (Not Reviewed)

Data File : M:\ZEUS\DATA\210615\0615Z76.D
Acq On : 16 Jun 21 22:16
Sample : Ending CCV 300ug/L 6/15/21
Misc :

Vial: 76
Operator: LP,DG,CH
Inst : ZEUS
Multiplr: 1.00

Quant Time: Jun 17 10:11 2021 Quant Results File: Z0615SUR.RES

Quant Method : M:\ZEUS\DATA\210615\Z0615SUR.M (RTE Integrator)
Title : METHOD 8260B
Last Update : Wed Jun 16 11:38:54 2021
Response via : Initial Calibration
DataAcq Meth : 033121_EST_TEST.M

Internal Standards	R.T.	QIon	Response	Conc Units	Dev(Min)
1) Fluorobenzene (IS)	6.01	96	1821355	25.00 ppb	0.00
4) Chlorobenzene-D5 (IS)	9.49	117	1347492	25.00 ppb	0.00
7) 1,4-Dichlorobenzene-D (IS)	12.04	152	466048	25.00 ppb	0.00
System Monitoring Compounds					
2) Dibromofluoromethane(S)	5.14	111	477626	24.19 ppb	0.00
Spiked Amount 25.000			Recovery	= 96.760%	
3) 1,2-DCA-D4(S)	5.56	65	508912	25.75 ppb	0.00
Spiked Amount 25.000			Recovery	= 102.988%	
5) Toluene-D8(S)	7.90	98	1752766	23.41 ppb	0.00
Spiked Amount 25.000			Recovery	= 93.628%	
6) 4-Bromofluorobenzene(S)	10.78	95	611551	22.85 ppb	0.00
Spiked Amount 25.000			Recovery	= 91.388%	

Target Compounds Qvalue

(#) = qualifier out of range (m) = manual integration
0615Z76.D Z0615SUR.M Thu Jun 17 10:20:17 2021

Quantitation Report

Data File : M:\ZEUS\DATA\210615\0615Z76.D
Acq On : 16 Jun 21 22:16
Sample : Ending CCV 300ug/L 6/15/21
Misc :

Vial: 76
Operator: LP,DG,CH
Inst : ZEUS
Multiplr: 1.00

Quant Time: Jun 17 10:08 2021 Quant Results File: ZGAS0615.RES

Method : M:\ZEUS\DATA\210615\ZGAS0615.M (RTE Integrator)
Title : METHOD 8260B
Last Update : Wed Jun 16 14:25:59 2021
Response via : Initial Calibration

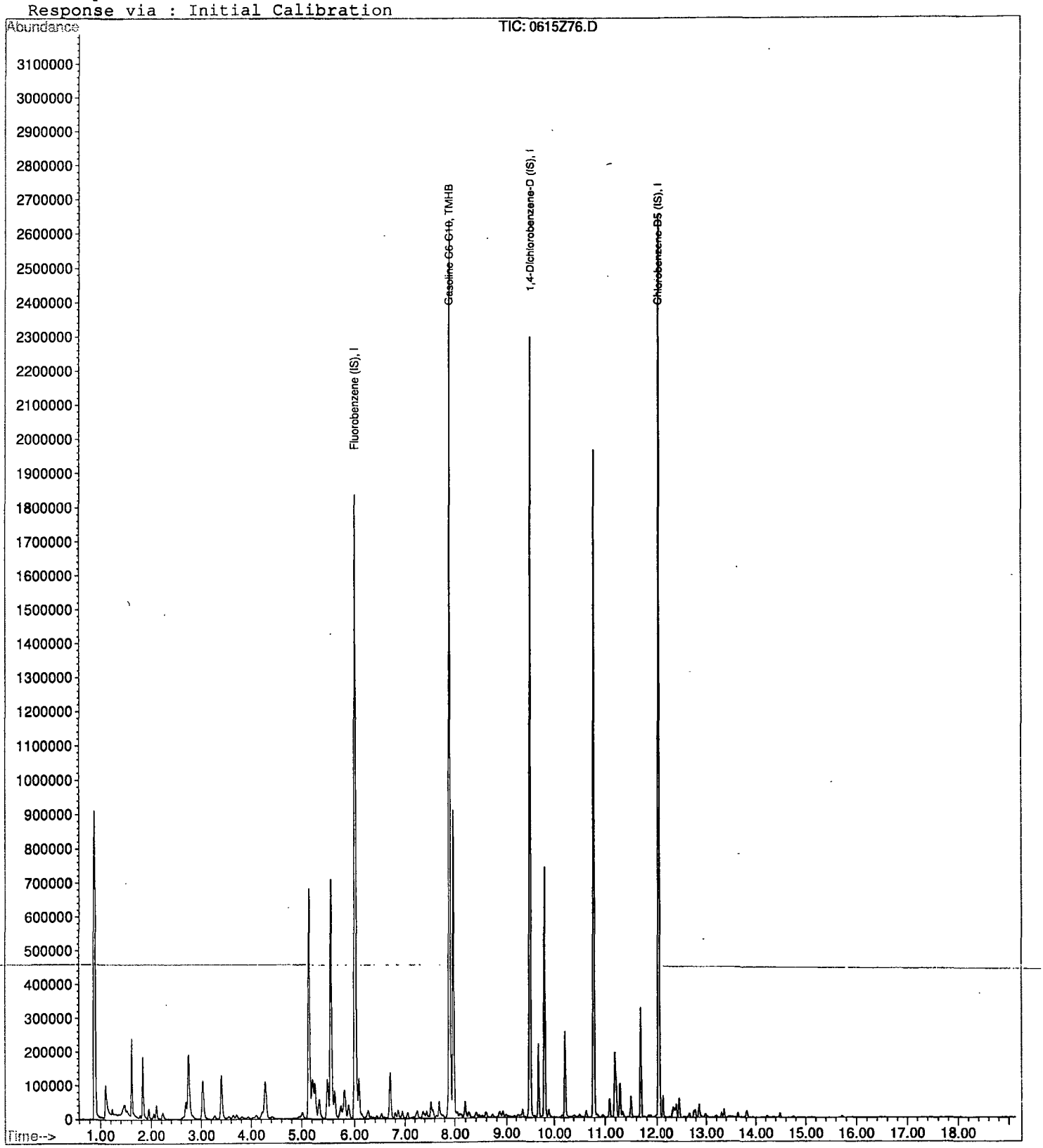

ORGANICS
Raw Data

Quantitation Report (QT Reviewed)

Data File : M:\ZEUS\DATA\210615\0615Z42.D
Acq On : 16 Jun 21 09:03
Sample : BA34195W01
Misc :

Vial: 42
Operator: LP,DG,CH
Inst : ZEUS
Multiplr: 1.00

Quant Time: Jun 16 15:30 2021

Quant Results File: ZGAS0615.RES

Quant Method : M:\ZEUS\DATA\210615\ZGAS0615.M (RTE Integrator)
Title : METHOD 8260B
Last Update : Wed Jun 16 14:25:59 2021
Response via : Initial Calibration
DataAcq Meth : 033121_EST_TEST.M

Internal Standards	R.T.	QIon	Response	Conc Units	Dev(Min)
1) Fluorobenzene (IS)	6.01	TIC	2095576	25.00 ppb	0.00
3) Chlorobenzene-D5 (IS)	12.04	TIC	2822628	25.00 ppb	0.00
4) 1,4-Dichlorobenzene-D (IS)	9.49	TIC	2494386	25.00 ppb	0.00

System Monitoring Compounds

Target Compounds Qvalue

(#) = qualifier out of range (m) = manual integration
0615Z42.D ZGAS0615.M Wed Jun 16 15:34:49 2021

Quantitation Report (Not Reviewed)

Data File : M:\ZEUS\DATA\210615\0615Z42.D Vial: 42
Acq On : 16 Jun 21 09:03 Operator: LP,DG,CH
Sample : BA34195W01 Inst : ZEUS
Misc : Multiplr: 1.00

Quant Time: Jun 16 15:36 2021 Quant Results File: Z0615SUR.RES

Quant Method : M:\ZEUS\DATA\210615\Z0615SUR.M (RTE Integrator)
Title : METHOD 8260B
Last Update : Wed Jun 16 11:38:54 2021
Response via : Initial Calibration
DataAcq Meth : 033121_EST_TEST.M

Internal Standards	R.T.	QIon	Response	Conc Units	Dev(Min)
1) Fluorobenzene (IS)	6.01	96	2053738	25.00 ppb	0.00
4) Chlorobenzene-D5 (IS)	9.49	117	1461072	25.00 ppb	0.00
7) 1,4-Dichlorobenzene-D (IS)	12.04	152	500288	25.00 ppb	0.00
System Monitoring Compounds					
2) Dibromofluoromethane(S)	5.14	111	587193	26.37 ppb	0.00
Spiked Amount 25.000			Recovery	= 105.496%	
3) 1,2-DCA-D4(S)	5.56	65	612255	27.47 ppb	0.00
Spiked Amount 25.000			Recovery	= 109.880%	
5) Toluene-D8(S)	7.90	98	1995240	24.50 ppb	0.00
Spiked Amount 25.000			Recovery	= 97.980%	
6) 4-Bromofluorobenzene(S)	10.79	95	694180	23.76 ppb	0.00
Spiked Amount 25.000			Recovery	= 95.048%	

Target Compounds Qvalue

(#) = qualifier out of range (m) = manual integration
0615Z42.D Z0615SUR.M Wed Jun 16 15:38:14 2021

Quantitation Report

Data File : M:\ZEUS\DATA\210615\0615Z42.D
Acq On : 16 Jun 21 09:03
Sample : BA34195W01
Misc :

Vial: 42
Operator: LP,DG,CH
Inst : ZEUS
Multiplr: 1.00

Quant Time: Jun 16 15:30 2021

Quant Results File: ZGAS0615.RES

Method : M:\ZEUS\DATA\210615\ZGAS0615.M (RTE Integrator)
Title : METHOD 8260B
Last Update : Wed Jun 16 14:25:59 2021
Response via : Initial Calibration



Quantitation Report (QT Reviewed)

Data File : M:\ZEUS\DATA\210615\0615Z43.D
Acq On : 16 Jun 21 09:26
Sample : BA34196W01
Misc :

Vial: 43
Operator: LP,DG,CH
Inst : ZEUS
Multiplr: 1.00

Quant Time: Jun 16 15:30 2021

Quant Results File: ZGAS0615.RES

Quant Method : M:\ZEUS\DATA\210615\ZGAS0615.M (RTE Integrator)
Title : METHOD 8260B
Last Update : Wed Jun 16 14:25:59 2021
Response via : Initial Calibration
DataAcq Meth : 033121_EST_TEST.M

Internal Standards	R.T.	QIon	Response	Conc Units	Dev(Min)
1) Fluorobenzene (IS)	6.01	TIC	1976357	25.00 ppb	0.00
3) Chlorobenzene-D5 (IS)	12.04	TIC	2833961	25.00 ppb	0.00
4) 1,4-Dichlorobenzene-D (IS)	9.49	TIC	2364282	25.00 ppb	0.00

System Monitoring Compounds

Target Compounds Qvalue

(#) = qualifier out of range (m) = manual integration

Quantitation Report (Not Reviewed)

Data File : M:\ZEUS\DATA\210615\0615Z43.D
Acq On : 16 Jun 21 09:26
Sample : BA34196W01
Misc :

Vial: 43
Operator: LP,DG,CH
Inst : ZEUS
Multiplr: 1.00

Quant Time: Jun 16 15:36 2021 Quant Results File: Z0615SUR.RES

Quant Method : M:\ZEUS\DATA\210615\Z0615SUR.M (RTE Integrator)
Title : METHOD 8260B
Last Update : Wed Jun 16 11:38:54 2021
Response via : Initial Calibration
DataAcq Meth : 033121_EST_TEST.M

Internal Standards	R.T.	QIon	Response	Conc Units	Dev(Min)
1) Fluorobenzene (IS)	6.01	96	1944458	25.00 ppb	0.00
4) Chlorobenzene-D5 (IS)	9.49	117	1398911	25.00 ppb	0.00
7) 1,4-Dichlorobenzene-D (IS)	12.04	152	498944	25.00 ppb	0.00
System Monitoring Compounds					
2) Dibromofluoromethane(S)	5.14	111	563812	26.75 ppb	0.00
Spiked Amount 25.000			Recovery	= 106.988%	
3) 1,2-DCA-D4(S)	5.56	65	588014	27.87 ppb	0.00
Spiked Amount 25.000			Recovery	= 111.464%	
5) Toluene-D8(S)	7.90	98	1919054	24.60 ppb	0.00
Spiked Amount 25.000			Recovery	= 98.400%	
6) 4-Bromofluorobenzene(S)	10.79	95	669317	23.91 ppb	0.00
Spiked Amount 25.000			Recovery	= 95.620%	

Target Compounds Qvalue

(#) = qualifier out of range (m) = manual integration
0615Z43.D Z0615SUR.M Wed Jun 16 15:38:16 2021

Quantitation Report

Data File : M:\ZEUS\DATA\210615\0615Z43.D
Acq On : 16 Jun 21 09:26
Sample : BA34196W01
Misc :

Vial: 43
Operator: LP,DG,CH
Inst : ZEUS
Multiplr: 1.00

Quant Time: Jun 16 15:30 2021

Quant Results File: ZGAS0615.RES

Method : M:\ZEUS\DATA\210615\ZGAS0615.M (RTE Integrator)
Title : METHOD 8260B
Last Update : Wed Jun 16 14:25:59 2021
Response via : Initial Calibration



Quantitation Report (QT Reviewed)

Data File : M:\ZEUS\DATA\210615\0615Z44.D
Acq On : 16 Jun 21 09:49
Sample : BA34198W01
Misc :

Vial: 44
Operator: LP,DG,CH
Inst : ZEUS
Multiplr: 1.00

Quant Time: Jun 16 15:30 2021

Quant Results File: ZGAS0615.RES

Quant Method : M:\ZEUS\DATA\210615\ZGAS0615.M (RTE Integrator)
Title : METHOD 8260B
Last Update : Wed Jun 16 14:25:59 2021
Response via : Initial Calibration
DataAcq Meth : 033121_EST_TEST.M

Internal Standards	R.T.	QIon	Response	Conc Units	Dev(Min)
1) Fluorobenzene (IS)	6.01	TIC	1998854	25.00 ppb	0.00
3) Chlorobenzene-D5 (IS)	12.04	TIC	2781846	25.00 ppb	0.00
4) 1,4-Dichlorobenzene-D (IS)	9.49	TIC	2464205	25.00 ppb	0.00

System Monitoring Compounds

Target Compounds Qvalue

(#) = qualifier out of range (m) = manual integration

Quantitation Report (Not Reviewed)

Data File : M:\ZEUS\DATA\210615\0615Z44.D
Acq On : 16 Jun 21 09:49
Sample : BA34198W01
Misc :

Vial: 44
Operator: LP,DG,CH
Inst : ZEUS
Multiplr: 1.00

Quant Time: Jun 16 15:36 2021

Quant Results File: Z0615SUR.RES

Quant Method : M:\ZEUS\DATA\210615\Z0615SUR.M (RTE Integrator)
Title : METHOD 8260B
Last Update : Wed Jun 16 11:38:54 2021
Response via : Initial Calibration
DataAcq Meth : 033121_EST_TEST.M

Internal Standards	R.T.	QIon	Response	Conc Units	Dev(Min)
1) Fluorobenzene (IS)	6.01	96	2004338	25.00 ppb	0.00
4) Chlorobenzene-D5 (IS)	9.49	117	1422883	25.00 ppb	0.00
7) 1,4-Dichlorobenzene-D (IS)	12.04	152	481536	25.00 ppb	0.00
System Monitoring Compounds					
2) Dibromofluoromethane(S)	5.14	111	563987	25.96 ppb	0.00
Spiked Amount 25.000			Recovery	= 103.824%	
3) 1,2-DCA-D4(S)	5.56	65	592289	27.23 ppb	0.00
Spiked Amount 25.000			Recovery	= 108.920%	
5) Toluene-D8(S)	7.90	98	1932735	24.37 ppb	0.00
Spiked Amount 25.000			Recovery	= 97.492%	
6) 4-Bromofluorobenzene(S)	10.79	95	667442	23.50 ppb	0.00
Spiked Amount 25.000			Recovery	= 94.008%	

Target Compounds Qvalue

(#) = qualifier out of range (m) = manual integration

Quantitation Report

Data File : M:\ZEUS\DATA\210615\0615Z44.D
Acq On : 16 Jun 21 09:49
Sample : BA34198W01
Misc :

Vial: 44
Operator: LP,DG,CH
Inst : ZEUS
Multiplr: 1.00

Quant Time: Jun 16 15:30 2021

Quant Results File: ZGAS0615.RES

Method : M:\ZEUS\DATA\210615\ZGAS0615.M (RTE Integrator)
Title : METHOD 8260B
Last Update : Wed Jun 16 14:25:59 2021
Response via : Initial Calibration



Quantitation Report (QT Reviewed)

Data File : M:\ZEUS\DATA\210615\0615Z45.D
Acq On : 16 Jun 21 10:12
Sample : BA34199W01
Misc :

Vial: 45
Operator: LP,DG,CH
Inst : ZEUS
Multiplr: 1.00

Quant Time: Jun 16 15:31 2021 Quant Results File: ZGAS0615.RES

Quant Method : M:\ZEUS\DATA\210615\ZGAS0615.M (RTE Integrator)
Title : METHOD 8260B
Last Update : Wed Jun 16 14:25:59 2021
Response via : Initial Calibration
DataAcq Meth : 033121_EST_TEST.M

Internal Standards	R.T.	QIon	Response	Conc Units	Dev(Min)
1) Fluorobenzene (IS)	6.01	TIC	2020177	25.00 ppb	0.00
3) Chlorobenzene-D5 (IS)	12.04	TIC	2789809	25.00 ppb	0.00
4) 1,4-Dichlorobenzene-D (IS)	9.49	TIC	2487808	25.00 ppb	0.00

System Monitoring Compounds

Target Compounds					Qvalue
2) Gasoline C6-C10	7.90	TIC	21796791m	32.95 ppb	100

(#) = qualifier out of range (m) = manual integration
0615Z45.D ZGAS0615.M Wed Jun 16 15:34:55 2021

Quantitation Report (Not Reviewed)

Data File : M:\ZEUS\DATA\210615\0615Z45.D
Acq On : 16 Jun 21 10:12
Sample : BA34199W01
Misc :

Vial: 45
Operator: LP,DG,CH
Inst : ZEUS
Multiplr: 1.00

Quant Time: Jun 16 15:36 2021 Quant Results File: Z0615SUR.RES

Quant Method : M:\ZEUS\DATA\210615\Z0615SUR.M (RTE Integrator)
Title : METHOD 8260B
Last Update : Wed Jun 16 11:38:54 2021
Response via : Initial Calibration
DataAcq Meth : 033121_EST_TEST.M

Internal Standards	R.T.	QIon	Response	Conc Units	Dev(Min)
1) Fluorobenzene (IS)	6.01	96	1996715	25.00 ppb	0.00
4) Chlorobenzene-D5 (IS)	9.50	117	1446704	25.00 ppb	0.00
7) 1,4-Dichlorobenzene-D (IS)	12.04	152	491264	25.00 ppb	0.00
System Monitoring Compounds					
2) Dibromofluoromethane(S)	5.14	111	571481	26.40 ppb	0.00
Spiked Amount 25.000			Recovery	= 105.604%	
3) 1,2-DCA-D4(S)	5.56	65	605247	27.93 ppb	0.00
Spiked Amount 25.000			Recovery	= 111.728%	
5) Toluene-D8(S)	7.90	98	2000685	24.79 ppb	0.00
Spiked Amount 25.000			Recovery	= 99.144%	
6) 4-Bromofluorobenzene(S)	10.79	95	709946	24.43 ppb	0.00
Spiked Amount 25.000			Recovery	= 97.732%	

Target Compounds Qvalue

(#) = qualifier out of range (m) = manual integration

Quantitation Report

Data File : M:\ZEUS\DATA\210615\0615Z45.D
Acq On : 16 Jun 21 10:12
Sample : BA34199W01
Misc :

Vial: 45
Operator: LP,DG,CH
Inst : ZEUS
Multiplr: 1.00

Quant Time: Jun 16 15:31 2021

Quant Results File: ZGAS0615.RES

Method : M:\ZEUS\DATA\210615\ZGAS0615.M (RTE Integrator)
Title : METHOD 8260B
Last Update : Wed Jun 16 14:25:59 2021
Response via : Initial Calibration

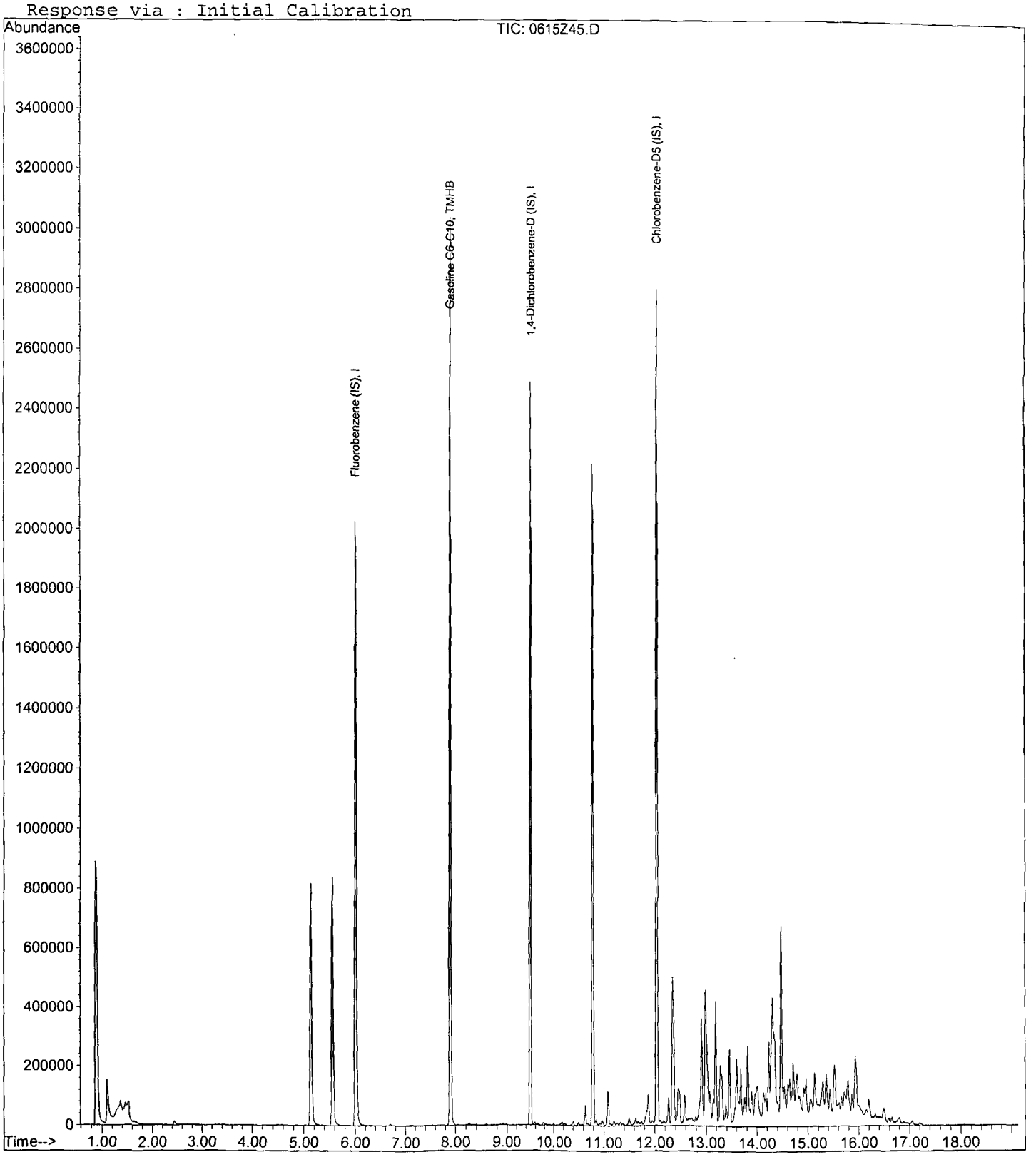

Quantitation Report (QT Reviewed)

Data File : M:\ZEUS\DATA\210615\0615Z58.D
Acq On : 16 Jun 21 15:15
Sample : BA34201W01
Misc :

Vial: 58
Operator: LP,DG,CH
Inst : ZEUS
Multiplr: 1.00

Quant Time: Jun 17 10:07 2021 Quant Results File: ZGAS0615.RES

Quant Method : M:\ZEUS\DATA\210615\ZGAS0615.M (RTE Integrator)
Title : METHOD 8260B
Last Update : Wed Jun 16 14:25:59 2021
Response via : Initial Calibration
DataAcq Meth : 033121_EST_TEST.M

Internal Standards	R.T.	QIon	Response	Conc Units	Dev(Min)
1) Fluorobenzene (IS)	6.01	TIC	1936803	25.00 ppb	0.00
3) Chlorobenzene-D5 (IS)	12.04	TIC	2690351	25.00 ppb	0.00
4) 1,4-Dichlorobenzene-D (IS)	9.49	TIC	2380660	25.00 ppb	0.00

System Monitoring Compounds

Target Compounds Qvalue

(#) = qualifier out of range (m) = manual integration

Quantitation Report (Not Reviewed)

Data File : M:\ZEUS\DATA\210615\0615Z58.D Vial: 58
Acq On : 16 Jun 21 15:15 Operator: LP,DG,CH
Sample : BA34201W01 Inst : ZEUS
Misc : Multiplr: 1.00

Quant Time: Jun 17 10:10 2021 Quant Results File: Z0615SUR.RES

Quant Method : M:\ZEUS\DATA\210615\Z0615SUR.M (RTE Integrator)
Title : METHOD 8260B
Last Update : Wed Jun 16 11:38:54 2021
Response via : Initial Calibration
DataAcq Meth : 033121_EST_TEST.M

Internal Standards	R.T.	QIon	Response	Conc	Units	Dev(Min)
1) Fluorobenzene (IS)	6.02	96	1940443	25.00	ppb	0.00
4) Chlorobenzene-D5 (IS)	9.49	117	1394512	25.00	ppb	0.00
7) 1,4-Dichlorobenzene-D (IS)	12.04	152	478720	25.00	ppb	0.00
System Monitoring Compounds						
2) Dibromofluoromethane(S)	5.14	111	552362	26.26	ppb	0.00
Spiked Amount 25.000			Recovery	=	105.032%	
3) 1,2-DCA-D4(S)	5.56	65	576455	27.37	ppb	0.00
Spiked Amount 25.000			Recovery	=	109.496%	
5) Toluene-D8(S)	7.90	98	1879065	24.19	ppb	0.00
Spiked Amount 25.000			Recovery	=	96.764%	
6) 4-Bromofluorobenzene(S)	10.78	95	654163	23.50	ppb	0.00
Spiked Amount 25.000			Recovery	=	94.012%	

Target Compounds Qvalue

(#) = qualifier out of range (m) = manual integration

Quantitation Report

Data File : M:\ZEUS\DATA\210615\0615Z58.D
Acq On : 16 Jun 21 15:15
Sample : BA34201W01
Misc :

Vial: 58
Operator: LP,DG,CH
Inst : ZEUS
Multiplr: 1.00

Quant Time: Jun 17 10:07 2021

Quant Results File: ZGAS0615.RES

Method : M:\ZEUS\DATA\210615\ZGAS0615.M (RTE Integrator)
Title : METHOD 8260B
Last Update : Wed Jun 16 14:25:59 2021
Response via : Initial Calibration



Quantitation Report (QT Reviewed)

Data File : M:\ZEUS\DATA\210615\0615Z59.D
Acq On : 16 Jun 21 15:39
Sample : BA34202W01
Misc :

Vial: 59
Operator: LP,DG,CH
Inst : ZEUS
Multiplr: 1.00

Quant Time: Jun 17 10:08 2021

Quant Results File: ZGAS0615.RES

Quant Method : M:\ZEUS\DATA\210615\ZGAS0615.M (RTE Integrator)
Title : METHOD 8260B
Last Update : Wed Jun 16 14:25:59 2021
Response via : Initial Calibration
DataAcq Meth : 033121_EST_TEST.M

Internal Standards	R.T.	QIon	Response	Conc Units	Dev(Min)
1) Fluorobenzene (IS)	6.01	TIC	1940546	25.00 ppb	0.00
3) Chlorobenzene-D5 (IS)	12.04	TIC	2750530	25.00 ppb	0.00
4) 1,4-Dichlorobenzene-D (IS)	9.49	TIC	2413825	25.00 ppb	0.00

System Monitoring Compounds

Target Compounds Qvalue

(#) = qualifier out of range (m) = manual integration
0615Z59.D ZGAS0615.M Thu Jun 17 10:19:26 2021

Quantitation Report (Not Reviewed)

Data File : M:\ZEUS\DATA\210615\0615Z59.D
Acq On : 16 Jun 21 15:39
Sample : BA34202W01
Misc :

Vial: 59
Operator: LP,DG,CH
Inst : ZEUS
Multiplr: 1.00

Quant Time: Jun 17 10:11 2021

Quant Results File: Z0615SUR.RES

Quant Method : M:\ZEUS\DATA\210615\Z0615SUR.M (RTE Integrator)
Title : METHOD 8260B
Last Update : Wed Jun 16 11:38:54 2021
Response via : Initial Calibration
DataAcq Meth : 033121_EST_TEST.M

Internal Standards	R.T.	QIon	Response	Conc Units	Dev(Min)
1) Fluorobenzene (IS)	6.01	96	1943609	25.00 ppb	0.00
4) Chlorobenzene-D5 (IS)	9.49	117	1388804	25.00 ppb	0.00
7) 1,4-Dichlorobenzene-D (IS)	12.04	152	464704	25.00 ppb	0.00
System Monitoring Compounds					
2) Dibromofluoromethane(S)	5.15	111	532239	25.26 ppb	0.00
Spiked Amount 25.000			Recovery	= 101.040%	
3) 1,2-DCA-D4(S)	5.57	65	575149	27.27 ppb	0.00
Spiked Amount 25.000			Recovery	= 109.072%	
5) Toluene-D8(S)	7.90	98	1882672	24.33 ppb	0.00
Spiked Amount 25.000			Recovery	= 97.312%	
6) 4-Bromofluorobenzene(S)	10.79	95	643081	23.24 ppb	0.00
Spiked Amount 25.000			Recovery	= 92.972%	

Target Compounds Qvalue

(#) = qualifier out of range (m) = manual integration

Quantitation Report

Data File : M:\ZEUS\DATA\210615\0615Z59.D
Acq On : 16 Jun 21 15:39
Sample : BA34202W01
Misc :

Vial: 59
Operator: LP,DG,CH
Inst : ZEUS
Multiplr: 1.00

Quant Time: Jun 17 10:08 2021

Quant Results File: ZGAS0615.RES

Method : M:\ZEUS\DATA\210615\ZGAS0615.M (RTE Integrator)
Title : METHOD 8260B
Last Update : Wed Jun 16 14:25:59 2021
Response via : Initial Calibration



Quantitation Report (QT Reviewed)

Data File : M:\ZEUS\DATA\210615\0615Z26.D
Acq On : 16 Jun 21 02:50
Sample : 210615A BLK
Misc :

Vial: 26
Operator: LP,DG,CH
Inst : ZEUS
Multiplr: 1.00

Quant Time: Jun 16 15:21 2021

Quant Results File: ZGAS0615.RES

Quant Method : M:\ZEUS\DATA\210615\ZGAS0615.M (RTE Integrator)
Title : METHOD 8260B
Last Update : Wed Jun 16 14:25:59 2021
Response via : Initial Calibration
DataAcq Meth : 033121_EST_TEST.M

Internal Standards	R.T.	QIon	Response	Conc Units	Dev(Min)
1) Fluorobenzene (IS)	6.01	TIC	2379600	25.00 ppb	0.00
3) Chlorobenzene-D5 (IS)	12.04	TIC	3167296	25.00 ppb	0.00
4) 1,4-Dichlorobenzene-D (IS)	9.49	TIC	2974892	25.00 ppb	0.00

System Monitoring Compounds

Target Compounds Qvalue

(#) = qualifier out of range (m) = manual integration

Quantitation Report (Not Reviewed)

Data File : M:\ZEUS\DATA\210615\0615Z26.D
Acq On : 16 Jun 21 02:50
Sample : 210615A BLK
Misc :

Vial: 26
Operator: LP,DG,CH
Inst : ZEUS
Multiplr: 1.00

Quant Time: Jun 16 15:36 2021

Quant Results File: Z0615SUR.RES

Quant Method : M:\ZEUS\DATA\210615\Z0615SUR.M (RTE Integrator)
Title : METHOD 8260B
Last Update : Wed Jun 16 11:38:54 2021
Response via : Initial Calibration
DataAcq Meth : 033121_EST_TEST.M

Internal Standards	R.T.	QIon	Response	Conc Units	Dev(Min)
1) Fluorobenzene (IS)	6.01	96	2388932	25.00 ppb	0.00
4) Chlorobenzene-D5 (IS)	9.49	117	1697830	25.00 ppb	0.00
7) 1,4-Dichlorobenzene-D (IS)	12.04	152	564032	25.00 ppb	0.00
System Monitoring Compounds					
2) Dibromofluoromethane(S)	5.14	111	675401	26.08 ppb	0.00
Spiked Amount 25.000			Recovery	= 104.316%	
3) 1,2-DCA-D4(S)	5.56	65	696454	26.86 ppb	0.00
Spiked Amount 25.000			Recovery	= 107.456%	
5) Toluene-D8(S)	7.90	98	2301107	24.32 ppb	0.00
Spiked Amount 25.000			Recovery	= 97.292%	
6) 4-Bromofluorobenzene(S)	10.78	95	792615	23.41 ppb	0.00
Spiked Amount 25.000			Recovery	= 93.624%	

Target Compounds Qvalue

(#) = qualifier out of range (m) = manual integration

Quantitation Report

Data File : M:\ZEUS\DATA\210615\0615Z26.D
Acq On : 16 Jun 21 02:50
Sample : 210615A BLK
Misc :

Vial: 26
Operator: LP,DG,CH
Inst : ZEUS
Multiplr: 1.00

Quant Time: Jun 16 15:21 2021

Quant Results File: ZGAS0615.RES

Method : M:\ZEUS\DATA\210615\ZGAS0615.M (RTE Integrator)
Title : METHOD 8260B
Last Update : Wed Jun 16 14:25:59 2021
Response via : Initial Calibration



Quantitation Report (QT Reviewed)

Data File : M:\ZEUS\DATA\210615\0615Z25.D
Acq On : 16 Jun 21 02:27
Sample : 210615A LCSD 300ug/L
Misc :

Vial: 25
Operator: LP,DG,CH
Inst : ZEUS
Multiplr: 1.00

Quant Time: Jun 16 14:31 2021

Quant Results File: ZGAS0615.RES

Quant Method : M:\ZEUS\DATA\210615\ZGAS0615.M (RTE Integrator)
Title : METHOD 8260B
Last Update : Wed Jun 16 14:25:59 2021
Response via : Initial Calibration
DataAcq Meth : 033121_EST_TEST.M

Internal Standards	R.T.	QIon	Response	Conc Units	Dev(Min)
1) Fluorobenzene (IS)	6.01	TIC	2367956	25.00 ppb	0.00
3) Chlorobenzene-D5 (IS)	12.04	TIC	3305252	25.00 ppb	0.00
4) 1,4-Dichlorobenzene-D (IS)	9.49	TIC	2847857	25.00 ppb	0.00

System Monitoring Compounds

Target Compounds					Qvalue
2) Gasoline C6-C10	7.90	TIC	41092503m	289.49 ppb	100

(#) = qualifier out of range (m) = manual integration
0615Z25.D ZGAS0615.M Wed Jun 16 14:33:15 2021

Quantitation Report (Not Reviewed)

Data File : M:\ZEUS\DATA\210615\0615Z25.D
Acq On : 16 Jun 21 02:27
Sample : 210615A LCSD 300ug/L
Misc :

Vial: 25
Operator: LP,DG,CH
Inst : ZEUS
Multiplr: 1.00

Quant Time: Jun 16 14:36 2021

Quant Results File: Z0615SUR.RES

Quant Method : M:\ZEUS\DATA\210615\Z0615SUR.M (RTE Integrator)
Title : METHOD 8260B
Last Update : Wed Jun 16 11:38:54 2021
Response via : Initial Calibration
DataAcq Meth : 033121_EST_TEST.M

Internal Standards	R.T.	QIon	Response	Conc Units	Dev(Min)
1) Fluorobenzene (IS)	6.01	96	2351683	25.00 ppb	0.00
4) Chlorobenzene-D5 (IS)	9.50	117	1698054	25.00 ppb	0.00
7) 1,4-Dichlorobenzene-D (IS)	12.04	152	579456	25.00 ppb	0.00
System Monitoring Compounds					
2) Dibromofluoromethane(S)	5.14	111	664699	26.07 ppb	0.00
Spiked Amount 25.000			Recovery	= 104.292%	
3) 1,2-DCA-D4(S)	5.56	65	683179	26.77 ppb	0.00
Spiked Amount 25.000			Recovery	= 107.076%	
5) Toluene-D8(S)	7.90	98	2345742	24.76 ppb	0.00
Spiked Amount 25.000			Recovery	= 99.044%	
6) 4-Bromofluorobenzene(S)	10.78	95	827580	24.29 ppb	0.00
Spiked Amount 25.000			Recovery	= 97.156%	

Target Compounds Qvalue

(#) = qualifier out of range (m) = manual integration
0615Z25.D Z0615SUR.M Wed Jun 16 14:37:38 2021

Quantitation Report

Data File : M:\ZEUS\DATA\210615\0615Z25.D
Acq On : 16 Jun 21 02:27
Sample : 210615A LCSD 300ug/L
Misc :

Vial: 25
Operator: LP,DG,CH
Inst : ZEUS
Multiplr: 1.00

Quant Time: Jun 16 14:31 2021

Quant Results File: ZGAS0615.RES

Method : M:\ZEUS\DATA\210615\ZGAS0615.M (RTE Integrator)
Title : METHOD 8260B
Last Update : Wed Jun 16 14:25:59 2021
Response via : Initial Calibration

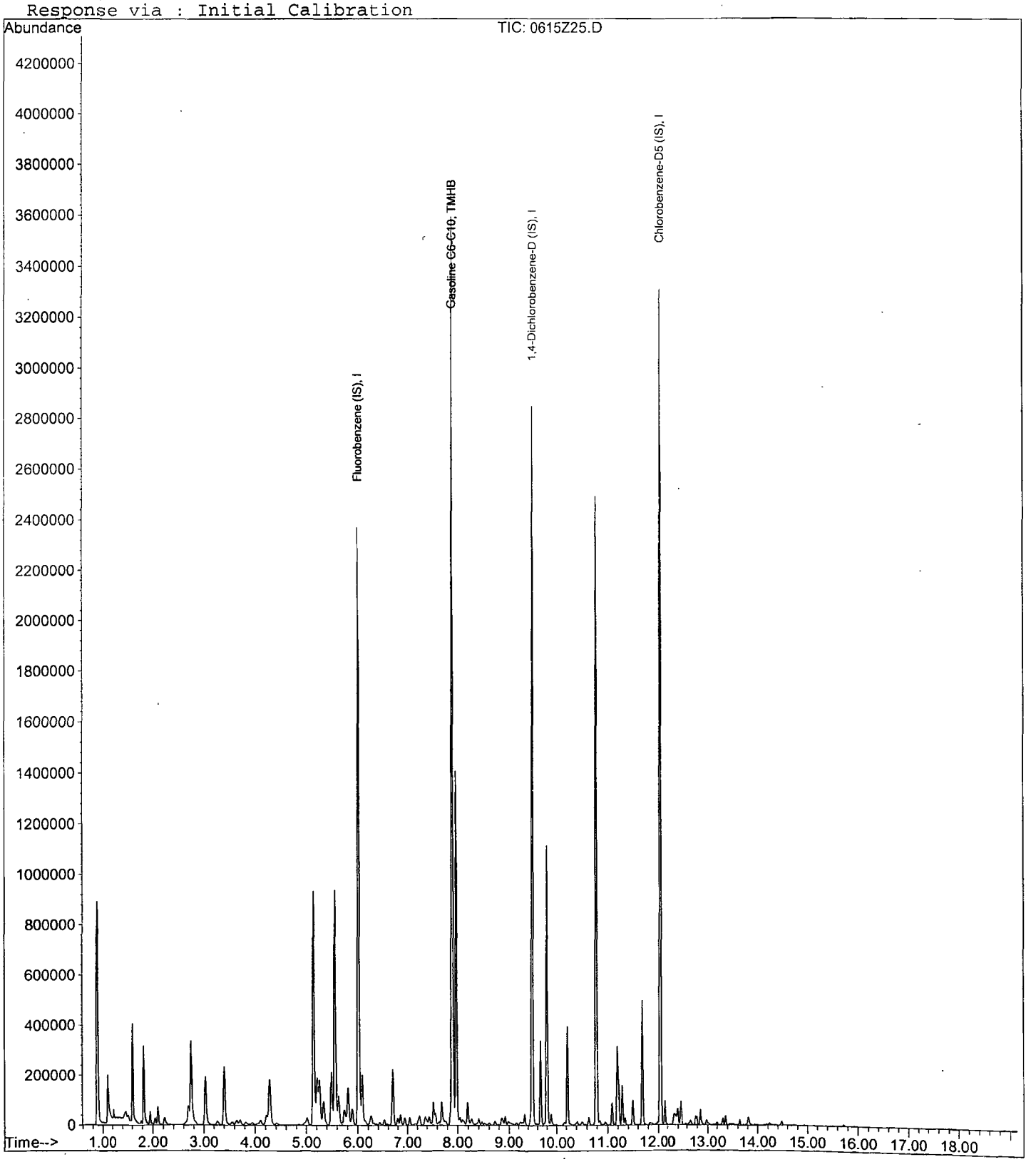

Quantitation Report (QT Reviewed)

Data File : M:\ZEUS\DATA\210615\0615Z54.D
Acq On : 16 Jun 21 13:42
Sample : 210615B BLK
Misc :

Vial: 54
Operator: LP,DG,CH
Inst : ZEUS
Multiplr: 1.00

Quant Time: Jun 17 10:07 2021

Quant Results File: ZGAS0615.RES

Quant Method : M:\ZEUS\DATA\210615\ZGAS0615.M (RTE Integrator)
Title : METHOD 8260B
Last Update : Wed Jun 16 14:25:59 2021
Response via : Initial Calibration
DataAcq Meth : 033121_EST_TEST.M

Internal Standards	R.T.	QIon	Response	Conc Units	Dev(Min)
1) Fluorobenzene (IS)	6.01	TIC	2176908	25.00 ppb	0.00
3) Chlorobenzene-D5 (IS)	12.04	TIC	2970873	25.00 ppb	0.00
4) 1,4-Dichlorobenzene-D (IS)	9.49	TIC	2694014	25.00 ppb	0.00

System Monitoring Compounds

Target Compounds Qvalue

(#) = qualifier out of range (m) = manual integration
0615Z54.D ZGAS0615.M Thu Jun 17 10:19:22 2021

Quantitation Report (Not Reviewed)

Data File : M:\ZEUS\DATA\210615\0615Z54.D
Acq On : 16 Jun 21 13:42
Sample : 210615B BLK
Misc :

Vial: 54
Operator: LP,DG,CH
Inst : ZEUS
Multiplr: 1.00

Quant Time: Jun 17 10:10 2021

Quant Results File: Z0615SUR.RES

Quant Method : M:\ZEUS\DATA\210615\Z0615SUR.M (RTE Integrator)
Title : METHOD 8260B
Last Update : Wed Jun 16 11:38:54 2021
Response via : Initial Calibration
DataAcq Meth : 033121_EST_TEST.M

Internal Standards	R.T.	QIon	Response	Conc Units	Dev(Min)
1) Fluorobenzene (IS)	6.01	96	2191273	25.00 ppb	0.00
4) Chlorobenzene-D5 (IS)	9.49	117	1566598	25.00 ppb	0.00
7) 1,4-Dichlorobenzene-D (IS)	12.04	152	517248	25.00 ppb	0.00
System Monitoring Compounds					
2) Dibromofluoromethane(S)	5.14	111	621391	26.16 ppb	0.00
Spiked Amount 25.000			Recovery	= 104.632%	
3) 1,2-DCA-D4(S)	5.56	65	654622	27.53 ppb	0.00
Spiked Amount 25.000			Recovery	= 110.112%	
5) Toluene-D8(S)	7.90	98	2148858	24.60 ppb	0.00
Spiked Amount 25.000			Recovery	= 98.388%	
6) 4-Bromofluorobenzene(S)	10.79	95	746347	23.82 ppb	0.00
Spiked Amount 25.000			Recovery	= 95.272%	

Target Compounds Qvalue

(#) = qualifier out of range (m) = manual integration
0615Z54.D Z0615SUR.M Thu Jun 17 10:20:13 2021

Quantitation Report

Data File : M:\ZEUS\DATA\210615\0615Z54.D
Acq On : 16 Jun 21 13:42
Sample : 210615B BLK
Misc :

Vial: 54
Operator: LP,DG,CH
Inst : ZEUS
Multiplr: 1.00

Quant Time: Jun 17 10:07 2021

Quant Results File: ZGAS0615.RES

Method : M:\ZEUS\DATA\210615\ZGAS0615.M (RTE Integrator)
Title : METHOD 8260B
Last Update : Wed Jun 16 14:25:59 2021
Response via : Initial Calibration



Quantitation Report (QT Reviewed)

Data File : M:\ZEUS\DATA\210615\0615Z53.D
Acq On : 16 Jun 21 13:19
Sample : 210615B LCSD 300ug/L
Misc :

Vial: 53
Operator: LP,DG,CH
Inst : ZEUS
Multiplr: 1.00

Quant Time: Jun 16 14:28 2021

Quant Results File: ZGAS0615.RES

Quant Method : M:\ZEUS\DATA\210615\ZGAS0615.M (RTE Integrator)
Title : METHOD 8260B
Last Update : Wed Jun 16 14:25:59 2021
Response via : Initial Calibration
DataAcq Meth : 033121_EST_TEST.M

Internal Standards	R.T.	QIon	Response	Conc Units	Dev(Min)
1) Fluorobenzene (IS)	6.01	TIC	2283964	25.00 ppb	0.00
3) Chlorobenzene-D5 (IS)	12.04	TIC	3159233	25.00 ppb	0.00
4) 1,4-Dichlorobenzene-D (IS)	9.49	TIC	2787856	25.00 ppb	0.00

System Monitoring Compounds

Target Compounds					Qvalue
2) Gasoline C6-C10	7.90	TIC	38007080m	261.64 ppb	100

(#) = qualifier out of range (m) = manual integration

Quantitation Report (Not Reviewed)

Data File : M:\ZEUS\DATA\210615\0615Z53.D
Acq On : 16 Jun 21 13:19
Sample : 210615B LCSD 300ug/L
Misc :

Vial: 53
Operator: LP,DG,CH
Inst : ZEUS
Multiplr: 1.00

Quant Time: Jun 17 10:10 2021 Quant Results File: Z0615SUR.RES

Quant Method : M:\ZEUS\DATA\210615\Z0615SUR.M (RTE Integrator)
Title : METHOD 8260B
Last Update : Wed Jun 16 11:38:54 2021
Response via : Initial Calibration
DataAcq Meth : 033121_EST_TEST.M

Internal Standards	R.T.	QIon	Response	Conc Units	Dev(Min)
1) Fluorobenzene (IS)	6.01	96	2234416	25.00 ppb	0.00
4) Chlorobenzene-D5 (IS)	9.49	117	1612878	25.00 ppb	0.00
7) 1,4-Dichlorobenzene-D (IS)	12.04	152	547968	25.00 ppb	0.00
System Monitoring Compounds					
2) Dibromofluoromethane(S)	5.14	111	630937	26.05 ppb	0.00
Spiked Amount 25.000			Recovery	= 104.188%	
3) 1,2-DCA-D4(S)	5.56	65	663122	27.35 ppb	0.00
Spiked Amount 25.000			Recovery	= 109.388%	
5) Toluene-D8(S)	7.90	98	2262463	25.12 ppb	0.00
Spiked Amount 25.000			Recovery	= 100.472%	
6) 4-Bromofluorobenzene(S)	10.78	95	802886	24.74 ppb	0.00
Spiked Amount 25.000			Recovery	= 98.948%	

Target Compounds Qvalue

(#) = qualifier out of range (m) = manual integration
0615Z53.D Z0615SUR.M Thu Jun 17 10:20:11 2021

Quantitation Report

Data File : M:\ZEUS\DATA\210615\0615Z53.D
Acq On : 16 Jun 21 13:19
Sample : 210615B LCSD 300ug/L
Misc :

Vial: 53
Operator: LP,DG,CH
Inst : ZEUS
Multiplr: 1.00

Quant Time: Jun 16 14:28 2021

Quant Results File: ZGAS0615.RES

Method : M:\ZEUS\DATA\210615\ZGAS0615.M (RTE Integrator)
Title : METHOD 8260B
Last Update : Wed Jun 16 14:25:59 2021
Response via : Initial Calibration

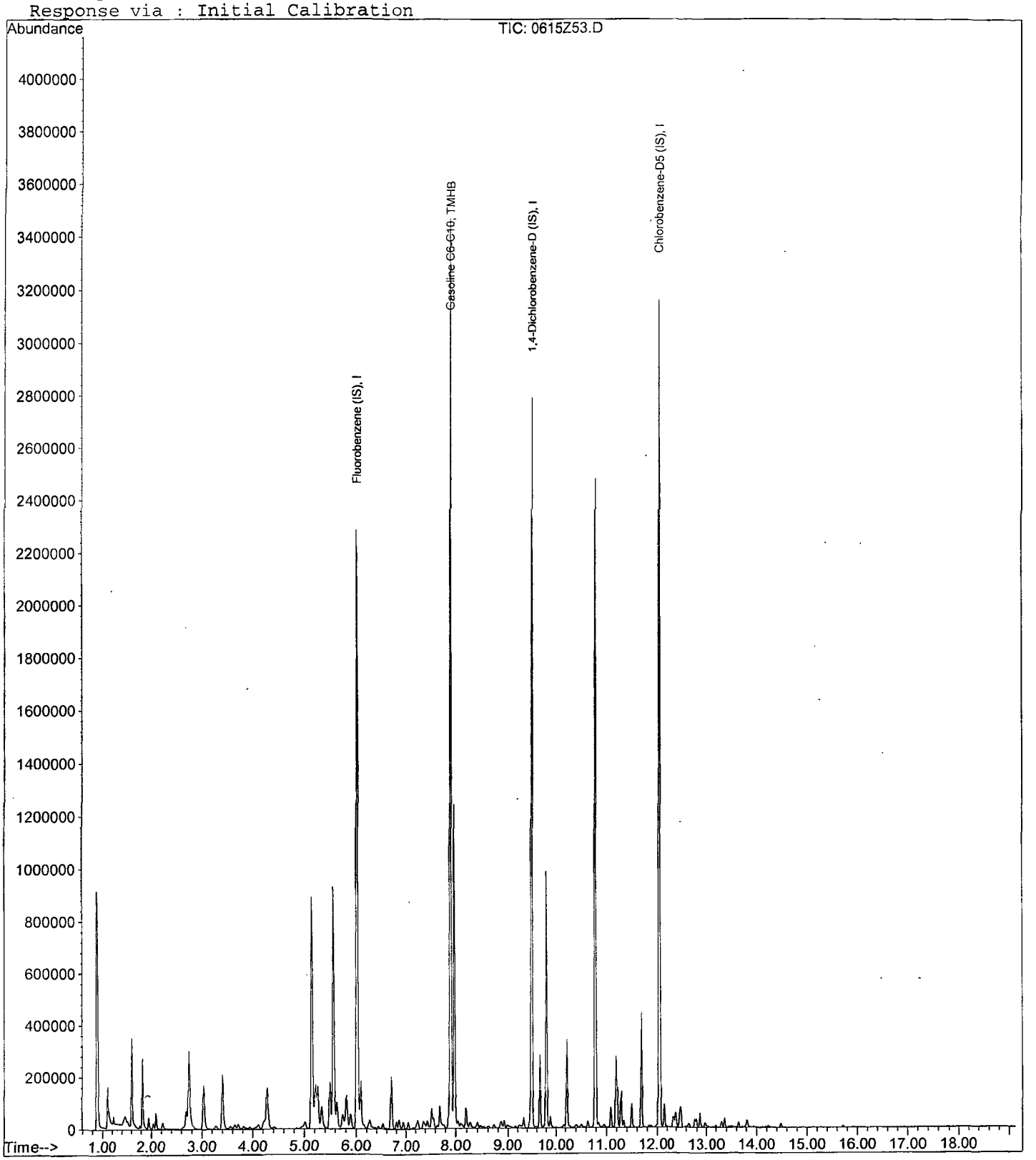

Zeus Gas Standard Prep

Gas Primary Working Standard

Prepared: 03/31/21
Expires: 01/04/22
Methanol Lot No.

Prepared By (Initials): CH

Initial Standard Information							Final Standard Information			
Name of Initial Standard (QAU Label)	Supplier	Supplier P/N#	Conc. (ug/mL)	Lot Number - QA Number	Exp. Date (1 yr)	Exp. Date (Manufacturers)	Aliquot From Stock	Final Volume	Solvent	Final Standard Conc. (ug/mL)
50,000ug/mL Gas STD	Restek	30205	50,000	A0132443	01/04/22	12/31/24	80uL	2mL	Methanol	2,000

Gas Second Source (SS) Working Standard

Prepared: 03/31/21
Expires: 01/31/30
Methanol Lot No.

Prepared By (Initials): CH

Initial Standard Information							Final Standard Information			
Name of Initial Standard (QAU Label)	Supplier	Supplier P/N#	Conc. (ug/mL)	Lot Number - QA Number	Exp. Date (1 yr)	Exp. Date (Manufacturers)	Aliquot From Stock	Final Volume	Solvent	Final Standard Conc. (ug/mL)
Gasoline (50,000ppm)	Phenova	ALO-101543	50,000	CL14915-51175	01/04/22	01/31/30	80uL	2mL	Methanol	2,000

Zeus Gas Calibration Curve

Prepared: 06/15/21
Expires: 08/14/21

Prepared By (Initials): CH

Initial Standard Information							Final Standard Information			
Name of Initial Standard (QAU Label)	Supplier	APPL Mix Name	Conc. (ug/mL)	Reference To APPL Prep Date	Exp. Date	Exp. Date (Manufacturers)	Aliquot From Stock	Final Volume	Solvent	Final Standard Conc. (ug/L)
VOA Gasses Standards	Phenova	20ug/L	2,000	Prepared 03/31/21	01/04/22	N/A	1uL	100mL	P&T Water	20
VOA Gasses Standards	Phenova	50ug/L	2,000	Prepared 03/31/21	01/04/22	N/A	2.5uL	100mL	P&T Water	50
VOA Gasses Standards	Phenova	100ug/L	2,000	Prepared 03/31/21	01/04/22	N/A	5uL	100mL	P&T Water	100
VOA Gasses Standards	Phenova	300ug/L	2,000	Prepared 03/31/21	01/04/22	N/A	15uL	100mL	P&T Water	300
VOA Gasses Standards	Phenova	600ug/L	2,000	Prepared 03/31/21	01/04/22	N/A	30uL	100mL	P&T Water	600
VOA Gasses Standards	Phenova	800ug/L	2,000	Prepared 03/31/21	01/04/22	N/A	40uL	100mL	P&T Water	800
VOA Gasses Standards	Phenova	1,000ug/L	2,000	Prepared 03/31/21	01/04/22	N/A	50uL	100mL	P&T Water	1,000

Zeus Gas Second Source

Prepared: 06/15/21
Expires: 08/14/21

Prepared By (Initials): CH

Initial Standard Information							Final Standard Information			
Name of Initial Standard (QAU Label)	Supplier	APPL Mix Name	Conc. (ug/mL)	Reference To APPL Prep Date	Exp. Date	Exp. Date (Manufacturers)	Aliquot From Stock	Final Volume	Solvent	Final Standard Conc. (ug/L)
50,000ug/mL Gas STD	Phenova	SS 200ug/L	2,000	Prepared 03/31/21	01/31/30	N/A	10uL	100mL	P&T Water	200

Zeus Gas Continuing Calibrations/Lab Control Spikes

Prepared: 06/15/21
Expires: 06/16/21

Prepared By (Initials): CH

Initial Standard Information							Final Standard Information			
Name of Initial Standard (QAU Label)	Supplier	Supplier P/N#	Conc. (ug/mL)	Lot Number - QA Number	Exp. Date (1 yr)	Exp. Date (Manufacturers)	Aliquot From Stock	Final Volume	Solvent	Final Standard Conc. (ug/mL)
VOA Gasses Standards	Phenova	300ug/L	2,000	Prepared 03/31/21	01/04/22	N/A	15uL	100mL	P&T Water	300

Zeus 8260 Standard Prep

Zeus 8260 Water Calibration Curve

Prepared By (Initials): CH

0.3ug/L
Prepared: 06/15/21
Expires: 07/01/21

Initial Standard Information							Final Standard Information			
Name of Initial Standard (QAU Label)	Supplier	APPL Mix Name	Conc. (ug/mL)	Reference To APPL Prep Date	Exp. Date	Exp. Date (Manufacturers)	Aliquot From Stock	Final Volume	Solvent	Final Standard Conc. (ug/L)
VOA STD. 9	Various	0.3ug/L	5	Prepared 06/11/21	08/10/21	N/A	3uL	50mL	P&T Water	0.3
VOA STD. 1	Absolute		50	Prepared 06/11/21	08/10/21	N/A	5uL			5
VOA STD. 2	Phenova		100	Prepared 06/11/21	08/10/21	N/A	2.5uL			5
VOA STD. TBA	Various		250	Prepared 06/11/21	07/01/21	N/A	2uL			10

0.5ug/L
Prepared: 06/15/21
Expires: 07/01/21

Initial Standard Information							Final Standard Information			
Name of Initial Standard (QAU Label)	Supplier	APPL Mix Name	Conc. (ug/mL)	Reference To APPL Prep Date	Exp. Date	Exp. Date (Manufacturers)	Aliquot From Stock	Final Volume	Solvent	Final Standard Conc. (ug/L)
VOA STD. 9	Various	0.5ug/L	5	Prepared 06/11/21	08/10/21	N/A	5uL	50mL	P&T Water	0.5
VOA STD. 1	Absolute		50	Prepared 06/11/21	08/10/21	N/A	10uL			10
VOA STD. 2	Phenova		100	Prepared 06/11/21	08/10/21	N/A	5uL			10
VOA STD. TBA	Various		250	Prepared 06/11/21	07/01/21	N/A	5uL			25

1.0ug/L
Prepared: 06/15/21
Expires: 07/01/21

Initial Standard Information							Final Standard Information			
Name of Initial Standard (QAU Label)	Supplier	APPL Mix Name	Conc. (ug/mL)	Reference To APPL Prep Date	Exp. Date	Exp. Date (Manufacturers)	Aliquot From Stock	Final Volume	Solvent	Final Standard Conc. (ug/L)
VOA STD. 9	Various	1.0ug/L	5	Prepared 06/11/21	08/10/21	N/A	10uL	50mL	P&T Water	1
VOA STD. 1	Absolute		50	Prepared 06/11/21	08/10/21	N/A	20uL			20
VOA STD. 2	Phenova		100	Prepared 06/11/21	08/10/21	N/A	10uL			20
VOA STD. TBA	Various		250	Prepared 06/11/21	07/01/21	N/A	10uL			50

2.0ug/L
Prepared: 06/15/21
Expires: 07/01/21

Initial Standard Information							Final Standard Information			
Name of Initial Standard (QAU Label)	Supplier	APPL Mix Name	Conc. (ug/mL)	Reference To APPL Prep Date	Exp. Date	Exp. Date (Manufacturers)	Aliquot From Stock	Final Volume	Solvent	Final Standard Conc. (ug/L)
VOA STD. 9	Various	2.0ug/L	5	Prepared 06/11/21	08/10/21	N/A	20uL	50mL	P&T Water	2
VOA STD. 1	Absolute		50	Prepared 06/11/21	08/10/21	N/A	30uL			30
VOA STD. 2	Phenova		100	Prepared 06/11/21	08/10/21	N/A	15uL			30
VOA STD. TBA	Various		250	Prepared 06/11/21	07/01/21	N/A	15uL			75

5ug/L
Prepared: 06/15/21
Expires: 07/01/21

Initial Standard Information							Final Standard Information			
Name of Initial Standard (QAU Label)	Supplier	APPL Mix Name	Conc. (ug/mL)	Reference To APPL Prep Date	Exp. Date	Exp. Date (Manufacturers)	Aliquot From Stock	Final Volume	Solvent	Final Standard Conc. (ug/L)
VOA STD. 7	Various	5ug/L	50	Prepared 06/11/21	08/10/21	N/A	5uL	50mL	P&T Water	5
VOA STD. 8	Phenova		50	Prepared 06/11/21	07/01/21	N/A	5uL			5
VOA STD. 1	Absolute		50	Prepared 06/11/21	08/10/21	N/A	40uL			40
VOA STD. 2	Phenova		100	Prepared 06/11/21	08/10/21	N/A	20uL			20
VOA STD. TBA	Various		250	Prepared 06/11/21	07/01/21	N/A	20uL			100

10ug/L
Prepared: 06/15/21
Expires: 07/01/21

Initial Standard Information							Final Standard Information			
Name of Initial Standard (QAU Label)	Supplier	APPL Mix Name	Conc. (ug/mL)	Reference To APPL Prep Date	Exp. Date	Exp. Date (Manufacturers)	Aliquot From Stock	Final Volume	Solvent	Final Standard Conc. (ug/L)
VOA STD. 7	Various	10ug/L	50	Prepared 06/11/21	08/10/21	N/A	10uL	50mL	P&T Water	10
VOA STD. 8	Phenova		50	Prepared 06/11/21	07/01/21	N/A	10uL			10
VOA STD. 1	Absolute		50	Prepared 06/11/21	08/10/21	N/A	50uL			50
VOA STD. 2	Phenova		100	Prepared 06/11/21	08/10/21	N/A	25uL			50
VOA STD. TBA	Various		250	Prepared 06/11/21	07/01/21	N/A	25uL			125

20ug/L

Prepared: 06/15/21

Expires: 07/01/21

Initial Standard Information							Final Standard Information			
Name of Initial Standard (QAU Label)	Supplier	APPL Mix Name	Conc. (ug/mL)	Reference To APPL Prep Date	Exp. Date	Exp. Date (Manufacturers)	Aliquot From Stock	Final Volume	Solvent	Final Standard Conc. (ug/L)
VOA STD. 7	Various	20ug/L	50	Prepared 06/11/21	08/10/21	N/A	20uL	50mL	P&T Water	20
VOA STD. 8	Phenova		50	Prepared 06/11/21	07/01/21	N/A	20uL			20
VOA STD. 1	Absolute		50	Prepared 06/11/21	08/10/21	N/A	60uL			60
VOA STD. 2	Phenova		100	Prepared 06/11/21	08/10/21	N/A	30uL			60
VOA STD. TBA	Various		250	Prepared 06/11/21	07/01/21	N/A	30uL			150

40ug/L

Prepared: 06/15/21

Expires: 07/01/21

Initial Standard Information							Final Standard Information			
Name of Initial Standard (QAU Label)	Supplier	APPL Mix Name	Conc. (ug/mL)	Reference To APPL Prep Date	Exp. Date	Exp. Date (Manufacturers)	Aliquot From Stock	Final Volume	Solvent	Final Standard Conc. (ug/L)
VOA STD. 7	Various	40ug/L	50	Prepared 06/11/21	08/10/21	N/A	40uL	50mL	P&T Water	40
VOA STD. 8	Phenova		50	Prepared 06/11/21	07/01/21	N/A	40uL			40
VOA STD. 1	Absolute		50	Prepared 06/11/21	08/10/21	N/A	80uL			80
VOA STD. 2	Phenova		100	Prepared 06/11/21	08/10/21	N/A	40uL			80
VOA STD. TBA	Various		250	Prepared 06/11/21	07/01/21	N/A	35uL			175

100ug/L

Prepared: 06/15/21

Expires: 07/01/21

Initial Standard Information							Final Standard Information			
Name of Initial Standard (QAU Label)	Supplier	APPL Mix Name	Conc. (ug/mL)	Reference To APPL Prep Date	Exp. Date	Exp. Date (Manufacturers)	Aliquot From Stock	Final Volume	Solvent	Final Standard Conc. (ug/L)
VOA STD. 7	Various	100ug/L	50	Prepared 06/11/21	08/10/21	N/A	100uL	50mL	P&T Water	100
VOA STD. 8	Phenova		50	Prepared 06/11/21	07/01/21	N/A	100uL			100
VOA STD. 1	Absolute		50	Prepared 06/11/21	08/10/21	N/A	100uL			100
VOA STD. 2	Phenova		100	Prepared 06/11/21	08/10/21	N/A	50uL			100
VOA STD. TBA	Various		250	Prepared 06/11/21	07/01/21	N/A	40uL			200

Zeus 8260 Water Second Source (SS)

Prepared: 06/15/21

Prepared By (Initials): CH

Expires: 07/01/21

Initial Standard Information							Final Standard Information			
Name of Initial Standard (QAU Label)	Supplier	APPL Mix Name	Conc. (ug/mL)	Reference To APPL Prep Date	Exp. Date	Exp. Date (Manufacturers)	Aliquot From Stock	Final Volume	Solvent	Final Standard Conc. (ug/L)
VOA STD. 3	Phenova	8260 Water SS	100	Prepared 06/11/21	08/10/21	N/A	25uL	50mL	P&T Water	50
VOA STD. GASES	Phenova	8260 Water SS	50	Prepared 06/11/21	08/10/21	N/A	10uL			10
VOA STD. 0	Phenova	8260 Water SS	50	Prepared 06/11/21	08/10/21	N/A	10uL			10
VOA STD. 2-CEVE	Absolute	8260 Water SS	50	Prepared 06/11/21	06/11/21	N/A	50uL			50
VOA STD. 6	Various	8260 Water SS	50	Prepared 06/11/21	07/01/21	N/A	10uL			10
Voa STD. TBA	Various	8260 Water SS	250	Prepared 06/11/21	07/01/21	N/A	25uL			250

8260 Water Continuing Calibrations (CCV)/ Lab Control Spikes (LCS)

Prepared: 06/15/21

Prepared By (Initials): CH

Expires: 06/16/21

Initial Standard Information							Final Standard Information			
Name of Initial Standard (QAU Label)	Supplier	APPL Mix Name	Conc. (ug/mL)	Reference To APPL Prep Date	Exp. Date	Exp. Date (Manufacturers)	Aliquot From Stock	Final Volume	Solvent	Final Standard Conc. (ug/L)
VOA STD. 7	Various	CCV/ LCS	50	Prepared 06/11/21	08/10/21	N/A	10uL	50mL	P&T Water	10
VOA STD. 8	Phenova	CCV/ LCS	50	Prepared 06/11/21	07/01/21	N/A	10uL			10
VOA STD. 1	Absolute	CCV/ LCS	50	Prepared 06/11/21	08/10/21	N/A	50uL			50
VOA STD. 2	Phenova	CCV/ LCS	100	Prepared 06/11/21	08/10/21	N/A	25uL			50
VOA STD. TBA	Various	CCV/ LCS	250	Prepared 06/11/21	07/01/21	N/A	25uL			250

Injection Log

Directory: M:\ZEUS\DATA\210615\

Line	Vial	FileName	Multiplier	SampleName	Misc Info	Injected
1	2	0615Z02.D	1	0.3ug/L VOC STD 6/15/21		15 Jun 21 17:32
2	3	0615Z03.D	1	0.5ug/L VOC STD 6/15/21		15 Jun 21 17:55
3	4	0615Z04.D	1	1ug/L VOC STD 6/15/21		15 Jun 21 18:18
4	5	0615Z05.D	1	2ug/L VOC STD 6/15/21		15 Jun 21 18:41
5	6	0615Z06.D	1	5ug/L VOC STD 6/15/21		15 Jun 21 19:05
6	7	0615Z07.D	1	10ug/L VOC STD 6/15/21		15 Jun 21 19:28
7	8	0615Z08.D	1	20ug/L VOC STD 6/15/21		15 Jun 21 19:51
8	9	0615Z09.D	1	40ug/L VOC STD 6/15/21		15 Jun 21 20:15
9	10	0615Z10.D	1	100ug/L VOC STD 6/15/21		15 Jun 21 20:38
10	13	0615Z13.D	1	20ug/L GAS STD 6/15/21		15 Jun 21 21:48
11	14	0615Z14.D	1	50ug/L GAS STD 6/15/21		15 Jun 21 22:11
12	15	0615Z15.D	1	100ug/L GAS STD 6/15/21		15 Jun 21 22:34
13	16	0615Z16.D	1	300ug/L GAS STD 6/15/21		15 Jun 21 22:57
14	17	0615Z17.D	1	600ug/L GAS STD 6/15/21		15 Jun 21 23:20
15	18	0615Z18.D	1	800ug/L GAS STD 6/15/21		15 Jun 21 23:44
16	19	0615Z19.D	1	1000ug/L GAS STD 6/15/21		16 Jun 21 00:07
17	21	0615Z21.D	1	(SS) 200ug/L GAS STD 6/15/21		16 Jun 21 00:54
18	24	0615Z24.D	1	210615A CCV/LCS 300ug/L		16 Jun 21 02:03
19	25	0615Z25.D	1	210615A LCSD 300ug/L		16 Jun 21 02:27
20	26	0615Z26.D	1	210615A BLK		16 Jun 21 02:50
21	42	0615Z42.D	1	BA34195W01		16 Jun 21 09:03
22	43	0615Z43.D	1	BA34196W01		16 Jun 21 09:26
23	44	0615Z44.D	1	BA34198W01		16 Jun 21 09:49
24	45	0615Z45.D	1	BA34199W01		16 Jun 21 10:12
25	48	0615Z48.D	1	Ending CCV 300ug/L 6/15/21		16 Jun 21 11:22
26	52	0615Z52.D	1	210615B CCV/LCS 300ug/L		16 Jun 21 12:56
27	53	0615Z53.D	1	210615B LCSD 300ug/L		16 Jun 21 13:19
28	54	0615Z54.D	1	210615B BLK		16 Jun 21 13:42
29	58	0615Z58.D	1	BA34201W01		16 Jun 21 15:15
30	59	0615Z59.D	1	BA34202W01		16 Jun 21 15:39
31	76	0615Z76.D	1	Ending CCV 300ug/L 6/15/21		16 Jun 21 22:16

908 North Temperance Ave. ∇ Clovis, CA 93611 ∇ Phone 559-275-2175 ∇ Fax 559-275-4422

Certification Number: CA1312
NELAP Certification number: CA00046
DoD-ELAP Certificate number: 4064.01

Data Validatable Report

June 7, 2021

AECOM
1001 Bishop Street, Suite 1600
Honolulu, Hawaii 96813

Attn: Alethea Ramos

Title: Report of Data: Case 96179-R

Project: 60571032 CV18F0126 Red Hill Fuel Storage, HI

Contract #: Prime contract # for DoD: NAVY CLEAN N62742-17-F-1800, CV18F0126
Subcontract: 18S-22209-HI27

Dear Ms. Ramos:

Two water samples were received May 14, 2021. Written results for the requested analyses are being provided on this June 7, 2021. **Revision 6/7/21: Added all raw data for non silica gel cleaned 8015B.**

Results in this report apply to the samples analyzed in accordance with the chain of custody document. This analytical report must be reproduced in its entirety.

If you have any questions or require further information, please contact your APPL Project Manager, Libby Cheeseborough, libby@applinc.com, at your convenience. Thank you for choosing APPL, Inc.

I certify that this data package is in compliance with the terms and conditions of the contract, both technically and for completeness, for other than the conditions detailed above. These test results meet all requirements of NELAC and DoD QSM. Release of the hard copy has been authorized by the Laboratory Manager or his designee, as verified by the following signature.

Loren Portwood, Laboratory Director
APPL, Inc.

LP/lac
Enclosure
cc: File

Data Validation Package
for
60571032 CV18F0126 Red Hill Fuel Storage
APPL SDG 96179
TABLE OF CONTENTS

LABORATORY NAME: *APPL, Inc.*

Case Narrative	3
Sample Management Records	7
Sample Results	13
QC Forms	30
Method 8015B Calibration Data	70
Method 8015B Raw Data	96
Method 8015B Silica Gel Calibration Data	115
Method 8015B Silica Gel Raw Data	187
Method 8015B Blank Calibration Data	214
Method 8015B Blank Raw Data	237
Method 8270D SIM Calibration Data	251
Method 8270D SIM Raw Data	278
Method 8260B Calibration Data	301
Method 8260B Raw Data	364
Method 8260B GRO Calibration Data	381
Method 8260B GRO Raw Data	430

CASE NARRATIVE

Case Narrative

ARF: 96179

Project: 60571032 CV18F0126 Red Hill Fuel Storage. HI

Sample Receipt Information:

Two water samples were received May 14, 2021 at 3.0°C. The sample group was assigned Analytical Request Form (ARF) number 96179.

Sample Preparation and Analysis Information:

For the EPA 8015B analysis, the sample was extracted according to EPA method 3520C. The sample extracts were silica gel cleaned according to APPL's SOP CLN004 and placed on hold.

For the EPA 8015B analysis, pre-extraction sample blanks were extracted according to EPA method 3520C before the method QC and field samples. The sample blanks are included in this report.

For the EPA 8270D SIM analysis, the sample was extracted according to EPA method 3520C.

For the EPA 8260B analysis, the samples were purged according to EPA method 5030B.

Only the portion of the injection log relative to these samples is included. A full sequence log is available upon request. Measurement uncertainty can be reported upon request.

Analytical Exceptions, Deviations and Abnormalities.

None

SDG	Received	Client ID	APPL ID	Collected DateTime	Matrix	Method	Method Description
96179	05/14/21	ERH1362	BA32596	05/12/21 4:00:00 PM	WATER	EPA 8260B	EPA 8260B BTEX WATER
96179	05/14/21	ERH1362	BA32596	05/12/21 4:00:00 PM	WATER	EPA 8260B	EPA 8260B GRO WATER
96179	05/14/21	ERH1363	BA32597	05/12/21 4:33:00 PM	WATER	EPA 8260B	EPA 8260B BTEX WATER
96179	05/14/21	ERH1363	BA32597	05/12/21 4:33:00 PM	WATER	EPA 8015B-eHL	EPA 8015B TPH WATER L-L SGC
96179	05/14/21	ERH1363	BA32597	05/12/21 4:33:00 PM	WATER	EPA 8015B-eHL	EPA 8015B TPH LIQ-LIQ
96179	05/14/21	ERH1363	BA32597	05/12/21 4:33:00 PM	WATER	EPA 8260B	EPA 8260B GRO WATER
96179	05/14/21	ERH1363	BA32597	05/12/21 4:33:00 PM	WATER	8270D-SIM	EPA 8270D SIM LIQ-LIQ
96179	05/14/21	ERH1363 BLANK	BA32598	05/12/21 4:33:00 PM	WATER	EPA 8015B-eHL	EPA 8015B TPH LIQ-LIQ
96179	05/14/21	ERH1366	BA32599	05/13/21 11:00:00 AM	WATER	EPA 8260B	EPA 8260B BTEX WATER
96179	05/14/21	ERH1366	BA32599	05/13/21 11:00:00 AM	WATER	EPA 8260B	EPA 8260B GRO WATER
96179	05/14/21	ERH1367	BA32600	05/13/21 11:50:00 AM	WATER	EPA 8260B	EPA 8260B BTEX WATER
96179	05/14/21	ERH1367	BA32600	05/13/21 11:50:00 AM	WATER	EPA 8015B-eHL	EPA 8015B TPH WATER L-L SGC
96179	05/14/21	ERH1367	BA32600	05/13/21 11:50:00 AM	WATER	EPA 8015B-eHL	EPA 8015B TPH LIQ-LIQ
96179	05/14/21	ERH1367	BA32600	05/13/21 11:50:00 AM	WATER	EPA 8260B	EPA 8260B GRO WATER
96179	05/14/21	ERH1367	BA32600	05/13/21 11:50:00 AM	WATER	8270D-SIM	EPA 8270D SIM LIQ-LIQ
96179	05/14/21	ERH1367 BLANK	BA32601	05/13/21 11:50:00 AM	WATER	EPA 8015B-eHL	EPA 8015B TPH LIQ-LIQ

Abbreviations and Flags

FLAG	DESCRIPTION
#	Recovery or RPD outside control limits
*	Recovery or RPD outside control limits
B	Analyte detected in associated method blank
C1	Reason for correction: wrote incorrect response
C2	Reason for correction: calculated incorrectly
C3	Reason for correction: needs to be rechecked
C4	Reason for correction: data not usable
DO	Diluted out
E	Exceeds linear range
F	Estimated value
G1	Includes a wide range of hydrocarbons which does not match our gasoline standard
G10	Includes a match to hydrocarbon profiles within the range of mineral spirits
G11	Includes a match to hydrocarbon profiles within the range of JP-4
G12	Pattern does not match the gasoline standard; the carbon range for this sample is consistent with JP8
G13	Closely resembles the hydrocarbon profile of aviation gasoline
G14	Analyte concentration may be biased due to carry over
G2	Closely resembles the boiling point hydrocarbon profile consistent with weathered gasoline
G3	Includes higher boiling hydrocarbons
G4	Includes dominant peak(s) not indicative of petroleum hydrocarbons
G5	Is mainly dominant peak(s) not indicative of petroleum hydrocarbons
G6	Contains recognizable contaminant peak(s) which has been removed from quantitation
G7	Is mainly a match to hydrocarbons within the range of gasoline
G8	Closely resembles the boiling point hydrocarbon profile consistent with weathered gasoline
G9	Includes hydrocarbons within the range of kerosene
J	Estimated value
M	Matrix effect
MI1	Manual integration: integration does not follow baseline
MI2	Manual integration: non-target peak interference
MI3	Manual integration: to split a peak that was integrated as one peak by the computer
MI4	Manual integration: to integrate a split peak
MI5	Manual integration: the whole peak or part of the peak was not integrated
MI6	Manual integration: computer integrated wrong peak
MI7	Manual integration: other - explain
MDL	Method detection limit
ND	Not detected
NT	Non-target
Q	Acceptance criteria not met
T1 I	Includes wide range of hydrocarbons not indicative of diesel
T1 M	Is mainly wide range of hydrocarbons not necessarily indicative of diesel
T2 I	Includes lower boiling hydrocarbons, i.e. mineral spirits, kerosene, stoddard solvent, white gas
T2 M	Is mainly lower boiling hydrocarbons, i.e. mineral spirits, kerosene, stoddard solvent, white gas
T3 I	Includes higher boiling hydrocarbons, i.e. asphaltene, waster oil, motor oil, or weathered diesel fuel
T3 M	Is mainly higher boiling hydrocarbons, i.e. asphaltene, waster oil, motor oil, or weathered diesel fuel
T4 I	Includes dominant peak(s) not indicative of hydrocarbons
T4 M	Is mainly dominant peak(s) not indicative of hydrocarbons
T5	Contains recognizable contaminant peak(s) which has been removed from quantitation
T6	Is mainly a match to hydrocarbons within range of diesel fuel
T7	Closely resembles the boiling point hydrocarbon profile consistent with diesel fuel
T8	Includes a match to hydrocarbon profiles within range of diesel and kerosene fuel
T9 I	Includes non-diesel hydrocarbons within boiling point range of diesel fuel
T9 M	Is mainly non-diesel hydrocarbons within boiling point range of diesel fuel.
Y	Percent difference between primary and confirmation column > 40%

SAMPLE RECORDS MANAGEMENT

CHAIN OF CUSTODY,

ARF, CRF, AND

CLIENT COMMUNICATION

APPL - Analysis Request Form

96179

Client: AECOM
Address: 1001 Bishop Street, Suite 1600
Honolulu, HI 96813
Attn: Alethea Ramos
Phone: 808-954-4536 Fax: 808-523-8950
Job: 60571032 CV18F0126 Red Hill Fuel Storage
PO #: 18S-22209-HI27 PO# 102604
Chain of Custody (Y/N): Y # 51853
RAD Screen (Y/N): Y pH (Y/N): Y
Turn Around Type: 5 DAYS

Received by: MSA
Date Received: 05/14/21 Time: 09:45
Delivered by: FEDEX
Shuttle Custody Seals (Y/N): Y Time Zone: -10
Chest Temp(s): 3.0°C
Color: VFRG/B-Red
Samples Chilled until Placed in Refrig/Freezer: Y
Project Manager: Libby Cheesebor
QC Report Type: DVP4DOD/EQUIS/HI
Due Date: 05/19/21

Comments:
PM: login and F1s to Margie.Pascua@aecom.com & alethea.ramos@aecom.com
AN: 5 day TAT for Form 1s; 21 day TAT for PKG STYLE 1; DOD v5.1; DOD Forms: LOD database
Report MS/MSD/DUPs when AECOM sample used
8260: BTEX & TPH-G only; 8270 SIM: 1-methylnaphthalene, 2-methylnaphthalene & naphthalene only.
TPH-D/O both with and w/o SGC, reverse surrog for SGC; analyze SGC if detections. DO NOT Q-DELETE.
FR: email ftp info to Margie, alethea.ramos@aecom.com, Stella, trommelfanger@lab-data.com & jcanlas@la
EDD: AECOM EQuIS EDD 2.5.3 Red Hill 87DMEE->3535A to alethea.ramos@, Margie.Pascua@aecom.com, jecklund

Sample Distribution:
GC: 2-$DOC53W5LIQ, 2-$SIM53LIQ51, 2-$RHBLKETBLK
Extractions: 2-_LIQ003, 4-_LIQ005
VOA: 4-$86BTOTXDOD5W, 4-$GASBL, 4-$GRO86BW

Charges:

Invoice To:
ACCOUNTS PAYABLE
1001 Bishop Street, Ste 1600
USAPImaging@aecom.com
mary.basano@aecom.com

	Client ID		APPL ID	Sampled	Analyses Requested
1.	ERH1362	LCSD	BA32596W	05/12/21 16:00	$86BTOTXDOD5W, $GASBL, $GRO86BW -- See Comments
2.	ERH1363	LCSD	BA32597W	05/12/21 16:33	$86BTOTXDOD5W, $DOC53W5LIQ, $GASBL, $GRO86BW, $SIM53LIQ51 -- See Comments
3.	ERH1363 BLANK	LCSD	BA32598W	05/12/21 16:33	$RHBLKETBLK -- See Comments
4.	ERH1366	LCSD	BA32599W	05/13/21 11:00	$86BTOTXDOD5W, $GASBL, $GRO86BW -- See Comments

Note: All times, excluding sample collection times, are Pacific Time Zone unless noted otherwise. Collection times are in: -10 UTC

5.	ERH1367	LCSD	BA32600W	05/13/21 11:50	$86BTOTXDOD5W, $DOC53W5LIQ, $GASBL, $GRO86BW, $SIM53LIQ51 -- See Comments
6.	ERH1367 BLANK	LCSD	BA32601W	05/13/21 11:50	$RHBLKETBLK -- See Comments

APPL Sample Receipt Form

ARF# **96179**

Sample	Container Type	Count	p
BA32596	13 VOAs - HCL	4	NA
BA32597	13 VOAs - HCL	4	NA
	17 Amber Liter	2	NA
	39 Amber Liter, HCL prsvd	2	1.6
BA32598	39 Amber Liter, HCL prsvd	1	NA
BA32599	13 VOAs - HCL	4	NA
BA32600	13 VOAs - HCL	4	NA
	17 Amber Liter	2	NA
	39 Amber Liter, HCL prsvd	2	1.6
BA32601	39 Amber Liter, HCL prsvd	1	NA

Sample	Container Type	Count	p

96179

APPL LABS

APPL, Inc.
908 N Temperance Ave
Clovis, CA 93611
www.applinc.com

Phone: (559) 275-2175
Fax: (559) 275-4422
coc@applinc.com

CHAIN OF CUSTODY RECORD

C.O.C. 51853

Report to: PLEASE PRINT

Company Name: AECOM Phone: 808-954-4536
Address: 1001 Bishop St., Ste 1600, Honolulu, HI 96813 Fax: 808-523-8950
Attn: Alethea Ramos
Email: alethea.ramos@aecom.com

Invoice to: PLEASE PRINT

Company Name: AECOM Phone: 512-419-6709
Address: 1001 Bishop St., Ste 1600, Honolulu, HI 96813 Fax: 808-523-8950
Attn: Sheree Smith
Email: sheree.smith@aecom.com; usaimaging@aecom.com

Project Name/Number: CV-18F0126/60571032
Sampler (Print): KL, GM
Purchase Order Number: 102604
Sampler (Signature): Verg for KL, GM

Date Shipped: 5/13/2021
Carrier: FedEx
Waybill No.:
Comments:

Sample Identification	Location	Date Collected	Time Collected	Time Zone	No. of Containers	Matrix: Aq	Sed.	Soil		BTEX 8260	TPH-G 8260	TPH-D/O 8015	TPH-D/O w/SGT 8015	PAHs Short list 8270D SIM							
ERH1362	Trip Blank	5/12/21	16:00	HST	4	X				X	X										
ERH1363	RHMW01R	5/12/21	16:33	HST	8	X				X	X	X	X*	X**							
ERH1366	Trip Blank	5/13/21	11:00	HST	4	X				X	X										
ERH1367	RHMW03	5/13/21	11:50	HST	8	X				X	X	X	X*	X**							

Analysis Requested/Method Number

TPH-D/O & PAHs need liquid-liquid extraction
* Analyze TPH w/SGT only if TPH-D/O detected.
** 1-methylnaphthalene, 2-methylnaphthalene, naphthalene

N2 5/13/2021

Shuttle Temperature: R1@3.0/3.0°C

Turnaround Requested: Check one
☐ Standard 2-3 wk ☐ One week ☐ 3 days ☐ 24/48 Hrs. ☒ Other: 5 days

Sample Disposal:
☐ Return to client ☒ Disposal by Lab (30-day retention)

Relinquished by sampler:	Date	Time	Received by:	Relinquished by:	Date	Time	Received by:
Relinquished by: Verg	5/13/21	14:30			5-14-21	9:45	Received at lab by:

White: Return to client with report Yellow: Laboratory Copy See reverse side for Container Preservative and Sampling Information

COOLER RECEIPT FORM **ARF: 96179**

1) Project: 60571032 CV18F0126 Red Hill Fuel Storage Date Received: 05/14/21

2) Coolers: Number of Coolers: 1

3) YES Were custody seals present and intact?
How many? 2 Name/Date on seal? SEE BELOW

4) YES Was there a shipping slip? Carrier name: FEDEX

5) Type of packing in cooler: X bubble wrap __ popcorn __ foam X plastic bags __ other
X wet ice __ dry ice __ no ice __ gel ice

6) YES Were cooler temperatures acceptable?

7) Serial number of calibrated thermometer used: R1 CF:+0.0°C

8) Cooler temp(s): In °C. Thermometer Temp / Corrected Temp

1: 3.0/3.0	2:	3:	4:	5:	6:
7:	8:	9:	10:	11:	12:

Chain of custody:

9) YES Was a chain of custody received?

10) YES Were the custody papers complete/signed in the appropriate places?

Sample Labels:

11) YES Were all sample labels complete (sample ID, date/time of sampling, etc.)?

12) YES Did all container labels agree with custody papers?

Sample Containers:

13) YES Were all containers sealed in separate bags?

14) YES Did all containers arrive in good condition:(unbroken, no leakage, no cracked/broken lids)?

15) YES Were correct containers and preservatives used for the tests indicated?

16) YES Was a sufficient amount of sample sent for tests indicated?

17) Yes Were bubbles present in volatile samples?
If yes, the following were received with air bubbles:
Larger than a pea:
Smaller than a pea: BA32599w04,BA32600w03-04

Preservation Hold time:

18) Yes Was a sufficient amount of holding time remaining to analyze the samples?

19) Yes Was the pH taken of all non-VOA preserved samples and written on the sample container?

20) Yes Was the pH of acid preserved non-VOA samples < 2?

21) NA Was the pH of the "basic" preserved samples for Cyanide > 12, Sulfide >9, Hexchrom >9?

22) NO Were unpreserved VOA Vials received for VOA Dept analysis?

23) NA If "yes", are the unpreserved VOA vials noted in the ADD TEST FIELD on the ARF?
pH strip lot number: HC029115
Lab notified if pH was not adequate:

Notes/Deficiencies:

CUSTODY SEAL
AECOM (808)521-3051
Initials CB Date 5/13/21

Personnel receiving samples: MS Second reviewer: SS
Personnel labeling samples: MS
Project manager notified: MS Date/Time of notification 05/14/21
Name of client notified: Date/Time of notification

Revision: 22, November 5, 2013

SAMPLE RESULTS

EPA 8015B TPH WATER L-L SGC

AECOM
1001 Bishop Street, Suite 1600
Honolulu, HI 96813

APPL Inc.
908 North Temperance Avenue
Clovis, CA 93611

Attn: Alethea Ramos

Project: 60571032 CV18F0126 Red Hill Fuel Storage

ARF: 96179

Sample ID: ERH1363

APPL ID: BA32597

Sample Collection Date: 05/12/21

QCG: #DOC53-210518A1-264281

Method	Analyte	Result	LOQ	LOD	DL	Units	Extraction Date	Analysis Date
EPA 8015B-e	DIESEL (C10-C24)	300.0 U	320	300.0	150.0	ug/L	05/18/21	05/24/21
EPA 8015B-e	OIL (C24-C40)	300.0 U	320	300.0	150.0	ug/L	05/18/21	05/24/21
EPA 8015B-e	SURROGATE: (R) DECANOIC ACID (S)	0.0	0-1			%	05/18/21	05/24/21
EPA 8015B-e	SURROGATE: OCTACOSANE (S)	129	60-142			%	05/18/21	05/24/21
EPA 8015B-e	SURROGATE: ORTHO-TERPHENYL (S)	86.6	56-125			%	05/18/21	05/24/21

Quant Method: 2DOC0513.M
Run #: 513207
Instrument: Apollo
Sequence: 210513
Dilution Factor: 1
Initials: MBE

Printed: 06/01/21 3:27:20 PM
APPL-F1-SC-NoMC-REG MDLs-DOD

EPA 8015B TPH LIQ-LIQ

AECOM
1001 Bishop Street, Suite 1600
Honolulu, HI 96813

APPL Inc.
908 North Temperance Avenue
Clovis, CA 93611

Attn: Alethea Ramos

Project: 60571032 CV18F0126 Red Hill Fuel Storage

ARF: 96179

Sample ID: ERH1363

APPL ID: BA32597

Sample Collection Date: 05/12/21

QCG: #DOC53-210518A-264150

Method	Analyte	Result	LOQ	LOD	DL	Units	Extraction Date	Analysis Date
EPA 8015B-e	DIESEL (C10-C24)	180 ++J	320	300.0	150.0	ug/L	05/18/21	05/20/21
EPA 8015B-e	OIL (C24-C40)	300.0 U	320	300.0	150.0	ug/L	05/18/21	05/20/21
EPA 8015B-e	SURROGATE: OCTACOSANE (S)	94.9	60-142			%	05/18/21	05/20/21
EPA 8015B-e	SURROGATE: ORTHO-TERPHENYL (S)	67.6	56-125			%	05/18/21	05/20/21

J = Estimated value.
++(T2M) The analyst has noted that the chromatogram of this sample is mainly lower boiling hydrocarbons.

Quant Method: DOC0513.M
Run #: 513169
Instrument: Apollo
Sequence: 210513
Dilution Factor: 1
Initials: MBE

Printed: 06/01/21 3:27:20 PM
APPL-F1-SC-NoMC-REG MDLs-DOD

EPA 8015B TPH WATER L-L SGC

AECOM
1001 Bishop Street, Suite 1600
Honolulu, HI 96813

APPL Inc.
908 North Temperance Avenue
Clovis, CA 93611

Attn: Alethea Ramos

Project: 60571032 CV18F0126 Red Hill Fuel Storage

ARF: 96179

Sample ID: ERH1367

APPL ID: BA32600

Sample Collection Date: 05/13/21

QCG: #DOC53-210518A1-264281

Method	Analyte	Result	LOQ	LOD	DL	Units	Extraction Date	Analysis Date
EPA 8015B-e	DIESEL (C10-C24)	300.0 U	320	300.0	150.0	ug/L	06/01/21	06/01/21
EPA 8015B-e	OIL (C24-C40)	300.0 U	320	300.0	150.0	ug/L	06/01/21	06/01/21
EPA 8015B-e	SURROGATE: (R) DECANOIC ACID (S)	0.0	0-1			%	06/01/21	06/01/21
EPA 8015B-e	SURROGATE: OCTACOSANE (S)	99.38	60-142			%	06/01/21	06/01/21
EPA 8015B-e	SURROGATE: ORTHO-TERPHENYL (S)	80.74	56-125			%	06/01/21	06/01/21

Quant Method: DOC0525.M
Run #: 525081
Instrument: Apollo
Sequence: 210525
Dilution Factor: 1
Initials: MBE

Printed: 06/01/21 3:27:20 PM
APPL-F1-SC-NoMC-REG MDLs-DOD

EPA 8015B TPH LIQ-LIQ

AECOM
1001 Bishop Street, Suite 1600
Honolulu, HI 96813

APPL Inc.
908 North Temperance Avenue
Clovis, CA 93611

Attn: Alethea Ramos

Project: 60571032 CV18F0126 Red Hill Fuel Storage

ARF: 96179

Sample ID: ERH1367

APPL ID: BA32600

Sample Collection Date: 05/13/21

QCG: #DOC53-210518A-264150

Method	Analyte	Result	LOQ	LOD	DL	Units	Extraction Date	Analysis Date
EPA 8015B-e	DIESEL (C10-C24)	200 ++J	320	300.0	150.0	ug/L	05/18/21	05/20/21
EPA 8015B-e	OIL (C24-C40)	220 J	320	300.0	150.0	ug/L	05/18/21	05/20/21
EPA 8015B-e	SURROGATE: OCTACOSANE (S)	105	60-142			%	05/18/21	05/20/21
EPA 8015B-e	SURROGATE: ORTHO-TERPHENYL (S)	75.1	56-125			%	05/18/21	05/20/21

J = Estimated value.
++(T2M) The analyst has noted that the chromatogram of this sample is mainly lower boiling hydrocarbons.

Quant Method: DOC0513.M
Run #: 513170
Instrument: Apollo
Sequence: 210513
Dilution Factor: 1
Initials: MBE

Printed: 06/01/21 3:27:20 PM
APPL-F1-SC-NoMC-REG MDLs-DOD

EPA 8015B TPH LIQ-LIQ

AECOM
1001 Bishop Street, Suite 1600
Honolulu, HI 96813

APPL Inc.
908 North Temperance Avenue
Clovis, CA 93611

Attn: Alethea Ramos

Project: 60571032 CV18F0126 Red Hill Fuel Storage

ARF: 96179

Sample ID: ERH1363 BLANK

APPL ID: BA32598

Sample Collection Date: 05/12/21

QCG: #RHBLK-210517A-264157

Method	Analyte	Result	LOQ	LOD	DL	Units	Extraction Date	Analysis Date
EPA 8015B-e	DIESEL (C10-C24)	300.0 U	320	300.0	150.0	ug/L	05/17/21	05/19/21
EPA 8015B-e	OIL (C24-C40)	300.0 U	320	300.0	150.0	ug/L	05/17/21	05/19/21
EPA 8015B-e	SURROGATE: OCTACOSANE (S)	101	60-142			%	05/17/21	05/19/21
EPA 8015B-e	SURROGATE: ORTHO-TERPHENYL (S)	75.8	56-125			%	05/17/21	05/19/21

Quant Method:	DOC0513.M
Run #:	513117
Instrument:	Apollo
Sequence:	210513
Dilution Factor:	1
Initials:	MBE

Printed: 5/21/2021 1:59:05 PM
APPL-F1-SC-NoMC-REG MDLs-DOD

EPA 8015B TPH LIQ-LIQ

AECOM
1001 Bishop Street, Suite 1600
Honolulu, HI 96813

APPL Inc.
908 North Temperance Avenue
Clovis, CA 93611

Attn: Alethea Ramos

Project: 60571032 CV18F0126 Red Hill Fuel Storage

ARF: 96179

Sample ID: ERH1367 BLANK

APPL ID: BA32601

Sample Collection Date: 05/13/21

QCG: #RHBLK-210517A-264157

Method	Analyte	Result	LOQ	LOD	DL	Units	Extraction Date	Analysis Date
EPA 8015B-e	DIESEL (C10-C24)	300.0 U	320	300.0	150.0	ug/L	05/17/21	05/19/21
EPA 8015B-e	OIL (C24-C40)	300.0 U	320	300.0	150.0	ug/L	05/17/21	05/19/21
EPA 8015B-e	SURROGATE: OCTACOSANE (S)	97.8	60-142			%	05/17/21	05/19/21
EPA 8015B-e	SURROGATE: ORTHO-TERPHENYL (S)	73.2	56-125			%	05/17/21	05/19/21

Quant Method:	DOC0513.M
Run #:	513118
Instrument:	Apollo
Sequence:	210513
Dilution Factor:	1
Initials:	MBE

Printed: 5/21/2021 1:59:05 PM
APPL-F1-SC-NoMC-REG MDLs-DOD

EPA 8270D SIM LIQ-LIQ

AECOM
1001 Bishop Street, Suite 1600
Honolulu, HI 96813

APPL Inc.
908 North Temperance Avenue
Clovis, CA 93611

Attn: Alethea Ramos

Project: 60571032 CV18F0126 Red Hill Fuel Storage

ARF: 96179

Sample ID: ERH1363

APPL ID: BA32597

Sample Collection Date: 05/12/21

QCG: #SIM53-210517A-264163

Method	Analyte	Result	LOQ	LOD	DL	Units	Extraction Date	Analysis Date
8270D-SIM	1-METHYLNAPHTHALENE	0.10 U	0.2	0.10	0.04	ug/L	05/17/21	05/19/21
8270D-SIM	2-METHYLNAPHTHALENE	0.10 U	0.2	0.10	0.04	ug/L	05/17/21	05/19/21
8270D-SIM	NAPHTHALENE	0.10 U	0.2	0.10	0.04	ug/L	05/17/21	05/19/21
8270D-SIM	SURROGATE: 2-METHYLNAPHTHALEN	76.4	39-114			%	05/17/21	05/19/21
8270D-SIM	SURROGATE: FLUORANTHENE-D10 (S	77.7	58-120			%	05/17/21	05/19/21

Quant Method: L0324.M
Run #: 0513L104
Instrument: Linus
Sequence: L210513
Dilution Factor: 1
Initials: MA

Printed: 05/21/21 12:12:17 PM
APPL-F1-SC-NoMC-REG MDLs-DOD

EPA 8270D SIM LIQ-LIQ

AECOM
1001 Bishop Street, Suite 1600
Honolulu, HI 96813

APPL Inc.
908 North Temperance Avenue
Clovis, CA 93611

Attn: Alethea Ramos

Project: 60571032 CV18F0126 Red Hill Fuel Storage

ARF: 96179

Sample ID: ERH1367

APPL ID: BA32600

Sample Collection Date: 05/13/21

QCG: #SIM53-210517A-264163

Method	Analyte	Result	LOQ	LOD	DL	Units	Extraction Date	Analysis Date
8270D-SIM	1-METHYLNAPHTHALENE	0.10 U	0.2	0.10	0.04	ug/L	05/17/21	05/19/21
8270D-SIM	2-METHYLNAPHTHALENE	0.10 U	0.2	0.10	0.04	ug/L	05/17/21	05/19/21
8270D-SIM	NAPHTHALENE	0.10 U	0.2	0.10	0.04	ug/L	05/17/21	05/19/21
8270D-SIM	SURROGATE: 2-METHYLNAPHTHALEN	67.1	39-114			%	05/17/21	05/19/21
8270D-SIM	SURROGATE: FLUORANTHENE-D10 (S	69.2	58-120			%	05/17/21	05/19/21

Quant Method: L0324.M
Run #: 0513L105
Instrument: Linus
Sequence: L210513
Dilution Factor: 1
Initials: MA

Printed: 05/21/21 12:12:17 PM
APPL-F1-SC-NoMC-REG MDLs-DOD

EPA 8260B BTEX WATER

AECOM
1001 Bishop Street, Suite 1600
Honolulu, HI 96813

APPL Inc.
908 North Temperance Avenue
Clovis, CA 93611

Attn: Alethea Ramos

Project: 60571032 CV18F0126 Red Hill Fuel Storage

ARF: 96179

Sample ID: ERH1362

APPL ID: BA32596

Sample Collection Date: 05/12/21

QCG: #86BTO-210515AM-263980

Method	Analyte	Result	LOQ	LOD	DL	Units	Extraction Date	Analysis Date
EPA 8260B	BENZENE	0.30 U	1.0	0.30	0.15	ug/L	05/17/21	05/17/21
EPA 8260B	ETHYLBENZENE	0.50 U	1.0	0.50	0.23	ug/L	05/17/21	05/17/21
EPA 8260B	TOLUENE	0.30 U	1.0	0.30	0.15	ug/L	05/17/21	05/17/21
EPA 8260B	XYLENES (TOTAL)	0.30 U	2.0	0.30	0.15	ug/L	05/17/21	05/17/21
EPA 8260B	SURROGATE: 1,2-DICHLOROETHANE-	108	81-118			%	05/17/21	05/17/21
EPA 8260B	SURROGATE: 4-BROMOFLUOROBENZ	101	85-114			%	05/17/21	05/17/21
EPA 8260B	SURROGATE: DIBROMOFLUOROMETH	109	80-119			%	05/17/21	05/17/21
EPA 8260B	SURROGATE: TOLUENE-D8 (S)	106	89-112			%	05/17/21	05/17/21

Quant Method: M0513W.M
Run #: 0517M10
Instrument: Max
Sequence: 210513
Dilution Factor: 1
Initials: PAN

Printed: 05/20/21 1:02:47 PM
APPL-F1-SC-NoMC-REG MDLs-DOD

EPA 8260B BTEX WATER

AECOM
1001 Bishop Street, Suite 1600
Honolulu, HI 96813

APPL Inc.
908 North Temperance Avenue
Clovis, CA 93611

Attn: Alethea Ramos

Project: 60571032 CV18F0126 Red Hill Fuel Storage

ARF: 96179

Sample ID: ERH1363

APPL ID: BA32597

Sample Collection Date: 05/12/21

QCG: #86BTO-210515AM-263980

Method	Analyte	Result	LOQ	LOD	DL	Units	Extraction Date	Analysis Date
EPA 8260B	BENZENE	0.30 U	1.0	0.30	0.15	ug/L	05/17/21	05/17/21
EPA 8260B	ETHYLBENZENE	0.50 U	1.0	0.50	0.23	ug/L	05/17/21	05/17/21
EPA 8260B	TOLUENE	0.30 U	1.0	0.30	0.15	ug/L	05/17/21	05/17/21
EPA 8260B	XYLENES (TOTAL)	0.30 U	2.0	0.30	0.15	ug/L	05/17/21	05/17/21
EPA 8260B	SURROGATE: 1,2-DICHLOROETHANE-	108	81-118			%	05/17/21	05/17/21
EPA 8260B	SURROGATE: 4-BROMOFLUOROBENZ	102	85-114			%	05/17/21	05/17/21
EPA 8260B	SURROGATE: DIBROMOFLUOROMETH	119	80-119			%	05/17/21	05/17/21
EPA 8260B	SURROGATE: TOLUENE-D8 (S)	105	89-112			%	05/17/21	05/17/21

Quant Method: M0513W.M
Run #: 0517M11
Instrument: Max
Sequence: 210513
Dilution Factor: 1
Initials: PAN

Printed: 05/20/21 1:02:47 PM
APPL-F1-SC-NoMC-REG MDLs-DOD

EPA 8260B BTEX WATER

AECOM
1001 Bishop Street, Suite 1600
Honolulu, HI 96813

APPL Inc.
908 North Temperance Avenue
Clovis, CA 93611

Attn: Alethea Ramos

Project: 60571032 CV18F0126 Red Hill Fuel Storage

ARF: 96179

Sample ID: ERH1366

APPL ID: BA32599

Sample Collection Date: 05/13/21

QCG: #86BTO-210515AM-263980

Method	Analyte	Result	LOQ	LOD	DL	Units	Extraction Date	Analysis Date
EPA 8260B	BENZENE	0.30 U	1.0	0.30	0.15	ug/L	05/17/21	05/17/21
EPA 8260B	ETHYLBENZENE	0.50 U	1.0	0.50	0.23	ug/L	05/17/21	05/17/21
EPA 8260B	TOLUENE	0.30 U	1.0	0.30	0.15	ug/L	05/17/21	05/17/21
EPA 8260B	XYLENES (TOTAL)	0.30 U	2.0	0.30	0.15	ug/L	05/17/21	05/17/21
EPA 8260B	SURROGATE: 1,2-DICHLOROETHANE-	113	81-118			%	05/17/21	05/17/21
EPA 8260B	SURROGATE: 4-BROMOFLUOROBENZ	98.7	85-114			%	05/17/21	05/17/21
EPA 8260B	SURROGATE: DIBROMOFLUOROMETH	114	80-119			%	05/17/21	05/17/21
EPA 8260B	SURROGATE: TOLUENE-D8 (S)	103	89-112			%	05/17/21	05/17/21

Quant Method: M0513W.M
Run #: 0517M12
Instrument: Max
Sequence: 210513
Dilution Factor: 1
Initials: PAN

Printed: 05/20/21 1:02:47 PM
APPL-F1-SC-NoMC-REG MDLs-DOD

EPA 8260B BTEX WATER

AECOM
1001 Bishop Street, Suite 1600
Honolulu, HI 96813

APPL Inc.
908 North Temperance Avenue
Clovis, CA 93611

Attn: Alethea Ramos

Project: 60571032 CV18F0126 Red Hill Fuel Storage

ARF: 96179

Sample ID: ERH1367

APPL ID: BA32600

Sample Collection Date: 05/13/21

QCG: #86BTO-210515AM-263980

Method	Analyte	Result	LOQ	LOD	DL	Units	Extraction Date	Analysis Date
EPA 8260B	BENZENE	0.30 U	1.0	0.30	0.15	ug/L	05/17/21	05/17/21
EPA 8260B	ETHYLBENZENE	0.50 U	1.0	0.50	0.23	ug/L	05/17/21	05/17/21
EPA 8260B	TOLUENE	0.30 U	1.0	0.30	0.15	ug/L	05/17/21	05/17/21
EPA 8260B	XYLENES (TOTAL)	0.30 U	2.0	0.30	0.15	ug/L	05/17/21	05/17/21
EPA 8260B	SURROGATE: 1,2-DICHLOROETHANE-	112	81-118			%	05/17/21	05/17/21
EPA 8260B	SURROGATE: 4-BROMOFLUOROBENZ	103	85-114			%	05/17/21	05/17/21
EPA 8260B	SURROGATE: DIBROMOFLUOROMETH	110	80-119			%	05/17/21	05/17/21
EPA 8260B	SURROGATE: TOLUENE-D8 (S)	105	89-112			%	05/17/21	05/17/21

Quant Method: M0513W.M
Run #: 0517M13
Instrument: Max
Sequence: 210513
Dilution Factor: 1
Initials: PAN

Printed: 05/20/21 1:02:47 PM
APPL-F1-SC-NoMC-REG MDLs-DOD

EPA 8260B GRO WATER

AECOM
1001 Bishop Street, Suite 1600
Honolulu, HI 96813

APPL Inc.
908 North Temperance Avenue
Clovis, CA 93611

Attn: Alethea Ramos

Project: 60571032 CV18F0126 Red Hill Fuel Storage

ARF: 96179

Sample ID: ERH1362

APPL ID: BA32596

Sample Collection Date: 05/12/21

QCG: #GRO86-210515AM-264188

Method	Analyte	Result	LOQ	LOD	DL	Units	Extraction Date	Analysis Date
EPA 8260B	GASOLINE RANGE ORGANICS	18.0 U	20	18.0	8.6	ug/L	05/17/21	05/17/21
EPA 8260B	SURROGATE: 4-BROMOFLUOROBENZ	101	85-114			%	05/17/21	05/17/21

Quant Method: MGAS0511.M
Run #: 0517M10
Instrument: Max
Sequence: 210513
Dilution Factor: 1
Initials: JPR

Printed: 05/21/21 3:12:50 PM
APPL-F1-SC-NoMC-REG MDLs-DOD

EPA 8260B GRO WATER

AECOM
1001 Bishop Street, Suite 1600
Honolulu, HI 96813

APPL Inc.
908 North Temperance Avenue
Clovis, CA 93611

Attn: Alethea Ramos

Project: 60571032 CV18F0126 Red Hill Fuel Storage

ARF: 96179

Sample ID: ERH1363

APPL ID: BA32597

Sample Collection Date: 05/12/21

QCG: #GRO86-210515AM-264188

Method	Analyte	Result	LOQ	LOD	DL	Units	Extraction Date	Analysis Date
EPA 8260B	GASOLINE RANGE ORGANICS	18.0 U	20	18.0	8.6	ug/L	05/17/21	05/17/21
EPA 8260B	SURROGATE: 4-BROMOFLUOROBENZ	102	85-114			%	05/17/21	05/17/21

Quant Method: MGAS0511.M
Run #: 0517M11
Instrument: Max
Sequence: 210513
Dilution Factor: 1
Initials: JPR

Printed: 05/21/21 3:12:50 PM
APPL-F1-SC-NoMC-REG MDLs-DOD

EPA 8260B GRO WATER

AECOM
1001 Bishop Street, Suite 1600
Honolulu, HI 96813

APPL Inc.
908 North Temperance Avenue
Clovis, CA 93611

Attn: Alethea Ramos

Project: 60571032 CV18F0126 Red Hill Fuel Storage

ARF: 96179

Sample ID: ERH1366

APPL ID: BA32599

Sample Collection Date: 05/13/21

QCG: #GRO86-210515AM-264188

Method	Analyte	Result	LOQ	LOD	DL	Units	Extraction Date	Analysis Date
EPA 8260B	GASOLINE RANGE ORGANICS	18.0 U	20	18.0	8.6	ug/L	05/17/21	05/17/21
EPA 8260B	SURROGATE: 4-BROMOFLUOROBENZ	98.7	85-114			%	05/17/21	05/17/21

Quant Method: MGAS0511.M
Run #: 0517M12
Instrument: Max
Sequence: 210513
Dilution Factor: 1
Initials: JPR

Printed: 05/21/21 3:12:50 PM
APPL-F1-SC-NoMC-REG MDLs-DOD

EPA 8260B GRO WATER

AECOM
1001 Bishop Street, Suite 1600
Honolulu, HI 96813

APPL Inc.
908 North Temperance Avenue
Clovis, CA 93611

Attn: Alethea Ramos

Project: 60571032 CV18F0126 Red Hill Fuel Storage

ARF: 96179

Sample ID: ERH1367

APPL ID: BA32600

Sample Collection Date: 05/13/21

QCG: #GRO86-210515AM-264188

Method	Analyte	Result	LOQ	LOD	DL	Units	Extraction Date	Analysis Date
EPA 8260B	GASOLINE RANGE ORGANICS	18.0 U	20	18.0	8.6	ug/L	05/17/21	05/17/21
EPA 8260B	SURROGATE: 4-BROMOFLUOROBENZ	103	85-114			%	05/17/21	05/17/21

Quant Method: MGAS0511.M
Run #: 0517M13
Instrument: Max
Sequence: 210513
Dilution Factor: 1
Initials: JPR

Printed: 05/21/21 3:12:50 PM
APPL-F1-SC-NoMC-REG MDLs-DOD

QC FORMS

EPA 8015B-eHL

Form 2 & 8

Surrogate Recovery

Lab Name: APPL, Inc. SDG No: 96179

Case No: 96179 Date Analyzed: 05/20/21

Matrix: WATER Instrument: Apollo

APPL ID.	Client Sample No.	SURROGATE: OCTACOSANE (S)			SURROGATE: ORTHO-TERPHENYL (S)		
		Limits	Result	Qualifier	Limits	Result	Qualifier
210518A-BLK	Blank	60-142	103		56-125	70.4	
210518A-LCS	Lab Control Spike	60-142	105		56-125	84.0	
210518A-LCSD	Lab Control SpikeD	60-142	103		56-125	81.3	
BA32597	ERH1363	60-142	94.9		56-125	67.6	
BA32600	ERH1367	60-142	105		56-125	75.1	

Comments: Batch: #DOC53-210518A

EPA 8015B-eHL

Form 2 & 8

Surrogate Recovery

Lab Name: APPL, Inc. SDG No: 96179

Case No: 96179 Date Analyzed: 05/24/21

Matrix: WATER Instrument: Apollo

APPL ID.	Client Sample No.	SURROGATE: (R) DECANOIC ACID (S)			SURROGATE: OCTACOSANE (S)		
		Limits	Result	Qualifier	Limits	Result	Qualifier
210518A1-BLK	Blank	0-1	0.0		60-142	135	
210518A1-LCS	Lab Control Spike	0-1	0.0		60-142	107	
210518A1-LCSD	Lab Control SpikeD	0-1	0.0		60-142	143	*
BA32597	ERH1363	0-1	0.0		60-142	129	
BA32600	ERH1367	0-1	0.0		60-142	99.38	

Comments: Batch: #DOC53-210518A1

* = Recovery outside of Control Limits on QC Sample.

EPA 8015B-eHL

Form 2 & 8

Surrogate Recovery

Lab Name: APPL, Inc. SDG No: 96179

Case No: 96179 Date Analyzed: 05/24/21

Matrix: WATER Instrument: Apollo

APPL ID.	Client Sample No.	SURROGATE: ORTHO-TERPHENYL (S)					
		Limits	Result	Qualifier	Limits	Result	Qualifier
210518A1-BLK	Blank	56-125	89.9				
210518A1-LCS	Lab Control Spike	56-125	79.3				
210518A1-LCSD	Lab Control SpikeD	56-125	109				
BA32597	ERH1363	56-125	86.6				
BA32600	ERH1367	56-125	80.74				

Comments: Batch: #DOC53-210518A1

EPA 8015B-eH

Form 4

Blank Summary

Lab Name:	APPL, Inc.	SDG No:	96179
Case No:	96179	Date Analyzed:	05/20/21
Matrix:	WATER	Instrument:	Apollo
Blank ID:	210518A-BLK	Time Analyzed:	1257

APPL ID.	Client Sample No.	File ID.	Date Analyzed
210518A-BLK	Blank	513160	05/20/21 1257
210518A-LCS	Lab Control Spike	513167	05/20/21 1938
210518A-LCSD	Lab Control SpikeD	513168	05/20/21 2007
BA32597	ERH1363	513169	05/20/21 2035
BA32600	ERH1367	513170	05/20/21 2103

Comments: Batch: #DOC53-210518A

EPA 8015B-eH

Form 4

Blank Summary

Lab Name:	APPL, Inc.	SDG No:	96179
Case No:	96179	Date Analyzed:	05/24/21
Matrix:	WATER	Instrument:	Apollo
Blank ID:	210518A1-BLK	Time Analyzed:	1339

APPL ID.	Client Sample No.	File ID.	Date Analyzed
210518A1-BLK	Blank	513204	05/24/21 1339
210518A1-LCS	Lab Control Spike	513205	05/24/21 1407
210518A1-LCSD	Lab Control SpikeD	513206	05/24/21 1435
BA32597	ERH1363	513207	05/24/21 1503
BA32600	ERH1367	525081	05/24/21 1531

Comments: Batch: #DOC53-210518A1

Method Blank
EPA 8015B TPH LIQ-LIQ

APPL Inc.
908 North Temperance Avenu
Clovis, CA 93611

Blank Name/QCG: **210518W-32597 - 264150**
Batch ID: #DOC53-210518A

Sample Type	Analyte	Result	LOQ	LOD	DL	Units	Extraction Date	Analysis Date
BLANK	DIESEL (C10-C24)	300.0 U	320	300.0	150.0	ug/L	05/18/21	05/20/21
BLANK	OIL (C24-C40)	300.0 U	320	300.0	150.0	ug/L	05/18/21	05/20/21
BLANK	SURROGATE: OCTACOSANE (S)	103	60-142			%	05/18/21	05/20/21
BLANK	SURROGATE: ORTHO-TERPHEN	70.4	56-125			%	05/18/21	05/20/21

Quant Method: DOC0513.M
Run #: 513160
Instrument: Apollo
Sequence: 210513
Initials: MBE

GC SC-Blank-REG MDLs-DOD
Printed: 06/01/21 1:48:15 PM

Method Blank

EPA 8015B TPH WATER L-L SGC

APPL Inc.
908 North Temperance Avenu
Clovis, CA 93611

Blank Name/QCG: **210518W-32597 - 264281**
Batch ID: #DOC53-210518A1

Sample Type	Analyte	Result	LOQ	LOD	DL	Units	Extraction Date	Analysis Date
BLANK	DIESEL (C10-C24)	300.0 U	320	300.0	150.0	ug/L	05/18/21	05/24/21
BLANK	OIL (C24-C40)	300.0 U	320	300.0	150.0	ug/L	05/18/21	05/24/21
BLANK	SURROGATE: (R) DECANOIC AC	0.0	0-1			%	05/18/21	05/24/21
BLANK	SURROGATE: OCTACOSANE (S)	135	60-142			%	05/18/21	05/24/21
BLANK	SURROGATE: ORTHO-TERPHEN	89.9	56-125			%	05/18/21	05/24/21

Quant Method:2DOC0513.M
Run #:513204
Instrument:Apollo
Sequence:210513
Initials:MBE

GC SC-Blank-REG MDLs-DOD
Printed: 06/01/21 1:48:15 PM

EPA 8015B-eH

Form 4

LCS Summary

Lab Name:	APPL, Inc.	SDG No:	96179
Case No:	96179	Date Analyzed:	05/20/21
Matrix:	WATER	Instrument:	Apollo
LCS ID:	210518A-LCS	Time Analyzed:	1938

APPL ID.	Client Sample No.	File ID.	Date Analyzed
210518A-BLK	Blank	513160	05/20/21 1257
210518A-LCS	Lab Control Spike	513167	05/20/21 1938
210518A-LCSD	Lab Control SpikeD	513168	05/20/21 2007
BA32597	ERH1363	513169	05/20/21 2035
BA32600	ERH1367	513170	05/20/21 2103

Comments: Batch: #DOC53-210518A

EPA 8015B-eH

Form 4

LCS Summary

Lab Name:	APPL, Inc.	SDG No:	96179
Case No:	96179	Date Analyzed:	05/24/21
Matrix:	WATER	Instrument:	Apollo
LCS ID:	210518A1-LCS	Time Analyzed:	1407

APPL ID.	Client Sample No.	File ID.	Date Analyzed
210518A1-BLK	Blank	513204	05/24/21 1339
210518A1-LCS	Lab Control Spike	513205	05/24/21 1407
210518A1-LCSD	Lab Control SpikeD	513206	05/24/21 1435
BA32597	ERH1363	513207	05/24/21 1503
BA32600	ERH1367	525081	05/24/21 1531

Comments: Batch: #DOC53-210518A1

Laboratory Control Spike Recoveries

EPA 8015B TPH LIQ-LIQ

APPL ID: **210518W-32597 LCS - 264150**
Batch ID: #DOC53-210518A

APPL Inc.
908 North Temperance Avenue
Clovis, CA 93611

Compound Name	Spike Lvl ug/L	SPK Result ug/L	DUP Result ug/L	SPK % Recovery	DUP % Recovery	Recovery Limits	RPD %	RPD Limits
DIESEL (C10-C24)	2000	1700	1640	85.0	82.0	36-132	3.6	30
OIL (C24-C40)	2000	1640	1620	82.0	81.0	41-113	1.2	30
SURROGATE: OCTACOSANE (S)	150	158	154	105	103	60-142		
SURROGATE: ORTHO-TERPHENYL (S)	150	126	122	84.0	81.3	56-125		

Comments:

Primary	SPK	DUP
Quant Method :	DOC0513.M	DOC0513.M
Extraction Date :	05/18/21	05/18/21
Analysis Date :	05/20/21	05/20/21
Instrument :	Apollo	Apollo
Run :	513167	513168
Initials :	MBE	

Laboratory Control Spike Recoveries

EPA 8015B TPH WATER L-L SGC

APPL ID: **210518W-32597 LCS - 264281**
Batch ID: #DOC53-210518A1

APPL Inc.
908 North Temperance Avenue
Clovis, CA 93611

Compound Name	Spike Lvl ug/L	SPK Result ug/L	DUP Result ug/L	SPK % Recovery	DUP % Recovery	Recovery Limits	RPD %	RPD Limits
DIESEL (C10-C24)	2000	1400	2010	70.0	101	36-132	35.8 #	30
OIL (C24-C40)	2000	1430	2020	71.5	101	41-113	34.2 #	30
SURROGATE: (R) DECANOIC ACID (S)	10.00	0	0	0.0	0.0	0-1		
SURROGATE: OCTACOSANE (S)	150	160	214	107	143 #	60-142		
SURROGATE: ORTHO-TERPHENYL (S)	150	119	163	79.3	109	56-125		

= Recovery is outside QC limits.

Comments:

Primary	SPK	DUP
Quant Method :	2DOC0513.M	2DOC0513.M
Extraction Date :	05/18/21	05/18/21
Analysis Date :	05/24/21	05/24/21
Instrument :	Apollo	Apollo
Run :	513205	513206
Initials :	MBE	

Printed: 06/01/21 1:47:54 PM
APPL Standard LCSD

EPA 8015B-eHL

Form 2 & 8

Surrogate Recovery

Lab Name: APPL, Inc. SDG No: 96179

Case No: 96179 Date Analyzed: 05/19/21

Matrix: WATER Instrument: Apollo

APPL ID.	Client Sample No.	SURROGATE: OCTACOSANE (S)			SURROGATE: ORTHO-TERPHENYL (S)		
		Limits	Result	Qualifier	Limits	Result	Qualifier
210517A-BLK	Blank	60-142	95.0		56-125	72.2	
210517A-LCS	Lab Control Spike	60-142	99.3		56-125	74.7	
210517A-LCSD	Lab Control SpikeD	60-142	90.7		56-125	67.3	
BA32598	ERH1363 BLANK	60-142	101		56-125	75.8	
BA32601	ERH1367 BLANK	60-142	97.8		56-125	73.2	

Comments: Batch: #RHBLK-210517A

EPA 8015B-eH

Form 4

Blank Summary

Lab Name:	APPL, Inc.	SDG No:	96179
Case No:	96179	Date Analyzed:	05/19/21
Matrix:	WATER	Instrument:	Apollo
Blank ID:	210517A-BLK	Time Analyzed:	1209

APPL ID.	Client Sample No.	File ID.	Date Analyzed
210517A-BLK	Blank	513114	05/19/21 1209
210517A-LCS	Lab Control Spike	513115	05/19/21 1237
210517A-LCSD	Lab Control SpikeD	513116	05/19/21 1305
BA32598	ERH1363 BLANK	513117	05/19/21 1333
BA32601	ERH1367 BLANK	513118	05/19/21 1401

Comments: Batch: #RHBLK-210517A

Method Blank
EPA 8015B TPH LIQ-LIQ

APPL Inc.
908 North Temperance Avenu
Clovis, CA 93611

Blank Name/QCG: **210517W-32598 - 264157**
Batch ID: #RHBLK-210517A

Sample Type	Analyte	Result	LOQ	LOD	DL	Units	Extraction Date	Analysis Date
BLANK	DIESEL (C10-C24)	300.0 U	320	300.0	150.0	ug/L	05/17/21	05/19/21
BLANK	OIL (C24-C40)	300.0 U	320	300.0	150.0	ug/L	05/17/21	05/19/21
BLANK	SURROGATE: OCTACOSANE (S)	95.0	60-142			%	05/17/21	05/19/21
BLANK	SURROGATE: ORTHO-TERPHEN	72.2	56-125			%	05/17/21	05/19/21

Quant Method: DOC0513.M
Run #: 513114
Instrument: Apollo
Sequence: 210513
Initials: MBE

GC SC-Blank-REG MDLs-DOD
Printed: 05/21/21 9:36:58 AM

EPA 8015B-eH

Form 4

LCS Summary

Lab Name:	APPL, Inc.	SDG No:	96179
Case No:	96179	Date Analyzed:	05/19/21
Matrix:	WATER	Instrument:	Apollo
LCS ID:	210517A-LCS	Time Analyzed:	1237

APPL ID.	Client Sample No.	File ID.	Date Analyzed
210517A-BLK	Blank	513114	05/19/21 1209
210517A-LCS	Lab Control Spike	513115	05/19/21 1237
210517A-LCSD	Lab Control SpikeD	513116	05/19/21 1305
BA32598	ERH1363 BLANK	513117	05/19/21 1333
BA32601	ERH1367 BLANK	513118	05/19/21 1401

Comments: Batch: #RHBLK-210517A

Laboratory Control Spike Recoveries

EPA 8015B TPH LIQ-LIQ

APPL ID: **210517W-32598 LCS - 264157**
Batch ID: #RHBLK-210517A

APPL Inc.
908 North Temperance Avenue
Clovis, CA 93611

Compound Name	Spike Lvl ug/L	SPK Result ug/L	DUP Result ug/L	SPK % Recovery	DUP % Recovery	Recovery Limits	RPD %	RPD Limits
DIESEL (C10-C24)	0	72.4	56.3	NA	NA	36-132		30
OIL (C24-C40)	0	144	146	NA	NA	41-113		30
SURROGATE: OCTACOSANE (S)	150	149	136	99.3	90.7	60-142		
SURROGATE: ORTHO-TERPHENYL (S)	150	112	101	74.7	67.3	56-125		

Comments:

Primary	SPK	DUP
Quant Method :	DOC0513.M	DOC0513.M
Extraction Date :	05/17/21	05/17/21
Analysis Date :	05/19/21	05/19/21
Instrument :	Apollo	Apollo
Run :	513115	513116
Initials :	MBE	

8270D-SIM

Form 2 & 8

Surrogate Recovery

Lab Name: APPL, Inc. SDG No: 96179
Case No: 96179 Date Analyzed: 05/19/21
Matrix: WATER Instrument: Linus

APPL ID.	Client Sample No.	SURROGATE: 2-METHYLNAPHTHALENE-D10 (S)			SURROGATE: FLUORANTHENE-D10 (S)		
		Limits	Result	Qualifier	Limits	Result	Qualifier
210517A-BLK	Blank	39-114	69.2		58-120	69.5	
210517A-LCS	Lab Control Spike	39-114	69.4		58-120	74.4	
210517A-LCSD	Lab Control SpikeD	39-114	66.4		58-120	72.2	
BA32597	ERH1363	39-114	76.4		58-120	77.7	
BA32600	ERH1367	39-114	67.1		58-120	69.2	

Comments: Batch: #SIM53-210517A

8270D-SIM

Form 4

Blank Summary

Lab Name: APPL, Inc.
SDG No: 96179
Case No: 96179
Date Analyzed: 05/19/21
Matrix: WATER
Instrument: Linus
Blank ID: 210517A-BLK
Time Analyzed: 1948

APPL ID.	Client Sample No.	File ID.	Date Analyzed
210517A-BLK	Blank	0513L101	05/19/21 1948
210517A-LCS	Lab Control Spike	0513L102	05/19/21 2010
210517A-LCSD	Lab Control SpikeD	0513L103	05/19/21 2033
BA32597	ERH1363	0513L104	05/19/21 2055
BA32600	ERH1367	0513L105	05/19/21 2117

Comments: Batch: #SIM53-210517A

Method Blank
EPA 8270D SIM LIQ-LIQ

APPL Inc.
908 North Temperance Avenu
Clovis, CA 93611

Blank Name/QCG: **210517W-32597 - 264163**
Batch ID: #SIM53-210517A

Sample Type	Analyte	Result	LOQ	LOD	DL	Units	Extraction Date	Analysis Date
BLANK	1-METHYLNAPHTHALENE	0.10 U	0.2	0.10	0.04	ug/L	05/17/21	05/19/21
BLANK	2-METHYLNAPHTHALENE	0.10 U	0.2	0.10	0.04	ug/L	05/17/21	05/19/21
BLANK	NAPHTHALENE	0.10 U	0.2	0.10	0.04	ug/L	05/17/21	05/19/21
BLANK	SURROGATE: 2-METHYLNAPHT	69.2	39-114			%	05/17/21	05/19/21
BLANK	SURROGATE: FLUORANTHENE-	69.5	58-120			%	05/17/21	05/19/21

Quant Method: L0324.M
Run #: 0513L101
Instrument: Linus
Sequence: L210513
Initials: MA

GC SC-Blank-REG MDLs-DOD
Printed: 05/21/21 12:12:24 PM

8270D-SIM

Form 4

LCS Summary

Lab Name:	APPL, Inc.	SDG No:	96179
Case No:	96179	Date Analyzed:	05/19/21
Matrix:	WATER	Instrument:	Linus
LCS ID:	210517A-LCS	Time Analyzed:	2010

APPL ID.	Client Sample No.	File ID.	Date Analyzed
210517A-BLK	Blank	0513L101	05/19/21 1948
210517A-LCS	Lab Control Spike	0513L102	05/19/21 2010
210517A-LCSD	Lab Control SpikeD	0513L103	05/19/21 2033
BA32597	ERH1363	0513L104	05/19/21 2055
BA32600	ERH1367	0513L105	05/19/21 2117

Comments: Batch: #SIM53-210517A

Laboratory Control Spike Recoveries
EPA 8270D SIM LIQ-LIQ

APPL ID: **210517W-32597 LCS - 264163**
Batch ID: #SIM53-210517A

APPL Inc.
908 North Temperance Avenue
Clovis, CA 93611

Compound Name	Spike Lvl ug/L	SPK Result ug/L	DUP Result ug/L	SPK % Recovery	DUP % Recovery	Recovery Limits	RPD %	RPD Limits
1-METHYLNAPHTHALENE	5.00	4.03	3.84	80.6	76.8	41-115	4.8	20
2-METHYLNAPHTHALENE	5.00	4.01	3.81	80.2	76.2	39-114	5.1	20
NAPHTHALENE	5.00	3.91	3.72	78.2	74.4	43-114	5.0	20
SURROGATE: 2-METHYLNAPHTHALEN	5.00	3.47	3.32	69.4	66.4	39-114		
SURROGATE: FLUORANTHENE-D10 (S)	5.00	3.72	3.61	74.4	72.2	58-120		

Comments:

Primary	SPK	DUP
Quant Method :	L0324.M	L0324.M
Extraction Date :	05/17/21	05/17/21
Analysis Date :	05/19/21	05/19/21
Instrument :	Linus	Linus
Run :	0513L102	0513L103
Initials :	MA	

Printed: 05/21/21 12:12:05 PM
APPL Standard LCSD

Form 5
Tune Summary

Lab Name: APPL Inc.
Case No:
Matrix: Water
ID: 0324L002.D

SDG No:
Date Analyzed: 03/24/21
Instrument: Linus
Time Analyzed: 10:26

	Client Sample No.	APPL ID.	File ID.	Date Analyzed
1		0.1 SIM 03/24/21	0324L003.D	03/24/21 11:35
2		0.2 SIM 03/24/21	0324L004.D	03/24/21 11:57
3		0.5 SIM 03/24/21	0324L005.D	03/24/21 12:19
4		1 SIM 03/24/21	0324L006.D	03/24/21 12:41
5		5 SIM 03/24/21	0324L007.D	03/24/21 13:07
6		10 SIM 03/24/21	0324L008.D	03/24/21 13:29
7		50 SIM 03/24/21	0324L009.D	03/24/21 13:51
8		100 SIM 03/24/21	0324L010.D	03/24/21 14:13
9		SS SIM 03/24/21	0324L011.D	03/24/21 14:59
10				
11				
12				
13				
14				
15				
16				
17				
18				
19				
20				
21				
22				

m/e		
51	9.95 - 80.1% of mass 198	26.4
68	0 - 2.05% of mass 69	0.0
70	0 - 2% of mass 69	0.7
127	10 - 80% of mass 198	50.7
197	0 - 2% of mass 198	0.0
198	100 - 100% of mass 198	100.0
199	5 - 9% of mass 198	6.8
275	10 - 60% of mass 198	30.5
365	1 - 100% of mass 198	3.9
441	0.01 - 24% of mass 442	15.2
442	50 - 500% of mass 198	142.7
443	15 - 24% of mass 442	19.6

Form 5
Tune Summary

Lab Name: APPL Inc.
Case No: 96179
Matrix: Water
ID: 0513L078.D

SDG No: 96179
Date Analyzed: 05/19/21
Instrument: Linus
Time Analyzed: 10:50

	Client Sample No.	APPL ID.	File ID.	Date Analyzed
1		5 SIM 3/24/21 (2)	0513L079.D	05/19/21 11:06
2	Blank	210517A BLK 1/1000	0513L101.D	05/19/21 19:48
3	Lab Control Spike	210517A LCS-2 1/1000	0513L102.D	05/19/21 20:10
4	Lab Control SpikeD	210517A LCSD-2 1/100	0513L103.D	05/19/21 20:33
5	ERH1363	BA32597W06 1/800	0513L104.D	05/19/21 20:55
6	ERH1367	BA32600W05 1/800	0513L105.D	05/19/21 21:17
7		5 SIM 3/24/21 (2)	0513L111.D	05/19/21 23:29
8				
9				
10				
11				
12				
13				
14				
15				
16				
17				
18				
19				
20				
21				
22				

m/e		
51	9.95 - 80.1% of mass 198	35.3
68	0 - 2.05% of mass 69	0.0
70	0 - 2% of mass 69	0.6
127	10 - 80% of mass 198	55.6
197	0 - 2% of mass 198	0.0
198	100 - 100% of mass 198	100.0
199	5 - 9% of mass 198	6.8
275	10 - 60% of mass 198	30.5
365	1 - 100% of mass 198	4.5
441	0.01 - 24% of mass 442	15.4
442	50 - 500% of mass 198	133.1
443	15 - 24% of mass 442	18.5

8A
INTERNAL STANDARD AREA AND RT SUMMARY

Lab Name: APPL Inc. Contract: _____

Lab Code: _____ SDG No.: _____

Lab File ID (Standard): 0513L079.D Date Analyzed: 05/19/21

Instrument ID: Linus Time Analyzed: 11:06

GC Column: _____ ID: Heated Purge: (Y/N) _____

		Napthalene-D8(IS)		Acenaphthene-D10(IS)		Phenanthrene-D10(IS)	
		AREA #	RT #	AREA #	RT #	AREA #	RT #
	12 HOUR STD	17110	4.12	10691	6.13	22041	7.85
	UPPER LIMIT	34220	4.29	21382	6.30	44082	8.02
	LOWER LIMIT	8555	3.95	5346	5.96	11021	7.68
	SAMPLE NO.						
01	210517A BLK 1/1000	14246	4.12	9009	6.13	19285	7.85
02	210517A LCS-2 1/1000	18241	4.12	10840	6.13	22280	7.85
03	210517A LCSD-2 1/100	19924	4.12	12130	6.13	27676	7.85
04	BA32597W06 1/800	16677	4.12	10253	6.13	21450	7.85
05	BA32600W05 1/800	17208	4.12	10838	6.13	22812	7.85
06	5 SIM 3/24/21 (2)	21064	4.12	13075	6.13	27536	7.85
07							
08							
09							
10							
11							
12							
13							
14							
15							
16							
17							
18							
19							
20							
21							
22							

AREA UPPER LIMIT = +100% of internal standard area.
AREA LOWER LIMIT = -50% of internal standard area.
RT UPPER LIMIT = +0.17 minutes of internal standard RT
RT LOWER LIMIT = -0.17 minutes of internal standard RT

Column used to flag values outside QC limits with an asterisk.
* Values outside of QC limits.

8A
INTERNAL STANDARD AREA AND RT SUMMARY

Lab Name: APPL Inc. Contract: _____

Lab Code: _____ SDG No.: _____

Lab File ID (Standard): 0513L079.D Date Analyzed: 05/19/21

Instrument ID: Linus Time Analyzed: 11:06

GC Column: _____ ID: Heated Purge: (Y/N) _____

		Chrysene-D12(IS)		Perylene-D12(IS)			
		AREA #	RT #	AREA #	RT #	AREA #	RT #
	12 HOUR STD	28425	10.95	31415	13.37		
	UPPER LIMIT	56850	11.12	62830	13.54		
	LOWER LIMIT	14213	10.78	15708	13.20		
	SAMPLE NO.						
01	210517A BLK 1/1000	22566	10.95	25097	13.37		
02	210517A LCS-2 1/1000	27443	10.95	29254	13.36		
03	210517A LCSD-2 1/100	27647	10.95	28546	13.36		
04	BA32597W06 1/800	26397	10.95	29652	13.37		
05	BA32600W05 1/800	27157	10.95	30289	13.36		
06	5 SIM 3/24/21 (2)	33901	10.95	37246	13.36		
07							
08							
09							
10							
11							
12							
13							
14							
15							
16							
17							
18							
19							
20							
21							
22							

AREA UPPER LIMIT = +100% of internal standard area.
AREA LOWER LIMIT = -50% of internal standard area.
RT UPPER LIMIT = +0.17 minutes of internal standard RT
RT LOWER LIMIT = -0.17 minutes of internal standard RT

Column used to flag values outside QC limits with an asterisk.
* Values outside of QC limits.

EPA 8260B

Form 2 & 8

Surrogate Recovery

Lab Name: APPL, Inc. SDG No: 96179

Case No: 96179 Date Analyzed: 05/17/21

Matrix: WATER Instrument: Max

APPL ID.	Client Sample No.	SURROGATE: 1,2-DICHLOROETHANE-D4 (S)			SURROGATE: 4-BROMOFLUOROBENZENE (S)		
		Limits	Result	Qualifier	Limits	Result	Qualifier
210515AM-LCS	Lab Control Spike	81-118	93.6		85-114	88.8	
210515AM-LCSD	Lab Control SpikeD	81-118	102		85-114	106	
210515AM-BLK	Blank	81-118	109		85-114	105	
BA32596	ERH1362	81-118	108		85-114	101	
BA32597	ERH1363	81-118	108		85-114	102	
BA32599	ERH1366	81-118	113		85-114	98.7	
BA32600	ERH1367	81-118	112		85-114	103	

Comments: Batch: #86BTO-210515AM

EPA 8260B

Form 2 & 8

Surrogate Recovery

Lab Name: APPL, Inc. SDG No: 96179

Case No: 96179 Date Analyzed: 05/17/21

Matrix: WATER Instrument: Max

APPL ID.	Client Sample No.	SURROGATE: DIBROMOFLUOROMETHANE (S)			SURROGATE: TOLUENE-D8 (S)		
		Limits	Result	Qualifier	Limits	Result	Qualifier
210515AM-LCS	Lab Control Spike	80-119	83.2		89-112	90.0	
210515AM-LCSD	Lab Control SpikeD	80-119	98.0		89-112	100	
210515AM-BLK	Blank	80-119	104		89-112	103	
BA32596	ERH1362	80-119	109		89-112	106	
BA32597	ERH1363	80-119	119		89-112	105	
BA32599	ERH1366	80-119	114		89-112	103	
BA32600	ERH1367	80-119	110		89-112	105	

Comments: Batch: #86BTO-210515AM

EPA 8260B

Form 4

Blank Summary

Lab Name:	APPL, Inc.	SDG No:	96179
Case No:	96179	Date Analyzed:	05/17/21
Matrix:	WATER	Instrument:	Max
Blank ID:	210515AM-BLK	Time Analyzed:	1343

APPL ID.	Client Sample No.	File ID.	Date Analyzed
210515AM-LCS	Lab Control Spike	0517M03	05/17/21 1124
210515AM-LCSD	Lab Control SpikeD	0517M04	05/17/21 1152
210515AM-BLK	Blank	0517M08	05/17/21 1343
BA32596	ERH1362	0517M10	05/17/21 1439
BA32597	ERH1363	0517M11	05/17/21 1507
BA32599	ERH1366	0517M12	05/17/21 1535
BA32600	ERH1367	0517M13	05/17/21 1603

Comments: Batch: #86BTO-210515AM

Method Blank
EPA 8260B BTEX WATER

APPL Inc.
908 North Temperance Avenu
Clovis, CA 93611

Blank Name/QCG: **210515W-32596 - 263980**
Batch ID: #86BTO-210515AM

Sample Type	Analyte	Result	LOQ	LOD	DL	Units	Extraction Date	Analysis Date
BLANK	BENZENE	0.30 U	1.0	0.30	0.15	ug/L	05/17/21	05/17/21
BLANK	ETHYLBENZENE	0.50 U	1.0	0.50	0.23	ug/L	05/17/21	05/17/21
BLANK	TOLUENE	0.30 U	1.0	0.30	0.15	ug/L	05/17/21	05/17/21
BLANK	XYLENES (TOTAL)	0.30 U	2.0	0.30	0.15	ug/L	05/17/21	05/17/21
BLANK	SURROGATE: 1,2-DICHLOROET	109	81-118			%	05/17/21	05/17/21
BLANK	SURROGATE: 4-BROMOFLUORO	105	85-114			%	05/17/21	05/17/21
BLANK	SURROGATE: DIBROMOFLUOR	104	80-119			%	05/17/21	05/17/21
BLANK	SURROGATE: TOLUENE-D8 (S)	103	89-112			%	05/17/21	05/17/21

Quant Method: M0513W.M
Run #: 0517M08
Instrument: Max
Sequence: 210513
Initials: PAN

GC SC-Blank-REG MDLs-DOD
Printed: 05/20/21 1:03:45 PM

EPA 8260B

Form 4

LCS Summary

Lab Name:	APPL, Inc.	SDG No:	96179
Case No:	96179	Date Analyzed:	05/17/21
Matrix:	WATER	Instrument:	Max
LCS ID:	210515AM-LCS	Time Analyzed:	1124

APPL ID.	Client Sample No.	File ID.	Date Analyzed
210515AM-LCS	Lab Control Spike	0517M03	05/17/21 1124
210515AM-LCSD	Lab Control SpikeD	0517M04	05/17/21 1152
210515AM-BLK	Blank	0517M08	05/17/21 1343
BA32596	ERH1362	0517M10	05/17/21 1439
BA32597	ERH1363	0517M11	05/17/21 1507
BA32599	ERH1366	0517M12	05/17/21 1535
BA32600	ERH1367	0517M13	05/17/21 1603

Comments: Batch: #86BTO-210515AM

Laboratory Control Spike Recoveries

EPA 8260B BTEX WATER

APPL ID: **210517W-32596 LCS - 263980**
Batch ID: #86BTO-210515AM

APPL Inc.
908 North Temperance Avenue
Clovis, CA 93611

Compound Name	Spike Lvl ug/L	SPK Result ug/L	DUP Result ug/L	SPK % Recovery	DUP % Recovery	Recovery Limits	RPD %	RPD Limits
BENZENE	10.00	10.2	10.7	102	107	79-120	4.8	20
ETHYLBENZENE	10.00	10.3	11.6	103	116	79-121	11.9	20
TOLUENE	10.00	9.53	10.5	95.3	105	80-121	9.7	20
XYLENES (TOTAL)	30.0	29.9	33.3	99.7	111	79-121	10.8	20
SURROGATE: 1,2-DICHLOROETHANE-D	25.0	23.4	25.4	93.6	102	81-118		
SURROGATE: 4-BROMOFLUOROBENZE	25.0	22.2	26.6	88.8	106	85-114		
SURROGATE: DIBROMOFLUOROMETH	25.0	20.8	24.5	83.2	98.0	80-119		
SURROGATE: TOLUENE-D8 (S)	25.0	22.5	25.0	90.0	100	89-112		

Comments:

Primary	SPK	DUP
Quant Method :	M0513W.M	M0513W.M
Extraction Date :	05/17/21	05/17/21
Analysis Date :	05/17/21	05/17/21
Instrument :	Max	Max
Run :	0517M03	0517M04
Initials :	PAN	

Form 5
Tune Summary

Lab Name: APPL Inc.
Case No:
Matrix: Water
ID: 0513M10.D

SDG No:
Date Analyzed: 05/13/21
Instrument: Max
Time Analyzed: 15:10

	Client Sample No.	APPL ID.	File ID.	Date Analyzed
1		0.3ug/L VOC STD 5/13	0513M12.D	05/13/21 16:06
2		0.5ug/L VOC STD 5/13	0513M13.D	05/13/21 16:34
3		1ug/L VOC STD 5/13/2	0513M14.D	05/13/21 17:02
4		2ug/L VOC STD 5/13/2	0513M15.D	05/13/21 17:30
5		5ug/L VOC STD 5/13/2	0513M16.D	05/13/21 17:58
6		10ug/L VOC STD 5/13/	0513M17.D	05/13/21 18:26
7		20ug/L VOC STD 5/13/	0513M18.D	05/13/21 18:54
8		40ug/L VOC STD 5/13/	0513M19.D	05/13/21 19:22
9		100ug/L VOC STD 5/13	0513M20.D	05/13/21 19:50
10		(SS) 10ug/L VOC STD	0513M22.D	05/13/21 20:46
11				
12				
13				
14				
15				
16				
17				
18				
19				
20				
21				
22				

m/e		
50	15.0 - 40.0% of mass 95	16.2
75	30.0 - 60.0% of mas 95	53.1
95	Base peak, 100% relative abundance	100.0
96	5.0 - 9.0% of mass 95	6.6
173	Less than 2.0% of mass 174	0.9
174	50.0 - 200.0% of mass 95	115.2
175	5.0 - 9.0% of mass 174	7.8
176	95.0 - 101.0% of mass 174	96.7
177	5.0 - 9.0% of mass 176	5.9

Form 5
Tune Summary

Lab Name: APPL Inc.
Case No: 96179
Matrix: Water
ID: 0517M00.D

SDG No: 96179
Date Analyzed: 05/17/21
Instrument: Max
Time Analyzed: 10:01

	Client Sample No.	APPL ID.	File ID.	Date Analyzed
1	Lab Control Spike	210515A CCV/LCS 10ug	0517M03.D	05/17/21 11:24
2	Lab Control SpikeD	210515A LCSD 10ug/L	0517M04.D	05/17/21 11:52
3	Blank	210515A BLK	0517M08.D	05/17/21 13:43
4	ERH1362	BA32596W01	0517M10.D	05/17/21 14:39
5	ERH1363	BA32597W01	0517M11.D	05/17/21 15:07
6	ERH1366	BA32599W01	0517M12.D	05/17/21 15:35
7	ERH1367	BA32600W01	0517M13.D	05/17/21 16:03
8		Ending CCV 10ug/L 5/	0517M26.D	05/17/21 22:06
9				
10				
11				
12				
13				
14				
15				
16				
17				
18				
19				
20				
21				
22				

m/e		
50	15.0 - 40.0% of mass 95	15.8
75	30.0 - 60.0% of mas 95	51.6
95	Base peak, 100% relative abundance	100.0
96	5.0 - 9.0% of mass 95	7.4
173	Less than 2.0% of mass 174	1.0
174	50.0 - 200.0% of mass 95	144.1
175	5.0 - 9.0% of mass 174	6.8
176	95.0 - 101.0% of mass 174	99.6
177	5.0 - 9.0% of mass 176	0.8

8A
INTERNAL STANDARD AREA AND RT SUMMARY

Lab Name: APPL Inc. Contract: _____

Lab Code: _____ SDG No.: _____

Lab File ID (Standard): 0517M03.D Date Analyzed: 05/17/21

Instrument ID: Max Time Analyzed: 11:24

GC Column: _____ ID: Heated Purge: (Y/N) _____

		Fluorobenzene (IS)		Chlorobenzene-D5 (IS)		1,4-Dichlorobenzene-D (IS)	
		AREA #	RT #	AREA #	RT #	AREA #	RT #
	12 HOUR STD	155413	5.57	224375	8.84	187328	11.17
	UPPER LIMIT	310826	5.74	448750	9.01	374656	11.34
	LOWER LIMIT	77707	5.40	112188	8.67	93664	11.00
	SAMPLE NO.						
01	210515A CCV/LCS 10ug	155413	5.57	224375	8.84	187328	11.17
02	210515A LCSD 10ug/L	147056	5.57	202654	8.84	176506	11.17
03	210515A BLK	138811	5.57	202866	8.84	158923	11.17
04	BA32596W01	131957	5.57	193853	8.84	144056	11.17
05	BA32597W01	131978	5.57	192300	8.84	157540	11.17
06	BA32599W01	130380	5.57	198971	8.84	147676	11.17
07	BA32600W01	126903	5.57	191876	8.84	148030	11.17
08	Ending CCV 10ug/L 5/14	143377	5.56	205887	8.84	179897	11.17
09							
10							
11							
12							
13							
14							
15							
16							
17							
18							
19							
20							
21							
22							

AREA UPPER LIMIT = +100% of internal standard area.
AREA LOWER LIMIT = -50% of internal standard area.
RT UPPER LIMIT = +0.17 minutes of internal standard RT
RT LOWER LIMIT = -0.17 minutes of internal standard RT

Column used to flag values outside QC limits with an asterisk.
* Values outside of QC limits.

EPA 8260B

Form 2 & 8

Surrogate Recovery

Lab Name: APPL, Inc. SDG No: 96179

Case No: 96179 Date Analyzed: 05/17/21

Matrix: WATER Instrument: Max

APPL ID.	Client Sample No.	SURROGATE: 4-BROMOFLUOROBENZENE (S)					
		Limits	Result	Qualifier	Limits	Result	Qualifier
210515AM-LCS	Lab Control Spike	85-114	104				
210515AM-LCSD	Lab Control SpikeD	85-114	105				
210515AM-BLK	Blank	85-114	105				
BA32596	ERH1362	85-114	101				
BA32597	ERH1363	85-114	102				
BA32599	ERH1366	85-114	98.7				
BA32600	ERH1367	85-114	103				

Comments: Batch: #GRO86-210515AM

EPA 8260B

Form 4

Blank Summary

Lab Name:	APPL, Inc.	SDG No:	96179
Case No:	96179	Date Analyzed:	05/17/21
Matrix:	WATER	Instrument:	Max
Blank ID:	210515AM-BLK	Time Analyzed:	1343

APPL ID.	Client Sample No.	File ID.	Date Analyzed	
210515AM-LCS	Lab Control Spike	0517M06	05/17/21	1247
210515AM-LCSD	Lab Control SpikeD	0517M07	05/17/21	1315
210515AM-BLK	Blank	0517M08	05/17/21	1343
BA32596	ERH1362	0517M10	05/17/21	1439
BA32597	ERH1363	0517M11	05/17/21	1507
BA32599	ERH1366	0517M12	05/17/21	1535
BA32600	ERH1367	0517M13	05/17/21	1603

Comments: Batch: #GRO86-210515AM

Method Blank
EPA 8260B GRO WATER

APPL Inc.
908 North Temperance Avenu
Clovis, CA 93611

Blank Name/QCG: **210515W-32596 - 264188**
Batch ID: #GRO86-210515AM

Sample Type	Analyte	Result	LOQ	LOD	DL	Units	Extraction Date	Analysis Date
BLANK	GASOLINE RANGE ORGANICS	18.0 U	20	18.0	8.6	ug/L	05/17/21	05/17/21
BLANK	SURROGATE: 4-BROMOFLUORO	105	85-114			%	05/17/21	05/17/21

Quant Method:MGAS0511.M
Run #:0517M08
Instrument:Max
Sequence:210513
Initials:JPR

GC SC-Blank-REG MDLs-DOD
Printed: 05/21/21 3:12:59 PM

EPA 8260B

Form 4

LCS Summary

Lab Name:	APPL, Inc.	SDG No:	96179
Case No:	96179	Date Analyzed:	05/17/21
Matrix:	WATER	Instrument:	Max
LCS ID:	210515AM-LCS	Time Analyzed:	1247

APPL ID.	Client Sample No.	File ID.	Date Analyzed	
210515AM-LCS	Lab Control Spike	0517M06	05/17/21	1247
210515AM-LCSD	Lab Control SpikeD	0517M07	05/17/21	1315
210515AM-BLK	Blank	0517M08	05/17/21	1343
BA32596	ERH1362	0517M10	05/17/21	1439
BA32597	ERH1363	0517M11	05/17/21	1507
BA32599	ERH1366	0517M12	05/17/21	1535
BA32600	ERH1367	0517M13	05/17/21	1603

Comments: Batch: #GRO86-210515AM

Laboratory Control Spike Recoveries

EPA 8260B GRO WATER

APPL ID: **210517W-32596 LCS - 264188**
Batch ID: #GRO86-210515AM

APPL Inc.
908 North Temperance Avenue
Clovis, CA 93611

Compound Name	Spike Lvl ug/L	SPK Result ug/L	DUP Result ug/L	SPK % Recovery	DUP % Recovery	Recovery Limits	RPD %	RPD Limits
GASOLINE RANGE ORGANICS	300	282	271	94.0	90.3	78-122	4.0	20
SURROGATE: 4-BROMOFLUOROBENZE	25.0	26.0	26.2	104	105	85-114		

Comments:

Primary	SPK	DUP
Quant Method :	MGAS0511.M	MGAS0511.M
Extraction Date :	05/17/21	05/17/21
Analysis Date :	05/17/21	05/17/21
Instrument :	Max	Max
Run :	0517M06	0517M07
Initials :	JPR	

Printed: 05/21/21 3:13:04 PM
APPL Standard LCSD

ORGANICS

Calibration Data

TPH Extractables
DOC0513

Form 6
Initial Calibration

Lab Name: APPL, Inc.
Case No:
Matrix: Water

SDG No:
Initial Cal. Date: 05/14/21
Instrument: Apollo

Initials: MB/MA

		Compound	1	2	3	4	5	6	7				Avg	%RSD	Type	r^2	Q
			513003.D	513004.D	513005.D	513006.D	513007.D	513008.D	513009.D								
1	HATM	Diesel (C10-C24)		1724715	1798049	1735910	1685110	1757938	1829605				1755221	3.0	HATM		
2	HBTM	Motor Oil (C24-C40)		1564585	1529575	1407721	1358289	1435043	1480805				1462670	5.3	HBTM		
3	SA	Ortho-Terphenyl(S)	2364853	2177940	2088798	2011929	1959865	2040481	2115662				2108504	6.3	SA		
4	SA	Octacosane(S)	1375699	1319803	1405470	1385054	1343047	1452017	1489148				1395748	4.2	SA		
5																	
6																	
7																	
8																	
9																	
10																	
11																	
12																	
13																	
14																	
15																	
16																	
17																	
18																	
19																	
20																	
21																	
22																	
23																	
24																	
25																	
26																	
27																	
28																	
29																	
30																	
31																	
32																	
33																	
34																	
35																	

0.538067

Quantitation Report (QT Reviewed)

Data File : G:\APOLLO\DATA\210513\513004.D Vial: 4
Acq On : 5-14-21 12:54:53 Operator: MB
Sample : DMO STD-2 05-13-21 Inst : Apollo
Misc : water Multiplr: 1.00
IntFile : events.e
Quant Time: May 17 9:12 2021 Quant Results File: DOC0513.RES

Method : G:\APOLLO\DATA\210513\DOC0513.M (Chemstation Integrator)
Title : 8015 B&C
Last Update : Sat May 15 08:09:29 2021
Response via : Multiple Level Calibration

Volume Inj. : 2UL
Signal Phase : DB-5
Signal Info : FID02A

Compound	R.T.	Response	Conc Units
System Monitoring Compounds			
3) SA Ortho-Terphenyl(S)	7.52	2177940	0.516 ppb
Surrogate Spike 30.000	Recovery	=	1.72%
4) SA Octacosane(S)	9.79	1319803	0.473 ppb
Surrogate Spike 30.000	Recovery	=	1.58%
Target Compounds			
1) HATM Diesel (C10-C24)	6.47	34494308	9.792 ppb
2) HBTM Motor Oil (C24-C40)	14.82	31291708	10.848 ppb

Target Compounds

(f)=RT Delta > 1/2 Window (m)=manual int.

Quantitation Report

Data File: G:\APOLLO\DATA\210513\513004.D
Sample : DMO STD-2 05-13-21

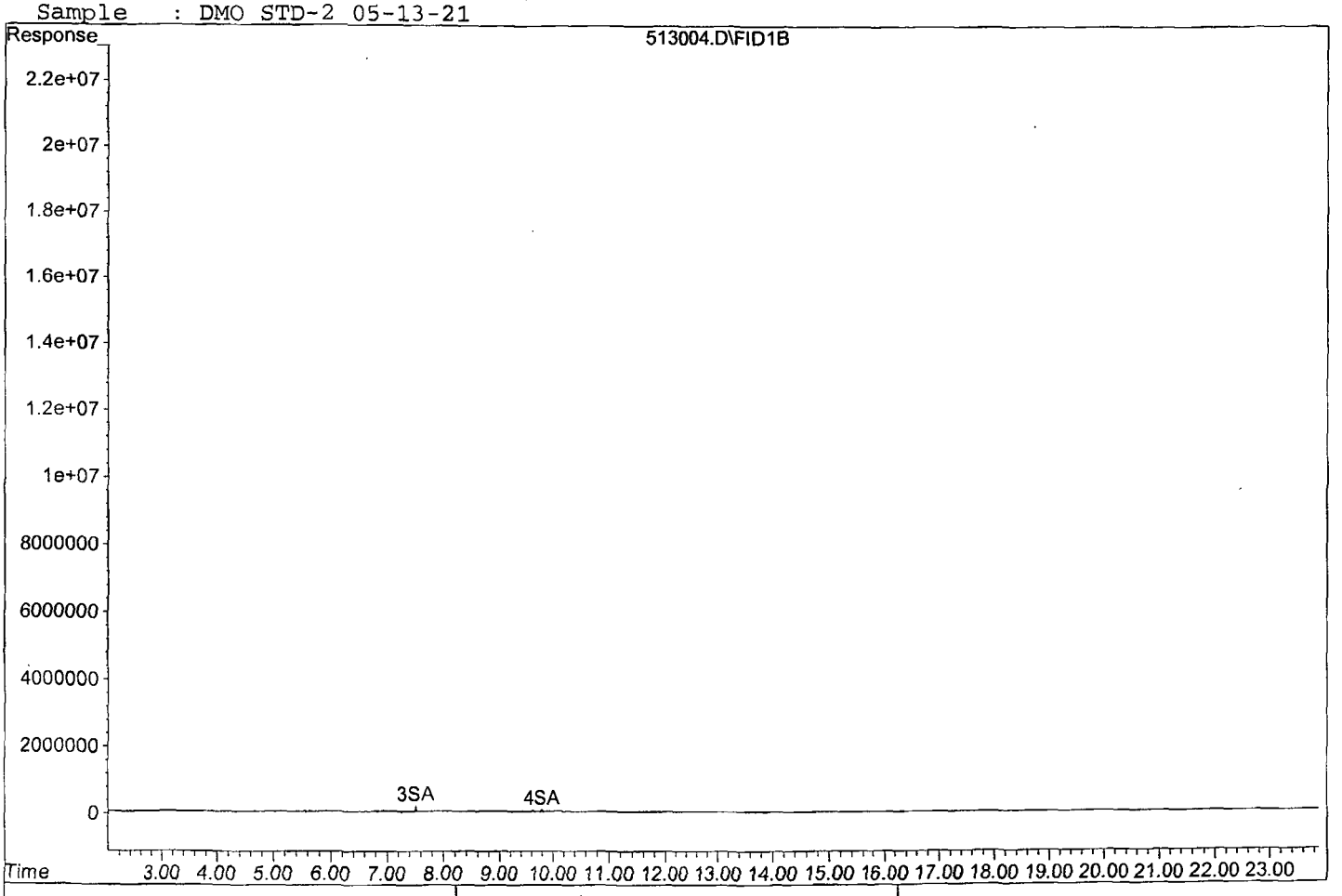



Quantitation Report (Not Reviewed)

Data File : G:\APOLLO\DATA\210513\513005.D Vial: 5
Acq On : 5-14-21 13:23:05 Operator: MB
Sample : DMO-STD-3 05-13-21 Inst : Apollo
Misc : water Multiplr: 1.00
IntFile : events.e
Quant Time: May 15 8:09 2021 Quant Results File: DOC0513.RES

Method : G:\APOLLO\DATA\210513\DOC0513.M (Chemstation Integrator)
Title : 8015 B&C
Last Update : Sat May 15 08:09:29 2021
Response via : Multiple Level Calibration

Volume Inj. : 2UL
Signal Phase : DB-5
Signal Info : FID02A

Compound	R.T.	Response	Conc Units
System Monitoring Compounds			
3) SA Ortho-Terphenyl(S)	7.51	10443992	2.477 ppb
Surrogate Spike 30.000		Recovery =	8.26%
4) SA Octacosane(S)	9.79	7027351	2.517 ppb
Surrogate Spike 30.000		Recovery =	8.39%
Target Compounds			
1) HATM Diesel (C10-C24)	6.47	179804935	51.043 ppb
2) HBTM Motor Oil (C24-C40)	14.82	152957530	53.026 ppb

Target Compounds

(f)=RT Delta > 1/2 Window (m)=manual int.

Quantitation Report

Data File: G:\APOLLO\DATA\210513\513005.D
Sample : DMO-STD-3 05-13-21

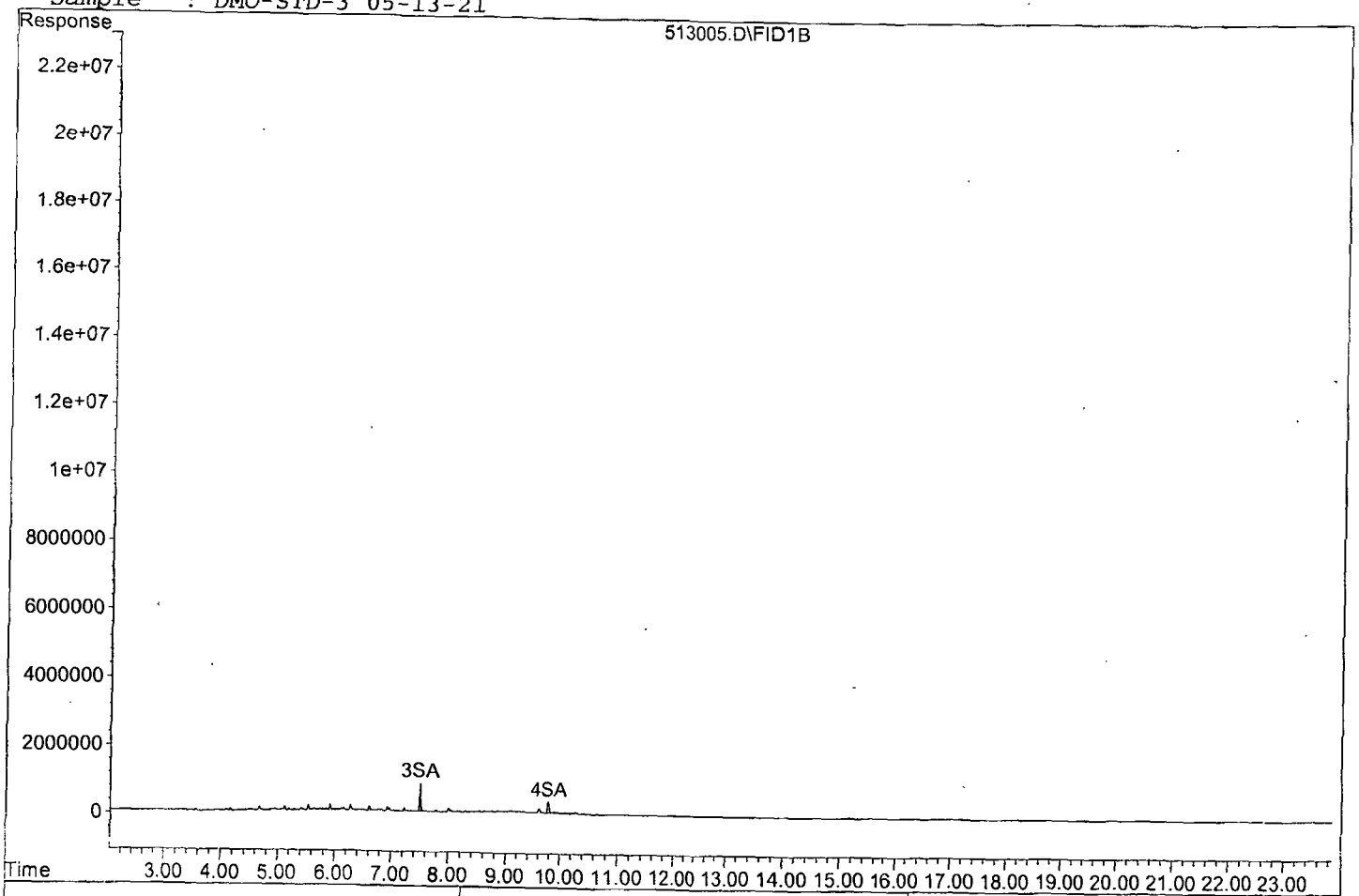

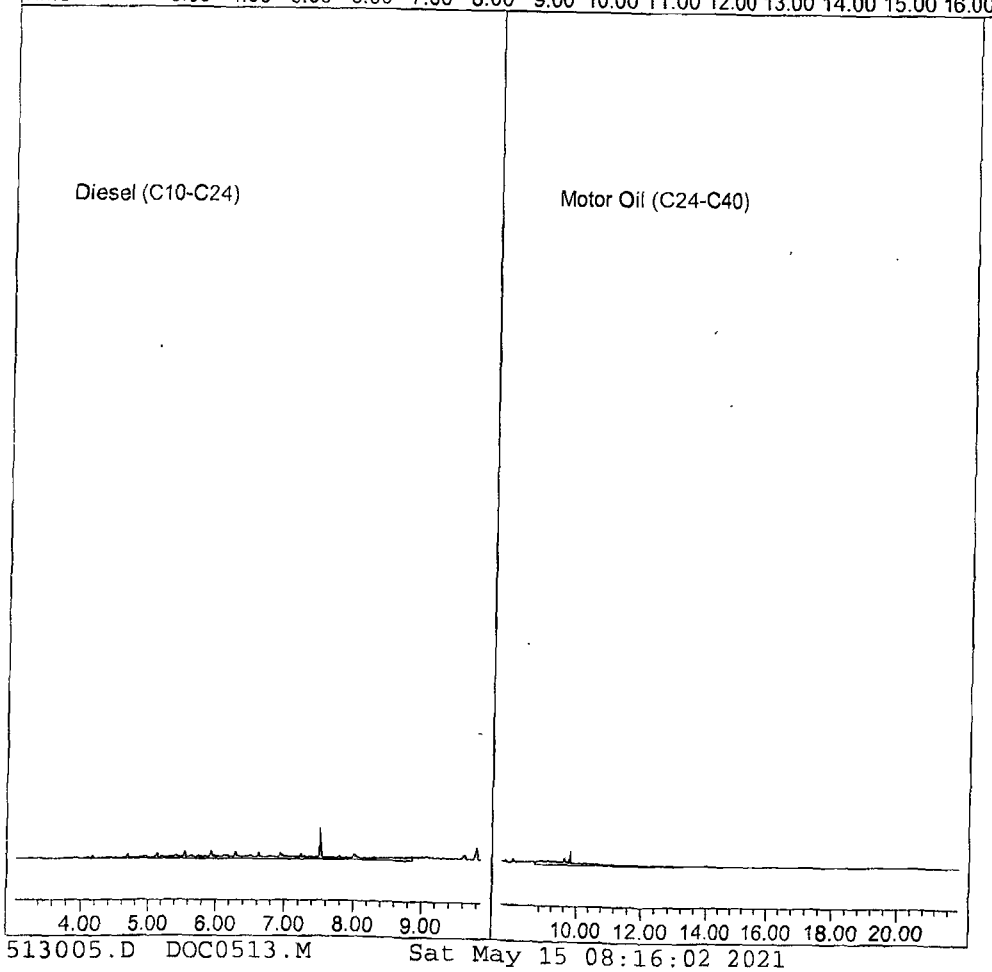

513005.D DOC0513.M Sat May 15 08:16:02 2021

Quantitation Report (Not Reviewed)

Data File : G:\APOLLO\DATA\210513\513006.D Vial: 6
Acq On : 5-14-21 13:51:16 Operator: MB
Sample : DMOS-STD 4 05-13-21 Inst : Apollo
Misc : water Multiplr: 1.00
IntFile : events.e
Quant Time: May 15 8:09 2021 Quant Results File: DOC0513.RES

Method : G:\APOLLO\DATA\210513\DOC0513.M (Chemstation Integrator)
Title : 8015 B&C
Last Update : Sat May 15 08:09:29 2021
Response via : Multiple Level Calibration

Volume Inj. : 2UL
Signal Phase : DB-5
Signal Info : FID02A

Compound	R.T.	Response	Conc Units
System Monitoring Compounds			
3) SA Ortho-Terphenyl(S)	7.51	50298222	11.927 ppb
Surrogate Spike 30.000	Recovery	=	39.76%
4) SA Octacosane(S)	9.79	34626356	12.404 ppb
Surrogate Spike 30.000	Recovery	=	41.35%
Target Compounds			
1) HATM Diesel (C10-C24)	6.47	867954852	246.393 ppb
2) HBTM Motor Oil (C24-C40)	14.82	703860467	244.009 ppb

Target Compounds

(f)=RT Delta > 1/2 Window (m)=manual int.

Quantitation Report

Data File: G:\APOLLO\DATA\210513\513006.D
Sample : DMOS-STD 4 05-13-21

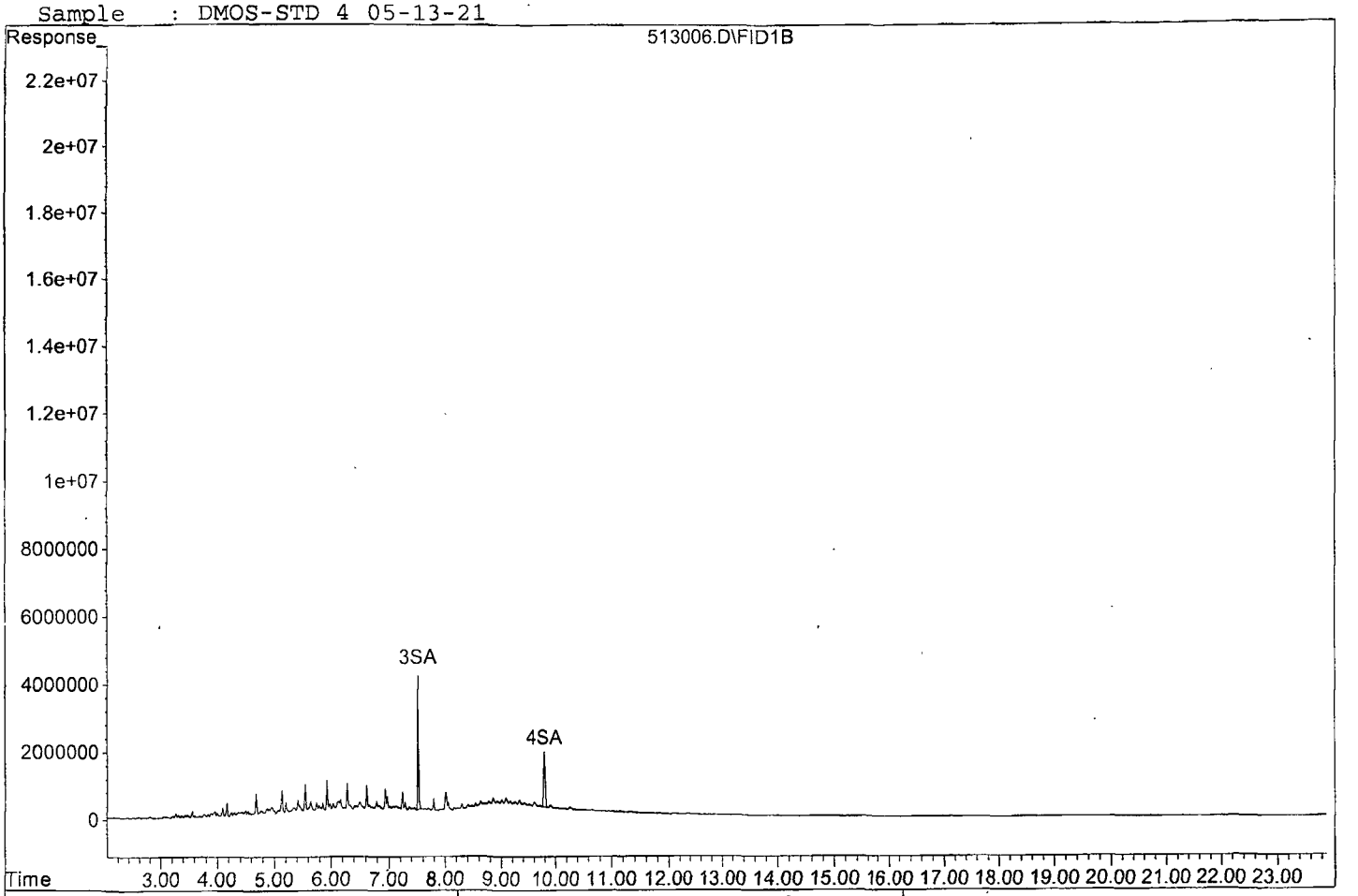

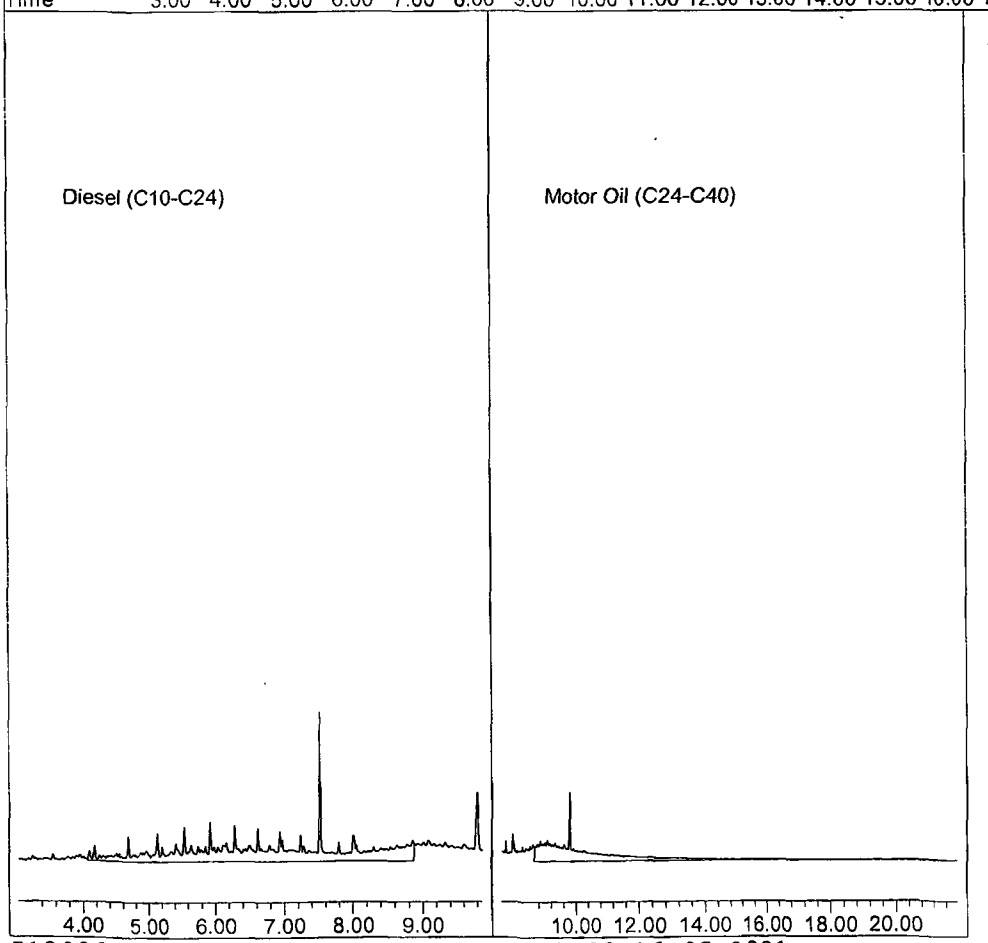

Quantitation Report (Not Reviewed)

Data File : G:\APOLLO\DATA\210513\513007.D Vial: 7
Acq On : 5-14-21 14:19:29 Operator: MB
Sample : DMO-STD 5 05-13-21 Inst : Apollo
Misc : water Multiplr: 1.00
IntFile : events.e
Quant Time: May 15 8:09 2021 Quant Results File: DOC0513.RES

Method : G:\APOLLO\DATA\210513\DOC0513.M (Chemstation Integrator)
Title : 8015 B&C
Last Update : Sat May 15 08:09:29 2021
Response via : Multiple Level Calibration

Volume Inj. : 2UL
Signal Phase : DB-5
Signal Info : FID02A

Compound	R.T.	Response	Conc Units
System Monitoring Compounds			
3) SA Ortho-Terphenyl(S)	7.52	195986497	46.475 ppb
Surrogate Spike 30.000		Recovery =	154.92%
4) SA Octacosane(S)	9.80	134304688	48.112 ppb
Surrogate Spike 30.000		Recovery =	160.37%
Target Compounds			
1) HATM Diesel (C10-C24)	6.47	3370220675	956.730 ppb
2) HBTM Motor Oil (C24-C40)	14.82	2716577862	941.761 ppb

Target Compounds

(f)=RT Delta > 1/2 Window (m)=manual int.

Data File: G:\APOLLO\DATA\210513\513007.D
Sample : DMO-STD 5 05-13-21

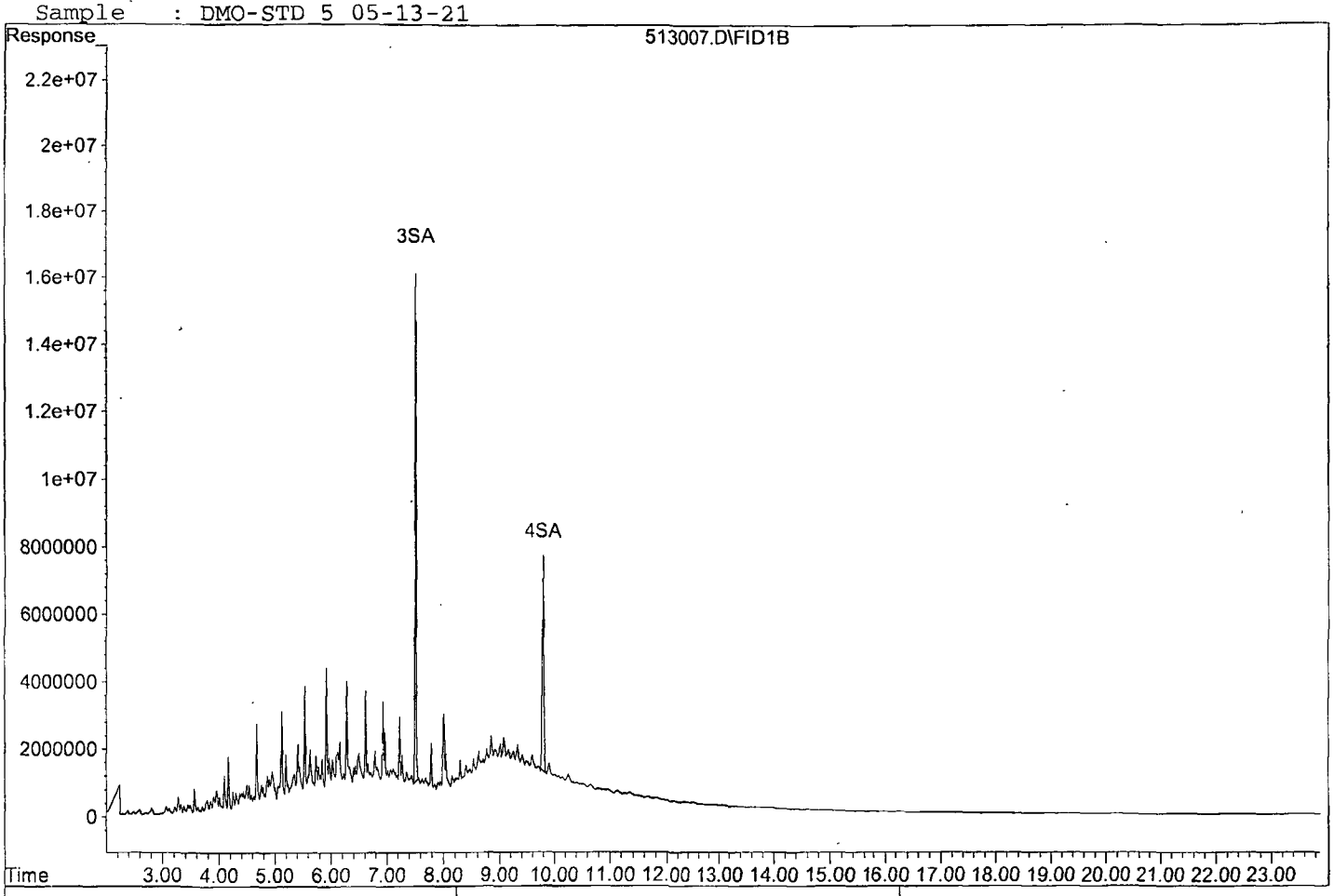

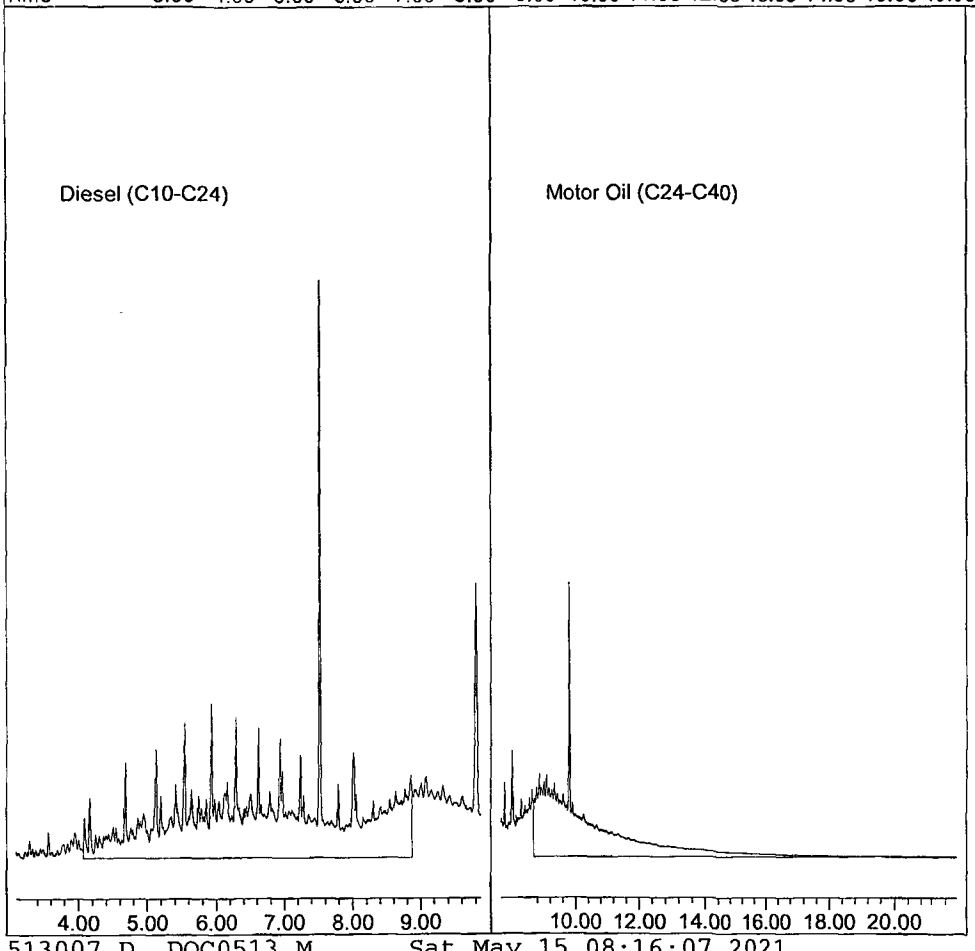

Quantitation Report (Not Reviewed)

Data File : G:\APOLLO\DATA\210513\513008.D Vial: 8
Acq On : 5-14-21 14:47:42 Operator: MB
Sample : DMO-STD 6 05-13-21 Inst : Apollo
Misc : water Multiplr: 1.00
IntFile : events.e
Quant Time: May 15 8:09 2021 Quant Results File: DOC0513.RES

Method : G:\APOLLO\DATA\210513\DOC0513.M (Chemstation Integrator)
Title : 8015 B&C
Last Update : Sat May 15 08:09:29 2021
Response via : Multiple Level Calibration

Volume Inj. : 2UL
Signal Phase : DB-5
Signal Info : FID02A

Compound	R.T.	Response	Conc	Units
System Monitoring Compounds				
3) SA Ortho-Terphenyl(S)	7.52	306072145	72.580	ppb
Surrogate Spike 30.000		Recovery =	241.93%	
4) SA Octacosane(S)	9.81	217802603	78.024	ppb
Surrogate Spike 30.000		Recovery =	260.08%	
Target Compounds				
1) HATM Diesel (C10-C24)	6.47	5273813915	1497.118	ppb
2) HBTM Motor Oil (C24-C40)	14.82	4305130111	1492.467	ppb

Target Compounds

(f)=RT Delta > 1/2 Window (m)=manual int.

Quantitation Report

Data File: G:\APOLLO\DATA\210513\513008.D
Sample : DMO-STD 6 05-13-21

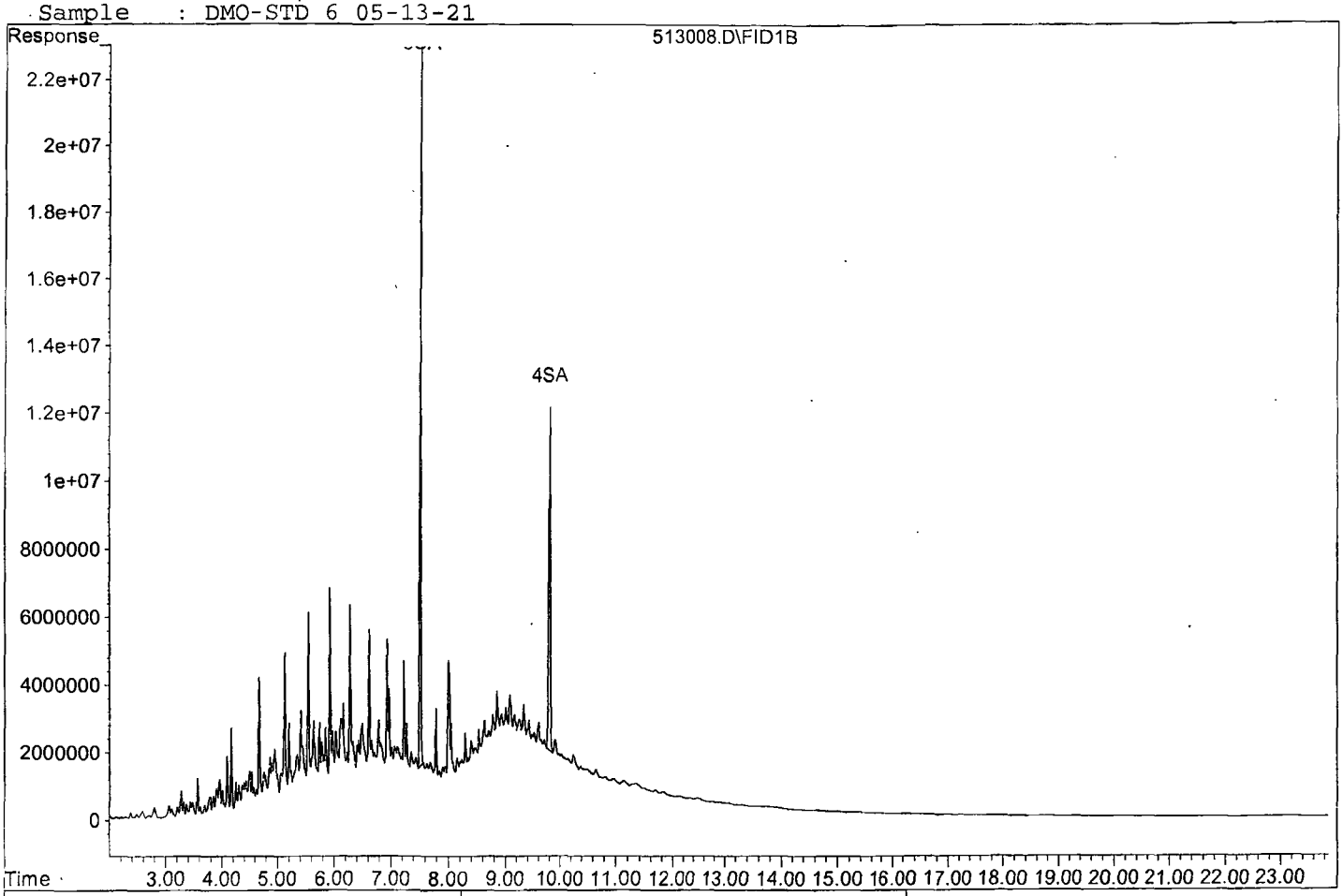

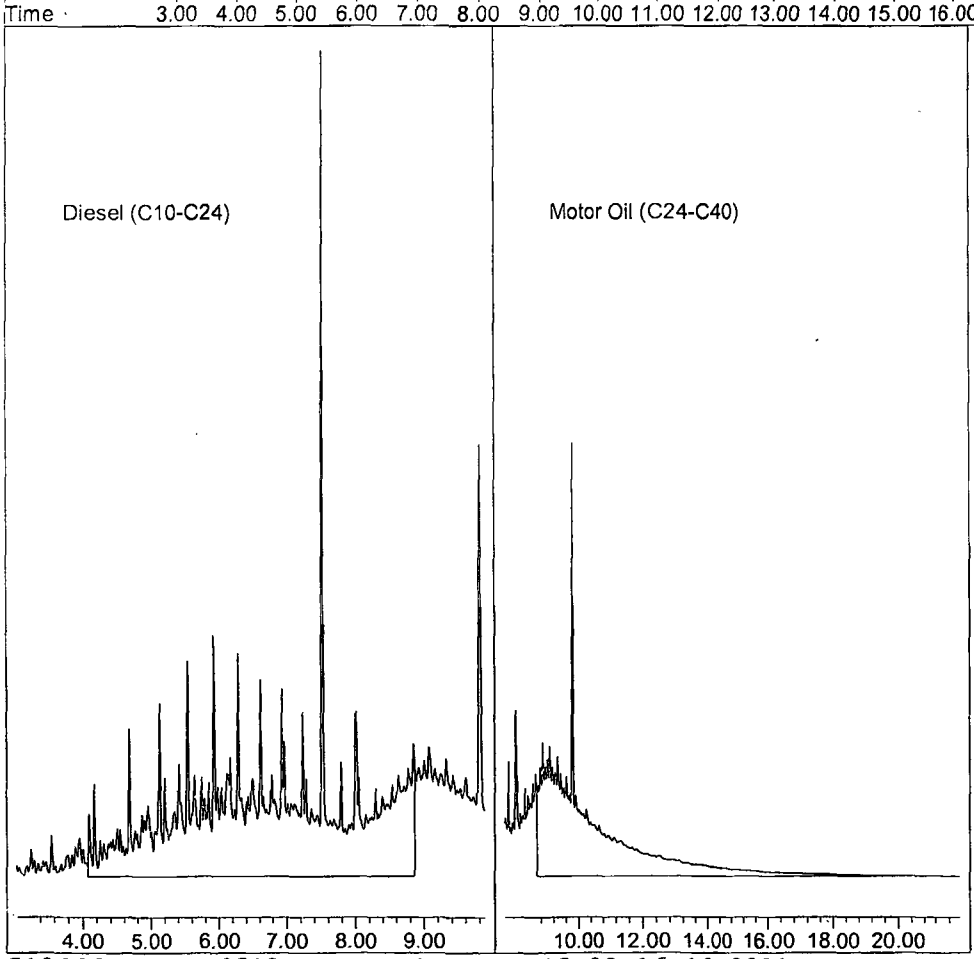

Quantitation Report (Not Reviewed)

Data File : G:\APOLLO\DATA\210513\513009.D Vial: 9
Acq On : 5-14-21 15:15:57 Operator: MB
Sample : DMO-STD 7 05-13-21 Inst : Apollo
Misc : water Multiplr: 1.00
IntFile : events.e
Quant Time: May 15 8:09 2021 Quant Results File: DOC0513.RES

Method : G:\APOLLO\DATA\210513\DOC0513.M (Chemstation Integrator)
Title : 8015 B&C
Last Update : Sat May 15 08:09:29 2021
Response via : Multiple Level Calibration

Volume Inj. : 2UL
Signal Phase : DB-5
Signal Info : FID02A

Compound	R.T.	Response	Conc Units
System Monitoring Compounds			
3) SA Ortho-Terphenyl(S)	7.52	423132305	100.339 ppb
Surrogate Spike 30.000		Recovery =	334.46%
4) SA Octacosane(S)	9.81	297829574	106.692 ppb
Surrogate Spike 30.000		Recovery =	355.64%
Target Compounds			
1) HATM Diesel (C10-C24)	6.47	7318419499	2077.535 ppb
2) HBTM Motor Oil (C24-C40)	14.82	5923218181	2053.412 ppb

Target Compounds

(f)=RT Delta > 1/2 Window (m)=manual int.

Data File: G:\APOLLO\DATA\210513\513009.D
Sample : DMO-STD 7 05-13-21

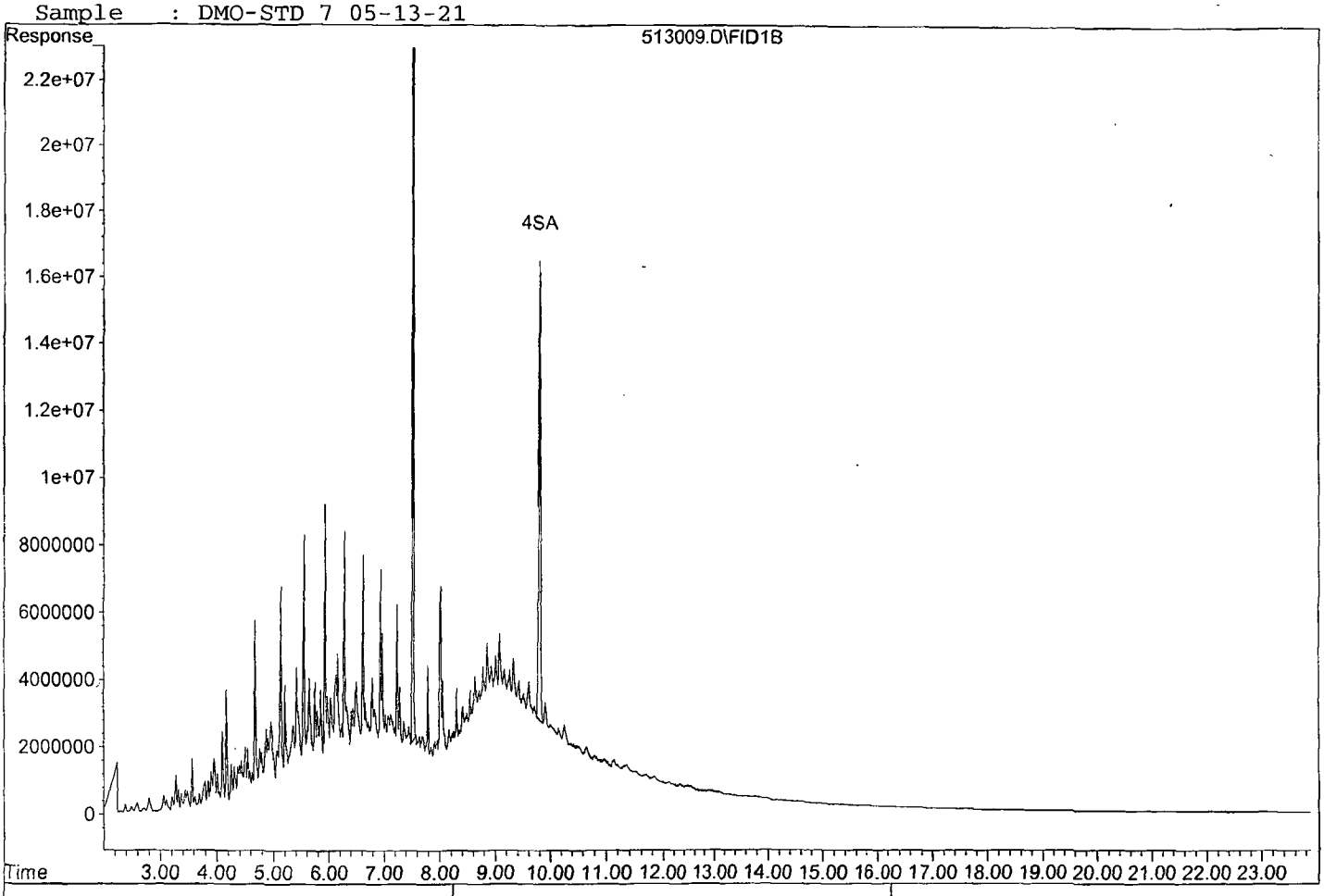

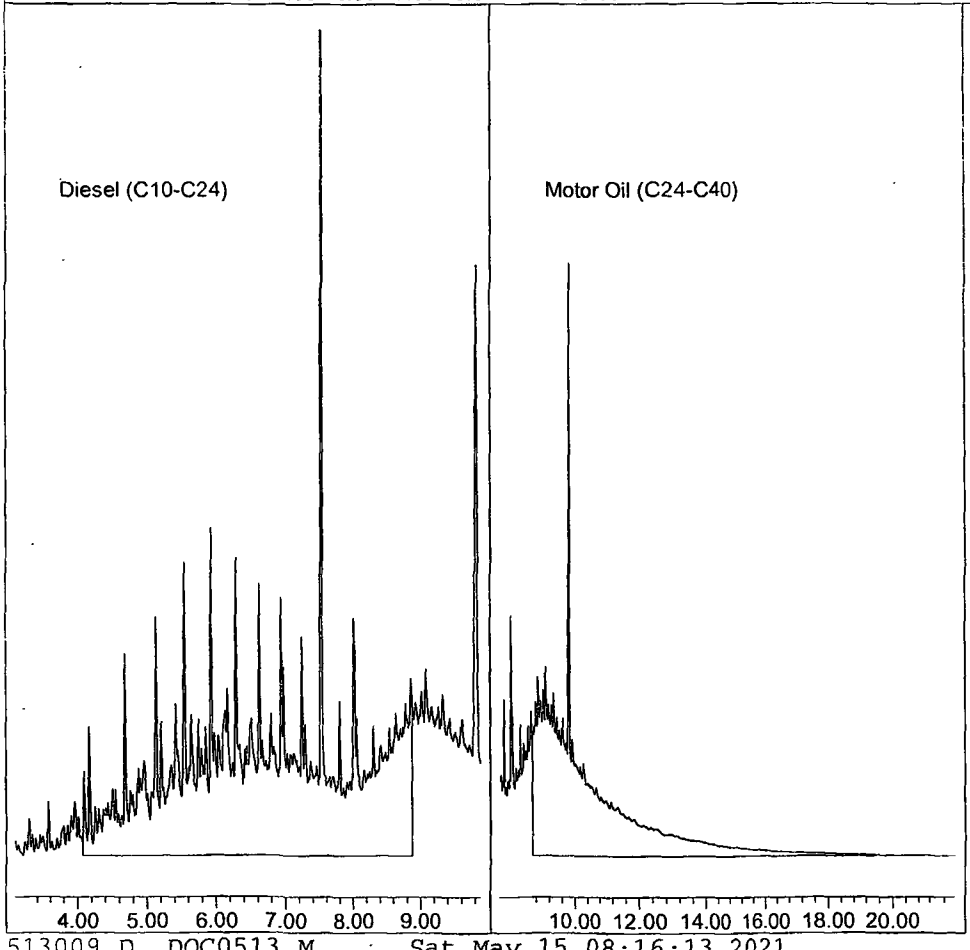

TPH Extractables
DOC0513

Form 7

Second Source Calibration

Lab Name: APPL, Inc.
Case No:
Matrix: Water

SDG No:
Date Analyzed: 05/14/21
Instrument: Apollo
Initial Cal. Date: 05/14/21
Data File: 513011.D

		Compound	MEAN	CCRF	%D		%Drift
1	HATM	Diesel (C10-C24)	1755220	1746990	0.47	HATM	
2	HBTM	Motor Oil (C24-C40)	1462670	1355530	7.3	HBTM	
3							
4							
5							
6							
7							
8							
9							
10							
11							
12							
13							
14							
15							
16							
17							
18							
19							
20							
21							
22							
23							
24							
25							
26							
27							
28							
29							
30							
31							
32							
33							
34							
35							
36							
37							
38							
39							
40							
		Average			3.9		

Quantitation Report (Not Reviewed)

Data File : G:\APOLLO\DATA\210513\513011.D
Acq On : 5-14-21 16:12:15
Sample : DMO-STD SS 05-13-21
Misc : water
IntFile : events.e
Quant Time: May 17 10:47 2021 Quant Results File: DOC0513.RES

Vial: 11
Operator: MB
Inst : Apollo
Multiplr: 1.00

Method : G:\APOLLO\DATA\210513\DOC0513.M (Chemstation Integrator)
Title : 8015 B&C
Last Update : Sat May 15 08:09:29 2021
Response via : Multiple Level Calibration

Volume Inj. : 2UL
Signal Phase : DB-5
Signal Info : FID02A

Compound	R.T.	Response	Conc Units
System Monitoring Compounds			
3) SA Ortho-Terphenyl(S)	7.52	3213621	0.762 ppb
Surrogate Spike 30.000		Recovery =	2.54%
4) SA Octacosane(S)	9.80	171839	0.062 ppb
Surrogate Spike 30.000		Recovery =	0.21%
Target Compounds			
1) HATM Diesel (C10-C24)	6.47	873494786	248.828 ppb
2) HBTM Motor Oil (C24-C40)	14.82	677765557	231.688 ppb

Target Compounds

(f)=RT Delta > 1/2 Window (m)=manual int.

Quantitation Report

Data File: G:\APOLLO\DATA\210513\513011.D
Sample : DMO-STD SS 05-13-21

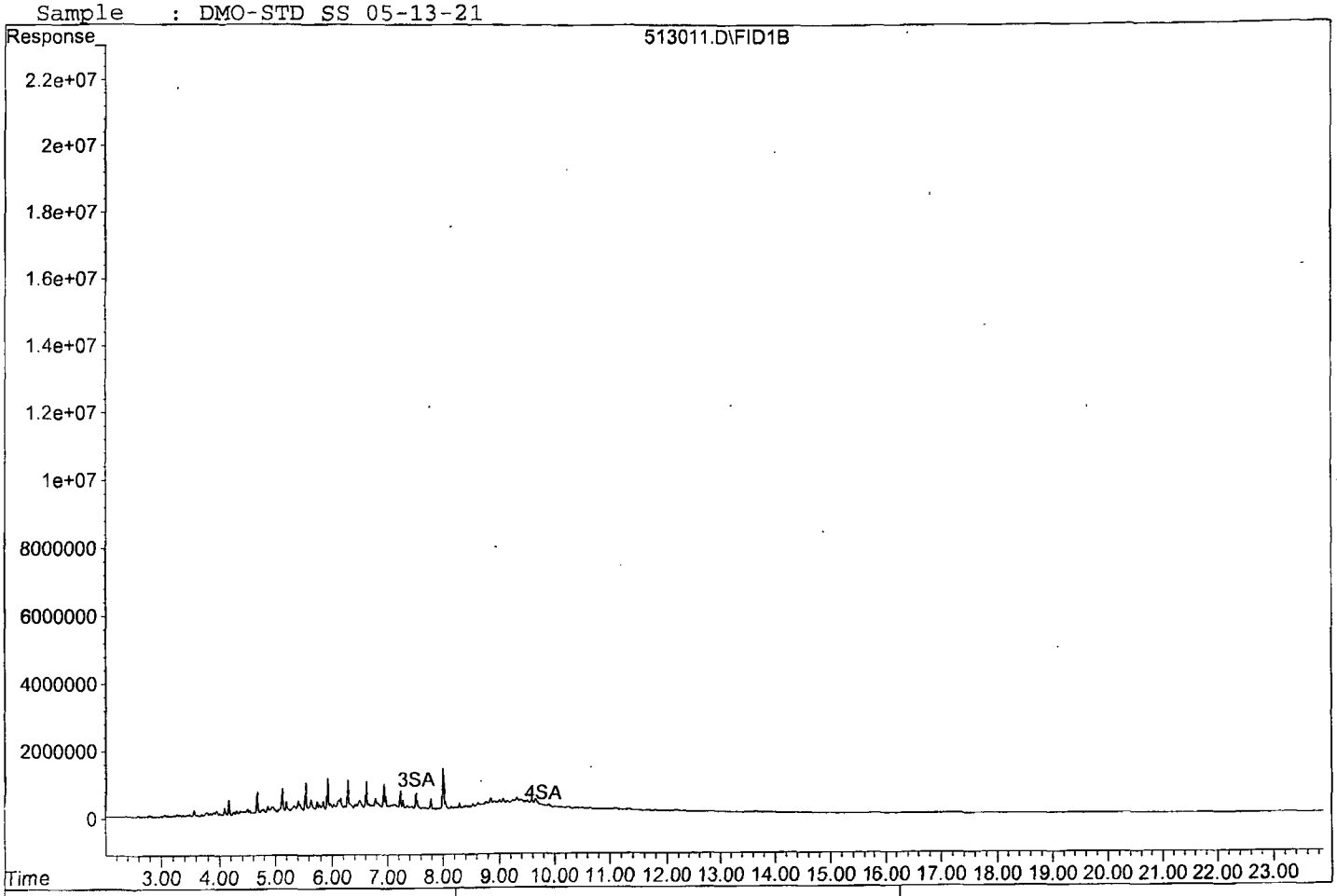

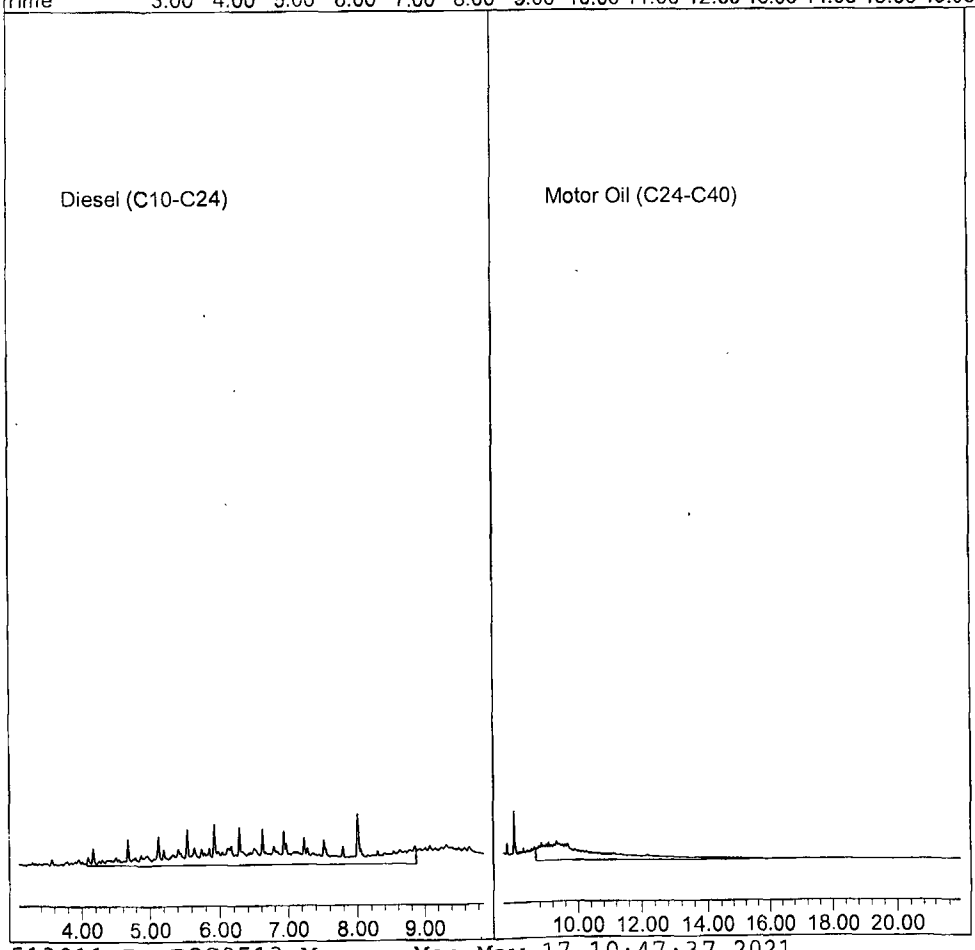

TPH Extractables
DOC0513

Form 7

Continuing Calibration

Lab Name: APPL, Inc.
Case No:
Matrix: Water

SDG No:
Date Analyzed: 05/20/21
Instrument: Apollo
Initial Cal. Date: 05/14/21
Data File: 513159.D

		Compound	MEAN	CCRF	%D	%Drift	
1	HATM	Diesel (C10-C24)	1755220	1826090	4.0	HATM	
2	HBTM	Motor Oil (C24-C40)	1462670	1411200	3.5	HBTM	
3	SA	Ortho-Terphenyl(S)	2108500	2095080	0.64	SA	
4	SA	Octacosane(S)	1395750	1313480	5.9	SA	
5							
6							
7							
8							
9							
10							
11							
12							
13							
14							
15							
16							
17							
18							
19							
20							
21							
22							
23							
24							
25							
26							
27							
28							
29							
30							
31							
32							
33							
34							
35							
36							
37							
38							
39							
40							
		Average			3.5		

Quantitation Report (Not Reviewed)

Data File : G:\APOLLO\DATA\210513\513159.D Vial: 59
Acq On : 5-20-21 12:17:01 Operator: MB
Sample : Diesel Motor Oil CCV 05/06/21 Inst : Apollo
Misc : water Multiplr: 1.00
IntFile : events.e
Quant Time: May 20 12:49 2021 Quant Results File: DOC0513.RES

Method : G:\APOLLO\DATA\210513\DOC0513.M (Chemstation Integrator)
Title : 8015 B&C
Last Update : Sat May 15 08:09:29 2021
Response via : Multiple Level Calibration

Volume Inj. : 2UL
Signal Phase : DB-5
Signal Info : FID02A

Compound	R.T.	Response	Conc Units
System Monitoring Compounds			
3) SA Ortho-Terphenyl(S)	7.51	52376977	12.420 ppb
Surrogate Spike 30.000		Recovery =	41.40%
4) SA Octacosane(S)	9.78	32836983	11.763 ppb
Surrogate Spike 30.000		Recovery =	39.21%
Target Compounds			
1) HATM Diesel (C10-C24)	6.47	913043163	260.093 ppb
2) HBTM Motor Oil (C24-C40)	14.82	705600036	241.203 ppb

Target Compounds

(f)=RT Delta > 1/2 Window (m)=manual int.

Data File: G:\APOLLO\DATA\210513\513159.D
Sample : Diesel Motor Oil CCV 05/06/21

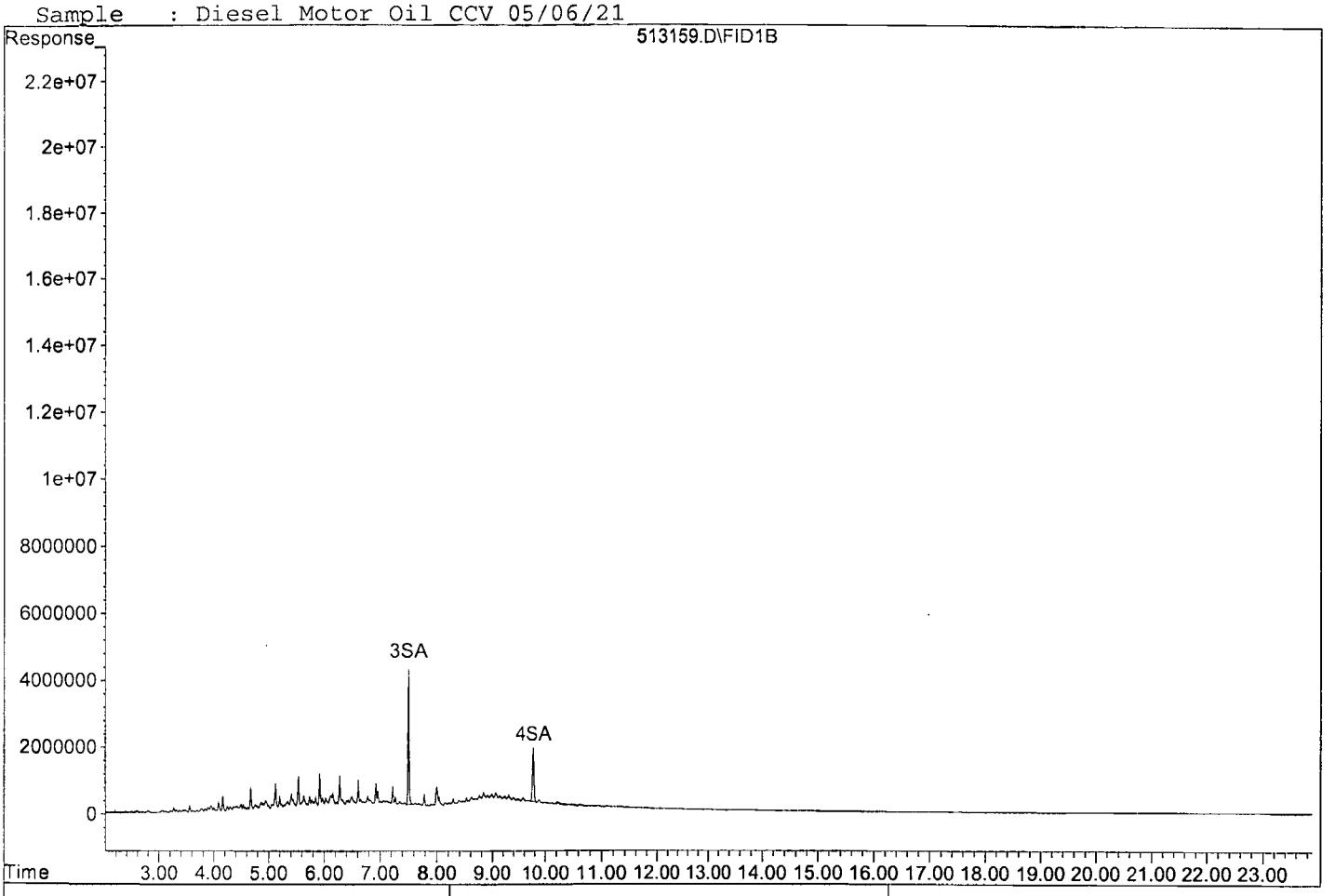

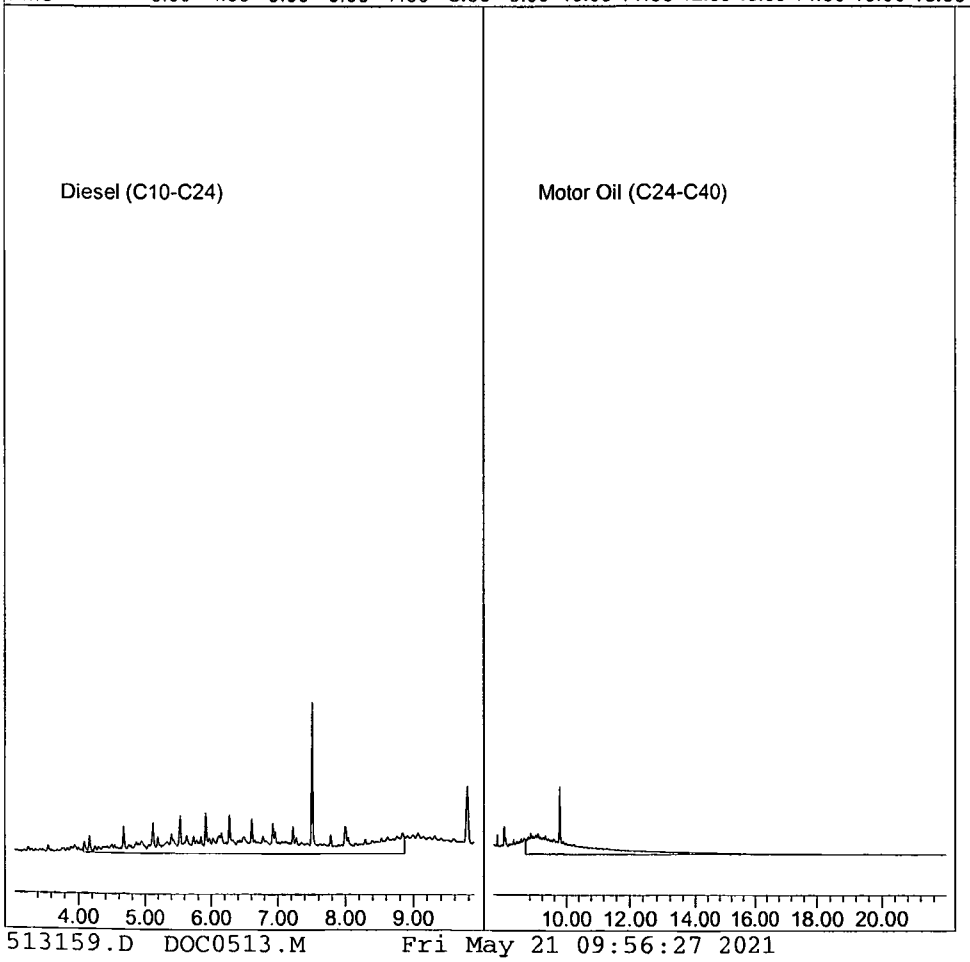

TPH Extractables
DOC0513

Form 7

Continuing Calibration

Lab Name: APPL, Inc.
Case No:
Matrix: Water

SDG No:
Date Analyzed: 05/20/21
Instrument: Apollo
Initial Cal. Date: 05/14/21
Data File: 513166.D

		Compound	MEAN	CCRF	%D	%Drift	
1	HATM	Diesel (C10-C24)	1755220	1790050	2.0	HATM	
2	HBTM	Motor Oil (C24-C40)	1462670	1367570	6.5	HBTM	
3	SA	Ortho-Terphenyl(S)	2108500	2042900	3.1	SA	
4	SA	Octacosane(S)	1395750	1256340	10	SA	
5							
6							
7							
8							
9							
10							
11							
12							
13							
14							
15							
16							
17							
18							
19							
20							
21							
22							
23							
24							
25							
26							
27							
28							
29							
30							
31							
32							
33							
34							
35							
36							
37							
38							
39							
40							
		Average			5.4		

Quantitation Report (Not Reviewed)

Data File : G:\APOLLO\DATA\210513\513166.D Vial: 66
Acq On : 5-20-21 19:10:46 Operator: MB
Sample : Diesel Motor Oil CCV 05/06/21 Inst : Apollo
Misc : water Multiplr: 1.00
IntFile : events.e
Quant Time: May 21 7:11 2021 Quant Results File: DOC0513.RES

Method : G:\APOLLO\DATA\210513\DOC0513.M (Chemstation Integrator)
Title : 8015 B&C
Last Update : Sat May 15 08:09:29 2021
Response via : Multiple Level Calibration

Volume Inj. : 2UL
Signal Phase : DB-5
Signal Info : FID02A

Compound	R.T.	Response	Conc Units
System Monitoring Compounds			
3) SA Ortho-Terphenyl(S)	7.51	51072402	12.111 ppb
Surrogate Spike 30.000		Recovery =	40.37%
4) SA Octacosane(S)	9.78	31408452	11.251 ppb
Surrogate Spike 30.000		Recovery =	37.50%
Target Compounds			
1) HATM Diesel (C10-C24)	6.47	895022883	254.960 ppb
2) HBTM Motor Oil (C24-C40)	14.82	683784647	233.745 ppb

Target Compounds

(f)=RT Delta > 1/2 Window (m)=manual int.

Data File: G:\APOLLO\DATA\210513\513166.D
Sample : Diesel Motor Oil CCV 05/06/21

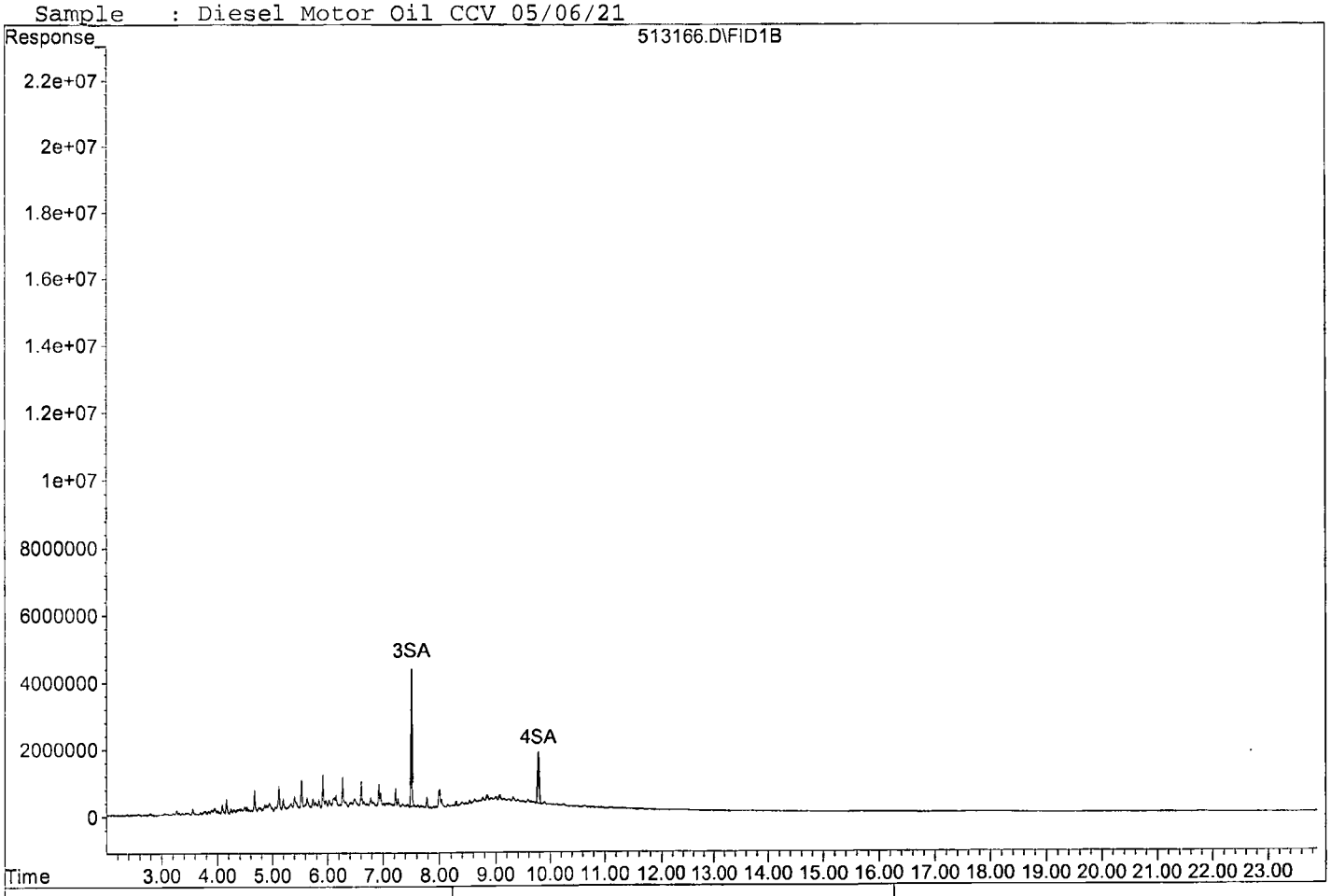

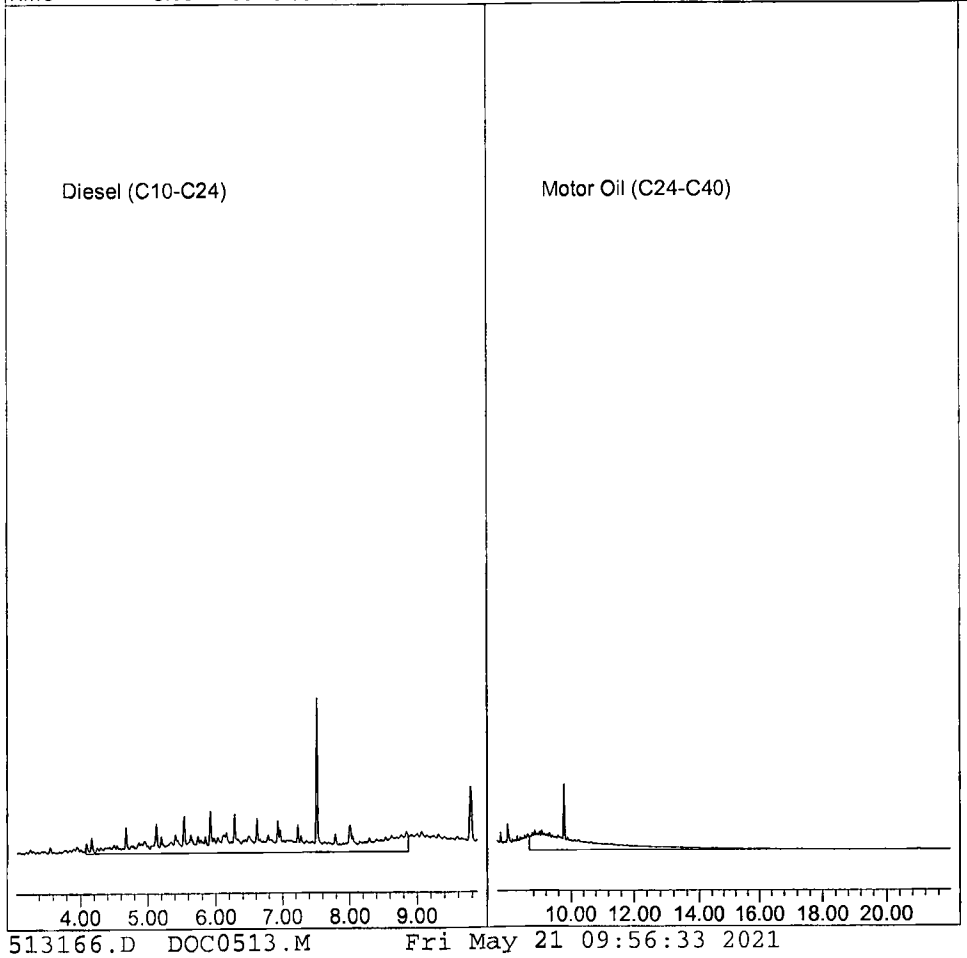

TPH Extractables
DOC0513

Form 7

Continuing Calibration

Lab Name: APPL, Inc.
Case No:
Matrix: Water

SDG No:
Date Analyzed: 05/21/21
Instrument: Apollo
Initial Cal. Date: 05/14/21
Data File: 513179.D

		Compound	MEAN	CCRF	%D	%Drift	
1	HATM	Diesel (C10-C24)	1755220	1865570	6.3	HATM	
2	HBTM	Motor Oil (C24-C40)	1462670	1465910	0.22	HBTM	
3	SA	Ortho-Terphenyl(S)	2108500	2183910	3.6	SA	
4	SA	Octacosane(S)	1395750	1387070	0.62	SA	
5							
6							
7							
8							
9							
10							
11							
12							
13							
14							
15							
16							
17							
18							
19							
20							
21							
22							
23							
24							
25							
26							
27							
28							
29							
30							
31							
32							
33							
34							
35							
36							
37							
38							
39							
40							
		Average			2.7		

Quantitation Report (Not Reviewed)

Data File : G:\APOLLO\DATA\210513\513179.D Vial: 79
Acq On : 5-21-21 1:16:22 Operator: MB
Sample : Diesel Motor Oil CCV 05/06/21 Inst : Apollo
Misc : water Multiplr: 1.00
IntFile : events.e
Quant Time: May 21 7:01 2021 Quant Results File: DOC0513.RES

Method : G:\APOLLO\DATA\210513\DOC0513.M (Chemstation Integrator)
Title : 8015 B&C
Last Update : Sat May 15 08:09:29 2021
Response via : Multiple Level Calibration

Volume Inj. : 2UL
Signal Phase : DB-5
Signal Info : FID02A

Compound	R.T.	Response	Conc Units
System Monitoring Compounds			
3) SA Ortho-Terphenyl(S)	7.51	54597847	12.947 ppb
Surrogate Spike 30.000		Recovery =	43.16%
4) SA Octacosane(S)	9.78	34676809	12.422 ppb
Surrogate Spike 30.000		Recovery =	41.41%
Target Compounds			
1) HATM Diesel (C10-C24)	6.47	932782690	265.717 ppb
2) HBTM Motor Oil (C24-C40)	14.82	732955053	250.554 ppb

Target Compounds

(f)=RT Delta > 1/2 Window (m)=manual int.

Data File: G:\APOLLO\DATA\210513\513179.D
Sample : Diesel Motor Oil CCV 05/06/21

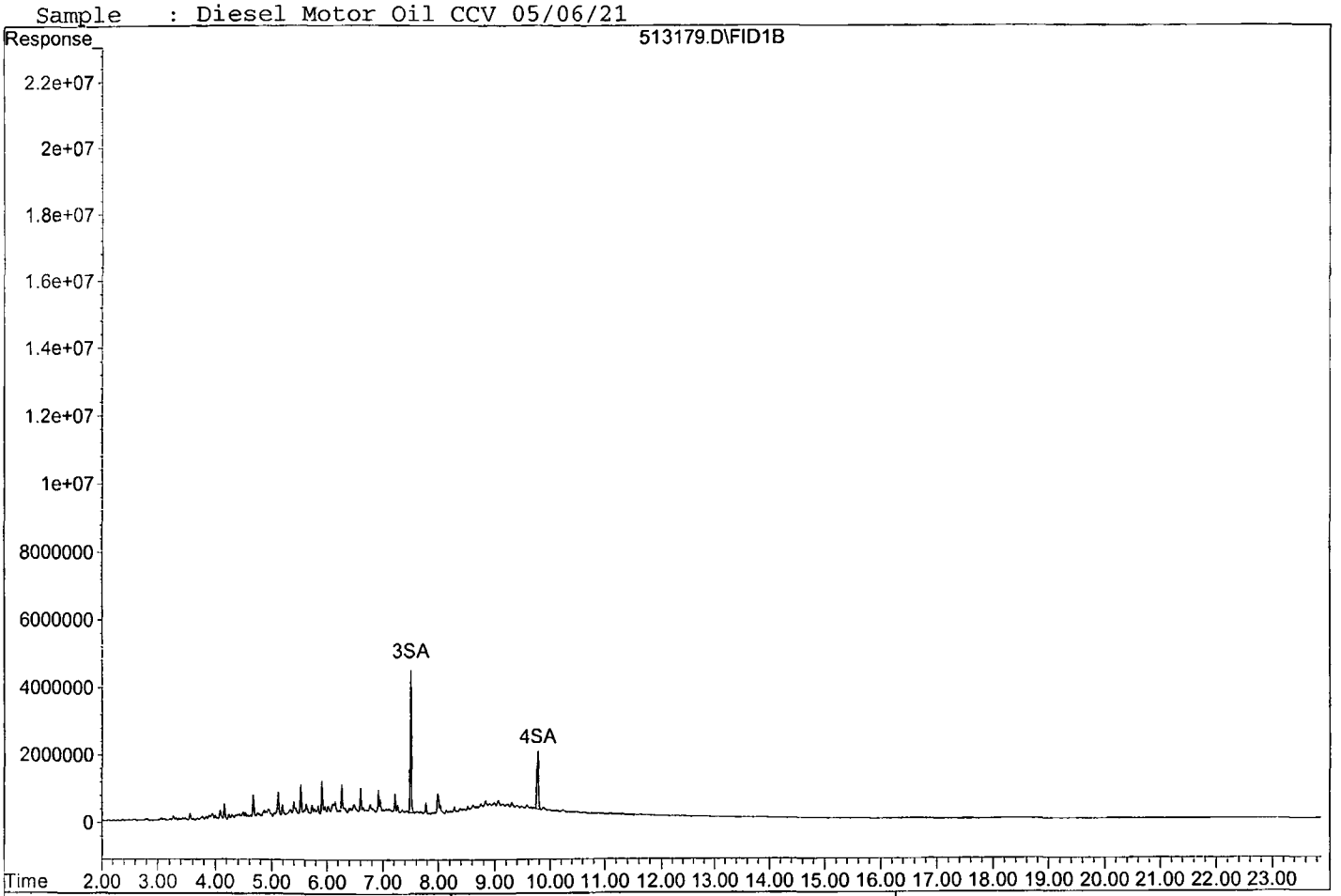

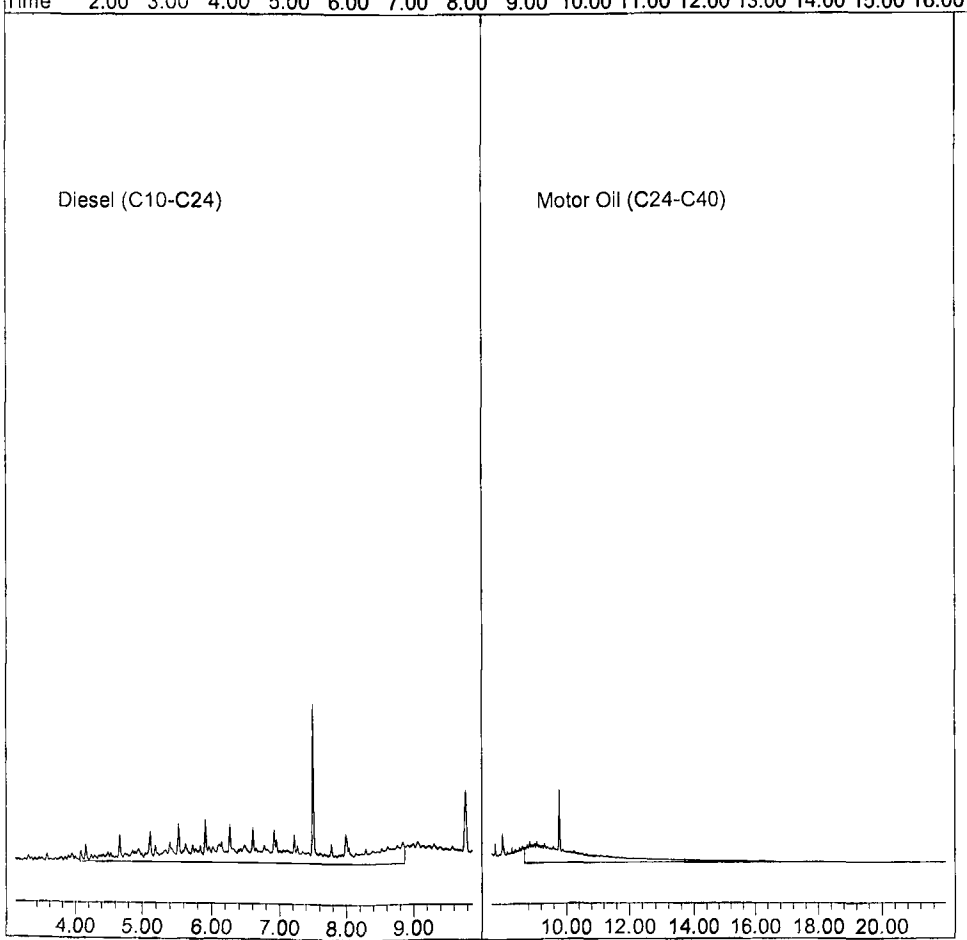

ORGANICS

Raw Data

Quantitation Report (QT Reviewed)

Data File : G:\APOLLO\DATA\210513\513169.D Vial: 69
Acq On : 5-20-21 20:35:18 Operator: MB
Sample : BA32597W07 5/1030 Inst : Apollo
Misc : water Multiplr: 4.85
IntFile : events.e
Quant Time: May 21 7:18 2021 Quant Results File: DOC0513.RES

Method : G:\APOLLO\DATA\210513\DOC0513.M (Chemstation Integrator)
Title : 8015 B&C
Last Update : Sat May 15 08:09:29 2021
Response via : Multiple Level Calibration

Volume Inj. : 2UL
Signal Phase : DB-5
Signal Info : FID02A

Compound	R.T.	Response	Conc Units
System Monitoring Compounds			
3) SA Ortho-Terphenyl(S)	7.51	85539842	98.468 ppb
Surrogate Spike 145.631		Recovery =	67.61%
4) SA Octacosane(S)	9.78	79481197	138.217 ppb
Surrogate Spike 145.631		Recovery =	94.91%
Target Compounds			
1) HATM Diesel (C10-C24)	6.47	132806050	183.649 ppb
2) HBTM Motor Oil (C24-C40)	14.82	69459416	115.262 ppb

Target Compounds

(f)=RT Delta > 1/2 Window (m)=manual int.

Data File: G:\APOLLO\DATA\210513\513169.D
Sample : BA32597W07 5/1030

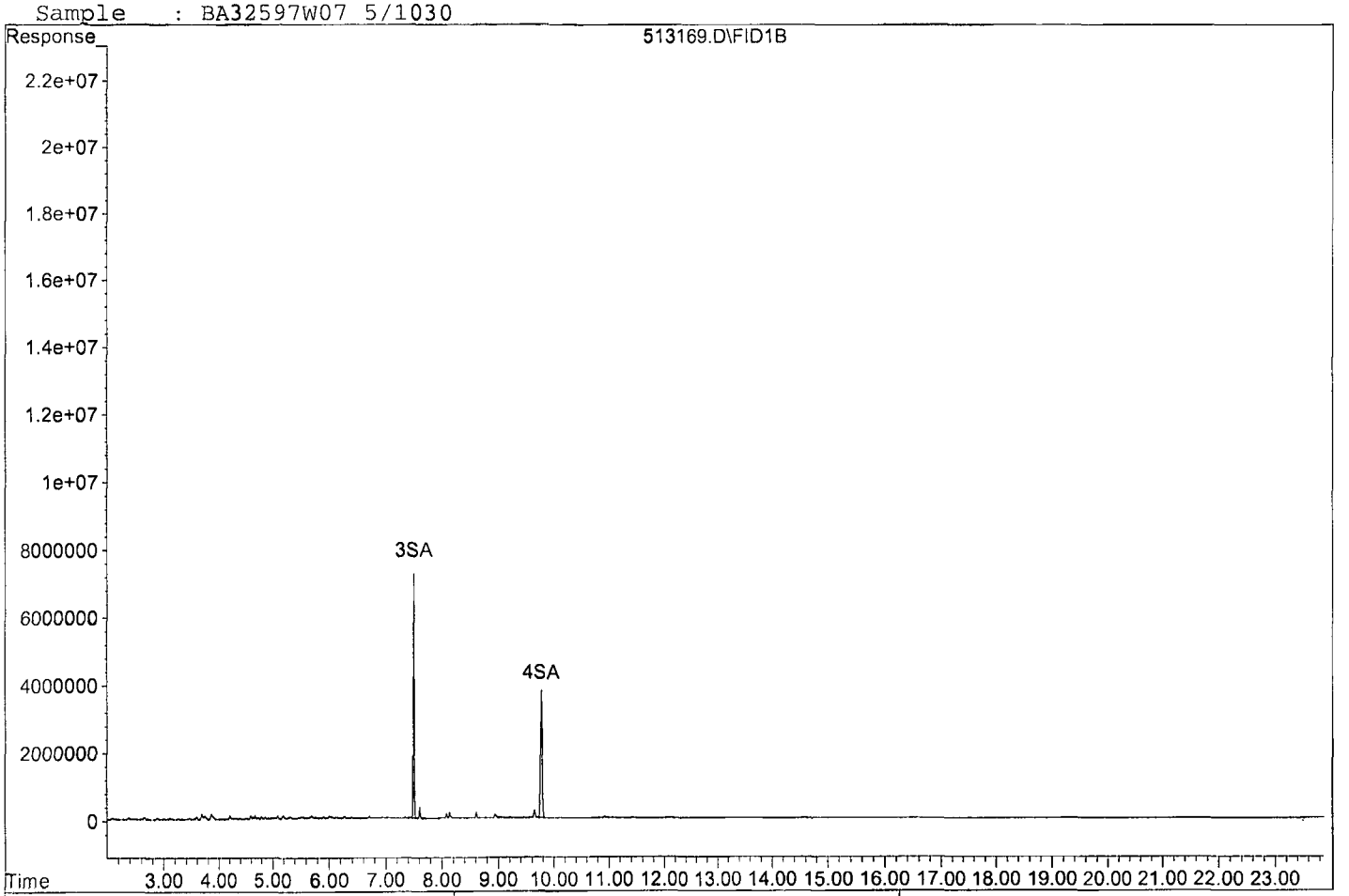

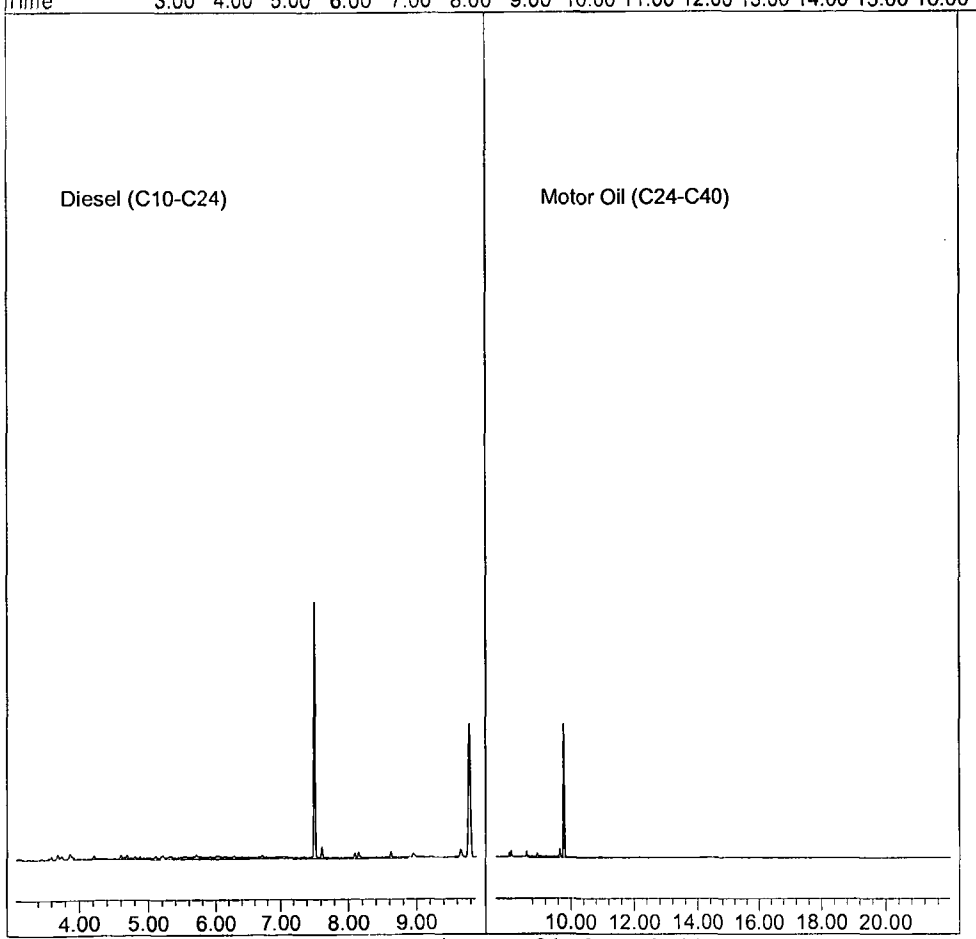

Quantitation Report (QT Reviewed)

Data File : G:\APOLLO\DATA\210513\513170.D Vial: 70
Acq On : 5-20-21 21:03:29 Operator: MB
Sample : BA32600W07 5/1030 Inst : Apollo
Misc : water Multiplr: 4.85
IntFile : events.e
Quant Time: May 21 7:20 2021 Quant Results File: DOC0513.RES

Method : G:\APOLLO\DATA\210513\DOC0513.M (Chemstation Integrator)
Title : 8015 B&C
Last Update : Sat May 15 08:09:29 2021
Response via : Multiple Level Calibration

Volume Inj. : 2UL
Signal Phase : DB-5
Signal Info : FID02A

Compound	R.T.	Response	Conc Units
System Monitoring Compounds			
3) SA Ortho-Terphenyl(S)	7.51	94994929	109.353 ppb
Surrogate Spike 145.631		Recovery =	75.09%
4) SA Octacosane(S)	9.78	87616488	152.364 ppb
Surrogate Spike 145.631		Recovery =	104.62%
Target Compounds			
1) HATM Diesel (C10-C24)	6.47	147109076	203.428 ppb
2) HBTM Motor Oil (C24-C40)	14.82	129633443	215.116 ppb

Target Compounds

(f)=RT Delta > 1/2 Window (m)=manual int.

Data File: G:\APOLLO\DATA\210513\513170.D
Sample : BA32600W07 5/1030

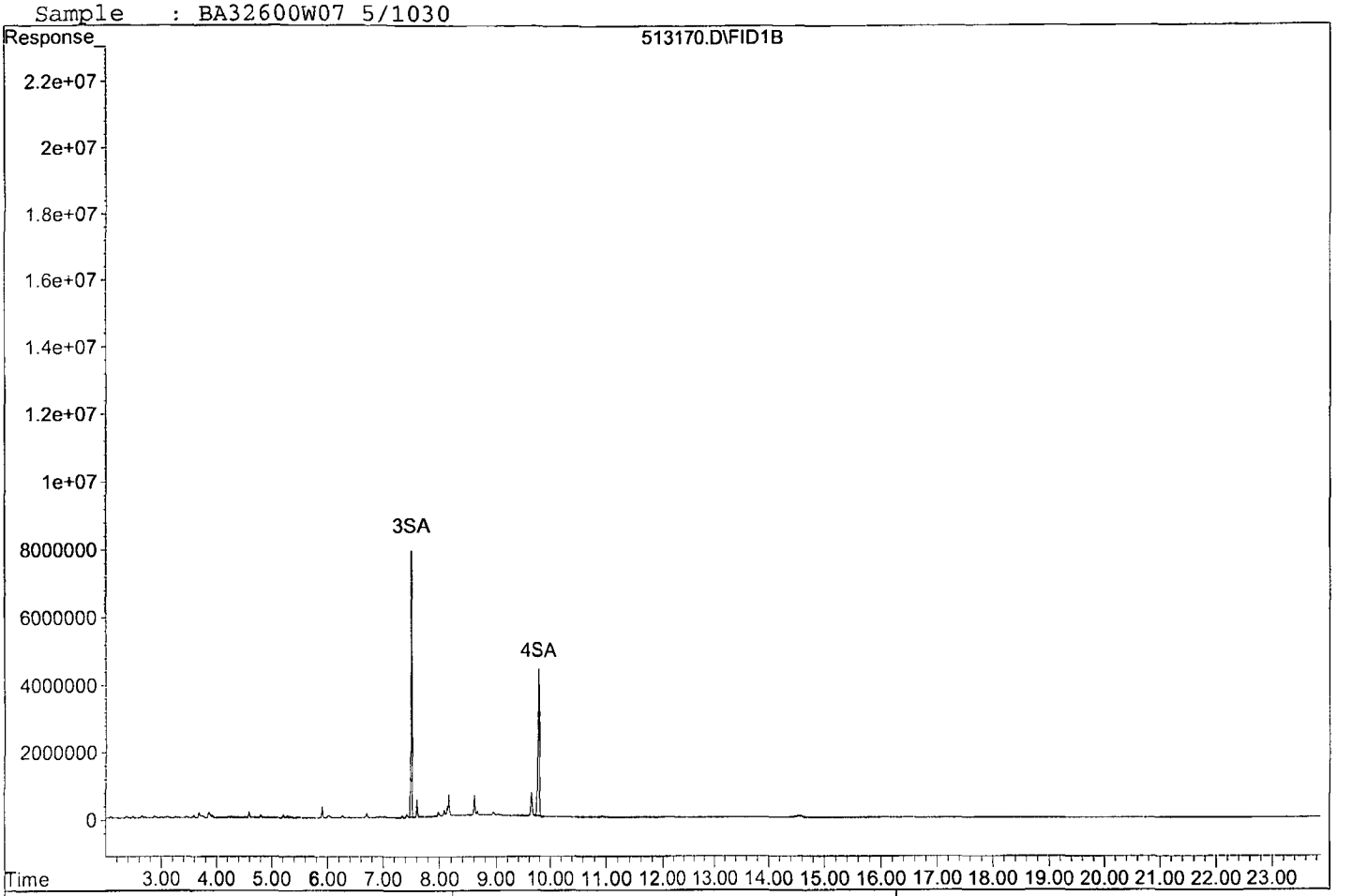

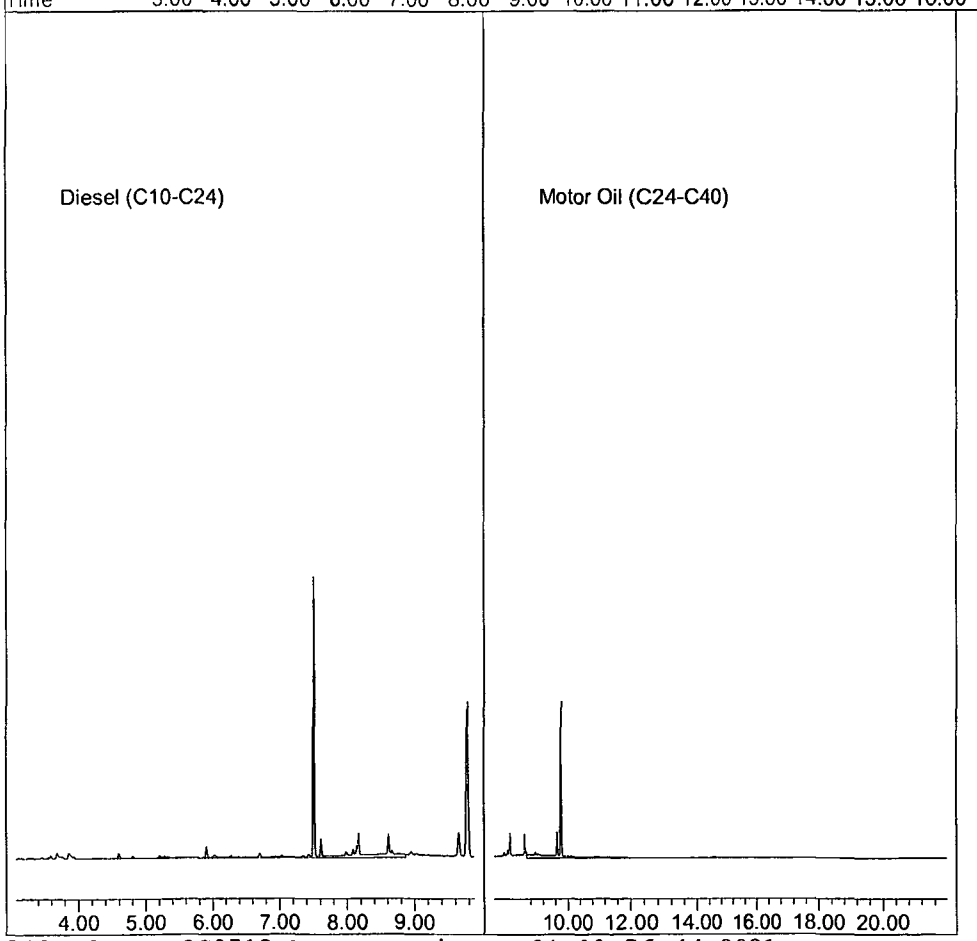

Quantitation Report (QT Reviewed)

Data File : G:\APOLLO\DATA\210513\513160.D Vial: 60
Acq On : 5-20-21 12:57:46 Operator: MB
Sample : 210518A BLK 5/1000 Inst : Apollo
Misc : water Multiplr: 5.00
IntFile : events.e
Quant Time: May 21 7:17 2021 Quant Results File: DOC0513.RES

Method : G:\APOLLO\DATA\210513\DOC0513.M (Chemstation Integrator)
Title : 8015 B&C
Last Update : Sat May 15 08:09:29 2021
Response via : Multiple Level Calibration

Volume Inj. : 2UL
Signal Phase : DB-5
Signal Info : FID02A

Compound	R.T.	Response	Conc Units
System Monitoring Compounds			
3) SA Ortho-Terphenyl(S)	7.51	89021240	105.550 ppb
Surrogate Spike 150.000		Recovery =	70.37%
4) SA Octacosane(S)	9.78	86284118	154.548 ppb
Surrogate Spike 150.000		Recovery =	103.03%
Target Compounds			
1) HATM Diesel (C10-C24)	6.47	37863608	53.930 ppb
2) HBTM Motor Oil (C24-C40)	14.82	49467845	84.551 ppb

Target Compounds

(f)=RT Delta > 1/2 Window (m)=manual int.

Data File: G:\APOLLO\DATA\210513\513160.D
Sample : 210518A BLK 5/1000

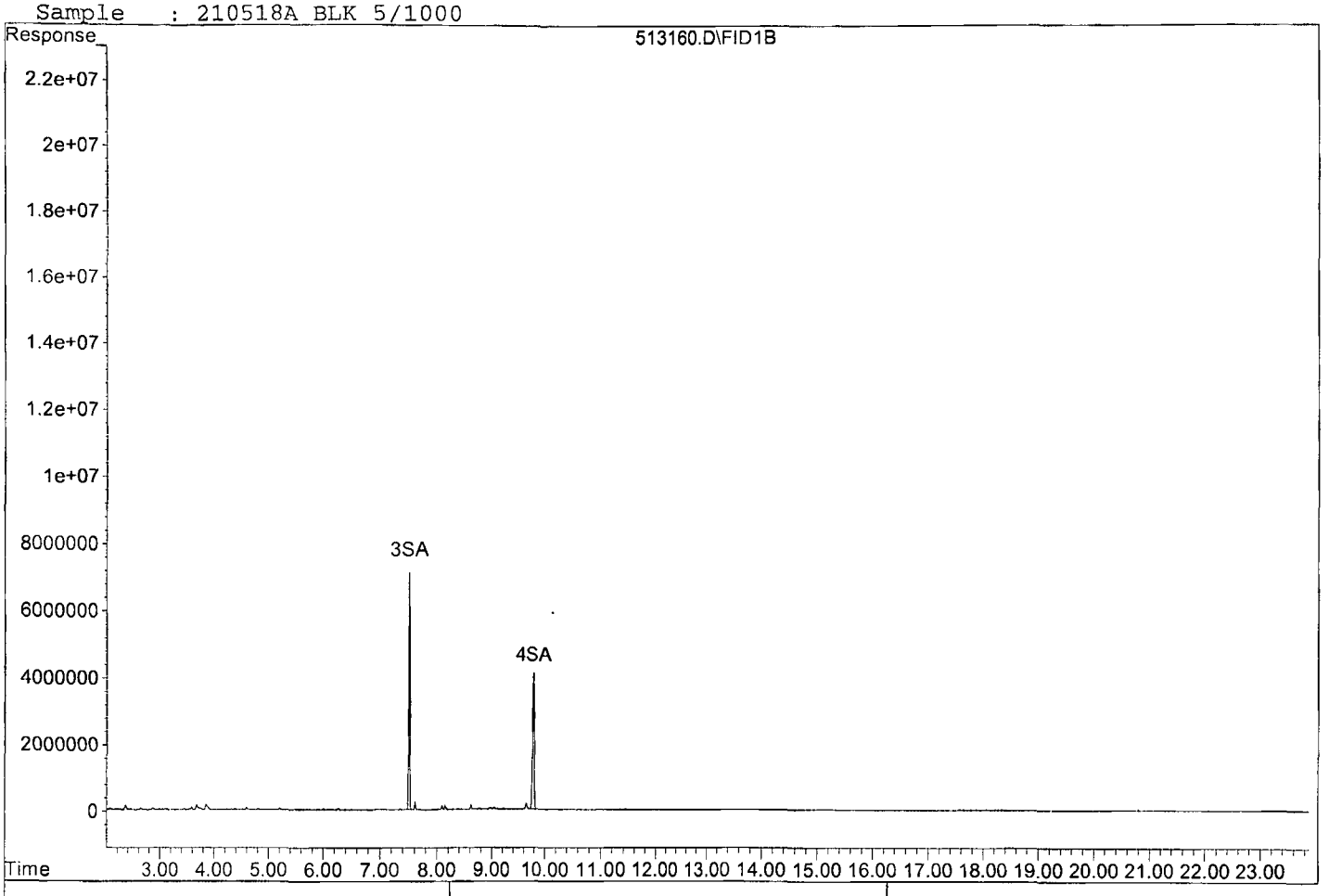

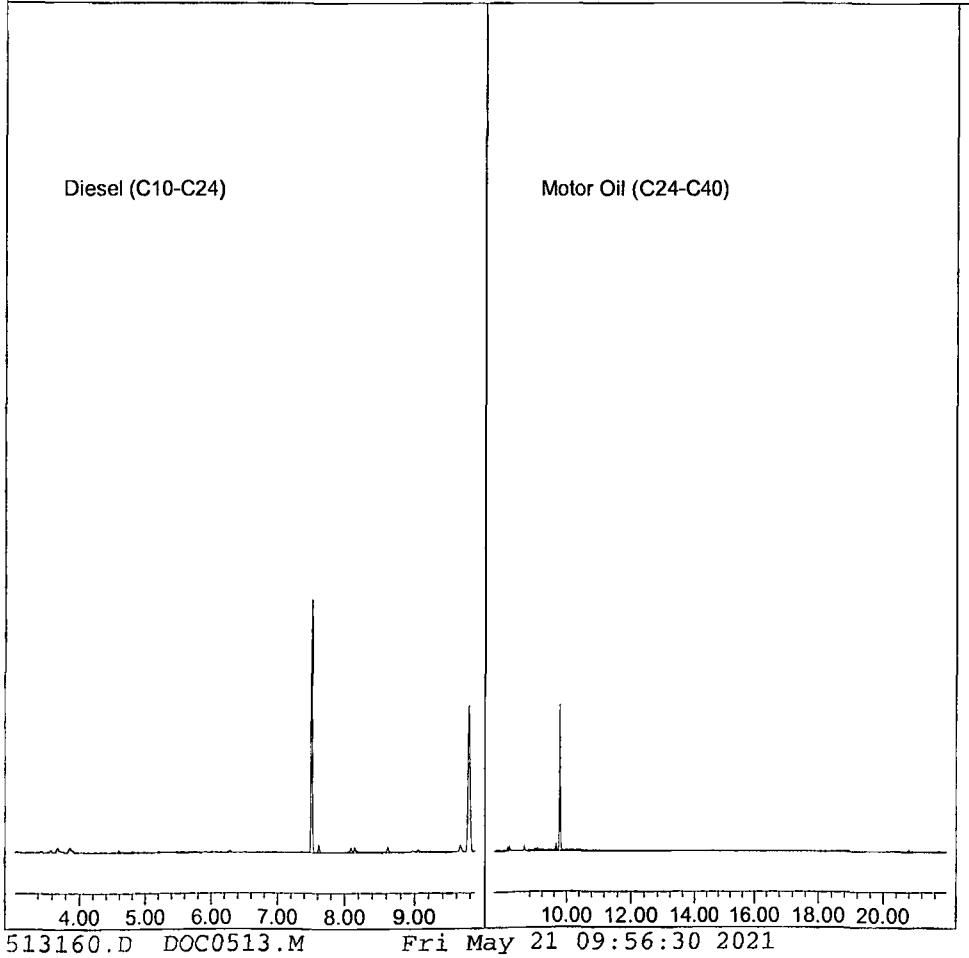

Quantitation Report (Not Reviewed)

Data File : G:\APOLLO\DATA\210513\513167.D Vial: 67
Acq On : 5-20-21 19:38:53 Operator: MB
Sample : 210518A LCS-1 5/1000 Inst : Apollo
Misc : water Multiplr: 5.00
IntFile : events.e
Quant Time: May 21 7:18 2021 Quant Results File: DOC0513.RES

Method : G:\APOLLO\DATA\210513\DOC0513.M (Chemstation Integrator)
Title : 8015 B&C
Last Update : Sat May 15 08:09:29 2021
Response via : Multiple Level Calibration

Volume Inj. : 2UL
Signal Phase : DB-5
Signal Info : FID02A

Compound	R.T.	Response	Conc Units
System Monitoring Compounds			
3) SA Ortho-Terphenyl(S)	7.51	105889744	125.551 ppb
Surrogate Spike 150.000		Recovery =	83.70%
4) SA Octacosane(S)	9.78	88275997	158.116 ppb
Surrogate Spike 150.000		Recovery =	105.41%
Target Compounds			
1) HATM Diesel (C10-C24)	6.47	1196038982	1703.544 ppb
2) HBTM Motor Oil (C24-C40)	14.82	958591345	1638.428 ppb

Target Compounds

(f)=RT Delta > 1/2 Window (m)=manual int.

Data File: G:\APOLLO\DATA\210513\513167.D
Sample : 210518A LCS-1 5/1000

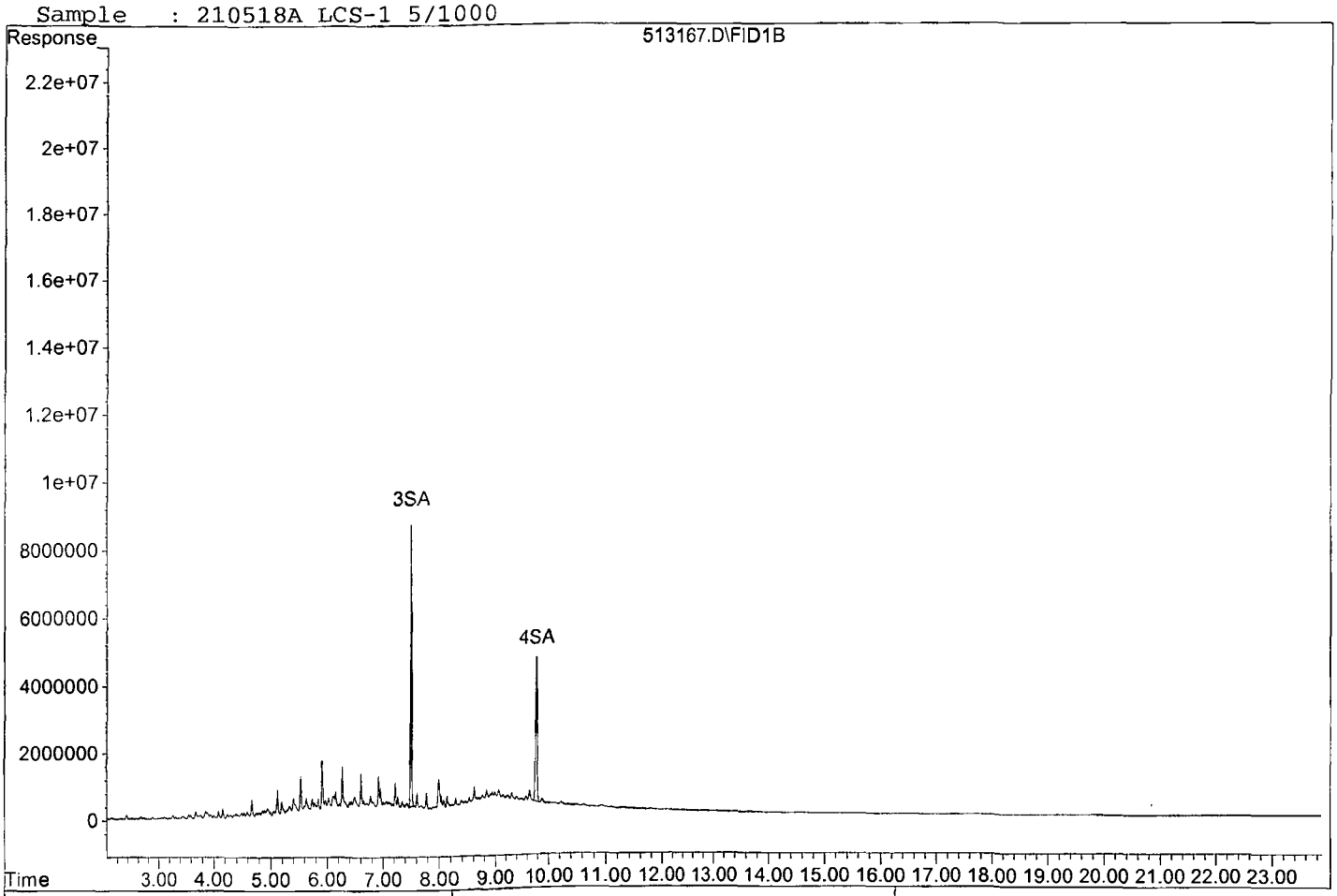

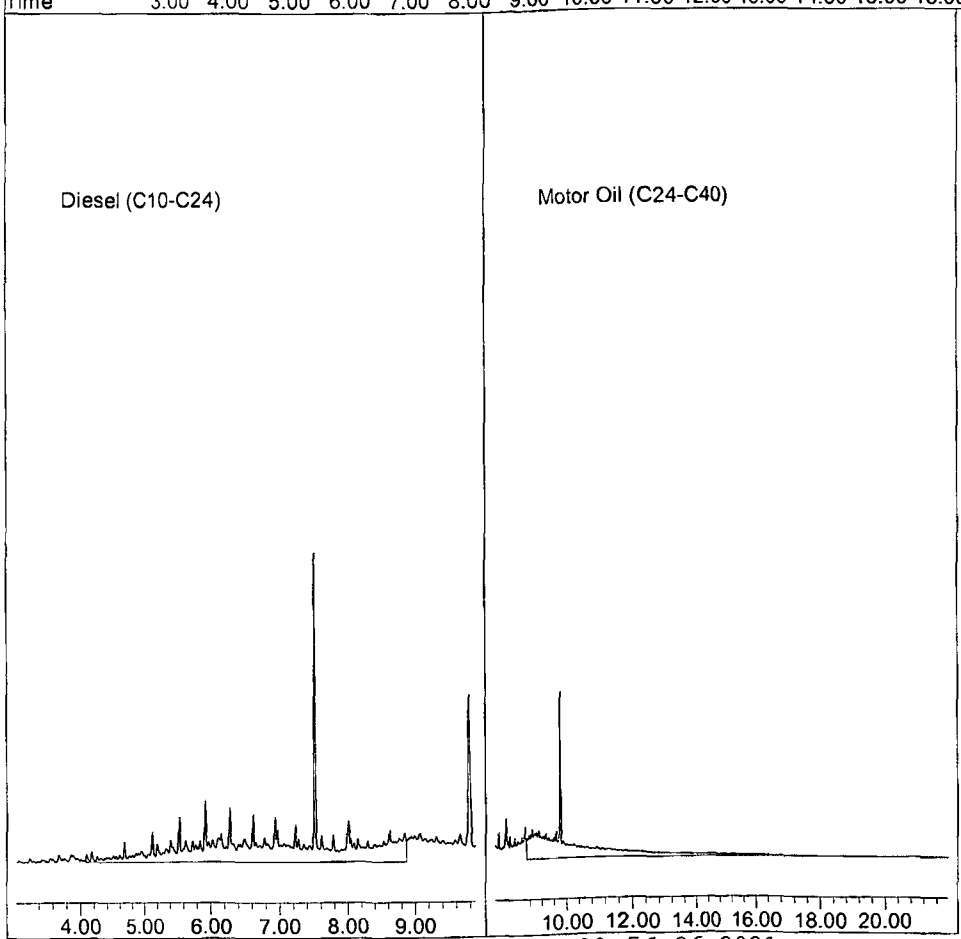

Quantitation Report (Not Reviewed)

Data File : G:\APOLLO\DATA\210513\513168.D Vial: 68
Acq On : 5-20-21 20:07:08 Operator: MB
Sample : 210518A LCSD-1 5/1000 Inst : Apollo
Misc : water Multiplr: 5.00
IntFile : events.e
Quant Time: May 21 7:18 2021 Quant Results File: DOC0513.RES

Method : G:\APOLLO\DATA\210513\DOC0513.M (Chemstation Integrator)
Title : 8015 B&C
Last Update : Sat May 15 08:09:29 2021
Response via : Multiple Level Calibration

Volume Inj. : 2UL
Signal Phase : DB-5
Signal Info : FID02A

Compound	R.T.	Response	Conc Units
System Monitoring Compounds			
3) SA Ortho-Terphenyl(S)	7.51	102600533	121.651 ppb
Surrogate Spike 150.000		Recovery =	81.10%
4) SA Octacosane(S)	9.78	86076522	154.176 ppb
Surrogate Spike 150.000		Recovery =	102.78%
Target Compounds			
1) HATM Diesel (C10-C24)	6.47	1150879965	1639.223 ppb
2) HBTM Motor Oil (C24-C40)	14.82	946409980	1617.607 ppb

Target Compounds

(f)=RT Delta > 1/2 Window (m)=manual int.

Data File: G:\APOLLO\DATA\210513\513168.D
Sample : 210518A LCSD-1 5/1000

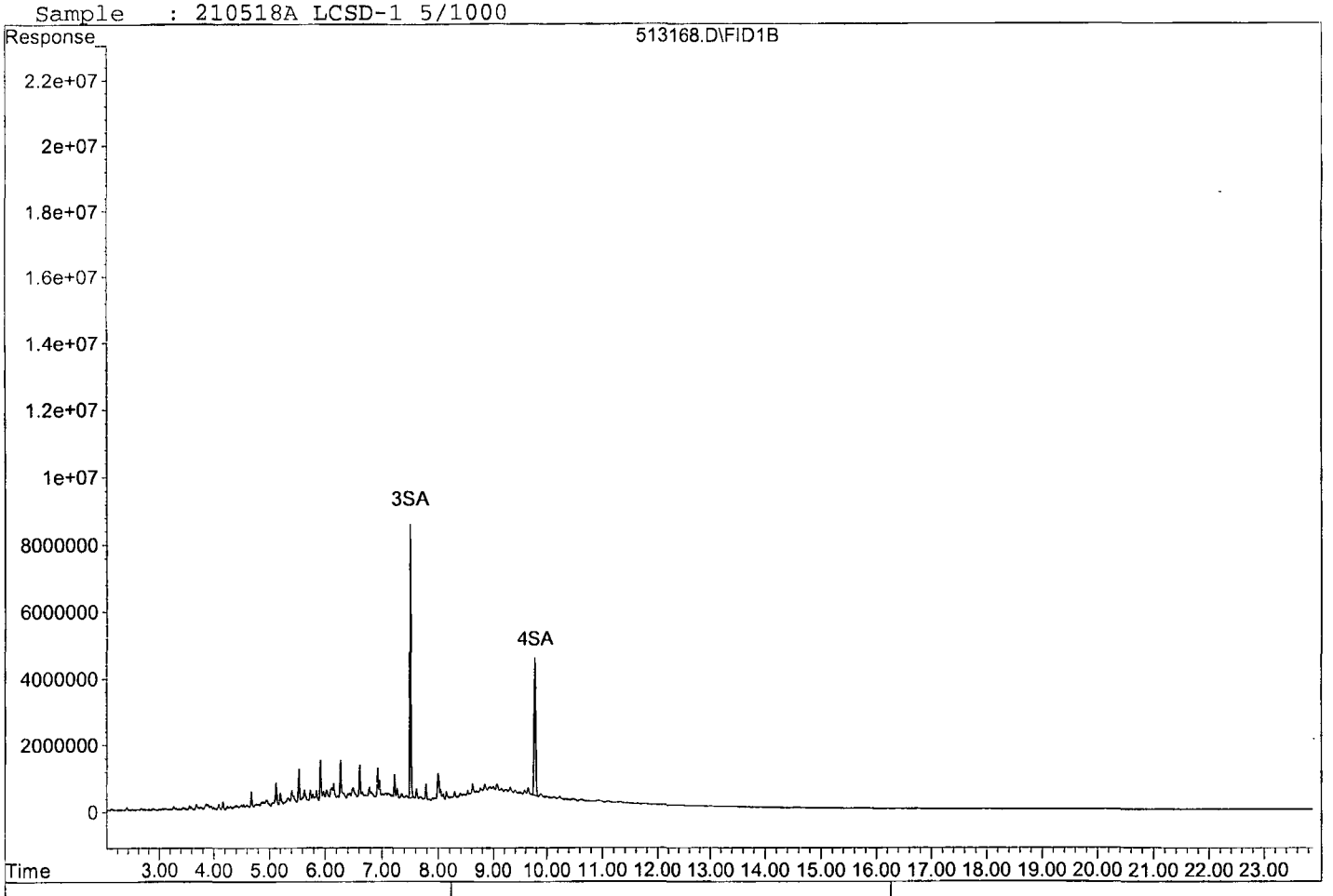

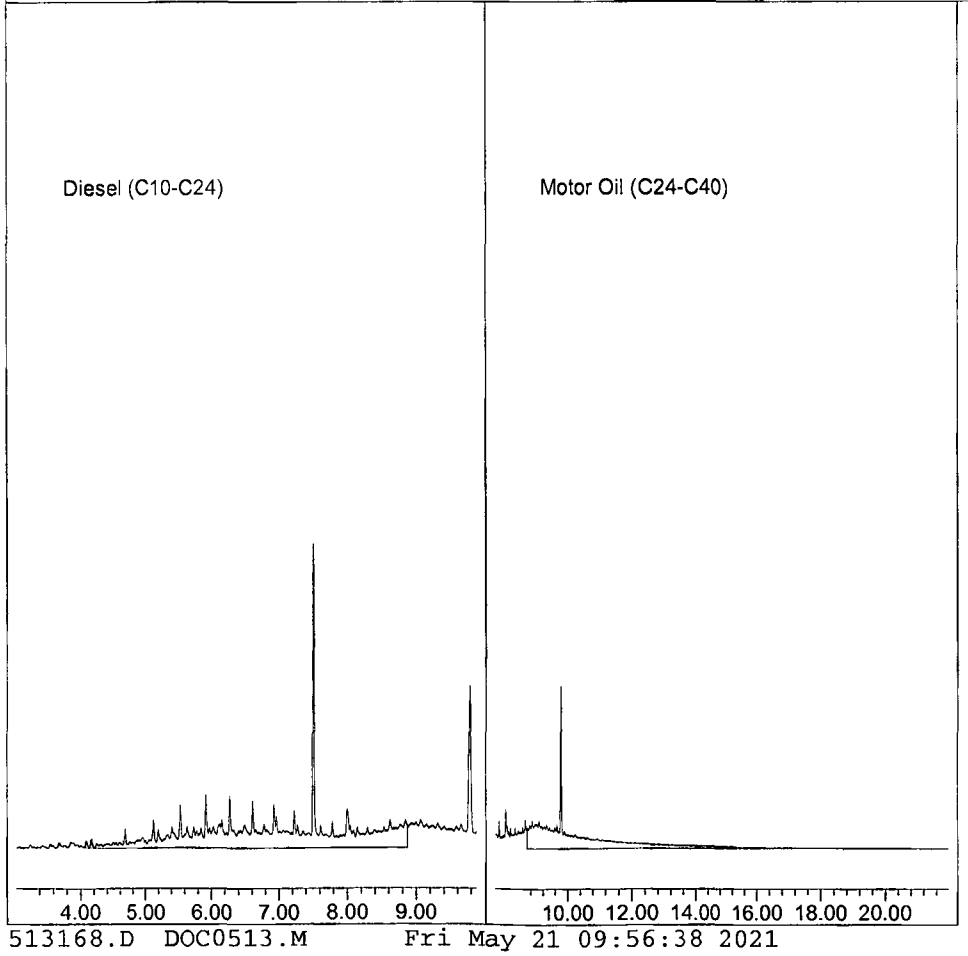

Organic Extraction Worksheet

Method	Continuous Liq/Liq TPH-Diesel/MO 3520C	Extraction Set	210517A	Extraction Method	LIQ005	Units	mL

Spiked ID 1			Surrogate ID 1	THC Surrogate 5-6-21 5-6-22	
Spiked ID 2			Surrogate ID 2		
Spiked ID 3			Surrogate ID 3		
Spiked ID 4			Surrogate ID 4		
Spiked ID 5			Surrogate ID 5		
Spiked ID 6			Sufficient Vol for Matrix QC:	NO	
Spiked ID 7			Ext. Start Time:	05/17/21 13:10	
Spiked ID 8			Ext. End Time:	05/18/21 7:11	
			GC Requires Extract By:		

pH1	2	05/17/21 8:00	Water Bath Temp 1 °C	40/38.5 °C
pH2	2	05/17/21 10:30	Water Bath Temp 2 °C	37/40.1
pH3			Water Bath Temp 3 °C	40/39.5 °C

Spiked By: YL **Date** 05/17/21 **Witnessed By:** DS **Date** 05/17/21

	Sample	Sample Container	Spike Amount	Spike ID	Surrogate Amount	Surrogate ID	Extract Amount	Final Volume	pH	Extract Date/Time	Comments
1	210517A Blk				0.250	1	1000	5	2	05/17/21 8:54	
						equip	E-HP25 E-WB1				
2	210517A LCS-1				0.250	1	1000	5	2	05/17/21 8:54	
						equip	E-HP26 E-WB2				
3	210517A LCSD-1				0.250	1	1000	5	2	05/17/21 8:54	
						equip	E-HP15 E-WB3				
4	BA32598	BA32598W01			0.250	1	1000	5	2	05/17/21 8:54	96179
						equip	E-HP14 E-WB1				
5	BA32601	BA32601W01			0.250	1	1000	5	2	05/17/21 8:54	96179
						equip	E-HP13 E-WB2				
6	BA32618	BA32618W01			0.250	1	1000	5	2	05/17/21 10:35	96188
						equip	E-HP12 E-WB3				

Solvent and Lot#	
1+1 HCL (5mLs)	60282
PH Strips	HC148594
Dicholormethane	60338
Filter Paper	400181
Sodium Sulfate	2020120870

Extraction COC Transfer	
Extraction lab employee Initials	KY
GC analyst's initials	MB
Date	05/18/21
Time	~~07:50~~ 07:50
Refrigerator	HOBRAT

	Technician's Initials
Scanned By	YL
Sample Preparation	YL
Extraction	YL
Concentration	YL

Modified	05/18/21 2:36:25 PM

Reviewed By: KY **Date** 05/18/21

Diesel Motor Oil Calibration Curve

Prep'd By (

Prep Date	**05/17/21**
Exp Date	**05/17/22**

Name of Initial Standard (from contianer Label)	Supplier	Supplier P/N# (or APPL Mix Name)	Conc. (ug/mL)	Lot # with QA # (or reference to APPL prep date)	Exp Date
Diesel Motor Oil Calibration STD -2	AAPL	TNRCC Diesel /Motor Oil 1	10	04/21/21	05/06/22
Diesel Motor Oil Calibration STD-3	AAPL	TNRCC Diesel /Motor Oil 2	50	04/21/21	05/06/22
Diesel Motor Oil Calibration STD	Restek	TNRCC Diesel /Motor Oil 3	2000	04/21/21	05/06/22
Diesel Motor Oil Calibration STD	Restek	TNRCC Diesel /Motor Oil 4	2000	04/21/21	05/06/22
Diesel Motor Oil Calibration STD	Restek	TNRCC Diesel /Motor Oil 5	2000	04/21/21	05/06/22
Diesel Motor Oil Calibration STD	Restek	TNRCC Diesel /Motor Oil 6	2000	04/21/21	05/06/22
Diesel Motor Oil Calibration STD	Restek	TNRCC Diesel /Motor Oil 7	2000	04/21/21	05/06/22

(Initials) MB

Final Standard Information			
Aliquot from Stock	Final Volume	Solvent	Final Standard Conc (ug/mL)
100 uL	200 uL	MC	5
200 uL	1 mL	MC	10
25 uL	1mL	MC	50
125 uL	1mL	MC	250
500 uL	1 mL	MC	1000
750 uL	1 mL	MC	1500
100uL	100 uL	MC	2000

Diesel Motor Oil Mix

Prepared: 04/15/21

Expires: 04/15/22

Prepared By (Initials): BT

Initial Standard Information							Final Standard Information			
Name of Initial Standard (QAU Label)	Supplier	Supplier Part No.	Conc. (ug/mL)	Lot Number - QA Number	Exp. Date (1 yr.)	Exp. Date (Manufacturer)	Aliquot From Stock	Final Volume	Solvent	Final Standard Conc. (ug/mL)
Diesel Fuel #2	Restek	31258	50,000	A0156569-51857,51859,51861	04/15/22	02/28/27	4.00 mL	8.0 mL	NA	25,000
Motor Oil Composite	Restek	31464	50,000	A0163546-51852,51854,51855	04/15/22	09/30/27	4.00 mL			25,000

Diesel Motor Oil CCV

Prepared By (Initials): **MB**

Prep Date	**05/06/21**
Exp Date	**11/01/21**
Methylene Chloride Lot No.	59353

Initial Standard Information						Final Standard Information		
Name of Initial Standard (QAU Label)	Supplier	APPL Mix name	Conc.(ug/mL)	Reference to APPL Prep Date and Lot #'s	Exp Date	Aliquot from Stock	Final Volume	Solvent
Diesel-Motor Oil Standard	Restek	Diesel Motor Oil CCV	2000	**Perp'd: 09/05/20 A0156490-156569-51860, A0155668-160024-51534, CL15440-500953**	**06/30/25**	1250 uL	10mL	**MC**

Final Standard Conc (ug/mL)
250

GC - MultiLevel Review

ARF number(s)	96179,96188	Ext__ID #	71120

SAMPLE PREPARATION

Extraction/Preparation Method: EPA 3520 APPL SOP: LIQ005

The reviewer's initials below indicate the following criteria were met with the exceptions being noted in the comments:

HT met: HT date(s): 5/19/2021 Ext. date: 5/18/2021

Sample preservation is acceptable

Method and client-specific QC requirements were performed (DoD etc)

Information was entered into proper lab notebooks

Proper lab equipment was documented on extraction sheet

The client ID on the sample label matches the client ID on the APPL label

Soil samples were corrected for % Moisture (or Encores)	Yes		No		NA	X
Soil samples were prepared correctly for Incremental Sampling	Yes		No		NA	X
Sufficient sample was provided for matrix QC	Yes		No	X	NA	

#1 Reviewer Initials / Date: KY / 5/20/2021

Comments:

INSTRUMENTATION LABORATORY

Analytical Method _____ 8015 APPL SOP ___ 8015B

The analyst(s) initials below indicate the following criteria were met with the exceptions being noted below:

Holding times were met for all analyses

Checked ARF and COC for specific reporting requirements

Correct quantitation method used

Calibrations include all pertinent analytes

Initial calibration in control

Internal standards in control (when applicable)

Second source calibrations in control

Continuing calibrations in control

DDT Degradation Check Passes (when applicable)

Tune within control (when applicable)

LCS(/LCSD) passes

Method blank/calibration blank passes

Matrix Duplicate and MS/MSD passes (when applicable)

Surrogate(s) passes

Client-specific QC requirements met (DoD or client QAPP)

The units on the Form 1 were properly transcribed

Algorithm checked (LCS) Data File ID: 212065

Correct multiplier used to quantitate sample data

The dilutions agree (when applicable)

Soil samples were corrected for % Moisture (when applicable)

Samples were checked for TICs (when applicable)

Manual integration(s) were dated / signed (when applicable)

Sample results were reviewed in EnviroQuant

LA/MA Target Analyte Values were checked

#1 Initials of analyst(s)/Date: MB 05/21/21

Initials of data entry/Date: MB 05/21/21

#2 Initials of technical reviewer/Date: DA 5/21/21

Comments / Case Narrative Data Qualifiers:

Were Hand-input Entries Made? Need peer review:	Yes:	No:	NA:
Is a NWR needed for the above failures? : NWR#:	Yes:	No:	NA:

Injection Log

Directory: G:\APOLLO\DATA\210513\

Line	Vial	FileName	Multiplier	SampleName	Misc Info	Injected
1	3	513003.D	1	DMO STD-1 05-13-21	water	5-14-21 12:26:47
2	4	513004.D	1	DMO STD-2 05-13-21	water	5-14-21 12:54:53
3	5	513005.D	1	DMO-STD-3 05-13-21	water	5-14-21 13:23:05
4	6	513006.D	1	DMOS-STD 4 05-13-21	water	5-14-21 13:51:16
5	7	513007.D	1	DMO-STD 5 05-13-21	water	5-14-21 14:19:29
6	8	513008.D	1	DMO-STD 6 05-13-21	water	5-14-21 14:47:42
7	9	513009.D	1	DMO-STD 7 05-13-21	water	5-14-21 15:15:57
8	11	513011.D	1	DMO-STD SS 05-13-21	water	5-14-21 16:12:15
9	59	513159.D	1	Diesel Motor Oil CCV 05/06/21	water	5-20-21 12:17:01
10	60	513160.D	5	210518A BLK 5/1000	water	5-20-21 12:57:46
11	66	513166.D	1	Diesel Motor Oil CCV 05/06/21	water	5-20-21 19:10:46
12	67	513167.D	5	210518A LCS-1 5/1000	water	5-20-21 19:38:53
13	68	513168.D	5	210518A LCSD-1 5/1000	water	5-20-21 20:07:08
14	69	513169.D	4.85437	BA32597W07 5/1030	water	5-20-21 20:35:18
15	70	513170.D	4.85437	BA32600W07 5/1030	water	5-20-21 21:03:29
16	79	513179.D	1	Diesel Motor Oil CCV 05/06/21	water	5-21-21 1:16:22

ORGANICS

Calibration Data

TPH Extractables
DEC0504

Form 6
Initial Calibration

Lab Name: APPL, Inc.
Case No:
Matrix: Water

SDG No:
Initial Cal. Date: 5/4/2021
Instrument: Apollo

Initials:

		Compound	1	2	3	4	5	6					Avg	%RSD	Type	r^2	Q
			423331.D	423332.D	423333.D	423334.D	423335.D	423336.D									
1	SC	Decanoic Acid(S)	1016635	1048129	1234077	1315790	1280755	1271835					1194537	11	SC		
2																	
3																	
4																	
5																	
6																	
7																	
8																	
9																	
10																	
11																	
12																	
13																	
14																	
15																	
16																	
17																	
18																	
19																	
20																	
21																	
22																	
23																	
24																	
25																	
26																	
27																	
28																	
29																	
30																	
31																	
32																	
33																	
34																	
35																	

0.307719

Quantitation Report (Not Reviewed)

Data File : G:\APOLLO\DATA\210423\423331.D Vial: 31
Acq On : 5-4-21 13:02:57 Operator: MB
Sample : Decanoic Acid STD-1 Inst : Apollo
Misc : water Multiplr: 1.00
IntFile : events.e
Quant Time: May 20 12:30 2021 Quant Results File: DEC0504.RES

Method : G:\APOLLO\DATA\210423\DEC0504.M (Chemstation Integrator)
Title : 8015 B&C
Last Update : Tue May 04 17:12:27 2021
Response via : Multiple Level Calibration

Volume Inj. : 2UL
Signal Phase : DB-5
Signal Info : FID02A

Compound	R.T.	Response	Conc Units
System Monitoring Compounds			
1) SC Decanoic Acid(S)	5.70	6099813	2.553 ppb
Surrogate Spike 24.000		Recovery =	10.64%

Target Compounds

Target Compounds

(f)=RT Delta > 1/2 Window (m)=manual int.

423331.D DEC0504.M Thu May 20 14:25:58 2021

Quantitation Report

Data File: G:\APOLLO\DATA\210423\423331.D
Sample : Decanoic Acid STD-1

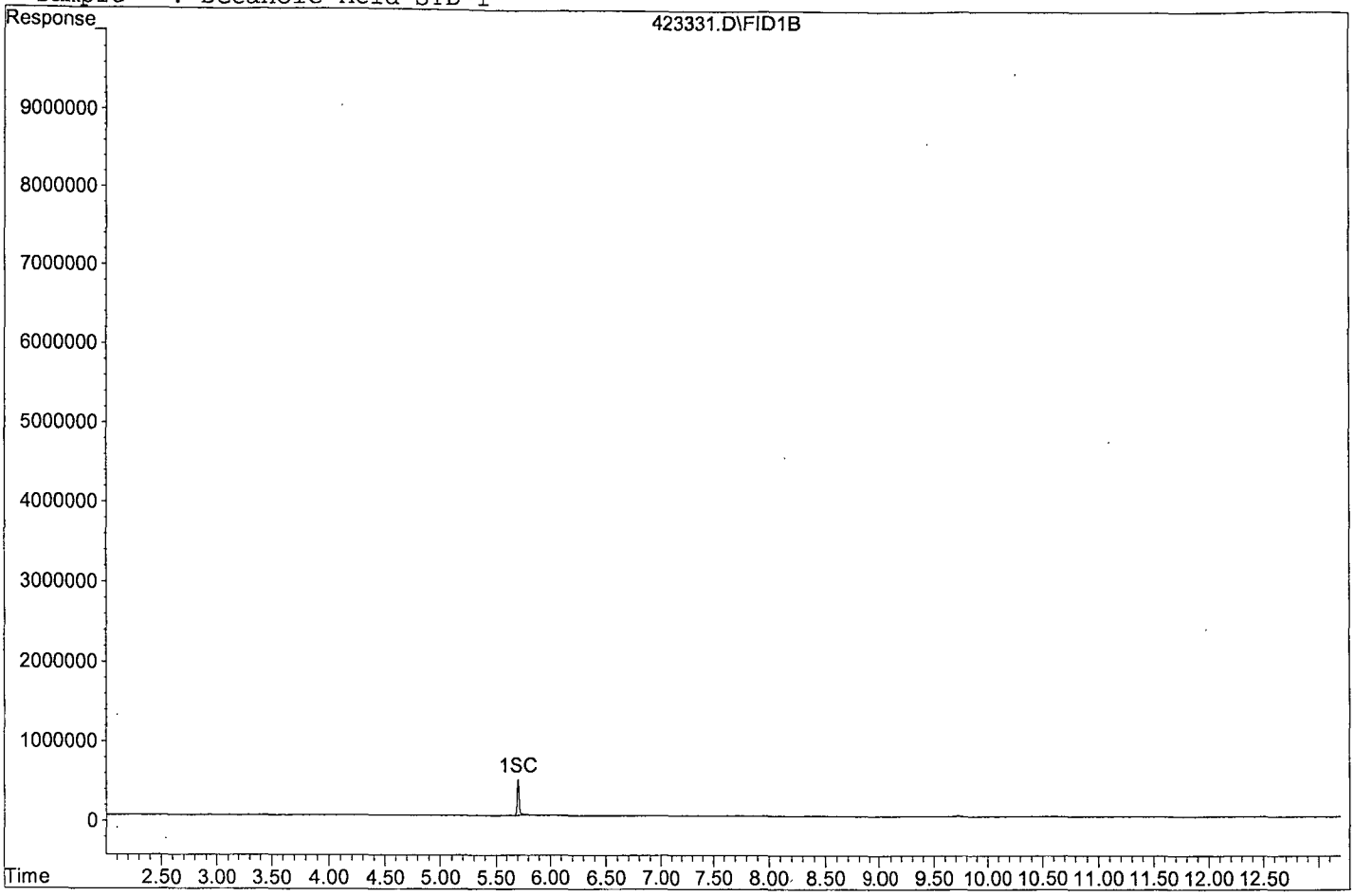

Quantitation Report (Not Reviewed)

Data File : G:\APOLLO\DATA\210423\423332.D Vial: 32
Acq On : 5-4-21 13:31:11 Operator: MB
Sample : Decanoic Acid STD-2 Inst : Apollo
Misc : water Multiplr: 1.00
IntFile : events.e
Quant Time: May 19 11:41 2021 Quant Results File: DEC0504.RES

Method : G:\APOLLO\DATA\210423\DEC0504.M (Chemstation Integrator)
Title : 8015 B&C
Last Update : Tue May 04 17:12:27 2021
Response via : Multiple Level Calibration

Volume Inj. : 2UL
Signal Phase : DB-5
Signal Info : FID02A

Compound	R.T.	Response	Conc Units
System Monitoring Compounds			
1) SC Decanoic Acid(S)	5.70	12577543	5.265 ppb
Surrogate Spike 24.000		Recovery =	21.94%

Target Compounds

Target Compounds

(f)=RT Delta > 1/2 Window (m)=manual int.

File : G:\APOLLO\DATA\210423\423332.D
Operator : MB
Acquired : 5-4-21 13:31:11 using AcqMethod TPHSN.M
Instrument : Apollo
Sample Name: Decanoic Acid STD-2
Misc Info : water
Vial Number: 32



Quantitation Report (Not Reviewed)

Data File : G:\APOLLO\DATA\210423\423333.D Vial: 33
Acq On : 5-4-21 13:59:39 Operator: MB
Sample : Decanoic Acid STD-3 Inst : Apollo
Misc : water Multiplr: 1.00
IntFile : events.e
Quant Time: May 19 13:09 2021 Quant Results File: DEC0504.RES

Method : G:\APOLLO\DATA\210423\DEC0504.M (Chemstation Integrator)
Title : 8015 B&C
Last Update : Tue May 04 17:12:27 2021
Response via : Multiple Level Calibration

Volume Inj. : 2UL
Signal Phase : DB-5
Signal Info : FID02A

Compound	R.T.	Response	Conc Units
System Monitoring Compounds			
1) SC Decanoic Acid(S)	5.72	59235682	24.794 ppb
Surrogate Spike 24.000		Recovery =	103.31%

Target Compounds

Target Compounds

(f)=RT Delta > 1/2 Window (m)=manual int.

File : G:\APOLLO\DATA\210423\423333.D
Operator : MB
Acquired : 5-4-21 13:59:39 using AcqMethod TPHSN.M
Instrument : Apollo
Sample Name: Decanoic Acid STD-3
Misc Info : water
Vial Number: 33



Quantitation Report (Not Reviewed)

Data File : G:\APOLLO\DATA\210423\423334.D Vial: 34
Acq On : 5-4-21 14:28:01 Operator: MB
Sample : Decanoic Acid STD-4 Inst : Apollo
Misc : water Multiplr: 1.00
IntFile : events.e
Quant Time: May 19 11:41 2021 Quant Results File: DEC0504.RES

Method : G:\APOLLO\DATA\210423\DEC0504.M (Chemstation Integrator)
Title : 8015 B&C
Last Update : Tue May 04 17:12:27 2021
Response via : Multiple Level Calibration

Volume Inj. : 2UL
Signal Phase : DB-5
Signal Info : FID02A

Compound	R.T.	Response	Conc Units
System Monitoring Compounds			
1) SC Decanoic Acid(S)	5.73	94736910	39.654 ppb
Surrogate Spike 24.000		Recovery =	165.23%

Target Compounds

Target Compounds

(f)=RT Delta > 1/2 Window (m)=manual int.

File : G:\APOLLO\DATA\210423\423334.D
Operator : MB
Acquired : 5-4-21 14:28:01 using AcqMethod TPHSN.M
Instrument : Apollo
Sample Name: Decanoic Acid STD-4
Misc Info : water
Vial Number: 34



Quantitation Report (Not Reviewed)

Data File : G:\APOLLO\DATA\210423\423335.D Vial: 35
Acq On : 5-4-21 14:56:23 Operator: MB
Sample : Decanoic Acid STD-5 Inst : Apollo
Misc : water Multiplr: 1.00
IntFile : events.e
Quant Time: May 19 11:41 2021 Quant Results File: DEC0504.RES

Method : G:\APOLLO\DATA\210423\DEC0504.M (Chemstation Integrator)
Title : 8015 B&C
Last Update : Tue May 04 17:12:27 2021
Response via : Multiple Level Calibration

Volume Inj. : 2UL
Signal Phase : DB-5
Signal Info : FID02A

Compound	R.T.	Response	Conc Units
System Monitoring Compounds			
1) SC Decanoic Acid(S)	5.73	122952502	51.465 ppb
Surrogate Spike 24.000		Recovery =	214.44%

Target Compounds

Target Compounds

(f)=RT Delta > 1/2 Window (m)=manual int.

Quantitation Report (Not Reviewed)

Data File : G:\APOLLO\DATA\210423\423336.D Vial: 36
Acq On : 5-4-21 15:24:41 Operator: MB
Sample : Decanoic Acid STD-6 Inst : Apollo
Misc : water Multiplr: 1.00
IntFile : events.e
Quant Time: May 19 13:10 2021 Quant Results File: DEC0504.RES

Method : G:\APOLLO\DATA\210423\DEC0504.M (Chemstation Integrator)
Title : 8015 B&C
Last Update : Tue May 04 17:12:27 2021
Response via : Multiple Level Calibration

Volume Inj. : 2UL
Signal Phase : DB-5
Signal Info : FID02A

Compound	R.T.	Response	Conc Units
System Monitoring Compounds			
1) SC Decanoic Acid(S)	5.74	152620220	63.883 ppb
Surrogate Spike 24.000		Recovery =	266.18%

Target Compounds

Target Compounds

(f)=RT Delta > 1/2 Window (m)=manual int.

File : G:\APOLLO\DATA\210423\423335.D
Operator : MB
Acquired : 5-4-21 14:56:23 using AcqMethod TPHSN.M
Instrument : Apollo
Sample Name: Decanoic Acid STD-5
Misc Info : water
Vial Number: 35



Quantitation Report (Not Reviewed)

Data File : G:\APOLLO\DATA\210423\423336.D Vial: 36
Acq On : 5-4-21 15:24:41 Operator: MB
Sample : Decanoic Acid STD-6 Inst : Apollo
Misc : water Multiplr: 1.00
IntFile : events.e
Quant Time: May 19 13:10 2021 Quant Results File: DEC0504.RES

Method : G:\APOLLO\DATA\210423\DEC0504.M (Chemstation Integrator)
Title : 8015 B&C
Last Update : Tue May 04 17:12:27 2021
Response via : Multiple Level Calibration

Volume Inj. : 2UL
Signal Phase : DB-5
Signal Info : FID02A

Compound	R.T.	Response	Conc Units
System Monitoring Compounds			
1) SC Decanoic Acid(S)	5.74	152620220	63.883 ppb
Surrogate Spike 24.000		Recovery =	266.18%

Target Compounds

Target Compounds

(f)=RT Delta > 1/2 Window (m)=manual int.

File : G:\APOLLO\DATA\210423\423336.D
Operator : MB
Acquired : 5-4-21 15:24:41 using AcqMethod TPHSN.M
Instrument : Apollo
Sample Name: Decanoic Acid STD-6
Misc Info : water
Vial Number: 36



TPH Extractables
2DOC0513

Form 6
Initial Calibration

Lab Name: APPL, Inc.
Case No:
Matrix: Water

SDG No:
Initial Cal. Date: 05/14/21
Instrument: Apollo

Initials: MB

		Compound	1	2	3	4	5	6	7				Avg	%RSD	Type	r^2	Q
			513003.D	513004.D	513005.D	513006.D	513007 D	513008 D	513009 D								
1	HATM	Diesel (C10-C24)		1516998	1798049	1735910	1685110	1757938	1829605				1720602	6.5	HATM		
2	HBTM	Motor Oil (C24-C40)		2032086	1529575	1407721	1358289	1435043	1480805				1540587	16	HBTM		
3	SA	Ortho-Terphenyl(S)	2364853	2177940	2088798	2011929	1959865	2040481	2115662				2108504	6.3	SA		
4	SA	Octacosane(S)	1375699	1319803	1405470	1385054	1343047	1452017	1489148				1395748	4.2	SA		
5																	
6																	
7																	
8																	
9																	
10																	
11																	
12																	
13																	
14																	
15																	
16																	
17																	
18																	
19																	
20																	
21																	
22																	
23																	
24																	
25																	
26																	
27																	
28																	
29																	
30																	
31																	
32																	
33																	
34																	
35																	

0.947219

Quantitation Report (Not Reviewed)

Data File : G:\APOLLO\DATA\210513\513003.D
Acq On : 5-14-21 12:26:47
Sample : DMO STD-1 05-13-21
Misc : water
IntFile : events.e
Quant Time: May 24 9:48 2021 Quant Results File: 2DOC0513.RES

Vial: 3
Operator: MB
Inst : Apollo
Multiplr: 1.00

Method : G:\APOLLO\DATA\210513\2DOC0513.M (Chemstation Integrator)
Title : 8015 B&C
Last Update : Mon May 24 09:47:50 2021
Response via : Multiple Level Calibration

Volume Inj. : 2UL
Signal Phase : DB-5
Signal Info : FID02A

Compound	R.T.	Response	Conc Units
System Monitoring Compounds			
3) SA Ortho-Terphenyl(S)	7.52	1182427	0.280 ppb
Surrogate Spike 30.000	Recovery	=	0.93%
4) SA Octacosane(S)	9.80	687850	0.246 ppb
Surrogate Spike 30.000	Recovery	=	0.82%
Target Compounds			
1) HATM Diesel (C10-C24)	6.47	211341918	61.415 ppb
2) HBTM Motor Oil (C24-C40)	14.82	423651204	137.497 ppb
Target Compounds			

(f)=RT Delta > 1/2 Window (m)=manual int.

Quantitation Report

Data File: G:\APOLLO\DATA\210513\513003.D
Sample : DMO STD-1 05-13-21

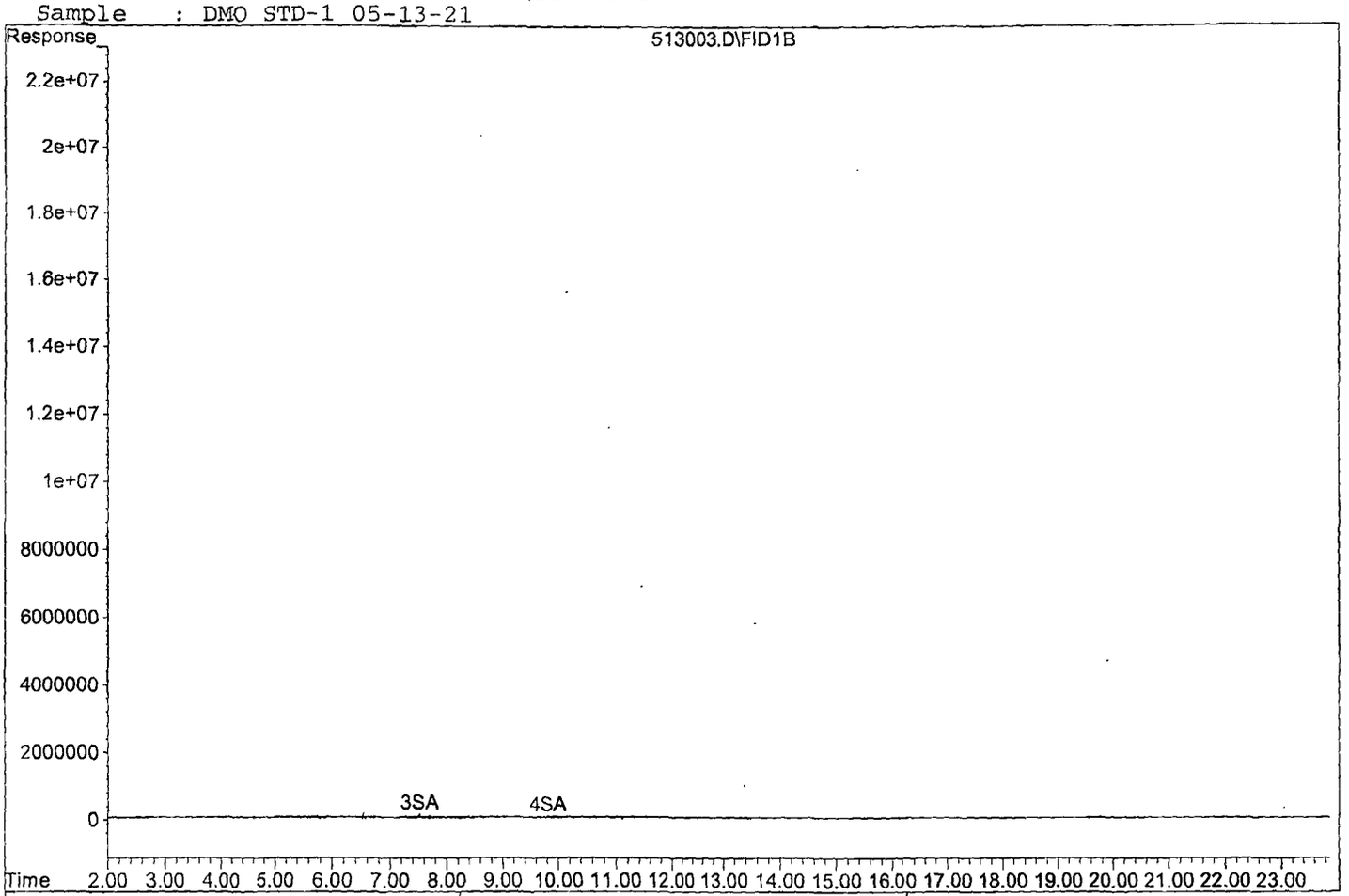

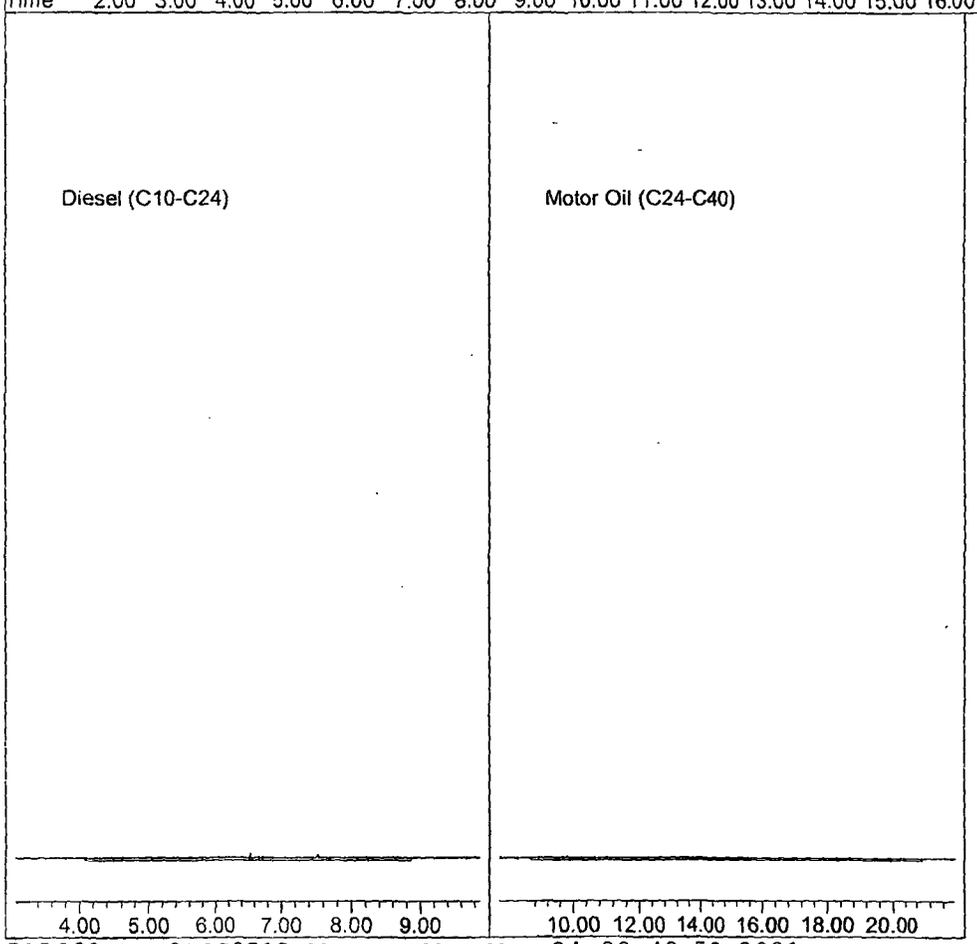

513003.D 2DOC0513.M Mon May 24 09:48:50 2021

Quantitation Report (Not Reviewed)

Data File : G:\APOLLO\DATA\210513\513004.D Vial: 4
Acq On : 5-14-21 12:54:53 Operator: MB
Sample : DMO STD-2 05-13-21 Inst : Apollo
Misc : water Multiplr: 1.00
IntFile : events.e
Quant Time: May 24 9:48 2021 Quant Results File: 2DOC0513.RES

Method : G:\APOLLO\DATA\210513\2DOC0513.M (Chemstation Integrator)
Title : 8015 B&C
Last Update : Mon May 24 09:47:50 2021
Response via : Multiple Level Calibration

Volume Inj. : 2UL
Signal Phase : DB-5
Signal Info : FID02A

Compound	R.T.	Response	Conc Units
System Monitoring Compounds			
3) SA Ortho-Terphenyl(S)	7.52	2177940	0.516 ppb
Surrogate Spike 30.000		Recovery =	1.72%
4) SA Octacosane(S)	9.79	1319803	0.473 ppb
Surrogate Spike 30.000		Recovery =	1.58%
Target Compounds			
1) HATM Diesel (C10-C24)	6.47	154677174	44.949 ppb
2) HBTM Motor Oil (C24-C40)	14.82	147803834	47.970 ppb

Target Compounds

(f)=RT Delta > 1/2 Window (m)=manual int.

Quantitation Report

Data File: G:\APOLLO\DATA\210513\513004.D
Sample : DMO STD-2 05-13-21

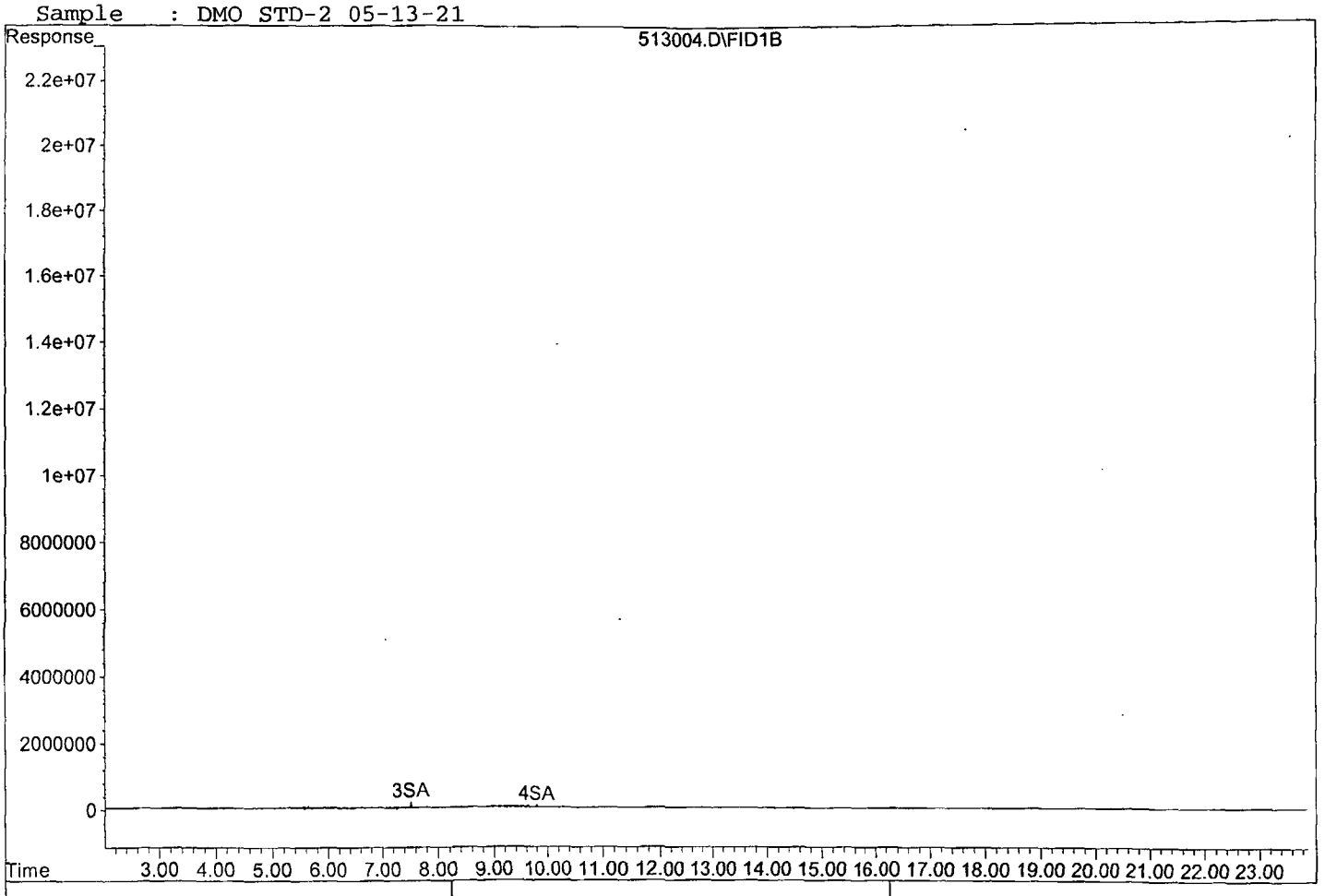



513004.D 2DOC0513.M Mon May 24 09:48:54 2021

Quantitation Report (Not Reviewed)

Data File : G:\APOLLO\DATA\210513\513005.D Vial: 5
Acq On : 5-14-21 13:23:05 Operator: MB
Sample : DMO-STD-3 05-13-21 Inst : Apollo
Misc : water Multiplr: 1.00
IntFile : events.e
Quant Time: May 24 9:48 2021 Quant Results File: 2DOC0513.RES

Method : G:\APOLLO\DATA\210513\2DOC0513.M (Chemstation Integrator)
Title : 8015 B&C
Last Update : Mon May 24 09:47:50 2021
Response via : Multiple Level Calibration

Volume Inj. : 2UL
Signal Phase : DB-5
Signal Info : FID02A

Compound	R.T.	Response	Conc Units
System Monitoring Compounds			
3) SA Ortho-Terphenyl(S)	7.51	10443992	2.477 ppb
Surrogate Spike 30.000		Recovery =	8.26%
4) SA Octacosane(S)	9.79	7027351	2.517 ppb
Surrogate Spike 30.000		Recovery =	8.39%
Target Compounds			
1) HATM Diesel (C10-C24)	6.47	179804935	52.251 ppb
2) HBTM Motor Oil (C24-C40)	14.82	152957530	49.643 ppb

Target Compounds

Data File: G:\APOLLO\DATA\210513\513005.D
Sample : DMO-STD-3 05-13-21

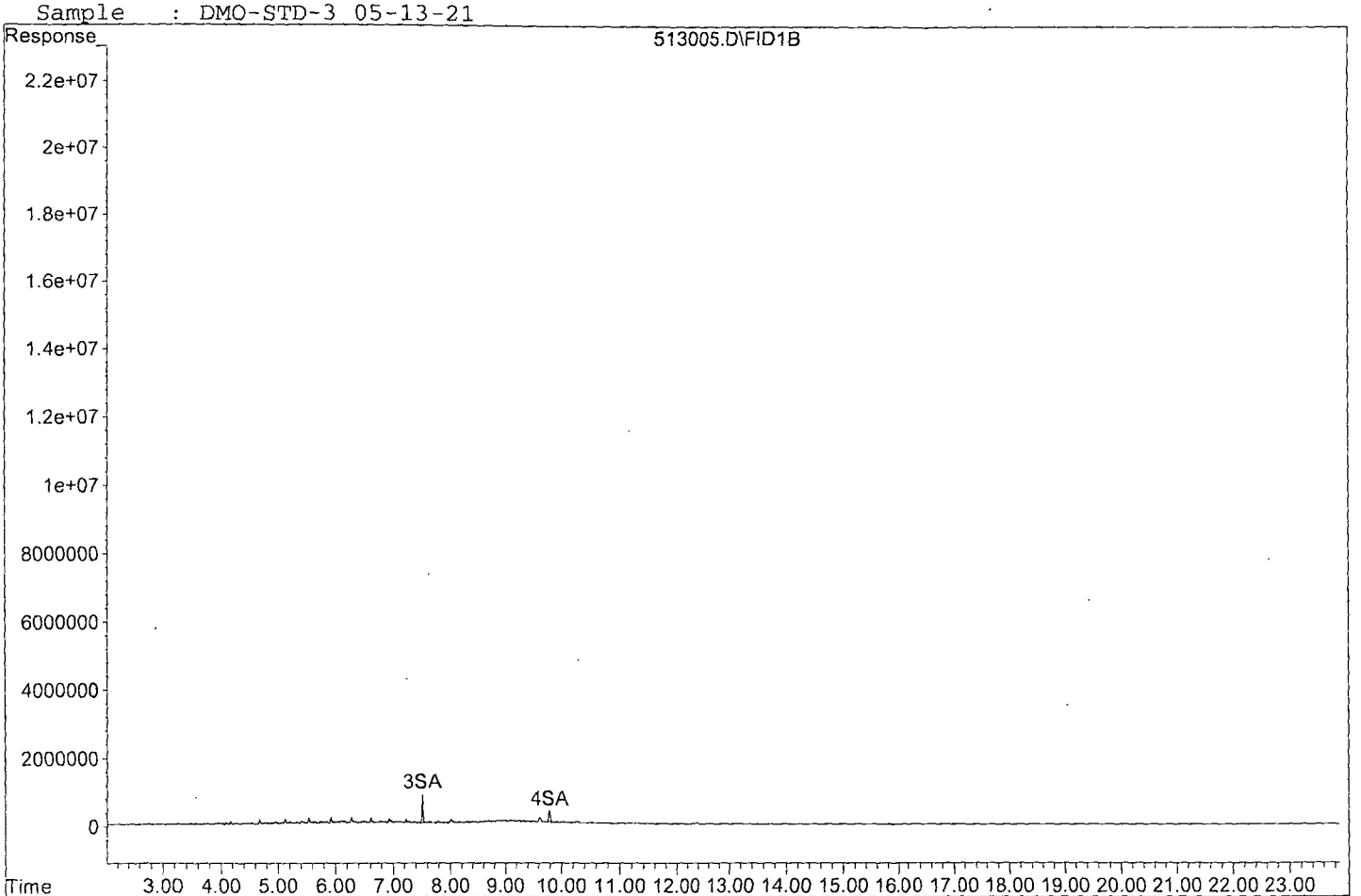

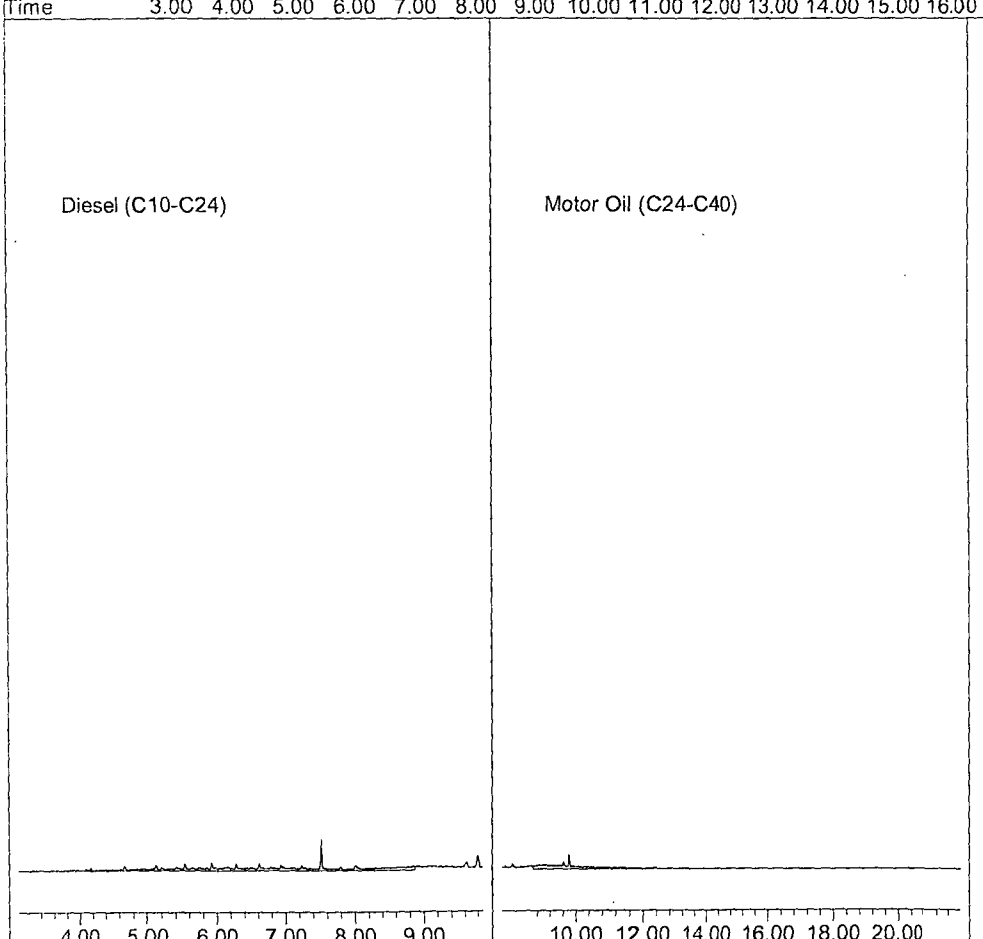

Quantitation Report (Not Reviewed)

Data File : G:\APOLLO\DATA\210513\513006.D
Acq On : 5-14-21 13:51:16
Sample : DMOS-STD 4 05-13-21
Misc : water
IntFile : events.e
Quant Time: May 24 9:49 2021 Quant Results File: 2DOC0513.RES

Vial: 6
Operator: MB
Inst : Apollo
Multiplr: 1.00

Method : G:\APOLLO\DATA\210513\2DOC0513.M (Chemstation Integrator)
Title : 8015 B&C
Last Update : Mon May 24 09:47:50 2021
Response via : Multiple Level Calibration

Volume Inj. : 2UL
Signal Phase : DB-5
Signal Info : FID02A

Compound	R.T.	Response	Conc Units
System Monitoring Compounds			
3) SA Ortho-Terphenyl(S)	7.51	50298222	11.927 ppb
Surrogate Spike 30.000		Recovery =	39.76%
4) SA Octacosane(S)	9.79	34626356	12.404 ppb
Surrogate Spike 30.000		Recovery =	41.35%
Target Compounds			
1) HATM Diesel (C10-C24)	6.47	867954852	252.224 ppb
2) HBTM Motor Oil (C24-C40)	14.82	703860467	228.439 ppb

Target Compounds

(f)=RT Delta > 1/2 Window (m)=manual int.

Quantitation Report

Data File: G:\APOLLO\DATA\210513\513006.D
Sample : DMOS-STD 4 05-13-21

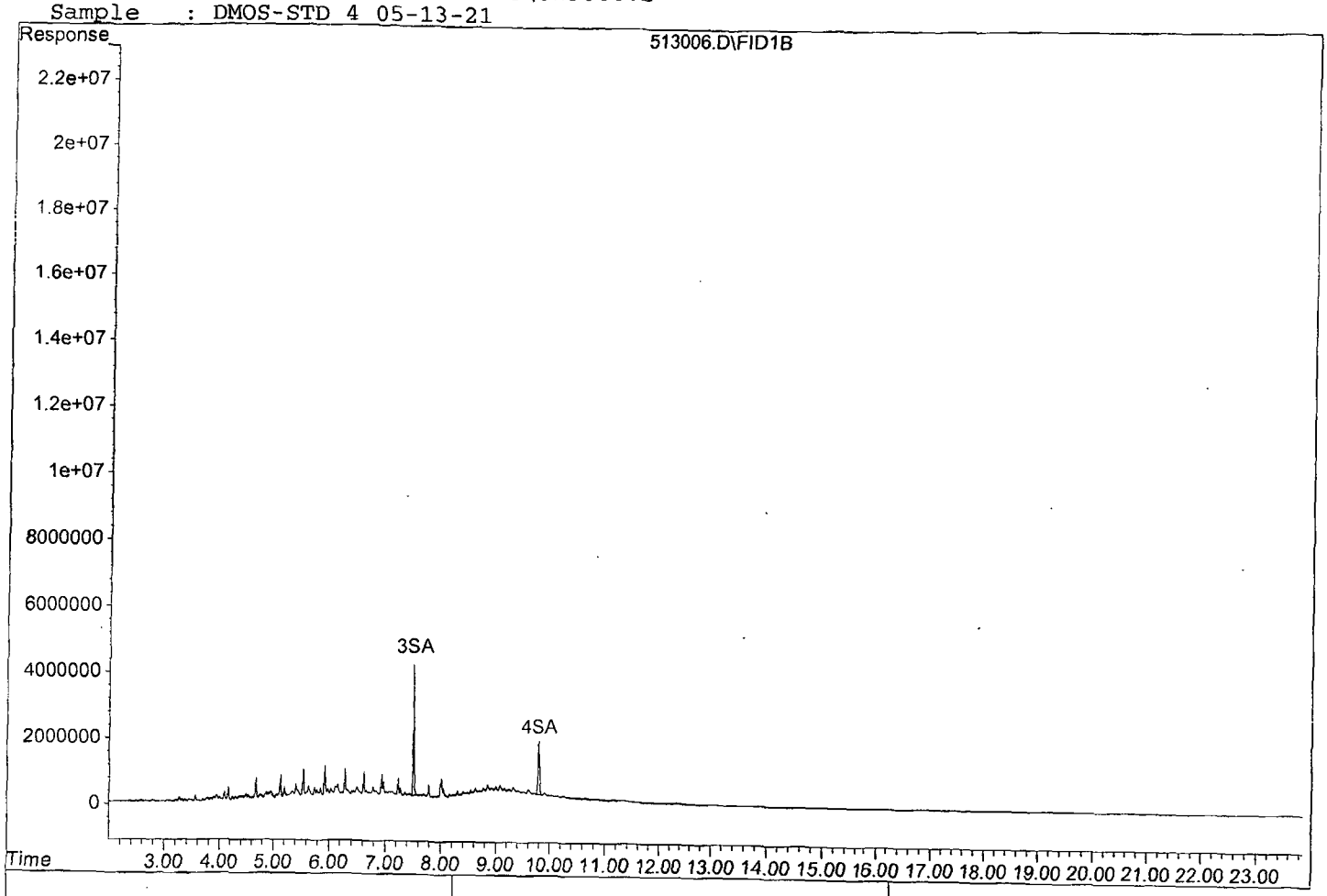

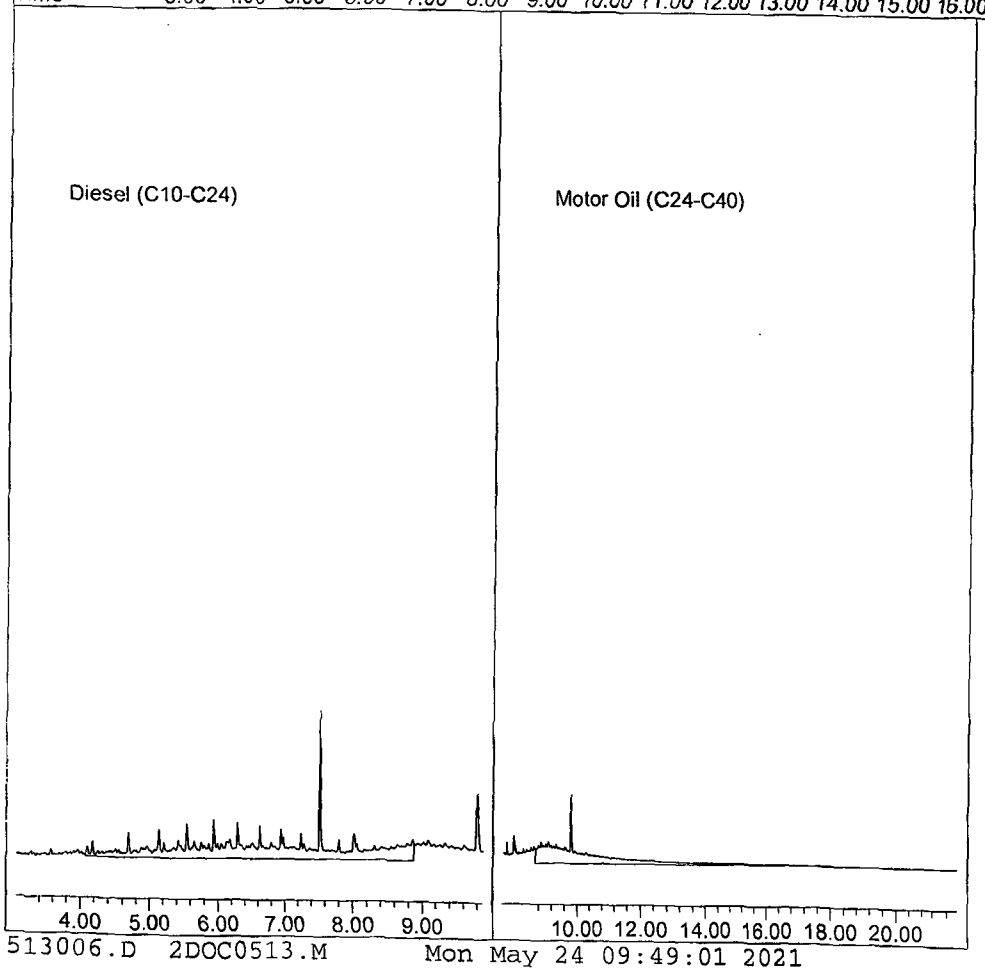

513006.D 2DOC0513.M Mon May 24 09:49:01 2021

Quantitation Report (Not Reviewed)

Data File : G:\APOLLO\DATA\210513\513007.D Vial: 7
Acq On : 5-14-21 14:19:29 Operator: MB
Sample : DMO-STD 5 05-13-21 Inst : Apollo
Misc : water Multiplr: 1.00
IntFile : events.e
Quant Time: May 24 9:49 2021 Quant Results File: 2DOC0513.RES

Method : G:\APOLLO\DATA\210513\2DOC0513.M (Chemstation Integrator)
Title : 8015 B&C
Last Update : Mon May 24 09:47:50 2021
Response via : Multiple Level Calibration

Volume Inj. : 2UL
Signal Phase : DB-5
Signal Info : FID02A

Compound	R.T.	Response	Conc Units
System Monitoring Compounds			
3) SA Ortho-Terphenyl(S)	7.52	195986497	46.475 ppb
Surrogate Spike 30.000		Recovery =	154.92%
4) SA Octacosane(S)	9.80	134304688	48.112 ppb
Surrogate Spike 30.000		Recovery =	160.37%
Target Compounds			
1) HATM Diesel (C10-C24)	6.47	3370220675	979.373 ppb
2) HBTM Motor Oil (C24-C40)	14.82	2716577862	881.670 ppb

Target Compounds

(f)=RT Delta > 1/2 Window (m)=manual int.

Quantitation Report

Data File: G:\APOLLO\DATA\210513\513007.D
Sample : DMO-STD 5 05-13-21

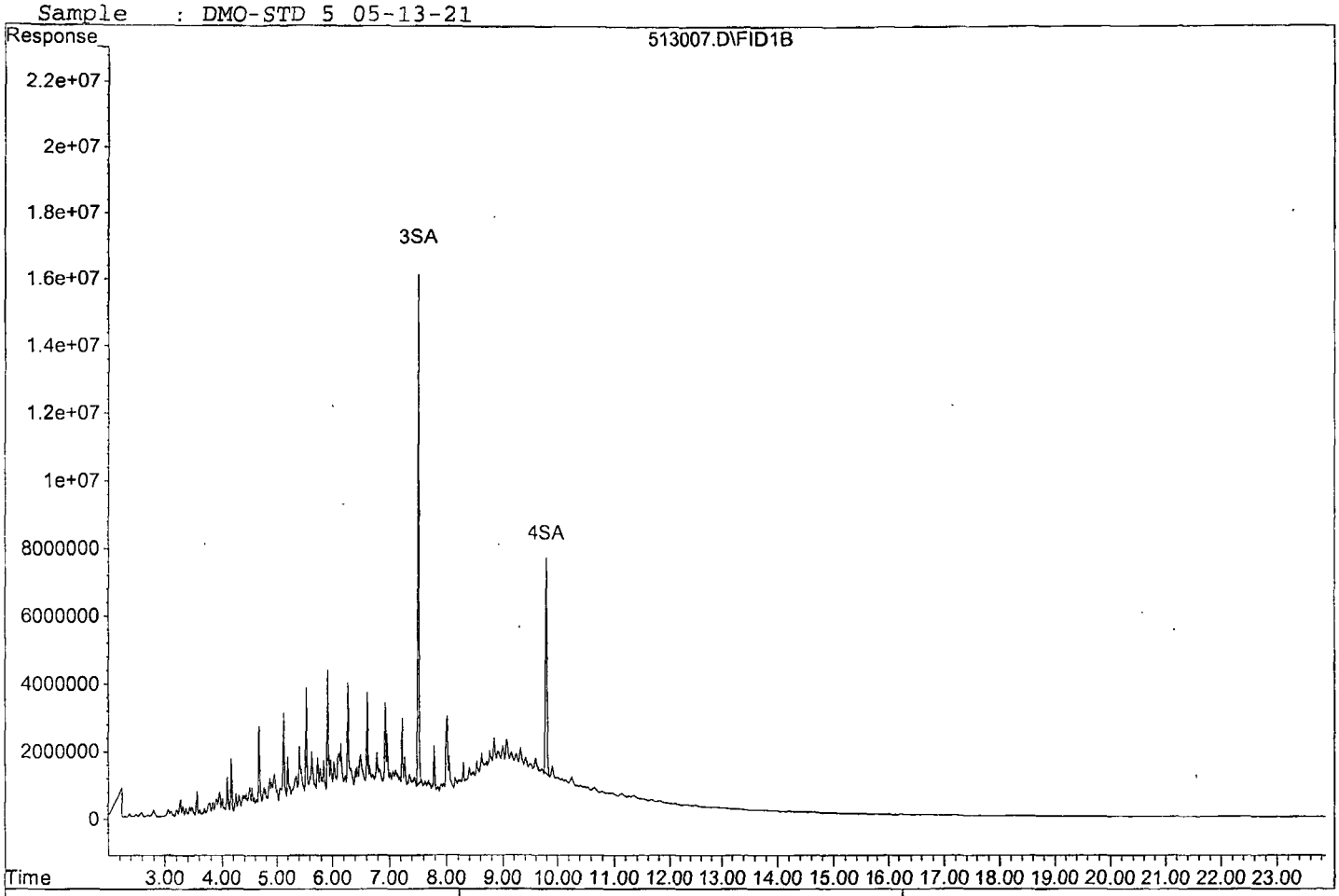

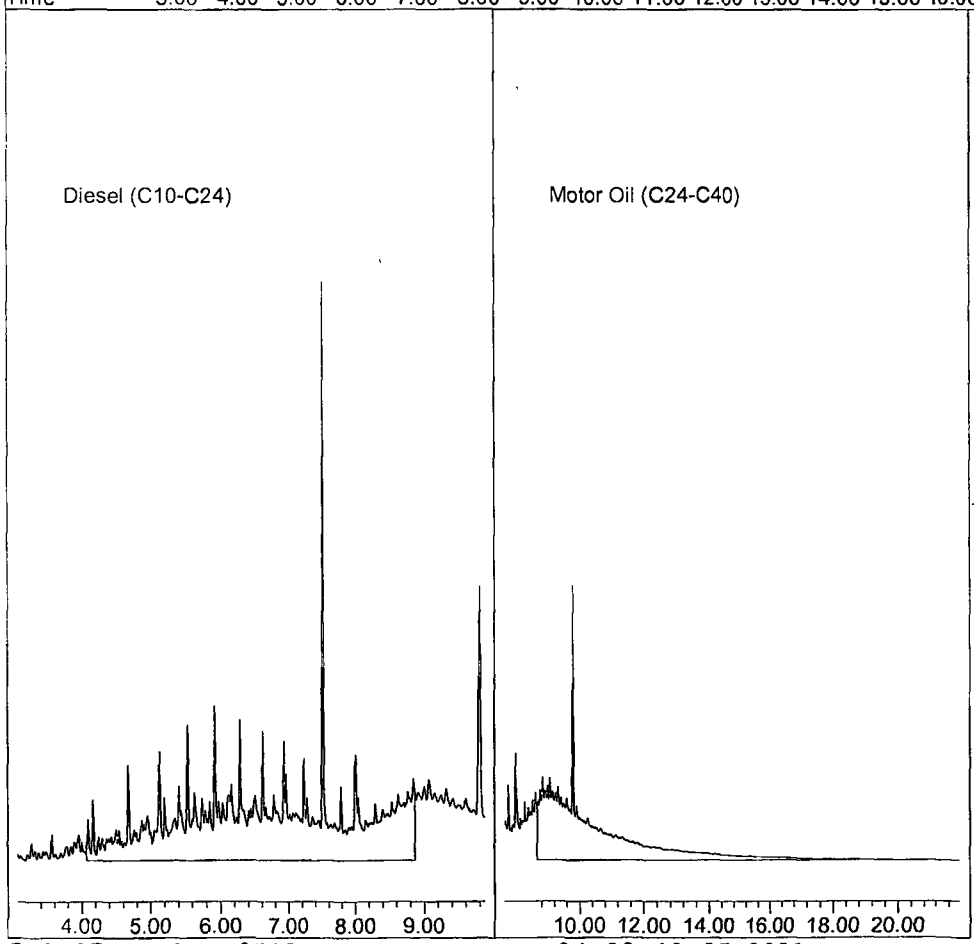

Quantitation Report (Not Reviewed)

Data File : G:\APOLLO\DATA\210513\513008.D Vial: 8
Acq On : 5-14-21 14:47:42 Operator: MB
Sample : DMO-STD 6 05-13-21 Inst : Apollo
Misc : water Multiplr: 1.00
IntFile : events.e
Quant Time: May 24 9:49 2021 Quant Results File: 2DOC0513.RES

Method : G:\APOLLO\DATA\210513\2DOC0513.M (Chemstation Integrator)
Title : 8015 B&C
Last Update : Mon May 24 09:47:50 2021
Response via : Multiple Level Calibration

Volume Inj. : 2UL
Signal Phase : DB-5
Signal Info : FID02A

Compound	R.T.	Response	Conc Units
System Monitoring Compounds			
3) SA Ortho-Terphenyl(S)	7.52	306072145	72.580 ppb
Surrogate Spike 30.000		Recovery =	241.93%
4) SA Octacosane(S)	9.81	217802603	78.024 ppb
Surrogate Spike 30.000		Recovery =	260.08%
Target Compounds			
1) HATM Diesel (C10-C24)	6.47	5273813915	1532.549 ppb
2) HBTM Motor Oil (C24-C40)	14.82	4305130111	1397.237 ppb

Target Compounds

(f)=RT Delta > 1/2 Window (m)=manual int.

Quantitation Report

Data File: G:\APOLLO\DATA\210513\513008.D
Sample : DMO-STD 6 05-13-21

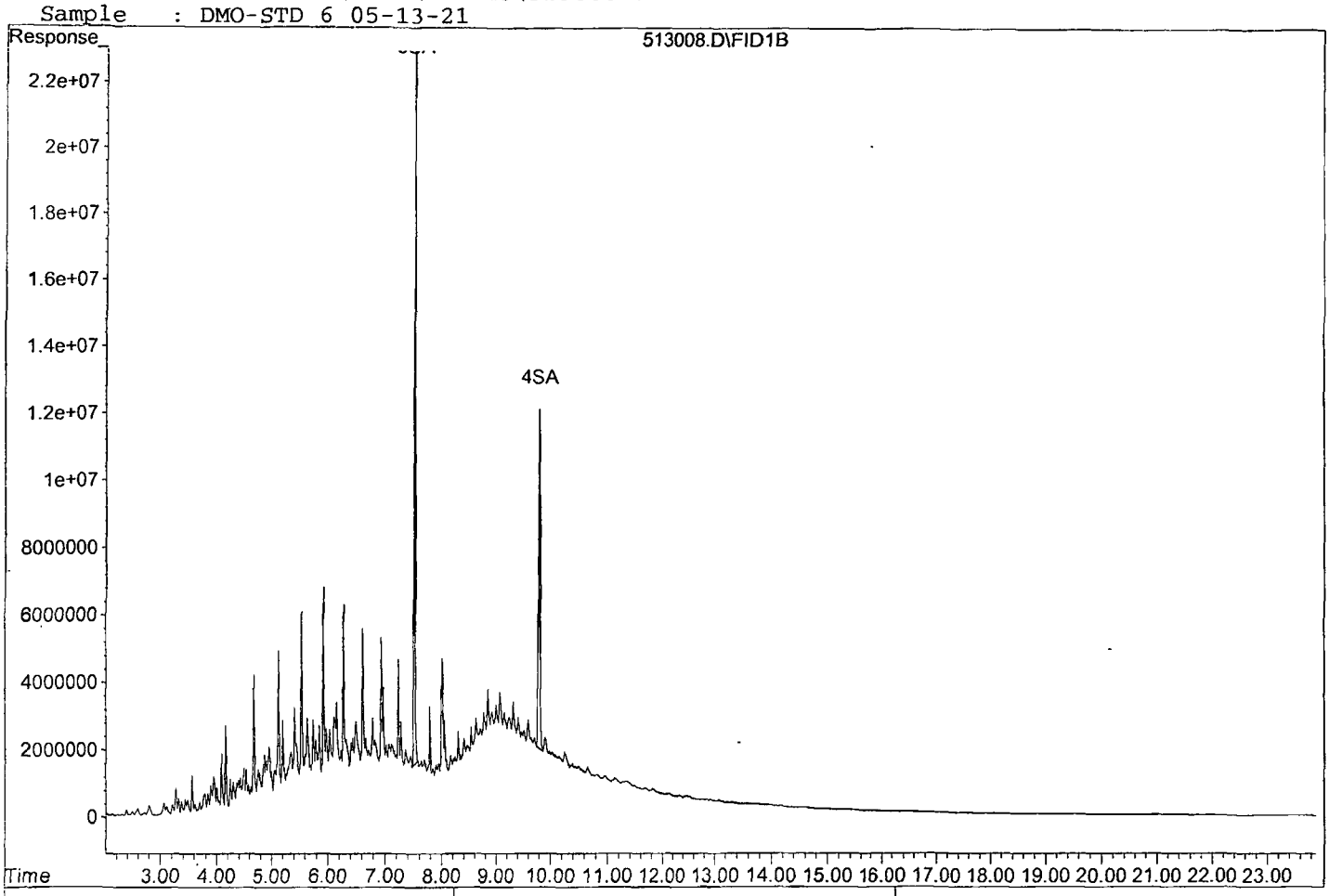

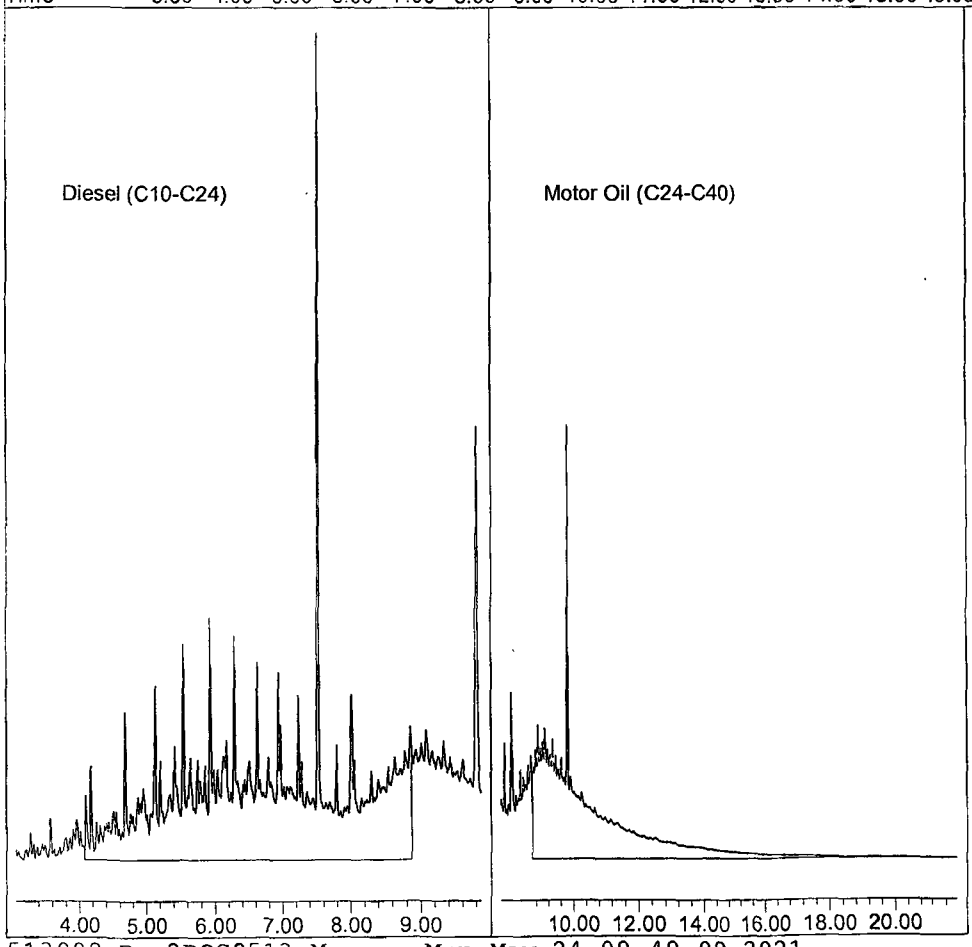

Quantitation Report (Not Reviewed)

Data File : G:\APOLLO\DATA\210513\513009.D Vial: 9
Acq On : 5-14-21 15:15:57 Operator: MB
Sample : DMO-STD 7 05-13-21 Inst : Apollo
Misc : water Multiplr: 1.00
IntFile : events.e
Quant Time: May 24 9:49 2021 Quant Results File: 2DOC0513.RES

Method : G:\APOLLO\DATA\210513\2DOC0513.M (Chemstation Integrator)
Title : 8015 B&C
Last Update : Mon May 24 09:47:50 2021
Response via : Multiple Level Calibration

Volume Inj. : 2UL
Signal Phase : DB-5
Signal Info : FID02A

Compound	R.T.	Response	Conc Units
System Monitoring Compounds			
3) SA Ortho-Terphenyl(S)	7.52	423132305	100.339 ppb
Surrogate Spike 30.000		Recovery =	334.46%
4) SA Octacosane(S)	9.81	297829574	106.692 ppb
Surrogate Spike 30.000		Recovery =	355.64%
Target Compounds			
1) HATM Diesel (C10-C24)	6.47	7318419499	2126.704 ppb
2) HBTM Motor Oil (C24-C40)	14.82	5923218181	1922.391 ppb

Target Compounds

(f)=RT Delta > 1/2 Window (m)=manual int.

Quantitation Report

Data File: G:\APOLLO\DATA\210513\513009.D
Sample : DMO-STD 7 05-13-21

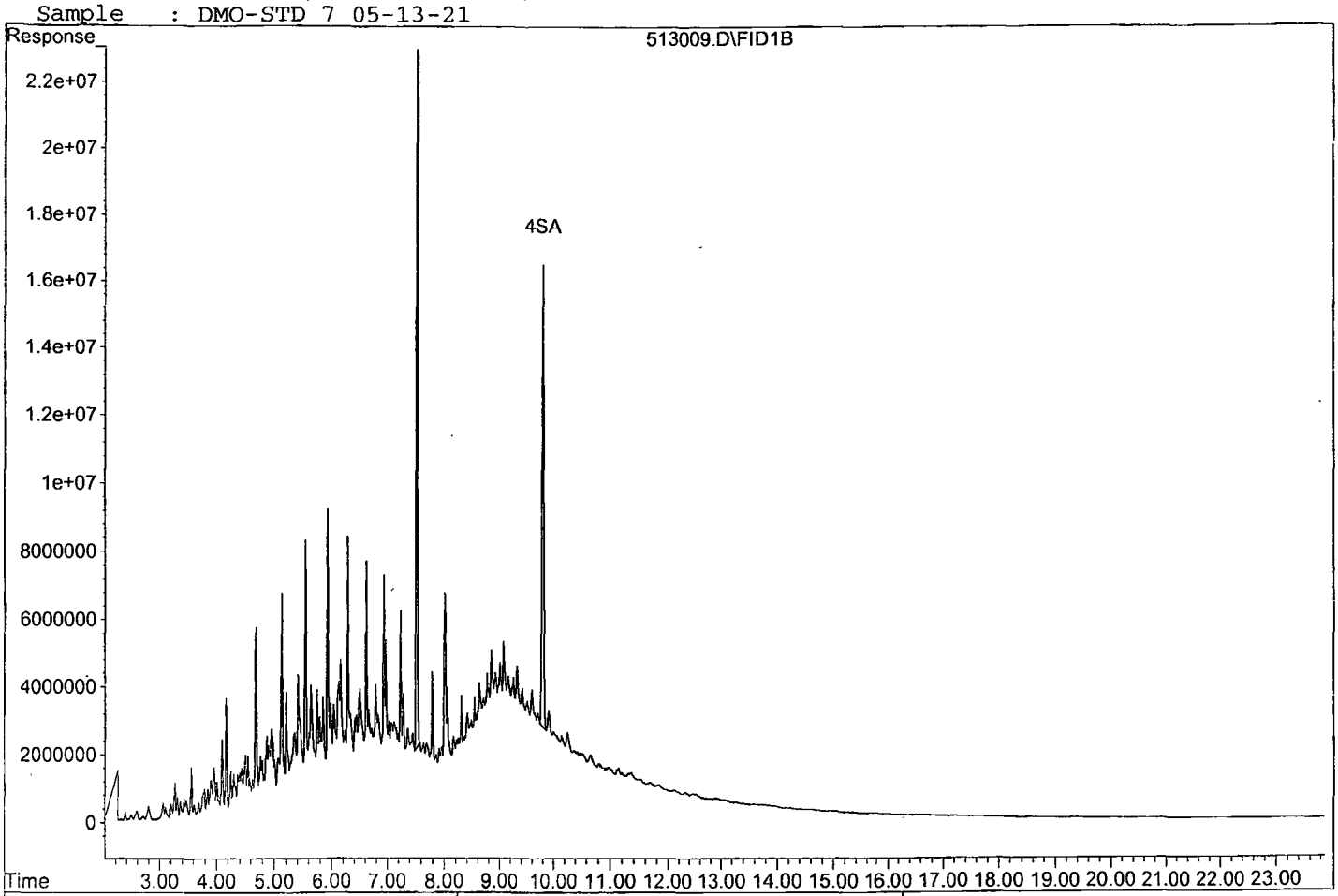

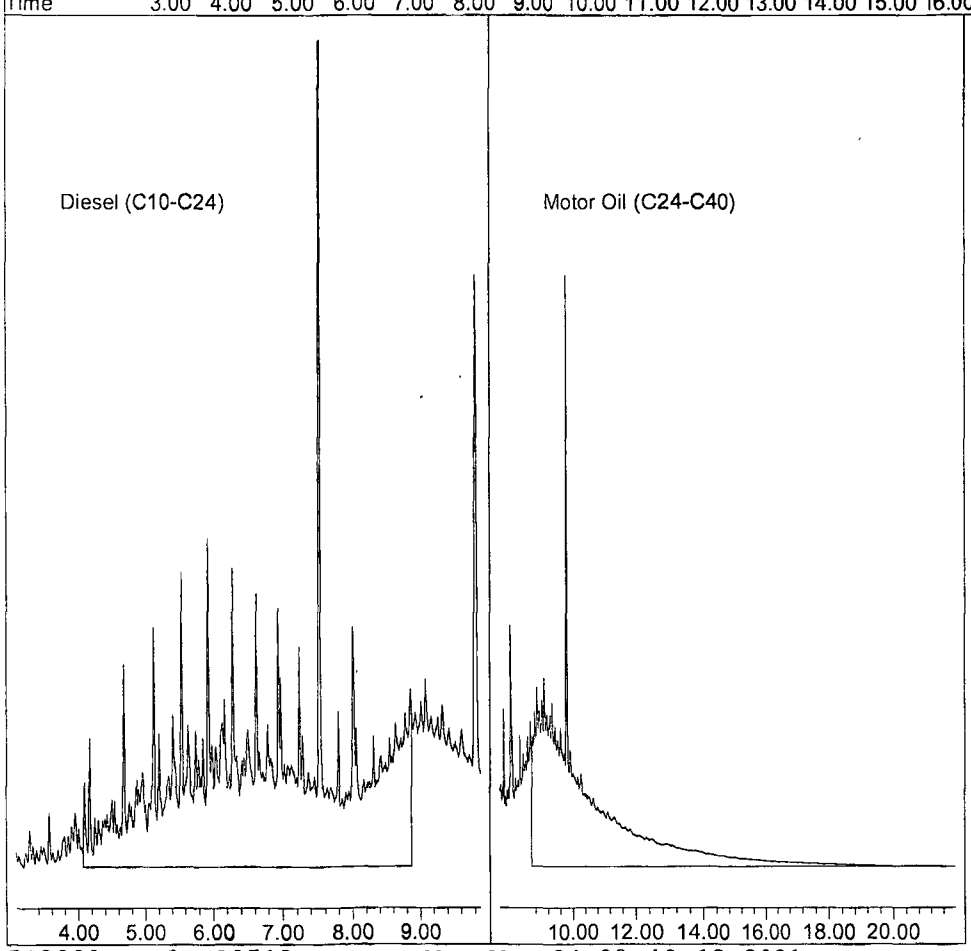

TPH Extractables
2DOC0513

Form 7

Second Source Calibration

Lab Name: APPL, Inc.
Case No:
Matrix: Water

SDG No:
Date Analyzed: 05/14/21
Instrument: Apollo
Initial Cal. Date: 05/14/21
Data File: 513011.D

		Compound	MEAN	CCRF	%D		%Drift
1	HATM	Diesel (C10-C24)	1720600	1746990	1.5	HATM	
2	HBTM	Motor Oil (C24-C40)	1540590	1355530	12	HBTM	
3							
4							
5							
6							
7							
8							
9							
10							
11							
12							
13							
14							
15							
16							
17							
18							
19							
20							
21							
22							
23							
24							
25							
26							
27							
28							
29							
30							
31							
32							
33							
34							
35							
36							
37							
38							
39							
40							
		Average			6.8		

Quantitation Report (Not Reviewed)

Data File : G:\APOLLO\DATA\210513\513011.D
Acq On : 5-14-21 16:12:15
Sample : DMO-STD SS 05-13-21
Misc : water
IntFile : events.e
Quant Time: May 24 9:49 2021 Quant Results File: 2DOC0513.RES

Vial: 11
Operator: MB
Inst : Apollo
Multiplr: 1.00

Method : G:\APOLLO\DATA\210513\2DOC0513.M (Chemstation Integrator)
Title : 8015 B&C
Last Update : Mon May 24 09:47:50 2021
Response via : Multiple Level Calibration

Volume Inj. : 2UL
Signal Phase : DB-5
Signal Info : FID02A

Compound	R.T.	Response	Conc Units
System Monitoring Compounds			
3) SA Ortho-Terphenyl(S)	7.52	3213621	0.762 ppb
Surrogate Spike 30.000	Recovery	=	2.54%
4) SA Octacosane(S)	9.80	171839	0.062 ppb
Surrogate Spike 30.000	Recovery	=	0.21%
Target Compounds			
1) HATM Diesel (C10-C24)	6.47	873494786	253.834 ppb
2) HBTM Motor Oil (C24-C40)	14.82	677765557	219.970 ppb

Target Compounds

(f)=RT Delta > 1/2 Window (m)=manual int.

Quantitation Report

Data File: G:\APOLLO\DATA\210513\513011.D
Sample : DMO-STD SS 05-13-21

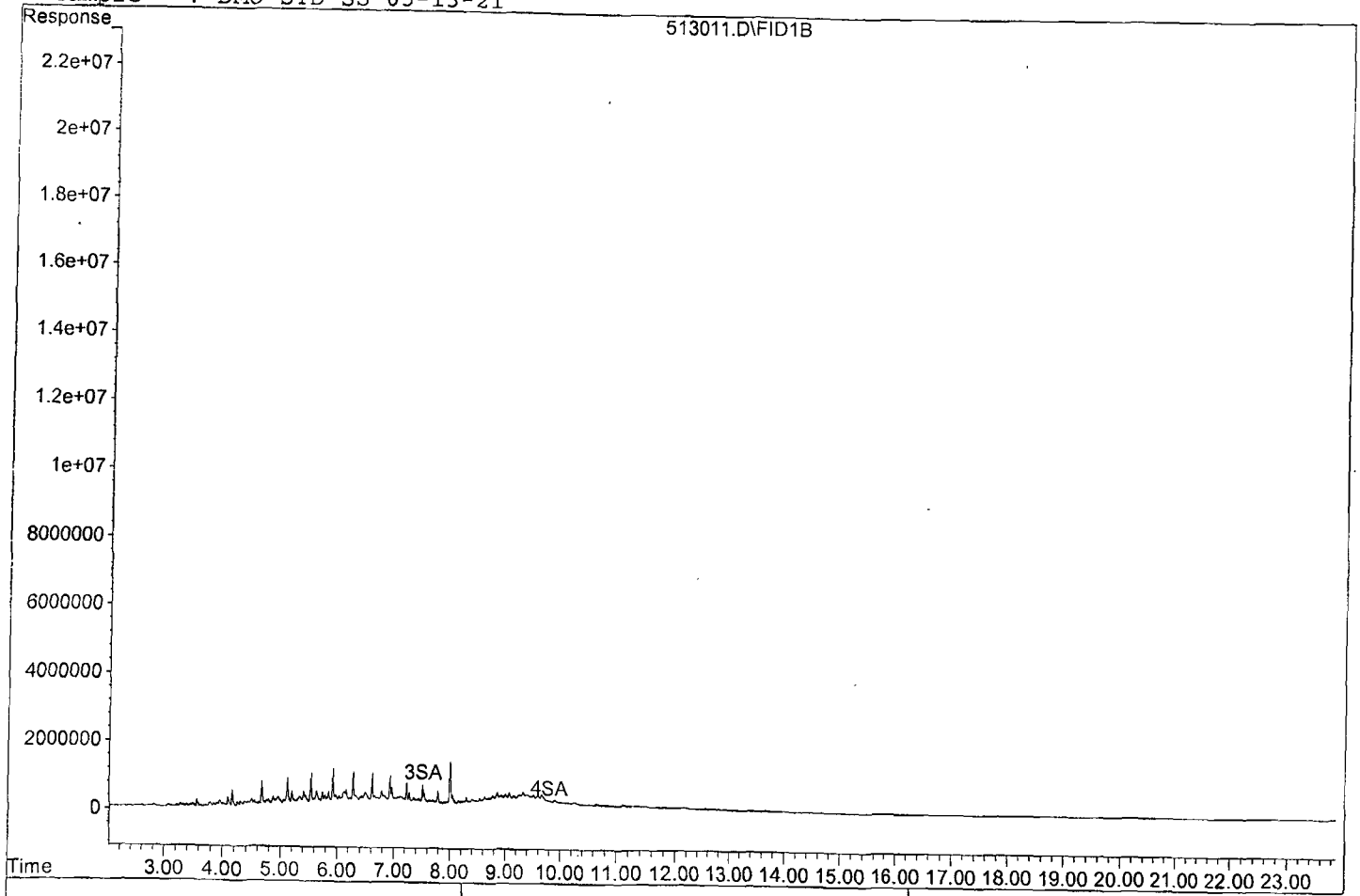

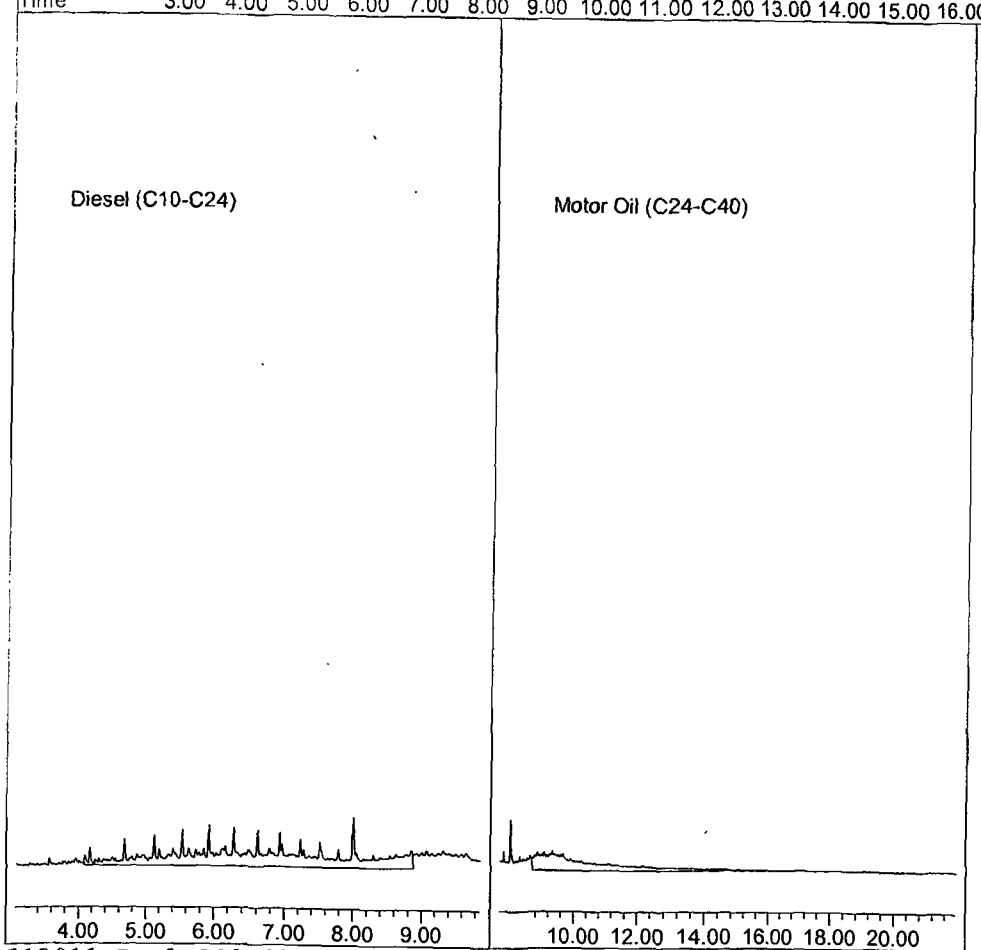

513011.D 2DOC0513.M Mon May 24 09:49:17 2021

TPH Extractables
DOC0525

Form 6
Initial Calibration

Lab Name: APPL, Inc.
Case No:
Matrix: Water

SDG No:
Initial Cal. Date: 05/25/21
Instrument: Apollo

Initials: MB

		Compound	1	2	3	4	5	6	7				Avg	%RSD	Type	r^2	Q
			525004 D	525005.D	525006.D	525007.D	525008.D	525009 D	525010.D								
1	HATM	Diesel (C10-C24)		2678669	2011588	1966384	1899323	2039512	1956611				2092014	14	HATM		
2	HBTM	Motor Oil (C24-C40)		2088040	1454456	1403002	1344042	1443115	1389714				1520395	18	HBTM		
3	SA	Ortho-Terphenyl(S)		3254067	2533714	2341131	2086885	2225479	2161118				2433732	18	SA		
4	SA	Octacosane(S)		2285719	1847331	1802330	1725558	1821275	1744969				1871197	11	SA		
5																	
6																	
7																	
8																	
9																	
10																	
11																	
12																	
13																	
14																	
15																	
16																	
17																	
18																	
19																	
20																	
21																	
22																	
23																	
24																	
25																	
26																	
27																	
28																	
29																	
30																	
31																	
32																	
33																	
34																	
35																	

1.749969

Data File : G:\APOLLO\DATA\210525\525004.D Vial: 4
Acq On : 5-25-21 16:52:49 Operator: MB
Sample : DMO STD-1 05-25-21 Inst : Apollo
Misc : water Multiplr: 1.00
IntFile : events.e
Quant Time: May 26 6:38 2021 Quant Results File: DOC0525.RES

Method : G:\APOLLO\DATA\210513\DOC0525.M (Chemstation Integrator)
Title : 8015 B&C
Last Update : Wed May 26 06:37:42 2021
Response via : Multiple Level Calibration

Volume Inj. : 2UL
Signal Phase : DB-5
Signal Info : FID02A

Compound	R.T.	Response	Conc Units
System Monitoring Compounds			
3) SA Ortho-Terphenyl(S)	7.50	2834267	0.582 ppb
Surrogate Spike 30.000	Recovery	=	1.94%
4) SA Octacosane(S)	9.77	1922152	0.514 ppb
Surrogate Spike 30.000	Recovery	=	1.71%
Target Compounds			
1) HATM Diesel (C10-C24)	6.46	43609284	10.423 ppb
2) HBTM Motor Oil (C24-C40)	14.75	39135760	12.870 ppb

Target Compounds

(f)=RT Delta > 1/2 Window (m)=manual int.

Data File: G:\APOLLO\DATA\210525\525004.D
Sample : DMO STD-1 05-25-21

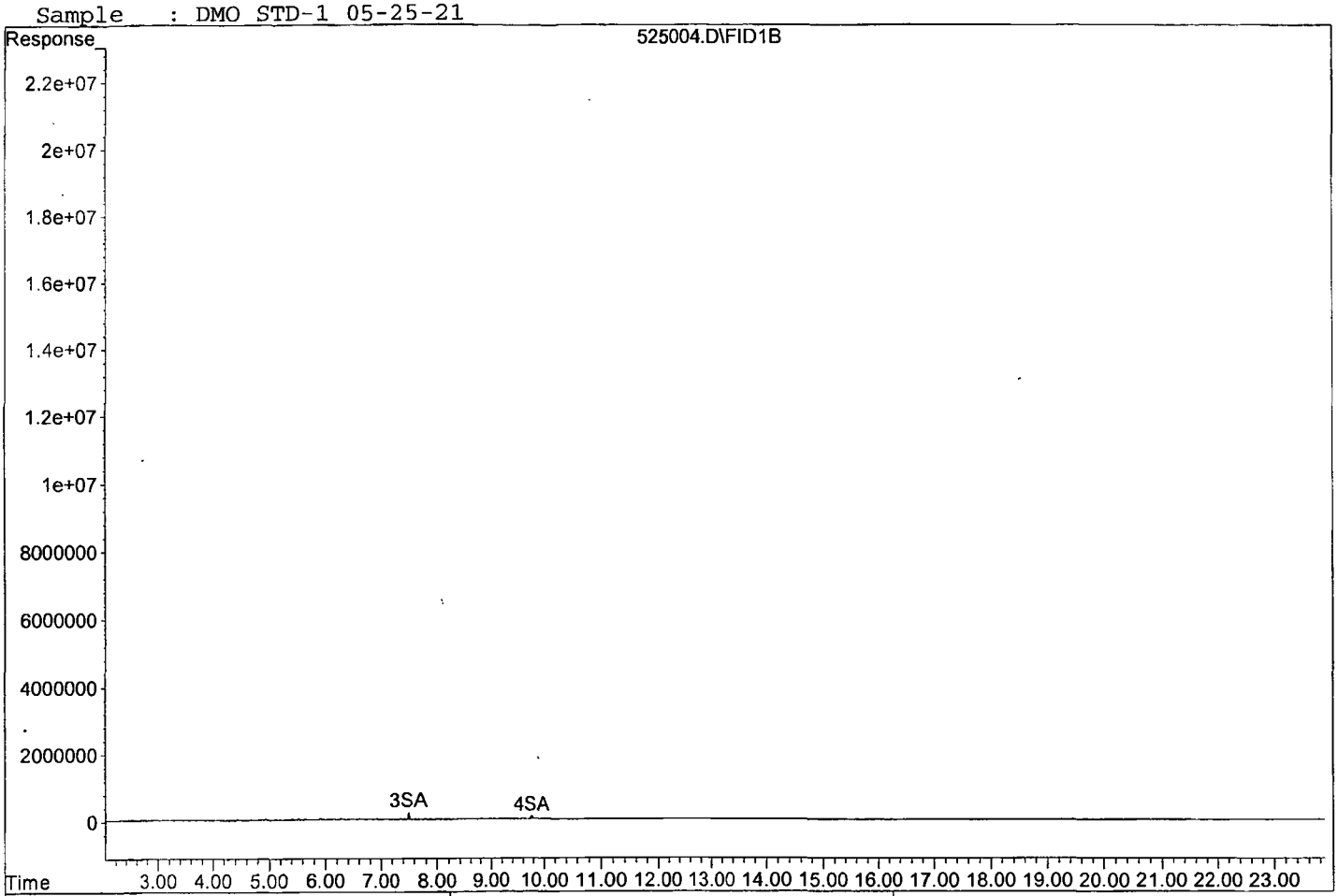



525004.D DOC0525.M Wed May 26 06:38:33 2021

Page 2

Data File : G:\APOLLO\DATA\210525\525005.D Vial: 5
Acq On : 5-25-21 17:21:00 Operator: MB
Sample : DMOS STD-2 05-25-21 Inst : Apollo
Misc : water Multiplr: 1.00
IntFile : events.e
Quant Time: May 26 6:38 2021 Quant Results File: DOC0525.RES

Method : G:\APOLLO\DATA\210513\DOC0525.M (Chemstation Integrator)
Title : 8015 B&C
Last Update : Wed May 26 06:37:42 2021
Response via : Multiple Level Calibration

Volume Inj. : 2UL
Signal Phase : DB-5
Signal Info : FID02A

Compound	R.T.	Response	Conc Units
System Monitoring Compounds			
3) SA Ortho-Terphenyl(S)	7.50	3254067	0.669 ppb
Surrogate Spike 30.000	Recovery	=	2.23%
4) SA Octacosane(S)	9.77	2285719	0.611 ppb
Surrogate Spike 30.000	Recovery	=	2.04%
Target Compounds			
1) HATM Diesel (C10-C24)	6.46	53573372	12.804 ppb
2) HBTM Motor Oil (C24-C40)	14.75	41760796	13.734 ppb

Target Compounds

(f)=RT Delta > 1/2 Window (m)=manual int.

Data File: G:\APOLLO\DATA\210525\525005.D
Sample : DMOS STD-2 05-25-21

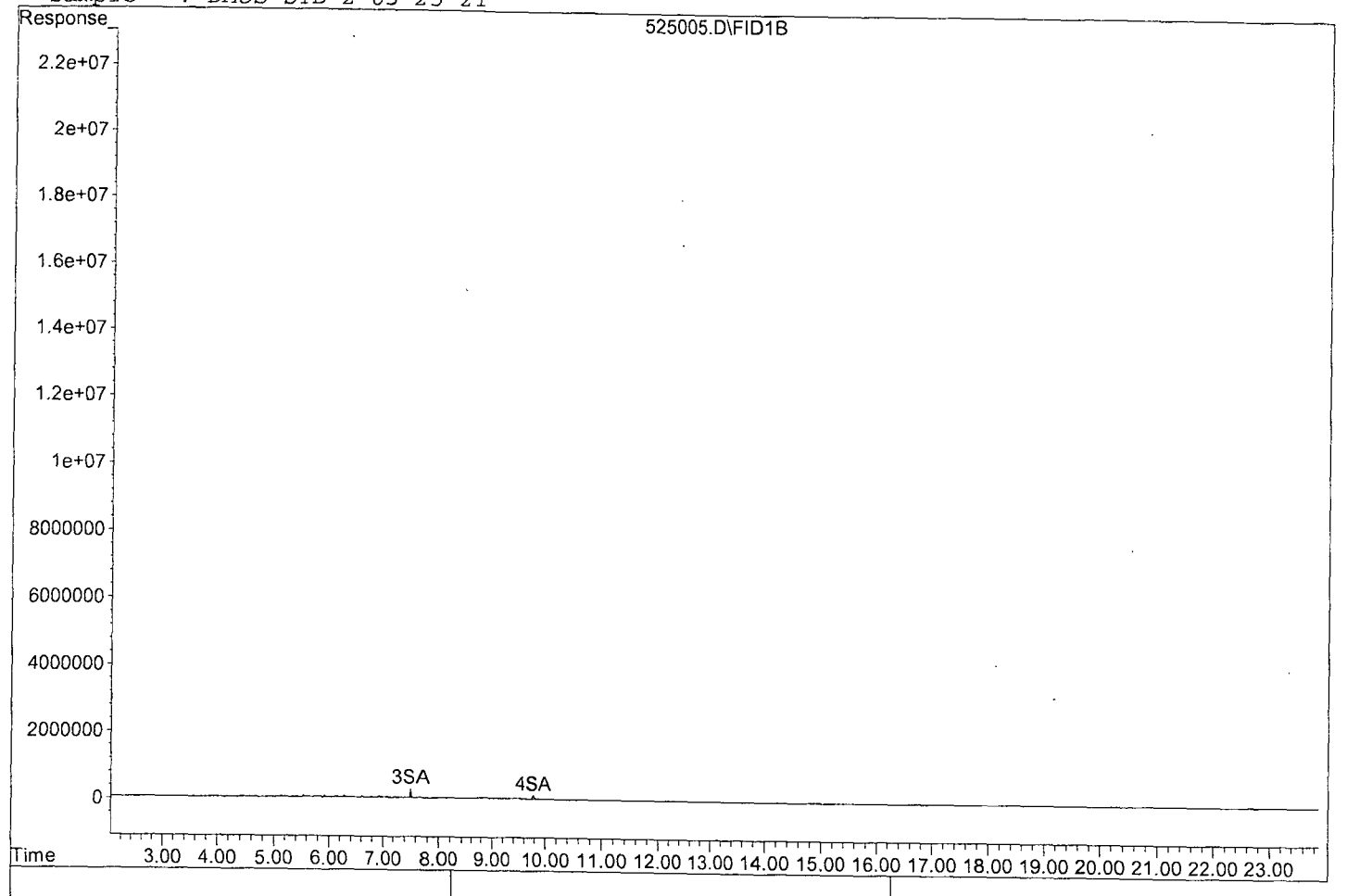



525005.D DOC0525.M Wed May 26 06:38:37 2021

Data File : G:\APOLLO\DATA\210525\525006.D Vial: 6
Acq On : 5-25-21 17:49:08 Operator: MB
Sample : DMO STD-3 05-125-21 Inst : Apollo
Misc : water Multiplr: 1.00
IntFile : events.e
Quant Time: May 26 6:38 2021 Quant Results File: DOC0525.RES

Method : G:\APOLLO\DATA\210513\DOC0525.M (Chemstation Integrator)
Title : 8015 B&C
Last Update : Wed May 26 06:37:42 2021
Response via : Multiple Level Calibration

Volume Inj. : 2UL
Signal Phase : DB-5
Signal Info : FID02A

Compound	R.T.	Response	Conc Units
System Monitoring Compounds			
3) SA Ortho-Terphenyl(S)	7.50	12668571	2.603 ppb
Surrogate Spike 30.000	Recovery	=	8.68%
4) SA Octacosane(S)	9.77	9236655	2.468 ppb
Surrogate Spike 30.000	Recovery	=	8.23%
Target Compounds			
1) HATM Diesel (C10-C24)	6.46	201158836	48.078 ppb
2) HBTM Motor Oil (C24-C40)	14.75	145445564	47.832 ppb

Target Compounds

(f)=RT Delta > 1/2 Window (m)=manual int.

Data File: G:\APOLLO\DATA\210525\525006.D
Sample : DMO STD-3 05-125-21

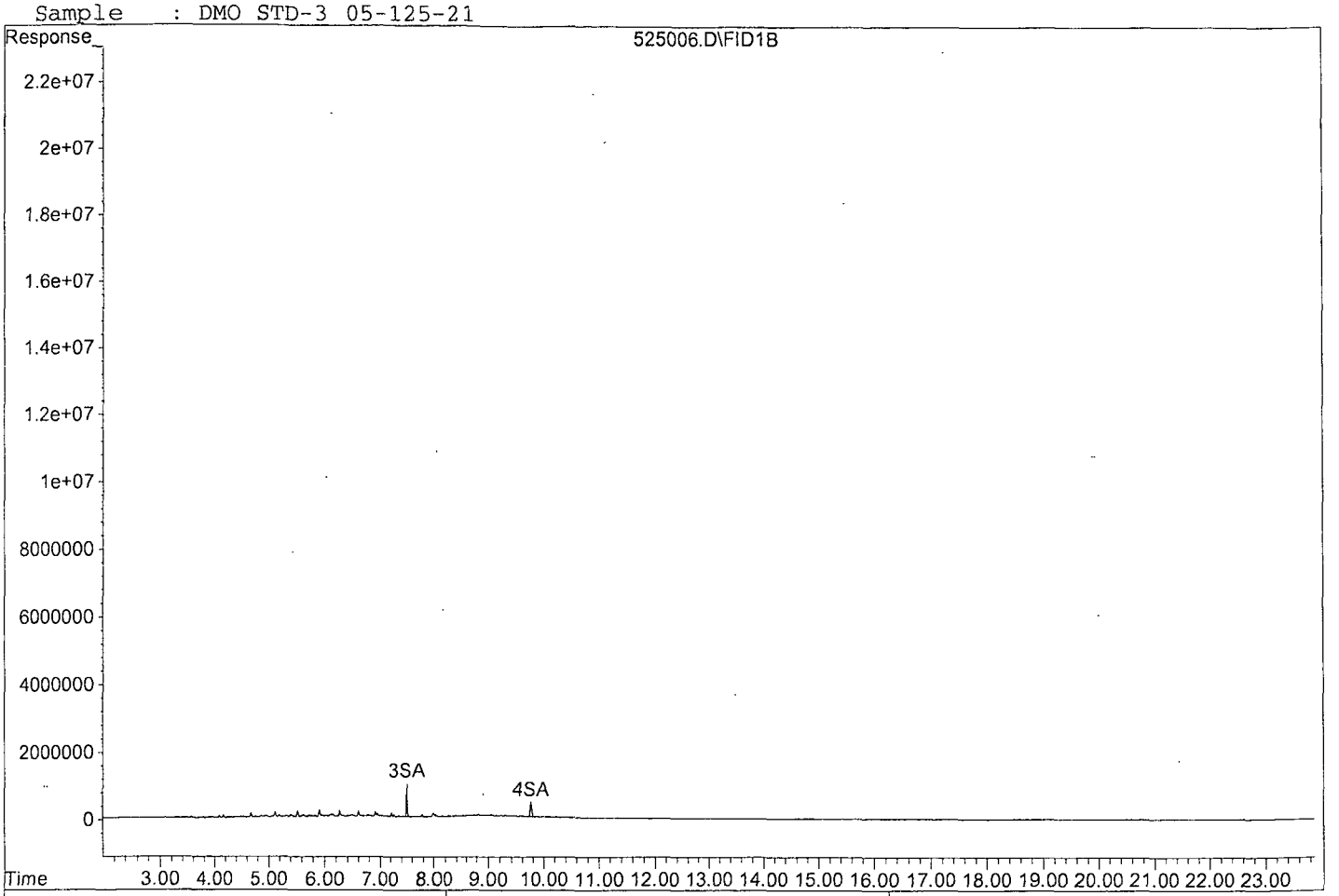

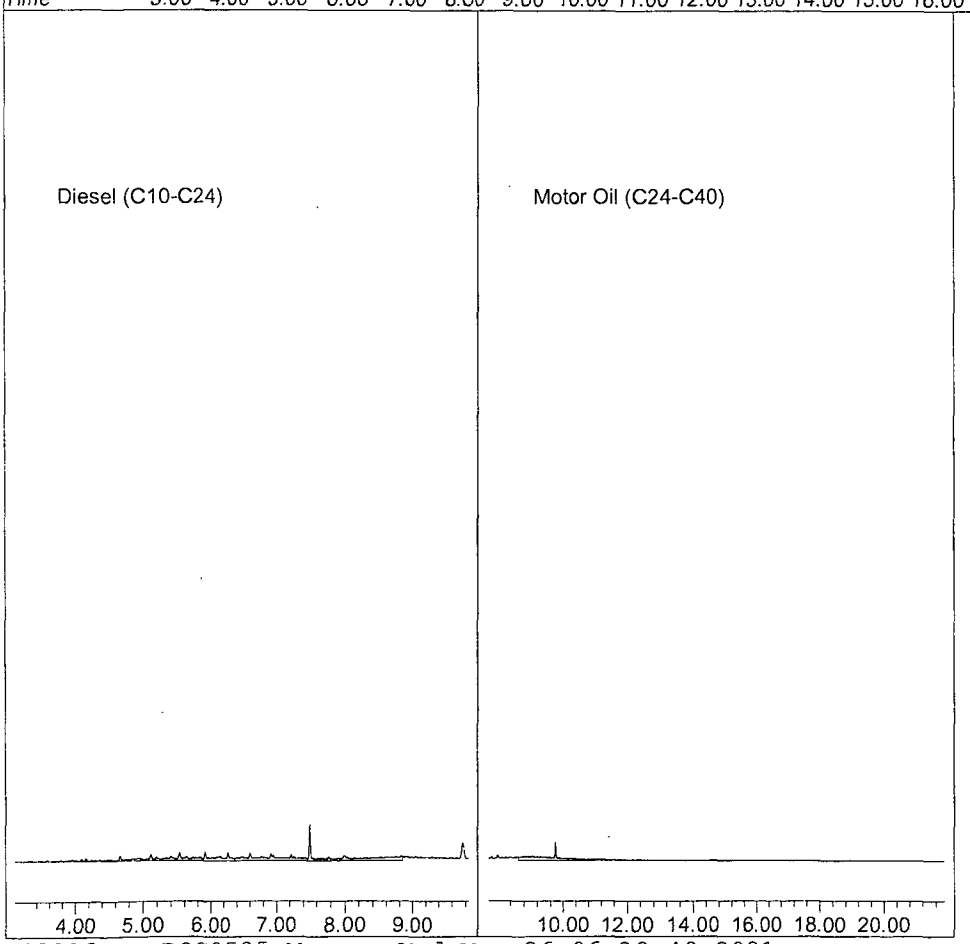

525006.D DOC0525.M Wed May 26 06:38:40 2021

Data File : G:\APOLLO\DATA\210525\525007.D
Acq On : 5-25-21 18:17:24
Sample : DMO STD-4 05-25-21
Misc : water
IntFile : events.e
Quant Time: May 26 6:38 2021 Quant Results File: DOC0525.RES

Vial: 7
Operator: MB
Inst : Apollo
Multiplr: 1.00

Method : G:\APOLLO\DATA\210513\DOC0525.M (Chemstation Integrator)
Title : 8015 B&C
Last Update : Wed May 26 06:37:42 2021
Response via : Multiple Level Calibration

Volume Inj. : 2UL
Signal Phase : DB-5
Signal Info : FID02A

Compound	R.T.	Response	Conc Units
System Monitoring Compounds			
3) SA Ortho-Terphenyl(S)	7.50	58528267	12.024 ppb
Surrogate Spike 30.000		Recovery =	40.08%
4) SA Octacosane(S)	9.77	45058258	12.040 ppb
Surrogate Spike 30.000		Recovery =	40.13%
Target Compounds			
1) HATM Diesel (C10-C24)	6.46	983192079	234.987 ppb
2) HBTM Motor Oil (C24-C40)	14.75	701500965	230.697 ppb

Target Compounds

(f)=RT Delta > 1/2 Window (m)=manual int.

Data File: G:\APOLLO\DATA\210525\525007.D
Sample : DMO STD-4 05-25-21

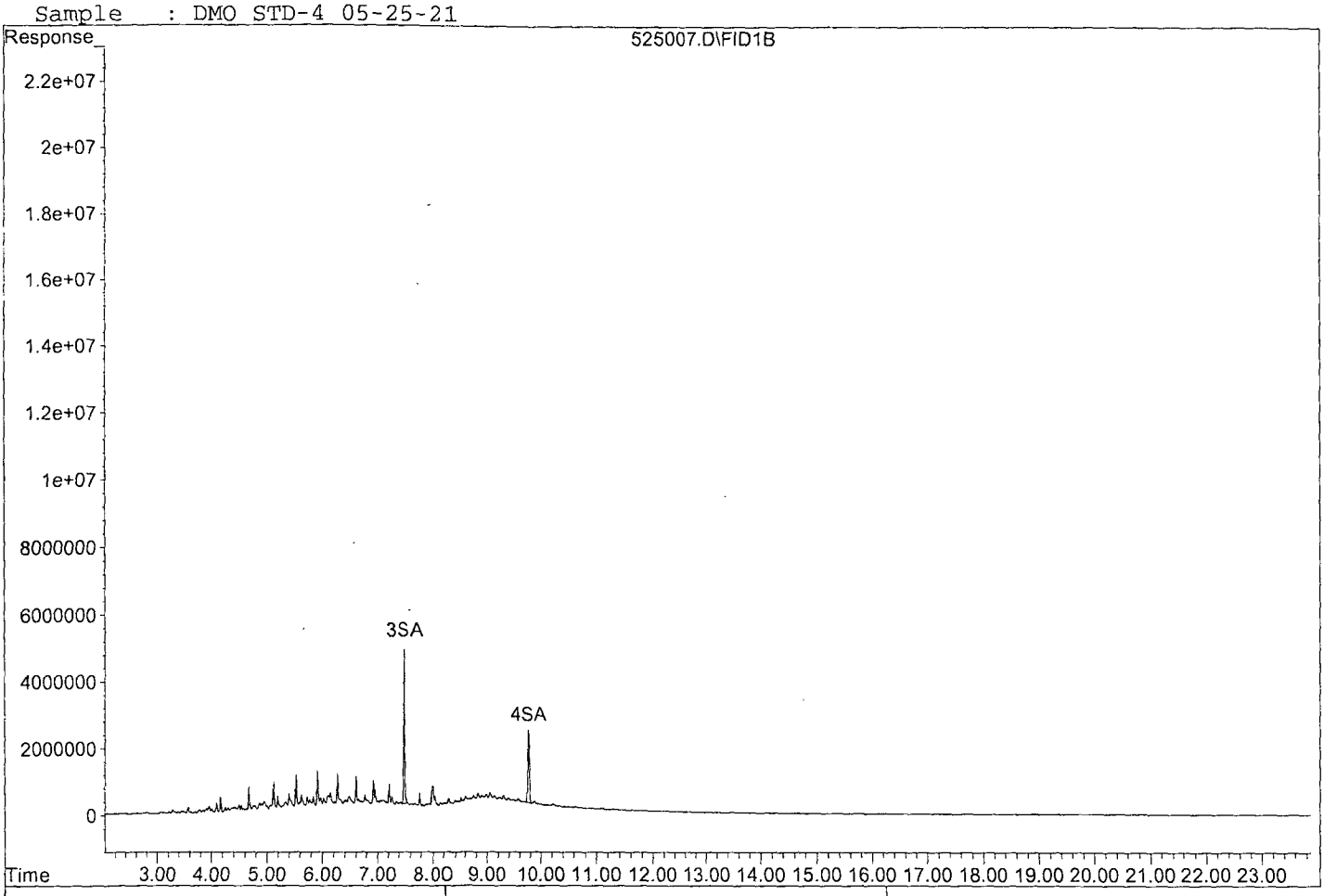

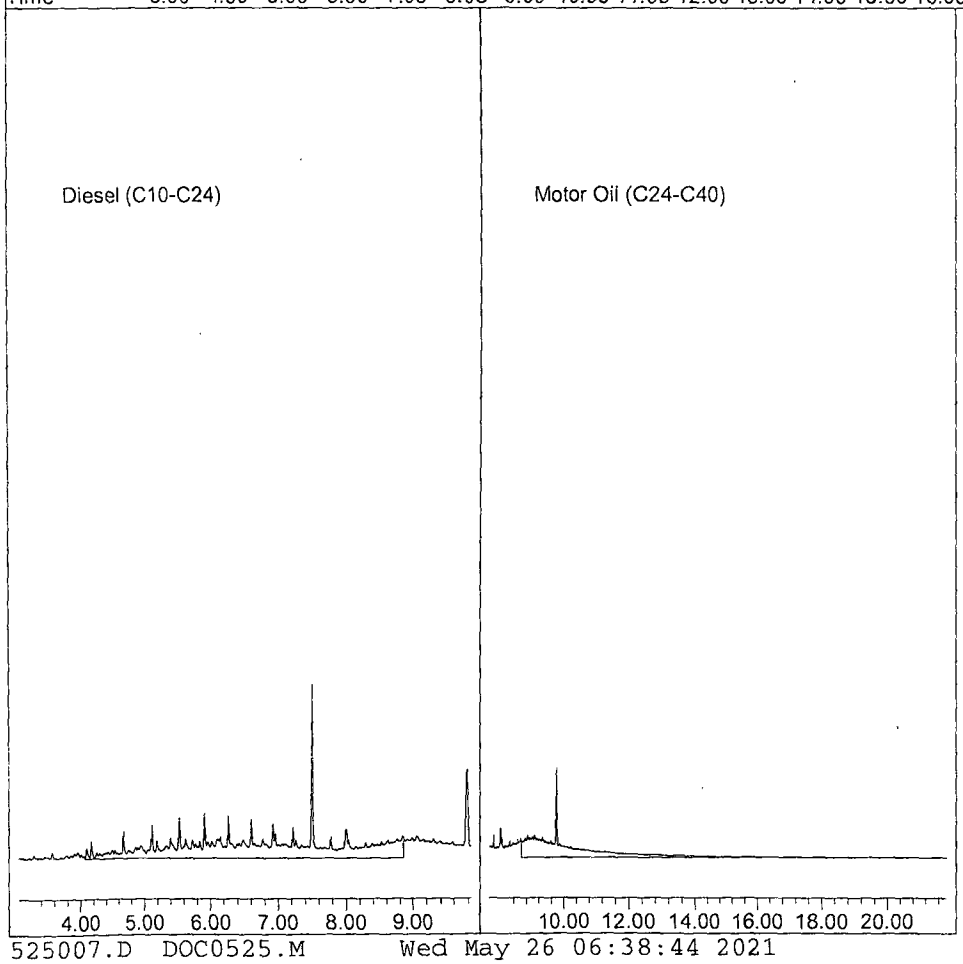

525007.D DOC0525.M Wed May 26 06:38:44 2021

Data File : G:\APOLLO\DATA\210525\525008.D Vial: 8
Acq On : 5-25-21 18:45:28 Operator: MB
Sample : DMO-STD-5 05-25-21 Inst : Apollo
Misc : water Multiplr: 1.00
IntFile : events.e
Quant Time: May 26 6:38 2021 Quant Results File: DOC0525.RES

Method : G:\APOLLO\DATA\210513\DOC0525.M (Chemstation Integrator)
Title : 8015 B&C
Last Update : Wed May 26 06:37:42 2021
Response via : Multiple Level Calibration

Volume Inj. : 2UL
Signal Phase : DB-5
Signal Info : FID02A

Compound	R.T.	Response	Conc Units
System Monitoring Compounds			
3) SA Ortho-Terphenyl(S)	7.51	208688471	42.874 ppb
Surrogate Spike 30.000		Recovery =	142.91%
4) SA Octacosane(S)	9.78	172555813	46.108 ppb
Surrogate Spike 30.000		Recovery =	153.69%
Target Compounds			
1) HATM Diesel (C10-C24)	6.46	3798646132	907.892 ppb
2) HBTM Motor Oil (C24-C40)	14.75	2688083188	884.008 ppb

Target Compounds

(f)=RT Delta > 1/2 Window (m)=manual int.
525008.D DOC0525.M Wed May 26 06:38:46 2021

Data File: G:\APOLLO\DATA\210525\525008.D
Sample : DMO-STD-5 05-25-21

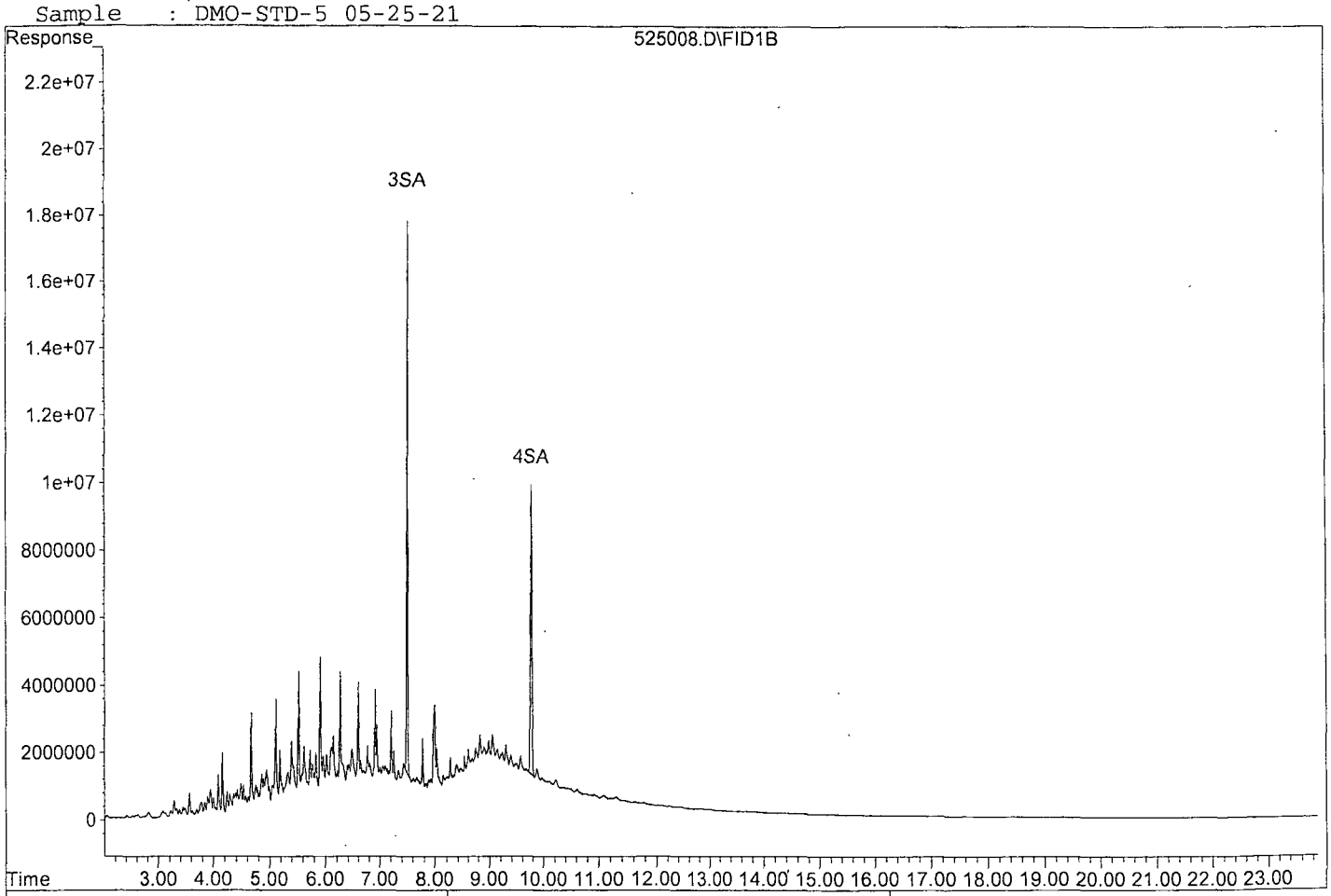

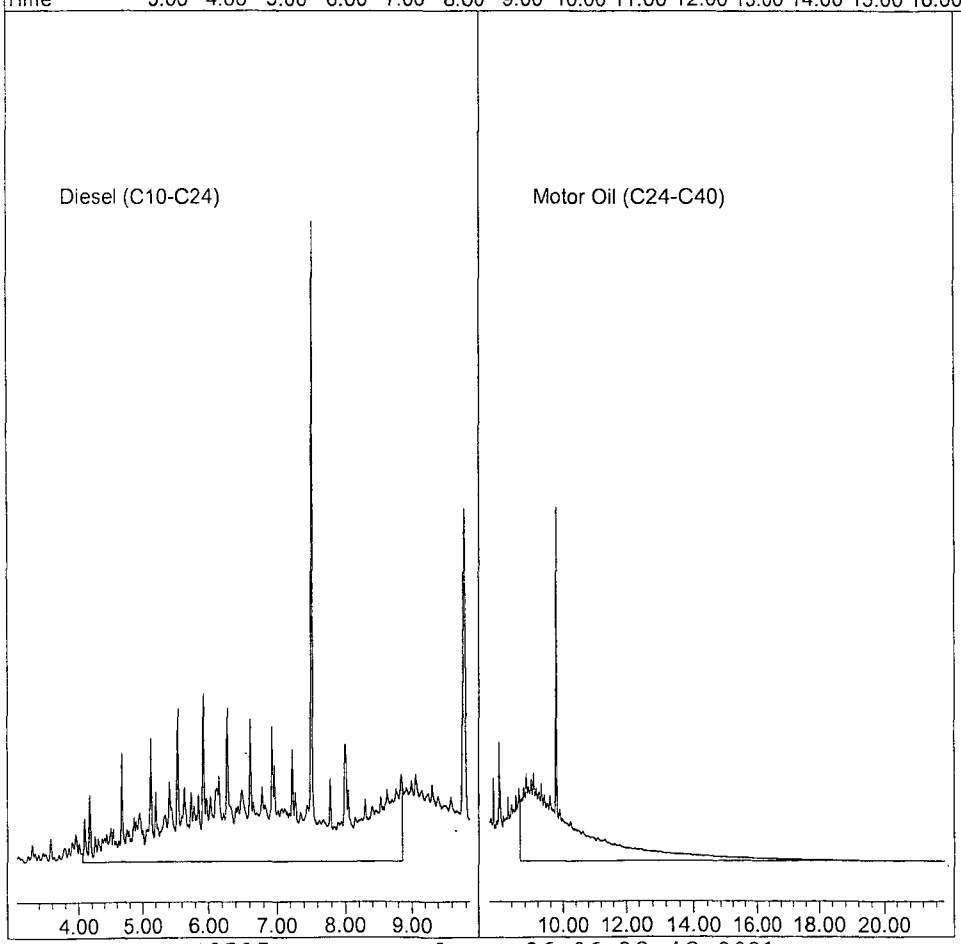

525008.D DOC0525.M Wed May 26 06:38:48 2021

Data File : G:\APOLLO\DATA\210525\525009.D Vial: 9
Acq On : 5-25-21 19:13:36 Operator: MB
Sample : DMOS-STD 6 05-25-21 Inst : Apollo
Misc : water Multiplr: 1.00
IntFile : events.e
Quant Time: May 26 6:38 2021 Quant Results File: DOC0525.RES

Method : G:\APOLLO\DATA\210513\DOC0525.M (Chemstation Integrator)
Title : 8015 B&C
Last Update : Wed May 26 06:37:42 2021
Response via : Multiple Level Calibration

Volume Inj. : 2UL
Signal Phase : DB-5
Signal Info : FID02A

Compound	R.T.	Response	Conc	Units
System Monitoring Compounds				
3) SA Ortho-Terphenyl(S)	7.51	333821867	68.582	ppb
Surrogate Spike 30.000		Recovery =	228.61%	
4) SA Octacosane(S)	9.78	273191182	72.999	ppb
Surrogate Spike 30.000		Recovery =	243.33%	
Target Compounds				
1) HATM Diesel (C10-C24)	6.46	6118534727	1462.355	ppb
2) HBTM Motor Oil (C24-C40)	14.75	4329345488	1423.757	ppb

Target Compounds

(f)=RT Delta > 1/2 Window (m)=manual int.

Data File: G:\APOLLO\DATA\210525\525009.D
Sample : DMOS-STD 6 05-25-21

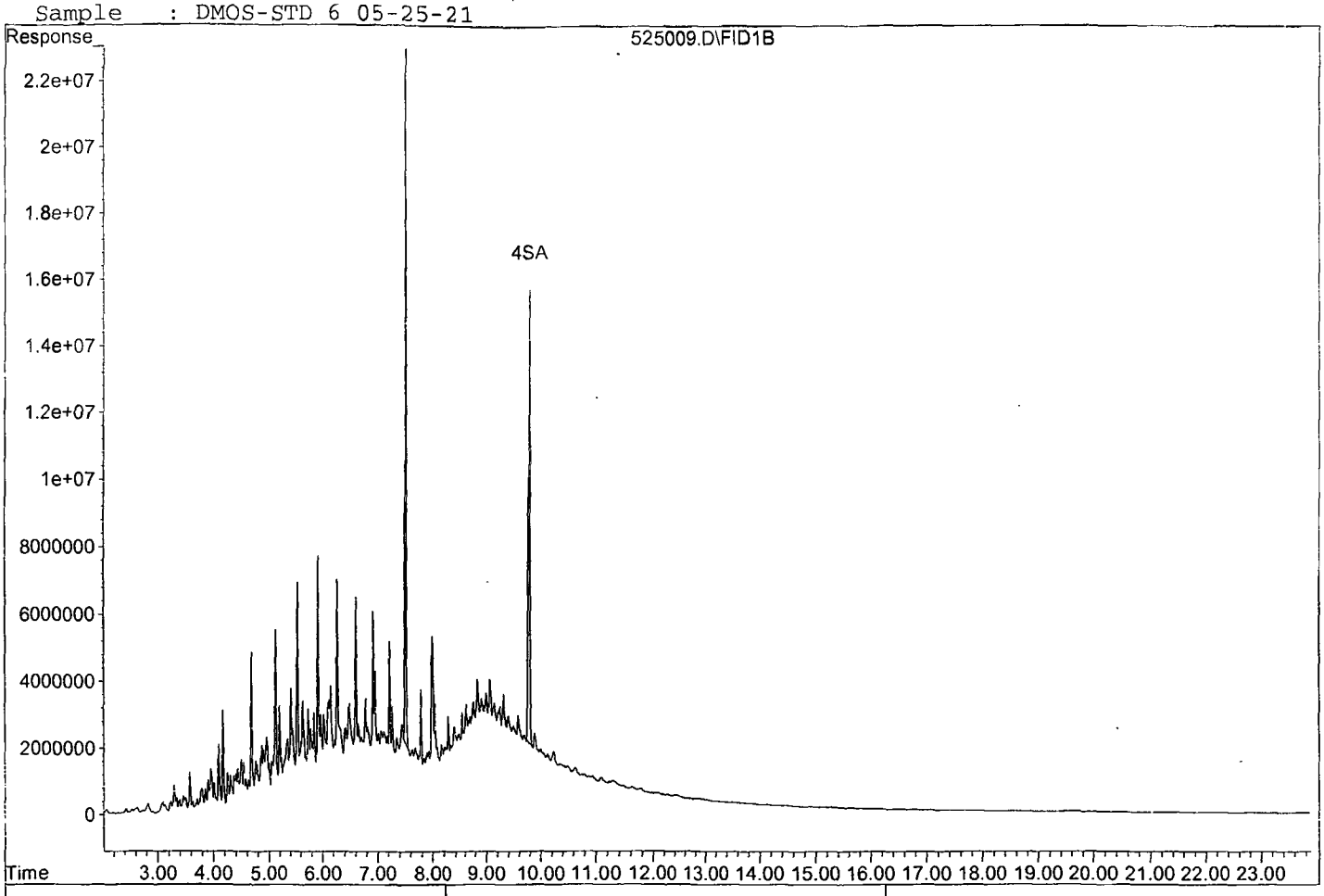

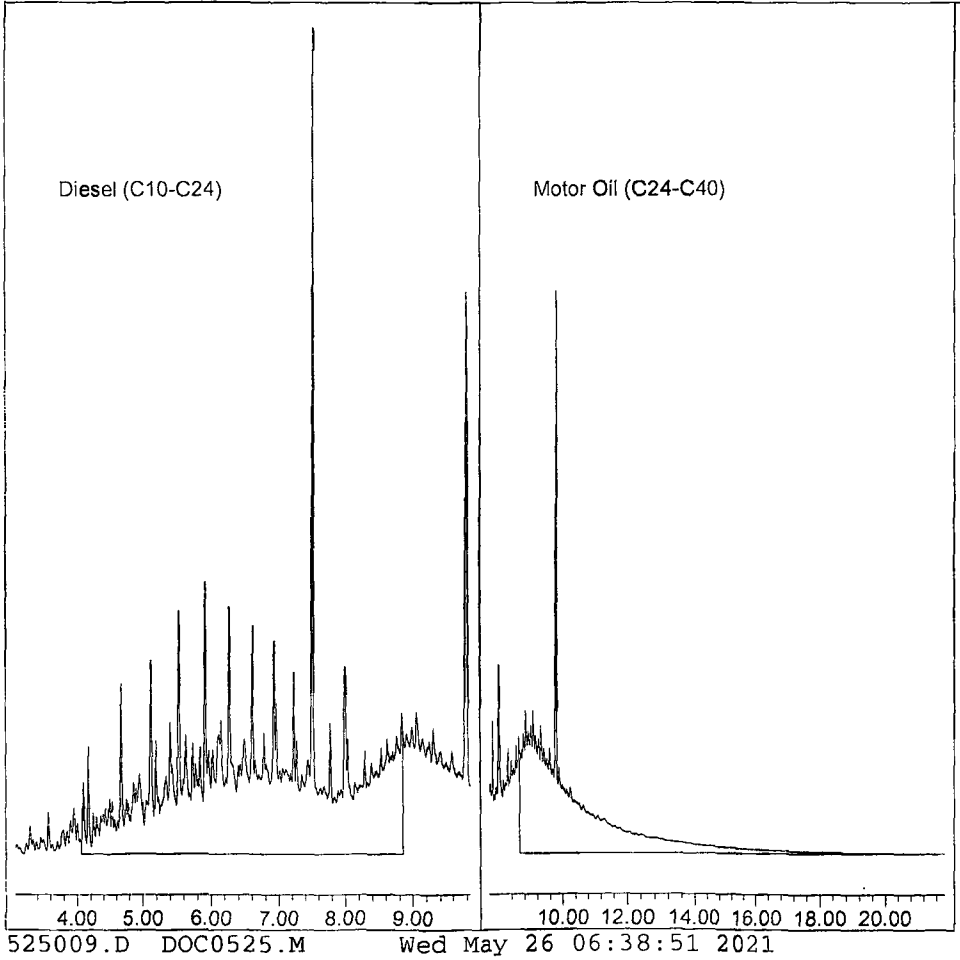

525009.D DOC0525.M Wed May 26 06:38:51 2021

Data File : G:\APOLLO\DATA\210525\525010.D Vial: 10
Acq On : 5-25-21 19:41:44 Operator: MB
Sample : DMO-STD 7 05-25-21 Inst : Apollo
Misc : water Multiplr: 1.00
IntFile : events.e
Quant Time: May 26 6:38 2021 Quant Results File: DOC0525.RES

Method : G:\APOLLO\DATA\210513\DOC0525.M (Chemstation Integrator)
Title : 8015 B&C
Last Update : Wed May 26 06:37:42 2021
Response via : Multiple Level Calibration

Volume Inj. : 2UL
Signal Phase : DB-5
Signal Info : FID02A

Compound	R.T.	Response	Conc Units
System Monitoring Compounds			
3) SA Ortho-Terphenyl(S)	7.51	432223523	88.798 ppb
Surrogate Spike 30.000		Recovery =	295.99%
4) SA Octacosane(S)	9.79	348993780	93.254 ppb
Surrogate Spike 30.000		Recovery =	310.85%
Target Compounds			
1) HATM Diesel (C10-C24)	6.46	7826442466	1870.552 ppb
2) HBTM Motor Oil (C24-C40)	14.75	5558856787	1828.097 ppb

Target Compounds

(f)=RT Delta > 1/2 Window (m)=manual int.

Data File: G:\APOLLO\DATA\210525\525010.D
Sample : DMO-STD 7 05-25-21

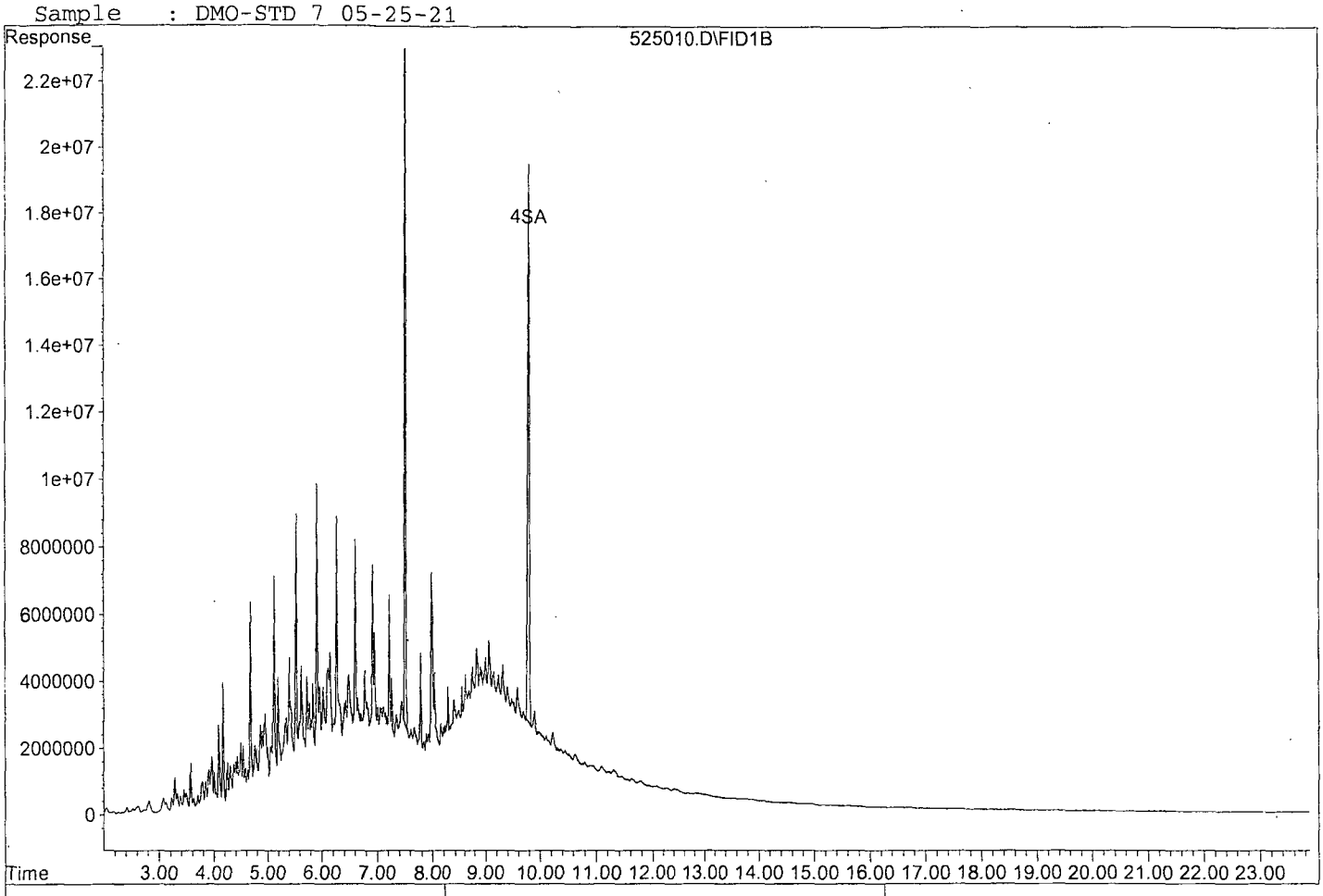

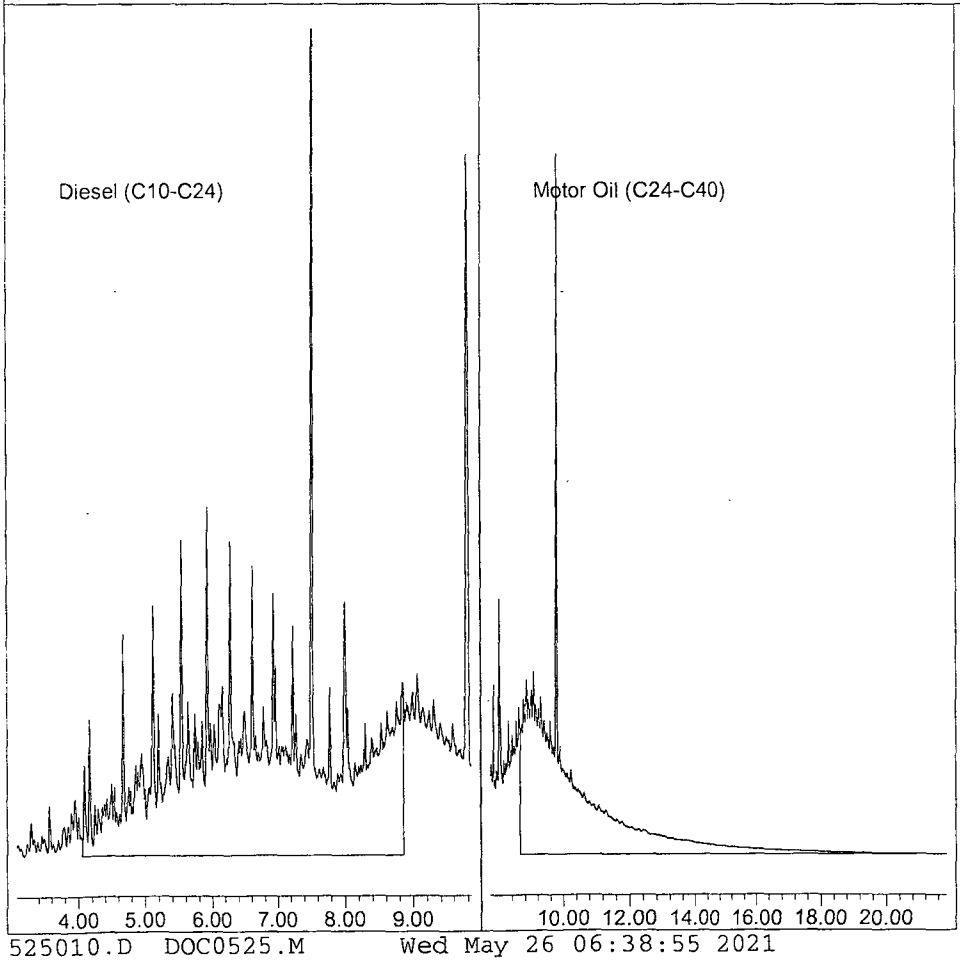

525010.D DOC0525.M Wed May 26 06:38:55 2021

Page 2

Form 7

Second Source Calibration

Lab Name: APPL, Inc.
Case No:
Matrix: Water

SDG No:
Date Analyzed: 05/25/21
Instrument: Apollo
Initial Cal. Date: 05/25/21
Data File: 525011.D

		Compound	MEAN	CCRF	%D		%Drift
1	HATM	Diesel (C10-C24)	2092010	2163690	3.4	HATM	
2	HBTM	Motor Oil (C24-C40)	1520390	1633000	7.4	HBTM	
3							
4							
5							
6							
7							
8							
9							
10							
11							
12							
13							
14							
15							
16							
17							
18							
19							
20							
21							
22							
23							
24							
25							
26							
27							
28							
29							
30							
31							
32							
33							
34							
35							
36							
37							
38							
39							
40							
		Average			5.4		

Data File : G:\APOLLO\DATA\210525\525011.D Vial: 11
Acq On : 5-25-21 20:09:50 Operator: MB
Sample : DMO-STD SS 05-25-21 Inst : Apollo
Misc : water Multiplr: 1.00
IntFile : events.e
Quant Time: May 26 6:38 2021 Quant Results File: DOC0525.RES

Method : G:\APOLLO\DATA\210513\DOC0525.M (Chemstation Integrator)
Title : 8015 B&C
Last Update : Wed May 26 06:37:42 2021
Response via : Multiple Level Calibration

Volume Inj. : 2UL
Signal Phase : DB-5
Signal Info : FID02A

Compound	R.T.	Response	Conc Units
System Monitoring Compounds			
3) SA Ortho-Terphenyl(S)	7.51	4092829	0.841 ppb
Surrogate Spike 30.000		Recovery =	2.80%
4) SA Octacosane(S)	9.75	135276	0.036 ppb
Surrogate Spike 30.000		Recovery =	0.12%
Target Compounds			
1) HATM Diesel (C10-C24)	6.46	1081842953	258.565 ppb
2) HBTM Motor Oil (C24-C40)	14.75	816499976	268.516 ppb

Target Compounds

(f)=RT Delta > 1/2 Window (m)=manual int.

Data File: G:\APOLLO\DATA\210525\525011.D
Sample : DMO-STD SS 05-25-21

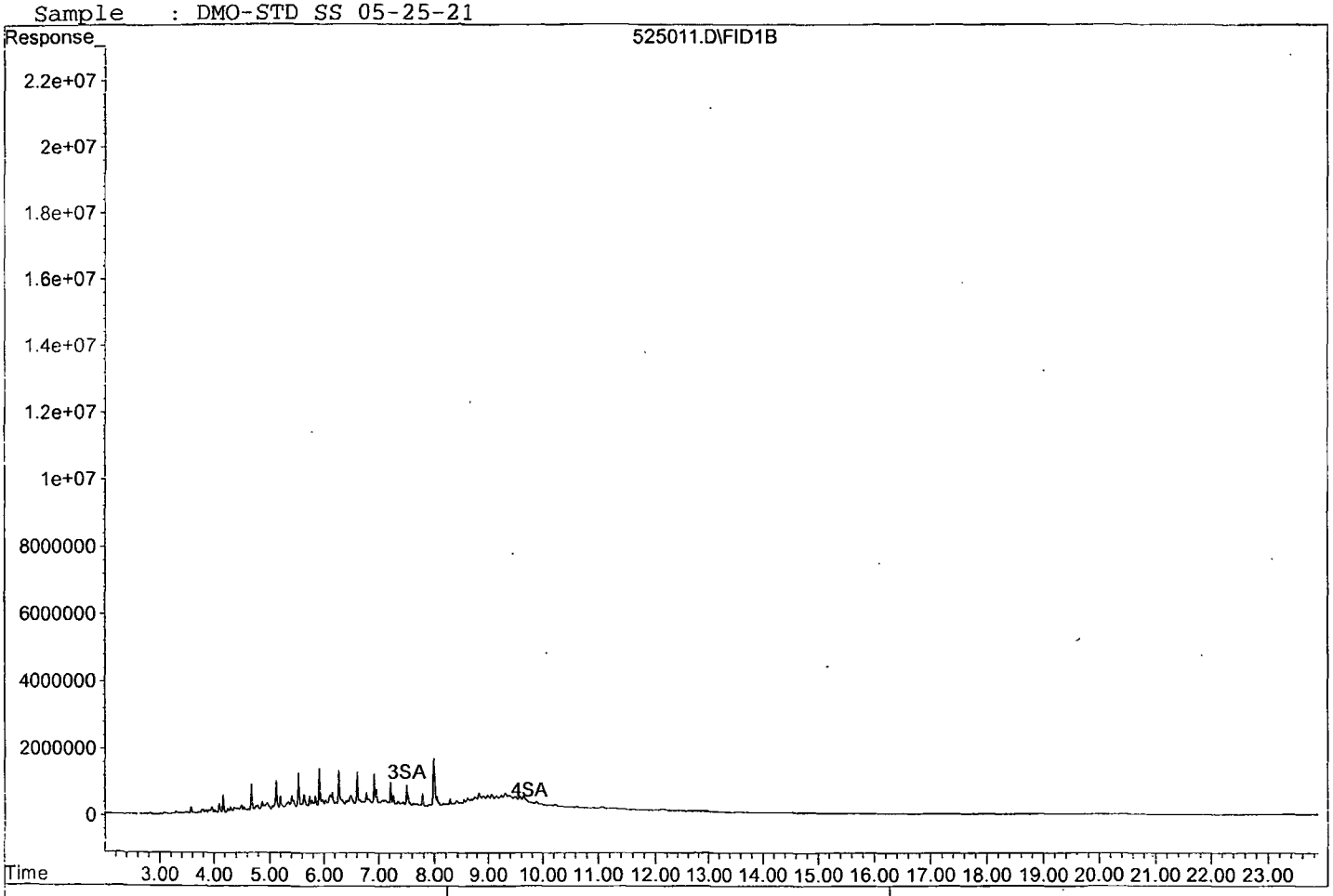

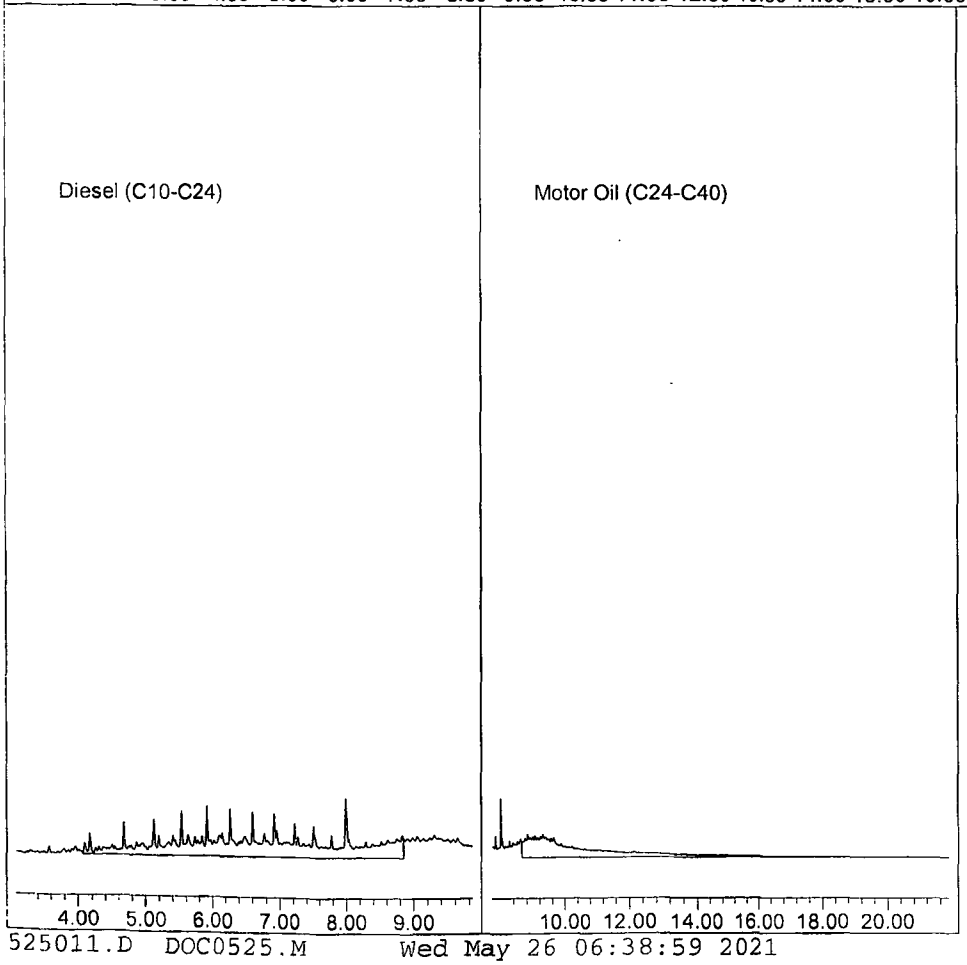

525011.D DOC0525.M Wed May 26 06:38:59 2021

TPH Extractables
2DOC0513

Form 7

Continuing Calibration

Lab Name: APPL, Inc.
Case No:
Matrix: Water

SDG No:
Date Analyzed: 05/24/21
Instrument: Apollo
Initial Cal. Date: 05/14/21
Data File: 513202.D

		Compound	MEAN	CCRF	%D		%Drift
1	HATM	Diesel (C10-C24)	1720600	1952890	14	HATM	
2	HBTM	Motor Oil (C24-C40)	1540590	1501120	2.6	HBTM	
3	SA	Ortho-Terphenyl(S)	2108500	2245380	6.5	SA	
4	SA	Octacosane(S)	1395750	1462570	4.8	SA	
5							
6							
7							
8							
9							
10							
11							
12							
13							
14							
15							
16							
17							
18							
19							
20							
21							
22							
23							
24							
25							
26							
27							
28							
29							
30							
31							
32							
33							
34							
35							
36							
37							
38							
39							
40							
		Average			7.0		

Quantitation Report (Not Reviewed)

Data File : G:\APOLLO\DATA\210513\513202.D
Acq On : 5-24-21 12:43:20
Sample : Diesel motor OIl CCV 05/06/21
Misc : water
IntFile : events.e
Quant Time: May 24 13:34 2021 Quant Results File: 2DOC0513.RES

Vial: 2
Operator: MB
Inst : Apollo
Multiplr: 1.00

Method : G:\APOLLO\DATA\210513\2DOC0513.M (Chemstation Integrator)
Title : 8015 B&C
Last Update : Mon May 24 09:47:50 2021
Response via : Multiple Level Calibration

Volume Inj. : 2UL
Signal Phase : DB-5
Signal Info : FID02A

Compound	R.T.	Response	Conc Units
System Monitoring Compounds			
3) SA Ortho-Terphenyl(S)	7.50	56134593	13.311 ppb
Surrogate Spike 30.000		Recovery =	44.37%
4) SA Octacosane(S)	9.77	36564302	13.098 ppb
Surrogate Spike 30.000		Recovery =	43.66%
Target Compounds			
1) HATM Diesel (C10-C24)	6.47	976445267	283.751 ppb
2) HBTM Motor Oil (C24-C40)	14.82	750558680	243.595 ppb

Target Compounds

(f)=RT Delta > 1/2 Window (m)=manual int.

Quantitation Report

Data File: G:\APOLLO\DATA\210513\513202.D
Sample : Diesel motor OIl CCV 05/06/21

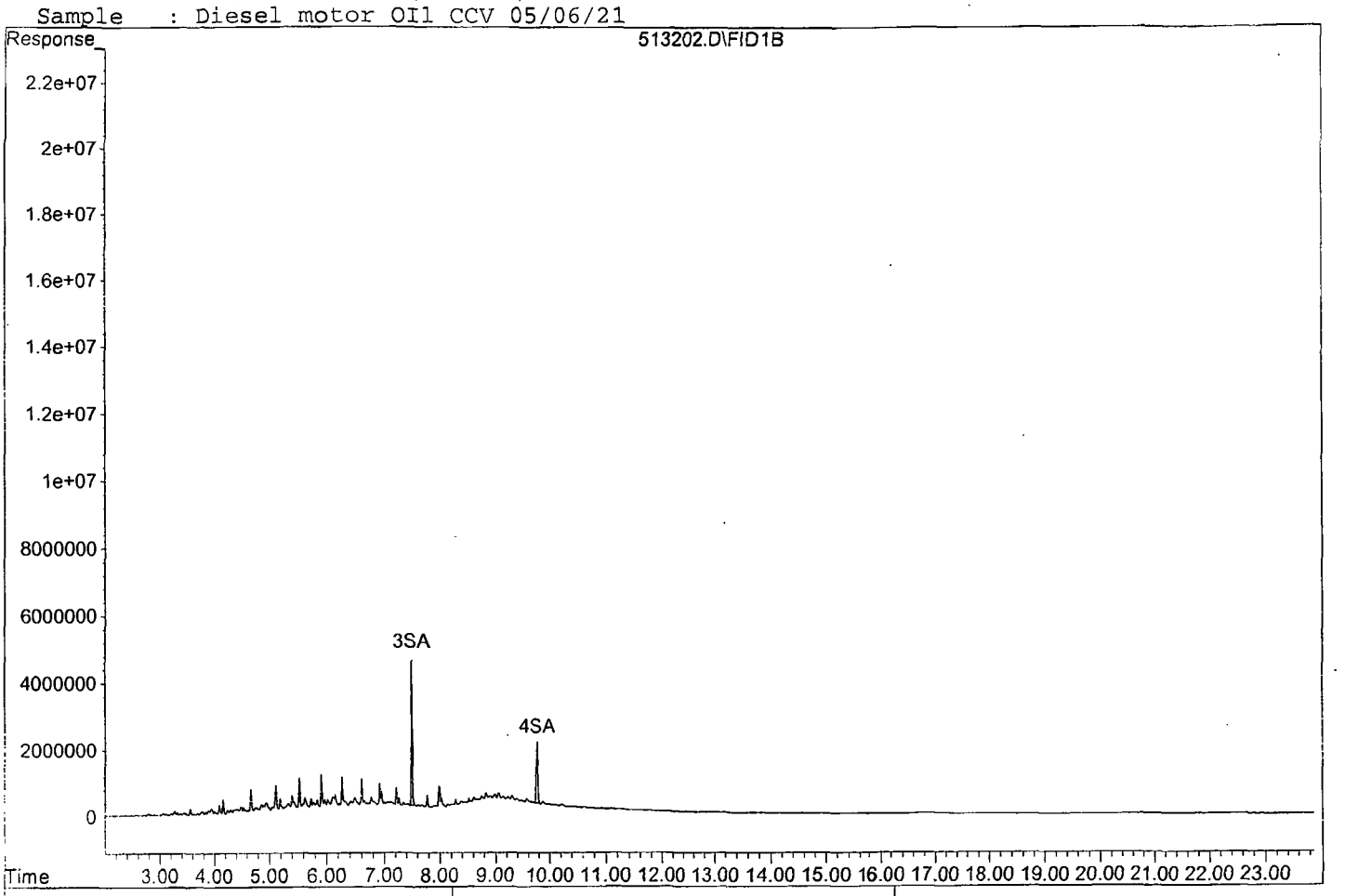

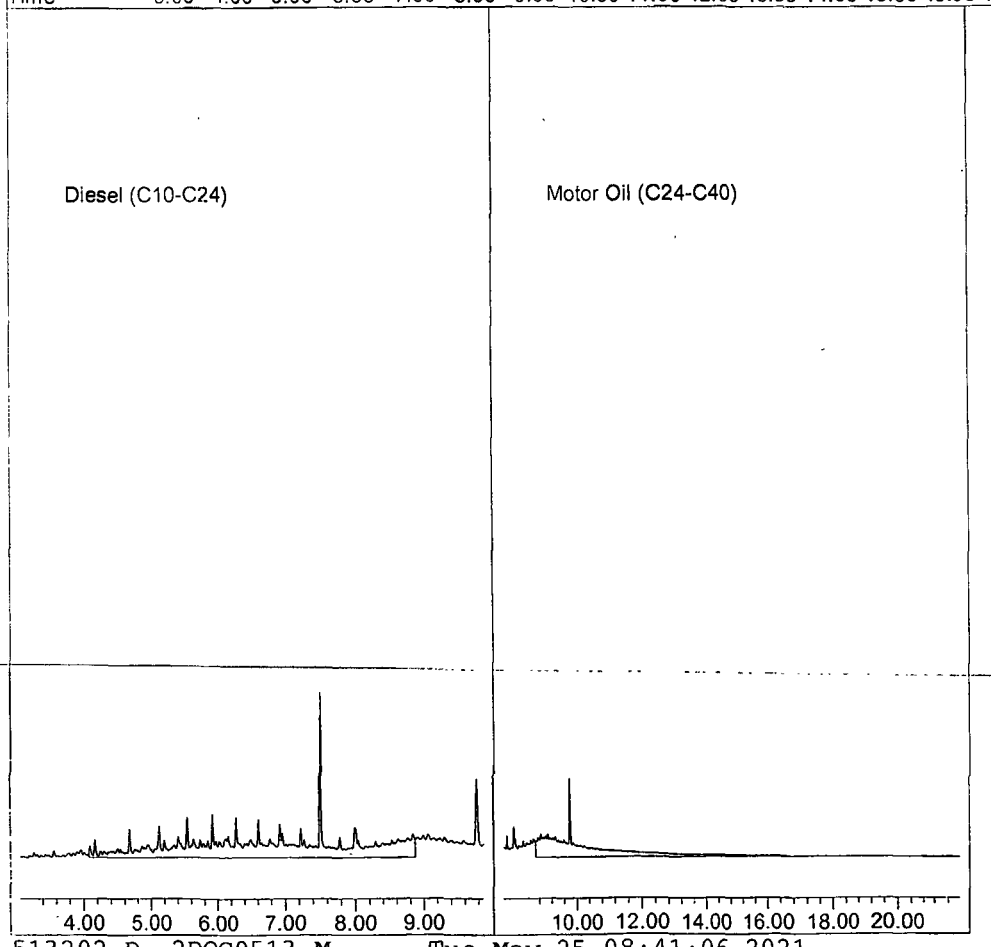

TPH Extractables
DEC0504

Form 7

Continuing Calibration

Lab Name: APPL, Inc.
Case No:
Matrix: Water

SDG No:
Date Analyzed: 05/24/21
Instrument: Apollo
Initial Cal. Date: 05/04/21
Data File: 513203.D

		Compound	MEAN	CCRF	%D		%Drift
1	SC	Decanoic Acid(S)	1194540	1187710	0.57	SC	
2							
3							
4							
5							
6							
7							
8							
9							
10							
11							
12							
13							
14							
15							
16							
17							
18							
19							
20							
21							
22							
23							
24							
25							
26							
27							
28							
29							
30							
31							
32							
33							
34							
35							
36							
37							
38							
39							
40							
		Average			0.6		

Quantitation Report (Not Reviewed)

Data File : G:\APOLLO\DATA\210513\513203.D Vial: 3
Acq On : 5-24-21 13:11:30 Operator: MB
Sample : Decanoic Acid CCV 05/05/21 Inst : Apollo
Misc : water Multiplr: 1.00
IntFile : events.e
Quant Time: May 25 8:49 2021 Quant Results File: DEC0504.RES

Method : G:\APOLLO\DATA\210510\DEC0504.M (Chemstation Integrator)
Title : 8015 B&C
Last Update : Tue May 04 17:12:27 2021
Response via : Multiple Level Calibration

Volume Inj. : 2UL
Signal Phase : DB-5
Signal Info : FID02A

Compound	R.T.	Response	Conc Units
System Monitoring Compounds			
1) SC Decanoic Acid(S)	5.71	85515468	35.794 ppb
Surrogate Spike 24.000		Recovery =	149.14%

Target Compounds

Target Compounds

(f)=RT Delta > 1/2 Window (m)=manual int.

TPH Extractables
DEC0504

Form 7

Continuing Calibration

Lab Name: APPL, Inc.
Case No:
Matrix: Water

SDG No:
Date Analyzed: 05/24/21
Instrument: Apollo
Initial Cal. Date: 05/04/21
Data File: 513216.D

		Compound	MEAN	CCRF	%D	%Drift	
1	SC	Decanoic Acid(S)	1194540	1150820	3.7	SC	
2							
3							
4							
5							
6							
7							
8							
9							
10							
11							
12							
13							
14							
15							
16							
17							
18							
19							
20							
21							
22							
23							
24							
25							
26							
27							
28							
29							
30							
31							
32							
33							
34							
35							
36							
37							
38							
39							
40							
		Average			3.7		

Quantitation Report (Not Reviewed)

Data File : G:\APOLLO\DATA\210513\513216.D Vial: 16
Acq On : 5-24-21 19:16:40 Operator: MB
Sample : Decanoic Acid CCV 05/04/21 Inst : Apollo
Misc : water Multiplr: 1.00
IntFile : events.e
Quant Time: May 25 8:49 2021 Quant Results File: DEC0504.RES

Method : G:\APOLLO\DATA\210510\DEC0504.M (Chemstation Integrator)
Title : 8015 B&C
Last Update : Tue May 04 17:12:27 2021
Response via : Multiple Level Calibration

Volume Inj. : 2UL
Signal Phase : DB-5
Signal Info : FID02A

Compound	R.T.	Response	Conc Units
System Monitoring Compounds			
1) SC Decanoic Acid(S)	5.71	82859102	34.683 ppb
Surrogate Spike 24.000		Recovery =	144.51%

Target Compounds

Target Compounds

(f)=RT Delta > 1/2 Window (m)=manual int.

TPH Extractables
2DOC0513

Form 7

Continuing Calibration

Lab Name: APPL, Inc.
Case No:
Matrix: Water

SDG No:
Date Analyzed: 05/24/21
Instrument: Apollo
Initial Cal. Date: 05/14/21
Data File: 513217.D

		Compound	MEAN	CCRF	%D	%Drift		
1	HATM	Diesel (C10-C24)	1720600	2202110	28	HATM		*
2	HBTM	Motor Oil (C24-C40)	1540590	1658430	7.6	HBTM		
3	SA	Ortho-Terphenyl(S)	2108500	2531120	20	SA		
4	SA	Octacosane(S)	1395750	1650720	18	SA		
5								
6								
7								
8								
9								
10								
11								
12								
13								
14								
15								
16								
17								
18								
19								
20								
21								
22								
23								
24								
25								
26								
27								
28								
29								
30								
31								
32								
33								
34								
35								
36								
37								
38								
39								
40								
		Average			18.4			

Quantitation Report (Not Reviewed)

Data File : G:\APOLLO\DATA\210513\513217.D Vial: 17
Acq On : 5-24-21 19:44:57 Operator: MB
Sample : Diesel Motor Oil CCV 05/06/21 Inst : Apollo
Misc : water Multiplr: 1.00
IntFile : events.e
Quant Time: May 25 8:28 2021 Quant Results File: 2DOC0513.RES

Method : G:\APOLLO\DATA\210513\2DOC0513.M (Chemstation Integrator)
Title : 8015 B&C
Last Update : Mon May 24 09:47:50 2021
Response via : Multiple Level Calibration

Volume Inj. : 2UL
Signal Phase : DB-5
Signal Info : FID02A

Compound	R.T.	Response	Conc Units
System Monitoring Compounds			
3) SA Ortho-Terphenyl(S)	7.50	63278116	15.005 ppb
Surrogate Spike 30.000		Recovery =	50.02%
4) SA Octacosane(S)	9.77	41268044	14.783 ppb
Surrogate Spike 30.000		Recovery =	49.28%
Target Compounds			
1) HATM Diesel (C10-C24)	6.47	1101054582	319.962 ppb
2) HBTM Motor Oil (C24-C40)	14.82	829213632	269.123 ppb

Target Compounds

(f)=RT Delta > 1/2 Window (m)=manual int.

Data File: G:\APOLLO\DATA\210513\513217.D
Sample : Diesel Motor Oil CCV 05/06/21

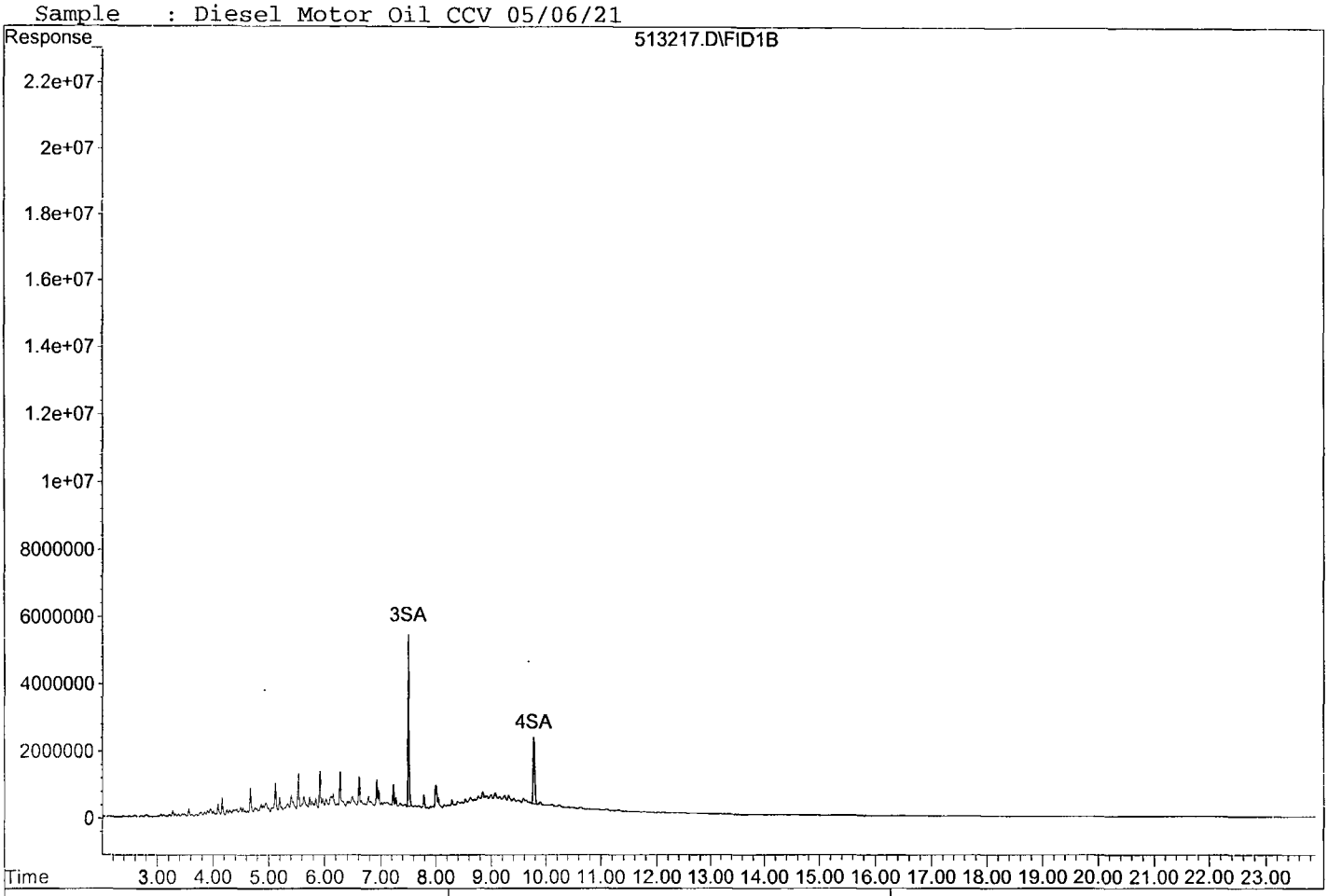

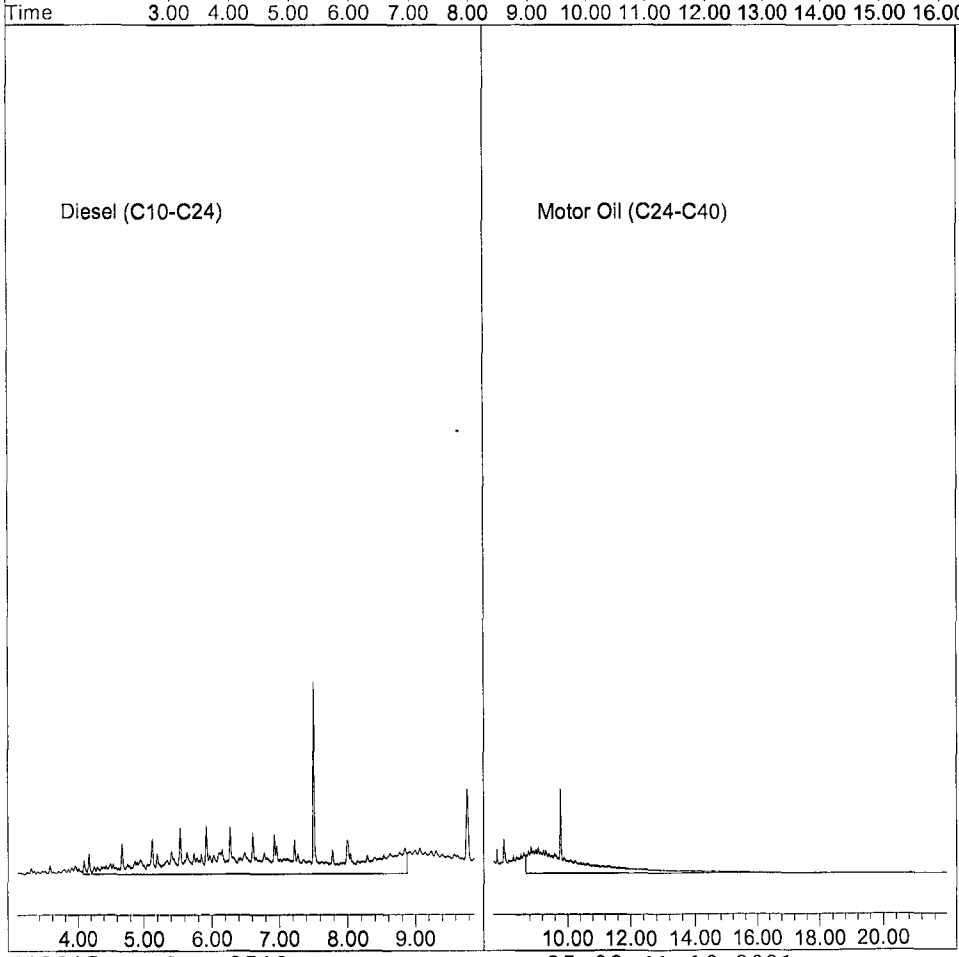

TPH Extractables
DOC0525

Form 7

Continuing Calibration

Lab Name: APPL, Inc.
Case No:
Matrix: Water

SDG No:
Date Analyzed: 06/01/21
Instrument: Apollo
Initial Cal. Date: 05/25/21
Data File: 525079.D

		Compound	MEAN	CCRF	%D	%Drift	
1	HATM	Diesel (C10-C24)	2092010	2132630	1.9	HATM	
2	HBTM	Motor Oil (C24-C40)	1520390	1617270	6.4	HBTM	
3	SA	Ortho-Terphenyl(S)	2433730	2441610	0.32	SA	
4	SA	Octacosane(S)	1871200	1545880	17	SA	
5							
6							
7							
8							
9							
10							
11							
12							
13							
14							
15							
16							
17							
18							
19							
20							
21							
22							
23							
24							
25							
26							
27							
28							
29							
30							
31							
32							
33							
34							
35							
36							
37							
38							
39							
40							
		Average			6.4		

Quantitation Report (Not Reviewed)

Data File : G:\APOLLO\DATA\210525\525079.D Vial: 79
Acq On : 6-1-21 10:48:28 Operator: MB
Sample : Diesel Motor Oil CCV 05/25/21 Inst : Apollo
Misc : water Multiplr: 1.00
IntFile : events.e
Quant Time: Jun 1 11:13 2021 Quant Results File: DOC0525.RES

Method : G:\APOLLO\DATA\210525\DOC0525.M (Chemstation Integrator)
Title : 8015 B&C
Last Update : Wed May 26 06:37:42 2021
Response via : Multiple Level Calibration

Volume Inj. : 2UL
Signal Phase : DB-5
Signal Info : FID02A

Compound	R.T.	Response	Conc Units
System Monitoring Compounds			
3) SA Ortho-Terphenyl(S)	7.50	61040178	12.540 ppb
Surrogate Spike 30.000		Recovery =	41.80%
4) SA Octacosane(S)	9.76	38647018	10.327 ppb
Surrogate Spike 30.000		Recovery =	34.42%
Target Compounds			
1) HATM Diesel (C10-C24)	6.46	1066315475	254.854 ppb
2) HBTM Motor Oil (C24-C40)	14.75	808637357	265.930 ppb

Target Compounds

(f)=RT Delta > 1/2 Window (m)=manual int.

Data File: G:\APOLLO\DATA\210525\525079.D
Sample : Diesel Motor Oil CCV 05/25/21

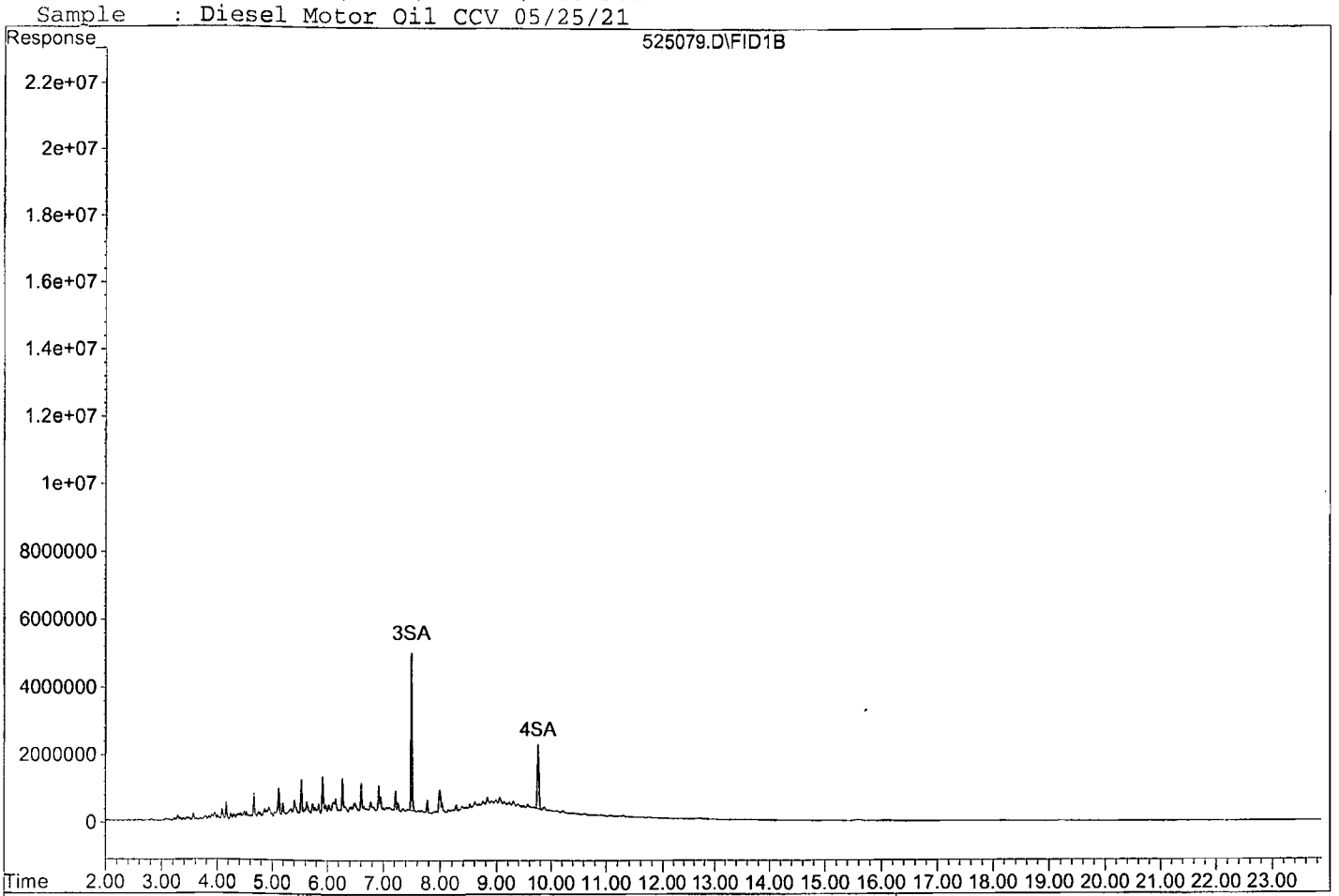

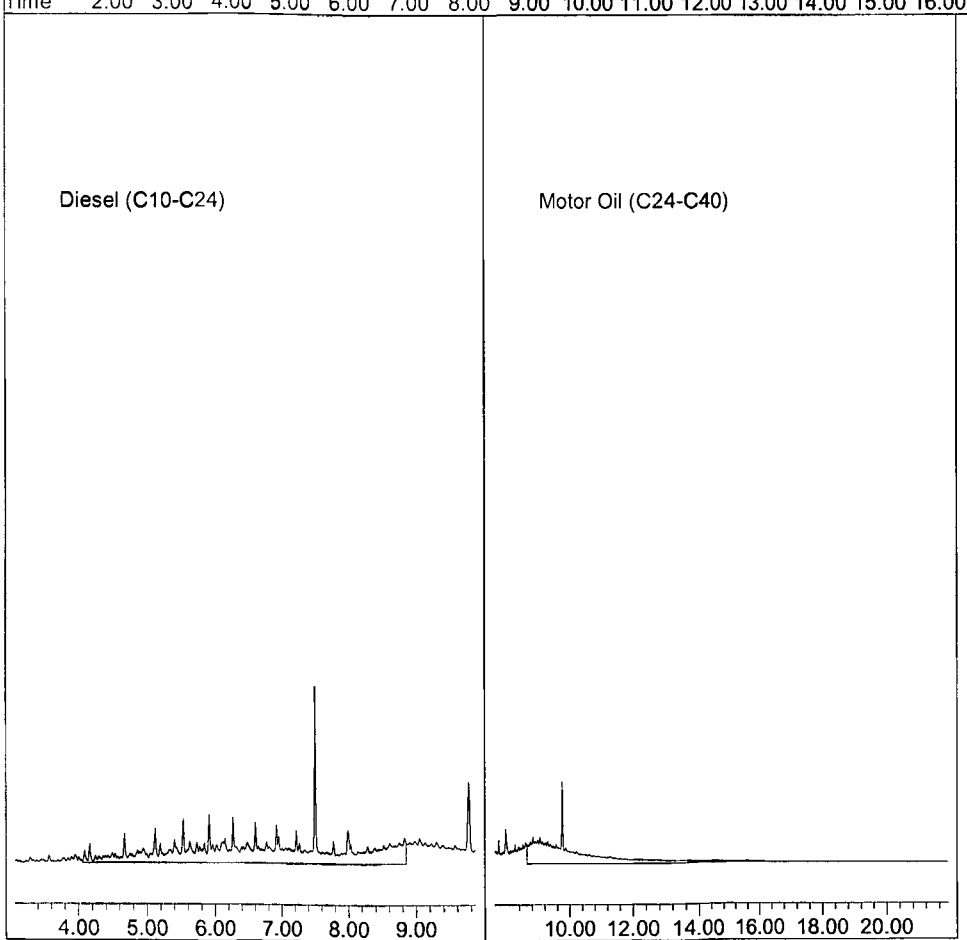

TPH Extractables
DEC0504

Form 7

Continuing Calibration

Lab Name: APPL, Inc.
Case No:
Matrix: Water

SDG No:
Date Analyzed: 06/01/21
Instrument: Apollo
Initial Cal. Date: 05/04/21
Data File: 525080.D

		Compound	MEAN	CCRF	%D		%Drift
1	SC	Decanoic Acid(S)	1194540	1361230	14	SC	
2							
3							
4							
5							
6							
7							
8							
9							
10							
11							
12							
13							
14							
15							
16							
17							
18							
19							
20							
21							
22							
23							
24							
25							
26							
27							
28							
29							
30							
31							
32							
33							
34							
35							
36							
37							
38							
39							
40							
		Average			14.0		

Quantitation Report (Not Reviewed)

Data File : G:\APOLLO\DATA\210525\525080.D Vial: 80
Acq On : 6-1-21 11:41:56 Operator: MB
Sample : Decanoic Acid CCV 05/25/21 Inst : Apollo
Misc : water Multiplr: 1.00
IntFile : events.e
Quant Time: Jun 1 12:21 2021 Quant Results File: DEC0504.RES

Method : G:\APOLLO\DATA\210510\DEC0504.M (Chemstation Integrator)
Title : 8015 B&C
Last Update : Tue May 04 17:12:27 2021
Response via : Multiple Level Calibration

Volume Inj. : 2UL
Signal Phase : DB-5
Signal Info : FID02A

Compound	R.T.	Response	Conc Units
System Monitoring Compounds			
1) SC Decanoic Acid(S)	5.70	98008268	41.024 ppb
Surrogate Spike 24.000		Recovery =	170.93%

Target Compounds

Target Compounds

(f)=RT Delta > 1/2 Window (m)=manual int.

TPH Extractables
DEC0504

Form 7

Continuing Calibration

Lab Name: APPL, Inc.
Case No:
Matrix: Water

SDG No:
Date Analyzed: 06/01/21
Instrument: Apollo
Initial Cal. Date: 05/04/21
Data File: 525082.D

		Compound	MEAN	CCRF	%D	%Drift	
1	SC	Decanoic Acid(S)	1194540	1419830	19	SC	
2							
3							
4							
5							
6							
7							
8							
9							
10							
11							
12							
13							
14							
15							
16							
17							
18							
19							
20							
21							
22							
23							
24							
25							
26							
27							
28							
29							
30							
31							
32							
33							
34							
35							
36							
37							
38							
39							
40							
		Average			19.0		

Quantitation Report (Not Reviewed)

Data File : G:\APOLLO\DATA\210525\525082.D Vial: 82
Acq On : 6-1-21 12:38:06 Operator: MB
Sample : Decanoic Acid CCV 05/25/21 Inst : Apollo
Misc : water Multiplr: 1.00
IntFile : events.e
Quant Time: Jun 1 13:11 2021 Quant Results File: DEC0504.RES

Method : G:\APOLLO\DATA\210510\DEC0504.M (Chemstation Integrator)
Title : 8015 B&C
Last Update : Tue May 04 17:12:27 2021
Response via : Multiple Level Calibration

Volume Inj. : 2UL
Signal Phase : DB-5
Signal Info : FID02A

Compound	R.T.	Response	Conc Units
System Monitoring Compounds			
1) SC Decanoic Acid(S)	5.70	102227795	42.790 ppb
Surrogate Spike 24.000		Recovery =	178.29%

Target Compounds

Target Compounds

(f)=RT Delta > 1/2 Window (m)=manual int.

TPH Extractables
DOC0525

Form 7

Continuing Calibration

Lab Name: APPL, Inc.
Case No:
Matrix: Water

SDG No:
Date Analyzed: 06/01/21
Instrument: Apollo
Initial Cal. Date: 05/25/21
Data File: 525083.D

		Compound	MEAN	CCRF	%D	%Drift	
1	HATM	Diesel (C10-C24)	2092010	2209260	5.6	HATM	
2	HBTM	Motor Oil (C24-C40)	1520390	1664680	9.5	HBTM	
3	SA	Ortho-Terphenyl(S)	2433730	2550820	4.8	SA	
4	SA	Octacosane(S)	1871200	1617690	14	SA	
5							
6							
7							
8							
9							
10							
11							
12							
13							
14							
15							
16							
17							
18							
19							
20							
21							
22							
23							
24							
25							
26							
27							
28							
29							
30							
31							
32							
33							
34							
35							
36							
37							
38							
39							
40							
		Average			8.5		

Quantitation Report (Not Reviewed)

Data File : G:\APOLLO\DATA\210525\525083.D Vial: 83
Acq On : 6-1-21 13:06:16 Operator: MB
Sample : Diesel Motor Oil CCV 05/25/21 Inst : Apollo
Misc : water Multiplr: 1.00
IntFile : events.e
Quant Time: Jun 1 14:08 2021 Quant Results File: DOC0525.RES

Method : G:\APOLLO\DATA\210525\DOC0525.M (Chemstation Integrator)
Title : 8015 B&C
Last Update : Wed May 26 06:37:42 2021
Response via : Multiple Level Calibration

Volume Inj. : 2UL
Signal Phase : DB-5
Signal Info : FID02A

Compound	R.T.	Response	Conc Units
System Monitoring Compounds			
3) SA Ortho-Terphenyl(S)	7.50	63770535	13.101 ppb
Surrogate Spike 30.000		Recovery =	43.67%
4) SA Octacosane(S)	9.76	40442198	10.807 ppb
Surrogate Spike 30.000		Recovery =	36.02%
Target Compounds			
1) HATM Diesel (C10-C24)	6.46	1104632044	264.012 ppb
2) HBTM Motor Oil (C24-C40)	14.75	832341020	273.725 ppb

Target Compounds
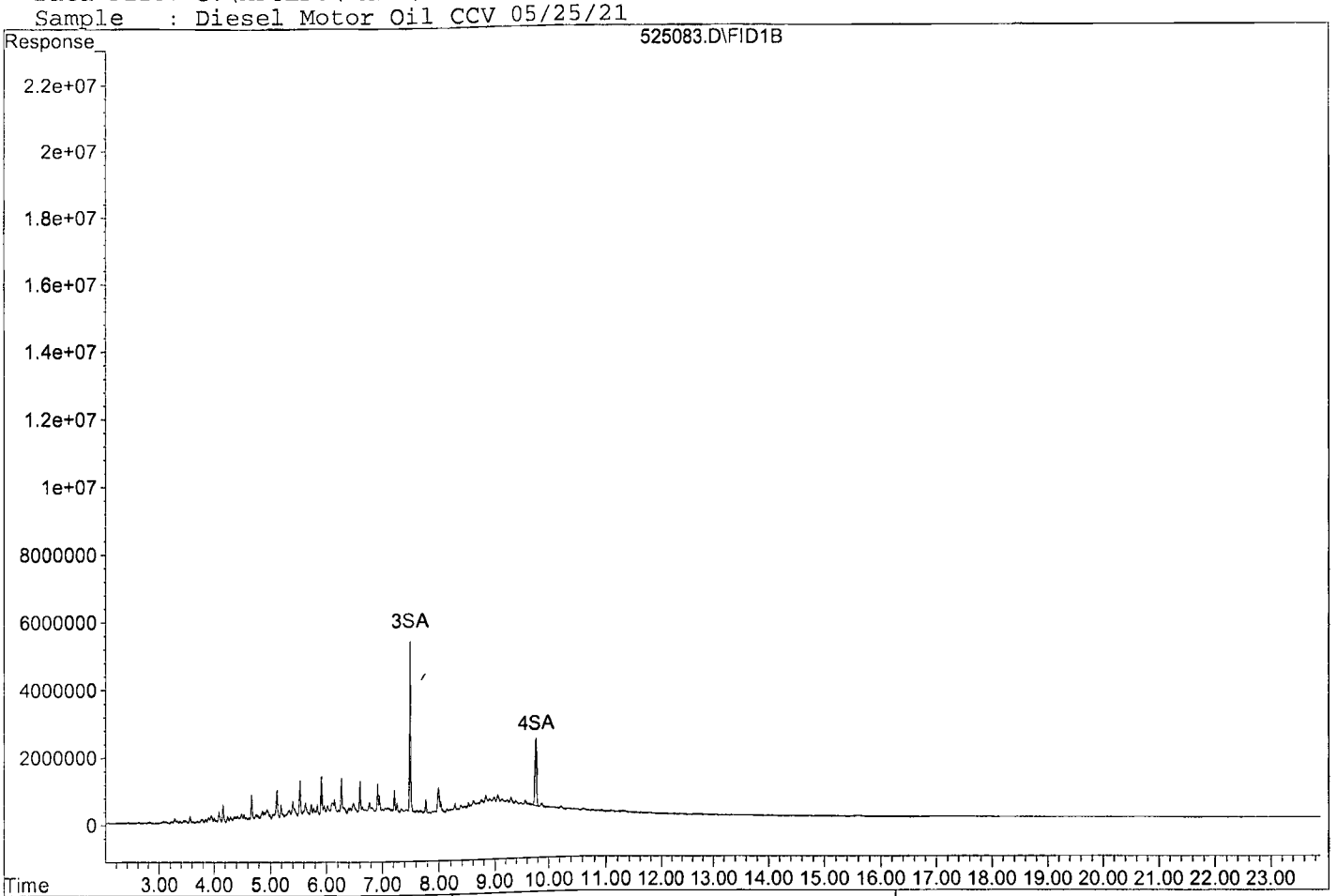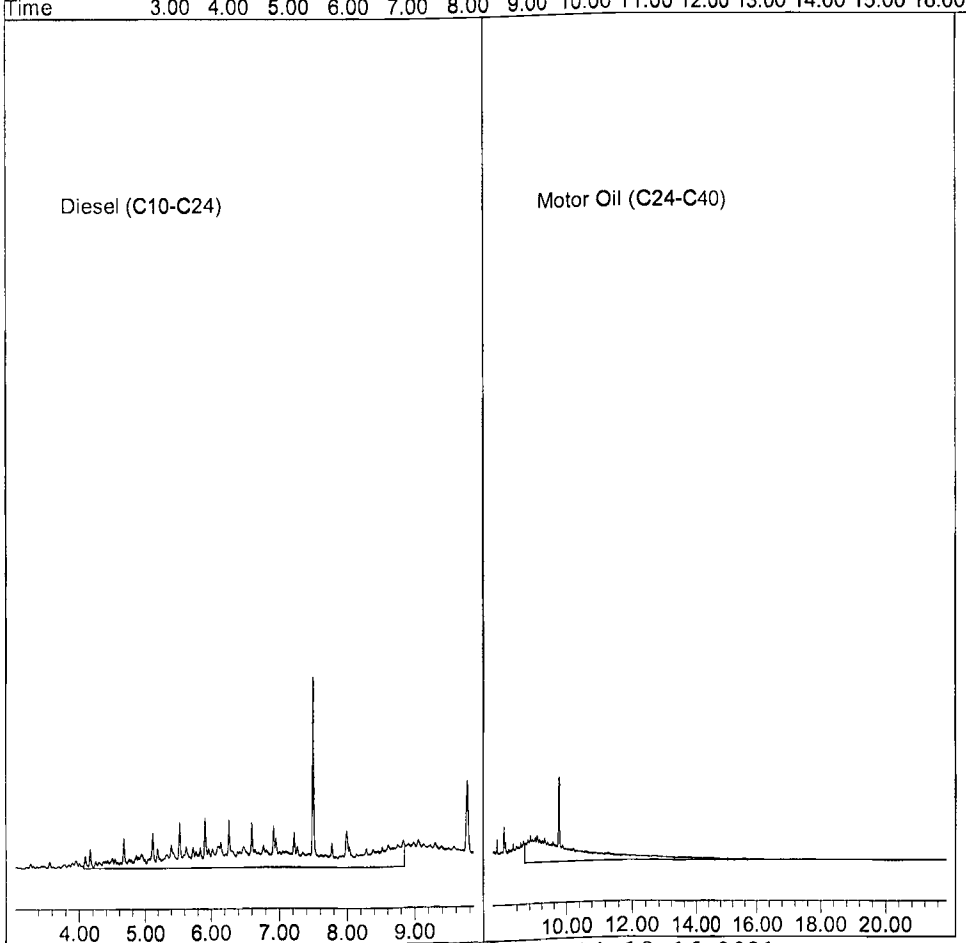
Data File: G:\APOLLO\DATA\210525\525083.D
Sample : Diesel Motor Oil CCV 05/25/21