Level 4 Deliverables – EPA 525.2/525.3

Lab Work Order No: 1A28043 Client Sample ID: See CoA Page No.

- Sample results with analysis and preparation dates: See "COA" (Lab Report)
- Summary of QC samples (BLK, BS/BSD and MS/MSD): See "Quality Control Section" of the "COA"
- Summary of surrogate recoveries: See "COA"
- Case Narratives: See cover page of "COA"
- Acronyms and Abbreviations 1

BLK:	Method Blank
BMI/AMI:	Before Manual Integration/After Manual Integration
BRL:	Below Reporting Limit
BS:	Blank Spike (or Lab Control Sample, LCS)
BSD:	Blank Spike Duplicate (or LCSD)
CCV:	Continuous Calibration Verification
COA:	Certificate of Analysis (Lab Report)
MS:	Matrix Spike
MSD:	Matrix Spike Duplicate
OCR:	Over Calibration Range
ORW:	Over Retention Time Window

- Chain of custody 2
- Summary of initial calibration (DFTPP tune / RF / calibration curves / ICV % R) ..... See Below
- Calibration raw data 59-267,275-310,337-436,442-462,466-471
- Batch QC check list 472
- Preparation bench sheet 473-480
- Injection logs 481-484
- IS percent recovery 485-487
- DFTPP tune 488,728
- DDT & Endrin degradation 489-490,729-730
- Summary of continuing calibration (CCV % recovery) ..... See Below
- Raw data 491-785
- Standard preparation records 786-865

Summary of initial calibration: 3-58,249-250,268-274,307,311-336,427,437-441,460,463-465,469

Summary of CCV % recovery: 527-528,546-547,565,569,579,731-732,750-751,769,773,783

Prepared by/Date: rmr 02/19/2021 Reviewed by/Date: smr 02/26/21

Form # - dp4-16
Revision – 2.1
Effective 3/8/18

SUBCONTRACT ORDER

APPL, Inc.

1A28043

ARF: 94912 **PO: 00-94912**

SENDING LABORATORY:
APPL Labs
908 North Temperance Ave.
Clovis, CA 93611
Phone: (559) 275-2175
Fax: (559) 275-4422
Project Manager: Libby Cheeseborough (libby@applinc.com)

TM 1/27/21

RECEIVING LABORATORY:
Weck Laboratories, Inc
14859 East Clark Avenue
Industry, CA 91745
Phone: (805) 760-4548x
Fax:
DOD Expiration Date:

Comments: 1 Week TAT; DVP4 Report. Email questions/results to Libby

	APPL ID	Sample ID	LOC ID	Matrix	Collected	Analysis	Price
1.	BA26019	ERH1256	RHSF	Water	01/26/21 08:45	SVOCs by 525.2	
2.	BA26020	ERH1257	RHSF	Water	01/26/21 09:10	SVOCs by 525.2	
3.	BA26021	ERH1258	FIELD BLANK	Water	01/26/21 12:34	SVOCs by 525.2; Only run if BA26019-20 have hits	HOLD

Released By	Date	Time	Received By	Date	Time
	1-27-21	3:50pm	Fedex		
FedEx	1/28/21	1025		1.8°	T-0239

Released By	Date	Time	Received By	Date	Time

Upon receipt, please email signed COC to APPL Inc.
To ensure timely payment, please include the PO number on your invoice.

Data Path : D:\InstData\GCMS16\DATA\2021\012121_525.2\
Data File : GCMS16_01212105.D
Acq On : 21 Jan 2021 12:22 pm
Operator : WECK\GCMS16
Sample : DFTPP 5ppm Tune
Misc : 0040529
ALS Vial : 1 Sample Multiplier: 1

Integration File signal 1: LSCINT.P
Integration File signal 2: rteint2.p

Method : D:\InstData\GCMS16\Q_MTH\TUNETAIL_525.M
Title : 8270 GCMS06 NSI 2.5 ppm-60 ppm
Last Update : Tue May 08 09:56:31 2018

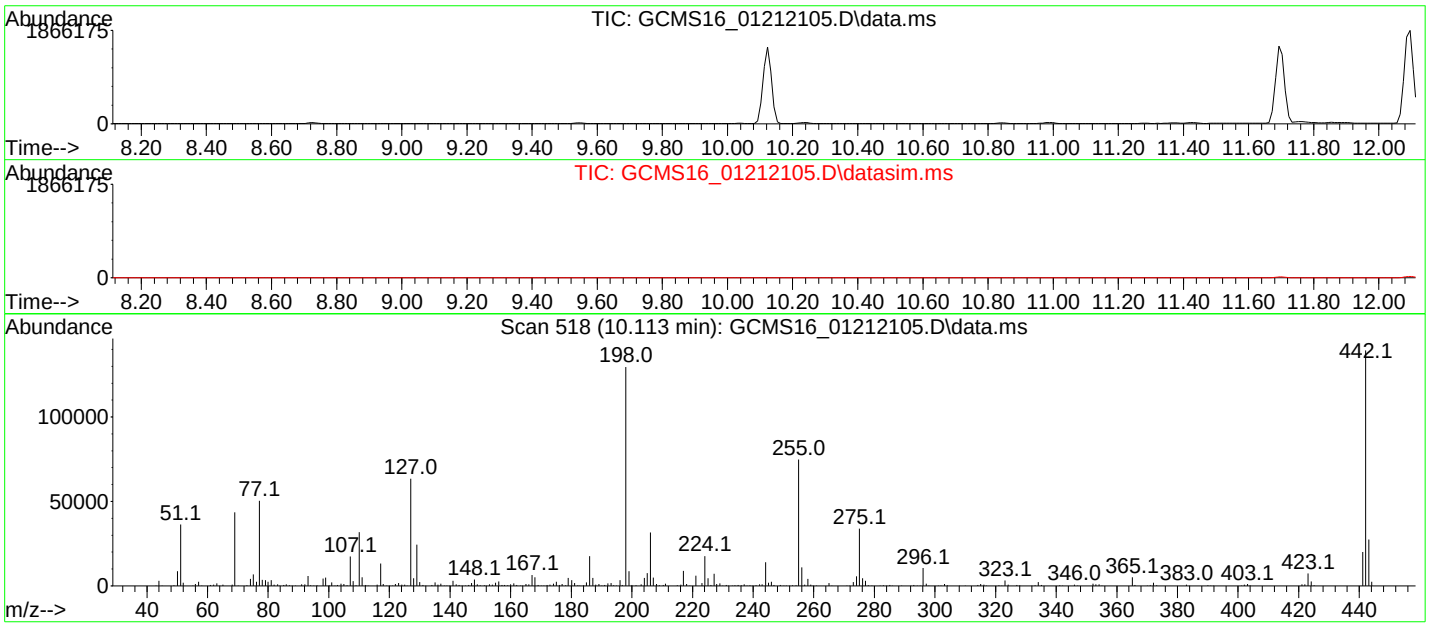

Spectrum Information: Scan 518

Target Mass	Rel. to Mass	Lower Limit%	Upper Limit%	Rel. Abn%	Raw Abn	Result Pass/Fail
51	198	10	80	28.1	36376	PASS
68	69	0.00	2	1.9	807	PASS
70	69	0.00	2	0.6	264	PASS
127	198	10	80	48.9	63400	PASS
197	198	0.00	2	0.5	612	PASS
198	198	100	100	100.0	129624	PASS
199	198	5	9	6.7	8698	PASS
275	198	10	60	26.1	33880	PASS
365	198	1	100	3.9	5087	PASS
441	443	0.01	100	72.9	19992	PASS
442	198	50	250	107.6	139456	PASS
443	442	15	24	19.7	27432	PASS

Quantitation Report (Qedit)

Data Path : D:\InstData\GCMS16\DATA\2021\012121_525.2\
Data File : GCMS16_01212105.D
Acq On : 21 Jan 2021 12:22 pm
Operator : WECK\GCMS16
Sample : DFTPP 5ppm Tune
Misc : 0040529
ALS Vial : 1 Sample Multiplier: 1

Quant Time: Jan 26 11:40:07 2021
Quant Method : D:\InstData\GCMS16\Q_MTH\TUNETAIL_525.M
Quant Title : 8270 GCMS06 NSI 2.5 ppm-60 ppm
QLast Update : Tue May 08 09:56:31 2018
Response via : Initial Calibration

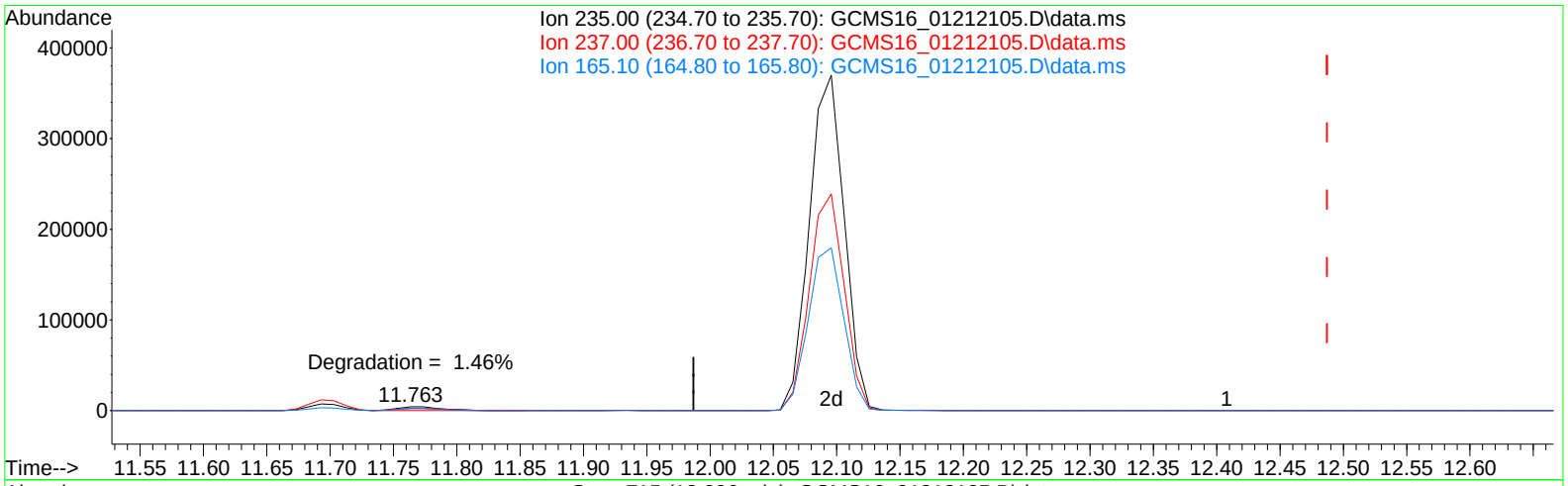

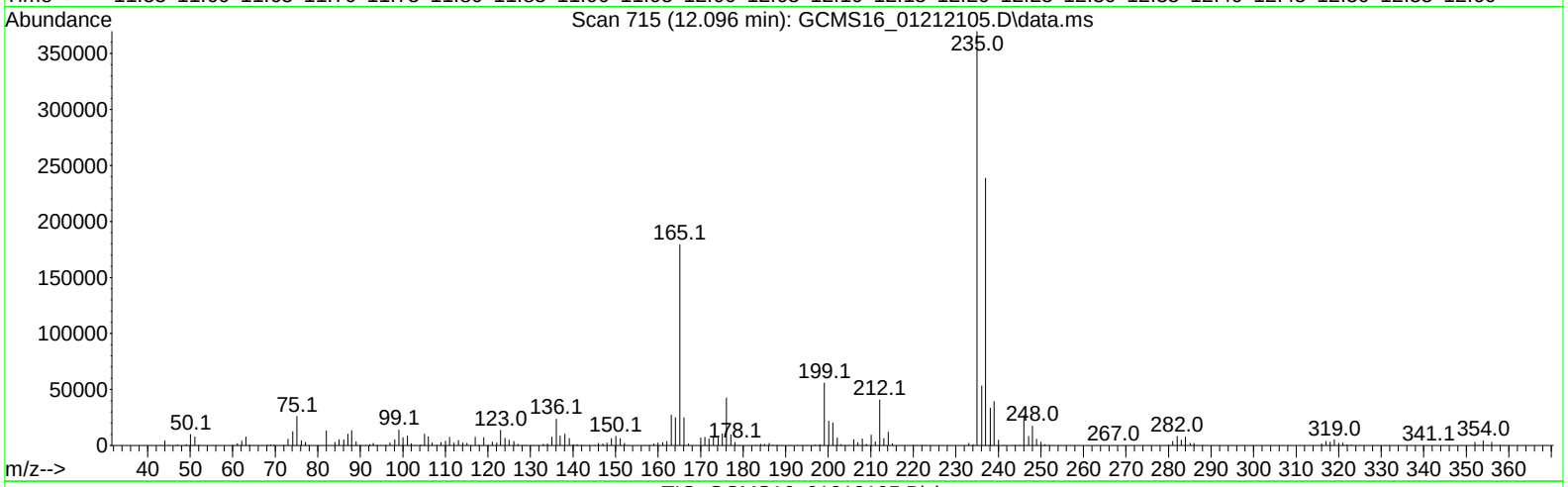

TIC: GCMS16_01212105.D\data.ms

(3) DDT

12.096min (-0.391) 176.76 mg/l m

response 737591

Ion	Exp%	Act%
235.00	100.00	100.00
237.00	65.70	0.00#
165.10	35.10	0.00#
0.00	0.00	0.00

Quantitation Report (Qedit)

Data Path : D:\InstData\GCMS16\DATA\2021\012121_525.2\
Data File : GCMS16_01212105.D
Acq On : 21 Jan 2021 12:22 pm
Operator : WECK\GCMS16
Sample : DFTPP 5ppm Tune
Misc : 0040529
ALS Vial : 1 Sample Multiplier: 1

Quant Time: Jan 26 11:40:07 2021
Quant Method : D:\InstData\GCMS16\Q_MTH\TUNETAIL_525.M
Quant Title : 8270 GCMS06 NSI 2.5 ppm-60 ppm
QLast Update : Tue May 08 09:56:31 2018
Response via : Initial Calibration

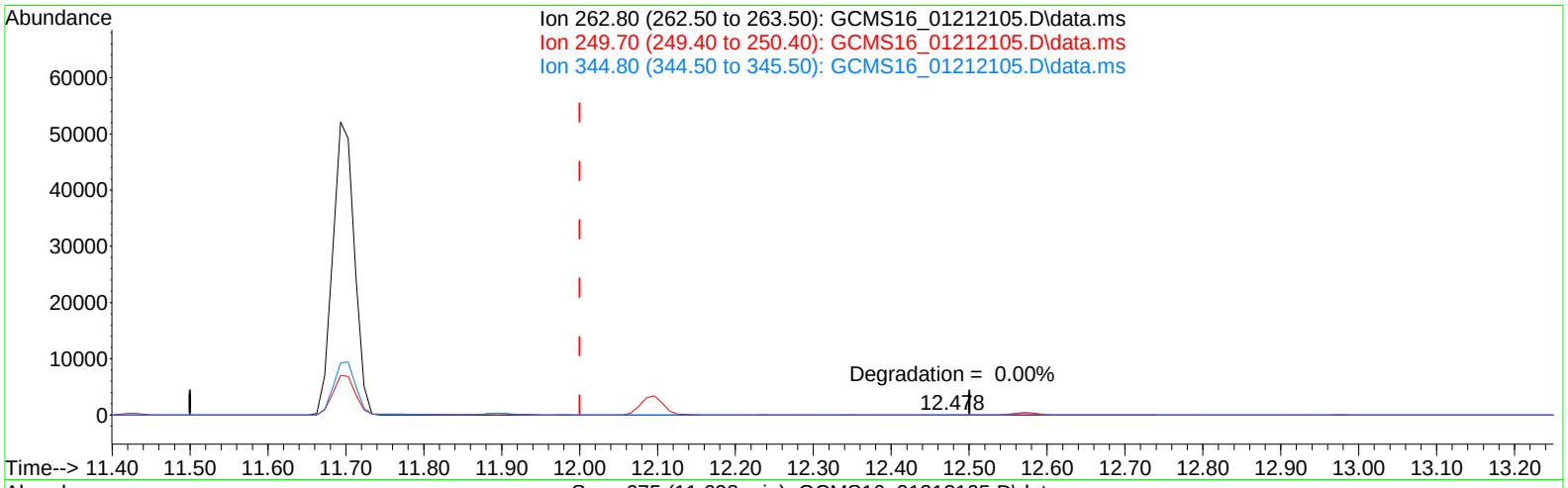

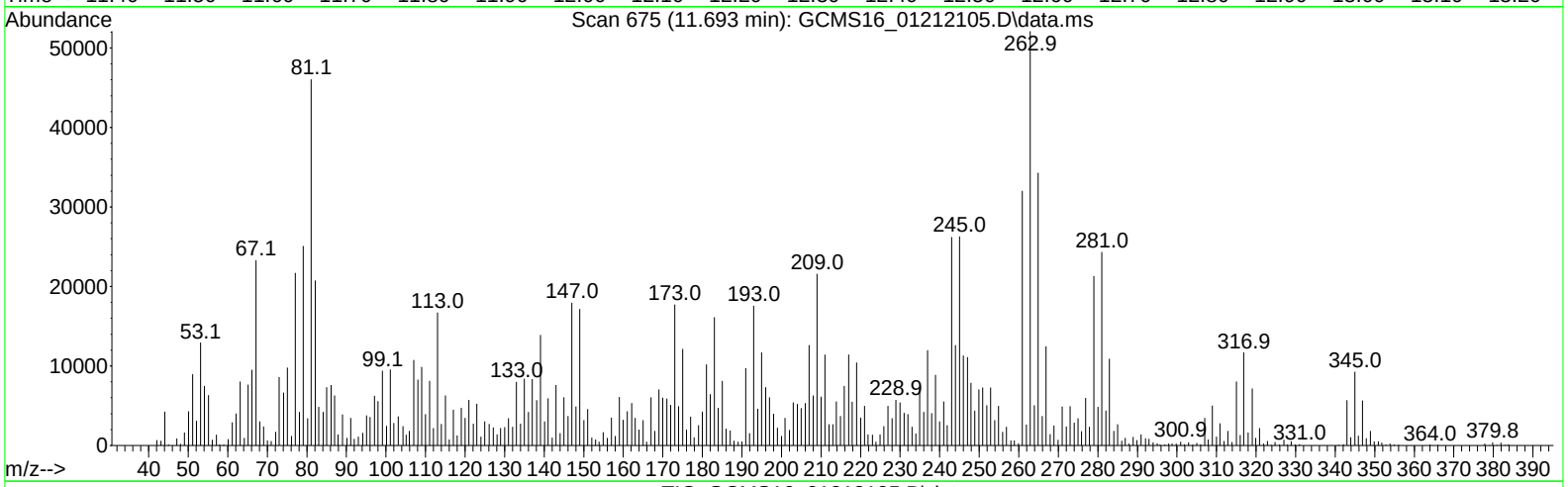

(4) ENDRIN

11.693min (-0.307) 1719.64 mg/l m

response 100857

Ion	Exp%	Act%
262.80	100.00	100.00
249.70	59.70	13.95#
344.80	103.30	18.78#
0.00	0.00	0.00

Quantitative Analysis Results With Qualifier Ratio Report

Batch Path	\\WSCIXIGCMS16\InstData\GCMS16\DATA\2021\012121_525.2\QuantResults\012121_525.2.batch.bin		
Analysis Time	1/26/2021 10:40:20 AM	**Analyst Name**	WECK\ryan.raymond
Report Time	1/26/2021 10:41:58 AM	**Reporter Name**	ryan.raymond
Last Calib Update	1/22/2021 9:39:22 AM	**Batch State**	Processed
Quant Batch Version	10.0	**Quant Report Version**	10.0

1,3 Dimethyl-2-Nitrobenzene

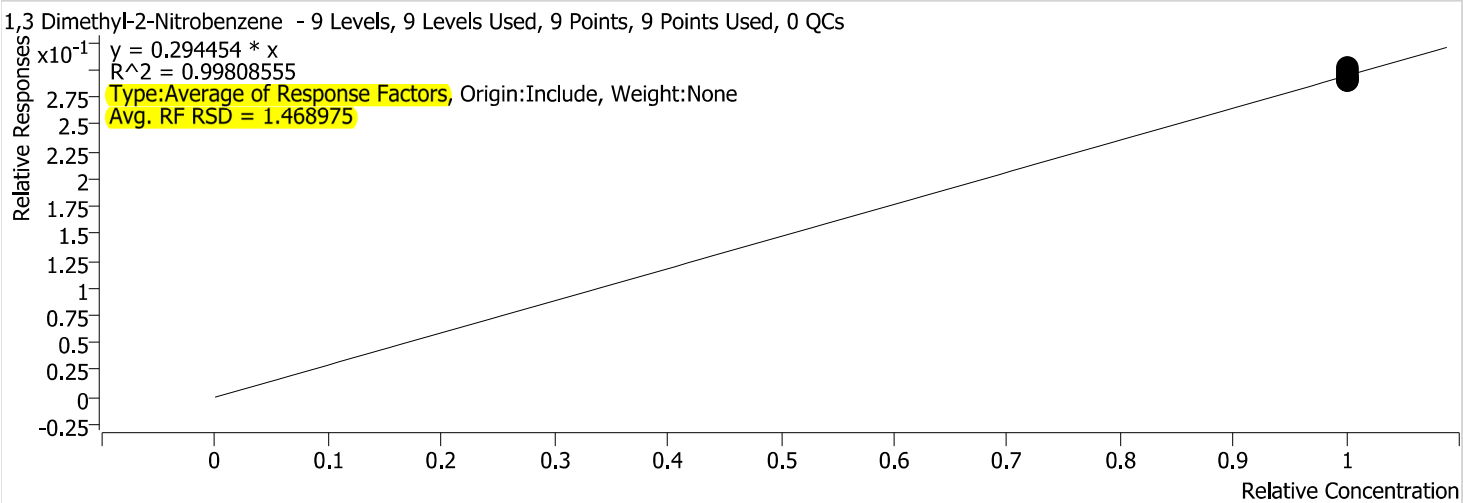

Calibration STD Path	Cal Type	Level	Enabled	Resp.	Exp. Conc	Resp. Factor
\\WSCIXIGCMS16\InstData\GCMS16\DATA\2021\012121_525.2\GCMS16_01212117.D	Calibration	0.05	x	274189	5.0000	0.2898
\\WSCIXIGCMS16\InstData\GCMS16\DATA\2021\012121_525.2\GCMS16_01212116.D	Calibration	0.1	x	277587	5.0000	0.2996
\\WSCIXIGCMS16\InstData\GCMS16\DATA\2021\012121_525.2\GCMS16_01212115.D	Calibration	0.5	x	281141	5.0000	0.2947
\\WSCIXIGCMS16\InstData\GCMS16\DATA\2021\012121_525.2\GCMS16_01212114.D	Calibration	1	x	263205	5.0000	0.2925
\\WSCIXIGCMS16\InstData\GCMS16\DATA\2021\012121_525.2\GCMS16_01212113.D	Calibration	2	x	269498	5.0000	0.2917
\\WSCIXIGCMS16\InstData\GCMS16\DATA\2021\012121_525.2\GCMS16_01212112.D	Calibration	5	x	261401	5.0000	0.2922
\\WSCIXIGCMS16\InstData\GCMS16\DATA\2021\012121_525.2\GCMS16_01212111.D	Calibration	10	x	268103	5.0000	0.3016
\\WSCIXIGCMS16\InstData\GCMS16\DATA\2021\012121_525.2\GCMS16_01212110.D	Calibration	20	x	284090	5.0000	0.2981
\\WSCIXIGCMS16\InstData\GCMS16\DATA\2021\012121_525.2\GCMS16_01212109.D	Calibration	40	x	269462	5.0000	0.2899

Quantitative Analysis Results With Qualifier Ratio Report

Batch Path	\\WSCIXIGCMS16\InstData\GCMS16\DATA\2021\012121_525.2\QuantResults\012121_525.2.batch.bin		
Analysis Time	1/26/2021 10:40:20 AM	**Analyst Name**	WECK\ryan.raymond
Report Time	1/26/2021 10:42:03 AM	**Reporter Name**	ryan.raymond
Last Calib Update	1/22/2021 9:39:22 AM	**Batch State**	Processed
Quant Batch Version	10.0	**Quant Report Version**	10.0

Naphthalene

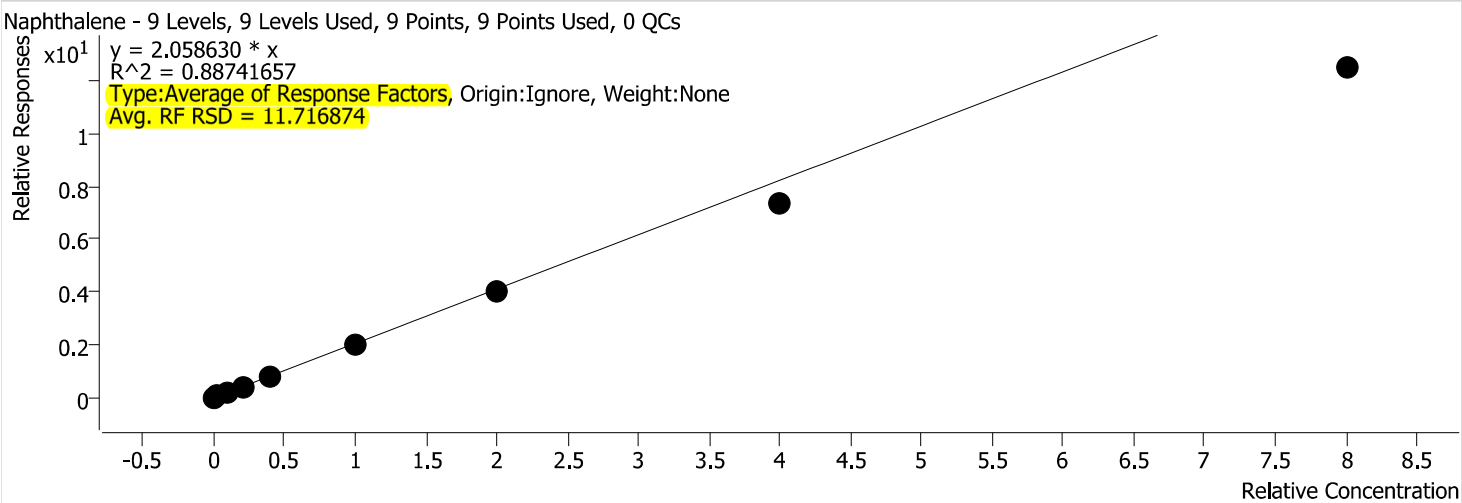

Calibration STD Path	Cal Type	Level	Enabled	Resp.	Exp. Conc	Resp. Factor
\\WSCIXIGCMS16\InstData\GCMS16\DATA\2021\012121_525.2\GCMS16_01212117.D	Calibration	0.05	x	22315	0.0500	2.3586
\\WSCIXIGCMS16\InstData\GCMS16\DATA\2021\012121_525.2\GCMS16_01212116.D	Calibration	0.1	x	42297	0.1000	2.2823
\\WSCIXIGCMS16\InstData\GCMS16\DATA\2021\012121_525.2\GCMS16_01212115.D	Calibration	0.5	x	211803	0.5000	2.2204
\\WSCIXIGCMS16\InstData\GCMS16\DATA\2021\012121_525.2\GCMS16_01212114.D	Calibration	1	x	377653	1.0000	2.0986
\\WSCIXIGCMS16\InstData\GCMS16\DATA\2021\012121_525.2\GCMS16_01212113.D	Calibration	2	x	778254	2.0000	2.1061
\\WSCIXIGCMS16\InstData\GCMS16\DATA\2021\012121_525.2\GCMS16_01212112.D	Calibration	5	x	1827571	5.0000	2.0427
\\WSCIXIGCMS16\InstData\GCMS16\DATA\2021\012121_525.2\GCMS16_01212111.D	Calibration	10	x	3574977	10.0000	2.0107
\\WSCIXIGCMS16\InstData\GCMS16\DATA\2021\012121_525.2\GCMS16_01212110.D	Calibration	20	x	7044995	20.0000	1.8483
\\WSCIXIGCMS16\InstData\GCMS16\DATA\2021\012121_525.2\GCMS16_01212109.D	Calibration	40	x	11601992	40.0000	1.5600

Quantitative Analysis Results With Qualifier Ratio Report

Batch Path	\\WSCIXIGCMS16\InstData\GCMS16\DATA\2021\012121_525.2\QuantResults\012121_525.2.batch.bin		
Analysis Time	1/26/2021 10:40:20 AM	**Analyst Name**	WECK\ryan.raymond
Report Time	1/26/2021 10:42:03 AM	**Reporter Name**	ryan.raymond
Last Calib Update	1/22/2021 9:39:22 AM	**Batch State**	Processed
Quant Batch Version	10.0	**Quant Report Version**	10.0

EPTC

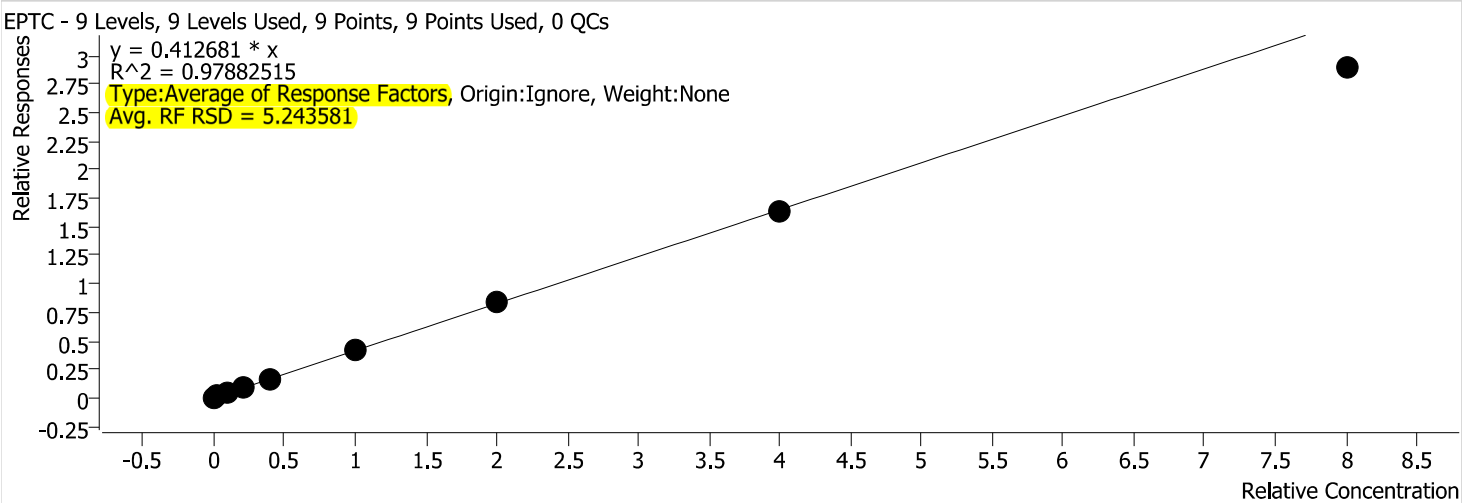

Calibration STD Path	Cal Type	Level	Enabled	Resp.	Exp. Conc	Resp. Factor
\\WSCIXIGCMS16\InstData\GCMS16\DATA\2021\012121_525.2\GCMS16_01212117.D	Calibration	0.05	x	3801	0.0500	0.4017
\\WSCIXIGCMS16\InstData\GCMS16\DATA\2021\012121_525.2\GCMS16_01212116.D	Calibration	0.1	x	8080	0.1000	0.4360
\\WSCIXIGCMS16\InstData\GCMS16\DATA\2021\012121_525.2\GCMS16_01212115.D	Calibration	0.5	x	40456	0.5000	0.4241
\\WSCIXIGCMS16\InstData\GCMS16\DATA\2021\012121_525.2\GCMS16_01212114.D	Calibration	1	x	73750	1.0000	0.4098
\\WSCIXIGCMS16\InstData\GCMS16\DATA\2021\012121_525.2\GCMS16_01212113.D	Calibration	2	x	156382	2.0000	0.4232
\\WSCIXIGCMS16\InstData\GCMS16\DATA\2021\012121_525.2\GCMS16_01212112.D	Calibration	5	x	381814	5.0000	0.4268
\\WSCIXIGCMS16\InstData\GCMS16\DATA\2021\012121_525.2\GCMS16_01212111.D	Calibration	10	x	745220	10.0000	0.4191
\\WSCIXIGCMS16\InstData\GCMS16\DATA\2021\012121_525.2\GCMS16_01212110.D	Calibration	20	x	1568951	20.0000	0.4116
\\WSCIXIGCMS16\InstData\GCMS16\DATA\2021\012121_525.2\GCMS16_01212109.D	Calibration	40	x	2690432	40.0000	0.3618

Quantitative Analysis Results With Qualifier Ratio Report

Batch Path	\\WSCIXIGCMS16\InstData\GCMS16\DATA\2021\012121_525.2\QuantResults\012121_525.2.batch.bin		
Analysis Time	1/26/2021 10:40:20 AM	**Analyst Name**	WECK\ryan.raymond
Report Time	1/26/2021 10:42:03 AM	**Reporter Name**	ryan.raymond
Last Calib Update	1/22/2021 9:39:22 AM	**Batch State**	Processed
Quant Batch Version	10.0	**Quant Report Version**	10.0

Dimethyl phthalate

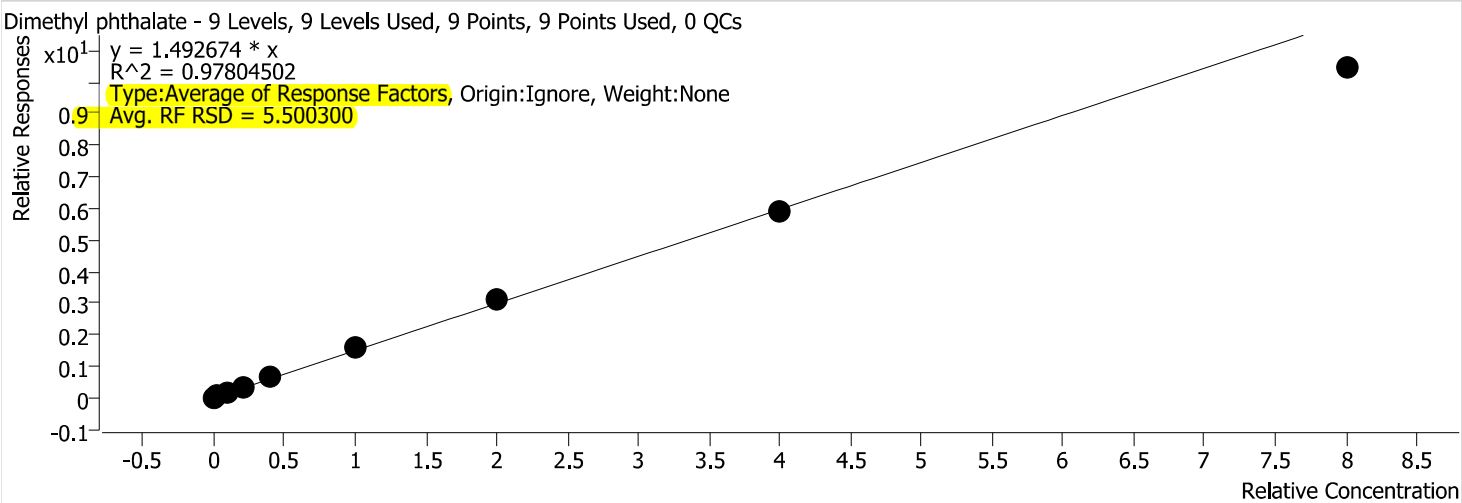

Calibration STD Path	Cal Type	Level	Enabled	Resp.	Exp. Conc	Resp. Factor
\\WSCIXIGCMS16\InstData\GCMS16\DATA\2021\012121_525.2\GCMS16_01212117.D	Calibration	0.05	x	13655	0.0500	1.4432
\\WSCIXIGCMS16\InstData\GCMS16\DATA\2021\012121_525.2\GCMS16_01212116.D	Calibration	0.1	x	27459	0.1000	1.4817
\\WSCIXIGCMS16\InstData\GCMS16\DATA\2021\012121_525.2\GCMS16_01212115.D	Calibration	0.5	x	147709	0.5000	1.5485
\\WSCIXIGCMS16\InstData\GCMS16\DATA\2021\012121_525.2\GCMS16_01212114.D	Calibration	1	x	269329	1.0000	1.4967
\\WSCIXIGCMS16\InstData\GCMS16\DATA\2021\012121_525.2\GCMS16_01212113.D	Calibration	2	x	580605	2.0000	1.5712
\\WSCIXIGCMS16\InstData\GCMS16\DATA\2021\012121_525.2\GCMS16_01212112.D	Calibration	5	x	1398353	5.0000	1.5630
\\WSCIXIGCMS16\InstData\GCMS16\DATA\2021\012121_525.2\GCMS16_01212111.D	Calibration	10	x	2737205	10.0000	1.5395
\\WSCIXIGCMS16\InstData\GCMS16\DATA\2021\012121_525.2\GCMS16_01212110.D	Calibration	20	x	5657862	20.0000	1.4843
\\WSCIXIGCMS16\InstData\GCMS16\DATA\2021\012121_525.2\GCMS16_01212109.D	Calibration	40	x	9712908	40.0000	1.3060

Quantitative Analysis Results With Qualifier Ratio Report

Batch Path	\\WSCIXIGCMS16\InstData\GCMS16\DATA\2021\012121_525.2\QuantResults\012121_525.2.batch.bin		
Analysis Time	1/26/2021 10:40:20 AM	**Analyst Name**	WECK\ryan.raymond
Report Time	1/26/2021 10:42:03 AM	**Reporter Name**	ryan.raymond
Last Calib Update	1/22/2021 9:39:22 AM	**Batch State**	Processed
Quant Batch Version	10.0	**Quant Report Version**	10.0

Acenaphthylene

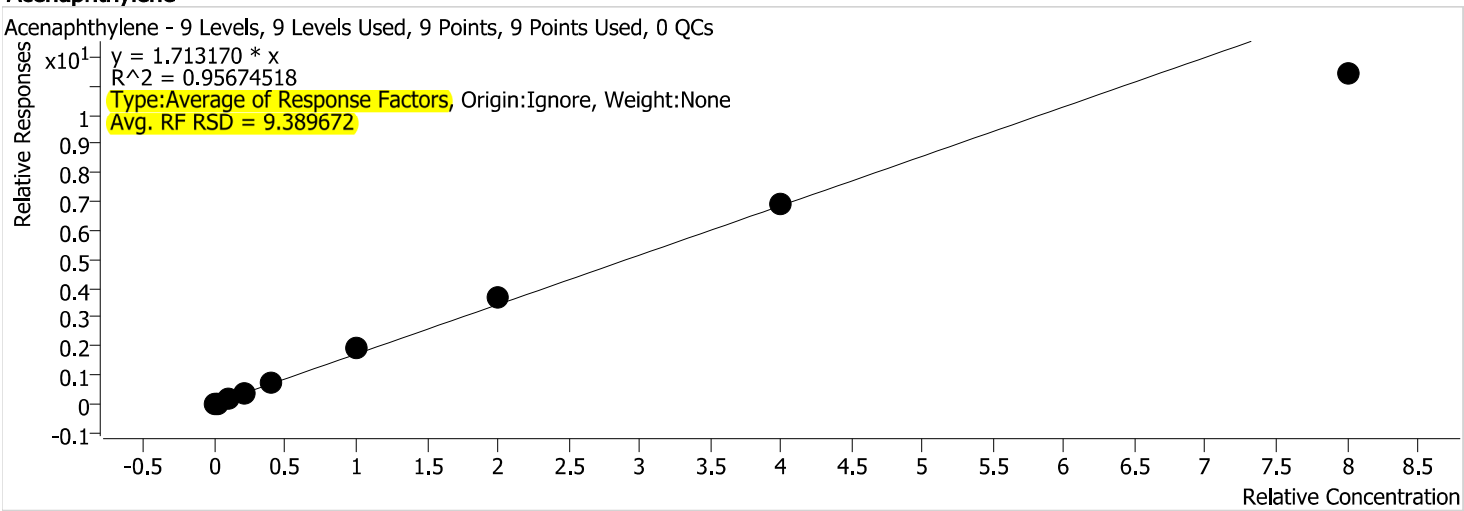

Calibration STD Path	Cal Type	Level	Enabled	Resp.	Exp. Conc	Resp. Factor
\\WSCIXIGCMS16\InstData\GCMS16\DATA\2021\012121_525.2\GCMS16_01212117.D	Calibration	0.05	x	15135	0.0500	1.5997
\\WSCIXIGCMS16\InstData\GCMS16\DATA\2021\012121_525.2\GCMS16_01212116.D	Calibration	0.1	x	28458	0.1000	1.5356
\\WSCIXIGCMS16\InstData\GCMS16\DATA\2021\012121_525.2\GCMS16_01212115.D	Calibration	0.5	x	167896	0.5000	1.7601
\\WSCIXIGCMS16\InstData\GCMS16\DATA\2021\012121_525.2\GCMS16_01212114.D	Calibration	1	x	319366	1.0000	1.7747
\\WSCIXIGCMS16\InstData\GCMS16\DATA\2021\012121_525.2\GCMS16_01212113.D	Calibration	2	x	690826	2.0000	1.8695
\\WSCIXIGCMS16\InstData\GCMS16\DATA\2021\012121_525.2\GCMS16_01212112.D	Calibration	5	x	1698653	5.0000	1.8986
\\WSCIXIGCMS16\InstData\GCMS16\DATA\2021\012121_525.2\GCMS16_01212111.D	Calibration	10	x	3263532	10.0000	1.8355
\\WSCIXIGCMS16\InstData\GCMS16\DATA\2021\012121_525.2\GCMS16_01212110.D	Calibration	20	x	6553270	20.0000	1.7193
\\WSCIXIGCMS16\InstData\GCMS16\DATA\2021\012121_525.2\GCMS16_01212109.D	Calibration	40	x	10601812	40.0000	1.4255

Quantitative Analysis Results With Qualifier Ratio Report

Batch Path	\\WSCIXIGCMS16\InstData\GCMS16\DATA\2021\012121_525.2\QuantResults\012121_525.2.batch.bin		
Analysis Time	1/26/2021 10:40:20 AM	**Analyst Name**	WECK\ryan.raymond
Report Time	1/26/2021 10:42:03 AM	**Reporter Name**	ryan.raymond
Last Calib Update	1/22/2021 9:39:22 AM	**Batch State**	Processed
Quant Batch Version	10.0	**Quant Report Version**	10.0

Acenaphthene

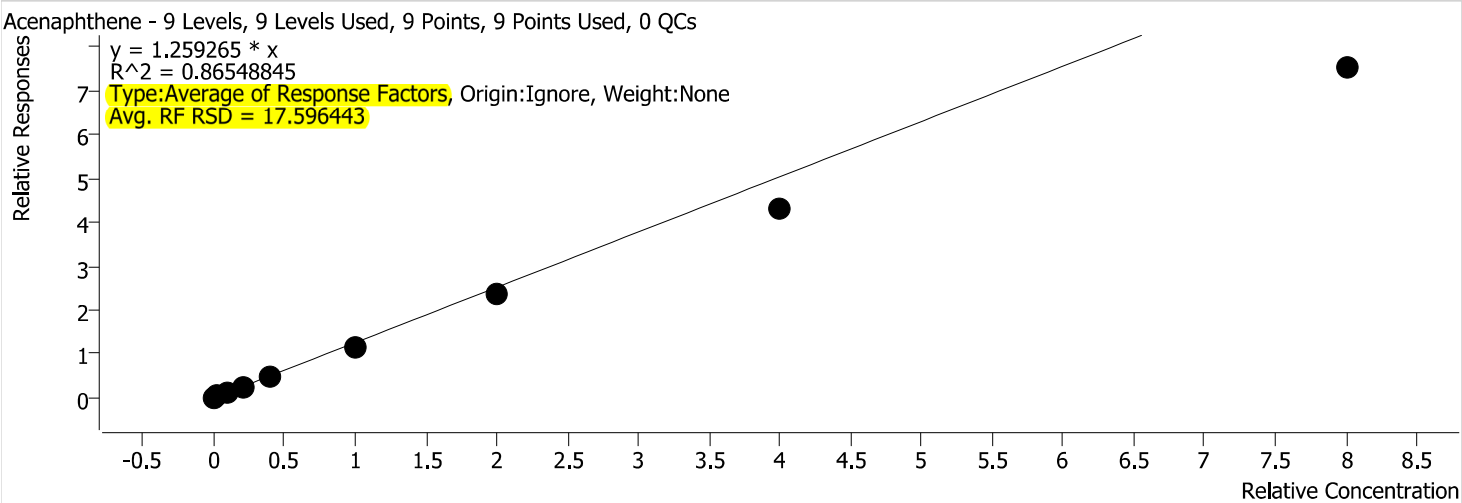

Calibration STD Path	Cal Type	Level	Enabled	Resp.	Exp. Conc	Resp. Factor
\\WSCIXIGCMS16\InstData\GCMS16\DATA\2021\012121_525.2\GCMS16_01212117.D	Calibration	0.05	x	16092	0.0500	1.7008
\\WSCIXIGCMS16\InstData\GCMS16\DATA\2021\012121_525.2\GCMS16_01212116.D	Calibration	0.1	x	27260	0.1000	1.4709
\\WSCIXIGCMS16\InstData\GCMS16\DATA\2021\012121_525.2\GCMS16_01212115.D	Calibration	0.5	x	126303	0.5000	1.3241
\\WSCIXIGCMS16\InstData\GCMS16\DATA\2021\012121_525.2\GCMS16_01212114.D	Calibration	1	x	220286	1.0000	1.2241
\\WSCIXIGCMS16\InstData\GCMS16\DATA\2021\012121_525.2\GCMS16_01212113.D	Calibration	2	x	456662	2.0000	1.2358
\\WSCIXIGCMS16\InstData\GCMS16\DATA\2021\012121_525.2\GCMS16_01212112.D	Calibration	5	x	1056551	5.0000	1.1809
\\WSCIXIGCMS16\InstData\GCMS16\DATA\2021\012121_525.2\GCMS16_01212111.D	Calibration	10	x	2088432	10.0000	1.1746
\\WSCIXIGCMS16\InstData\GCMS16\DATA\2021\012121_525.2\GCMS16_01212110.D	Calibration	20	x	4130597	20.0000	1.0837
\\WSCIXIGCMS16\InstData\GCMS16\DATA\2021\012121_525.2\GCMS16_01212109.D	Calibration	40	x	6979323	40.0000	0.9384

Quantitative Analysis Results With Qualifier Ratio Report

Batch Path	\\WSCIXIGCMS16\InstData\GCMS16\DATA\2021\012121_525.2\QuantResults\012121_525.2.batch.bin		
Analysis Time	1/26/2021 10:40:20 AM	**Analyst Name**	WECK\ryan.raymond
Report Time	1/26/2021 10:42:03 AM	**Reporter Name**	ryan.raymond
Last Calib Update	1/22/2021 9:39:22 AM	**Batch State**	Processed
Quant Batch Version	10.0	**Quant Report Version**	10.0

Molinate

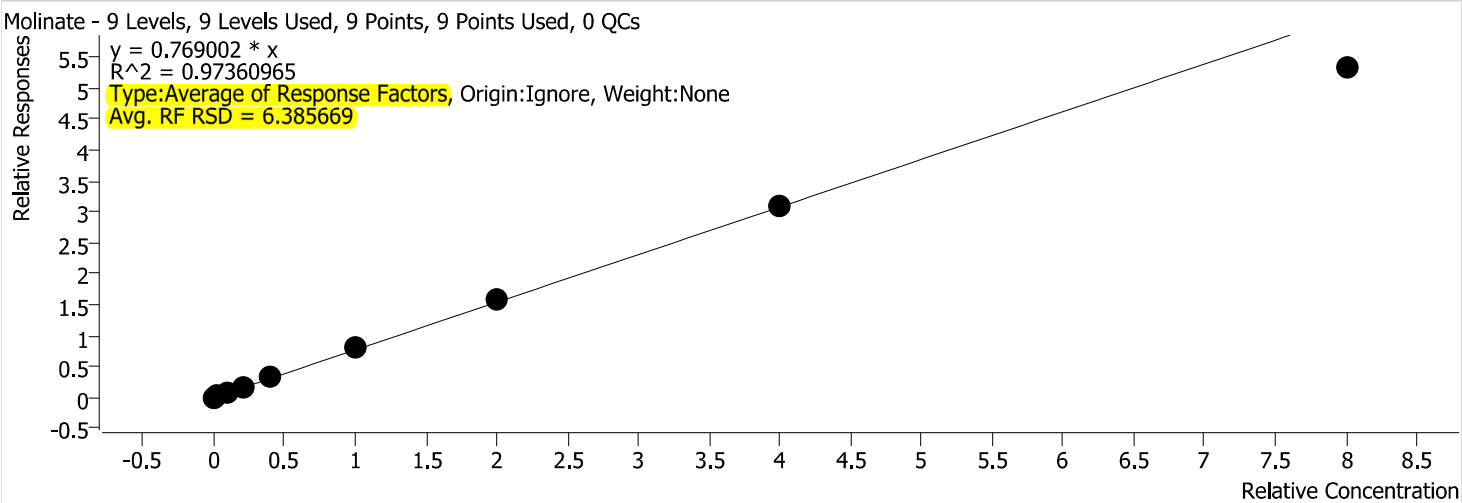

Calibration STD Path	Cal Type	Level	Enabled	Resp.	Exp. Conc	Resp. Factor
\\WSCIXIGCMS16\InstData\GCMS16\DATA\2021\012121_525.2\GCMS16_01212117.D	Calibration	0.05	x	6748	0.0500	0.7132
\\WSCIXIGCMS16\InstData\GCMS16\DATA\2021\012121_525.2\GCMS16_01212116.D	Calibration	0.1	x	14799	0.1000	0.7985
\\WSCIXIGCMS16\InstData\GCMS16\DATA\2021\012121_525.2\GCMS16_01212115.D	Calibration	0.5	x	74690	0.5000	0.7830
\\WSCIXIGCMS16\InstData\GCMS16\DATA\2021\012121_525.2\GCMS16_01212114.D	Calibration	1	x	140188	1.0000	0.7790
\\WSCIXIGCMS16\InstData\GCMS16\DATA\2021\012121_525.2\GCMS16_01212113.D	Calibration	2	x	302553	2.0000	0.8188
\\WSCIXIGCMS16\InstData\GCMS16\DATA\2021\012121_525.2\GCMS16_01212112.D	Calibration	5	x	717145	5.0000	0.8016
\\WSCIXIGCMS16\InstData\GCMS16\DATA\2021\012121_525.2\GCMS16_01212111.D	Calibration	10	x	1407813	10.0000	0.7918
\\WSCIXIGCMS16\InstData\GCMS16\DATA\2021\012121_525.2\GCMS16_01212110.D	Calibration	20	x	2937803	20.0000	0.7707
\\WSCIXIGCMS16\InstData\GCMS16\DATA\2021\012121_525.2\GCMS16_01212109.D	Calibration	40	x	4941079	40.0000	0.6644

Quantitative Analysis Results With Qualifier Ratio Report

Batch Path	\\WSCIXIGCMS16\InstData\GCMS16\DATA\2021\012121_525.2\QuantResults\012121_525.2.batch.bin		
Analysis Time	1/26/2021 10:40:20 AM	**Analyst Name**	WECK\ryan.raymond
Report Time	1/26/2021 10:42:03 AM	**Reporter Name**	ryan.raymond
Last Calib Update	1/22/2021 9:39:22 AM	**Batch State**	Processed
Quant Batch Version	10.0	**Quant Report Version**	10.0

Diethyl phthalate

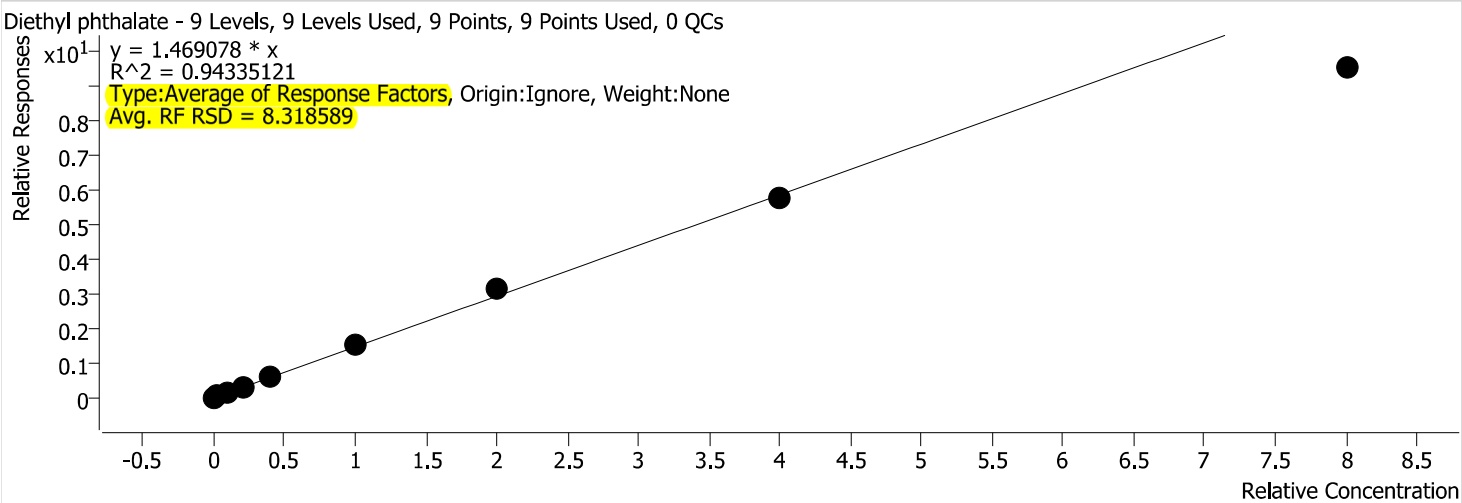

Calibration STD Path	Cal Type	Level	Enabled	Resp.	Exp. Conc	Resp. Factor
\\WSCIXIGCMS16\InstData\GCMS16\DATA\2021\012121_525.2\GCMS16_01212117.D	Calibration	0.05	x	13650	0.0500	1.4427
\\WSCIXIGCMS16\InstData\GCMS16\DATA\2021\012121_525.2\GCMS16_01212116.D	Calibration	0.1	x	26079	0.1000	1.4072
\\WSCIXIGCMS16\InstData\GCMS16\DATA\2021\012121_525.2\GCMS16_01212115.D	Calibration	0.5	x	145325	0.5000	1.5235
\\WSCIXIGCMS16\InstData\GCMS16\DATA\2021\012121_525.2\GCMS16_01212114.D	Calibration	1	x	267220	1.0000	1.4849
\\WSCIXIGCMS16\InstData\GCMS16\DATA\2021\012121_525.2\GCMS16_01212113.D	Calibration	2	x	588478	2.0000	1.5925
\\WSCIXIGCMS16\InstData\GCMS16\DATA\2021\012121_525.2\GCMS16_01212112.D	Calibration	5	x	1390932	5.0000	1.5547
\\WSCIXIGCMS16\InstData\GCMS16\DATA\2021\012121_525.2\GCMS16_01212111.D	Calibration	10	x	2807655	10.0000	1.5791
\\WSCIXIGCMS16\InstData\GCMS16\DATA\2021\012121_525.2\GCMS16_01212110.D	Calibration	20	x	5505755	20.0000	1.4444
\\WSCIXIGCMS16\InstData\GCMS16\DATA\2021\012121_525.2\GCMS16_01212109.D	Calibration	40	x	8869502	40.0000	1.1926

Quantitative Analysis Results With Qualifier Ratio Report

Batch Path	\\WSCIXIGCMS16\InstData\GCMS16\DATA\2021\012121_525.2\QuantResults\012121_525.2.batch.bin		
Analysis Time	1/26/2021 10:40:20 AM	**Analyst Name**	WECK\ryan.raymond
Report Time	1/26/2021 10:42:03 AM	**Reporter Name**	ryan.raymond
Last Calib Update	1/22/2021 9:39:22 AM	**Batch State**	Processed
Quant Batch Version	10.0	**Quant Report Version**	10.0

Fluorene

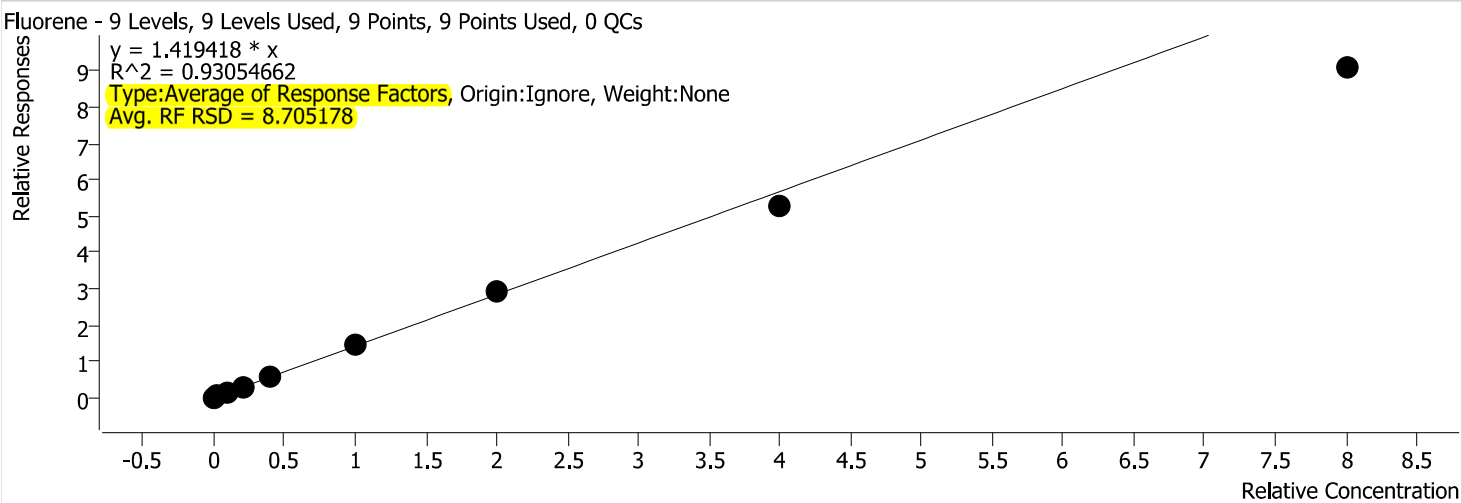

Calibration STD Path	Cal Type	Level	Enabled	Resp.	Exp. Conc	Resp. Factor
\\WSCIXIGCMS16\InstData\GCMS16\DATA\2021\012121_525.2\GCMS16_01212117.D	Calibration	0.05	x	13443	0.0500	1.4209
\\WSCIXIGCMS16\InstData\GCMS16\DATA\2021\012121_525.2\GCMS16_01212116.D	Calibration	0.1	x	26562	0.1000	1.4333
\\WSCIXIGCMS16\InstData\GCMS16\DATA\2021\012121_525.2\GCMS16_01212115.D	Calibration	0.5	x	146721	0.5000	1.5381
\\WSCIXIGCMS16\InstData\GCMS16\DATA\2021\012121_525.2\GCMS16_01212114.D	Calibration	1	x	265108	1.0000	1.4732
\\WSCIXIGCMS16\InstData\GCMS16\DATA\2021\012121_525.2\GCMS16_01212113.D	Calibration	2	x	556529	2.0000	1.5061
\\WSCIXIGCMS16\InstData\GCMS16\DATA\2021\012121_525.2\GCMS16_01212112.D	Calibration	5	x	1322751	5.0000	1.4785
\\WSCIXIGCMS16\InstData\GCMS16\DATA\2021\012121_525.2\GCMS16_01212111.D	Calibration	10	x	2614486	10.0000	1.4705
\\WSCIXIGCMS16\InstData\GCMS16\DATA\2021\012121_525.2\GCMS16_01212110.D	Calibration	20	x	5033059	20.0000	1.3204
\\WSCIXIGCMS16\InstData\GCMS16\DATA\2021\012121_525.2\GCMS16_01212109.D	Calibration	40	x	8432521	40.0000	1.1338

Quantitative Analysis Results With Qualifier Ratio Report

Batch Path	\\WSCIXIGCMS16\InstData\GCMS16\DATA\2021\012121_525.2\QuantResults\012121_525.2.batch.bin		
Analysis Time	1/26/2021 10:40:20 AM	**Analyst Name**	WECK\ryan.raymond
Report Time	1/26/2021 10:42:03 AM	**Reporter Name**	ryan.raymond
Last Calib Update	1/22/2021 9:39:22 AM	**Batch State**	Processed
Quant Batch Version	10.0	**Quant Report Version**	10.0

Chlorpropham

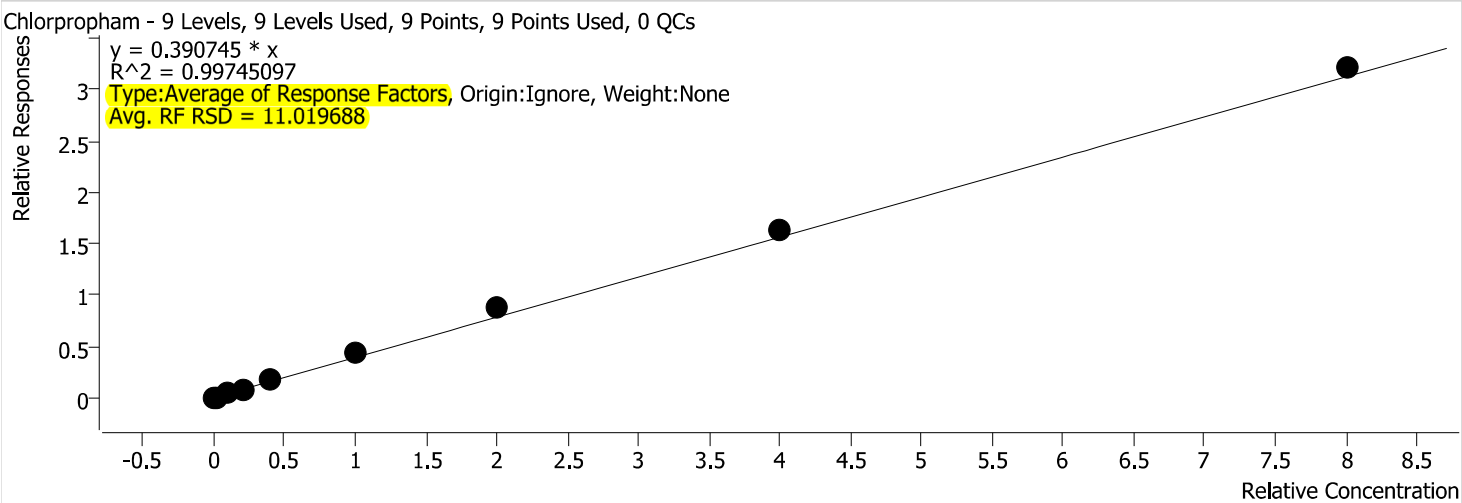

Calibration STD Path	Cal Type	Level	Enabled	Resp.	Exp. Conc	Resp. Factor
\\WSCIXIGCMS16\InstData\GCMS16\DATA\2021\012121_525.2\GCMS16_01212117.D	Calibration	0.05	x	3062	0.0500	0.3237
\\WSCIXIGCMS16\InstData\GCMS16\DATA\2021\012121_525.2\GCMS16_01212116.D	Calibration	0.1	x	5876	0.1000	0.3171
\\WSCIXIGCMS16\InstData\GCMS16\DATA\2021\012121_525.2\GCMS16_01212115.D	Calibration	0.5	x	37158	0.5000	0.3895
\\WSCIXIGCMS16\InstData\GCMS16\DATA\2021\012121_525.2\GCMS16_01212114.D	Calibration	1	x	70423	1.0000	0.3913
\\WSCIXIGCMS16\InstData\GCMS16\DATA\2021\012121_525.2\GCMS16_01212113.D	Calibration	2	x	153070	2.0000	0.4142
\\WSCIXIGCMS16\InstData\GCMS16\DATA\2021\012121_525.2\GCMS16_01212112.D	Calibration	5	x	385971	5.0000	0.4314
\\WSCIXIGCMS16\InstData\GCMS16\DATA\2021\012121_525.2\GCMS16_01212111.D	Calibration	10	x	777987	10.0000	0.4376
\\WSCIXIGCMS16\InstData\GCMS16\DATA\2021\012121_525.2\GCMS16_01212110.D	Calibration	20	x	1565248	20.0000	0.4106
\\WSCIXIGCMS16\InstData\GCMS16\DATA\2021\012121_525.2\GCMS16_01212109.D	Calibration	40	x	2983900	40.0000	0.4012

Quantitative Analysis Results With Qualifier Ratio Report

Batch Path	\\WSCIXIGCMS16\InstData\GCMS16\DATA\2021\012121_525.2\QuantResults\012121_525.2.batch.bin		
Analysis Time	1/26/2021 10:40:20 AM	**Analyst Name**	WECK\ryan.raymond
Report Time	1/26/2021 10:42:03 AM	**Reporter Name**	ryan.raymond
Last Calib Update	1/22/2021 9:39:22 AM	**Batch State**	Processed
Quant Batch Version	10.0	**Quant Report Version**	10.0

Dimethoate

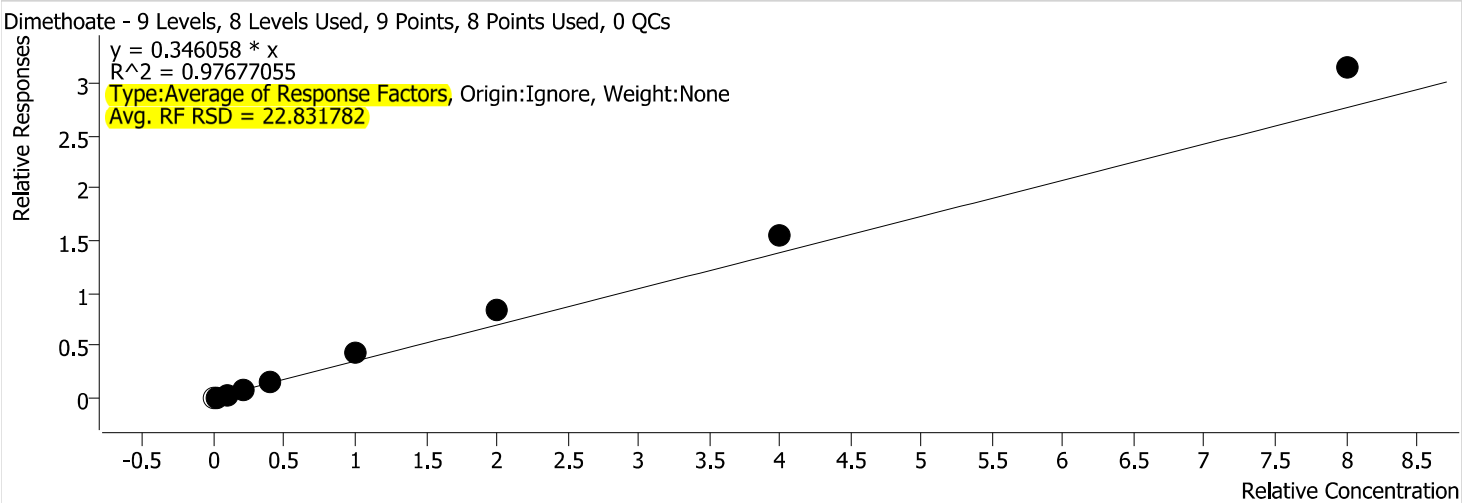

Calibration STD Path	Cal Type	Level	Enabled	Resp.	Exp. Conc	Resp. Factor
\\WSCIXIGCMS16\InstData\GCMS16\DATA\2021\012121_525.2\GCMS16_01212117.D	Calibration	0.05		2294	0.0500	0.2425
\\WSCIXIGCMS16\InstData\GCMS16\DATA\2021\012121_525.2\GCMS16_01212116.D	Calibration	0.1	x	3663	0.1000	0.1977
\\WSCIXIGCMS16\InstData\GCMS16\DATA\2021\012121_525.2\GCMS16_01212115.D	Calibration	0.5	x	25762	0.5000	0.2701
\\WSCIXIGCMS16\InstData\GCMS16\DATA\2021\012121_525.2\GCMS16_01212114.D	Calibration	1	x	56117	1.0000	0.3118
\\WSCIXIGCMS16\InstData\GCMS16\DATA\2021\012121_525.2\GCMS16_01212113.D	Calibration	2	x	138764	2.0000	0.3755
\\WSCIXIGCMS16\InstData\GCMS16\DATA\2021\012121_525.2\GCMS16_01212112.D	Calibration	5	x	371388	5.0000	0.4151
\\WSCIXIGCMS16\InstData\GCMS16\DATA\2021\012121_525.2\GCMS16_01212111.D	Calibration	10	x	743673	10.0000	0.4183
\\WSCIXIGCMS16\InstData\GCMS16\DATA\2021\012121_525.2\GCMS16_01212110.D	Calibration	20	x	1473820	20.0000	0.3867
\\WSCIXIGCMS16\InstData\GCMS16\DATA\2021\012121_525.2\GCMS16_01212109.D	Calibration	40	x	2925242	40.0000	0.3933

Quantitative Analysis Results With Qualifier Ratio Report

Batch Path	\\WSCIXIGCMS16\InstData\GCMS16\DATA\2021\012121_525.2\QuantResults\012121_525.2.batch.bin		
Analysis Time	1/26/2021 10:40:20 AM	**Analyst Name**	WECK\ryan.raymond
Report Time	1/26/2021 10:42:03 AM	**Reporter Name**	ryan.raymond
Last Calib Update	1/22/2021 9:39:22 AM	**Batch State**	Processed
Quant Batch Version	10.0	**Quant Report Version**	10.0

Prometon

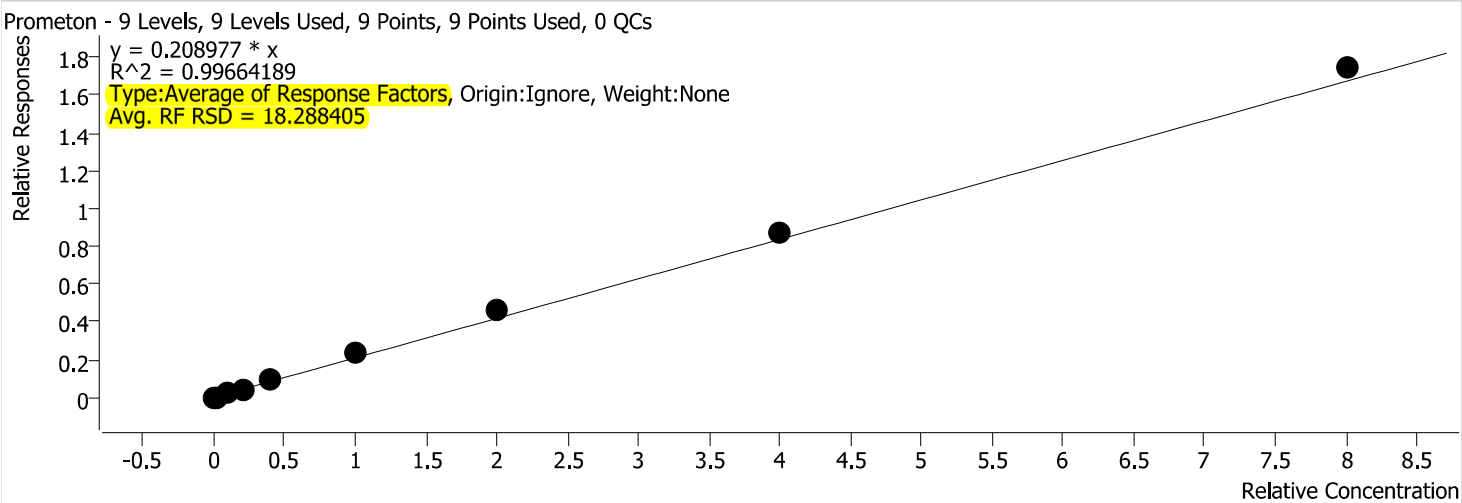

Calibration STD Path	Cal Type	Level	Enabled	Resp.	Exp. Conc	Resp. Factor
\\WSCIXIGCMS16\InstData\GCMS16\DATA\2021\012121_525.2\GCMS16_01212117.D	Calibration	0.05	x	1994	0.0500	0.1367
\\WSCIXIGCMS16\InstData\GCMS16\DATA\2021\012121_525.2\GCMS16_01212116.D	Calibration	0.1	x	4500	0.1000	0.1531
\\WSCIXIGCMS16\InstData\GCMS16\DATA\2021\012121_525.2\GCMS16_01212115.D	Calibration	0.5	x	32217	0.5000	0.2115
\\WSCIXIGCMS16\InstData\GCMS16\DATA\2021\012121_525.2\GCMS16_01212114.D	Calibration	1	x	65212	1.0000	0.2261
\\WSCIXIGCMS16\InstData\GCMS16\DATA\2021\012121_525.2\GCMS16_01212113.D	Calibration	2	x	142563	2.0000	0.2454
\\WSCIXIGCMS16\InstData\GCMS16\DATA\2021\012121_525.2\GCMS16_01212112.D	Calibration	5	x	346535	5.0000	0.2418
\\WSCIXIGCMS16\InstData\GCMS16\DATA\2021\012121_525.2\GCMS16_01212111.D	Calibration	10	x	673927	10.0000	0.2315
\\WSCIXIGCMS16\InstData\GCMS16\DATA\2021\012121_525.2\GCMS16_01212110.D	Calibration	20	x	1359921	20.0000	0.2169
\\WSCIXIGCMS16\InstData\GCMS16\DATA\2021\012121_525.2\GCMS16_01212109.D	Calibration	40	x	2480448	40.0000	0.2176

Quantitative Analysis Results With Qualifier Ratio Report

Batch Path	\\WSCIXIGCMS16\InstData\GCMS16\DATA\2021\012121_525.2\QuantResults\012121_525.2.batch.bin		
Analysis Time	1/26/2021 10:40:20 AM	**Analyst Name**	WECK\ryan.raymond
Report Time	1/26/2021 10:42:03 AM	**Reporter Name**	ryan.raymond
Last Calib Update	1/22/2021 9:39:22 AM	**Batch State**	Processed
Quant Batch Version	10.0	**Quant Report Version**	10.0

Simazine

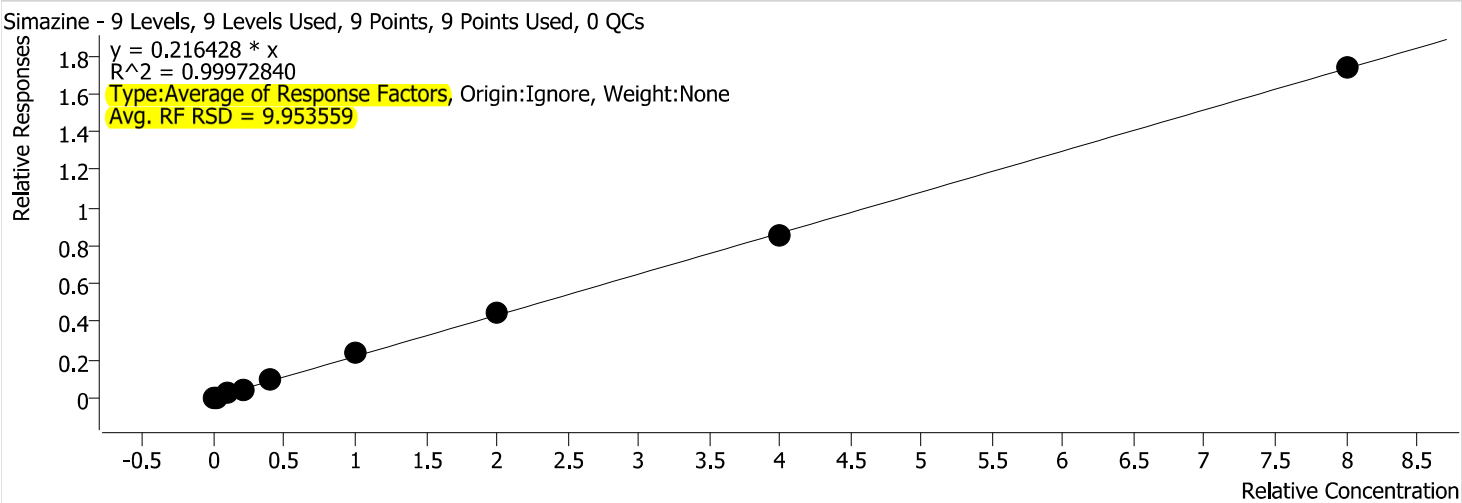

Calibration STD Path	Cal Type	Level	Enabled	Resp.	Exp. Conc	Resp. Factor
\\WSCIXIGCMS16\InstData\GCMS16\DATA\2021\012121_525.2\GCMS16_01212117.D	Calibration	0.05	x	2587	0.0500	0.1774
\\WSCIXIGCMS16\InstData\GCMS16\DATA\2021\012121_525.2\GCMS16_01212116.D	Calibration	0.1	x	5435	0.1000	0.1850
\\WSCIXIGCMS16\InstData\GCMS16\DATA\2021\012121_525.2\GCMS16_01212115.D	Calibration	0.5	x	34996	0.5000	0.2298
\\WSCIXIGCMS16\InstData\GCMS16\DATA\2021\012121_525.2\GCMS16_01212114.D	Calibration	1	x	66475	1.0000	0.2305
\\WSCIXIGCMS16\InstData\GCMS16\DATA\2021\012121_525.2\GCMS16_01212113.D	Calibration	2	x	138599	2.0000	0.2385
\\WSCIXIGCMS16\InstData\GCMS16\DATA\2021\012121_525.2\GCMS16_01212112.D	Calibration	5	x	333811	5.0000	0.2329
\\WSCIXIGCMS16\InstData\GCMS16\DATA\2021\012121_525.2\GCMS16_01212111.D	Calibration	10	x	651024	10.0000	0.2236
\\WSCIXIGCMS16\InstData\GCMS16\DATA\2021\012121_525.2\GCMS16_01212110.D	Calibration	20	x	1337255	20.0000	0.2133
\\WSCIXIGCMS16\InstData\GCMS16\DATA\2021\012121_525.2\GCMS16_01212109.D	Calibration	40	x	2470460	40.0000	0.2168

Quantitative Analysis Results With Qualifier Ratio Report

Batch Path	\\WSCIXIGCMS16\InstData\GCMS16\DATA\2021\012121_525.2\QuantResults\012121_525.2.batch.bin		
Analysis Time	1/26/2021 10:40:20 AM	**Analyst Name**	WECK\ryan.raymond
Report Time	1/26/2021 10:42:03 AM	**Reporter Name**	ryan.raymond
Last Calib Update	1/22/2021 9:39:22 AM	**Batch State**	Processed
Quant Batch Version	10.0	**Quant Report Version**	10.0

Atrazine

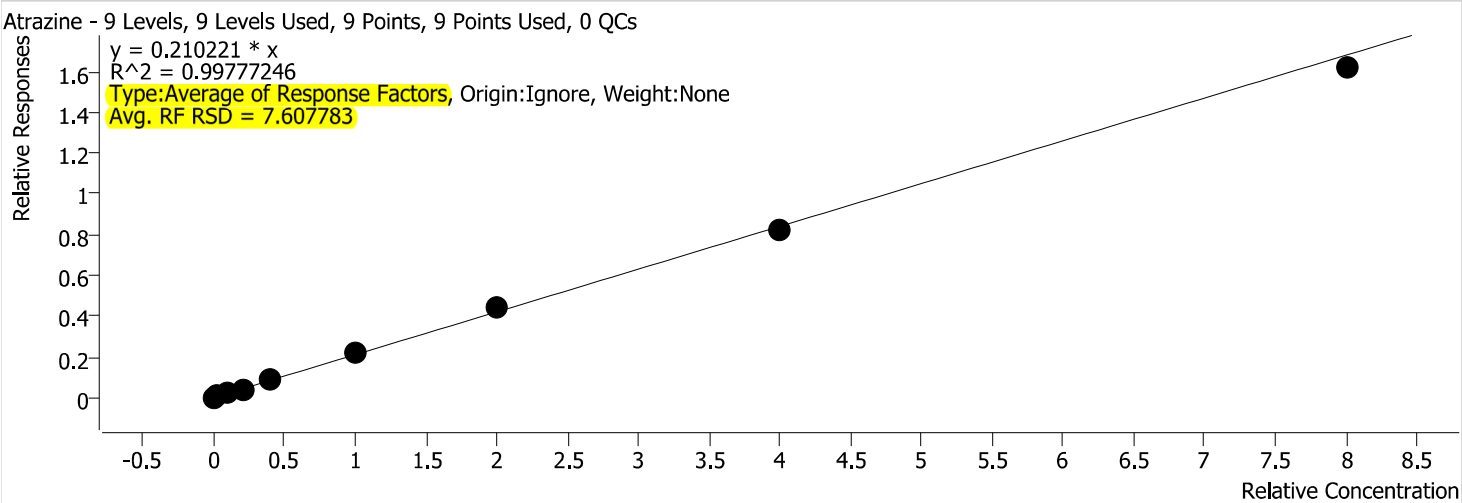

Calibration STD Path	Cal Type	Level	Enabled	Resp.	Exp. Conc	Resp. Factor
\\WSCIXIGCMS16\InstData\GCMS16\DATA\2021\012121_525.2\GCMS16_01212117.D	Calibration	0.05	x	1659	0.0500	0.1754
\\WSCIXIGCMS16\InstData\GCMS16\DATA\2021\012121_525.2\GCMS16_01212116.D	Calibration	0.1	x	3753	0.1000	0.2025
\\WSCIXIGCMS16\InstData\GCMS16\DATA\2021\012121_525.2\GCMS16_01212115.D	Calibration	0.5	x	21406	0.5000	0.2244
\\WSCIXIGCMS16\InstData\GCMS16\DATA\2021\012121_525.2\GCMS16_01212114.D	Calibration	1	x	38614	1.0000	0.2146
\\WSCIXIGCMS16\InstData\GCMS16\DATA\2021\012121_525.2\GCMS16_01212113.D	Calibration	2	x	81251	2.0000	0.2199
\\WSCIXIGCMS16\InstData\GCMS16\DATA\2021\012121_525.2\GCMS16_01212112.D	Calibration	5	x	201747	5.0000	0.2255
\\WSCIXIGCMS16\InstData\GCMS16\DATA\2021\012121_525.2\GCMS16_01212111.D	Calibration	10	x	394764	10.0000	0.2220
\\WSCIXIGCMS16\InstData\GCMS16\DATA\2021\012121_525.2\GCMS16_01212110.D	Calibration	20	x	783378	20.0000	0.2055
\\WSCIXIGCMS16\InstData\GCMS16\DATA\2021\012121_525.2\GCMS16_01212109.D	Calibration	40	x	1503906	40.0000	0.2022

Quantitative Analysis Results With Qualifier Ratio Report

Batch Path	\\WSCIXIGCMS16\InstData\GCMS16\DATA\2021\012121_525.2\QuantResults\012121_525.2.batch.bin		
Analysis Time	1/26/2021 10:40:20 AM	**Analyst Name**	WECK\ryan.raymond
Report Time	1/26/2021 10:42:03 AM	**Reporter Name**	ryan.raymond
Last Calib Update	1/22/2021 9:39:22 AM	**Batch State**	Processed
Quant Batch Version	10.0	**Quant Report Version**	10.0

Pentachloronitrobenzene

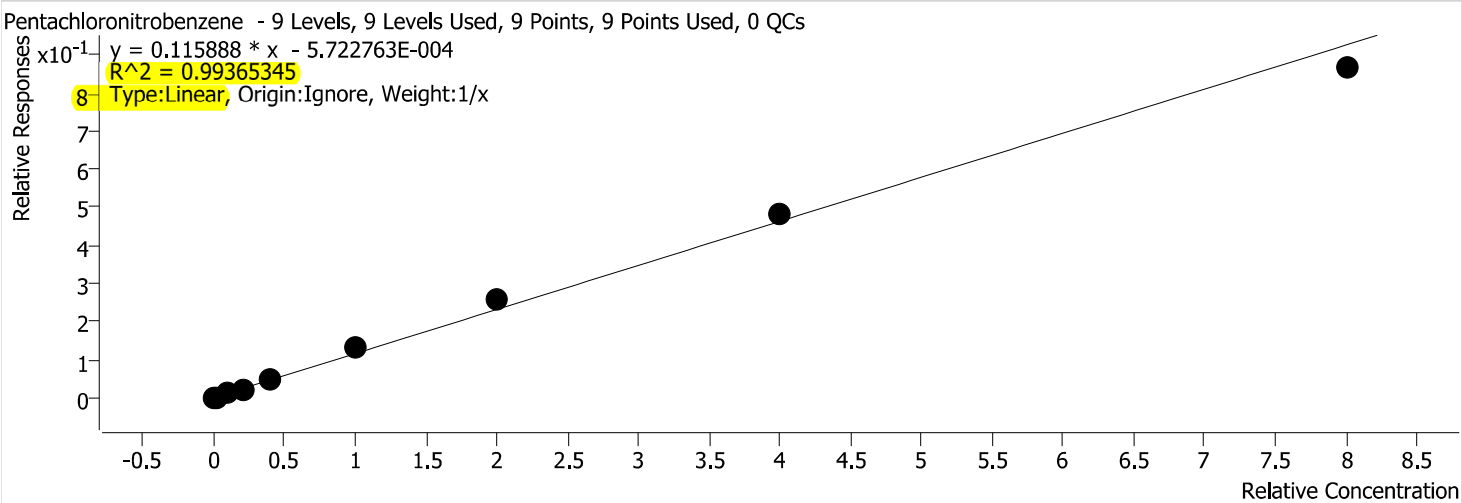

Calibration STD Path	Cal Type	Level	Enabled	Resp.	Exp. Conc	Resp. Factor
\\WSCIXIGCMS16\InstData\GCMS16\DATA\2021\012121_525.2\GCMS16_01212117.D	Calibration	0.05	x	1398	0.0500	0.0799
\\WSCIXIGCMS16\InstData\GCMS16\DATA\2021\012121_525.2\GCMS16_01212116.D	Calibration	0.1	x	2341	0.1000	0.0660
\\WSCIXIGCMS16\InstData\GCMS16\DATA\2021\012121_525.2\GCMS16_01212115.D	Calibration	0.5	x	16218	0.5000	0.0909
\\WSCIXIGCMS16\InstData\GCMS16\DATA\2021\012121_525.2\GCMS16_01212114.D	Calibration	1	x	33745	1.0000	0.1002
\\WSCIXIGCMS16\InstData\GCMS16\DATA\2021\012121_525.2\GCMS16_01212113.D	Calibration	2	x	79976	2.0000	0.1193
\\WSCIXIGCMS16\InstData\GCMS16\DATA\2021\012121_525.2\GCMS16_01212112.D	Calibration	5	x	215324	5.0000	0.1312
\\WSCIXIGCMS16\InstData\GCMS16\DATA\2021\012121_525.2\GCMS16_01212111.D	Calibration	10	x	426752	10.0000	0.1297
\\WSCIXIGCMS16\InstData\GCMS16\DATA\2021\012121_525.2\GCMS16_01212110.D	Calibration	20	x	886557	20.0000	0.1207
\\WSCIXIGCMS16\InstData\GCMS16\DATA\2021\012121_525.2\GCMS16_01212109.D	Calibration	40	x	1555305	40.0000	0.1082

Quantitative Analysis Results With Qualifier Ratio Report

Batch Path	\\WSCIXIGCMS16\InstData\GCMS16\DATA\2021\012121_525.2\QuantResults\012121_525.2.batch.bin		
Analysis Time	1/26/2021 10:40:20 AM	**Analyst Name**	WECK\ryan.raymond
Report Time	1/26/2021 10:42:03 AM	**Reporter Name**	ryan.raymond
Last Calib Update	1/22/2021 9:39:22 AM	**Batch State**	Processed
Quant Batch Version	10.0	**Quant Report Version**	10.0

Pentachlorophenol

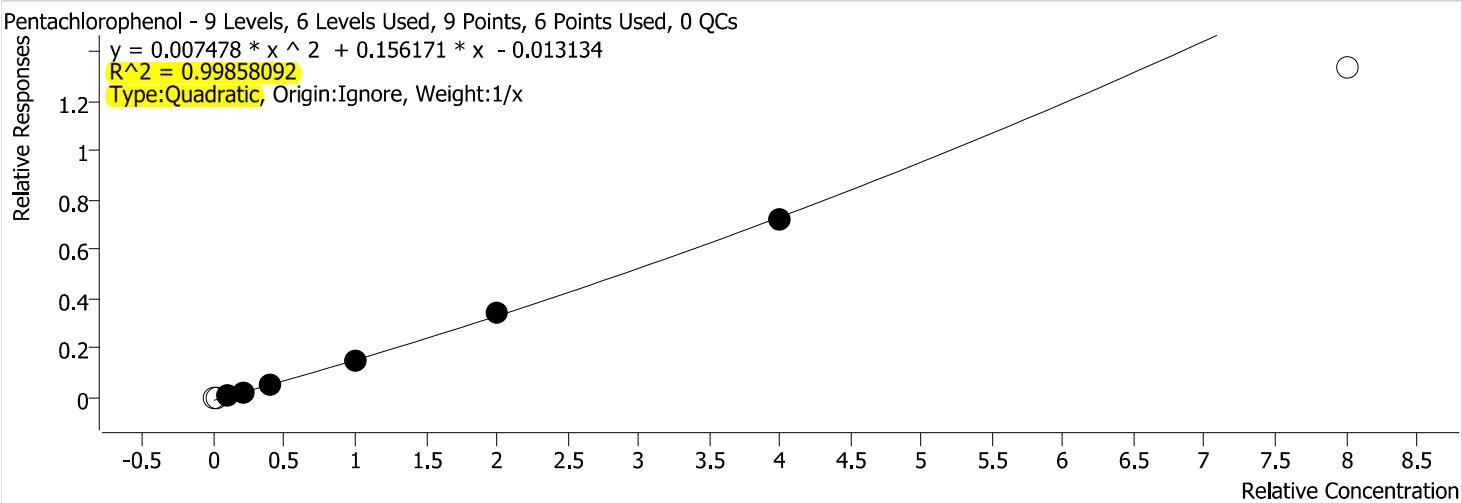

Calibration STD Path	Cal Type	Level	Enabled	Resp.	Exp. Conc	Resp. Factor
\\WSCIXIGCMS16\InstData\GCMS16\DATA\2021\012121_525.2\GCMS16_01212117.D	Calibration	0.05		249	0.0500	0.0171
\\WSCIXIGCMS16\InstData\GCMS16\DATA\2021\012121_525.2\GCMS16_01212116.D	Calibration	0.1		1096	0.1000	0.0373
\\WSCIXIGCMS16\InstData\GCMS16\DATA\2021\012121_525.2\GCMS16_01212115.D	Calibration	0.5	x	7985	0.5000	0.0524
\\WSCIXIGCMS16\InstData\GCMS16\DATA\2021\012121_525.2\GCMS16_01212114.D	Calibration	1	x	21074	1.0000	0.0731
\\WSCIXIGCMS16\InstData\GCMS16\DATA\2021\012121_525.2\GCMS16_01212113.D	Calibration	2	x	66587	2.0000	0.1146
\\WSCIXIGCMS16\InstData\GCMS16\DATA\2021\012121_525.2\GCMS16_01212112.D	Calibration	5	x	214759	5.0000	0.1499
\\WSCIXIGCMS16\InstData\GCMS16\DATA\2021\012121_525.2\GCMS16_01212111.D	Calibration	10	x	495604	10.0000	0.1703
\\WSCIXIGCMS16\InstData\GCMS16\DATA\2021\012121_525.2\GCMS16_01212110.D	Calibration	20	x	1138178	20.0000	0.1816
\\WSCIXIGCMS16\InstData\GCMS16\DATA\2021\012121_525.2\GCMS16_01212109.D	Calibration	40		1902805	40.0000	0.1669

Quantitative Analysis Results With Qualifier Ratio Report

Batch Path	\\WSCIXIGCMS16\InstData\GCMS16\DATA\2021\012121_525.2\QuantResults\012121_525.2.batch.bin		
Analysis Time	1/26/2021 10:40:20 AM	**Analyst Name**	WECK\ryan.raymond
Report Time	1/26/2021 10:42:03 AM	**Reporter Name**	ryan.raymond
Last Calib Update	1/22/2021 9:39:22 AM	**Batch State**	Processed
Quant Batch Version	10.0	**Quant Report Version**	10.0

Diazinon (Dimpylate)

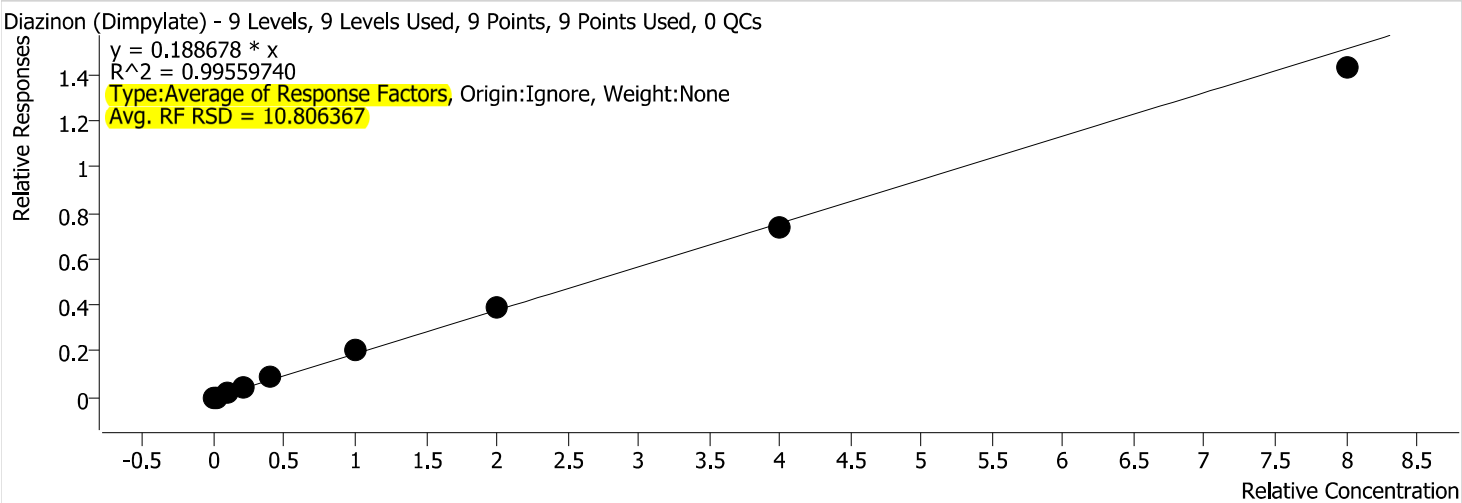

Calibration STD Path	Cal Type	Level	Enabled	Resp.	Exp. Conc	Resp. Factor
\\WSCIXIGCMS16\InstData\GCMS16\DATA\2021\012121_525.2\GCMS16_01212117.D	Calibration	0.05	x	2228	0.0500	0.1528
\\WSCIXIGCMS16\InstData\GCMS16\DATA\2021\012121_525.2\GCMS16_01212116.D	Calibration	0.1	x	4852	0.1000	0.1651
\\WSCIXIGCMS16\InstData\GCMS16\DATA\2021\012121_525.2\GCMS16_01212115.D	Calibration	0.5	x	30840	0.5000	0.2025
\\WSCIXIGCMS16\InstData\GCMS16\DATA\2021\012121_525.2\GCMS16_01212114.D	Calibration	1	x	57304	1.0000	0.1987
\\WSCIXIGCMS16\InstData\GCMS16\DATA\2021\012121_525.2\GCMS16_01212113.D	Calibration	2	x	125258	2.0000	0.2156
\\WSCIXIGCMS16\InstData\GCMS16\DATA\2021\012121_525.2\GCMS16_01212112.D	Calibration	5	x	293634	5.0000	0.2049
\\WSCIXIGCMS16\InstData\GCMS16\DATA\2021\012121_525.2\GCMS16_01212111.D	Calibration	10	x	572982	10.0000	0.1968
\\WSCIXIGCMS16\InstData\GCMS16\DATA\2021\012121_525.2\GCMS16_01212110.D	Calibration	20	x	1150252	20.0000	0.1835
\\WSCIXIGCMS16\InstData\GCMS16\DATA\2021\012121_525.2\GCMS16_01212109.D	Calibration	40	x	2031226	40.0000	0.1782

Quantitative Analysis Results With Qualifier Ratio Report

Batch Path	\\WSCIXIGCMS16\InstData\GCMS16\DATA\2021\012121_525.2\QuantResults\012121_525.2.batch.bin		
Analysis Time	1/26/2021 10:40:20 AM	**Analyst Name**	WECK\ryan.raymond
Report Time	1/26/2021 10:42:03 AM	**Reporter Name**	ryan.raymond
Last Calib Update	1/22/2021 9:39:22 AM	**Batch State**	Processed
Quant Batch Version	10.0	**Quant Report Version**	10.0

Phenanthrene

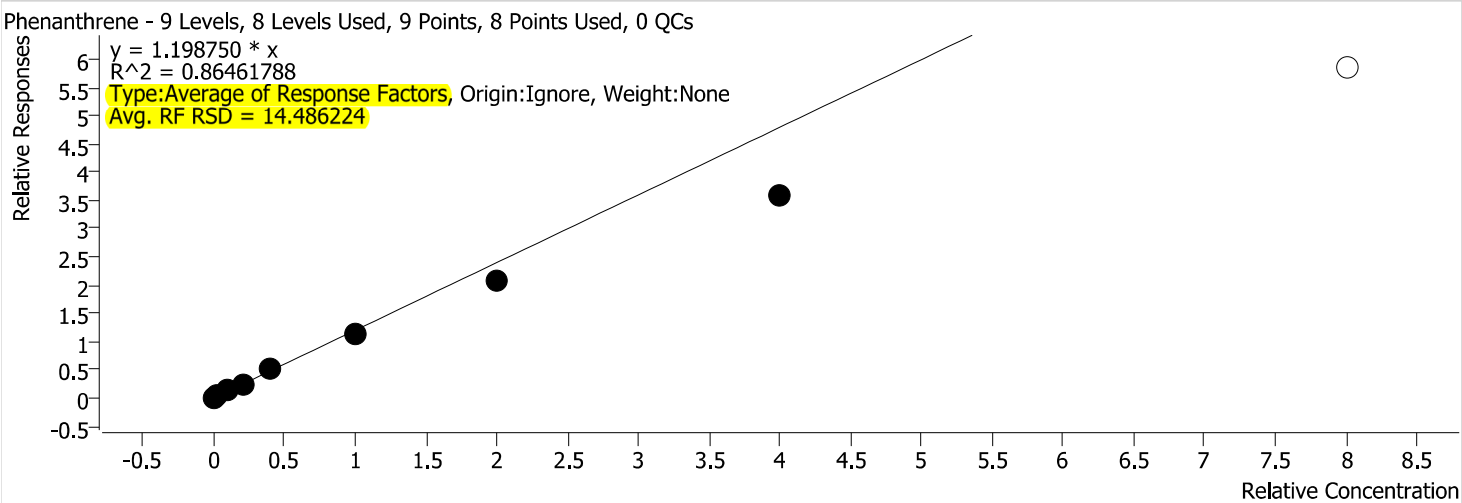

Calibration STD Path	Cal Type	Level	Enabled	Resp.	Exp. Conc	Resp. Factor
\\WSCIXIGCMS16\InstData\GCMS16\DATA\2021\012121_525.2\GCMS16_01212117.D	Calibration	0.05	x	25486	0.0500	1.4564
\\WSCIXIGCMS16\InstData\GCMS16\DATA\2021\012121_525.2\GCMS16_01212116.D	Calibration	0.1	x	47196	0.1000	1.3308
\\WSCIXIGCMS16\InstData\GCMS16\DATA\2021\012121_525.2\GCMS16_01212115.D	Calibration	0.5	x	228851	0.5000	1.2820
\\WSCIXIGCMS16\InstData\GCMS16\DATA\2021\012121_525.2\GCMS16_01212114.D	Calibration	1	x	404896	1.0000	1.2029
\\WSCIXIGCMS16\InstData\GCMS16\DATA\2021\012121_525.2\GCMS16_01212113.D	Calibration	2	x	832396	2.0000	1.2413
\\WSCIXIGCMS16\InstData\GCMS16\DATA\2021\012121_525.2\GCMS16_01212112.D	Calibration	5	x	1861215	5.0000	1.1345
\\WSCIXIGCMS16\InstData\GCMS16\DATA\2021\012121_525.2\GCMS16_01212111.D	Calibration	10	x	3434421	10.0000	1.0439
\\WSCIXIGCMS16\InstData\GCMS16\DATA\2021\012121_525.2\GCMS16_01212110.D	Calibration	20	x	6598491	20.0000	0.8981
\\WSCIXIGCMS16\InstData\GCMS16\DATA\2021\012121_525.2\GCMS16_01212109.D	Calibration	40		10494347	40.0000	0.7300

Quantitative Analysis Results With Qualifier Ratio Report

Batch Path	\\WSCIXIGCMS16\InstData\GCMS16\DATA\2021\012121_525.2\QuantResults\012121_525.2.batch.bin		
Analysis Time	1/26/2021 10:40:20 AM	**Analyst Name**	WECK\ryan.raymond
Report Time	1/26/2021 10:42:03 AM	**Reporter Name**	ryan.raymond
Last Calib Update	1/22/2021 9:39:22 AM	**Batch State**	Processed
Quant Batch Version	10.0	**Quant Report Version**	10.0

Disulfoton

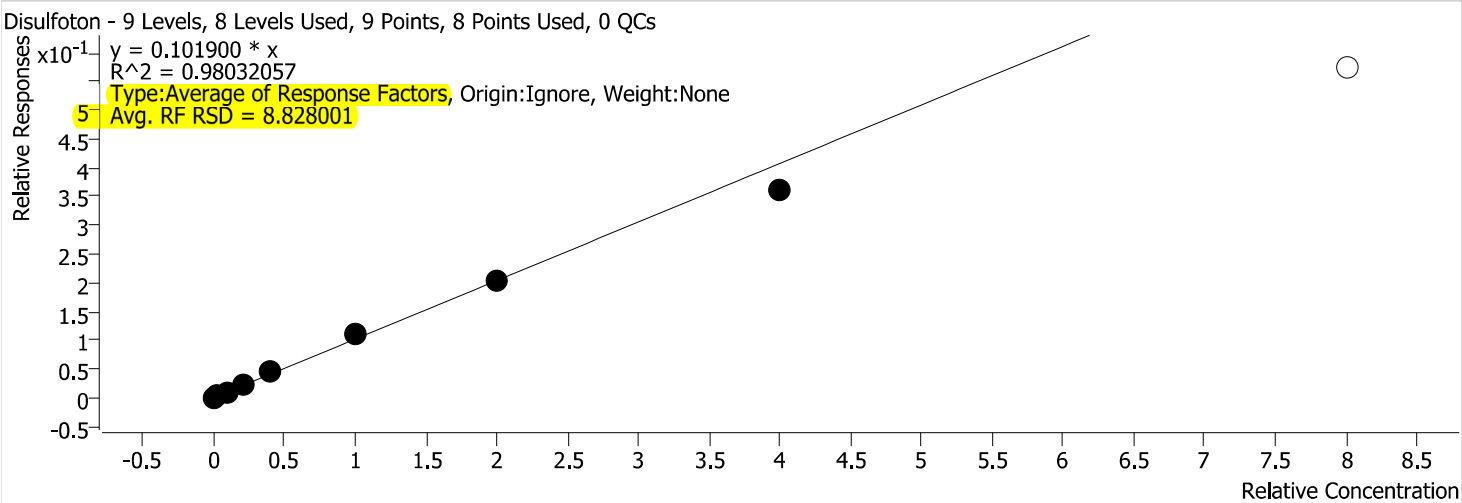

Calibration STD Path	Cal Type	Level	Enabled	Resp.	Exp. Conc	Resp. Factor
\\WSCIXIGCMS16\InstData\GCMS16\DATA\2021\012121_525.2\GCMS16_01212117.D	Calibration	0.05	x	1717	0.0500	0.0981
\\WSCIXIGCMS16\InstData\GCMS16\DATA\2021\012121_525.2\GCMS16_01212116.D	Calibration	0.1	x	3152	0.1000	0.0889
\\WSCIXIGCMS16\InstData\GCMS16\DATA\2021\012121_525.2\GCMS16_01212115.D	Calibration	0.5	x	18719	0.5000	0.1049
\\WSCIXIGCMS16\InstData\GCMS16\DATA\2021\012121_525.2\GCMS16_01212114.D	Calibration	1	x	36206	1.0000	0.1076
\\WSCIXIGCMS16\InstData\GCMS16\DATA\2021\012121_525.2\GCMS16_01212113.D	Calibration	2	x	76599	2.0000	0.1142
\\WSCIXIGCMS16\InstData\GCMS16\DATA\2021\012121_525.2\GCMS16_01212112.D	Calibration	5	x	179039	5.0000	0.1091
\\WSCIXIGCMS16\InstData\GCMS16\DATA\2021\012121_525.2\GCMS16_01212111.D	Calibration	10	x	336404	10.0000	0.1023
\\WSCIXIGCMS16\InstData\GCMS16\DATA\2021\012121_525.2\GCMS16_01212110.D	Calibration	20	x	662668	20.0000	0.0902
\\WSCIXIGCMS16\InstData\GCMS16\DATA\2021\012121_525.2\GCMS16_01212109.D	Calibration	40		1030143	40.0000	0.0717

Quantitative Analysis Results With Qualifier Ratio Report

Batch Path	\\WSCIXIGCMS16\InstData\GCMS16\DATA\2021\012121_525.2\QuantResults\012121_525.2.batch.bin		
Analysis Time	1/26/2021 10:40:20 AM	**Analyst Name**	WECK\ryan.raymond
Report Time	1/26/2021 10:42:03 AM	**Reporter Name**	ryan.raymond
Last Calib Update	1/22/2021 9:39:22 AM	**Batch State**	Processed
Quant Batch Version	10.0	**Quant Report Version**	10.0

Terbacil

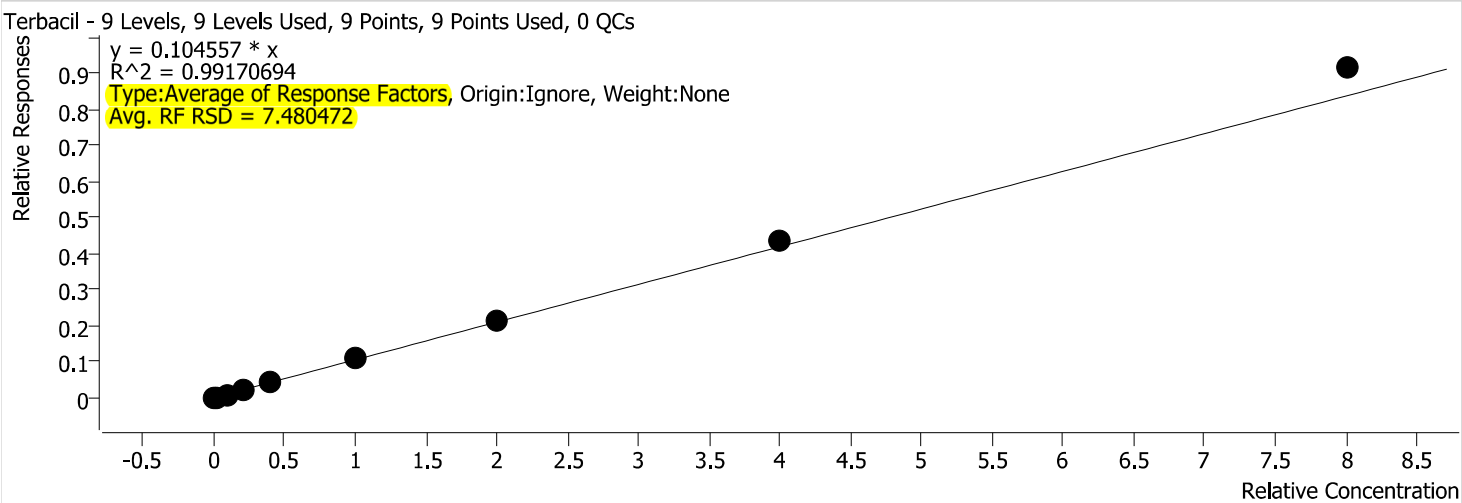

Calibration STD Path	Cal Type	Level	Enabled	Resp.	Exp. Conc	Resp. Factor
\\WSCIXIGCMS16\InstData\GCMS16\DATA\2021\012121_525.2\GCMS16_01212117.D	Calibration	0.05	x	1886	0.0500	0.1078
\\WSCIXIGCMS16\InstData\GCMS16\DATA\2021\012121_525.2\GCMS16_01212116.D	Calibration	0.1	x	3180	0.1000	0.0897
\\WSCIXIGCMS16\InstData\GCMS16\DATA\2021\012121_525.2\GCMS16_01212115.D	Calibration	0.5	x	17226	0.5000	0.0965
\\WSCIXIGCMS16\InstData\GCMS16\DATA\2021\012121_525.2\GCMS16_01212114.D	Calibration	1	x	33500	1.0000	0.0995
\\WSCIXIGCMS16\InstData\GCMS16\DATA\2021\012121_525.2\GCMS16_01212113.D	Calibration	2	x	73252	2.0000	0.1092
\\WSCIXIGCMS16\InstData\GCMS16\DATA\2021\012121_525.2\GCMS16_01212112.D	Calibration	5	x	181802	5.0000	0.1108
\\WSCIXIGCMS16\InstData\GCMS16\DATA\2021\012121_525.2\GCMS16_01212111.D	Calibration	10	x	345884	10.0000	0.1051
\\WSCIXIGCMS16\InstData\GCMS16\DATA\2021\012121_525.2\GCMS16_01212110.D	Calibration	20	x	794858	20.0000	0.1082
\\WSCIXIGCMS16\InstData\GCMS16\DATA\2021\012121_525.2\GCMS16_01212109.D	Calibration	40	x	1641256	40.0000	0.1142

Quantitative Analysis Results With Qualifier Ratio Report

Batch Path	\\WSCIXIGCMS16\InstData\GCMS16\DATA\2021\012121_525.2\QuantResults\012121_525.2.batch.bin		
Analysis Time	1/26/2021 10:40:20 AM	**Analyst Name**	WECK\ryan.raymond
Report Time	1/26/2021 10:42:03 AM	**Reporter Name**	ryan.raymond
Last Calib Update	1/22/2021 9:39:22 AM	**Batch State**	Processed
Quant Batch Version	10.0	**Quant Report Version**	10.0

Anthracene

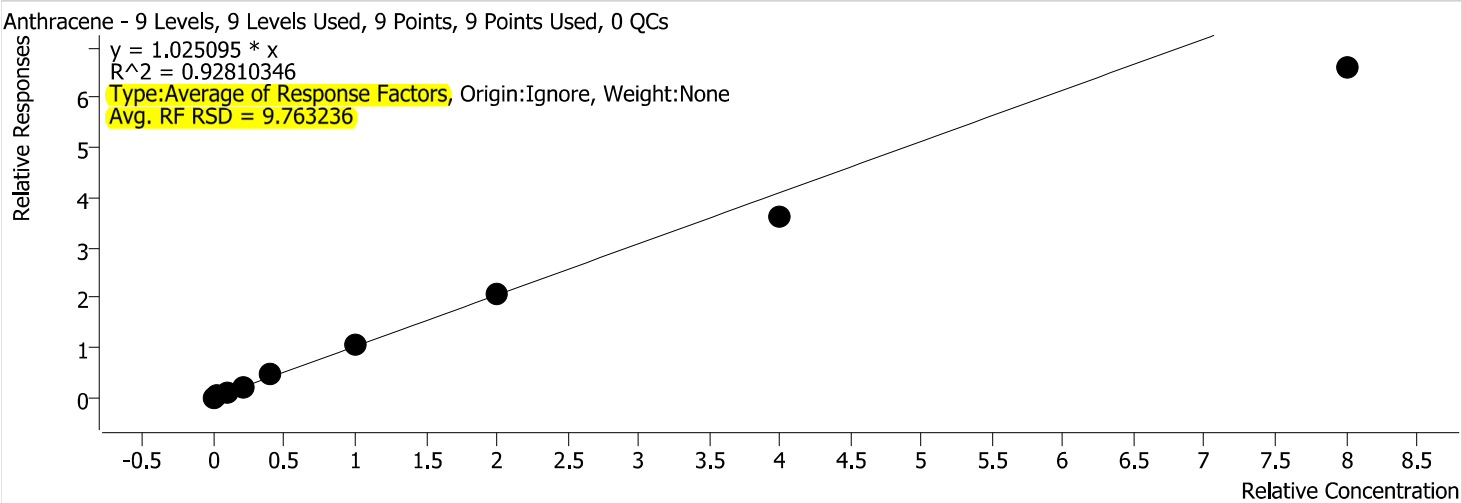

Calibration STD Path	Cal Type	Level	Enabled	Resp.	Exp. Conc	Resp. Factor
\\WSCIXIGCMS16\InstData\GCMS16\DATA\2021\012121_525.2\GCMS16_01212117.D	Calibration	0.05	x	18357	0.0500	1.0490
\\WSCIXIGCMS16\InstData\GCMS16\DATA\2021\012121_525.2\GCMS16_01212116.D	Calibration	0.1	x	36310	0.1000	1.0239
\\WSCIXIGCMS16\InstData\GCMS16\DATA\2021\012121_525.2\GCMS16_01212115.D	Calibration	0.5	x	197916	0.5000	1.1087
\\WSCIXIGCMS16\InstData\GCMS16\DATA\2021\012121_525.2\GCMS16_01212114.D	Calibration	1	x	363626	1.0000	1.0803
\\WSCIXIGCMS16\InstData\GCMS16\DATA\2021\012121_525.2\GCMS16_01212113.D	Calibration	2	x	755463	2.0000	1.1266
\\WSCIXIGCMS16\InstData\GCMS16\DATA\2021\012121_525.2\GCMS16_01212112.D	Calibration	5	x	1765627	5.0000	1.0762
\\WSCIXIGCMS16\InstData\GCMS16\DATA\2021\012121_525.2\GCMS16_01212111.D	Calibration	10	x	3415302	10.0000	1.0381
\\WSCIXIGCMS16\InstData\GCMS16\DATA\2021\012121_525.2\GCMS16_01212110.D	Calibration	20	x	6610638	20.0000	0.8998
\\WSCIXIGCMS16\InstData\GCMS16\DATA\2021\012121_525.2\GCMS16_01212109.D	Calibration	40	x	11835913	40.0000	0.8233

Quantitative Analysis Results With Qualifier Ratio Report

Batch Path	\\WSCIXIGCMS16\InstData\GCMS16\DATA\2021\012121_525.2\QuantResults\012121_525.2.batch.bin		
Analysis Time	1/26/2021 10:40:20 AM	**Analyst Name**	WECK\ryan.raymond
Report Time	1/26/2021 10:42:03 AM	**Reporter Name**	ryan.raymond
Last Calib Update	1/22/2021 9:39:22 AM	**Batch State**	Processed
Quant Batch Version	10.0	**Quant Report Version**	10.0

Caffeine

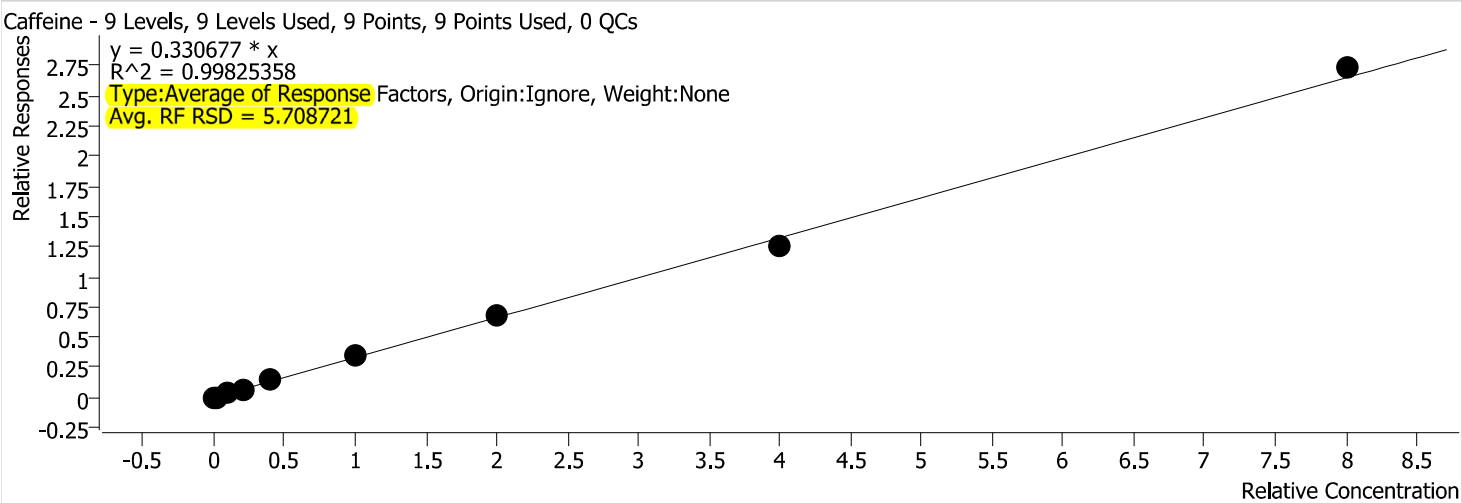

Calibration STD Path	Cal Type	Level	Enabled	Resp.	Exp. Conc	Resp. Factor
\\WSCIXIGCMS16\InstData\GCMS16\DATA\2021\012121_525.2\GCMS16_01212117.D	Calibration	0.05	x	5607	0.0500	0.3204
\\WSCIXIGCMS16\InstData\GCMS16\DATA\2021\012121_525.2\GCMS16_01212116.D	Calibration	0.1	x	10297	0.1000	0.2903
\\WSCIXIGCMS16\InstData\GCMS16\DATA\2021\012121_525.2\GCMS16_01212115.D	Calibration	0.5	x	60868	0.5000	0.3410
\\WSCIXIGCMS16\InstData\GCMS16\DATA\2021\012121_525.2\GCMS16_01212114.D	Calibration	1	x	112747	1.0000	0.3349
\\WSCIXIGCMS16\InstData\GCMS16\DATA\2021\012121_525.2\GCMS16_01212113.D	Calibration	2	x	234143	2.0000	0.3492
\\WSCIXIGCMS16\InstData\GCMS16\DATA\2021\012121_525.2\GCMS16_01212112.D	Calibration	5	x	562733	5.0000	0.3430
\\WSCIXIGCMS16\InstData\GCMS16\DATA\2021\012121_525.2\GCMS16_01212111.D	Calibration	10	x	1125849	10.0000	0.3422
\\WSCIXIGCMS16\InstData\GCMS16\DATA\2021\012121_525.2\GCMS16_01212110.D	Calibration	20	x	2309261	20.0000	0.3143
\\WSCIXIGCMS16\InstData\GCMS16\DATA\2021\012121_525.2\GCMS16_01212109.D	Calibration	40	x	4897948	40.0000	0.3407

Quantitative Analysis Results With Qualifier Ratio Report

Batch Path	\\WSCIXIGCMS16\InstData\GCMS16\DATA\2021\012121_525.2\QuantResults\012121_525.2.batch.bin		
Analysis Time	1/26/2021 10:40:20 AM	**Analyst Name**	WECK\ryan.raymond
Report Time	1/26/2021 10:42:03 AM	**Reporter Name**	ryan.raymond
Last Calib Update	1/22/2021 9:39:22 AM	**Batch State**	Processed
Quant Batch Version	10.0	**Quant Report Version**	10.0

Acetochlor

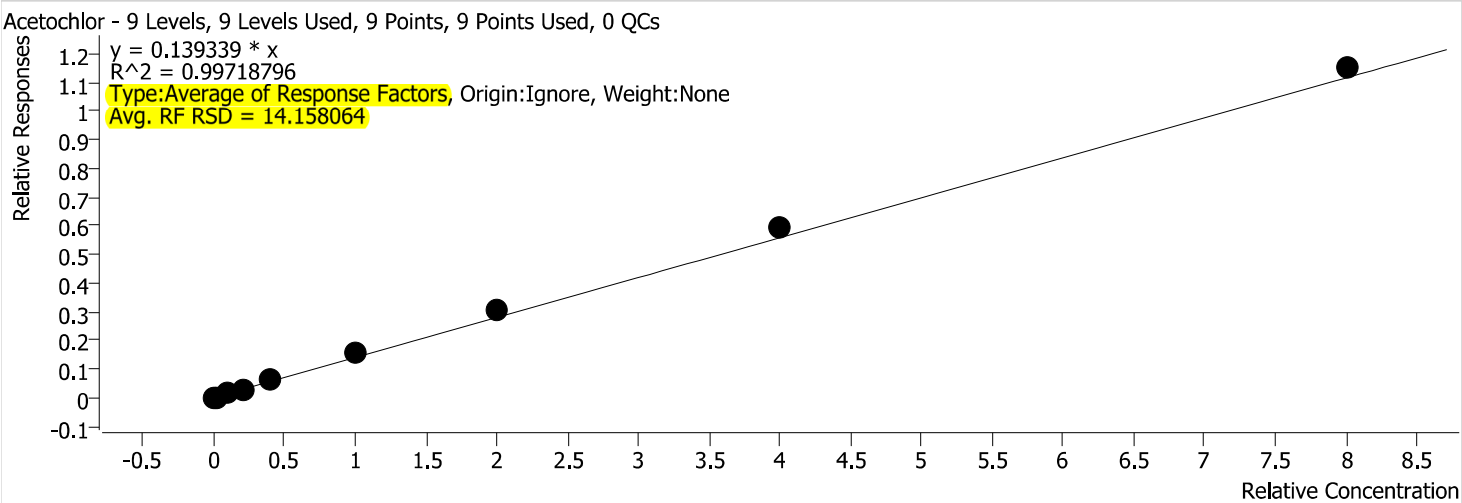

Calibration STD Path	Cal Type	Level	Enabled	Resp.	Exp. Conc	Resp. Factor
\\WSCIXIGCMS16\InstData\GCMS16\DATA\2021\012121_525.2\GCMS16_01212117.D	Calibration	0.05	x	1555	0.0500	0.1066
\\WSCIXIGCMS16\InstData\GCMS16\DATA\2021\012121_525.2\GCMS16_01212116.D	Calibration	0.1	x	3157	0.1000	0.1074
\\WSCIXIGCMS16\InstData\GCMS16\DATA\2021\012121_525.2\GCMS16_01212115.D	Calibration	0.5	x	21025	0.5000	0.1381
\\WSCIXIGCMS16\InstData\GCMS16\DATA\2021\012121_525.2\GCMS16_01212114.D	Calibration	1	x	40660	1.0000	0.1410
\\WSCIXIGCMS16\InstData\GCMS16\DATA\2021\012121_525.2\GCMS16_01212113.D	Calibration	2	x	93889	2.0000	0.1616
\\WSCIXIGCMS16\InstData\GCMS16\DATA\2021\012121_525.2\GCMS16_01212112.D	Calibration	5	x	221733	5.0000	0.1547
\\WSCIXIGCMS16\InstData\GCMS16\DATA\2021\012121_525.2\GCMS16_01212111.D	Calibration	10	x	446614	10.0000	0.1534
\\WSCIXIGCMS16\InstData\GCMS16\DATA\2021\012121_525.2\GCMS16_01212110.D	Calibration	20	x	925878	20.0000	0.1477
\\WSCIXIGCMS16\InstData\GCMS16\DATA\2021\012121_525.2\GCMS16_01212109.D	Calibration	40	x	1636262	40.0000	0.1436

Quantitative Analysis Results With Qualifier Ratio Report

Batch Path	\\WSCIXIGCMS16\InstData\GCMS16\DATA\2021\012121_525.2\QuantResults\012121_525.2.batch.bin		
Analysis Time	1/26/2021 10:40:20 AM	**Analyst Name**	WECK\ryan.raymond
Report Time	1/26/2021 10:42:03 AM	**Reporter Name**	ryan.raymond
Last Calib Update	1/22/2021 9:39:22 AM	**Batch State**	Processed
Quant Batch Version	10.0	**Quant Report Version**	10.0

Metribuzin

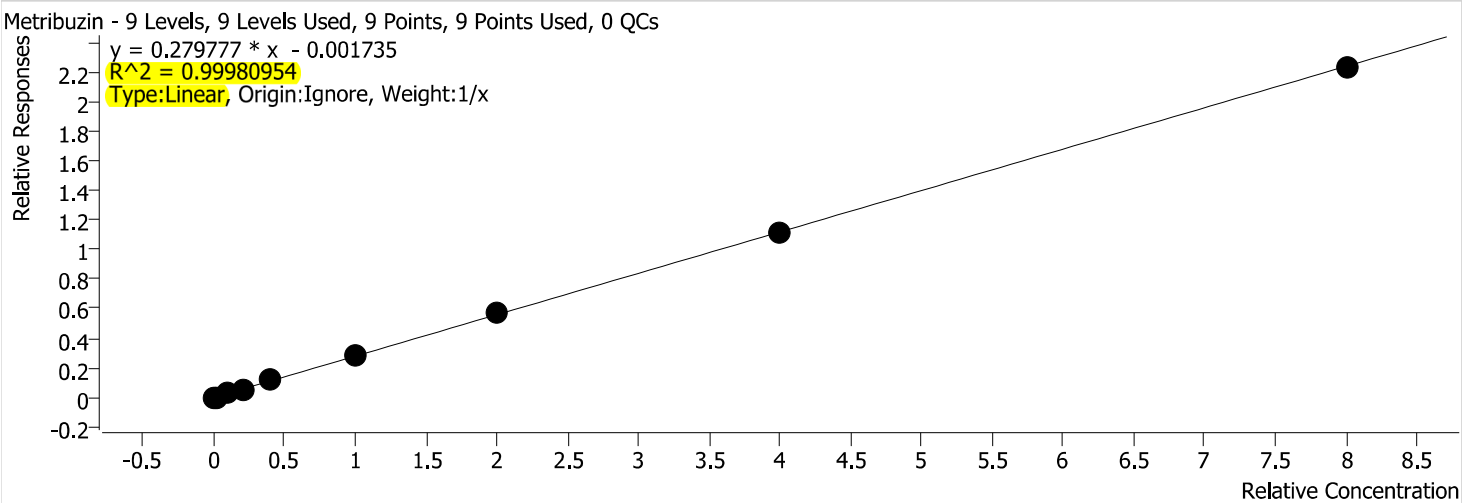

Calibration STD Path	Cal Type	Level	Enabled	Resp.	Exp. Conc	Resp. Factor
\\WSCIXIGCMS16\InstData\GCMS16\DATA\2021\012121_525.2\GCMS16_01212117.D	Calibration	0.05	x	1849	0.0500	0.1268
\\WSCIXIGCMS16\InstData\GCMS16\DATA\2021\012121_525.2\GCMS16_01212116.D	Calibration	0.1	x	5035	0.1000	0.1713
\\WSCIXIGCMS16\InstData\GCMS16\DATA\2021\012121_525.2\GCMS16_01212115.D	Calibration	0.5	x	37995	0.5000	0.2495
\\WSCIXIGCMS16\InstData\GCMS16\DATA\2021\012121_525.2\GCMS16_01212114.D	Calibration	1	x	76684	1.0000	0.2659
\\WSCIXIGCMS16\InstData\GCMS16\DATA\2021\012121_525.2\GCMS16_01212113.D	Calibration	2	x	168529	2.0000	0.2901
\\WSCIXIGCMS16\InstData\GCMS16\DATA\2021\012121_525.2\GCMS16_01212112.D	Calibration	5	x	399672	5.0000	0.2789
\\WSCIXIGCMS16\InstData\GCMS16\DATA\2021\012121_525.2\GCMS16_01212111.D	Calibration	10	x	830355	10.0000	0.2852
\\WSCIXIGCMS16\InstData\GCMS16\DATA\2021\012121_525.2\GCMS16_01212110.D	Calibration	20	x	1745502	20.0000	0.2784
\\WSCIXIGCMS16\InstData\GCMS16\DATA\2021\012121_525.2\GCMS16_01212109.D	Calibration	40	x	3167467	40.0000	0.2779

Batch Path	\\WSCIXIGCMS16\InstData\GCMS16\DATA\2021\012121_525.2\QuantResults\012121_525.2.batch.bin		
Analysis Time	1/26/2021 10:40:20 AM	**Analyst Name**	WECK\ryan.raymond
Report Time	1/26/2021 10:42:03 AM	**Reporter Name**	ryan.raymond
Last Calib Update	1/22/2021 9:39:22 AM	**Batch State**	Processed
Quant Batch Version	10.0	**Quant Report Version**	10.0

Alachlor

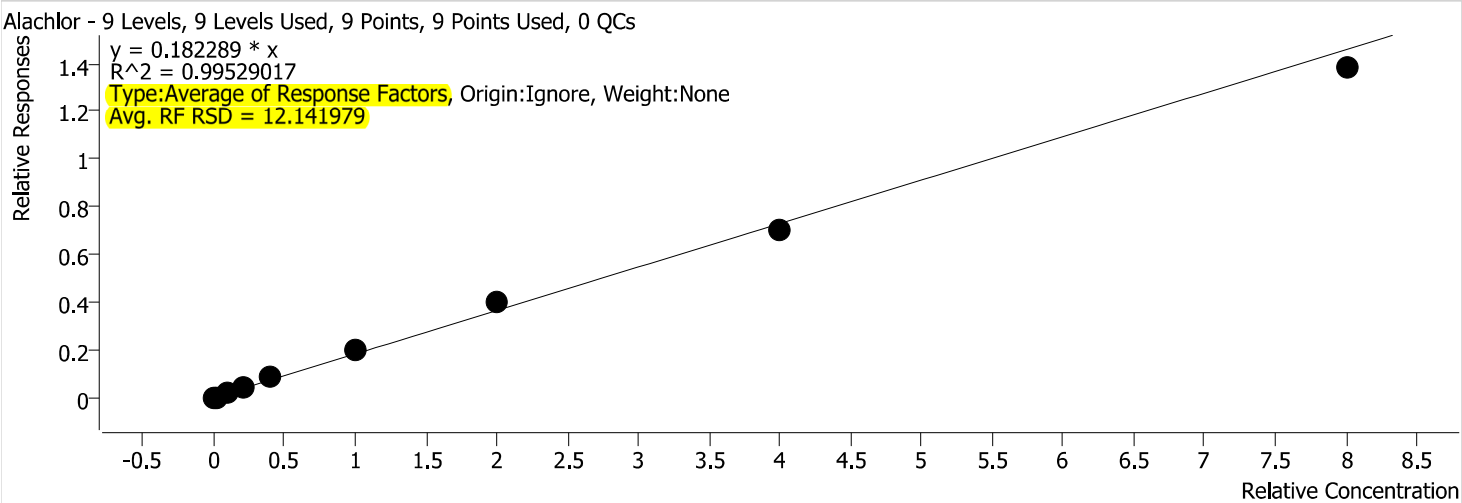

Calibration STD Path	Cal Type	Level	Enabled	Resp.	Exp. Conc	Resp. Factor
\\WSCIXIGCMS16\InstData\GCMS16\DATA\2021\012121_525.2\GCMS16_01212117.D	Calibration	0.05	x	2009	0.0500	0.1377
\\WSCIXIGCMS16\InstData\GCMS16\DATA\2021\012121_525.2\GCMS16_01212116.D	Calibration	0.1	x	4761	0.1000	0.1620
\\WSCIXIGCMS16\InstData\GCMS16\DATA\2021\012121_525.2\GCMS16_01212115.D	Calibration	0.5	x	29832	0.5000	0.1959
\\WSCIXIGCMS16\InstData\GCMS16\DATA\2021\012121_525.2\GCMS16_01212114.D	Calibration	1	x	55013	1.0000	0.1908
\\WSCIXIGCMS16\InstData\GCMS16\DATA\2021\012121_525.2\GCMS16_01212113.D	Calibration	2	x	119372	2.0000	0.2054
\\WSCIXIGCMS16\InstData\GCMS16\DATA\2021\012121_525.2\GCMS16_01212112.D	Calibration	5	x	286847	5.0000	0.2002
\\WSCIXIGCMS16\InstData\GCMS16\DATA\2021\012121_525.2\GCMS16_01212111.D	Calibration	10	x	579943	10.0000	0.1992
\\WSCIXIGCMS16\InstData\GCMS16\DATA\2021\012121_525.2\GCMS16_01212110.D	Calibration	20	x	1108378	20.0000	0.1768
\\WSCIXIGCMS16\InstData\GCMS16\DATA\2021\012121_525.2\GCMS16_01212109.D	Calibration	40	x	1966610	40.0000	0.1725

Quantitative Analysis Results With Qualifier Ratio Report

Batch Path	\\WSCIXIGCMS16\InstData\GCMS16\DATA\2021\012121_525.2\QuantResults\012121_525.2.batch.bin		
Analysis Time	1/26/2021 10:40:20 AM	**Analyst Name**	WECK\ryan.raymond
Report Time	1/26/2021 10:42:03 AM	**Reporter Name**	ryan.raymond
Last Calib Update	1/22/2021 9:39:22 AM	**Batch State**	Processed
Quant Batch Version	10.0	**Quant Report Version**	10.0

Prometryn

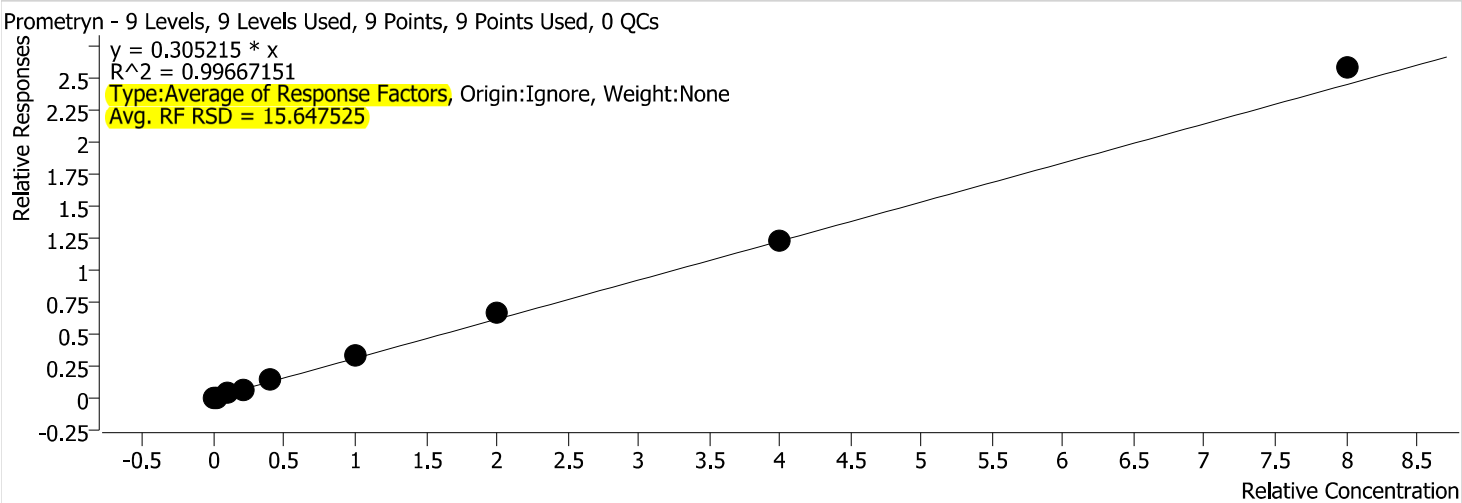

Calibration STD Path	Cal Type	Level	Enabled	Resp.	Exp. Conc	Resp. Factor
\\WSCIXIGCMS16\InstData\GCMS16\DATA\2021\012121_525.2\GCMS16_01212117.D	Calibration	0.05	x	2946	0.0500	0.2020
\\WSCIXIGCMS16\InstData\GCMS16\DATA\2021\012121_525.2\GCMS16_01212116.D	Calibration	0.1	x	7343	0.1000	0.2499
\\WSCIXIGCMS16\InstData\GCMS16\DATA\2021\012121_525.2\GCMS16_01212115.D	Calibration	0.5	x	51009	0.5000	0.3349
\\WSCIXIGCMS16\InstData\GCMS16\DATA\2021\012121_525.2\GCMS16_01212114.D	Calibration	1	x	94096	1.0000	0.3263
\\WSCIXIGCMS16\InstData\GCMS16\DATA\2021\012121_525.2\GCMS16_01212113.D	Calibration	2	x	201672	2.0000	0.3471
\\WSCIXIGCMS16\InstData\GCMS16\DATA\2021\012121_525.2\GCMS16_01212112.D	Calibration	5	x	475179	5.0000	0.3316
\\WSCIXIGCMS16\InstData\GCMS16\DATA\2021\012121_525.2\GCMS16_01212111.D	Calibration	10	x	952945	10.0000	0.3274
\\WSCIXIGCMS16\InstData\GCMS16\DATA\2021\012121_525.2\GCMS16_01212110.D	Calibration	20	x	1921687	20.0000	0.3066
\\WSCIXIGCMS16\InstData\GCMS16\DATA\2021\012121_525.2\GCMS16_01212109.D	Calibration	40	x	3661892	40.0000	0.3213

Quantitative Analysis Results With Qualifier Ratio Report

Batch Path	\\WSCIXIGCMS16\InstData\GCMS16\DATA\2021\012121_525.2\QuantResults\012121_525.2.batch.bin		
Analysis Time	1/26/2021 10:40:20 AM	**Analyst Name**	WECK\ryan.raymond
Report Time	1/26/2021 10:42:03 AM	**Reporter Name**	ryan.raymond
Last Calib Update	1/22/2021 9:39:22 AM	**Batch State**	Processed
Quant Batch Version	10.0	**Quant Report Version**	10.0

Bromacil

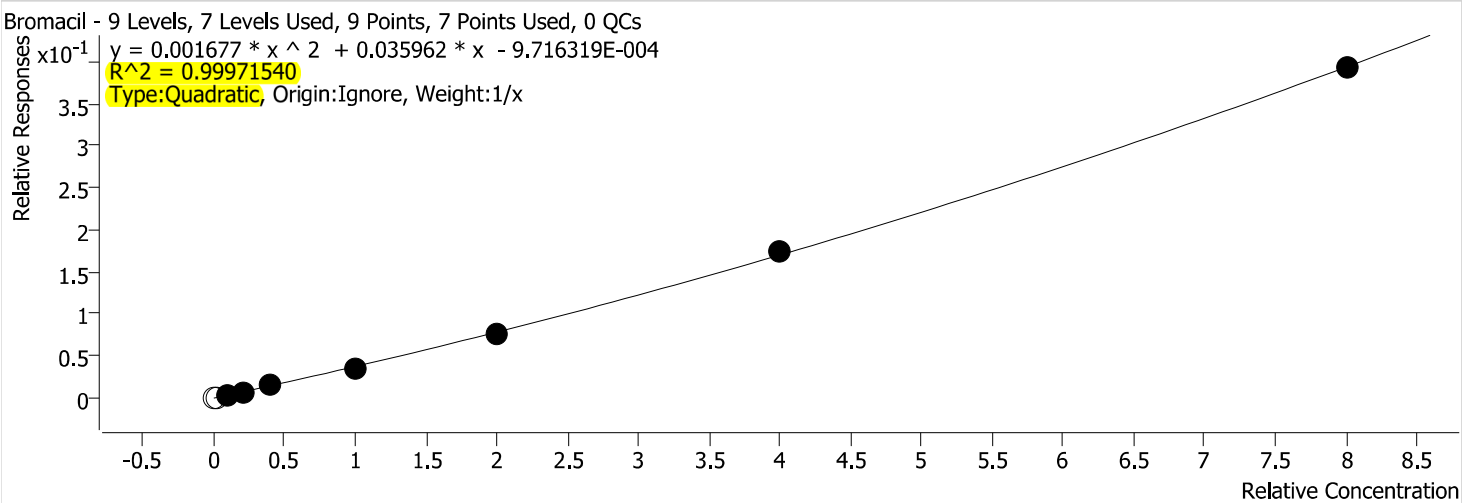

Calibration STD Path	Cal Type	Level	Enabled	Resp.	Exp. Conc	Resp. Factor
\\WSCIXIGCMS16\InstData\GCMS16\DATA\2021\012121_525.2\GCMS16_01212117.D	Calibration	0.05		202	0.0500	0.0138
\\WSCIXIGCMS16\InstData\GCMS16\DATA\2021\012121_525.2\GCMS16_01212116.D	Calibration	0.1		586	0.1000	0.0200
\\WSCIXIGCMS16\InstData\GCMS16\DATA\2021\012121_525.2\GCMS16_01212115.D	Calibration	0.5	x	4296	0.5000	0.0282
\\WSCIXIGCMS16\InstData\GCMS16\DATA\2021\012121_525.2\GCMS16_01212114.D	Calibration	1	x	8713	1.0000	0.0302
\\WSCIXIGCMS16\InstData\GCMS16\DATA\2021\012121_525.2\GCMS16_01212113.D	Calibration	2	x	20345	2.0000	0.0350
\\WSCIXIGCMS16\InstData\GCMS16\DATA\2021\012121_525.2\GCMS16_01212112.D	Calibration	5	x	50086	5.0000	0.0349
\\WSCIXIGCMS16\InstData\GCMS16\DATA\2021\012121_525.2\GCMS16_01212111.D	Calibration	10	x	111804	10.0000	0.0384
\\WSCIXIGCMS16\InstData\GCMS16\DATA\2021\012121_525.2\GCMS16_01212110.D	Calibration	20	x	271890	20.0000	0.0434
\\WSCIXIGCMS16\InstData\GCMS16\DATA\2021\012121_525.2\GCMS16_01212109.D	Calibration	40	x	559321	40.0000	0.0491

Quantitative Analysis Results With Qualifier Ratio Report

Batch Path	\\WSCIXIGCMS16\InstData\GCMS16\DATA\2021\012121_525.2\QuantResults\012121_525.2.batch.bin		
Analysis Time	1/26/2021 10:40:20 AM	**Analyst Name**	WECK\ryan.raymond
Report Time	1/26/2021 10:42:03 AM	**Reporter Name**	ryan.raymond
Last Calib Update	1/22/2021 9:39:22 AM	**Batch State**	Processed
Quant Batch Version	10.0	**Quant Report Version**	10.0

Di-n-butyl phthalate

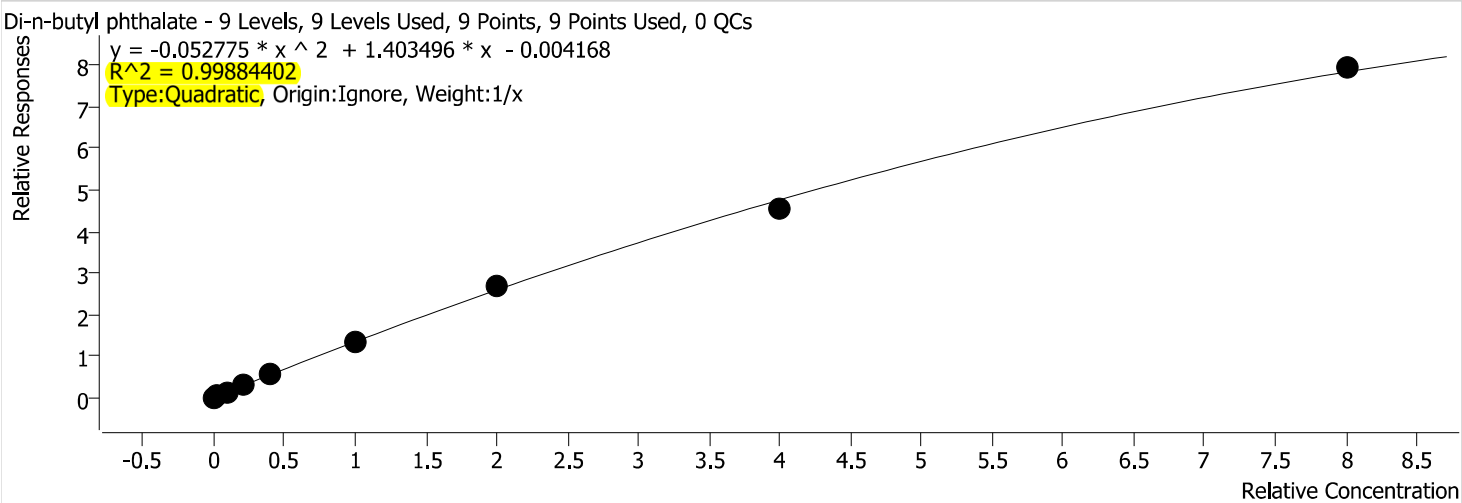

Calibration STD Path	Cal Type	Level	Enabled	Resp.	Exp. Conc	Resp. Factor
\\WSCIXIGCMS16\InstData\GCMS16\DATA\2021\012121_525.2\GCMS16_01212117.D	Calibration	0.05	x	16456	0.0500	0.9404
\\WSCIXIGCMS16\InstData\GCMS16\DATA\2021\012121_525.2\GCMS16_01212116.D	Calibration	0.1	x	36854	0.1000	1.0392
\\WSCIXIGCMS16\InstData\GCMS16\DATA\2021\012121_525.2\GCMS16_01212115.D	Calibration	0.5	x	252316	0.5000	1.4135
\\WSCIXIGCMS16\InstData\GCMS16\DATA\2021\012121_525.2\GCMS16_01212114.D	Calibration	1	x	472370	1.0000	1.4033
\\WSCIXIGCMS16\InstData\GCMS16\DATA\2021\012121_525.2\GCMS16_01212113.D	Calibration	2	x	994378	2.0000	1.4828
\\WSCIXIGCMS16\InstData\GCMS16\DATA\2021\012121_525.2\GCMS16_01212112.D	Calibration	5	x	2228227	5.0000	1.3582
\\WSCIXIGCMS16\InstData\GCMS16\DATA\2021\012121_525.2\GCMS16_01212111.D	Calibration	10	x	4377448	10.0000	1.3306
\\WSCIXIGCMS16\InstData\GCMS16\DATA\2021\012121_525.2\GCMS16_01212110.D	Calibration	20	x	8339386	20.0000	1.1351
\\WSCIXIGCMS16\InstData\GCMS16\DATA\2021\012121_525.2\GCMS16_01212109.D	Calibration	40	x	14264466	40.0000	0.9922

Batch Path	\\WSCIXIGCMS16\InstData\GCMS16\DATA\2021\012121_525.2\QuantResults\012121_525.2.batch.bin		
Analysis Time	1/26/2021 10:40:20 AM	**Analyst Name**	WECK\ryan.raymond
Report Time	1/26/2021 10:42:03 AM	**Reporter Name**	ryan.raymond
Last Calib Update	1/22/2021 9:39:22 AM	**Batch State**	Processed
Quant Batch Version	10.0	**Quant Report Version**	10.0

Metolachlor

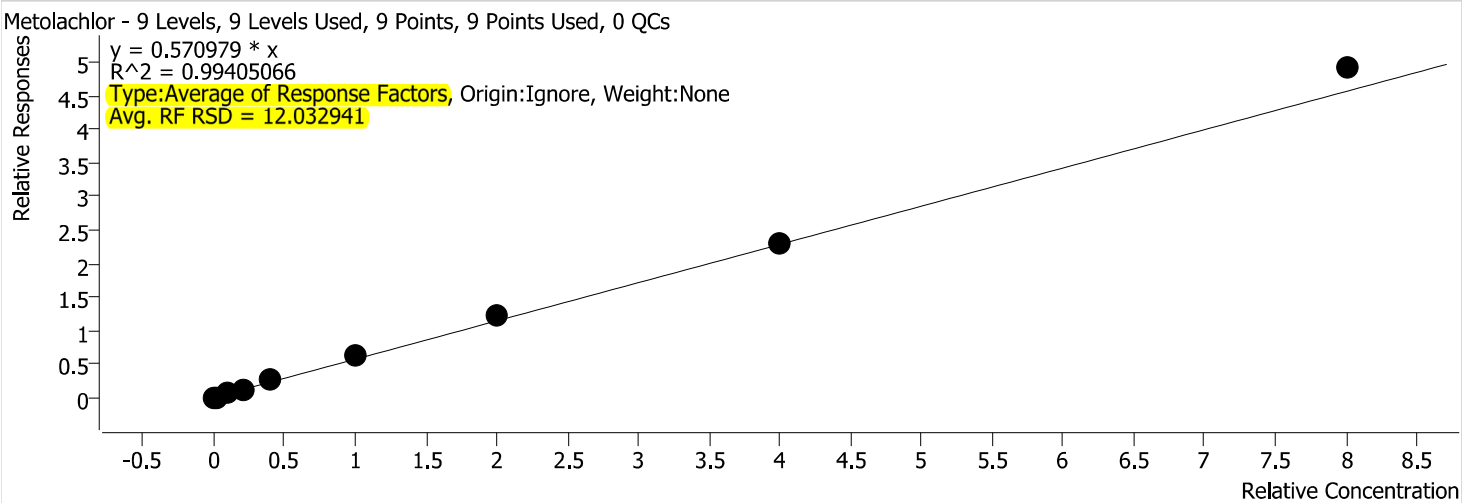

Calibration STD Path	Cal Type	Level	Enabled	Resp.	Exp. Conc	Resp. Factor
\\WSCIXIGCMS16\InstData\GCMS16\DATA\2021\012121_525.2\GCMS16_01212117.D	Calibration	0.05	x	6487	0.0500	0.4448
\\WSCIXIGCMS16\InstData\GCMS16\DATA\2021\012121_525.2\GCMS16_01212116.D	Calibration	0.1	x	13659	0.1000	0.4648
\\WSCIXIGCMS16\InstData\GCMS16\DATA\2021\012121_525.2\GCMS16_01212115.D	Calibration	0.5	x	89027	0.5000	0.5846
\\WSCIXIGCMS16\InstData\GCMS16\DATA\2021\012121_525.2\GCMS16_01212114.D	Calibration	1	x	171650	1.0000	0.5952
\\WSCIXIGCMS16\InstData\GCMS16\DATA\2021\012121_525.2\GCMS16_01212113.D	Calibration	2	x	372404	2.0000	0.6409
\\WSCIXIGCMS16\InstData\GCMS16\DATA\2021\012121_525.2\GCMS16_01212112.D	Calibration	5	x	881438	5.0000	0.6151
\\WSCIXIGCMS16\InstData\GCMS16\DATA\2021\012121_525.2\GCMS16_01212111.D	Calibration	10	x	1757201	10.0000	0.6036
\\WSCIXIGCMS16\InstData\GCMS16\DATA\2021\012121_525.2\GCMS16_01212110.D	Calibration	20	x	3607990	20.0000	0.5756
\\WSCIXIGCMS16\InstData\GCMS16\DATA\2021\012121_525.2\GCMS16_01212109.D	Calibration	40	x	7000863	40.0000	0.6142

Quantitative Analysis Results With Qualifier Ratio Report

Batch Path	\\WSCIXIGCMS16\InstData\GCMS16\DATA\2021\012121_525.2\QuantResults\012121_525.2.batch.bin		
Analysis Time	1/26/2021 10:40:20 AM	**Analyst Name**	WECK\ryan.raymond
Report Time	1/26/2021 10:42:03 AM	**Reporter Name**	ryan.raymond
Last Calib Update	1/22/2021 9:39:22 AM	**Batch State**	Processed
Quant Batch Version	10.0	**Quant Report Version**	10.0

Cyanazine

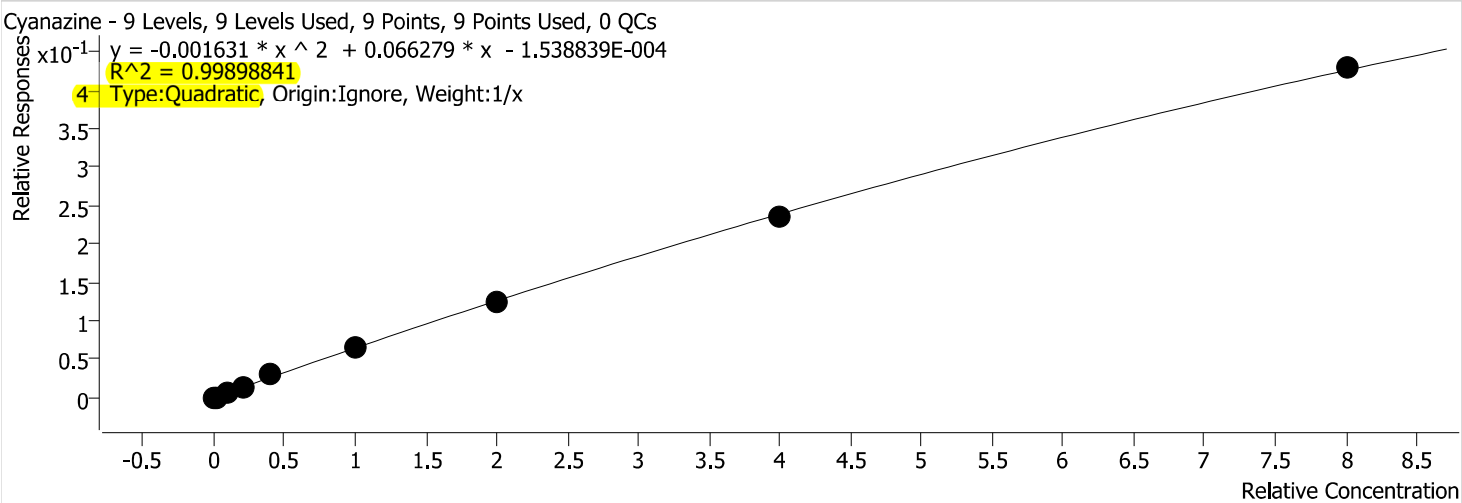

Calibration STD Path	Cal Type	Level	Enabled	Resp.	Exp. Conc	Resp. Factor
\\WSCIXIGCMS16\InstData\GCMS16\DATA\2021\012121_525.2\GCMS16_01212117.D	Calibration	0.05	x	943	0.0500	0.0539
\\WSCIXIGCMS16\InstData\GCMS16\DATA\2021\012121_525.2\GCMS16_01212116.D	Calibration	0.1	x	1414	0.1000	0.0399
\\WSCIXIGCMS16\InstData\GCMS16\DATA\2021\012121_525.2\GCMS16_01212115.D	Calibration	0.5	x	12210	0.5000	0.0684
\\WSCIXIGCMS16\InstData\GCMS16\DATA\2021\012121_525.2\GCMS16_01212114.D	Calibration	1	x	23947	1.0000	0.0711
\\WSCIXIGCMS16\InstData\GCMS16\DATA\2021\012121_525.2\GCMS16_01212113.D	Calibration	2	x	49135	2.0000	0.0733
\\WSCIXIGCMS16\InstData\GCMS16\DATA\2021\012121_525.2\GCMS16_01212112.D	Calibration	5	x	105304	5.0000	0.0642
\\WSCIXIGCMS16\InstData\GCMS16\DATA\2021\012121_525.2\GCMS16_01212111.D	Calibration	10	x	203975	10.0000	0.0620
\\WSCIXIGCMS16\InstData\GCMS16\DATA\2021\012121_525.2\GCMS16_01212110.D	Calibration	20	x	429273	20.0000	0.0584
\\WSCIXIGCMS16\InstData\GCMS16\DATA\2021\012121_525.2\GCMS16_01212109.D	Calibration	40	x	770146	40.0000	0.0536

Quantitative Analysis Results With Qualifier Ratio Report

Batch Path	\\WSCIXIGCMS16\InstData\GCMS16\DATA\2021\012121_525.2\QuantResults\012121_525.2.batch.bin		
Analysis Time	1/26/2021 10:40:20 AM	**Analyst Name**	WECK\ryan.raymond
Report Time	1/26/2021 10:42:03 AM	**Reporter Name**	ryan.raymond
Last Calib Update	1/22/2021 9:39:22 AM	**Batch State**	Processed
Quant Batch Version	10.0	**Quant Report Version**	10.0

Thiobencarb

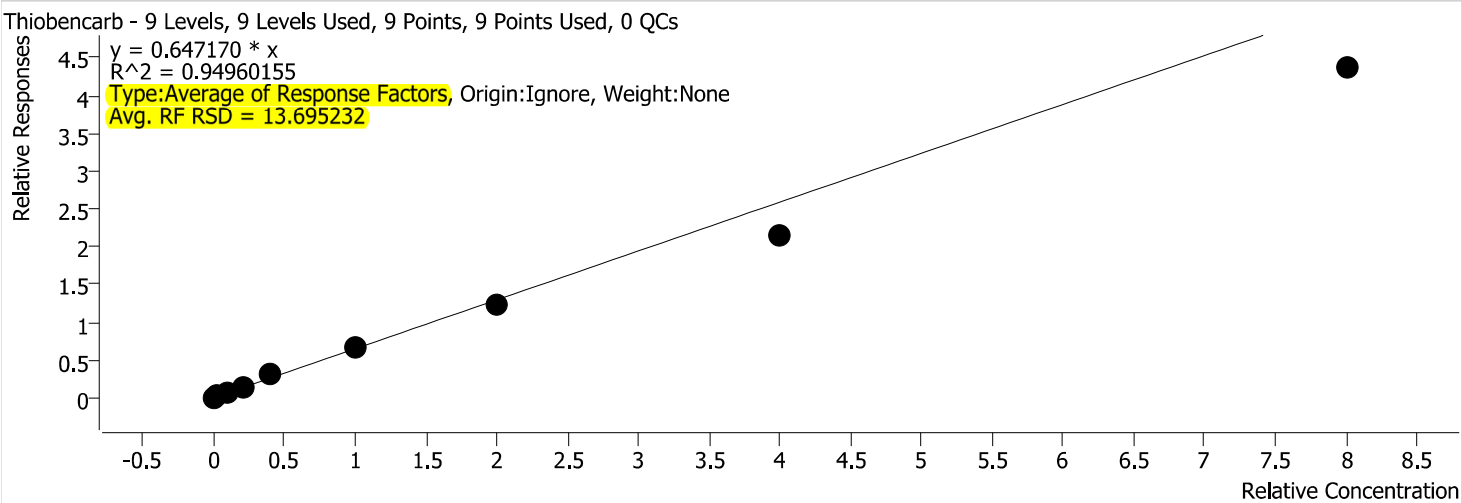

Calibration STD Path	Cal Type	Level	Enabled	Resp.	Exp. Conc	Resp. Factor
\\WSCIXIGCMS16\InstData\GCMS16\DATA\2021\012121_525.2\GCMS16_01212117.D	Calibration	0.05	x	8189	0.0500	0.5615
\\WSCIXIGCMS16\InstData\GCMS16\DATA\2021\012121_525.2\GCMS16_01212116.D	Calibration	0.1	x	18364	0.1000	0.6249
\\WSCIXIGCMS16\InstData\GCMS16\DATA\2021\012121_525.2\GCMS16_01212115.D	Calibration	0.5	x	115429	0.5000	0.7579
\\WSCIXIGCMS16\InstData\GCMS16\DATA\2021\012121_525.2\GCMS16_01212114.D	Calibration	1	x	212242	1.0000	0.7360
\\WSCIXIGCMS16\InstData\GCMS16\DATA\2021\012121_525.2\GCMS16_01212113.D	Calibration	2	x	438964	2.0000	0.7555
\\WSCIXIGCMS16\InstData\GCMS16\DATA\2021\012121_525.2\GCMS16_01212112.D	Calibration	5	x	972468	5.0000	0.6786
\\WSCIXIGCMS16\InstData\GCMS16\DATA\2021\012121_525.2\GCMS16_01212111.D	Calibration	10	x	1815135	10.0000	0.6235
\\WSCIXIGCMS16\InstData\GCMS16\DATA\2021\012121_525.2\GCMS16_01212110.D	Calibration	20	x	3393894	20.0000	0.5414
\\WSCIXIGCMS16\InstData\GCMS16\DATA\2021\012121_525.2\GCMS16_01212109.D	Calibration	40	x	6214340	40.0000	0.5452

Quantitative Analysis Results With Qualifier Ratio Report

Batch Path	\\WSCIXIGCMS16\InstData\GCMS16\DATA\2021\012121_525.2\QuantResults\012121_525.2.batch.bin		
Analysis Time	1/26/2021 10:40:20 AM	**Analyst Name**	WECK\ryan.raymond
Report Time	1/26/2021 10:42:03 AM	**Reporter Name**	ryan.raymond
Last Calib Update	1/22/2021 9:39:22 AM	**Batch State**	Processed
Quant Batch Version	10.0	**Quant Report Version**	10.0

Diphenamide

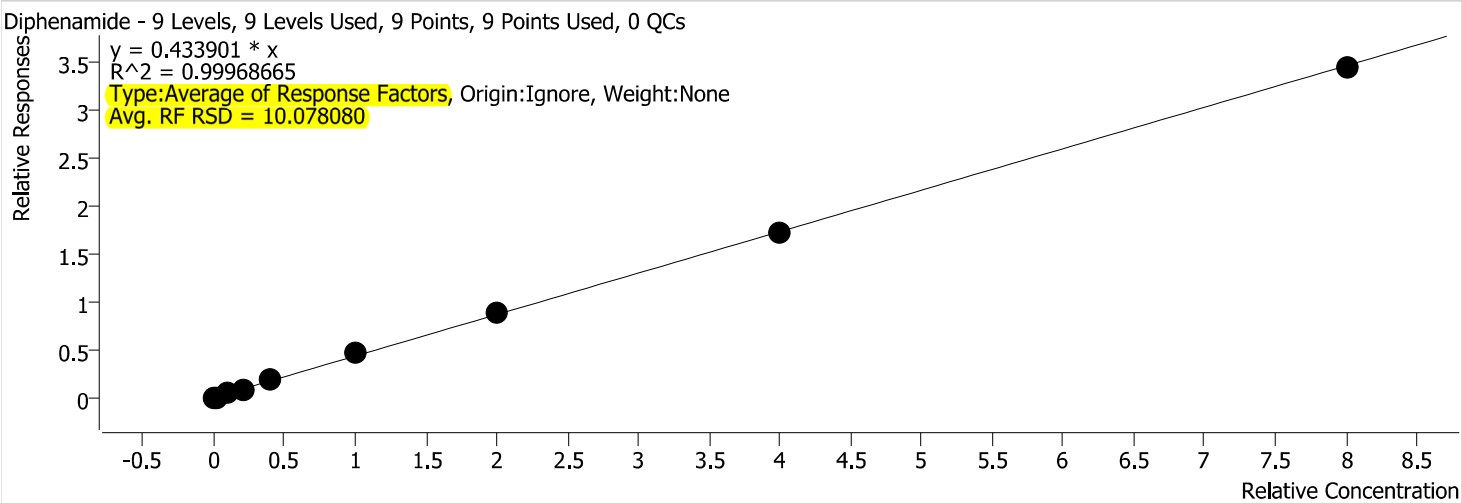

Calibration STD Path	Cal Type	Level	Enabled	Resp.	Exp. Conc	Resp. Factor
\\WSCIXIGCMS16\InstData\GCMS16\DATA\2021\012121_525.2\GCMS16_01212117.D	Calibration	0.05	x	6575	0.0500	0.3757
\\WSCIXIGCMS16\InstData\GCMS16\DATA\2021\012121_525.2\GCMS16_01212116.D	Calibration	0.1	x	12551	0.1000	0.3539
\\WSCIXIGCMS16\InstData\GCMS16\DATA\2021\012121_525.2\GCMS16_01212115.D	Calibration	0.5	x	81340	0.5000	0.4557
\\WSCIXIGCMS16\InstData\GCMS16\DATA\2021\012121_525.2\GCMS16_01212114.D	Calibration	1	x	151275	1.0000	0.4494
\\WSCIXIGCMS16\InstData\GCMS16\DATA\2021\012121_525.2\GCMS16_01212113.D	Calibration	2	x	329362	2.0000	0.4912
\\WSCIXIGCMS16\InstData\GCMS16\DATA\2021\012121_525.2\GCMS16_01212112.D	Calibration	5	x	771824	5.0000	0.4705
\\WSCIXIGCMS16\InstData\GCMS16\DATA\2021\012121_525.2\GCMS16_01212111.D	Calibration	10	x	1470151	10.0000	0.4469
\\WSCIXIGCMS16\InstData\GCMS16\DATA\2021\012121_525.2\GCMS16_01212110.D	Calibration	20	x	3168636	20.0000	0.4313
\\WSCIXIGCMS16\InstData\GCMS16\DATA\2021\012121_525.2\GCMS16_01212109.D	Calibration	40	x	6191223	40.0000	0.4306

Quantitative Analysis Results With Qualifier Ratio Report

Batch Path	\\WSCIXIGCMS16\InstData\GCMS16\DATA\2021\012121_525.2\QuantResults\012121_525.2.batch.bin		
Analysis Time	1/26/2021 10:40:20 AM	**Analyst Name**	WECK\ryan.raymond
Report Time	1/26/2021 10:42:03 AM	**Reporter Name**	ryan.raymond
Last Calib Update	1/22/2021 9:39:22 AM	**Batch State**	Processed
Quant Batch Version	10.0	**Quant Report Version**	10.0

Captan

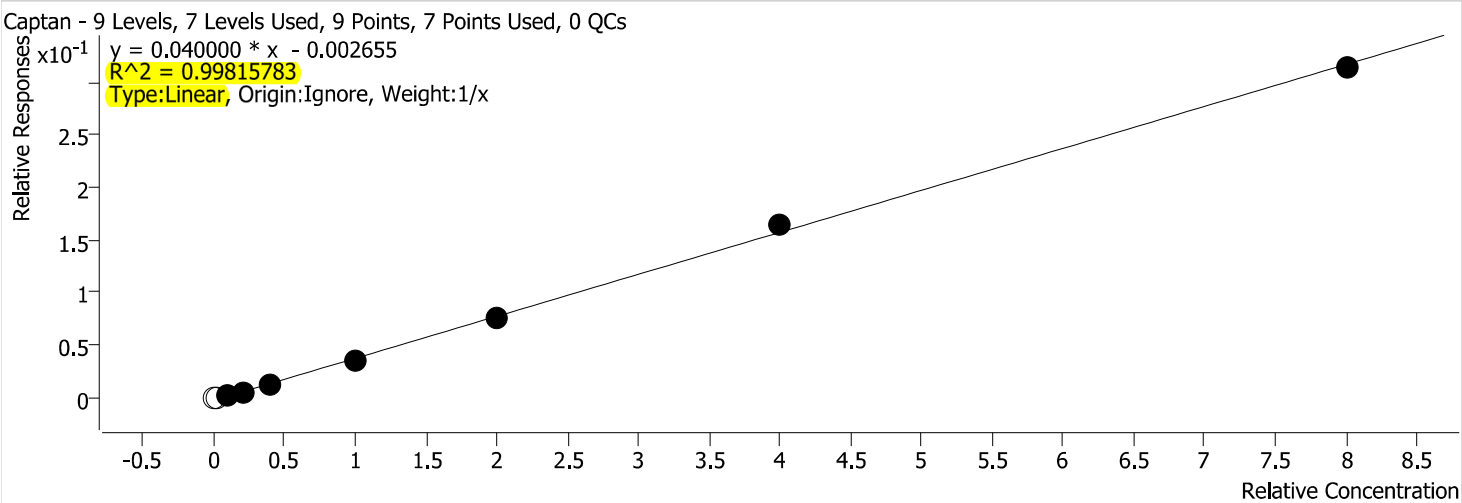

Calibration STD Path	Cal Type	Level	Enabled	Resp.	Exp. Conc	Resp. Factor
\\WSCIXIGCMS16\InstData\GCMS16\DATA\2021\012121_525.2\GCMS16_01212117.D	Calibration	0.05		698	0.0500	0.0399
\\WSCIXIGCMS16\InstData\GCMS16\DATA\2021\012121_525.2\GCMS16_01212116.D	Calibration	0.1		629	0.1000	0.0177
\\WSCIXIGCMS16\InstData\GCMS16\DATA\2021\012121_525.2\GCMS16_01212115.D	Calibration	0.5	x	3917	0.5000	0.0219
\\WSCIXIGCMS16\InstData\GCMS16\DATA\2021\012121_525.2\GCMS16_01212114.D	Calibration	1	x	7542	1.0000	0.0224
\\WSCIXIGCMS16\InstData\GCMS16\DATA\2021\012121_525.2\GCMS16_01212113.D	Calibration	2	x	19990	2.0000	0.0298
\\WSCIXIGCMS16\InstData\GCMS16\DATA\2021\012121_525.2\GCMS16_01212112.D	Calibration	5	x	59234	5.0000	0.0361
\\WSCIXIGCMS16\InstData\GCMS16\DATA\2021\012121_525.2\GCMS16_01212111.D	Calibration	10	x	123839	10.0000	0.0376
\\WSCIXIGCMS16\InstData\GCMS16\DATA\2021\012121_525.2\GCMS16_01212110.D	Calibration	20	x	304397	20.0000	0.0414
\\WSCIXIGCMS16\InstData\GCMS16\DATA\2021\012121_525.2\GCMS16_01212109.D	Calibration	40	x	563739	40.0000	0.0392

Quantitative Analysis Results With Qualifier Ratio Report

Batch Path	\\WSCIXIGCMS16\InstData\GCMS16\DATA\2021\012121_525.2\QuantResults\012121_525.2.batch.bin		
Analysis Time	1/26/2021 10:40:20 AM	**Analyst Name**	WECK\ryan.raymond
Report Time	1/26/2021 10:42:03 AM	**Reporter Name**	ryan.raymond
Last Calib Update	1/22/2021 9:39:22 AM	**Batch State**	Processed
Quant Batch Version	10.0	**Quant Report Version**	10.0

Fluoranthene

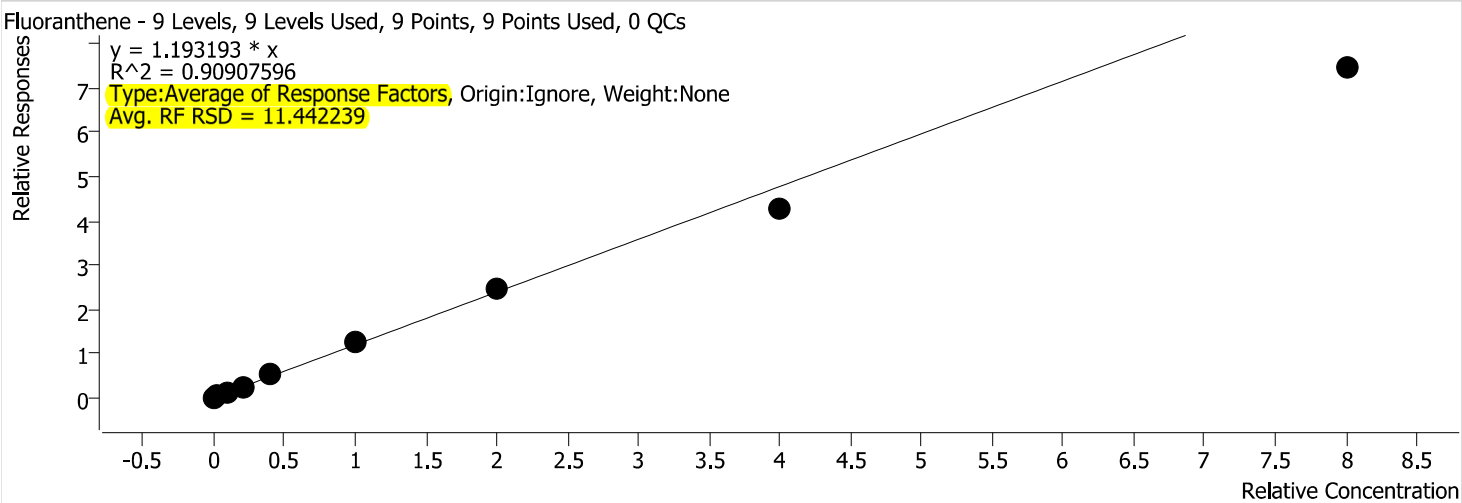

Calibration STD Path	Cal Type	Level	Enabled	Resp.	Exp. Conc	Resp. Factor
\\WSCIXIGCMS16\InstData\GCMS16\DATA\2021\012121_525.2\GCMS16_01212117.D	Calibration	0.05	x	20205	0.0500	1.1546
\\WSCIXIGCMS16\InstData\GCMS16\DATA\2021\012121_525.2\GCMS16_01212116.D	Calibration	0.1	x	40257	0.1000	1.1352
\\WSCIXIGCMS16\InstData\GCMS16\DATA\2021\012121_525.2\GCMS16_01212115.D	Calibration	0.5	x	234770	0.5000	1.3152
\\WSCIXIGCMS16\InstData\GCMS16\DATA\2021\012121_525.2\GCMS16_01212114.D	Calibration	1	x	433533	1.0000	1.2879
\\WSCIXIGCMS16\InstData\GCMS16\DATA\2021\012121_525.2\GCMS16_01212113.D	Calibration	2	x	910134	2.0000	1.3572
\\WSCIXIGCMS16\InstData\GCMS16\DATA\2021\012121_525.2\GCMS16_01212112.D	Calibration	5	x	2088665	5.0000	1.2731
\\WSCIXIGCMS16\InstData\GCMS16\DATA\2021\012121_525.2\GCMS16_01212111.D	Calibration	10	x	4024525	10.0000	1.2233
\\WSCIXIGCMS16\InstData\GCMS16\DATA\2021\012121_525.2\GCMS16_01212110.D	Calibration	20	x	7797399	20.0000	1.0613
\\WSCIXIGCMS16\InstData\GCMS16\DATA\2021\012121_525.2\GCMS16_01212109.D	Calibration	40	x	13382921	40.0000	0.9309

Quantitative Analysis Results With Qualifier Ratio Report

Batch Path	\\WSCIXIGCMS16\InstData\GCMS16\DATA\2021\012121_525.2\QuantResults\012121_525.2.batch.bin		
Analysis Time	1/26/2021 10:40:20 AM	**Analyst Name**	WECK\ryan.raymond
Report Time	1/26/2021 10:42:03 AM	**Reporter Name**	ryan.raymond
Last Calib Update	1/22/2021 9:39:22 AM	**Batch State**	Processed
Quant Batch Version	10.0	**Quant Report Version**	10.0

Butachlor

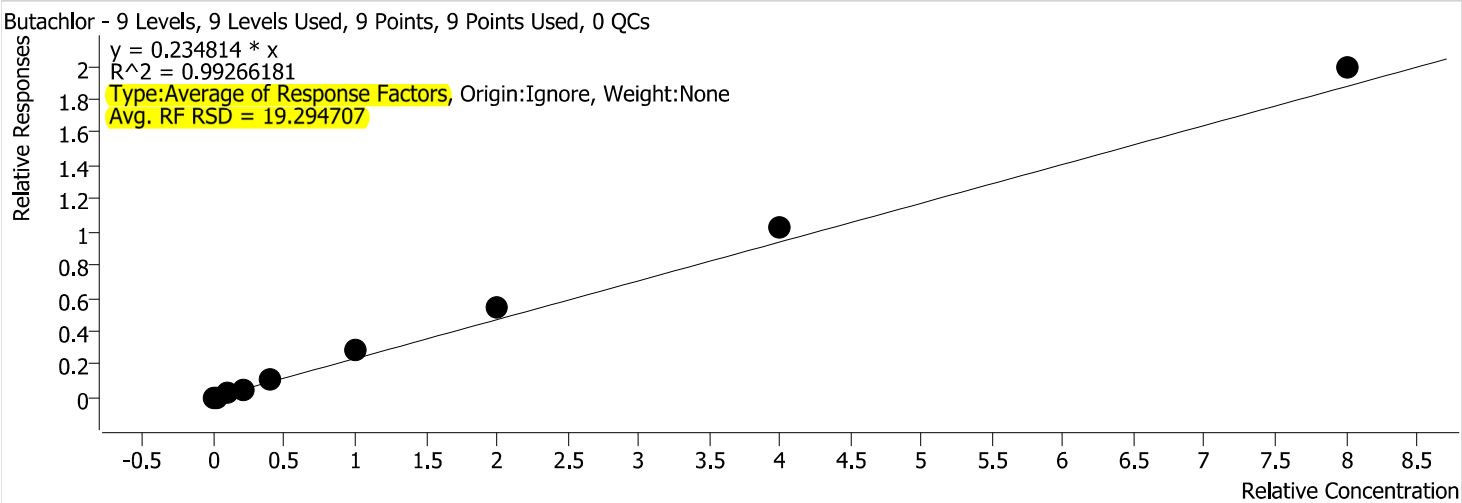

Calibration STD Path	Cal Type	Level	Enabled	Resp.	Exp. Conc	Resp. Factor
\\WSCIXIGCMS16\InstData\GCMS16\DATA\2021\012121_525.2\GCMS16_01212117.D	Calibration	0.05	x	2580	0.0500	0.1769
\\WSCIXIGCMS16\InstData\GCMS16\DATA\2021\012121_525.2\GCMS16_01212116.D	Calibration	0.1	x	4404	0.1000	0.1499
\\WSCIXIGCMS16\InstData\GCMS16\DATA\2021\012121_525.2\GCMS16_01212115.D	Calibration	0.5	x	33098	0.5000	0.2173
\\WSCIXIGCMS16\InstData\GCMS16\DATA\2021\012121_525.2\GCMS16_01212114.D	Calibration	1	x	69243	1.0000	0.2401
\\WSCIXIGCMS16\InstData\GCMS16\DATA\2021\012121_525.2\GCMS16_01212113.D	Calibration	2	x	159750	2.0000	0.2749
\\WSCIXIGCMS16\InstData\GCMS16\DATA\2021\012121_525.2\GCMS16_01212112.D	Calibration	5	x	401145	5.0000	0.2799
\\WSCIXIGCMS16\InstData\GCMS16\DATA\2021\012121_525.2\GCMS16_01212111.D	Calibration	10	x	786625	10.0000	0.2702
\\WSCIXIGCMS16\InstData\GCMS16\DATA\2021\012121_525.2\GCMS16_01212110.D	Calibration	20	x	1601051	20.0000	0.2554
\\WSCIXIGCMS16\InstData\GCMS16\DATA\2021\012121_525.2\GCMS16_01212109.D	Calibration	40	x	2834198	40.0000	0.2487

Quantitative Analysis Results With Qualifier Ratio Report

Batch Path	\\WSCIXIGCMS16\InstData\GCMS16\DATA\2021\012121_525.2\QuantResults\012121_525.2.batch.bin		
Analysis Time	1/26/2021 10:40:20 AM	**Analyst Name**	WECK\ryan.raymond
Report Time	1/26/2021 10:42:03 AM	**Reporter Name**	ryan.raymond
Last Calib Update	1/22/2021 9:39:22 AM	**Batch State**	Processed
Quant Batch Version	10.0	**Quant Report Version**	10.0

Pyrene

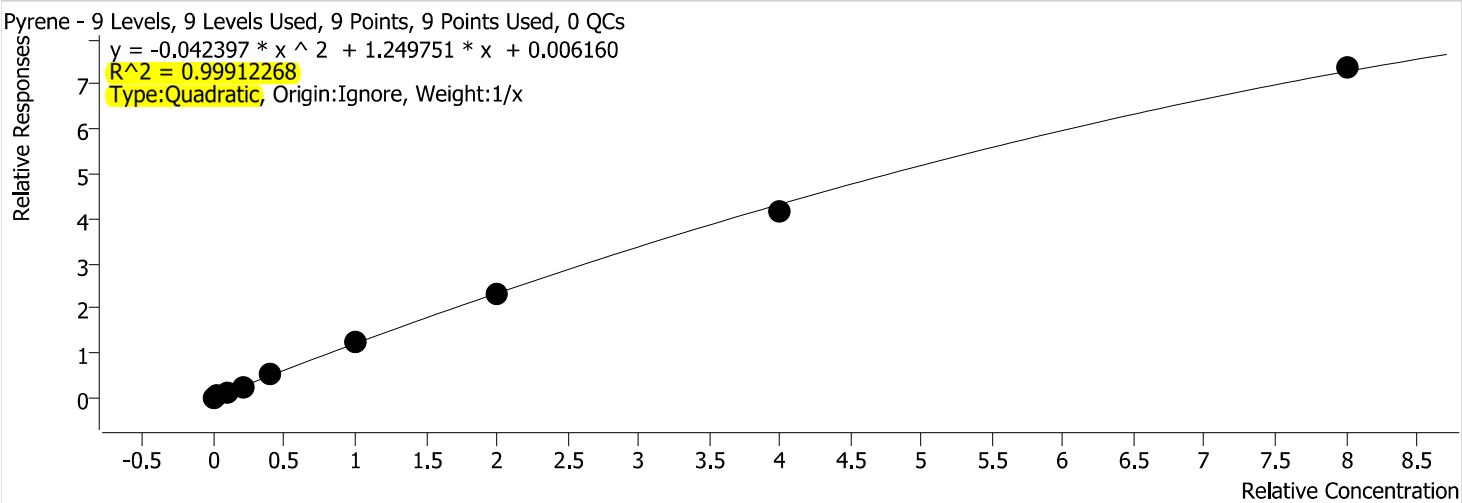

Calibration STD Path	Cal Type	Level	Enabled	Resp.	Exp. Conc	Resp. Factor
\\WSCIXIGCMS16\InstData\GCMS16\DATA\2021\012121_525.2\GCMS16_01212117.D	Calibration	0.05	x	30831	0.0500	1.7619
\\WSCIXIGCMS16\InstData\GCMS16\DATA\2021\012121_525.2\GCMS16_01212116.D	Calibration	0.1	x	52690	0.1000	1.4857
\\WSCIXIGCMS16\InstData\GCMS16\DATA\2021\012121_525.2\GCMS16_01212115.D	Calibration	0.5	x	244697	0.5000	1.3708
\\WSCIXIGCMS16\InstData\GCMS16\DATA\2021\012121_525.2\GCMS16_01212114.D	Calibration	1	x	432593	1.0000	1.2852
\\WSCIXIGCMS16\InstData\GCMS16\DATA\2021\012121_525.2\GCMS16_01212113.D	Calibration	2	x	884450	2.0000	1.3189
\\WSCIXIGCMS16\InstData\GCMS16\DATA\2021\012121_525.2\GCMS16_01212112.D	Calibration	5	x	2094830	5.0000	1.2769
\\WSCIXIGCMS16\InstData\GCMS16\DATA\2021\012121_525.2\GCMS16_01212111.D	Calibration	10	x	3826180	10.0000	1.1630
\\WSCIXIGCMS16\InstData\GCMS16\DATA\2021\012121_525.2\GCMS16_01212110.D	Calibration	20	x	7649057	20.0000	1.0411
\\WSCIXIGCMS16\InstData\GCMS16\DATA\2021\012121_525.2\GCMS16_01212109.D	Calibration	40	x	13235564	40.0000	0.9206

Quantitative Analysis Results With Qualifier Ratio Report

Batch Path	\\WSCIXIGCMS16\InstData\GCMS16\DATA\2021\012121_525.2\QuantResults\012121_525.2.batch.bin		
Analysis Time	1/26/2021 10:40:20 AM	**Analyst Name**	WECK\ryan.raymond
Report Time	1/26/2021 10:42:03 AM	**Reporter Name**	ryan.raymond
Last Calib Update	1/22/2021 9:39:22 AM	**Batch State**	Processed
Quant Batch Version	10.0	**Quant Report Version**	10.0

Terphenyl-d14

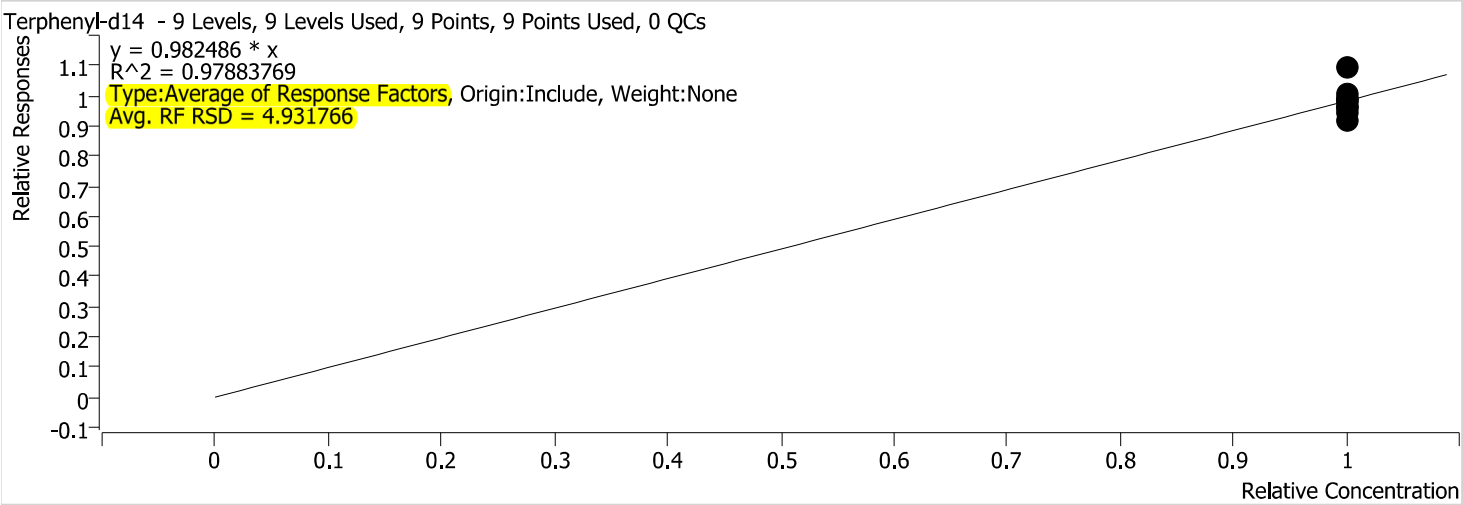

Calibration STD Path	Cal Type	Level	Enabled	Resp.	Exp. Conc	Resp. Factor
\\WSCIXIGCMS16\InstData\GCMS16\DATA\2021\012121_525.2\GCMS16_01212117.D	Calibration	0.05	x	1440944	5.0000	0.9880
\\WSCIXIGCMS16\InstData\GCMS16\DATA\2021\012121_525.2\GCMS16_01212116.D	Calibration	0.1	x	1479804	5.0000	1.0071
\\WSCIXIGCMS16\InstData\GCMS16\DATA\2021\012121_525.2\GCMS16_01212115.D	Calibration	0.5	x	1509118	5.0000	0.9909
\\WSCIXIGCMS16\InstData\GCMS16\DATA\2021\012121_525.2\GCMS16_01212114.D	Calibration	1	x	1389576	5.0000	0.9637
\\WSCIXIGCMS16\InstData\GCMS16\DATA\2021\012121_525.2\GCMS16_01212113.D	Calibration	2	x	1390659	5.0000	0.9574
\\WSCIXIGCMS16\InstData\GCMS16\DATA\2021\012121_525.2\GCMS16_01212112.D	Calibration	5	x	1355947	5.0000	0.9462
\\WSCIXIGCMS16\InstData\GCMS16\DATA\2021\012121_525.2\GCMS16_01212111.D	Calibration	10	x	1338963	5.0000	0.9199
\\WSCIXIGCMS16\InstData\GCMS16\DATA\2021\012121_525.2\GCMS16_01212110.D	Calibration	20	x	1532508	5.0000	0.9779
\\WSCIXIGCMS16\InstData\GCMS16\DATA\2021\012121_525.2\GCMS16_01212109.D	Calibration	40	x	1554769	5.0000	1.0913

Quantitative Analysis Results With Qualifier Ratio Report

Batch Path	\\WSCIXIGCMS16\InstData\GCMS16\DATA\2021\012121_525.2\QuantResults\012121_525.2.batch.bin		
Analysis Time	1/26/2021 10:40:20 AM	**Analyst Name**	WECK\ryan.raymond
Report Time	1/26/2021 10:42:03 AM	**Reporter Name**	ryan.raymond
Last Calib Update	1/22/2021 9:39:22 AM	**Batch State**	Processed
Quant Batch Version	10.0	**Quant Report Version**	10.0

Ethion

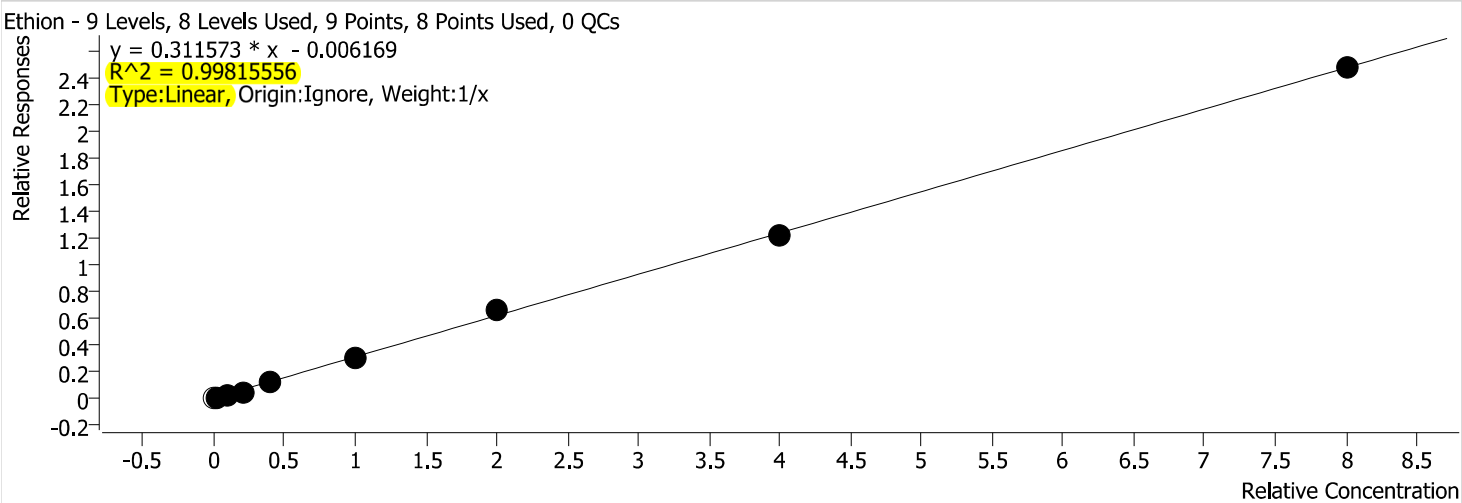

Calibration STD Path	Cal Type	Level	Enabled	Resp.	Exp. Conc	Resp. Factor
\\WSCIXIGCMS16\InstData\GCMS16\DATA\2021\012121_525.2\GCMS16_01212117.D	Calibration	0.05		2151	0.0500	0.1475
\\WSCIXIGCMS16\InstData\GCMS16\DATA\2021\012121_525.2\GCMS16_01212116.D	Calibration	0.1	x	3962	0.1000	0.1348
\\WSCIXIGCMS16\InstData\GCMS16\DATA\2021\012121_525.2\GCMS16_01212115.D	Calibration	0.5	x	27917	0.5000	0.1833
\\WSCIXIGCMS16\InstData\GCMS16\DATA\2021\012121_525.2\GCMS16_01212114.D	Calibration	1	x	63626	1.0000	0.2206
\\WSCIXIGCMS16\InstData\GCMS16\DATA\2021\012121_525.2\GCMS16_01212113.D	Calibration	2	x	158838	2.0000	0.2734
\\WSCIXIGCMS16\InstData\GCMS16\DATA\2021\012121_525.2\GCMS16_01212112.D	Calibration	5	x	438613	5.0000	0.3061
\\WSCIXIGCMS16\InstData\GCMS16\DATA\2021\012121_525.2\GCMS16_01212111.D	Calibration	10	x	959251	10.0000	0.3295
\\WSCIXIGCMS16\InstData\GCMS16\DATA\2021\012121_525.2\GCMS16_01212110.D	Calibration	20	x	1922053	20.0000	0.3066
\\WSCIXIGCMS16\InstData\GCMS16\DATA\2021\012121_525.2\GCMS16_01212109.D	Calibration	40	x	3536842	40.0000	0.3103

Quantitative Analysis Results With Qualifier Ratio Report

Batch Path	\\WSCIXIGCMS16\InstData\GCMS16\DATA\2021\012121_525.2\QuantResults\012121_525.2.batch.bin		
Analysis Time	1/26/2021 10:40:20 AM	**Analyst Name**	WECK\ryan.raymond
Report Time	1/26/2021 10:42:04 AM	**Reporter Name**	ryan.raymond
Last Calib Update	1/22/2021 9:39:22 AM	**Batch State**	Processed
Quant Batch Version	10.0	**Quant Report Version**	10.0

Trithion (carbofenotion)

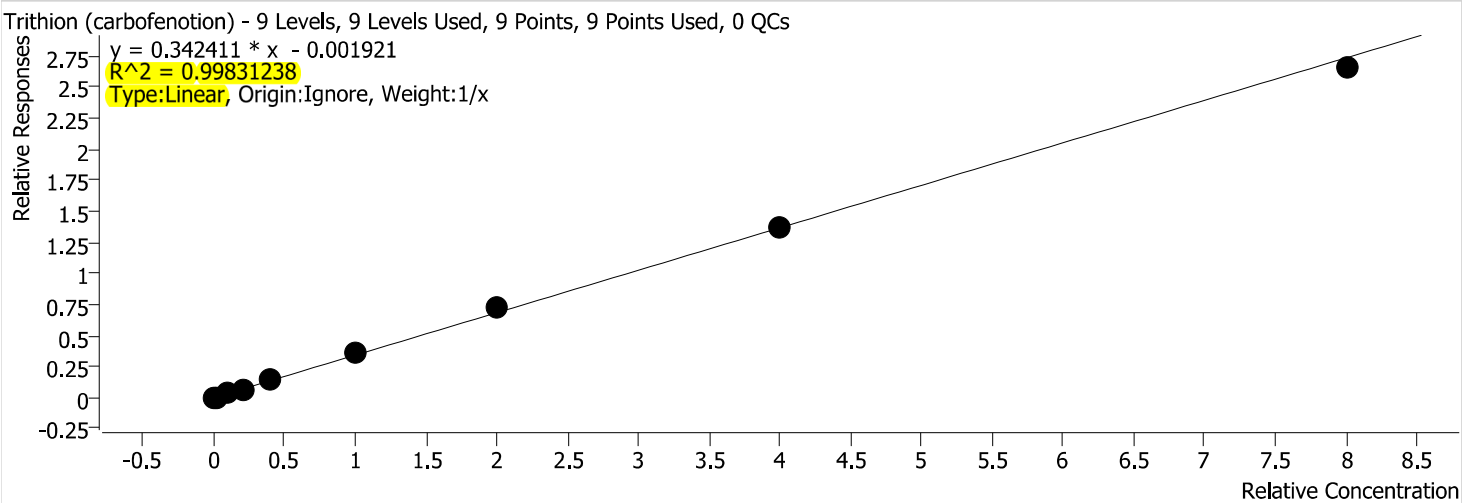

Calibration STD Path	Cal Type	Level	Enabled	Resp.	Exp. Conc	Resp. Factor
\\WSCIXIGCMS16\InstData\GCMS16\DATA\2021\012121_525.2\GCMS16_01212117.D	Calibration	0.05	x	2825	0.0500	0.1937
\\WSCIXIGCMS16\InstData\GCMS16\DATA\2021\012121_525.2\GCMS16_01212116.D	Calibration	0.1	x	5550	0.1000	0.1889
\\WSCIXIGCMS16\InstData\GCMS16\DATA\2021\012121_525.2\GCMS16_01212115.D	Calibration	0.5	x	44331	0.5000	0.2911
\\WSCIXIGCMS16\InstData\GCMS16\DATA\2021\012121_525.2\GCMS16_01212114.D	Calibration	1	x	91502	1.0000	0.3173
\\WSCIXIGCMS16\InstData\GCMS16\DATA\2021\012121_525.2\GCMS16_01212113.D	Calibration	2	x	207348	2.0000	0.3569
\\WSCIXIGCMS16\InstData\GCMS16\DATA\2021\012121_525.2\GCMS16_01212112.D	Calibration	5	x	529504	5.0000	0.3695
\\WSCIXIGCMS16\InstData\GCMS16\DATA\2021\012121_525.2\GCMS16_01212111.D	Calibration	10	x	1055543	10.0000	0.3626
\\WSCIXIGCMS16\InstData\GCMS16\DATA\2021\012121_525.2\GCMS16_01212110.D	Calibration	20	x	2161384	20.0000	0.3448
\\WSCIXIGCMS16\InstData\GCMS16\DATA\2021\012121_525.2\GCMS16_01212109.D	Calibration	40	x	3781100	40.0000	0.3317

Quantitative Analysis Results With Qualifier Ratio Report

Batch Path	\\WSCIXIGCMS16\InstData\GCMS16\DATA\2021\012121_525.2\QuantResults\012121_525.2.batch.bin		
Analysis Time	1/26/2021 10:40:20 AM	**Analyst Name**	WECK\ryan.raymond
Report Time	1/26/2021 10:42:04 AM	**Reporter Name**	ryan.raymond
Last Calib Update	1/22/2021 9:39:22 AM	**Batch State**	Processed
Quant Batch Version	10.0	**Quant Report Version**	10.0

Butyl benzyl phthalate

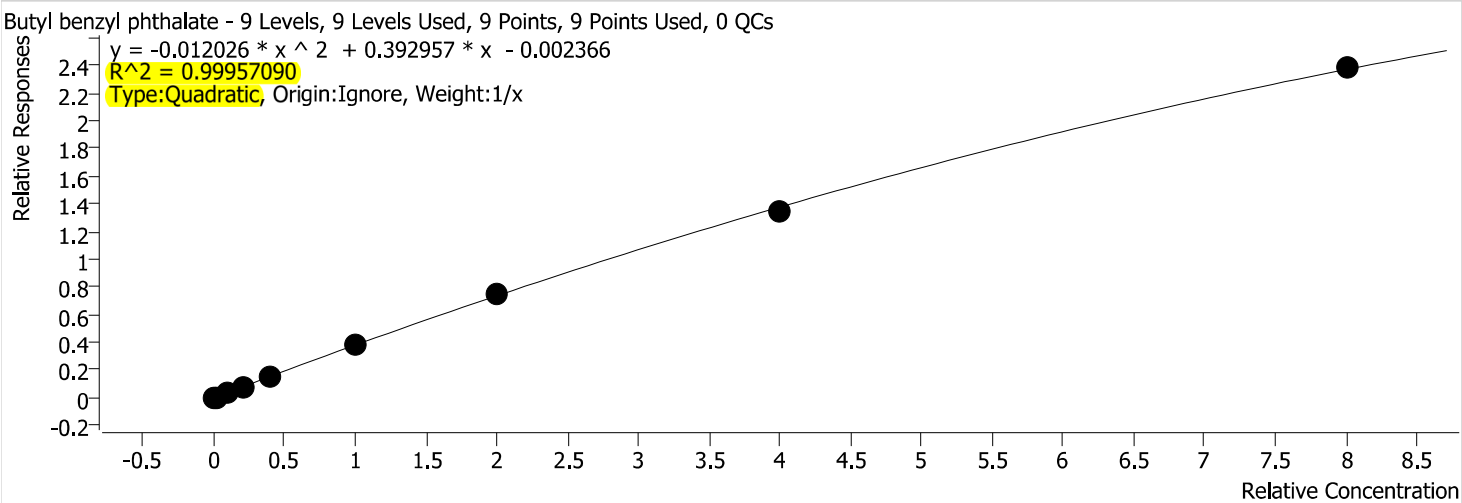

Calibration STD Path	Cal Type	Level	Enabled	Resp.	Exp. Conc	Resp. Factor
\\WSCIXIGCMS16\InstData\GCMS16\DATA\2021\012121_525.2\GCMS16_01212117.D	Calibration	0.05	x	4096	0.0500	0.2341
\\WSCIXIGCMS16\InstData\GCMS16\DATA\2021\012121_525.2\GCMS16_01212116.D	Calibration	0.1	x	8127	0.1000	0.2292
\\WSCIXIGCMS16\InstData\GCMS16\DATA\2021\012121_525.2\GCMS16_01212115.D	Calibration	0.5	x	59982	0.5000	0.3360
\\WSCIXIGCMS16\InstData\GCMS16\DATA\2021\012121_525.2\GCMS16_01212114.D	Calibration	1	x	121394	1.0000	0.3606
\\WSCIXIGCMS16\InstData\GCMS16\DATA\2021\012121_525.2\GCMS16_01212113.D	Calibration	2	x	263488	2.0000	0.3929
\\WSCIXIGCMS16\InstData\GCMS16\DATA\2021\012121_525.2\GCMS16_01212112.D	Calibration	5	x	627304	5.0000	0.3824
\\WSCIXIGCMS16\InstData\GCMS16\DATA\2021\012121_525.2\GCMS16_01212111.D	Calibration	10	x	1239590	10.0000	0.3768
\\WSCIXIGCMS16\InstData\GCMS16\DATA\2021\012121_525.2\GCMS16_01212110.D	Calibration	20	x	2477237	20.0000	0.3372
\\WSCIXIGCMS16\InstData\GCMS16\DATA\2021\012121_525.2\GCMS16_01212109.D	Calibration	40	x	4278349	40.0000	0.2976

Quantitative Analysis Results With Qualifier Ratio Report

Batch Path	\\WSCIXIGCMS16\InstData\GCMS16\DATA\2021\012121_525.2\QuantResults\012121_525.2.batch.bin		
Analysis Time	1/26/2021 10:40:20 AM	**Analyst Name**	WECK\ryan.raymond
Report Time	1/26/2021 10:42:04 AM	**Reporter Name**	ryan.raymond
Last Calib Update	1/22/2021 9:39:22 AM	**Batch State**	Processed
Quant Batch Version	10.0	**Quant Report Version**	10.0

Bis(2-ethylhexyl)adipate

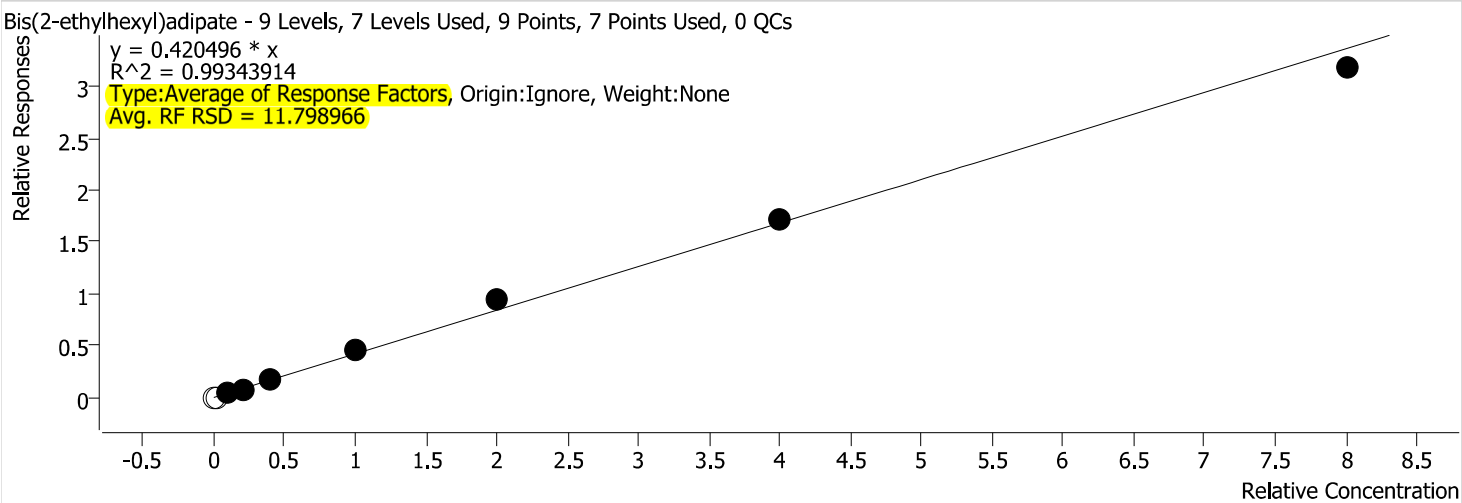

Calibration STD Path	Cal Type	Level	Enabled	Resp.	Exp. Conc	Resp. Factor
\\WSCIXIGCMS16\InstData\GCMS16\DATA\2021\012121_525.2\GCMS16_01212117.D	Calibration	0.05		4518	0.0500	0.2582
\\WSCIXIGCMS16\InstData\GCMS16\DATA\2021\012121_525.2\GCMS16_01212116.D	Calibration	0.1		8389	0.1000	0.2366
\\WSCIXIGCMS16\InstData\GCMS16\DATA\2021\012121_525.2\GCMS16_01212115.D	Calibration	0.5	x	60706	0.5000	0.3401
\\WSCIXIGCMS16\InstData\GCMS16\DATA\2021\012121_525.2\GCMS16_01212114.D	Calibration	1	x	128739	1.0000	0.3825
\\WSCIXIGCMS16\InstData\GCMS16\DATA\2021\012121_525.2\GCMS16_01212113.D	Calibration	2	x	302882	2.0000	0.4517
\\WSCIXIGCMS16\InstData\GCMS16\DATA\2021\012121_525.2\GCMS16_01212112.D	Calibration	5	x	763267	5.0000	0.4652
\\WSCIXIGCMS16\InstData\GCMS16\DATA\2021\012121_525.2\GCMS16_01212111.D	Calibration	10	x	1570622	10.0000	0.4774
\\WSCIXIGCMS16\InstData\GCMS16\DATA\2021\012121_525.2\GCMS16_01212110.D	Calibration	20	x	3157328	20.0000	0.4298
\\WSCIXIGCMS16\InstData\GCMS16\DATA\2021\012121_525.2\GCMS16_01212109.D	Calibration	40	x	5705879	40.0000	0.3969

Quantitative Analysis Results With Qualifier Ratio Report

Batch Path	\\WSCIXIGCMS16\InstData\GCMS16\DATA\2021\012121_525.2\QuantResults\012121_525.2.batch.bin		
Analysis Time	1/26/2021 10:40:20 AM	**Analyst Name**	WECK\ryan.raymond
Report Time	1/26/2021 10:42:04 AM	**Reporter Name**	ryan.raymond
Last Calib Update	1/22/2021 9:39:22 AM	**Batch State**	Processed
Quant Batch Version	10.0	**Quant Report Version**	10.0

TPP

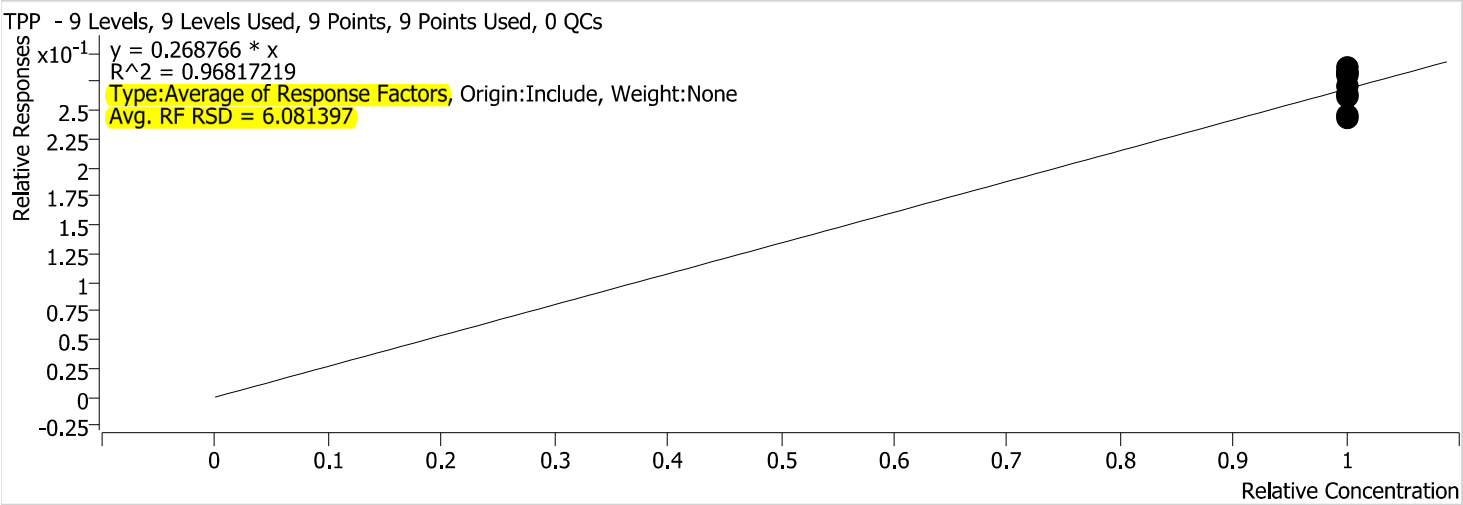

Calibration STD Path	Cal Type	Level	Enabled	Resp.	Exp. Conc	Resp. Factor
\\WSCIXIGCMS16\InstData\GCMS16\DATA\2021\012121_525.2\GCMS16_01212117.D	Calibration	0.05	x	424233	5.0000	0.2424
\\WSCIXIGCMS16\InstData\GCMS16\DATA\2021\012121_525.2\GCMS16_01212116.D	Calibration	0.1	x	435871	5.0000	0.2458
\\WSCIXIGCMS16\InstData\GCMS16\DATA\2021\012121_525.2\GCMS16_01212115.D	Calibration	0.5	x	471222	5.0000	0.2640
\\WSCIXIGCMS16\InstData\GCMS16\DATA\2021\012121_525.2\GCMS16_01212114.D	Calibration	1	x	441380	5.0000	0.2623
\\WSCIXIGCMS16\InstData\GCMS16\DATA\2021\012121_525.2\GCMS16_01212113.D	Calibration	2	x	456603	5.0000	0.2724
\\WSCIXIGCMS16\InstData\GCMS16\DATA\2021\012121_525.2\GCMS16_01212112.D	Calibration	5	x	458944	5.0000	0.2797
\\WSCIXIGCMS16\InstData\GCMS16\DATA\2021\012121_525.2\GCMS16_01212111.D	Calibration	10	x	464883	5.0000	0.2826
\\WSCIXIGCMS16\InstData\GCMS16\DATA\2021\012121_525.2\GCMS16_01212110.D	Calibration	20	x	527169	5.0000	0.2870
\\WSCIXIGCMS16\InstData\GCMS16\DATA\2021\012121_525.2\GCMS16_01212109.D	Calibration	40	x	508005	5.0000	0.2827

Quantitative Analysis Results With Qualifier Ratio Report

Batch Path	\\WSCIXIGCMS16\InstData\GCMS16\DATA\2021\012121_525.2\QuantResults\012121_525.2.batch.bin		
Analysis Time	1/26/2021 10:40:20 AM	**Analyst Name**	WECK\ryan.raymond
Report Time	1/26/2021 10:42:04 AM	**Reporter Name**	ryan.raymond
Last Calib Update	1/22/2021 9:39:22 AM	**Batch State**	Processed
Quant Batch Version	10.0	**Quant Report Version**	10.0

Benzo [a] anthracene

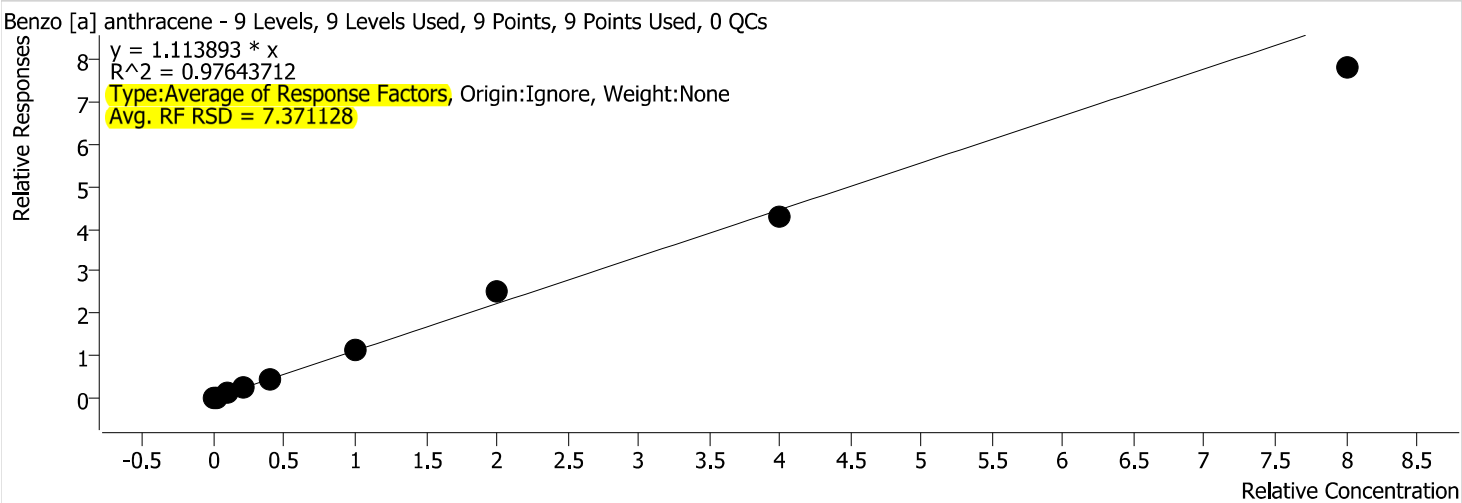

Calibration STD Path	Cal Type	Level	Enabled	Resp.	Exp. Conc	Resp. Factor
\\WSCIXIGCMS16\InstData\GCMS16\DATA\2021\012121_525.2\GCMS16_01212117.D	Calibration	0.05	x	20358	0.0500	1.1634
\\WSCIXIGCMS16\InstData\GCMS16\DATA\2021\012121_525.2\GCMS16_01212116.D	Calibration	0.1	x	37352	0.1000	1.0532
\\WSCIXIGCMS16\InstData\GCMS16\DATA\2021\012121_525.2\GCMS16_01212115.D	Calibration	0.5	x	199675	0.5000	1.1186
\\WSCIXIGCMS16\InstData\GCMS16\DATA\2021\012121_525.2\GCMS16_01212114.D	Calibration	1	x	363002	1.0000	1.0784
\\WSCIXIGCMS16\InstData\GCMS16\DATA\2021\012121_525.2\GCMS16_01212113.D	Calibration	2	x	776744	2.0000	1.1583
\\WSCIXIGCMS16\InstData\GCMS16\DATA\2021\012121_525.2\GCMS16_01212112.D	Calibration	5	x	1879423	5.0000	1.1456
\\WSCIXIGCMS16\InstData\GCMS16\DATA\2021\012121_525.2\GCMS16_01212111.D	Calibration	10	x	4157864	10.0000	1.2638
\\WSCIXIGCMS16\InstData\GCMS16\DATA\2021\012121_525.2\GCMS16_01212110.D	Calibration	20	x	7841477	20.0000	1.0673
\\WSCIXIGCMS16\InstData\GCMS16\DATA\2021\012121_525.2\GCMS16_01212109.D	Calibration	40	x	14037682	40.0000	0.9764

Quantitative Analysis Results With Qualifier Ratio Report

Batch Path	\\WSCIXIGCMS16\InstData\GCMS16\DATA\2021\012121_525.2\QuantResults\012121_525.2.batch.bin		
Analysis Time	1/26/2021 10:40:20 AM	**Analyst Name**	WECK\ryan.raymond
Report Time	1/26/2021 10:42:04 AM	**Reporter Name**	ryan.raymond
Last Calib Update	1/22/2021 9:39:22 AM	**Batch State**	Processed
Quant Batch Version	10.0	**Quant Report Version**	10.0

Chrysene

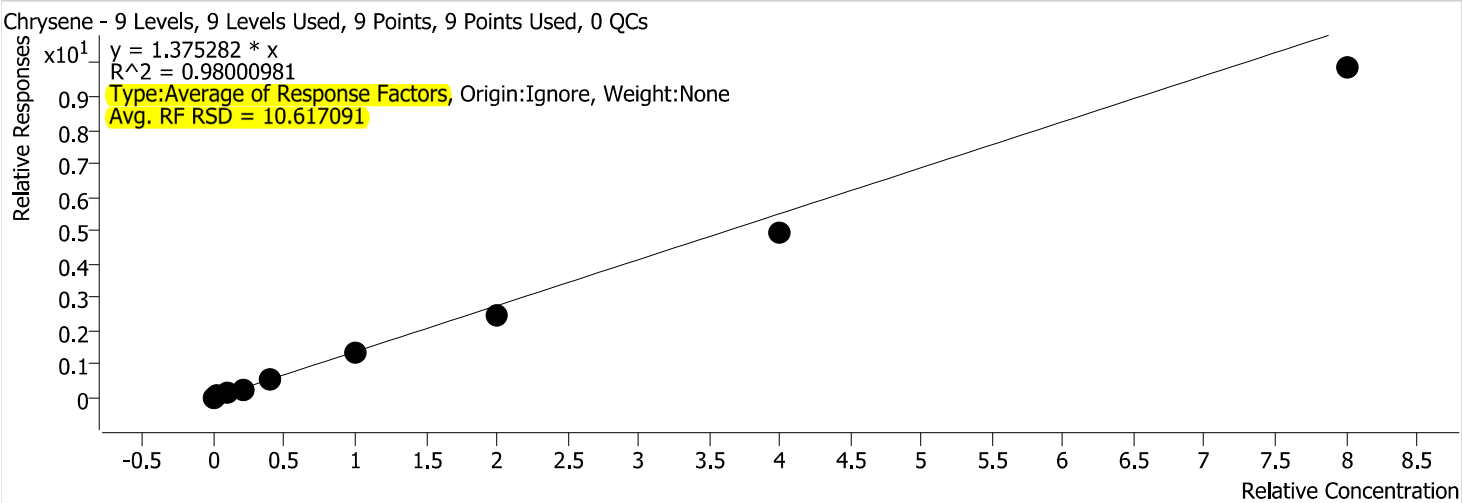

Calibration STD Path	Cal Type	Level	Enabled	Resp.	Exp. Conc	Resp. Factor
\\WSCIXIGCMS16\InstData\GCMS16\DATA\2021\012121_525.2\GCMS16_01212117.D	Calibration	0.05	x	24382	0.0500	1.6718
\\WSCIXIGCMS16\InstData\GCMS16\DATA\2021\012121_525.2\GCMS16_01212116.D	Calibration	0.1	x	44421	0.1000	1.5116
\\WSCIXIGCMS16\InstData\GCMS16\DATA\2021\012121_525.2\GCMS16_01212115.D	Calibration	0.5	x	212864	0.5000	1.3977
\\WSCIXIGCMS16\InstData\GCMS16\DATA\2021\012121_525.2\GCMS16_01212114.D	Calibration	1	x	386374	1.0000	1.3398
\\WSCIXIGCMS16\InstData\GCMS16\DATA\2021\012121_525.2\GCMS16_01212113.D	Calibration	2	x	803351	2.0000	1.3826
\\WSCIXIGCMS16\InstData\GCMS16\DATA\2021\012121_525.2\GCMS16_01212112.D	Calibration	5	x	1978005	5.0000	1.3802
\\WSCIXIGCMS16\InstData\GCMS16\DATA\2021\012121_525.2\GCMS16_01212111.D	Calibration	10	x	3575761	10.0000	1.2284
\\WSCIXIGCMS16\InstData\GCMS16\DATA\2021\012121_525.2\GCMS16_01212110.D	Calibration	20	x	7738775	20.0000	1.2345
\\WSCIXIGCMS16\InstData\GCMS16\DATA\2021\012121_525.2\GCMS16_01212109.D	Calibration	40	x	14029894	40.0000	1.2309

Quantitative Analysis Results With Qualifier Ratio Report

Batch Path	\\WSCIXIGCMS16\InstData\GCMS16\DATA\2021\012121_525.2\QuantResults\012121_525.2.batch.bin		
Analysis Time	1/26/2021 10:40:20 AM	**Analyst Name**	WECK\ryan.raymond
Report Time	1/26/2021 10:42:04 AM	**Reporter Name**	ryan.raymond
Last Calib Update	1/22/2021 9:39:22 AM	**Batch State**	Processed
Quant Batch Version	10.0	**Quant Report Version**	10.0

Bis(2-ethylhexyl)phthalate

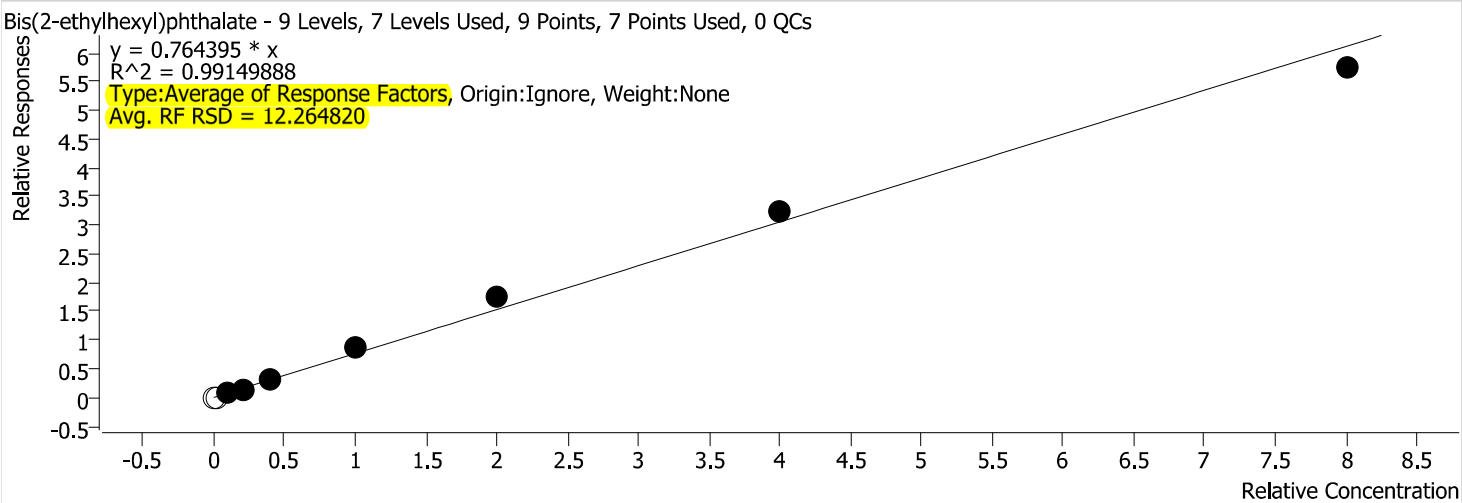

Calibration STD Path	Cal Type	Level	Enabled	Resp.	Exp. Conc	Resp. Factor
\\WSCIXIGCMS16\InstData\GCMS16\DATA\2021\012121_525.2\GCMS16_01212117.D	Calibration	0.05		8301	0.0500	0.4744
\\WSCIXIGCMS16\InstData\GCMS16\DATA\2021\012121_525.2\GCMS16_01212116.D	Calibration	0.1		16072	0.1000	0.4532
\\WSCIXIGCMS16\InstData\GCMS16\DATA\2021\012121_525.2\GCMS16_01212115.D	Calibration	0.5	x	110211	0.5000	0.6174
\\WSCIXIGCMS16\InstData\GCMS16\DATA\2021\012121_525.2\GCMS16_01212114.D	Calibration	1	x	229358	1.0000	0.6814
\\WSCIXIGCMS16\InstData\GCMS16\DATA\2021\012121_525.2\GCMS16_01212113.D	Calibration	2	x	544877	2.0000	0.8125
\\WSCIXIGCMS16\InstData\GCMS16\DATA\2021\012121_525.2\GCMS16_01212112.D	Calibration	5	x	1393562	5.0000	0.8494
\\WSCIXIGCMS16\InstData\GCMS16\DATA\2021\012121_525.2\GCMS16_01212111.D	Calibration	10	x	2855676	10.0000	0.8680
\\WSCIXIGCMS16\InstData\GCMS16\DATA\2021\012121_525.2\GCMS16_01212110.D	Calibration	20	x	5916849	20.0000	0.8054
\\WSCIXIGCMS16\InstData\GCMS16\DATA\2021\012121_525.2\GCMS16_01212109.D	Calibration	40	x	10303140	40.0000	0.7167

Quantitative Analysis Results With Qualifier Ratio Report

Batch Path	\\WSCIXIGCMS16\InstData\GCMS16\DATA\2021\012121_525.2\QuantResults\012121_525.2.batch.bin		
Analysis Time	1/26/2021 10:40:20 AM	**Analyst Name**	WECK\ryan.raymond
Report Time	1/26/2021 10:42:04 AM	**Reporter Name**	ryan.raymond
Last Calib Update	1/22/2021 9:39:22 AM	**Batch State**	Processed
Quant Batch Version	10.0	**Quant Report Version**	10.0

Di-n-octyl phthalate

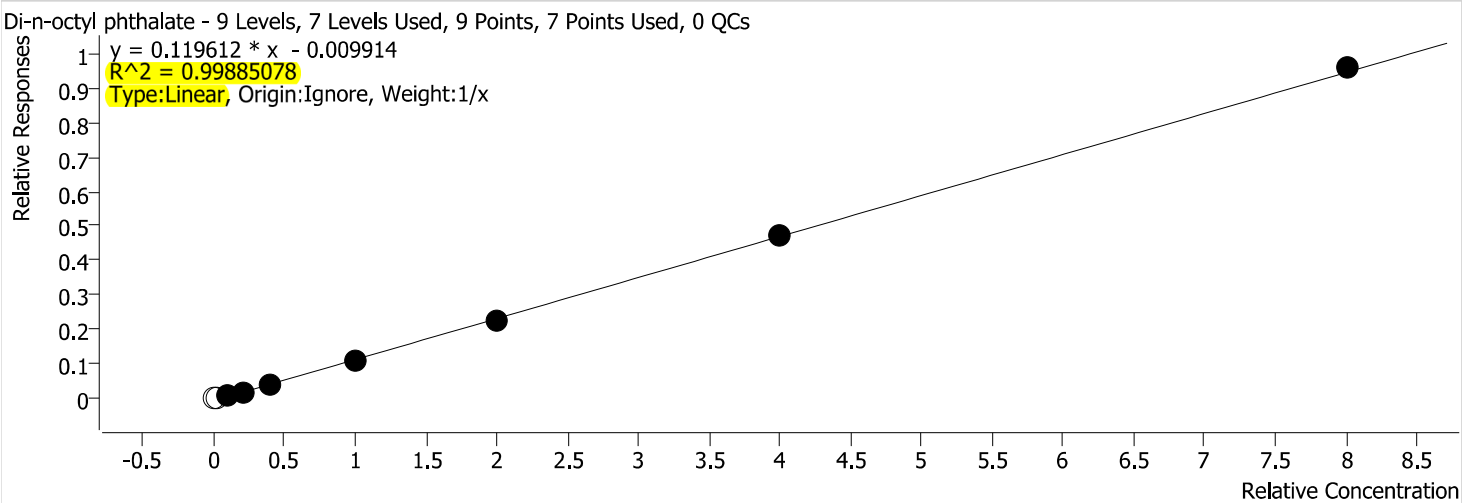

Calibration STD Path	Cal Type	Level	Enabled	Resp.	Exp. Conc	Resp. Factor
\\WSCIXIGCMS16\InstData\GCMS16\DATA\2021\012121_525.2\GCMS16_01212117.D	Calibration	0.05		340	0.0500	0.0233
\\WSCIXIGCMS16\InstData\GCMS16\DATA\2021\012121_525.2\GCMS16_01212116.D	Calibration	0.1		903	0.1000	0.0307
\\WSCIXIGCMS16\InstData\GCMS16\DATA\2021\012121_525.2\GCMS16_01212115.D	Calibration	0.5	x	7394	0.5000	0.0485
\\WSCIXIGCMS16\InstData\GCMS16\DATA\2021\012121_525.2\GCMS16_01212114.D	Calibration	1	x	17173	1.0000	0.0596
\\WSCIXIGCMS16\InstData\GCMS16\DATA\2021\012121_525.2\GCMS16_01212113.D	Calibration	2	x	48343	2.0000	0.0832
\\WSCIXIGCMS16\InstData\GCMS16\DATA\2021\012121_525.2\GCMS16_01212112.D	Calibration	5	x	148588	5.0000	0.1037
\\WSCIXIGCMS16\InstData\GCMS16\DATA\2021\012121_525.2\GCMS16_01212111.D	Calibration	10	x	328520	10.0000	0.1129
\\WSCIXIGCMS16\InstData\GCMS16\DATA\2021\012121_525.2\GCMS16_01212110.D	Calibration	20	x	736275	20.0000	0.1175
\\WSCIXIGCMS16\InstData\GCMS16\DATA\2021\012121_525.2\GCMS16_01212109.D	Calibration	40	x	1366669	40.0000	0.1199

Quantitative Analysis Results With Qualifier Ratio Report

Batch Path	\\WSCIXIGCMS16\InstData\GCMS16\DATA\2021\012121_525.2\QuantResults\012121_525.2.batch.bin		
Analysis Time	1/26/2021 10:40:20 AM	**Analyst Name**	WECK\ryan.raymond
Report Time	1/26/2021 10:42:04 AM	**Reporter Name**	ryan.raymond
Last Calib Update	1/22/2021 9:39:22 AM	**Batch State**	Processed
Quant Batch Version	10.0	**Quant Report Version**	10.0

Benzo [b] fluoranthene

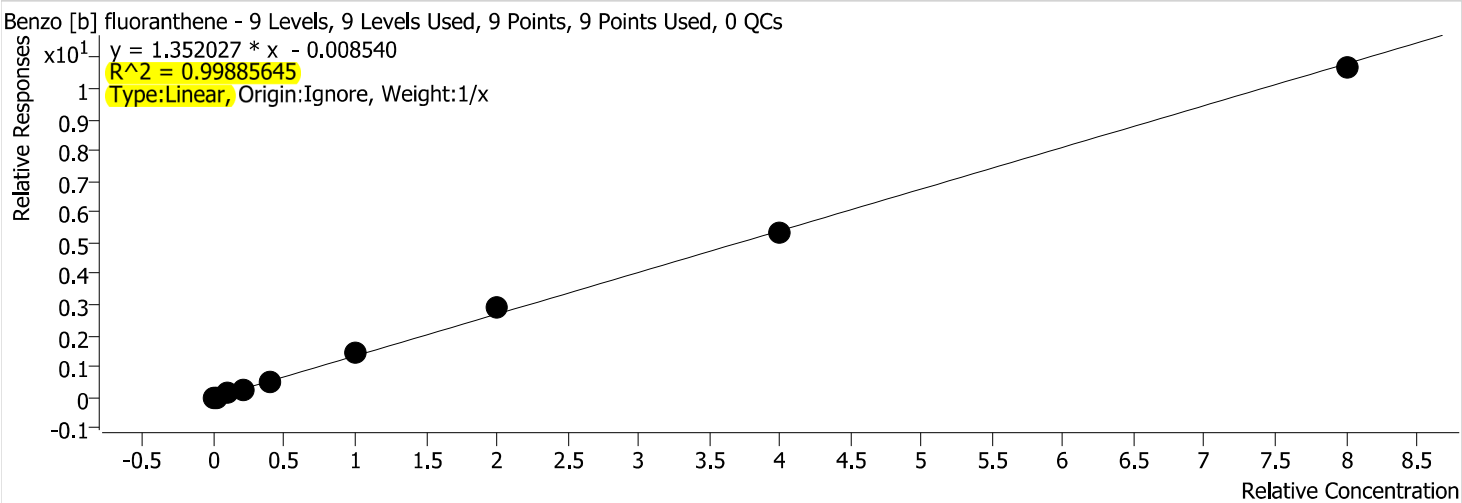

Calibration STD Path	Cal Type	Level	Enabled	Resp.	Exp. Conc	Resp. Factor
\\WSCIXIGCMS16\InstData\GCMS16\DATA\2021\012121_525.2\GCMS16_01212117.D	Calibration	0.05	x	11185	0.0500	0.7669
\\WSCIXIGCMS16\InstData\GCMS16\DATA\2021\012121_525.2\GCMS16_01212116.D	Calibration	0.1	x	24680	0.1000	0.8398
\\WSCIXIGCMS16\InstData\GCMS16\DATA\2021\012121_525.2\GCMS16_01212115.D	Calibration	0.5	x	173497	0.5000	1.1392
\\WSCIXIGCMS16\InstData\GCMS16\DATA\2021\012121_525.2\GCMS16_01212114.D	Calibration	1	x	337513	1.0000	1.1704
\\WSCIXIGCMS16\InstData\GCMS16\DATA\2021\012121_525.2\GCMS16_01212113.D	Calibration	2	x	746816	2.0000	1.2853
\\WSCIXIGCMS16\InstData\GCMS16\DATA\2021\012121_525.2\GCMS16_01212112.D	Calibration	5	x	2019216	5.0000	1.4090
\\WSCIXIGCMS16\InstData\GCMS16\DATA\2021\012121_525.2\GCMS16_01212111.D	Calibration	10	x	4193568	10.0000	1.4406
\\WSCIXIGCMS16\InstData\GCMS16\DATA\2021\012121_525.2\GCMS16_01212110.D	Calibration	20	x	8385122	20.0000	1.3376
\\WSCIXIGCMS16\InstData\GCMS16\DATA\2021\012121_525.2\GCMS16_01212109.D	Calibration	40	x	15191995	40.0000	1.3329

Quantitative Analysis Results With Qualifier Ratio Report

Batch Path	\\WSCIXIGCMS16\InstData\GCMS16\DATA\2021\012121_525.2\QuantResults\012121_525.2.batch.bin		
Analysis Time	1/26/2021 10:40:20 AM	**Analyst Name**	WECK\ryan.raymond
Report Time	1/26/2021 10:42:04 AM	**Reporter Name**	ryan.raymond
Last Calib Update	1/22/2021 9:39:22 AM	**Batch State**	Processed
Quant Batch Version	10.0	**Quant Report Version**	10.0

Benzo [k] fluoranthene

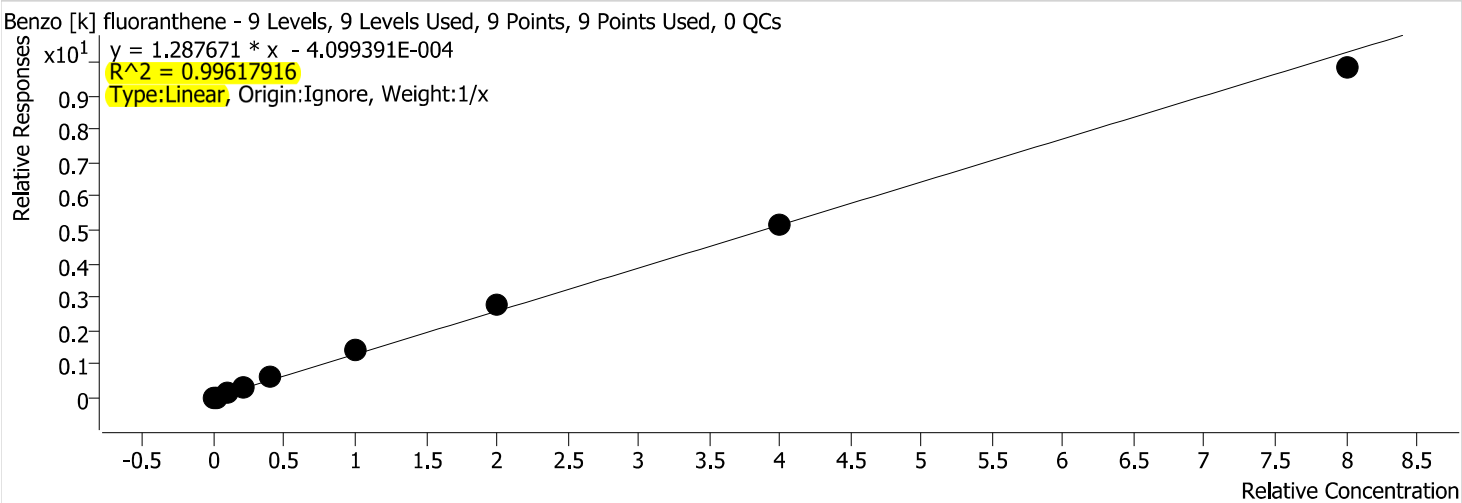

Calibration STD Path	Cal Type	Level	Enabled	Resp.	Exp. Conc	Resp. Factor
\\WSCIXIGCMS16\InstData\GCMS16\DATA\2021\012121_525.2\GCMS16_01212117.D	Calibration	0.05	x	12695	0.0500	0.8705
\\WSCIXIGCMS16\InstData\GCMS16\DATA\2021\012121_525.2\GCMS16_01212116.D	Calibration	0.1	x	29558	0.1000	1.0058
\\WSCIXIGCMS16\InstData\GCMS16\DATA\2021\012121_525.2\GCMS16_01212115.D	Calibration	0.5	x	210719	0.5000	1.3836
\\WSCIXIGCMS16\InstData\GCMS16\DATA\2021\012121_525.2\GCMS16_01212114.D	Calibration	1	x	398852	1.0000	1.3831
\\WSCIXIGCMS16\InstData\GCMS16\DATA\2021\012121_525.2\GCMS16_01212113.D	Calibration	2	x	900942	2.0000	1.5506
\\WSCIXIGCMS16\InstData\GCMS16\DATA\2021\012121_525.2\GCMS16_01212112.D	Calibration	5	x	2041237	5.0000	1.4244
\\WSCIXIGCMS16\InstData\GCMS16\DATA\2021\012121_525.2\GCMS16_01212111.D	Calibration	10	x	4017763	10.0000	1.3802
\\WSCIXIGCMS16\InstData\GCMS16\DATA\2021\012121_525.2\GCMS16_01212110.D	Calibration	20	x	8101382	20.0000	1.2924
\\WSCIXIGCMS16\InstData\GCMS16\DATA\2021\012121_525.2\GCMS16_01212109.D	Calibration	40	x	14009332	40.0000	1.2291

Quantitative Analysis Results With Qualifier Ratio Report

Batch Path	\\WSCIXIGCMS16\InstData\GCMS16\DATA\2021\012121_525.2\QuantResults\012121_525.2.batch.bin		
Analysis Time	1/26/2021 10:40:20 AM	**Analyst Name**	WECK\ryan.raymond
Report Time	1/26/2021 10:42:04 AM	**Reporter Name**	ryan.raymond
Last Calib Update	1/22/2021 9:39:22 AM	**Batch State**	Processed
Quant Batch Version	10.0	**Quant Report Version**	10.0

Benzo[a] pyrene

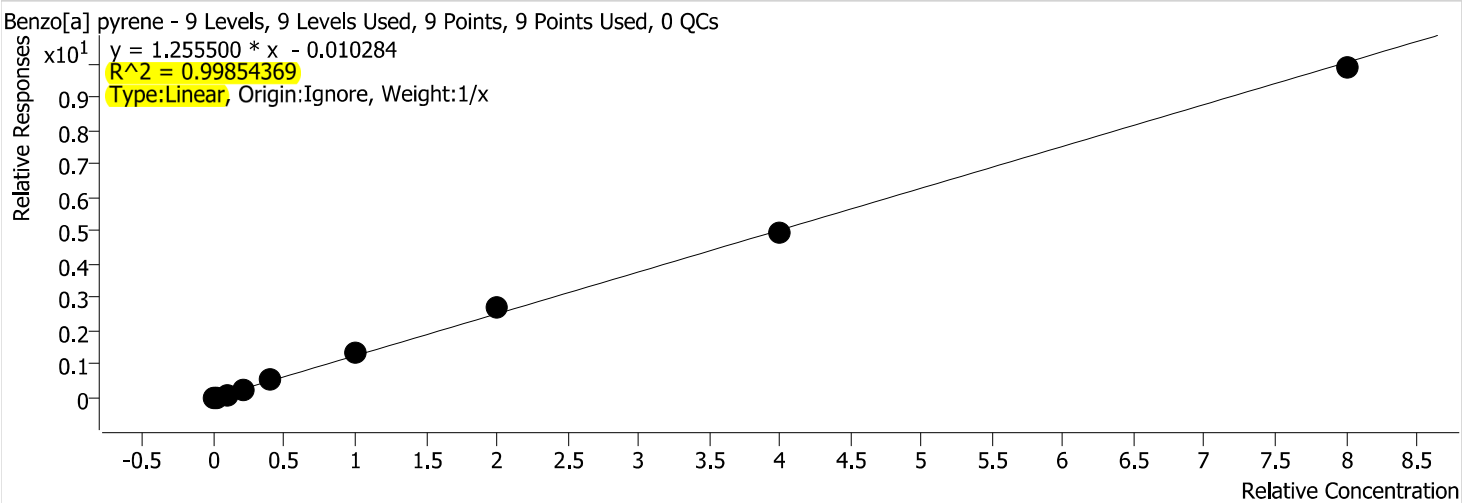

Calibration STD Path	Cal Type	Level	Enabled	Resp.	Exp. Conc	Resp. Factor
\\WSCIXIGCMS16\InstData\GCMS16\DATA\2021\012121_525.2\GCMS16_01212117.D	Calibration	0.05	x	7690	0.0500	0.5273
\\WSCIXIGCMS16\InstData\GCMS16\DATA\2021\012121_525.2\GCMS16_01212116.D	Calibration	0.1	x	17728	0.1000	0.6033
\\WSCIXIGCMS16\InstData\GCMS16\DATA\2021\012121_525.2\GCMS16_01212115.D	Calibration	0.5	x	144108	0.5000	0.9462
\\WSCIXIGCMS16\InstData\GCMS16\DATA\2021\012121_525.2\GCMS16_01212114.D	Calibration	1	x	306460	1.0000	1.0627
\\WSCIXIGCMS16\InstData\GCMS16\DATA\2021\012121_525.2\GCMS16_01212113.D	Calibration	2	x	745633	2.0000	1.2833
\\WSCIXIGCMS16\InstData\GCMS16\DATA\2021\012121_525.2\GCMS16_01212112.D	Calibration	5	x	1905778	5.0000	1.3298
\\WSCIXIGCMS16\InstData\GCMS16\DATA\2021\012121_525.2\GCMS16_01212111.D	Calibration	10	x	3874094	10.0000	1.3309
\\WSCIXIGCMS16\InstData\GCMS16\DATA\2021\012121_525.2\GCMS16_01212110.D	Calibration	20	x	7783121	20.0000	1.2416
\\WSCIXIGCMS16\InstData\GCMS16\DATA\2021\012121_525.2\GCMS16_01212109.D	Calibration	40	x	14048665	40.0000	1.2326

Batch Path	\\WSCIXIGCMS16\InstData\GCMS16\DATA\2021\012121_525.2\QuantResults\012121_525.2.batch.bin		
Analysis Time	1/26/2021 10:40:20 AM	**Analyst Name**	WECK\ryan.raymond
Report Time	1/26/2021 10:42:04 AM	**Reporter Name**	ryan.raymond
Last Calib Update	1/22/2021 9:39:22 AM	**Batch State**	Processed
Quant Batch Version	10.0	**Quant Report Version**	10.0

Perylene-d12

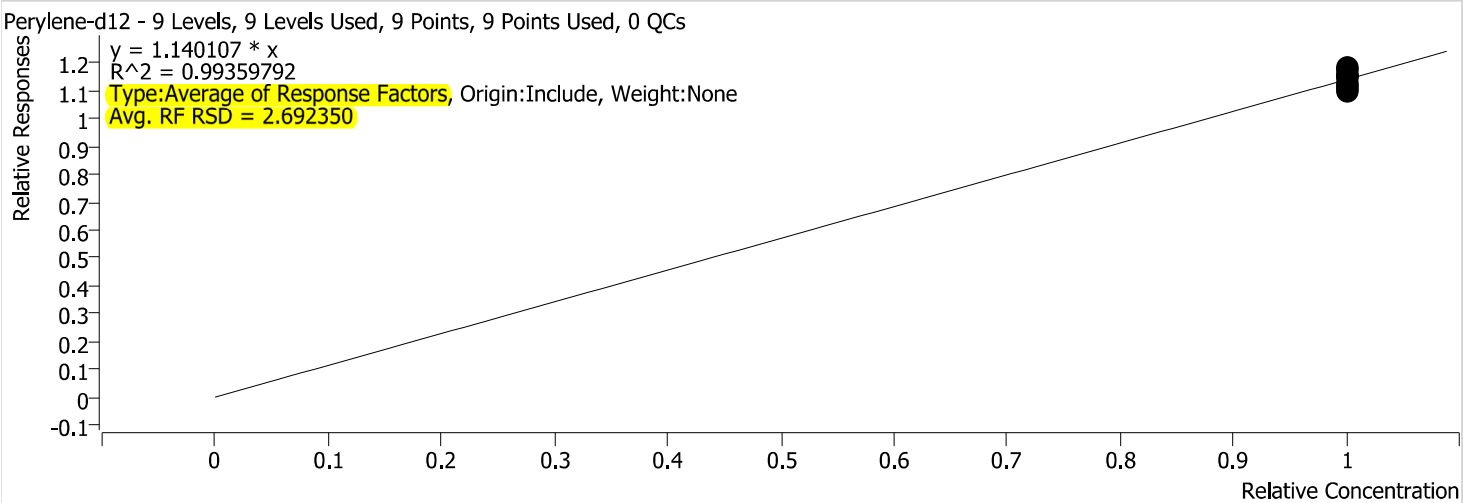

Calibration STD Path	Cal Type	Level	Enabled	Resp.	Exp. Conc	Resp. Factor
\\WSCIXIGCMS16\InstData\GCMS16\DATA\2021\012121_525.2\GCMS16_01212117.D	Calibration	0.05	x	1595496	5.0000	1.0940
\\WSCIXIGCMS16\InstData\GCMS16\DATA\2021\012121_525.2\GCMS16_01212116.D	Calibration	0.1	x	1630623	5.0000	1.1098
\\WSCIXIGCMS16\InstData\GCMS16\DATA\2021\012121_525.2\GCMS16_01212115.D	Calibration	0.5	x	1766719	5.0000	1.1600
\\WSCIXIGCMS16\InstData\GCMS16\DATA\2021\012121_525.2\GCMS16_01212114.D	Calibration	1	x	1645468	5.0000	1.1412
\\WSCIXIGCMS16\InstData\GCMS16\DATA\2021\012121_525.2\GCMS16_01212113.D	Calibration	2	x	1710930	5.0000	1.1779
\\WSCIXIGCMS16\InstData\GCMS16\DATA\2021\012121_525.2\GCMS16_01212112.D	Calibration	5	x	1692541	5.0000	1.1810
\\WSCIXIGCMS16\InstData\GCMS16\DATA\2021\012121_525.2\GCMS16_01212111.D	Calibration	10	x	1679170	5.0000	1.1537
\\WSCIXIGCMS16\InstData\GCMS16\DATA\2021\012121_525.2\GCMS16_01212110.D	Calibration	20	x	1745338	5.0000	1.1137
\\WSCIXIGCMS16\InstData\GCMS16\DATA\2021\012121_525.2\GCMS16_01212109.D	Calibration	40	x	1609573	5.0000	1.1298

Batch Path	\\WSCIXIGCMS16\InstData\GCMS16\DATA\2021\012121_525.2\QuantResults\012121_525.2.batch.bin		
Analysis Time	1/26/2021 10:40:20 AM	**Analyst Name**	WECK\ryan.raymond
Report Time	1/26/2021 10:42:04 AM	**Reporter Name**	ryan.raymond
Last Calib Update	1/22/2021 9:39:22 AM	**Batch State**	Processed
Quant Batch Version	10.0	**Quant Report Version**	10.0

Indeno [1,2,3-cd] pyrene

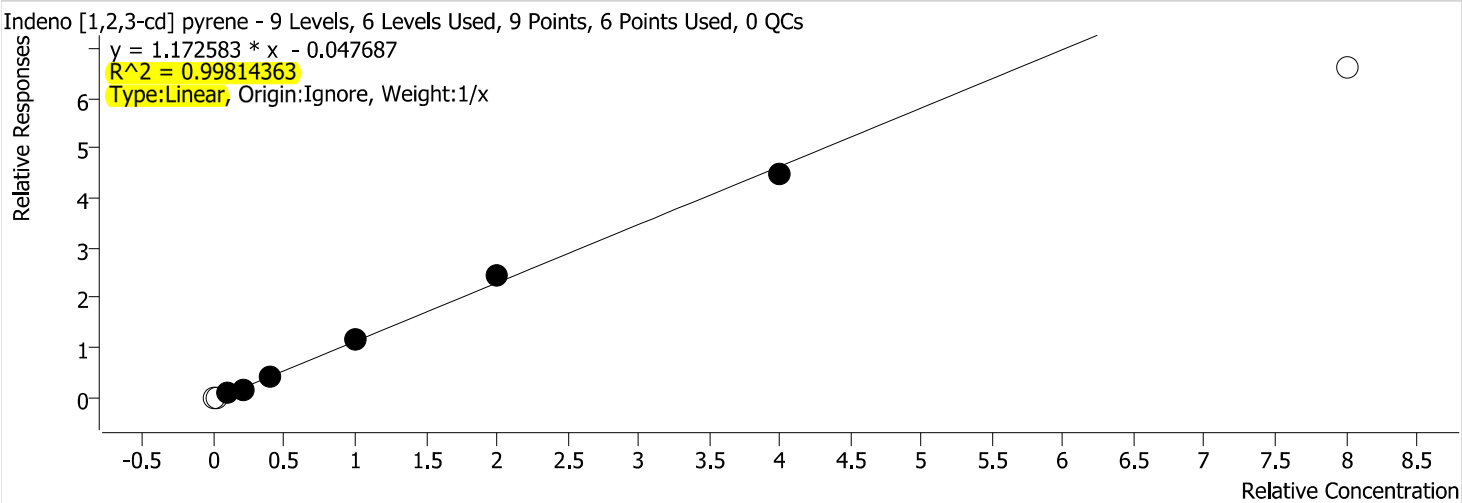

Calibration STD Path	Cal Type	Level	Enabled	Resp.	Exp. Conc	Resp. Factor
\\WSCIXIGCMS16\InstData\GCMS16\DATA\2021\012121_525.2\GCMS16_01212117.D	Calibration	0.05		6454	0.0500	0.4425
\\WSCIXIGCMS16\InstData\GCMS16\DATA\2021\012121_525.2\GCMS16_01212116.D	Calibration	0.1		14604	0.1000	0.4969
\\WSCIXIGCMS16\InstData\GCMS16\DATA\2021\012121_525.2\GCMS16_01212115.D	Calibration	0.5	x	109406	0.5000	0.7184
\\WSCIXIGCMS16\InstData\GCMS16\DATA\2021\012121_525.2\GCMS16_01212114.D	Calibration	1	x	245844	1.0000	0.8525
\\WSCIXIGCMS16\InstData\GCMS16\DATA\2021\012121_525.2\GCMS16_01212113.D	Calibration	2	x	619846	2.0000	1.0668
\\WSCIXIGCMS16\InstData\GCMS16\DATA\2021\012121_525.2\GCMS16_01212112.D	Calibration	5	x	1632396	5.0000	1.1391
\\WSCIXIGCMS16\InstData\GCMS16\DATA\2021\012121_525.2\GCMS16_01212111.D	Calibration	10	x	3534718	10.0000	1.2143
\\WSCIXIGCMS16\InstData\GCMS16\DATA\2021\012121_525.2\GCMS16_01212110.D	Calibration	20	x	7061827	20.0000	1.1265
\\WSCIXIGCMS16\InstData\GCMS16\DATA\2021\012121_525.2\GCMS16_01212109.D	Calibration	40		9419865	40.0000	0.8265

Quantitative Analysis Results With Qualifier Ratio Report

Batch Path	\\WSCIXIGCMS16\InstData\GCMS16\DATA\2021\012121_525.2\QuantResults\012121_525.2.batch.bin		
Analysis Time	1/26/2021 10:40:20 AM	**Analyst Name**	WECK\ryan.raymond
Report Time	1/26/2021 10:42:04 AM	**Reporter Name**	ryan.raymond
Last Calib Update	1/22/2021 9:39:22 AM	**Batch State**	Processed
Quant Batch Version	10.0	**Quant Report Version**	10.0

Dibenz [a,h] anthracene

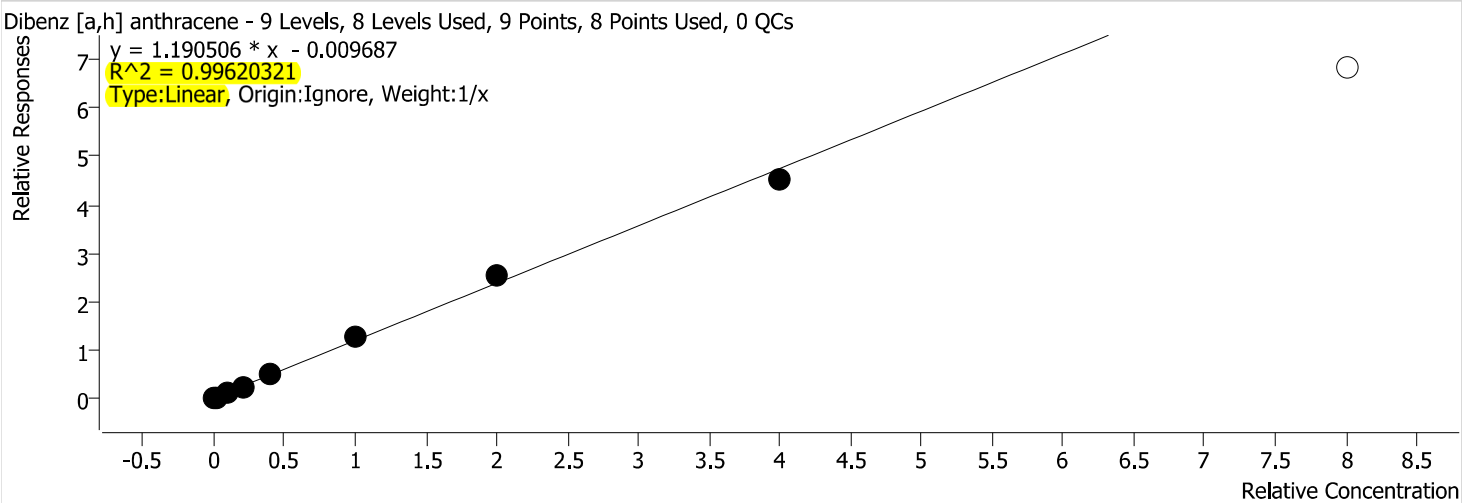

Calibration STD Path	Cal Type	Level	Enabled	Resp.	Exp. Conc	Resp. Factor
\\WSCIXIGCMS16\InstData\GCMS16\DATA\2021\012121_525.2\GCMS16_01212117.D	Calibration	0.05	x	7581	0.0500	0.5198
\\WSCIXIGCMS16\InstData\GCMS16\DATA\2021\012121_525.2\GCMS16_01212116.D	Calibration	0.1	x	17573	0.1000	0.5980
\\WSCIXIGCMS16\InstData\GCMS16\DATA\2021\012121_525.2\GCMS16_01212115.D	Calibration	0.5	x	140421	0.5000	0.9220
\\WSCIXIGCMS16\InstData\GCMS16\DATA\2021\012121_525.2\GCMS16_01212114.D	Calibration	1	x	287428	1.0000	0.9967
\\WSCIXIGCMS16\InstData\GCMS16\DATA\2021\012121_525.2\GCMS16_01212113.D	Calibration	2	x	690744	2.0000	1.1888
\\WSCIXIGCMS16\InstData\GCMS16\DATA\2021\012121_525.2\GCMS16_01212112.D	Calibration	5	x	1790530	5.0000	1.2494
\\WSCIXIGCMS16\InstData\GCMS16\DATA\2021\012121_525.2\GCMS16_01212111.D	Calibration	10	x	3708566	10.0000	1.2740
\\WSCIXIGCMS16\InstData\GCMS16\DATA\2021\012121_525.2\GCMS16_01212110.D	Calibration	20	x	7120422	20.0000	1.1359
\\WSCIXIGCMS16\InstData\GCMS16\DATA\2021\012121_525.2\GCMS16_01212109.D	Calibration	40		9734942	40.0000	0.8541

Quantitative Analysis Results With Qualifier Ratio Report

Batch Path	\\WSCIXIGCMS16\InstData\GCMS16\DATA\2021\012121_525.2\QuantResults\012121_525.2.batch.bin		
Analysis Time	1/26/2021 10:40:20 AM	**Analyst Name**	WECK\ryan.raymond
Report Time	1/26/2021 10:42:04 AM	**Reporter Name**	ryan.raymond
Last Calib Update	1/22/2021 9:39:22 AM	**Batch State**	Processed
Quant Batch Version	10.0	**Quant Report Version**	10.0

Benzo [g,h,i] perylene

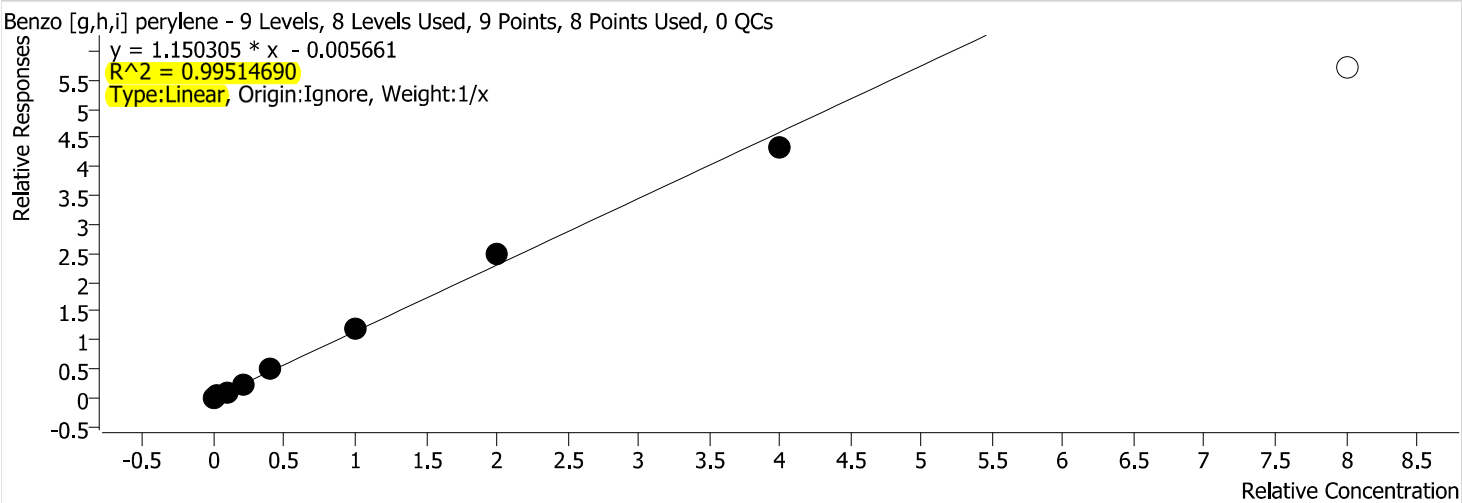

Calibration STD Path	Cal Type	Level	Enabled	Resp.	Exp. Conc	Resp. Factor
\\WSCIXIGCMS16\InstData\GCMS16\DATA\2021\012121_525.2\GCMS16_01212117.D	Calibration	0.05	x	9968	0.0500	0.6835
\\WSCIXIGCMS16\InstData\GCMS16\DATA\2021\012121_525.2\GCMS16_01212116.D	Calibration	0.1	x	21864	0.1000	0.7440
\\WSCIXIGCMS16\InstData\GCMS16\DATA\2021\012121_525.2\GCMS16_01212115.D	Calibration	0.5	x	151503	0.5000	0.9948
\\WSCIXIGCMS16\InstData\GCMS16\DATA\2021\012121_525.2\GCMS16_01212114.D	Calibration	1	x	306736	1.0000	1.0636
\\WSCIXIGCMS16\InstData\GCMS16\DATA\2021\012121_525.2\GCMS16_01212113.D	Calibration	2	x	708474	2.0000	1.2193
\\WSCIXIGCMS16\InstData\GCMS16\DATA\2021\012121_525.2\GCMS16_01212112.D	Calibration	5	x	1739721	5.0000	1.2140
\\WSCIXIGCMS16\InstData\GCMS16\DATA\2021\012121_525.2\GCMS16_01212111.D	Calibration	10	x	3623870	10.0000	1.2449
\\WSCIXIGCMS16\InstData\GCMS16\DATA\2021\012121_525.2\GCMS16_01212110.D	Calibration	20	x	6771995	20.0000	1.0803
\\WSCIXIGCMS16\InstData\GCMS16\DATA\2021\012121_525.2\GCMS16_01212109.D	Calibration	40		8124257	40.0000	0.7128

Quantitative Analysis Results With Qualifier Ratio Report

Batch Path	\\WSCIXIGCMS16\InstData\GCMS16\DATA\2021\012121_525.2\QuantResults\012121_525.2.batch.bin		
Analysis Time	1/26/2021 10:40:20 AM	**Analyst Name**	WECK\ryan.raymond
Report Time	1/26/2021 10:42:51 AM	**Reporter Name**	ryan.raymond
Last Calib Update	1/22/2021 9:39:22 AM	**Batch State**	Processed
Quant Batch Version	10.0	**Quant Report Version**	10.0

AnalysisInfo

Acq. Time	1/21/2021 1:44:05 PM	**Data File**	GCMS16_01212108.D
Sample Type	Sample	**Sample Name**	507PNA Cal Blank
Dilution	1	**Acq. Method**	525
Position	2	**Inj Vol**	1
DA Method File	507PNA 012121.m	**Comment**	1010637

Sample Chromatogram

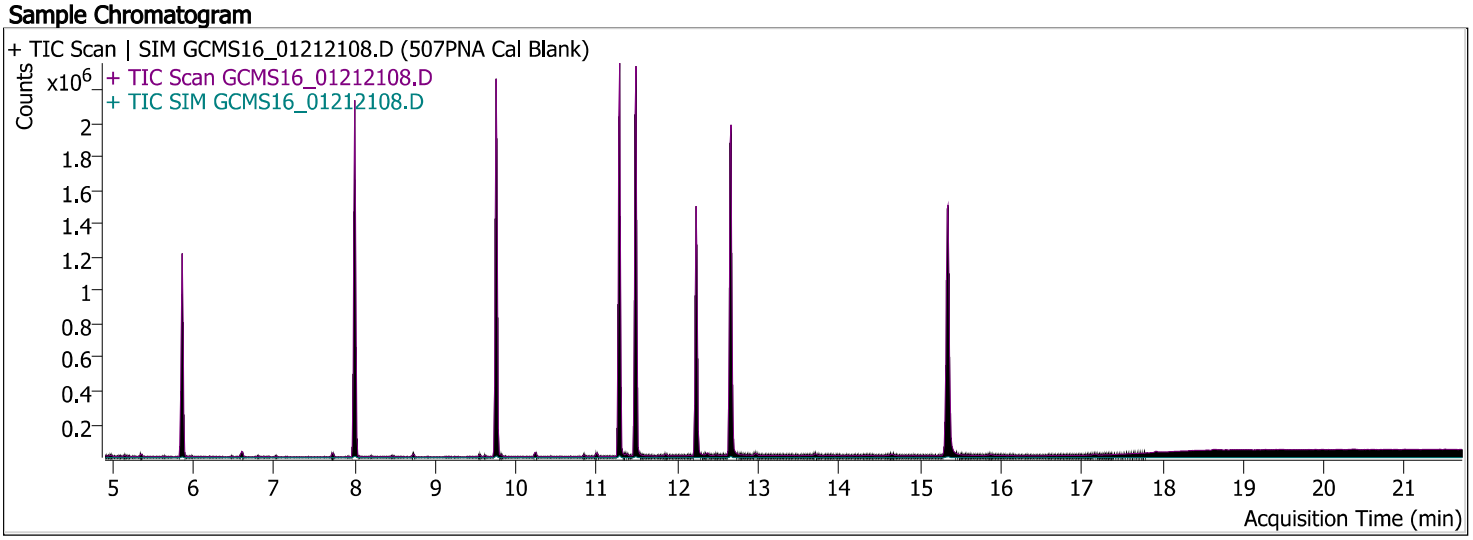

Compound	ISTD	RT	Resp.	ISTD Resp.	Conc	Units	Accuracy
1,3 Dimethyl-2-Nitrobenzene	Acenaphthene-d10	5.865	282587	967887	4.9577	mg/l	
Naphthalene	Acenaphthene-d10	5.925	132	967887	0.0003	mg/l	
EPTC	Acenaphthene-d10			967887	ND	mg/l	
Dimethyl phthalate	Acenaphthene-d10			967887	ND	mg/l	
Acenaphthylene	Acenaphthene-d10			967887	ND	mg/l	
Acenaphthene	Acenaphthene-d10	7.999	3645	967887	0.0150	mg/l	
Molinate	Acenaphthene-d10			967887	ND	mg/l	
Diethyl phthalate	Acenaphthene-d10	8.563	124	967887	0.0004	mg/l	
Fluorene	Acenaphthene-d10			967887	ND	mg/l	
Chlorpropham	Acenaphthene-d10			967887	ND	mg/l	
Dimethoate	Acenaphthene-d10			967887	ND	mg/l	
Prometon	Chrysene-d12			1503664	ND	mg/l	
Simazine	Chrysene-d12			1503664	ND	mg/l	
Atrazine	Acenaphthene-d10			967887	ND	mg/l	
Pentachloronitrobenzene	Phenanthrene-d10			1801299	ND	mg/l	
Pentachlorophenol	Chrysene-d12			1503664	ND	mg/l	
Diazinon (Dimpylate)	Chrysene-d12	9.750	1412	1503664	0.0249	mg/l	
Phenanthrene	Phenanthrene-d10	9.760	841	1801299	0.0019	mg/l	
Disulfoton	Phenanthrene-d10	9.720	100	1801299	0.0027	mg/l	
Terbacil	Phenanthrene-d10	9.750	931	1801299	0.0247	mg/l	
Anthracene	Phenanthrene-d10	9.760	841	1801299	0.0023	mg/l	
Caffeine	Phenanthrene-d10	9.982	175	1801299	0.0015	mg/l	
Acetochlor	Chrysene-d12	10.234	118	1503664	0.0028	mg/l	
Metribuzin	Chrysene-d12			1503664	ND	mg/l	
Alachlor	Chrysene-d12	10.234	71	1503664	0.0013	mg/l	
Prometryn	Chrysene-d12			1503664	ND	mg/l	

Compound	ISTD	RT	Resp.	ISTD Resp.	Conc	Units	Accuracy
Bromacil	Chrysene-d12	10.234	81	1503664	0.1424	mg/l	
Di-n-butyl phthalate	Phenanthrene-d10	10.445	445	1801299	0.0157	mg/l	
Metolachlor	Chrysene-d12			1503664	ND	mg/l	
Cyanazine	Phenanthrene-d10			1801299	ND	mg/l	
Thiobencarb	Chrysene-d12			1503664	ND	mg/l	
Diphenamide	Phenanthrene-d10			1801299	ND	mg/l	
Captan	Phenanthrene-d10			1801299	ND	mg/l	
Fluoranthene	Phenanthrene-d10	11.280	2279	1801299	0.0053	mg/l	
Butachlor	Chrysene-d12	11.280	329	1503664	0.0047	mg/l	
Pyrene	Phenanthrene-d10	11.280	2342	1801299	ND	mg/l	
Terphenyl-d14	Chrysene-d12	11.482	1521131	1503664	5.1482	mg/l	
Ethion	Chrysene-d12			1503664	ND	mg/l	
Trithion (carbofenotion)	Chrysene-d12			1503664	ND	mg/l	
Butyl benzyl phthalate	Phenanthrene-d10	11.995	155	1801299	0.0312	mg/l	
Bis(2-ethylhexyl)adipate	Phenanthrene-d10	12.066	228	1801299	0.0015	mg/l	
TPP	Phenanthrene-d10	12.227	412277	1801299	4.2579	mg/l	
Benzo [a] anthracene	Phenanthrene-d10	12.659	4194	1801299	0.0105	mg/l	
Chrysene	Chrysene-d12	12.659	4194	1503664	0.0101	mg/l	
Bis(2-ethylhexyl)phthalate	Phenanthrene-d10	12.740	417	1801299	0.0015	mg/l	
Di-n-octyl phthalate	Chrysene-d12			1503664	ND	mg/l	
Benzo [b] fluoranthene	Chrysene-d12			1503664	ND	mg/l	
Benzo [k] fluoranthene	Chrysene-d12			1503664	ND	mg/l	
Benzo[a] pyrene	Chrysene-d12	15.337	5948	1503664	0.0567	mg/l	
Perylene-d12	Chrysene-d12	15.347	1626697	1503664	4.7444	mg/l	
Indeno [1,2,3-cd] pyrene	Chrysene-d12			1503664	ND	mg/l	
Dibenz [a,h] anthracene	Chrysene-d12			1503664	ND	mg/l	
Benzo [g,h,i] perylene	Chrysene-d12			1503664	ND	mg/l	

Compound	CAS#	RT	RR	Conc	Transition	(Min-Max)	Q-Ratio	
1,3 Dimethyl-2-Nitrobenzene		5.865	0.2920	4.9577	134.1			
					103.0	41.0 - 61.5	50.8	
					151.0	30.9 - 46.4	38.0	
Naphthalene		5.925	0.0001	0.0003	128.0			
					129.0	8.7 - 13.1		
EPTC				ND	128.0			
					86.0	51.0 - 76.5		
					189.0	17.4 - 26.1		
Dimethyl phthalate				ND	163.0			
					77.0	15.0 - 22.5		
					194.0	5.2 - 7.8		
Acenaphthylene				ND	152.0			
					151.0	16.0 - 24.1		
					76.0	7.0 - 10.5		
Acenaphthene		7.999	0.0038	0.0150	154.0			
					153.0	82.2 - 123.3	4.7	Low
					152.0	39.0 - 58.6		
Molinate				ND	126.0			
					55.0	45.2 - 67.7		
					187.0	15.8 - 23.7		
Diethyl phthalate		8.563	0.0001	0.0004	149.0			
					177.0	18.6 - 27.9	81.0	High
					150.0	10.0 - 14.9		
Fluorene				ND	166.0			
					165.0	74.4 - 111.6		
Chlorpropham				ND	127.0			
					213.0	31.4 - 47.1		
					171.0	21.2 - 31.9		
Dimethoate				ND	87.0			
					125.0	59.0 - 88.5		
					93.0	57.4 - 86.1		
Prometon				ND	210.0			
					225.0	63.9 - 95.8		
					168.0	63.8 - 95.7		
Simazine	122-77-6			ND	201.0			
					186.0	49.5 - 74.2		
					173.0	37.2 - 55.8		
Atrazine				ND	215.0			
					200.0	161.2 - 241.8		
					58.0	53.4 - 80.1		
Pentachloronitrobenzene				ND	237.0			
					249.0	49.3 - 74.0		
					295.0	38.4 - 57.7		
Pentachlorophenol				ND	265.7			
					267.7	50.7 - 76.0		
					166.8	44.0 - 66.0		
Diazinon (Dimpylate)		9.750	0.0009	0.0249	137.0			
					179.0	68.6 - 102.8	86.9	
					152.0	49.7 - 74.6	32.0	Low
Phenanthrene		9.760	0.0005	0.0019	178.0			
					176.0	15.4 - 23.0		
					179.0	12.9 - 19.4	145.7	High
Disulfoton		9.720	0.0001	0.0027	97.0			
					61.0	56.4 - 84.6	715.2	High
					125.0	50.3 - 75.5	606.0	High

Compound	CAS#	RT	RR	Conc	Transition	(Min-Max)	Q-Ratio	
Terbacil		9.750	0.0005	0.0247	117.0			
					162.0	71.6 - 107.4	180.0	High
					57.0	46.0 - 69.0	124.3	High
Anthracene		9.760	0.0005	0.0023	178.0			
					176.0	15.1 - 22.7		
					179.0	12.3 - 18.5	145.7	High
Caffeine		9.982	0.0001	0.0015	194.0			
					109.0	40.9 - 61.4		
					67.0	26.4 - 39.7	84.8	High
Acetochlor		10.234	0.0001	0.0028	146.0			
					162.0	67.6 - 101.3	103.1	High
					223.0	44.3 - 66.4	213.8	High
Metribuzin				ND	198.0			
					144.0	22.3 - 33.5		
					199.0	16.1 - 24.1		
Alachlor	15972-60-8	10.234	0.0000	0.0013	160.1			
					188.1	68.1 - 102.1		
					237.0	16.5 - 24.8		
Prometryn				ND	241.0			
					184.0	72.3 - 108.5		
					226.0	48.1 - 72.1		
Bromacil		10.234	0.0001	0.1424	164.0			
					162.0	83.5 - 125.2	150.0	High
					190.0	79.7 - 119.5	264.2	High
Di-n-butyl phthalate		10.445	0.0002	0.0157	149.0			
					150.0	7.7 - 11.6		
					104.0	4.1 - 6.2		
Metolachlor				ND	162.0			
					238.0	37.4 - 56.0		
					146.0	13.8 - 20.7		
Cyanazine				ND	68.0			
					225.0	92.7 - 139.0		
					241.0	8.1 - 12.2		
Thiobencarb	028249-77-6			ND	100.1			
					72.1	37.0 - 55.5		
					125.0	24.2 - 36.3		
Diphenamide				ND	167.0			
					152.0	17.2 - 25.7		
					239.0	16.7 - 25.1		
Captan				ND	117.0			
					149.0	138.2 - 207.3		
					264.0	33.0 - 49.4		
Fluoranthene		11.280	0.0013	0.0053	202.0			
					203.0	14.4 - 21.6	143.7	High
					101.0	8.1 - 12.2	141.5	High
Butachlor		11.280	0.0002	0.0047	176.0			
					160.0	62.2 - 93.3	3080.5	High
					57.0	37.8 - 56.7	71.3	High
Pyrene		11.280	0.0013	ND	202.0			
					200.0	16.8 - 25.2		
					203.0	15.9 - 23.9	147.3	High
Terphenyl-d14		11.482	1.0116	5.1482	244.2			
					243.0	18.1 - 27.2	23.3	

Compound	CAS#	RT	RR	Conc	Transition	(Min-Max)	Q-Ratio	
					122.0	8.8 - 13.3	11.0	
Ethion				ND	231.0			
					153.0	52.9 - 79.4		
					125.0	43.3 - 64.9		
Trithion (carbofenotion)				ND	157.0			
					342.0	19.2 - 28.7		
					199.0	16.7 - 25.1		
Butyl benzyl phthalate		11.995	0.0001	0.0312	91.0			
					149.0	129.8 - 194.7	312.1	High
					206.0	28.3 - 42.5		
Bis(2-ethylhexyl)adipate		12.066	0.0001	0.0015	129.0			
					57.0	28.7 - 43.0	61.6	High
					147.0	16.1 - 24.2	26.8	High
TPP		12.227	0.2289	4.2579	326.1			
					169.0	23.7 - 35.6	30.0	
					215.0	23.0 - 34.5	29.5	
Benzo [a] anthracene		12.659	0.0023	0.0105	228.0			
					226.0	21.1 - 31.6	6.2	Low
					229.0	16.0 - 24.1	30.4	High
Chrysene		12.659	0.0028	0.0101	228.0			
					226.0	23.5 - 35.2	6.2	Low
					229.0	16.3 - 24.4	30.4	High
Bis(2-ethylhexyl)phthalate		12.740	0.0002	0.0015	149.0			
					167.0	25.3 - 38.0	27.1	
					279.0	6.7 - 10.1		
Di-n-octyl phthalate				ND	279.0			
					167.0	31.6 - 47.4		
					261.0	13.2 - 19.8		
Benzo [b] fluoranthene				ND	252.0			
					253.0	17.6 - 26.4		
					126.0	11.1 - 16.6		
Benzo [k] fluoranthene				ND	252.0			
					253.0	17.5 - 26.2		
					126.0	11.5 - 17.2		
Benzo[a] pyrene		15.337	0.0040	0.0567	252.0			
					250.0	19.4 - 29.1	7.2	Low
					126.0	12.7 - 19.1	150.2	High
Perylene-d12		15.347	1.0818	4.7444	264.0			
					260.0	18.4 - 27.6	23.3	
					132.0	13.1 - 19.7	16.6	
Indeno [1,2,3-cd] pyrene				ND	276.0			
					277.0	19.2 - 28.8		
					138.0	16.3 - 24.5		
Dibenz [a,h] anthracene				ND	278.0			
					279.0	20.1 - 30.1		
					139.0	13.8 - 20.7		
Benzo [g,h,i] perylene				ND	276.0			
					138.0	18.7 - 28.0		
					277.0	18.7 - 28.0		

1,3 Dimethyl-2-Nitrobenzene

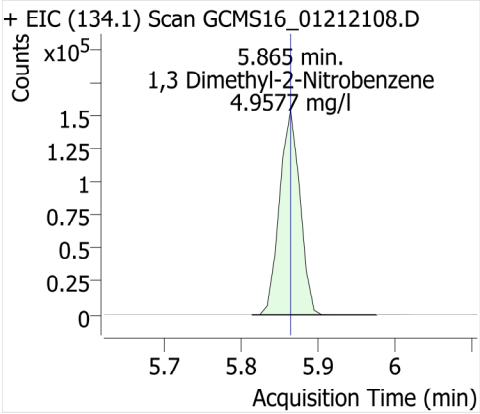

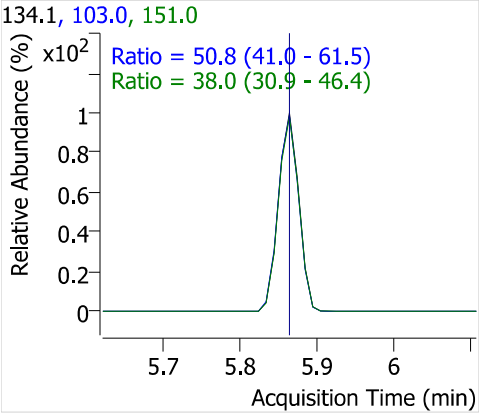

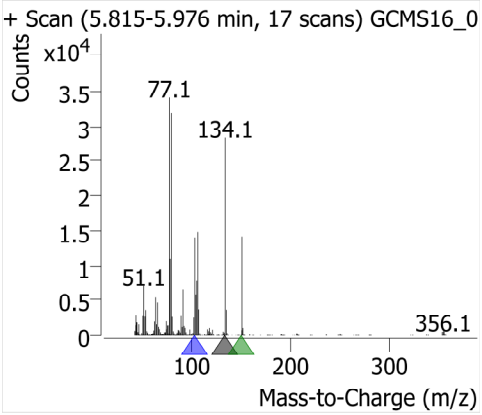

Naphthalene

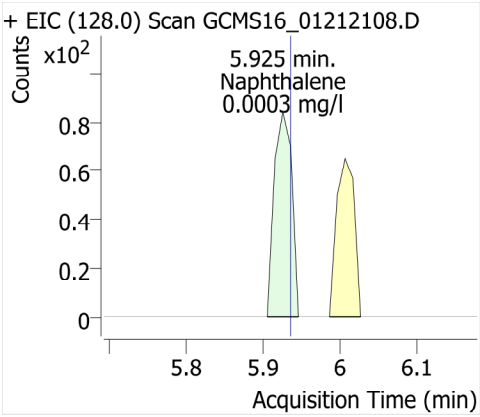

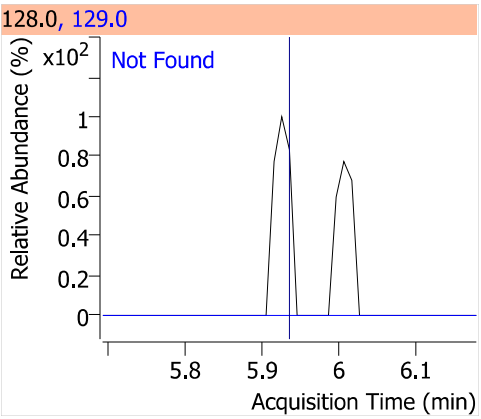

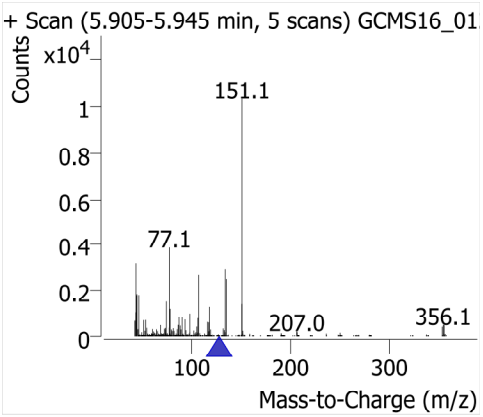

EPTC

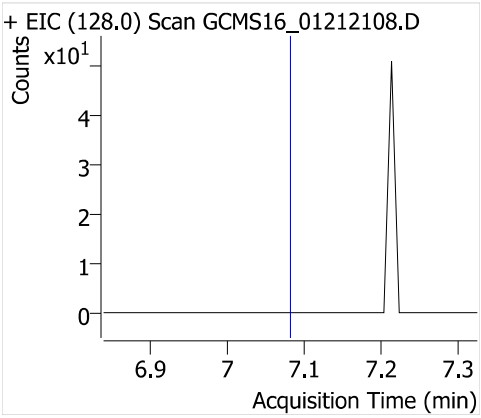

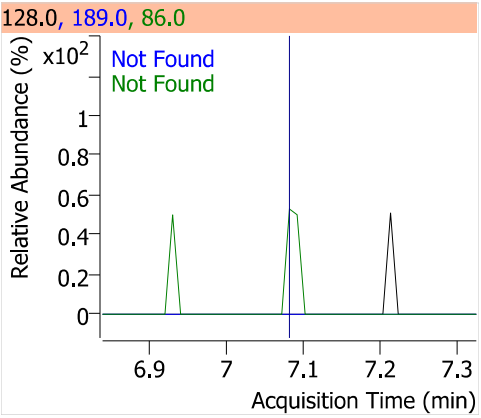

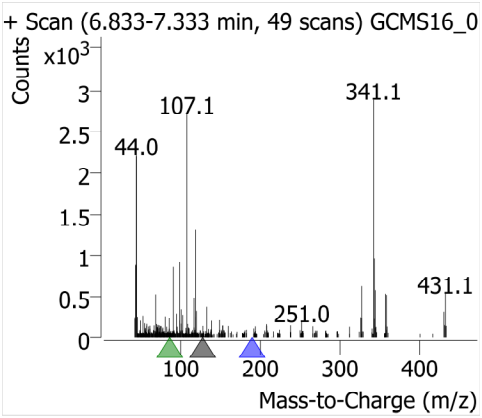

Dimethyl phthalate

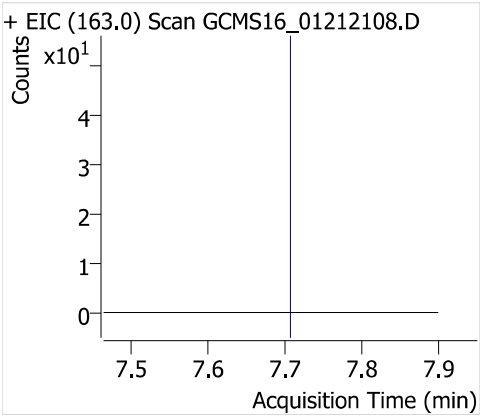

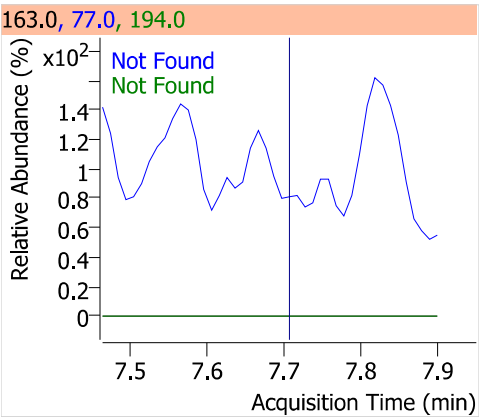

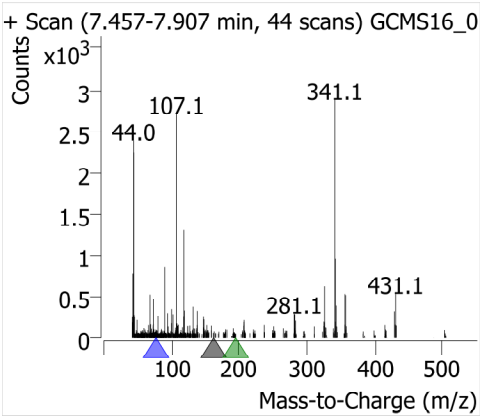

Acenaphthylene

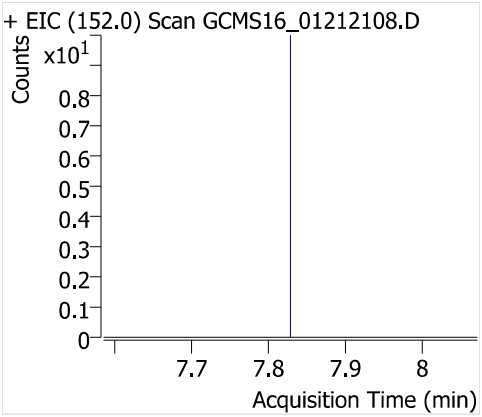

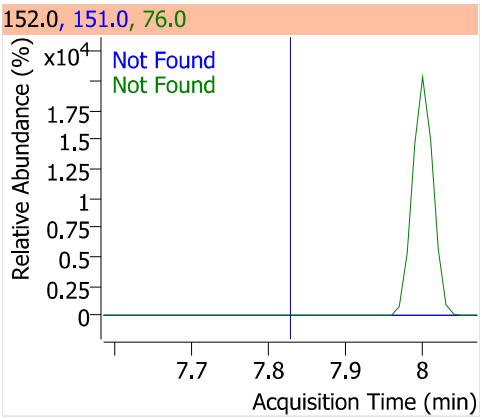

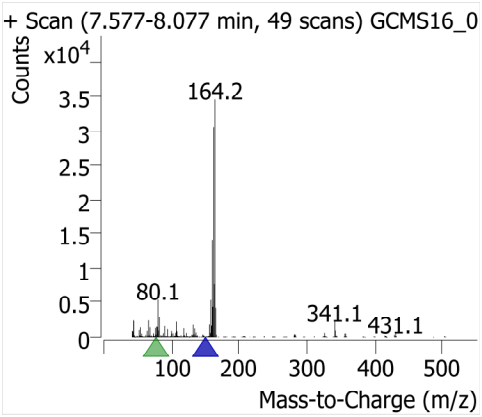

Acenaphthene-d10

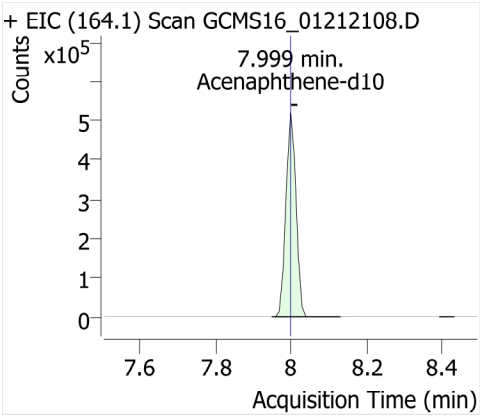

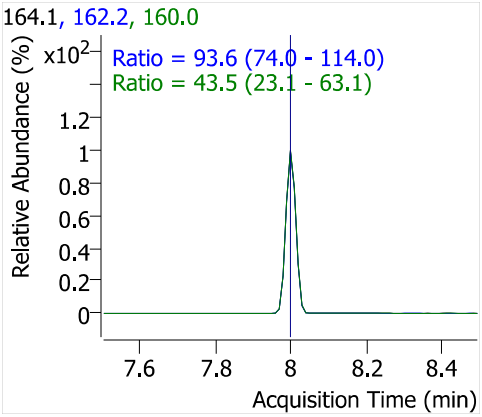

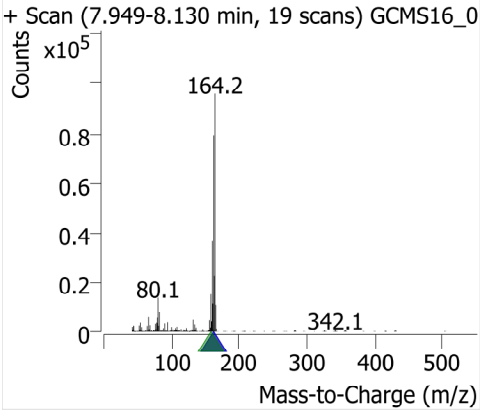

Acenaphthene

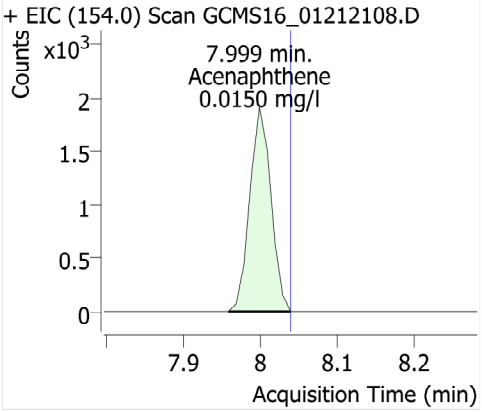

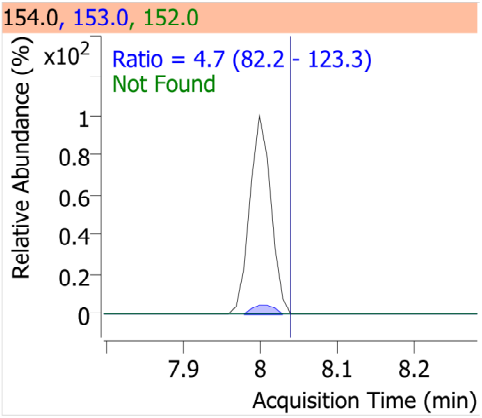

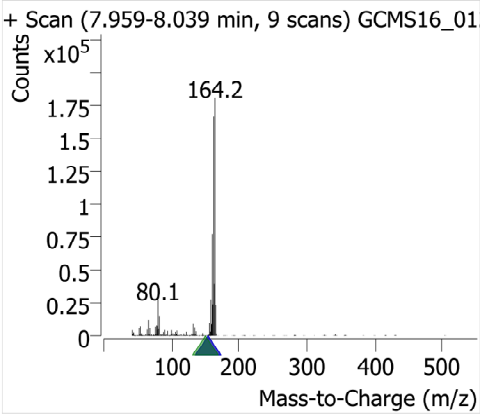

Molinate

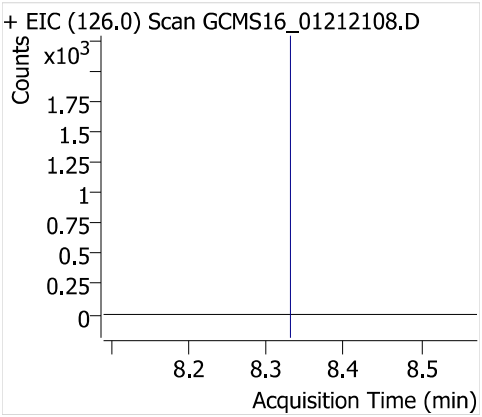

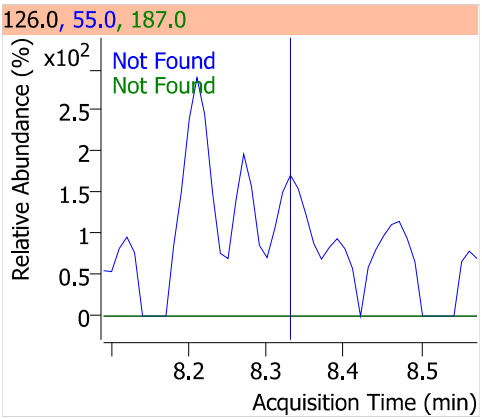

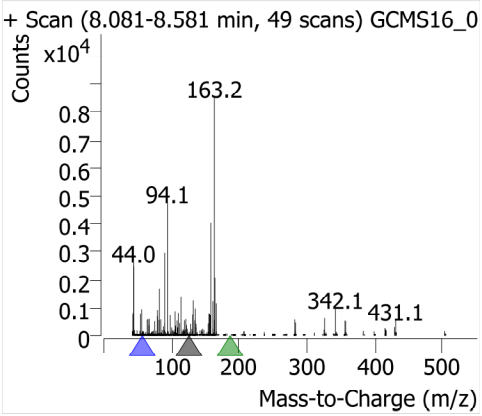

Diethyl phthalate

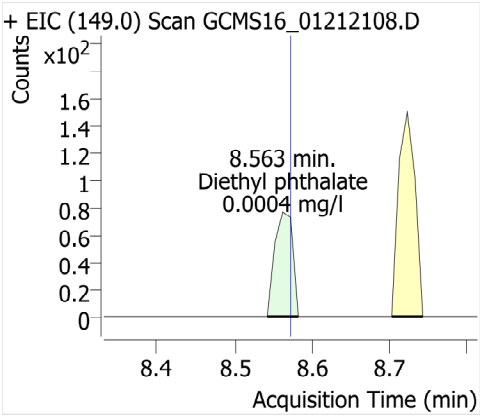

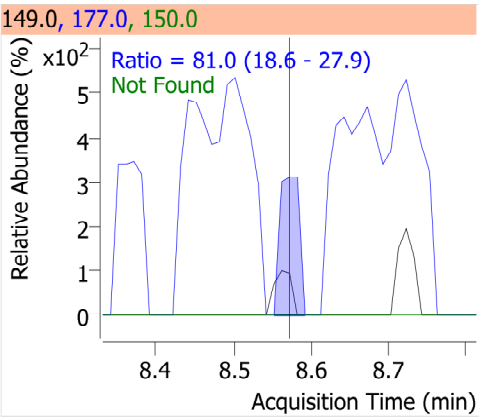

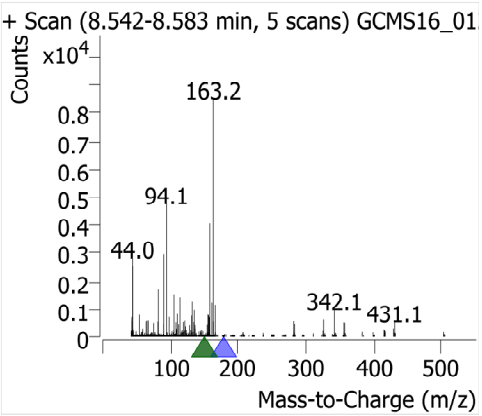

Fluorene

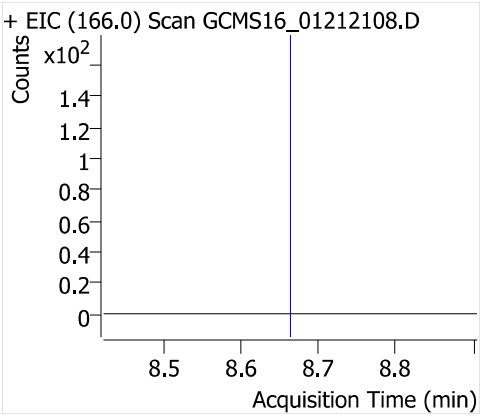

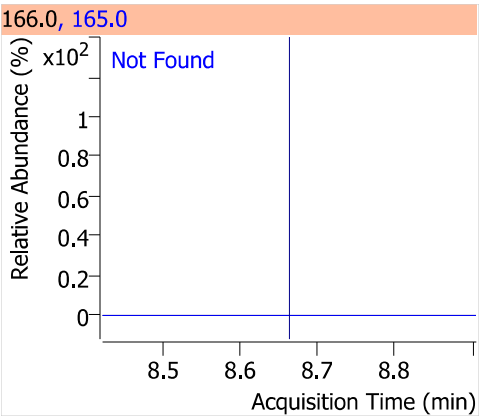

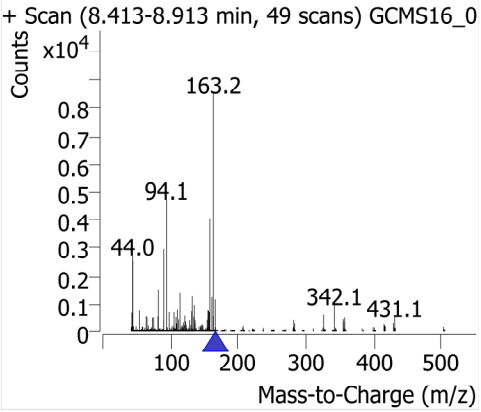

Chlorpropham

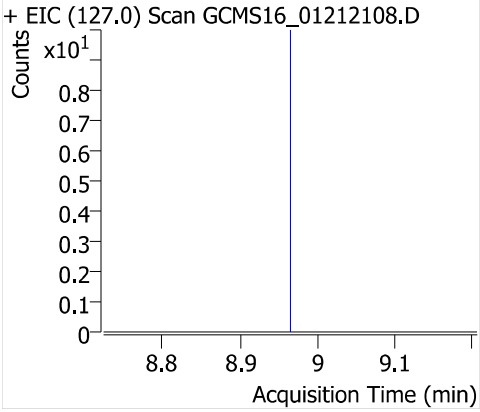

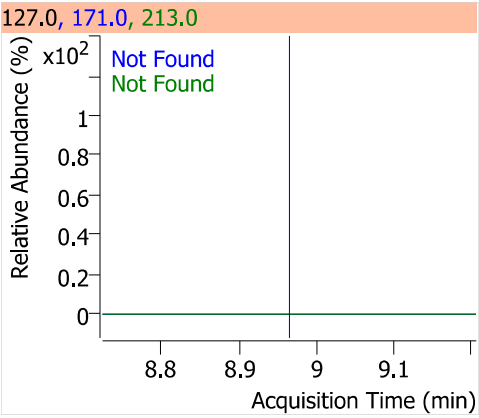

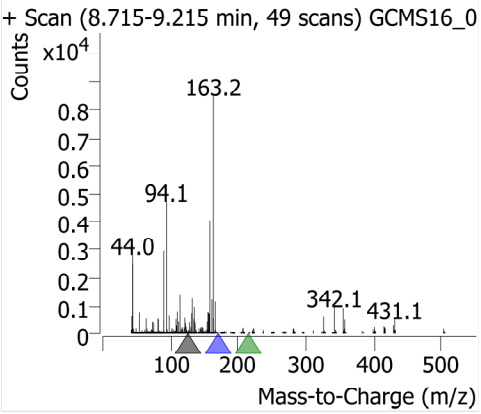

Dimethoate

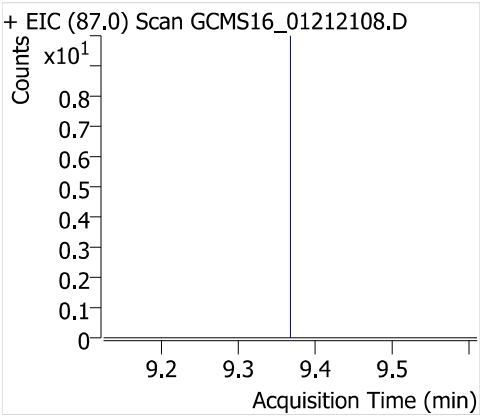

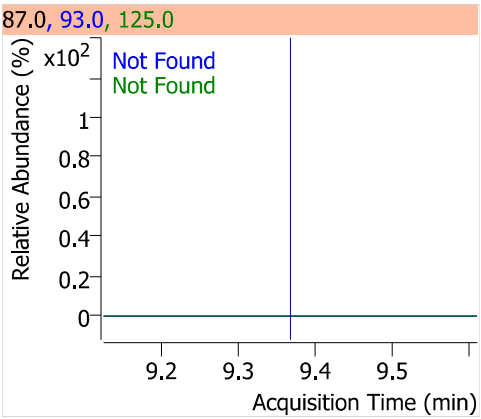

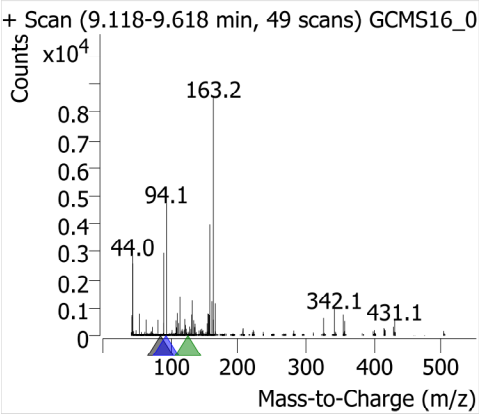

Prometon

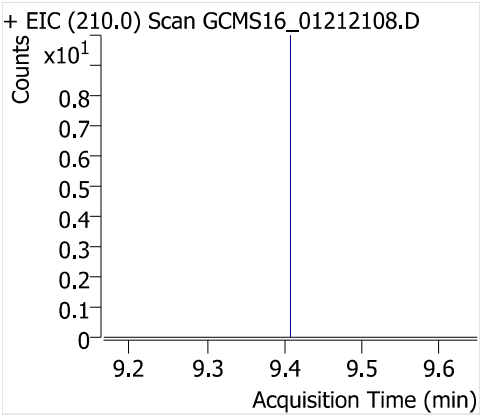

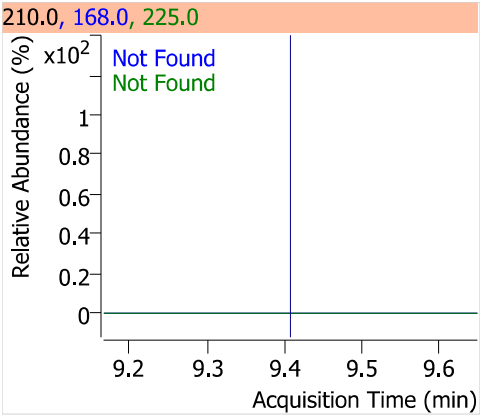

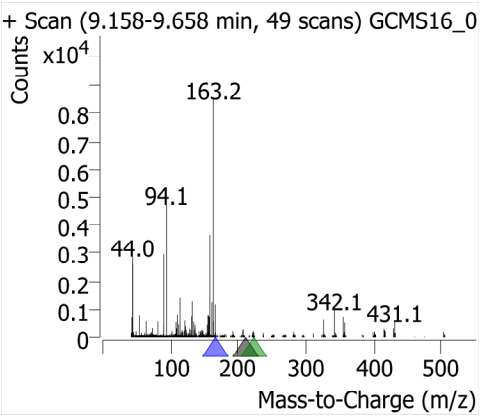

Simazine

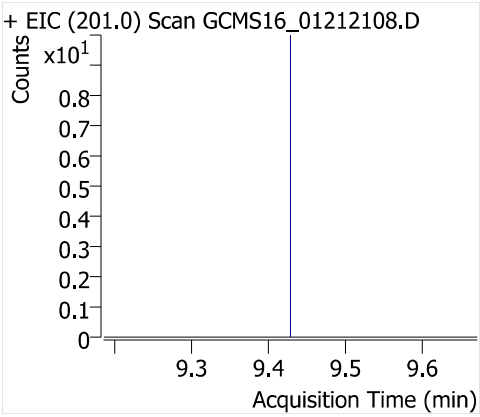

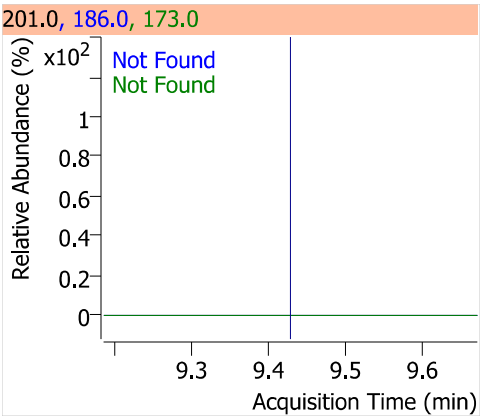

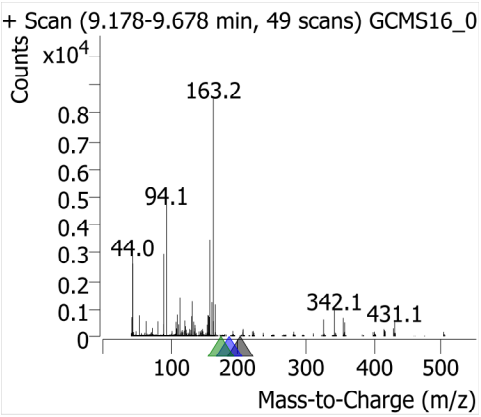

Atrazine

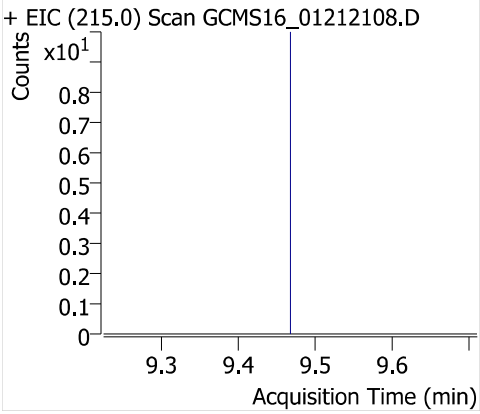

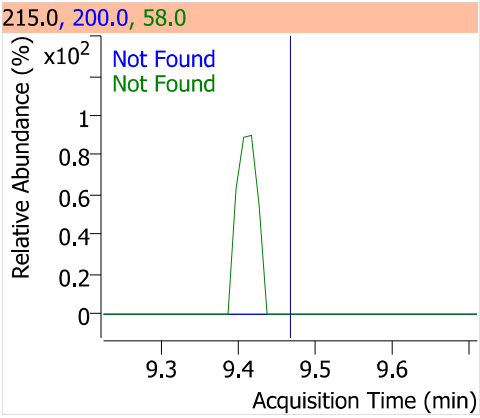

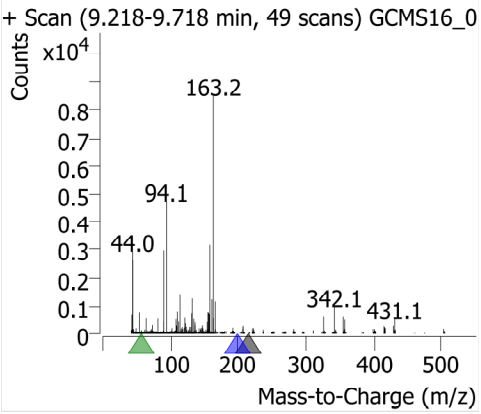

Pentachloronitrobenzene

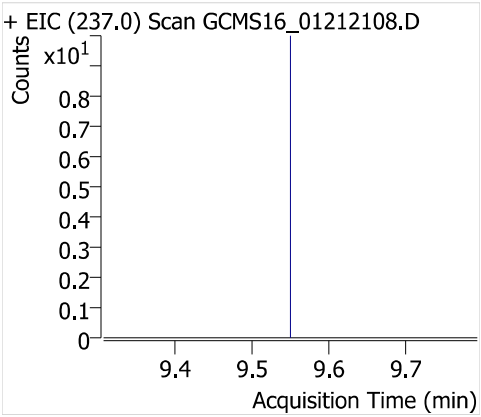

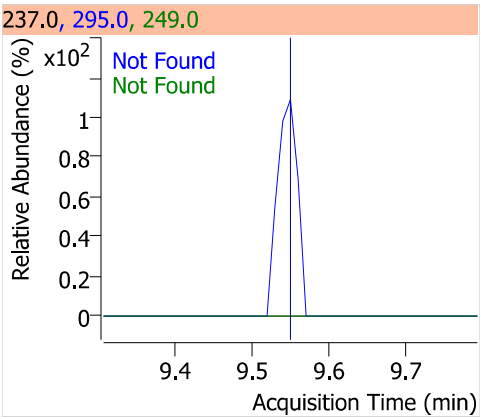

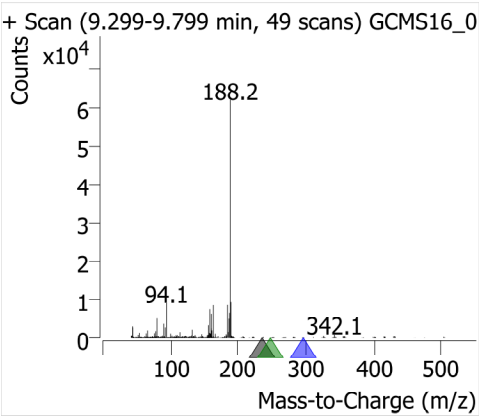

Pentachlorophenol

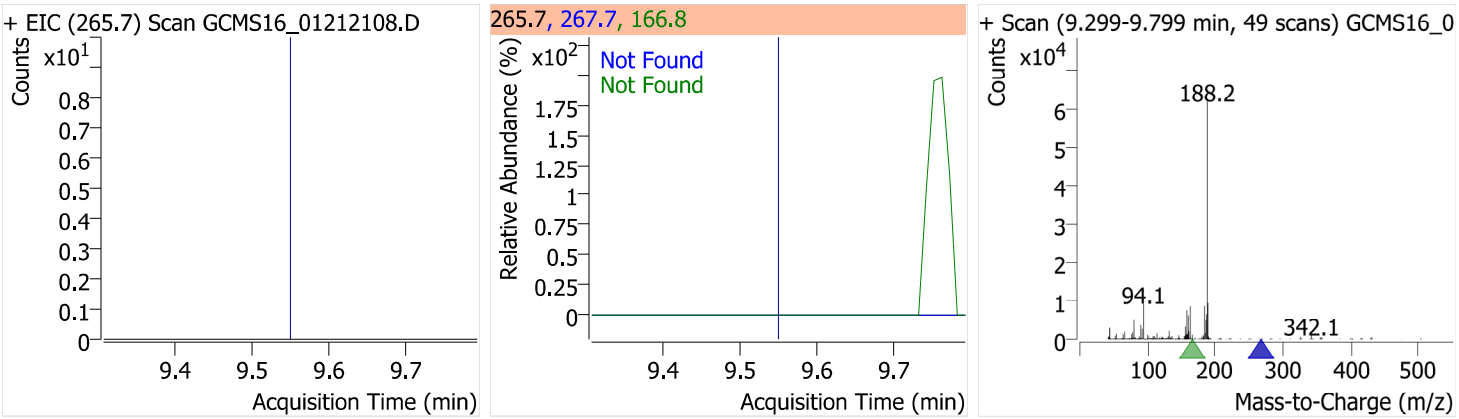

Diazinon (Dimpylate)

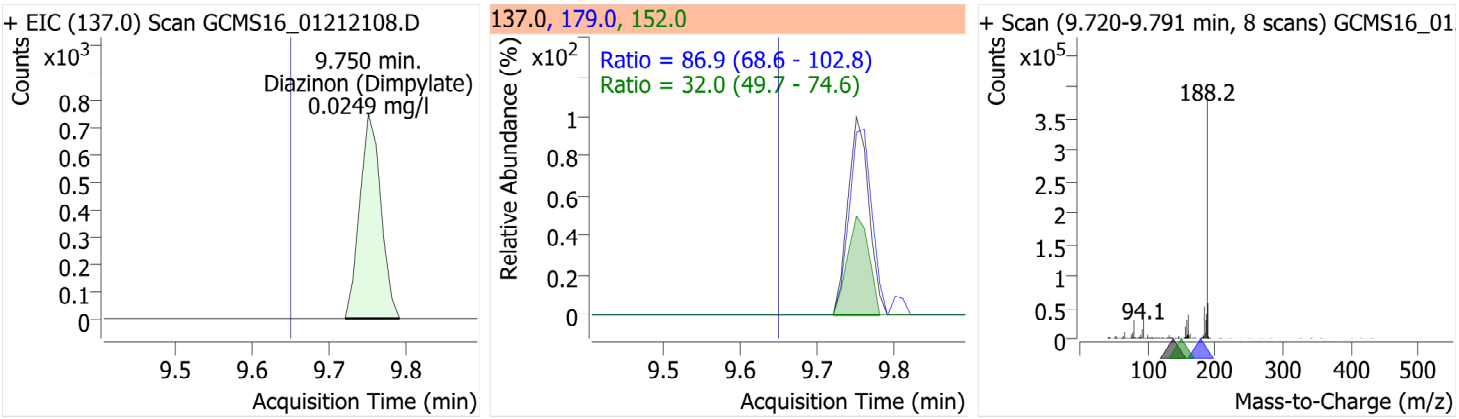

Phenanthrene-d10

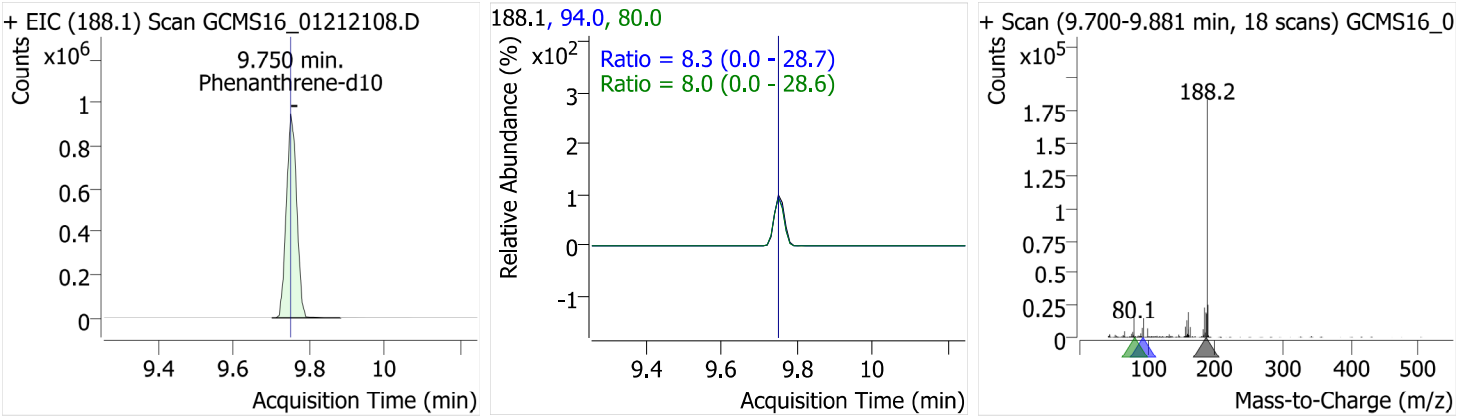

Phenanthrene

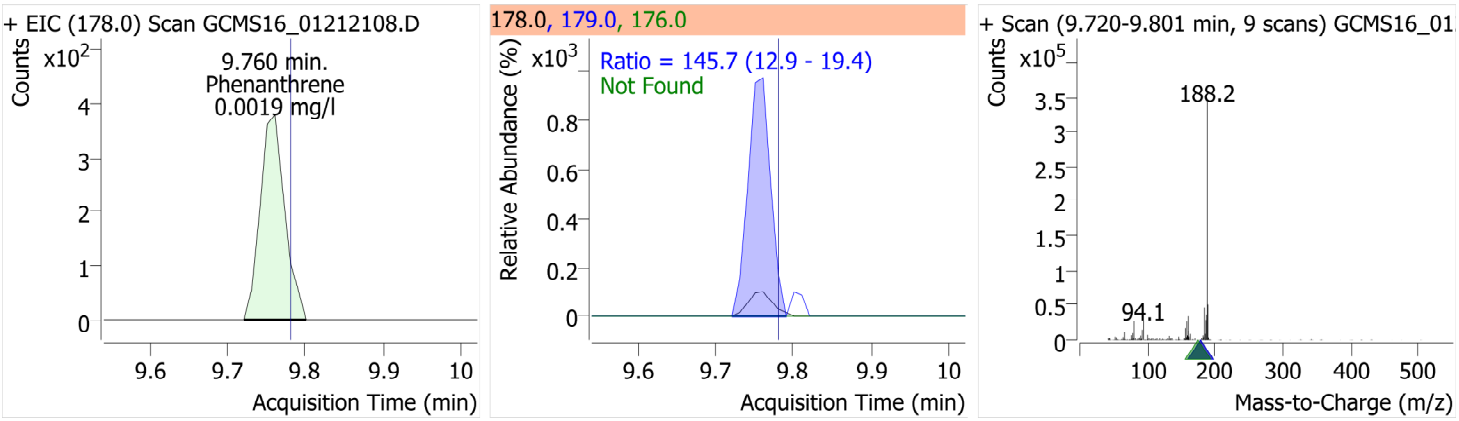

Disulfoton

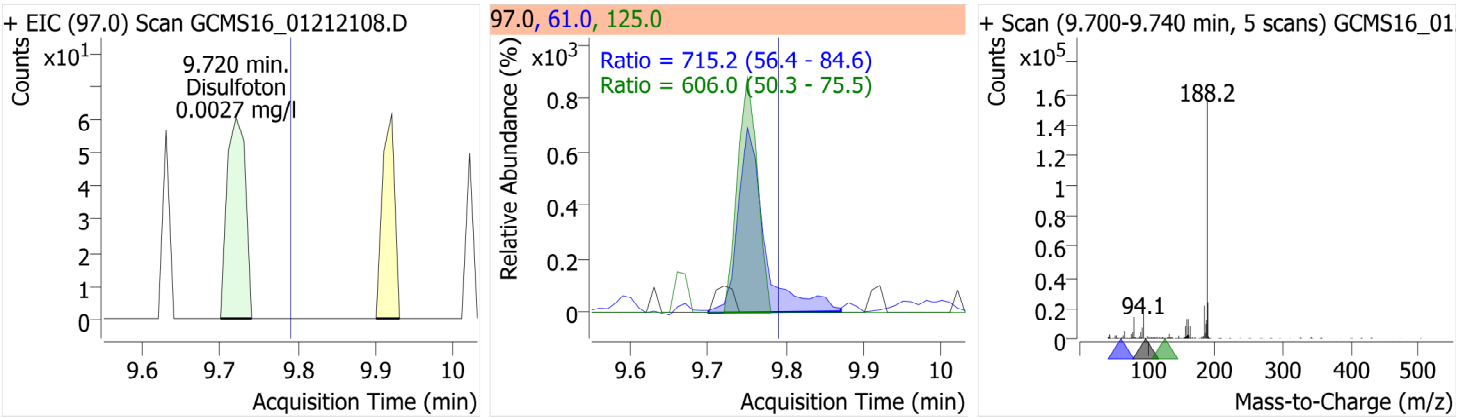

Terbacil

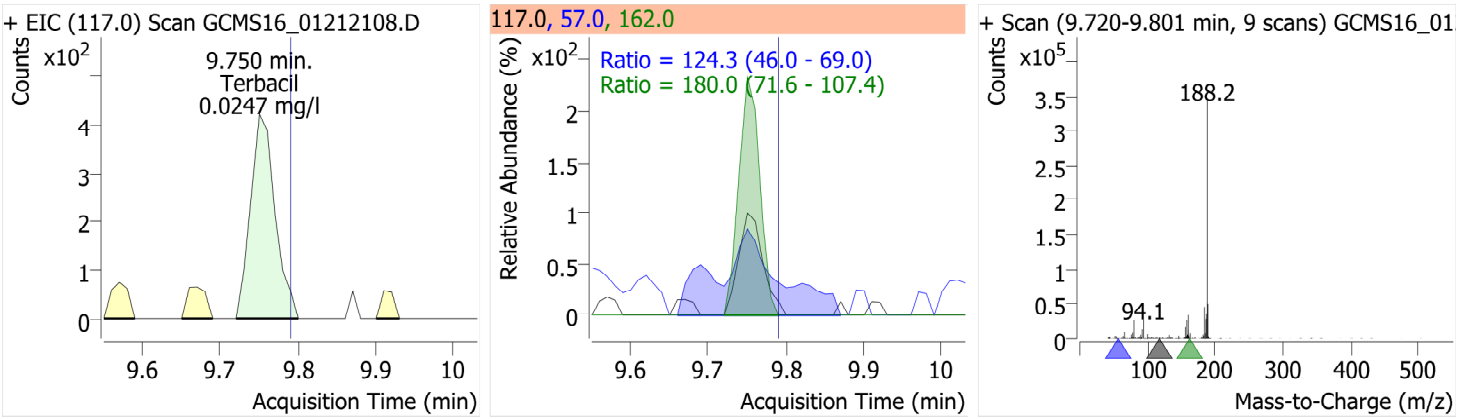

Anthracene

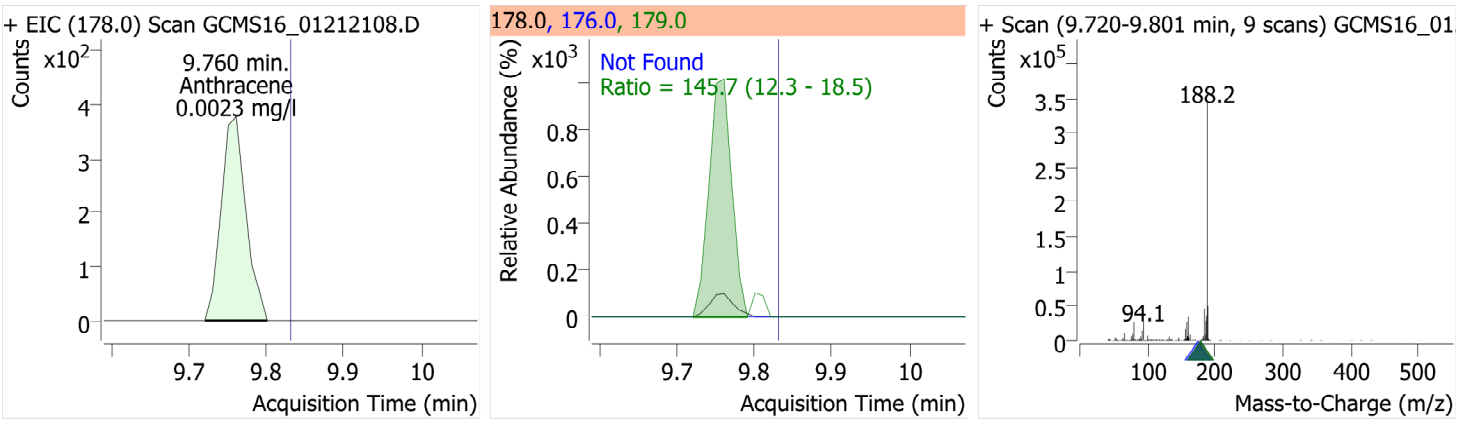

Caffeine

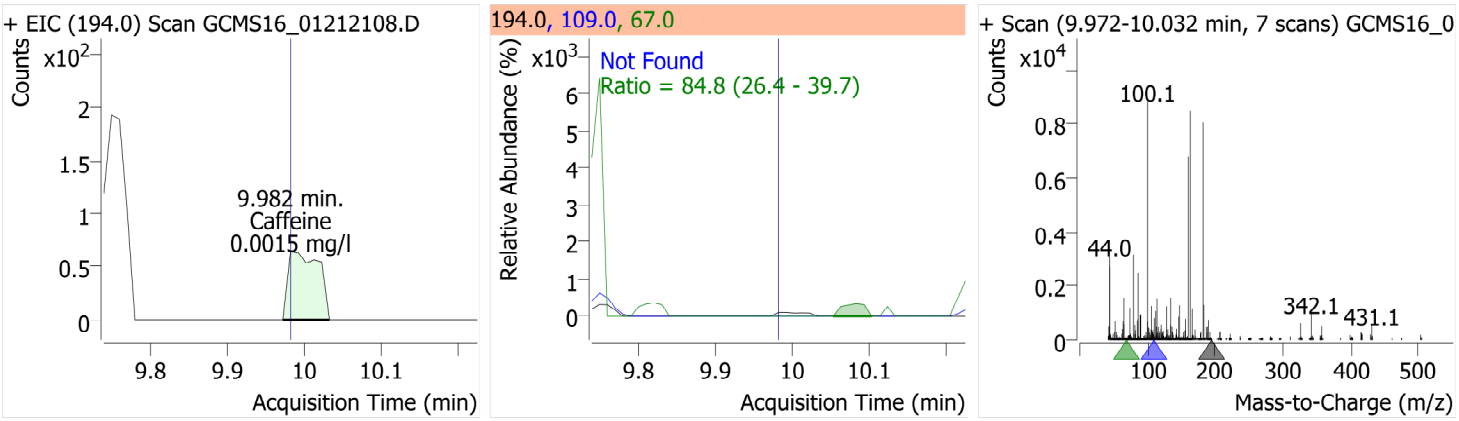

Acetochlor

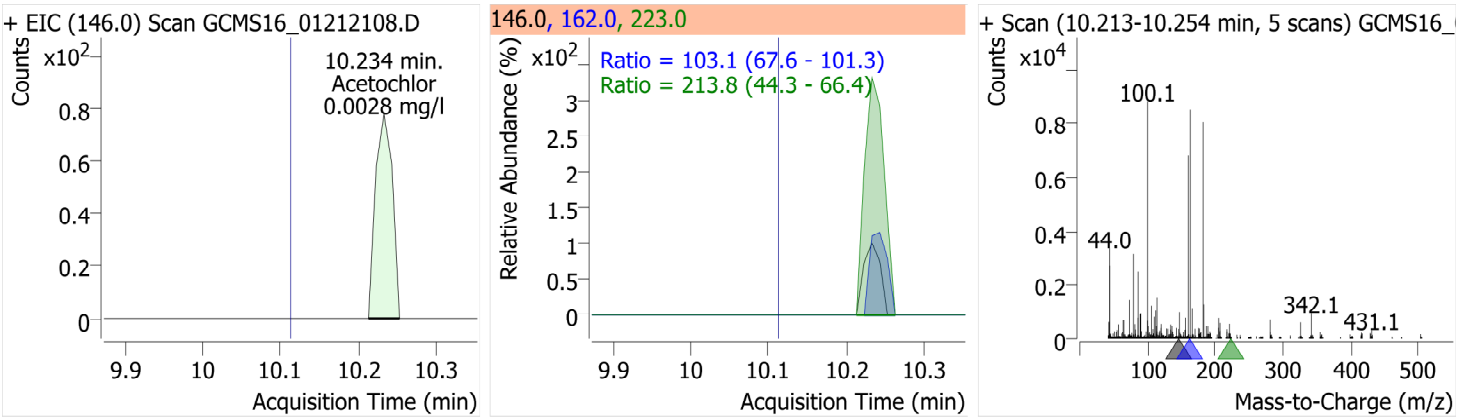

Metribuzin

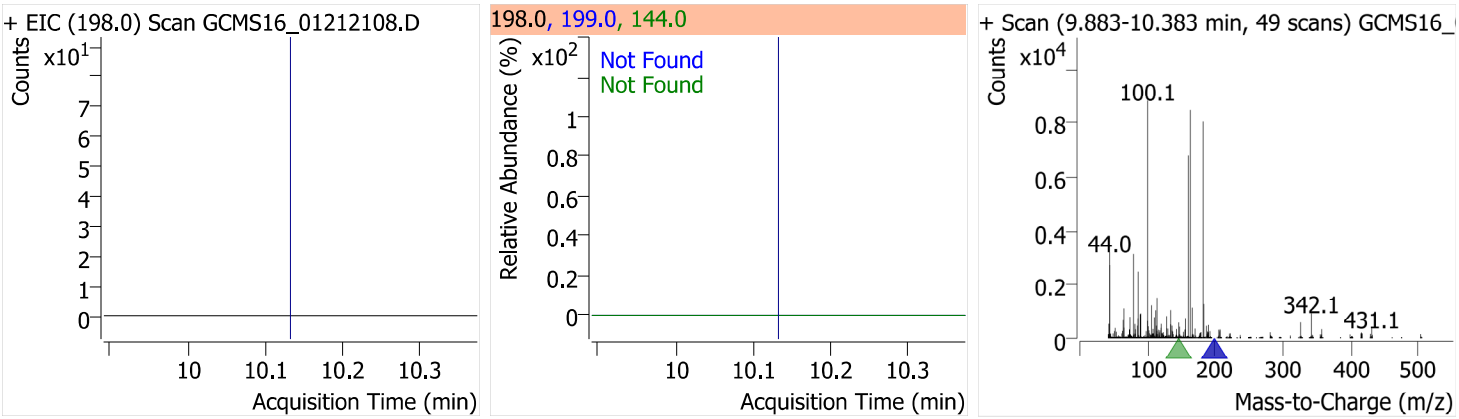

Alachlor

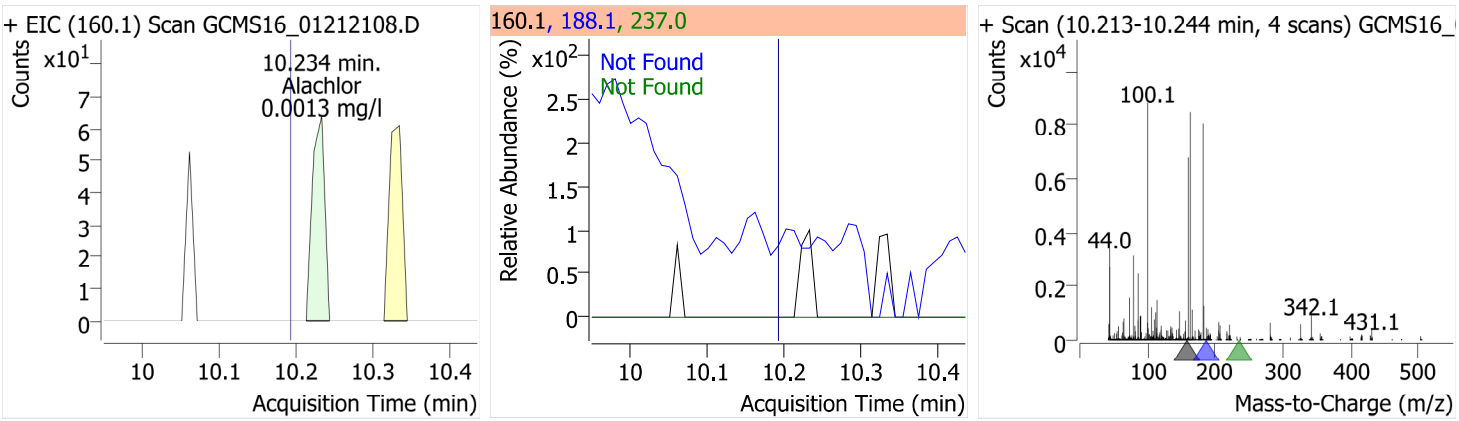

Prometryn

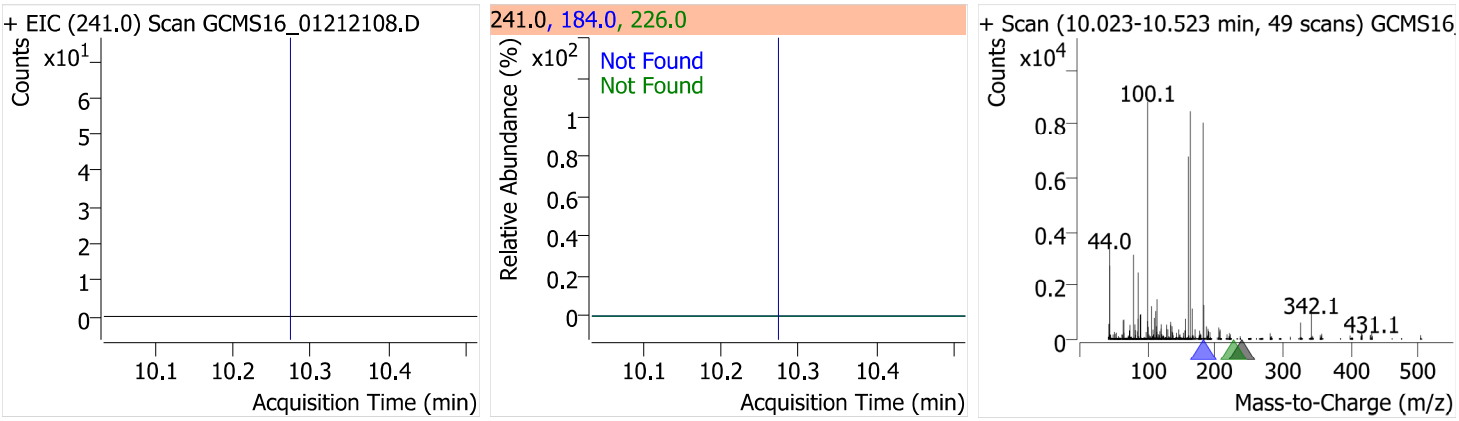

Bromacil

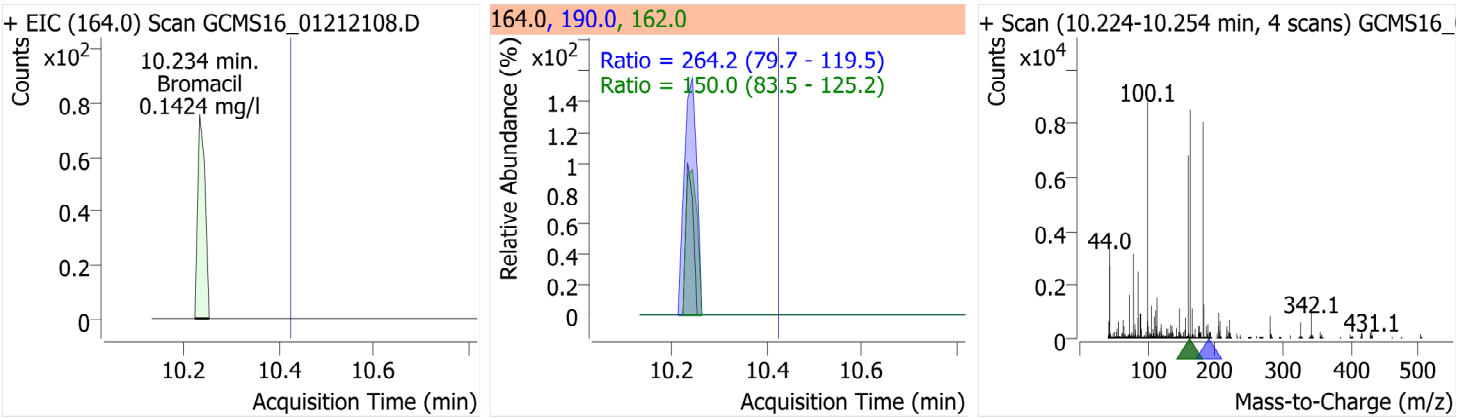

Di-n-butyl phthalate

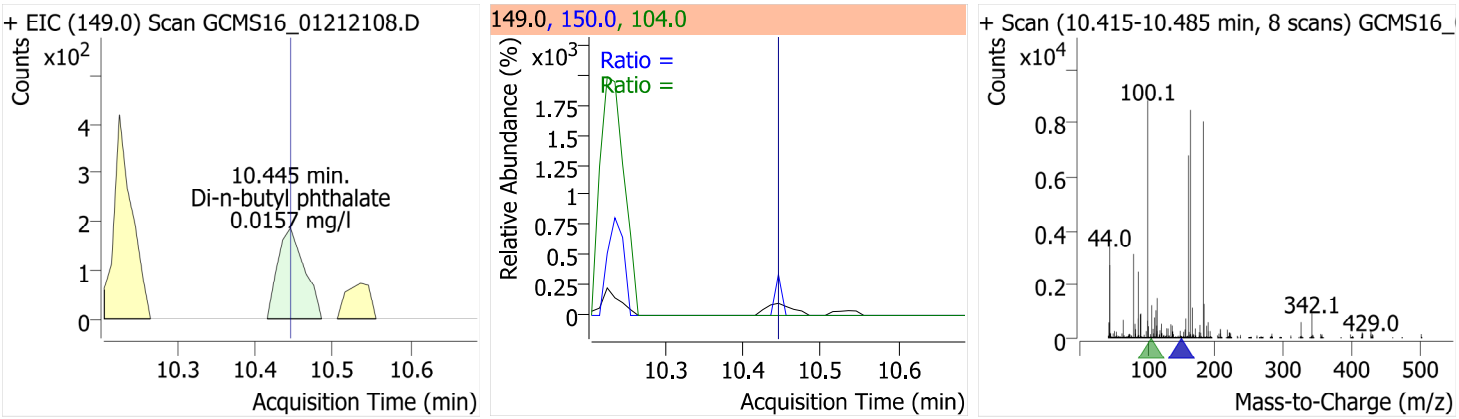

Metolachlor

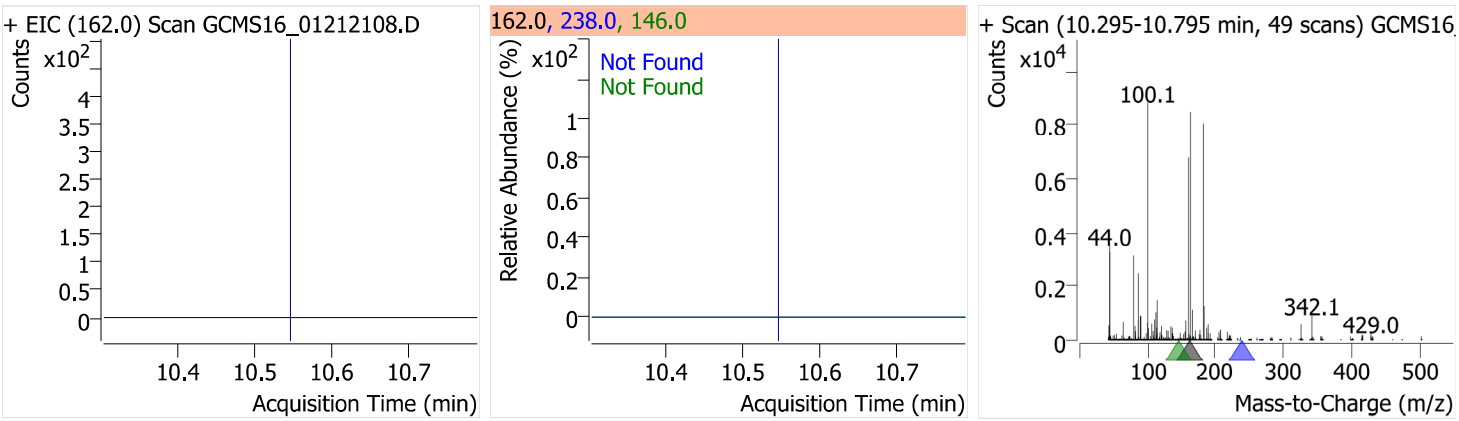

Cyanazine

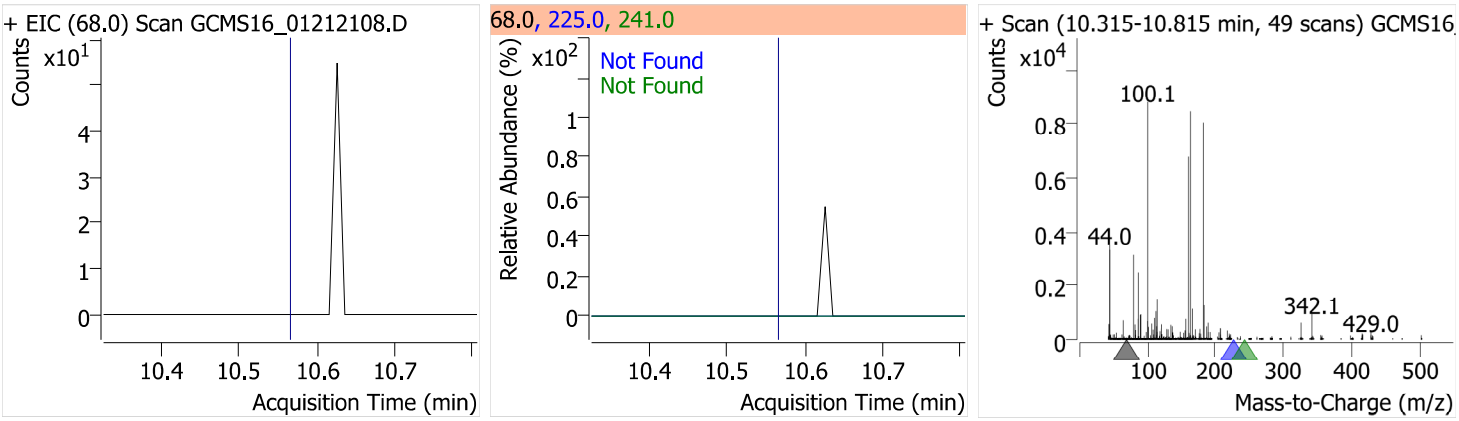

Thiobencarb

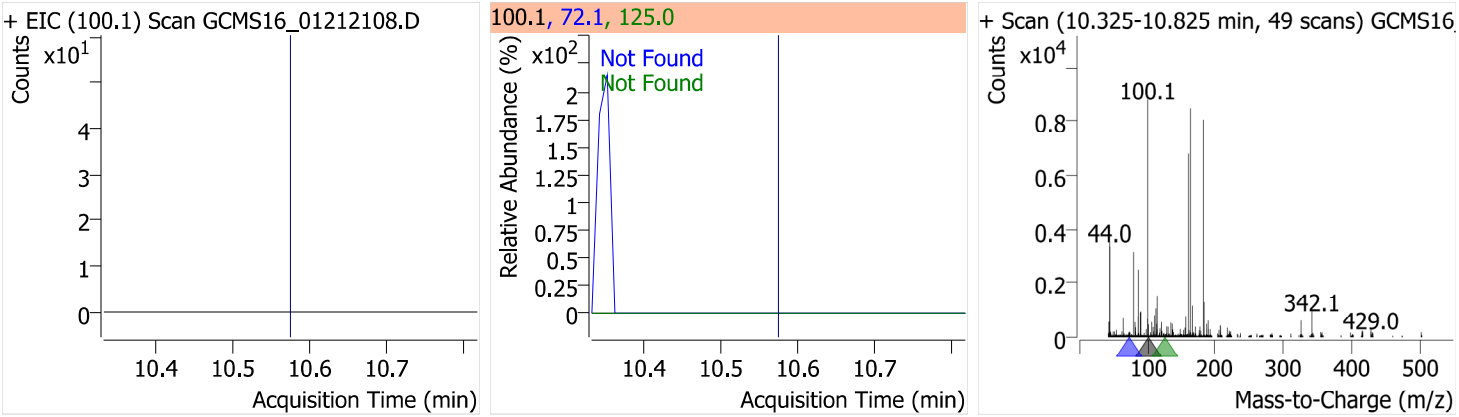

Diphenamide

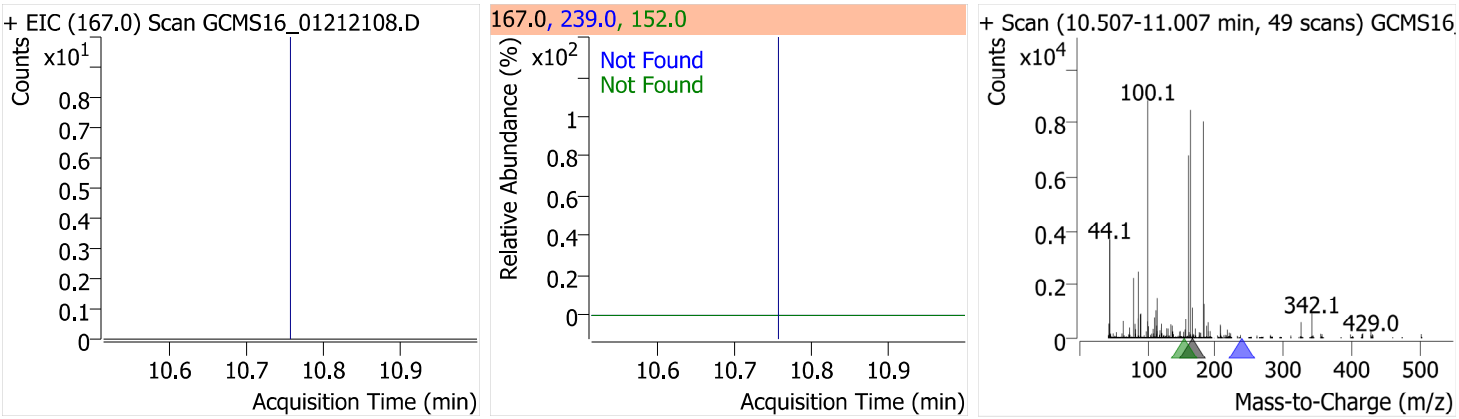

Captan

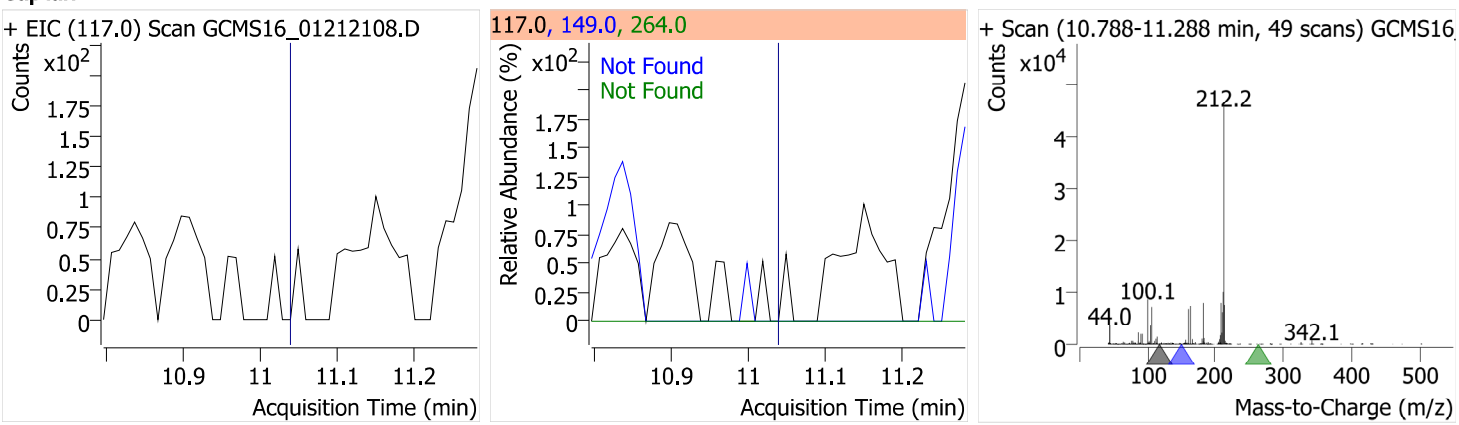

Fluoranthene

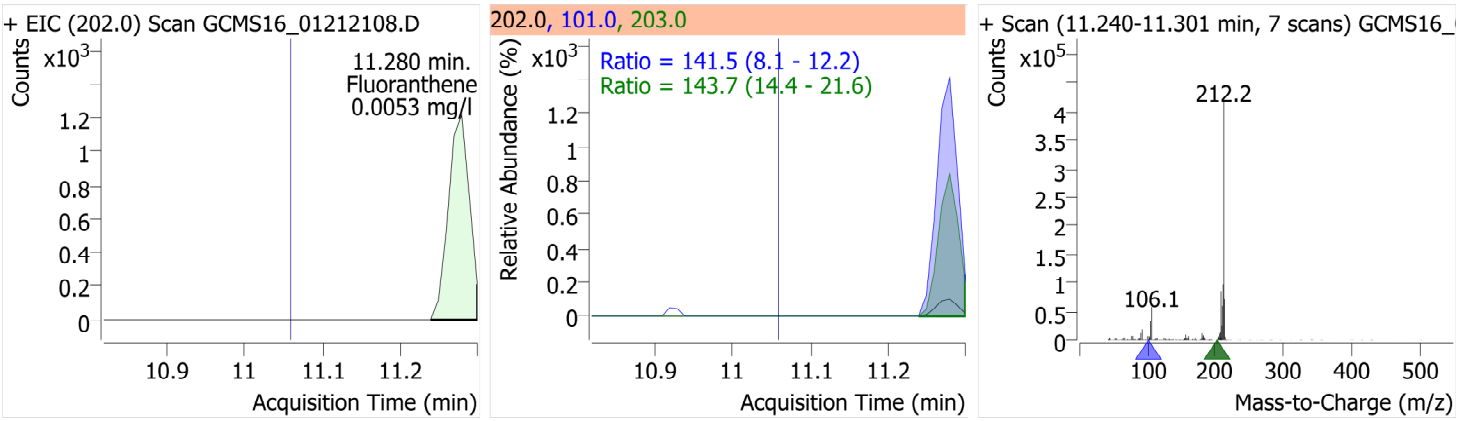

Butachlor

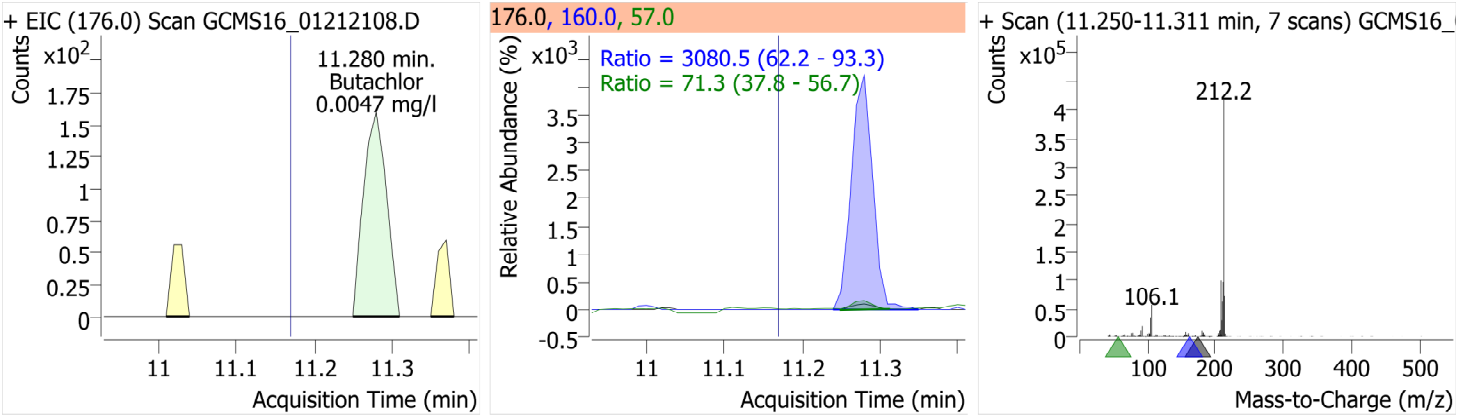

Pyrene

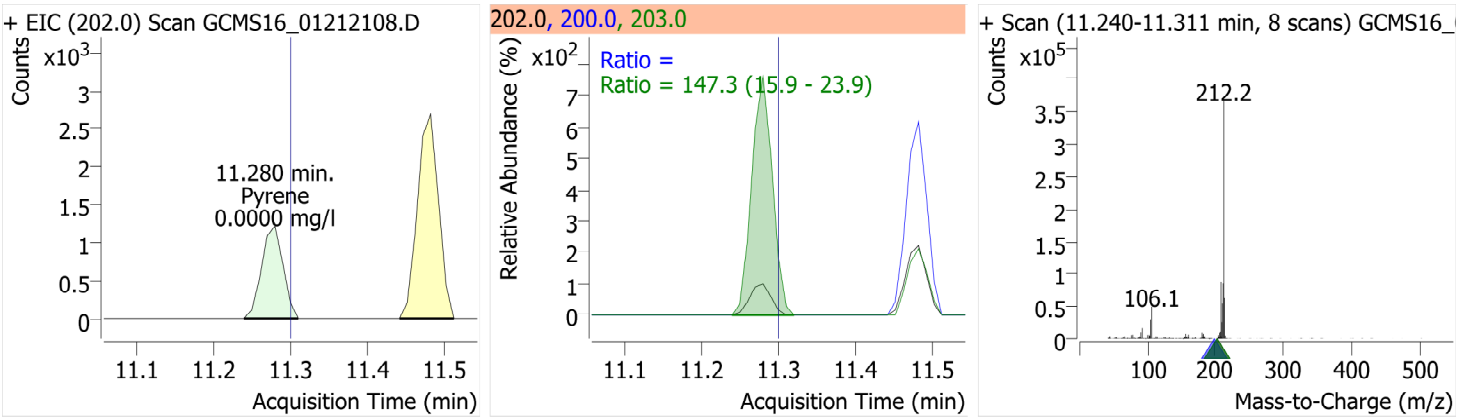

Terphenyl-d14

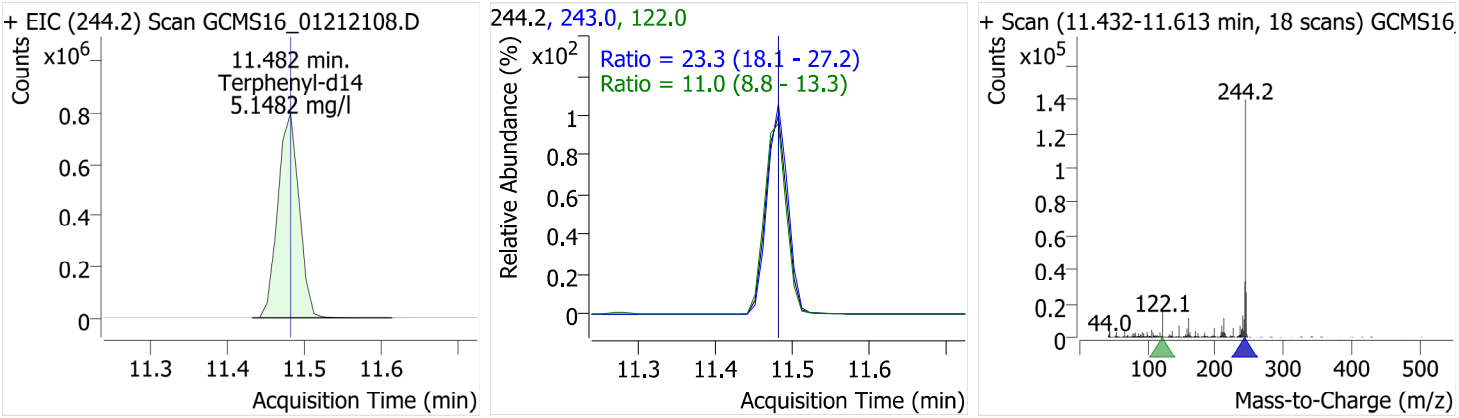

Ethion

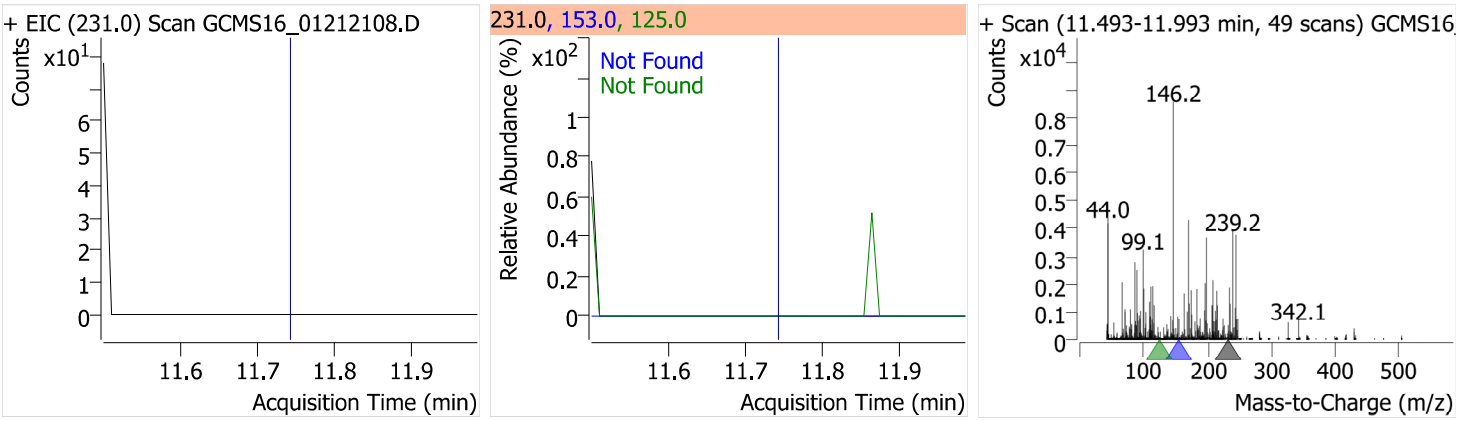

Trithion (carbofenotion)

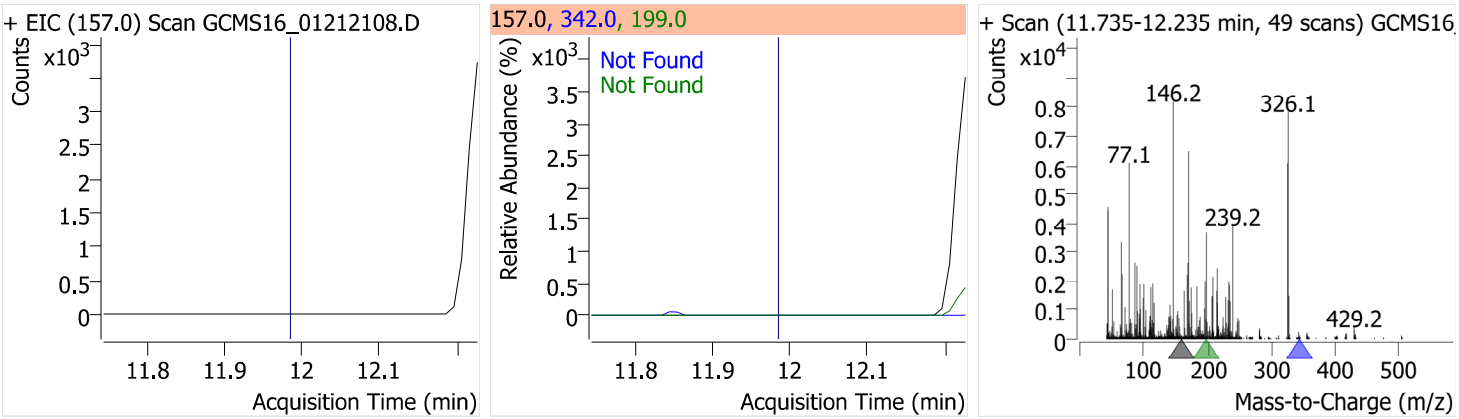

Butyl benzyl phthalate

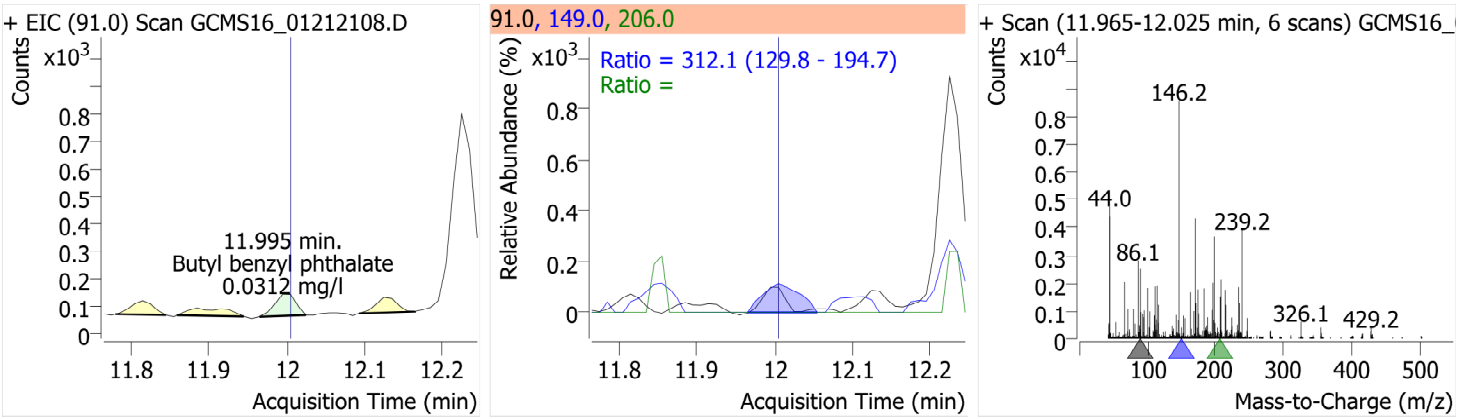

Bis(2-ethylhexyl)adipate

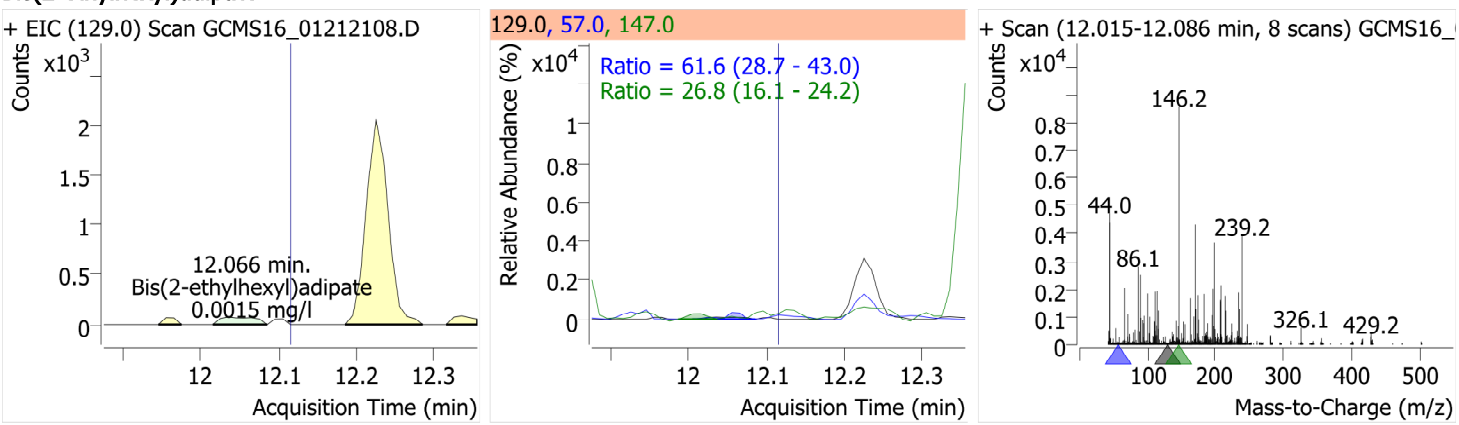

TPP

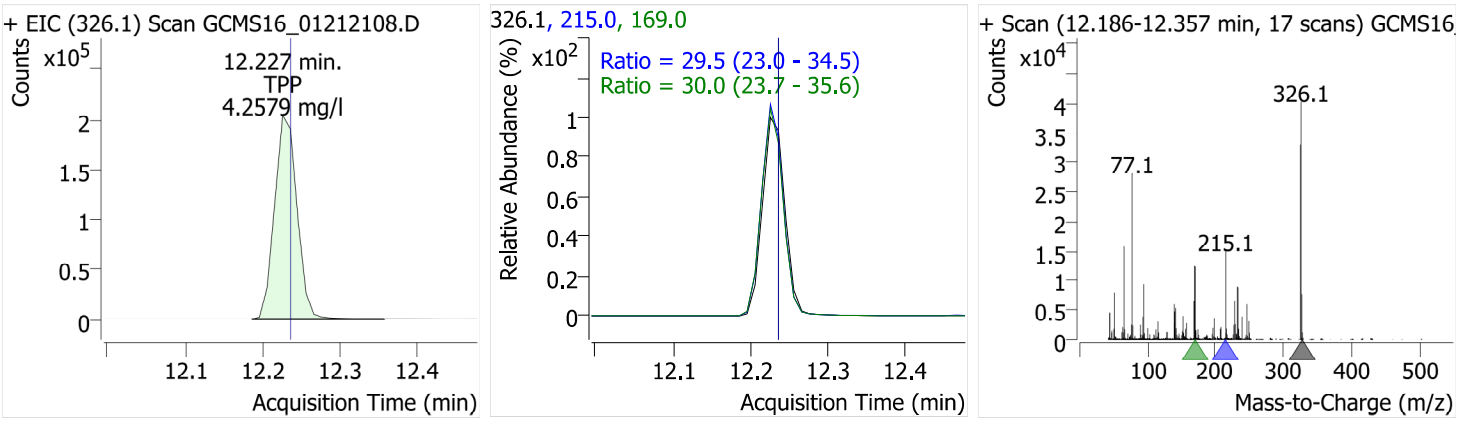

Benzo [a] anthracene

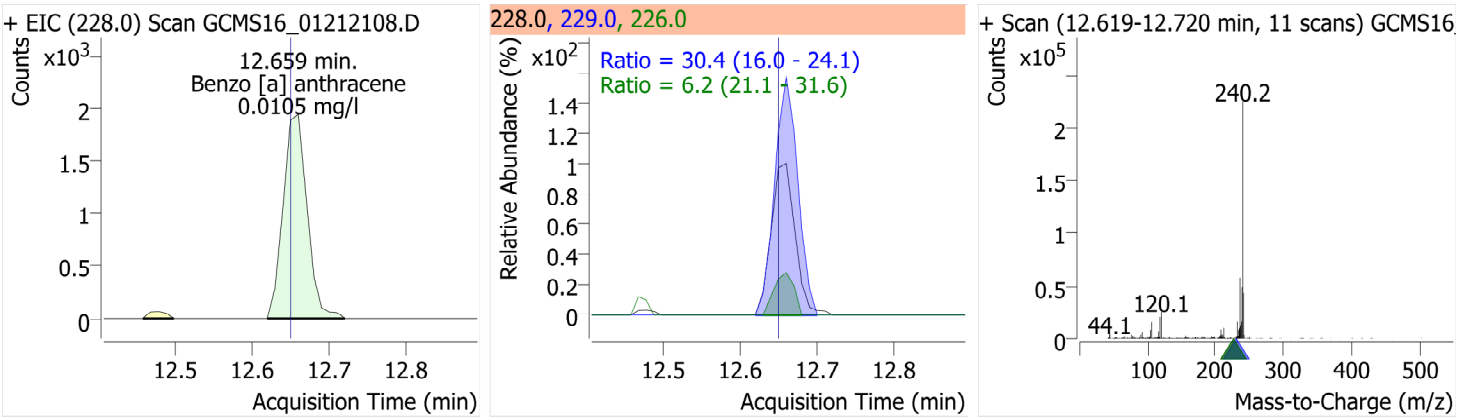

Chrysene-d12

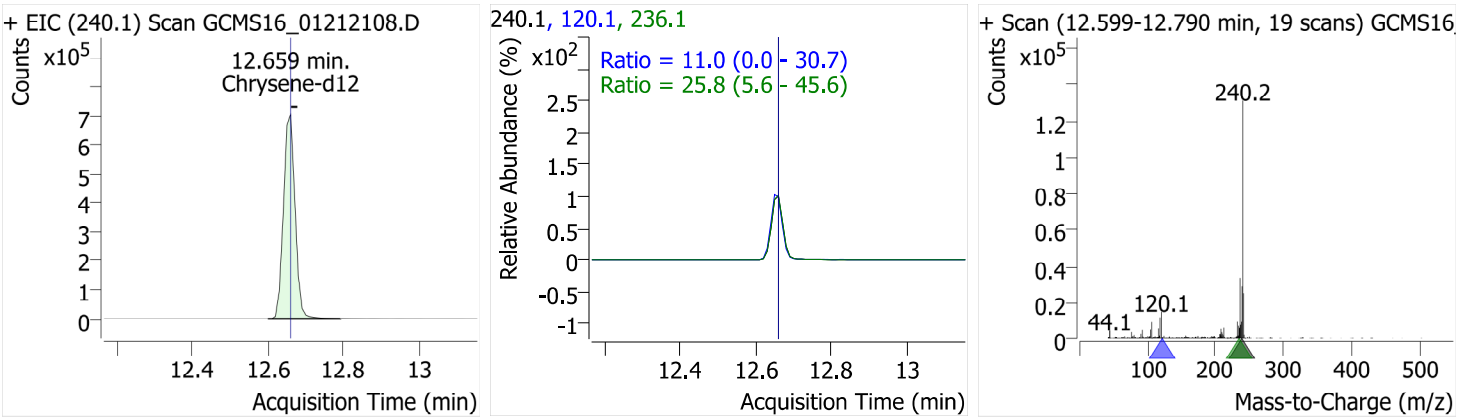

Chrysene

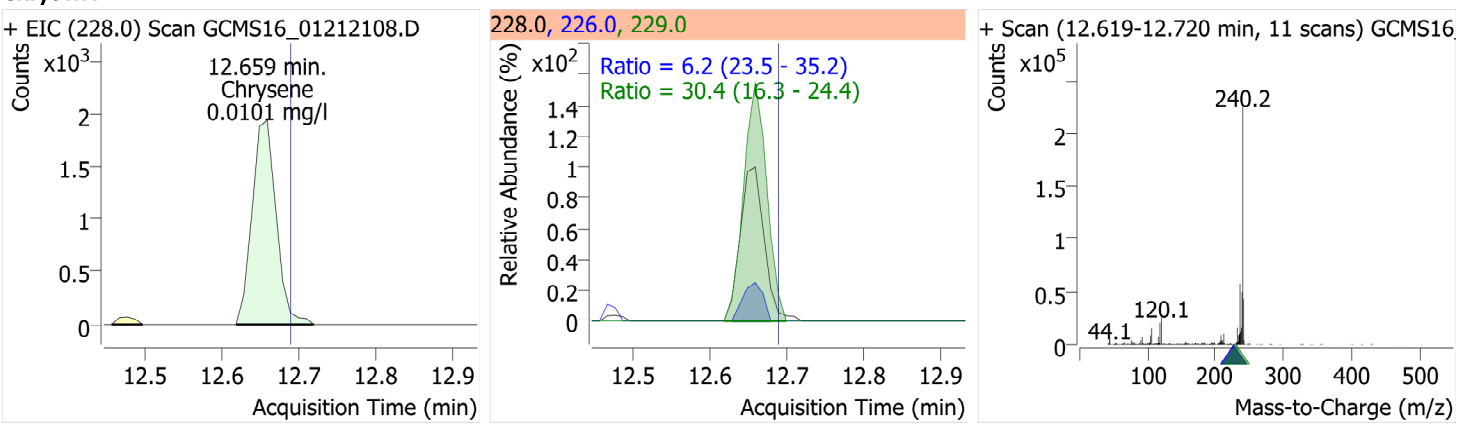

Bis(2-ethylhexyl)phthalate

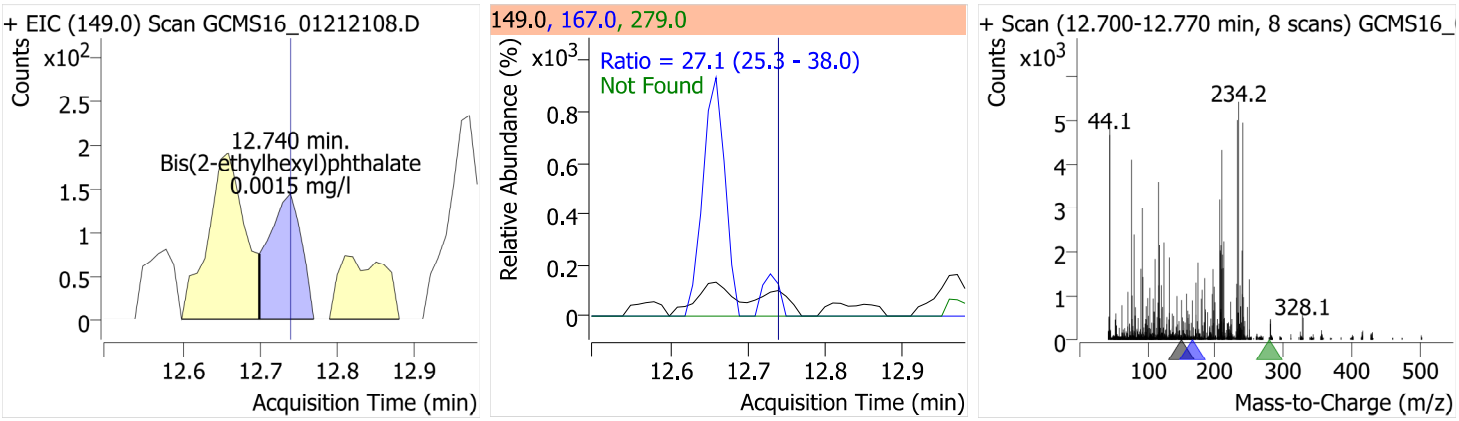

Di-n-octyl phthalate

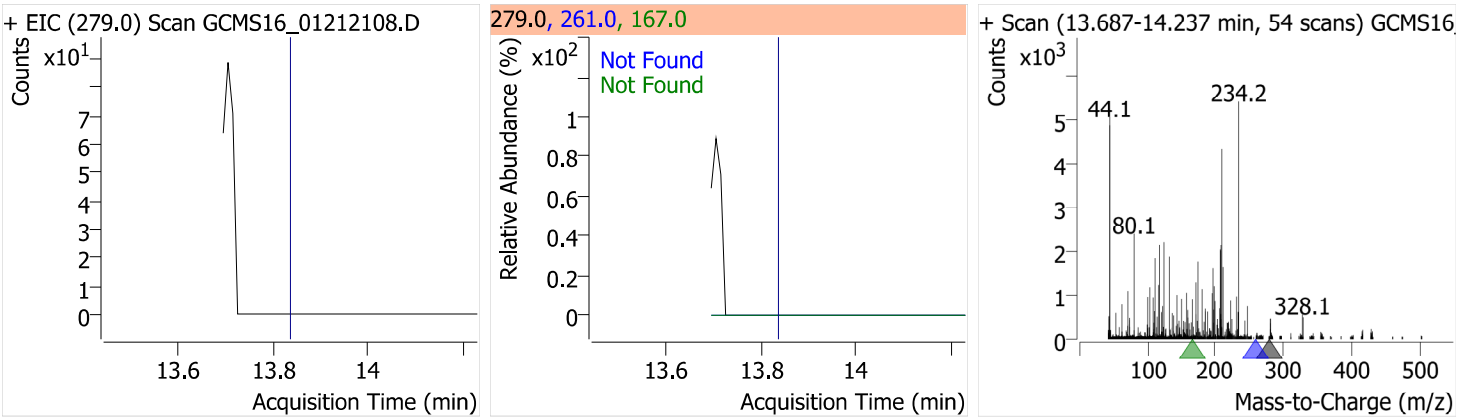

Benzo [b] fluoranthene

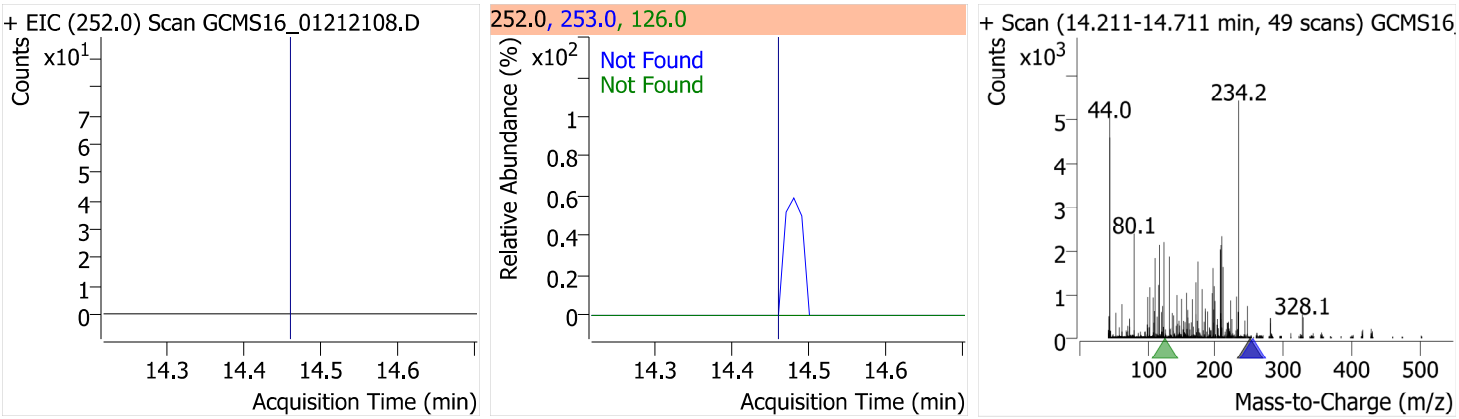

Benzo [k] fluoranthene

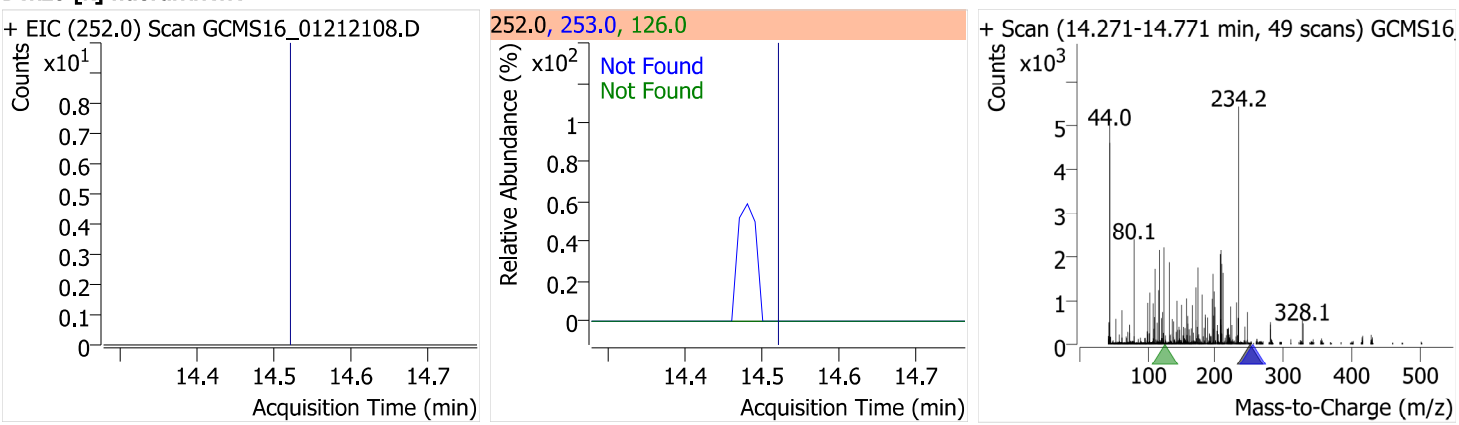

Benzo[a] pyrene

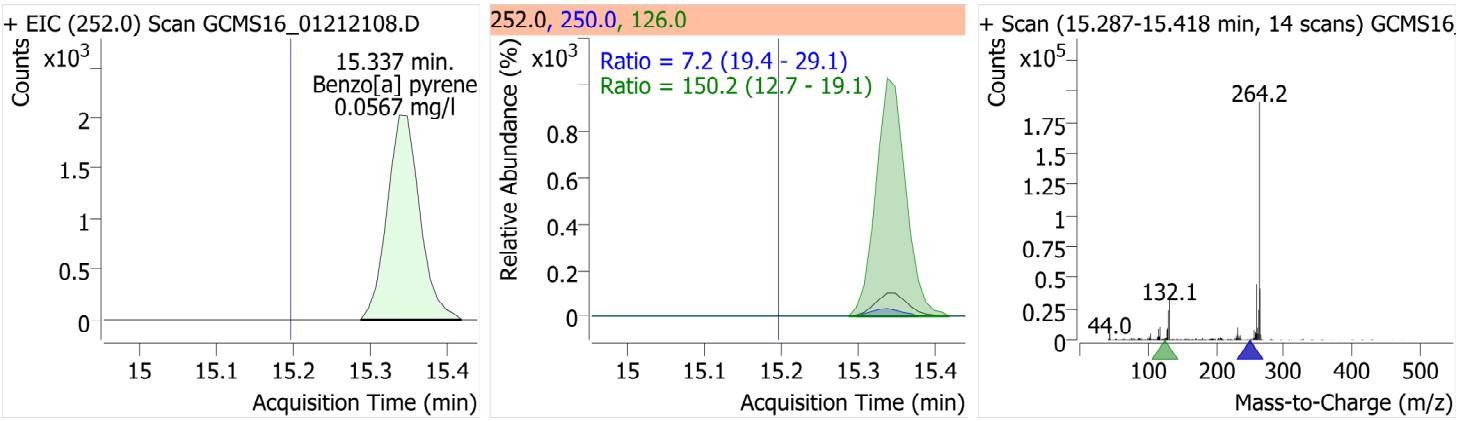

Perylene-d12

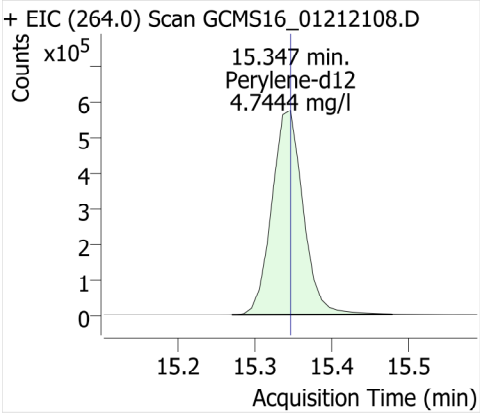

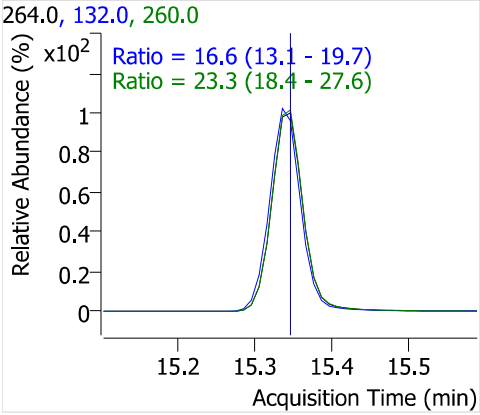

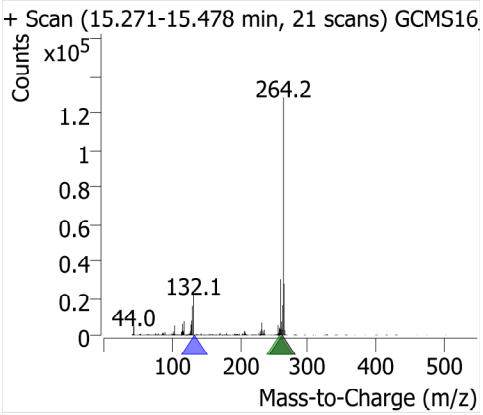

Indeno [1,2,3-cd] pyrene

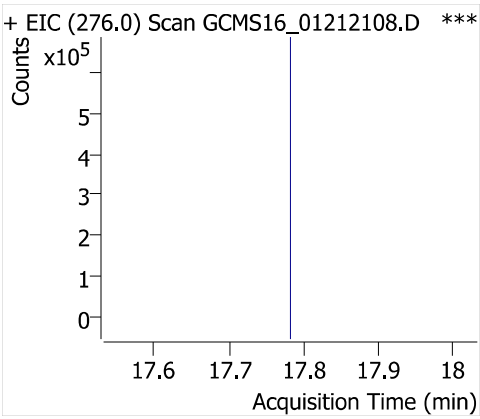

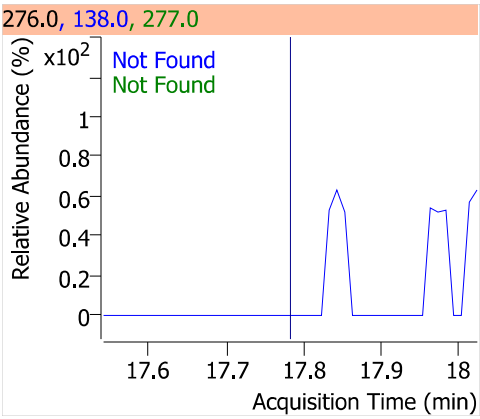

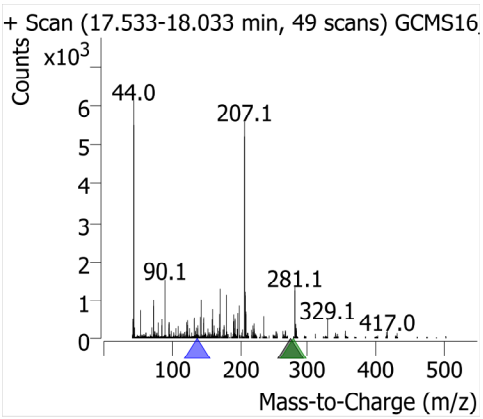

Dibenz [a,h] anthracene

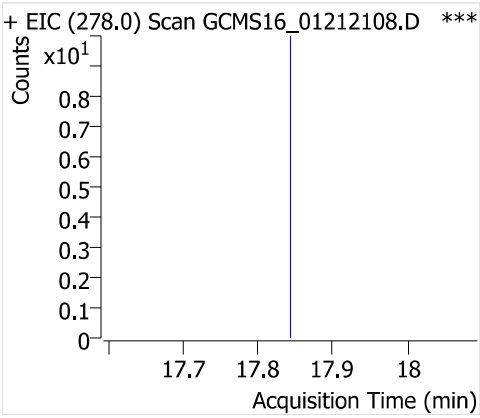

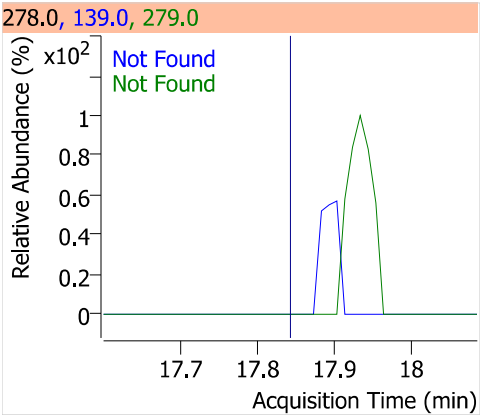

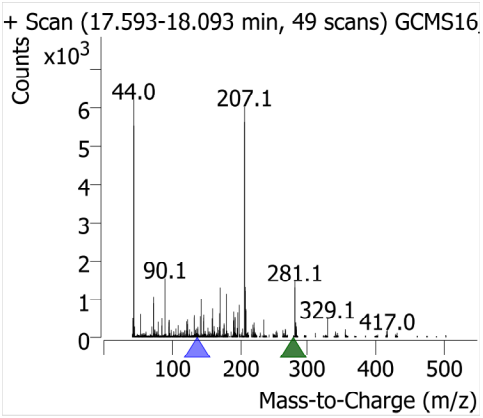

Benzo [g,h,i] perylene

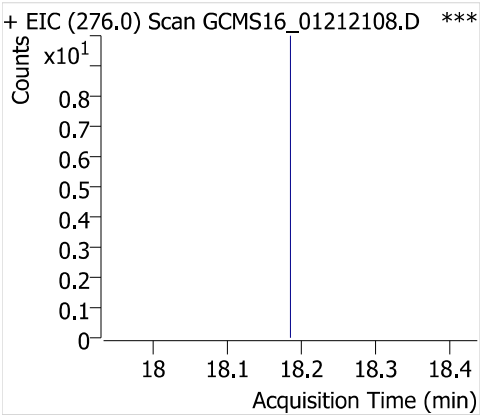

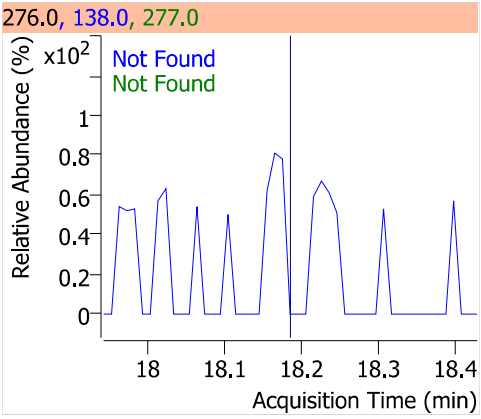

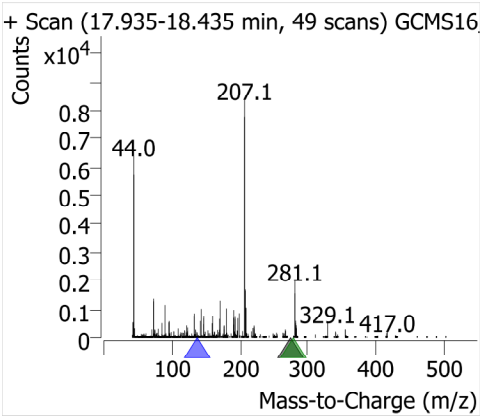

Quantitative Analysis Results With Qualifier Ratio Report

Batch Path	\\WSCIXIGCMS16\InstData\GCMS16\DATA\2021\012121_525.2\QuantResults\012121_525.2.batch.bin		
Analysis Time	1/26/2021 10:40:20 AM	**Analyst Name**	WECK\ryan.raymond
Report Time	1/26/2021 10:43:07 AM	**Reporter Name**	ryan.raymond
Last Calib Update	1/22/2021 9:39:22 AM	**Batch State**	Processed
Quant Batch Version	10.0	**Quant Report Version**	10.0

AnalysisInfo

Acq. Time	1/21/2021 2:11:18 PM	**Data File**	GCMS16_01212109.D
Sample Type	Cal	**Sample Name**	507PNA Cal 40ppm
Dilution	1	**Acq. Method**	525
Position	3	**Inj Vol**	1
DA Method File	507PNA 012121.m	**Comment**	1010638

Crossed out analytes were not included in the calibration at this level. rmr 01/26/2021

Sample Chromatogram

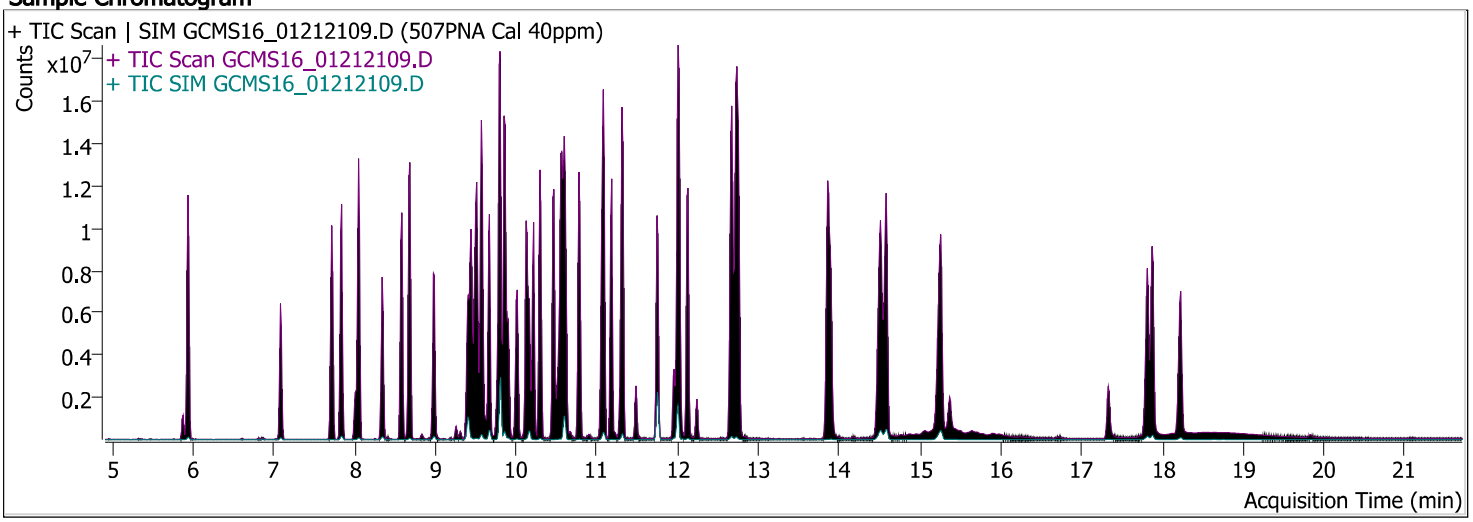

Compound	ISTD	RT	Resp.	ISTD Resp.	Conc	Units	Accuracy
1,3 Dimethyl-2-Nitrobenzene	Acenaphthene-d10	5.875	269462	929648	4.9219	mg/l	98.44
Naphthalene	Acenaphthene-d10	5.935	11601992	929648	30.3114	mg/l	75.78
EPTC	Acenaphthene-d10	7.083	2690432	929648	35.0638	mg/l	87.66
Dimethyl phthalate	Acenaphthene-d10	7.717	9712908	929648	34.9974	mg/l	87.49
Acenaphthylene	Acenaphthene-d10	7.838	10601812	929648	33.2837	mg/l	83.21
Acenaphthene	Acenaphthene-d10	8.049	6979323	929648	29.8090	mg/l	74.52
Molinate	Acenaphthene-d10	8.341	4941079	929648	34.5578	mg/l	86.39
Diethyl phthalate	Acenaphthene-d10	8.583	8869502	929648	32.4718	mg/l	81.18
Fluorene	Acenaphthene-d10	8.683	8432521	929648	31.9520	mg/l	79.88
Chlorpropham	Acenaphthene-d10	8.975	2983900	929648	41.0717	mg/l	102.68
Dimethoate	Acenaphthene-d10	9.398	2925242	929648	45.4637	mg/l	113.66
Prometon	Chrysene-d12	9.438	2480448	1424706	41.6560	mg/l	104.14
Simazine	Chrysene-d12	9.499	2470460	1424706	40.0597	mg/l	100.15
Atrazine	Acenaphthene-d10	9.519	1503906	929648	38.4765	mg/l	96.19
Pentachloronitrobenzene	Phenanthrene-d10	9.569	1555305	1797100	37.3646	mg/l	93.41
~~Pentachlorophenol~~	~~Chrysene-d12~~	~~9.569~~	~~1902805~~	~~1424706~~	~~32.8475~~	~~mg/l~~	~~82.12~~
Diazinon (Dimpylate)	Chrysene-d12	9.670	2031226	1424706	37.7817	mg/l	94.45
~~Phenanthrene~~	~~Phenanthrene-d10~~	~~9.791~~	~~10494347~~	~~1797100~~	~~24.3570~~	~~mg/l~~	~~60.89~~
~~Disulfoton~~	~~Phenanthrene-d10~~	~~9.801~~	~~1030143~~	~~1797100~~	~~28.1270~~	~~mg/l~~	~~70.32~~
Terbacil	Phenanthrene-d10	9.901	1641256	1797100	43.6737	mg/l	109.18
Anthracene	Phenanthrene-d10	9.851	11835913	1797100	32.1244	mg/l	80.31
Caffeine	Phenanthrene-d10	10.012	4897948	1797100	41.2105	mg/l	103.03
Acetochlor	Chrysene-d12	10.123	1636262	1424706	41.2120	mg/l	103.03
Metribuzin	Chrysene-d12	10.163	3167467	1424706	39.7635	mg/l	99.41
Alachlor	Chrysene-d12	10.213	1966610	1424706	37.8620	mg/l	94.65
Prometryn	Chrysene-d12	10.294	3661892	1424706	42.1060	mg/l	105.26

Quantitative Analysis Results With Qualifier Ratio Report

Compound	ISTD	RT	Resp.	ISTD Resp.	Conc	Units	Accuracy
Bromacil	Chrysene-d12	10.535	559321	1424706	39.8824	mg/l	99.71
Di-n-butyl phthalate	Phenanthrene-d10	10.465	14264466	1797100	40.8294	mg/l	102.07
Metolachlor	Chrysene-d12	10.566	7000863	1424706	43.0305	mg/l	107.58
Cyanazine	Phenanthrene-d10	10.616	770146	1797100	40.3601	mg/l	100.90
Thiobencarb	Chrysene-d12	10.596	6214340	1424706	33.6994	mg/l	84.25
Diphenamide	Phenanthrene-d10	10.777	6191223	1797100	39.6993	mg/l	99.25
Captan	Phenanthrene-d10	11.059	563739	1797100	39.5438	mg/l	98.86
Fluoranthene	Phenanthrene-d10	11.079	13382921	1797100	31.2060	mg/l	78.01
Butachlor	Chrysene-d12	11.180	2834198	1424706	42.3595	mg/l	105.90
Pyrene	Phenanthrene-d10	11.310	13235564	1797100	40.6556	mg/l	101.64
Terphenyl-d14	Chrysene-d12	11.482	1554769	1424706	5.5537	mg/l	111.07
Ethion	Chrysene-d12	11.743	3536842	1424706	39.9373	mg/l	99.84
Trithion (carbofenotion)	Chrysene-d12	11.995	3781100	1424706	38.7819	mg/l	96.95
Butyl benzyl phthalate	Phenanthrene-d10	12.015	4278349	1797100	40.2268	mg/l	100.57
Bis(2-ethylhexyl)adipate	Phenanthrene-d10	12.126	5705879	1797100	37.7536	mg/l	94.38
TPP	Phenanthrene-d10	12.237	508005	1797100	5.2589	mg/l	105.18
Benzo [a] anthracene	Phenanthrene-d10	12.669	14037682	1797100	35.0631	mg/l	87.66
Chrysene	Chrysene-d12	12.720	14029894	1424706	35.8020	mg/l	89.51
Bis(2-ethylhexyl)phthalate	Phenanthrene-d10	12.750	10303140	1797100	37.5016	mg/l	93.75
Di-n-octyl phthalate	Chrysene-d12	13.857	1366669	1424706	40.5133	mg/l	101.28
Benzo [b] fluoranthene	Chrysene-d12	14.511	15191995	1424706	39.4659	mg/l	98.66
Benzo [k] fluoranthene	Chrysene-d12	14.582	14009332	1424706	38.1835	mg/l	95.46
Benzo[a] pyrene	Chrysene-d12	15.256	14048665	1424706	39.3111	mg/l	98.28
Perylene-d12	Chrysene-d12	15.367	1609573	1424706	4.9546	mg/l	99.09
~~Indeno [1,2,3-cd] pyrene~~	~~Chrysene-d12~~	~~17.813~~	~~9419865~~	~~1424706~~	~~28.3966~~	~~mg/l~~	~~70.99~~
~~Dibenz [a,h] anthracene~~	~~Chrysene-d12~~	~~17.873~~	~~9734942~~	~~1424706~~	~~28.7384~~	~~mg/l~~	~~71.85~~
~~Benzo [g,h,i] perylene~~	~~Chrysene-d12~~	~~18.226~~	~~8124257~~	~~1424706~~	~~24.8111~~	~~mg/l~~	~~62.03~~

Compound	CAS#	RT	RR	Conc	Transition	(Min-Max)	Q-Ratio	
1,3 Dimethyl-2-Nitrobenzene		5.875	0.2899	4.9219	134.1			
					103.0	41.0 - 61.5	51.5	
					151.0	30.9 - 46.4	38.8	
Naphthalene		5.935	12.4800	30.3114	128.0			
					129.0	8.7 - 13.1	11.8	
EPTC		7.083	2.8940	35.0638	128.0			
					86.0	51.0 - 76.5	62.4	
					189.0	17.4 - 26.1	23.2	
Dimethyl phthalate		7.717	10.4479	34.9974	163.0			
					77.0	15.0 - 22.5	18.1	
					194.0	5.2 - 7.8	6.6	
Acenaphthylene		7.838	11.4041	33.2837	152.0			
					151.0	16.0 - 24.1	21.2	
					76.0	7.0 - 10.5	8.5	
Acenaphthene		8.049	7.5075	29.8090	154.0			
					153.0	82.2 - 123.3	104.9	
					152.0	39.0 - 58.6	51.5	
Molinate		8.341	5.3150	34.5578	126.0			
					55.0	45.2 - 67.7	52.3	
					187.0	15.8 - 23.7	21.0	
Diethyl phthalate		8.583	9.5407	32.4718	149.0			
					177.0	18.6 - 27.9	23.9	
					150.0	10.0 - 14.9	13.4	
Fluorene		8.683	9.0707	31.9520	166.0			
					165.0	74.4 - 111.6	92.0	
Chlorpropham		8.975	3.2097	41.0717	127.0			
					213.0	31.4 - 47.1	40.8	
					171.0	21.2 - 31.9	26.8	
Dimethoate		9.398	3.1466	45.4637	87.0			
					125.0	59.0 - 88.5	70.7	
					93.0	57.4 - 86.1	72.8	
Prometon		9.438	1.7410	41.6560	210.0			
					225.0	63.9 - 95.8	81.9	
					168.0	63.8 - 95.7	77.1	
Simazine	122-77-6	9.499	1.7340	40.0597	201.0			
					186.0	49.5 - 74.2	62.1	
					173.0	37.2 - 55.8	67.8	High
Atrazine		9.519	1.6177	38.4765	215.0			
					200.0	161.2 - 241.8	223.7	
					58.0	53.4 - 80.1	56.2	
Pentachloronitrobenzene		9.569	0.8655	37.3646	237.0			
					249.0	49.3 - 74.0	61.9	
					295.0	38.4 - 57.7	44.7	
Pentachlorophenol		9.569	1.3356	32.8475	265.7			
					267.7	50.7 - 76.0	67.1	
					166.8	44.0 - 66.0	55.5	
Diazinon (Dimpylate)		9.670	1.4257	37.7817	137.0			
					179.0	68.6 - 102.8	87.6	
					152.0	49.7 - 74.6	63.1	
Phenanthrene		9.791	5.8396	24.3570	178.0			
					176.0	15.4 - 23.0	20.8	
					179.0	12.9 - 19.4	16.5	
Disulfoton		9.801	0.5732	28.1270	97.0			
					61.0	56.4 - 84.6	68.9	
					125.0	50.3 - 75.5	62.5	

Compound	CAS#	RT	RR	Conc	Transition	(Min-Max)	Q-Ratio
Terbacil		9.901	0.9133	43.6737	117.0		
					162.0	71.6 - 107.4	77.8
					57.0	46.0 - 69.0	56.7
Anthracene		9.851	6.5861	32.1244	178.0		
					176.0	15.1 - 22.7	20.5
					179.0	12.3 - 18.5	16.8
Caffeine		10.012	2.7255	41.2105	194.0		
					109.0	40.9 - 61.4	49.1
					67.0	26.4 - 39.7	31.9
Acetochlor		10.123	1.1485	41.2120	146.0		
					162.0	67.6 - 101.3	86.2
					223.0	44.3 - 66.4	58.0
Metribuzin		10.163	2.2232	39.7635	198.0		
					144.0	22.3 - 33.5	26.0
					199.0	16.1 - 24.1	19.6
Alachlor	15972-60-8	10.213	1.3804	37.8620	160.1		
					188.1	68.1 - 102.1	84.2
					237.0	16.5 - 24.8	20.7
Prometryn		10.294	2.5703	42.1060	241.0		
					184.0	72.3 - 108.5	89.8
					226.0	48.1 - 72.1	61.5
Bromacil		10.535	0.3926	39.8824	164.0		
					162.0	83.5 - 125.2	88.1
					190.0	79.7 - 119.5	92.6
Di-n-butyl phthalate		10.465	7.9375	40.8294	149.0		
					150.0	7.7 - 11.6	10.5
					104.0	4.1 - 6.2	5.7
Metolachlor		10.566	4.9139	43.0305	162.0		
					238.0	37.4 - 56.0	46.2
					146.0	13.8 - 20.7	17.4
Cyanazine		10.616	0.4285	40.3601	68.0		
					225.0	92.7 - 139.0	134.2
					241.0	8.1 - 12.2	8.2
Thiobencarb	028249-77-6	10.596	4.3618	33.6994	100.1		
					72.1	37.0 - 55.5	46.2
					125.0	24.2 - 36.3	32.6
Diphenamide		10.777	3.4451	39.6993	167.0		
					152.0	17.2 - 25.7	22.5
					239.0	16.7 - 25.1	21.9
Captan		11.059	0.3137	39.5438	117.0		
					149.0	138.2 - 207.3	170.6
					264.0	33.0 - 49.4	45.6
Fluoranthene		11.079	7.4470	31.2060	202.0		
					203.0	14.4 - 21.6	19.4
					101.0	8.1 - 12.2	10.5
Butachlor		11.180	1.9893	42.3595	176.0		
					160.0	62.2 - 93.3	74.9
					57.0	37.8 - 56.7	40.4
Pyrene		11.310	7.3650	40.6556	202.0		
					200.0	16.8 - 25.2	23.7
					203.0	15.9 - 23.9	19.7
Terphenyl-d14		11.482	1.0913	5.5537	244.2		
					243.0	18.1 - 27.2	22.3

Compound	CAS#	RT	RR	Conc	Transition	(Min-Max)	Q-Ratio
					122.0	8.8 - 13.3	11.3
Ethion		11.743	2.4825	39.9373	231.0		
					153.0	52.9 - 79.4	61.3
					125.0	43.3 - 64.9	50.5
Trithion (carbofenotion)		11.995	2.6540	38.7819	157.0		
					342.0	19.2 - 28.7	28.3
					199.0	16.7 - 25.1	22.2
Butyl benzyl phthalate		12.015	2.3807	40.2268	91.0		
					149.0	129.8 - 194.7	166.2
					206.0	28.3 - 42.5	39.5
Bis(2-ethylhexyl)adipate		12.126	3.1750	37.7536	129.0		
					57.0	28.7 - 43.0	34.3
					147.0	16.1 - 24.2	21.4
TPP		12.237	0.2827	5.2589	326.1		
					169.0	23.7 - 35.6	29.4
					215.0	23.0 - 34.5	28.9
Benzo [a] anthracene		12.669	7.8113	35.0631	228.0		
					226.0	21.1 - 31.6	28.3
					229.0	16.0 - 24.1	20.9
Chrysene		12.720	9.8476	35.8020	228.0		
					226.0	23.5 - 35.2	30.8
					229.0	16.3 - 24.4	20.8
Bis(2-ethylhexyl)phthalate		12.750	5.7332	37.5016	149.0		
					167.0	25.3 - 38.0	32.8
					279.0	6.7 - 10.1	9.4
Di-n-octyl phthalate		13.857	0.9593	40.5133	279.0		
					167.0	31.6 - 47.4	34.4
					261.0	13.2 - 19.8	16.8
Benzo [b] fluoranthene		14.511	10.6632	39.4659	252.0		
					253.0	17.6 - 26.4	22.5
					126.0	11.1 - 16.6	12.8
Benzo [k] fluoranthene		14.582	9.8331	38.1835	252.0		
					253.0	17.5 - 26.2	22.6
					126.0	11.5 - 17.2	13.5
Benzo[a] pyrene		15.256	9.8607	39.3111	252.0		
					250.0	19.4 - 29.1	24.3
					126.0	12.7 - 19.1	13.3
Perylene-d12		15.367	1.1298	4.9546	264.0		
					260.0	18.4 - 27.6	23.1
					132.0	13.1 - 19.7	16.0
Indeno [1,2,3-cd] pyrene		17.813	6.6118	28.3966	276.0		
					277.0	19.2 - 28.8	24.4
					138.0	16.3 - 24.5	18.0
Dibenz [a,h] anthracene		17.873	6.8329	28.7384	278.0		
					279.0	20.1 - 30.1	24.2
					139.0	13.8 - 20.7	13.8
Benzo [g,h,i] perylene		18.226	5.7024	24.8111	276.0		
					138.0	18.7 - 28.0	19.5
					277.0	18.7 - 28.0	24.1

1,3 Dimethyl-2-Nitrobenzene

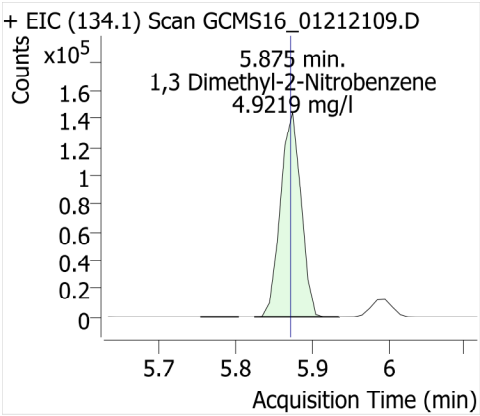

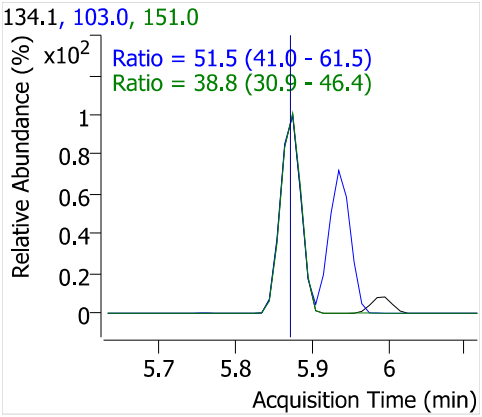

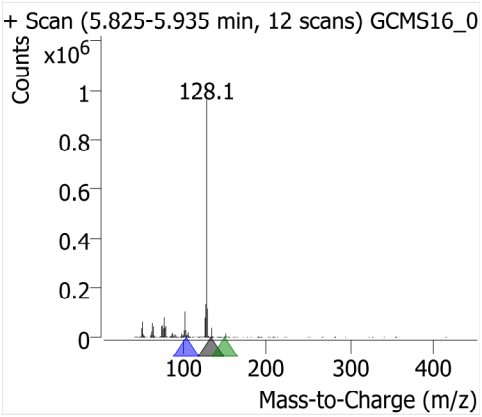

Naphthalene

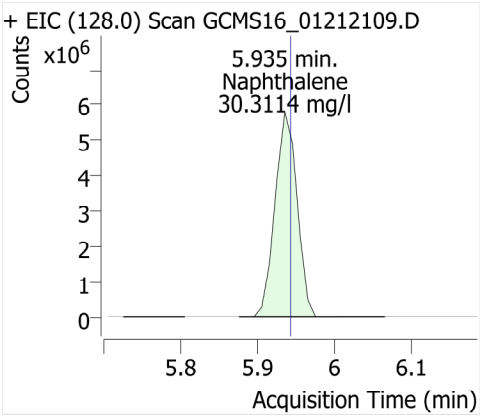

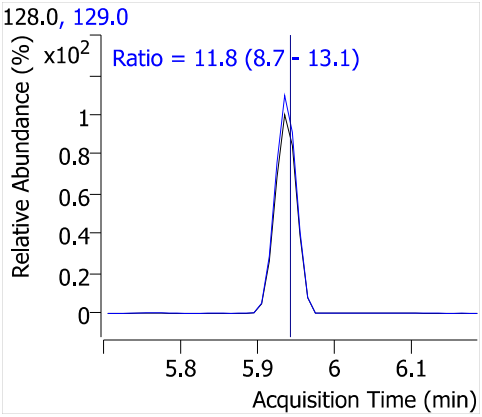

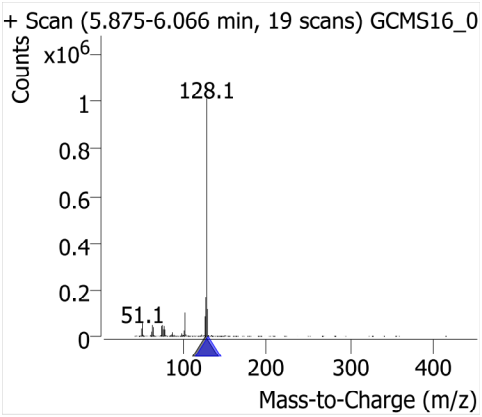

EPTC

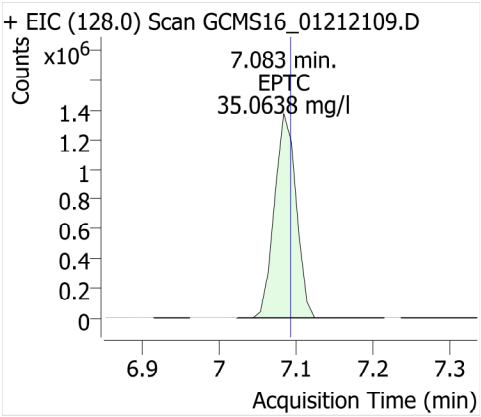

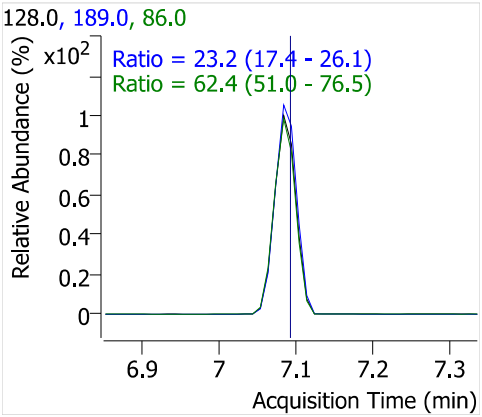

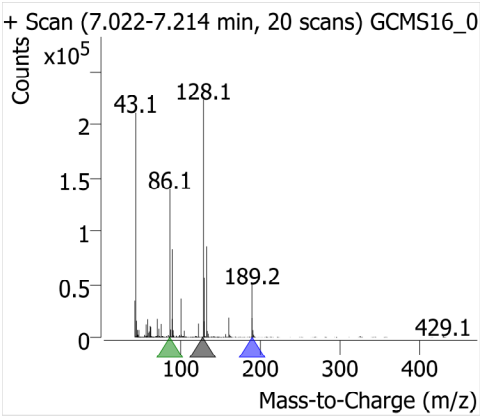

Dimethyl phthalate

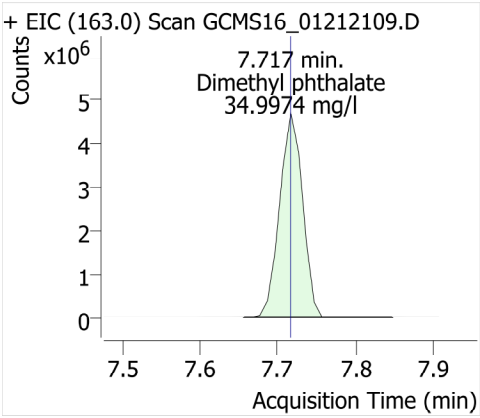

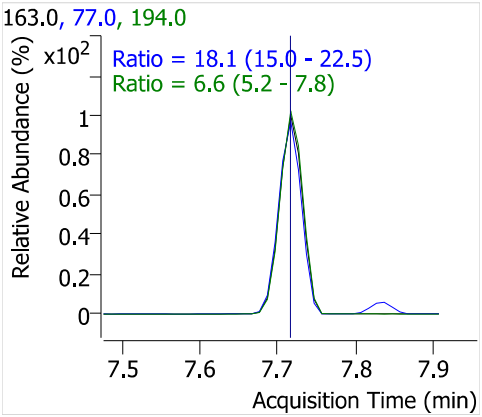

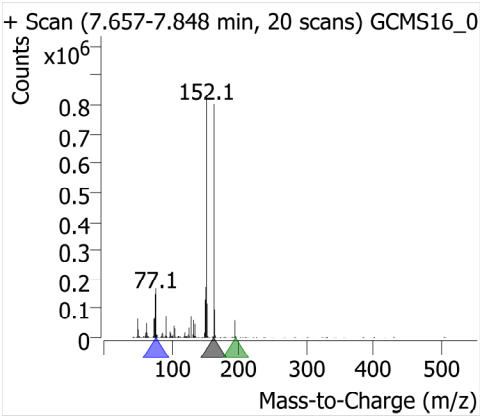

Acenaphthylene

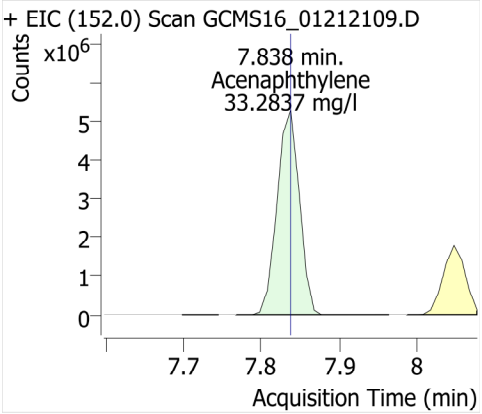

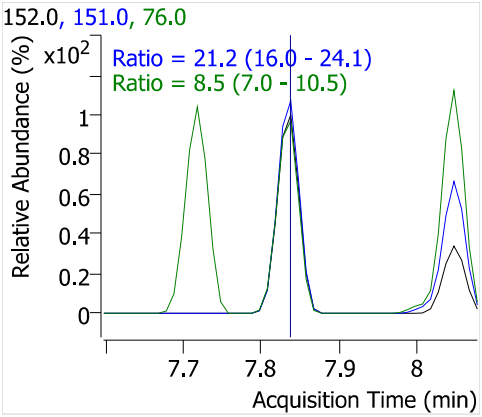

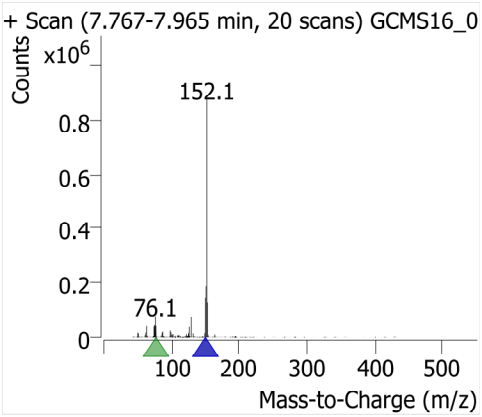

Acenaphthene-d10

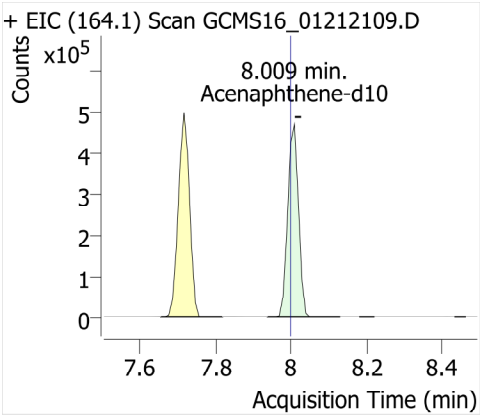

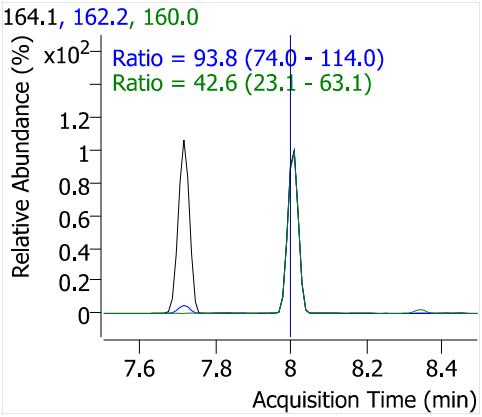

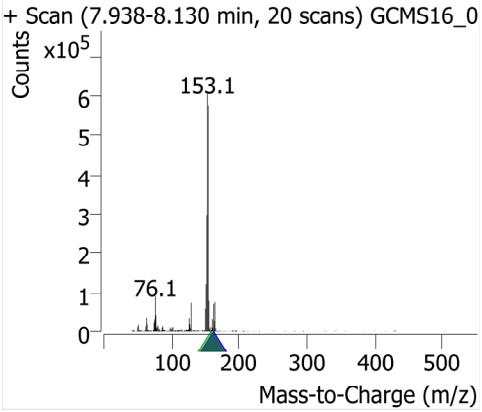

Acenaphthene

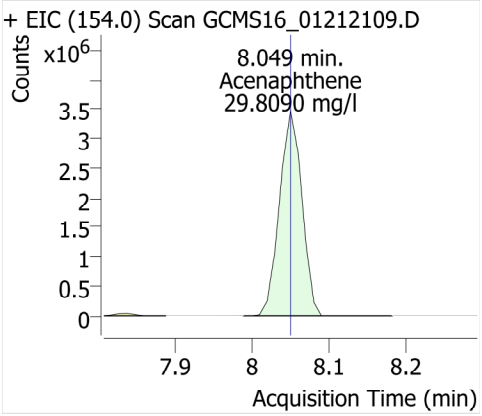

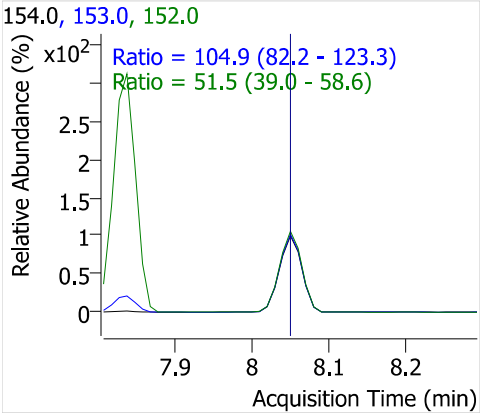

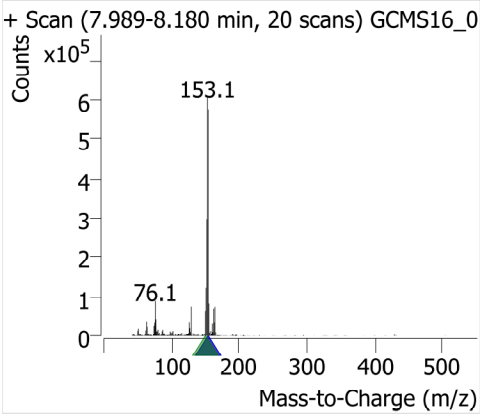

Molinate

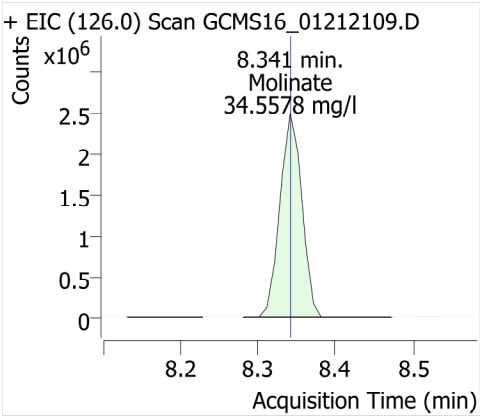

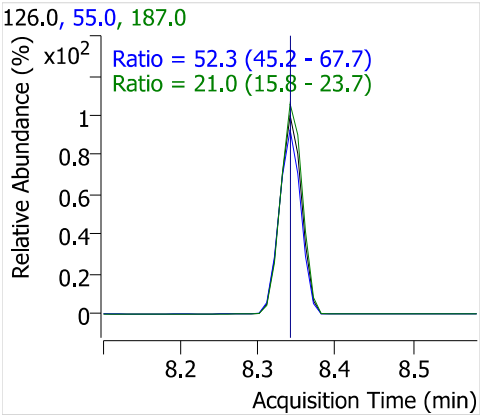

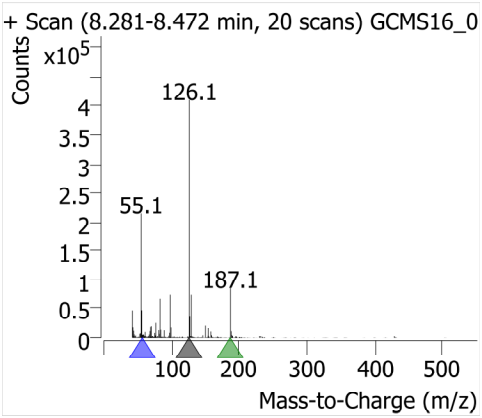

Diethyl phthalate

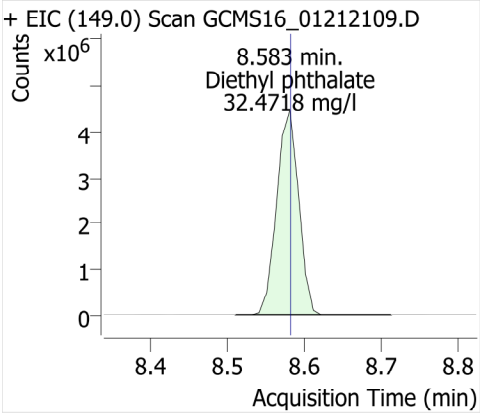

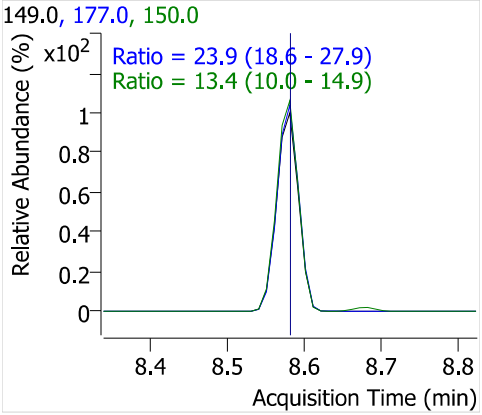

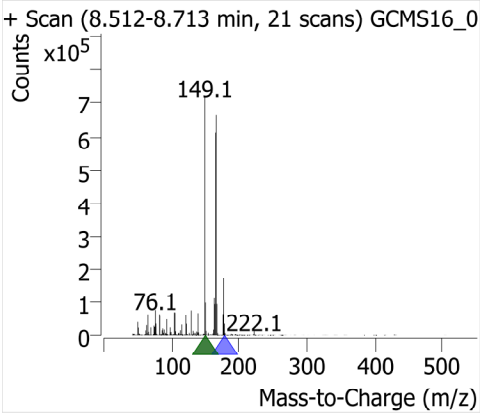

Fluorene

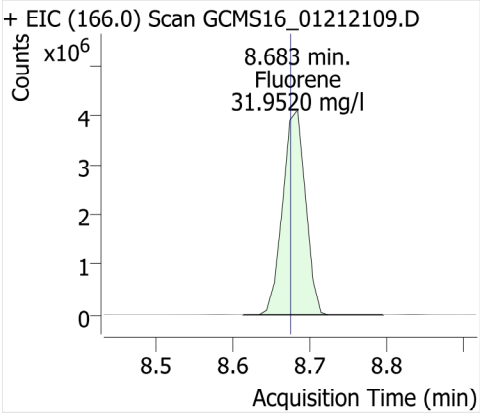

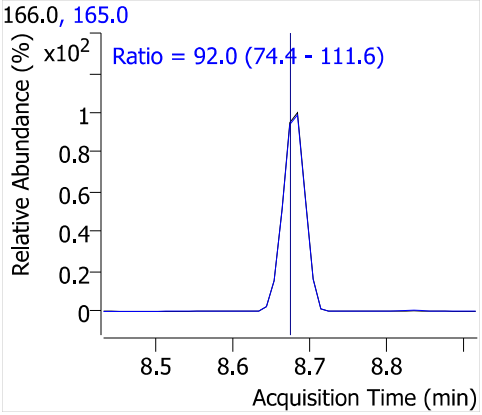

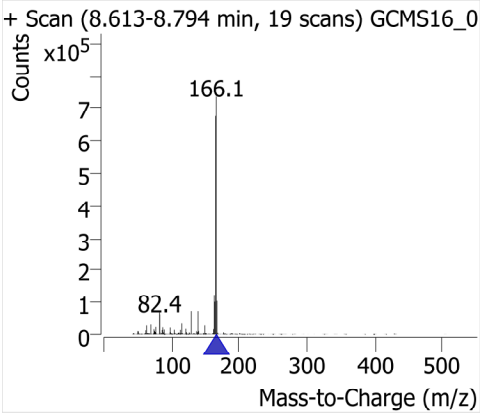

Chlorpropham

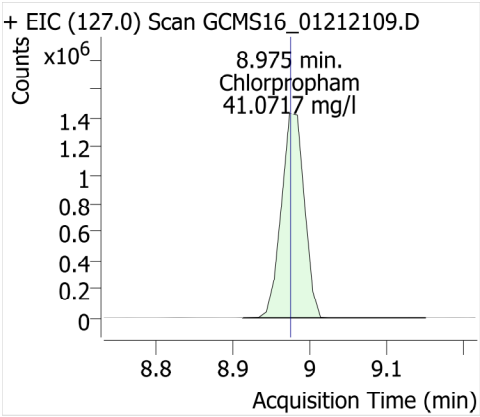

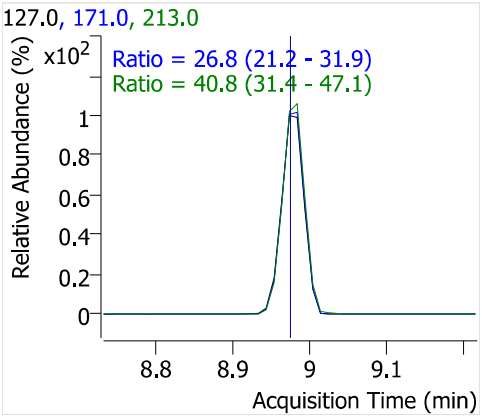

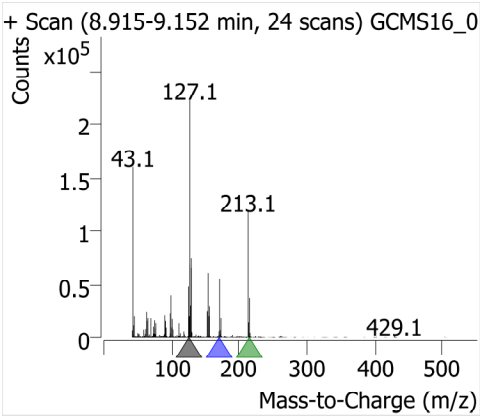

Dimethoate

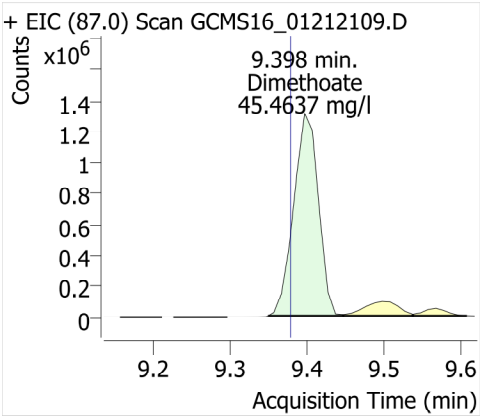

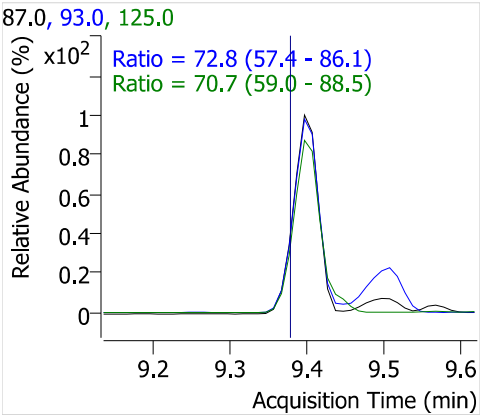

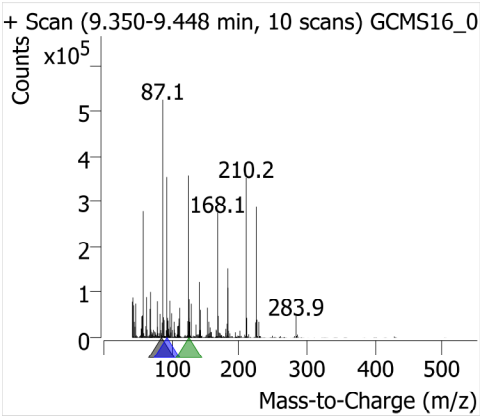

Prometon

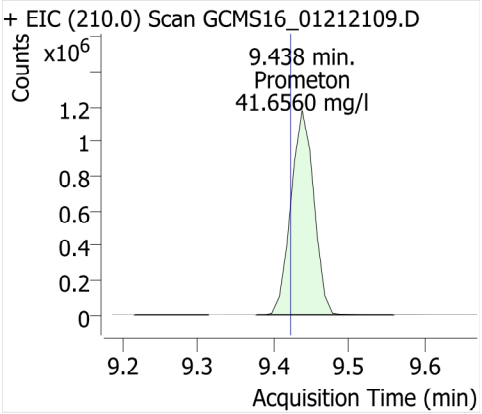

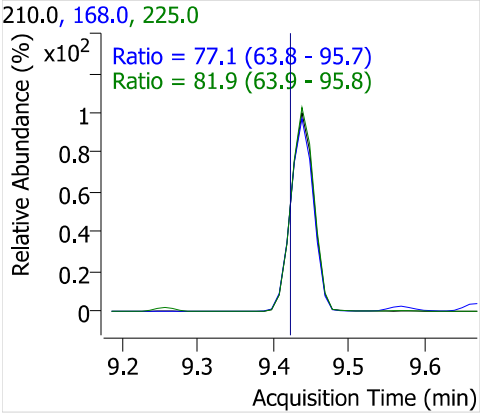

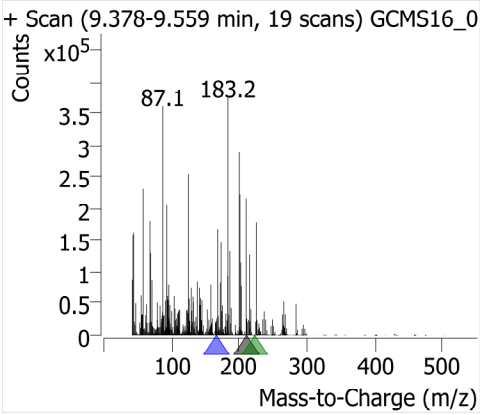

Simazine

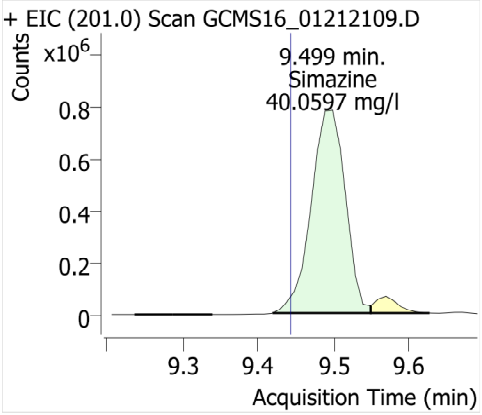

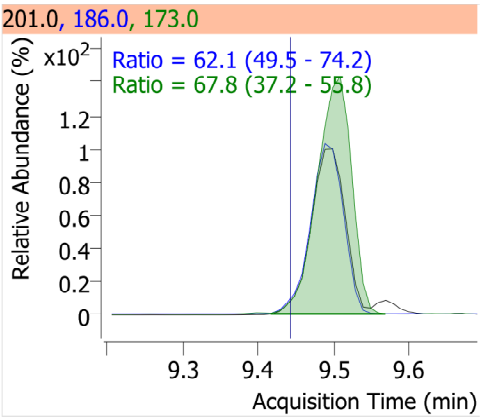

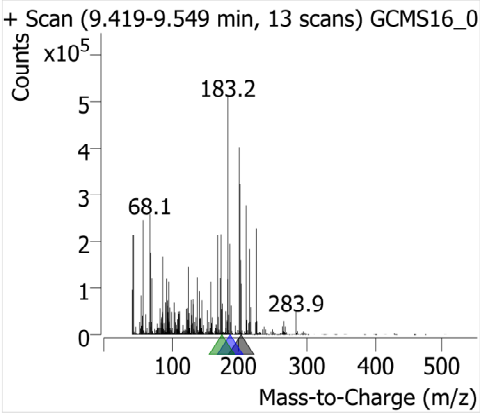

Atrazine

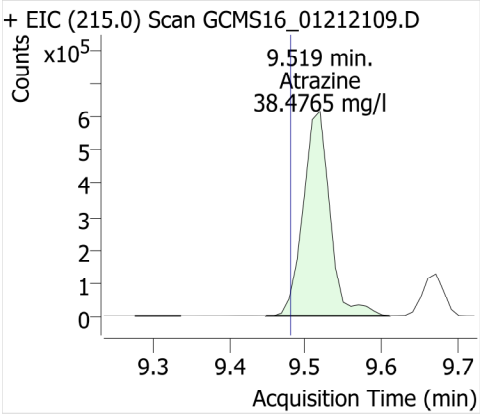

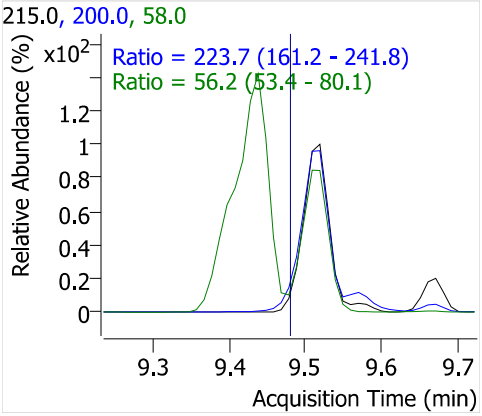

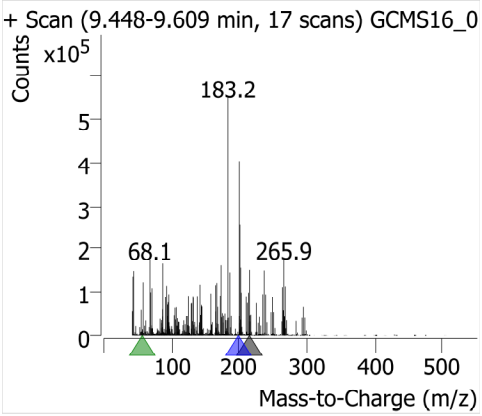

Pentachloronitrobenzene

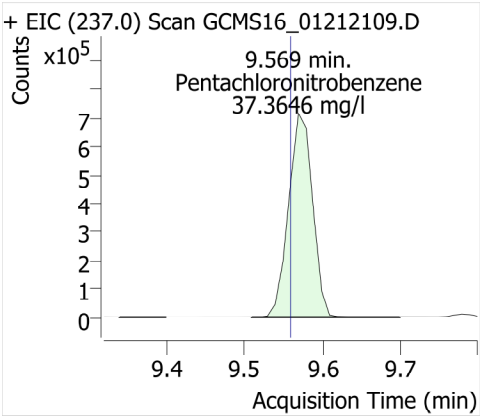

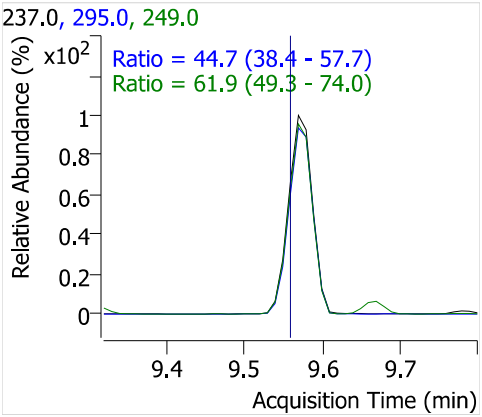

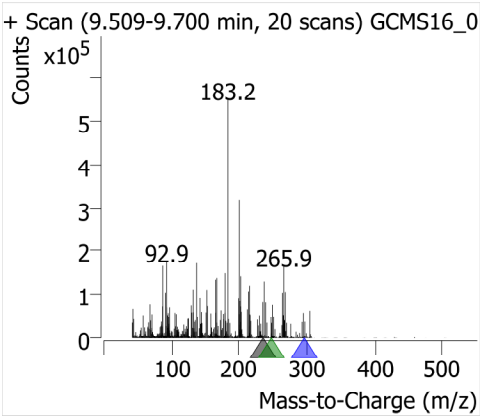

Pentachlorophenol

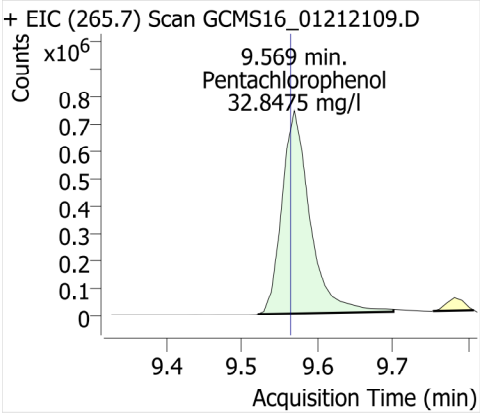

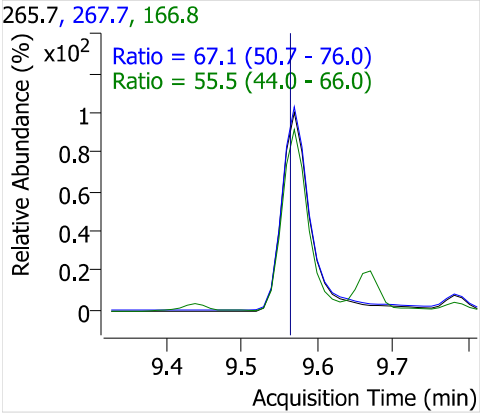

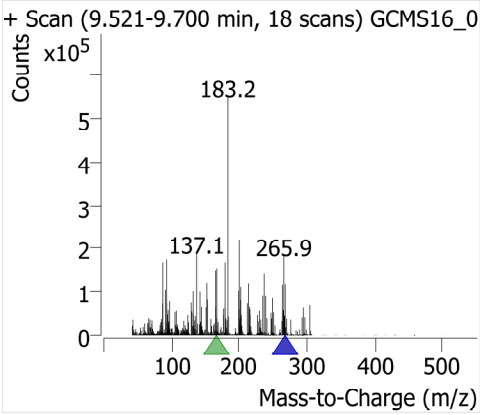

Diazinon (Dimpylate)

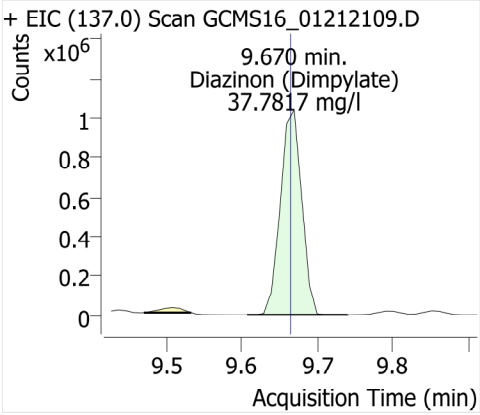

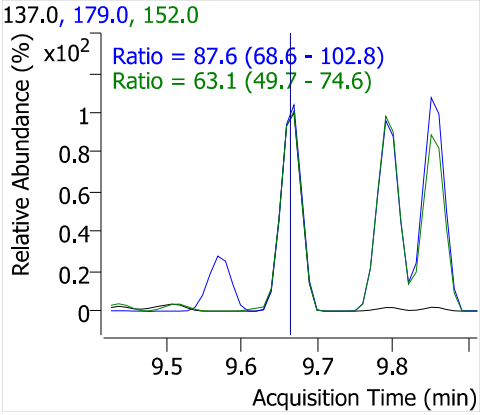

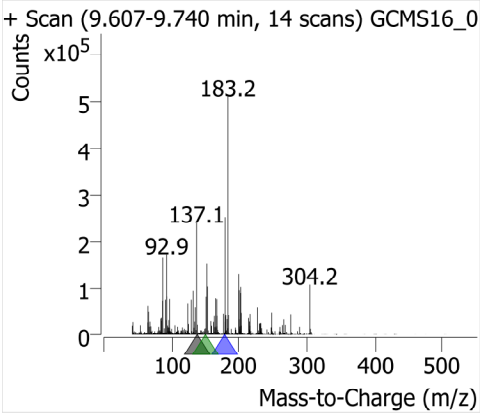

Phenanthrene-d10

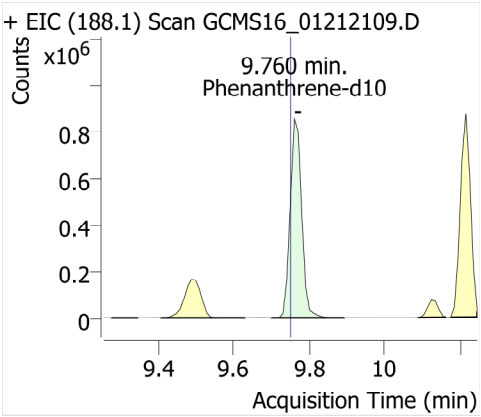

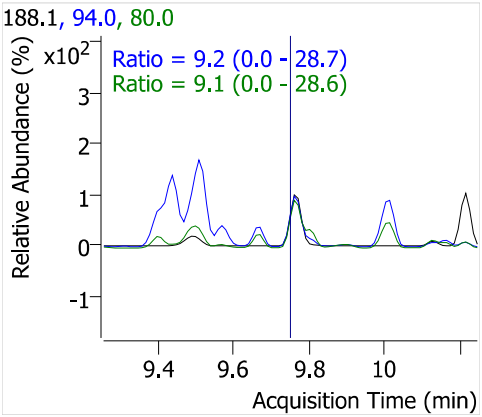

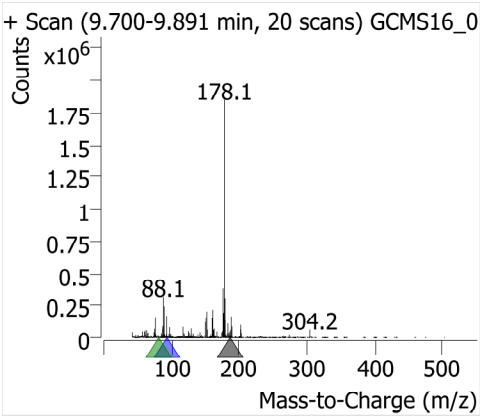

Phenanthrene

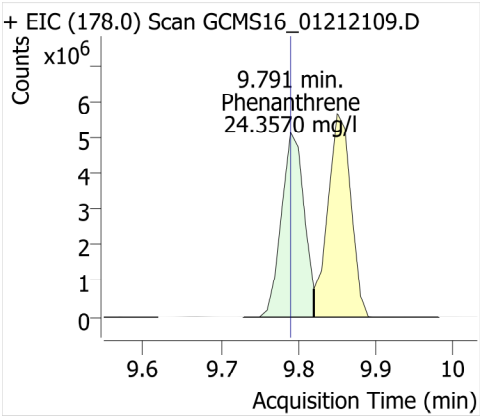

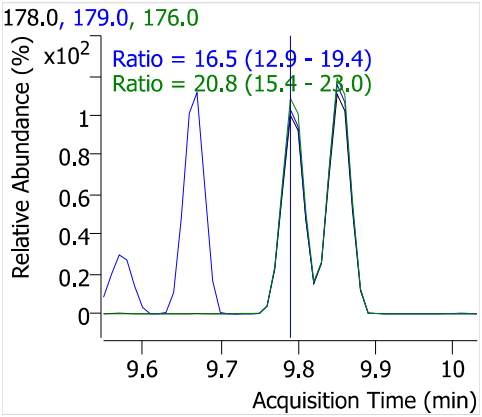

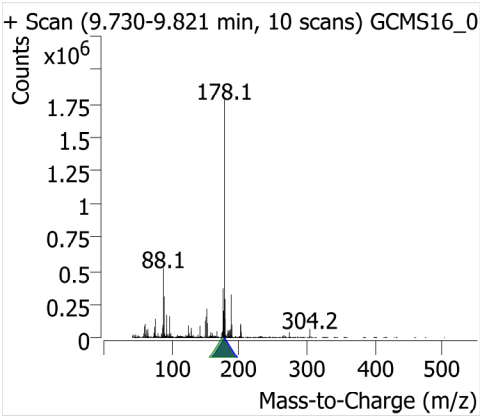

Disulfoton

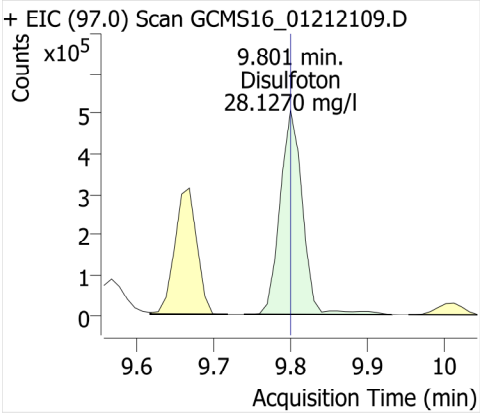

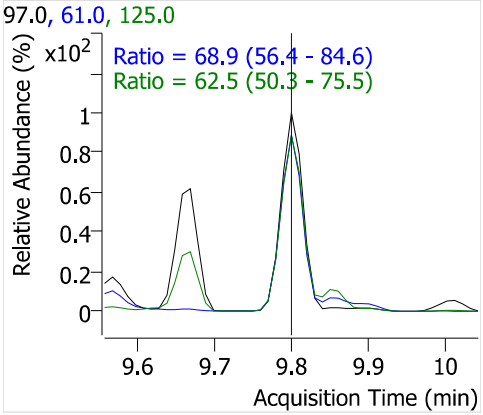

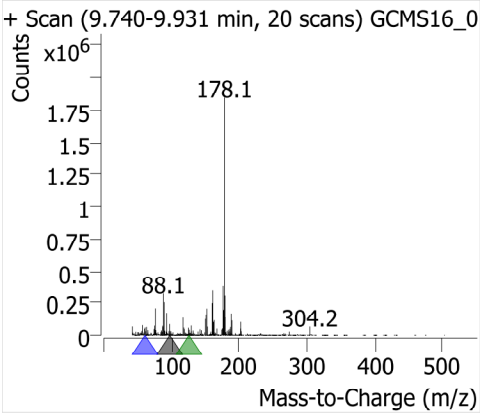

Terbacil

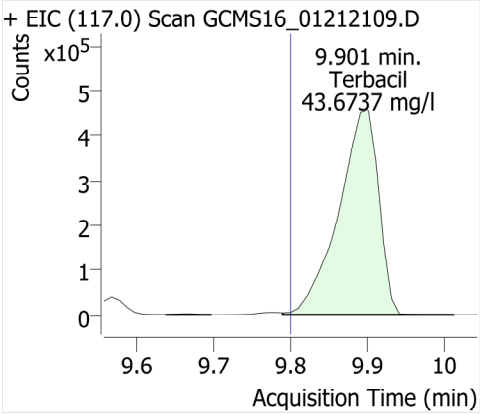

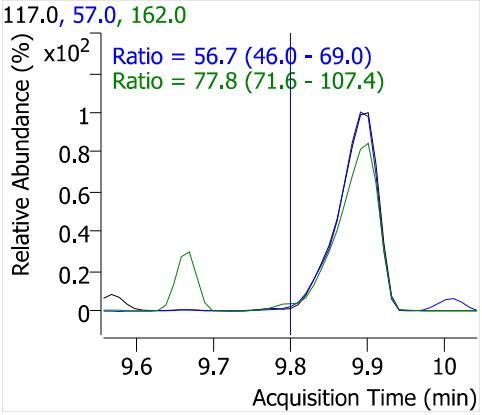

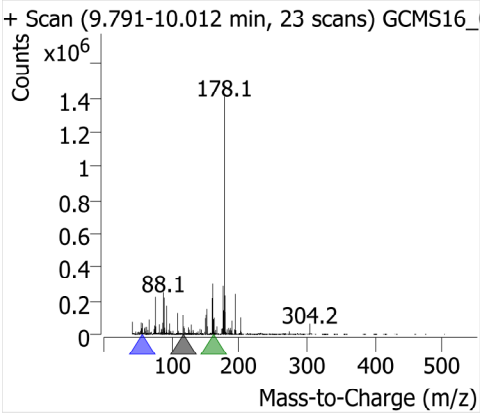

Anthracene

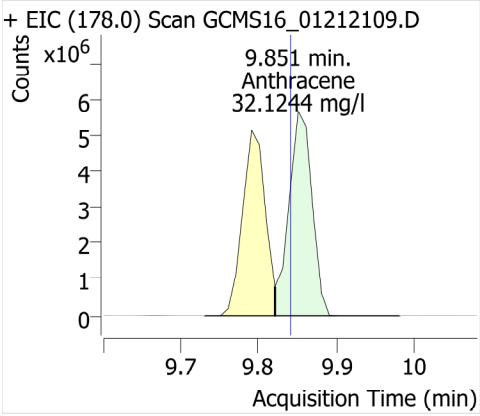

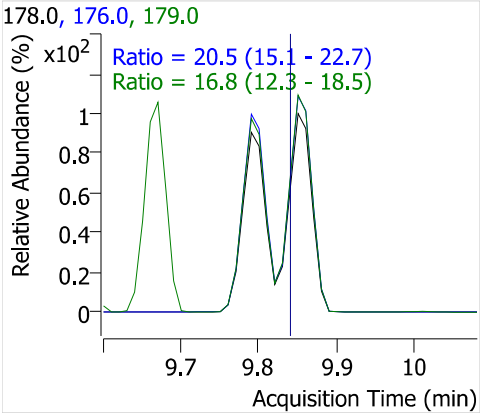

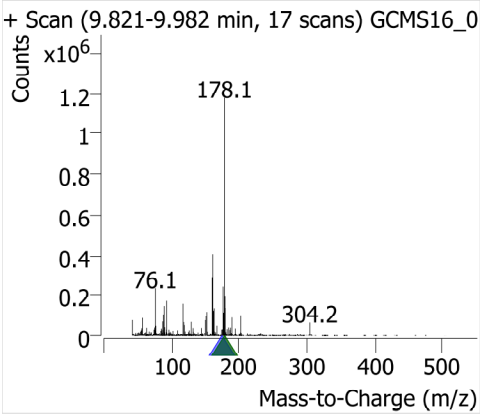

Caffeine

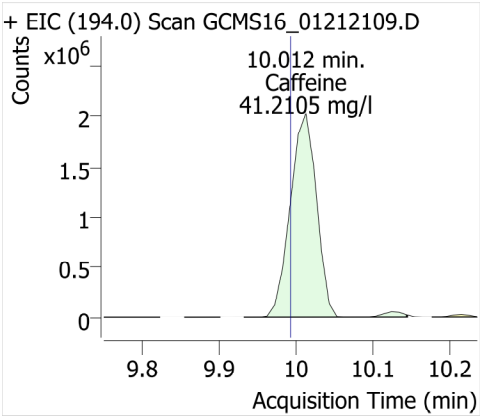

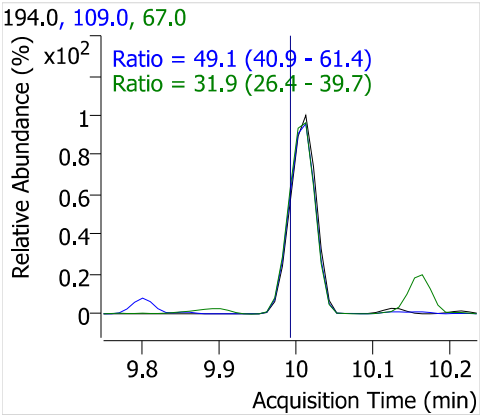

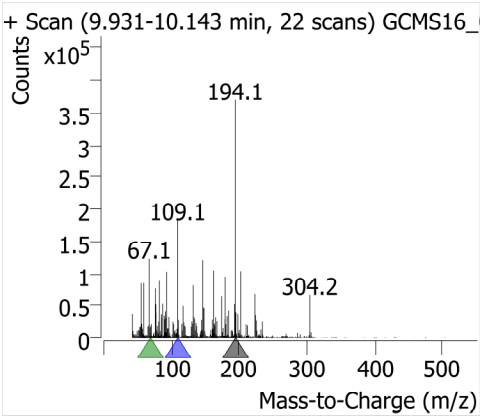

Acetochlor

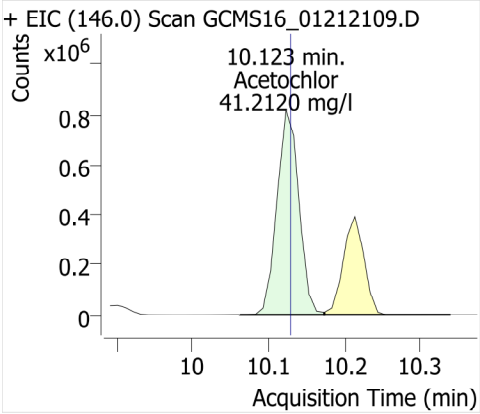

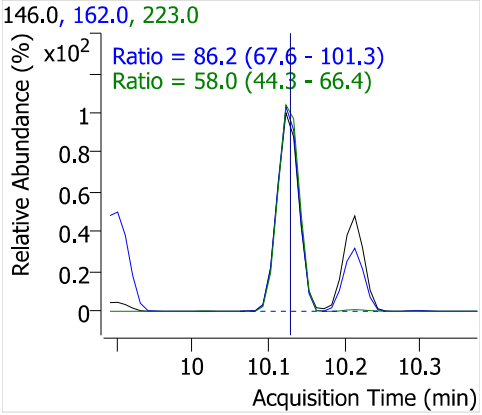

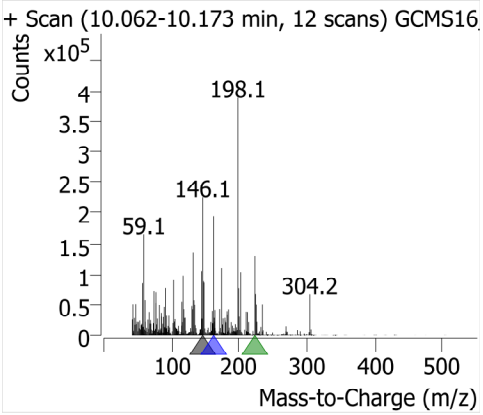

Metribuzin

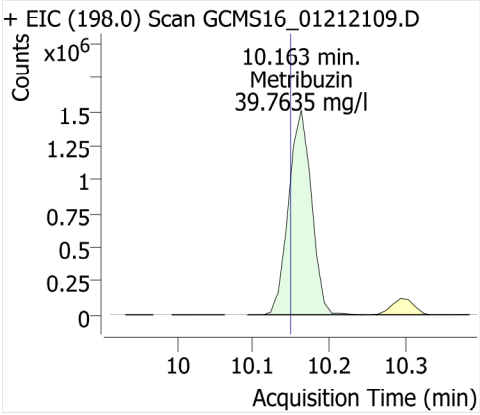

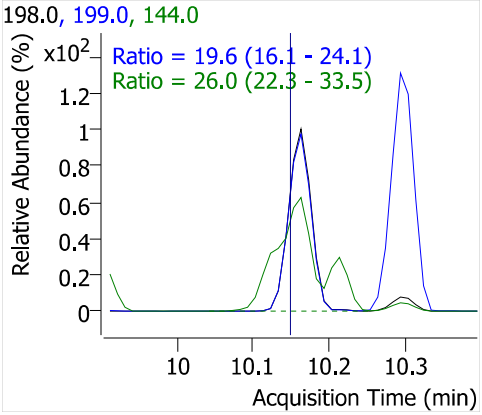

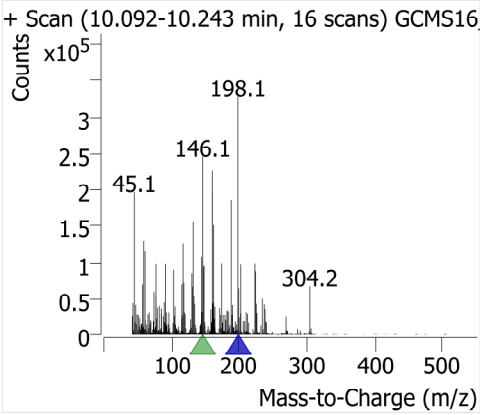

Alachlor

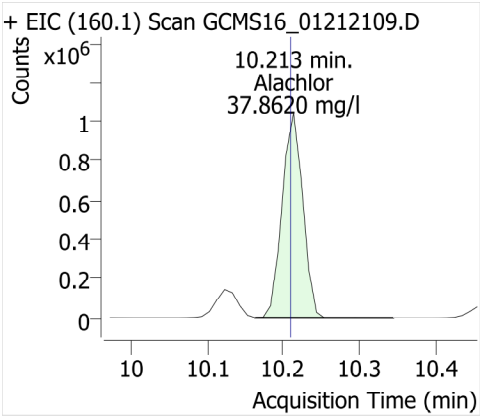

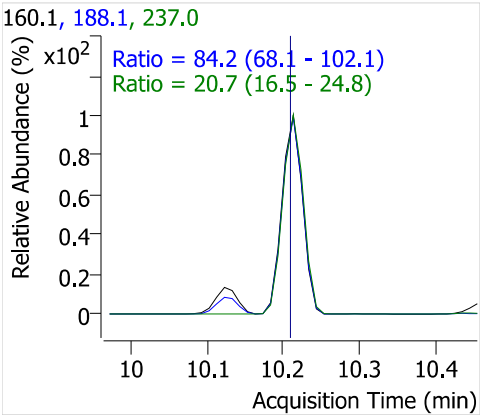

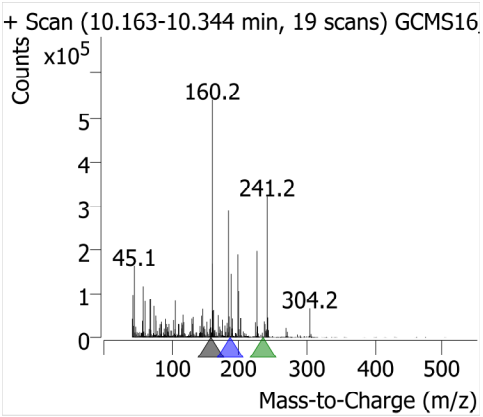

Prometryn

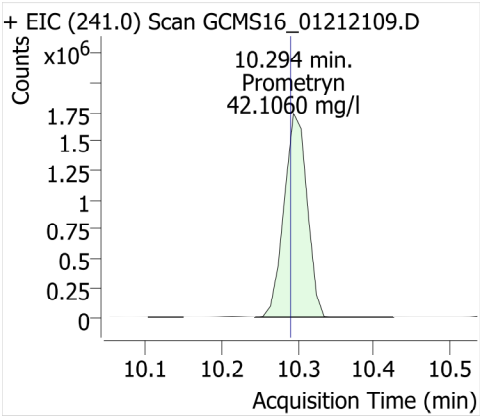

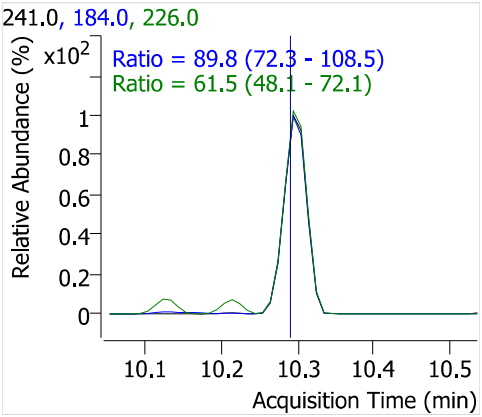

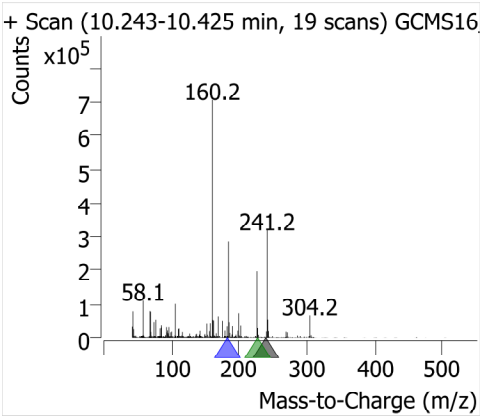

Bromacil

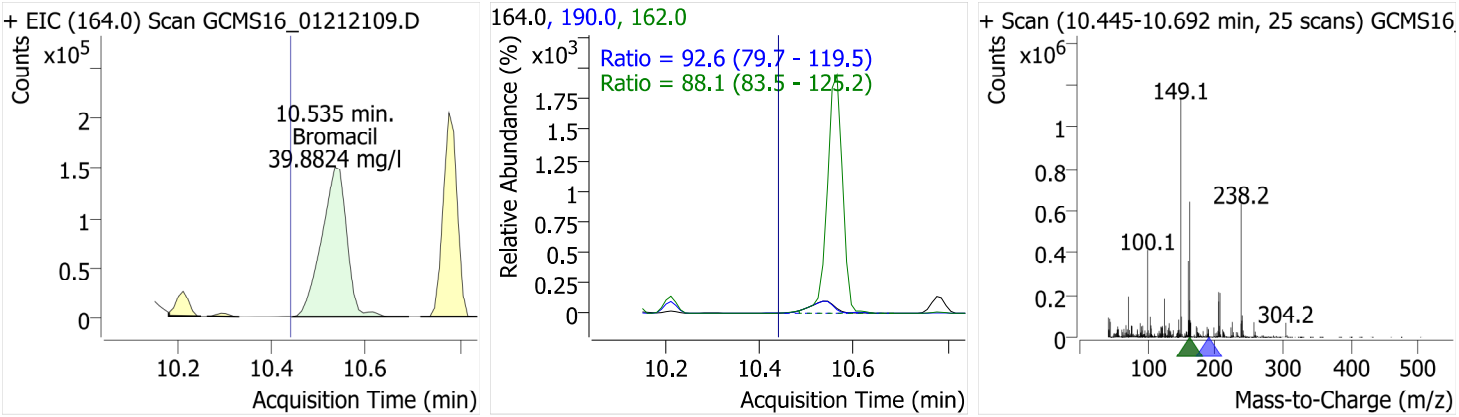

Di-n-butyl phthalate

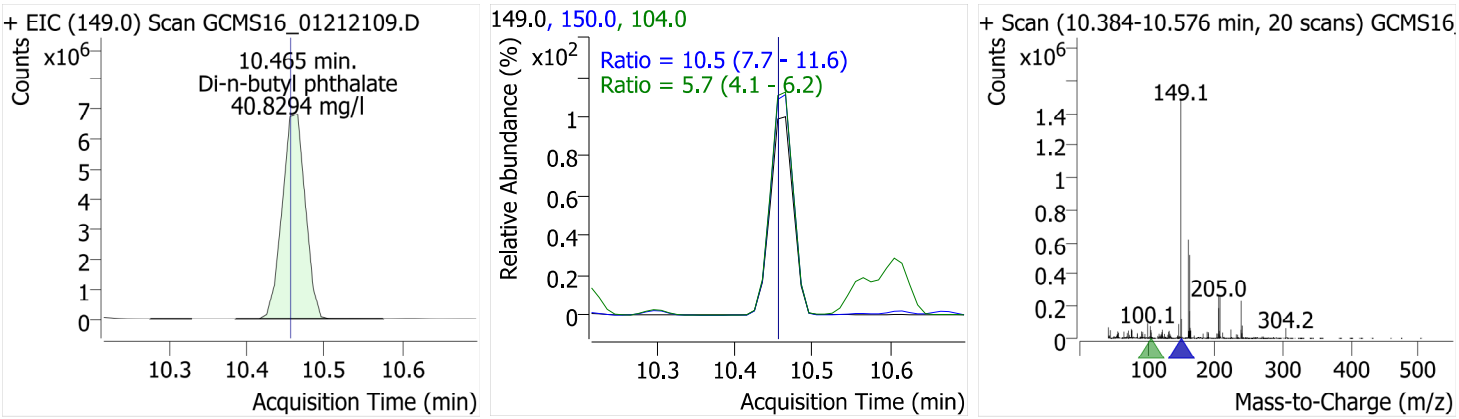

Metolachlor

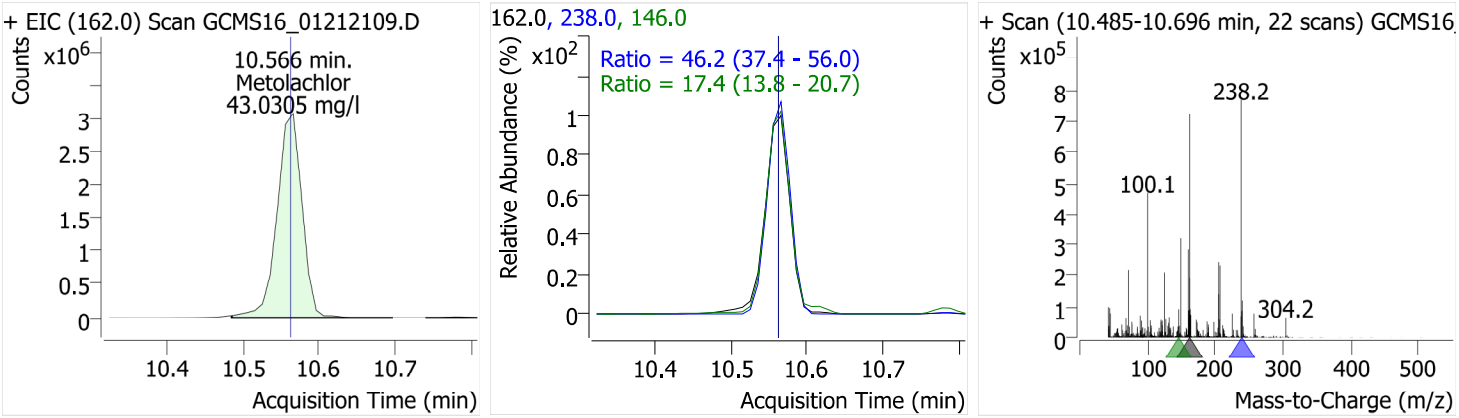

Cyanazine

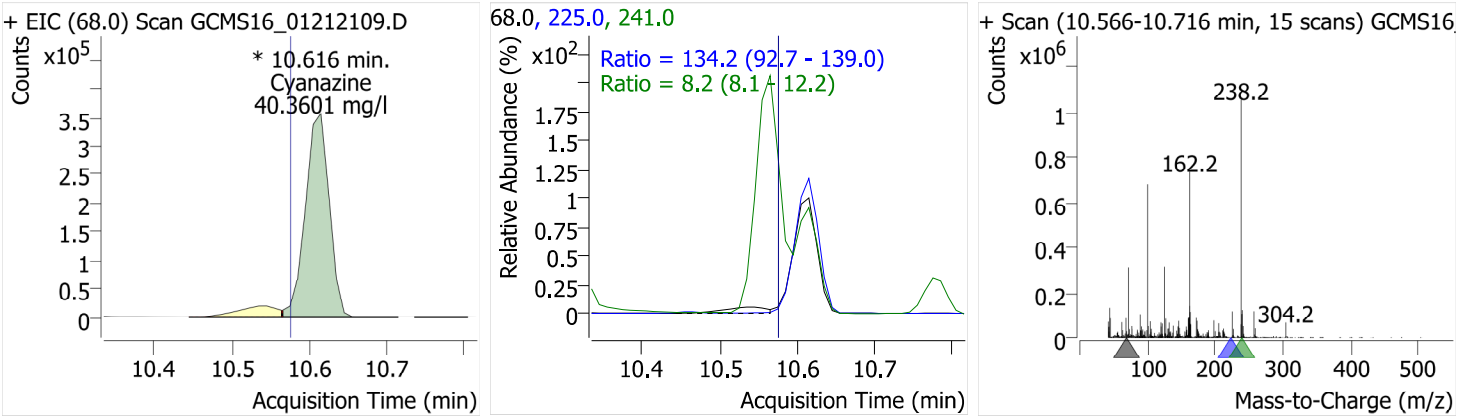

Thiobencarb

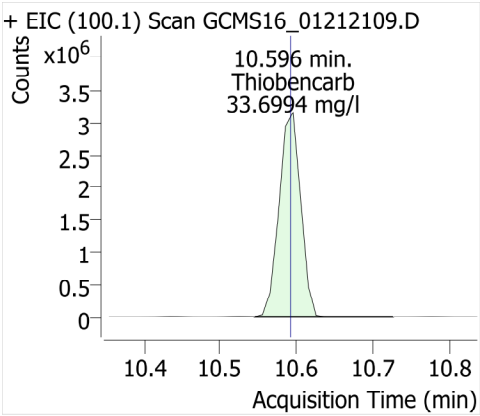

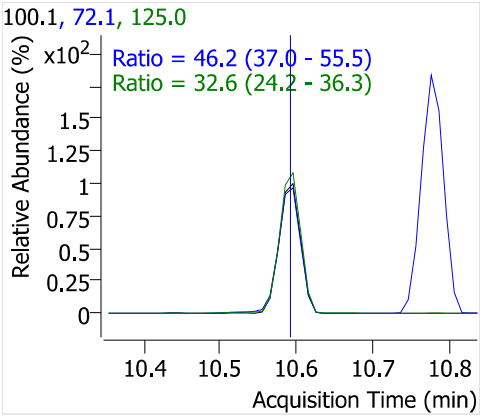

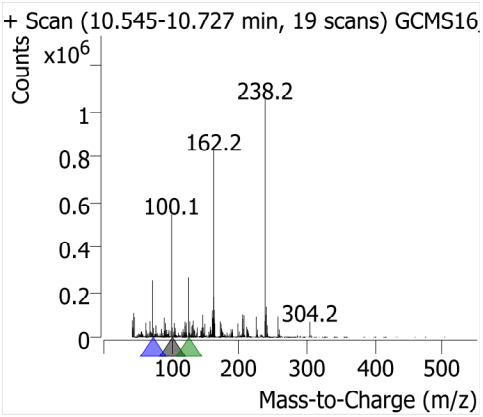

Diphenamide

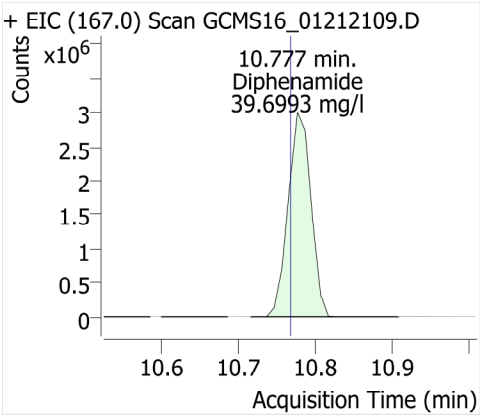

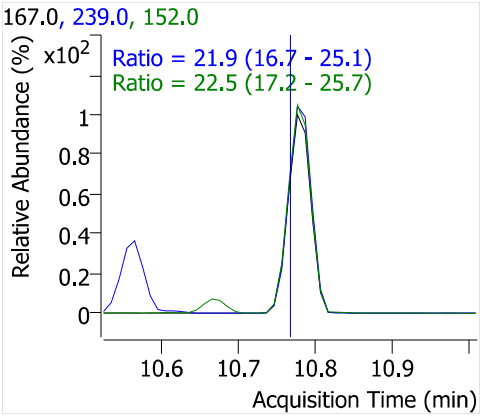

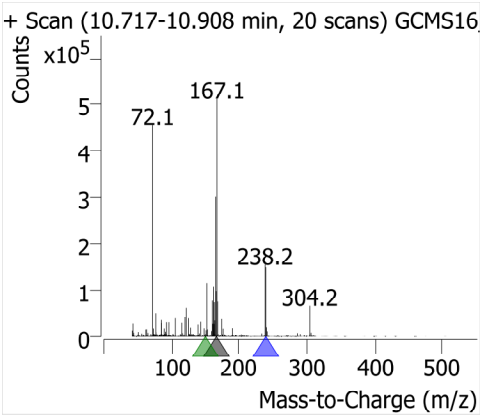

Captan

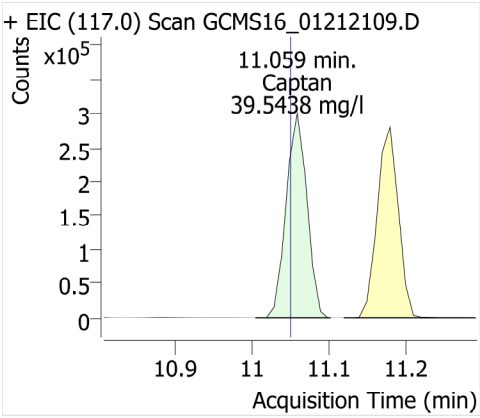

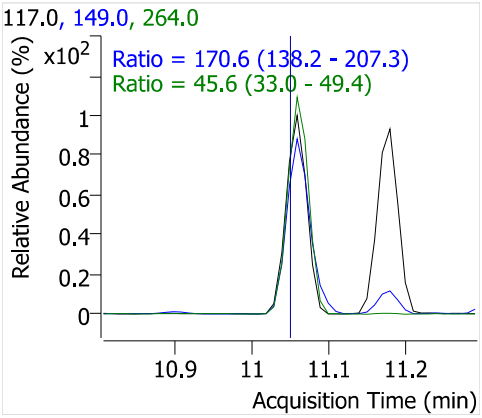

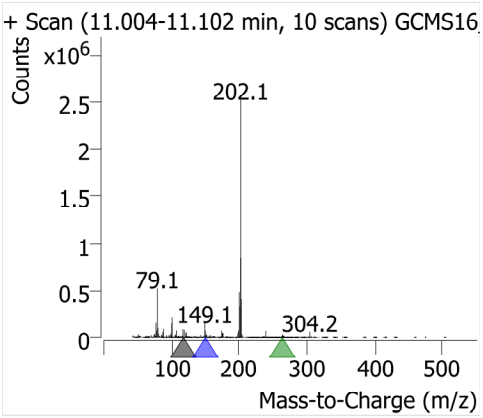

Fluoranthene

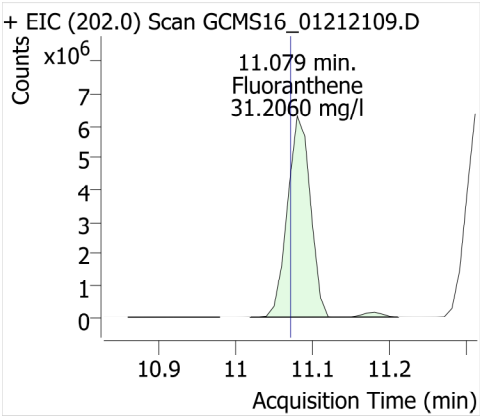

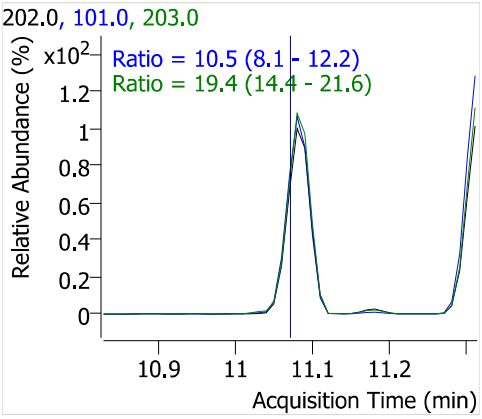

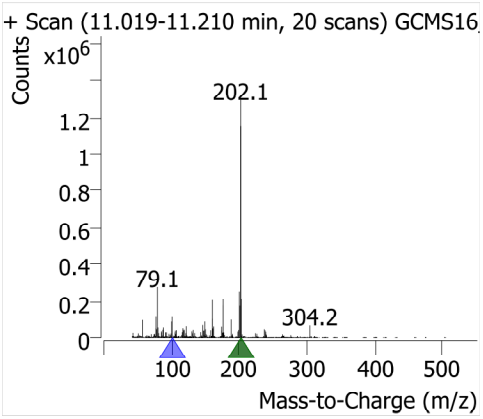

Butachlor

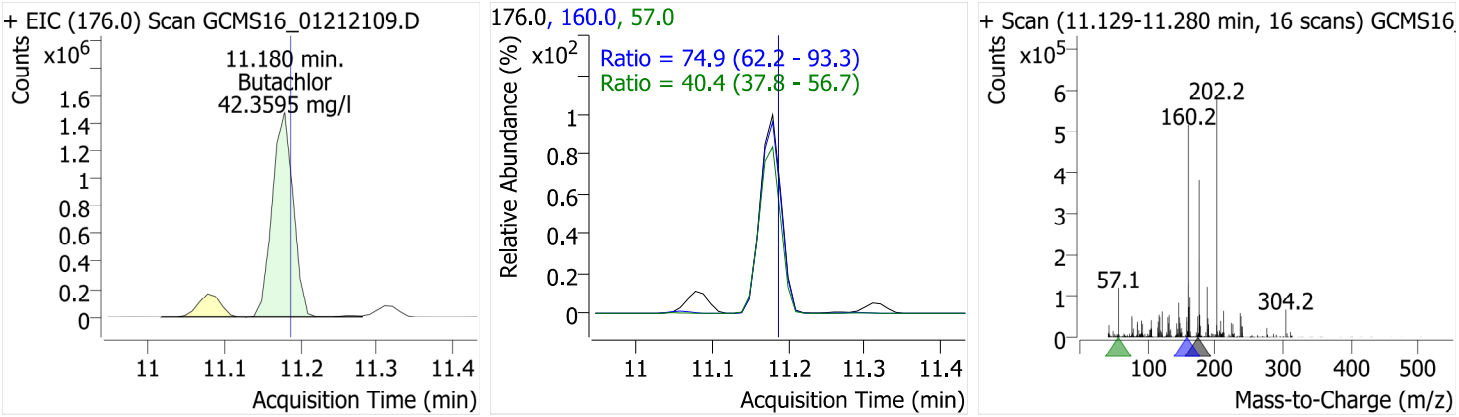

Pyrene

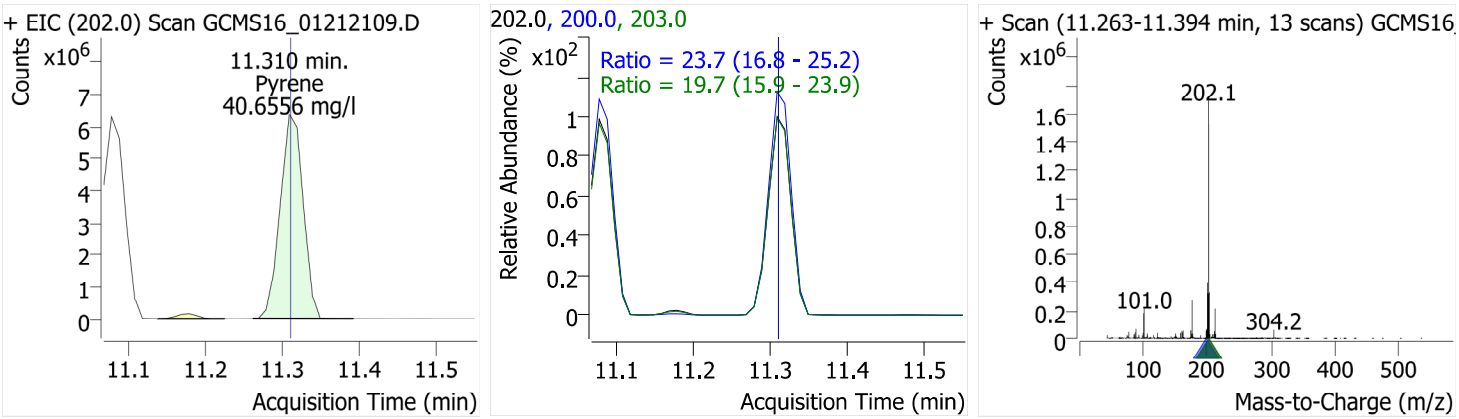

Terphenyl-d14

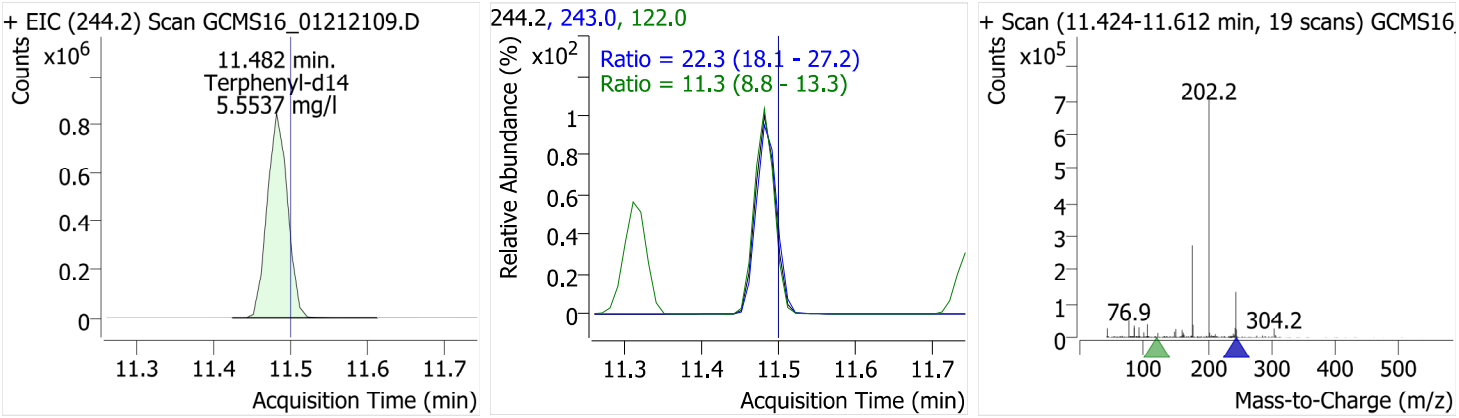

Ethion

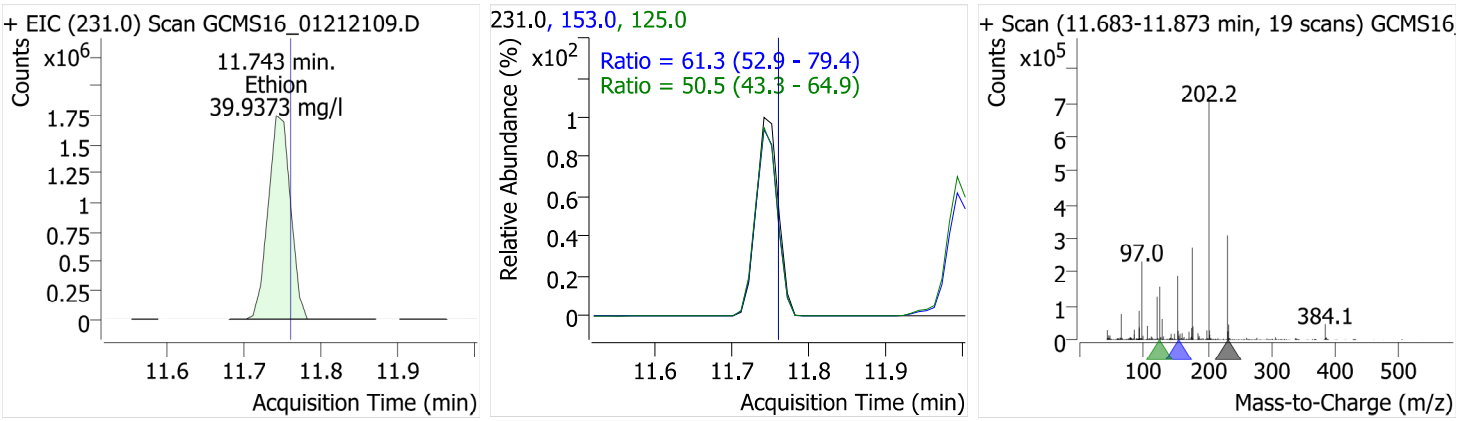

Trithion (carbofenotion)

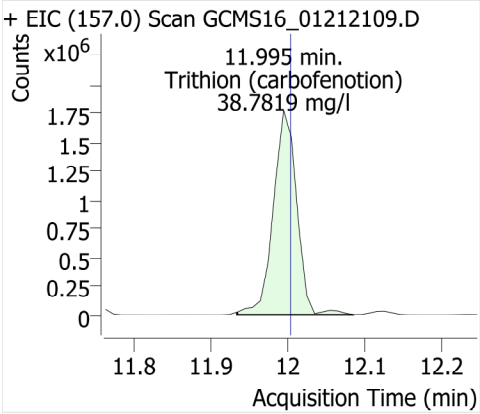

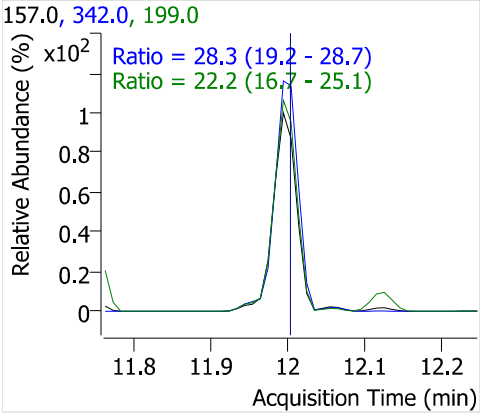

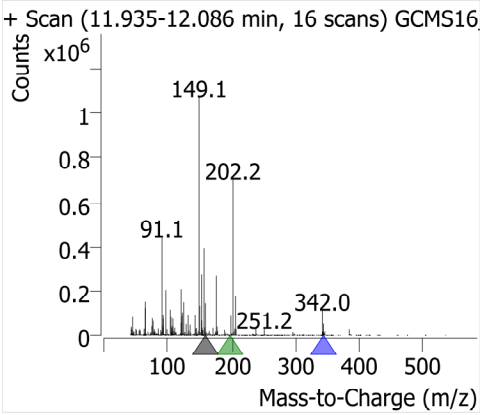

Butyl benzyl phthalate

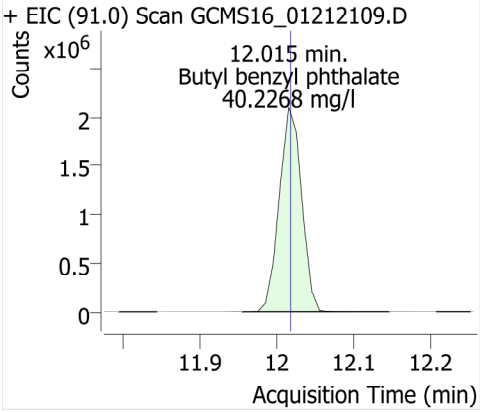

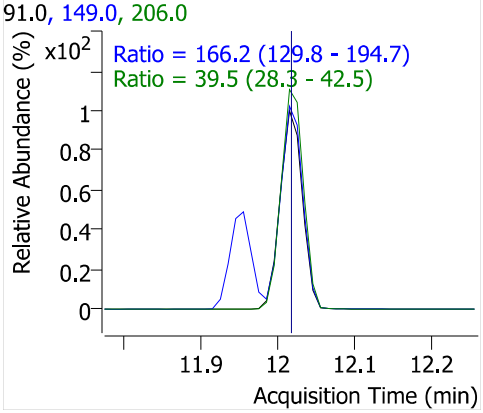

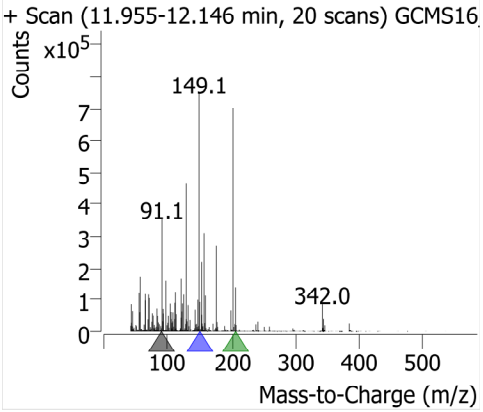

Bis(2-ethylhexyl)adipate

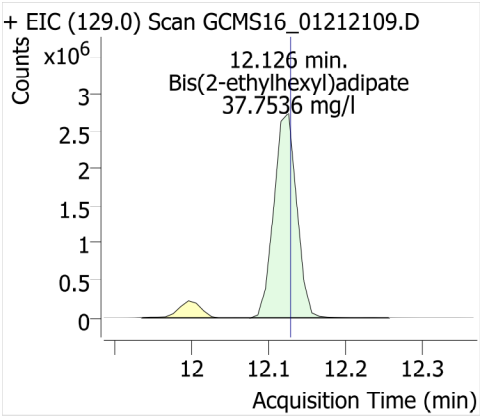

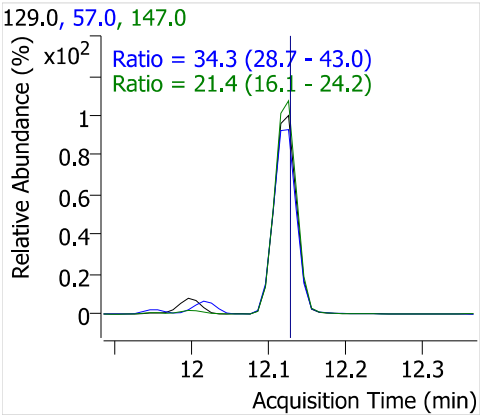

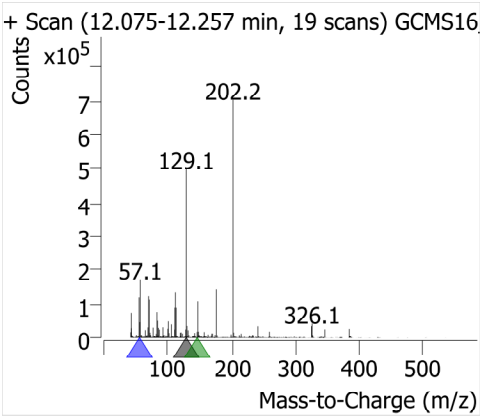

TPP

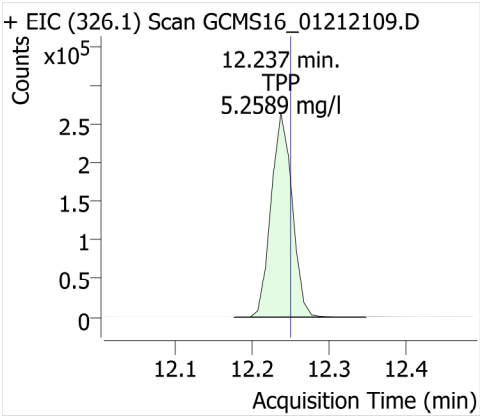

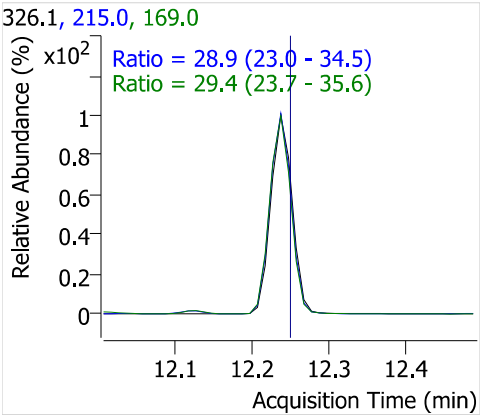

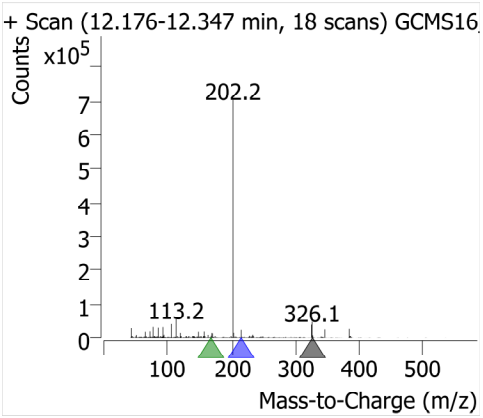

Benzo [a] anthracene

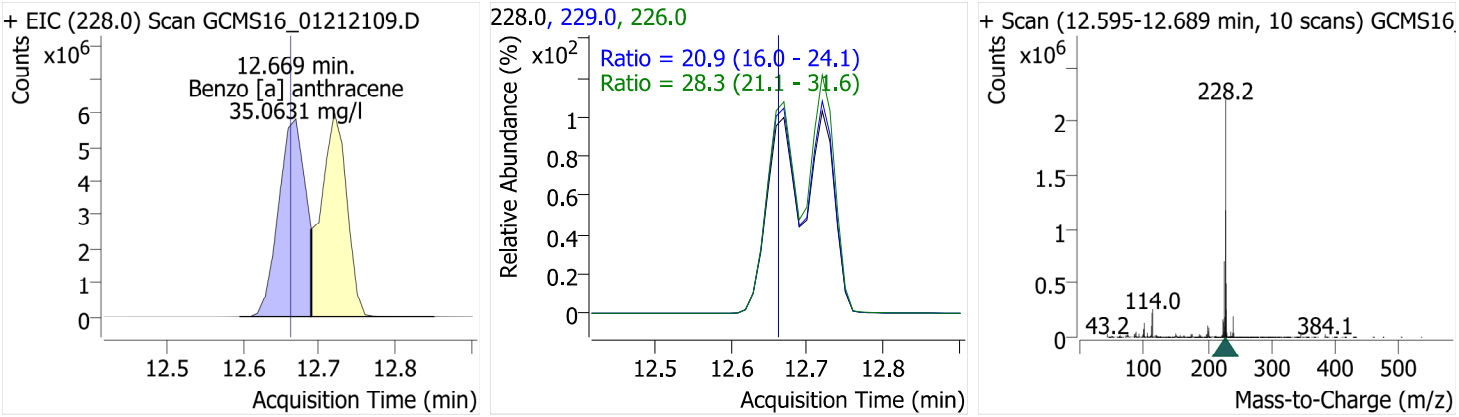

Chrysene-d12

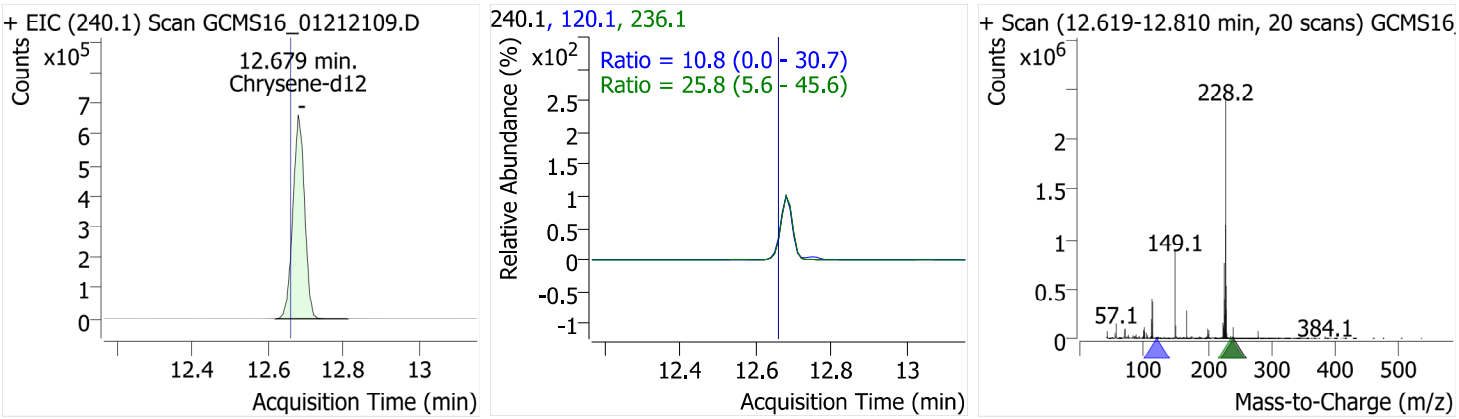

Chrysene

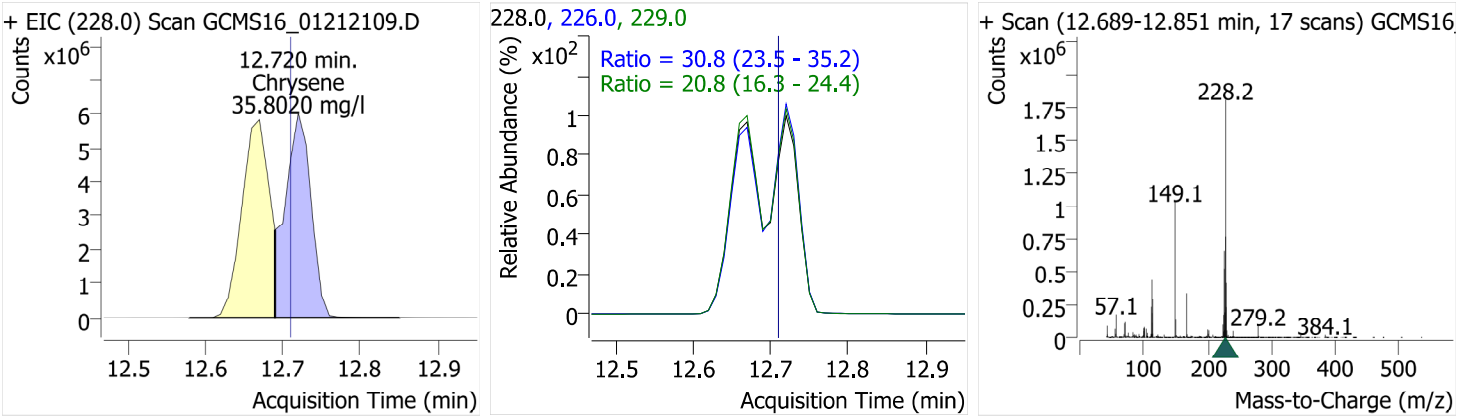

Bis(2-ethylhexyl)phthalate

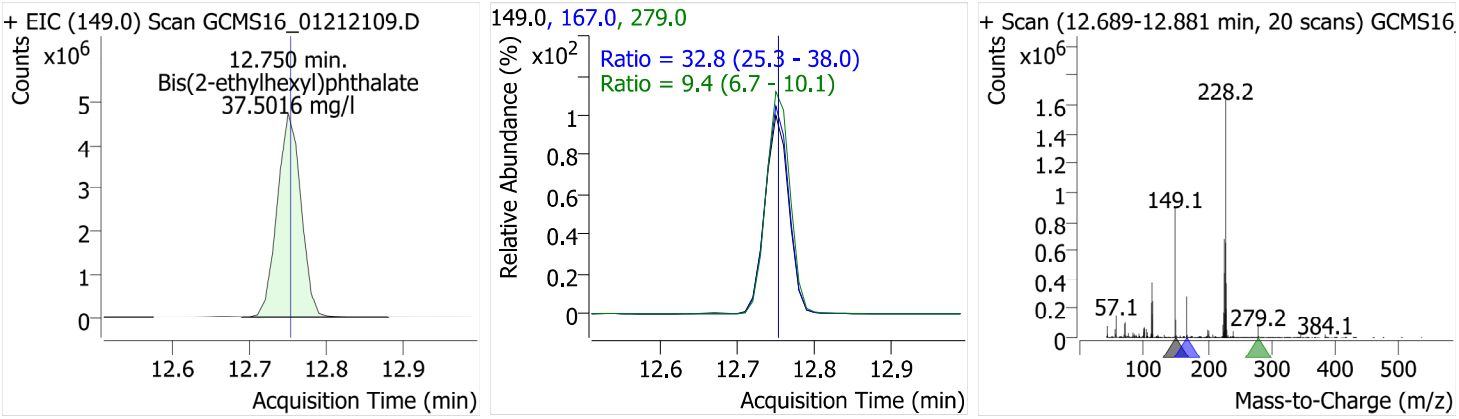

Di-n-octyl phthalate

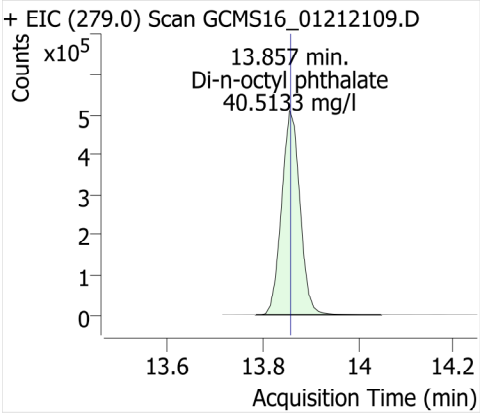

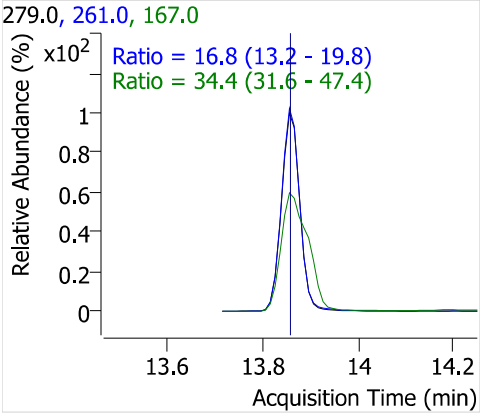

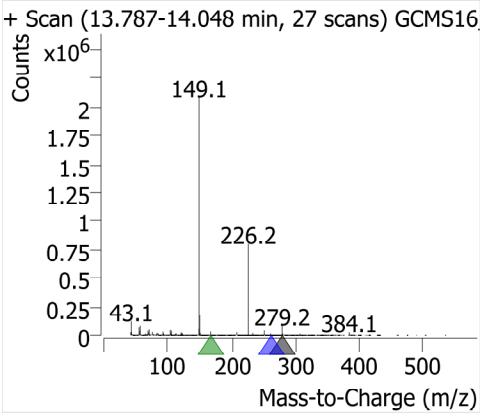

Benzo [b] fluoranthene

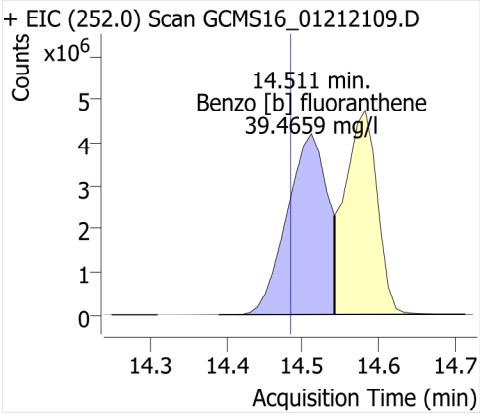

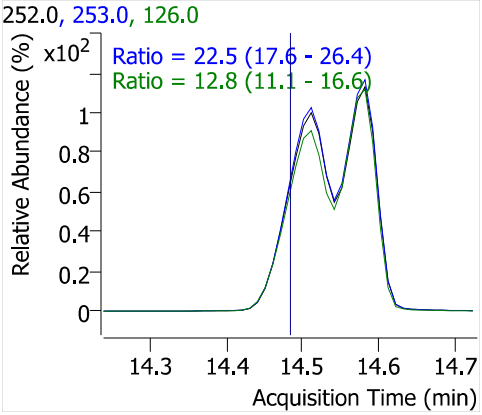

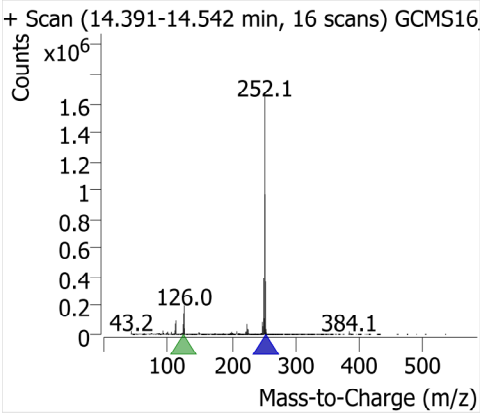

Benzo [k] fluoranthene

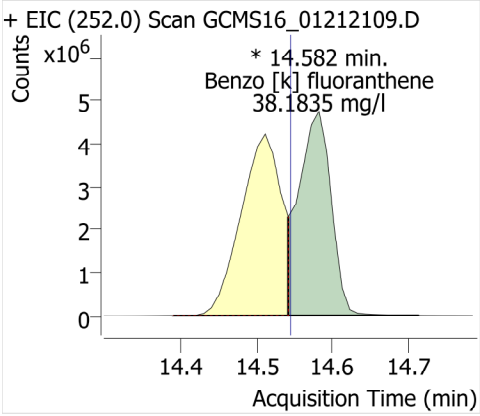

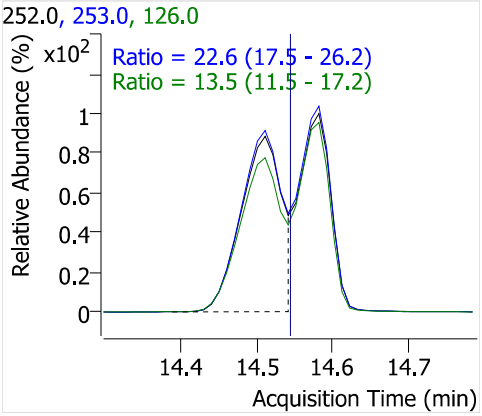

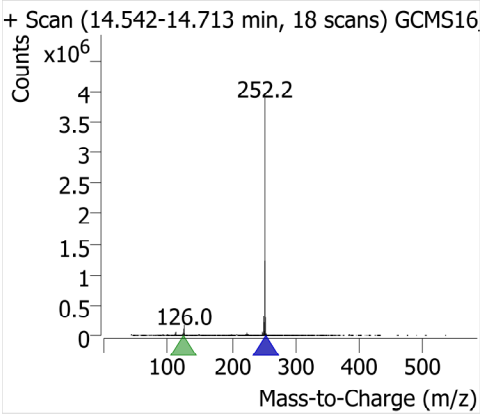

Benzo[a] pyrene

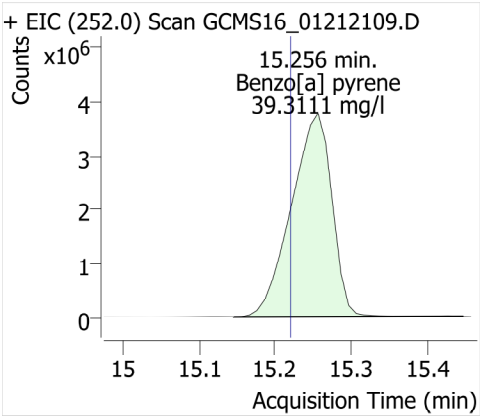

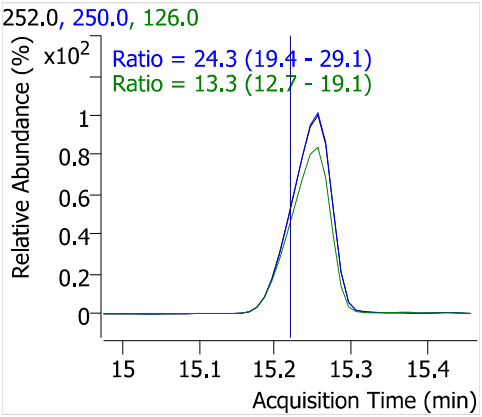

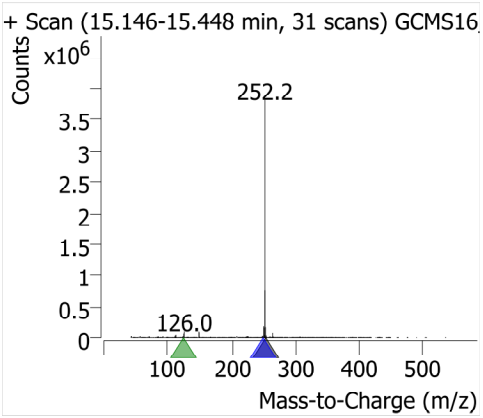

Perylene-d12

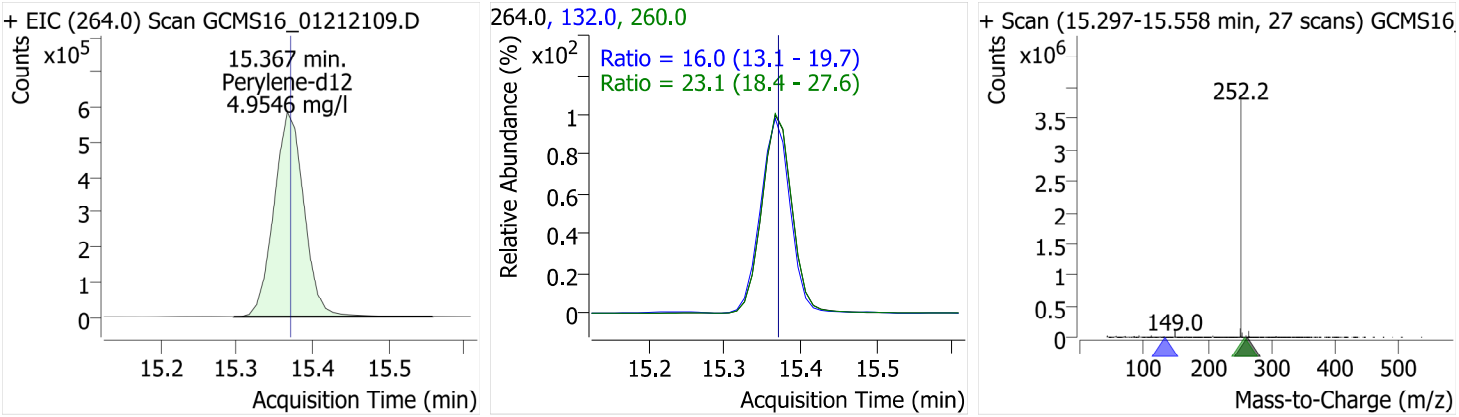

Indeno [1,2,3-cd] pyrene

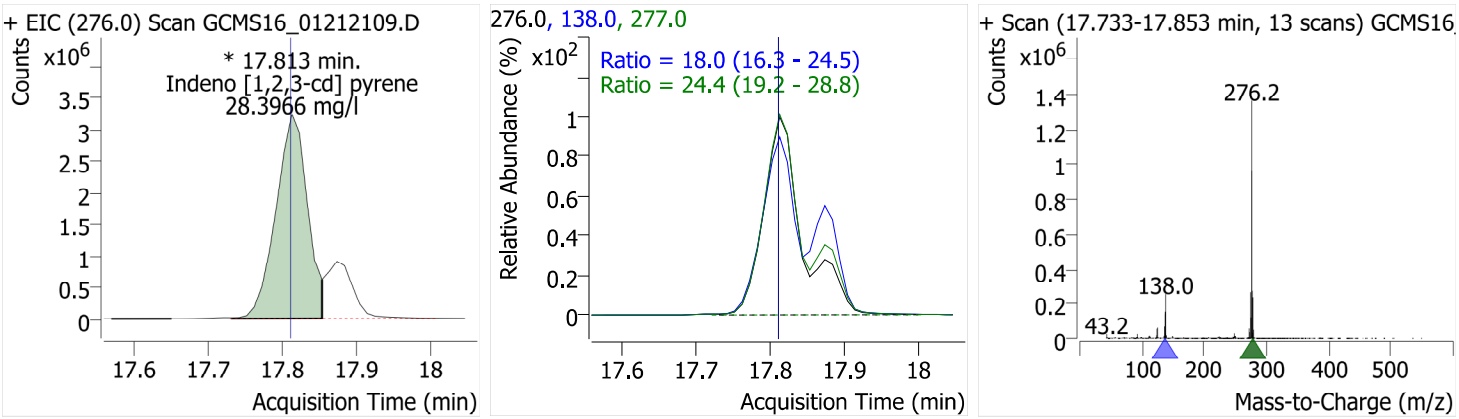

Dibenz [a,h] anthracene

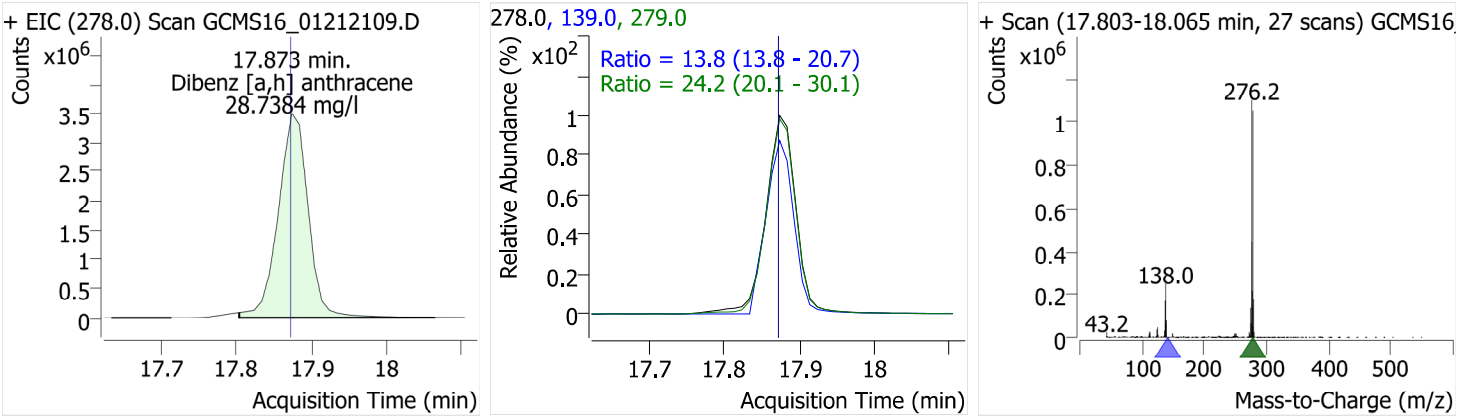

Benzo [g,h,i] perylene

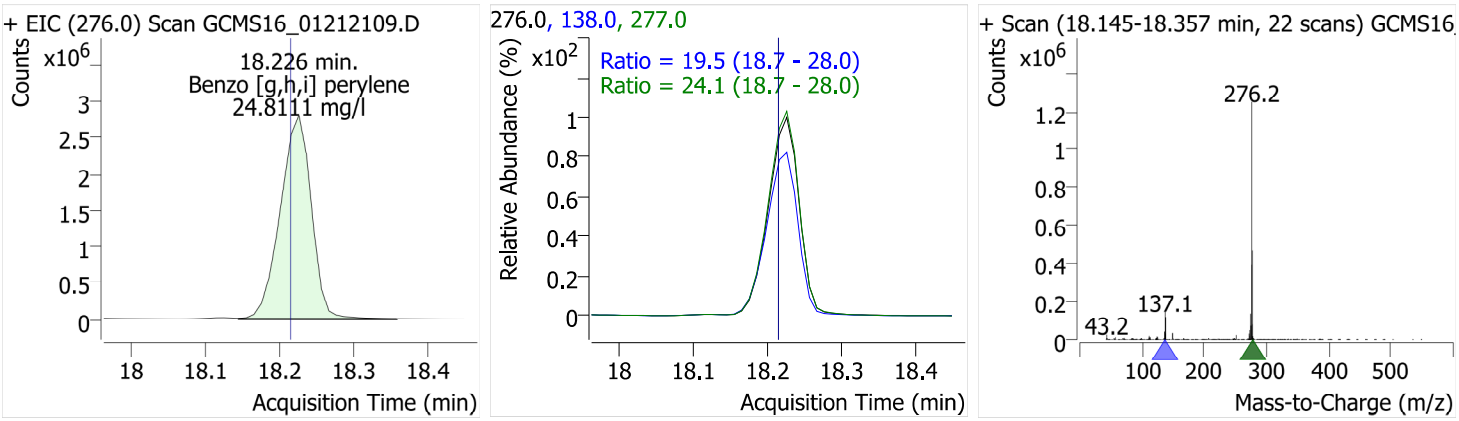

Quantitative Analysis Results With Qualifier Ratio Report

Batch Path	\\WSCIXIGCMS16\InstData\GCMS16\DATA\2021\012121_525.2\QuantResults\012121_525.2.batch.bin		
Analysis Time	1/26/2021 10:40:20 AM	**Analyst Name**	WECK\ryan.raymond
Report Time	1/26/2021 10:43:23 AM	**Reporter Name**	ryan.raymond
Last Calib Update	1/22/2021 9:39:22 AM	**Batch State**	Processed
Quant Batch Version	10.0	**Quant Report Version**	10.0

AnalysisInfo

Acq. Time	1/21/2021 2:38:34 PM	**Data File**	GCMS16_01212110.D
Sample Type	Cal	**Sample Name**	507PNA Cal 20ppm
Dilution	1	**Acq. Method**	525
Position	4	**Inj Vol**	1
DA Method File	507PNA 012121.m	**Comment**	1010639

Sample Chromatogram

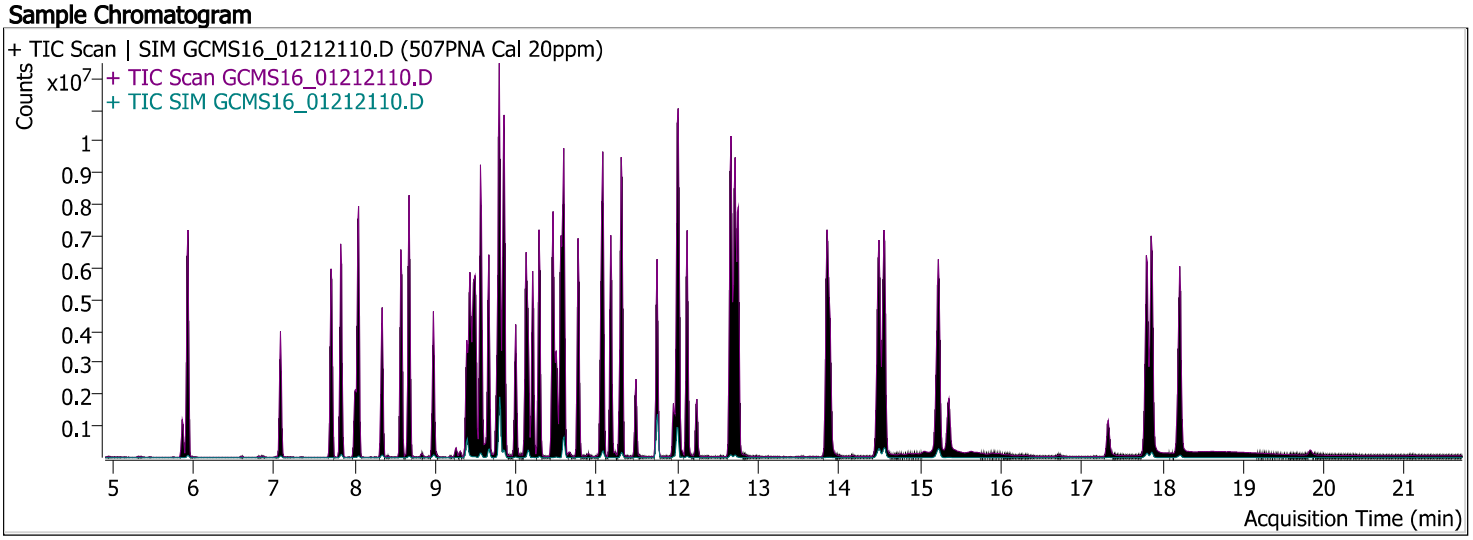

Compound	ISTD	RT	Resp.	ISTD Resp.	Conc	Units	Accuracy
1,3 Dimethyl-2-Nitrobenzene	Acenaphthene-d10	5.865	284090	952921	5.0623	mg/l	101.25
Naphthalene	Acenaphthene-d10	5.935	7044995	952921	17.9562	mg/l	89.78
EPTC	Acenaphthene-d10	7.083	1568951	952921	19.9484	mg/l	99.74
Dimethyl phthalate	Acenaphthene-d10	7.707	5657862	952921	19.8884	mg/l	99.44
Acenaphthylene	Acenaphthene-d10	7.828	6553270	952921	20.0711	mg/l	100.36
Acenaphthene	Acenaphthene-d10	8.049	4130597	952921	17.2111	mg/l	86.06
Molinate	Acenaphthene-d10	8.341	2937803	952921	20.0451	mg/l	100.23
Diethyl phthalate	Acenaphthene-d10	8.573	5505755	952921	19.6646	mg/l	98.32
Fluorene	Acenaphthene-d10	8.673	5033059	952921	18.6052	mg/l	93.03
Chlorpropham	Acenaphthene-d10	8.975	1565248	952921	21.0186	mg/l	105.09
Dimethoate	Acenaphthene-d10	9.388	1473820	952921	22.3465	mg/l	111.73
Prometon	Chrysene-d12	9.428	1359921	1567171	20.7620	mg/l	103.81
Simazine	Chrysene-d12	9.468	1337255	1567171	19.7130	mg/l	98.57
Atrazine	Acenaphthene-d10	9.499	783378	952921	19.5527	mg/l	97.76
Pentachloronitrobenzene	Phenanthrene-d10	9.569	886557	1836722	20.8501	mg/l	104.25
Pentachlorophenol	Chrysene-d12	9.559	1138178	1567171	19.8856	mg/l	99.43
Diazinon (Dimpylate)	Chrysene-d12	9.660	1150252	1567171	19.4502	mg/l	97.25
Phenanthrene	Phenanthrene-d10	9.790	6598491	1836722	14.9845	mg/l	74.92
Disulfoton	Phenanthrene-d10	9.801	662668	1836722	17.7031	mg/l	88.52
Terbacil	Phenanthrene-d10	9.851	794858	1836722	20.6948	mg/l	103.47
Anthracene	Phenanthrene-d10	9.851	6610638	1836722	17.5552	mg/l	87.78
Caffeine	Phenanthrene-d10	9.992	2309261	1836722	19.0106	mg/l	95.05
Acetochlor	Chrysene-d12	10.123	925878	1567171	21.1999	mg/l	106.00
Metribuzin	Chrysene-d12	10.153	1745502	1567171	19.9360	mg/l	99.68
Alachlor	Chrysene-d12	10.203	1108378	1567171	19.3991	mg/l	97.00
Prometryn	Chrysene-d12	10.284	1921687	1567171	20.0877	mg/l	100.44

Quantitative Analysis Results With Qualifier Ratio Report

Compound	ISTD	RT	Resp.	ISTD Resp.	Conc	Units	Accuracy
Bromacil	Chrysene-d12	10.495	271890	1567171	20.3818	mg/l	101.91
Di-n-butyl phthalate	Phenanthrene-d10	10.455	8339386	1836722	18.8671	mg/l	94.34
Metolachlor	Chrysene-d12	10.556	3607990	1567171	20.1604	mg/l	100.80
Cyanazine	Phenanthrene-d10	10.596	429273	1836722	19.5184	mg/l	97.59
Thiobencarb	Chrysene-d12	10.586	3393894	1567171	16.7315	mg/l	83.66
Diphenamide	Phenanthrene-d10	10.767	3168636	1836722	19.8796	mg/l	99.40
Captan	Phenanthrene-d10	11.049	304397	1836722	21.0480	mg/l	105.24
Fluoranthene	Phenanthrene-d10	11.069	7797399	1836722	17.7896	mg/l	88.95
Butachlor	Chrysene-d12	11.170	1601051	1567171	21.7538	mg/l	108.77
Pyrene	Phenanthrene-d10	11.310	7649057	1836722	19.1161	mg/l	95.58
Terphenyl-d14	Chrysene-d12	11.482	1532508	1567171	4.9766	mg/l	99.53
Ethion	Chrysene-d12	11.743	1922053	1567171	19.7806	mg/l	98.90
Trithion (carbofenotion)	Chrysene-d12	11.995	2161384	1567171	20.1671	mg/l	100.84
Butyl benzyl phthalate	Phenanthrene-d10	12.015	2477237	1836722	19.5247	mg/l	97.62
Bis(2-ethylhexyl)adipate	Phenanthrene-d10	12.116	3157328	1836722	20.4401	mg/l	102.20
TPP	Phenanthrene-d10	12.237	527169	1836722	5.3395	mg/l	106.79
Benzo [a] anthracene	Phenanthrene-d10	12.659	7841477	1836722	19.1638	mg/l	95.82
Chrysene	Chrysene-d12	12.710	7738775	1567171	17.9529	mg/l	89.76
Bis(2-ethylhexyl)phthalate	Phenanthrene-d10	12.750	5916849	1836722	21.0717	mg/l	105.36
Di-n-octyl phthalate	Chrysene-d12	13.847	736275	1567171	20.0533	mg/l	100.27
Benzo [b] fluoranthene	Chrysene-d12	14.491	8385122	1567171	19.8185	mg/l	99.09
Benzo [k] fluoranthene	Chrysene-d12	14.552	8101382	1567171	20.0744	mg/l	100.37
Benzo[a] pyrene	Chrysene-d12	15.226	7783121	1567171	19.8193	mg/l	99.10
Perylene-d12	Chrysene-d12	15.357	1745338	1567171	4.8841	mg/l	97.68
Indeno [1,2,3-cd] pyrene	Chrysene-d12	17.803	7061827	1567171	19.4178	mg/l	97.09
Dibenz [a,h] anthracene	Chrysene-d12	17.863	7120422	1567171	19.1229	mg/l	95.61
Benzo [g,h,i] perylene	Chrysene-d12	18.216	6771995	1567171	18.8073	mg/l	94.04

Compound	CAS#	RT	RR	Conc	Transition	(Min-Max)	Q-Ratio	
1,3 Dimethyl-2-Nitrobenzene		5.865	0.2981	5.0623	134.1			
					103.0	41.0 - 61.5	51.0	
					151.0	30.9 - 46.4	38.9	
Naphthalene		5.935	7.3931	17.9562	128.0			
					129.0	8.7 - 13.1	11.5	
EPTC		7.083	1.6465	19.9484	128.0			
					86.0	51.0 - 76.5	63.2	
					189.0	17.4 - 26.1	22.5	
Dimethyl phthalate		7.707	5.9374	19.8884	163.0			
					77.0	15.0 - 22.5	18.2	
					194.0	5.2 - 7.8	6.4	
Acenaphthylene		7.828	6.8770	20.0711	152.0			
					151.0	16.0 - 24.1	20.2	
					76.0	7.0 - 10.5	8.0	
Acenaphthene		8.049	4.3347	17.2111	154.0			
					153.0	82.2 - 123.3	105.0	
					152.0	39.0 - 58.6	51.2	
Molinate		8.341	3.0829	20.0451	126.0			
					55.0	45.2 - 67.7	54.6	
					187.0	15.8 - 23.7	20.4	
Diethyl phthalate		8.573	5.7778	19.6646	149.0			
					177.0	18.6 - 27.9	23.1	
					150.0	10.0 - 14.9	12.8	
Fluorene		8.673	5.2817	18.6052	166.0			
					165.0	74.4 - 111.6	92.1	
Chlorpropham		8.975	1.6426	21.0186	127.0			
					213.0	31.4 - 47.1	40.3	
					171.0	21.2 - 31.9	27.1	
Dimethoate		9.388	1.5466	22.3465	87.0			
					125.0	59.0 - 88.5	70.8	
					93.0	57.4 - 86.1	71.6	
Prometon		9.428	0.8678	20.7620	210.0			
					225.0	63.9 - 95.8	81.4	
					168.0	63.8 - 95.7	77.3	
Simazine	122-77-6	9.468	0.8533	19.7130	201.0			
					186.0	49.5 - 74.2	61.0	
					173.0	37.2 - 55.8	67.7	High
Atrazine		9.499	0.8221	19.5527	215.0			
					200.0	161.2 - 241.8	206.8	
					58.0	53.4 - 80.1	62.1	
Pentachloronitrobenzene		9.569	0.4827	20.8501	237.0			
					249.0	49.3 - 74.0	62.8	
					295.0	38.4 - 57.7	44.6	
Pentachlorophenol		9.559	0.7263	19.8856	265.7			
					267.7	50.7 - 76.0	63.7	
					166.8	44.0 - 66.0	52.2	
Diazinon (Dimpylate)		9.660	0.7340	19.4502	137.0			
					179.0	68.6 - 102.8	86.8	
					152.0	49.7 - 74.6	64.0	
Phenanthrene		9.790	3.5925	14.9845	178.0			
					176.0	15.4 - 23.0	20.2	
					179.0	12.9 - 19.4	16.1	
Disulfoton		9.801	0.3608	17.7031	97.0			
					61.0	56.4 - 84.6	68.8	
					125.0	50.3 - 75.5	61.1	

Compound	CAS#	RT	RR	Conc	Transition	(Min-Max)	Q-Ratio	
Terbacil		9.851	0.4328	20.6948	117.0			
					162.0	71.6 - 107.4	77.1	
					57.0	46.0 - 69.0	57.5	
Anthracene		9.851	3.5992	17.5552	178.0			
					176.0	15.1 - 22.7	19.5	
					179.0	12.3 - 18.5	16.0	
Caffeine		9.992	1.2573	19.0106	194.0			
					109.0	40.9 - 61.4	50.3	
					67.0	26.4 - 39.7	32.7	
Acetochlor		10.123	0.5908	21.1999	146.0			
					162.0	67.6 - 101.3	86.0	
					223.0	44.3 - 66.4	57.3	
Metribuzin		10.153	1.1138	19.9360	198.0			
					144.0	22.3 - 33.5	25.3	
					199.0	16.1 - 24.1	19.3	
Alachlor	15972-60-8	10.203	0.7072	19.3991	160.1			
					188.1	68.1 - 102.1	85.7	
					237.0	16.5 - 24.8	21.0	
Prometryn		10.284	1.2262	20.0877	241.0			
					184.0	72.3 - 108.5	88.6	
					226.0	48.1 - 72.1	60.5	
Bromacil		10.495	0.1735	20.3818	164.0			
					162.0	83.5 - 125.2	99.3	
					190.0	79.7 - 119.5	98.2	
Di-n-butyl phthalate		10.455	4.5404	18.8671	149.0			
					150.0	7.7 - 11.6	10.0	
					104.0	4.1 - 6.2	5.3	
Metolachlor		10.556	2.3022	20.1604	162.0			
					238.0	37.4 - 56.0	49.4	
					146.0	13.8 - 20.7	17.8	
Cyanazine		10.596	0.2337	19.5184	68.0			
					225.0	92.7 - 139.0	124.6	
					241.0	8.1 - 12.2	8.0	Low
Thiobencarb	028249-77-6	10.586	2.1656	16.7315	100.1			
					72.1	37.0 - 55.5	45.9	
					125.0	24.2 - 36.3	31.5	
Diphenamide		10.767	1.7252	19.8796	167.0			
					152.0	17.2 - 25.7	21.9	
					239.0	16.7 - 25.1	22.0	
Captan		11.049	0.1657	21.0480	117.0			
					149.0	138.2 - 207.3	169.8	
					264.0	33.0 - 49.4	43.0	
Fluoranthene		11.069	4.2453	17.7896	202.0			
					203.0	14.4 - 21.6	18.3	
					101.0	8.1 - 12.2	9.7	
Butachlor		11.170	1.0216	21.7538	176.0			
					160.0	62.2 - 93.3	73.4	
					57.0	37.8 - 56.7	41.8	
Pyrene		11.310	4.1645	19.1161	202.0			
					200.0	16.8 - 25.2	22.6	
					203.0	15.9 - 23.9	18.8	
Terphenyl-d14		11.482	0.9779	4.9766	244.2			
					243.0	18.1 - 27.2	22.4	

Compound	CAS#	RT	RR	Conc	Transition	(Min-Max)	Q-Ratio
					122.0	8.8 - 13.3	11.0
Ethion		11.743	1.2264	19.7806	231.0		
					153.0	52.9 - 79.4	60.9
					125.0	43.3 - 64.9	50.5
Trithion (carbofenotion)		11.995	1.3792	20.1671	157.0		
					342.0	19.2 - 28.7	25.9
					199.0	16.7 - 25.1	21.6
Butyl benzyl phthalate		12.015	1.3487	19.5247	91.0		
					149.0	129.8 - 194.7	165.5
					206.0	28.3 - 42.5	37.6
Bis(2-ethylhexyl)adipate		12.116	1.7190	20.4401	129.0		
					57.0	28.7 - 43.0	35.3
					147.0	16.1 - 24.2	20.8
TPP		12.237	0.2870	5.3395	326.1		
					169.0	23.7 - 35.6	29.5
					215.0	23.0 - 34.5	28.0
Benzo [a] anthracene		12.659	4.2693	19.1638	228.0		
					226.0	21.1 - 31.6	27.7
					229.0	16.0 - 24.1	20.3
Chrysene		12.710	4.9381	17.9529	228.0		
					226.0	23.5 - 35.2	30.4
					229.0	16.3 - 24.4	20.2
Bis(2-ethylhexyl)phthalate		12.750	3.2214	21.0717	149.0		
					167.0	25.3 - 38.0	31.9
					279.0	6.7 - 10.1	8.9
Di-n-octyl phthalate		13.847	0.4698	20.0533	279.0		
					167.0	31.6 - 47.4	34.6
					261.0	13.2 - 19.8	16.4
Benzo [b] fluoranthene		14.491	5.3505	19.8185	252.0		
					253.0	17.6 - 26.4	22.3
					126.0	11.1 - 16.6	12.6
Benzo [k] fluoranthene		14.552	5.1694	20.0744	252.0		
					253.0	17.5 - 26.2	22.1
					126.0	11.5 - 17.2	13.2
Benzo[a] pyrene		15.226	4.9664	19.8193	252.0		
					250.0	19.4 - 29.1	24.1
					126.0	12.7 - 19.1	13.2
Perylene-d12		15.357	1.1137	4.8841	264.0		
					260.0	18.4 - 27.6	22.8
					132.0	13.1 - 19.7	15.9
Indeno [1,2,3-cd] pyrene		17.803	4.5061	19.4178	276.0		
					277.0	19.2 - 28.8	24.7
					138.0	16.3 - 24.5	19.2
Dibenz [a,h] anthracene		17.863	4.5435	19.1229	278.0		
					279.0	20.1 - 30.1	24.4
					139.0	13.8 - 20.7	14.0
Benzo [g,h,i] perylene		18.216	4.3212	18.8073	276.0		
					138.0	18.7 - 28.0	19.5
					277.0	18.7 - 28.0	24.2

1,3 Dimethyl-2-Nitrobenzene

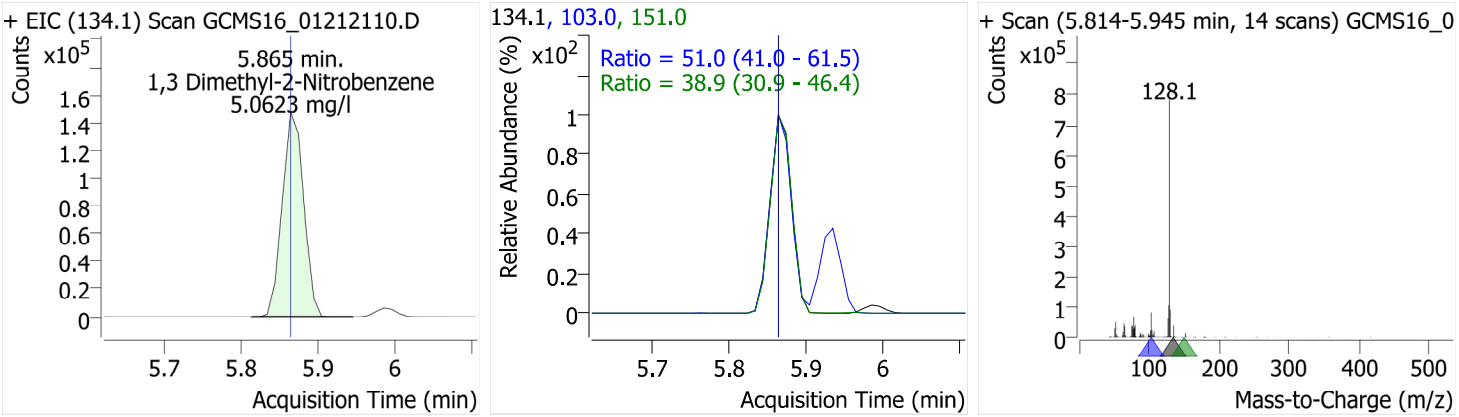

Naphthalene

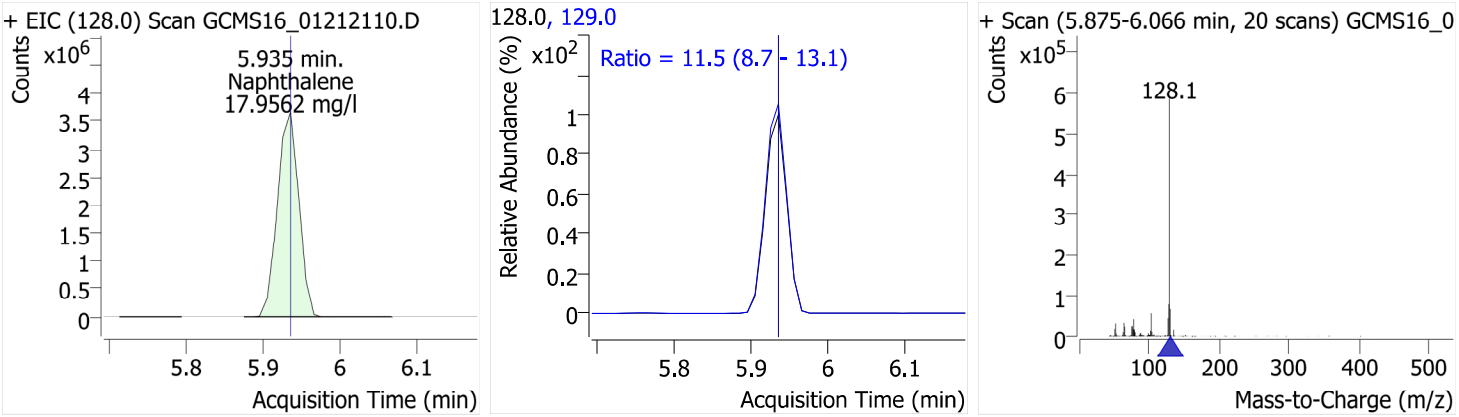

EPTC

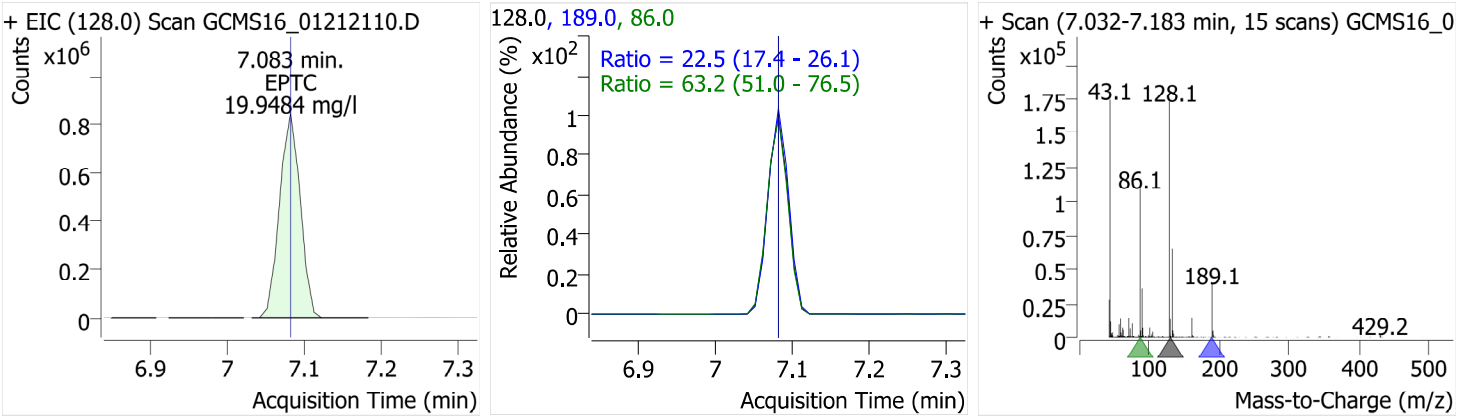

Dimethyl phthalate

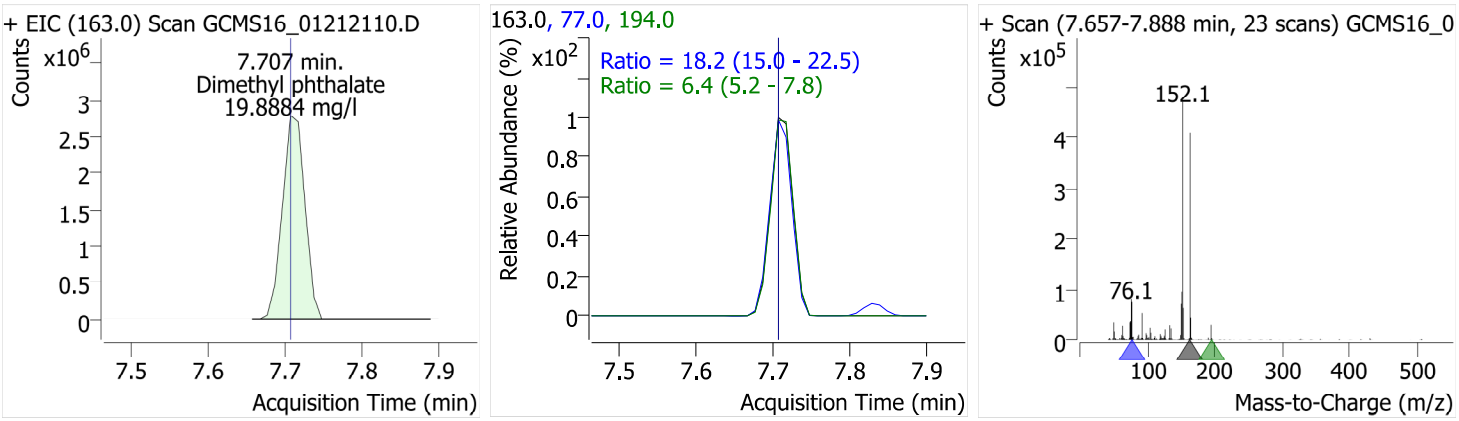

Acenaphthylene

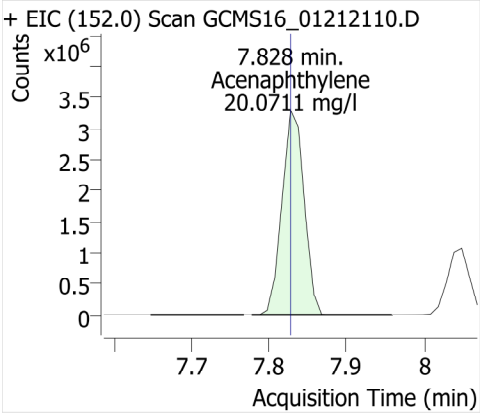

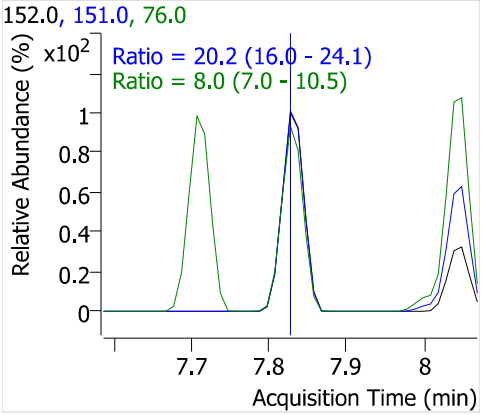

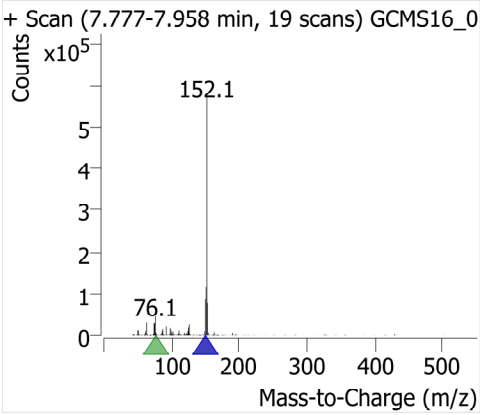

Acenaphthene-d10

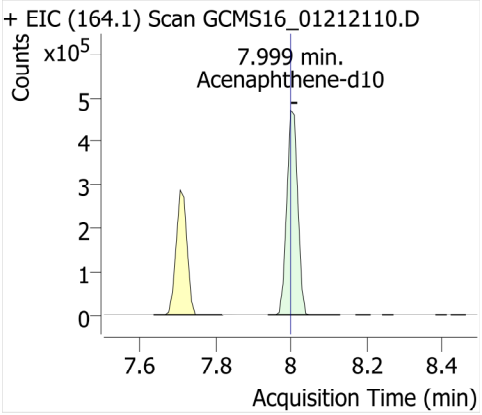

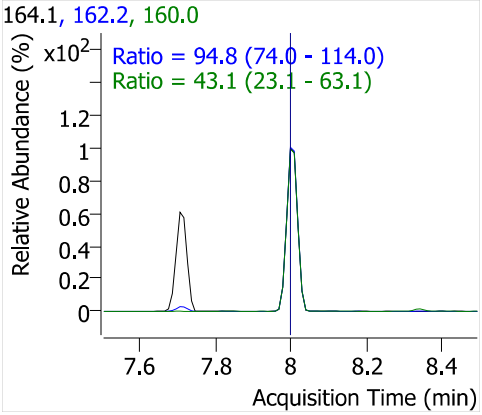

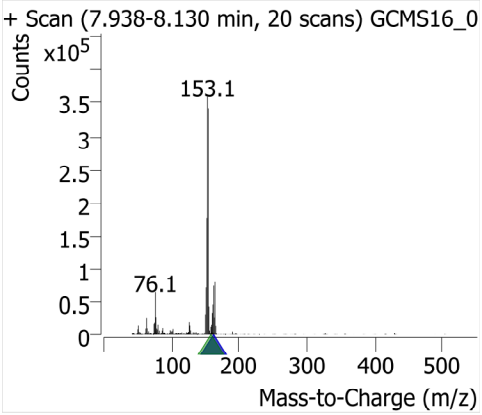

Acenaphthene

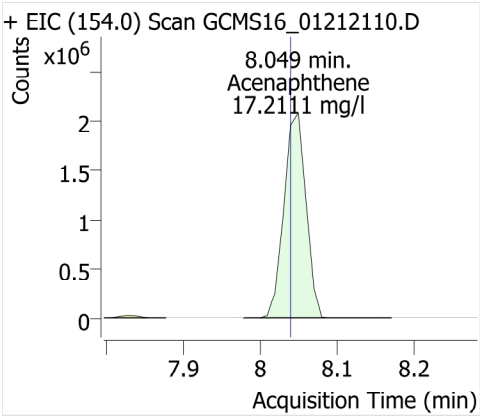

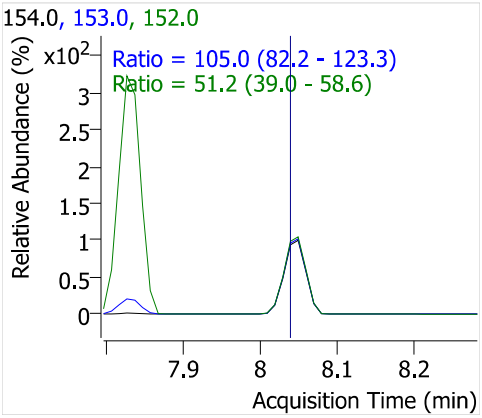

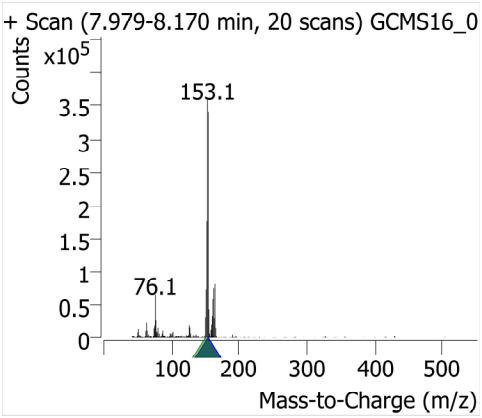

Molinate

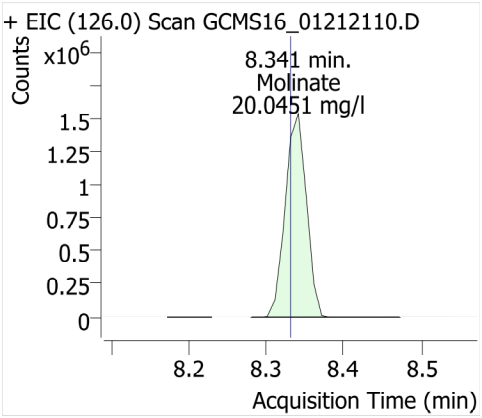

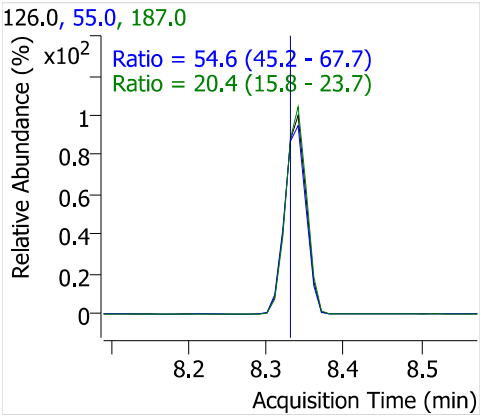

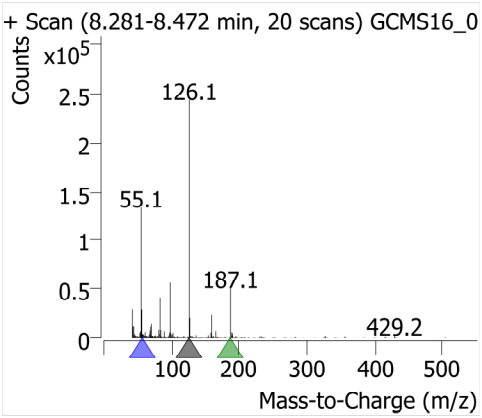

Diethyl phthalate

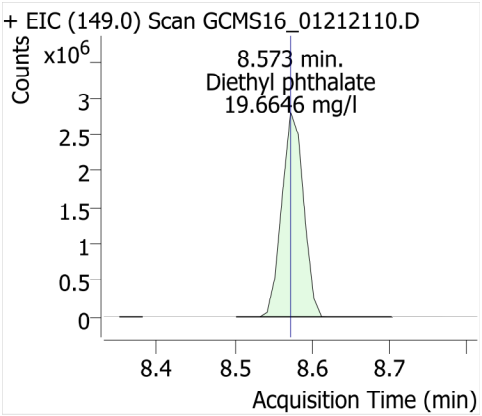

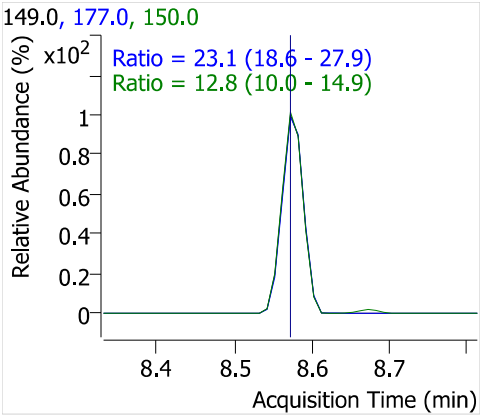

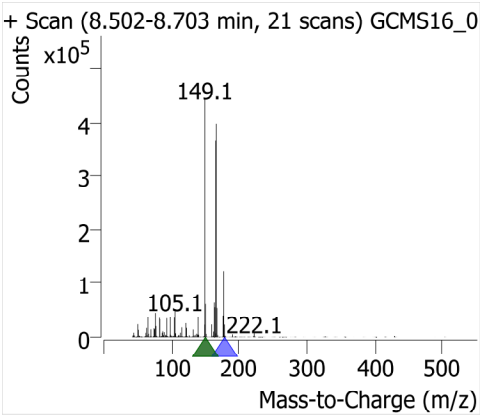

Fluorene

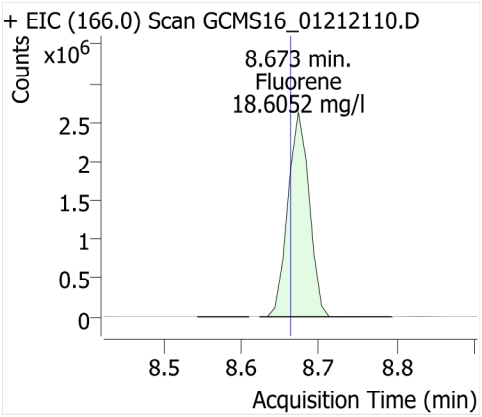

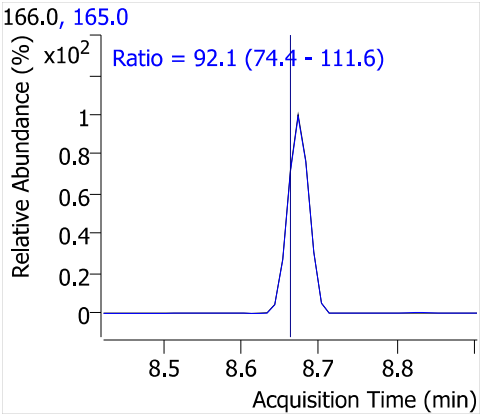

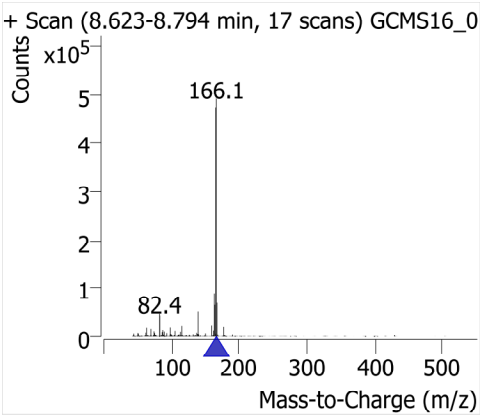

Chlorpropham

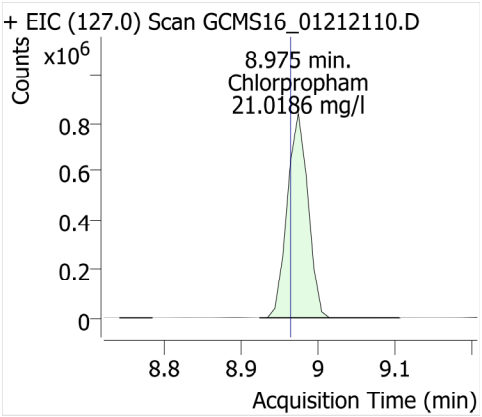

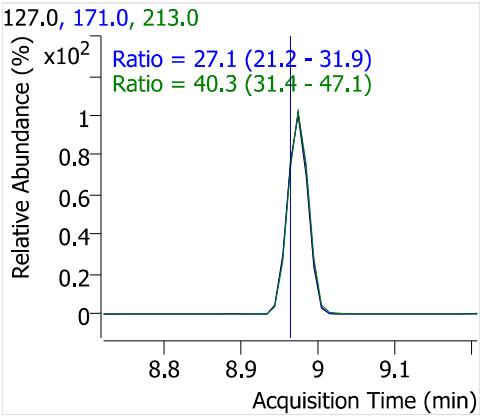

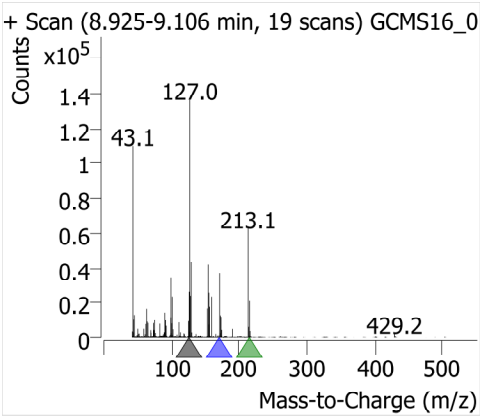

Dimethoate

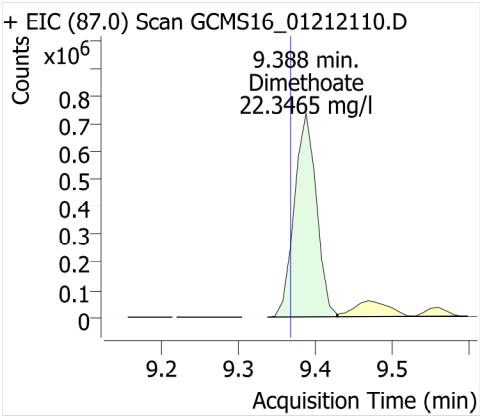

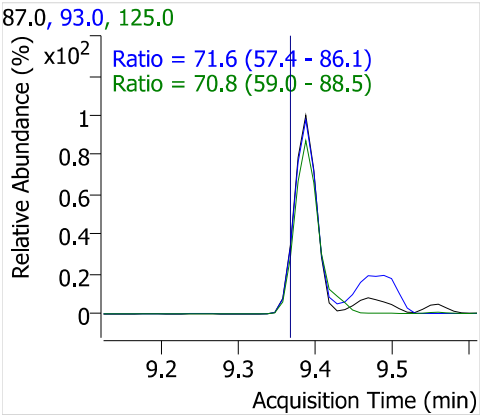

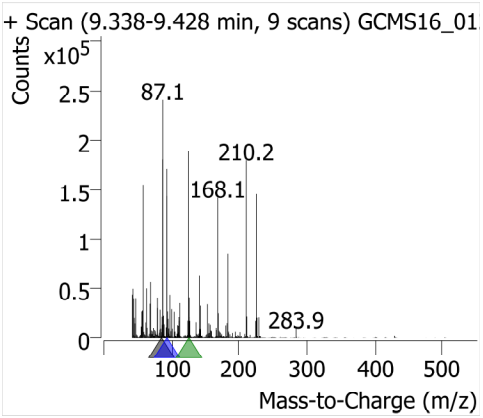

Prometon

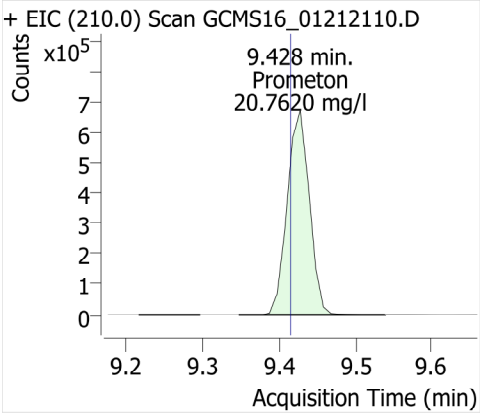

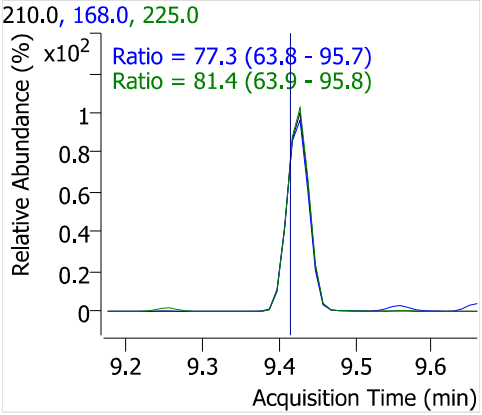

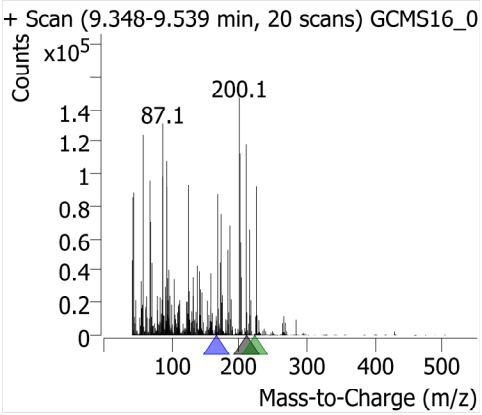

Simazine

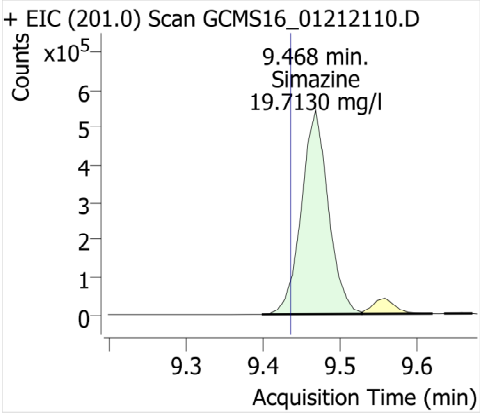

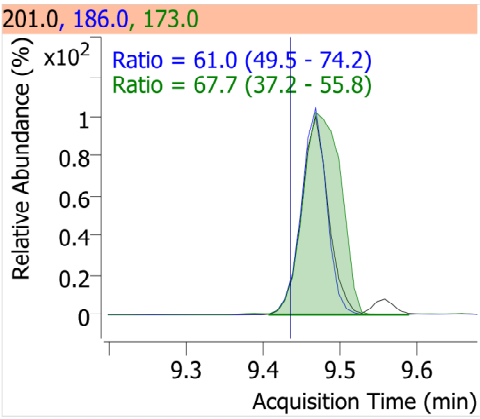

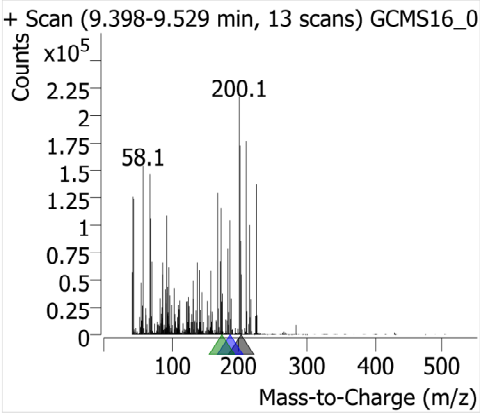

Atrazine

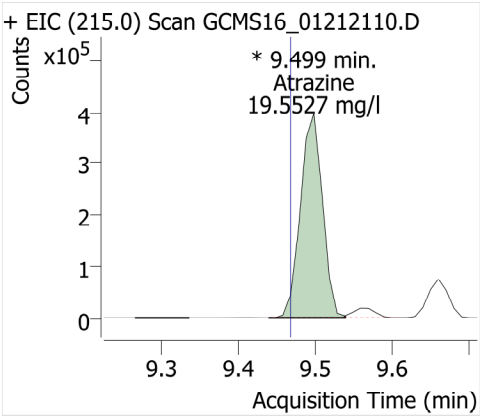

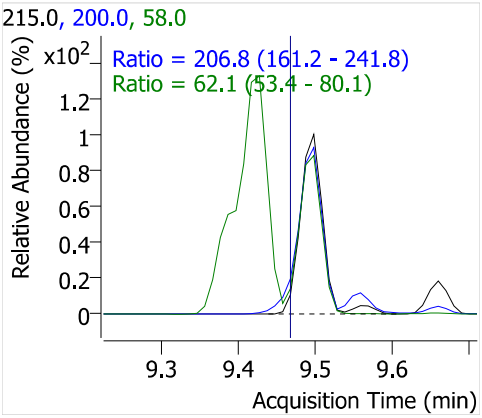

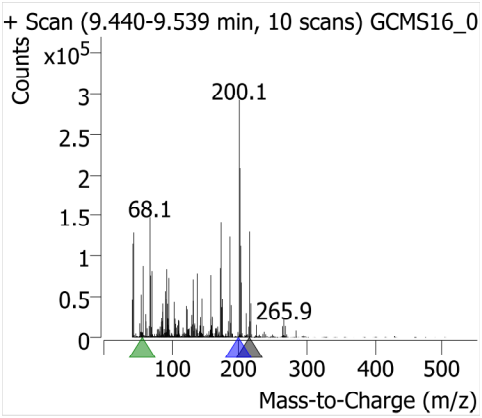

Pentachloronitrobenzene

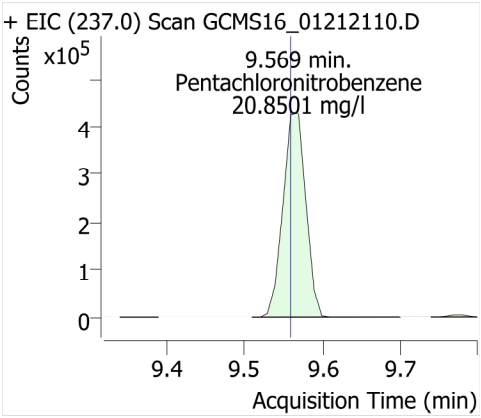

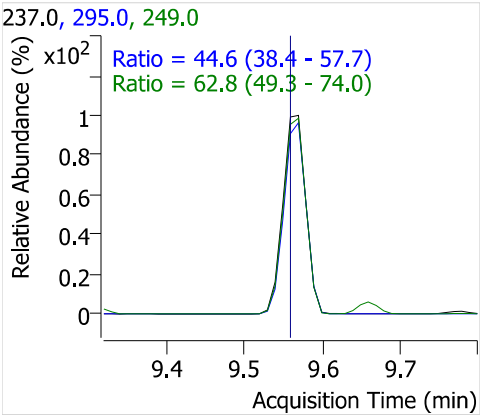

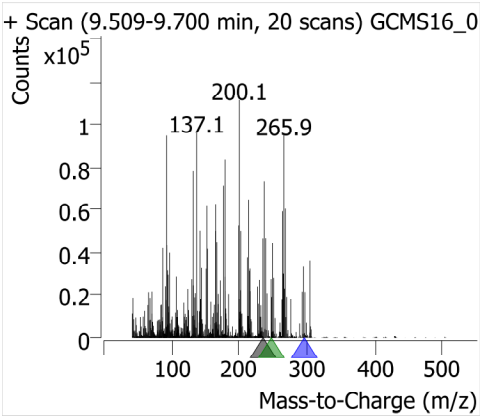

Pentachlorophenol

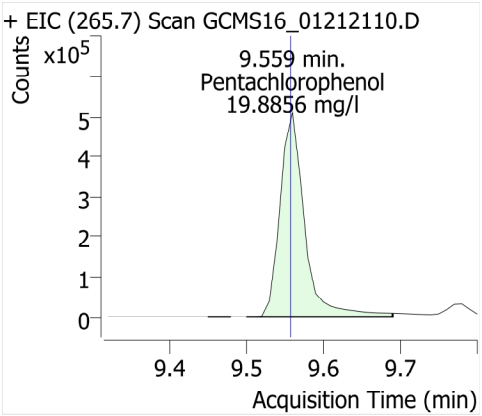

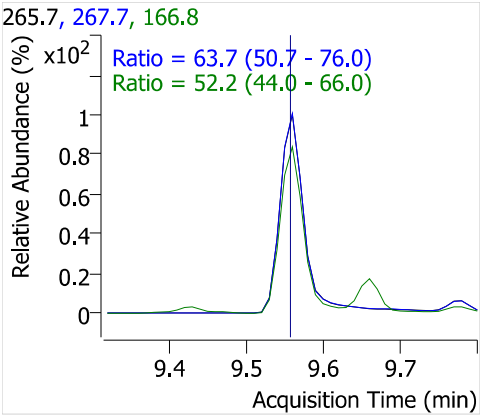

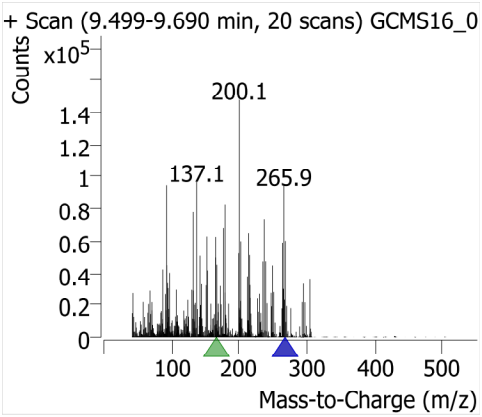

Diazinon (Dimpylate)

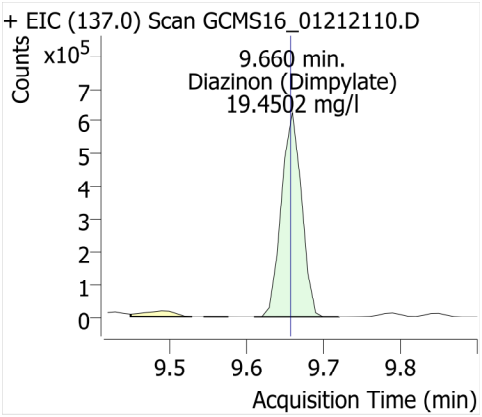

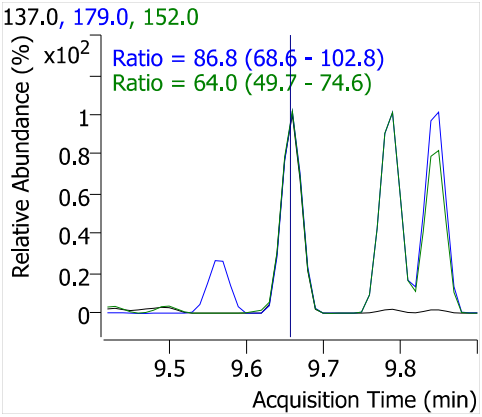

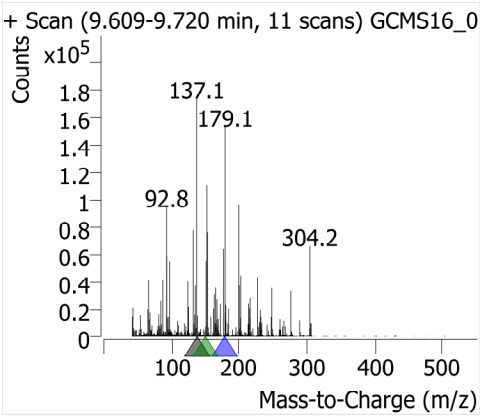

Phenanthrene-d10

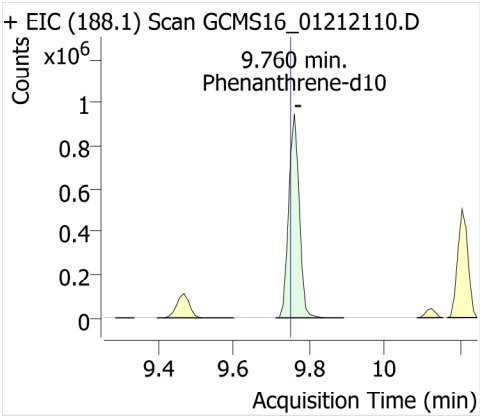

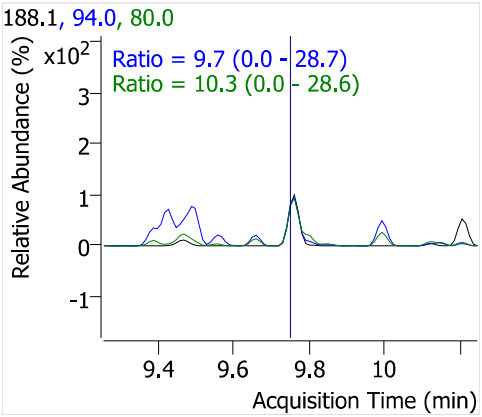

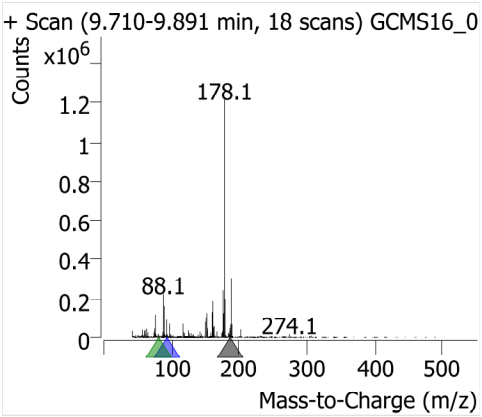

Phenanthrene

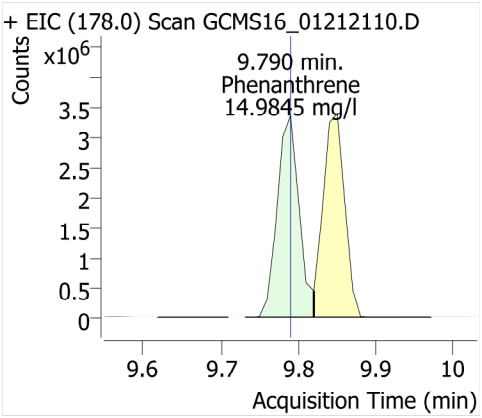

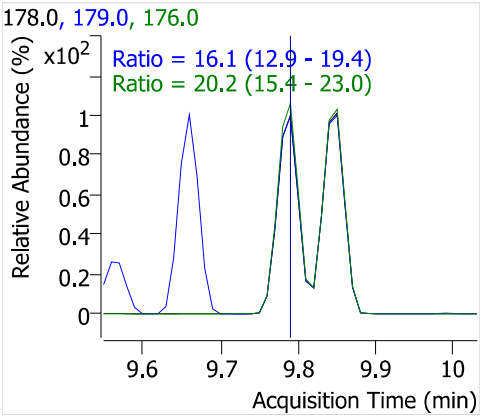

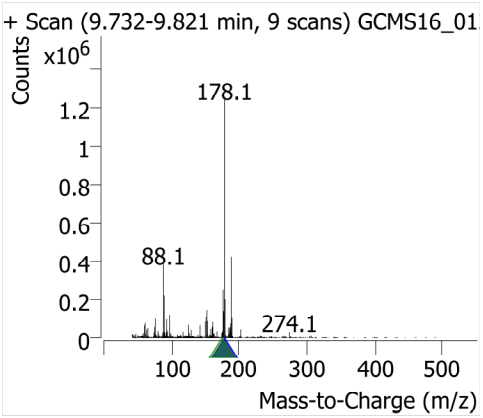

Disulfoton

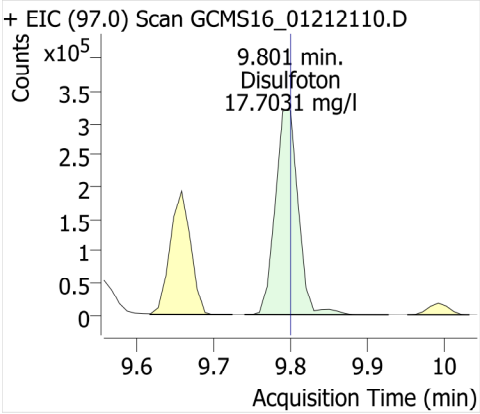

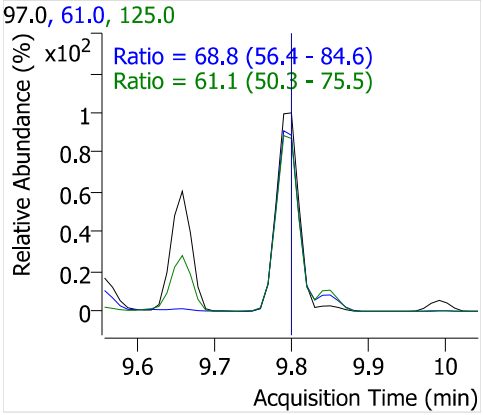

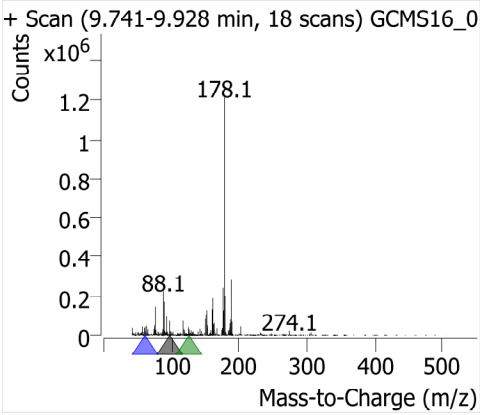

Terbacil

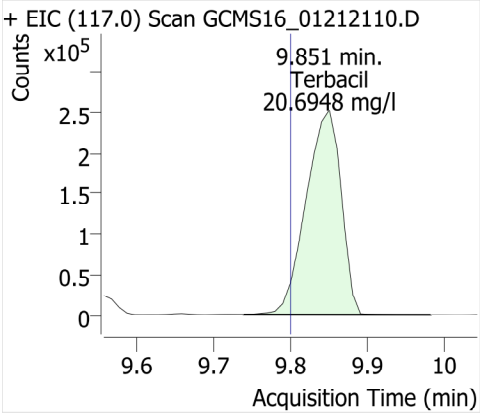

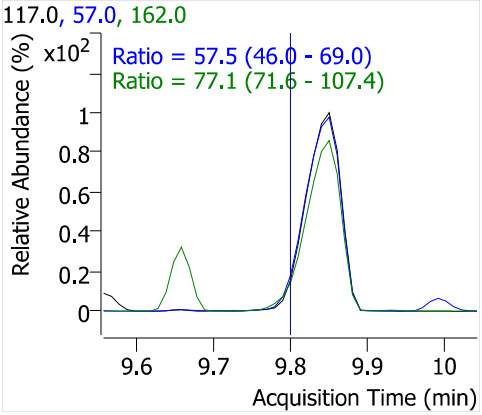

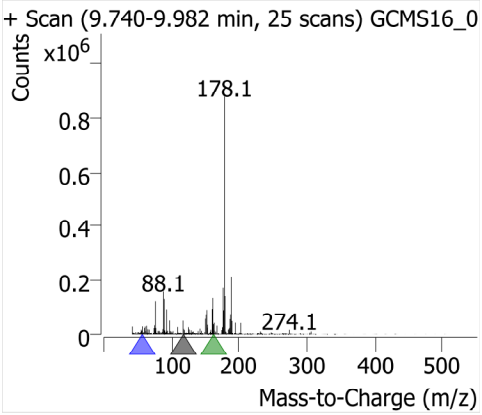

Anthracene

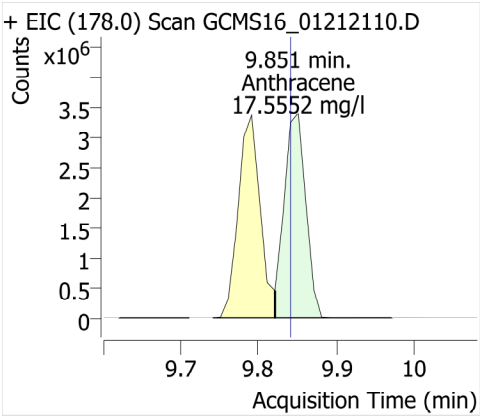

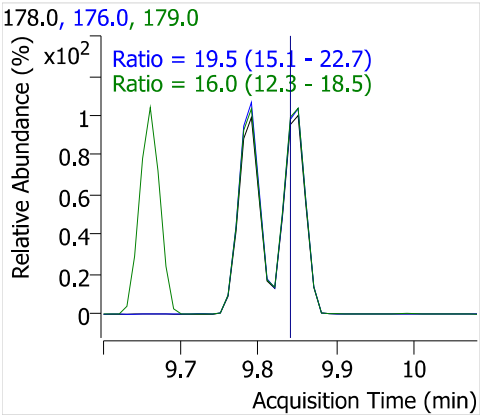

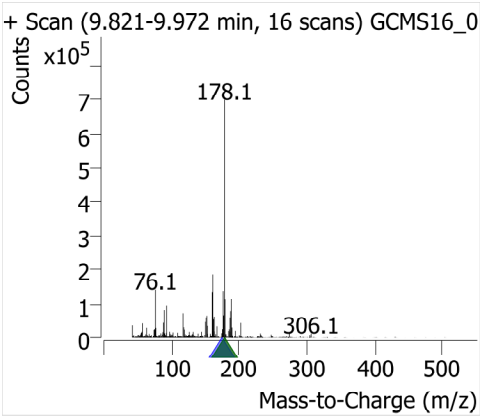

Caffeine

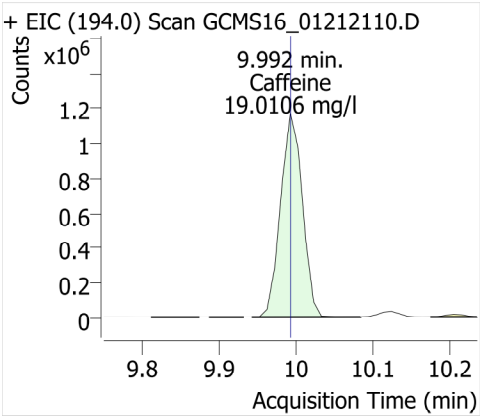

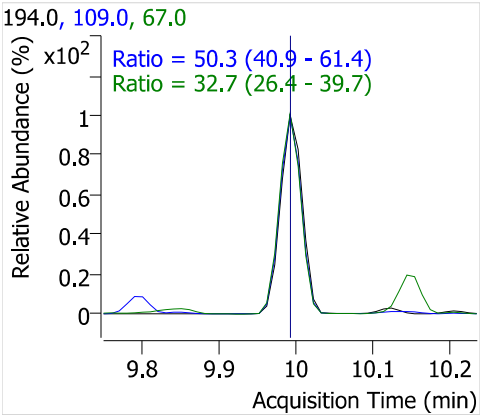

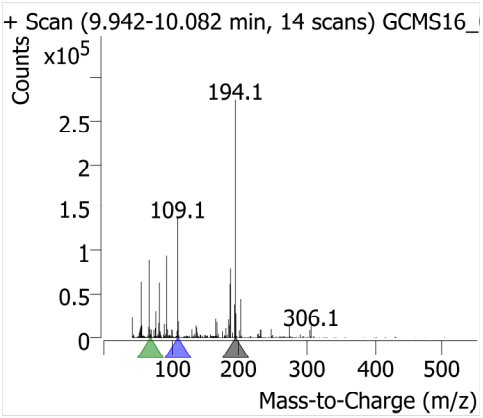

Acetochlor

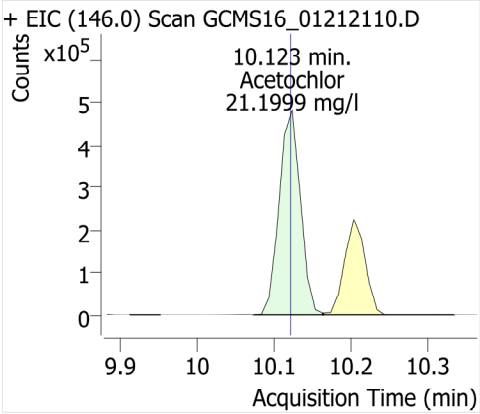

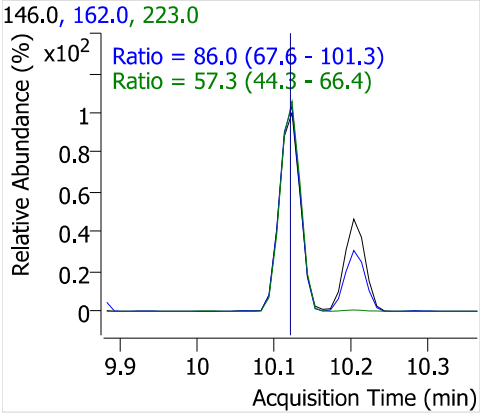

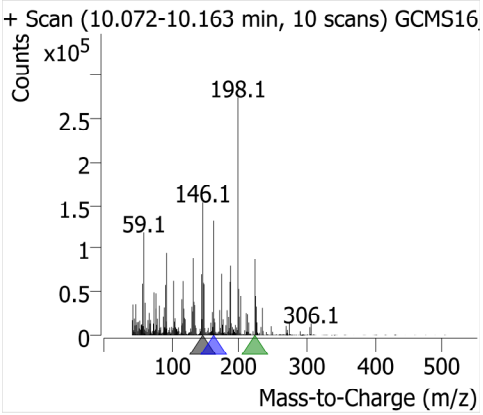

Metribuzin

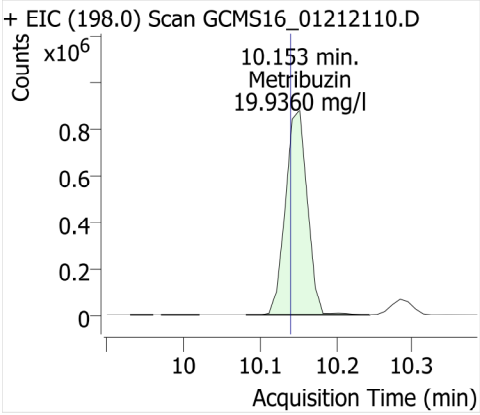

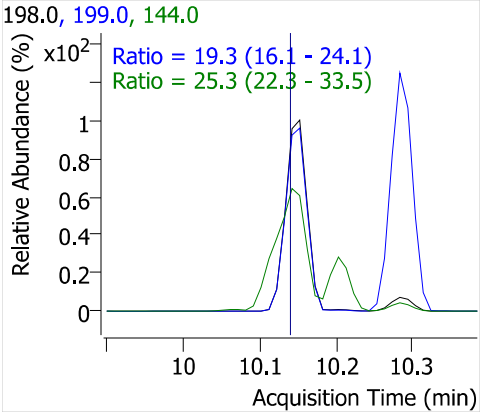

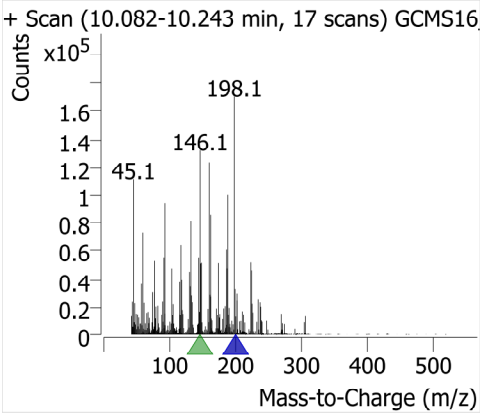

Alachlor

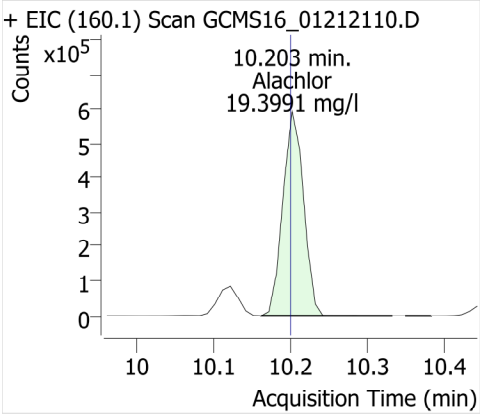

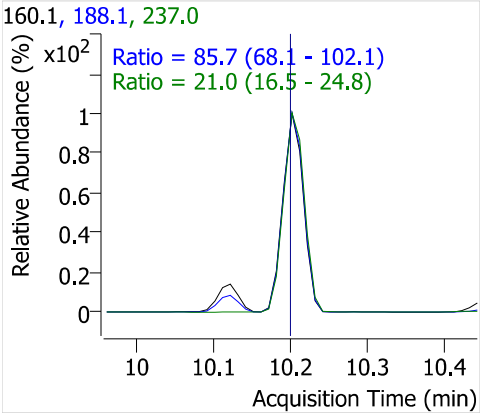

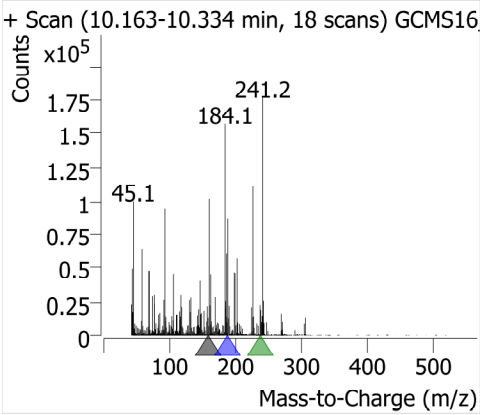

Prometryn

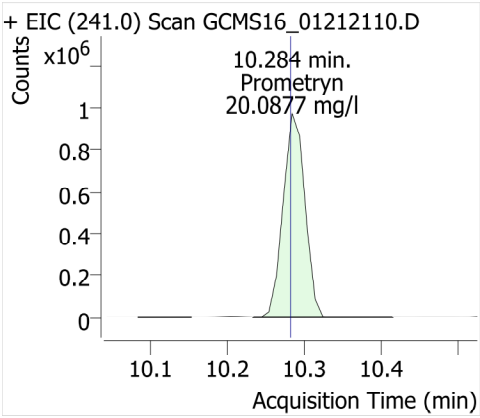

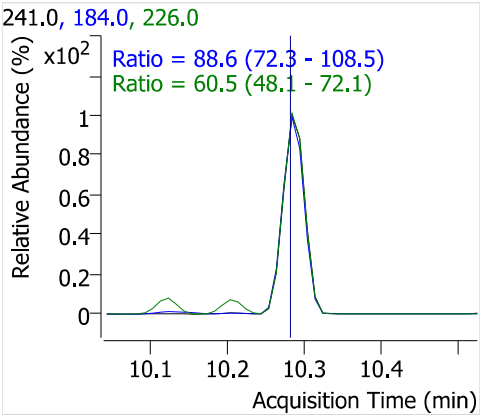

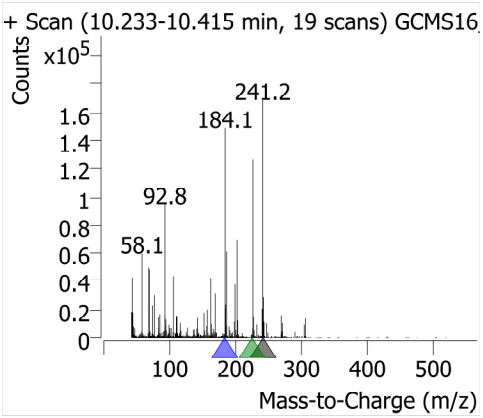

Bromacil

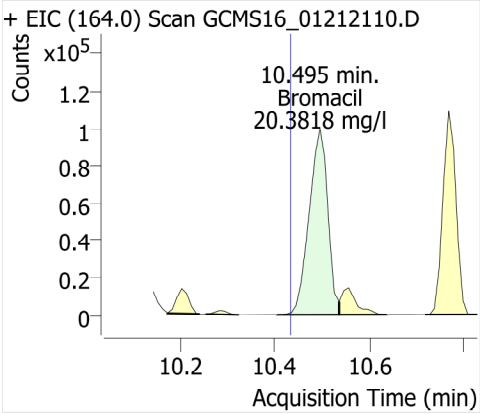

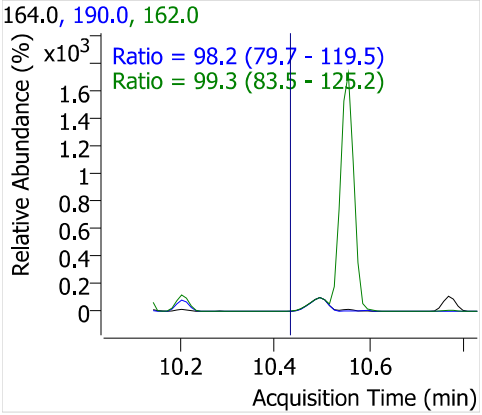

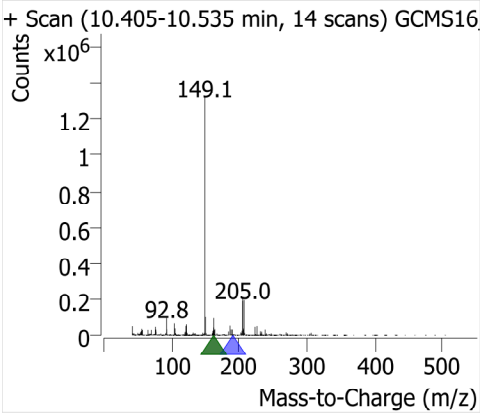

Di-n-butyl phthalate

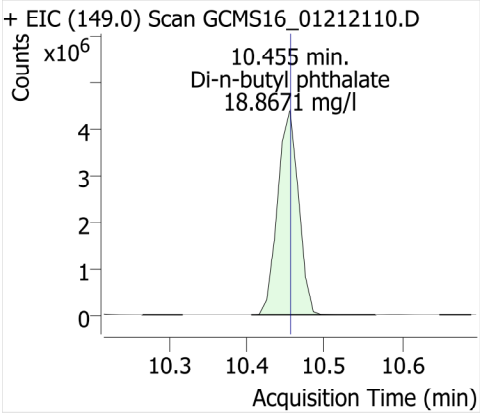

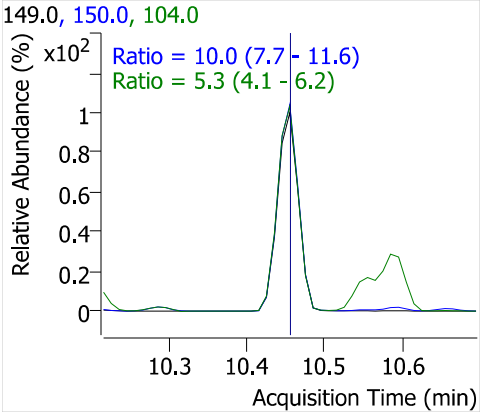

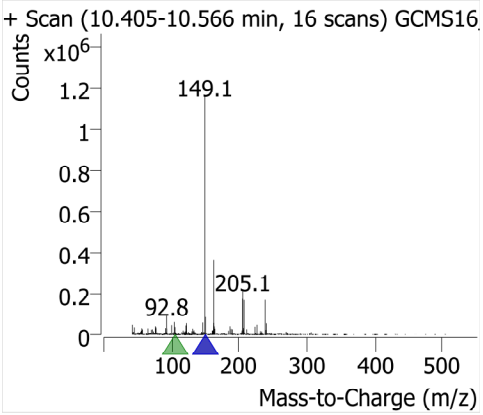

Metolachlor

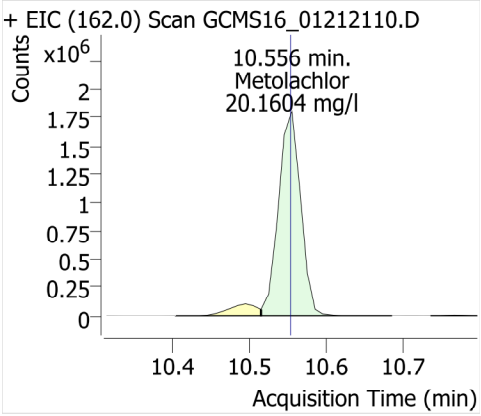

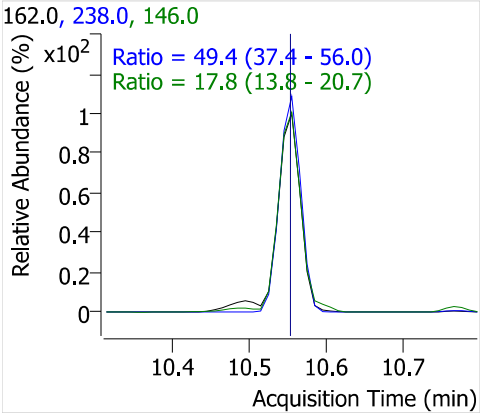

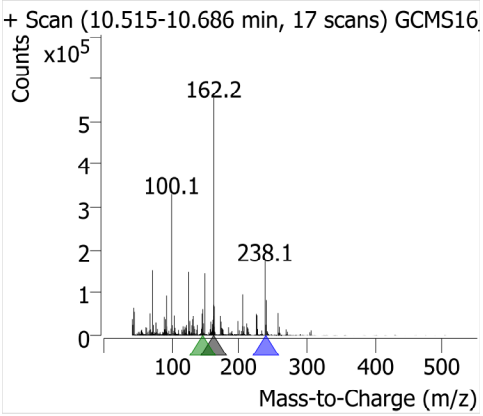

Cyanazine

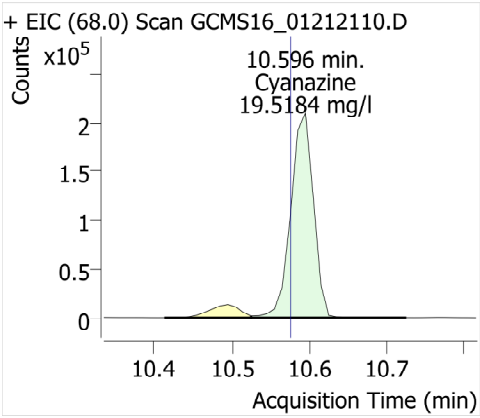

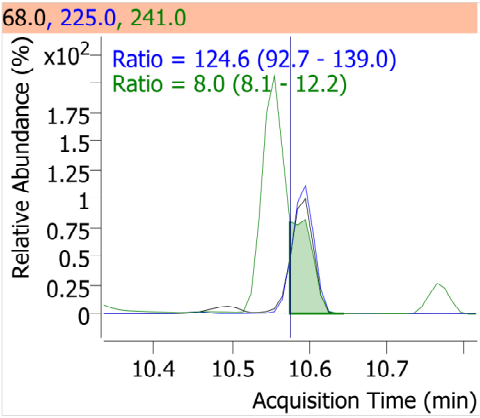

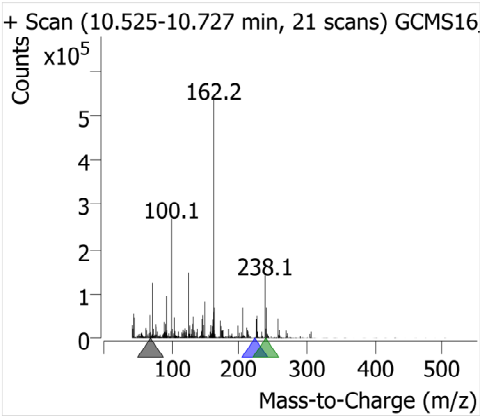

Thiobencarb

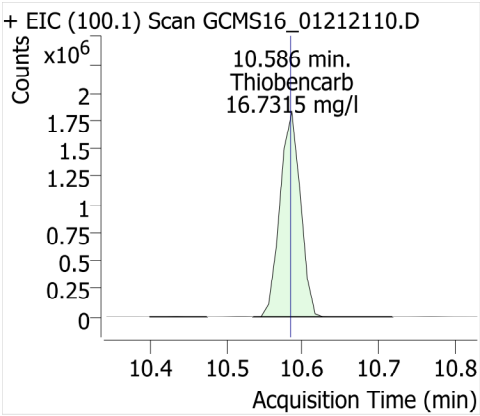

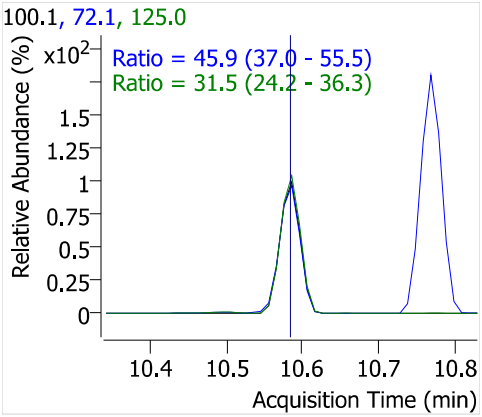

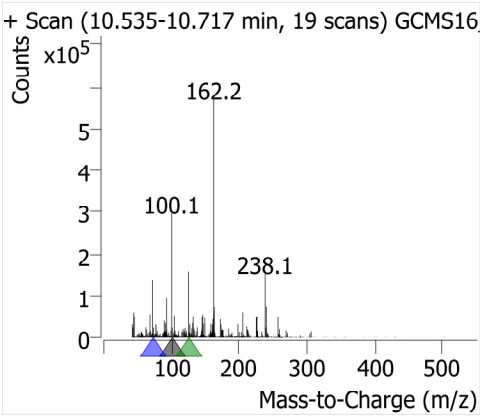

Diphenamide

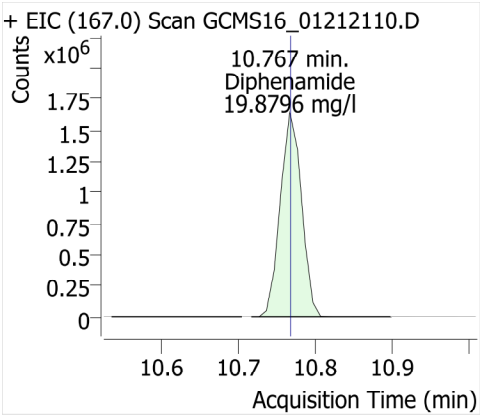

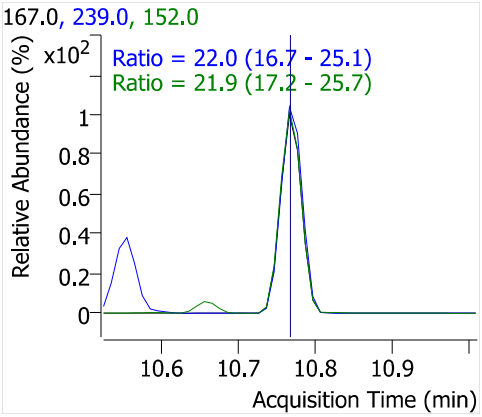

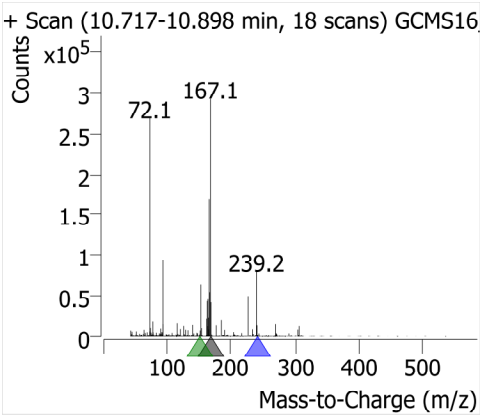

Captan

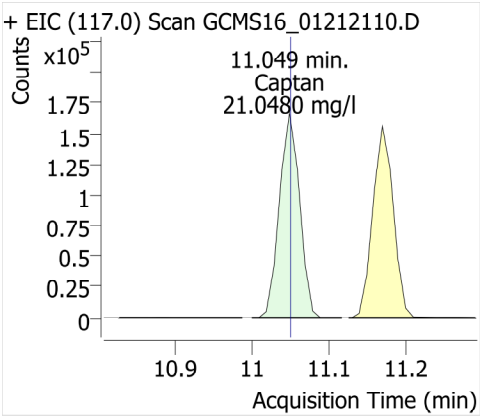

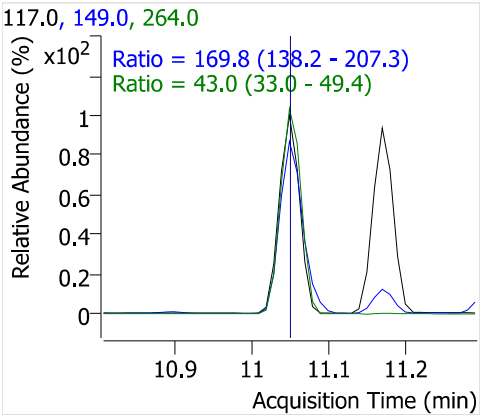

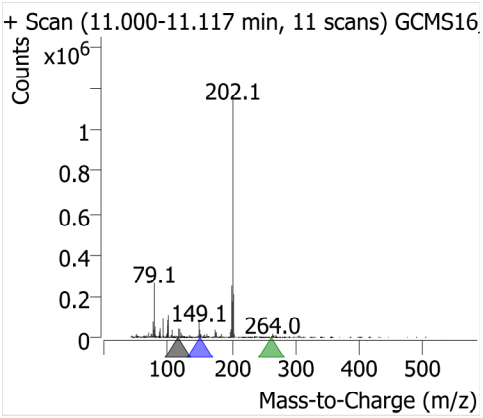

Fluoranthene

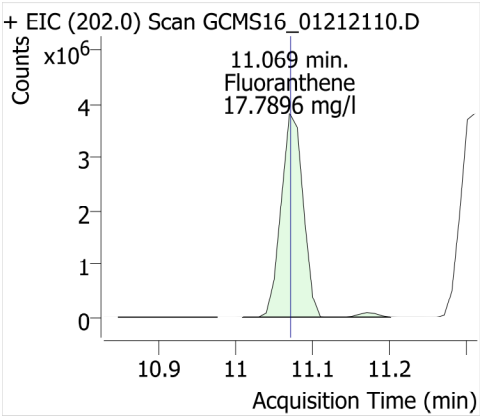

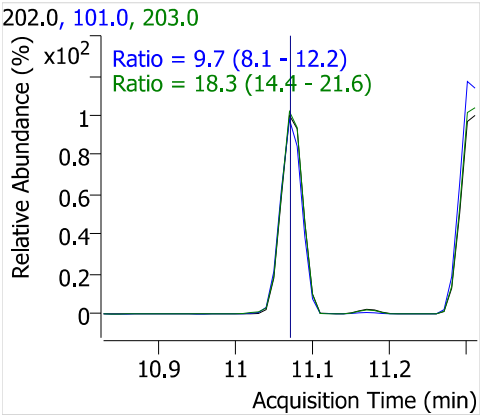

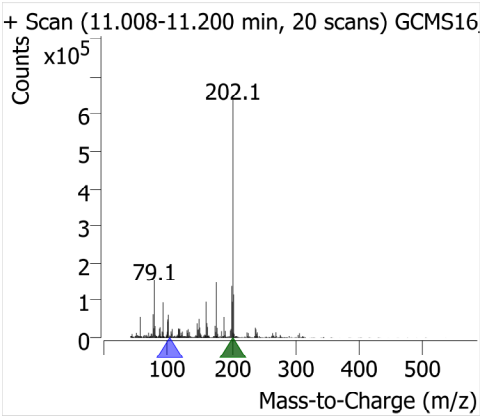

Butachlor

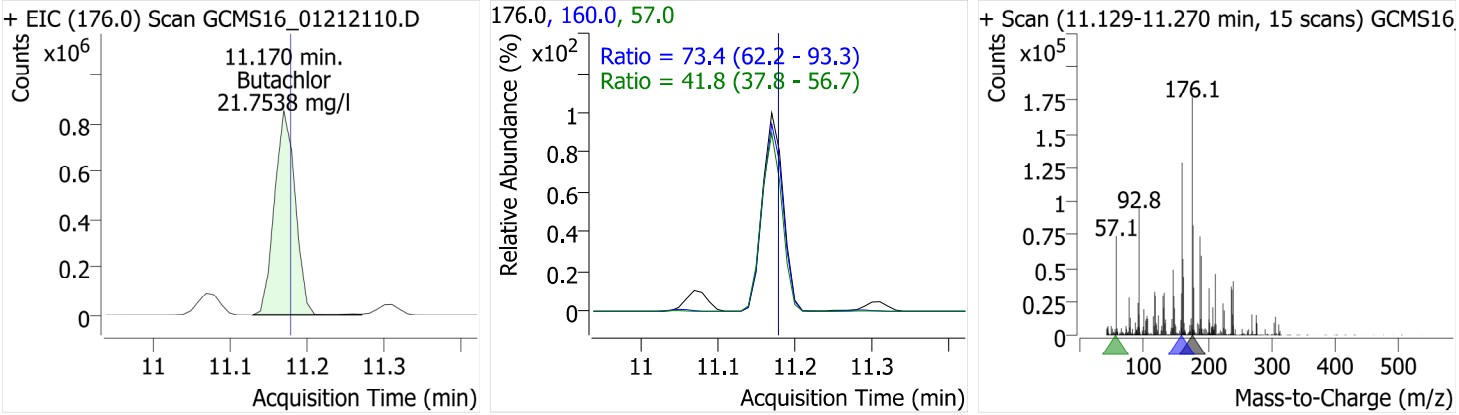

Pyrene

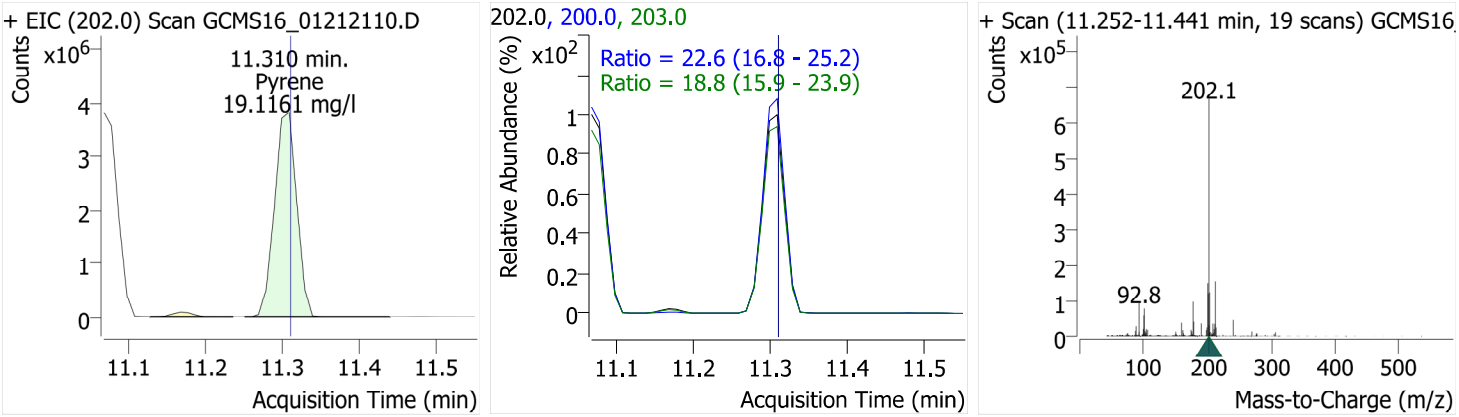

Terphenyl-d14

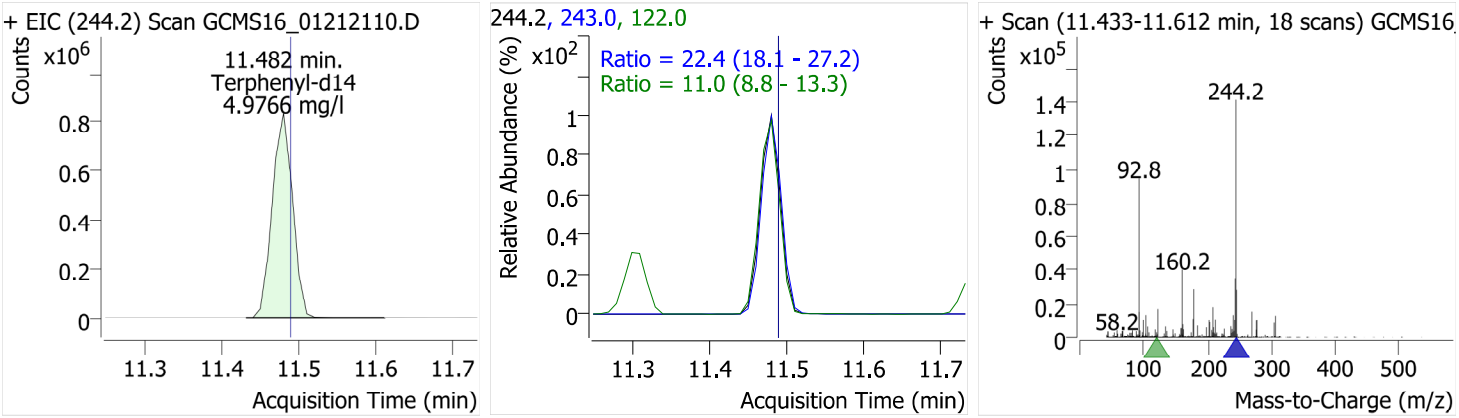

Ethion

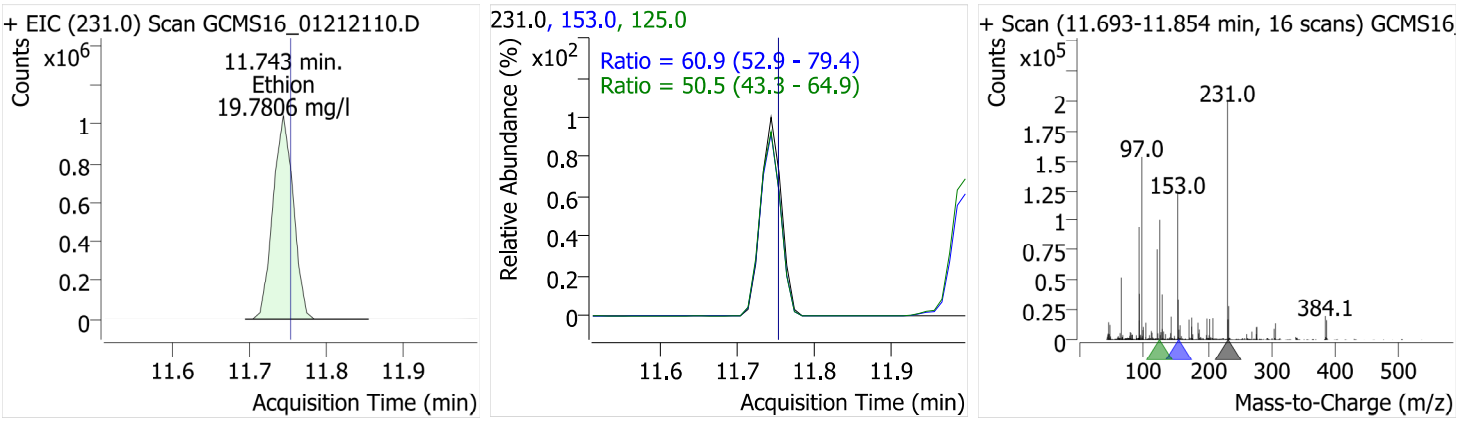

Trithion (carbofenotion)

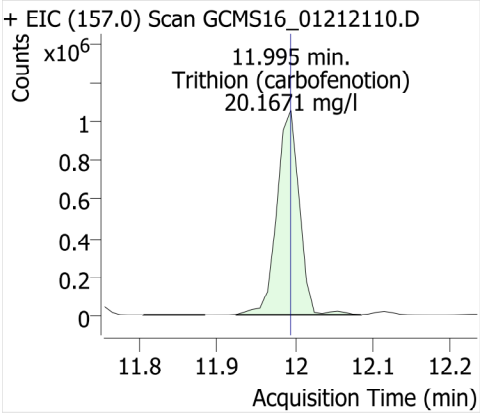

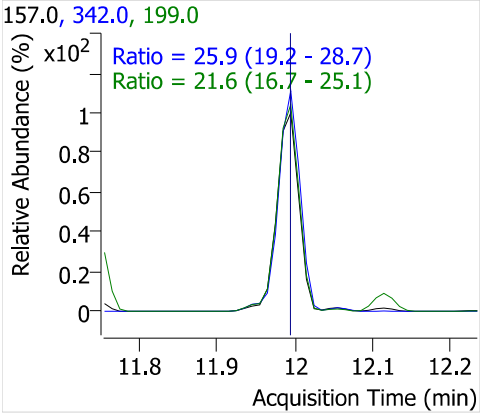

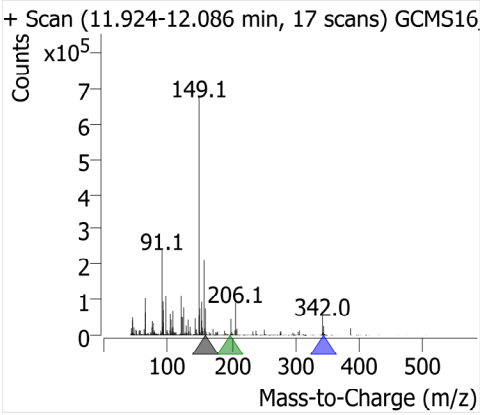

Butyl benzyl phthalate

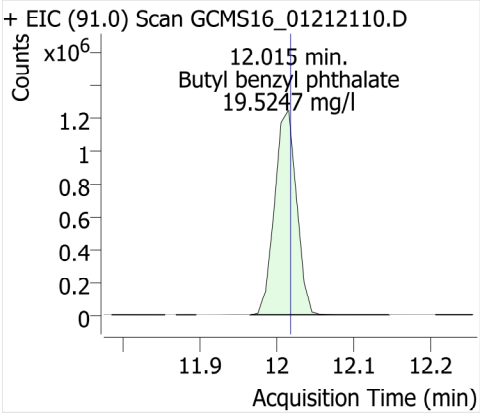

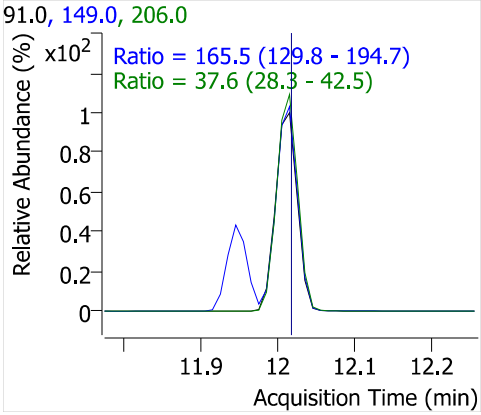

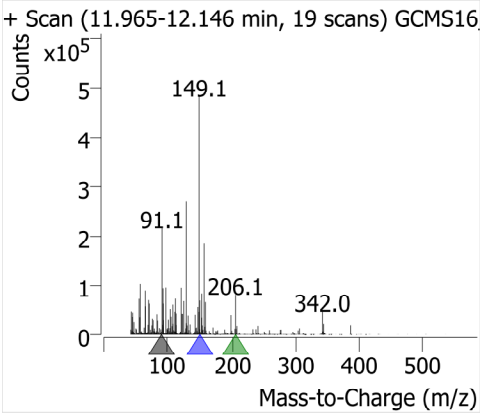

Bis(2-ethylhexyl)adipate

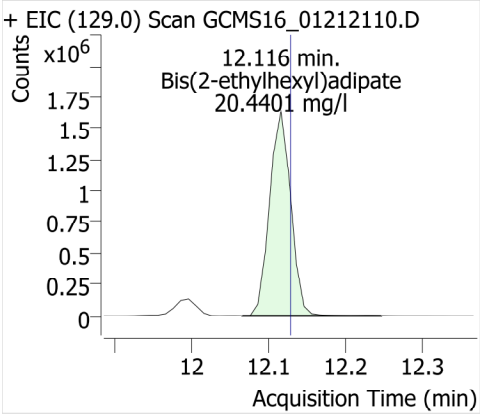

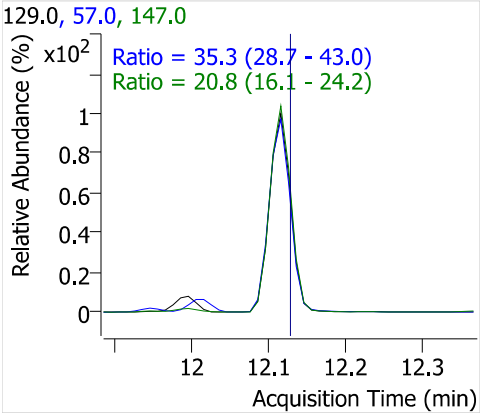

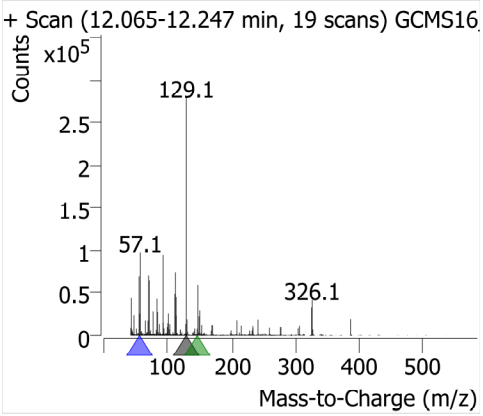

TPP

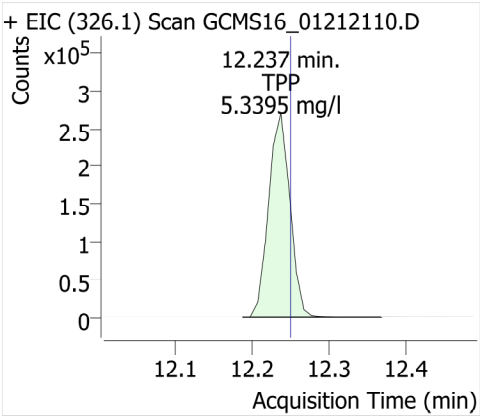

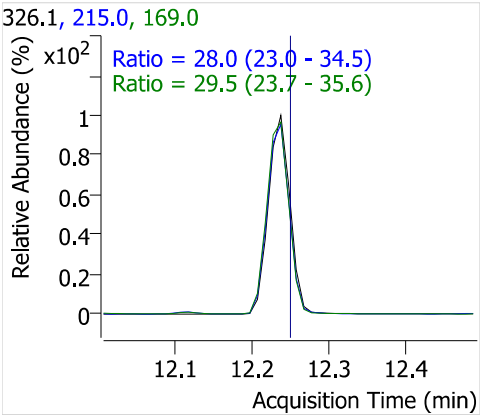

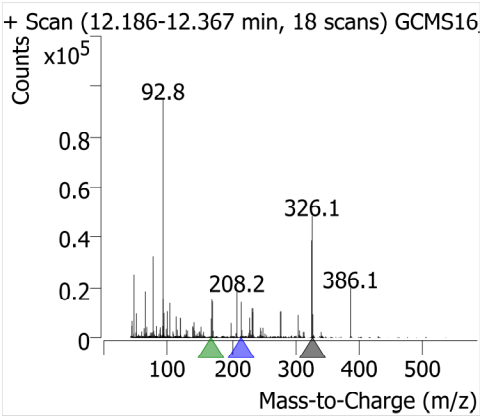

Benzo [a] anthracene

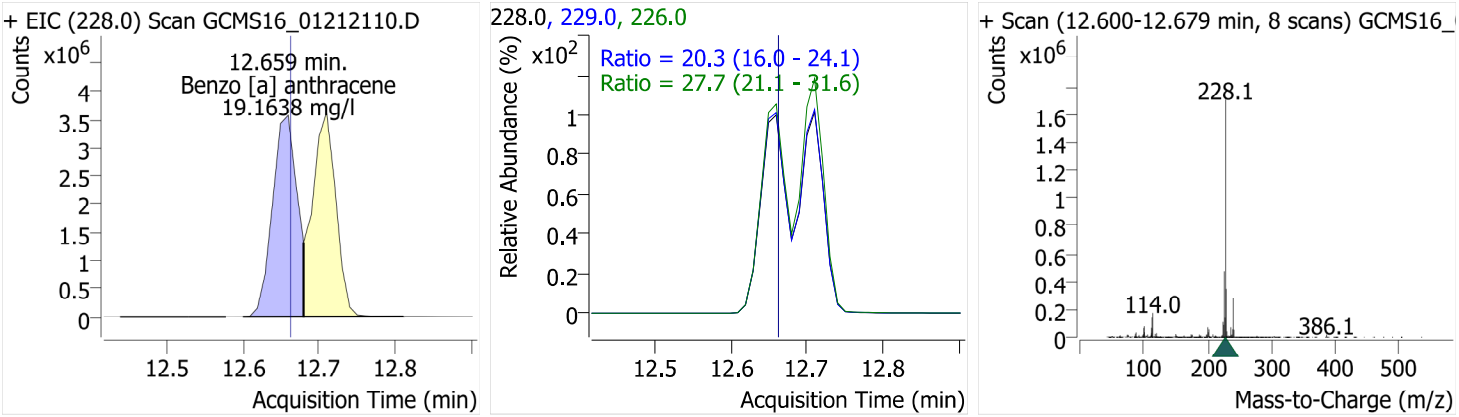

Chrysene-d12

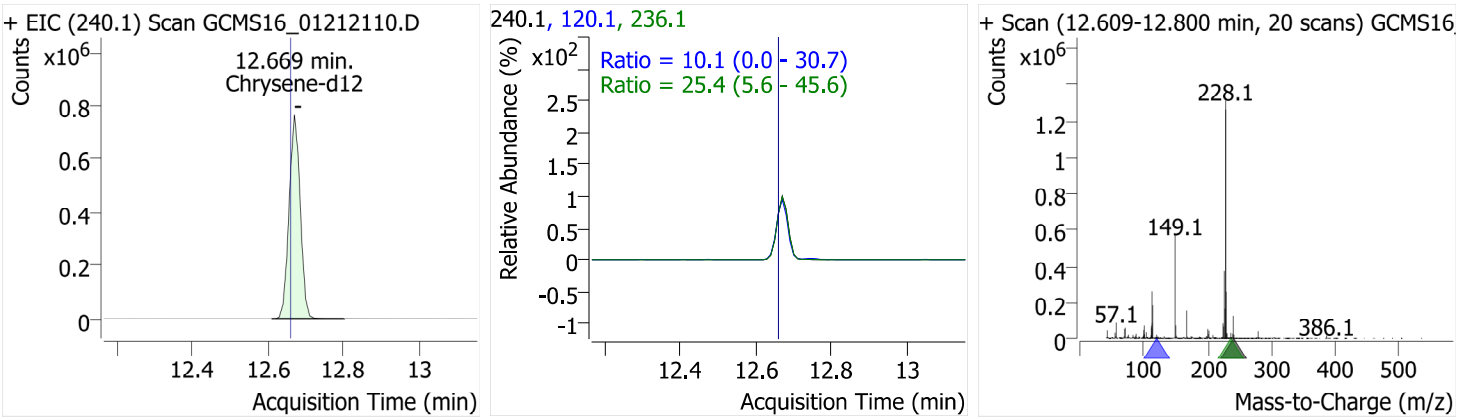

Chrysene

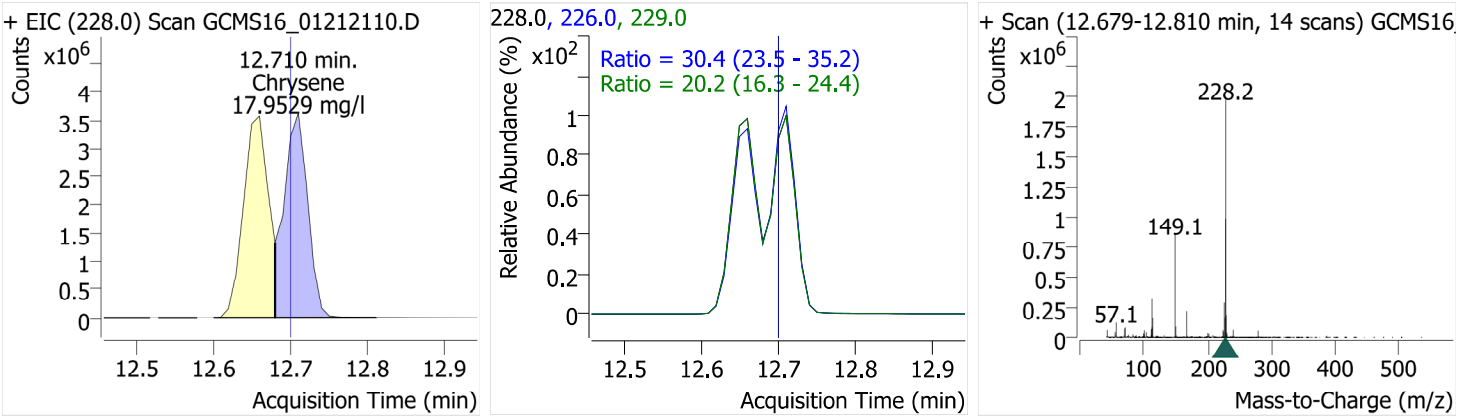

Bis(2-ethylhexyl)phthalate

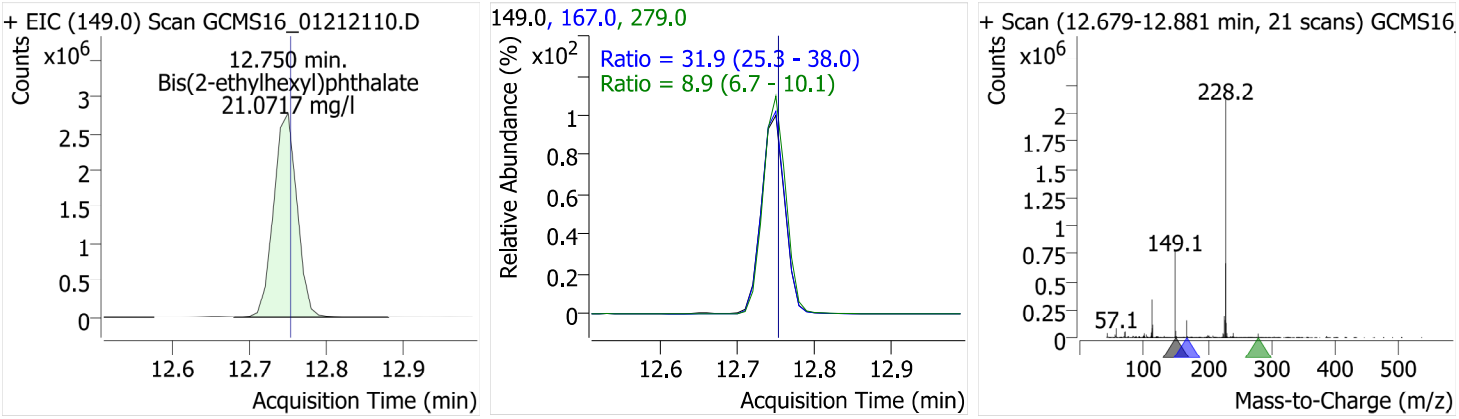

Di-n-octyl phthalate

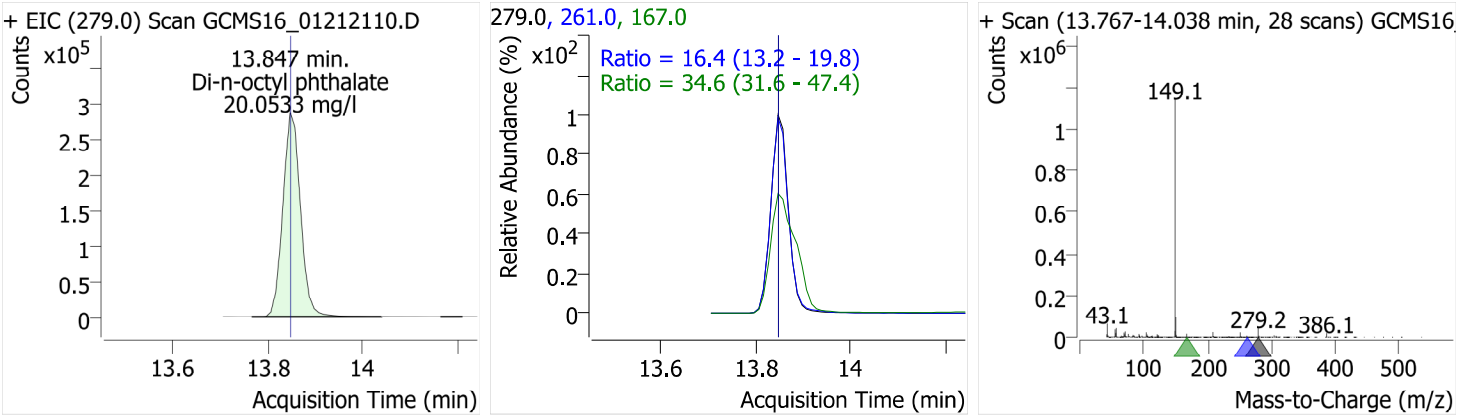

Benzo [b] fluoranthene

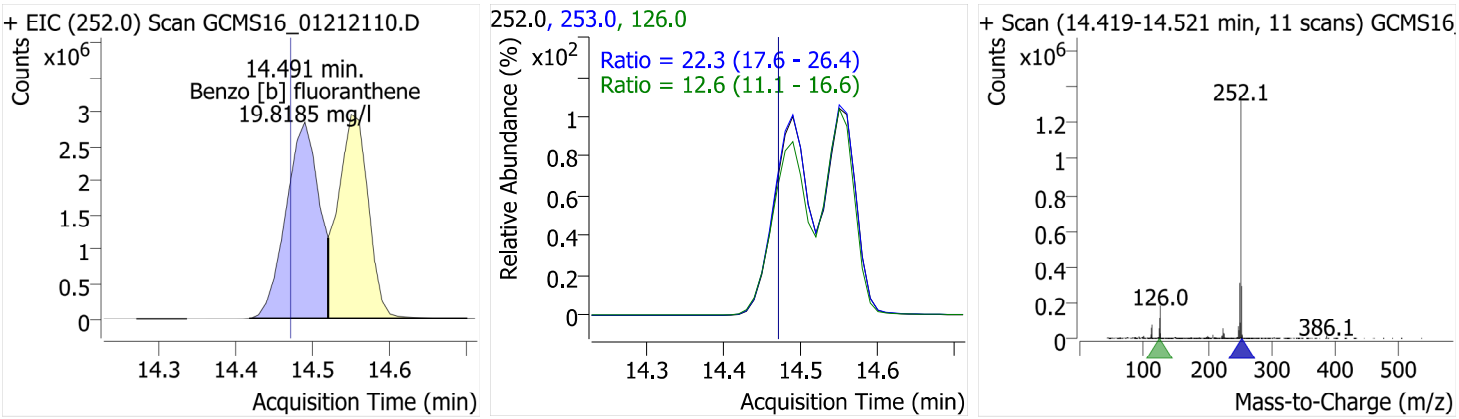

Benzo [k] fluoranthene

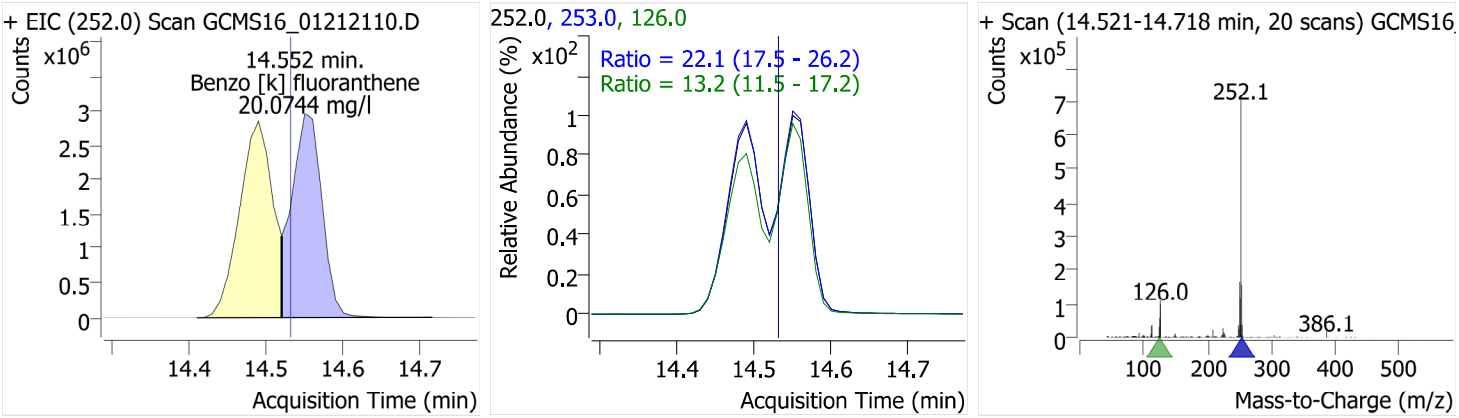

Benzo[a] pyrene

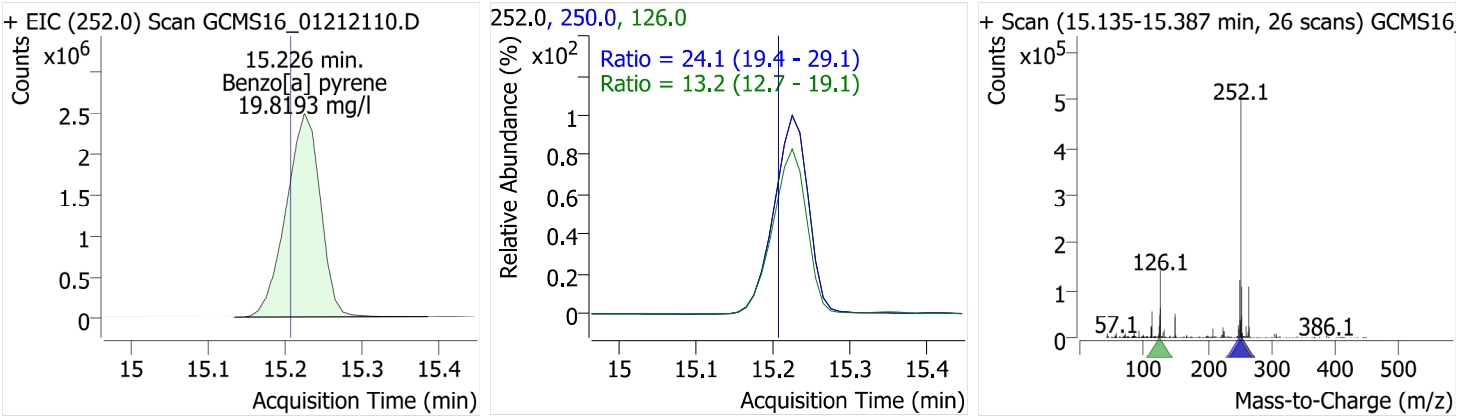

Perylene-d12

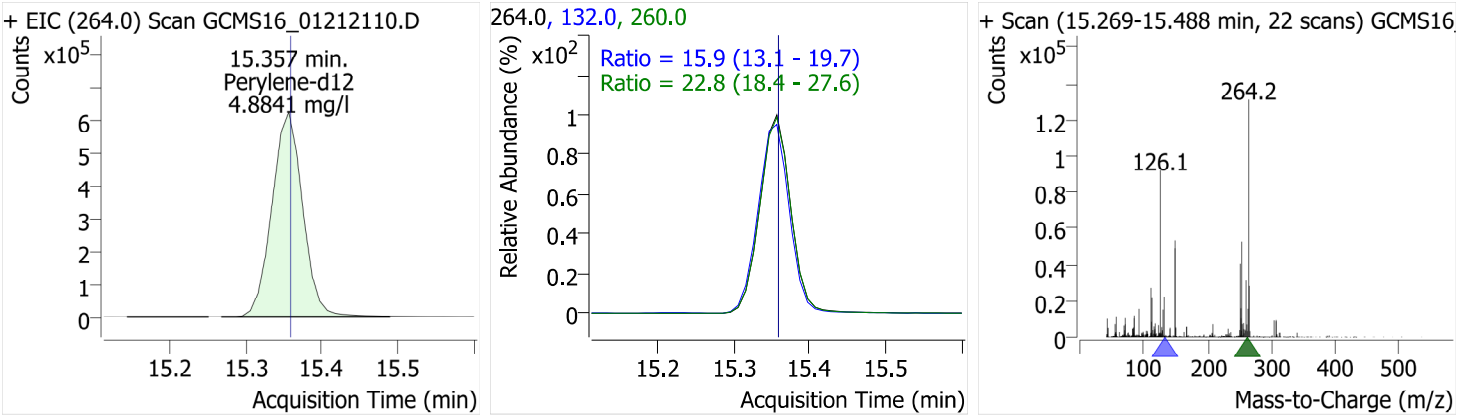

Indeno [1,2,3-cd] pyrene

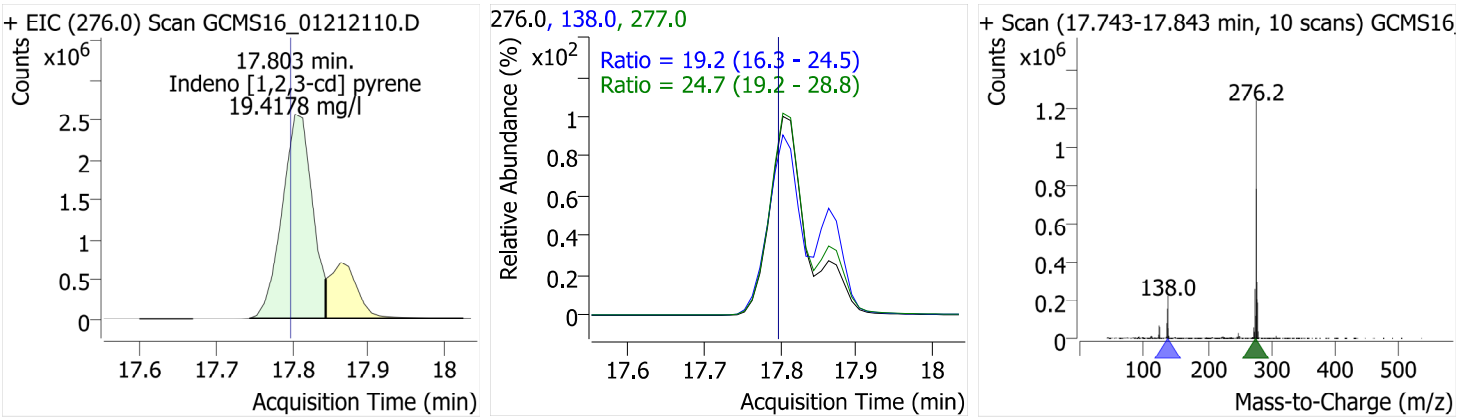

Dibenz [a,h] anthracene

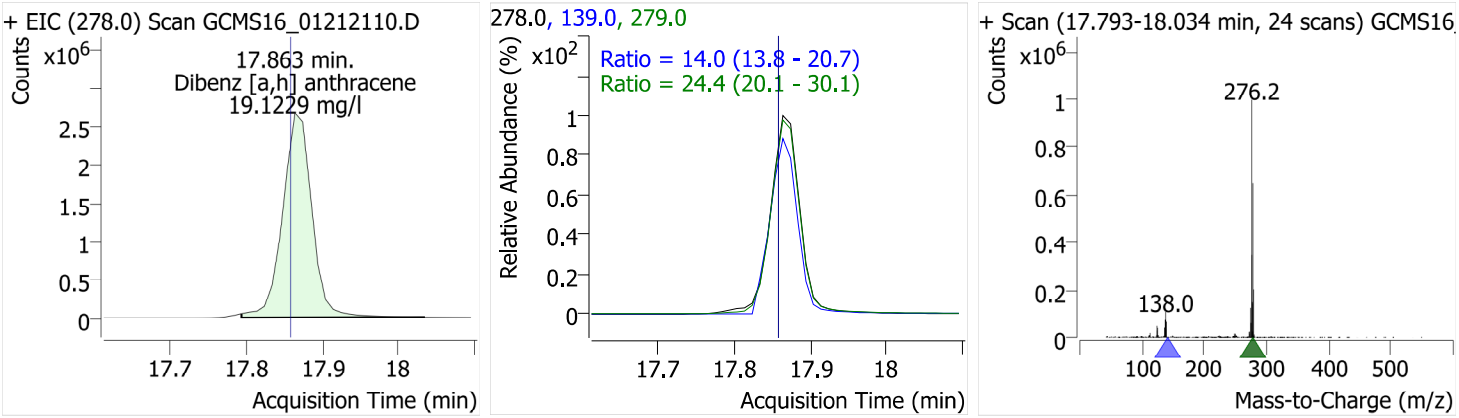

Benzo [g,h,i] perylene

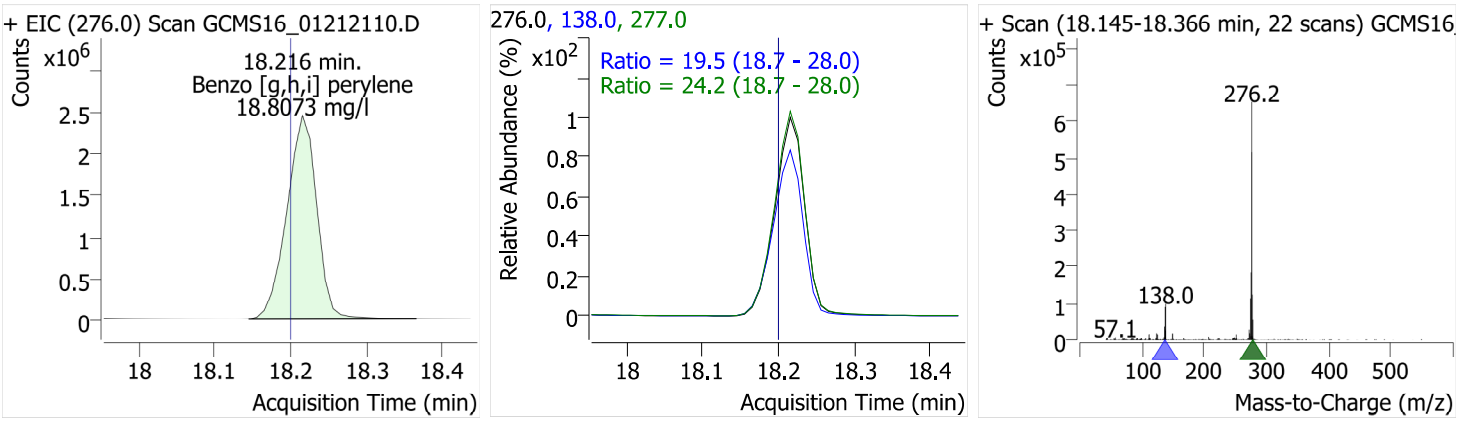

Quantitative Analysis Results With Qualifier Ratio Report

Batch Path	\\WSCIXIGCMS16\InstData\GCMS16\DATA\2021\012121_525.2\QuantResults\012121_525.2.batch.bin		
Analysis Time	1/26/2021 10:40:20 AM	**Analyst Name**	WECK\ryan.raymond
Report Time	1/26/2021 10:43:39 AM	**Reporter Name**	ryan.raymond
Last Calib Update	1/22/2021 9:39:22 AM	**Batch State**	Processed
Quant Batch Version	10.0	**Quant Report Version**	10.0

AnalysisInfo

Acq. Time	1/21/2021 3:05:46 PM	**Data File**	GCMS16_01212111.D
Sample Type	Cal	**Sample Name**	507PNA Cal 10ppm
Dilution	1	**Acq. Method**	525
Position	5	**Inj Vol**	1
DA Method File	507PNA 012121.m	**Comment**	1010640

Sample Chromatogram

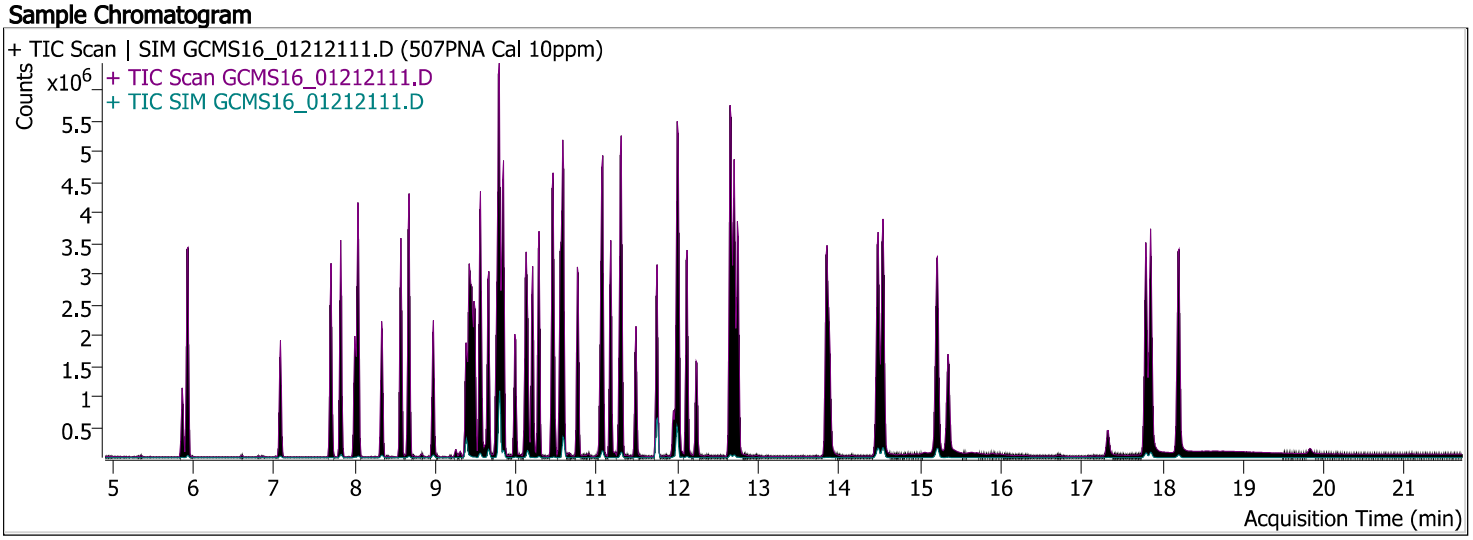

Compound	ISTD	RT	Resp.	ISTD Resp.	Conc	Units	Accuracy
1,3 Dimethyl-2-Nitrobenzene	Acenaphthene-d10	5.865	268103	888980	5.1211	mg/l	102.42
Naphthalene	Acenaphthene-d10	5.935	3574977	888980	9.7673	mg/l	97.67
EPTC	Acenaphthene-d10	7.083	745220	888980	10.1566	mg/l	101.57
Dimethyl phthalate	Acenaphthene-d10	7.707	2737205	888980	10.3138	mg/l	103.14
Acenaphthylene	Acenaphthene-d10	7.828	3263532	888980	10.7143	mg/l	107.14
Acenaphthene	Acenaphthene-d10	8.039	2088432	888980	9.3278	mg/l	93.28
Molinate	Acenaphthene-d10	8.331	1407813	888980	10.2966	mg/l	102.97
Diethyl phthalate	Acenaphthene-d10	8.572	2807655	888980	10.7492	mg/l	107.49
Fluorene	Acenaphthene-d10	8.673	2614486	888980	10.3599	mg/l	103.60
Chlorpropham	Acenaphthene-d10	8.975	777987	888980	11.1984	mg/l	111.98
Dimethoate	Acenaphthene-d10	9.378	743673	888980	12.0868	mg/l	120.87
Prometon	Chrysene-d12	9.418	673927	1455491	11.0784	mg/l	110.78
Simazine	Chrysene-d12	9.448	651024	1455491	10.3334	mg/l	103.33
Atrazine	Acenaphthene-d10	9.488	394764	888980	10.5618	mg/l	105.62
Pentachloronitrobenzene	Phenanthrene-d10	9.559	426752	1644963	11.2178	mg/l	112.18
Pentachlorophenol	Chrysene-d12	9.549	495604	1455491	10.3052	mg/l	103.05
Diazinon (Dimpylate)	Chrysene-d12	9.660	572982	1455491	10.4323	mg/l	104.32
Phenanthrene	Phenanthrene-d10	9.780	3434421	1644963	8.7084	mg/l	87.08
Disulfoton	Phenanthrene-d10	9.790	336404	1644963	10.0346	mg/l	100.35
Terbacil	Phenanthrene-d10	9.821	345884	1644963	10.0552	mg/l	100.55
Anthracene	Phenanthrene-d10	9.841	3415302	1644963	10.1270	mg/l	101.27
Caffeine	Phenanthrene-d10	9.992	1125849	1644963	10.3488	mg/l	103.49
Acetochlor	Chrysene-d12	10.113	446614	1455491	11.0108	mg/l	110.11
Metribuzin	Chrysene-d12	10.143	830355	1455491	10.2266	mg/l	102.27
Alachlor	Chrysene-d12	10.203	579943	1455491	10.9291	mg/l	109.29
Prometryn	Chrysene-d12	10.284	952945	1455491	10.7256	mg/l	107.26

Quantitative Analysis Results With Qualifier Ratio Report

Compound	ISTD	RT	Resp.	ISTD Resp.	Conc	Units	Accuracy
Bromacil	Chrysene-d12	10.465	111804	1455491	9.9009	mg/l	99.01
Di-n-butyl phthalate	Phenanthrene-d10	10.445	4377448	1644963	10.2918	mg/l	102.92
Metolachlor	Chrysene-d12	10.545	1757201	1455491	10.5721	mg/l	105.72
Cyanazine	Phenanthrene-d10	10.576	203975	1644963	9.8429	mg/l	98.43
Thiobencarb	Chrysene-d12	10.576	1815135	1455491	9.6350	mg/l	96.35
Diphenamide	Phenanthrene-d10	10.757	1470151	1644963	10.2988	mg/l	102.99
Captan	Phenanthrene-d10	11.049	123839	1644963	9.7424	mg/l	97.42
Fluoranthene	Phenanthrene-d10	11.069	4024525	1644963	10.2522	mg/l	102.52
Butachlor	Chrysene-d12	11.169	786625	1455491	11.5081	mg/l	115.08
Pyrene	Phenanthrene-d10	11.300	3826180	1644963	9.9534	mg/l	99.53
Terphenyl-d14	Chrysene-d12	11.482	1338963	1455491	4.6817	mg/l	93.63
Ethion	Chrysene-d12	11.743	959251	1455491	10.6753	mg/l	106.75
Trithion (carbofenotion)	Chrysene-d12	11.985	1055543	1455491	10.6179	mg/l	106.18
Butyl benzyl phthalate	Phenanthrene-d10	12.005	1239590	1644963	10.2632	mg/l	102.63
Bis(2-ethylhexyl)adipate	Phenanthrene-d10	12.116	1570622	1644963	11.3533	mg/l	113.53
TPP	Phenanthrene-d10	12.236	464883	1644963	5.2576	mg/l	105.15
Benzo [a] anthracene	Phenanthrene-d10	12.649	4157864	1644963	11.3459	mg/l	113.46
Chrysene	Chrysene-d12	12.700	3575761	1455491	8.9318	mg/l	89.32
Bis(2-ethylhexyl)phthalate	Phenanthrene-d10	12.740	2855676	1644963	11.3555	mg/l	113.55
Di-n-octyl phthalate	Chrysene-d12	13.847	328520	1455491	9.8495	mg/l	98.50
Benzo [b] fluoranthene	Chrysene-d12	14.481	4193568	1455491	10.6867	mg/l	106.87
Benzo [k] fluoranthene	Chrysene-d12	14.542	4017763	1455491	10.7202	mg/l	107.20
Benzo[a] pyrene	Chrysene-d12	15.216	3874094	1455491	10.6411	mg/l	106.41
Perylene-d12	Chrysene-d12	15.347	1679170	1455491	5.0595	mg/l	101.19
Indeno [1,2,3-cd] pyrene	Chrysene-d12	17.793	3534718	1455491	10.5589	mg/l	105.59
Dibenz [a,h] anthracene	Chrysene-d12	17.853	3708566	1455491	10.7419	mg/l	107.42
Benzo [g,h,i] perylene	Chrysene-d12	18.206	3623870	1455491	10.8469	mg/l	108.47

Compound	CAS#	RT	RR	Conc	Transition	(Min-Max)	Q-Ratio
1,3 Dimethyl-2-Nitrobenzene		5.865	0.3016	5.1211	134.1		
					103.0	41.0 - 61.5	49.8
					151.0	30.9 - 46.4	37.2
Naphthalene		5.935	4.0214	9.7673	128.0		
					129.0	8.7 - 13.1	11.1
EPTC		7.083	0.8383	10.1566	128.0		
					86.0	51.0 - 76.5	64.9
					189.0	17.4 - 26.1	22.4
Dimethyl phthalate		7.707	3.0790	10.3138	163.0		
					77.0	15.0 - 22.5	18.8
					194.0	5.2 - 7.8	6.3
Acenaphthylene		7.828	3.6711	10.7143	152.0		
					151.0	16.0 - 24.1	19.9
					76.0	7.0 - 10.5	8.1
Acenaphthene		8.039	2.3492	9.3278	154.0		
					153.0	82.2 - 123.3	105.5
					152.0	39.0 - 58.6	50.9
Molinate		8.331	1.5836	10.2966	126.0		
					55.0	45.2 - 67.7	55.4
					187.0	15.8 - 23.7	20.4
Diethyl phthalate		8.572	3.1583	10.7492	149.0		
					177.0	18.6 - 27.9	22.8
					150.0	10.0 - 14.9	12.8
Fluorene		8.673	2.9410	10.3599	166.0		
					165.0	74.4 - 111.6	91.3
Chlorpropham		8.975	0.8751	11.1984	127.0		
					213.0	31.4 - 47.1	39.9
					171.0	21.2 - 31.9	26.5
Dimethoate		9.378	0.8365	12.0868	87.0		
					125.0	59.0 - 88.5	69.4
					93.0	57.4 - 86.1	69.8
Prometon		9.418	0.4630	11.0784	210.0		
					225.0	63.9 - 95.8	82.2
					168.0	63.8 - 95.7	78.2
Simazine	122-77-6	9.448	0.4473	10.3334	201.0		
					186.0	49.5 - 74.2	61.1
					173.0	37.2 - 55.8	48.7
Atrazine		9.488	0.4441	10.5618	215.0		
					200.0	161.2 - 241.8	204.2
					58.0	53.4 - 80.1	61.4
Pentachloronitrobenzene		9.559	0.2594	11.2178	237.0		
					249.0	49.3 - 74.0	59.7
					295.0	38.4 - 57.7	44.5
Pentachlorophenol		9.549	0.3405	10.3052	265.7		
					267.7	50.7 - 76.0	64.7
					166.8	44.0 - 66.0	54.9
Diazinon (Dimpylate)		9.660	0.3937	10.4323	137.0		
					179.0	68.6 - 102.8	86.7
					152.0	49.7 - 74.6	63.5
Phenanthrene		9.780	2.0878	8.7084	178.0		
					176.0	15.4 - 23.0	19.5
					179.0	12.9 - 19.4	15.4
Disulfoton		9.790	0.2045	10.0346	97.0		
					61.0	56.4 - 84.6	71.4
					125.0	50.3 - 75.5	60.0

Compound	CAS#	RT	RR	Conc	Transition	(Min-Max)	Q-Ratio
Terbacil		9.821	0.2103	10.0552	117.0		
					162.0	71.6 - 107.4	79.2
					57.0	46.0 - 69.0	57.8
Anthracene		9.841	2.0762	10.1270	178.0		
					176.0	15.1 - 22.7	19.0
					179.0	12.3 - 18.5	15.5
Caffeine		9.992	0.6844	10.3488	194.0		
					109.0	40.9 - 61.4	50.4
					67.0	26.4 - 39.7	33.2
Acetochlor		10.113	0.3068	11.0108	146.0		
					162.0	67.6 - 101.3	85.6
					223.0	44.3 - 66.4	56.3
Metribuzin		10.143	0.5705	10.2266	198.0		
					144.0	22.3 - 33.5	25.5
					199.0	16.1 - 24.1	19.7
Alachlor	15972-60-8	10.203	0.3985	10.9291	160.1		
					188.1	68.1 - 102.1	86.4
					237.0	16.5 - 24.8	21.5
Prometryn		10.284	0.6547	10.7256	241.0		
					184.0	72.3 - 108.5	89.6
					226.0	48.1 - 72.1	61.6
Bromacil		10.465	0.0768	9.9009	164.0		
					162.0	83.5 - 125.2	107.1
					190.0	79.7 - 119.5	102.9
Di-n-butyl phthalate		10.445	2.6611	10.2918	149.0		
					150.0	7.7 - 11.6	9.3
					104.0	4.1 - 6.2	4.9
Metolachlor		10.545	1.2073	10.5721	162.0		
					238.0	37.4 - 56.0	48.5
					146.0	13.8 - 20.7	17.6
Cyanazine		10.576	0.1240	9.8429	68.0		
					225.0	92.7 - 139.0	128.5
					241.0	8.1 - 12.2	9.7
Thiobencarb	028249-77-6	10.576	1.2471	9.6350	100.1		
					72.1	37.0 - 55.5	45.4
					125.0	24.2 - 36.3	30.6
Diphenamide		10.757	0.8937	10.2988	167.0		
					152.0	17.2 - 25.7	22.1
					239.0	16.7 - 25.1	21.4
Captan		11.049	0.0753	9.7424	117.0		
					149.0	138.2 - 207.3	177.4
					264.0	33.0 - 49.4	42.6
Fluoranthene		11.069	2.4466	10.2522	202.0		
					203.0	14.4 - 21.6	17.8
					101.0	8.1 - 12.2	9.9
Butachlor		11.169	0.5405	11.5081	176.0		
					160.0	62.2 - 93.3	74.0
					57.0	37.8 - 56.7	44.0
Pyrene		11.300	2.3260	9.9534	202.0		
					200.0	16.8 - 25.2	21.3
					203.0	15.9 - 23.9	17.7
Terphenyl-d14		11.482	0.9199	4.6817	244.2		
					243.0	18.1 - 27.2	22.6

Compound	CAS#	RT	RR	Conc	Transition	(Min-Max)	Q-Ratio
					122.0	8.8 - 13.3	11.1
Ethion		11.743	0.6591	10.6753	231.0		
					153.0	52.9 - 79.4	62.6
					125.0	43.3 - 64.9	50.6
Trithion (carbofenotion)		11.985	0.7252	10.6179	157.0		
					342.0	19.2 - 28.7	26.0
					199.0	16.7 - 25.1	21.3
Butyl benzyl phthalate		12.005	0.7536	10.2632	91.0		
					149.0	129.8 - 194.7	163.7
					206.0	28.3 - 42.5	36.9
Bis(2-ethylhexyl)adipate		12.116	0.9548	11.3533	129.0		
					57.0	28.7 - 43.0	36.4
					147.0	16.1 - 24.2	20.2
TPP		12.236	0.2826	5.2576	326.1		
					169.0	23.7 - 35.6	29.6
					215.0	23.0 - 34.5	29.1
Benzo [a] anthracene		12.649	2.5276	11.3459	228.0		
					226.0	21.1 - 31.6	23.7
					229.0	16.0 - 24.1	17.4
Chrysene		12.700	2.4567	8.9318	228.0		
					226.0	23.5 - 35.2	34.1
					229.0	16.3 - 24.4	22.8
Bis(2-ethylhexyl)phthalate		12.740	1.7360	11.3555	149.0		
					167.0	25.3 - 38.0	31.5
					279.0	6.7 - 10.1	8.7
Di-n-octyl phthalate		13.847	0.2257	9.8495	279.0		
					167.0	31.6 - 47.4	36.2
					261.0	13.2 - 19.8	16.8
Benzo [b] fluoranthene		14.481	2.8812	10.6867	252.0		
					253.0	17.6 - 26.4	21.8
					126.0	11.1 - 16.6	12.9
Benzo [k] fluoranthene		14.542	2.7604	10.7202	252.0		
					253.0	17.5 - 26.2	21.8
					126.0	11.5 - 17.2	13.2
Benzo[a] pyrene		15.216	2.6617	10.6411	252.0		
					250.0	19.4 - 29.1	23.7
					126.0	12.7 - 19.1	13.5
Perylene-d12		15.347	1.1537	5.0595	264.0		
					260.0	18.4 - 27.6	22.8
					132.0	13.1 - 19.7	16.2
Indeno [1,2,3-cd] pyrene		17.793	2.4285	10.5589	276.0		
					277.0	19.2 - 28.8	24.1
					138.0	16.3 - 24.5	18.0
Dibenz [a,h] anthracene		17.853	2.5480	10.7419	278.0		
					279.0	20.1 - 30.1	23.1
					139.0	13.8 - 20.7	14.1
Benzo [g,h,i] perylene		18.206	2.4898	10.8469	276.0		
					138.0	18.7 - 28.0	19.8
					277.0	18.7 - 28.0	23.8

1,3 Dimethyl-2-Nitrobenzene

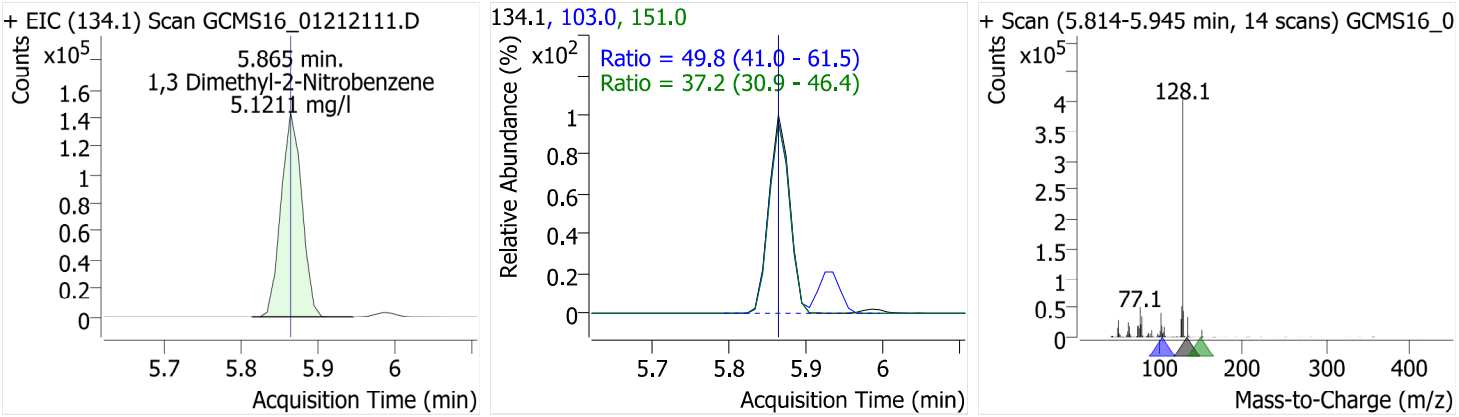

Naphthalene

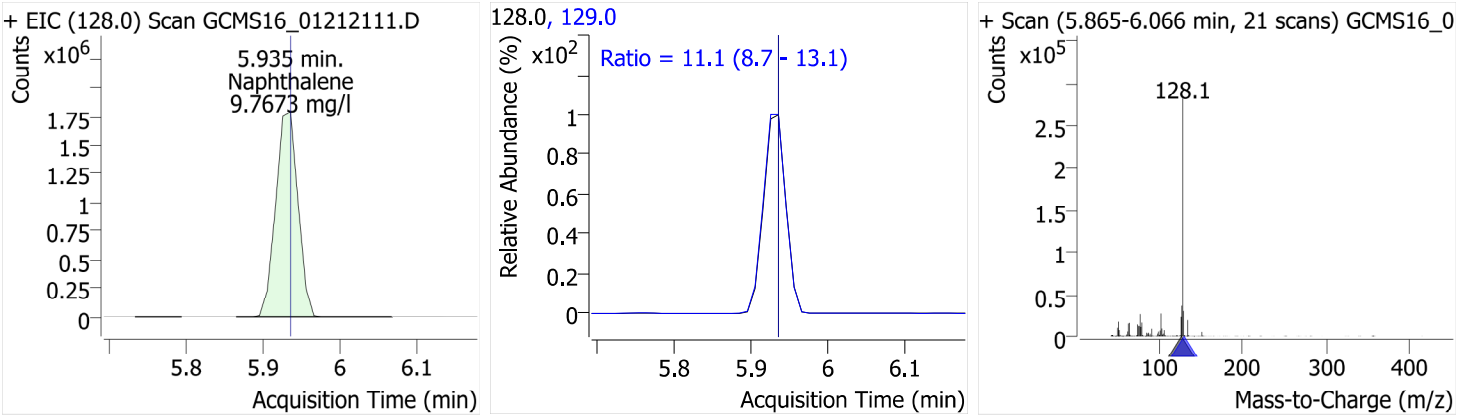

EPTC

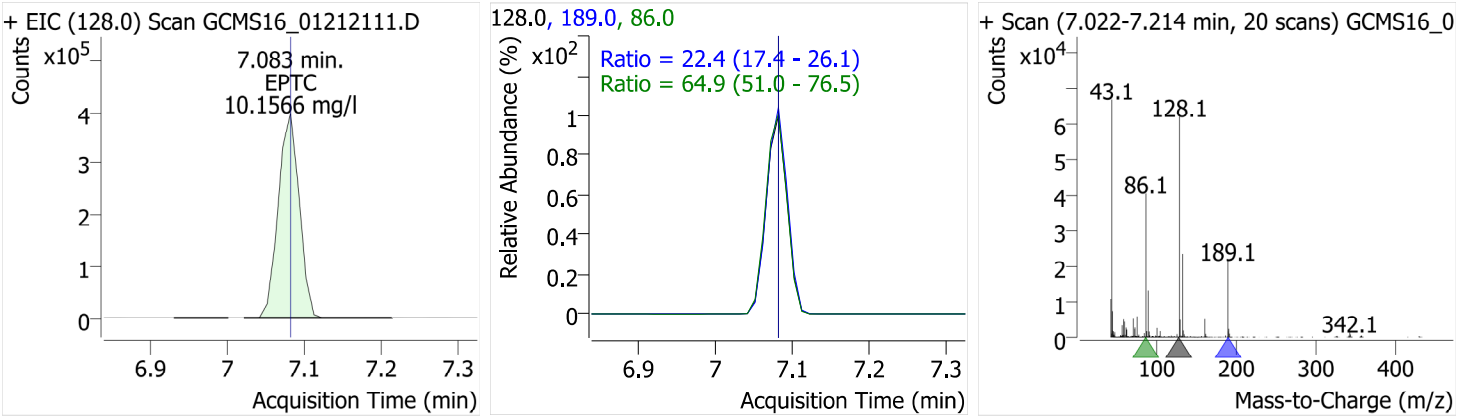

Dimethyl phthalate

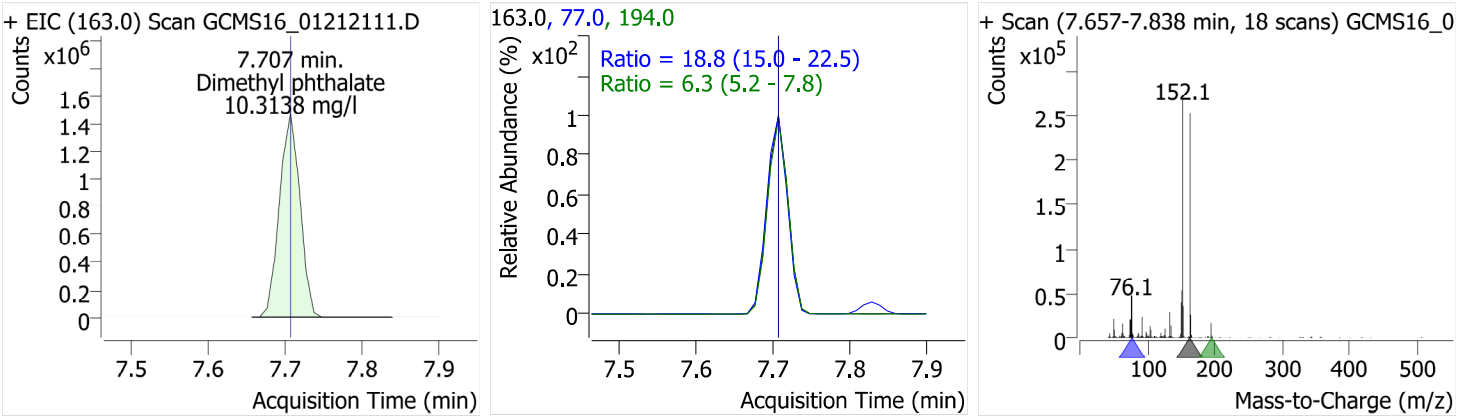

Acenaphthylene

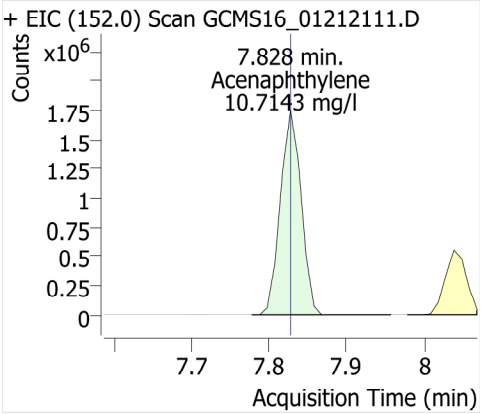

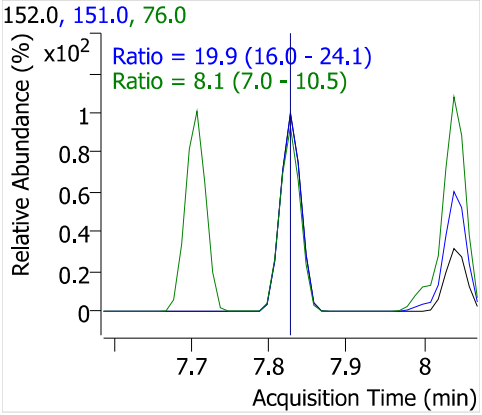

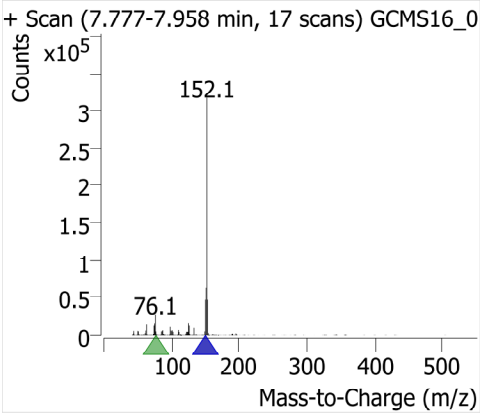

Acenaphthene-d10

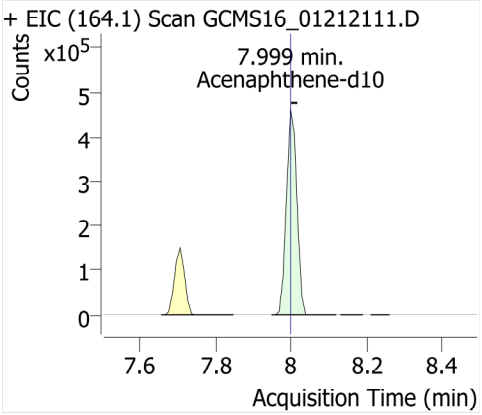

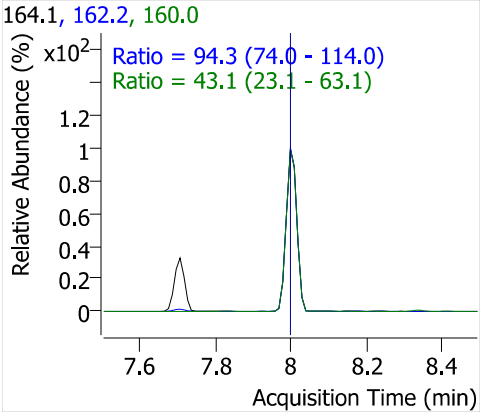

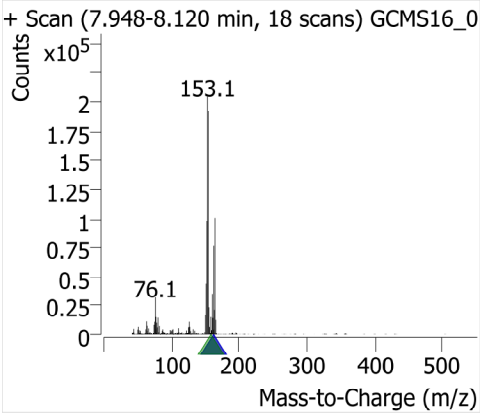

Acenaphthene

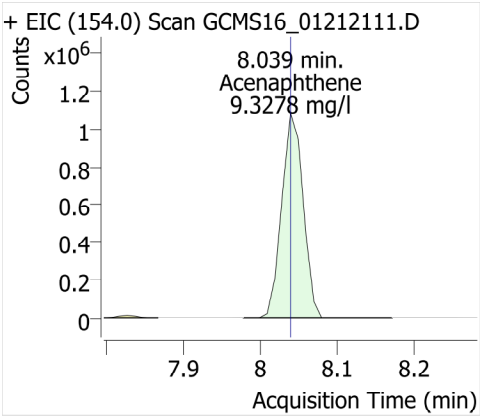

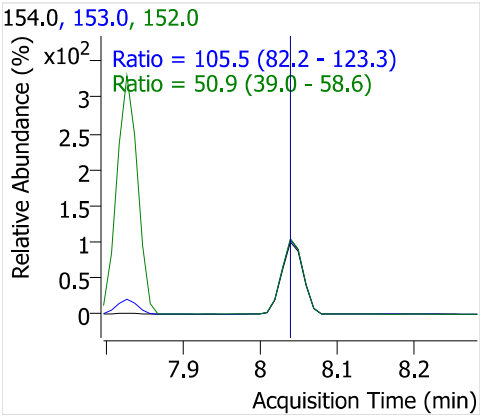

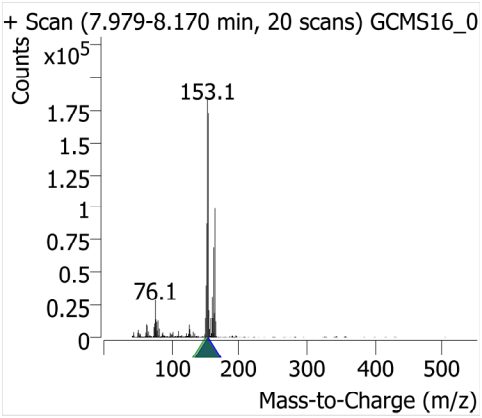

Molinate

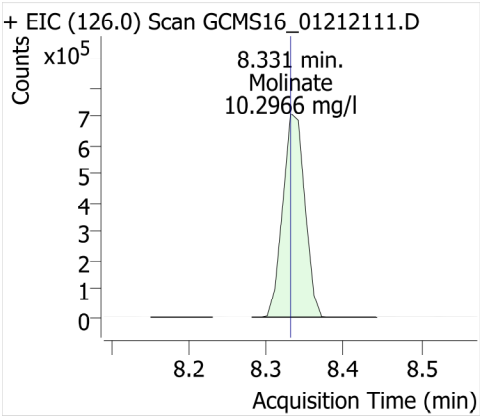

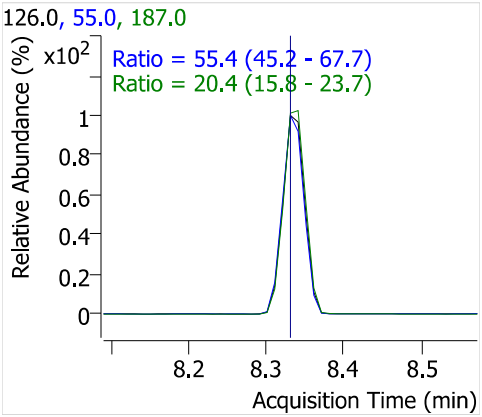

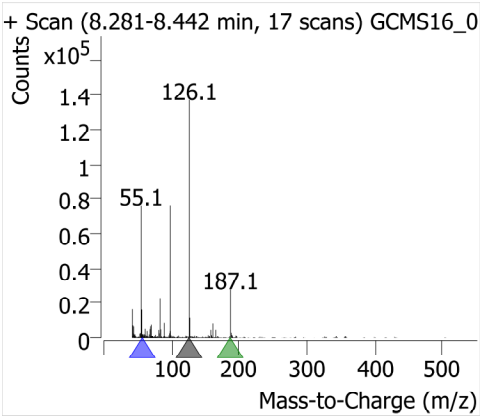

Diethyl phthalate

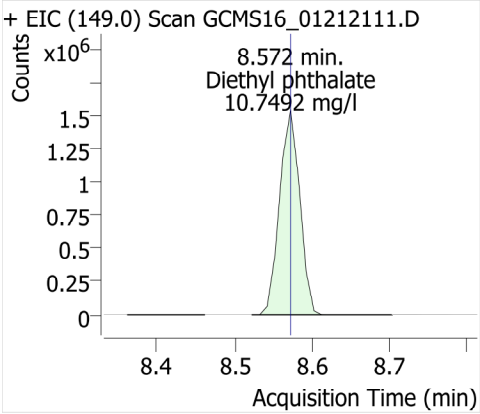

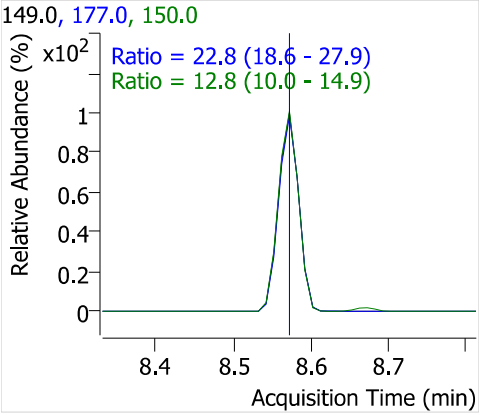

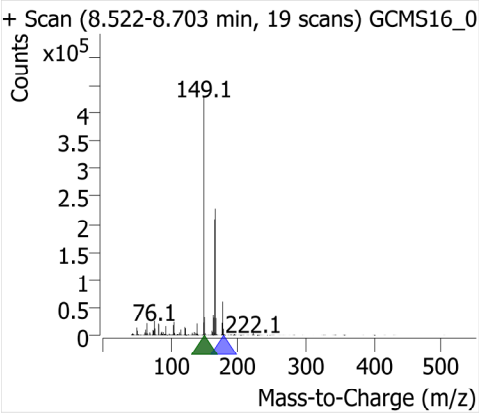

Fluorene

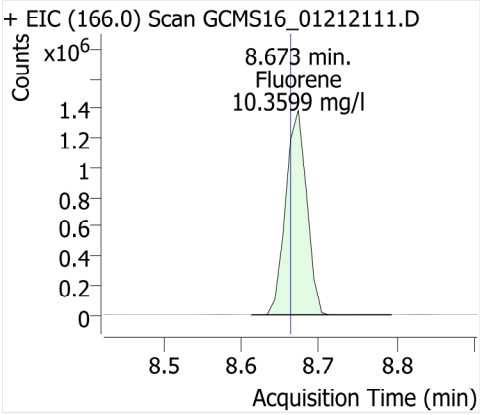

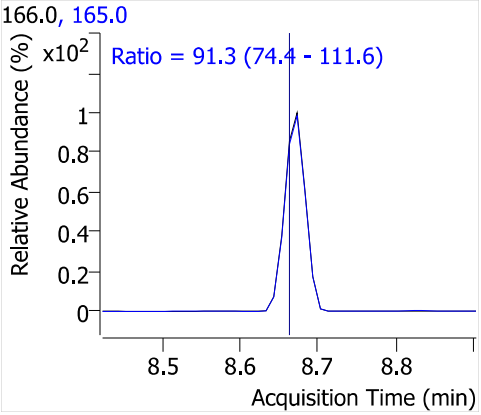

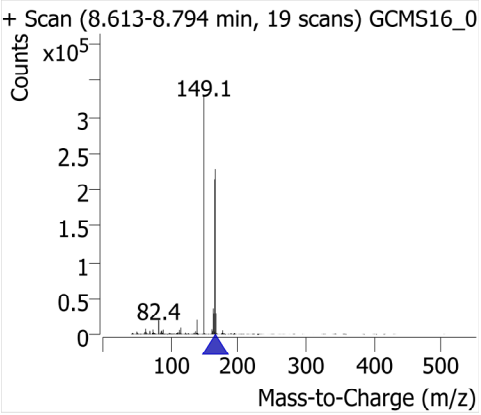

Chlorpropham

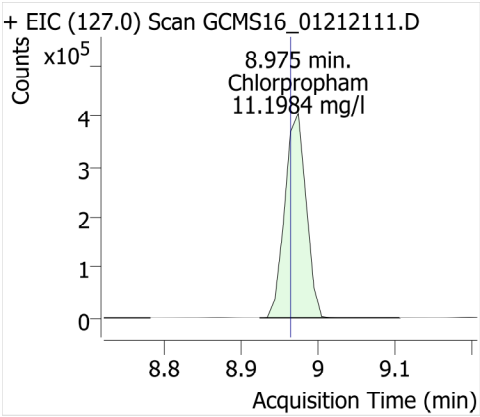

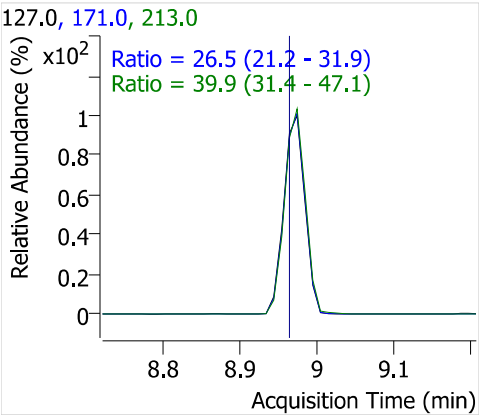

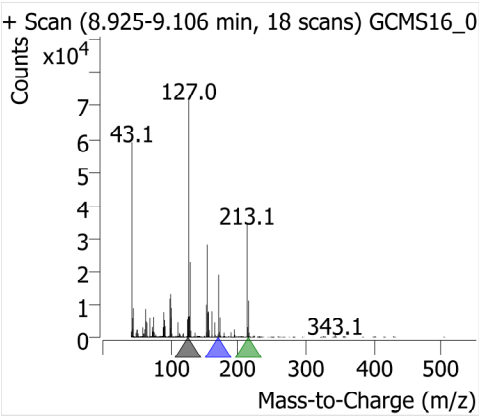

Dimethoate

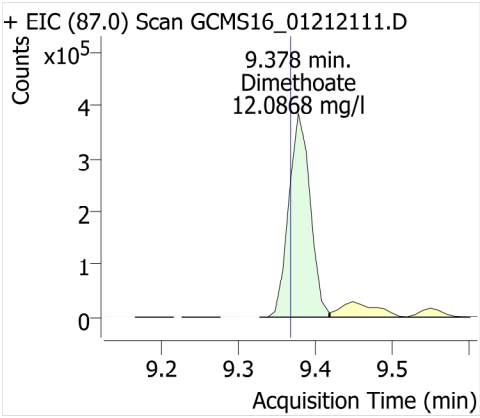

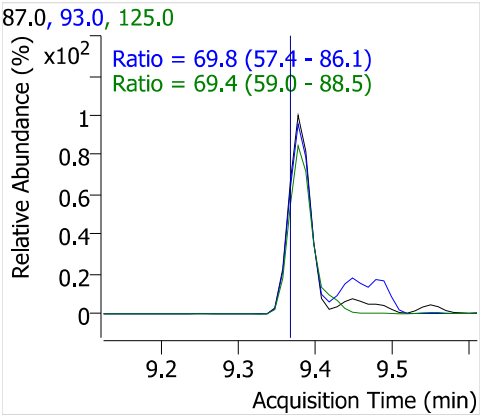

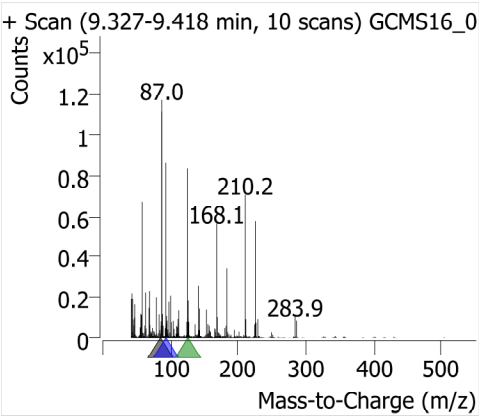

Prometon

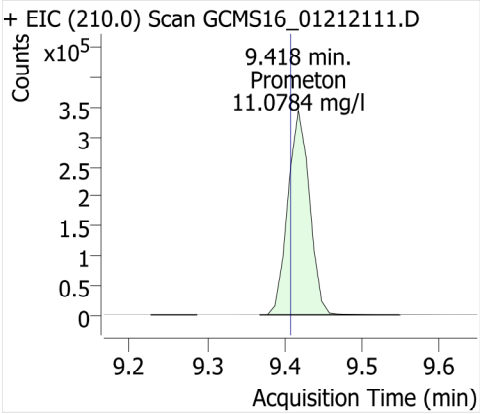

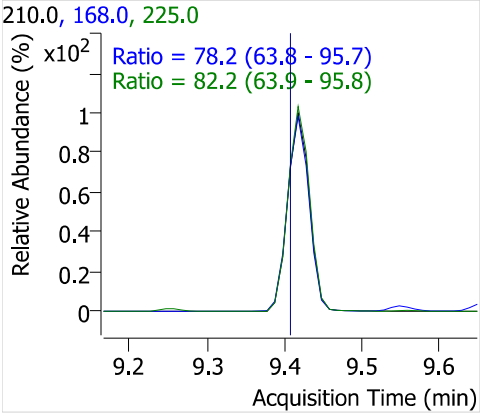

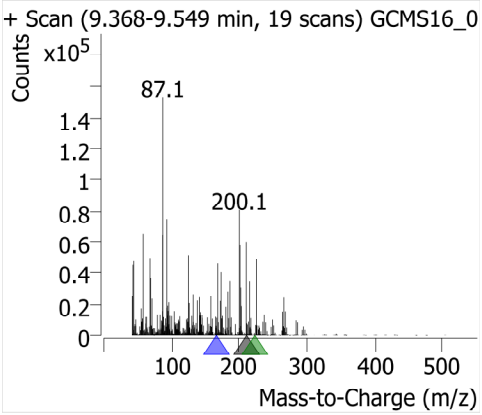

Simazine

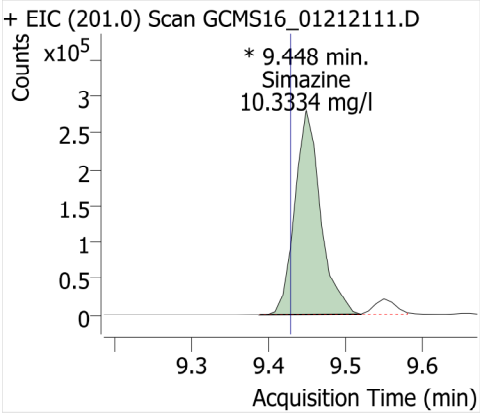

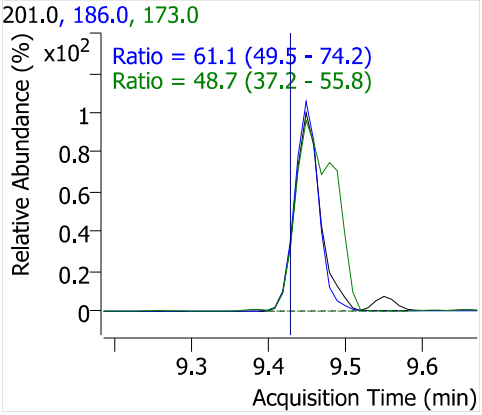

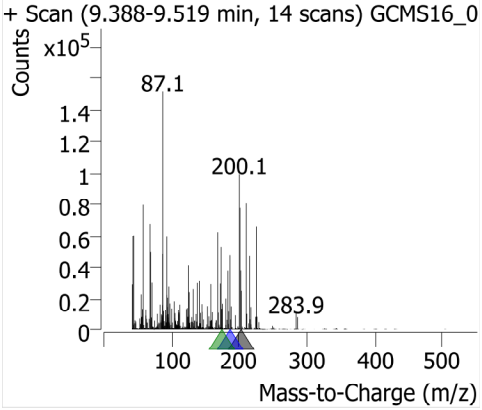

Atrazine

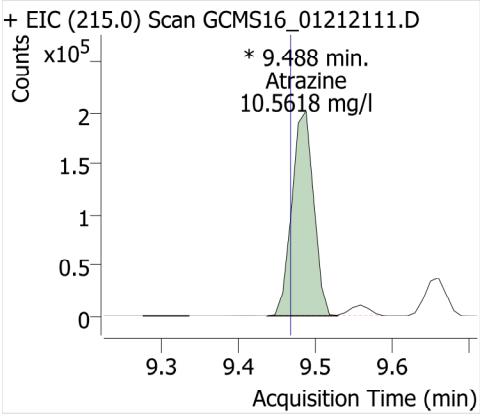

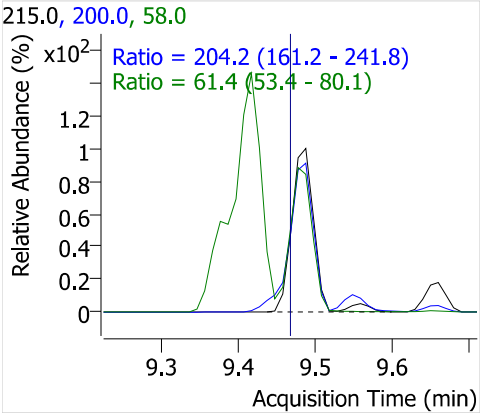

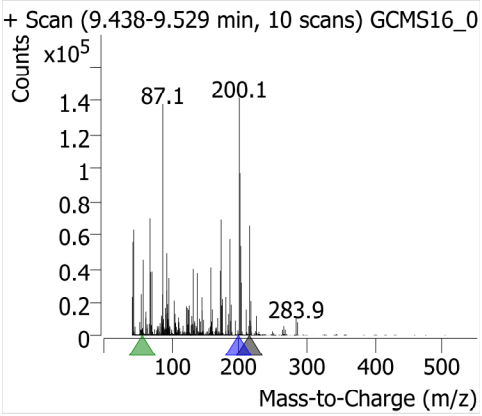

Pentachloronitrobenzene

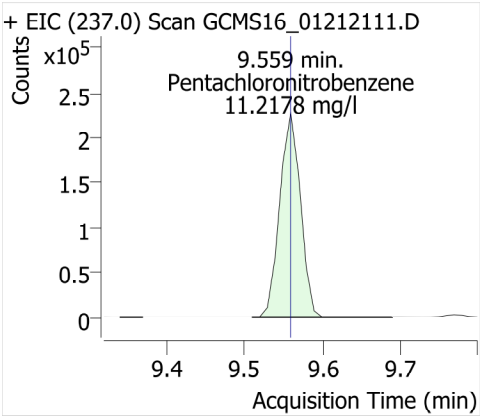

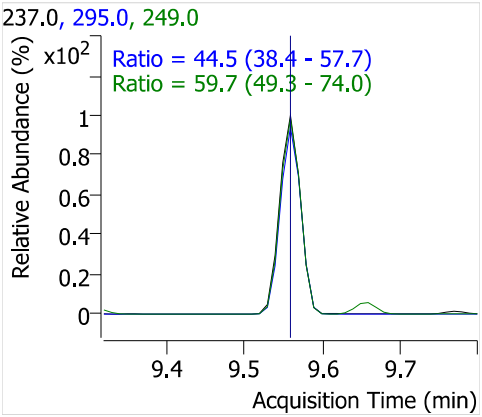

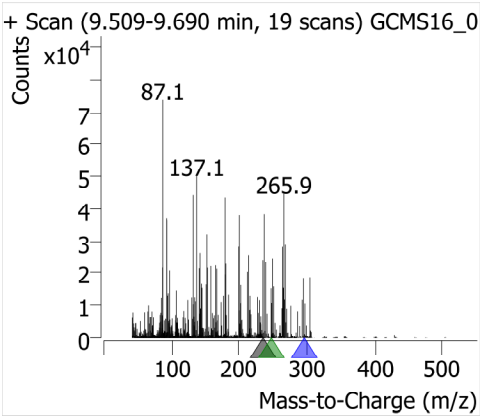

Pentachlorophenol

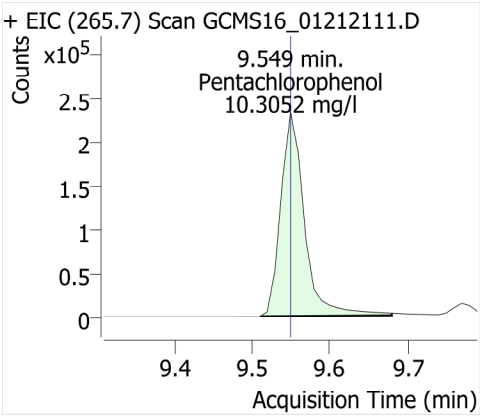

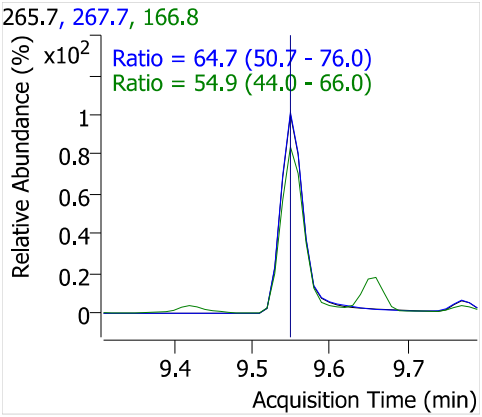

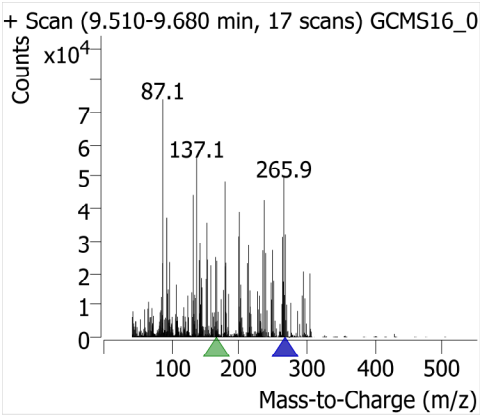

Diazinon (Dimpylate)

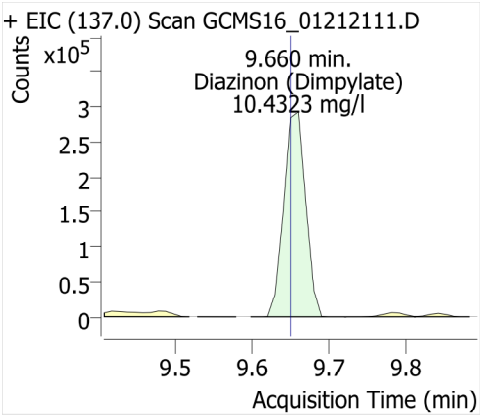

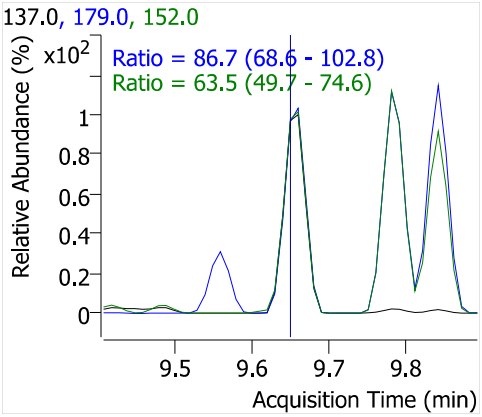

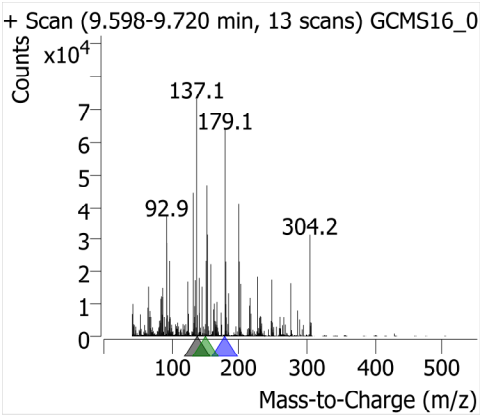

Phenanthrene-d10

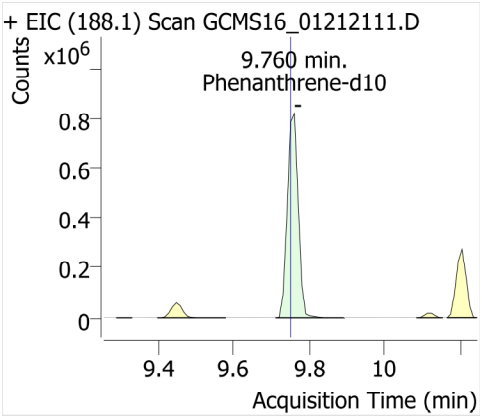

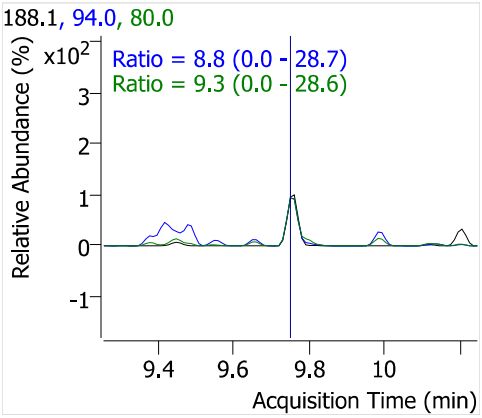

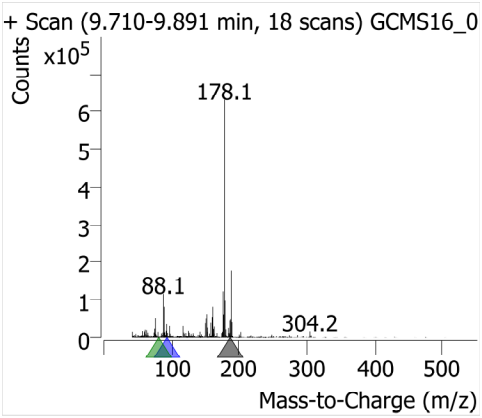

Phenanthrene

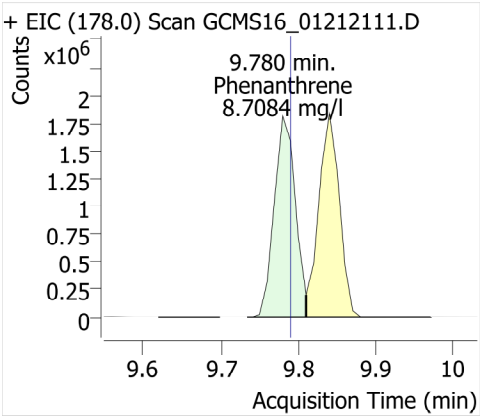

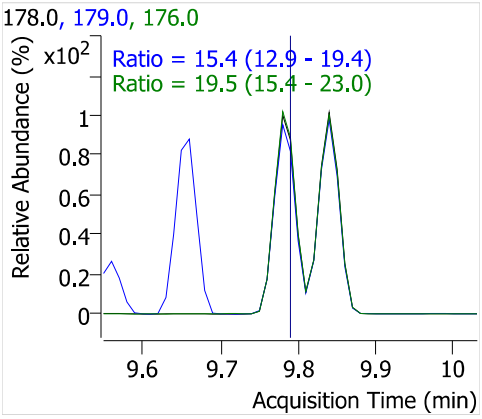

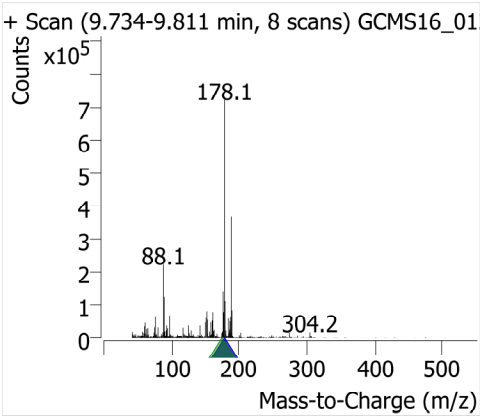

Disulfoton

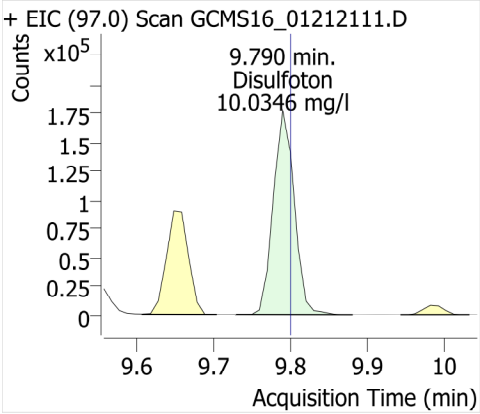

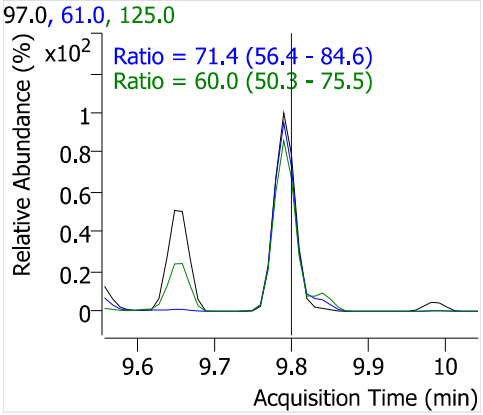

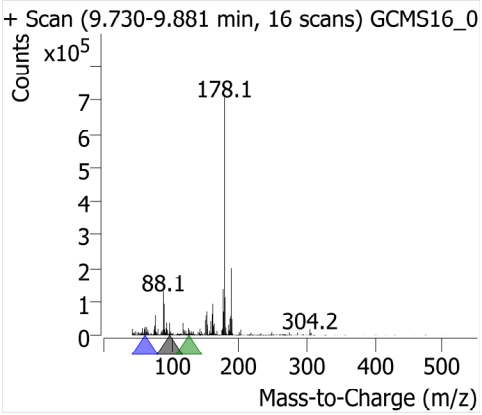

Terbacil

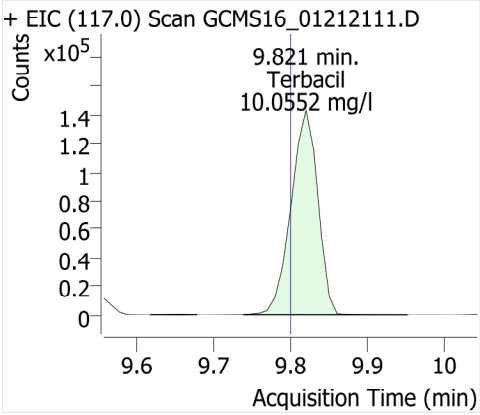

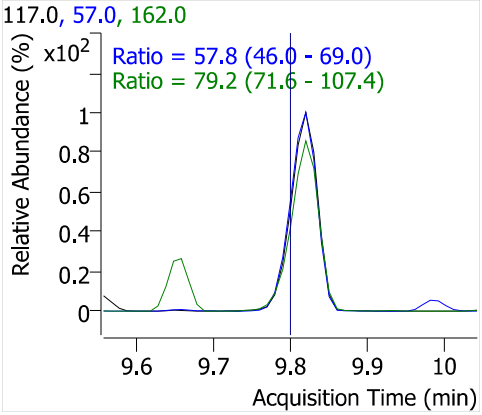

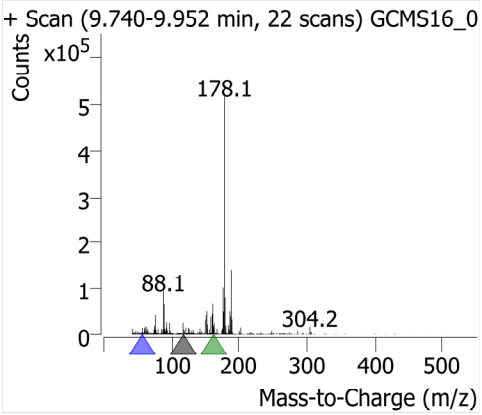

Anthracene

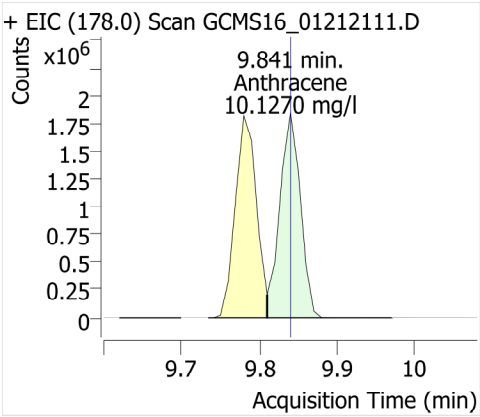

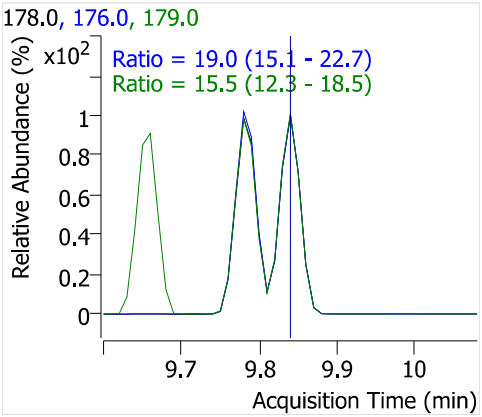

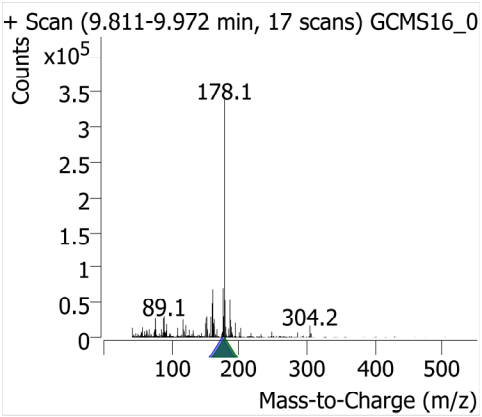

Caffeine

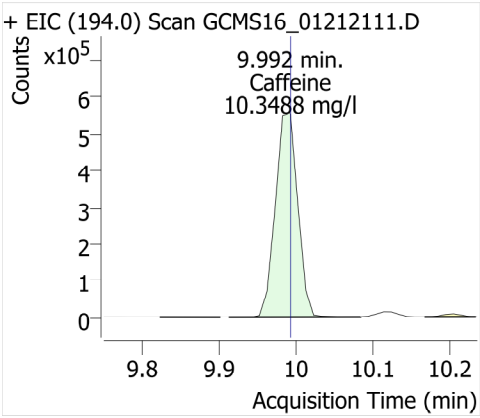

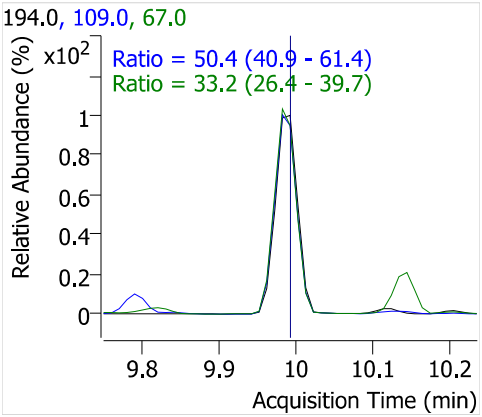

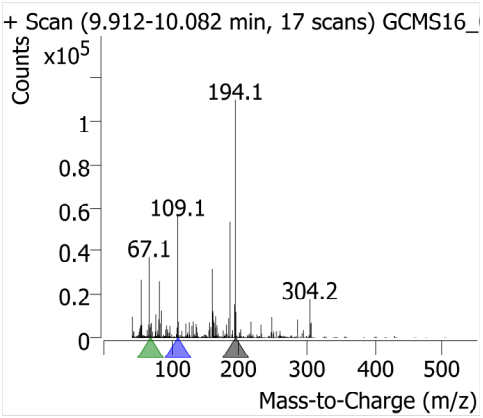

Acetochlor

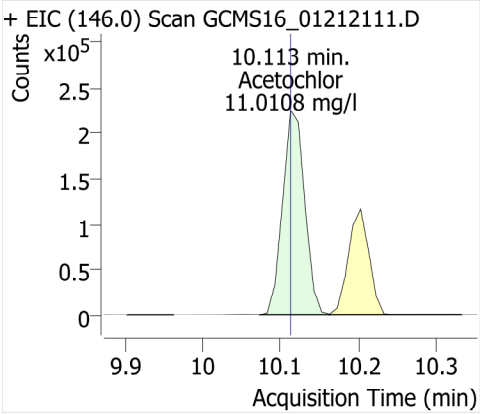

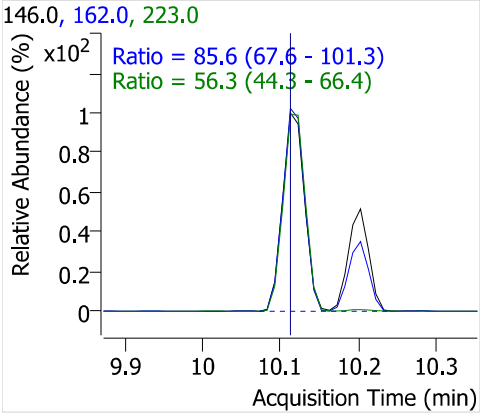

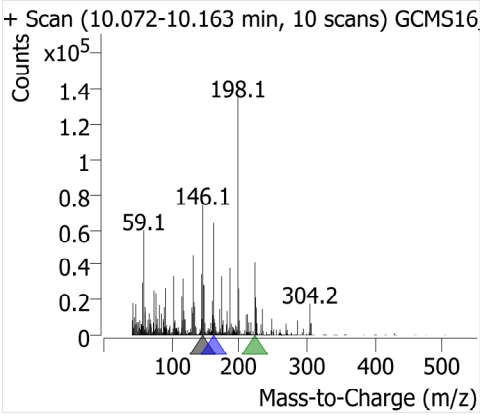

Metribuzin

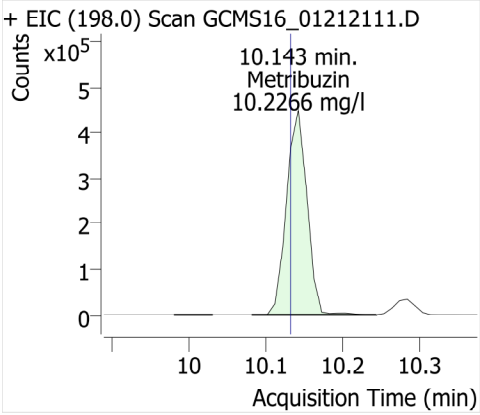

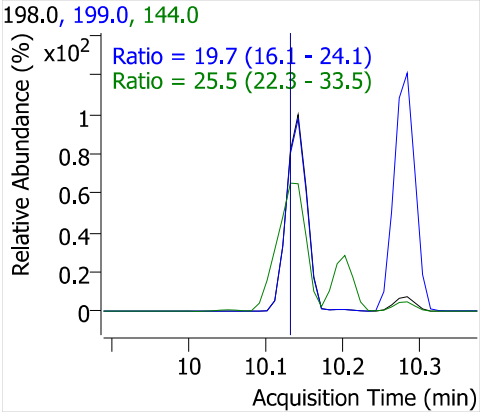

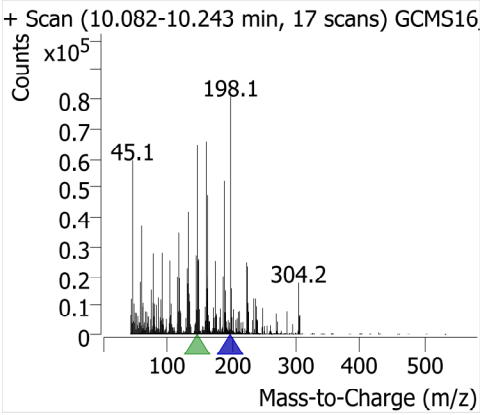

Alachlor

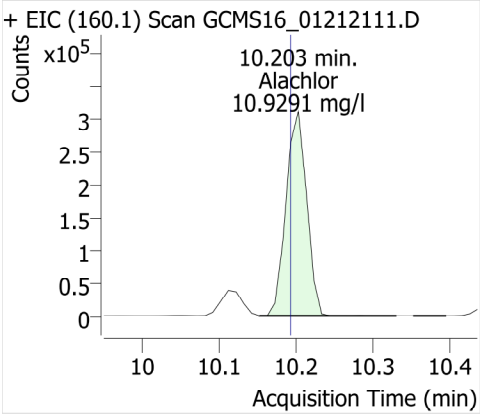

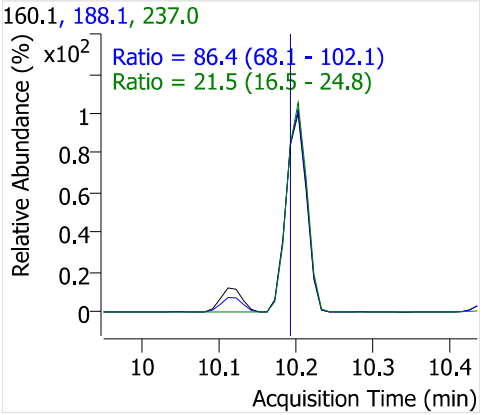

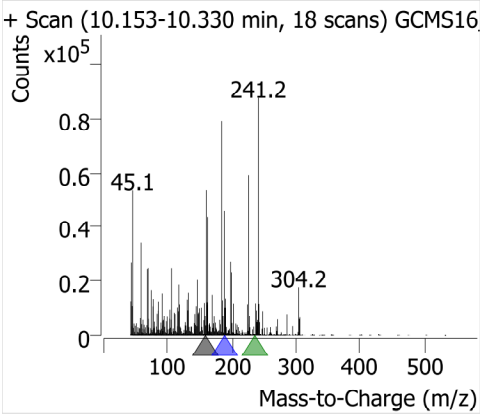

Prometryn

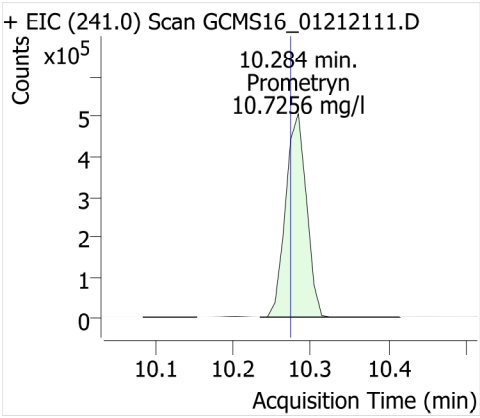

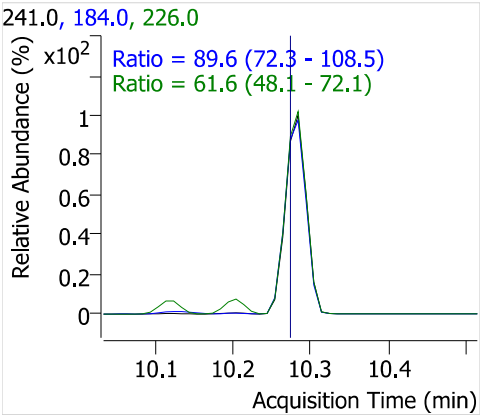

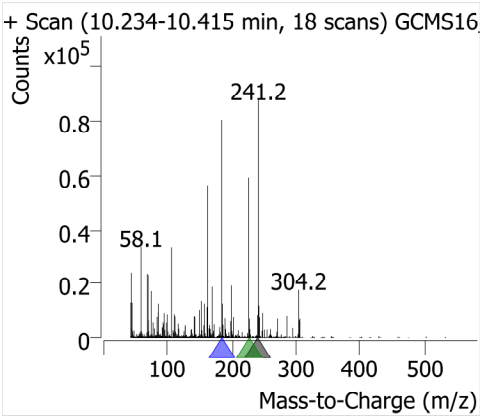

Bromacil

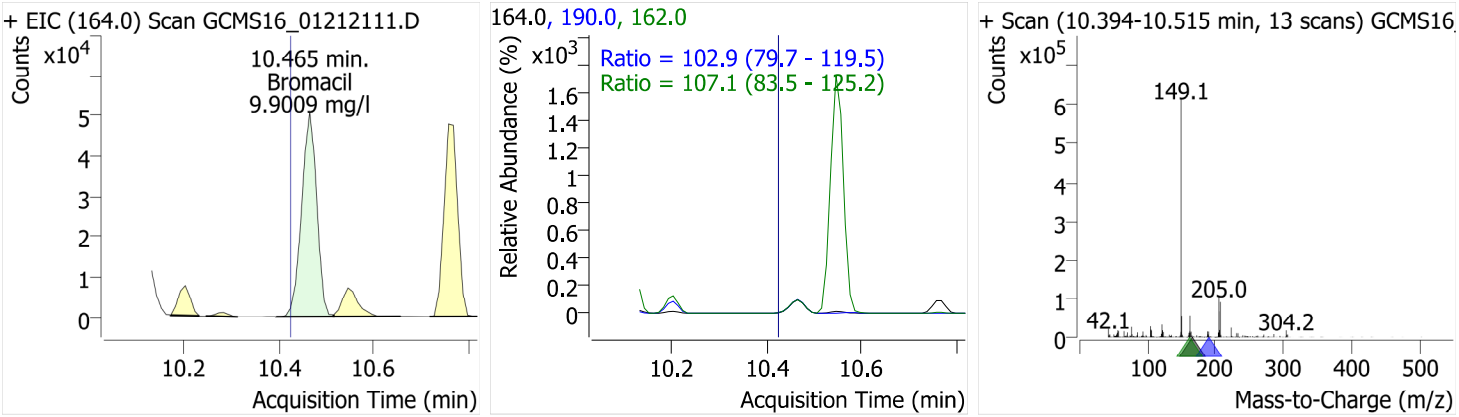

Di-n-butyl phthalate

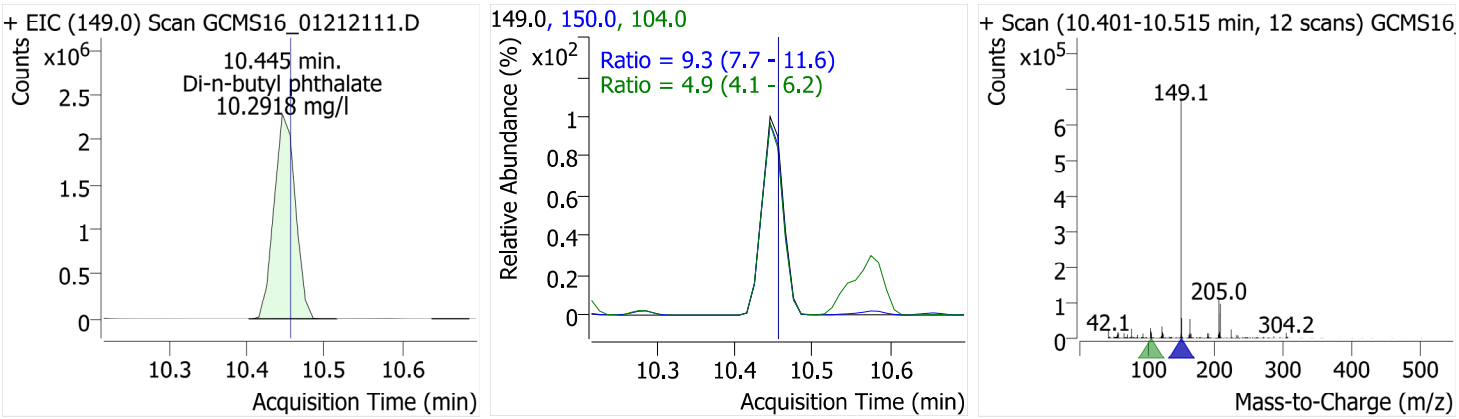

Metolachlor

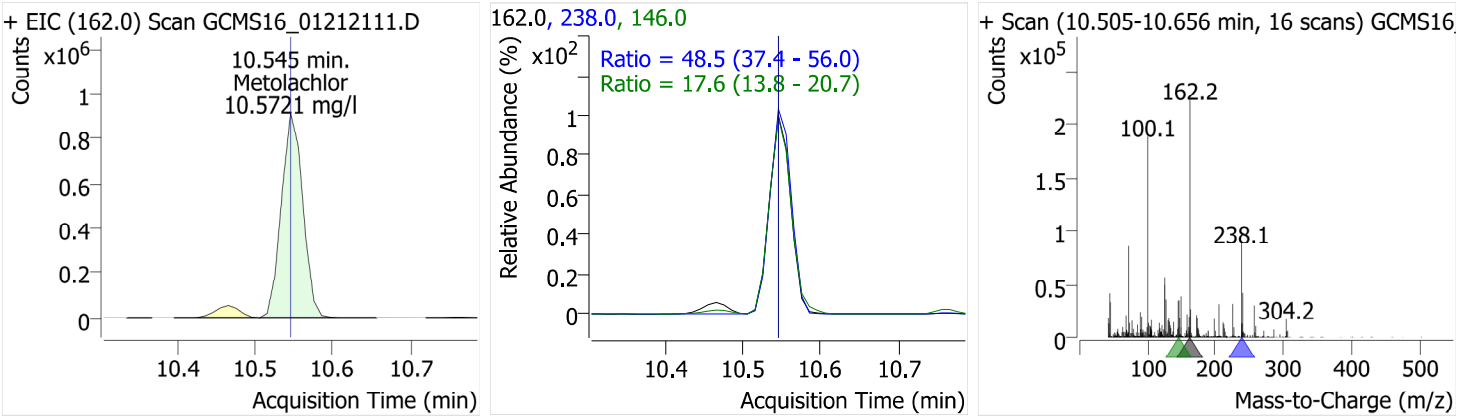

Cyanazine

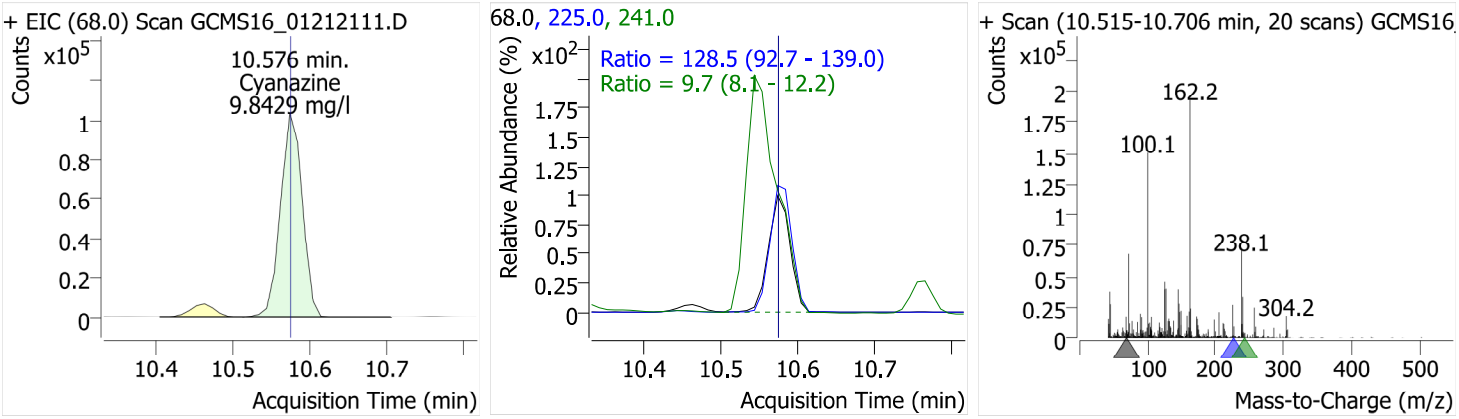

Thiobencarb

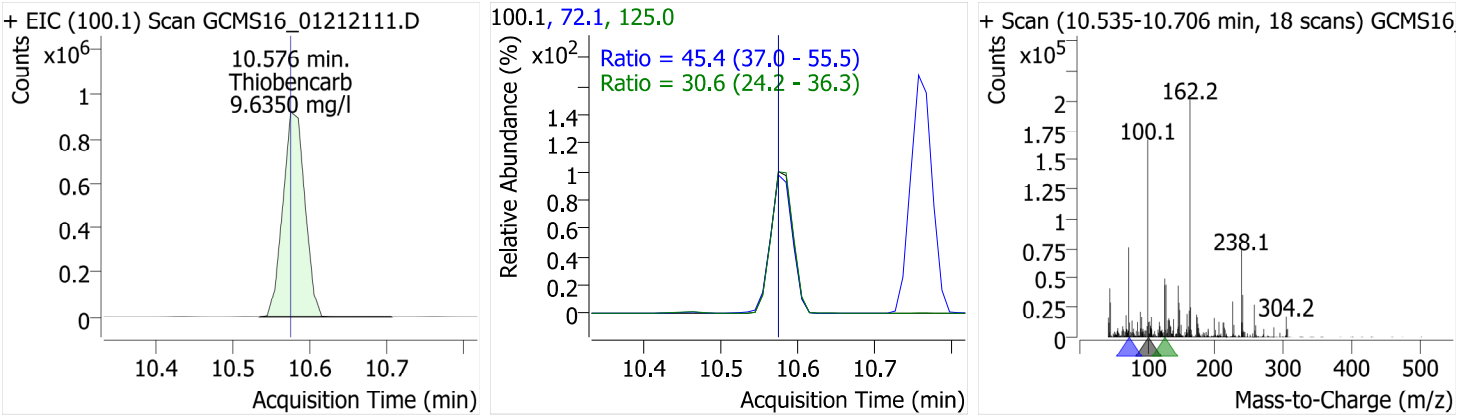

Diphenamide

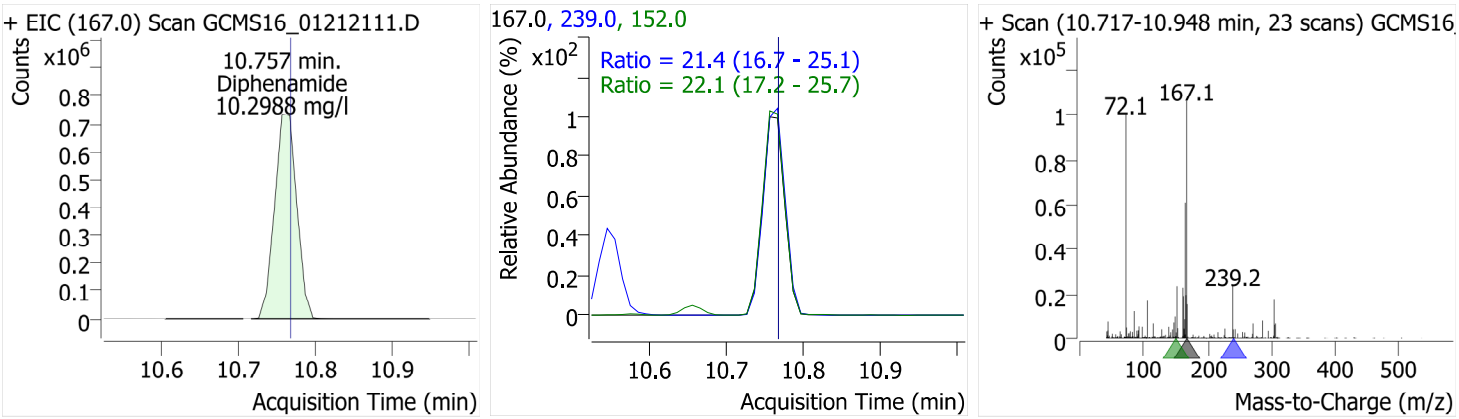

Captan

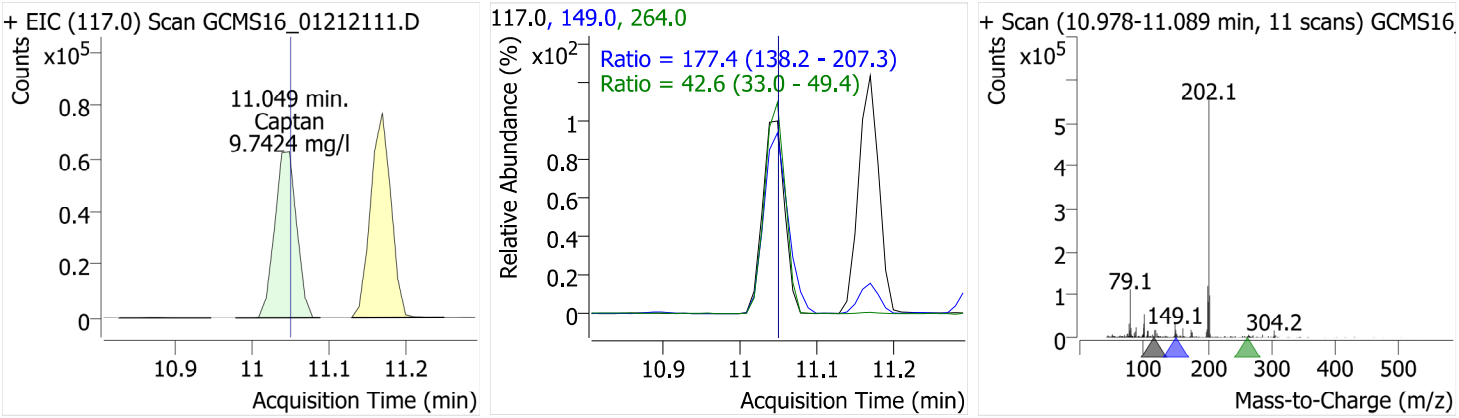

Fluoranthene

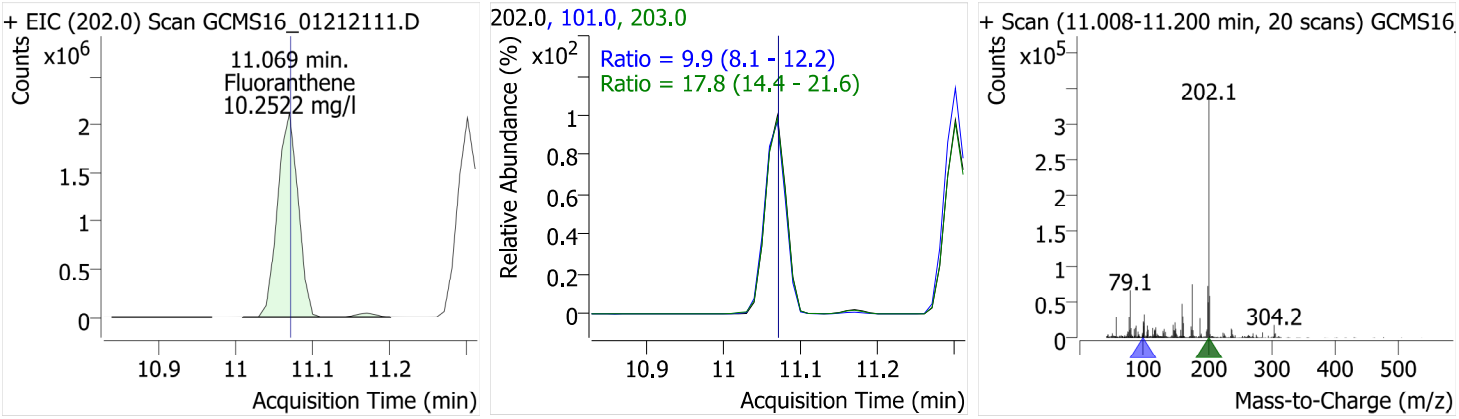

Butachlor

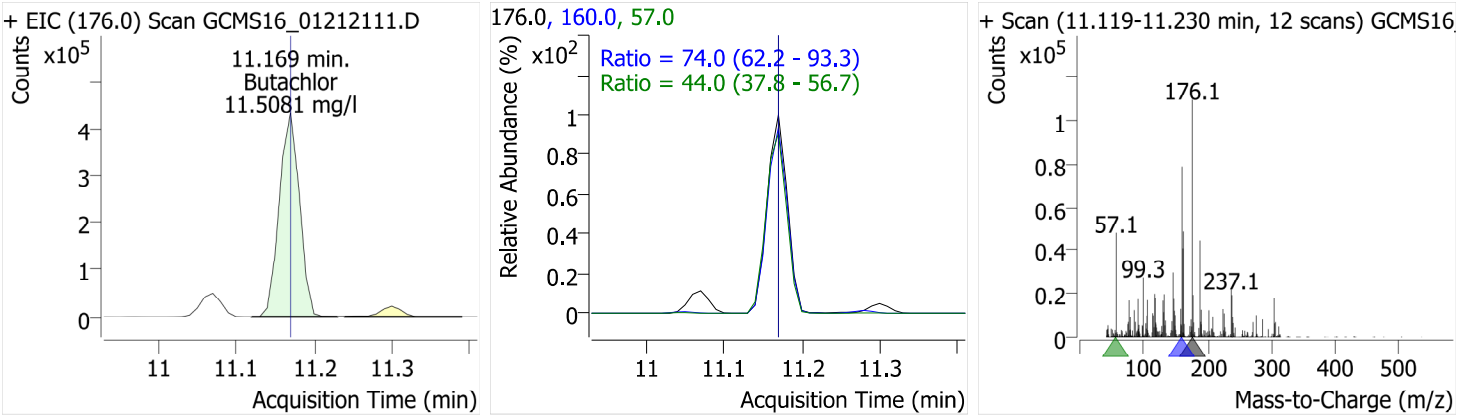

Pyrene

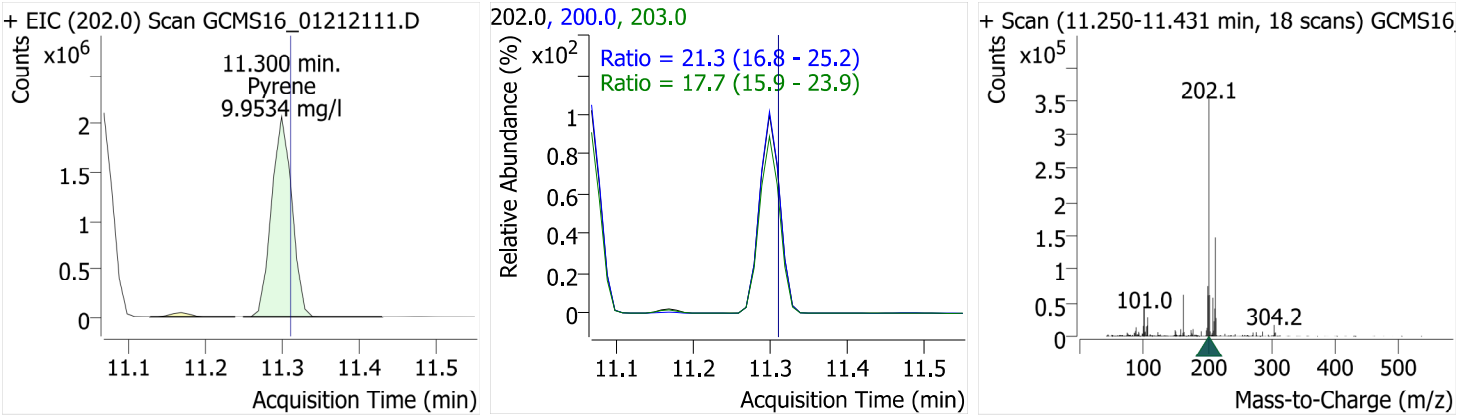

Terphenyl-d14

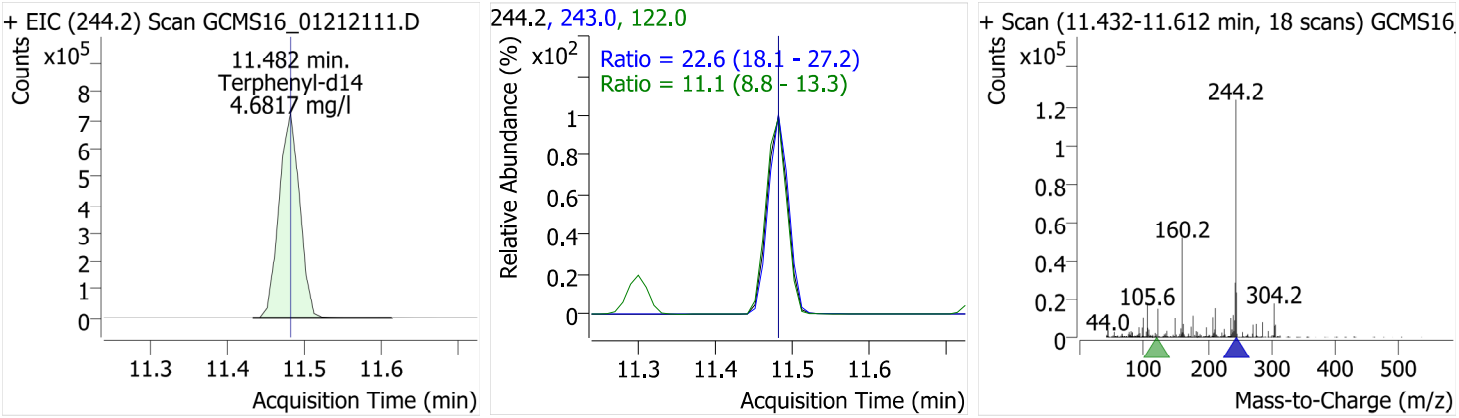

Ethion

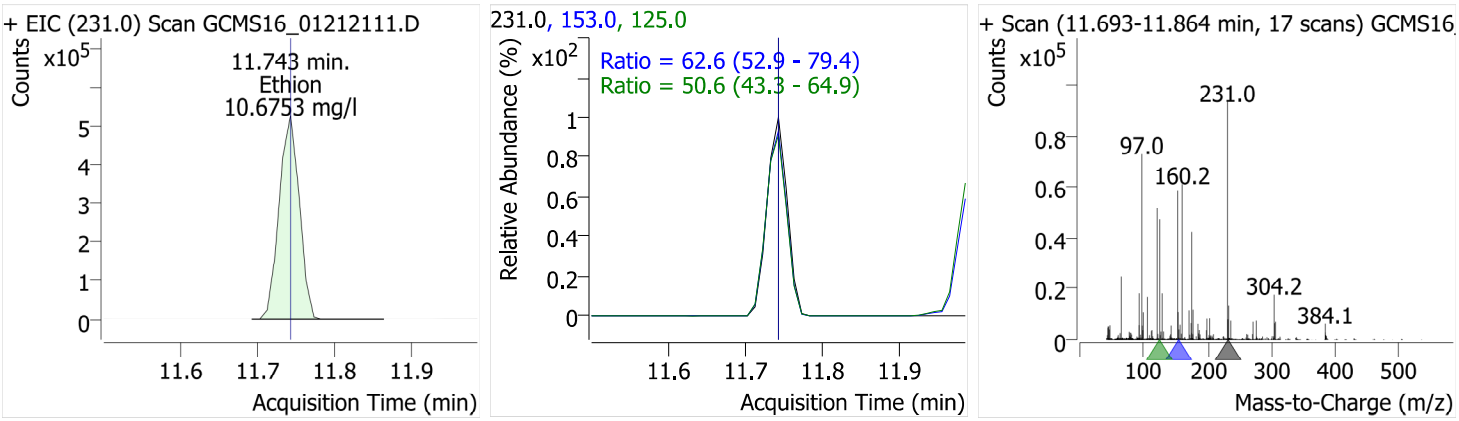

Trithion (carbofenotion)

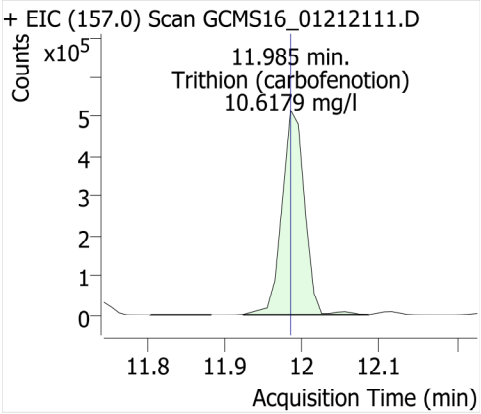

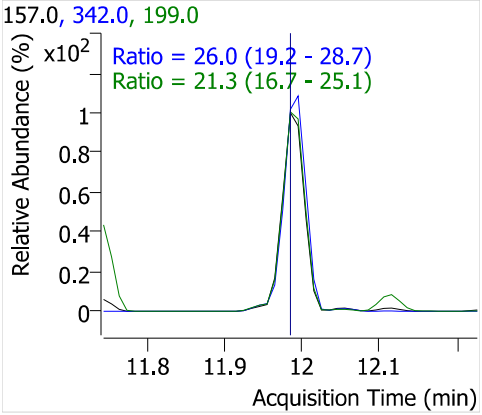

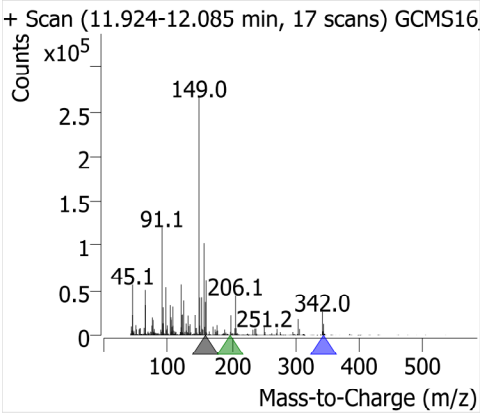

Butyl benzyl phthalate

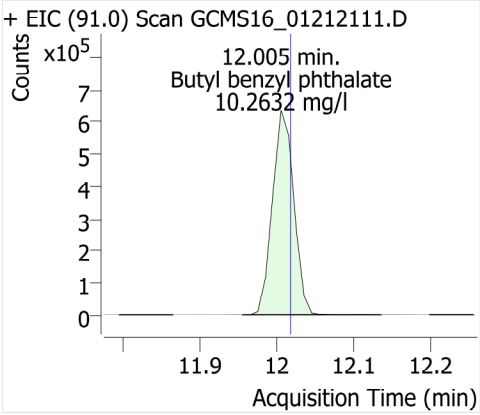

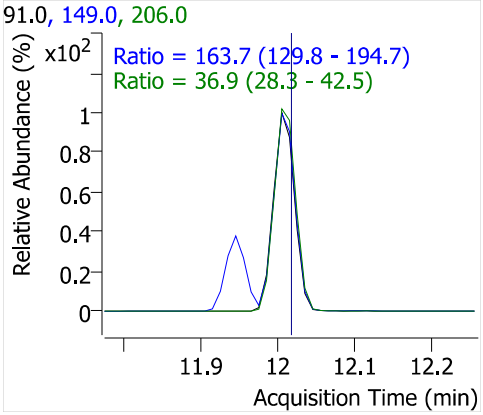

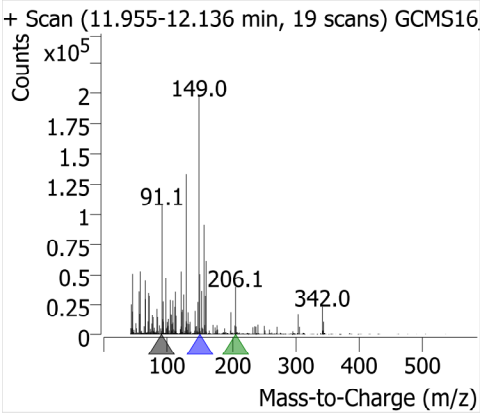

Bis(2-ethylhexyl)adipate

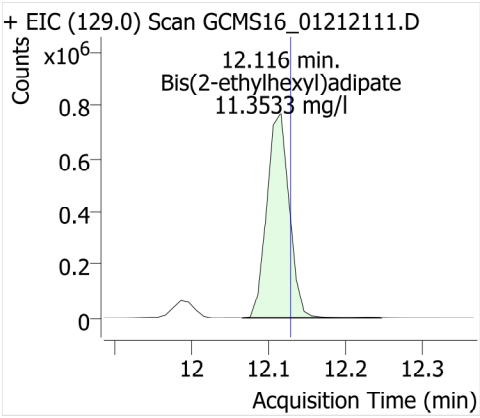

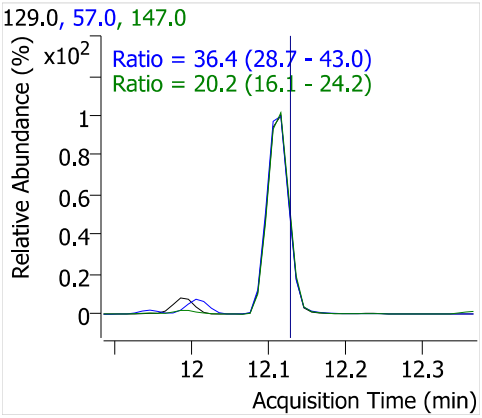

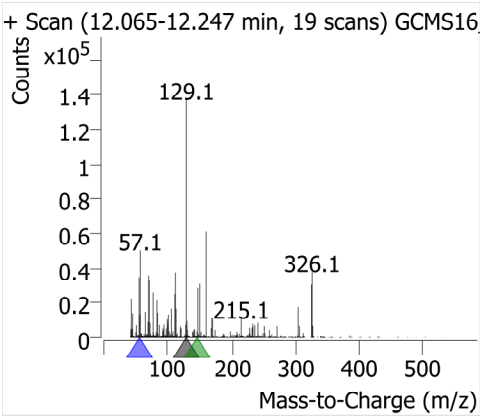

TPP

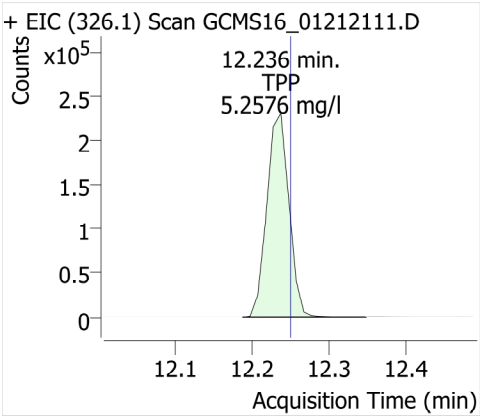

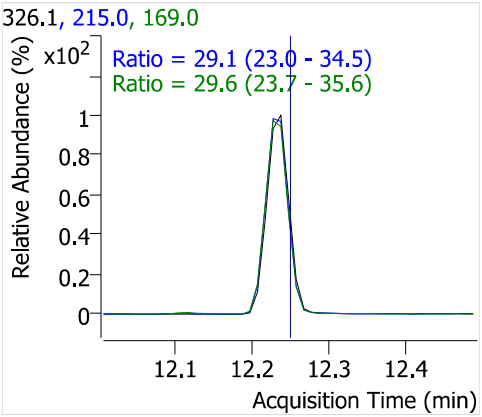

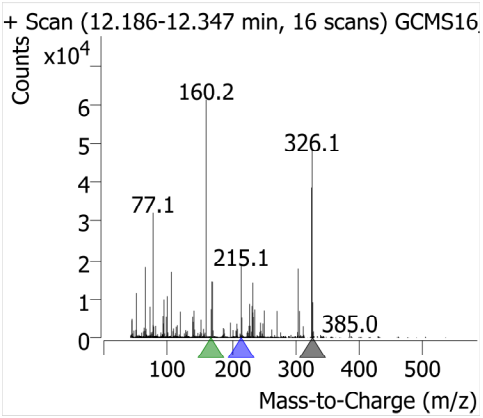

Benzo [a] anthracene

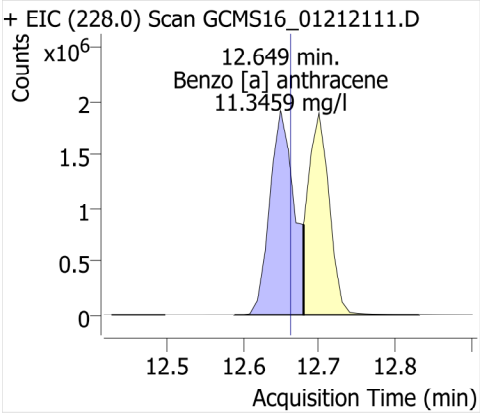

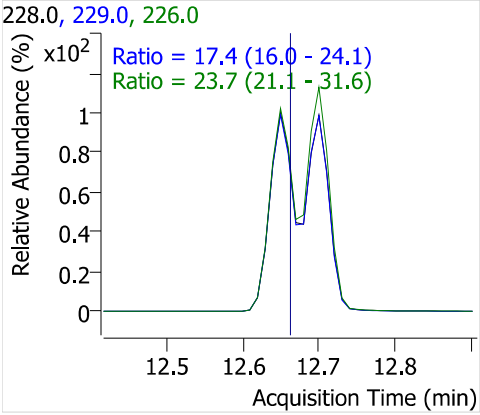

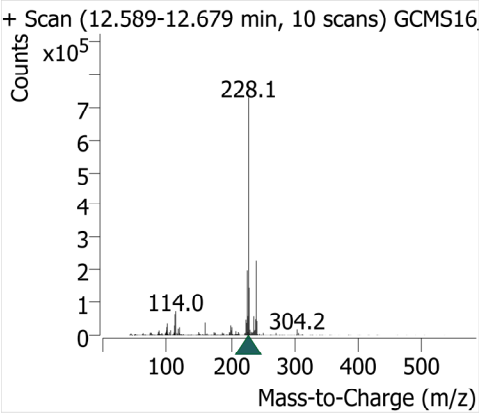

Chrysene-d12

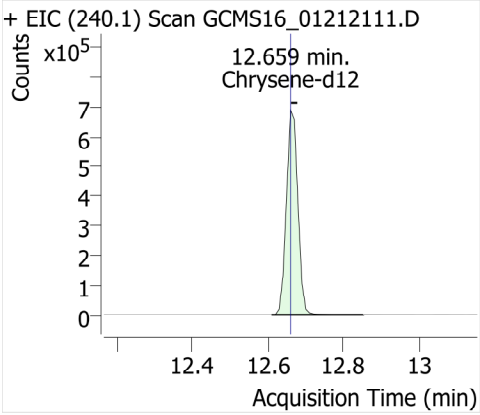

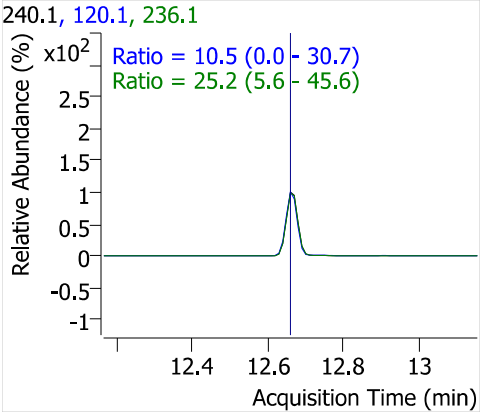

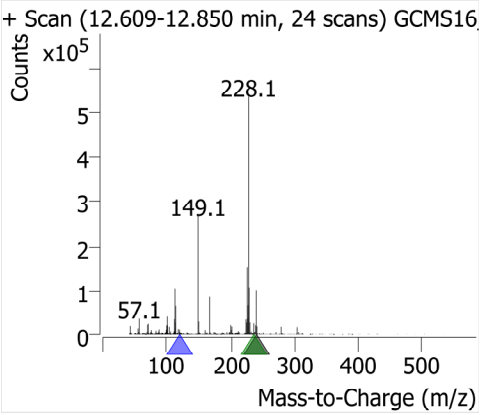

Chrysene

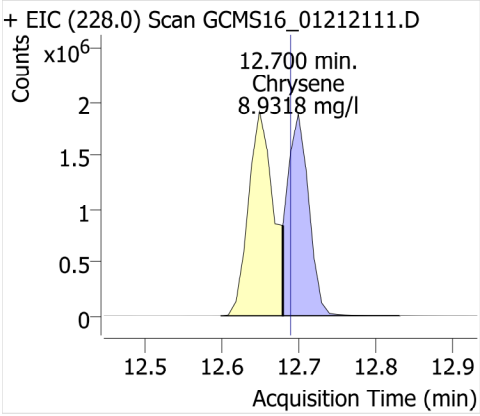

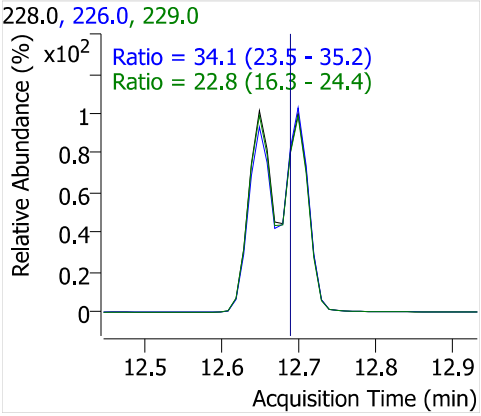

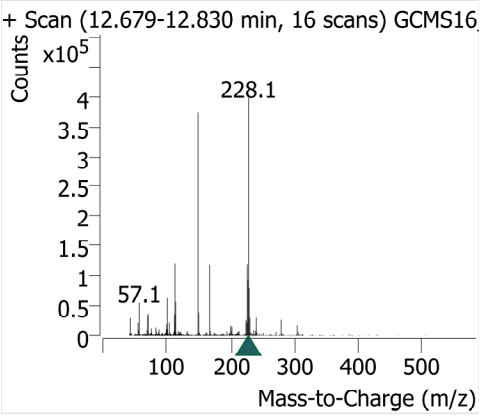

Bis(2-ethylhexyl)phthalate

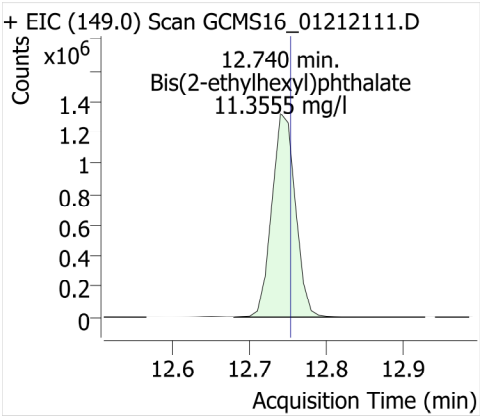

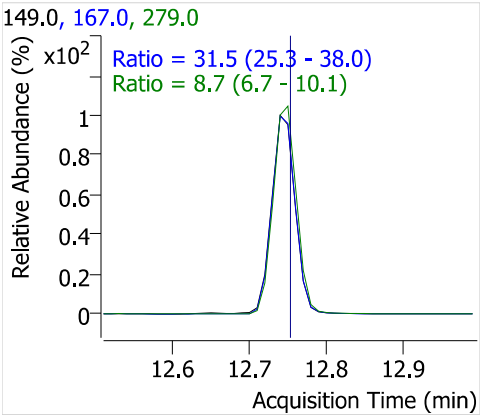

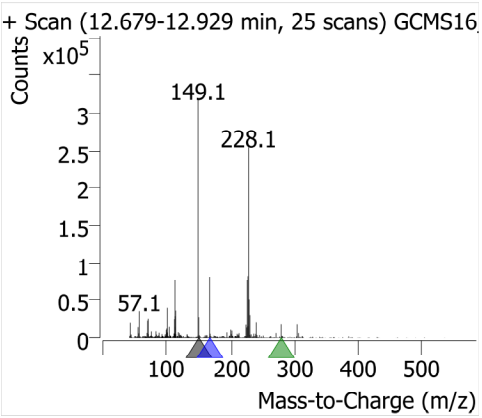

Di-n-octyl phthalate

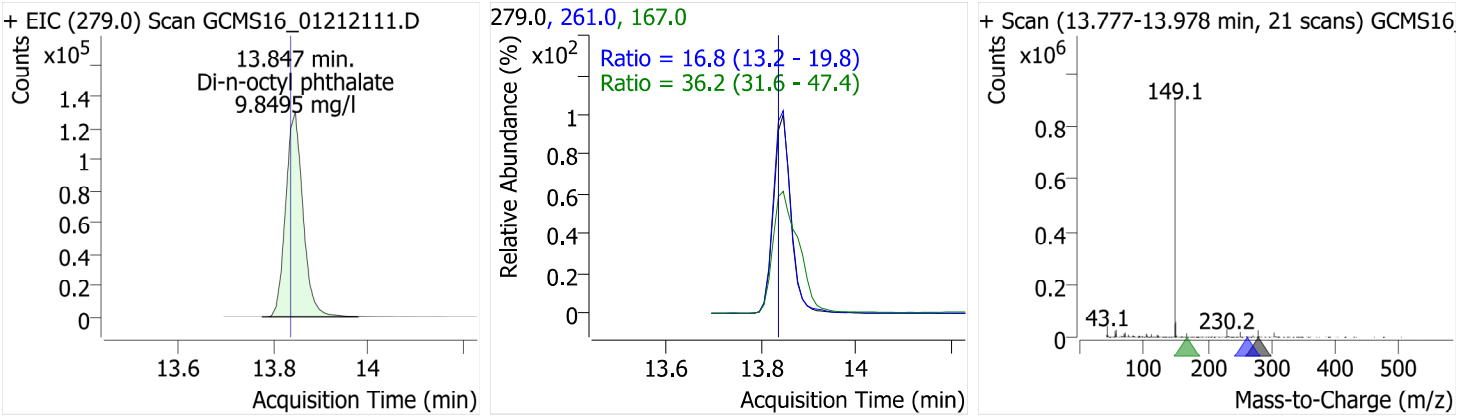

Benzo [b] fluoranthene

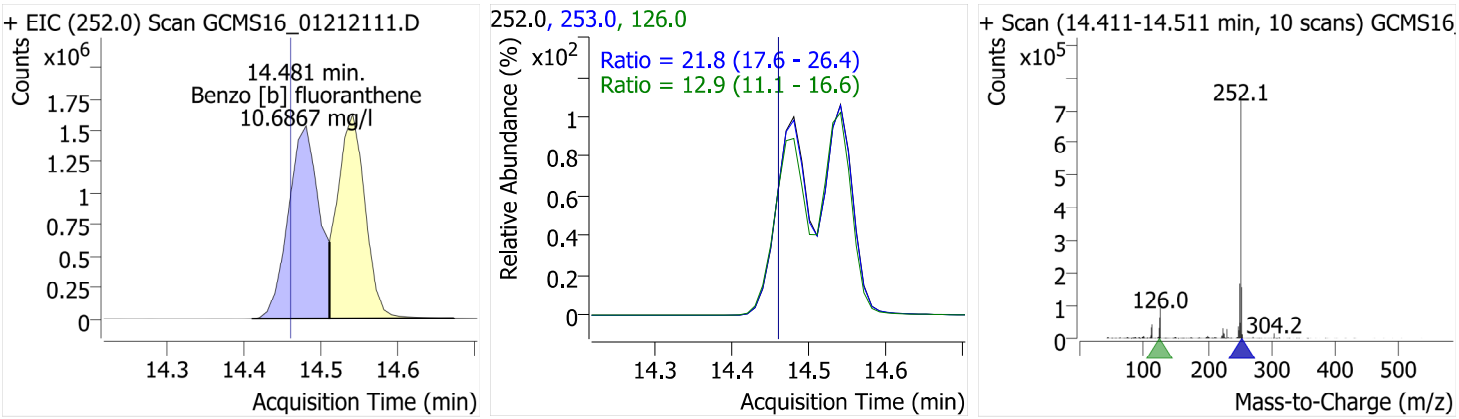

Benzo [k] fluoranthene

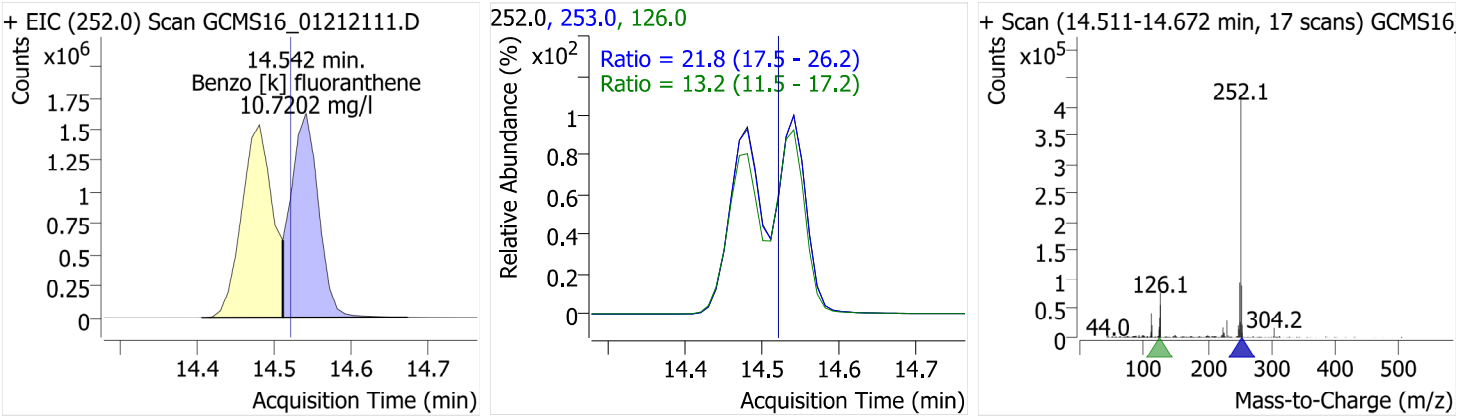

Benzo[a] pyrene

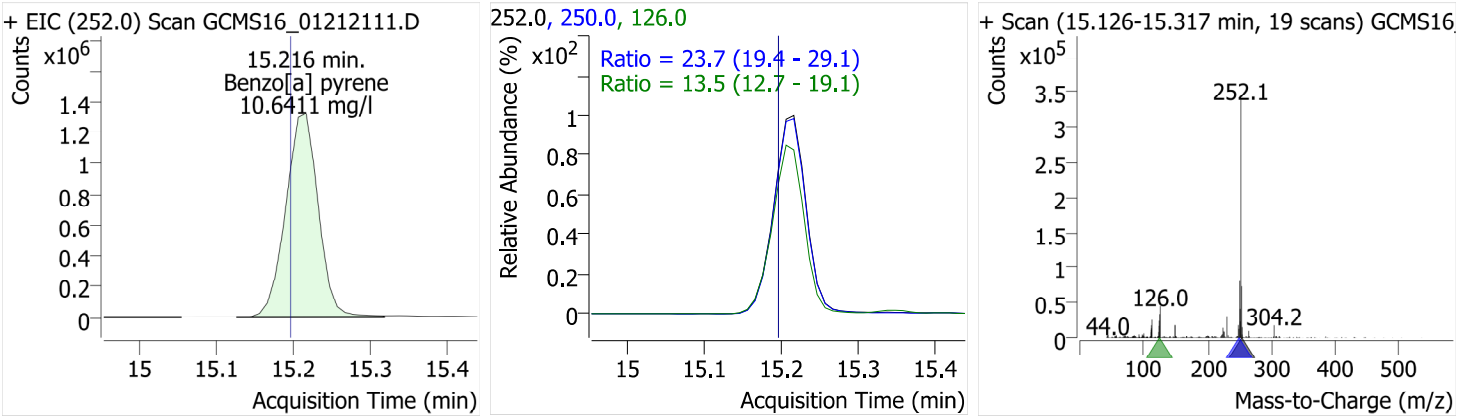

Perylene-d12

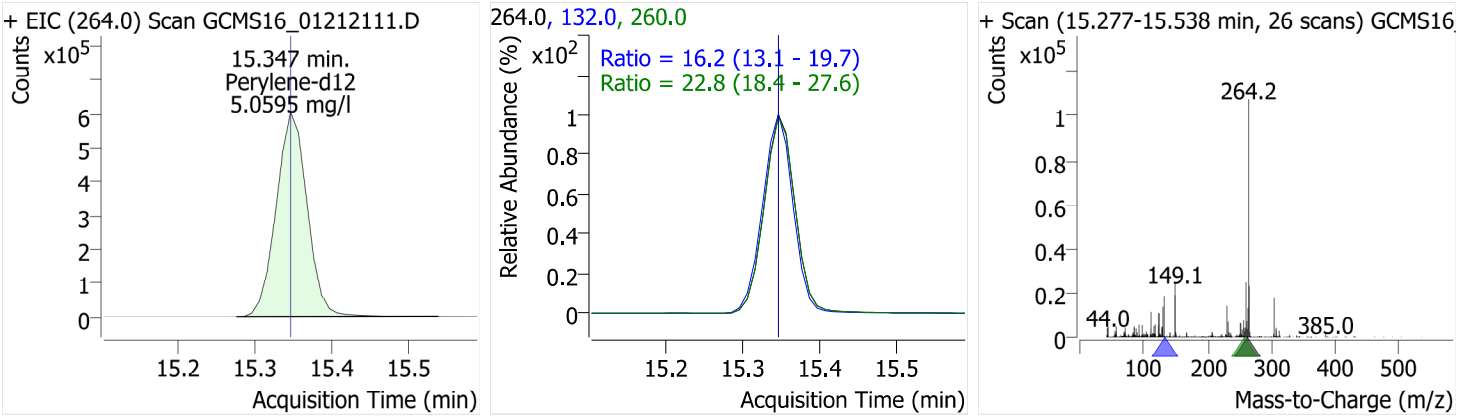

Indeno [1,2,3-cd] pyrene

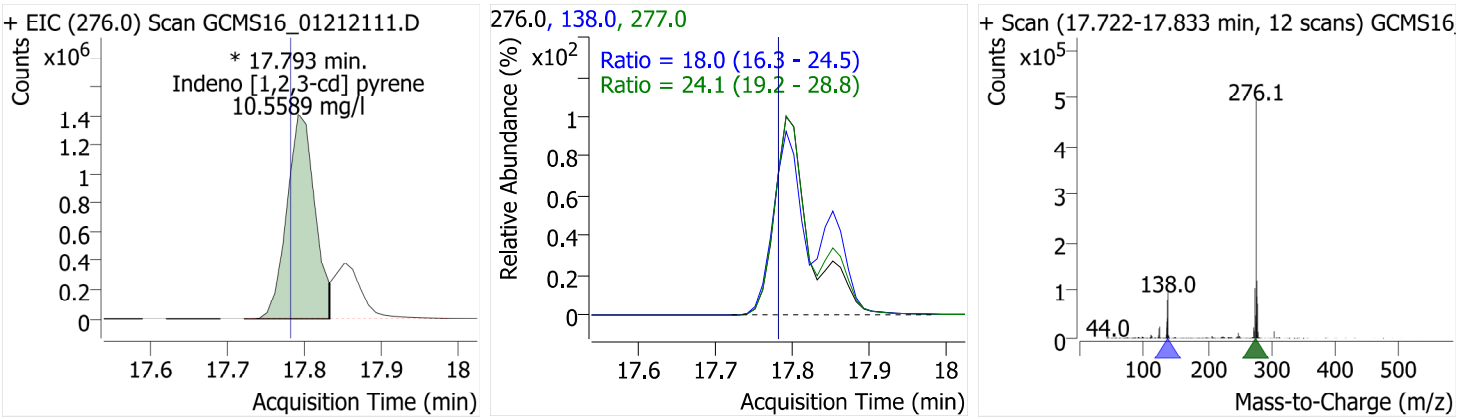

Dibenz [a,h] anthracene

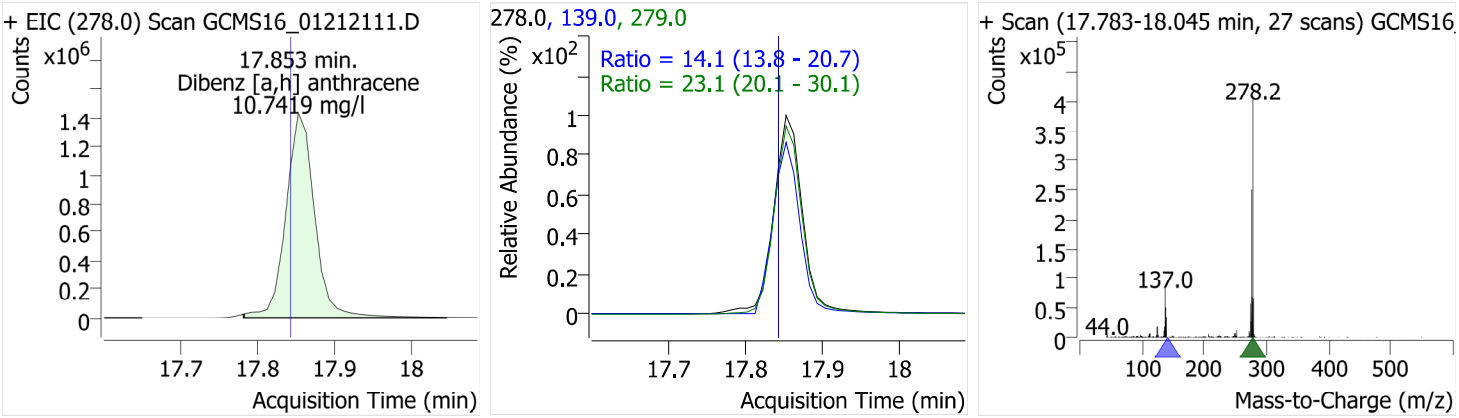

Benzo [g,h,i] perylene

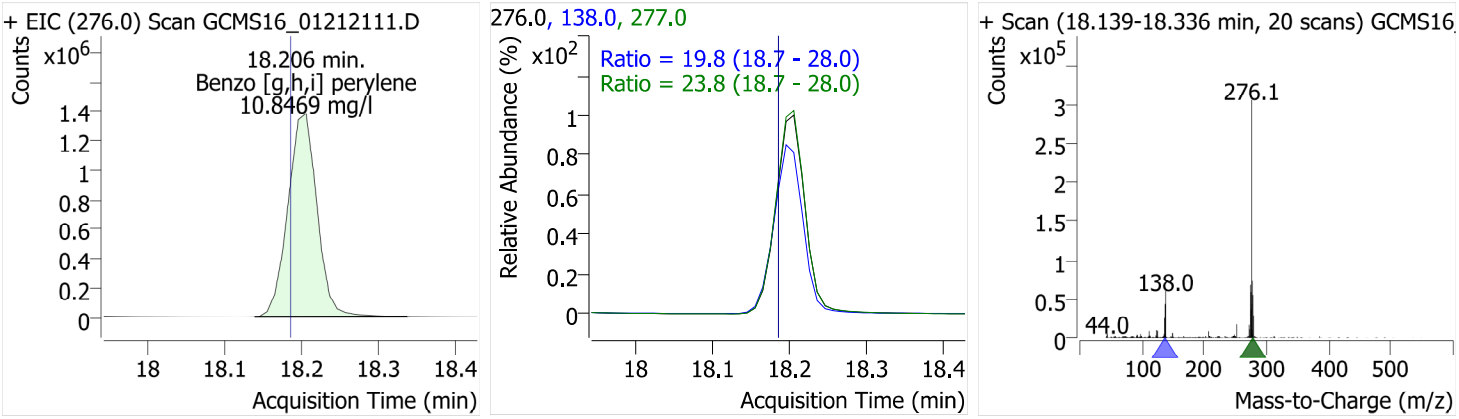

Quantitative Analysis Results With Qualifier Ratio Report

Batch Path	\\WSCIXIGCMS16\InstData\GCMS16\DATA\2021\012121_525.2\QuantResults\012121_525.2.batch.bin		
Analysis Time	1/26/2021 10:40:20 AM	**Analyst Name**	WECK\ryan.raymond
Report Time	1/26/2021 10:43:53 AM	**Reporter Name**	ryan.raymond
Last Calib Update	1/22/2021 9:39:22 AM	**Batch State**	Processed
Quant Batch Version	10.0	**Quant Report Version**	10.0

AnalysisInfo

Acq. Time	1/21/2021 3:33:03 PM	**Data File**	GCMS16_01212112.D
Sample Type	Cal	**Sample Name**	507PNA Cal 5ppm
Dilution	1	**Acq. Method**	525
Position	6	**Inj Vol**	1
DA Method File	507PNA 012121.m	**Comment**	1010641

Sample Chromatogram

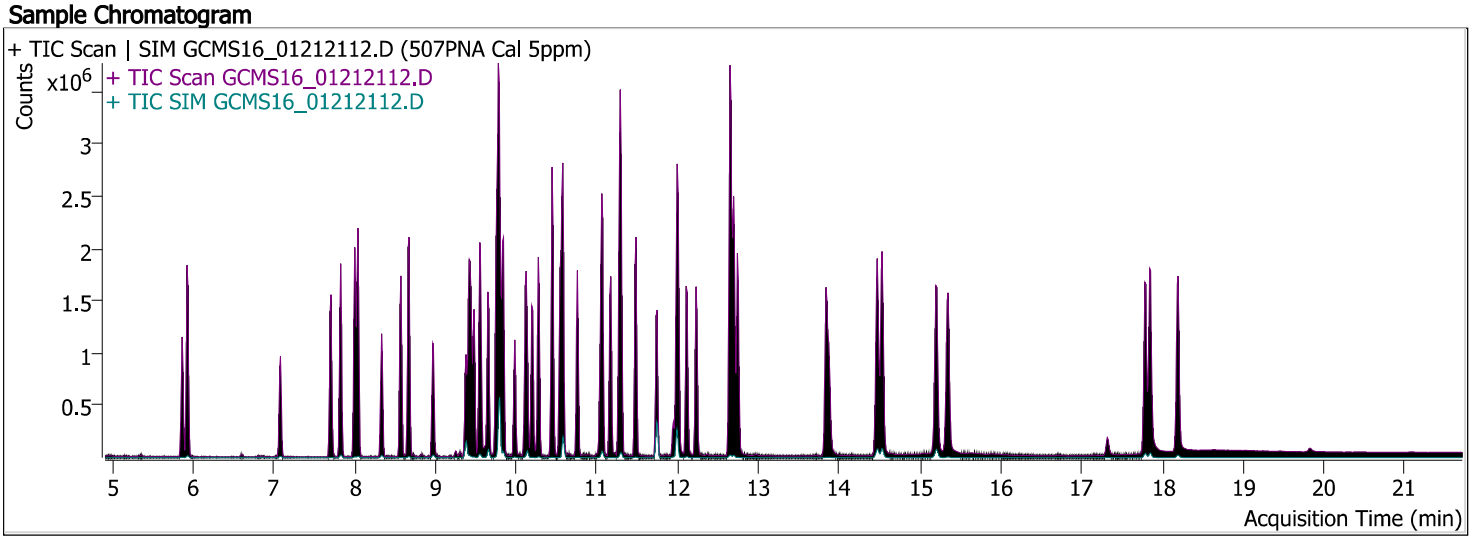

Compound	ISTD	RT	Resp.	ISTD Resp.	Conc	Units	Accuracy
1,3 Dimethyl-2-Nitrobenzene	Acenaphthene-d10	5.865	261401	894672	4.9613	mg/l	99.23
Naphthalene	Acenaphthene-d10	5.925	1827571	894672	4.9614	mg/l	99.23
EPTC	Acenaphthene-d10	7.083	381814	894672	5.1706	mg/l	103.41
Dimethyl phthalate	Acenaphthene-d10	7.707	1398353	894672	5.2355	mg/l	104.71
Acenaphthylene	Acenaphthene-d10	7.828	1698653	894672	5.5413	mg/l	110.83
Acenaphthene	Acenaphthene-d10	8.039	1056551	894672	4.6890	mg/l	93.78
Molinate	Acenaphthene-d10	8.331	717145	894672	5.2118	mg/l	104.24
Diethyl phthalate	Acenaphthene-d10	8.573	1390932	894672	5.2914	mg/l	105.83
Fluorene	Acenaphthene-d10	8.673	1322751	894672	5.2080	mg/l	104.16
Chlorpropham	Acenaphthene-d10	8.965	385971	894672	5.5204	mg/l	110.41
Dimethoate	Acenaphthene-d10	9.378	371388	894672	5.9977	mg/l	119.95
Prometon	Chrysene-d12	9.418	346535	1433090	5.7856	mg/l	115.71
Simazine	Chrysene-d12	9.438	333811	1433090	5.3813	mg/l	107.63
Atrazine	Acenaphthene-d10	9.479	201747	894672	5.3633	mg/l	107.27
Pentachloronitrobenzene	Phenanthrene-d10	9.559	215324	1640596	5.6874	mg/l	113.75
Pentachlorophenol	Chrysene-d12	9.549	214759	1433090	4.9808	mg/l	99.62
Diazinon (Dimpylate)	Chrysene-d12	9.650	293634	1433090	5.4298	mg/l	108.60
Phenanthrene	Phenanthrene-d10	9.781	1861215	1640596	4.7319	mg/l	94.64
Disulfoton	Phenanthrene-d10	9.791	179039	1640596	5.3548	mg/l	107.10
Terbacil	Phenanthrene-d10	9.801	181802	1640596	5.2992	mg/l	105.98
Anthracene	Phenanthrene-d10	9.841	1765627	1640596	5.2493	mg/l	104.99
Caffeine	Phenanthrene-d10	9.982	562733	1640596	5.1864	mg/l	103.73
Acetochlor	Chrysene-d12	10.113	221733	1433090	5.5521	mg/l	111.04
Metribuzin	Chrysene-d12	10.133	399672	1433090	5.0151	mg/l	100.30
Alachlor	Chrysene-d12	10.193	286847	1433090	5.4902	mg/l	109.80
Prometryn	Chrysene-d12	10.274	475179	1433090	5.4318	mg/l	108.64

Quantitative Analysis Results With Qualifier Ratio Report

Compound	ISTD	RT	Resp.	ISTD Resp.	Conc	Units	Accuracy
Bromacil	Chrysene-d12	10.445	50086	1433090	4.7811	mg/l	95.62
Di-n-butyl phthalate	Phenanthrene-d10	10.445	2228227	1640596	5.0448	mg/l	100.90
Metolachlor	Chrysene-d12	10.546	881438	1433090	5.3860	mg/l	107.72
Cyanazine	Phenanthrene-d10	10.576	105304	1640596	4.9756	mg/l	99.51
Thiobencarb	Chrysene-d12	10.576	972468	1433090	5.2427	mg/l	104.85
Diphenamide	Phenanthrene-d10	10.757	771824	1640596	5.4212	mg/l	108.42
Captan	Phenanthrene-d10	11.039	59234	1640596	4.8451	mg/l	96.90
Fluoranthene	Phenanthrene-d10	11.069	2088665	1640596	5.3349	mg/l	106.70
Butachlor	Chrysene-d12	11.170	401145	1433090	5.9604	mg/l	119.21
Pyrene	Phenanthrene-d10	11.301	2094830	1640596	5.2725	mg/l	105.45
Terphenyl-d14	Chrysene-d12	11.482	1355947	1433090	4.8152	mg/l	96.30
Ethion	Chrysene-d12	11.743	438613	1433090	5.0105	mg/l	100.21
Trithion (carbofenotion)	Chrysene-d12	11.985	529504	1433090	5.4234	mg/l	108.47
Butyl benzyl phthalate	Phenanthrene-d10	12.005	627304	1640596	5.0515	mg/l	101.03
Bis(2-ethylhexyl)adipate	Phenanthrene-d10	12.106	763267	1640596	5.5320	mg/l	110.64
TPP	Phenanthrene-d10	12.227	458944	1640596	5.2042	mg/l	104.08
Benzo [a] anthracene	Phenanthrene-d10	12.649	1879423	1640596	5.1422	mg/l	102.84
Chrysene	Chrysene-d12	12.690	1978005	1433090	5.0180	mg/l	100.36
Bis(2-ethylhexyl)phthalate	Phenanthrene-d10	12.740	1393562	1640596	5.5562	mg/l	111.12
Di-n-octyl phthalate	Chrysene-d12	13.837	148588	1433090	4.7486	mg/l	94.97
Benzo [b] fluoranthene	Chrysene-d12	14.471	2019216	1433090	5.2423	mg/l	104.85
Benzo [k] fluoranthene	Chrysene-d12	14.532	2041237	1433090	5.5324	mg/l	110.65
Benzo[a] pyrene	Chrysene-d12	15.206	1905778	1433090	5.3370	mg/l	106.74
Perylene-d12	Chrysene-d12	15.347	1692541	1433090	5.1795	mg/l	103.59
Indeno [1,2,3-cd] pyrene	Chrysene-d12	17.793	1632396	1433090	5.0605	mg/l	101.21
Dibenz [a,h] anthracene	Chrysene-d12	17.853	1790530	1433090	5.2881	mg/l	105.76
Benzo [g,h,i] perylene	Chrysene-d12	18.196	1739721	1433090	5.3013	mg/l	106.03

Compound	CAS#	RT	RR	Conc	Transition	(Min-Max)	Q-Ratio
1,3 Dimethyl-2-Nitrobenzene		5.865	0.2922	4.9613	134.1		
					103.0	41.0 - 61.5	51.1
					151.0	30.9 - 46.4	39.1
Naphthalene		5.925	2.0427	4.9614	128.0		
					129.0	8.7 - 13.1	11.0
EPTC		7.083	0.4268	5.1706	128.0		
					86.0	51.0 - 76.5	65.7
					189.0	17.4 - 26.1	22.4
Dimethyl phthalate		7.707	1.5630	5.2355	163.0		
					77.0	15.0 - 22.5	18.5
					194.0	5.2 - 7.8	6.4
Acenaphthylene		7.828	1.8986	5.5413	152.0		
					151.0	16.0 - 24.1	19.9
					76.0	7.0 - 10.5	8.1
Acenaphthene		8.039	1.1809	4.6890	154.0		
					153.0	82.2 - 123.3	105.4
					152.0	39.0 - 58.6	50.4
Molinate		8.331	0.8016	5.2118	126.0		
					55.0	45.2 - 67.7	56.8
					187.0	15.8 - 23.7	19.9
Diethyl phthalate		8.573	1.5547	5.2914	149.0		
					177.0	18.6 - 27.9	22.5
					150.0	10.0 - 14.9	12.3
Fluorene		8.673	1.4785	5.2080	166.0		
					165.0	74.4 - 111.6	91.4
Chlorpropham		8.965	0.4314	5.5204	127.0		
					213.0	31.4 - 47.1	39.8
					171.0	21.2 - 31.9	27.0
Dimethoate		9.378	0.4151	5.9977	87.0		
					125.0	59.0 - 88.5	71.1
					93.0	57.4 - 86.1	71.2
Prometon		9.418	0.2418	5.7856	210.0		
					225.0	63.9 - 95.8	81.7
					168.0	63.8 - 95.7	78.5
Simazine	122-77-6	9.438	0.2329	5.3813	201.0		
					186.0	49.5 - 74.2	60.8
					173.0	37.2 - 55.8	38.3
Atrazine		9.479	0.2255	5.3633	215.0		
					200.0	161.2 - 241.8	209.6
					58.0	53.4 - 80.1	63.5
Pentachloronitrobenzene		9.559	0.1312	5.6874	237.0		
					249.0	49.3 - 74.0	59.6
					295.0	38.4 - 57.7	44.9
Pentachlorophenol		9.549	0.1499	4.9808	265.7		
					267.7	50.7 - 76.0	63.3
					166.8	44.0 - 66.0	58.4
Diazinon (Dimpylate)		9.650	0.2049	5.4298	137.0		
					179.0	68.6 - 102.8	85.7
					152.0	49.7 - 74.6	61.5
Phenanthrene		9.781	1.1345	4.7319	178.0		
					176.0	15.4 - 23.0	19.3
					179.0	12.9 - 19.4	15.6
Disulfoton		9.791	0.1091	5.3548	97.0		
					61.0	56.4 - 84.6	71.5
					125.0	50.3 - 75.5	60.4

Compound	CAS#	RT	RR	Conc	Transition	(Min-Max)	Q-Ratio
Terbacil		9.801	0.1108	5.2992	117.0		
					162.0	71.6 - 107.4	77.3
					57.0	46.0 - 69.0	58.5
Anthracene		9.841	1.0762	5.2493	178.0		
					176.0	15.1 - 22.7	18.7
					179.0	12.3 - 18.5	15.4
Caffeine		9.982	0.3430	5.1864	194.0		
					109.0	40.9 - 61.4	52.7
					67.0	26.4 - 39.7	34.3
Acetochlor		10.113	0.1547	5.5521	146.0		
					162.0	67.6 - 101.3	84.8
					223.0	44.3 - 66.4	56.5
Metribuzin		10.133	0.2789	5.0151	198.0		
					144.0	22.3 - 33.5	25.8
					199.0	16.1 - 24.1	20.0
Alachlor	15972-60-8	10.193	0.2002	5.4902	160.1		
					188.1	68.1 - 102.1	83.3
					237.0	16.5 - 24.8	20.9
Prometryn		10.274	0.3316	5.4318	241.0		
					184.0	72.3 - 108.5	89.6
					226.0	48.1 - 72.1	60.7
Bromacil		10.445	0.0349	4.7811	164.0		
					162.0	83.5 - 125.2	111.8
					190.0	79.7 - 119.5	104.0
Di-n-butyl phthalate		10.445	1.3582	5.0448	149.0		
					150.0	7.7 - 11.6	9.2
					104.0	4.1 - 6.2	4.9
Metolachlor		10.546	0.6151	5.3860	162.0		
					238.0	37.4 - 56.0	48.7
					146.0	13.8 - 20.7	17.6
Cyanazine		10.576	0.0642	4.9756	68.0		
					225.0	92.7 - 139.0	124.1
					241.0	8.1 - 12.2	11.5
Thiobencarb	028249-77-6	10.576	0.6786	5.2427	100.1		
					72.1	37.0 - 55.5	45.8
					125.0	24.2 - 36.3	29.7
Diphenamide		10.757	0.4705	5.4212	167.0		
					152.0	17.2 - 25.7	21.8
					239.0	16.7 - 25.1	21.0
Captan		11.039	0.0361	4.8451	117.0		
					149.0	138.2 - 207.3	172.0
					264.0	33.0 - 49.4	41.1
Fluoranthene		11.069	1.2731	5.3349	202.0		
					203.0	14.4 - 21.6	17.4
					101.0	8.1 - 12.2	9.6
Butachlor		11.170	0.2799	5.9604	176.0		
					160.0	62.2 - 93.3	75.3
					57.0	37.8 - 56.7	44.6
Pyrene		11.301	1.2769	5.2725	202.0		
					200.0	16.8 - 25.2	20.8
					203.0	15.9 - 23.9	17.5
Terphenyl-d14		11.482	0.9462	4.8152	244.2		
					243.0	18.1 - 27.2	23.1

Compound	CAS#	RT	RR	Conc	Transition	(Min-Max)	Q-Ratio
					122.0	8.8 - 13.3	10.8
Ethion		11.743	0.3061	5.0105	231.0		
					153.0	52.9 - 79.4	64.4
					125.0	43.3 - 64.9	53.5
Trithion (carbofenotion)		11.985	0.3695	5.4234	157.0		
					342.0	19.2 - 28.7	24.9
					199.0	16.7 - 25.1	21.2
Butyl benzyl phthalate		12.005	0.3824	5.0515	91.0		
					149.0	129.8 - 194.7	160.4
					206.0	28.3 - 42.5	36.3
Bis(2-ethylhexyl)adipate		12.106	0.4652	5.5320	129.0		
					57.0	28.7 - 43.0	35.8
					147.0	16.1 - 24.2	20.7
TPP		12.227	0.2797	5.2042	326.1		
					169.0	23.7 - 35.6	29.3
					215.0	23.0 - 34.5	28.1
Benzo [a] anthracene		12.649	1.1456	5.1422	228.0		
					226.0	21.1 - 31.6	27.0
					229.0	16.0 - 24.1	19.8
Chrysene		12.690	1.3802	5.0180	228.0		
					226.0	23.5 - 35.2	29.3
					229.0	16.3 - 24.4	19.5
Bis(2-ethylhexyl)phthalate		12.740	0.8494	5.5562	149.0		
					167.0	25.3 - 38.0	31.3
					279.0	6.7 - 10.1	8.4
Di-n-octyl phthalate		13.837	0.1037	4.7486	279.0		
					167.0	31.6 - 47.4	36.6
					261.0	13.2 - 19.8	16.8
Benzo [b] fluoranthene		14.471	1.4090	5.2423	252.0		
					253.0	17.6 - 26.4	21.8
					126.0	11.1 - 16.6	13.0
Benzo [k] fluoranthene		14.532	1.4244	5.5324	252.0		
					253.0	17.5 - 26.2	21.8
					126.0	11.5 - 17.2	13.3
Benzo[a] pyrene		15.206	1.3298	5.3370	252.0		
					250.0	19.4 - 29.1	23.5
					126.0	12.7 - 19.1	13.4
Perylene-d12		15.347	1.1810	5.1795	264.0		
					260.0	18.4 - 27.6	22.8
					132.0	13.1 - 19.7	16.1
Indeno [1,2,3-cd] pyrene		17.793	1.1391	5.0605	276.0		
					277.0	19.2 - 28.8	23.8
					138.0	16.3 - 24.5	19.6
Dibenz [a,h] anthracene		17.853	1.2494	5.2881	278.0		
					279.0	20.1 - 30.1	23.5
					139.0	13.8 - 20.7	15.4
Benzo [g,h,i] perylene		18.196	1.2140	5.3013	276.0		
					138.0	18.7 - 28.0	20.6
					277.0	18.7 - 28.0	24.3

1,3 Dimethyl-2-Nitrobenzene

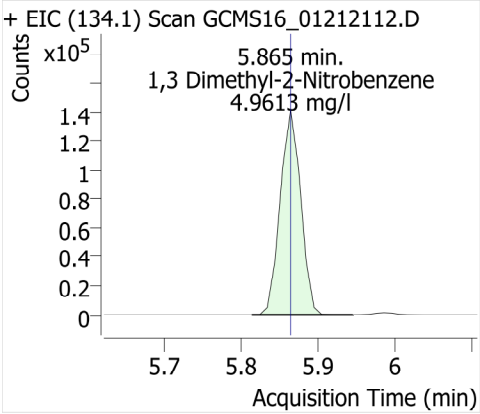

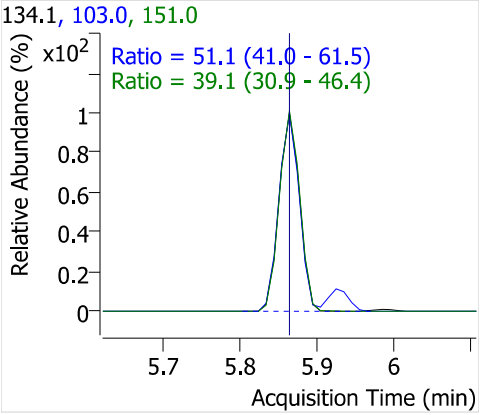

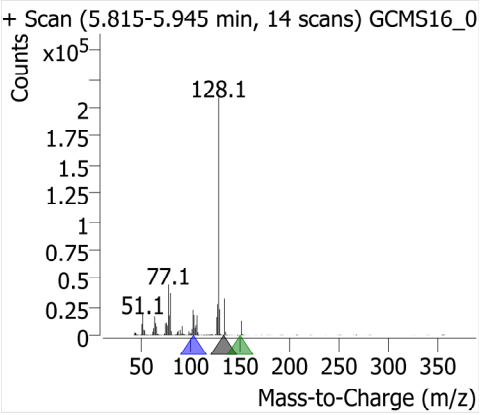

Naphthalene

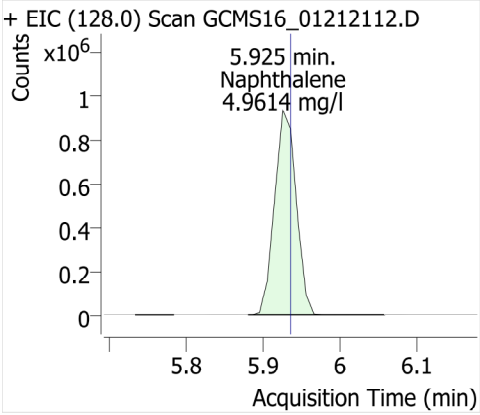

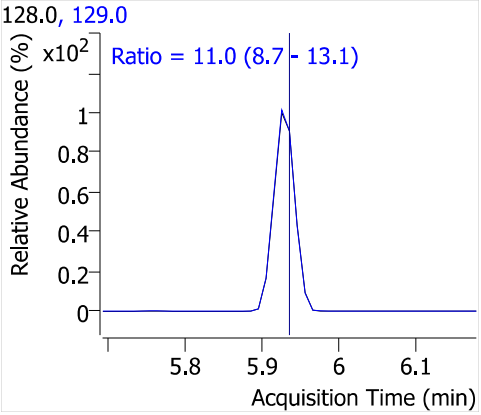

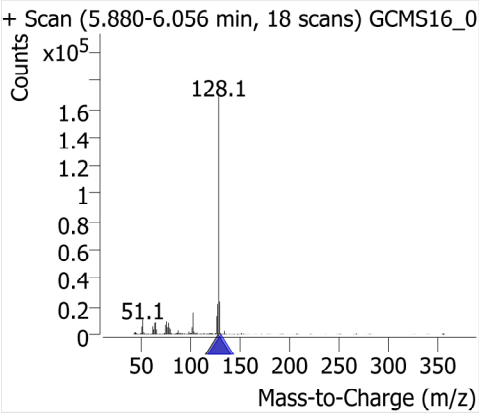

EPTC

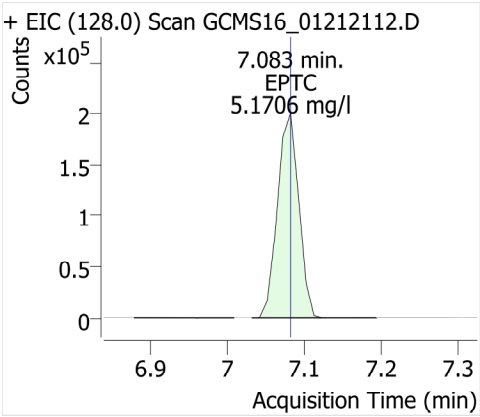

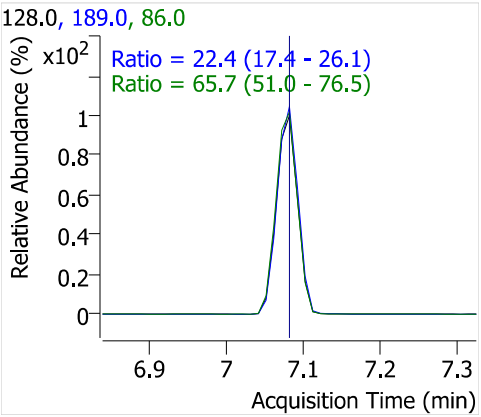

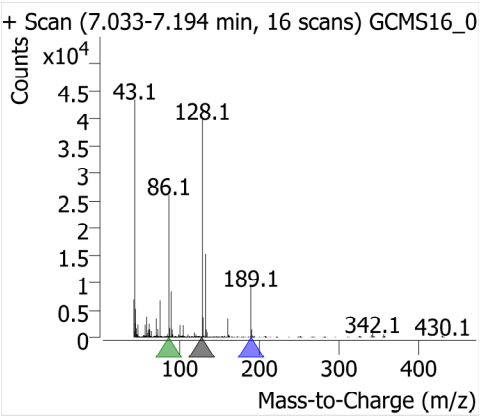

Dimethyl phthalate

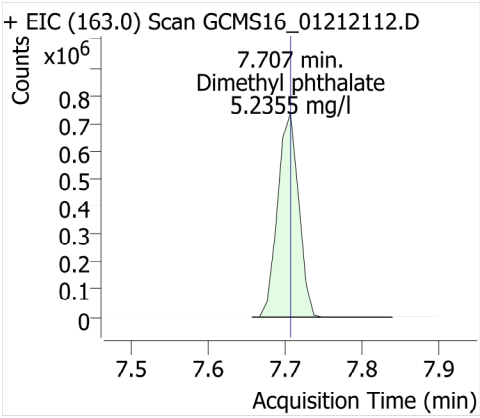

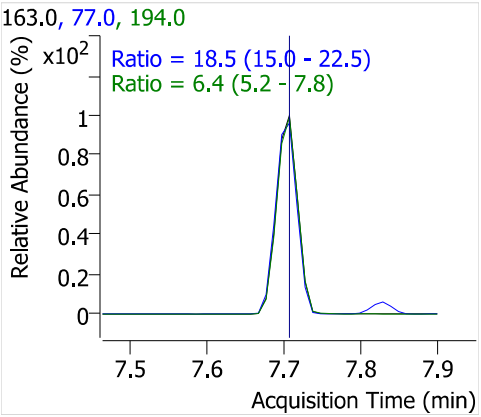

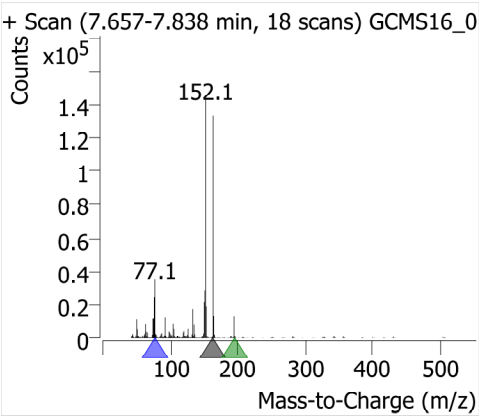

Acenaphthylene

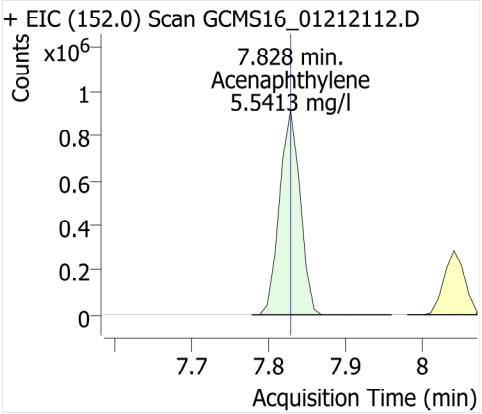

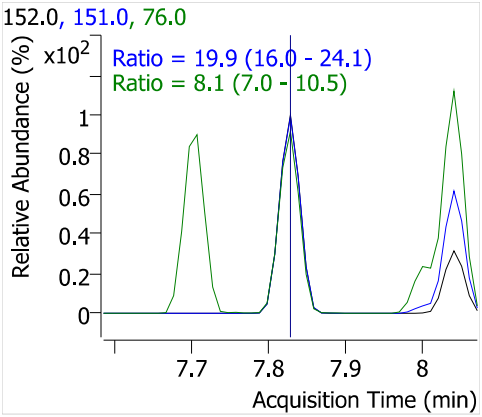

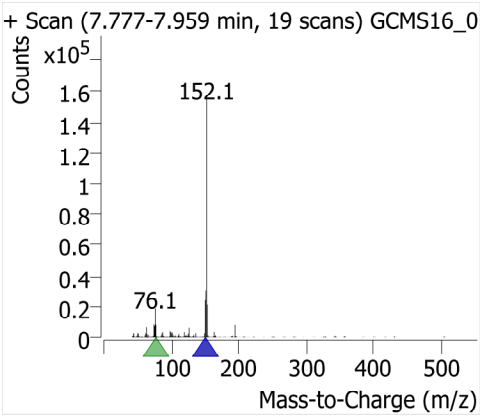

Acenaphthene-d10

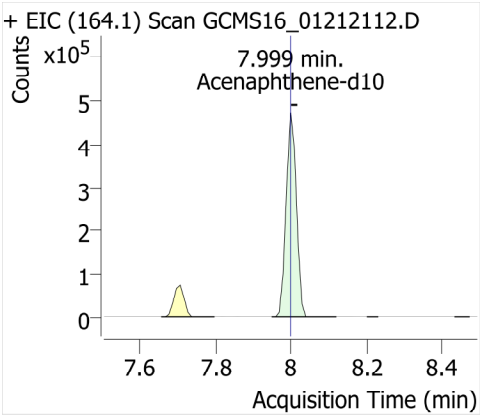

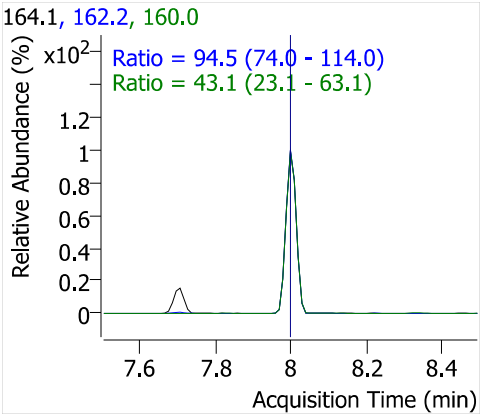

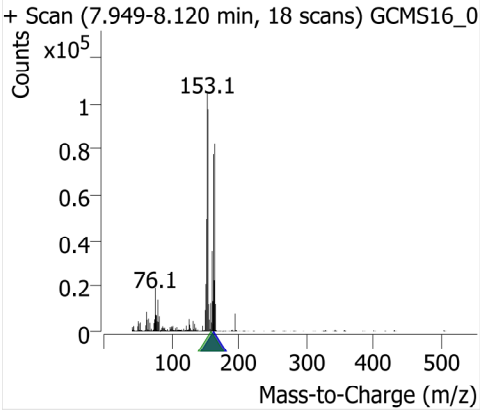

Acenaphthene

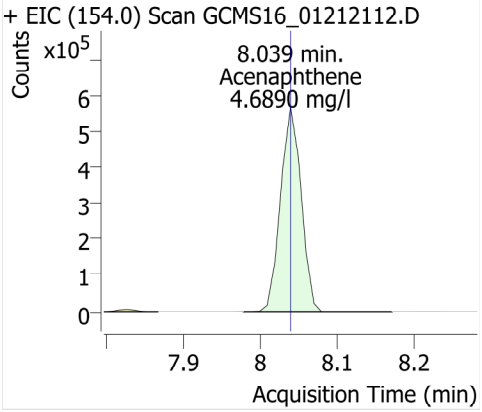

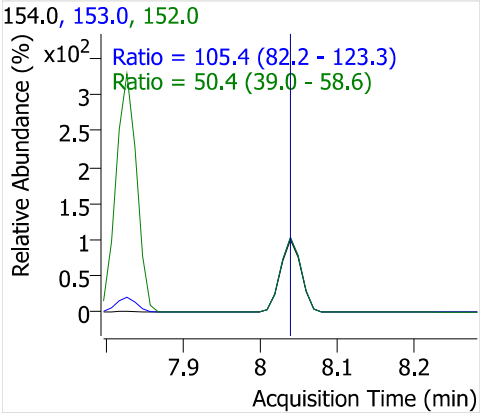

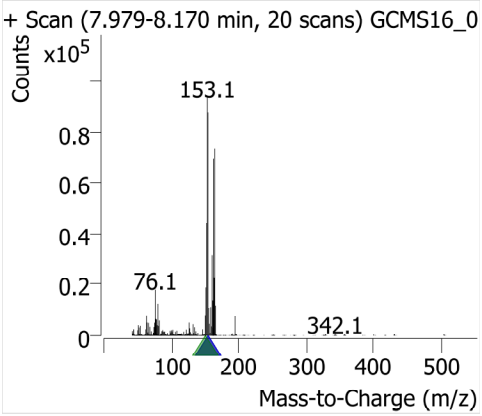

Molinate

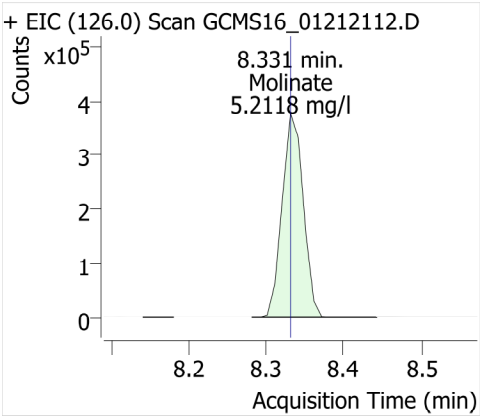

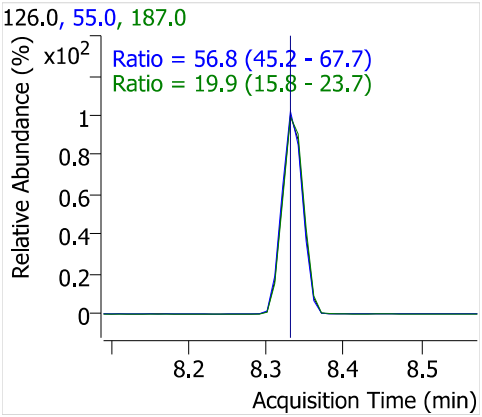

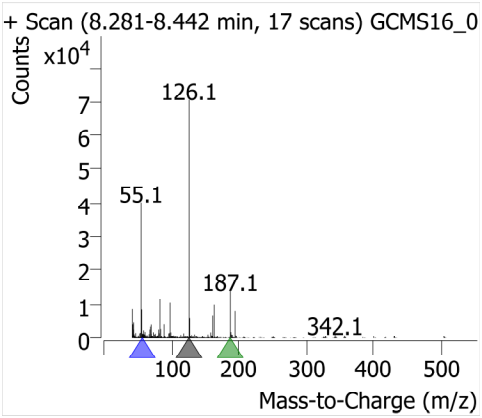

Diethyl phthalate

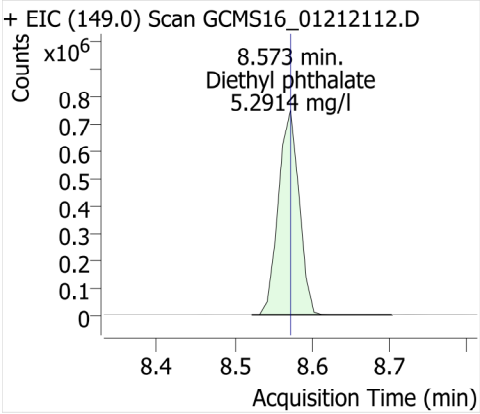

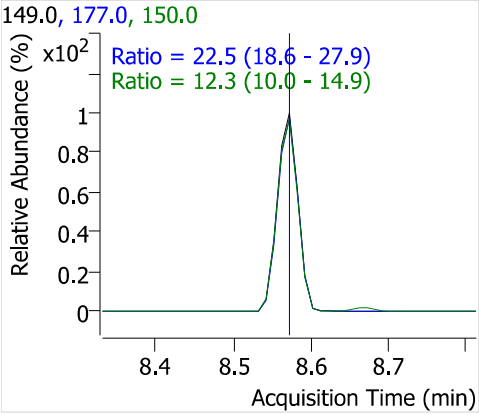

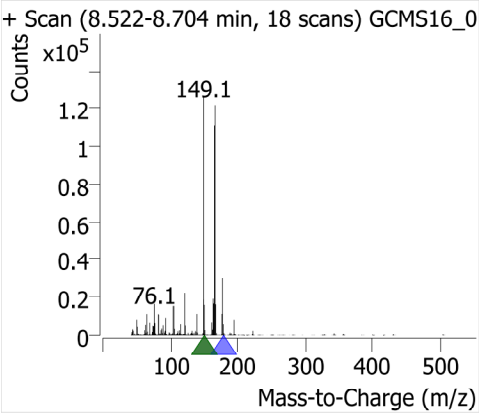

Fluorene

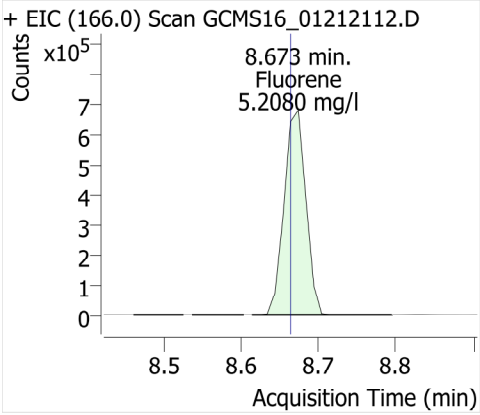

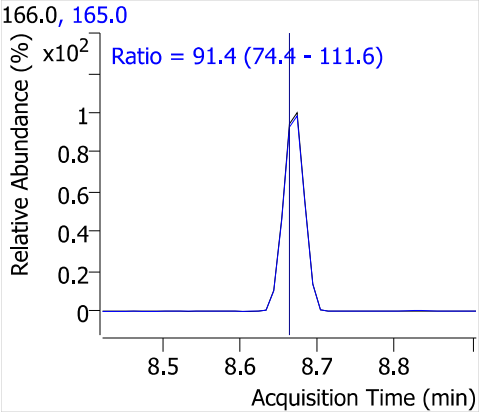

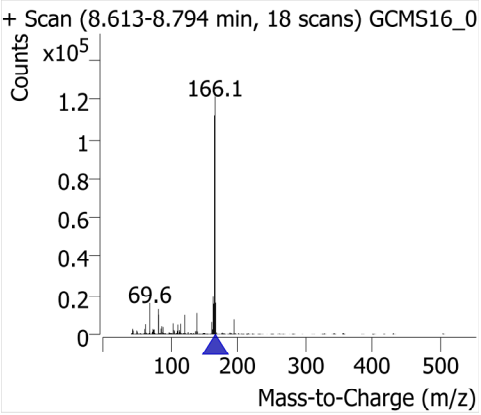

Chlorpropham

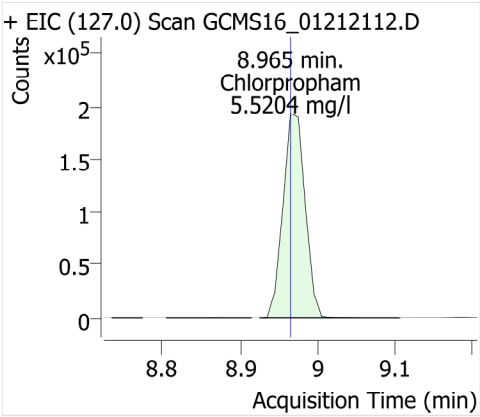

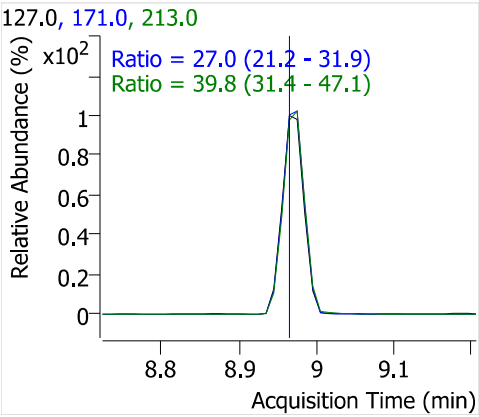

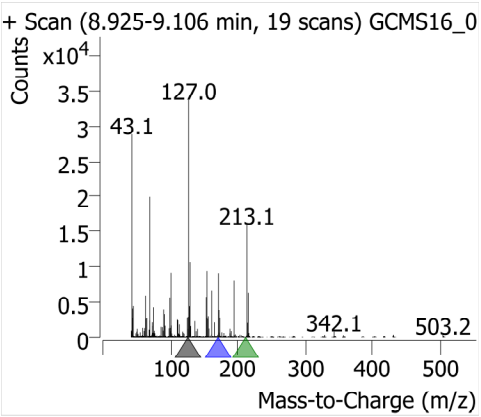

Dimethoate

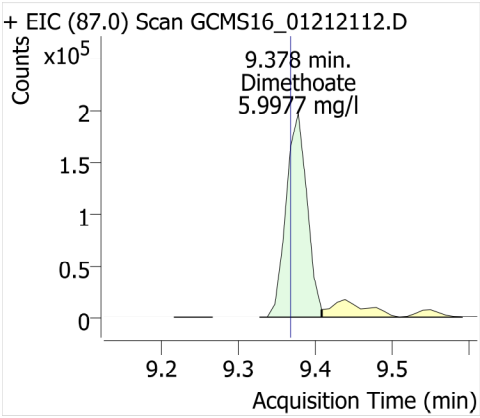

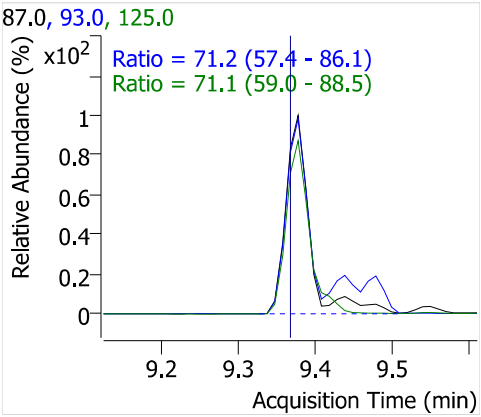

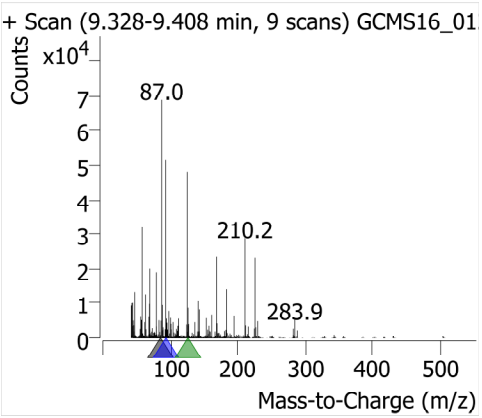

Prometon

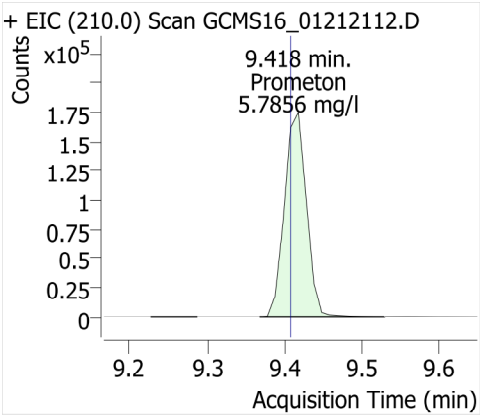

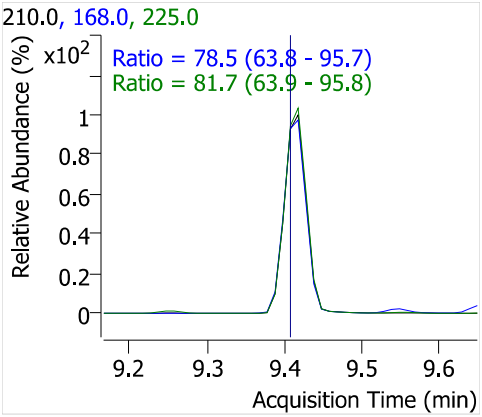

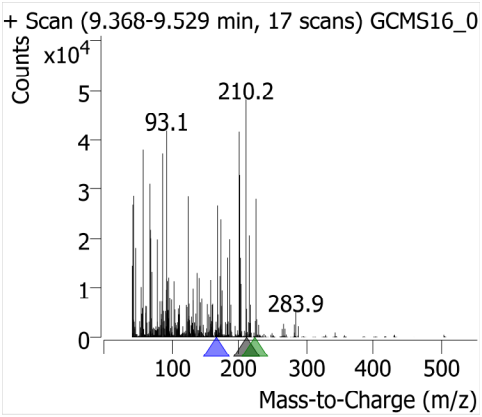

Simazine

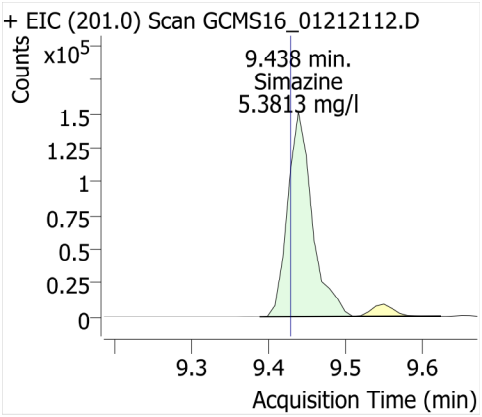

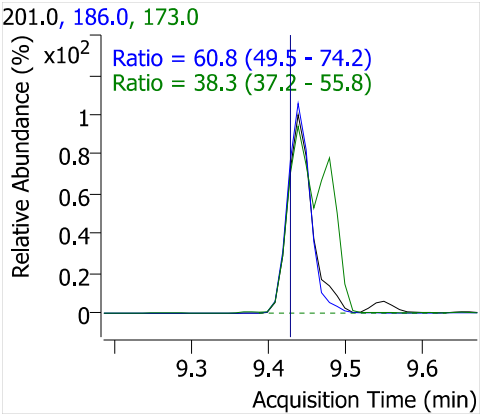

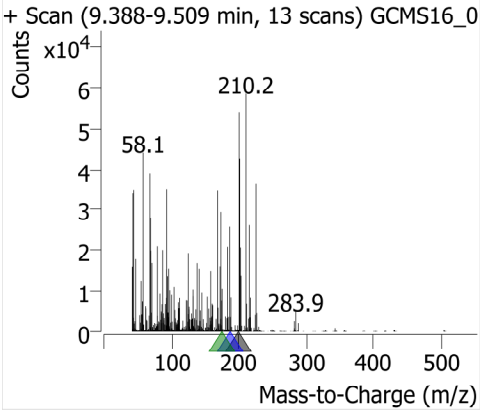

Atrazine

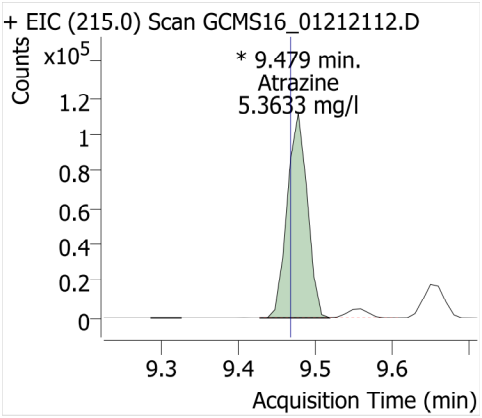

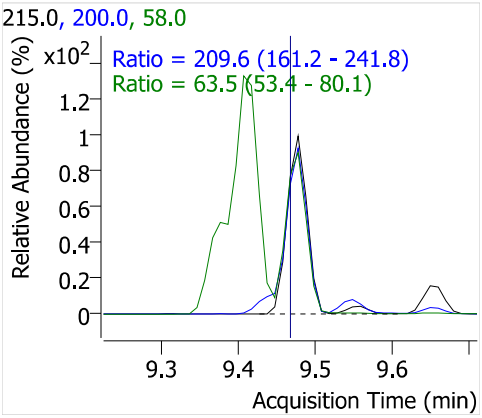

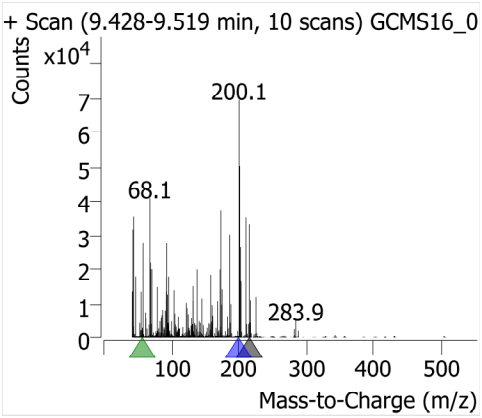

Pentachloronitrobenzene

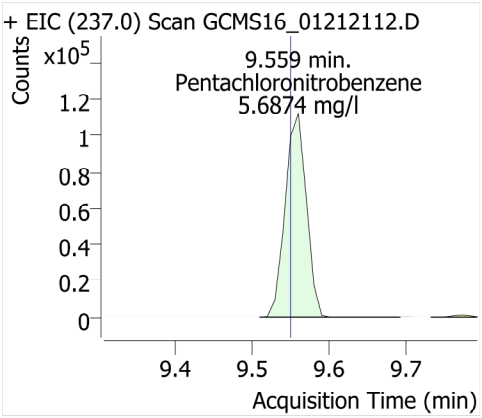

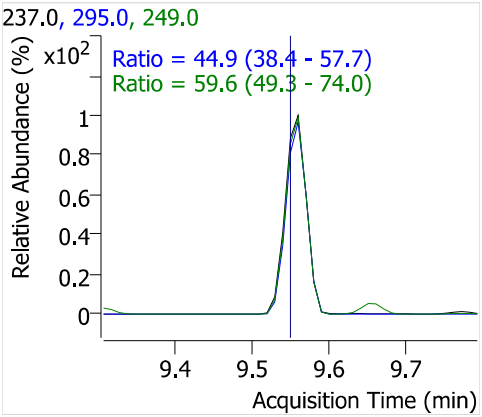

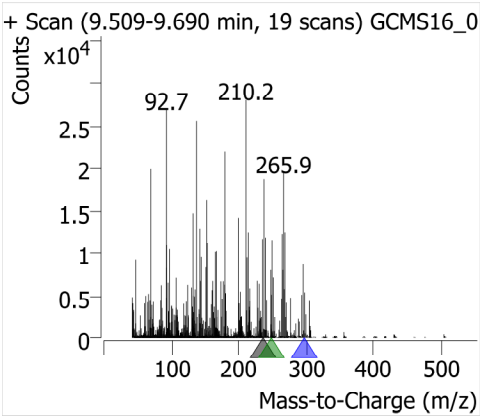

Pentachlorophenol

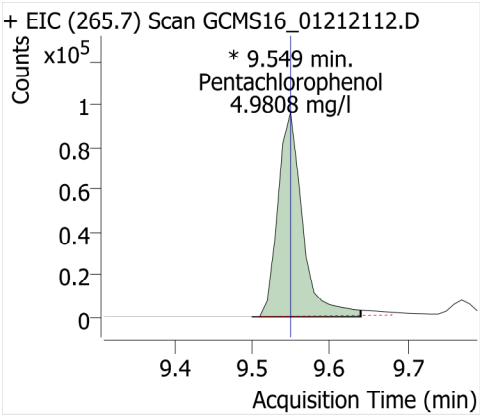

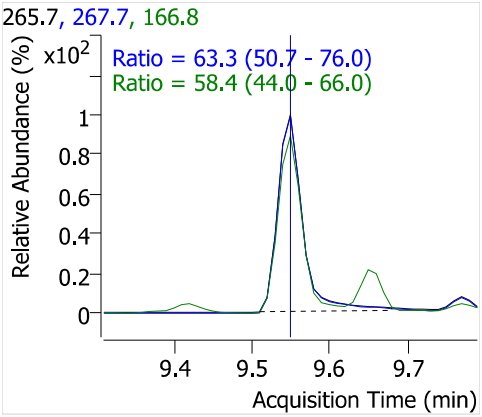

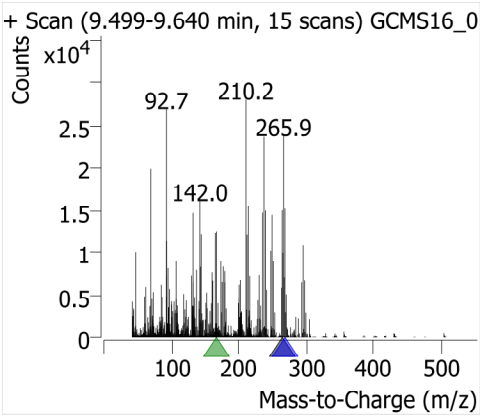

Diazinon (Dimpylate)

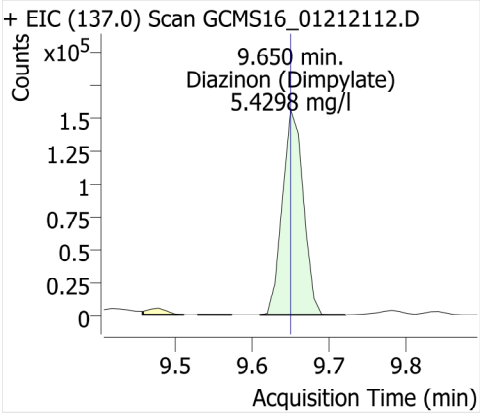

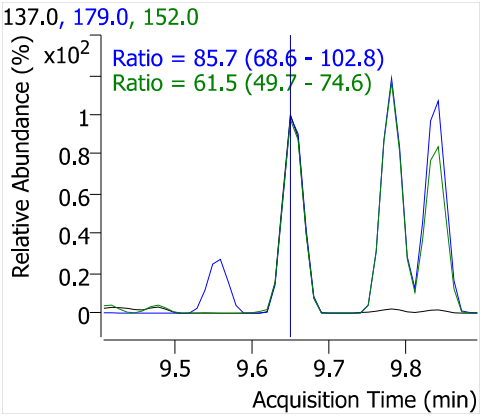

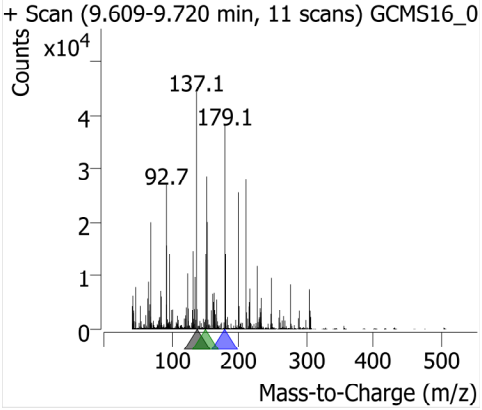

Phenanthrene-d10

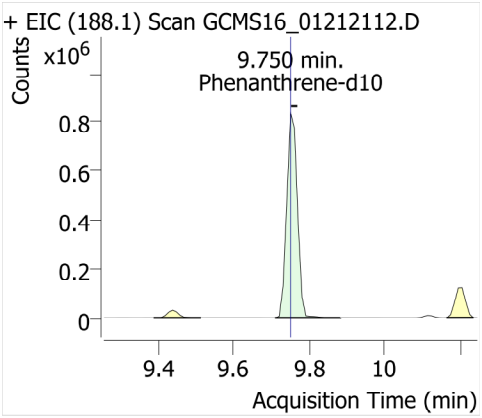

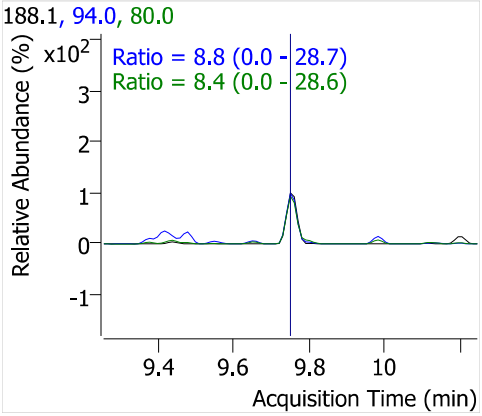

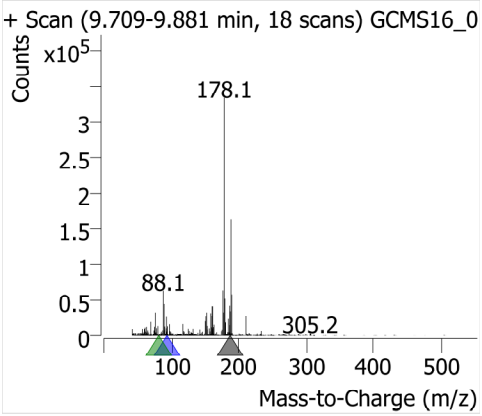

Phenanthrene

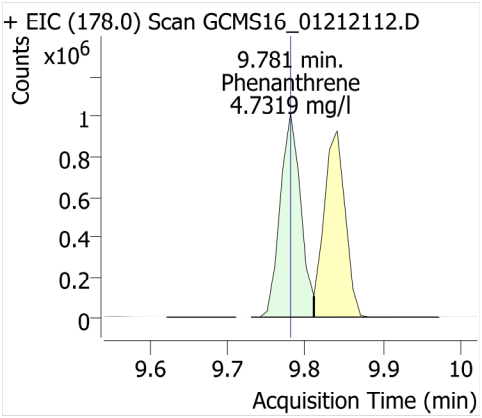

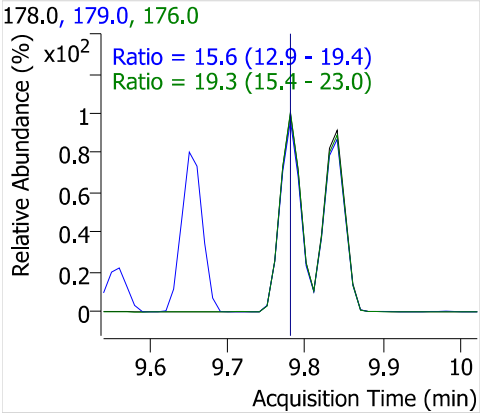

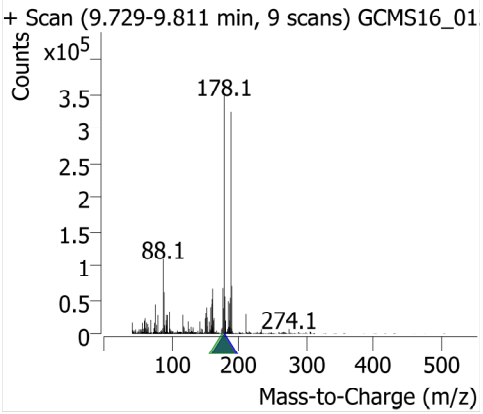

Disulfoton

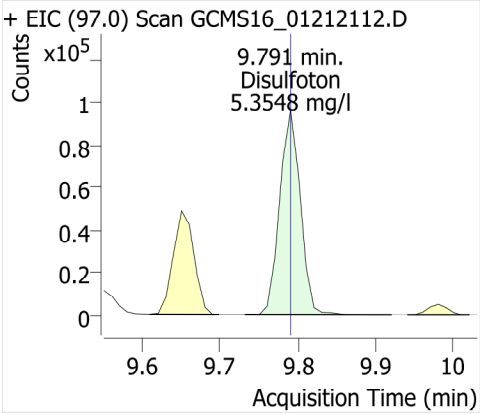

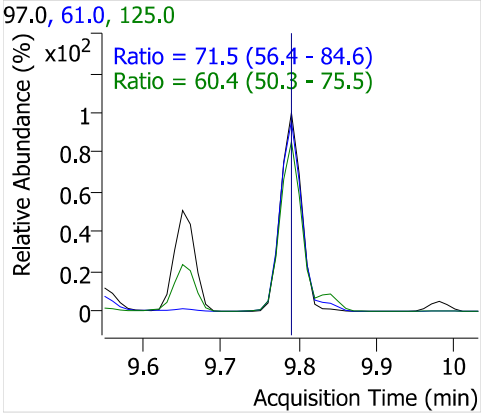

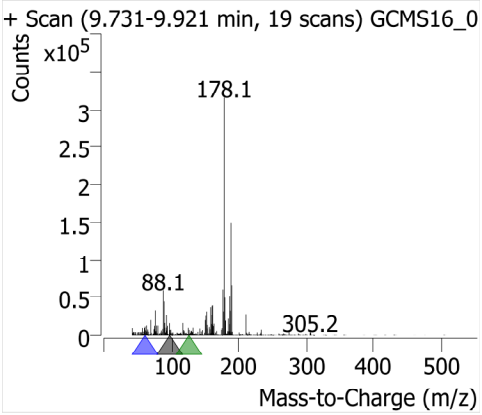

Terbacil

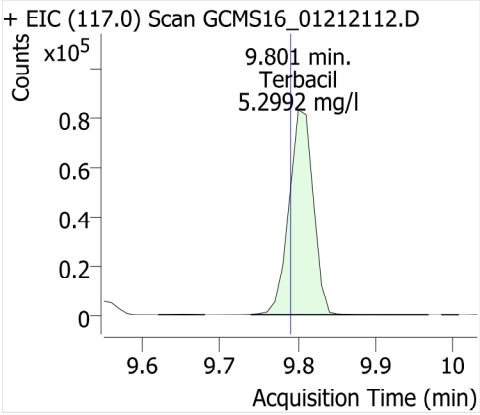

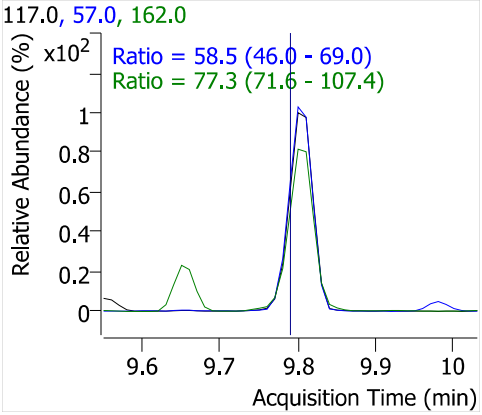

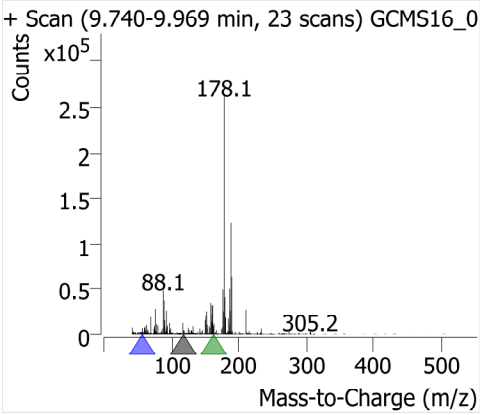

Anthracene

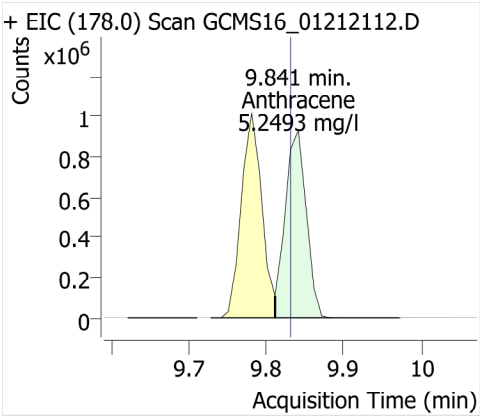

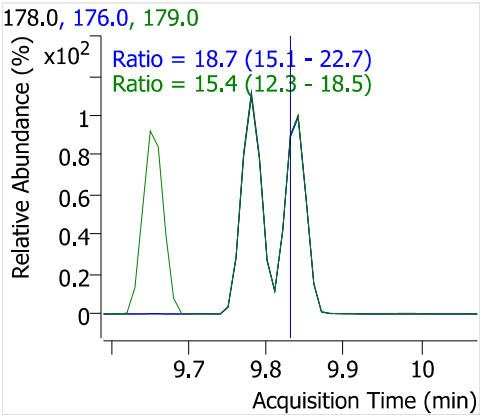

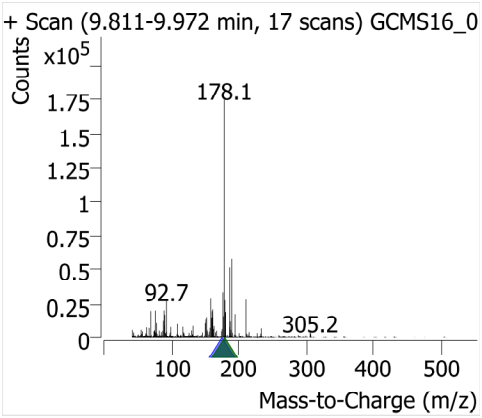

Caffeine

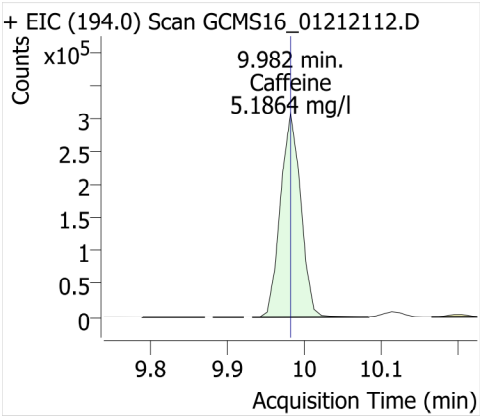

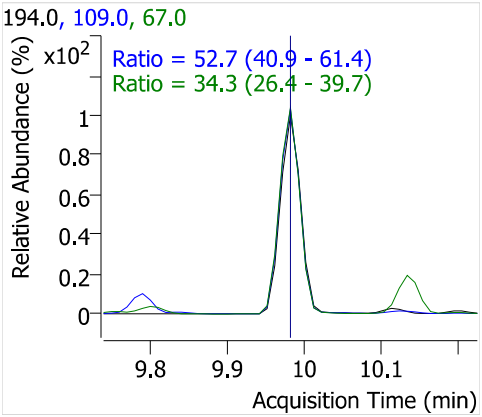

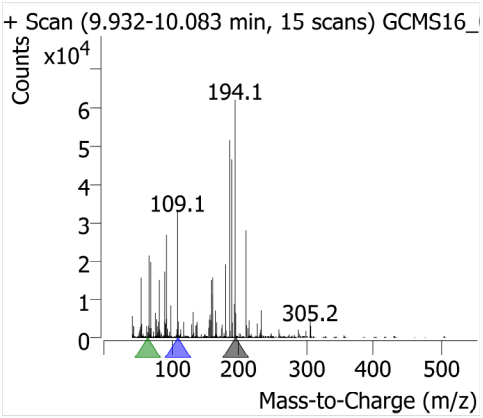

Acetochlor

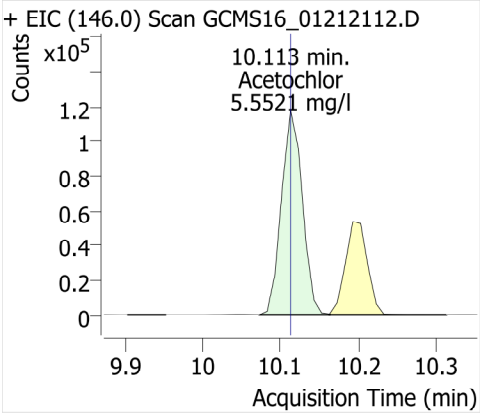

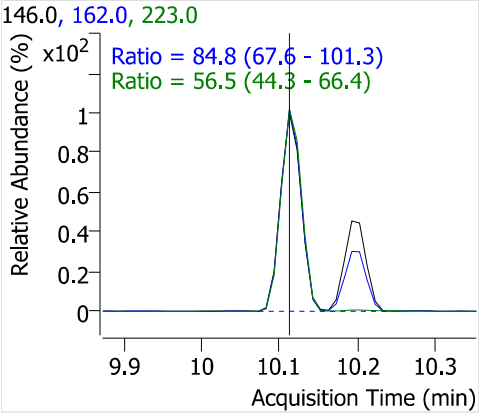

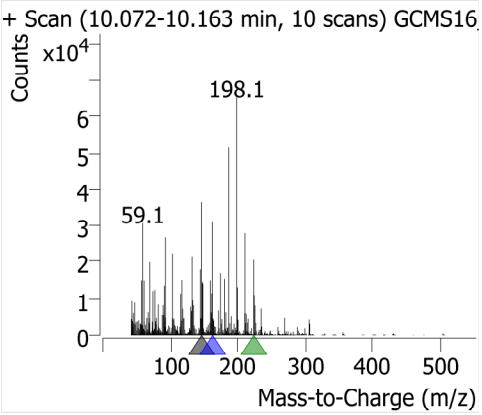

Metribuzin

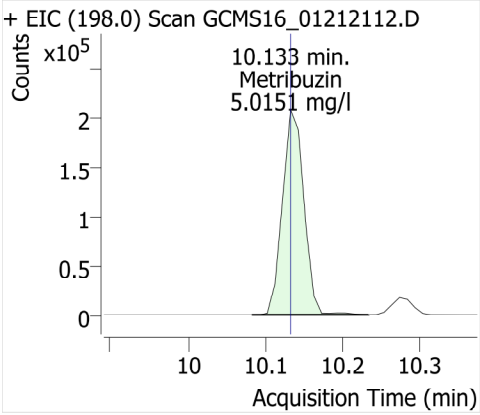

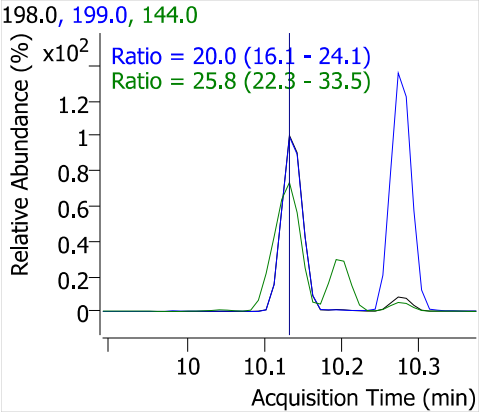

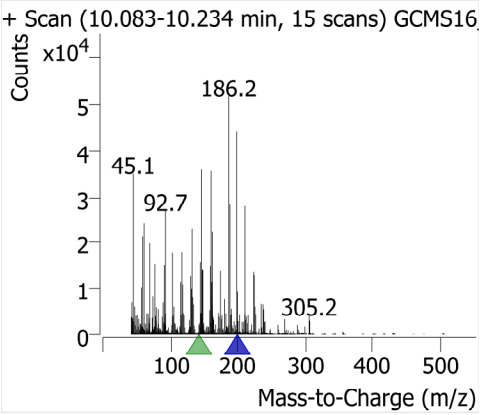

Alachlor

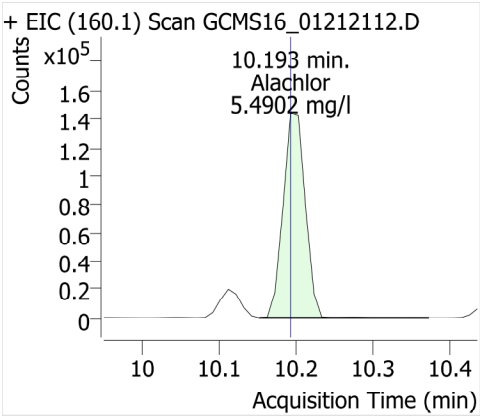

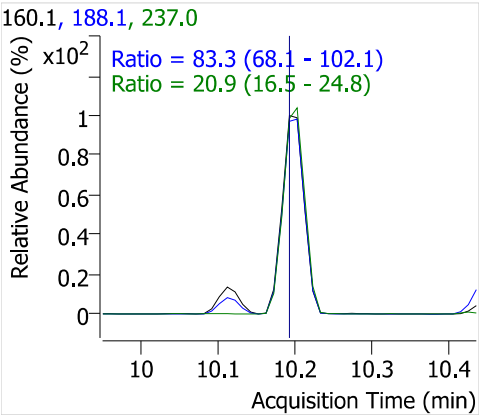

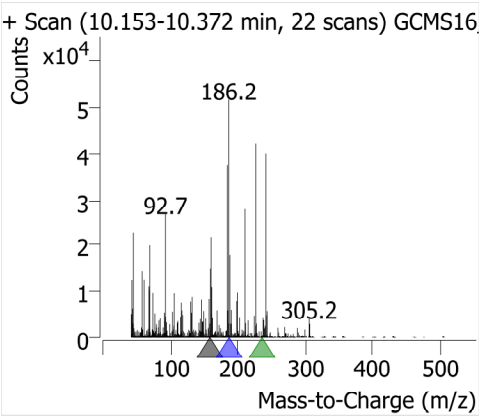

Prometryn

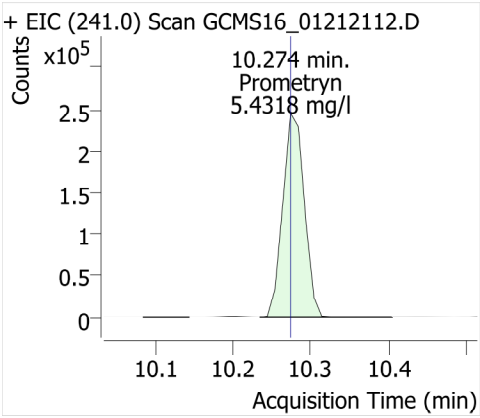

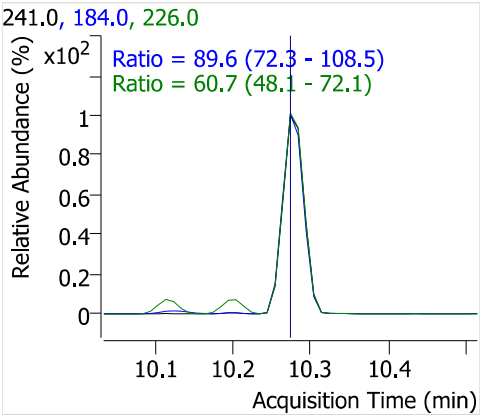

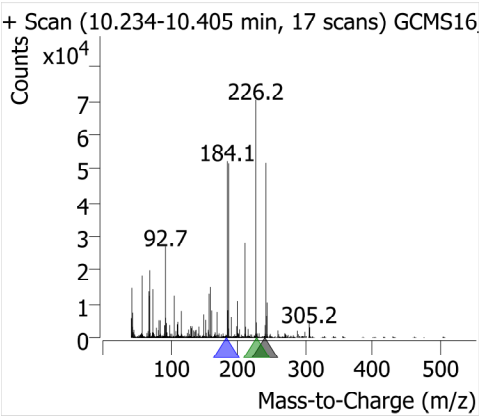

Bromacil

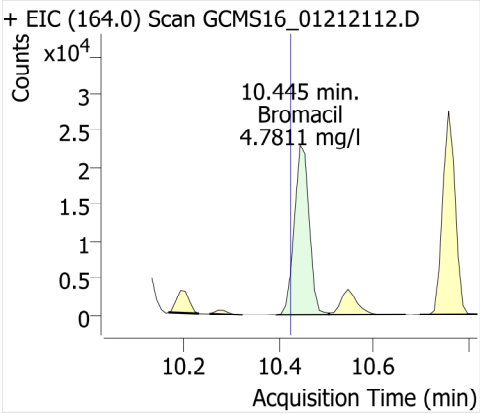

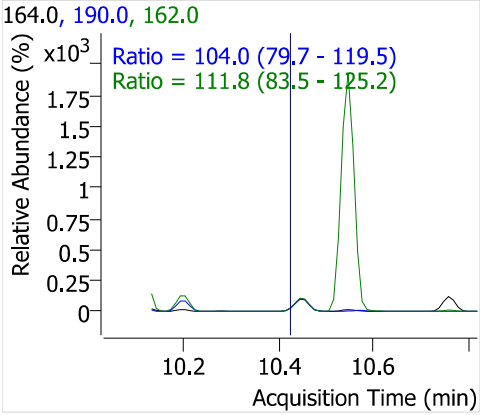

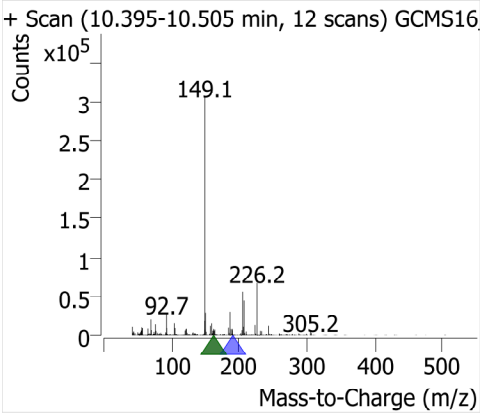

Di-n-butyl phthalate

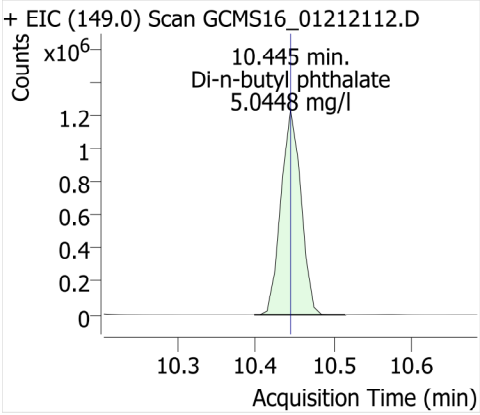

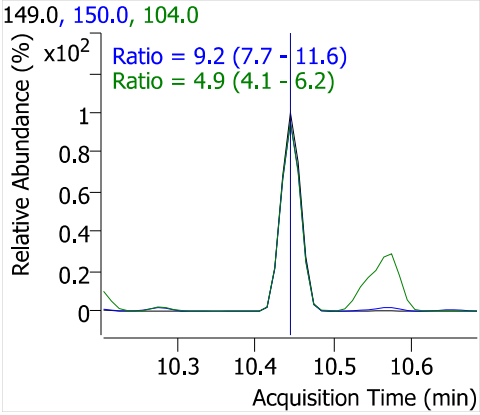

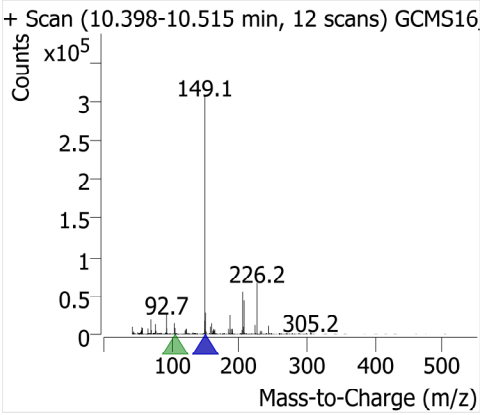

Metolachlor

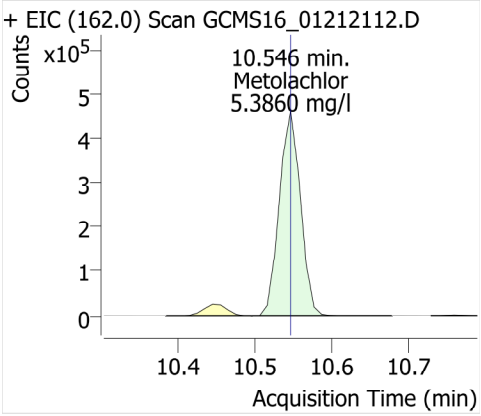

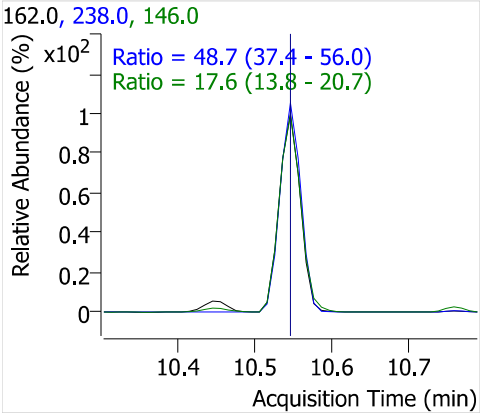

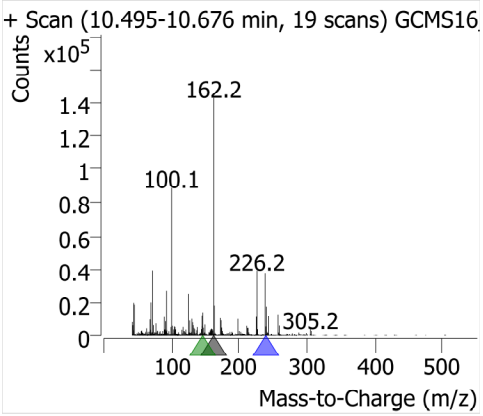

Cyanazine

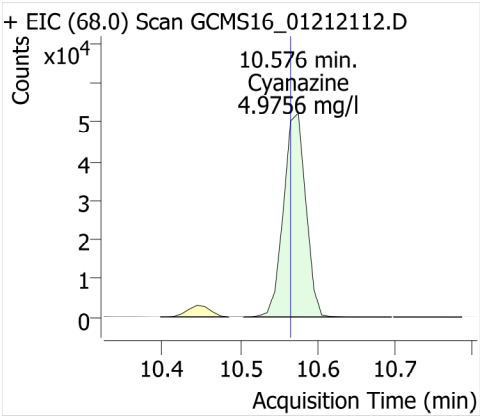

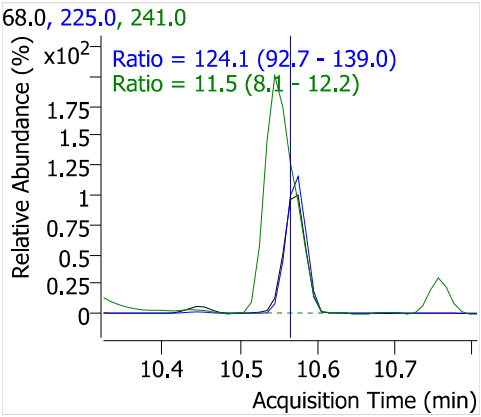

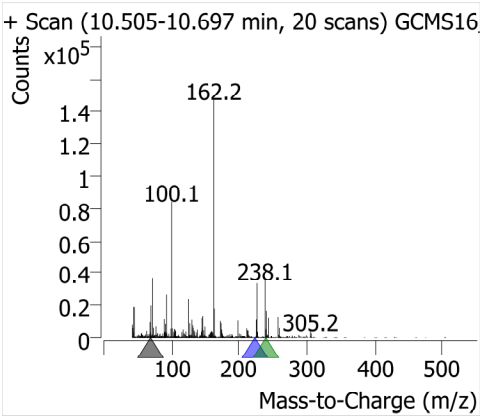

Thiobencarb

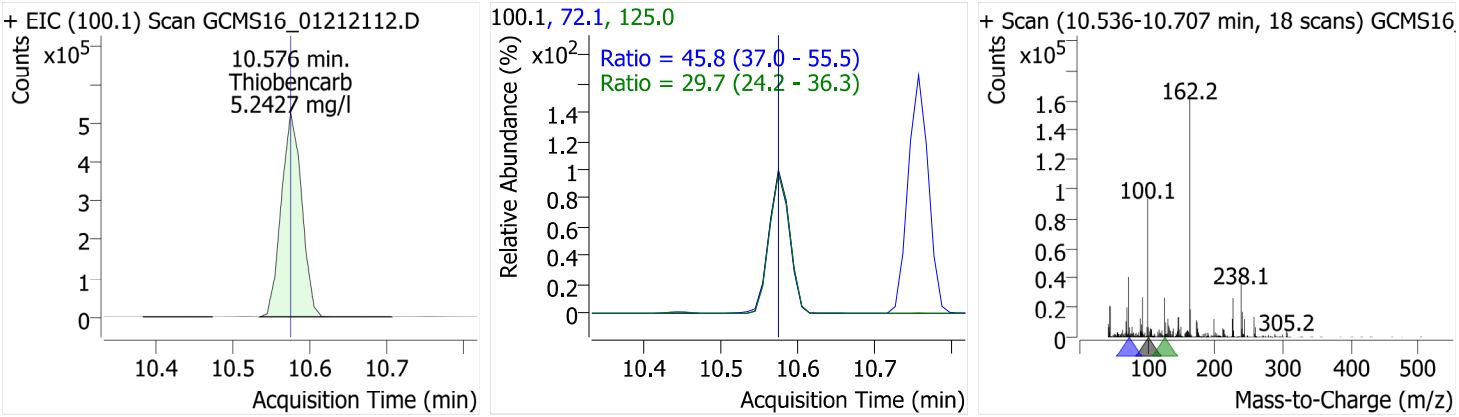

Diphenamide

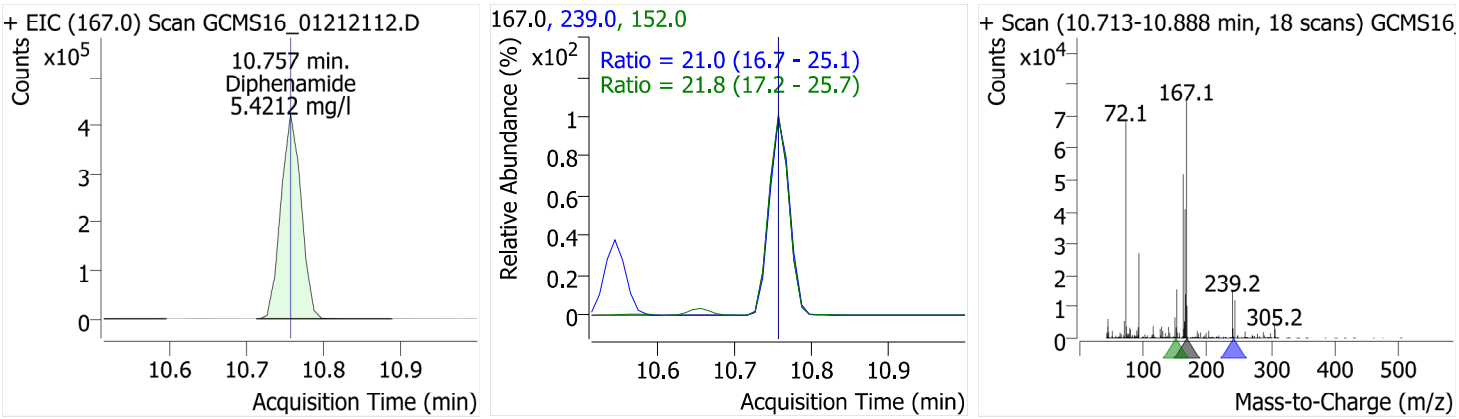

Captan

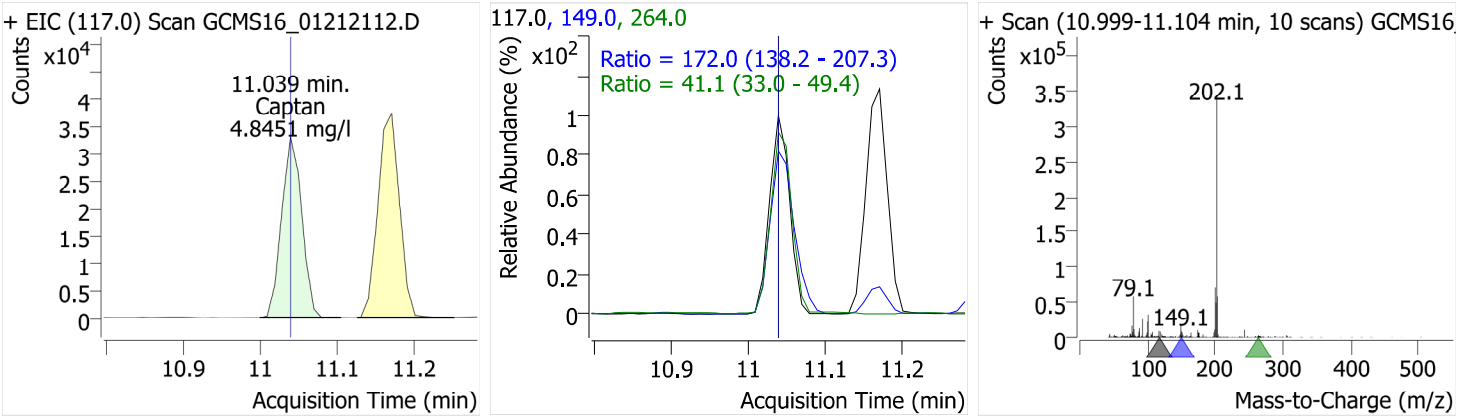

Fluoranthene

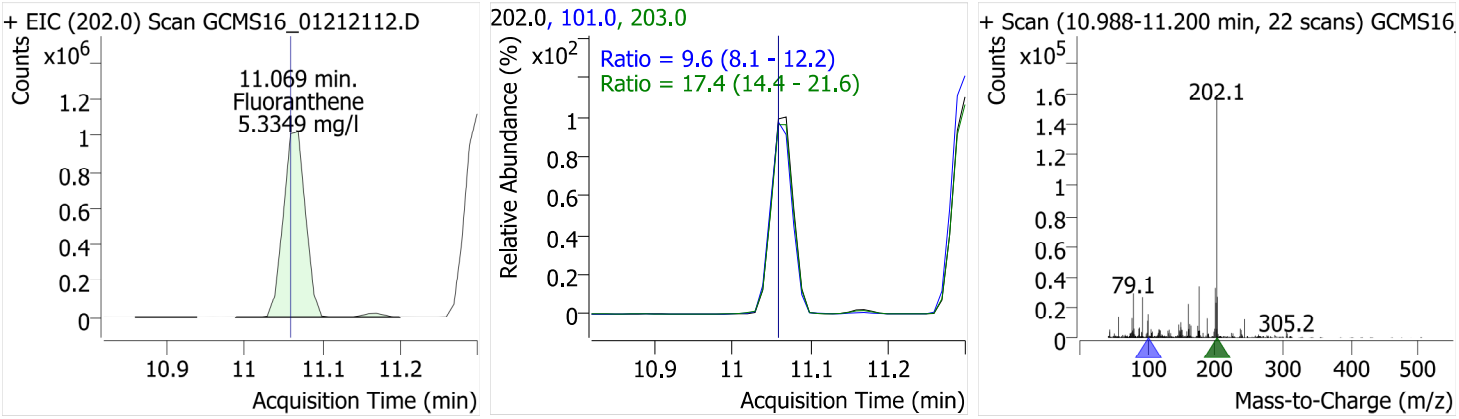

Butachlor

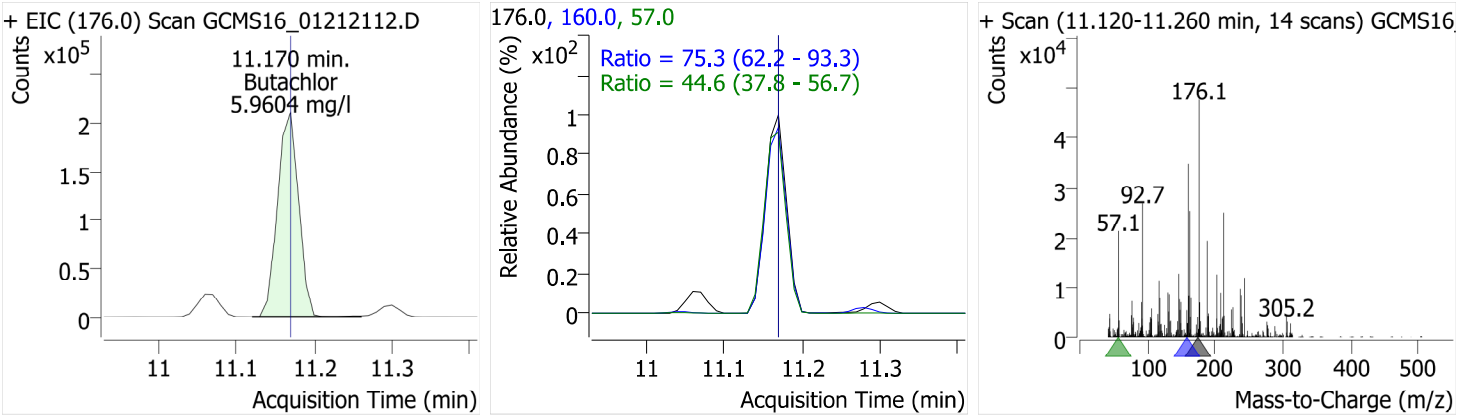

Pyrene

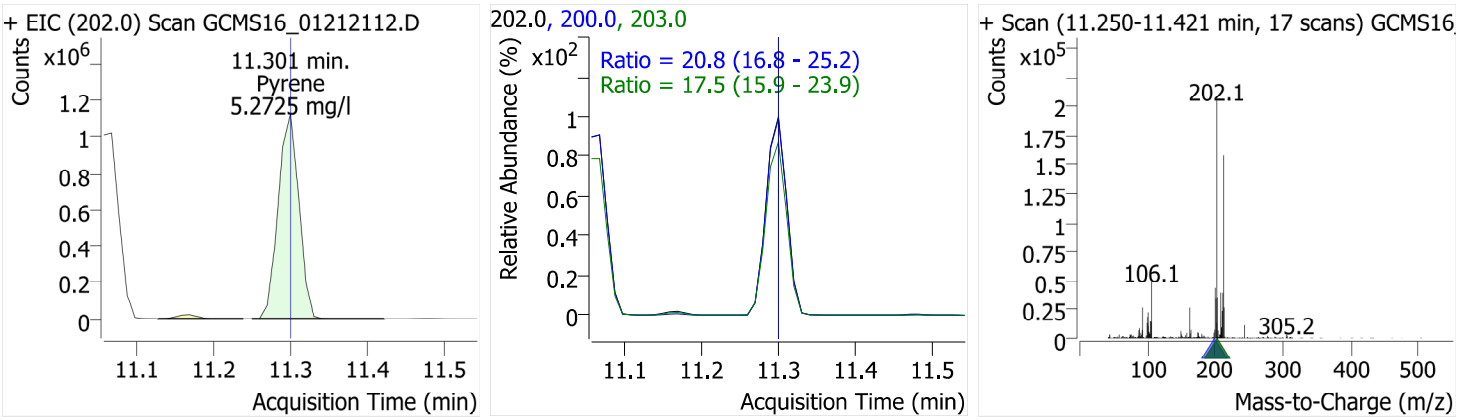

Terphenyl-d14

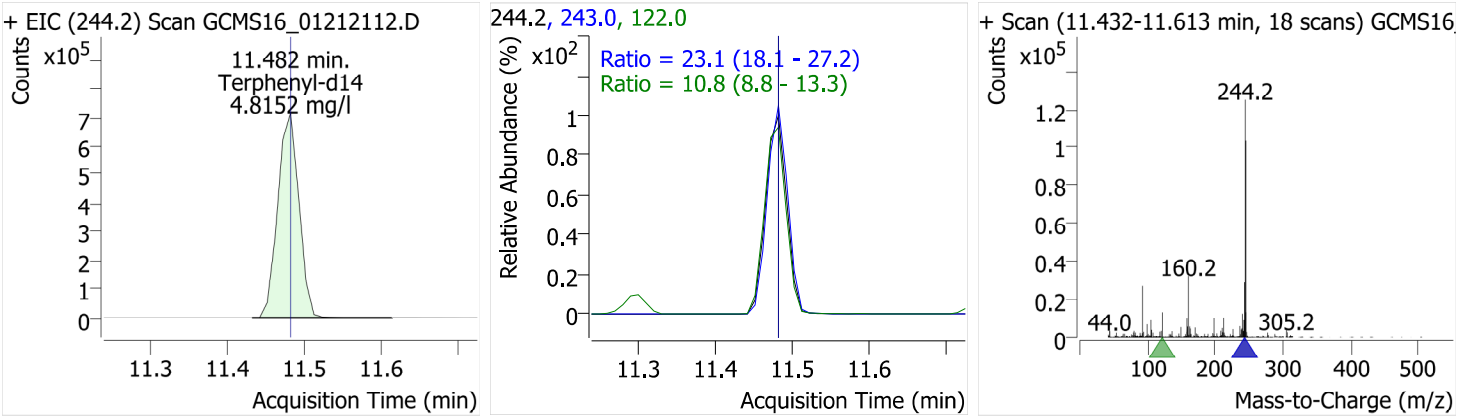

Ethion

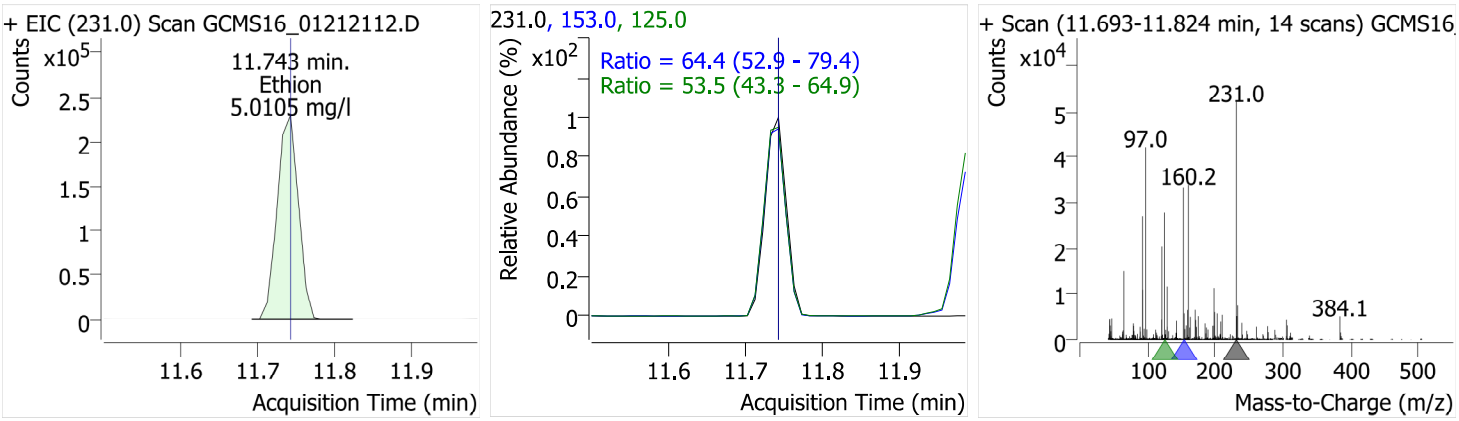

Trithion (carbofenotion)

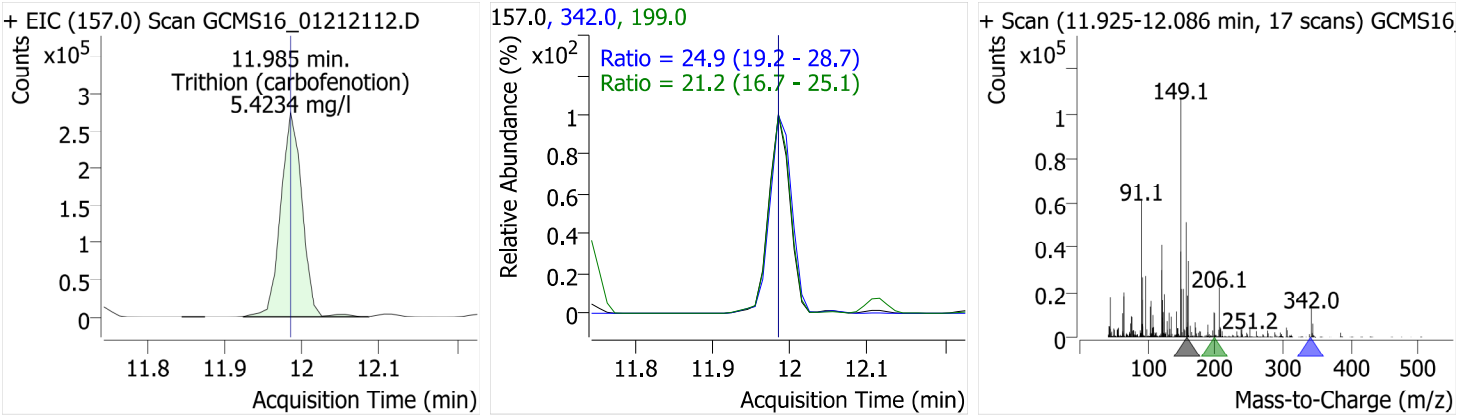

Butyl benzyl phthalate

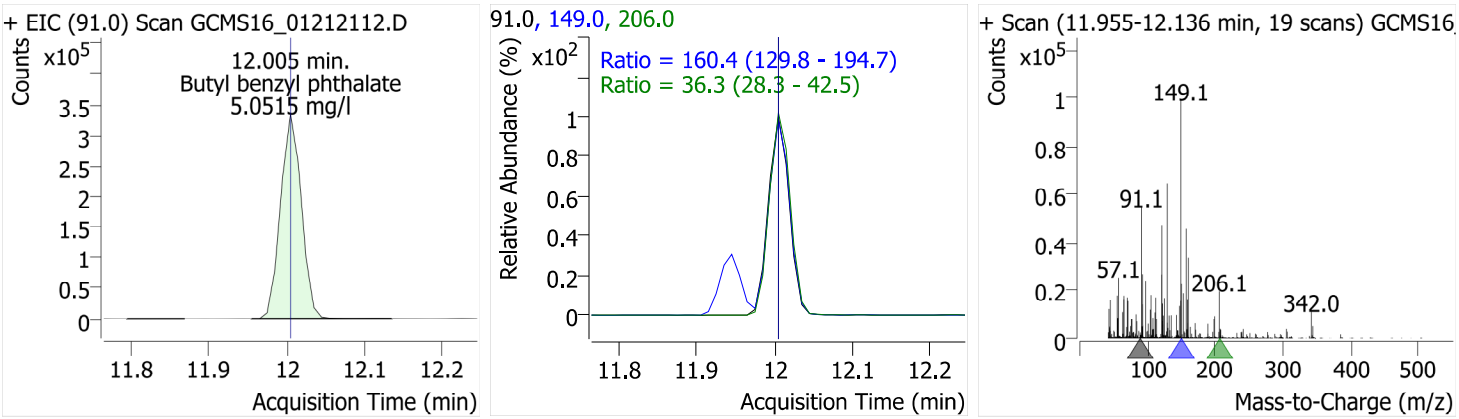

Bis(2-ethylhexyl)adipate

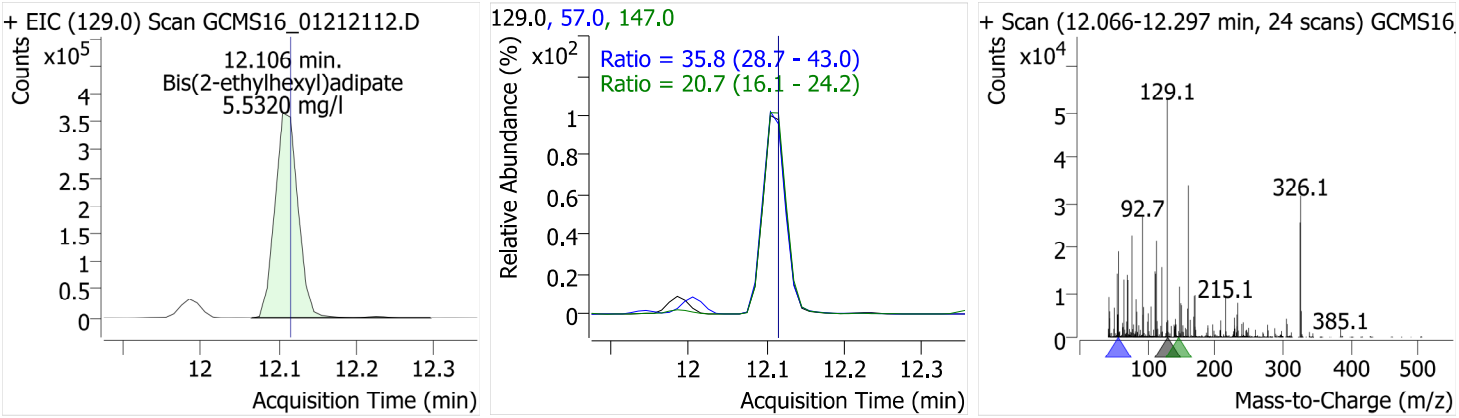

TPP

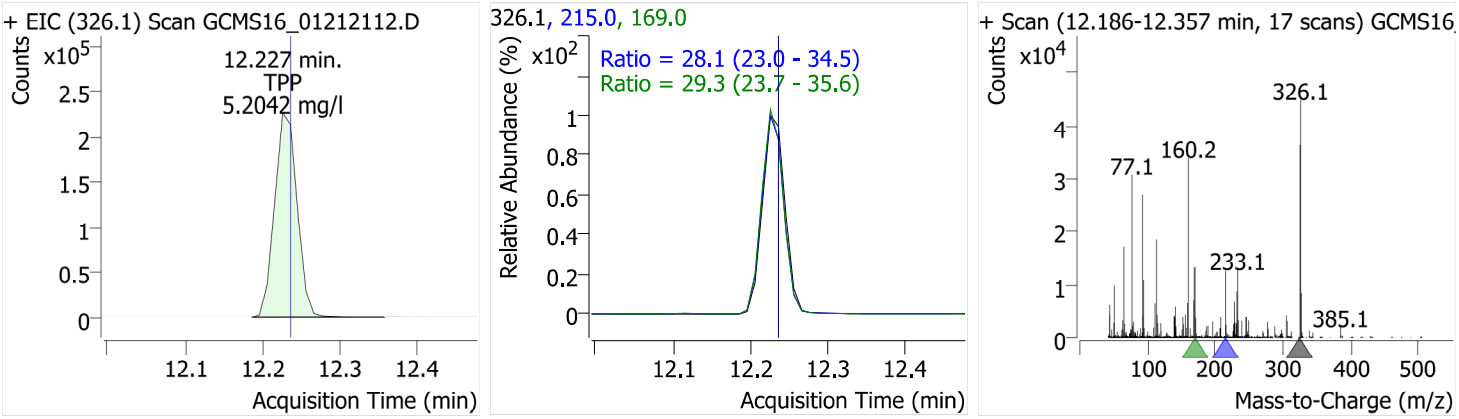

Benzo [a] anthracene

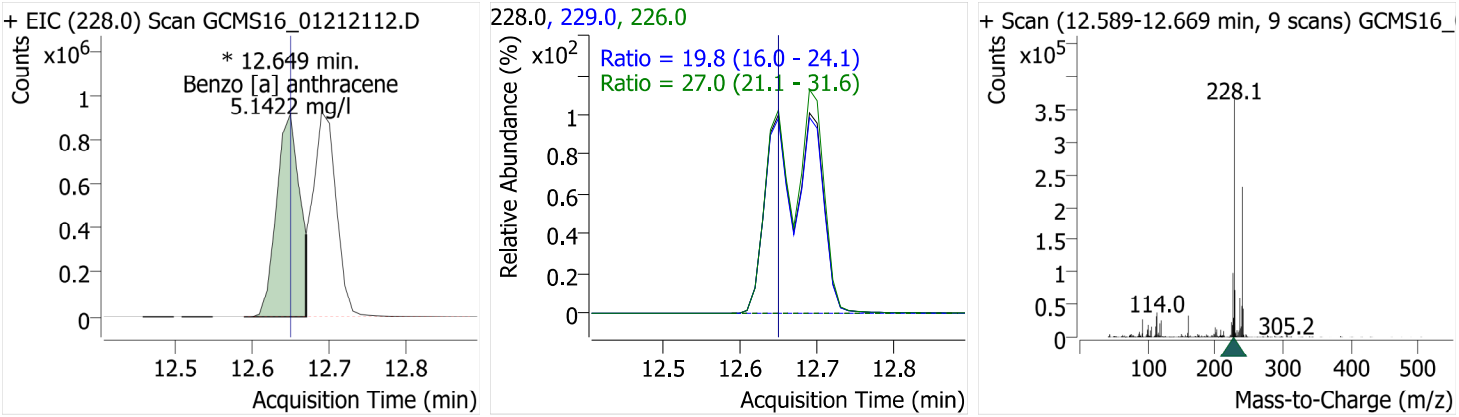

Chrysene-d12

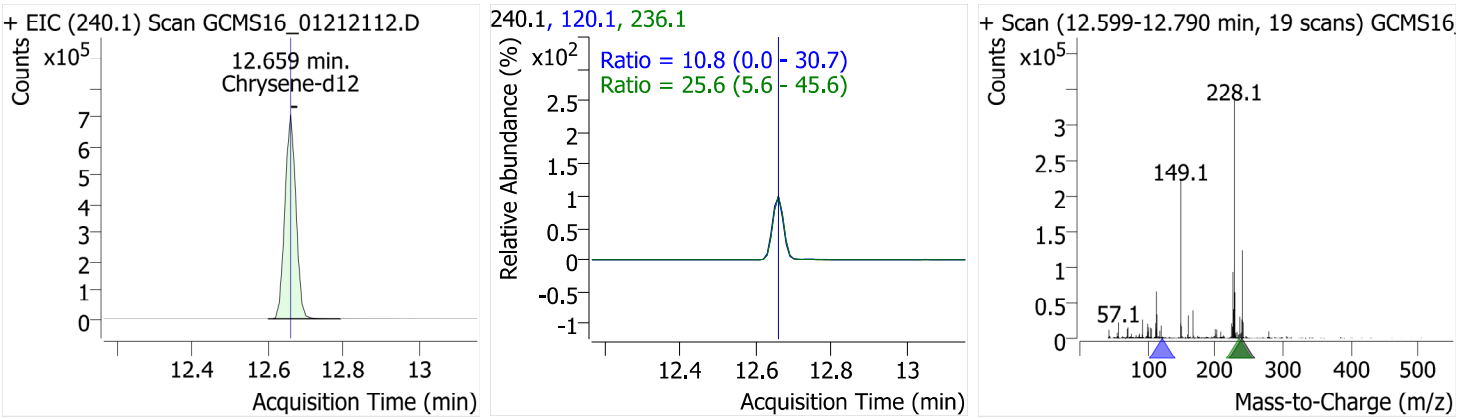

Chrysene

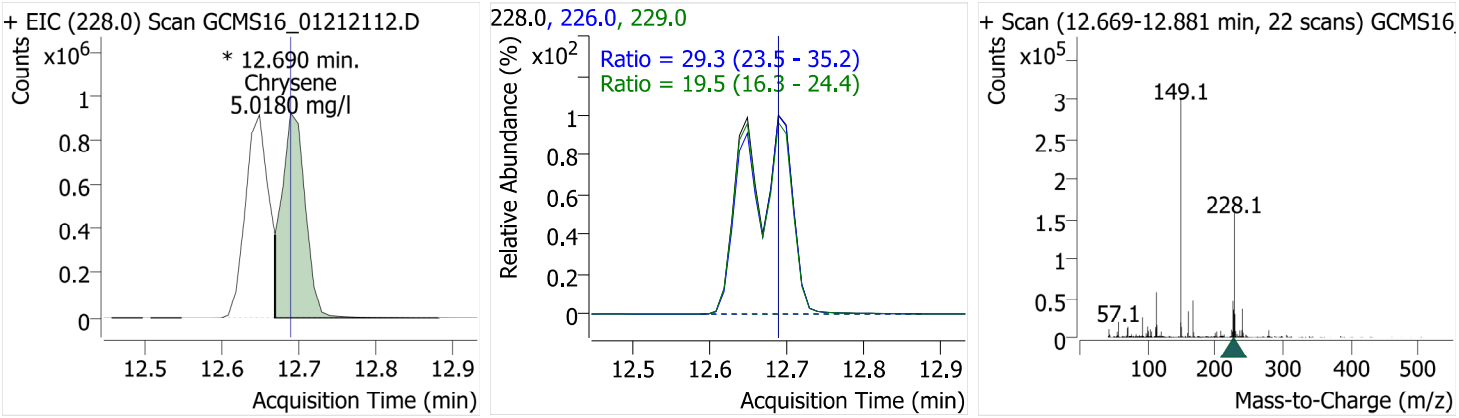

Bis(2-ethylhexyl)phthalate

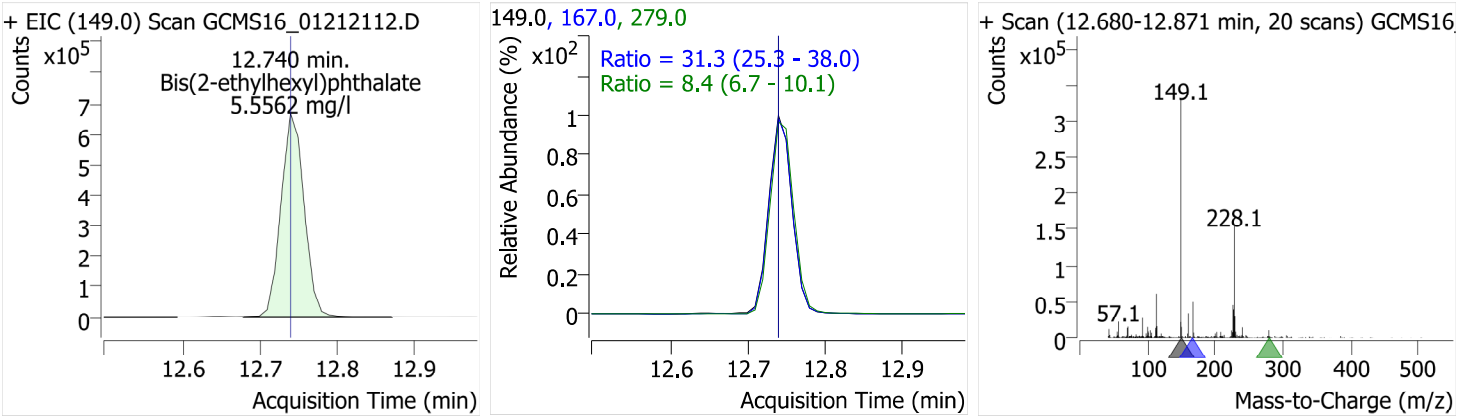

Di-n-octyl phthalate

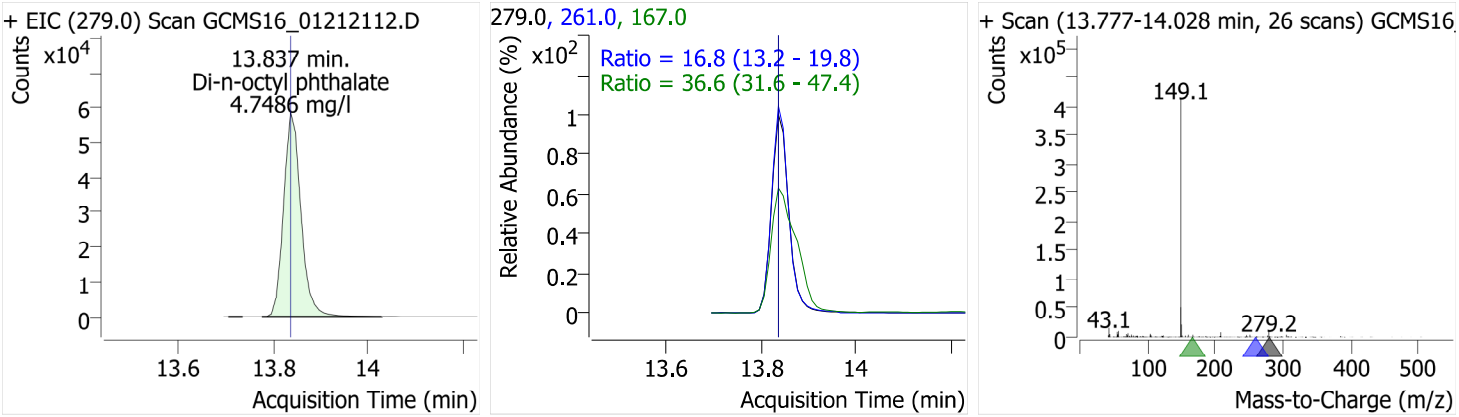

Benzo [b] fluoranthene

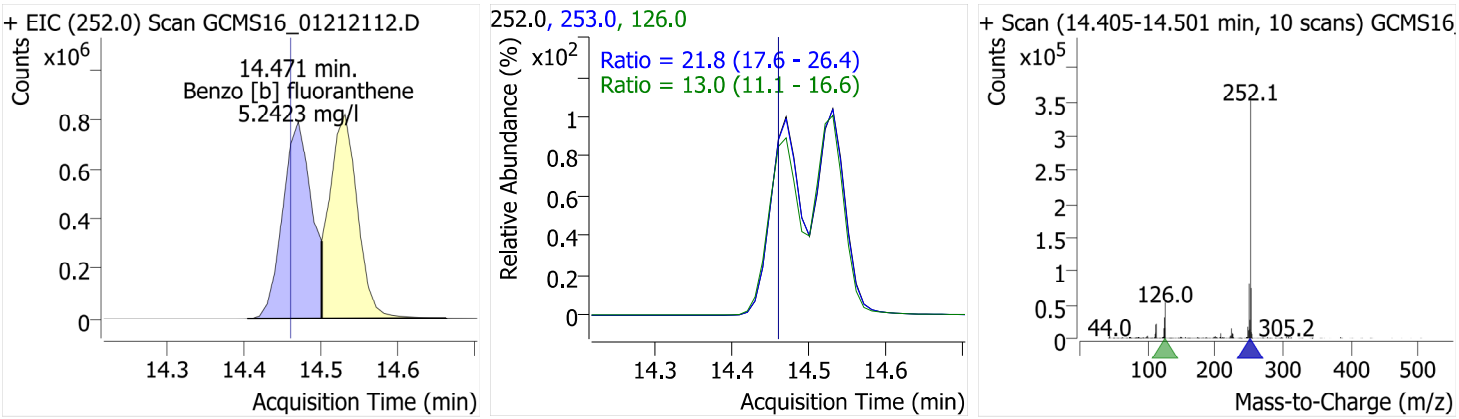

Benzo [k] fluoranthene

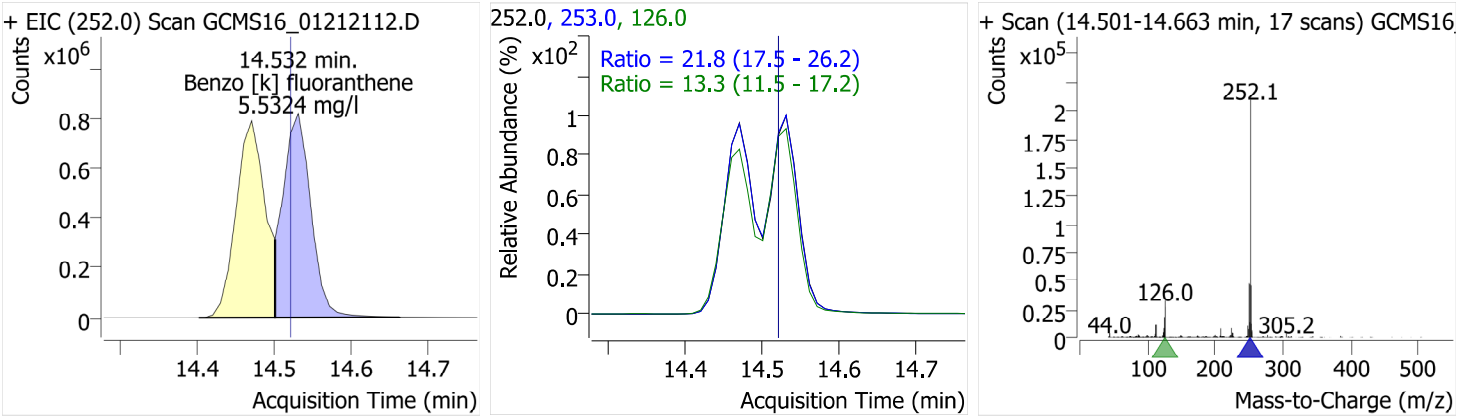

Benzo[a] pyrene

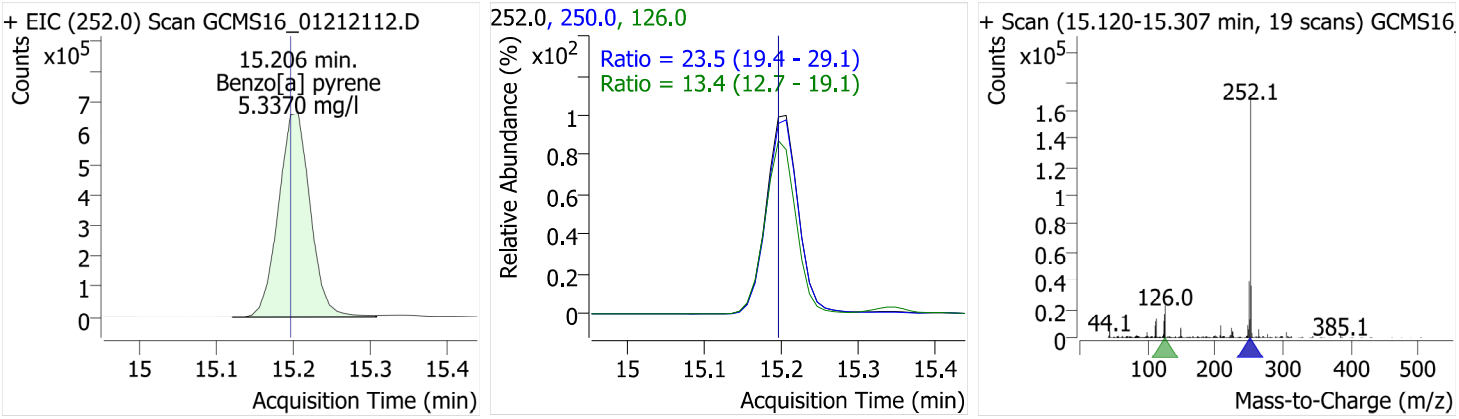

Perylene-d12

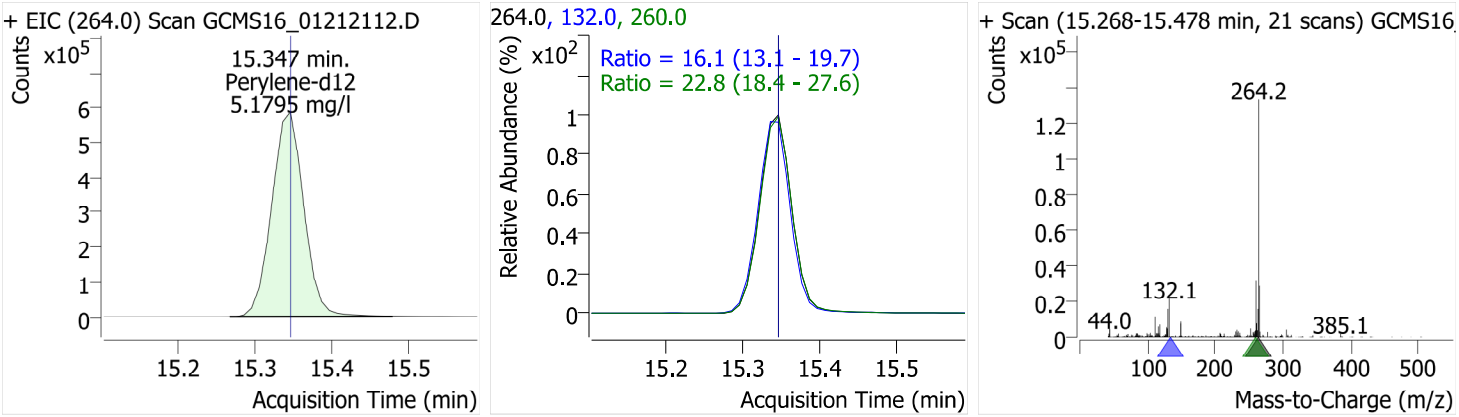

Indeno [1,2,3-cd] pyrene

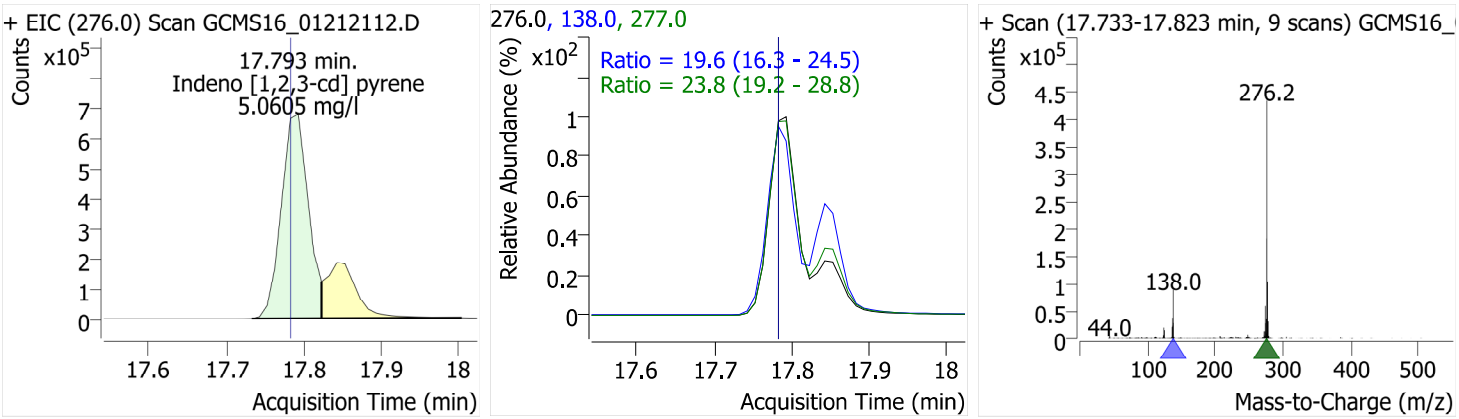

Dibenz [a,h] anthracene

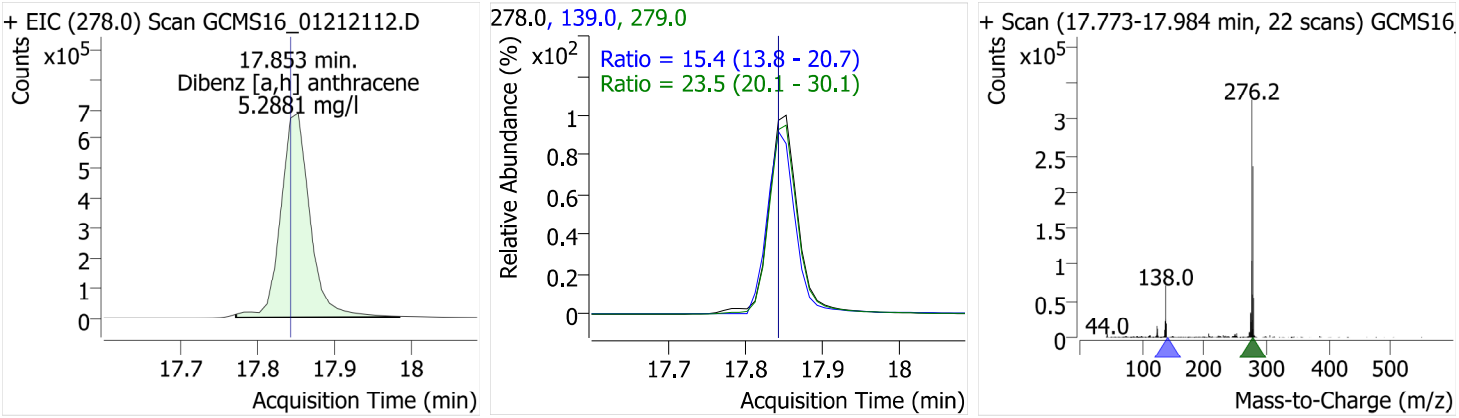

Benzo [g,h,i] perylene

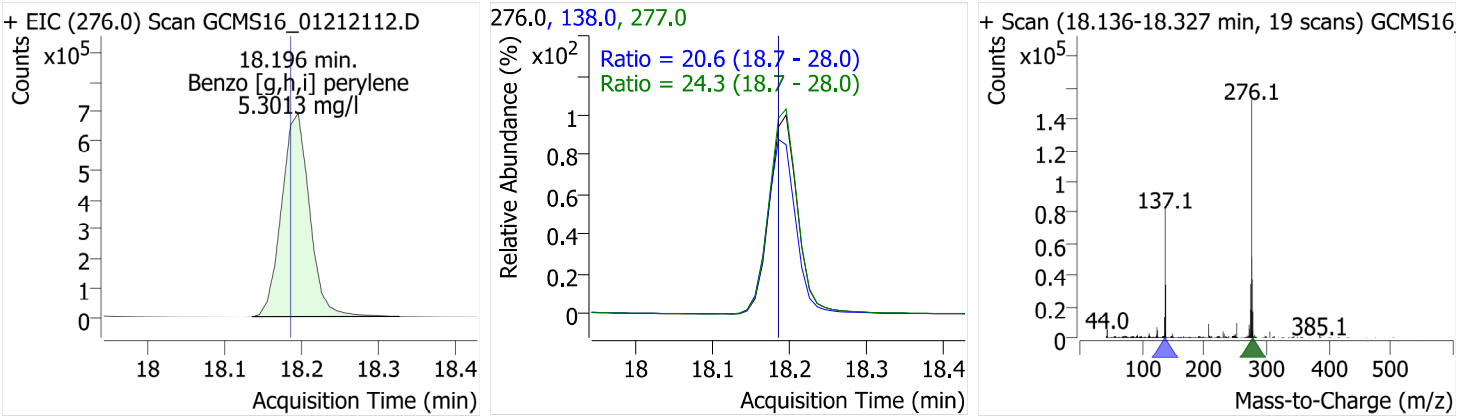

Quantitative Analysis Results With Qualifier Ratio Report

Batch Path	\\WSCIXIGCMS16\InstData\GCMS16\DATA\2021\012121_525.2\QuantResults\012121_525.2.batch.bin		
Analysis Time	1/26/2021 10:40:20 AM	**Analyst Name**	WECK\ryan.raymond
Report Time	1/26/2021 10:44:08 AM	**Reporter Name**	ryan.raymond
Last Calib Update	1/22/2021 9:39:22 AM	**Batch State**	Processed
Quant Batch Version	10.0	**Quant Report Version**	10.0

AnalysisInfo

Acq. Time	1/21/2021 4:00:21 PM	**Data File**	GCMS16_01212113.D
Sample Type	Cal	**Sample Name**	507PNA Cal 2ppm
Dilution	1	**Acq. Method**	525
Position	7	**Inj Vol**	1
DA Method File	507PNA 012121.m	**Comment**	1010642

Sample Chromatogram

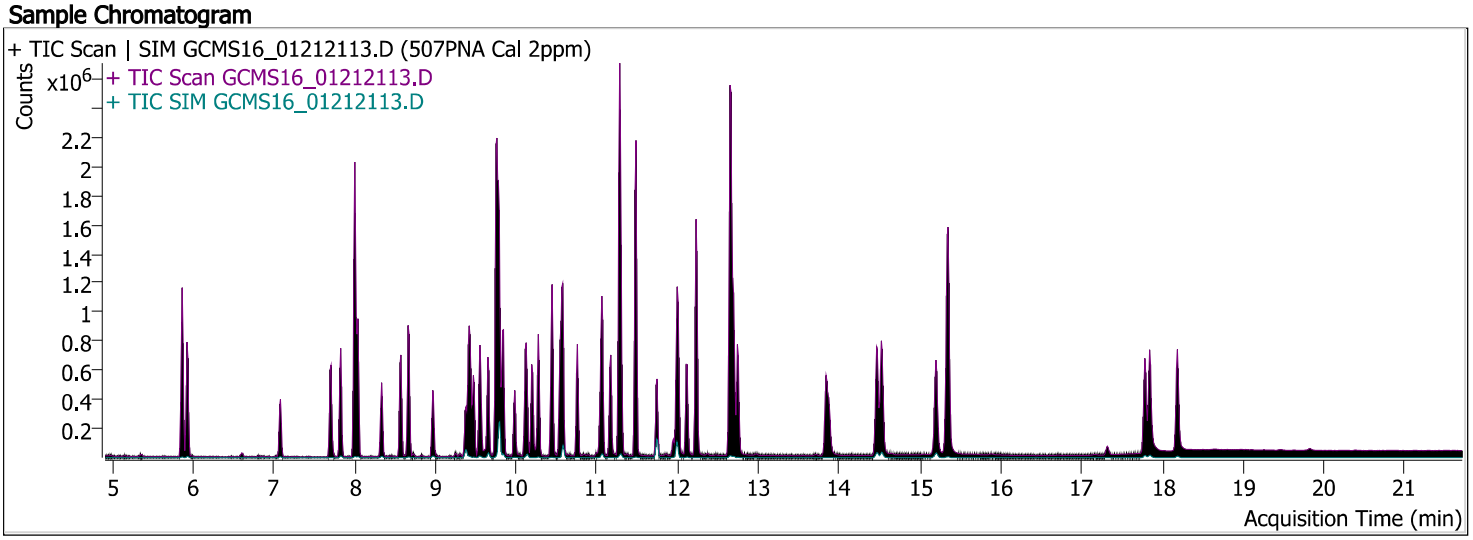

Compound	ISTD	RT	Resp.	ISTD Resp.	Conc	Units	Accuracy
1,3 Dimethyl-2-Nitrobenzene	Acenaphthene-d10	5.865	269498	923813	4.9536	mg/l	99.07
Naphthalene	Acenaphthene-d10	5.925	778254	923813	2.0461	mg/l	102.31
EPTC	Acenaphthene-d10	7.083	156382	923813	2.0510	mg/l	102.55
Dimethyl phthalate	Acenaphthene-d10	7.707	580605	923813	2.1052	mg/l	105.26
Acenaphthylene	Acenaphthene-d10	7.828	690826	923813	2.1825	mg/l	109.12
Acenaphthene	Acenaphthene-d10	8.039	456662	923813	1.9627	mg/l	98.14
Molinate	Acenaphthene-d10	8.331	302553	923813	2.1294	mg/l	106.47
Diethyl phthalate	Acenaphthene-d10	8.573	588478	923813	2.1681	mg/l	108.40
Fluorene	Acenaphthene-d10	8.663	556529	923813	2.1221	mg/l	106.10
Chlorpropham	Acenaphthene-d10	8.965	153070	923813	2.1202	mg/l	106.01
Dimethoate	Acenaphthene-d10	9.378	138764	923813	2.1703	mg/l	108.51
Prometon	Chrysene-d12	9.408	142563	1452576	2.3482	mg/l	117.41
Simazine	Chrysene-d12	9.428	138599	1452576	2.2043	mg/l	110.22
Atrazine	Acenaphthene-d10	9.468	81251	923813	2.0919	mg/l	104.59
Pentachloronitrobenzene	Phenanthrene-d10	9.559	79976	1676464	2.0829	mg/l	104.15
Pentachlorophenol	Chrysene-d12	9.549	66587	1452576	1.8552	mg/l	92.76
Diazinon (Dimpylate)	Chrysene-d12	9.650	125258	1452576	2.2851	mg/l	114.26
Phenanthrene	Phenanthrene-d10	9.781	832396	1676464	2.0710	mg/l	103.55
Disulfoton	Phenanthrene-d10	9.791	76599	1676464	2.2420	mg/l	112.10
Terbacil	Phenanthrene-d10	9.791	73252	1676464	2.0895	mg/l	104.47
Anthracene	Phenanthrene-d10	9.841	755463	1676464	2.1980	mg/l	109.90
Caffeine	Phenanthrene-d10	9.982	234143	1676464	2.1118	mg/l	105.59
Acetochlor	Chrysene-d12	10.113	93889	1452576	2.3194	mg/l	115.97
Metribuzin	Chrysene-d12	10.133	168529	1452576	2.1045	mg/l	105.22
Alachlor	Chrysene-d12	10.193	119372	1452576	2.2541	mg/l	112.70
Prometryn	Chrysene-d12	10.274	201672	1452576	2.2744	mg/l	113.72

Quantitative Analysis Results With Qualifier Ratio Report

Compound	ISTD	RT	Resp.	ISTD Resp.	Conc	Units	Accuracy
Bromacil	Chrysene-d12	10.435	20345	1452576	2.0435	mg/l	102.17
Di-n-butyl phthalate	Phenanthrene-d10	10.445	994378	1676464	2.1631	mg/l	108.16
Metolachlor	Chrysene-d12	10.546	372404	1452576	2.2450	mg/l	112.25
Cyanazine	Phenanthrene-d10	10.566	49135	1676464	2.2475	mg/l	112.38
Thiobencarb	Chrysene-d12	10.576	438964	1452576	2.3348	mg/l	116.74
Diphenamide	Phenanthrene-d10	10.757	329362	1676464	2.2639	mg/l	113.20
Captan	Phenanthrene-d10	11.039	19990	1676464	1.8224	mg/l	91.12
Fluoranthene	Phenanthrene-d10	11.059	910134	1676464	2.2749	mg/l	113.75
Butachlor	Chrysene-d12	11.170	159750	1452576	2.3418	mg/l	117.09
Pyrene	Phenanthrene-d10	11.300	884450	1676464	2.1164	mg/l	105.82
Terphenyl-d14	Chrysene-d12	11.482	1390659	1452576	4.8722	mg/l	97.44
Ethion	Chrysene-d12	11.743	158838	1452576	1.8538	mg/l	92.69
Trithion (carbofenotion)	Chrysene-d12	11.985	207348	1452576	2.1125	mg/l	105.62
Butyl benzyl phthalate	Phenanthrene-d10	12.005	263488	1676464	2.0558	mg/l	102.79
Bis(2-ethylhexyl)adipate	Phenanthrene-d10	12.116	302882	1676464	2.1483	mg/l	107.41
TPP	Phenanthrene-d10	12.227	456603	1676464	5.0669	mg/l	101.34
Benzo [a] anthracene	Phenanthrene-d10	12.649	776744	1676464	2.0797	mg/l	103.99
Chrysene	Chrysene-d12	12.690	803351	1452576	2.0107	mg/l	100.53
Bis(2-ethylhexyl)phthalate	Phenanthrene-d10	12.740	544877	1676464	2.1260	mg/l	106.30
Di-n-octyl phthalate	Chrysene-d12	13.837	48343	1452576	1.8056	mg/l	90.28
Benzo [b] fluoranthene	Chrysene-d12	14.461	746816	1452576	1.9329	mg/l	96.65
Benzo [k] fluoranthene	Chrysene-d12	14.522	900942	1452576	2.4100	mg/l	120.50
Benzo[a] pyrene	Chrysene-d12	15.196	745633	1452576	2.0852	mg/l	104.26
Perylene-d12	Chrysene-d12	15.347	1710930	1452576	5.1656	mg/l	103.31
Indeno [1,2,3-cd] pyrene	Chrysene-d12	17.783	619846	1452576	2.0229	mg/l	101.15
Dibenz [a,h] anthracene	Chrysene-d12	17.843	690744	1452576	2.0379	mg/l	101.89
Benzo [g,h,i] perylene	Chrysene-d12	18.186	708474	1452576	2.1446	mg/l	107.23

Compound	CAS#	RT	RR	Conc	Transition	(Min-Max)	Q-Ratio
1,3 Dimethyl-2-Nitrobenzene		5.865	0.2917	4.9536	134.1		
					103.0	41.0 - 61.5	52.6
					151.0	30.9 - 46.4	39.2
Naphthalene		5.925	0.8424	2.0461	128.0		
					129.0	8.7 - 13.1	10.9
EPTC		7.083	0.1693	2.0510	128.0		
					86.0	51.0 - 76.5	66.8
					189.0	17.4 - 26.1	22.0
Dimethyl phthalate		7.707	0.6285	2.1052	163.0		
					77.0	15.0 - 22.5	18.1
					194.0	5.2 - 7.8	6.3
Acenaphthylene		7.828	0.7478	2.1825	152.0		
					151.0	16.0 - 24.1	19.7
					76.0	7.0 - 10.5	8.4
Acenaphthene		8.039	0.4943	1.9627	154.0		
					153.0	82.2 - 123.3	106.0
					152.0	39.0 - 58.6	50.6
Molinate		8.331	0.3275	2.1294	126.0		
					55.0	45.2 - 67.7	56.9
					187.0	15.8 - 23.7	19.6
Diethyl phthalate		8.573	0.6370	2.1681	149.0		
					177.0	18.6 - 27.9	22.5
					150.0	10.0 - 14.9	12.4
Fluorene		8.663	0.6024	2.1221	166.0		
					165.0	74.4 - 111.6	93.2
Chlorpropham		8.965	0.1657	2.1202	127.0		
					213.0	31.4 - 47.1	39.6
					171.0	21.2 - 31.9	27.0
Dimethoate		9.378	0.1502	2.1703	87.0		
					125.0	59.0 - 88.5	70.7
					93.0	57.4 - 86.1	69.4
Prometon		9.408	0.0981	2.3482	210.0		
					225.0	63.9 - 95.8	80.4
					168.0	63.8 - 95.7	78.6
Simazine	122-77-6	9.428	0.0954	2.2043	201.0		
					186.0	49.5 - 74.2	64.0
					173.0	37.2 - 55.8	42.9
Atrazine		9.468	0.0880	2.0919	215.0		
					200.0	161.2 - 241.8	210.3
					58.0	53.4 - 80.1	70.8
Pentachloronitrobenzene		9.559	0.0477	2.0829	237.0		
					249.0	49.3 - 74.0	63.1
					295.0	38.4 - 57.7	47.4
Pentachlorophenol		9.549	0.0458	1.8552	265.7		
					267.7	50.7 - 76.0	62.2
					166.8	44.0 - 66.0	47.7
Diazinon (Dimpylate)		9.650	0.0862	2.2851	137.0		
					179.0	68.6 - 102.8	86.1
					152.0	49.7 - 74.6	61.4
Phenanthrene		9.781	0.4965	2.0710	178.0		
					176.0	15.4 - 23.0	19.3
					179.0	12.9 - 19.4	15.6
Disulfoton		9.791	0.0457	2.2420	97.0		
					61.0	56.4 - 84.6	73.7
					125.0	50.3 - 75.5	60.5

Compound	CAS#	RT	RR	Conc	Transition	(Min-Max)	Q-Ratio
Terbacil		9.791	0.0437	2.0895	117.0		
					162.0	71.6 - 107.4	82.7
					57.0	46.0 - 69.0	59.6
Anthracene		9.841	0.4506	2.1980	178.0		
					176.0	15.1 - 22.7	18.7
					179.0	12.3 - 18.5	15.4
Caffeine		9.982	0.1397	2.1118	194.0		
					109.0	40.9 - 61.4	52.9
					67.0	26.4 - 39.7	34.0
Acetochlor		10.113	0.0646	2.3194	146.0		
					162.0	67.6 - 101.3	86.4
					223.0	44.3 - 66.4	54.5
Metribuzin		10.133	0.1160	2.1045	198.0		
					144.0	22.3 - 33.5	25.4
					199.0	16.1 - 24.1	19.9
Alachlor	15972-60-8	10.193	0.0822	2.2541	160.1		
					188.1	68.1 - 102.1	87.2
					237.0	16.5 - 24.8	20.4
Prometryn		10.274	0.1388	2.2744	241.0		
					184.0	72.3 - 108.5	88.1
					226.0	48.1 - 72.1	60.8
Bromacil		10.435	0.0140	2.0435	164.0		
					162.0	83.5 - 125.2	106.1
					190.0	79.7 - 119.5	101.2
Di-n-butyl phthalate		10.445	0.5931	2.1631	149.0		
					150.0	7.7 - 11.6	9.2
					104.0	4.1 - 6.2	5.0
Metolachlor		10.546	0.2564	2.2450	162.0		
					238.0	37.4 - 56.0	47.6
					146.0	13.8 - 20.7	17.3
Cyanazine		10.566	0.0293	2.2475	68.0		
					225.0	92.7 - 139.0	112.0
					241.0	8.1 - 12.2	9.2
Thiobencarb	028249-77-6	10.576	0.3022	2.3348	100.1		
					72.1	37.0 - 55.5	45.6
					125.0	24.2 - 36.3	29.5
Diphenamide		10.757	0.1965	2.2639	167.0		
					152.0	17.2 - 25.7	22.0
					239.0	16.7 - 25.1	21.7
Captan		11.039	0.0119	1.8224	117.0		
					149.0	138.2 - 207.3	183.4
					264.0	33.0 - 49.4	37.0
Fluoranthene		11.059	0.5429	2.2749	202.0		
					203.0	14.4 - 21.6	17.2
					101.0	8.1 - 12.2	9.7
Butachlor		11.170	0.1100	2.3418	176.0		
					160.0	62.2 - 93.3	77.7
					57.0	37.8 - 56.7	46.3
Pyrene		11.300	0.5276	2.1164	202.0		
					200.0	16.8 - 25.2	20.8
					203.0	15.9 - 23.9	17.7
Terphenyl-d14		11.482	0.9574	4.8722	244.2		
					243.0	18.1 - 27.2	22.5

Compound	CAS#	RT	RR	Conc	Transition	(Min-Max)	Q-Ratio
					122.0	8.8 - 13.3	11.2
Ethion		11.743	0.1093	1.8538	231.0		
					153.0	52.9 - 79.4	66.9
					125.0	43.3 - 64.9	53.7
Trithion (carbofenotion)		11.985	0.1427	2.1125	157.0		
					342.0	19.2 - 28.7	24.1
					199.0	16.7 - 25.1	21.3
Butyl benzyl phthalate		12.005	0.1572	2.0558	91.0		
					149.0	129.8 - 194.7	162.6
					206.0	28.3 - 42.5	36.3
Bis(2-ethylhexyl)adipate		12.116	0.1807	2.1483	129.0		
					57.0	28.7 - 43.0	35.9
					147.0	16.1 - 24.2	19.9
TPP		12.227	0.2724	5.0669	326.1		
					169.0	23.7 - 35.6	29.5
					215.0	23.0 - 34.5	29.2
Benzo [a] anthracene		12.649	0.4633	2.0797	228.0		
					226.0	21.1 - 31.6	27.0
					229.0	16.0 - 24.1	19.6
Chrysene		12.690	0.5531	2.0107	228.0		
					226.0	23.5 - 35.2	29.3
					229.0	16.3 - 24.4	19.6
Bis(2-ethylhexyl)phthalate		12.740	0.3250	2.1260	149.0		
					167.0	25.3 - 38.0	32.3
					279.0	6.7 - 10.1	8.1
Di-n-octyl phthalate		13.837	0.0333	1.8056	279.0		
					167.0	31.6 - 47.4	40.8
					261.0	13.2 - 19.8	17.4
Benzo [b] fluoranthene		14.461	0.5141	1.9329	252.0		
					253.0	17.6 - 26.4	21.8
					126.0	11.1 - 16.6	13.8
Benzo [k] fluoranthene		14.522	0.6202	2.4100	252.0		
					253.0	17.5 - 26.2	21.7
					126.0	11.5 - 17.2	13.5
Benzo[a] pyrene		15.196	0.5133	2.0852	252.0		
					250.0	19.4 - 29.1	23.3
					126.0	12.7 - 19.1	13.7
Perylene-d12		15.347	1.1779	5.1656	264.0		
					260.0	18.4 - 27.6	23.3
					132.0	13.1 - 19.7	16.2
Indeno [1,2,3-cd] pyrene		17.783	0.4267	2.0229	276.0		
					277.0	19.2 - 28.8	24.1
					138.0	16.3 - 24.5	20.2
Dibenz [a,h] anthracene		17.843	0.4755	2.0379	278.0		
					279.0	20.1 - 30.1	24.0
					139.0	13.8 - 20.7	15.8
Benzo [g,h,i] perylene		18.186	0.4877	2.1446	276.0		
					138.0	18.7 - 28.0	21.1
					277.0	18.7 - 28.0	23.8

1,3 Dimethyl-2-Nitrobenzene

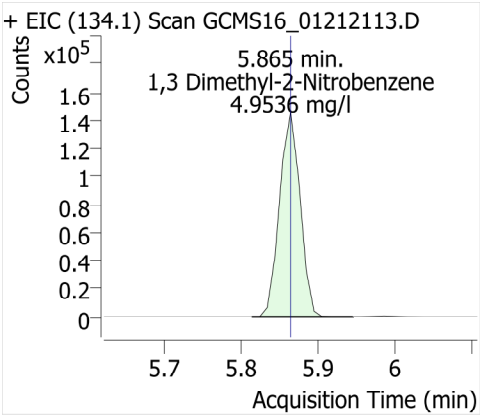

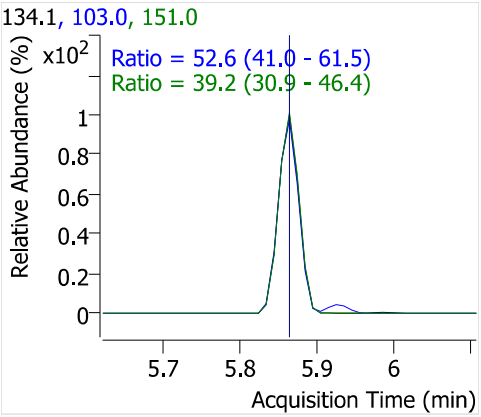

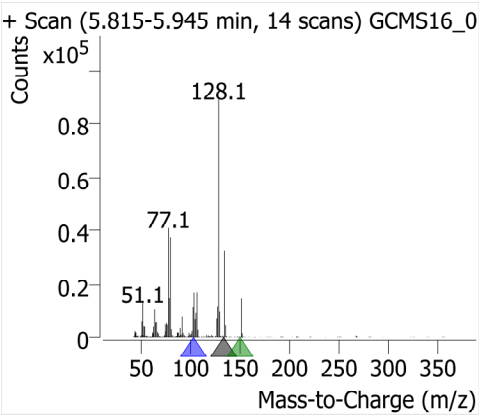

Naphthalene

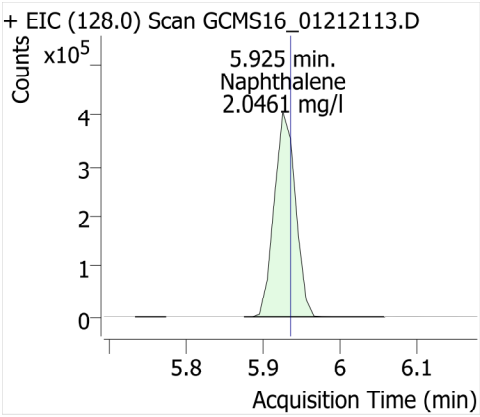

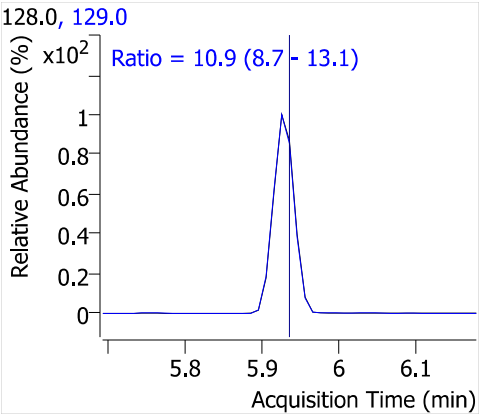

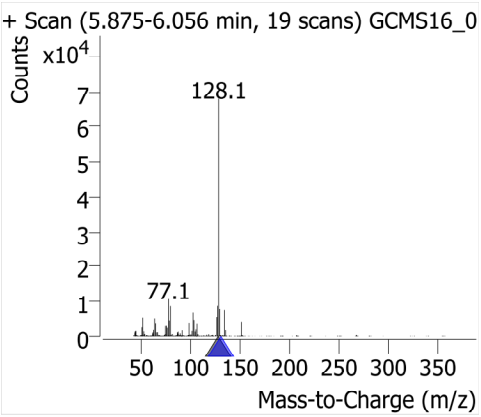

EPTC

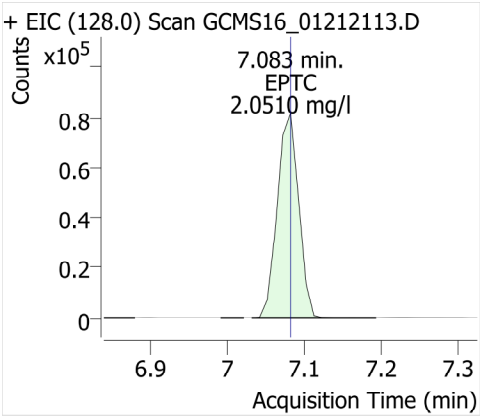

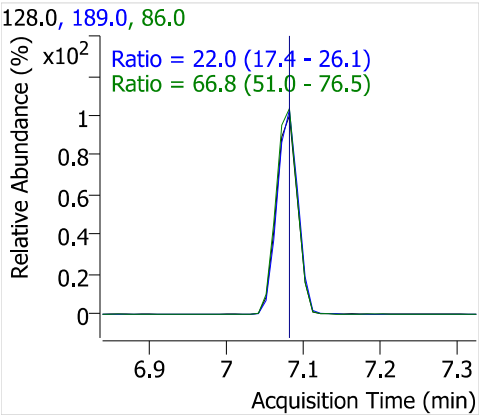

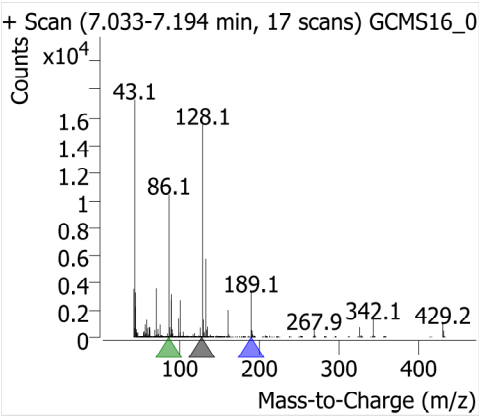

Dimethyl phthalate

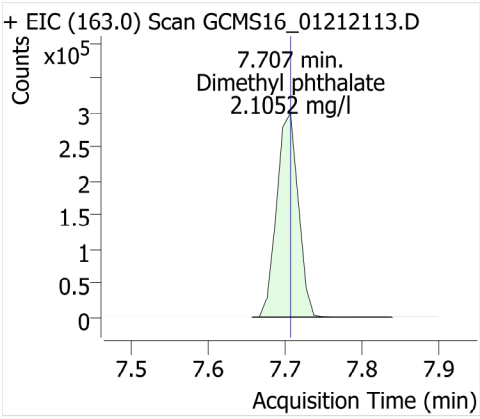

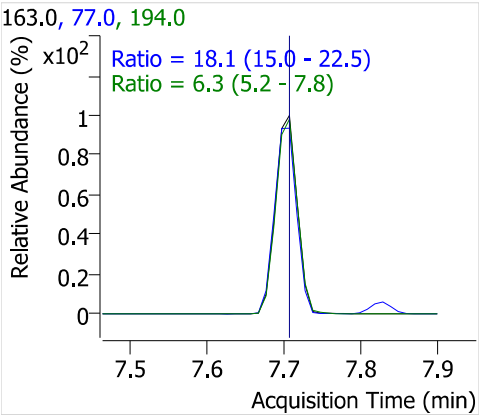

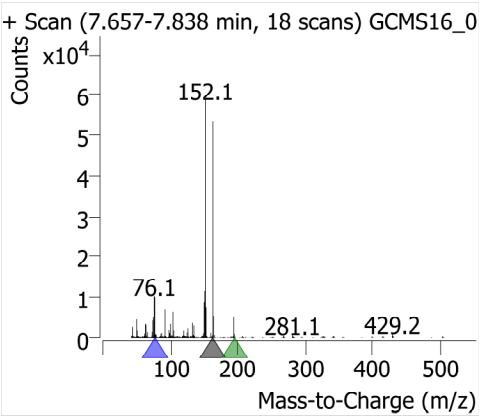

Acenaphthylene

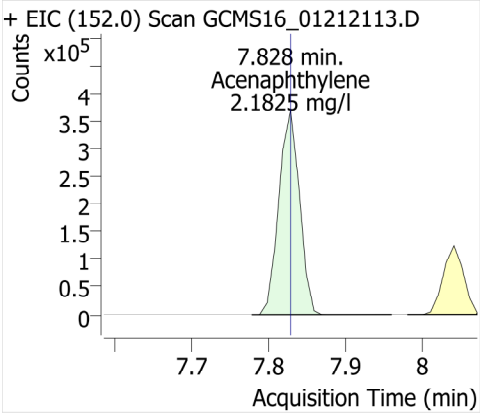

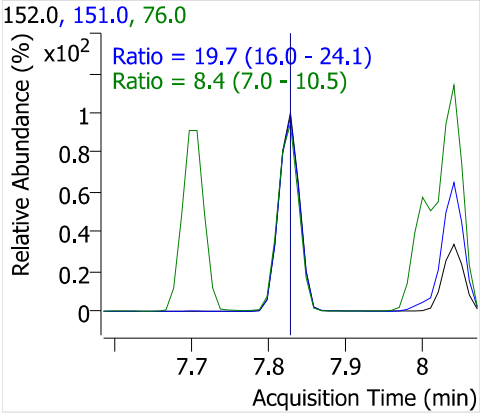

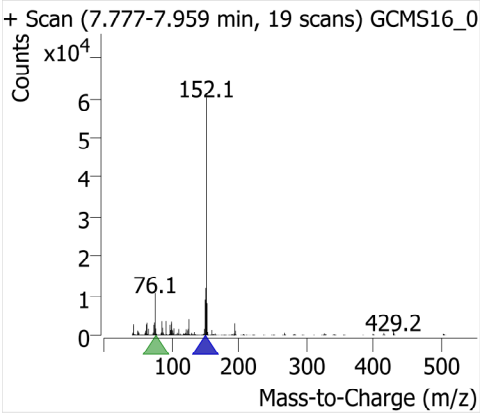

Acenaphthene-d10

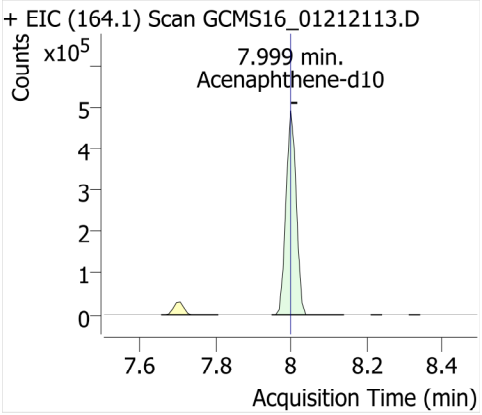

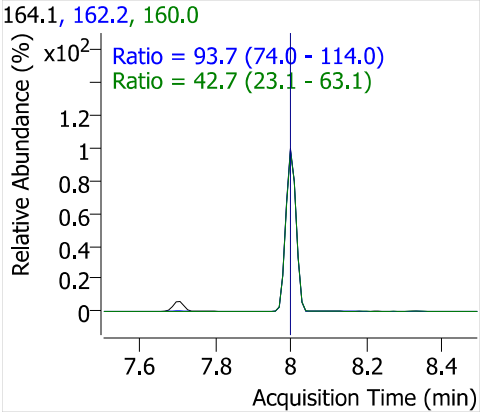

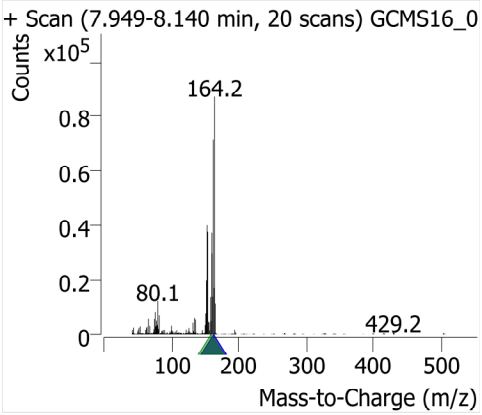

Acenaphthene

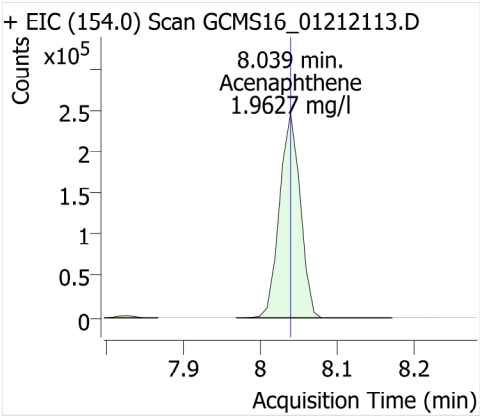

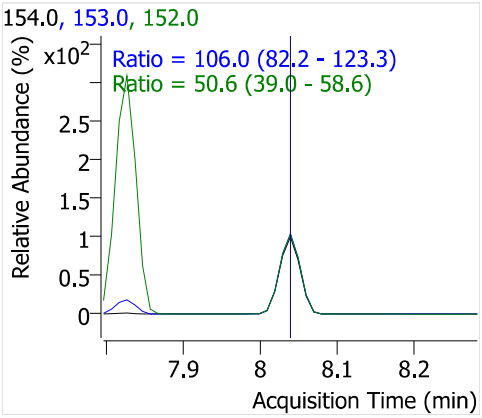

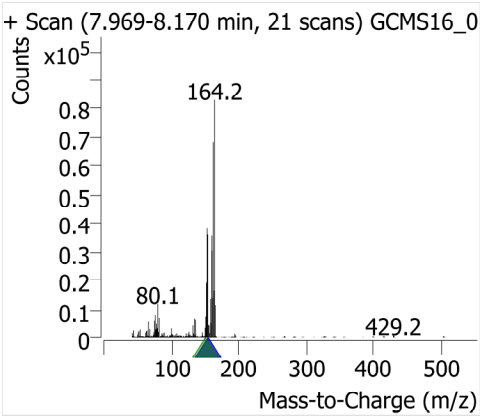

Molinate

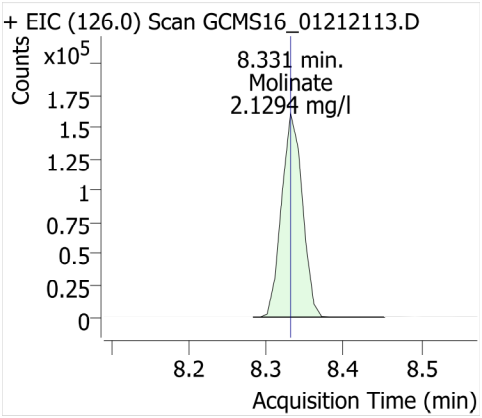

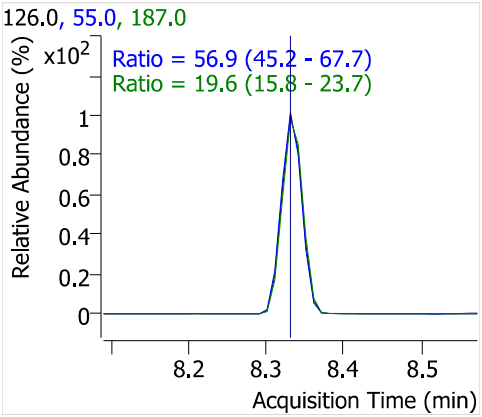

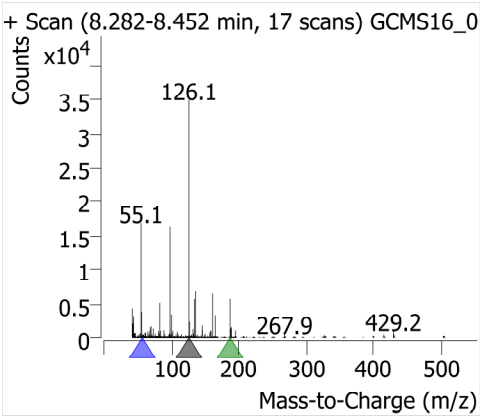

Diethyl phthalate

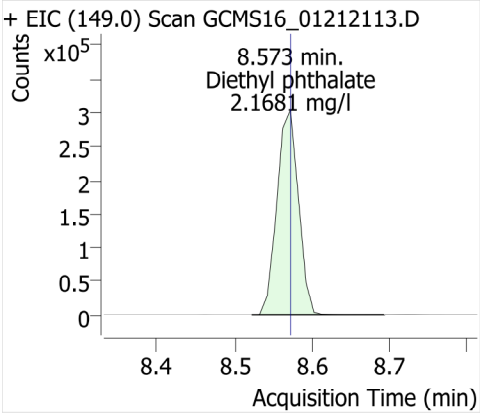

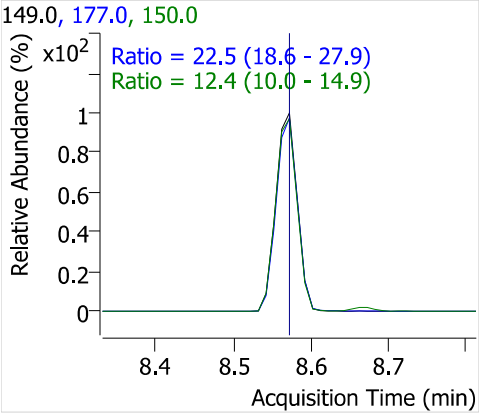

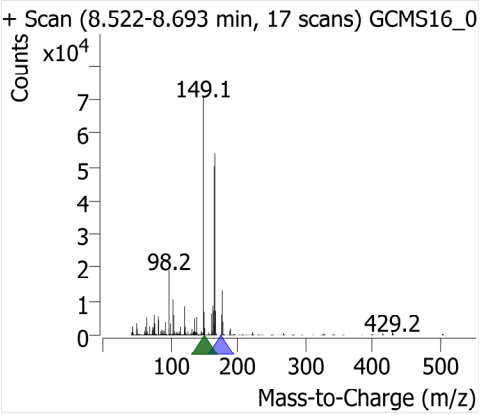

Fluorene

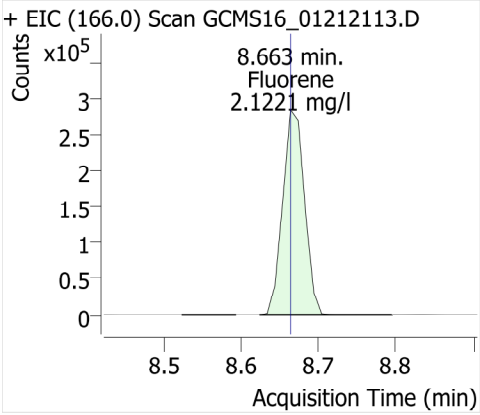

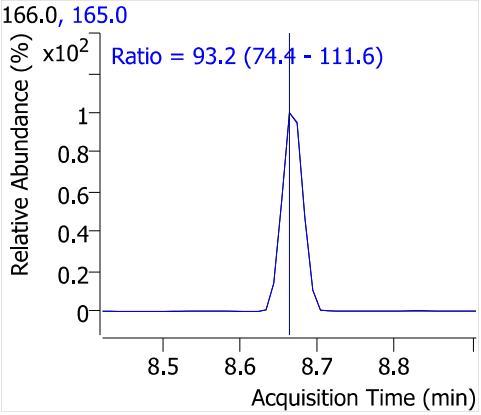

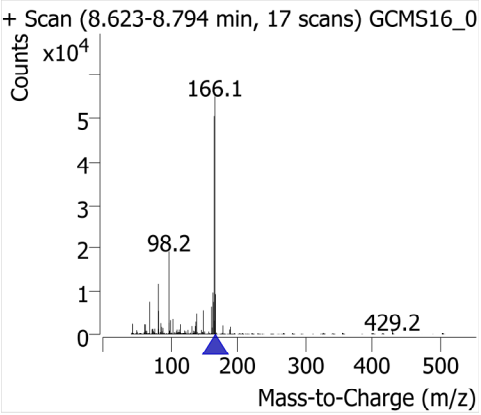

Chlorpropham

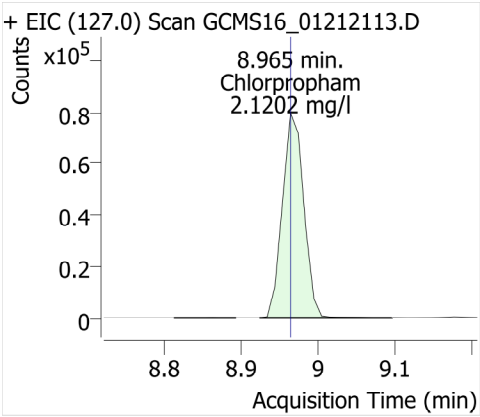

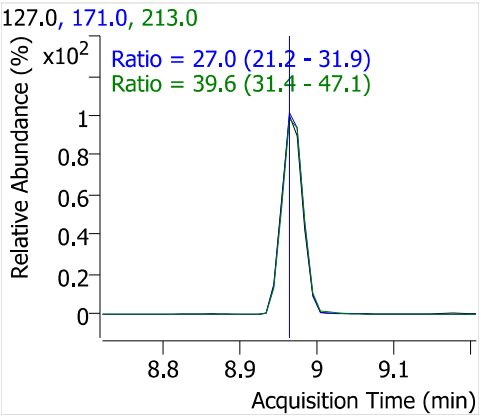

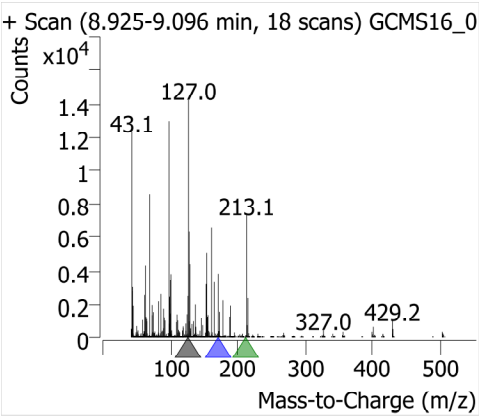

Dimethoate

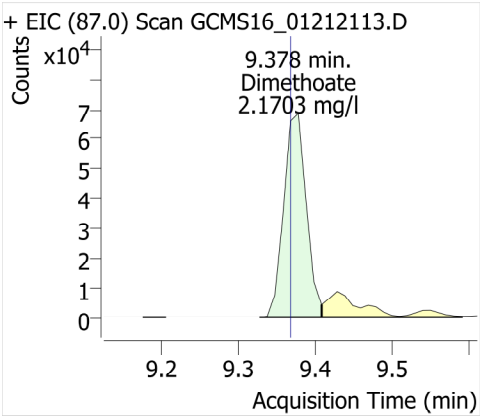

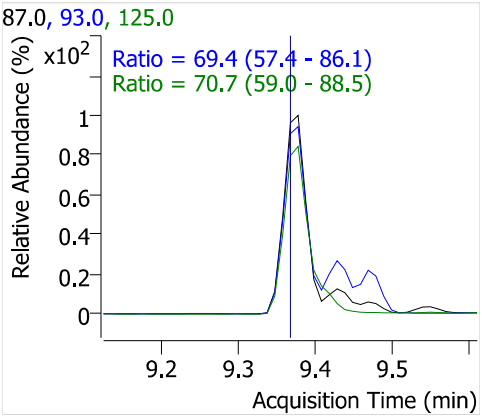

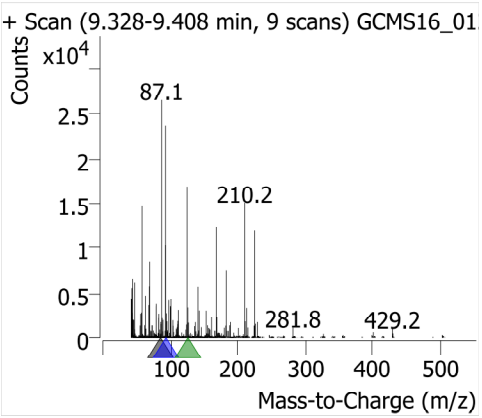

Prometon

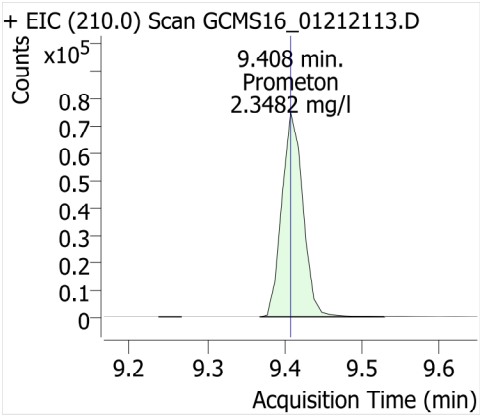

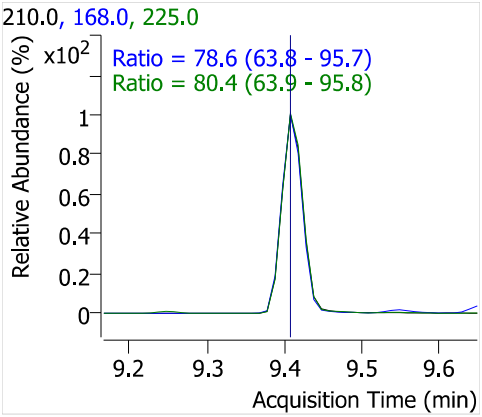

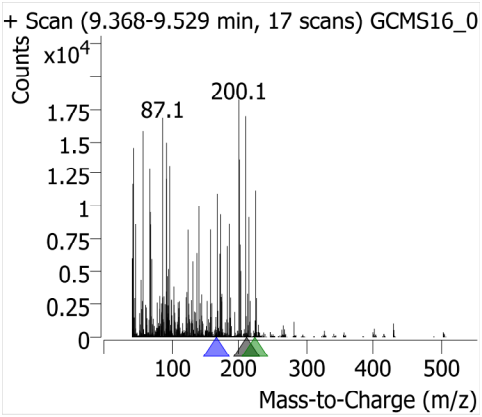

Simazine

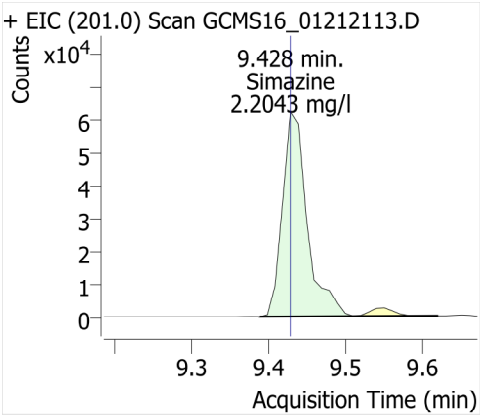

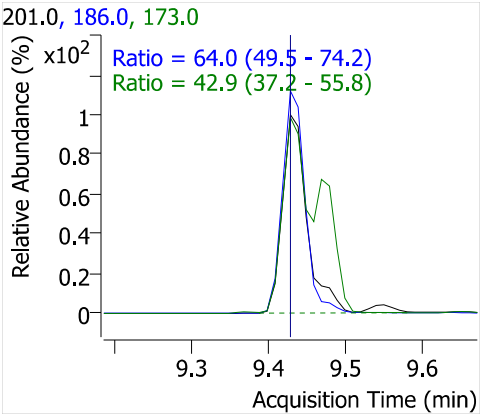

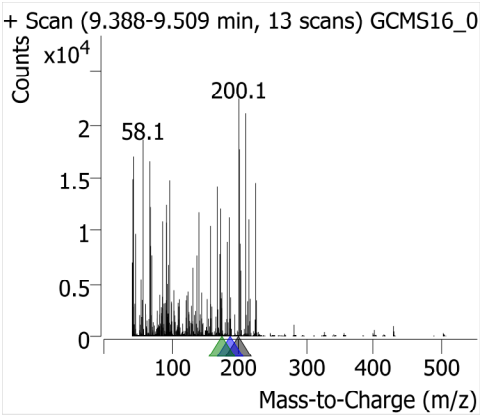

Atrazine

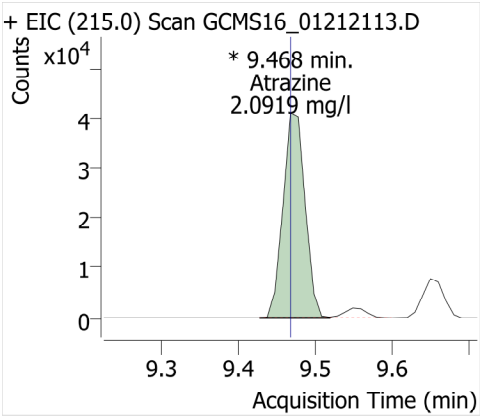

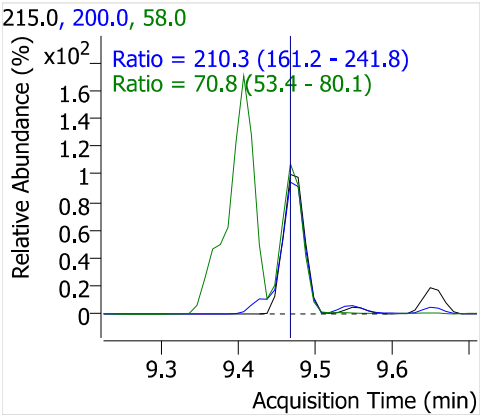

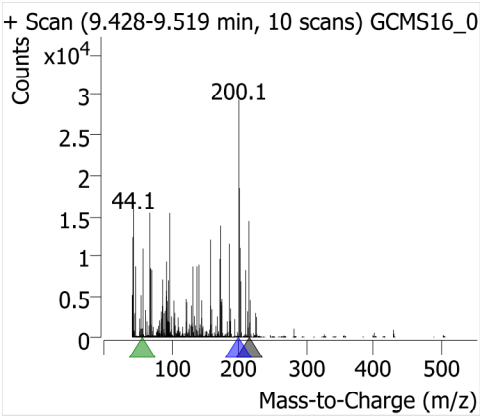

Pentachloronitrobenzene

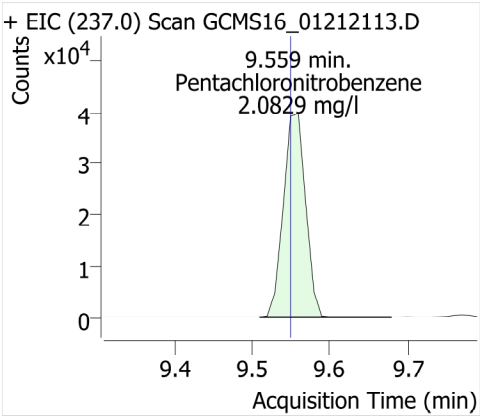

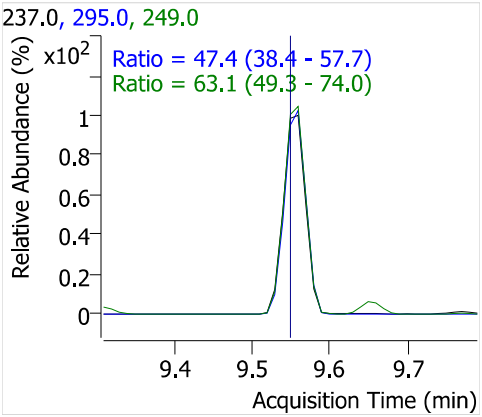

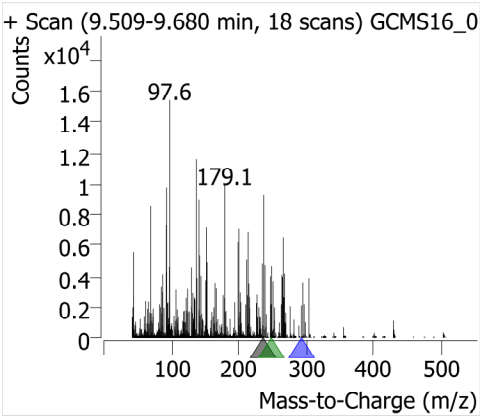

Pentachlorophenol

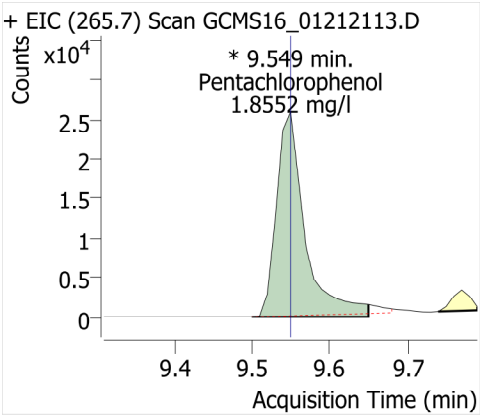

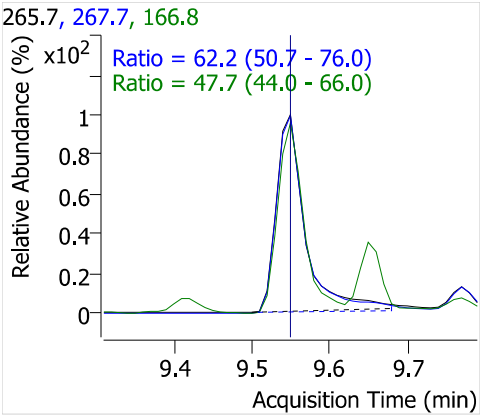

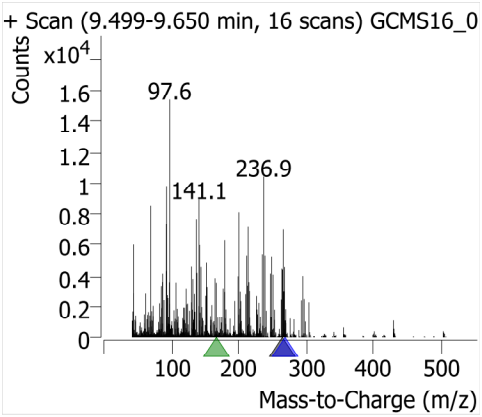

Diazinon (Dimpylate)

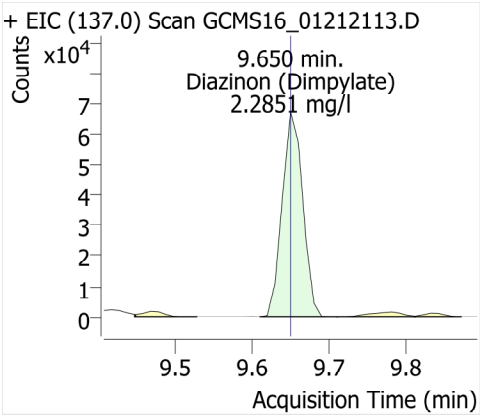

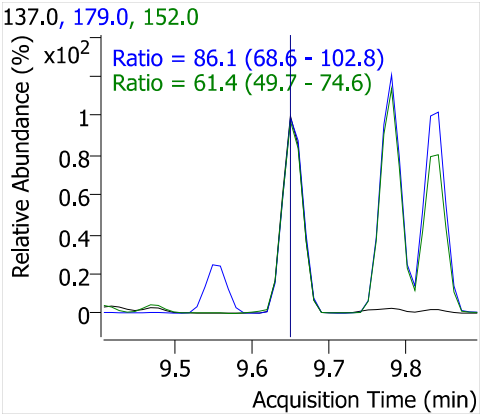

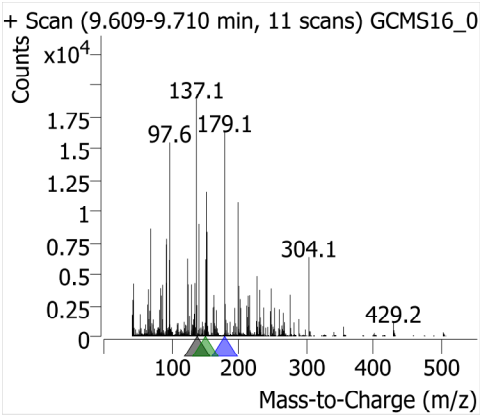

Phenanthrene-d10

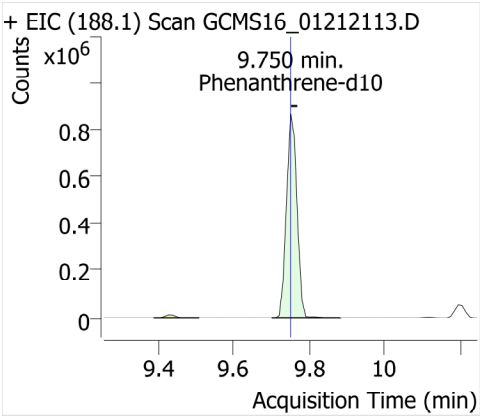

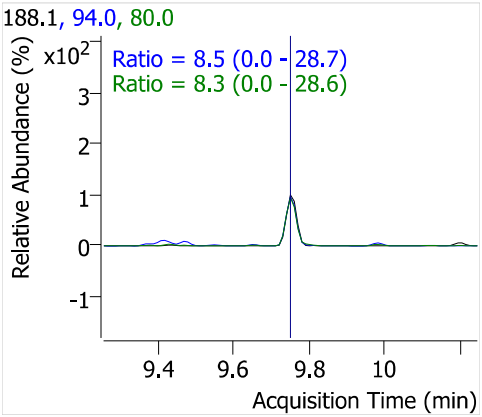

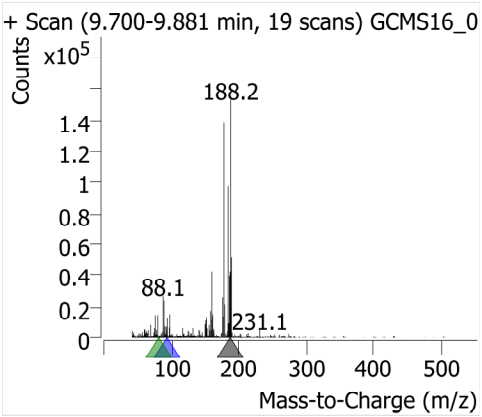

Phenanthrene

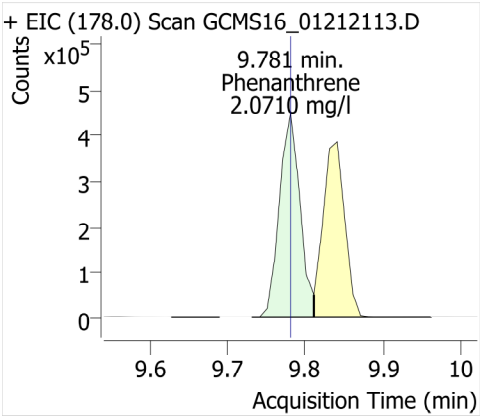

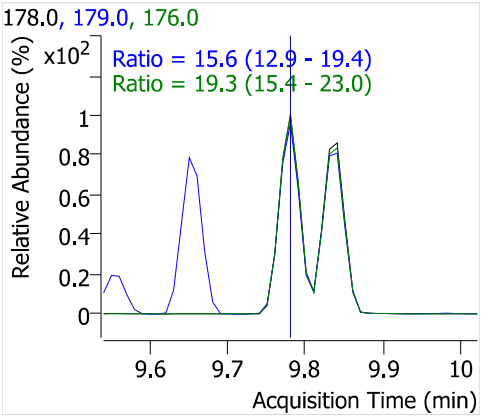

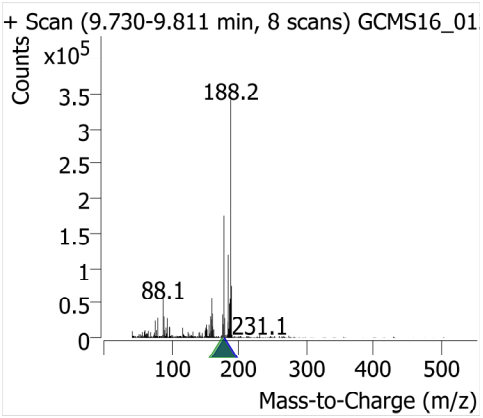

Disulfoton

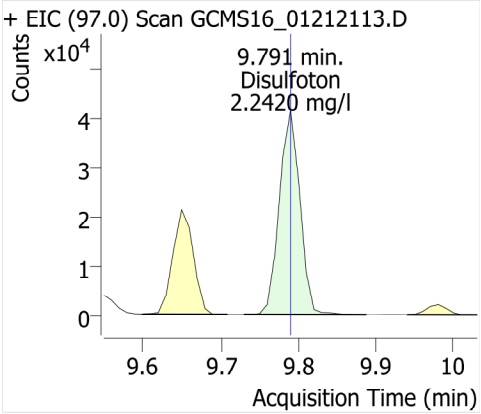

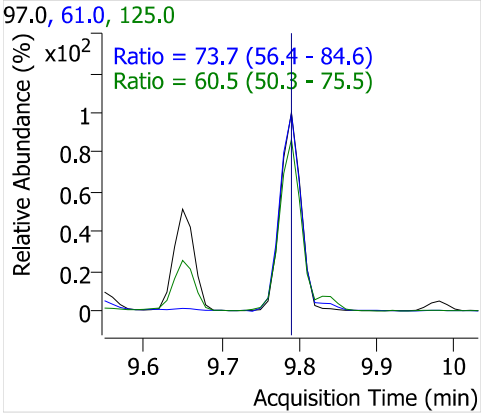

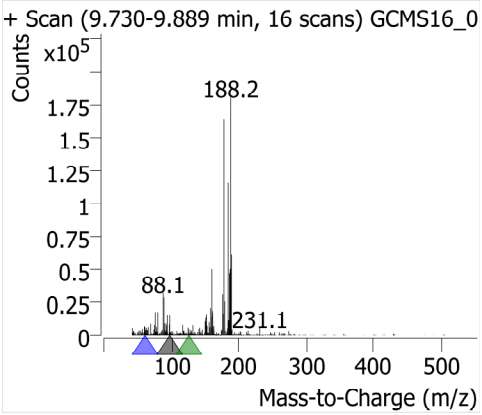

Terbacil

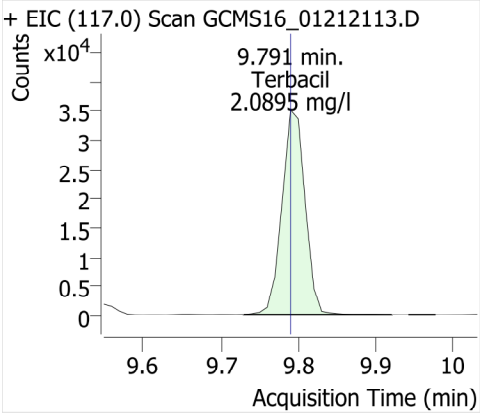

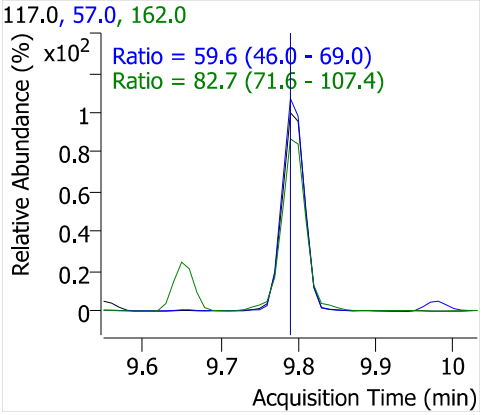

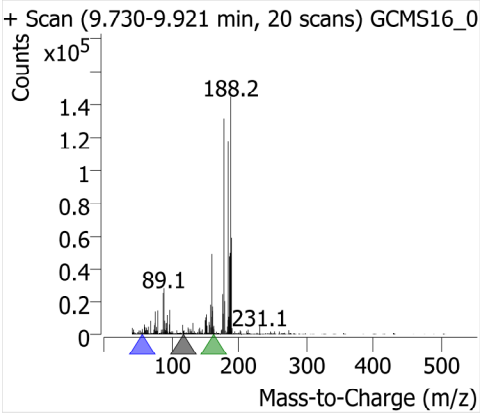

Anthracene

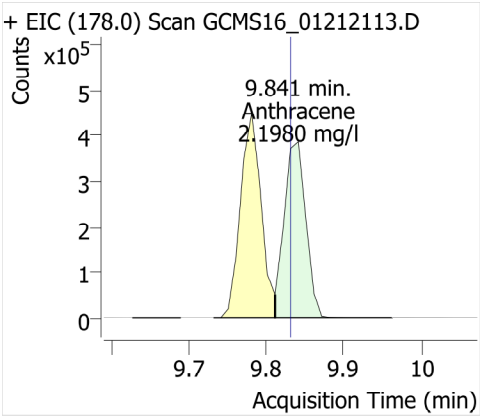

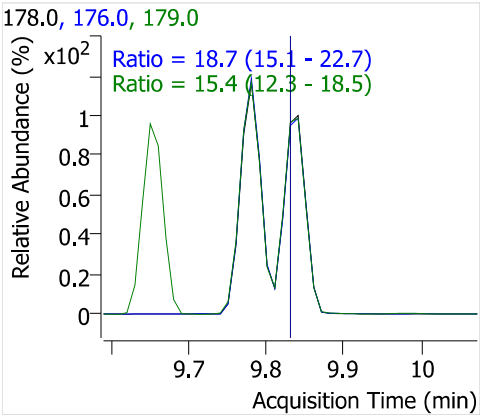

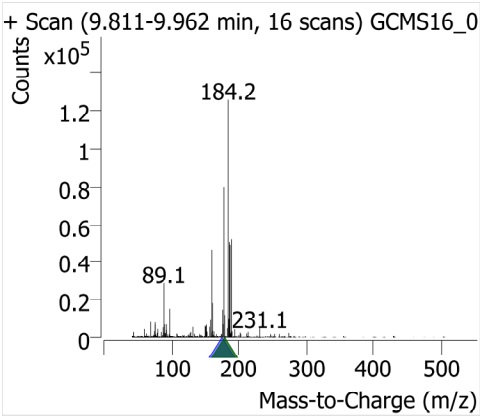

Caffeine

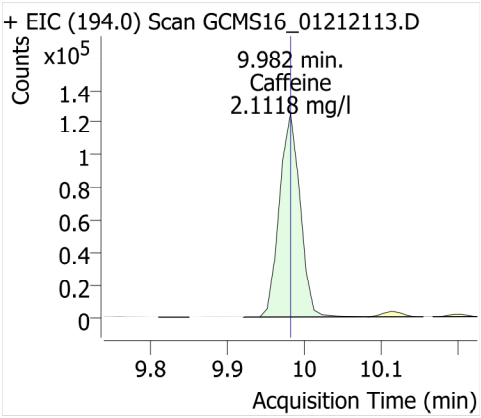

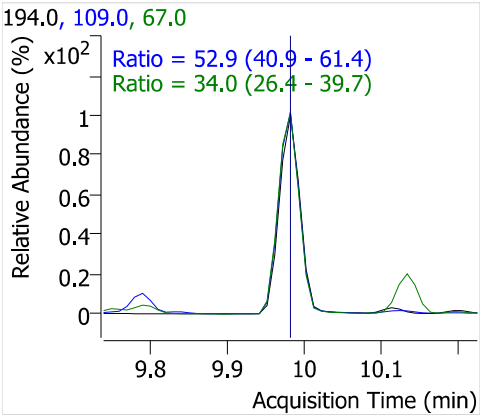

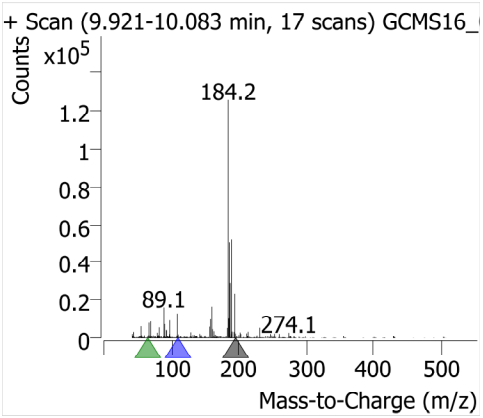

Acetochlor

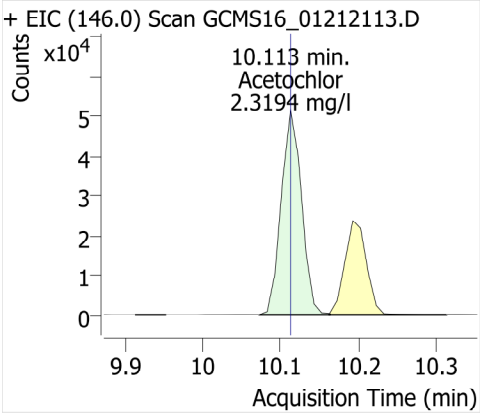

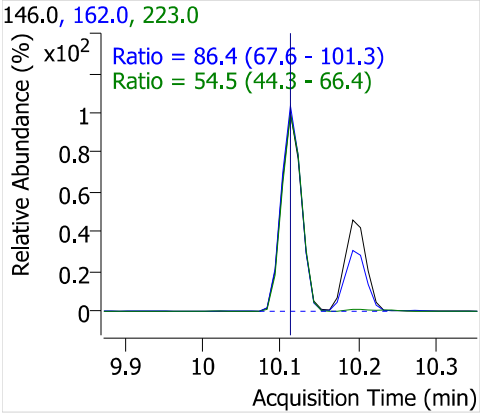

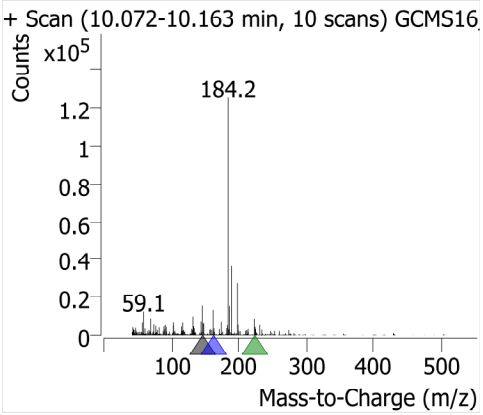

Metribuzin

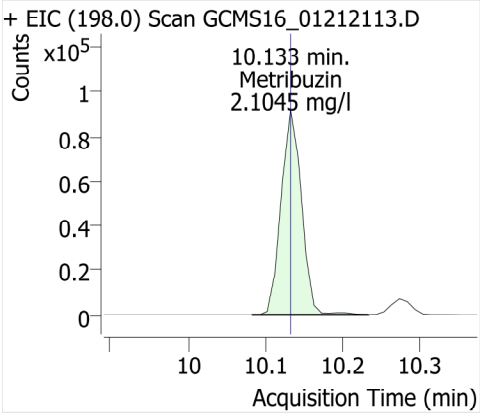

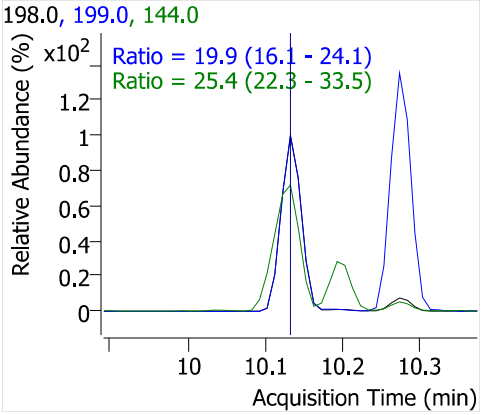

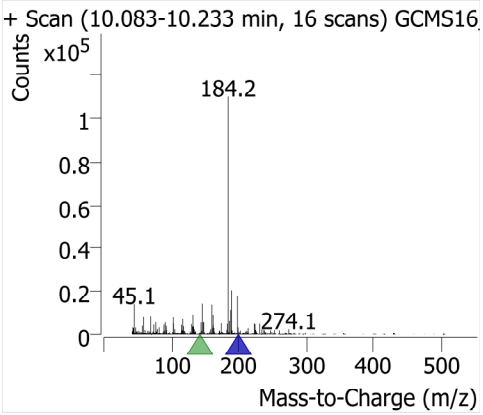

Alachlor

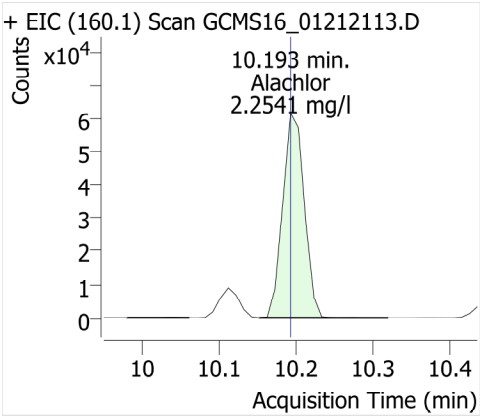

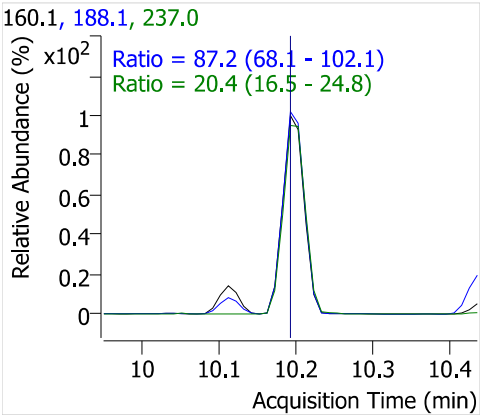

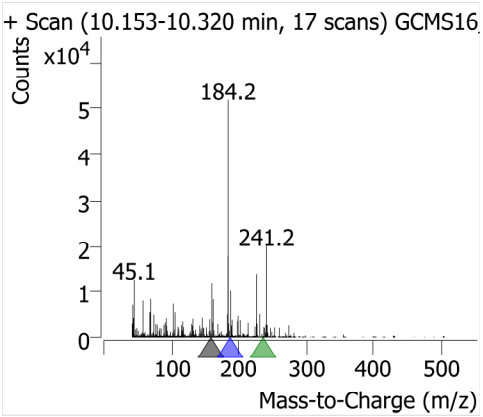

Prometryn

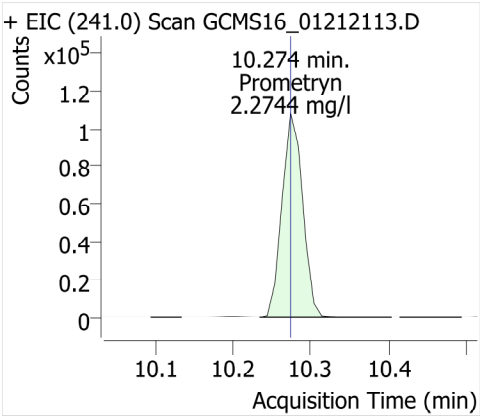

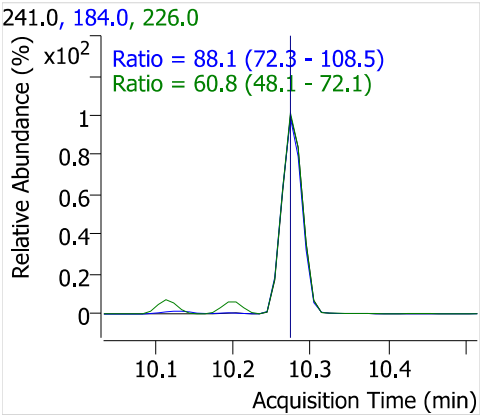

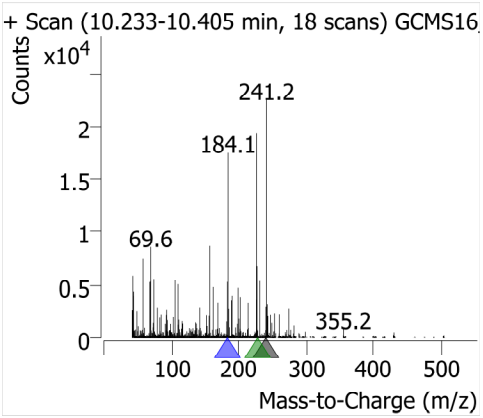

Bromacil

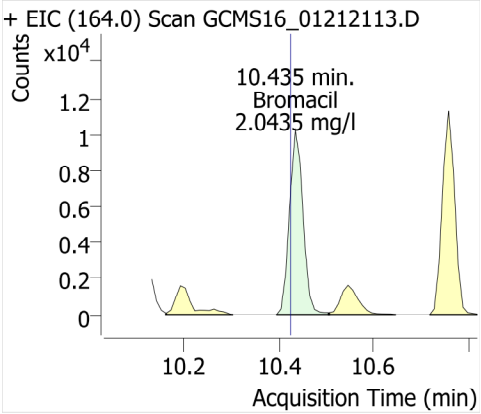

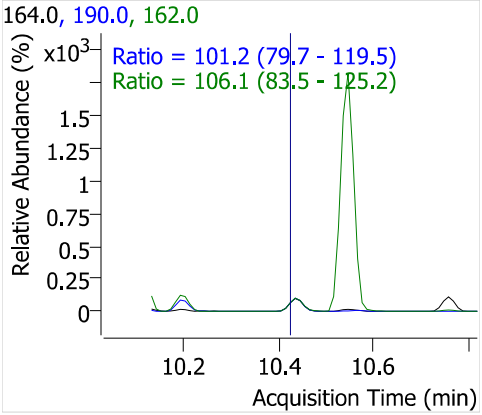

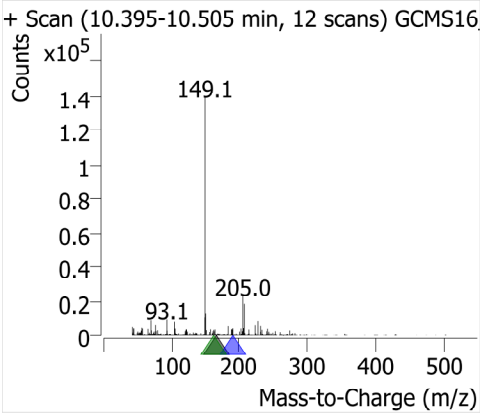

Di-n-butyl phthalate

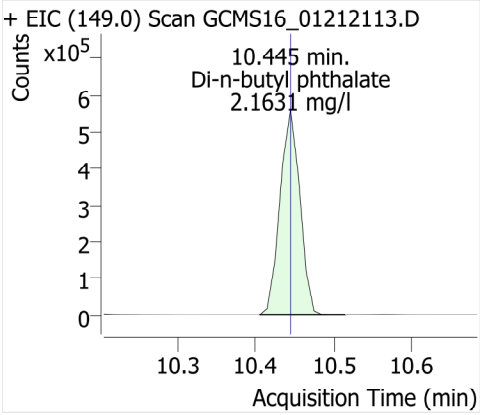

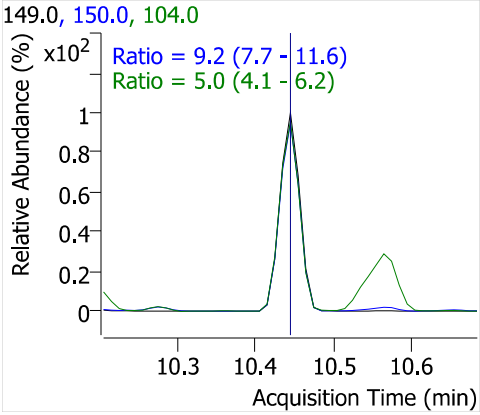

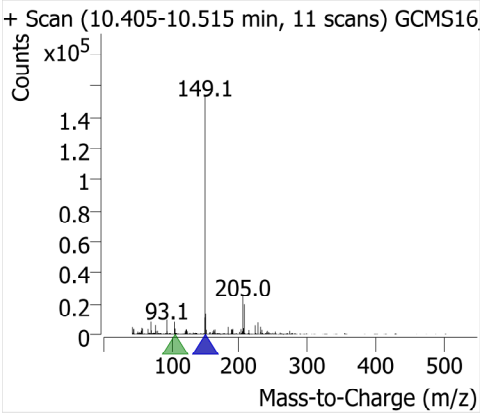

Metolachlor

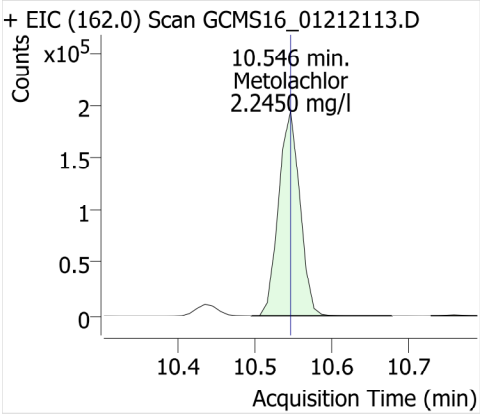

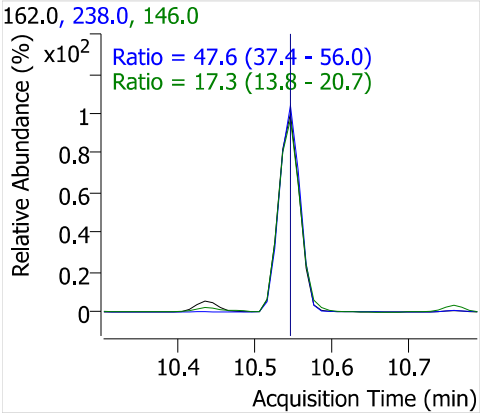

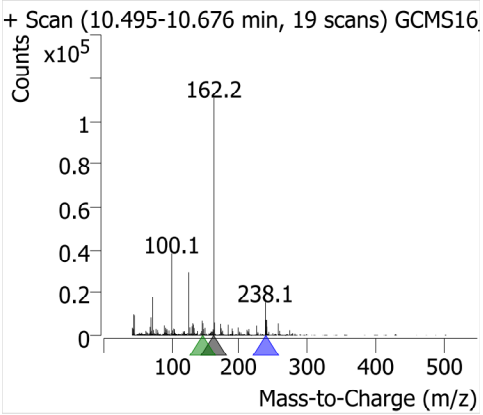

Cyanazine

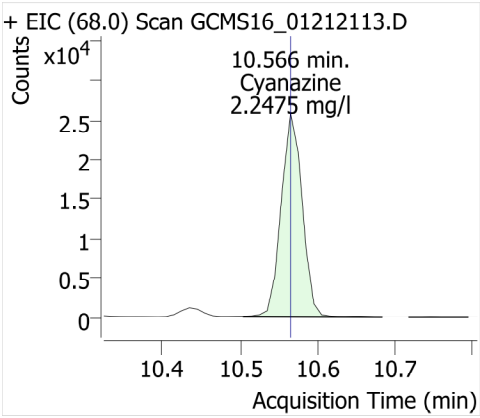

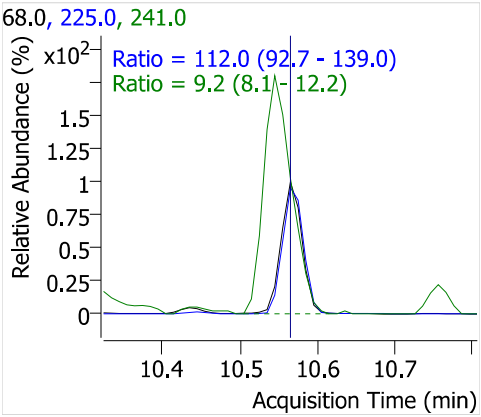

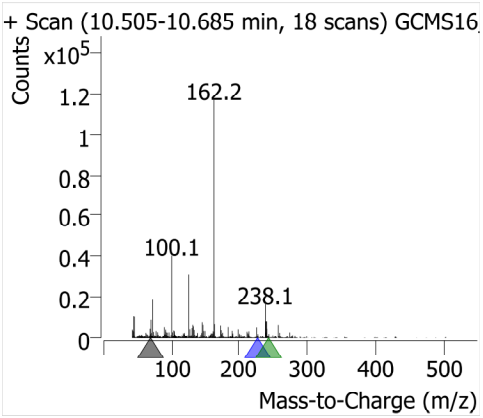

Thiobencarb

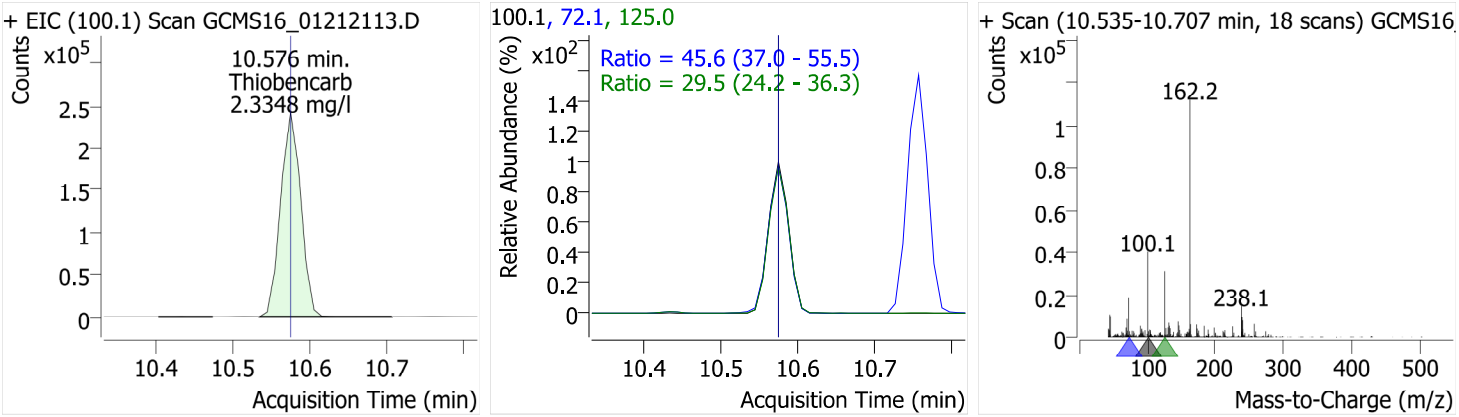

Diphenamide

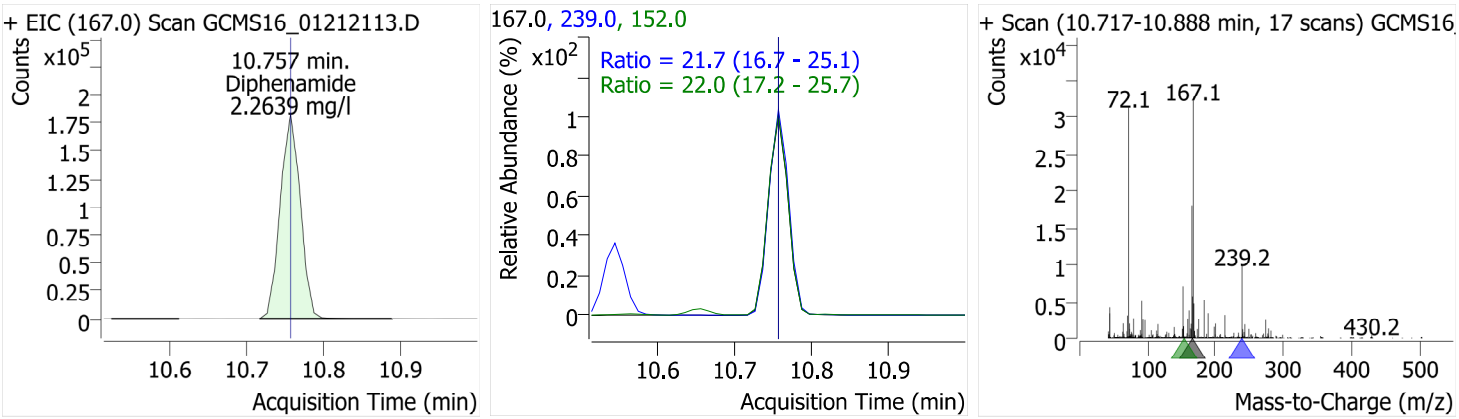

Captan

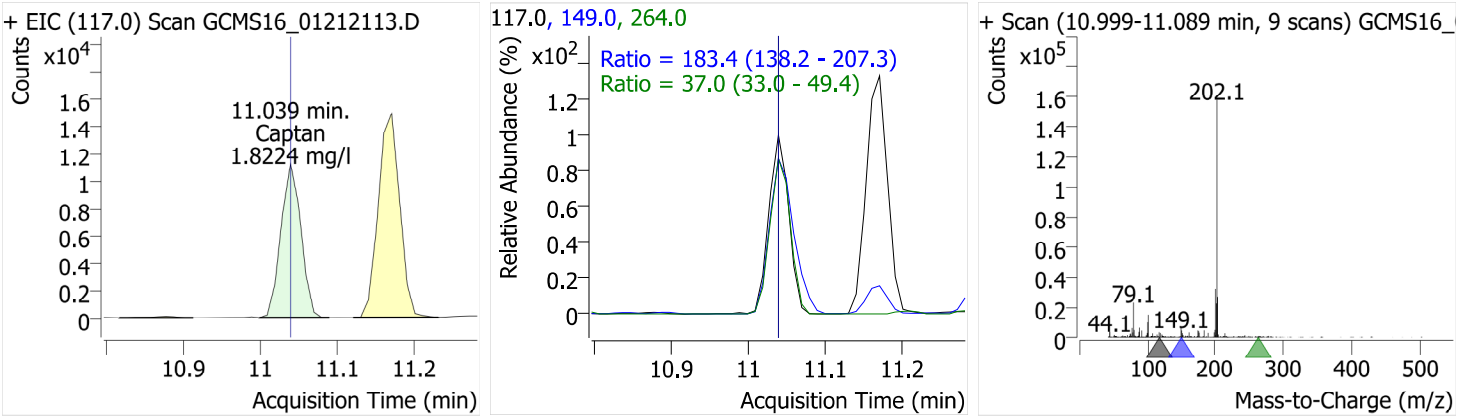

Fluoranthene

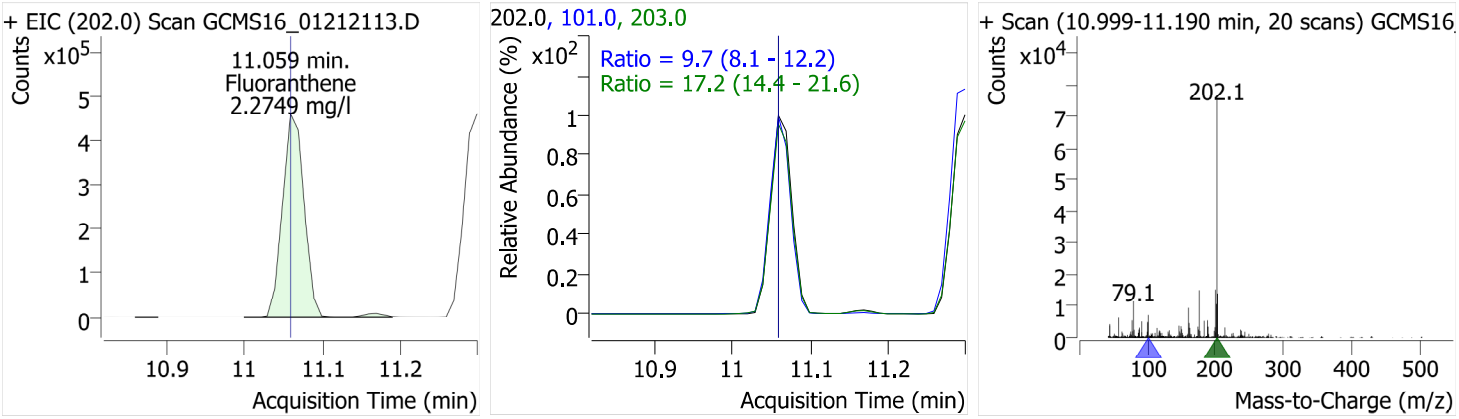

Butachlor

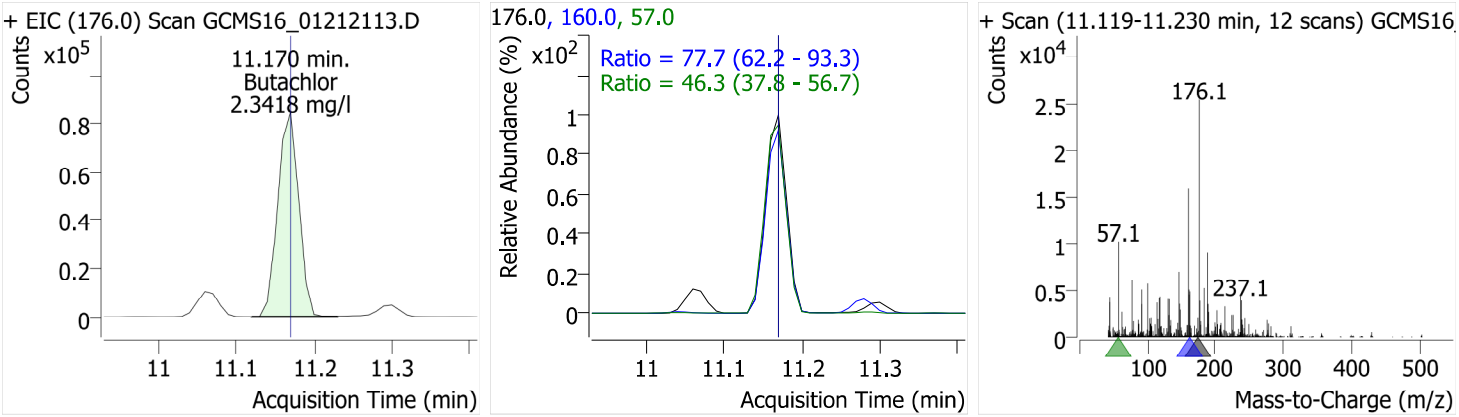

Pyrene

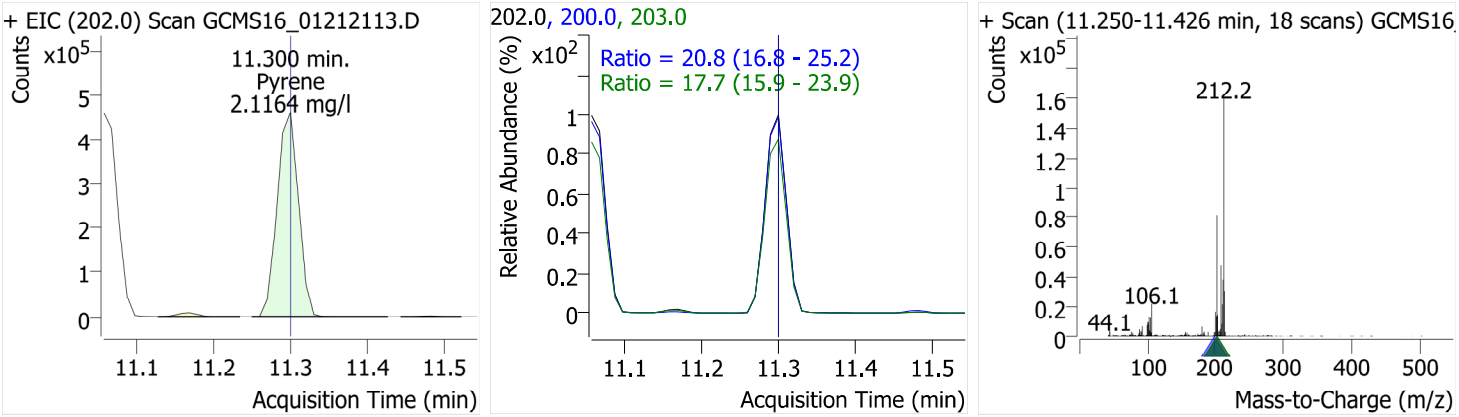

Terphenyl-d14

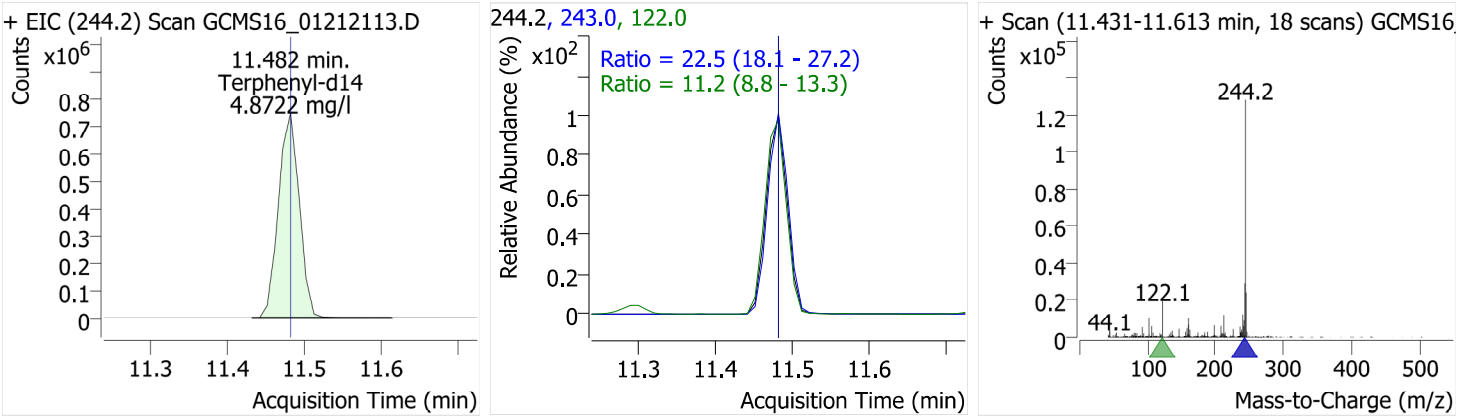

Ethion

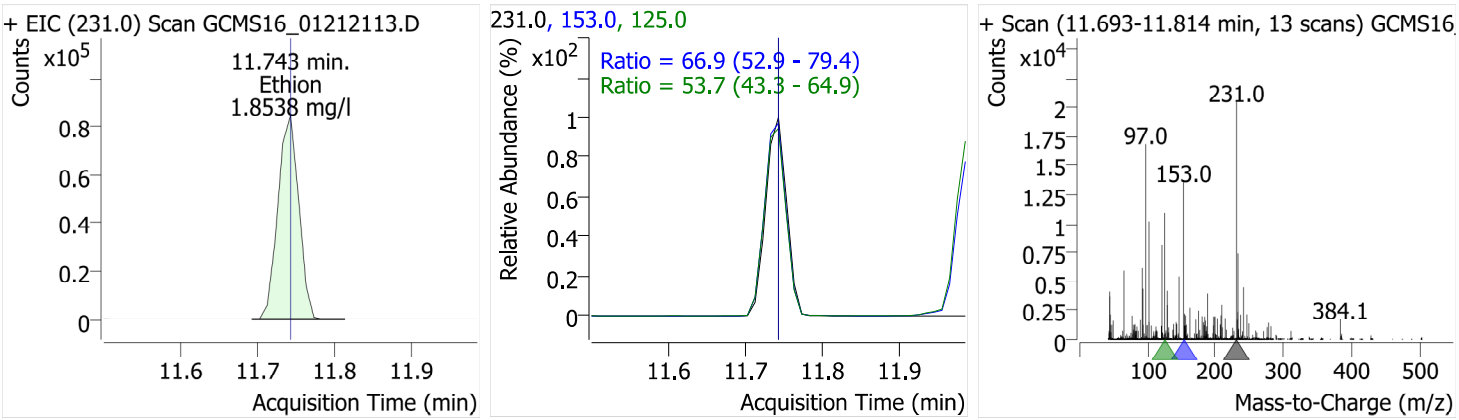

Trithion (carbofenotion)

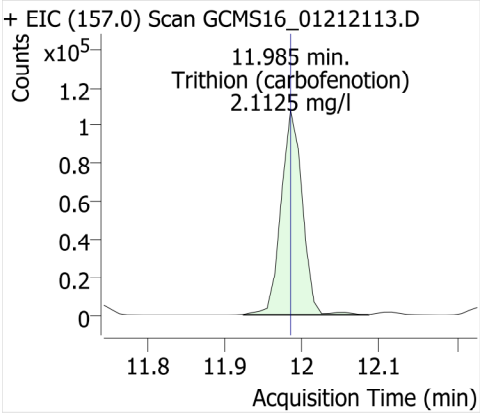

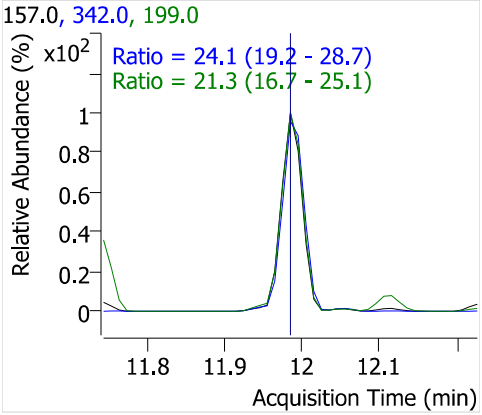

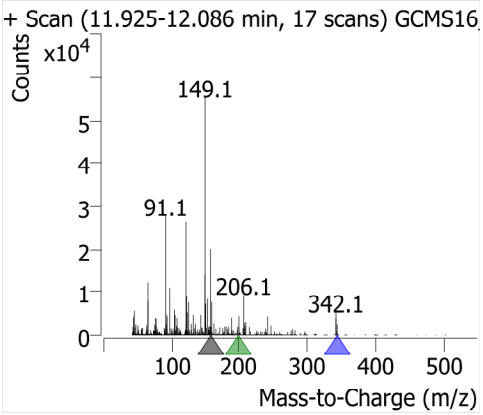

Butyl benzyl phthalate

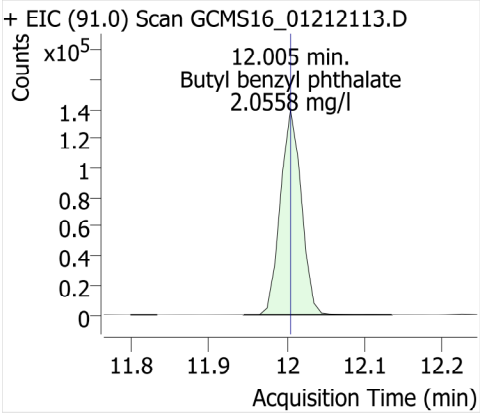

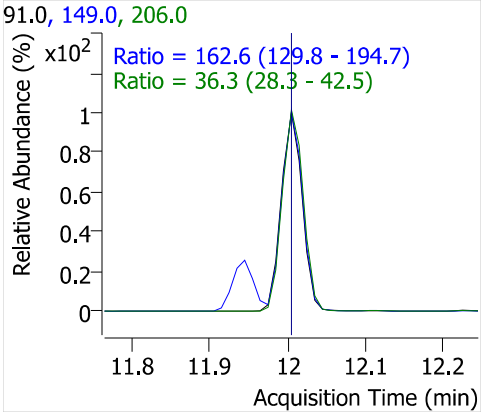

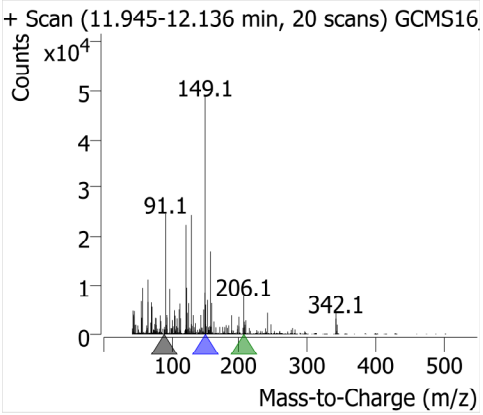

Bis(2-ethylhexyl)adipate

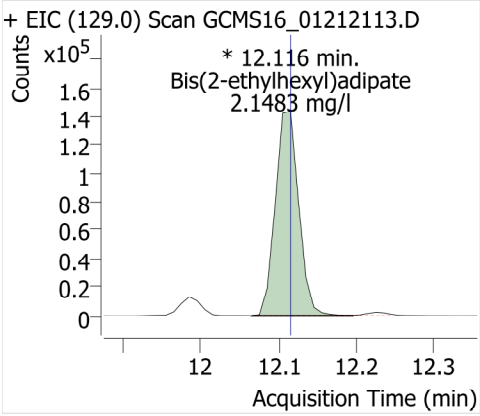

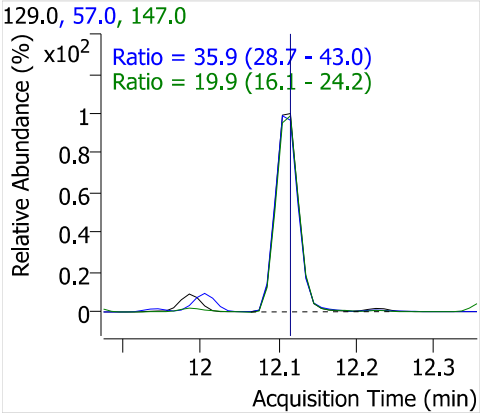

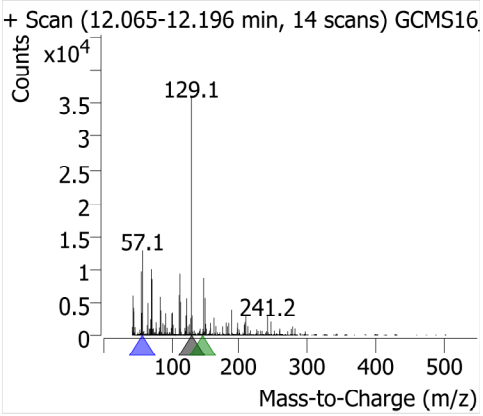

TPP

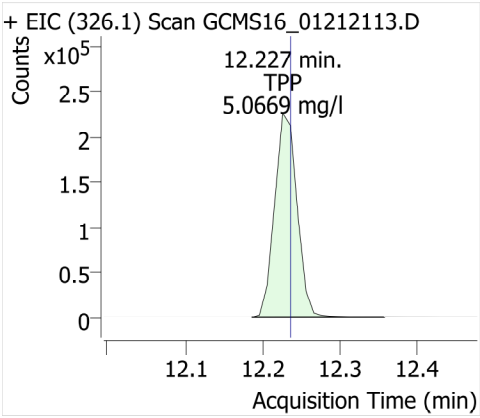

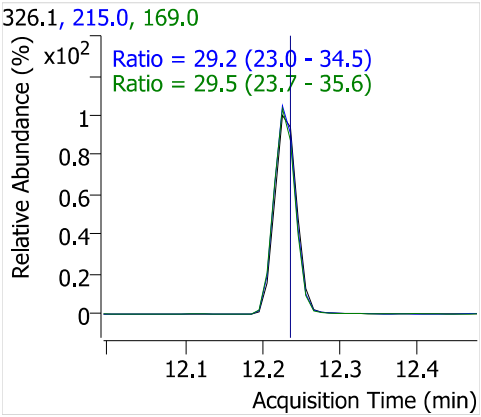

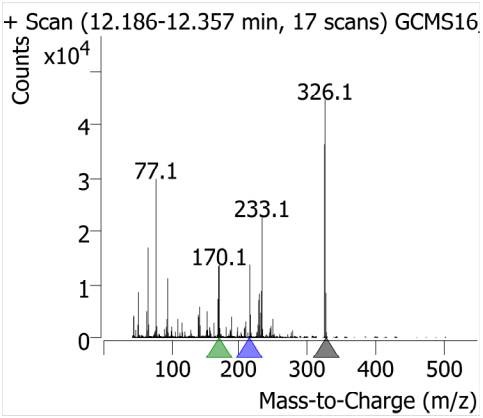

Benzo [a] anthracene

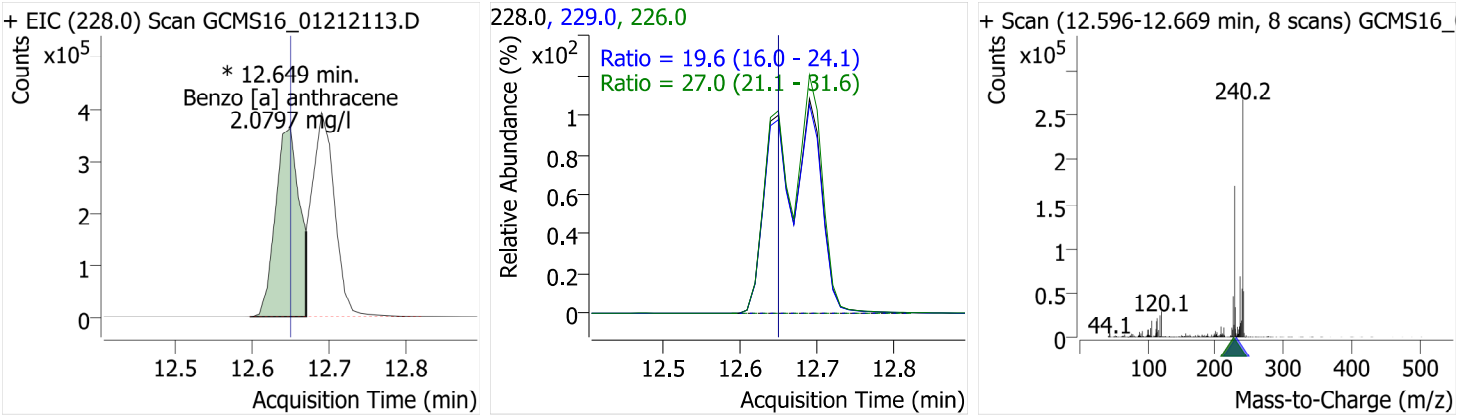

Chrysene-d12

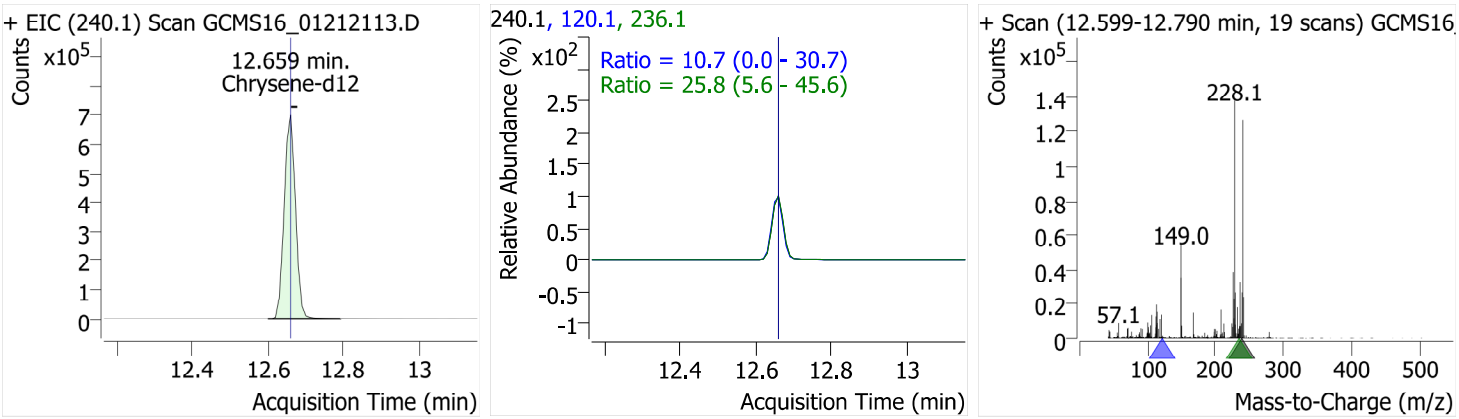

Chrysene

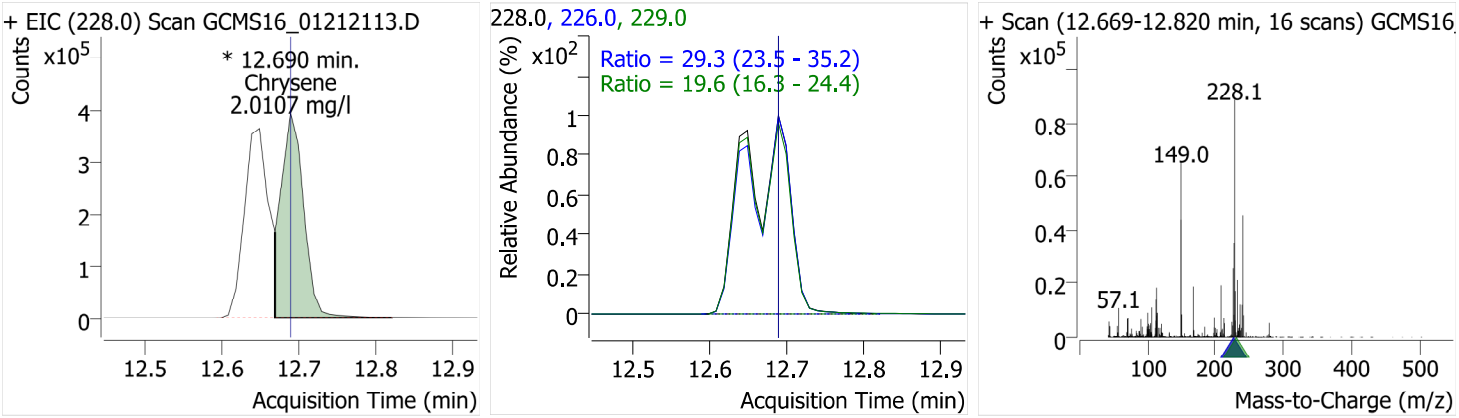

Bis(2-ethylhexyl)phthalate

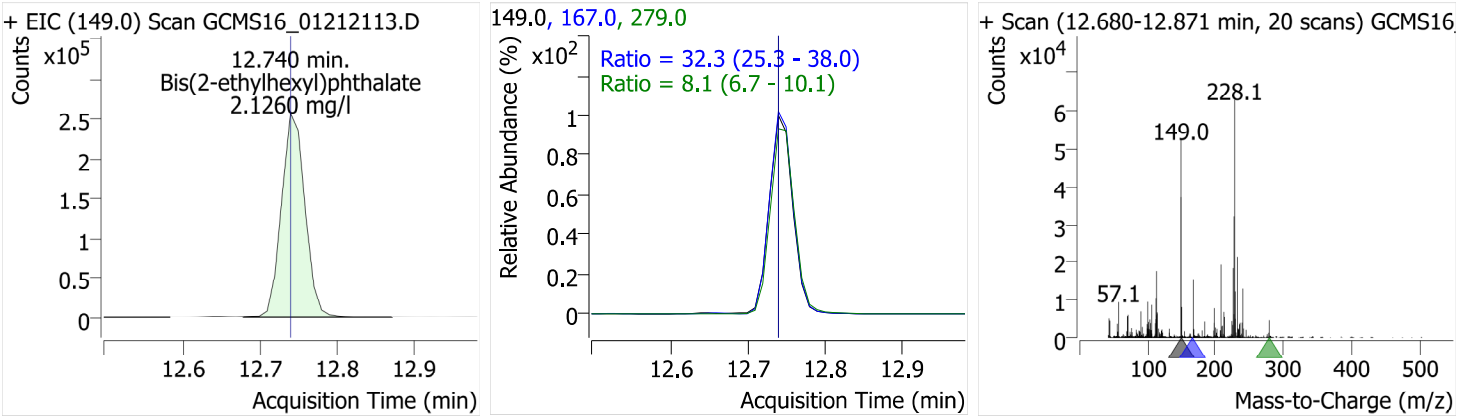

Di-n-octyl phthalate

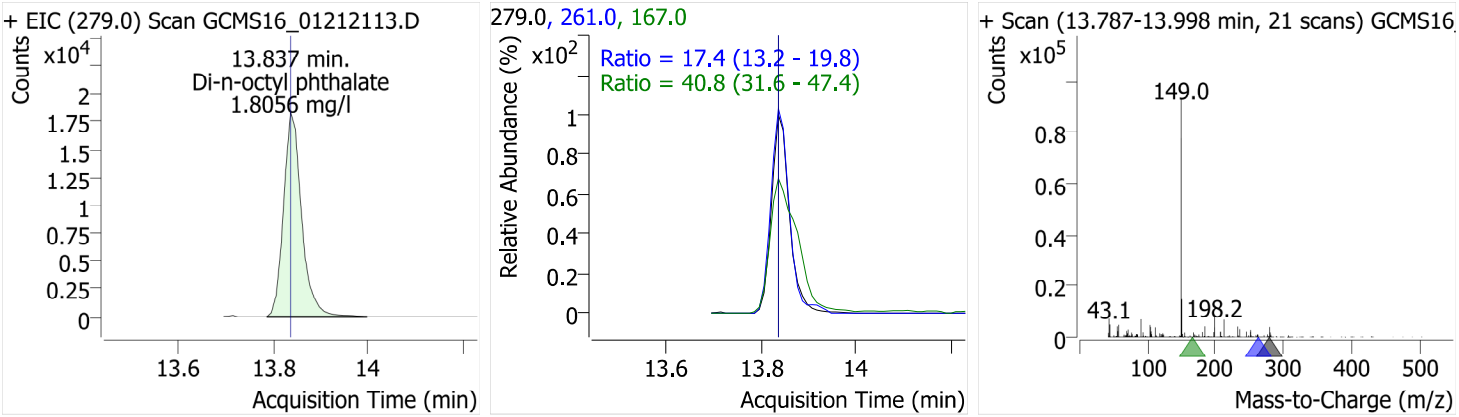

Benzo [b] fluoranthene

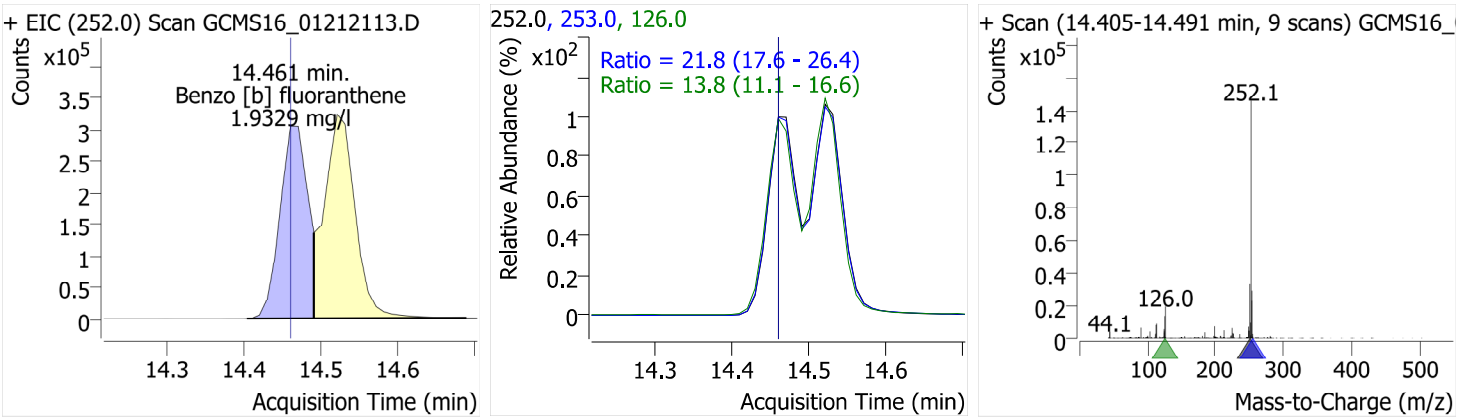

Benzo [k] fluoranthene

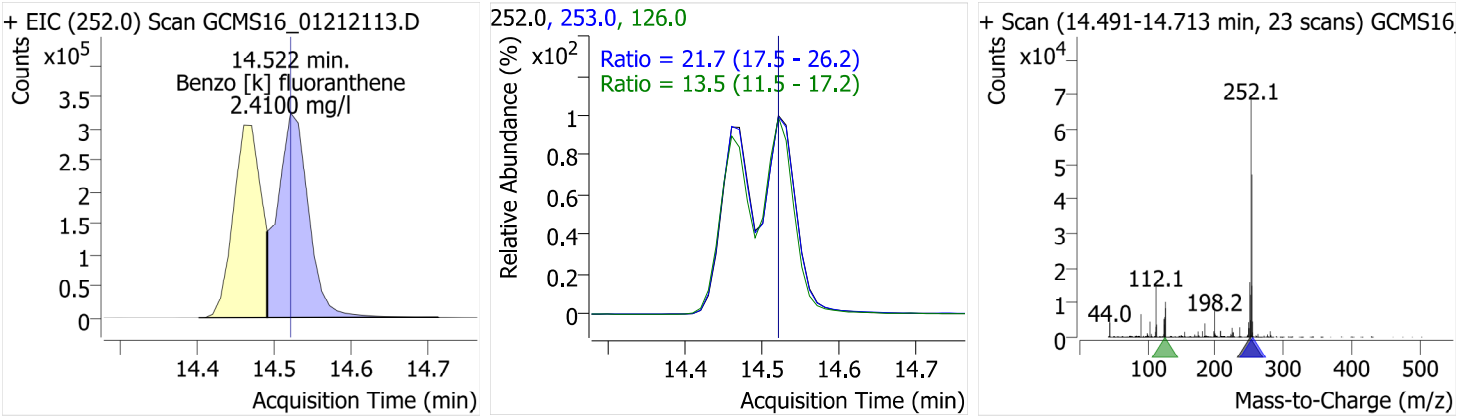

Benzo[a] pyrene

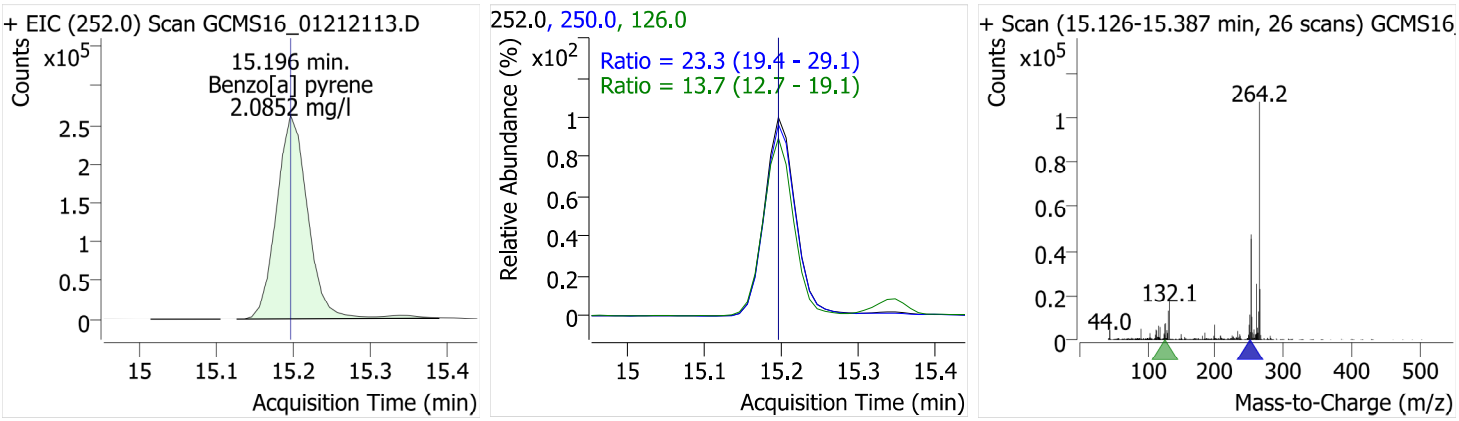

Perylene-d12

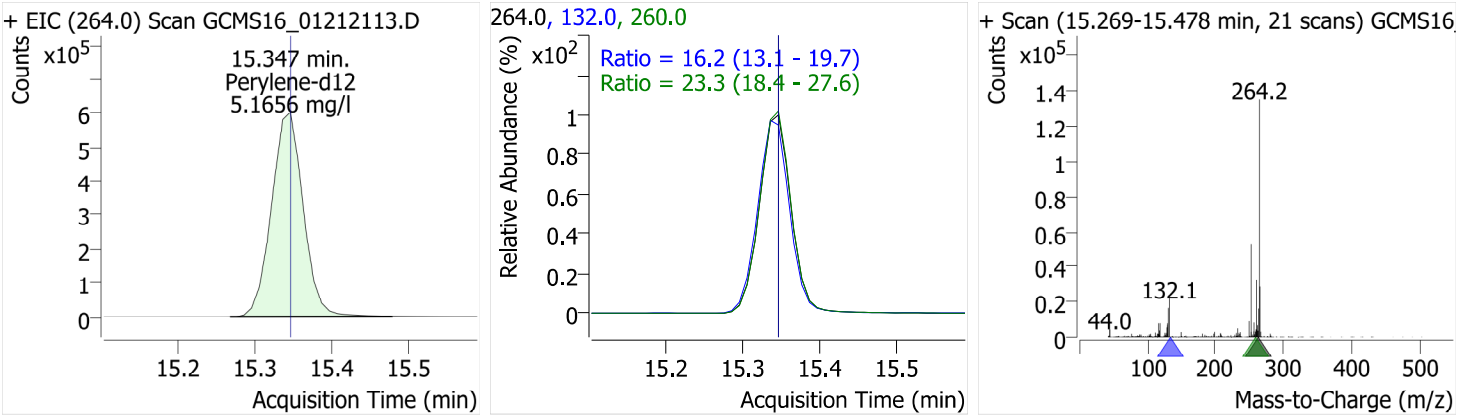

Indeno [1,2,3-cd] pyrene

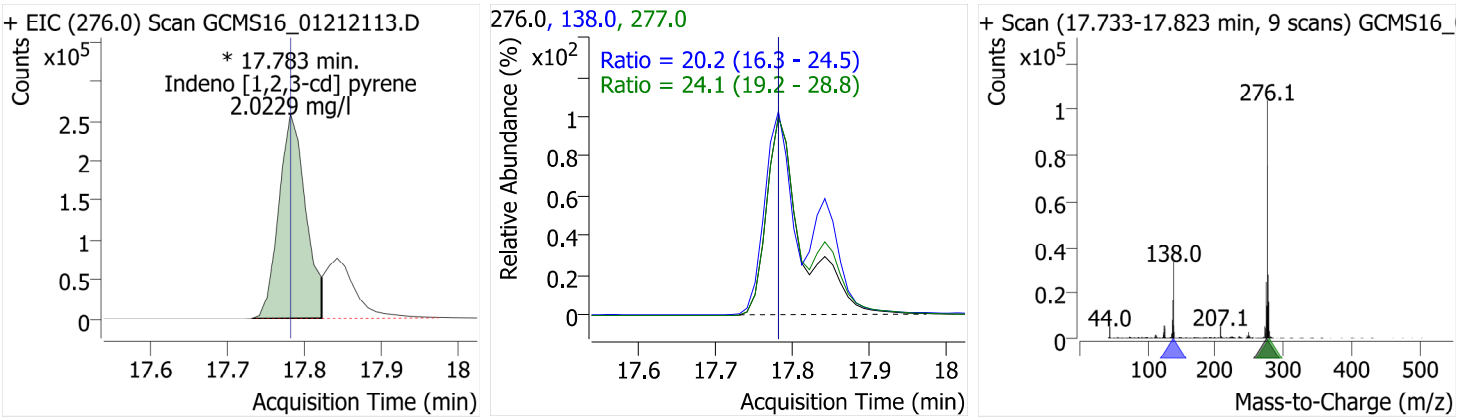

Dibenz [a,h] anthracene

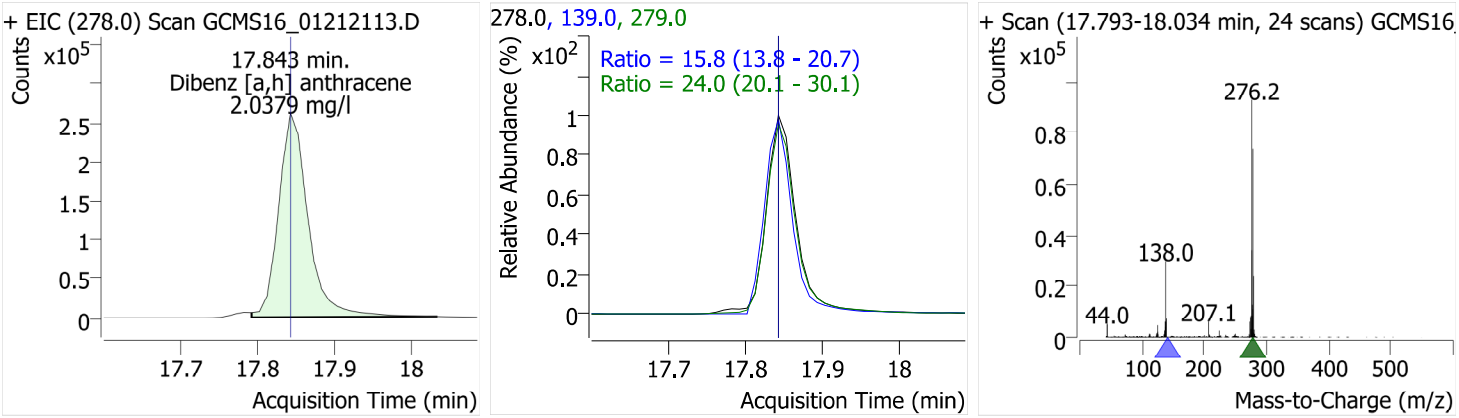

Benzo [g,h,i] perylene

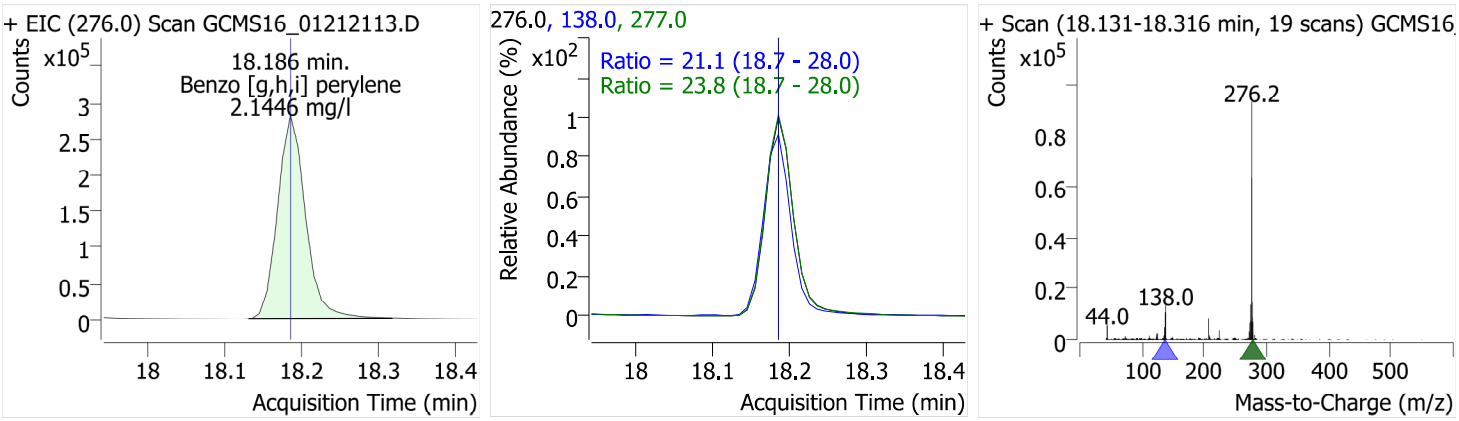

Quantitative Analysis Results With Qualifier Ratio Report

Batch Path	\\WSCIXIGCMS16\InstData\GCMS16\DATA\2021\012121_525.2\QuantResults\012121_525.2.batch.bin		
Analysis Time	1/26/2021 10:40:20 AM	**Analyst Name**	WECK\ryan.raymond
Report Time	1/26/2021 10:44:21 AM	**Reporter Name**	ryan.raymond
Last Calib Update	1/22/2021 9:39:22 AM	**Batch State**	Processed
Quant Batch Version	10.0	**Quant Report Version**	10.0

AnalysisInfo

Acq. Time	1/21/2021 4:27:35 PM	**Data File**	GCMS16_01212114.D
Sample Type	Cal	**Sample Name**	507PNA Cal 1ppm
Dilution	1	**Acq. Method**	525
Position	8	**Inj Vol**	1
DA Method File	507PNA 012121.m	**Comment**	1010643

Sample Chromatogram

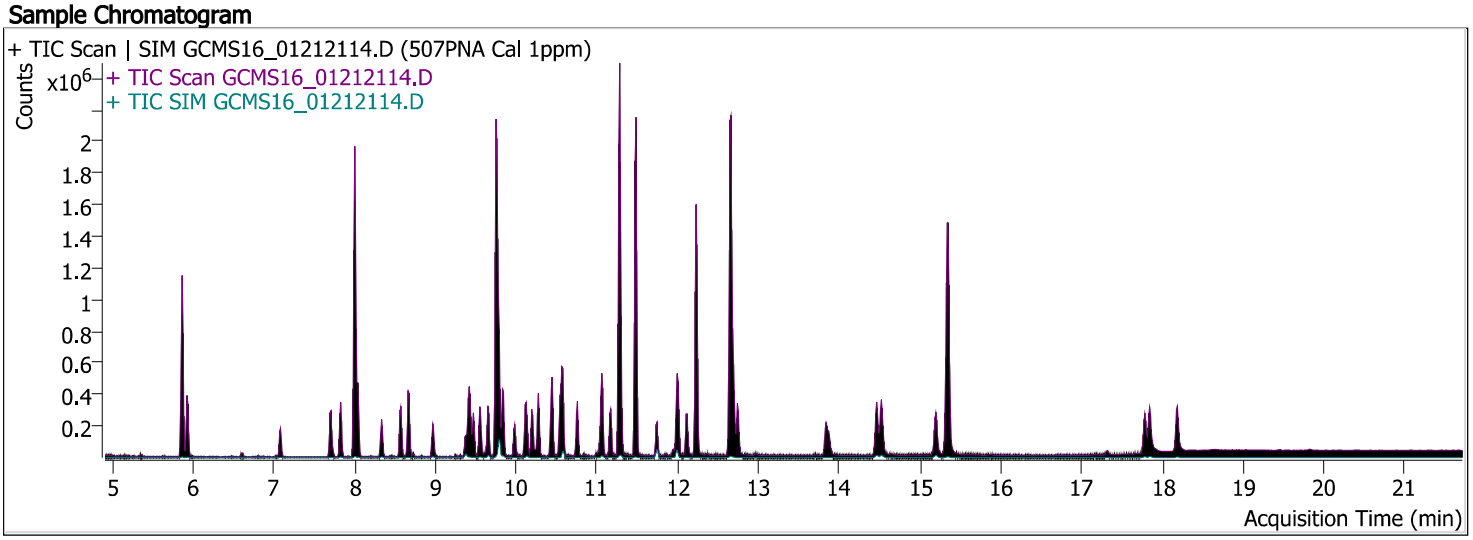

Compound	ISTD	RT	Resp.	ISTD Resp.	Conc	Units	Accuracy
1,3 Dimethyl-2-Nitrobenzene	Acenaphthene-d10	5.865	263205	899771	4.9672	mg/l	99.34
Naphthalene	Acenaphthene-d10	5.925	377653	899771	1.0194	mg/l	101.94
EPTC	Acenaphthene-d10	7.083	73750	899771	0.9931	mg/l	99.31
Dimethyl phthalate	Acenaphthene-d10	7.707	269329	899771	1.0027	mg/l	100.27
Acenaphthylene	Acenaphthene-d10	7.828	319366	899771	1.0359	mg/l	103.59
Acenaphthene	Acenaphthene-d10	8.039	220286	899771	0.9721	mg/l	97.21
Molinate	Acenaphthene-d10	8.331	140188	899771	1.0130	mg/l	101.30
Diethyl phthalate	Acenaphthene-d10	8.573	267220	899771	1.0108	mg/l	101.08
Fluorene	Acenaphthene-d10	8.663	265108	899771	1.0379	mg/l	103.79
Chlorpropham	Acenaphthene-d10	8.965	70423	899771	1.0015	mg/l	100.15
Dimethoate	Acenaphthene-d10	9.368	56117	899771	0.9011	mg/l	90.11
Prometon	Chrysene-d12	9.408	65212	1441922	1.0821	mg/l	108.21
Simazine	Chrysene-d12	9.428	66475	1441922	1.0651	mg/l	106.51
Atrazine	Acenaphthene-d10	9.469	38614	899771	1.0207	mg/l	102.07
Pentachloronitrobenzene	Phenanthrene-d10	9.549	33745	1683043	0.8897	mg/l	88.97
Pentachlorophenol	Chrysene-d12	9.549	21074	1441922	0.8810	mg/l	88.10
Diazinon (Dimpylate)	Chrysene-d12	9.650	57304	1441922	1.0532	mg/l	105.32
Phenanthrene	Phenanthrene-d10	9.781	404896	1683043	1.0034	mg/l	100.34
Disulfoton	Phenanthrene-d10	9.791	36206	1683043	1.0556	mg/l	105.56
Terbacil	Phenanthrene-d10	9.791	33500	1683043	0.9519	mg/l	95.19
Anthracene	Phenanthrene-d10	9.831	363626	1683043	1.0538	mg/l	105.38
Caffeine	Phenanthrene-d10	9.982	112747	1683043	1.0129	mg/l	101.29
Acetochlor	Chrysene-d12	10.113	40660	1441922	1.0119	mg/l	101.19
Metribuzin	Chrysene-d12	10.133	76684	1441922	0.9815	mg/l	98.15
Alachlor	Chrysene-d12	10.193	55013	1441922	1.0465	mg/l	104.65
Prometryn	Chrysene-d12	10.274	94096	1441922	1.0690	mg/l	106.90

Quantitative Analysis Results With Qualifier Ratio Report

Compound	ISTD	RT	Resp.	ISTD Resp.	Conc	Units	Accuracy
Bromacil	Chrysene-d12	10.435	8713	1441922	0.9665	mg/l	96.65
Di-n-butyl phthalate	Phenanthrene-d10	10.445	472370	1683043	1.0226	mg/l	102.26
Metolachlor	Chrysene-d12	10.546	171650	1441922	1.0424	mg/l	104.24
Cyanazine	Phenanthrene-d10	10.566	23947	1683043	1.0908	mg/l	109.08
Thiobencarb	Chrysene-d12	10.576	212242	1441922	1.1372	mg/l	113.72
Diphenamide	Phenanthrene-d10	10.757	151275	1683043	1.0357	mg/l	103.57
Captan	Phenanthrene-d10	11.039	7542	1683043	0.8921	mg/l	89.21
Fluoranthene	Phenanthrene-d10	11.059	433533	1683043	1.0794	mg/l	107.94
Butachlor	Chrysene-d12	11.170	69243	1441922	1.0225	mg/l	102.25
Pyrene	Phenanthrene-d10	11.301	432593	1683043	1.0106	mg/l	101.06
Terphenyl-d14	Chrysene-d12	11.482	1389576	1441922	4.9044	mg/l	98.09
Ethion	Chrysene-d12	11.743	63626	1441922	0.8071	mg/l	80.71
Trithion (carbofenotion)	Chrysene-d12	11.985	91502	1441922	0.9547	mg/l	95.47
Butyl benzyl phthalate	Phenanthrene-d10	12.005	121394	1683043	0.9534	mg/l	95.34
Bis(2-ethylhexyl)adipate	Phenanthrene-d10	12.116	128739	1683043	0.9095	mg/l	90.95
TPP	Phenanthrene-d10	12.227	441380	1683043	4.8788	mg/l	97.58
Benzo [a] anthracene	Phenanthrene-d10	12.639	363002	1683043	0.9681	mg/l	96.81
Chrysene	Chrysene-d12	12.690	386374	1441922	0.9742	mg/l	97.42
Bis(2-ethylhexyl)phthalate	Phenanthrene-d10	12.740	229358	1683043	0.8914	mg/l	89.14
Di-n-octyl phthalate	Chrysene-d12	13.837	17173	1441922	0.9123	mg/l	91.23
Benzo [b] fluoranthene	Chrysene-d12	14.461	337513	1441922	0.8972	mg/l	89.72
Benzo [k] fluoranthene	Chrysene-d12	14.522	398852	1441922	1.0757	mg/l	107.57
Benzo[a] pyrene	Chrysene-d12	15.196	306460	1441922	0.8874	mg/l	88.74
Perylene-d12	Chrysene-d12	15.347	1645468	1441922	5.0046	mg/l	100.09
Indeno [1,2,3-cd] pyrene	Chrysene-d12	17.783	245844	1441922	0.9304	mg/l	93.04
Dibenz [a,h] anthracene	Chrysene-d12	17.843	287428	1441922	0.8779	mg/l	87.79
Benzo [g,h,i] perylene	Chrysene-d12	18.186	306736	1441922	0.9493	mg/l	94.93

Compound	CAS#	RT	RR	Conc	Transition	(Min-Max)	Q-Ratio
1,3 Dimethyl-2-Nitrobenzene		5.865	0.2925	4.9672	134.1		
					103.0	41.0 - 61.5	51.2
					151.0	30.9 - 46.4	39.5
Naphthalene		5.925	0.4197	1.0194	128.0		
					129.0	8.7 - 13.1	11.3
EPTC		7.083	0.0820	0.9931	128.0		
					86.0	51.0 - 76.5	65.9
					189.0	17.4 - 26.1	21.5
Dimethyl phthalate		7.707	0.2993	1.0027	163.0		
					77.0	15.0 - 22.5	20.3
					194.0	5.2 - 7.8	6.1
Acenaphthylene		7.828	0.3549	1.0359	152.0		
					151.0	16.0 - 24.1	20.1
					76.0	7.0 - 10.5	8.4
Acenaphthene		8.039	0.2448	0.9721	154.0		
					153.0	82.2 - 123.3	106.1
					152.0	39.0 - 58.6	50.3
Molinate		8.331	0.1558	1.0130	126.0		
					55.0	45.2 - 67.7	57.1
					187.0	15.8 - 23.7	19.8
Diethyl phthalate		8.573	0.2970	1.0108	149.0		
					177.0	18.6 - 27.9	22.5
					150.0	10.0 - 14.9	12.6
Fluorene		8.663	0.2946	1.0379	166.0		
					165.0	74.4 - 111.6	92.5
Chlorpropham		8.965	0.0783	1.0015	127.0		
					213.0	31.4 - 47.1	37.9
					171.0	21.2 - 31.9	25.1
Dimethoate		9.368	0.0624	0.9011	87.0		
					125.0	59.0 - 88.5	74.2
					93.0	57.4 - 86.1	70.4
Prometon		9.408	0.0452	1.0821	210.0		
					225.0	63.9 - 95.8	80.7
					168.0	63.8 - 95.7	78.6
Simazine	122-77-6	9.428	0.0461	1.0651	201.0		
					186.0	49.5 - 74.2	61.9
					173.0	37.2 - 55.8	38.4
Atrazine		9.469	0.0429	1.0207	215.0		
					200.0	161.2 - 241.8	206.7
					58.0	53.4 - 80.1	73.7
Pentachloronitrobenzene		9.549	0.0200	0.8897	237.0		
					249.0	49.3 - 74.0	62.7
					295.0	38.4 - 57.7	46.6
Pentachlorophenol		9.549	0.0146	0.8810	265.7		
					267.7	50.7 - 76.0	59.9
					166.8	44.0 - 66.0	54.8
Diazinon (Dimpylate)		9.650	0.0397	1.0532	137.0		
					179.0	68.6 - 102.8	86.4
					152.0	49.7 - 74.6	62.9
Phenanthrene		9.781	0.2406	1.0034	178.0		
					176.0	15.4 - 23.0	19.3
					179.0	12.9 - 19.4	15.1
Disulfoton		9.791	0.0215	1.0556	97.0		
					61.0	56.4 - 84.6	71.9
					125.0	50.3 - 75.5	64.6

Compound	CAS#	RT	RR	Conc	Transition	(Min-Max)	Q-Ratio
Terbacil		9.791	0.0199	0.9519	117.0		
					162.0	71.6 - 107.4	82.8
					57.0	46.0 - 69.0	57.4
Anthracene		9.831	0.2161	1.0538	178.0		
					176.0	15.1 - 22.7	18.8
					179.0	12.3 - 18.5	15.1
Caffeine		9.982	0.0670	1.0129	194.0		
					109.0	40.9 - 61.4	50.2
					67.0	26.4 - 39.7	33.5
Acetochlor		10.113	0.0282	1.0119	146.0		
					162.0	67.6 - 101.3	84.0
					223.0	44.3 - 66.4	54.1
Metribuzin		10.133	0.0532	0.9815	198.0		
					144.0	22.3 - 33.5	26.5
					199.0	16.1 - 24.1	20.0
Alachlor	15972-60-8	10.193	0.0382	1.0465	160.1		
					188.1	68.1 - 102.1	80.6
					237.0	16.5 - 24.8	20.4
Prometryn		10.274	0.0653	1.0690	241.0		
					184.0	72.3 - 108.5	89.6
					226.0	48.1 - 72.1	60.3
Bromacil		10.435	0.0060	0.9665	164.0		
					162.0	83.5 - 125.2	106.5
					190.0	79.7 - 119.5	101.2
Di-n-butyl phthalate		10.445	0.2807	1.0226	149.0		
					150.0	7.7 - 11.6	8.9
					104.0	4.1 - 6.2	4.8
Metolachlor		10.546	0.1190	1.0424	162.0		
					238.0	37.4 - 56.0	47.6
					146.0	13.8 - 20.7	17.5
Cyanazine		10.566	0.0142	1.0908	68.0		
					225.0	92.7 - 139.0	104.3
					241.0	8.1 - 12.2	8.9
Thiobencarb	028249-77-6	10.576	0.1472	1.1372	100.1		
					72.1	37.0 - 55.5	46.8
					125.0	24.2 - 36.3	29.3
Diphenamide		10.757	0.0899	1.0357	167.0		
					152.0	17.2 - 25.7	21.3
					239.0	16.7 - 25.1	21.2
Captan		11.039	0.0045	0.8921	117.0		
					149.0	138.2 - 207.3	184.2
					264.0	33.0 - 49.4	35.7
Fluoranthene		11.059	0.2576	1.0794	202.0		
					203.0	14.4 - 21.6	17.4
					101.0	8.1 - 12.2	9.7
Butachlor		11.170	0.0480	1.0225	176.0		
					160.0	62.2 - 93.3	89.1
					57.0	37.8 - 56.7	45.8
Pyrene		11.301	0.2570	1.0106	202.0		
					200.0	16.8 - 25.2	20.9
					203.0	15.9 - 23.9	18.4
Terphenyl-d14		11.482	0.9637	4.9044	244.2		
					243.0	18.1 - 27.2	22.7

Compound	CAS#	RT	RR	Conc	Transition	(Min-Max)	Q-Ratio
					122.0	8.8 - 13.3	11.0
Ethion		11.743	0.0441	0.8071	231.0		
					153.0	52.9 - 79.4	67.0
					125.0	43.3 - 64.9	55.6
Trithion (carbofenotion)		11.985	0.0635	0.9547	157.0		
					342.0	19.2 - 28.7	24.0
					199.0	16.7 - 25.1	20.5
Butyl benzyl phthalate		12.005	0.0721	0.9534	91.0		
					149.0	129.8 - 194.7	158.4
					206.0	28.3 - 42.5	34.9
Bis(2-ethylhexyl)adipate		12.116	0.0765	0.9095	129.0		
					57.0	28.7 - 43.0	36.8
					147.0	16.1 - 24.2	19.4
TPP		12.227	0.2623	4.8788	326.1		
					169.0	23.7 - 35.6	30.2
					215.0	23.0 - 34.5	28.8
Benzo [a] anthracene		12.639	0.2157	0.9681	228.0		
					226.0	21.1 - 31.6	27.0
					229.0	16.0 - 24.1	20.3
Chrysene		12.690	0.2680	0.9742	228.0		
					226.0	23.5 - 35.2	29.1
					229.0	16.3 - 24.4	19.3
Bis(2-ethylhexyl)phthalate		12.740	0.1363	0.8914	149.0		
					167.0	25.3 - 38.0	32.3
					279.0	6.7 - 10.1	7.8
Di-n-octyl phthalate		13.837	0.0119	0.9123	279.0		
					167.0	31.6 - 47.4	46.7
					261.0	13.2 - 19.8	14.8
Benzo [b] fluoranthene		14.461	0.2341	0.8972	252.0		
					253.0	17.6 - 26.4	21.6
					126.0	11.1 - 16.6	14.1
Benzo [k] fluoranthene		14.522	0.2766	1.0757	252.0		
					253.0	17.5 - 26.2	21.7
					126.0	11.5 - 17.2	13.9
Benzo[a] pyrene		15.196	0.2125	0.8874	252.0		
					250.0	19.4 - 29.1	23.6
					126.0	12.7 - 19.1	14.1
Perylene-d12		15.347	1.1412	5.0046	264.0		
					260.0	18.4 - 27.6	23.0
					132.0	13.1 - 19.7	16.8
Indeno [1,2,3-cd] pyrene		17.783	0.1705	0.9304	276.0		
					277.0	19.2 - 28.8	21.9
					138.0	16.3 - 24.5	21.5
Dibenz [a,h] anthracene		17.843	0.1993	0.8779	278.0		
					279.0	20.1 - 30.1	24.8
					139.0	13.8 - 20.7	16.1
Benzo [g,h,i] perylene		18.186	0.2127	0.9493	276.0		
					138.0	18.7 - 28.0	21.5
					277.0	18.7 - 28.0	23.7

1,3 Dimethyl-2-Nitrobenzene

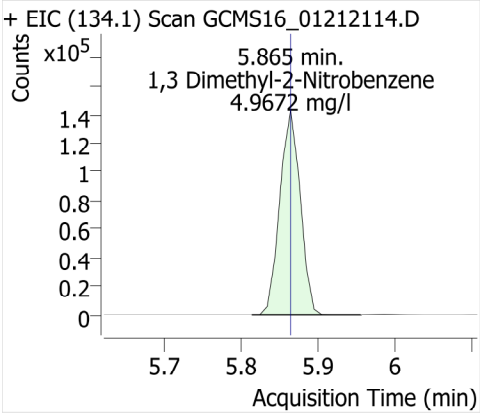

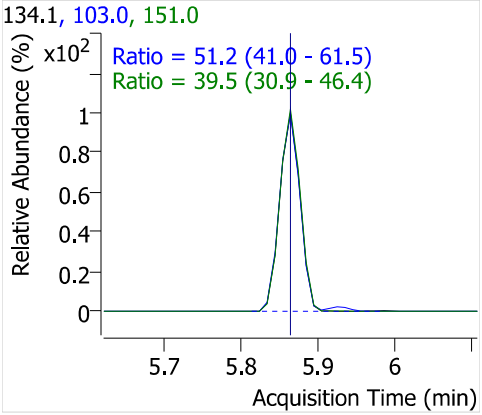

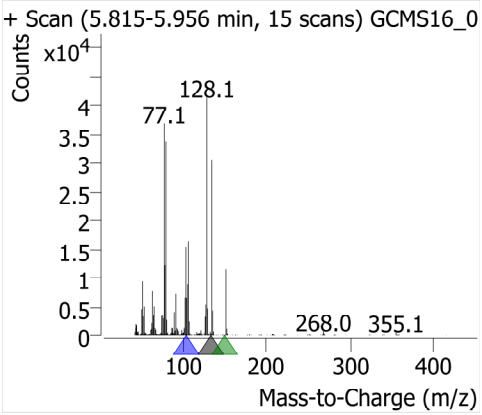

Naphthalene

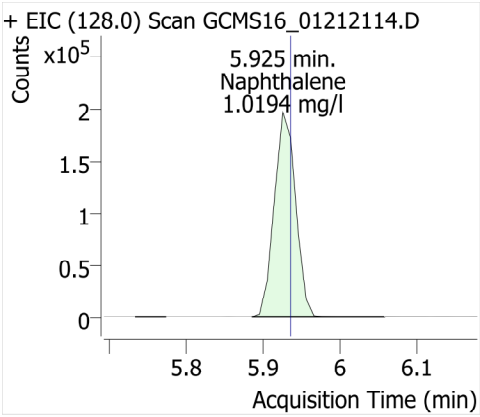

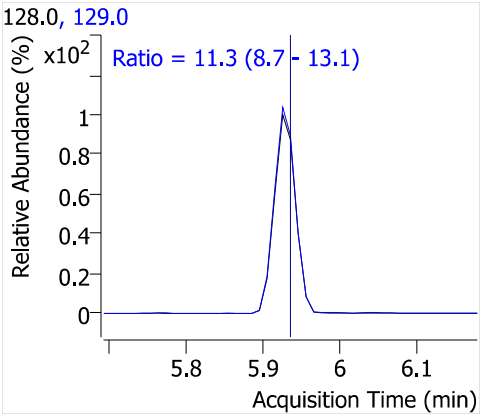

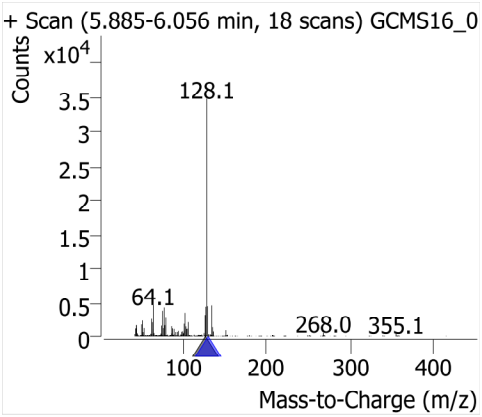

EPTC

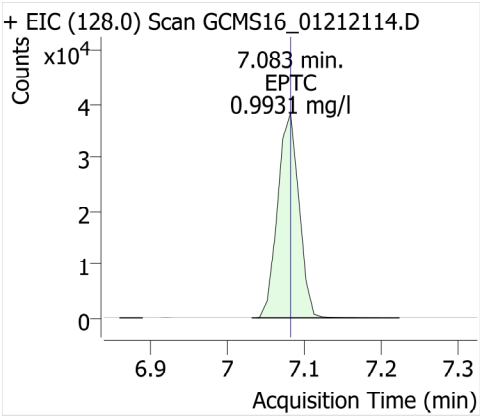

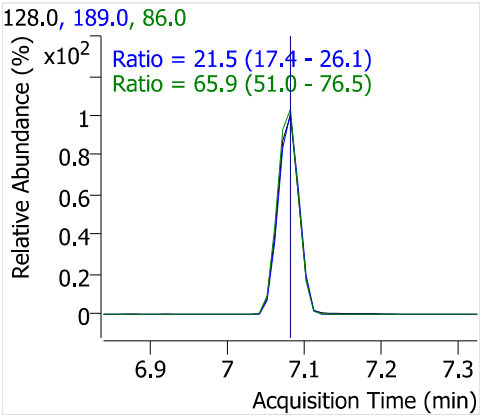

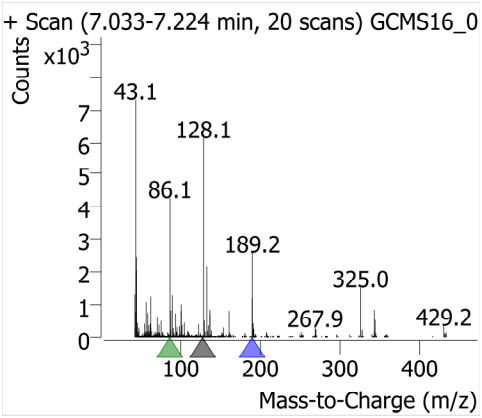

Dimethyl phthalate

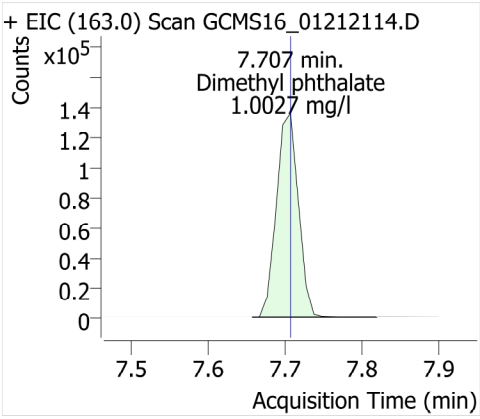

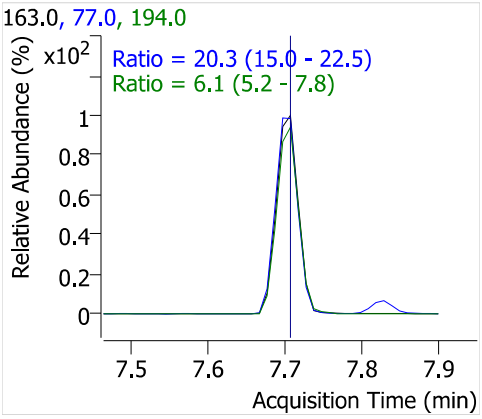

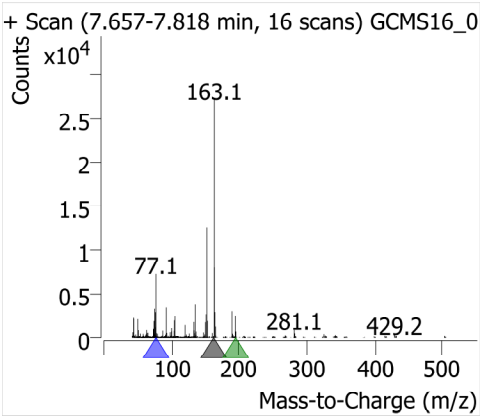

Acenaphthylene

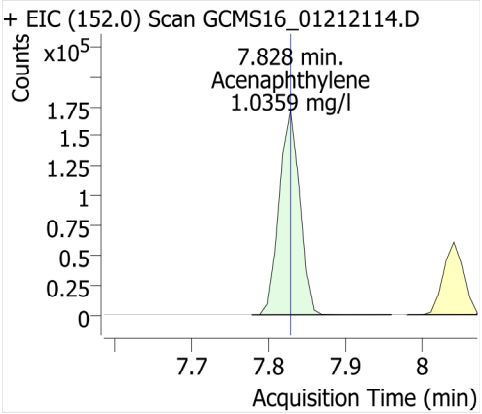

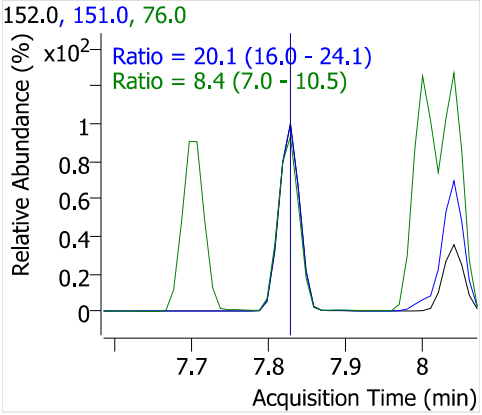

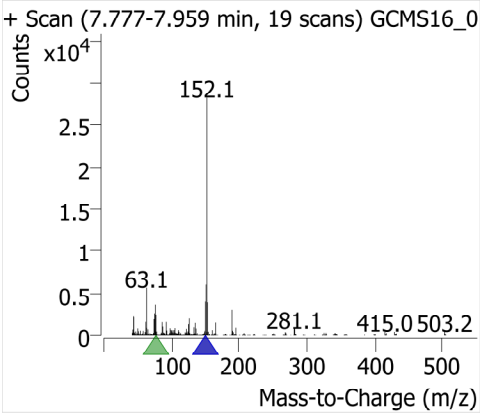

Acenaphthene-d10

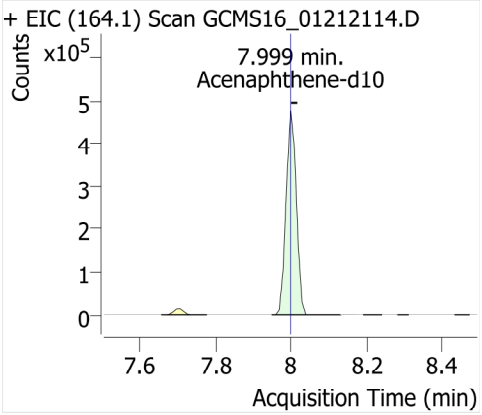

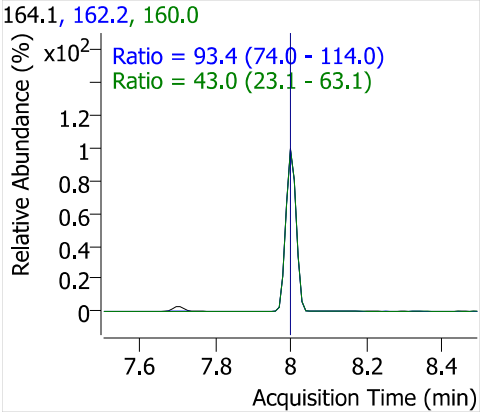

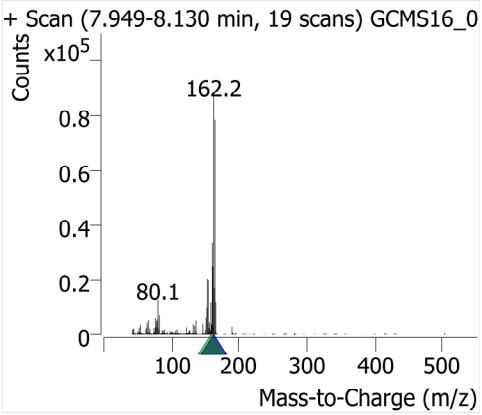

Acenaphthene

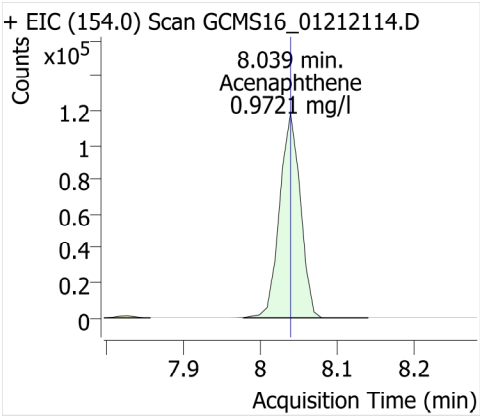

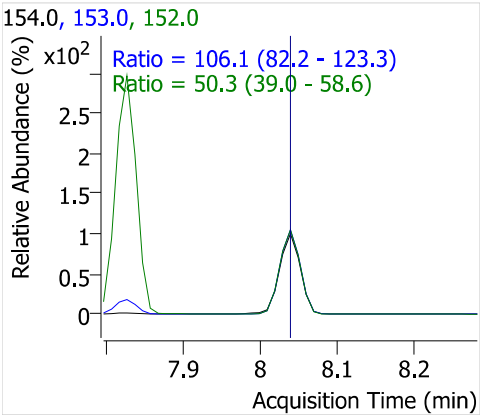

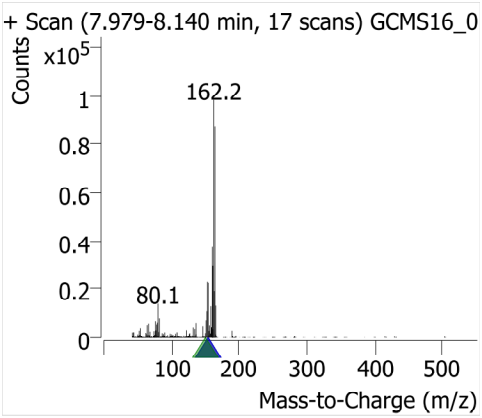

Molinate

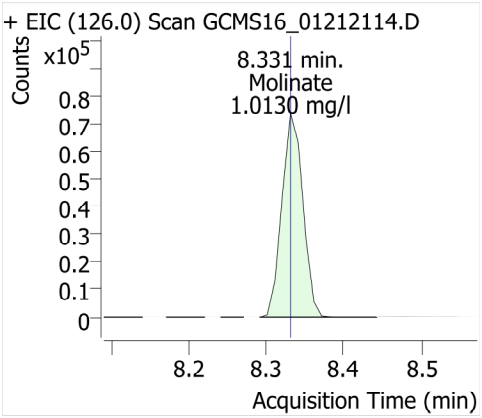

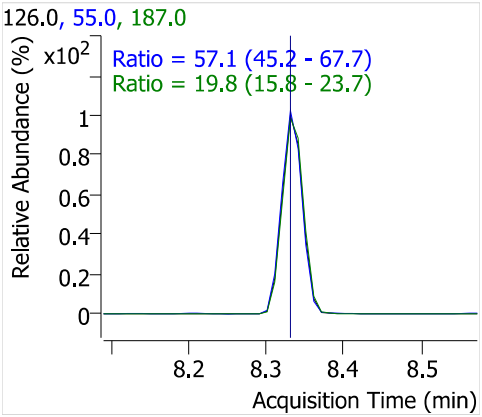

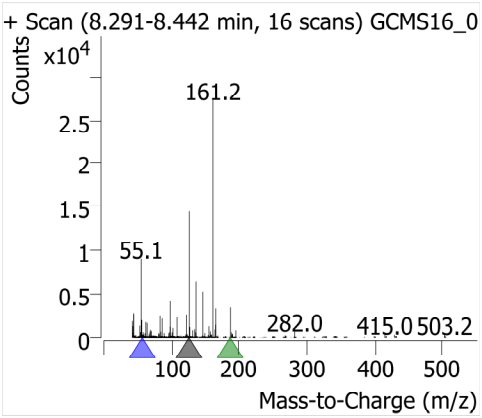

Diethyl phthalate

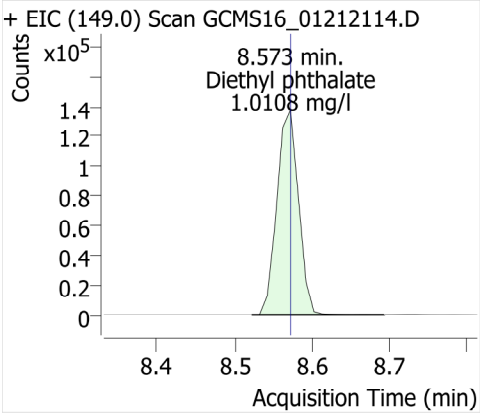

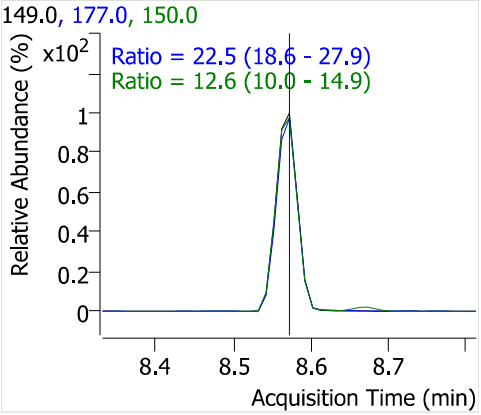

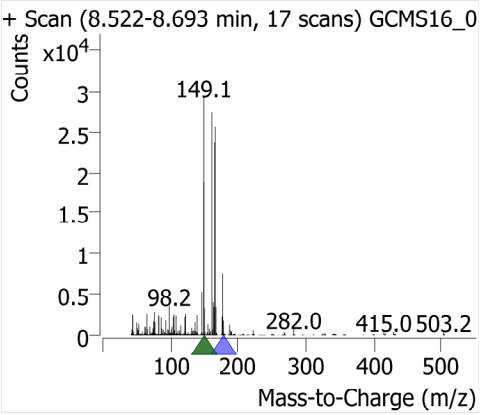

Fluorene

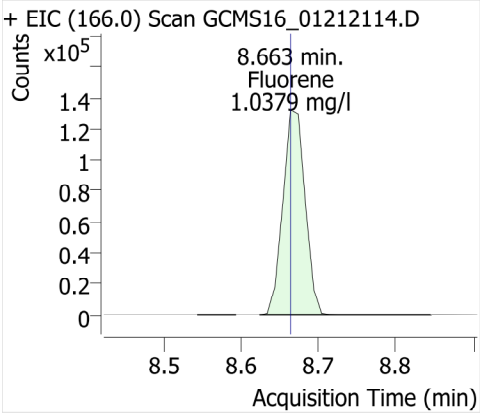

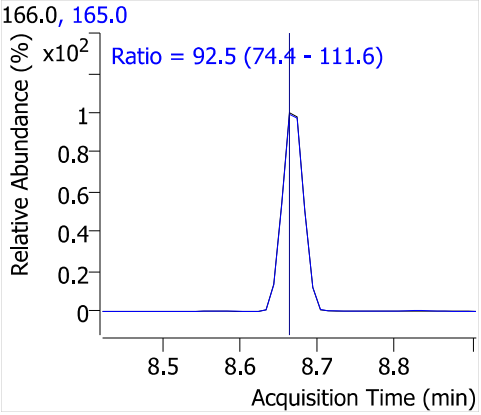

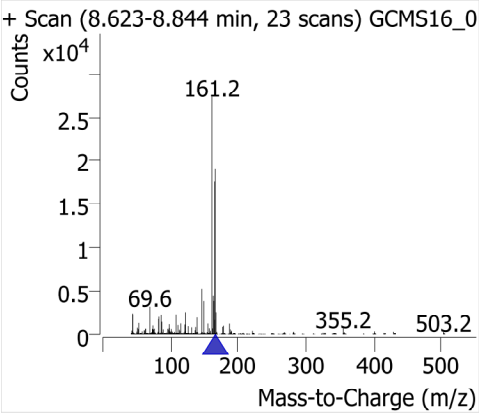

Chlorpropham

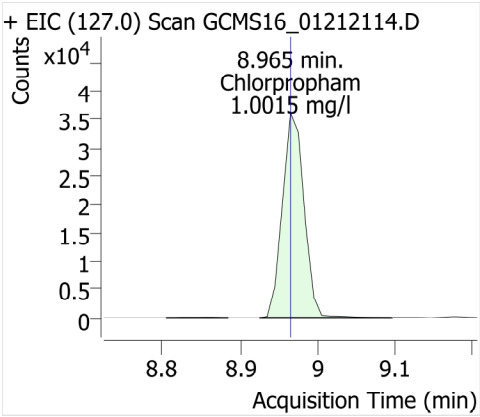

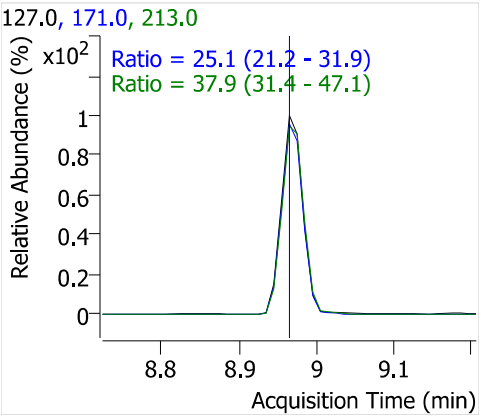

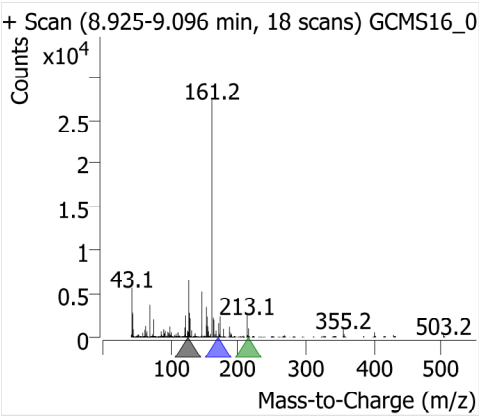

Dimethoate

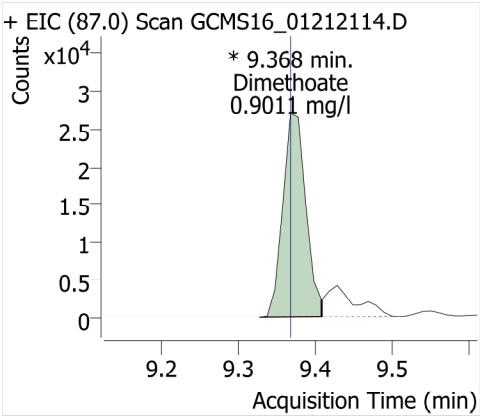

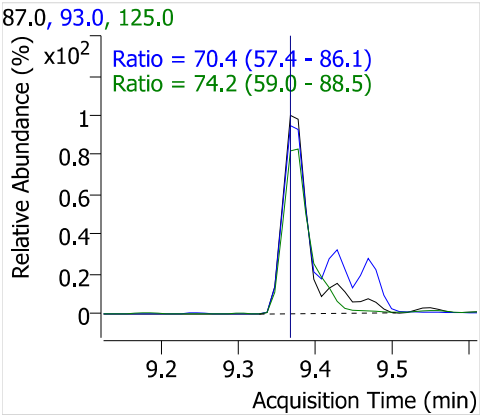

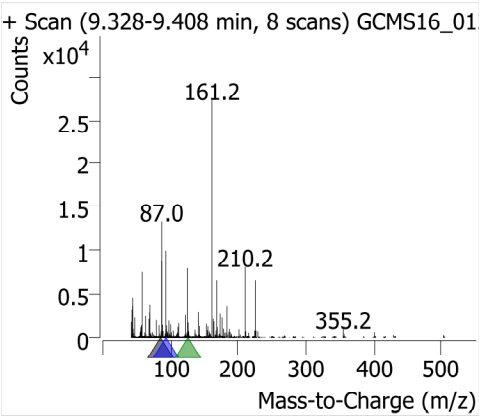

Prometon

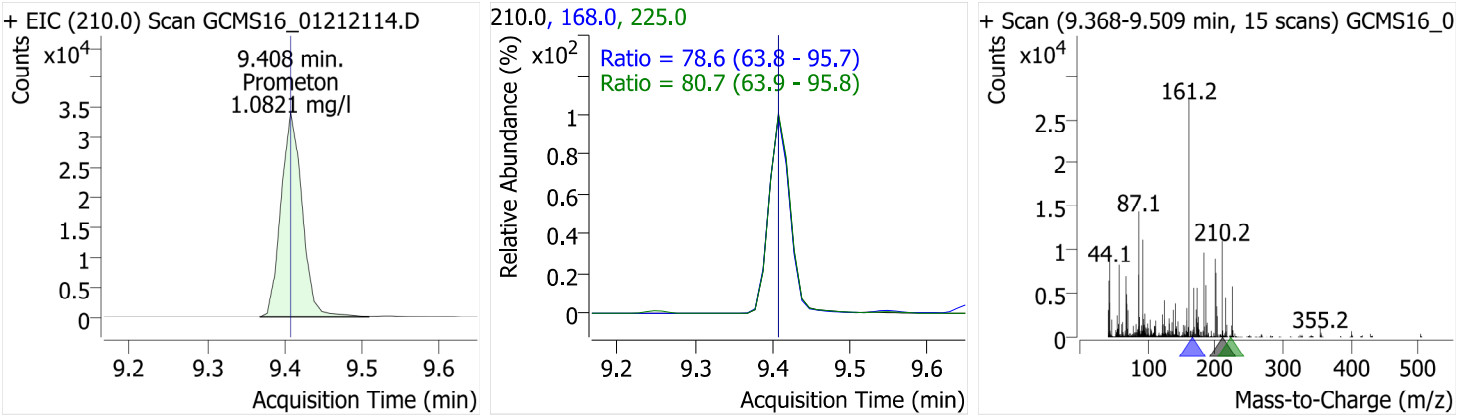

Simazine

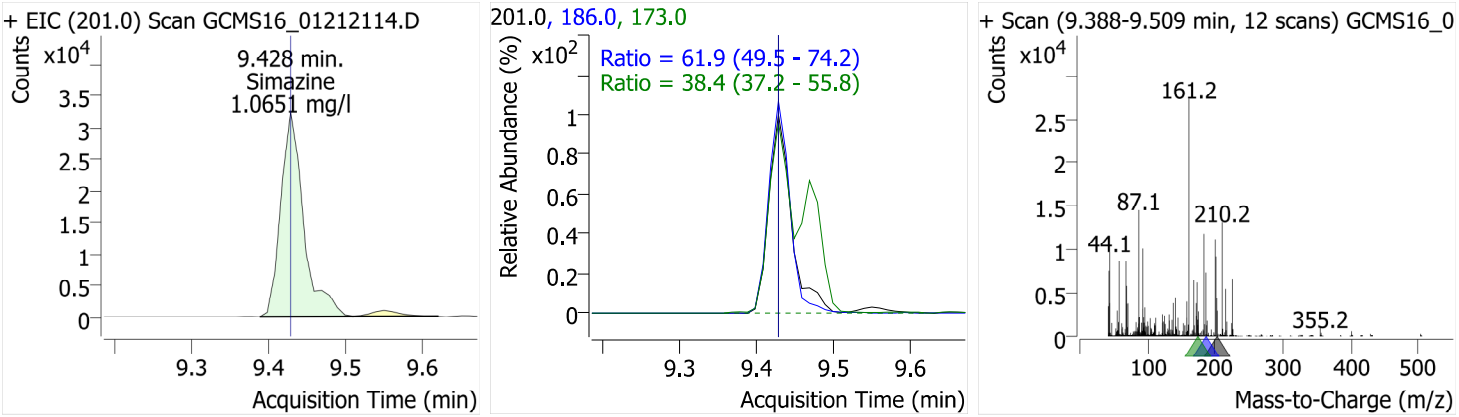

Atrazine

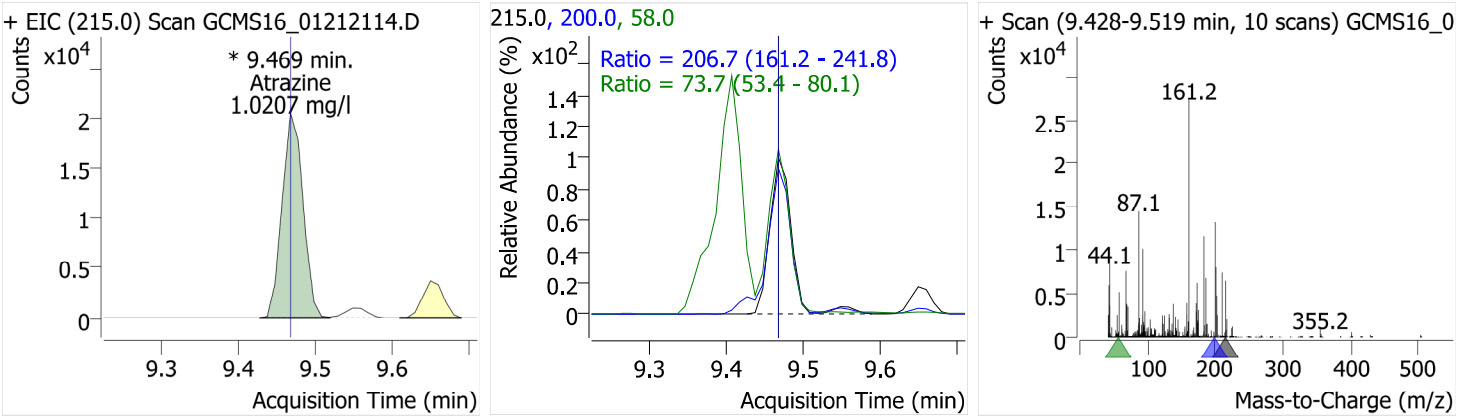

Pentachloronitrobenzene

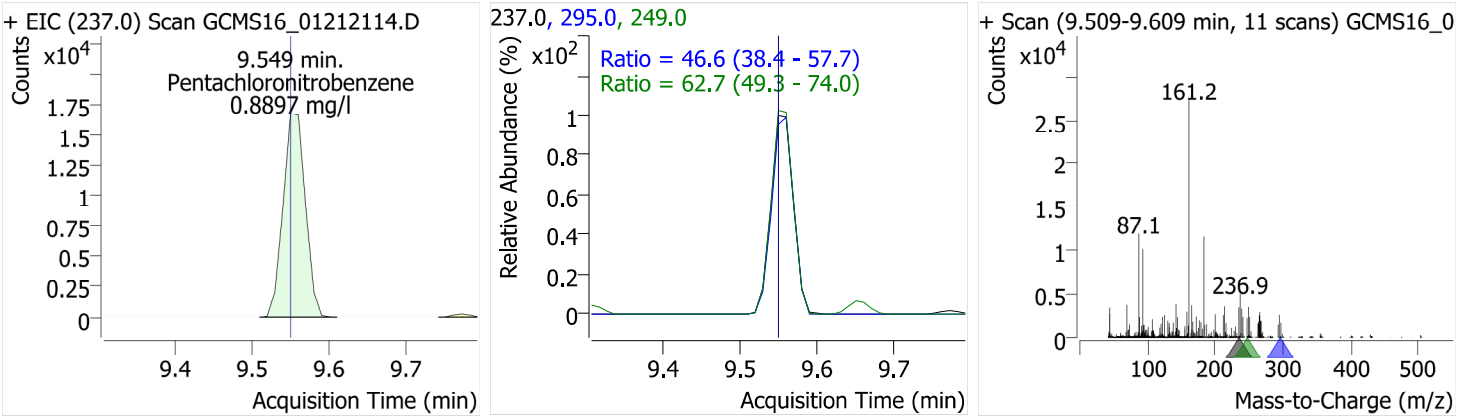

Pentachlorophenol

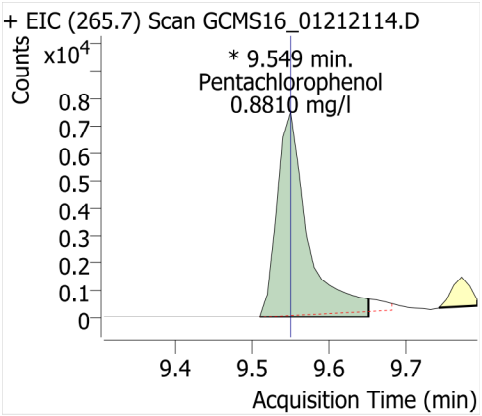

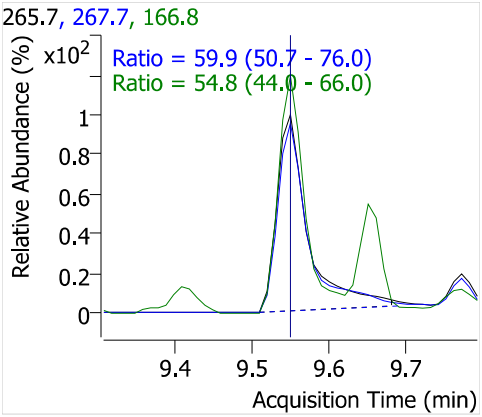

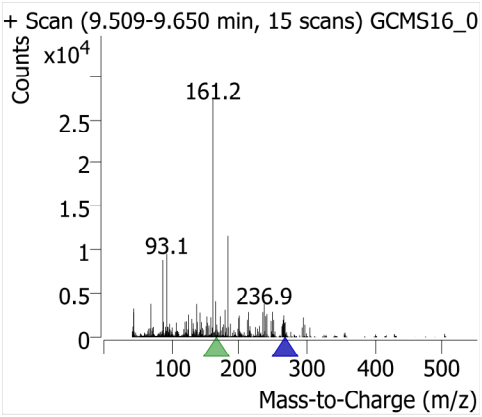

Diazinon (Dimpylate)

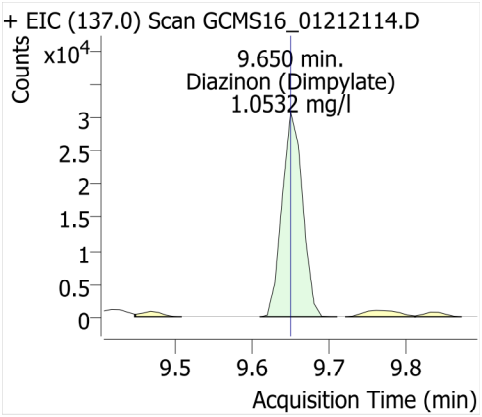

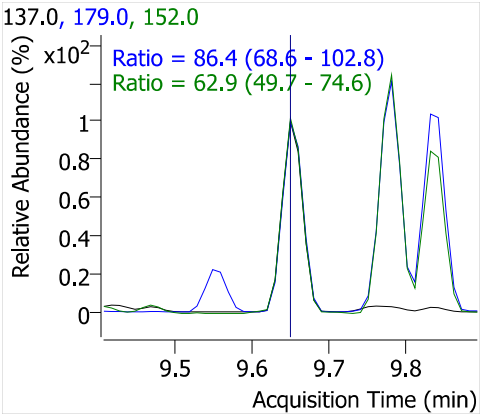

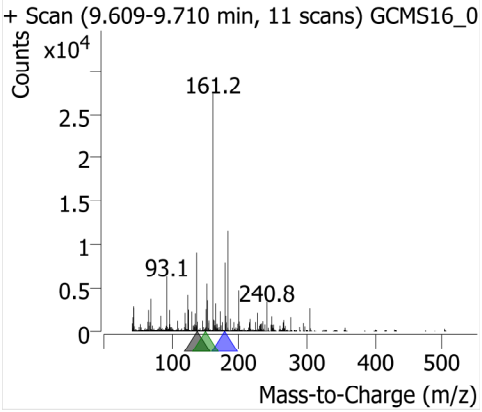

Phenanthrene-d10

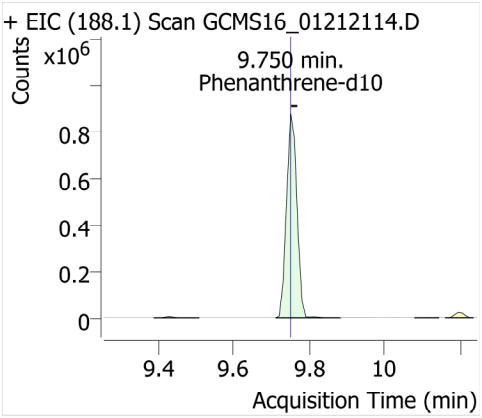

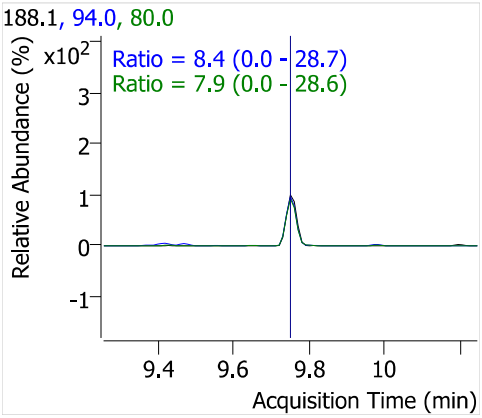

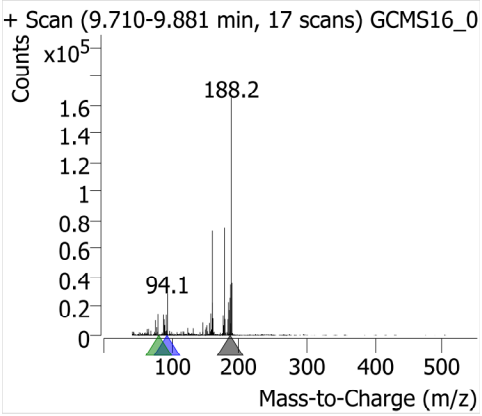

Phenanthrene

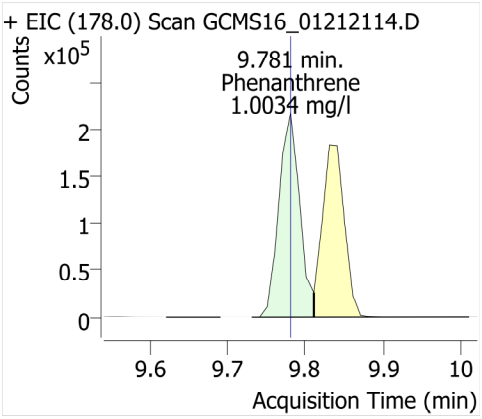

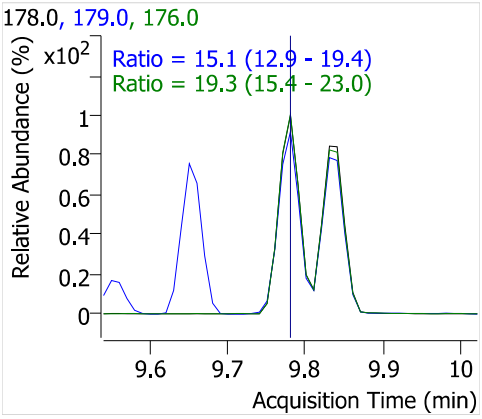

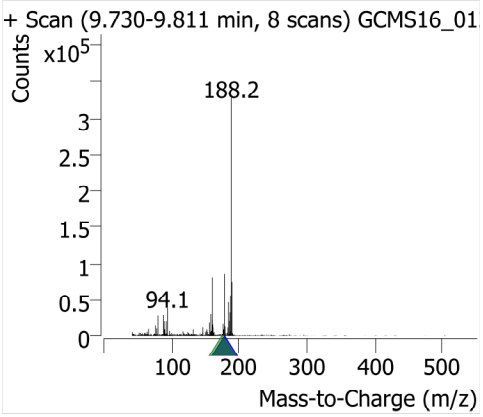

Disulfoton

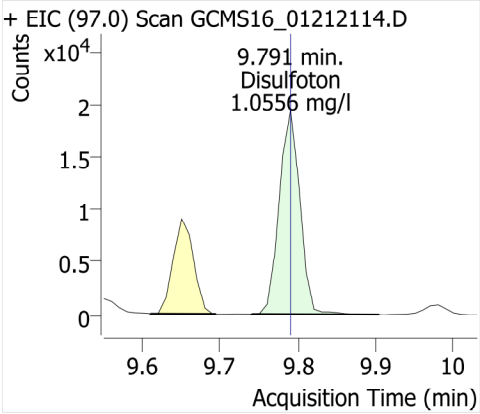

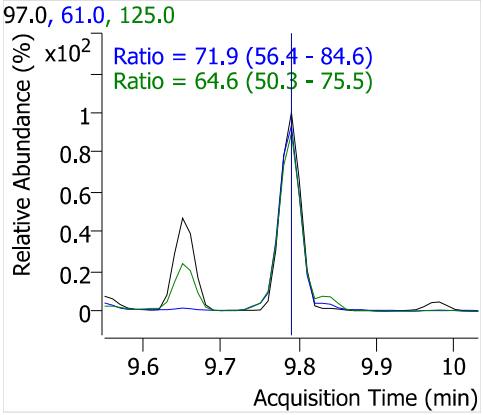

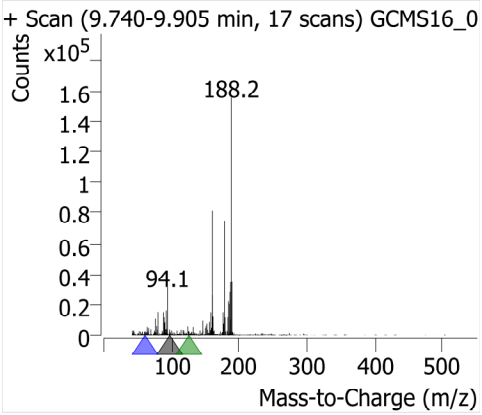

Terbacil

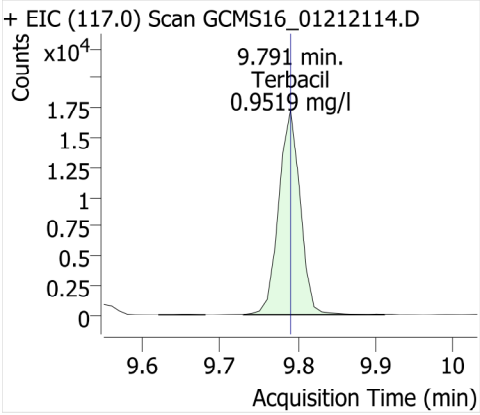

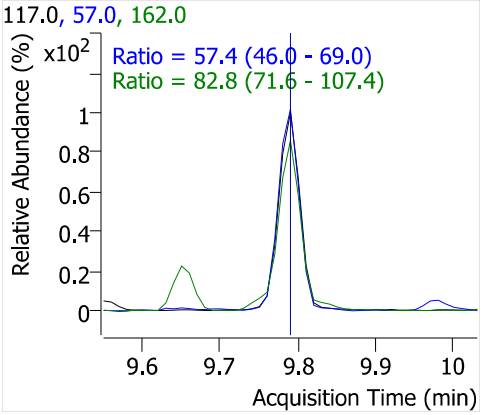

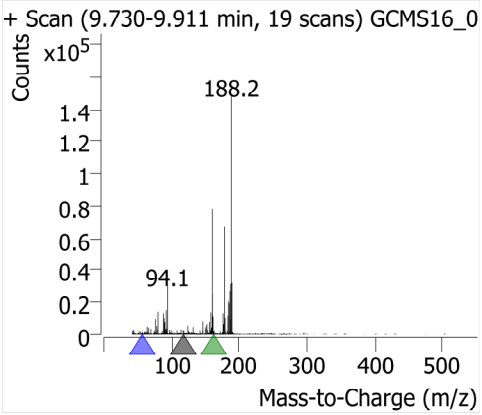

Anthracene

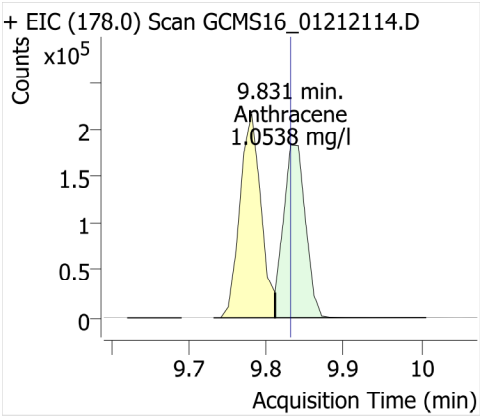

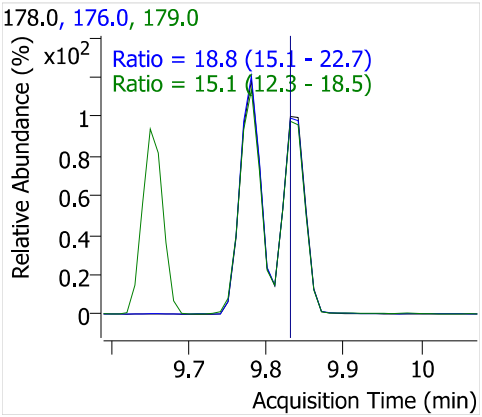

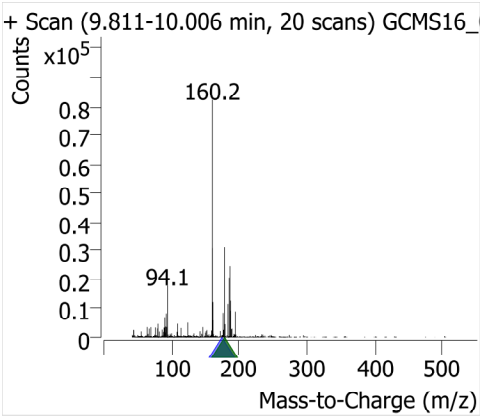

Caffeine

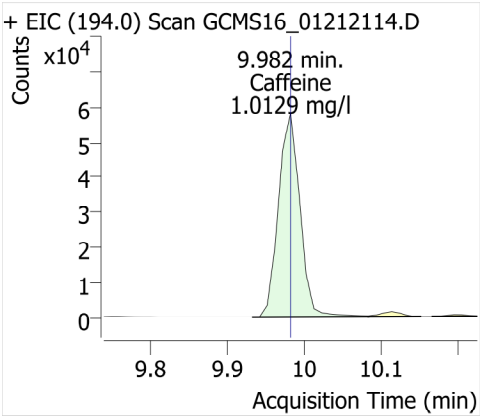

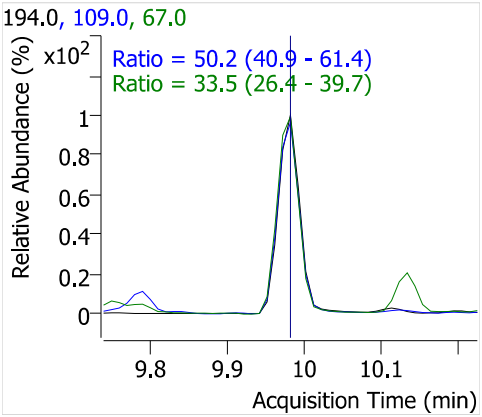

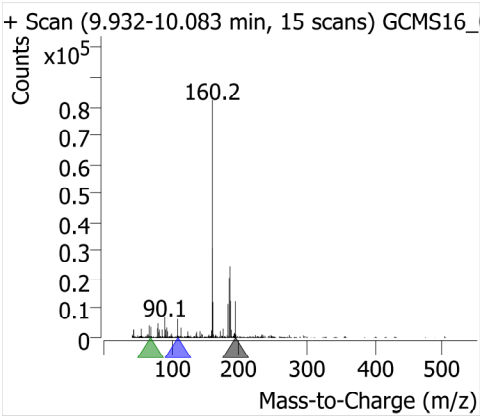

Acetochlor

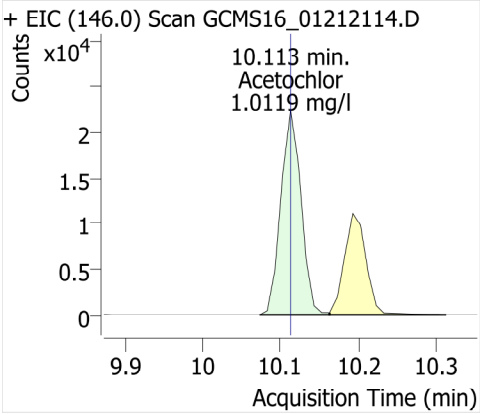

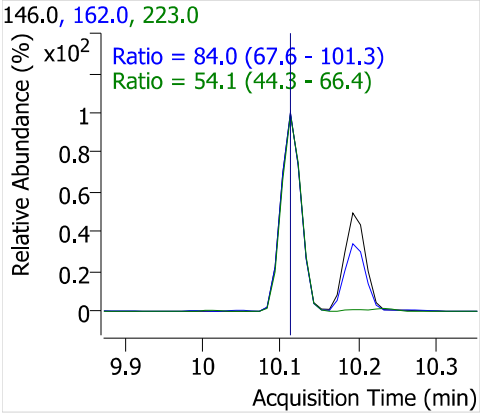

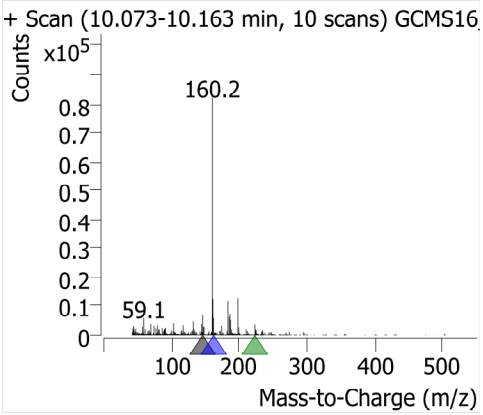

Metribuzin

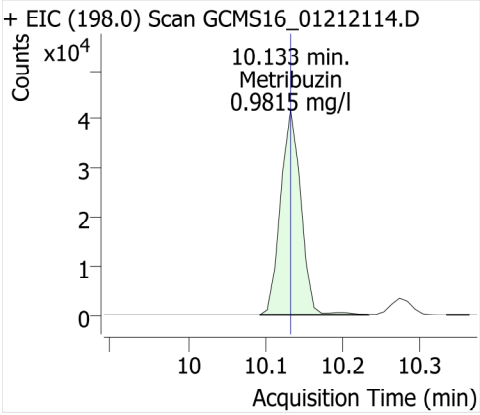

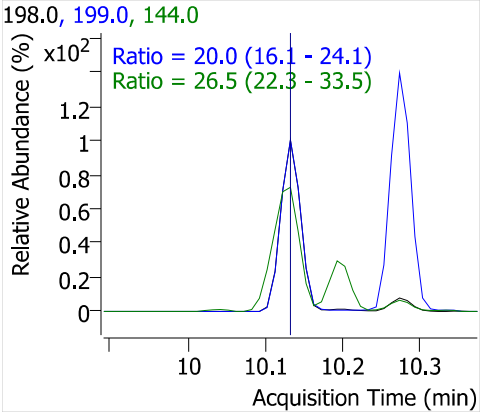

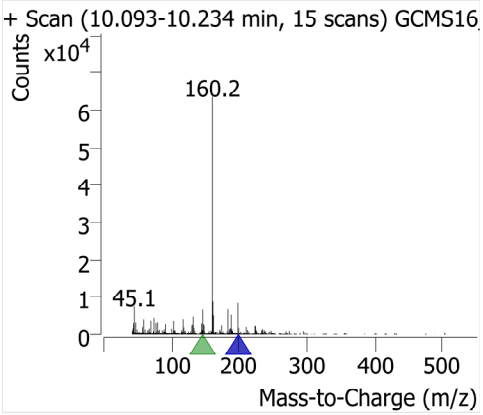

Alachlor

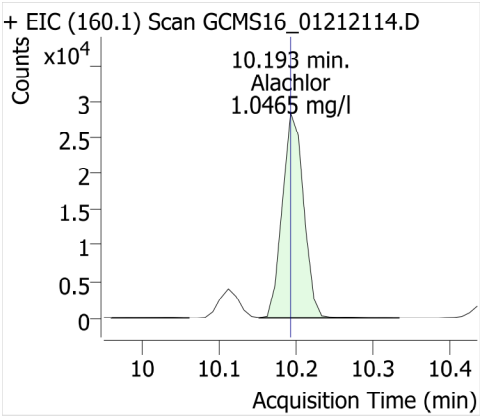

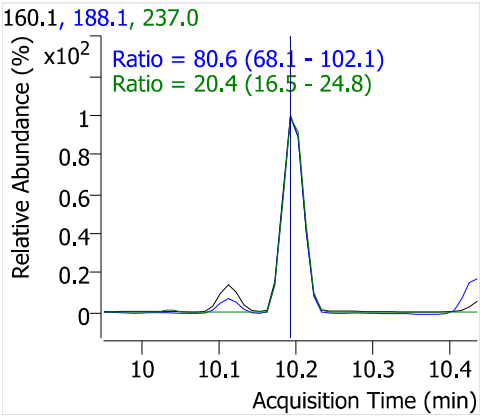

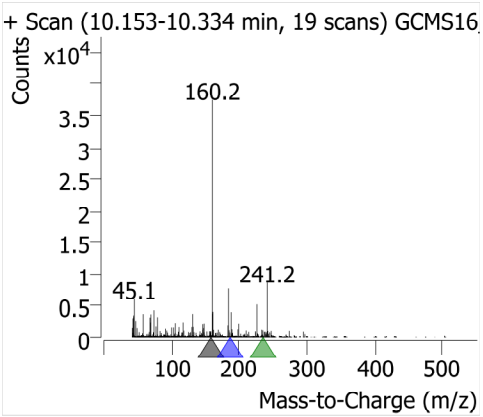

Prometryn

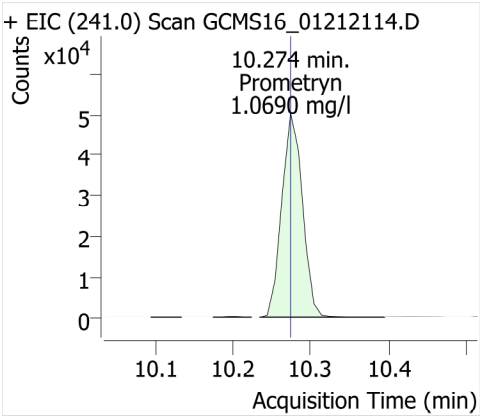

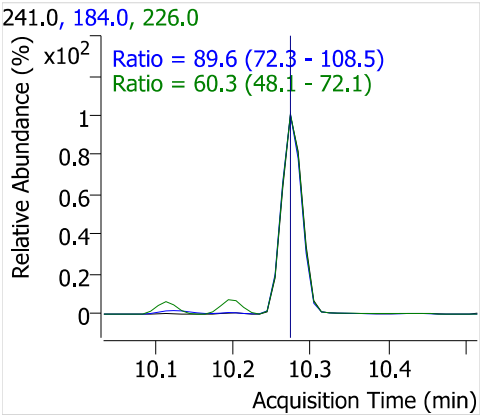

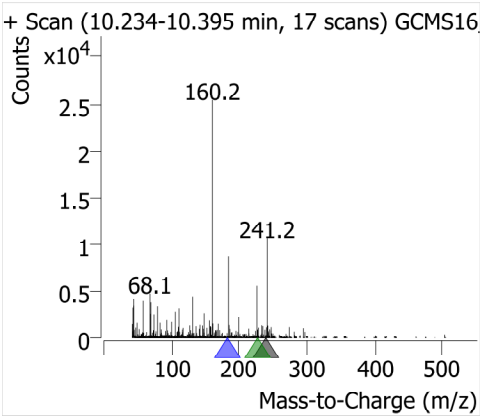

Bromacil

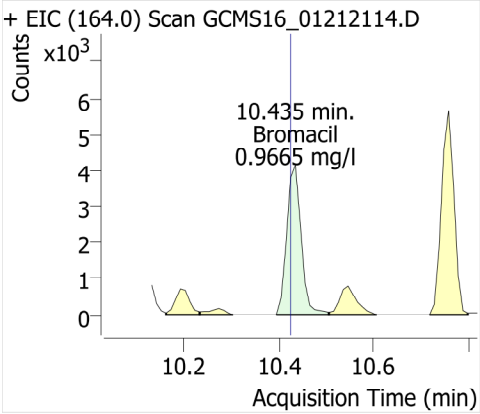

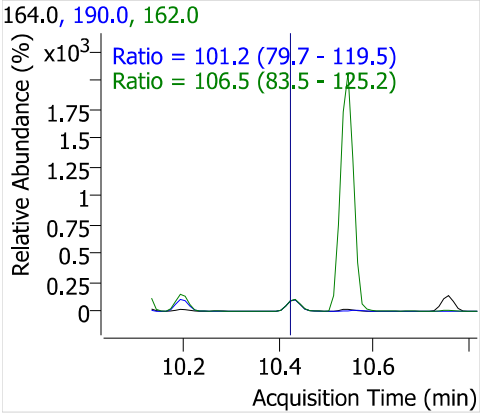

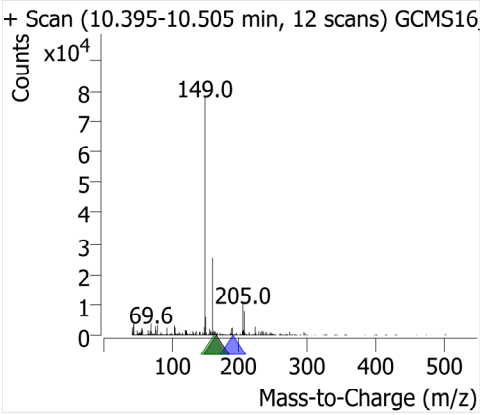

Di-n-butyl phthalate

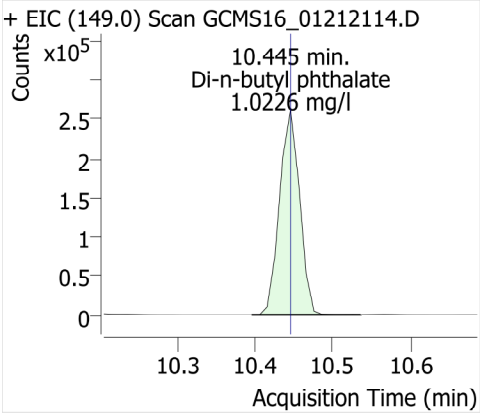

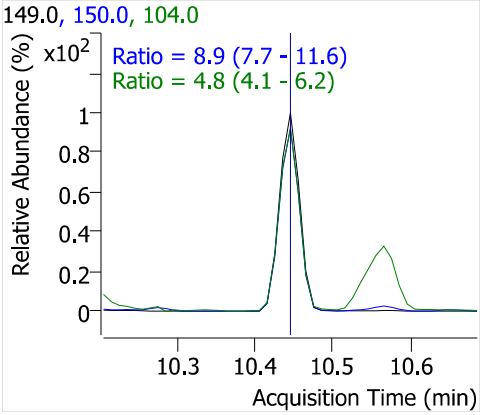

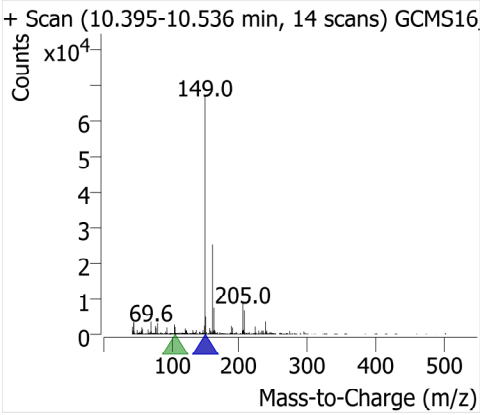

Metolachlor

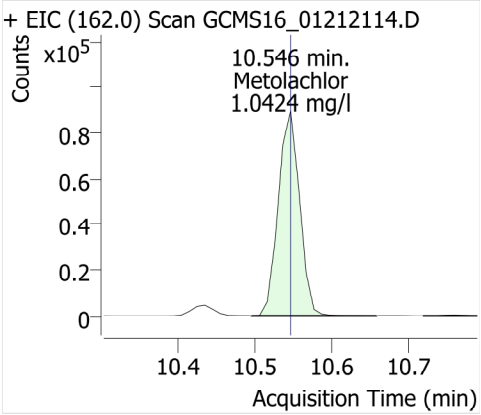

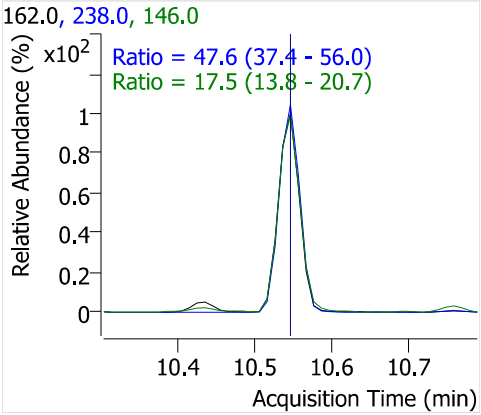

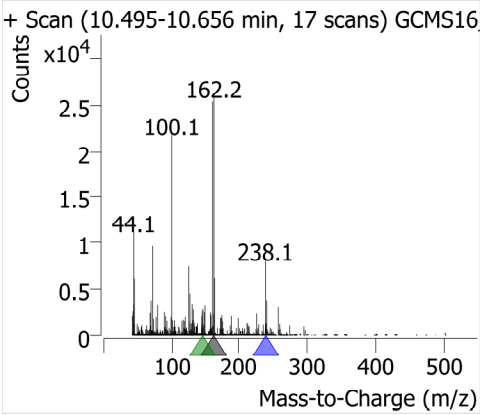

Cyanazine

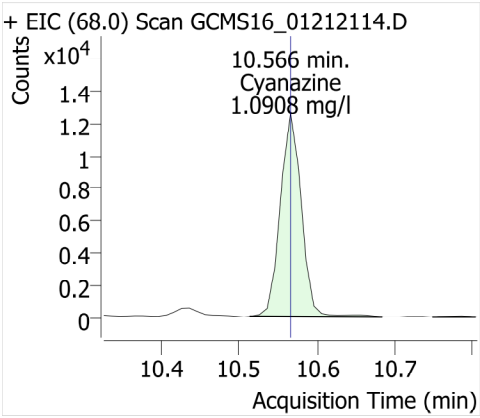

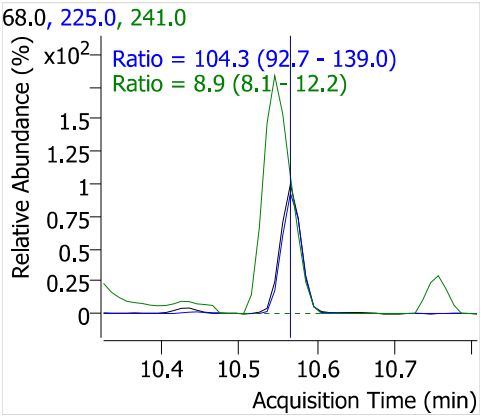

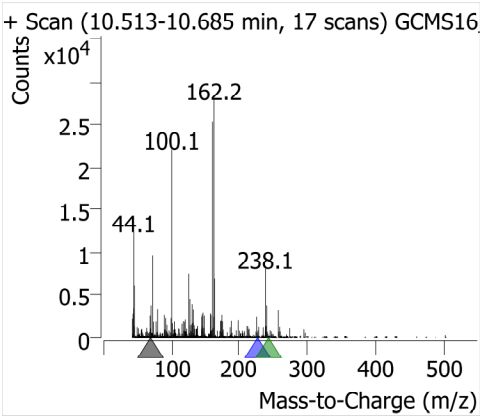

Thiobencarb

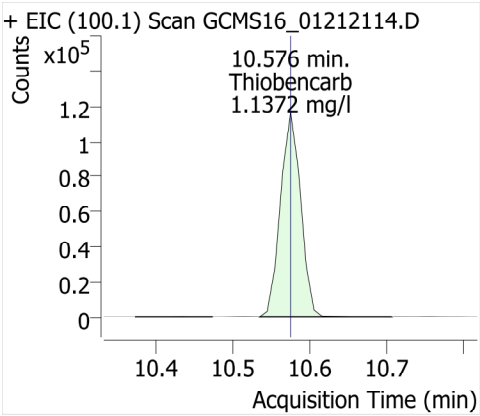

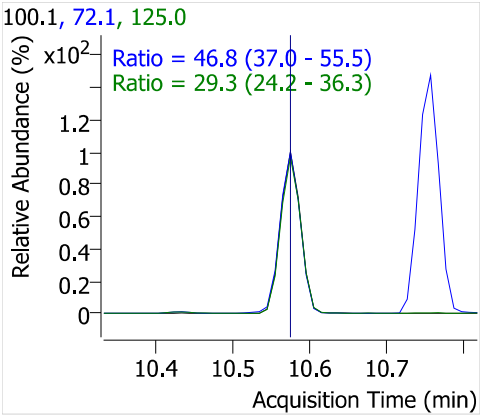

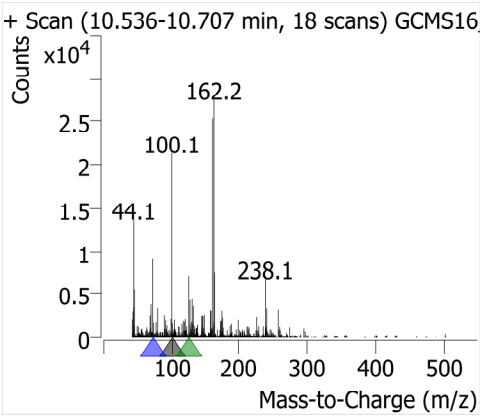

Diphenamide

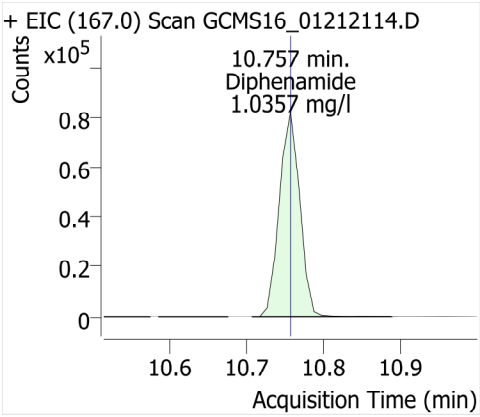

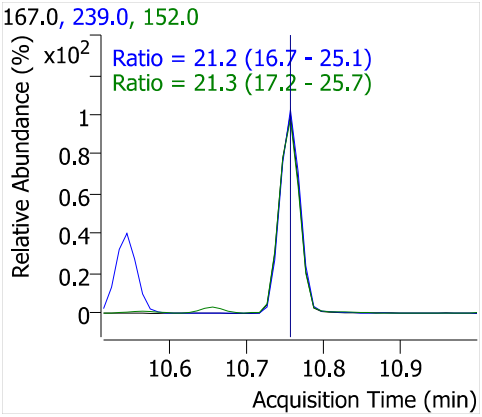

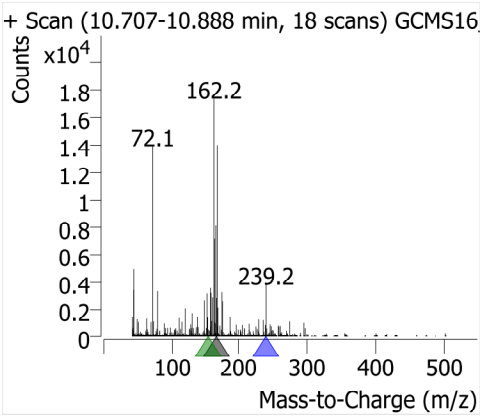

Captan

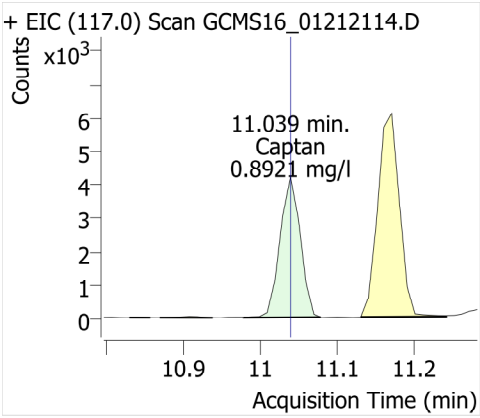

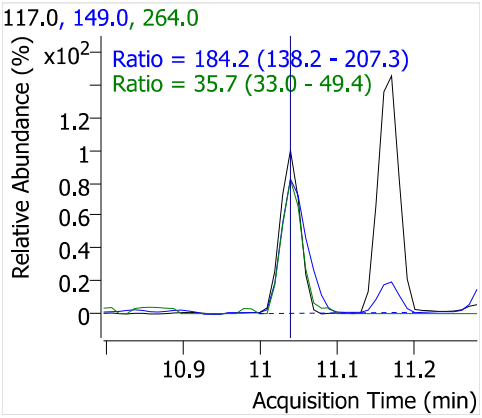

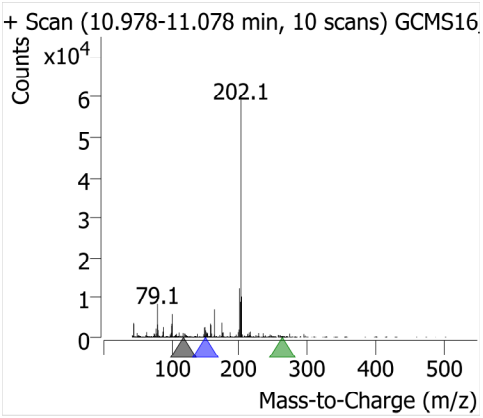

Fluoranthene

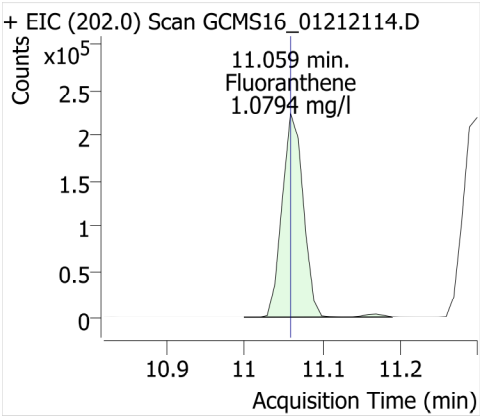

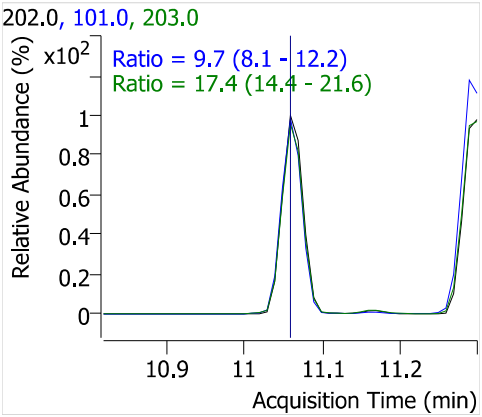

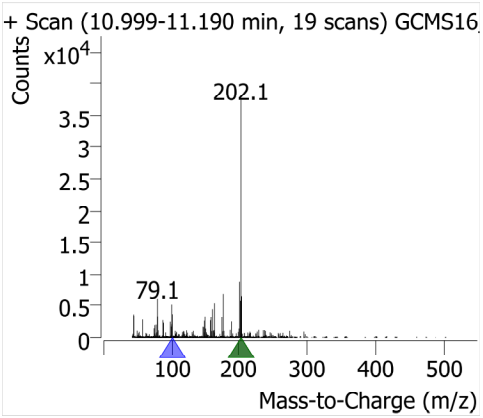

Butachlor

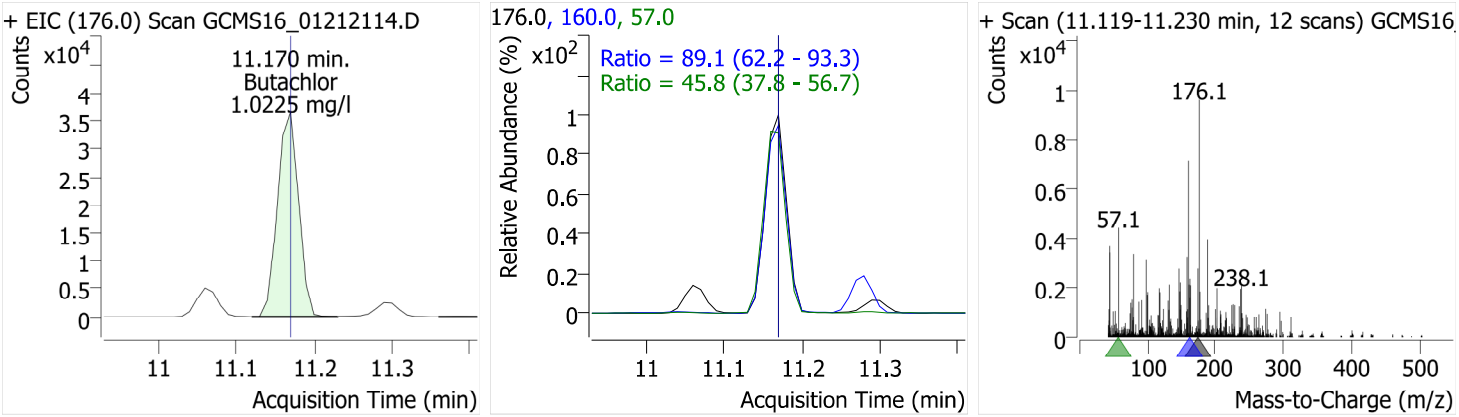

Pyrene

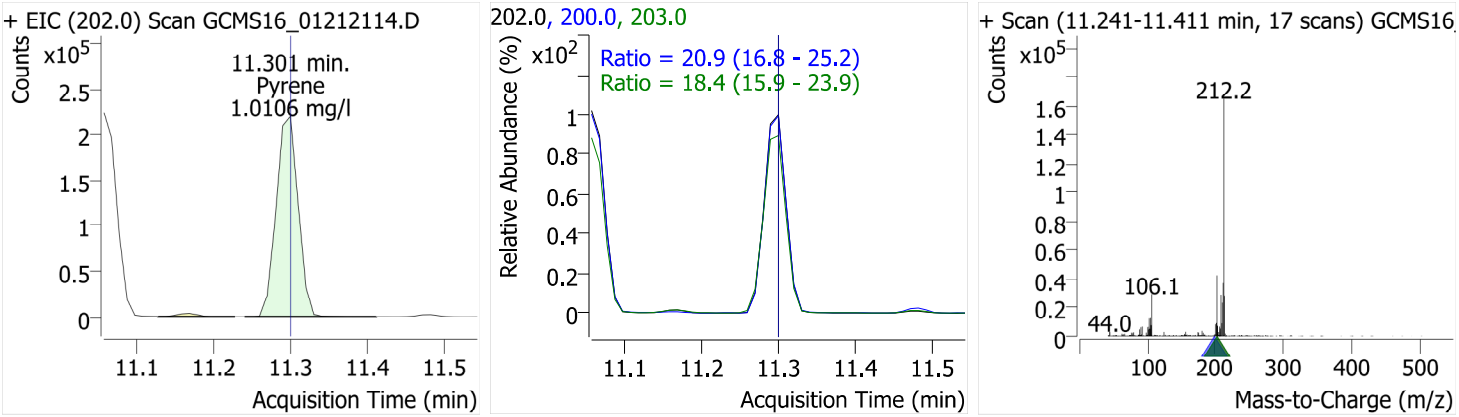

Terphenyl-d14

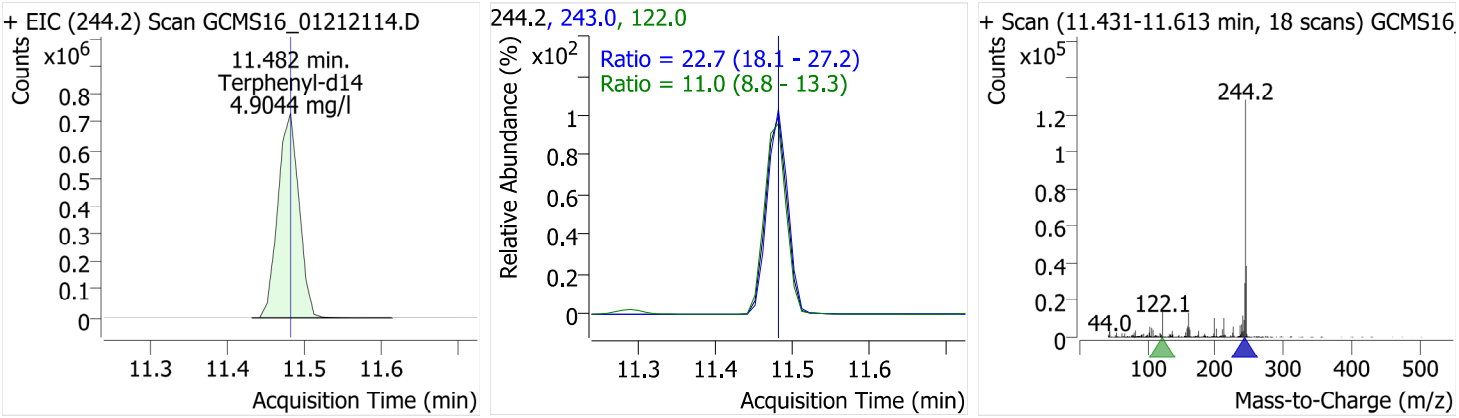

Ethion

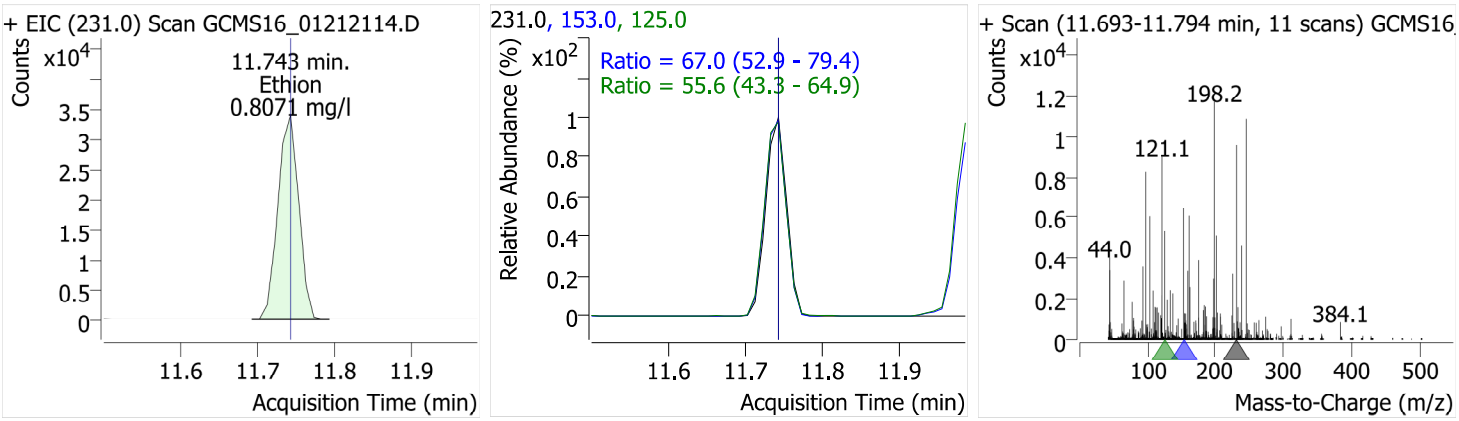

Trithion (carbofenotion)

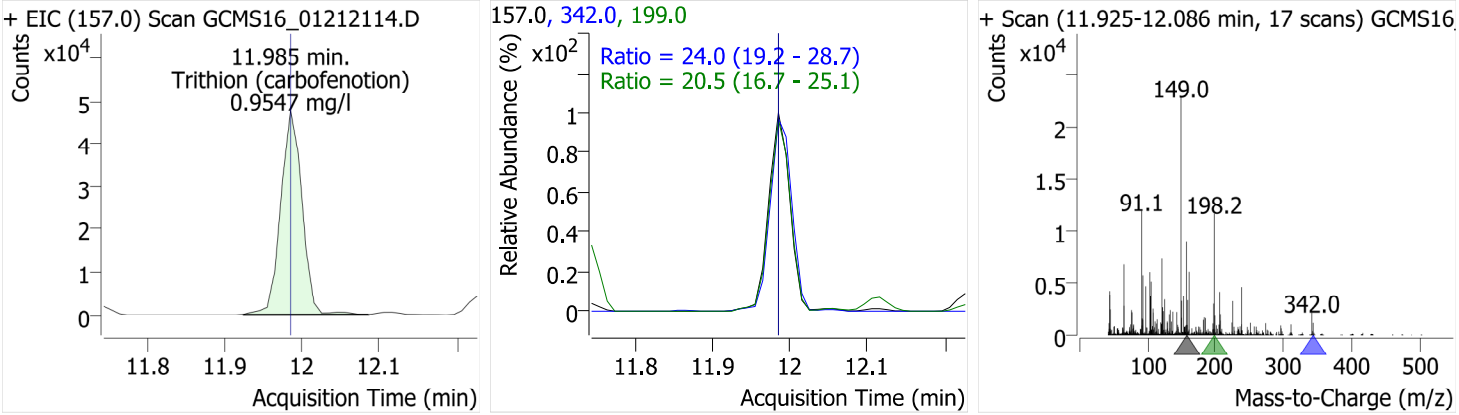

Butyl benzyl phthalate

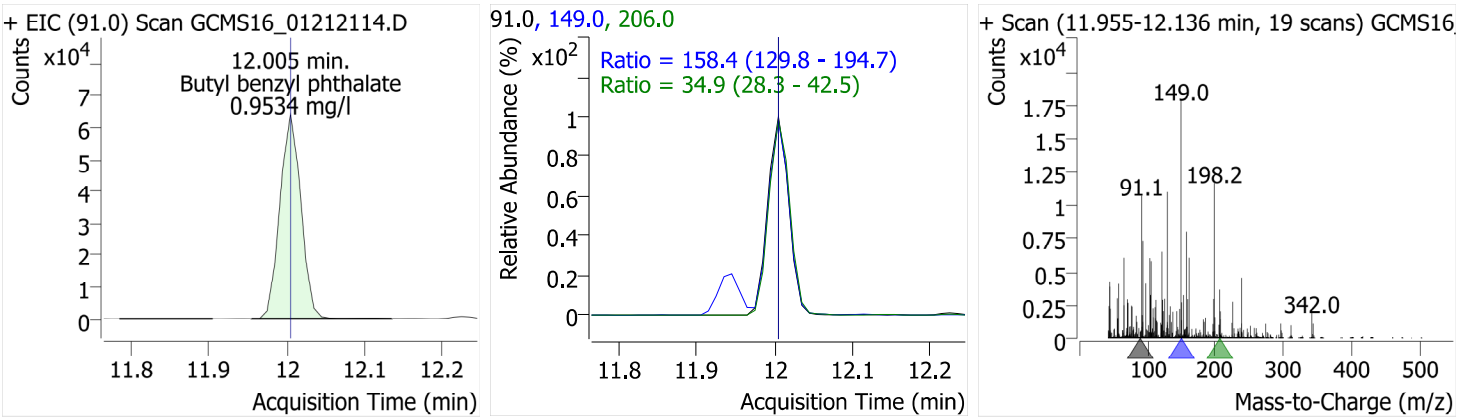

Bis(2-ethylhexyl)adipate

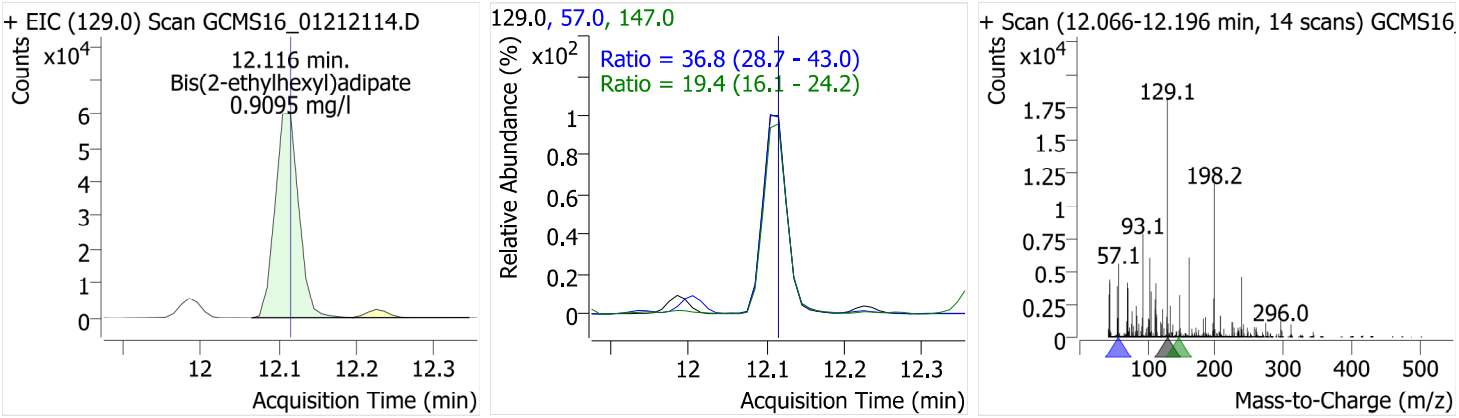

TPP

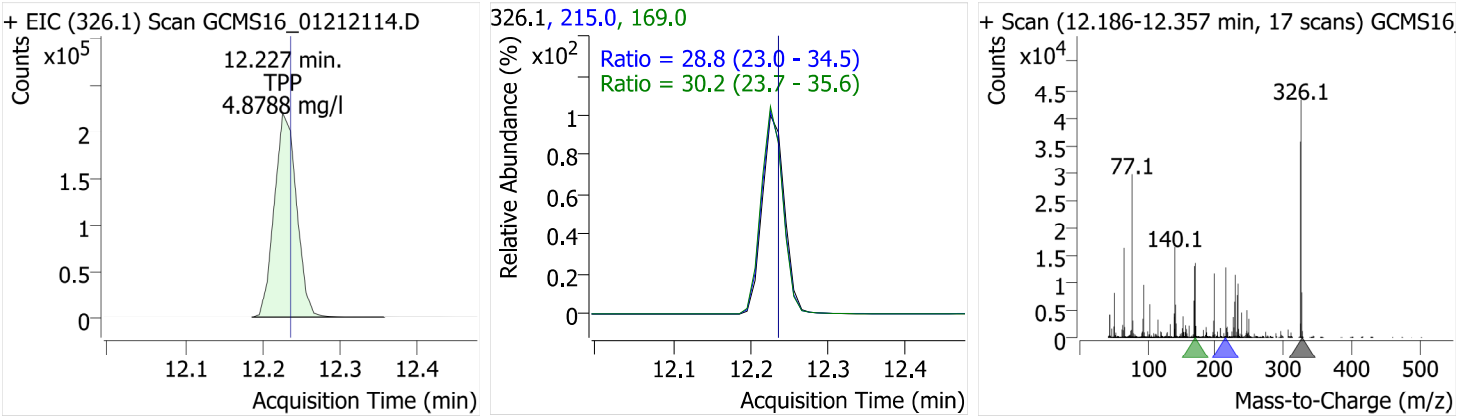

Benzo [a] anthracene

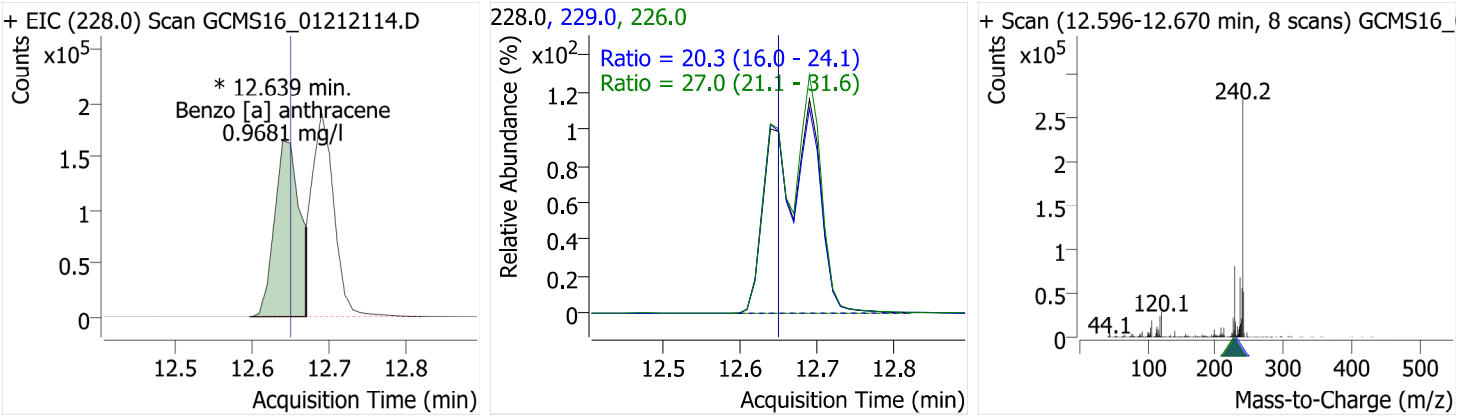

Chrysene-d12

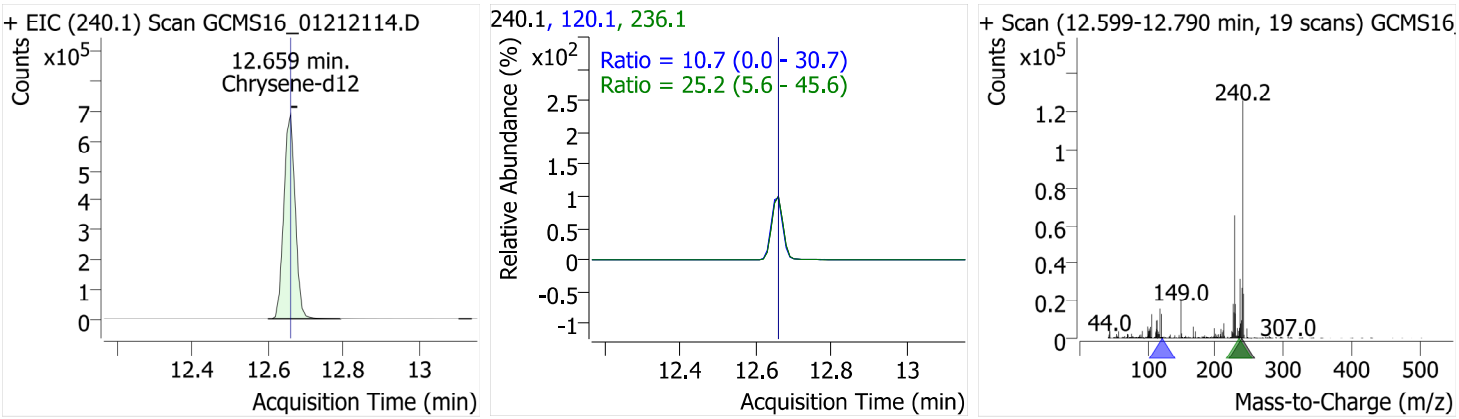

Chrysene

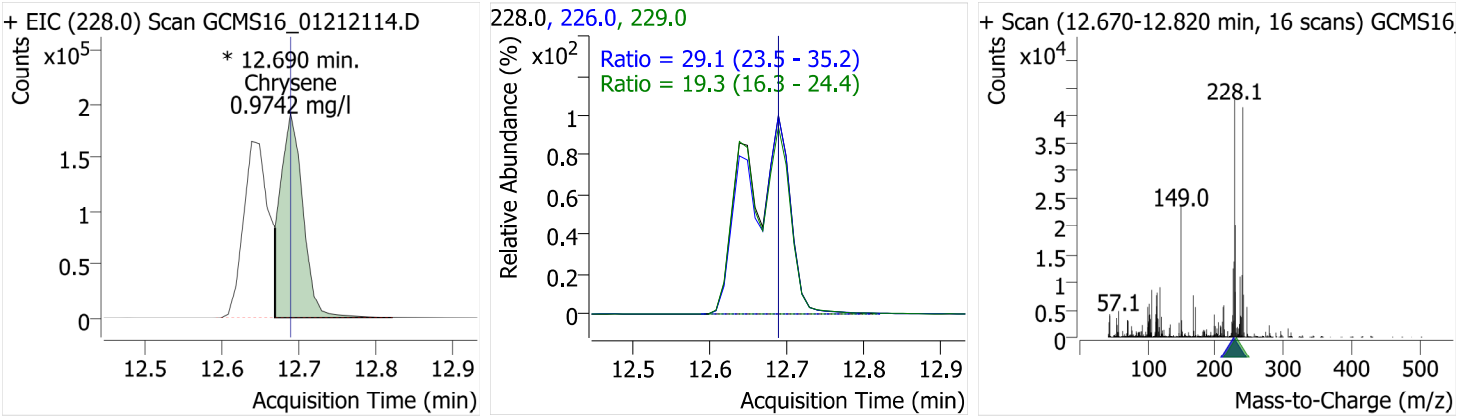

Bis(2-ethylhexyl)phthalate

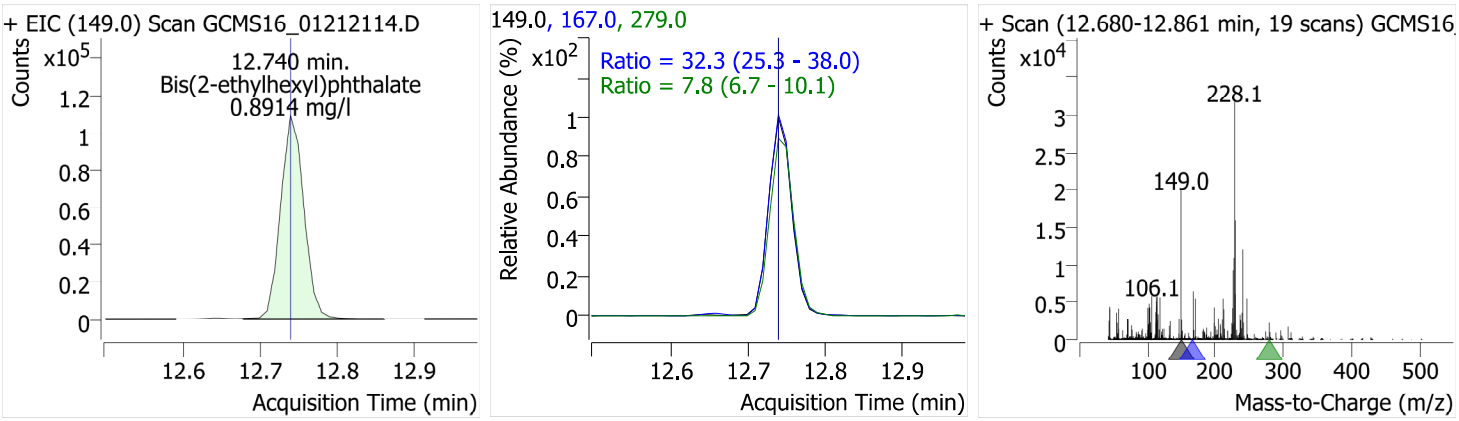

Di-n-octyl phthalate

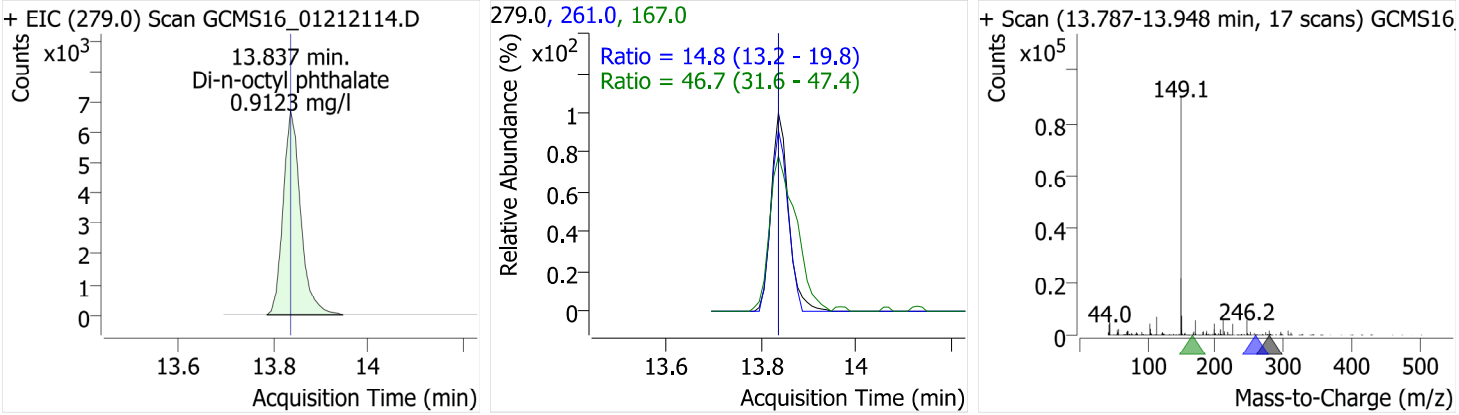

Benzo [b] fluoranthene

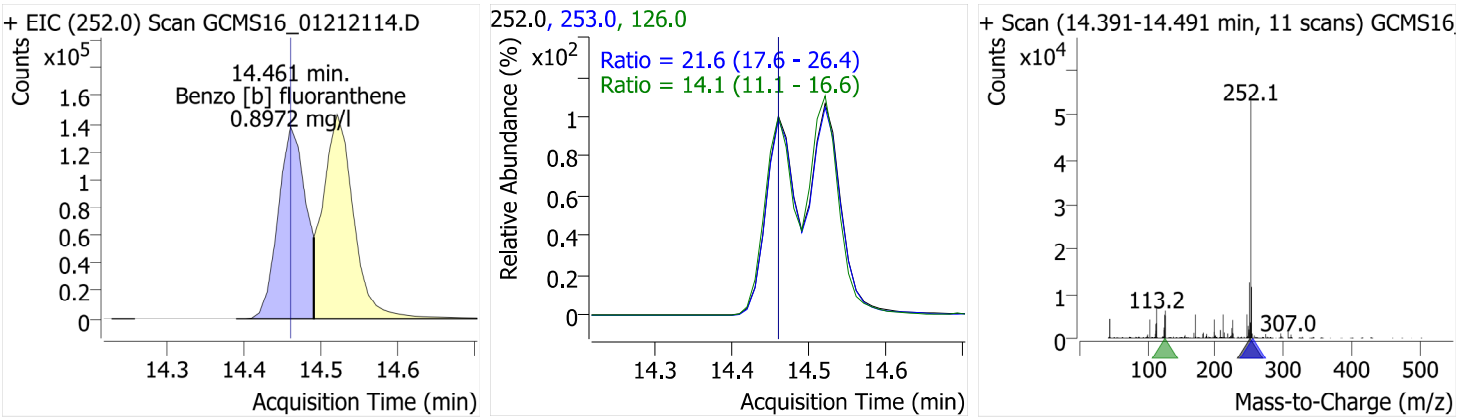

Benzo [k] fluoranthene

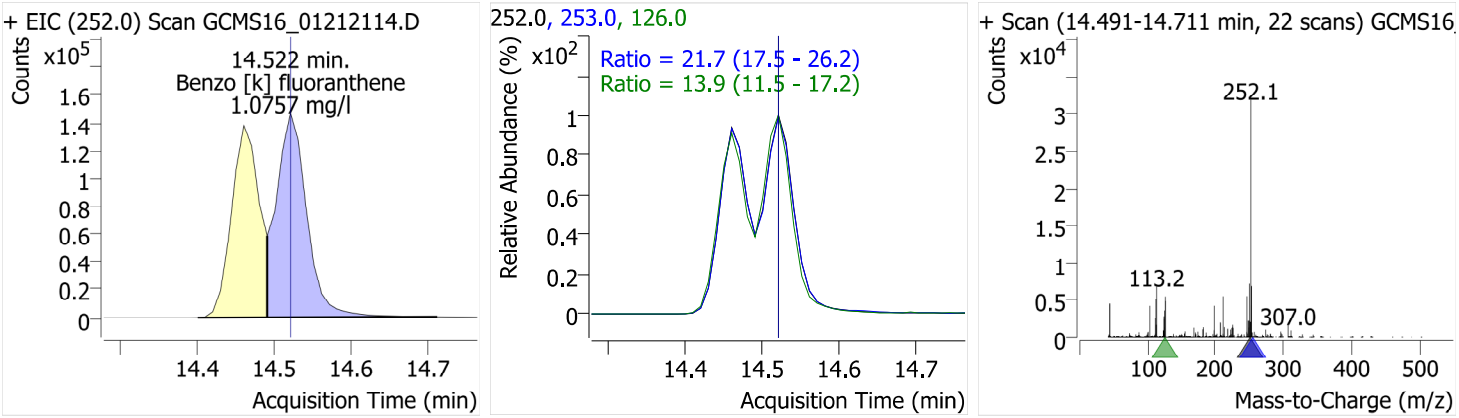

Benzo[a] pyrene

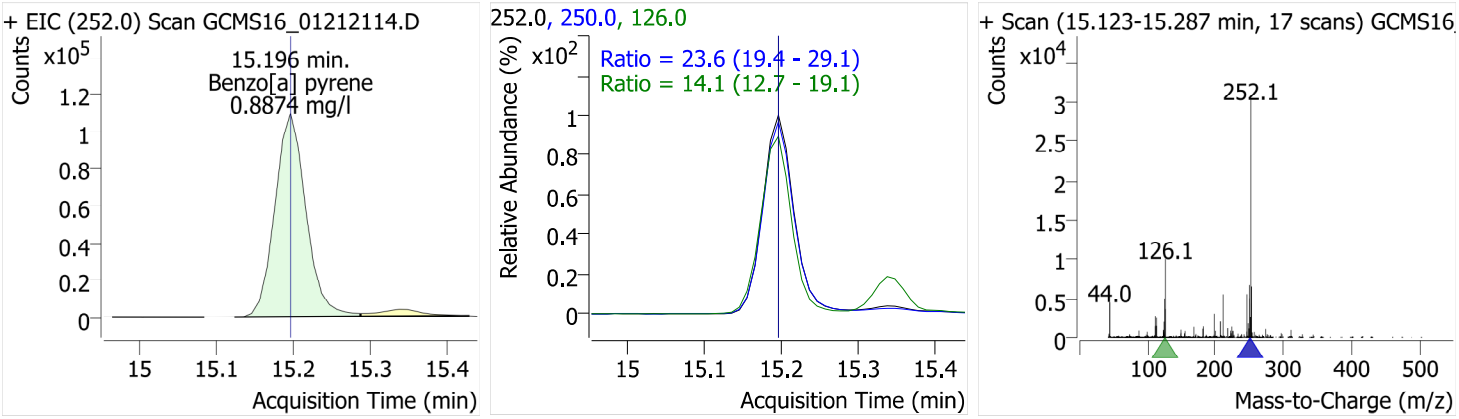

Perylene-d12

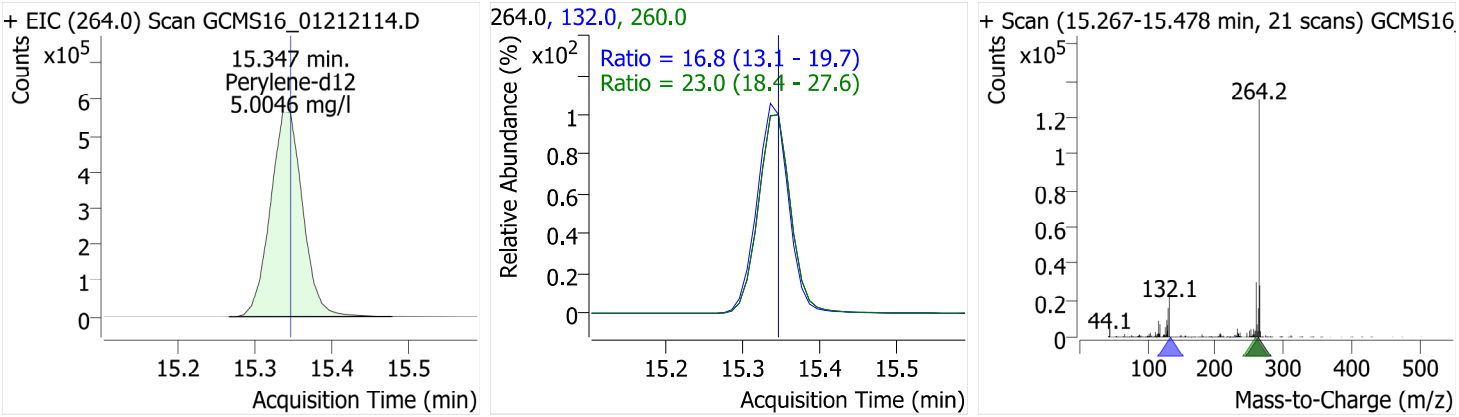

Indeno [1,2,3-cd] pyrene

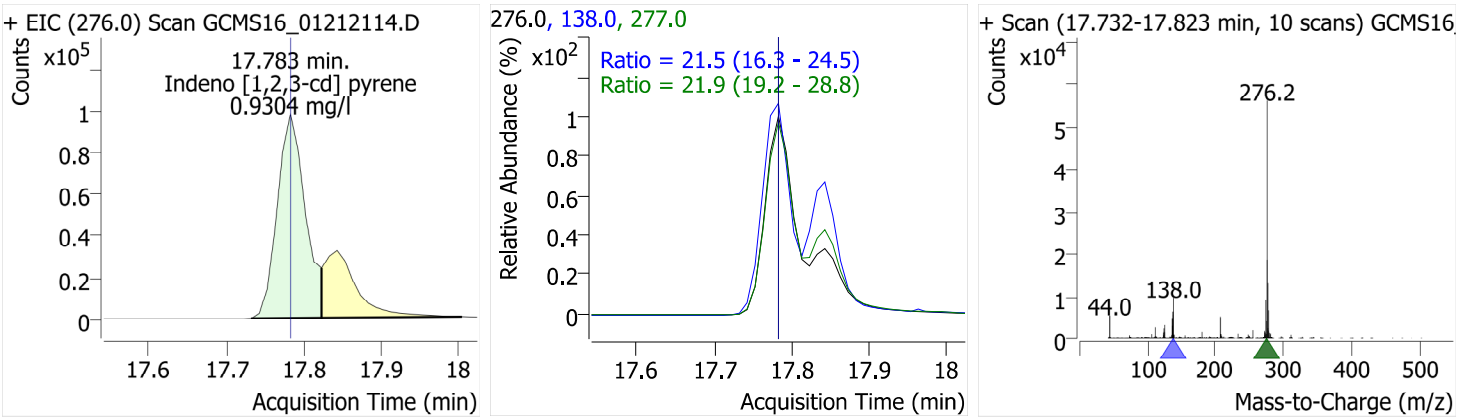

Dibenz [a,h] anthracene

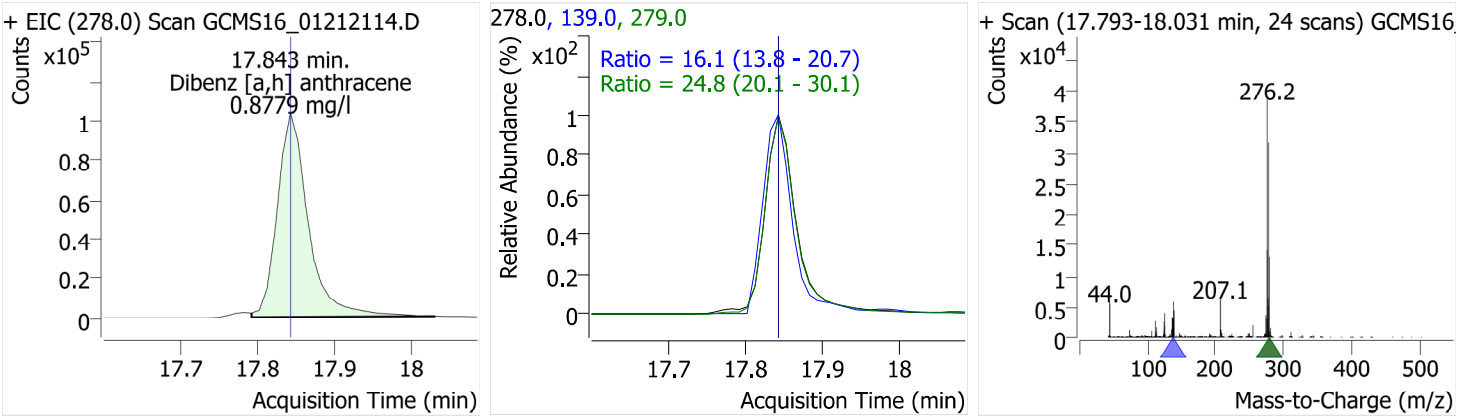

Benzo [g,h,i] perylene

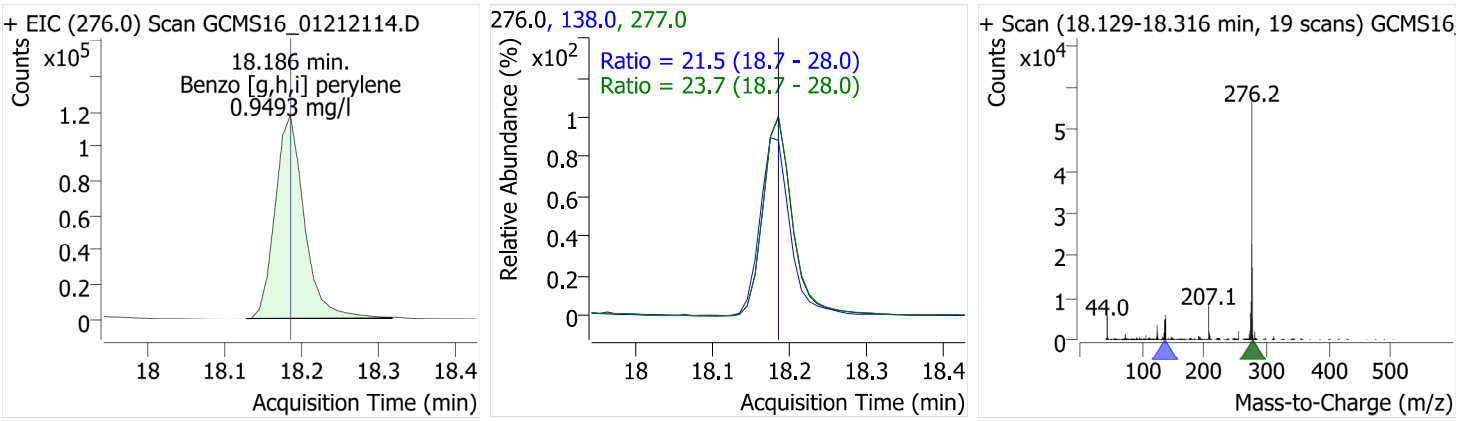

Quantitative Analysis Results With Qualifier Ratio Report

Batch Path	\\WSCIXIGCMS16\InstData\GCMS16\DATA\2021\012121_525.2\QuantResults\012121_525.2.batch.bin		
Analysis Time	1/26/2021 10:40:20 AM	**Analyst Name**	WECK\ryan.raymond
Report Time	1/26/2021 10:44:35 AM	**Reporter Name**	ryan.raymond
Last Calib Update	1/22/2021 9:39:22 AM	**Batch State**	Processed
Quant Batch Version	10.0	**Quant Report Version**	10.0

AnalysisInfo

Acq. Time	1/21/2021 4:55:08 PM	**Data File**	GCMS16_01212115.D
Sample Type	Cal	**Sample Name**	507PNA Cal 0.5ppm
Dilution	1	**Acq. Method**	525
Position	9	**Inj Vol**	1
DA Method File	507PNA 012121.m	**Comment**	1010644

Sample Chromatogram

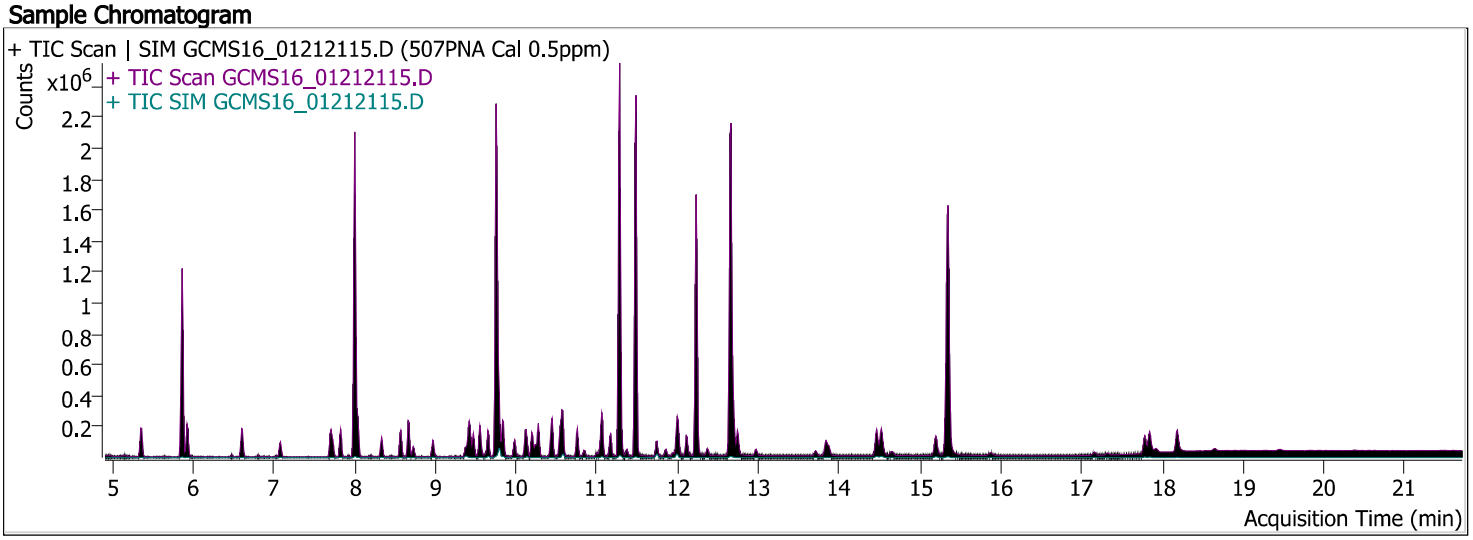

Compound	ISTD	RT	Resp.	ISTD Resp.	Conc	Units	Accuracy
1,3 Dimethyl-2-Nitrobenzene	Acenaphthene-d10	5.865	281141	953889	5.0047	mg/l	100.09
Naphthalene	Acenaphthene-d10	5.925	211803	953889	0.5393	mg/l	107.86
EPTC	Acenaphthene-d10	7.083	40456	953889	0.5139	mg/l	102.77
Dimethyl phthalate	Acenaphthene-d10	7.707	147709	953889	0.5187	mg/l	103.74
Acenaphthylene	Acenaphthene-d10	7.828	167896	953889	0.5137	mg/l	102.74
Acenaphthene	Acenaphthene-d10	8.039	126303	953889	0.5257	mg/l	105.15
Molinate	Acenaphthene-d10	8.331	74690	953889	0.5091	mg/l	101.82
Diethyl phthalate	Acenaphthene-d10	8.573	145325	953889	0.5185	mg/l	103.70
Fluorene	Acenaphthene-d10	8.663	146721	953889	0.5418	mg/l	108.36
Chlorpropham	Acenaphthene-d10	8.965	37158	953889	0.4985	mg/l	99.69
Dimethoate	Acenaphthene-d10	9.368	25762	953889	0.3902	mg/l	78.04
Prometon	Chrysene-d12	9.408	32217	1522983	0.5061	mg/l	101.23
Simazine	Chrysene-d12	9.428	34996	1522983	0.5309	mg/l	106.17
Atrazine	Acenaphthene-d10	9.468	21406	953889	0.5337	mg/l	106.75
Pentachloronitrobenzene	Phenanthrene-d10	9.549	16218	1785060	0.4167	mg/l	83.34
Pentachlorophenol	Chrysene-d12	9.549	7985	1522983	0.5851	mg/l	117.02
Diazinon (Dimpylate)	Chrysene-d12	9.650	30840	1522983	0.5366	mg/l	107.33
Phenanthrene	Phenanthrene-d10	9.781	228851	1785060	0.5347	mg/l	106.95
Disulfoton	Phenanthrene-d10	9.791	18719	1785060	0.5145	mg/l	102.91
Terbacil	Phenanthrene-d10	9.791	17226	1785060	0.4615	mg/l	92.29
Anthracene	Phenanthrene-d10	9.831	197916	1785060	0.5408	mg/l	108.16
Caffeine	Phenanthrene-d10	9.982	60868	1785060	0.5156	mg/l	103.12
Acetochlor	Chrysene-d12	10.113	21025	1522983	0.4954	mg/l	99.08
Metribuzin	Chrysene-d12	10.133	37995	1522983	0.4769	mg/l	95.37
Alachlor	Chrysene-d12	10.193	29832	1522983	0.5373	mg/l	107.46
Prometryn	Chrysene-d12	10.274	51009	1522983	0.5487	mg/l	109.74

Quantitative Analysis Results With Qualifier Ratio Report

Compound	ISTD	RT	Resp.	ISTD Resp.	Conc	Units	Accuracy
Bromacil	Chrysene-d12	10.425	4296	1522983	0.5247	mg/l	104.94
Di-n-butyl phthalate	Phenanthrene-d10	10.445	252316	1785060	0.5204	mg/l	104.09
Metolachlor	Chrysene-d12	10.546	89027	1522983	0.5119	mg/l	102.38
Cyanazine	Phenanthrene-d10	10.566	12210	1785060	0.5290	mg/l	105.80
Thiobencarb	Chrysene-d12	10.576	115429	1522983	0.5856	mg/l	117.11
Diphenamide	Phenanthrene-d10	10.757	81340	1785060	0.5251	mg/l	105.02
Captan	Phenanthrene-d10	11.039	3917	1785060	0.6062	mg/l	121.25
Fluoranthene	Phenanthrene-d10	11.059	234770	1785060	0.5511	mg/l	110.22
Butachlor	Chrysene-d12	11.170	33098	1522983	0.4628	mg/l	92.55
Pyrene	Phenanthrene-d10	11.290	244697	1785060	0.5257	mg/l	105.13
Terphenyl-d14	Chrysene-d12	11.482	1509118	1522983	5.0428	mg/l	100.86
Ethion	Chrysene-d12	11.743	27917	1522983	0.3932	mg/l	78.63
Trithion (carbofenotion)	Chrysene-d12	11.985	44331	1522983	0.4531	mg/l	90.62
Butyl benzyl phthalate	Phenanthrene-d10	12.005	59982	1785060	0.4589	mg/l	91.79
Bis(2-ethylhexyl)adipate	Phenanthrene-d10	12.106	60706	1785060	0.4044	mg/l	80.88
TPP	Phenanthrene-d10	12.227	471222	1785060	4.9110	mg/l	98.22
Benzo [a] anthracene	Phenanthrene-d10	12.639	199675	1785060	0.5021	mg/l	100.42
Chrysene	Chrysene-d12	12.690	212864	1522983	0.5081	mg/l	101.63
Bis(2-ethylhexyl)phthalate	Phenanthrene-d10	12.740	110211	1785060	0.4039	mg/l	80.77
Di-n-octyl phthalate	Chrysene-d12	13.837	7394	1522983	0.6174	mg/l	123.47
Benzo [b] fluoranthene	Chrysene-d12	14.461	173497	1522983	0.4529	mg/l	90.57
Benzo [k] fluoranthene	Chrysene-d12	14.522	210719	1522983	0.5388	mg/l	107.77
Benzo[a] pyrene	Chrysene-d12	15.196	144108	1522983	0.4178	mg/l	83.56
Perylene-d12	Chrysene-d12	15.347	1766719	1522983	5.0874	mg/l	101.75
Indeno [1,2,3-cd] pyrene	Chrysene-d12	17.783	109406	1522983	0.5097	mg/l	101.93
Dibenz [a,h] anthracene	Chrysene-d12	17.843	140421	1522983	0.4279	mg/l	85.58
Benzo [g,h,i] perylene	Chrysene-d12	18.186	151503	1522983	0.4570	mg/l	91.40

Compound	CAS#	RT	RR	Conc	Transition	(Min-Max)	Q-Ratio
1,3 Dimethyl-2-Nitrobenzene		5.865	0.2947	5.0047	134.1		
					103.0	41.0 - 61.5	50.9
					151.0	30.9 - 46.4	38.5
Naphthalene		5.925	0.2220	0.5393	128.0		
					129.0	8.7 - 13.1	10.1
EPTC		7.083	0.0424	0.5139	128.0		
					86.0	51.0 - 76.5	61.9
					189.0	17.4 - 26.1	22.8
Dimethyl phthalate		7.707	0.1548	0.5187	163.0		
					77.0	15.0 - 22.5	18.6
					194.0	5.2 - 7.8	6.1
Acenaphthylene		7.828	0.1760	0.5137	152.0		
					151.0	16.0 - 24.1	20.1
					76.0	7.0 - 10.5	8.9
Acenaphthene		8.039	0.1324	0.5257	154.0		
					153.0	82.2 - 123.3	103.4
					152.0	39.0 - 58.6	48.8
Molinate		8.331	0.0783	0.5091	126.0		
					55.0	45.2 - 67.7	58.3
					187.0	15.8 - 23.7	20.0
Diethyl phthalate		8.573	0.1524	0.5185	149.0		
					177.0	18.6 - 27.9	22.5
					150.0	10.0 - 14.9	12.2
Fluorene		8.663	0.1538	0.5418	166.0		
					165.0	74.4 - 111.6	92.6
Chlorpropham		8.965	0.0390	0.4985	127.0		
					213.0	31.4 - 47.1	35.7
					171.0	21.2 - 31.9	23.8
Dimethoate		9.368	0.0270	0.3902	87.0		
					125.0	59.0 - 88.5	77.5
					93.0	57.4 - 86.1	72.1
Prometon		9.408	0.0212	0.5061	210.0		
					225.0	63.9 - 95.8	78.6
					168.0	63.8 - 95.7	79.4
Simazine	122-77-6	9.428	0.0230	0.5309	201.0		
					186.0	49.5 - 74.2	60.9
					173.0	37.2 - 55.8	39.2
Atrazine		9.468	0.0224	0.5337	215.0		
					200.0	161.2 - 241.8	194.6
					58.0	53.4 - 80.1	69.3
Pentachloronitrobenzene		9.549	0.0091	0.4167	237.0		
					249.0	49.3 - 74.0	67.6
					295.0	38.4 - 57.7	48.2
Pentachlorophenol		9.549	0.0052	0.5851	265.7		
					267.7	50.7 - 76.0	66.4
					166.8	44.0 - 66.0	61.8
Diazinon (Dimpylate)		9.650	0.0202	0.5366	137.0		
					179.0	68.6 - 102.8	83.9
					152.0	49.7 - 74.6	61.9
Phenanthrene		9.781	0.1282	0.5347	178.0		
					176.0	15.4 - 23.0	19.4
					179.0	12.9 - 19.4	15.7
Disulfoton		9.791	0.0105	0.5145	97.0		
					61.0	56.4 - 84.6	75.2
					125.0	50.3 - 75.5	72.5

Compound	CAS#	RT	RR	Conc	Transition	(Min-Max)	Q-Ratio
Terbacil		9.791	0.0097	0.4615	117.0		
					162.0	71.6 - 107.4	82.3
					57.0	46.0 - 69.0	60.0
Anthracene		9.831	0.1109	0.5408	178.0		
					176.0	15.1 - 22.7	18.1
					179.0	12.3 - 18.5	15.3
Caffeine		9.982	0.0341	0.5156	194.0		
					109.0	40.9 - 61.4	50.1
					67.0	26.4 - 39.7	32.9
Acetochlor		10.113	0.0138	0.4954	146.0		
					162.0	67.6 - 101.3	85.8
					223.0	44.3 - 66.4	51.5
Metribuzin		10.133	0.0249	0.4769	198.0		
					144.0	22.3 - 33.5	26.0
					199.0	16.1 - 24.1	20.3
Alachlor	15972-60-8	10.193	0.0196	0.5373	160.1		
					188.1	68.1 - 102.1	82.4
					237.0	16.5 - 24.8	19.9
Prometryn		10.274	0.0335	0.5487	241.0		
					184.0	72.3 - 108.5	87.8
					226.0	48.1 - 72.1	61.0
Bromacil		10.425	0.0028	0.5247	164.0		
					162.0	83.5 - 125.2	111.5
					190.0	79.7 - 119.5	97.1
Di-n-butyl phthalate		10.445	0.1413	0.5204	149.0		
					150.0	7.7 - 11.6	9.1
					104.0	4.1 - 6.2	4.6
Metolachlor		10.546	0.0585	0.5119	162.0		
					238.0	37.4 - 56.0	46.4
					146.0	13.8 - 20.7	17.1
Cyanazine		10.566	0.0068	0.5290	68.0		
					225.0	92.7 - 139.0	103.3
					241.0	8.1 - 12.2	9.6
Thiobencarb	028249-77-6	10.576	0.0758	0.5856	100.1		
					72.1	37.0 - 55.5	47.2
					125.0	24.2 - 36.3	29.9
Diphenamide		10.757	0.0456	0.5251	167.0		
					152.0	17.2 - 25.7	21.1
					239.0	16.7 - 25.1	21.0
Captan		11.039	0.0022	0.6062	117.0		
					149.0	138.2 - 207.3	152.4
					264.0	33.0 - 49.4	43.3
Fluoranthene		11.059	0.1315	0.5511	202.0		
					203.0	14.4 - 21.6	17.5
					101.0	8.1 - 12.2	10.3
Butachlor		11.170	0.0217	0.4628	176.0		
					160.0	62.2 - 93.3	77.3
					57.0	37.8 - 56.7	49.6
Pyrene		11.290	0.1371	0.5257	202.0		
					200.0	16.8 - 25.2	20.7
					203.0	15.9 - 23.9	18.9
Terphenyl-d14		11.482	0.9909	5.0428	244.2		
					243.0	18.1 - 27.2	23.0

Compound	CAS#	RT	RR	Conc	Transition	(Min-Max)	Q-Ratio
					122.0	8.8 - 13.3	10.9
Ethion		11.743	0.0183	0.3932	231.0		
					153.0	52.9 - 79.4	69.7
					125.0	43.3 - 64.9	56.7
Trithion (carbofenotion)		11.985	0.0291	0.4531	157.0		
					342.0	19.2 - 28.7	24.1
					199.0	16.7 - 25.1	20.8
Butyl benzyl phthalate		12.005	0.0336	0.4589	91.0		
					149.0	129.8 - 194.7	164.7
					206.0	28.3 - 42.5	35.6
Bis(2-ethylhexyl)adipate		12.106	0.0340	0.4044	129.0		
					57.0	28.7 - 43.0	36.2
					147.0	16.1 - 24.2	18.7
TPP		12.227	0.2640	4.9110	326.1		
					169.0	23.7 - 35.6	29.5
					215.0	23.0 - 34.5	28.3
Benzo [a] anthracene		12.639	0.1119	0.5021	228.0		
					226.0	21.1 - 31.6	26.0
					229.0	16.0 - 24.1	19.8
Chrysene		12.690	0.1398	0.5081	228.0		
					226.0	23.5 - 35.2	28.8
					229.0	16.3 - 24.4	19.8
Bis(2-ethylhexyl)phthalate		12.740	0.0617	0.4039	149.0		
					167.0	25.3 - 38.0	29.7
					279.0	6.7 - 10.1	7.4
Di-n-octyl phthalate		13.837	0.0049	0.6174	279.0		
					167.0	31.6 - 47.4	46.9
					261.0	13.2 - 19.8	16.3
Benzo [b] fluoranthene		14.461	0.1139	0.4529	252.0		
					253.0	17.6 - 26.4	22.7
					126.0	11.1 - 16.6	14.2
Benzo [k] fluoranthene		14.522	0.1384	0.5388	252.0		
					253.0	17.5 - 26.2	21.1
					126.0	11.5 - 17.2	14.0
Benzo[a] pyrene		15.196	0.0946	0.4178	252.0		
					250.0	19.4 - 29.1	23.9
					126.0	12.7 - 19.1	16.3
Perylene-d12		15.347	1.1600	5.0874	264.0		
					260.0	18.4 - 27.6	23.1
					132.0	13.1 - 19.7	16.4
Indeno [1,2,3-cd] pyrene		17.783	0.0718	0.5097	276.0		
					277.0	19.2 - 28.8	25.3
					138.0	16.3 - 24.5	24.1
Dibenz [a,h] anthracene		17.843	0.0922	0.4279	278.0		
					279.0	20.1 - 30.1	25.3
					139.0	13.8 - 20.7	16.3
Benzo [g,h,i] perylene		18.186	0.0995	0.4570	276.0		
					138.0	18.7 - 28.0	22.8
					277.0	18.7 - 28.0	24.3

1,3 Dimethyl-2-Nitrobenzene

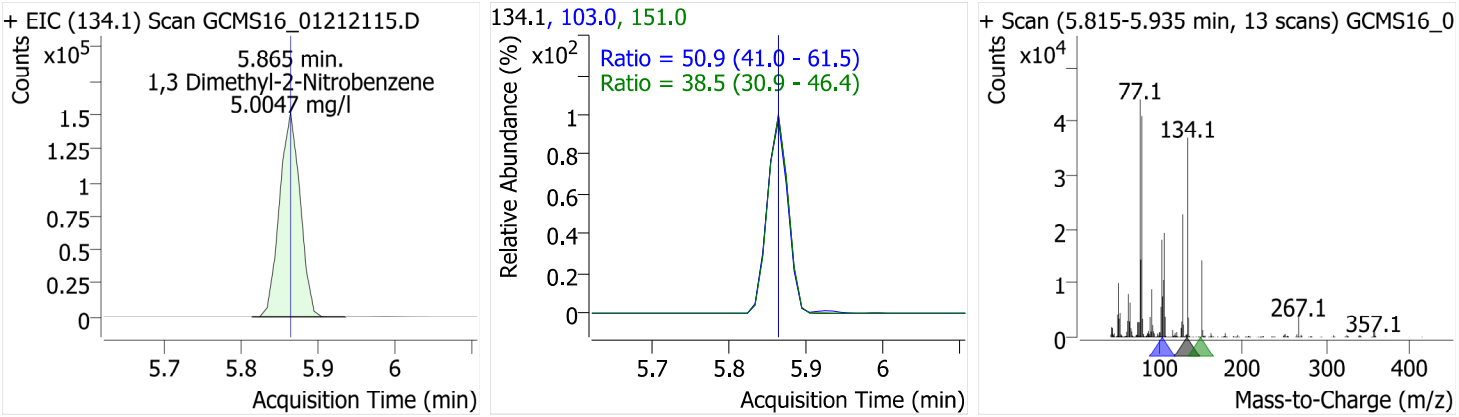

Naphthalene

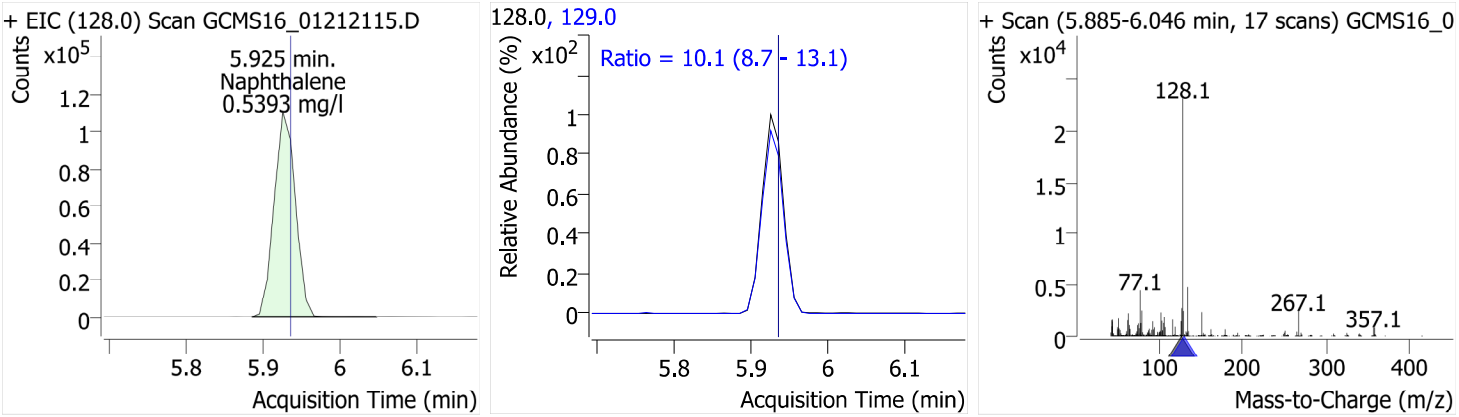

EPTC

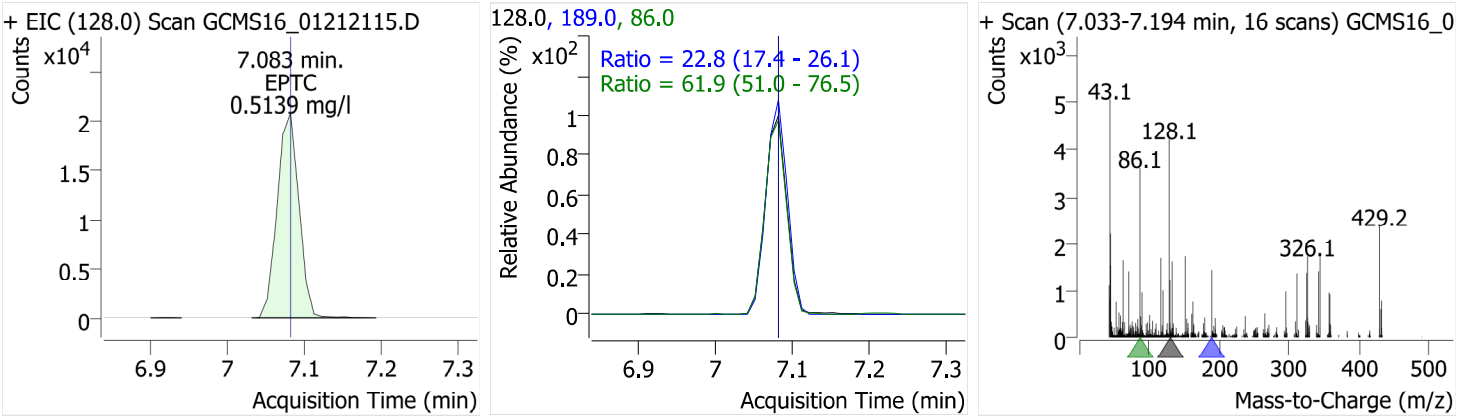

Dimethyl phthalate

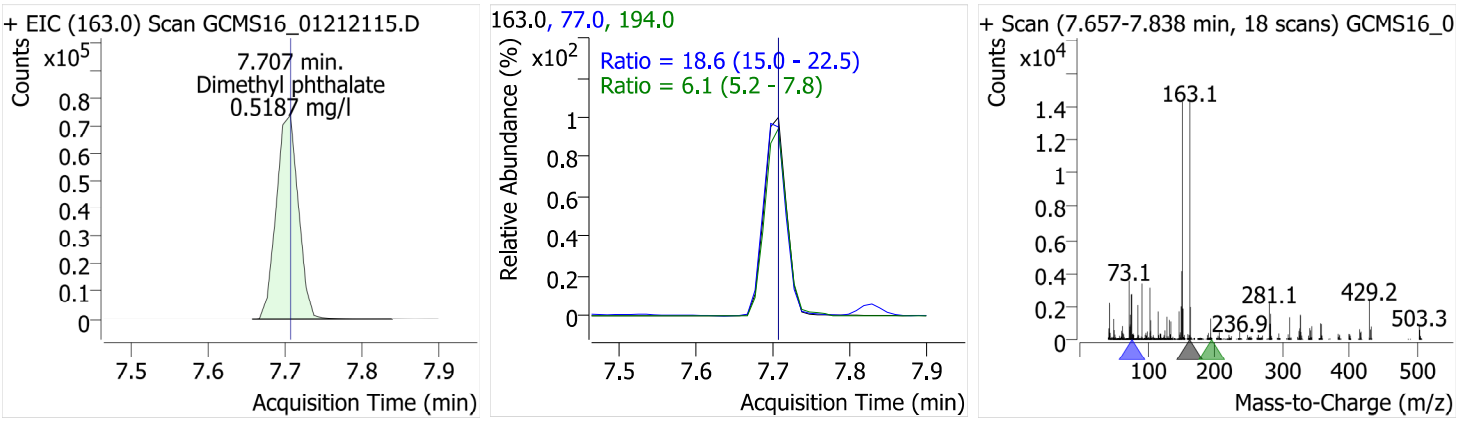

Acenaphthylene

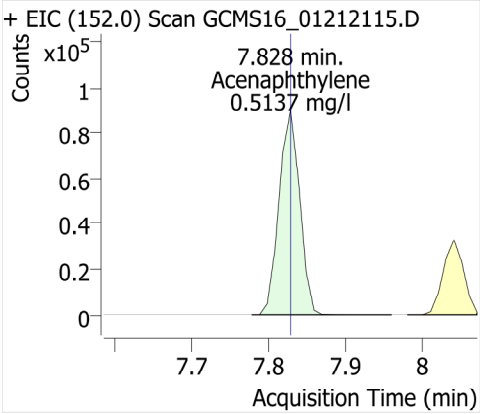

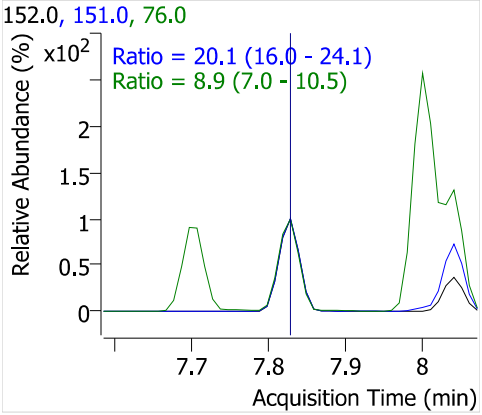

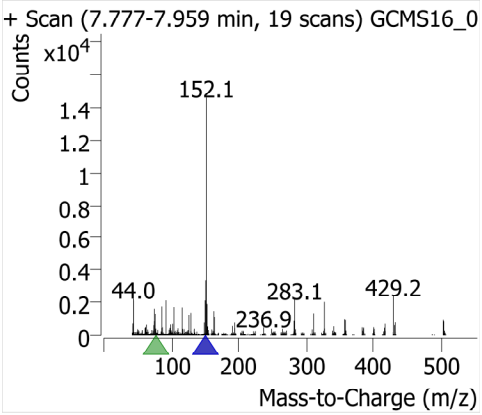

Acenaphthene-d10

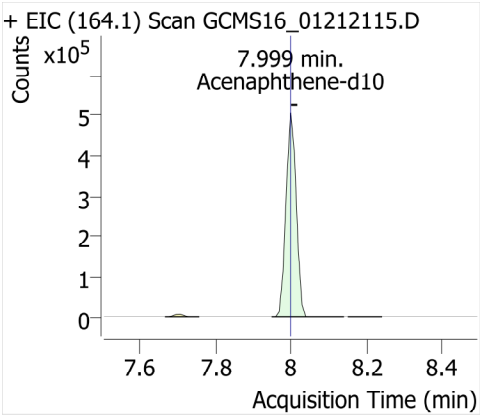

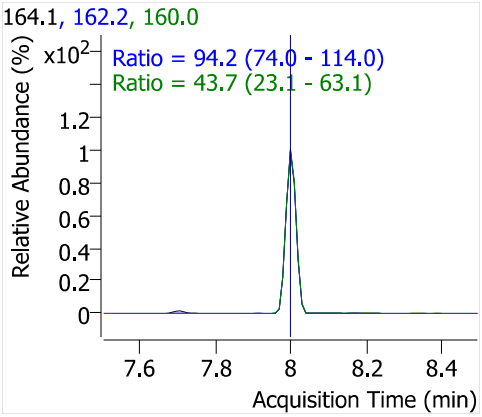

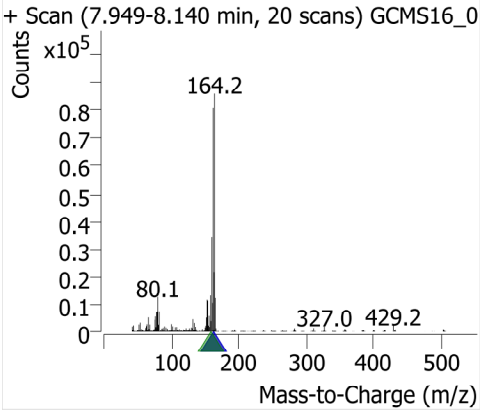

Acenaphthene

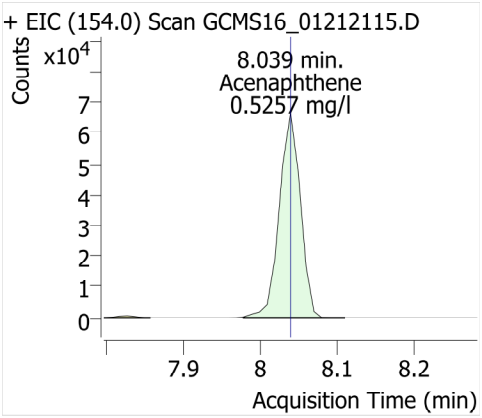

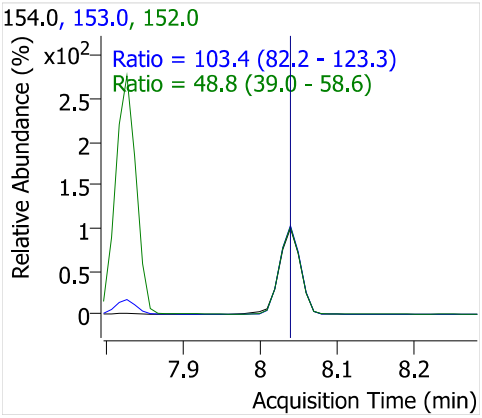

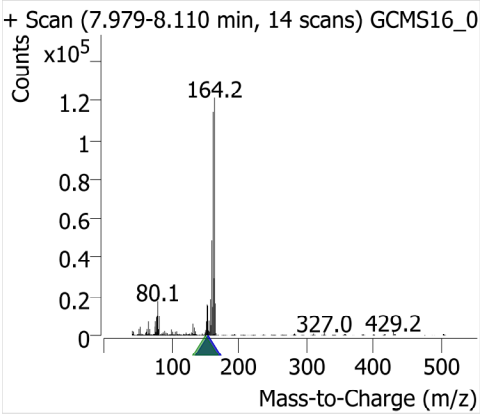

Molinate

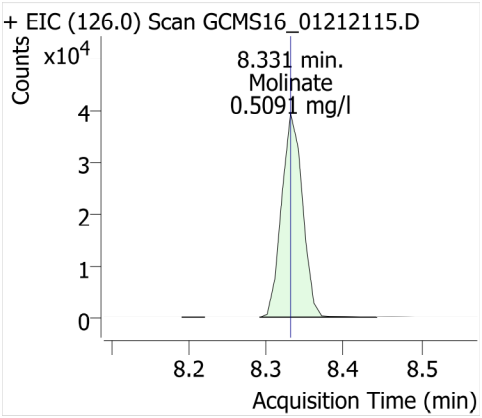

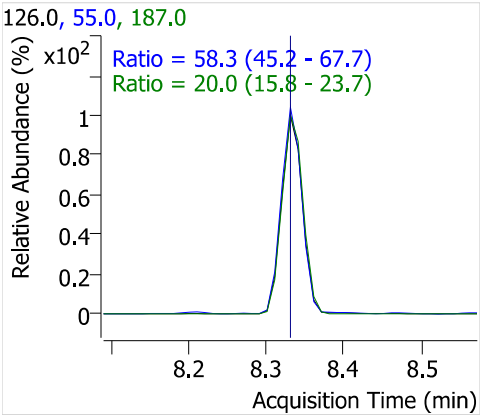

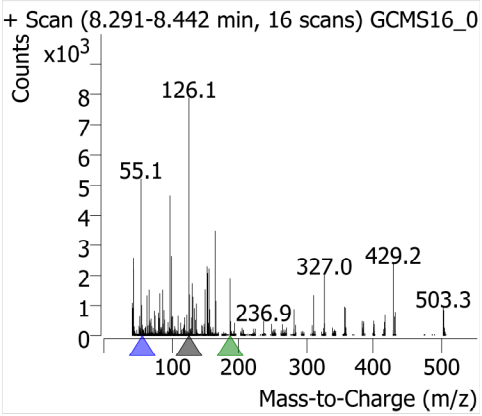

Diethyl phthalate

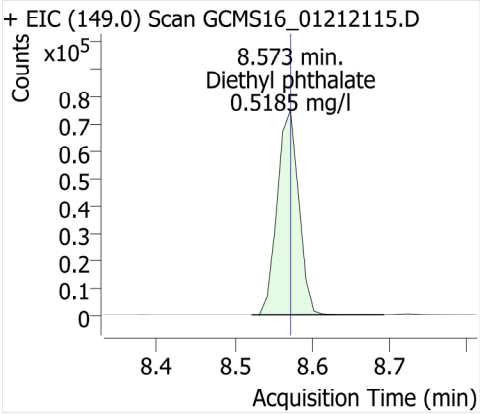

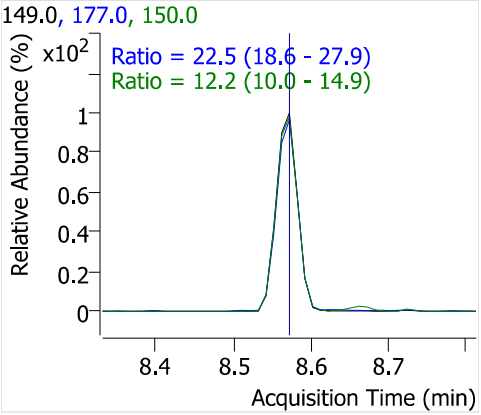

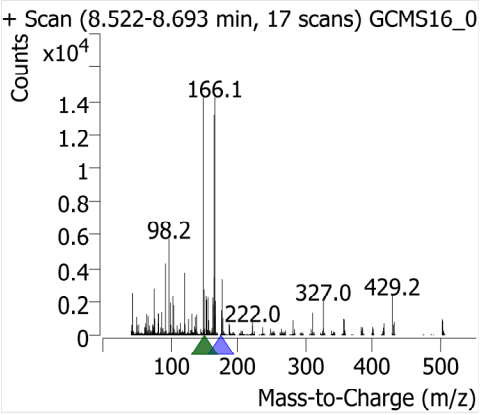

Fluorene

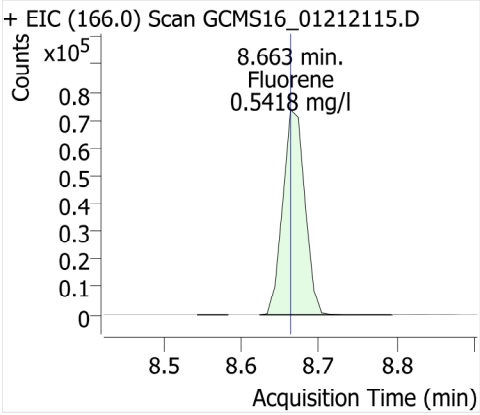

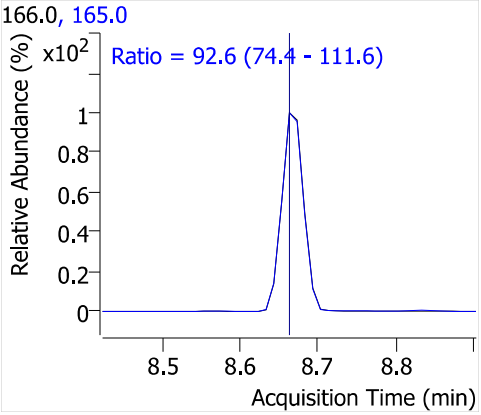

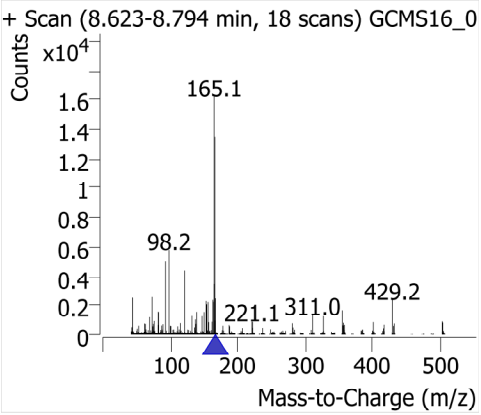

Chlorpropham

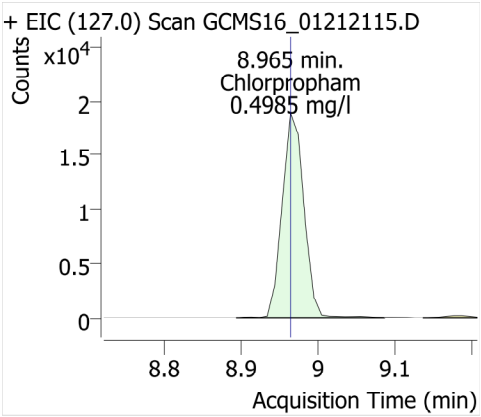

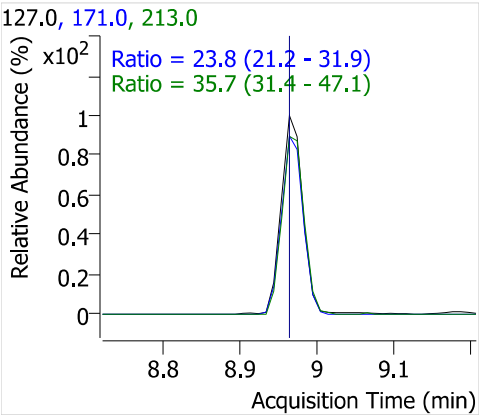

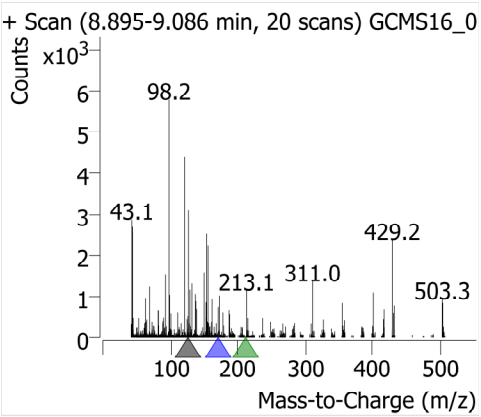

Dimethoate

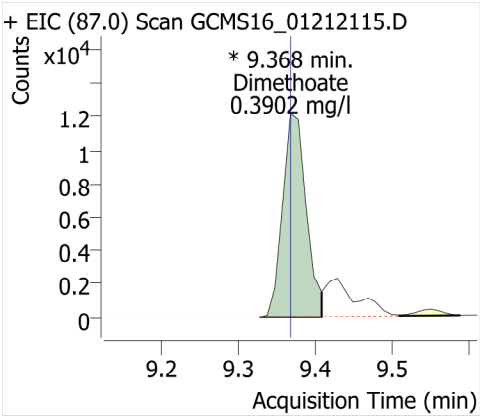

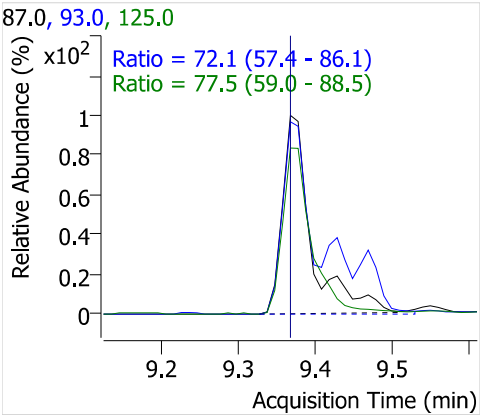

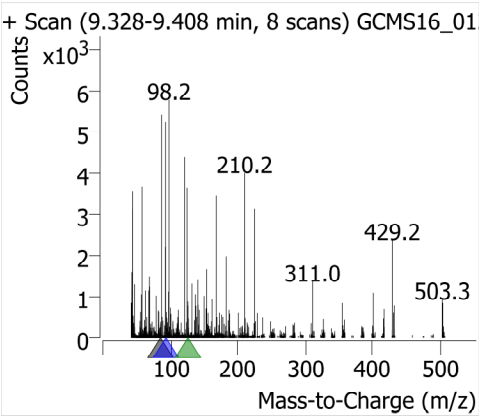

Prometon

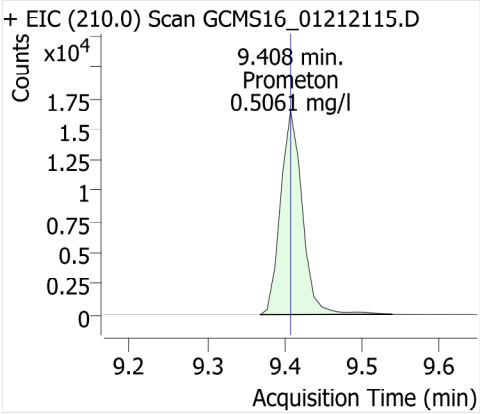

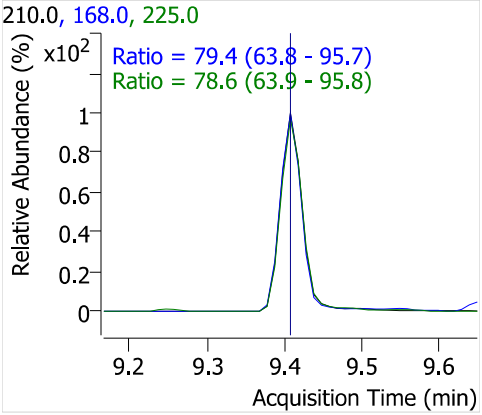

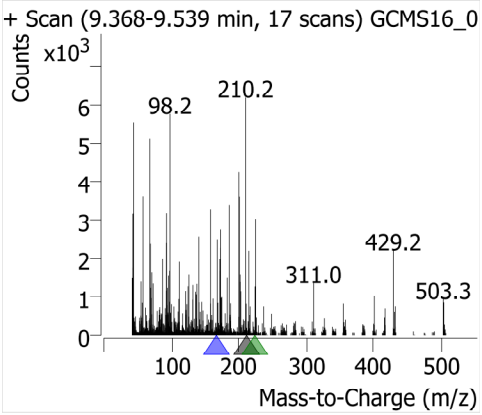

Simazine

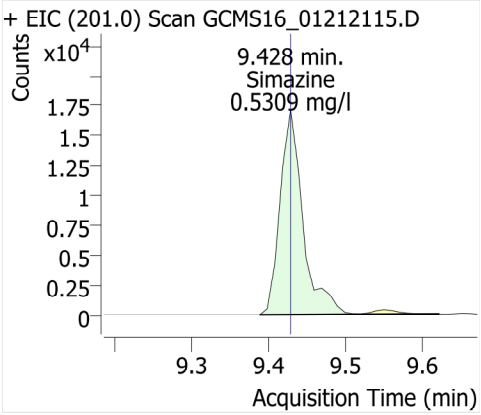

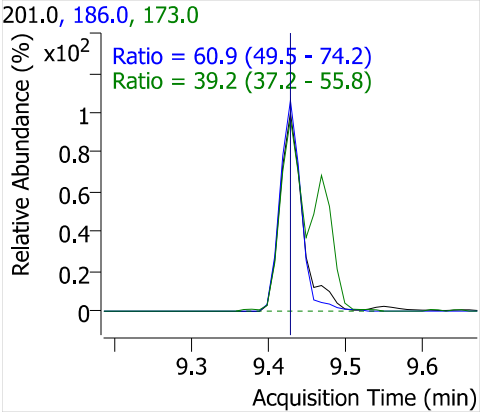

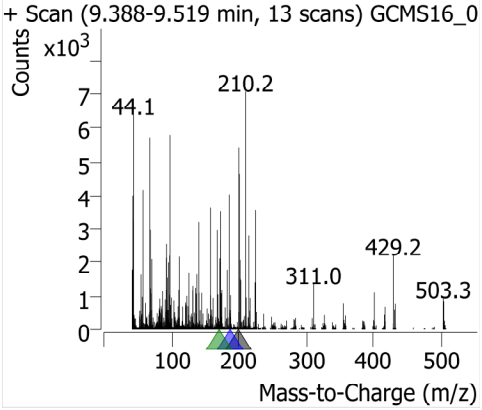

Atrazine

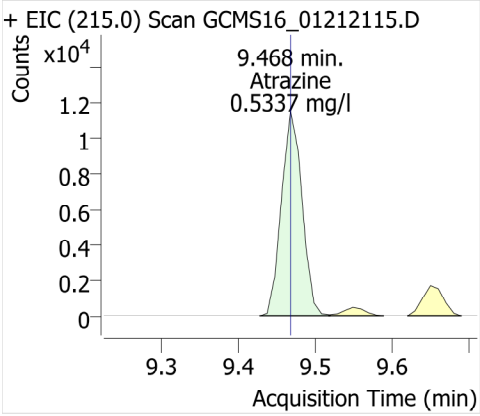

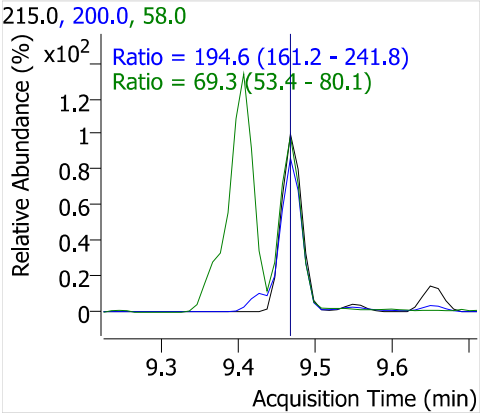

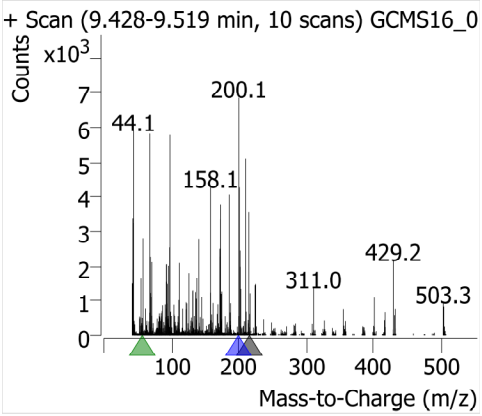

Pentachloronitrobenzene

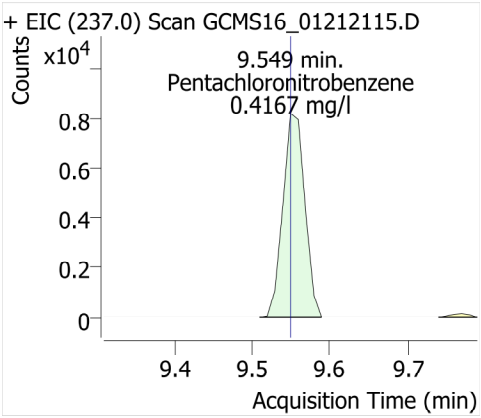

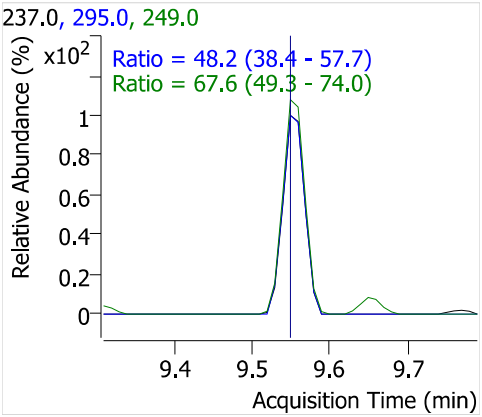

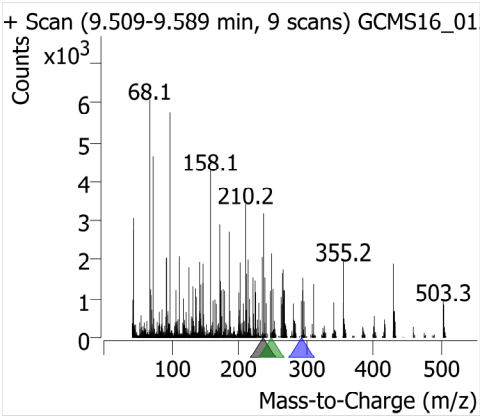

Pentachlorophenol

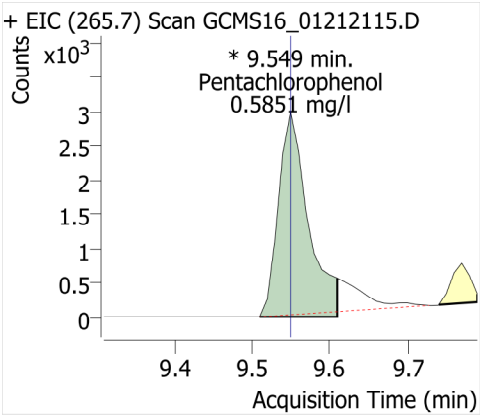

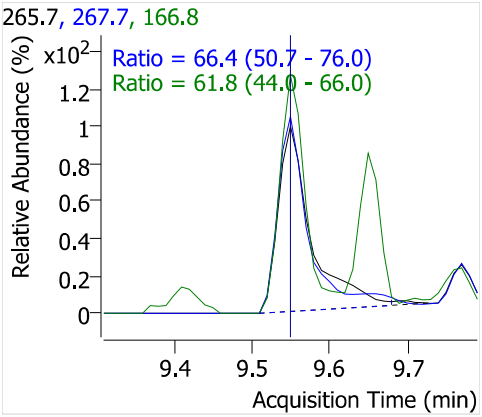

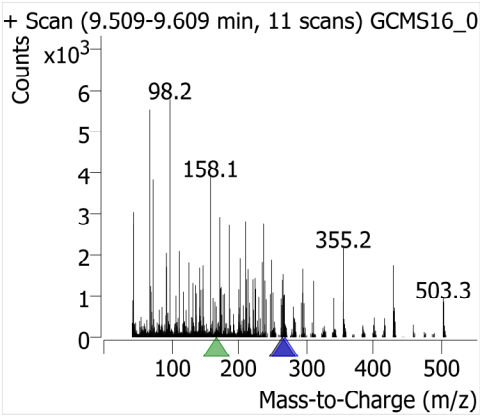

Diazinon (Dimpylate)

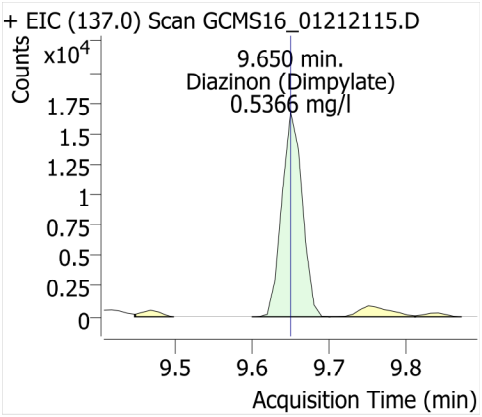

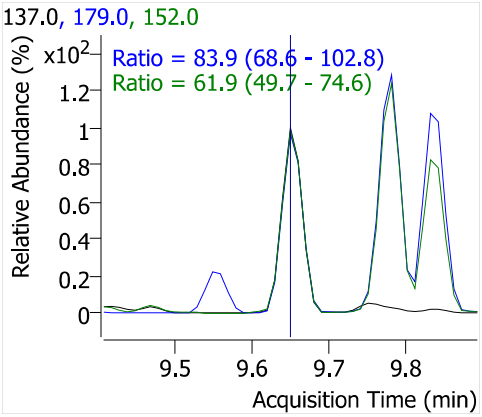

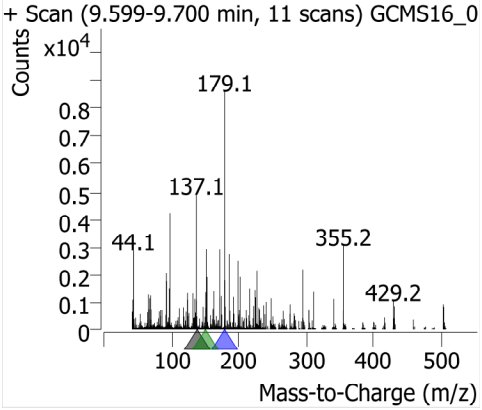

Phenanthrene-d10

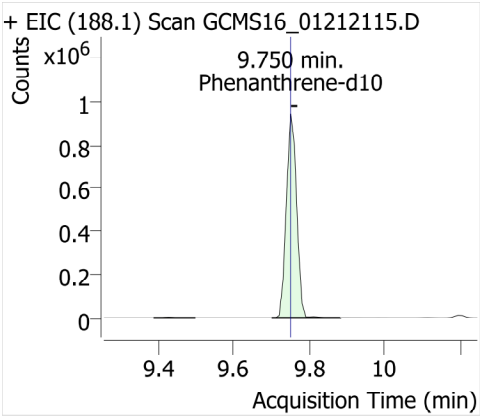

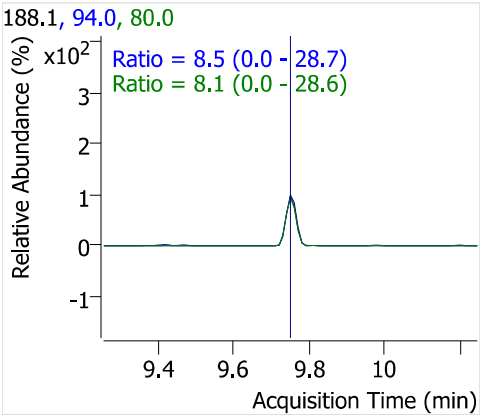

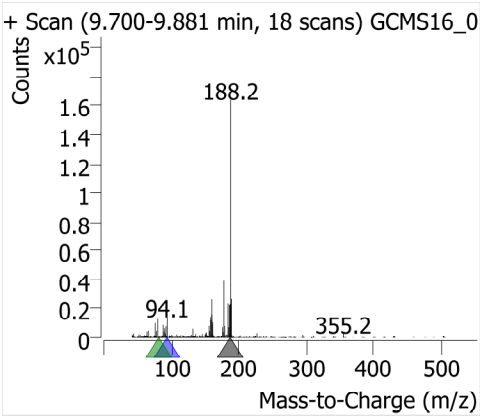

Phenanthrene

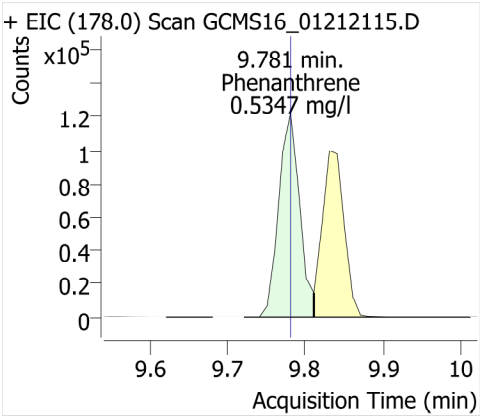

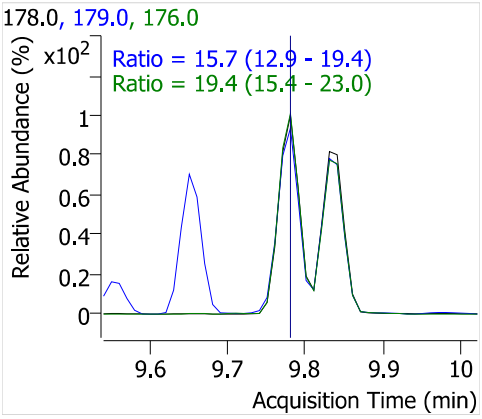

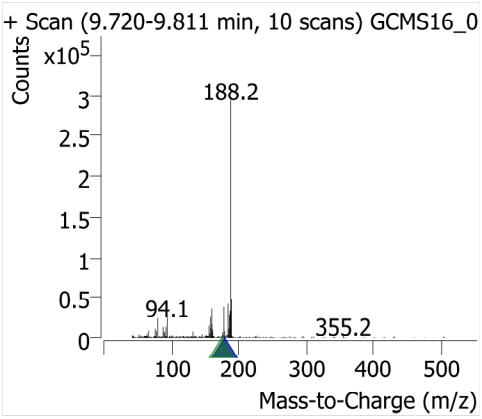

Disulfoton

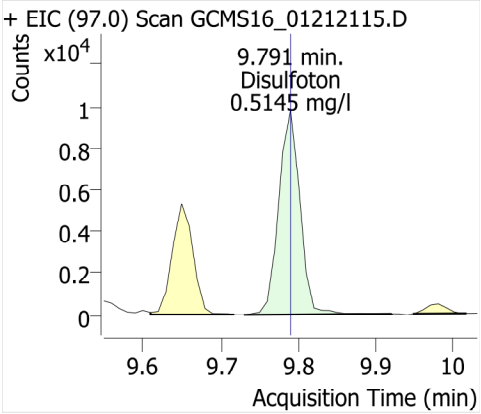

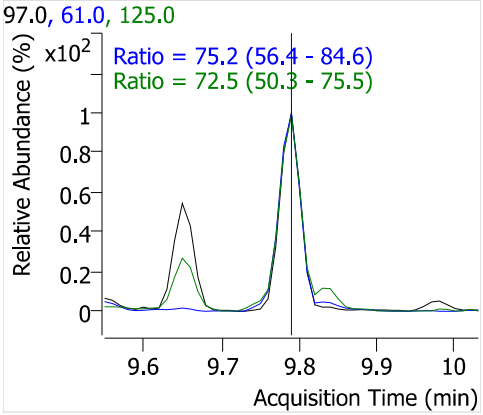

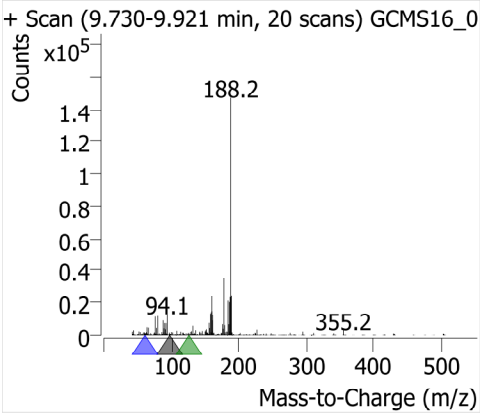

Terbacil

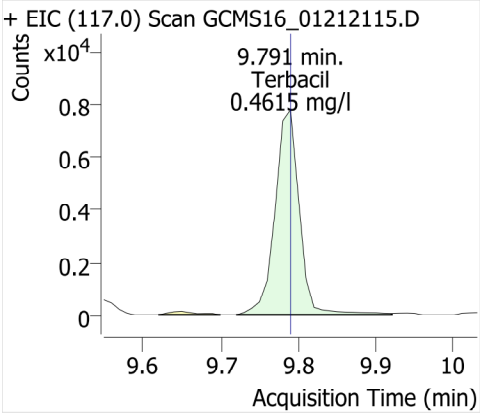

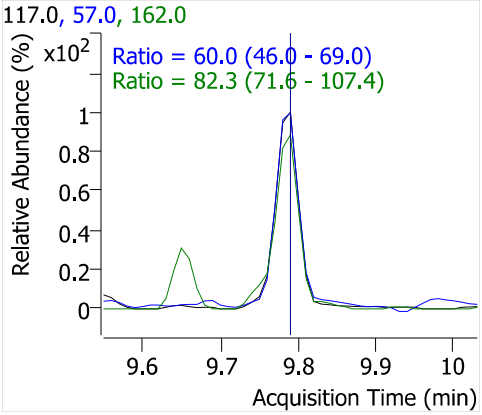

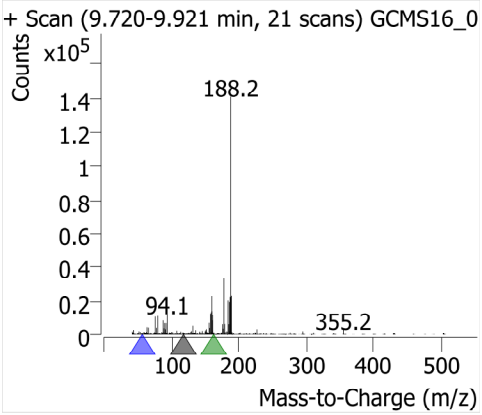

Anthracene

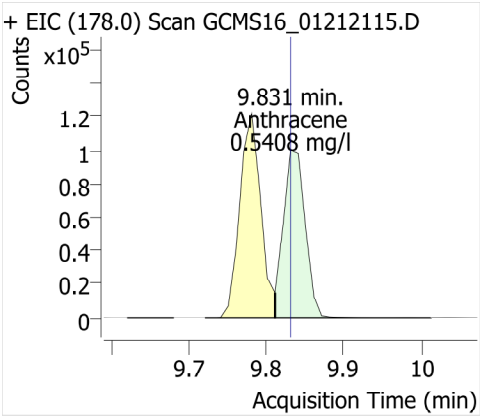

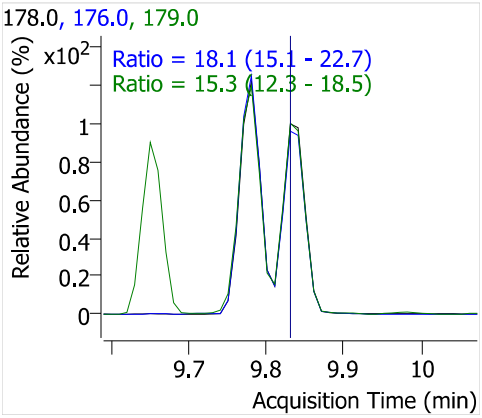

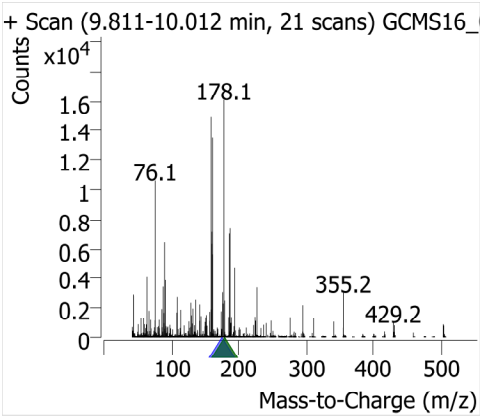

Caffeine

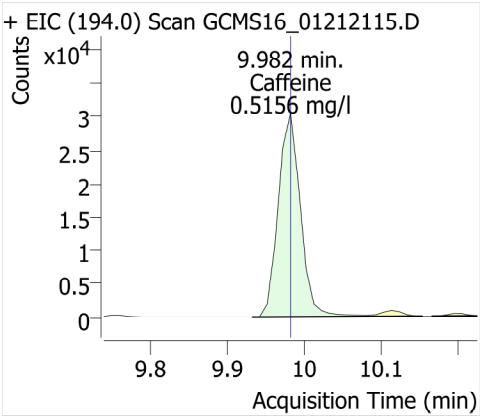

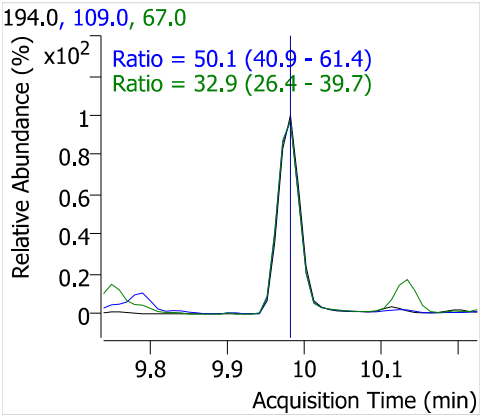

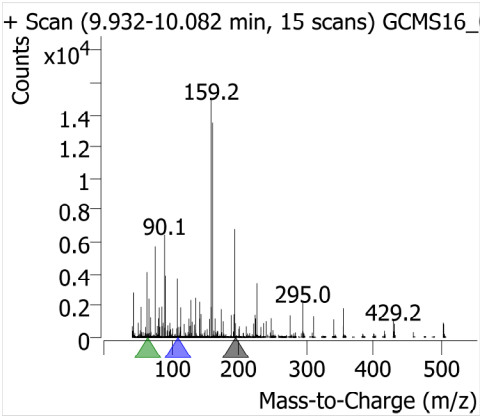

Acetochlor

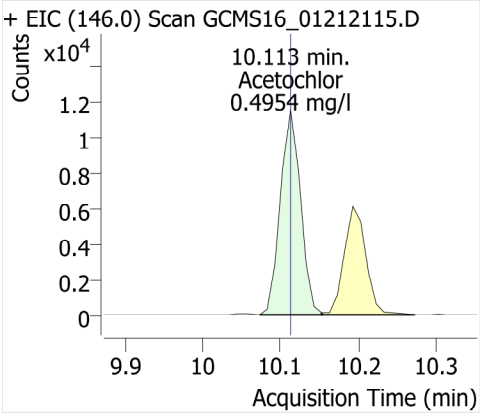

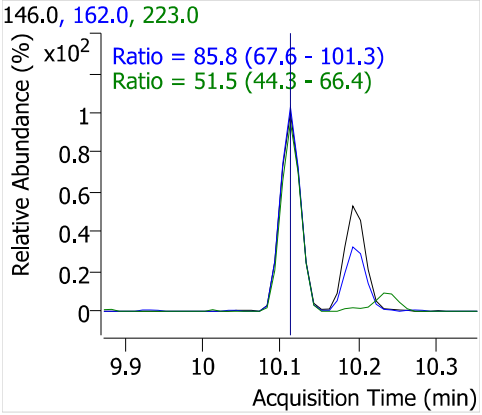

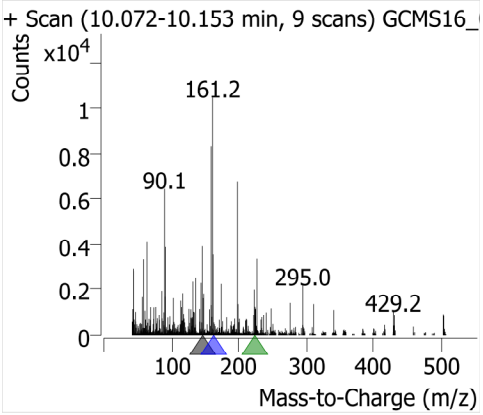

Metribuzin

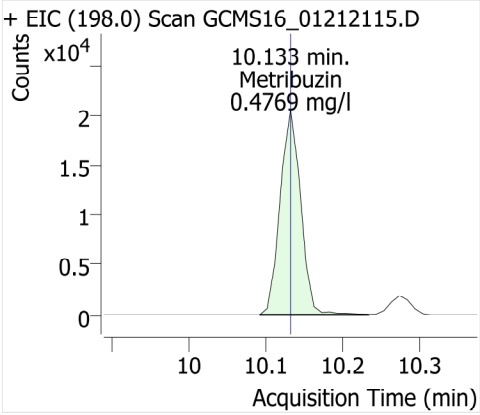

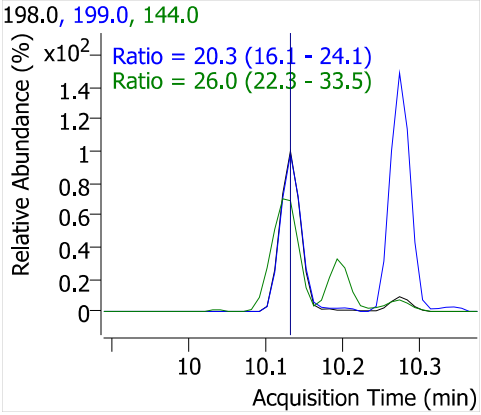

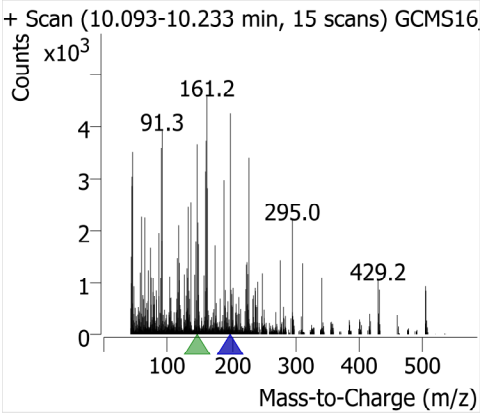

Alachlor

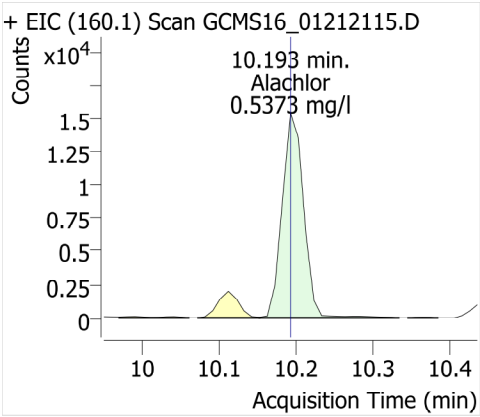

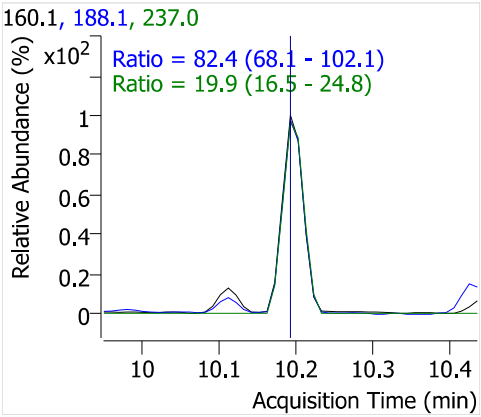

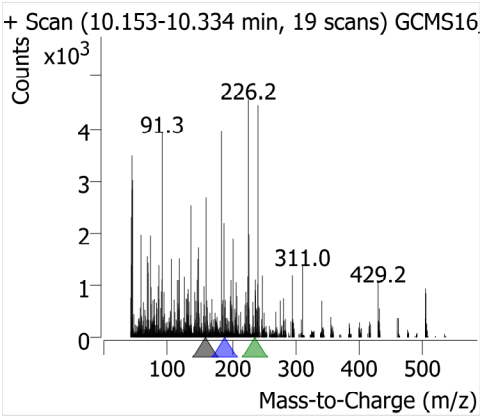

Prometryn

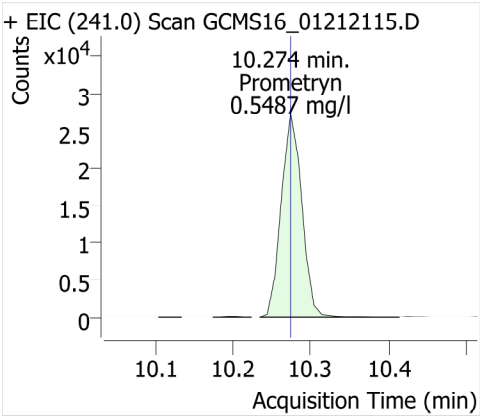

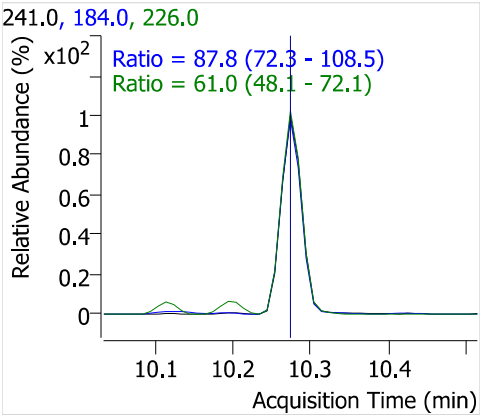

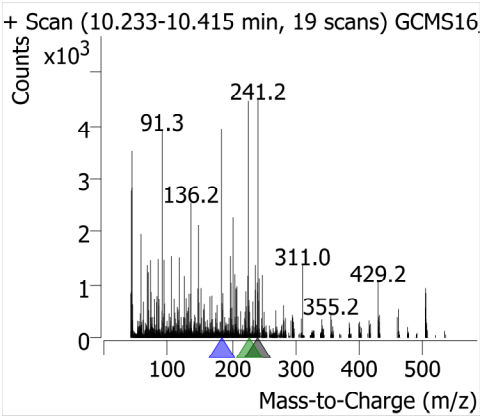

Bromacil

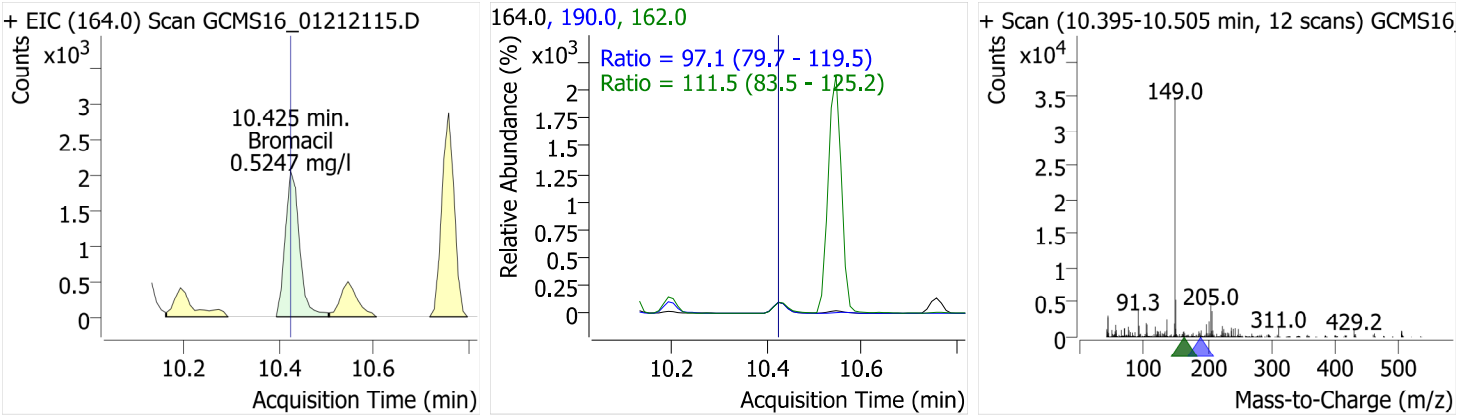

Di-n-butyl phthalate

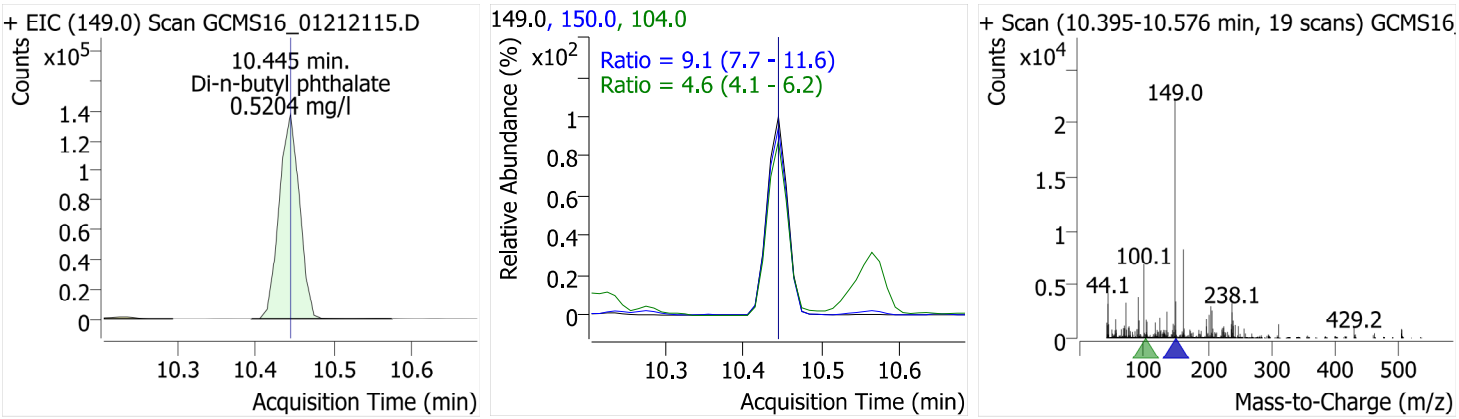

Metolachlor

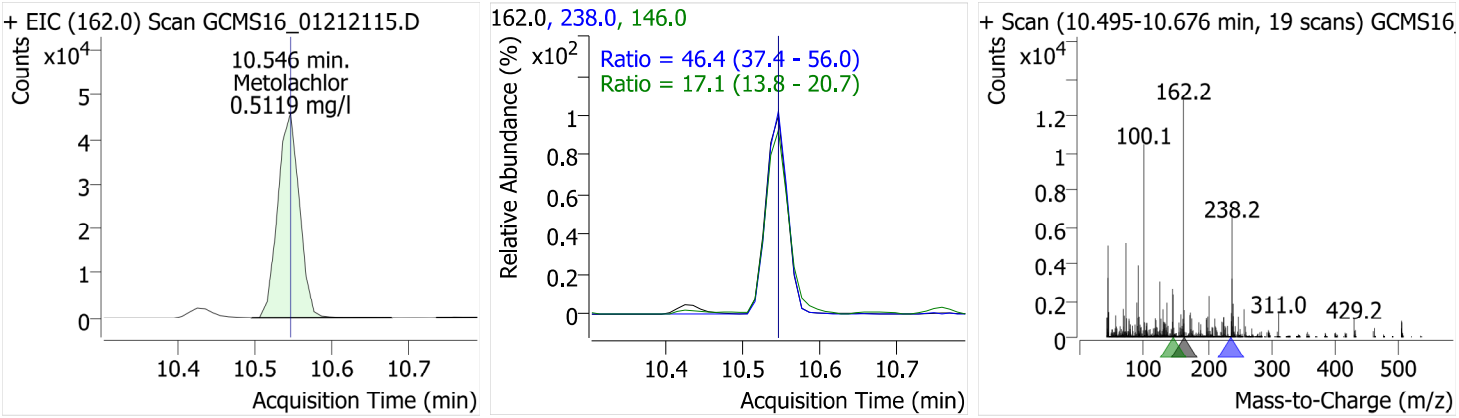

Cyanazine

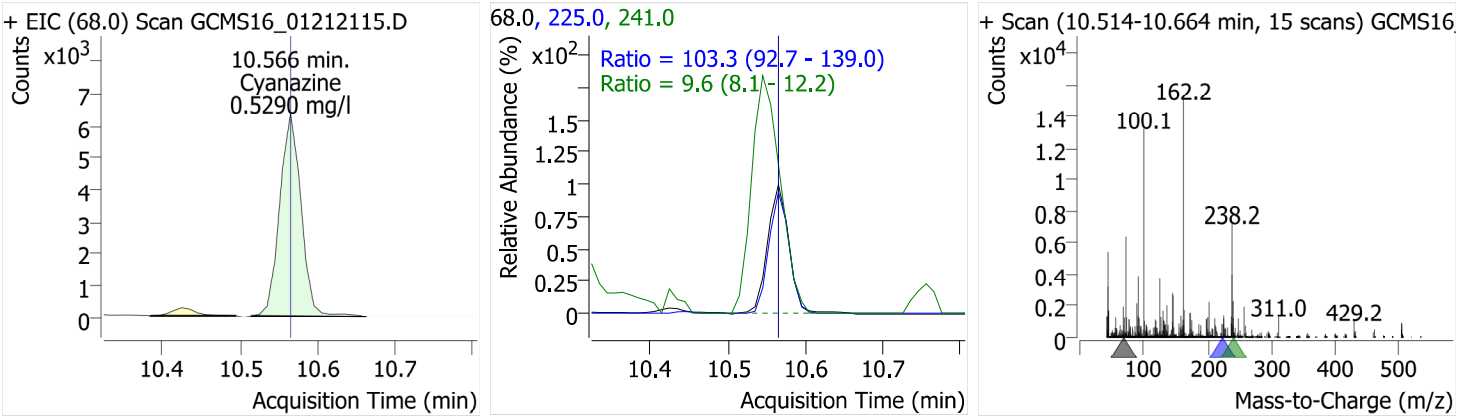

Thiobencarb

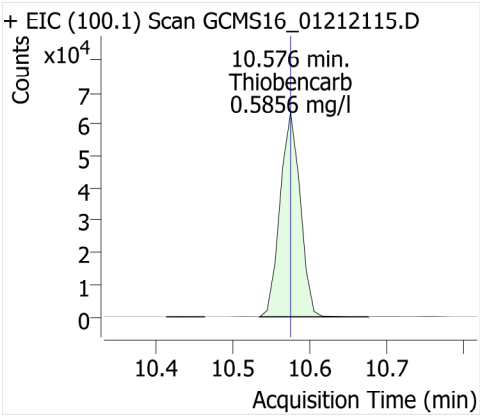

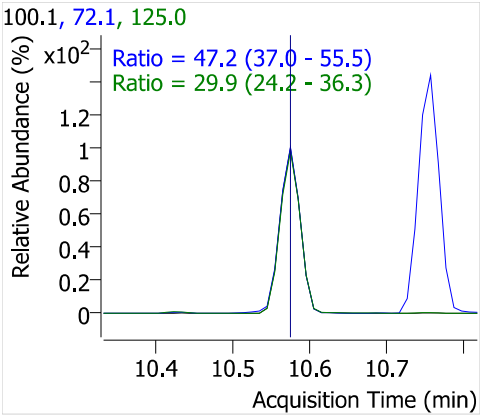

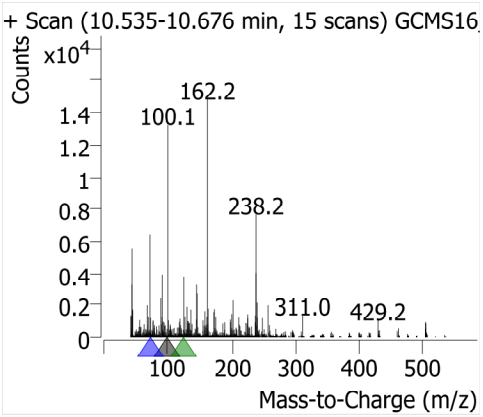

Diphenamide

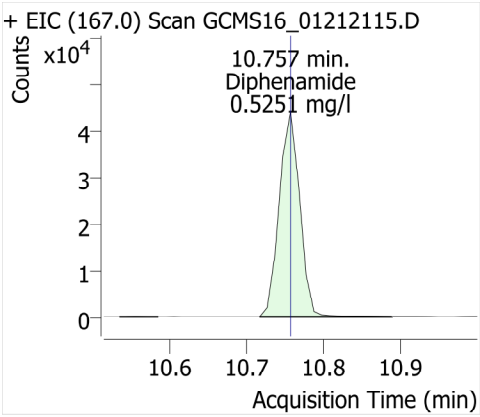

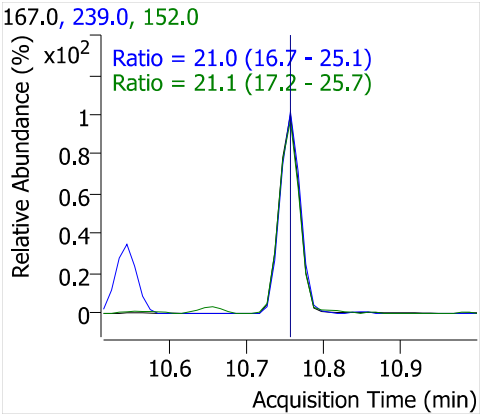

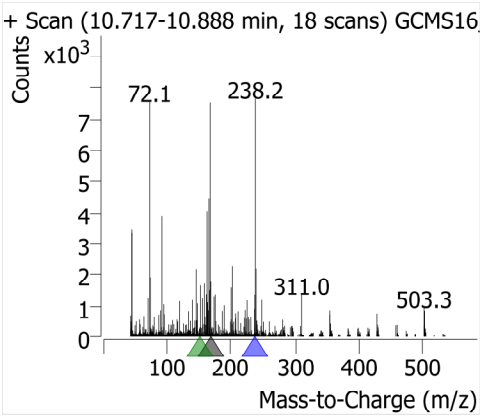

Captan

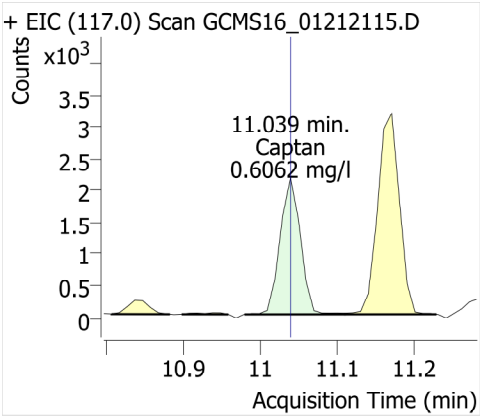

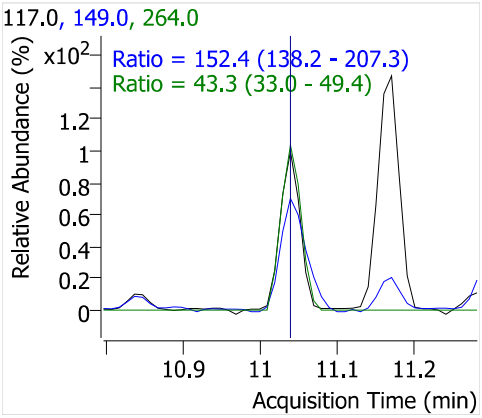

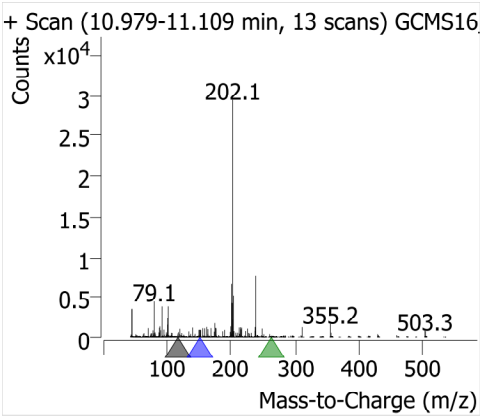

Fluoranthene

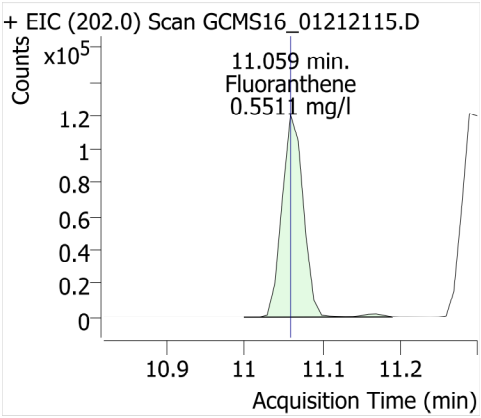

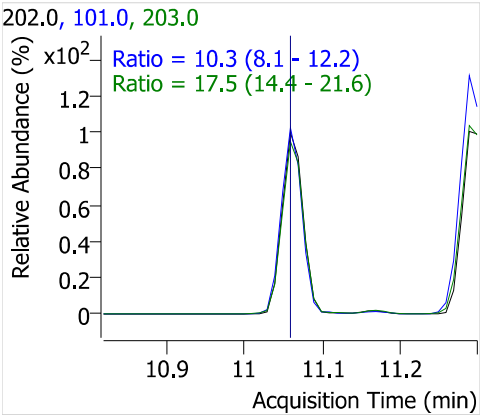

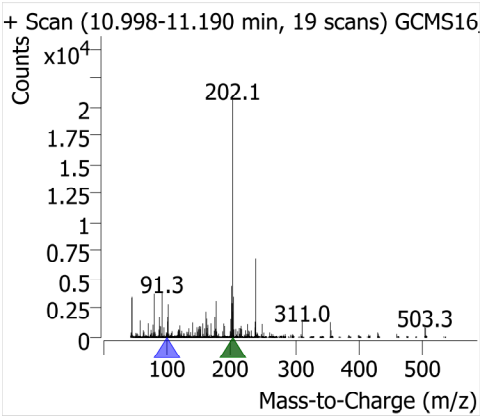

Butachlor

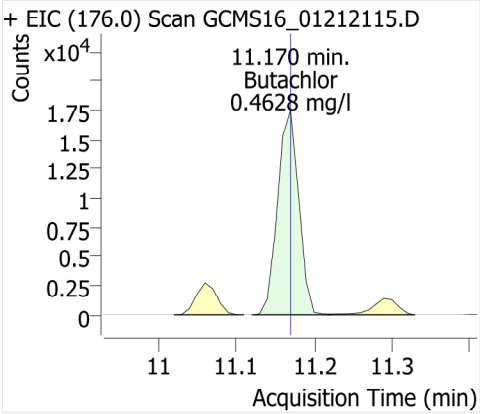

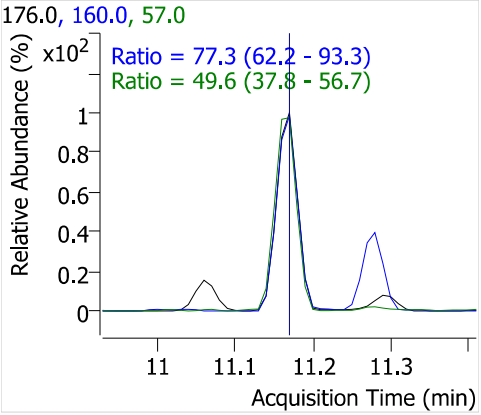

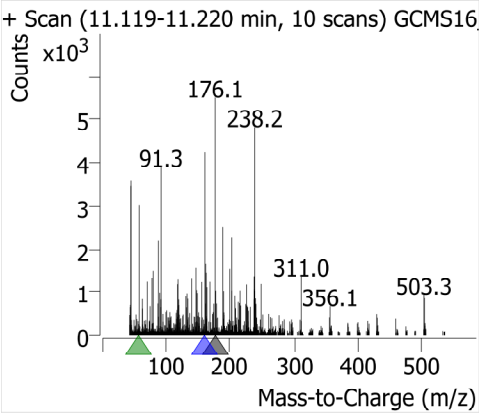

Pyrene

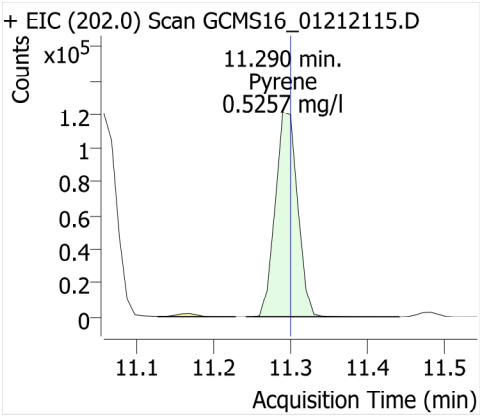

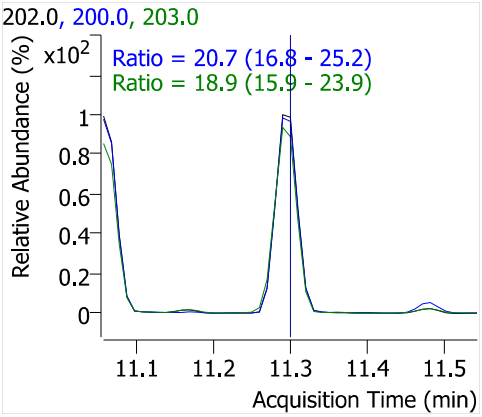

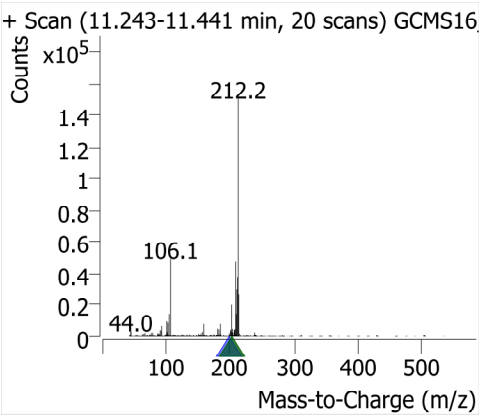

Terphenyl-d14

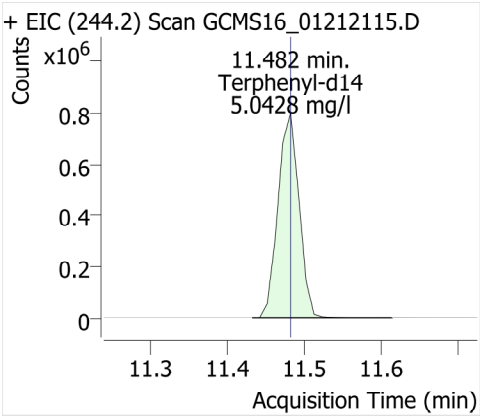

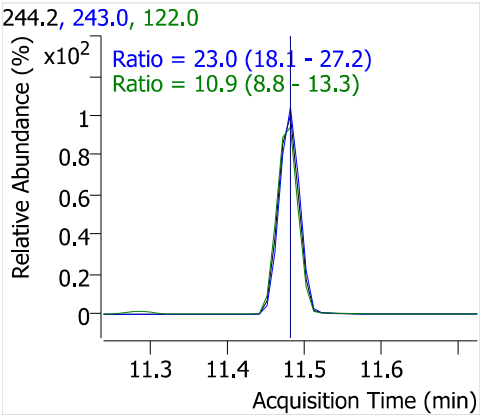

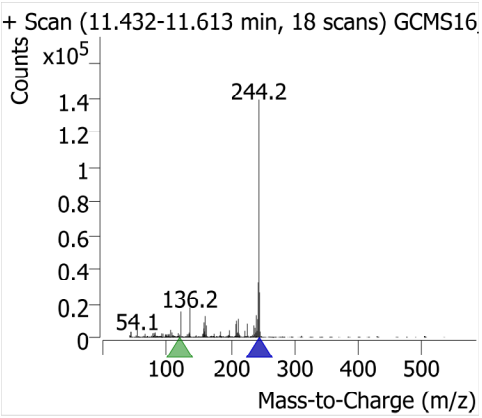

Ethion

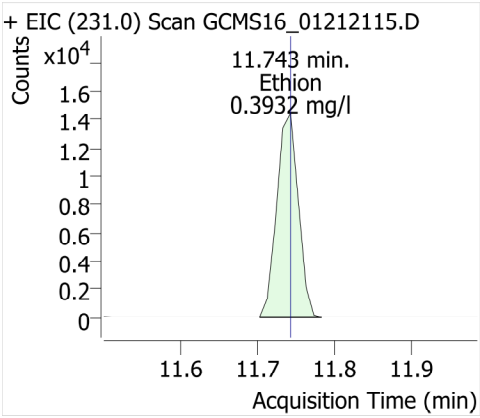

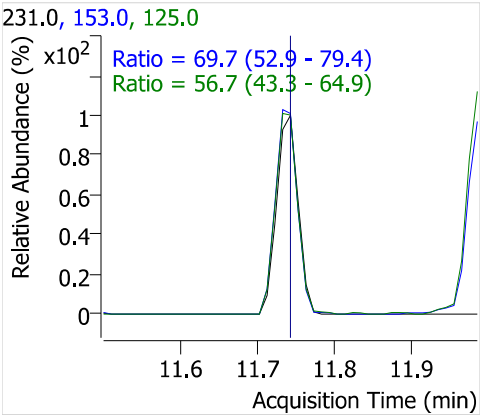

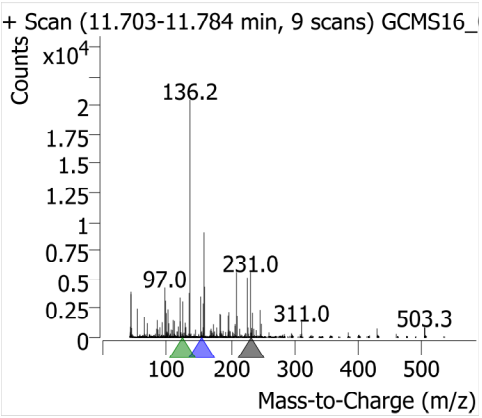

Trithion (carbofenotion)

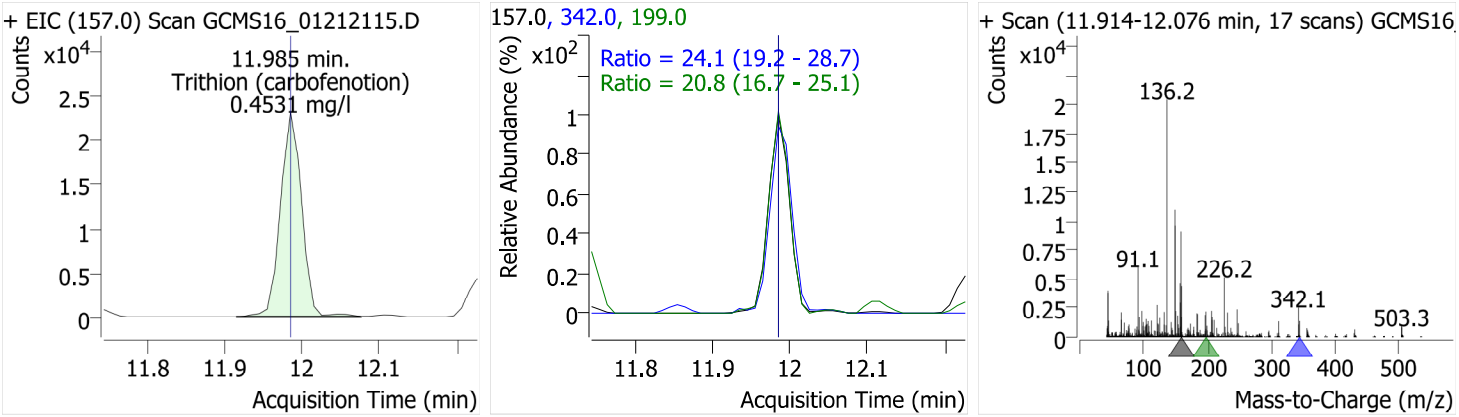

Butyl benzyl phthalate

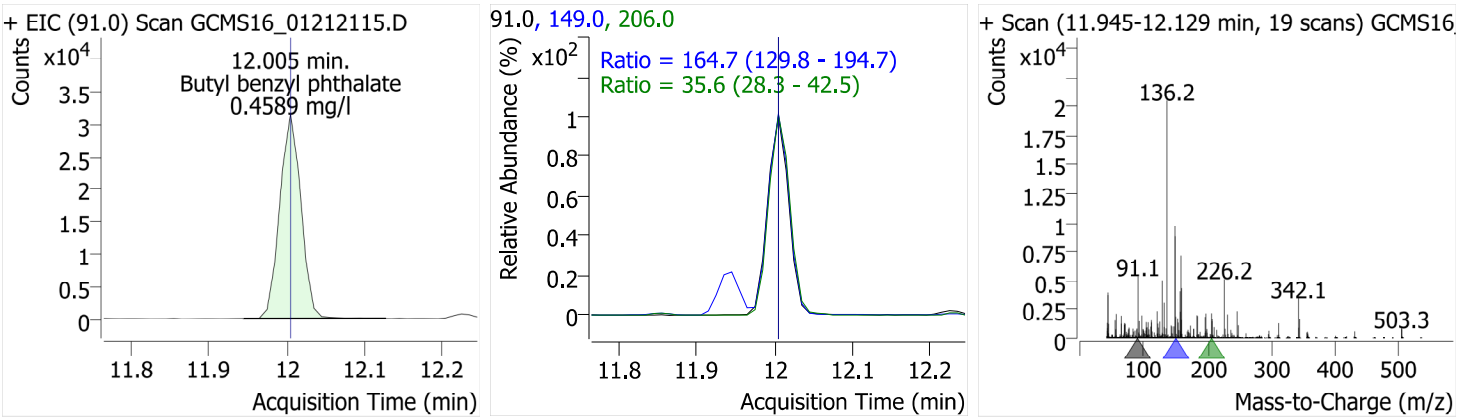

Bis(2-ethylhexyl)adipate

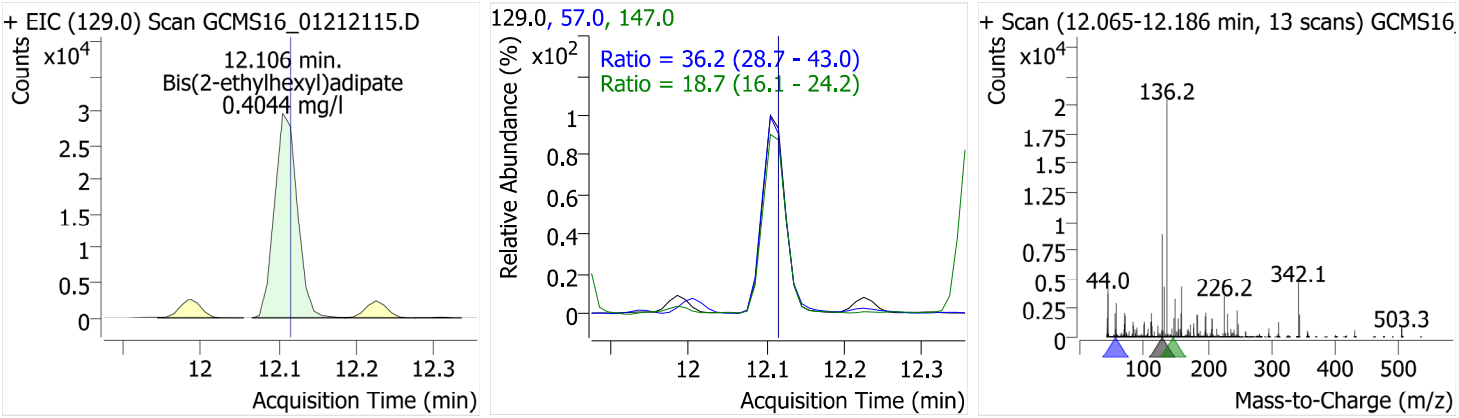

TPP

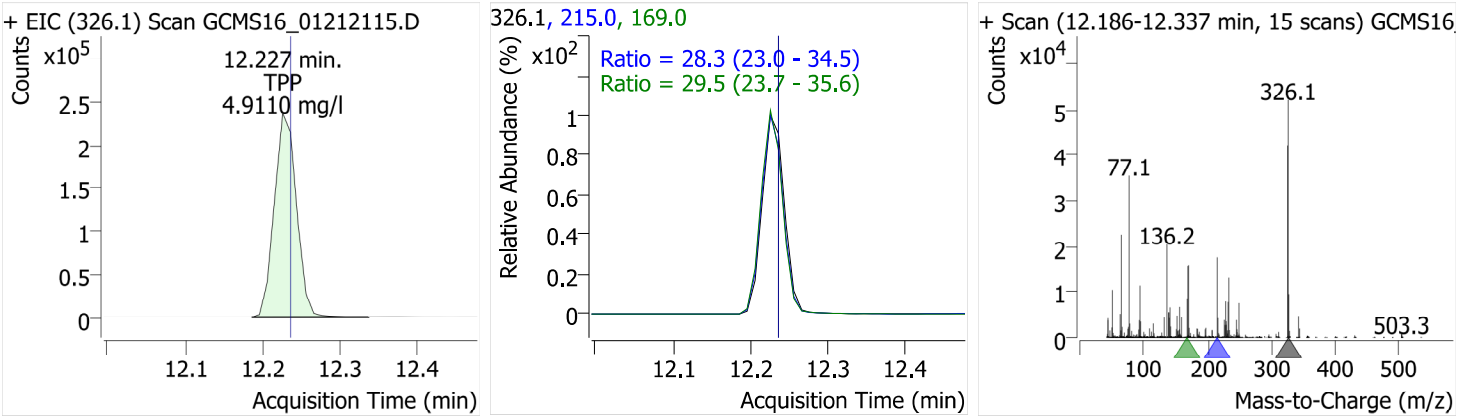

Benzo [a] anthracene

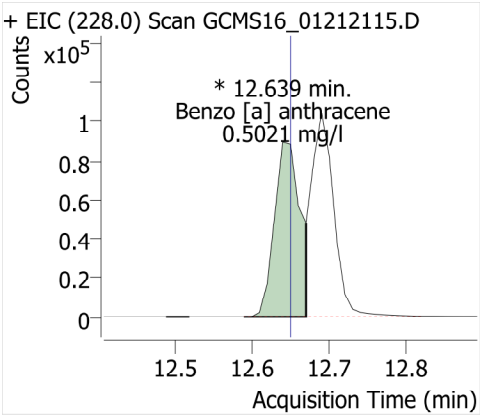

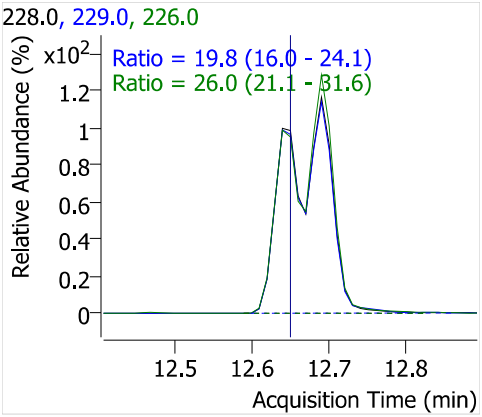

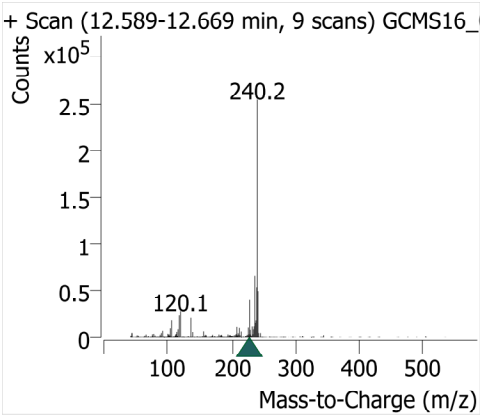

Chrysene-d12

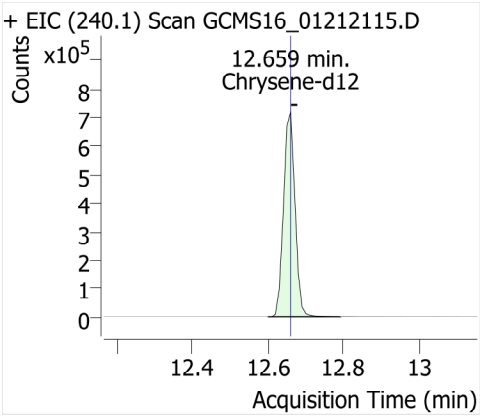

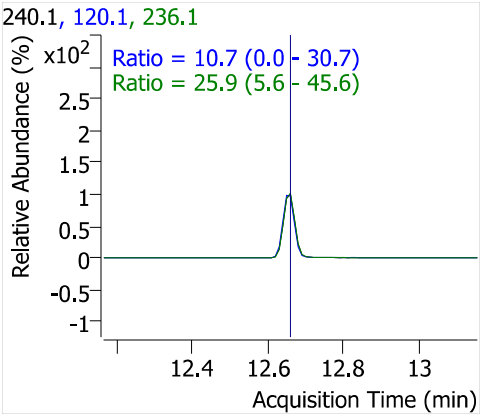

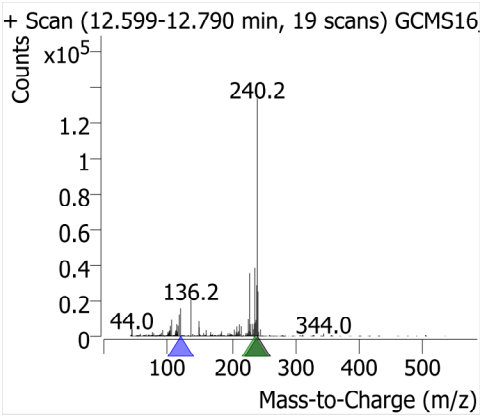

Chrysene

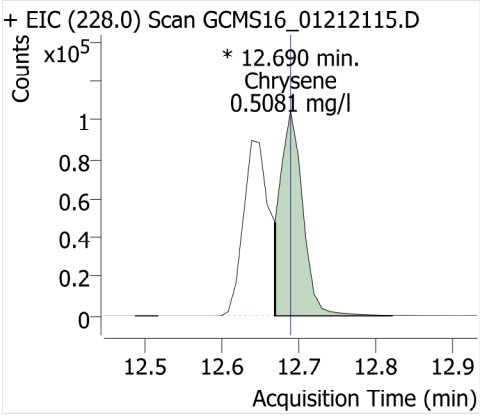

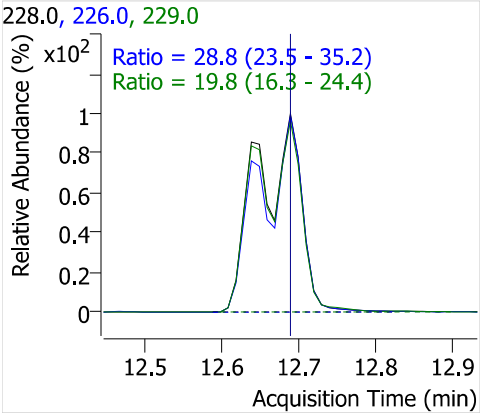

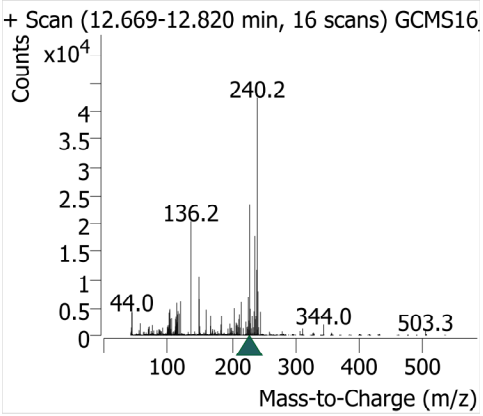

Bis(2-ethylhexyl)phthalate

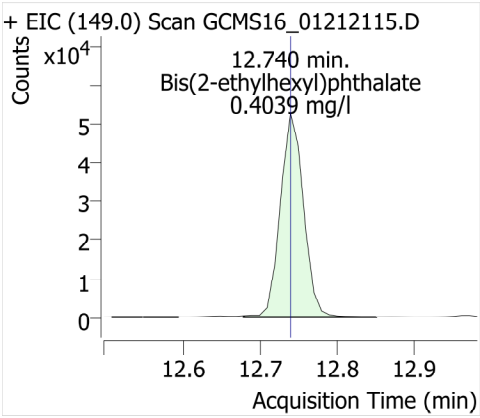

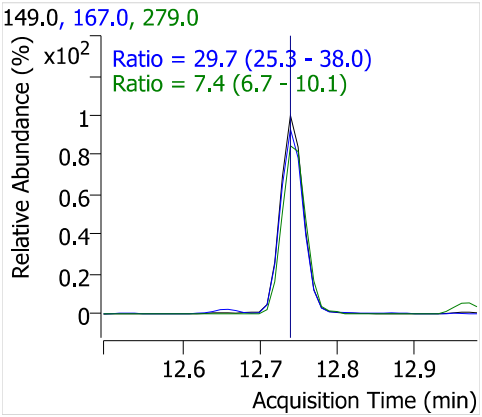

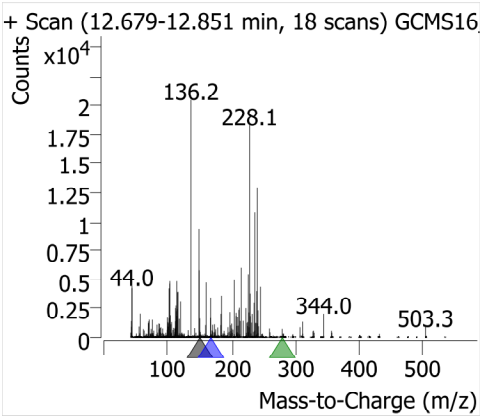

Di-n-octyl phthalate

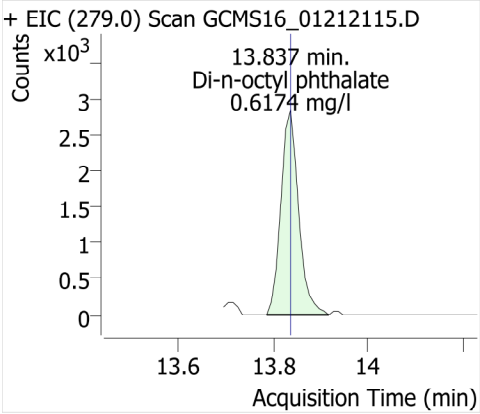

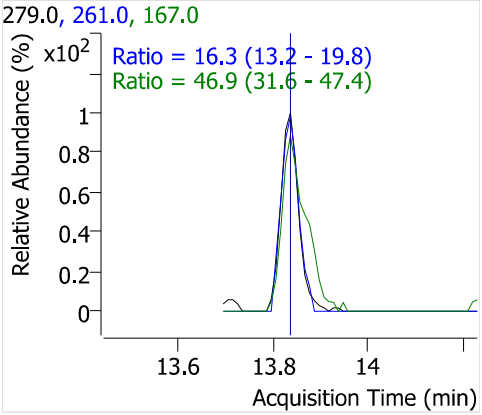

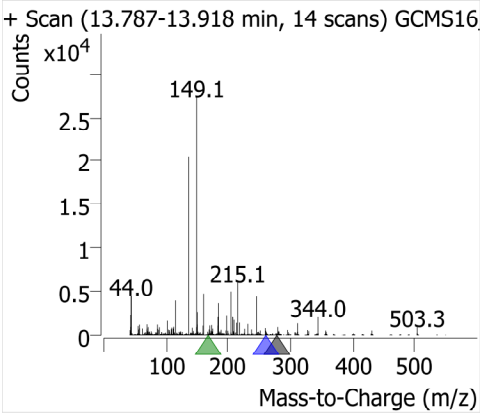

Benzo [b] fluoranthene

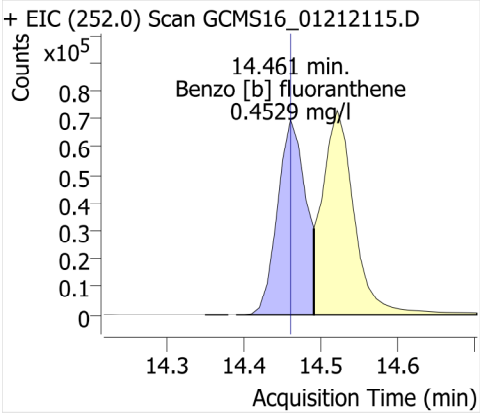

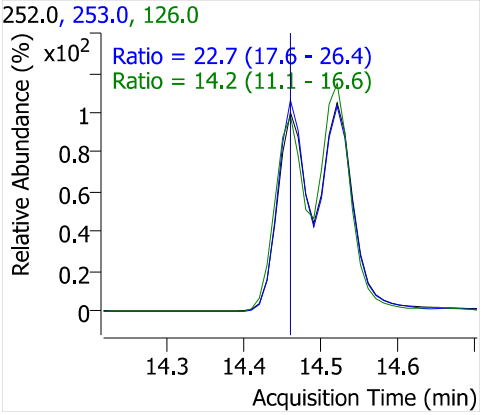

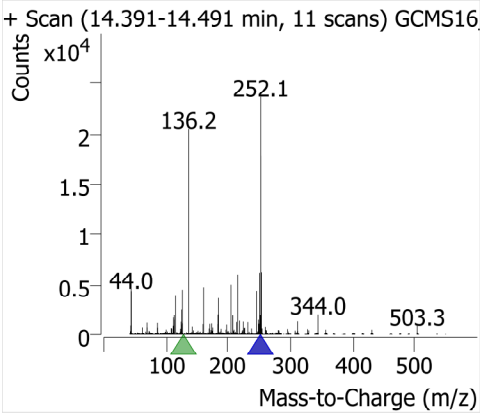

Benzo [k] fluoranthene

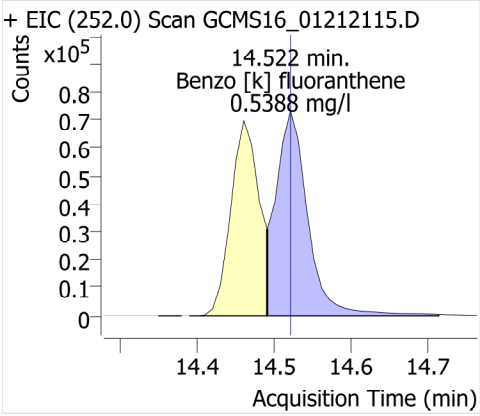

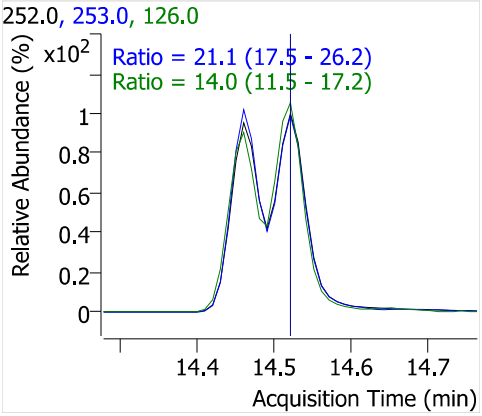

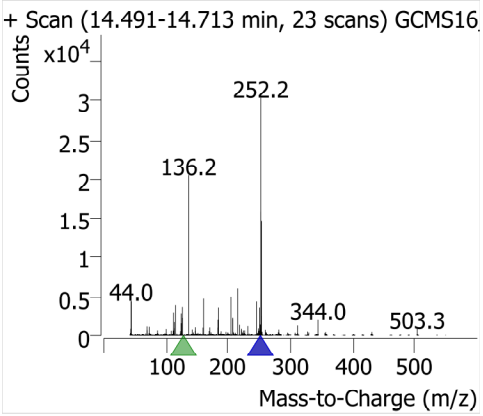

Benzo[a] pyrene

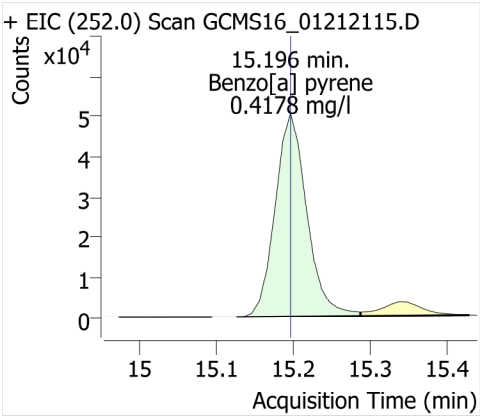

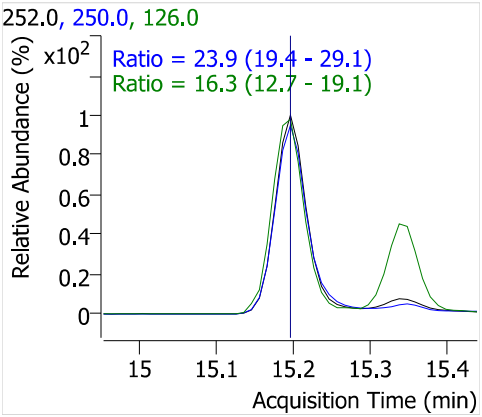

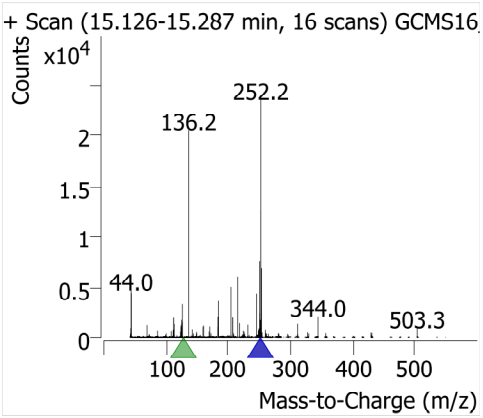

Perylene-d12

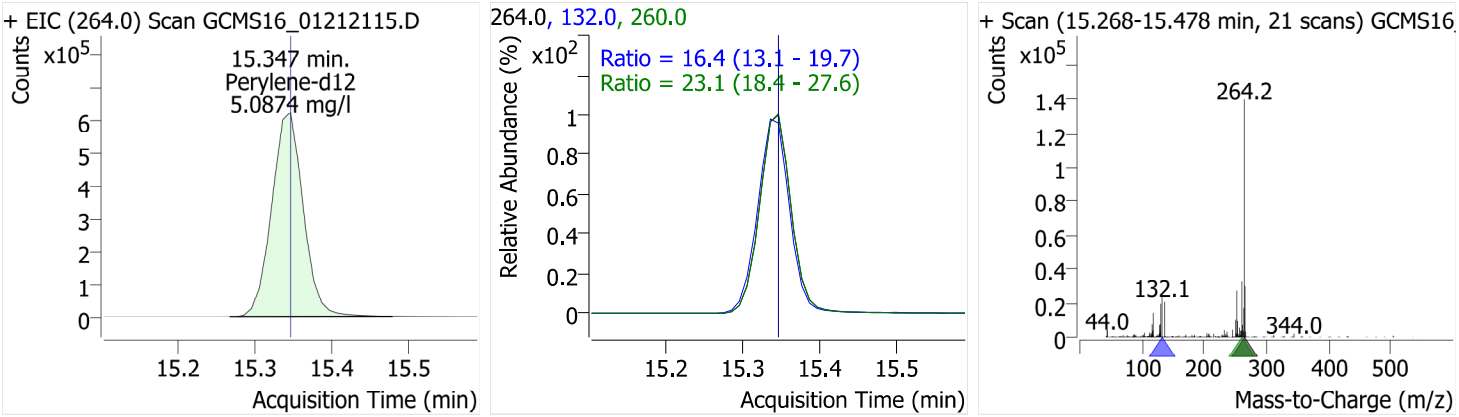

Indeno [1,2,3-cd] pyrene

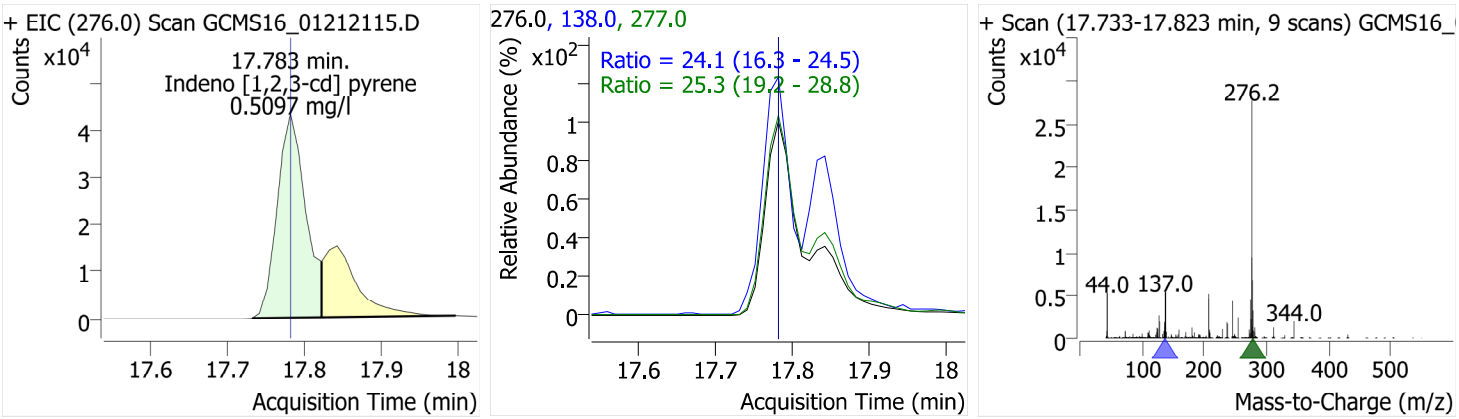

Dibenz [a,h] anthracene

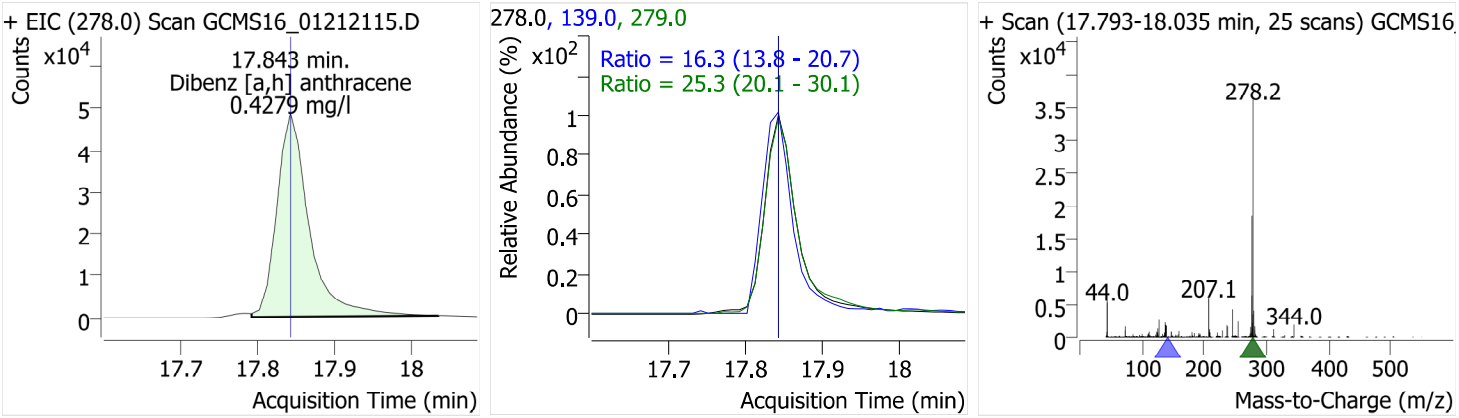

Benzo [g,h,i] perylene

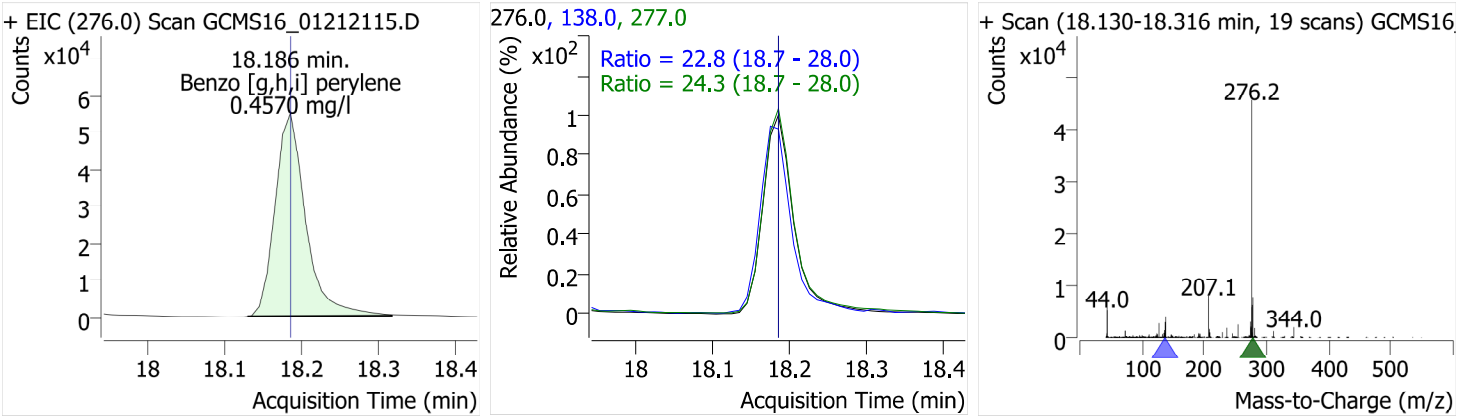

Quantitative Analysis Results With Qualifier Ratio Report

Batch Path	\\WSCIXIGCMS16\InstData\GCMS16\DATA\2021\012121_525.2\QuantResults\012121_525.2.batch.bin		
Analysis Time	1/26/2021 10:40:20 AM	**Analyst Name**	WECK\ryan.raymond
Report Time	1/26/2021 10:44:48 AM	**Reporter Name**	ryan.raymond
Last Calib Update	1/22/2021 9:39:22 AM	**Batch State**	Processed
Quant Batch Version	10.0	**Quant Report Version**	10.0

AnalysisInfo

Acq. Time	1/21/2021 5:22:25 PM	**Data File**	GCMS16_01212116.D
Sample Type	Cal	**Sample Name**	507PNA Cal 0.1ppm
Dilution	1	**Acq. Method**	525
Position	10	**Inj Vol**	1
DA Method File	507PNA 012121.m	**Comment**	1010645

Crossed out analytes were not included in the calibration at this level. rmr 01/26/2021

Sample Chromatogram

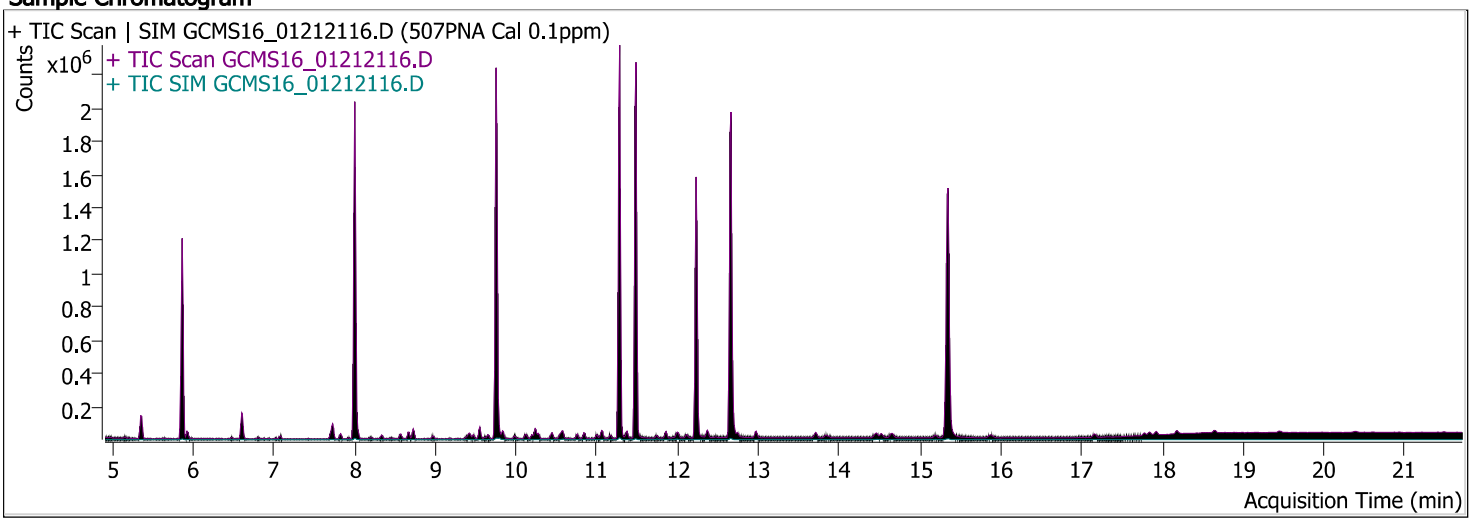

Compound	ISTD	RT	Resp.	ISTD Resp.	Conc	Units	Accuracy
1,3 Dimethyl-2-Nitrobenzene	Acenaphthene-d10	5.865	277587	926642	5.0867	mg/l	101.73
Naphthalene	Acenaphthene-d10	5.925	42297	926642	0.1109	mg/l	110.86
EPTC	Acenaphthene-d10	7.083	8080	926642	0.1056	mg/l	105.64
Dimethyl phthalate	Acenaphthene-d10	7.707	27459	926642	0.0993	mg/l	99.26
Acenaphthylene	Acenaphthene-d10	7.828	28458	926642	0.0896	mg/l	89.63
Acenaphthene	Acenaphthene-d10	8.039	27260	926642	0.1168	mg/l	116.81
Molinate	Acenaphthene-d10	8.331	14799	926642	0.1038	mg/l	103.84
Diethyl phthalate	Acenaphthene-d10	8.573	26079	926642	0.0958	mg/l	95.79
Fluorene	Acenaphthene-d10	8.663	26562	926642	0.1010	mg/l	100.98
Chlorpropham	Acenaphthene-d10	8.965	5876	926642	0.0811	mg/l	81.15
Dimethoate	Acenaphthene-d10	9.378	3663	926642	0.0571	mg/l	57.12
Prometon	Chrysene-d12	9.408	4500	1469344	0.0733	mg/l	73.27
Simazine	Chrysene-d12	9.428	5435	1469344	0.0855	mg/l	85.46
Atrazine	Acenaphthene-d10	9.469	3753	926642	0.0963	mg/l	96.32
Pentachloronitrobenzene	Phenanthrene-d10	9.549	2341	1773183	0.0817	mg/l	81.65
~~Pentachlorophenol~~	~~Chrysene-d12~~	~~9.549~~	~~1096~~	~~1469344~~	~~0.4425~~	~~mg/l~~	~~442.48~~
Diazinon (Dimpylate)	Chrysene-d12	9.650	4852	1469344	0.0875	mg/l	87.51
Phenanthrene	Phenanthrene-d10	9.781	47196	1773183	0.1110	mg/l	111.02
Disulfoton	Phenanthrene-d10	9.791	3152	1773183	0.0872	mg/l	87.21
Terbacil	Phenanthrene-d10	9.781	3180	1773183	0.0858	mg/l	85.75
Anthracene	Phenanthrene-d10	9.831	36310	1773183	0.0999	mg/l	99.88
Caffeine	Phenanthrene-d10	9.982	10297	1773183	0.0878	mg/l	87.80
Acetochlor	Chrysene-d12	10.113	3157	1469344	0.0771	mg/l	77.09
Metribuzin	Chrysene-d12	10.133	5035	1469344	0.0923	mg/l	92.25
Alachlor	Chrysene-d12	10.193	4761	1469344	0.0889	mg/l	88.88
Prometryn	Chrysene-d12	10.274	7343	1469344	0.0819	mg/l	81.87

Quantitative Analysis Results With Qualifier Ratio Report

Compound	ISTD	RT	Resp.	ISTD Resp.	Conc	Units	Accuracy
~~Bromacil~~	~~Chrysene-d12~~	~~10.425~~	~~586~~	~~1469344~~	~~0.1903~~	~~mg/l~~	~~190.25~~
Di-n-butyl phthalate	Phenanthrene-d10	10.445	36854	1773183	0.0890	mg/l	88.95
Metolachlor	Chrysene-d12	10.546	13659	1469344	0.0814	mg/l	81.41
Cyanazine	Phenanthrene-d10	10.566	1414	1773183	0.0718	mg/l	71.79
Thiobencarb	Chrysene-d12	10.576	18364	1469344	0.0966	mg/l	96.56
Diphenamide	Phenanthrene-d10	10.757	12551	1773183	0.0816	mg/l	81.57
~~Captan~~	~~Phenanthrene-d10~~	~~11.039~~	~~629~~	~~1773183~~	~~0.3762~~	~~mg/l~~	~~376.24~~
Fluoranthene	Phenanthrene-d10	11.059	40257	1773183	0.0951	mg/l	95.14
Butachlor	Chrysene-d12	11.170	4404	1469344	0.0638	mg/l	63.82
Pyrene	Phenanthrene-d10	11.290	52690	1773183	0.0943	mg/l	94.30
Terphenyl-d14	Chrysene-d12	11.482	1479804	1469344	5.1254	mg/l	102.51
Ethion	Chrysene-d12	11.743	3962	1469344	0.1423	mg/l	142.26
Trithion (carbofenotion)	Chrysene-d12	11.985	5550	1469344	0.0832	mg/l	83.20
Butyl benzyl phthalate	Phenanthrene-d10	12.005	8127	1773183	0.0885	mg/l	88.47
~~Bis(2-ethylhexyl)adipate~~	~~Phenanthrene-d10~~	~~12.106~~	~~8389~~	~~1773183~~	~~0.0563~~	~~mg/l~~	~~56.26~~
TPP	Phenanthrene-d10	12.227	435871	1773183	4.5730	mg/l	91.46
Benzo [a] anthracene	Phenanthrene-d10	12.649	37352	1773183	0.0946	mg/l	94.55
Chrysene	Chrysene-d12	12.690	44421	1469344	0.1099	mg/l	109.91
~~Bis(2-ethylhexyl)phthalate~~	~~Phenanthrene-d10~~	~~12.740~~	~~16072~~	~~1773183~~	~~0.0593~~	~~mg/l~~	~~59.29~~
~~Di-n-octyl phthalate~~	~~Chrysene-d12~~	~~13.837~~	~~903~~	~~1469344~~	~~0.4401~~	~~mg/l~~	~~440.11~~
Benzo [b] fluoranthene	Chrysene-d12	14.461	24680	1469344	0.0937	mg/l	93.70
Benzo [k] fluoranthene	Chrysene-d12	14.522	29558	1469344	0.0797	mg/l	79.70
Benzo[a] pyrene	Chrysene-d12	15.196	17728	1469344	0.0890	mg/l	89.01
Perylene-d12	Chrysene-d12	15.347	1630623	1469344	4.8669	mg/l	97.34
~~Indeno [1,2,3-cd] pyrene~~	~~Chrysene-d12~~	~~17.783~~	~~14604~~	~~1469344~~	~~0.2457~~	~~mg/l~~	~~245.72~~
Dibenz [a,h] anthracene	Chrysene-d12	17.843	17573	1469344	0.0909	mg/l	90.91
Benzo [g,h,i] perylene	Chrysene-d12	18.176	21864	1469344	0.0893	mg/l	89.28

Compound	CAS#	RT	RR	Conc	Transition	(Min-Max)	Q-Ratio	
1,3 Dimethyl-2-Nitrobenzene		5.865	0.2996	5.0867	134.1			
					103.0	41.0 - 61.5	51.8	
					151.0	30.9 - 46.4	38.7	
Naphthalene		5.925	0.0456	0.1109	128.0			
					129.0	8.7 - 13.1	11.3	
EPTC		7.083	0.0087	0.1056	128.0			
					86.0	51.0 - 76.5	58.2	
					189.0	17.4 - 26.1	20.6	
Dimethyl phthalate		7.707	0.0296	0.0993	163.0			
					77.0	15.0 - 22.5	19.0	
					194.0	5.2 - 7.8	6.6	
Acenaphthylene		7.828	0.0307	0.0896	152.0			
					151.0	16.0 - 24.1	19.4	
					76.0	7.0 - 10.5	9.5	
Acenaphthene		8.039	0.0294	0.1168	154.0			
					153.0	82.2 - 123.3	101.5	
					152.0	39.0 - 58.6	44.5	
Molinate		8.331	0.0160	0.1038	126.0			
					55.0	45.2 - 67.7	54.5	
					187.0	15.8 - 23.7	19.9	
Diethyl phthalate		8.573	0.0281	0.0958	149.0			
					177.0	18.6 - 27.9	23.6	
					150.0	10.0 - 14.9	11.3	
Fluorene		8.663	0.0287	0.1010	166.0			
					165.0	74.4 - 111.6	97.5	
Chlorpropham		8.965	0.0063	0.0811	127.0			
					213.0	31.4 - 47.1	38.5	
					171.0	21.2 - 31.9	26.5	
Dimethoate		9.378	0.0040	0.0571	87.0			
					125.0	59.0 - 88.5	85.8	
					93.0	57.4 - 86.1	76.8	
Prometon		9.408	0.0031	0.0733	210.0			
					225.0	63.9 - 95.8	81.0	
					168.0	63.8 - 95.7	81.8	
Simazine	122-77-6	9.428	0.0037	0.0855	201.0			
					186.0	49.5 - 74.2	64.1	
					173.0	37.2 - 55.8	40.1	
Atrazine		9.469	0.0040	0.0963	215.0			
					200.0	161.2 - 241.8	167.3	
					58.0	53.4 - 80.1	72.1	
Pentachloronitrobenzene		9.549	0.0013	0.0817	237.0			
					249.0	49.3 - 74.0	70.0	
					295.0	38.4 - 57.7	68.7	High
Pentachlorophenol		9.549	0.0007	0.4425	265.7			
					267.7	50.7 - 76.0	37.2	Low
					166.8	44.0 - 66.0	51.6	
Diazinon (Dimpylate)		9.650	0.0033	0.0875	137.0			
					179.0	68.6 - 102.8	84.3	
					152.0	49.7 - 74.6	64.4	
Phenanthrene		9.781	0.0266	0.1110	178.0			
					176.0	15.4 - 23.0	17.4	
					179.0	12.9 - 19.4	16.1	
Disulfoton		9.791	0.0018	0.0872	97.0			
					61.0	56.4 - 84.6	64.2	
					125.0	50.3 - 75.5	81.1	High

Compound	CAS#	RT	RR	Conc	Transition	(Min-Max)	Q-Ratio	
Terbacil		9.781	0.0018	0.0858	117.0			
					162.0	71.6 - 107.4	114.7	High
					57.0	46.0 - 69.0	49.6	
Anthracene		9.831	0.0205	0.0999	178.0			
					176.0	15.1 - 22.7	18.5	
					179.0	12.3 - 18.5	15.2	
Caffeine		9.982	0.0058	0.0878	194.0			
					109.0	40.9 - 61.4	58.7	
					67.0	26.4 - 39.7	31.8	
Acetochlor		10.113	0.0021	0.0771	146.0			
					162.0	67.6 - 101.3	77.6	
					223.0	44.3 - 66.4	54.8	
Metribuzin		10.133	0.0034	0.0923	198.0			
					144.0	22.3 - 33.5	28.7	
					199.0	16.1 - 24.1	18.8	
Alachlor	15972-60-8	10.193	0.0032	0.0889	160.1			
					188.1	68.1 - 102.1	83.9	
					237.0	16.5 - 24.8	22.2	
Prometryn		10.274	0.0050	0.0819	241.0			
					184.0	72.3 - 108.5	94.9	
					226.0	48.1 - 72.1	53.0	
Bromacil		10.425	0.0004	0.1903	164.0			
					162.0	83.5 - 125.2	123.8	
					190.0	79.7 - 119.5	81.1	
Di-n-butyl phthalate		10.445	0.0208	0.0890	149.0			
					150.0	7.7 - 11.6	10.0	
					104.0	4.1 - 6.2	5.3	
Metolachlor		10.546	0.0093	0.0814	162.0			
					238.0	37.4 - 56.0	46.8	
					146.0	13.8 - 20.7	16.7	
Cyanazine		10.566	0.0008	0.0718	68.0			
					225.0	92.7 - 139.0	129.6	
					241.0	8.1 - 12.2	10.2	
Thiobencarb	028249-77-6	10.576	0.0125	0.0966	100.1			
					72.1	37.0 - 55.5	46.5	
					125.0	24.2 - 36.3	32.2	
Diphenamide		10.757	0.0071	0.0816	167.0			
					152.0	17.2 - 25.7	19.8	
					239.0	16.7 - 25.1	21.5	
Captan		11.039	0.0004	0.3762	117.0			
					149.0	138.2 - 207.3	218.2	High
					264.0	33.0 - 49.4	40.7	
Fluoranthene		11.059	0.0227	0.0951	202.0			
					203.0	14.4 - 21.6	18.5	
					101.0	8.1 - 12.2	11.0	
Butachlor		11.170	0.0030	0.0638	176.0			
					160.0	62.2 - 93.3	79.5	
					57.0	37.8 - 56.7	56.1	
Pyrene		11.290	0.0297	0.0943	202.0			
					200.0	16.8 - 25.2	19.4	
					203.0	15.9 - 23.9	23.4	
Terphenyl-d14		11.482	1.0071	5.1254	244.2			
					243.0	18.1 - 27.2	22.8	

Compound	CAS#	RT	RR	Conc	Transition	(Min-Max)	Q-Ratio	
					122.0	8.8 - 13.3	11.0	
Ethion		11.743	0.0027	0.1423	231.0			
					153.0	52.9 - 79.4	76.1	
					125.0	43.3 - 64.9	61.5	
Trithion (carbofenotion)		11.985	0.0038	0.0832	157.0			
					342.0	19.2 - 28.7	20.0	
					199.0	16.7 - 25.1	19.2	
Butyl benzyl phthalate		12.005	0.0046	0.0885	91.0			
					149.0	129.8 - 194.7	172.8	
					206.0	28.3 - 42.5	29.6	
Bis(2-ethylhexyl)adipate		12.106	0.0047	0.0563	129.0			
					57.0	28.7 - 43.0	38.0	
					147.0	16.1 - 24.2	21.5	
TPP		12.227	0.2458	4.5730	326.1			
					169.0	23.7 - 35.6	30.3	
					215.0	23.0 - 34.5	28.9	
Benzo [a] anthracene		12.649	0.0211	0.0946	228.0			
					226.0	21.1 - 31.6	27.5	
					229.0	16.0 - 24.1	20.3	
Chrysene		12.690	0.0302	0.1099	228.0			
					226.0	23.5 - 35.2	27.0	
					229.0	16.3 - 24.4	19.9	
Bis(2-ethylhexyl)phthalate		12.740	0.0091	0.0593	149.0			
					167.0	25.3 - 38.0	29.1	
					279.0	6.7 - 10.1	5.4	Low
Di-n-octyl phthalate		13.837	0.0006	0.4401	279.0			
					167.0	31.6 - 47.4	88.2	High
					261.0	13.2 - 19.8	22.1	High
Benzo [b] fluoranthene		14.461	0.0168	0.0937	252.0			
					253.0	17.6 - 26.4	22.3	
					126.0	11.1 - 16.6	15.8	
Benzo [k] fluoranthene		14.522	0.0201	0.0797	252.0			
					253.0	17.5 - 26.2	23.0	
					126.0	11.5 - 17.2	16.1	
Benzo[a] pyrene		15.196	0.0121	0.0890	252.0			
					250.0	19.4 - 29.1	23.8	
					126.0	12.7 - 19.1	19.7	High
Perylene-d12		15.347	1.1098	4.8669	264.0			
					260.0	18.4 - 27.6	23.3	
					132.0	13.1 - 19.7	17.0	
Indeno [1,2,3-cd] pyrene		17.783	0.0099	0.2457	276.0			
					277.0	19.2 - 28.8	21.7	
					138.0	16.3 - 24.5	26.2	High
Dibenz [a,h] anthracene		17.843	0.0120	0.0909	278.0			
					279.0	20.1 - 30.1	24.1	
					139.0	13.8 - 20.7	23.5	High
Benzo [g,h,i] perylene		18.176	0.0149	0.0893	276.0			
					138.0	18.7 - 28.0	27.3	
					277.0	18.7 - 28.0	19.7	

1,3 Dimethyl-2-Nitrobenzene

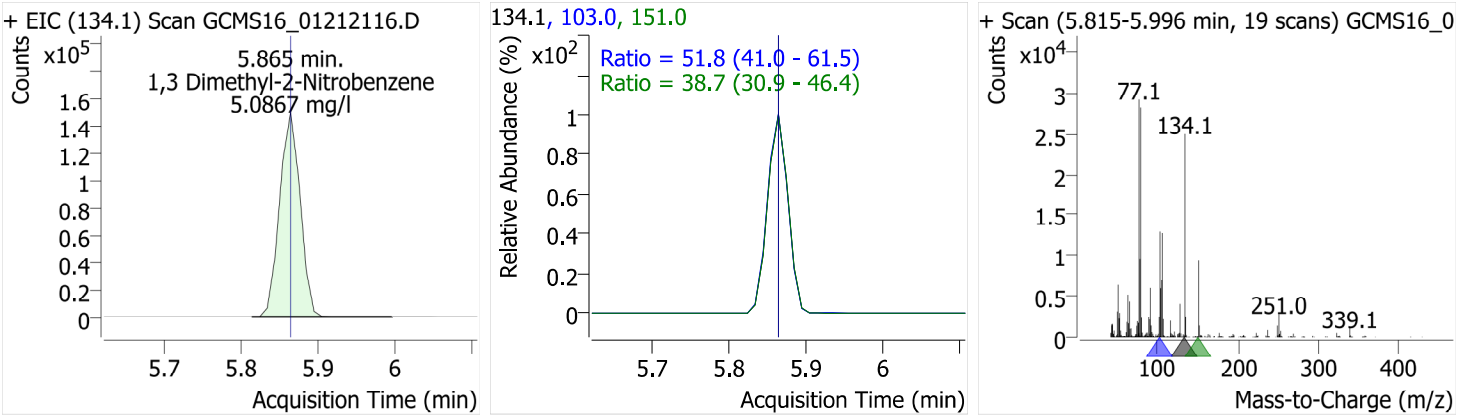

Naphthalene

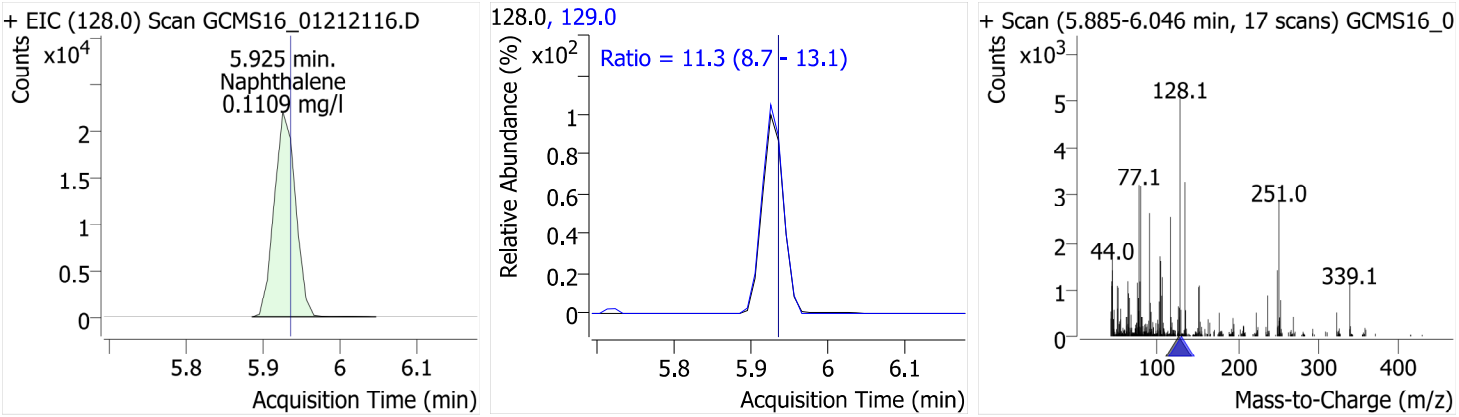

EPTC

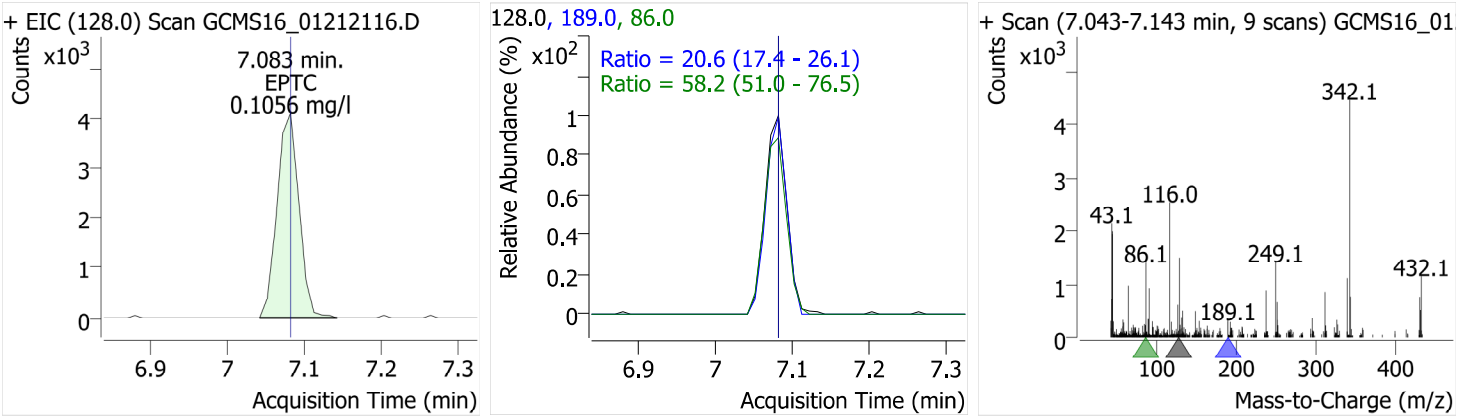

Dimethyl phthalate

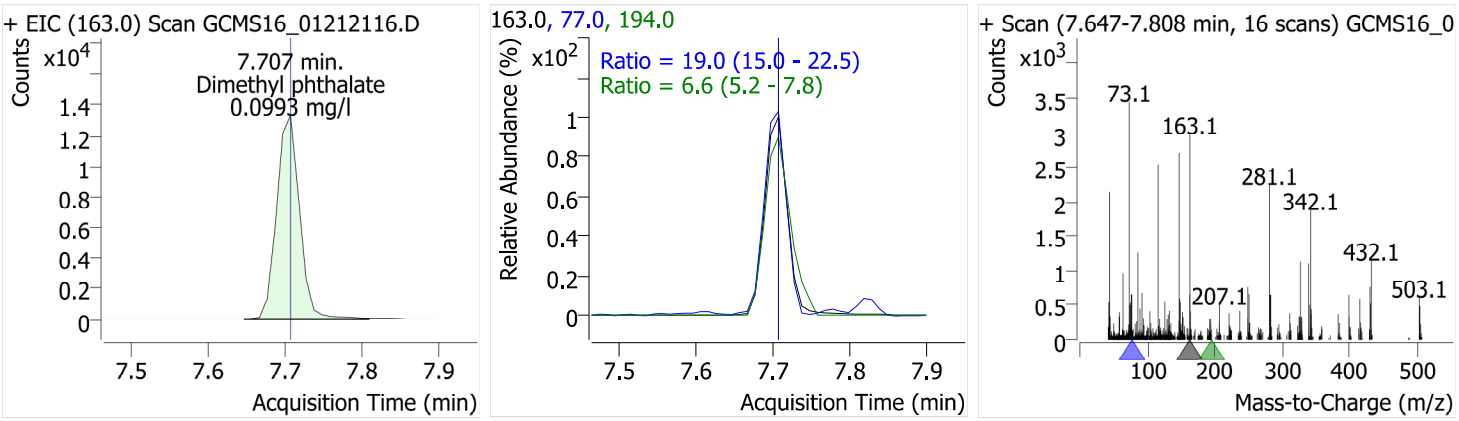

Acenaphthylene

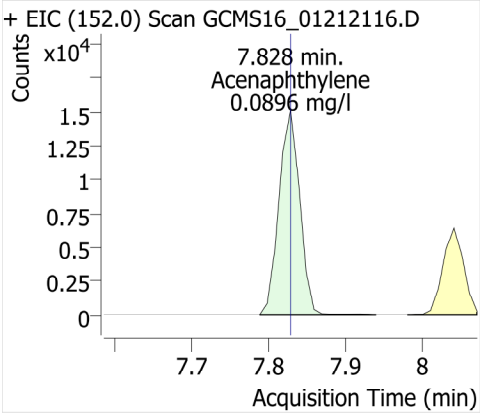

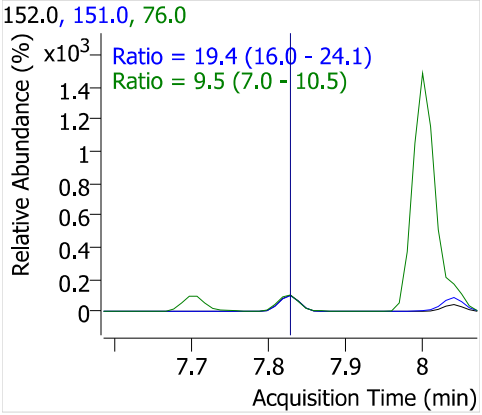

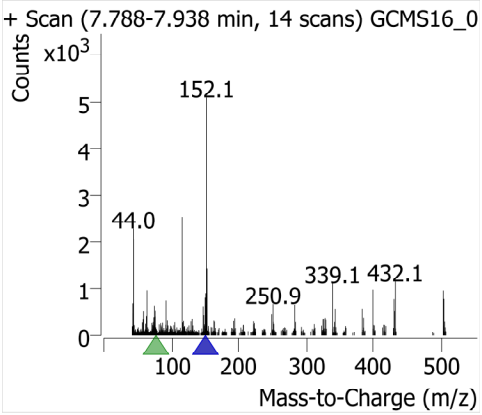

Acenaphthene-d10

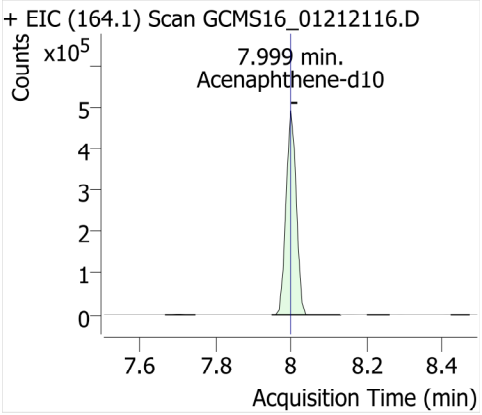

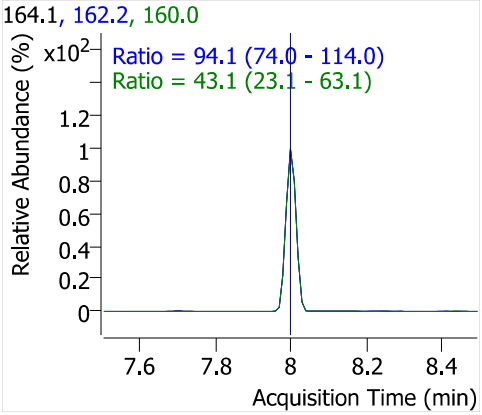

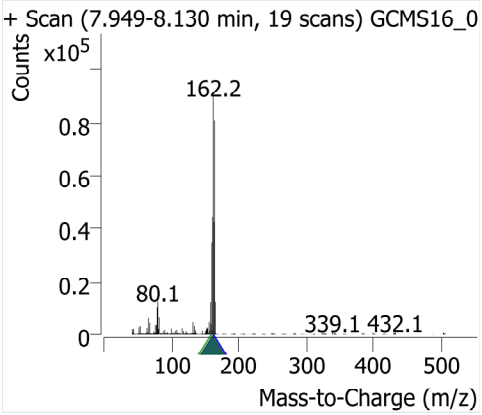

Acenaphthene

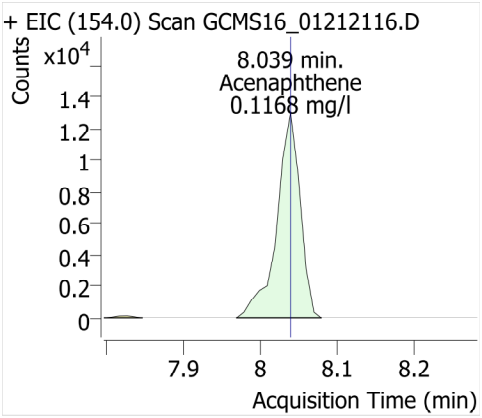

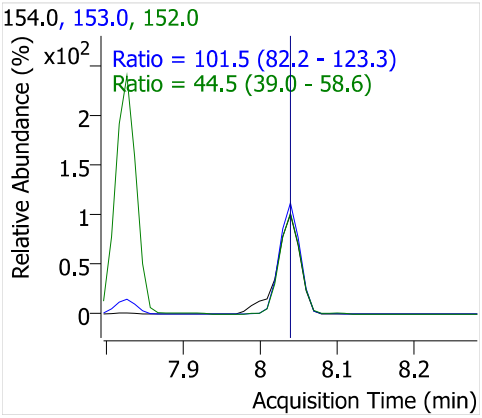

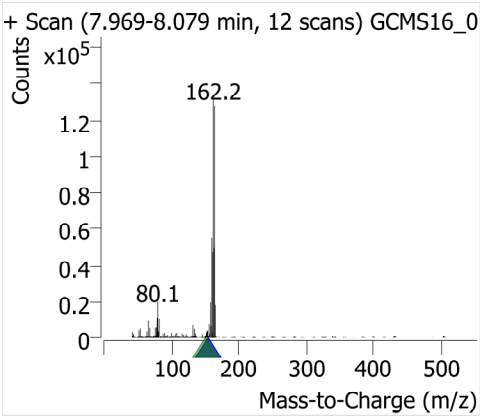

Molinate

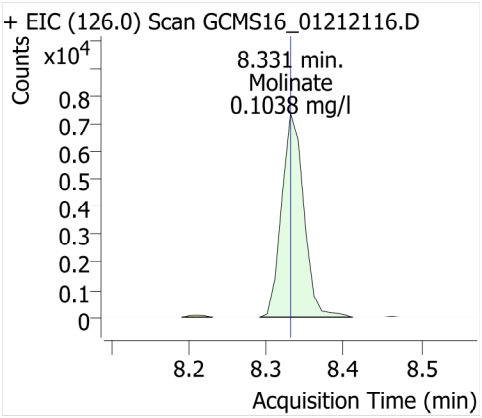

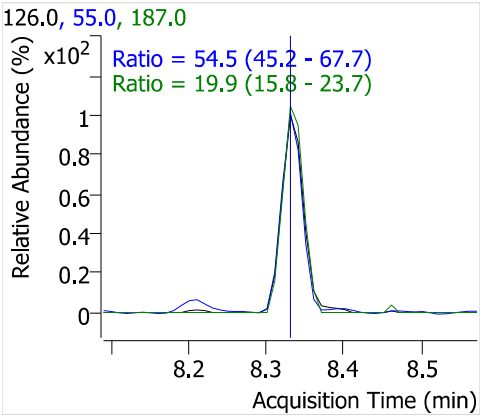

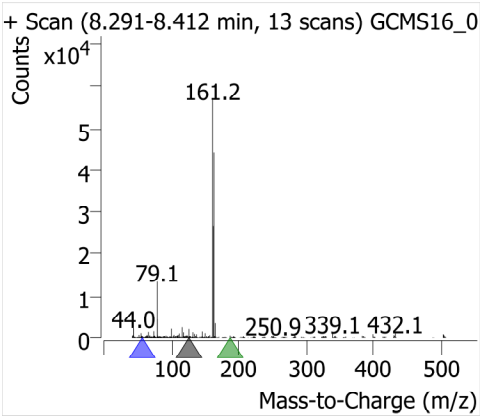

Diethyl phthalate

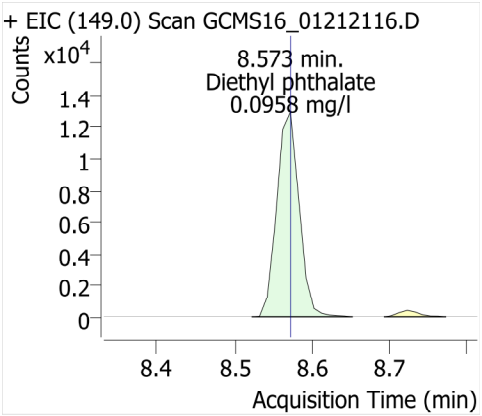

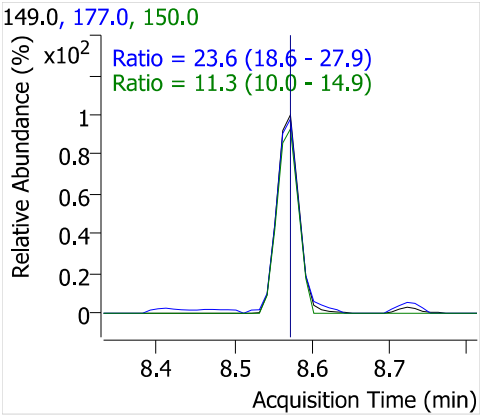

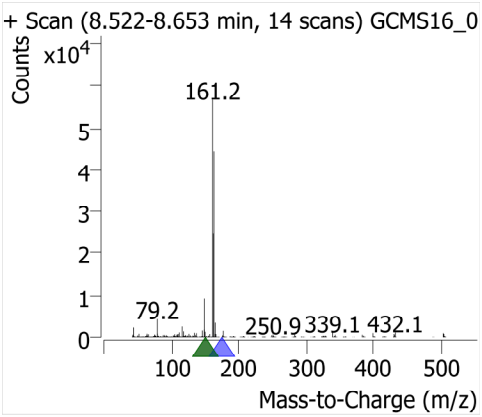

Fluorene

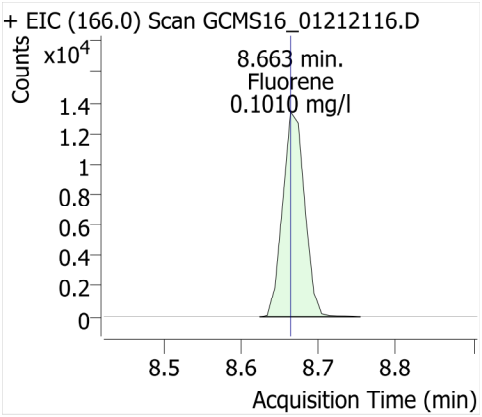

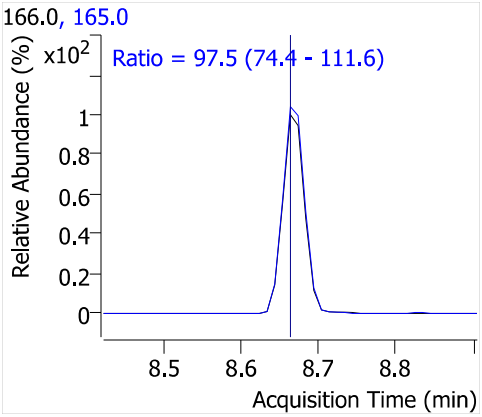

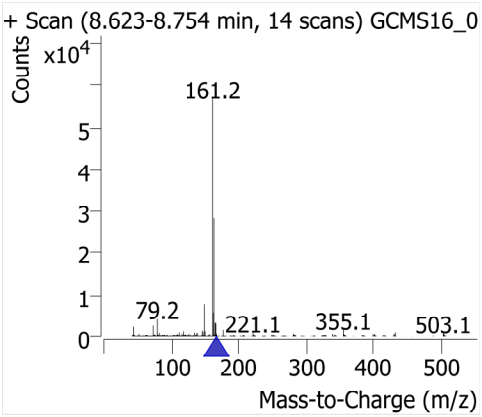

Chlorpropham

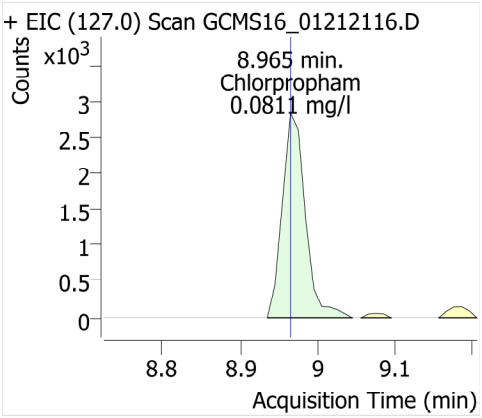

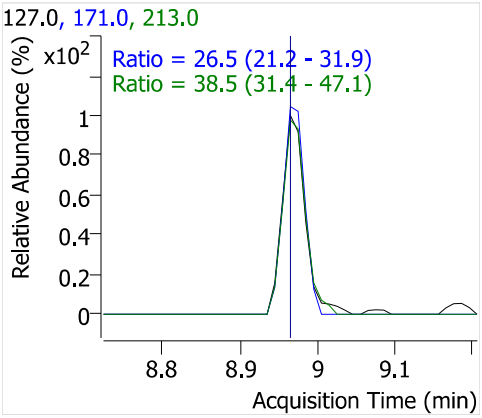

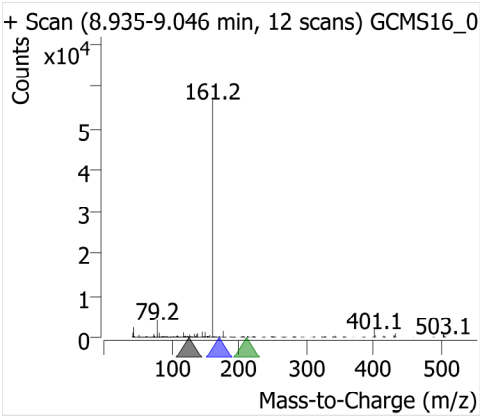

Dimethoate

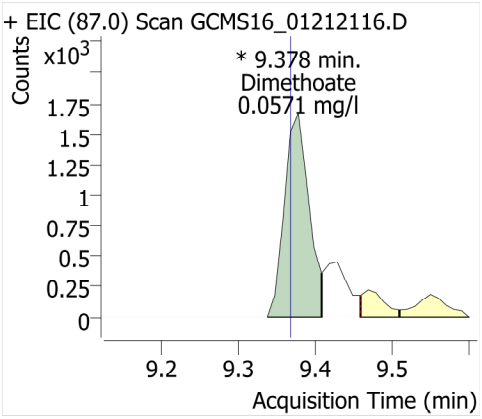

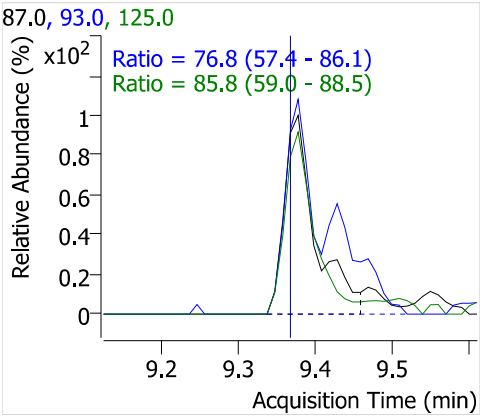

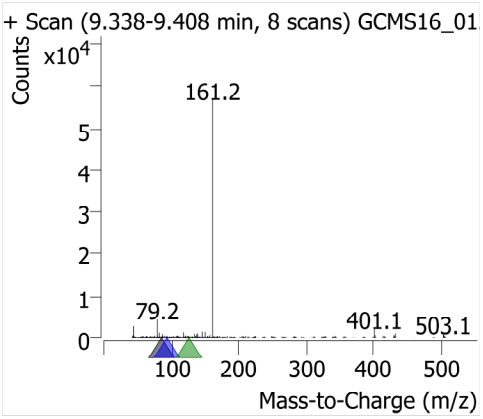

Prometon

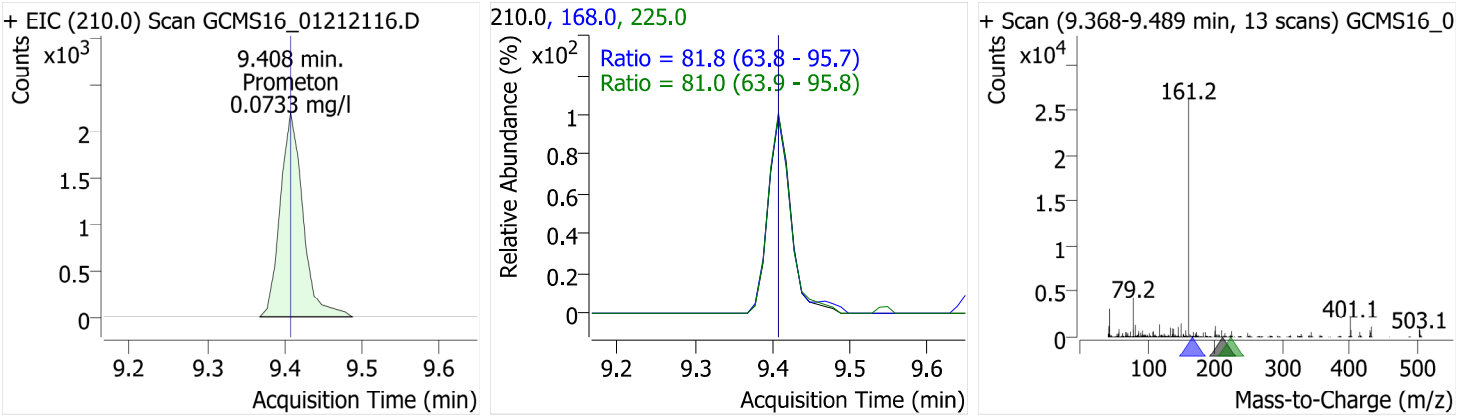

Simazine

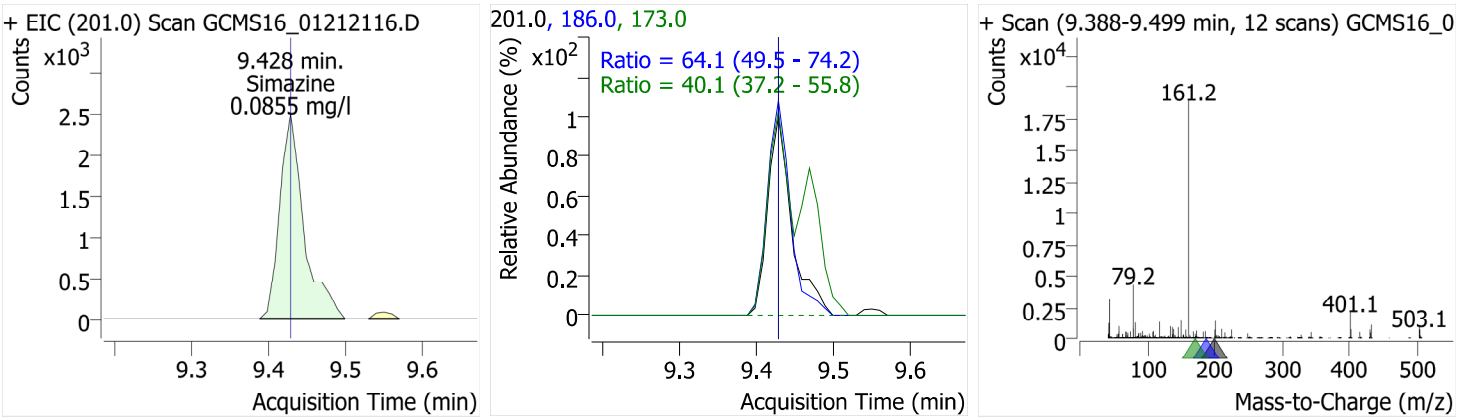

Atrazine

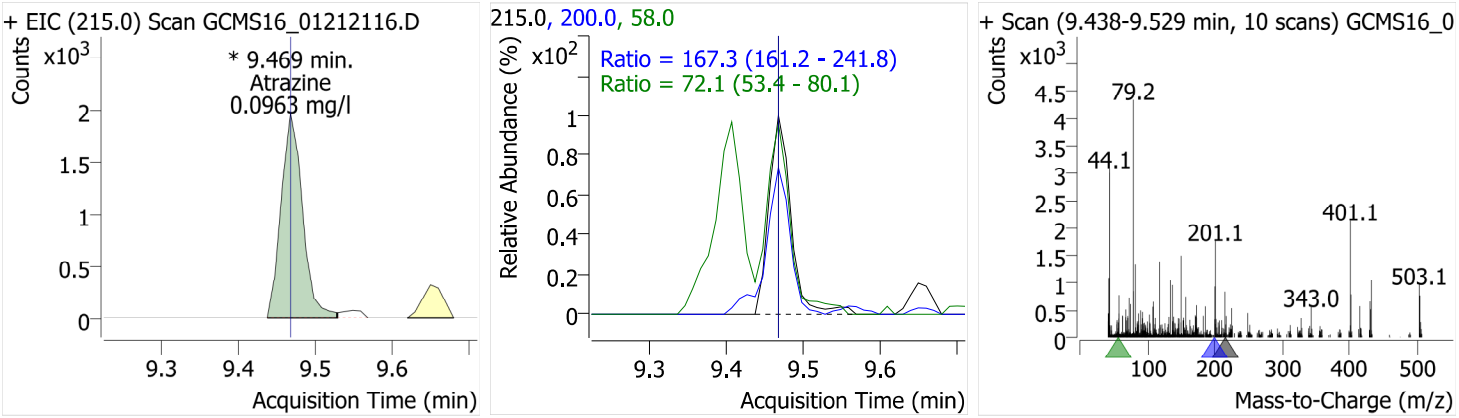

Pentachloronitrobenzene

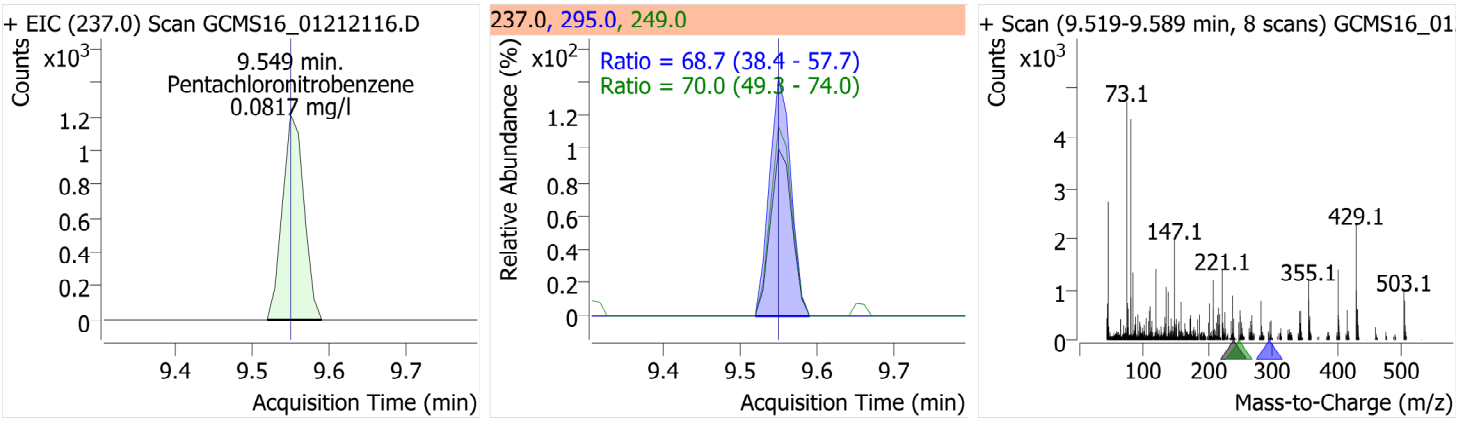

Pentachlorophenol

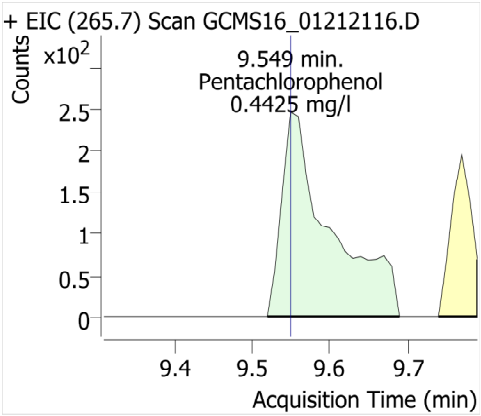

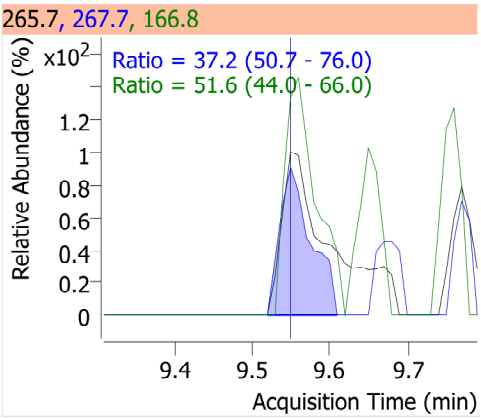

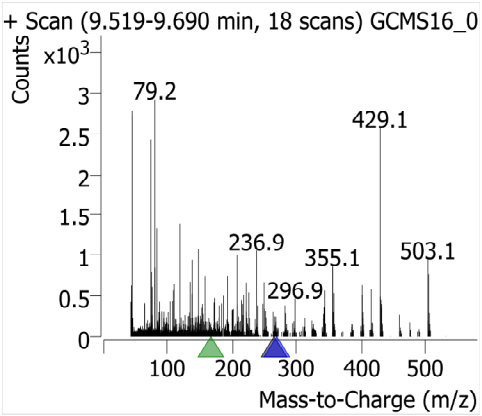

Diazinon (Dimpylate)

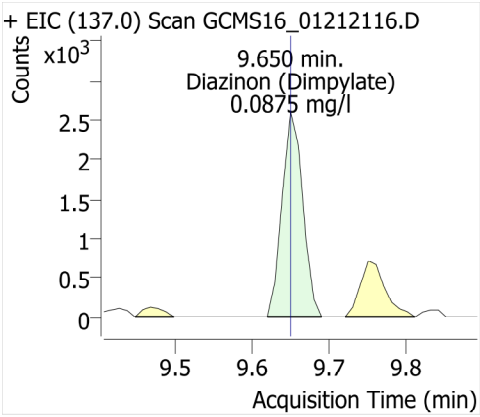

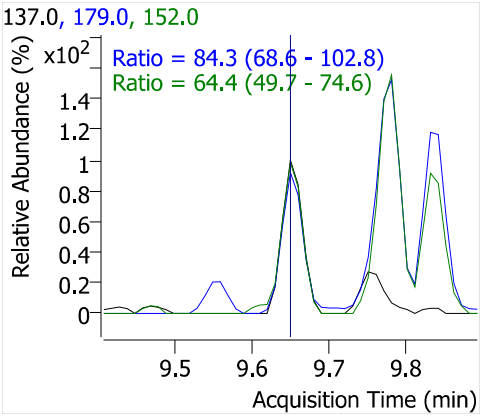

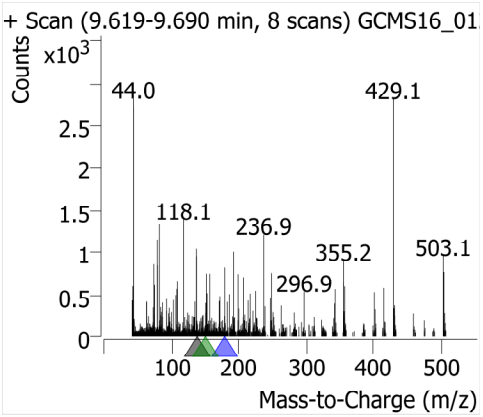

Phenanthrene-d10

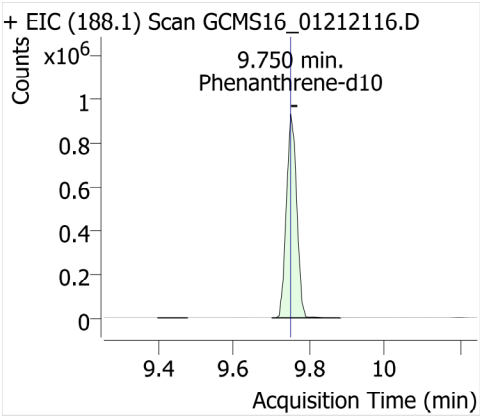

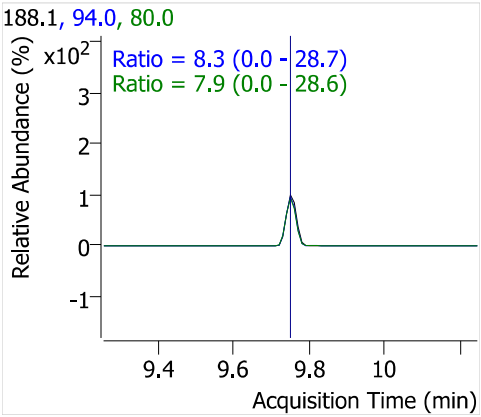

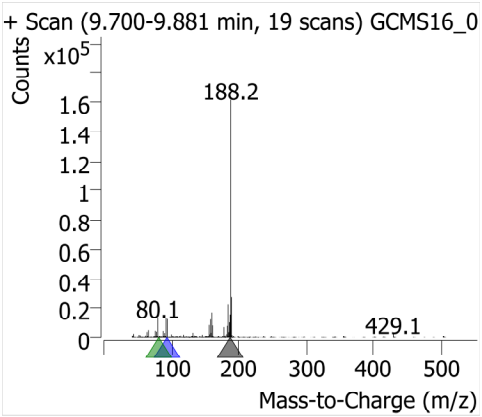

Phenanthrene

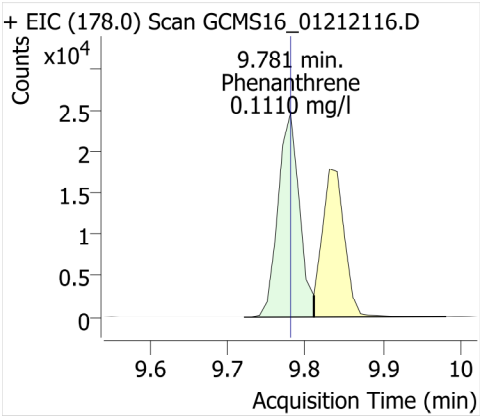

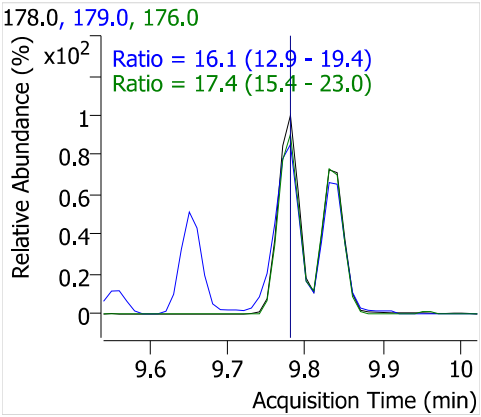

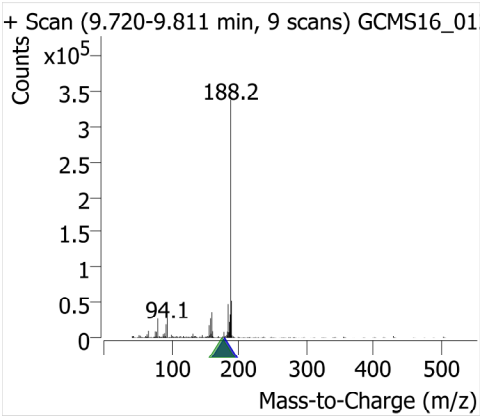

Disulfoton

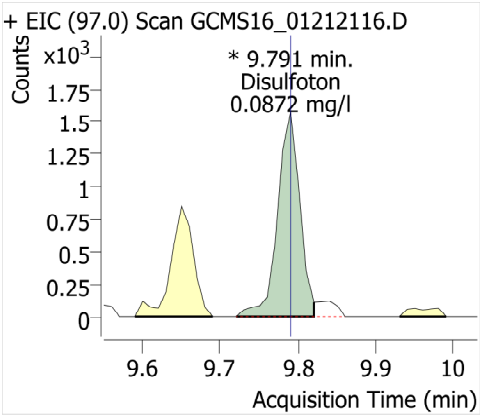

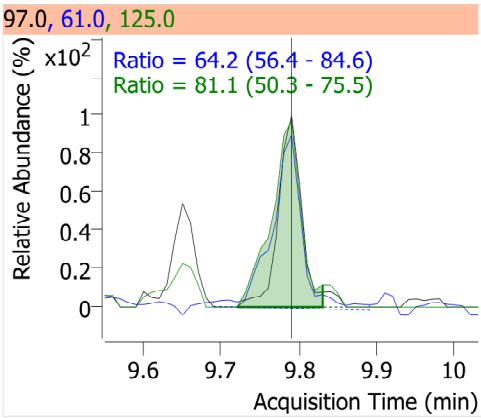

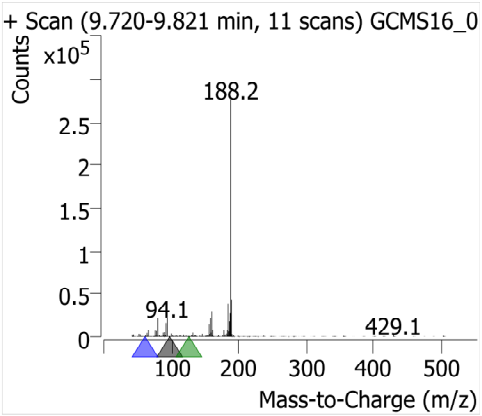

Terbacil

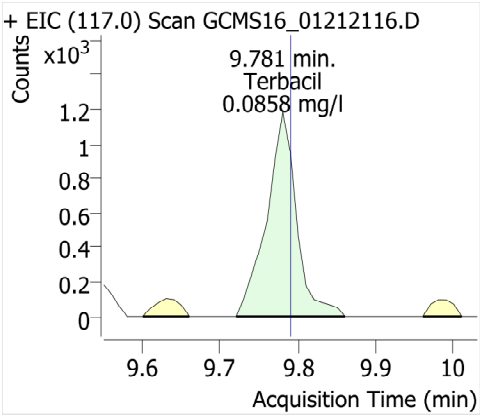

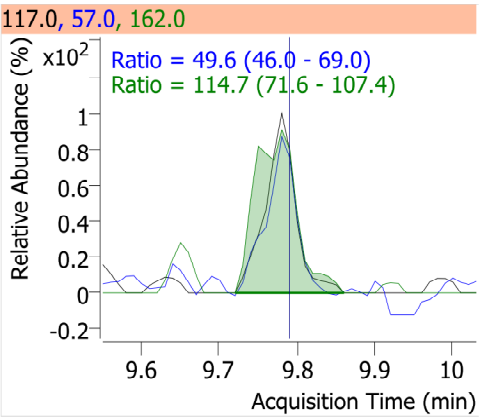

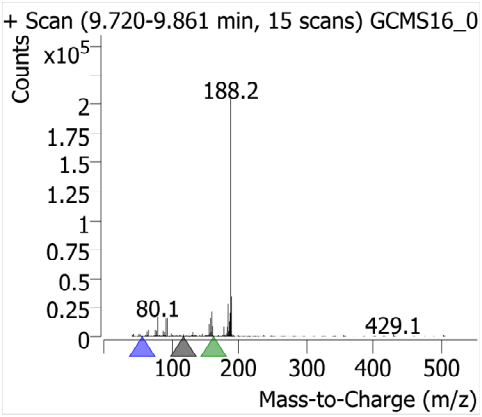

Anthracene

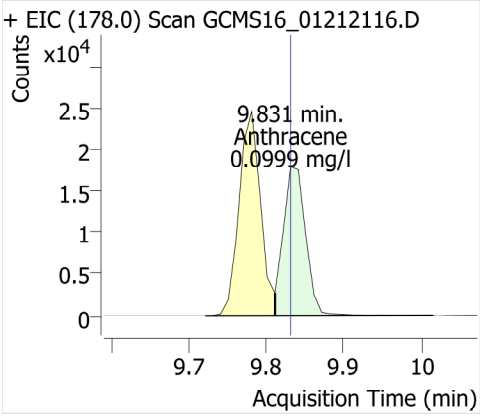

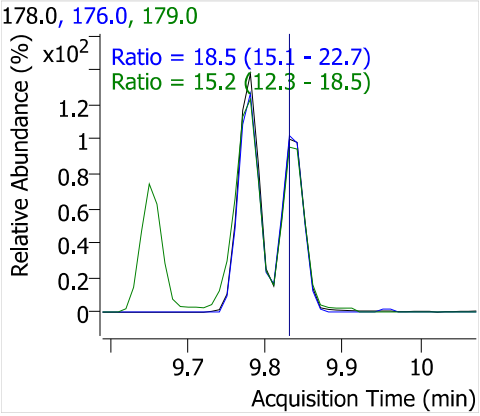

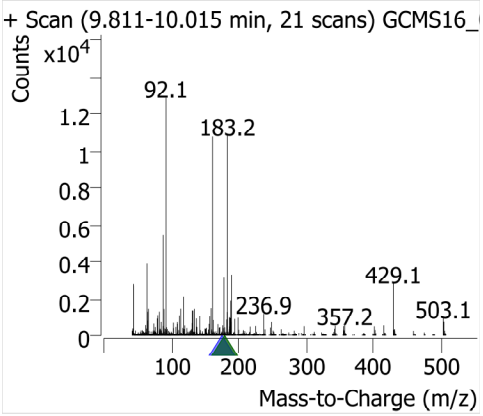

Caffeine

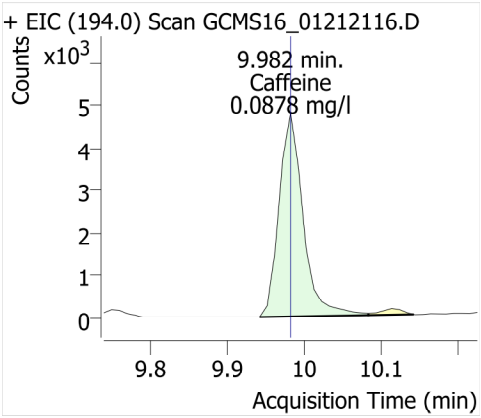

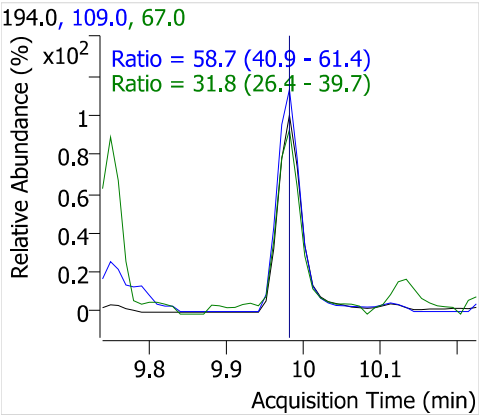

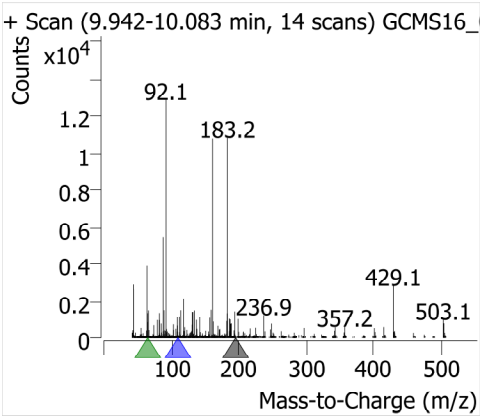

Acetochlor

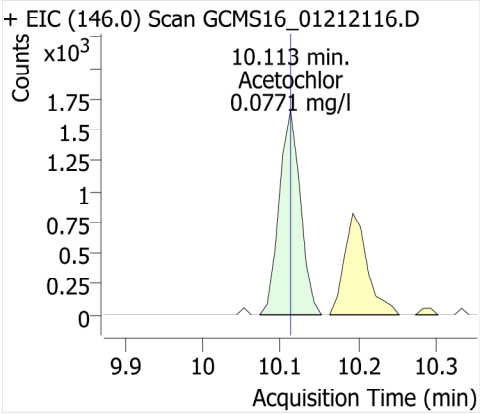

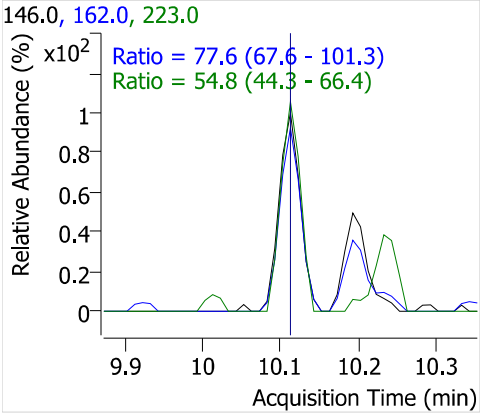

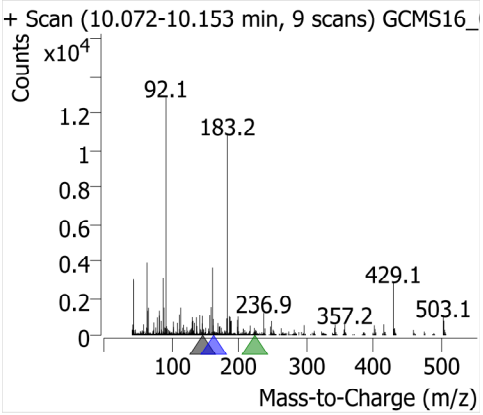

Metribuzin

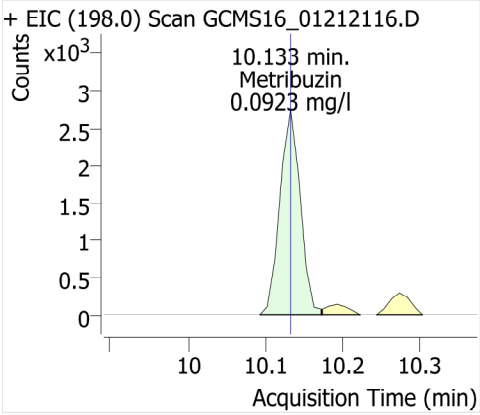

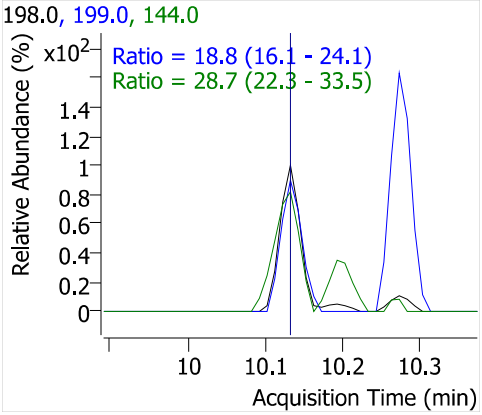

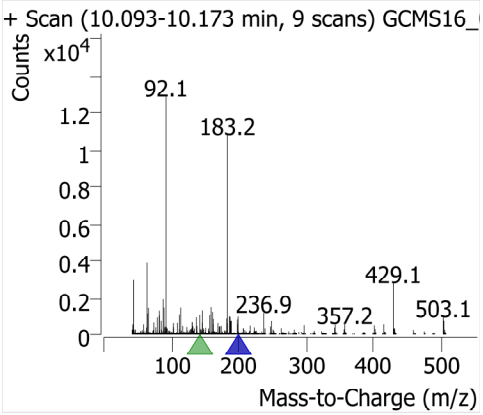

Alachlor

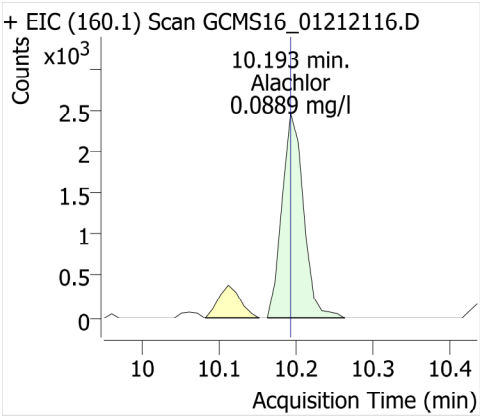

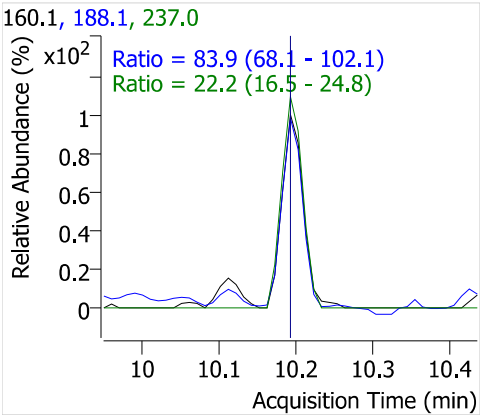

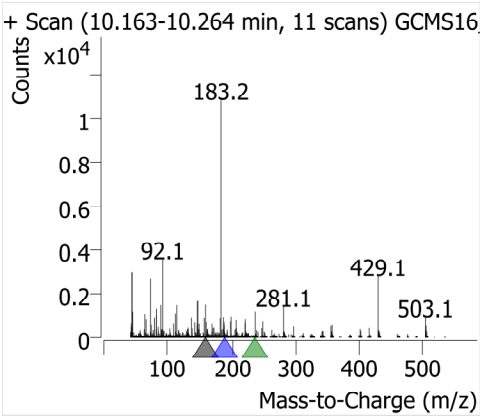

Prometryn

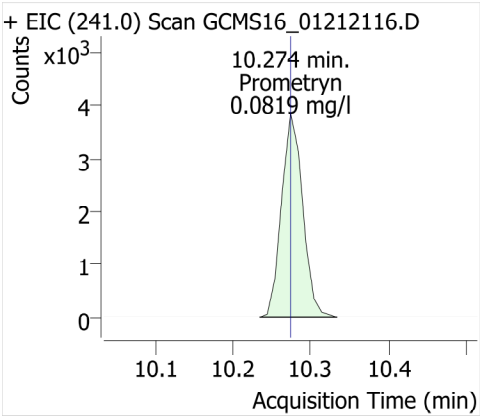

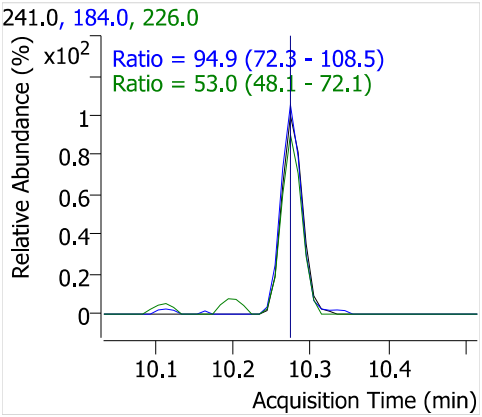

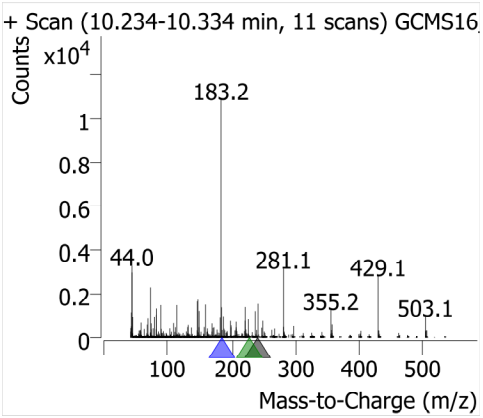

Bromacil

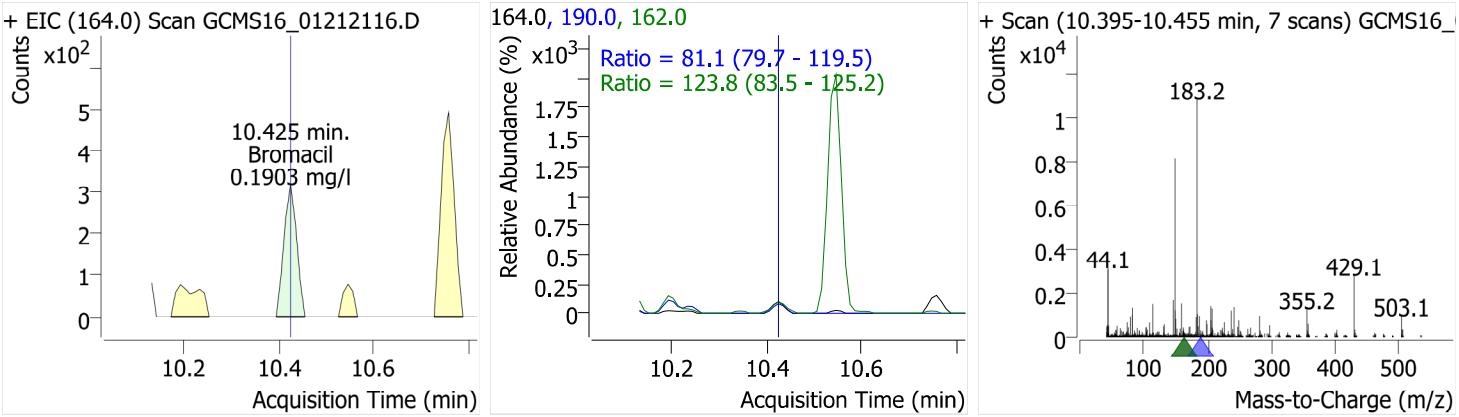

Di-n-butyl phthalate

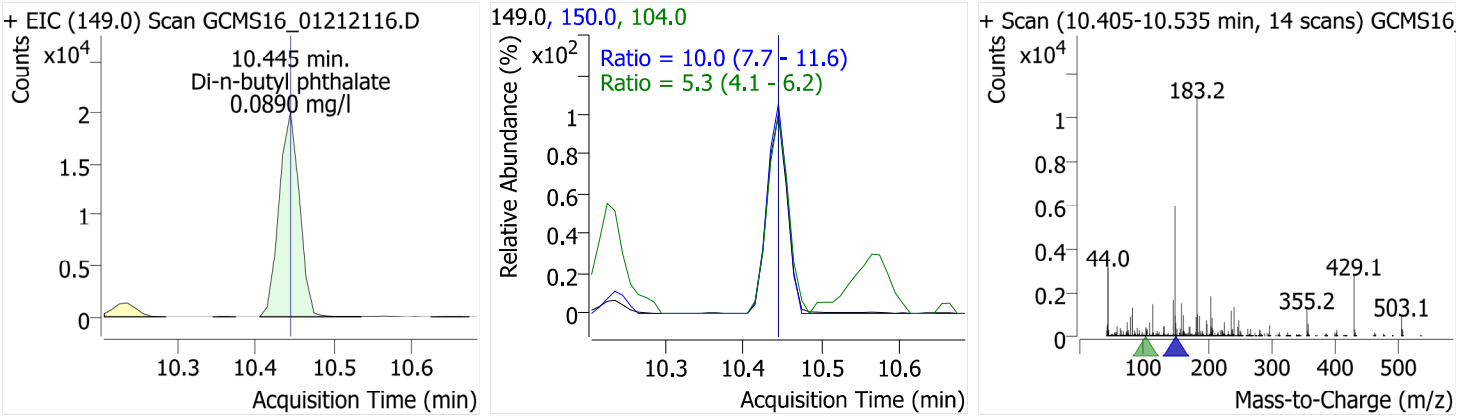

Metolachlor

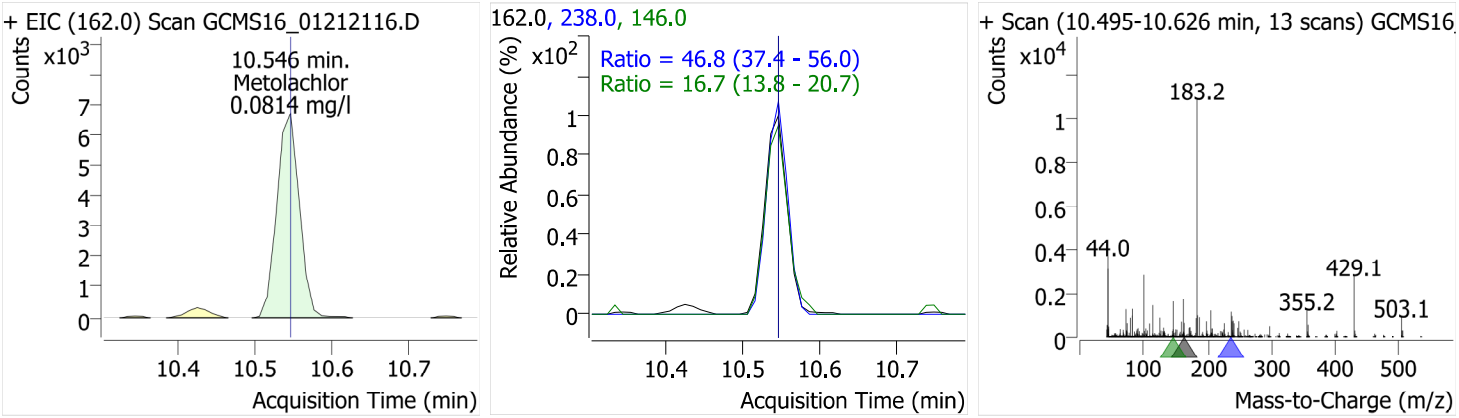

Cyanazine

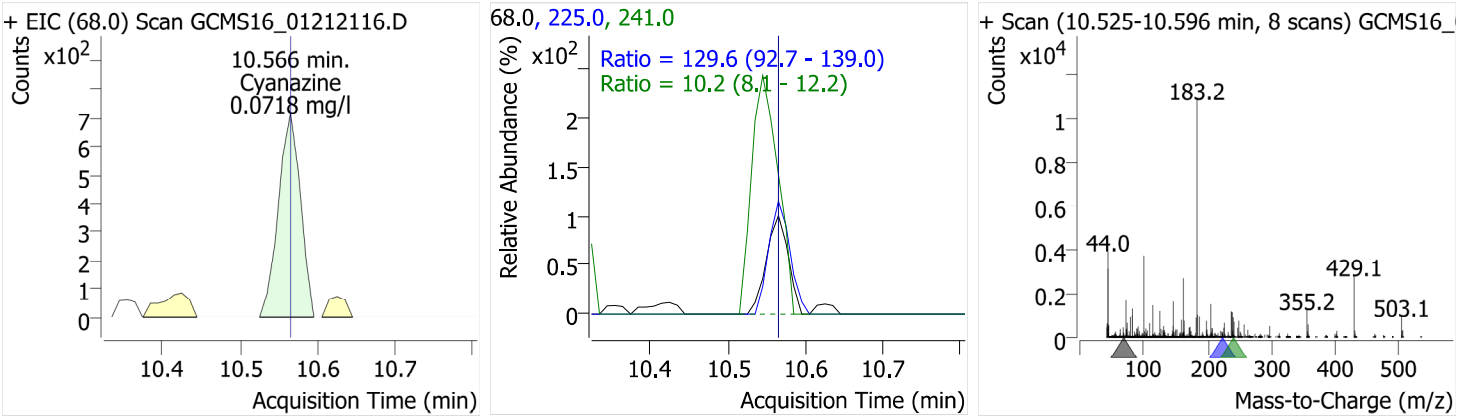

Thiobencarb

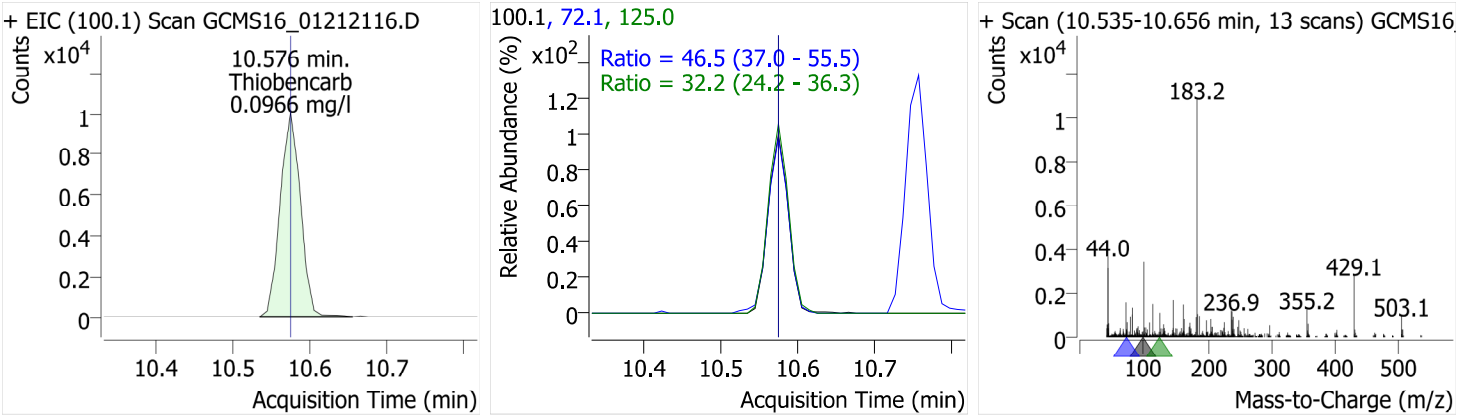

Diphenamide

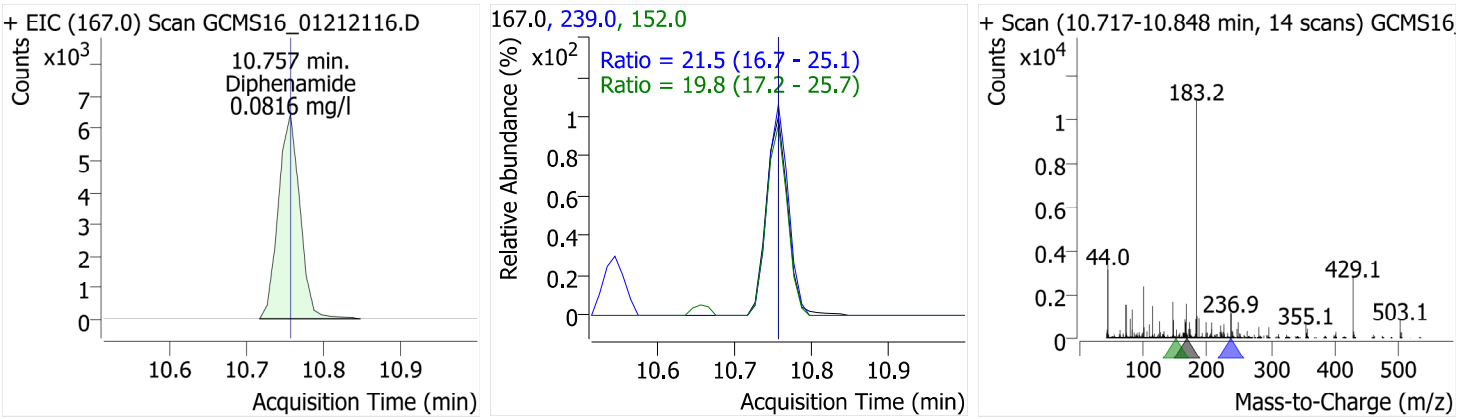

Captan

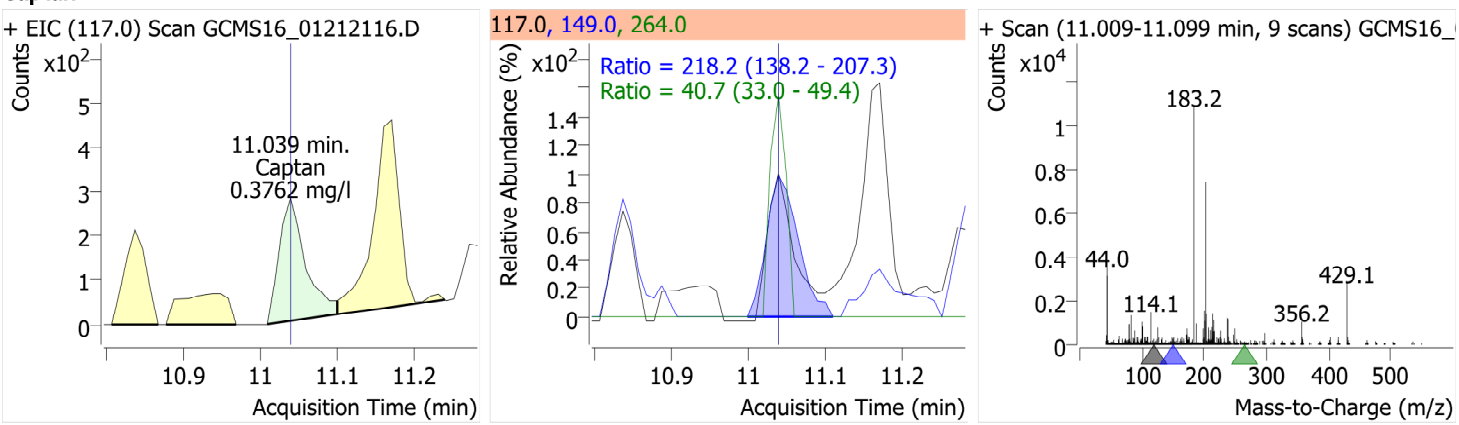

Fluoranthene

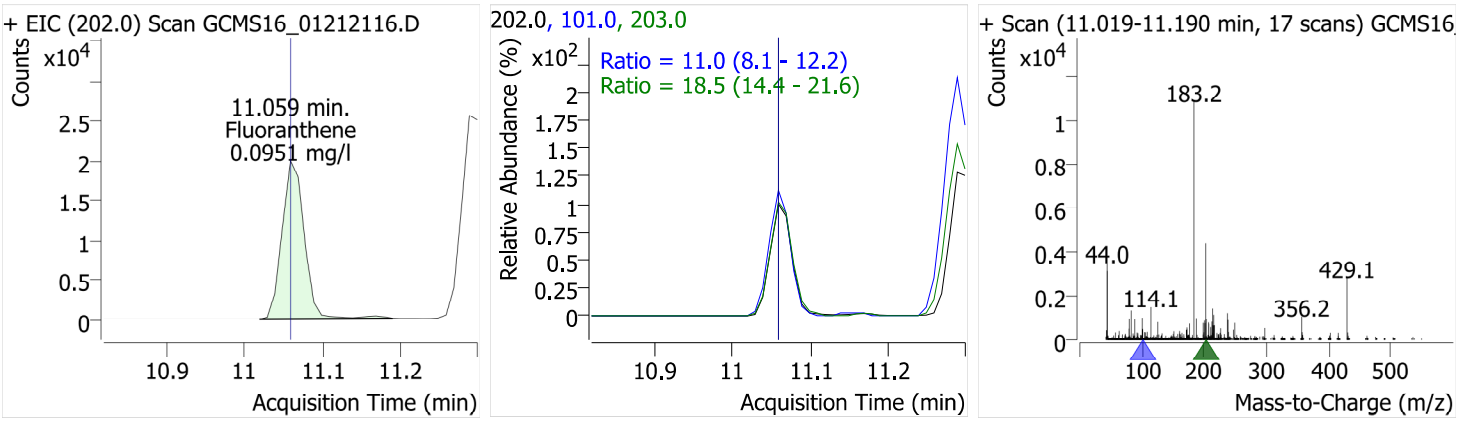

Butachlor

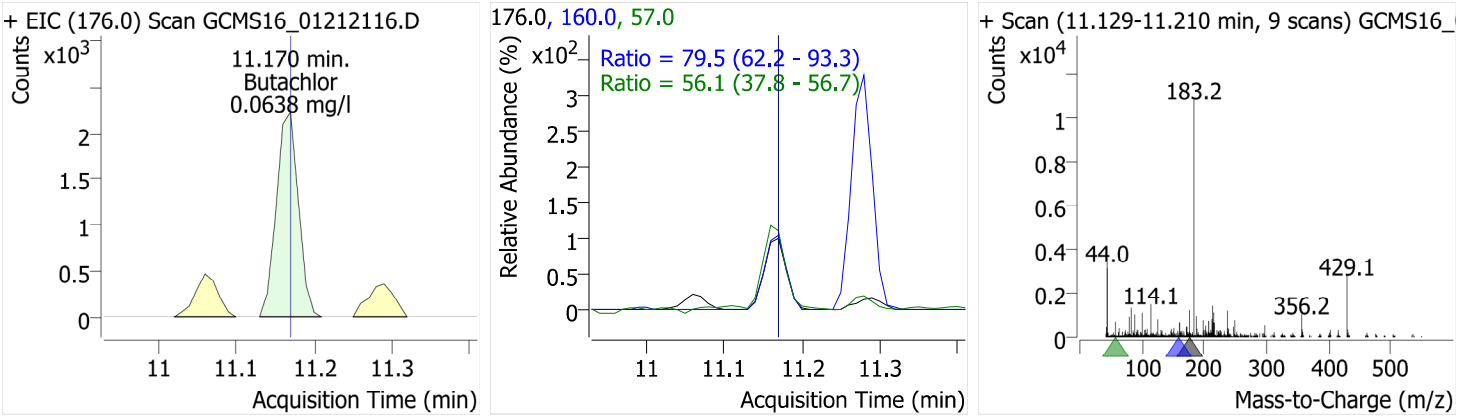

Pyrene

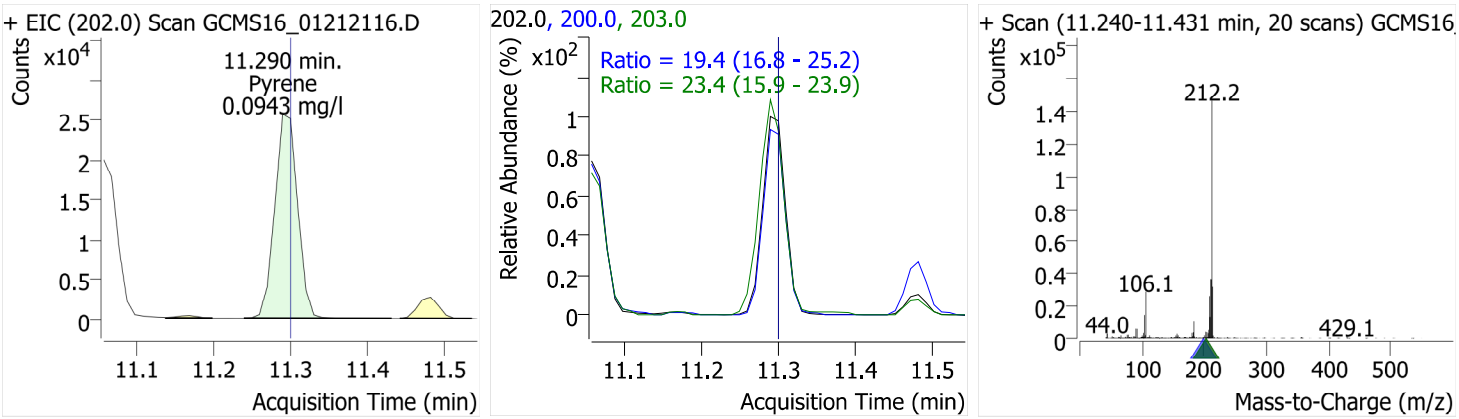

Terphenyl-d14

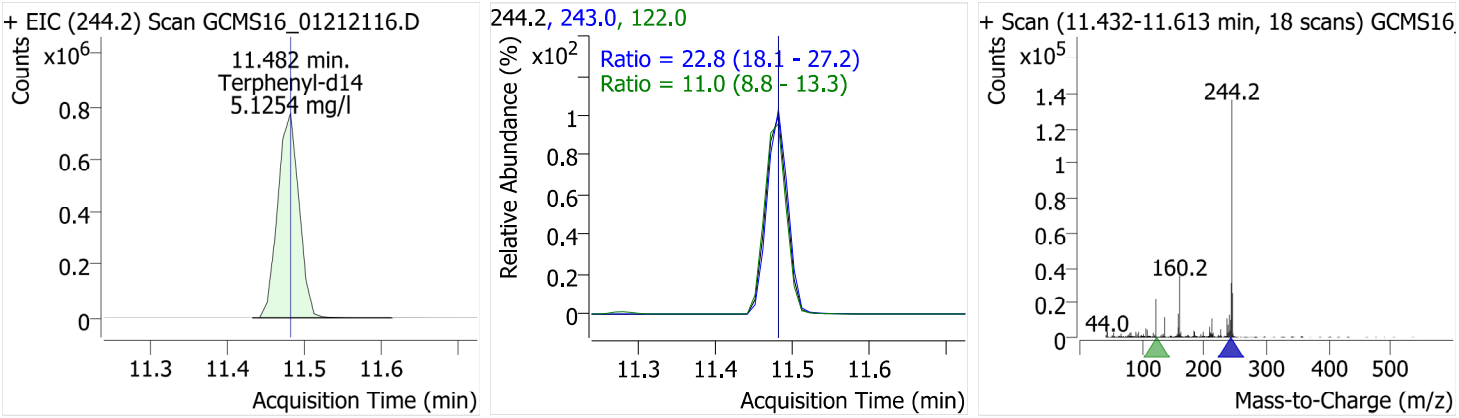

Ethion

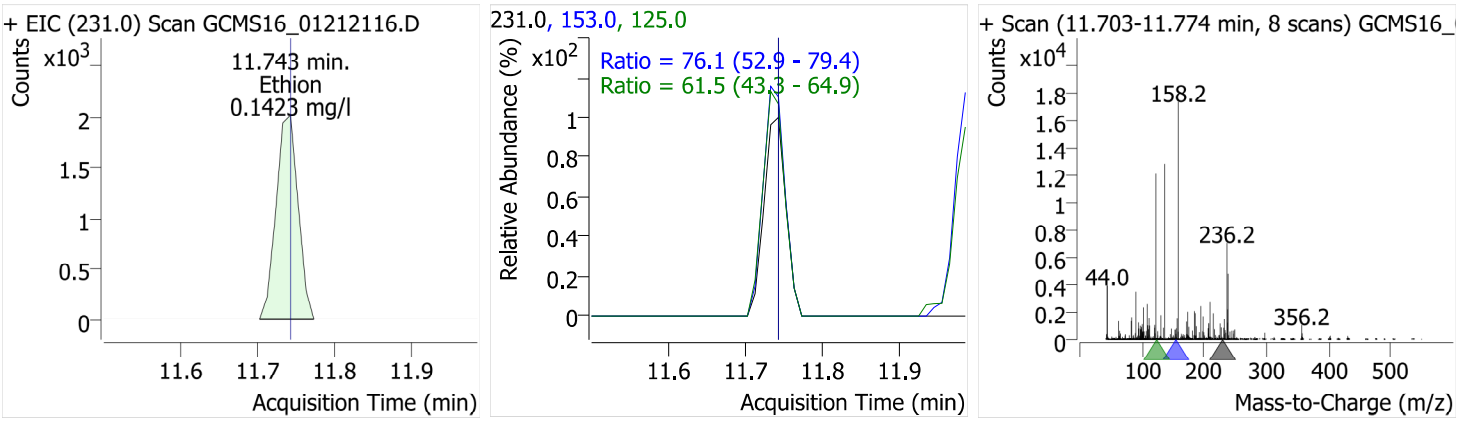

Trithion (carbofenotion)

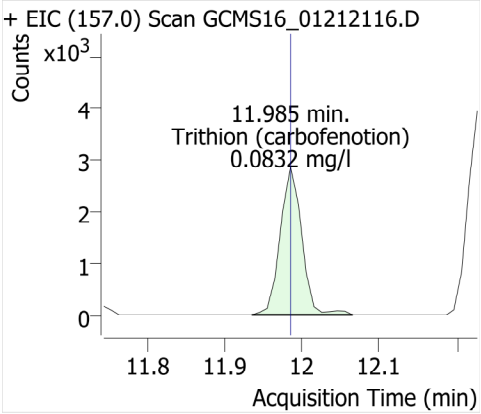

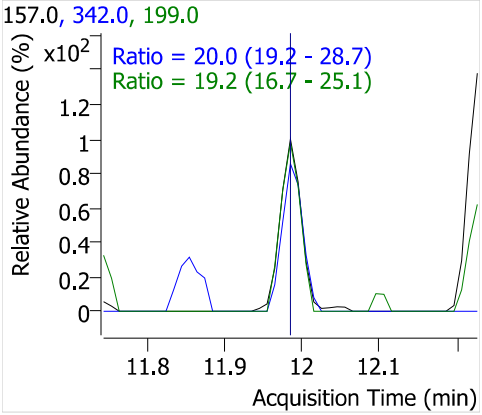

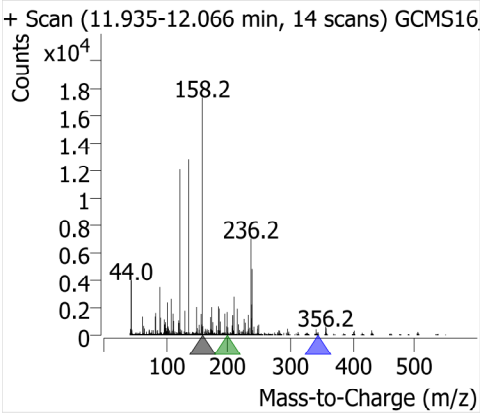

Butyl benzyl phthalate

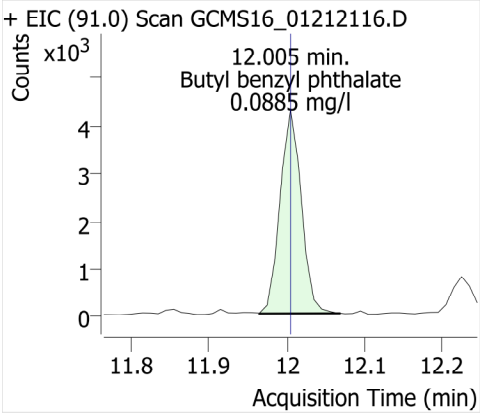

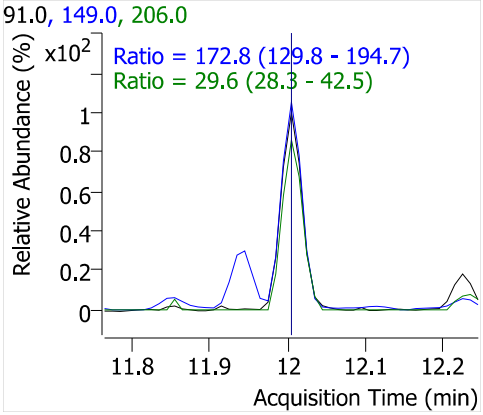

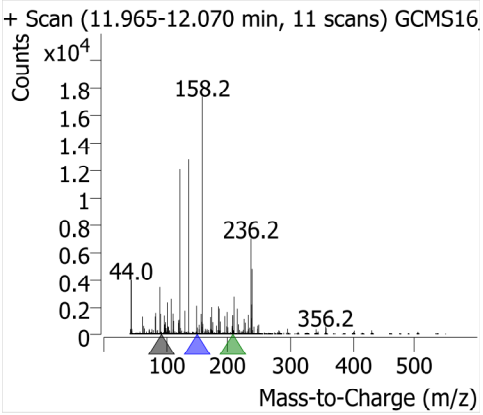

Bis(2-ethylhexyl)adipate

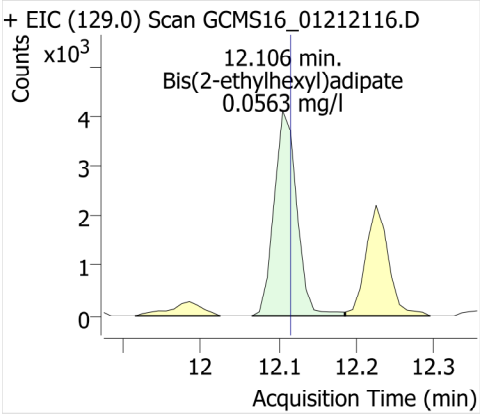

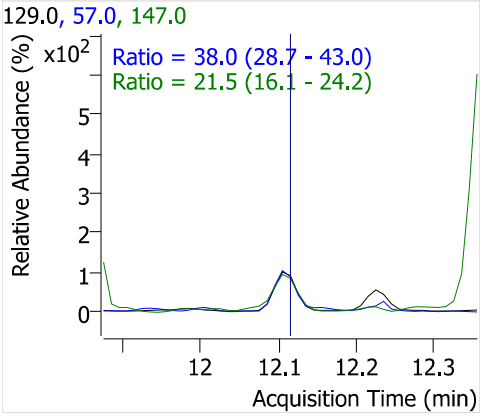

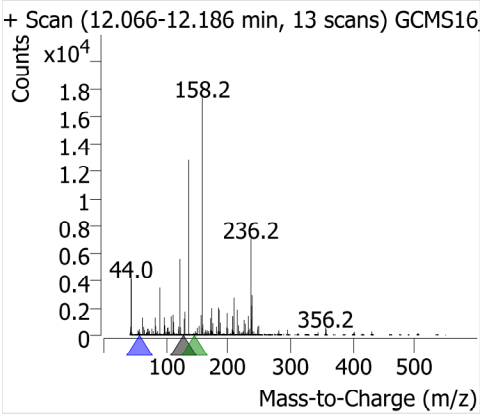

TPP

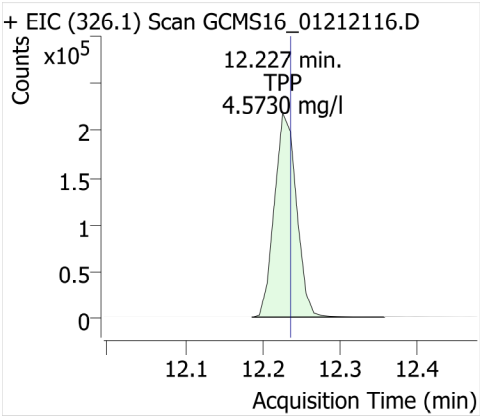

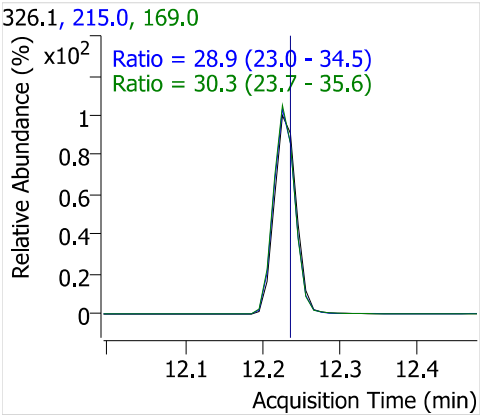

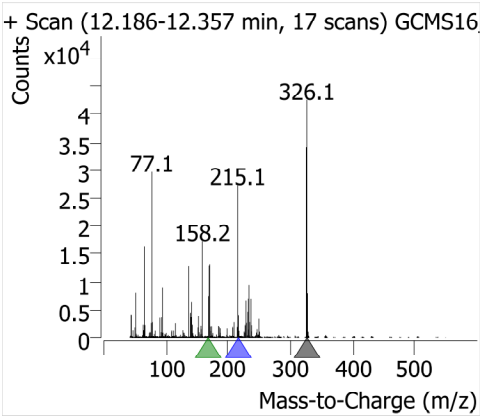

Benzo [a] anthracene

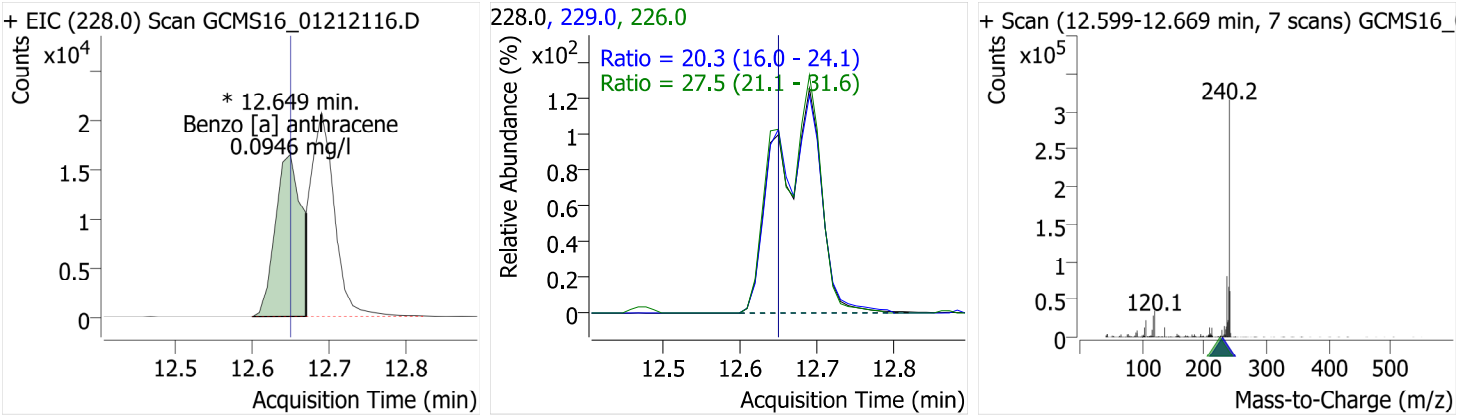

Chrysene-d12

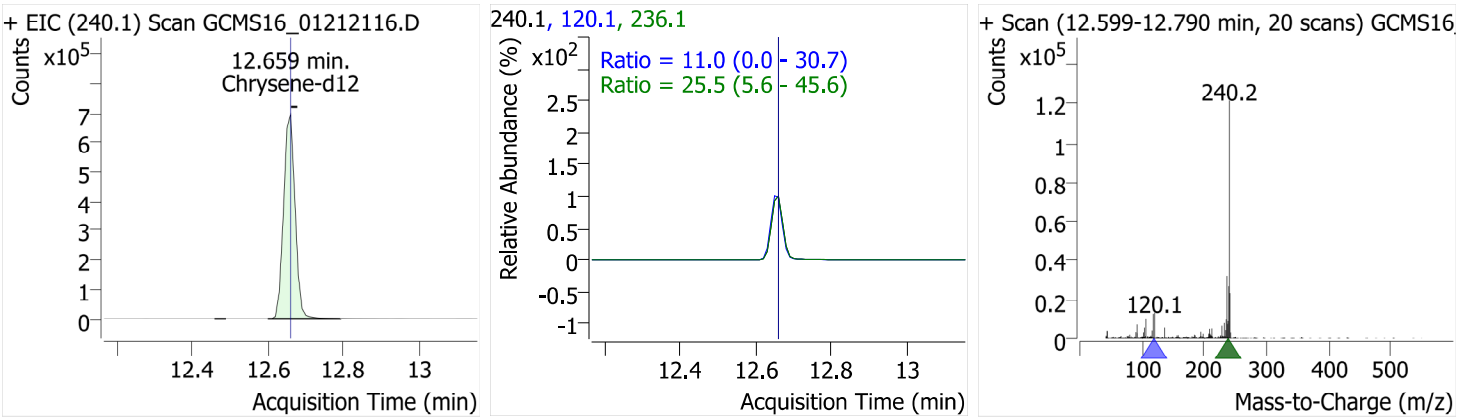

Chrysene

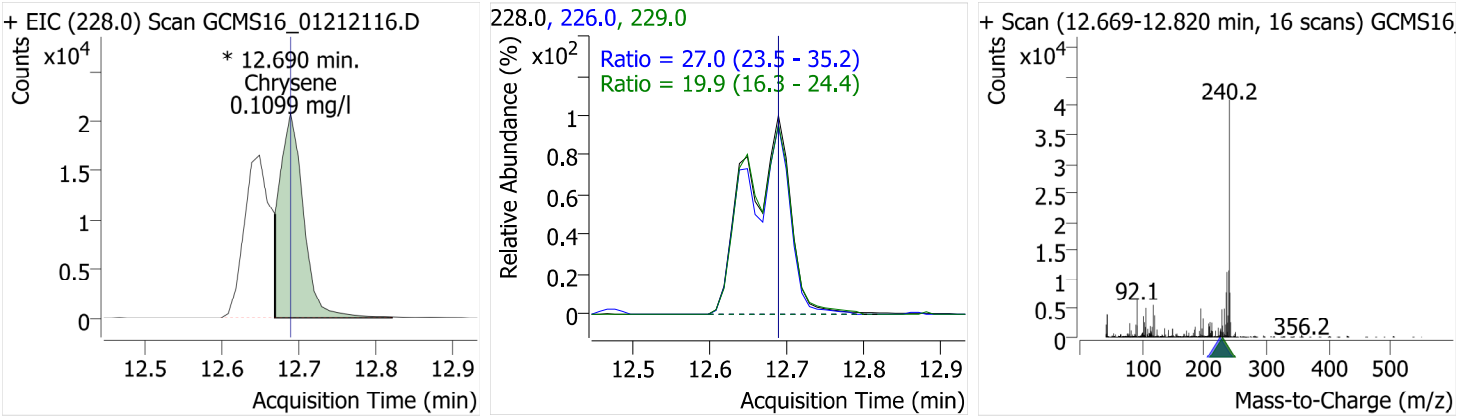

Bis(2-ethylhexyl)phthalate

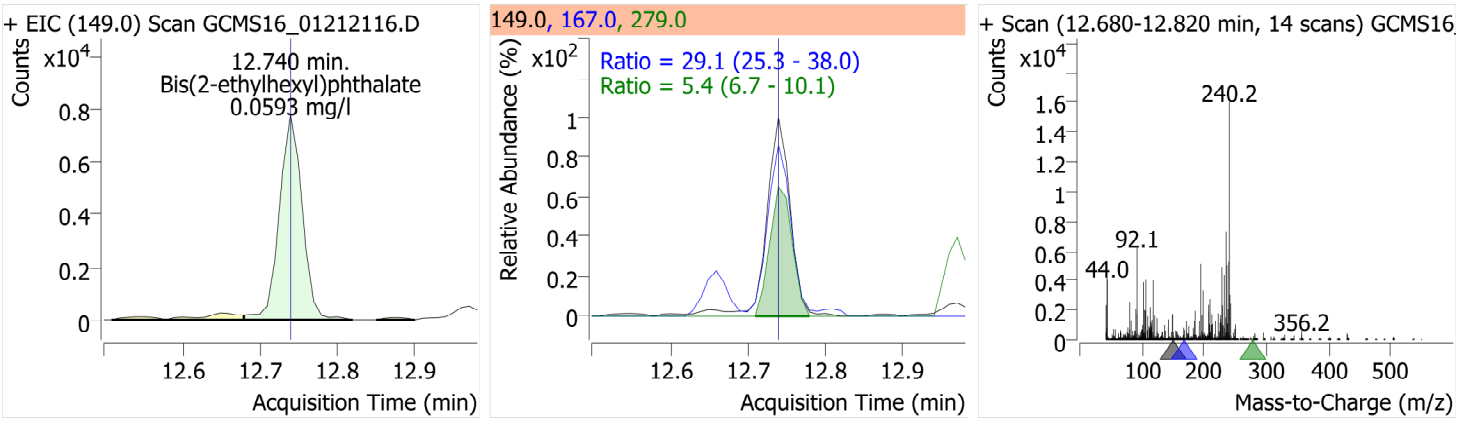

Di-n-octyl phthalate

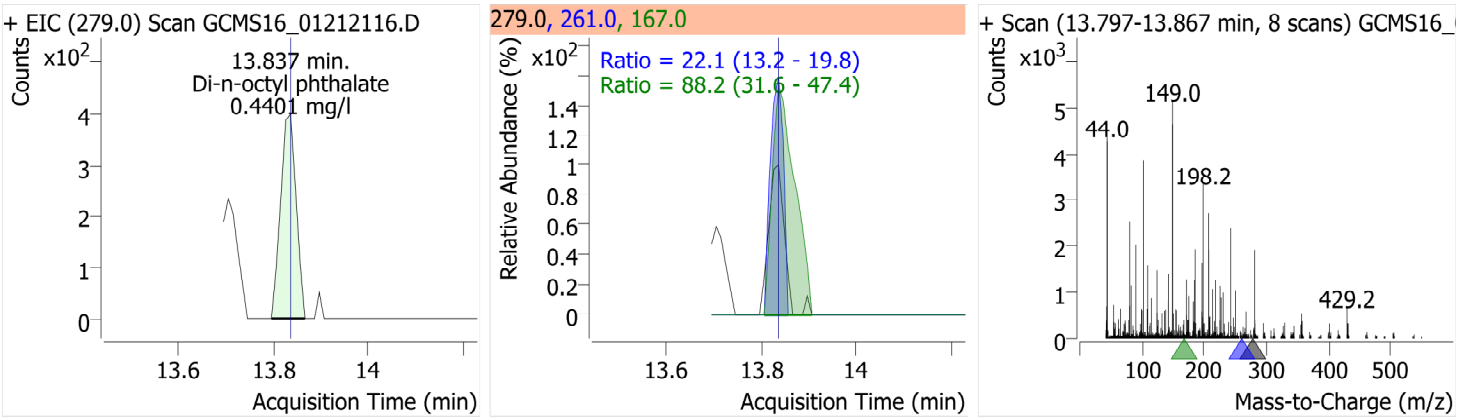

Benzo [b] fluoranthene

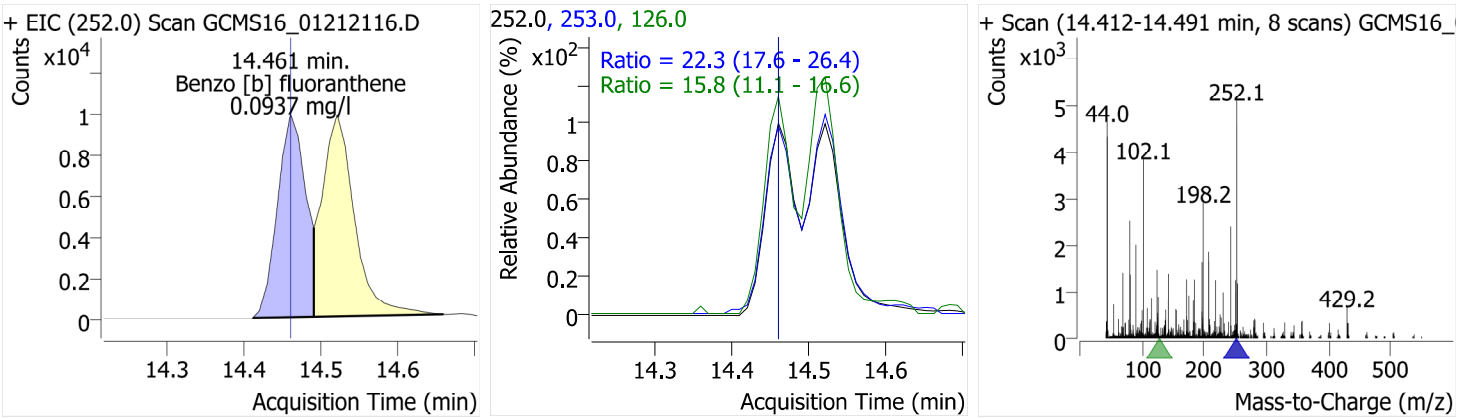

Benzo [k] fluoranthene

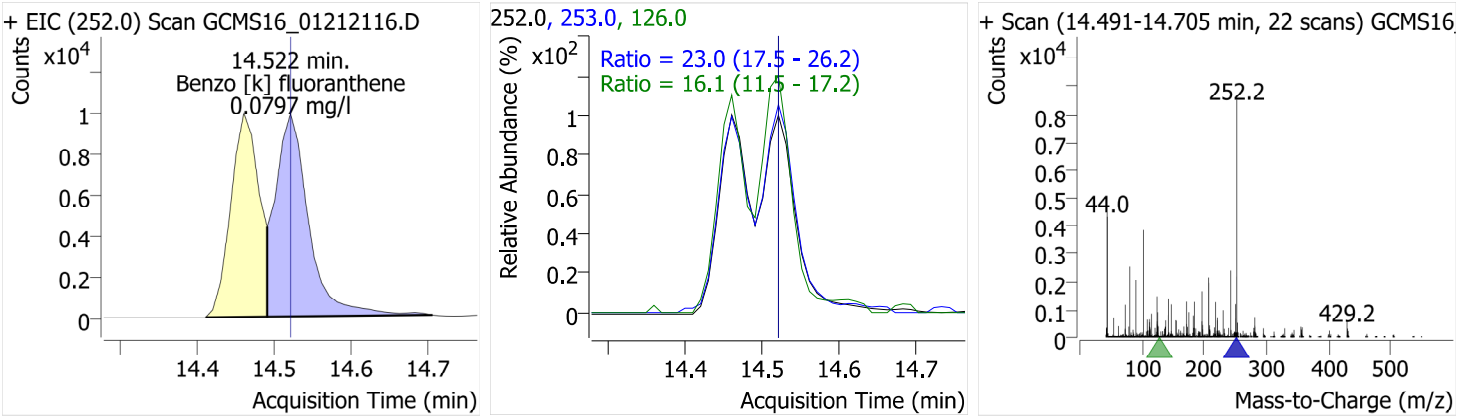

Benzo[a] pyrene

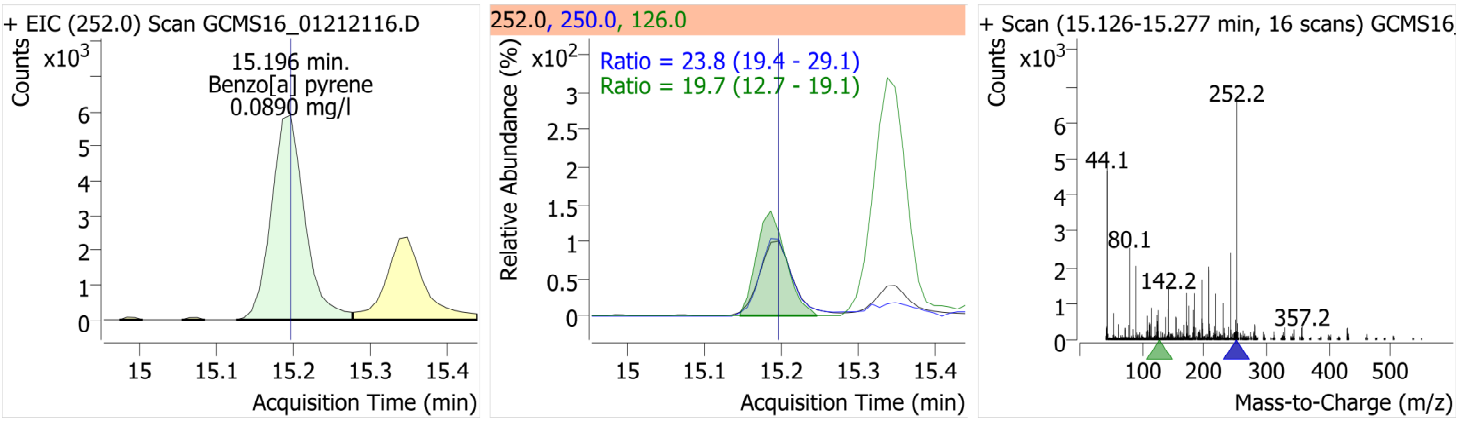

Perylene-d12

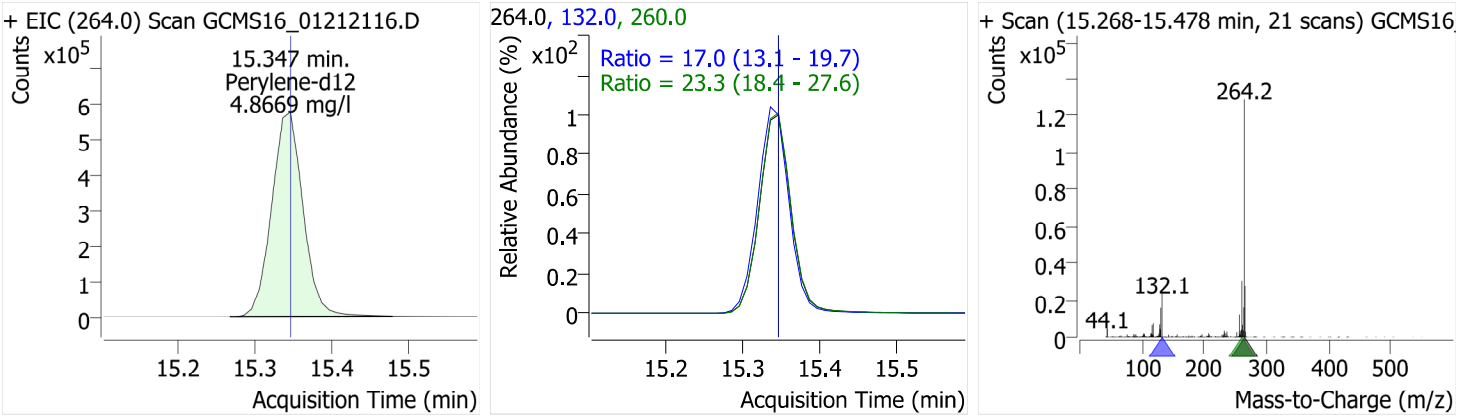

Indeno [1,2,3-cd] pyrene

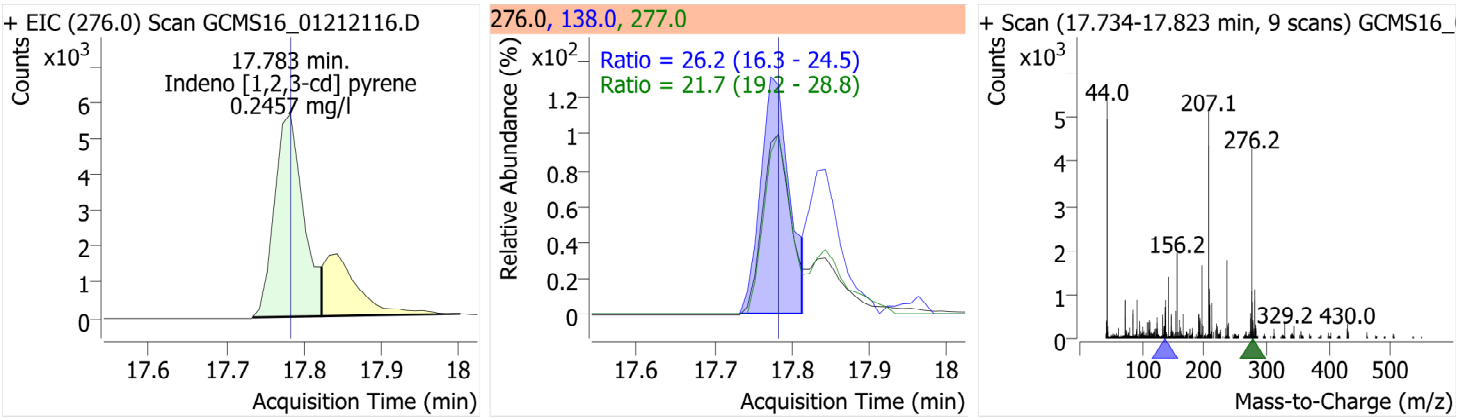

Dibenz [a,h] anthracene

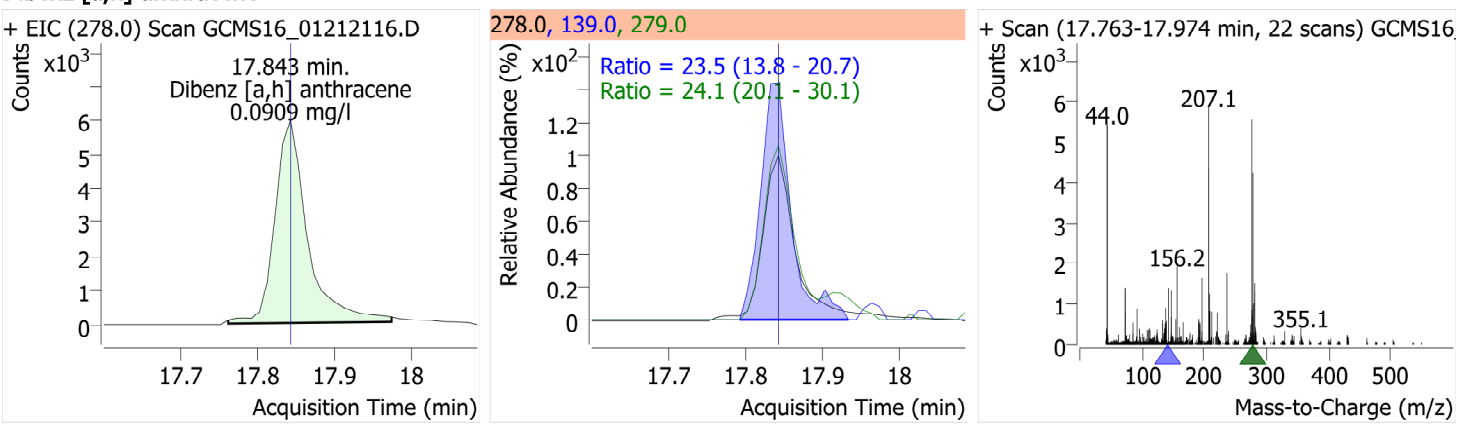

Benzo [g,h,i] perylene

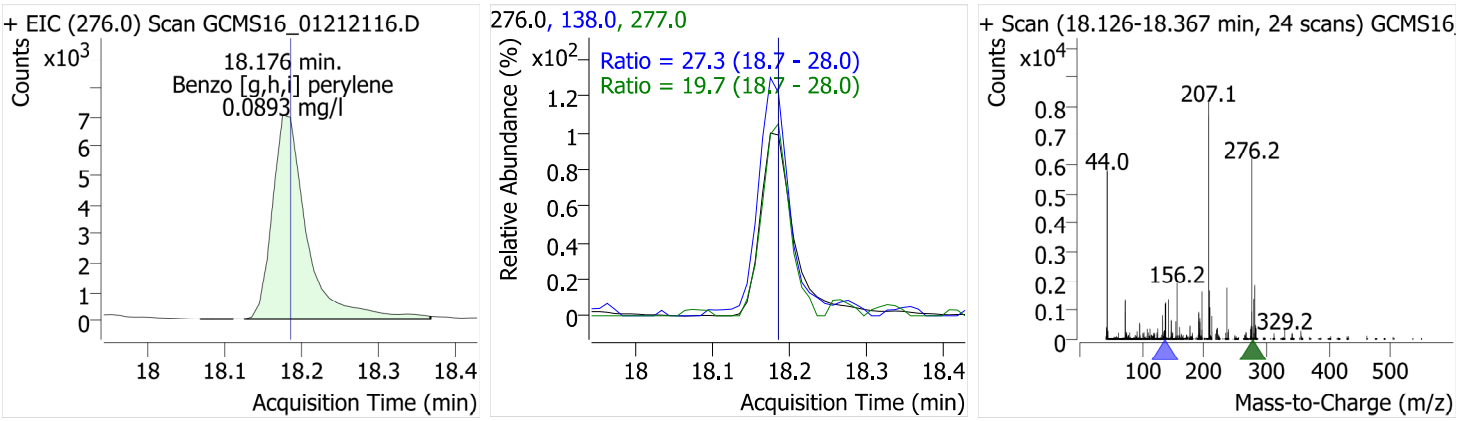

Quantitative Analysis Results With Qualifier Ratio Report

Batch Path	\\WSCIXIGCMS16\InstData\GCMS16\DATA\2021\012121_525.2\QuantResults\012121_525.2.batch.bin		
Analysis Time	1/26/2021 10:40:20 AM	**Analyst Name**	WECK\ryan.raymond
Report Time	1/26/2021 10:45:01 AM	**Reporter Name**	ryan.raymond
Last Calib Update	1/22/2021 9:39:22 AM	**Batch State**	Processed
Quant Batch Version	10.0	**Quant Report Version**	10.0

AnalysisInfo

Acq. Time	1/21/2021 5:49:38 PM	**Data File**	GCMS16_01212117.D
Sample Type	Cal	**Sample Name**	507PNA Cal 0.05ppm
Dilution	1	**Acq. Method**	525
Position	11	**Inj Vol**	1
DA Method File	507PNA 012121.m	**Comment**	1010646

Crossed out analytes were not included in the calibration at this level. rmr 01/26/2021

Sample Chromatogram

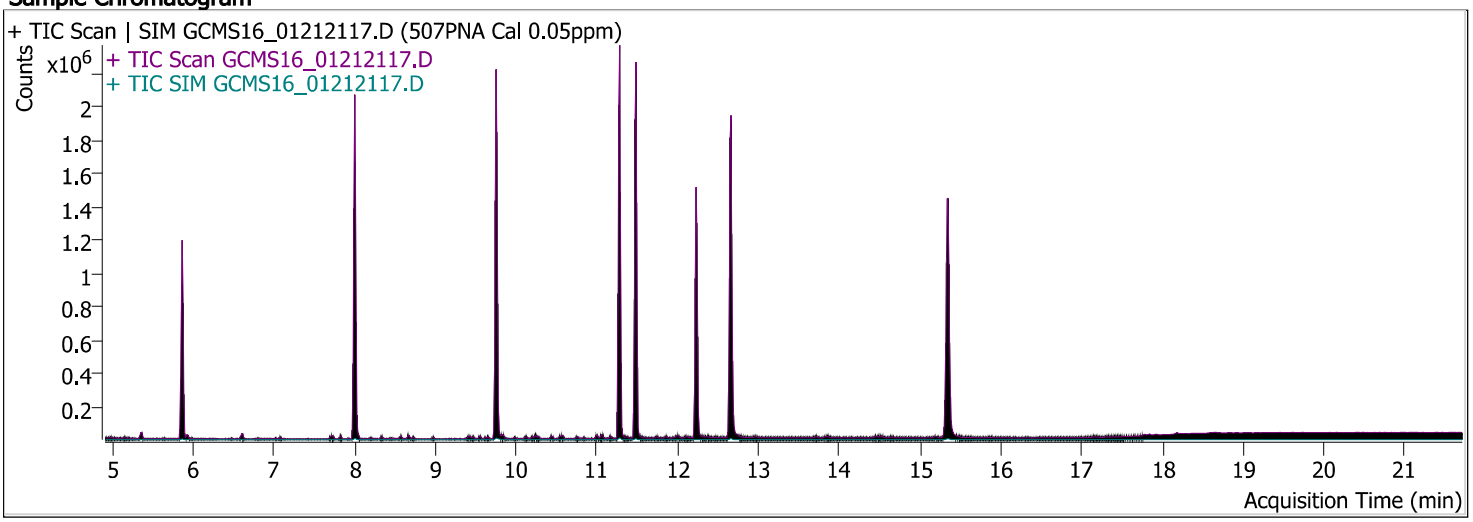

Compound	ISTD	RT	Resp.	ISTD Resp.	Conc	Units	Accuracy
1,3 Dimethyl-2-Nitrobenzene	Acenaphthene-d10	5.865	274189	946126	4.9210	mg/l	98.42
Naphthalene	Acenaphthene-d10	5.925	22315	946126	0.0573	mg/l	114.57
EPTC	Acenaphthene-d10	7.083	3801	946126	0.0487	mg/l	97.35
Dimethyl phthalate	Acenaphthene-d10	7.707	13655	946126	0.0483	mg/l	96.69
Acenaphthylene	Acenaphthene-d10	7.828	15135	946126	0.0467	mg/l	93.38
Acenaphthene	Acenaphthene-d10	8.039	16092	946126	0.0675	mg/l	135.06
Molinate	Acenaphthene-d10	8.331	6748	946126	0.0464	mg/l	92.74
Diethyl phthalate	Acenaphthene-d10	8.572	13650	946126	0.0491	mg/l	98.21
Fluorene	Acenaphthene-d10	8.663	13443	946126	0.0501	mg/l	100.10
Chlorpropham	Acenaphthene-d10	8.965	3062	946126	0.0414	mg/l	82.83
~~Dimethoate~~	~~Acenaphthene-d10~~	~~9.378~~	~~2294~~	~~946126~~	~~0.0350~~	~~mg/l~~	~~70.06~~
Prometon	Chrysene-d12	9.408	1994	1458441	0.0327	mg/l	65.44
Simazine	Chrysene-d12	9.428	2587	1458441	0.0410	mg/l	81.97
Atrazine	Acenaphthene-d10	9.468	1659	946126	0.0417	mg/l	83.43
Pentachloronitrobenzene	Phenanthrene-d10	9.549	1398	1749877	0.0592	mg/l	118.30
~~Pentachlorophenol~~	~~Chrysene-d12~~	~~9.559~~	~~249~~	~~1458441~~	~~0.4242~~	~~mg/l~~	~~848.48~~
Diazinon (Dimpylate)	Chrysene-d12	9.650	2228	1458441	0.0405	mg/l	80.97
Phenanthrene	Phenanthrene-d10	9.780	25486	1749877	0.0607	mg/l	121.50
Disulfoton	Phenanthrene-d10	9.790	1717	1749877	0.0481	mg/l	96.27
Terbacil	Phenanthrene-d10	9.780	1886	1749877	0.0515	mg/l	103.10
Anthracene	Phenanthrene-d10	9.831	18357	1749877	0.0512	mg/l	102.34
Caffeine	Phenanthrene-d10	9.982	5607	1749877	0.0485	mg/l	96.90
Acetochlor	Chrysene-d12	10.113	1555	1458441	0.0383	mg/l	76.50
Metribuzin	Chrysene-d12	10.133	1849	1458441	0.0537	mg/l	107.35
Alachlor	Chrysene-d12	10.193	2009	1458441	0.0378	mg/l	75.56
Prometryn	Chrysene-d12	10.274	2946	1458441	0.0331	mg/l	66.18

Compound	ISTD	RT	Resp.	ISTD Resp.	Conc	Units	Accuracy
~~Bromacil~~	~~Chrysene-d12~~	~~10.425~~	~~202~~	~~1458441~~	~~0.1541~~	~~mg/l~~	~~308.21~~
Di-n-butyl phthalate	Phenanthrene-d10	10.445	16456	1749877	0.0484	mg/l	96.74
Metolachlor	Chrysene-d12	10.545	6487	1458441	0.0389	mg/l	77.90
Cyanazine	Phenanthrene-d10	10.566	943	1749877	0.0523	mg/l	104.59
Thiobencarb	Chrysene-d12	10.576	8189	1458441	0.0434	mg/l	86.76
Diphenamide	Phenanthrene-d10	10.757	6575	1749877	0.0433	mg/l	86.59
~~Captan~~	~~Phenanthrene-d10~~	~~11.039~~	~~698~~	~~1749877~~	~~0.3818~~	~~mg/l~~	~~763.57~~
Fluoranthene	Phenanthrene-d10	11.059	20205	1749877	0.0484	mg/l	96.77
Butachlor	Chrysene-d12	11.169	2580	1458441	0.0377	mg/l	75.33
Pyrene	Phenanthrene-d10	11.290	30831	1749877	0.0459	mg/l	91.72
Terphenyl-d14	Chrysene-d12	11.482	1440944	1458441	5.0281	mg/l	100.56
~~Ethion~~	~~Chrysene-d12~~	~~11.743~~	~~2151~~	~~1458441~~	~~0.1227~~	~~mg/l~~	~~245.31~~
Trithion (carbofenotion)	Chrysene-d12	11.985	2825	1458441	0.0563	mg/l	112.65
Butyl benzyl phthalate	Phenanthrene-d10	12.005	4096	1749877	0.0599	mg/l	119.81
~~Bis(2-ethylhexyl)adipate~~	~~Phenanthrene-d10~~	~~12.106~~	~~4518~~	~~1749877~~	~~0.0307~~	~~mg/l~~	~~61.40~~
TPP	Phenanthrene-d10	12.226	424233	1749877	4.5102	mg/l	90.20
Benzo [a] anthracene	Phenanthrene-d10	12.649	20358	1749877	0.0522	mg/l	104.44
Chrysene	Chrysene-d12	12.689	24382	1458441	0.0608	mg/l	121.56
~~Bis(2-ethylhexyl)phthalate~~	~~Phenanthrene-d10~~	~~12.740~~	~~8301~~	~~1749877~~	~~0.0310~~	~~mg/l~~	~~62.06~~
~~Di-n-octyl phthalate~~	~~Chrysene-d12~~	~~13.827~~	~~340~~	~~1458441~~	~~0.4242~~	~~mg/l~~	~~848.35~~
Benzo [b] fluoranthene	Chrysene-d12	14.461	11185	1458441	0.0599	mg/l	119.89
Benzo [k] fluoranthene	Chrysene-d12	14.521	12695	1458441	0.0354	mg/l	70.78
Benzo[a] pyrene	Chrysene-d12	15.186	7690	1458441	0.0620	mg/l	123.91
Perylene-d12	Chrysene-d12	15.347	1595496	1458441	4.7977	mg/l	95.95
~~Indeno [1,2,3-cd] pyrene~~	~~Chrysene-d12~~	~~17.783~~	~~6454~~	~~1458441~~	~~0.2222~~	~~mg/l~~	~~444.42~~
Dibenz [a,h] anthracene	Chrysene-d12	17.843	7581	1458441	0.0625	mg/l	125.03
Benzo [g,h,i] perylene	Chrysene-d12	18.175	9968	1458441	0.0543	mg/l	108.63

Compound	CAS#	RT	RR	Conc	Transition	(Min-Max)	Q-Ratio	
1,3 Dimethyl-2-Nitrobenzene		5.865	0.2898	4.9210	134.1			
					103.0	41.0 - 61.5	51.2	
					151.0	30.9 - 46.4	38.2	
Naphthalene		5.925	0.0236	0.0573	128.0			
					129.0	8.7 - 13.1	9.1	
EPTC		7.083	0.0040	0.0487	128.0			
					86.0	51.0 - 76.5	64.5	
					189.0	17.4 - 26.1	18.5	
Dimethyl phthalate		7.707	0.0144	0.0483	163.0			
					77.0	15.0 - 22.5	19.4	
					194.0	5.2 - 7.8	7.4	
Acenaphthylene		7.828	0.0160	0.0467	152.0			
					151.0	16.0 - 24.1	19.8	
					76.0	7.0 - 10.5	10.7	High
Acenaphthene		8.039	0.0170	0.0675	154.0			
					153.0	82.2 - 123.3	86.9	
					152.0	39.0 - 58.6	41.0	
Molinate		8.331	0.0071	0.0464	126.0			
					55.0	45.2 - 67.7	62.2	
					187.0	15.8 - 23.7	16.7	
Diethyl phthalate		8.572	0.0144	0.0491	149.0			
					177.0	18.6 - 27.9	25.8	
					150.0	10.0 - 14.9	12.2	
Fluorene		8.663	0.0142	0.0501	166.0			
					165.0	74.4 - 111.6	94.4	
Chlorpropham		8.965	0.0032	0.0414	127.0			
					213.0	31.4 - 47.1	40.8	
					171.0	21.2 - 31.9	29.2	
Dimethoate		9.378	0.0024	0.0350	87.0			
					125.0	59.0 - 88.5	67.1	
					93.0	57.4 - 86.1	53.4	Low
Prometon		9.408	0.0014	0.0327	210.0			
					225.0	63.9 - 95.8	70.5	
					168.0	63.8 - 95.7	88.0	
Simazine	122-77-6	9.428	0.0018	0.0410	201.0			
					186.0	49.5 - 74.2	61.2	
					173.0	37.2 - 55.8	35.6	Low
Atrazine		9.468	0.0018	0.0417	215.0			
					200.0	161.2 - 241.8	190.4	
					58.0	53.4 - 80.1	71.7	
Pentachloronitrobenzene		9.549	0.0008	0.0592	237.0			
					249.0	49.3 - 74.0	47.6	Low
					295.0	38.4 - 57.7	42.8	
Pentachlorophenol		9.559	0.0002	0.4242	265.7			
					267.7	50.7 - 76.0		
					166.8	44.0 - 66.0	109.2	High
Diazinon (Dimpylate)		9.650	0.0015	0.0405	137.0			
					179.0	68.6 - 102.8	83.6	
					152.0	49.7 - 74.6	56.7	
Phenanthrene		9.780	0.0146	0.0607	178.0			
					176.0	15.4 - 23.0	19.1	
					179.0	12.9 - 19.4	19.6	High
Disulfoton		9.790	0.0010	0.0481	97.0			
					61.0	56.4 - 84.6	67.4	
					125.0	50.3 - 75.5	43.3	Low

Compound	CAS#	RT	RR	Conc	Transition	(Min-Max)	Q-Ratio	
Terbacil		9.780	0.0011	0.0515	117.0			
					162.0	71.6 - 107.4	131.9	High
					57.0	46.0 - 69.0	60.5	
Anthracene		9.831	0.0105	0.0512	178.0			
					176.0	15.1 - 22.7	18.4	
					179.0	12.3 - 18.5	14.0	
Caffeine		9.982	0.0032	0.0485	194.0			
					109.0	40.9 - 61.4	45.7	
					67.0	26.4 - 39.7	33.1	
Acetochlor		10.113	0.0011	0.0383	146.0			
					162.0	67.6 - 101.3	83.6	
					223.0	44.3 - 66.4	55.1	
Metribuzin		10.133	0.0013	0.0537	198.0			
					144.0	22.3 - 33.5	41.8	High
					199.0	16.1 - 24.1	23.4	
Alachlor	15972-60-8	10.193	0.0014	0.0378	160.1			
					188.1	68.1 - 102.1	92.3	
					237.0	16.5 - 24.8	18.7	
Prometryn		10.274	0.0020	0.0331	241.0			
					184.0	72.3 - 108.5	95.5	
					226.0	48.1 - 72.1	61.6	
Bromacil		10.425	0.0001	0.1541	164.0			
					162.0	83.5 - 125.2	167.4	High
					190.0	79.7 - 119.5	129.0	High
Di-n-butyl phthalate		10.445	0.0094	0.0484	149.0			
					150.0	7.7 - 11.6	10.5	
					104.0	4.1 - 6.2	5.7	
Metolachlor		10.545	0.0044	0.0389	162.0			
					238.0	37.4 - 56.0	39.1	
					146.0	13.8 - 20.7	16.4	
Cyanazine		10.566	0.0005	0.0523	68.0			
					225.0	92.7 - 139.0	82.3	Low
					241.0	8.1 - 12.2	16.0	High
Thiobencarb	028249-77-6	10.576	0.0056	0.0434	100.1			
					72.1	37.0 - 55.5	47.2	
					125.0	24.2 - 36.3	27.0	
Diphenamide		10.757	0.0038	0.0433	167.0			
					152.0	17.2 - 25.7	20.5	
					239.0	16.7 - 25.1	16.3	Low
Captan		11.039	0.0004	0.3818	117.0			
					149.0	138.2 - 207.3	106.0	Low
					264.0	33.0 - 49.4	19.6	Low
Fluoranthene		11.059	0.0115	0.0484	202.0			
					203.0	14.4 - 21.6	18.6	
					101.0	8.1 - 12.2	11.2	
Butachlor		11.169	0.0018	0.0377	176.0			
					160.0	62.2 - 93.3	78.6	
					57.0	37.8 - 56.7	56.4	
Pyrene		11.290	0.0176	0.0459	202.0			
					200.0	16.8 - 25.2	19.1	
					203.0	15.9 - 23.9	26.9	High
Terphenyl-d14		11.482	0.9880	5.0281	244.2			
					243.0	18.1 - 27.2	22.7	

Compound	CAS#	RT	RR	Conc	Transition	(Min-Max)	Q-Ratio	
					122.0	8.8 - 13.3	11.2	
Ethion		11.743	0.0015	0.1227	231.0			
					153.0	52.9 - 79.4	72.7	
					125.0	43.3 - 64.9	64.3	
Trithion (carbofenotion)		11.985	0.0019	0.0563	157.0			
					342.0	19.2 - 28.7	18.0	Low
					199.0	16.7 - 25.1	20.4	
Butyl benzyl phthalate		12.005	0.0023	0.0599	91.0			
					149.0	129.8 - 194.7	145.7	
					206.0	28.3 - 42.5	31.8	
Bis(2-ethylhexyl)adipate		12.106	0.0026	0.0307	129.0			
					57.0	28.7 - 43.0	37.6	
					147.0	16.1 - 24.2	23.5	
TPP		12.226	0.2424	4.5102	326.1			
					169.0	23.7 - 35.6	29.5	
					215.0	23.0 - 34.5	29.6	
Benzo [a] anthracene		12.649	0.0116	0.0522	228.0			
					226.0	21.1 - 31.6	23.2	
					229.0	16.0 - 24.1	22.1	
Chrysene		12.689	0.0167	0.0608	228.0			
					226.0	23.5 - 35.2	27.8	
					229.0	16.3 - 24.4	21.2	
Bis(2-ethylhexyl)phthalate		12.740	0.0047	0.0310	149.0			
					167.0	25.3 - 38.0	30.1	
					279.0	6.7 - 10.1	3.4	Low
Di-n-octyl phthalate		13.827	0.0002	0.4242	279.0			
					167.0	31.6 - 47.4	111.0	High
					261.0	13.2 - 19.8		
Benzo [b] fluoranthene		14.461	0.0077	0.0599	252.0			
					253.0	17.6 - 26.4	20.8	
					126.0	11.1 - 16.6	15.5	
Benzo [k] fluoranthene		14.521	0.0087	0.0354	252.0			
					253.0	17.5 - 26.2	20.6	
					126.0	11.5 - 17.2	19.2	High
Benzo[a] pyrene		15.186	0.0053	0.0620	252.0			
					250.0	19.4 - 29.1	27.9	
					126.0	12.7 - 19.1	25.8	High
Perylene-d12		15.347	1.0940	4.7977	264.0			
					260.0	18.4 - 27.6	23.0	
					132.0	13.1 - 19.7	16.9	
Indeno [1,2,3-cd] pyrene		17.783	0.0044	0.2222	276.0			
					277.0	19.2 - 28.8	26.0	
					138.0	16.3 - 24.5	45.1	High
Dibenz [a,h] anthracene		17.843	0.0052	0.0625	278.0			
					279.0	20.1 - 30.1	31.6	High
					139.0	13.8 - 20.7	23.1	High
Benzo [g,h,i] perylene		18.175	0.0068	0.0543	276.0			
					138.0	18.7 - 28.0	34.4	High
					277.0	18.7 - 28.0	22.7	

1,3 Dimethyl-2-Nitrobenzene

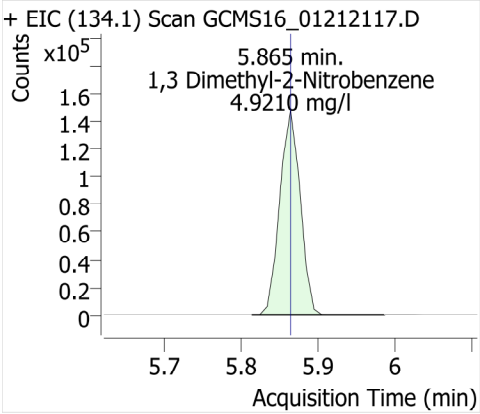

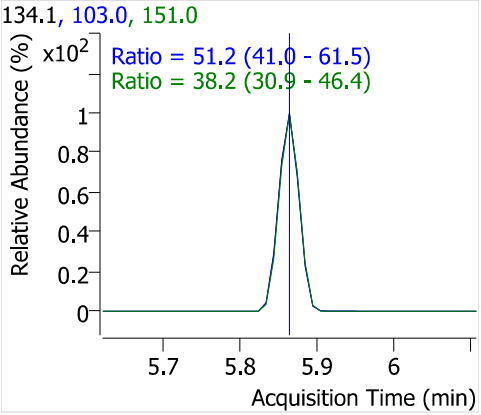

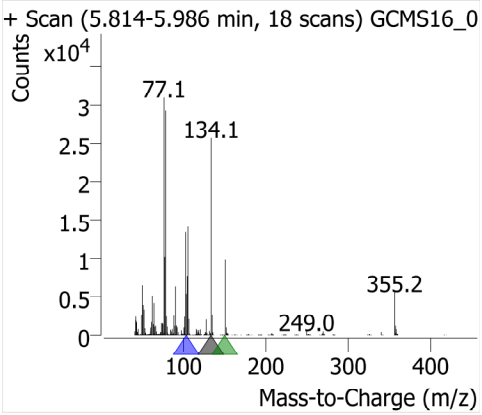

Naphthalene

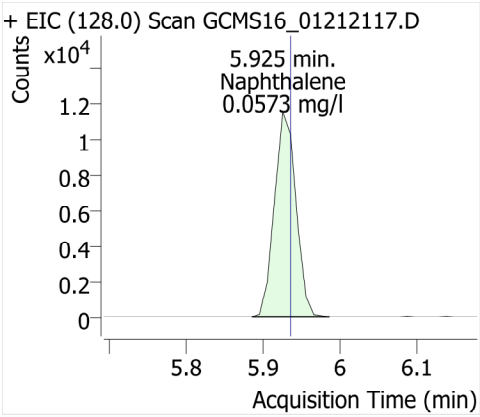

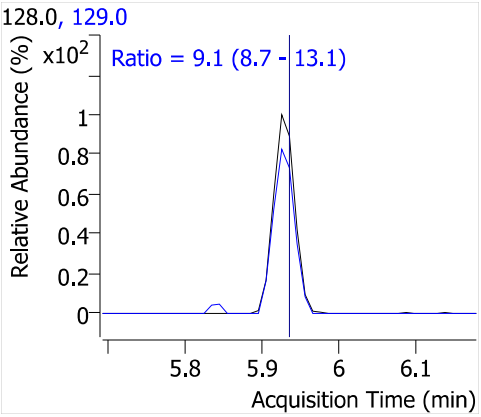

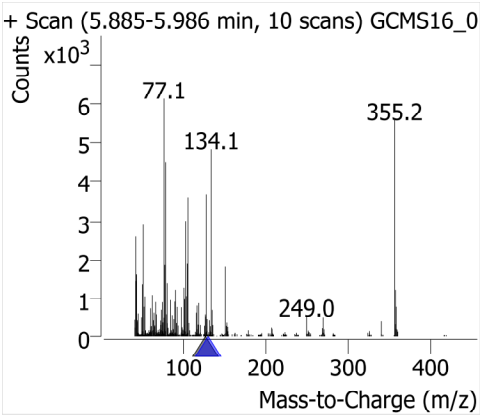

EPTC

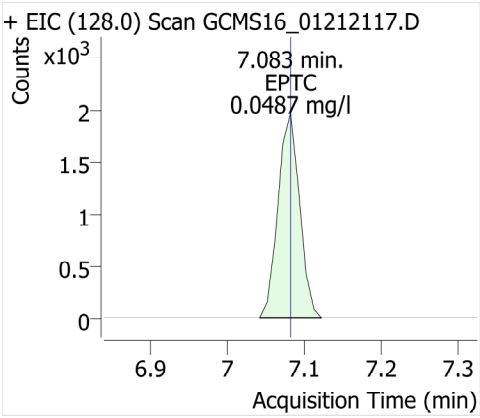

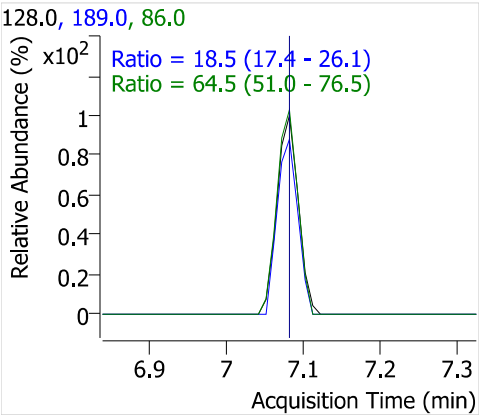

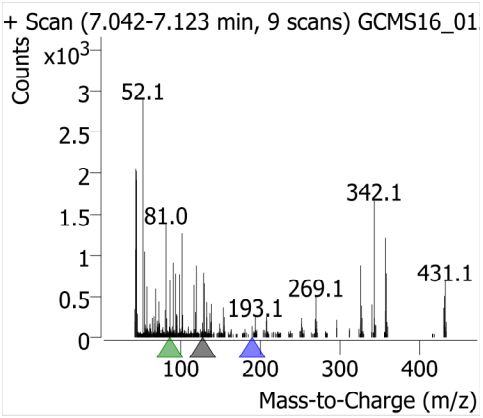

Dimethyl phthalate

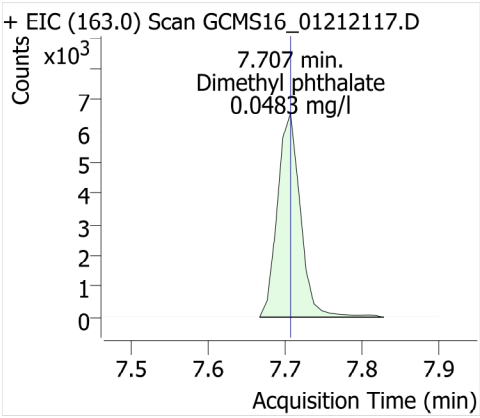

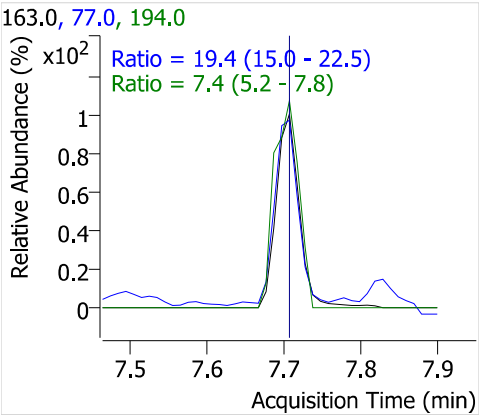

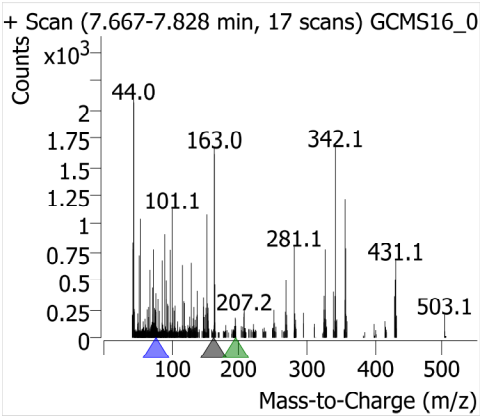

Acenaphthylene

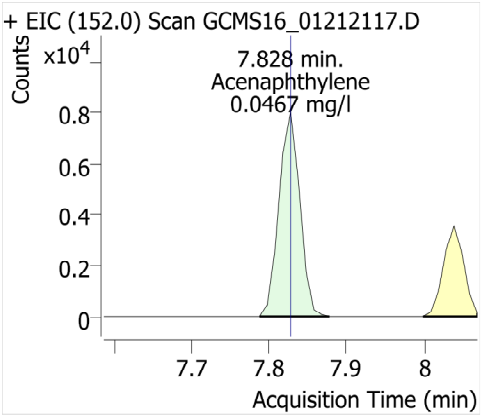

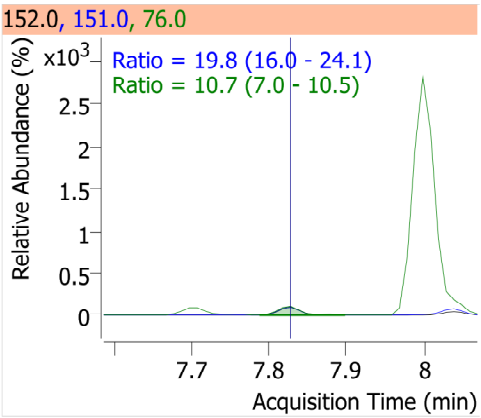

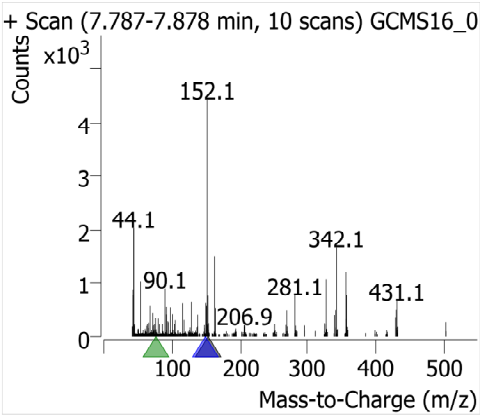

Acenaphthene-d10

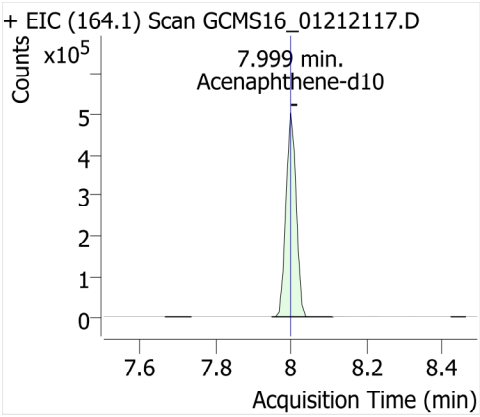

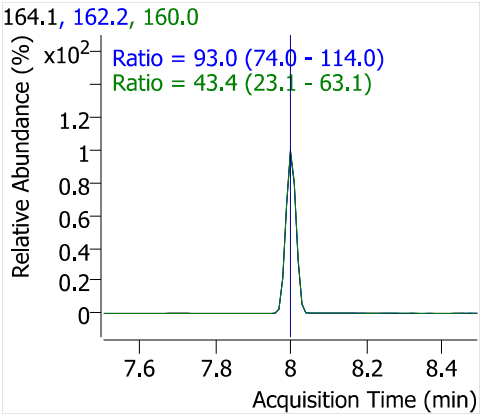

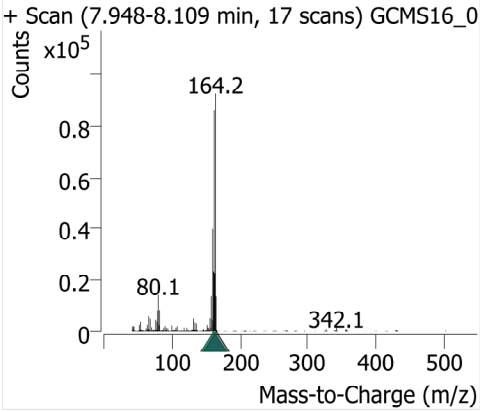

Acenaphthene

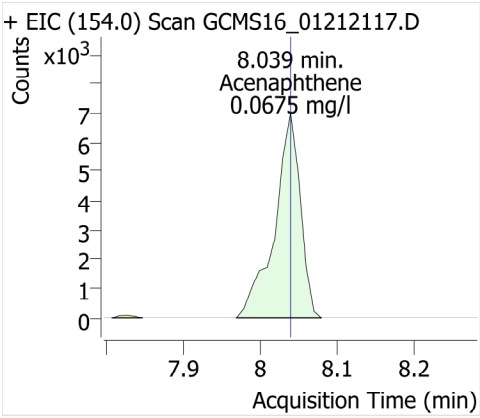

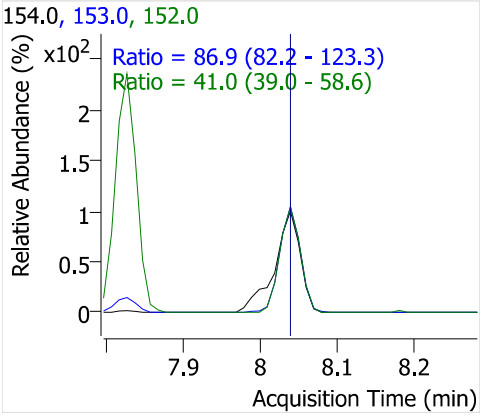

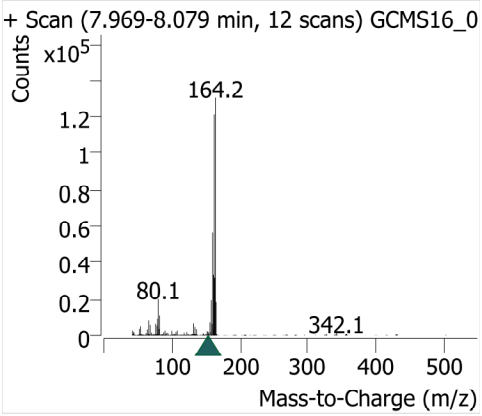

Molinate

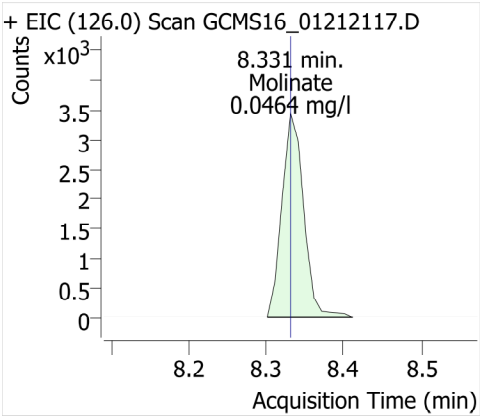

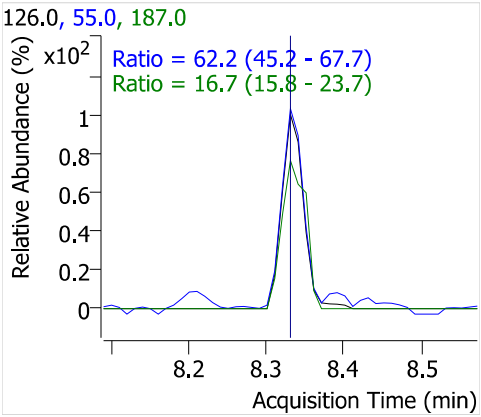

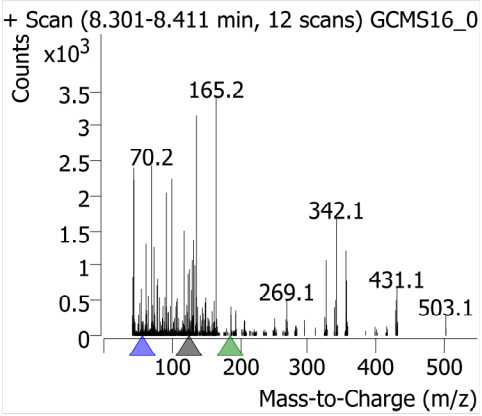

Diethyl phthalate

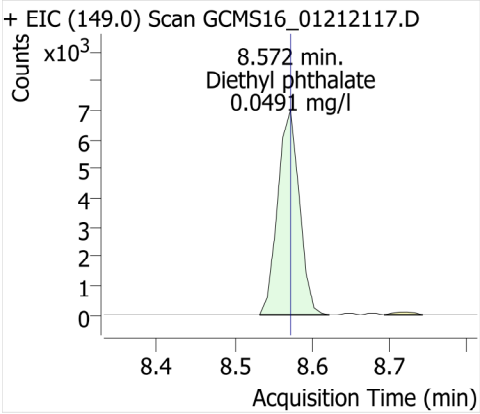

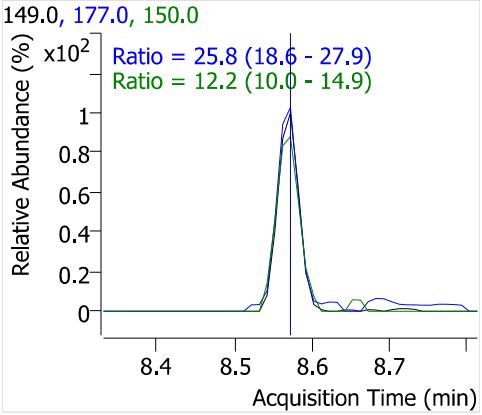

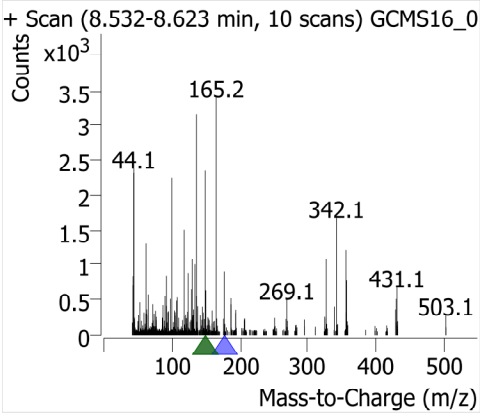

Fluorene

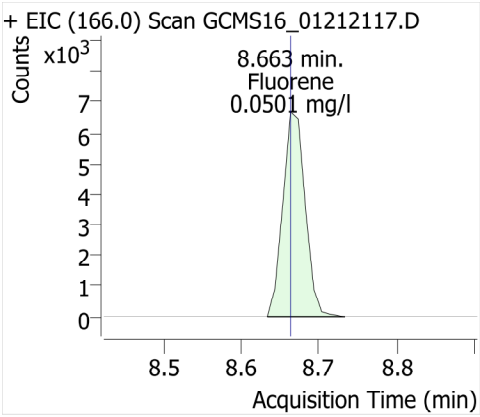

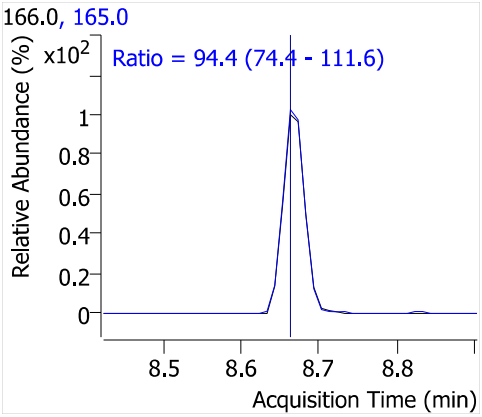

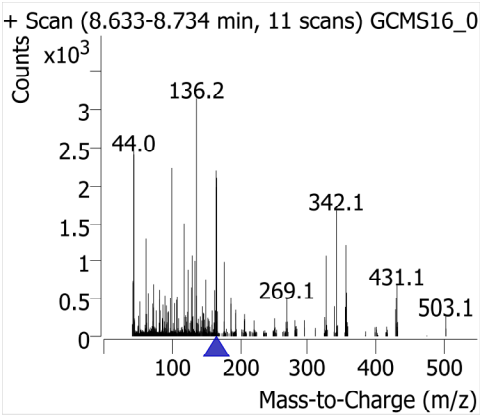

Chlorpropham

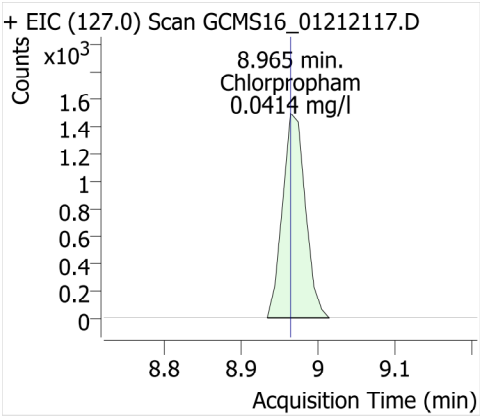

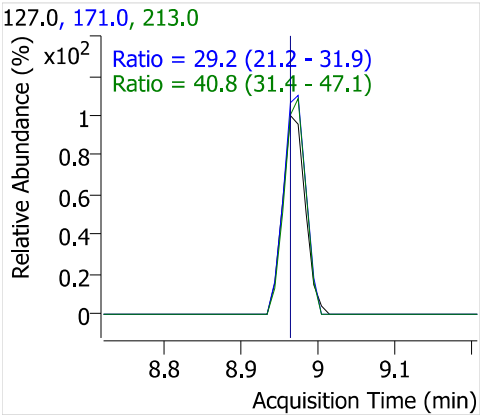

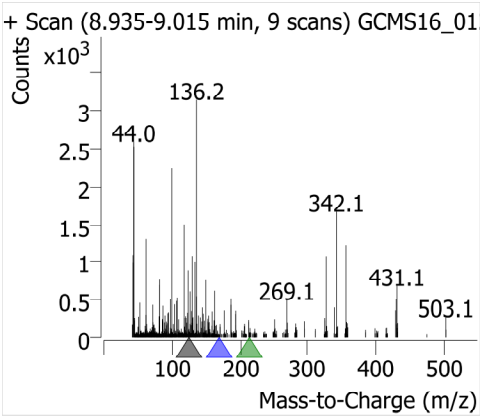

Dimethoate

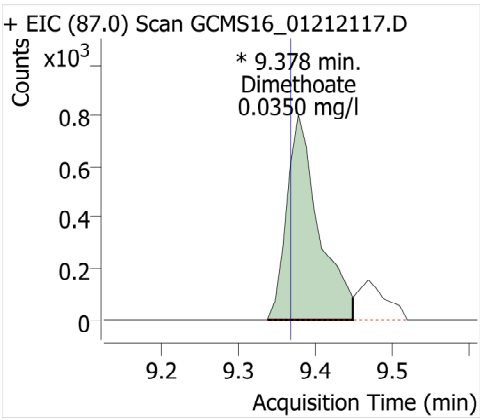

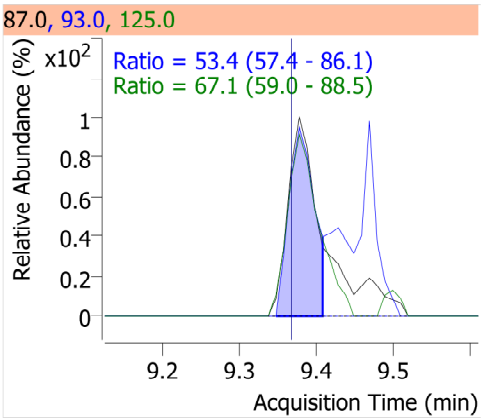

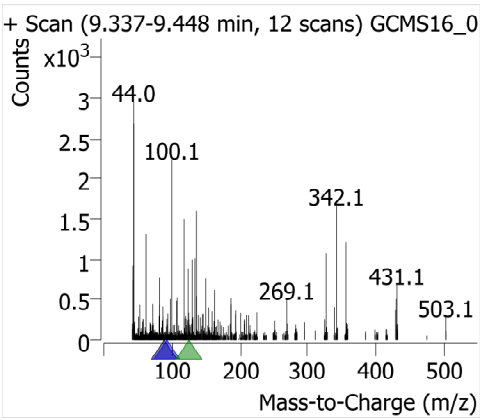

Prometon

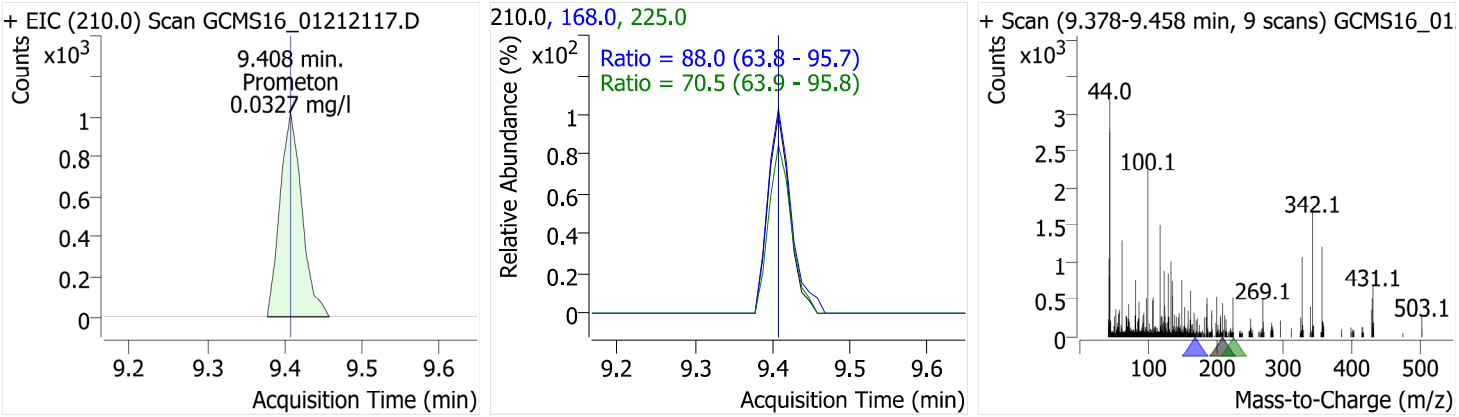

Simazine

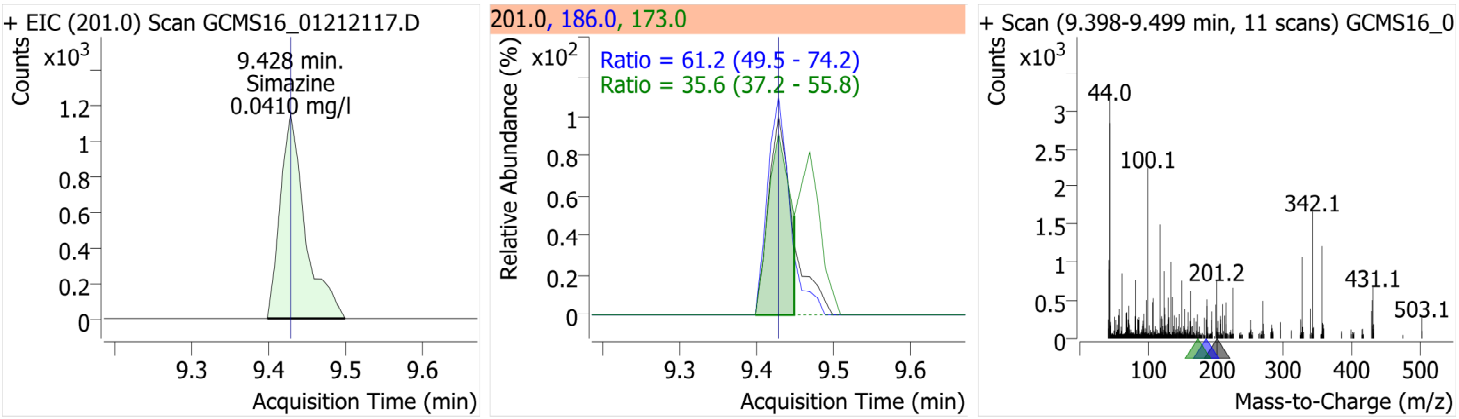

Atrazine

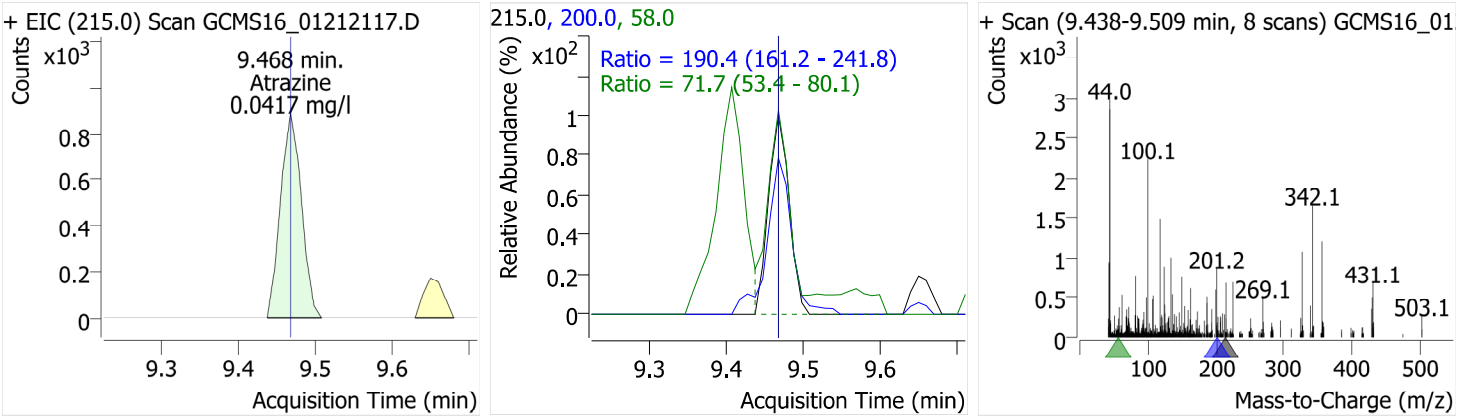

Pentachloronitrobenzene

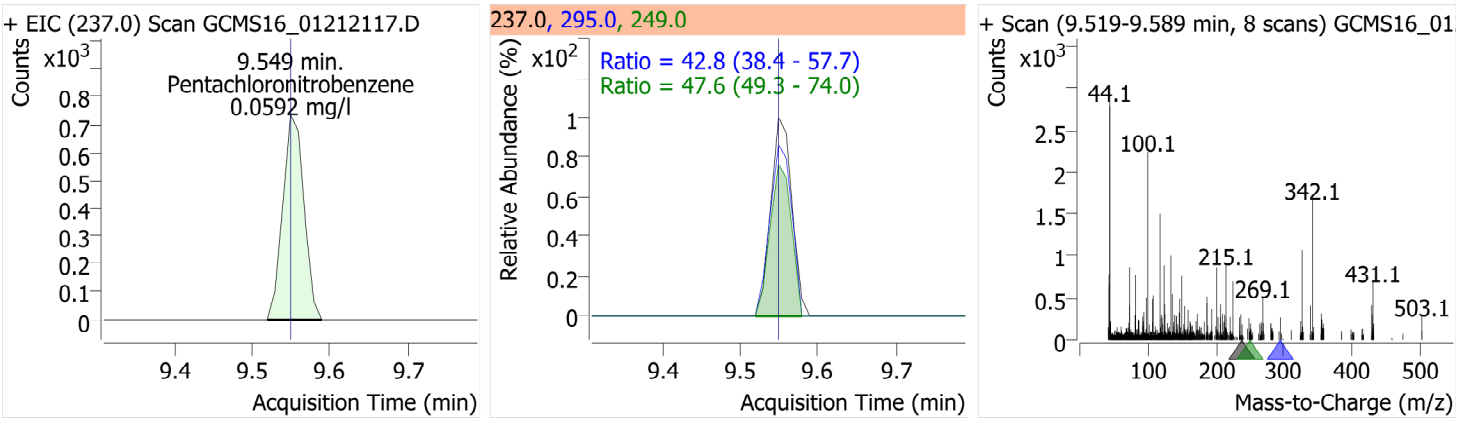

Pentachlorophenol

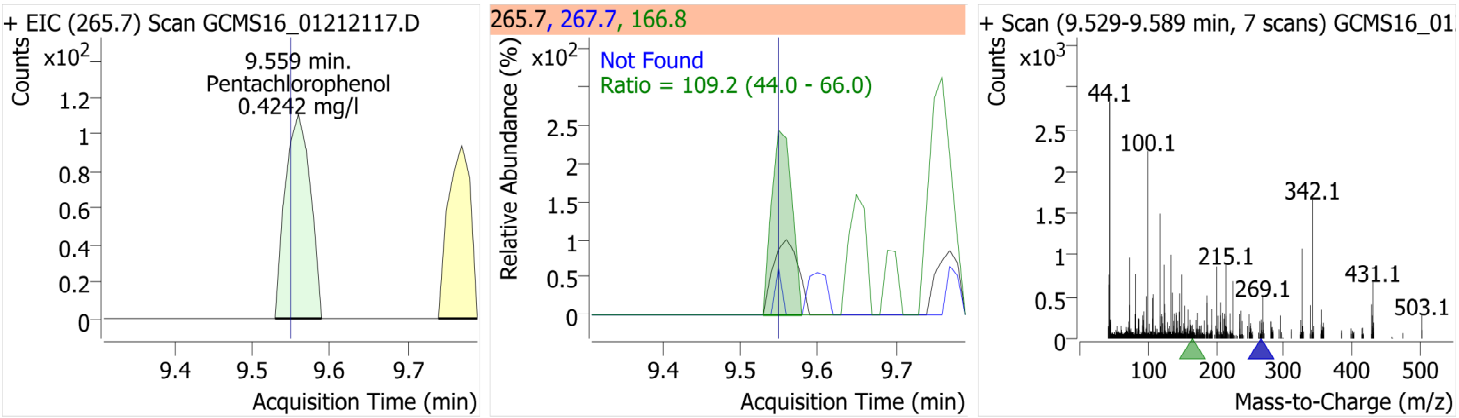

Diazinon (Dimpylate)

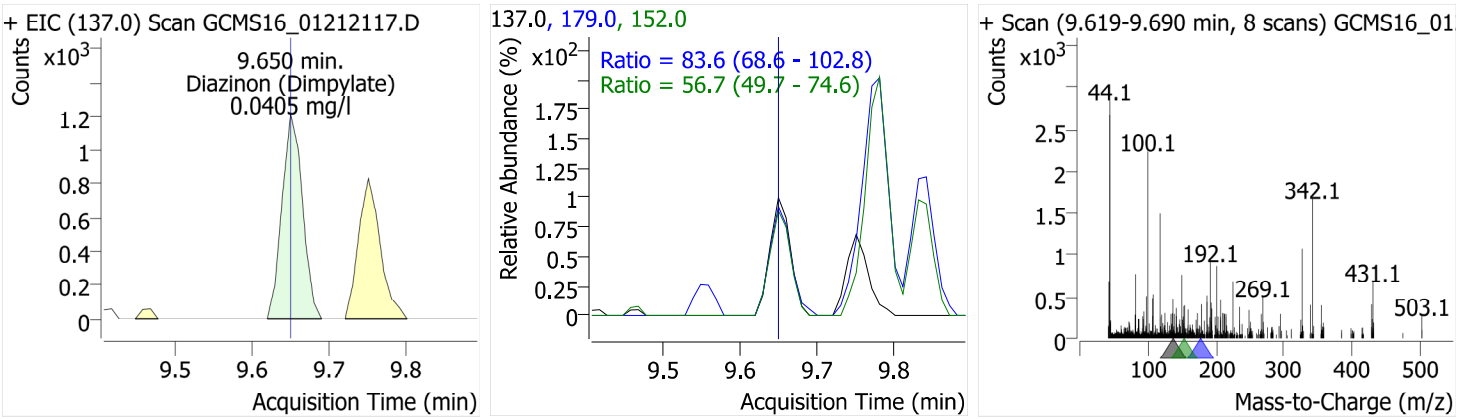

Phenanthrene-d10

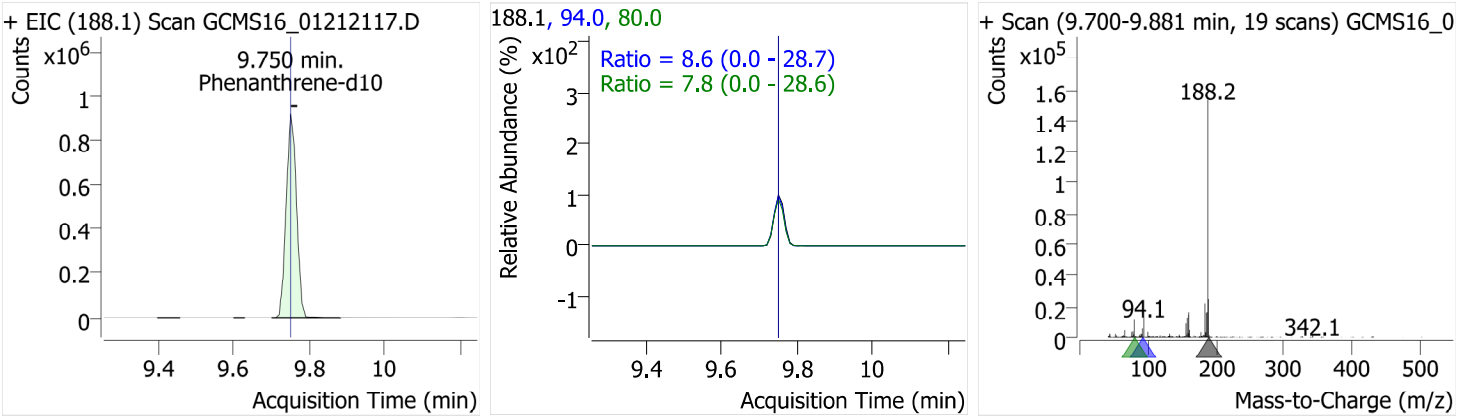

Phenanthrene

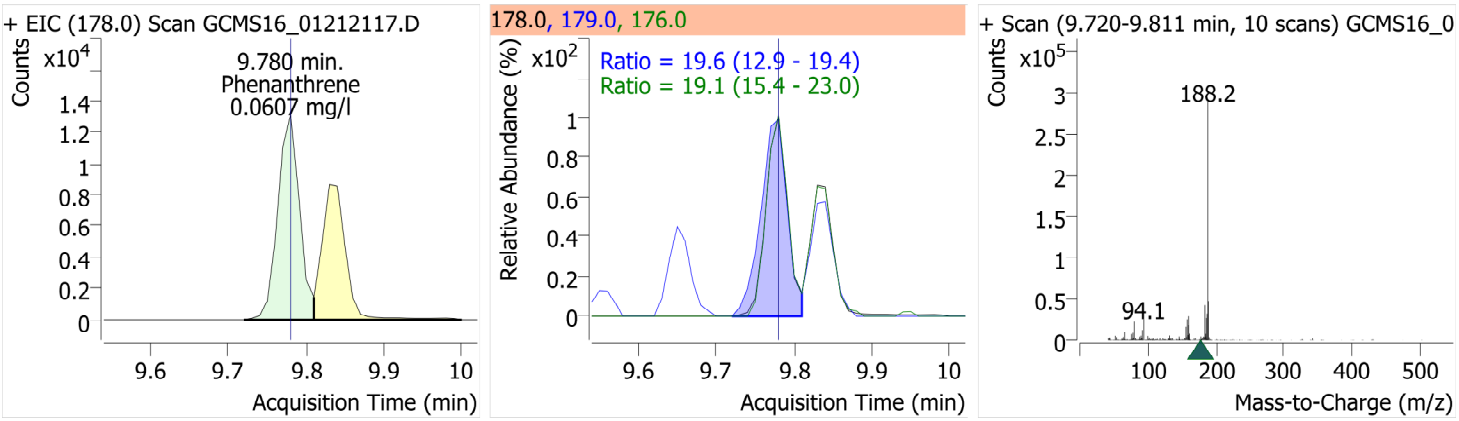

Disulfoton

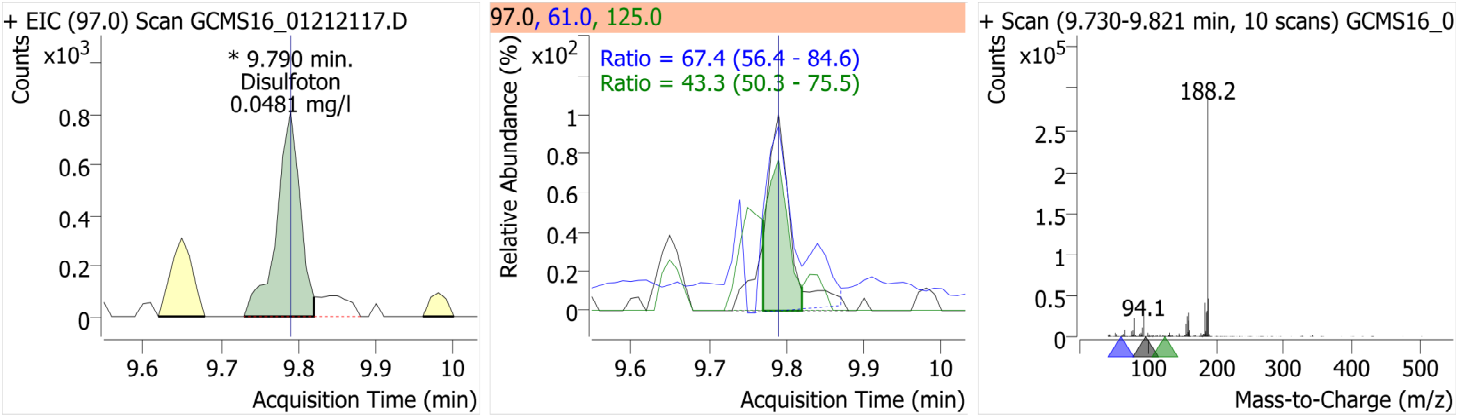

Terbacil

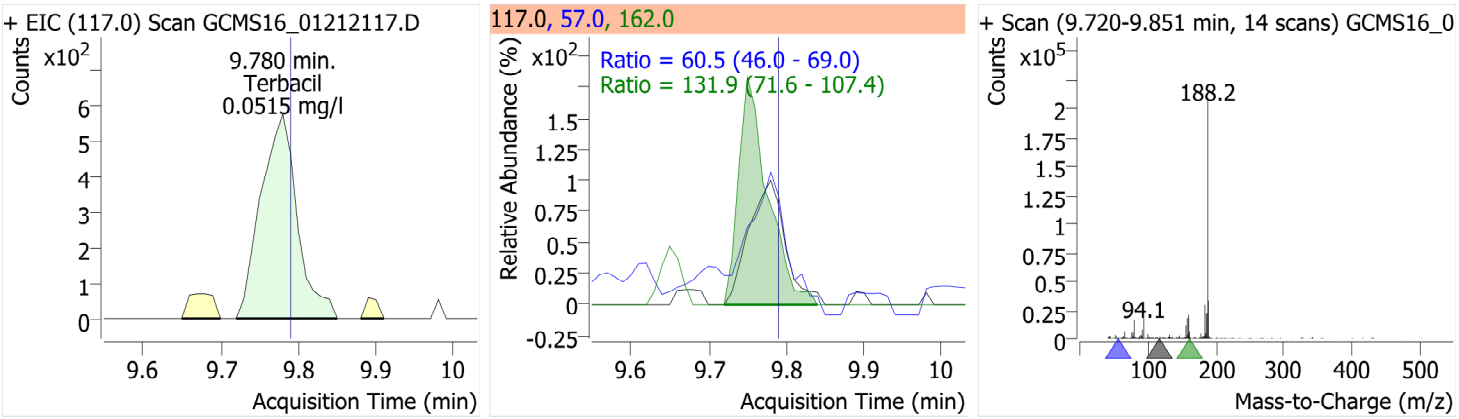

Anthracene

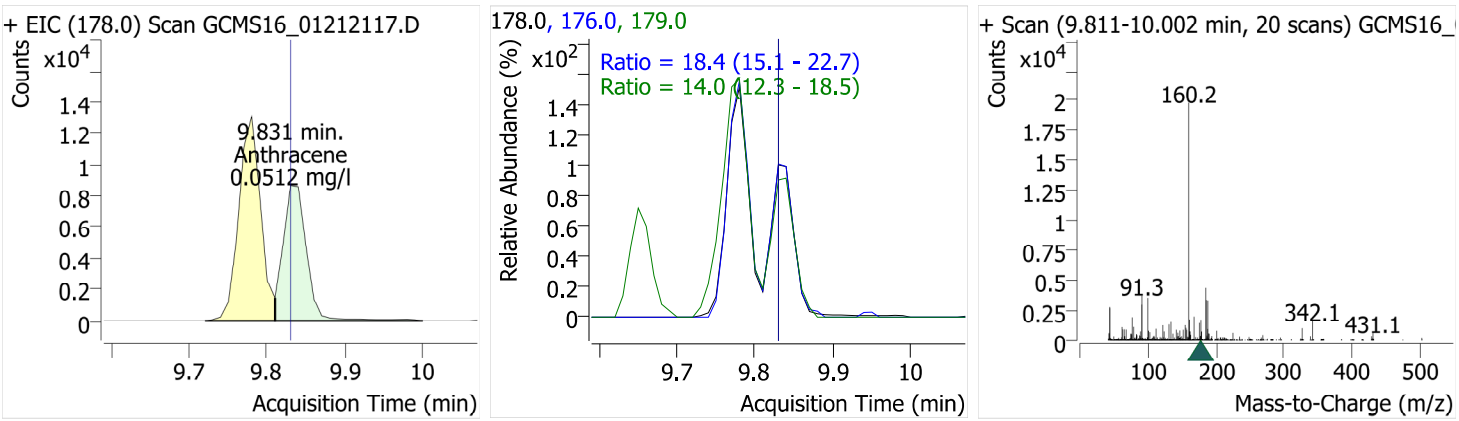

Caffeine

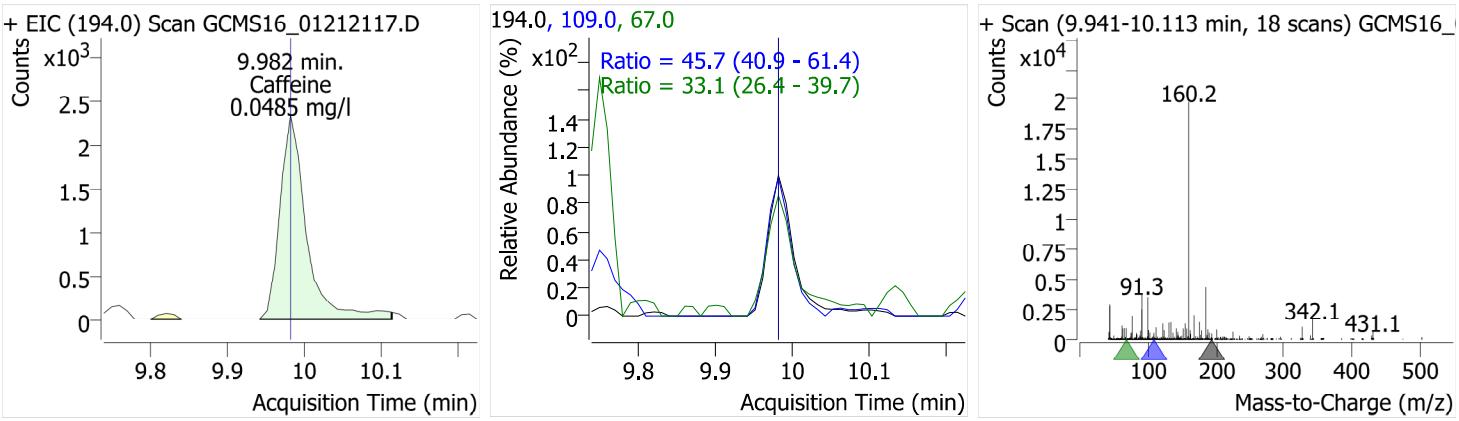

Acetochlor

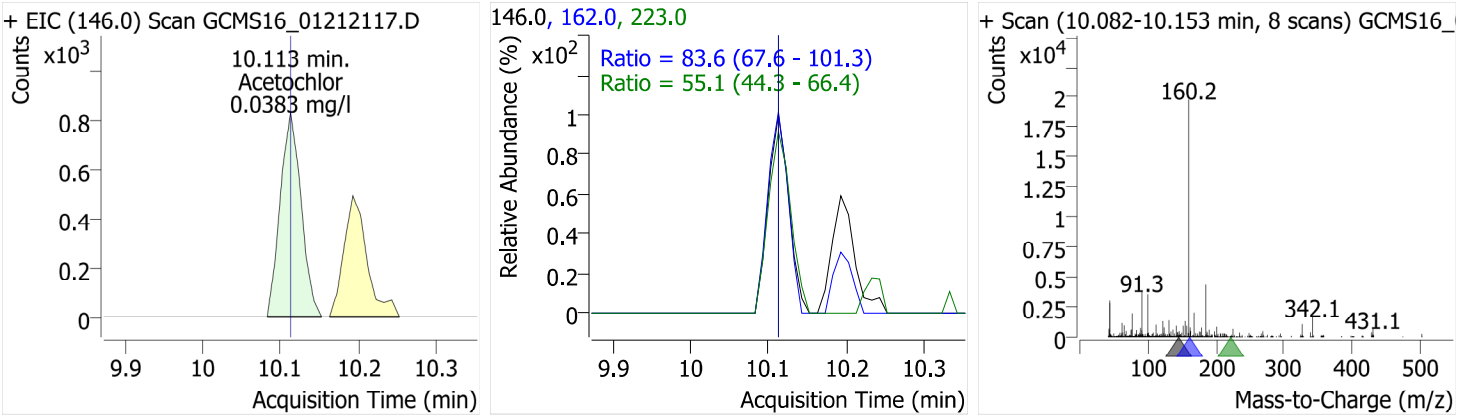

Metribuzin

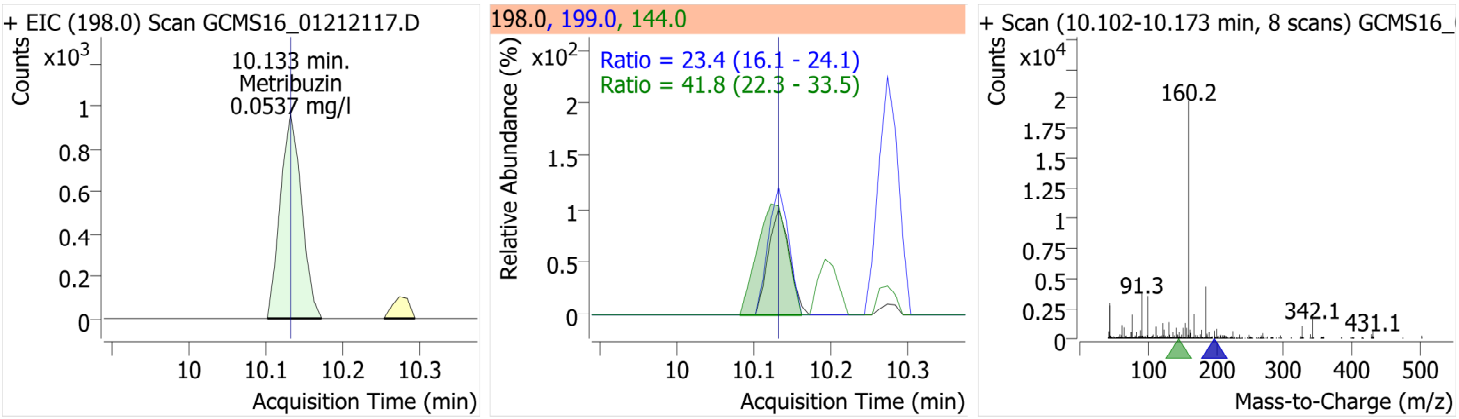

Alachlor

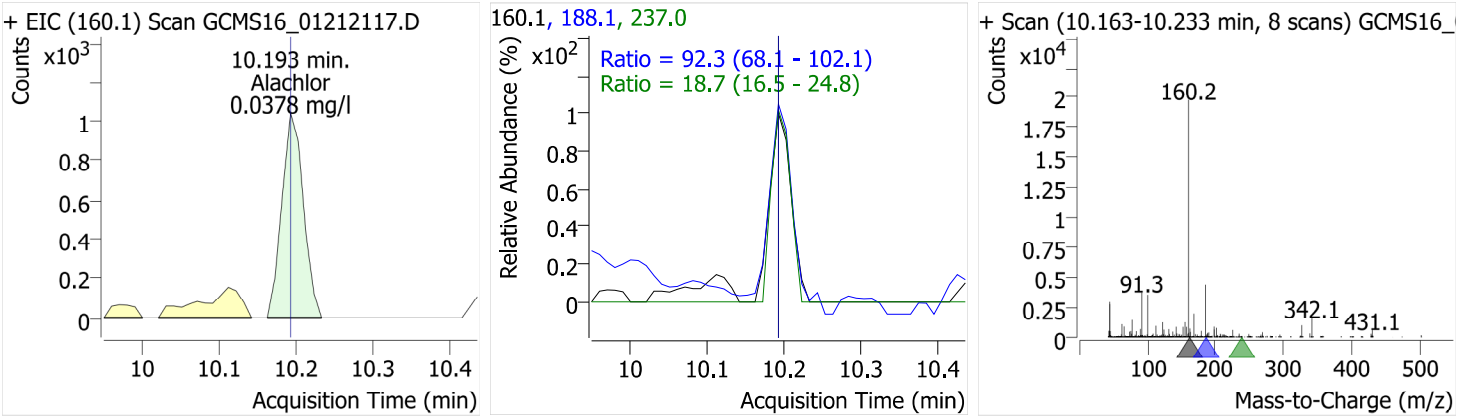

Prometryn

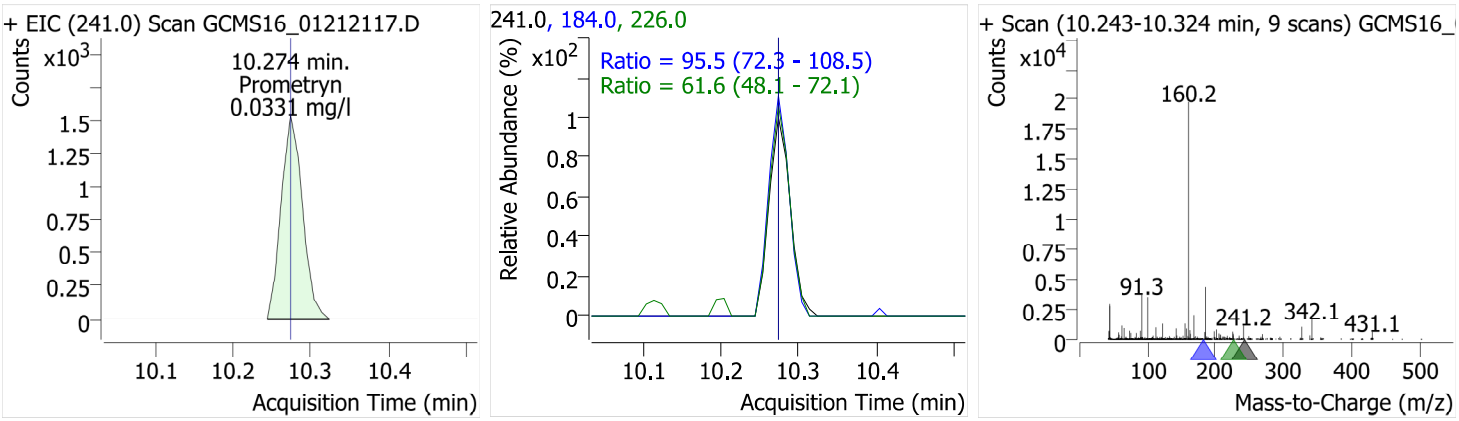

Bromacil

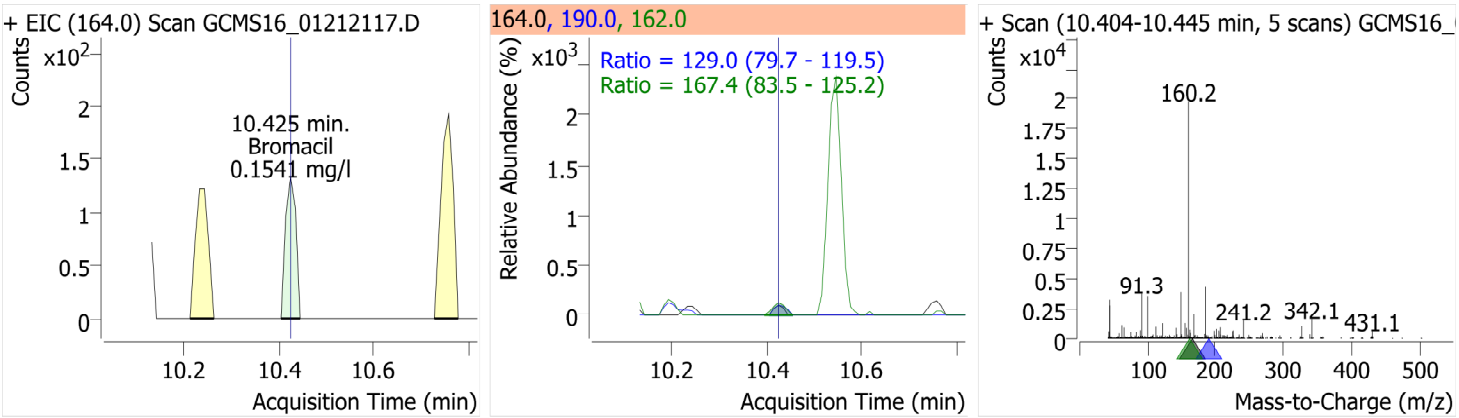

Di-n-butyl phthalate

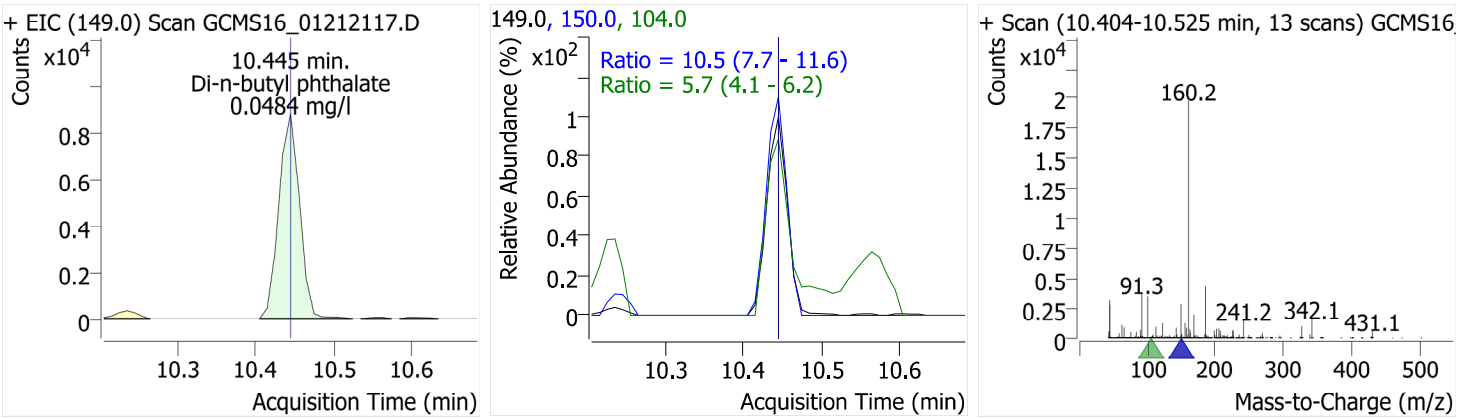

Metolachlor

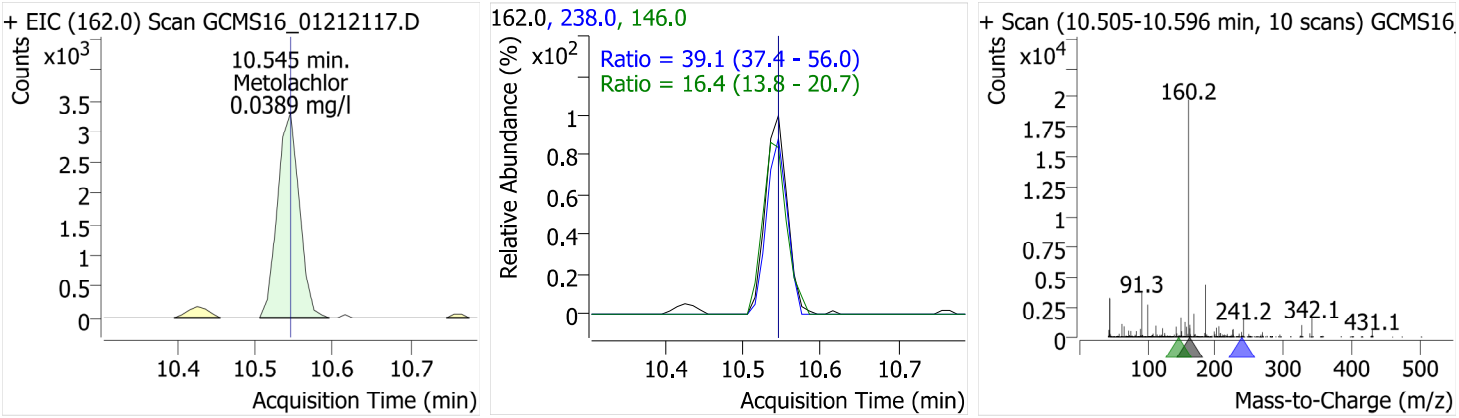

Cyanazine

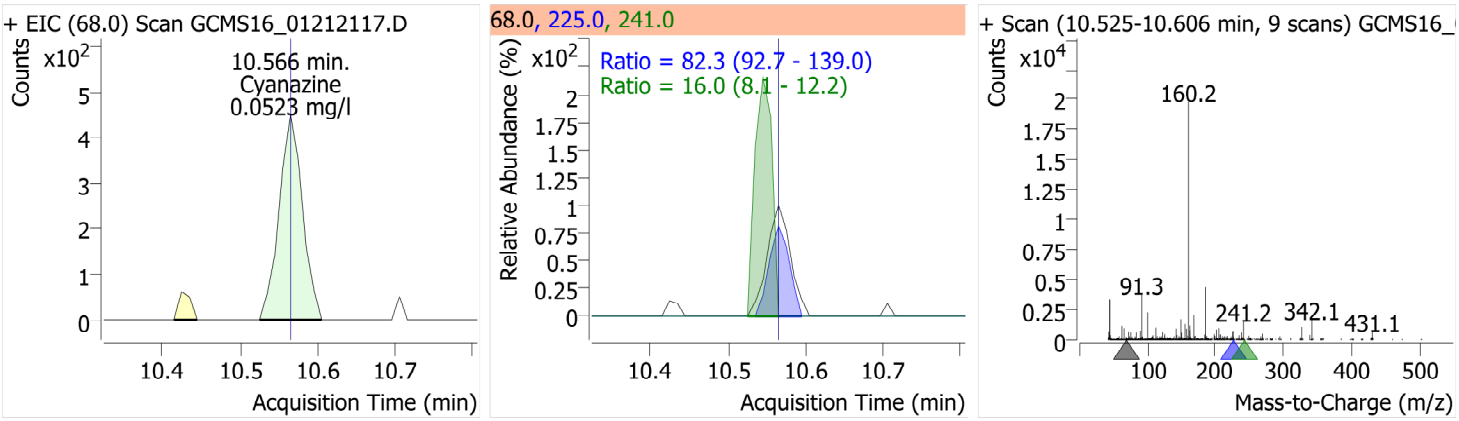

Thiobencarb

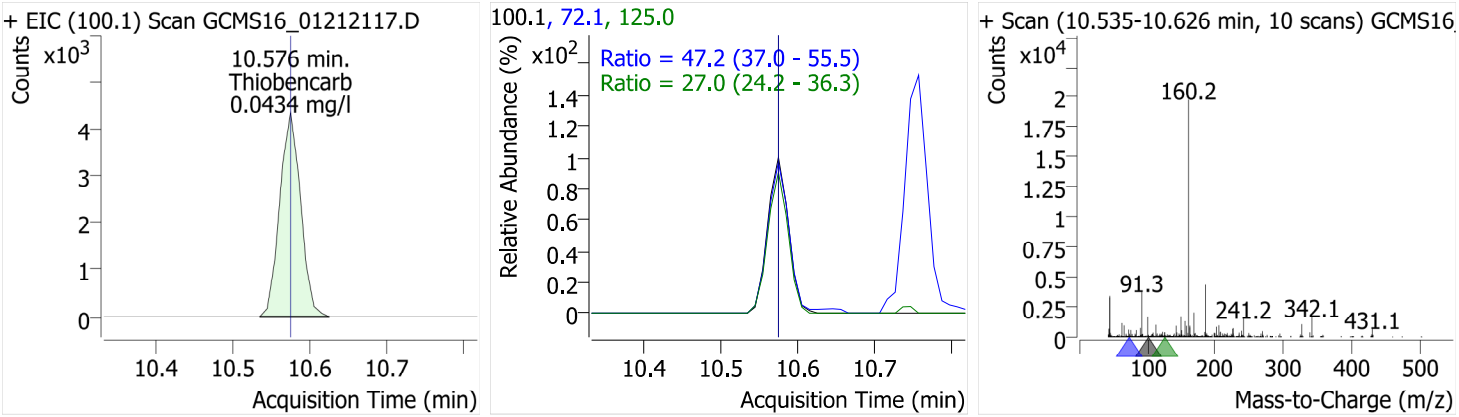

Diphenamide

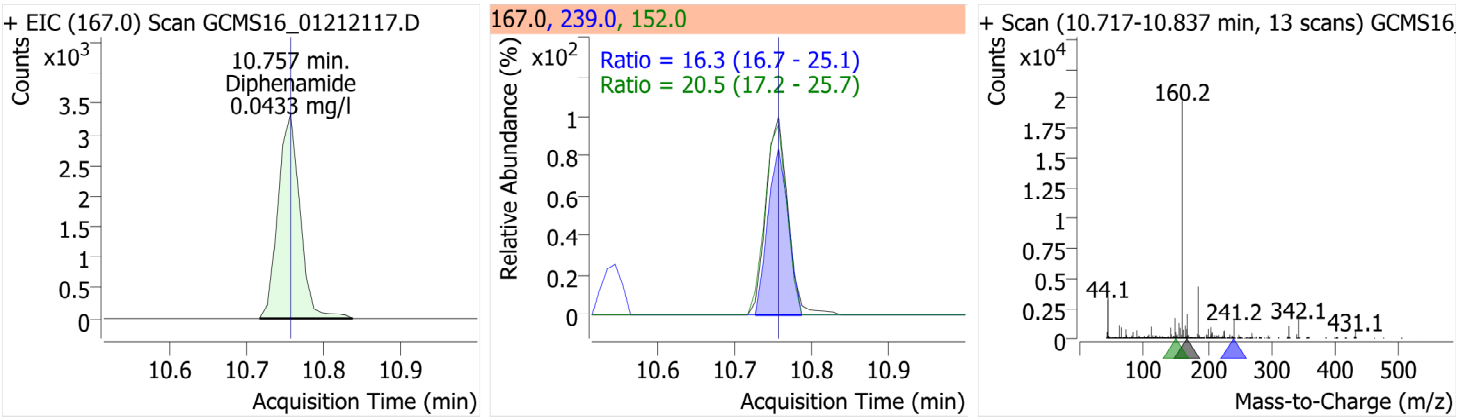

Captan

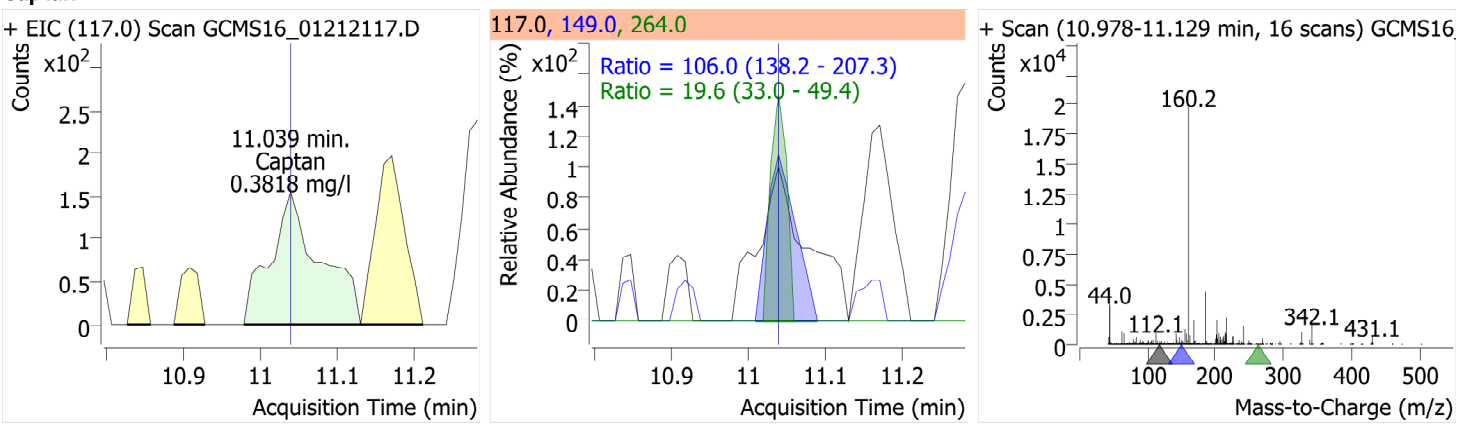

Fluoranthene

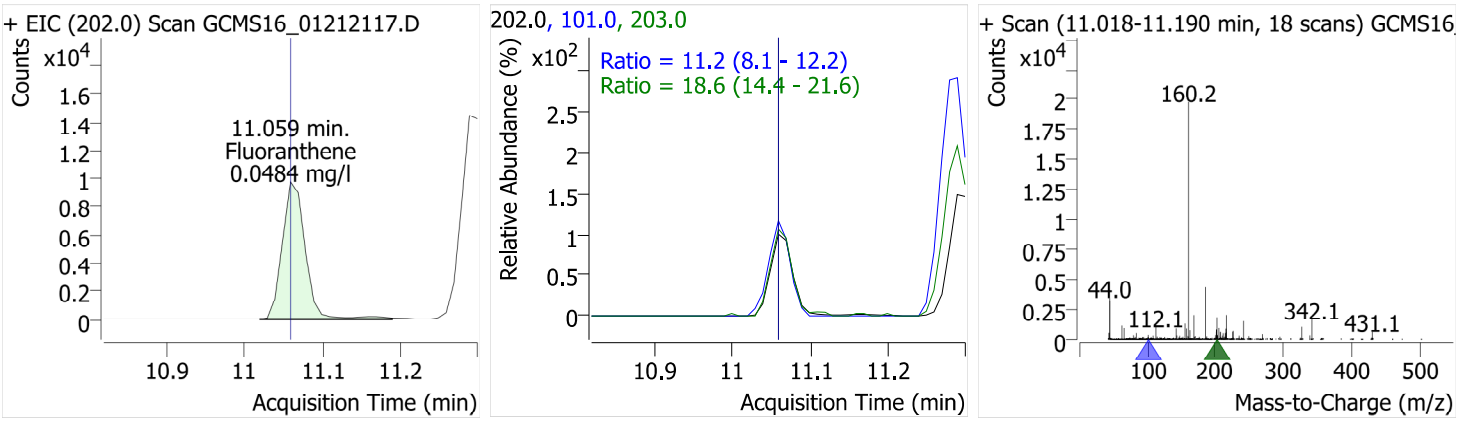

Butachlor

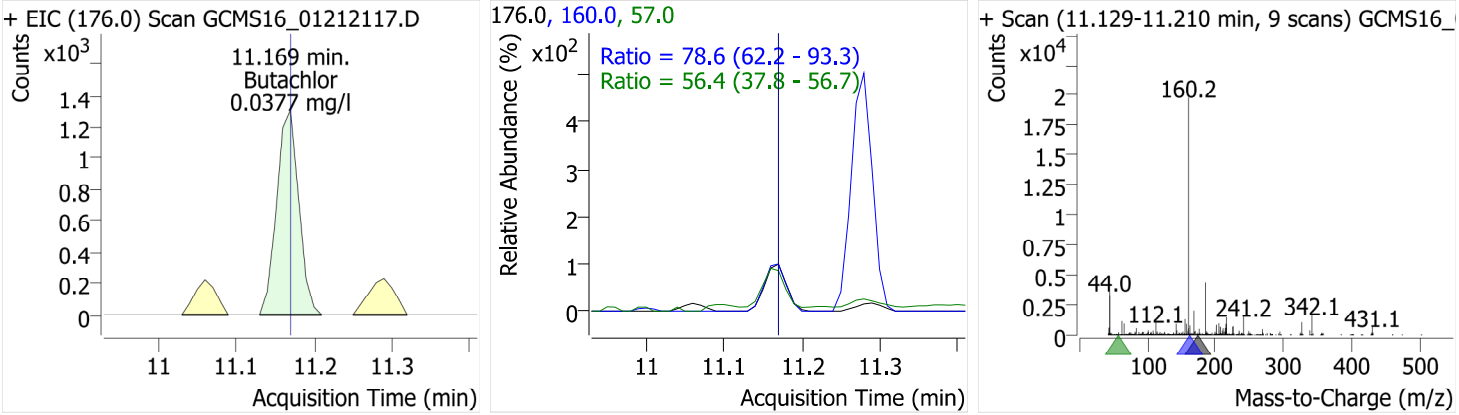

Pyrene

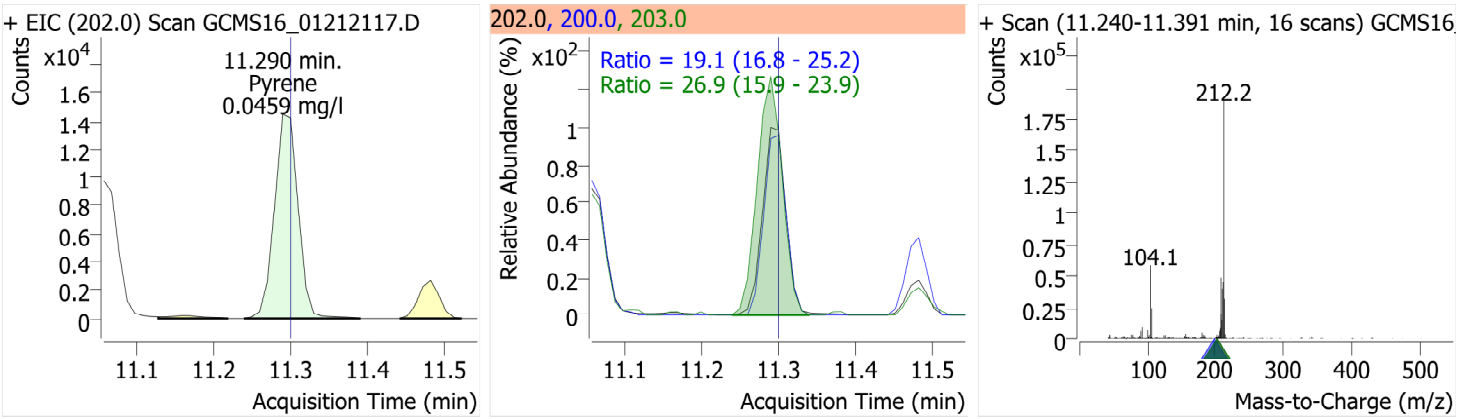

Terphenyl-d14

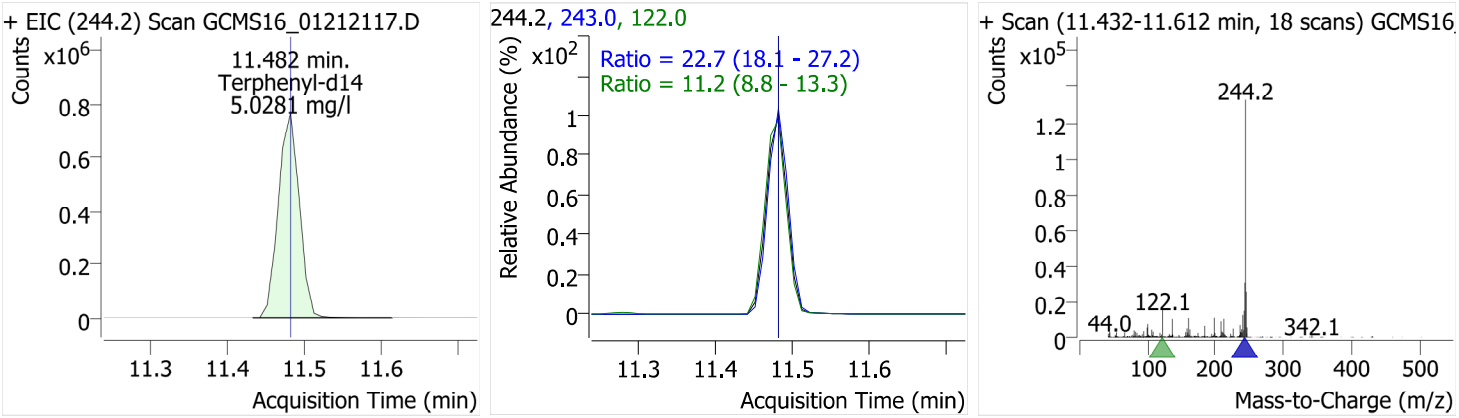

Ethion

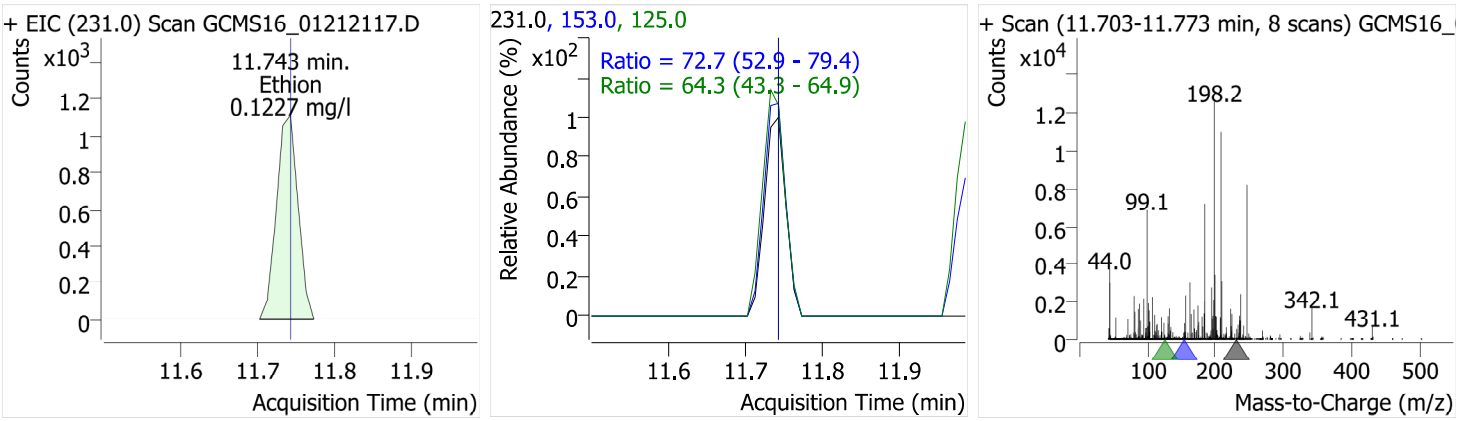

Trithion (carbofenotion)

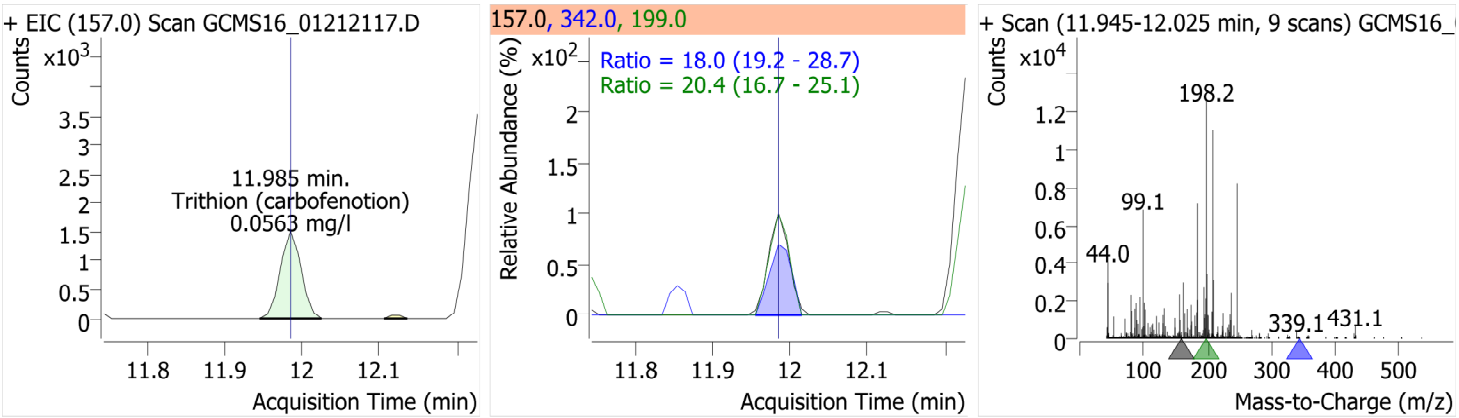

Butyl benzyl phthalate

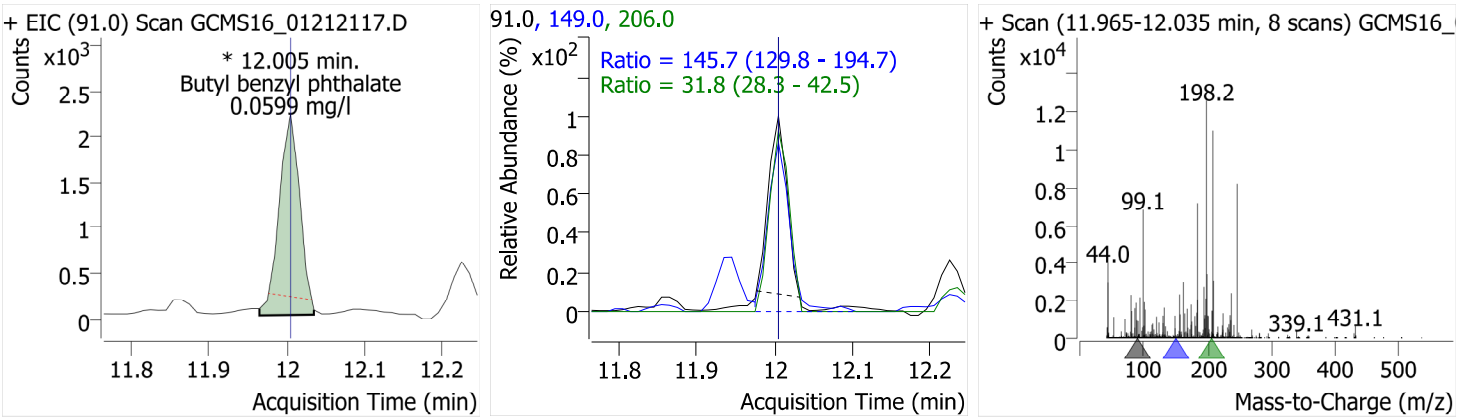

Bis(2-ethylhexyl)adipate

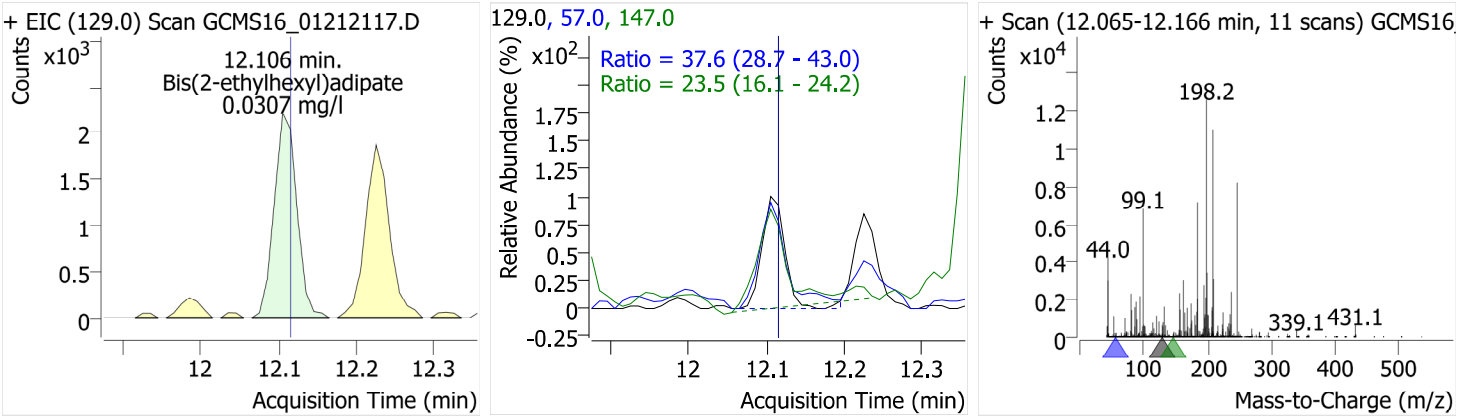

TPP

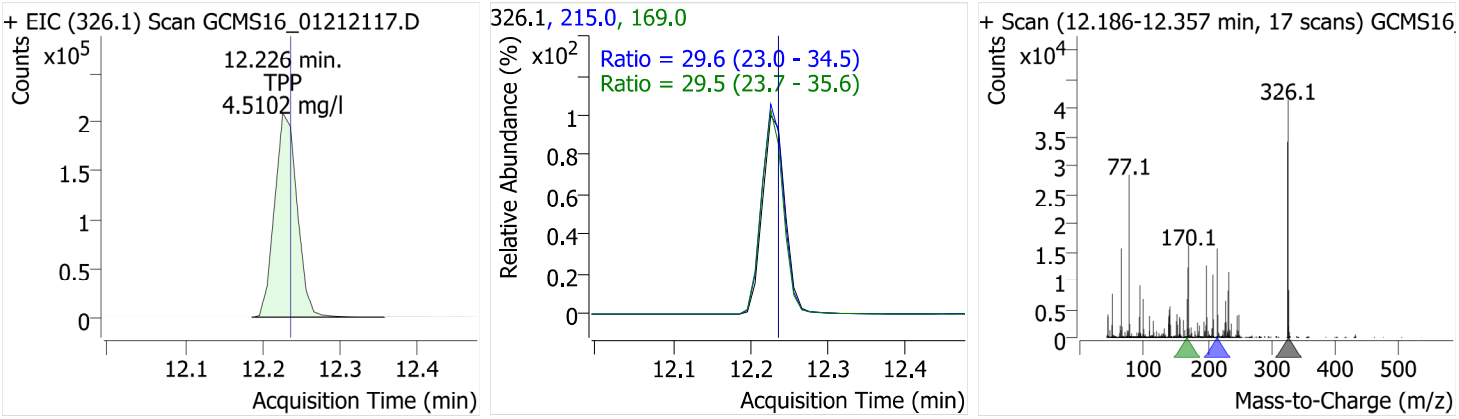

Benzo [a] anthracene

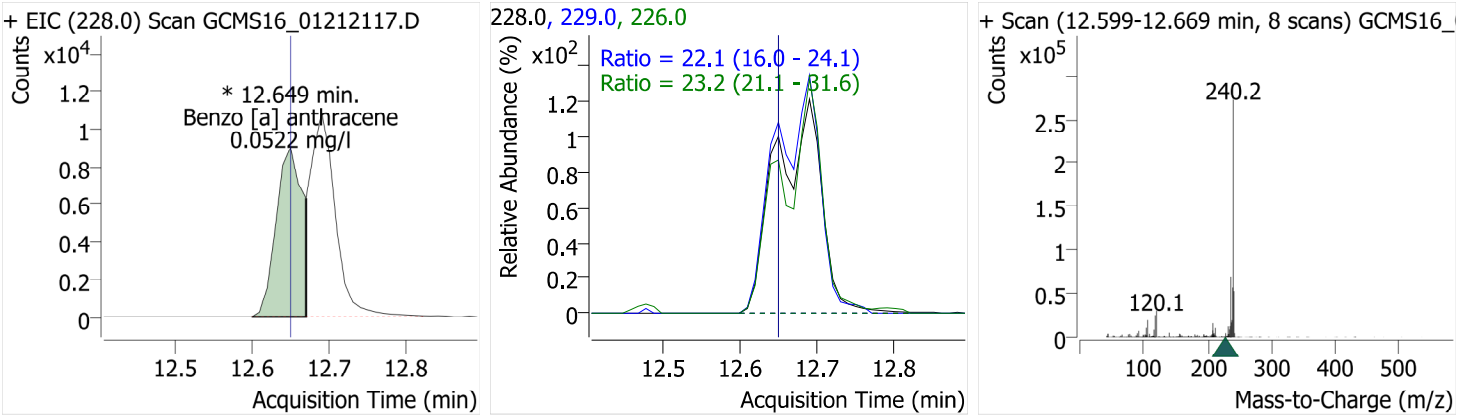

Chrysene-d12

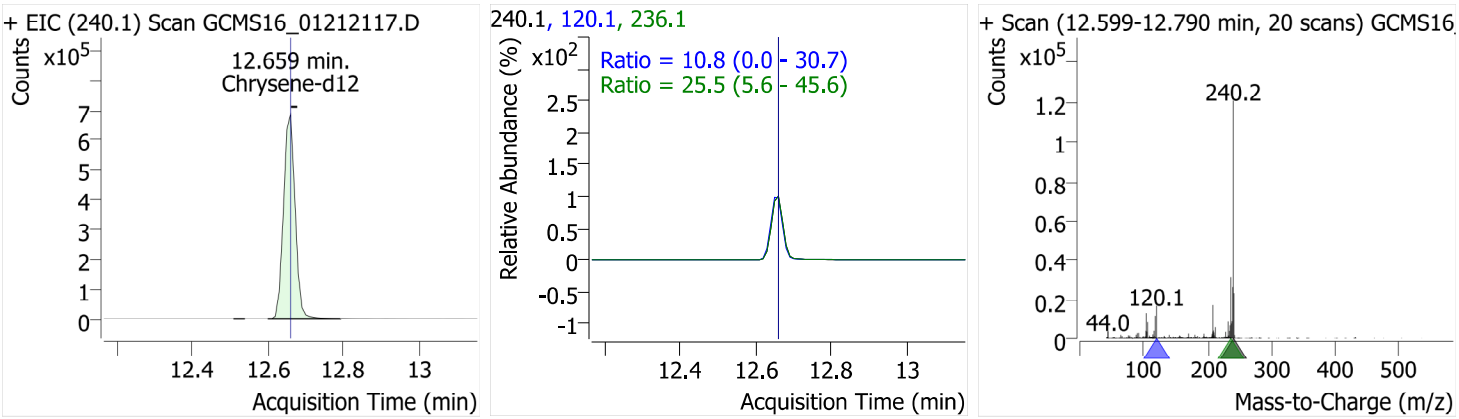

Chrysene

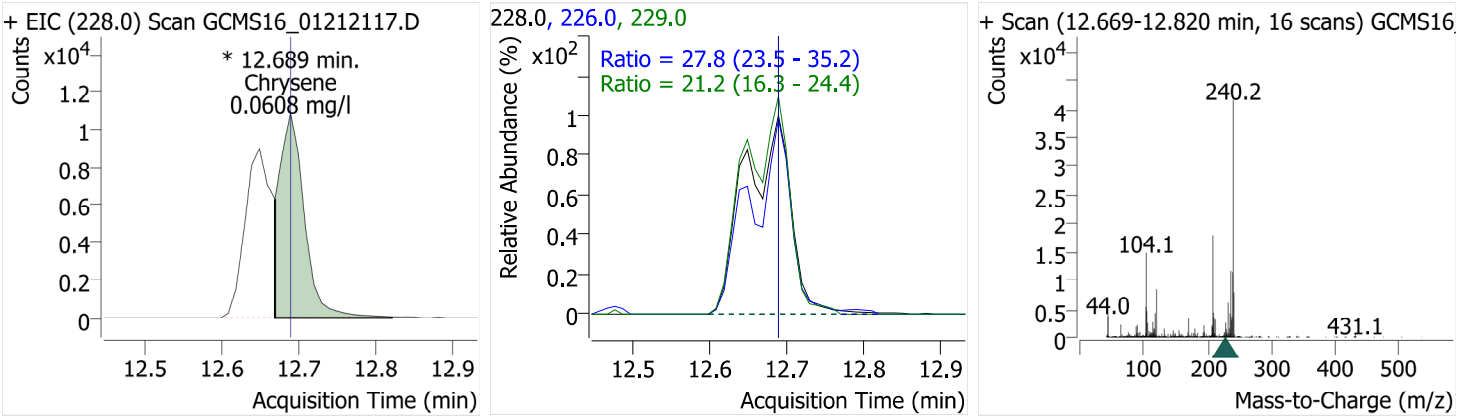

Bis(2-ethylhexyl)phthalate

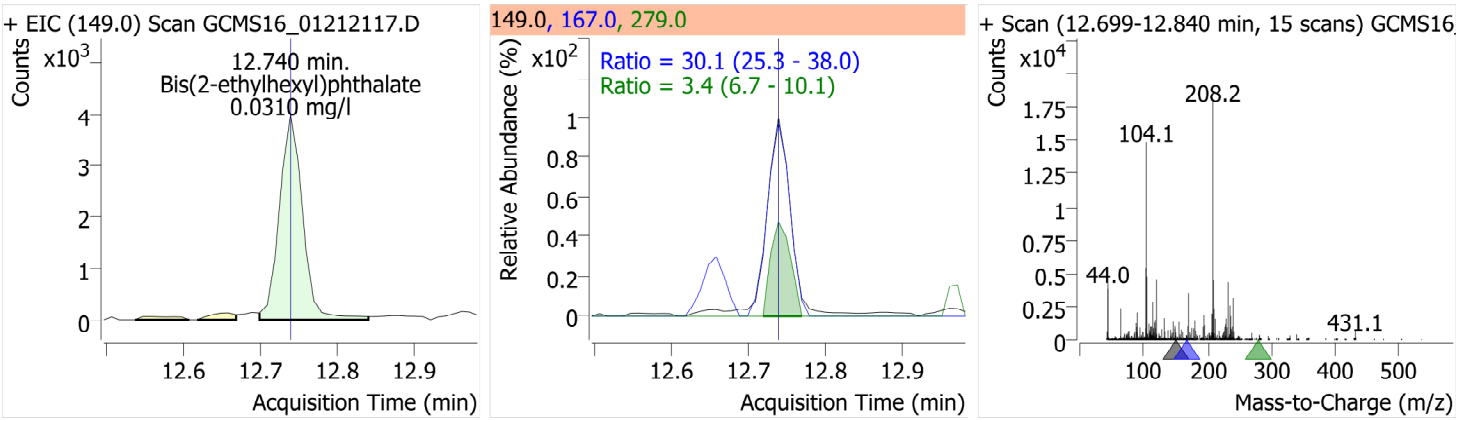

Di-n-octyl phthalate

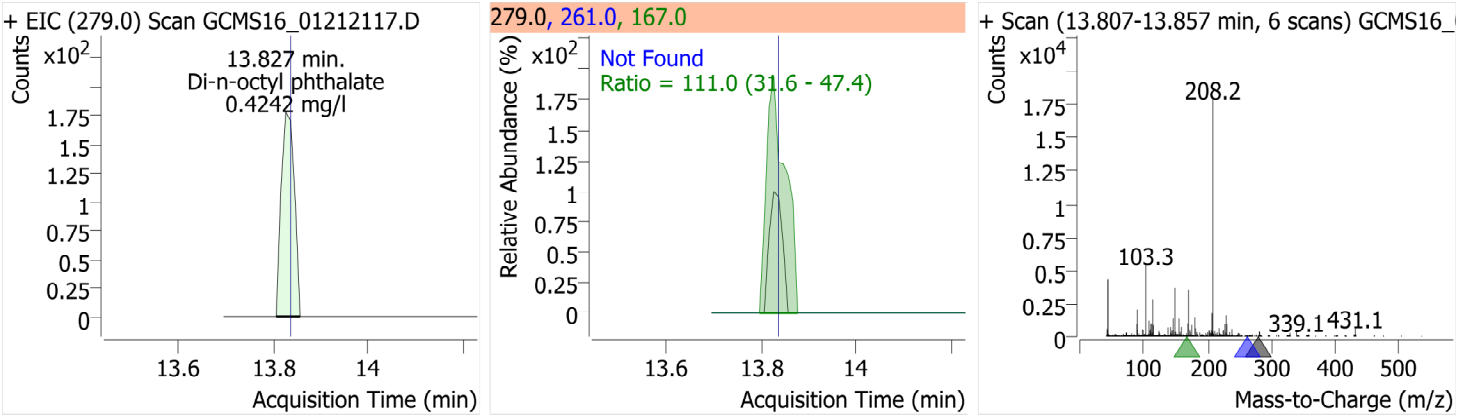

Benzo [b] fluoranthene

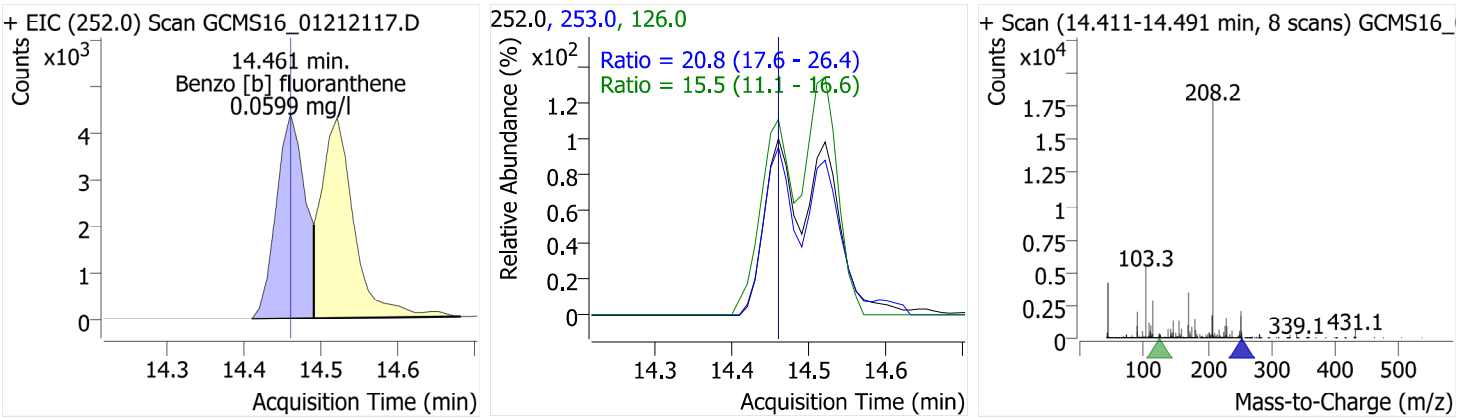

Benzo [k] fluoranthene

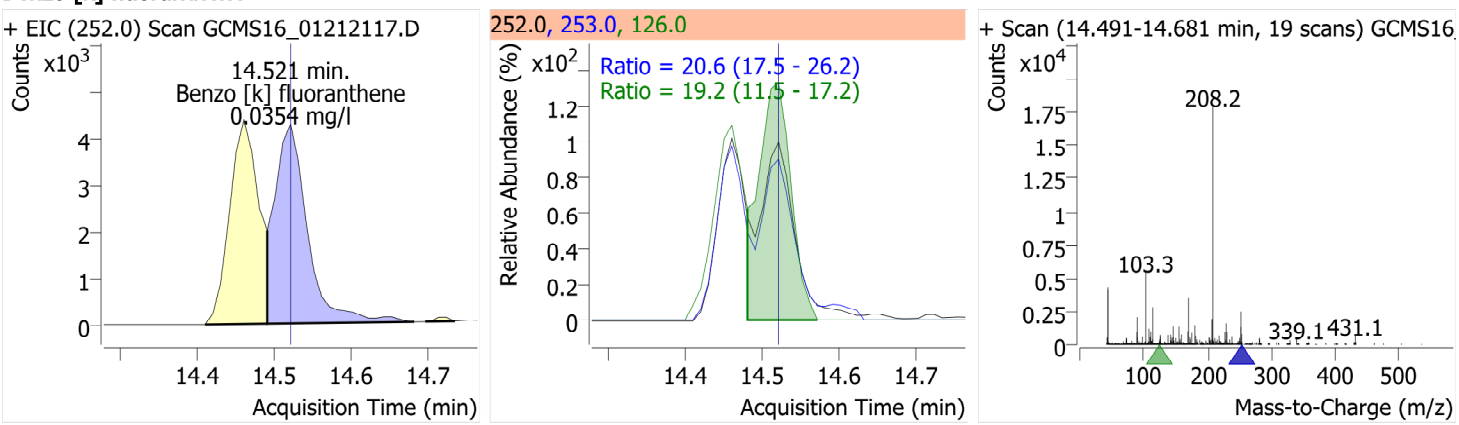

Benzo[a] pyrene

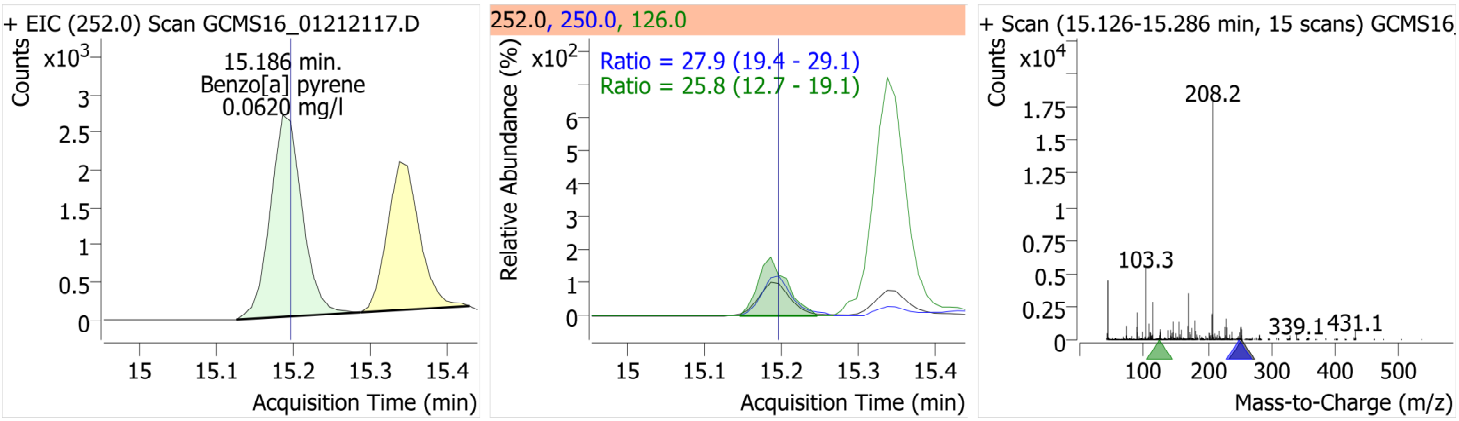

Perylene-d12

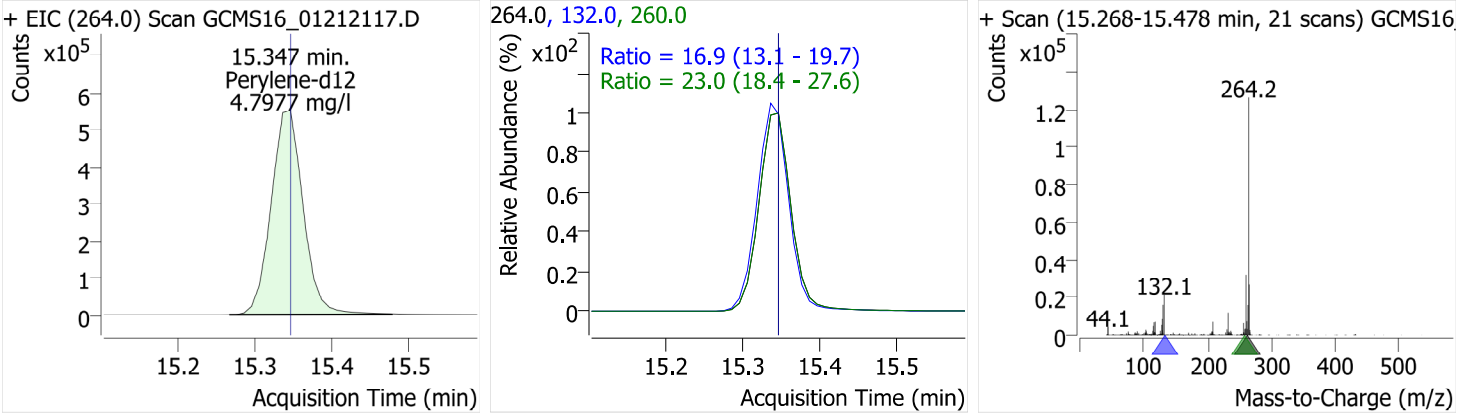

Indeno [1,2,3-cd] pyrene

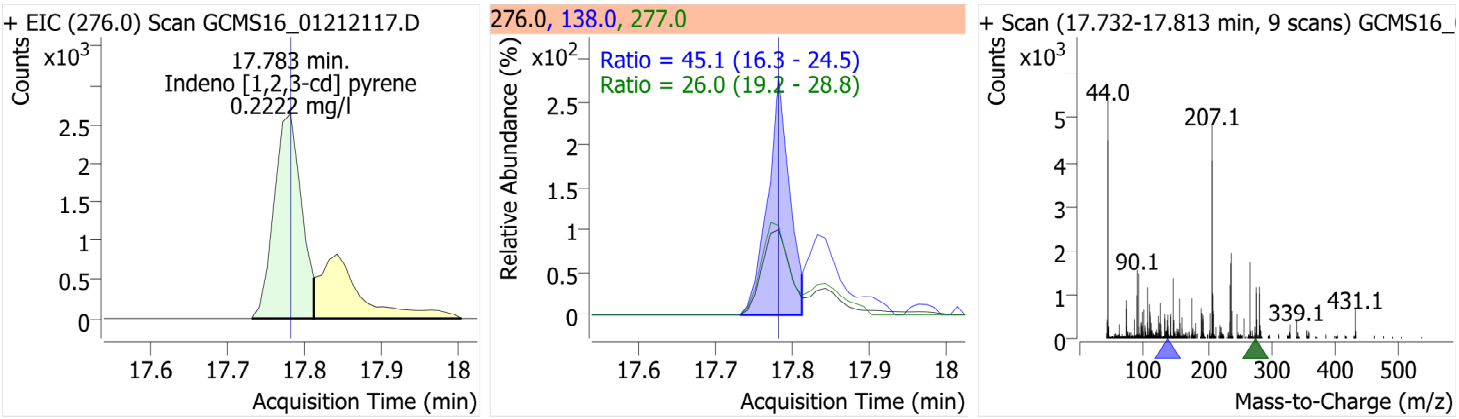

Dibenz [a,h] anthracene

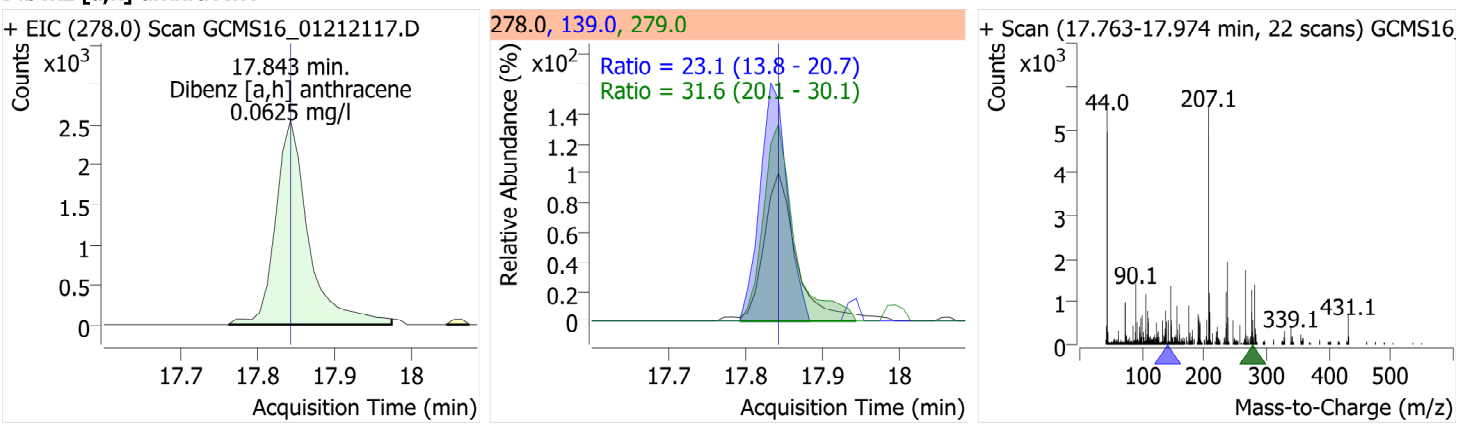

Benzo [g,h,i] perylene

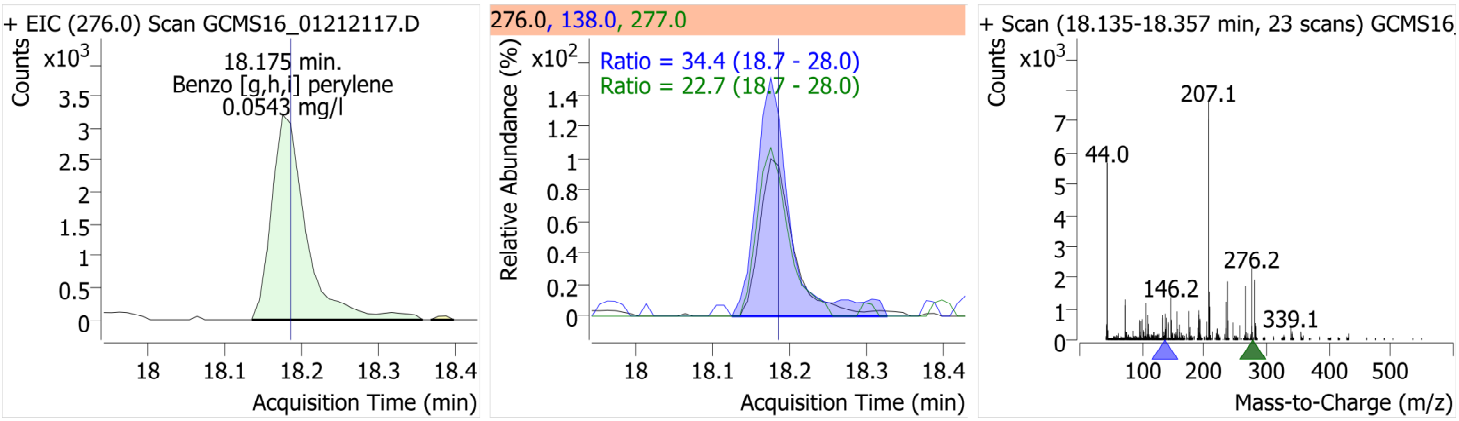

Quantitative Analysis Results With Qualifier Ratio Report

Batch Path	\\WSCIXIGCMS16\InstData\GCMS16\DATA\2021\012121_525.2\QuantResults\012121_525.2.batch.bin		
Analysis Time	1/26/2021 10:40:20 AM	**Analyst Name**	WECK\ryan.raymond
Report Time	1/26/2021 10:45:12 AM	**Reporter Name**	ryan.raymond
Last Calib Update	1/22/2021 9:39:22 AM	**Batch State**	Processed
Quant Batch Version	10.0	**Quant Report Version**	10.0

AnalysisInfo

Acq. Time	1/21/2021 6:16:43 PM	**Data File**	GCMS16_01212118.D
Sample Type	QC	**Sample Name**	507PNA ICV 2ppm
Dilution	1	**Acq. Method**	525
Position	12	**Inj Vol**	1
DA Method File	507PNA 012121.m	**Comment**	1010647

Sample Chromatogram

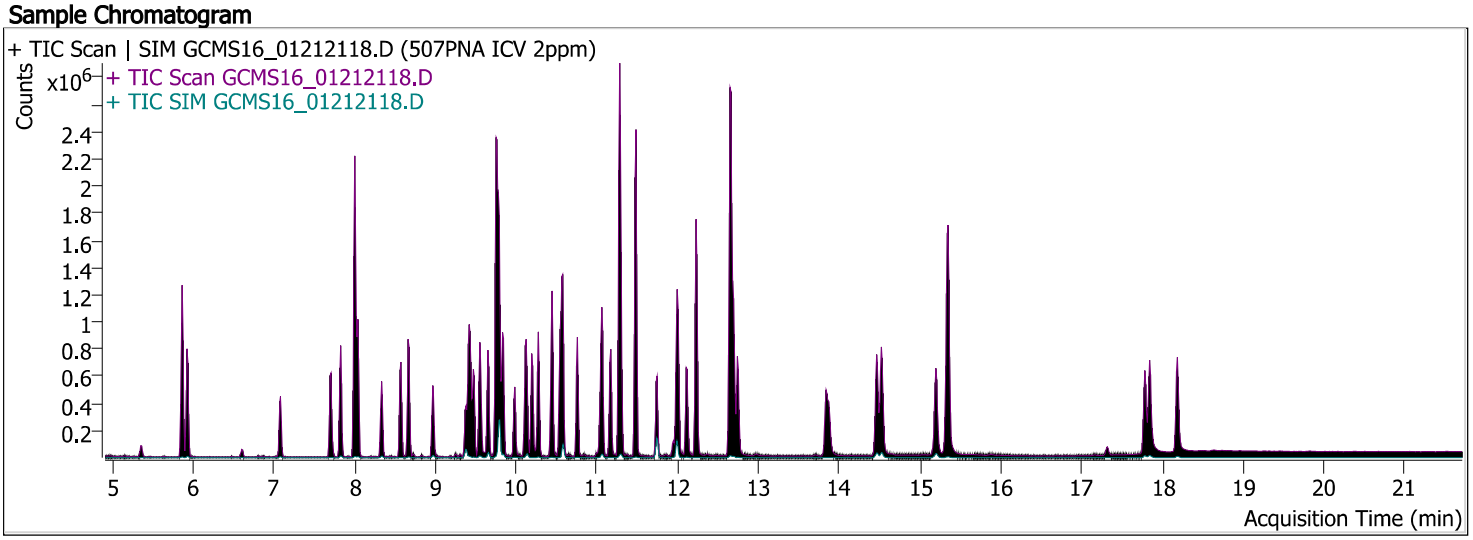

Compound	ISTD	RT	Resp.	ISTD Resp.	Conc	Units	Accuracy
1,3 Dimethyl-2-Nitrobenzene	Acenaphthene-d10	5.865	291724	1006670	4.9208	mg/l	98.42
Naphthalene	Acenaphthene-d10	5.925	787910	1006670	1.9010	mg/l	95.05
EPTC	Acenaphthene-d10	7.083	179091	1006670	2.1555	mg/l	107.77
Dimethyl phthalate	Acenaphthene-d10	7.707	578962	1006670	1.9265	mg/l	96.32
Acenaphthylene	Acenaphthene-d10	7.828	751915	1006670	2.1800	mg/l	109.00
Acenaphthene	Acenaphthene-d10	8.039	488339	1006670	1.9261	mg/l	96.31
Molinate	Acenaphthene-d10	8.331	334740	1006670	2.1620	mg/l	108.10
Diethyl phthalate	Acenaphthene-d10	8.572	585942	1006670	1.9810	mg/l	99.05
Fluorene	Acenaphthene-d10	8.663	555664	1006670	1.9444	mg/l	97.22
Chlorpropham	Acenaphthene-d10	8.965	173403	1006670	2.2042	mg/l	110.21
Dimethoate	Acenaphthene-d10	9.378	153842	1006670	2.2080	mg/l	110.40
Prometon	Chrysene-d12	9.408	154104	1590488	2.3182	mg/l	115.91
Simazine	Chrysene-d12	9.428	163562	1590488	2.3758	mg/l	118.79
Atrazine	Acenaphthene-d10	9.468	96271	1006670	2.2746	mg/l	113.73
Pentachloronitrobenzene	Phenanthrene-d10	9.559	88083	1831487	2.0997	mg/l	104.98
Pentachlorophenol	Chrysene-d12	9.549	73007	1590488	1.8571	mg/l	92.85
Diazinon (Dimpylate)	Chrysene-d12	9.650	143235	1590488	2.3865	mg/l	119.33
Phenanthrene	Phenanthrene-d10	9.780	828366	1831487	1.8865	mg/l	94.33
Disulfoton	Phenanthrene-d10	9.790	89520	1831487	2.3984	mg/l	119.92
Terbacil	Phenanthrene-d10	9.800	80949	1831487	2.1136	mg/l	105.68
Anthracene	Phenanthrene-d10	9.831	771513	1831487	2.0547	mg/l	102.73
Caffeine	Phenanthrene-d10	9.982	271860	1831487	2.2444	mg/l	112.22
Acetochlor	Chrysene-d12	10.113	102658	1590488	2.3161	mg/l	115.81
Metribuzin	Chrysene-d12	10.133	189614	1590488	2.1616	mg/l	108.08
Alachlor	Chrysene-d12	10.193	141858	1590488	2.4464	mg/l	122.32
Prometryn	Chrysene-d12	10.274	215851	1590488	2.2232	mg/l	111.16

Quantitative Analysis Results With Qualifier Ratio Report

Compound	ISTD	RT	Resp.	ISTD Resp.	Conc	Units	Accuracy
Bromacil	Chrysene-d12	10.435	22339	1590488	2.0487	mg/l	102.44
Di-n-butyl phthalate	Phenanthrene-d10	10.445	1015506	1831487	2.0209	mg/l	101.04
Metolachlor	Chrysene-d12	10.545	434942	1590488	2.3947	mg/l	119.73
Cyanazine	Phenanthrene-d10	10.566	53140	1831487	2.2248	mg/l	111.24
Thiobencarb	Chrysene-d12	10.576	500025	1590488	2.4289	mg/l	121.45
Diphenamide	Phenanthrene-d10	10.757	384435	1831487	2.4188	mg/l	120.94
Captan	Phenanthrene-d10	11.039	21991	1831487	1.8328	mg/l	91.64
Fluoranthene	Phenanthrene-d10	11.059	899802	1831487	2.0587	mg/l	102.94
Butachlor	Chrysene-d12	11.169	180895	1590488	2.4218	mg/l	121.09
Pyrene	Phenanthrene-d10	11.300	907879	1831487	1.9853	mg/l	99.27
Terphenyl-d14	Chrysene-d12	11.482	1546302	1590488	4.9478	mg/l	98.96
Ethion	Chrysene-d12	11.743	183315	1590488	1.9486	mg/l	97.43
Trithion (carbofenotion)	Chrysene-d12	11.985	237918	1590488	2.2124	mg/l	110.62
Butyl benzyl phthalate	Phenanthrene-d10	12.005	270857	1831487	1.9348	mg/l	96.74
Bis(2-ethylhexyl)adipate	Phenanthrene-d10	12.106	314667	1831487	2.0429	mg/l	102.15
TPP	Phenanthrene-d10	12.226	484546	1831487	4.9218	mg/l	98.44
Benzo [a] anthracene	Phenanthrene-d10	12.649	802317	1831487	1.9664	mg/l	98.32
Chrysene	Chrysene-d12	12.689	837142	1590488	1.9136	mg/l	95.68
Bis(2-ethylhexyl)phthalate	Phenanthrene-d10	12.740	538404	1831487	1.9229	mg/l	96.14
Di-n-octyl phthalate	Chrysene-d12	13.837	42183	1590488	1.5231	mg/l	76.15
Benzo [b] fluoranthene	Chrysene-d12	14.461	751480	1590488	1.7789	mg/l	88.95
Benzo [k] fluoranthene	Chrysene-d12	14.521	904623	1590488	2.2101	mg/l	110.51
Benzo[a] pyrene	Chrysene-d12	15.196	730882	1590488	1.8710	mg/l	93.55
Perylene-d12	Chrysene-d12	15.347	1875277	1590488	5.1708	mg/l	103.42
Indeno [1,2,3-cd] pyrene	Chrysene-d12	17.783	598202	1590488	1.8071	mg/l	90.36
Dibenz [a,h] anthracene	Chrysene-d12	17.843	680814	1590488	1.8385	mg/l	91.92
Benzo [g,h,i] perylene	Chrysene-d12	18.185	719091	1590488	1.9898	mg/l	99.49

Compound	CAS#	RT	RR	Conc	Transition	(Min-Max)	Q-Ratio
1,3 Dimethyl-2-Nitrobenzene		5.865	0.2898	4.9208	134.1		
					103.0	41.0 - 61.5	50.3
					151.0	30.9 - 46.4	38.6
Naphthalene		5.925	0.7827	1.9010	128.0		
					129.0	8.7 - 13.1	10.7
EPTC		7.083	0.1779	2.1555	128.0		
					86.0	51.0 - 76.5	64.8
					189.0	17.4 - 26.1	21.2
Dimethyl phthalate		7.707	0.5751	1.9265	163.0		
					77.0	15.0 - 22.5	19.7
					194.0	5.2 - 7.8	6.2
Acenaphthylene		7.828	0.7469	2.1800	152.0		
					151.0	16.0 - 24.1	20.2
					76.0	7.0 - 10.5	8.7
Acenaphthene		8.039	0.4851	1.9261	154.0		
					153.0	82.2 - 123.3	106.7
					152.0	39.0 - 58.6	50.8
Molinate		8.331	0.3325	2.1620	126.0		
					55.0	45.2 - 67.7	55.3
					187.0	15.8 - 23.7	19.9
Diethyl phthalate		8.572	0.5821	1.9810	149.0		
					177.0	18.6 - 27.9	22.3
					150.0	10.0 - 14.9	12.4
Fluorene		8.663	0.5520	1.9444	166.0		
					165.0	74.4 - 111.6	91.5
Chlorpropham		8.965	0.1723	2.2042	127.0		
					213.0	31.4 - 47.1	37.5
					171.0	21.2 - 31.9	26.1
Dimethoate		9.378	0.1528	2.2080	87.0		
					125.0	59.0 - 88.5	71.8
					93.0	57.4 - 86.1	69.6
Prometon		9.408	0.0969	2.3182	210.0		
					225.0	63.9 - 95.8	81.0
					168.0	63.8 - 95.7	81.2
Simazine	122-77-6	9.428	0.1028	2.3758	201.0		
					186.0	49.5 - 74.2	60.3
					173.0	37.2 - 55.8	40.5
Atrazine		9.468	0.0956	2.2746	215.0		
					200.0	161.2 - 241.8	209.6
					58.0	53.4 - 80.1	67.4
Pentachloronitrobenzene		9.559	0.0481	2.0997	237.0		
					249.0	49.3 - 74.0	60.0
					295.0	38.4 - 57.7	45.1
Pentachlorophenol		9.549	0.0459	1.8571	265.7		
					267.7	50.7 - 76.0	60.4
					166.8	44.0 - 66.0	50.3
Diazinon (Dimpylate)		9.650	0.0901	2.3865	137.0		
					179.0	68.6 - 102.8	85.0
					152.0	49.7 - 74.6	60.9
Phenanthrene		9.780	0.4523	1.8865	178.0		
					176.0	15.4 - 23.0	19.6
					179.0	12.9 - 19.4	15.1
Disulfoton		9.790	0.0489	2.3984	97.0		
					61.0	56.4 - 84.6	71.0
					125.0	50.3 - 75.5	59.0

Compound	CAS#	RT	RR	Conc	Transition	(Min-Max)	Q-Ratio	
Terbacil		9.800	0.0442	2.1136	117.0			
					162.0	71.6 - 107.4	80.6	
					57.0	46.0 - 69.0	59.3	
Anthracene		9.831	0.4212	2.0547	178.0			
					176.0	15.1 - 22.7	19.2	
					179.0	12.3 - 18.5	15.1	
Caffeine		9.982	0.1484	2.2444	194.0			
					109.0	40.9 - 61.4	51.6	
					67.0	26.4 - 39.7	33.7	
Acetochlor		10.113	0.0645	2.3161	146.0			
					162.0	67.6 - 101.3	85.6	
					223.0	44.3 - 66.4	55.3	
Metribuzin		10.133	0.1192	2.1616	198.0			
					144.0	22.3 - 33.5	26.2	
					199.0	16.1 - 24.1	19.7	
Alachlor	15972-60-8	10.193	0.0892	2.4464	160.1			
					188.1	68.1 - 102.1	85.3	
					237.0	16.5 - 24.8	20.7	
Prometryn		10.274	0.1357	2.2232	241.0			
					184.0	72.3 - 108.5	90.0	
					226.0	48.1 - 72.1	62.2	
Bromacil		10.435	0.0140	2.0487	164.0			
					162.0	83.5 - 125.2	106.7	
					190.0	79.7 - 119.5	107.1	
Di-n-butyl phthalate		10.445	0.5545	2.0209	149.0			
					150.0	7.7 - 11.6	9.1	
					104.0	4.1 - 6.2	4.8	
Metolachlor		10.545	0.2735	2.3947	162.0			
					238.0	37.4 - 56.0	47.9	
					146.0	13.8 - 20.7	17.2	
Cyanazine		10.566	0.0290	2.2248	68.0			
					225.0	92.7 - 139.0	115.5	
					241.0	8.1 - 12.2	10.2	
Thiobencarb	028249-77-6	10.576	0.3144	2.4289	100.1			
					72.1	37.0 - 55.5	46.4	
					125.0	24.2 - 36.3	30.1	
Diphenamide		10.757	0.2099	2.4188	167.0			
					152.0	17.2 - 25.7	21.3	
					239.0	16.7 - 25.1	20.6	
Captan		11.039	0.0120	1.8328	117.0			
					149.0	138.2 - 207.3	208.1	High
					264.0	33.0 - 49.4	37.4	
Fluoranthene		11.059	0.4913	2.0587	202.0			
					203.0	14.4 - 21.6	17.4	
					101.0	8.1 - 12.2	10.1	
Butachlor		11.169	0.1137	2.4218	176.0			
					160.0	62.2 - 93.3	79.0	
					57.0	37.8 - 56.7	46.0	
Pyrene		11.300	0.4957	1.9853	202.0			
					200.0	16.8 - 25.2	21.1	
					203.0	15.9 - 23.9	17.9	
Terphenyl-d14		11.482	0.9722	4.9478	244.2			
					243.0	18.1 - 27.2	22.8	

Compound	CAS#	RT	RR	Conc	Transition	(Min-Max)	Q-Ratio
					122.0	8.8 - 13.3	11.1
Ethion		11.743	0.1153	1.9486	231.0		
					153.0	52.9 - 79.4	64.9
					125.0	43.3 - 64.9	53.0
Trithion (carbofenotion)		11.985	0.1496	2.2124	157.0		
					342.0	19.2 - 28.7	23.6
					199.0	16.7 - 25.1	21.1
Butyl benzyl phthalate		12.005	0.1479	1.9348	91.0		
					149.0	129.8 - 194.7	159.8
					206.0	28.3 - 42.5	34.7
Bis(2-ethylhexyl)adipate		12.106	0.1718	2.0429	129.0		
					57.0	28.7 - 43.0	36.6
					147.0	16.1 - 24.2	19.4
TPP		12.226	0.2646	4.9218	326.1		
					169.0	23.7 - 35.6	30.1
					215.0	23.0 - 34.5	29.0
Benzo [a] anthracene		12.649	0.4381	1.9664	228.0		
					226.0	21.1 - 31.6	26.5
					229.0	16.0 - 24.1	19.5
Chrysene		12.689	0.5263	1.9136	228.0		
					226.0	23.5 - 35.2	29.6
					229.0	16.3 - 24.4	19.6
Bis(2-ethylhexyl)phthalate		12.740	0.2940	1.9229	149.0		
					167.0	25.3 - 38.0	30.9
					279.0	6.7 - 10.1	7.7
Di-n-octyl phthalate		13.837	0.0265	1.5231	279.0		
					167.0	31.6 - 47.4	44.9
					261.0	13.2 - 19.8	14.9
Benzo [b] fluoranthene		14.461	0.4725	1.7789	252.0		
					253.0	17.6 - 26.4	22.1
					126.0	11.1 - 16.6	13.5
Benzo [k] fluoranthene		14.521	0.5688	2.2101	252.0		
					253.0	17.5 - 26.2	22.1
					126.0	11.5 - 17.2	14.0
Benzo[a] pyrene		15.196	0.4595	1.8710	252.0		
					250.0	19.4 - 29.1	23.1
					126.0	12.7 - 19.1	13.4
Perylene-d12		15.347	1.1791	5.1708	264.0		
					260.0	18.4 - 27.6	23.1
					132.0	13.1 - 19.7	16.8
Indeno [1,2,3-cd] pyrene		17.783	0.3761	1.8071	276.0		
					277.0	19.2 - 28.8	23.5
					138.0	16.3 - 24.5	20.2
Dibenz [a,h] anthracene		17.843	0.4281	1.8385	278.0		
					279.0	20.1 - 30.1	23.4
					139.0	13.8 - 20.7	15.4
Benzo [g,h,i] perylene		18.185	0.4521	1.9898	276.0		
					138.0	18.7 - 28.0	21.4
					277.0	18.7 - 28.0	23.9

1,3 Dimethyl-2-Nitrobenzene

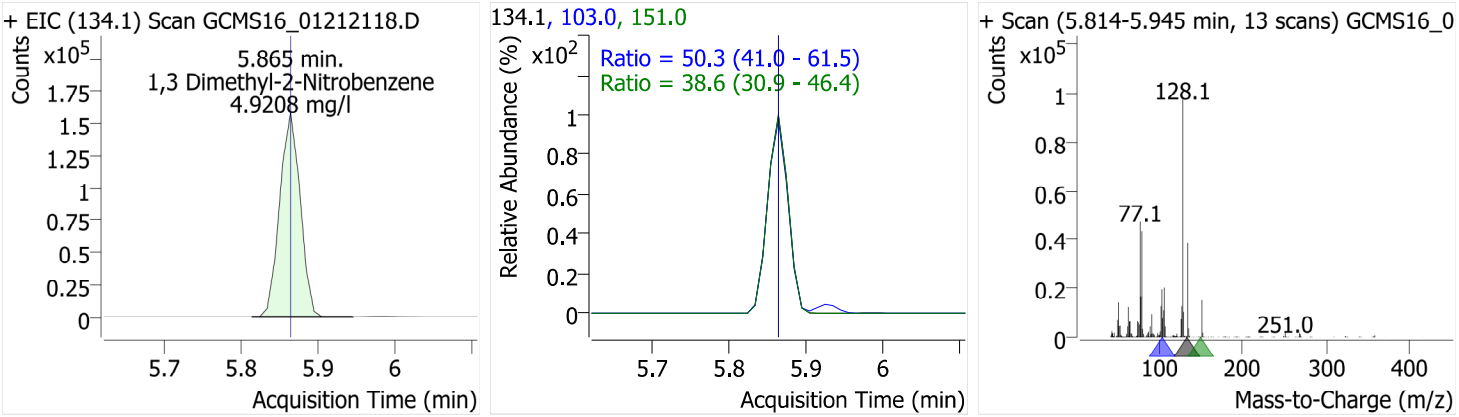

Naphthalene

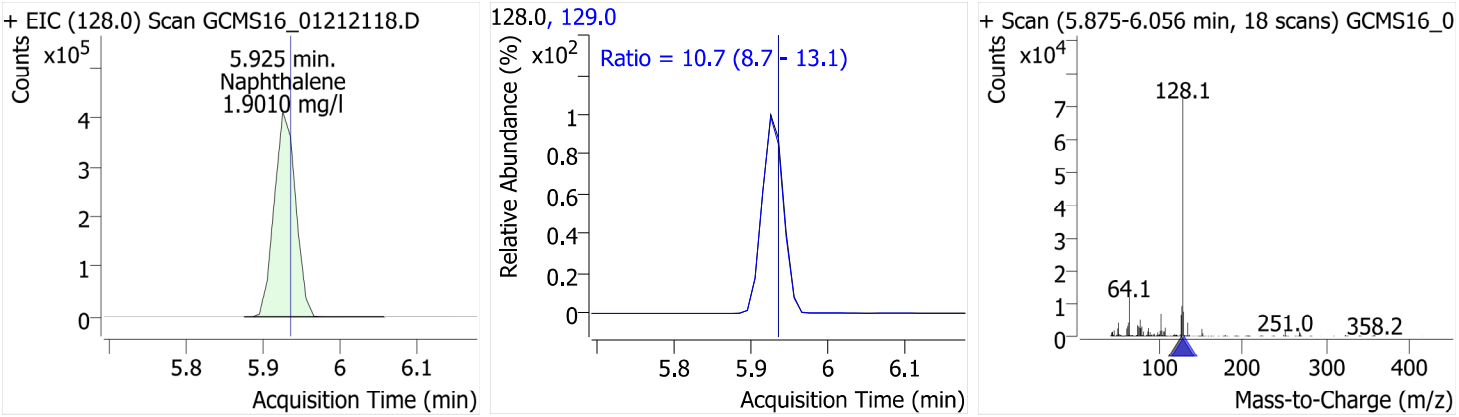

EPTC

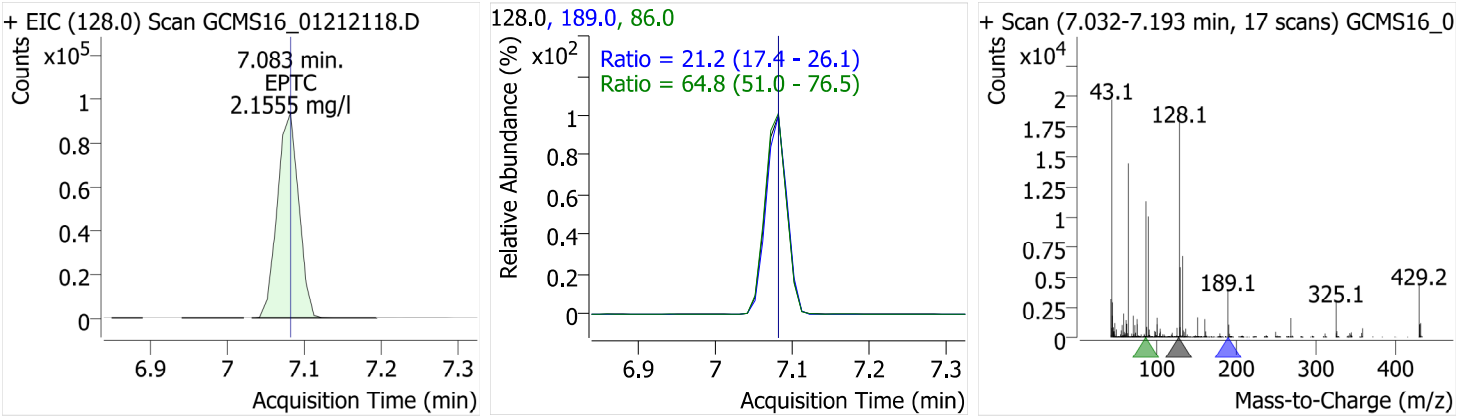

Dimethyl phthalate

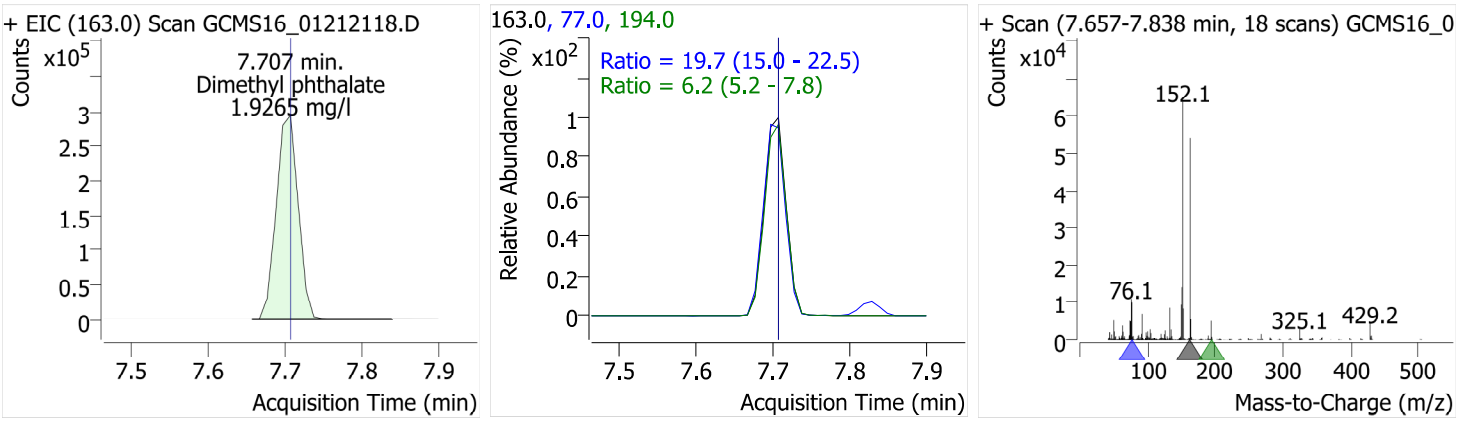

Acenaphthylene

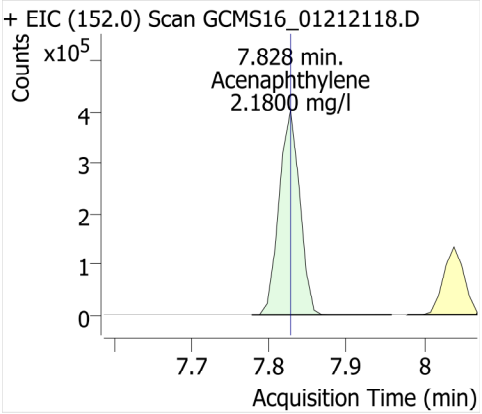

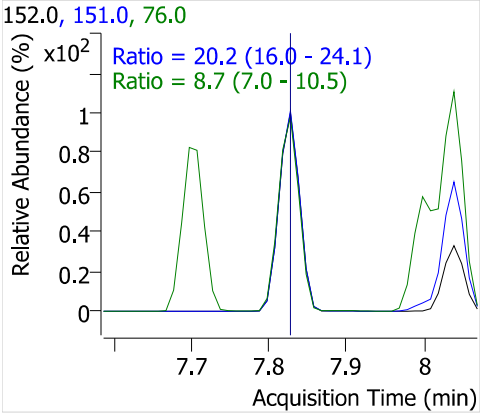

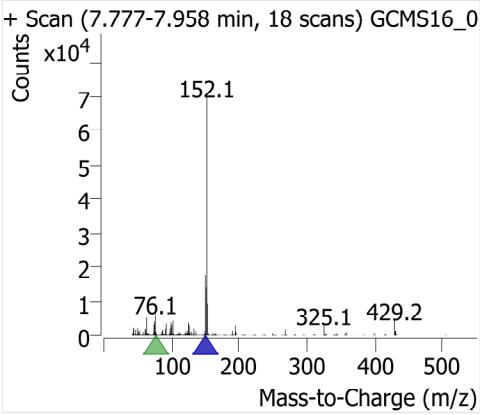

Acenaphthene-d10

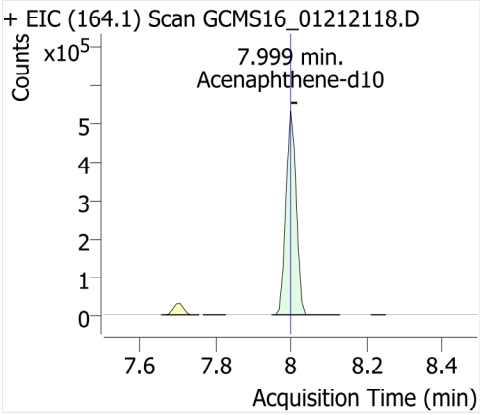

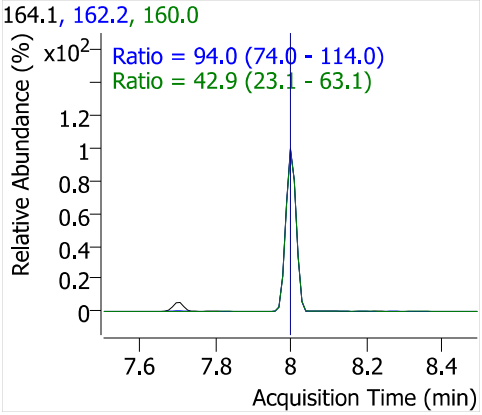

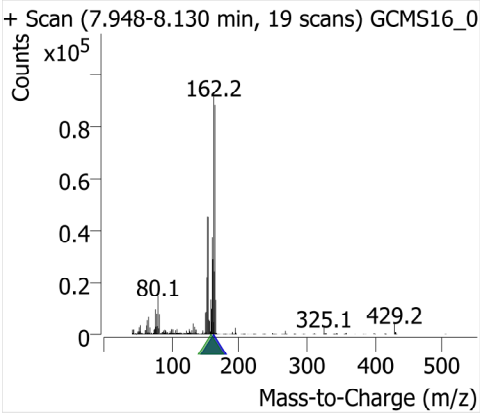

Acenaphthene

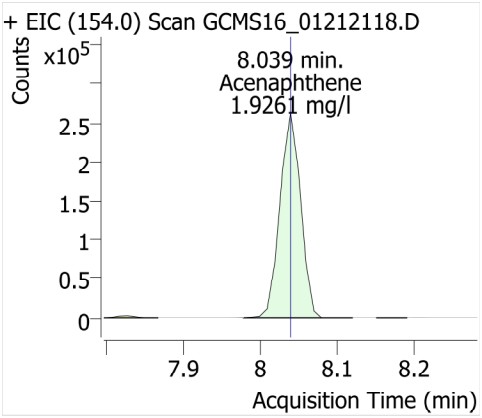

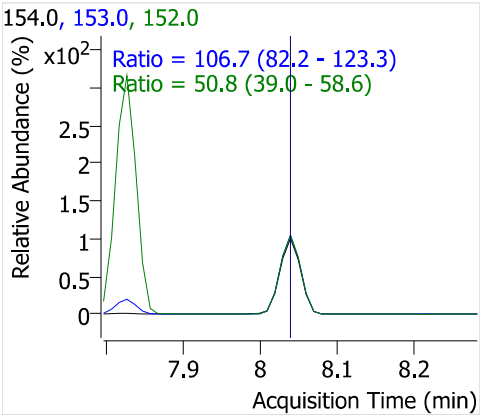

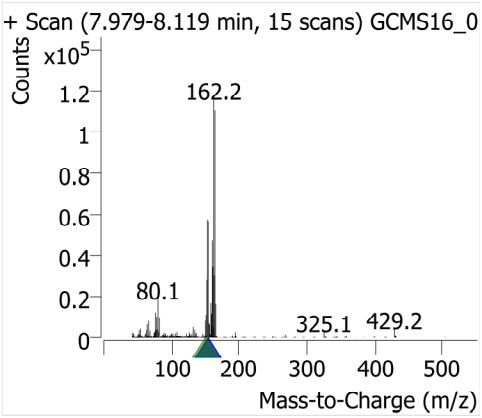

Molinate

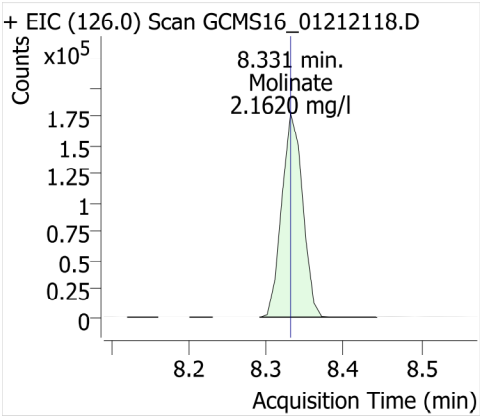

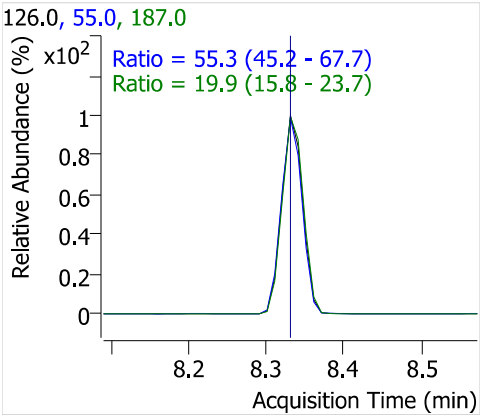

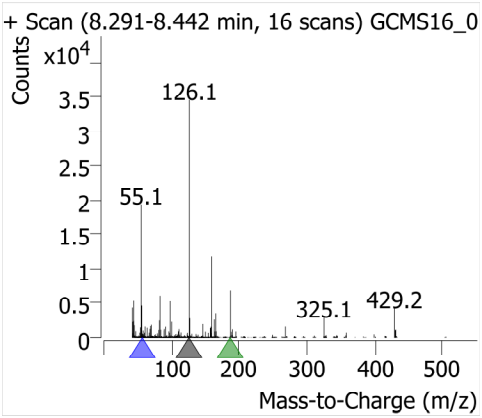

Diethyl phthalate

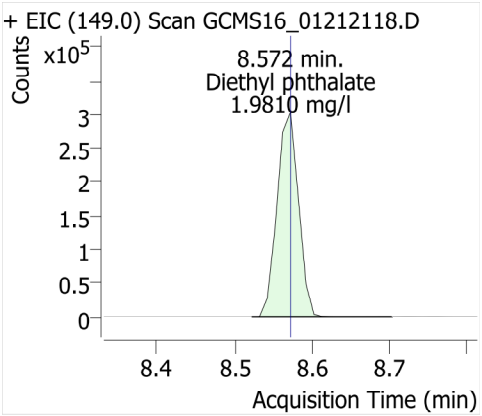

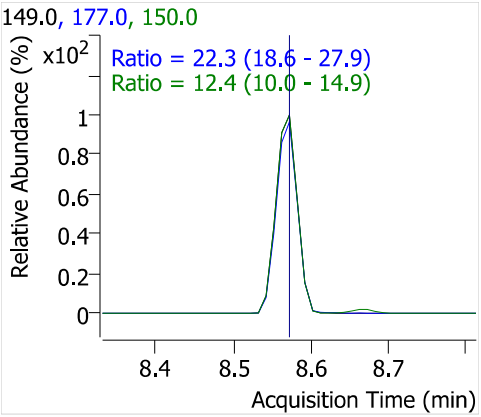

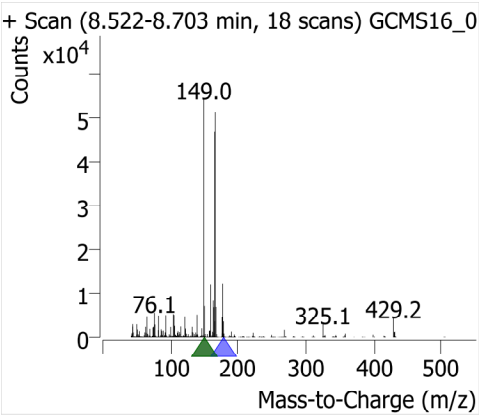

Fluorene

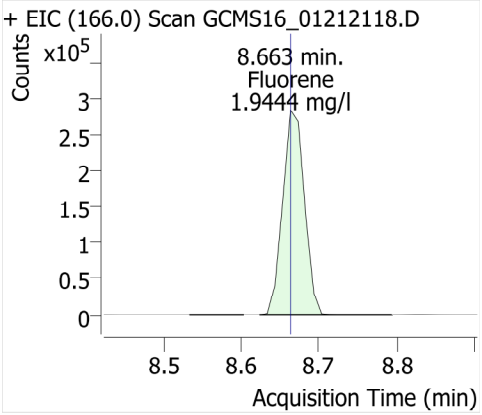

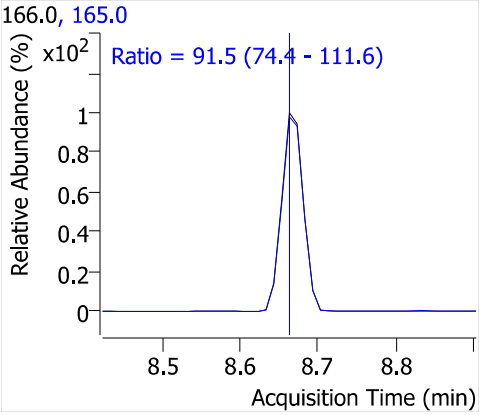

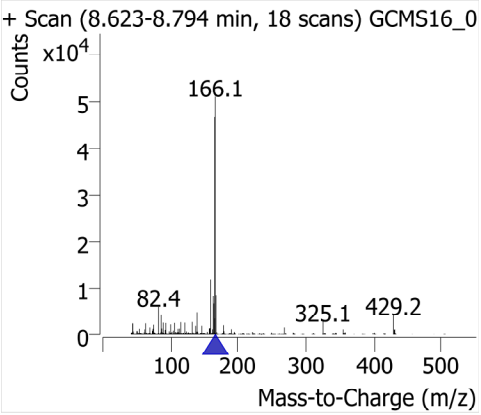

Chlorpropham

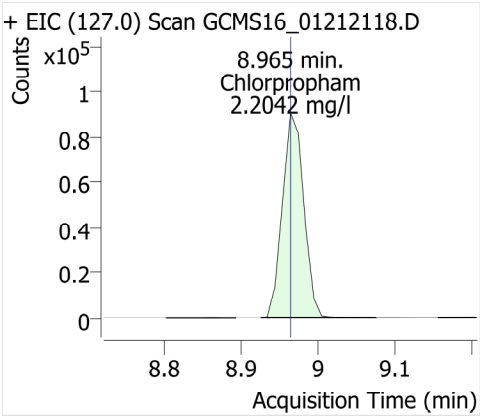

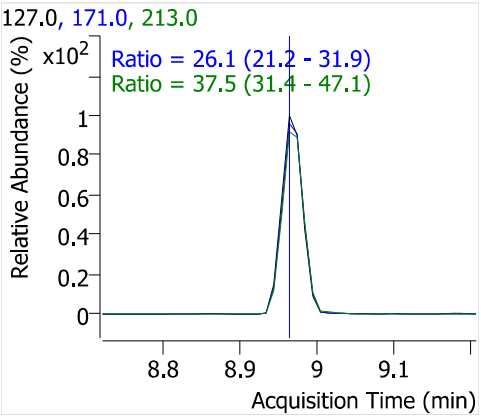

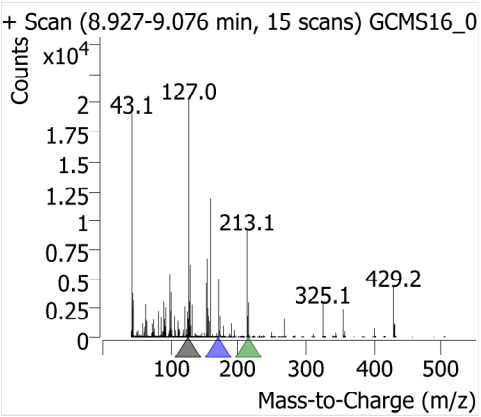

Dimethoate

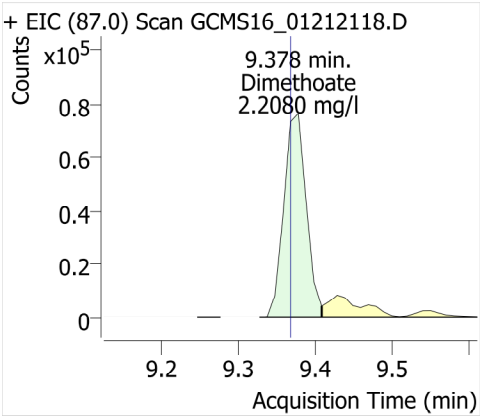

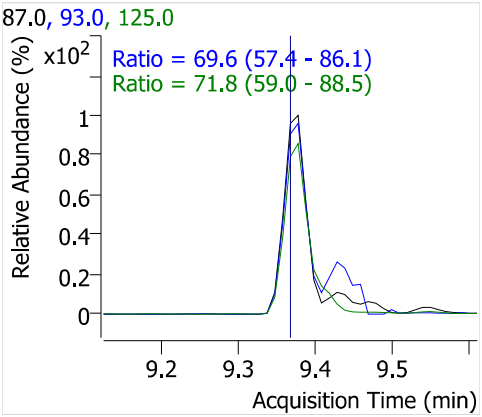

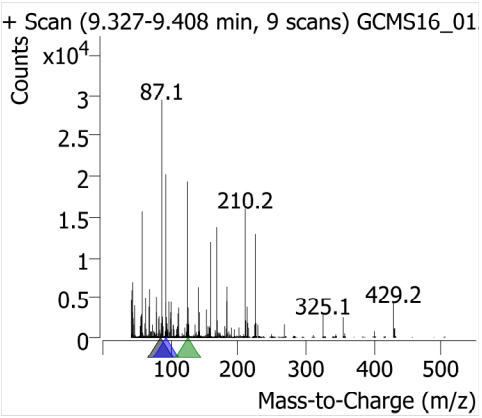

Prometon

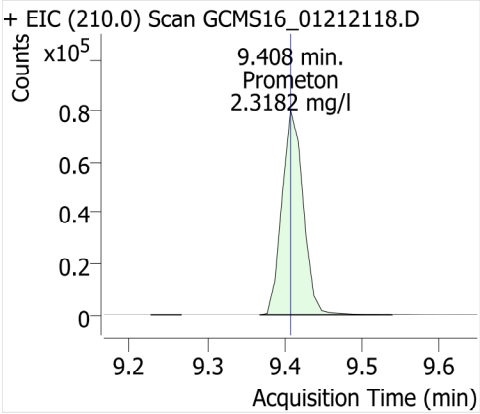

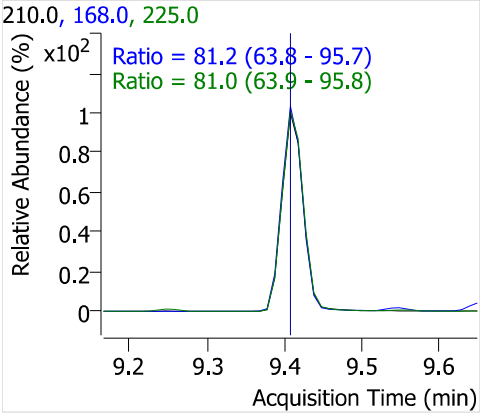

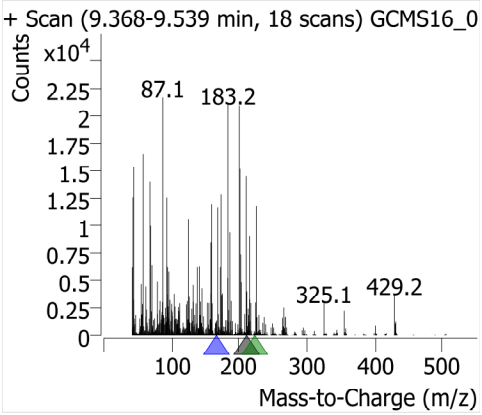

Simazine

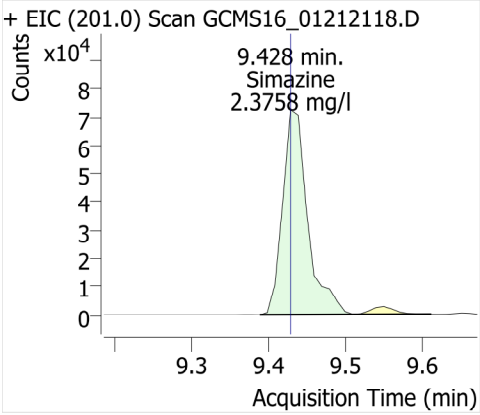

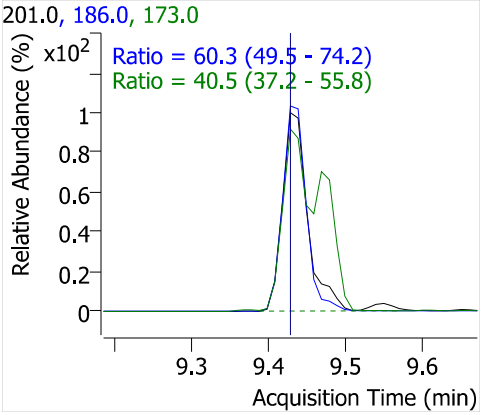

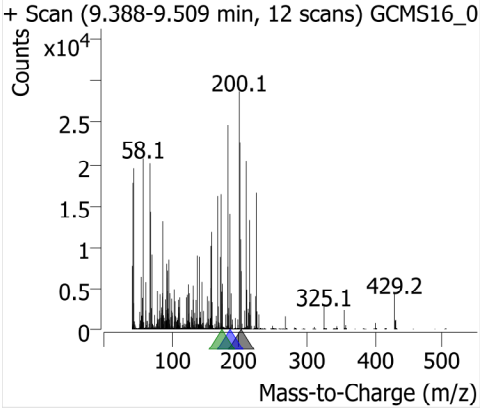

Atrazine

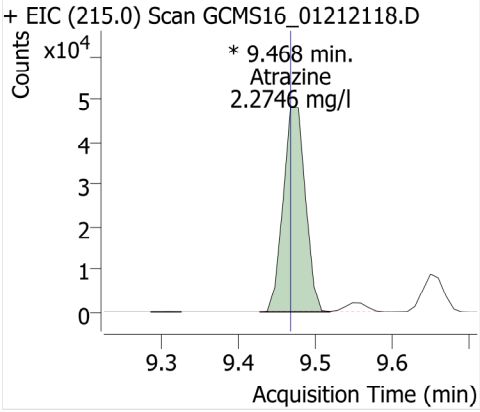

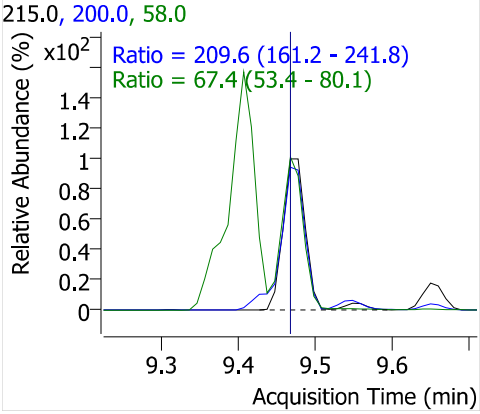

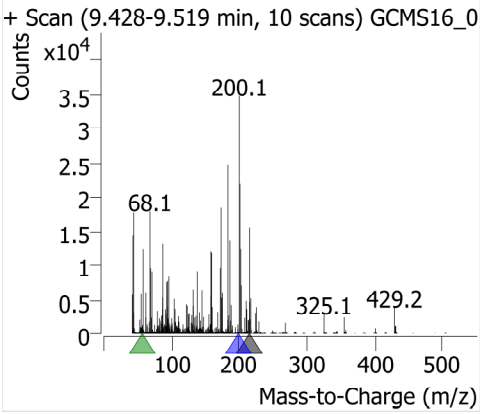

Pentachloronitrobenzene

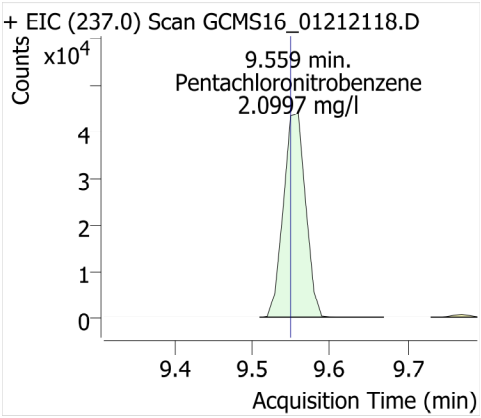

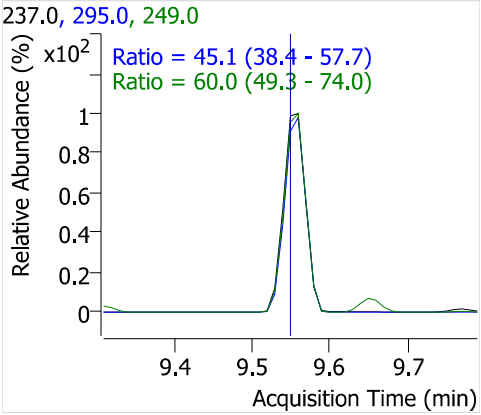

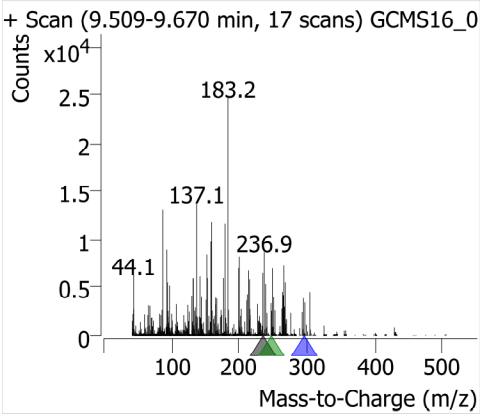

Pentachlorophenol

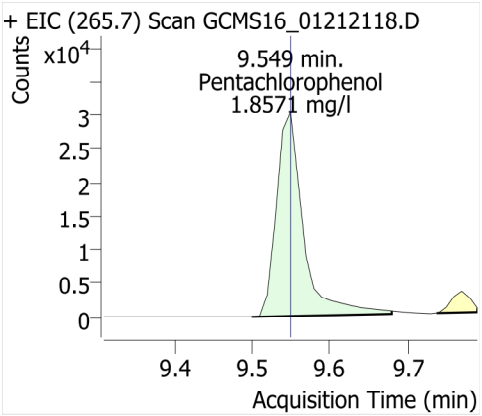

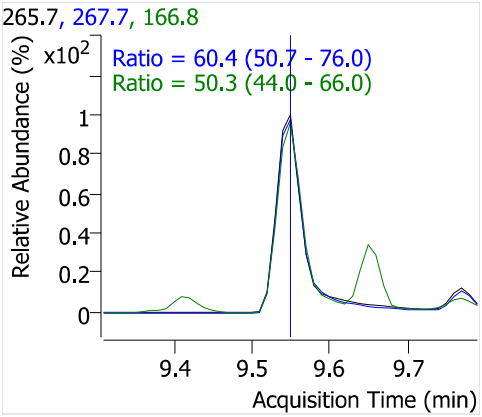

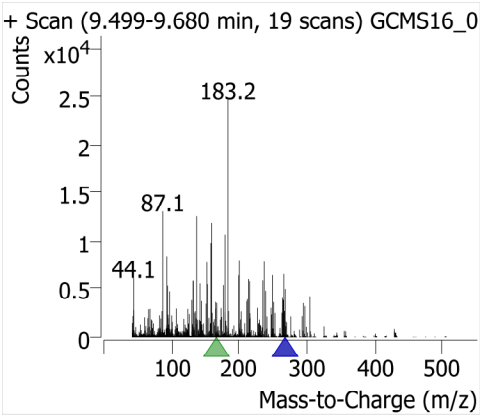

Diazinon (Dimpylate)

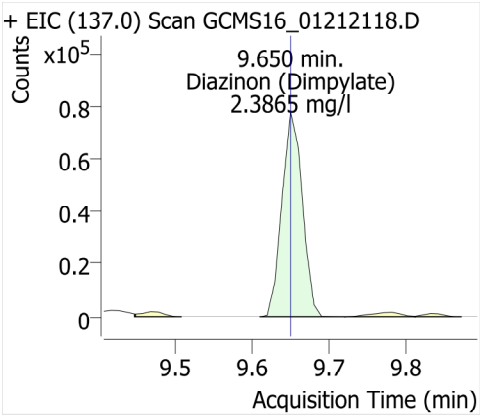

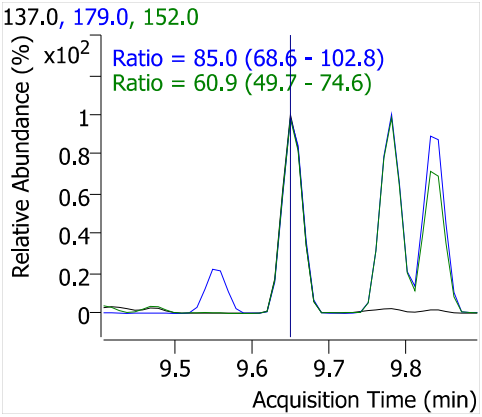

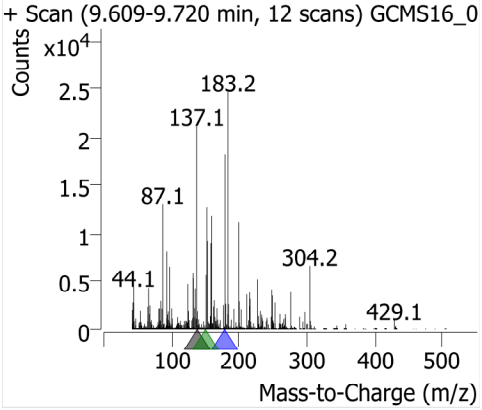

Phenanthrene-d10

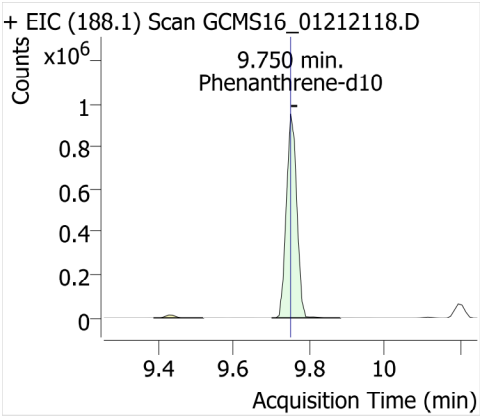

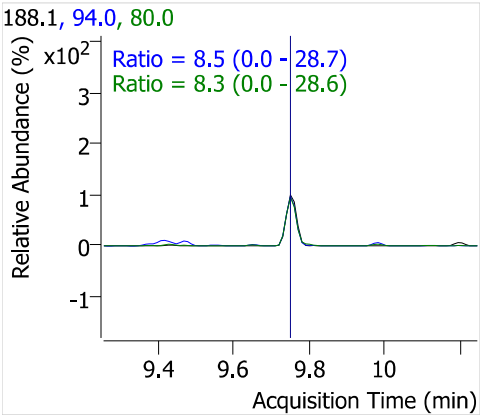

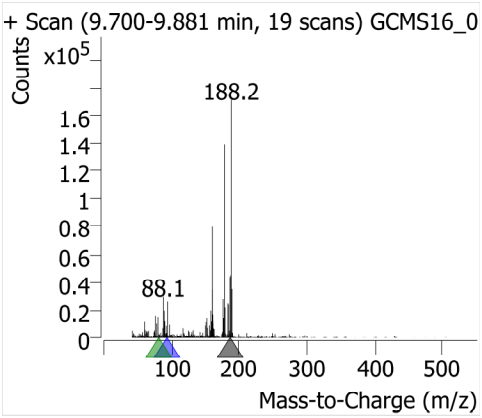

Phenanthrene

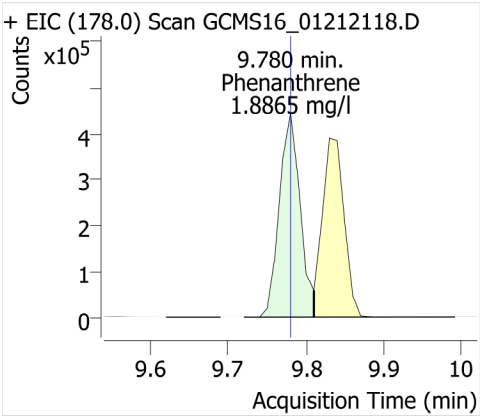

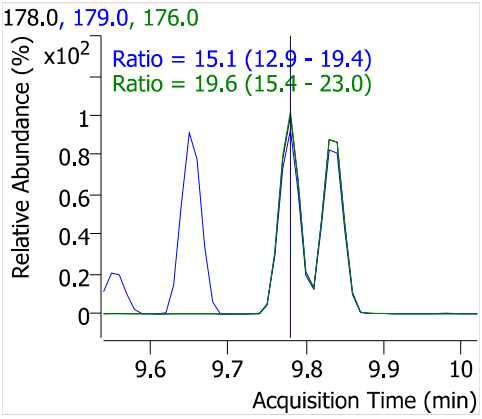

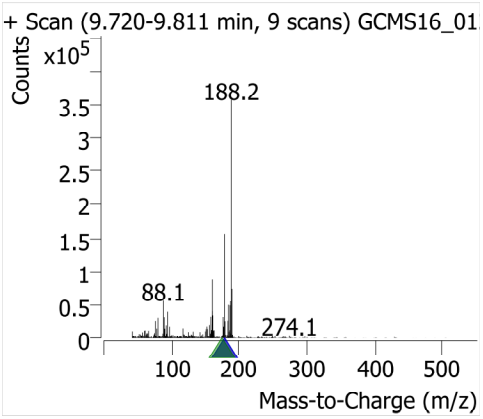

Disulfoton

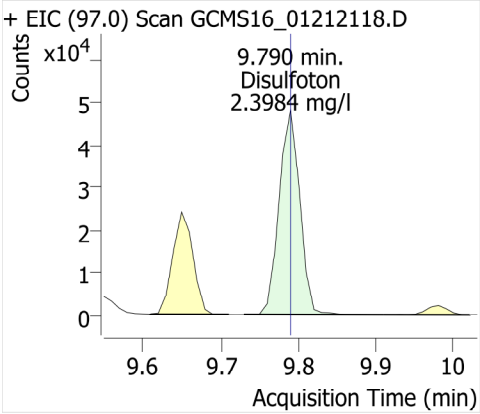

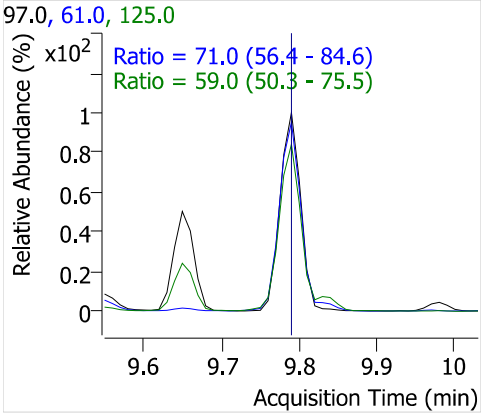

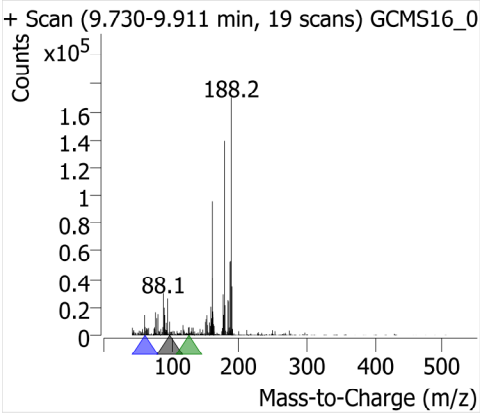

Terbacil

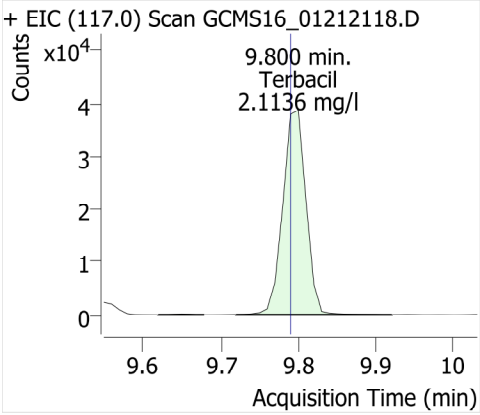

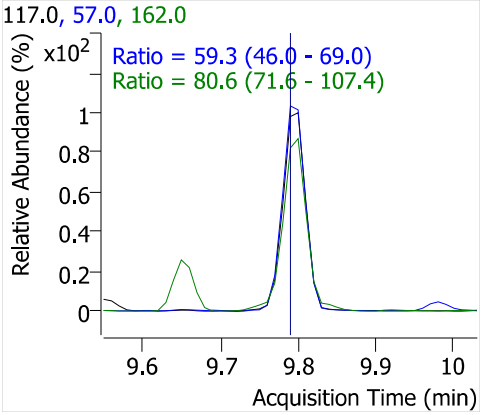

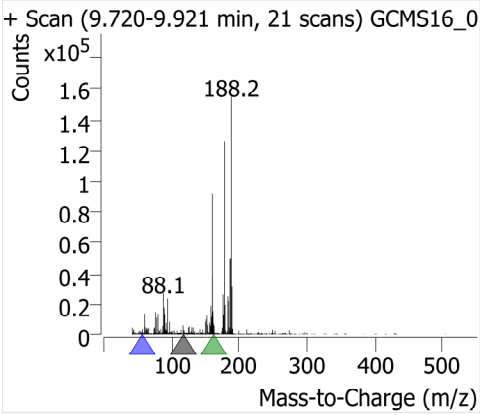

Anthracene

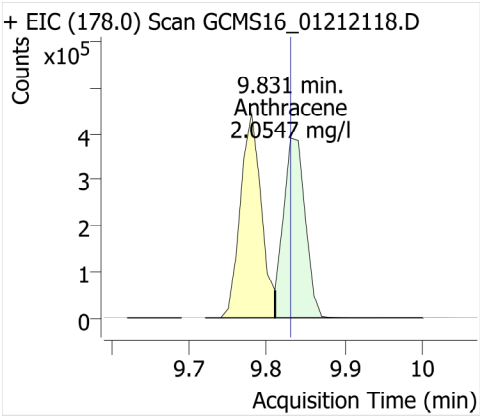

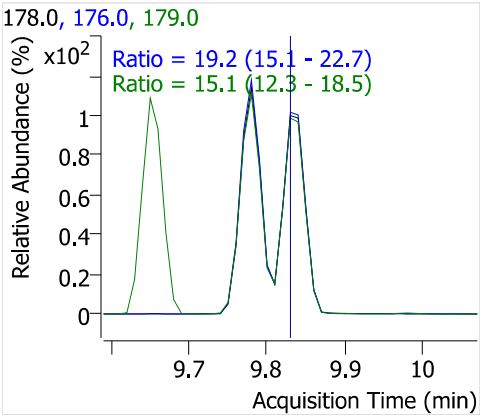

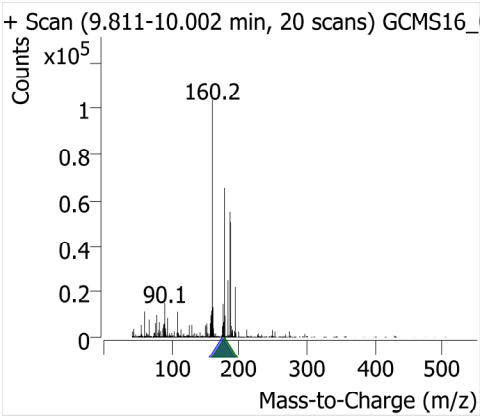

Caffeine

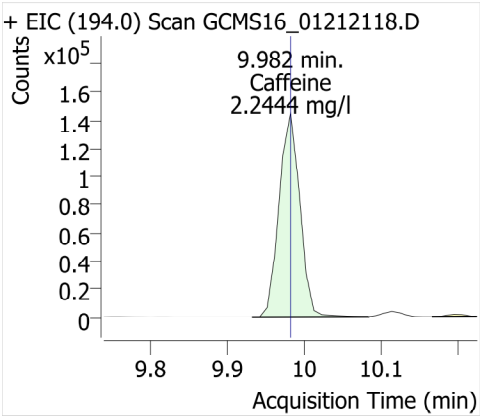

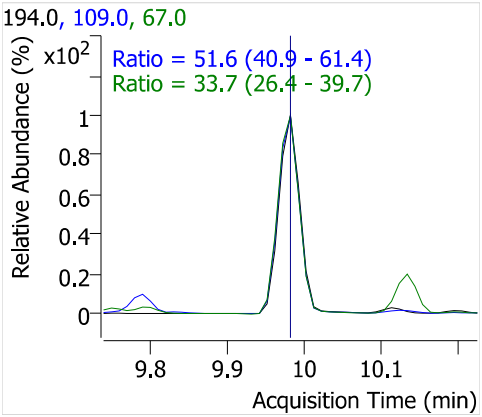

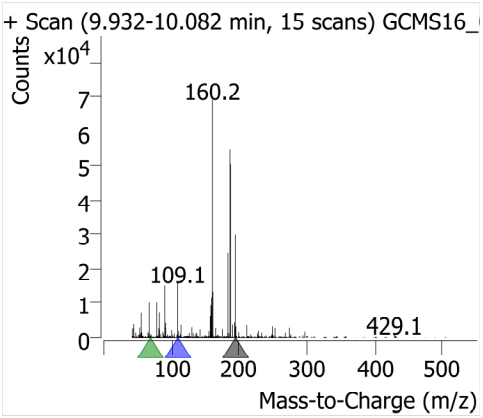

Acetochlor

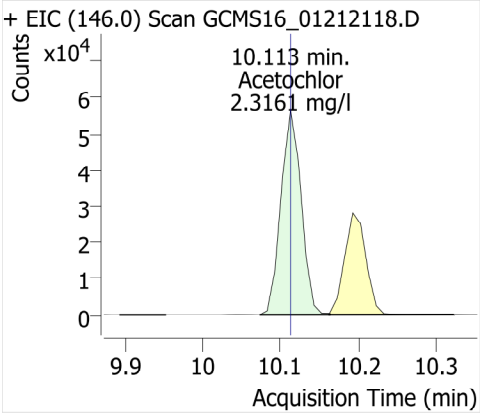

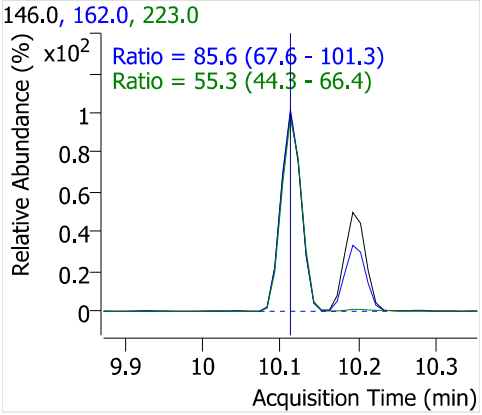

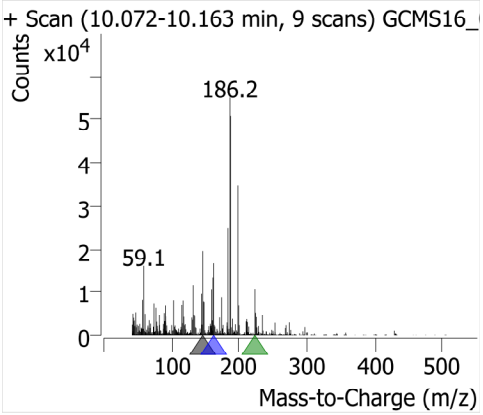

Metribuzin

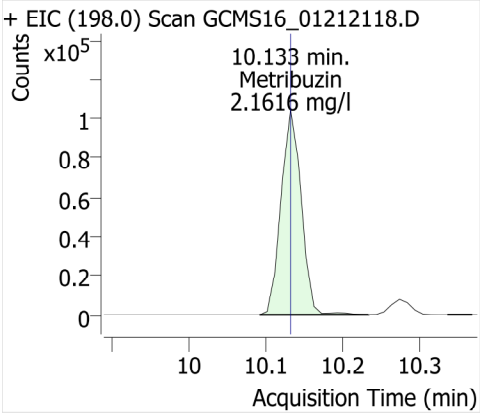

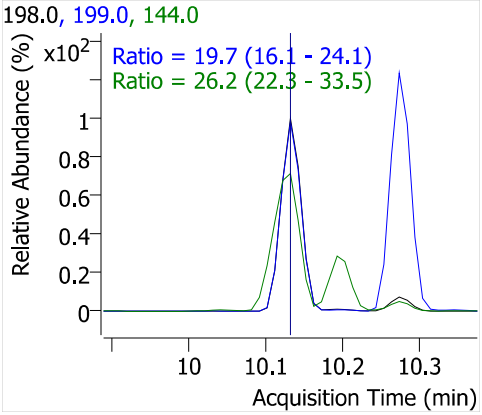

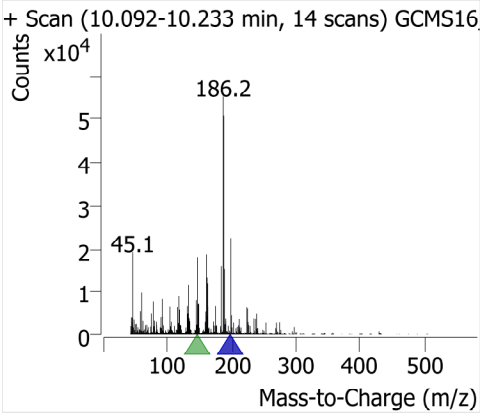

Alachlor

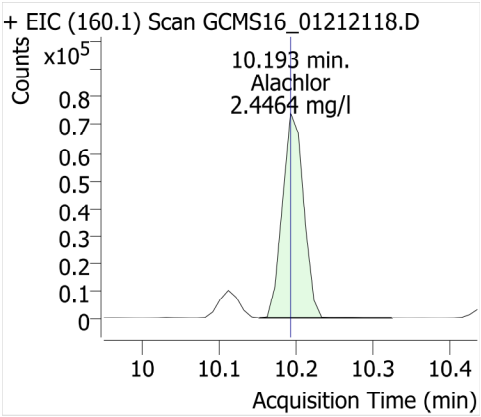

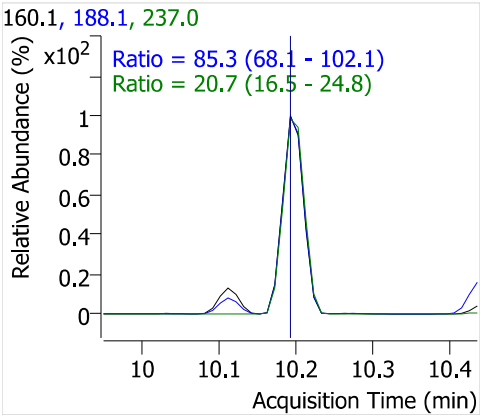

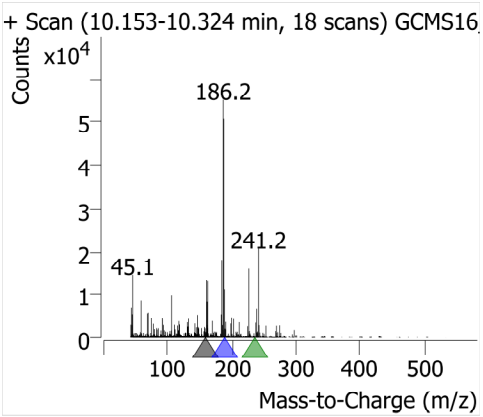

Prometryn

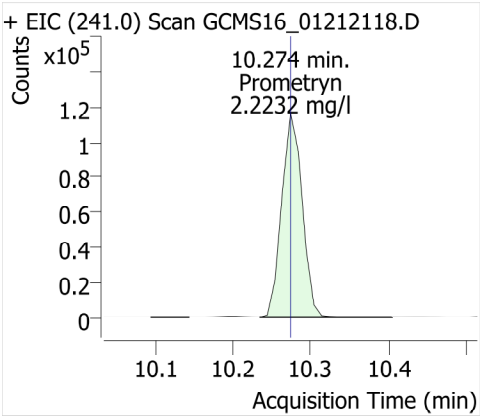

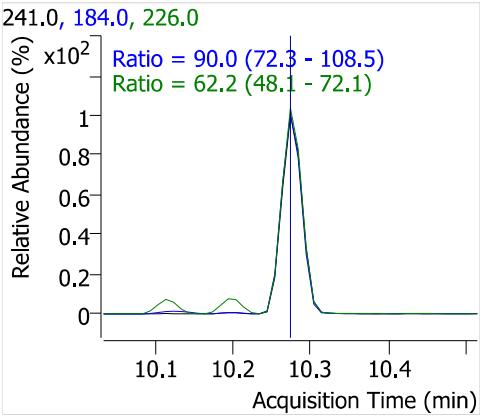

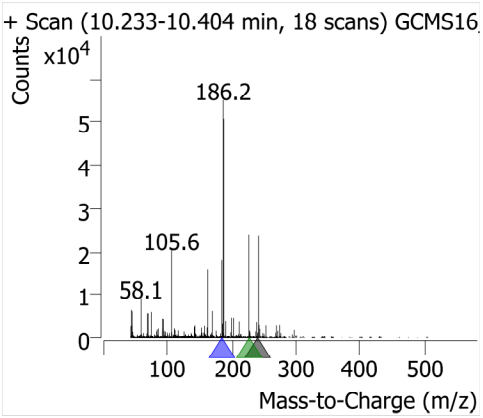

Bromacil

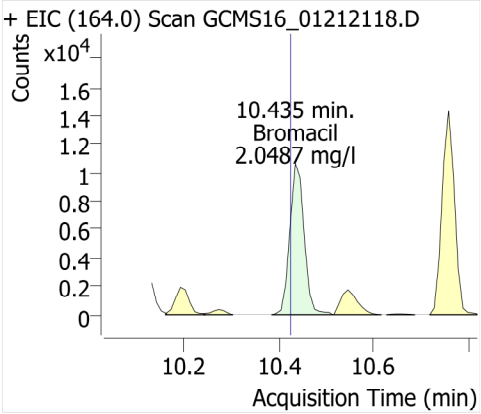

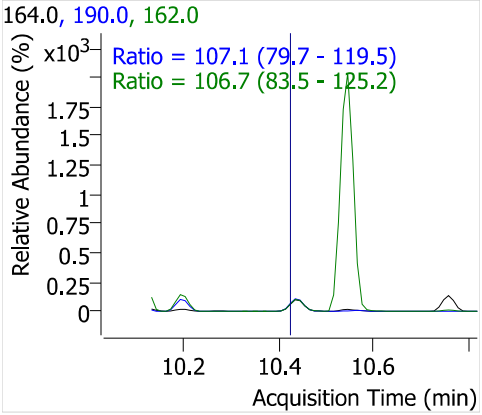

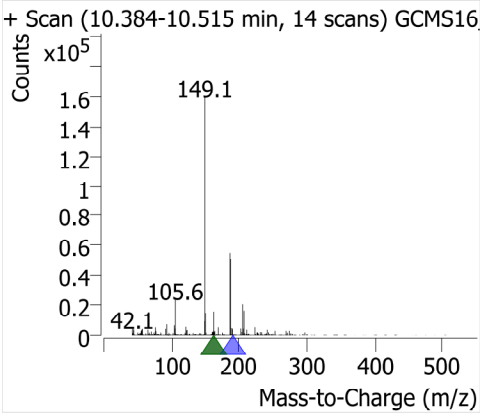

Di-n-butyl phthalate

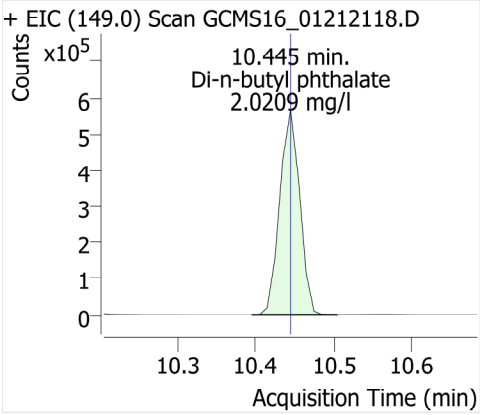

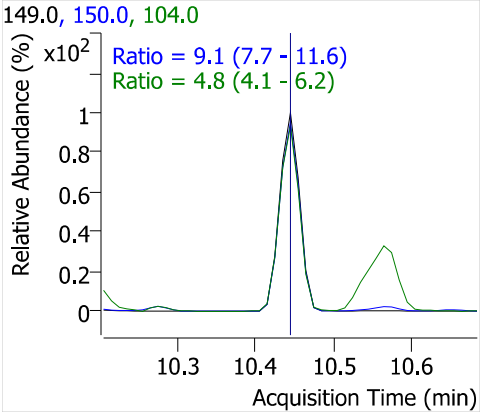

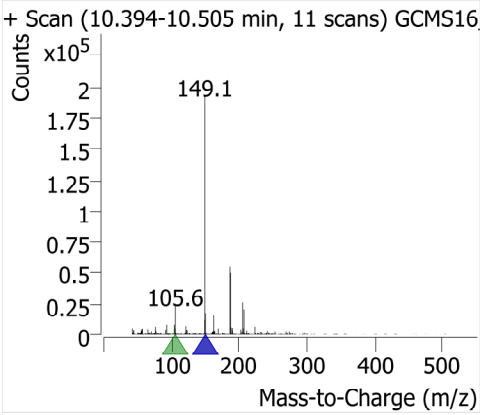

Metolachlor

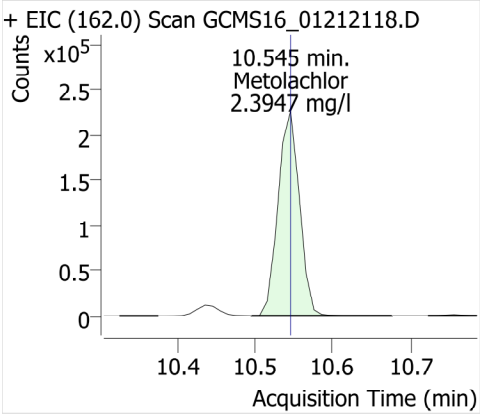

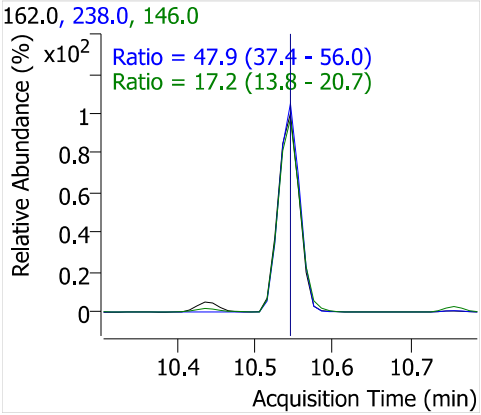

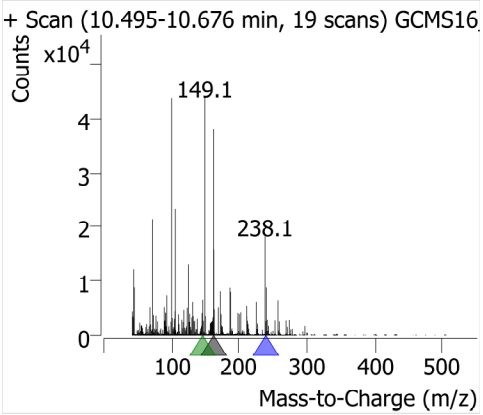

Cyanazine

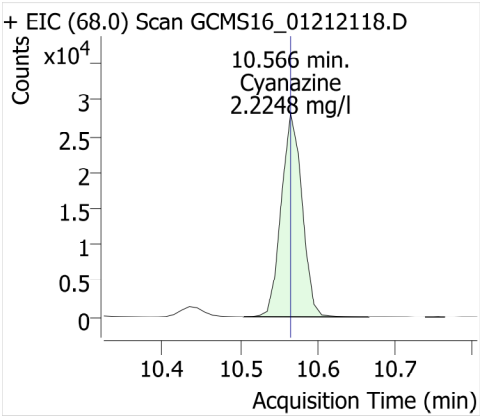

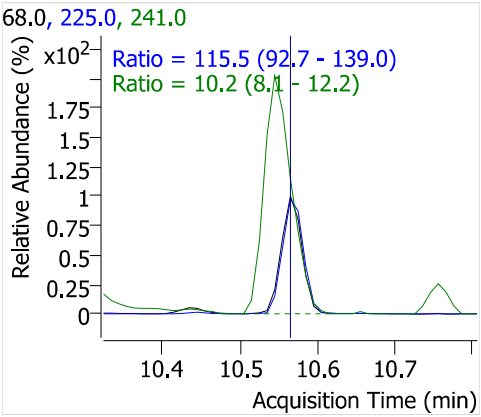

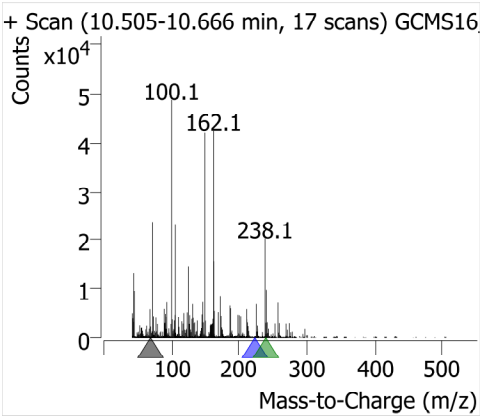

Thiobencarb

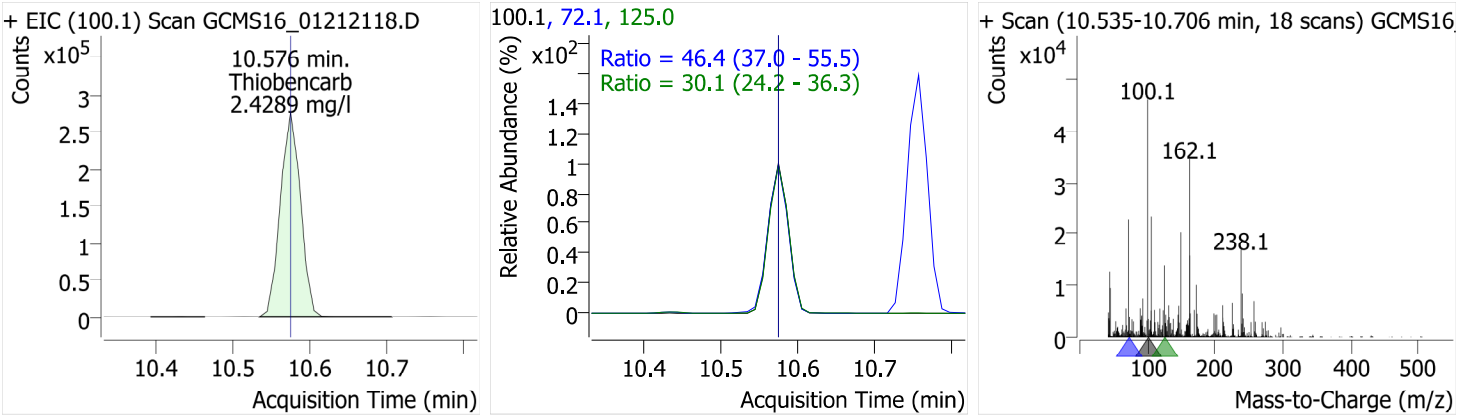

Diphenamide

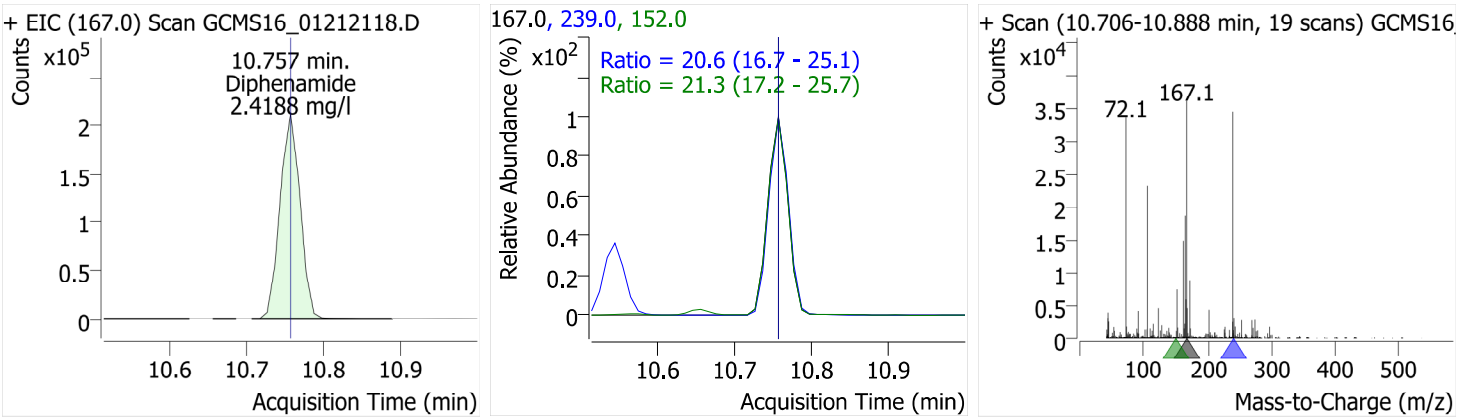

Captan

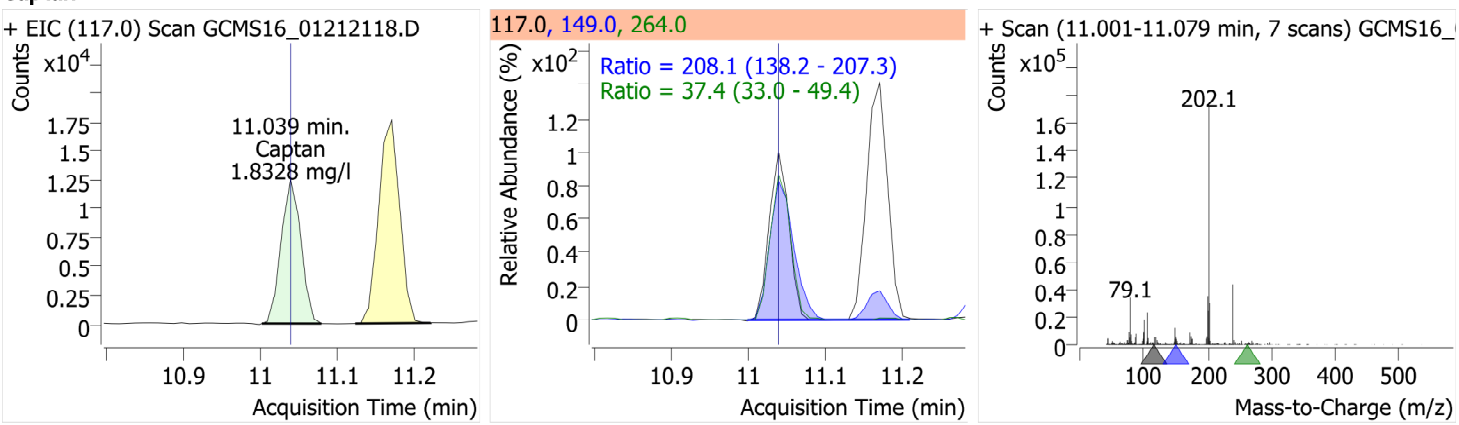

Fluoranthene

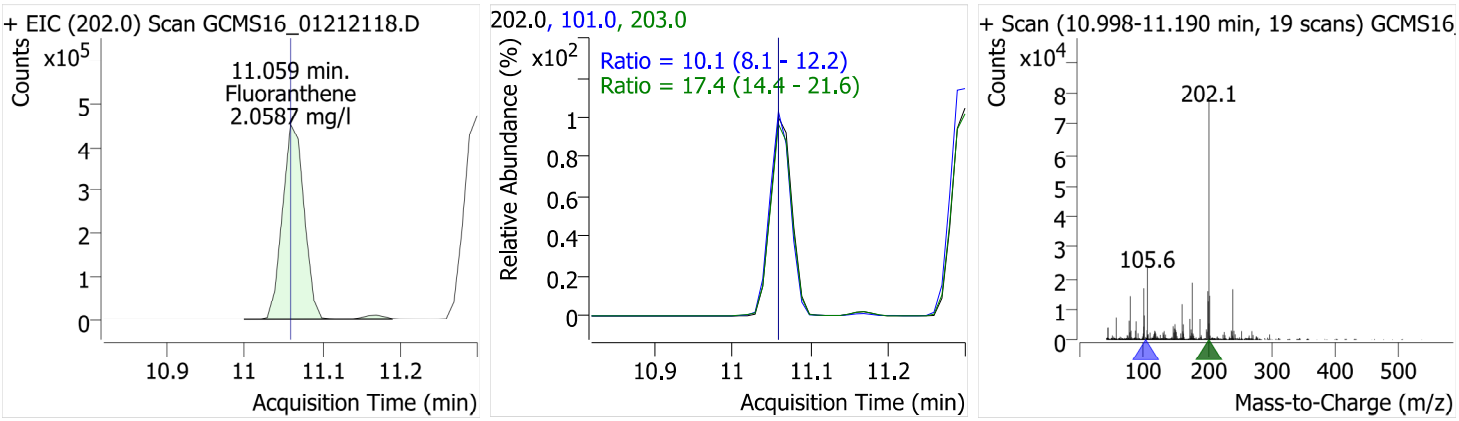

Butachlor

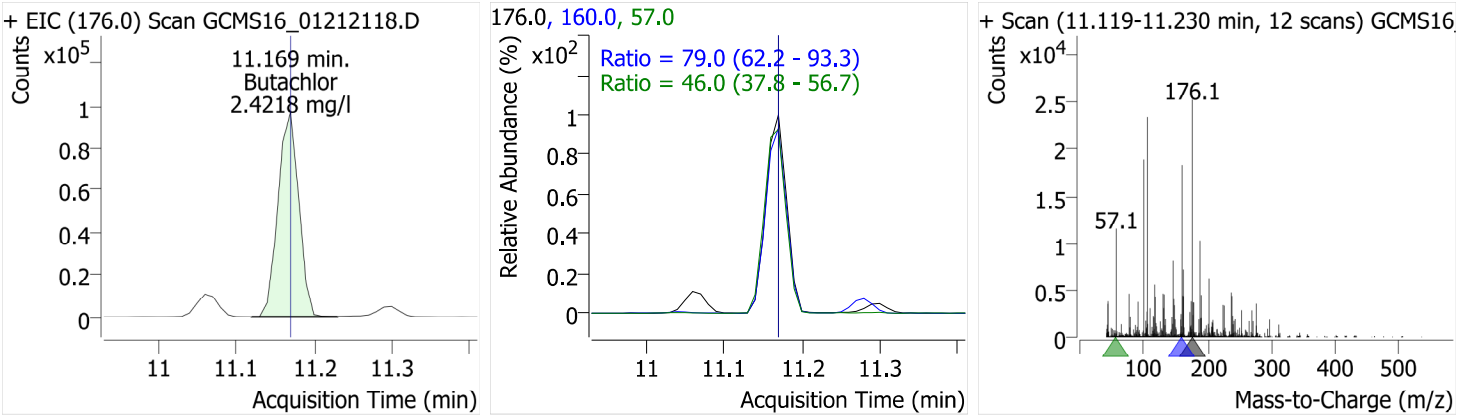

Pyrene

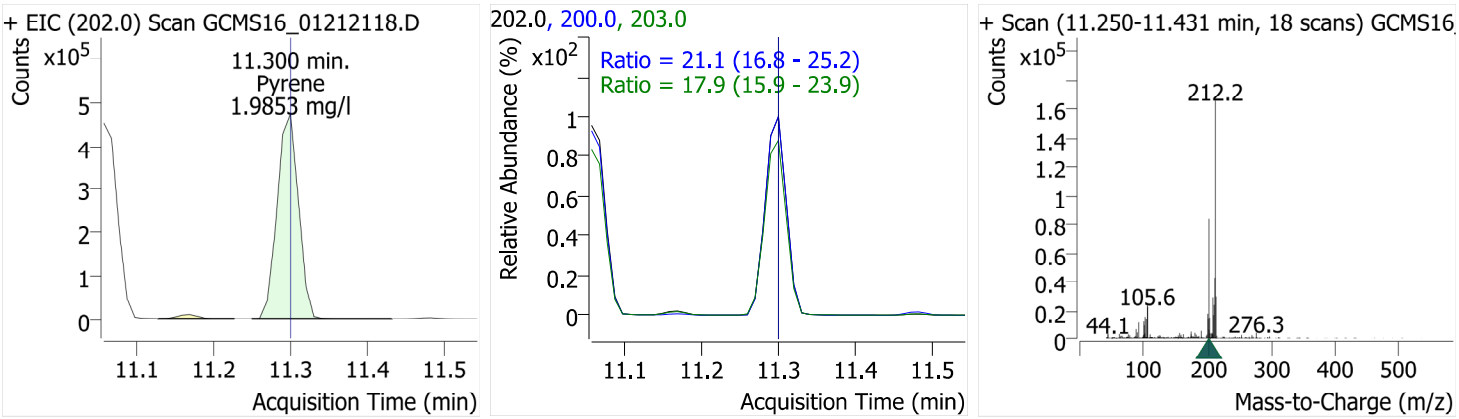

Terphenyl-d14

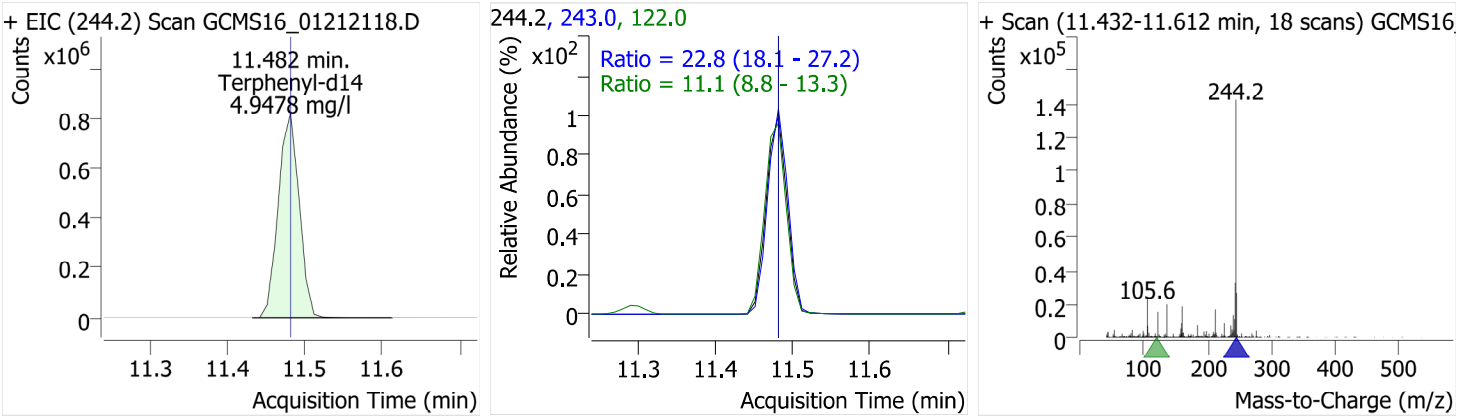

Ethion

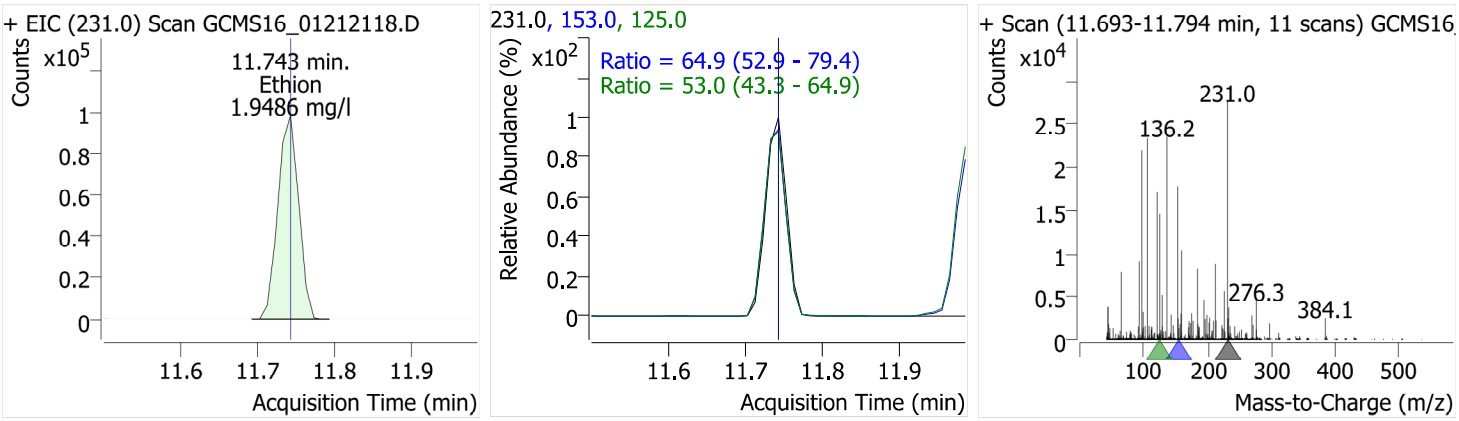

Trithion (carbofenotion)

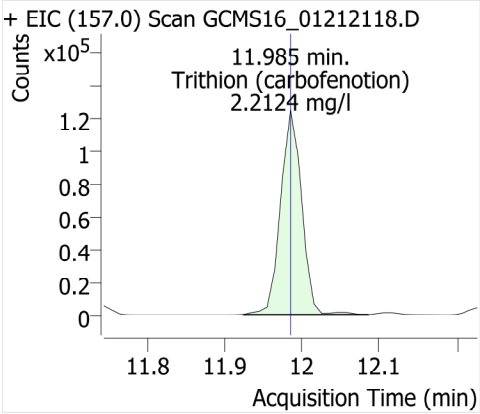

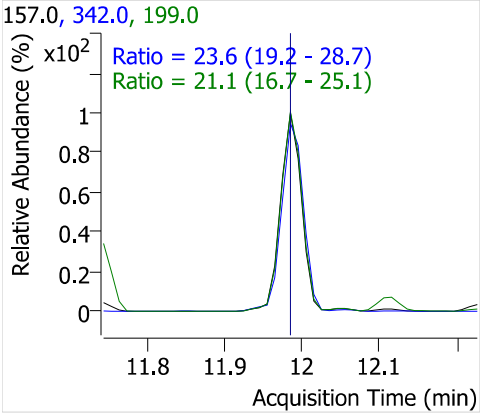

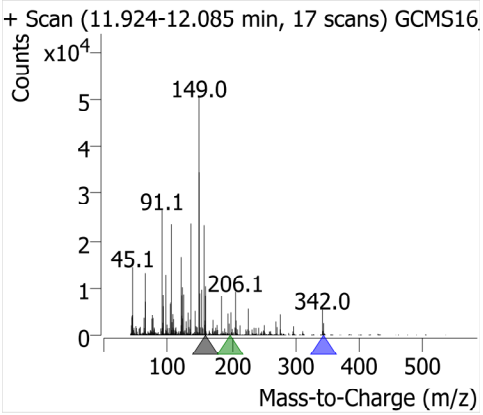

Butyl benzyl phthalate

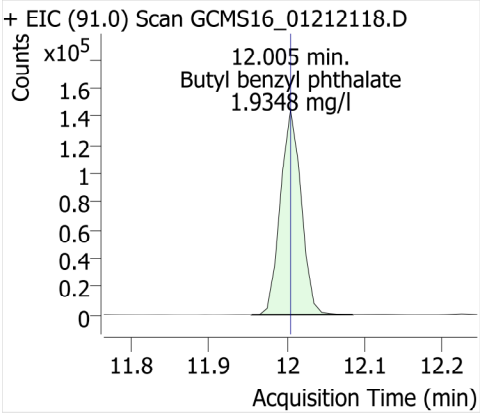

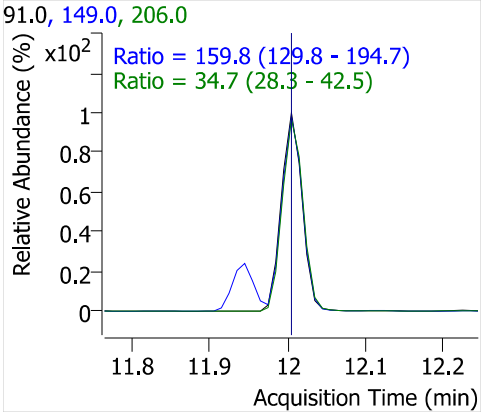

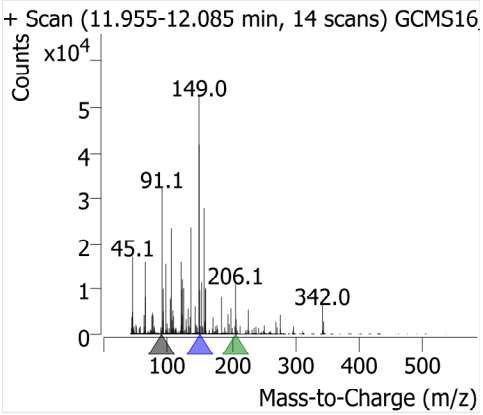

Bis(2-ethylhexyl)adipate

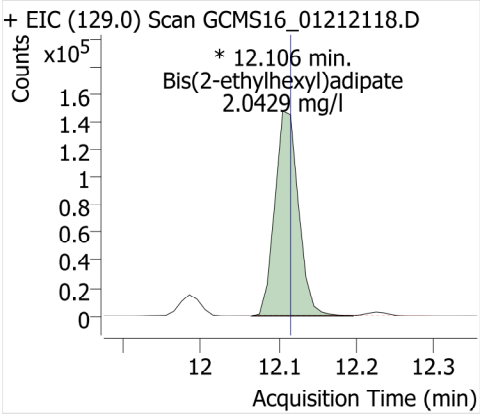

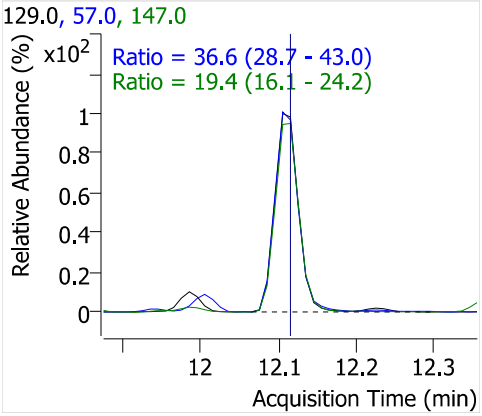

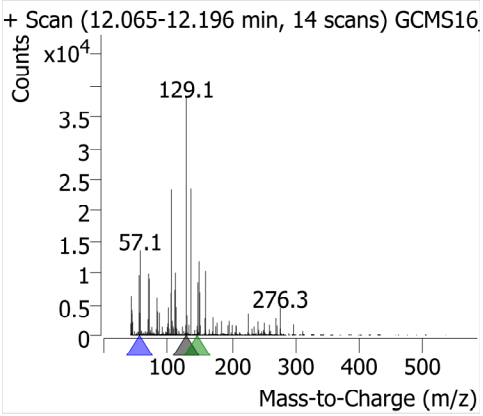

TPP

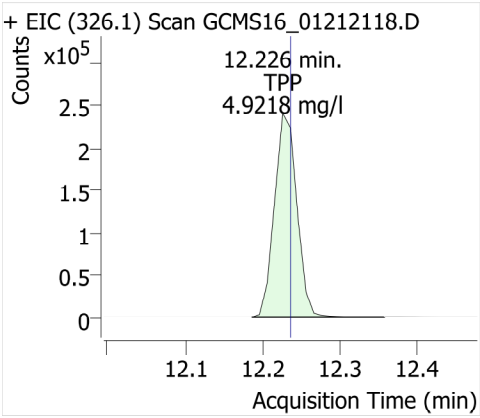

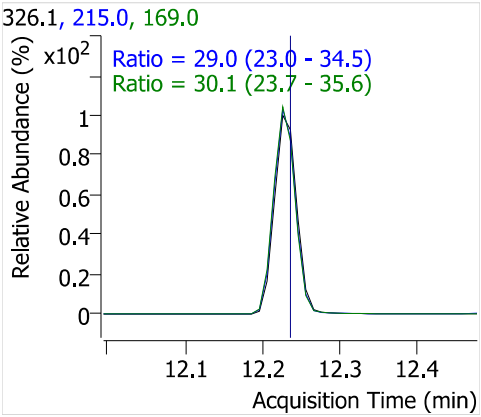

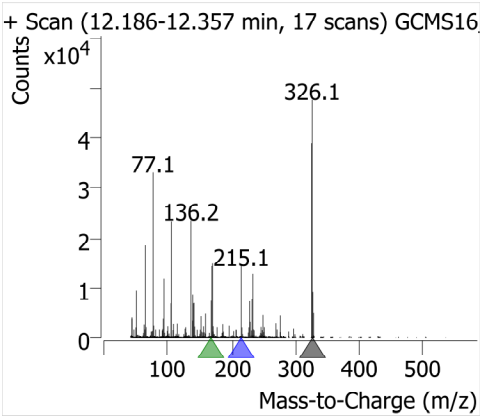

Benzo [a] anthracene

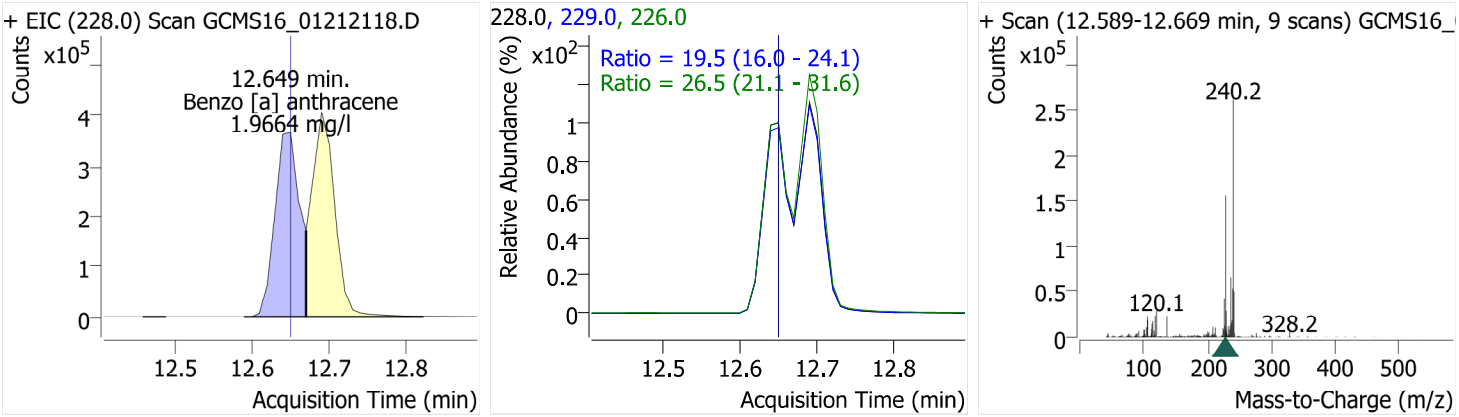

Chrysene-d12

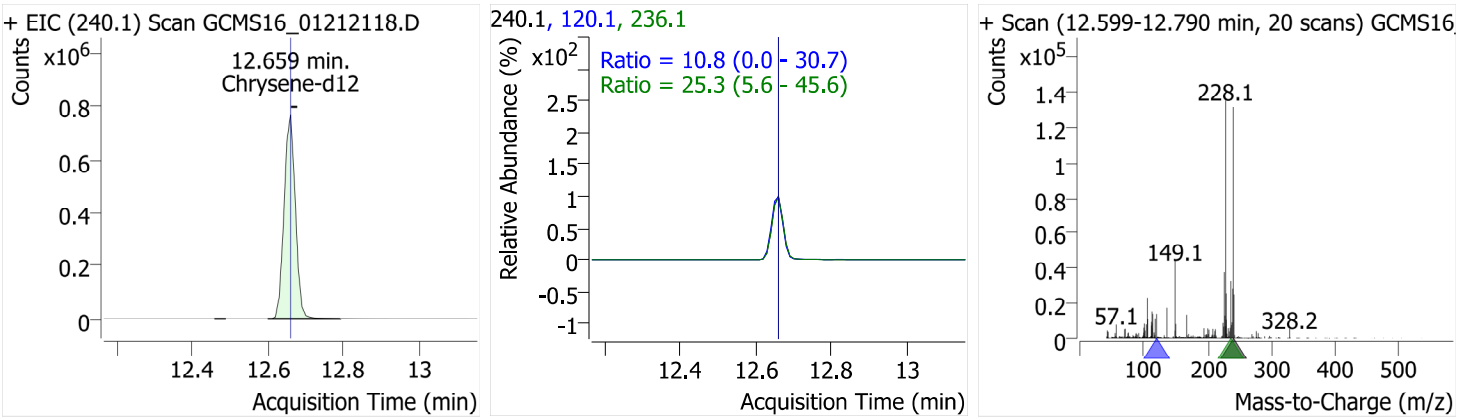

Chrysene

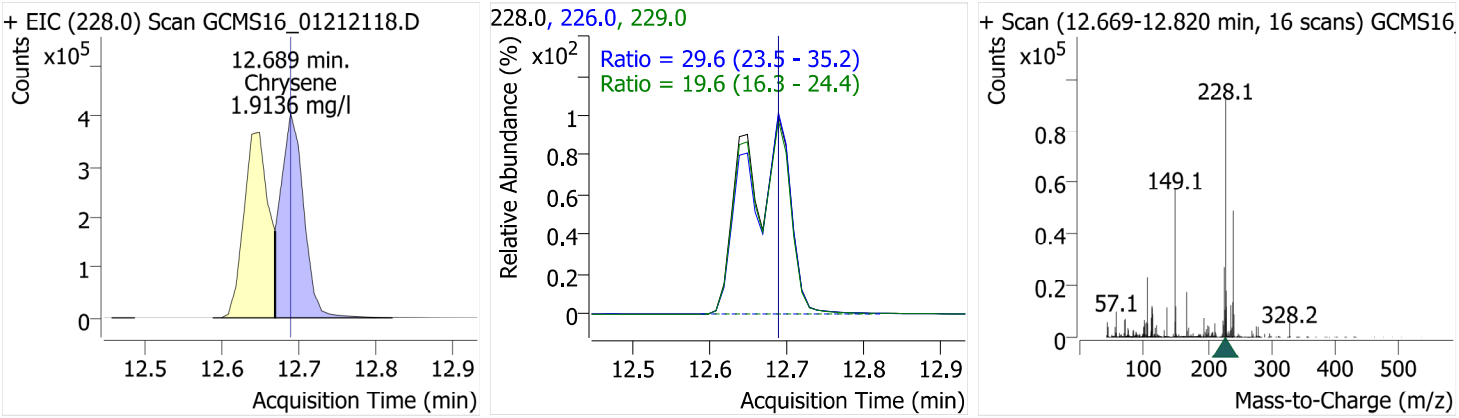

Bis(2-ethylhexyl)phthalate

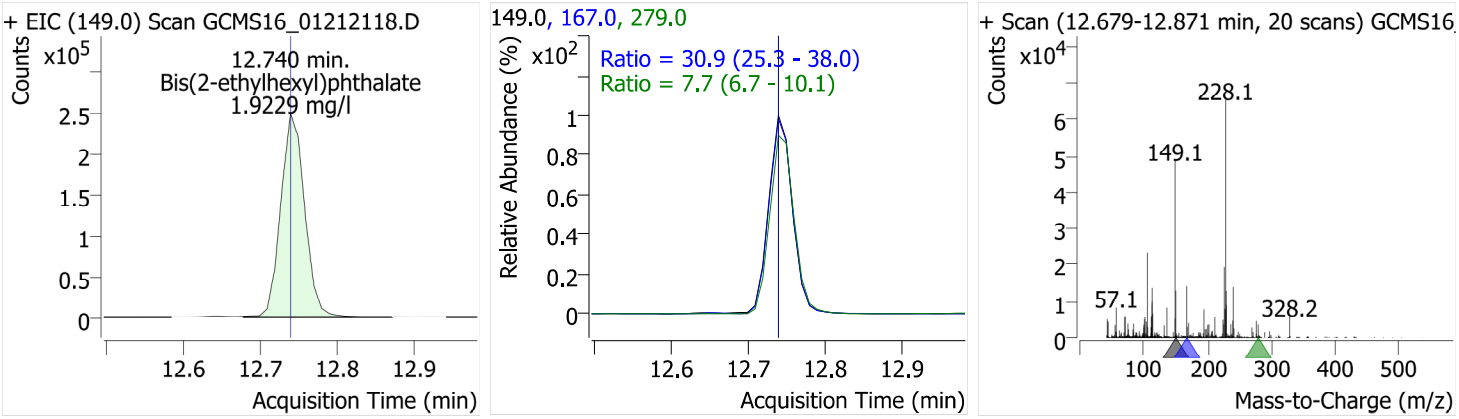

Di-n-octyl phthalate

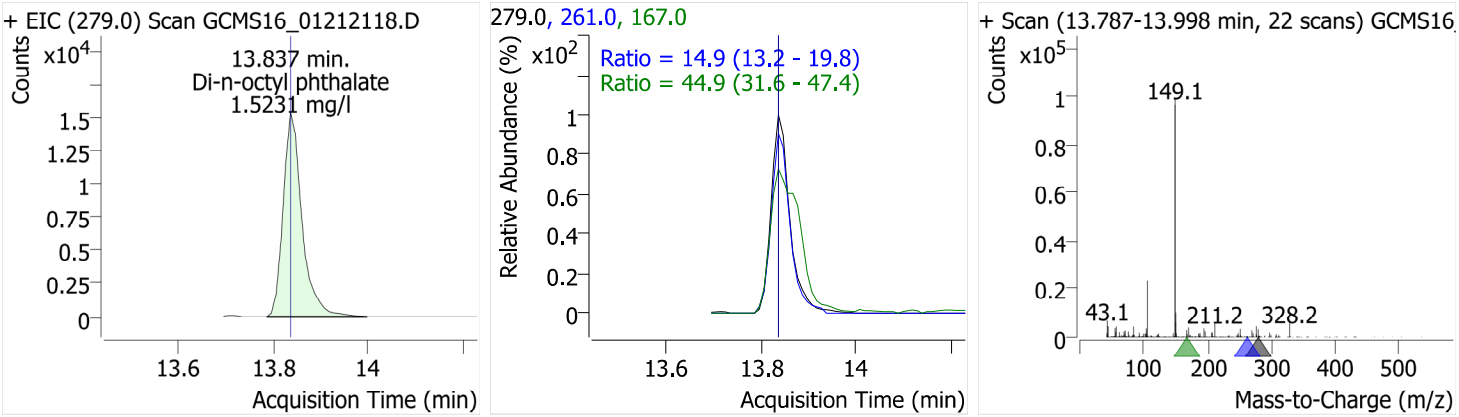

Benzo [b] fluoranthene

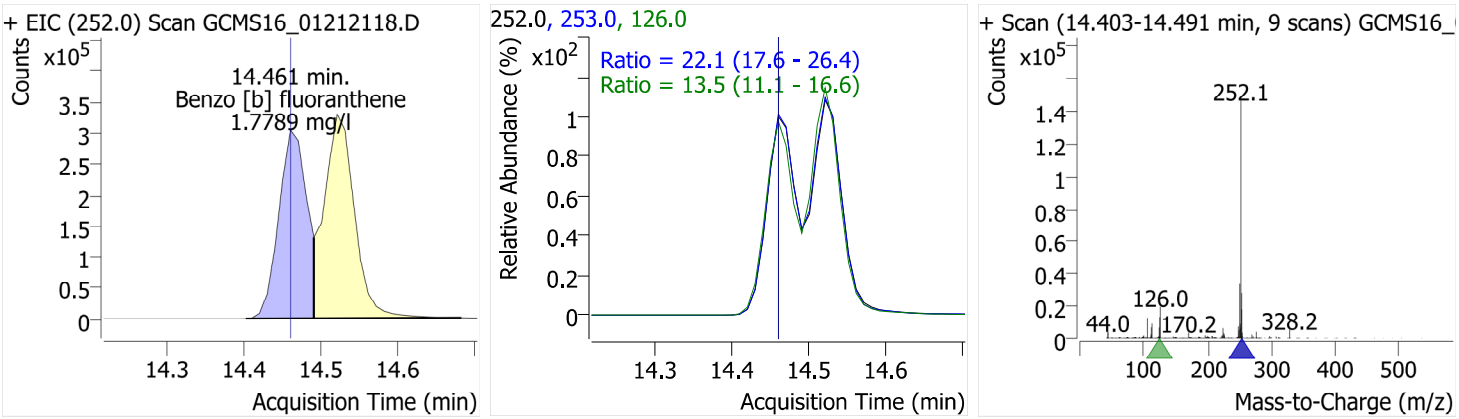

Benzo [k] fluoranthene

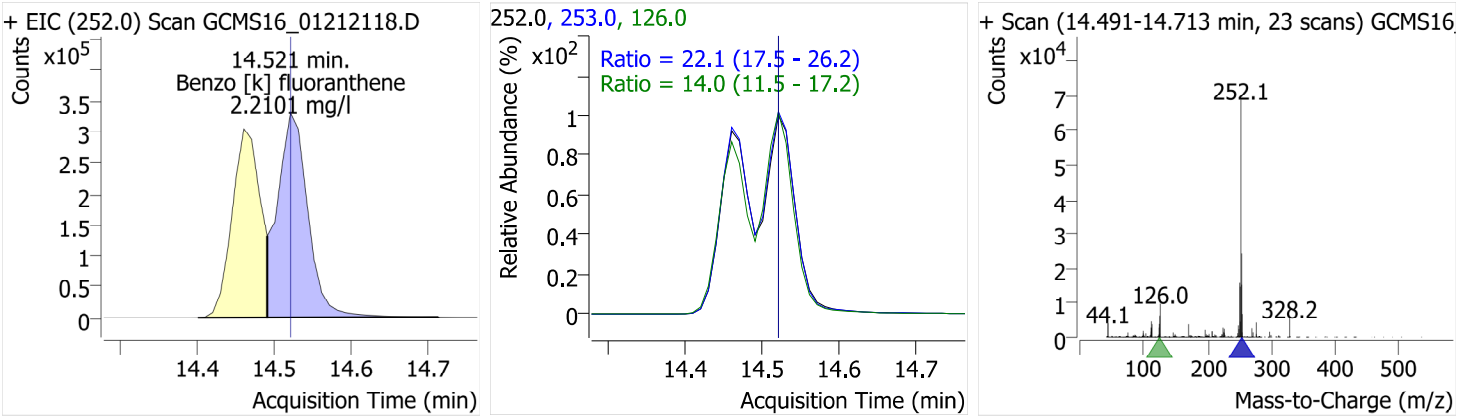

Benzo[a] pyrene

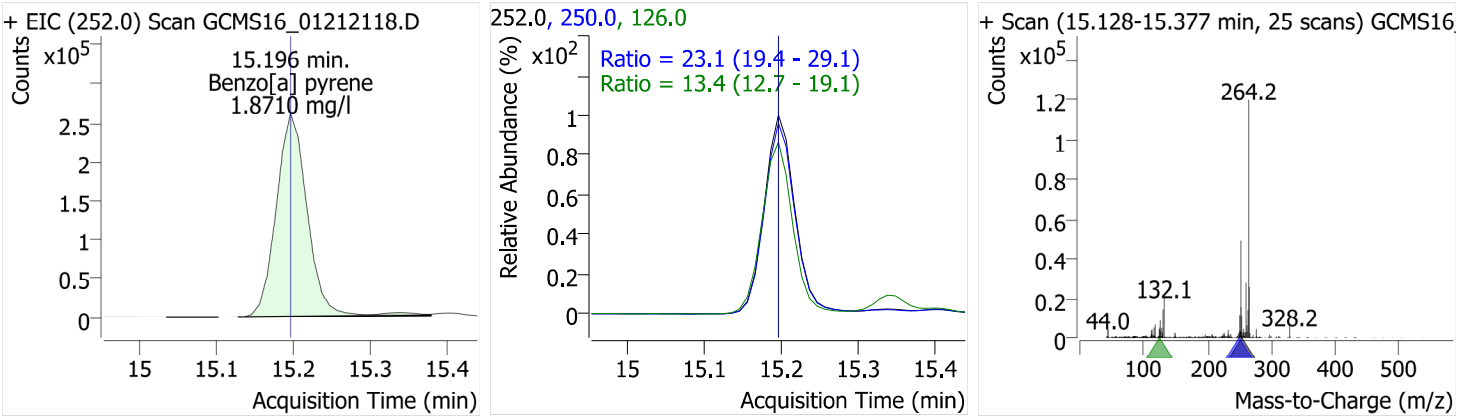

Perylene-d12

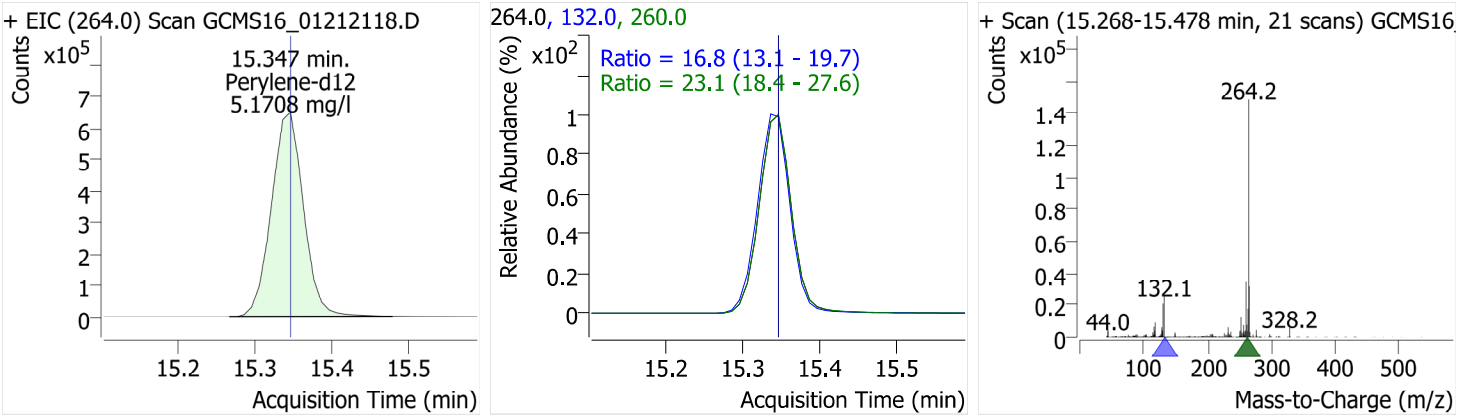

Indeno [1,2,3-cd] pyrene

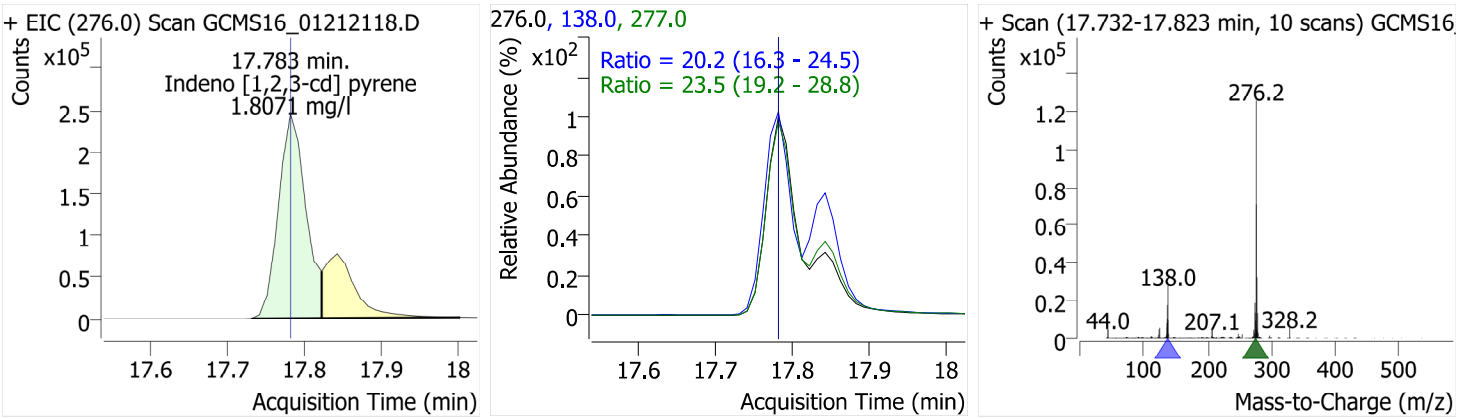

Dibenz [a,h] anthracene

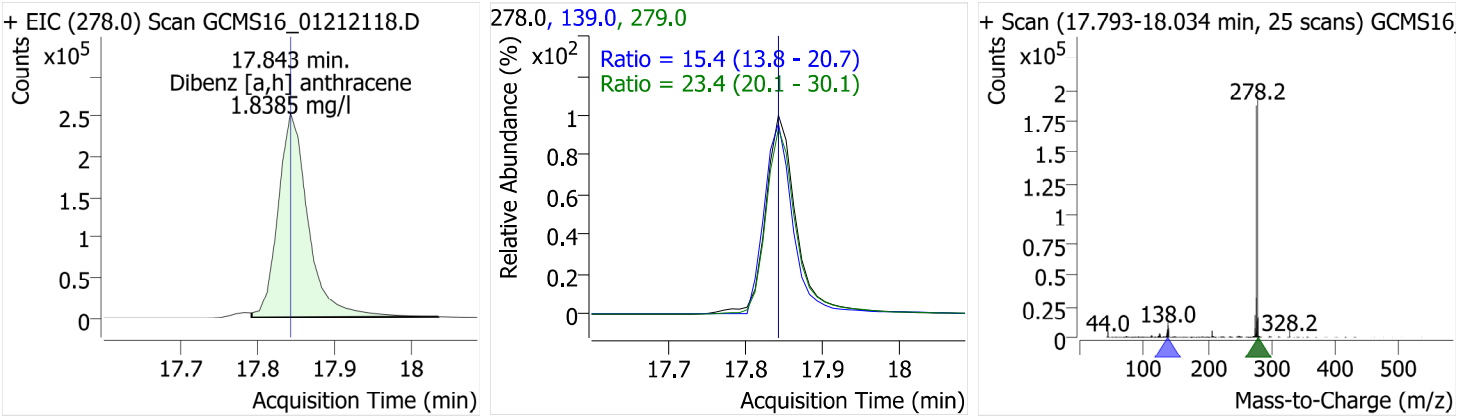

Benzo [g,h,i] perylene

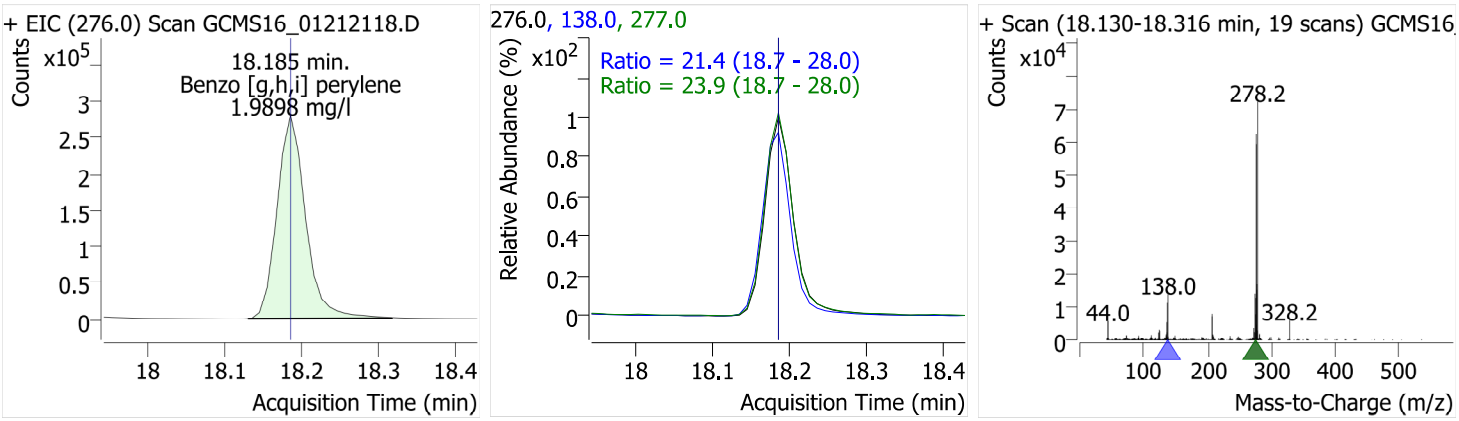

Data Path : D:\InstData\GCMS16\DATA\2021\020221_525.2\
Data File : GCMS16_02022101.D
Acq On : 02 Feb 2021 10:17 am
Operator : WECK\GCMS16
Sample : DFTPP 5ppm Tune
Misc : 0040529
ALS Vial : 1 Sample Multiplier: 1

Integration File signal 1: LSCINT.P
Integration File signal 2: rteint2.p

Method : D:\InstData\GCMS16\Q_MTH\TUNETAIL_525.M
Title : 8270 GCMS06 NSI 2.5 ppm-60 ppm
Last Update : Tue May 08 09:56:31 2018

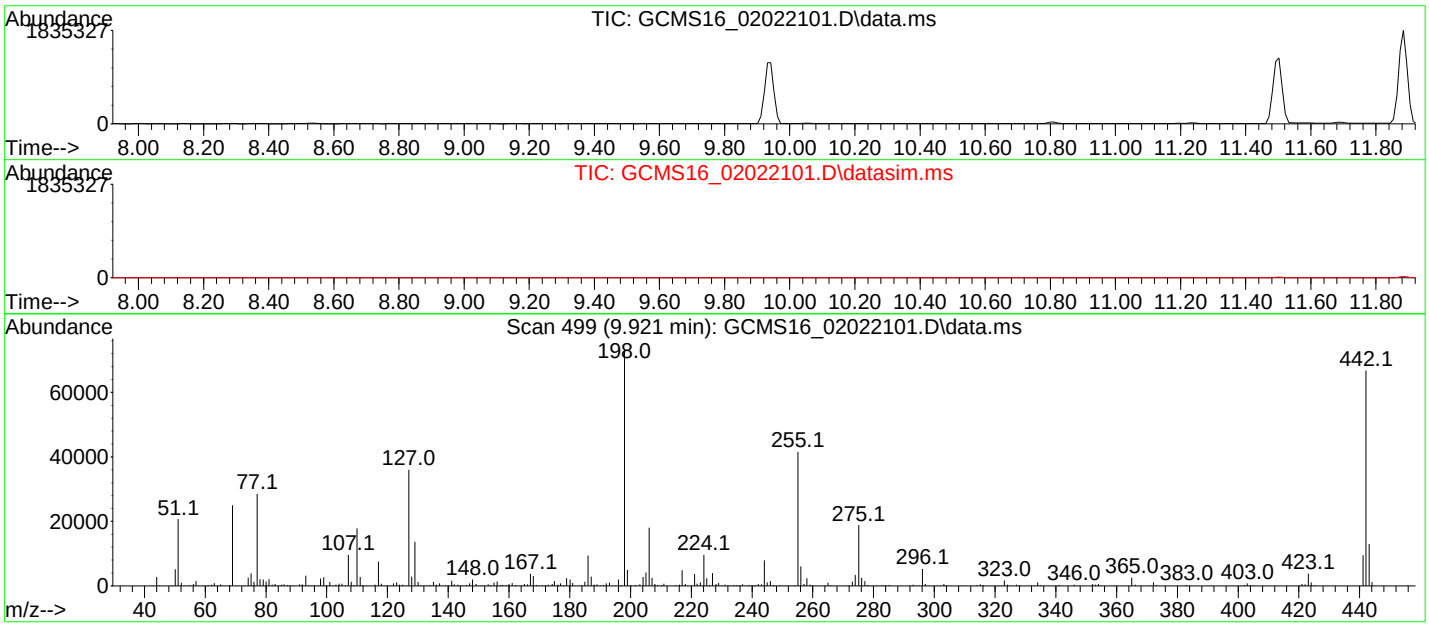

Spectrum Information: Scan 499

Target Mass	Rel. to Mass	Lower Limit%	Upper Limit%	Rel. Abn%	Raw Abn	Result Pass/Fail
51	198	10	80	28.4	20712	PASS
68	69	0.00	2	1.4	351	PASS
70	69	0.00	2	0.5	128	PASS
127	198	10	80	49.2	35976	PASS
197	198	0.00	2	0.5	335	PASS
198	198	100	100	100.0	73056	PASS
199	198	5	9	6.7	4919	PASS
275	198	10	60	25.8	18840	PASS
365	198	1	100	3.6	2598	PASS
441	443	0.01	100	73.2	9554	PASS
442	198	50	250	91.4	66800	PASS
443	442	15	24	19.5	13053	PASS

Quantitation Report (Qedit)

Data Path : D:\InstData\GCMS16\DATA\2021\020221_525.2\
Data File : GCMS16_02022101.D
Acq On : 02 Feb 2021 10:17 am
Operator : WECK\GCMS16
Sample : DFTPP 5ppm Tune
Misc : 0040529
ALS Vial : 1 Sample Multiplier: 1

Quant Time: Feb 03 17:02:12 2021
Quant Method : D:\InstData\GCMS16\Q_MTH\TUNETAIL_525.M
Quant Title : 8270 GCMS06 NSI 2.5 ppm-60 ppm
QLast Update : Tue May 08 09:56:31 2018
Response via : Initial Calibration

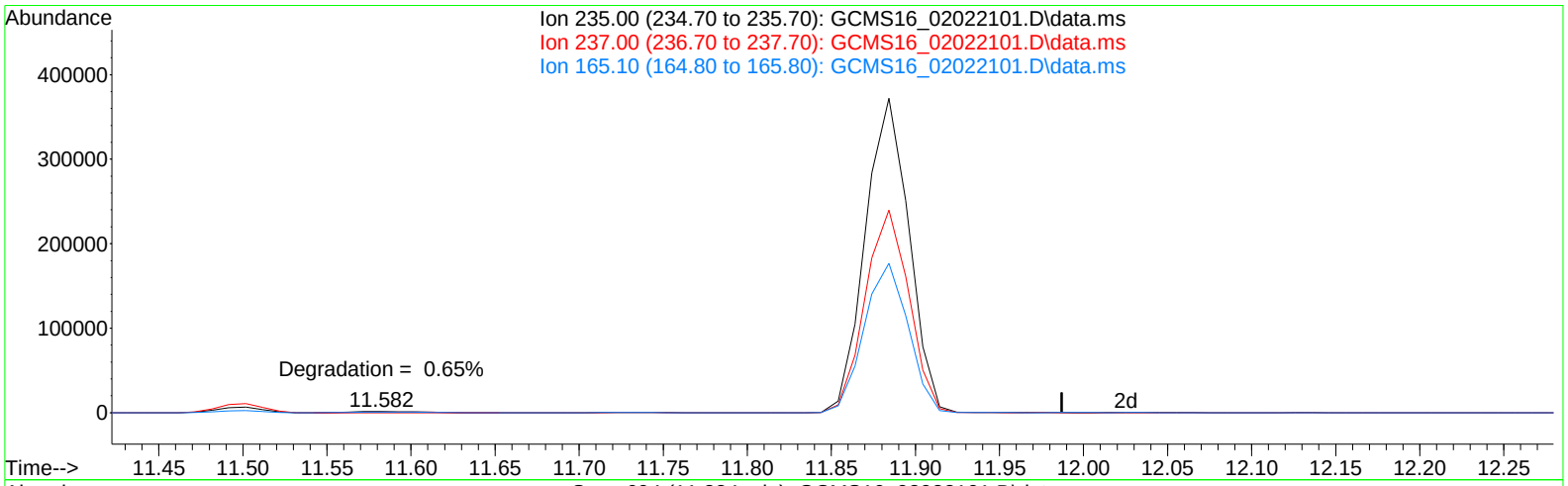

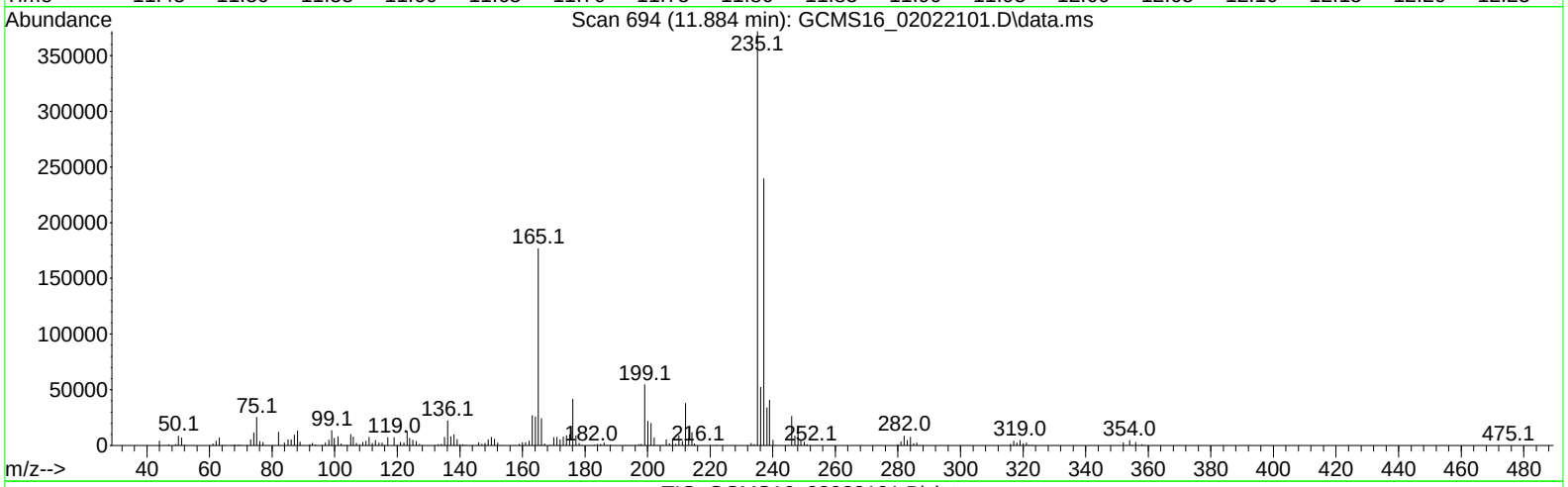

TIC: GCMS16_02022101.D\data.ms

(3) DDT

11.884min (-0.603) 161.93 mg/l m

response 675698

Ion	Exp%	Act%
235.00	100.00	100.00
237.00	65.70	0.00#
165.10	35.10	0.00#
0.00	0.00	0.00

Quantitation Report (Qedit)

Data Path : D:\InstData\GCMS16\DATA\2021\020221_525.2\
Data File : GCMS16_02022101.D
Acq On : 02 Feb 2021 10:17 am
Operator : WECK\GCMS16
Sample : DFTPP 5ppm Tune
Misc : 0040529
ALS Vial : 1 Sample Multiplier: 1

Quant Time: Feb 03 17:02:12 2021
Quant Method : D:\InstData\GCMS16\Q_MTH\TUNETAIL_525.M
Quant Title : 8270 GCMS06 NSI 2.5 ppm-60 ppm
QLast Update : Tue May 08 09:56:31 2018
Response via : Initial Calibration

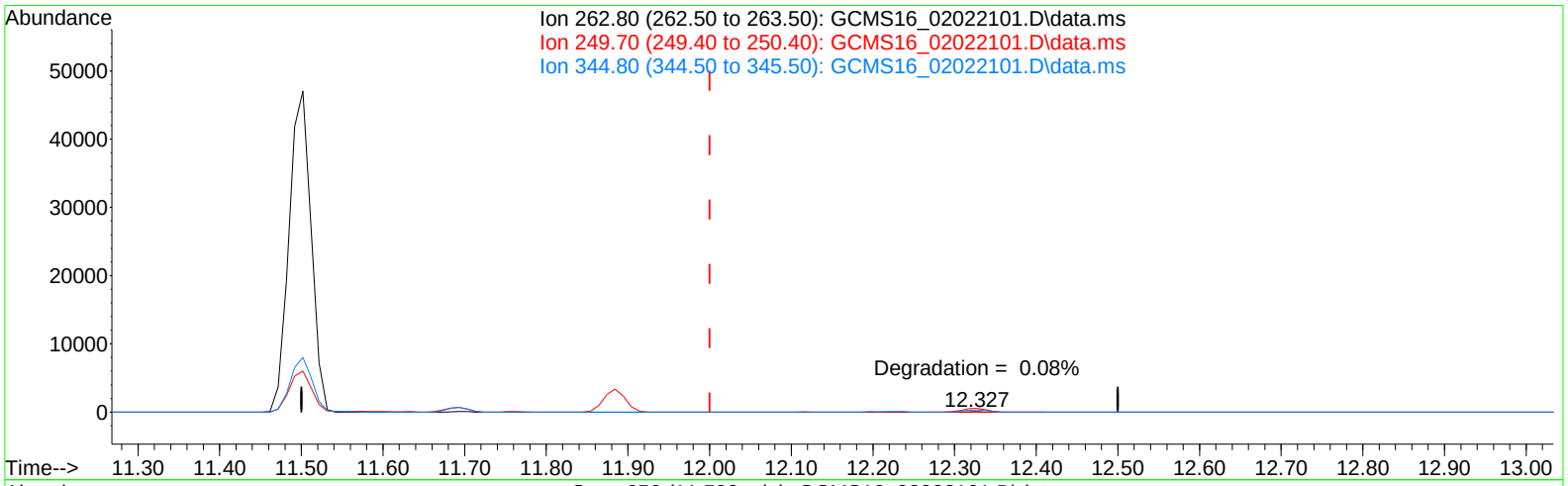

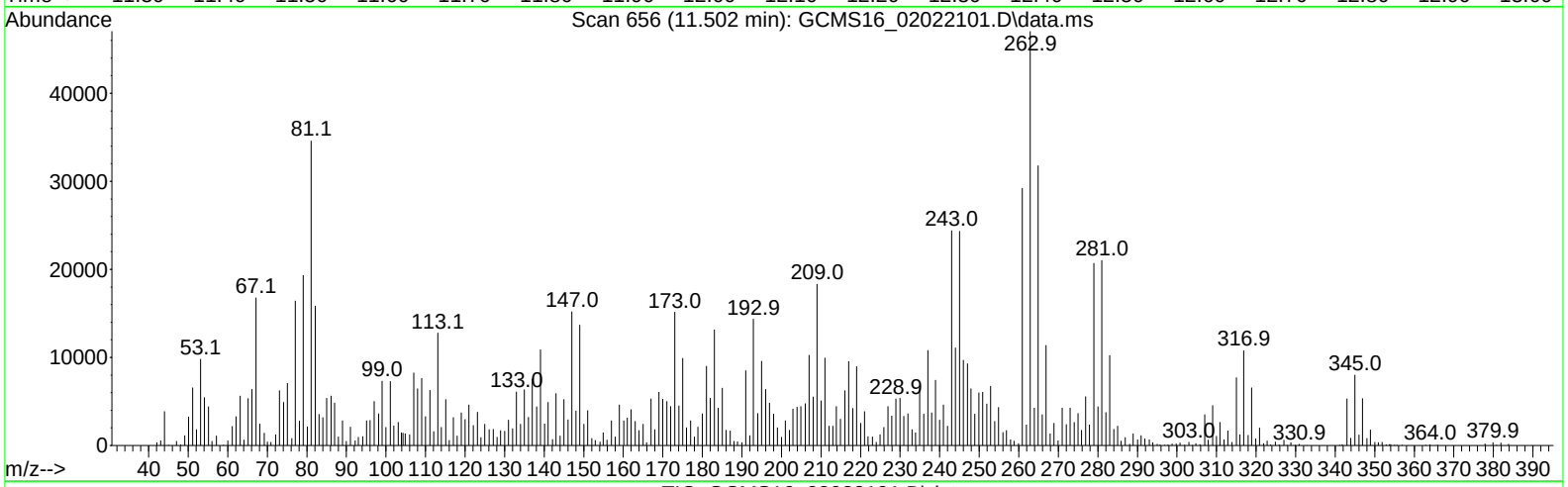

TIC: GCMS16_02022101.D\data.ms

(4) ENDRIN

11.502min (-0.498) 1514.27 mg/l m

response 88812

Ion	Exp%	Act%
262.80	100.00	100.00
249.70	59.70	1.52#
344.80	103.30	1.34#
0.00	0.00	0.00

Quantitative Analysis Results With Qualifier Ratio Report

Batch Path	\\WSCIXIGCMS16\InstData\GCMS16\DATA\2021\020221_525.2\QuantResults\020221_SL.batch.bin		
Analysis Time	2/3/2021 4:08:10 PM	**Analyst Name**	WECK\ryan.raymond
Report Time	2/19/2021 4:50:19 PM	**Reporter Name**	ryan.raymond
Last Calib Update	2/3/2021 9:39:57 AM	**Batch State**	Processed
Quant Batch Version	10.0	**Quant Report Version**	10.0

Hexachlorocyclopentadiene

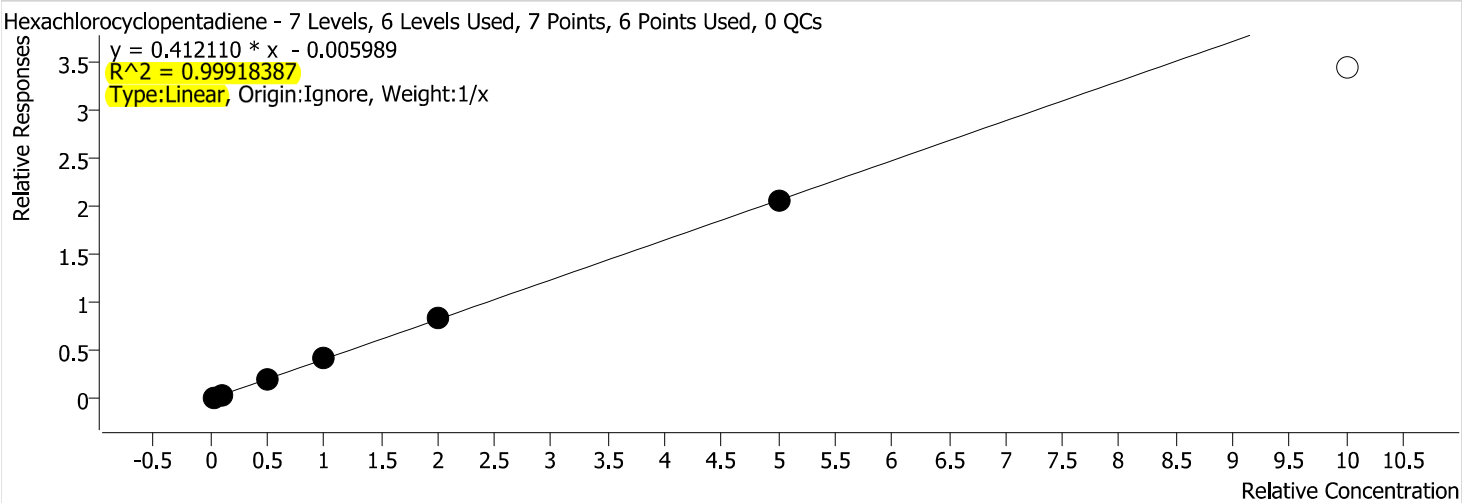

Calibration STD Path	Cal Type	Level	Enabled	Resp.	Exp. Conc	Resp. Factor
\\WSCIXIGCMS16\InstData\GCMS16\DATA\2021\020221_525.2\GCMS16_02022117.D	Calibration	0.04	x	10923	0.2000	0.3041
\\WSCIXIGCMS16\InstData\GCMS16\DATA\2021\020221_525.2\GCMS16_02022116.D	Calibration	0.1	x	30139	0.5000	0.3187
\\WSCIXIGCMS16\InstData\GCMS16\DATA\2021\020221_525.2\GCMS16_02022115.D	Calibration	0.5	x	174905	2.5000	0.3705
\\WSCIXIGCMS16\InstData\GCMS16\DATA\2021\020221_525.2\GCMS16_02022114.D	Calibration	1	x	389965	5.0000	0.4264
\\WSCIXIGCMS16\InstData\GCMS16\DATA\2021\020221_525.2\GCMS16_02022113.D	Calibration	2	x	782790	10.0000	0.4123
\\WSCIXIGCMS16\InstData\GCMS16\DATA\2021\020221_525.2\GCMS16_02022112.D	Calibration	5	x	1952202	25.0000	0.4089
\\WSCIXIGCMS16\InstData\GCMS16\DATA\2021\020221_525.2\GCMS16_02022111.D	Calibration	10		3291874	50.0000	0.3425

Quantitative Analysis Results With Qualifier Ratio Report

Batch Path	\\WSCIXIGCMS16\InstData\GCMS16\DATA\2021\020221_525.2\QuantResults\020221_SL.batch.bin		
Analysis Time	2/3/2021 4:08:10 PM	**Analyst Name**	WECK\ryan.raymond
Report Time	2/19/2021 4:50:29 PM	**Reporter Name**	ryan.raymond
Last Calib Update	2/3/2021 9:39:57 AM	**Batch State**	Processed
Quant Batch Version	10.0	**Quant Report Version**	10.0

Propachlor

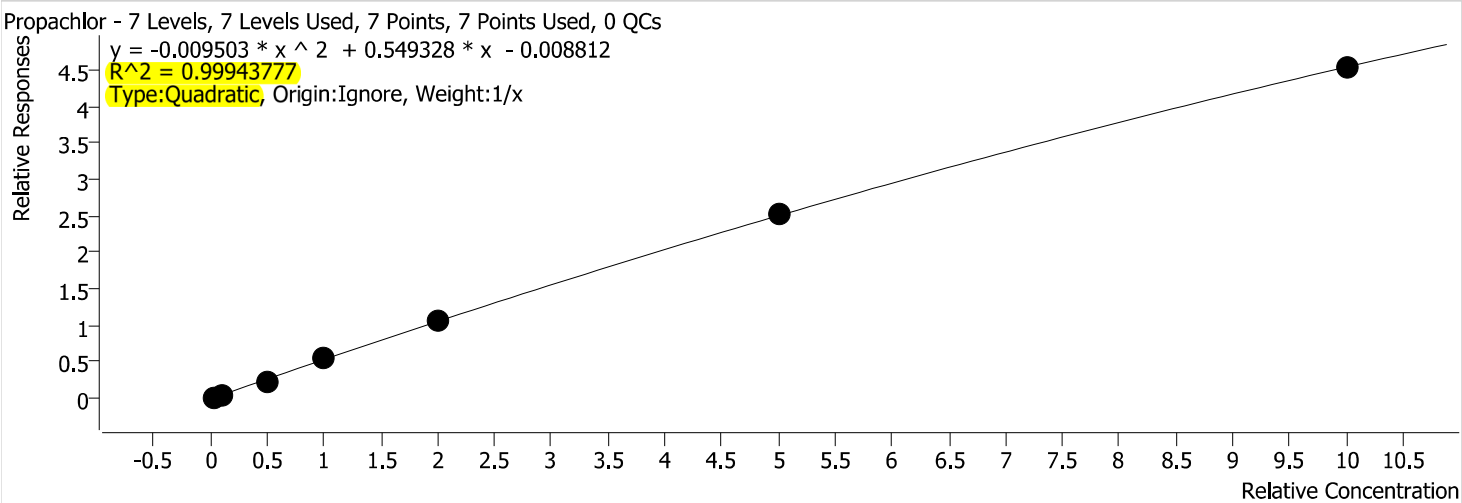

Calibration STD Path	Cal Type	Level	Enabled	Resp.	Exp. Conc	Resp. Factor
\\WSCIXIGCMS16\InstData\GCMS16\DATA\2021\020221_525.2\GCMS16_02022117.D	Calibration	0.04	x	14449	0.2000	0.4023
\\WSCIXIGCMS16\InstData\GCMS16\DATA\2021\020221_525.2\GCMS16_02022116.D	Calibration	0.1	x	40289	0.5000	0.4260
\\WSCIXIGCMS16\InstData\GCMS16\DATA\2021\020221_525.2\GCMS16_02022115.D	Calibration	0.5	x	222062	2.5000	0.4705
\\WSCIXIGCMS16\InstData\GCMS16\DATA\2021\020221_525.2\GCMS16_02022114.D	Calibration	1	x	495992	5.0000	0.5423
\\WSCIXIGCMS16\InstData\GCMS16\DATA\2021\020221_525.2\GCMS16_02022113.D	Calibration	2	x	1001311	10.0000	0.5273
\\WSCIXIGCMS16\InstData\GCMS16\DATA\2021\020221_525.2\GCMS16_02022112.D	Calibration	5	x	2415780	25.0000	0.5060
\\WSCIXIGCMS16\InstData\GCMS16\DATA\2021\020221_525.2\GCMS16_02022111.D	Calibration	10	x	4343625	50.0000	0.4519

Quantitative Analysis Results With Qualifier Ratio Report

Batch Path	\\WSCIXIGCMS16\InstData\GCMS16\DATA\2021\020221_525.2\QuantResults\020221_SL.batch.bin		
Analysis Time	2/3/2021 4:08:10 PM	**Analyst Name**	WECK\ryan.raymond
Report Time	2/19/2021 4:50:29 PM	**Reporter Name**	ryan.raymond
Last Calib Update	2/3/2021 9:39:57 AM	**Batch State**	Processed
Quant Batch Version	10.0	**Quant Report Version**	10.0

Trifuralin

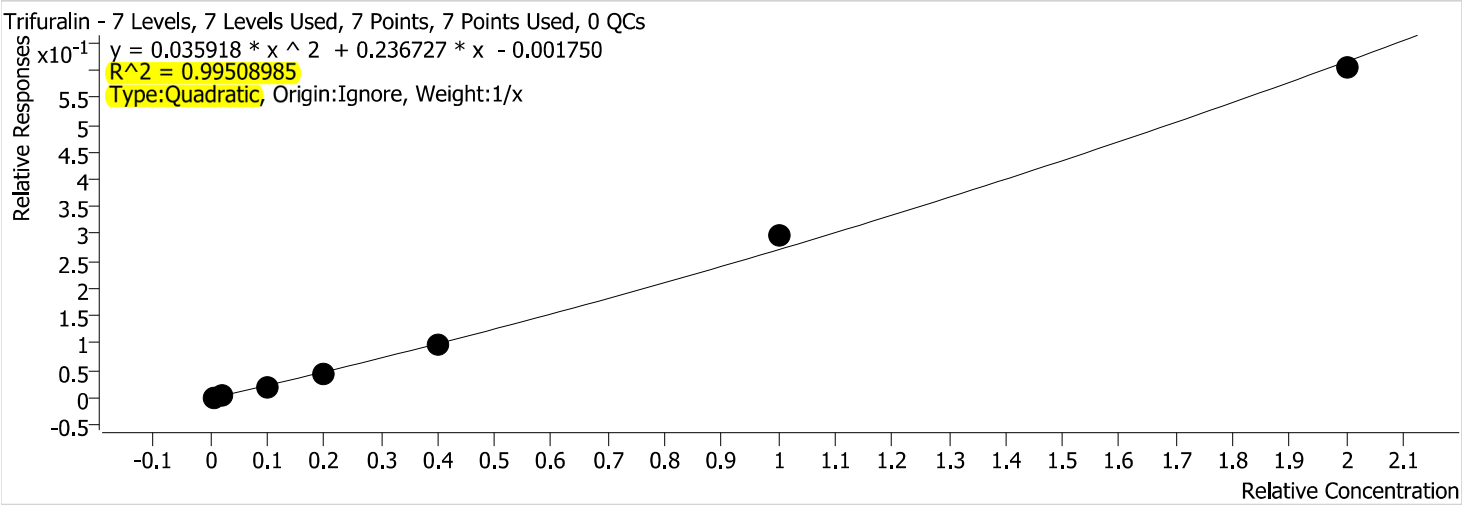

Calibration STD Path	Cal Type	Level	Enabled	Resp.	Exp. Conc	Resp. Factor
\\WSCIXIGCMS16\InstData\GCMS16\DATA\2021\020221_525.2\GCMS16_02022117.D	Calibration	0.04	x	742	0.0400	0.1033
\\WSCIXIGCMS16\InstData\GCMS16\DATA\2021\020221_525.2\GCMS16_02022116.D	Calibration	0.1	x	2714	0.1000	0.1435
\\WSCIXIGCMS16\InstData\GCMS16\DATA\2021\020221_525.2\GCMS16_02022115.D	Calibration	0.5	x	15394	0.5000	0.1631
\\WSCIXIGCMS16\InstData\GCMS16\DATA\2021\020221_525.2\GCMS16_02022114.D	Calibration	1	x	37298	1.0000	0.2039
\\WSCIXIGCMS16\InstData\GCMS16\DATA\2021\020221_525.2\GCMS16_02022113.D	Calibration	2	x	90402	2.0000	0.2380
\\WSCIXIGCMS16\InstData\GCMS16\DATA\2021\020221_525.2\GCMS16_02022112.D	Calibration	5	x	284497	5.0000	0.2980
\\WSCIXIGCMS16\InstData\GCMS16\DATA\2021\020221_525.2\GCMS16_02022111.D	Calibration	10	x	580036	10.0000	0.3017

Batch Path	\\WSCIXIGCMS16\InstData\GCMS16\DATA\2021\020221_525.2\QuantResults\020221_SL.batch.bin		
Analysis Time	2/3/2021 4:08:10 PM	**Analyst Name**	WECK\ryan.raymond
Report Time	2/19/2021 4:50:29 PM	**Reporter Name**	ryan.raymond
Last Calib Update	2/3/2021 9:39:57 AM	**Batch State**	Processed
Quant Batch Version	10.0	**Quant Report Version**	10.0

Hexachlorobenzene

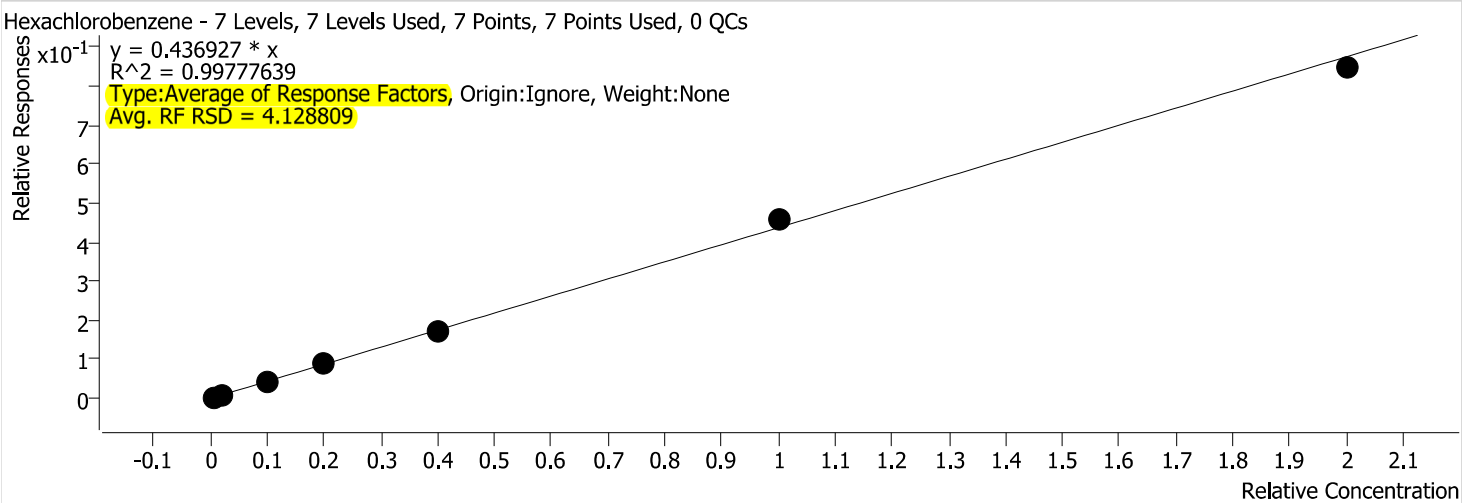

Calibration STD Path	Cal Type	Level	Enabled	Resp.	Exp. Conc	Resp. Factor
\\WSCIXIGCMS16\InstData\GCMS16\DATA\2021\020221_525.2\GCMS16_02022117.D	Calibration	0.04	x	2923	0.0400	0.4070
\\WSCIXIGCMS16\InstData\GCMS16\DATA\2021\020221_525.2\GCMS16_02022116.D	Calibration	0.1	x	8560	0.1000	0.4525
\\WSCIXIGCMS16\InstData\GCMS16\DATA\2021\020221_525.2\GCMS16_02022115.D	Calibration	0.5	x	40891	0.5000	0.4331
\\WSCIXIGCMS16\InstData\GCMS16\DATA\2021\020221_525.2\GCMS16_02022114.D	Calibration	1	x	82015	1.0000	0.4484
\\WSCIXIGCMS16\InstData\GCMS16\DATA\2021\020221_525.2\GCMS16_02022113.D	Calibration	2	x	165894	2.0000	0.4368
\\WSCIXIGCMS16\InstData\GCMS16\DATA\2021\020221_525.2\GCMS16_02022112.D	Calibration	5	x	437583	5.0000	0.4583
\\WSCIXIGCMS16\InstData\GCMS16\DATA\2021\020221_525.2\GCMS16_02022111.D	Calibration	10	x	811978	10.0000	0.4224

Quantitative Analysis Results With Qualifier Ratio Report

Batch Path	\\WSCIXIGCMS16\InstData\GCMS16\DATA\2021\020221_525.2\QuantResults\020221_SL.batch.bin		
Analysis Time	2/3/2021 4:08:10 PM	**Analyst Name**	WECK\ryan.raymond
Report Time	2/3/2021 4:11:44 PM	**Reporter Name**	ryan.raymond
Last Calib Update	2/3/2021 9:39:57 AM	**Batch State**	Processed
Quant Batch Version	10.0	**Quant Report Version**	10.0

AnalysisInfo

Acq. Time	2/2/2021 3:27:00 PM	**Data File**	GCMS16_02022110.D
Sample Type	Sample	**Sample Name**	525.2 Cal Blank
Dilution	1	**Acq. Method**	525
Position	4	**Inj Vol**	1
DA Method File	525 SL 020221.m	**Comment**	1010637

Sample Chromatogram

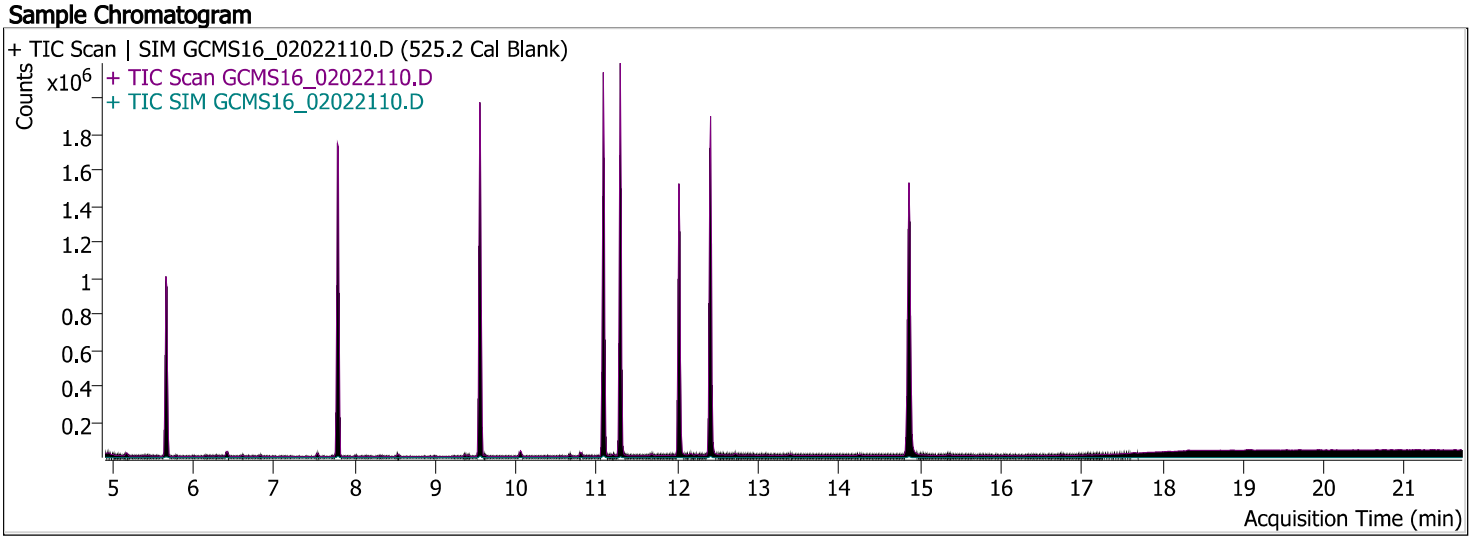

Compound	ISTD	RT	Resp.	ISTD Resp.	Conc	Units	Accuracy
Hexachlorocyclopentadiene	Acenaphthene-d10	6.419	69	869655	0.0736	mg/l	ORW
Propachlor	Acenaphthene-d10			869655	ND	mg/l	
Trifuralin	Acenaphthene-d10			869655	ND	mg/l	
Hexachlorobenzene	Acenaphthene-d10			869655	ND	mg/l	

Quantitative Analysis Results With Qualifier Ratio Report

Compound	CAS#	RT	RR	Conc	Transition	(Min-Max)	Q-Ratio	
Hexachlorocyclopentadiene		6.419	0.0001	0.0736	237.0			
					239.0	50.1 - 75.1		
					235.0	49.6 - 74.5	107.8	High
Propachlor				ND	120.0			
					77.0	30.1 - 45.2		
					176.0	27.1 - 40.7		
Trifuralin				ND	306.0			
					264.0	65.1 - 97.7		
					43.0	38.8 - 58.2		
Hexachlorobenzene				ND	284.0			
					286.0	65.2 - 97.9		
					282.0	41.9 - 62.8		

Hexachlorocyclopentadiene

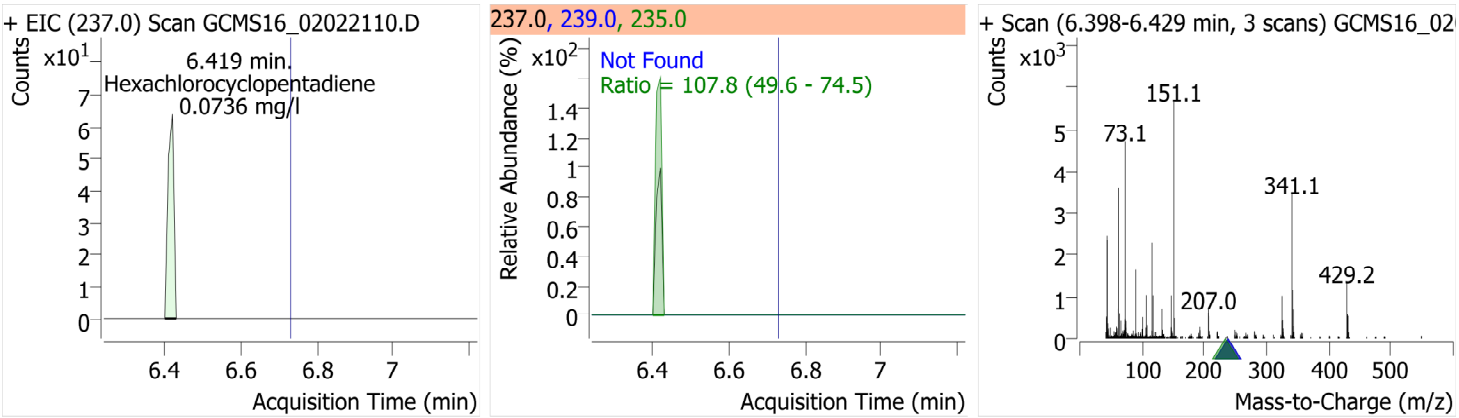

Acenaphthene-d10

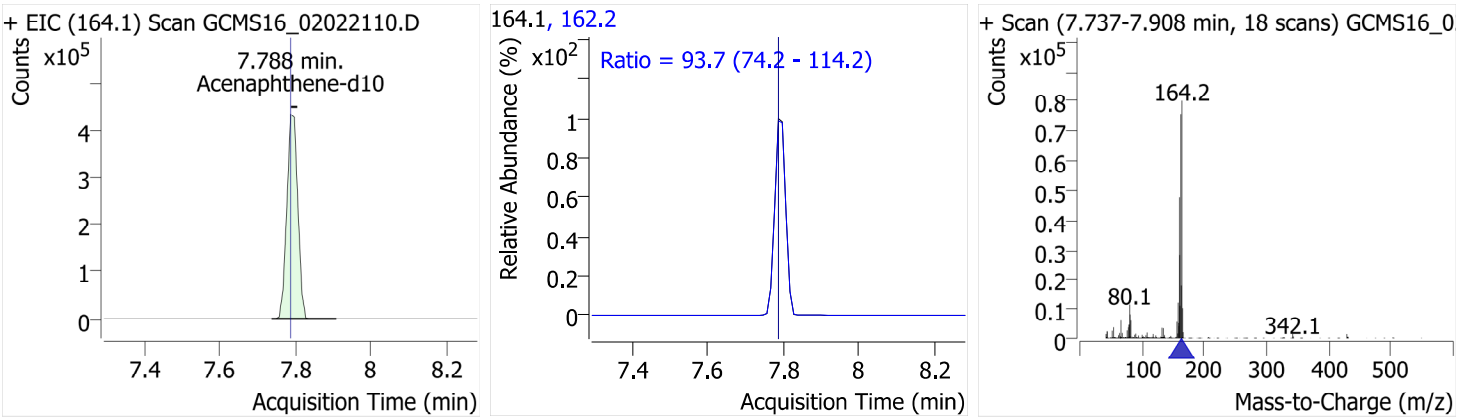

Propachlor

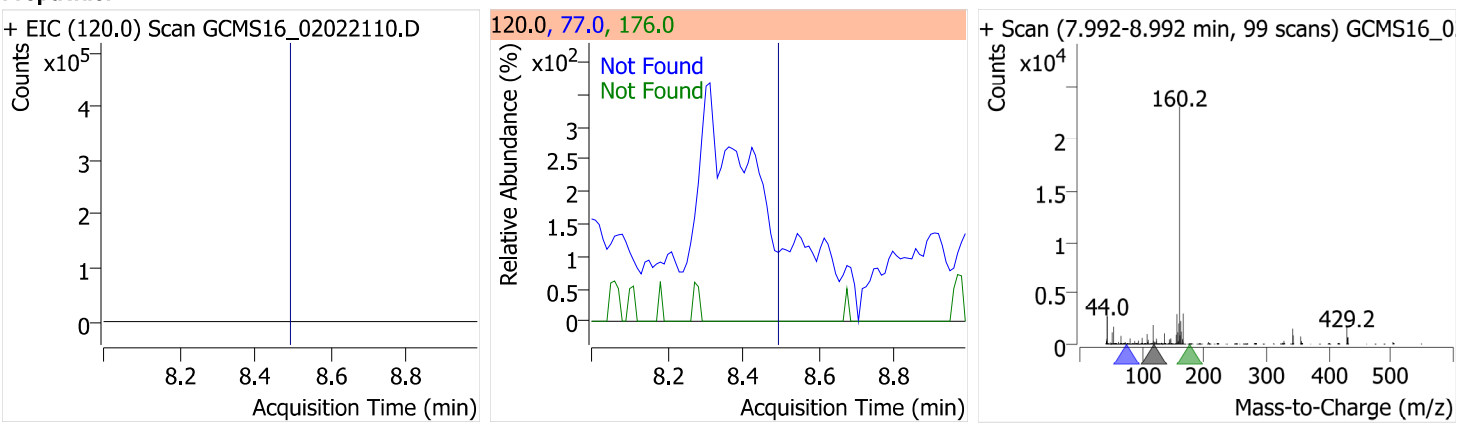

Trifuralin

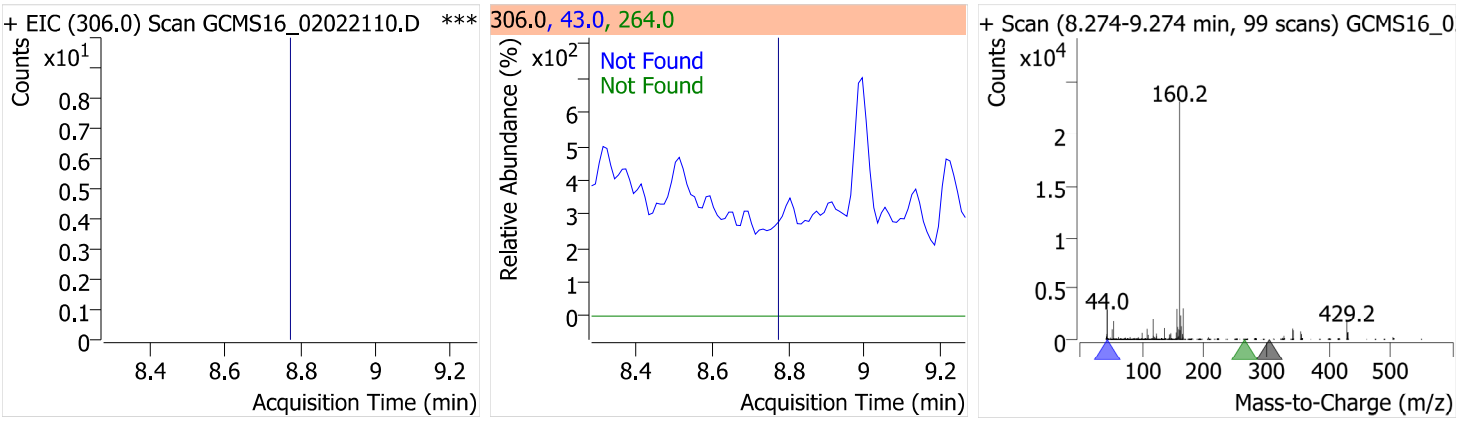

Hexachlorobenzene

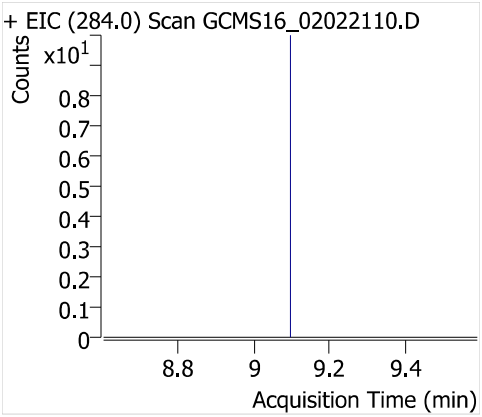

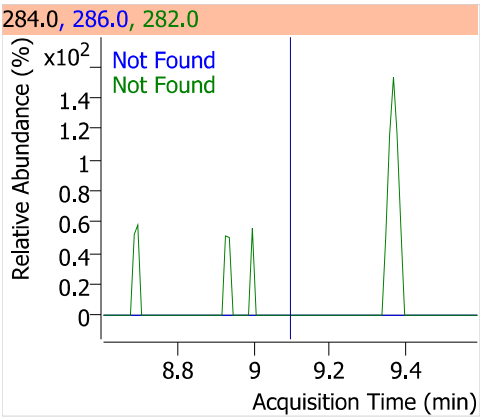

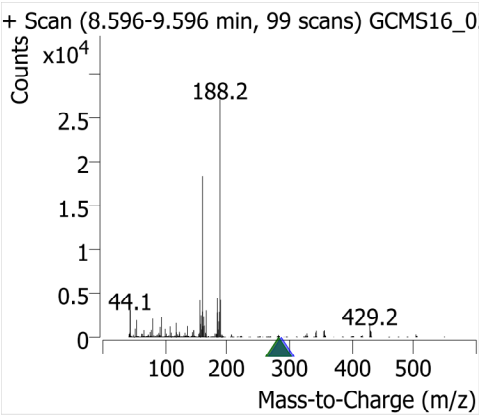

Quantitative Analysis Results With Qualifier Ratio Report

Batch Path	\\WSCIXIGCMS16\InstData\GCMS16\DATA\2021\020221_525.2\QuantResults\020221_SL.batch.bin		
Analysis Time	2/3/2021 4:08:10 PM	**Analyst Name**	WECK\ryan.raymond
Report Time	2/3/2021 4:11:47 PM	**Reporter Name**	ryan.raymond
Last Calib Update	2/3/2021 9:39:57 AM	**Batch State**	Processed
Quant Batch Version	10.0	**Quant Report Version**	10.0

AnalysisInfo

Acq. Time	2/2/2021 4:00:30 PM	**Data File**	GCMS16_02022111.D
Sample Type	Cal	**Sample Name**	SL Cal 10/50ppm
Dilution	1	**Acq. Method**	525
Position	5	**Inj Vol**	1
DA Method File	525 SL 020221.m	**Comment**	1020468

Sample Chromatogram

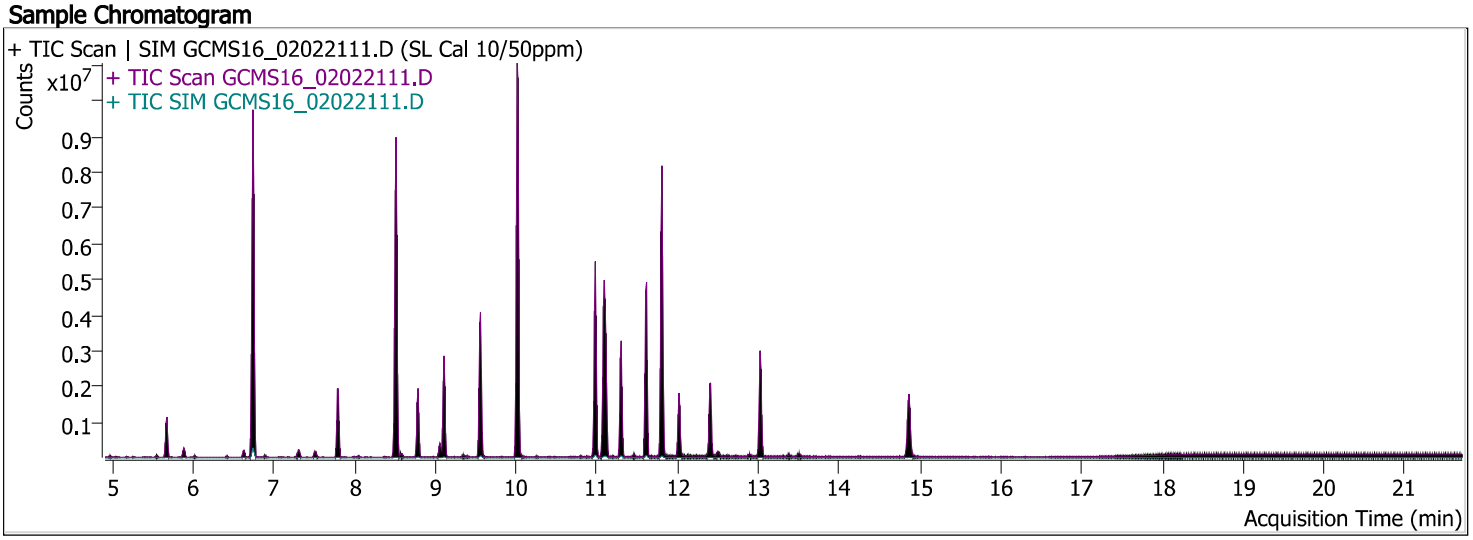

Compound	ISTD	RT	Resp.	ISTD Resp.	Conc	Units	Accuracy
~~Hexachlorocyclopentadiene~~	~~Acenaphthene-d10~~	~~6.741~~	~~3291874~~	~~961181~~	~~41.6249~~	~~mg/l~~	~~83.25~~
Propachlor	Acenaphthene-d10	8.512	4343625	961181	49.7895	mg/l	99.58
Trifuralin	Acenaphthene-d10	8.784	580036	961181	9.8430	mg/l	98.43
Hexachlorobenzene	Acenaphthene-d10	9.106	811978	961181	9.6672	mg/l	96.67

Compound	CAS#	RT	RR	Conc	Transition	(Min-Max)	Q-Ratio
Hexachlorocyclopentadiene		6.741	3.4248	41.6249	237.0		
					239.0	50.1 - 75.1	64.3
					235.0	49.6 - 74.5	63.1
Propachlor		8.512	4.5191	49.7895	120.0		
					77.0	30.1 - 45.2	37.8
					176.0	27.1 - 40.7	36.4
Trifuralin		8.784	0.6035	9.8430	306.0		
					264.0	65.1 - 97.7	80.1
					43.0	38.8 - 58.2	41.3
Hexachlorobenzene		9.106	0.8448	9.6672	284.0		
					286.0	65.2 - 97.9	80.9
					282.0	41.9 - 62.8	52.0

Hexachlorocyclopentadiene

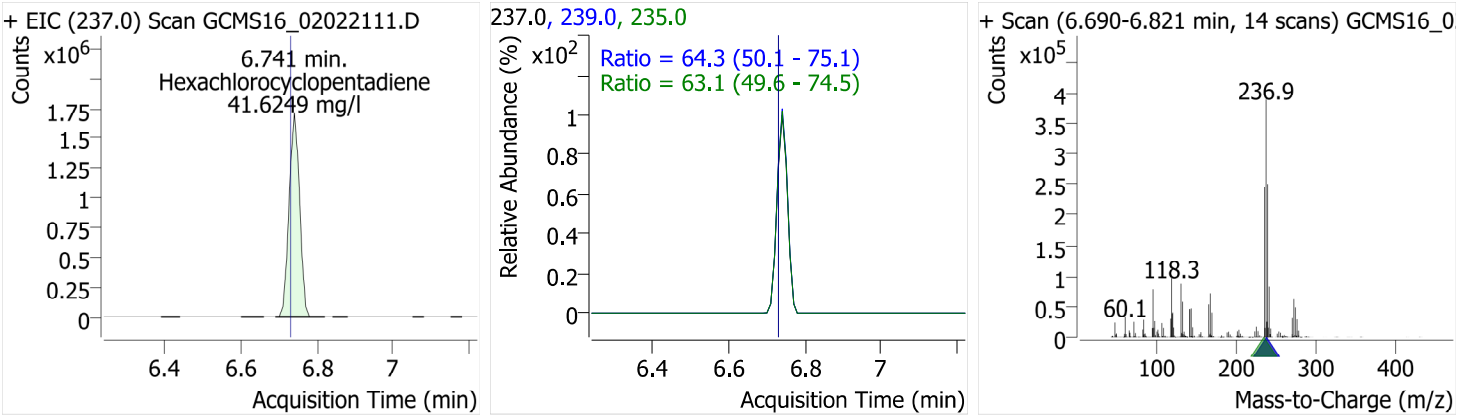

Acenaphthene-d10

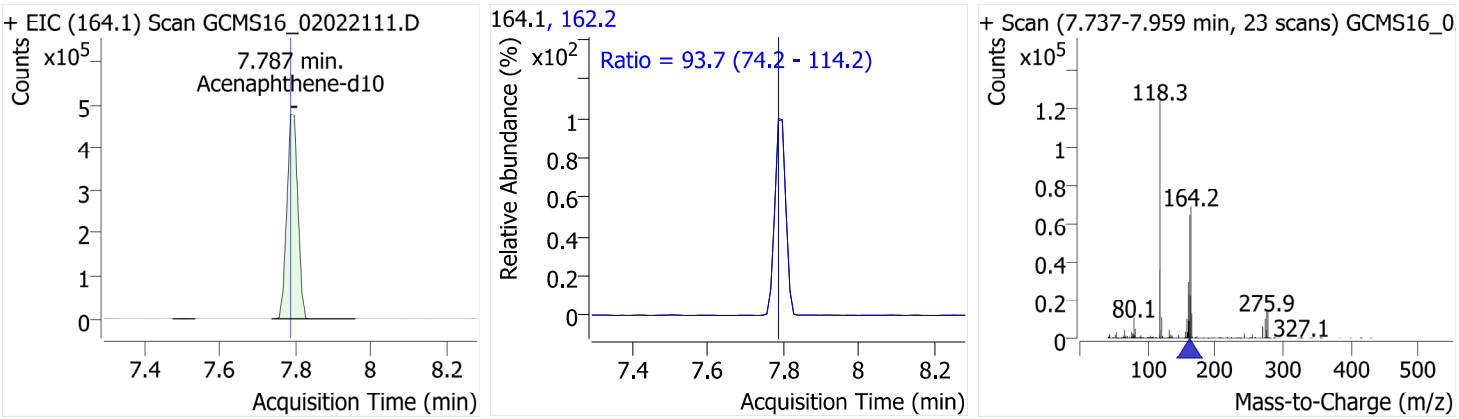

Propachlor

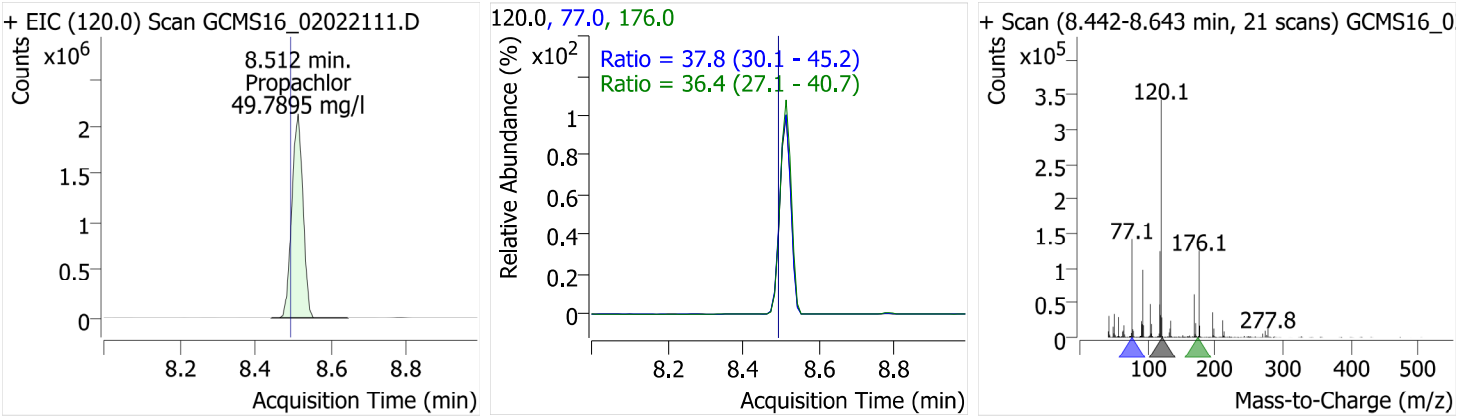

Trifuralin

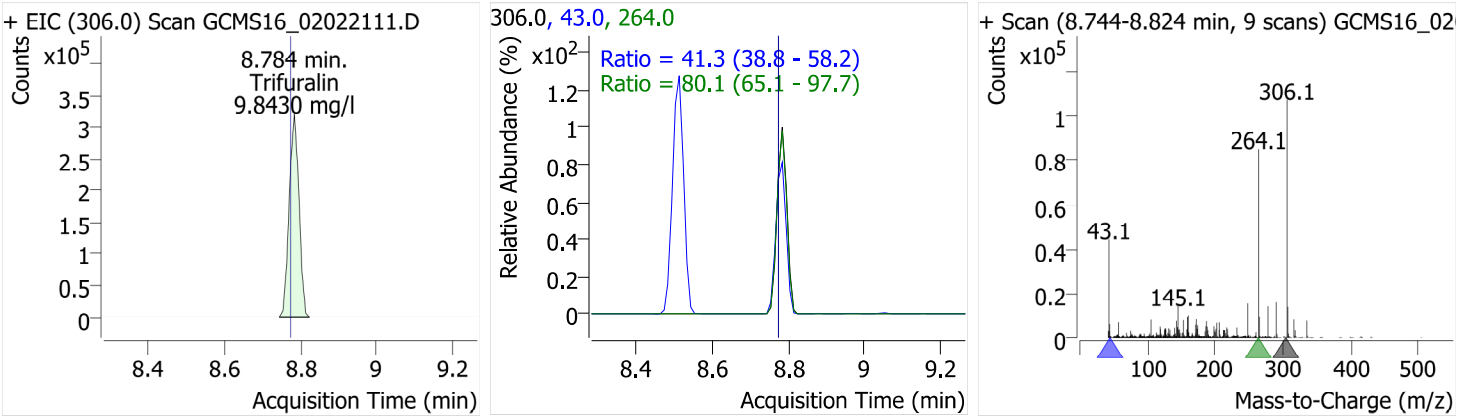

Hexachlorobenzene

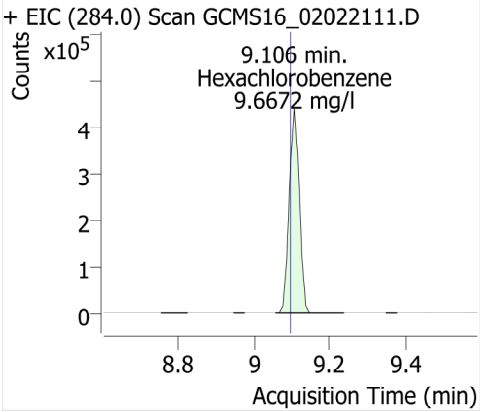

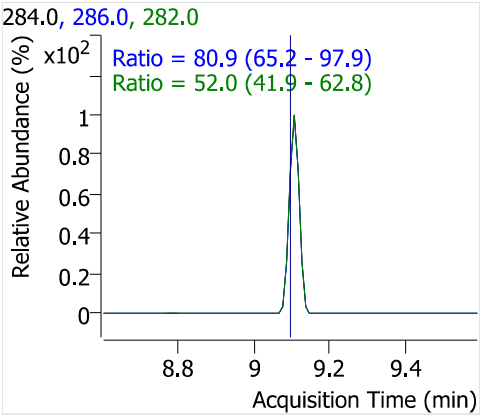

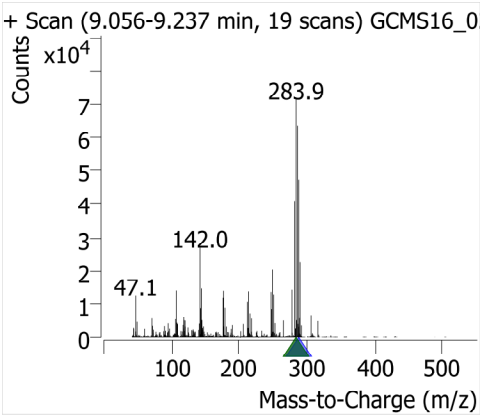

Quantitative Analysis Results With Qualifier Ratio Report

Batch Path	\\WSCIXIGCMS16\InstData\GCMS16\DATA\2021\020221_525.2\QuantResults\020221_SL.batch.bin		
Analysis Time	2/3/2021 4:08:10 PM	**Analyst Name**	WECK\ryan.raymond
Report Time	2/3/2021 4:11:48 PM	**Reporter Name**	ryan.raymond
Last Calib Update	2/3/2021 9:39:57 AM	**Batch State**	Processed
Quant Batch Version	10.0	**Quant Report Version**	10.0

AnalysisInfo

Acq. Time	2/2/2021 4:27:40 PM	**Data File**	GCMS16_02022112.D
Sample Type	Cal	**Sample Name**	SL Cal 5/25ppm
Dilution	1	**Acq. Method**	525
Position	6	**Inj Vol**	1
DA Method File	525 SL 020221.m	**Comment**	1020469

Sample Chromatogram

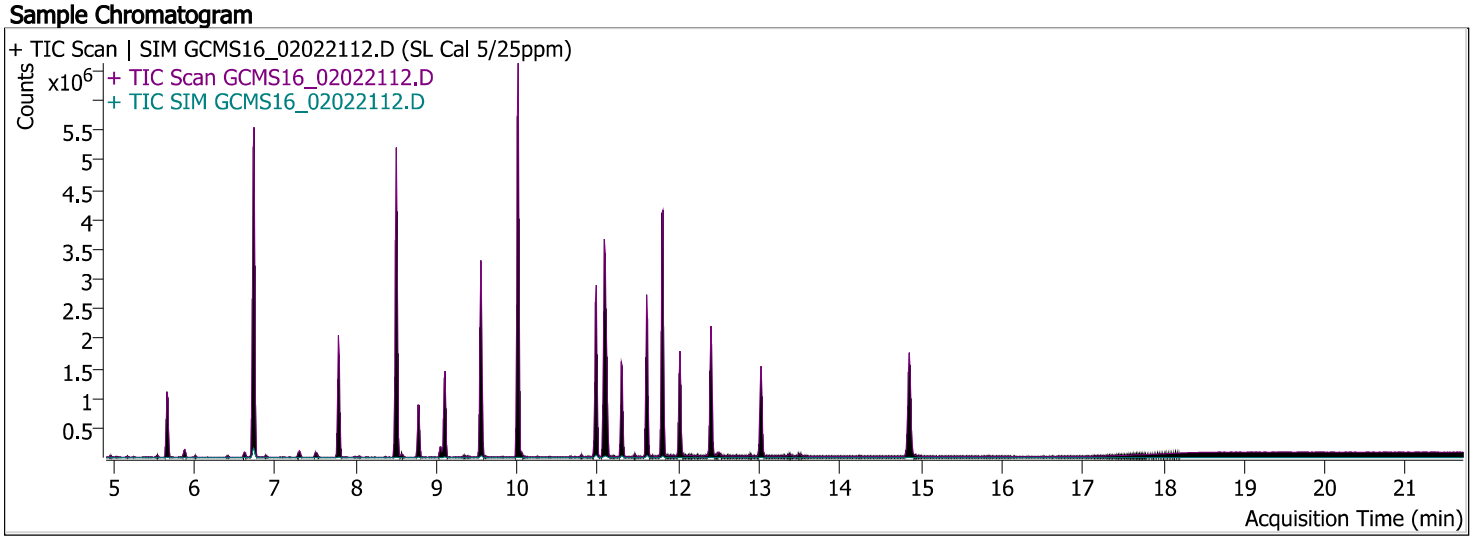

Compound	ISTD	RT	Resp.	ISTD Resp.	Conc	Units	Accuracy
Hexachlorocyclopentadiene	Acenaphthene-d10	6.741	1952202	954844	24.8782	mg/l	99.51
Propachlor	Acenaphthene-d10	8.502	2415780	954844	25.3281	mg/l	101.31
Trifuralin	Acenaphthene-d10	8.784	284497	954844	5.4341	mg/l	108.68
Hexachlorobenzene	Acenaphthene-d10	9.106	437583	954844	5.2443	mg/l	104.89

Quantitative Analysis Results With Qualifier Ratio Report

Compound	CAS#	RT	RR	Conc	Transition	(Min-Max)	Q-Ratio
Hexachlorocyclopentadiene		6.741	2.0445	24.8782	237.0		
					239.0	50.1 - 75.1	64.1
					235.0	49.6 - 74.5	62.5
Propachlor		8.502	2.5300	25.3281	120.0		
					77.0	30.1 - 45.2	37.5
					176.0	27.1 - 40.7	35.5
Trifuralin		8.784	0.2980	5.4341	306.0		
					264.0	65.1 - 97.7	80.0
					43.0	38.8 - 58.2	41.6
Hexachlorobenzene		9.106	0.4583	5.2443	284.0		
					286.0	65.2 - 97.9	79.0
					282.0	41.9 - 62.8	52.9

Hexachlorocyclopentadiene

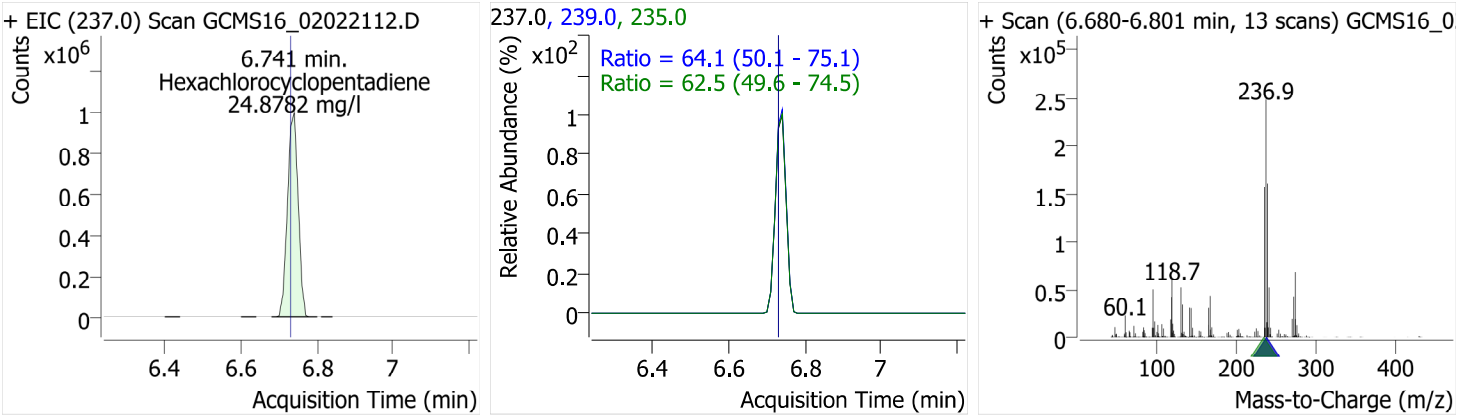

Acenaphthene-d10

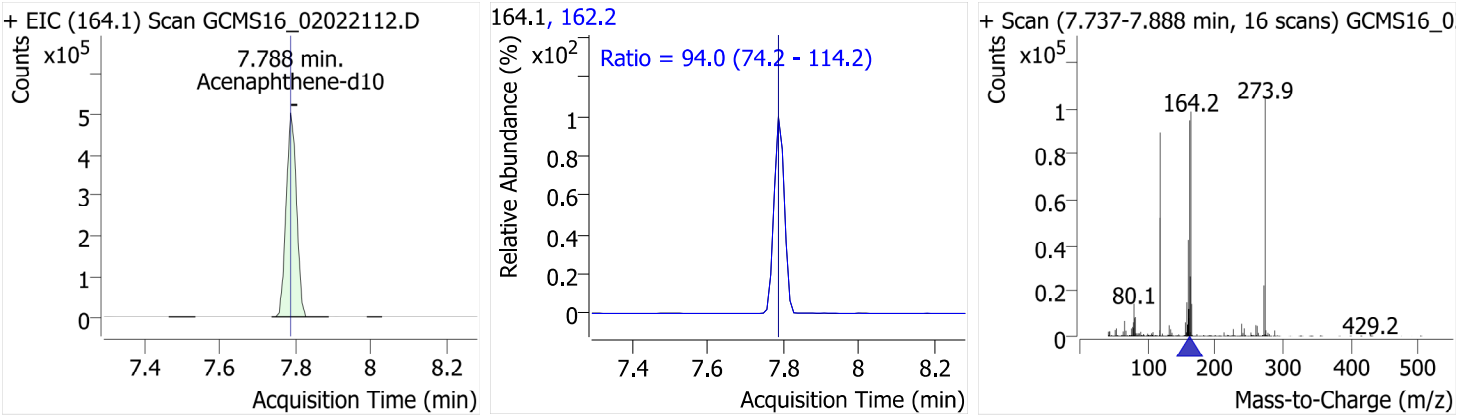

Propachlor

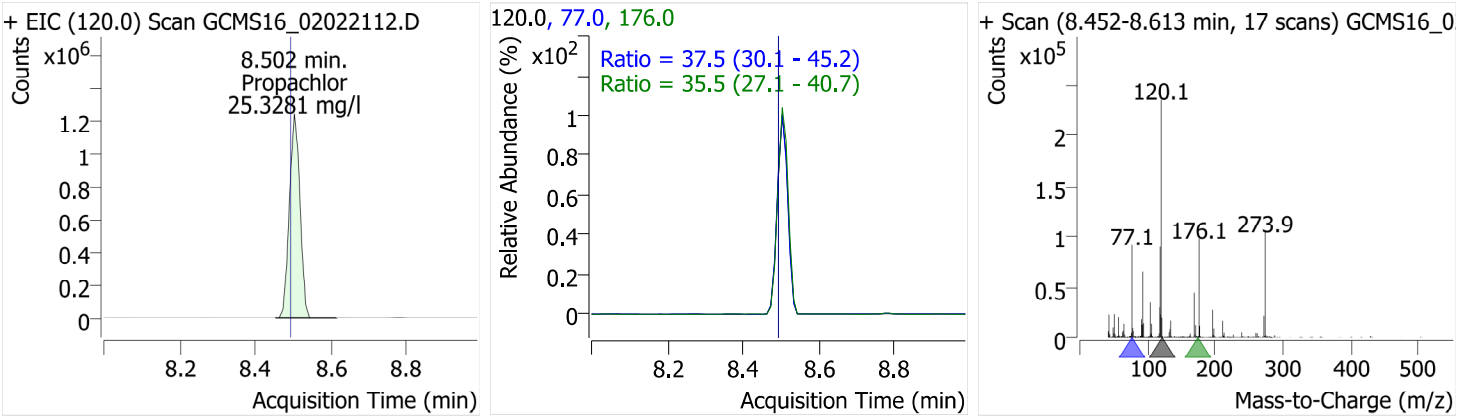

Trifuralin

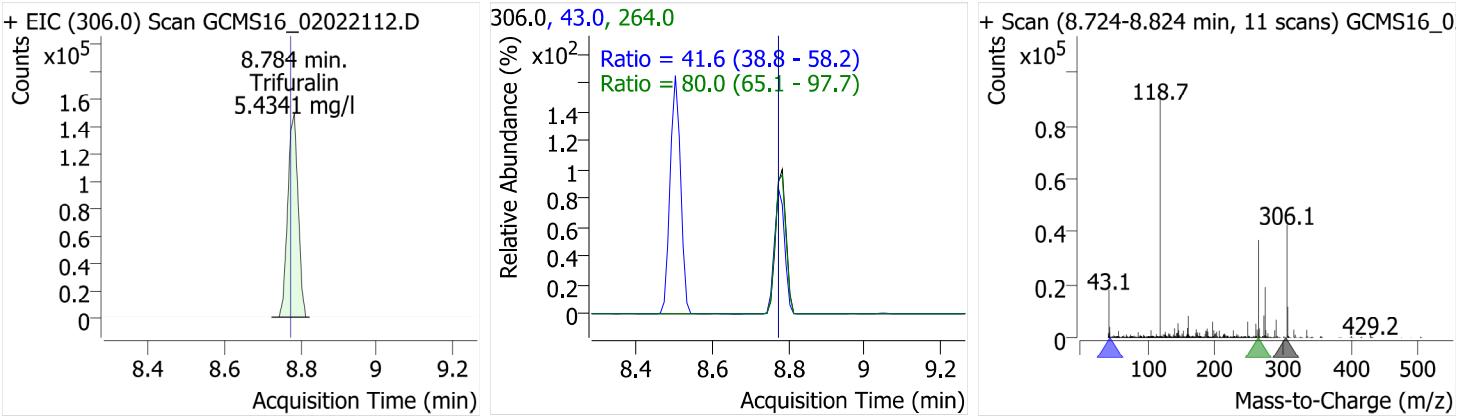

Hexachlorobenzene

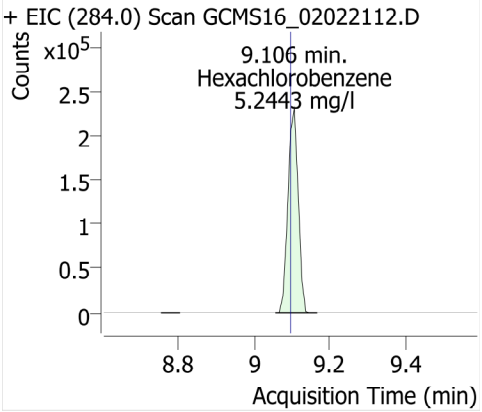

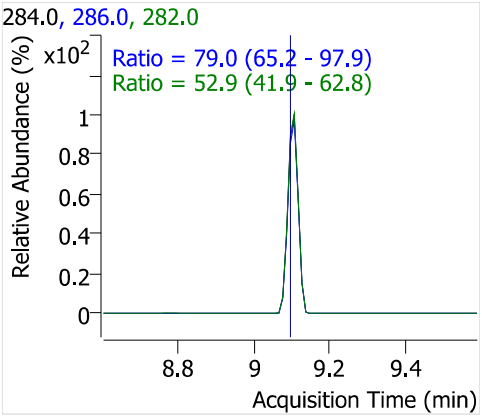

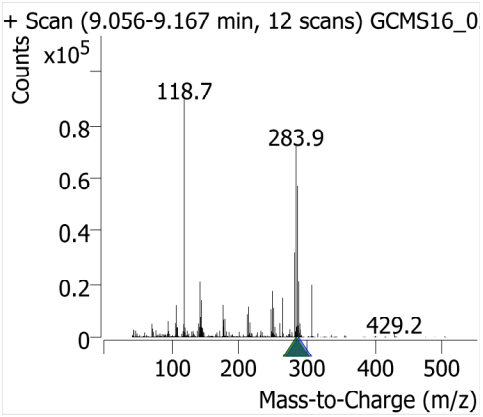

Quantitative Analysis Results With Qualifier Ratio Report

Batch Path	\\WSCIXIGCMS16\InstData\GCMS16\DATA\2021\020221_525.2\QuantResults\020221_SL.batch.bin		
Analysis Time	2/3/2021 4:08:10 PM	**Analyst Name**	WECK\ryan.raymond
Report Time	2/3/2021 4:11:49 PM	**Reporter Name**	ryan.raymond
Last Calib Update	2/3/2021 9:39:57 AM	**Batch State**	Processed
Quant Batch Version	10.0	**Quant Report Version**	10.0

AnalysisInfo

Acq. Time	2/2/2021 4:54:49 PM	**Data File**	GCMS16_02022113.D
Sample Type	Cal	**Sample Name**	SL Cal 2/10ppm
Dilution	1	**Acq. Method**	525
Position	7	**Inj Vol**	1
DA Method File	525 SL 020221.m	**Comment**	1020470

Sample Chromatogram

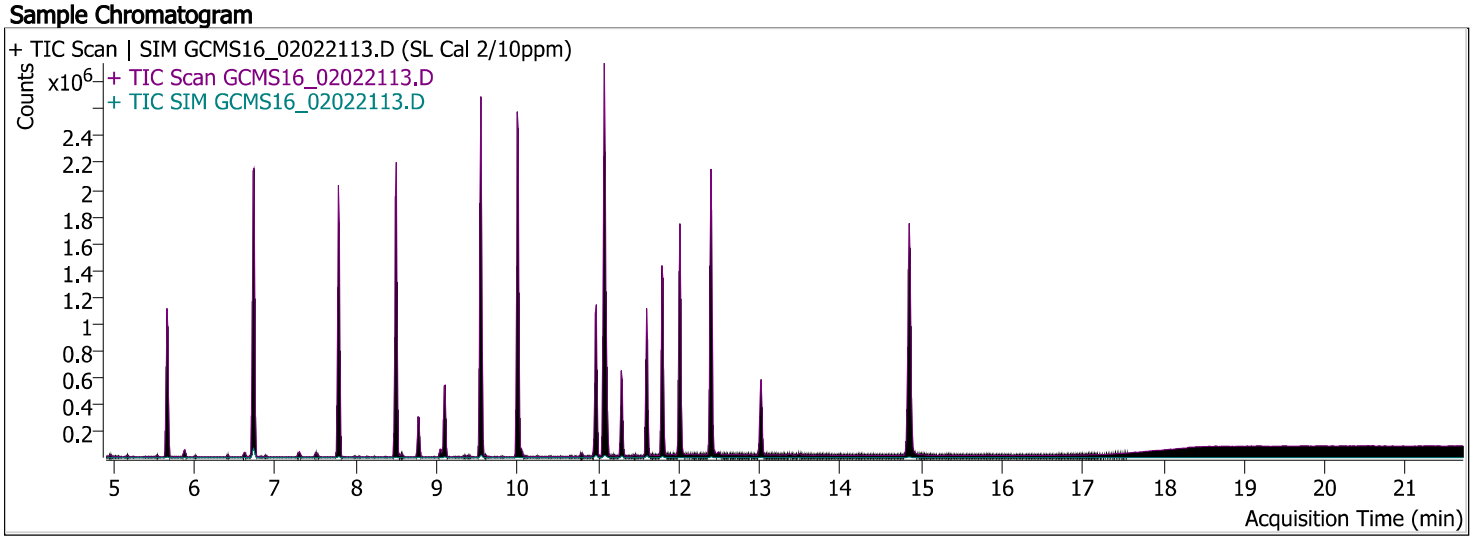

Compound	ISTD	RT	Resp.	ISTD Resp.	Conc	Units	Accuracy
Hexachlorocyclopentadiene	Acenaphthene-d10	6.740	782790	949408	10.0761	mg/l	100.76
Propachlor	Acenaphthene-d10	8.502	1001311	949408	10.0277	mg/l	100.28
Trifuralin	Acenaphthene-d10	8.784	90402	949408	1.9346	mg/l	96.73
Hexachlorobenzene	Acenaphthene-d10	9.106	165894	949408	1.9996	mg/l	99.98

Compound	CAS#	RT	RR	Conc	Transition	(Min-Max)	Q-Ratio
Hexachlorocyclopentadiene		6.740	0.8245	10.0761	237.0		
					239.0	50.1 - 75.1	63.2
					235.0	49.6 - 74.5	61.3
Propachlor		8.502	1.0547	10.0277	120.0		
					77.0	30.1 - 45.2	38.1
					176.0	27.1 - 40.7	35.2
Trifuralin		8.784	0.0952	1.9346	306.0		
					264.0	65.1 - 97.7	81.4
					43.0	38.8 - 58.2	43.4
Hexachlorobenzene		9.106	0.1747	1.9996	284.0		
					286.0	65.2 - 97.9	79.5
					282.0	41.9 - 62.8	53.1

Hexachlorocyclopentadiene

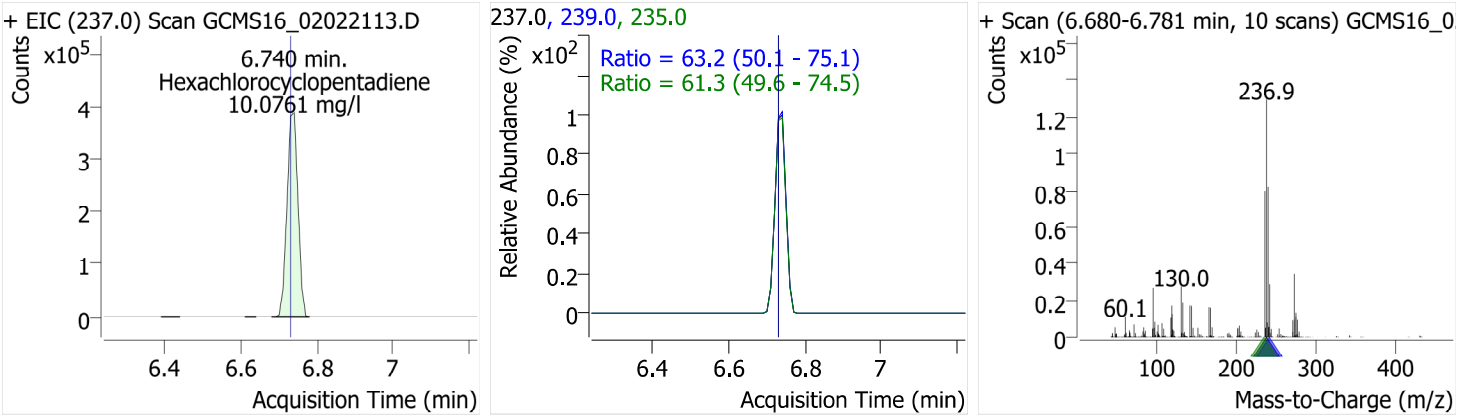

Acenaphthene-d10

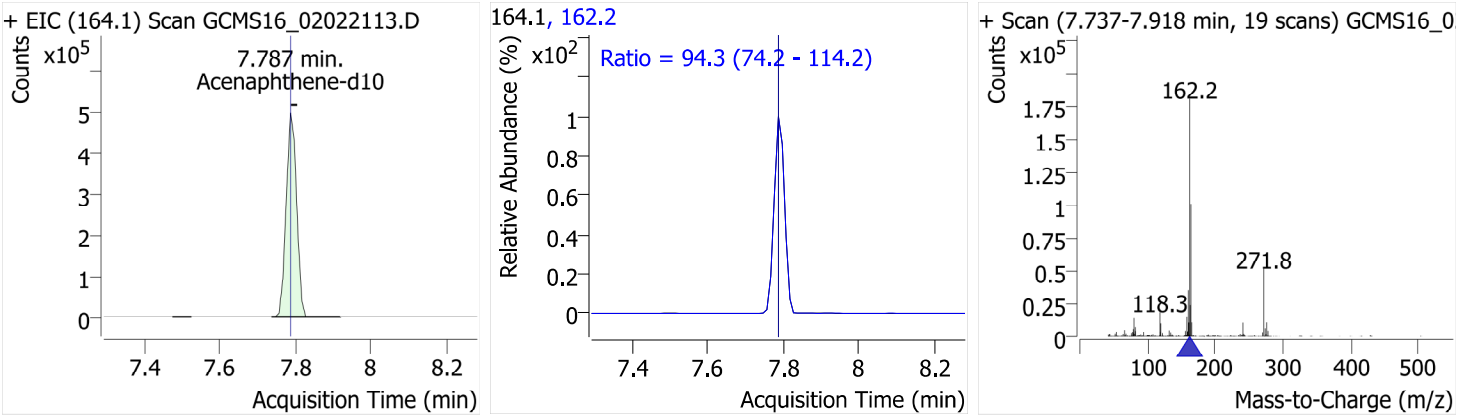

Propachlor

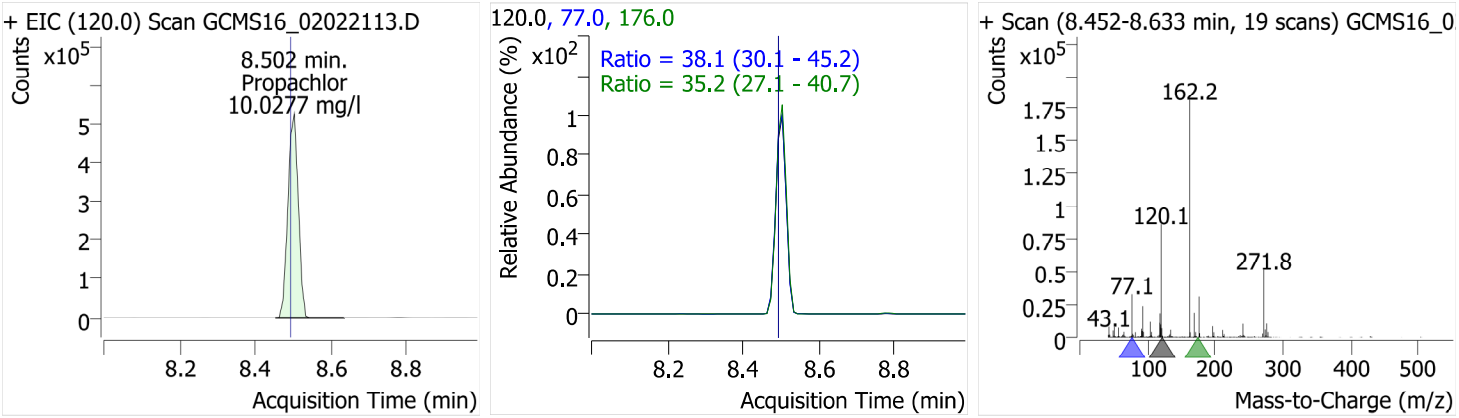

Trifuralin

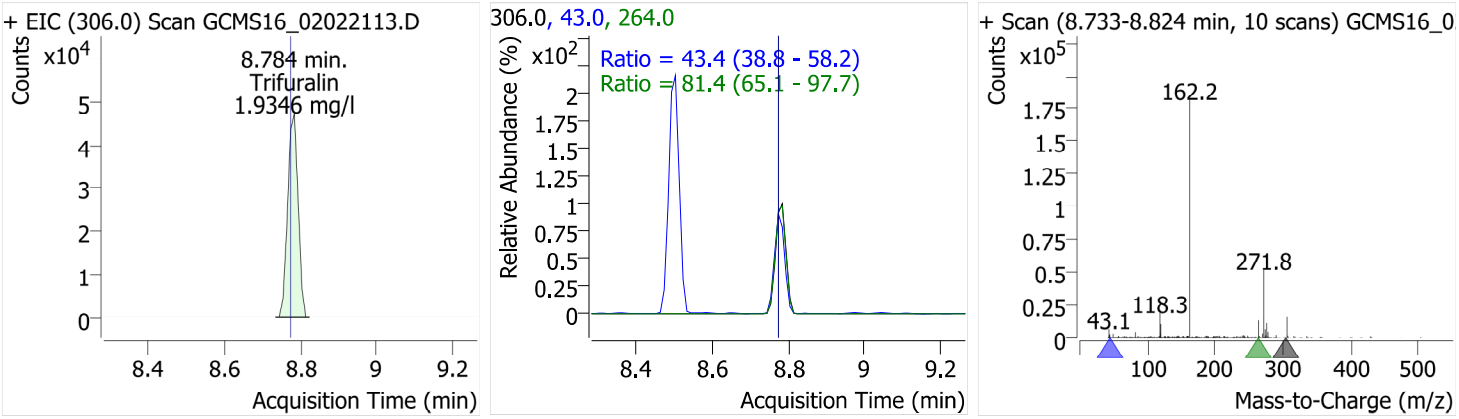

Hexachlorobenzene

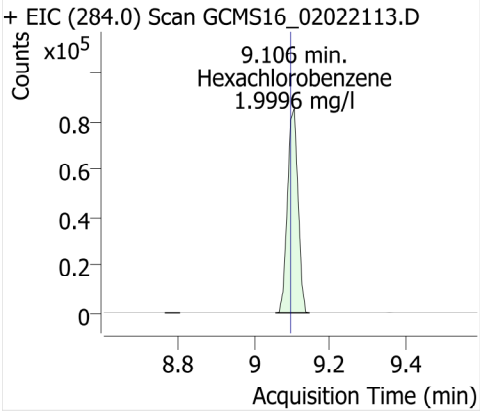

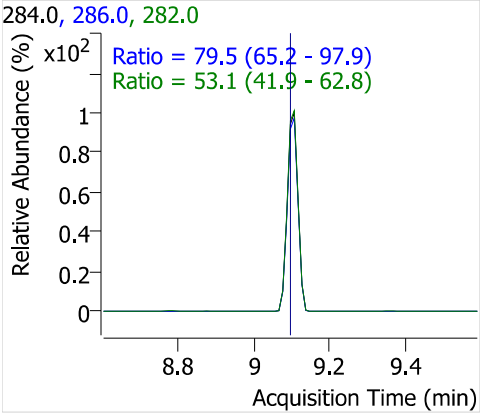

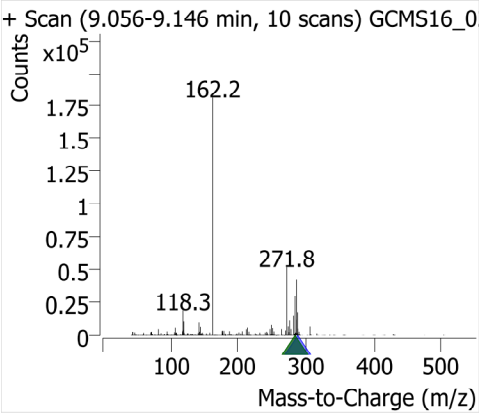

Quantitative Analysis Results With Qualifier Ratio Report

Batch Path	\\WSCIXIGCMS16\InstData\GCMS16\DATA\2021\020221_525.2\QuantResults\020221_SL.batch.bin		
Analysis Time	2/3/2021 4:08:10 PM	**Analyst Name**	WECK\ryan.raymond
Report Time	2/3/2021 4:11:50 PM	**Reporter Name**	ryan.raymond
Last Calib Update	2/3/2021 9:39:57 AM	**Batch State**	Processed
Quant Batch Version	10.0	**Quant Report Version**	10.0

AnalysisInfo

Acq. Time	2/2/2021 5:21:55 PM	**Data File**	GCMS16_02022114.D
Sample Type	Cal	**Sample Name**	SL Cal 1/5ppm
Dilution	1	**Acq. Method**	525
Position	8	**Inj Vol**	1
DA Method File	525 SL 020221.m	**Comment**	1020471

Sample Chromatogram

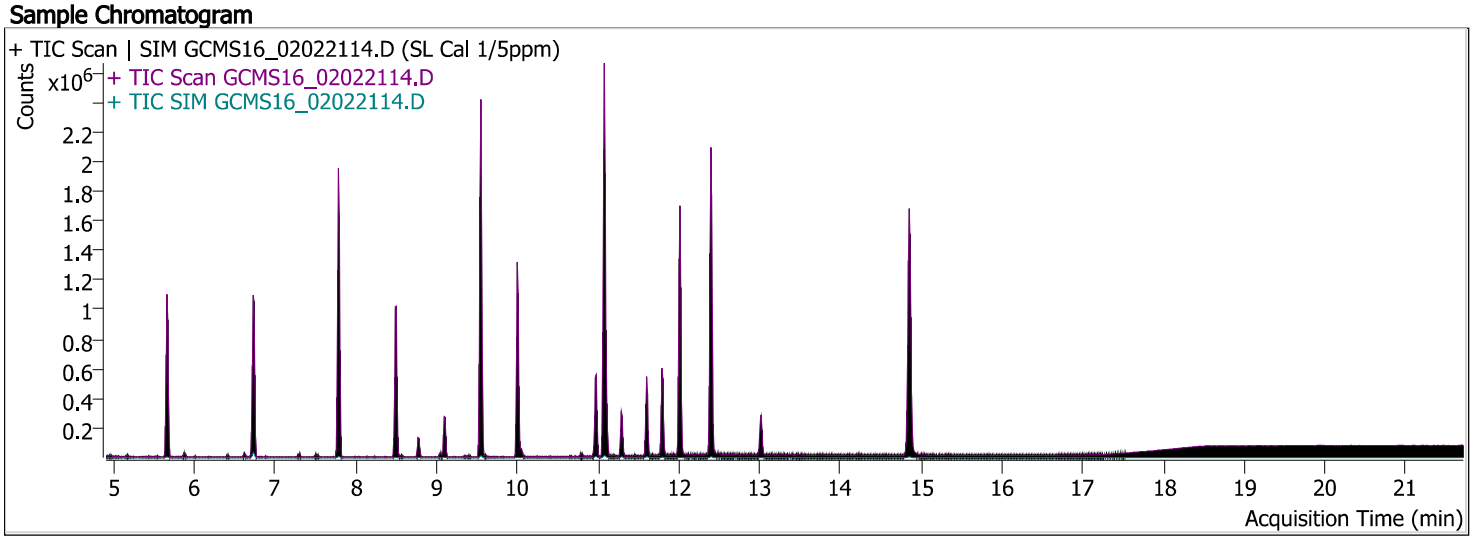

Compound	ISTD	RT	Resp.	ISTD Resp.	Conc	Units	Accuracy
Hexachlorocyclopentadiene	Acenaphthene-d10	6.730	389965	914630	5.2456	mg/l	104.91
Propachlor	Acenaphthene-d10	8.502	495992	914630	5.1063	mg/l	102.13
Trifuralin	Acenaphthene-d10	8.784	37298	914630	0.8750	mg/l	87.50
Hexachlorobenzene	Acenaphthene-d10	9.106	82015	914630	1.0261	mg/l	102.61

Compound	CAS#	RT	RR	Conc	Transition	(Min-Max)	Q-Ratio
Hexachlorocyclopentadiene		6.730	0.4264	5.2456	237.0		
					239.0	50.1 - 75.1	63.8
					235.0	49.6 - 74.5	61.3
Propachlor		8.502	0.5423	5.1063	120.0		
					77.0	30.1 - 45.2	37.6
					176.0	27.1 - 40.7	34.4
Trifuralin		8.784	0.0408	0.8750	306.0		
					264.0	65.1 - 97.7	80.4
					43.0	38.8 - 58.2	46.0
Hexachlorobenzene		9.106	0.0897	1.0261	284.0		
					286.0	65.2 - 97.9	82.7
					282.0	41.9 - 62.8	53.3

Hexachlorocyclopentadiene

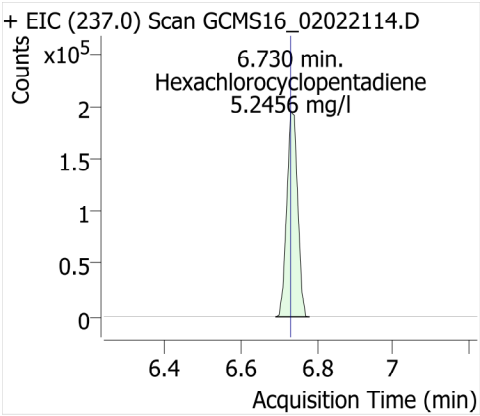

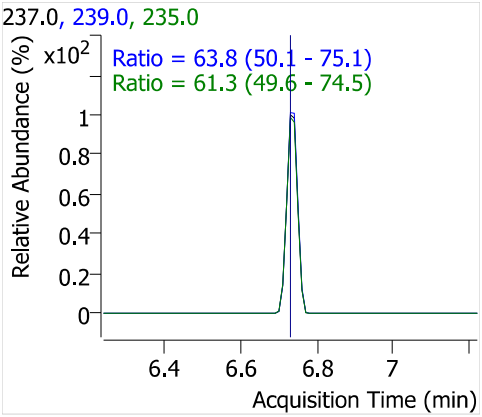

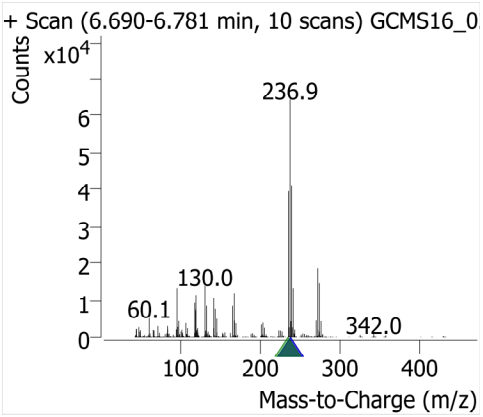

Acenaphthene-d10

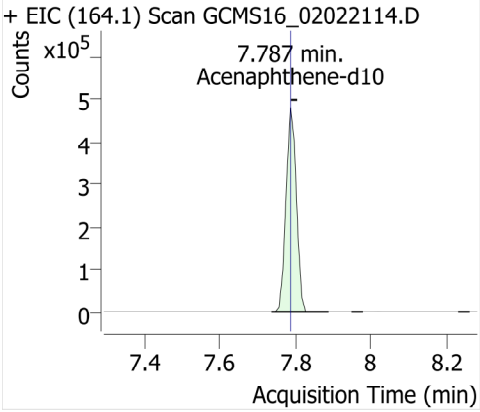

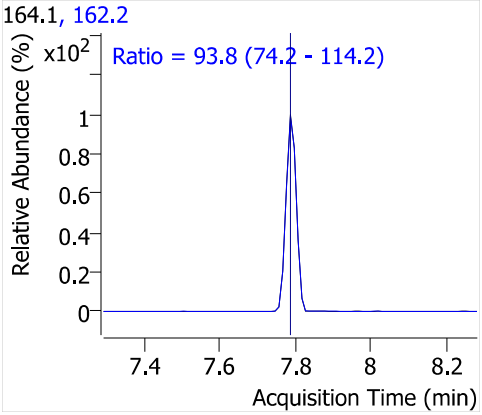

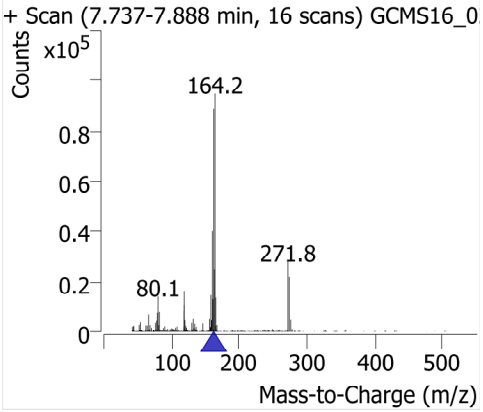

Propachlor

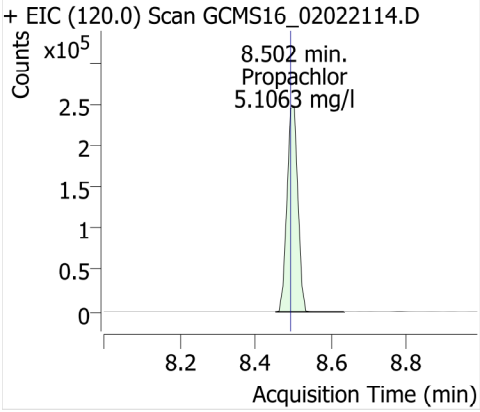

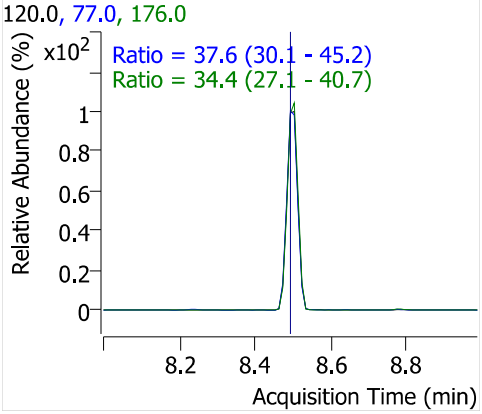

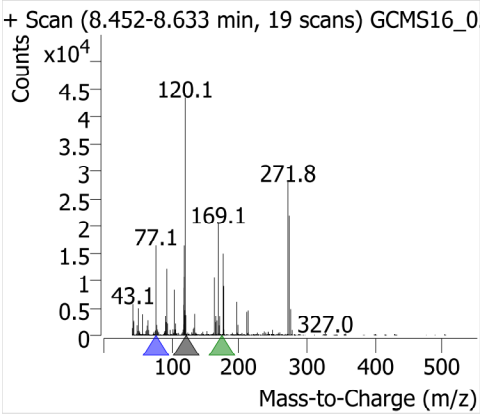

Trifuralin

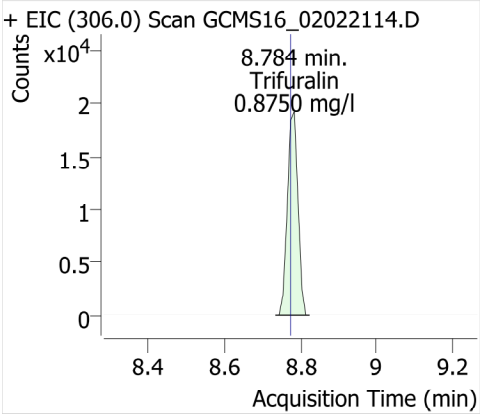

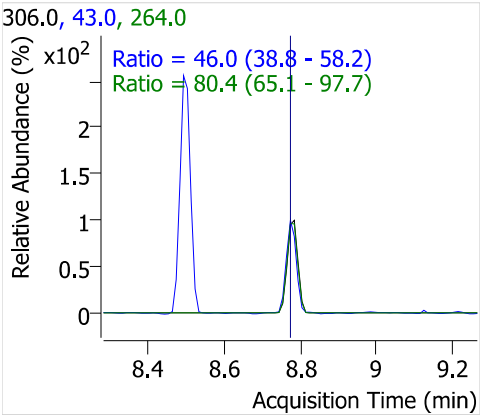

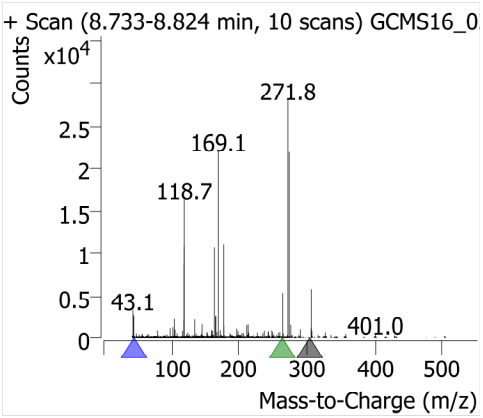

Hexachlorobenzene

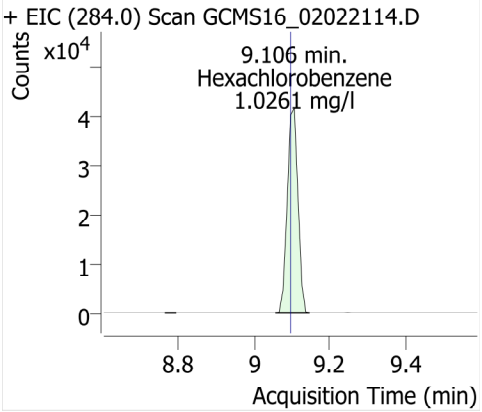

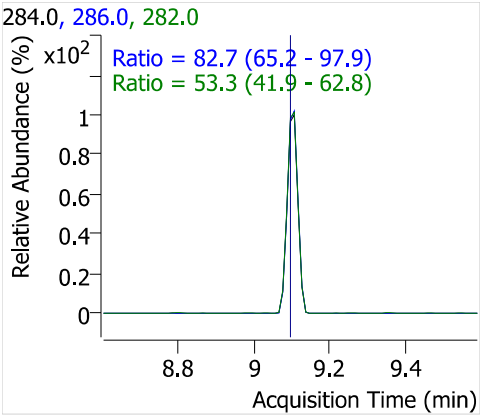

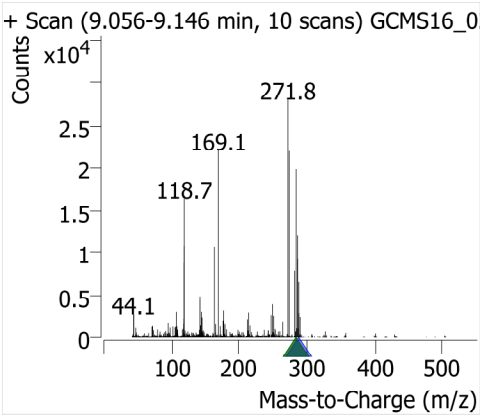

Quantitative Analysis Results With Qualifier Ratio Report

Batch Path	\\WSCIXIGCMS16\InstData\GCMS16\DATA\2021\020221_525.2\QuantResults\020221_SL.batch.bin		
Analysis Time	2/3/2021 4:08:10 PM	**Analyst Name**	WECK\ryan.raymond
Report Time	2/3/2021 4:11:51 PM	**Reporter Name**	ryan.raymond
Last Calib Update	2/3/2021 9:39:57 AM	**Batch State**	Processed
Quant Batch Version	10.0	**Quant Report Version**	10.0

AnalysisInfo

Acq. Time	2/2/2021 5:49:06 PM	**Data File**	GCMS16_02022115.D
Sample Type	Cal	**Sample Name**	SL Cal 0.5/2.5ppm
Dilution	1	**Acq. Method**	525
Position	9	**Inj Vol**	1
DA Method File	525 SL 020221.m	**Comment**	1020472

Sample Chromatogram

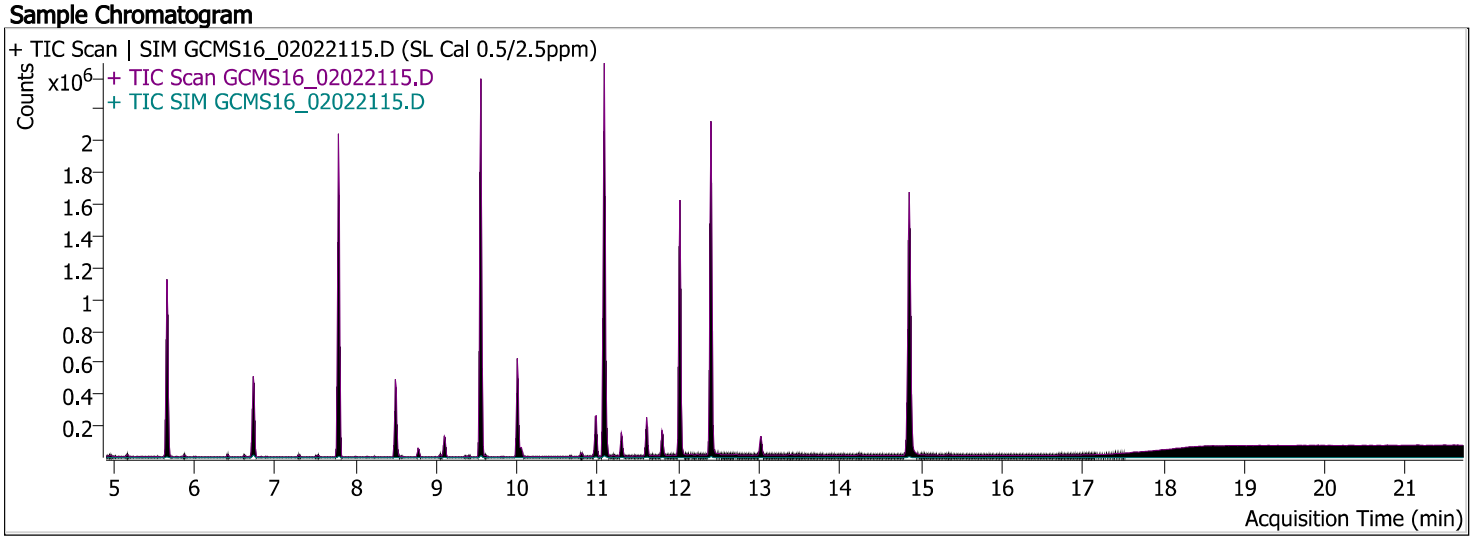

Compound	ISTD	RT	Resp.	ISTD Resp.	Conc	Units	Accuracy
Hexachlorocyclopentadiene	Acenaphthene-d10	6.731	174905	944037	2.3205	mg/l	92.82
Propachlor	Acenaphthene-d10	8.492	222062	944037	2.2386	mg/l	89.54
Trifuralin	Acenaphthene-d10	8.774	15394	944037	0.3771	mg/l	75.41
Hexachlorobenzene	Acenaphthene-d10	9.096	40891	944037	0.4957	mg/l	99.14

Compound	CAS#	RT	RR	Conc	Transition	(Min-Max)	Q-Ratio
Hexachlorocyclopentadiene		6.731	0.1853	2.3205	237.0		
					239.0	50.1 - 75.1	63.0
					235.0	49.6 - 74.5	62.8
Propachlor		8.492	0.2352	2.2386	120.0		
					77.0	30.1 - 45.2	38.8
					176.0	27.1 - 40.7	34.9
Trifuralin		8.774	0.0163	0.3771	306.0		
					264.0	65.1 - 97.7	81.1
					43.0	38.8 - 58.2	44.3
Hexachlorobenzene		9.096	0.0433	0.4957	284.0		
					286.0	65.2 - 97.9	78.9
					282.0	41.9 - 62.8	50.6

Hexachlorocyclopentadiene

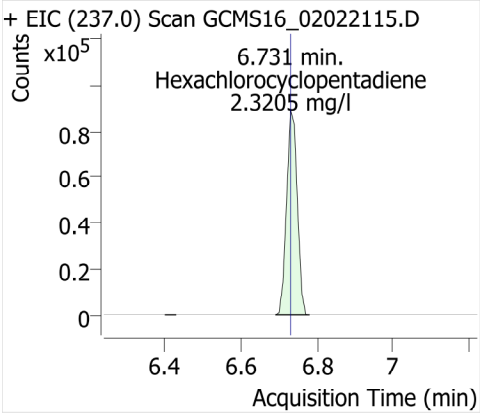

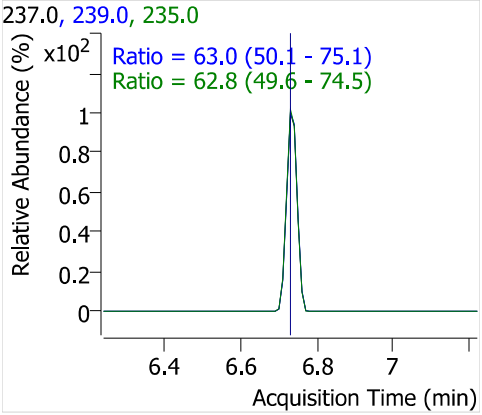

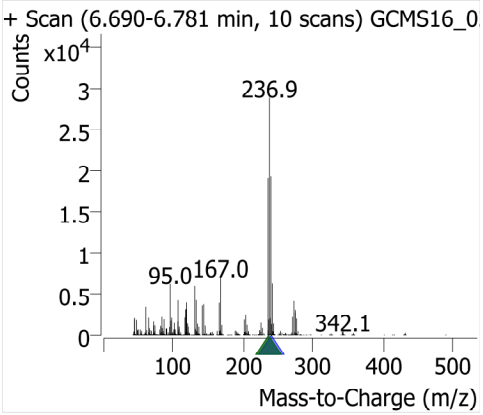

Acenaphthene-d10

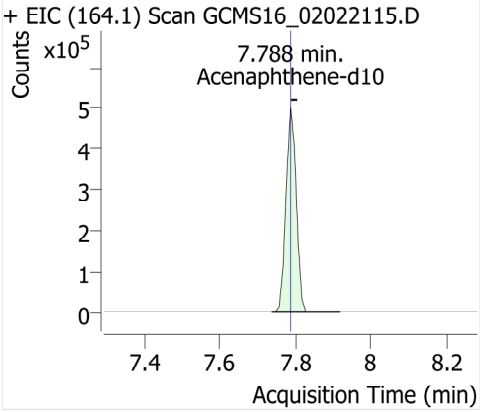

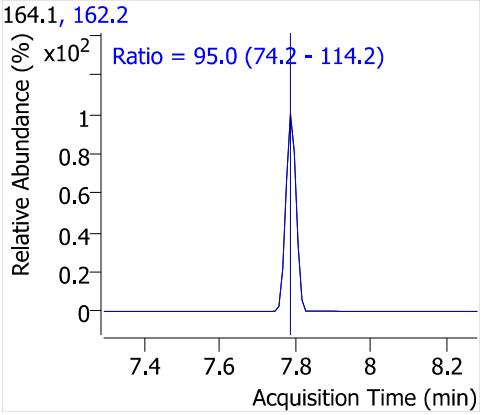

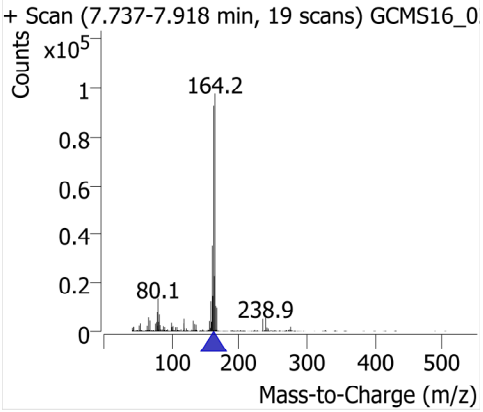

Propachlor

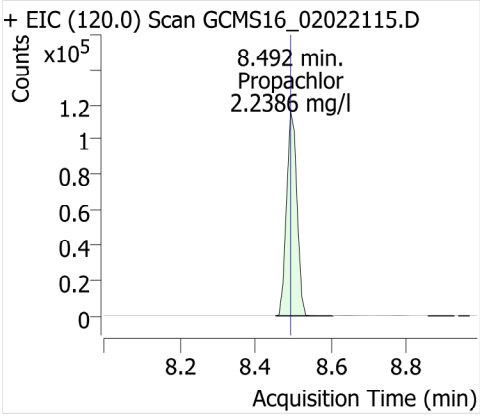

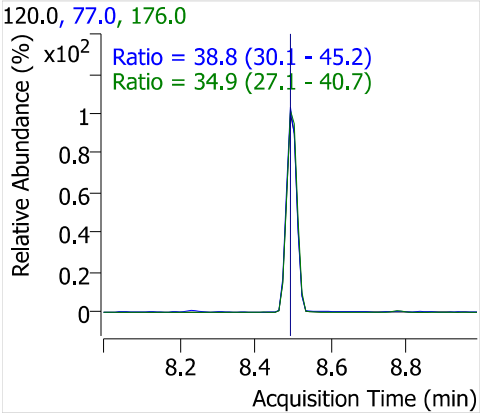

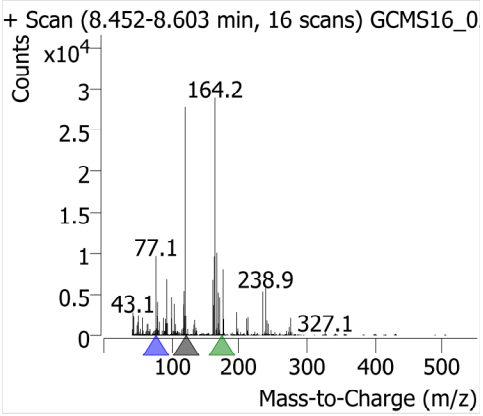

Trifuralin

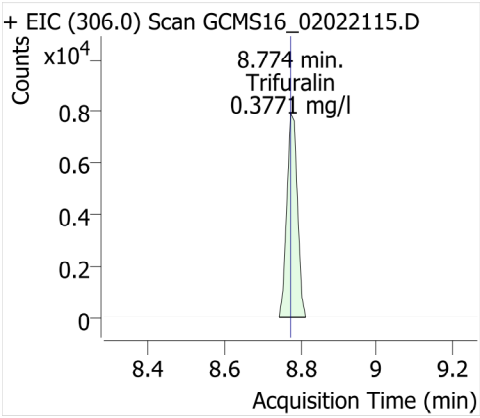

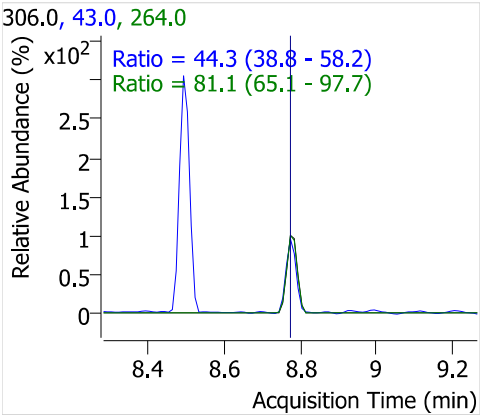

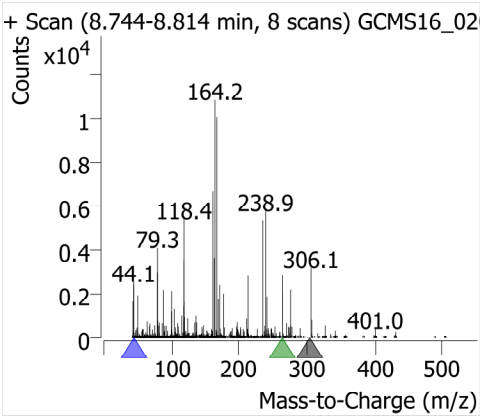

Hexachlorobenzene

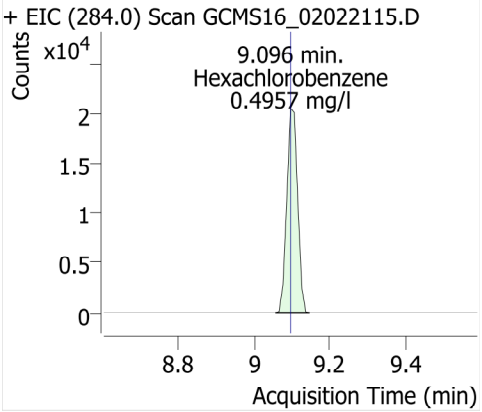

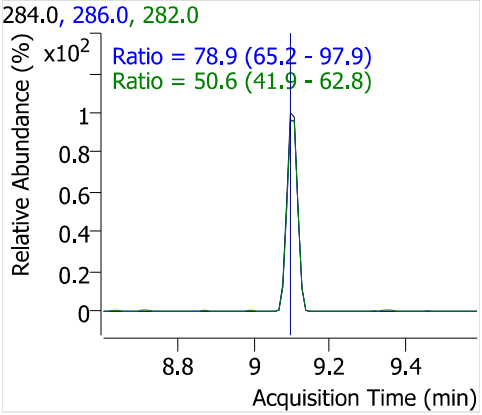

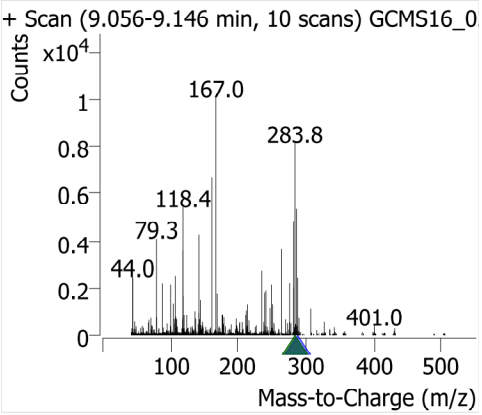

Quantitative Analysis Results With Qualifier Ratio Report

Batch Path	\\WSCIXIGCMS16\InstData\GCMS16\DATA\2021\020221_525.2\QuantResults\020221_SL.batch.bin		
Analysis Time	2/3/2021 4:08:10 PM	**Analyst Name**	WECK\ryan.raymond
Report Time	2/3/2021 4:11:53 PM	**Reporter Name**	ryan.raymond
Last Calib Update	2/3/2021 9:39:57 AM	**Batch State**	Processed
Quant Batch Version	10.0	**Quant Report Version**	10.0

AnalysisInfo

Acq. Time	2/2/2021 6:16:12 PM	**Data File**	GCMS16_02022116.D
Sample Type	Cal	**Sample Name**	SL Cal 0.1/0.5ppm
Dilution	1	**Acq. Method**	525
Position	10	**Inj Vol**	1
DA Method File	525 SL 020221.m	**Comment**	1020473

Sample Chromatogram

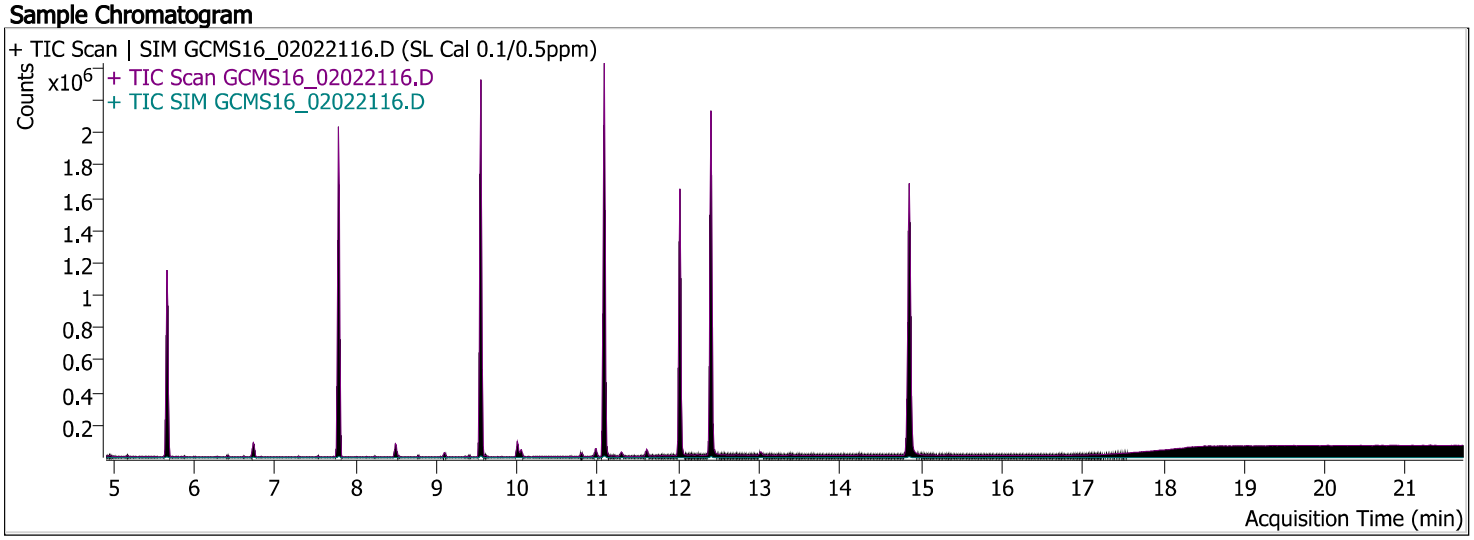

Compound	ISTD	RT	Resp.	ISTD Resp.	Conc	Units	Accuracy
Hexachlorocyclopentadiene	Acenaphthene-d10	6.730	30139	945771	0.4593	mg/l	91.86
Propachlor	Acenaphthene-d10	8.492	40289	945771	0.4687	mg/l	93.74
Trifuralin	Acenaphthene-d10	8.774	2714	945771	0.0973	mg/l	97.30
Hexachlorobenzene	Acenaphthene-d10	9.096	8560	945771	0.1036	mg/l	103.57

Compound	CAS#	RT	RR	Conc	Transition	(Min-Max)	Q-Ratio
Hexachlorocyclopentadiene		6.730	0.0319	0.4593	237.0		
					239.0	50.1 - 75.1	60.0
					235.0	49.6 - 74.5	64.3
Propachlor		8.492	0.0426	0.4687	120.0		
					77.0	30.1 - 45.2	37.0
					176.0	27.1 - 40.7	33.2
Trifuralin		8.774	0.0029	0.0973	306.0		
					264.0	65.1 - 97.7	74.6
					43.0	38.8 - 58.2	42.6
Hexachlorobenzene		9.096	0.0091	0.1036	284.0		
					286.0	65.2 - 97.9	80.3
					282.0	41.9 - 62.8	55.9

Hexachlorocyclopentadiene

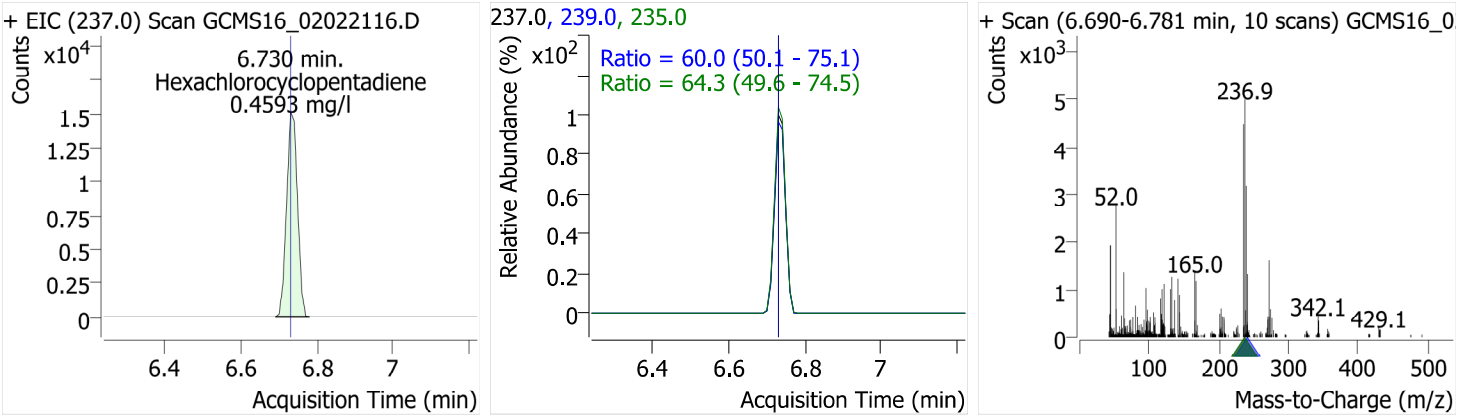

Acenaphthene-d10

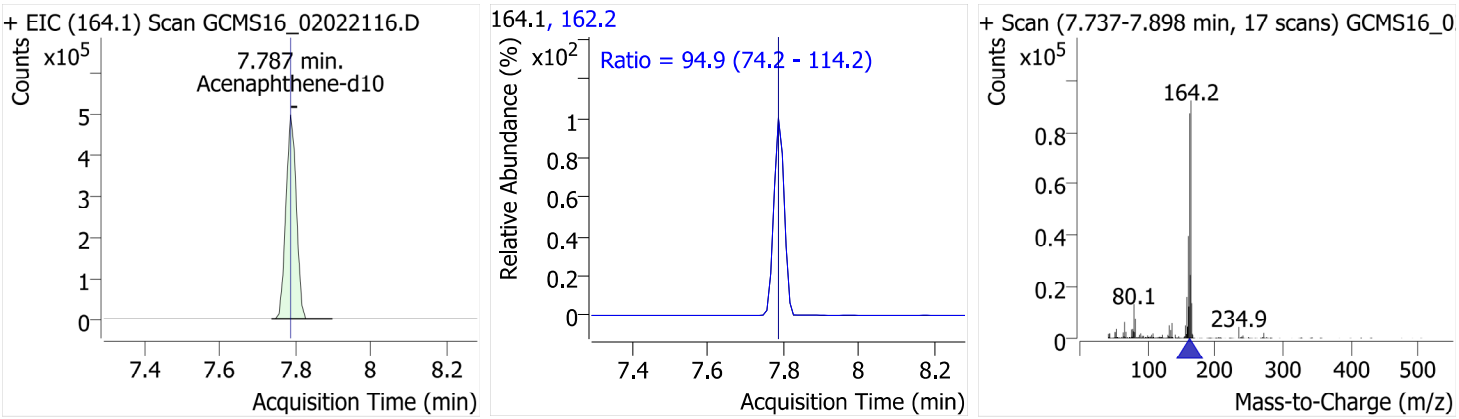

Propachlor

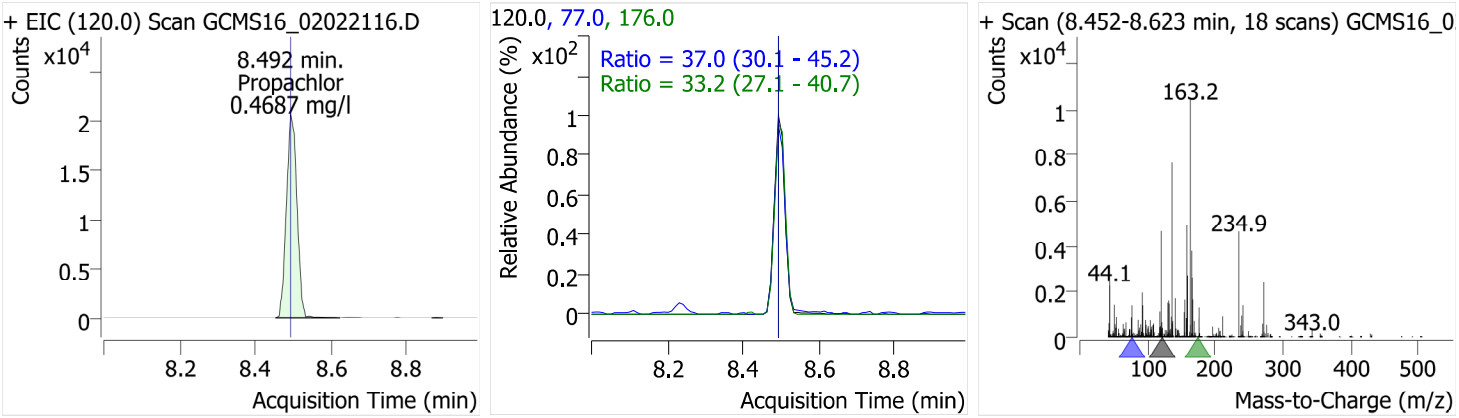

Trifuralin

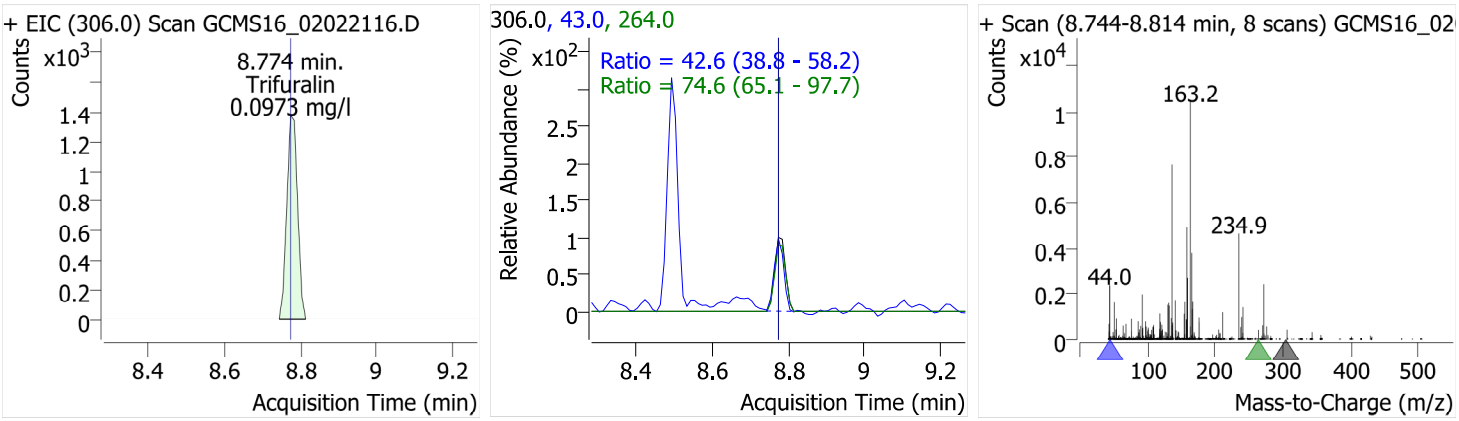

Hexachlorobenzene

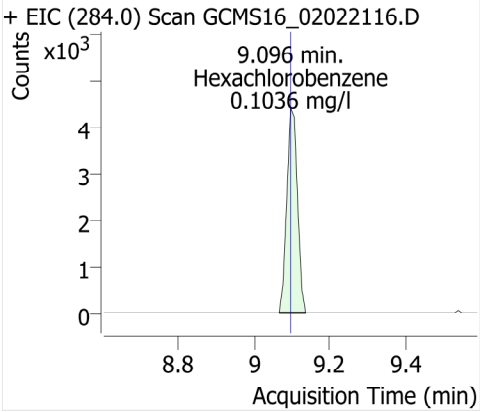

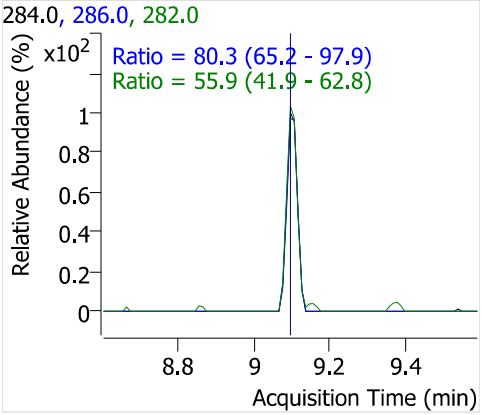

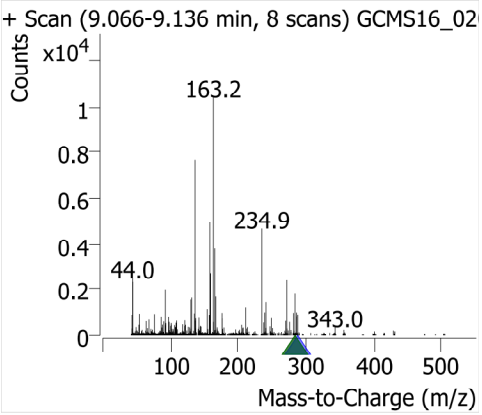

Quantitative Analysis Results With Qualifier Ratio Report

Batch Path	\\WSCIXIGCMS16\InstData\GCMS16\DATA\2021\020221_525.2\QuantResults\020221_SL.batch.bin		
Analysis Time	2/3/2021 4:08:10 PM	**Analyst Name**	WECK\ryan.raymond
Report Time	2/3/2021 4:11:54 PM	**Reporter Name**	ryan.raymond
Last Calib Update	2/3/2021 9:39:57 AM	**Batch State**	Processed
Quant Batch Version	10.0	**Quant Report Version**	10.0

AnalysisInfo

Acq. Time	2/2/2021 6:43:17 PM	**Data File**	GCMS16_02022117.D
Sample Type	Cal	**Sample Name**	SL Cal 0.04/0.2ppm
Dilution	1	**Acq. Method**	525
Position	11	**Inj Vol**	1
DA Method File	525 SL 020221.m	**Comment**	1020474

Sample Chromatogram

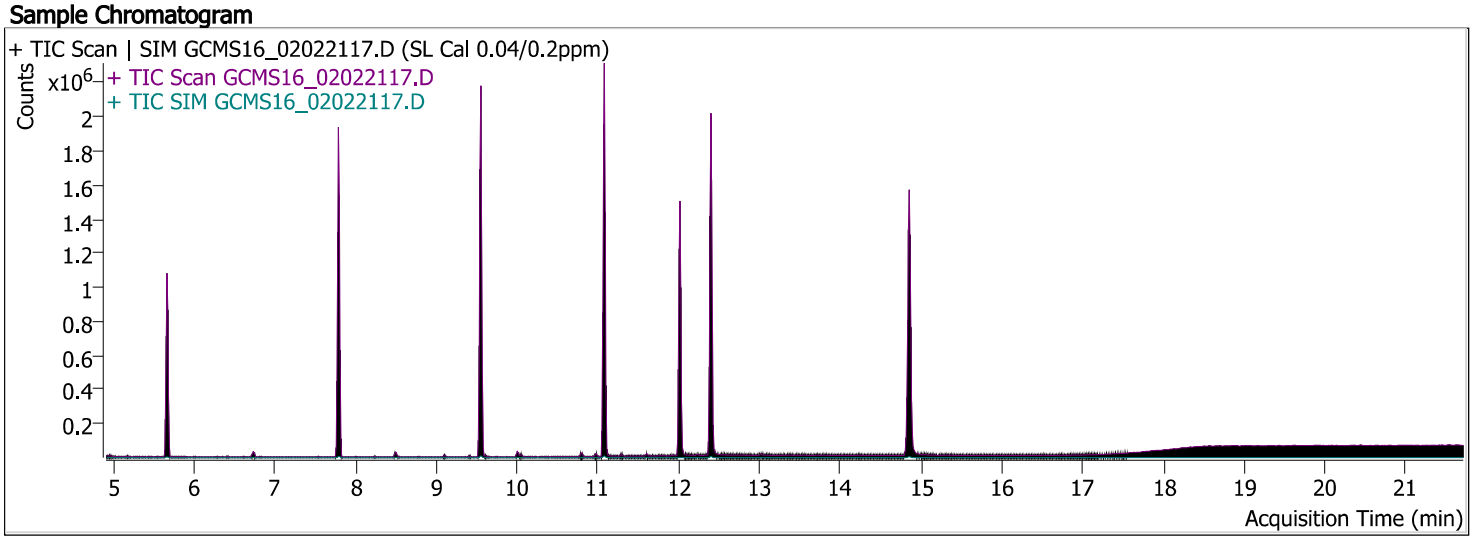

Compound	ISTD	RT	Resp.	ISTD Resp.	Conc	Units	Accuracy
Hexachlorocyclopentadiene	Acenaphthene-d10	6.730	10923	897900	0.2203	mg/l	110.13
Propachlor	Acenaphthene-d10	8.492	14449	897900	0.2268	mg/l	113.42
Trifuralin	Acenaphthene-d10	8.774	742	897900	0.0543	mg/l	135.81
Hexachlorobenzene	Acenaphthene-d10	9.096	2923	897900	0.0373	mg/l	93.14

Quantitative Analysis Results With Qualifier Ratio Report

Compound	CAS#	RT	RR	Conc	Transition	(Min-Max)	Q-Ratio	
Hexachlorocyclopentadiene		6.730	0.0122	0.2203	237.0			
					239.0	50.1 - 75.1	61.3	
					235.0	49.6 - 74.5	60.1	
Propachlor		8.492	0.0161	0.2268	120.0			
					77.0	30.1 - 45.2	36.9	
					176.0	27.1 - 40.7	30.1	
Trifuralin		8.774	0.0008	0.0543	306.0			
					264.0	65.1 - 97.7	92.3	
					43.0	38.8 - 58.2	80.1	High
Hexachlorobenzene		9.096	0.0033	0.0373	284.0			
					286.0	65.2 - 97.9	89.6	
					282.0	41.9 - 62.8	48.4	

Hexachlorocyclopentadiene

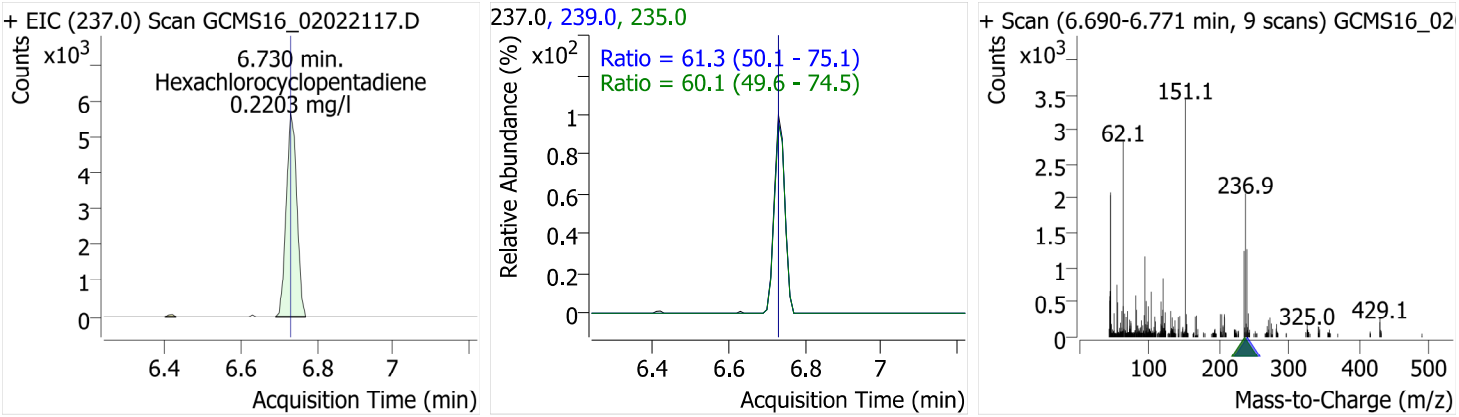

Acenaphthene-d10

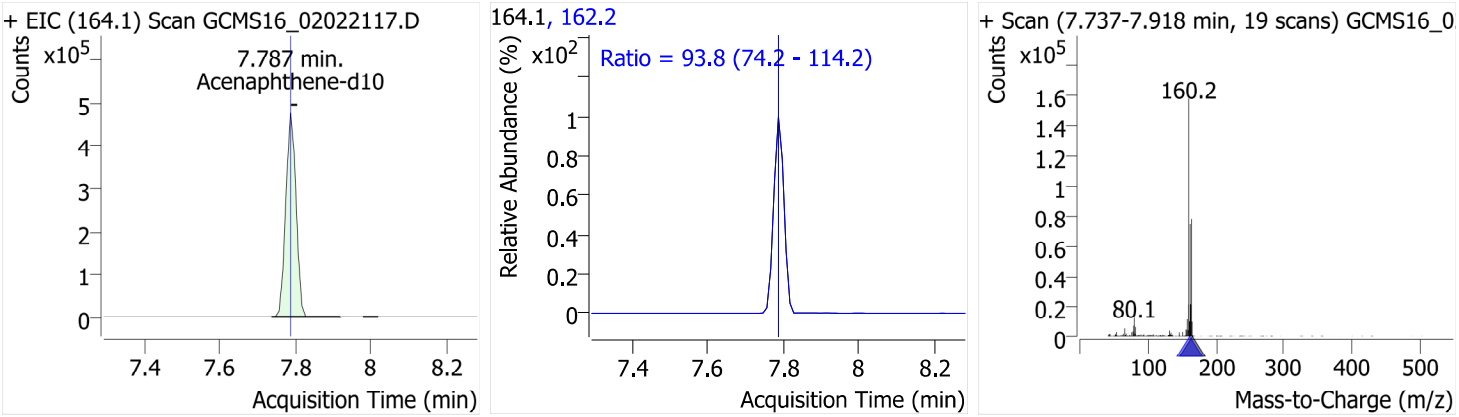

Propachlor

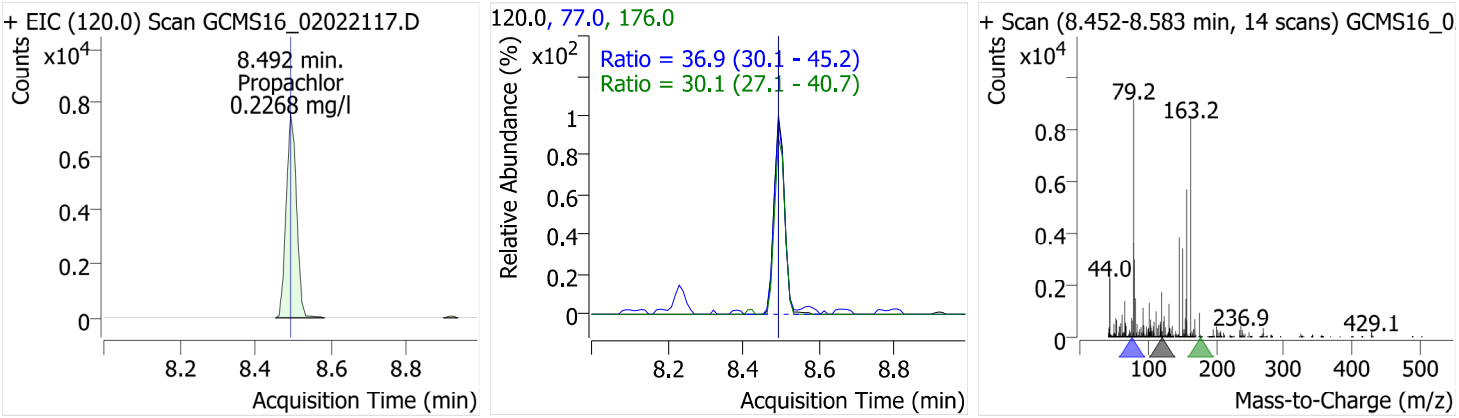

Trifuralin

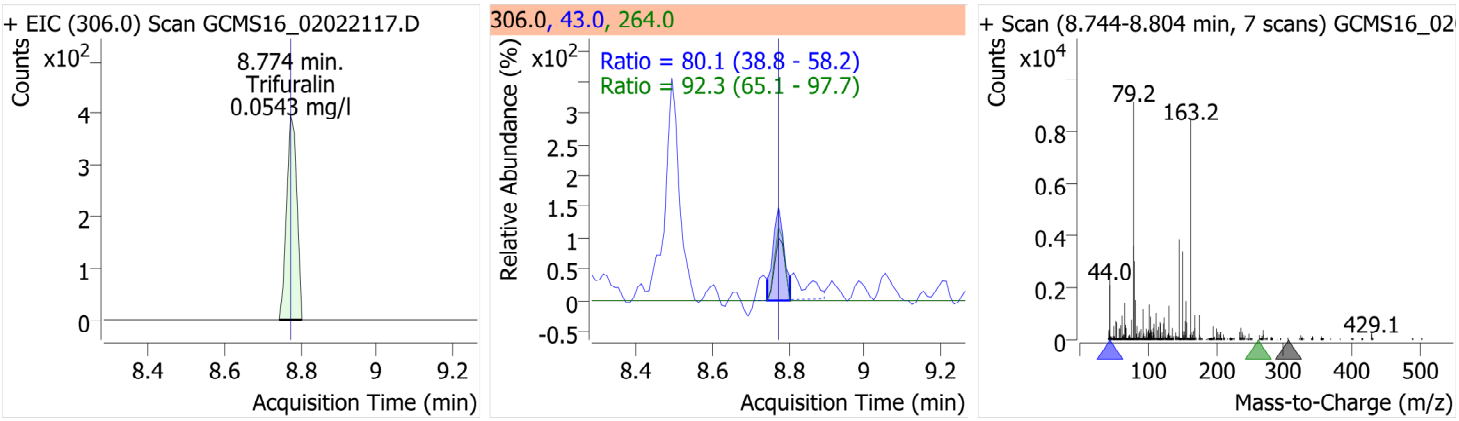

Hexachlorobenzene

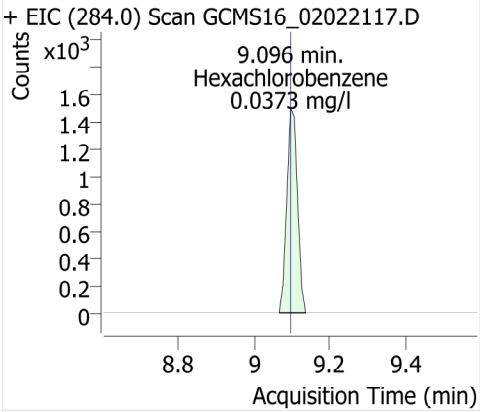

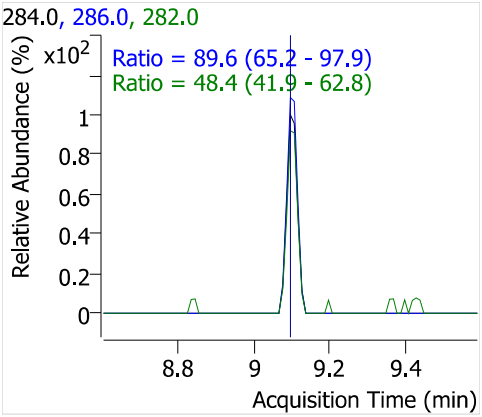

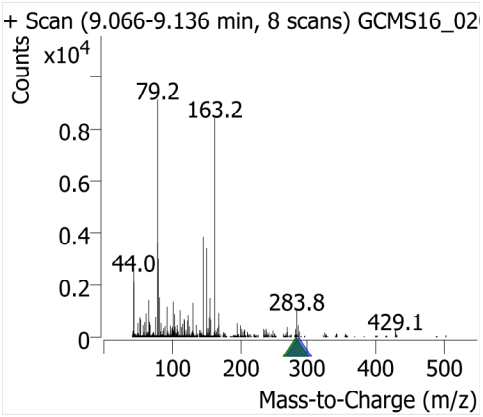

Quantitative Analysis Results With Qualifier Ratio Report

Batch Path	\\WSCIXIGCMS16\InstData\GCMS16\DATA\2021\020221_525.2\QuantResults\020221_SL.batch.bin		
Analysis Time	2/3/2021 4:08:10 PM	**Analyst Name**	WECK\ryan.raymond
Report Time	2/3/2021 4:11:55 PM	**Reporter Name**	ryan.raymond
Last Calib Update	2/3/2021 9:39:57 AM	**Batch State**	Processed
Quant Batch Version	10.0	**Quant Report Version**	10.0

AnalysisInfo

Acq. Time	2/2/2021 7:10:25 PM	**Data File**	GCMS16_02022118.D
Sample Type	QC	**Sample Name**	SL ICV 2/10ppm
Dilution	1	**Acq. Method**	525
Position	12	**Inj Vol**	1
DA Method File	525 SL 020221.m	**Comment**	1020475

Sample Chromatogram

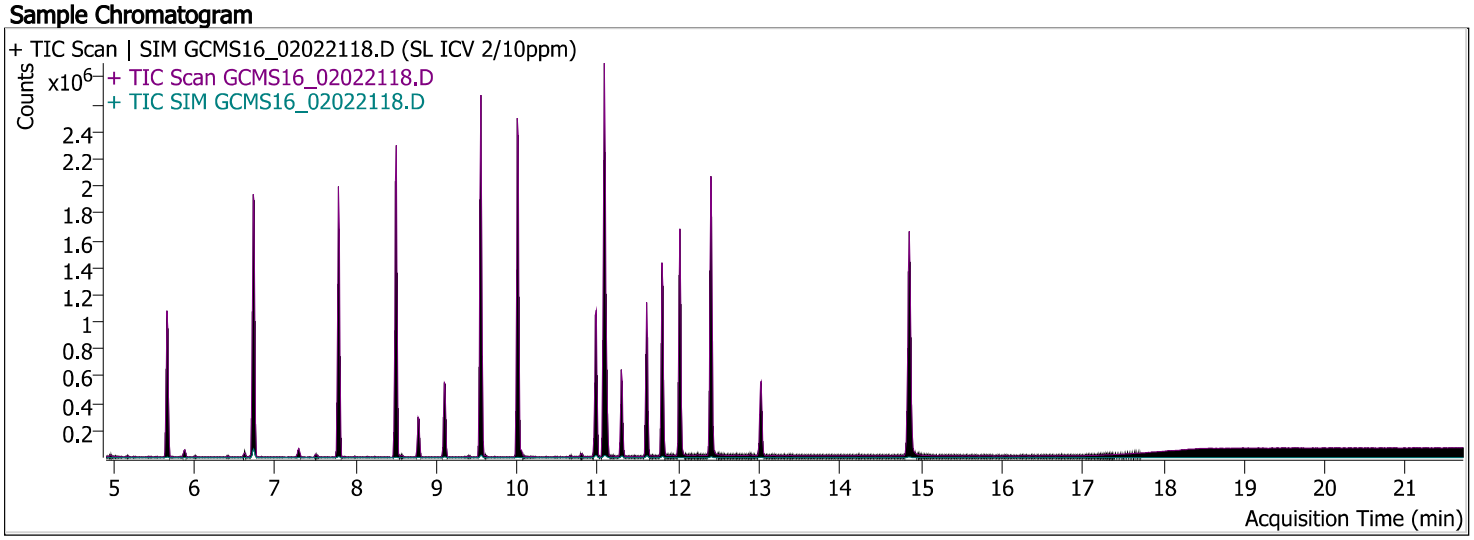

Compound	ISTD	RT	Resp.	ISTD Resp.	Conc	Units	Accuracy
Hexachlorocyclopentadiene	Acenaphthene-d10	6.730	682205	935000	8.9250	mg/l	89.25
Propachlor	Acenaphthene-d10	8.502	1049573	935000	10.6932	mg/l	106.93
Trifuralin	Acenaphthene-d10	8.784	87094	935000	1.8954	mg/l	94.77
Hexachlorobenzene	Acenaphthene-d10	9.106	165893	935000	2.0304	mg/l	101.52

Compound	CAS#	RT	RR	Conc	Transition	(Min-Max)	Q-Ratio
Hexachlorocyclopentadiene		6.730	0.7296	8.9250	237.0		
					239.0	50.1 - 75.1	64.8
					235.0	49.6 - 74.5	62.4
Propachlor		8.502	1.1225	10.6932	120.0		
					77.0	30.1 - 45.2	38.1
					176.0	27.1 - 40.7	34.8
Trifuralin		8.784	0.0931	1.8954	306.0		
					264.0	65.1 - 97.7	79.9
					43.0	38.8 - 58.2	44.8
Hexachlorobenzene		9.106	0.1774	2.0304	284.0		
					286.0	65.2 - 97.9	82.0
					282.0	41.9 - 62.8	53.3

Hexachlorocyclopentadiene

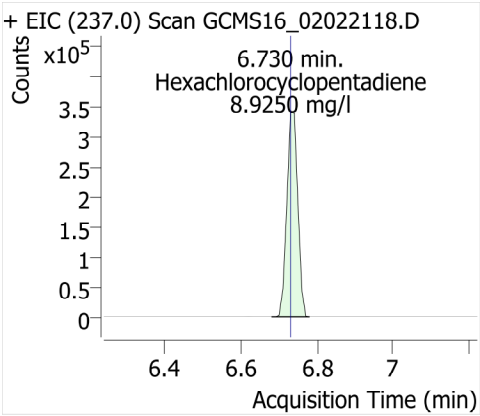

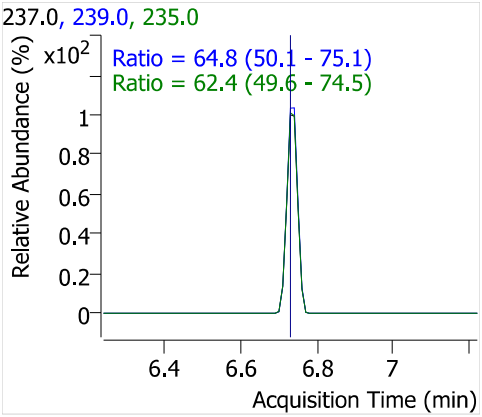

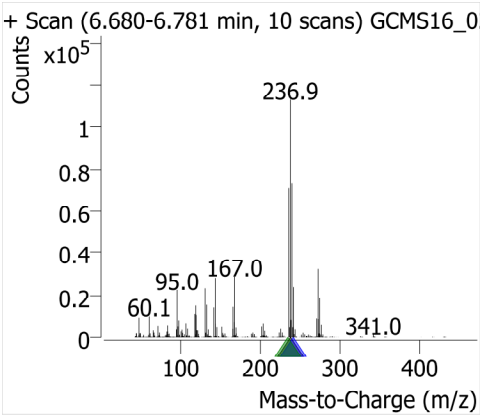

Acenaphthene-d10

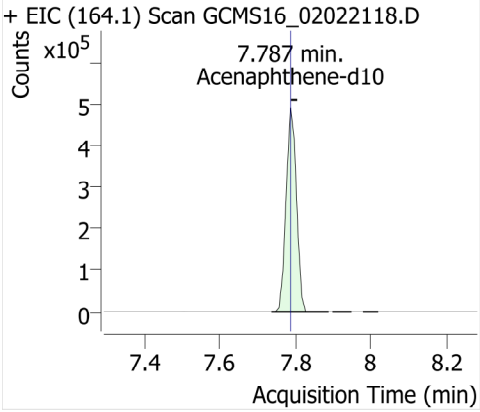

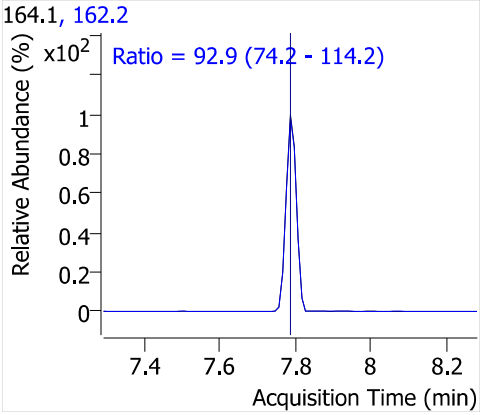

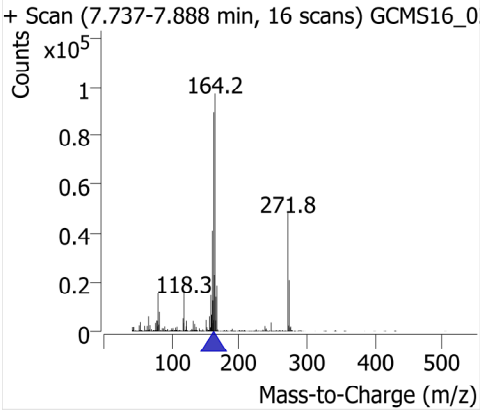

Propachlor

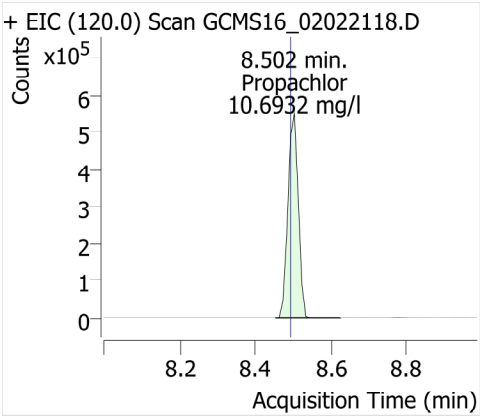

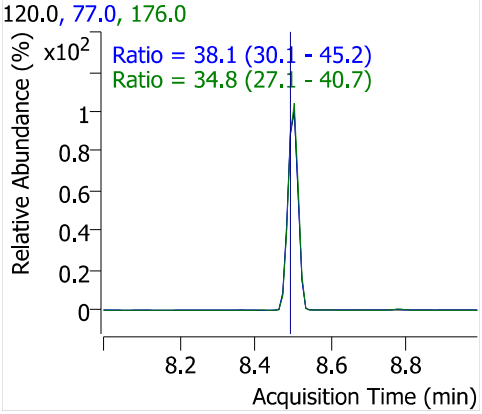

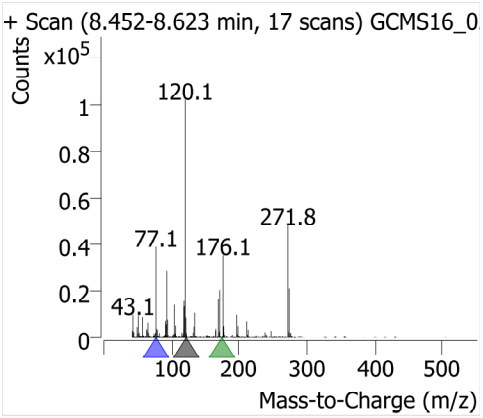

Trifuralin

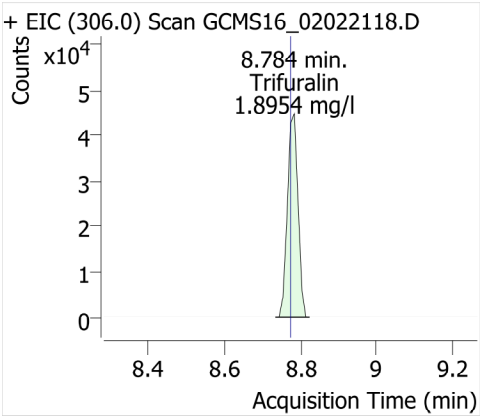

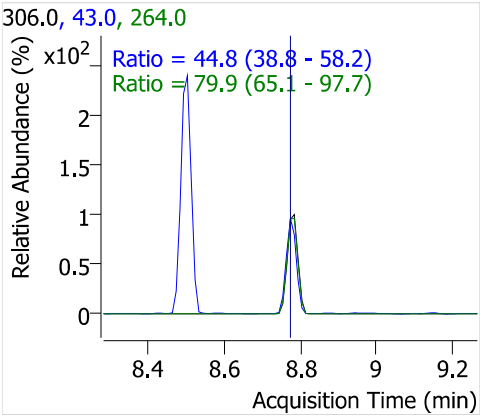

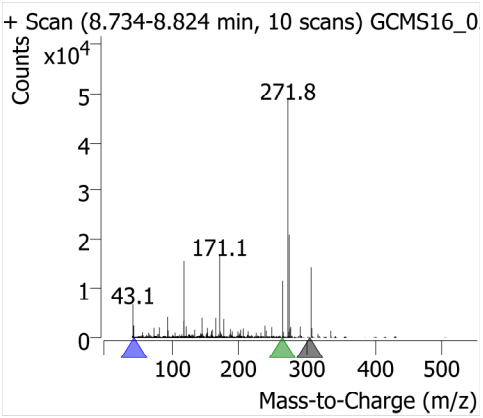

Hexachlorobenzene

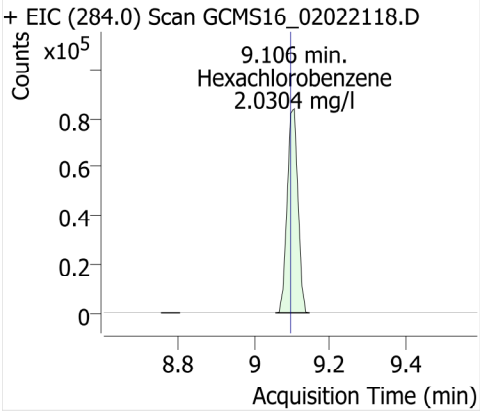

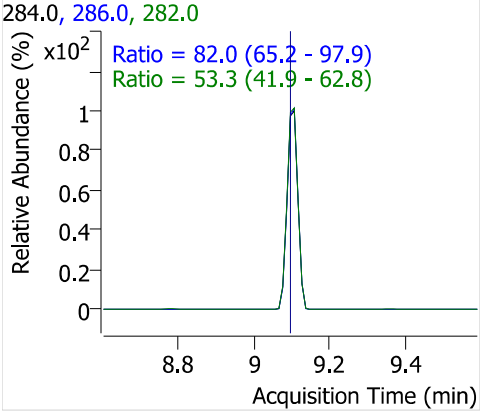

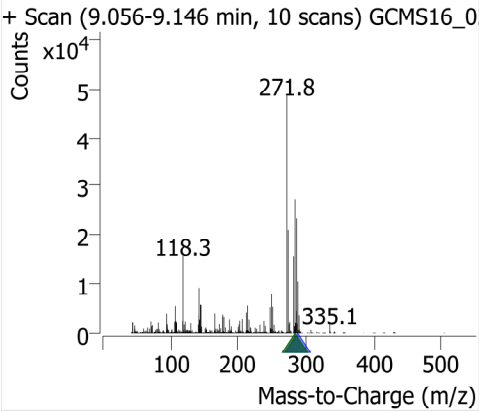

Data Path : D:\InstData\GCMS16\DATA\2020\081920_525.2\
Data File : GCMS16_08192004.D
Acq On : 19 Aug 2020 12:33 pm
Operator : WECK\GCMS16
Sample : DFTPP 5ppm Tune
Misc : 0040529
ALS Vial : 1 Sample Multiplier: 1

Integration File signal 1: LSCINT.P
Integration File signal 2: rteint2.p

Method : D:\InstData\GCMS16\Q_MTH\TUNETAIL_525.M
Title : 8270 GCMS06 NSI 2.5 ppm-60 ppm
Last Update : Tue May 08 09:56:31 2018

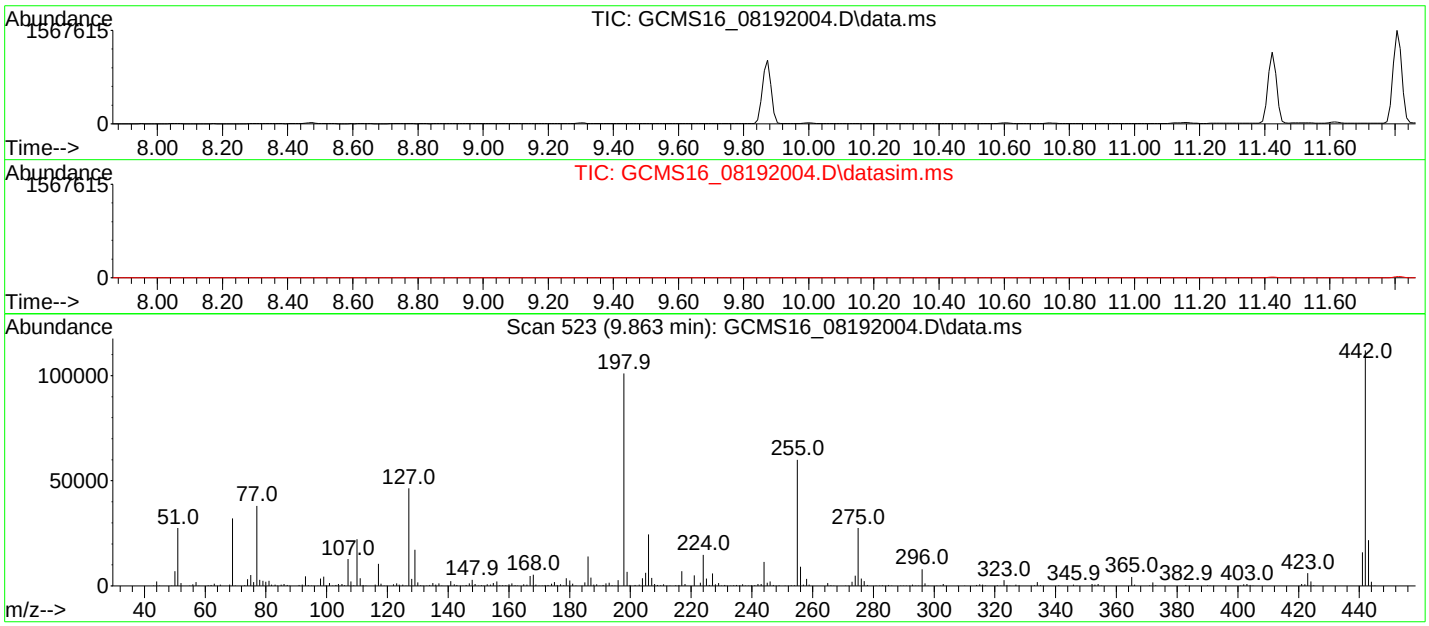

Spectrum Information: Scan 523

Target Mass	Rel. to Mass	Lower Limit%	Upper Limit%	Rel. Abn%	Raw Abn	Result Pass/Fail
51	198	10	80	27.2	27496	PASS
68	69	0.00	2	1.7	557	PASS
70	69	0.00	2	0.7	216	PASS
127	198	10	80	46.0	46400	PASS
197	198	0.00	2	0.0	0	PASS
198	198	100	100	100.0	100968	PASS
199	198	5	9	6.7	6725	PASS
275	198	10	60	27.3	27520	PASS
365	198	1	100	4.3	4342	PASS
441	443	0.01	100	73.3	15955	PASS
442	198	50	250	111.0	112024	PASS
443	442	15	24	19.4	21776	PASS

Quantitation Report (Qedit)

Data Path : D:\InstData\GCMS16\DATA\2020\081920_525.2\
Data File : GCMS16_08192004.D
Acq On : 19 Aug 2020 12:33 pm
Operator : WECK\GCMS16
Sample : DFTPP 5ppm Tune
Misc : 0040529
ALS Vial : 1 Sample Multiplier: 1

Quant Time: Aug 20 10:09:56 2020
Quant Method : D:\InstData\GCMS16\Q_MTH\TUNETAIL_525.M
Quant Title : 8270 GCMS06 NSI 2.5 ppm-60 ppm
QLast Update : Tue May 08 09:56:31 2018
Response via : Initial Calibration

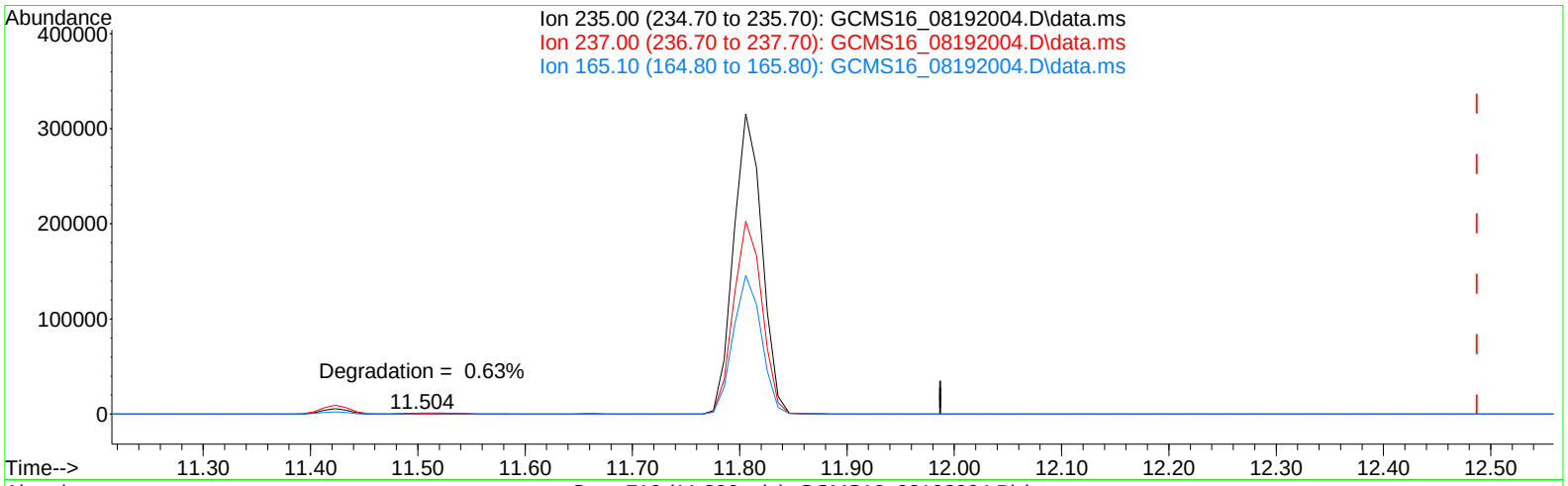

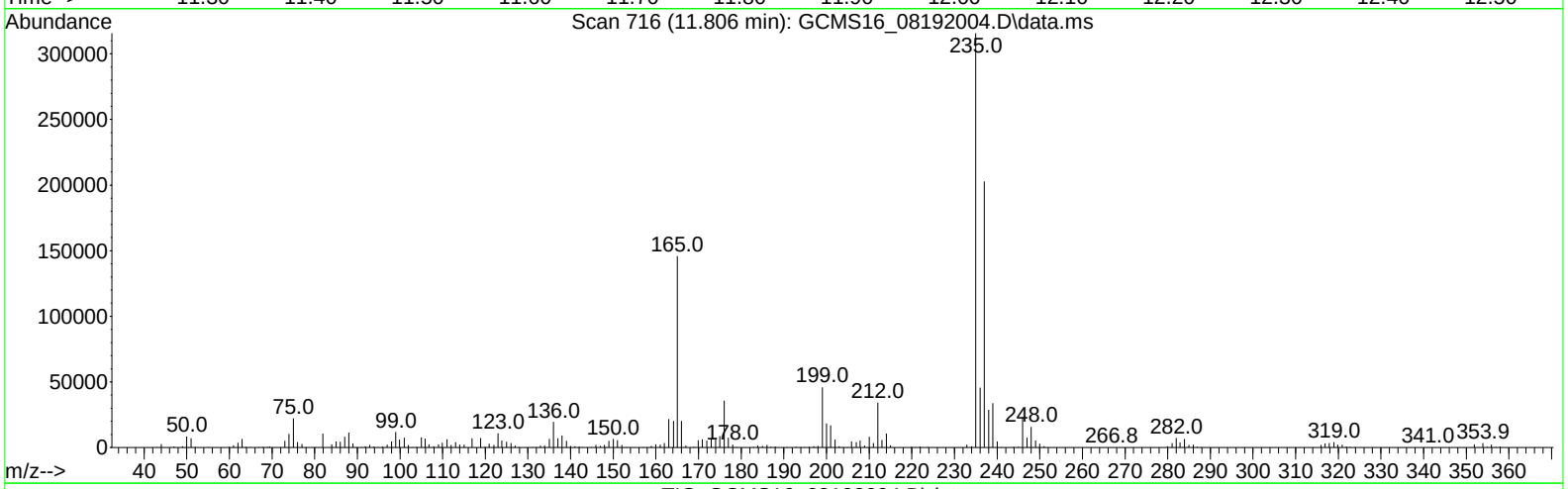

TIC: GCMS16_08192004.D\data.ms

(3) DDT

11.806min (-0.681) 143.44 mg/l m

response 598548

Ion	Exp%	Act%
235.00	100.00	100.00
237.00	65.70	0.00#
165.10	35.10	0.05#
0.00	0.00	0.00

Quantitation Report (Qedit)

Data Path : D:\InstData\GCMS16\DATA\2020\081920_525.2\
Data File : GCMS16_08192004.D
Acq On : 19 Aug 2020 12:33 pm
Operator : WECK\GCMS16
Sample : DFTPP 5ppm Tune
Misc : 0040529
ALS Vial : 1 Sample Multiplier: 1

Quant Time: Aug 20 10:09:56 2020
Quant Method : D:\InstData\GCMS16\Q_MTH\TUNETAIL_525.M
Quant Title : 8270 GCMS06 NSI 2.5 ppm-60 ppm
QLast Update : Tue May 08 09:56:31 2018
Response via : Initial Calibration

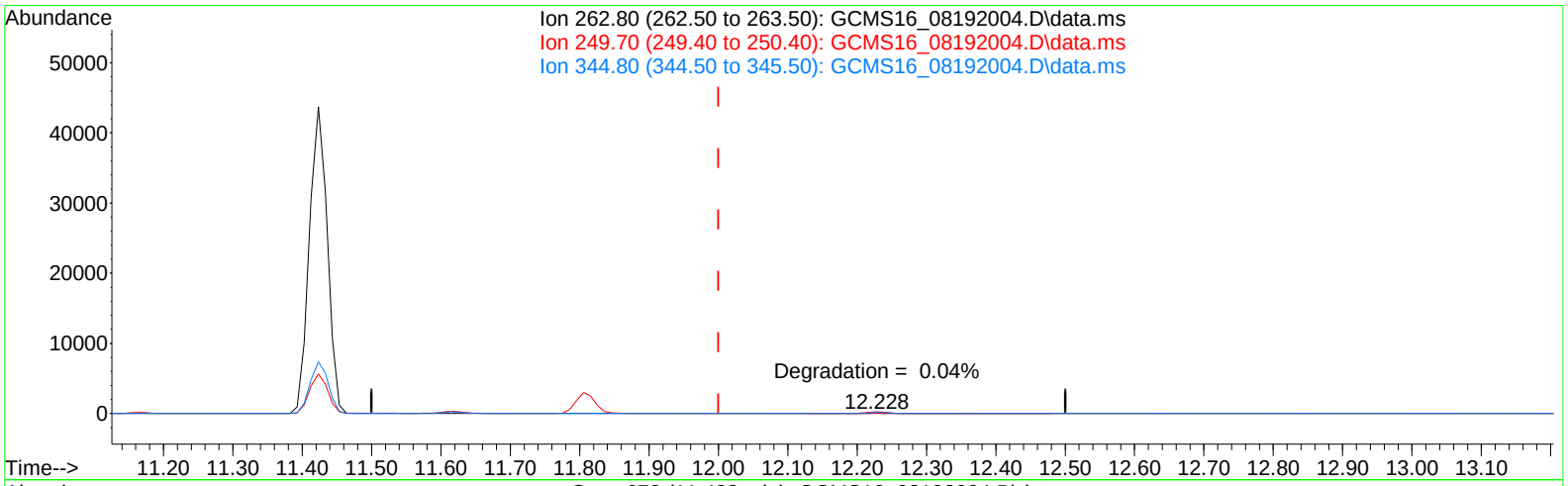

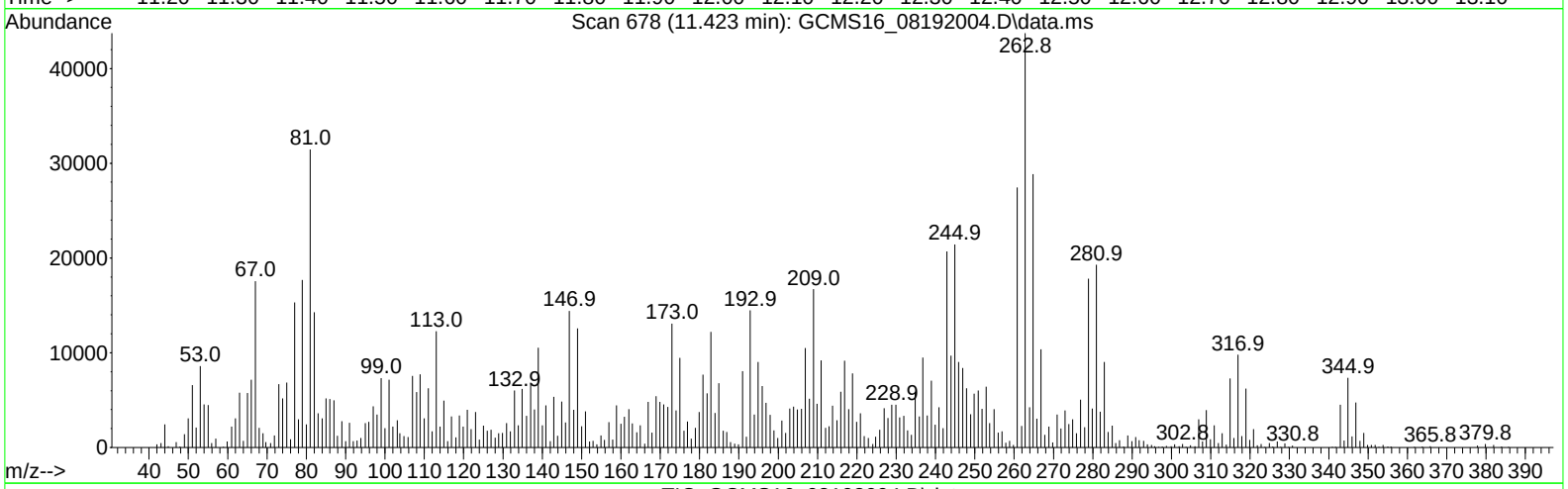

TIC: GCMS16_08192004.D\data.ms

(4) ENDRIN

11.423min (-0.577) 1330.03 mg/l m

response 78006

Ion	Exp%	Act%
262.80	100.00	100.00
249.70	59.70	0.00#
344.80	103.30	0.00#
0.00	0.00	0.00

Batch Path	\\WSCIXIGCMS16\InstData\GCMS16\DATA\2020\081920_525.2\QuantResults\081920_LL.batch.bin		
Analysis Time	8/20/2020 9:50:38 AM	**Analyst Name**	WECK\ryan.raymond
Report Time	8/20/2020 9:52:24 AM	**Reporter Name**	ryan.raymond
Last Calib Update	8/20/2020 9:35:35 AM	**Batch State**	Processed
Quant Batch Version	10.0	**Quant Report Version**	10.0

1,3-Dimethyl-2-NB (SSTD)

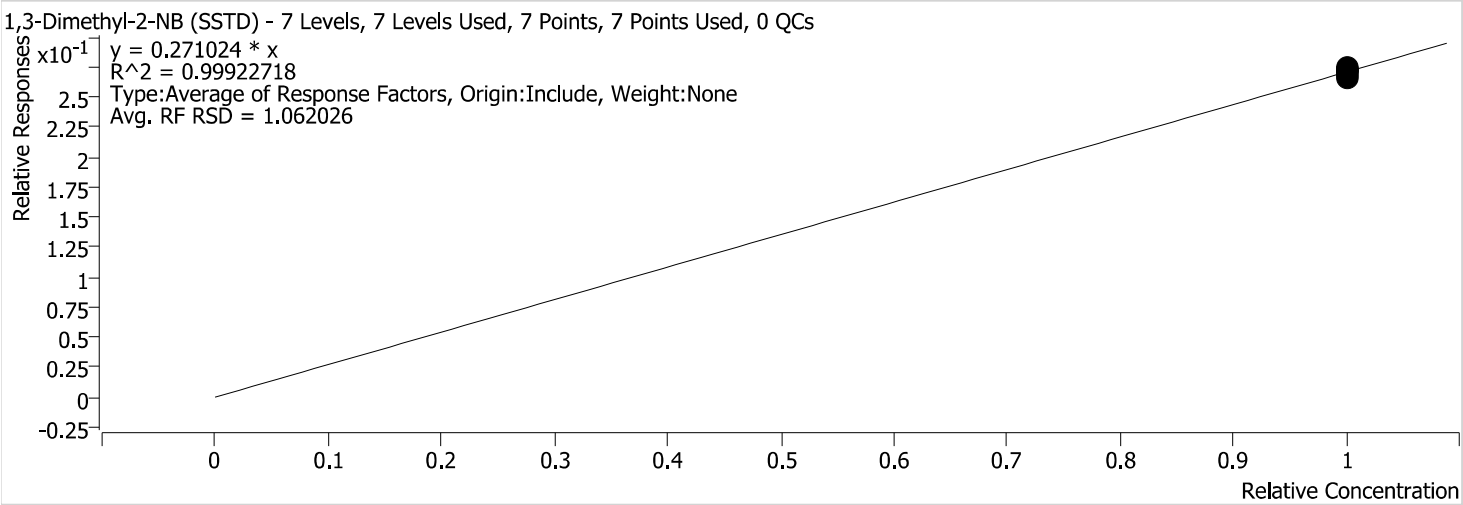

Calibration STD Path	Cal Type	Level	Enabled	Resp.	Exp. Conc	Resp. Factor
\\WSCIXIGCMS16\InstData\GCMS16\DATA\2020\081920_525.2\GCMS16_08192013.D	Calibration	0.5	x	242704	5.0000	0.2717
\\WSCIXIGCMS16\InstData\GCMS16\DATA\2020\081920_525.2\GCMS16_08192012.D	Calibration	0.05	x	224521	5.0000	0.2710
\\WSCIXIGCMS16\InstData\GCMS16\DATA\2020\081920_525.2\GCMS16_08192011.D	Calibration	0.1	x	225835	5.0000	0.2743
\\WSCIXIGCMS16\InstData\GCMS16\DATA\2020\081920_525.2\GCMS16_08192009.D	Calibration	2	x	239563	5.0000	0.2738
\\WSCIXIGCMS16\InstData\GCMS16\DATA\2020\081920_525.2\GCMS16_08192008.D	Calibration	5	x	247503	5.0000	0.2719
\\WSCIXIGCMS16\InstData\GCMS16\DATA\2020\081920_525.2\GCMS16_08192007.D	Calibration	10	x	245357	5.0000	0.2682
\\WSCIXIGCMS16\InstData\GCMS16\DATA\2020\081920_525.2\GCMS16_08192006.D	Calibration	20	x	242834	5.0000	0.2663

Quantitative Analysis Results With Qualifier Ratio Report

Batch Path	\\WSCIXIGCMS16\InstData\GCMS16\DATA\2020\081920_525.2\QuantResults\081920_LL.batch.bin		
Analysis Time	8/20/2020 9:50:38 AM	**Analyst Name**	WECK\ryan.raymond
Report Time	8/20/2020 9:52:31 AM	**Reporter Name**	ryan.raymond
Last Calib Update	8/20/2020 9:35:35 AM	**Batch State**	Processed
Quant Batch Version	10.0	**Quant Report Version**	10.0

alpha-BHC

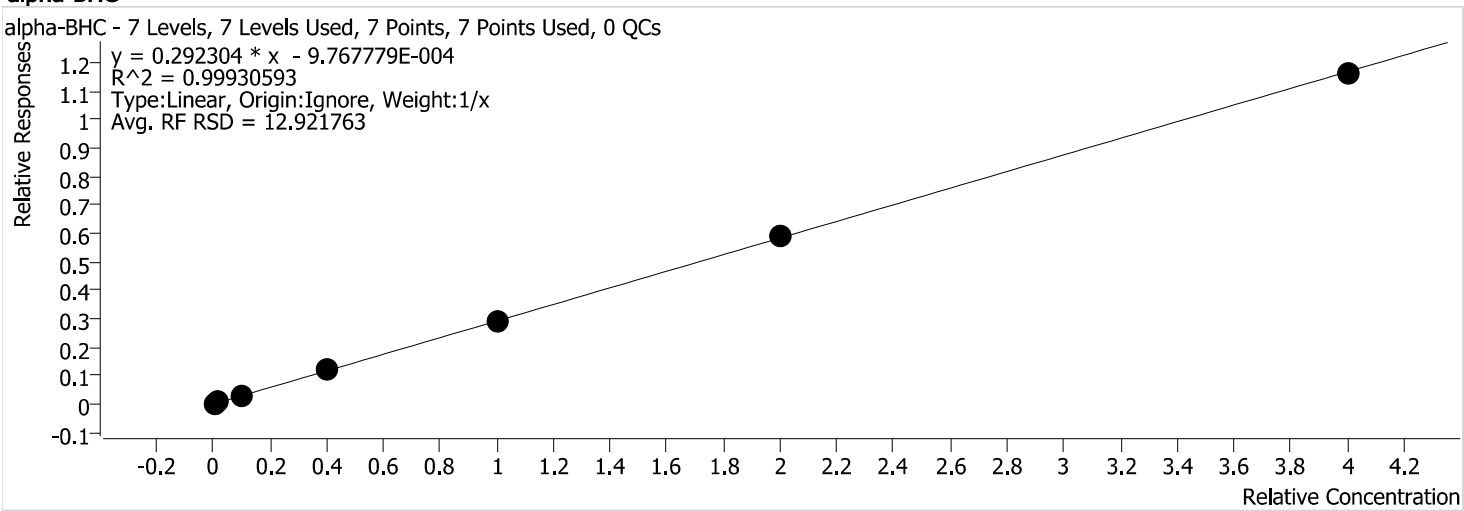

Calibration STD Path	Cal Type	Level	Enabled	Resp.	Exp. Conc	Resp. Factor
\\WSCIXIGCMS16\InstData\GCMS16\DATA\2020\081920_525.2\GCMS16_08192012.D	Calibration	0.05	x	2073	0.0500	0.2503
\\WSCIXIGCMS16\InstData\GCMS16\DATA\2020\081920_525.2\GCMS16_08192011.D	Calibration	0.1	x	3586	0.1000	0.2177
\\WSCIXIGCMS16\InstData\GCMS16\DATA\2020\081920_525.2\GCMS16_08192013.D	Calibration	0.5	x	20903	0.5000	0.2340
\\WSCIXIGCMS16\InstData\GCMS16\DATA\2020\081920_525.2\GCMS16_08192009.D	Calibration	2	x	107417	2.0000	0.3069
\\WSCIXIGCMS16\InstData\GCMS16\DATA\2020\081920_525.2\GCMS16_08192008.D	Calibration	5	x	266073	5.0000	0.2923
\\WSCIXIGCMS16\InstData\GCMS16\DATA\2020\081920_525.2\GCMS16_08192007.D	Calibration	10	x	538872	10.0000	0.2946
\\WSCIXIGCMS16\InstData\GCMS16\DATA\2020\081920_525.2\GCMS16_08192006.D	Calibration	20	x	1057771	20.0000	0.2900

Batch Path	\\WSCIXIGCMS16\InstData\GCMS16\DATA\2020\081920_525.2\QuantResults\081920_LL.batch.bin		
Analysis Time	8/20/2020 9:50:38 AM	**Analyst Name**	WECK\ryan.raymond
Report Time	8/20/2020 9:52:31 AM	**Reporter Name**	ryan.raymond
Last Calib Update	8/20/2020 9:35:35 AM	**Batch State**	Processed
Quant Batch Version	10.0	**Quant Report Version**	10.0

beta-BHC

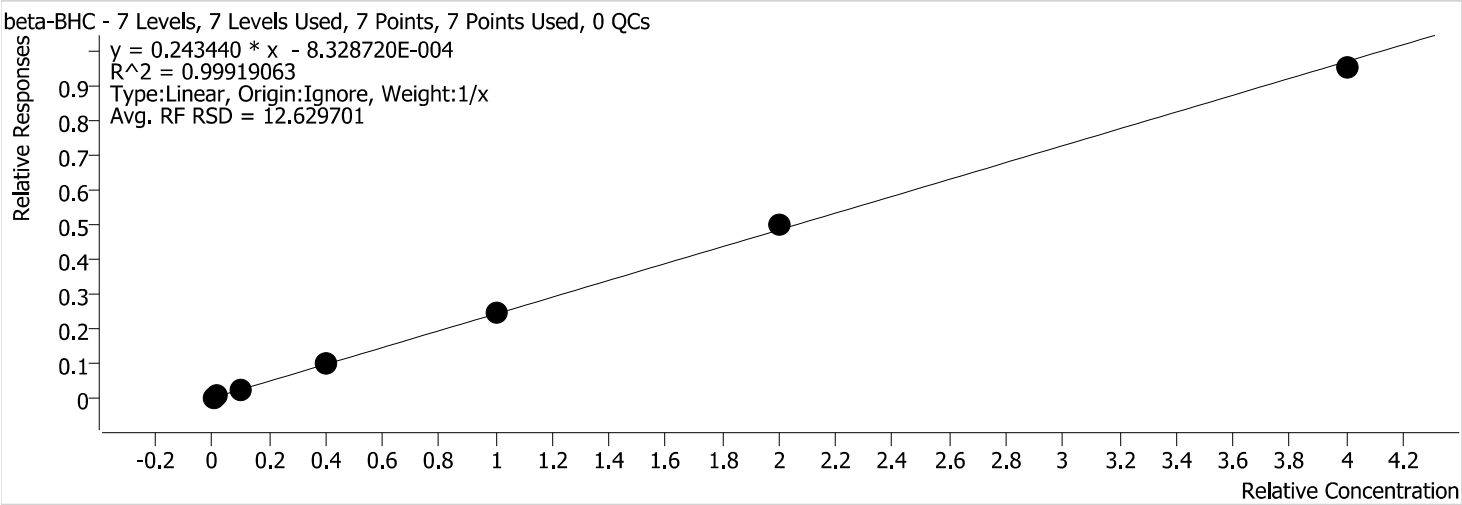

Calibration STD Path	Cal Type	Level	Enabled	Resp.	Exp. Conc	Resp. Factor
\\WSCIXIGCMS16\InstData\GCMS16\DATA\2020\081920_525.2\GCMS16_08192012.D	Calibration	0.05	x	1528	0.0500	0.1845
\\WSCIXIGCMS16\InstData\GCMS16\DATA\2020\081920_525.2\GCMS16_08192011.D	Calibration	0.1	x	3223	0.1000	0.1957
\\WSCIXIGCMS16\InstData\GCMS16\DATA\2020\081920_525.2\GCMS16_08192013.D	Calibration	0.5	x	18159	0.5000	0.2033
\\WSCIXIGCMS16\InstData\GCMS16\DATA\2020\081920_525.2\GCMS16_08192009.D	Calibration	2	x	86528	2.0000	0.2472
\\WSCIXIGCMS16\InstData\GCMS16\DATA\2020\081920_525.2\GCMS16_08192008.D	Calibration	5	x	225548	5.0000	0.2478
\\WSCIXIGCMS16\InstData\GCMS16\DATA\2020\081920_525.2\GCMS16_08192007.D	Calibration	10	x	458031	10.0000	0.2504
\\WSCIXIGCMS16\InstData\GCMS16\DATA\2020\081920_525.2\GCMS16_08192006.D	Calibration	20	x	869889	20.0000	0.2385

Batch Path	\\WSCIXIGCMS16\InstData\GCMS16\DATA\2020\081920_525.2\QuantResults\081920_LL.batch.bin		
Analysis Time	8/20/2020 9:50:38 AM	**Analyst Name**	WECK\ryan.raymond
Report Time	8/20/2020 9:52:31 AM	**Reporter Name**	ryan.raymond
Last Calib Update	8/20/2020 9:35:35 AM	**Batch State**	Processed
Quant Batch Version	10.0	**Quant Report Version**	10.0

Gamma-BHC (Lindane)

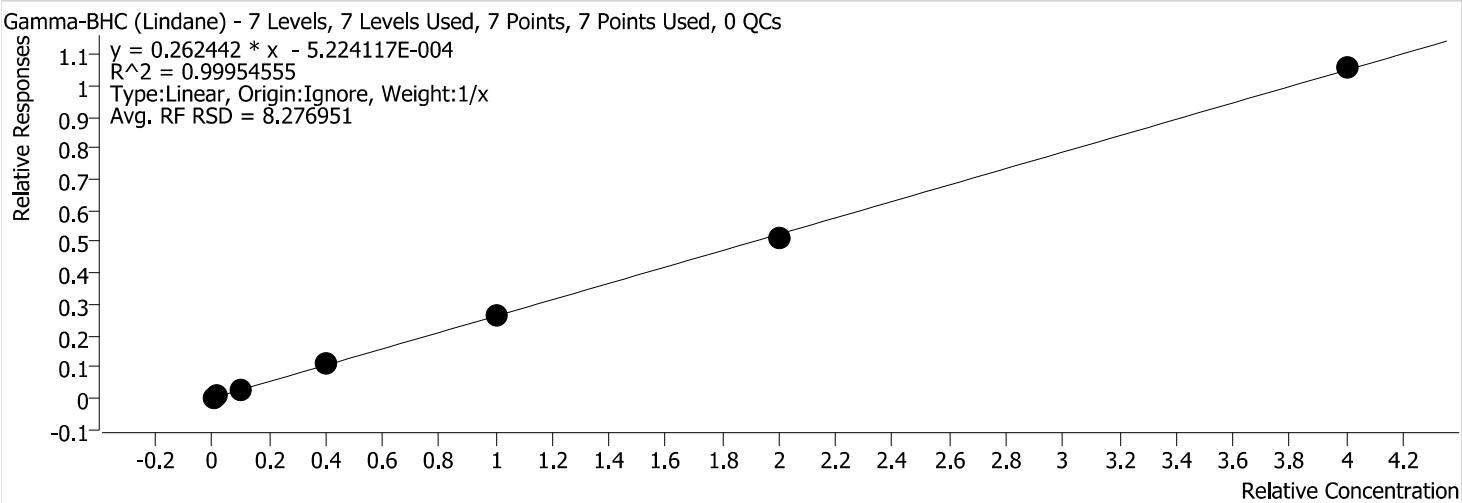

Calibration STD Path	Cal Type	Level	Enabled	Resp.	Exp. Conc	Resp. Factor
\\WSCIXIGCMS16\InstData\GCMS16\DATA\2020\081920_525.2\GCMS16_08192012.D	Calibration	0.05	x	1989	0.0500	0.2401
\\WSCIXIGCMS16\InstData\GCMS16\DATA\2020\081920_525.2\GCMS16_08192011.D	Calibration	0.1	x	3561	0.1000	0.2162
\\WSCIXIGCMS16\InstData\GCMS16\DATA\2020\081920_525.2\GCMS16_08192013.D	Calibration	0.5	x	21022	0.5000	0.2354
\\WSCIXIGCMS16\InstData\GCMS16\DATA\2020\081920_525.2\GCMS16_08192009.D	Calibration	2	x	97129	2.0000	0.2775
\\WSCIXIGCMS16\InstData\GCMS16\DATA\2020\081920_525.2\GCMS16_08192008.D	Calibration	5	x	237350	5.0000	0.2607
\\WSCIXIGCMS16\InstData\GCMS16\DATA\2020\081920_525.2\GCMS16_08192007.D	Calibration	10	x	471127	10.0000	0.2575
\\WSCIXIGCMS16\InstData\GCMS16\DATA\2020\081920_525.2\GCMS16_08192006.D	Calibration	20	x	962633	20.0000	0.2639

Quantitative Analysis Results With Qualifier Ratio Report

Batch Path	\\WSCIXIGCMS16\InstData\GCMS16\DATA\2020\081920_525.2\QuantResults\081920_LL.batch.bin		
Analysis Time	8/20/2020 9:50:38 AM	**Analyst Name**	WECK\ryan.raymond
Report Time	8/20/2020 9:52:31 AM	**Reporter Name**	ryan.raymond
Last Calib Update	8/20/2020 9:35:35 AM	**Batch State**	Processed
Quant Batch Version	10.0	**Quant Report Version**	10.0

Delta-BHC

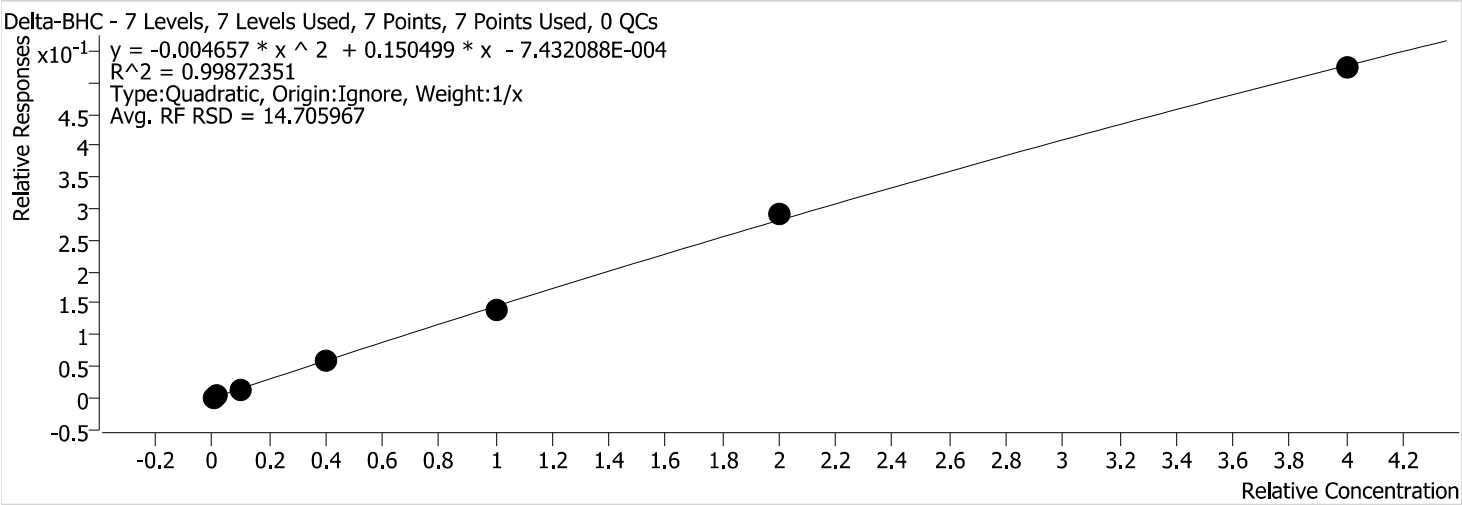

Calibration STD Path	Cal Type	Level	Enabled	Resp.	Exp. Conc	Resp. Factor
\\WSCIXIGCMS16\InstData\GCMS16\DATA\2020\081920_525.2\GCMS16_08192012.D	Calibration	0.05	x	1489	0.0500	0.0989
\\WSCIXIGCMS16\InstData\GCMS16\DATA\2020\081920_525.2\GCMS16_08192011.D	Calibration	0.1	x	3441	0.1000	0.1134
\\WSCIXIGCMS16\InstData\GCMS16\DATA\2020\081920_525.2\GCMS16_08192013.D	Calibration	0.5	x	18938	0.5000	0.1177
\\WSCIXIGCMS16\InstData\GCMS16\DATA\2020\081920_525.2\GCMS16_08192009.D	Calibration	2	x	94420	2.0000	0.1503
\\WSCIXIGCMS16\InstData\GCMS16\DATA\2020\081920_525.2\GCMS16_08192008.D	Calibration	5	x	229725	5.0000	0.1390
\\WSCIXIGCMS16\InstData\GCMS16\DATA\2020\081920_525.2\GCMS16_08192007.D	Calibration	10	x	483933	10.0000	0.1463
\\WSCIXIGCMS16\InstData\GCMS16\DATA\2020\081920_525.2\GCMS16_08192006.D	Calibration	20	x	885004	20.0000	0.1307

Quantitative Analysis Results With Qualifier Ratio Report

Batch Path	\\WSCIXIGCMS16\InstData\GCMS16\DATA\2020\081920_525.2\QuantResults\081920_LL.batch.bin		
Analysis Time	8/20/2020 9:50:38 AM	**Analyst Name**	WECK\ryan.raymond
Report Time	8/20/2020 9:52:31 AM	**Reporter Name**	ryan.raymond
Last Calib Update	8/20/2020 9:35:35 AM	**Batch State**	Processed
Quant Batch Version	10.0	**Quant Report Version**	10.0

Heptachlor

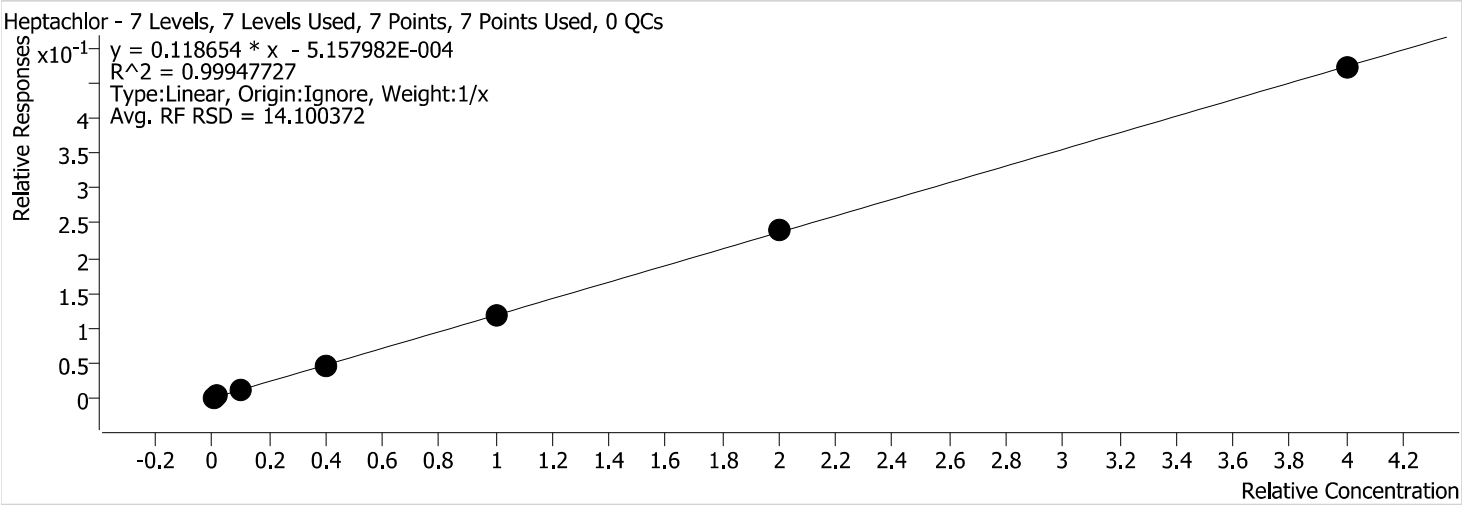

Calibration STD Path	Cal Type	Level	Enabled	Resp.	Exp. Conc	Resp. Factor
\\WSCIXIGCMS16\InstData\GCMS16\DATA\2020\081920_525.2\GCMS16_08192012.D	Calibration	0.05	x	1380	0.0500	0.0916
\\WSCIXIGCMS16\InstData\GCMS16\DATA\2020\081920_525.2\GCMS16_08192011.D	Calibration	0.1	x	2603	0.1000	0.0858
\\WSCIXIGCMS16\InstData\GCMS16\DATA\2020\081920_525.2\GCMS16_08192013.D	Calibration	0.5	x	15264	0.5000	0.0949
\\WSCIXIGCMS16\InstData\GCMS16\DATA\2020\081920_525.2\GCMS16_08192009.D	Calibration	2	x	73381	2.0000	0.1168
\\WSCIXIGCMS16\InstData\GCMS16\DATA\2020\081920_525.2\GCMS16_08192008.D	Calibration	5	x	195239	5.0000	0.1181
\\WSCIXIGCMS16\InstData\GCMS16\DATA\2020\081920_525.2\GCMS16_08192007.D	Calibration	10	x	398990	10.0000	0.1206
\\WSCIXIGCMS16\InstData\GCMS16\DATA\2020\081920_525.2\GCMS16_08192006.D	Calibration	20	x	798533	20.0000	0.1179

Quantitative Analysis Results With Qualifier Ratio Report

Batch Path	\\WSCIXIGCMS16\InstData\GCMS16\DATA\2020\081920_525.2\QuantResults\081920_LL.batch.bin		
Analysis Time	8/20/2020 9:50:38 AM	**Analyst Name**	WECK\ryan.raymond
Report Time	8/20/2020 9:52:31 AM	**Reporter Name**	ryan.raymond
Last Calib Update	8/20/2020 9:35:35 AM	**Batch State**	Processed
Quant Batch Version	10.0	**Quant Report Version**	10.0

Aldrin

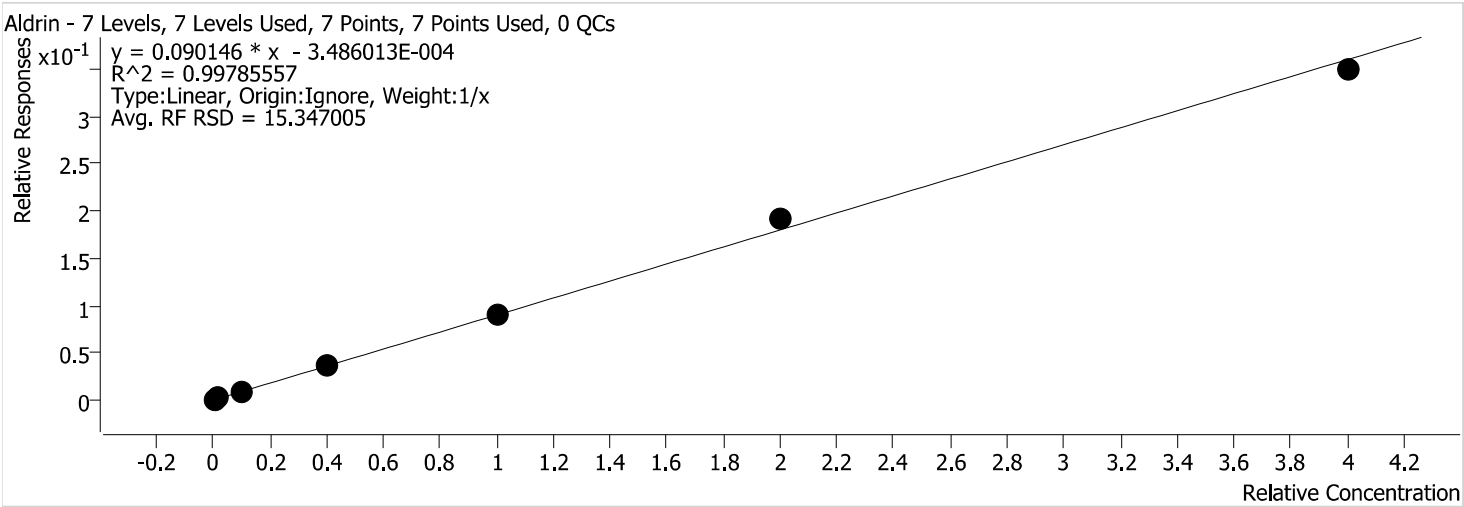

Calibration STD Path	Cal Type	Level	Enabled	Resp.	Exp. Conc	Resp. Factor
\\WSCIXIGCMS16\InstData\GCMS16\DATA\2020\081920_525.2\GCMS16_08192012.D	Calibration	0.05	x	1102	0.0500	0.0732
\\WSCIXIGCMS16\InstData\GCMS16\DATA\2020\081920_525.2\GCMS16_08192011.D	Calibration	0.1	x	1854	0.1000	0.0611
\\WSCIXIGCMS16\InstData\GCMS16\DATA\2020\081920_525.2\GCMS16_08192013.D	Calibration	0.5	x	12018	0.5000	0.0747
\\WSCIXIGCMS16\InstData\GCMS16\DATA\2020\081920_525.2\GCMS16_08192009.D	Calibration	2	x	58110	2.0000	0.0925
\\WSCIXIGCMS16\InstData\GCMS16\DATA\2020\081920_525.2\GCMS16_08192008.D	Calibration	5	x	147281	5.0000	0.0891
\\WSCIXIGCMS16\InstData\GCMS16\DATA\2020\081920_525.2\GCMS16_08192007.D	Calibration	10	x	317166	10.0000	0.0959
\\WSCIXIGCMS16\InstData\GCMS16\DATA\2020\081920_525.2\GCMS16_08192006.D	Calibration	20	x	590985	20.0000	0.0873

Batch Path	\\WSCIXIGCMS16\InstData\GCMS16\DATA\2020\081920_525.2\QuantResults\081920_LL.batch.bin		
Analysis Time	8/20/2020 9:50:38 AM	**Analyst Name**	WECK\ryan.raymond
Report Time	8/20/2020 9:52:31 AM	**Reporter Name**	ryan.raymond
Last Calib Update	8/20/2020 9:35:35 AM	**Batch State**	Processed
Quant Batch Version	10.0	**Quant Report Version**	10.0

Heptachlor Epoxide (B)

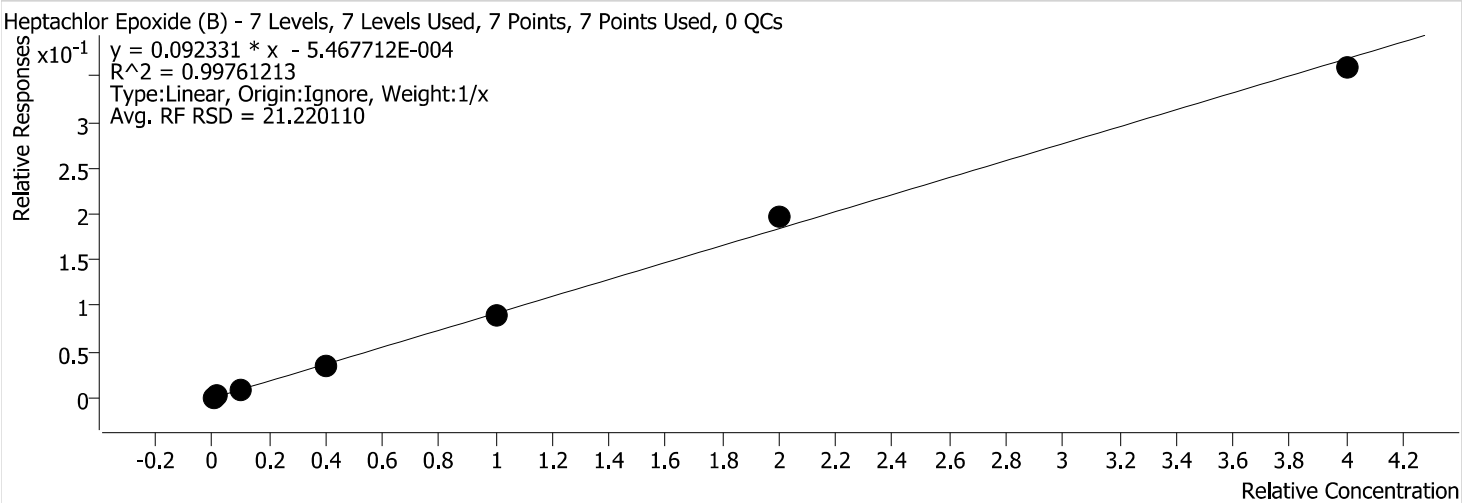

Calibration STD Path	Cal Type	Level	Enabled	Resp.	Exp. Conc	Resp. Factor
\\WSCIXIGCMS16\InstData\GCMS16\DATA\2020\081920_525.2\GCMS16_08192012.D	Calibration	0.05	x	802	0.0500	0.0532
\\WSCIXIGCMS16\InstData\GCMS16\DATA\2020\081920_525.2\GCMS16_08192011.D	Calibration	0.1	x	1910	0.1000	0.0630
\\WSCIXIGCMS16\InstData\GCMS16\DATA\2020\081920_525.2\GCMS16_08192013.D	Calibration	0.5	x	11615	0.5000	0.0722
\\WSCIXIGCMS16\InstData\GCMS16\DATA\2020\081920_525.2\GCMS16_08192009.D	Calibration	2	x	56050	2.0000	0.0892
\\WSCIXIGCMS16\InstData\GCMS16\DATA\2020\081920_525.2\GCMS16_08192008.D	Calibration	5	x	149228	5.0000	0.0903
\\WSCIXIGCMS16\InstData\GCMS16\DATA\2020\081920_525.2\GCMS16_08192007.D	Calibration	10	x	327186	10.0000	0.0989
\\WSCIXIGCMS16\InstData\GCMS16\DATA\2020\081920_525.2\GCMS16_08192006.D	Calibration	20	x	607164	20.0000	0.0896

Quantitative Analysis Results With Qualifier Ratio Report

Batch Path	\\WSCIXIGCMS16\InstData\GCMS16\DATA\2020\081920_525.2\QuantResults\081920_LL.batch.bin		
Analysis Time	8/20/2020 9:50:38 AM	**Analyst Name**	WECK\ryan.raymond
Report Time	8/20/2020 9:52:31 AM	**Reporter Name**	ryan.raymond
Last Calib Update	8/20/2020 9:35:35 AM	**Batch State**	Processed
Quant Batch Version	10.0	**Quant Report Version**	10.0

Gamma-Chlordane

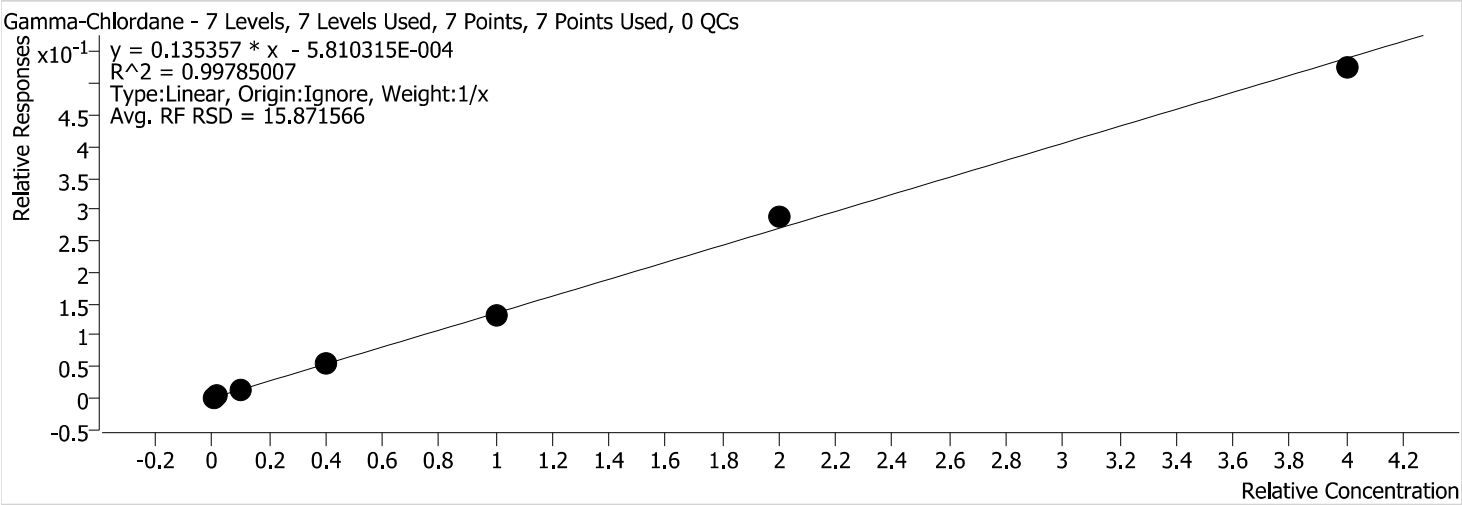

Calibration STD Path	Cal Type	Level	Enabled	Resp.	Exp. Conc	Resp. Factor
\\WSCIXIGCMS16\InstData\GCMS16\DATA\2020\081920_525.2\GCMS16_08192012.D	Calibration	0.05	x	1417	0.0500	0.0941
\\WSCIXIGCMS16\InstData\GCMS16\DATA\2020\081920_525.2\GCMS16_08192011.D	Calibration	0.1	x	3093	0.1000	0.1020
\\WSCIXIGCMS16\InstData\GCMS16\DATA\2020\081920_525.2\GCMS16_08192013.D	Calibration	0.5	x	17787	0.5000	0.1106
\\WSCIXIGCMS16\InstData\GCMS16\DATA\2020\081920_525.2\GCMS16_08192009.D	Calibration	2	x	86380	2.0000	0.1375
\\WSCIXIGCMS16\InstData\GCMS16\DATA\2020\081920_525.2\GCMS16_08192008.D	Calibration	5	x	218478	5.0000	0.1322
\\WSCIXIGCMS16\InstData\GCMS16\DATA\2020\081920_525.2\GCMS16_08192007.D	Calibration	10	x	477508	10.0000	0.1444
\\WSCIXIGCMS16\InstData\GCMS16\DATA\2020\081920_525.2\GCMS16_08192006.D	Calibration	20	x	889265	20.0000	0.1313

Quantitative Analysis Results With Qualifier Ratio Report

Batch Path	\\WSCIXIGCMS16\InstData\GCMS16\DATA\2020\081920_525.2\QuantResults\081920_LL.batch.bin		
Analysis Time	8/20/2020 9:50:38 AM	**Analyst Name**	WECK\ryan.raymond
Report Time	8/20/2020 9:52:31 AM	**Reporter Name**	ryan.raymond
Last Calib Update	8/20/2020 9:35:35 AM	**Batch State**	Processed
Quant Batch Version	10.0	**Quant Report Version**	10.0

Alpha-Chlordane

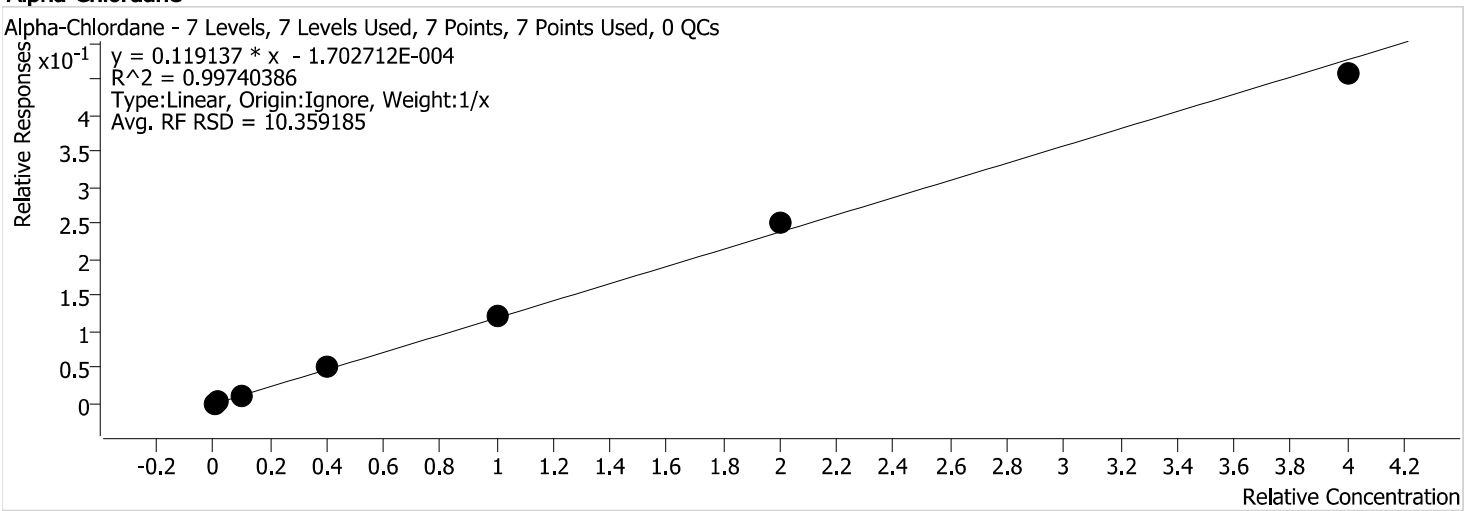

Calibration STD Path	Cal Type	Level	Enabled	Resp.	Exp. Conc	Resp. Factor
\\WSCIXIGCMS16\InstData\GCMS16\DATA\2020\081920_525.2\GCMS16_08192012.D	Calibration	0.05	x	1729	0.0500	0.1148
\\WSCIXIGCMS16\InstData\GCMS16\DATA\2020\081920_525.2\GCMS16_08192011.D	Calibration	0.1	x	2868	0.1000	0.0945
\\WSCIXIGCMS16\InstData\GCMS16\DATA\2020\081920_525.2\GCMS16_08192013.D	Calibration	0.5	x	17044	0.5000	0.1060
\\WSCIXIGCMS16\InstData\GCMS16\DATA\2020\081920_525.2\GCMS16_08192009.D	Calibration	2	x	80603	2.0000	0.1283
\\WSCIXIGCMS16\InstData\GCMS16\DATA\2020\081920_525.2\GCMS16_08192008.D	Calibration	5	x	201715	5.0000	0.1220
\\WSCIXIGCMS16\InstData\GCMS16\DATA\2020\081920_525.2\GCMS16_08192007.D	Calibration	10	x	417402	10.0000	0.1262
\\WSCIXIGCMS16\InstData\GCMS16\DATA\2020\081920_525.2\GCMS16_08192006.D	Calibration	20	x	772960	20.0000	0.1141

Quantitative Analysis Results With Qualifier Ratio Report

Batch Path	\\WSCIXIGCMS16\InstData\GCMS16\DATA\2020\081920_525.2\QuantResults\081920_LL.batch.bin		
Analysis Time	8/20/2020 9:50:38 AM	**Analyst Name**	WECK\ryan.raymond
Report Time	8/20/2020 9:52:31 AM	**Reporter Name**	ryan.raymond
Last Calib Update	8/20/2020 9:35:35 AM	**Batch State**	Processed
Quant Batch Version	10.0	**Quant Report Version**	10.0

Endosulfan I

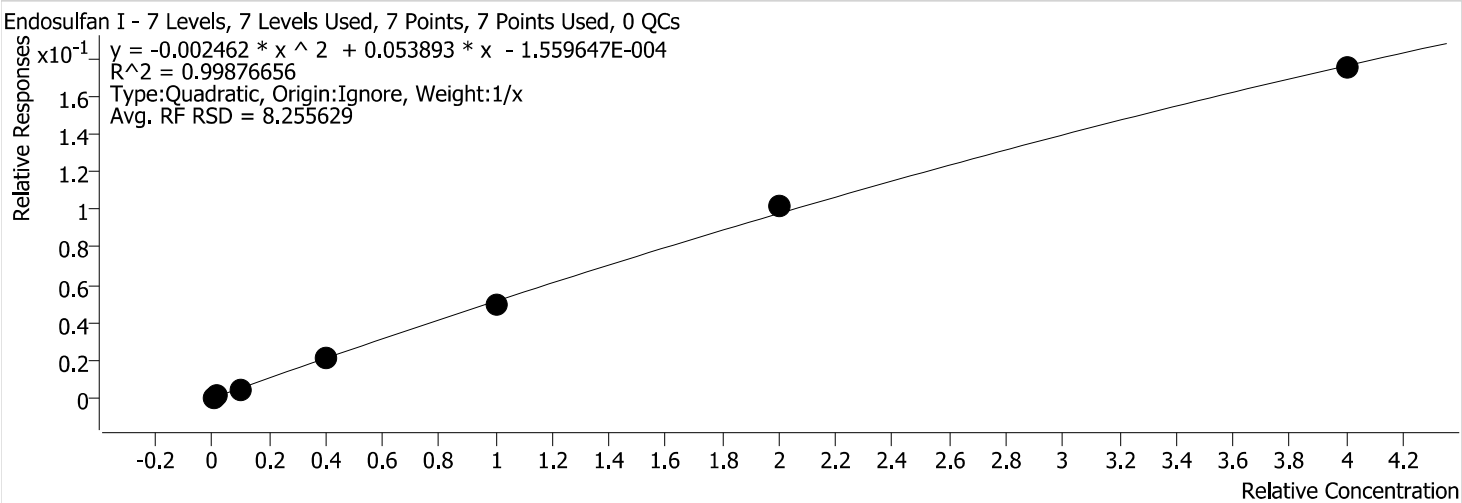

Calibration STD Path	Cal Type	Level	Enabled	Resp.	Exp. Conc	Resp. Factor
\\WSCIXIGCMS16\InstData\GCMS16\DATA\2020\081920_525.2\GCMS16_08192012.D	Calibration	0.05	x	657	0.0500	0.0436
\\WSCIXIGCMS16\InstData\GCMS16\DATA\2020\081920_525.2\GCMS16_08192011.D	Calibration	0.1	x	1437	0.1000	0.0474
\\WSCIXIGCMS16\InstData\GCMS16\DATA\2020\081920_525.2\GCMS16_08192013.D	Calibration	0.5	x	7189	0.5000	0.0447
\\WSCIXIGCMS16\InstData\GCMS16\DATA\2020\081920_525.2\GCMS16_08192009.D	Calibration	2	x	33935	2.0000	0.0540
\\WSCIXIGCMS16\InstData\GCMS16\DATA\2020\081920_525.2\GCMS16_08192008.D	Calibration	5	x	80853	5.0000	0.0489
\\WSCIXIGCMS16\InstData\GCMS16\DATA\2020\081920_525.2\GCMS16_08192007.D	Calibration	10	x	167873	10.0000	0.0508
\\WSCIXIGCMS16\InstData\GCMS16\DATA\2020\081920_525.2\GCMS16_08192006.D	Calibration	20	x	295798	20.0000	0.0437

Quantitative Analysis Results With Qualifier Ratio Report

Batch Path	\\WSCIXIGCMS16\InstData\GCMS16\DATA\2020\081920_525.2\QuantResults\081920_LL.batch.bin		
Analysis Time	8/20/2020 9:50:38 AM	**Analyst Name**	WECK\ryan.raymond
Report Time	8/20/2020 9:52:31 AM	**Reporter Name**	ryan.raymond
Last Calib Update	8/20/2020 9:35:35 AM	**Batch State**	Processed
Quant Batch Version	10.0	**Quant Report Version**	10.0

4,4'-DDE

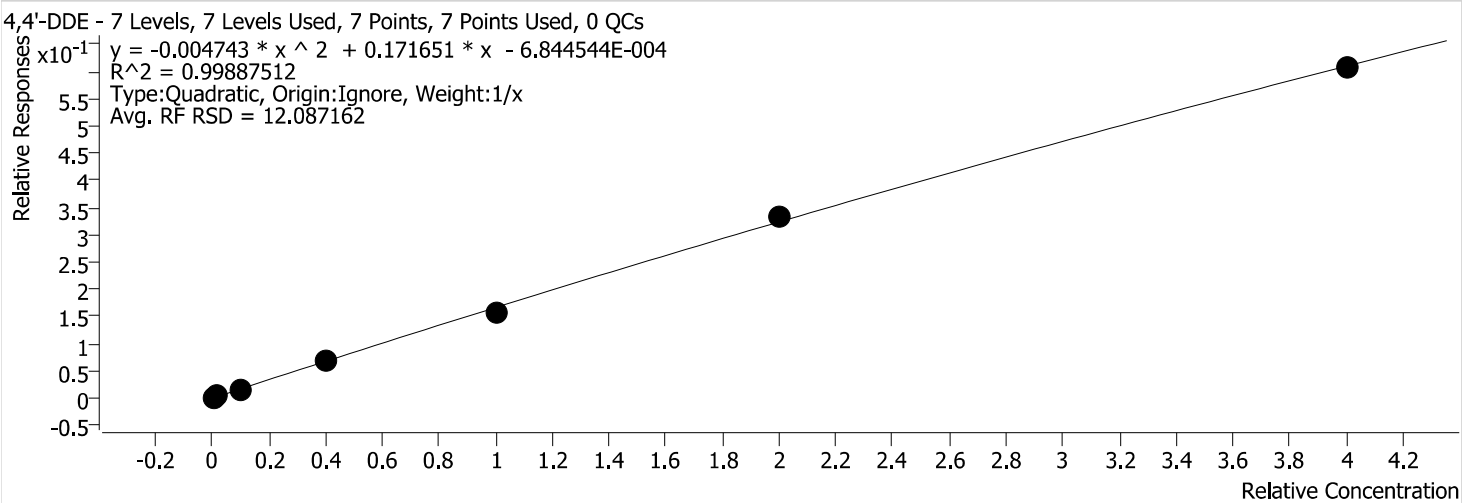

Calibration STD Path	Cal Type	Level	Enabled	Resp.	Exp. Conc	Resp. Factor
\\WSCIXIGCMS16\InstData\GCMS16\DATA\2020\081920_525.2\GCMS16_08192012.D	Calibration	0.05	x	1981	0.0500	0.1316
\\WSCIXIGCMS16\InstData\GCMS16\DATA\2020\081920_525.2\GCMS16_08192011.D	Calibration	0.1	x	3772	0.1000	0.1243
\\WSCIXIGCMS16\InstData\GCMS16\DATA\2020\081920_525.2\GCMS16_08192013.D	Calibration	0.5	x	23498	0.5000	0.1461
\\WSCIXIGCMS16\InstData\GCMS16\DATA\2020\081920_525.2\GCMS16_08192009.D	Calibration	2	x	109616	2.0000	0.1745
\\WSCIXIGCMS16\InstData\GCMS16\DATA\2020\081920_525.2\GCMS16_08192008.D	Calibration	5	x	260753	5.0000	0.1578
\\WSCIXIGCMS16\InstData\GCMS16\DATA\2020\081920_525.2\GCMS16_08192007.D	Calibration	10	x	554316	10.0000	0.1676
\\WSCIXIGCMS16\InstData\GCMS16\DATA\2020\081920_525.2\GCMS16_08192006.D	Calibration	20	x	1026345	20.0000	0.1515

Quantitative Analysis Results With Qualifier Ratio Report

Batch Path	\\WSCIXIGCMS16\InstData\GCMS16\DATA\2020\081920_525.2\QuantResults\081920_LL.batch.bin		
Analysis Time	8/20/2020 9:50:38 AM	**Analyst Name**	WECK\ryan.raymond
Report Time	8/20/2020 9:52:31 AM	**Reporter Name**	ryan.raymond
Last Calib Update	8/20/2020 9:35:35 AM	**Batch State**	Processed
Quant Batch Version	10.0	**Quant Report Version**	10.0

Dieldrin

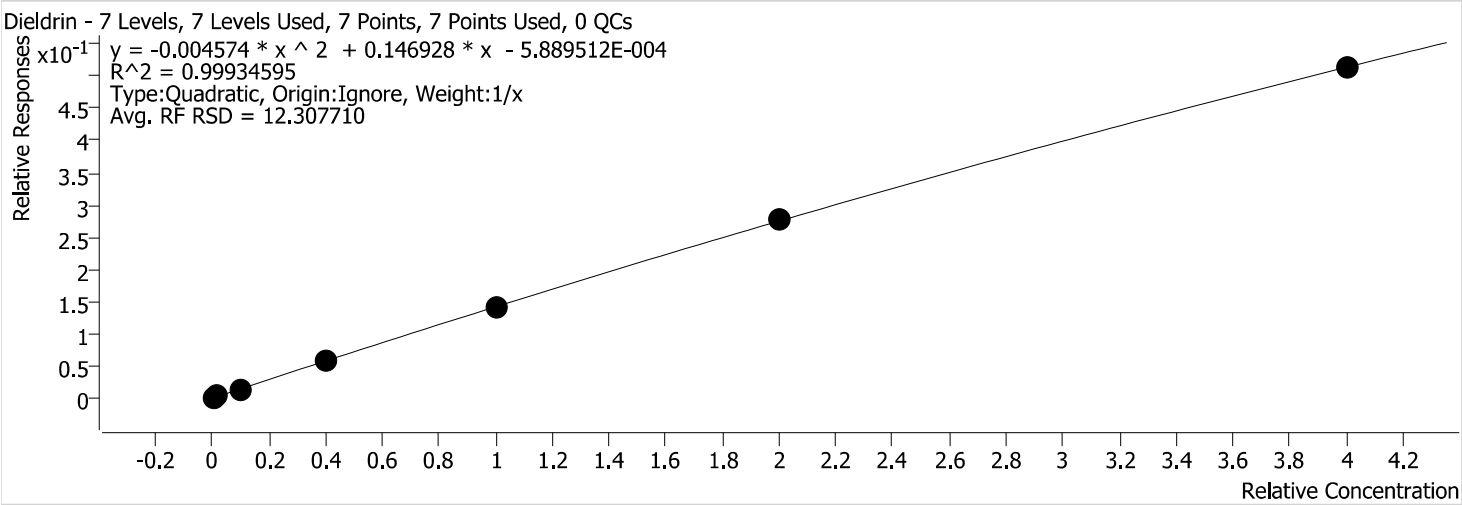

Calibration STD Path	Cal Type	Level	Enabled	Resp.	Exp. Conc	Resp. Factor
\\WSCIXIGCMS16\InstData\GCMS16\DATA\2020\081920_525.2\GCMS16_08192012.D	Calibration	0.05	x	1776	0.0500	0.1180
\\WSCIXIGCMS16\InstData\GCMS16\DATA\2020\081920_525.2\GCMS16_08192011.D	Calibration	0.1	x	3129	0.1000	0.1032
\\WSCIXIGCMS16\InstData\GCMS16\DATA\2020\081920_525.2\GCMS16_08192013.D	Calibration	0.5	x	19326	0.5000	0.1202
\\WSCIXIGCMS16\InstData\GCMS16\DATA\2020\081920_525.2\GCMS16_08192009.D	Calibration	2	x	93910	2.0000	0.1495
\\WSCIXIGCMS16\InstData\GCMS16\DATA\2020\081920_525.2\GCMS16_08192008.D	Calibration	5	x	229671	5.0000	0.1390
\\WSCIXIGCMS16\InstData\GCMS16\DATA\2020\081920_525.2\GCMS16_08192007.D	Calibration	10	x	461235	10.0000	0.1394
\\WSCIXIGCMS16\InstData\GCMS16\DATA\2020\081920_525.2\GCMS16_08192006.D	Calibration	20	x	867740	20.0000	0.1281

Quantitative Analysis Results With Qualifier Ratio Report

Batch Path	\\WSCIXIGCMS16\InstData\GCMS16\DATA\2020\081920_525.2\QuantResults\081920_LL.batch.bin		
Analysis Time	8/20/2020 9:50:38 AM	**Analyst Name**	WECK\ryan.raymond
Report Time	8/20/2020 9:52:31 AM	**Reporter Name**	ryan.raymond
Last Calib Update	8/20/2020 9:35:35 AM	**Batch State**	Processed
Quant Batch Version	10.0	**Quant Report Version**	10.0

Endrin

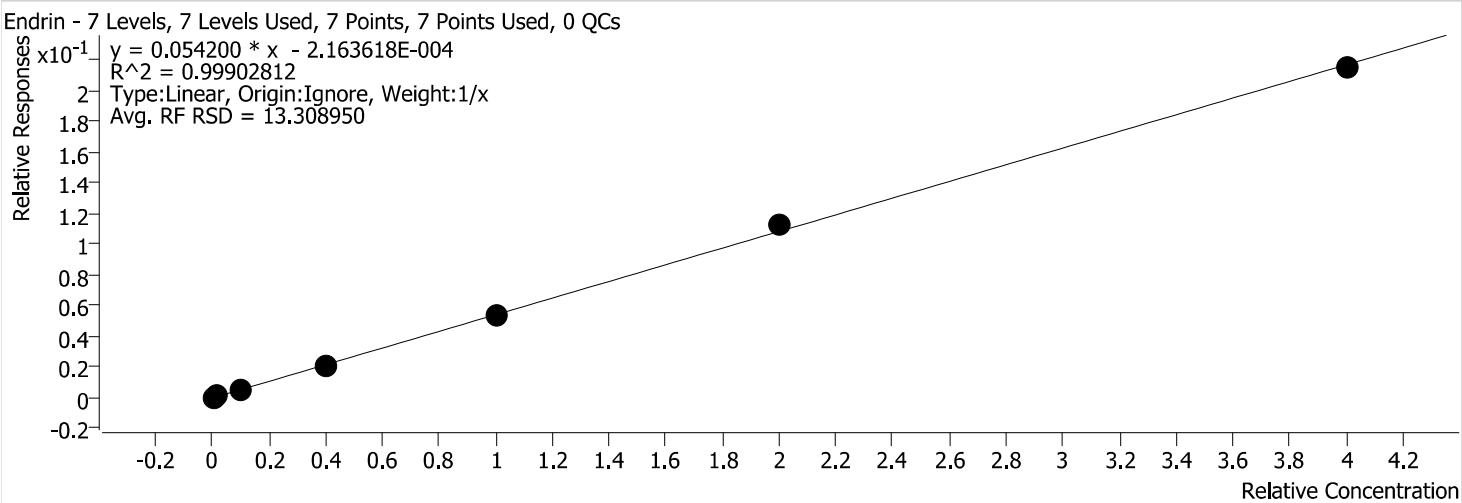

Calibration STD Path	Cal Type	Level	Enabled	Resp.	Exp. Conc	Resp. Factor
\\WSCIXIGCMS16\InstData\GCMS16\DATA\2020\081920_525.2\GCMS16_08192012.D	Calibration	0.05	x	589	0.0500	0.0391
\\WSCIXIGCMS16\InstData\GCMS16\DATA\2020\081920_525.2\GCMS16_08192011.D	Calibration	0.1	x	1401	0.1000	0.0462
\\WSCIXIGCMS16\InstData\GCMS16\DATA\2020\081920_525.2\GCMS16_08192013.D	Calibration	0.5	x	6826	0.5000	0.0424
\\WSCIXIGCMS16\InstData\GCMS16\DATA\2020\081920_525.2\GCMS16_08192009.D	Calibration	2	x	33514	2.0000	0.0534
\\WSCIXIGCMS16\InstData\GCMS16\DATA\2020\081920_525.2\GCMS16_08192008.D	Calibration	5	x	87641	5.0000	0.0530
\\WSCIXIGCMS16\InstData\GCMS16\DATA\2020\081920_525.2\GCMS16_08192007.D	Calibration	10	x	185789	10.0000	0.0562
\\WSCIXIGCMS16\InstData\GCMS16\DATA\2020\081920_525.2\GCMS16_08192006.D	Calibration	20	x	362917	20.0000	0.0536

Quantitative Analysis Results With Qualifier Ratio Report

Batch Path	\\WSCIXIGCMS16\InstData\GCMS16\DATA\2020\081920_525.2\QuantResults\081920_LL.batch.bin		
Analysis Time	8/20/2020 9:50:38 AM	**Analyst Name**	WECK\ryan.raymond
Report Time	8/20/2020 9:52:31 AM	**Reporter Name**	ryan.raymond
Last Calib Update	8/20/2020 9:35:35 AM	**Batch State**	Processed
Quant Batch Version	10.0	**Quant Report Version**	10.0

4,4'-DDD

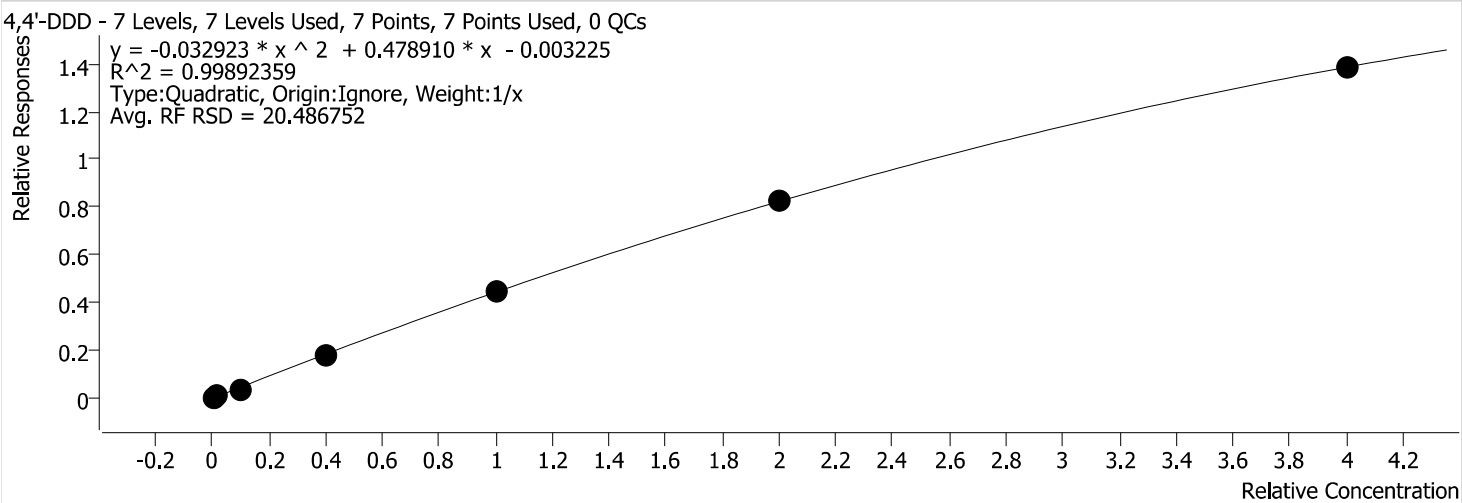

Calibration STD Path	Cal Type	Level	Enabled	Resp.	Exp. Conc	Resp. Factor
\\WSCIXIGCMS16\InstData\GCMS16\DATA\2020\081920_525.2\GCMS16_08192012.D	Calibration	0.05	x	4285	0.0500	0.2846
\\WSCIXIGCMS16\InstData\GCMS16\DATA\2020\081920_525.2\GCMS16_08192011.D	Calibration	0.1	x	8255	0.1000	0.2722
\\WSCIXIGCMS16\InstData\GCMS16\DATA\2020\081920_525.2\GCMS16_08192013.D	Calibration	0.5	x	56268	0.5000	0.3498
\\WSCIXIGCMS16\InstData\GCMS16\DATA\2020\081920_525.2\GCMS16_08192009.D	Calibration	2	x	287647	2.0000	0.4580
\\WSCIXIGCMS16\InstData\GCMS16\DATA\2020\081920_525.2\GCMS16_08192008.D	Calibration	5	x	745253	5.0000	0.4509
\\WSCIXIGCMS16\InstData\GCMS16\DATA\2020\081920_525.2\GCMS16_08192007.D	Calibration	10	x	1369279	10.0000	0.4140
\\WSCIXIGCMS16\InstData\GCMS16\DATA\2020\081920_525.2\GCMS16_08192006.D	Calibration	20	x	2338819	20.0000	0.3453

Batch Path	\\WSCIXIGCMS16\InstData\GCMS16\DATA\2020\081920_525.2\QuantResults\081920_LL.batch.bin		
Analysis Time	8/20/2020 9:50:38 AM	**Analyst Name**	WECK\ryan.raymond
Report Time	8/20/2020 9:52:31 AM	**Reporter Name**	ryan.raymond
Last Calib Update	8/20/2020 9:35:35 AM	**Batch State**	Processed
Quant Batch Version	10.0	**Quant Report Version**	10.0

Endosulfan II

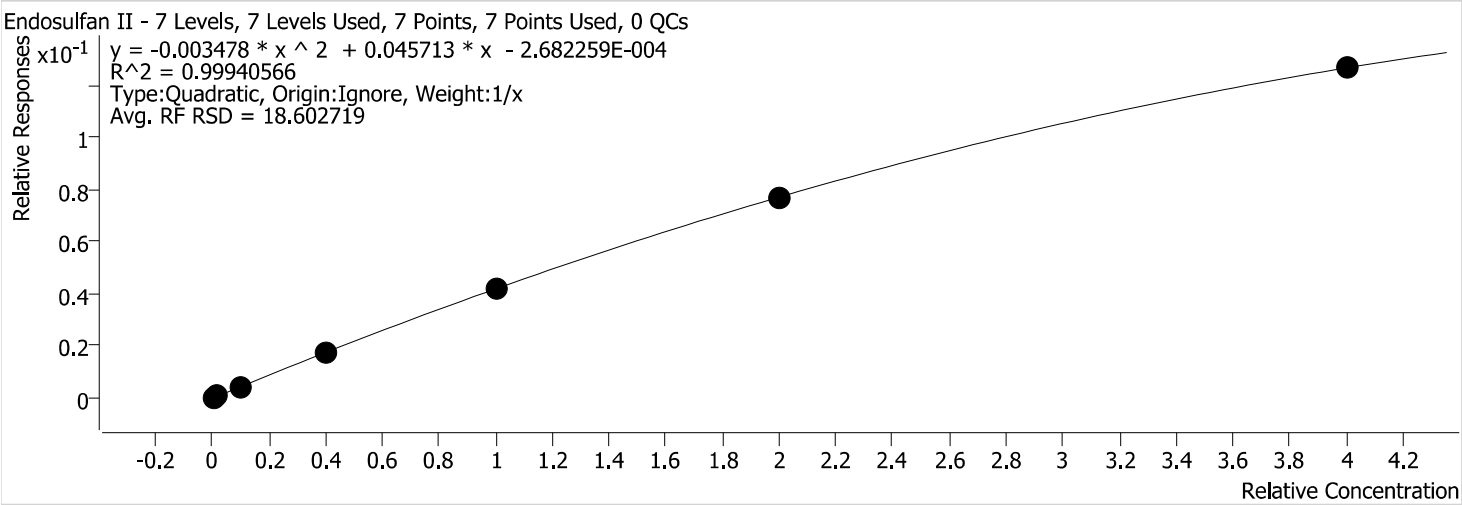

Calibration STD Path	Cal Type	Level	Enabled	Resp.	Exp. Conc	Resp. Factor
\\WSCIXIGCMS16\InstData\GCMS16\DATA\2020\081920_525.2\GCMS16_08192012.D	Calibration	0.05	x	420	0.0500	0.0279
\\WSCIXIGCMS16\InstData\GCMS16\DATA\2020\081920_525.2\GCMS16_08192011.D	Calibration	0.1	x	857	0.1000	0.0283
\\WSCIXIGCMS16\InstData\GCMS16\DATA\2020\081920_525.2\GCMS16_08192013.D	Calibration	0.5	x	5852	0.5000	0.0364
\\WSCIXIGCMS16\InstData\GCMS16\DATA\2020\081920_525.2\GCMS16_08192009.D	Calibration	2	x	28005	2.0000	0.0446
\\WSCIXIGCMS16\InstData\GCMS16\DATA\2020\081920_525.2\GCMS16_08192008.D	Calibration	5	x	69924	5.0000	0.0423
\\WSCIXIGCMS16\InstData\GCMS16\DATA\2020\081920_525.2\GCMS16_08192007.D	Calibration	10	x	127795	10.0000	0.0386
\\WSCIXIGCMS16\InstData\GCMS16\DATA\2020\081920_525.2\GCMS16_08192006.D	Calibration	20	x	214734	20.0000	0.0317

Batch Path	\\WSCIXIGCMS16\InstData\GCMS16\DATA\2020\081920_525.2\QuantResults\081920_LL.batch.bin		
Analysis Time	8/20/2020 9:50:38 AM	**Analyst Name**	WECK\ryan.raymond
Report Time	8/20/2020 9:52:32 AM	**Reporter Name**	ryan.raymond
Last Calib Update	8/20/2020 9:35:35 AM	**Batch State**	Processed
Quant Batch Version	10.0	**Quant Report Version**	10.0

Endrin aldehyde

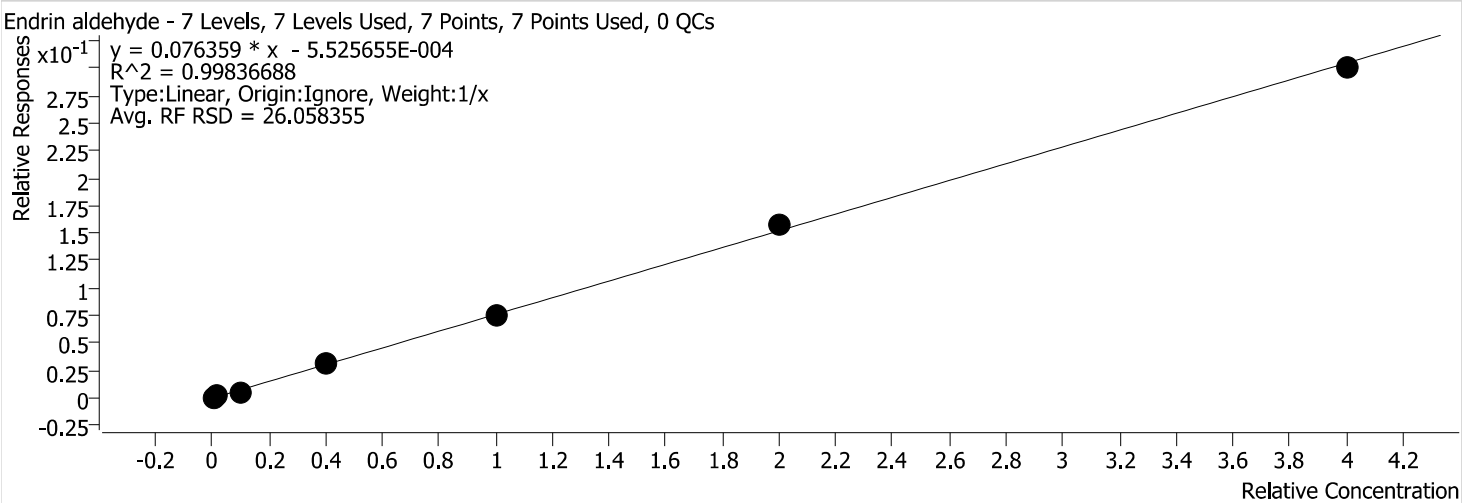

Calibration STD Path	Cal Type	Level	Enabled	Resp.	Exp. Conc	Resp. Factor
\\WSCIXIGCMS16\InstData\GCMS16\DATA\2020\081920_525.2\GCMS16_08192012.D	Calibration	0.05	x	660	0.0500	0.0438
\\WSCIXIGCMS16\InstData\GCMS16\DATA\2020\081920_525.2\GCMS16_08192011.D	Calibration	0.1	x	1291	0.1000	0.0426
\\WSCIXIGCMS16\InstData\GCMS16\DATA\2020\081920_525.2\GCMS16_08192013.D	Calibration	0.5	x	8341	0.5000	0.0519
\\WSCIXIGCMS16\InstData\GCMS16\DATA\2020\081920_525.2\GCMS16_08192009.D	Calibration	2	x	47589	2.0000	0.0758
\\WSCIXIGCMS16\InstData\GCMS16\DATA\2020\081920_525.2\GCMS16_08192008.D	Calibration	5	x	124517	5.0000	0.0753
\\WSCIXIGCMS16\InstData\GCMS16\DATA\2020\081920_525.2\GCMS16_08192007.D	Calibration	10	x	262446	10.0000	0.0793
\\WSCIXIGCMS16\InstData\GCMS16\DATA\2020\081920_525.2\GCMS16_08192006.D	Calibration	20	x	508467	20.0000	0.0751

Quantitative Analysis Results With Qualifier Ratio Report

Batch Path	\\WSCIXIGCMS16\InstData\GCMS16\DATA\2020\081920_525.2\QuantResults\081920_LL.batch.bin		
Analysis Time	8/20/2020 9:50:38 AM	**Analyst Name**	WECK\ryan.raymond
Report Time	8/20/2020 9:52:32 AM	**Reporter Name**	ryan.raymond
Last Calib Update	8/20/2020 9:35:35 AM	**Batch State**	Processed
Quant Batch Version	10.0	**Quant Report Version**	10.0

4,4'-DDT

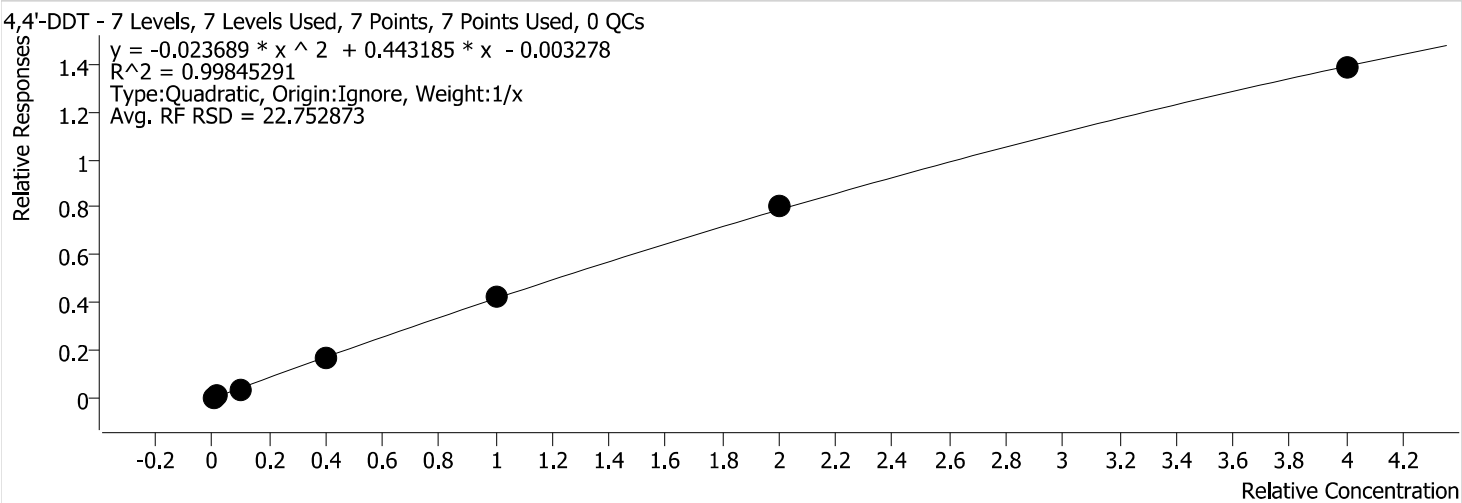

Calibration STD Path	Cal Type	Level	Enabled	Resp.	Exp. Conc	Resp. Factor
\\WSCIXIGCMS16\InstData\GCMS16\DATA\2020\081920_525.2\GCMS16_08192012.D	Calibration	0.05	x	3801	0.0500	0.2524
\\WSCIXIGCMS16\InstData\GCMS16\DATA\2020\081920_525.2\GCMS16_08192011.D	Calibration	0.1	x	7406	0.1000	0.2442
\\WSCIXIGCMS16\InstData\GCMS16\DATA\2020\081920_525.2\GCMS16_08192013.D	Calibration	0.5	x	47798	0.5000	0.2972
\\WSCIXIGCMS16\InstData\GCMS16\DATA\2020\081920_525.2\GCMS16_08192009.D	Calibration	2	x	266316	2.0000	0.4240
\\WSCIXIGCMS16\InstData\GCMS16\DATA\2020\081920_525.2\GCMS16_08192008.D	Calibration	5	x	695350	5.0000	0.4207
\\WSCIXIGCMS16\InstData\GCMS16\DATA\2020\081920_525.2\GCMS16_08192007.D	Calibration	10	x	1327920	10.0000	0.4015
\\WSCIXIGCMS16\InstData\GCMS16\DATA\2020\081920_525.2\GCMS16_08192006.D	Calibration	20	x	2340550	20.0000	0.3456

Quantitative Analysis Results With Qualifier Ratio Report

Batch Path	\\WSCIXIGCMS16\InstData\GCMS16\DATA\2020\081920_525.2\QuantResults\081920_LL.batch.bin		
Analysis Time	8/20/2020 9:50:38 AM	**Analyst Name**	WECK\ryan.raymond
Report Time	8/20/2020 9:52:32 AM	**Reporter Name**	ryan.raymond
Last Calib Update	8/20/2020 9:35:35 AM	**Batch State**	Processed
Quant Batch Version	10.0	**Quant Report Version**	10.0

Endosulfan sulfate

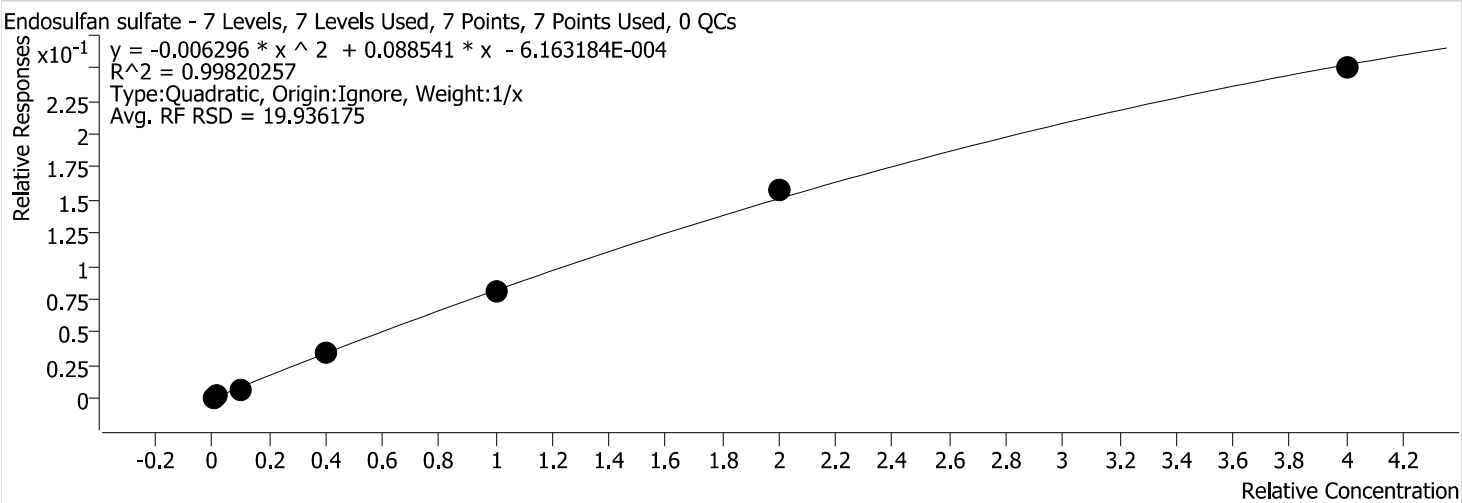

Calibration STD Path	Cal Type	Level	Enabled	Resp.	Exp. Conc	Resp. Factor
\\WSCIXIGCMS16\InstData\GCMS16\DATA\2020\081920_525.2\GCMS16_08192012.D	Calibration	0.05	x	783	0.0500	0.0520
\\WSCIXIGCMS16\InstData\GCMS16\DATA\2020\081920_525.2\GCMS16_08192011.D	Calibration	0.1	x	1577	0.1000	0.0520
\\WSCIXIGCMS16\InstData\GCMS16\DATA\2020\081920_525.2\GCMS16_08192013.D	Calibration	0.5	x	9980	0.5000	0.0621
\\WSCIXIGCMS16\InstData\GCMS16\DATA\2020\081920_525.2\GCMS16_08192009.D	Calibration	2	x	52309	2.0000	0.0833
\\WSCIXIGCMS16\InstData\GCMS16\DATA\2020\081920_525.2\GCMS16_08192008.D	Calibration	5	x	133444	5.0000	0.0807
\\WSCIXIGCMS16\InstData\GCMS16\DATA\2020\081920_525.2\GCMS16_08192007.D	Calibration	10	x	259729	10.0000	0.0785
\\WSCIXIGCMS16\InstData\GCMS16\DATA\2020\081920_525.2\GCMS16_08192006.D	Calibration	20	x	423728	20.0000	0.0626

Quantitative Analysis Results With Qualifier Ratio Report

Batch Path	\\WSCIXIGCMS16\InstData\GCMS16\DATA\2020\081920_525.2\QuantResults\081920_LL.batch.bin		
Analysis Time	8/20/2020 9:50:38 AM	**Analyst Name**	WECK\ryan.raymond
Report Time	8/20/2020 9:52:32 AM	**Reporter Name**	ryan.raymond
Last Calib Update	8/20/2020 9:35:35 AM	**Batch State**	Processed
Quant Batch Version	10.0	**Quant Report Version**	10.0

TPP (SSTD)

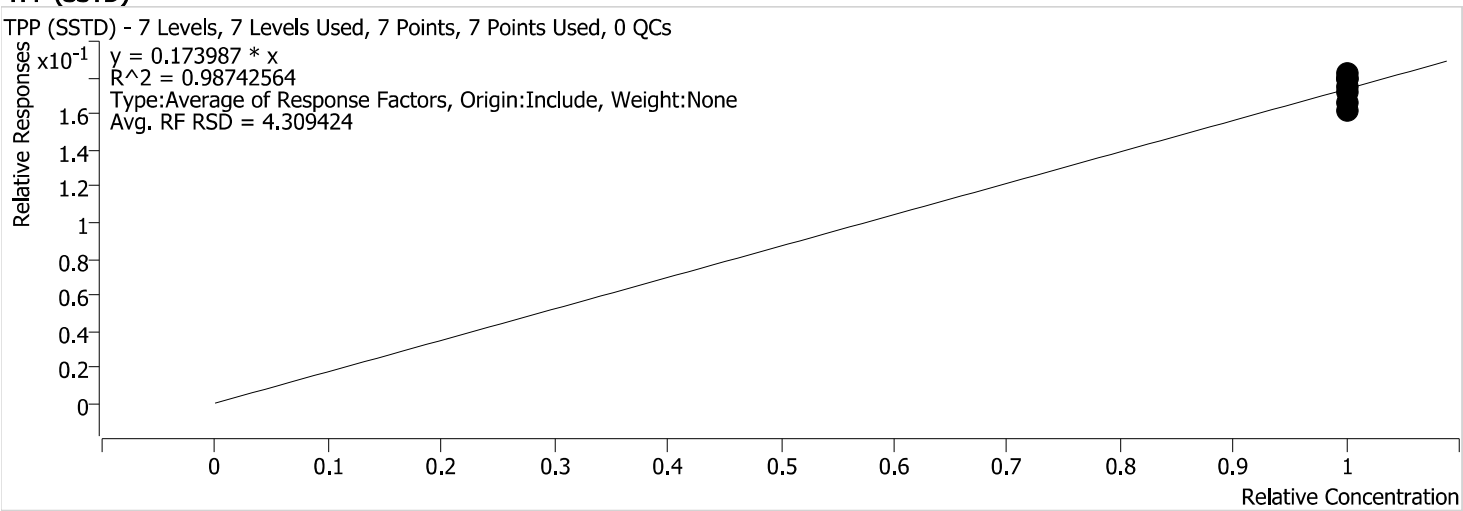

Calibration STD Path	Cal Type	Level	Enabled	Resp.	Exp. Conc	Resp. Factor
\\WSCIXIGCMS16\InstData\GCMS16\DATA\2020\081920_525.2\GCMS16_08192013.D	Calibration	0.5	x	277945	5.0000	0.1728
\\WSCIXIGCMS16\InstData\GCMS16\DATA\2020\081920_525.2\GCMS16_08192012.D	Calibration	0.05	x	244695	5.0000	0.1625
\\WSCIXIGCMS16\InstData\GCMS16\DATA\2020\081920_525.2\GCMS16_08192011.D	Calibration	0.1	x	251611	5.0000	0.1659
\\WSCIXIGCMS16\InstData\GCMS16\DATA\2020\081920_525.2\GCMS16_08192009.D	Calibration	2	x	274385	5.0000	0.1747
\\WSCIXIGCMS16\InstData\GCMS16\DATA\2020\081920_525.2\GCMS16_08192008.D	Calibration	5	x	298175	5.0000	0.1804
\\WSCIXIGCMS16\InstData\GCMS16\DATA\2020\081920_525.2\GCMS16_08192007.D	Calibration	10	x	301382	5.0000	0.1822
\\WSCIXIGCMS16\InstData\GCMS16\DATA\2020\081920_525.2\GCMS16_08192006.D	Calibration	20	x	303650	5.0000	0.1793

Batch Path	\\WSCIXIGCMS16\InstData\GCMS16\DATA\2020\081920_525.2\QuantResults\081920_LL.batch.bin		
Analysis Time	8/20/2020 9:50:38 AM	**Analyst Name**	WECK\ryan.raymond
Report Time	8/20/2020 9:52:32 AM	**Reporter Name**	ryan.raymond
Last Calib Update	8/20/2020 9:35:35 AM	**Batch State**	Processed
Quant Batch Version	10.0	**Quant Report Version**	10.0

Endrin ketone

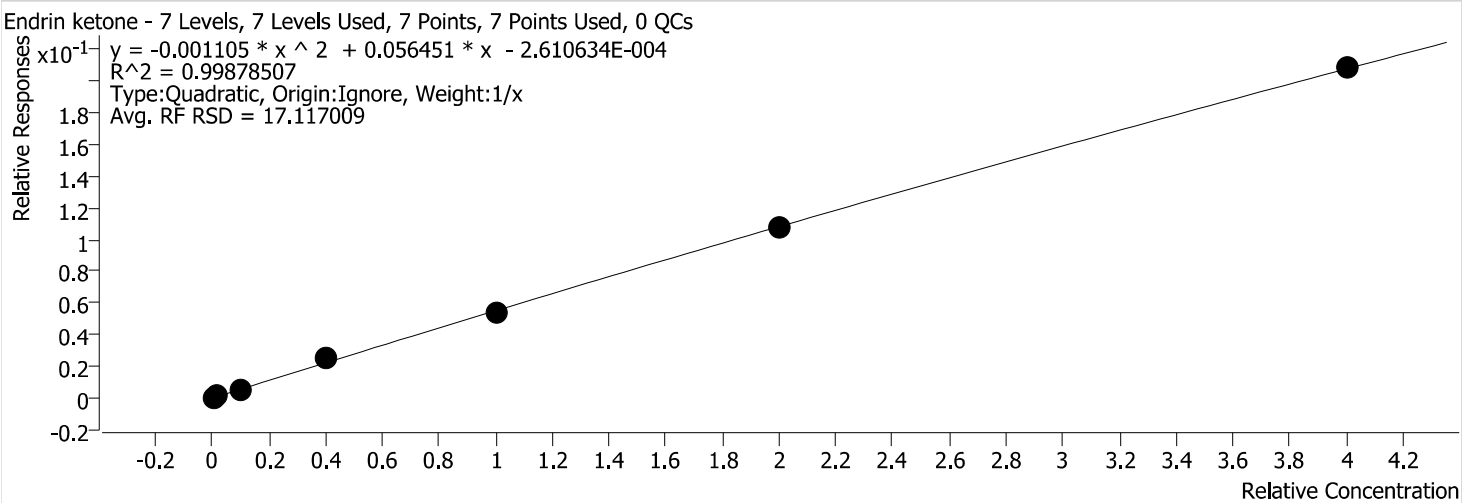

Calibration STD Path	Cal Type	Level	Enabled	Resp.	Exp. Conc	Resp. Factor
\\WSCIXIGCMS16\InstData\GCMS16\DATA\2020\081920_525.2\GCMS16_08192012.D	Calibration	0.05	x	644	0.0500	0.0427
\\WSCIXIGCMS16\InstData\GCMS16\DATA\2020\081920_525.2\GCMS16_08192011.D	Calibration	0.1	x	1102	0.1000	0.0363
\\WSCIXIGCMS16\InstData\GCMS16\DATA\2020\081920_525.2\GCMS16_08192013.D	Calibration	0.5	x	7075	0.5000	0.0440
\\WSCIXIGCMS16\InstData\GCMS16\DATA\2020\081920_525.2\GCMS16_08192009.D	Calibration	2	x	38201	2.0000	0.0608
\\WSCIXIGCMS16\InstData\GCMS16\DATA\2020\081920_525.2\GCMS16_08192008.D	Calibration	5	x	89815	5.0000	0.0543
\\WSCIXIGCMS16\InstData\GCMS16\DATA\2020\081920_525.2\GCMS16_08192007.D	Calibration	10	x	177507	10.0000	0.0537
\\WSCIXIGCMS16\InstData\GCMS16\DATA\2020\081920_525.2\GCMS16_08192006.D	Calibration	20	x	352674	20.0000	0.0521

Quantitative Analysis Results With Qualifier Ratio Report

Batch Path	\\WSCIXIGCMS16\InstData\GCMS16\DATA\2020\081920_525.2\QuantResults\081920_LL.batch.bin		
Analysis Time	8/20/2020 9:50:38 AM	**Analyst Name**	WECK\ryan.raymond
Report Time	8/20/2020 9:52:32 AM	**Reporter Name**	ryan.raymond
Last Calib Update	8/20/2020 9:35:35 AM	**Batch State**	Processed
Quant Batch Version	10.0	**Quant Report Version**	10.0

Methoxychlor

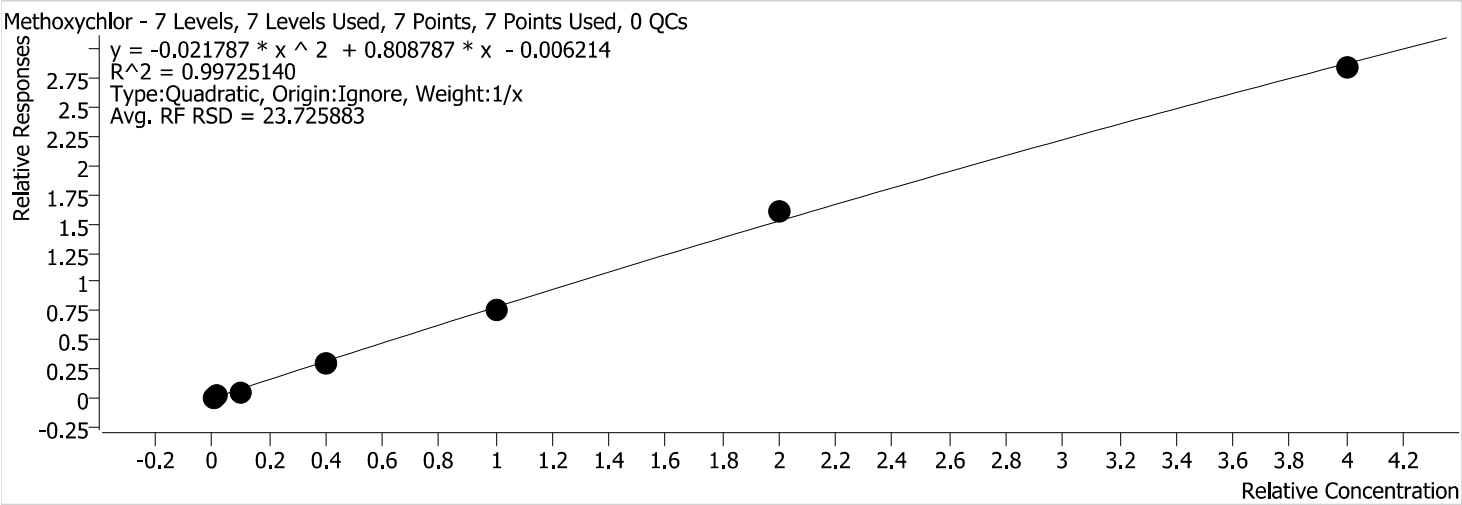

Calibration STD Path	Cal Type	Level	Enabled	Resp.	Exp. Conc	Resp. Factor
\\WSCIXIGCMS16\InstData\GCMS16\DATA\2020\081920_525.2\GCMS16_08192012.D	Calibration	0.05	x	7039	0.0500	0.4675
\\WSCIXIGCMS16\InstData\GCMS16\DATA\2020\081920_525.2\GCMS16_08192011.D	Calibration	0.1	x	13720	0.1000	0.4523
\\WSCIXIGCMS16\InstData\GCMS16\DATA\2020\081920_525.2\GCMS16_08192013.D	Calibration	0.5	x	84678	0.5000	0.5265
\\WSCIXIGCMS16\InstData\GCMS16\DATA\2020\081920_525.2\GCMS16_08192009.D	Calibration	2	x	471765	2.0000	0.7511
\\WSCIXIGCMS16\InstData\GCMS16\DATA\2020\081920_525.2\GCMS16_08192008.D	Calibration	5	x	1257608	5.0000	0.7609
\\WSCIXIGCMS16\InstData\GCMS16\DATA\2020\081920_525.2\GCMS16_08192007.D	Calibration	10	x	2673975	10.0000	0.8084
\\WSCIXIGCMS16\InstData\GCMS16\DATA\2020\081920_525.2\GCMS16_08192006.D	Calibration	20	x	4810120	20.0000	0.7102

Batch Path	\\WSCIXIGCMS16\InstData\GCMS16\DATA\2020\081920_525.2\QuantResults\081920_LL.batch.bin		
Analysis Time	8/20/2020 9:50:38 AM	**Analyst Name**	WECK\ryan.raymond
Report Time	8/20/2020 9:52:32 AM	**Reporter Name**	ryan.raymond
Last Calib Update	8/20/2020 9:35:35 AM	**Batch State**	Processed
Quant Batch Version	10.0	**Quant Report Version**	10.0

Perylene-d12 (SSRD)

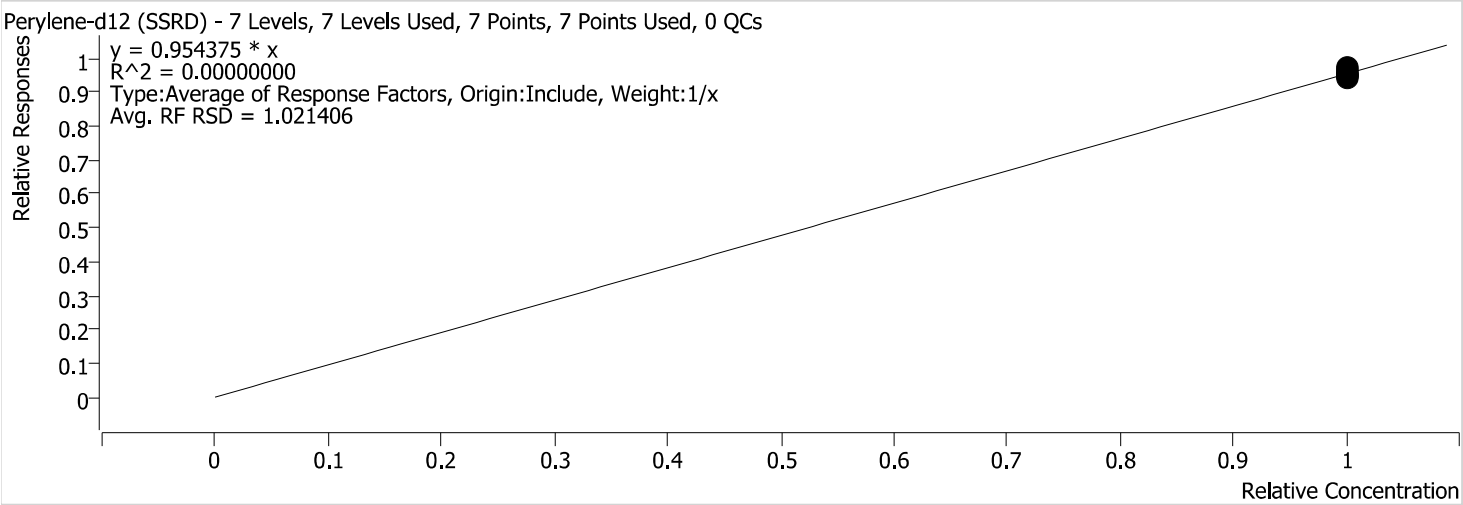

Calibration STD Path	Cal Type	Level	Enabled	Resp.	Exp. Conc	Resp. Factor
\\WSCIXIGCMS16\InstData\GCMS16\DATA\2020\081920_525.2\GCMS16_08192013.D	Calibration	0.5	x	1292388	5.0000	0.9497
\\WSCIXIGCMS16\InstData\GCMS16\DATA\2020\081920_525.2\GCMS16_08192012.D	Calibration	0.05	x	1195427	5.0000	0.9468
\\WSCIXIGCMS16\InstData\GCMS16\DATA\2020\081920_525.2\GCMS16_08192011.D	Calibration	0.1	x	1224530	5.0000	0.9555
\\WSCIXIGCMS16\InstData\GCMS16\DATA\2020\081920_525.2\GCMS16_08192009.D	Calibration	2	x	1281803	5.0000	0.9474
\\WSCIXIGCMS16\InstData\GCMS16\DATA\2020\081920_525.2\GCMS16_08192008.D	Calibration	5	x	1341071	5.0000	0.9462
\\WSCIXIGCMS16\InstData\GCMS16\DATA\2020\081920_525.2\GCMS16_08192007.D	Calibration	10	x	1373727	5.0000	0.9640
\\WSCIXIGCMS16\InstData\GCMS16\DATA\2020\081920_525.2\GCMS16_08192006.D	Calibration	20	x	1387897	5.0000	0.9711

Quantitative Analysis Results With Qualifier Ratio Report

Batch Path	\\WSCIXIGCMS16\InstData\GCMS16\DATA\2020\081920_525.2\QuantResults\081920_LL.batch.bin		
Analysis Time	8/20/2020 9:50:38 AM	**Analyst Name**	WECK\ryan.raymond
Report Time	8/20/2020 9:52:42 AM	**Reporter Name**	ryan.raymond
Last Calib Update	8/20/2020 9:35:35 AM	**Batch State**	Processed
Quant Batch Version	10.0	**Quant Report Version**	10.0

AnalysisInfo

Acq. Time	8/19/2020 1:00:19 PM	**Data File**	GCMS16_08192005.D
Sample Type	Sample	**Sample Name**	507PNA Cal Blank
Dilution	1	**Acq. Method**	525_030816
Position	2	**Inj Vol**	1
DA Method File	525 LL 081920.m	**Comment**	0050865

Sample Chromatogram

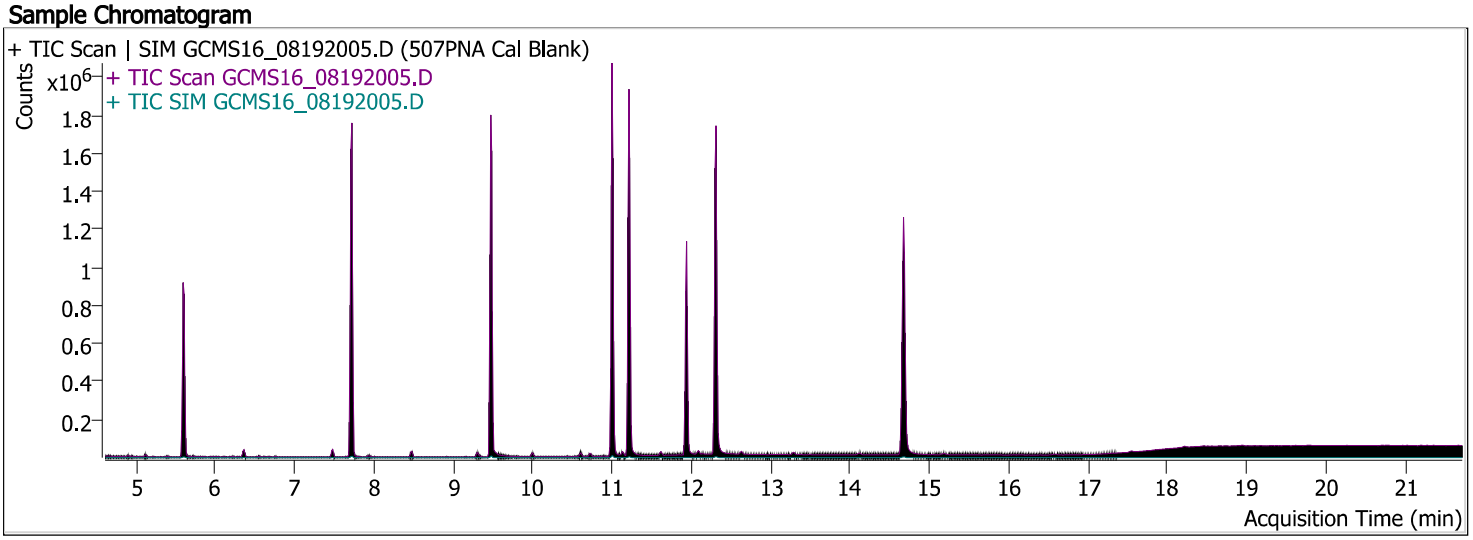

Compound	ISTD	RT	Resp.	ISTD Resp.	Conc	Units	Accuracy
1,3-Dimethyl-2-NB (SSTD)	Acenaphthene-d10	5.595	233613	856094	5.0343	mg/l	
alpha-BHC	Acenaphthene-d10			856094	ND	mg/l	
beta-BHC	Acenaphthene-d10	9.470	3259	856094	0.0953	mg/l	
Gamma-BHC (Lindane)	Acenaphthene-d10	9.470	3259	856094	0.0825	mg/l	
Delta-BHC	Phenanthrene-d10	9.470	3259	1531273	0.0955	mg/l	
Heptachlor	Phenanthrene-d10	9.652	68	1531273	0.0236	mg/l	
Aldrin	Phenanthrene-d10			1531273	ND	mg/l	
Heptachlor Epoxide (B)	Phenanthrene-d10			1531273	ND	mg/l	
Gamma-Chlordane	Phenanthrene-d10			1531273	ND	mg/l	
Alpha-Chlordane	Phenanthrene-d10			1531273	ND	mg/l	
Endosulfan I	Phenanthrene-d10	11.212	38599	1531273	2.4060	mg/l	
4,4'-DDE	Phenanthrene-d10			1531273	ND	mg/l	
Dieldrin	Phenanthrene-d10	11.212	3269	1531273	0.0927	mg/l	
Endrin	Phenanthrene-d10			1531273	ND	mg/l	
4,4'-DDD	Phenanthrene-d10	11.212	9311	1531273	0.0973	mg/l	
Endosulfan II	Phenanthrene-d10	11.212	1816	1531273	0.1595	mg/l	
Endrin aldehyde	Phenanthrene-d10	11.614	103	1531273	0.0406	mg/l	
4,4'-DDT	Phenanthrene-d10	11.936	890	1531273	0.0436	mg/l	
Endosulfan sulfate	Phenanthrene-d10			1531273	ND	mg/l	
TPP (SSTD)	Phenanthrene-d10	11.936	253458	1531273	4.7567	mg/l	
Endrin ketone	Phenanthrene-d10	12.299	788	1531273	0.0687	mg/l	
Methoxychlor	Phenanthrene-d10	12.309	357	1531273	0.0399	mg/l	
Perylene-d12 (SSRD)	Chrysene-d12	14.674	1303199	1292628	5.2819	mg/l	

Compound	CAS#	RT	RR	Conc	Transition	(Min-Max)	Q-Ratio	
1,3-Dimethyl-2-NB (SSTD)		5.595	0.2729	5.0343	134.0			
					77.0	91.5 - 137.2	113.8	
					79.0	86.7 - 130.1	109.7	
alpha-BHC				ND	180.8			
					182.8	77.4 - 116.1		
					218.8	61.5 - 92.2		
beta-BHC		9.470	0.0038	0.0953	181.0			
					183.0	76.9 - 115.4	540.4	High
					219.0	67.9 - 101.9		
Gamma-BHC (Lindane)		9.470	0.0038	0.0825	181.0			
					183.0	76.3 - 114.4	540.4	High
					219.0	58.5 - 87.7		
Delta-BHC		9.470	0.0021	0.0955	181.0			
					183.0	81.1 - 121.6	540.4	High
					219.0	65.0 - 97.5		
Heptachlor		9.652	0.0000	0.0236	99.9			
					271.7	77.8 - 116.8		
					273.7	62.5 - 93.7		
Aldrin				ND	263.0			
					66.0	92.4 - 138.6		
					265.0	56.0 - 84.0		
Heptachlor Epoxide (B)				ND	352.7			
					81.0	75.7 - 113.5		
					354.7	71.5 - 107.2		
Gamma-Chlordane				ND	373.0			
					375.0	75.8 - 113.7		
					237.0	29.2 - 43.9		
Alpha-Chlordane				ND	373.0			
					375.0	74.7 - 112.1		
					272.0	34.6 - 51.9		
Endosulfan I		11.212	0.0252	2.4060	241.0			
					195.0	83.0 - 124.4	4.7	Low
					339.0	32.9 - 49.4	0.3	Low
4,4'-DDE				ND	318.0			
					248.0	84.9 - 127.4		
					316.0	62.7 - 94.0		
Dieldrin		11.212	0.0021	0.0927	79.0			
					81.0	32.1 - 48.2	125.6	High
					262.7	25.3 - 38.0		
Endrin				ND	263.0			
					81.0	64.7 - 97.0		
					265.0	55.2 - 82.8		
4,4'-DDD		11.212	0.0061	0.0973	234.9			
					236.9	54.5 - 81.8	202.3	High
					165.0	38.5 - 57.8	6.9	Low
Endosulfan II		11.212	0.0012	0.1595	195.0			
					207.0	109.7 - 164.6	60.2	Low
					241.0	56.8 - 85.2	2125.2	High
Endrin aldehyde		11.614	0.0001	0.0406	67.0			
					249.7	41.2 - 61.8		
					344.8	38.4 - 57.5		
4,4'-DDT		11.936	0.0006	0.0436	234.9			
					236.9	56.6 - 85.0		
					165.0	34.8 - 52.2	118.5	High
Endosulfan sulfate				ND	271.7			

Compound	CAS#	RT	RR	Conc	Transition	(Min-Max)	Q-Ratio	
					273.7	62.6 - 94.0		
					229.0	47.5 - 71.3		
TPP (SSTD)		11.936	0.1655	4.7567	325.0			
					326.0	96.2 - 144.4	121.4	
					77.0	63.2 - 94.8	77.9	
Endrin ketone		12.299	0.0005	0.0687	67.0			
					317.0	88.5 - 132.8		
					319.0	54.6 - 81.9		
Methoxychlor		12.309	0.0002	0.0399	227.0			
					228.0	13.0 - 19.6	896.1	High
					152.0	5.1 - 7.7	129.3	High
Perylene-d12 (SSRD)		14.674	1.0082	5.2819	264.0			
					132.0	0.0 - 36.1	15.8	
					263.0	0.0 - 32.6	12.4	

1,3-Dimethyl-2-NB (SSTD)

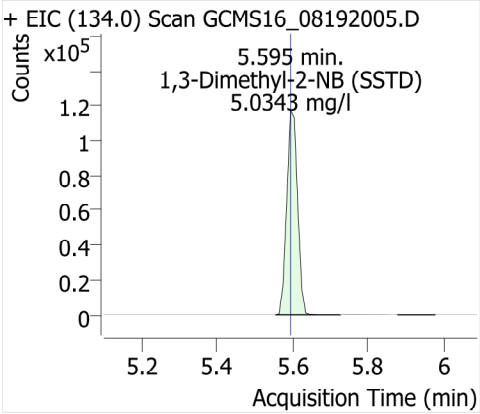

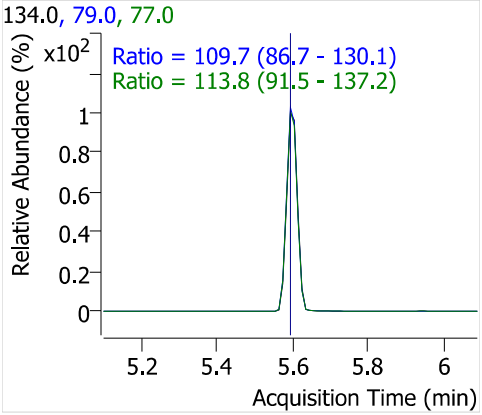

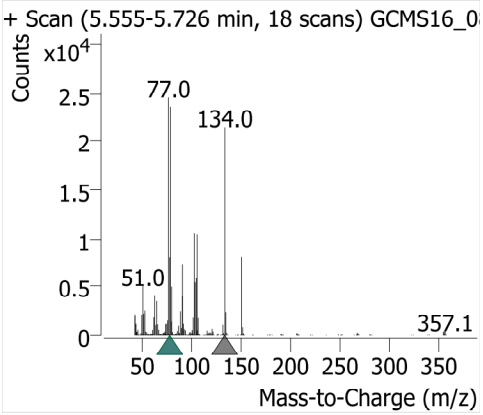

Acenaphthene-d10

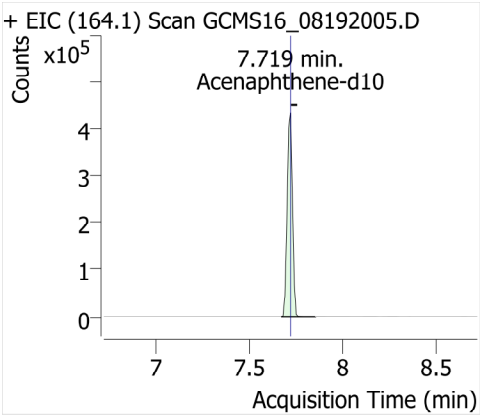

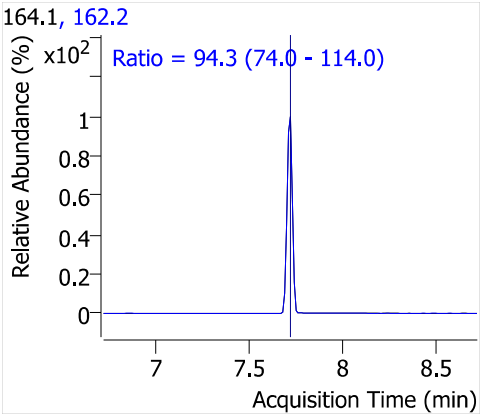

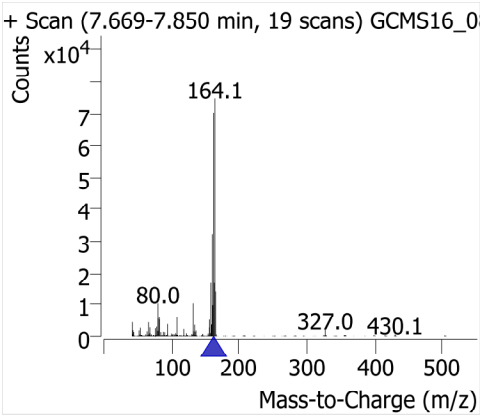

alpha-BHC

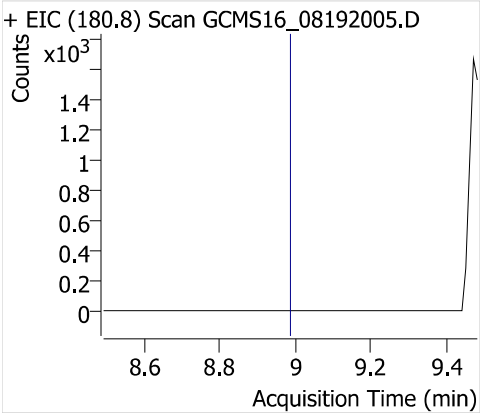

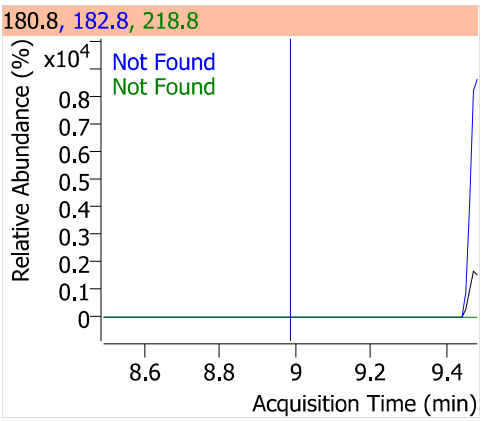

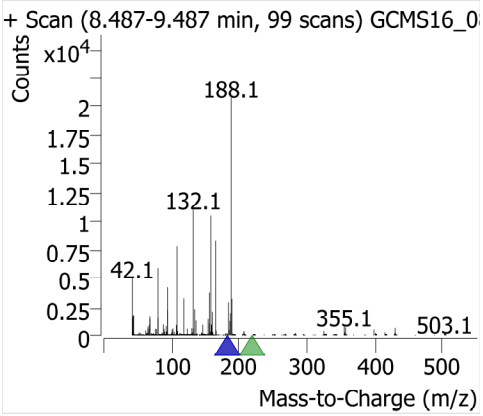

beta-BHC

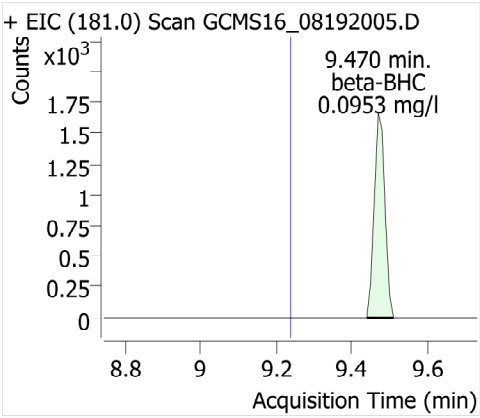

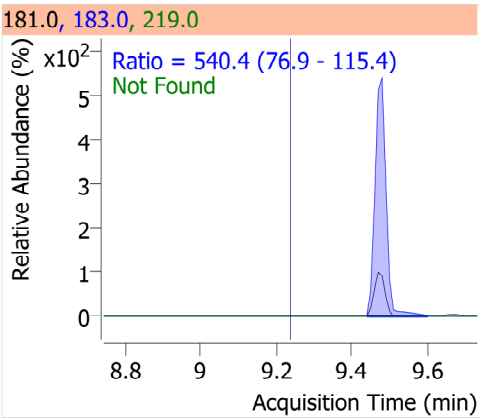

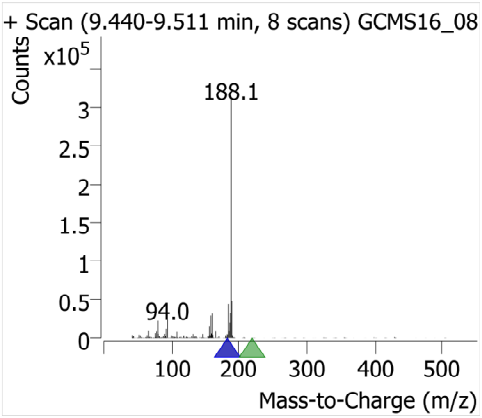

Gamma-BHC (Lindane)

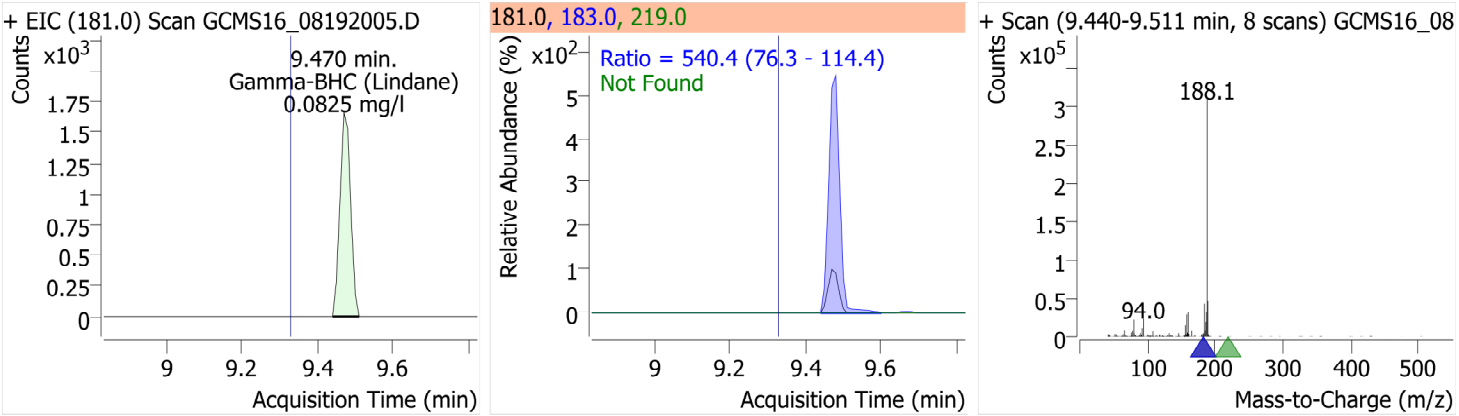

Phenanthrene-d10

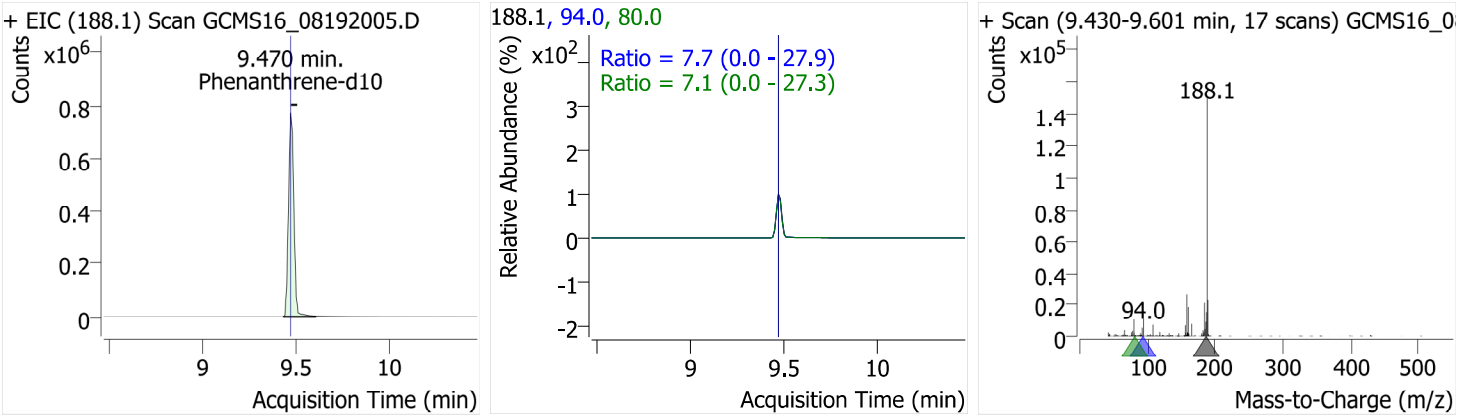

Delta-BHC

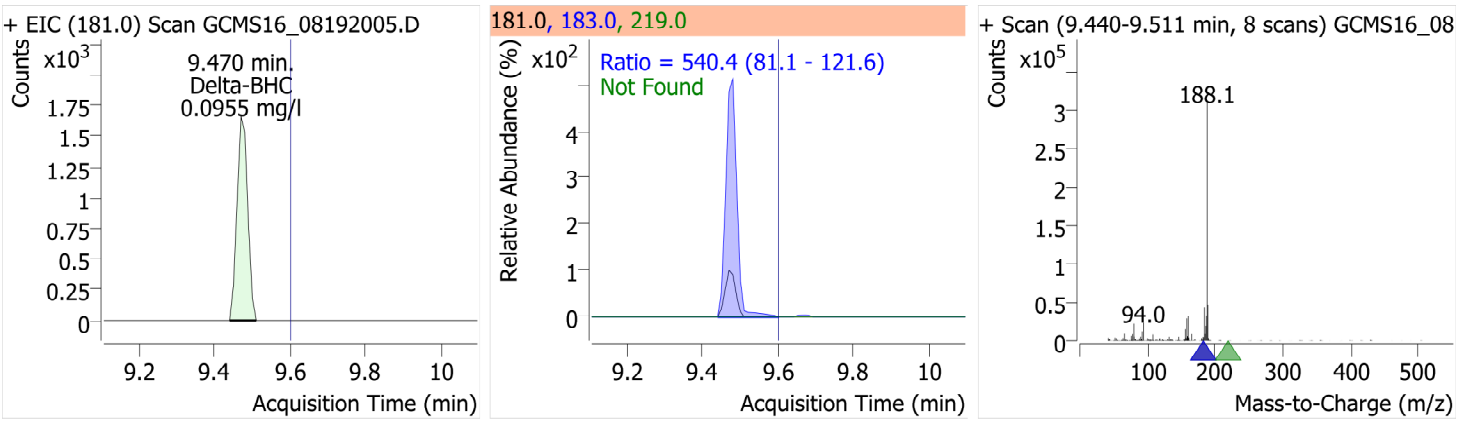

Heptachlor

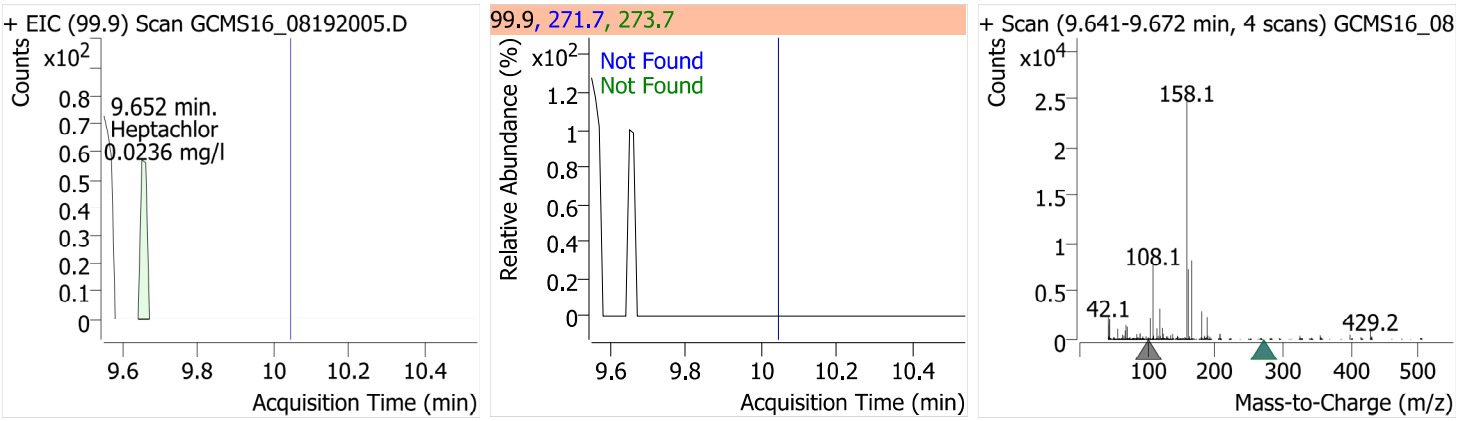

Aldrin

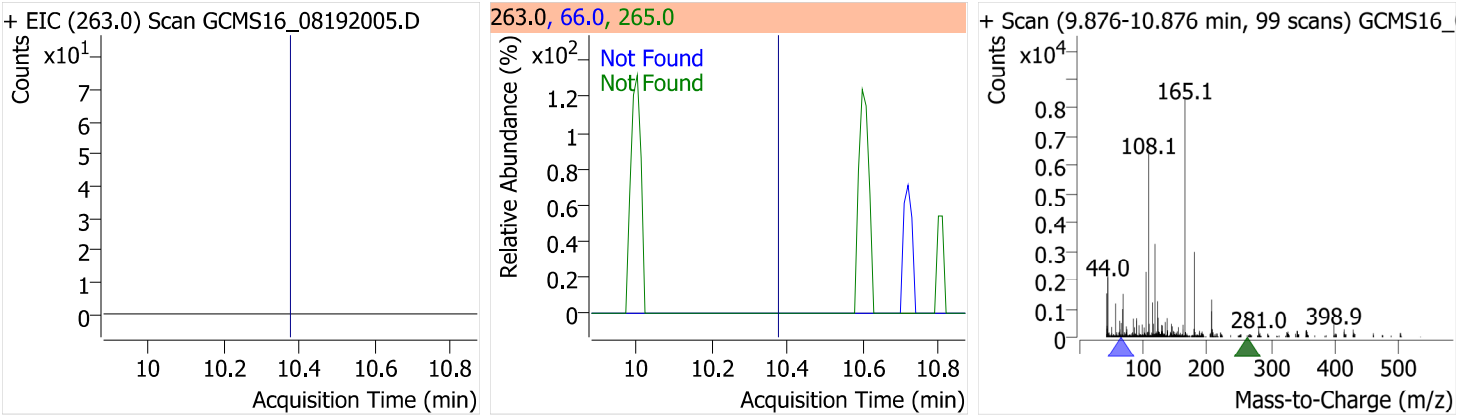

Heptachlor Epoxide (B)

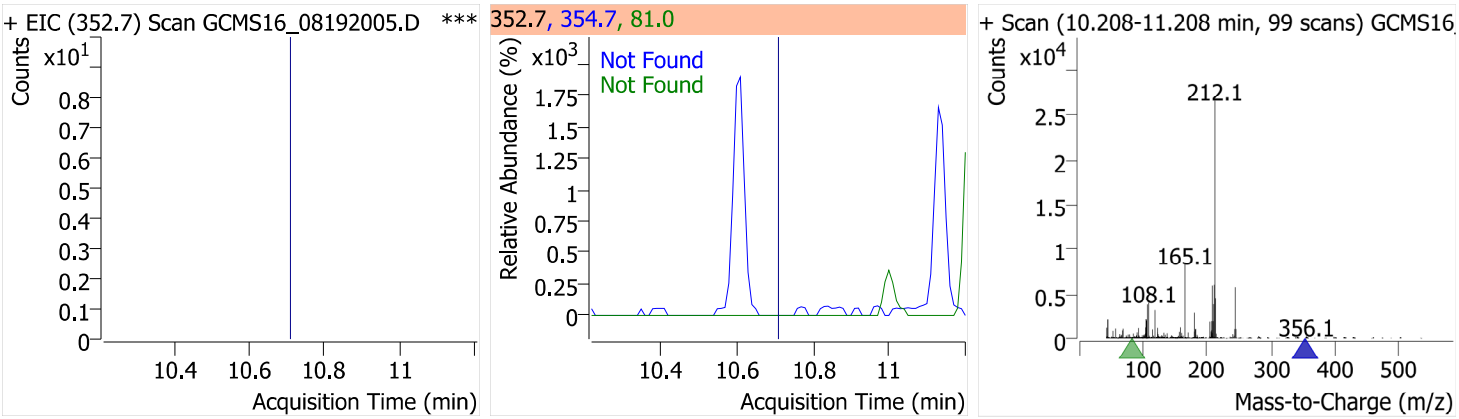

Gamma-Chlordane

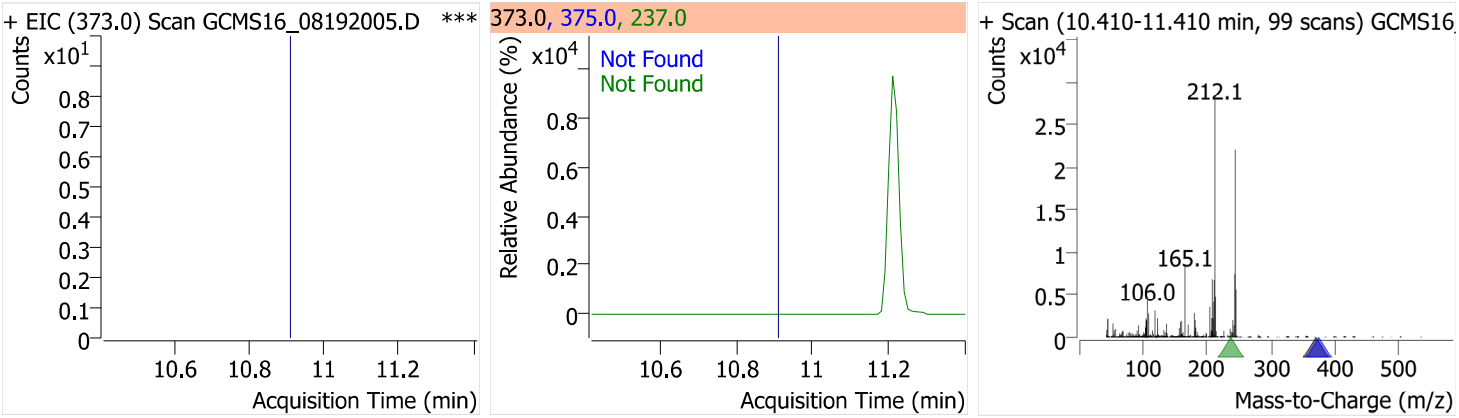

Alpha-Chlordane

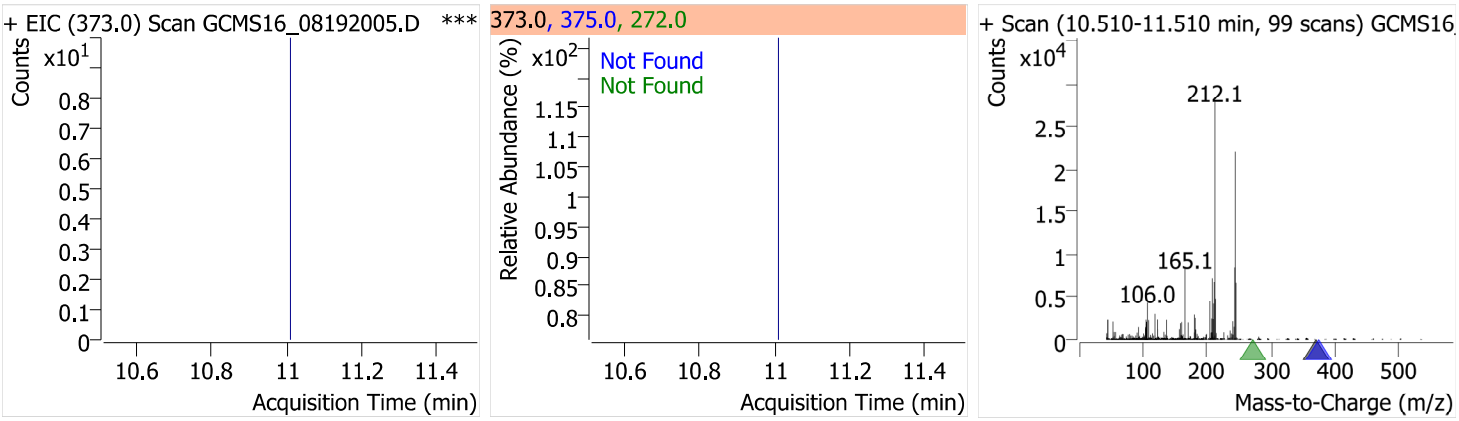

Endosulfan I

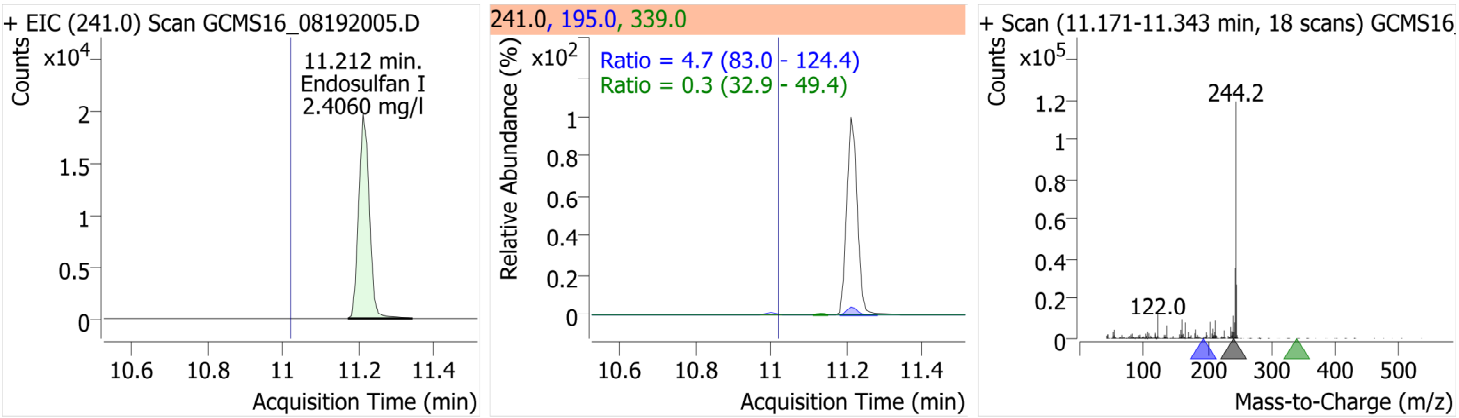

4,4'-DDE

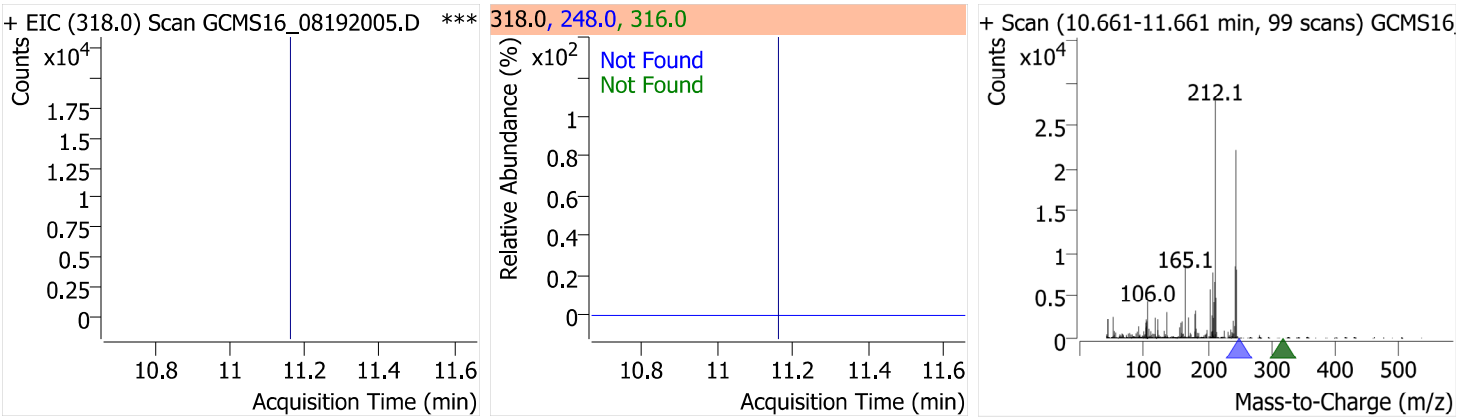

Dieldrin

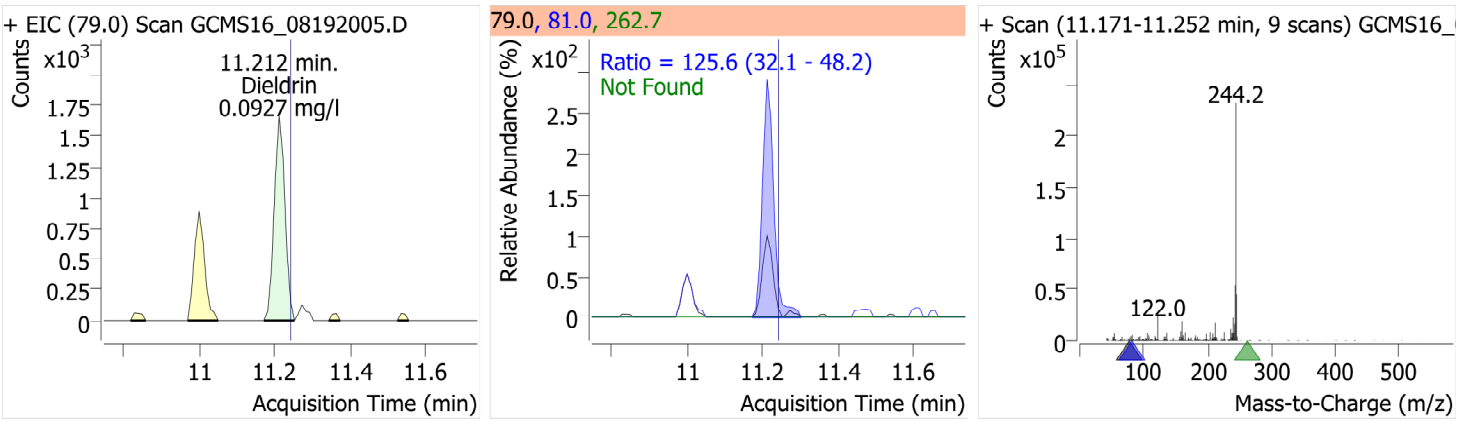

Endrin

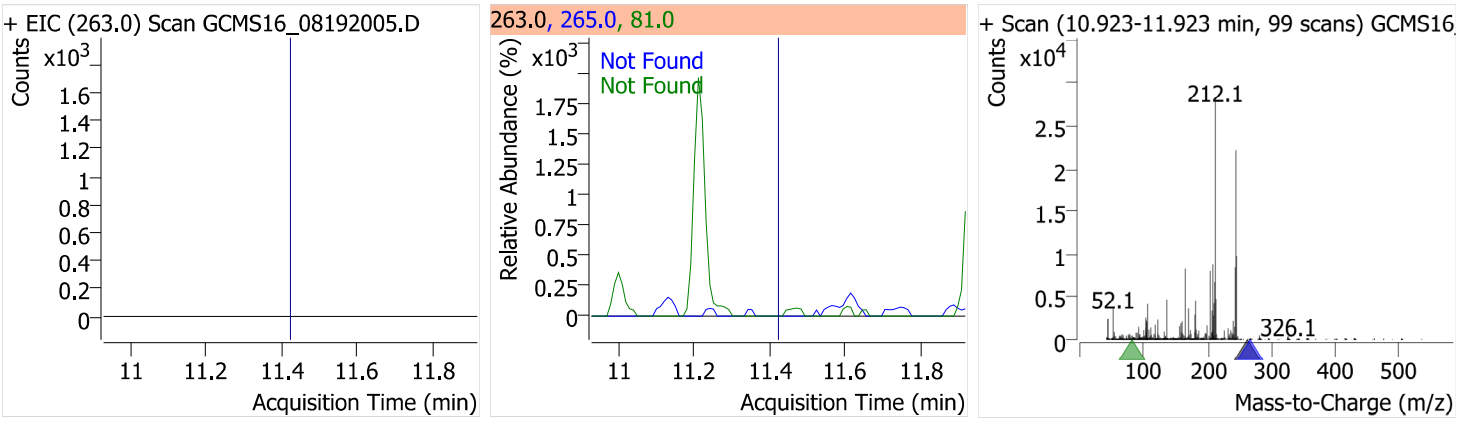

4,4'-DDD

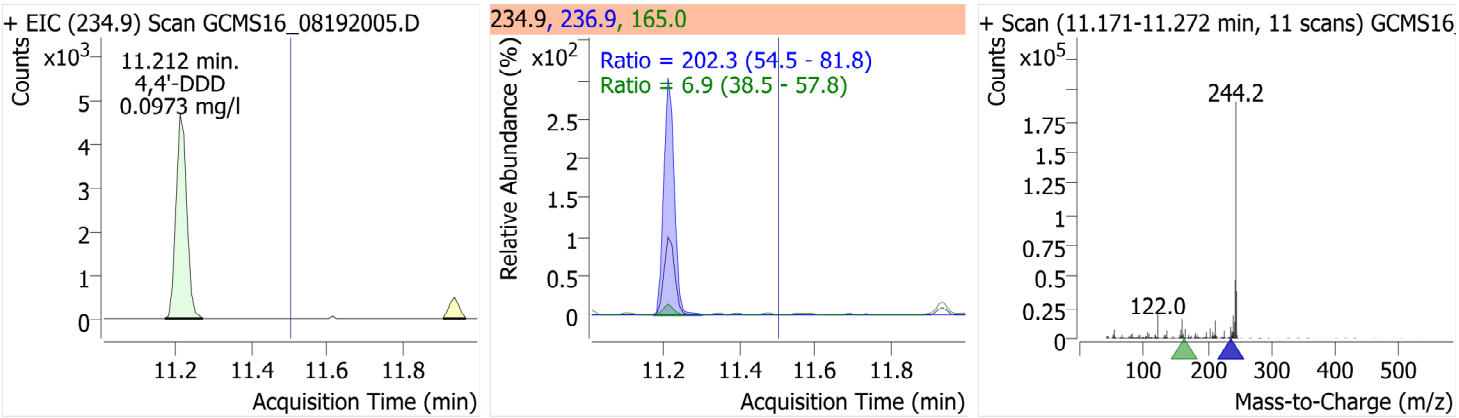

Endosulfan II

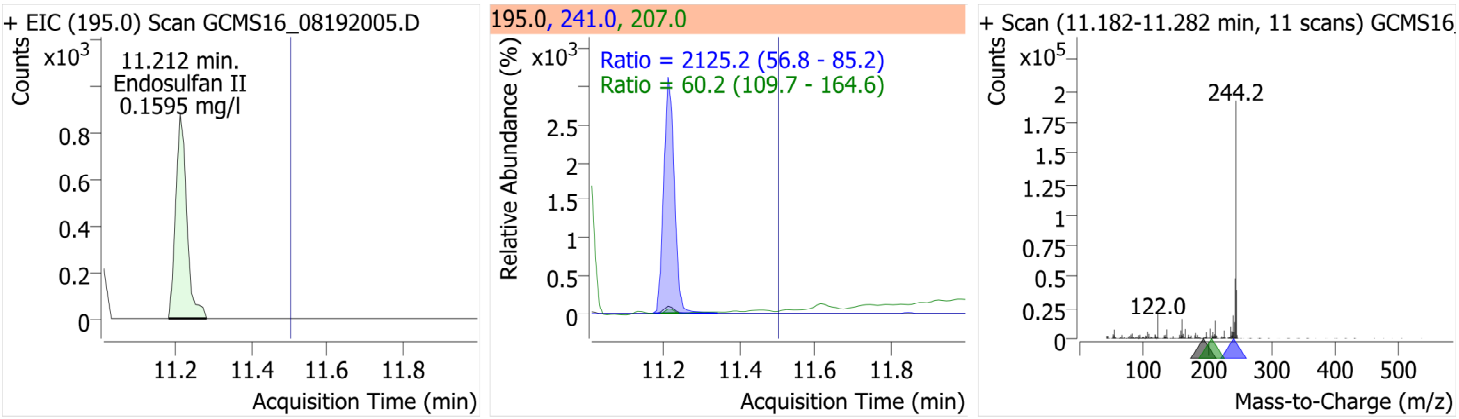

Endrin aldehyde

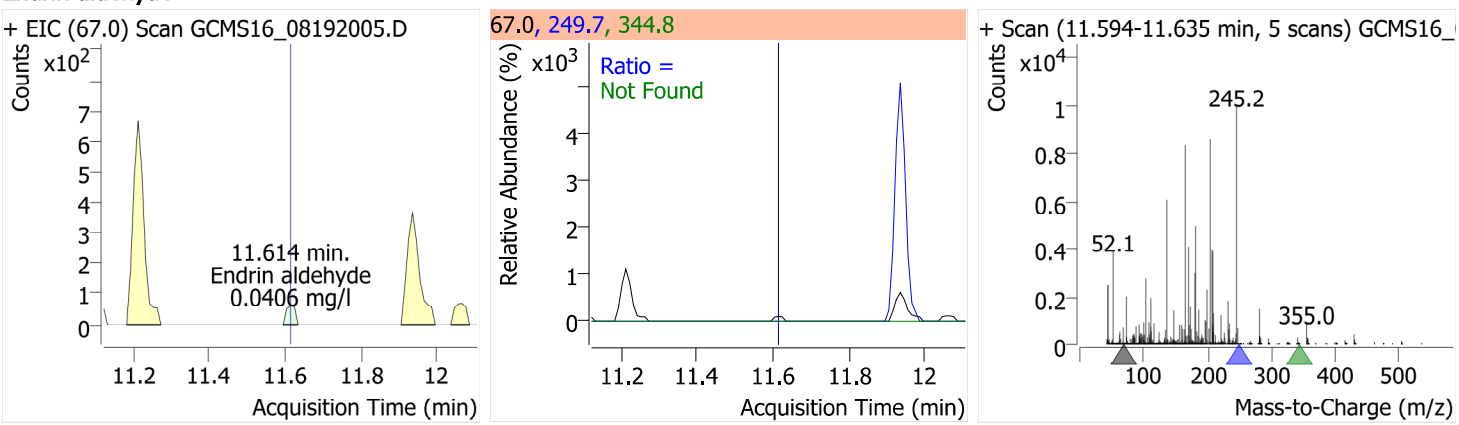

4,4'-DDT

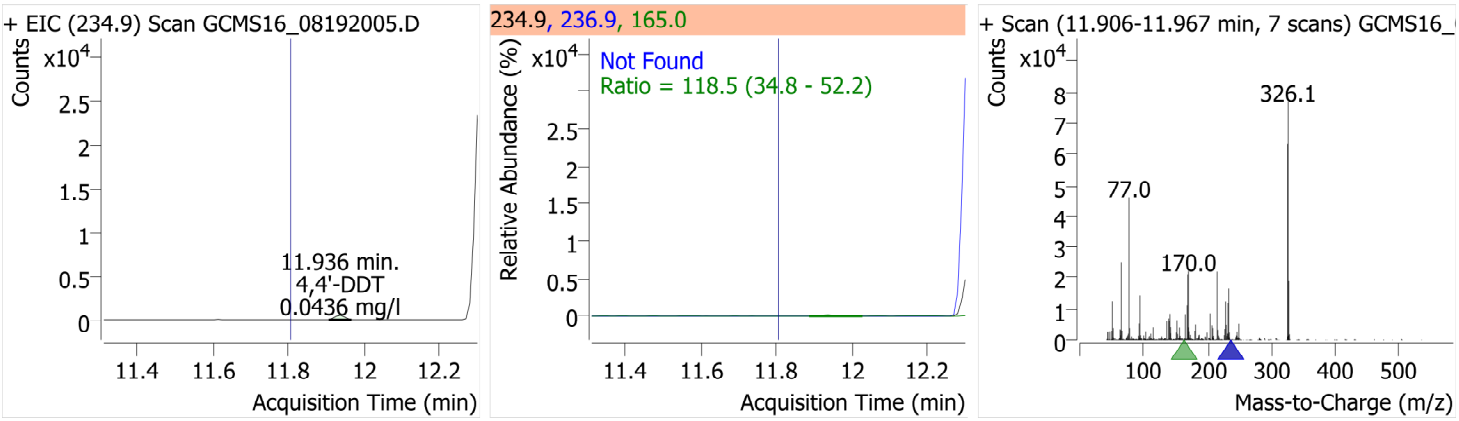

Endosulfan sulfate

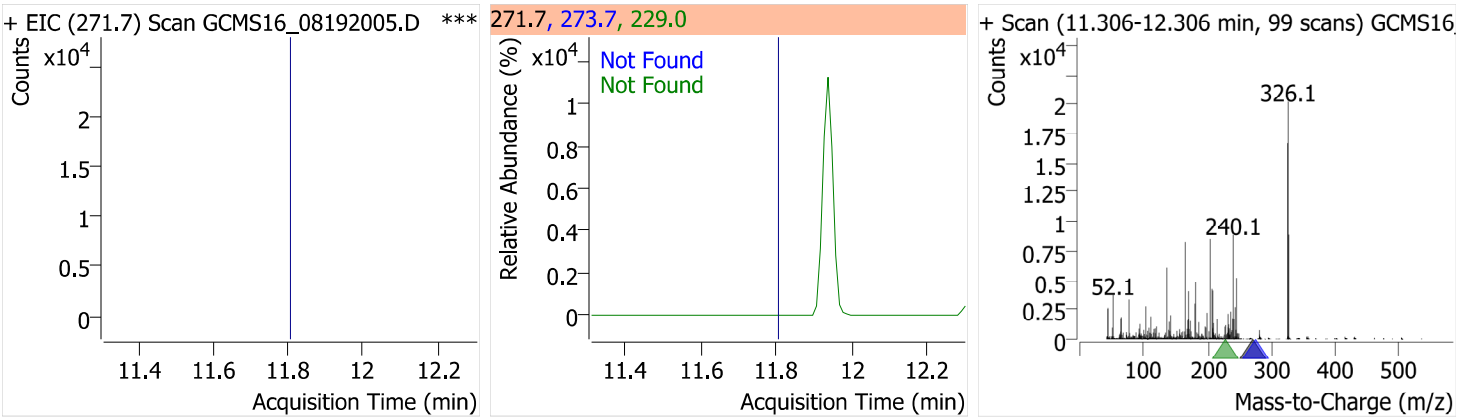

TPP (SSTD)

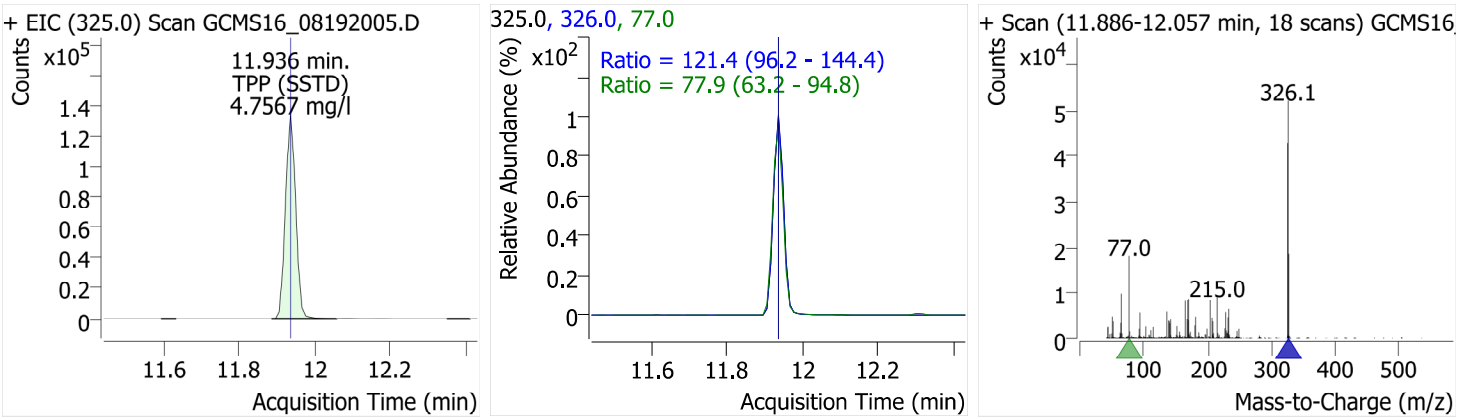

Endrin ketone

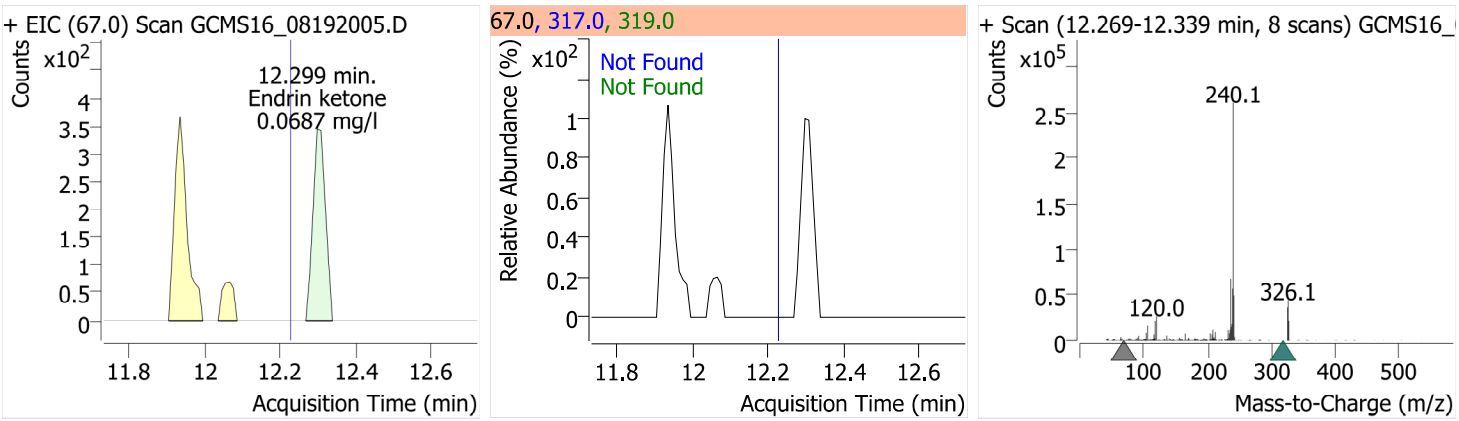

Methoxychlor

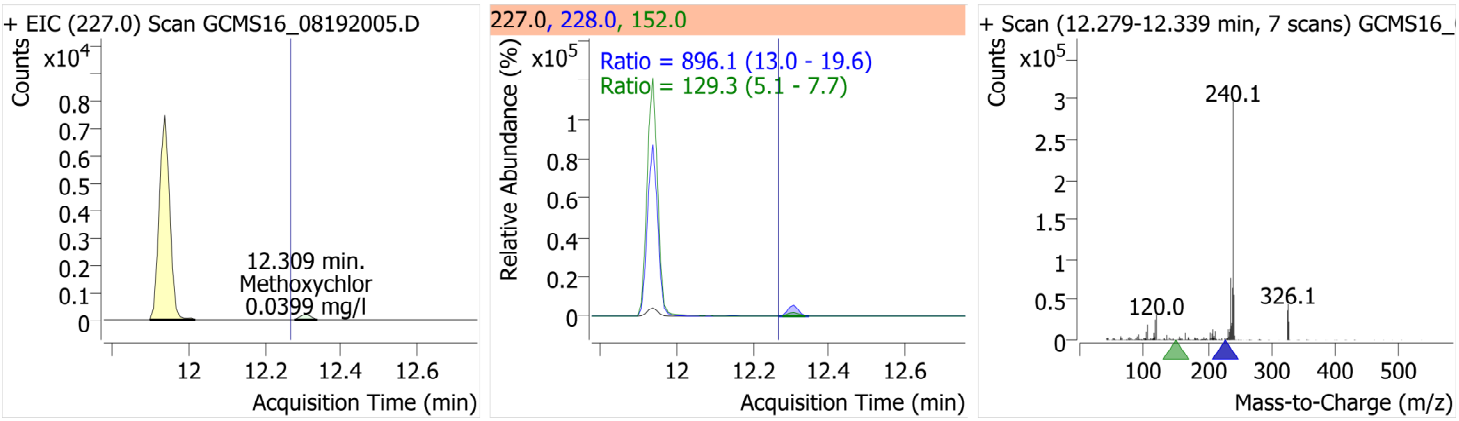

Chrysene-d12

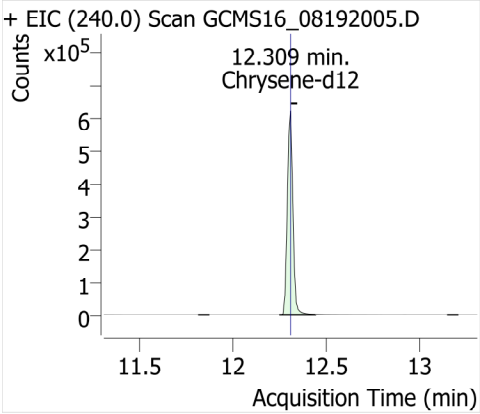

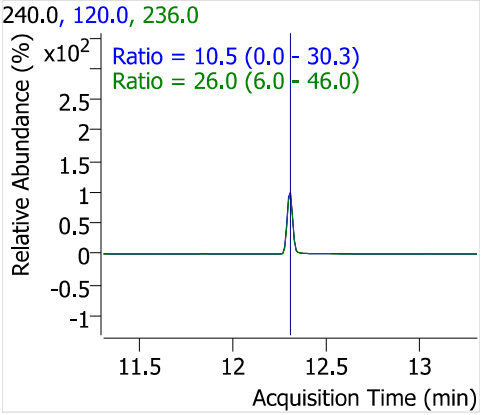

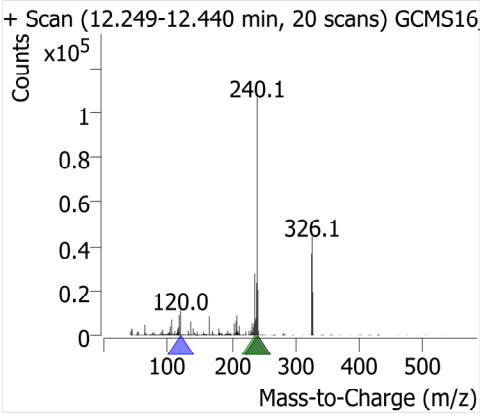

Perylene-d12 (SSRD)

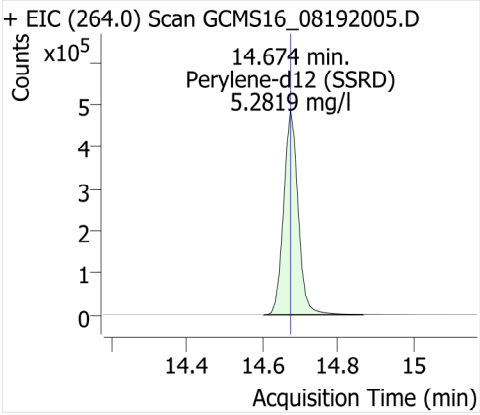

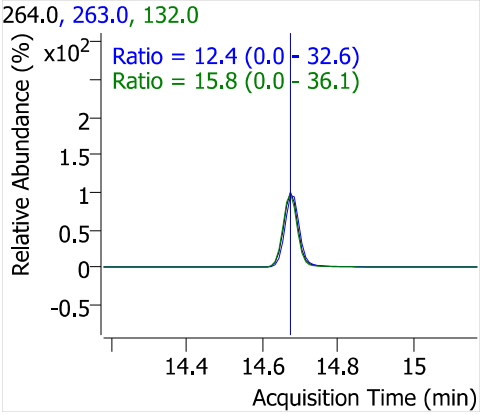

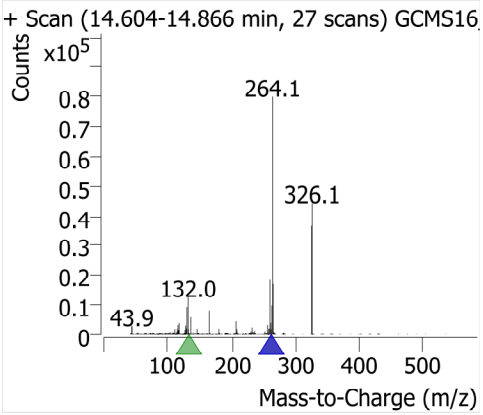

Quantitative Analysis Results With Qualifier Ratio Report

Batch Path	\\WSCIXIGCMS16\InstData\GCMS16\DATA\2020\081920_525.2\QuantResults\081920_LL.batch.bin		
Analysis Time	8/20/2020 9:50:38 AM	**Analyst Name**	WECK\ryan.raymond
Report Time	8/20/2020 9:52:48 AM	**Reporter Name**	ryan.raymond
Last Calib Update	8/20/2020 9:35:35 AM	**Batch State**	Processed
Quant Batch Version	10.0	**Quant Report Version**	10.0

AnalysisInfo

Acq. Time	8/19/2020 1:27:18 PM	**Data File**	GCMS16_08192006.D
Sample Type	Cal	**Sample Name**	LL Cal 20ppm
Dilution	1	**Acq. Method**	525_030816
Position	3	**Inj Vol**	1
DA Method File	525 LL 081920.m	**Comment**	0080862

Sample Chromatogram

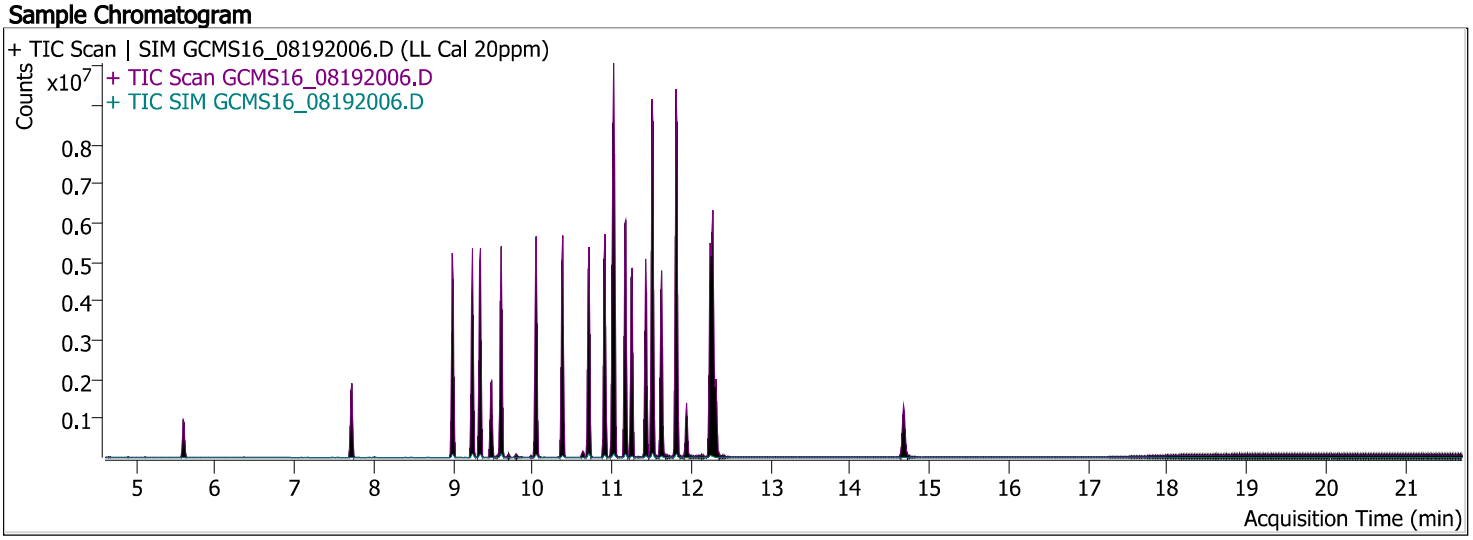

Compound	ISTD	RT	Resp.	ISTD Resp.	Conc	Units	Accuracy
1,3-Dimethyl-2-NB (SSTD)	Acenaphthene-d10	5.595	242834	912015	4.9121	mg/l	98.24
alpha-BHC	Acenaphthene-d10	8.987	1057771	912015	19.8559	mg/l	99.28
beta-BHC	Acenaphthene-d10	9.239	869889	912015	19.6074	mg/l	98.04
Gamma-BHC (Lindane)	Acenaphthene-d10	9.340	962633	912015	20.1192	mg/l	100.60
Delta-BHC	Phenanthrene-d10	9.601	885004	1693185	19.8214	mg/l	99.11
Heptachlor	Phenanthrene-d10	10.044	798533	1693185	19.8953	mg/l	99.48
Aldrin	Phenanthrene-d10	10.376	590985	1693185	19.3789	mg/l	96.89
Heptachlor Epoxide (B)	Phenanthrene-d10	10.709	607164	1693185	19.4484	mg/l	97.24
Gamma-Chlordane	Phenanthrene-d10	10.910	889265	1693185	19.4221	mg/l	97.11
Alpha-Chlordane	Phenanthrene-d10	11.021	772960	1693185	19.1662	mg/l	95.83
Endosulfan I	Phenanthrene-d10	11.021	295798	1693185	19.8079	mg/l	99.04
4,4'-DDE	Phenanthrene-d10	11.172	1026345	1693185	19.8556	mg/l	99.28
Dieldrin	Phenanthrene-d10	11.242	867740	1693185	19.9346	mg/l	99.67
Endrin	Phenanthrene-d10	11.423	362917	1693185	19.7932	mg/l	98.97
4,4'-DDD	Phenanthrene-d10	11.514	2338819	1693185	19.8996	mg/l	99.50
Endosulfan II	Phenanthrene-d10	11.504	214734	1693185	19.9667	mg/l	99.83
Endrin aldehyde	Phenanthrene-d10	11.625	508467	1693185	19.7001	mg/l	98.50
4,4'-DDT	Phenanthrene-d10	11.816	2340550	1693185	19.8409	mg/l	99.20
Endosulfan sulfate	Phenanthrene-d10	11.806	423728	1693185	19.6679	mg/l	98.34
TPP (SSTD)	Phenanthrene-d10	11.937	303650	1693185	5.1537	mg/l	103.07
Endrin ketone	Phenanthrene-d10	12.239	352674	1693185	20.0456	mg/l	100.23
Methoxychlor	Phenanthrene-d10	12.269	4810120	1693185	19.6896	mg/l	98.45
Perylene-d12 (SSRD)	Chrysene-d12	14.675	1387897	1429172	5.0877	mg/l	101.75

Quantitative Analysis Results With Qualifier Ratio Report

Compound	CAS#	RT	RR	Conc	Transition	(Min-Max)	Q-Ratio	
1,3-Dimethyl-2-NB (SSTD)		5.595	0.2663	4.9121	134.0			
					77.0	91.5 - 137.2	114.5	
					79.0	86.7 - 130.1	107.4	
alpha-BHC		8.987	1.1598	19.8559	180.8			
					182.8	77.4 - 116.1	95.5	
					218.8	61.5 - 92.2	78.7	
beta-BHC		9.239	0.9538	19.6074	181.0			
					183.0	76.9 - 115.4	95.2	
					219.0	67.9 - 101.9	88.4	
Gamma-BHC (Lindane)		9.340	1.0555	20.1192	181.0			
					183.0	76.3 - 114.4	96.4	
					219.0	58.5 - 87.7	76.9	
Delta-BHC		9.601	0.5227	19.8214	181.0			
					183.0	81.1 - 121.6	96.7	
					219.0	65.0 - 97.5	86.2	
Heptachlor		10.044	0.4716	19.8953	99.9			
					271.7	77.8 - 116.8	95.5	
					273.7	62.5 - 93.7	76.1	
Aldrin		10.376	0.3490	19.3789	263.0			
					66.0	92.4 - 138.6	112.6	
					265.0	56.0 - 84.0	66.2	
Heptachlor Epoxide (B)		10.709	0.3586	19.4484	352.7			
					81.0	75.7 - 113.5	81.4	
					354.7	71.5 - 107.2	80.3	
Gamma-Chlordane		10.910	0.5252	19.4221	373.0			
					375.0	75.8 - 113.7	96.1	
					237.0	29.2 - 43.9	34.7	
Alpha-Chlordane		11.021	0.4565	19.1662	373.0			
					375.0	74.7 - 112.1	95.9	
					272.0	34.6 - 51.9	38.3	
Endosulfan I		11.021	0.1747	19.8079	241.0			
					195.0	83.0 - 124.4	90.5	
					339.0	32.9 - 49.4	42.6	
4,4'-DDE		11.172	0.6062	19.8556	318.0			
					248.0	84.9 - 127.4	102.3	
					316.0	62.7 - 94.0	78.6	
Dieldrin		11.242	0.5125	19.9346	79.0			
					81.0	32.1 - 48.2	40.7	
					262.7	25.3 - 38.0	34.0	
Endrin		11.423	0.2143	19.7932	263.0			
					81.0	64.7 - 97.0	69.3	
					265.0	55.2 - 82.8	65.7	
4,4'-DDD		11.514	1.3813	19.8996	234.9			
					236.9	54.5 - 81.8	68.5	
					165.0	38.5 - 57.8	50.0	
Endosulfan II		11.504	0.1268	19.9667	195.0			
					207.0	109.7 - 164.6	79.4	Low
					241.0	56.8 - 85.2	76.8	
Endrin aldehyde		11.625	0.3003	19.7001	67.0			
					249.7	41.2 - 61.8	50.7	
					344.8	38.4 - 57.5	50.8	
4,4'-DDT		11.816	1.3823	19.8409	234.9			
					236.9	56.6 - 85.0	70.6	
					165.0	34.8 - 52.2	44.9	
Endosulfan sulfate		11.806	0.2503	19.6679	271.7			

Compound	CAS#	RT	RR	Conc	Transition	(Min-Max)	Q-Ratio
					273.7	62.6 - 94.0	83.2
					229.0	47.5 - 71.3	60.8
TPP (SSTD)		11.937	0.1793	5.1537	325.0		
					326.0	96.2 - 144.4	121.1
					77.0	63.2 - 94.8	81.6
Endrin ketone		12.239	0.2083	20.0456	67.0		
					317.0	88.5 - 132.8	117.4
					319.0	54.6 - 81.9	74.9
Methoxychlor		12.269	2.8409	19.6896	227.0		
					228.0	13.0 - 19.6	17.6
					152.0	5.1 - 7.7	7.2
Perylene-d12 (SSRD)		14.675	0.9711	5.0877	264.0		
					132.0	0.0 - 36.1	16.2
					263.0	0.0 - 32.6	12.5

1,3-Dimethyl-2-NB (SSTD)

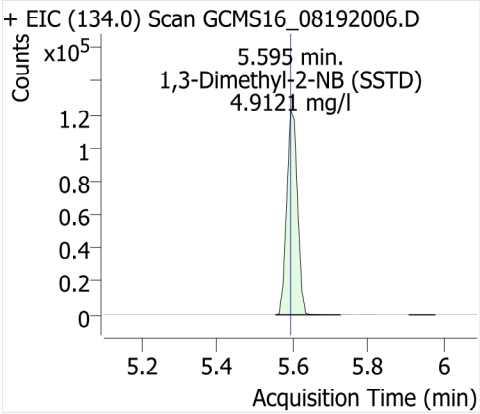

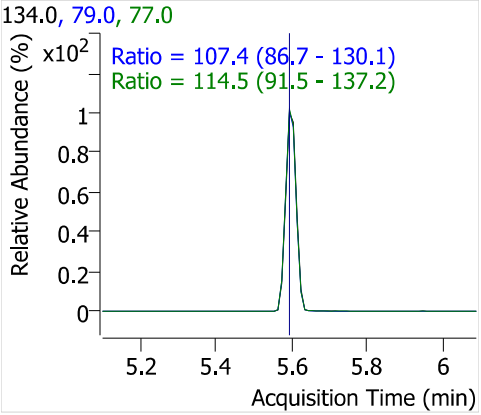

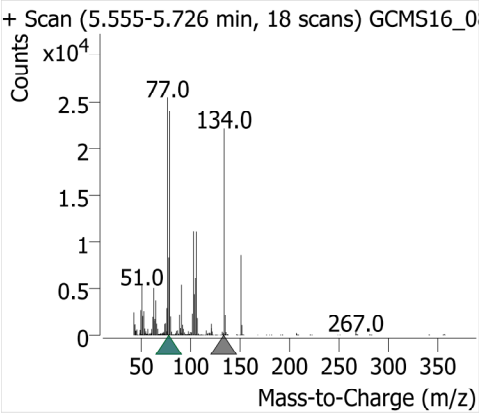

Acenaphthene-d10

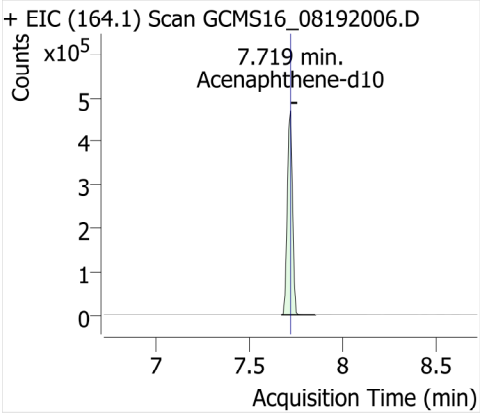

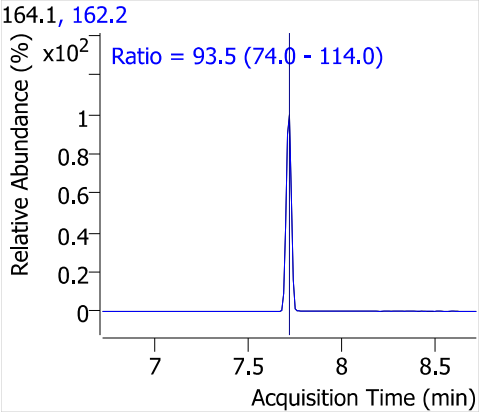

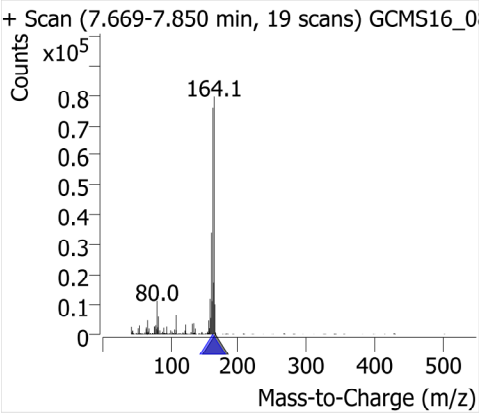

alpha-BHC

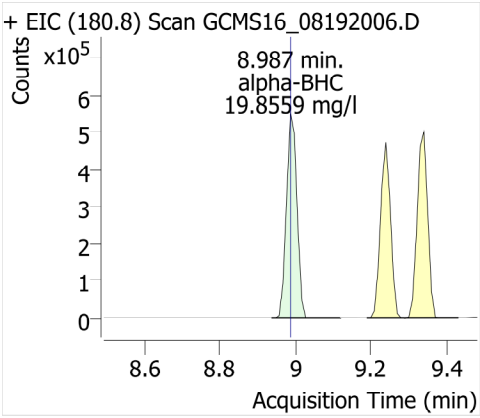

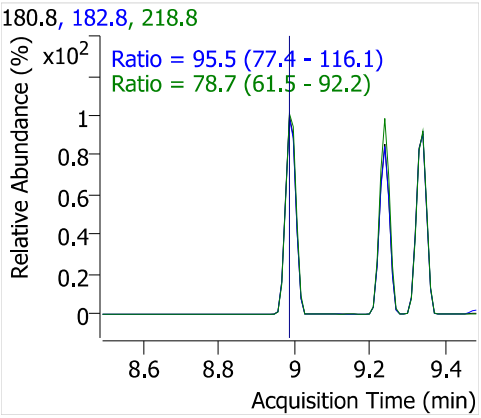

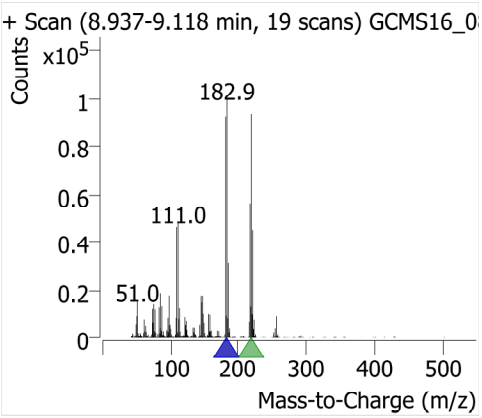

beta-BHC

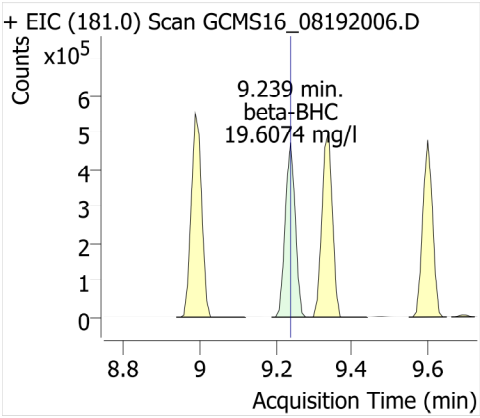

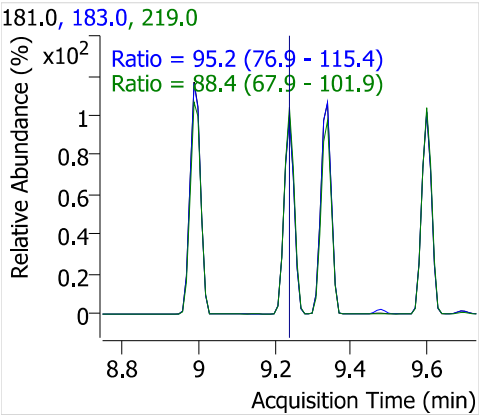

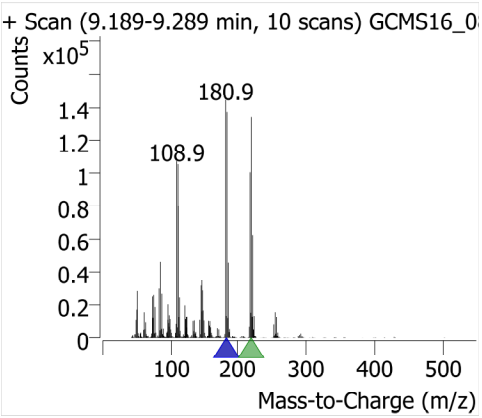

Gamma-BHC (Lindane)

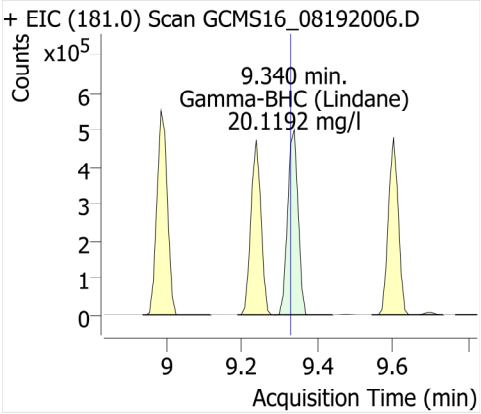

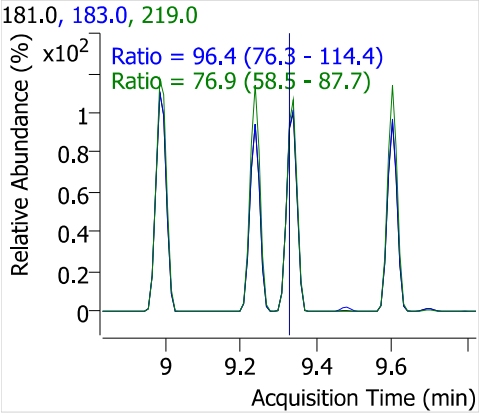

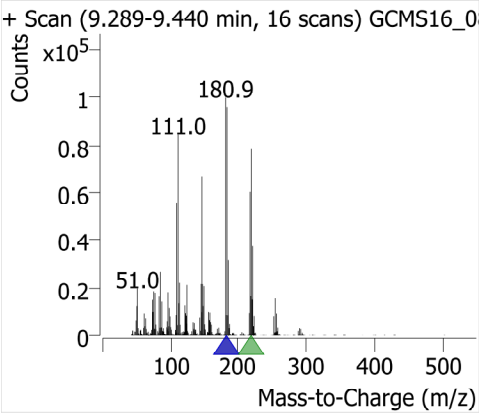

Phenanthrene-d10

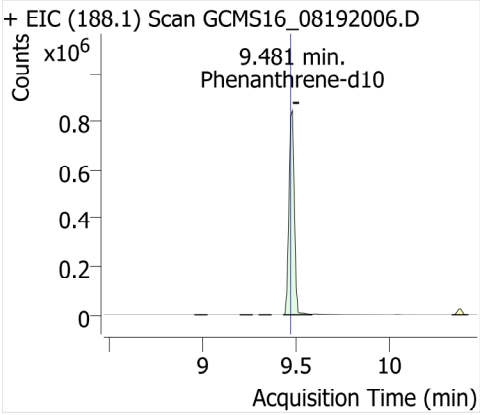

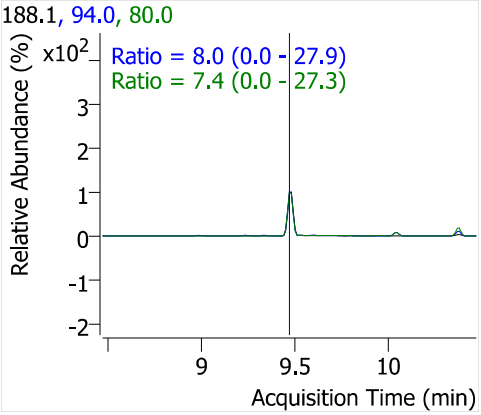

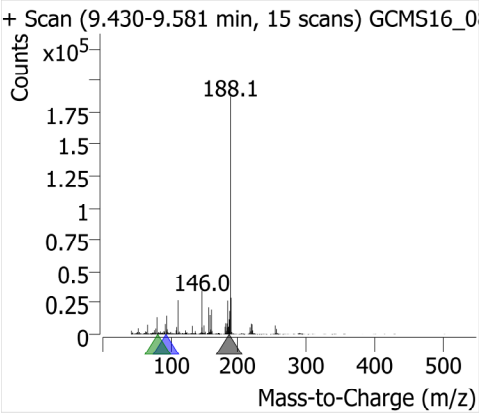

Delta-BHC

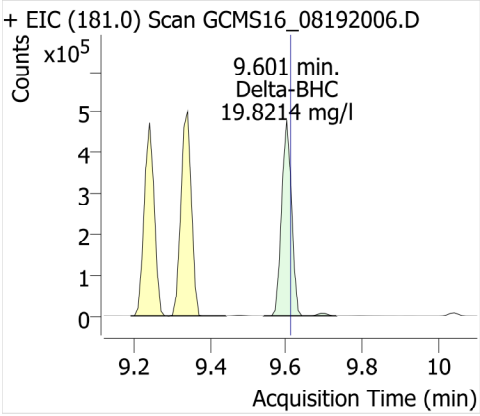

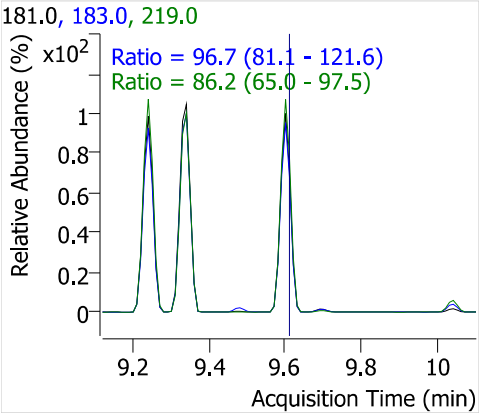

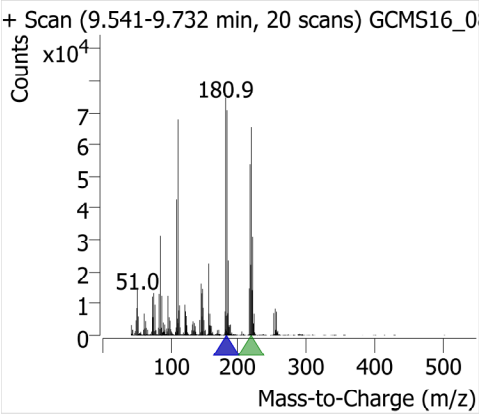

Heptachlor

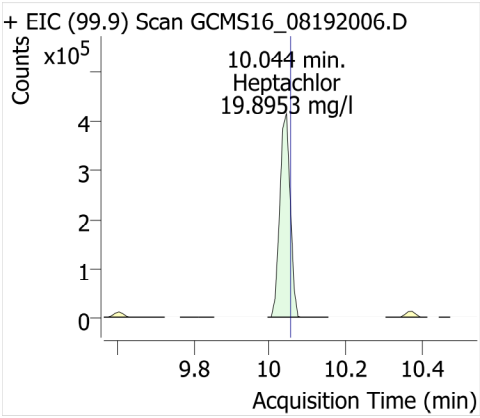

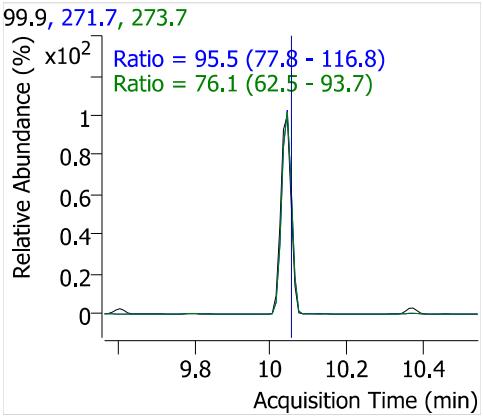

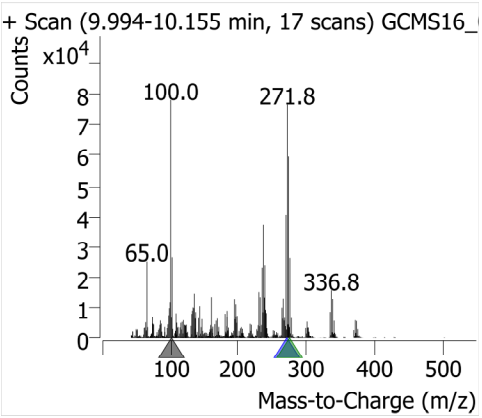

Aldrin

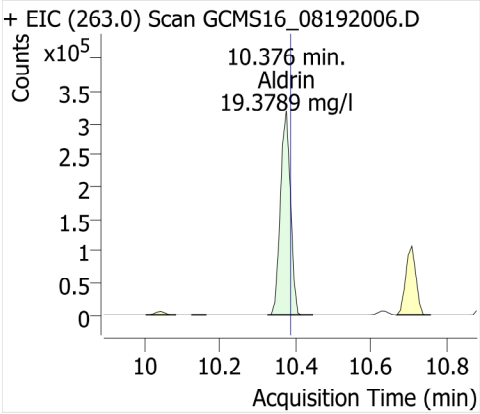

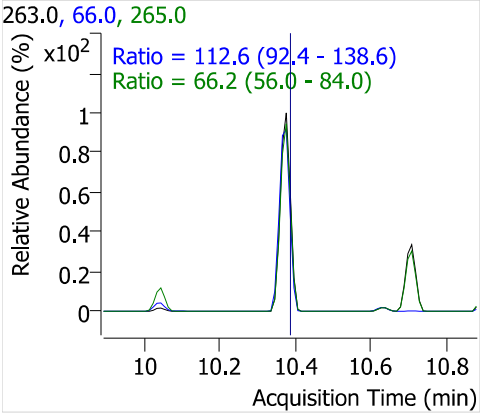

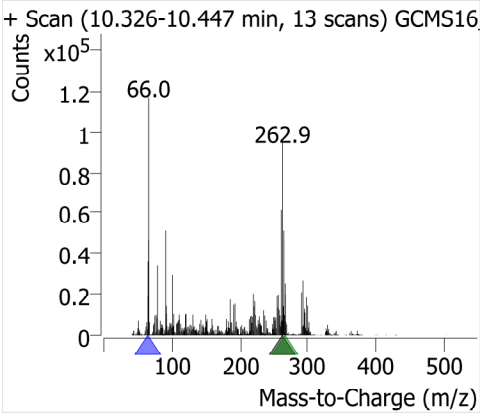

Heptachlor Epoxide (B)

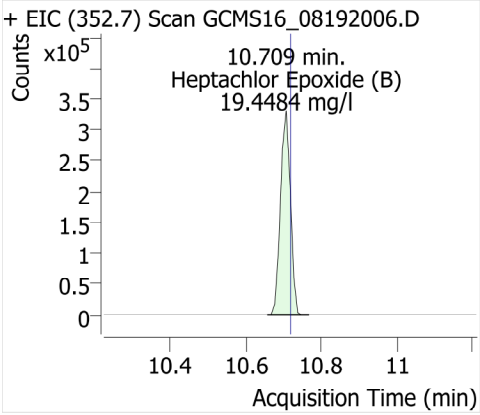

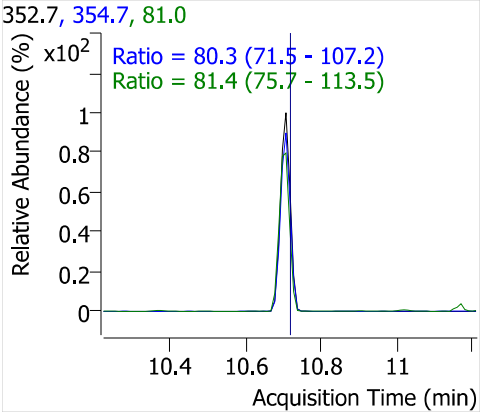

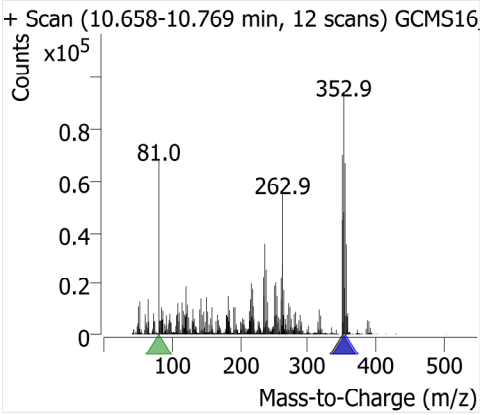

Gamma-Chlordane

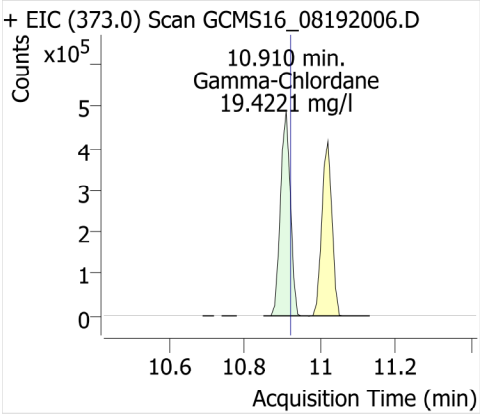

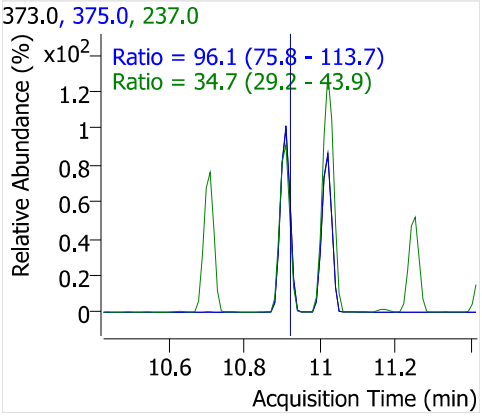

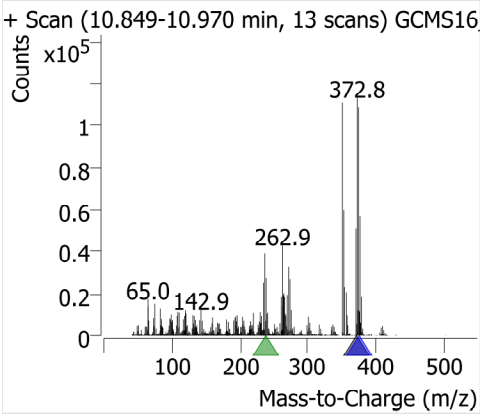

Alpha-Chlordane

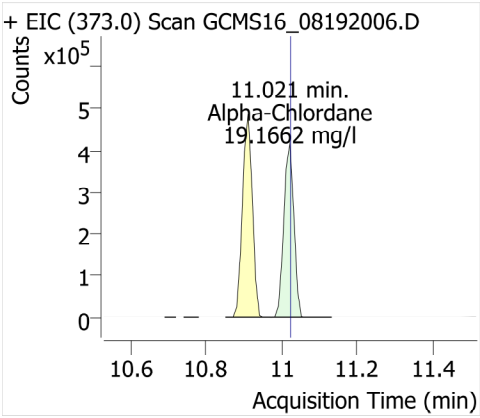

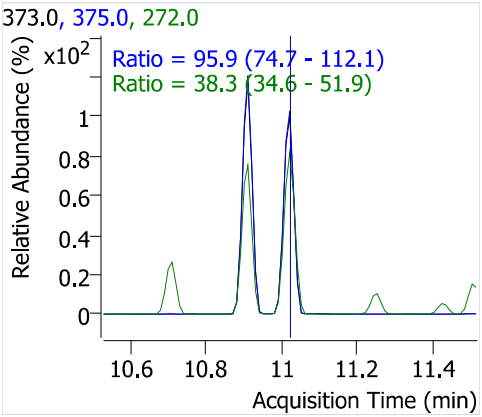

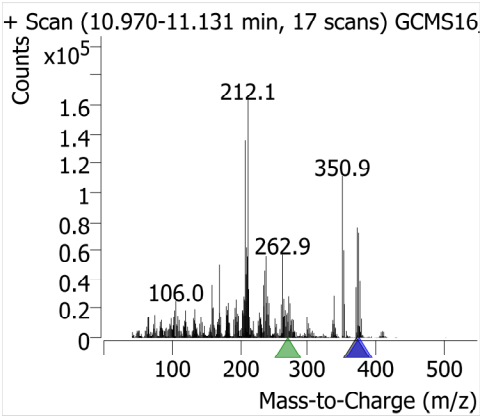

Endosulfan I

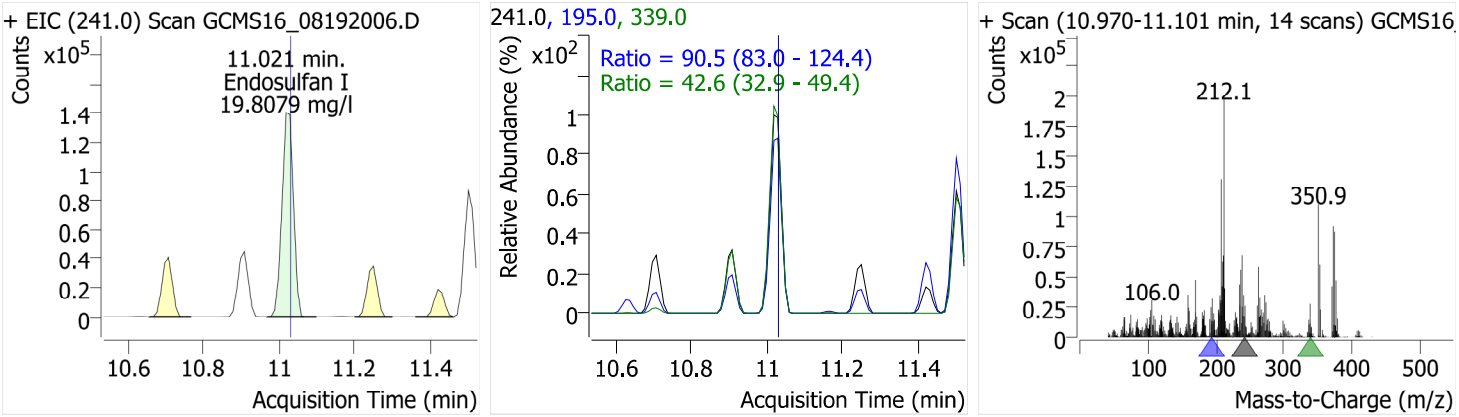

4,4'-DDE

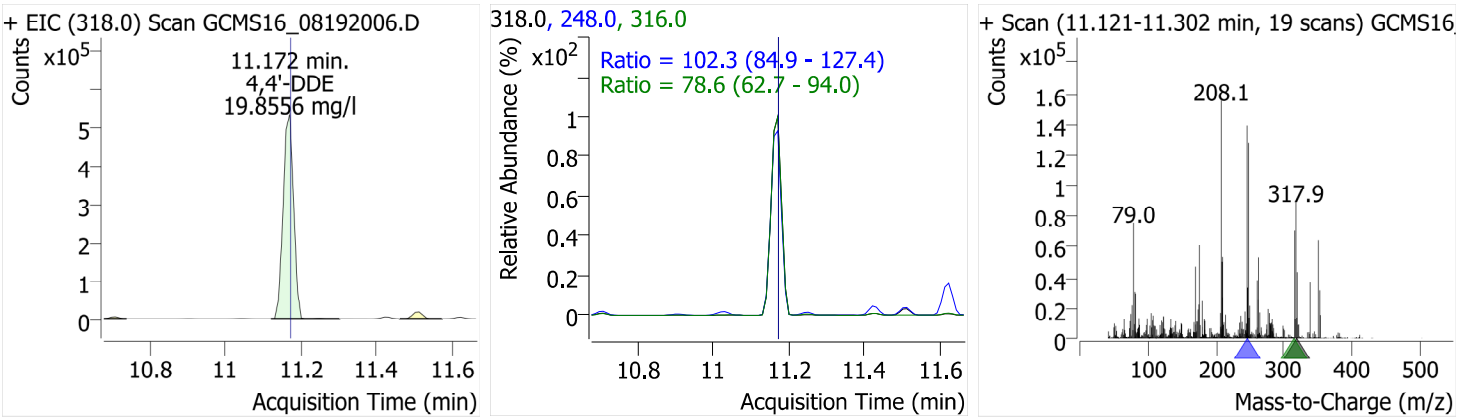

Dieldrin

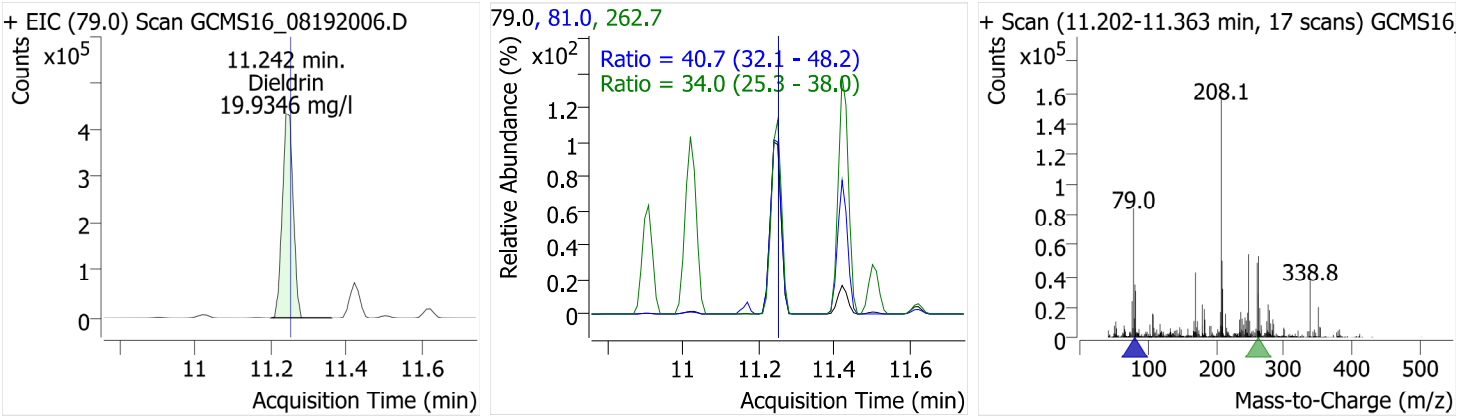

Endrin

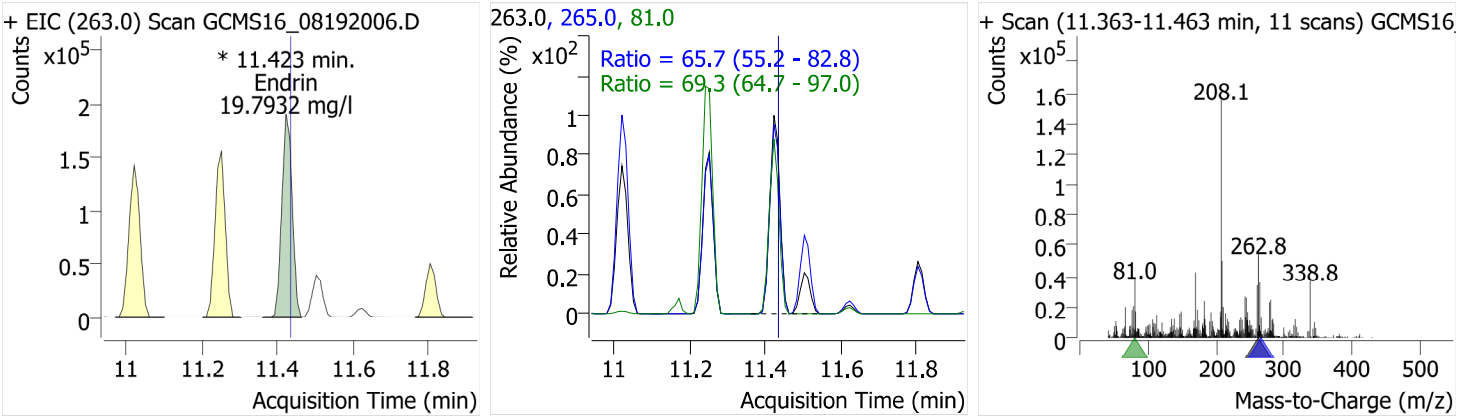

4,4'-DDD

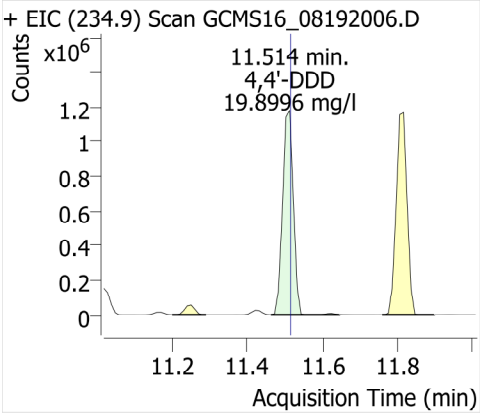

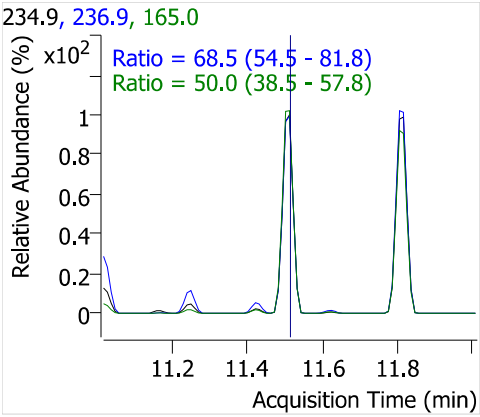

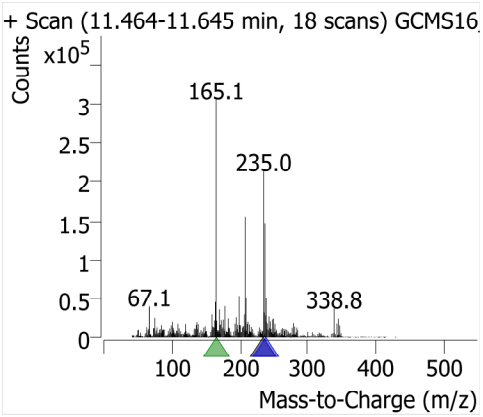

Endosulfan II

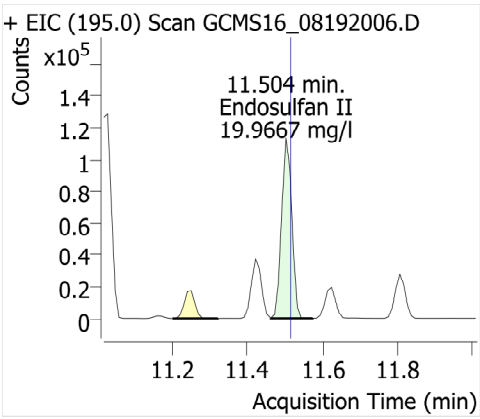

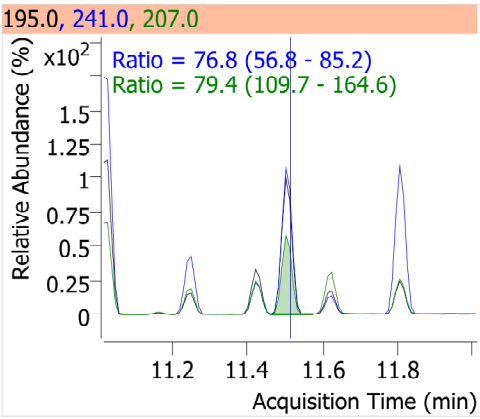

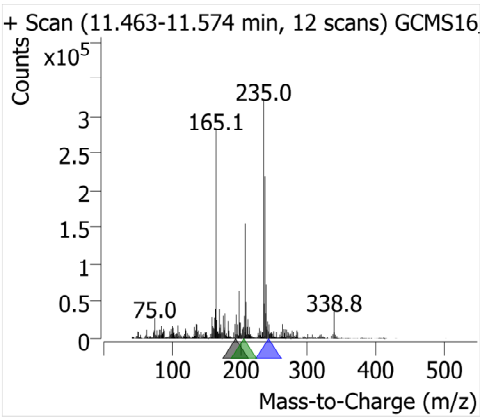

Endrin aldehyde

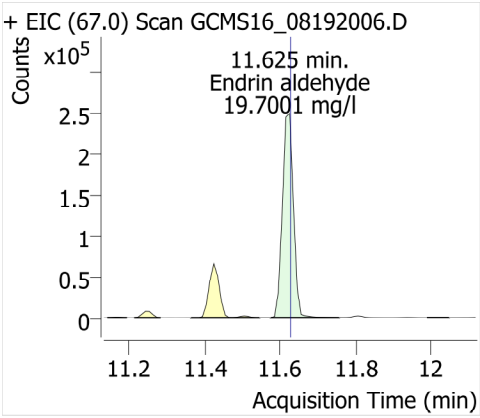

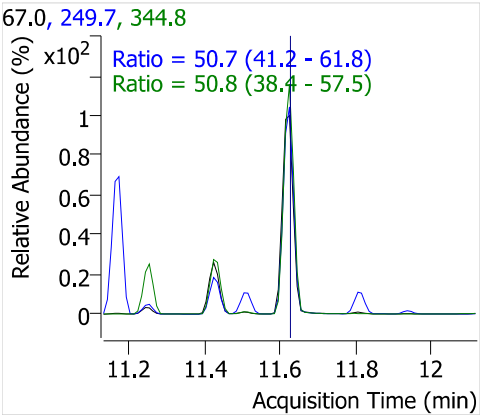

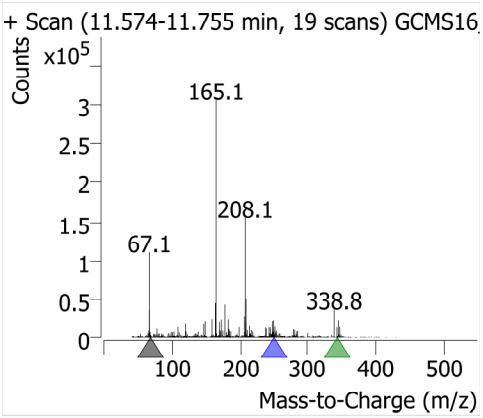

4,4'-DDT

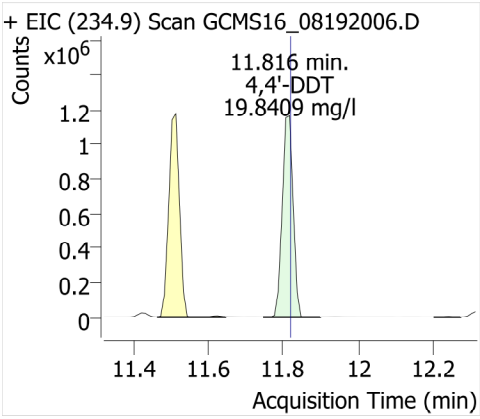

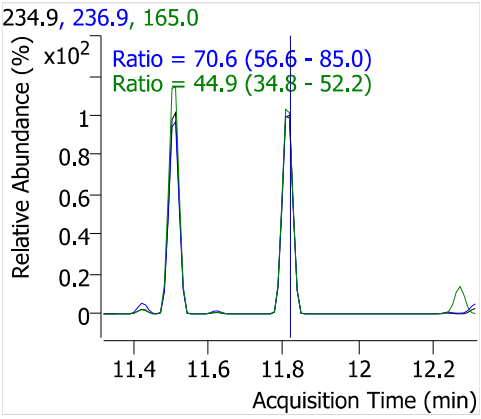

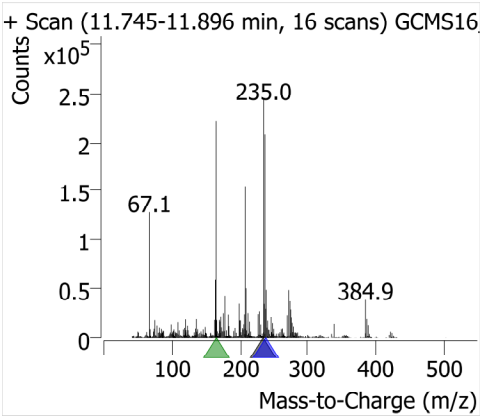

Endosulfan sulfate

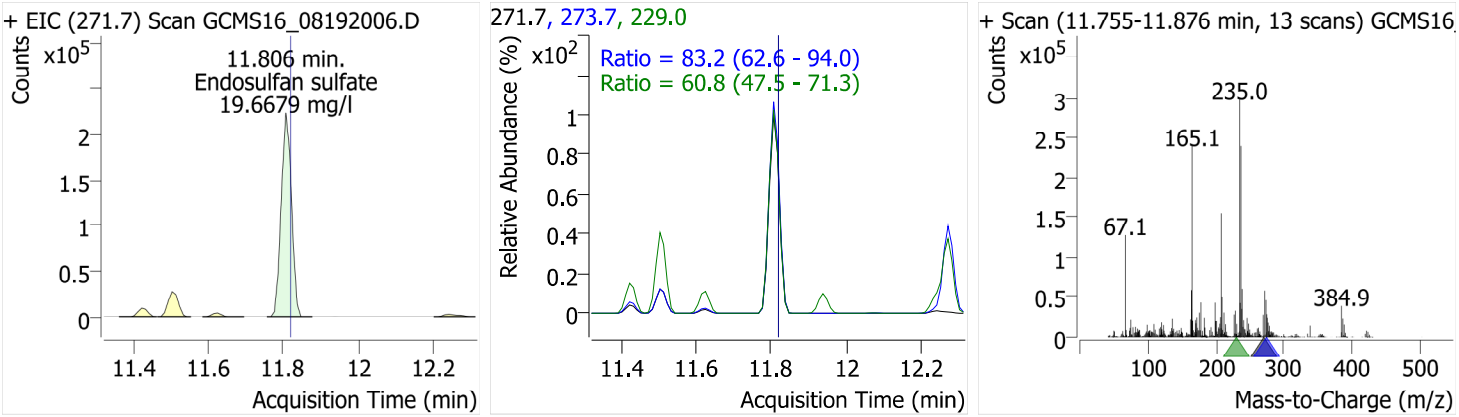

TPP (SSTD)

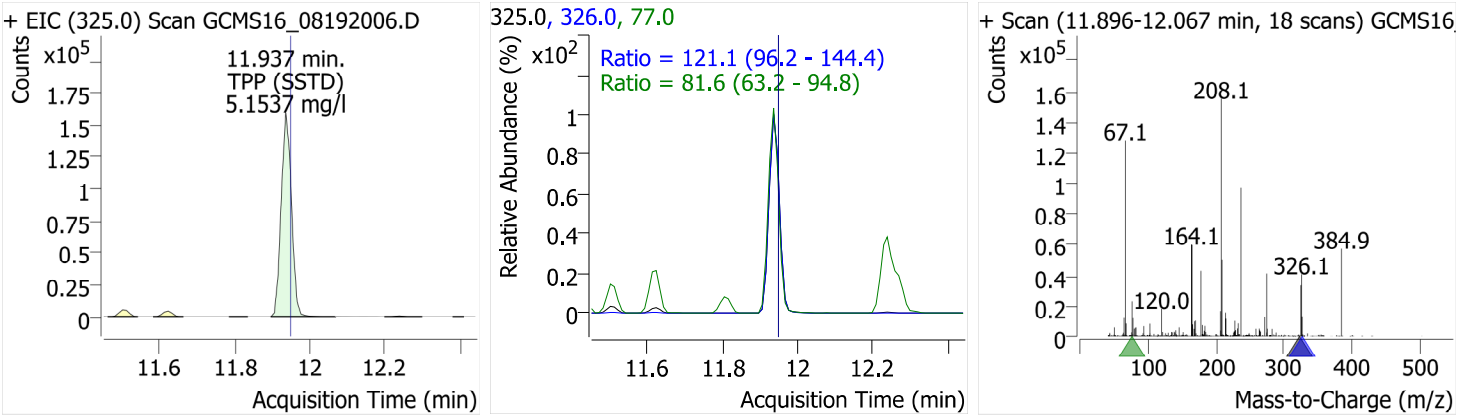

Endrin ketone

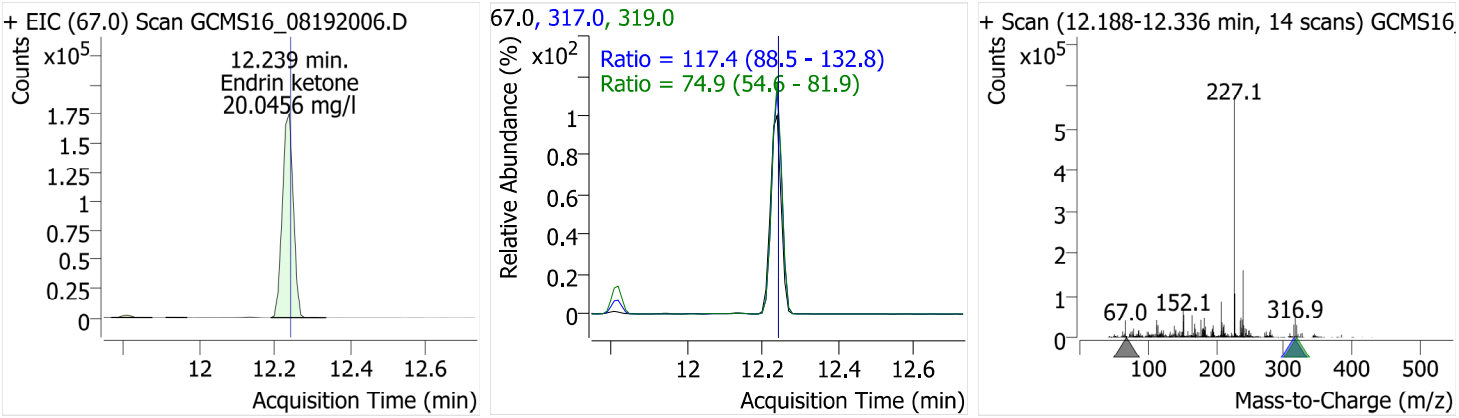

Methoxychlor

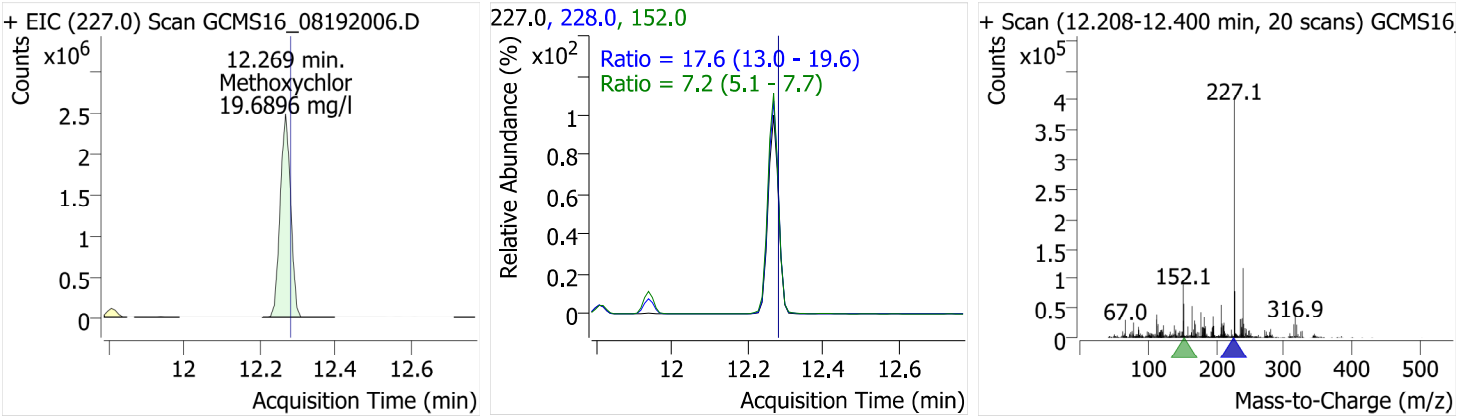

Chrysene-d12

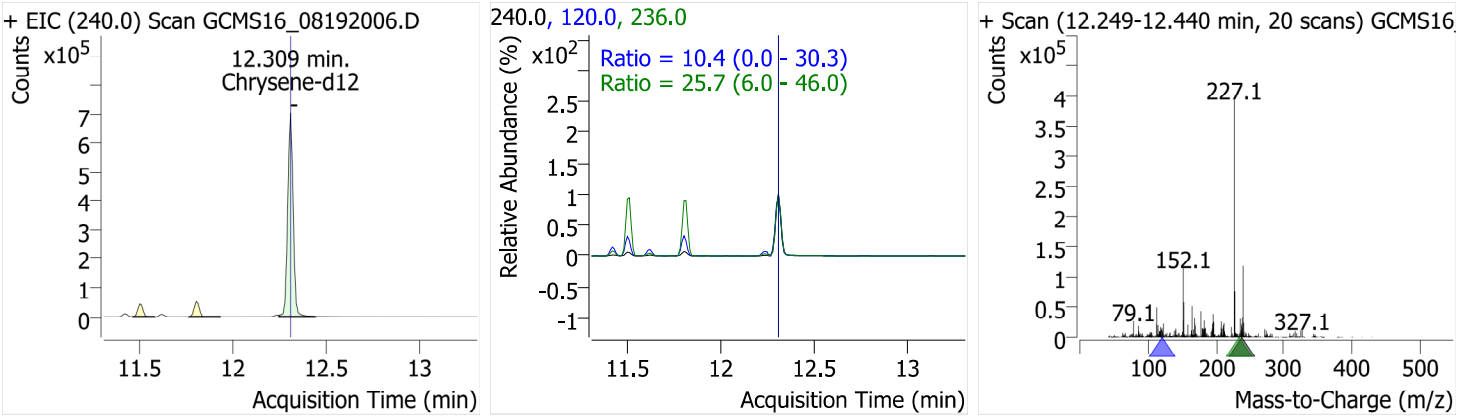

Perylene-d12 (SSRD)

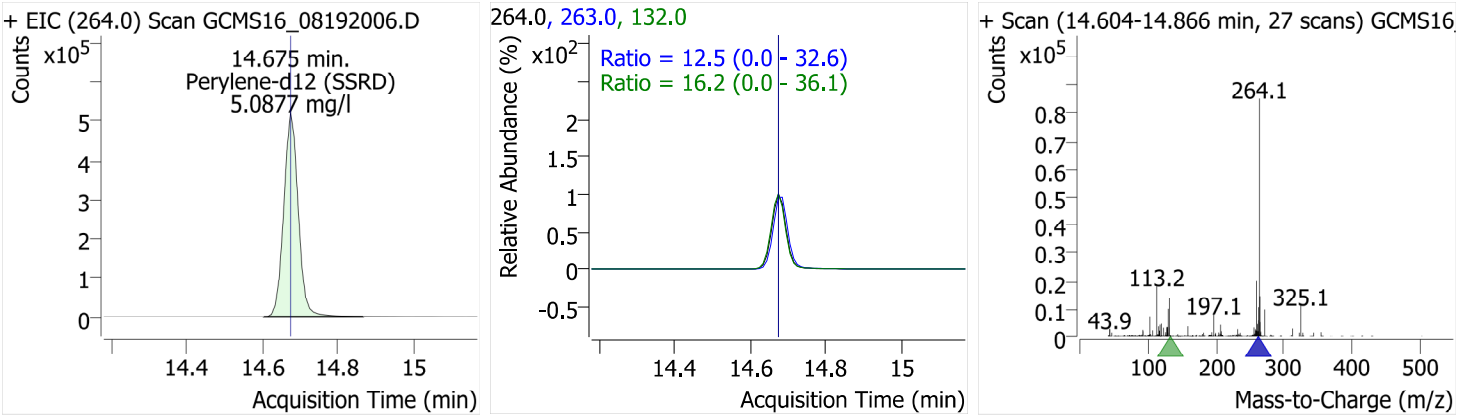

Quantitative Analysis Results With Qualifier Ratio Report

Batch Path	\\WSCIXIGCMS16\InstData\GCMS16\DATA\2020\081920_525.2\QuantResults\081920_LL.batch.bin		
Analysis Time	8/20/2020 9:50:38 AM	**Analyst Name**	WECK\ryan.raymond
Report Time	8/20/2020 9:52:53 AM	**Reporter Name**	ryan.raymond
Last Calib Update	8/20/2020 9:35:35 AM	**Batch State**	Processed
Quant Batch Version	10.0	**Quant Report Version**	10.0

AnalysisInfo

Acq. Time	8/19/2020 1:54:23 PM	**Data File**	GCMS16_08192007.D
Sample Type	Cal	**Sample Name**	LL Cal 10ppm
Dilution	1	**Acq. Method**	525_030816
Position	4	**Inj Vol**	1
DA Method File	525 LL 081920.m	**Comment**	0080863

Sample Chromatogram

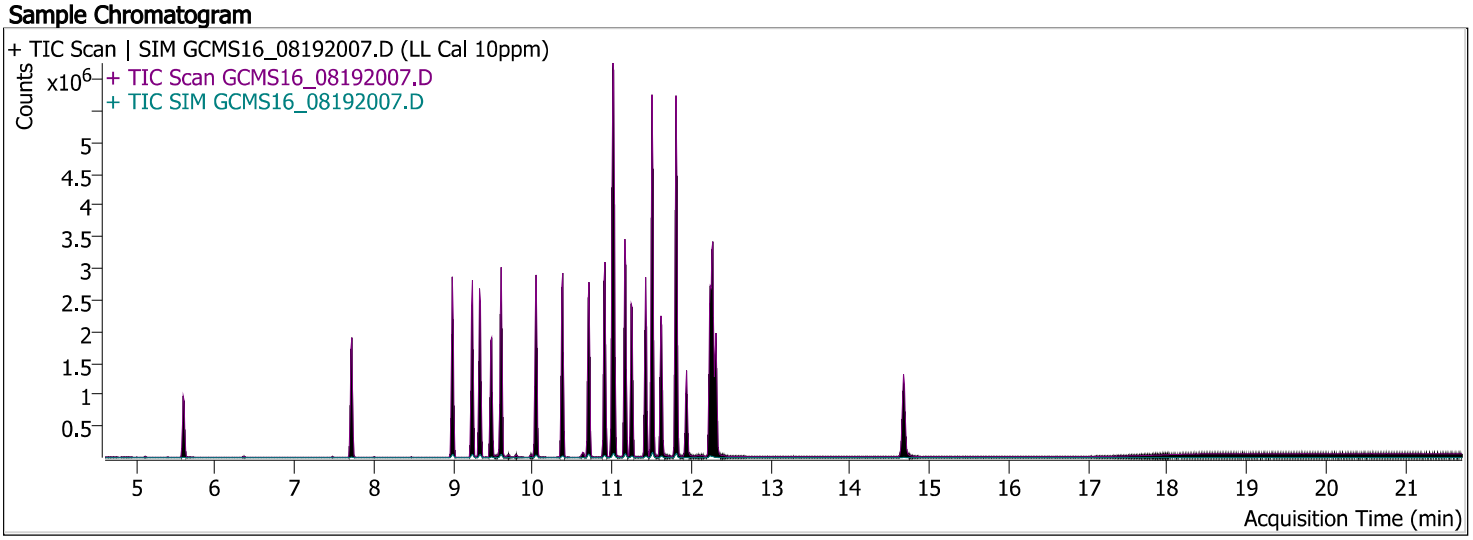

Compound	ISTD	RT	Resp.	ISTD Resp.	Conc	Units	Accuracy
1,3-Dimethyl-2-NB (SSTD)	Acenaphthene-d10	5.595	245357	914723	4.9485	mg/l	98.97
alpha-BHC	Acenaphthene-d10	8.987	538872	914723	10.0937	mg/l	100.94
beta-BHC	Acenaphthene-d10	9.239	458031	914723	10.3016	mg/l	103.02
Gamma-BHC (Lindane)	Acenaphthene-d10	9.329	471127	914723	9.8226	mg/l	98.23
Delta-BHC	Phenanthrene-d10	9.601	483933	1653767	10.4183	mg/l	104.18
Heptachlor	Phenanthrene-d10	10.044	398990	1653767	10.1883	mg/l	101.88
Aldrin	Phenanthrene-d10	10.376	317166	1653767	10.6567	mg/l	106.57
Heptachlor Epoxide (B)	Phenanthrene-d10	10.708	327186	1653767	10.7433	mg/l	107.43
Gamma-Chlordane	Phenanthrene-d10	10.910	477508	1653767	10.6873	mg/l	106.87
Alpha-Chlordane	Phenanthrene-d10	11.020	417402	1653767	10.5997	mg/l	106.00
Endosulfan I	Phenanthrene-d10	11.020	167873	1653767	10.4254	mg/l	104.25
4,4'-DDE	Phenanthrene-d10	11.161	554316	1653767	10.3788	mg/l	103.79
Dieldrin	Phenanthrene-d10	11.242	461235	1653767	10.1529	mg/l	101.53
Endrin	Phenanthrene-d10	11.423	185789	1653767	10.3838	mg/l	103.84
4,4'-DDD	Phenanthrene-d10	11.504	1369279	1653767	10.0731	mg/l	100.73
Endosulfan II	Phenanthrene-d10	11.504	127795	1653767	10.0043	mg/l	100.04
Endrin aldehyde	Phenanthrene-d10	11.614	262446	1653767	10.4277	mg/l	104.28
4,4'-DDT	Phenanthrene-d10	11.806	1327920	1653767	10.2106	mg/l	102.11
Endosulfan sulfate	Phenanthrene-d10	11.806	259729	1653767	10.4595	mg/l	104.59
TPP (SSTD)	Phenanthrene-d10	11.936	301382	1653767	5.2371	mg/l	104.74
Endrin ketone	Phenanthrene-d10	12.228	177507	1653767	9.9151	mg/l	99.15
Methoxychlor	Phenanthrene-d10	12.269	2673975	1653767	10.6447	mg/l	106.45
Perylene-d12 (SSRD)	Chrysene-d12	14.674	1373727	1425038	5.0504	mg/l	101.01

Quantitative Analysis Results With Qualifier Ratio Report

Compound	CAS#	RT	RR	Conc	Transition	(Min-Max)	Q-Ratio	
1,3-Dimethyl-2-NB (SSTD)		5.595	0.2682	4.9485	134.0			
					77.0	91.5 - 137.2	113.5	
					79.0	86.7 - 130.1	109.2	
alpha-BHC		8.987	0.5891	10.0937	180.8			
					182.8	77.4 - 116.1	95.5	
					218.8	61.5 - 92.2	76.4	
beta-BHC		9.239	0.5007	10.3016	181.0			
					183.0	76.9 - 115.4	96.7	
					219.0	67.9 - 101.9	89.8	
Gamma-BHC (Lindane)		9.329	0.5150	9.8226	181.0			
					183.0	76.3 - 114.4	96.5	
					219.0	58.5 - 87.7	77.6	
Delta-BHC		9.601	0.2926	10.4183	181.0			
					183.0	81.1 - 121.6	96.9	
					219.0	65.0 - 97.5	84.8	
Heptachlor		10.044	0.2413	10.1883	99.9			
					271.7	77.8 - 116.8	100.0	
					273.7	62.5 - 93.7	81.4	
Aldrin		10.376	0.1918	10.6567	263.0			
					66.0	92.4 - 138.6	107.7	
					265.0	56.0 - 84.0	67.1	
Heptachlor Epoxide (B)		10.708	0.1978	10.7433	352.7			
					81.0	75.7 - 113.5	78.2	
					354.7	71.5 - 107.2	79.8	
Gamma-Chlordane		10.910	0.2887	10.6873	373.0			
					375.0	75.8 - 113.7	95.3	
					237.0	29.2 - 43.9	35.3	
Alpha-Chlordane		11.020	0.2524	10.5997	373.0			
					375.0	74.7 - 112.1	94.5	
					272.0	34.6 - 51.9	41.7	
Endosulfan I		11.020	0.1015	10.4254	241.0			
					195.0	83.0 - 124.4	91.3	
					339.0	32.9 - 49.4	41.4	
4,4'-DDE		11.161	0.3352	10.3788	318.0			
					248.0	84.9 - 127.4	103.7	
					316.0	62.7 - 94.0	78.7	
Dieldrin		11.242	0.2789	10.1529	79.0			
					81.0	32.1 - 48.2	40.6	
					262.7	25.3 - 38.0	32.4	
Endrin		11.423	0.1123	10.3838	263.0			
					81.0	64.7 - 97.0	78.9	
					265.0	55.2 - 82.8	65.9	
4,4'-DDD		11.504	0.8280	10.0731	234.9			
					236.9	54.5 - 81.8	68.4	
					165.0	38.5 - 57.8	48.7	
Endosulfan II		11.504	0.0773	10.0043	195.0			
					207.0	109.7 - 164.6	80.2	Low
					241.0	56.8 - 85.2	76.8	
Endrin aldehyde		11.614	0.1587	10.4277	67.0			
					249.7	41.2 - 61.8	45.8	
					344.8	38.4 - 57.5	46.0	
4,4'-DDT		11.806	0.8030	10.2106	234.9			
					236.9	56.6 - 85.0	70.0	
					165.0	34.8 - 52.2	43.5	
Endosulfan sulfate		11.806	0.1571	10.4595	271.7			

Compound	CAS#	RT	RR	Conc	Transition	(Min-Max)	Q-Ratio
					273.7	62.6 - 94.0	82.8
					229.0	47.5 - 71.3	60.2
TPP (SSTD)		11.936	0.1822	5.2371	325.0		
					326.0	96.2 - 144.4	121.9
					77.0	63.2 - 94.8	80.1
Endrin ketone		12.228	0.1073	9.9151	67.0		
					317.0	88.5 - 132.8	121.4
					319.0	54.6 - 81.9	77.2
Methoxychlor		12.269	1.6169	10.6447	227.0		
					228.0	13.0 - 19.6	17.2
					152.0	5.1 - 7.7	6.9
Perylene-d12 (SSRD)		14.674	0.9640	5.0504	264.0		
					132.0	0.0 - 36.1	16.1
					263.0	0.0 - 32.6	12.6

1,3-Dimethyl-2-NB (SSTD)

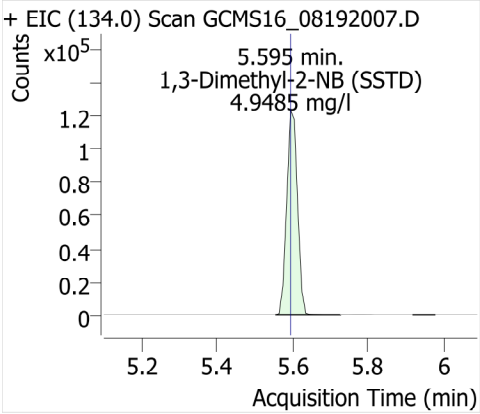

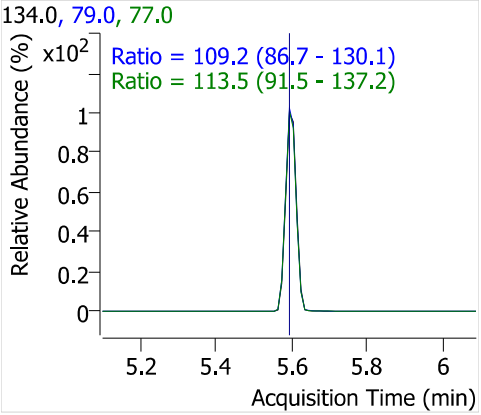

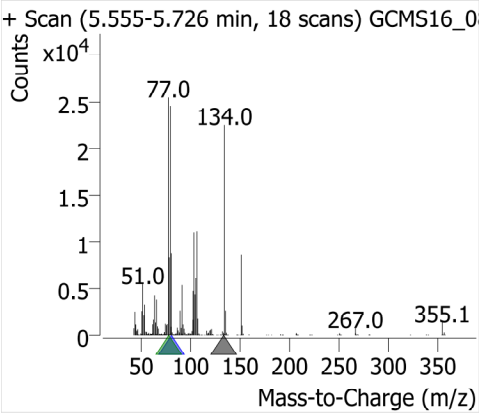

Acenaphthene-d10

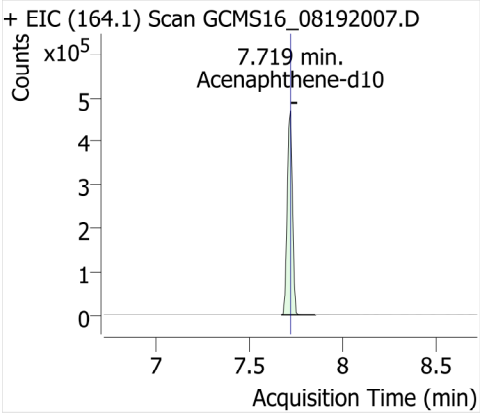

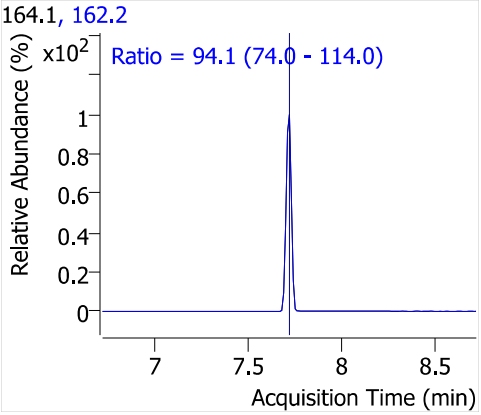

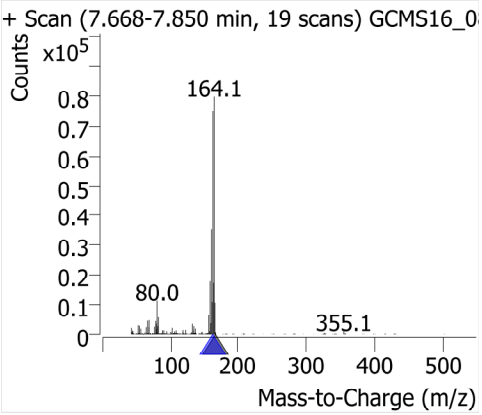

alpha-BHC

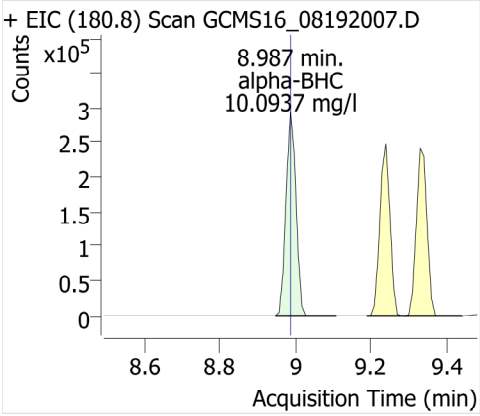

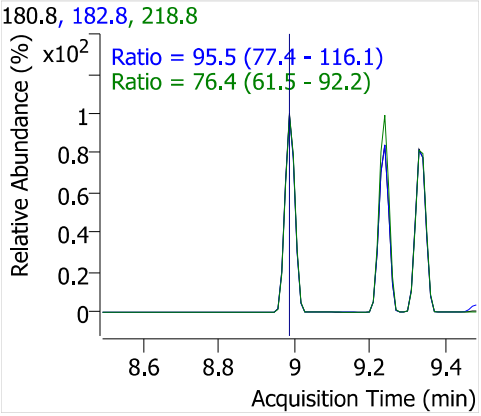

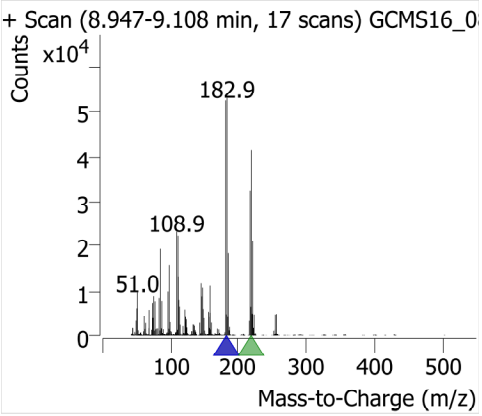

beta-BHC

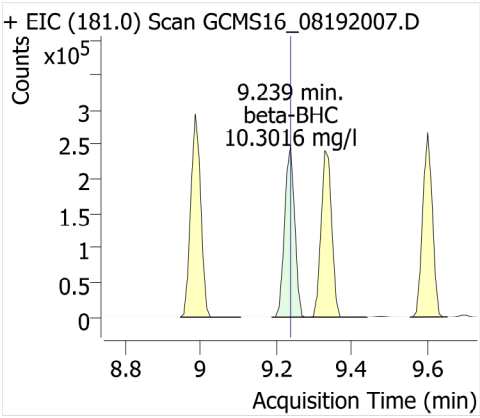

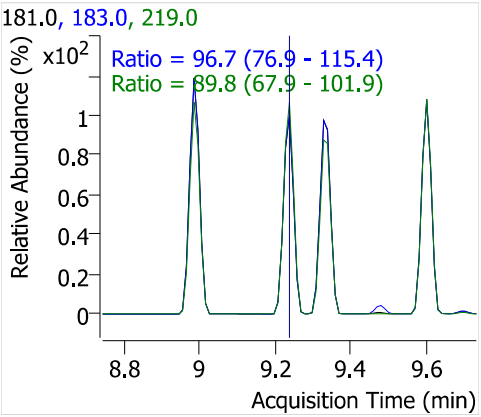

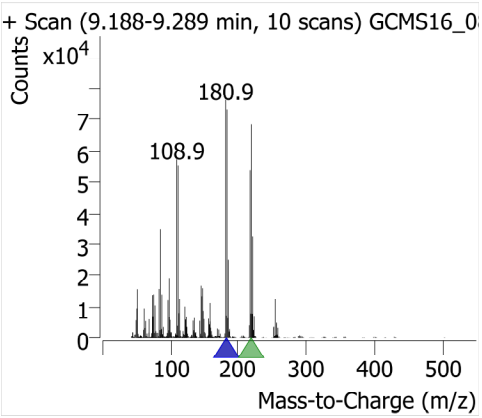

Gamma-BHC (Lindane)

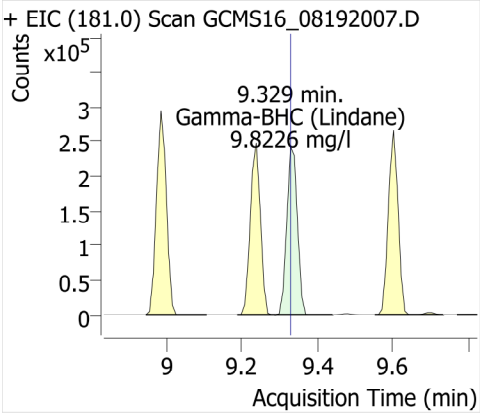

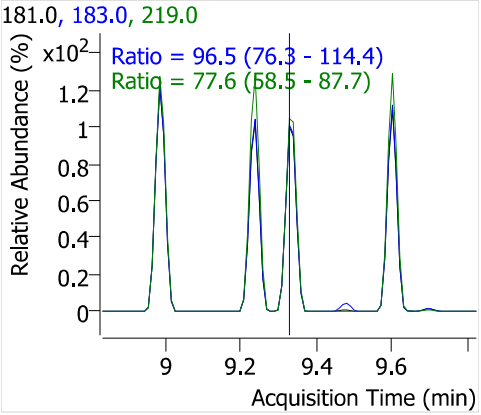

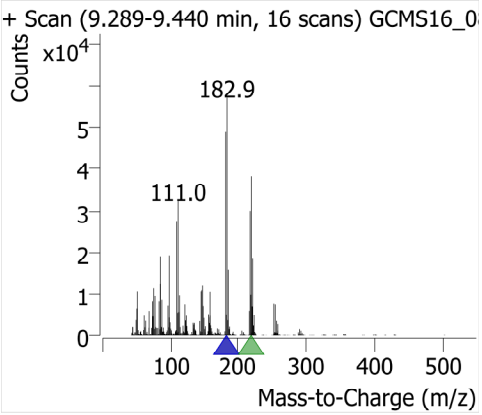

Phenanthrene-d10

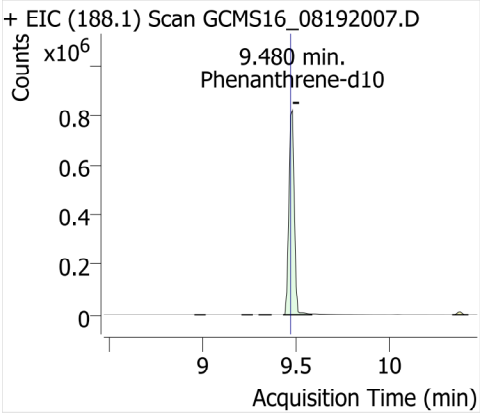

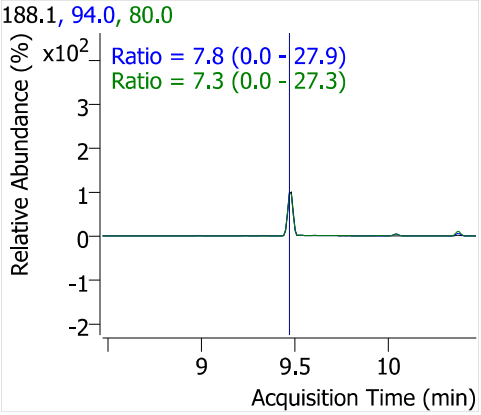

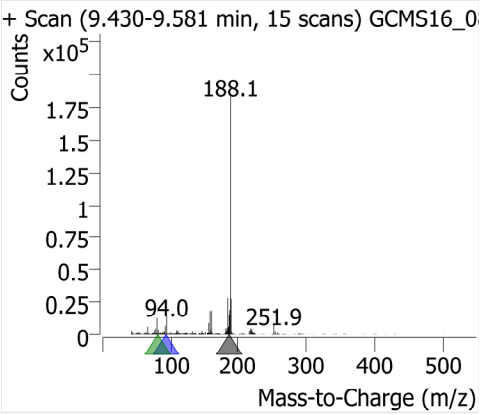

Delta-BHC

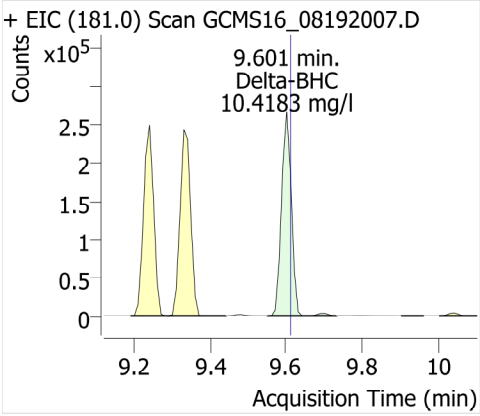

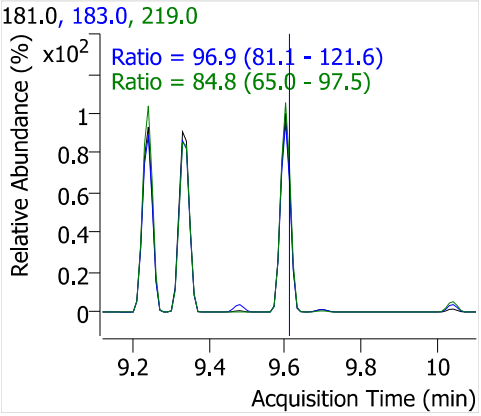

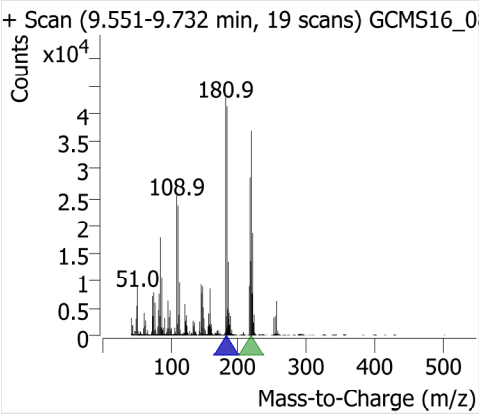

Heptachlor

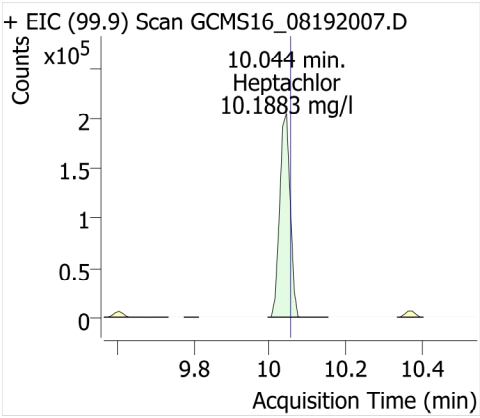

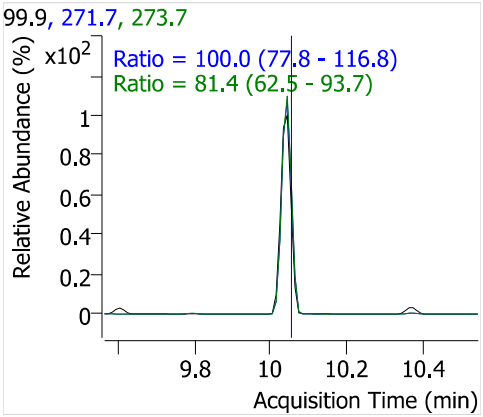

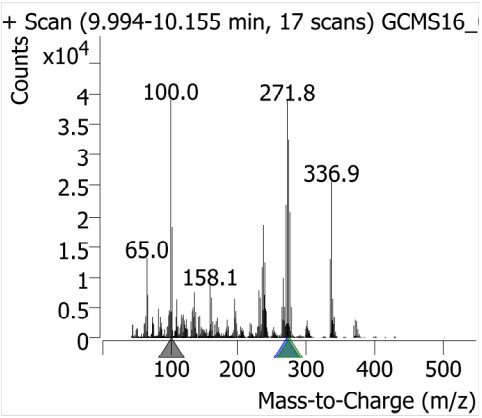

Aldrin

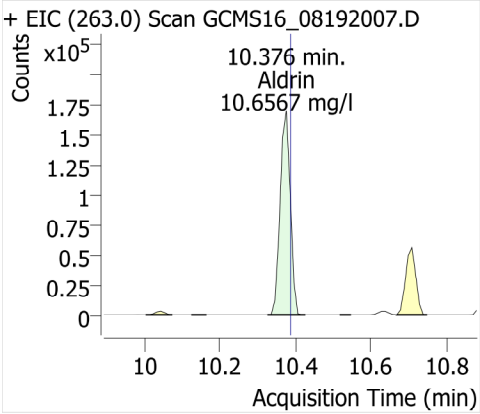

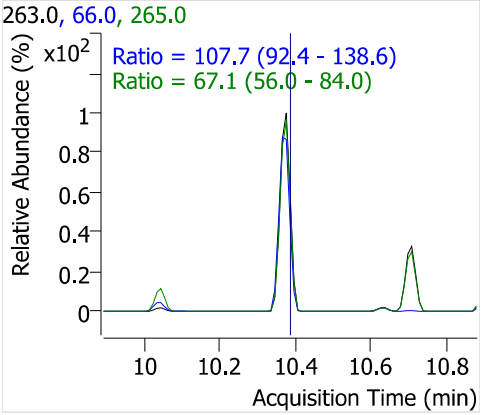

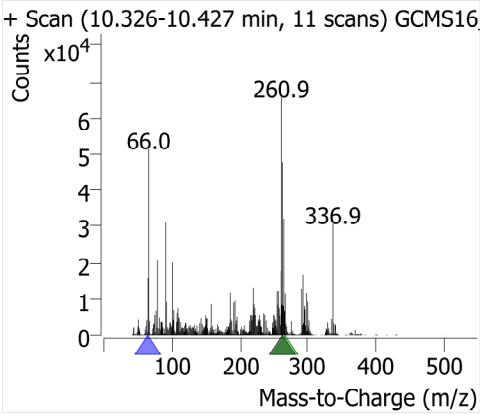

Heptachlor Epoxide (B)

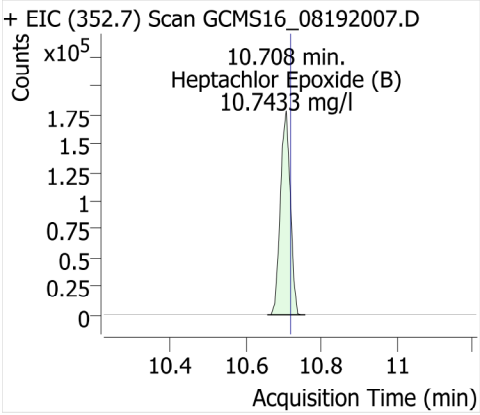

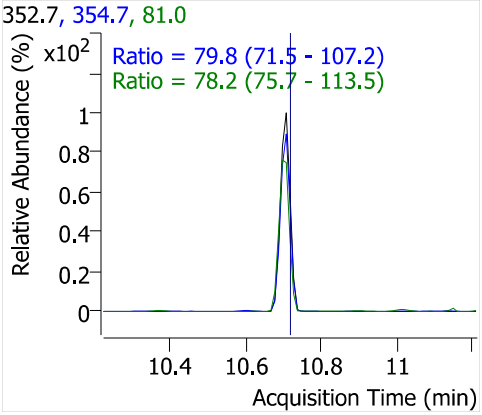

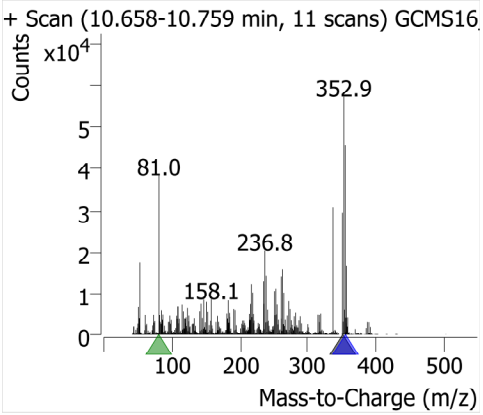

Gamma-Chlordane

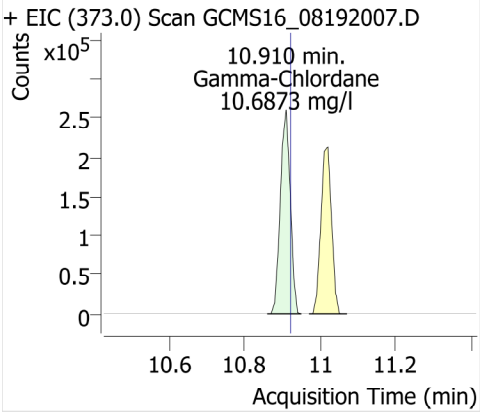

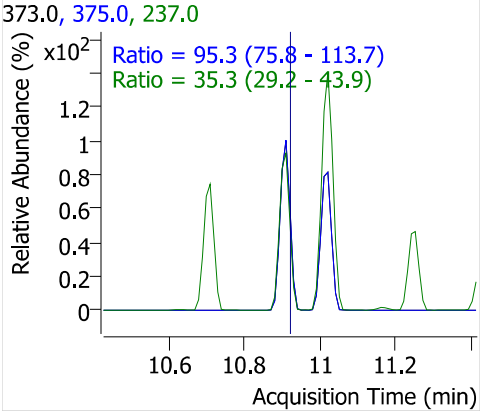

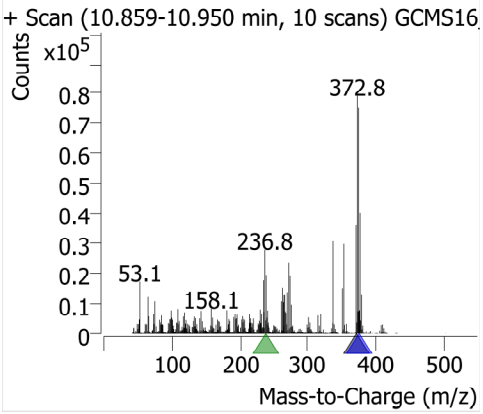

Alpha-Chlordane

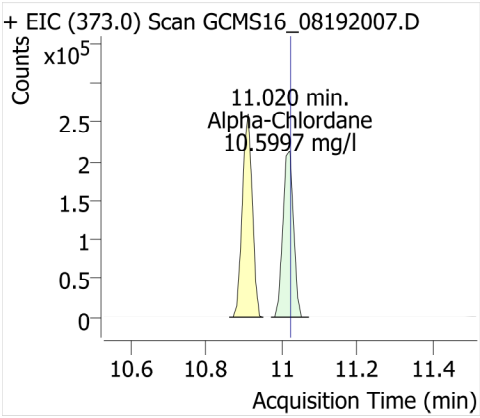

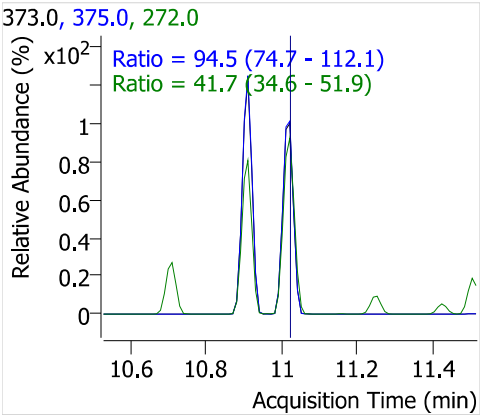

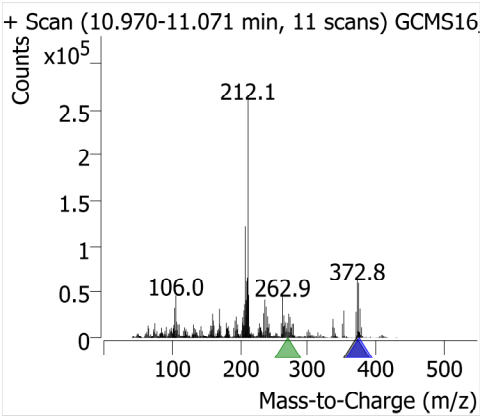

Endosulfan I

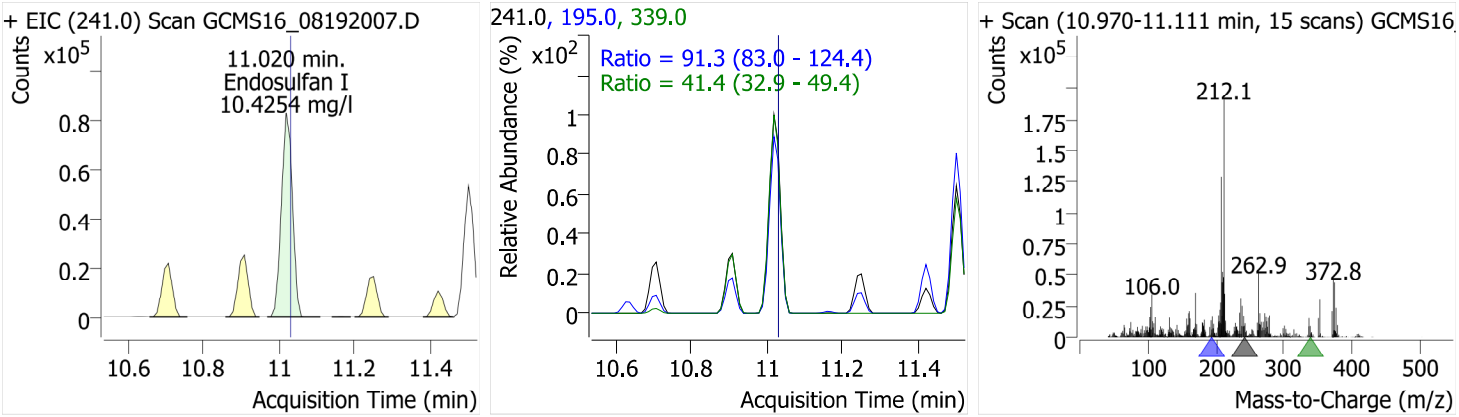

4,4'-DDE

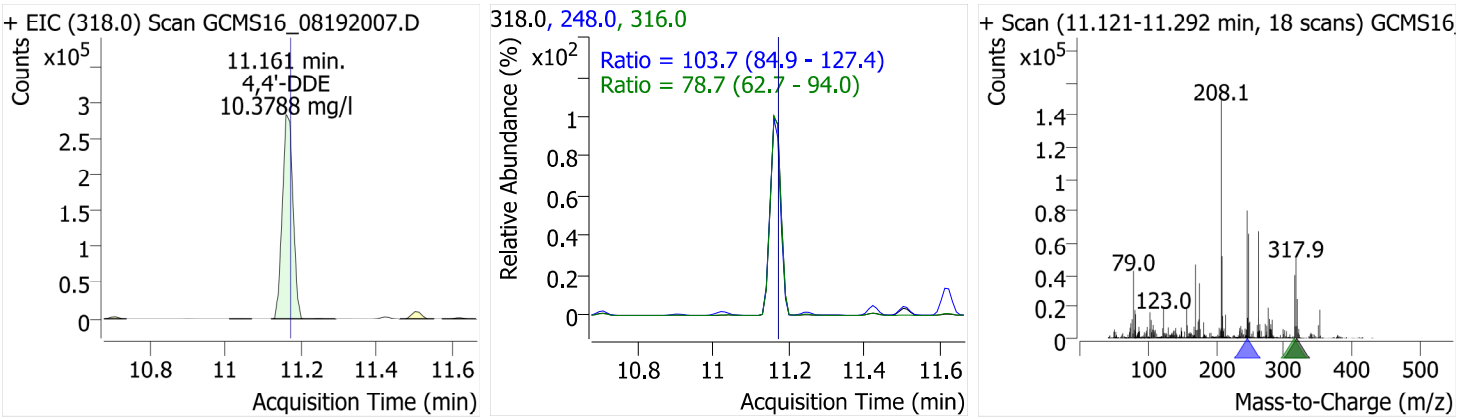

Dieldrin

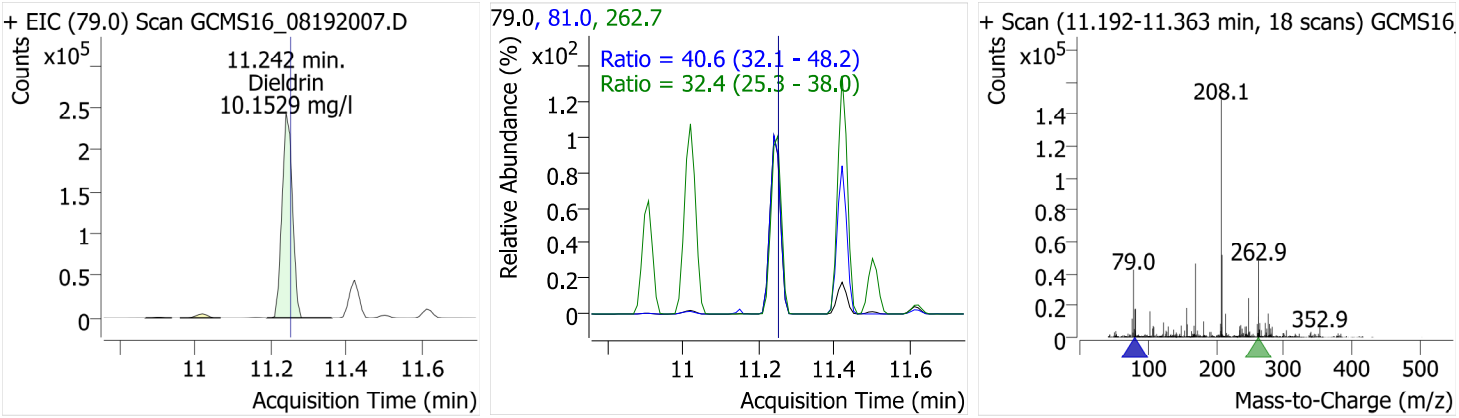

Endrin

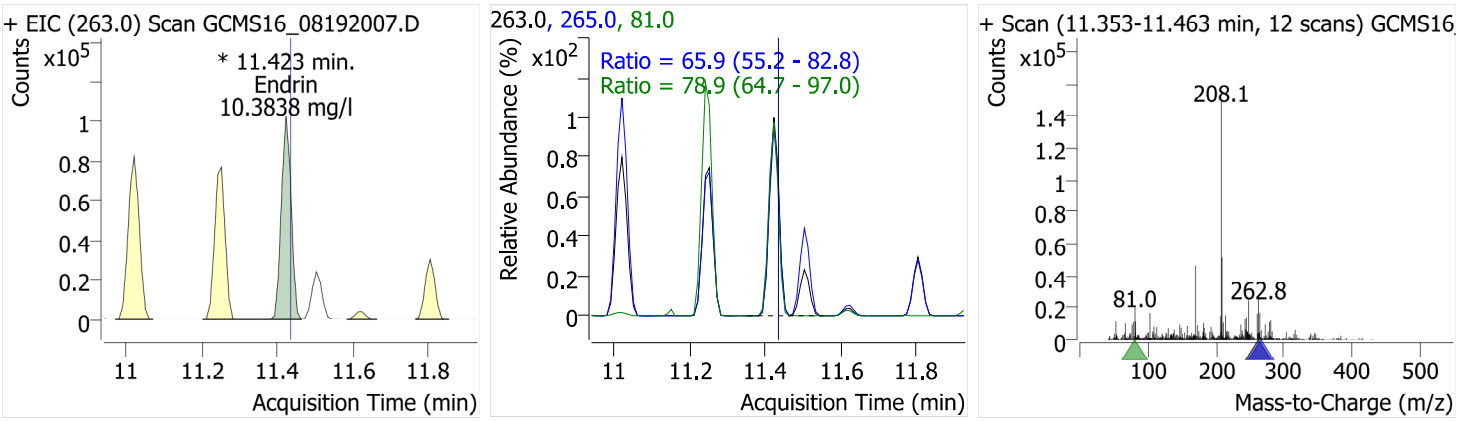

4,4'-DDD

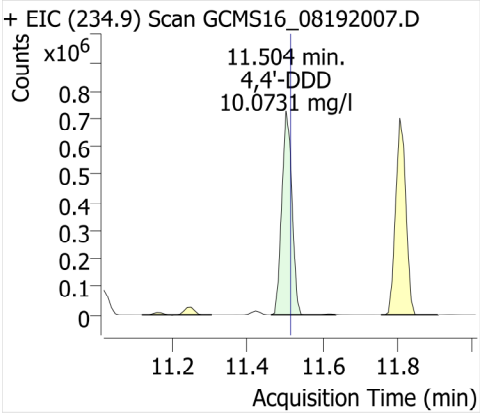

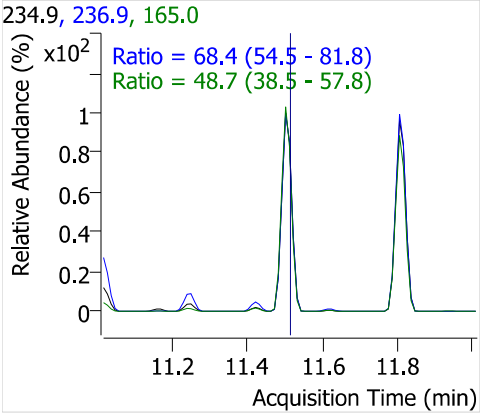

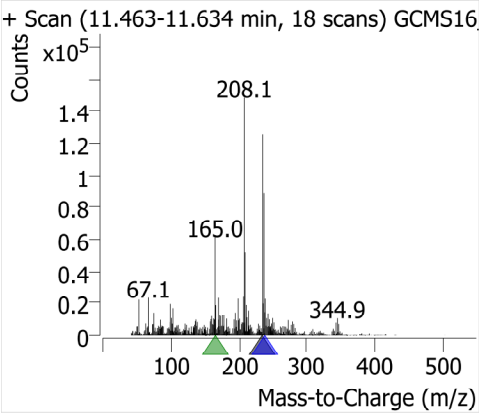

Endosulfan II

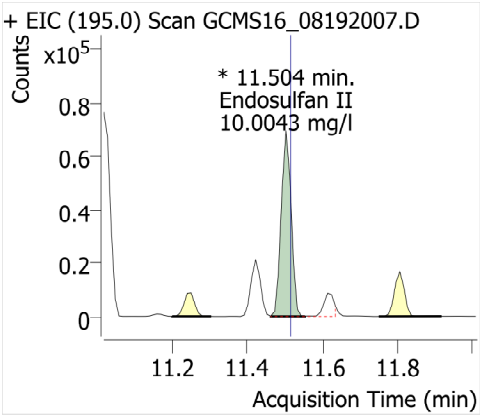

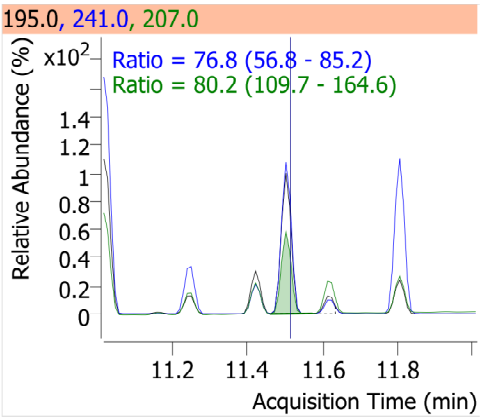

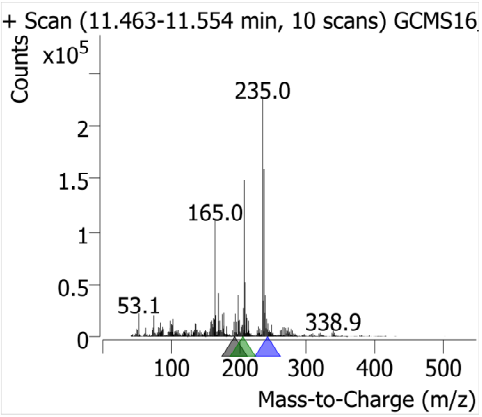

Endrin aldehyde

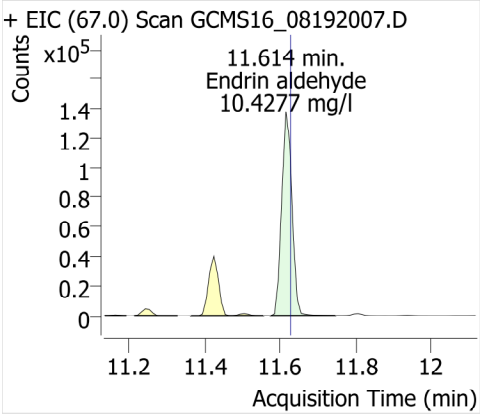

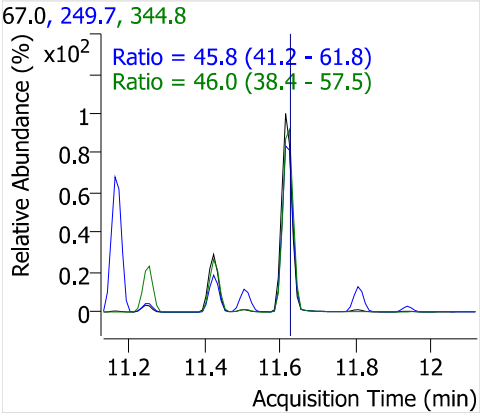

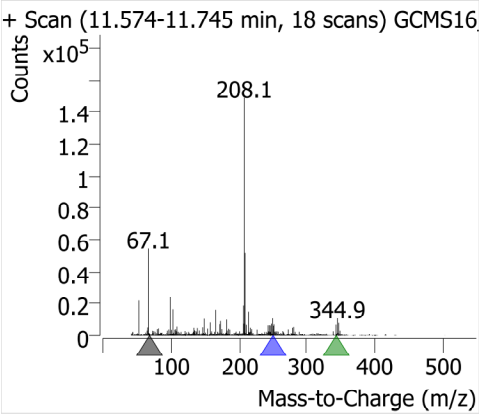

4,4'-DDT

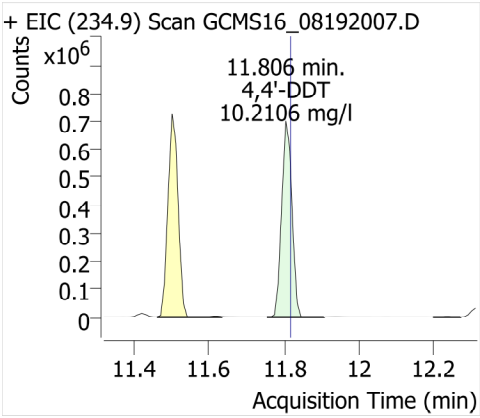

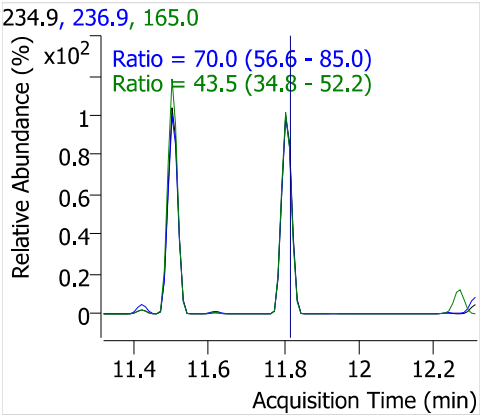

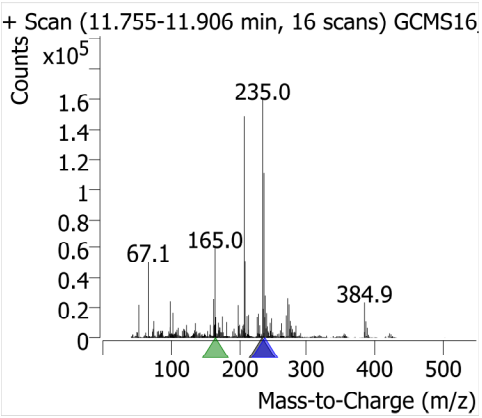

Endosulfan sulfate

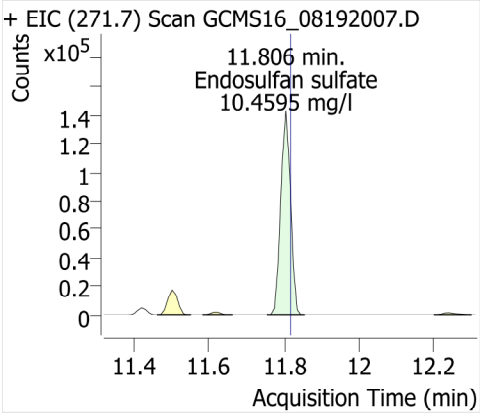

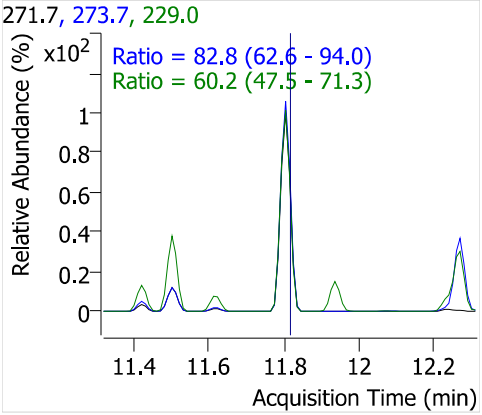

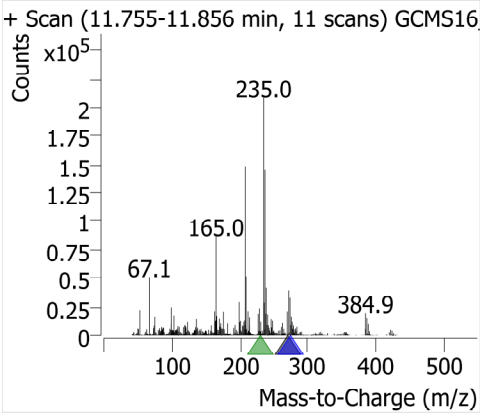

TPP (SSTD)

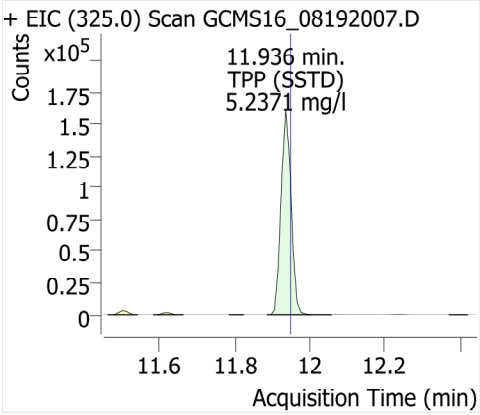

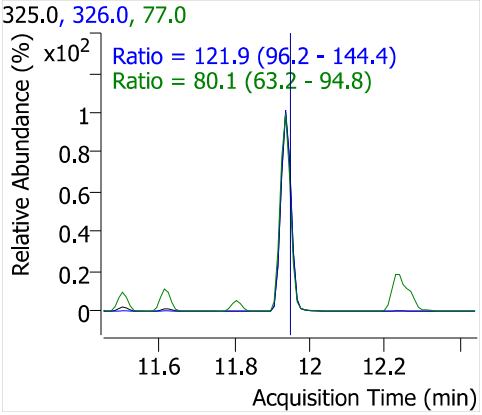

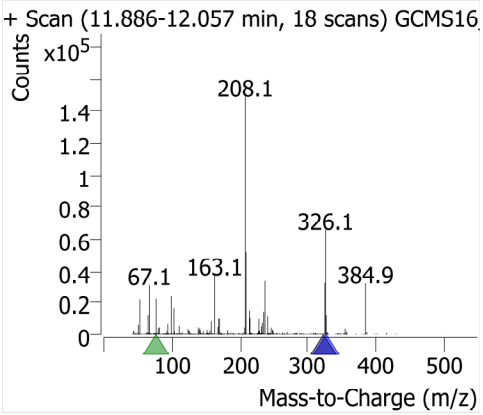

Endrin ketone

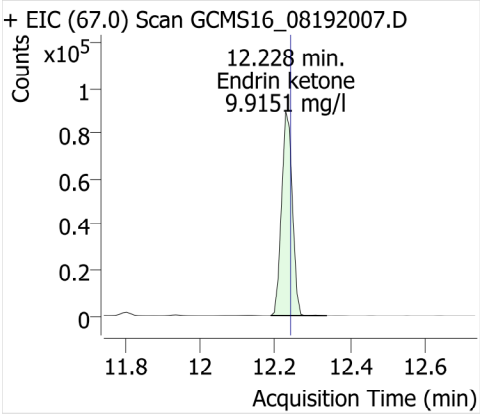

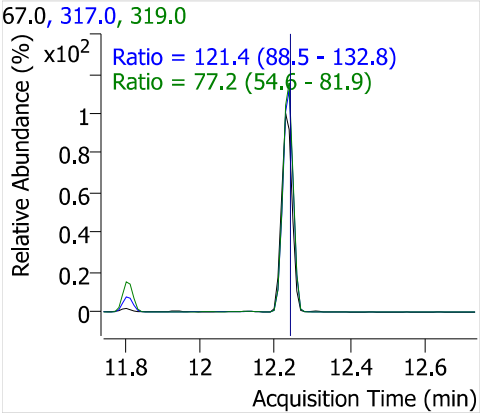

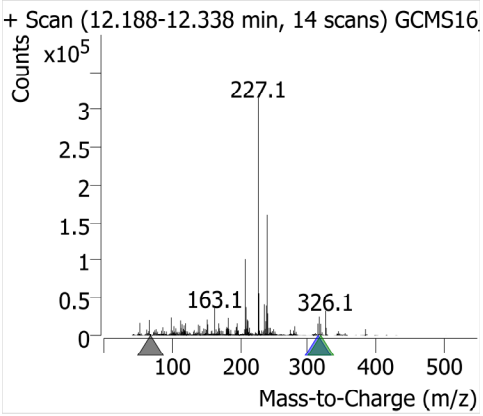

Methoxychlor

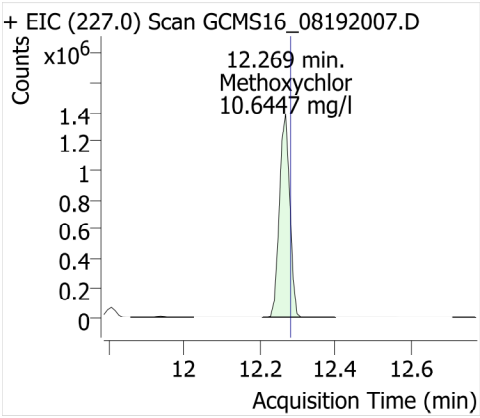

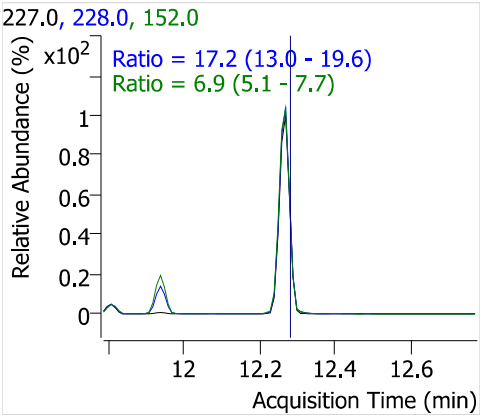

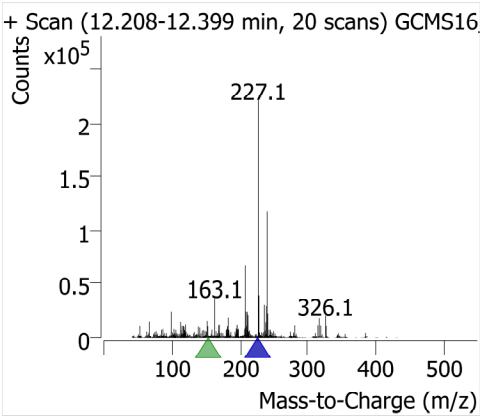

Chrysene-d12

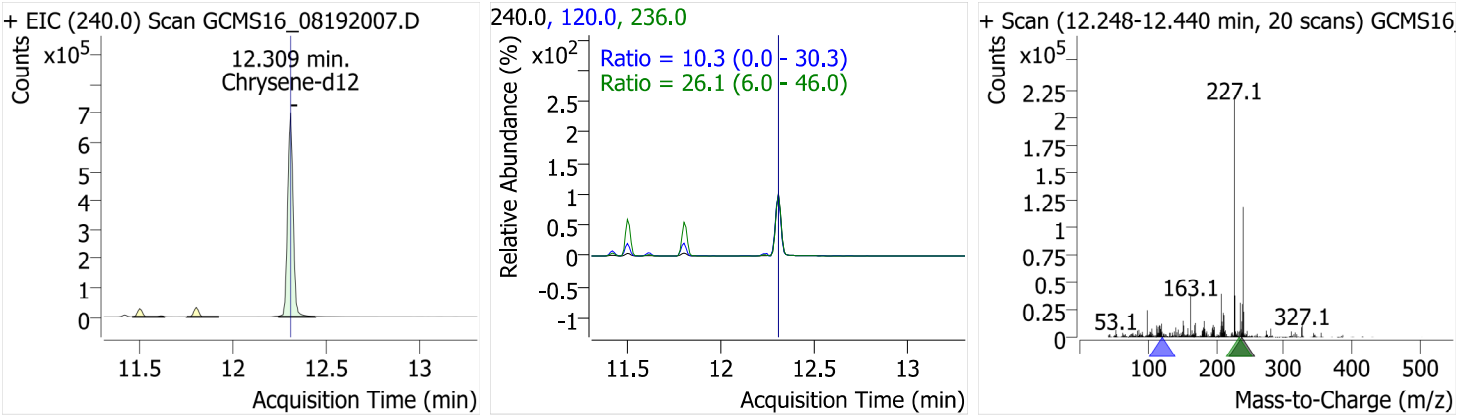

Perylene-d12 (SSRD)

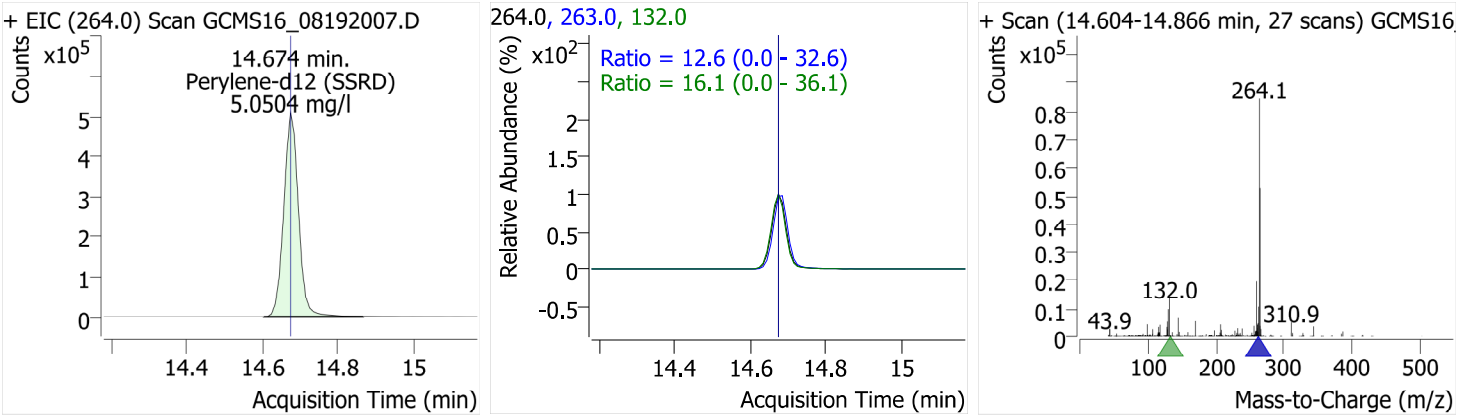

Quantitative Analysis Results With Qualifier Ratio Report

Batch Path	\\WSCIXIGCMS16\InstData\GCMS16\DATA\2020\081920_525.2\QuantResults\081920_LL.batch.bin		
Analysis Time	8/20/2020 9:50:38 AM	**Analyst Name**	WECK\ryan.raymond
Report Time	8/20/2020 9:52:58 AM	**Reporter Name**	ryan.raymond
Last Calib Update	8/20/2020 9:35:35 AM	**Batch State**	Processed
Quant Batch Version	10.0	**Quant Report Version**	10.0

AnalysisInfo

Acq. Time	8/19/2020 2:21:23 PM	**Data File**	GCMS16_08192008.D
Sample Type	Cal	**Sample Name**	LL Cal 5ppm
Dilution	1	**Acq. Method**	525_030816
Position	5	**Inj Vol**	1
DA Method File	525 LL 081920.m	**Comment**	0080864

Sample Chromatogram

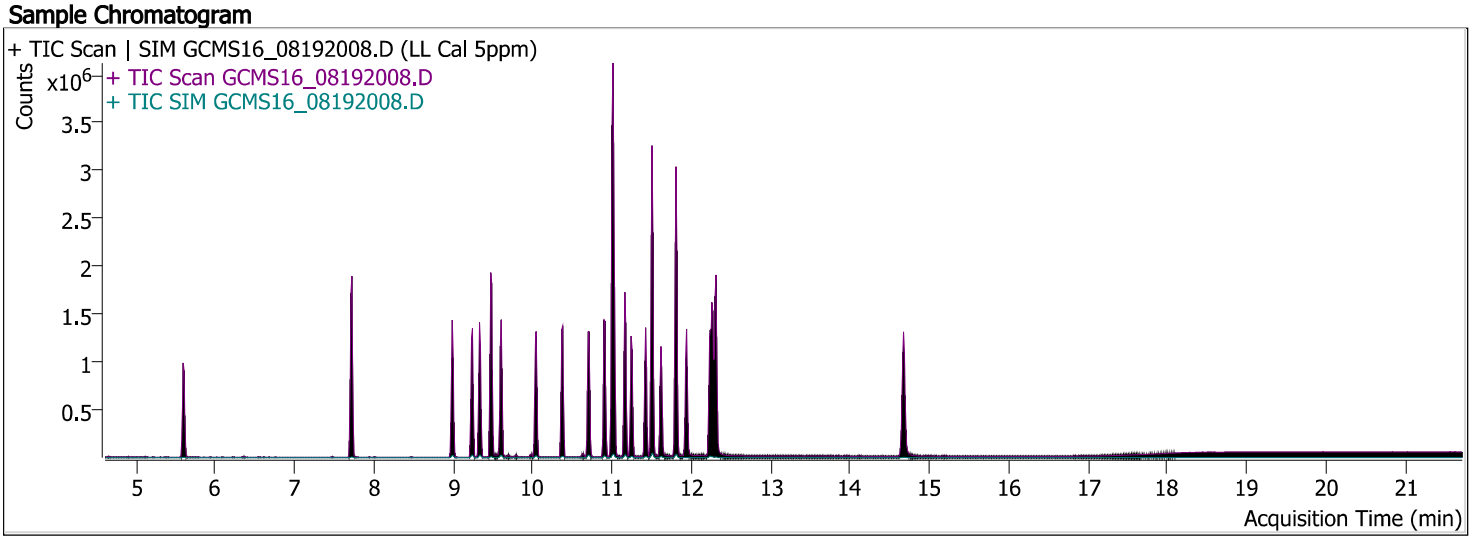

Compound	ISTD	RT	Resp.	ISTD Resp.	Conc	Units	Accuracy
1,3-Dimethyl-2-NB (SSTD)	Acenaphthene-d10	5.595	247503	910380	5.0156	mg/l	100.31
alpha-BHC	Acenaphthene-d10	8.987	266073	910380	5.0161	mg/l	100.32
beta-BHC	Acenaphthene-d10	9.239	225548	910380	5.1057	mg/l	102.11
Gamma-BHC (Lindane)	Acenaphthene-d10	9.330	237350	910380	4.9771	mg/l	99.54
Delta-BHC	Phenanthrene-d10	9.601	229725	1652898	4.7837	mg/l	95.67
Heptachlor	Phenanthrene-d10	10.034	195239	1652898	4.9992	mg/l	99.98
Aldrin	Phenanthrene-d10	10.376	147281	1652898	4.9616	mg/l	99.23
Heptachlor Epoxide (B)	Phenanthrene-d10	10.709	149228	1652898	4.9187	mg/l	98.37
Gamma-Chlordane	Phenanthrene-d10	10.910	218478	1652898	4.9041	mg/l	98.08
Alpha-Chlordane	Phenanthrene-d10	11.011	201715	1652898	5.1289	mg/l	102.58
Endosulfan I	Phenanthrene-d10	11.021	80853	1652898	4.7597	mg/l	95.19
4,4'-DDE	Phenanthrene-d10	11.162	260753	1652898	4.7393	mg/l	94.79
Dieldrin	Phenanthrene-d10	11.242	229671	1652898	4.8979	mg/l	97.96
Endrin	Phenanthrene-d10	11.423	87641	1652898	4.9114	mg/l	98.23
4,4'-DDD	Phenanthrene-d10	11.504	745253	1652898	5.0984	mg/l	101.97
Endosulfan II	Phenanthrene-d10	11.504	69924	1652898	5.0435	mg/l	100.87
Endrin aldehyde	Phenanthrene-d10	11.614	124517	1652898	4.9690	mg/l	99.38
4,4'-DDT	Phenanthrene-d10	11.806	695350	1652898	5.0565	mg/l	101.13
Endosulfan sulfate	Phenanthrene-d10	11.806	133444	1652898	4.9410	mg/l	98.82
TPP (SSTD)	Phenanthrene-d10	11.937	298175	1652898	5.1841	mg/l	103.68
Endrin ketone	Phenanthrene-d10	12.228	89815	1652898	4.9312	mg/l	98.62
Methoxychlor	Phenanthrene-d10	12.269	1257608	1652898	4.8698	mg/l	97.40
Perylene-d12 (SSRD)	Chrysene-d12	14.675	1341071	1417381	4.9570	mg/l	99.14

Quantitative Analysis Results With Qualifier Ratio Report

Compound	CAS#	RT	RR	Conc	Transition	(Min-Max)	Q-Ratio	
1,3-Dimethyl-2-NB (SSTD)		5.595	0.2719	5.0156	134.0			
					77.0	91.5 - 137.2	114.8	
					79.0	86.7 - 130.1	109.3	
alpha-BHC		8.987	0.2923	5.0161	180.8			
					182.8	77.4 - 116.1	96.3	
					218.8	61.5 - 92.2	76.3	
beta-BHC		9.239	0.2478	5.1057	181.0			
					183.0	76.9 - 115.4	95.5	
					219.0	67.9 - 101.9	87.3	
Gamma-BHC (Lindane)		9.330	0.2607	4.9771	181.0			
					183.0	76.3 - 114.4	95.4	
					219.0	58.5 - 87.7	76.5	
Delta-BHC		9.601	0.1390	4.7837	181.0			
					183.0	81.1 - 121.6	98.5	
					219.0	65.0 - 97.5	86.4	
Heptachlor		10.034	0.1181	4.9992	99.9			
					271.7	77.8 - 116.8	95.8	
					273.7	62.5 - 93.7	76.1	
Aldrin		10.376	0.0891	4.9616	263.0			
					66.0	92.4 - 138.6	119.1	
					265.0	56.0 - 84.0	66.4	
Heptachlor Epoxide (B)		10.709	0.0903	4.9187	352.7			
					81.0	75.7 - 113.5	88.1	
					354.7	71.5 - 107.2	78.4	
Gamma-Chlordane		10.910	0.1322	4.9041	373.0			
					375.0	75.8 - 113.7	95.0	
					237.0	29.2 - 43.9	37.5	
Alpha-Chlordane		11.011	0.1220	5.1289	373.0			
					375.0	74.7 - 112.1	94.0	
					272.0	34.6 - 51.9	42.2	
Endosulfan I		11.021	0.0489	4.7597	241.0			
					195.0	83.0 - 124.4	91.1	
					339.0	32.9 - 49.4	41.6	
4,4'-DDE		11.162	0.1578	4.7393	318.0			
					248.0	84.9 - 127.4	104.8	
					316.0	62.7 - 94.0	78.1	
Dieldrin		11.242	0.1390	4.8979	79.0			
					81.0	32.1 - 48.2	40.4	
					262.7	25.3 - 38.0	32.4	
Endrin		11.423	0.0530	4.9114	263.0			
					81.0	64.7 - 97.0	77.2	
					265.0	55.2 - 82.8	68.1	
4,4'-DDD		11.504	0.4509	5.0984	234.9			
					236.9	54.5 - 81.8	67.9	
					165.0	38.5 - 57.8	48.6	
Endosulfan II		11.504	0.0423	5.0435	195.0			
					207.0	109.7 - 164.6	78.4	Low
					241.0	56.8 - 85.2	75.3	
Endrin aldehyde		11.614	0.0753	4.9690	67.0			
					249.7	41.2 - 61.8	48.1	
					344.8	38.4 - 57.5	45.8	
4,4'-DDT		11.806	0.4207	5.0565	234.9			
					236.9	56.6 - 85.0	70.5	
					165.0	34.8 - 52.2	43.9	
Endosulfan sulfate		11.806	0.0807	4.9410	271.7			

Compound	CAS#	RT	RR	Conc	Transition	(Min-Max)	Q-Ratio
					273.7	62.6 - 94.0	82.7
					229.0	47.5 - 71.3	59.5
TPP (SSTD)		11.937	0.1804	5.1841	325.0		
					326.0	96.2 - 144.4	120.2
					77.0	63.2 - 94.8	80.8
Endrin ketone		12.228	0.0543	4.9312	67.0		
					317.0	88.5 - 132.8	111.0
					319.0	54.6 - 81.9	70.6
Methoxychlor		12.269	0.7609	4.8698	227.0		
					228.0	13.0 - 19.6	16.7
					152.0	5.1 - 7.7	6.9
Perylene-d12 (SSRD)		14.675	0.9462	4.9570	264.0		
					132.0	0.0 - 36.1	16.2
					263.0	0.0 - 32.6	12.6

1,3-Dimethyl-2-NB (SSTD)

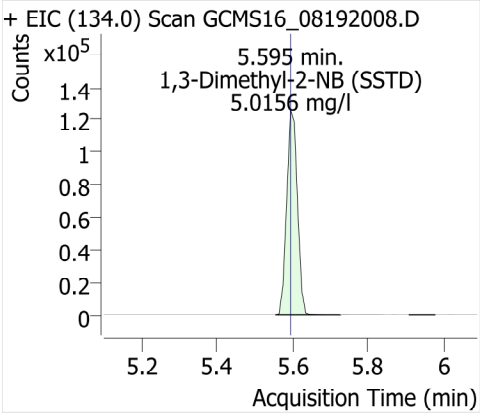

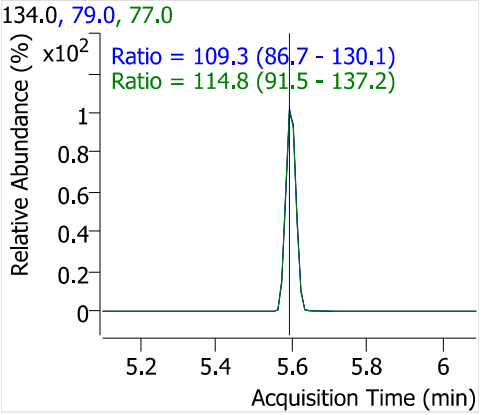

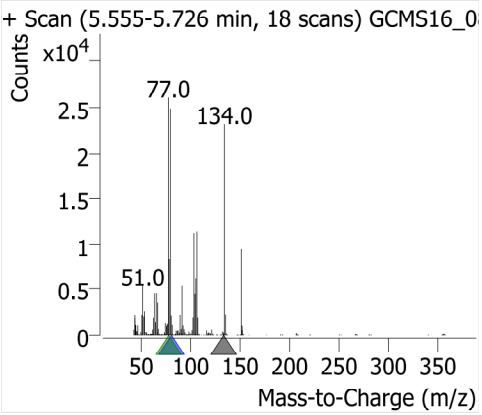

Acenaphthene-d10

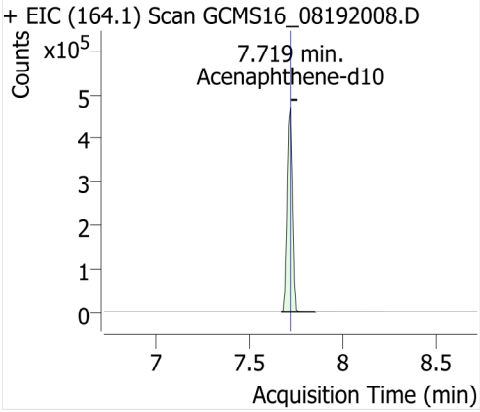

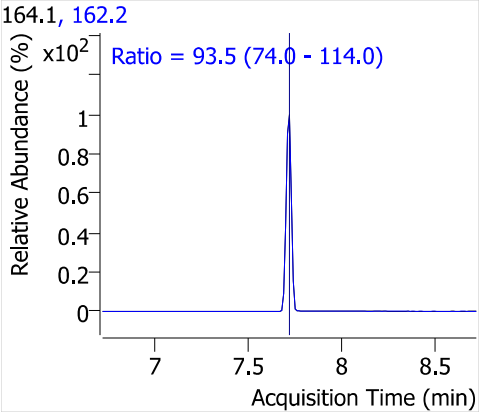

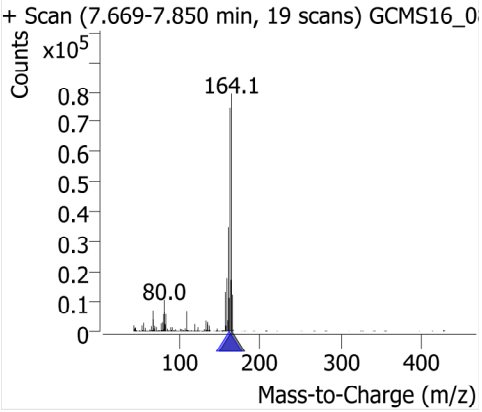

alpha-BHC

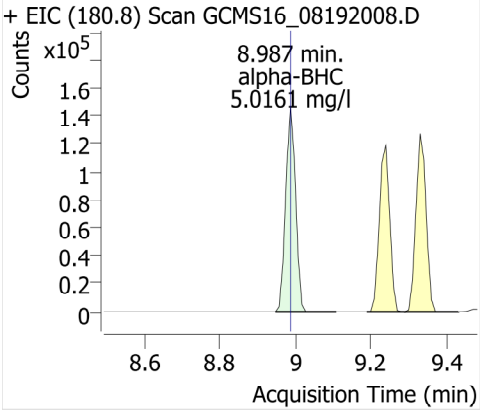

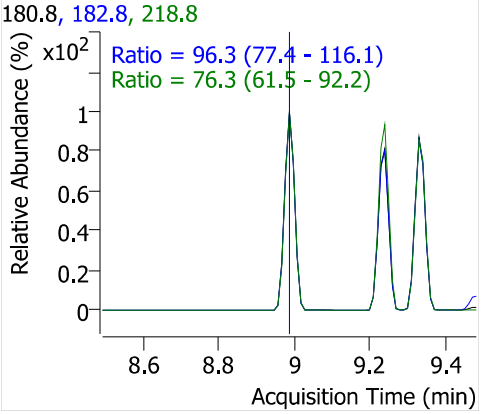

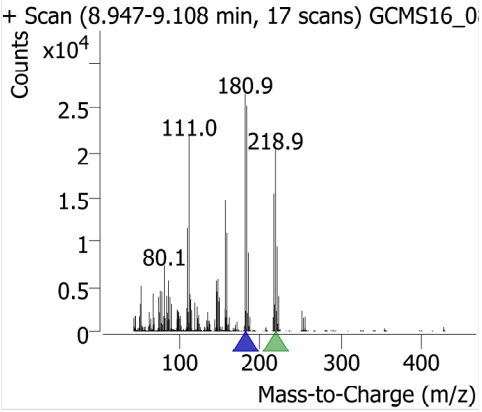

beta-BHC

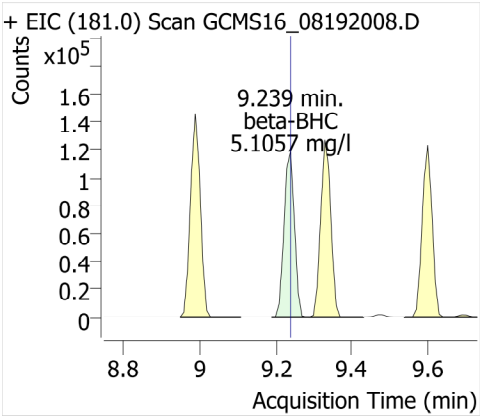

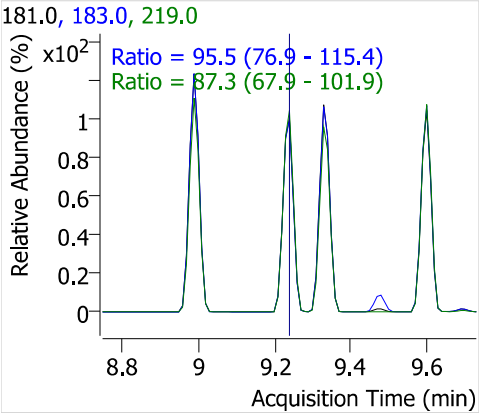

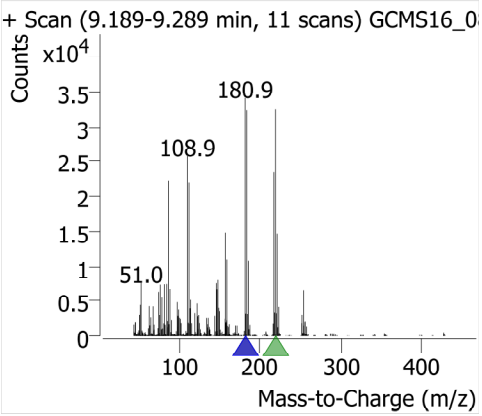

Gamma-BHC (Lindane)

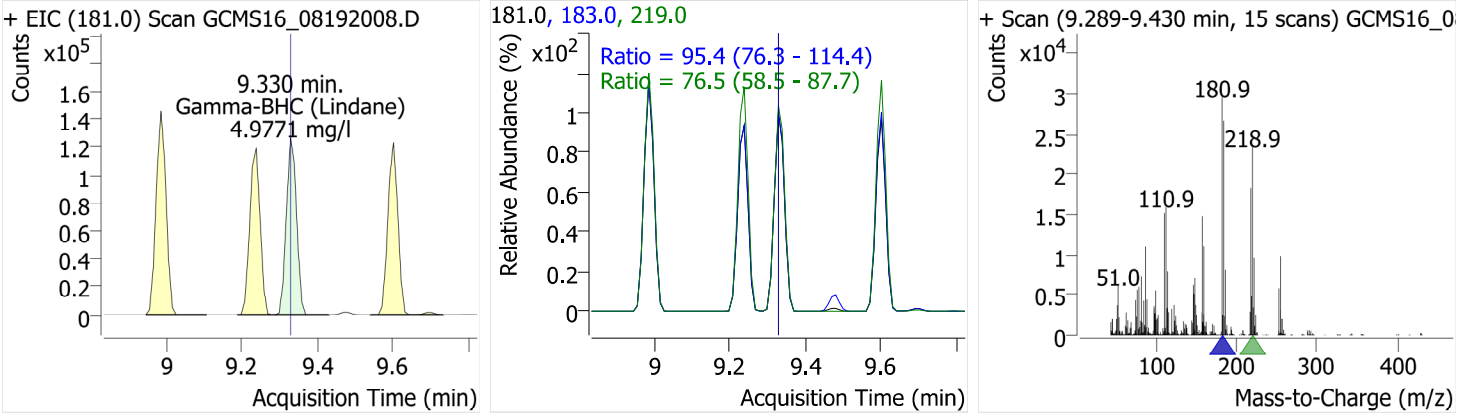

Phenanthrene-d10

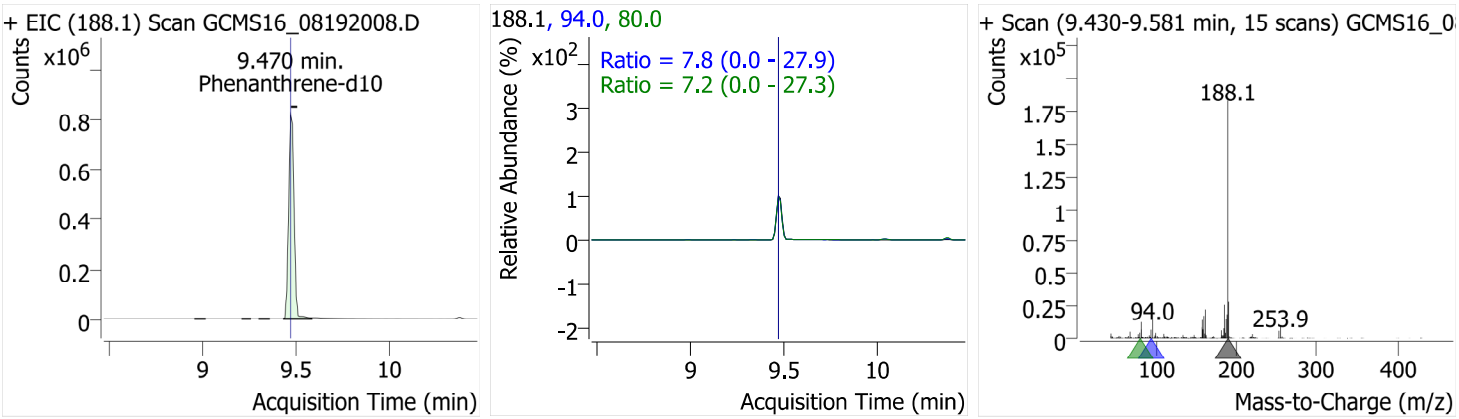

Delta-BHC

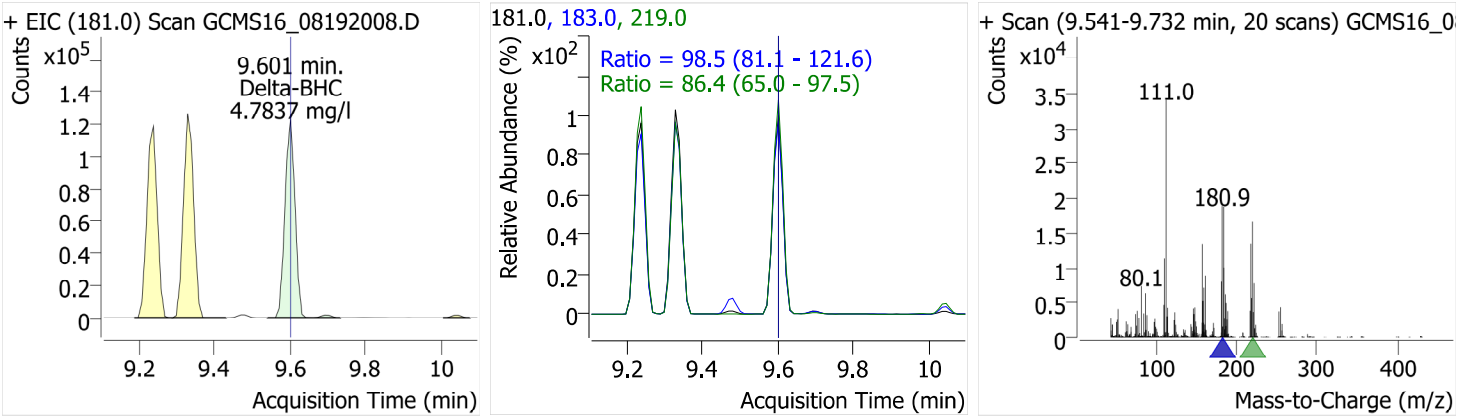

Heptachlor

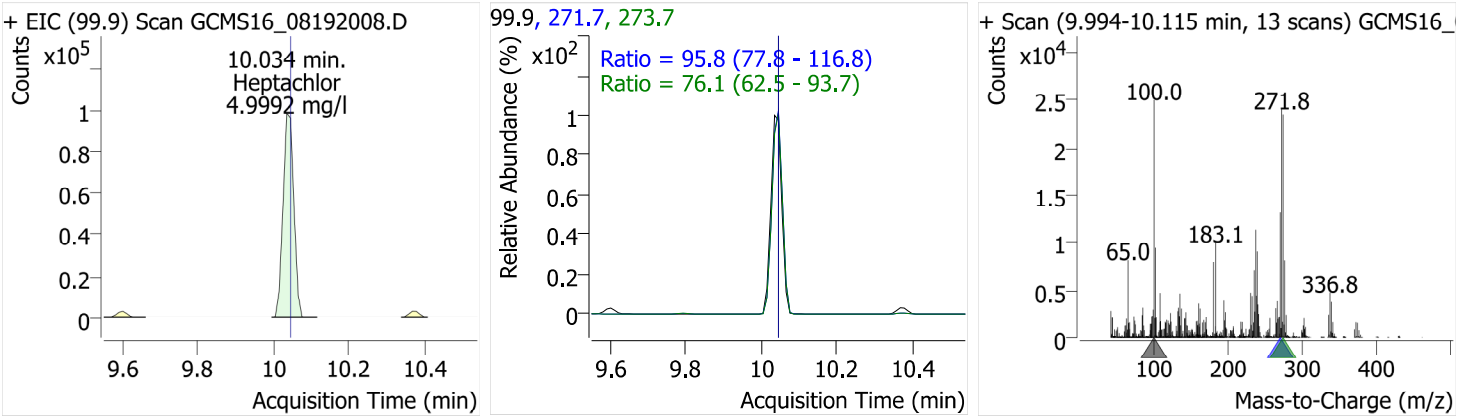

Aldrin

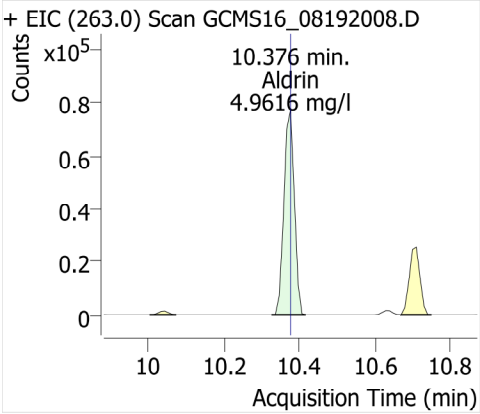

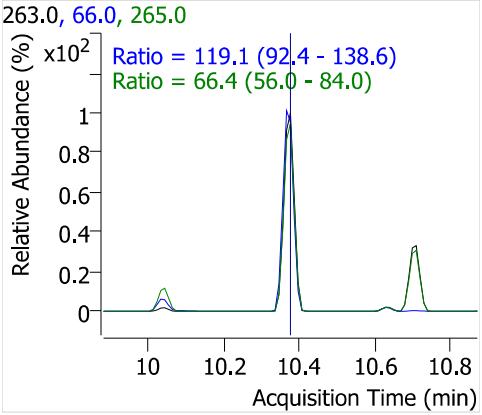

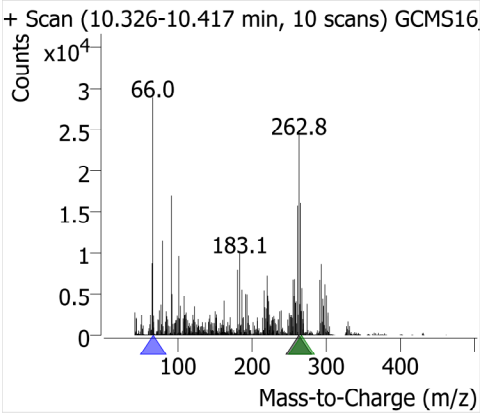

Heptachlor Epoxide (B)

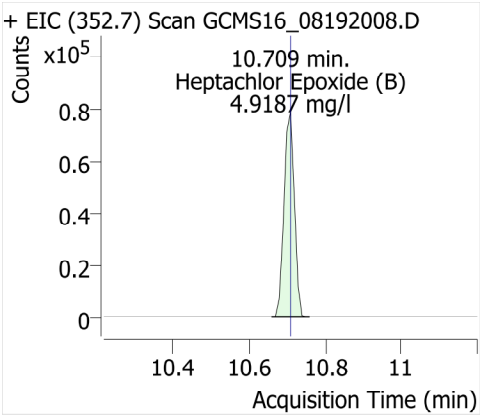

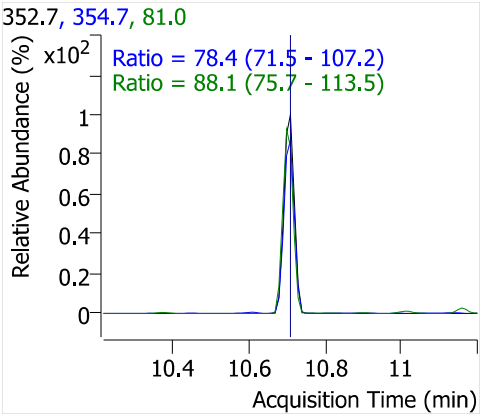

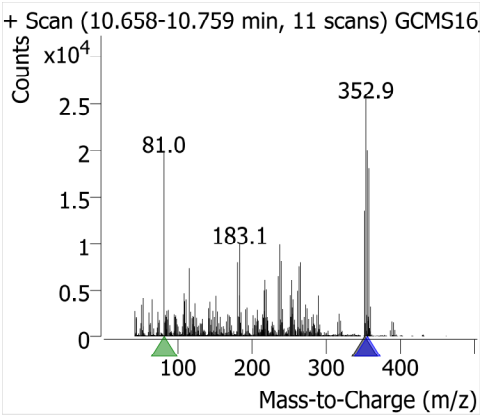

Gamma-Chlordane

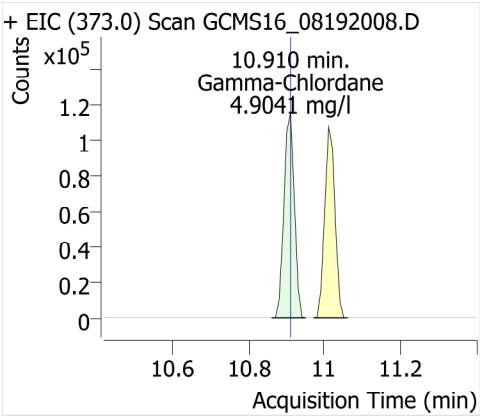

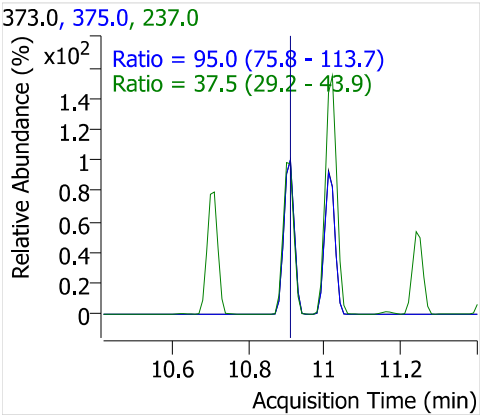

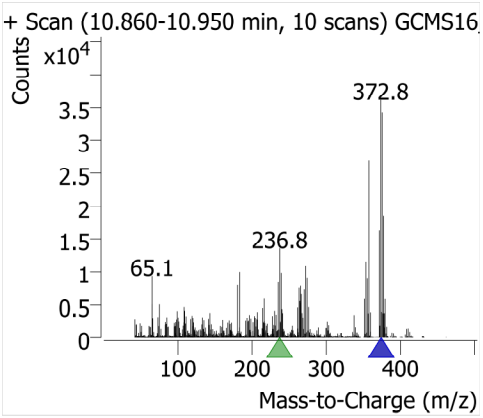

Alpha-Chlordane

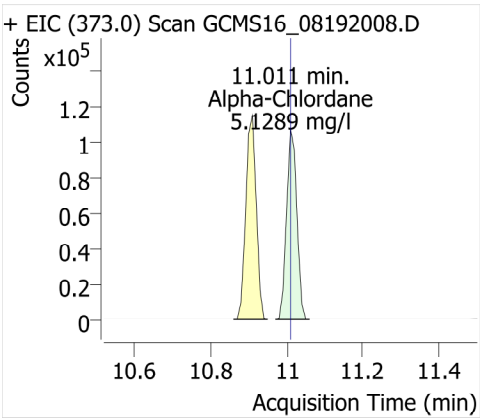

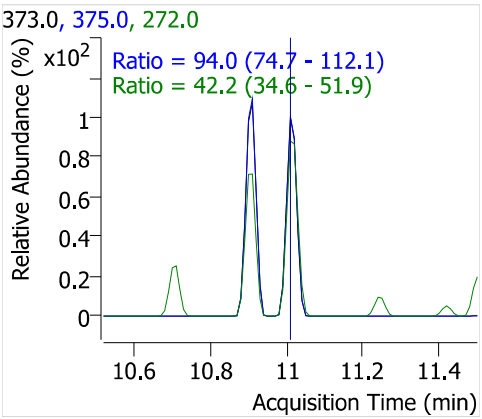

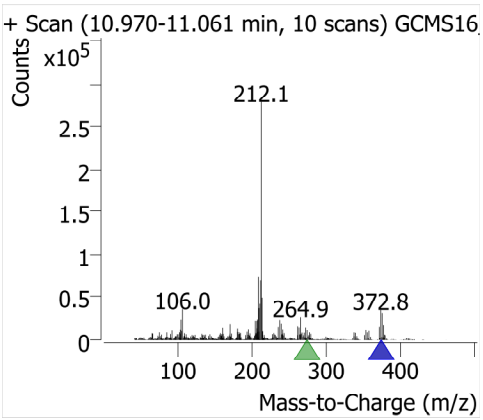

Endosulfan I

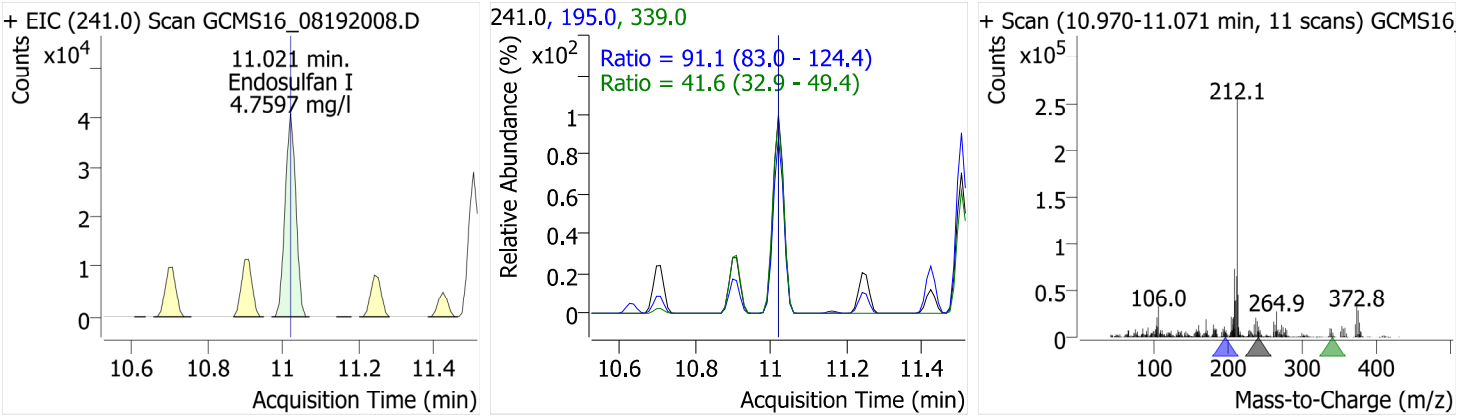

4,4'-DDE

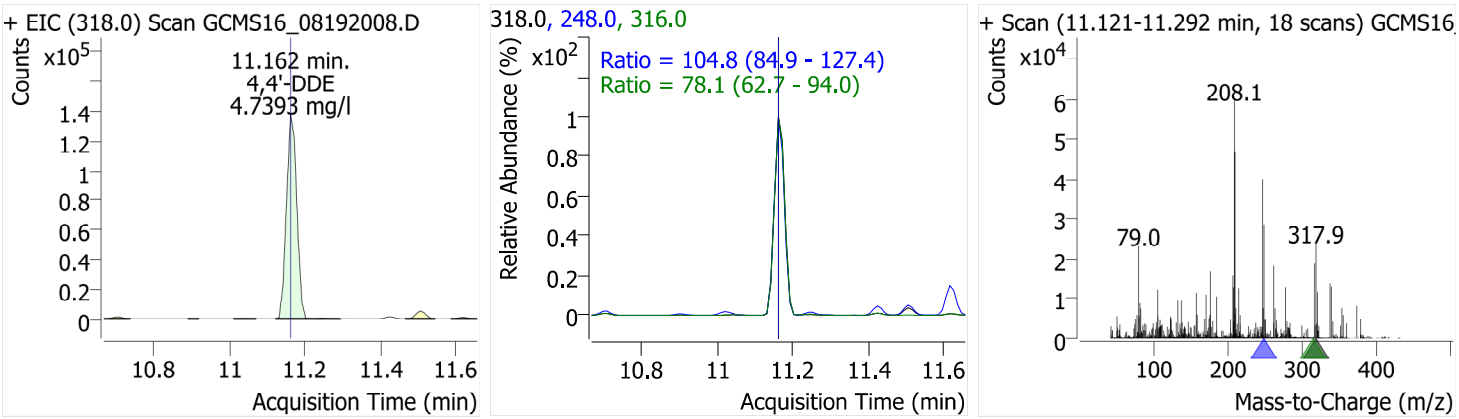

Dieldrin

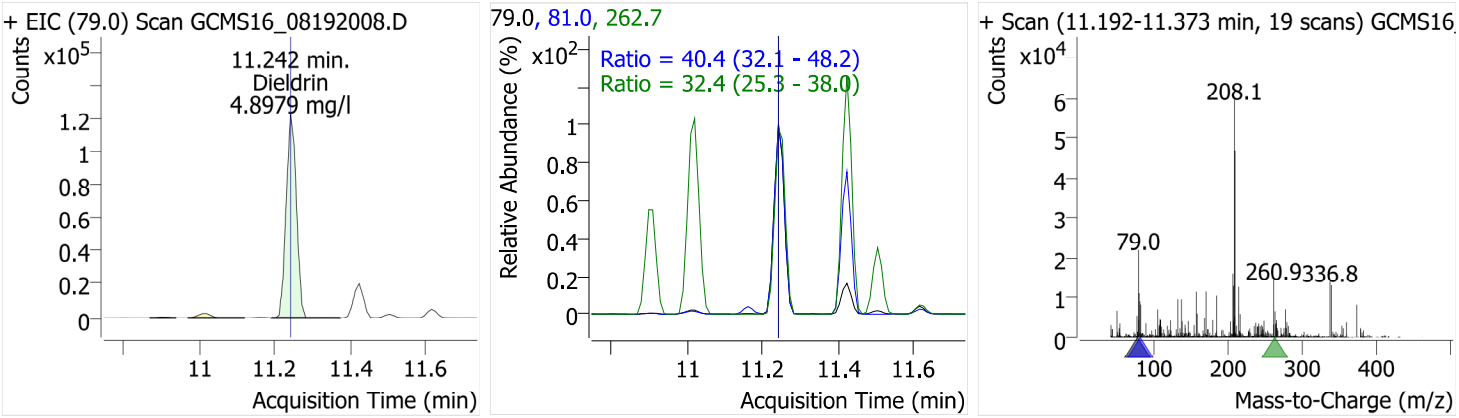

Endrin

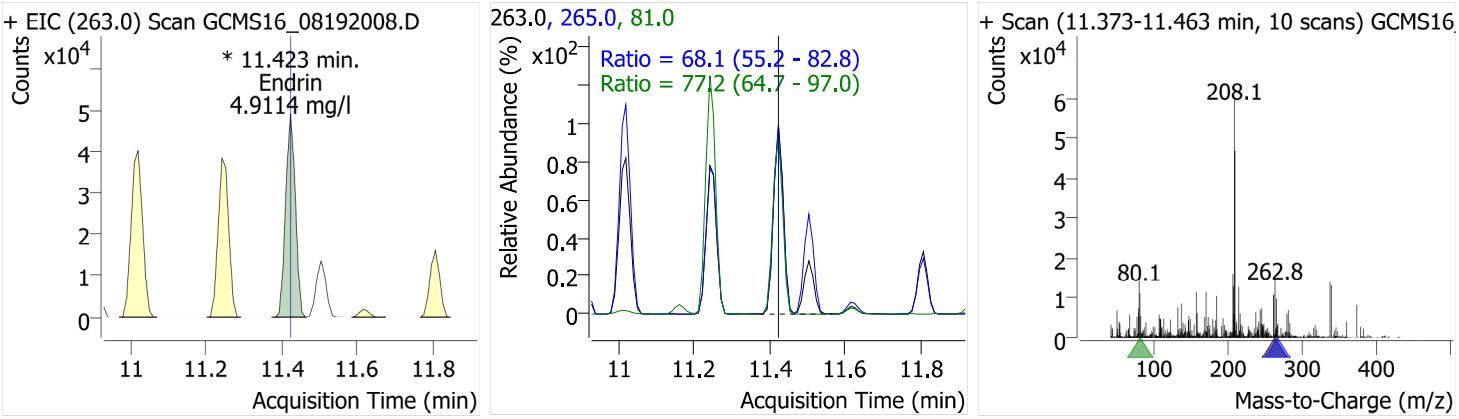

4,4'-DDD

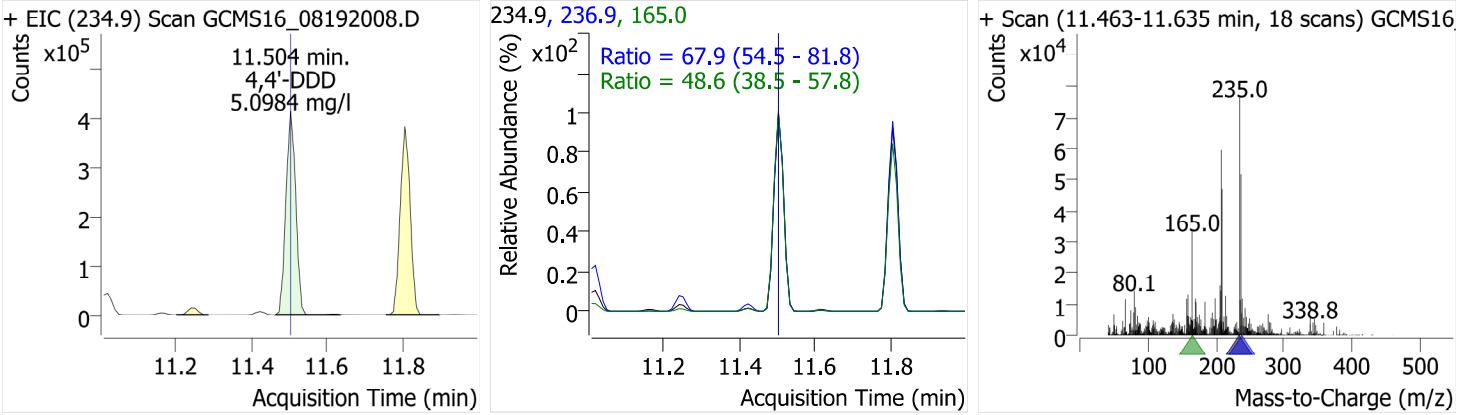

Endosulfan II

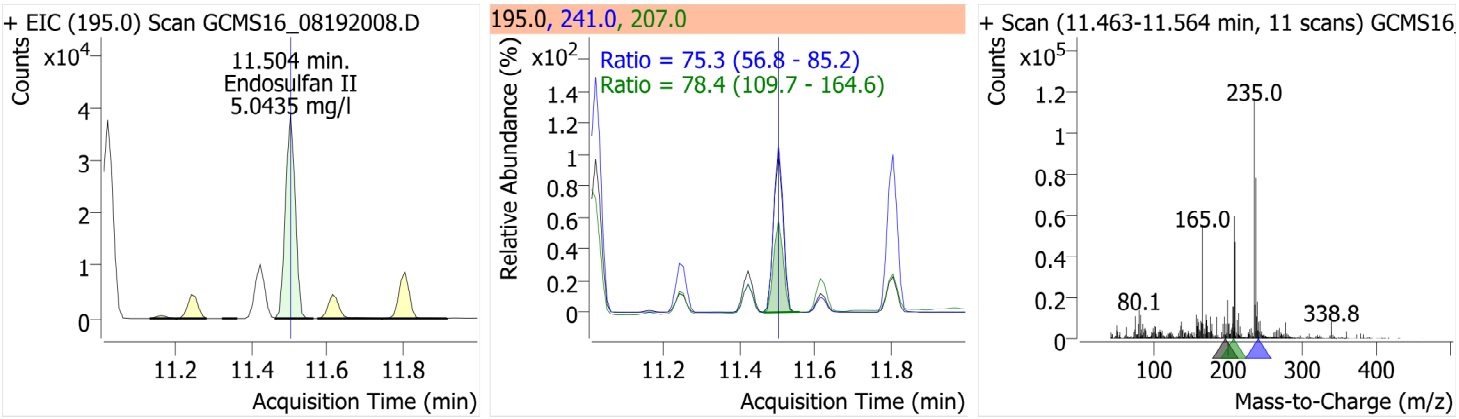

Endrin aldehyde

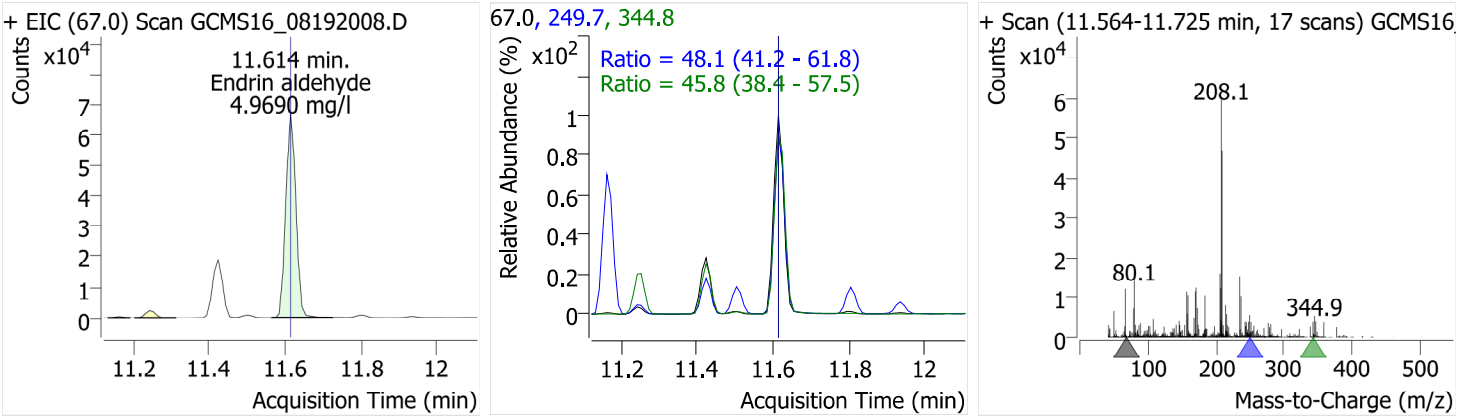

4,4'-DDT

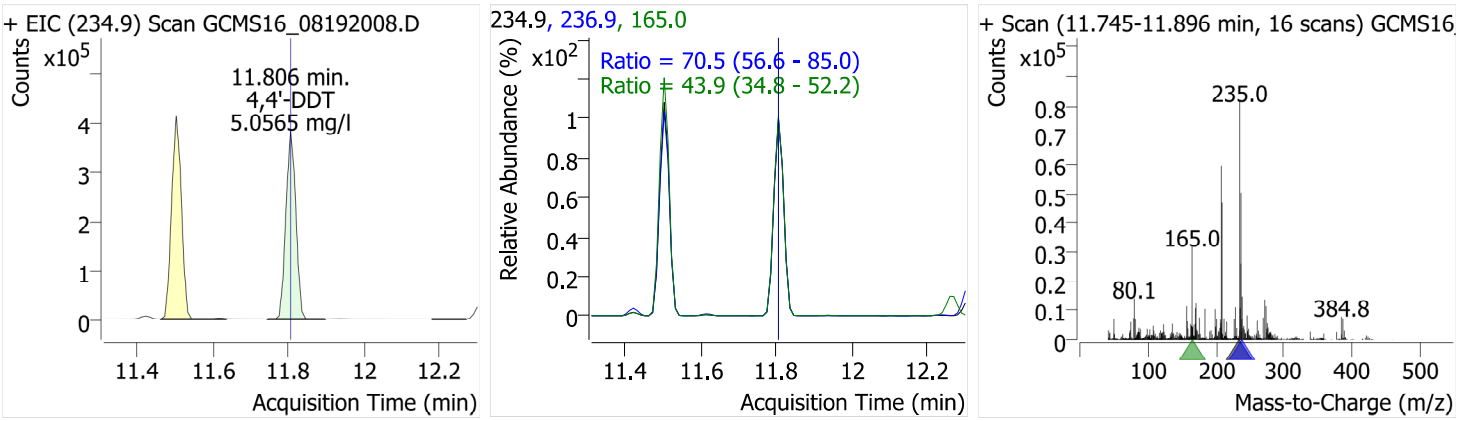

Endosulfan sulfate

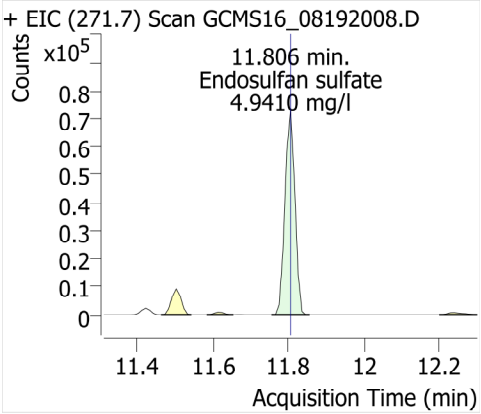

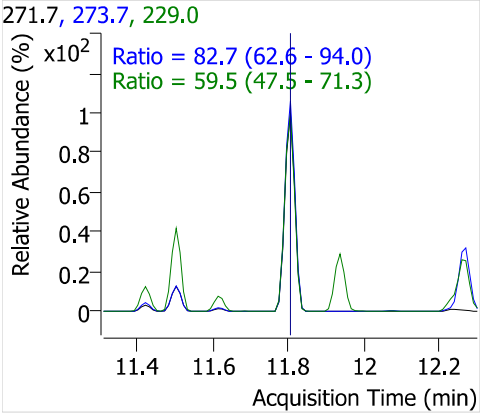

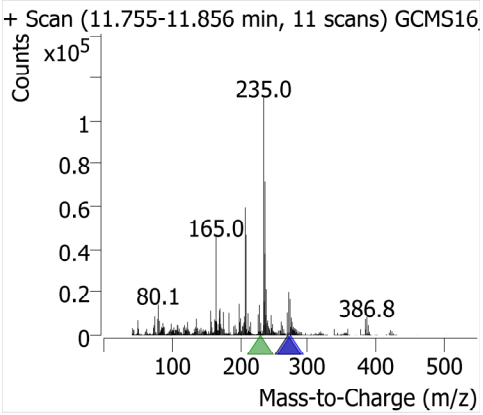

TPP (SSTD)

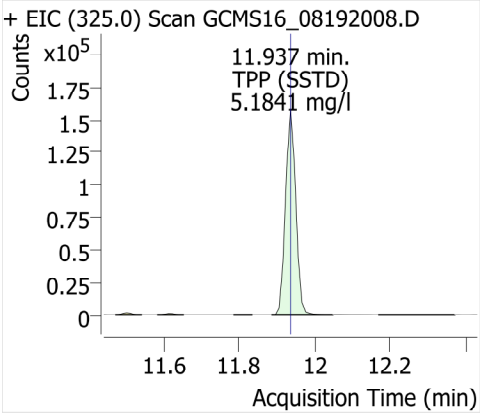

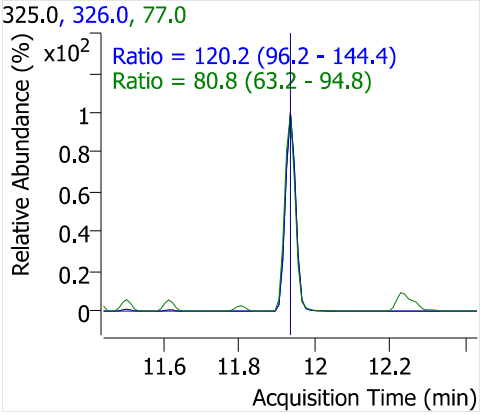

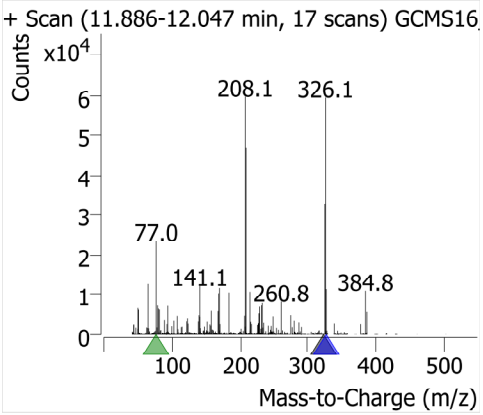

Endrin ketone

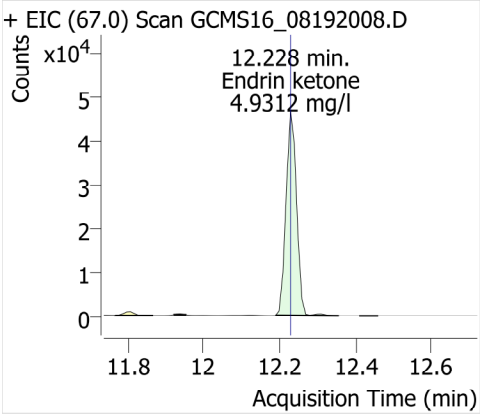

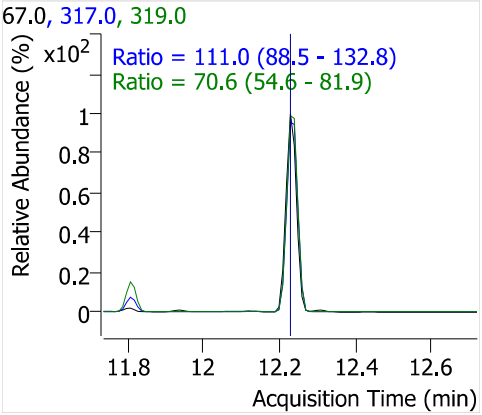

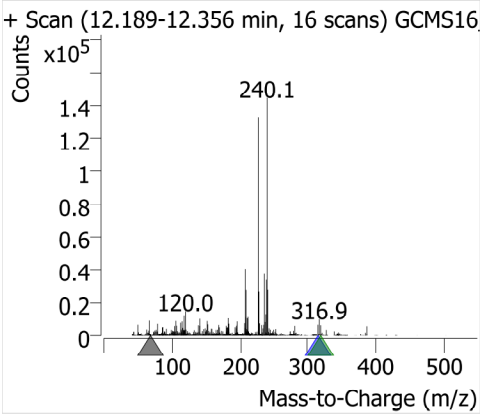

Methoxychlor

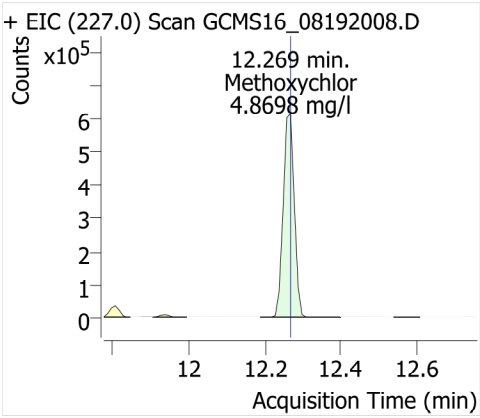

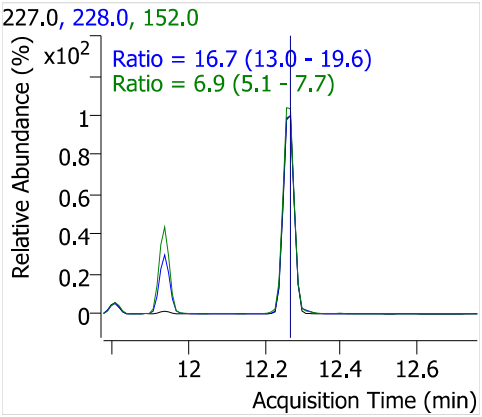

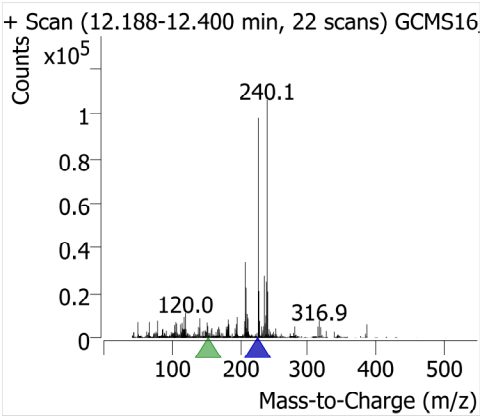

Chrysene-d12

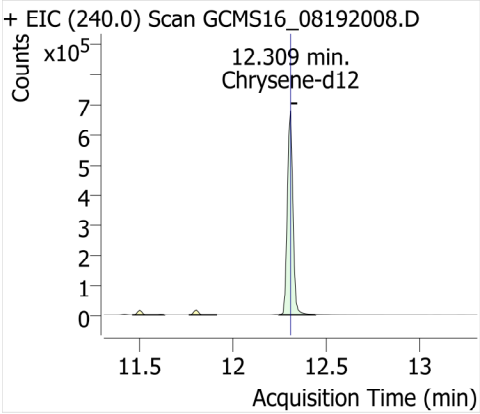

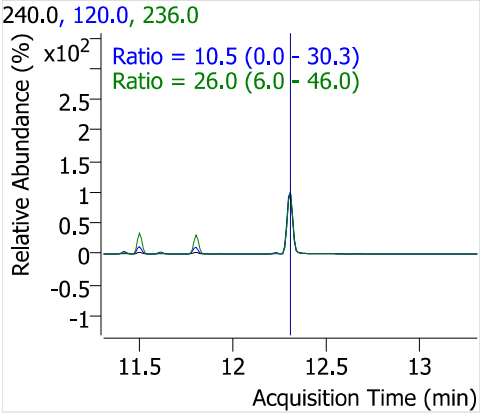

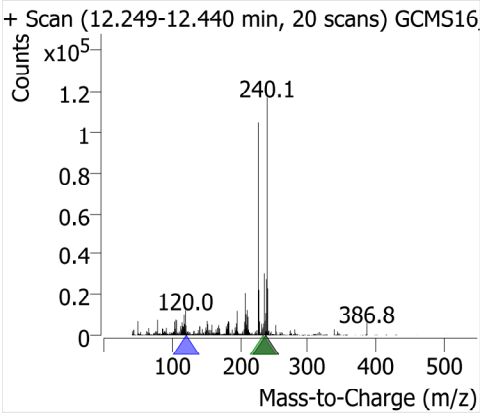

Perylene-d12 (SSRD)

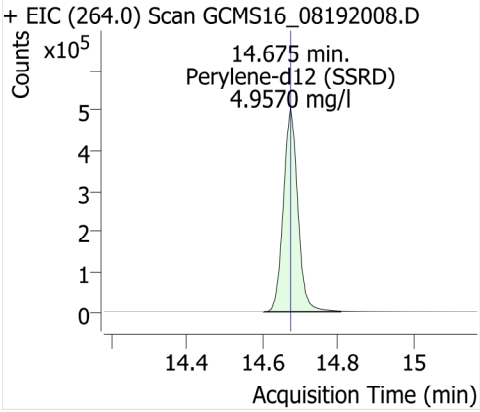

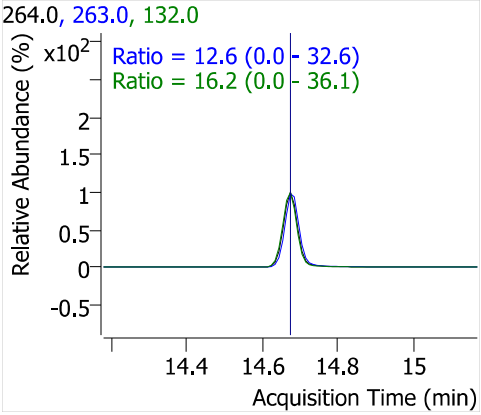

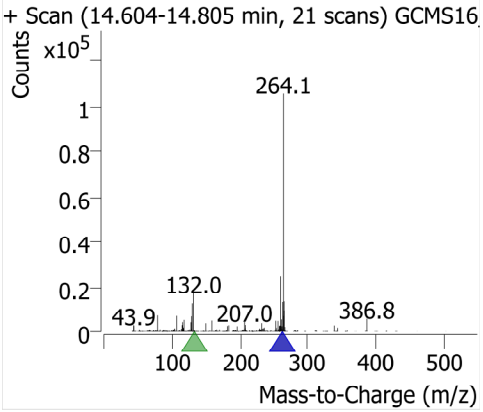

Quantitative Analysis Results With Qualifier Ratio Report

Batch Path	\\WSCIXIGCMS16\InstData\GCMS16\DATA\2020\081920_525.2\QuantResults\081920_LL.batch.bin		
Analysis Time	8/20/2020 9:50:38 AM	**Analyst Name**	WECK\ryan.raymond
Report Time	8/20/2020 9:53:04 AM	**Reporter Name**	ryan.raymond
Last Calib Update	8/20/2020 9:35:35 AM	**Batch State**	Processed
Quant Batch Version	10.0	**Quant Report Version**	10.0

AnalysisInfo

Acq. Time	8/19/2020 2:48:26 PM	**Data File**	GCMS16_08192009.D
Sample Type	Cal	**Sample Name**	LL Cal 2ppm
Dilution	1	**Acq. Method**	525_030816
Position	6	**Inj Vol**	1
DA Method File	525 LL 081920.m	**Comment**	0080865

Sample Chromatogram

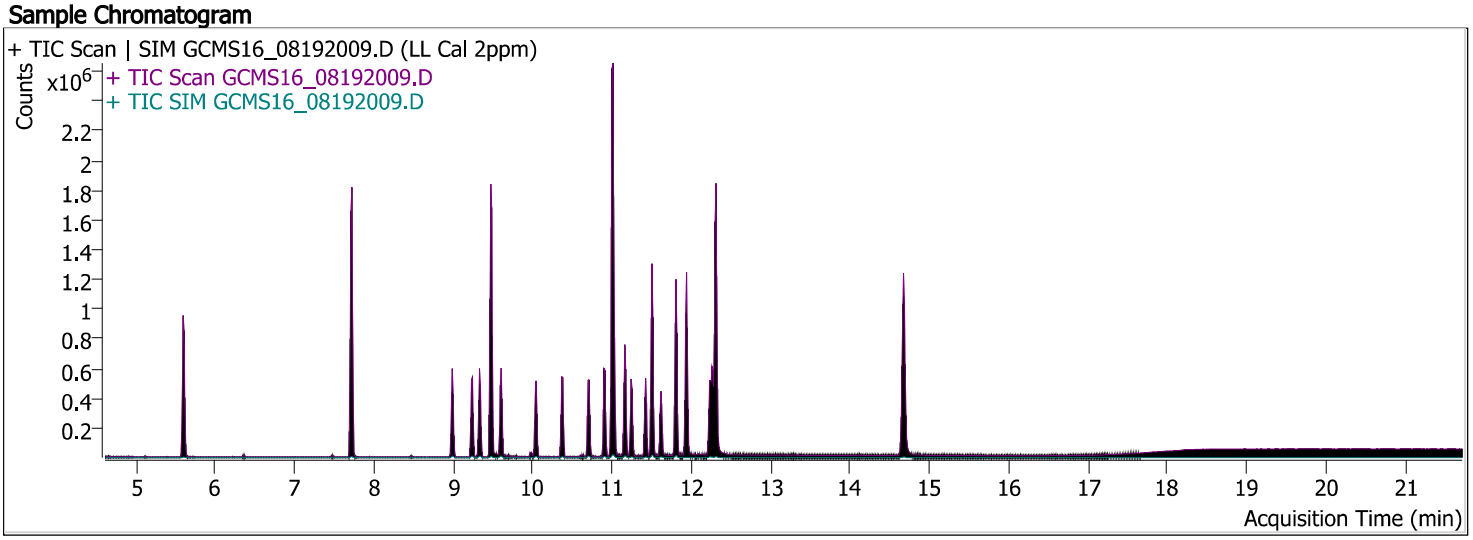

Compound	ISTD	RT	Resp.	ISTD Resp.	Conc	Units	Accuracy
1,3-Dimethyl-2-NB (SSTD)	Acenaphthene-d10	5.595	239563	875034	5.0508	mg/l	101.02
alpha-BHC	Acenaphthene-d10	8.987	107417	875034	2.1165	mg/l	105.83
beta-BHC	Acenaphthene-d10	9.239	86528	875034	2.0481	mg/l	102.41
Gamma-BHC (Lindane)	Acenaphthene-d10	9.330	97129	875034	2.1247	mg/l	106.24
Delta-BHC	Phenanthrene-d10	9.601	94420	1570182	2.0485	mg/l	102.42
Heptachlor	Phenanthrene-d10	10.034	73381	1570182	1.9911	mg/l	99.55
Aldrin	Phenanthrene-d10	10.376	58110	1570182	2.0720	mg/l	103.60
Heptachlor Epoxide (B)	Phenanthrene-d10	10.709	56050	1570182	1.9627	mg/l	98.13
Gamma-Chlordane	Phenanthrene-d10	10.910	86380	1570182	2.0536	mg/l	102.68
Alpha-Chlordane	Phenanthrene-d10	11.011	80603	1570182	2.1615	mg/l	108.08
Endosulfan I	Phenanthrene-d10	11.021	33935	1570182	2.0583	mg/l	102.92
4,4'-DDE	Phenanthrene-d10	11.162	109616	1570182	2.0773	mg/l	103.87
Dieldrin	Phenanthrene-d10	11.242	93910	1570182	2.0823	mg/l	104.12
Endrin	Phenanthrene-d10	11.423	33514	1570182	1.9890	mg/l	99.45
4,4'-DDD	Phenanthrene-d10	11.504	287647	1570182	2.0013	mg/l	100.07
Endosulfan II	Phenanthrene-d10	11.504	28005	1570182	2.0437	mg/l	102.18
Endrin aldehyde	Phenanthrene-d10	11.615	47589	1570182	2.0207	mg/l	101.04
4,4'-DDT	Phenanthrene-d10	11.806	266316	1570182	1.9930	mg/l	99.65
Endosulfan sulfate	Phenanthrene-d10	11.806	52309	1570182	1.9713	mg/l	98.57
TPP (SSTD)	Phenanthrene-d10	11.937	274385	1570182	5.0218	mg/l	100.44
Endrin ketone	Phenanthrene-d10	12.229	38201	1570182	2.1969	mg/l	109.85
Methoxychlor	Phenanthrene-d10	12.269	471765	1570182	1.9156	mg/l	95.78
Perylene-d12 (SSRD)	Chrysene-d12	14.675	1281803	1352966	4.9635	mg/l	99.27

Quantitative Analysis Results With Qualifier Ratio Report

Compound	CAS#	RT	RR	Conc	Transition	(Min-Max)	Q-Ratio	
1,3-Dimethyl-2-NB (SSTD)		5.595	0.2738	5.0508	134.0			
					77.0	91.5 - 137.2	112.8	
					79.0	86.7 - 130.1	107.1	
alpha-BHC		8.987	0.1228	2.1165	180.8			
					182.8	77.4 - 116.1	98.0	
					218.8	61.5 - 92.2	75.6	
beta-BHC		9.239	0.0989	2.0481	181.0			
					183.0	76.9 - 115.4	99.4	
					219.0	67.9 - 101.9	90.5	
Gamma-BHC (Lindane)		9.330	0.1110	2.1247	181.0			
					183.0	76.3 - 114.4	96.9	
					219.0	58.5 - 87.7	76.1	
Delta-BHC		9.601	0.0601	2.0485	181.0			
					183.0	81.1 - 121.6	97.6	
					219.0	65.0 - 97.5	82.8	
Heptachlor		10.034	0.0467	1.9911	99.9			
					271.7	77.8 - 116.8	99.8	
					273.7	62.5 - 93.7	79.3	
Aldrin		10.376	0.0370	2.0720	263.0			
					66.0	92.4 - 138.6	121.3	
					265.0	56.0 - 84.0	67.4	
Heptachlor Epoxide (B)		10.709	0.0357	1.9627	352.7			
					81.0	75.7 - 113.5	94.8	
					354.7	71.5 - 107.2	80.3	
Gamma-Chlordane		10.910	0.0550	2.0536	373.0			
					375.0	75.8 - 113.7	94.3	
					237.0	29.2 - 43.9	36.8	
Alpha-Chlordane		11.011	0.0513	2.1615	373.0			
					375.0	74.7 - 112.1	93.0	
					272.0	34.6 - 51.9	43.9	
Endosulfan I		11.021	0.0216	2.0583	241.0			
					195.0	83.0 - 124.4	91.6	
					339.0	32.9 - 49.4	41.1	
4,4'-DDE		11.162	0.0698	2.0773	318.0			
					248.0	84.9 - 127.4	104.3	
					316.0	62.7 - 94.0	77.9	
Dieldrin		11.242	0.0598	2.0823	79.0			
					81.0	32.1 - 48.2	39.1	
					262.7	25.3 - 38.0	32.1	
Endrin		11.423	0.0213	1.9890	263.0			
					81.0	64.7 - 97.0	78.8	
					265.0	55.2 - 82.8	69.0	
4,4'-DDD		11.504	0.1832	2.0013	234.9			
					236.9	54.5 - 81.8	69.5	
					165.0	38.5 - 57.8	49.7	
Endosulfan II		11.504	0.0178	2.0437	195.0			
					207.0	109.7 - 164.6	80.2	Low
					241.0	56.8 - 85.2	76.5	
Endrin aldehyde		11.615	0.0303	2.0207	67.0			
					249.7	41.2 - 61.8	49.5	
					344.8	38.4 - 57.5	44.8	
4,4'-DDT		11.806	0.1696	1.9930	234.9			
					236.9	56.6 - 85.0	70.0	
					165.0	34.8 - 52.2	43.4	
Endosulfan sulfate		11.806	0.0333	1.9713	271.7			

Compound	CAS#	RT	RR	Conc	Transition	(Min-Max)	Q-Ratio
					273.7	62.6 - 94.0	83.2
					229.0	47.5 - 71.3	60.3
TPP (SSTD)		11.937	0.1747	5.0218	325.0		
					326.0	96.2 - 144.4	120.7
					77.0	63.2 - 94.8	81.5
Endrin ketone		12.229	0.0243	2.1969	67.0		
					317.0	88.5 - 132.8	103.0
					319.0	54.6 - 81.9	65.4
Methoxychlor		12.269	0.3005	1.9156	227.0		
					228.0	13.0 - 19.6	16.9
					152.0	5.1 - 7.7	7.0
Perylene-d12 (SSRD)		14.675	0.9474	4.9635	264.0		
					132.0	0.0 - 36.1	16.2
					263.0	0.0 - 32.6	12.7

1,3-Dimethyl-2-NB (SSTD)

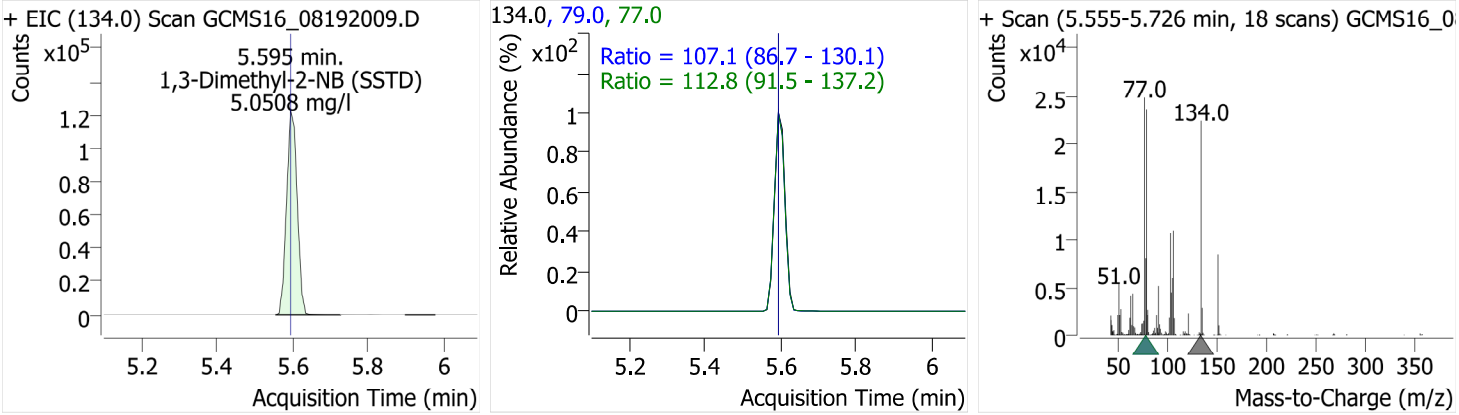

Acenaphthene-d10

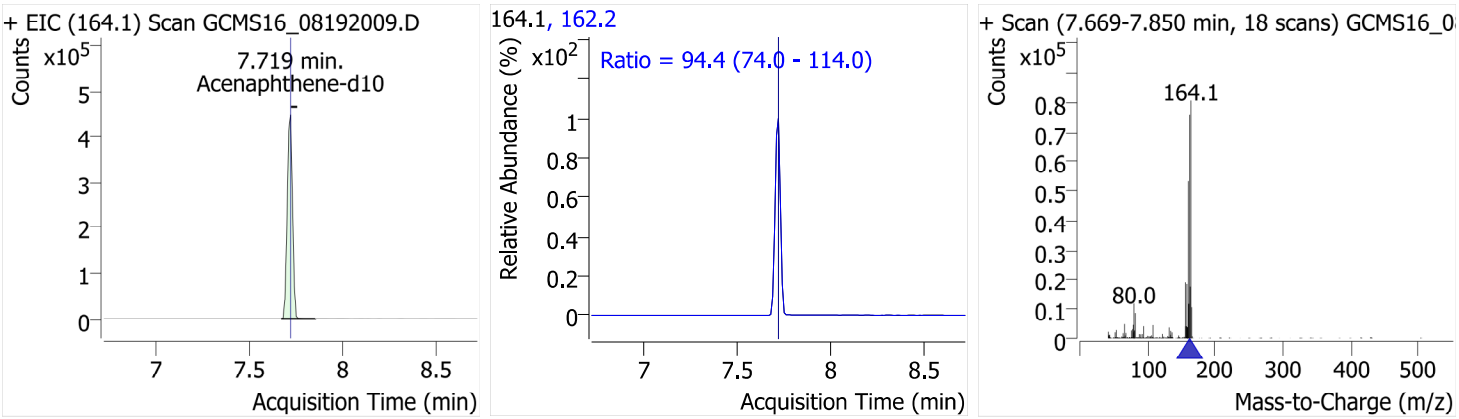

alpha-BHC

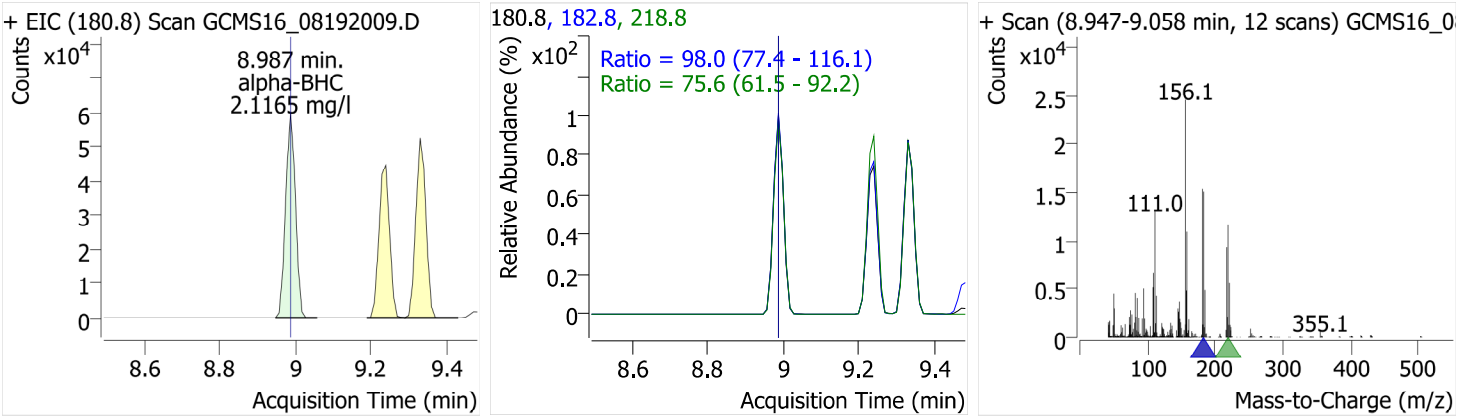

beta-BHC

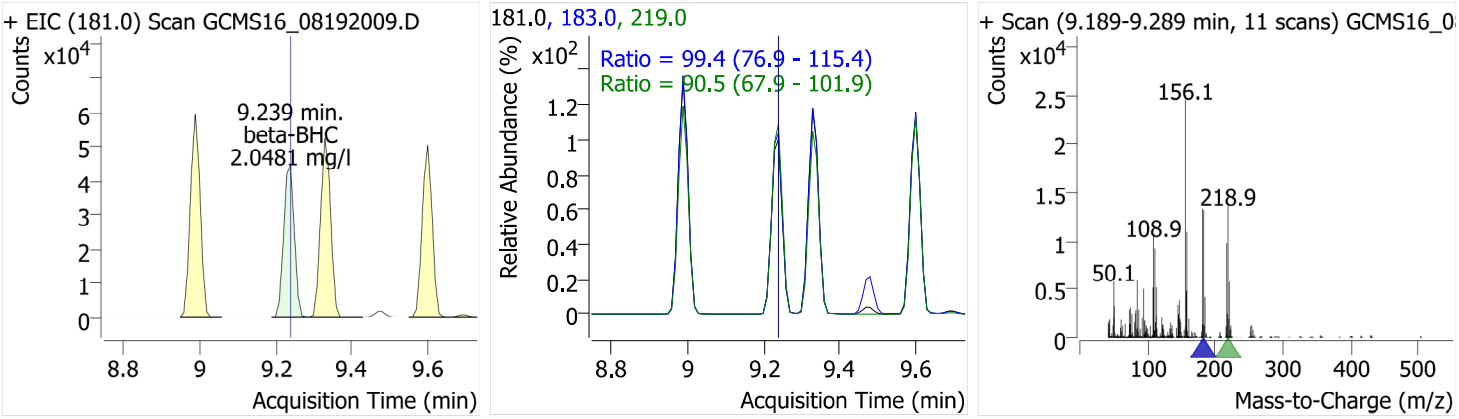

Gamma-BHC (Lindane)

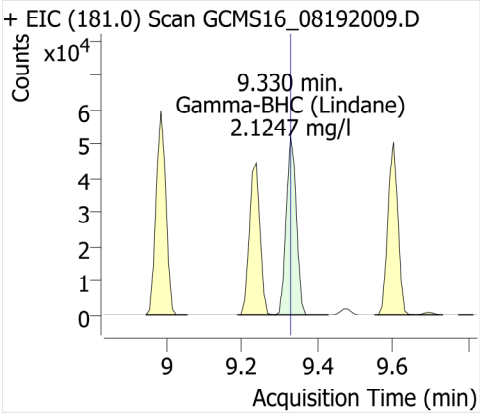

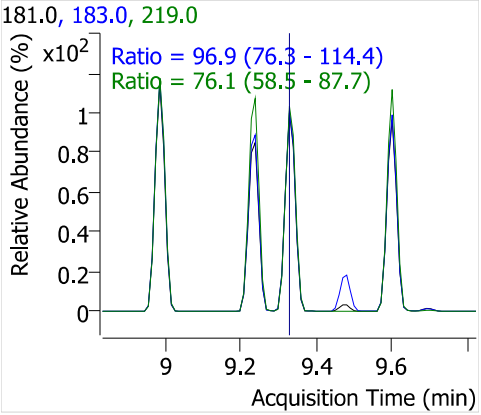

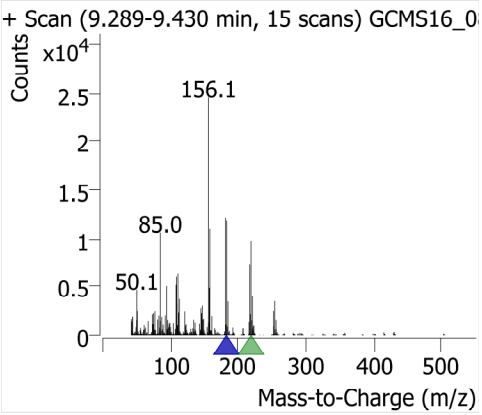

Phenanthrene-d10

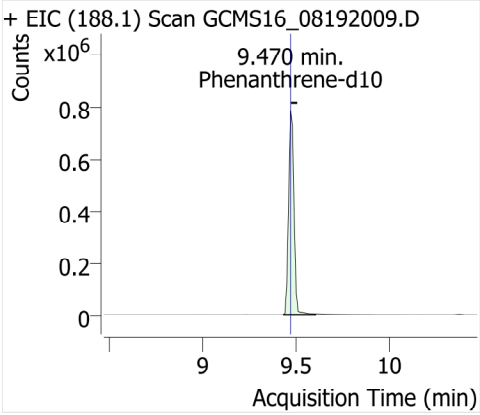

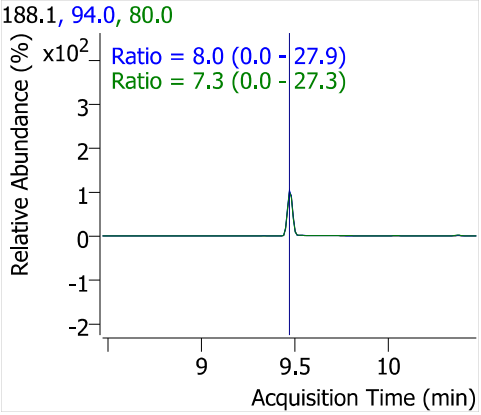

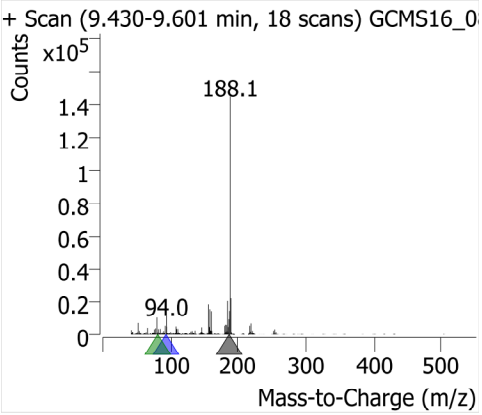

Delta-BHC

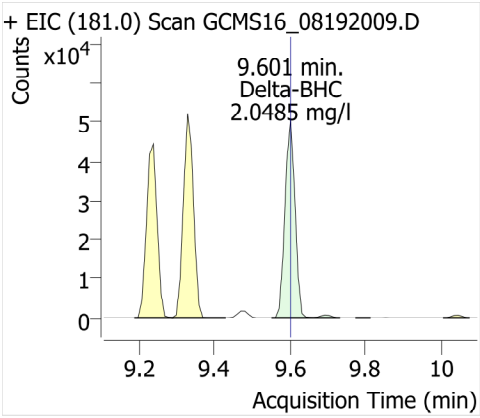

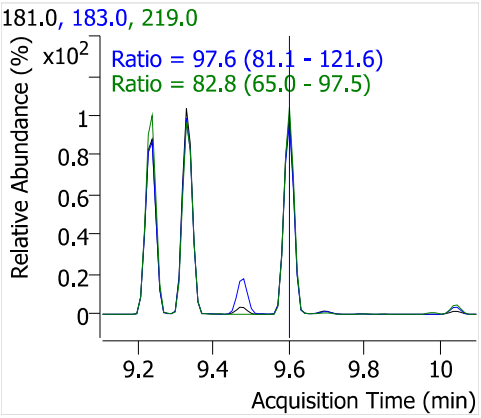

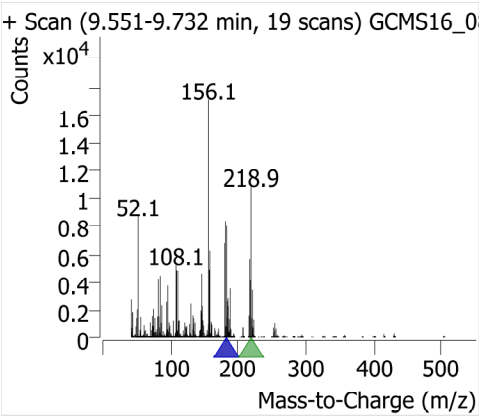

Heptachlor

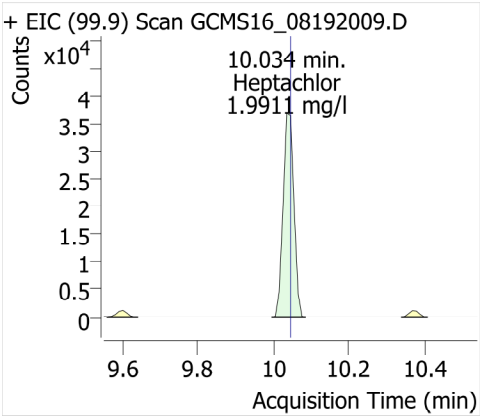

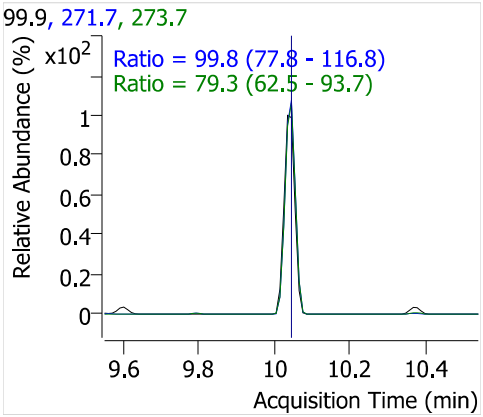

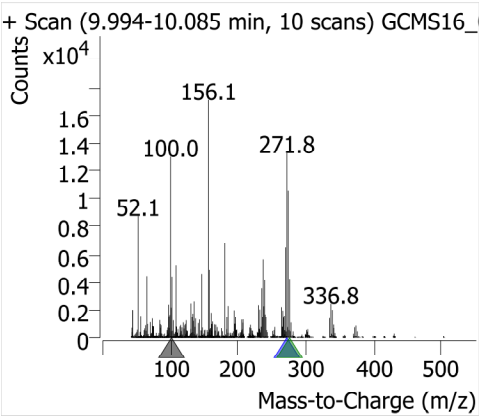

Aldrin

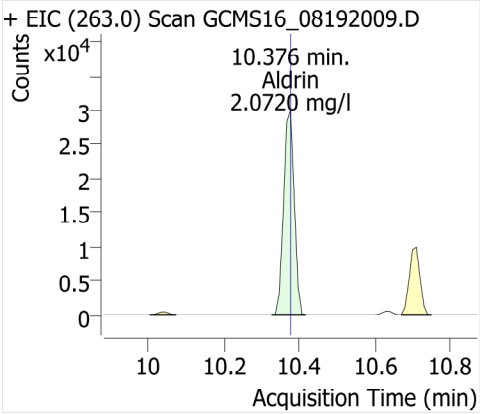

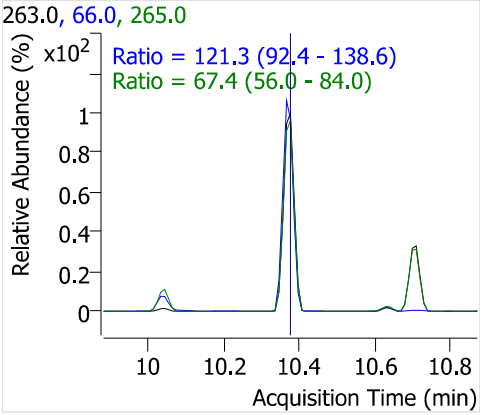

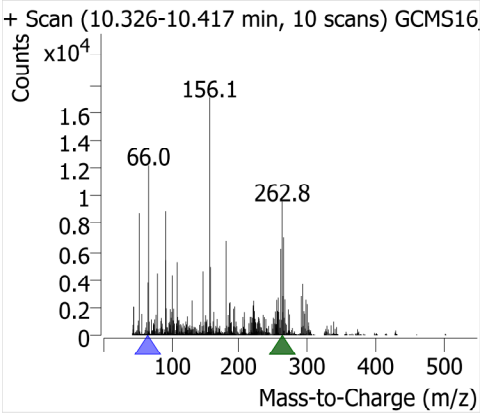

Heptachlor Epoxide (B)

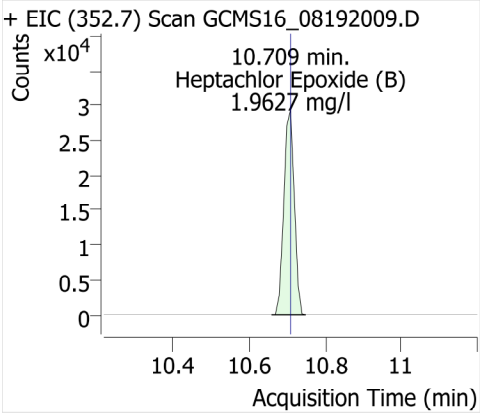

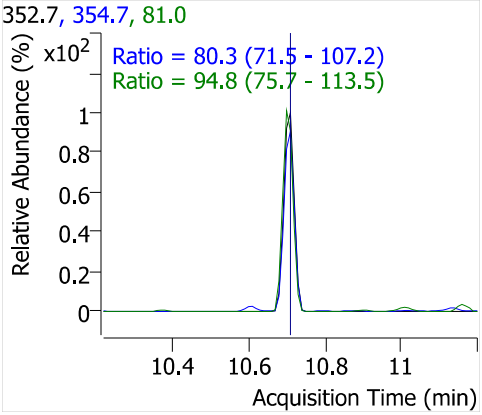

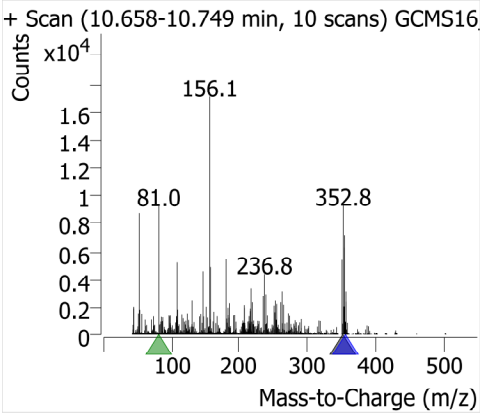

Gamma-Chlordane

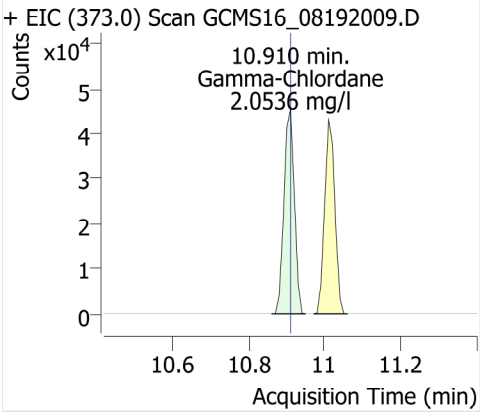

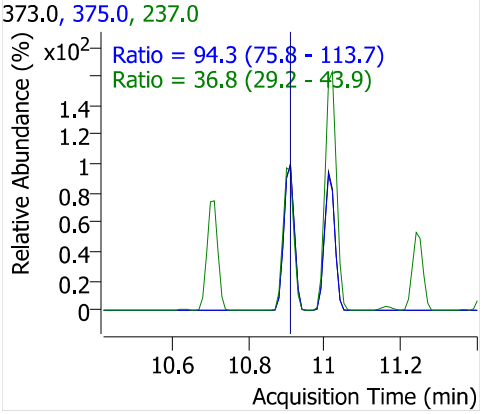

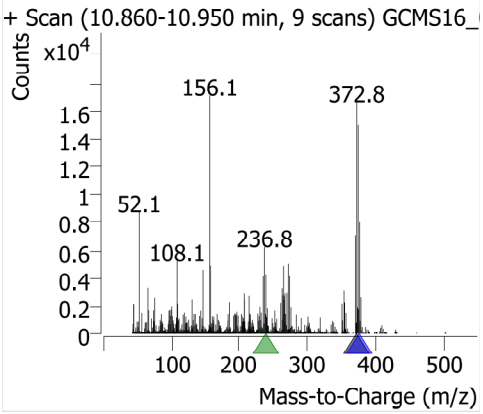

Alpha-Chlordane

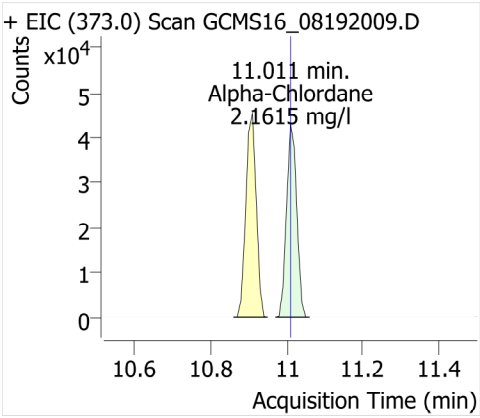

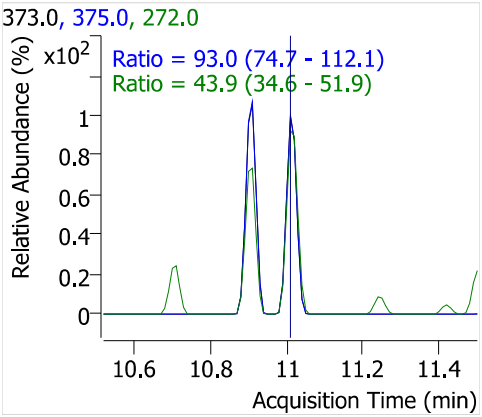

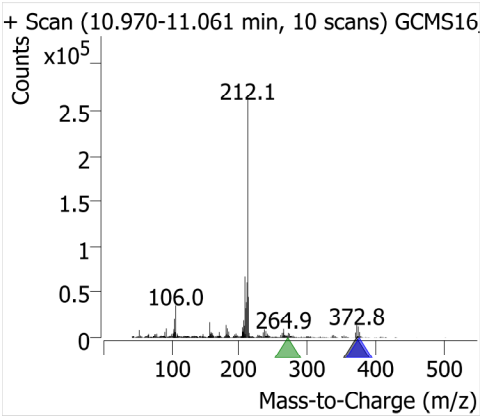

Endosulfan I

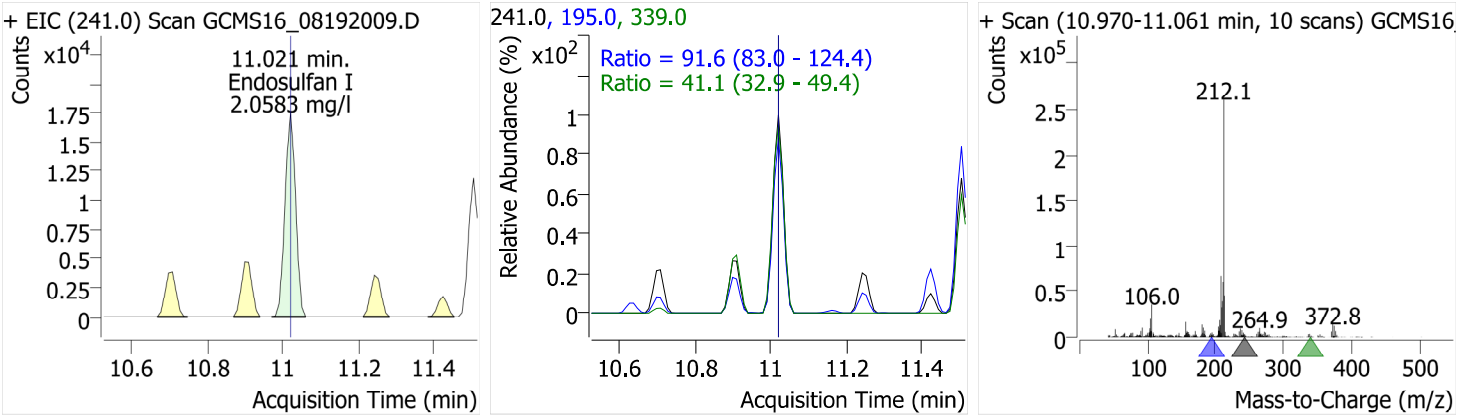

4,4'-DDE

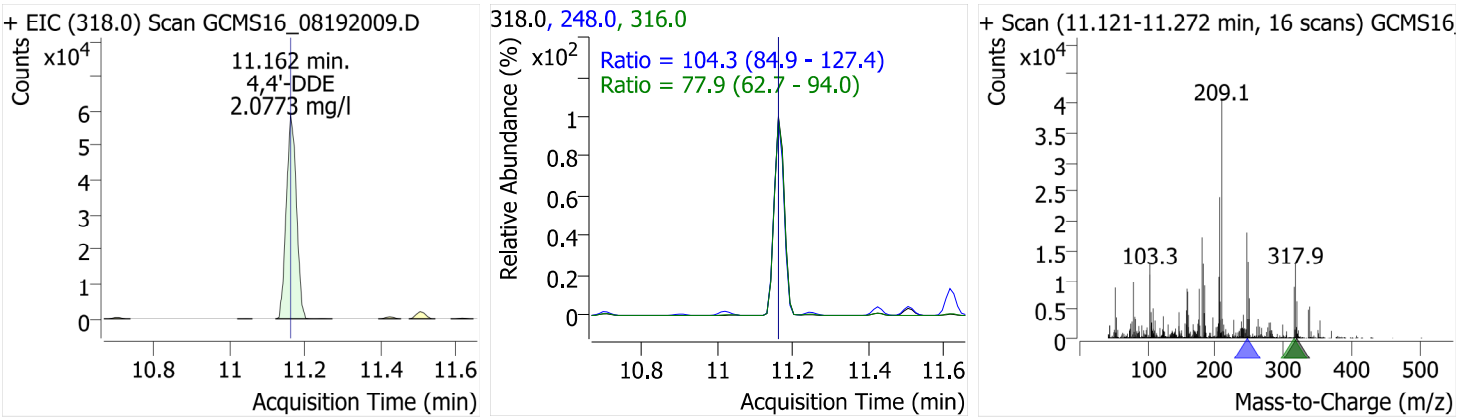

Dieldrin

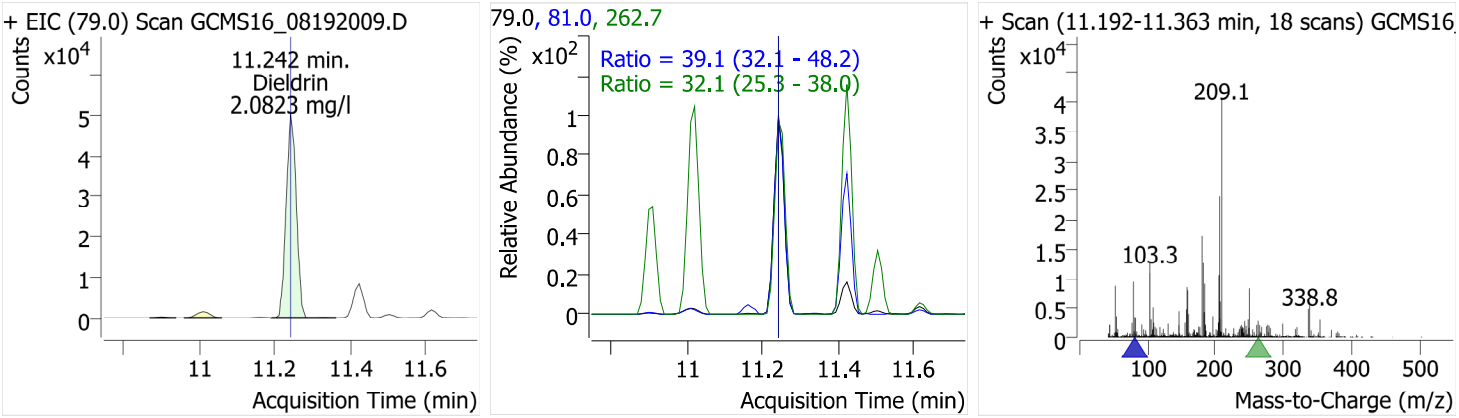

Endrin

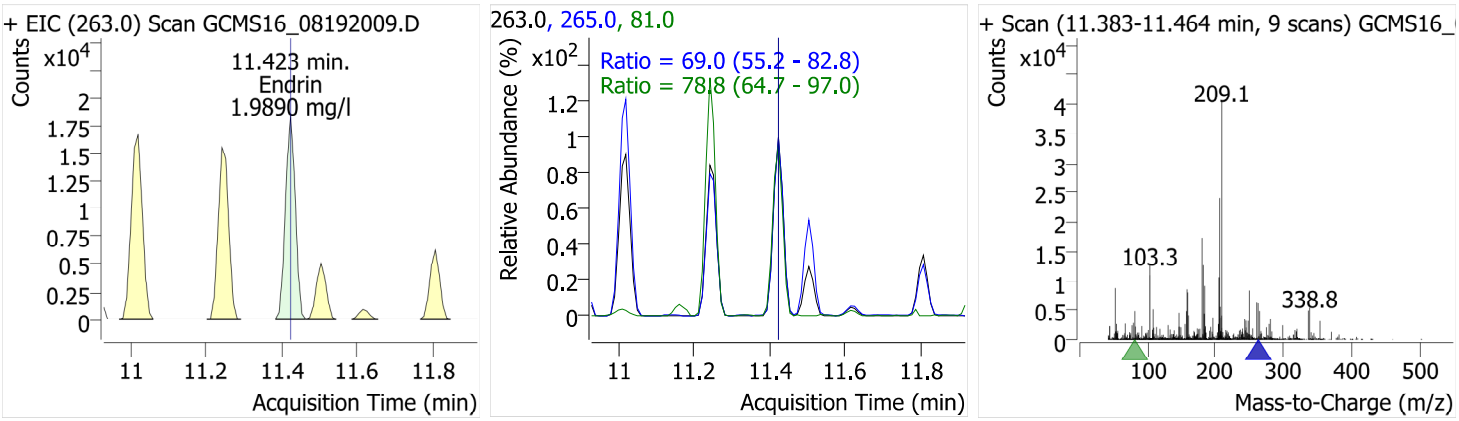

4,4'-DDD

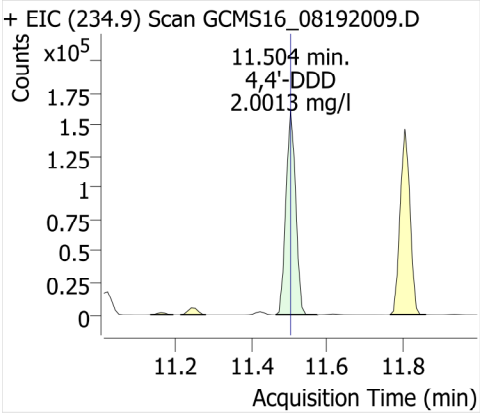

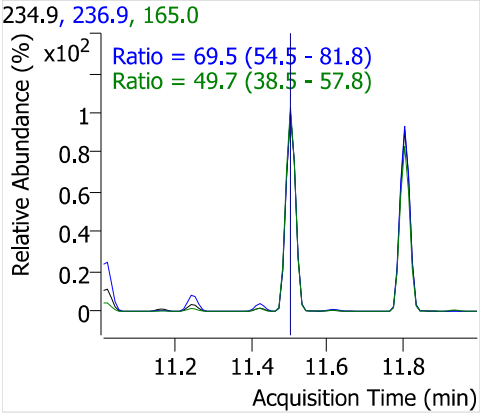

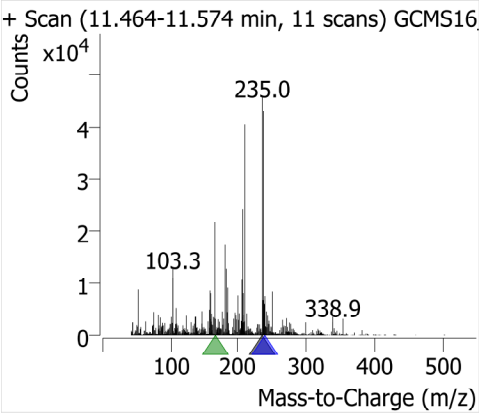

Endosulfan II

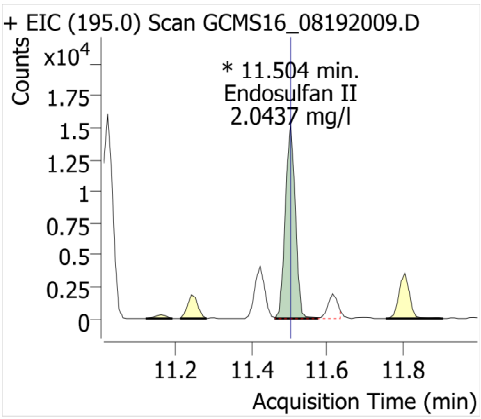

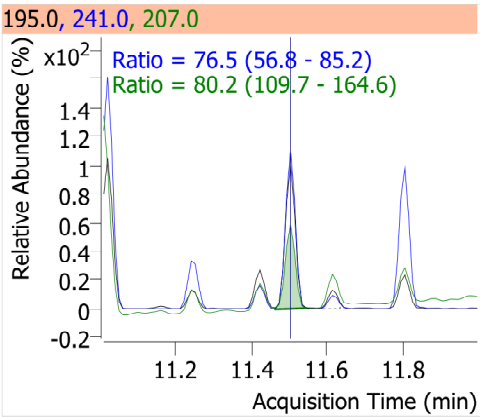

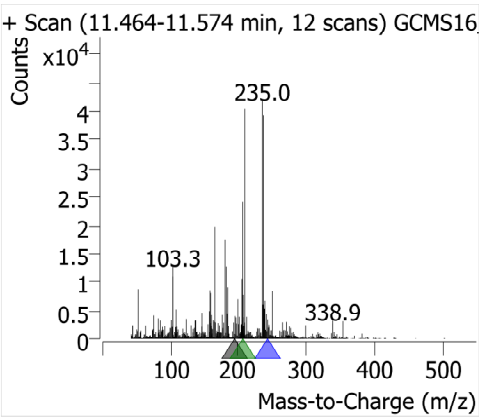

Endrin aldehyde

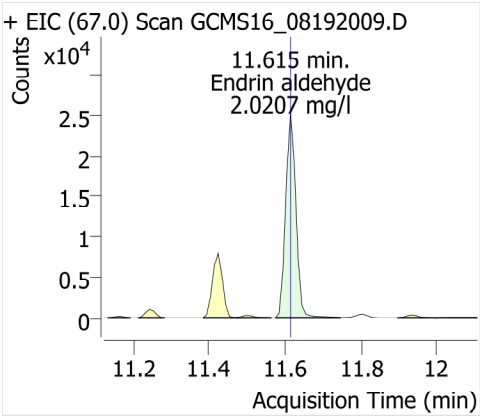

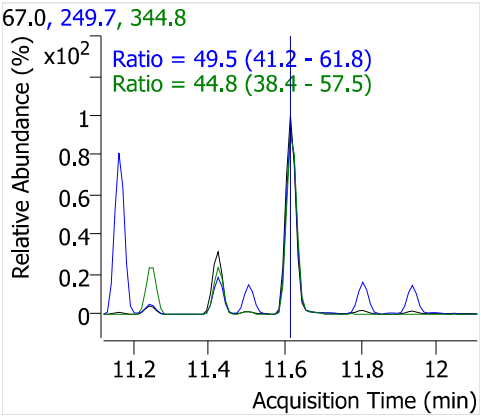

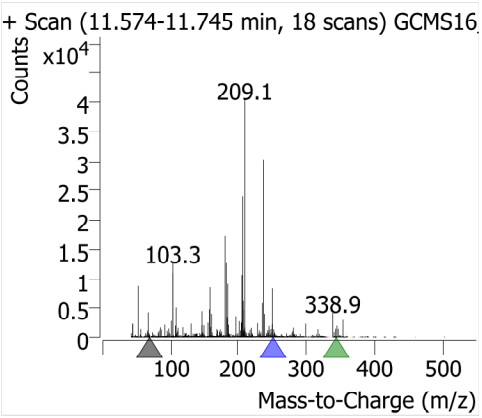

4,4'-DDT

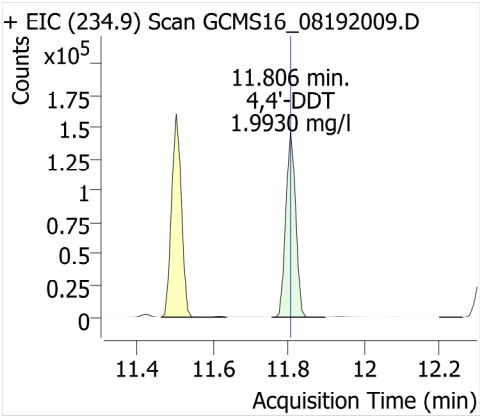

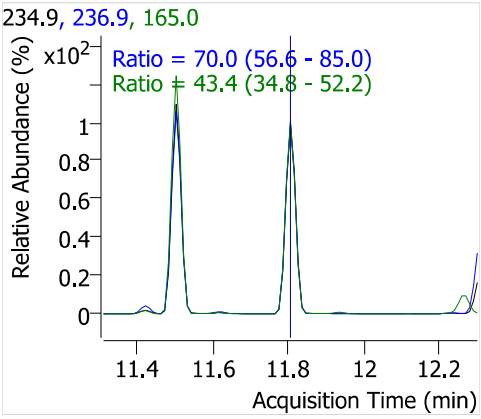

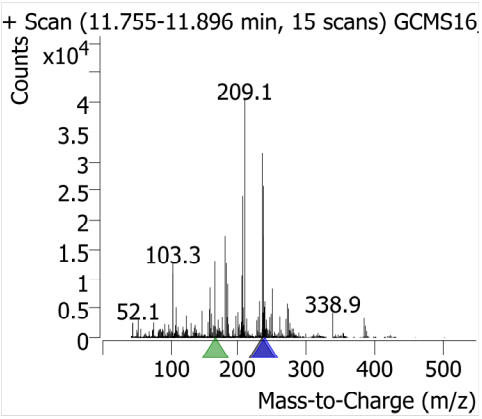

Endosulfan sulfate

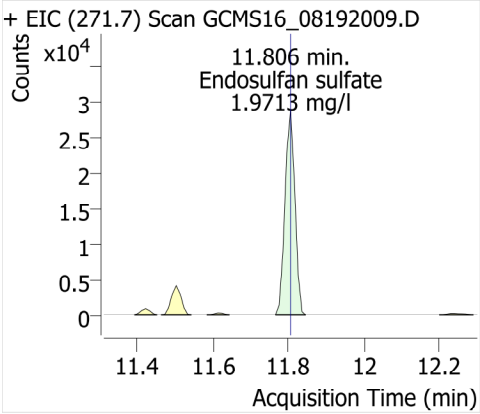

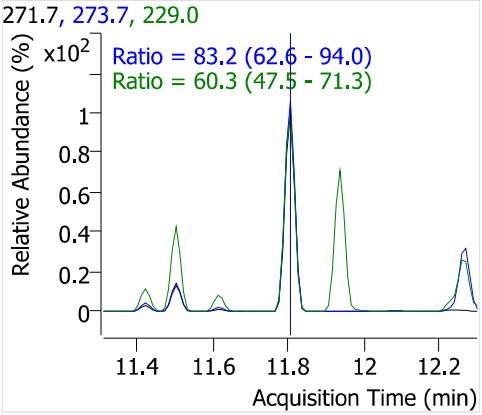

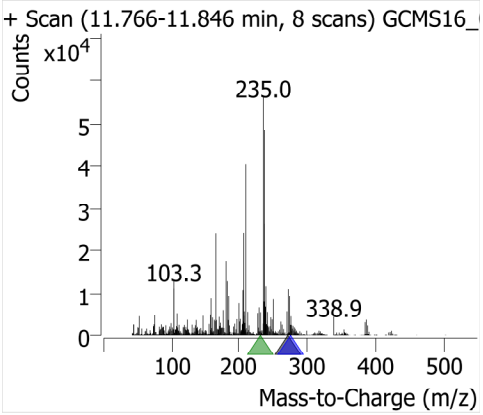

TPP (SSTD)

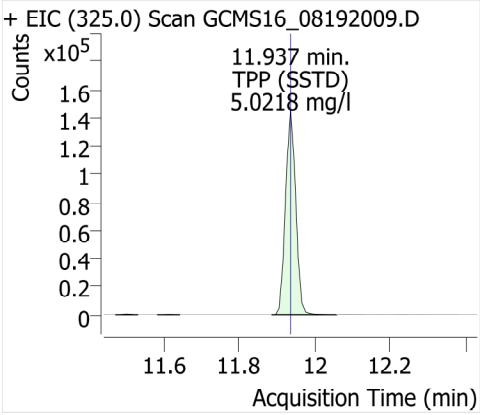

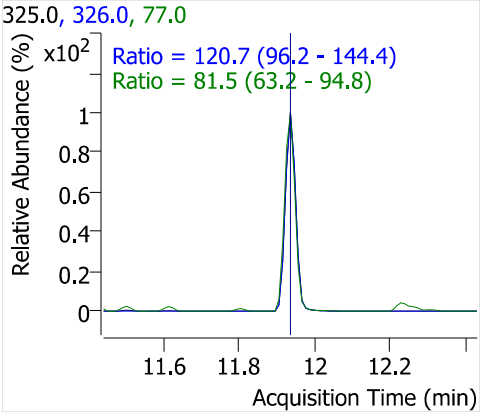

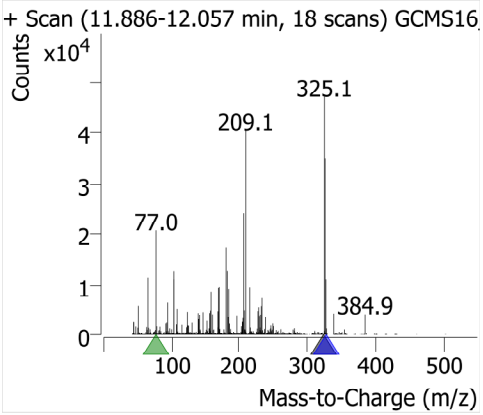

Endrin ketone

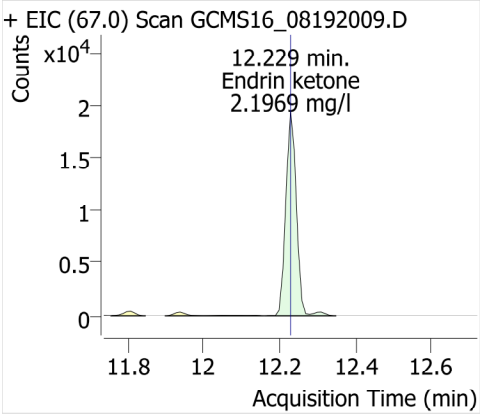

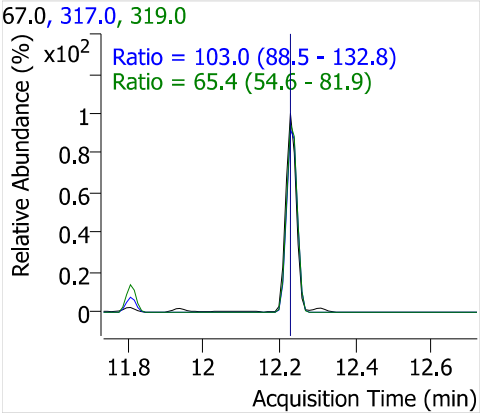

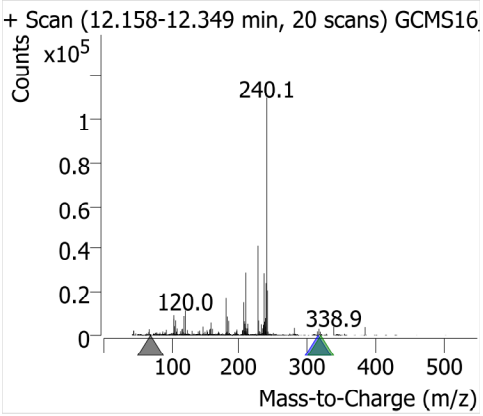

Methoxychlor

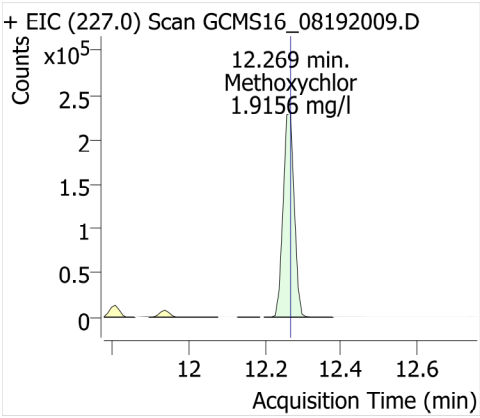

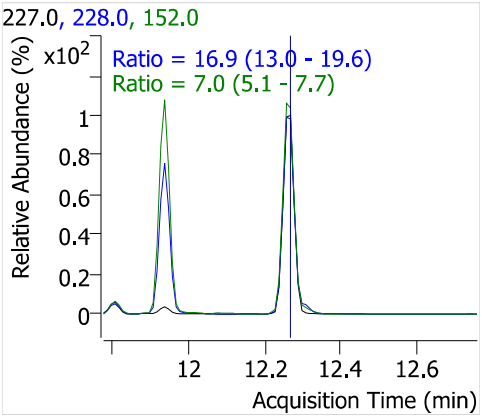

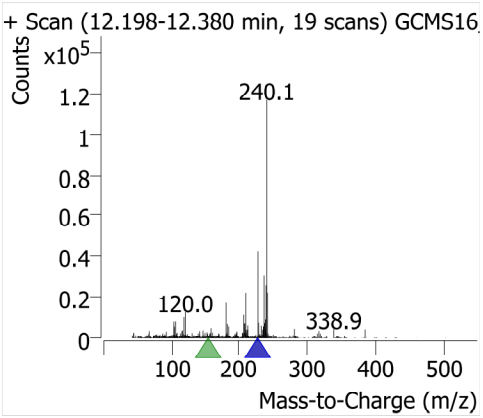

Chrysene-d12

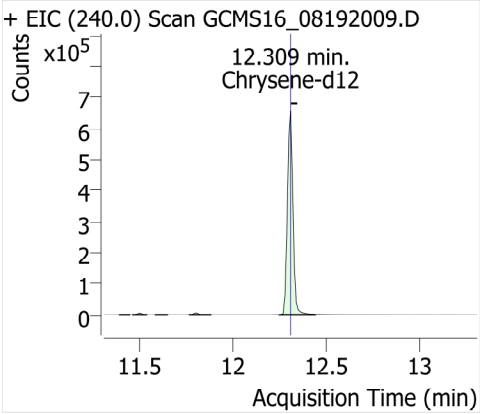

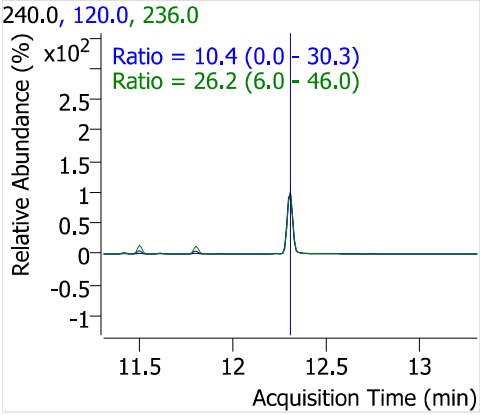

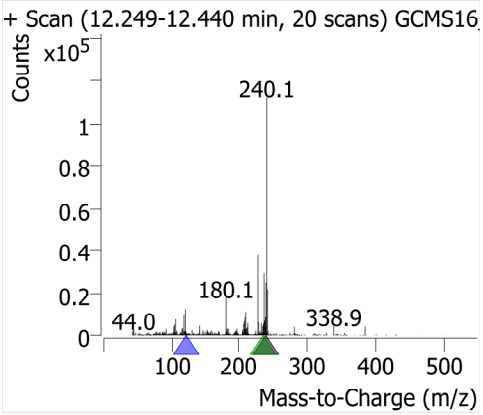

Perylene-d12 (SSRD)

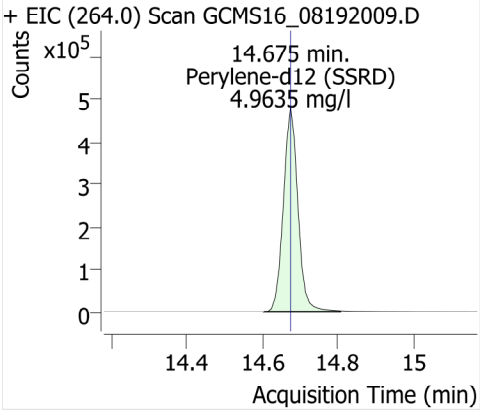

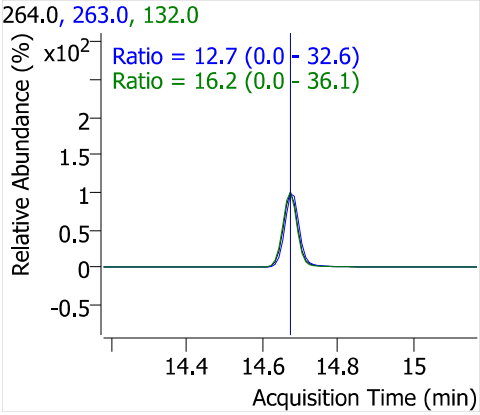

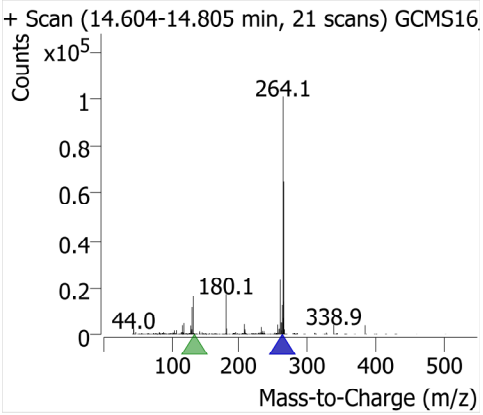

Quantitative Analysis Results With Qualifier Ratio Report

Batch Path	\\WSCIXIGCMS16\InstData\GCMS16\DATA\2020\081920_525.2\QuantResults\081920_LL.batch.bin		
Analysis Time	8/20/2020 9:50:38 AM	**Analyst Name**	WECK\ryan.raymond
Report Time	8/20/2020 9:53:09 AM	**Reporter Name**	ryan.raymond
Last Calib Update	8/20/2020 9:35:35 AM	**Batch State**	Processed
Quant Batch Version	10.0	**Quant Report Version**	10.0

AnalysisInfo

Acq. Time	8/19/2020 3:15:31 PM	**Data File**	GCMS16_08192010.D
Sample Type	Sample	**Sample Name**	LL Cal 0.5ppm
Dilution	1	**Acq. Method**	525_030816
Position	7	**Inj Vol**	1
DA Method File	525 LL 081920.m	**Comment**	0080866

Standard was re-run.
rmr 08/20/2020

Sample Chromatogram

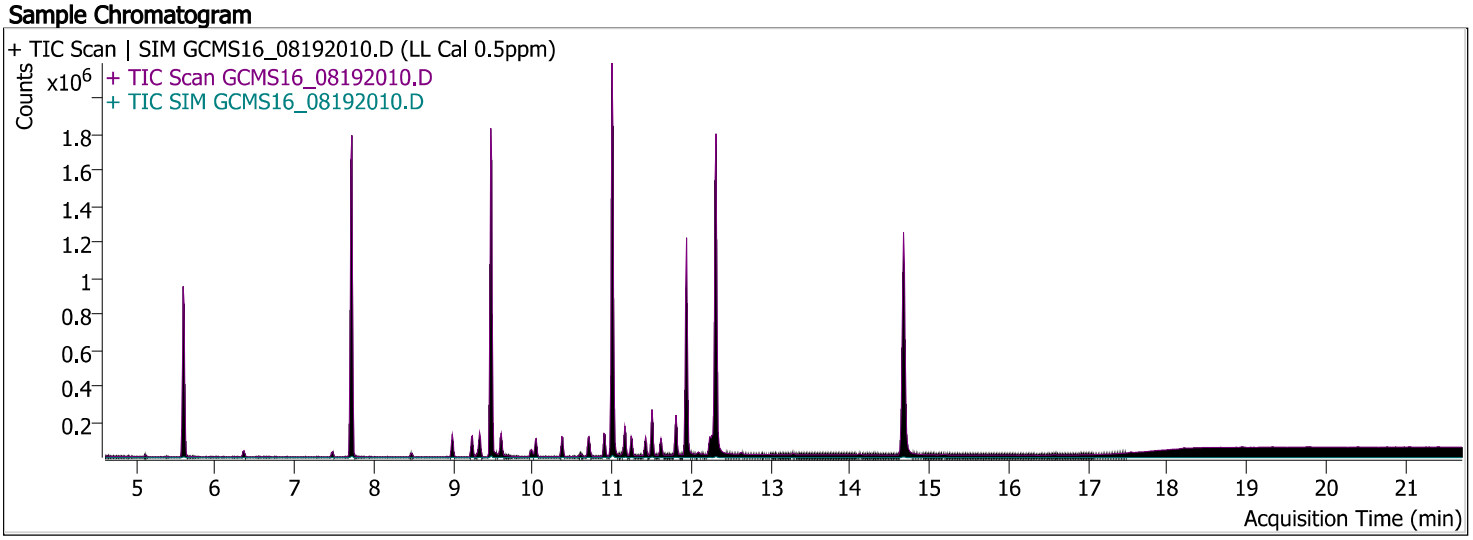

Compound	ISTD	RT	Resp.	ISTD Resp.	Conc	Units	Accuracy
1,3-Dimethyl-2-NB (SSTD)	Acenaphthene-d10	5.595	237418	867846	5.0470	mg/l	
alpha-BHC	Acenaphthene-d10	8.987	22015	867846	0.4506	mg/l	
beta-BHC	Acenaphthene-d10	9.239	18030	867846	0.4438	mg/l	
Gamma-BHC (Lindane)	Acenaphthene-d10	9.330	20997	867846	0.4709	mg/l	
Delta-BHC	Phenanthrene-d10	9.601	18757	1558409	0.4257	mg/l	
Heptachlor	Phenanthrene-d10	10.034	14579	1558409	0.4159	mg/l	
Aldrin	Phenanthrene-d10	10.376	12111	1558409	0.4504	mg/l	
Heptachlor Epoxide (B)	Phenanthrene-d10	10.709	11710	1558409	0.4365	mg/l	
Gamma-Chlordane	Phenanthrene-d10	10.910	16774	1558409	0.4191	mg/l	
Alpha-Chlordane	Phenanthrene-d10	11.011	17603	1558409	0.4812	mg/l	
Endosulfan I	Phenanthrene-d10	11.021	6909	1558409	0.4275	mg/l	
4,4'-DDE	Phenanthrene-d10	11.162	23616	1558409	0.4625	mg/l	
Dieldrin	Phenanthrene-d10	11.242	18510	1558409	0.4254	mg/l	
Endrin	Phenanthrene-d10	11.423	6928	1558409	0.4301	mg/l	
4,4'-DDD	Phenanthrene-d10	11.504	55717	1558409	0.4092	mg/l	
Endosulfan II	Phenanthrene-d10	11.504	5555	1558409	0.4219	mg/l	
Endrin aldehyde	Phenanthrene-d10	11.615	8440	1558409	0.3908	mg/l	
4,4'-DDT	Phenanthrene-d10	11.806	49394	1558409	0.3962	mg/l	
Endosulfan sulfate	Phenanthrene-d10	11.806	9477	1558409	0.3803	mg/l	
TPP (SSTD)	Phenanthrene-d10	11.937	271343	1558409	5.0037	mg/l	
Endrin ketone	Phenanthrene-d10	12.229	6855	1558409	0.4134	mg/l	
Methoxychlor	Phenanthrene-d10	12.269	85030	1558409	0.3765	mg/l	
Perylene-d12 (SSRD)	Chrysene-d12	14.675	1302982	1336316	5.1083	mg/l	

Quantitative Analysis Results With Qualifier Ratio Report

Compound	CAS#	RT	RR	Conc	Transition	(Min-Max)	Q-Ratio	
1,3-Dimethyl-2-NB (SSTD)		5.595	0.2736	5.0470	134.0			
					77.0	91.5 - 137.2	114.1	
					79.0	86.7 - 130.1	107.5	
alpha-BHC		8.987	0.0254	0.4506	180.8			
					182.8	77.4 - 116.1	96.0	
					218.8	61.5 - 92.2	73.5	
beta-BHC		9.239	0.0208	0.4438	181.0			
					183.0	76.9 - 115.4	101.1	
					219.0	67.9 - 101.9	85.5	
Gamma-BHC (Lindane)		9.330	0.0242	0.4709	181.0			
					183.0	76.3 - 114.4	101.1	
					219.0	58.5 - 87.7	72.7	
Delta-BHC		9.601	0.0120	0.4257	181.0			
					183.0	81.1 - 121.6	99.7	
					219.0	65.0 - 97.5	85.3	
Heptachlor		10.034	0.0094	0.4159	99.9			
					271.7	77.8 - 116.8	101.6	
					273.7	62.5 - 93.7	79.7	
Aldrin		10.376	0.0078	0.4504	263.0			
					66.0	92.4 - 138.6	114.7	
					265.0	56.0 - 84.0	61.6	
Heptachlor Epoxide (B)		10.709	0.0075	0.4365	352.7			
					81.0	75.7 - 113.5	86.5	
					354.7	71.5 - 107.2	84.2	
Gamma-Chlordane		10.910	0.0108	0.4191	373.0			
					375.0	75.8 - 113.7	96.8	
					237.0	29.2 - 43.9	37.7	
Alpha-Chlordane		11.011	0.0113	0.4812	373.0			
					375.0	74.7 - 112.1	98.1	
					272.0	34.6 - 51.9	50.8	
Endosulfan I		11.021	0.0044	0.4275	241.0			
					195.0	83.0 - 124.4	102.7	
					339.0	32.9 - 49.4	45.2	
4,4'-DDE		11.162	0.0152	0.4625	318.0			
					248.0	84.9 - 127.4	108.8	
					316.0	62.7 - 94.0	77.1	
Dieldrin		11.242	0.0119	0.4254	79.0			
					81.0	32.1 - 48.2	42.5	
					262.7	25.3 - 38.0	33.8	
Endrin		11.423	0.0044	0.4301	263.0			
					81.0	64.7 - 97.0	73.5	
					265.0	55.2 - 82.8	69.9	
4,4'-DDD		11.504	0.0358	0.4092	234.9			
					236.9	54.5 - 81.8	67.3	
					165.0	38.5 - 57.8	48.8	
Endosulfan II		11.504	0.0036	0.4219	195.0			
					207.0	109.7 - 164.6	81.3	Low
					241.0	56.8 - 85.2	74.8	
Endrin aldehyde		11.615	0.0054	0.3908	67.0			
					249.7	41.2 - 61.8	48.2	
					344.8	38.4 - 57.5	43.1	
4,4'-DDT		11.806	0.0317	0.3962	234.9			
					236.9	56.6 - 85.0	69.5	
					165.0	34.8 - 52.2	39.8	
Endosulfan sulfate		11.806	0.0061	0.3803	271.7			

Compound	CAS#	RT	RR	Conc	Transition	(Min-Max)	Q-Ratio
					273.7	62.6 - 94.0	87.9
					229.0	47.5 - 71.3	65.7
TPP (SSTD)		11.937	0.1741	5.0037	325.0		
					326.0	96.2 - 144.4	121.6
					77.0	63.2 - 94.8	79.9
Endrin ketone		12.229	0.0044	0.4134	67.0		
					317.0	88.5 - 132.8	107.5
					319.0	54.6 - 81.9	69.2
Methoxychlor		12.269	0.0546	0.3765	227.0		
					228.0	13.0 - 19.6	15.7
					152.0	5.1 - 7.7	6.6
Perylene-d12 (SSRD)		14.675	0.9751	5.1083	264.0		
					132.0	0.0 - 36.1	16.1
					263.0	0.0 - 32.6	12.6

1,3-Dimethyl-2-NB (SSTD)

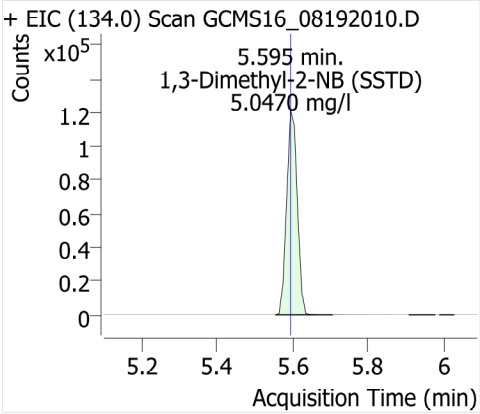

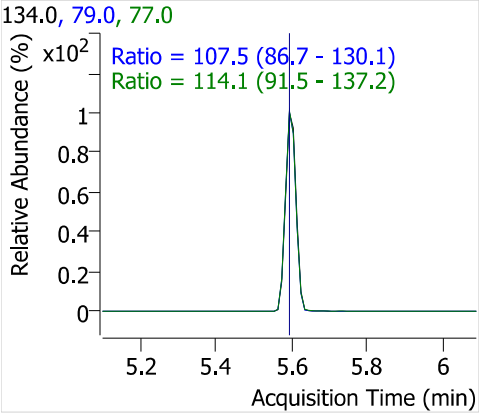

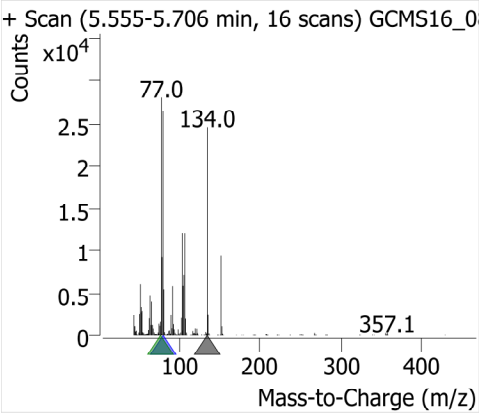

Acenaphthene-d10

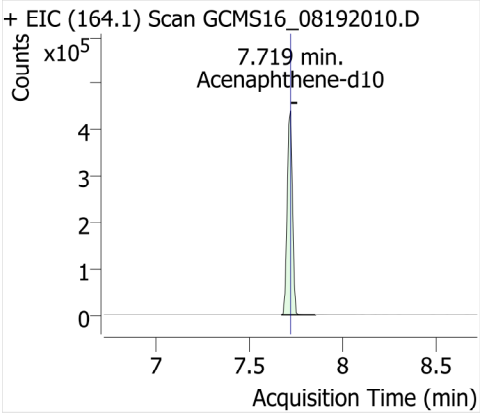

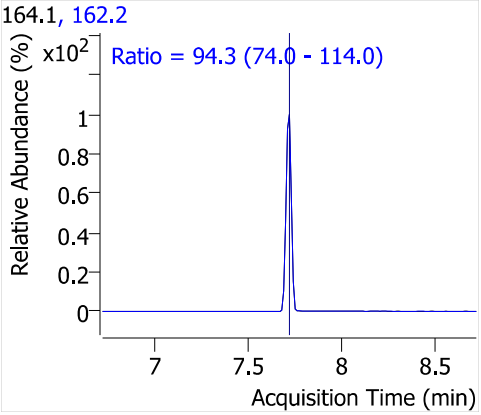

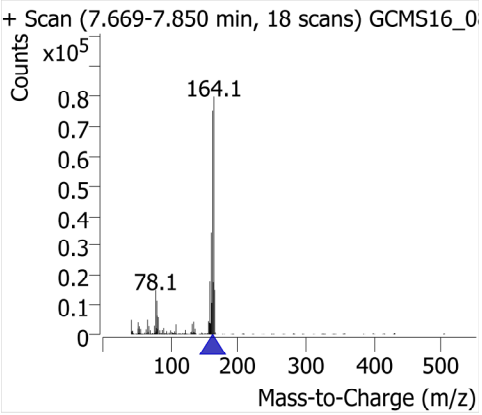

alpha-BHC

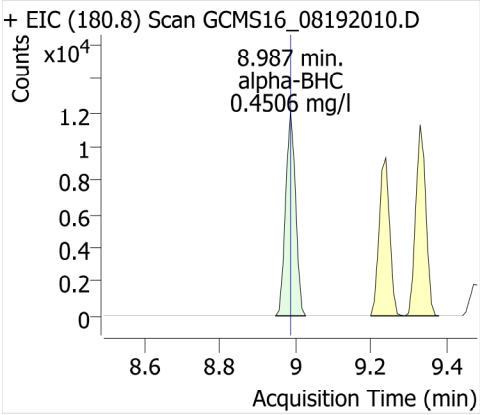

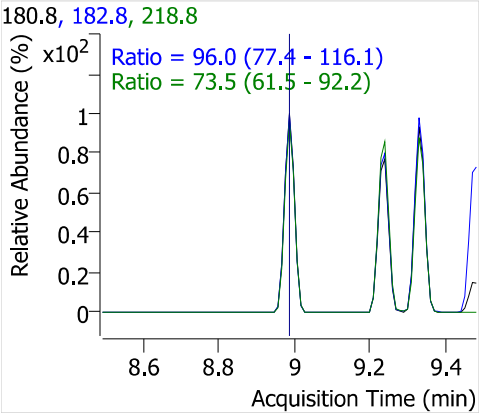

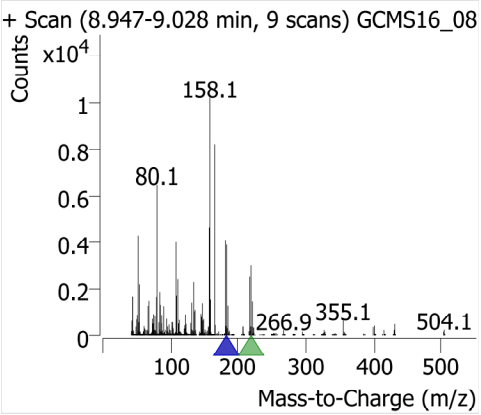

beta-BHC

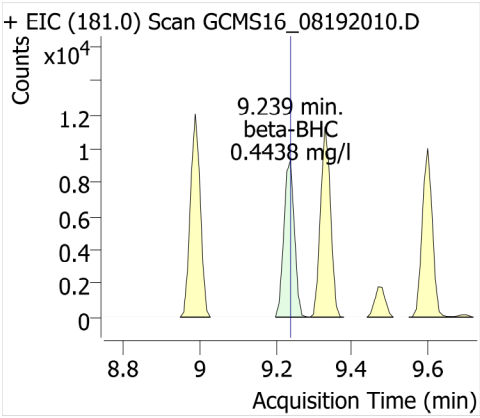

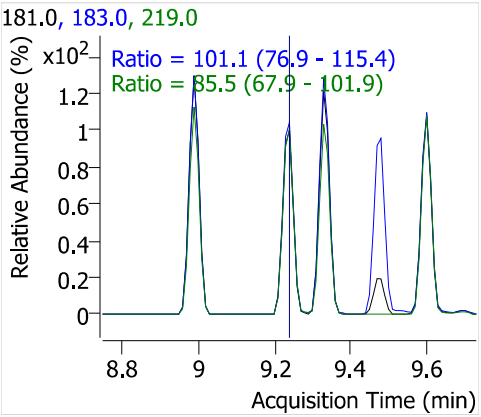

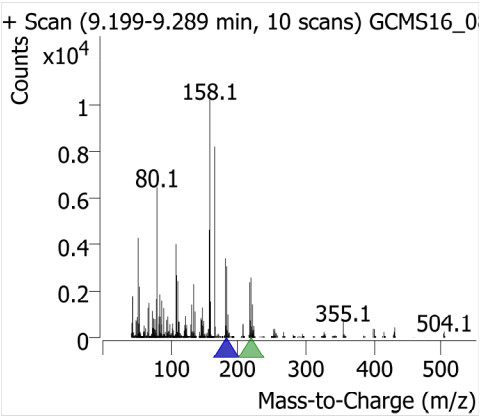

Gamma-BHC (Lindane)

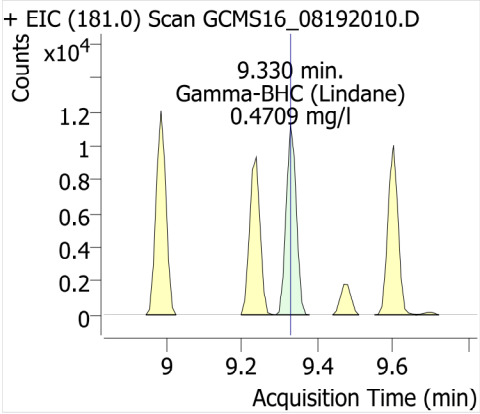

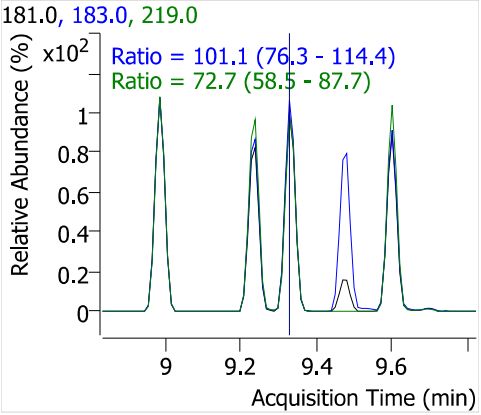

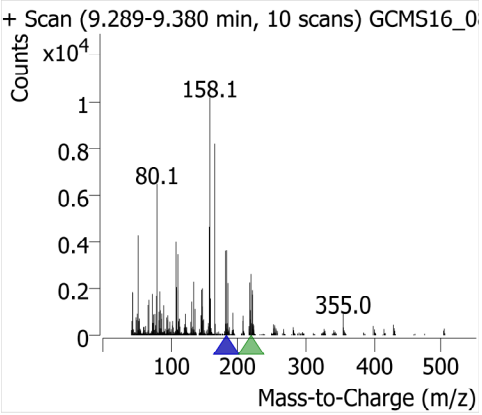

Phenanthrene-d10

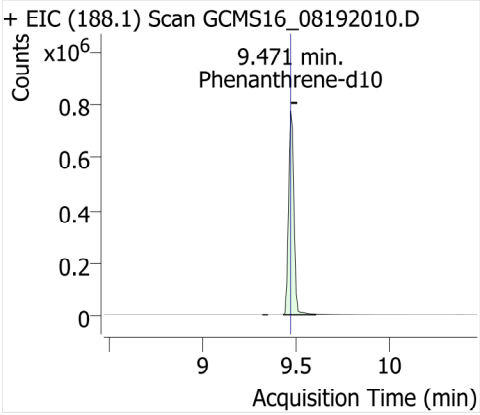

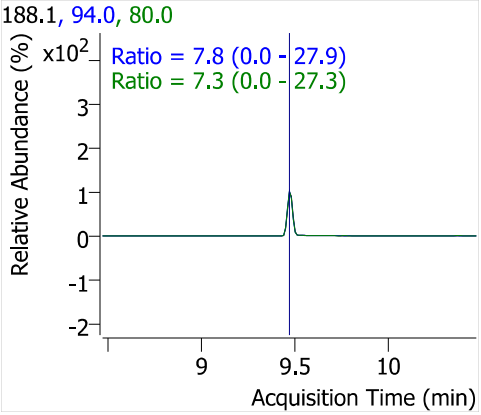

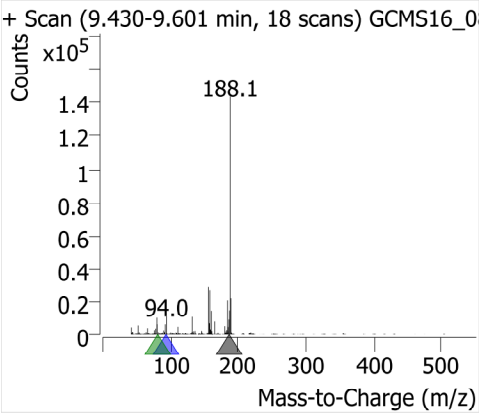

Delta-BHC

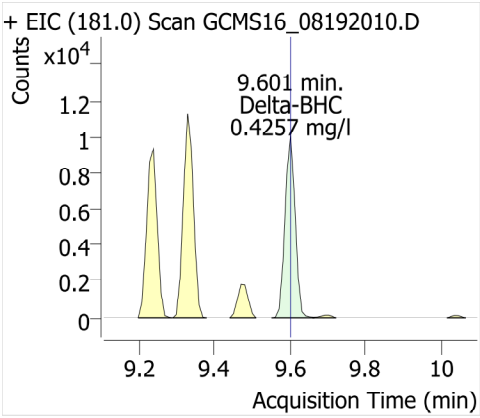

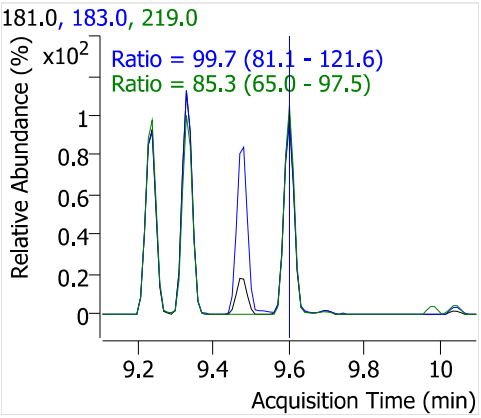

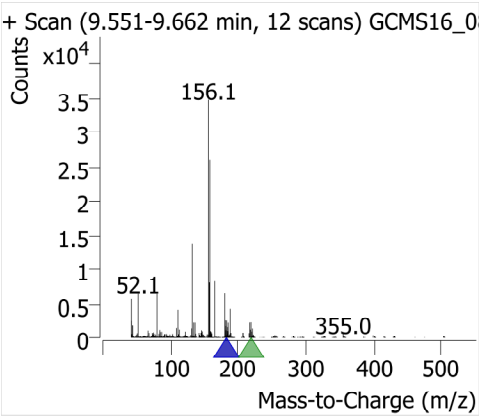

Heptachlor

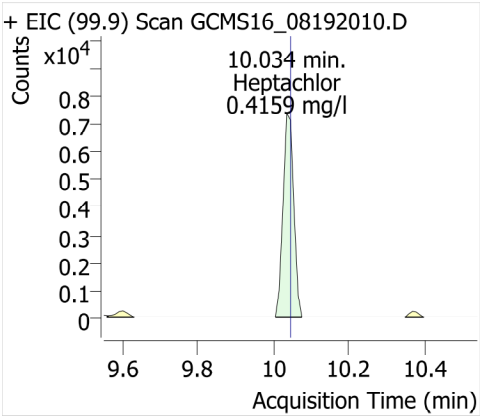

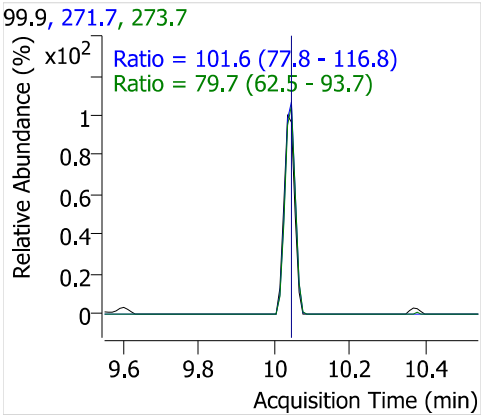

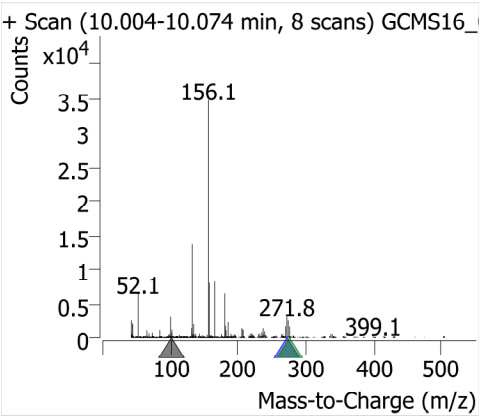

Aldrin

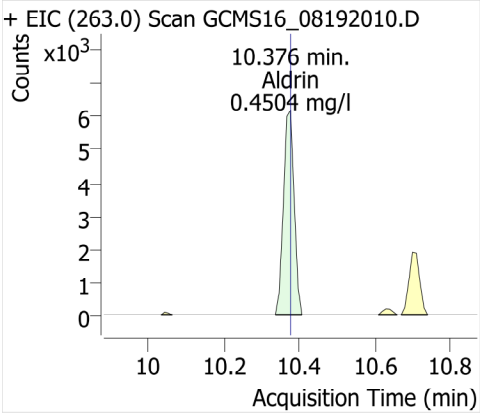

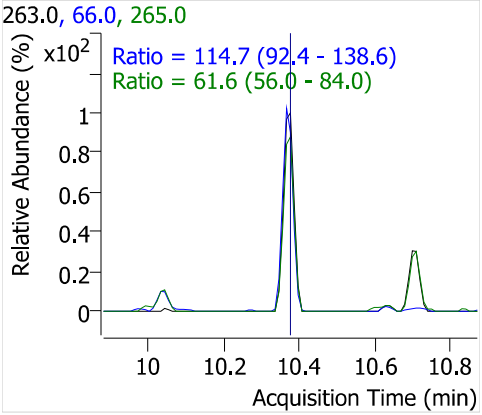

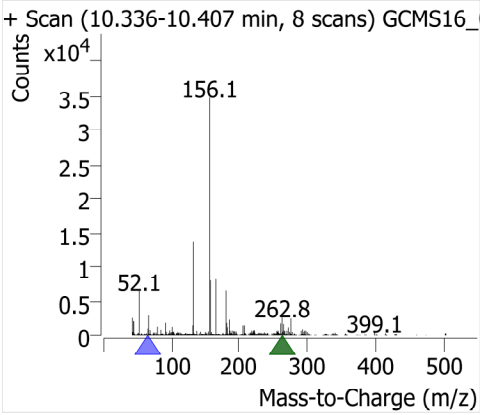

Heptachlor Epoxide (B)

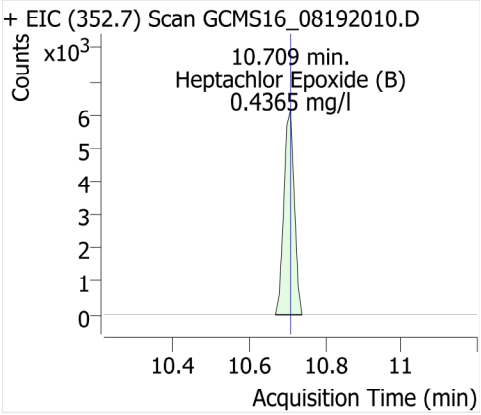

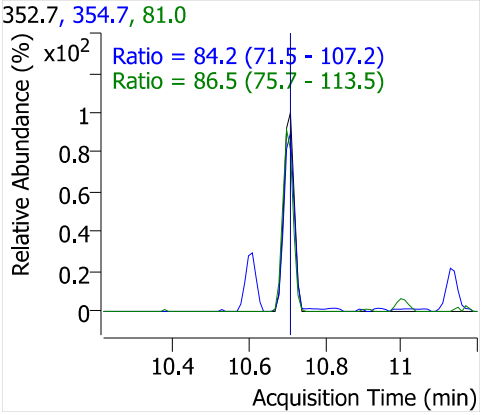

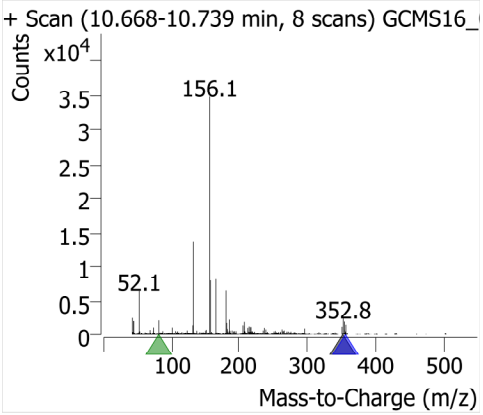

Gamma-Chlordane

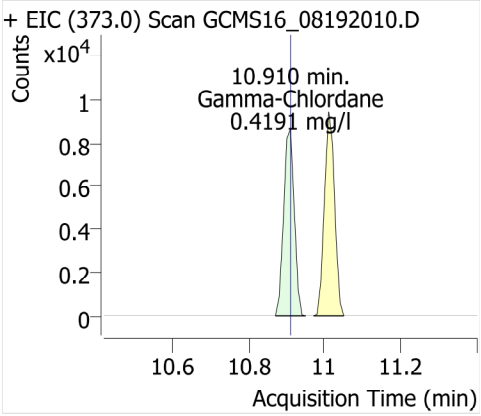

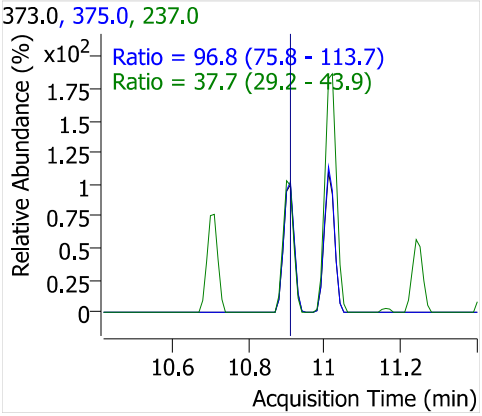

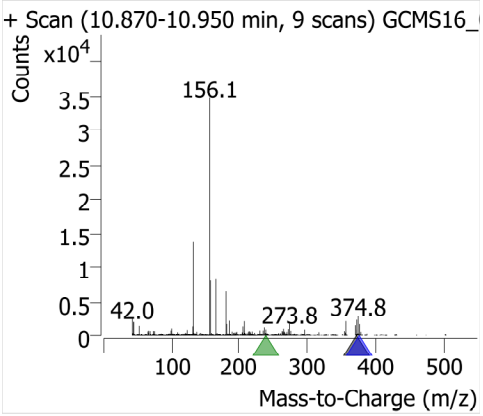

Alpha-Chlordane

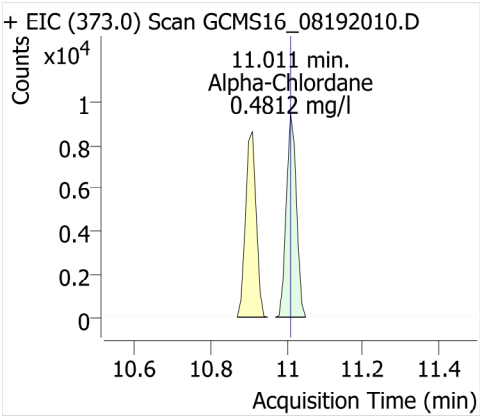

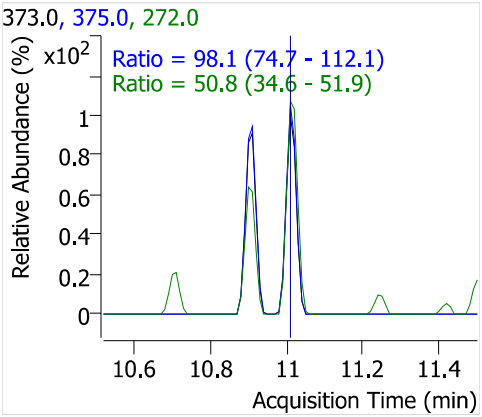

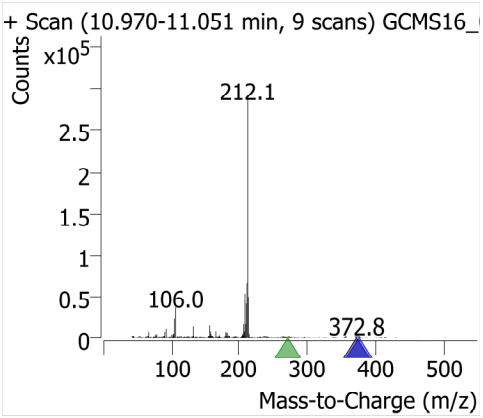

Endosulfan I

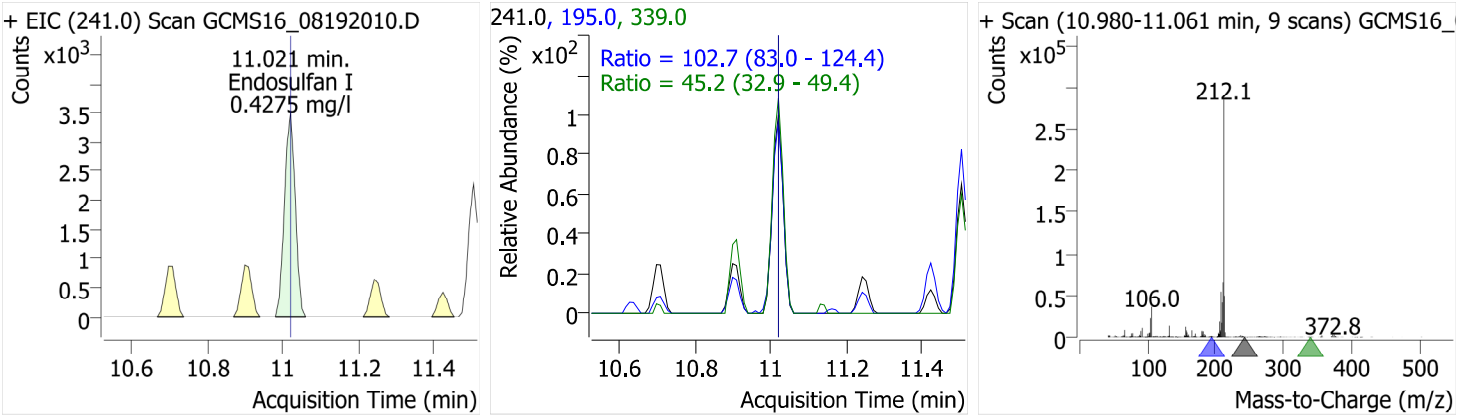

4,4'-DDE

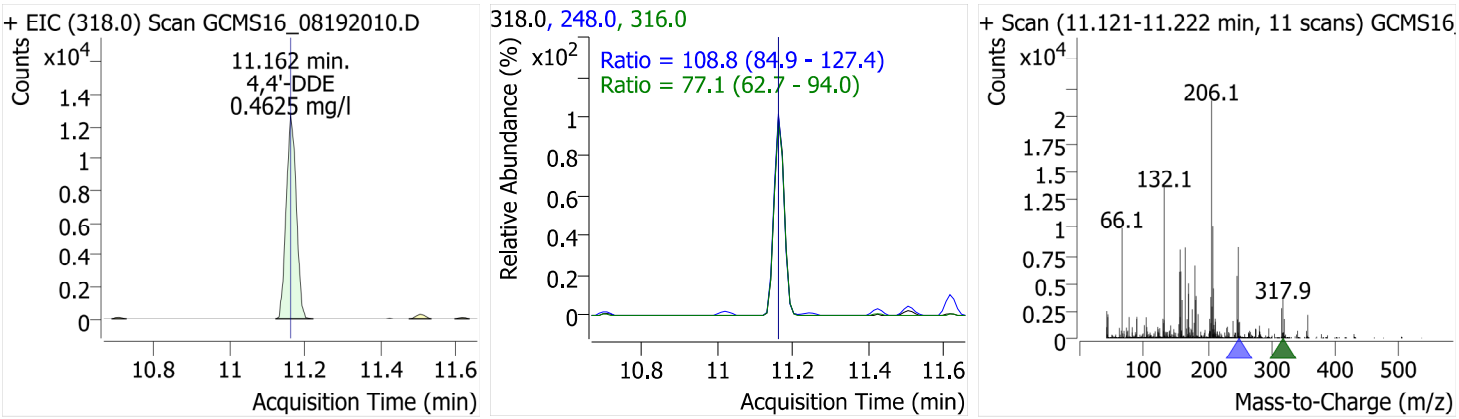

Dieldrin

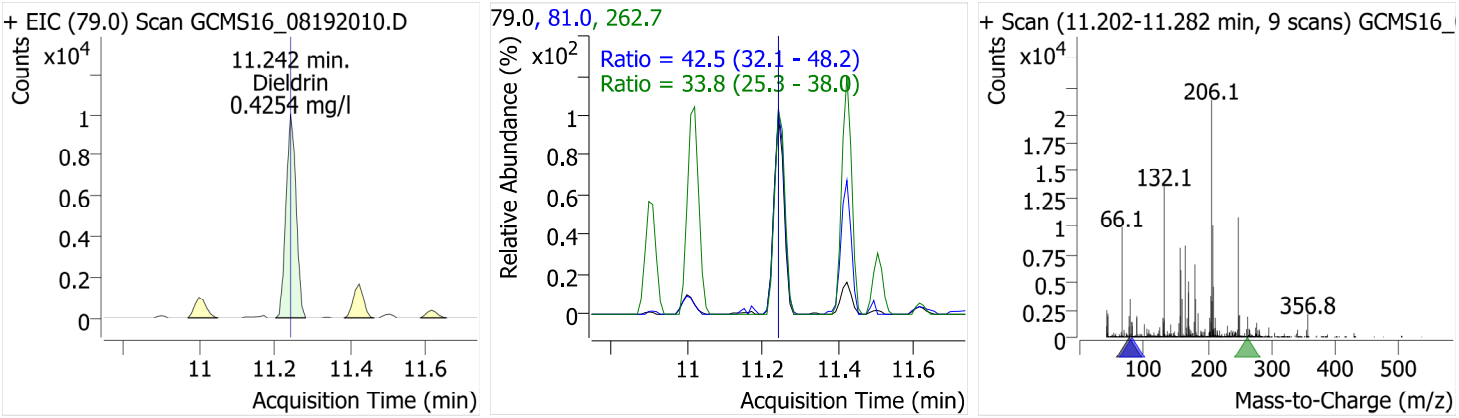

Endrin

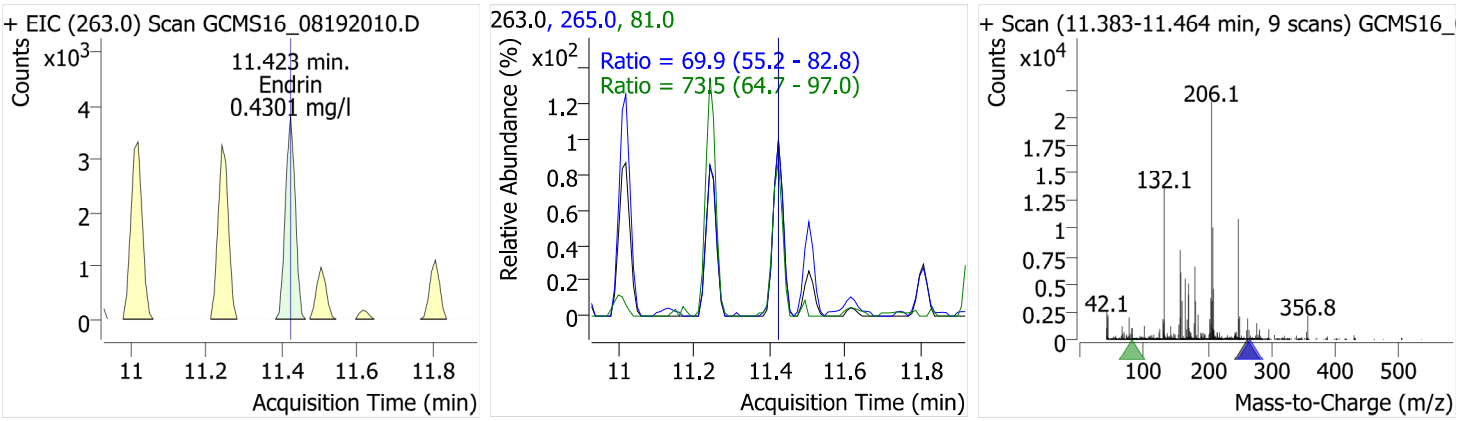

4,4'-DDD

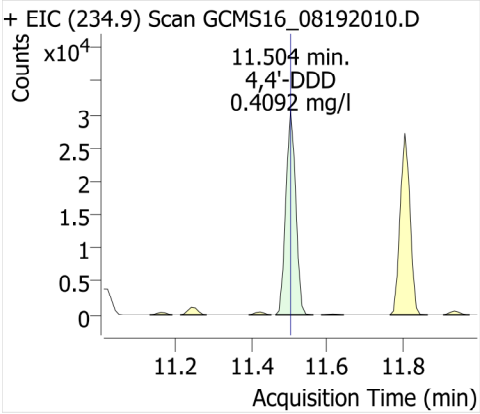

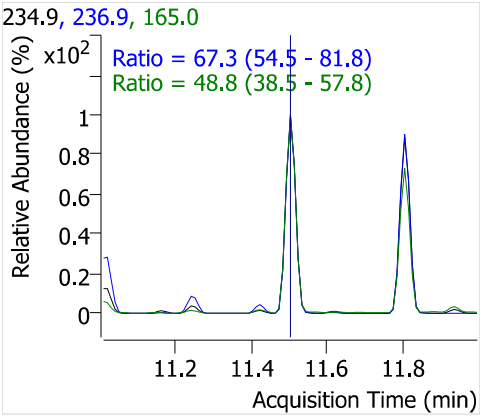

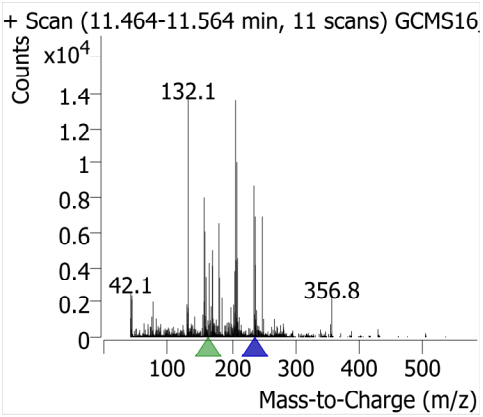

Endosulfan II

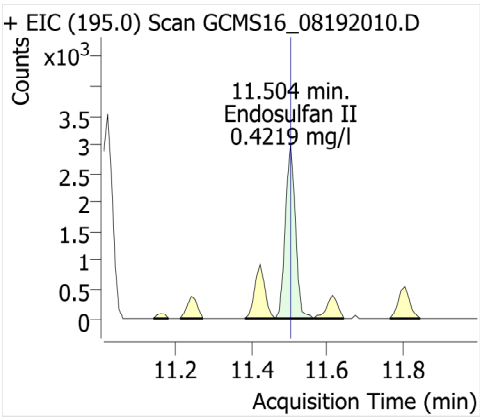

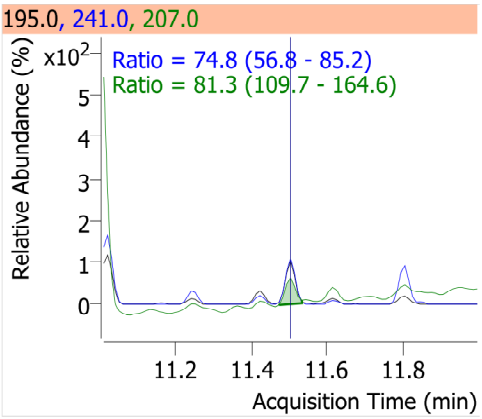

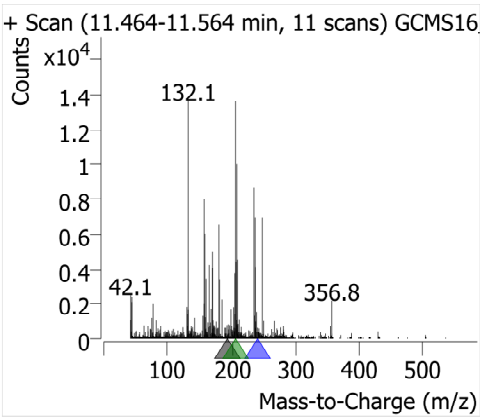

Endrin aldehyde

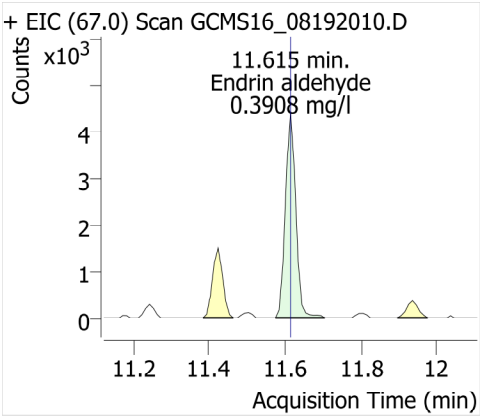

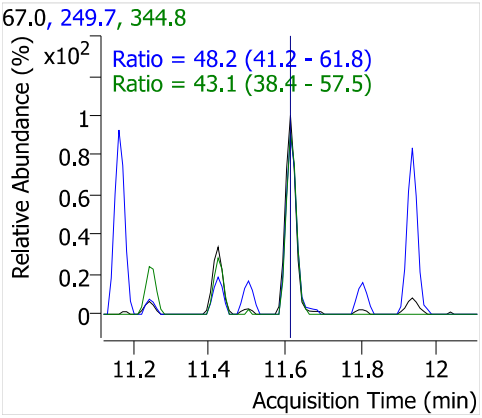

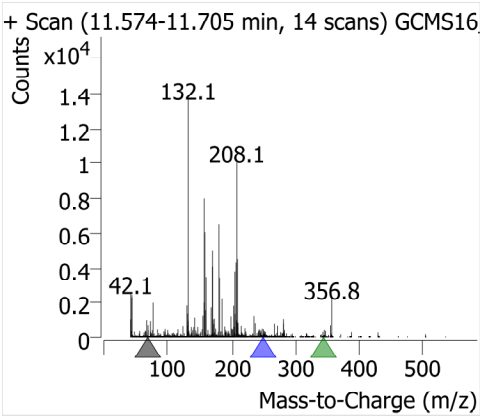

4,4'-DDT

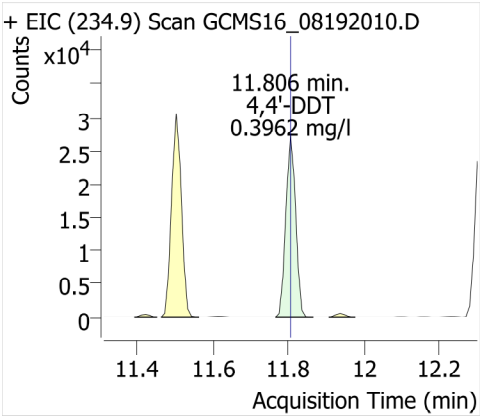

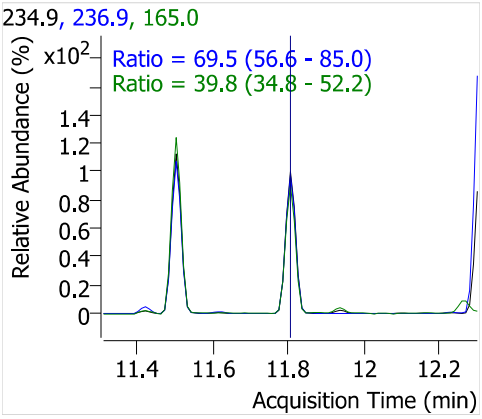

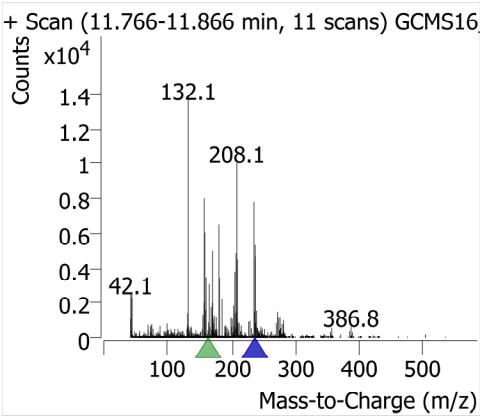

Endosulfan sulfate

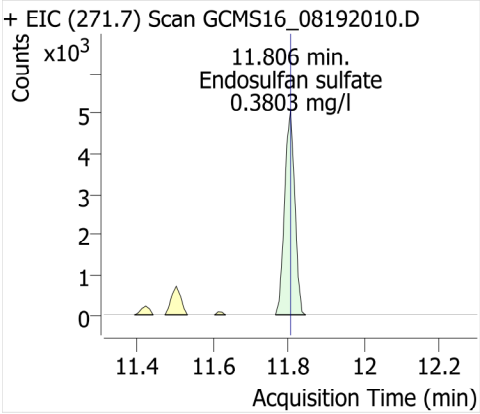

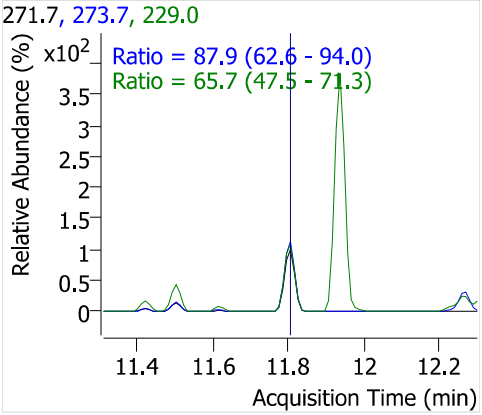

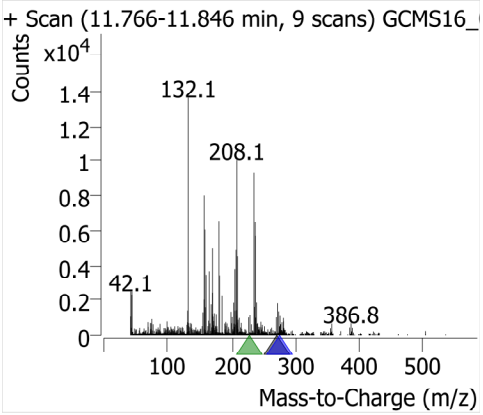

TPP (SSTD)

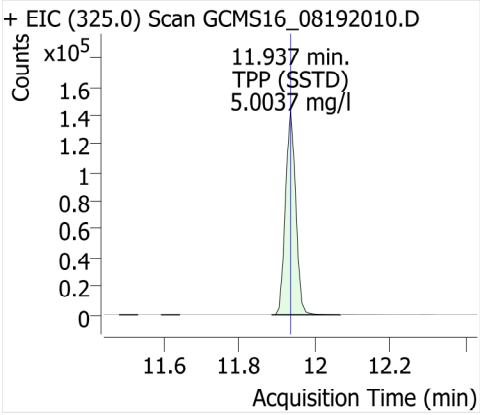

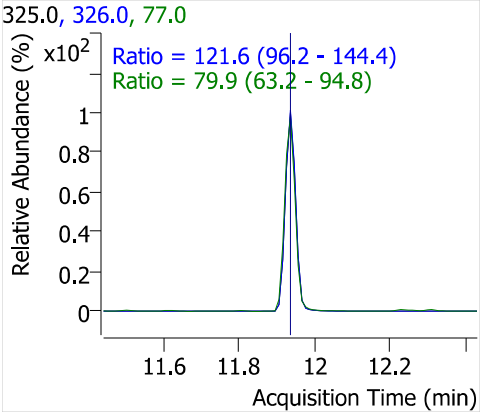

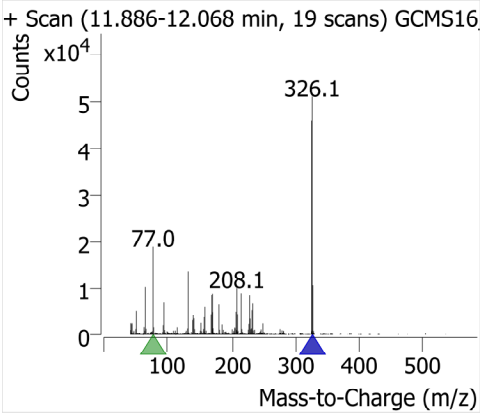

Endrin ketone

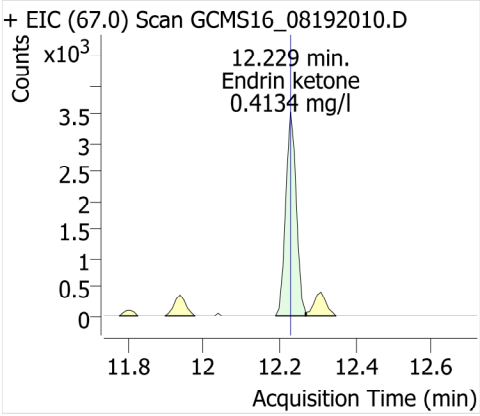

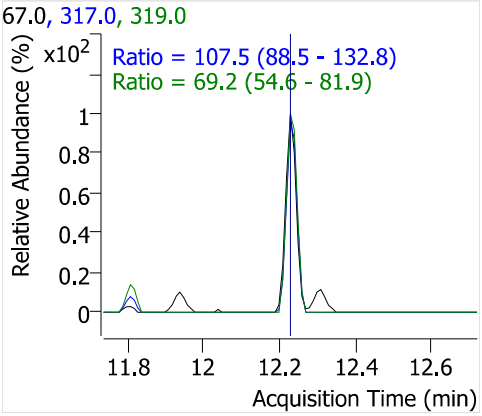

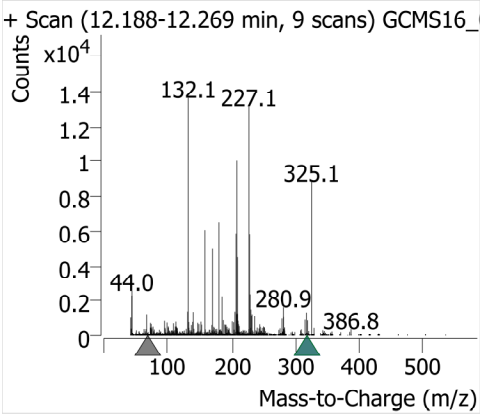

Methoxychlor

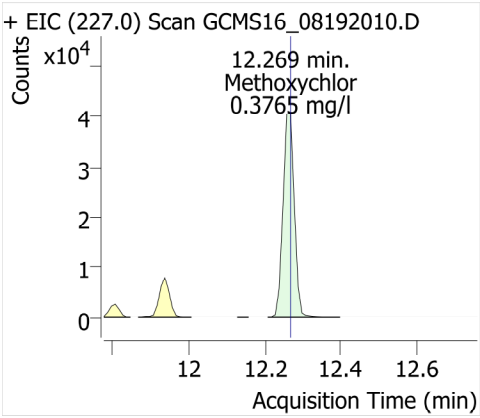

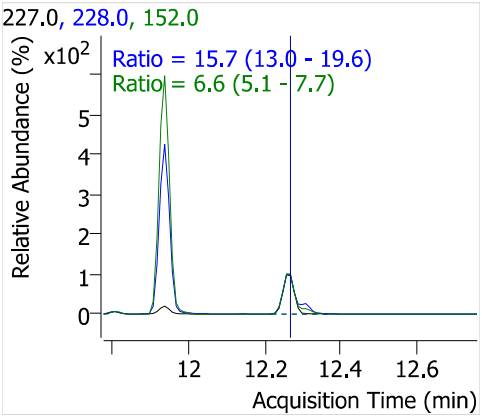

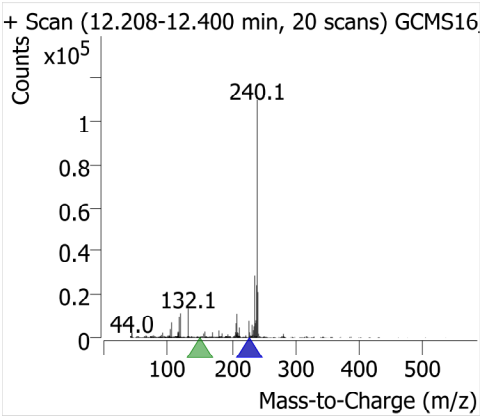

Chrysene-d12

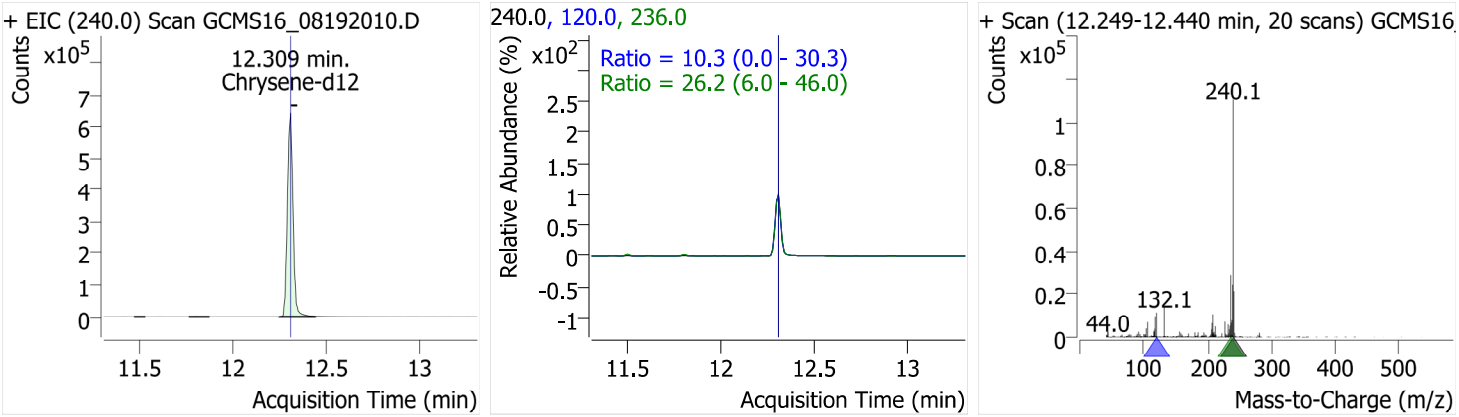

Perylene-d12 (SSRD)

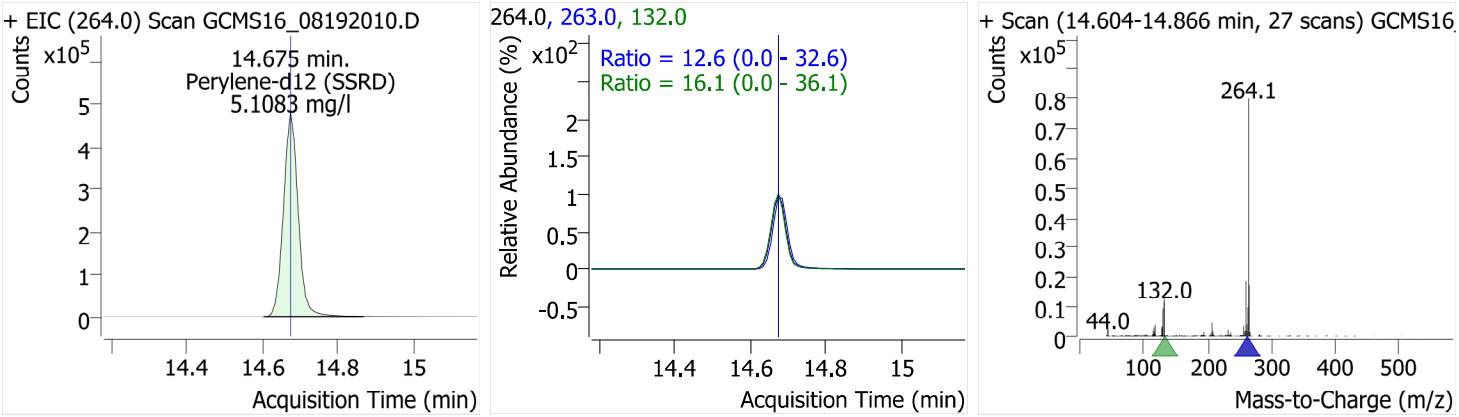

Quantitative Analysis Results With Qualifier Ratio Report

Batch Path	\\WSCIXIGCMS16\InstData\GCMS16\DATA\2020\081920_525.2\QuantResults\081920_LL.batch.bin		
Analysis Time	8/20/2020 9:50:38 AM	**Analyst Name**	WECK\ryan.raymond
Report Time	8/20/2020 9:53:13 AM	**Reporter Name**	ryan.raymond
Last Calib Update	8/20/2020 9:35:35 AM	**Batch State**	Processed
Quant Batch Version	10.0	**Quant Report Version**	10.0

AnalysisInfo

Acq. Time	8/19/2020 3:42:32 PM	**Data File**	GCMS16_08192011.D
Sample Type	Cal	**Sample Name**	LL Cal 0.1ppm
Dilution	1	**Acq. Method**	525_030816
Position	8	**Inj Vol**	1
DA Method File	525 LL 081920.m	**Comment**	0080867

Sample Chromatogram

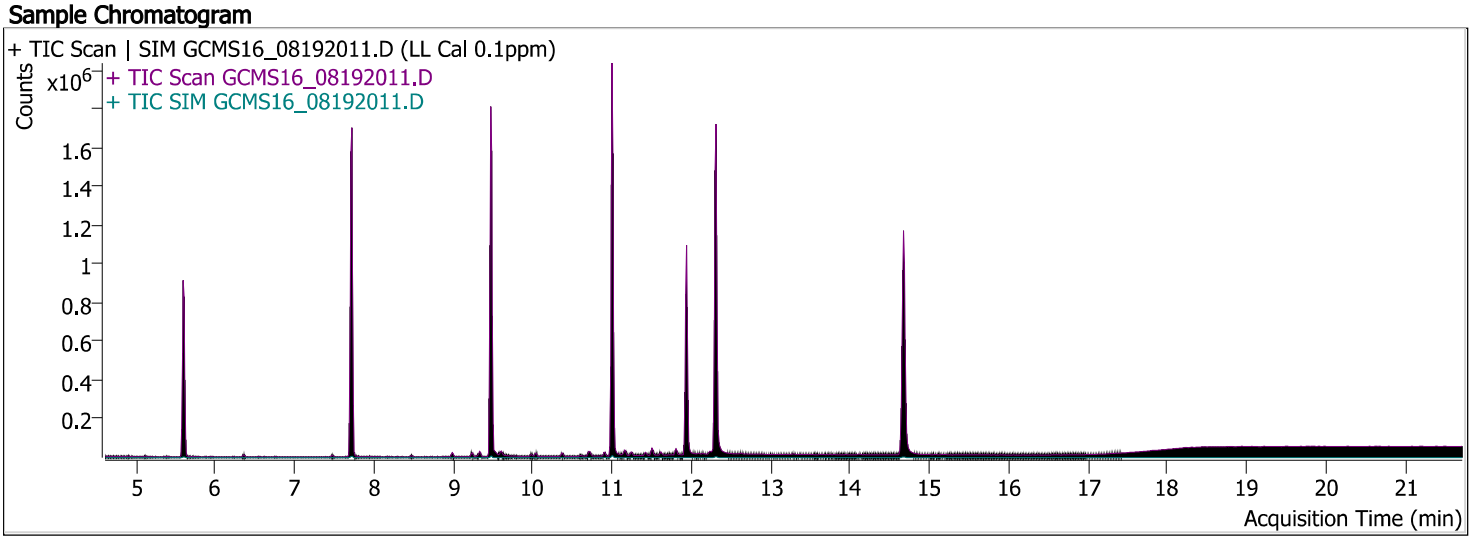

Compound	ISTD	RT	Resp.	ISTD Resp.	Conc	Units	Accuracy
1,3-Dimethyl-2-NB (SSTD)	Acenaphthene-d10	5.595	225835	823449	5.0596	mg/l	101.19
alpha-BHC	Acenaphthene-d10	8.987	3586	823449	0.0912	mg/l	91.20
beta-BHC	Acenaphthene-d10	9.239	3223	823449	0.0975	mg/l	97.50
Gamma-BHC (Lindane)	Acenaphthene-d10	9.330	3561	823449	0.0923	mg/l	92.35
Delta-BHC	Phenanthrene-d10	9.601	3441	1516706	0.1001	mg/l	100.13
Heptachlor	Phenanthrene-d10	10.034	2603	1516706	0.0941	mg/l	94.06
Aldrin	Phenanthrene-d10	10.366	1854	1516706	0.0871	mg/l	87.12
Heptachlor Epoxide (B)	Phenanthrene-d10	10.709	1910	1516706	0.0978	mg/l	97.82
Gamma-Chlordane	Phenanthrene-d10	10.900	3093	1516706	0.0968	mg/l	96.79
Alpha-Chlordane	Phenanthrene-d10	11.011	2868	1516706	0.0865	mg/l	86.50
Endosulfan I	Phenanthrene-d10	11.021	1437	1516706	0.1025	mg/l	102.47
4,4'-DDE	Phenanthrene-d10	11.162	3772	1516706	0.0924	mg/l	92.43
Dieldrin	Phenanthrene-d10	11.242	3129	1516706	0.0903	mg/l	90.30
Endrin	Phenanthrene-d10	11.423	1401	1516706	0.1052	mg/l	105.15
4,4'-DDD	Phenanthrene-d10	11.504	8255	1516706	0.0906	mg/l	90.61
Endosulfan II	Phenanthrene-d10	11.504	857	1516706	0.0913	mg/l	91.27
Endrin aldehyde	Phenanthrene-d10	11.615	1291	1516706	0.0919	mg/l	91.93
4,4'-DDT	Phenanthrene-d10	11.806	7406	1516706	0.0922	mg/l	92.17
Endosulfan sulfate	Phenanthrene-d10	11.806	1577	1516706	0.0936	mg/l	93.65
TPP (SSTD)	Phenanthrene-d10	11.937	251611	1516706	4.7674	mg/l	95.35
Endrin ketone	Phenanthrene-d10	12.229	1102	1516706	0.0875	mg/l	87.49
Methoxychlor	Phenanthrene-d10	12.269	13720	1516706	0.0944	mg/l	94.39
Perylene-d12 (SSRD)	Chrysene-d12	14.675	1224530	1281567	5.0059	mg/l	100.12

Quantitative Analysis Results With Qualifier Ratio Report

Compound	CAS#	RT	RR	Conc	Transition	(Min-Max)	Q-Ratio	
1,3-Dimethyl-2-NB (SSTD)		5.595	0.2743	5.0596	134.0			
					77.0	91.5 - 137.2	115.9	
					79.0	86.7 - 130.1	109.5	
alpha-BHC		8.987	0.0044	0.0912	180.8			
					182.8	77.4 - 116.1	105.0	
					218.8	61.5 - 92.2	80.0	
beta-BHC		9.239	0.0039	0.0975	181.0			
					183.0	76.9 - 115.4	85.5	
					219.0	67.9 - 101.9	79.6	
Gamma-BHC (Lindane)		9.330	0.0043	0.0923	181.0			
					183.0	76.3 - 114.4	90.9	
					219.0	58.5 - 87.7	67.2	
Delta-BHC		9.601	0.0023	0.1001	181.0			
					183.0	81.1 - 121.6	87.8	
					219.0	65.0 - 97.5	57.5	Low
Heptachlor		10.034	0.0017	0.0941	99.9			
					271.7	77.8 - 116.8	97.1	
					273.7	62.5 - 93.7	81.9	
Aldrin		10.366	0.0012	0.0871	263.0			
					66.0	92.4 - 138.6	120.2	
					265.0	56.0 - 84.0	77.8	
Heptachlor Epoxide (B)		10.709	0.0013	0.0978	352.7			
					81.0	75.7 - 113.5	95.4	
					354.7	71.5 - 107.2	92.1	
Gamma-Chlordane		10.900	0.0020	0.0968	373.0			
					375.0	75.8 - 113.7	104.5	
					237.0	29.2 - 43.9	35.6	
Alpha-Chlordane		11.011	0.0019	0.0865	373.0			
					375.0	74.7 - 112.1	93.8	
					272.0	34.6 - 51.9	52.0	High
Endosulfan I		11.021	0.0009	0.1025	241.0			
					195.0	83.0 - 124.4	112.3	
					339.0	32.9 - 49.4	33.1	
4,4'-DDE		11.162	0.0025	0.0924	318.0			
					248.0	84.9 - 127.4	106.8	
					316.0	62.7 - 94.0	74.3	
Dieldrin		11.242	0.0021	0.0903	79.0			
					81.0	32.1 - 48.2	39.6	
					262.7	25.3 - 38.0	31.8	
Endrin		11.423	0.0009	0.1052	263.0			
					81.0	64.7 - 97.0	74.7	
					265.0	55.2 - 82.8	63.6	
4,4'-DDD		11.504	0.0054	0.0906	234.9			
					236.9	54.5 - 81.8	65.4	
					165.0	38.5 - 57.8	43.8	
Endosulfan II		11.504	0.0006	0.0913	195.0			
					207.0	109.7 - 164.6	156.2	
					241.0	56.8 - 85.2	75.1	
Endrin aldehyde		11.615	0.0009	0.0919	67.0			
					249.7	41.2 - 61.8	61.7	
					344.8	38.4 - 57.5	53.5	
4,4'-DDT		11.806	0.0049	0.0922	234.9			
					236.9	56.6 - 85.0	73.1	
					165.0	34.8 - 52.2	41.7	
Endosulfan sulfate		11.806	0.0010	0.0936	271.7			

Compound	CAS#	RT	RR	Conc	Transition	(Min-Max)	Q-Ratio
					273.7	62.6 - 94.0	70.4
					229.0	47.5 - 71.3	50.6
TPP (SSTD)		11.937	0.1659	4.7674	325.0		
					326.0	96.2 - 144.4	119.3
					77.0	63.2 - 94.8	76.8
Endrin ketone		12.229	0.0007	0.0875	67.0		
					317.0	88.5 - 132.8	118.3
					319.0	54.6 - 81.9	67.7
Methoxychlor		12.269	0.0090	0.0944	227.0		
					228.0	13.0 - 19.6	13.1
					152.0	5.1 - 7.7	5.3
Perylene-d12 (SSRD)		14.675	0.9555	5.0059	264.0		
					132.0	0.0 - 36.1	16.0
					263.0	0.0 - 32.6	12.7

1,3-Dimethyl-2-NB (SSTD)

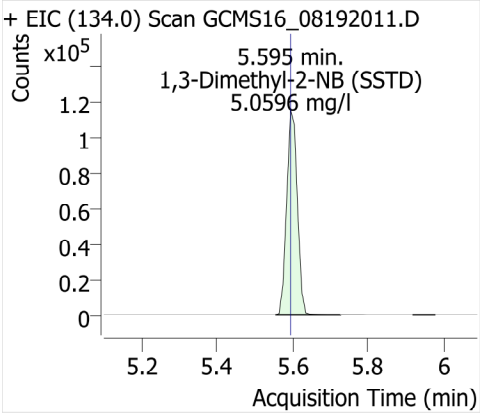

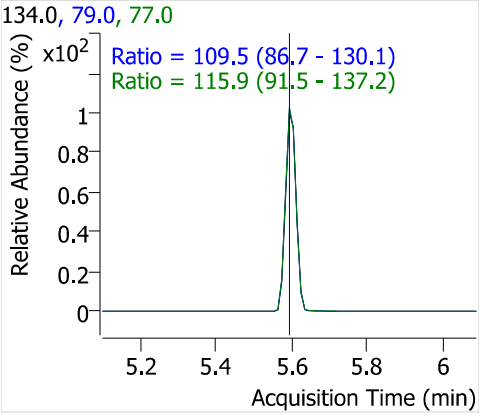

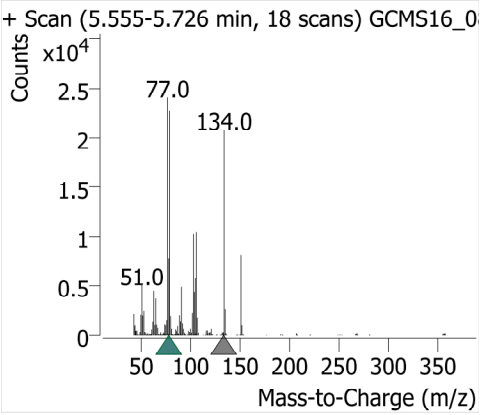

Acenaphthene-d10

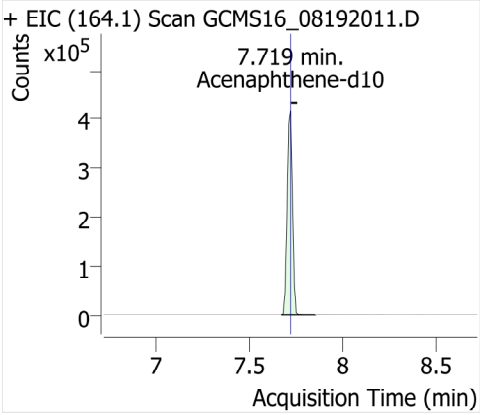

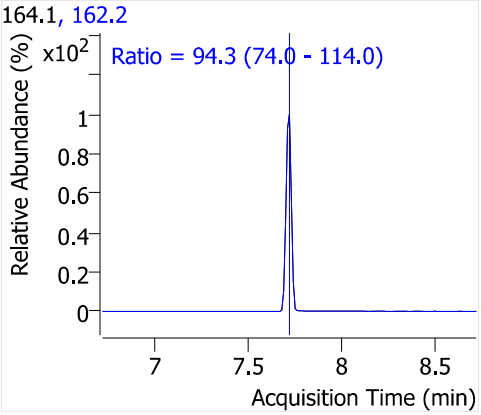

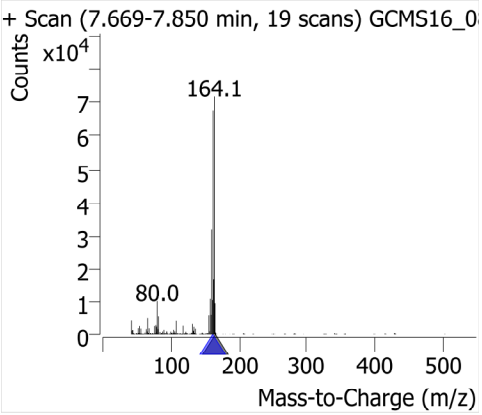

alpha-BHC

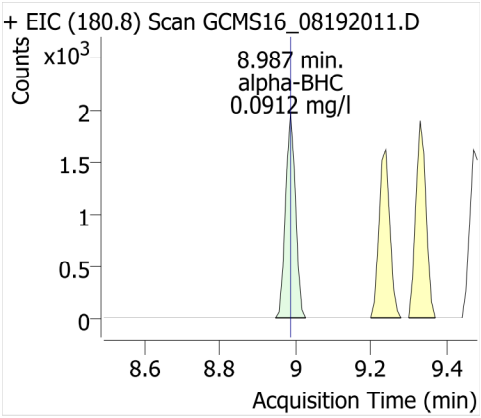

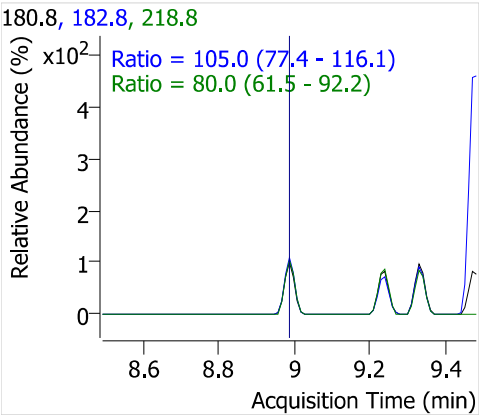

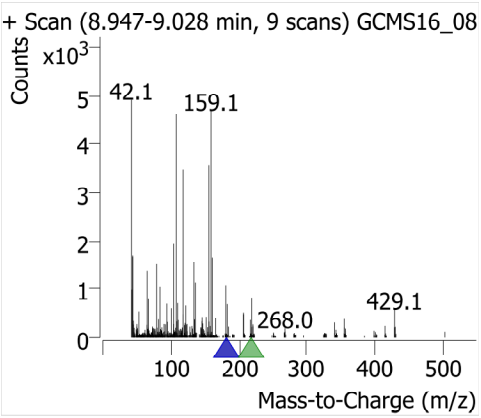

beta-BHC

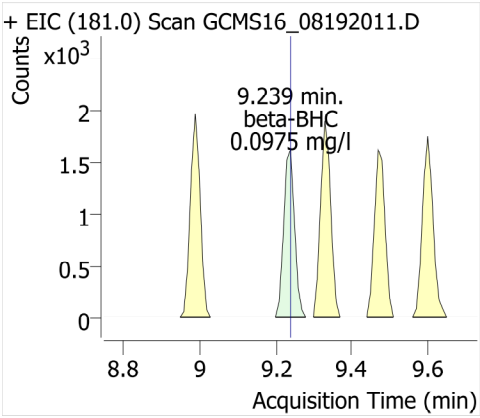

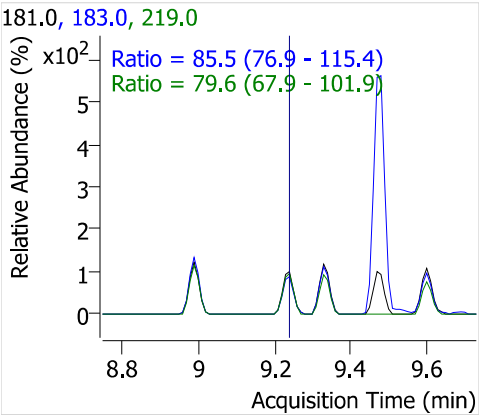

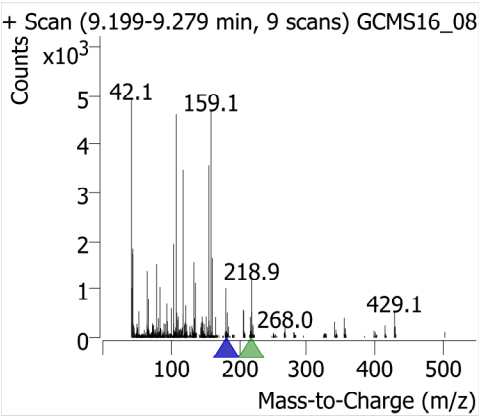

Gamma-BHC (Lindane)

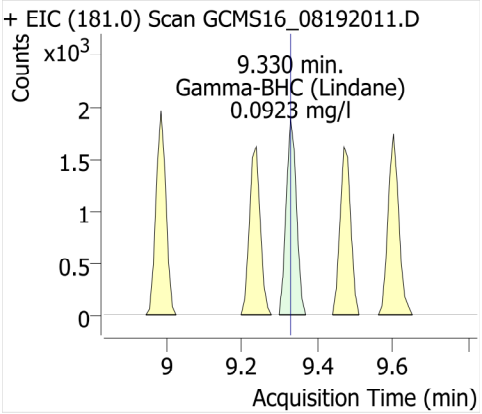

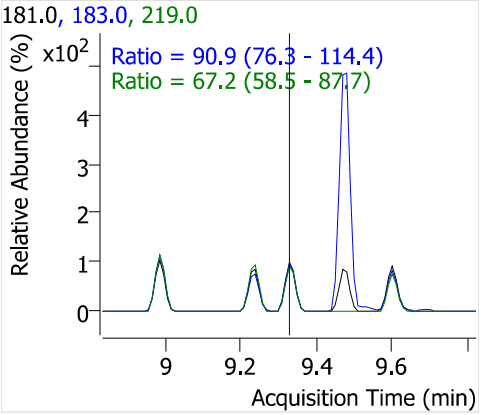

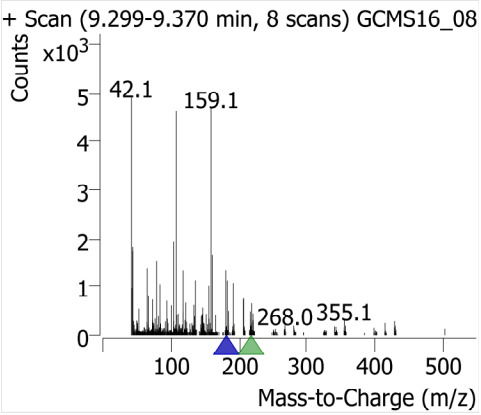

Phenanthrene-d10

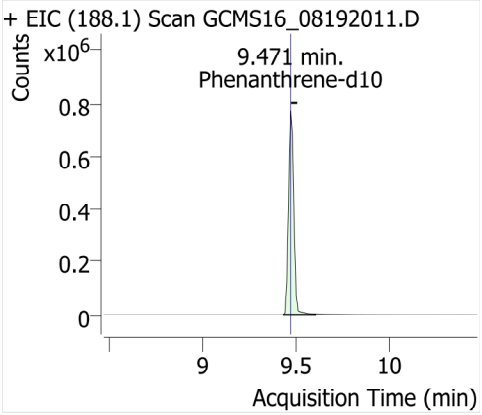

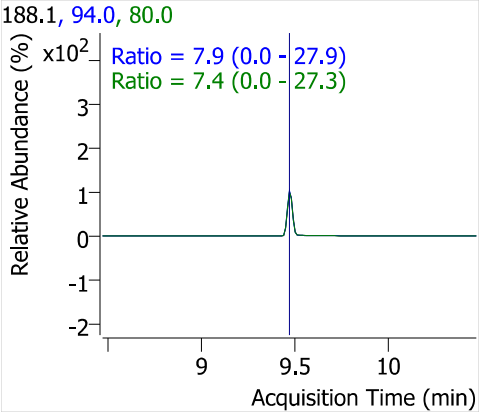

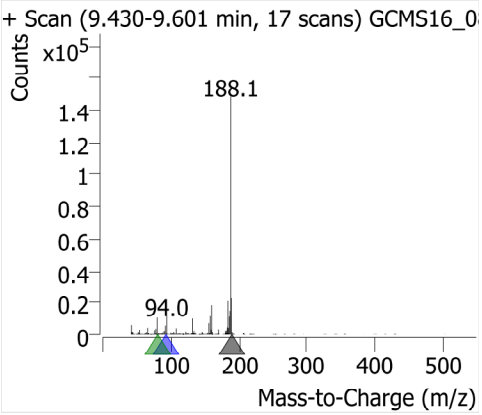

Delta-BHC

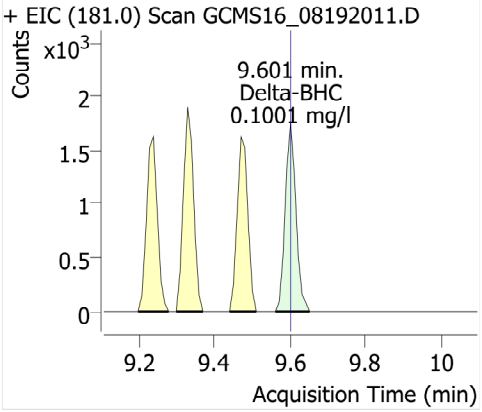

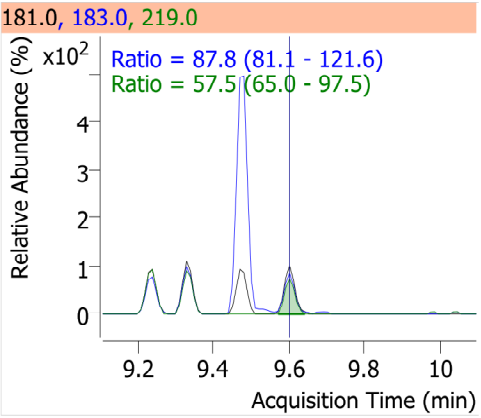

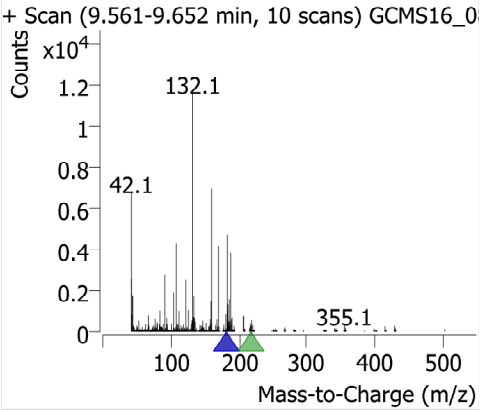

Heptachlor

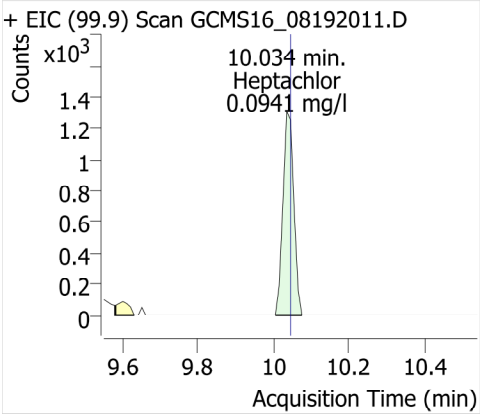

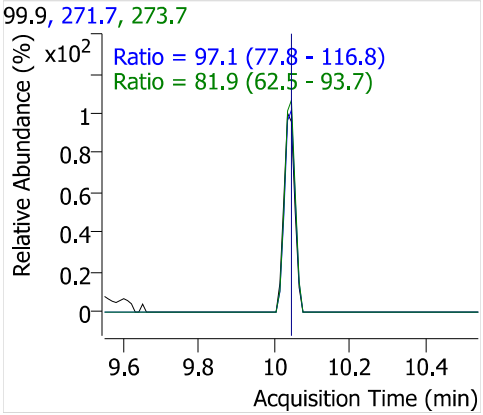

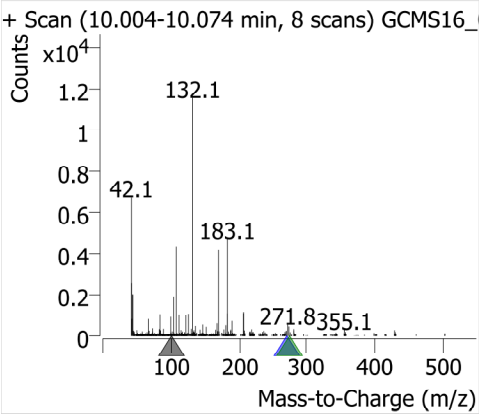

Aldrin

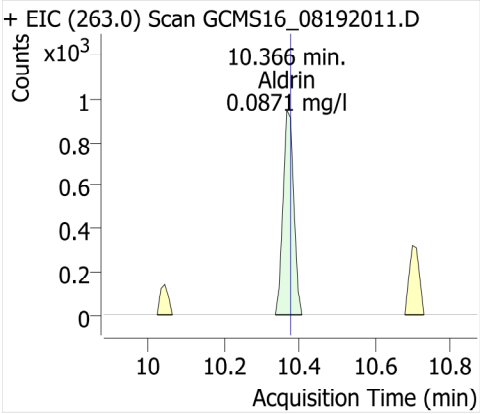

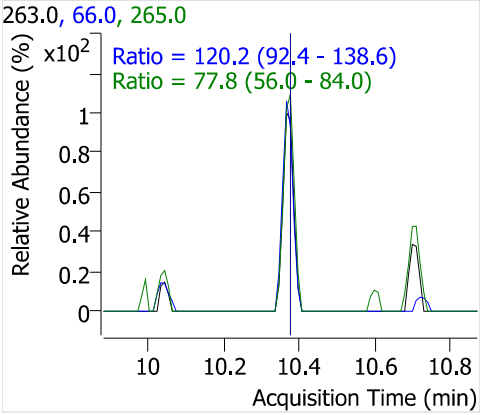

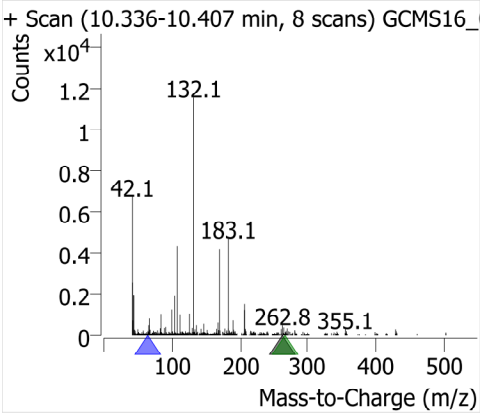

Heptachlor Epoxide (B)

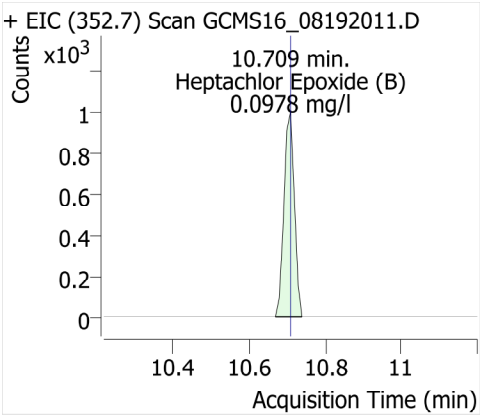

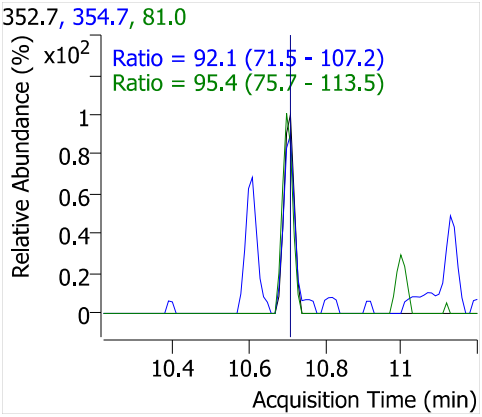

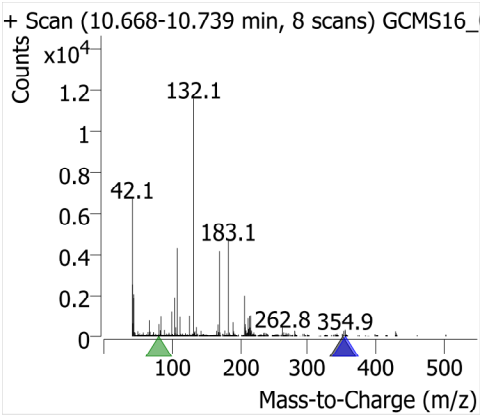

Gamma-Chlordane

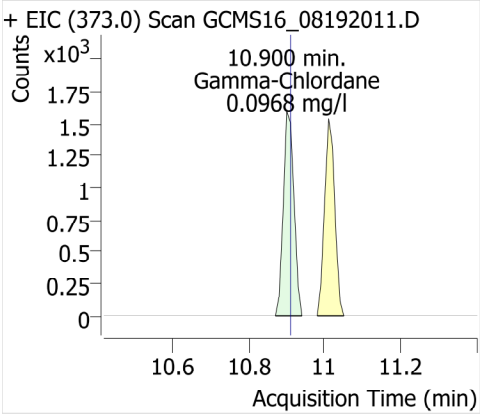

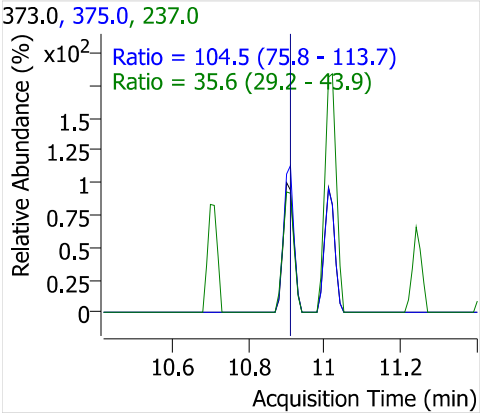

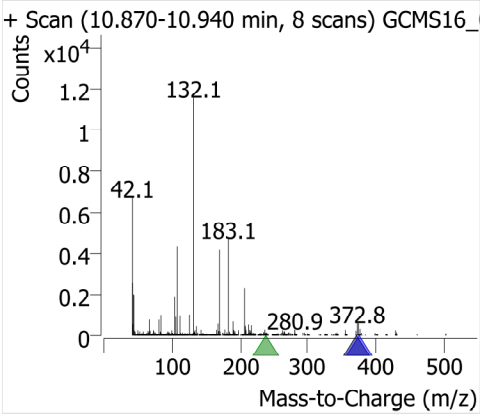

Alpha-Chlordane

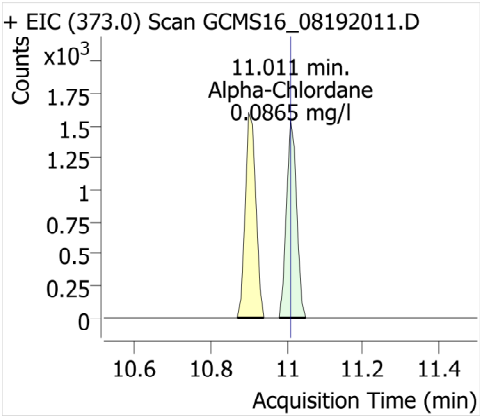

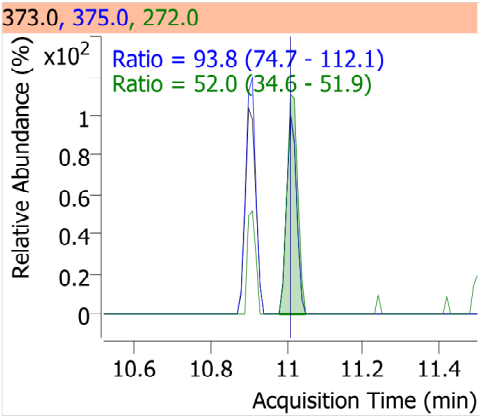

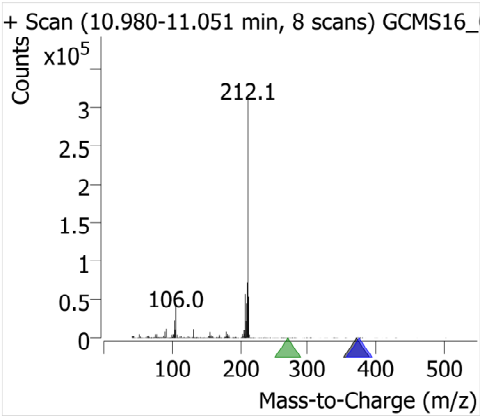

Endosulfan I

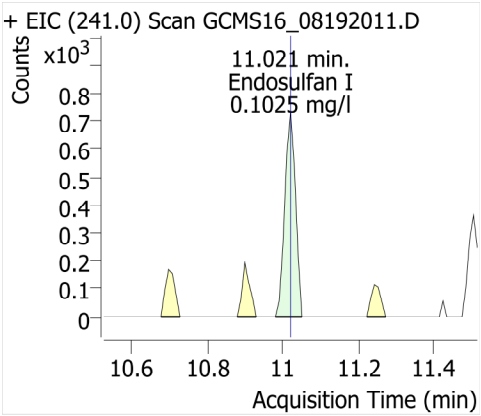

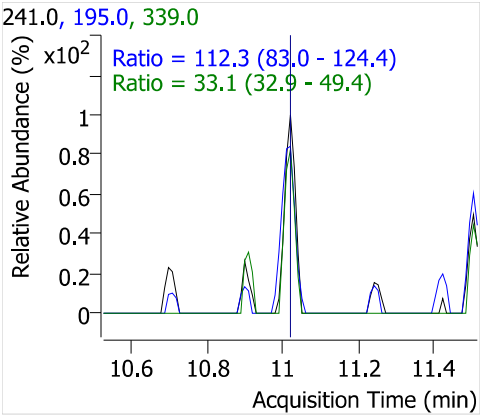

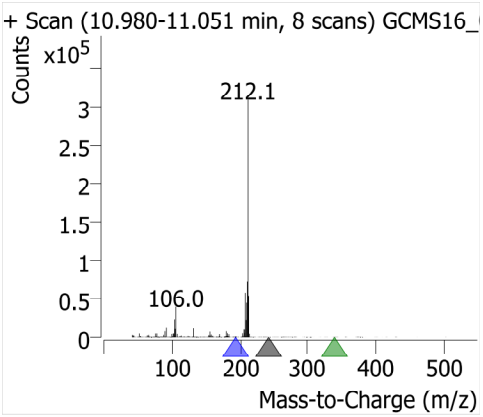

4,4'-DDE

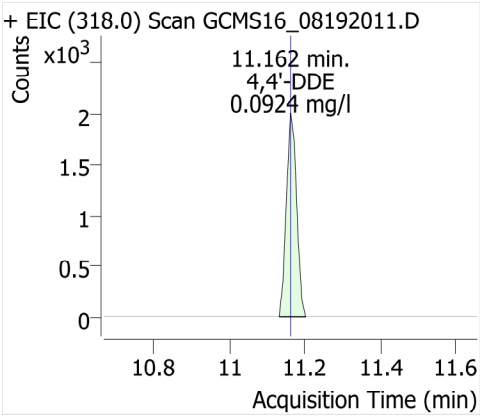

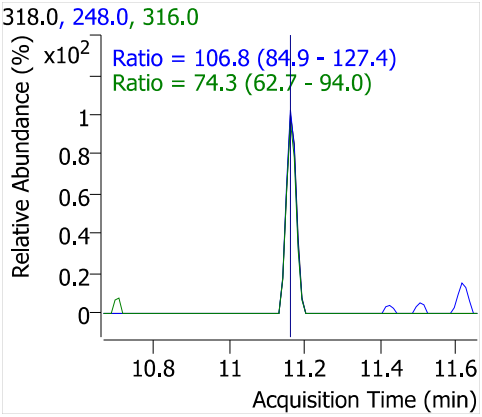

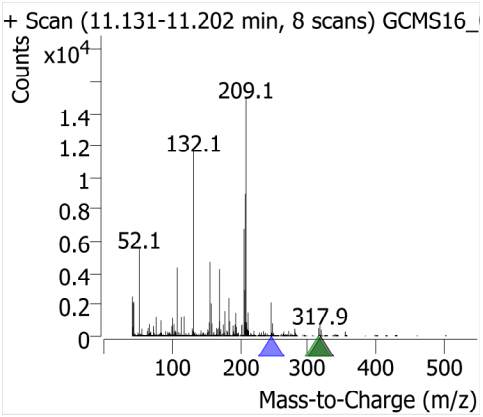

Dieldrin

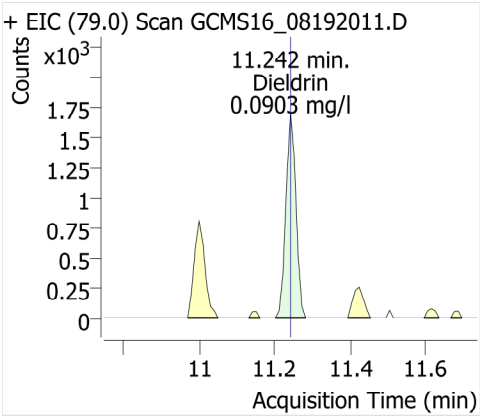

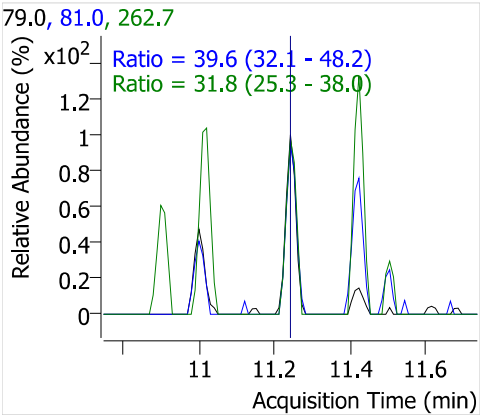

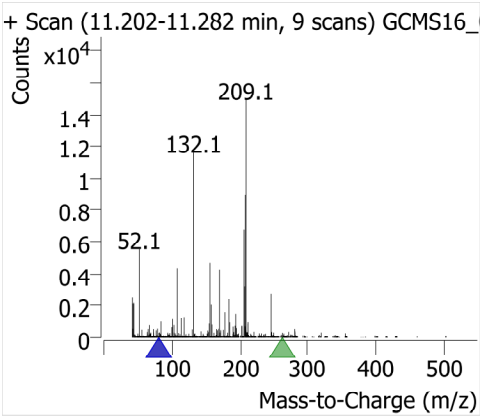

Endrin

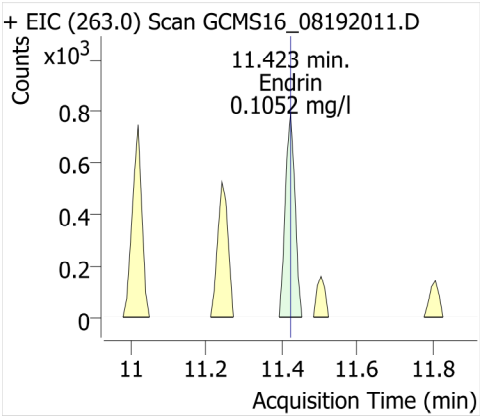

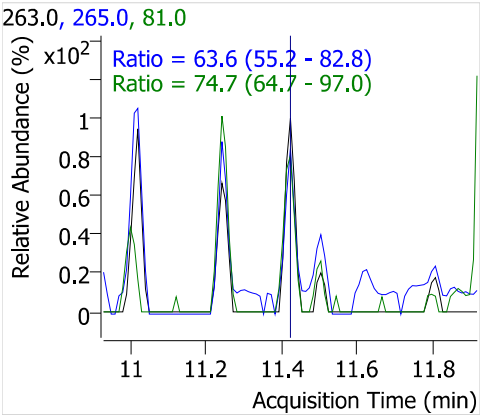

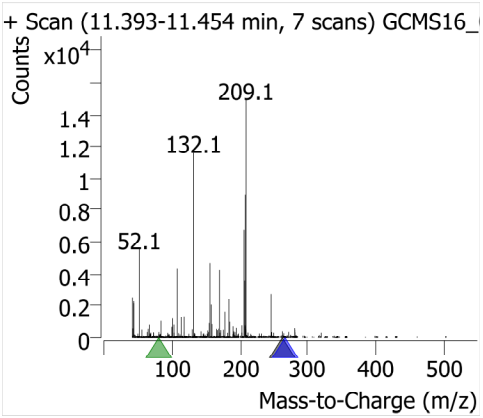

4,4'-DDD

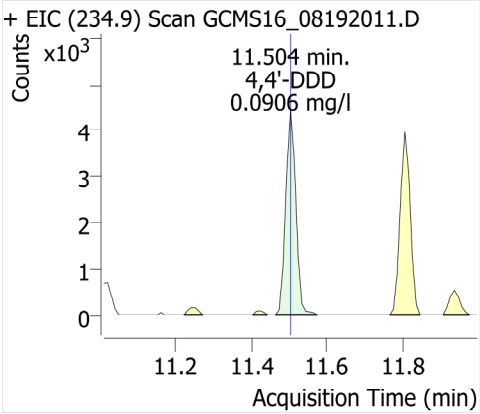

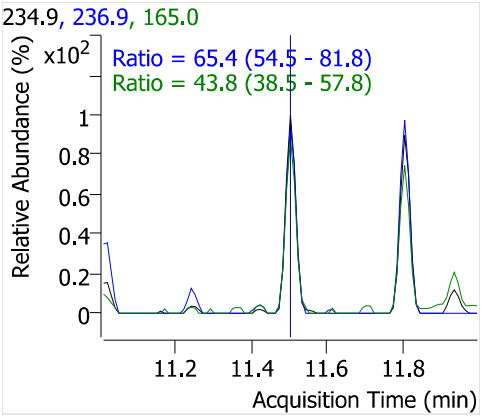

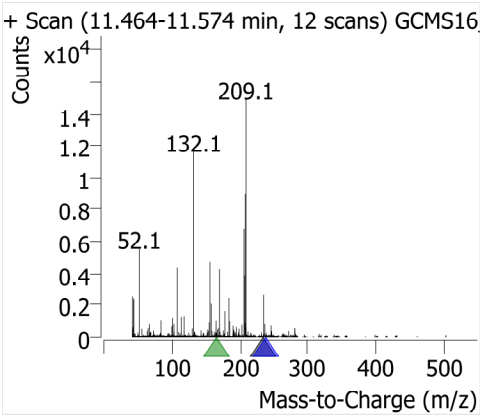

Endosulfan II

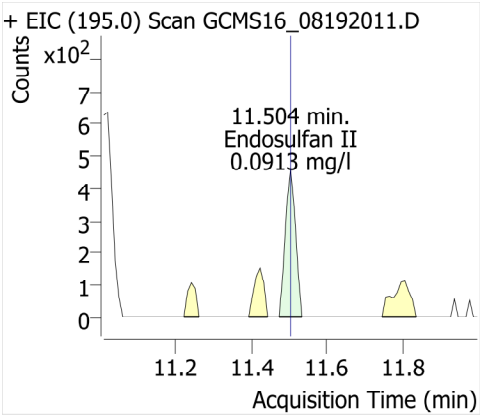

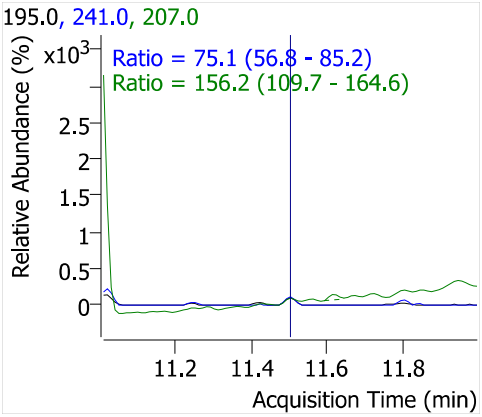

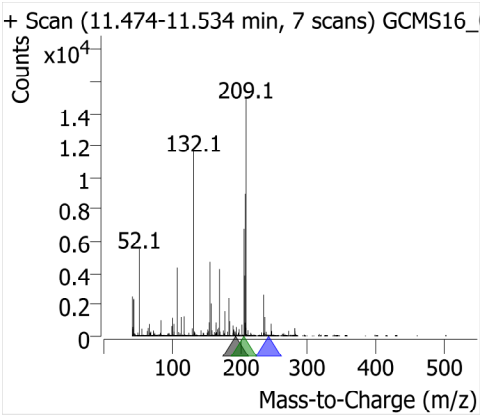

Endrin aldehyde

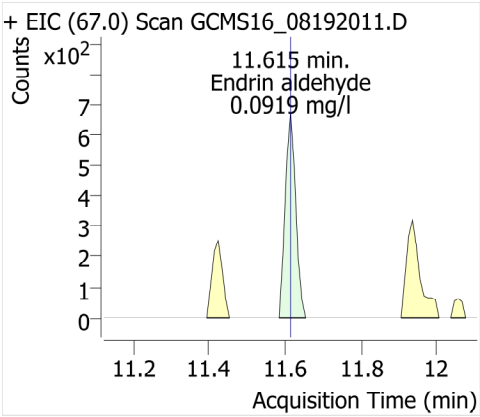

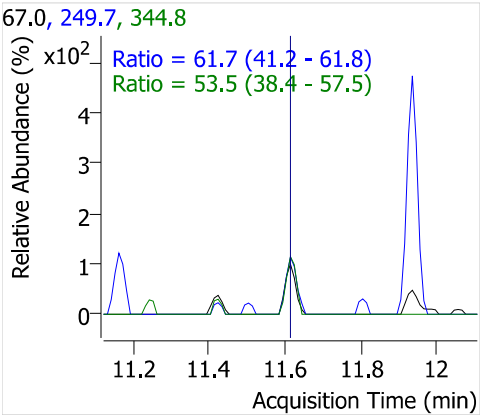

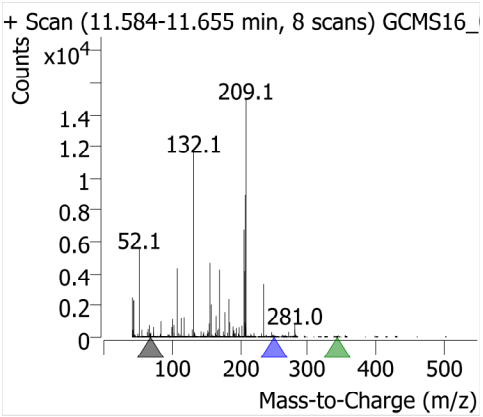

4,4'-DDT

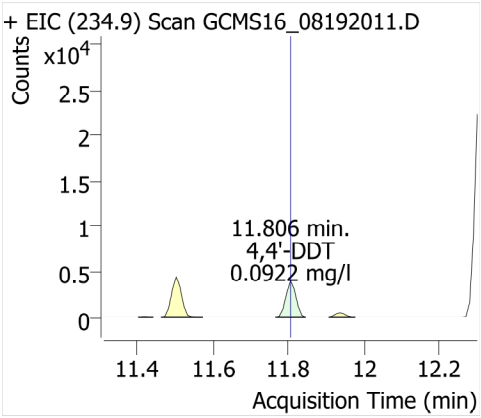

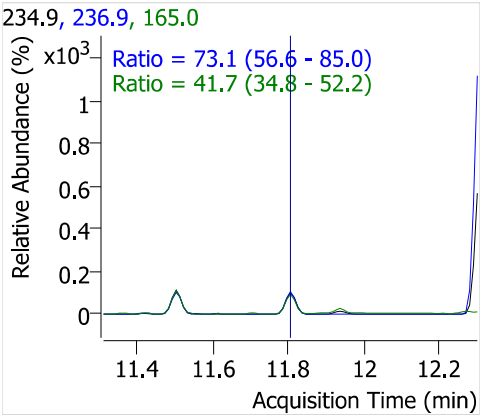

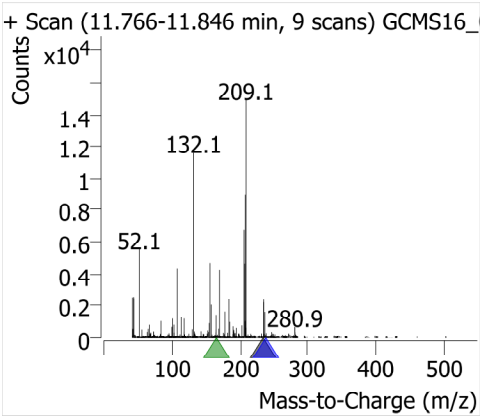

Endosulfan sulfate

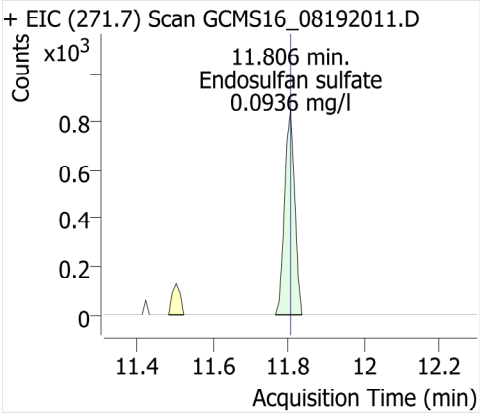

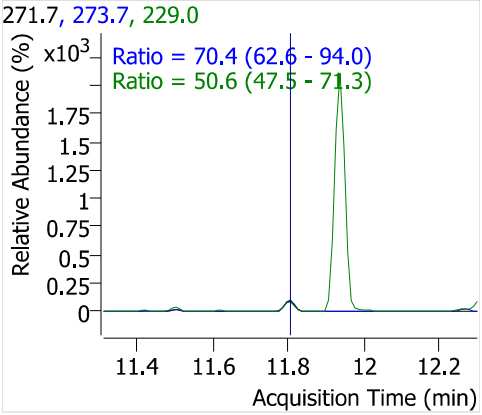

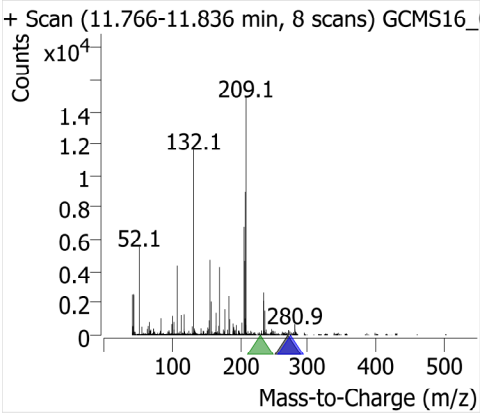

TPP (SSTD)

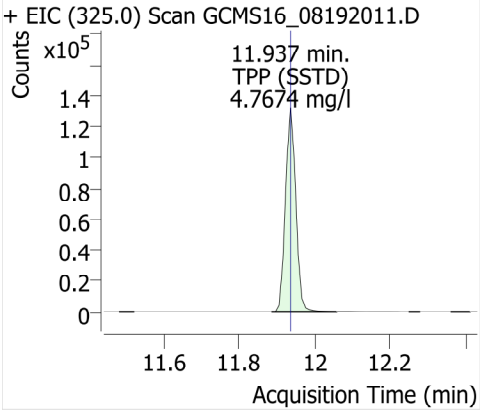

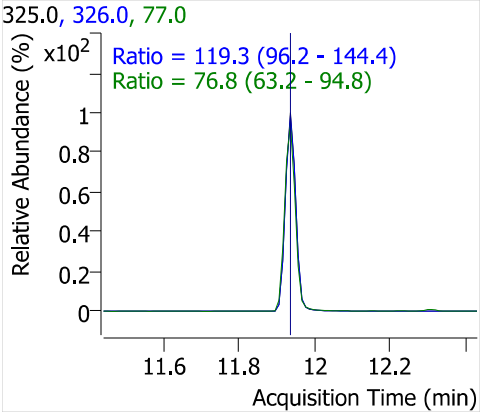

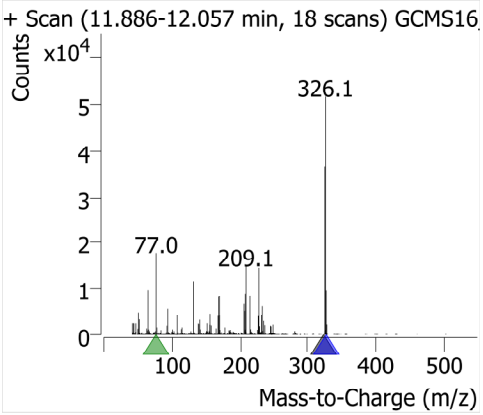

Endrin ketone

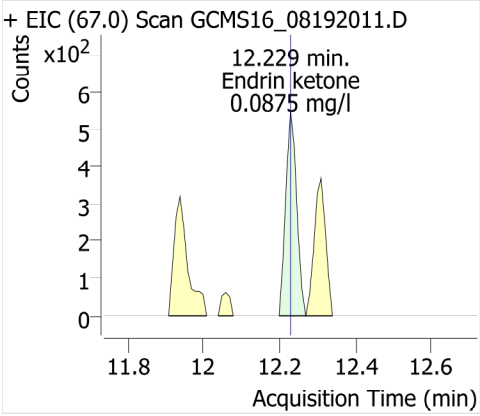

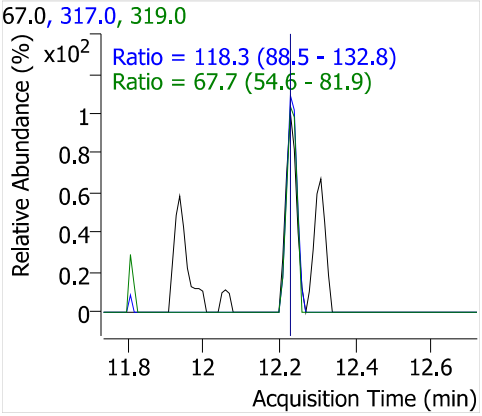

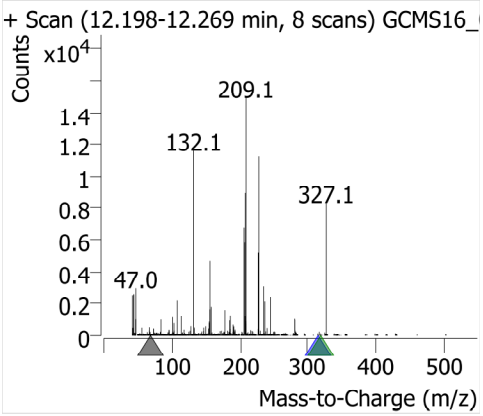

Methoxychlor

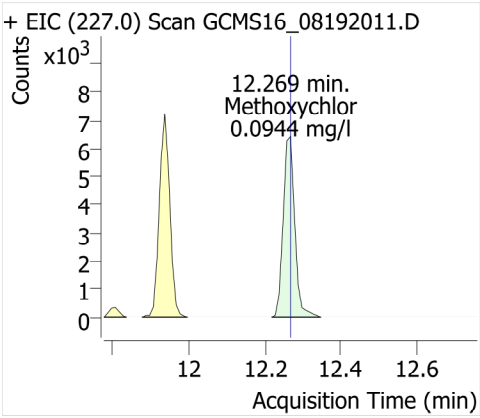

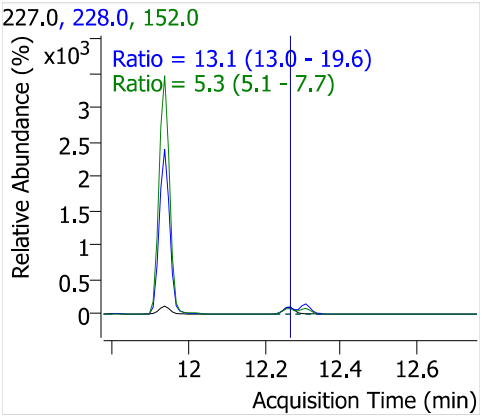

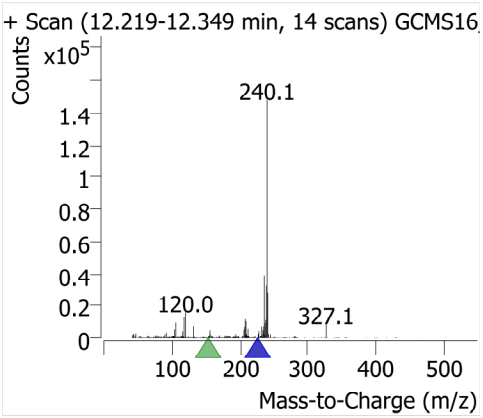

Chrysene-d12

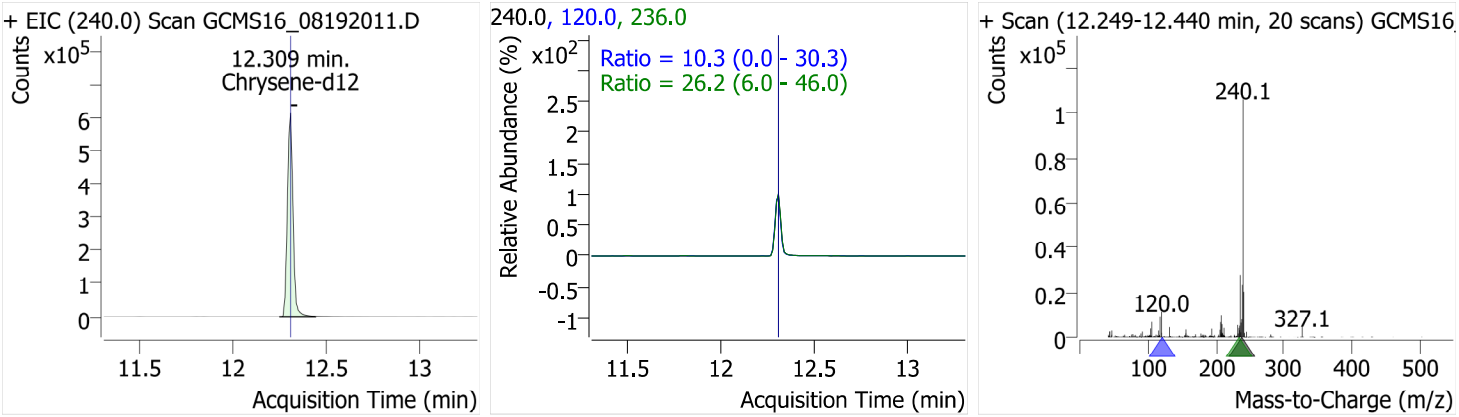
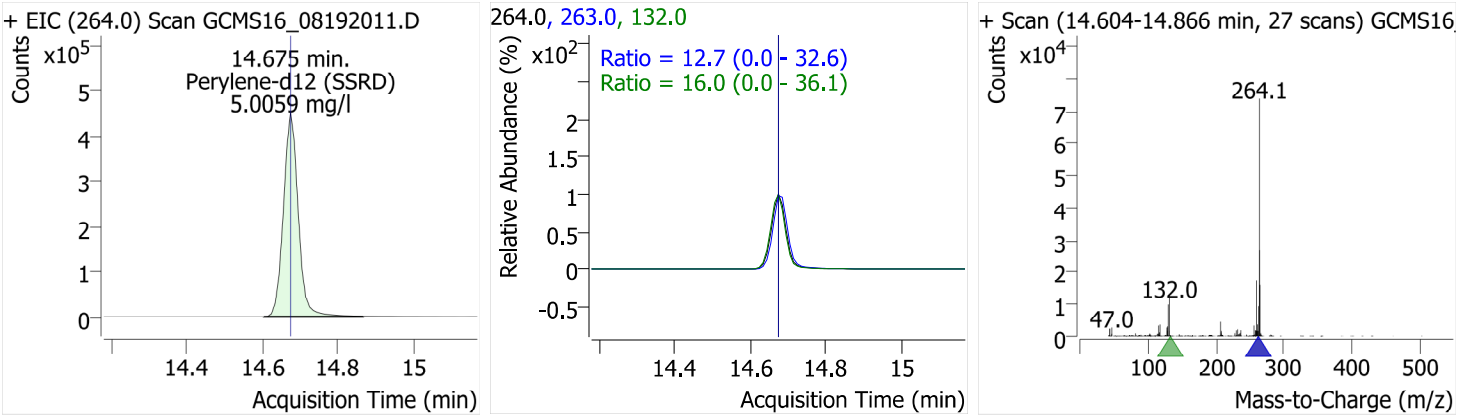
Perylene-d12 (SSRD)