

HIV/AIDS Early Intervention (HEIS)

Outreach Services of

WAIKIKI HEALTH

Mayla A. Ngirausui

Program Manager

March 1st, 2024

WAIKIKI HEALTH




Vision Provides compassionate healing and expert care that result in improved health and quality of life for all in our island community.

Mission To provide quality medical and social services that are accessible and affordable for everyone, regardless of ability to pay.

OUTREACH PROGRAM

since 2009

Early detection and treatment

- ◆ HIV
 - ◆ Hep C
 - ◆ Other sexually transmitted infections
- 
- A blue brushstroke graphic at the bottom of the slide, consisting of several overlapping, textured strokes in various shades of blue, creating a painterly effect.

POPULATION OF FOCUS

- ◆ People at risk for HIV and Hep C
- ◆ People living with HIV and or Hep C with alcohol and other substance use disorder

TARGET AUDIENCE


- ◆ Adults
- ◆ Adolescents

Seen at Alcohol and Drug Rehab Centers in the State of Hawai‘i

| Location | Tx | Tx Groups |
|----------|----|-----------|
| Oahu | 13 | 23 |
| Hilo | 5 | 8 |
| Kona | 5 | 8 |
| Maui | 5 | 5 |
| Kauai | 4 | 4 |



32 treatment centers and 48 groups total

INTERVENTIONS

- ◆ 1 Hour Education
 - ◆ Rapid HIV & Hep C Testing
 - ◆ Referral/Linkage to care
 - ◆ Case Management
 - ◆ Condom Distribution to non- residential treatment groups
- 

Services are made possible due to support and funding

Viral Hepatitis Prevention and The
Alcohol and Drug Division of
Hawaii State Department of Health



Let's Stop HIV Together

Email: mngirausui@waikikihealth.org

Work Phone: (808) 537-8339



HIV & Hepatitis Early Intervention Services (HEIS)

Your Sexual Health

Hawai'i Health & Harm Reduction Center (HHHRC)

Reducing harm, promoting health, creating wellness and fighting stigma in Hawai'i and the Pacific.

Hawai'i Health & Harm Reduction Center serves Hawai'i communities by reducing the harm and fighting the stigma of HIV, hepatitis, homelessness, substance use, mental illness, and poverty in our community. We focus our efforts on those disproportionately affected by social determinants of health, including but not limited to: people living with and/or affected by HIV, hepatitis, drug use, and the transgender, LGBTQ and the Native Hawaiian communities. We foster health, wellness, and systemic change in Hawai'i and the Pacific through care services, advocacy, training, prevention, education, and capacity building.



HOUSELESSNESS

**CRIMINAL
JUSTICE**

**SUBSTANCE
USE**

**CHRONIC
DISEASE**

MENTAL HEALTH



**HAWAI'I HEALTH
& HARM REDUCTION CENTER**
The New Chapter for Life Foundation and The CHOW Project

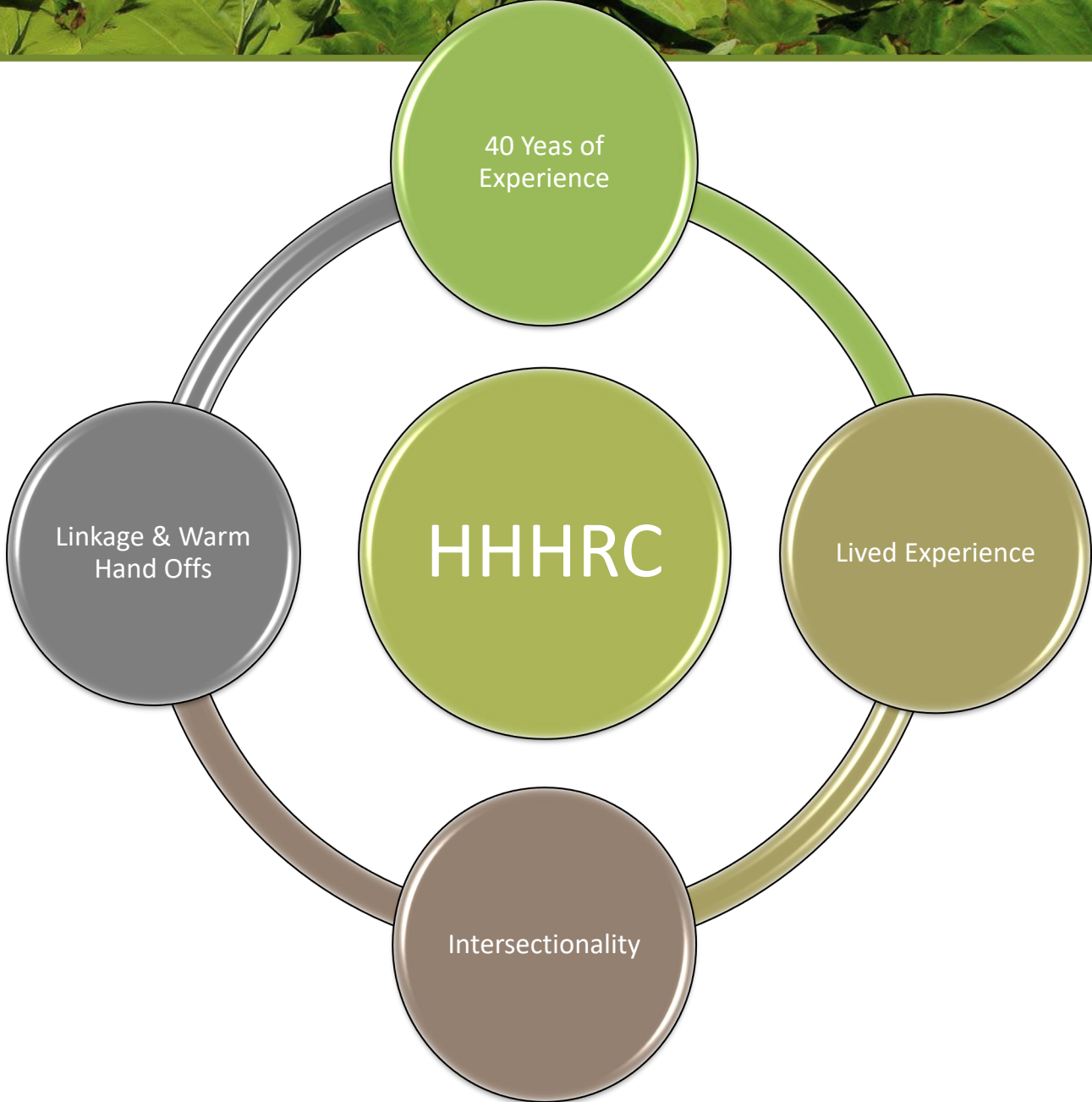
HIV Early Intervention Services (HEIS)

- More than HIV – Sexual Health
- 1.5 hours - live/interactive
- Monthly In-Person Classes
- 3 Session Cycle
- Includes HIV & HCV Screening
 - Linkage to case management and smoking cessation





What We Bring to the Table



What We Talk About

AGENDA

1. Welcome and Overview
2. Sexual Health & Harm Reduction
3. HIV
4. Hepatitis
5. STI
6. Substance Use & HIV/HCV
7. Questions and Resources

Expanding the Sessions

Session 1

- The 101s
- Impacts of Substance Use
- Harm Reduction

Session 2

- Harm Reductions & Sexual Health

Session 3

- Having the Conversations
- Assessing Risk

Do you want heis sessions?



Kunane Dreier

kdreier@hhhrc.org

(808)853-3244

www.hhhrc.org/training



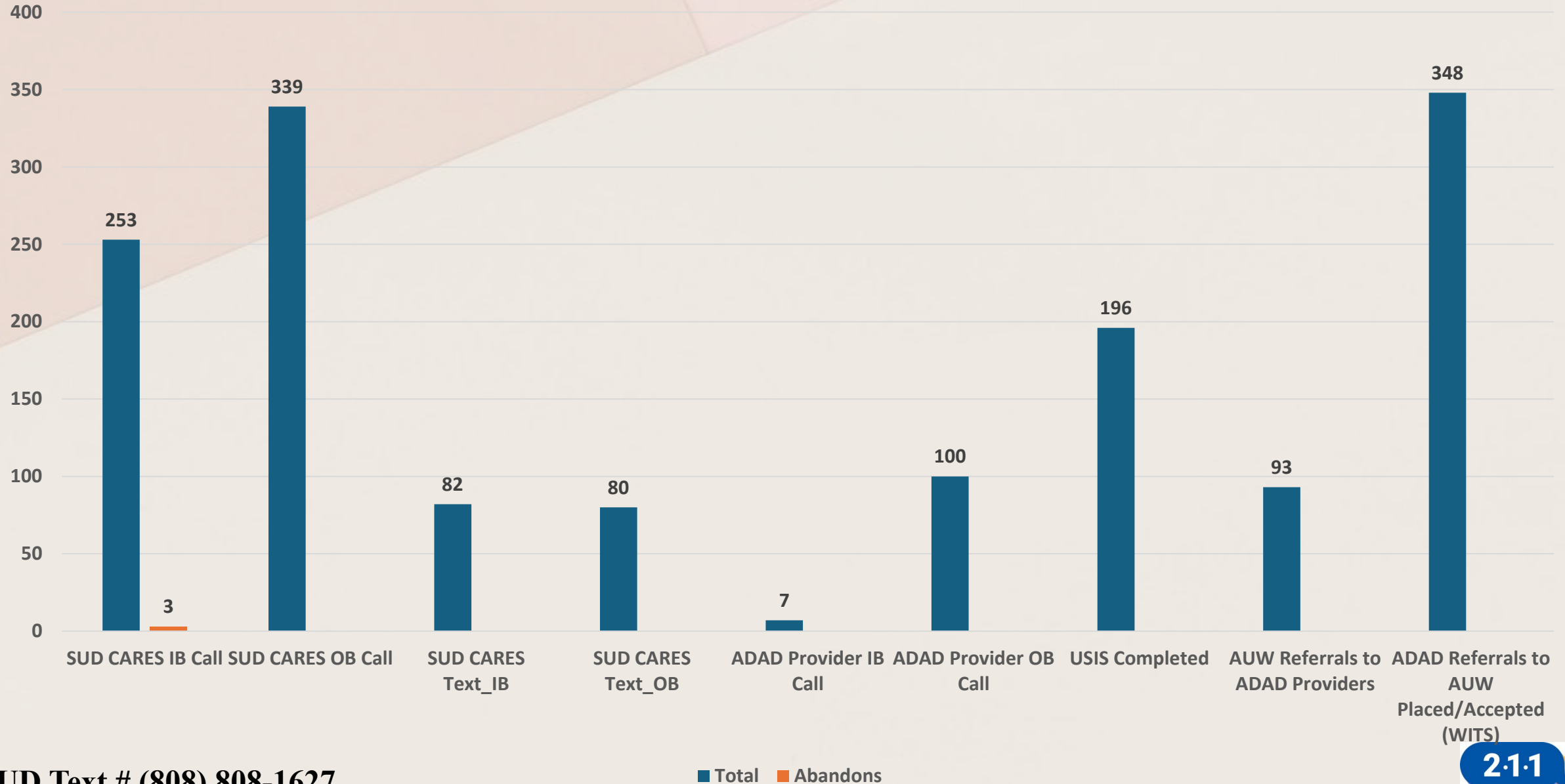
MAHALO



HAWAII HEALTH
& HARM REDUCTION CENTER
The New Chapter for Life Foundation and The CHOW Project

Hawaii Cares Update

Aloha United Way 211 Substance Use Disorder (SUD) Hawaii CARES Call & Referral Data (February 2024)



SUD Text # (808) 808-1627

February Referral Data

ADAD Referrals To Aloha United Way

| <div> Back to report </div> <div>REFERRALS IN</div> | |
|---|-------|
| Agency | Total |
| Alcoholic Rehabilitation Services of Hawaii, Inc | 153 |
| Big Island Substance Abuse Council | 64 |
| CARE Hawaii, Inc. | 51 |
| Young Men's Christian Association of Honolulu | 31 |
| Maui Youth and Family Services, Inc | 27 |
| North Shore Mental Health | 12 |
| Child and Family Service | 11 |
| The Salvation Army | 10 |
| Ku Aloha Ola Mau | 7 |
| Ho'omau Ke Ola | 5 |
| Dynamic Healing Center | 4 |
| Kokua Support Services | 4 |
| Bridge House, Inc | 3 |
| Residential Youth Services & Empowerment | 3 |
| The Queen's Medical Center | 3 |
| Alcohol and Drug Abuse Division | 1 |
| Waianae Coast Comprehensive Health Center | 1 |
| Action with Aloha, LLC | 0 |
| Aloha House, Inc. | 0 |
| Division of Driver Education | 0 |
| Hawai'i Health & Harm Reduction Center | 0 |

Aloha United Way Referrals to ADAD Providers

| <div> Back to report </div> <div>WITS REFERRALS OUT</div> | |
|---|-------|
| Agency | Total |
| CARE Hawaii, Inc. | 17 |
| Makana O Ke Akua Inc. | 12 |
| North Shore Mental Health | 12 |
| Dynamic Healing Center | 11 |
| Women In Need | 6 |
| Bobby Benson Center | 5 |
| Aloha House, Inc. | 4 |
| Kokua Support Services | 2 |
| The Salvation Army | 2 |
| Alcohol and Drug Abuse Division | 1 |
| Alcoholic Rehabilitation Services of Hawaii, Inc | 1 |
| Child and Family Service | 1 |
| Po'ailani, Inc | 1 |
| Salvation Army | 1 |
| Action with Aloha, LLC | 0 |
| Big Island Substance Abuse Council | 0 |
| Bridge House, Inc | 0 |
| Hawai'i Health & Harm Reduction Center | 0 |
| Ho'omau Ke Ola | 0 |
| Hope Treatment Services | 0 |

Aloha United Way 211 Substance Use Disorder (SUD) Hawaii CARES Client Demographics (January - February 2024)

Island

| Island | Total |
|----------------------|-------|
| O'ahu | 166 |
| Mau'i | 8 |
| Hawai'i (Big Island) | 7 |
| Kaua'i | 4 |

Client Type Top 3

| Client Type | Total |
|---|-------|
| New client | 211 |
| Returning client | 159 |
| Friend/Relative calling on behalf of a client | 87 |

Race

| RACE | Total |
|-----------------------------------|-------|
| White | 45 |
| Native Hawaiian | 27 |
| Asian | 21 |
| Pacific Islander | 20 |
| Unknown | 18 |
| Other | 12 |
| Black | 8 |
| Asian, Native Hawaiian | 6 |
| White, Asian, Native Hawaiian | 5 |
| White, Native Hawaiian | 5 |
| White, Asian | 4 |
| Asian, Pacific Islander | 3 |
| Native Hawaiian, Pacific Islander | 3 |
| American Indian | 2 |
| American Indian, Other | 1 |
| Black, Asian | 1 |
| Black, Pacific Islander | 1 |
| Black White | 1 |

Ethnicity

| Ethnicity | Total |
|------------------------------|-------|
| Caucasian | 42 |
| Hawaiian | 18 |
| Unknown | 18 |
| Filipino | 11 |
| Black/African American | 9 |
| Other | 8 |
| Caucasian, Hawaiian | 7 |
| Samoan | 5 |
| Caucasian, Filipino | 4 |
| Japanese | 3 |
| Marshallese | 3 |
| Other Pacific Islander | 3 |
| American Indian | 2 |
| Caucasian, Chinese, Hawaiian | 2 |
| Caucasian, Japanese | 2 |
| Chinese, Filipino, Hawaiian | 2 |
| Chinese, Hawaiian | 2 |
| Filipino Hawaiian | 2 |

Living Arrangement Top 5

| Living Arrangement | Total |
|--|-------|
| Independent Living – Permanent Housing | 59 |
| Independent Living – Other | 48 |
| Homeless – Alone | 47 |
| Dependent Living – Other | 16 |
| Independent Living – Temporary Housing | 5 |