

December 18, 2020

CONTINUUM OF CARE / WITS MEETING

ALCOHOL & DRUG ABUSE DIVISION



- ❖ ADAD Announcements
- ❖ WITS Fiscal & Clinical Update
 - ❖ WITS Users Standard Roles
- ❖ Services to Priority Populations (e.g., PWID, PWWDC)
- ❖ Hawaii CARES Update

These are standard Roles assigned to your agency staff(s). Other roles can be added to the individual staff roles below.

- **WITS Staff Admin** for your agency is assigned to be your primary contact for Unlocking Account, Reset Password, and add role(s) to staff.
- **SSRS REPORT Access:** Contact witshelp@doh.hawaii.gov to grant access for user(s) to SSRS Reports.

TREATMENT

Staff Administrator Roles	Standard Clinical User Roles	Billing / Invoicing Roles
Admission (Full Access)	Authorization (Full Access)	Admission (Full Access)
Authorization (Full Access)	Client Diagnosis (Full Access)	Authorization (Full Access)
Clinical Supervisor	Clinical (Full Access)	Agency Billing
Clinical (Full Access)	Create Bulk Group Notes	Clinical Supervisor
Release to Billing	Group Notes (Full Access)	Clinical (Full Access)
Staff Administrator	Release to Billing	Create Agency Claim Batch
View Consented Client	View Consented Clients	Discharge Full Access
		Release to Billing

PREVENTION

Staff Administrator Roles	Billing / Invoicing Roles
Admission (Full Access)	Agency Billing
Can Grant/ Revoke Agency Billing	Agency Invoicing (Full Access)
Can Grant/Revoke Agency Invoicing Full	Invoice Attestation
Clinical (Full Access)	
Clinical Supervisor	
Group Notes	
Prevention (Full Access)	
Prevention Plan (Full Access)	
Staff Administrator	

Hawai'i CARES

Substance Use Gateway Utilization

Monthly Report

Nov 1-30, 2020

Data Last Updated: Dec 6, 2020



Table of Contents

I. Call Center (Substance Use)

A. Calls In/Out

II. Referrals

A. Referrals In/Out

B. Referrals In/Out By Agency

C. Referrals In: Accepted vs. Rejected

III. USIS & Criminal Justice

IV. Benefit Exceptions



Hawai'i Behavioral Health Dashboard

9,361

Inbound crisis line call volume for June 2020, the highest monthly call volume since 2014

78%

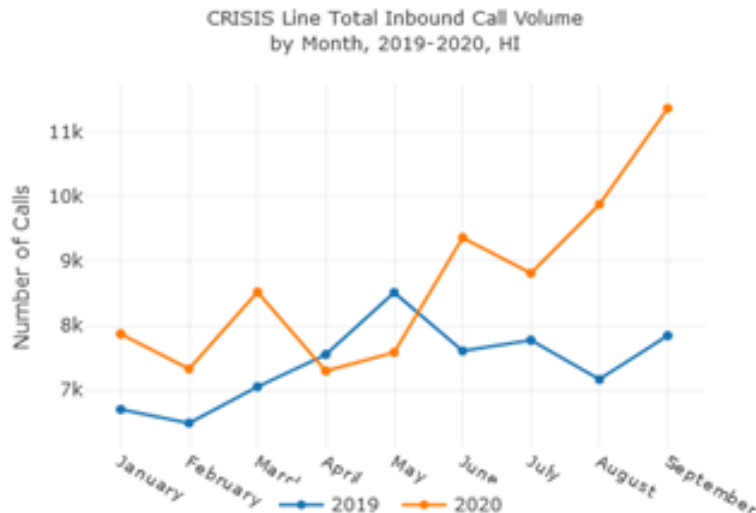
Percentage of Mental Health Emergency Worker calls that resulted in a MH-1 from January through July 2020

1,344

Number of Mental Health Emergency Worker calls since March 2020 (Governor's first emergency proclamation due to COVID-19)

1,350

Number of inpatient hospitalizations with a Primary Diagnosis of Mental, Behavioral, or Neurodevelopmental Disorder (2020 Q1)

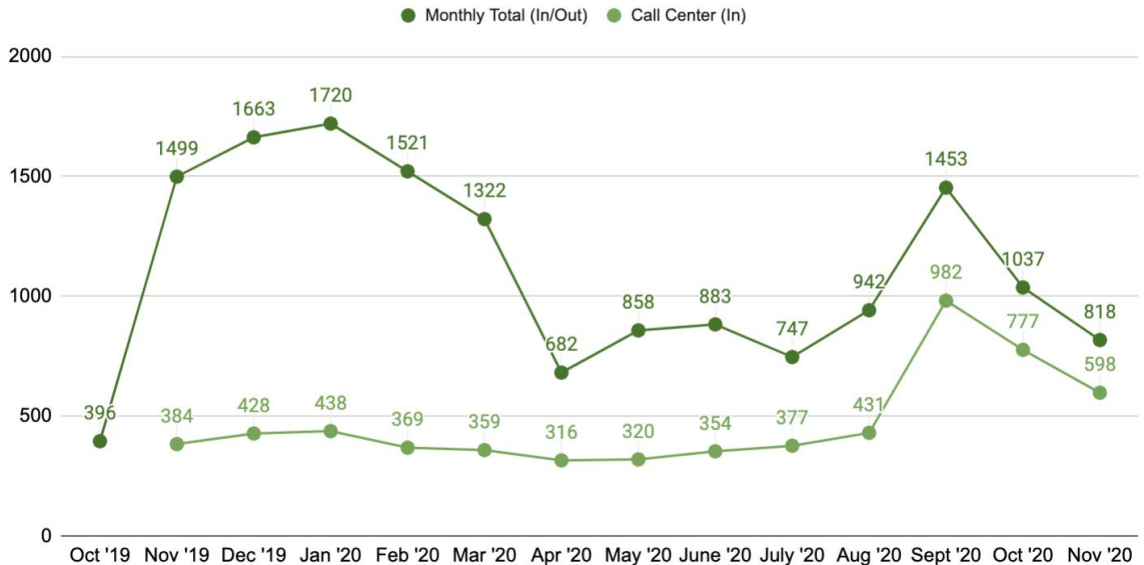


Source: <https://www.hawaii.edu/aging/dashboard/>

Substance Use Gateway: Number of Calls In/Out

	Monthly Total (In/Out)	Call Center (In)
Oct '19	396	
Nov '19	1499	384
Dec '19	1663	428
Jan '20	1720	438
Feb '20	1521	369
Mar '20	1322	359
Apr '20	682	316
May '20	858	320
June '20	883	354
July '20	747	377
Aug '20	942	431
Sept '20	1453	982
Oct '20	1037	777
Nov '20	818	598

Number of Call-Center Calls In/Out



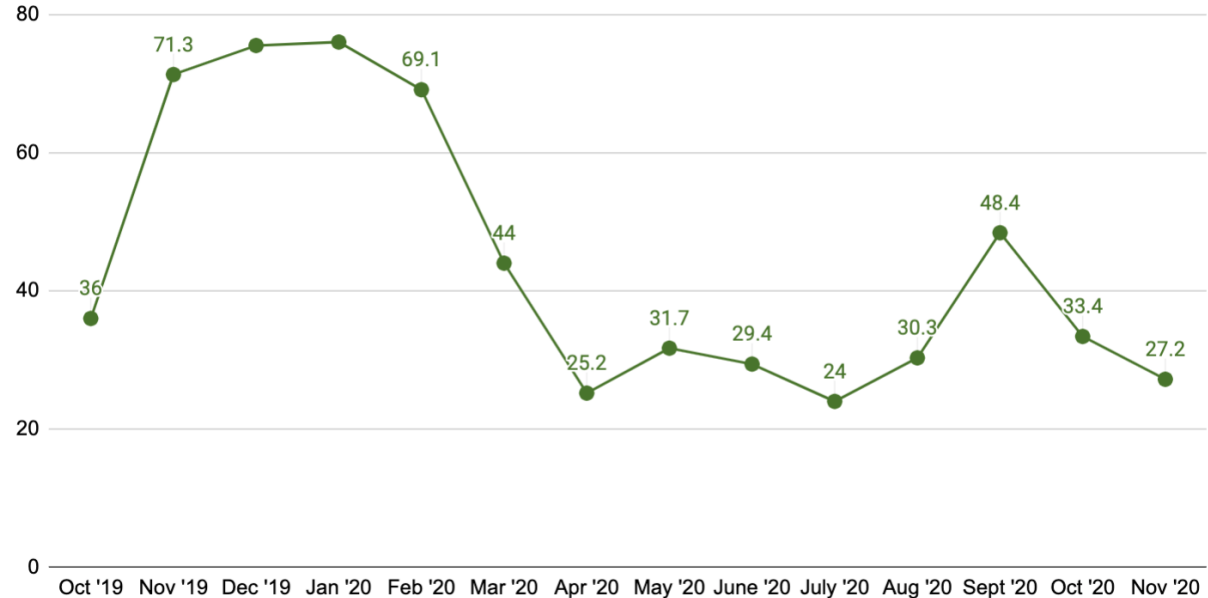
Notes: Hawaii CARES Go Live date was Oct 1, 2019. COVID-19 pandemic from Mar 2020 affected call volume and changed operations. The call volume numbers presented from Mar 2020 are an underestimate.



Substance Use Gateway: Average Number of Calls In/Out Per Day

	Average Calls Per Day
Oct '19	36
Nov '19	71.3
Dec '19	75.5
Jan '20	76
Feb '20	69.1
Mar '20	44
Apr '20	25.2
May '20	31.7
June '20	29.4
July '20	24
Aug '20	30.3
Sept '20	48.4
Oct '20	33.4
Nov '20	27.2

Average Number of Calls In/Out Per Day



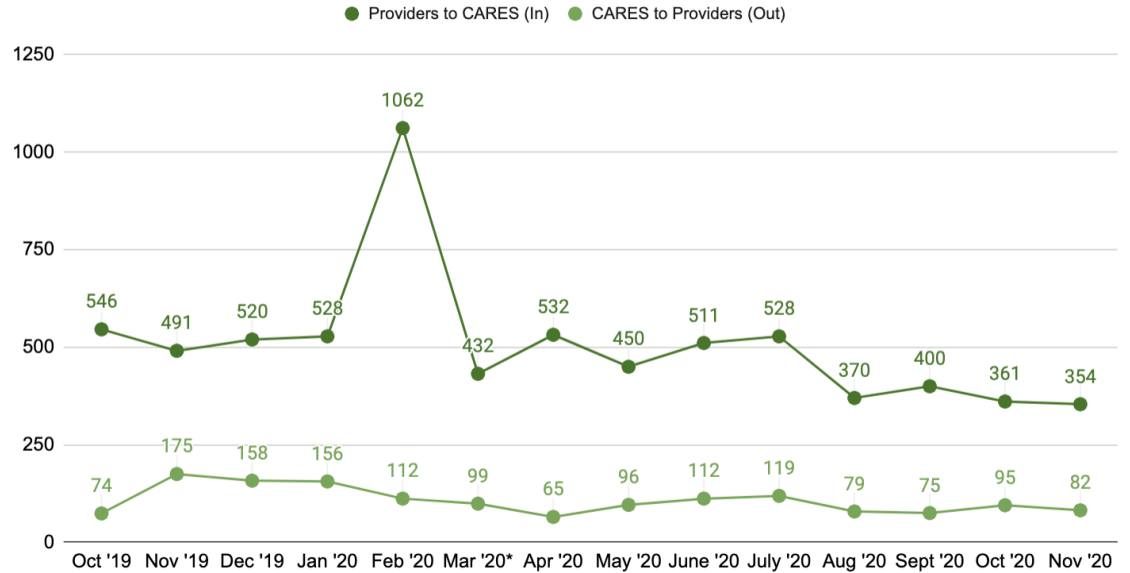
Notes: Hawaii CARES Go Live date was Oct 1, 2019. COVID-19 pandemic from Mar 2020 affected call volume and changed operations. The call volume numbers presented from Mar 2020 are an underestimate.



Substance Use Gateway: Referrals In/Out

	Providers to CARES (In)	CARES to Providers (Out)
Oct '19	546	74
Nov '19	491	175
Dec '19	520	158
Jan '20	528	156
Feb '20	1062	112
Mar '20*	432	99
Apr '20	532	65
May '20	450	96
June '20	511	112
July '20	528	119
Aug '20	370	79
Sept '20	400	75
Oct '20	361	95
Nov '20	354	82

Referrals In/Out Summary



Notes: Hawaii CARES Go Live date was Oct 1, 2019. COVID-19 pandemic from Mar 2020 affected call volume and subsequent referrals, and changed operations.



Substance Use Gateway: Referrals In By Agency

Agency Referred by	# Placed/Accepted	# Referral Terminated	# Refused Treatment	# Rejected by Program	# Placed on the Waitinglist	Total Referred	% Referred by this Agency
Action with Aloha, LLC	8	0	0	2	0	10	2.80%
Alcoholic Rehabilitation Services of Hawaii, Inc	99	0	0	1	0	100	28.20%
Aloha House, Inc.	3	0	0	2	1	6	1.70%
Big Island Substance Abuse Council	33	0	0	3	1	37	10.50%
Bobby Benson Center							
Bridge House, Inc	2	0	0	1	0	3	0.80%
CARE Hawaii, Inc.	41	0	0	5	5	51	14.40%
Child and Family Service	13	0	0	5	0	18	5.10%
Coalition for a Drug-Free Hawaii							
Hawai'i Health & Harm Reduction Center							
Ho'omau Ke Ola							
Hope Treatment Services							
IHS, The Institute for Human Services, Inc.							
Ka Hale Pomaika'i	1	0	0	1	1	3	0.80%
Kline-Welsh Behavioral Foundation	47	0	0	12	0	59	16.70%
Kokua Support Services	1	0	0	0	0	1	0.30%
Ku Aloha Ola Mau							
Malama Na Makua A Keiki							
Maui Youth and Family Services, Inc	1	0	0	0	0	1	0.30%
North Shore Mental Health, Inc	15	0	0	0	6	21	5.90%
Ohana Makamae	0	0	0	0	1	1	0.30%
Oxford House							
Po'ailani, Inc	12	1	0	4	0	17	4.80%
Salvation Army	1	0	0	0	0	1	0.30%
The Queen's Medical Center	3	0	0	0	0	3	0.80%
The Salvation Army	6	1	0	2	2	11	3.10%
Waianae Coast Comprehensive Health Center	0	0	0	2	0	2	0.60%
Waikiki Health Center							
Women In Need							
Young Men's Christian Association of Honolulu	9	0	0	0	0	9	2.50%
[Totals]	295	2	0	40	17	354	100%

- Nov 1 - Nov 30
- 19 out of 30 agencies were utilized



Substance Use Gateway: Referrals Out By Agency

Agency Referred To	Total Referred Prior to TX	% Referred Prior to TX	Total Referred During TX	% Referred During TX	Total Referred	% of All Referred to this Agency
Action with Aloha, LLC						
Alcoholic Rehabilitation Services of Hawaii, Inc	1	12.50%	7	87.50%	8	9.80%
Aloha House, Inc.	5	35.70%	9	64.30%	14	17.10%
Big Island Substance Abuse Council	1	50.00%	1	50.00%	2	2.40%
Bobby Benson Center						
Bridge House, Inc						
CARE Hawaii, Inc.	3	13.00%	20	87.00%	23	28.00%
Child and Family Service	0	0.00%	3	100.00%	3	3.70%
Coalition for a Drug-Free Hawaii						
Hawai'i Health & Harm Reduction Center						
Ho'omau Ke Ola						
Hope Treatment Services						
IHS, The Institute for Human Services, Inc.	0	0.00%	1	100.00%	1	1.20%
Ka Hale Pomaika'i	0	0.00%	1	100.00%	1	1.20%
Kline-Welsh Behavioral Foundation	0	0.00%	1	100.00%	1	1.20%
Kokua Support Services						
Ku Aloha Ola Mau	0	0.00%	1	100.00%	1	1.20%
Malama Na Makua A Keiki						
Maui Youth and Family Services, Inc						
North Shore Mental Health, Inc	2	11.80%	15	88.20%	17	20.70%
Ohana Makamae						
Oxford House						
Po'ailani, Inc	0	0.00%	2	100.00%	2	2.40%
Salvation Army	1	100.00%	0	0.00%	1	1.20%
The Queen's Medical Center	0	0.00%	1	100.00%	1	1.20%
The Salvation Army	1	20.00%	4	80.00%	5	6.10%
Waiānae Coast Comprehensive Health Center	0	0.00%	1	100.00%	1	1.20%
Waikiki Health Center						
Women In Need	0	0.00%	1	100.00%	1	1.20%
Young Men's Christian Association of Honolulu						
[Totals]	14	17.10%	68	82.90%	82	100%

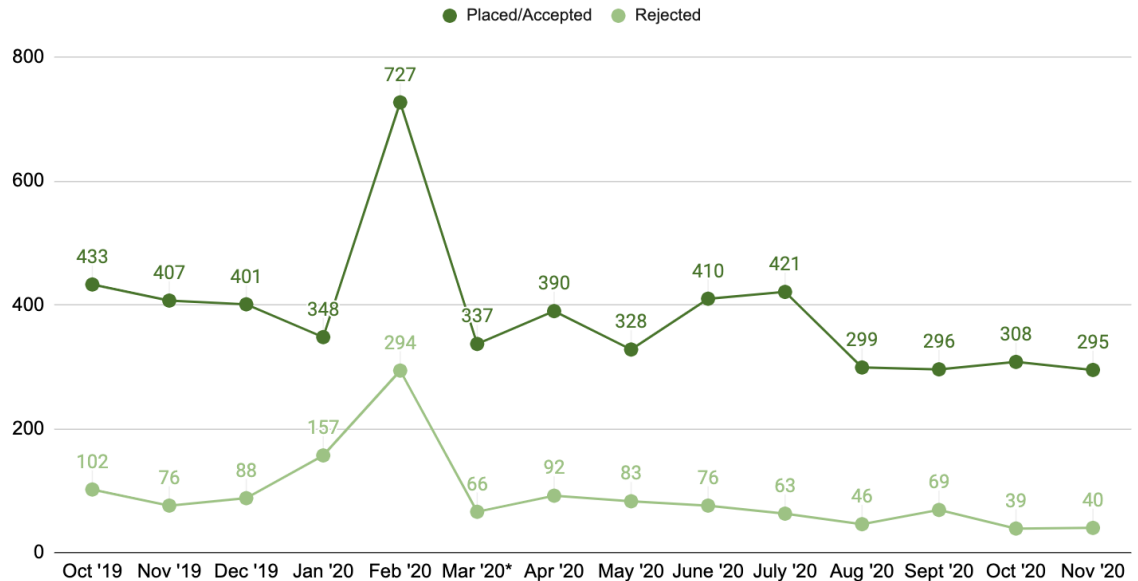
- Nov 1 - Nov 30
- 16 out of 30 agencies were utilized



Substance Use Gateway: Referrals In: Accepted vs. Rejected

	Placed / Accepted	Rejected
Oct '19	433	102
Nov '19	407	76
Dec '19	401	88
Jan '20	348	157
Feb '20	727	294
Mar '20*	337	66
Apr '20	390	92
May '20	328	83
June '20	410	76
July '20	421	63
Aug '20	299	46
Sept '20	296	69
Oct '20	308	39
Nov '20	295	40

Referrals In: Placed/Accepted vs. Rejected



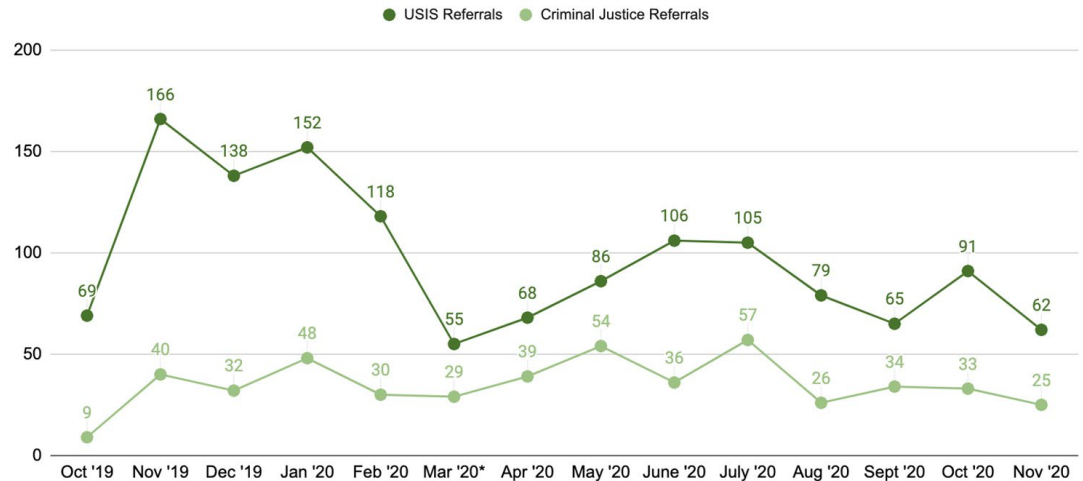
Notes: Hawaii CARES Go Live date was Oct 1, 2019. COVID-19 pandemic from Mar 2020 affected call volume and subsequent referrals, and changed operations.



Substance Use Gateway: USIS Forms and Criminal Justice Referrals

	USIS Referrals	Criminal Justice Referrals	% of Referrals
Oct '19	69	9	13.04%
Nov '19	166	40	24.10%
Dec '19	138	32	23.19%
Jan '20	152	48	31.58%
Feb '20	118	30	25.42%
Mar '20*	55	29	52.73%
Apr '20	68	39	57.35%
May '20	86	54	63.53%
June '20	106	36	33.96%
July '20	105	57	53.92%
Aug '20	79	26	32.91%
Sept '20	65	34	52.30%
Oct '20	91	33	36.26%
Nov '20	62	25	40.32%

USIS & Criminal Justice Referrals




Notes: Hawaii CARES Go Live date was Oct 1, 2019. COVID-19 pandemic from Mar 2020 affected call volume and subsequent referrals, and changed operations.



Questions?





Substance Abuse Prevention and Treatment (SAPT) Block Grant (BG)* Priority Populations

*NASADAD SAPT BG Fact Sheet—5/2/18

Administered by DHHS/SAMHSA

- The SAPT BG is distributed by formula to all States and Territories.
- It is the cornerstone of States' substance abuse prevention, treatment, and recovery systems.

SAPT BG and Vulnerable Populations

- States using SAPT Block Grant funds must provide additional protections and/or funding for certain vulnerable populations that are identified in statute.
- Priority populations include: pregnant and parenting women, persons who inject drugs, individuals with HIV/AIDS, and individuals with tuberculosis (TB).

Pregnant and Parenting Women

- Pregnant women must be given priority in treatment admissions, and those that are referred to the State for treatment must be placed within a program or have interim arrangements made within 48 hours.
- Further, States are required to allocate a dedicated amount of SAPT Block Grant funds to support pregnant and parenting women.

Persons Who Inject Drugs (PWID)

- SAPT Block Grant funded treatment programs that serve persons who inject drugs must keep the State informed about their admissions capacity.
- This allows the State to monitor whether individuals are placed into treatment in a timely manner or provided with interim services if an opening is temporarily unavailable.



Individuals with HIV/AIDS

- For States with HIV infection rates of 10 or more per 100,000, early HIV intervention services must be provided to individuals undergoing substance use disorder treatment.
- These services are to be available in the areas of the State with the highest disease burden.
- Early Intervention Services (EIS) include pre-testing counseling, testing, post-testing counseling, and appropriate treatment.

Individuals with Tuberculosis (TB)

- SAPT Block Grant funded treatment programs must directly (or through arrangements) make tuberculosis services available to everyone who receives treatment.
- TB services include counseling, testing, and clinically appropriate treatment.