



Level 4 Deliverables – EPA 525.2/525.3

Lab Work Order No: 1B26076

Client Sample ID: See CoA

Page No.

- Sample results with analysis and preparation dates: See “COA” (Lab Report)
- Summary of QC samples (BLK, BS/BSD and MS/MSD): See “Quality Control Section” of the “COA”
- Summary of surrogate recoveries: See “COA”
- Case Narratives: See cover page of “COA”
- Acronyms and Abbreviations 1

BLK: Method Blank
 BMI/AMI: Before Manual Integration/After Manual Integration
 BRL: Below Reporting Limit
 BS: Blank Spike (or Lab Control Sample, LCS)
 BSD: Blank Spike Duplicate (or LCSD)
 CCV: Continuous Calibration Verification
 COA: Certificate of Analysis (Lab Report)
 MS: Matrix Spike
 MSD: Matrix Spike Duplicate
 OCR: Over Calibration Range
 ORW: Over Retention Time Window

- Chain of custody..... 2
- Summary of initial calibration (DFTPP tune / RF / calibration curves / ICV % R) See Below
- Calibration raw data 59-267,275-310,337-426,429-452
- Batch QC check list..... 453,807
- Preparation bench sheet..... 454-460,808-814
- Injection logs 461-464,815-817
- IS percent recovery..... 465-467,818-820
- DFTPP tune 468,581,766,821,1025
- DDT & Endrin degradation 469-470,582-583,767-768,822-823,1026-1027
- Summary of continuing calibration (CCV % recovery) See Below
- Raw data 471-806,824-1082
- Standard preparation records 1083-1160

Summary of initial calibration: 3-58,249-250,268-274,307,311-336,417,427-428,450

Summary of CCV % recovery: 507-508,526-527,545-546,564,568,578,769-770,788-789,860-861, 879-880,898,902,912,1028-1029,1047-1048,1066,1070,1080

Prepared by/Date: rmr 03/31/2021

Reviewed by/Date: smr 04/01/21

SUBCONTRACT ORDER

APPL, Inc.

ARF: 95192

PO: 00-95192

1B26074

SENDING LABORATORY:

APPL Labs
908 North Temperance Ave.
Clovis, CA 93611
Phone: (559) 275-2175
Fax: (559) 275-4422
Project Manager: Greg Salata (gsalata@applinc.com)

RECEIVING LABORATORY:

Weck Laboratories, Inc
14859 East Clark Avenue
Industry, CA 91745
Phone: (805) 760-4548x
Fax:
DOD Expiration Date:

Comments: 1 Week TAT; DVP4 Report. Email questions/results to Libby

	APPL ID	Sample ID	LOC ID	Matrix	Collected	Analysis	Price
1.	BA27502	ERH1286		Water	02/23/21 08:05	SVOCs by EPA 525.2	
2.	BA27504	ERH1287		Water	02/23/21 08:50	SVOCs by EPA 525.2	
3.	BA27505	ERH1288		Water	02/23/21 09:03	SVOCs by EPA 525.2	

Released By: *[Signature]* Date: 2/25/21 Time: 1450 Received By: *Fedex* Date: 3-3°C Time: 70234

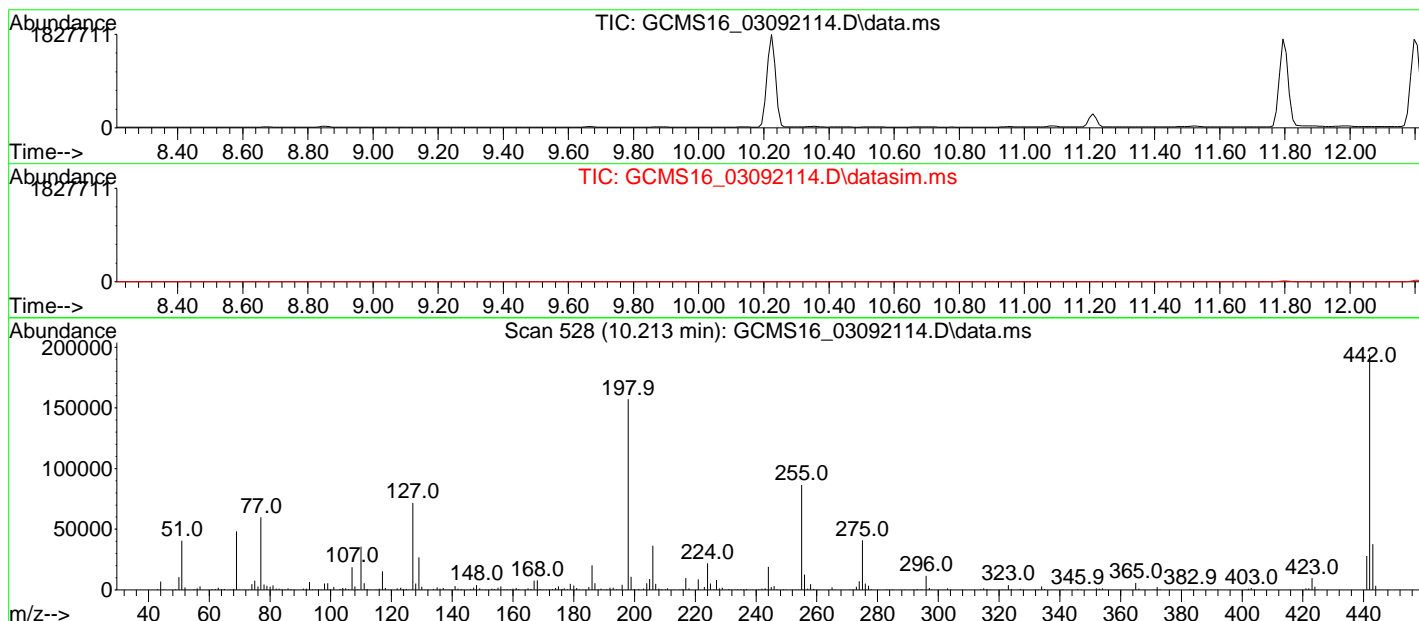
Released By: *Fedex* Date: Date: 2/26/21 Time: 11:00 Received By: *James* Date: Date: Time: Time:

Upon receipt, please email signed COC to APPL Inc.
To ensure timely payment, please include the PO number on your invoice.

Data Path : D:\InstData\GCMS16\DATA\2021\030921_525.2\
 Data File : GCMS16_03092114.D
 Acq On : 09 Mar 2021 05:25 pm
 Operator : WECK\GCMS16
 Sample : DFTPP 5ppm Tune
 Misc : 0040529
 ALS Vial : 1 Sample Multiplier: 1

Integration File signal 1: LSCINT.P
 Integration File signal 2: rteint2.p

Method : D:\InstData\GCMS16\Q_MTH\TUNETAIL_525.M
 Title : 8270 GCMS06 NSI 2.5 ppm-60 ppm
 Last Update : Tue May 08 09:56:31 2018

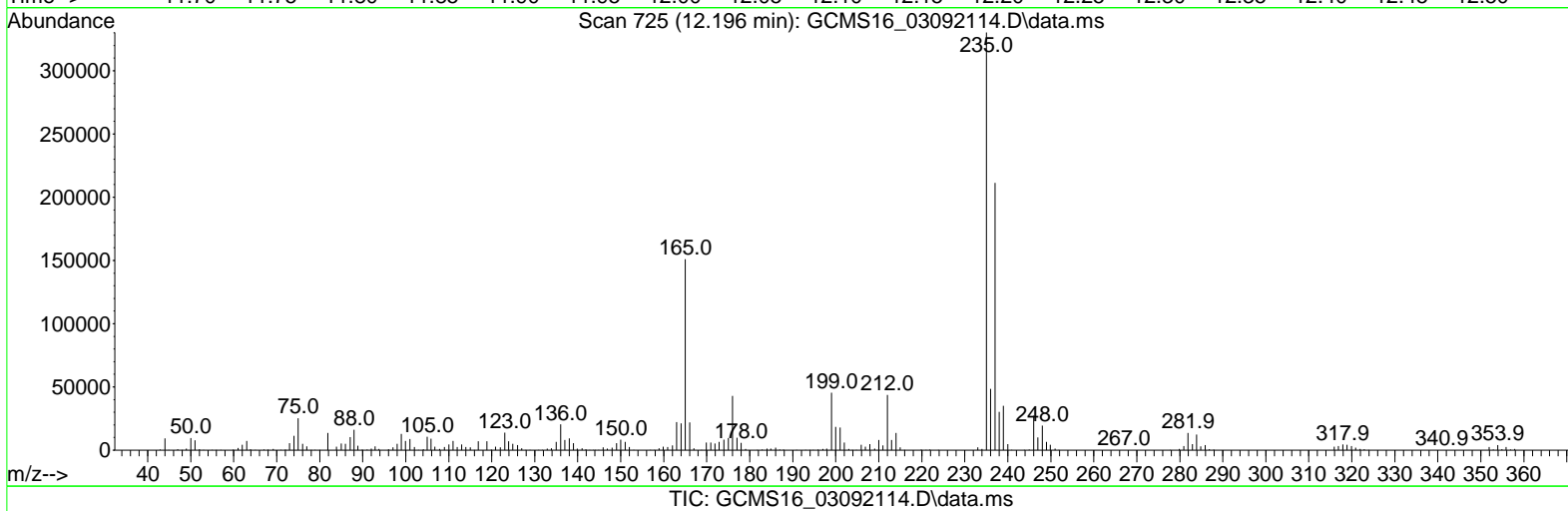
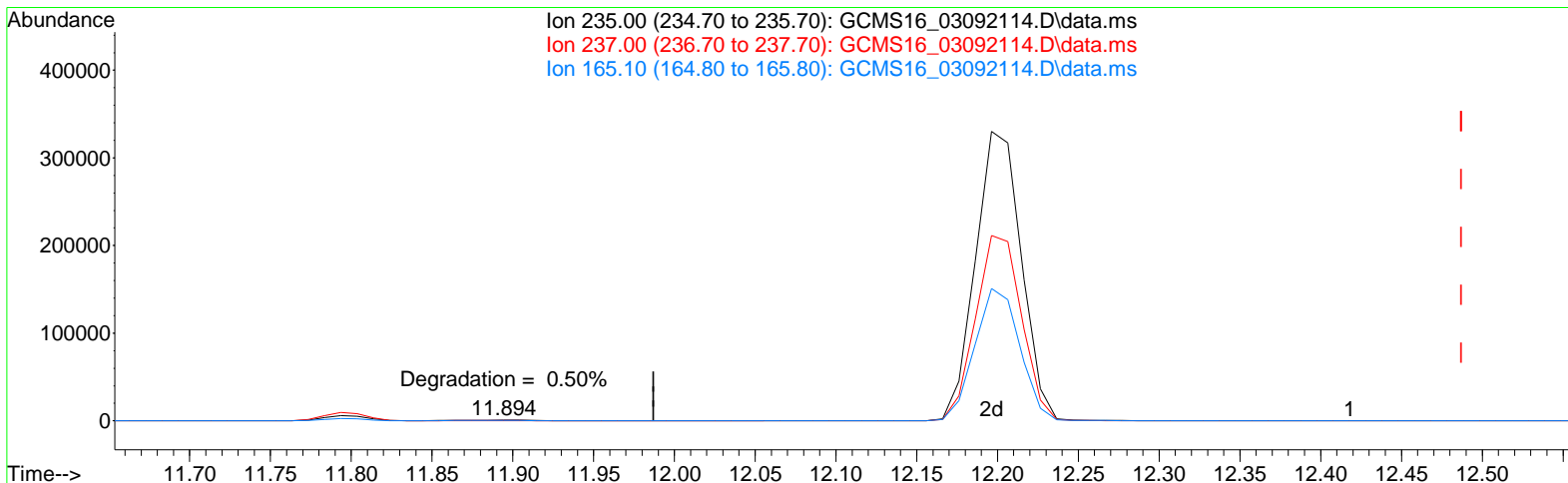


Spectrum Information: Scan 528

Target Mass	Rel. to Mass	Lower Limit%	Upper Limit%	Rel. Abn%	Raw Abn	Result Pass/Fail
51	198	10	80	25.9	40736	PASS
68	69	0.00	2	1.6	782	PASS
70	69	0.00	2	0.8	391	PASS
127	198	10	80	45.6	71624	PASS
197	198	0.00	2	0.0	0	PASS
198	198	100	100	100.0	157056	PASS
199	198	5	9	6.9	10868	PASS
275	198	10	60	25.9	40752	PASS
365	198	1	100	3.8	5928	PASS
441	443	0.01	100	74.5	28000	PASS
442	198	50	250	123.6	194112	PASS
443	442	15	24	19.4	37600	PASS

Data Path : D:\InstData\GCMS16\DATA\2021\030921_525.2\
 Data File : GCMS16_03092114.D
 Acq On : 09 Mar 2021 05:25 pm
 Operator : WECK\GCMS16
 Sample : DFTPP 5ppm Tune
 Misc : 0040529
 ALS Vial : 1 Sample Multiplier: 1

Quant Time: Mar 10 10:11:07 2021
 Quant Method : D:\InstData\GCMS16\Q_MTH\TUNETAIL_525.M
 Quant Title : 8270 GCMS06 NSI 2.5 ppm-60 ppm
 QLast Update : Tue May 08 09:56:31 2018
 Response via : Initial Calibration



(3) DDT

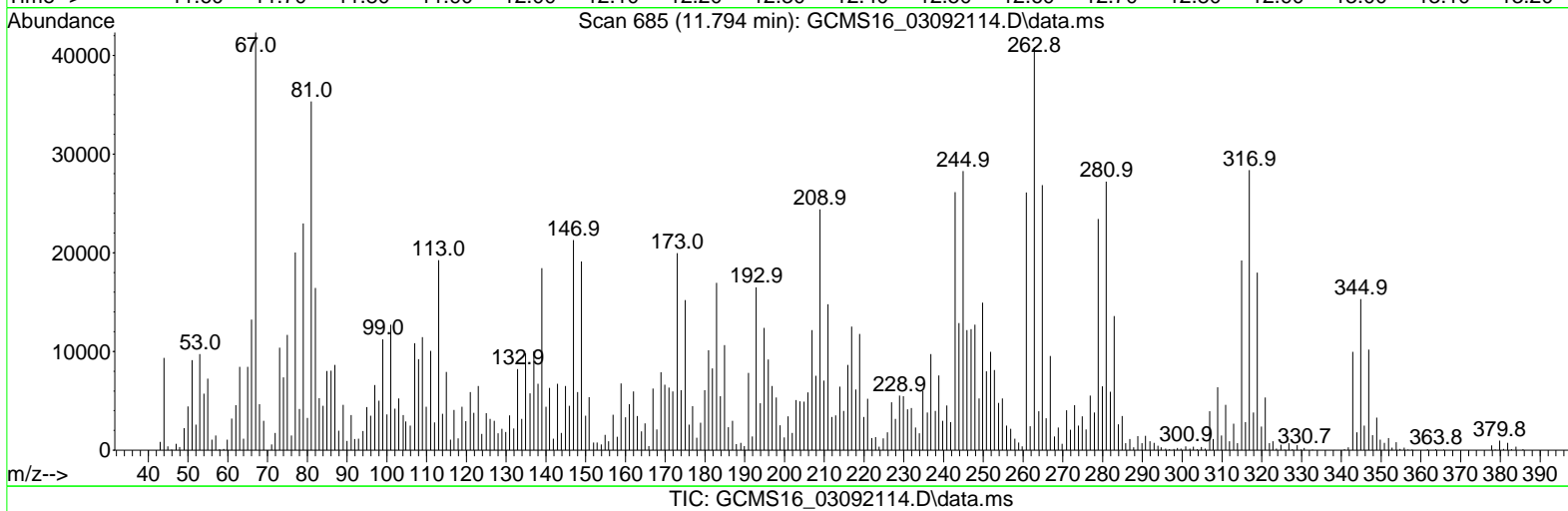
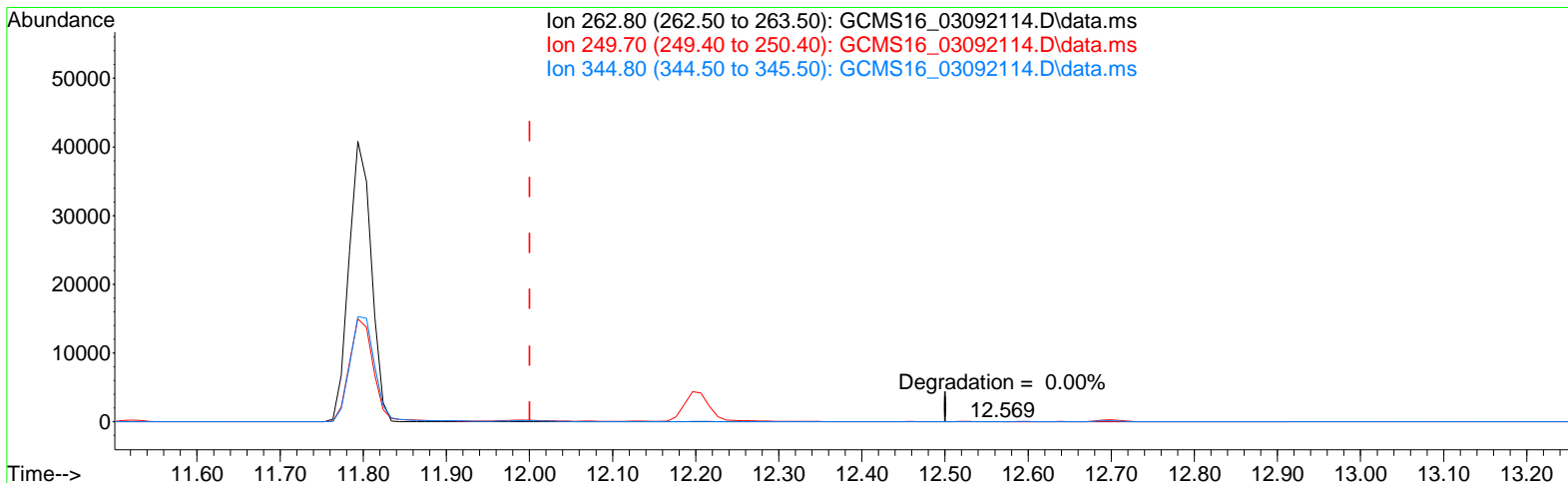
12.196min (-0.291) 156.97 mg/l m

response 654980

Ion	Exp%	Act%
235.00	100.00	100.00
237.00	65.70	0.00#
165.10	35.10	0.00#
0.00	0.00	0.00

Data Path : D:\InstData\GCMS16\DATA\2021\030921_525.2\
 Data File : GCMS16_03092114.D
 Acq On : 09 Mar 2021 05:25 pm
 Operator : WECK\GCMS16
 Sample : DFTPP 5ppm Tune
 Misc : 0040529
 ALS Vial : 1 Sample Multiplier: 1

Quant Time: Mar 10 10:11:07 2021
 Quant Method : D:\InstData\GCMS16\Q_MTH\TUNETAIL_525.M
 Quant Title : 8270 GCMS06 NSI 2.5 ppm-60 ppm
 QLast Update : Tue May 08 09:56:31 2018
 Response via : Initial Calibration



(4) ENDRIN

11.794min (-0.206) 1297.48 mg/l m

response 76097

Ion	Exp%	Act%
262.80	100.00	100.00
249.70	59.70	39.92#
344.80	103.30	42.25#
0.00	0.00	0.00

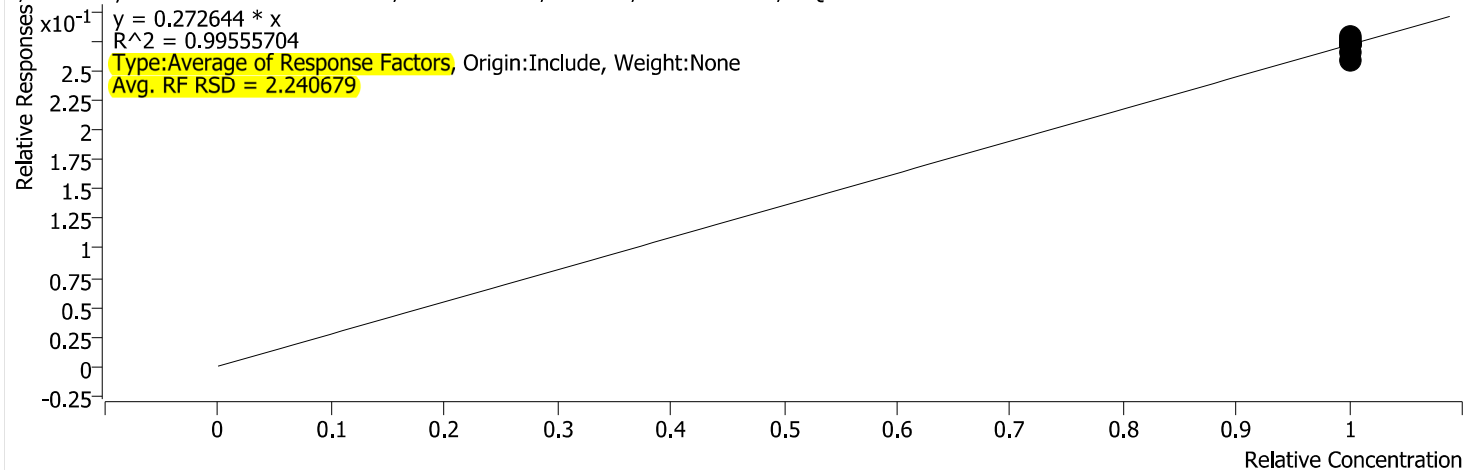
Quantitative Analysis Results With Qualifier Ratio Report



Batch Path	\\WSCIXIGCMS16\InstData\GCMS16\DATA\2021\030921_525.2\QuantResults\030921_525.2.batch.bin		
Analysis Time	3/10/2021 12:34:15 PM	Analyst Name	WECK\ryan.raymond
Report Time	3/10/2021 12:35:41 PM	Reporter Name	ryan.raymond
Last Calib Update	3/10/2021 10:39:20 AM	Batch State	Processed
Quant Batch Version	10.0	Quant Report Version	10.0

1,3 Dimethyl-2-Nitrobenzene

1,3 Dimethyl-2-Nitrobenzene - 9 Levels, 9 Levels Used, 9 Points, 9 Points Used, 0 QCs



Calibration STD Path	Cal Type	Level	Enabled	Resp.	Exp. Conc	Resp. Factor
\\WSCIXIGCMS16\InstData\GCMS16\DATA\2021\030921_525.2\GCMS16_03092124.D	Calibration	0.05	x	331914	5.0000	0.2728
\\WSCIXIGCMS16\InstData\GCMS16\DATA\2021\030921_525.2\GCMS16_03092123.D	Calibration	0.1	x	334317	5.0000	0.2741
\\WSCIXIGCMS16\InstData\GCMS16\DATA\2021\030921_525.2\GCMS16_03092122.D	Calibration	0.5	x	343822	5.0000	0.2740
\\WSCIXIGCMS16\InstData\GCMS16\DATA\2021\030921_525.2\GCMS16_03092121.D	Calibration	1	x	328409	5.0000	0.2736
\\WSCIXIGCMS16\InstData\GCMS16\DATA\2021\030921_525.2\GCMS16_03092120.D	Calibration	2	x	329290	5.0000	0.2785
\\WSCIXIGCMS16\InstData\GCMS16\DATA\2021\030921_525.2\GCMS16_03092119.D	Calibration	5	x	316567	5.0000	0.2754
\\WSCIXIGCMS16\InstData\GCMS16\DATA\2021\030921_525.2\GCMS16_03092118.D	Calibration	10	x	318248	5.0000	0.2669
\\WSCIXIGCMS16\InstData\GCMS16\DATA\2021\030921_525.2\GCMS16_03092117.D	Calibration	20	x	374648	5.0000	0.2792
\\WSCIXIGCMS16\InstData\GCMS16\DATA\2021\030921_525.2\GCMS16_03092116.D	Calibration	40	x	325818	5.0000	0.2593

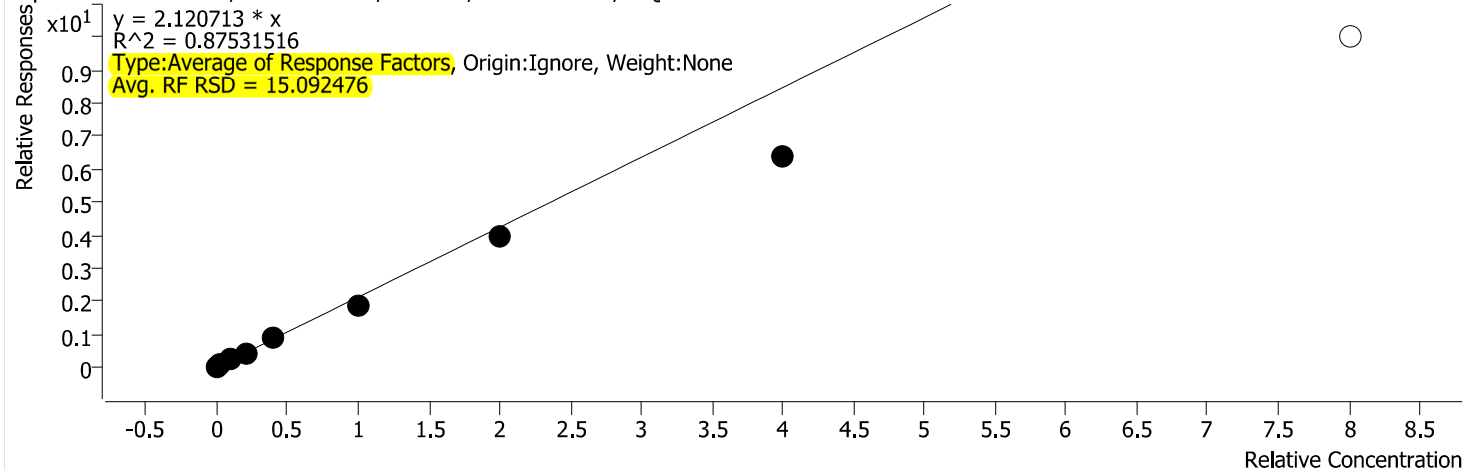
Quantitative Analysis Results With Qualifier Ratio Report



Batch Path	\\WSCIXIGCMS16\InstData\GCMS16\DATA\2021\030921_525.2\QuantResults\030921_525.2.batch.bin		
Analysis Time	3/10/2021 12:34:15 PM	Analyst Name	WECK\ryan.raymond
Report Time	3/10/2021 12:35:49 PM	Reporter Name	ryan.raymond
Last Calib Update	3/10/2021 10:39:20 AM	Batch State	Processed
Quant Batch Version	10.0	Quant Report Version	10.0

Naphthalene

Naphthalene - 9 Levels, 8 Levels Used, 9 Points, 8 Points Used, 0 QCs



Calibration STD Path	Cal Type	Level	Enabled	Resp.	Exp. Conc	Resp. Factor
\\WSCIXIGCMS16\InstData\GCMS16\DATA\2021\030921_525.2\GCMS16_03092124.D	Calibration	0.05	x	31463	0.0500	2.5857
\\WSCIXIGCMS16\InstData\GCMS16\DATA\2021\030921_525.2\GCMS16_03092123.D	Calibration	0.1	x	58840	0.1000	2.4122
\\WSCIXIGCMS16\InstData\GCMS16\DATA\2021\030921_525.2\GCMS16_03092122.D	Calibration	0.5	x	266218	0.5000	2.1216
\\WSCIXIGCMS16\InstData\GCMS16\DATA\2021\030921_525.2\GCMS16_03092121.D	Calibration	1	x	532534	1.0000	2.2184
\\WSCIXIGCMS16\InstData\GCMS16\DATA\2021\030921_525.2\GCMS16_03092120.D	Calibration	2	x	1063178	2.0000	2.2477
\\WSCIXIGCMS16\InstData\GCMS16\DATA\2021\030921_525.2\GCMS16_03092119.D	Calibration	5	x	2091740	5.0000	1.8199
\\WSCIXIGCMS16\InstData\GCMS16\DATA\2021\030921_525.2\GCMS16_03092118.D	Calibration	10	x	4684575	10.0000	1.9645
\\WSCIXIGCMS16\InstData\GCMS16\DATA\2021\030921_525.2\GCMS16_03092117.D	Calibration	20	x	8567291	20.0000	1.5959
\\WSCIXIGCMS16\InstData\GCMS16\DATA\2021\030921_525.2\GCMS16_03092116.D	Calibration	40		12571594	40.0000	1.2509

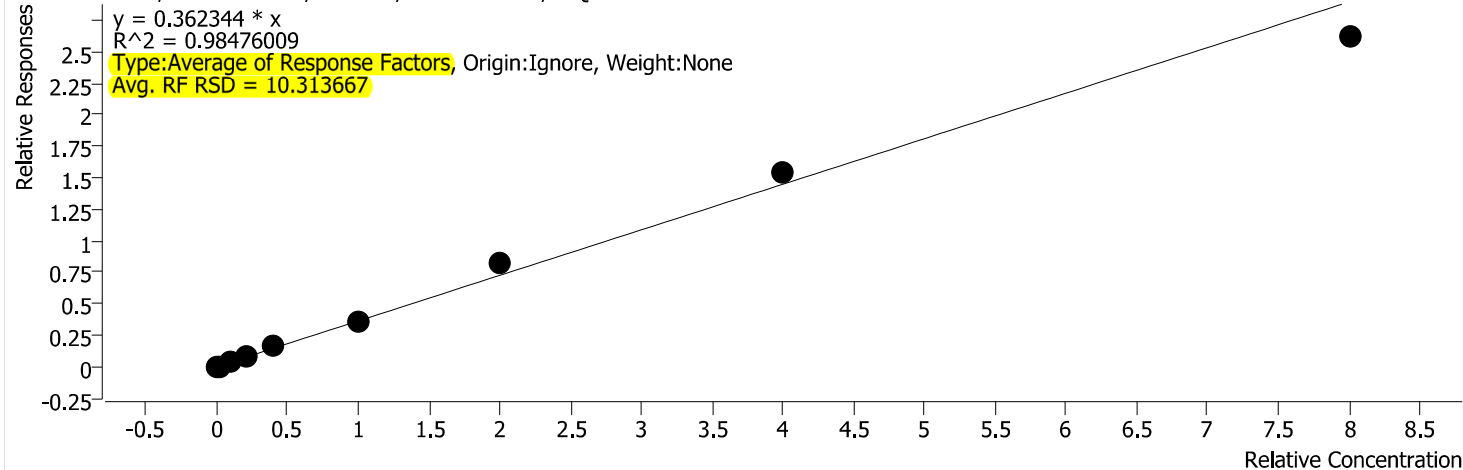
Quantitative Analysis Results With Qualifier Ratio Report



Batch Path	\\WSCIXIGCMS16\InstData\GCMS16\DATA\2021\030921_525.2\QuantResults\030921_525.2.batch.bin		
Analysis Time	3/10/2021 12:34:15 PM	Analyst Name	WECK\ryan.raymond
Report Time	3/10/2021 12:35:49 PM	Reporter Name	ryan.raymond
Last Calib Update	3/10/2021 10:39:20 AM	Batch State	Processed
Quant Batch Version	10.0	Quant Report Version	10.0

EPTC

EPTC - 9 Levels, 9 Levels Used, 9 Points, 9 Points Used, 0 QCs



Calibration STD Path	Cal Type	Level	Enabled	Resp.	Exp. Conc	Resp. Factor
\\WSCIXIGCMS16\InstData\GCMS16\DATA\2021\030921_525.2\GCMS16_03092124.D	Calibration	0.05	x	3870	0.0500	0.3180
\\WSCIXIGCMS16\InstData\GCMS16\DATA\2021\030921_525.2\GCMS16_03092123.D	Calibration	0.1	x	7883	0.1000	0.3232
\\WSCIXIGCMS16\InstData\GCMS16\DATA\2021\030921_525.2\GCMS16_03092122.D	Calibration	0.5	x	43341	0.5000	0.3454
\\WSCIXIGCMS16\InstData\GCMS16\DATA\2021\030921_525.2\GCMS16_03092121.D	Calibration	1	x	90257	1.0000	0.3760
\\WSCIXIGCMS16\InstData\GCMS16\DATA\2021\030921_525.2\GCMS16_03092120.D	Calibration	2	x	195889	2.0000	0.4141
\\WSCIXIGCMS16\InstData\GCMS16\DATA\2021\030921_525.2\GCMS16_03092119.D	Calibration	5	x	408790	5.0000	0.3557
\\WSCIXIGCMS16\InstData\GCMS16\DATA\2021\030921_525.2\GCMS16_03092118.D	Calibration	10	x	984888	10.0000	0.4130
\\WSCIXIGCMS16\InstData\GCMS16\DATA\2021\030921_525.2\GCMS16_03092117.D	Calibration	20	x	2085165	20.0000	0.3884
\\WSCIXIGCMS16\InstData\GCMS16\DATA\2021\030921_525.2\GCMS16_03092116.D	Calibration	40	x	3289379	40.0000	0.3273

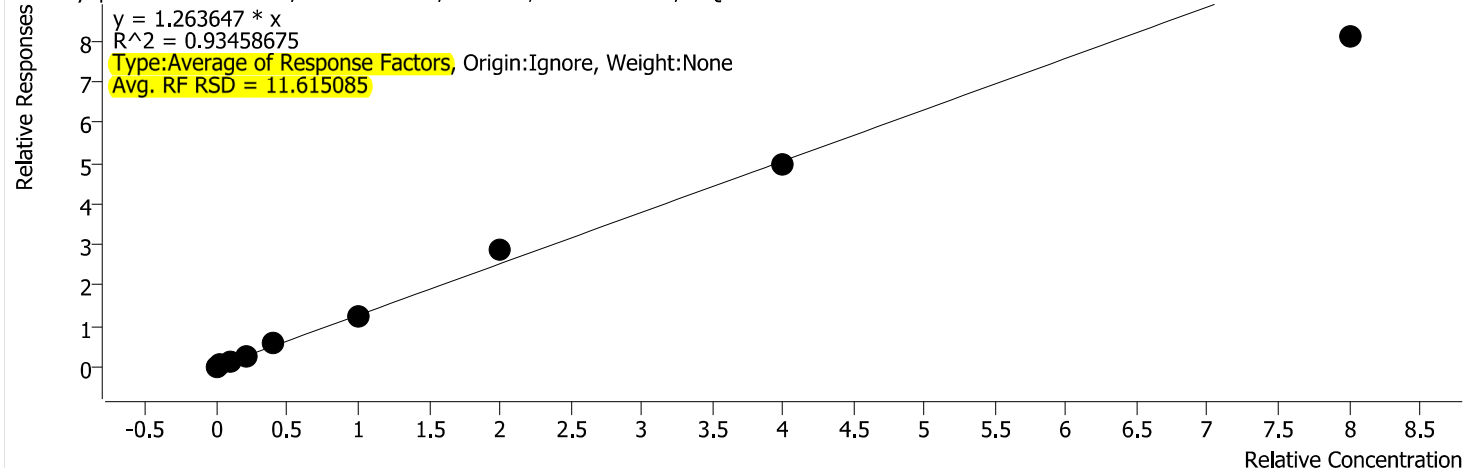
Quantitative Analysis Results With Qualifier Ratio Report



Batch Path	\\WSCIXIGCMS16\InstData\GCMS16\DATA\2021\030921_525.2\QuantResults\030921_525.2.batch.bin		
Analysis Time	3/10/2021 12:34:15 PM	Analyst Name	WECK\ryan.raymond
Report Time	3/10/2021 12:35:49 PM	Reporter Name	ryan.raymond
Last Calib Update	3/10/2021 10:39:20 AM	Batch State	Processed
Quant Batch Version	10.0	Quant Report Version	10.0

Dimethyl phthalate

Dimethyl phthalate - 9 Levels, 9 Levels Used, 9 Points, 9 Points Used, 0 QCs



Calibration STD Path	Cal Type	Level	Enabled	Resp.	Exp. Conc	Resp. Factor
\\WSCIXIGCMS16\InstData\GCMS16\DATA\2021\030921_525.2\GCMS16_03092124.D	Calibration	0.05	x	14170	0.0500	1.1645
\\WSCIXIGCMS16\InstData\GCMS16\DATA\2021\030921_525.2\GCMS16_03092123.D	Calibration	0.1	x	28408	0.1000	1.1646
\\WSCIXIGCMS16\InstData\GCMS16\DATA\2021\030921_525.2\GCMS16_03092122.D	Calibration	0.5	x	159352	0.5000	1.2699
\\WSCIXIGCMS16\InstData\GCMS16\DATA\2021\030921_525.2\GCMS16_03092121.D	Calibration	1	x	335858	1.0000	1.3991
\\WSCIXIGCMS16\InstData\GCMS16\DATA\2021\030921_525.2\GCMS16_03092120.D	Calibration	2	x	697393	2.0000	1.4744
\\WSCIXIGCMS16\InstData\GCMS16\DATA\2021\030921_525.2\GCMS16_03092119.D	Calibration	5	x	1408568	5.0000	1.2255
\\WSCIXIGCMS16\InstData\GCMS16\DATA\2021\030921_525.2\GCMS16_03092118.D	Calibration	10	x	3388725	10.0000	1.4210
\\WSCIXIGCMS16\InstData\GCMS16\DATA\2021\030921_525.2\GCMS16_03092117.D	Calibration	20	x	6665137	20.0000	1.2416
\\WSCIXIGCMS16\InstData\GCMS16\DATA\2021\030921_525.2\GCMS16_03092116.D	Calibration	40	x	10173569	40.0000	1.0123

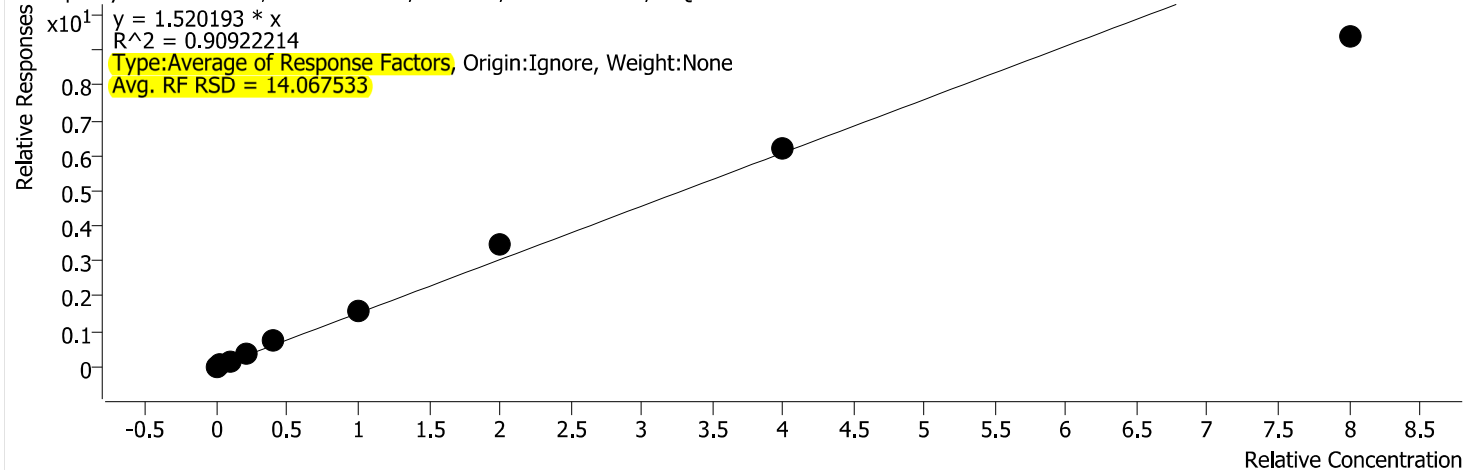
Quantitative Analysis Results With Qualifier Ratio Report



Batch Path	\\WSCIXIGCMS16\InstData\GCMS16\DATA\2021\030921_525.2\QuantResults\030921_525.2.batch.bin		
Analysis Time	3/10/2021 12:34:15 PM	Analyst Name	WECK\ryan.raymond
Report Time	3/10/2021 12:35:49 PM	Reporter Name	ryan.raymond
Last Calib Update	3/10/2021 10:39:20 AM	Batch State	Processed
Quant Batch Version	10.0	Quant Report Version	10.0

Acenaphthylene

Acenaphthylene - 9 Levels, 9 Levels Used, 9 Points, 9 Points Used, 0 QCs



Calibration STD Path	Cal Type	Level	Enabled	Resp.	Exp. Conc	Resp. Factor
\\WSCIXIGCMS16\InstData\GCMS16\DATA\2021\030921_525.2\GCMS16_03092124.D	Calibration	0.05	x	15891	0.0500	1.3060
\\WSCIXIGCMS16\InstData\GCMS16\DATA\2021\030921_525.2\GCMS16_03092123.D	Calibration	0.1	x	33468	0.1000	1.3720
\\WSCIXIGCMS16\InstData\GCMS16\DATA\2021\030921_525.2\GCMS16_03092122.D	Calibration	0.5	x	187282	0.5000	1.4925
\\WSCIXIGCMS16\InstData\GCMS16\DATA\2021\030921_525.2\GCMS16_03092121.D	Calibration	1	x	398353	1.0000	1.6594
\\WSCIXIGCMS16\InstData\GCMS16\DATA\2021\030921_525.2\GCMS16_03092120.D	Calibration	2	x	874634	2.0000	1.8491
\\WSCIXIGCMS16\InstData\GCMS16\DATA\2021\030921_525.2\GCMS16_03092119.D	Calibration	5	x	1777218	5.0000	1.5463
\\WSCIXIGCMS16\InstData\GCMS16\DATA\2021\030921_525.2\GCMS16_03092118.D	Calibration	10	x	4138261	10.0000	1.7354
\\WSCIXIGCMS16\InstData\GCMS16\DATA\2021\030921_525.2\GCMS16_03092117.D	Calibration	20	x	8321060	20.0000	1.5500
\\WSCIXIGCMS16\InstData\GCMS16\DATA\2021\030921_525.2\GCMS16_03092116.D	Calibration	40	x	11770367	40.0000	1.1711

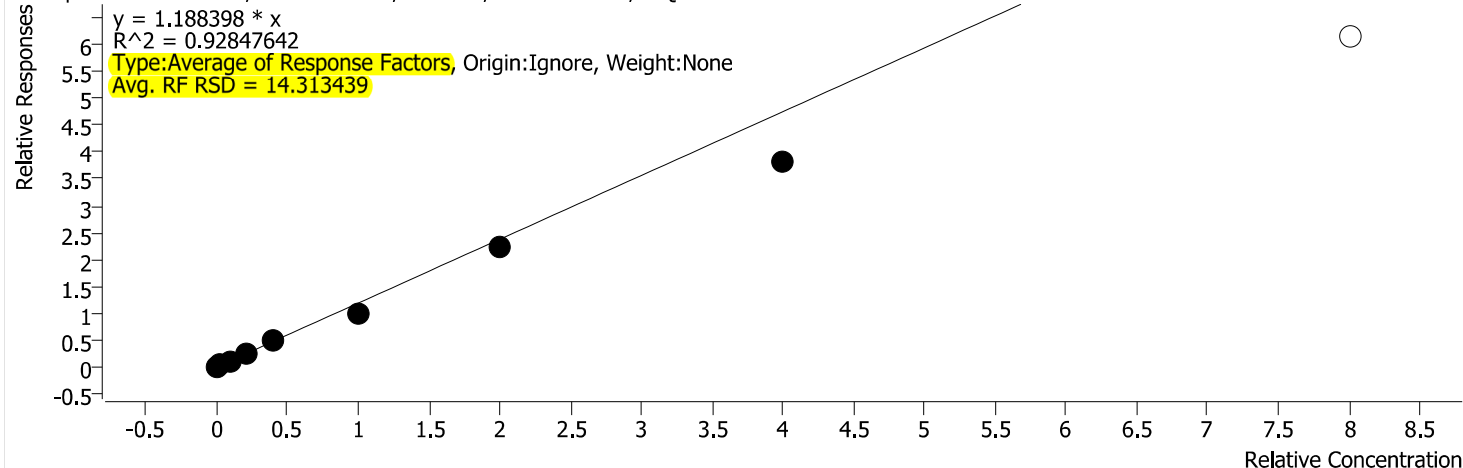
Quantitative Analysis Results With Qualifier Ratio Report



Batch Path	\\WSCIXIGCMS16\InstData\GCMS16\DATA\2021\030921_525.2\QuantResults\030921_525.2.batch.bin		
Analysis Time	3/10/2021 12:34:15 PM	Analyst Name	WECK\ryan.raymond
Report Time	3/10/2021 12:35:49 PM	Reporter Name	ryan.raymond
Last Calib Update	3/10/2021 10:39:20 AM	Batch State	Processed
Quant Batch Version	10.0	Quant Report Version	10.0

Acenaphthene

Acenaphthene - 9 Levels, 8 Levels Used, 9 Points, 8 Points Used, 0 QCs



Calibration STD Path	Cal Type	Level	Enabled	Resp.	Exp. Conc	Resp. Factor
\\WSCIXIGCMS16\InstData\GCMS16\DATA\2021\030921_525.2\GCMS16_03092124.D	Calibration	0.05	x	16773	0.0500	1.3784
\\WSCIXIGCMS16\InstData\GCMS16\DATA\2021\030921_525.2\GCMS16_03092123.D	Calibration	0.1	x	35591	0.1000	1.4591
\\WSCIXIGCMS16\InstData\GCMS16\DATA\2021\030921_525.2\GCMS16_03092122.D	Calibration	0.5	x	147318	0.5000	1.1740
\\WSCIXIGCMS16\InstData\GCMS16\DATA\2021\030921_525.2\GCMS16_03092121.D	Calibration	1	x	291515	1.0000	1.2144
\\WSCIXIGCMS16\InstData\GCMS16\DATA\2021\030921_525.2\GCMS16_03092120.D	Calibration	2	x	569512	2.0000	1.2040
\\WSCIXIGCMS16\InstData\GCMS16\DATA\2021\030921_525.2\GCMS16_03092119.D	Calibration	5	x	1161480	5.0000	1.0105
\\WSCIXIGCMS16\InstData\GCMS16\DATA\2021\030921_525.2\GCMS16_03092118.D	Calibration	10	x	2651783	10.0000	1.1120
\\WSCIXIGCMS16\InstData\GCMS16\DATA\2021\030921_525.2\GCMS16_03092117.D	Calibration	20	x	5125511	20.0000	0.9548
\\WSCIXIGCMS16\InstData\GCMS16\DATA\2021\030921_525.2\GCMS16_03092116.D	Calibration	40		7712570	40.0000	0.7674

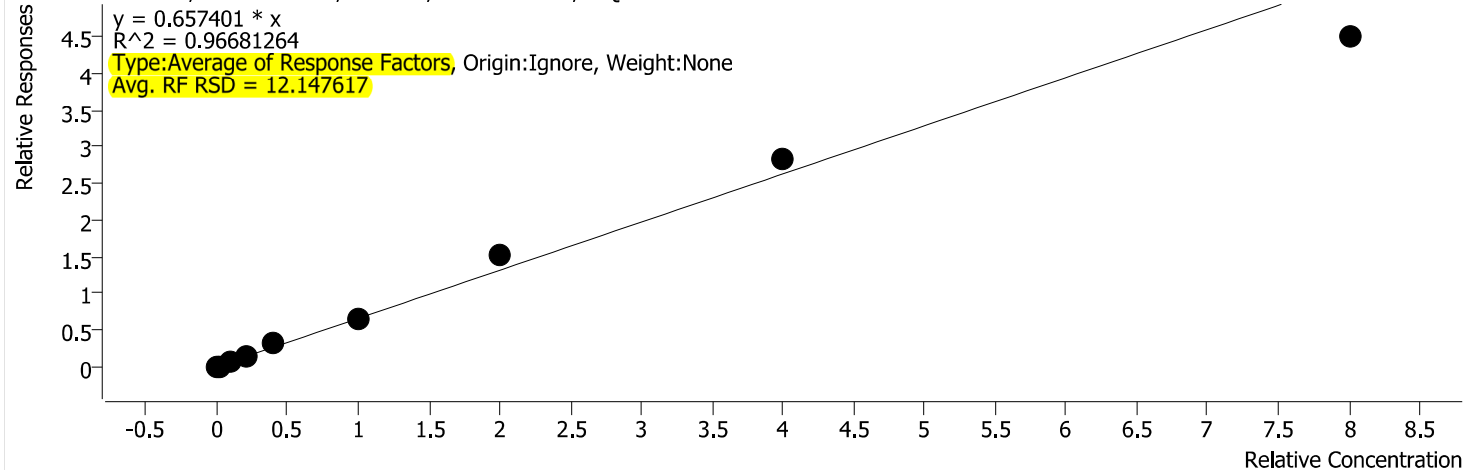
Quantitative Analysis Results With Qualifier Ratio Report



Batch Path	\\WSCIXIGCMS16\InstData\GCMS16\DATA\2021\030921_525.2\QuantResults\030921_525.2.batch.bin		
Analysis Time	3/10/2021 12:34:15 PM	Analyst Name	WECK\ryan.raymond
Report Time	3/10/2021 12:35:49 PM	Reporter Name	ryan.raymond
Last Calib Update	3/10/2021 10:39:20 AM	Batch State	Processed
Quant Batch Version	10.0	Quant Report Version	10.0

Molinate

Molinate - 9 Levels, 9 Levels Used, 9 Points, 9 Points Used, 0 QCs



Calibration STD Path	Cal Type	Level	Enabled	Resp.	Exp. Conc	Resp. Factor
\\WSCIXIGCMS16\InstData\GCMS16\DATA\2021\030921_525.2\GCMS16_03092124.D	Calibration	0.05	x	6797	0.0500	0.5586
\\WSCIXIGCMS16\InstData\GCMS16\DATA\2021\030921_525.2\GCMS16_03092123.D	Calibration	0.1	x	14205	0.1000	0.5823
\\WSCIXIGCMS16\InstData\GCMS16\DATA\2021\030921_525.2\GCMS16_03092122.D	Calibration	0.5	x	79423	0.5000	0.6330
\\WSCIXIGCMS16\InstData\GCMS16\DATA\2021\030921_525.2\GCMS16_03092121.D	Calibration	1	x	168214	1.0000	0.7007
\\WSCIXIGCMS16\InstData\GCMS16\DATA\2021\030921_525.2\GCMS16_03092120.D	Calibration	2	x	363591	2.0000	0.7687
\\WSCIXIGCMS16\InstData\GCMS16\DATA\2021\030921_525.2\GCMS16_03092119.D	Calibration	5	x	750042	5.0000	0.6526
\\WSCIXIGCMS16\InstData\GCMS16\DATA\2021\030921_525.2\GCMS16_03092118.D	Calibration	10	x	1798769	10.0000	0.7543
\\WSCIXIGCMS16\InstData\GCMS16\DATA\2021\030921_525.2\GCMS16_03092117.D	Calibration	20	x	3782491	20.0000	0.7046
\\WSCIXIGCMS16\InstData\GCMS16\DATA\2021\030921_525.2\GCMS16_03092116.D	Calibration	40	x	5647405	40.0000	0.5619

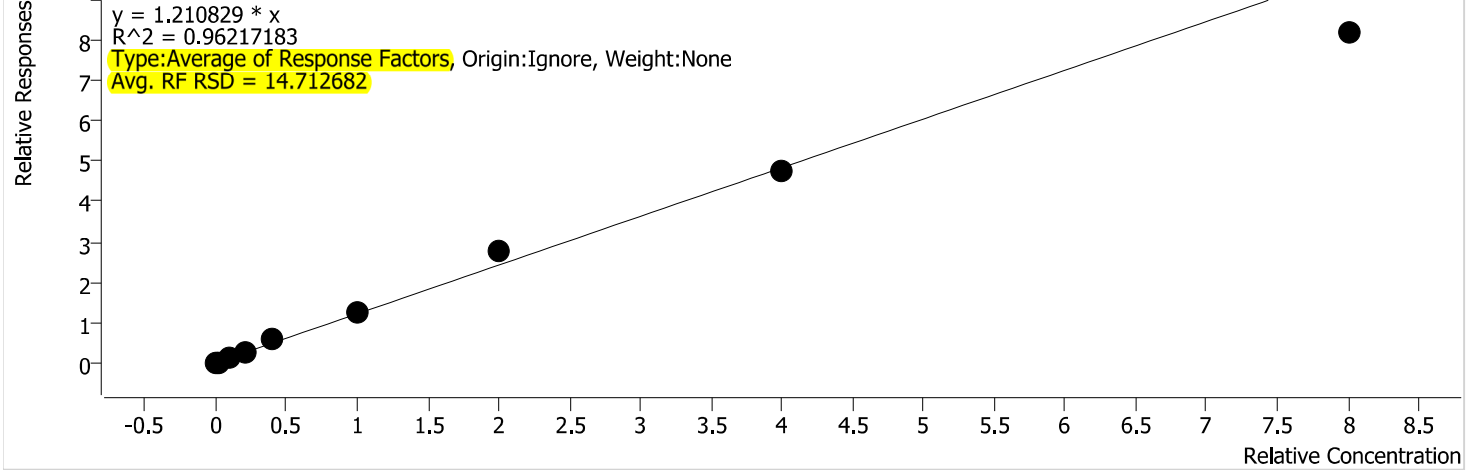
Quantitative Analysis Results With Qualifier Ratio Report



Batch Path	\\WSCIXIGCMS16\InstData\GCMS16\DATA\2021\030921_525.2\QuantResults\030921_525.2.batch.bin		
Analysis Time	3/10/2021 12:34:15 PM	Analyst Name	WECK\ryan.raymond
Report Time	3/10/2021 12:35:49 PM	Reporter Name	ryan.raymond
Last Calib Update	3/10/2021 10:39:20 AM	Batch State	Processed
Quant Batch Version	10.0	Quant Report Version	10.0

Diethyl phthalate

Diethyl phthalate - 9 Levels, 9 Levels Used, 9 Points, 9 Points Used, 0 QCs



Calibration STD Path	Cal Type	Level	Enabled	Resp.	Exp. Conc	Resp. Factor
\\WSCIXIGCMS16\InstData\GCMS16\DATA\2021\030921_525.2\GCMS16_03092124.D	Calibration	0.05	x	12016	0.0500	0.9875
\\WSCIXIGCMS16\InstData\GCMS16\DATA\2021\030921_525.2\GCMS16_03092123.D	Calibration	0.1	x	24840	0.1000	1.0183
\\WSCIXIGCMS16\InstData\GCMS16\DATA\2021\030921_525.2\GCMS16_03092122.D	Calibration	0.5	x	149654	0.5000	1.1927
\\WSCIXIGCMS16\InstData\GCMS16\DATA\2021\030921_525.2\GCMS16_03092121.D	Calibration	1	x	330149	1.0000	1.3753
\\WSCIXIGCMS16\InstData\GCMS16\DATA\2021\030921_525.2\GCMS16_03092120.D	Calibration	2	x	698123	2.0000	1.4759
\\WSCIXIGCMS16\InstData\GCMS16\DATA\2021\030921_525.2\GCMS16_03092119.D	Calibration	5	x	1417492	5.0000	1.2333
\\WSCIXIGCMS16\InstData\GCMS16\DATA\2021\030921_525.2\GCMS16_03092118.D	Calibration	10	x	3322849	10.0000	1.3934
\\WSCIXIGCMS16\InstData\GCMS16\DATA\2021\030921_525.2\GCMS16_03092117.D	Calibration	20	x	6432066	20.0000	1.1981
\\WSCIXIGCMS16\InstData\GCMS16\DATA\2021\030921_525.2\GCMS16_03092116.D	Calibration	40	x	10281477	40.0000	1.0230

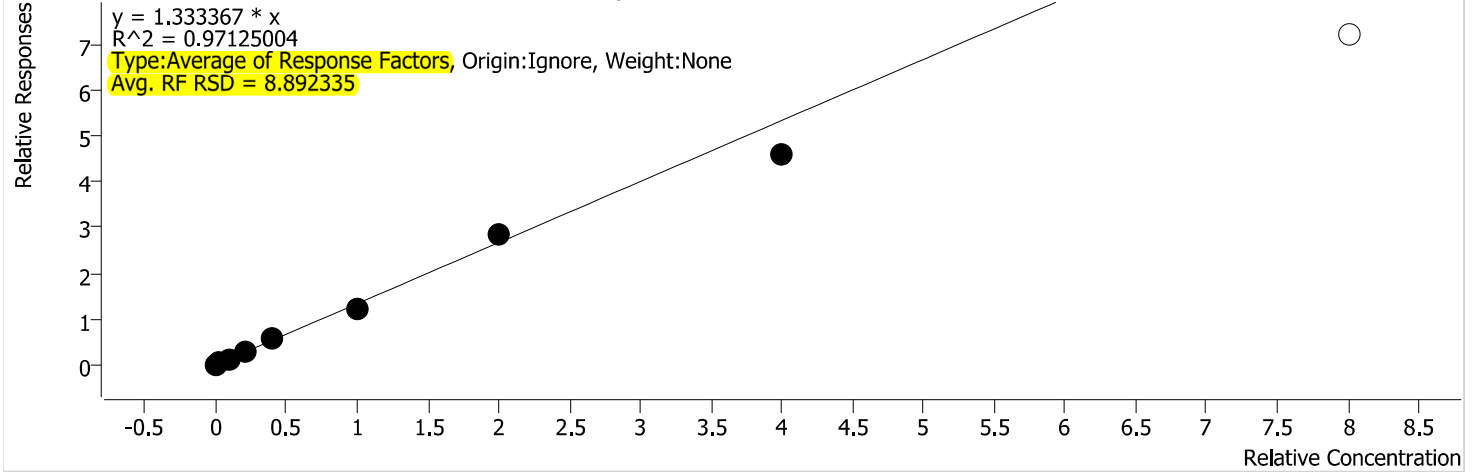
Quantitative Analysis Results With Qualifier Ratio Report



Batch Path	\\WSCIXIGCMS16\InstData\GCMS16\DATA\2021\030921_525.2\QuantResults\030921_525.2.batch.bin		
Analysis Time	3/10/2021 12:34:15 PM	Analyst Name	WECK\ryan.raymond
Report Time	3/10/2021 12:35:49 PM	Reporter Name	ryan.raymond
Last Calib Update	3/10/2021 10:39:20 AM	Batch State	Processed
Quant Batch Version	10.0	Quant Report Version	10.0

Fluorene

Fluorene - 9 Levels, 8 Levels Used, 9 Points, 8 Points Used, 0 QCs



Calibration STD Path	Cal Type	Level	Enabled	Resp.	Exp. Conc	Resp. Factor
\\WSCIXIGCMS16\InstData\GCMS16\DATA\2021\030921_525.2\GCMS16_03092124.D	Calibration	0.05	x	15630	0.0500	1.2845
\\WSCIXIGCMS16\InstData\GCMS16\DATA\2021\030921_525.2\GCMS16_03092123.D	Calibration	0.1	x	31185	0.1000	1.2784
\\WSCIXIGCMS16\InstData\GCMS16\DATA\2021\030921_525.2\GCMS16_03092122.D	Calibration	0.5	x	166547	0.5000	1.3273
\\WSCIXIGCMS16\InstData\GCMS16\DATA\2021\030921_525.2\GCMS16_03092121.D	Calibration	1	x	351629	1.0000	1.4648
\\WSCIXIGCMS16\InstData\GCMS16\DATA\2021\030921_525.2\GCMS16_03092120.D	Calibration	2	x	709204	2.0000	1.4993
\\WSCIXIGCMS16\InstData\GCMS16\DATA\2021\030921_525.2\GCMS16_03092119.D	Calibration	5	x	1425752	5.0000	1.2405
\\WSCIXIGCMS16\InstData\GCMS16\DATA\2021\030921_525.2\GCMS16_03092118.D	Calibration	10	x	3382599	10.0000	1.4185
\\WSCIXIGCMS16\InstData\GCMS16\DATA\2021\030921_525.2\GCMS16_03092117.D	Calibration	20	x	6193488	20.0000	1.1537
\\WSCIXIGCMS16\InstData\GCMS16\DATA\2021\030921_525.2\GCMS16_03092116.D	Calibration	40		9036842	40.0000	0.8992

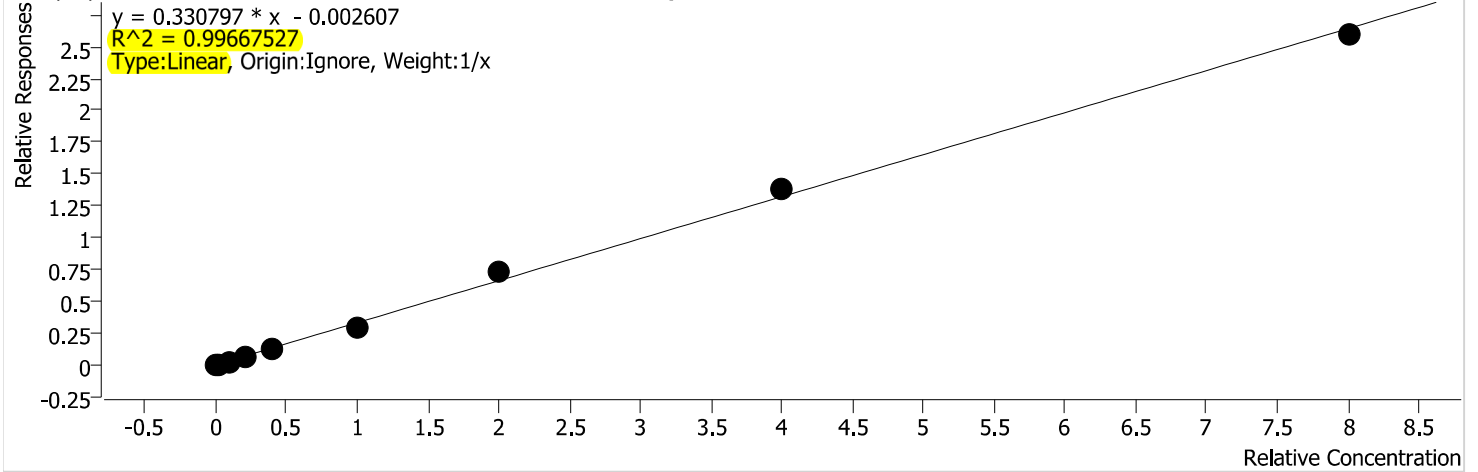
Quantitative Analysis Results With Qualifier Ratio Report



Batch Path	\\WSCIXIGCMS16\InstData\GCMS16\DATA\2021\030921_525.2\QuantResults\030921_525.2.batch.bin		
Analysis Time	3/10/2021 12:34:15 PM	Analyst Name	WECK\ryan.raymond
Report Time	3/10/2021 12:35:49 PM	Reporter Name	ryan.raymond
Last Calib Update	3/10/2021 10:39:20 AM	Batch State	Processed
Quant Batch Version	10.0	Quant Report Version	10.0

Chlorpropham

Chlorpropham - 9 Levels, 9 Levels Used, 9 Points, 9 Points Used, 0 QCs



Calibration STD Path	Cal Type	Level	Enabled	Resp.	Exp. Conc	Resp. Factor
\\WSCIXIGCMS16\InstData\GCMS16\DATA\2021\030921_525.2\GCMS16_03092124.D	Calibration	0.05	x	2372	0.0500	0.1949
\\WSCIXIGCMS16\InstData\GCMS16\DATA\2021\030921_525.2\GCMS16_03092123.D	Calibration	0.1	x	5080	0.1000	0.2083
\\WSCIXIGCMS16\InstData\GCMS16\DATA\2021\030921_525.2\GCMS16_03092122.D	Calibration	0.5	x	28799	0.5000	0.2295
\\WSCIXIGCMS16\InstData\GCMS16\DATA\2021\030921_525.2\GCMS16_03092121.D	Calibration	1	x	65425	1.0000	0.2725
\\WSCIXIGCMS16\InstData\GCMS16\DATA\2021\030921_525.2\GCMS16_03092120.D	Calibration	2	x	149118	2.0000	0.3153
\\WSCIXIGCMS16\InstData\GCMS16\DATA\2021\030921_525.2\GCMS16_03092119.D	Calibration	5	x	331766	5.0000	0.2887
\\WSCIXIGCMS16\InstData\GCMS16\DATA\2021\030921_525.2\GCMS16_03092118.D	Calibration	10	x	858358	10.0000	0.3599
\\WSCIXIGCMS16\InstData\GCMS16\DATA\2021\030921_525.2\GCMS16_03092117.D	Calibration	20	x	1839941	20.0000	0.3427
\\WSCIXIGCMS16\InstData\GCMS16\DATA\2021\030921_525.2\GCMS16_03092116.D	Calibration	40	x	3254830	40.0000	0.3239

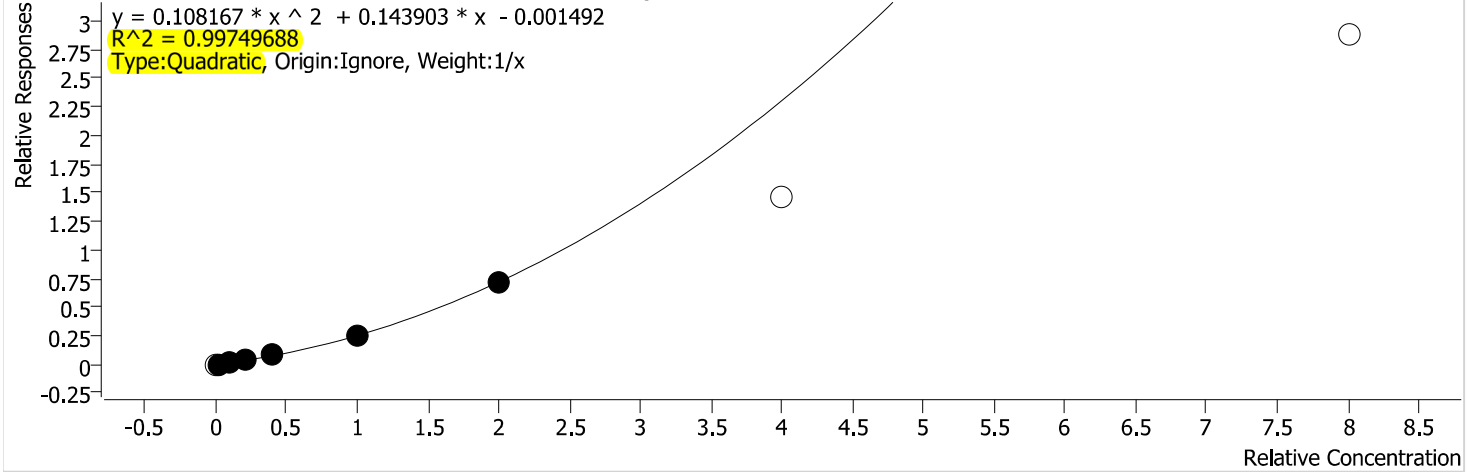
Quantitative Analysis Results With Qualifier Ratio Report



Batch Path	\\WSCIXIGCMS16\InstData\GCMS16\DATA\2021\030921_525.2\QuantResults\030921_525.2.batch.bin		
Analysis Time	3/10/2021 12:34:15 PM	Analyst Name	WECK\ryan.raymond
Report Time	3/10/2021 12:35:49 PM	Reporter Name	ryan.raymond
Last Calib Update	3/10/2021 10:39:20 AM	Batch State	Processed
Quant Batch Version	10.0	Quant Report Version	10.0

Dimethoate

Dimethoate - 9 Levels, 6 Levels Used, 9 Points, 6 Points Used, 0 QCs



Calibration STD Path	Cal Type	Level	Enabled	Resp.	Exp. Conc	Resp. Factor
\\WSCIXIGCMS16\InstData\GCMS16\DATA\2021\030921_525.2\GCMS16_03092124.D	Calibration	0.05		976	0.0500	0.0802
\\WSCIXIGCMS16\InstData\GCMS16\DATA\2021\030921_525.2\GCMS16_03092123.D	Calibration	0.1	x	2381	0.1000	0.0976
\\WSCIXIGCMS16\InstData\GCMS16\DATA\2021\030921_525.2\GCMS16_03092122.D	Calibration	0.5	x	13227	0.5000	0.1054
\\WSCIXIGCMS16\InstData\GCMS16\DATA\2021\030921_525.2\GCMS16_03092121.D	Calibration	1	x	33665	1.0000	0.1402
\\WSCIXIGCMS16\InstData\GCMS16\DATA\2021\030921_525.2\GCMS16_03092120.D	Calibration	2	x	103423	2.0000	0.2186
\\WSCIXIGCMS16\InstData\GCMS16\DATA\2021\030921_525.2\GCMS16_03092119.D	Calibration	5	x	275811	5.0000	0.2400
\\WSCIXIGCMS16\InstData\GCMS16\DATA\2021\030921_525.2\GCMS16_03092118.D	Calibration	10	x	860861	10.0000	0.3610
\\WSCIXIGCMS16\InstData\GCMS16\DATA\2021\030921_525.2\GCMS16_03092117.D	Calibration	20		1968919	20.0000	0.3668
\\WSCIXIGCMS16\InstData\GCMS16\DATA\2021\030921_525.2\GCMS16_03092116.D	Calibration	40		3612666	40.0000	0.3595

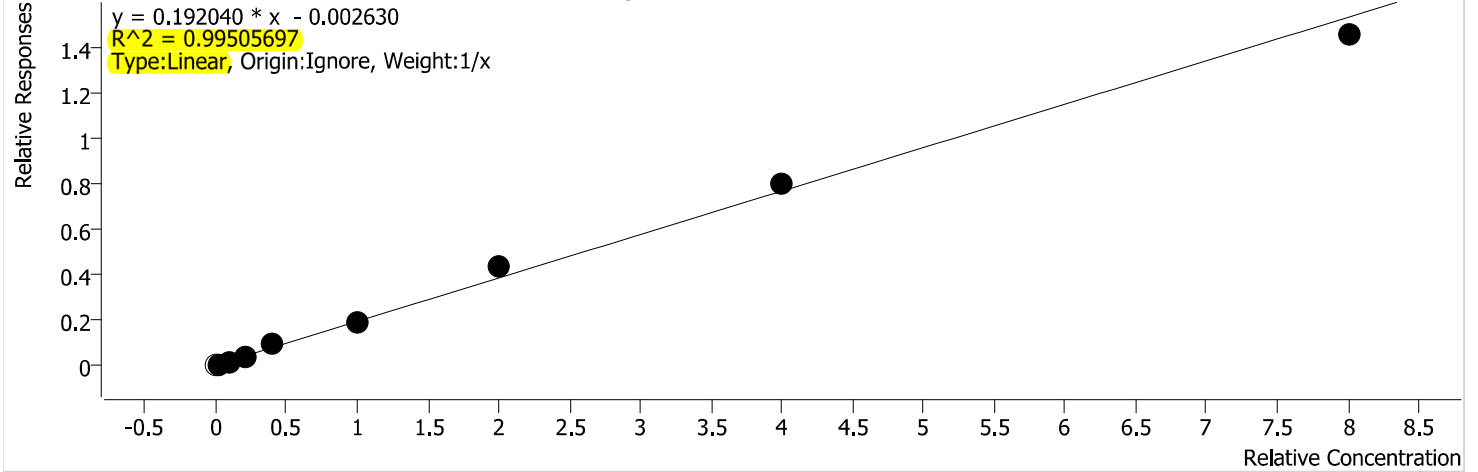
Quantitative Analysis Results With Qualifier Ratio Report



Batch Path	\\WSCIXIGCMS16\InstData\GCMS16\DATA\2021\030921_525.2\QuantResults\030921_525.2.batch.bin		
Analysis Time	3/10/2021 12:34:15 PM	Analyst Name	WECK\ryan.raymond
Report Time	3/10/2021 12:35:49 PM	Reporter Name	ryan.raymond
Last Calib Update	3/10/2021 10:39:20 AM	Batch State	Processed
Quant Batch Version	10.0	Quant Report Version	10.0

Prometon

Prometon - 9 Levels, 8 Levels Used, 9 Points, 8 Points Used, 0 QCs



Calibration STD Path	Cal Type	Level	Enabled	Resp.	Exp. Conc	Resp. Factor
\\WSCIXIGCMS16\InstData\GCMS16\DATA\2021\030921_525.2\GCMS16_03092124.D	Calibration	0.05		1297	0.0500	0.0682
\\WSCIXIGCMS16\InstData\GCMS16\DATA\2021\030921_525.2\GCMS16_03092123.D	Calibration	0.1	x	2868	0.1000	0.0757
\\WSCIXIGCMS16\InstData\GCMS16\DATA\2021\030921_525.2\GCMS16_03092122.D	Calibration	0.5	x	23559	0.5000	0.1202
\\WSCIXIGCMS16\InstData\GCMS16\DATA\2021\030921_525.2\GCMS16_03092121.D	Calibration	1	x	61915	1.0000	0.1622
\\WSCIXIGCMS16\InstData\GCMS16\DATA\2021\030921_525.2\GCMS16_03092120.D	Calibration	2	x	159479	2.0000	0.2138
\\WSCIXIGCMS16\InstData\GCMS16\DATA\2021\030921_525.2\GCMS16_03092119.D	Calibration	5	x	340073	5.0000	0.1869
\\WSCIXIGCMS16\InstData\GCMS16\DATA\2021\030921_525.2\GCMS16_03092118.D	Calibration	10	x	825518	10.0000	0.2139
\\WSCIXIGCMS16\InstData\GCMS16\DATA\2021\030921_525.2\GCMS16_03092117.D	Calibration	20	x	1740508	20.0000	0.1993
\\WSCIXIGCMS16\InstData\GCMS16\DATA\2021\030921_525.2\GCMS16_03092116.D	Calibration	40	x	2817695	40.0000	0.1818

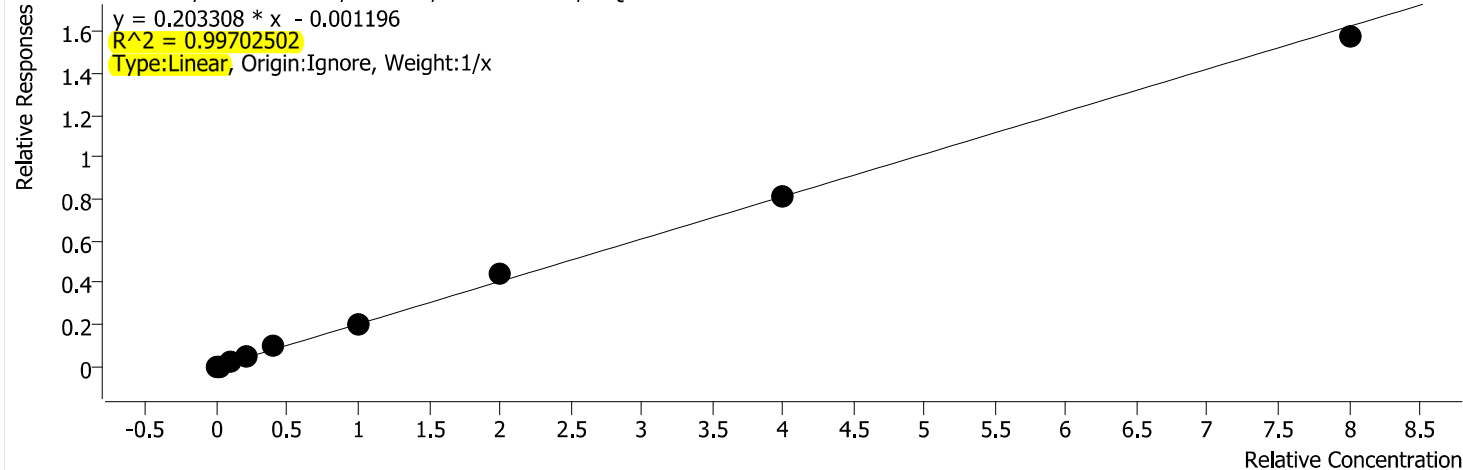
Quantitative Analysis Results With Qualifier Ratio Report



Batch Path	\\WSCIXIGCMS16\InstData\GCMS16\DATA\2021\030921_525.2\QuantResults\030921_525.2.batch.bin		
Analysis Time	3/10/2021 12:34:15 PM	Analyst Name	WECK\ryan.raymond
Report Time	3/10/2021 12:35:49 PM	Reporter Name	ryan.raymond
Last Calib Update	3/10/2021 10:39:20 AM	Batch State	Processed
Quant Batch Version	10.0	Quant Report Version	10.0

Simazine

Simazine - 9 Levels, 9 Levels Used, 9 Points, 9 Points Used, 0 QCs



Calibration STD Path	Cal Type	Level	Enabled	Resp.	Exp. Conc	Resp. Factor
\\WSCIXIGCMS16\InstData\GCMS16\DATA\2021\030921_525.2\GCMS16_03092124.D	Calibration	0.05	x	1565	0.0500	0.0823
\\WSCIXIGCMS16\InstData\GCMS16\DATA\2021\030921_525.2\GCMS16_03092123.D	Calibration	0.1	x	4308	0.1000	0.1138
\\WSCIXIGCMS16\InstData\GCMS16\DATA\2021\030921_525.2\GCMS16_03092122.D	Calibration	0.5	x	32882	0.5000	0.1677
\\WSCIXIGCMS16\InstData\GCMS16\DATA\2021\030921_525.2\GCMS16_03092121.D	Calibration	1	x	79113	1.0000	0.2073
\\WSCIXIGCMS16\InstData\GCMS16\DATA\2021\030921_525.2\GCMS16_03092120.D	Calibration	2	x	175365	2.0000	0.2351
\\WSCIXIGCMS16\InstData\GCMS16\DATA\2021\030921_525.2\GCMS16_03092119.D	Calibration	5	x	358109	5.0000	0.1968
\\WSCIXIGCMS16\InstData\GCMS16\DATA\2021\030921_525.2\GCMS16_03092118.D	Calibration	10	x	866060	10.0000	0.2244
\\WSCIXIGCMS16\InstData\GCMS16\DATA\2021\030921_525.2\GCMS16_03092117.D	Calibration	20	x	1773748	20.0000	0.2031
\\WSCIXIGCMS16\InstData\GCMS16\DATA\2021\030921_525.2\GCMS16_03092116.D	Calibration	40	x	3049088	40.0000	0.1967

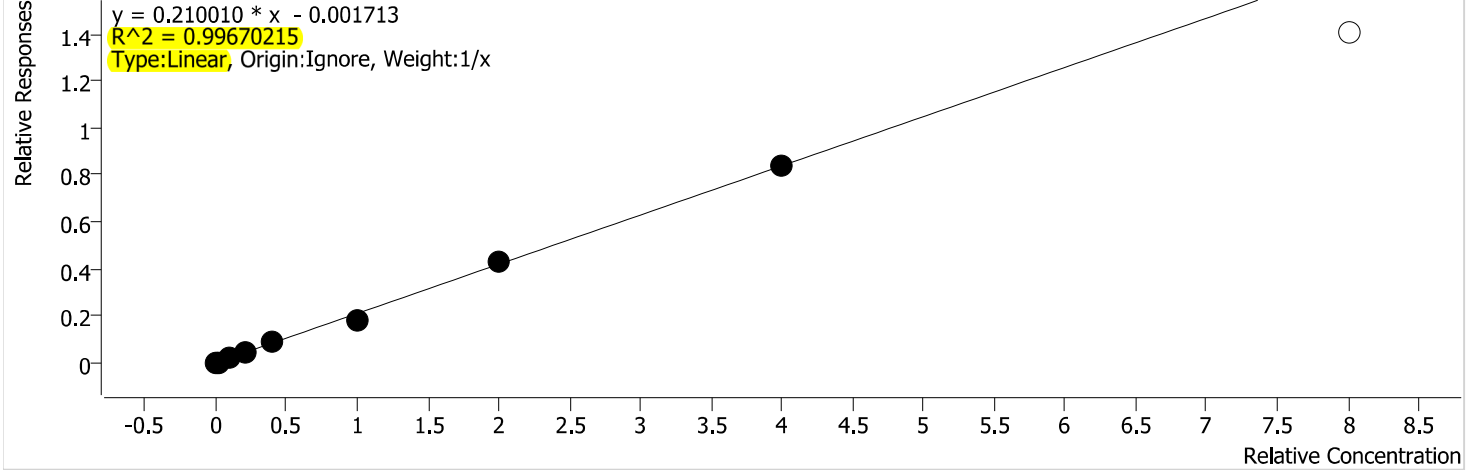
Quantitative Analysis Results With Qualifier Ratio Report



Batch Path	\\WSCIXIGCMS16\InstData\GCMS16\DATA\2021\030921_525.2\QuantResults\030921_525.2.batch.bin		
Analysis Time	3/10/2021 12:34:15 PM	Analyst Name	WECK\ryan.raymond
Report Time	3/10/2021 12:35:49 PM	Reporter Name	ryan.raymond
Last Calib Update	3/10/2021 10:39:20 AM	Batch State	Processed
Quant Batch Version	10.0	Quant Report Version	10.0

Atrazine

Atrazine - 9 Levels, 8 Levels Used, 9 Points, 8 Points Used, 0 QCs



Calibration STD Path	Cal Type	Level	Enabled	Resp.	Exp. Conc	Resp. Factor
\\WSCIXIGCMS16\InstData\GCMS16\DATA\2021\030921_525.2\GCMS16_03092124.D	Calibration	0.05	x	869	0.0500	0.0714
\\WSCIXIGCMS16\InstData\GCMS16\DATA\2021\030921_525.2\GCMS16_03092123.D	Calibration	0.1	x	2697	0.1000	0.1106
\\WSCIXIGCMS16\InstData\GCMS16\DATA\2021\030921_525.2\GCMS16_03092122.D	Calibration	0.5	x	20947	0.5000	0.1669
\\WSCIXIGCMS16\InstData\GCMS16\DATA\2021\030921_525.2\GCMS16_03092121.D	Calibration	1	x	48150	1.0000	0.2006
\\WSCIXIGCMS16\InstData\GCMS16\DATA\2021\030921_525.2\GCMS16_03092120.D	Calibration	2	x	108981	2.0000	0.2304
\\WSCIXIGCMS16\InstData\GCMS16\DATA\2021\030921_525.2\GCMS16_03092119.D	Calibration	5	x	210581	5.0000	0.1832
\\WSCIXIGCMS16\InstData\GCMS16\DATA\2021\030921_525.2\GCMS16_03092118.D	Calibration	10	x	516975	10.0000	0.2168
\\WSCIXIGCMS16\InstData\GCMS16\DATA\2021\030921_525.2\GCMS16_03092117.D	Calibration	20	x	1128670	20.0000	0.2102
\\WSCIXIGCMS16\InstData\GCMS16\DATA\2021\030921_525.2\GCMS16_03092116.D	Calibration	40		1763803	40.0000	0.1755

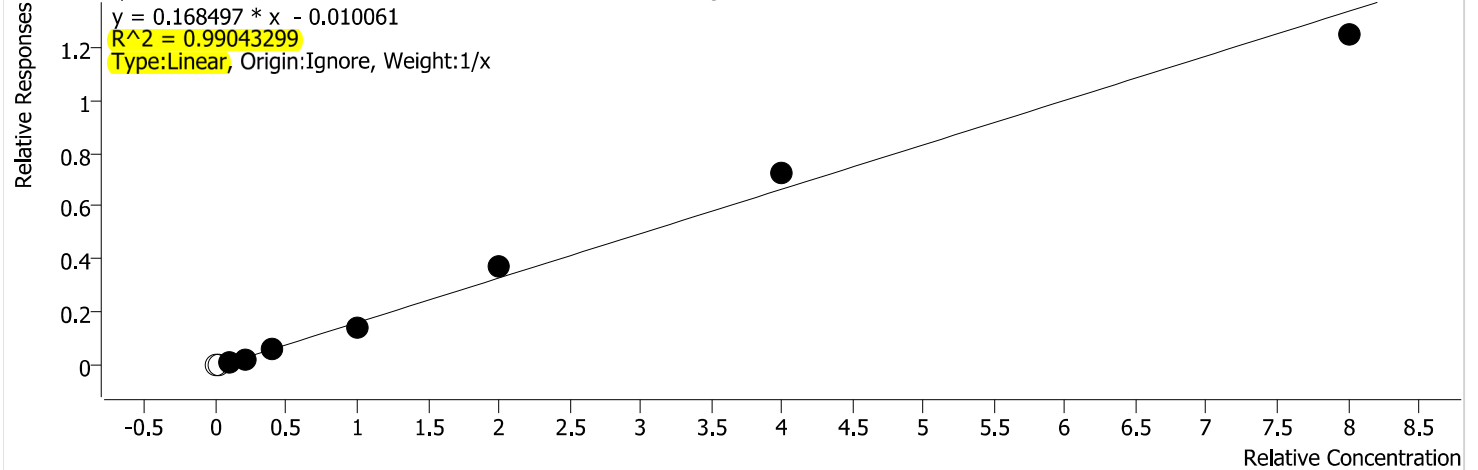
Quantitative Analysis Results With Qualifier Ratio Report



Batch Path	\\WSCIXIGCMS16\InstData\GCMS16\DATA\2021\030921_525.2\QuantResults\030921_525.2.batch.bin		
Analysis Time	3/10/2021 12:34:15 PM	Analyst Name	WECK\ryan.raymond
Report Time	3/10/2021 12:35:49 PM	Reporter Name	ryan.raymond
Last Calib Update	3/10/2021 10:39:20 AM	Batch State	Processed
Quant Batch Version	10.0	Quant Report Version	10.0

Pentachlorophenol

Pentachlorophenol - 9 Levels, 7 Levels Used, 9 Points, 7 Points Used, 0 QCs



Calibration STD Path	Cal Type	Level	Enabled	Resp.	Exp. Conc	Resp. Factor
\\WSCIXIGCMS16\InstData\GCMS16\DATA\2021\030921_525.2\GCMS16_03092124.D	Calibration	0.05		1193	0.0500	0.0627
\\WSCIXIGCMS16\InstData\GCMS16\DATA\2021\030921_525.2\GCMS16_03092123.D	Calibration	0.1		3065	0.1000	0.0810
\\WSCIXIGCMS16\InstData\GCMS16\DATA\2021\030921_525.2\GCMS16_03092122.D	Calibration	0.5	x	15657	0.5000	0.0799
\\WSCIXIGCMS16\InstData\GCMS16\DATA\2021\030921_525.2\GCMS16_03092121.D	Calibration	1	x	39136	1.0000	0.1025
\\WSCIXIGCMS16\InstData\GCMS16\DATA\2021\030921_525.2\GCMS16_03092120.D	Calibration	2	x	101634	2.0000	0.1363
\\WSCIXIGCMS16\InstData\GCMS16\DATA\2021\030921_525.2\GCMS16_03092119.D	Calibration	5	x	255652	5.0000	0.1405
\\WSCIXIGCMS16\InstData\GCMS16\DATA\2021\030921_525.2\GCMS16_03092118.D	Calibration	10	x	721591	10.0000	0.1870
\\WSCIXIGCMS16\InstData\GCMS16\DATA\2021\030921_525.2\GCMS16_03092117.D	Calibration	20	x	1593166	20.0000	0.1824
\\WSCIXIGCMS16\InstData\GCMS16\DATA\2021\030921_525.2\GCMS16_03092116.D	Calibration	40	x	2417418	40.0000	0.1560

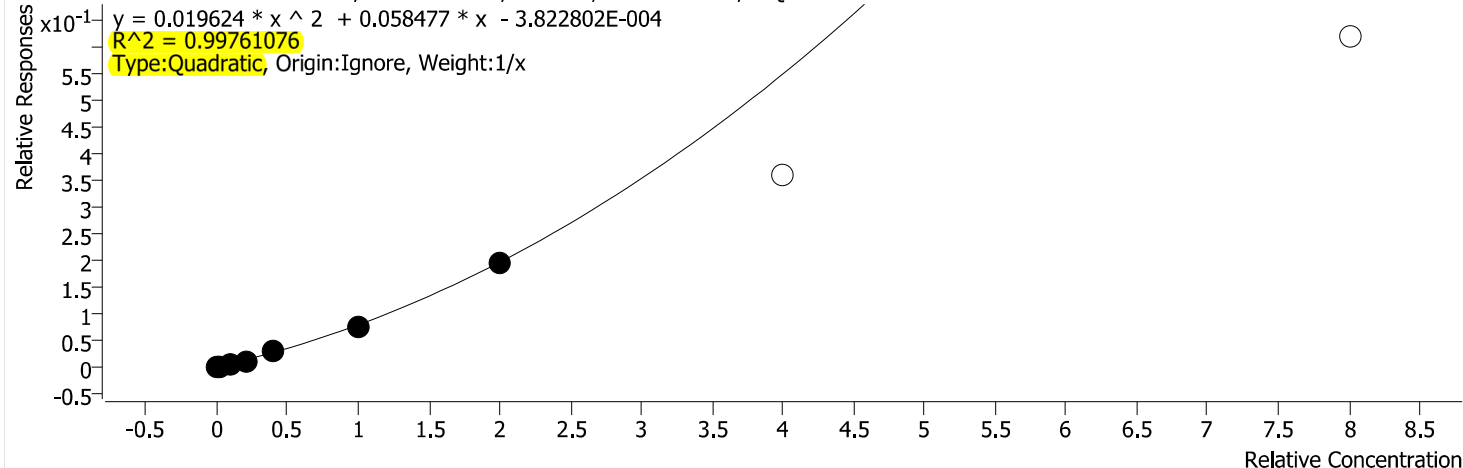
Quantitative Analysis Results With Qualifier Ratio Report



Batch Path	\\WSCIXIGCMS16\InstData\GCMS16\DATA\2021\030921_525.2\QuantResults\030921_525.2.batch.bin		
Analysis Time	3/10/2021 12:34:15 PM	Analyst Name	WECK\ryan.raymond
Report Time	3/10/2021 12:35:49 PM	Reporter Name	ryan.raymond
Last Calib Update	3/10/2021 10:39:20 AM	Batch State	Processed
Quant Batch Version	10.0	Quant Report Version	10.0

Pentachloronitrobenzene

Pentachloronitrobenzene - 9 Levels, 7 Levels Used, 9 Points, 7 Points Used, 0 QCs



Calibration STD Path	Cal Type	Level	Enabled	Resp.	Exp. Conc	Resp. Factor
\\WSCIXIGCMS16\InstData\GCMS16\DATA\2021\030921_525.2\GCMS16_03092124.D	Calibration	0.05	x	847	0.0500	0.0374
\\WSCIXIGCMS16\InstData\GCMS16\DATA\2021\030921_525.2\GCMS16_03092123.D	Calibration	0.1	x	1454	0.1000	0.0319
\\WSCIXIGCMS16\InstData\GCMS16\DATA\2021\030921_525.2\GCMS16_03092122.D	Calibration	0.5	x	10431	0.5000	0.0447
\\WSCIXIGCMS16\InstData\GCMS16\DATA\2021\030921_525.2\GCMS16_03092121.D	Calibration	1	x	24919	1.0000	0.0556
\\WSCIXIGCMS16\InstData\GCMS16\DATA\2021\030921_525.2\GCMS16_03092120.D	Calibration	2	x	66312	2.0000	0.0749
\\WSCIXIGCMS16\InstData\GCMS16\DATA\2021\030921_525.2\GCMS16_03092119.D	Calibration	5	x	158629	5.0000	0.0756
\\WSCIXIGCMS16\InstData\GCMS16\DATA\2021\030921_525.2\GCMS16_03092118.D	Calibration	10	x	419709	10.0000	0.0978
\\WSCIXIGCMS16\InstData\GCMS16\DATA\2021\030921_525.2\GCMS16_03092117.D	Calibration	20		930819	20.0000	0.0895
\\WSCIXIGCMS16\InstData\GCMS16\DATA\2021\030921_525.2\GCMS16_03092116.D	Calibration	40		1476466	40.0000	0.0770

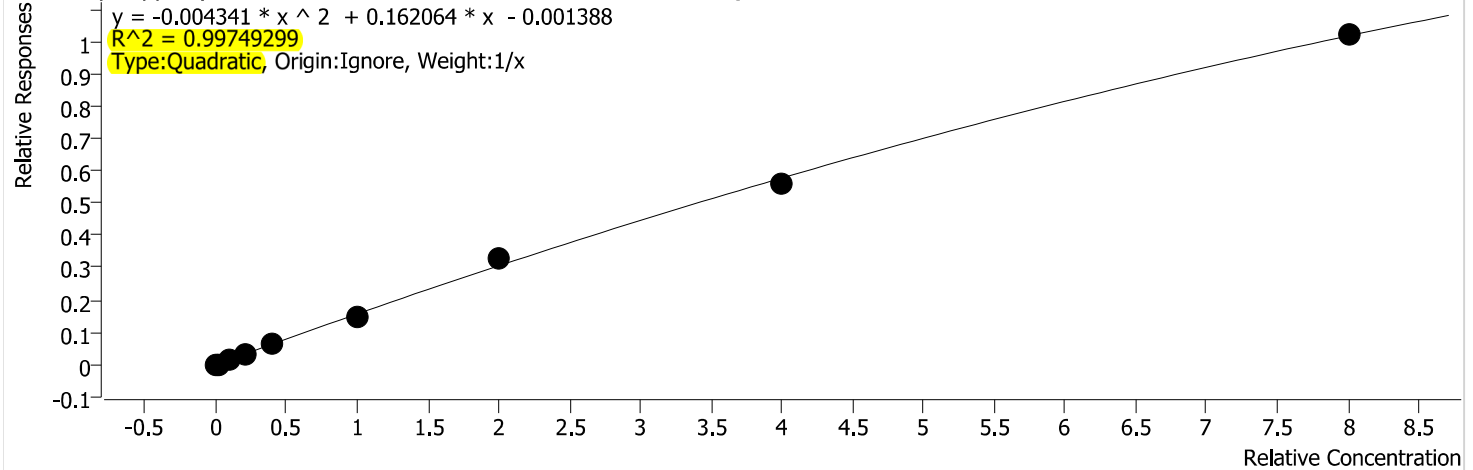
Quantitative Analysis Results With Qualifier Ratio Report



Batch Path	\\WSCIXIGCMS16\InstData\GCMS16\DATA\2021\030921_525.2\QuantResults\030921_525.2.batch.bin		
Analysis Time	3/10/2021 12:34:15 PM	Analyst Name	WECK\ryan.raymond
Report Time	3/10/2021 12:35:49 PM	Reporter Name	ryan.raymond
Last Calib Update	3/10/2021 10:39:20 AM	Batch State	Processed
Quant Batch Version	10.0	Quant Report Version	10.0

Diazinon (Dimpylate)

Diazinon (Dimpylate) - 9 Levels, 9 Levels Used, 9 Points, 9 Points Used, 0 QCs



Calibration STD Path	Cal Type	Level	Enabled	Resp.	Exp. Conc	Resp. Factor
\\WSCIXIGCMS16\InstData\GCMS16\DATA\2021\030921_525.2\GCMS16_03092124.D	Calibration	0.05	x	1304	0.0500	0.0686
\\WSCIXIGCMS16\InstData\GCMS16\DATA\2021\030921_525.2\GCMS16_03092123.D	Calibration	0.1	x	3175	0.1000	0.0838
\\WSCIXIGCMS16\InstData\GCMS16\DATA\2021\030921_525.2\GCMS16_03092122.D	Calibration	0.5	x	22855	0.5000	0.1166
\\WSCIXIGCMS16\InstData\GCMS16\DATA\2021\030921_525.2\GCMS16_03092121.D	Calibration	1	x	54769	1.0000	0.1435
\\WSCIXIGCMS16\InstData\GCMS16\DATA\2021\030921_525.2\GCMS16_03092120.D	Calibration	2	x	122788	2.0000	0.1646
\\WSCIXIGCMS16\InstData\GCMS16\DATA\2021\030921_525.2\GCMS16_03092119.D	Calibration	5	x	261933	5.0000	0.1440
\\WSCIXIGCMS16\InstData\GCMS16\DATA\2021\030921_525.2\GCMS16_03092118.D	Calibration	10	x	641050	10.0000	0.1661
\\WSCIXIGCMS16\InstData\GCMS16\DATA\2021\030921_525.2\GCMS16_03092117.D	Calibration	20	x	1228450	20.0000	0.1407
\\WSCIXIGCMS16\InstData\GCMS16\DATA\2021\030921_525.2\GCMS16_03092116.D	Calibration	40	x	1975132	40.0000	0.1274

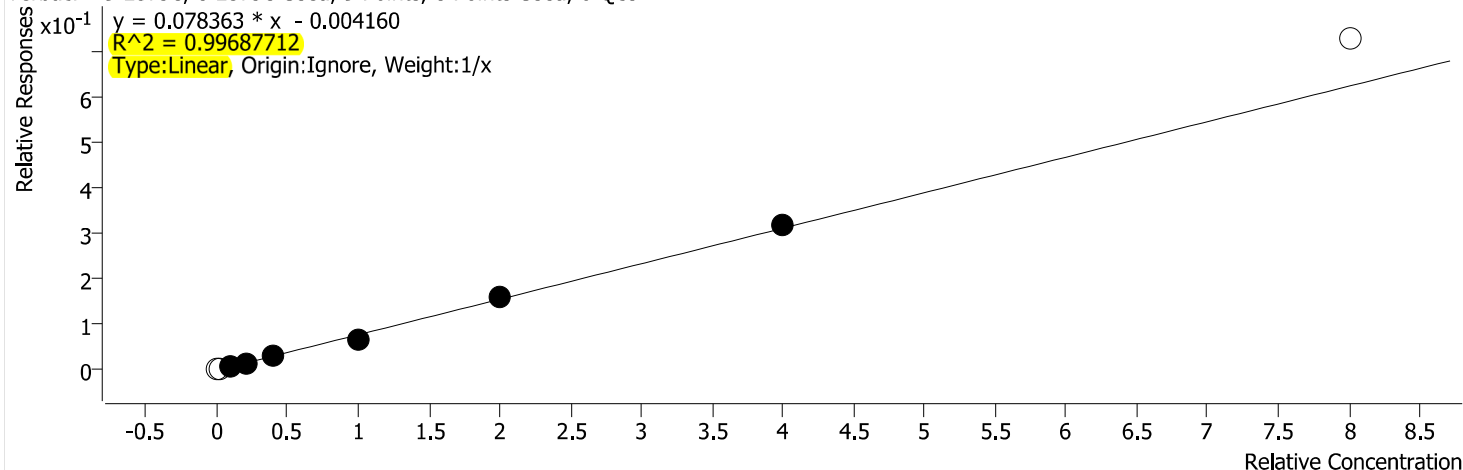
Quantitative Analysis Results With Qualifier Ratio Report



Batch Path	\\WSCIXIGCMS16\InstData\GCMS16\DATA\2021\030921_525.2\QuantResults\030921_525.2.batch.bin		
Analysis Time	3/10/2021 12:34:15 PM	Analyst Name	WECK\ryan.raymond
Report Time	3/10/2021 12:35:49 PM	Reporter Name	ryan.raymond
Last Calib Update	3/10/2021 10:39:20 AM	Batch State	Processed
Quant Batch Version	10.0	Quant Report Version	10.0

Terbacil

Terbacil - 9 Levels, 6 Levels Used, 9 Points, 6 Points Used, 0 QCs



Calibration STD Path	Cal Type	Level	Enabled	Resp.	Exp. Conc	Resp. Factor
\\WSCIXIGCMS16\InstData\GCMS16\DATA\2021\030921_525.2\GCMS16_03092124.D	Calibration	0.05		1416	0.0500	0.0625
\\WSCIXIGCMS16\InstData\GCMS16\DATA\2021\030921_525.2\GCMS16_03092123.D	Calibration	0.1		1994	0.1000	0.0437
\\WSCIXIGCMS16\InstData\GCMS16\DATA\2021\030921_525.2\GCMS16_03092122.D	Calibration	0.5	x	9812	0.5000	0.0421
\\WSCIXIGCMS16\InstData\GCMS16\DATA\2021\030921_525.2\GCMS16_03092121.D	Calibration	1	x	25892	1.0000	0.0578
\\WSCIXIGCMS16\InstData\GCMS16\DATA\2021\030921_525.2\GCMS16_03092120.D	Calibration	2	x	61347	2.0000	0.0693
\\WSCIXIGCMS16\InstData\GCMS16\DATA\2021\030921_525.2\GCMS16_03092119.D	Calibration	5	x	135174	5.0000	0.0644
\\WSCIXIGCMS16\InstData\GCMS16\DATA\2021\030921_525.2\GCMS16_03092118.D	Calibration	10	x	333642	10.0000	0.0777
\\WSCIXIGCMS16\InstData\GCMS16\DATA\2021\030921_525.2\GCMS16_03092117.D	Calibration	20	x	818943	20.0000	0.0788
\\WSCIXIGCMS16\InstData\GCMS16\DATA\2021\030921_525.2\GCMS16_03092116.D	Calibration	40		1739499	40.0000	0.0908

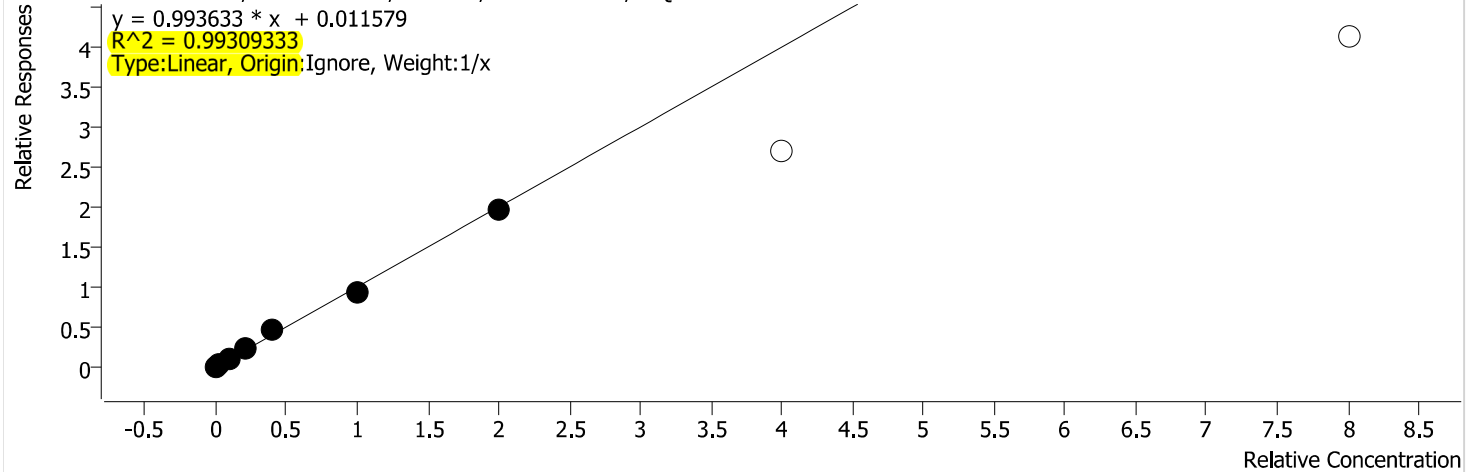
Quantitative Analysis Results With Qualifier Ratio Report



Batch Path	\\WSCIXIGCMS16\InstData\GCMS16\DATA\2021\030921_525.2\QuantResults\030921_525.2.batch.bin		
Analysis Time	3/10/2021 12:34:15 PM	Analyst Name	WECK\ryan.raymond
Report Time	3/10/2021 12:35:49 PM	Reporter Name	ryan.raymond
Last Calib Update	3/10/2021 10:39:20 AM	Batch State	Processed
Quant Batch Version	10.0	Quant Report Version	10.0

Phenanthrene

Phenanthrene - 9 Levels, 7 Levels Used, 9 Points, 7 Points Used, 0 QCs



Calibration STD Path	Cal Type	Level	Enabled	Resp.	Exp. Conc	Resp. Factor
\\WSCIXIGCMS16\InstData\GCMS16\DATA\2021\030921_525.2\GCMS16_03092124.D	Calibration	0.05	x	42481	0.0500	1.8755
\\WSCIXIGCMS16\InstData\GCMS16\DATA\2021\030921_525.2\GCMS16_03092123.D	Calibration	0.1	x	68192	0.1000	1.4954
\\WSCIXIGCMS16\InstData\GCMS16\DATA\2021\030921_525.2\GCMS16_03092122.D	Calibration	0.5	x	284016	0.5000	1.2176
\\WSCIXIGCMS16\InstData\GCMS16\DATA\2021\030921_525.2\GCMS16_03092121.D	Calibration	1	x	541560	1.0000	1.2093
\\WSCIXIGCMS16\InstData\GCMS16\DATA\2021\030921_525.2\GCMS16_03092120.D	Calibration	2	x	1056736	2.0000	1.1942
\\WSCIXIGCMS16\InstData\GCMS16\DATA\2021\030921_525.2\GCMS16_03092119.D	Calibration	5	x	1980351	5.0000	0.9435
\\WSCIXIGCMS16\InstData\GCMS16\DATA\2021\030921_525.2\GCMS16_03092118.D	Calibration	10	x	4193912	10.0000	0.9769
\\WSCIXIGCMS16\InstData\GCMS16\DATA\2021\030921_525.2\GCMS16_03092117.D	Calibration	20		7023395	20.0000	0.6756
\\WSCIXIGCMS16\InstData\GCMS16\DATA\2021\030921_525.2\GCMS16_03092116.D	Calibration	40		9841132	40.0000	0.5135

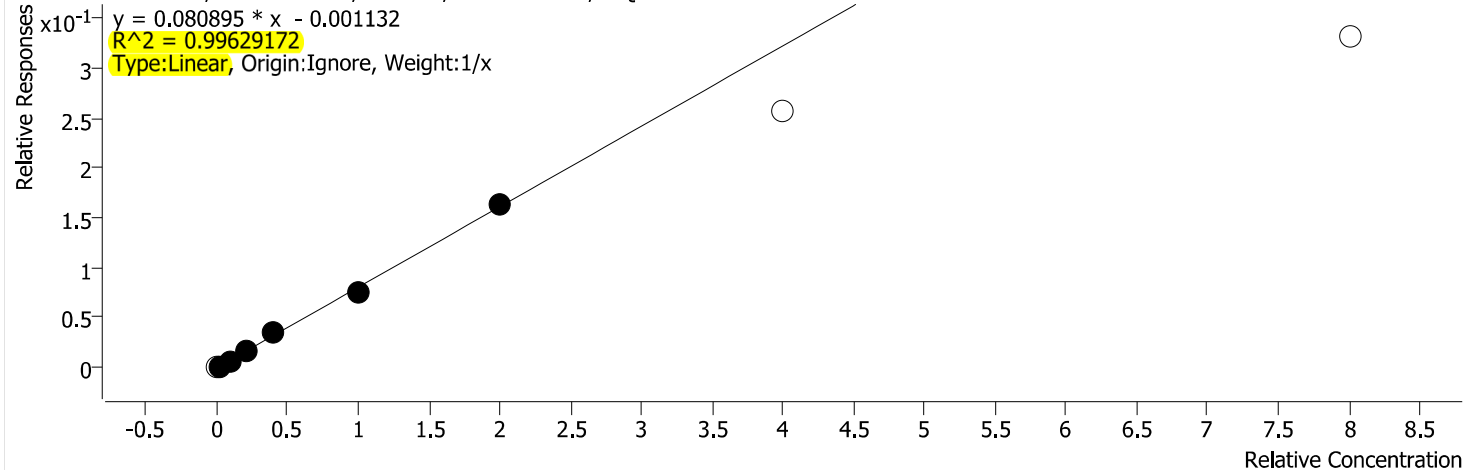
Quantitative Analysis Results With Qualifier Ratio Report



Batch Path	\\WSCIXIGCMS16\InstData\GCMS16\DATA\2021\030921_525.2\QuantResults\030921_525.2.batch.bin		
Analysis Time	3/10/2021 12:34:15 PM	Analyst Name	WECK\ryan.raymond
Report Time	3/10/2021 12:35:49 PM	Reporter Name	ryan.raymond
Last Calib Update	3/10/2021 10:39:20 AM	Batch State	Processed
Quant Batch Version	10.0	Quant Report Version	10.0

Disulfoton

Disulfoton - 9 Levels, 6 Levels Used, 9 Points, 6 Points Used, 0 QCs



Calibration STD Path	Cal Type	Level	Enabled	Resp.	Exp. Conc	Resp. Factor
\\WSCIXIGCMS16\InstData\GCMS16\DATA\2021\030921_525.2\GCMS16_03092124.D	Calibration	0.05		1073	0.0500	0.0474
\\WSCIXIGCMS16\InstData\GCMS16\DATA\2021\030921_525.2\GCMS16_03092123.D	Calibration	0.1	x	1572	0.1000	0.0345
\\WSCIXIGCMS16\InstData\GCMS16\DATA\2021\030921_525.2\GCMS16_03092122.D	Calibration	0.5	x	13228	0.5000	0.0567
\\WSCIXIGCMS16\InstData\GCMS16\DATA\2021\030921_525.2\GCMS16_03092121.D	Calibration	1	x	32633	1.0000	0.0729
\\WSCIXIGCMS16\InstData\GCMS16\DATA\2021\030921_525.2\GCMS16_03092120.D	Calibration	2	x	76531	2.0000	0.0865
\\WSCIXIGCMS16\InstData\GCMS16\DATA\2021\030921_525.2\GCMS16_03092119.D	Calibration	5	x	156961	5.0000	0.0748
\\WSCIXIGCMS16\InstData\GCMS16\DATA\2021\030921_525.2\GCMS16_03092118.D	Calibration	10	x	351648	10.0000	0.0819
\\WSCIXIGCMS16\InstData\GCMS16\DATA\2021\030921_525.2\GCMS16_03092117.D	Calibration	20		666814	20.0000	0.0641
\\WSCIXIGCMS16\InstData\GCMS16\DATA\2021\030921_525.2\GCMS16_03092116.D	Calibration	40		793077	40.0000	0.0414

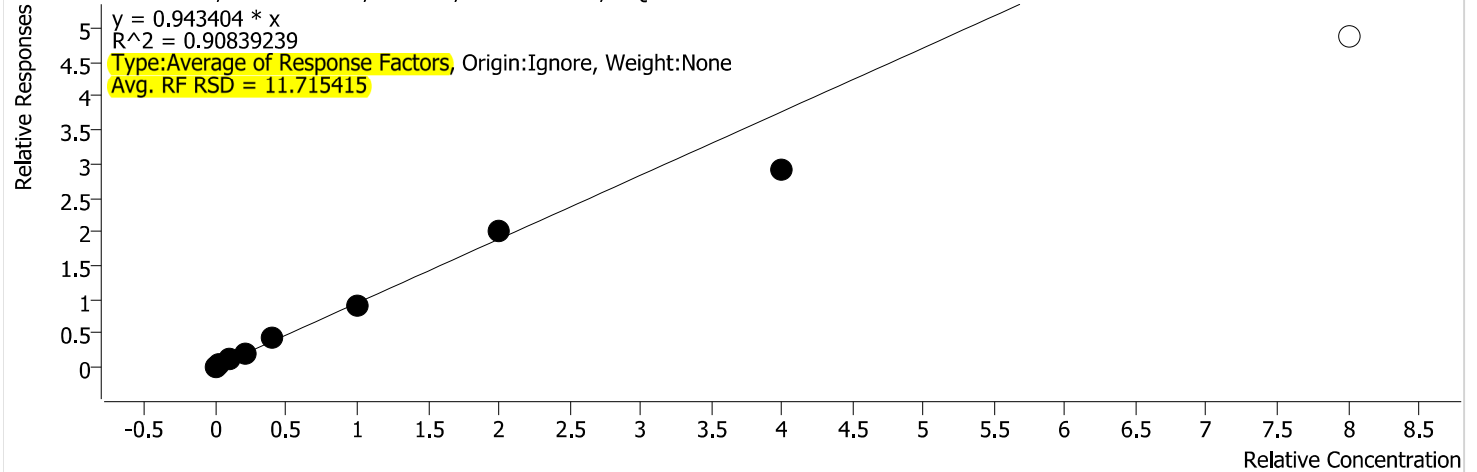
Quantitative Analysis Results With Qualifier Ratio Report



Batch Path	\\WSCIXIGCMS16\InstData\GCMS16\DATA\2021\030921_525.2\QuantResults\030921_525.2.batch.bin		
Analysis Time	3/10/2021 12:34:15 PM	Analyst Name	WECK\ryan.raymond
Report Time	3/10/2021 12:35:49 PM	Reporter Name	ryan.raymond
Last Calib Update	3/10/2021 10:39:20 AM	Batch State	Processed
Quant Batch Version	10.0	Quant Report Version	10.0

Anthracene

Anthracene - 9 Levels, 8 Levels Used, 9 Points, 8 Points Used, 0 QCs



Calibration STD Path	Cal Type	Level	Enabled	Resp.	Exp. Conc	Resp. Factor
\\WSCIXIGCMS16\InstData\GCMS16\DATA\2021\030921_525.2\GCMS16_03092124.D	Calibration	0.05	x	21104	0.0500	0.9317
\\WSCIXIGCMS16\InstData\GCMS16\DATA\2021\030921_525.2\GCMS16_03092123.D	Calibration	0.1	x	40412	0.1000	0.8862
\\WSCIXIGCMS16\InstData\GCMS16\DATA\2021\030921_525.2\GCMS16_03092122.D	Calibration	0.5	x	227423	0.5000	0.9750
\\WSCIXIGCMS16\InstData\GCMS16\DATA\2021\030921_525.2\GCMS16_03092121.D	Calibration	1	x	470254	1.0000	1.0500
\\WSCIXIGCMS16\InstData\GCMS16\DATA\2021\030921_525.2\GCMS16_03092120.D	Calibration	2	x	955049	2.0000	1.0793
\\WSCIXIGCMS16\InstData\GCMS16\DATA\2021\030921_525.2\GCMS16_03092119.D	Calibration	5	x	1876396	5.0000	0.8940
\\WSCIXIGCMS16\InstData\GCMS16\DATA\2021\030921_525.2\GCMS16_03092118.D	Calibration	10	x	4297188	10.0000	1.0010
\\WSCIXIGCMS16\InstData\GCMS16\DATA\2021\030921_525.2\GCMS16_03092117.D	Calibration	20	x	7589563	20.0000	0.7301
\\WSCIXIGCMS16\InstData\GCMS16\DATA\2021\030921_525.2\GCMS16_03092116.D	Calibration	40		11674540	40.0000	0.6092

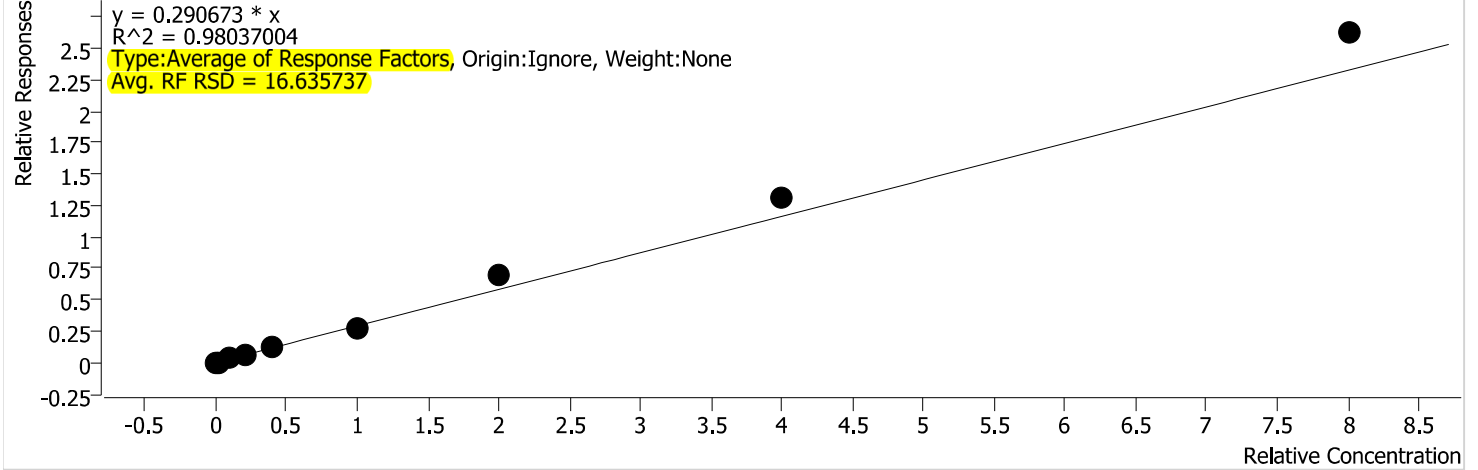
Quantitative Analysis Results With Qualifier Ratio Report



Batch Path	\\WSCIXIGCMS16\InstData\GCMS16\DATA\2021\030921_525.2\QuantResults\030921_525.2.batch.bin		
Analysis Time	3/10/2021 12:34:15 PM	Analyst Name	WECK\ryan.raymond
Report Time	3/10/2021 12:35:49 PM	Reporter Name	ryan.raymond
Last Calib Update	3/10/2021 10:39:20 AM	Batch State	Processed
Quant Batch Version	10.0	Quant Report Version	10.0

Caffeine

Caffeine - 9 Levels, 9 Levels Used, 9 Points, 9 Points Used, 0 QCs



Calibration STD Path	Cal Type	Level	Enabled	Resp.	Exp. Conc	Resp. Factor
\\WSCIXIGCMS16\InstData\GCMS16\DATA\2021\030921_525.2\GCMS16_03092124.D	Calibration	0.05	x	4737	0.0500	0.2091
\\WSCIXIGCMS16\InstData\GCMS16\DATA\2021\030921_525.2\GCMS16_03092123.D	Calibration	0.1	x	10447	0.1000	0.2291
\\WSCIXIGCMS16\InstData\GCMS16\DATA\2021\030921_525.2\GCMS16_03092122.D	Calibration	0.5	x	63085	0.5000	0.2705
\\WSCIXIGCMS16\InstData\GCMS16\DATA\2021\030921_525.2\GCMS16_03092121.D	Calibration	1	x	135651	1.0000	0.3029
\\WSCIXIGCMS16\InstData\GCMS16\DATA\2021\030921_525.2\GCMS16_03092120.D	Calibration	2	x	286350	2.0000	0.3236
\\WSCIXIGCMS16\InstData\GCMS16\DATA\2021\030921_525.2\GCMS16_03092119.D	Calibration	5	x	577748	5.0000	0.2753
\\WSCIXIGCMS16\InstData\GCMS16\DATA\2021\030921_525.2\GCMS16_03092118.D	Calibration	10	x	1512219	10.0000	0.3523
\\WSCIXIGCMS16\InstData\GCMS16\DATA\2021\030921_525.2\GCMS16_03092117.D	Calibration	20	x	3386993	20.0000	0.3258
\\WSCIXIGCMS16\InstData\GCMS16\DATA\2021\030921_525.2\GCMS16_03092116.D	Calibration	40	x	6277654	40.0000	0.3276

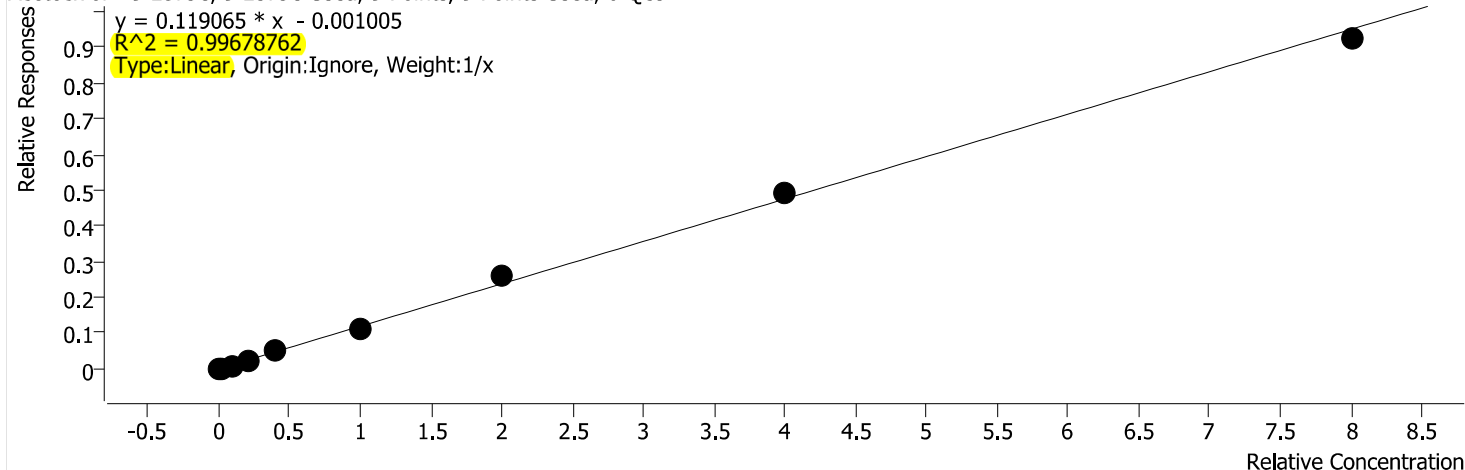
Quantitative Analysis Results With Qualifier Ratio Report



Batch Path	\\WSCIXIGCMS16\InstData\GCMS16\DATA\2021\030921_525.2\QuantResults\030921_525.2.batch.bin		
Analysis Time	3/10/2021 12:34:15 PM	Analyst Name	WECK\ryan.raymond
Report Time	3/10/2021 12:35:49 PM	Reporter Name	ryan.raymond
Last Calib Update	3/10/2021 10:39:20 AM	Batch State	Processed
Quant Batch Version	10.0	Quant Report Version	10.0

Acetochlor

Acetochlor - 9 Levels, 9 Levels Used, 9 Points, 9 Points Used, 0 QCs



Calibration STD Path	Cal Type	Level	Enabled	Resp.	Exp. Conc	Resp. Factor
\\WSCIXIGCMS16\InstData\GCMS16\DATA\2021\030921_525.2\GCMS16_03092124.D	Calibration	0.05	x	1030	0.0500	0.0542
\\WSCIXIGCMS16\InstData\GCMS16\DATA\2021\030921_525.2\GCMS16_03092123.D	Calibration	0.1	x	2591	0.1000	0.0684
\\WSCIXIGCMS16\InstData\GCMS16\DATA\2021\030921_525.2\GCMS16_03092122.D	Calibration	0.5	x	15598	0.5000	0.0796
\\WSCIXIGCMS16\InstData\GCMS16\DATA\2021\030921_525.2\GCMS16_03092121.D	Calibration	1	x	38474	1.0000	0.1008
\\WSCIXIGCMS16\InstData\GCMS16\DATA\2021\030921_525.2\GCMS16_03092120.D	Calibration	2	x	89685	2.0000	0.1202
\\WSCIXIGCMS16\InstData\GCMS16\DATA\2021\030921_525.2\GCMS16_03092119.D	Calibration	5	x	198185	5.0000	0.1089
\\WSCIXIGCMS16\InstData\GCMS16\DATA\2021\030921_525.2\GCMS16_03092118.D	Calibration	10	x	505659	10.0000	0.1310
\\WSCIXIGCMS16\InstData\GCMS16\DATA\2021\030921_525.2\GCMS16_03092117.D	Calibration	20	x	1072428	20.0000	0.1228
\\WSCIXIGCMS16\InstData\GCMS16\DATA\2021\030921_525.2\GCMS16_03092116.D	Calibration	40	x	1789224	40.0000	0.1154

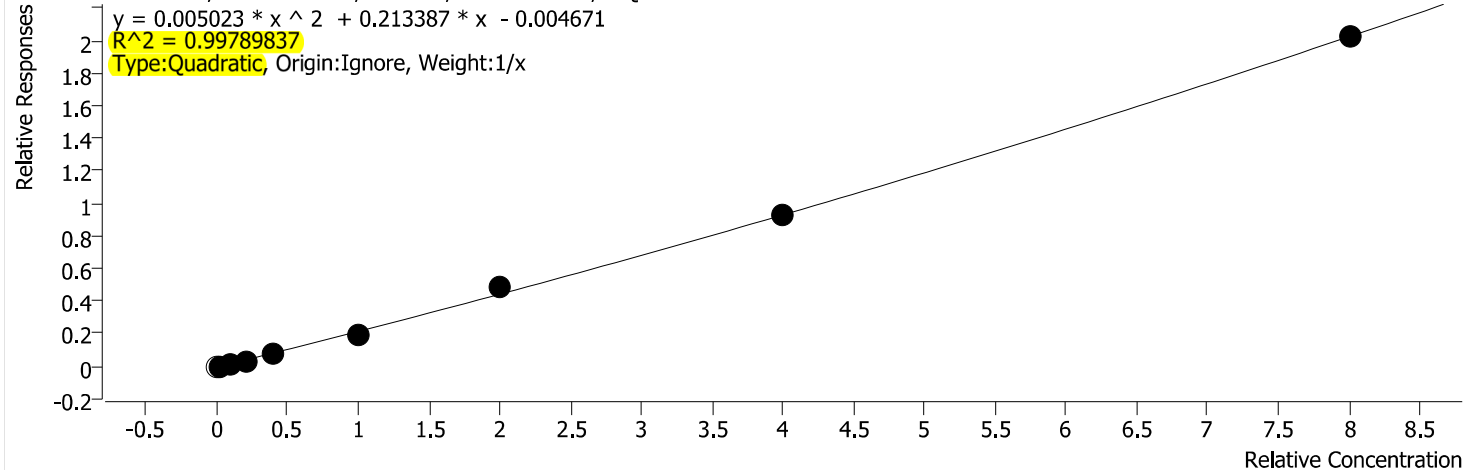
Quantitative Analysis Results With Qualifier Ratio Report



Batch Path	\\WSCIXIGCMS16\InstData\GCMS16\DATA\2021\030921_525.2\QuantResults\030921_525.2.batch.bin		
Analysis Time	3/10/2021 12:34:15 PM	Analyst Name	WECK\ryan.raymond
Report Time	3/10/2021 12:35:49 PM	Reporter Name	ryan.raymond
Last Calib Update	3/10/2021 10:39:20 AM	Batch State	Processed
Quant Batch Version	10.0	Quant Report Version	10.0

Metribuzin

Metribuzin - 9 Levels, 8 Levels Used, 9 Points, 8 Points Used, 0 QCs



Calibration STD Path	Cal Type	Level	Enabled	Resp.	Exp. Conc	Resp. Factor
\\WSCIXIGCMS16\InstData\GCMS16\DATA\2021\030921_525.2\GCMS16_03092124.D	Calibration	0.05		1104	0.0500	0.0581
\\WSCIXIGCMS16\InstData\GCMS16\DATA\2021\030921_525.2\GCMS16_03092123.D	Calibration	0.1	x	2621	0.1000	0.0692
\\WSCIXIGCMS16\InstData\GCMS16\DATA\2021\030921_525.2\GCMS16_03092122.D	Calibration	0.5	x	22503	0.5000	0.1148
\\WSCIXIGCMS16\InstData\GCMS16\DATA\2021\030921_525.2\GCMS16_03092121.D	Calibration	1	x	59623	1.0000	0.1562
\\WSCIXIGCMS16\InstData\GCMS16\DATA\2021\030921_525.2\GCMS16_03092120.D	Calibration	2	x	150123	2.0000	0.2013
\\WSCIXIGCMS16\InstData\GCMS16\DATA\2021\030921_525.2\GCMS16_03092119.D	Calibration	5	x	357271	5.0000	0.1963
\\WSCIXIGCMS16\InstData\GCMS16\DATA\2021\030921_525.2\GCMS16_03092118.D	Calibration	10	x	931572	10.0000	0.2414
\\WSCIXIGCMS16\InstData\GCMS16\DATA\2021\030921_525.2\GCMS16_03092117.D	Calibration	20	x	2010627	20.0000	0.2302
\\WSCIXIGCMS16\InstData\GCMS16\DATA\2021\030921_525.2\GCMS16_03092116.D	Calibration	40	x	3914209	40.0000	0.2525

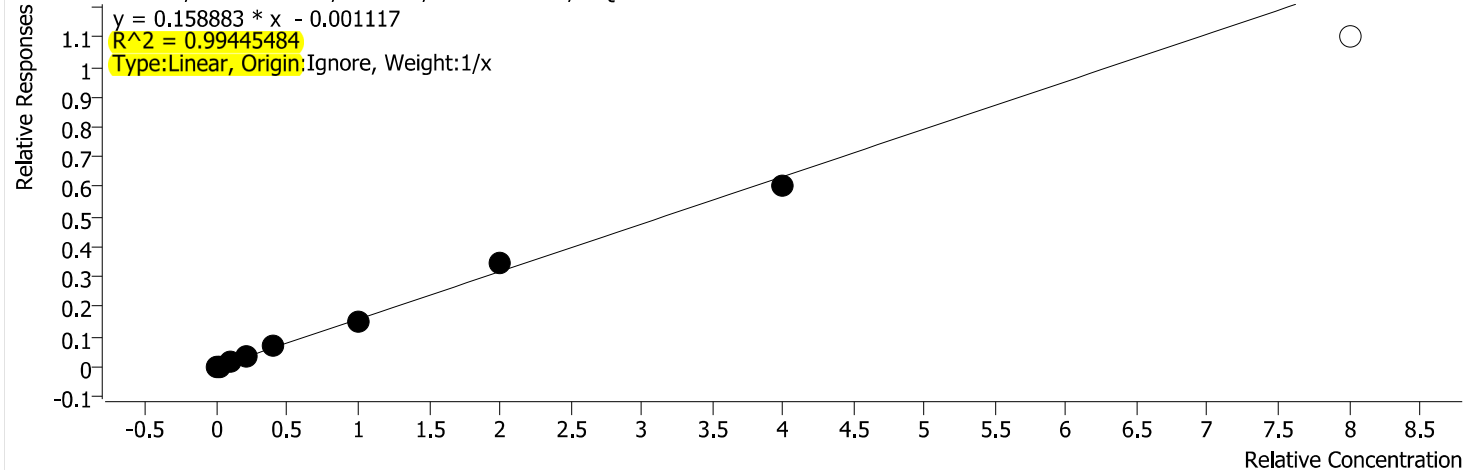
Quantitative Analysis Results With Qualifier Ratio Report



Batch Path	\\WSCIXIGCMS16\InstData\GCMS16\DATA\2021\030921_525.2\QuantResults\030921_525.2.batch.bin		
Analysis Time	3/10/2021 12:34:15 PM	Analyst Name	WECK\ryan.raymond
Report Time	3/10/2021 12:35:49 PM	Reporter Name	ryan.raymond
Last Calib Update	3/10/2021 10:39:20 AM	Batch State	Processed
Quant Batch Version	10.0	Quant Report Version	10.0

Alachlor

Alachlor - 9 Levels, 8 Levels Used, 9 Points, 8 Points Used, 0 QCs



Calibration STD Path	Cal Type	Level	Enabled	Resp.	Exp. Conc	Resp. Factor
\\WSCIXIGCMS16\InstData\GCMS16\DATA\2021\030921_525.2\GCMS16_03092124.D	Calibration	0.05	x	1632	0.0500	0.0858
\\WSCIXIGCMS16\InstData\GCMS16\DATA\2021\030921_525.2\GCMS16_03092123.D	Calibration	0.1	x	2843	0.1000	0.0751
\\WSCIXIGCMS16\InstData\GCMS16\DATA\2021\030921_525.2\GCMS16_03092122.D	Calibration	0.5	x	23467	0.5000	0.1197
\\WSCIXIGCMS16\InstData\GCMS16\DATA\2021\030921_525.2\GCMS16_03092121.D	Calibration	1	x	58483	1.0000	0.1532
\\WSCIXIGCMS16\InstData\GCMS16\DATA\2021\030921_525.2\GCMS16_03092120.D	Calibration	2	x	129029	2.0000	0.1730
\\WSCIXIGCMS16\InstData\GCMS16\DATA\2021\030921_525.2\GCMS16_03092119.D	Calibration	5	x	270723	5.0000	0.1488
\\WSCIXIGCMS16\InstData\GCMS16\DATA\2021\030921_525.2\GCMS16_03092118.D	Calibration	10	x	674337	10.0000	0.1748
\\WSCIXIGCMS16\InstData\GCMS16\DATA\2021\030921_525.2\GCMS16_03092117.D	Calibration	20	x	1324706	20.0000	0.1517
\\WSCIXIGCMS16\InstData\GCMS16\DATA\2021\030921_525.2\GCMS16_03092116.D	Calibration	40		2131510	40.0000	0.1375

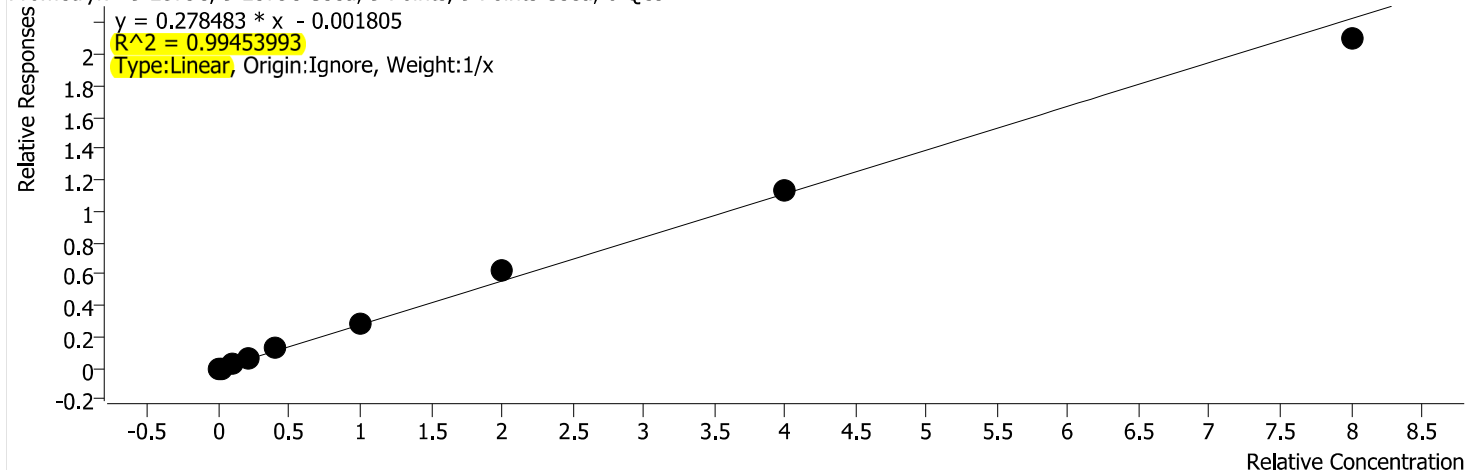
Quantitative Analysis Results With Qualifier Ratio Report



Batch Path	\\WSCIXIGCMS16\InstData\GCMS16\DATA\2021\030921_525.2\QuantResults\030921_525.2.batch.bin		
Analysis Time	3/10/2021 12:34:15 PM	Analyst Name	WECK\ryan.raymond
Report Time	3/10/2021 12:35:50 PM	Reporter Name	ryan.raymond
Last Calib Update	3/10/2021 10:39:20 AM	Batch State	Processed
Quant Batch Version	10.0	Quant Report Version	10.0

Prometryn

Prometryn - 9 Levels, 9 Levels Used, 9 Points, 9 Points Used, 0 QCs



Calibration STD Path	Cal Type	Level	Enabled	Resp.	Exp. Conc	Resp. Factor
\\WSCIXIGCMS16\InstData\GCMS16\DATA\2021\030921_525.2\GCMS16_03092124.D	Calibration	0.05	x	1714	0.0500	0.0901
\\WSCIXIGCMS16\InstData\GCMS16\DATA\2021\030921_525.2\GCMS16_03092123.D	Calibration	0.1	x	4805	0.1000	0.1269
\\WSCIXIGCMS16\InstData\GCMS16\DATA\2021\030921_525.2\GCMS16_03092122.D	Calibration	0.5	x	44621	0.5000	0.2276
\\WSCIXIGCMS16\InstData\GCMS16\DATA\2021\030921_525.2\GCMS16_03092121.D	Calibration	1	x	107758	1.0000	0.2823
\\WSCIXIGCMS16\InstData\GCMS16\DATA\2021\030921_525.2\GCMS16_03092120.D	Calibration	2	x	242137	2.0000	0.3246
\\WSCIXIGCMS16\InstData\GCMS16\DATA\2021\030921_525.2\GCMS16_03092119.D	Calibration	5	x	522640	5.0000	0.2872
\\WSCIXIGCMS16\InstData\GCMS16\DATA\2021\030921_525.2\GCMS16_03092118.D	Calibration	10	x	1216911	10.0000	0.3154
\\WSCIXIGCMS16\InstData\GCMS16\DATA\2021\030921_525.2\GCMS16_03092117.D	Calibration	20	x	2484369	20.0000	0.2845
\\WSCIXIGCMS16\InstData\GCMS16\DATA\2021\030921_525.2\GCMS16_03092116.D	Calibration	40	x	4060642	40.0000	0.2620

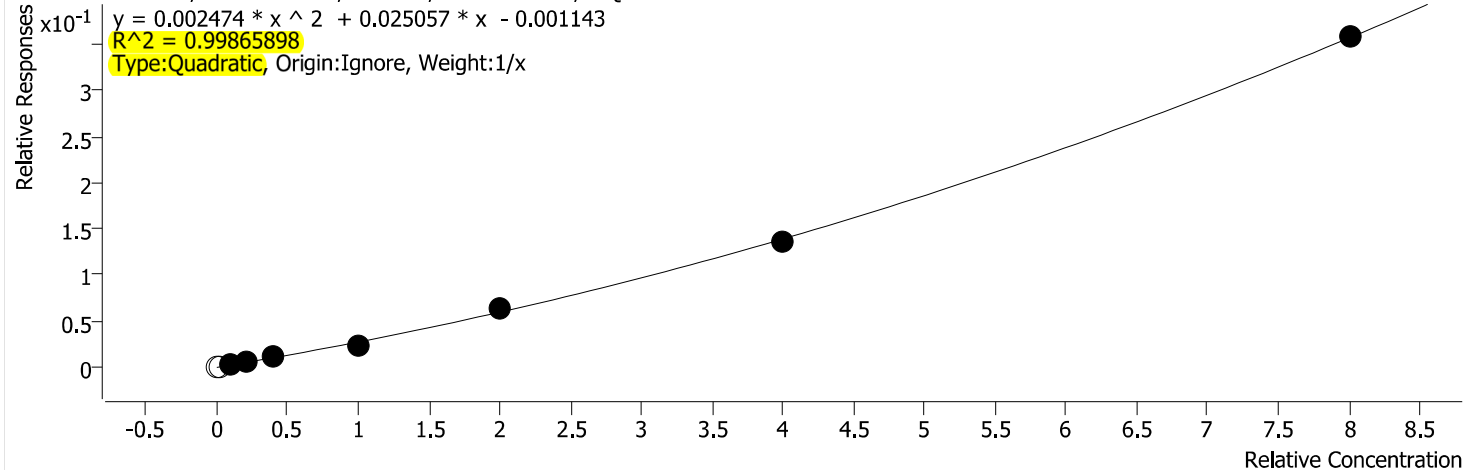
Quantitative Analysis Results With Qualifier Ratio Report



Batch Path	\\WSCIXIGCMS16\InstData\GCMS16\DATA\2021\030921_525.2\QuantResults\030921_525.2.batch.bin		
Analysis Time	3/10/2021 12:34:15 PM	Analyst Name	WECK\ryan.raymond
Report Time	3/10/2021 12:35:50 PM	Reporter Name	ryan.raymond
Last Calib Update	3/10/2021 10:39:20 AM	Batch State	Processed
Quant Batch Version	10.0	Quant Report Version	10.0

Bromacil

Bromacil - 9 Levels, 7 Levels Used, 9 Points, 7 Points Used, 0 QCs



Calibration STD Path	Cal Type	Level	Enabled	Resp.	Exp. Conc	Resp. Factor
\\WSCIXIGCMS16\InstData\GCMS16\DATA\2021\030921_525.2\GCMS16_03092124.D	Calibration	0.05		257	0.0500	0.0135
\\WSCIXIGCMS16\InstData\GCMS16\DATA\2021\030921_525.2\GCMS16_03092123.D	Calibration	0.1		352	0.1000	0.0093
\\WSCIXIGCMS16\InstData\GCMS16\DATA\2021\030921_525.2\GCMS16_03092122.D	Calibration	0.5	x	2956	0.5000	0.0151
\\WSCIXIGCMS16\InstData\GCMS16\DATA\2021\030921_525.2\GCMS16_03092121.D	Calibration	1	x	7092	1.0000	0.0186
\\WSCIXIGCMS16\InstData\GCMS16\DATA\2021\030921_525.2\GCMS16_03092120.D	Calibration	2	x	18122	2.0000	0.0243
\\WSCIXIGCMS16\InstData\GCMS16\DATA\2021\030921_525.2\GCMS16_03092119.D	Calibration	5	x	42503	5.0000	0.0234
\\WSCIXIGCMS16\InstData\GCMS16\DATA\2021\030921_525.2\GCMS16_03092118.D	Calibration	10	x	124328	10.0000	0.0322
\\WSCIXIGCMS16\InstData\GCMS16\DATA\2021\030921_525.2\GCMS16_03092117.D	Calibration	20	x	294793	20.0000	0.0338
\\WSCIXIGCMS16\InstData\GCMS16\DATA\2021\030921_525.2\GCMS16_03092116.D	Calibration	40	x	694495	40.0000	0.0448

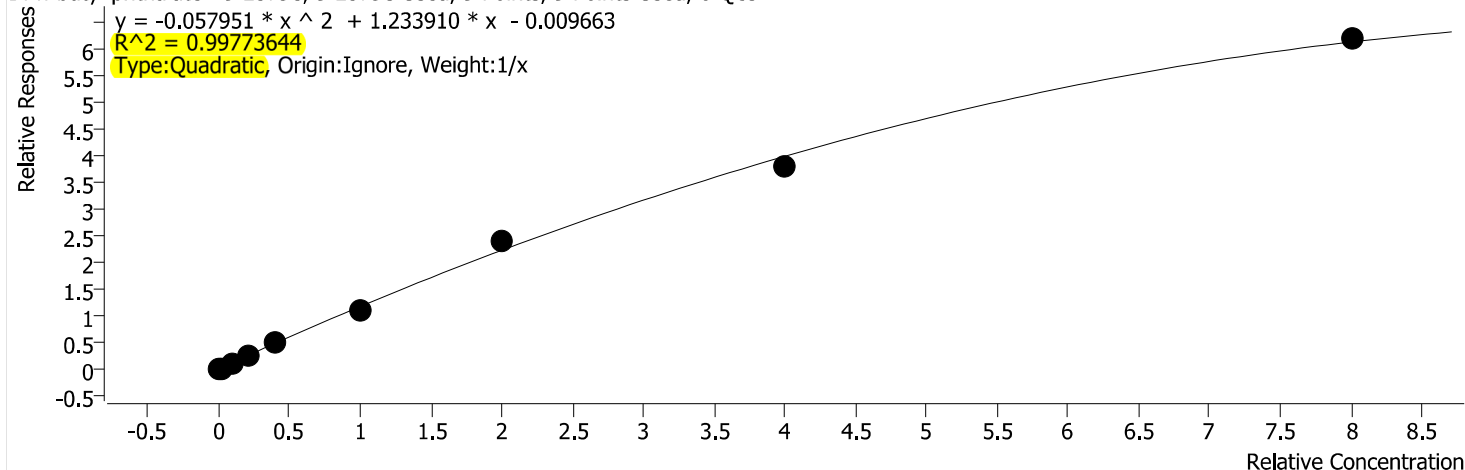
Quantitative Analysis Results With Qualifier Ratio Report



Batch Path	\\WSCIXIGCMS16\InstData\GCMS16\DATA\2021\030921_525.2\QuantResults\030921_525.2.batch.bin		
Analysis Time	3/10/2021 12:34:15 PM	Analyst Name	WECK\ryan.raymond
Report Time	3/10/2021 12:35:50 PM	Reporter Name	ryan.raymond
Last Calib Update	3/10/2021 10:39:20 AM	Batch State	Processed
Quant Batch Version	10.0	Quant Report Version	10.0

Di-n-butyl phthalate

Di-n-butyl phthalate - 9 Levels, 9 Levels Used, 9 Points, 9 Points Used, 0 QCs



Calibration STD Path	Cal Type	Level	Enabled	Resp.	Exp. Conc	Resp. Factor
\\WSCIXIGCMS16\InstData\GCMS16\DATA\2021\030921_525.2\GCMS16_03092124.D	Calibration	0.05	x	11357	0.0500	0.5014
\\WSCIXIGCMS16\InstData\GCMS16\DATA\2021\030921_525.2\GCMS16_03092123.D	Calibration	0.1	x	27454	0.1000	0.6020
\\WSCIXIGCMS16\InstData\GCMS16\DATA\2021\030921_525.2\GCMS16_03092122.D	Calibration	0.5	x	230119	0.5000	0.9865
\\WSCIXIGCMS16\InstData\GCMS16\DATA\2021\030921_525.2\GCMS16_03092121.D	Calibration	1	x	516586	1.0000	1.1535
\\WSCIXIGCMS16\InstData\GCMS16\DATA\2021\030921_525.2\GCMS16_03092120.D	Calibration	2	x	1130696	2.0000	1.2777
\\WSCIXIGCMS16\InstData\GCMS16\DATA\2021\030921_525.2\GCMS16_03092119.D	Calibration	5	x	2332427	5.0000	1.1113
\\WSCIXIGCMS16\InstData\GCMS16\DATA\2021\030921_525.2\GCMS16_03092118.D	Calibration	10	x	5118034	10.0000	1.1922
\\WSCIXIGCMS16\InstData\GCMS16\DATA\2021\030921_525.2\GCMS16_03092117.D	Calibration	20	x	9945195	20.0000	0.9566
\\WSCIXIGCMS16\InstData\GCMS16\DATA\2021\030921_525.2\GCMS16_03092116.D	Calibration	40	x	14863664	40.0000	0.7756

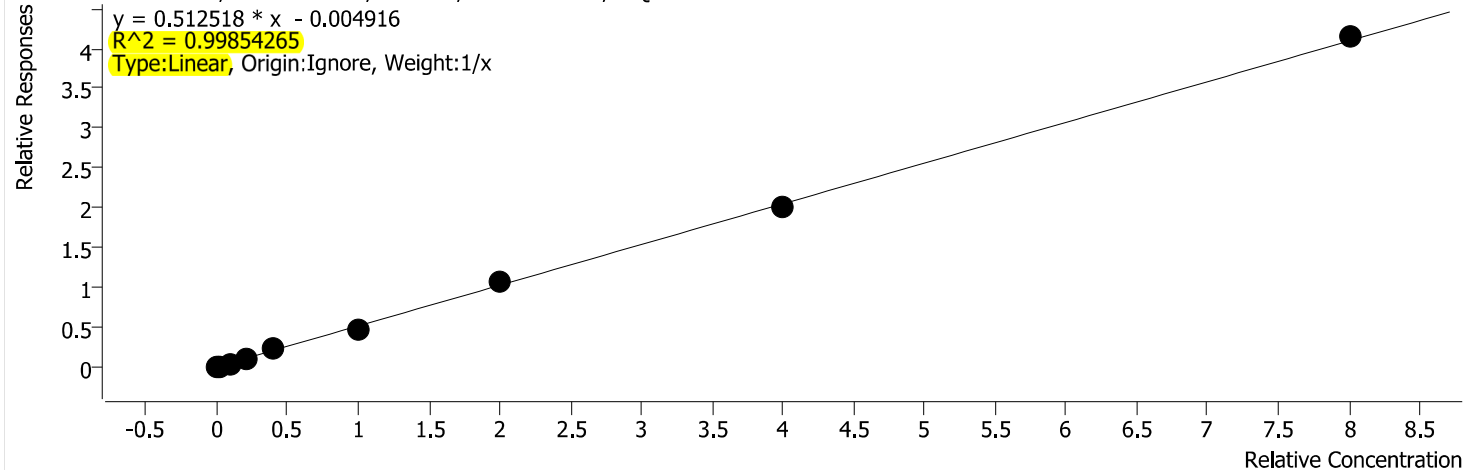
Quantitative Analysis Results With Qualifier Ratio Report



Batch Path	\\WSCIXIGCMS16\InstData\GCMS16\DATA\2021\030921_525.2\QuantResults\030921_525.2.batch.bin		
Analysis Time	3/10/2021 12:34:15 PM	Analyst Name	WECK\ryan.raymond
Report Time	3/10/2021 12:35:50 PM	Reporter Name	ryan.raymond
Last Calib Update	3/10/2021 10:39:20 AM	Batch State	Processed
Quant Batch Version	10.0	Quant Report Version	10.0

Metolachlor

Metolachlor - 9 Levels, 9 Levels Used, 9 Points, 9 Points Used, 0 QCs



Calibration STD Path	Cal Type	Level	Enabled	Resp.	Exp. Conc	Resp. Factor
\\WSCIXIGCMS16\InstData\GCMS16\DATA\2021\030921_525.2\GCMS16_03092124.D	Calibration	0.05	x	3721	0.0500	0.1957
\\WSCIXIGCMS16\InstData\GCMS16\DATA\2021\030921_525.2\GCMS16_03092123.D	Calibration	0.1	x	9114	0.1000	0.2407
\\WSCIXIGCMS16\InstData\GCMS16\DATA\2021\030921_525.2\GCMS16_03092122.D	Calibration	0.5	x	70571	0.5000	0.3600
\\WSCIXIGCMS16\InstData\GCMS16\DATA\2021\030921_525.2\GCMS16_03092121.D	Calibration	1	x	170386	1.0000	0.4464
\\WSCIXIGCMS16\InstData\GCMS16\DATA\2021\030921_525.2\GCMS16_03092120.D	Calibration	2	x	389950	2.0000	0.5228
\\WSCIXIGCMS16\InstData\GCMS16\DATA\2021\030921_525.2\GCMS16_03092119.D	Calibration	5	x	839846	5.0000	0.4616
\\WSCIXIGCMS16\InstData\GCMS16\DATA\2021\030921_525.2\GCMS16_03092118.D	Calibration	10	x	2059946	10.0000	0.5338
\\WSCIXIGCMS16\InstData\GCMS16\DATA\2021\030921_525.2\GCMS16_03092117.D	Calibration	20	x	4378765	20.0000	0.5014
\\WSCIXIGCMS16\InstData\GCMS16\DATA\2021\030921_525.2\GCMS16_03092116.D	Calibration	40	x	8024104	40.0000	0.5177

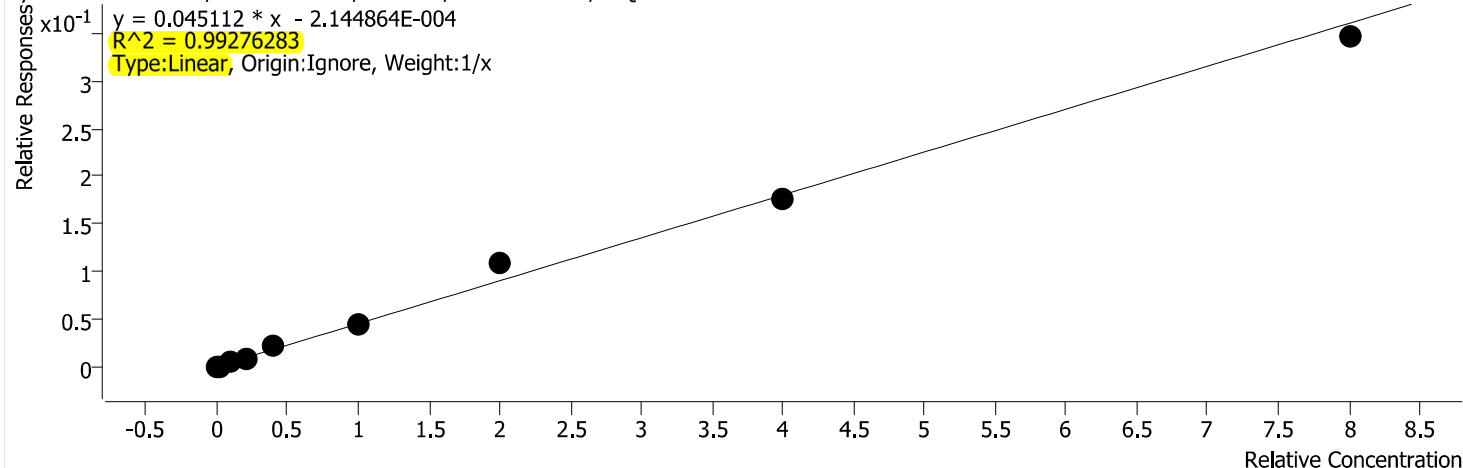
Quantitative Analysis Results With Qualifier Ratio Report



Batch Path	\\WSCIXIGCMS16\InstData\GCMS16\DATA\2021\030921_525.2\QuantResults\030921_525.2.batch.bin		
Analysis Time	3/10/2021 12:34:15 PM	Analyst Name	WECK\ryan.raymond
Report Time	3/10/2021 12:35:50 PM	Reporter Name	ryan.raymond
Last Calib Update	3/10/2021 10:39:20 AM	Batch State	Processed
Quant Batch Version	10.0	Quant Report Version	10.0

Cyanazine

Cyanazine - 9 Levels, 9 Levels Used, 9 Points, 9 Points Used, 0 QCs



Calibration STD Path	Cal Type	Level	Enabled	Resp.	Exp. Conc	Resp. Factor
\\WSCIXIGCMS16\InstData\GCMS16\DATA\2021\030921_525.2\GCMS16_03092124.D	Calibration	0.05	x	558	0.0500	0.0246
\\WSCIXIGCMS16\InstData\GCMS16\DATA\2021\030921_525.2\GCMS16_03092123.D	Calibration	0.1	x	1077	0.1000	0.0236
\\WSCIXIGCMS16\InstData\GCMS16\DATA\2021\030921_525.2\GCMS16_03092122.D	Calibration	0.5	x	9003	0.5000	0.0386
\\WSCIXIGCMS16\InstData\GCMS16\DATA\2021\030921_525.2\GCMS16_03092121.D	Calibration	1	x	20418	1.0000	0.0456
\\WSCIXIGCMS16\InstData\GCMS16\DATA\2021\030921_525.2\GCMS16_03092120.D	Calibration	2	x	46386	2.0000	0.0524
\\WSCIXIGCMS16\InstData\GCMS16\DATA\2021\030921_525.2\GCMS16_03092119.D	Calibration	5	x	91814	5.0000	0.0437
\\WSCIXIGCMS16\InstData\GCMS16\DATA\2021\030921_525.2\GCMS16_03092118.D	Calibration	10	x	231901	10.0000	0.0540
\\WSCIXIGCMS16\InstData\GCMS16\DATA\2021\030921_525.2\GCMS16_03092117.D	Calibration	20	x	455337	20.0000	0.0438
\\WSCIXIGCMS16\InstData\GCMS16\DATA\2021\030921_525.2\GCMS16_03092116.D	Calibration	40	x	828960	40.0000	0.0433

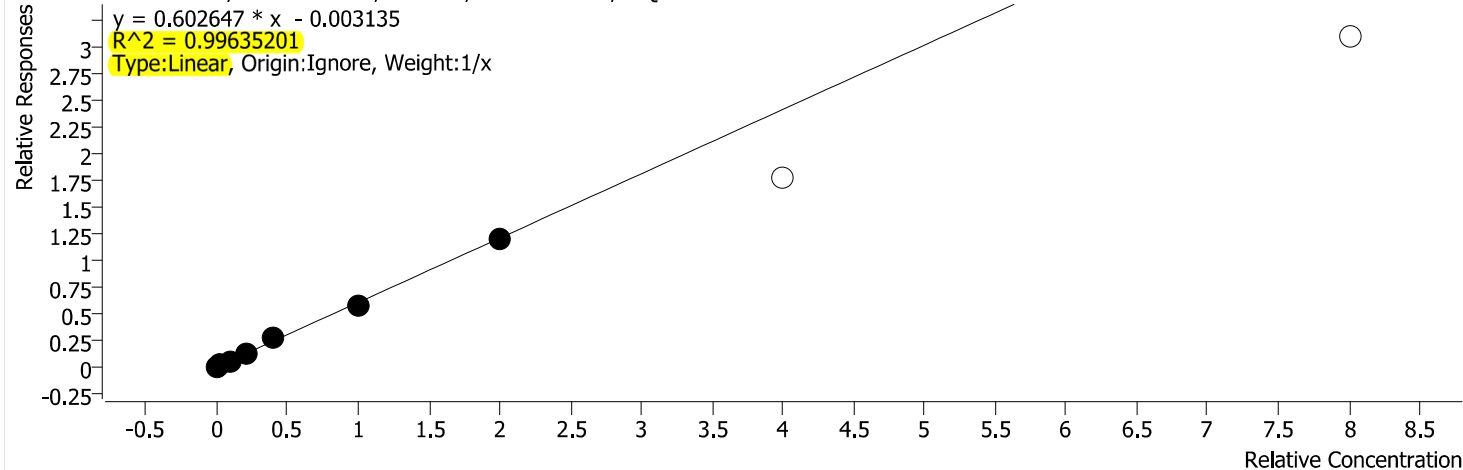
Quantitative Analysis Results With Qualifier Ratio Report



Batch Path	\\WSCIXIGCMS16\InstData\GCMS16\DATA\2021\030921_525.2\QuantResults\030921_525.2.batch.bin		
Analysis Time	3/10/2021 12:34:15 PM	Analyst Name	WECK\ryan.raymond
Report Time	3/10/2021 12:35:50 PM	Reporter Name	ryan.raymond
Last Calib Update	3/10/2021 10:39:20 AM	Batch State	Processed
Quant Batch Version	10.0	Quant Report Version	10.0

Thiobencarb

Thiobencarb - 9 Levels, 7 Levels Used, 9 Points, 7 Points Used, 0 QCs



Calibration STD Path	Cal Type	Level	Enabled	Resp.	Exp. Conc	Resp. Factor
\\WSCIXIGCMS16\InstData\GCMS16\DATA\2021\030921_525.2\GCMS16_03092124.D	Calibration	0.05	x	5283	0.0500	0.2779
\\WSCIXIGCMS16\InstData\GCMS16\DATA\2021\030921_525.2\GCMS16_03092123.D	Calibration	0.1	x	14667	0.1000	0.3874
\\WSCIXIGCMS16\InstData\GCMS16\DATA\2021\030921_525.2\GCMS16_03092122.D	Calibration	0.5	x	108153	0.5000	0.5516
\\WSCIXIGCMS16\InstData\GCMS16\DATA\2021\030921_525.2\GCMS16_03092121.D	Calibration	1	x	242093	1.0000	0.6342
\\WSCIXIGCMS16\InstData\GCMS16\DATA\2021\030921_525.2\GCMS16_03092120.D	Calibration	2	x	503618	2.0000	0.6751
\\WSCIXIGCMS16\InstData\GCMS16\DATA\2021\030921_525.2\GCMS16_03092119.D	Calibration	5	x	1021857	5.0000	0.5616
\\WSCIXIGCMS16\InstData\GCMS16\DATA\2021\030921_525.2\GCMS16_03092118.D	Calibration	10	x	2318595	10.0000	0.6009
\\WSCIXIGCMS16\InstData\GCMS16\DATA\2021\030921_525.2\GCMS16_03092117.D	Calibration	20		3877873	20.0000	0.4441
\\WSCIXIGCMS16\InstData\GCMS16\DATA\2021\030921_525.2\GCMS16_03092116.D	Calibration	40		5973770	40.0000	0.3854

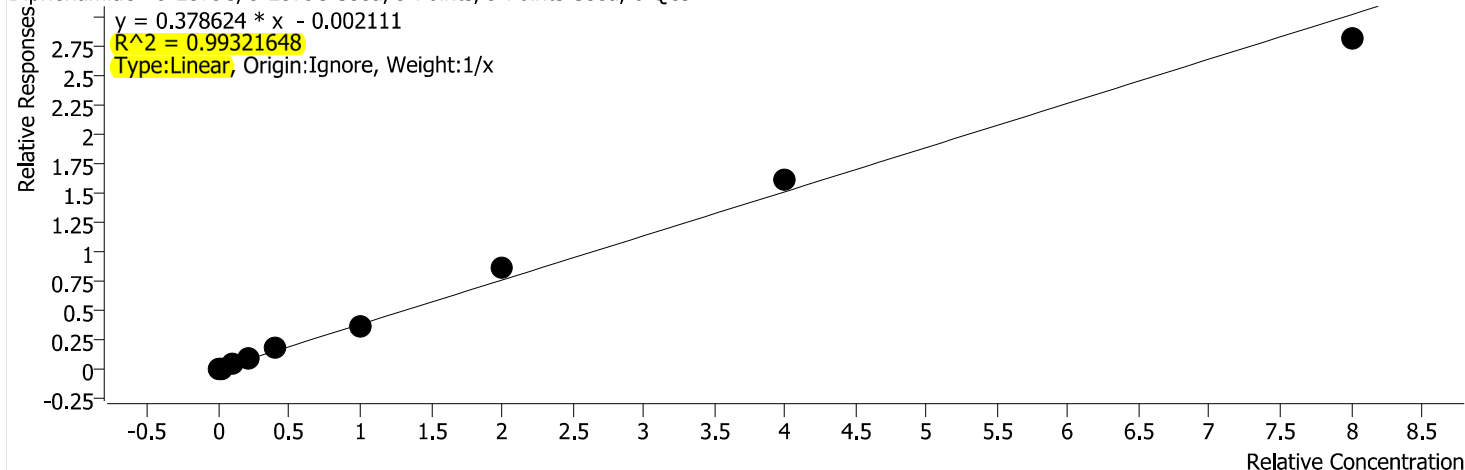
Quantitative Analysis Results With Qualifier Ratio Report



Batch Path	\\WSCIXIGCMS16\InstData\GCMS16\DATA\2021\030921_525.2\QuantResults\030921_525.2.batch.bin		
Analysis Time	3/10/2021 12:34:15 PM	Analyst Name	WECK\ryan.raymond
Report Time	3/10/2021 12:35:50 PM	Reporter Name	ryan.raymond
Last Calib Update	3/10/2021 10:39:20 AM	Batch State	Processed
Quant Batch Version	10.0	Quant Report Version	10.0

Diphenamide

Diphenamide - 9 Levels, 9 Levels Used, 9 Points, 9 Points Used, 0 QCs



Calibration STD Path	Cal Type	Level	Enabled	Resp.	Exp. Conc	Resp. Factor
\\WSCIXIGCMS16\InstData\GCMS16\DATA\2021\030921_525.2\GCMS16_03092124.D	Calibration	0.05	x	3936	0.0500	0.1738
\\WSCIXIGCMS16\InstData\GCMS16\DATA\2021\030921_525.2\GCMS16_03092123.D	Calibration	0.1	x	9748	0.1000	0.2138
\\WSCIXIGCMS16\InstData\GCMS16\DATA\2021\030921_525.2\GCMS16_03092122.D	Calibration	0.5	x	73626	0.5000	0.3156
\\WSCIXIGCMS16\InstData\GCMS16\DATA\2021\030921_525.2\GCMS16_03092121.D	Calibration	1	x	168027	1.0000	0.3752
\\WSCIXIGCMS16\InstData\GCMS16\DATA\2021\030921_525.2\GCMS16_03092120.D	Calibration	2	x	370279	2.0000	0.4184
\\WSCIXIGCMS16\InstData\GCMS16\DATA\2021\030921_525.2\GCMS16_03092119.D	Calibration	5	x	769722	5.0000	0.3667
\\WSCIXIGCMS16\InstData\GCMS16\DATA\2021\030921_525.2\GCMS16_03092118.D	Calibration	10	x	1855861	10.0000	0.4323
\\WSCIXIGCMS16\InstData\GCMS16\DATA\2021\030921_525.2\GCMS16_03092117.D	Calibration	20	x	4179382	20.0000	0.4020
\\WSCIXIGCMS16\InstData\GCMS16\DATA\2021\030921_525.2\GCMS16_03092116.D	Calibration	40	x	6749143	40.0000	0.3522

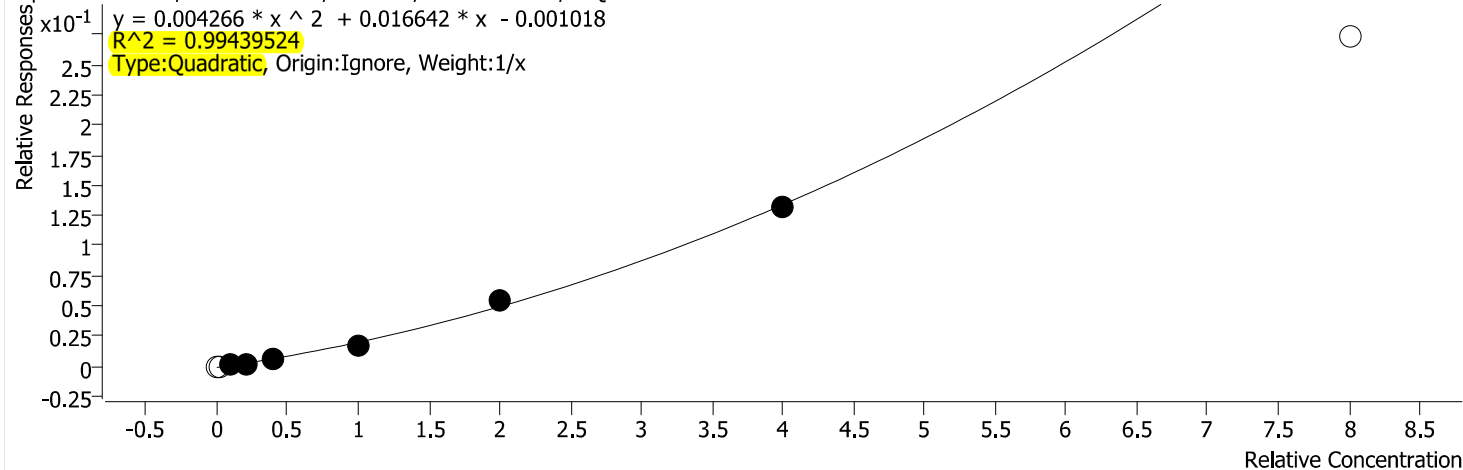
Quantitative Analysis Results With Qualifier Ratio Report



Batch Path	\\WSCIXIGCMS16\InstData\GCMS16\DATA\2021\030921_525.2\QuantResults\030921_525.2.batch.bin		
Analysis Time	3/10/2021 12:34:15 PM	Analyst Name	WECK\ryan.raymond
Report Time	3/10/2021 12:35:50 PM	Reporter Name	ryan.raymond
Last Calib Update	3/10/2021 10:39:20 AM	Batch State	Processed
Quant Batch Version	10.0	Quant Report Version	10.0

Captan

Captan - 9 Levels, 6 Levels Used, 9 Points, 6 Points Used, 0 QCs



Calibration STD Path	Cal Type	Level	Enabled	Resp.	Exp. Conc	Resp. Factor
\\WSCIXIGCMS16\InstData\GCMS16\DATA\2021\030921_525.2\GCMS16_03092124.D	Calibration	0.05		364	0.0500	0.0161
\\WSCIXIGCMS16\InstData\GCMS16\DATA\2021\030921_525.2\GCMS16_03092123.D	Calibration	0.1		312	0.1000	0.0068
\\WSCIXIGCMS16\InstData\GCMS16\DATA\2021\030921_525.2\GCMS16_03092122.D	Calibration	0.5	x	2401	0.5000	0.0103
\\WSCIXIGCMS16\InstData\GCMS16\DATA\2021\030921_525.2\GCMS16_03092121.D	Calibration	1	x	5119	1.0000	0.0114
\\WSCIXIGCMS16\InstData\GCMS16\DATA\2021\030921_525.2\GCMS16_03092120.D	Calibration	2	x	12677	2.0000	0.0143
\\WSCIXIGCMS16\InstData\GCMS16\DATA\2021\030921_525.2\GCMS16_03092119.D	Calibration	5	x	34702	5.0000	0.0165
\\WSCIXIGCMS16\InstData\GCMS16\DATA\2021\030921_525.2\GCMS16_03092118.D	Calibration	10	x	118349	10.0000	0.0276
\\WSCIXIGCMS16\InstData\GCMS16\DATA\2021\030921_525.2\GCMS16_03092117.D	Calibration	20	x	342570	20.0000	0.0330
\\WSCIXIGCMS16\InstData\GCMS16\DATA\2021\030921_525.2\GCMS16_03092116.D	Calibration	40		652962	40.0000	0.0341

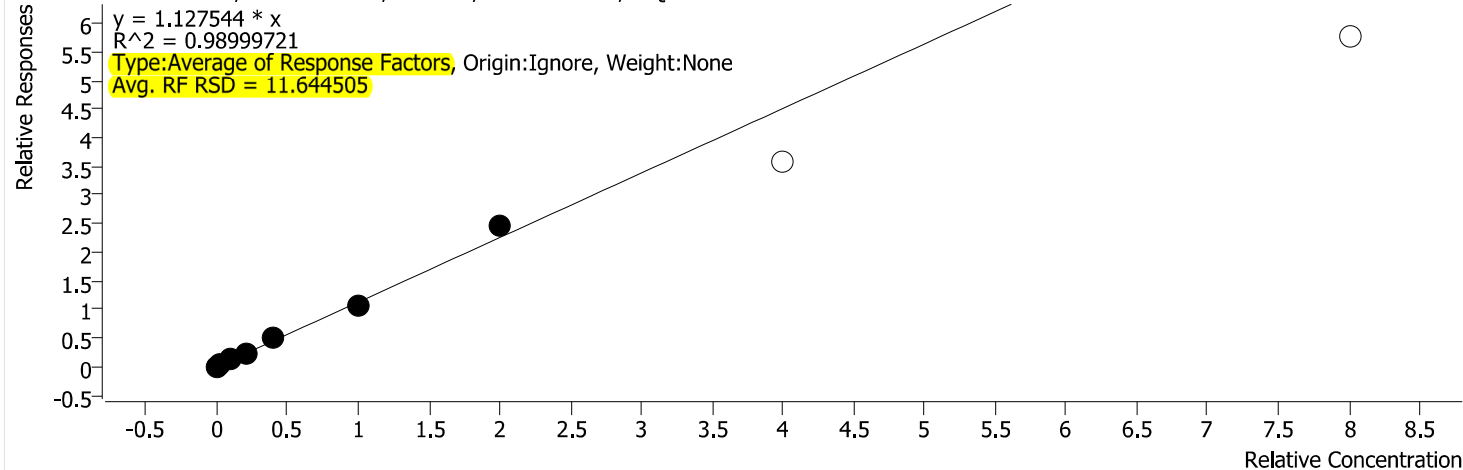
Quantitative Analysis Results With Qualifier Ratio Report



Batch Path	\\WSCIXIGCMS16\InstData\GCMS16\DATA\2021\030921_525.2\QuantResults\030921_525.2.batch.bin		
Analysis Time	3/10/2021 12:34:15 PM	Analyst Name	WECK\ryan.raymond
Report Time	3/10/2021 12:35:50 PM	Reporter Name	ryan.raymond
Last Calib Update	3/10/2021 10:39:20 AM	Batch State	Processed
Quant Batch Version	10.0	Quant Report Version	10.0

Fluoranthene

Fluoranthene - 9 Levels, 7 Levels Used, 9 Points, 7 Points Used, 0 QCs



Calibration STD Path	Cal Type	Level	Enabled	Resp.	Exp. Conc	Resp. Factor
\\WSCIXIGCMS16\InstData\GCMS16\DATA\2021\030921_525.2\GCMS16_03092124.D	Calibration	0.05	x	21247	0.0500	0.9381
\\WSCIXIGCMS16\InstData\GCMS16\DATA\2021\030921_525.2\GCMS16_03092123.D	Calibration	0.1	x	45545	0.1000	0.9988
\\WSCIXIGCMS16\InstData\GCMS16\DATA\2021\030921_525.2\GCMS16_03092122.D	Calibration	0.5	x	264551	0.5000	1.1342
\\WSCIXIGCMS16\InstData\GCMS16\DATA\2021\030921_525.2\GCMS16_03092121.D	Calibration	1	x	551001	1.0000	1.2303
\\WSCIXIGCMS16\InstData\GCMS16\DATA\2021\030921_525.2\GCMS16_03092120.D	Calibration	2	x	1144404	2.0000	1.2932
\\WSCIXIGCMS16\InstData\GCMS16\DATA\2021\030921_525.2\GCMS16_03092119.D	Calibration	5	x	2249640	5.0000	1.0718
\\WSCIXIGCMS16\InstData\GCMS16\DATA\2021\030921_525.2\GCMS16_03092118.D	Calibration	10	x	5265033	10.0000	1.2264
\\WSCIXIGCMS16\InstData\GCMS16\DATA\2021\030921_525.2\GCMS16_03092117.D	Calibration	20		9315541	20.0000	0.8961
\\WSCIXIGCMS16\InstData\GCMS16\DATA\2021\030921_525.2\GCMS16_03092116.D	Calibration	40		13784855	40.0000	0.7193

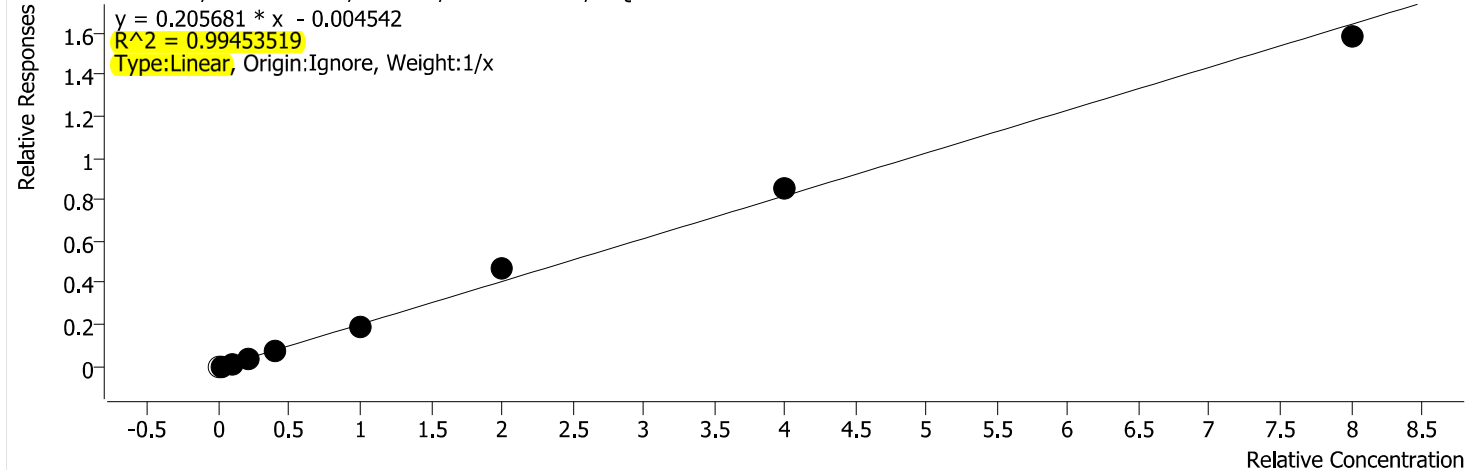
Quantitative Analysis Results With Qualifier Ratio Report



Batch Path	\\WSCIXIGCMS16\InstData\GCMS16\DATA\2021\030921_525.2\QuantResults\030921_525.2.batch.bin		
Analysis Time	3/10/2021 12:34:15 PM	Analyst Name	WECK\ryan.raymond
Report Time	3/10/2021 12:35:50 PM	Reporter Name	ryan.raymond
Last Calib Update	3/10/2021 10:39:20 AM	Batch State	Processed
Quant Batch Version	10.0	Quant Report Version	10.0

Butachlor

Butachlor - 9 Levels, 8 Levels Used, 9 Points, 8 Points Used, 0 QCs



Calibration STD Path	Cal Type	Level	Enabled	Resp.	Exp. Conc	Resp. Factor
\\WSCIXIGCMS16\InstData\GCMS16\DATA\2021\030921_525.2\GCMS16_03092124.D	Calibration	0.05		1021	0.0500	0.0537
\\WSCIXIGCMS16\InstData\GCMS16\DATA\2021\030921_525.2\GCMS16_03092123.D	Calibration	0.1	x	2412	0.1000	0.0637
\\WSCIXIGCMS16\InstData\GCMS16\DATA\2021\030921_525.2\GCMS16_03092122.D	Calibration	0.5	x	20311	0.5000	0.1036
\\WSCIXIGCMS16\InstData\GCMS16\DATA\2021\030921_525.2\GCMS16_03092121.D	Calibration	1	x	55335	1.0000	0.1450
\\WSCIXIGCMS16\InstData\GCMS16\DATA\2021\030921_525.2\GCMS16_03092120.D	Calibration	2	x	142724	2.0000	0.1913
\\WSCIXIGCMS16\InstData\GCMS16\DATA\2021\030921_525.2\GCMS16_03092119.D	Calibration	5	x	335337	5.0000	0.1843
\\WSCIXIGCMS16\InstData\GCMS16\DATA\2021\030921_525.2\GCMS16_03092118.D	Calibration	10	x	894882	10.0000	0.2319
\\WSCIXIGCMS16\InstData\GCMS16\DATA\2021\030921_525.2\GCMS16_03092117.D	Calibration	20	x	1861351	20.0000	0.2131
\\WSCIXIGCMS16\InstData\GCMS16\DATA\2021\030921_525.2\GCMS16_03092116.D	Calibration	40	x	3059433	40.0000	0.1974

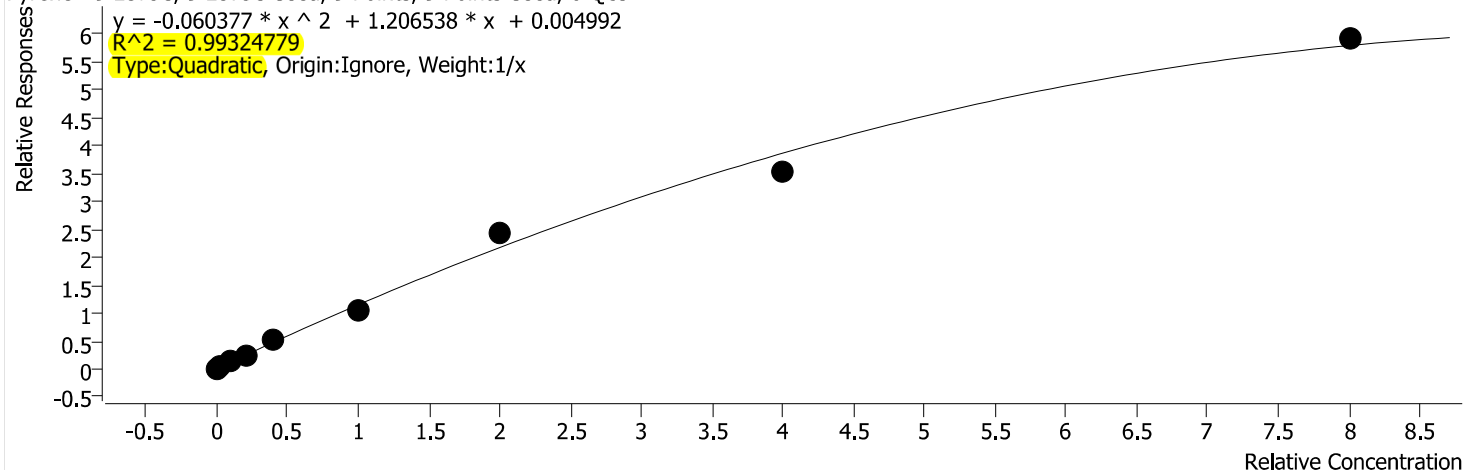
Quantitative Analysis Results With Qualifier Ratio Report



Batch Path	\\WSCIXIGCMS16\InstData\GCMS16\DATA\2021\030921_525.2\QuantResults\030921_525.2.batch.bin		
Analysis Time	3/10/2021 12:34:15 PM	Analyst Name	WECK\ryan.raymond
Report Time	3/10/2021 12:35:50 PM	Reporter Name	ryan.raymond
Last Calib Update	3/10/2021 10:39:20 AM	Batch State	Processed
Quant Batch Version	10.0	Quant Report Version	10.0

Pyrene

Pyrene - 9 Levels, 9 Levels Used, 9 Points, 9 Points Used, 0 QCs



Calibration STD Path	Cal Type	Level	Enabled	Resp.	Exp. Conc	Resp. Factor
\\WSCIXIGCMS16\InstData\GCMS16\DATA\2021\030921_525.2\GCMS16_03092124.D	Calibration	0.05	x	36997	0.0500	1.6334
\\WSCIXIGCMS16\InstData\GCMS16\DATA\2021\030921_525.2\GCMS16_03092123.D	Calibration	0.1	x	62896	0.1000	1.3792
\\WSCIXIGCMS16\InstData\GCMS16\DATA\2021\030921_525.2\GCMS16_03092122.D	Calibration	0.5	x	292905	0.5000	1.2557
\\WSCIXIGCMS16\InstData\GCMS16\DATA\2021\030921_525.2\GCMS16_03092121.D	Calibration	1	x	575762	1.0000	1.2856
\\WSCIXIGCMS16\InstData\GCMS16\DATA\2021\030921_525.2\GCMS16_03092120.D	Calibration	2	x	1153149	2.0000	1.3031
\\WSCIXIGCMS16\InstData\GCMS16\DATA\2021\030921_525.2\GCMS16_03092119.D	Calibration	5	x	2215000	5.0000	1.0553
\\WSCIXIGCMS16\InstData\GCMS16\DATA\2021\030921_525.2\GCMS16_03092118.D	Calibration	10	x	5250080	10.0000	1.2229
\\WSCIXIGCMS16\InstData\GCMS16\DATA\2021\030921_525.2\GCMS16_03092117.D	Calibration	20	x	9159193	20.0000	0.8810
\\WSCIXIGCMS16\InstData\GCMS16\DATA\2021\030921_525.2\GCMS16_03092116.D	Calibration	40	x	14147669	40.0000	0.7382

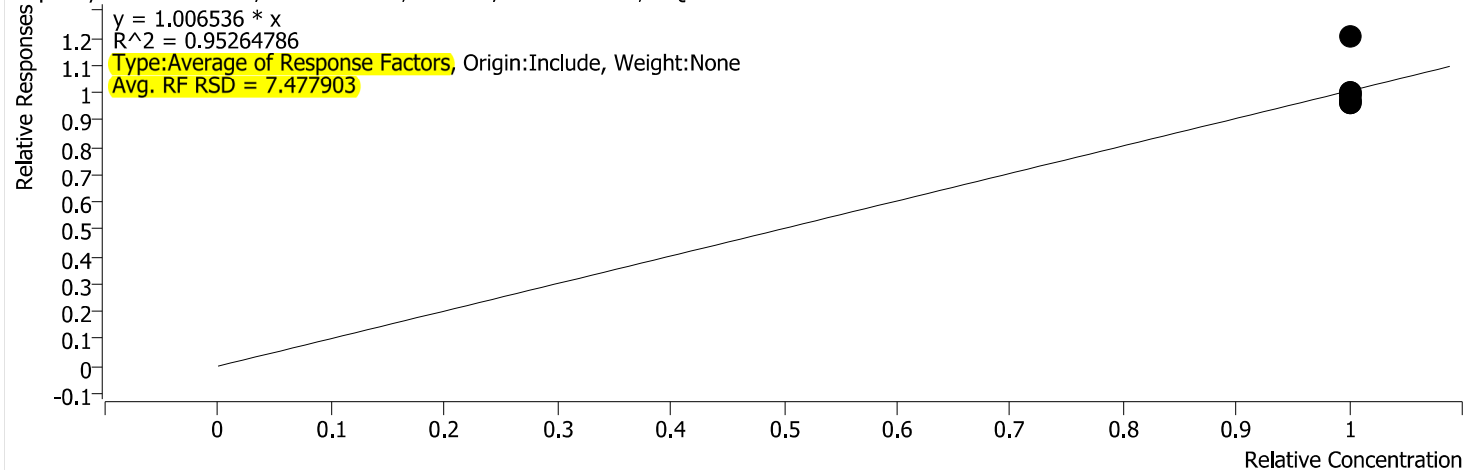
Quantitative Analysis Results With Qualifier Ratio Report



Batch Path	\\WSCIXIGCMS16\InstData\GCMS16\DATA\2021\030921_525.2\QuantResults\030921_525.2.batch.bin		
Analysis Time	3/10/2021 12:34:15 PM	Analyst Name	WECK\ryan.raymond
Report Time	3/10/2021 12:35:50 PM	Reporter Name	ryan.raymond
Last Calib Update	3/10/2021 10:39:20 AM	Batch State	Processed
Quant Batch Version	10.0	Quant Report Version	10.0

Terphenyl-d14

Terphenyl-d14 - 9 Levels, 9 Levels Used, 9 Points, 9 Points Used, 0 QCs



Calibration STD Path	Cal Type	Level	Enabled	Resp.	Exp. Conc	Resp. Factor
\\WSCIXIGCMS16\InstData\GCMS16\DATA\2021\030921_525.2\GCMS16_03092124.D	Calibration	0.05	x	1890745	5.0000	0.9945
\\WSCIXIGCMS16\InstData\GCMS16\DATA\2021\030921_525.2\GCMS16_03092123.D	Calibration	0.1	x	1874263	5.0000	0.9901
\\WSCIXIGCMS16\InstData\GCMS16\DATA\2021\030921_525.2\GCMS16_03092122.D	Calibration	0.5	x	1965555	5.0000	1.0025
\\WSCIXIGCMS16\InstData\GCMS16\DATA\2021\030921_525.2\GCMS16_03092121.D	Calibration	1	x	1857357	5.0000	0.9731
\\WSCIXIGCMS16\InstData\GCMS16\DATA\2021\030921_525.2\GCMS16_03092120.D	Calibration	2	x	1814612	5.0000	0.9731
\\WSCIXIGCMS16\InstData\GCMS16\DATA\2021\030921_525.2\GCMS16_03092119.D	Calibration	5	x	1753870	5.0000	0.9639
\\WSCIXIGCMS16\InstData\GCMS16\DATA\2021\030921_525.2\GCMS16_03092118.D	Calibration	10	x	1850792	5.0000	0.9593
\\WSCIXIGCMS16\InstData\GCMS16\DATA\2021\030921_525.2\GCMS16_03092117.D	Calibration	20	x	2182016	5.0000	0.9995
\\WSCIXIGCMS16\InstData\GCMS16\DATA\2021\030921_525.2\GCMS16_03092116.D	Calibration	40	x	2330505	5.0000	1.2029

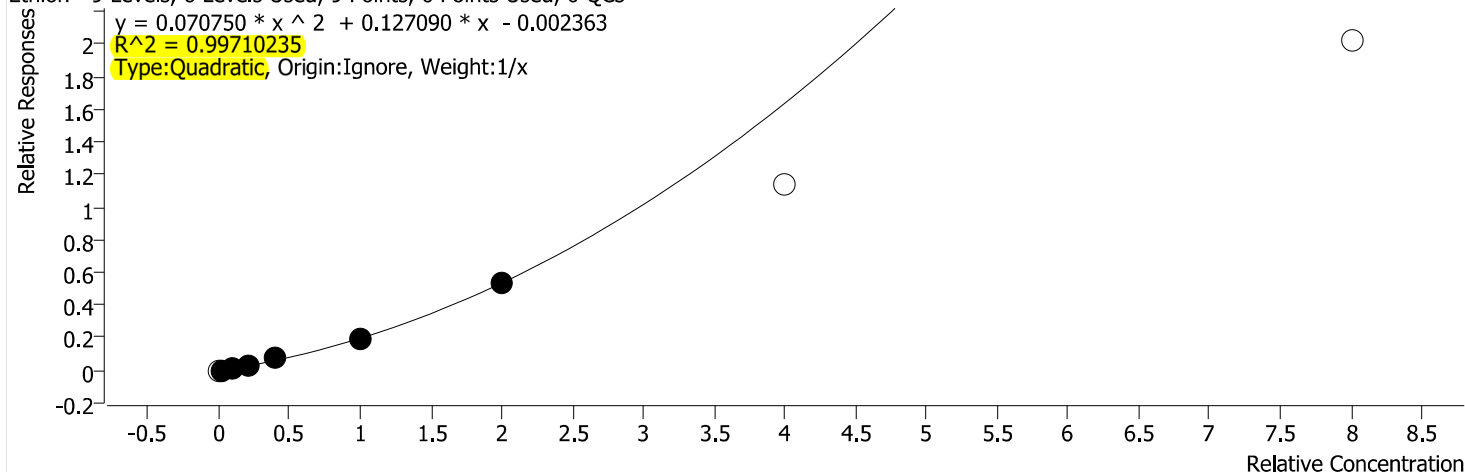
Quantitative Analysis Results With Qualifier Ratio Report



Batch Path	\\WSCIXIGCMS16\InstData\GCMS16\DATA\2021\030921_525.2\QuantResults\030921_525.2.batch.bin		
Analysis Time	3/10/2021 12:34:15 PM	Analyst Name	WECK\ryan.raymond
Report Time	3/10/2021 12:35:50 PM	Reporter Name	ryan.raymond
Last Calib Update	3/10/2021 10:39:20 AM	Batch State	Processed
Quant Batch Version	10.0	Quant Report Version	10.0

Ethion

Ethion - 9 Levels, 6 Levels Used, 9 Points, 6 Points Used, 0 QCs



Calibration STD Path	Cal Type	Level	Enabled	Resp.	Exp. Conc	Resp. Factor
\\WSCIXIGCMS16\InstData\GCMS16\DATA\2021\030921_525.2\GCMS16_03092124.D	Calibration	0.05		959	0.0500	0.0504
\\WSCIXIGCMS16\InstData\GCMS16\DATA\2021\030921_525.2\GCMS16_03092123.D	Calibration	0.1	x	2019	0.1000	0.0533
\\WSCIXIGCMS16\InstData\GCMS16\DATA\2021\030921_525.2\GCMS16_03092122.D	Calibration	0.5	x	14270	0.5000	0.0728
\\WSCIXIGCMS16\InstData\GCMS16\DATA\2021\030921_525.2\GCMS16_03092121.D	Calibration	1	x	38766	1.0000	0.1016
\\WSCIXIGCMS16\InstData\GCMS16\DATA\2021\030921_525.2\GCMS16_03092120.D	Calibration	2	x	128044	2.0000	0.1717
\\WSCIXIGCMS16\InstData\GCMS16\DATA\2021\030921_525.2\GCMS16_03092119.D	Calibration	5	x	358069	5.0000	0.1968
\\WSCIXIGCMS16\InstData\GCMS16\DATA\2021\030921_525.2\GCMS16_03092118.D	Calibration	10	x	1028590	10.0000	0.2666
\\WSCIXIGCMS16\InstData\GCMS16\DATA\2021\030921_525.2\GCMS16_03092117.D	Calibration	20		2477933	20.0000	0.2837
\\WSCIXIGCMS16\InstData\GCMS16\DATA\2021\030921_525.2\GCMS16_03092116.D	Calibration	40		3908821	40.0000	0.2522

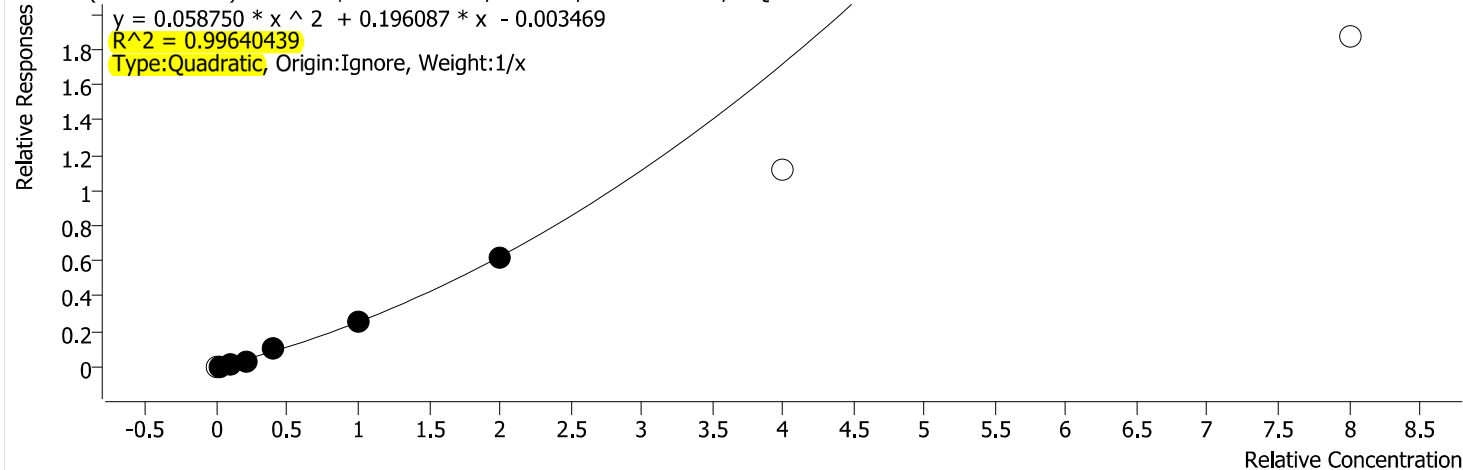
Quantitative Analysis Results With Qualifier Ratio Report



Batch Path	\\WSCIXIGCMS16\InstData\GCMS16\DATA\2021\030921_525.2\QuantResults\030921_525.2.batch.bin		
Analysis Time	3/10/2021 12:34:15 PM	Analyst Name	WECK\ryan.raymond
Report Time	3/10/2021 12:35:50 PM	Reporter Name	ryan.raymond
Last Calib Update	3/10/2021 10:39:20 AM	Batch State	Processed
Quant Batch Version	10.0	Quant Report Version	10.0

Trithion (carbofenotion)

Trithion (carbofenotion) - 9 Levels, 6 Levels Used, 9 Points, 6 Points Used, 0 QCs



Calibration STD Path	Cal Type	Level	Enabled	Resp.	Exp. Conc	Resp. Factor
\\WSCIXIGCMS16\InstData\GCMS16\DATA\2021\030921_525.2\GCMS16_03092124.D	Calibration	0.05		1239	0.0500	0.0652
\\WSCIXIGCMS16\InstData\GCMS16\DATA\2021\030921_525.2\GCMS16_03092123.D	Calibration	0.1	x	2768	0.1000	0.0731
\\WSCIXIGCMS16\InstData\GCMS16\DATA\2021\030921_525.2\GCMS16_03092122.D	Calibration	0.5	x	22185	0.5000	0.1132
\\WSCIXIGCMS16\InstData\GCMS16\DATA\2021\030921_525.2\GCMS16_03092121.D	Calibration	1	x	63151	1.0000	0.1654
\\WSCIXIGCMS16\InstData\GCMS16\DATA\2021\030921_525.2\GCMS16_03092120.D	Calibration	2	x	182954	2.0000	0.2453
\\WSCIXIGCMS16\InstData\GCMS16\DATA\2021\030921_525.2\GCMS16_03092119.D	Calibration	5	x	448945	5.0000	0.2467
\\WSCIXIGCMS16\InstData\GCMS16\DATA\2021\030921_525.2\GCMS16_03092118.D	Calibration	10	x	1203993	10.0000	0.3120
\\WSCIXIGCMS16\InstData\GCMS16\DATA\2021\030921_525.2\GCMS16_03092117.D	Calibration	20		2430067	20.0000	0.2783
\\WSCIXIGCMS16\InstData\GCMS16\DATA\2021\030921_525.2\GCMS16_03092116.D	Calibration	40		3625994	40.0000	0.2339

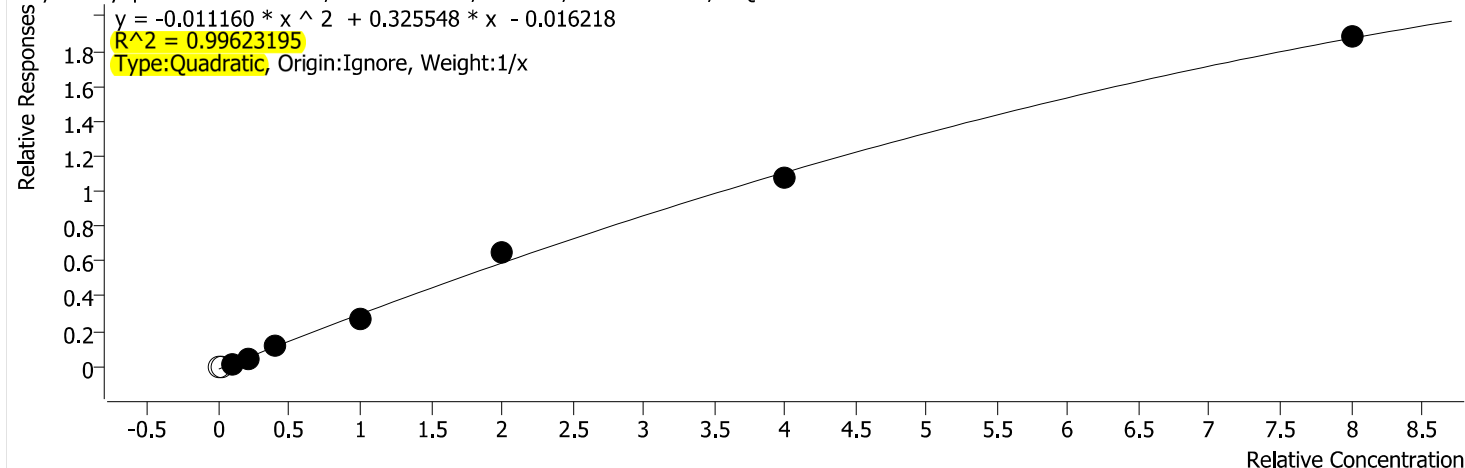
Quantitative Analysis Results With Qualifier Ratio Report



Batch Path	\\WSCIXIGCMS16\InstData\GCMS16\DATA\2021\030921_525.2\QuantResults\030921_525.2.batch.bin		
Analysis Time	3/10/2021 12:34:15 PM	Analyst Name	WECK\ryan.raymond
Report Time	3/10/2021 12:35:50 PM	Reporter Name	ryan.raymond
Last Calib Update	3/10/2021 10:39:20 AM	Batch State	Processed
Quant Batch Version	10.0	Quant Report Version	10.0

Butyl benzyl phthalate

Butyl benzyl phthalate - 9 Levels, 7 Levels Used, 9 Points, 7 Points Used, 0 QCs



Calibration STD Path	Cal Type	Level	Enabled	Resp.	Exp. Conc	Resp. Factor
\\WSCIXIGCMS16\InstData\GCMS16\DATA\2021\030921_525.2\GCMS16_03092124.D	Calibration	0.05		2162	0.0500	0.0954
\\WSCIXIGCMS16\InstData\GCMS16\DATA\2021\030921_525.2\GCMS16_03092123.D	Calibration	0.1		4898	0.1000	0.1074
\\WSCIXIGCMS16\InstData\GCMS16\DATA\2021\030921_525.2\GCMS16_03092122.D	Calibration	0.5	x	40587	0.5000	0.1740
\\WSCIXIGCMS16\InstData\GCMS16\DATA\2021\030921_525.2\GCMS16_03092121.D	Calibration	1	x	105653	1.0000	0.2359
\\WSCIXIGCMS16\InstData\GCMS16\DATA\2021\030921_525.2\GCMS16_03092120.D	Calibration	2	x	254525	2.0000	0.2876
\\WSCIXIGCMS16\InstData\GCMS16\DATA\2021\030921_525.2\GCMS16_03092119.D	Calibration	5	x	552911	5.0000	0.2634
\\WSCIXIGCMS16\InstData\GCMS16\DATA\2021\030921_525.2\GCMS16_03092118.D	Calibration	10	x	1396063	10.0000	0.3252
\\WSCIXIGCMS16\InstData\GCMS16\DATA\2021\030921_525.2\GCMS16_03092117.D	Calibration	20	x	2788053	20.0000	0.2682
\\WSCIXIGCMS16\InstData\GCMS16\DATA\2021\030921_525.2\GCMS16_03092116.D	Calibration	40	x	4504772	40.0000	0.2351

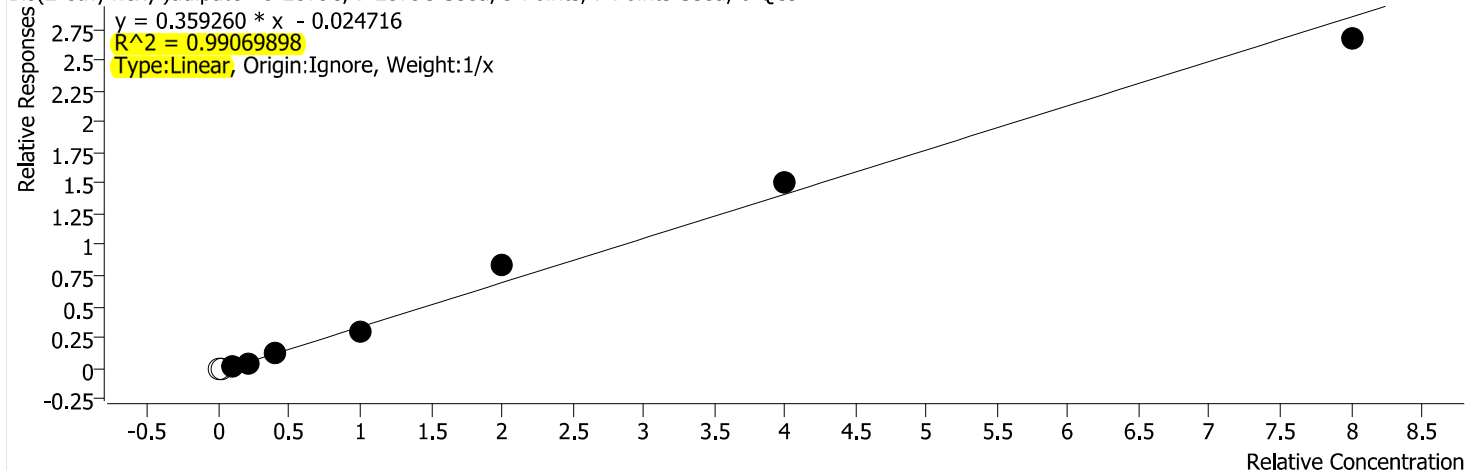
Quantitative Analysis Results With Qualifier Ratio Report



Batch Path	\\WSCIXIGCMS16\InstData\GCMS16\DATA\2021\030921_525.2\QuantResults\030921_525.2.batch.bin		
Analysis Time	3/10/2021 12:34:15 PM	Analyst Name	WECK\ryan.raymond
Report Time	3/10/2021 12:35:50 PM	Reporter Name	ryan.raymond
Last Calib Update	3/10/2021 10:39:20 AM	Batch State	Processed
Quant Batch Version	10.0	Quant Report Version	10.0

Bis(2-ethylhexyl)adipate

Bis(2-ethylhexyl)adipate - 9 Levels, 7 Levels Used, 9 Points, 7 Points Used, 0 QCs



Calibration STD Path	Cal Type	Level	Enabled	Resp.	Exp. Conc	Resp. Factor
\\WSCIXIGCMS16\InstData\GCMS16\DATA\2021\030921_525.2\GCMS16_03092124.D	Calibration	0.05		2067	0.0500	0.0912
\\WSCIXIGCMS16\InstData\GCMS16\DATA\2021\030921_525.2\GCMS16_03092123.D	Calibration	0.1		3596	0.1000	0.0789
\\WSCIXIGCMS16\InstData\GCMS16\DATA\2021\030921_525.2\GCMS16_03092122.D	Calibration	0.5	x	29780	0.5000	0.1277
\\WSCIXIGCMS16\InstData\GCMS16\DATA\2021\030921_525.2\GCMS16_03092121.D	Calibration	1	x	86876	1.0000	0.1940
\\WSCIXIGCMS16\InstData\GCMS16\DATA\2021\030921_525.2\GCMS16_03092120.D	Calibration	2	x	252392	2.0000	0.2852
\\WSCIXIGCMS16\InstData\GCMS16\DATA\2021\030921_525.2\GCMS16_03092119.D	Calibration	5	x	645013	5.0000	0.3073
\\WSCIXIGCMS16\InstData\GCMS16\DATA\2021\030921_525.2\GCMS16_03092118.D	Calibration	10	x	1775819	10.0000	0.4137
\\WSCIXIGCMS16\InstData\GCMS16\DATA\2021\030921_525.2\GCMS16_03092117.D	Calibration	20	x	3892606	20.0000	0.3744
\\WSCIXIGCMS16\InstData\GCMS16\DATA\2021\030921_525.2\GCMS16_03092116.D	Calibration	40	x	6394595	40.0000	0.3337

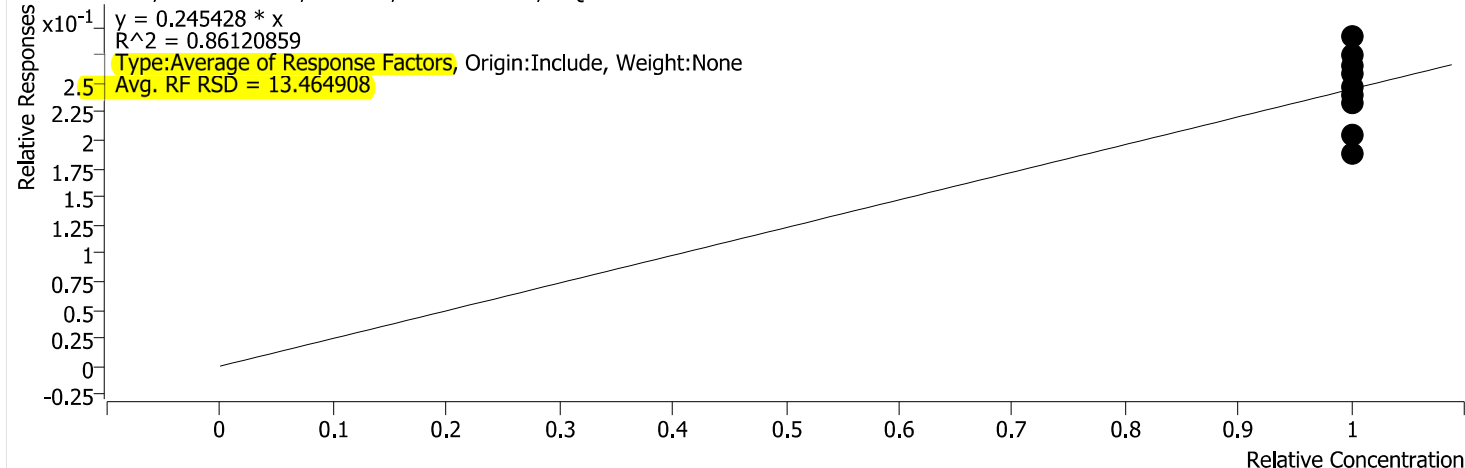
Quantitative Analysis Results With Qualifier Ratio Report



Batch Path	\\WSCIXIGCMS16\InstData\GCMS16\DATA\2021\030921_525.2\QuantResults\030921_525.2.batch.bin		
Analysis Time	3/10/2021 12:34:15 PM	Analyst Name	WECK\ryan.raymond
Report Time	3/10/2021 12:35:50 PM	Reporter Name	ryan.raymond
Last Calib Update	3/10/2021 10:39:20 AM	Batch State	Processed
Quant Batch Version	10.0	Quant Report Version	10.0

TPP

TPP - 9 Levels, 9 Levels Used, 9 Points, 9 Points Used, 0 QCs



Calibration STD Path	Cal Type	Level	Enabled	Resp.	Exp. Conc	Resp. Factor
\\WSCIXIGCMS16\InstData\GCMS16\DATA\2021\030921_525.2\GCMS16_03092124.D	Calibration	0.05	x	424960	5.0000	0.1876
\\WSCIXIGCMS16\InstData\GCMS16\DATA\2021\030921_525.2\GCMS16_03092123.D	Calibration	0.1	x	469055	5.0000	0.2057
\\WSCIXIGCMS16\InstData\GCMS16\DATA\2021\030921_525.2\GCMS16_03092122.D	Calibration	0.5	x	546101	5.0000	0.2341
\\WSCIXIGCMS16\InstData\GCMS16\DATA\2021\030921_525.2\GCMS16_03092121.D	Calibration	1	x	540763	5.0000	0.2415
\\WSCIXIGCMS16\InstData\GCMS16\DATA\2021\030921_525.2\GCMS16_03092120.D	Calibration	2	x	546790	5.0000	0.2472
\\WSCIXIGCMS16\InstData\GCMS16\DATA\2021\030921_525.2\GCMS16_03092119.D	Calibration	5	x	543065	5.0000	0.2587
\\WSCIXIGCMS16\InstData\GCMS16\DATA\2021\030921_525.2\GCMS16_03092118.D	Calibration	10	x	573036	5.0000	0.2670
\\WSCIXIGCMS16\InstData\GCMS16\DATA\2021\030921_525.2\GCMS16_03092117.D	Calibration	20	x	716035	5.0000	0.2755
\\WSCIXIGCMS16\InstData\GCMS16\DATA\2021\030921_525.2\GCMS16_03092116.D	Calibration	40	x	698384	5.0000	0.2915

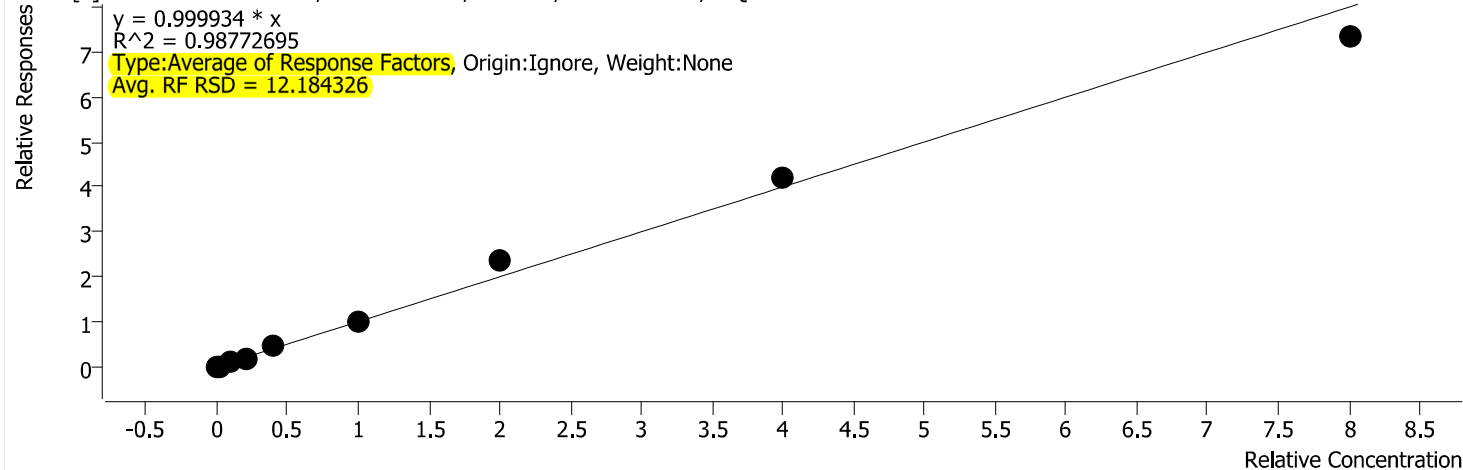
Quantitative Analysis Results With Qualifier Ratio Report



Batch Path	\\WSCIXIGCMS16\InstData\GCMS16\DATA\2021\030921_525.2\QuantResults\030921_525.2.batch.bin		
Analysis Time	3/10/2021 12:34:15 PM	Analyst Name	WECK\ryan.raymond
Report Time	3/10/2021 12:35:50 PM	Reporter Name	ryan.raymond
Last Calib Update	3/10/2021 10:39:20 AM	Batch State	Processed
Quant Batch Version	10.0	Quant Report Version	10.0

Benzo [a] anthracene

Benzo [a] anthracene - 9 Levels, 9 Levels Used, 9 Points, 9 Points Used, 0 QCs



Calibration STD Path	Cal Type	Level	Enabled	Resp.	Exp. Conc	Resp. Factor
\\WSCIXIGCMS16\InstData\GCMS16\DATA\2021\030921_525.2\GCMS16_03092124.D	Calibration	0.05	x	23305	0.0500	1.0289
\\WSCIXIGCMS16\InstData\GCMS16\DATA\2021\030921_525.2\GCMS16_03092123.D	Calibration	0.1	x	41711	0.1000	0.9147
\\WSCIXIGCMS16\InstData\GCMS16\DATA\2021\030921_525.2\GCMS16_03092122.D	Calibration	0.5	x	188683	0.5000	0.8089
\\WSCIXIGCMS16\InstData\GCMS16\DATA\2021\030921_525.2\GCMS16_03092121.D	Calibration	1	x	413637	1.0000	0.9236
\\WSCIXIGCMS16\InstData\GCMS16\DATA\2021\030921_525.2\GCMS16_03092120.D	Calibration	2	x	1021637	2.0000	1.1545
\\WSCIXIGCMS16\InstData\GCMS16\DATA\2021\030921_525.2\GCMS16_03092119.D	Calibration	5	x	2143983	5.0000	1.0215
\\WSCIXIGCMS16\InstData\GCMS16\DATA\2021\030921_525.2\GCMS16_03092118.D	Calibration	10	x	5096193	10.0000	1.1871
\\WSCIXIGCMS16\InstData\GCMS16\DATA\2021\030921_525.2\GCMS16_03092117.D	Calibration	20	x	10853179	20.0000	1.0440
\\WSCIXIGCMS16\InstData\GCMS16\DATA\2021\030921_525.2\GCMS16_03092116.D	Calibration	40	x	17559490	40.0000	0.9163

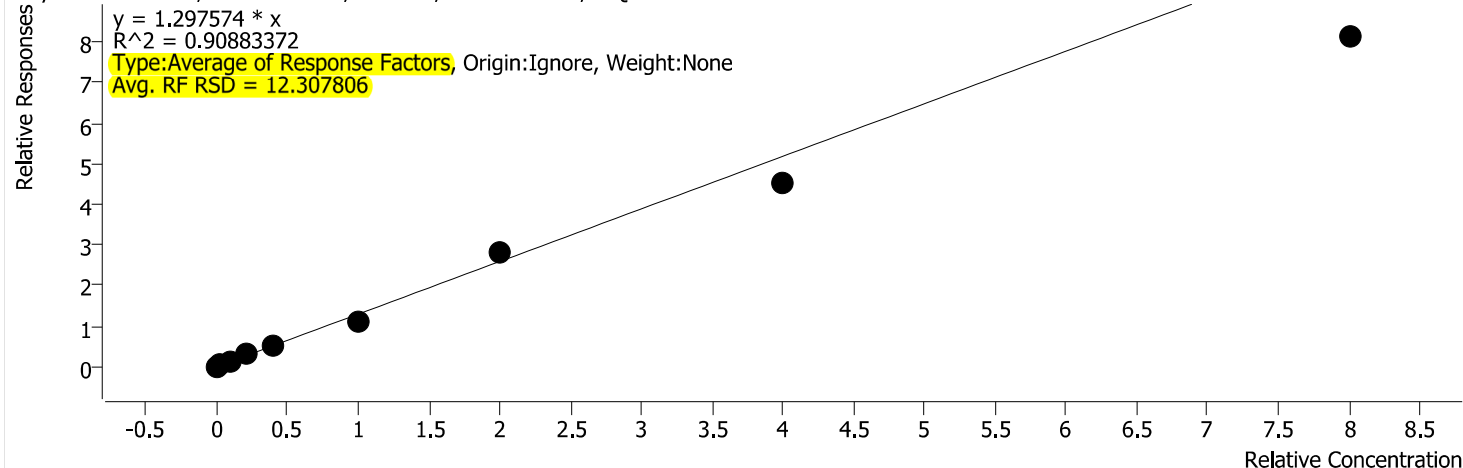
Quantitative Analysis Results With Qualifier Ratio Report



Batch Path	\\WSCIXIGCMS16\InstData\GCMS16\DATA\2021\030921_525.2\QuantResults\030921_525.2.batch.bin		
Analysis Time	3/10/2021 12:34:15 PM	Analyst Name	WECK\ryan.raymond
Report Time	3/10/2021 12:35:50 PM	Reporter Name	ryan.raymond
Last Calib Update	3/10/2021 10:39:20 AM	Batch State	Processed
Quant Batch Version	10.0	Quant Report Version	10.0

Chrysene

Chrysene - 9 Levels, 9 Levels Used, 9 Points, 9 Points Used, 0 QCs



Calibration STD Path	Cal Type	Level	Enabled	Resp.	Exp. Conc	Resp. Factor
\\WSCIXIGCMS16\InstData\GCMS16\DATA\2021\030921_525.2\GCMS16_03092124.D	Calibration	0.05	x	26706	0.0500	1.4047
\\WSCIXIGCMS16\InstData\GCMS16\DATA\2021\030921_525.2\GCMS16_03092123.D	Calibration	0.1	x	50401	0.1000	1.3312
\\WSCIXIGCMS16\InstData\GCMS16\DATA\2021\030921_525.2\GCMS16_03092122.D	Calibration	0.5	x	279169	0.5000	1.4239
\\WSCIXIGCMS16\InstData\GCMS16\DATA\2021\030921_525.2\GCMS16_03092121.D	Calibration	1	x	559733	1.0000	1.4663
\\WSCIXIGCMS16\InstData\GCMS16\DATA\2021\030921_525.2\GCMS16_03092120.D	Calibration	2	x	1023206	2.0000	1.3717
\\WSCIXIGCMS16\InstData\GCMS16\DATA\2021\030921_525.2\GCMS16_03092119.D	Calibration	5	x	2079219	5.0000	1.1427
\\WSCIXIGCMS16\InstData\GCMS16\DATA\2021\030921_525.2\GCMS16_03092118.D	Calibration	10	x	5379100	10.0000	1.3940
\\WSCIXIGCMS16\InstData\GCMS16\DATA\2021\030921_525.2\GCMS16_03092117.D	Calibration	20	x	9848988	20.0000	1.1278
\\WSCIXIGCMS16\InstData\GCMS16\DATA\2021\030921_525.2\GCMS16_03092116.D	Calibration	40	x	15744516	40.0000	1.0158

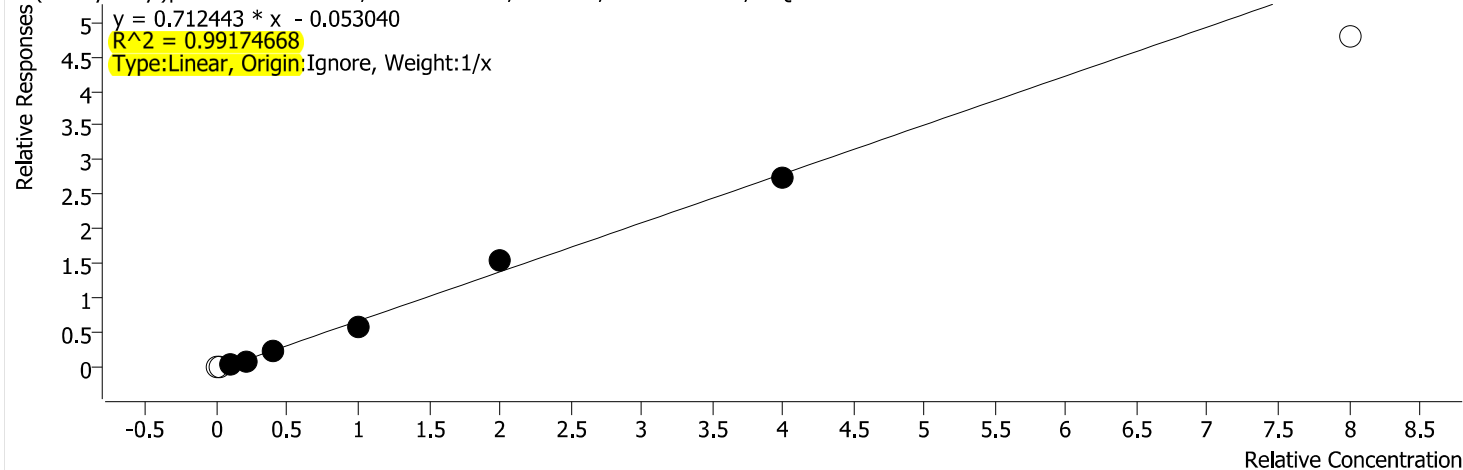
Quantitative Analysis Results With Qualifier Ratio Report



Batch Path	\\WSCIXIGCMS16\InstData\GCMS16\DATA\2021\030921_525.2\QuantResults\030921_525.2.batch.bin		
Analysis Time	3/10/2021 12:34:15 PM	Analyst Name	WECK\ryan.raymond
Report Time	3/10/2021 12:35:50 PM	Reporter Name	ryan.raymond
Last Calib Update	3/10/2021 10:39:20 AM	Batch State	Processed
Quant Batch Version	10.0	Quant Report Version	10.0

Bis(2-ethylhexyl)phthalate

Bis(2-ethylhexyl)phthalate - 9 Levels, 6 Levels Used, 9 Points, 6 Points Used, 0 QCs



Calibration STD Path	Cal Type	Level	Enabled	Resp.	Exp. Conc	Resp. Factor
\\WSCIXIGCMS16\InstData\GCMS16\DATA\2021\030921_525.2\GCMS16_03092124.D	Calibration	0.05		4502	0.0500	0.1988
\\WSCIXIGCMS16\InstData\GCMS16\DATA\2021\030921_525.2\GCMS16_03092123.D	Calibration	0.1		8382	0.1000	0.1838
\\WSCIXIGCMS16\InstData\GCMS16\DATA\2021\030921_525.2\GCMS16_03092122.D	Calibration	0.5	x	63195	0.5000	0.2709
\\WSCIXIGCMS16\InstData\GCMS16\DATA\2021\030921_525.2\GCMS16_03092121.D	Calibration	1	x	179867	1.0000	0.4016
\\WSCIXIGCMS16\InstData\GCMS16\DATA\2021\030921_525.2\GCMS16_03092120.D	Calibration	2	x	493117	2.0000	0.5572
\\WSCIXIGCMS16\InstData\GCMS16\DATA\2021\030921_525.2\GCMS16_03092119.D	Calibration	5	x	1201293	5.0000	0.5724
\\WSCIXIGCMS16\InstData\GCMS16\DATA\2021\030921_525.2\GCMS16_03092118.D	Calibration	10	x	3307814	10.0000	0.7705
\\WSCIXIGCMS16\InstData\GCMS16\DATA\2021\030921_525.2\GCMS16_03092117.D	Calibration	20	x	7079311	20.0000	0.6810
\\WSCIXIGCMS16\InstData\GCMS16\DATA\2021\030921_525.2\GCMS16_03092116.D	Calibration	40		11459147	40.0000	0.5979

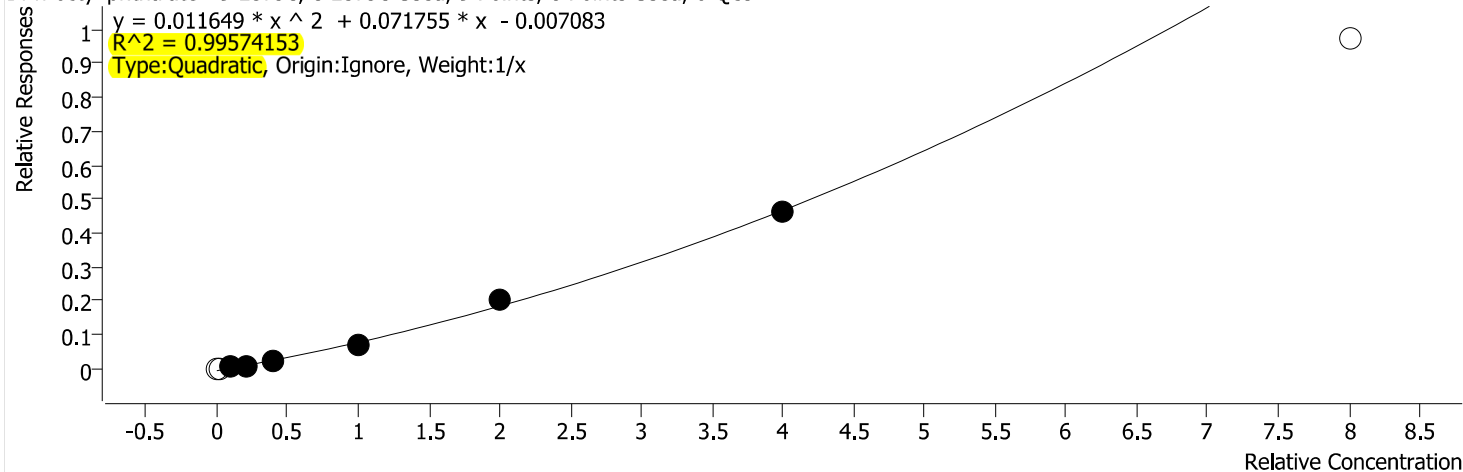
Quantitative Analysis Results With Qualifier Ratio Report



Batch Path	\\WSCIXIGCMS16\InstData\GCMS16\DATA\2021\030921_525.2\QuantResults\030921_525.2.batch.bin		
Analysis Time	3/10/2021 12:34:15 PM	Analyst Name	WECK\ryan.raymond
Report Time	3/10/2021 12:35:50 PM	Reporter Name	ryan.raymond
Last Calib Update	3/10/2021 10:39:20 AM	Batch State	Processed
Quant Batch Version	10.0	Quant Report Version	10.0

Di-n-octyl phthalate

Di-n-octyl phthalate - 9 Levels, 6 Levels Used, 9 Points, 6 Points Used, 0 QCs



Calibration STD Path	Cal Type	Level	Enabled	Resp.	Exp. Conc	Resp. Factor
\\WSCIXIGCMS16\InstData\GCMS16\DATA\2021\030921_525.2\GCMS16_03092124.D	Calibration	0.05		231	0.0500	0.0122
\\WSCIXIGCMS16\InstData\GCMS16\DATA\2021\030921_525.2\GCMS16_03092123.D	Calibration	0.1		411	0.1000	0.0109
\\WSCIXIGCMS16\InstData\GCMS16\DATA\2021\030921_525.2\GCMS16_03092122.D	Calibration	0.5	x	3683	0.5000	0.0188
\\WSCIXIGCMS16\InstData\GCMS16\DATA\2021\030921_525.2\GCMS16_03092121.D	Calibration	1	x	11086	1.0000	0.0290
\\WSCIXIGCMS16\InstData\GCMS16\DATA\2021\030921_525.2\GCMS16_03092120.D	Calibration	2	x	39758	2.0000	0.0533
\\WSCIXIGCMS16\InstData\GCMS16\DATA\2021\030921_525.2\GCMS16_03092119.D	Calibration	5	x	122657	5.0000	0.0674
\\WSCIXIGCMS16\InstData\GCMS16\DATA\2021\030921_525.2\GCMS16_03092118.D	Calibration	10	x	387191	10.0000	0.1003
\\WSCIXIGCMS16\InstData\GCMS16\DATA\2021\030921_525.2\GCMS16_03092117.D	Calibration	20	x	1004254	20.0000	0.1150
\\WSCIXIGCMS16\InstData\GCMS16\DATA\2021\030921_525.2\GCMS16_03092116.D	Calibration	40		1883169	40.0000	0.1215

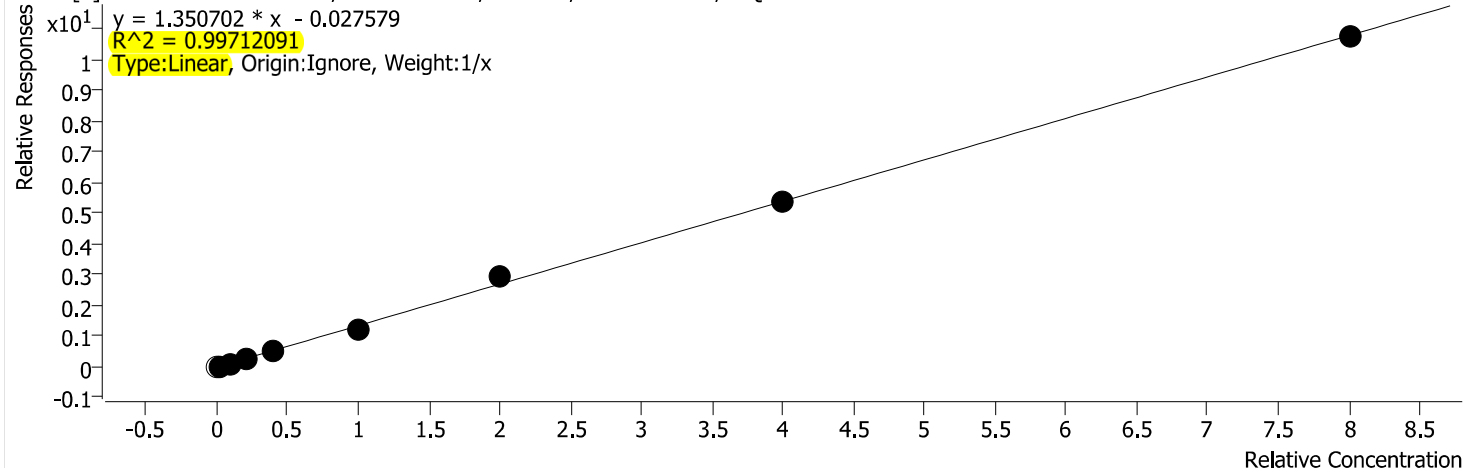
Quantitative Analysis Results With Qualifier Ratio Report



Batch Path	\\WSCIXIGCMS16\InstData\GCMS16\DATA\2021\030921_525.2\QuantResults\030921_525.2.batch.bin		
Analysis Time	3/10/2021 12:34:15 PM	Analyst Name	WECK\ryan.raymond
Report Time	3/10/2021 12:35:50 PM	Reporter Name	ryan.raymond
Last Calib Update	3/10/2021 10:39:20 AM	Batch State	Processed
Quant Batch Version	10.0	Quant Report Version	10.0

Benzo [b] fluoranthene

Benzo [b] fluoranthene - 9 Levels, 8 Levels Used, 9 Points, 8 Points Used, 0 QCs



Calibration STD Path	Cal Type	Level	Enabled	Resp.	Exp. Conc	Resp. Factor
\\WSCIXIGCMS16\InstData\GCMS16\DATA\2021\030921_525.2\GCMS16_03092124.D	Calibration	0.05		7581	0.0500	0.3987
\\WSCIXIGCMS16\InstData\GCMS16\DATA\2021\030921_525.2\GCMS16_03092123.D	Calibration	0.1	x	17475	0.1000	0.4616
\\WSCIXIGCMS16\InstData\GCMS16\DATA\2021\030921_525.2\GCMS16_03092122.D	Calibration	0.5	x	151661	0.5000	0.7736
\\WSCIXIGCMS16\InstData\GCMS16\DATA\2021\030921_525.2\GCMS16_03092121.D	Calibration	1	x	384591	1.0000	1.0075
\\WSCIXIGCMS16\InstData\GCMS16\DATA\2021\030921_525.2\GCMS16_03092120.D	Calibration	2	x	987432	2.0000	1.3237
\\WSCIXIGCMS16\InstData\GCMS16\DATA\2021\030921_525.2\GCMS16_03092119.D	Calibration	5	x	2144384	5.0000	1.1785
\\WSCIXIGCMS16\InstData\GCMS16\DATA\2021\030921_525.2\GCMS16_03092118.D	Calibration	10	x	5658625	10.0000	1.4664
\\WSCIXIGCMS16\InstData\GCMS16\DATA\2021\030921_525.2\GCMS16_03092117.D	Calibration	20	x	11711634	20.0000	1.3411
\\WSCIXIGCMS16\InstData\GCMS16\DATA\2021\030921_525.2\GCMS16_03092116.D	Calibration	40	x	20767322	40.0000	1.3399

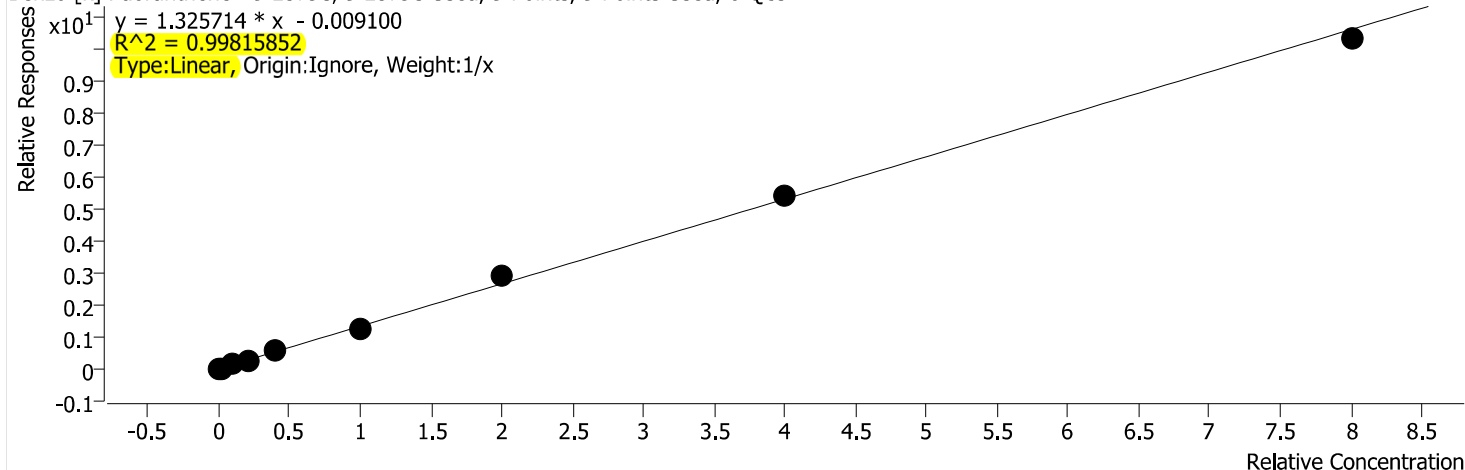
Quantitative Analysis Results With Qualifier Ratio Report



Batch Path	\\WSCIXIGCMS16\InstData\GCMS16\DATA\2021\030921_525.2\QuantResults\030921_525.2.batch.bin		
Analysis Time	3/10/2021 12:34:15 PM	Analyst Name	WECK\ryan.raymond
Report Time	3/10/2021 12:35:50 PM	Reporter Name	ryan.raymond
Last Calib Update	3/10/2021 10:39:20 AM	Batch State	Processed
Quant Batch Version	10.0	Quant Report Version	10.0

Benzo [k] fluoranthene

Benzo [k] fluoranthene - 9 Levels, 9 Levels Used, 9 Points, 9 Points Used, 0 QCs



Calibration STD Path	Cal Type	Level	Enabled	Resp.	Exp. Conc	Resp. Factor
\\WSCIXIGCMS16\InstData\GCMS16\DATA\2021\030921_525.2\GCMS16_03092124.D	Calibration	0.05	x	10081	0.0500	0.5303
\\WSCIXIGCMS16\InstData\GCMS16\DATA\2021\030921_525.2\GCMS16_03092123.D	Calibration	0.1	x	25239	0.1000	0.6666
\\WSCIXIGCMS16\InstData\GCMS16\DATA\2021\030921_525.2\GCMS16_03092122.D	Calibration	0.5	x	220110	0.5000	1.1227
\\WSCIXIGCMS16\InstData\GCMS16\DATA\2021\030921_525.2\GCMS16_03092121.D	Calibration	1	x	509886	1.0000	1.3358
\\WSCIXIGCMS16\InstData\GCMS16\DATA\2021\030921_525.2\GCMS16_03092120.D	Calibration	2	x	1052270	2.0000	1.4107
\\WSCIXIGCMS16\InstData\GCMS16\DATA\2021\030921_525.2\GCMS16_03092119.D	Calibration	5	x	2287339	5.0000	1.2571
\\WSCIXIGCMS16\InstData\GCMS16\DATA\2021\030921_525.2\GCMS16_03092118.D	Calibration	10	x	5520435	10.0000	1.4306
\\WSCIXIGCMS16\InstData\GCMS16\DATA\2021\030921_525.2\GCMS16_03092117.D	Calibration	20	x	11788654	20.0000	1.3499
\\WSCIXIGCMS16\InstData\GCMS16\DATA\2021\030921_525.2\GCMS16_03092116.D	Calibration	40	x	19938514	40.0000	1.2864

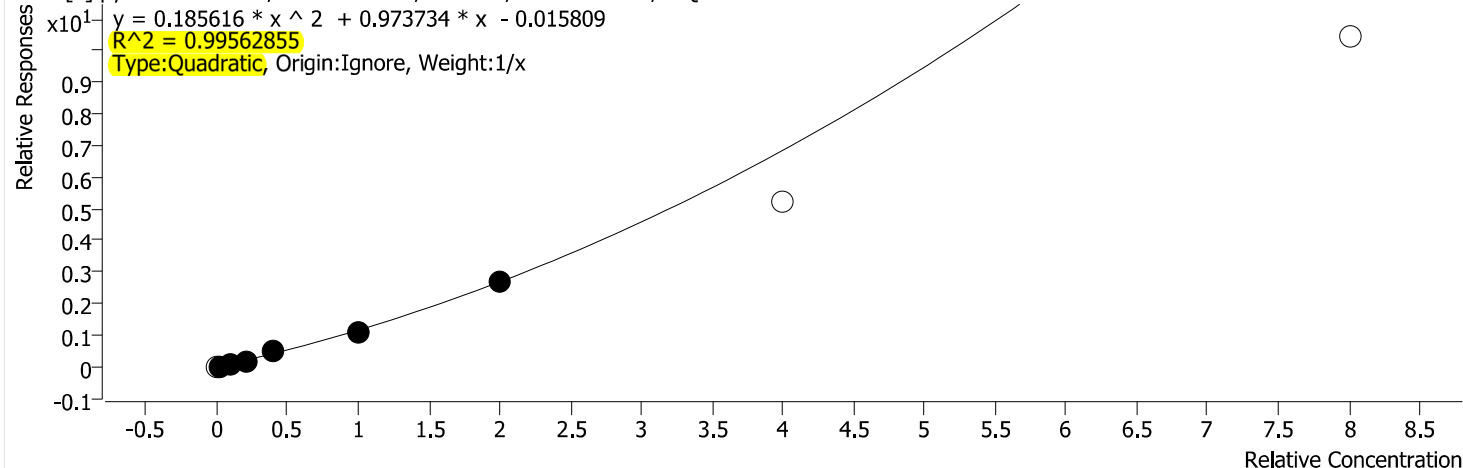
Quantitative Analysis Results With Qualifier Ratio Report



Batch Path	\\WSCIXIGCMS16\InstData\GCMS16\DATA\2021\030921_525.2\QuantResults\030921_525.2.batch.bin		
Analysis Time	3/10/2021 12:34:15 PM	Analyst Name	WECK\ryan.raymond
Report Time	3/10/2021 12:35:50 PM	Reporter Name	ryan.raymond
Last Calib Update	3/10/2021 10:39:20 AM	Batch State	Processed
Quant Batch Version	10.0	Quant Report Version	10.0

Benzo[a] pyrene

Benzo[a] pyrene - 9 Levels, 6 Levels Used, 9 Points, 6 Points Used, 0 QCs



Calibration STD Path	Cal Type	Level	Enabled	Resp.	Exp. Conc	Resp. Factor
\\WSCIXIGCMS16\InstData\GCMS16\DATA\2021\030921_525.2\GCMS16_03092124.D	Calibration	0.05		5444	0.0500	0.2863
\\WSCIXIGCMS16\InstData\GCMS16\DATA\2021\030921_525.2\GCMS16_03092123.D	Calibration	0.1	x	11553	0.1000	0.3051
\\WSCIXIGCMS16\InstData\GCMS16\DATA\2021\030921_525.2\GCMS16_03092122.D	Calibration	0.5	x	124507	0.5000	0.6351
\\WSCIXIGCMS16\InstData\GCMS16\DATA\2021\030921_525.2\GCMS16_03092121.D	Calibration	1	x	339164	1.0000	0.8885
\\WSCIXIGCMS16\InstData\GCMS16\DATA\2021\030921_525.2\GCMS16_03092120.D	Calibration	2	x	887159	2.0000	1.1893
\\WSCIXIGCMS16\InstData\GCMS16\DATA\2021\030921_525.2\GCMS16_03092119.D	Calibration	5	x	1958826	5.0000	1.0765
\\WSCIXIGCMS16\InstData\GCMS16\DATA\2021\030921_525.2\GCMS16_03092118.D	Calibration	10	x	5199629	10.0000	1.3475
\\WSCIXIGCMS16\InstData\GCMS16\DATA\2021\030921_525.2\GCMS16_03092117.D	Calibration	20		11391471	20.0000	1.3044
\\WSCIXIGCMS16\InstData\GCMS16\DATA\2021\030921_525.2\GCMS16_03092116.D	Calibration	40		20215509	40.0000	1.3043

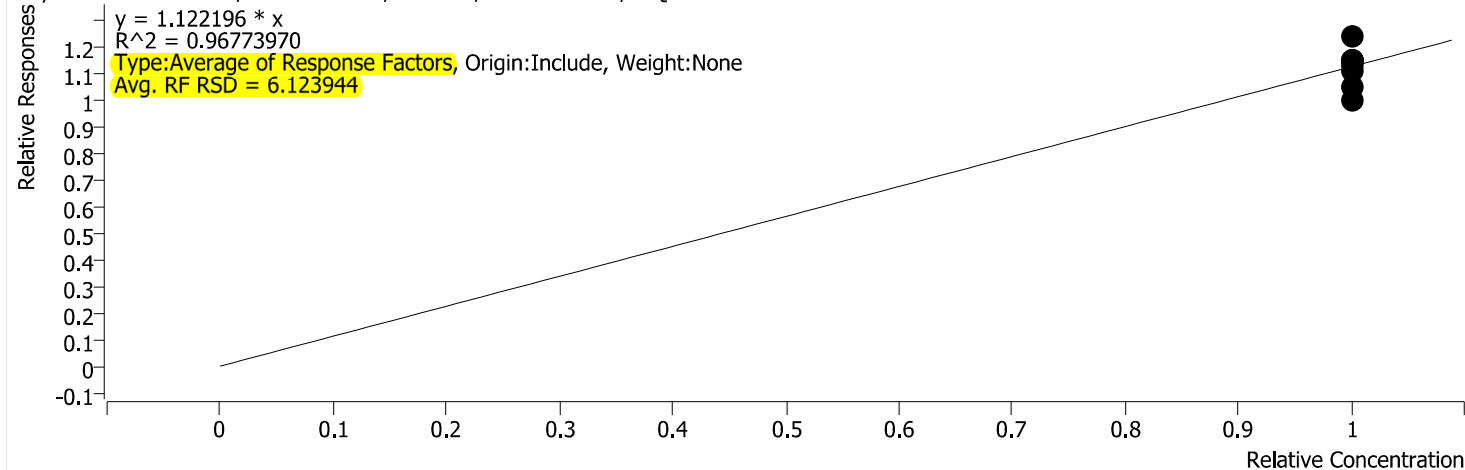
Quantitative Analysis Results With Qualifier Ratio Report



Batch Path	\\WSCIXIGCMS16\InstData\GCMS16\DATA\2021\030921_525.2\QuantResults\030921_525.2.batch.bin		
Analysis Time	3/10/2021 12:34:15 PM	Analyst Name	WECK\ryan.raymond
Report Time	3/10/2021 12:35:50 PM	Reporter Name	ryan.raymond
Last Calib Update	3/10/2021 10:39:20 AM	Batch State	Processed
Quant Batch Version	10.0	Quant Report Version	10.0

Perylene-d12

Perylene-d12 - 9 Levels, 9 Levels Used, 9 Points, 9 Points Used, 0 QCs



Calibration STD Path	Cal Type	Level	Enabled	Resp.	Exp. Conc	Resp. Factor
\\WSCIXIGCMS16\InstData\GCMS16\DATA\2021\030921_525.2\GCMS16_03092124.D	Calibration	0.05	x	1892769	5.0000	0.9956
\\WSCIXIGCMS16\InstData\GCMS16\DATA\2021\030921_525.2\GCMS16_03092123.D	Calibration	0.1	x	1973638	5.0000	1.0426
\\WSCIXIGCMS16\InstData\GCMS16\DATA\2021\030921_525.2\GCMS16_03092122.D	Calibration	0.5	x	2168246	5.0000	1.1059
\\WSCIXIGCMS16\InstData\GCMS16\DATA\2021\030921_525.2\GCMS16_03092121.D	Calibration	1	x	2152215	5.0000	1.1276
\\WSCIXIGCMS16\InstData\GCMS16\DATA\2021\030921_525.2\GCMS16_03092120.D	Calibration	2	x	2137136	5.0000	1.1460
\\WSCIXIGCMS16\InstData\GCMS16\DATA\2021\030921_525.2\GCMS16_03092119.D	Calibration	5	x	2092672	5.0000	1.1501
\\WSCIXIGCMS16\InstData\GCMS16\DATA\2021\030921_525.2\GCMS16_03092118.D	Calibration	10	x	2217638	5.0000	1.1494
\\WSCIXIGCMS16\InstData\GCMS16\DATA\2021\030921_525.2\GCMS16_03092117.D	Calibration	20	x	2509752	5.0000	1.1496
\\WSCIXIGCMS16\InstData\GCMS16\DATA\2021\030921_525.2\GCMS16_03092116.D	Calibration	40	x	2388830	5.0000	1.2330

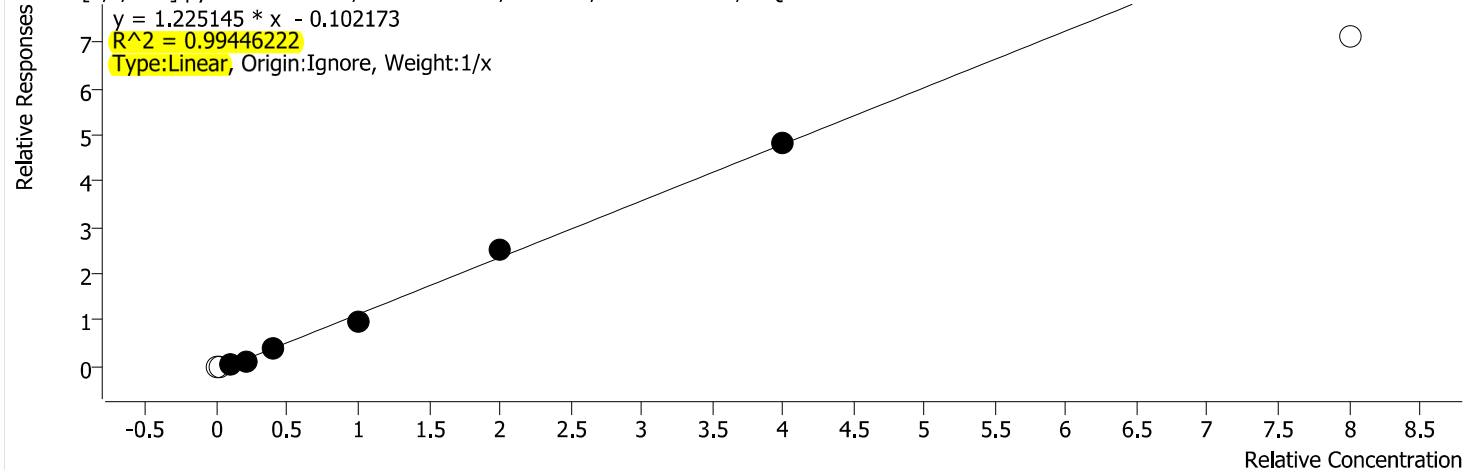
Quantitative Analysis Results With Qualifier Ratio Report



Batch Path	\\WSCIXIGCMS16\InstData\GCMS16\DATA\2021\030921_525.2\QuantResults\030921_525.2.batch.bin		
Analysis Time	3/10/2021 12:34:15 PM	Analyst Name	WECK\ryan.raymond
Report Time	3/10/2021 12:35:50 PM	Reporter Name	ryan.raymond
Last Calib Update	3/10/2021 10:39:20 AM	Batch State	Processed
Quant Batch Version	10.0	Quant Report Version	10.0

Indeno [1,2,3-cd] pyrene

Indeno [1,2,3-cd] pyrene - 9 Levels, 6 Levels Used, 9 Points, 6 Points Used, 0 QCs



Calibration STD Path	Cal Type	Level	Enabled	Resp.	Exp. Conc	Resp. Factor
\\WSCIXIGCMS16\InstData\GCMS16\DATA\2021\030921_525.2\GCMS16_03092124.D	Calibration	0.05		4409	0.0500	0.2319
\\WSCIXIGCMS16\InstData\GCMS16\DATA\2021\030921_525.2\GCMS16_03092123.D	Calibration	0.1		9057	0.1000	0.2392
\\WSCIXIGCMS16\InstData\GCMS16\DATA\2021\030921_525.2\GCMS16_03092122.D	Calibration	0.5	x	79316	0.5000	0.4046
\\WSCIXIGCMS16\InstData\GCMS16\DATA\2021\030921_525.2\GCMS16_03092121.D	Calibration	1	x	236694	1.0000	0.6201
\\WSCIXIGCMS16\InstData\GCMS16\DATA\2021\030921_525.2\GCMS16_03092120.D	Calibration	2	x	708166	2.0000	0.9494
\\WSCIXIGCMS16\InstData\GCMS16\DATA\2021\030921_525.2\GCMS16_03092119.D	Calibration	5	x	1730709	5.0000	0.9512
\\WSCIXIGCMS16\InstData\GCMS16\DATA\2021\030921_525.2\GCMS16_03092118.D	Calibration	10	x	4843346	10.0000	1.2552
\\WSCIXIGCMS16\InstData\GCMS16\DATA\2021\030921_525.2\GCMS16_03092117.D	Calibration	20	x	10511872	20.0000	1.2037
\\WSCIXIGCMS16\InstData\GCMS16\DATA\2021\030921_525.2\GCMS16_03092116.D	Calibration	40		13776237	40.0000	0.8888

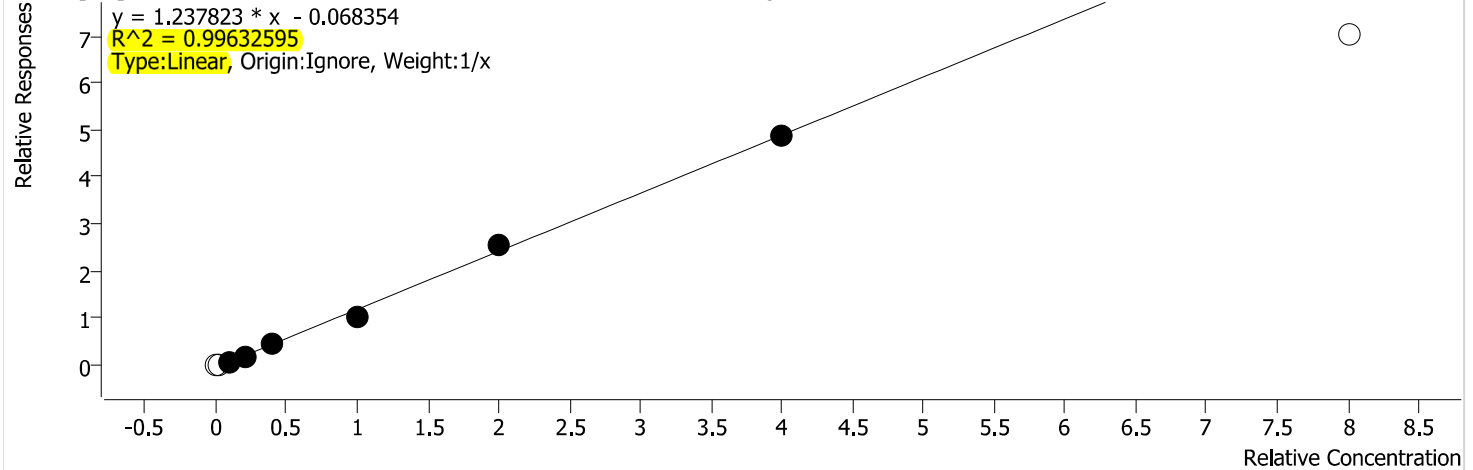
Quantitative Analysis Results With Qualifier Ratio Report



Batch Path	\\WSCIXIGCMS16\InstData\GCMS16\DATA\2021\030921_525.2\QuantResults\030921_525.2.batch.bin		
Analysis Time	3/10/2021 12:34:15 PM	Analyst Name	WECK\ryan.raymond
Report Time	3/10/2021 12:35:50 PM	Reporter Name	ryan.raymond
Last Calib Update	3/10/2021 10:39:20 AM	Batch State	Processed
Quant Batch Version	10.0	Quant Report Version	10.0

Dibenz [a,h] anthracene

Dibenz [a,h] anthracene - 9 Levels, 6 Levels Used, 9 Points, 6 Points Used, 0 QCs



Calibration STD Path	Cal Type	Level	Enabled	Resp.	Exp. Conc	Resp. Factor
\\WSCIXIGCMS16\InstData\GCMS16\DATA\2021\030921_525.2\GCMS16_03092124.D	Calibration	0.05		4944	0.0500	0.2600
\\WSCIXIGCMS16\InstData\GCMS16\DATA\2021\030921_525.2\GCMS16_03092123.D	Calibration	0.1		12470	0.1000	0.3294
\\WSCIXIGCMS16\InstData\GCMS16\DATA\2021\030921_525.2\GCMS16_03092122.D	Calibration	0.5	x	125347	0.5000	0.6393
\\WSCIXIGCMS16\InstData\GCMS16\DATA\2021\030921_525.2\GCMS16_03092121.D	Calibration	1	x	333425	1.0000	0.8735
\\WSCIXIGCMS16\InstData\GCMS16\DATA\2021\030921_525.2\GCMS16_03092120.D	Calibration	2	x	812396	2.0000	1.0891
\\WSCIXIGCMS16\InstData\GCMS16\DATA\2021\030921_525.2\GCMS16_03092119.D	Calibration	5	x	1850550	5.0000	1.0170
\\WSCIXIGCMS16\InstData\GCMS16\DATA\2021\030921_525.2\GCMS16_03092118.D	Calibration	10	x	4898517	10.0000	1.2695
\\WSCIXIGCMS16\InstData\GCMS16\DATA\2021\030921_525.2\GCMS16_03092117.D	Calibration	20	x	10677857	20.0000	1.2227
\\WSCIXIGCMS16\InstData\GCMS16\DATA\2021\030921_525.2\GCMS16_03092116.D	Calibration	40		13582907	40.0000	0.8763

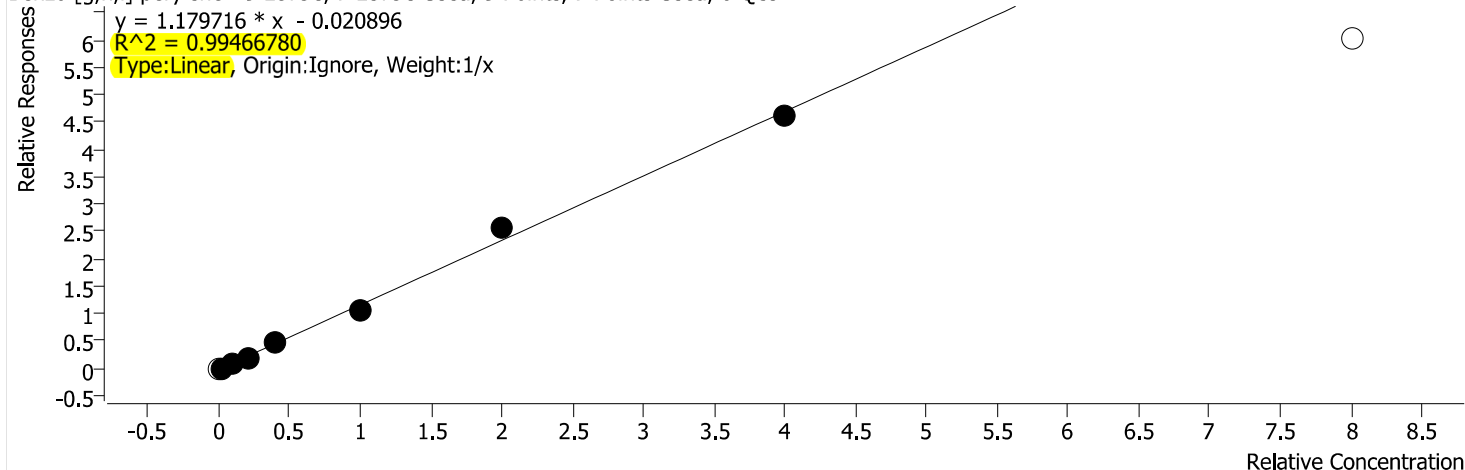
Quantitative Analysis Results With Qualifier Ratio Report



Batch Path	\\WSCIXIGCMS16\InstData\GCMS16\DATA\2021\030921_525.2\QuantResults\030921_525.2.batch.bin		
Analysis Time	3/10/2021 12:34:15 PM	Analyst Name	WECK\ryan.raymond
Report Time	3/10/2021 12:35:50 PM	Reporter Name	ryan.raymond
Last Calib Update	3/10/2021 10:39:20 AM	Batch State	Processed
Quant Batch Version	10.0	Quant Report Version	10.0

Benzo [g,h,i] perylene

Benzo [g,h,i] perylene - 9 Levels, 7 Levels Used, 9 Points, 7 Points Used, 0 QCs



Calibration STD Path	Cal Type	Level	Enabled	Resp.	Exp. Conc	Resp. Factor
\\WSCIXIGCMS16\InstData\GCMS16\DATA\2021\030921_525.2\GCMS16_03092124.D	Calibration	0.05		6455	0.0500	0.3395
\\WSCIXIGCMS16\InstData\GCMS16\DATA\2021\030921_525.2\GCMS16_03092123.D	Calibration	0.1	x	16879	0.1000	0.4458
\\WSCIXIGCMS16\InstData\GCMS16\DATA\2021\030921_525.2\GCMS16_03092122.D	Calibration	0.5	x	149477	0.5000	0.7624
\\WSCIXIGCMS16\InstData\GCMS16\DATA\2021\030921_525.2\GCMS16_03092121.D	Calibration	1	x	367114	1.0000	0.9617
\\WSCIXIGCMS16\InstData\GCMS16\DATA\2021\030921_525.2\GCMS16_03092120.D	Calibration	2	x	862894	2.0000	1.1568
\\WSCIXIGCMS16\InstData\GCMS16\DATA\2021\030921_525.2\GCMS16_03092119.D	Calibration	5	x	1904700	5.0000	1.0468
\\WSCIXIGCMS16\InstData\GCMS16\DATA\2021\030921_525.2\GCMS16_03092118.D	Calibration	10	x	4969277	10.0000	1.2878
\\WSCIXIGCMS16\InstData\GCMS16\DATA\2021\030921_525.2\GCMS16_03092117.D	Calibration	20	x	10039551	20.0000	1.1496
\\WSCIXIGCMS16\InstData\GCMS16\DATA\2021\030921_525.2\GCMS16_03092116.D	Calibration	40		11662010	40.0000	0.7524

Quantitative Analysis Results With Qualifier Ratio Report

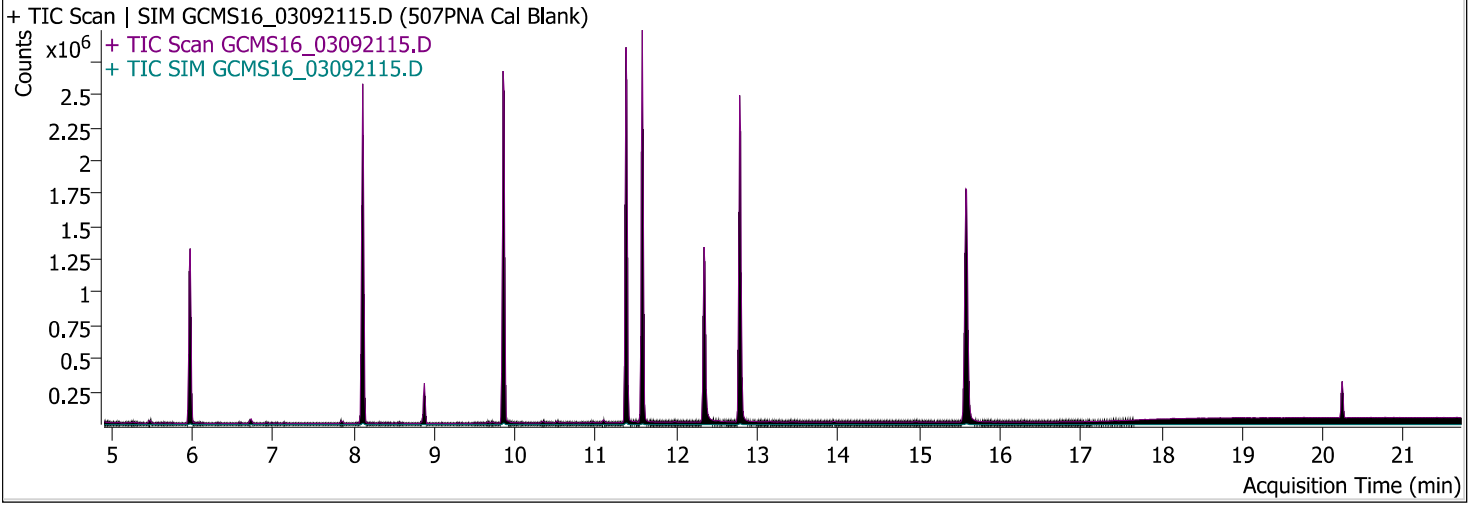


Batch Path	\\WSCIXIGCMS16\InstData\GCMS16\DATA\2021\030921_525.2\QuantResults\030921_525.2.batch.bin	Analyst Name	WECK\ryan.raymond
Analysis Time	3/10/2021 12:34:15 PM	Reporter Name	ryan.raymond
Report Time	3/10/2021 12:36:04 PM	Batch State	Processed
Last Calib Update	3/10/2021 10:39:20 AM	Quant Report Version	10.0
Quant Batch Version	10.0		

AnalysisInfo

Acq. Time	3/9/2021 5:52:03 PM	Data File	GCMS16_03092115.D
Sample Type	Sample	Sample Name	507PNA Cal Blank
Dilution	1	Acq. Method	525
Position	2	Inj Vol	1
DA Method File	507PNA 030921.m	Comment	1010637

Sample Chromatogram



Compound	ISTD	RT	Resp.	ISTD Resp.	Conc	Units	Accuracy
1,3 Dimethyl-2-Nitrobenzene	Acenaphthene-d10	5.976	338731	1230030	5.0503	mg/l	
Naphthalene	Acenaphthene-d10	6.036	0	1230030	ND	mg/l	
EPTC	Acenaphthene-d10	7.153	0	1230030	ND	mg/l	
Dimethyl phthalate	Acenaphthene-d10			1230030	ND	mg/l	
Acenaphthylene	Acenaphthene-d10	7.949	0	1230030	ND	mg/l	
Acenaphthene	Acenaphthene-d10	8.110	0	1230030	ND	mg/l	
Molinate	Acenaphthene-d10	8.321	0	1230030	ND	mg/l	
Diethyl phthalate	Acenaphthene-d10	8.673	0	1230030	ND	mg/l	
Fluorene	Acenaphthene-d10			1230030	ND	mg/l	
Chlorpropham	Acenaphthene-d10			1230030	ND	mg/l	
Dimethoate	Acenaphthene-d10	9.660	0	1230030	ND	mg/l	
Prometon	Chrysene-d12			1870836	ND	mg/l	
Simazine	Chrysene-d12			1870836	ND	mg/l	
Atrazine	Acenaphthene-d10			1230030	ND	mg/l	
Pentachlorophenol	Chrysene-d12			1870836	ND	mg/l	
Pentachloronitrobenzene	Phenanthrene-d10			2267484	ND	mg/l	
Diazinon (Dimpylate)	Chrysene-d12	9.851	0	1870836	ND	mg/l	
Terbacil	Phenanthrene-d10	9.861	0	2267484	ND	mg/l	
Phenanthrene	Phenanthrene-d10	9.881	10528	2267484	ND	mg/l	
Disulfoton	Phenanthrene-d10	9.881	0	2267484	ND	mg/l	
Anthracene	Phenanthrene-d10	9.881	0	2267484	ND	mg/l	
Caffeine	Phenanthrene-d10	10.072	0	2267484	ND	mg/l	
Acetochlor	Chrysene-d12			1870836	ND	mg/l	
Metribuzin	Chrysene-d12			1870836	ND	mg/l	
Alachlor	Chrysene-d12	10.334	0	1870836	ND	mg/l	
Prometryn	Chrysene-d12			1870836	ND	mg/l	

Quantitative Analysis Results With Qualifier Ratio Report



Compound	ISTD	RT	Resp.	ISTD Resp.	Conc	Units	Accuracy
Bromacil	Chrysene-d12	10.445	0	1870836	ND	mg/l	
Di-n-butyl phthalate	Phenanthrene-d10	10.535	0	2267484	ND	mg/l	
Metolachlor	Chrysene-d12			1870836	ND	mg/l	
Cyanazine	Phenanthrene-d10	10.697	0	2267484	ND	mg/l	
Thiobencarb	Chrysene-d12	10.515	0	1870836	ND	mg/l	
Diphenamide	Phenanthrene-d10			2267484	ND	mg/l	
Captan	Phenanthrene-d10	11.049	0	2267484	ND	mg/l	
Fluoranthene	Phenanthrene-d10	11.371	0	2267484	ND	mg/l	
Butachlor	Chrysene-d12	11.371	0	1870836	ND	mg/l	
Pyrene	Phenanthrene-d10	11.371	0	2267484	ND	mg/l	
Terphenyl-d14	Chrysene-d12	11.572	1946706	1870836	5.1690	mg/l	
Ethion	Chrysene-d12			1870836	ND	mg/l	
Trithion (carbofenotion)	Chrysene-d12			1870836	ND	mg/l	
Butyl benzyl phthalate	Phenanthrene-d10	12.126	0	2267484	ND	mg/l	
Bis(2-ethylhexyl)adipate	Phenanthrene-d10	12.176	0	2267484	ND	mg/l	
TPP	Phenanthrene-d10	12.347	450461	2267484	4.0472	mg/l	
Benzo [a] anthracene	Phenanthrene-d10	12.780	0	2267484	ND	mg/l	
Chrysene	Chrysene-d12	12.780	0	1870836	ND	mg/l	
Bis(2-ethylhexyl)phthalate	Phenanthrene-d10	12.871	0	2267484	ND	mg/l	
Di-n-octyl phthalate	Chrysene-d12			1870836	ND	mg/l	
Benzo [b] fluoranthene	Chrysene-d12			1870836	ND	mg/l	
Benzo [k] fluoranthene	Chrysene-d12			1870836	ND	mg/l	
Benzo[a] pyrene	Chrysene-d12	15.578	0	1870836	ND	mg/l	
Perylene-d12	Chrysene-d12	15.589	1974640	1870836	4.7028	mg/l	
Indeno [1,2,3-cd] pyrene	Chrysene-d12			1870836	ND	mg/l	
Dibenz [a,h] anthracene	Chrysene-d12			1870836	ND	mg/l	
Benzo [g,h,i] perylene	Chrysene-d12			1870836	ND	mg/l	

Quantitative Analysis Results With Qualifier Ratio Report



Compound	CAS#	RT	RR	Conc	Transition	(Min-Max)	Q-Ratio
1,3 Dimethyl-2-Nitrobenzene		5.976	0.2754	5.0503	134.1		
					103.0	38.5 - 57.7	46.5
					151.0	33.2 - 49.8	42.0
Naphthalene		6.036	0.0000	ND	128.0		
					129.0	8.9 - 13.3	
EPTC		7.153	0.0000	ND	128.0		
					86.0	51.1 - 76.7	
					189.0	18.3 - 27.4	
Dimethyl phthalate				ND	163.0		
					77.0	13.6 - 20.4	
					194.0	5.6 - 8.3	
Acenaphthylene		7.949	0.0000	ND	152.0		
					151.0	15.8 - 23.7	
					76.0	7.7 - 11.5	
Acenaphthene		8.110	0.0000	ND	154.0		
					153.0	81.5 - 122.3	
					152.0	39.6 - 59.3	
Molinate		8.321	0.0000	ND	126.0		
					55.0	43.3 - 64.9	
					187.0	16.9 - 25.4	
Diethyl phthalate		8.673	0.0000	ND	149.0		
					177.0	19.2 - 28.9	
					150.0	9.9 - 14.8	
Fluorene				ND	166.0		
					165.0	72.7 - 109.1	
Chlorpropham				ND	127.0		
					213.0	30.5 - 45.7	
					171.0	19.9 - 29.9	
Dimethoate		9.660	0.0000	ND	87.0		
					125.0	56.6 - 84.8	
					93.0	53.7 - 80.5	
Prometon				ND	210.0		
					225.0	69.6 - 104.4	
					168.0	60.5 - 90.8	
Simazine	122-77-6			ND	201.0		
					186.0	47.4 - 71.0	
					173.0	33.3 - 50.0	
Atrazine				ND	215.0		
					200.0	158.8 - 238.2	
					58.0	61.4 - 92.0	
Pentachlorophenol				ND	265.7		
					267.7	51.7 - 77.5	
					166.8	36.2 - 54.3	
Pentachloronitrobenzene				ND	237.0		
					249.0	56.3 - 84.4	
					295.0	51.3 - 76.9	
Diazinon (Dimpylate)		9.851	0.0000	ND	137.0		
					179.0	74.0 - 111.0	
					152.0	50.9 - 76.4	
Terbacil		9.861	0.0000	ND	117.0		
					162.0	69.6 - 104.4	
					57.0	50.0 - 74.9	
Phenanthrene		9.881	0.0046	ND	178.0		
					176.0	15.2 - 22.8	18.7
					179.0	13.0 - 19.5	29.9 High

Quantitative Analysis Results With Qualifier Ratio Report



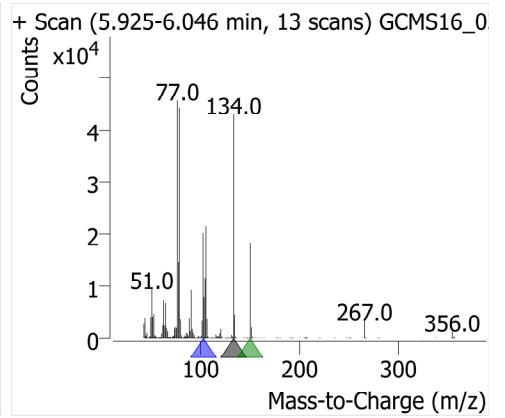
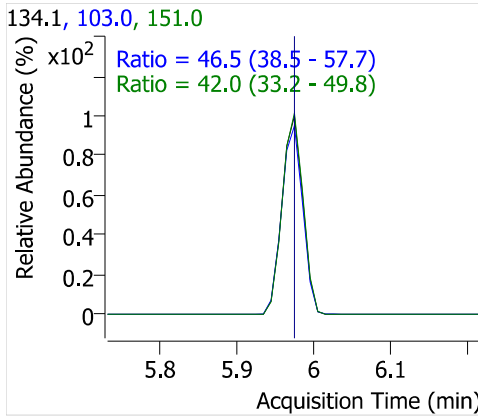
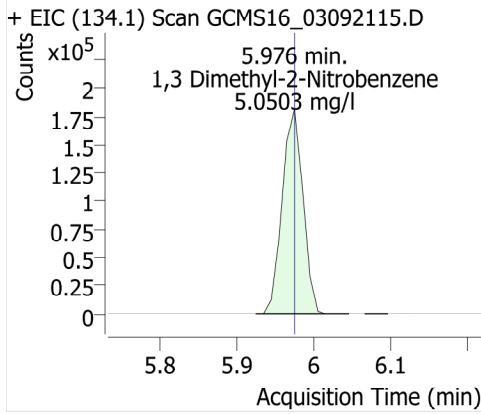
Compound	CAS#	RT	RR	Conc	Transition	(Min-Max)	Q-Ratio
Disulfoton		9.881	0.0000	ND	97.0		
					61.0	64.6 - 97.0	
					125.0	55.5 - 83.3	
Anthracene		9.881	0.0000	ND	178.0		
					176.0	15.0 - 22.5	
					179.0	12.6 - 19.0	
Caffeine		10.072	0.0000	ND	194.0		
					109.0	37.1 - 55.7	
					67.0	22.2 - 33.3	
Acetochlor				ND	146.0		
					162.0	61.8 - 92.7	
					223.0	44.9 - 67.4	
Metribuzin				ND	198.0		
					144.0	19.5 - 29.3	
					199.0	15.8 - 23.8	
Alachlor	15972-60-8	10.334	0.0000	ND	160.1		
					188.1	65.9 - 98.9	
					237.0	16.0 - 24.0	
Prometryn				ND	241.0		
					184.0	69.5 - 104.3	
					226.0	47.2 - 70.8	
Bromacil		10.445	0.0000	ND	164.0		
					190.0	88.9 - 133.4	
					162.0	86.2 - 129.3	
Di-n-butyl phthalate		10.535	0.0000	ND	149.0		
					150.0	7.7 - 11.5	
					104.0	4.3 - 6.4	
Metolachlor				ND	162.0		
					238.0	39.6 - 59.4	
					146.0	12.7 - 19.0	
Cyanazine		10.697	0.0000	ND	68.0		
					225.0	82.3 - 123.4	
					241.0	20.0 - 30.1	
Thiobencarb	028249-77-6	10.515	0.0000	ND	100.1		
					72.1	36.5 - 54.7	
					125.0	22.8 - 34.2	
Diphenamide				ND	167.0		
					239.0	17.9 - 26.9	
					152.0	16.0 - 24.0	
Captan		11.049	0.0000	ND	117.0		
					149.0	153.6 - 230.5	
					264.0	29.2 - 43.8	
Fluoranthene		11.371	0.0000	ND	202.0		
					203.0	14.0 - 21.1	
					101.0	9.2 - 13.7	
Butachlor		11.371	0.0000	ND	176.0		
					160.0	63.8 - 95.7	
					57.0	41.6 - 62.4	
Pyrene		11.371	0.0000	ND	202.0		
					200.0	16.6 - 24.9	
					203.0	16.0 - 24.0	
Terphenyl-d14		11.572	1.0406	5.1690	244.2		
					243.0	18.2 - 27.3	23.0

Quantitative Analysis Results With Qualifier Ratio Report

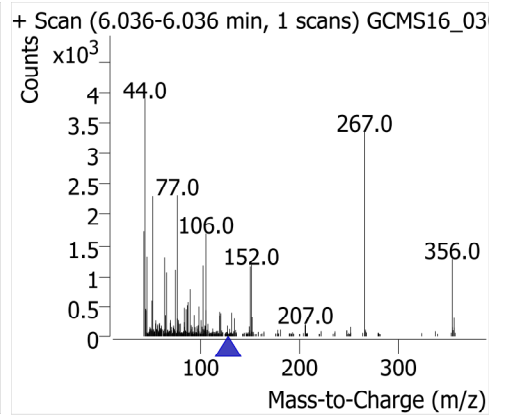
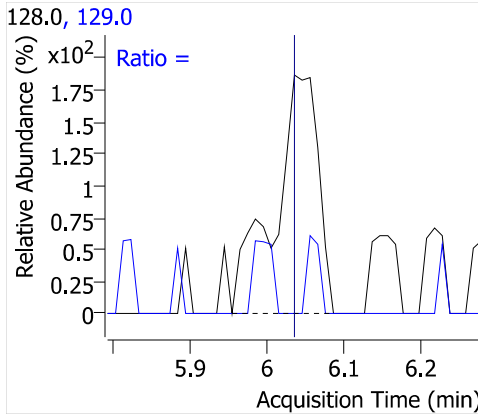
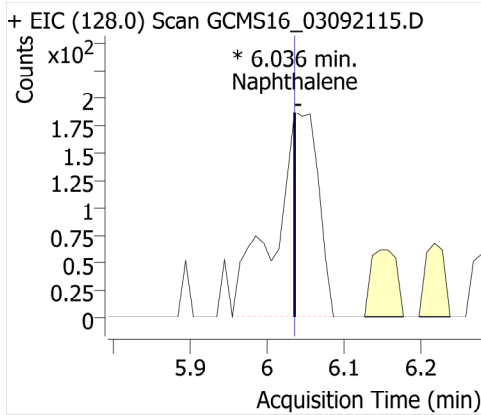


Compound	CAS#	RT	RR	Conc	Transition	(Min-Max)	Q-Ratio
					122.0	8.9 - 13.3	11.3
Ethion				ND	231.0		
					153.0	51.5 - 77.3	
					125.0	42.8 - 64.1	
Trithion (carbofenotion)				ND	157.0		
					342.0	20.4 - 30.6	
					199.0	17.4 - 26.2	
Butyl benzyl phthalate		12.126	0.0000	ND	91.0		
					149.0	134.5 - 201.7	
					206.0	32.3 - 48.5	
Bis(2-ethylhexyl)adipate		12.176	0.0000	ND	129.0		
					57.0	28.5 - 42.7	
					147.0	16.9 - 25.3	
TPP		12.347	0.1987	4.0472	326.1		
					215.0	21.2 - 31.8	26.8
					169.0	20.4 - 30.6	25.4
Benzo [a] anthracene		12.780	0.0000	ND	228.0		
					226.0	19.7 - 29.6	
					229.0	16.6 - 24.9	
Chrysene		12.780	0.0000	ND	228.0		
					226.0	23.9 - 35.9	
					229.0	16.1 - 24.2	
Bis(2-ethylhexyl)phthalate		12.871	0.0000	ND	149.0		
					167.0	26.3 - 39.5	
					279.0	7.3 - 11.0	
Di-n-octyl phthalate				ND	279.0		
					167.0	30.9 - 46.3	
					261.0	13.8 - 20.7	
Benzo [b] fluoranthene				ND	252.0		
					253.0	17.9 - 26.8	
					126.0	11.1 - 16.6	
Benzo [k] fluoranthene				ND	252.0		
					253.0	17.5 - 26.3	
					126.0	11.8 - 17.7	
Benzo[a] pyrene		15.578	0.0000	ND	252.0		
					250.0	18.7 - 28.1	
					126.0	12.1 - 18.2	
Perylene-d12		15.589	1.0555	4.7028	264.0		
					260.0	18.3 - 27.4	22.8
					132.0	14.2 - 21.3	17.6
Indeno [1,2,3-cd] pyrene				ND	276.0		
					277.0	19.1 - 28.6	
					138.0	16.4 - 24.5	
Dibenz [a,h] anthracene				ND	278.0		
					279.0	19.2 - 28.8	
					139.0	12.9 - 19.4	
Benzo [g,h,i] perylene				ND	276.0		
					277.0	18.9 - 28.3	
					138.0	18.7 - 28.1	

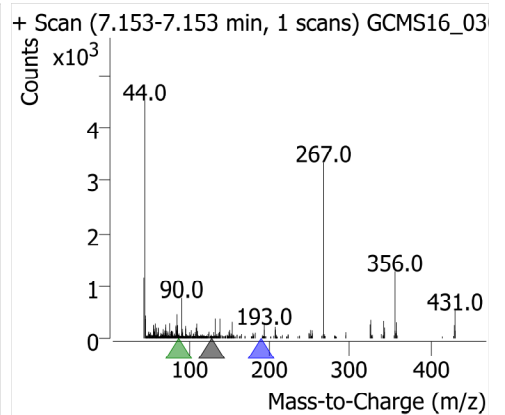
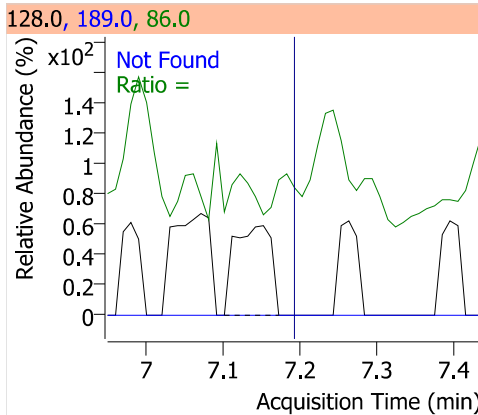
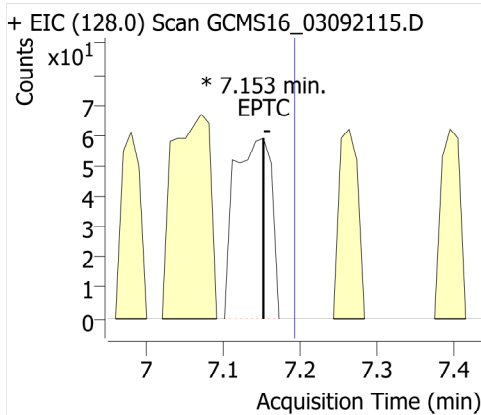
1,3 Dimethyl-2-Nitrobenzene



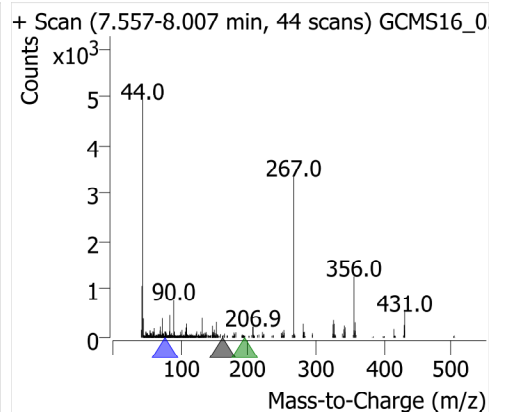
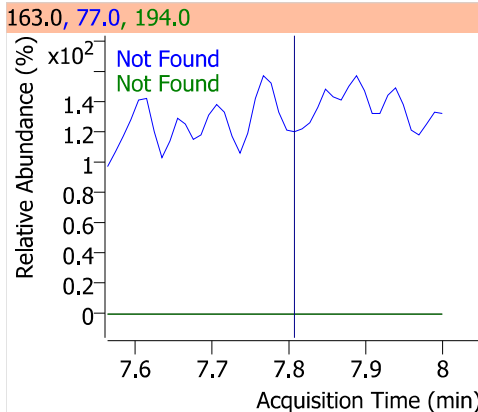
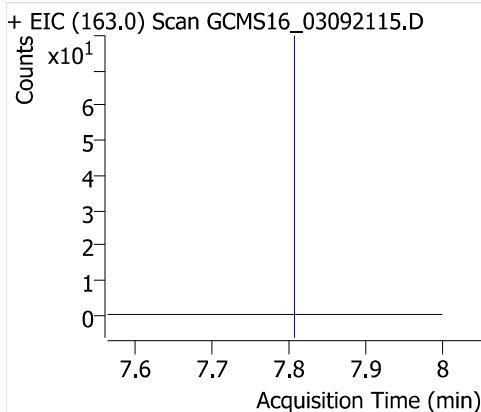
Naphthalene



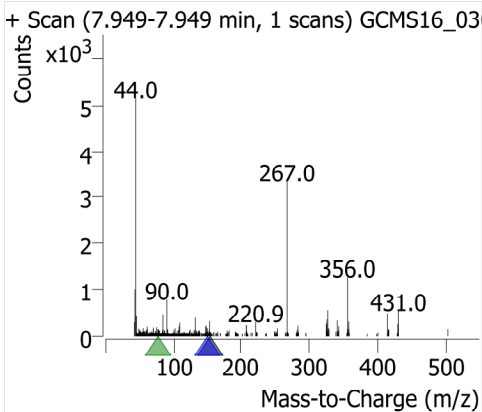
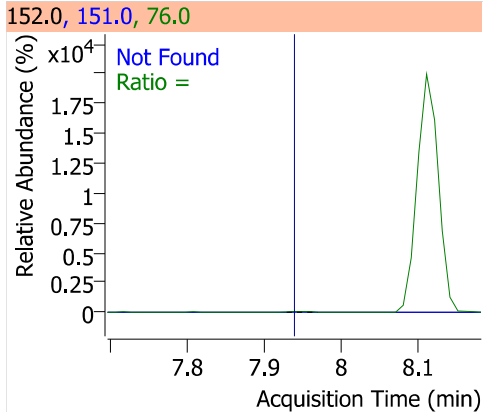
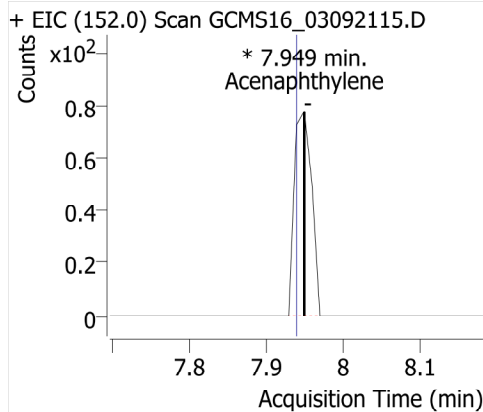
EPTC



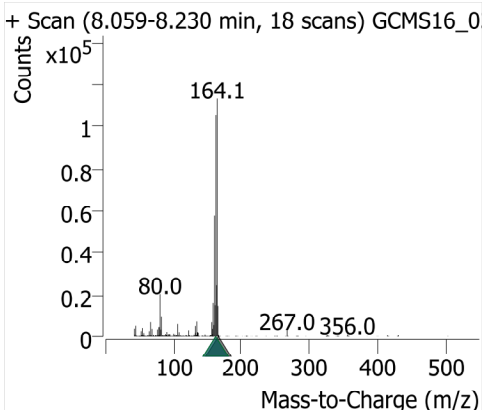
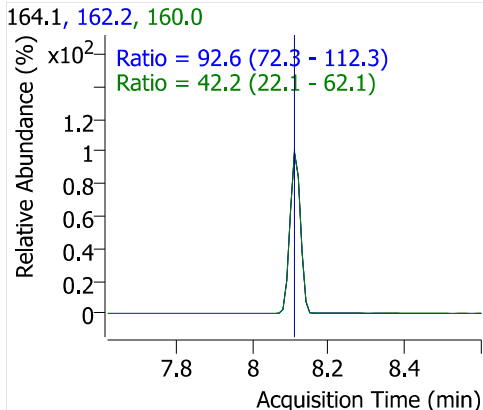
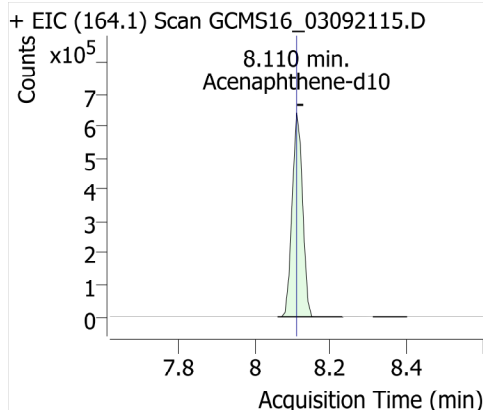
Dimethyl phthalate



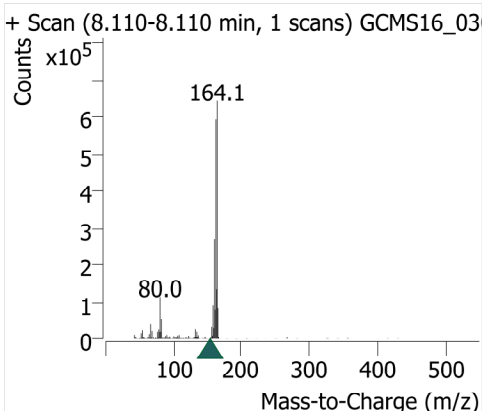
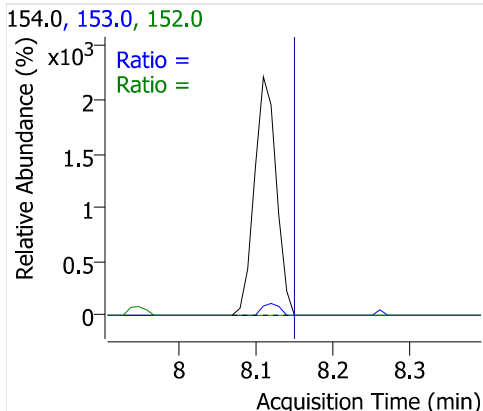
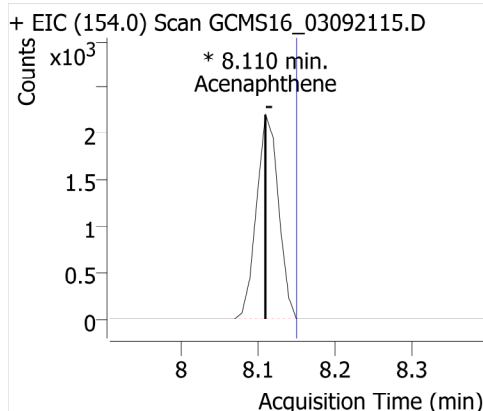
Acenaphthylene



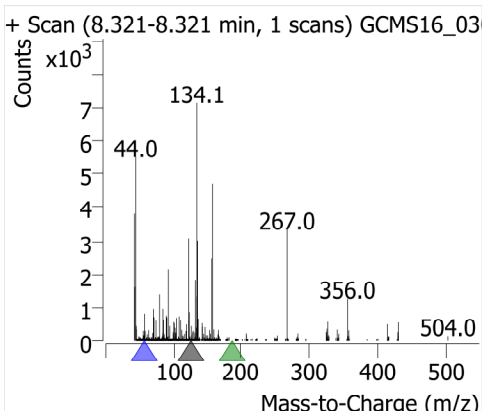
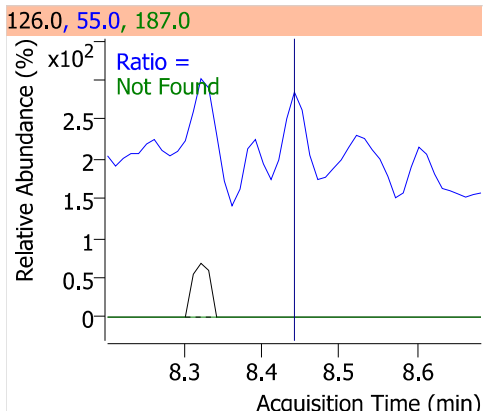
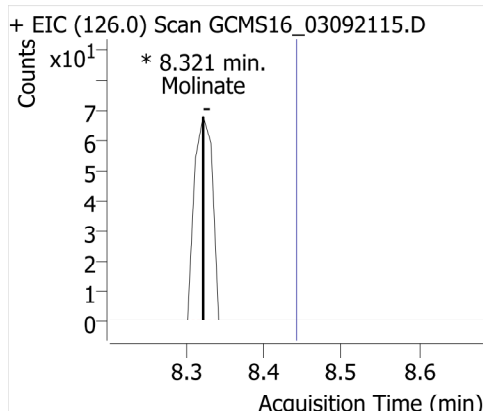
Acenaphthene-d10



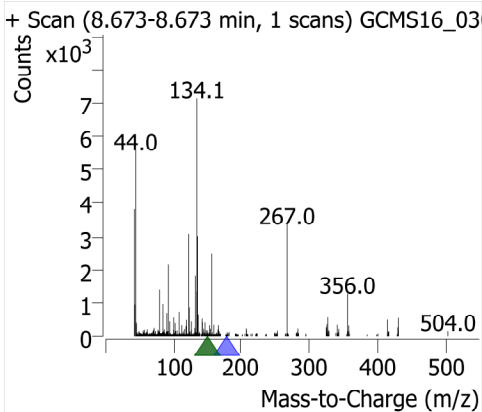
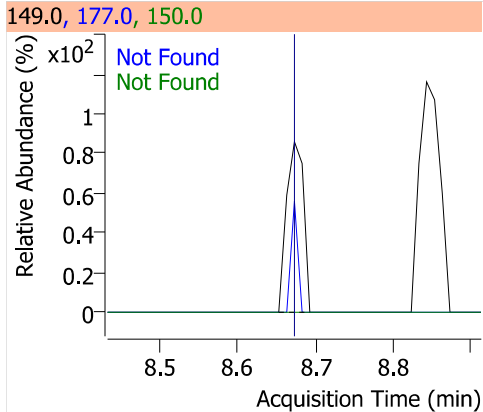
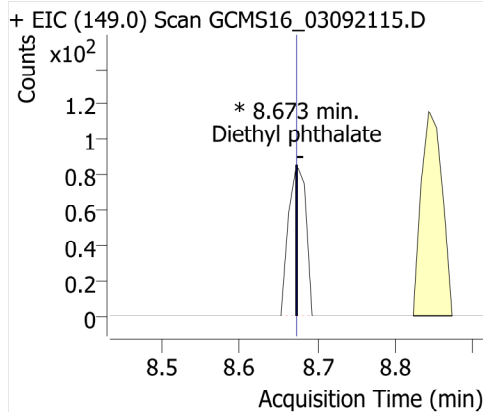
Acenaphthene



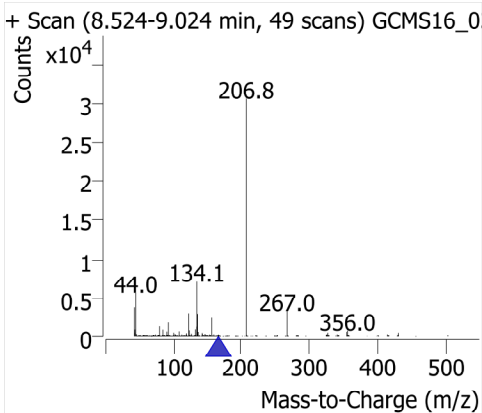
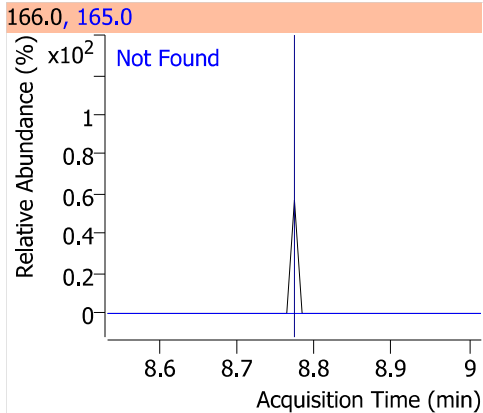
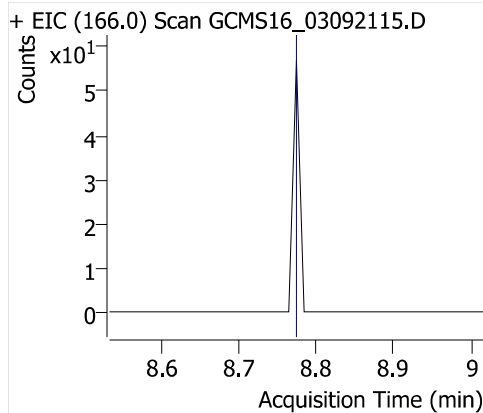
Molinate



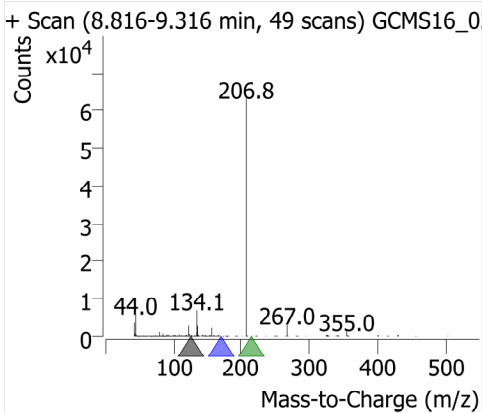
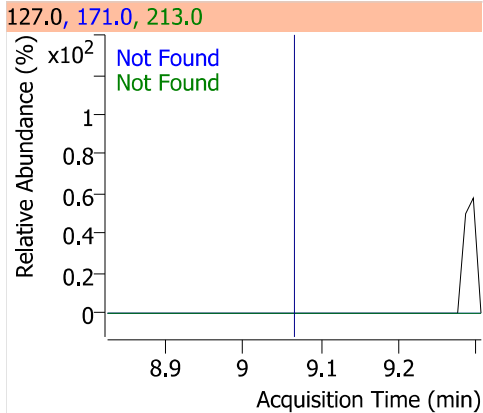
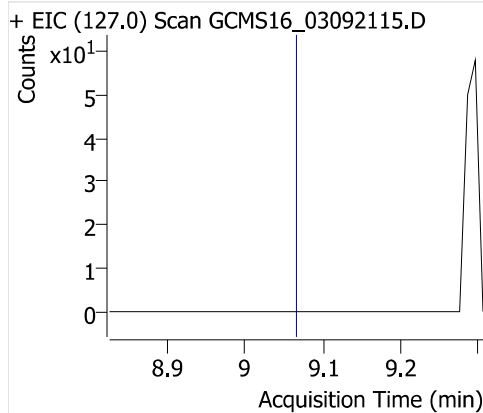
Diethyl phthalate



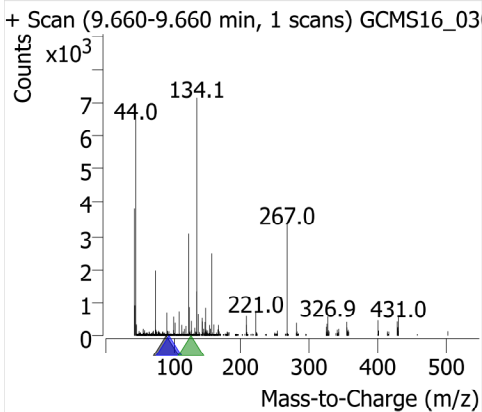
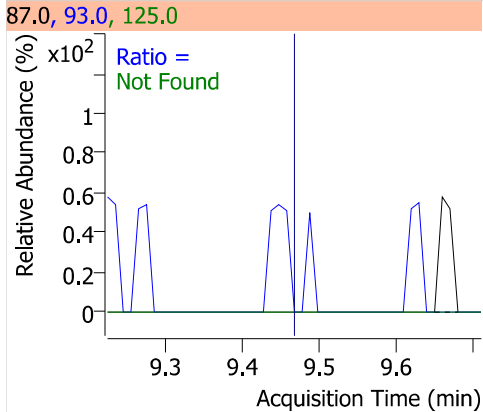
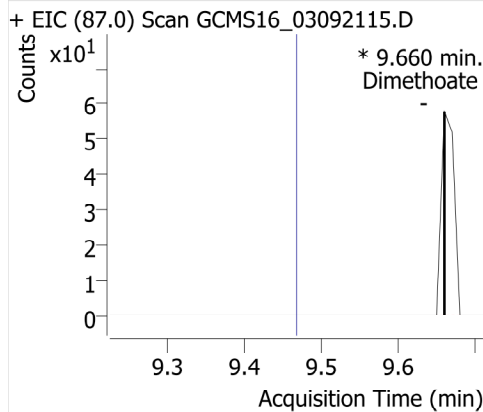
Fluorene



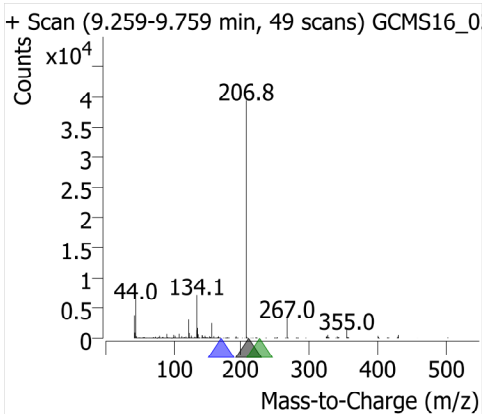
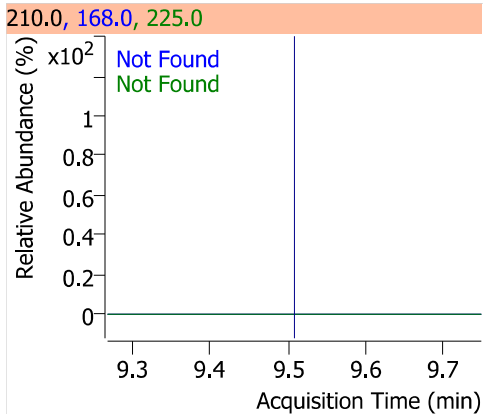
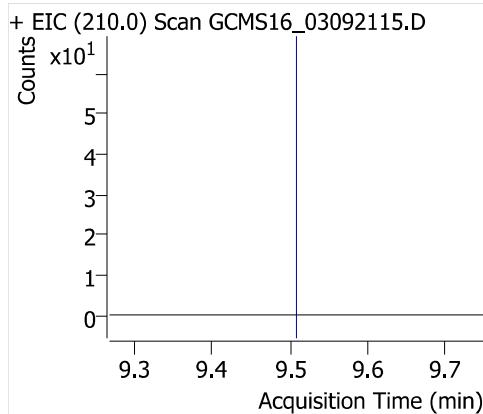
Chlorpropham



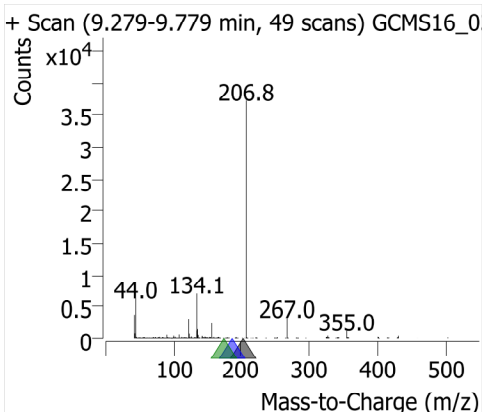
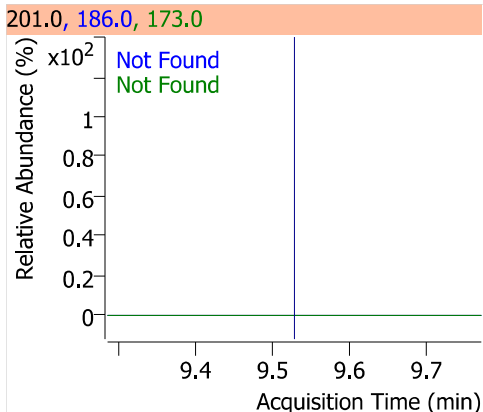
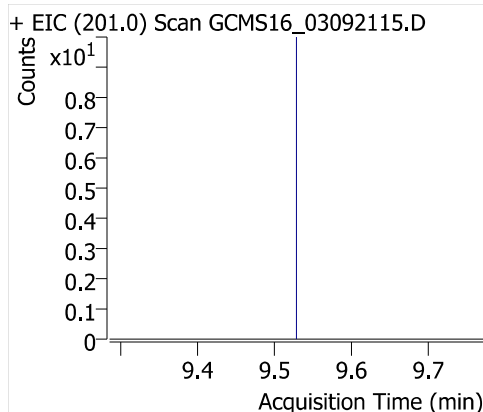
Dimethoate



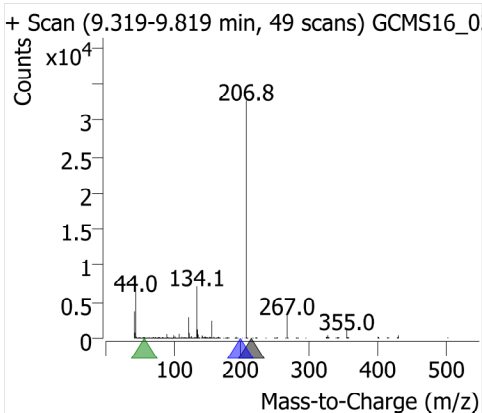
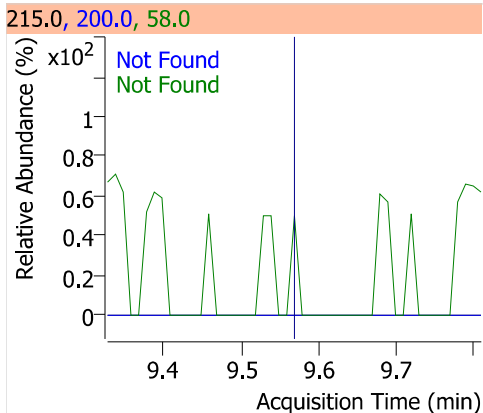
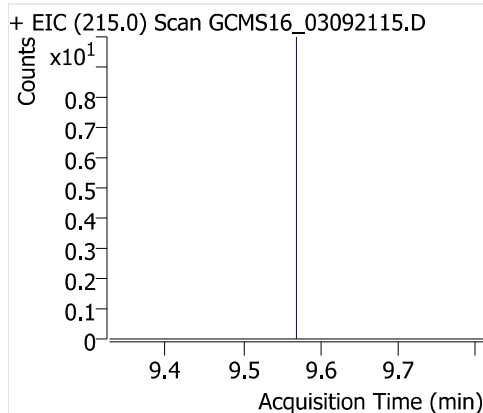
Prometon



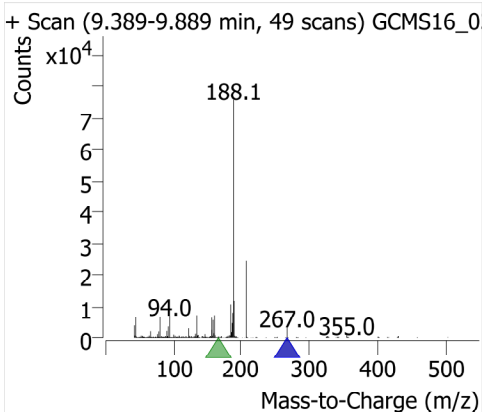
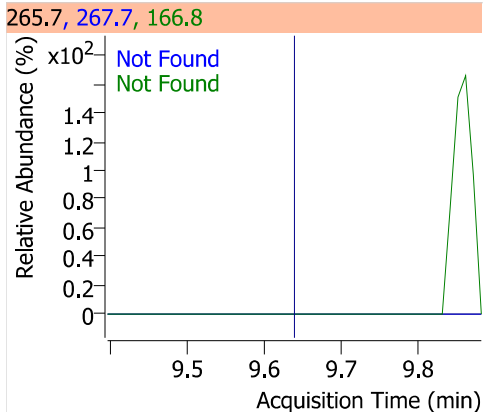
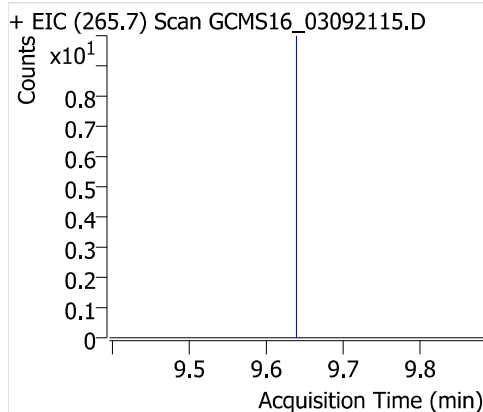
Simazine



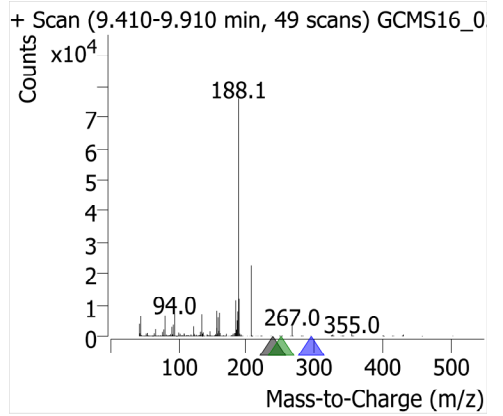
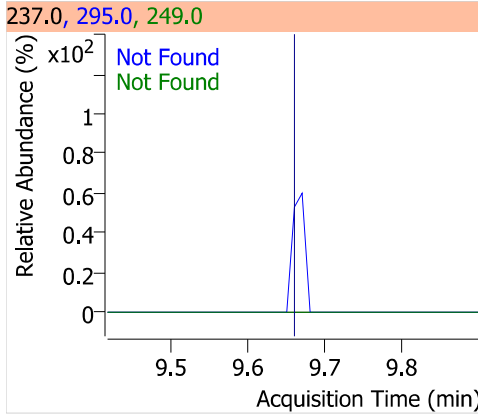
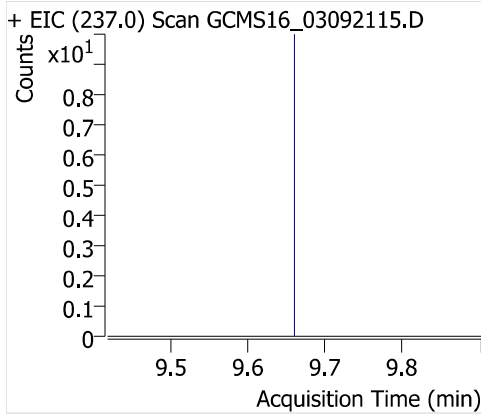
Atrazine



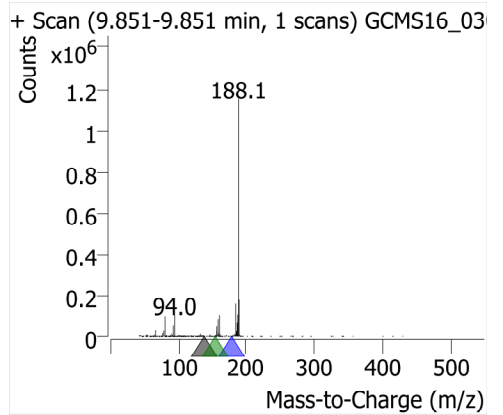
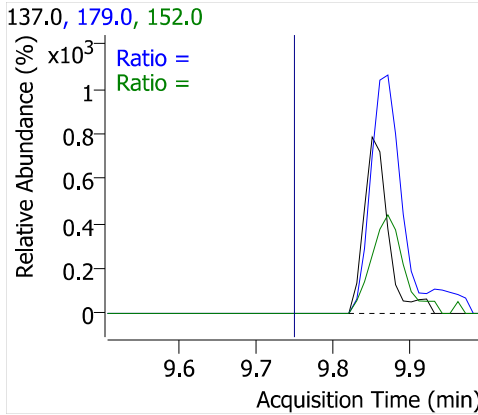
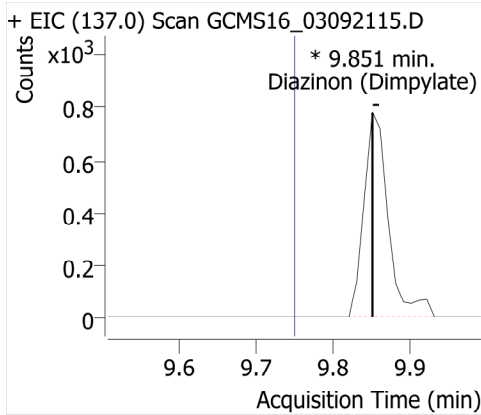
Pentachlorophenol



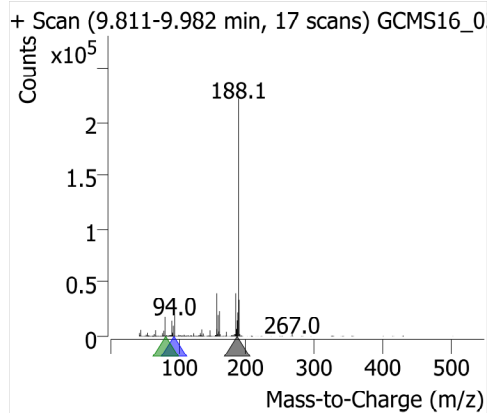
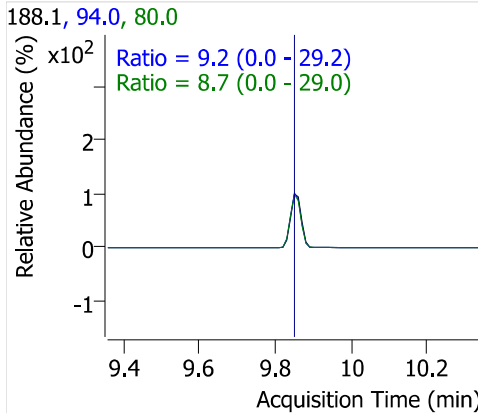
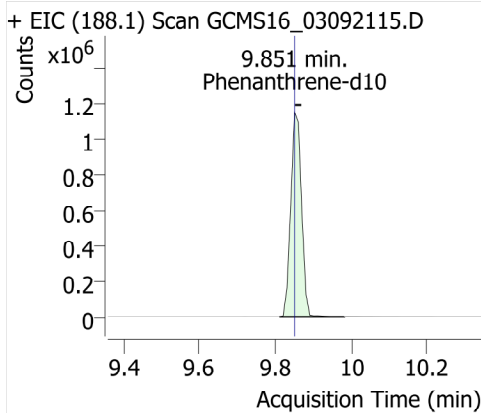
Pentachloronitrobenzene



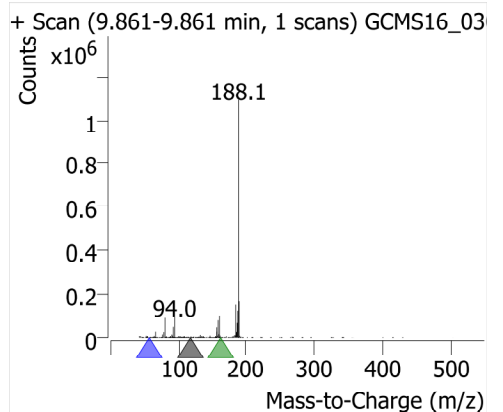
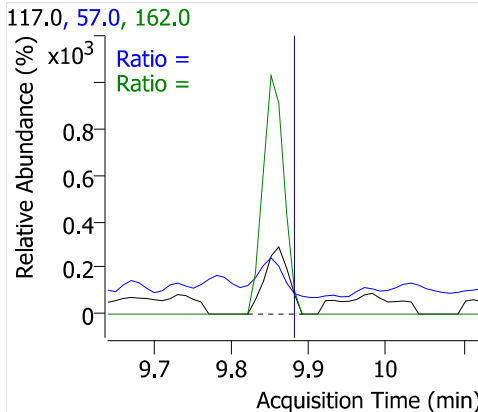
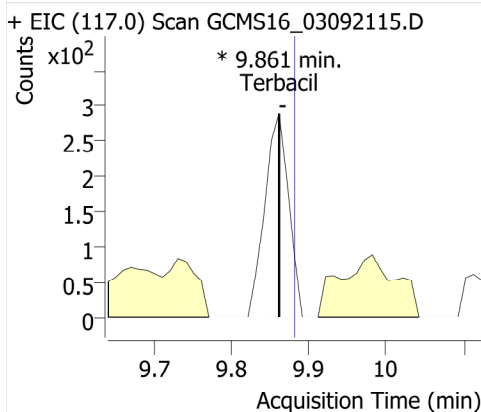
Diazinon (Dimpylate)



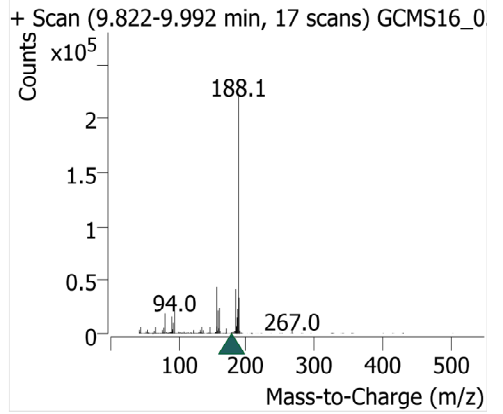
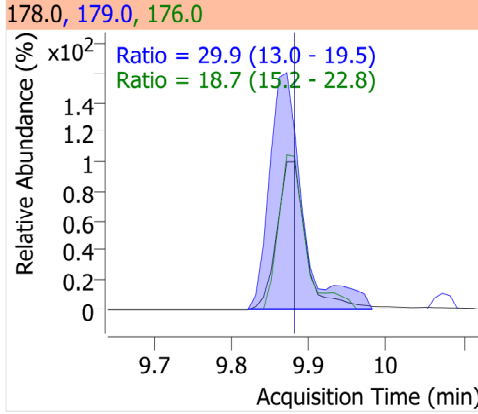
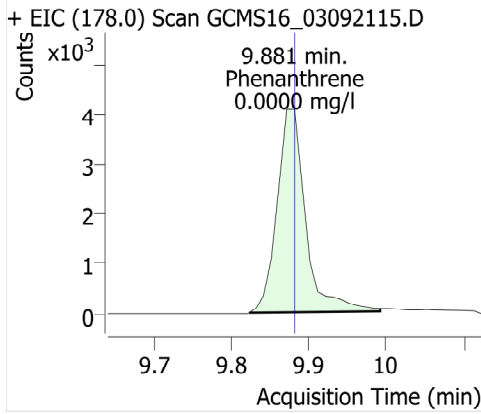
Phenanthrene-d10



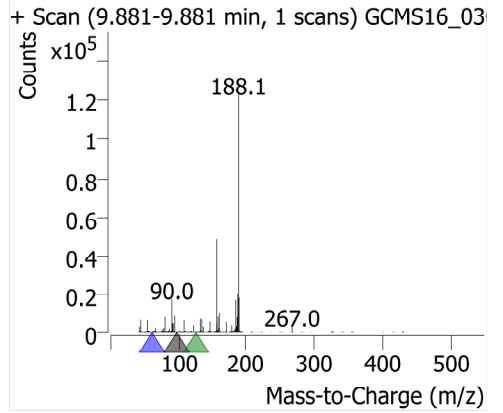
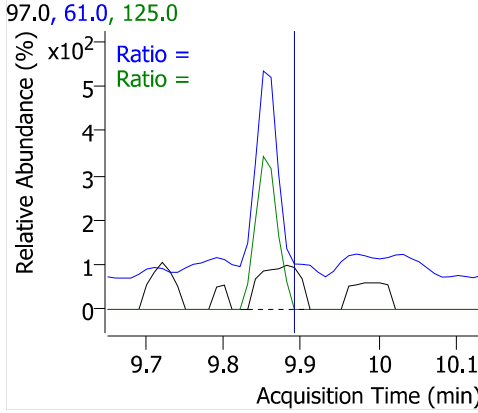
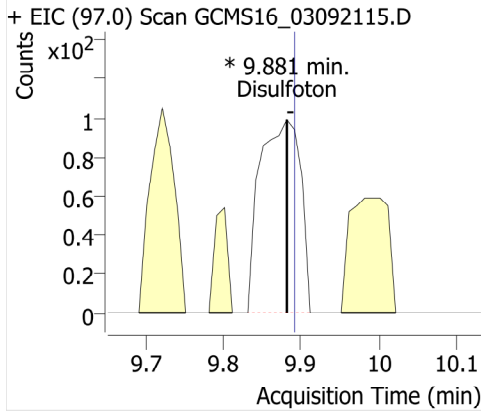
Terbacil



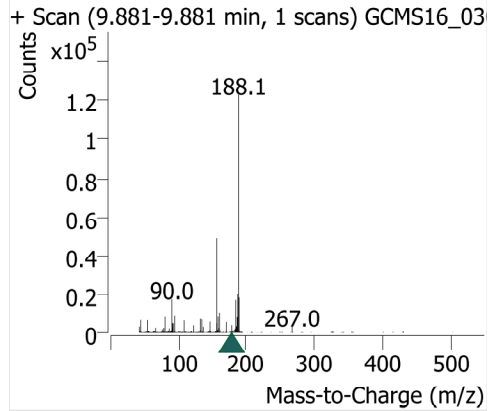
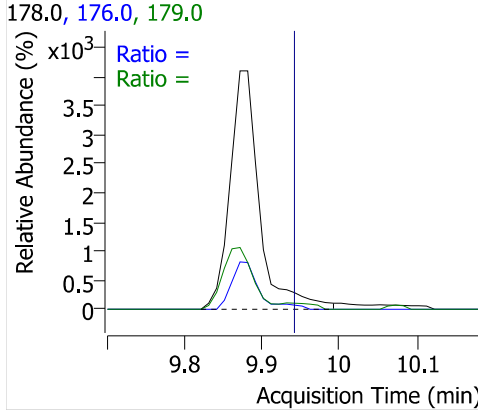
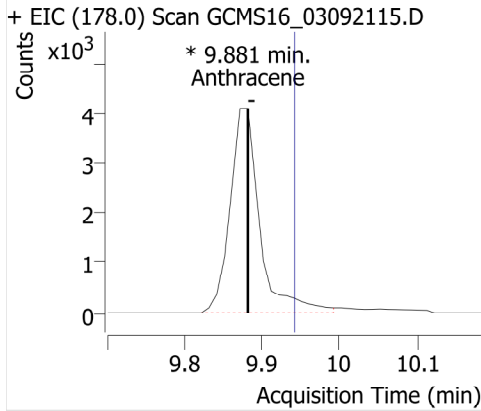
Phenanthrene



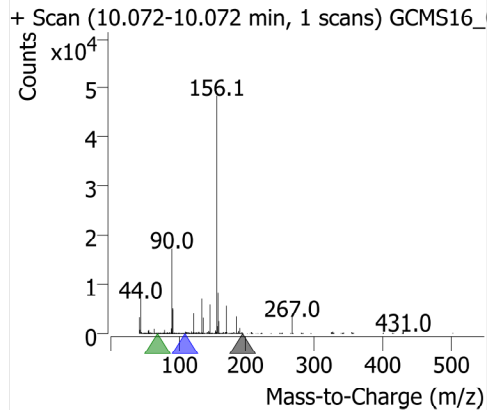
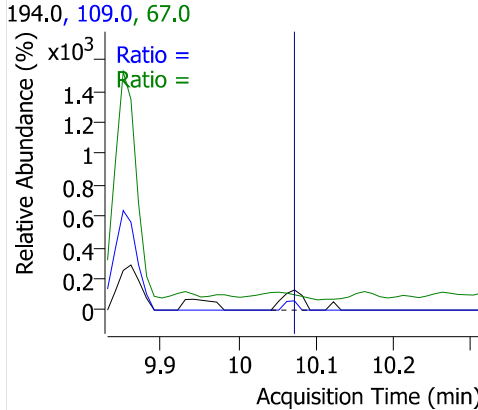
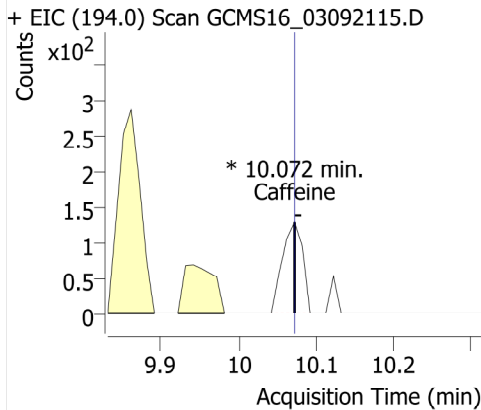
Disulfoton



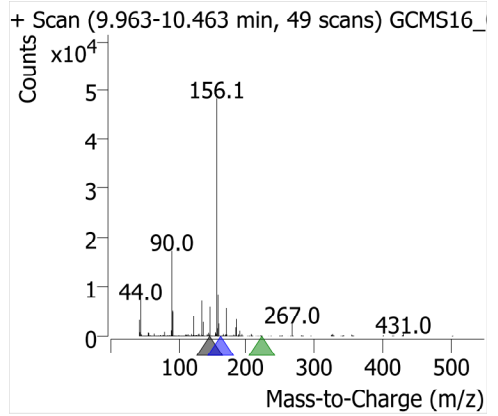
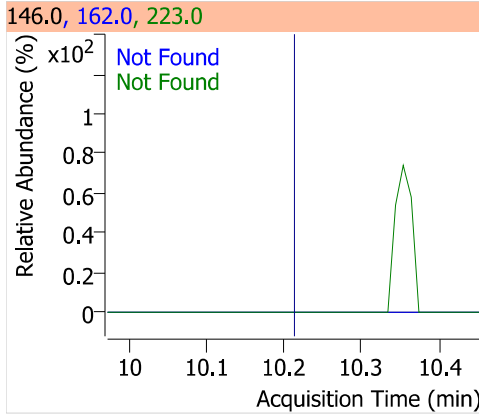
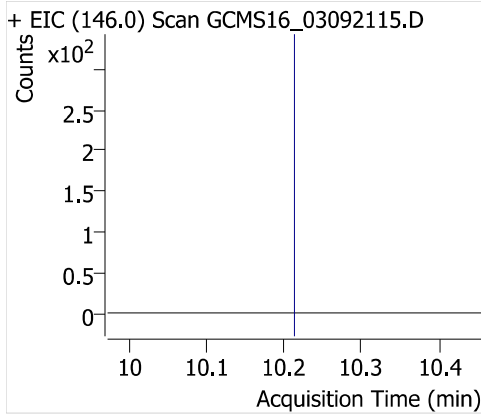
Anthracene



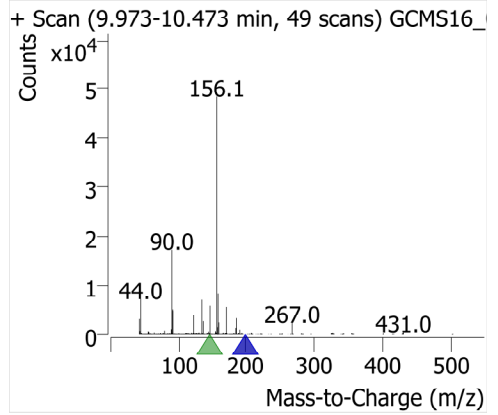
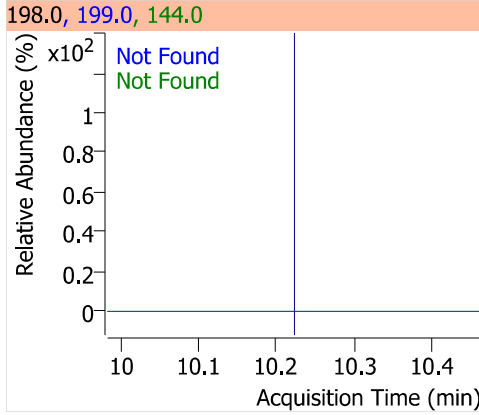
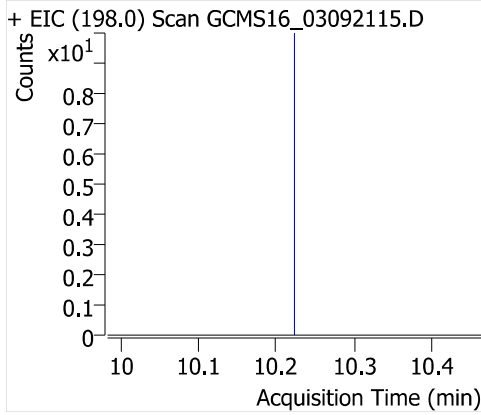
Caffeine



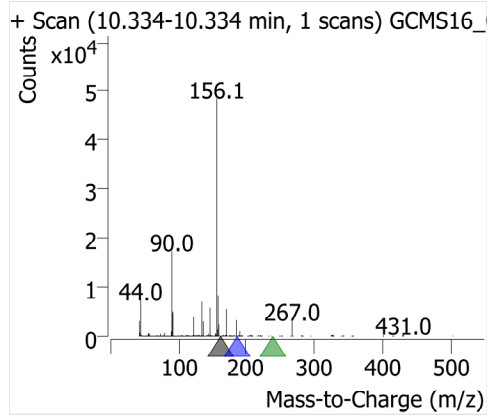
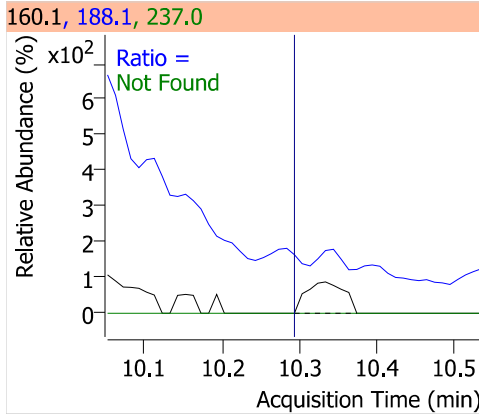
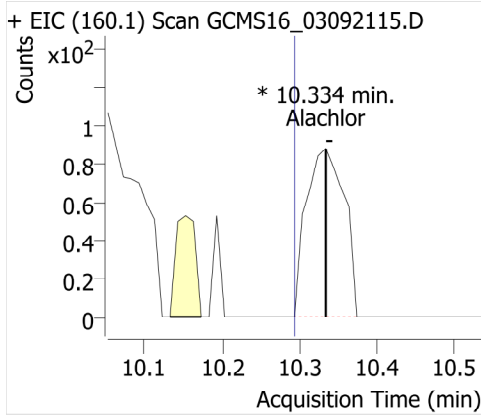
Acetochlor



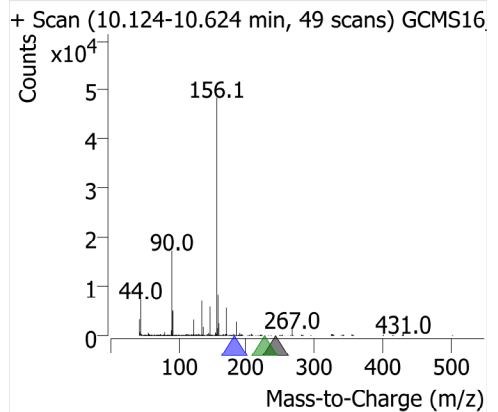
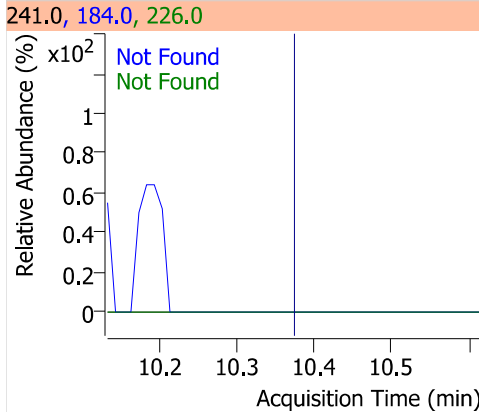
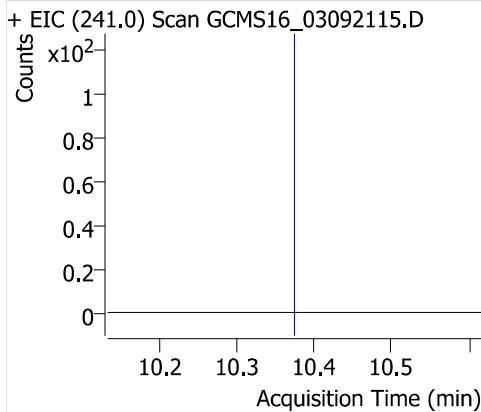
Metribuzin



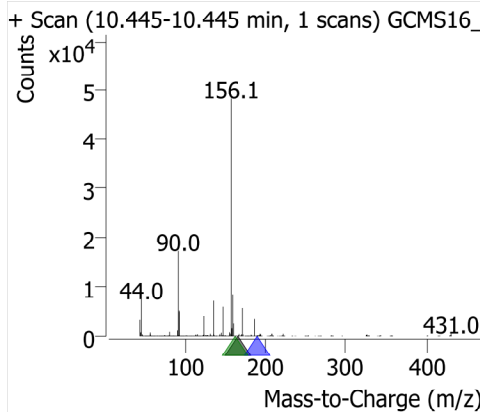
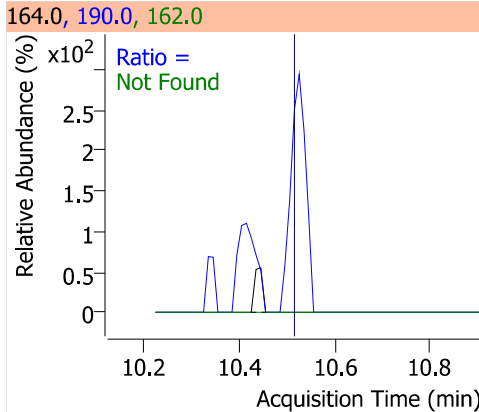
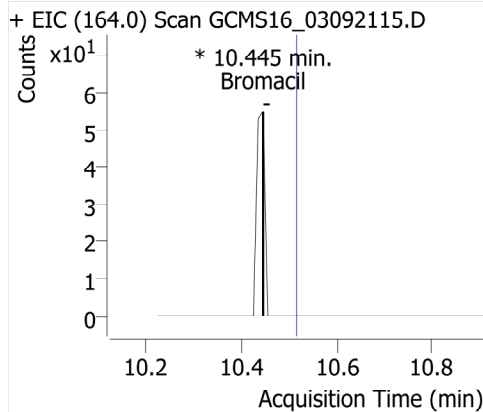
Alachlor



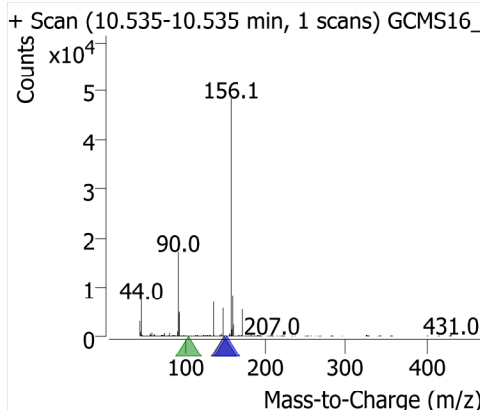
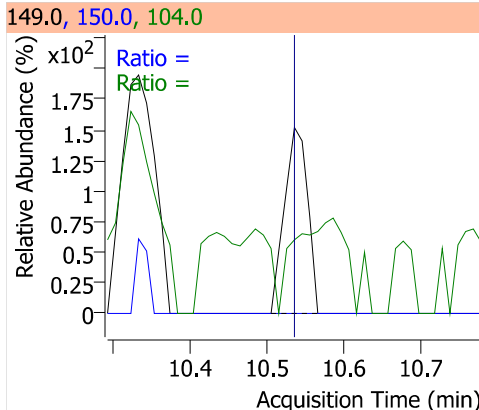
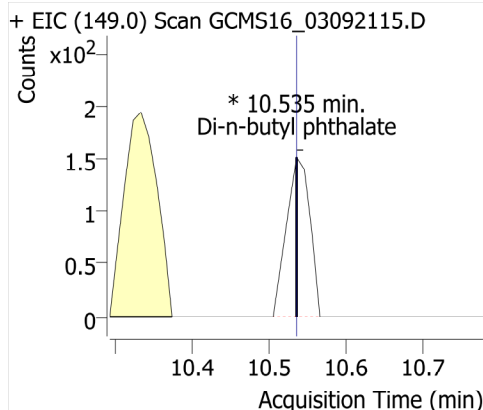
Prometryn



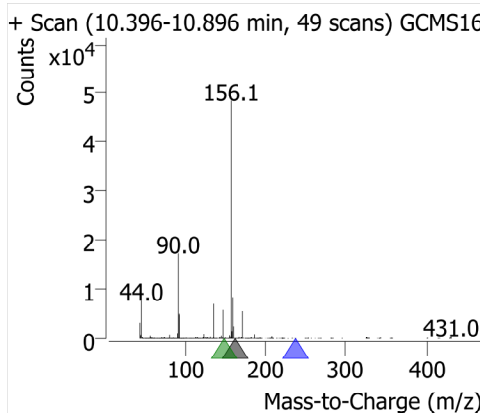
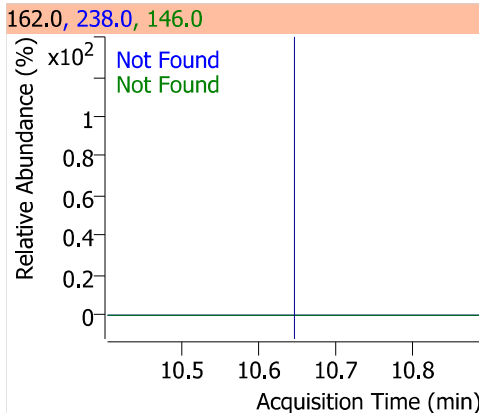
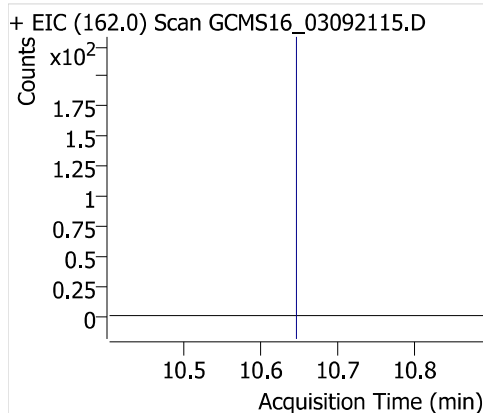
Bromacil



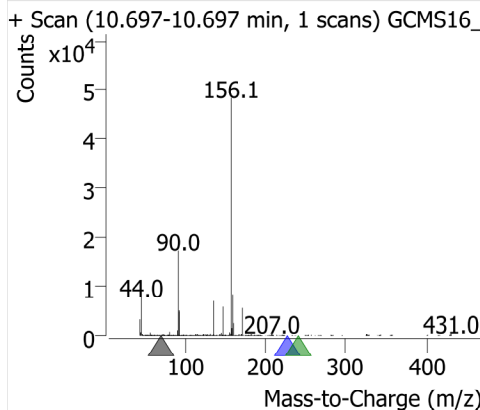
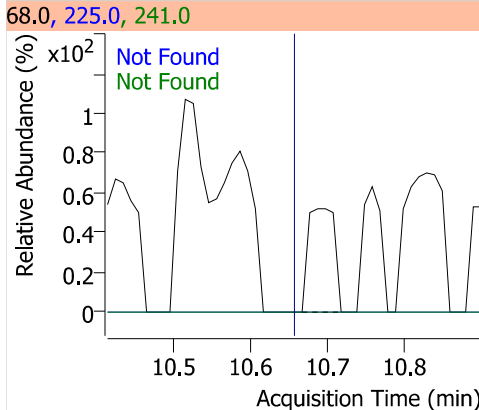
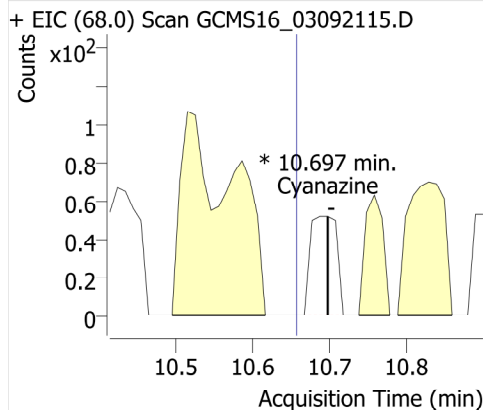
Di-n-butyl phthalate



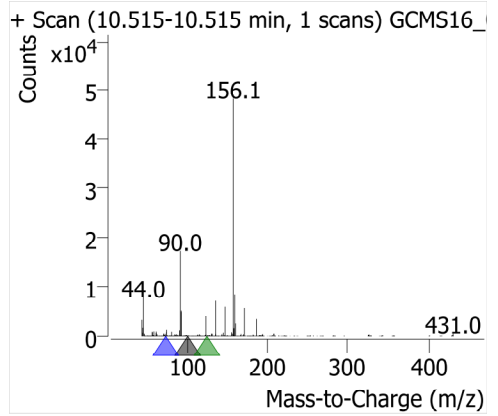
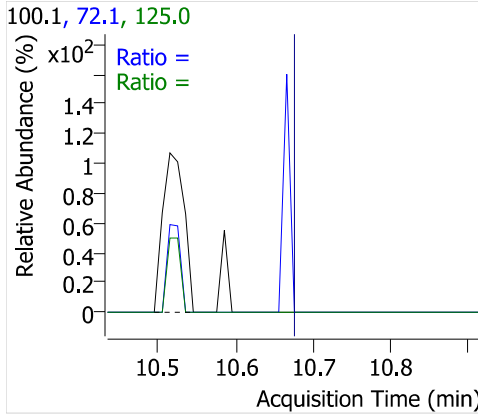
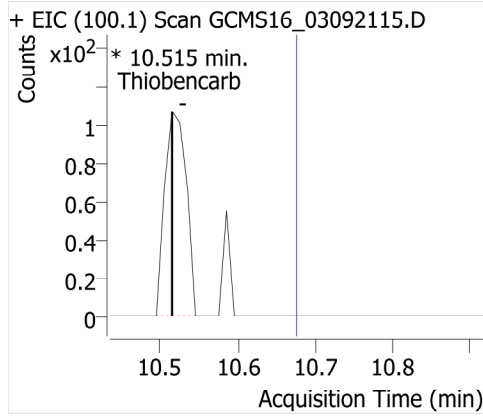
Metolachlor



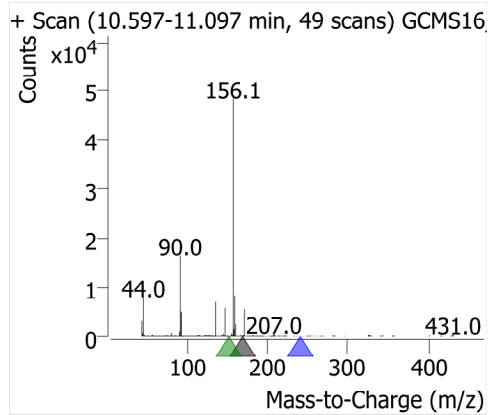
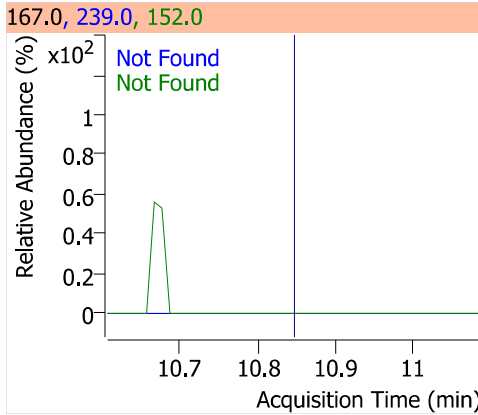
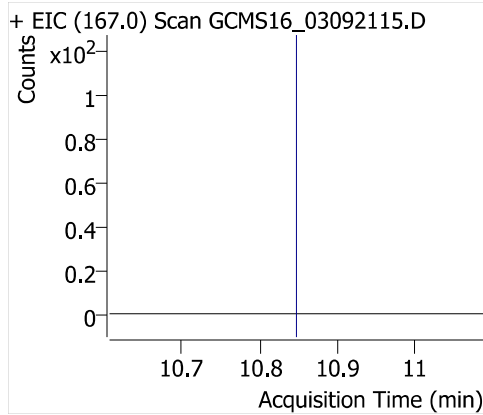
Cyanazine



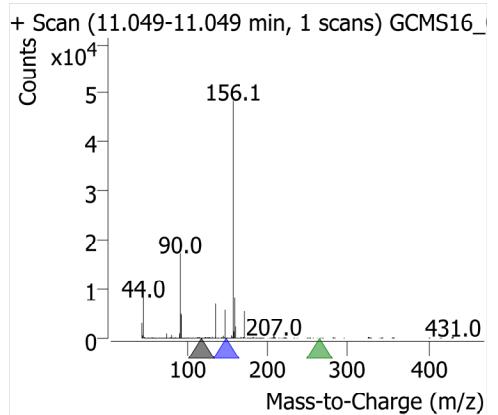
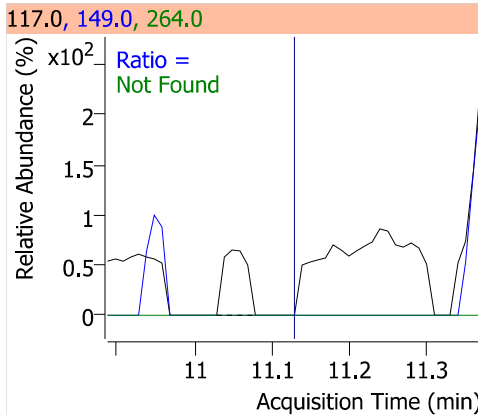
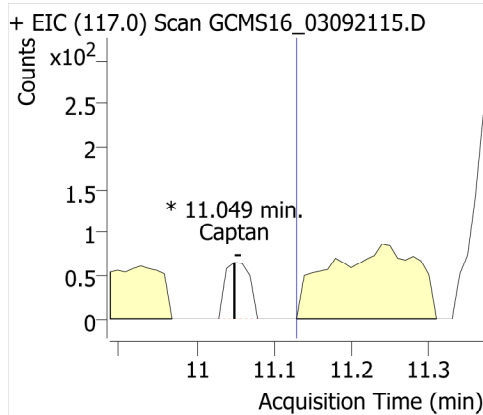
Thiobencarb



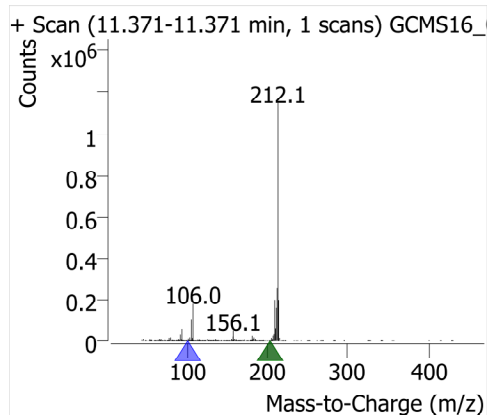
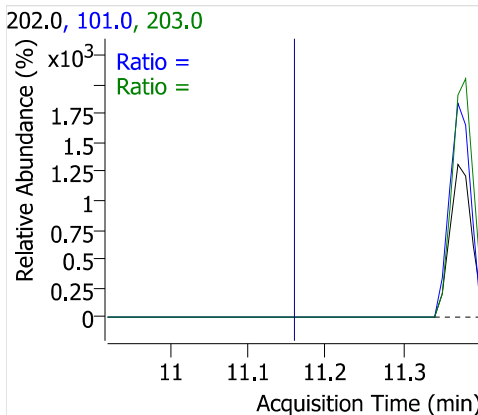
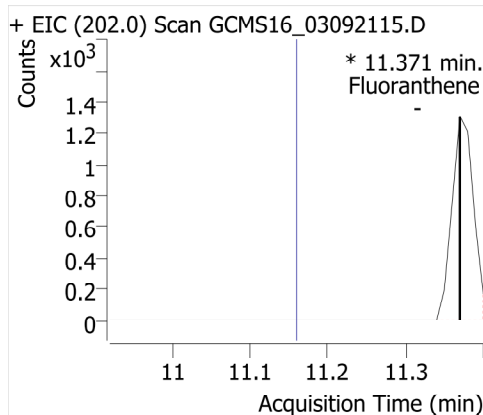
Diphenamide



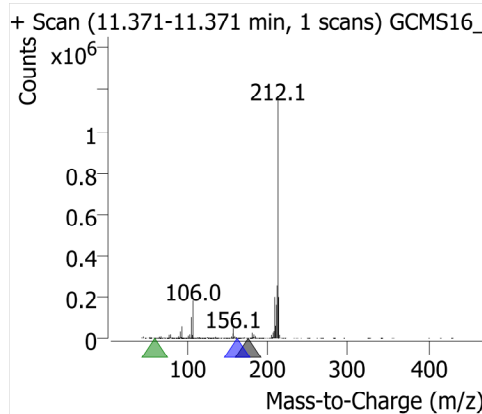
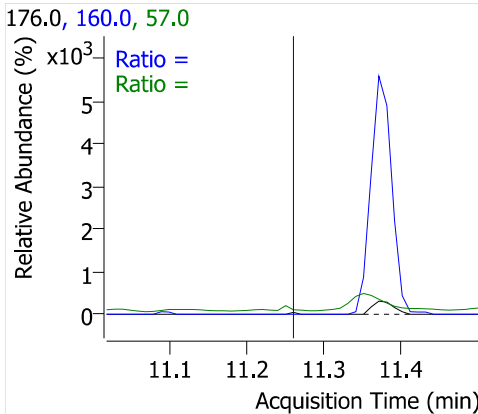
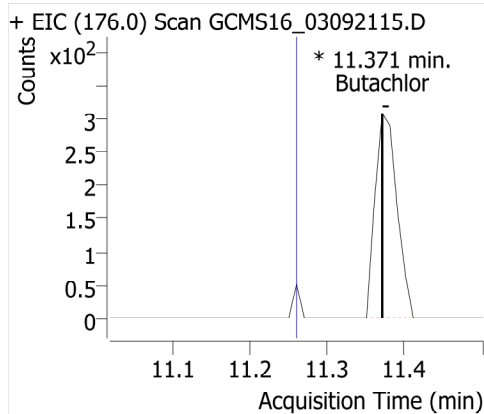
Captan



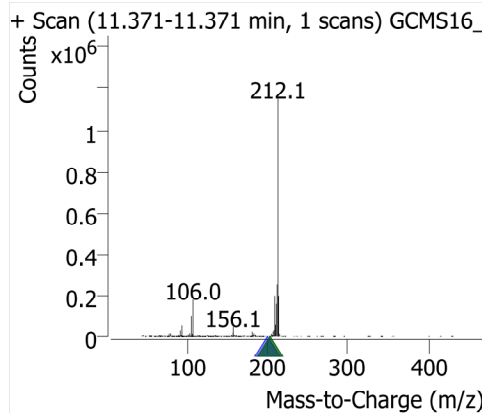
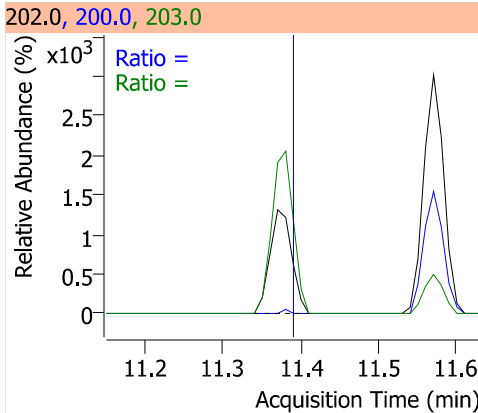
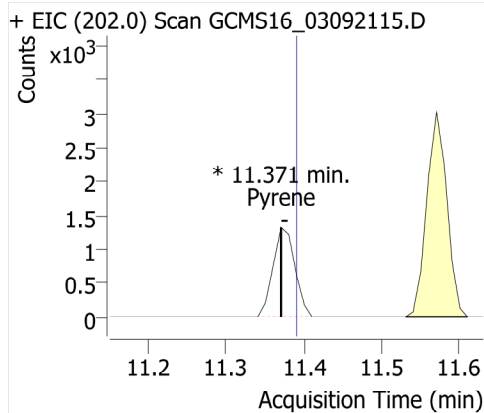
Fluoranthene



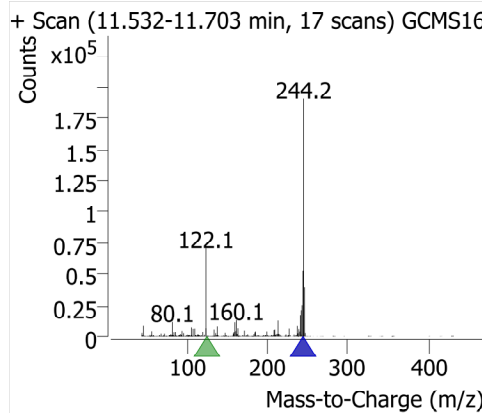
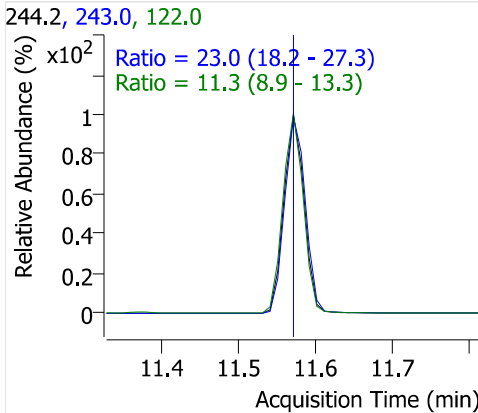
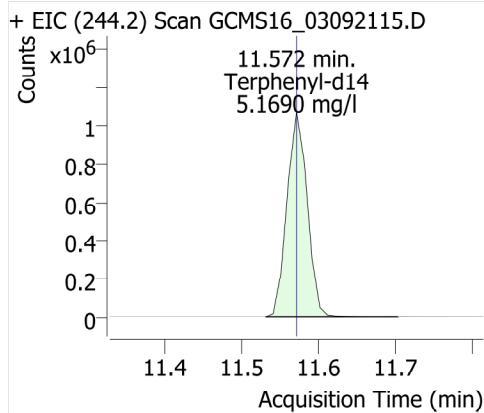
Butachlor



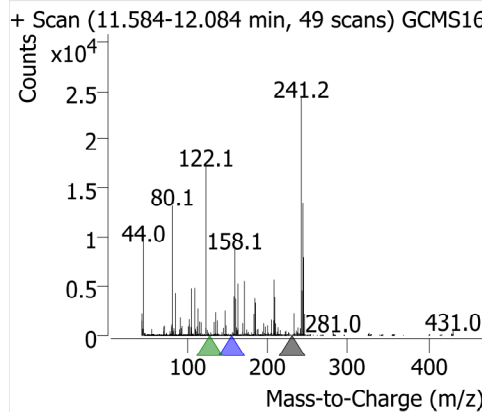
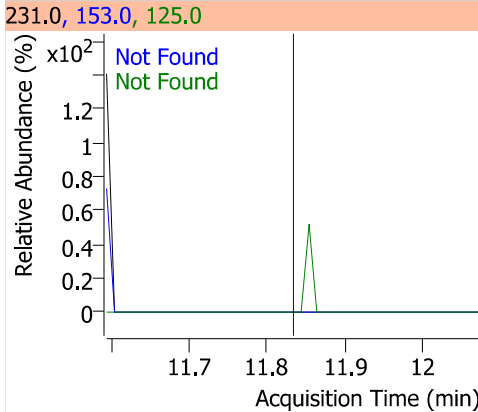
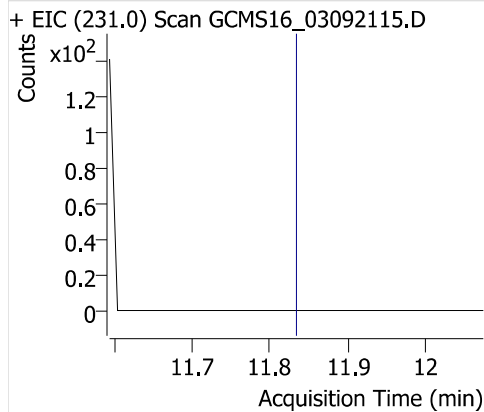
Pyrene



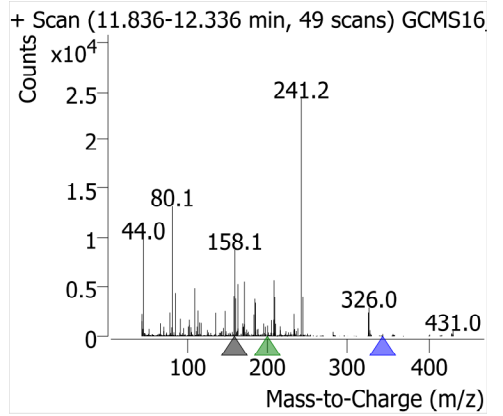
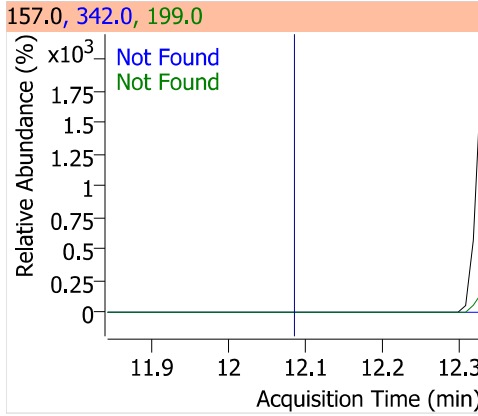
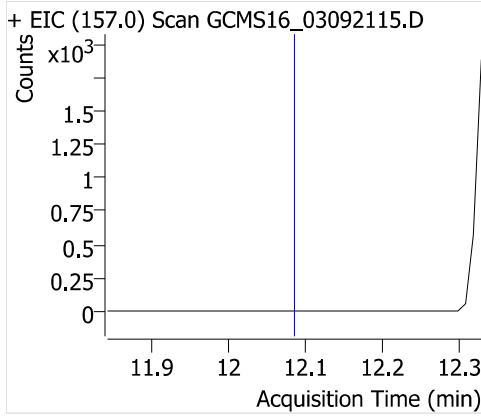
Terphenyl-d14



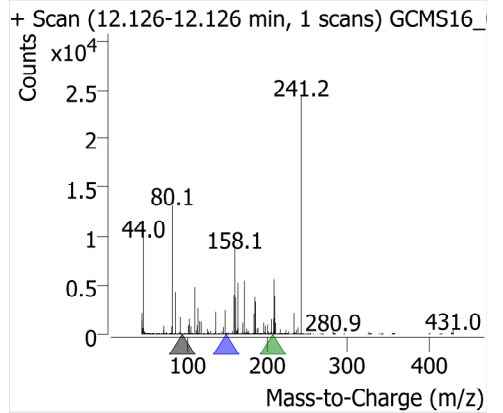
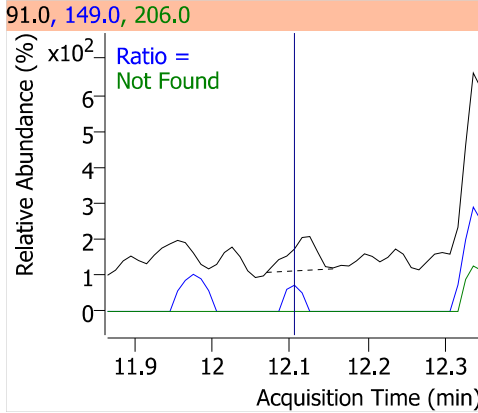
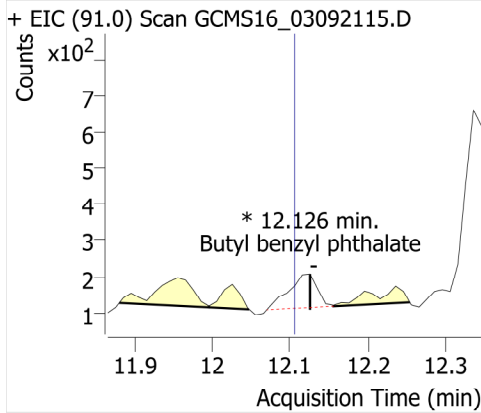
Ethion



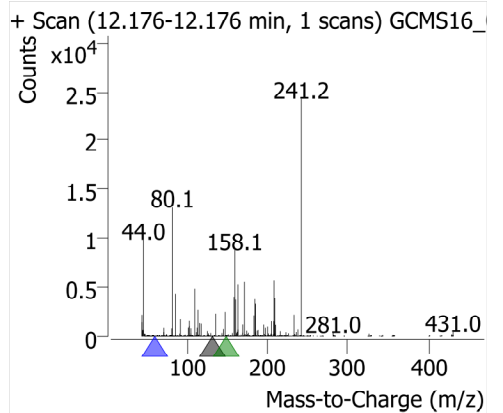
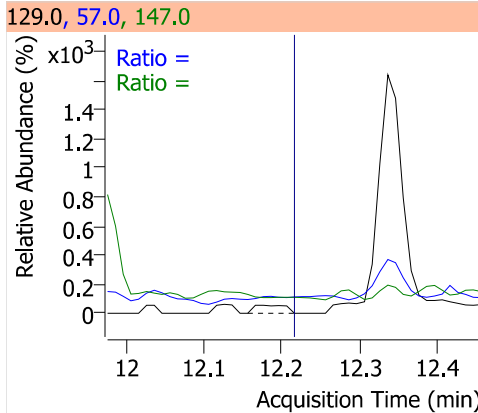
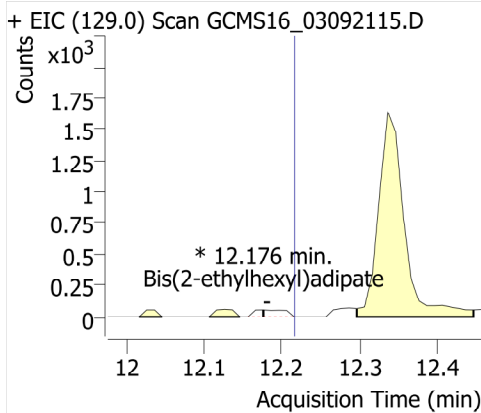
Trithion (carbofenotion)



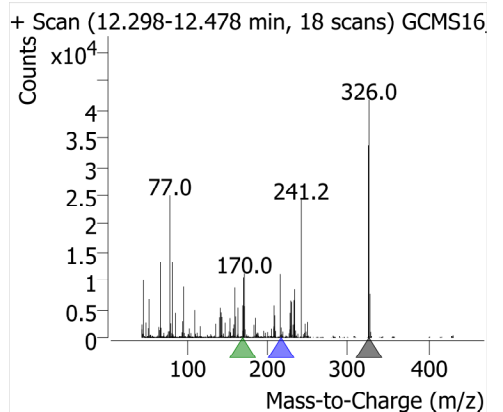
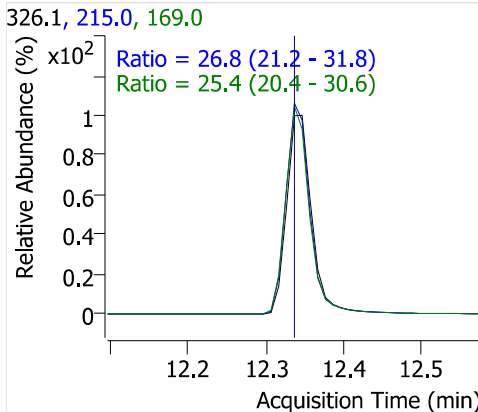
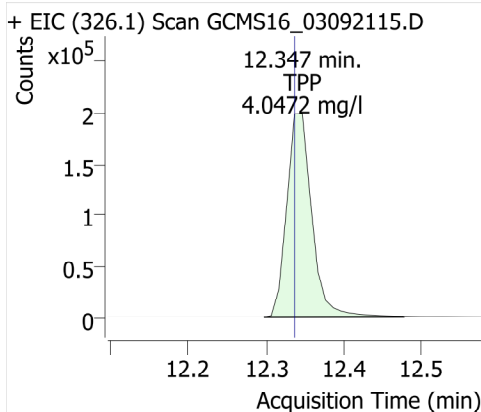
Butyl benzyl phthalate



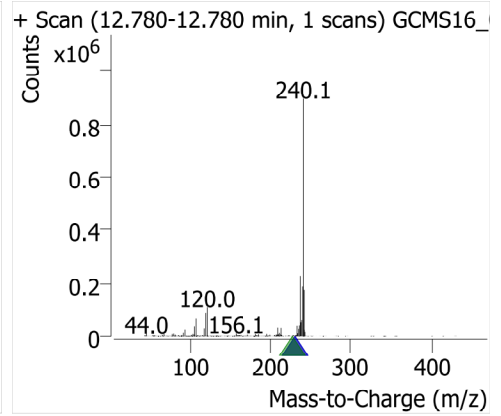
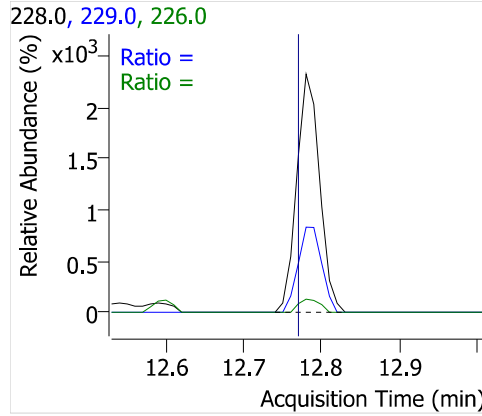
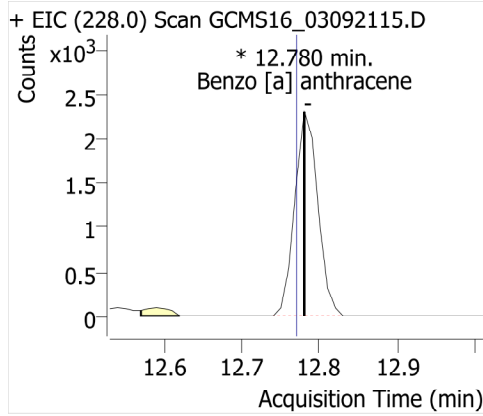
Bis(2-ethylhexyl)adipate



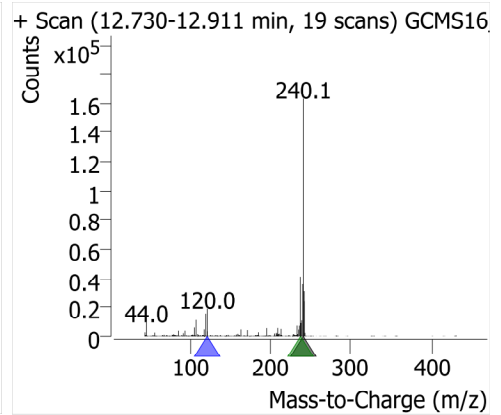
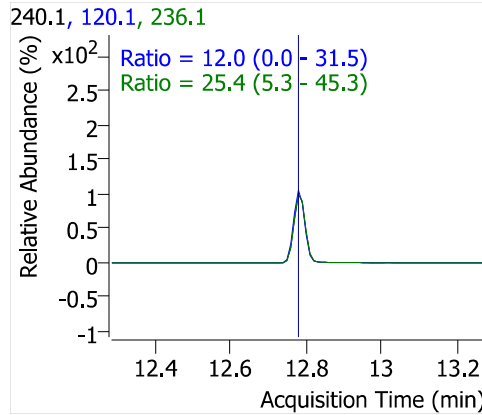
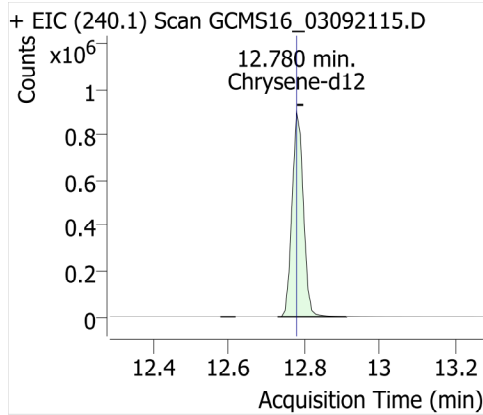
TPP



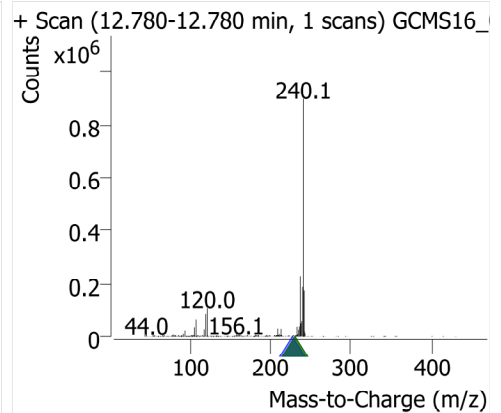
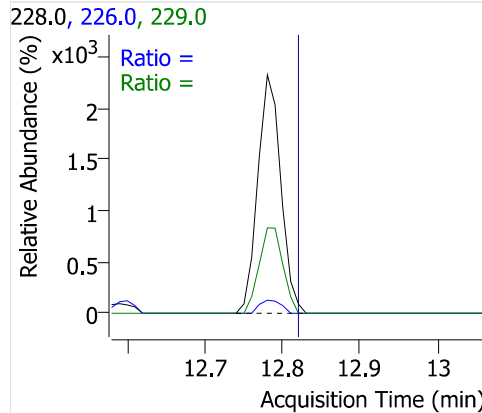
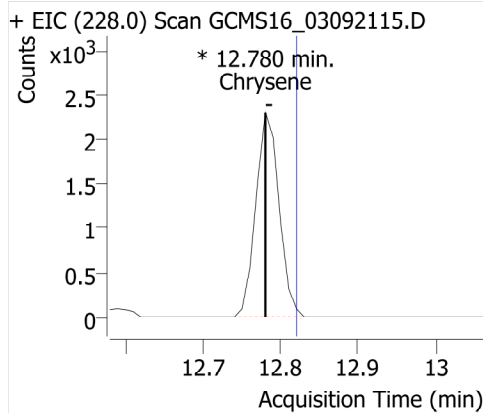
Benzo [a] anthracene



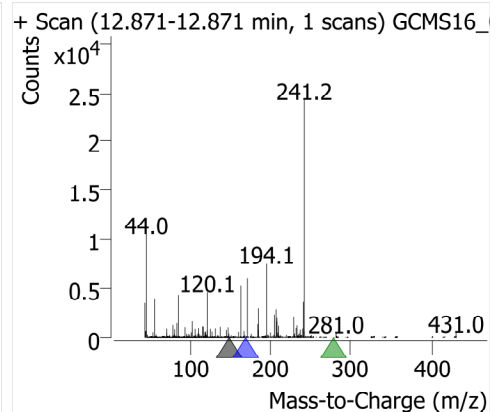
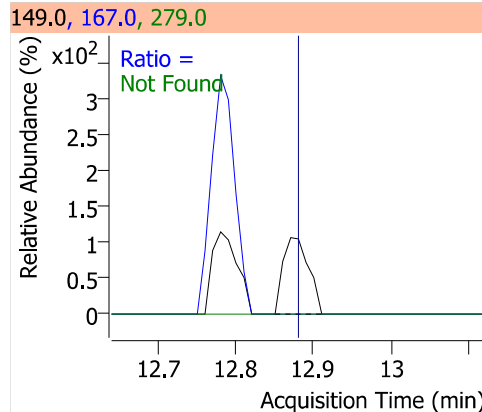
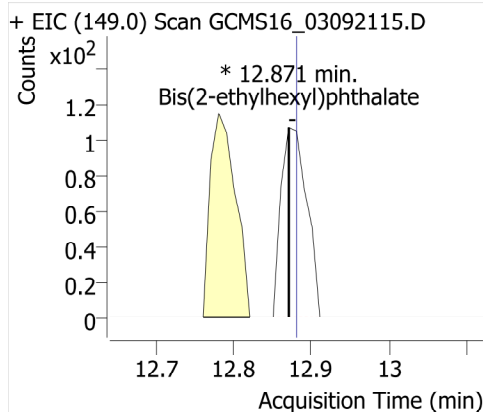
Chrysene-d12



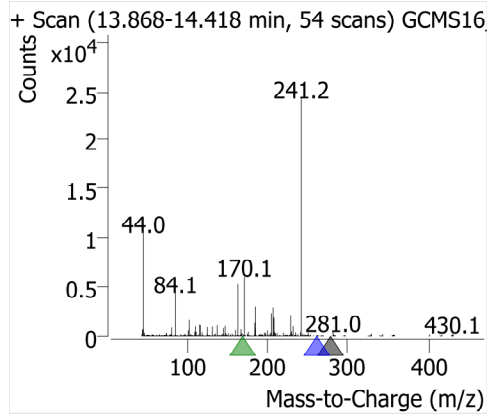
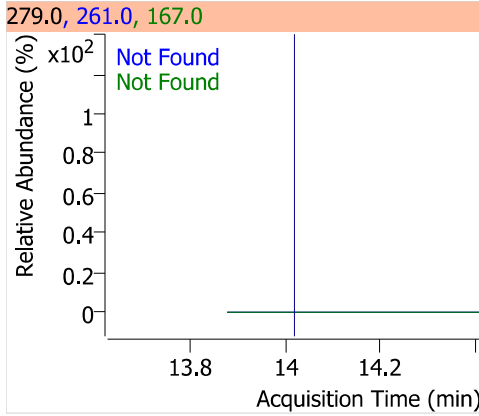
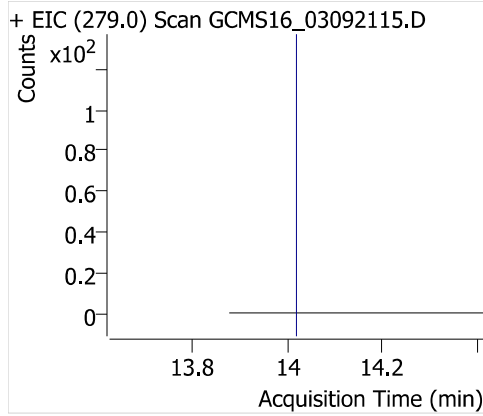
Chrysene



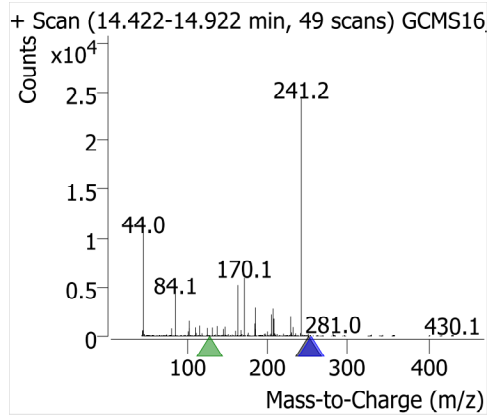
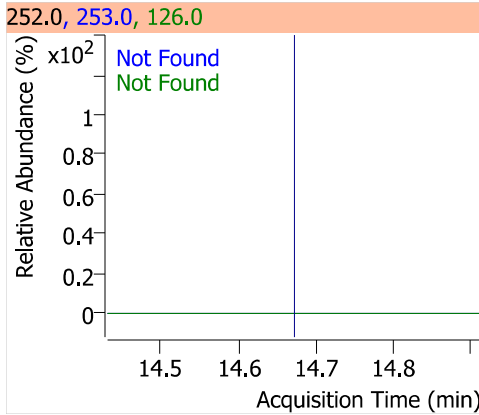
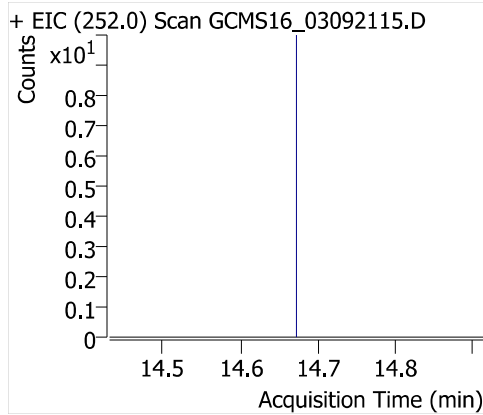
Bis(2-ethylhexyl)phthalate



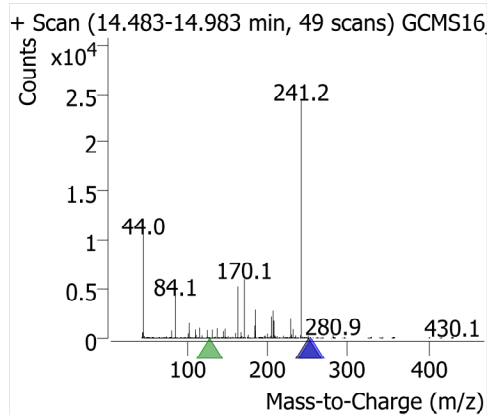
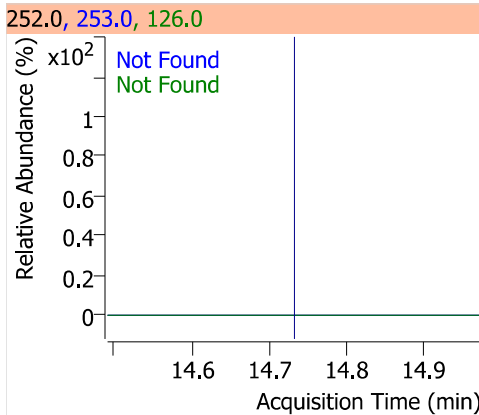
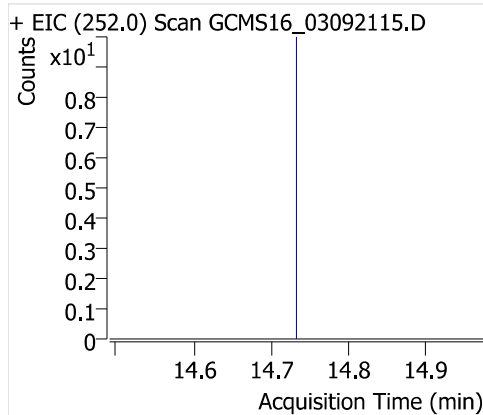
Di-n-octyl phthalate



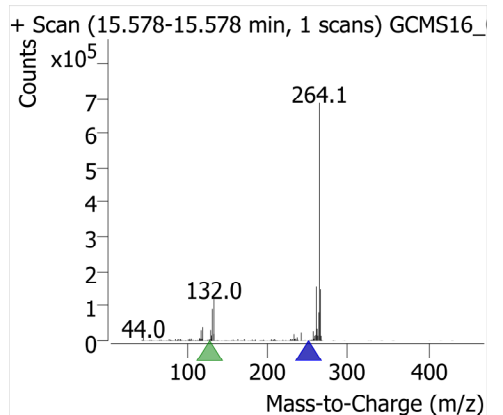
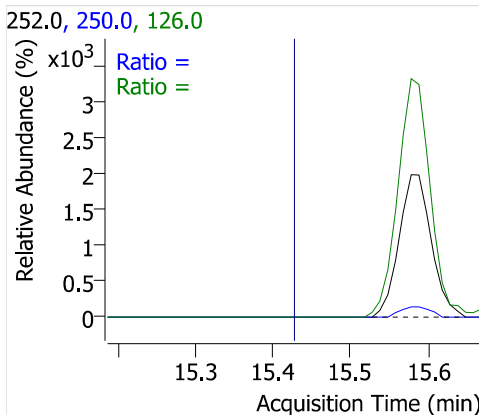
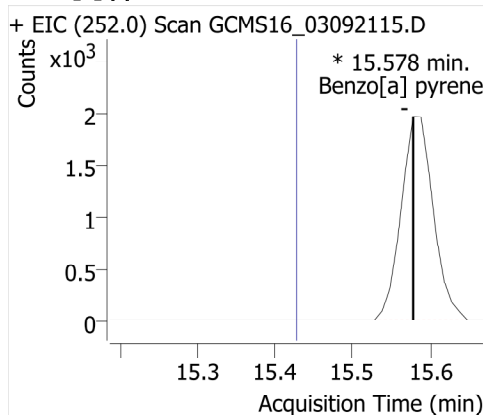
Benzo [b] fluoranthene



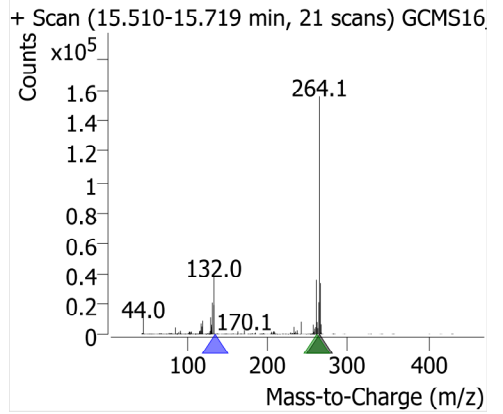
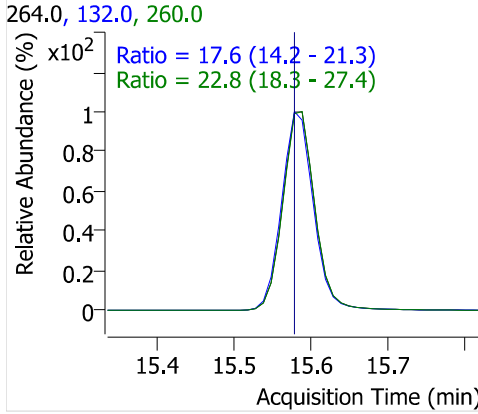
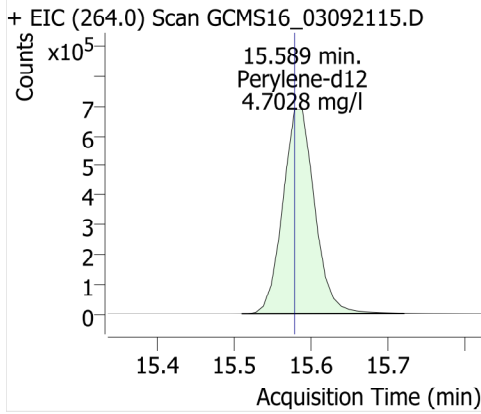
Benzo [k] fluoranthene



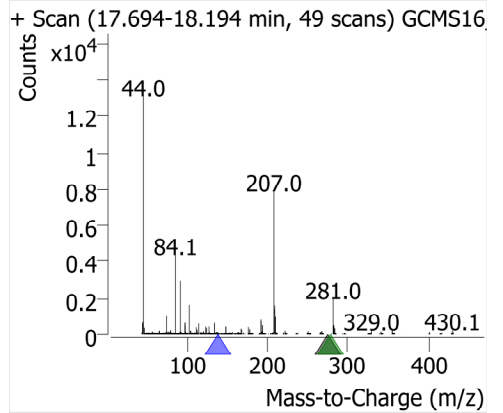
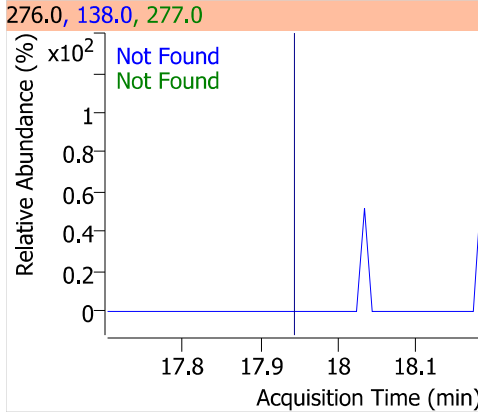
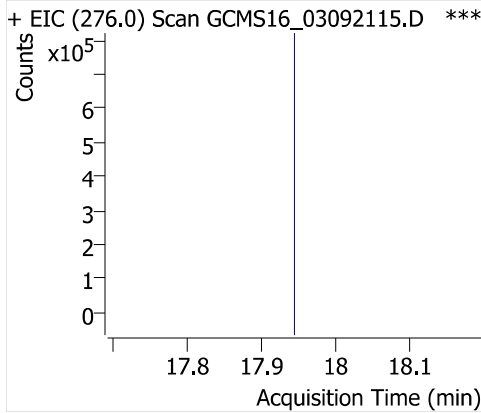
Benzo[a] pyrene



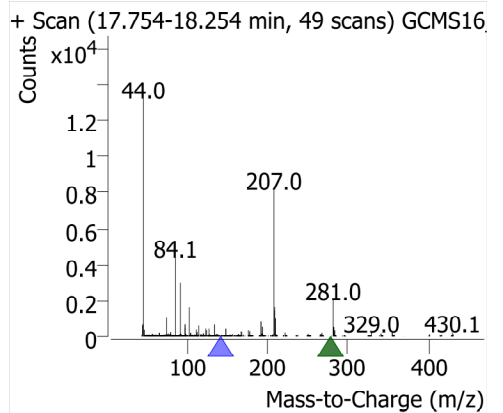
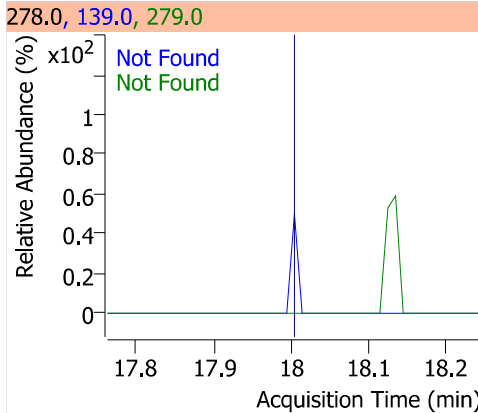
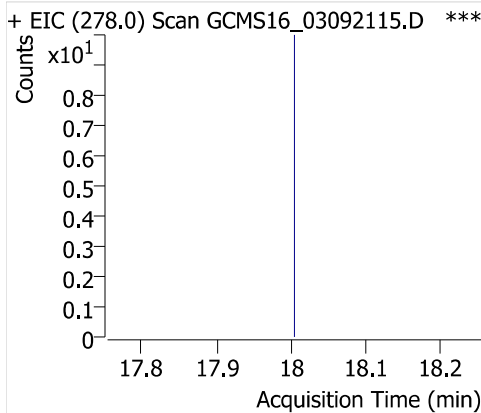
Perylene-d12



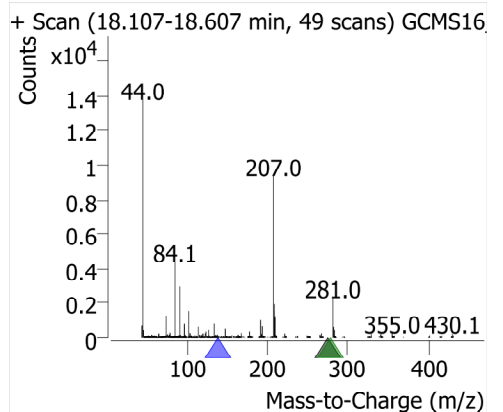
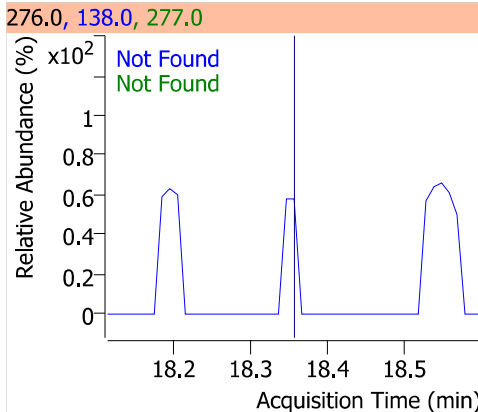
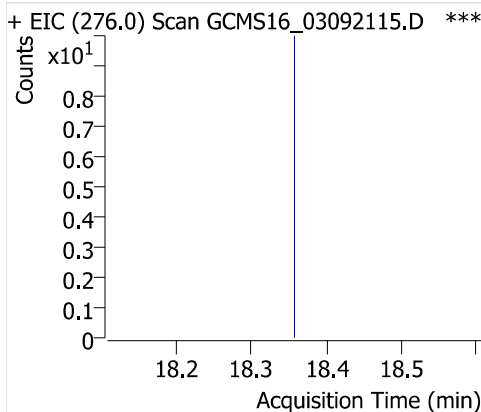
Indeno [1,2,3-cd] pyrene



Dibenz [a,h] anthracene



Benzo [g,h,i] perylene



Quantitative Analysis Results With Qualifier Ratio Report

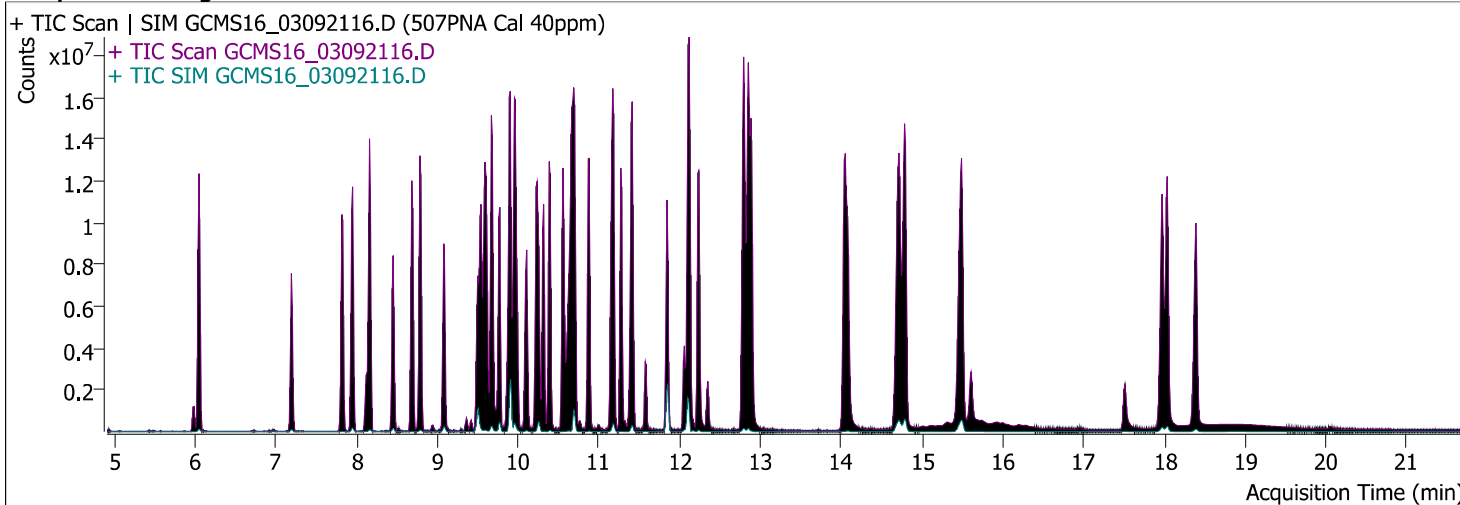


Batch Path	\\WSCIXIGCMS16\InstData\GCMS16\DATA\2021\030921_525.2\QuantResults\030921_525.2.batch.bin	Analyst Name	WECK\ryan.raymond
Analysis Time	3/10/2021 12:34:15 PM	Reporter Name	ryan.raymond
Report Time	3/10/2021 12:36:16 PM	Batch State	Processed
Last Calib Update	3/10/2021 10:39:20 AM	Quant Report Version	10.0
Quant Batch Version	10.0		

AnalysisInfo

Acq. Time	3/9/2021 6:18:50 PM	Data File	GCMS16_03092116.D
Sample Type	Cal	Sample Name	507PNA Cal 40ppm
Dilution	1	Acq. Method	525
Position	3	Inj Vol	1
DA Method File	507PNA 030921.m	Comment	1010638

Sample Chromatogram



Compound	ISTD	RT	Resp.	ISTD Resp.	Conc	Units	Accuracy
1,3 Dimethyl-2-Nitrobenzene	Acenaphthene-d10	5.986	325818	1256298	4.7562	mg/l	95.12
Naphthalene	Acenaphthene-d10	6.046	12571594	1256298	23.5931	mg/l	58.98
EPTC	Acenaphthene-d10	7.194	3289379	1256298	36.1302	mg/l	90.33
Dimethyl phthalate	Acenaphthene-d10	7.818	10173569	1256298	32.0424	mg/l	80.11
Acenaphthylene	Acenaphthene-d10	7.949	11770367	1256298	30.8155	mg/l	77.04
Acenaphthene	Acenaphthene-d10	8.160	7712570	1256298	25.8294	mg/l	64.57
Molinate	Acenaphthene-d10	8.452	5647405	1256298	34.1897	mg/l	85.47
Diethyl phthalate	Acenaphthene-d10	8.683	10281477	1256298	33.7948	mg/l	84.49
Fluorene	Acenaphthene-d10	8.784	9036842	1256298	26.9739	mg/l	67.43
Chlorpropham	Acenaphthene-d10	9.076	3254830	1256298	39.1995	mg/l	98.00
Dimethoate	Acenaphthene-d10	9.499	3612666	1256298	22.6747	mg/l	56.69
Prometon	Chrysene-d12	9.539	2817695	1937430	37.9342	mg/l	94.84
Simazine	Chrysene-d12	9.579	3049088	1937430	38.7336	mg/l	96.83
Atrazine	Acenaphthene-d10	9.609	1763803	1256298	33.4671	mg/l	83.67
Pentachlorophenol	Chrysene-d12	9.670	2417418	1937430	37.3242	mg/l	93.31
Pentachloronitrobenzene	Phenanthrene-d10	9.680	1476466	2395563	21.5530	mg/l	53.88
Diazinon (Dimpylate)	Chrysene-d12	9.770	1975132	1937430	40.1153	mg/l	100.29
Terbacil	Phenanthrene-d10	9.982	1739499	2395563	46.5966	mg/l	116.49
Phenanthrene	Phenanthrene-d10	9.891	9841132	2395563	20.6137	mg/l	51.53
Disulfoton	Phenanthrene-d10	9.901	793077	2395563	20.5324	mg/l	51.33
Anthracene	Phenanthrene-d10	9.952	11674540	2395563	25.8288	mg/l	64.57
Caffeine	Phenanthrene-d10	10.103	6277654	2395563	45.0771	mg/l	112.69
Acetochlor	Chrysene-d12	10.223	1789224	1937430	38.8239	mg/l	97.06
Metribuzin	Chrysene-d12	10.254	3914209	1937430	39.9394	mg/l	99.85
Alachlor	Chrysene-d12	10.314	2131510	1937430	34.6574	mg/l	86.64
Prometryn	Chrysene-d12	10.384	4060642	1937430	37.6628	mg/l	94.16

Quantitative Analysis Results With Qualifier Ratio Report



Compound	ISTD	RT	Resp.	ISTD Resp.	Conc	Units	Accuracy
Bromacil	Chrysene-d12	10.626	694495	1937430	40.0612	mg/l	100.15
Di-n-butyl phthalate	Phenanthrene-d10	10.556	14863664	2395563	40.8757	mg/l	102.19
Metolachlor	Chrysene-d12	10.656	8024104	1937430	40.4526	mg/l	101.13
Cyanazine	Phenanthrene-d10	10.697	828960	2395563	38.3771	mg/l	95.94
Thiobencarb	Chrysene-d12	10.686	5973770	1937430	25.6077	mg/l	64.02
Diphenamide	Phenanthrene-d10	10.878	6749143	2395563	37.2330	mg/l	93.08
Captan	Phenanthrene-d10	11.149	652962	2395563	31.4582	mg/l	78.65
Fluoranthene	Phenanthrene-d10	11.180	13784855	2395563	25.5171	mg/l	63.79
Butachlor	Chrysene-d12	11.270	3059433	1937430	38.4980	mg/l	96.24
Pyrene	Phenanthrene-d10	11.411	14147669	2395563	42.7105	mg/l	106.78
Terphenyl-d14	Chrysene-d12	11.572	2330505	1937430	5.9754	mg/l	119.51
Ethion	Chrysene-d12	11.844	3908821	1937430	22.6000	mg/l	56.50
Trithion (carbofenotion)	Chrysene-d12	12.096	3625994	1937430	21.1093	mg/l	52.77
Butyl benzyl phthalate	Phenanthrene-d10	12.116	4504772	2395563	40.2224	mg/l	100.56
Bis(2-ethylhexyl)adipate	Phenanthrene-d10	12.237	6394595	2395563	37.4947	mg/l	93.74
TPP	Phenanthrene-d10	12.347	698384	2395563	5.9393	mg/l	118.79
Benzo [a] anthracene	Phenanthrene-d10	12.790	17559490	2395563	36.6524	mg/l	91.63
Chrysene	Chrysene-d12	12.851	15744516	1937430	31.3142	mg/l	78.29
Bis(2-ethylhexyl)phthalate	Phenanthrene-d10	12.891	11459147	2395563	33.9433	mg/l	84.86
Di-n-octyl phthalate	Chrysene-d12	14.048	1883169	1937430	32.9570	mg/l	82.39
Benzo [b] fluoranthene	Chrysene-d12	14.713	20767322	1937430	39.7815	mg/l	99.45
Benzo [k] fluoranthene	Chrysene-d12	14.783	19938514	1937430	38.8482	mg/l	97.12
Benzo[a] pyrene	Chrysene-d12	15.488	20215509	1937430	26.6277	mg/l	66.57
Perylene-d12	Chrysene-d12	15.609	2388830	1937430	5.4936	mg/l	109.87
Indeno [1,2,3-cd] pyrene	Chrysene-d12	17.974	13776237	1937430	29.4363	mg/l	73.59
Dibenz [a,h] anthracene	Chrysene-d12	18.035	13582907	1937430	28.5951	mg/l	71.49
Benzo [g,h,i] perylene	Chrysene-d12	18.387	11662010	1937430	25.6003	mg/l	64.00

Quantitative Analysis Results With Qualifier Ratio Report



Compound	CAS#	RT	RR	Conc	Transition	(Min-Max)	Q-Ratio
1,3 Dimethyl-2-Nitrobenzene		5.986	0.2593	4.7562	134.1		
					103.0	38.5 - 57.7	46.8
					151.0	33.2 - 49.8	41.1
Naphthalene		6.046	10.0069	23.5931	128.0		
					129.0	8.9 - 13.3	12.2
EPTC		7.194	2.6183	36.1302	128.0		
					86.0	51.1 - 76.7	61.6
					189.0	18.3 - 27.4	24.7
Dimethyl phthalate		7.818	8.0981	32.0424	163.0		
					77.0	13.6 - 20.4	18.9
					194.0	5.6 - 8.3	7.2
Acenaphthylene		7.949	9.3691	30.8155	152.0		
					151.0	15.8 - 23.7	20.8
					76.0	7.7 - 11.5	9.1
Acenaphthene		8.160	6.1391	25.8294	154.0		
					153.0	81.5 - 122.3	103.5
					152.0	39.6 - 59.3	50.9
Molinate		8.452	4.4953	34.1897	126.0		
					55.0	43.3 - 64.9	50.8
					187.0	16.9 - 25.4	22.6
Diethyl phthalate		8.683	8.1839	33.7948	149.0		
					177.0	19.2 - 28.9	25.2
					150.0	9.9 - 14.8	13.4
Fluorene		8.784	7.1932	26.9739	166.0		
					165.0	72.7 - 109.1	90.5
Chlorpropham		9.076	2.5908	39.1995	127.0		
					213.0	30.5 - 45.7	42.5
					171.0	19.9 - 29.9	27.5
Dimethoate		9.499	2.8756	22.6747	87.0		
					125.0	56.6 - 84.8	62.3
					93.0	53.7 - 80.5	65.1
Prometon		9.539	1.4543	37.9342	210.0		
					225.0	69.6 - 104.4	85.0
					168.0	60.5 - 90.8	75.2
Simazine	122-77-6	9.579	1.5738	38.7336	201.0		
					186.0	47.4 - 71.0	59.4
					173.0	33.3 - 50.0	60.2
Atrazine		9.609	1.4040	33.4671	215.0		
					200.0	158.8 - 238.2	192.4
					58.0	61.4 - 92.0	53.3
Pentachlorophenol		9.670	1.2477	37.3242	265.7		
					267.7	51.7 - 77.5	64.0
					166.8	36.2 - 54.3	45.3
Pentachloronitrobenzene		9.680	0.6163	21.5530	237.0		
					249.0	56.3 - 84.4	64.5
					295.0	51.3 - 76.9	50.4
Diazinon (Dimpylate)		9.770	1.0195	40.1153	137.0		
					179.0	74.0 - 111.0	94.6
					152.0	50.9 - 76.4	65.2
Terbacil		9.982	0.7261	46.5966	117.0		
					162.0	69.6 - 104.4	79.7
					57.0	50.0 - 74.9	58.1
Phenanthrene		9.891	4.1081	20.6137	178.0		
					176.0	15.2 - 22.8	20.1
					179.0	13.0 - 19.5	16.5

Quantitative Analysis Results With Qualifier Ratio Report



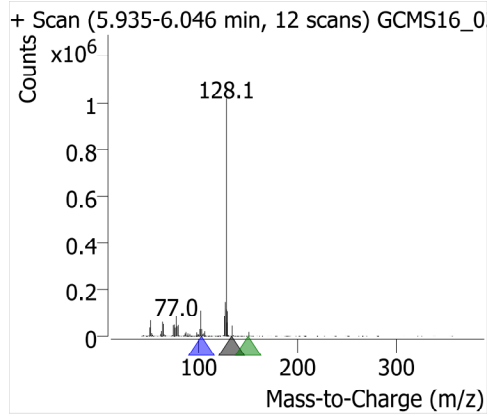
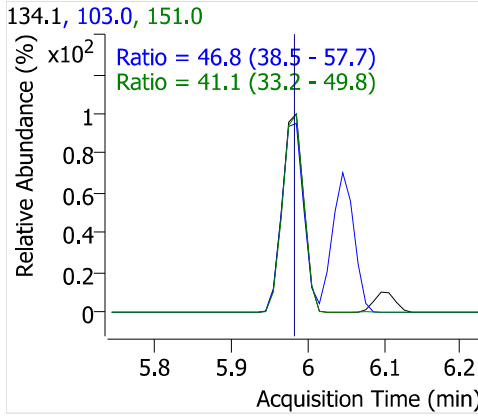
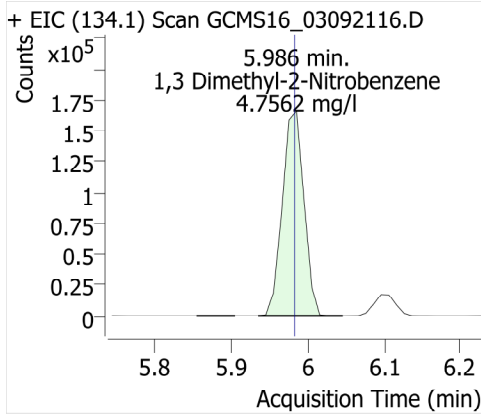
Compound	CAS#	RT	RR	Conc	Transition	(Min-Max)	Q-Ratio	
Disulfoton		9.901	0.3311	20.5324	97.0			
					61.0	64.6 - 97.0	77.3	
					125.0	55.5 - 83.3	69.0	
Anthracene		9.952	4.8734	25.8288	178.0			
					176.0	15.0 - 22.5	20.1	
					179.0	12.6 - 19.0	16.9	
Caffeine		10.103	2.6205	45.0771	194.0			
					109.0	37.1 - 55.7	45.7	
					67.0	22.2 - 33.3	26.0	
Acetochlor		10.223	0.9235	38.8239	146.0			
					162.0	61.8 - 92.7	84.7	
					223.0	44.9 - 67.4	64.1	
Metribuzin		10.254	2.0203	39.9394	198.0			
					144.0	19.5 - 29.3	22.5	
					199.0	15.8 - 23.8	19.7	
Alachlor	15972-60-8	10.314	1.1002	34.6574	160.1			
					188.1	65.9 - 98.9	87.6	
					237.0	16.0 - 24.0	23.4	
Prometryn		10.384	2.0959	37.6628	241.0			
					184.0	69.5 - 104.3	81.2	
					226.0	47.2 - 70.8	59.7	
Bromacil		10.626	0.3585	40.0612	164.0			
					190.0	88.9 - 133.4	96.0	
					162.0	86.2 - 129.3	127.0	
Di-n-butyl phthalate		10.556	6.2047	40.8757	149.0			
					150.0	7.7 - 11.5	10.6	
					104.0	4.3 - 6.4	5.3	
Metolachlor		10.656	4.1416	40.4526	162.0			
					238.0	39.6 - 59.4	52.4	
					146.0	12.7 - 19.0	16.6	
Cyanazine		10.697	0.3460	38.3771	68.0			
					225.0	82.3 - 123.4	129.0	High
					241.0	20.0 - 30.1	11.8	Low
Thiobencarb	028249-77-6	10.686	3.0833	25.6077	100.1			
					72.1	36.5 - 54.7	45.6	
					125.0	22.8 - 34.2	31.4	
Diphenamide		10.878	2.8174	37.2330	167.0			
					239.0	17.9 - 26.9	24.8	
					152.0	16.0 - 24.0	21.3	
Captan		11.149	0.2726	31.4582	117.0			
					149.0	153.6 - 230.5	162.5	
					264.0	29.2 - 43.8	46.2	High
Fluoranthene		11.180	5.7543	25.5171	202.0			
					203.0	14.0 - 21.1	19.8	
					101.0	9.2 - 13.7	10.6	
Butachlor		11.270	1.5791	38.4980	176.0			
					160.0	63.8 - 95.7	76.1	
					57.0	41.6 - 62.4	42.3	
Pyrene		11.411	5.9058	42.7105	202.0			
					200.0	16.6 - 24.9	22.9	
					203.0	16.0 - 24.0	19.9	
Terphenyl-d14		11.572	1.2029	5.9754	244.2			
					243.0	18.2 - 27.3	23.2	

Quantitative Analysis Results With Qualifier Ratio Report

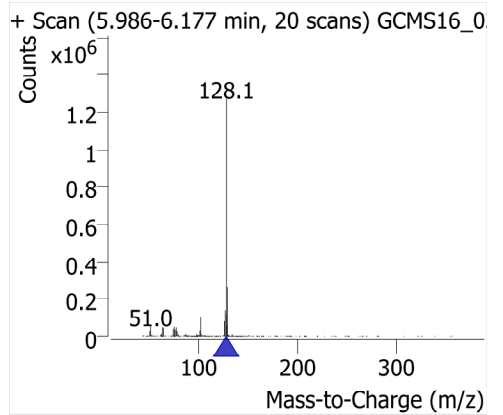
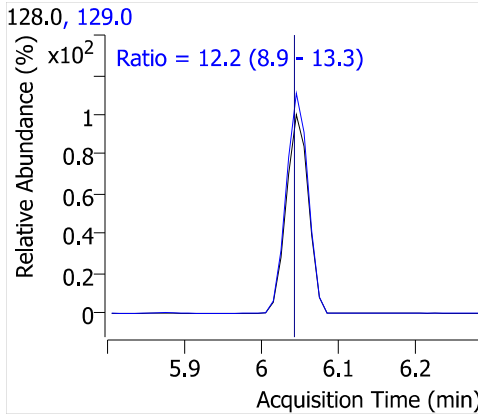
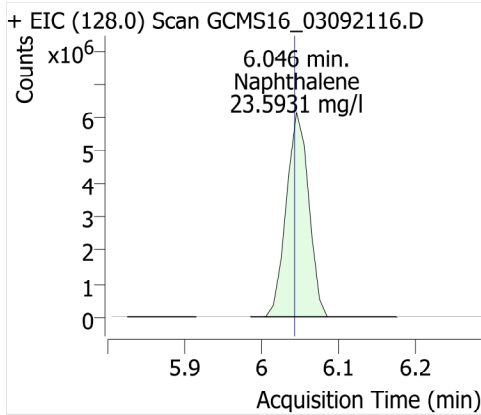


Compound	CAS#	RT	RR	Conc	Transition	(Min-Max)	Q-Ratio
Ethion		11.844	2.0175	22.6000	122.0	8.9 - 13.3	11.1
					231.0		
					153.0	51.5 - 77.3	55.7
Trithion (carbofenotion)		12.096	1.8715	21.1093	125.0	42.8 - 64.1	44.3
					157.0		
					342.0	20.4 - 30.6	36.6 High
Butyl benzyl phthalate		12.116	1.8805	40.2224	199.0	17.4 - 26.2	24.3
					91.0		
					149.0	134.5 - 201.7	166.5
Bis(2-ethylhexyl)adipate		12.237	2.6693	37.4947	206.0	32.3 - 48.5	42.6
					129.0		
					57.0	28.5 - 42.7	34.0
TPP		12.347	0.2915	5.9393	147.0	16.9 - 25.3	21.8
					326.1		
					215.0	21.2 - 31.8	26.9
Benzo [a] anthracene		12.790	7.3300	36.6524	169.0	20.4 - 30.6	25.8
					228.0		
					226.0	19.7 - 29.6	28.9
Chrysene		12.851	8.1265	31.3142	229.0	16.6 - 24.9	21.8
					228.0		
					226.0	23.9 - 35.9	31.8
Bis(2-ethylhexyl)phthalate		12.891	4.7835	33.9433	229.0	16.1 - 24.2	21.7
					149.0		
					167.0	26.3 - 39.5	34.3
Di-n-octyl phthalate		14.048	0.9720	32.9570	279.0	7.3 - 11.0	10.9
					279.0		
					167.0	30.9 - 46.3	31.1
Benzo [b] fluoranthene		14.713	10.7190	39.7815	261.0	13.8 - 20.7	16.5
					252.0		
					253.0	17.9 - 26.8	23.4
Benzo [k] fluoranthene		14.783	10.2912	38.8482	126.0	11.1 - 16.6	13.6
					252.0		
					253.0	17.5 - 26.3	23.4
Benzo[a] pyrene		15.488	10.4342	26.6277	126.0	11.8 - 17.7	14.0
					252.0		
					250.0	18.7 - 28.1	24.3
Perylene-d12		15.609	1.2330	5.4936	126.0	12.1 - 18.2	14.0
					264.0		
					260.0	18.3 - 27.4	23.0
Indeno [1,2,3-cd] pyrene		17.974	7.1106	29.4363	132.0	14.2 - 21.3	17.7
					276.0		
					277.0	19.1 - 28.6	25.4
Dibenz [a,h] anthracene		18.035	7.0108	28.5951	138.0	16.4 - 24.5	19.4
					278.0		
					279.0	19.2 - 28.8	25.0
Benzo [g,h,i] perylene		18.387	6.0193	25.6003	139.0	12.9 - 19.4	15.4
					276.0		
					277.0	18.9 - 28.3	25.0
					138.0	18.7 - 28.1	21.2

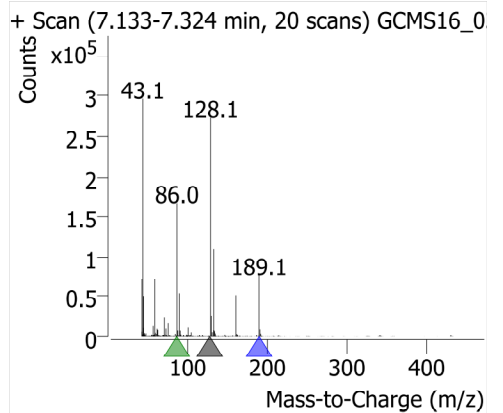
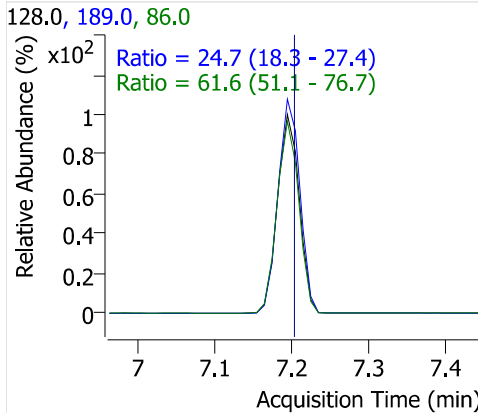
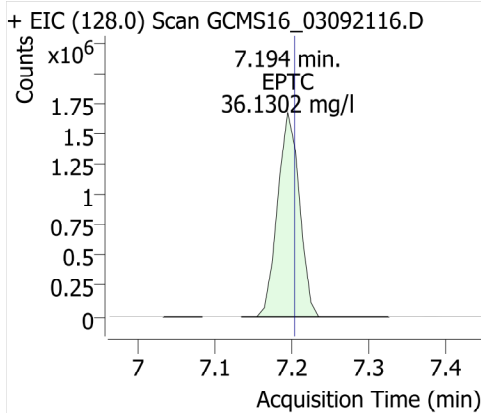
1,3 Dimethyl-2-Nitrobenzene



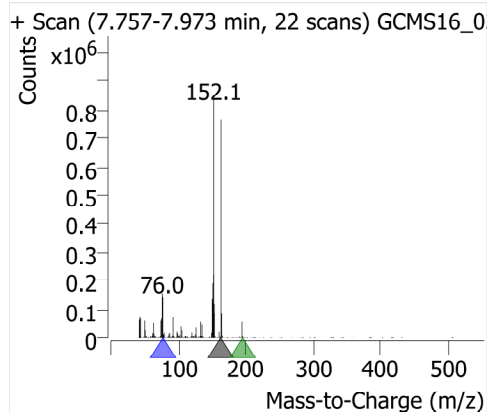
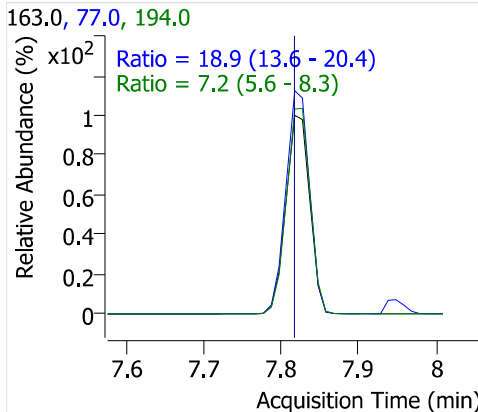
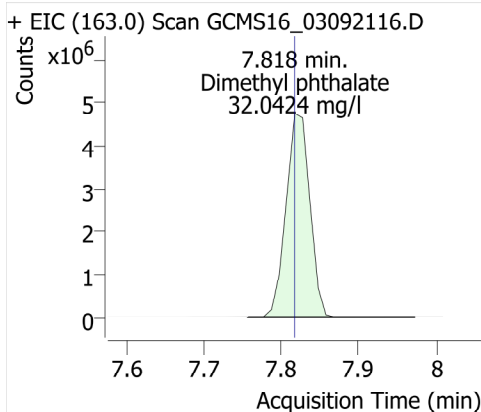
Naphthalene



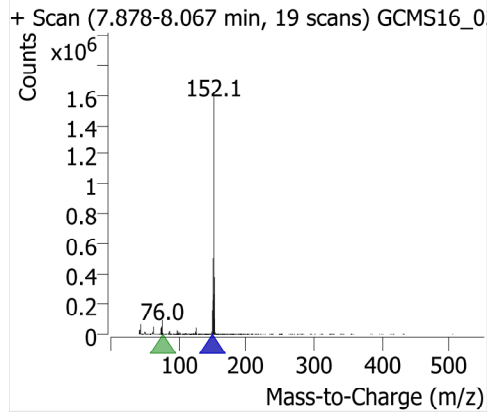
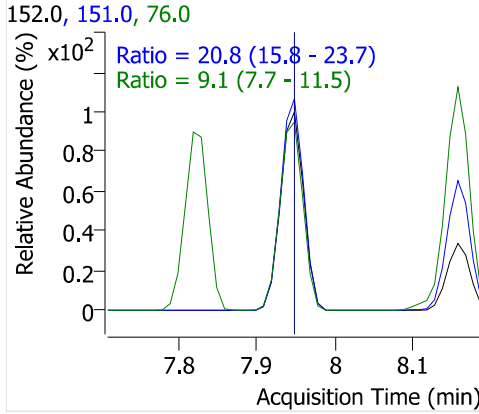
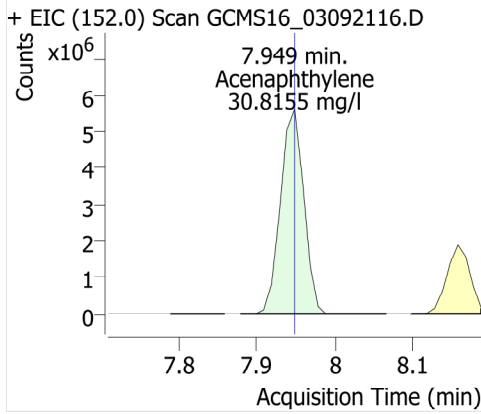
EPTC



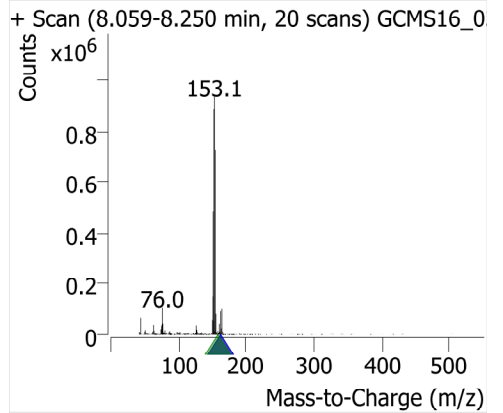
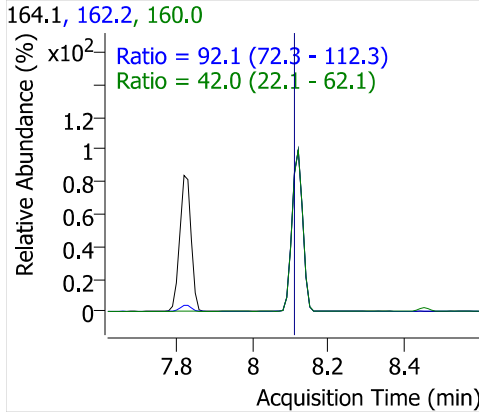
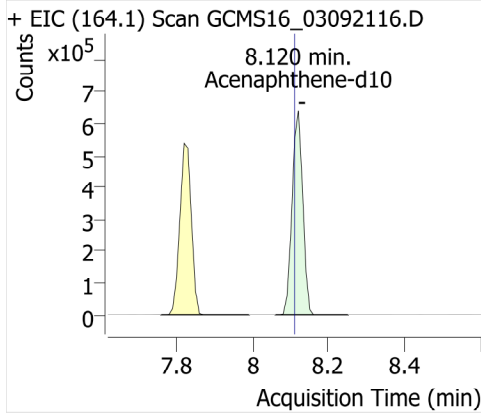
Dimethyl phthalate



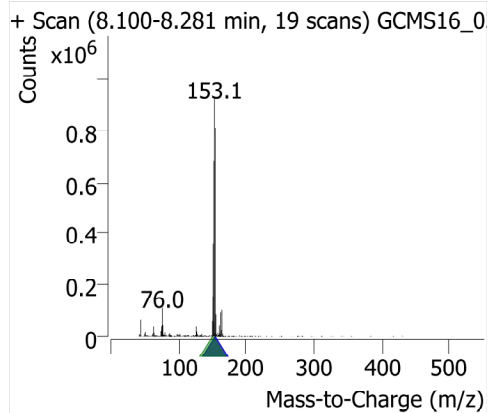
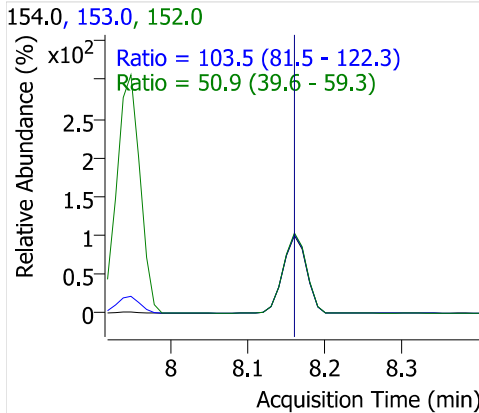
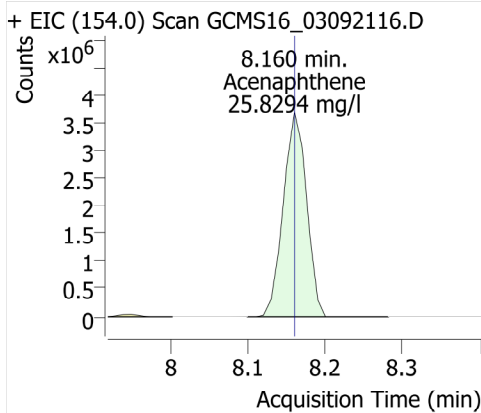
Acenaphthylene



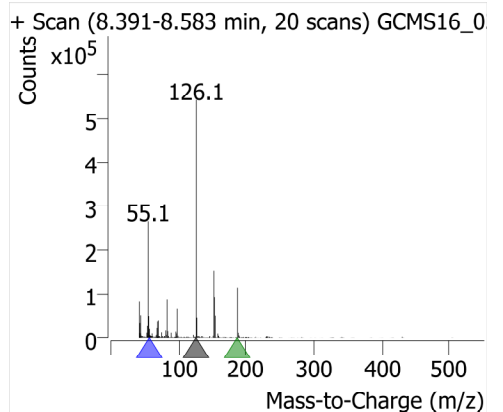
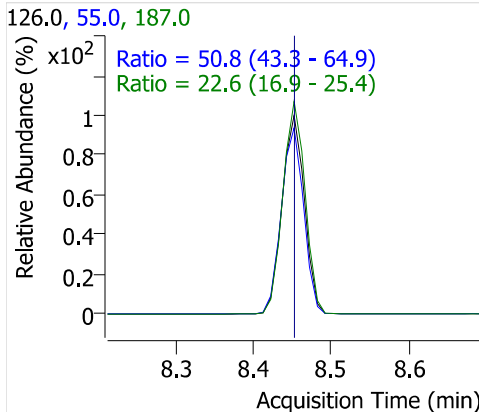
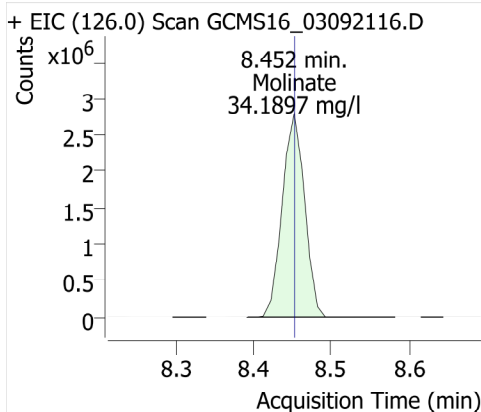
Acenaphthene-d10



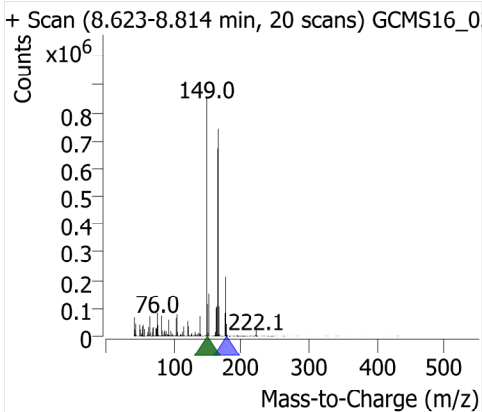
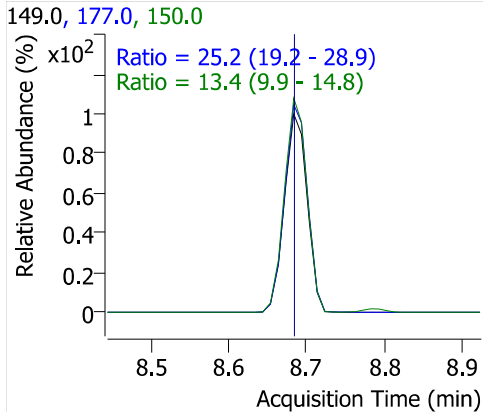
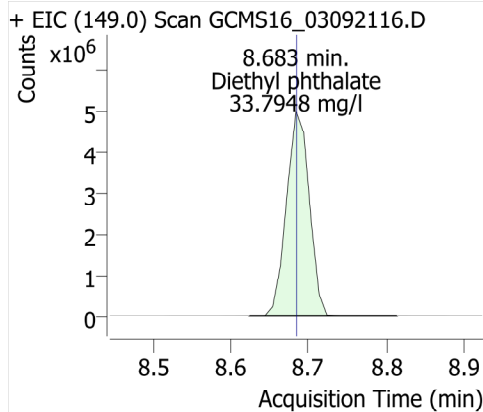
Acenaphthene



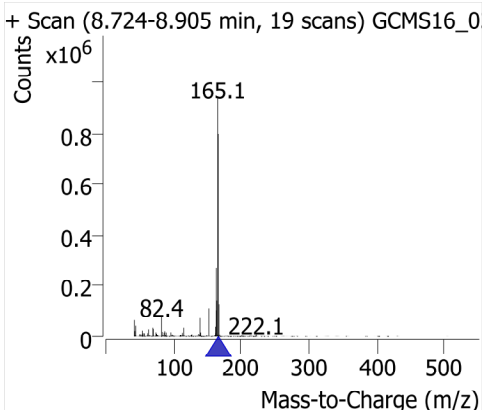
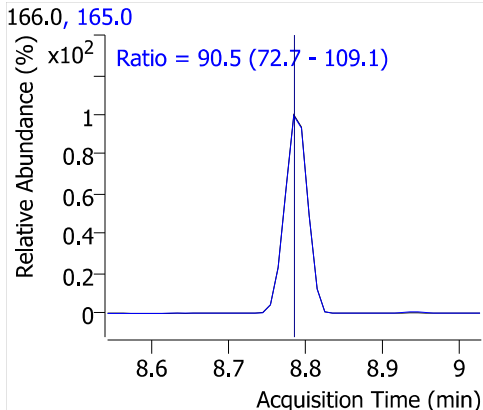
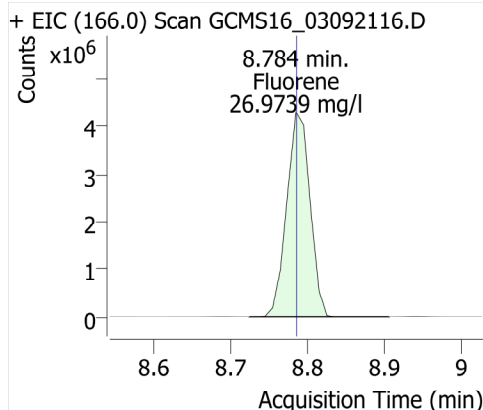
Molinate



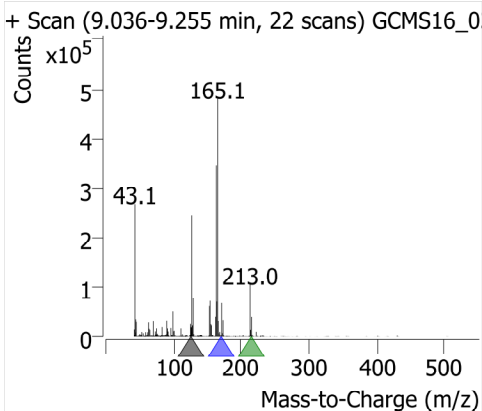
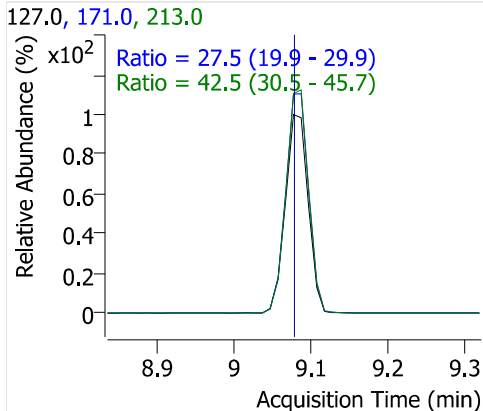
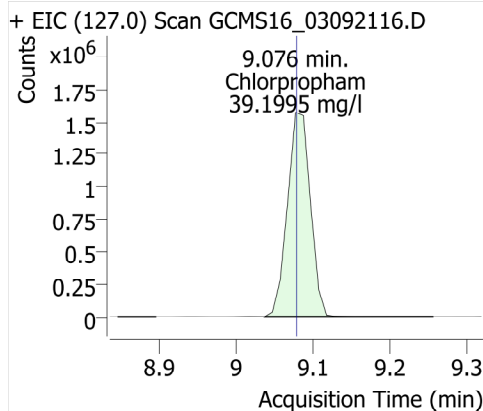
Diethyl phthalate



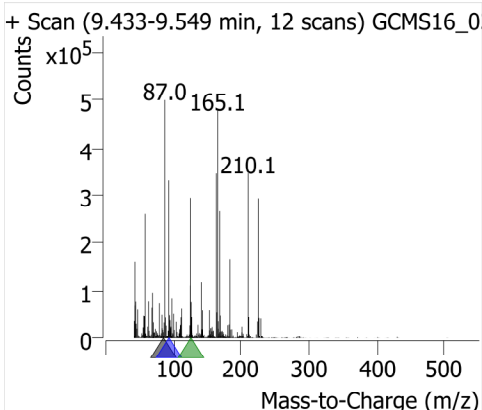
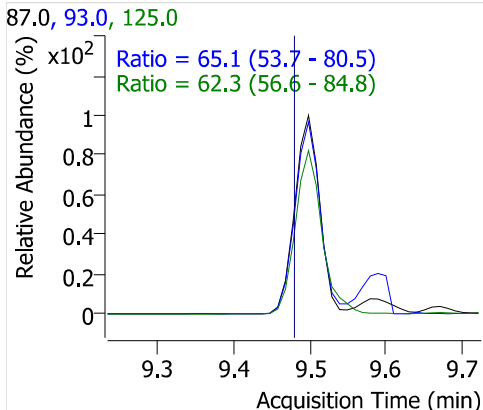
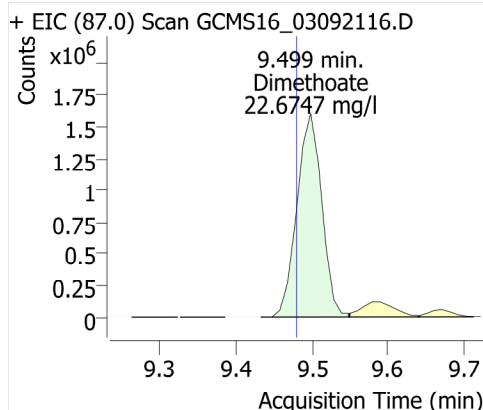
Fluorene



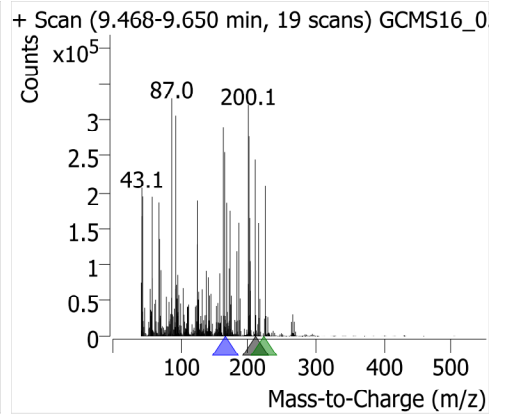
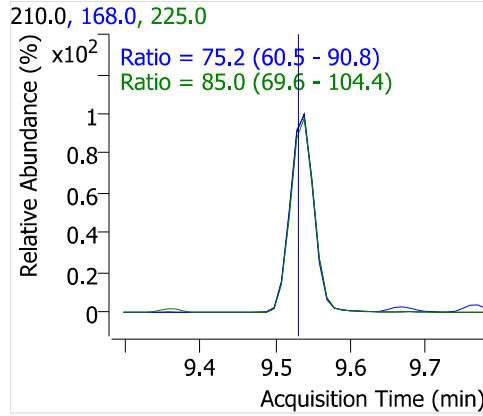
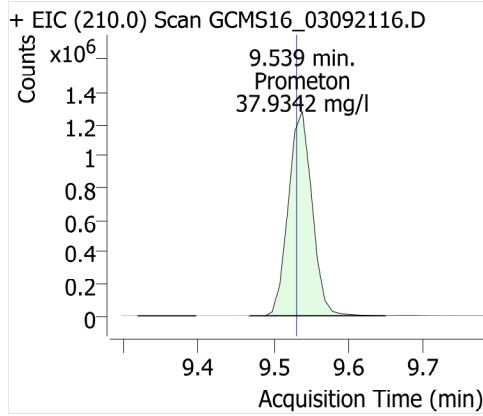
Chlorpropham



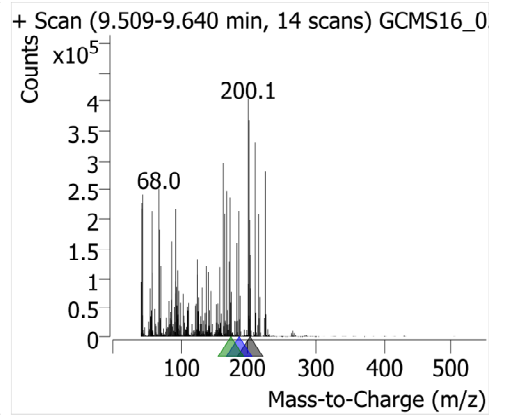
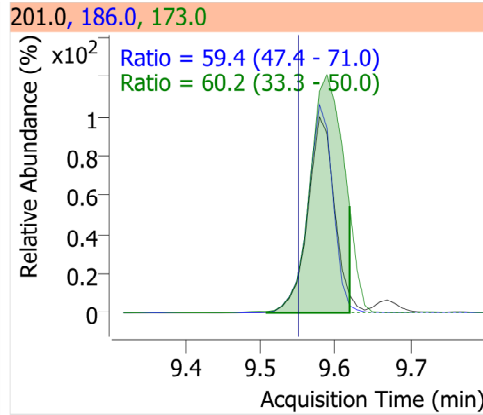
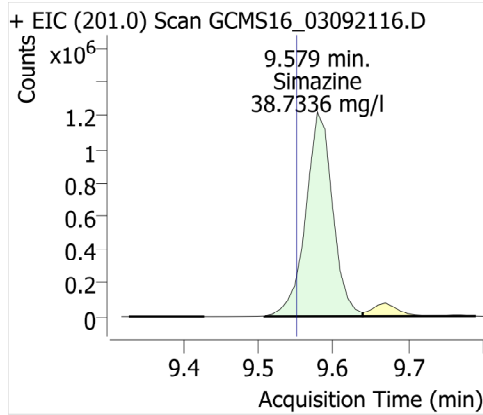
Dimethoate



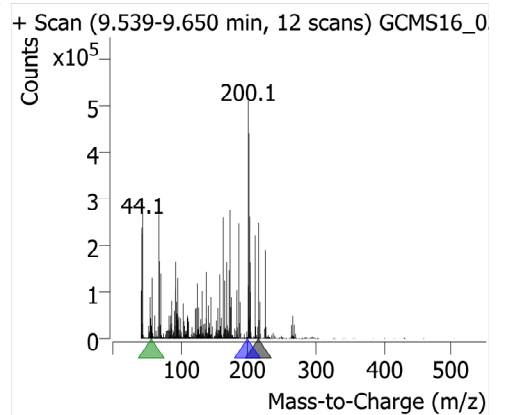
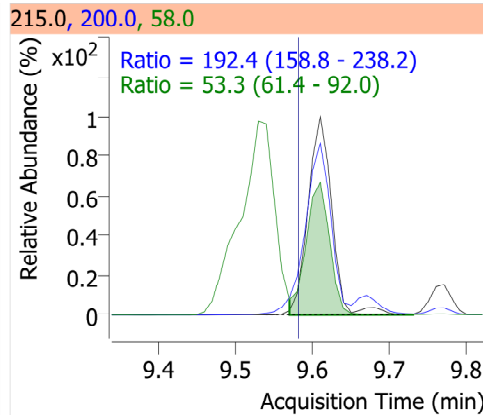
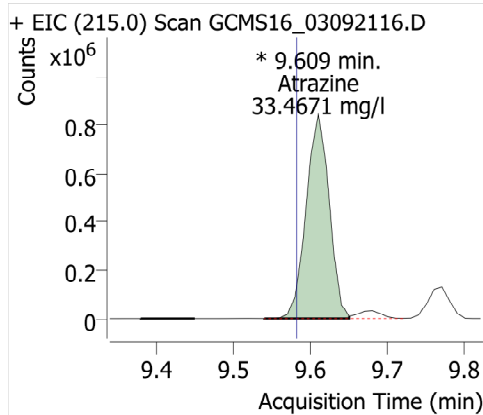
Prometon



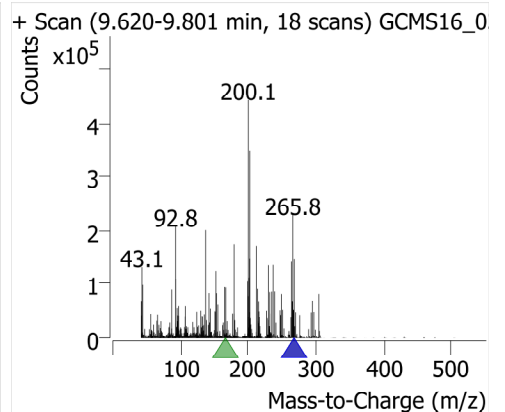
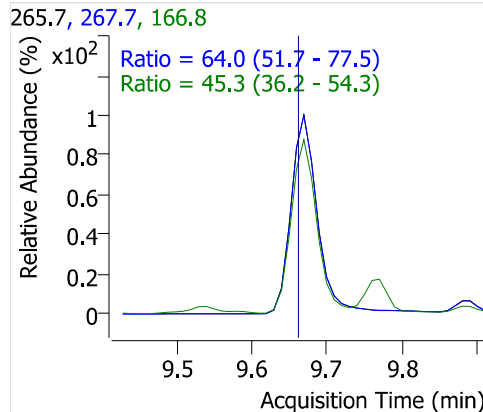
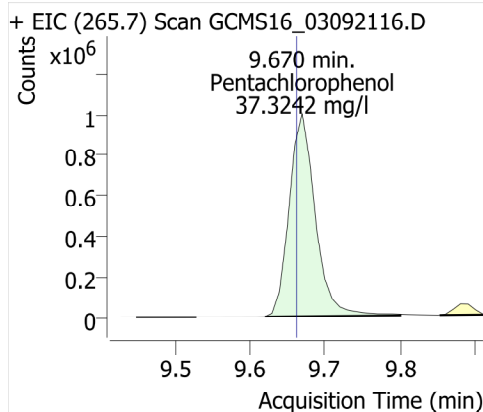
Simazine



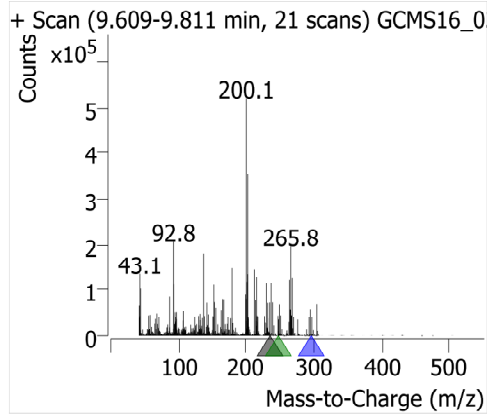
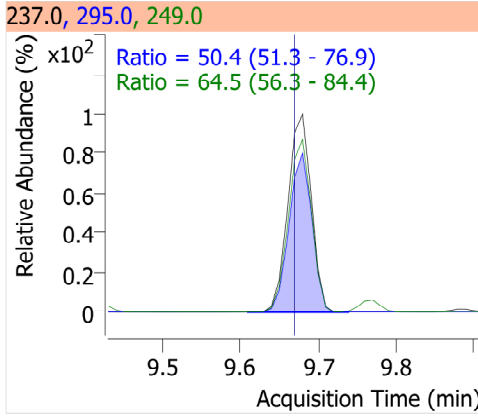
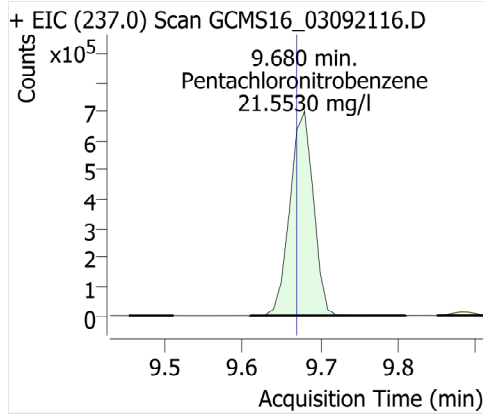
Atrazine



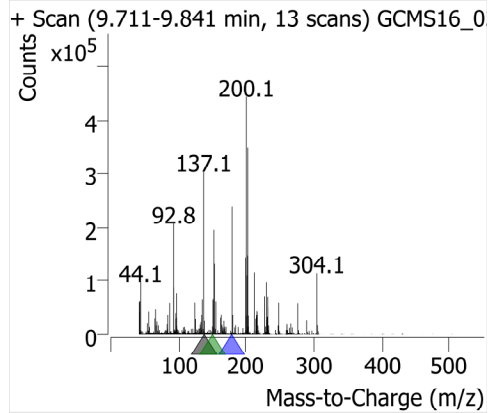
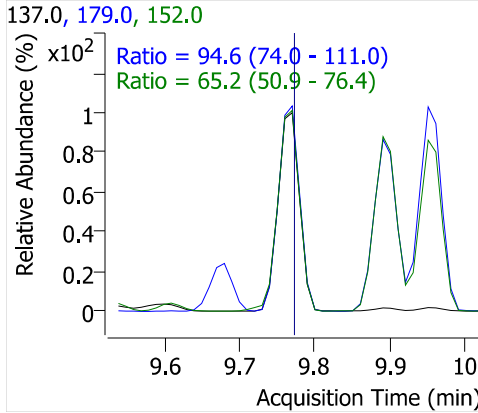
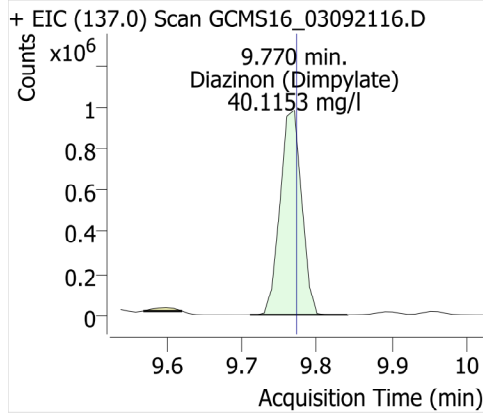
Pentachlorophenol



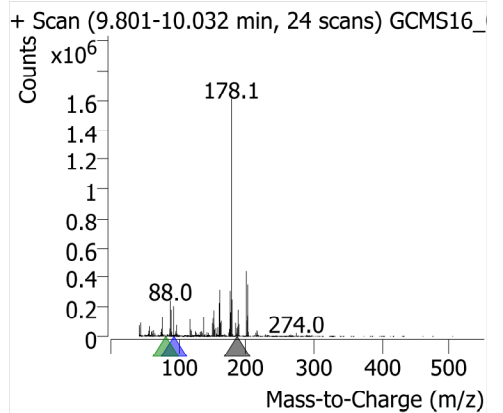
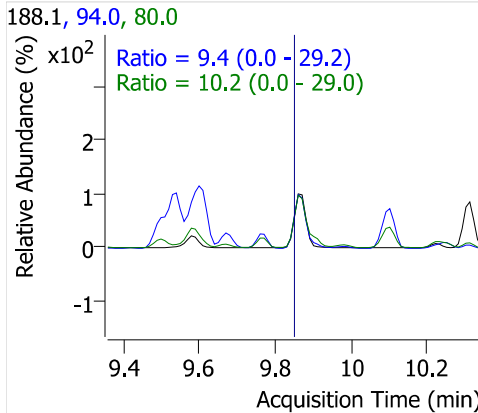
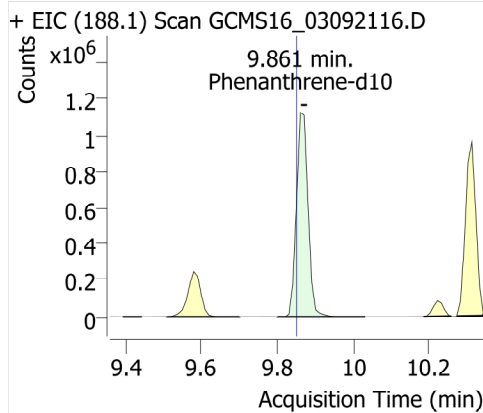
Pentachloronitrobenzene



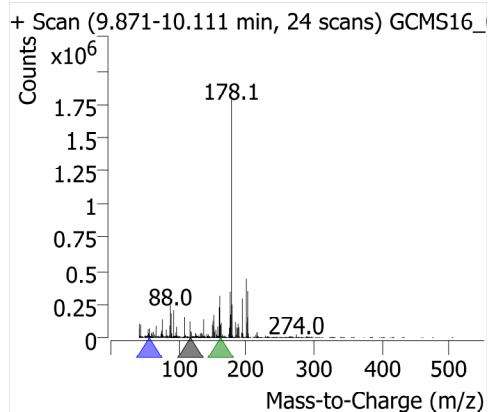
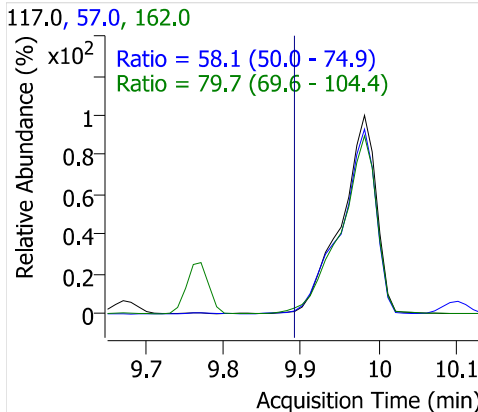
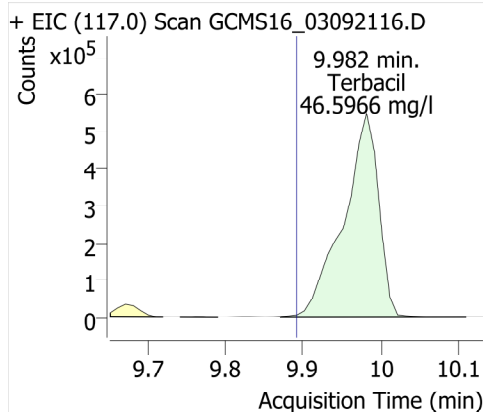
Diazinon (Dimpylate)



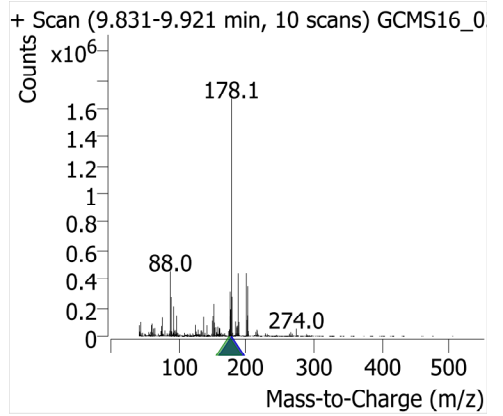
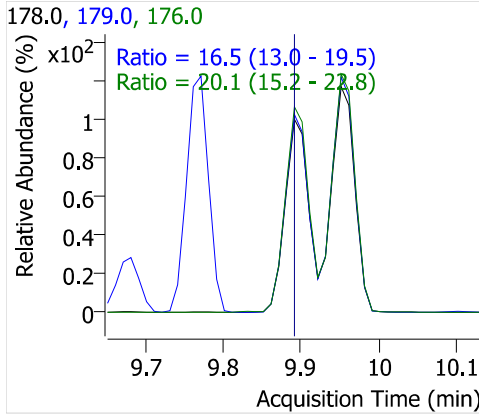
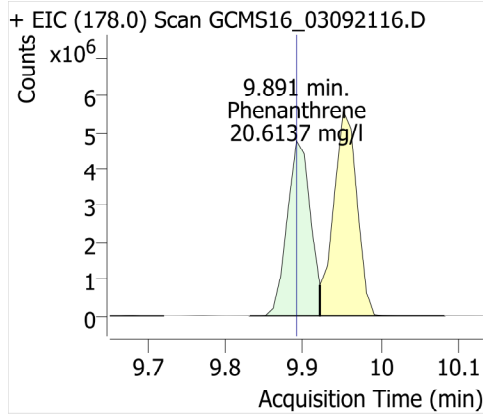
Phenanthrene-d10



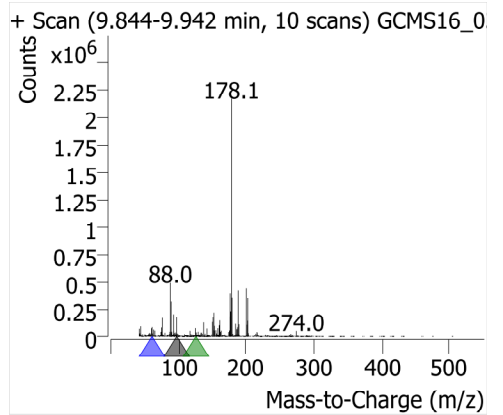
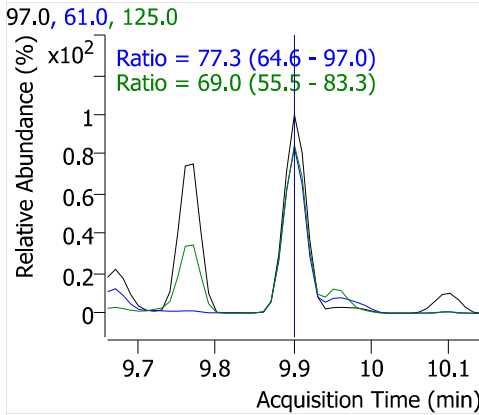
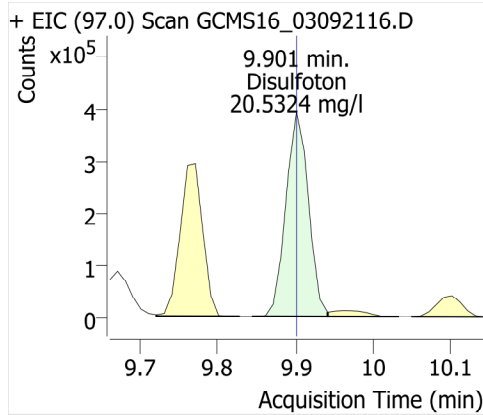
Terbacil



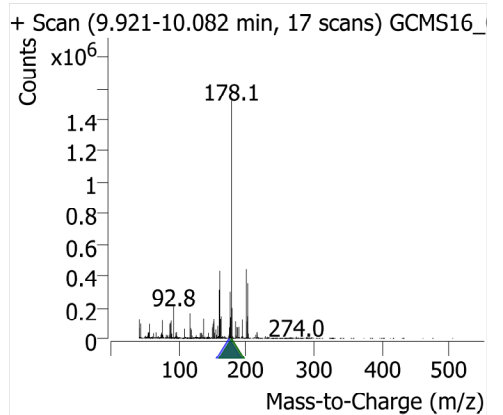
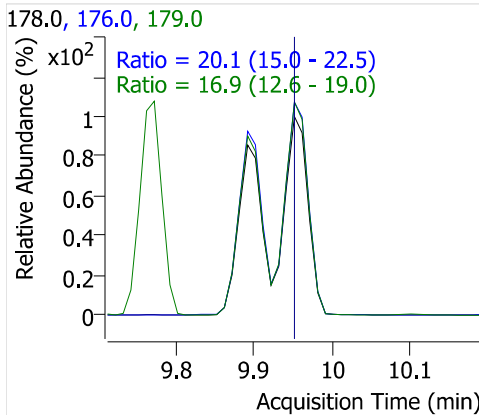
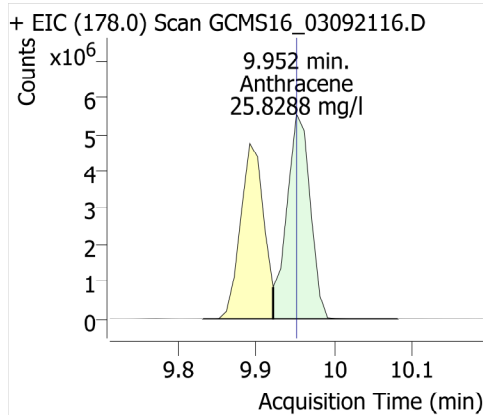
Phenanthrene



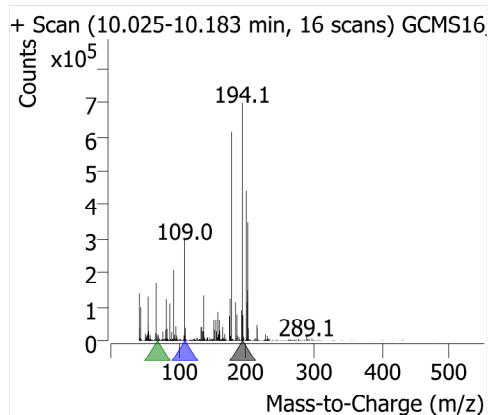
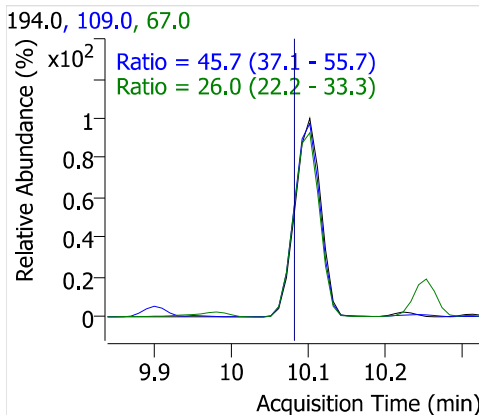
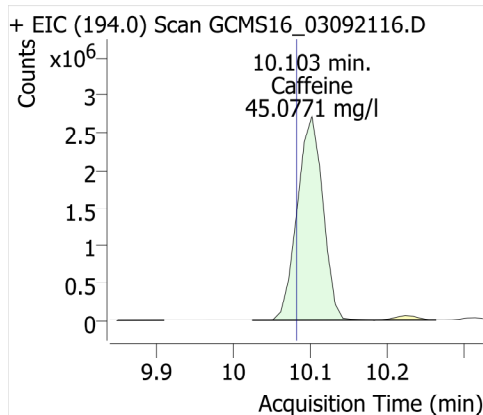
Disulfoton



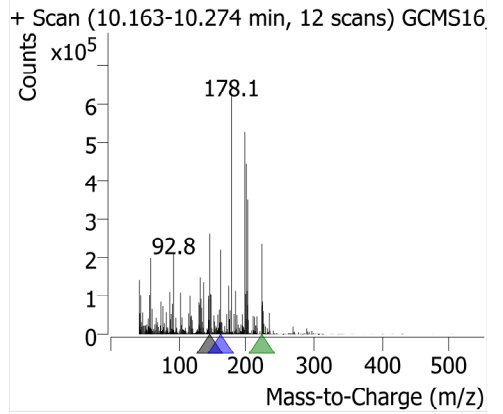
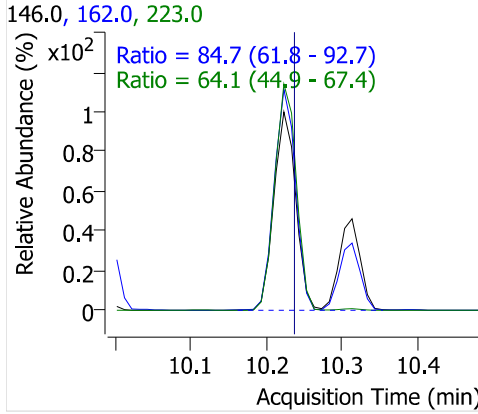
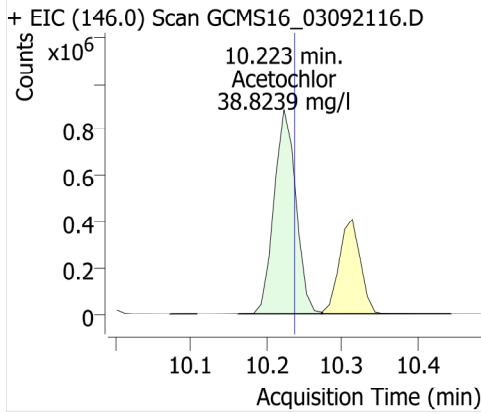
Anthracene



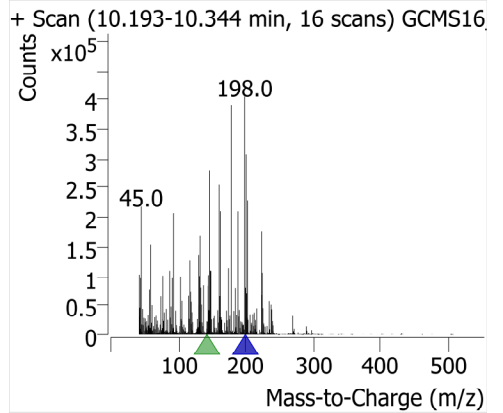
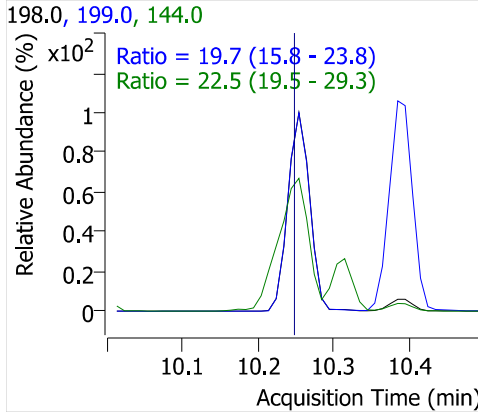
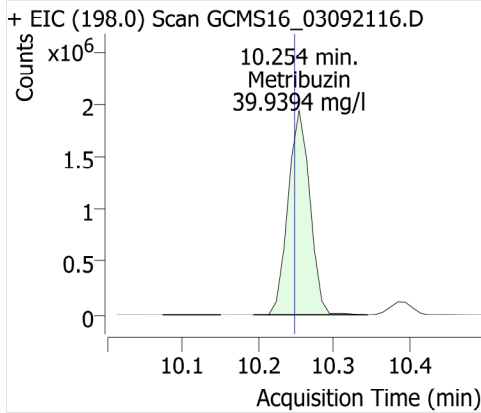
Caffeine



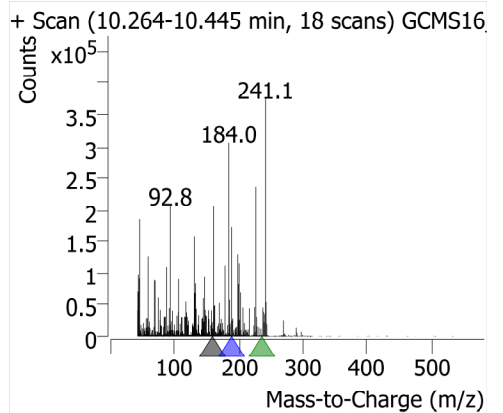
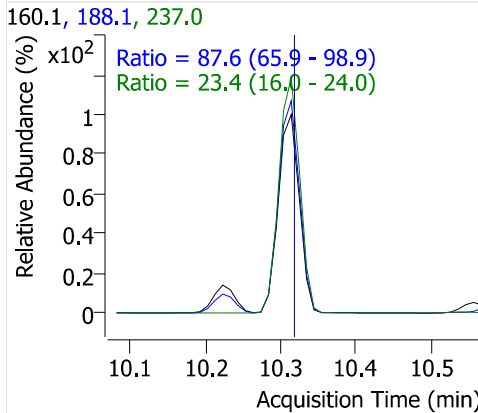
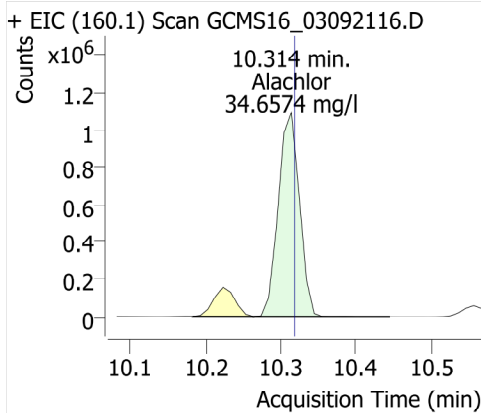
Acetochlor



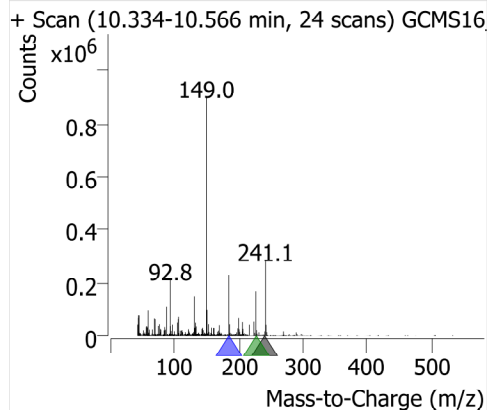
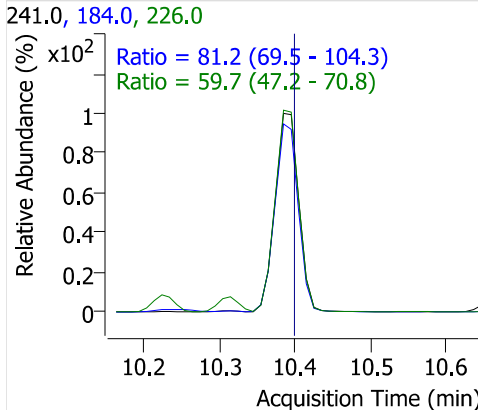
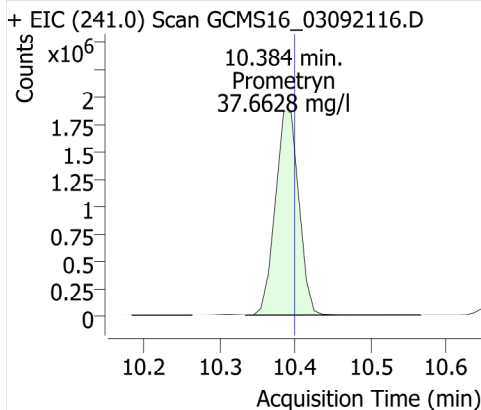
Metribuzin



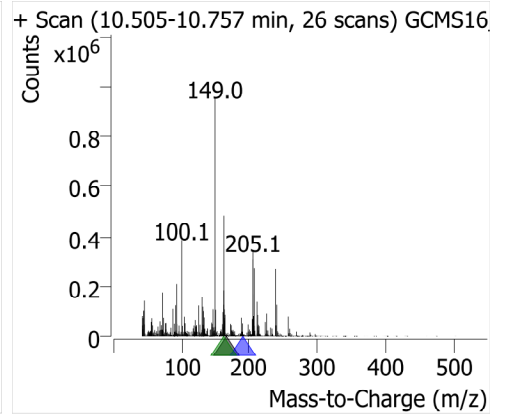
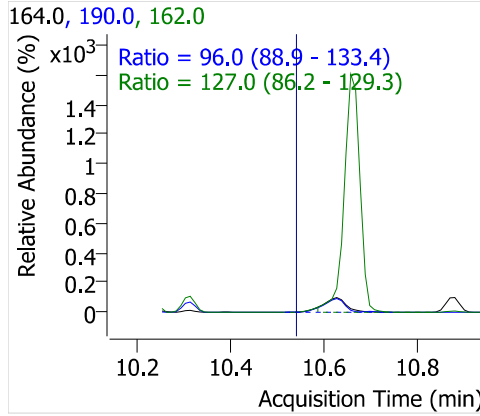
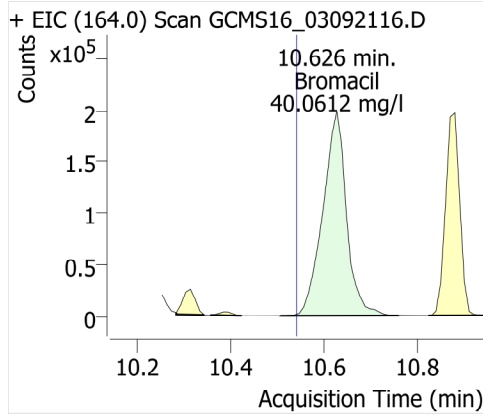
Alachlor



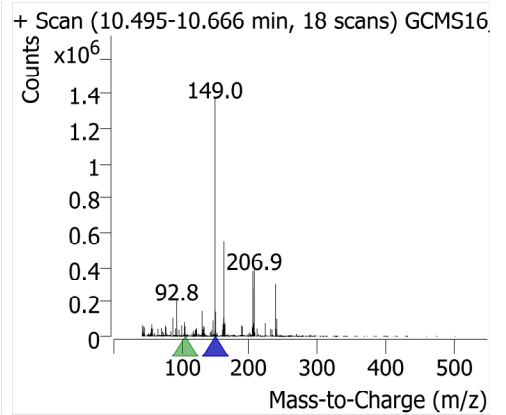
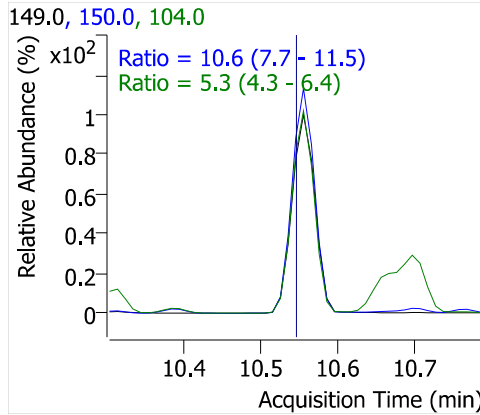
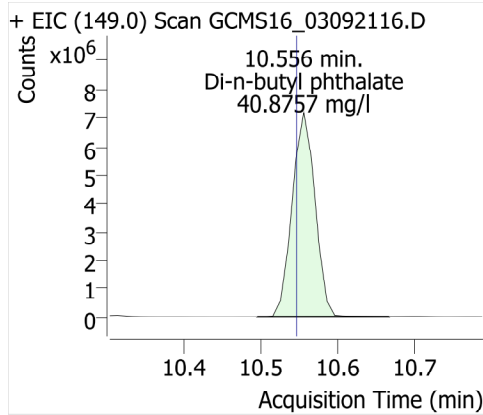
Prometryn



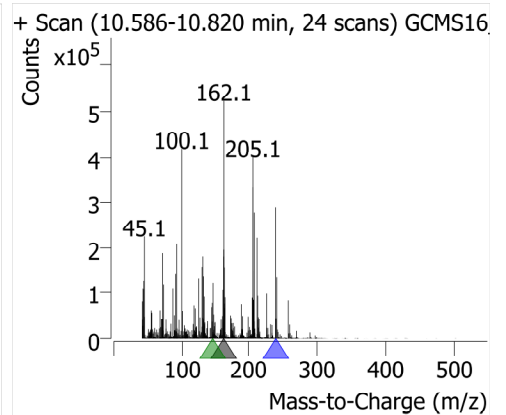
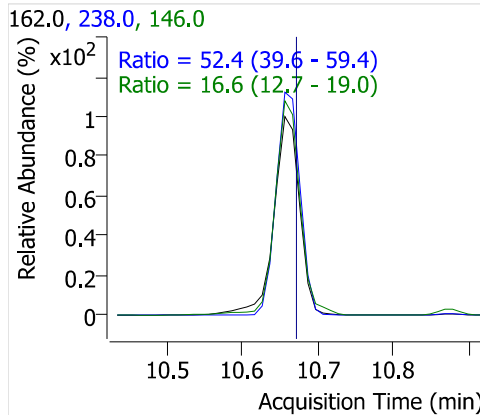
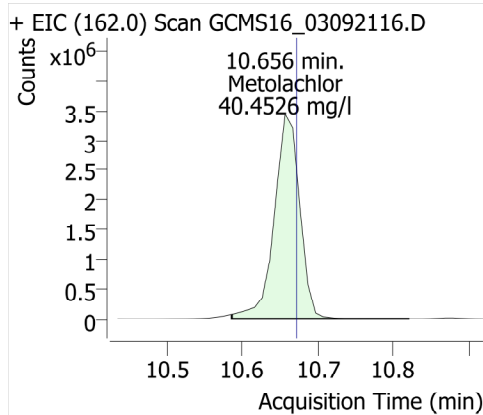
Bromacil



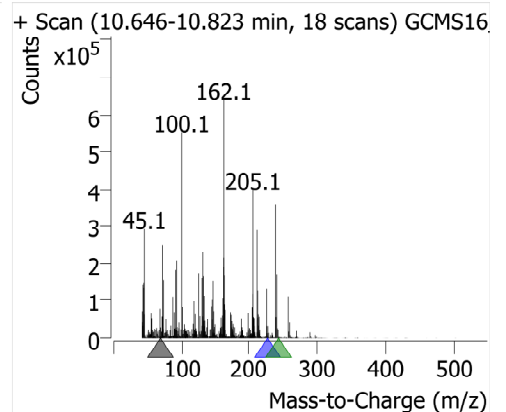
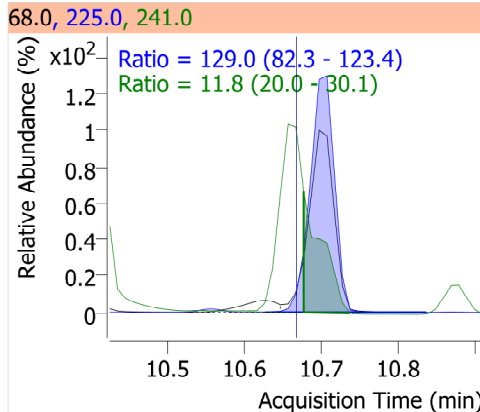
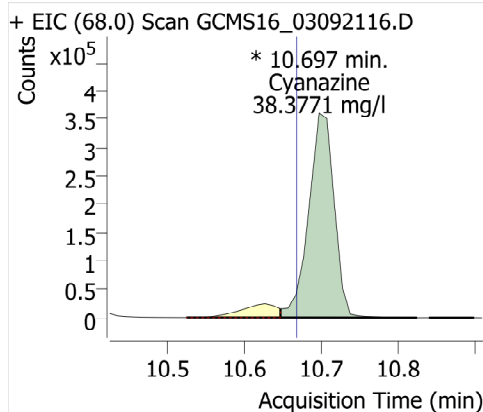
Di-n-butyl phthalate



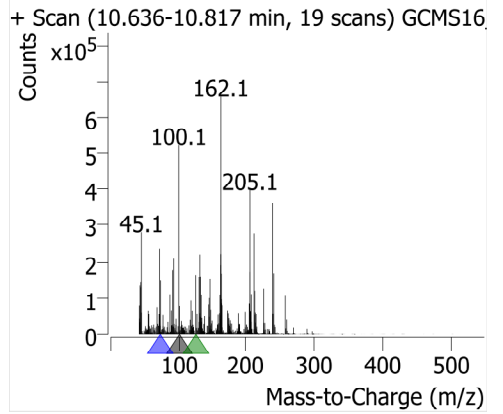
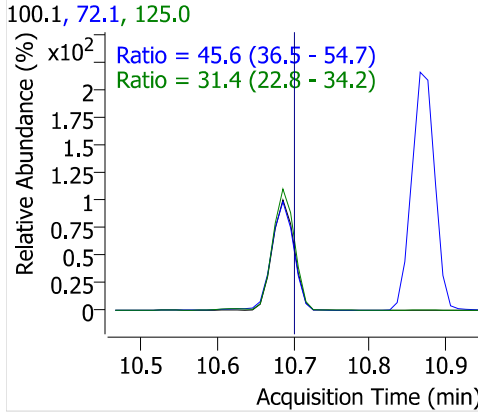
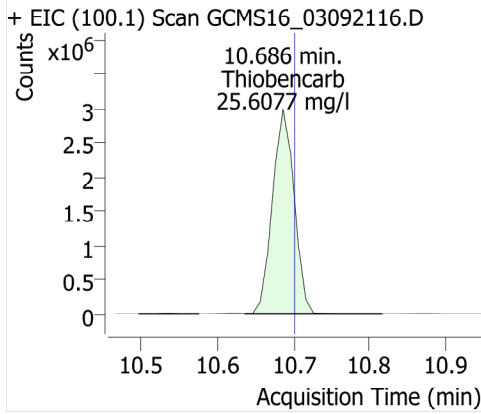
Metolachlor



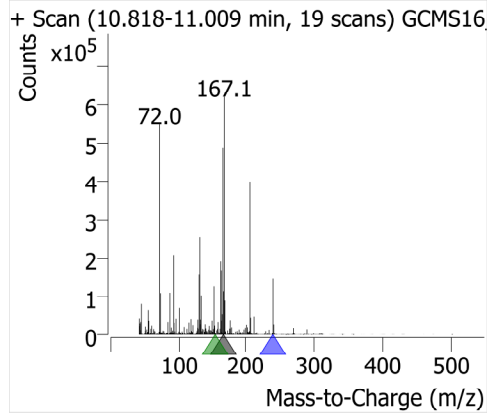
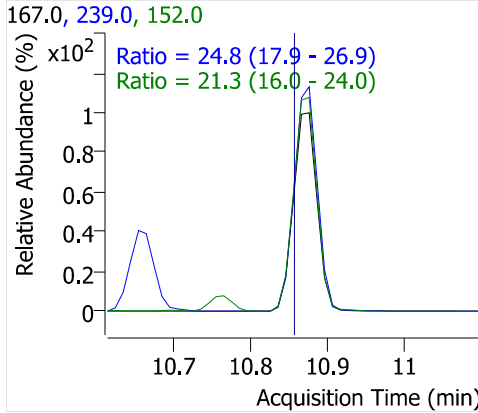
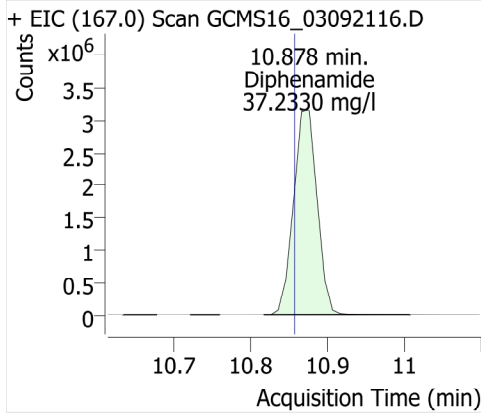
Cyanazine



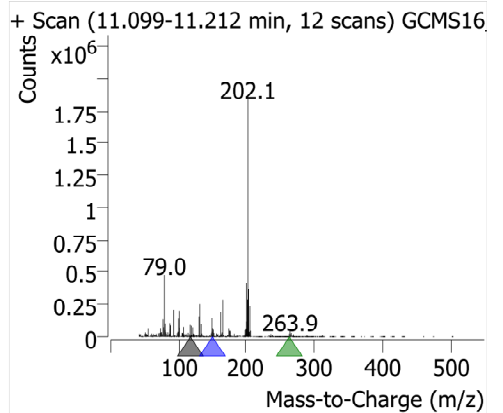
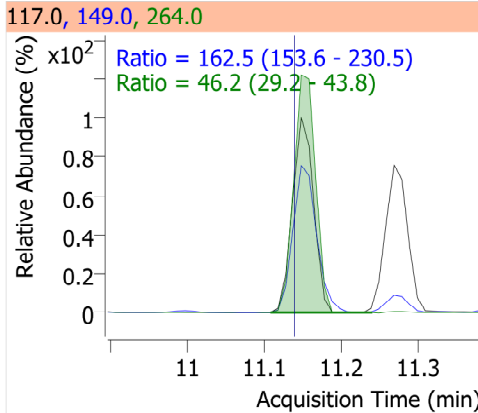
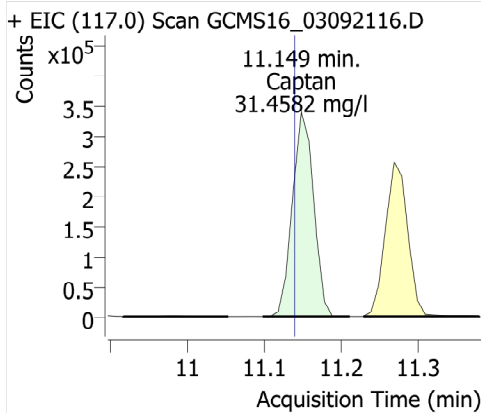
Thiobencarb



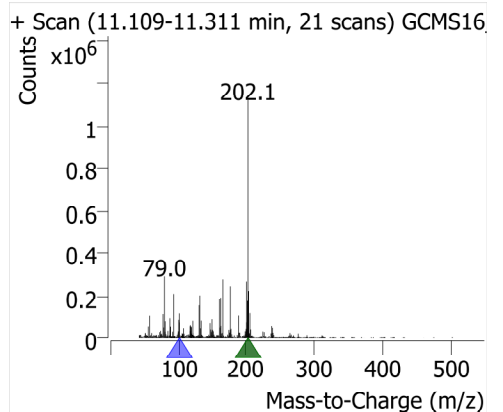
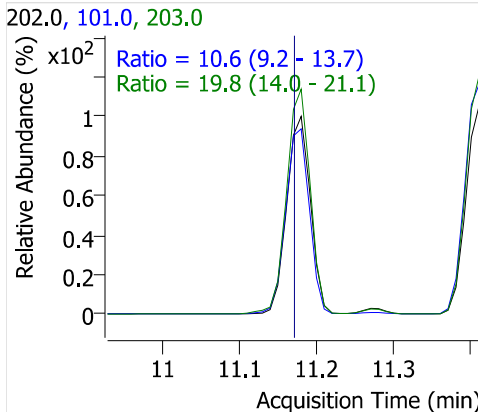
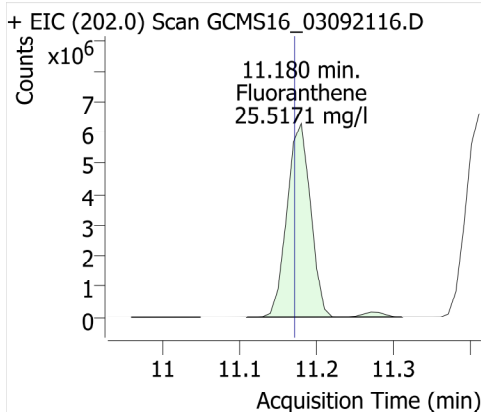
Diphenamide



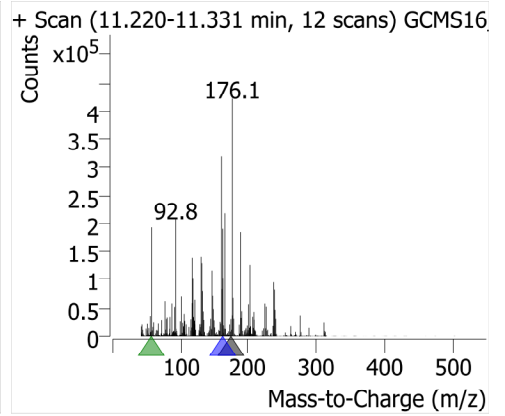
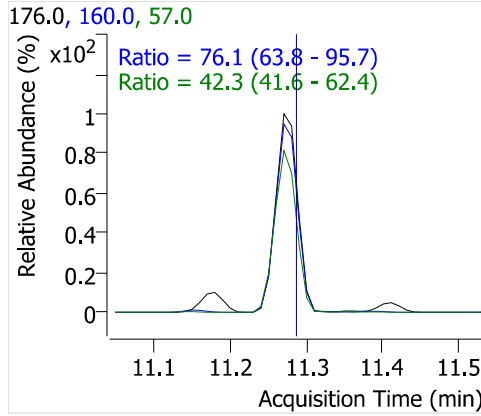
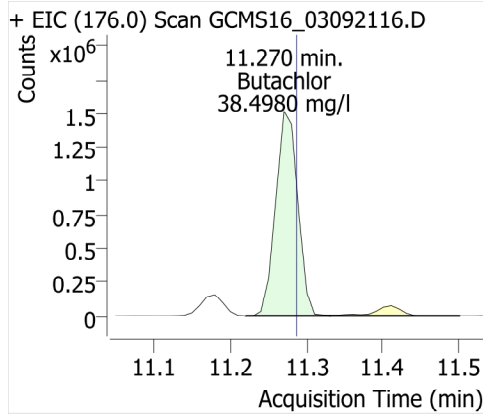
Captan



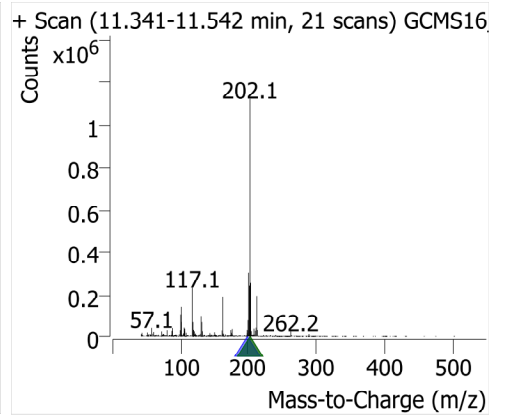
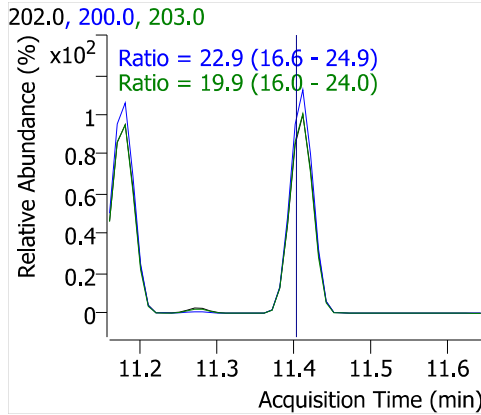
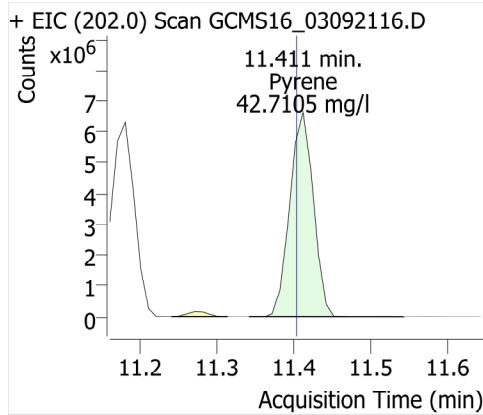
Fluoranthene



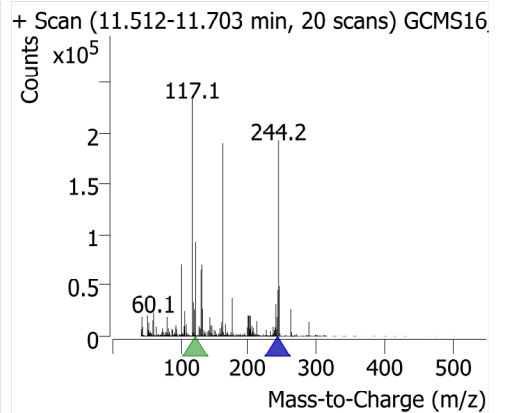
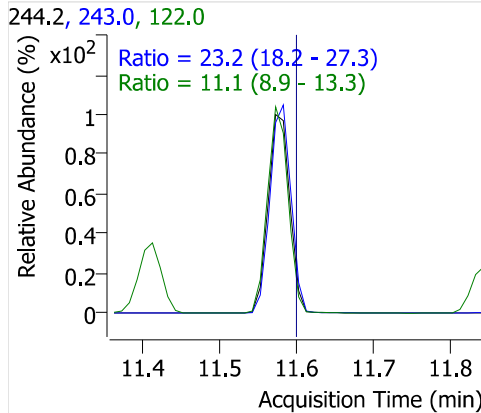
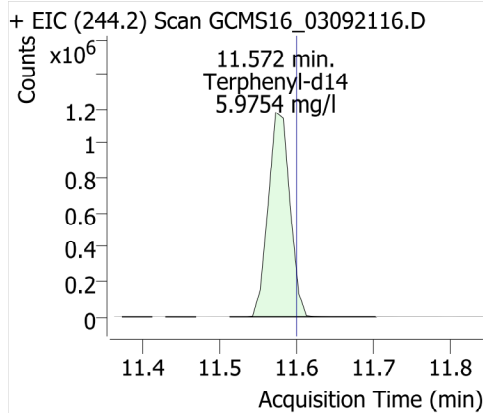
Butachlor



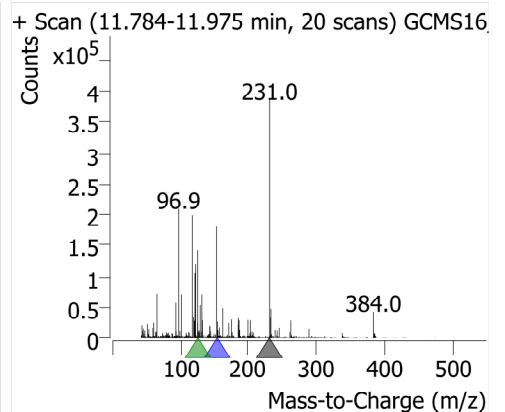
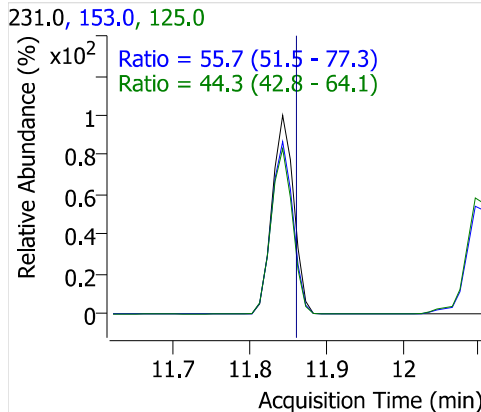
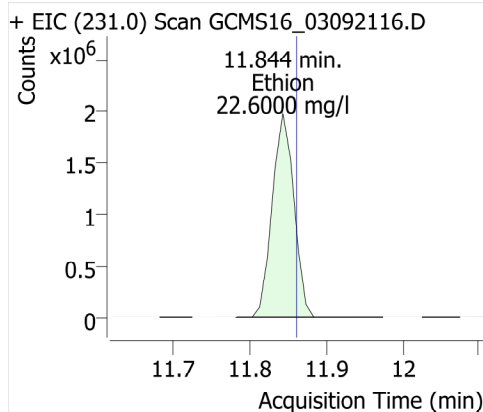
Pyrene



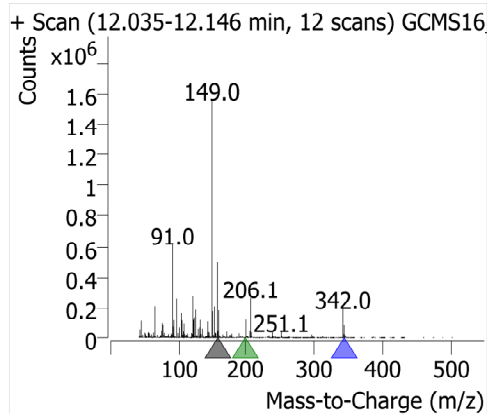
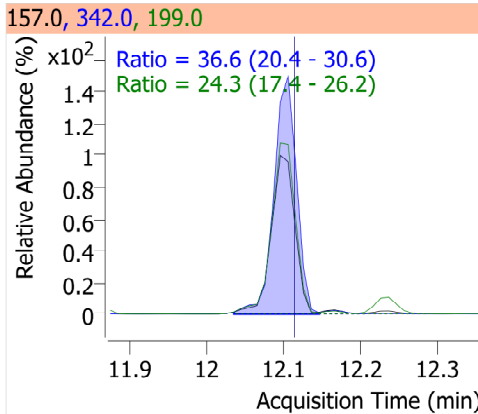
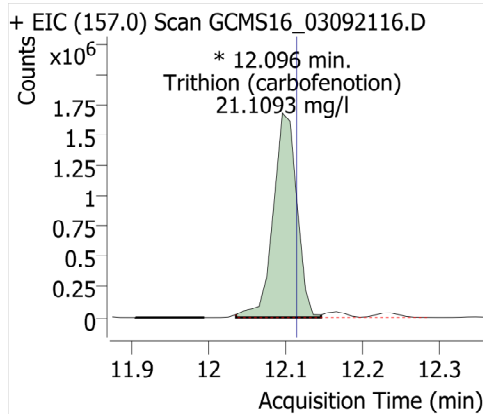
Terphenyl-d14



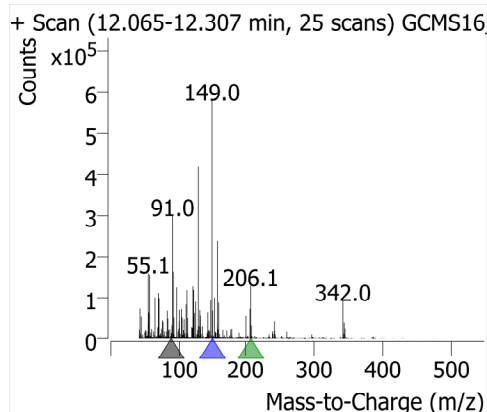
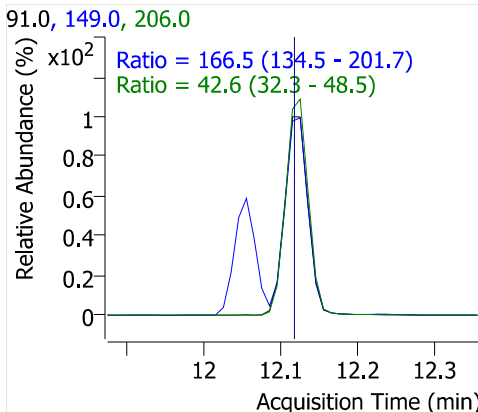
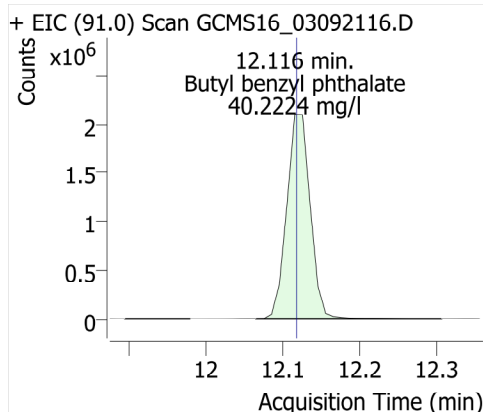
Ethion



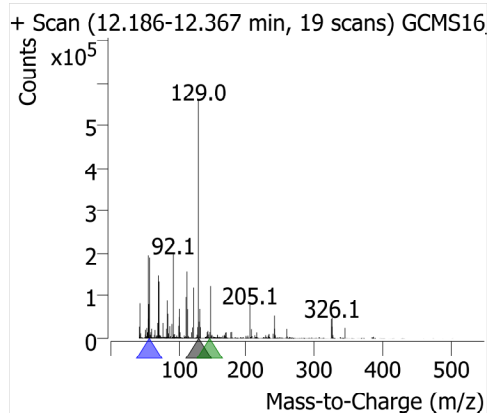
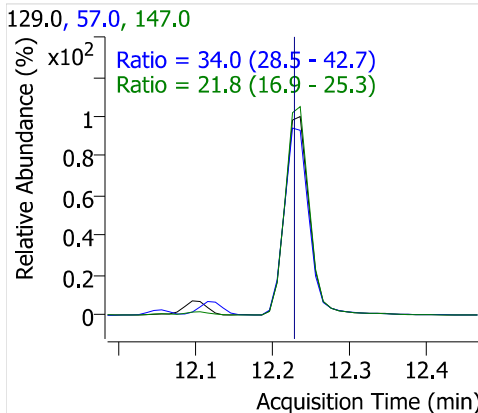
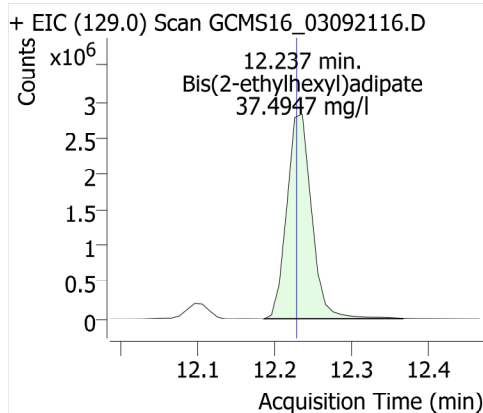
Trithion (carbofenotion)



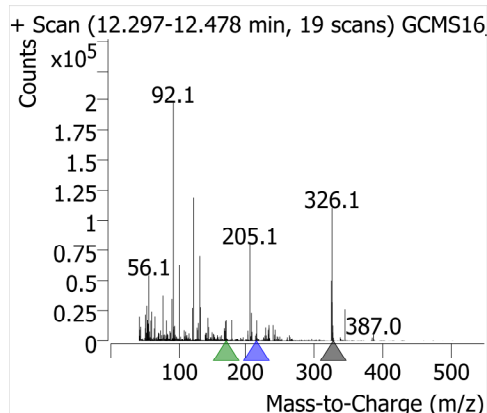
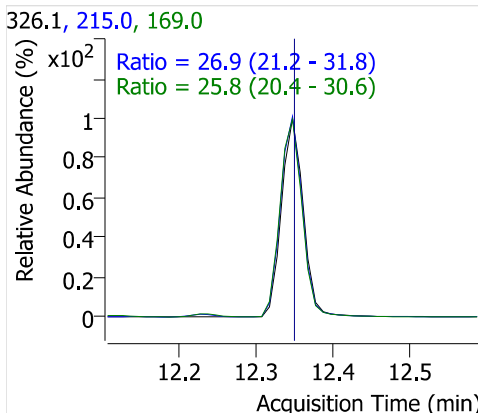
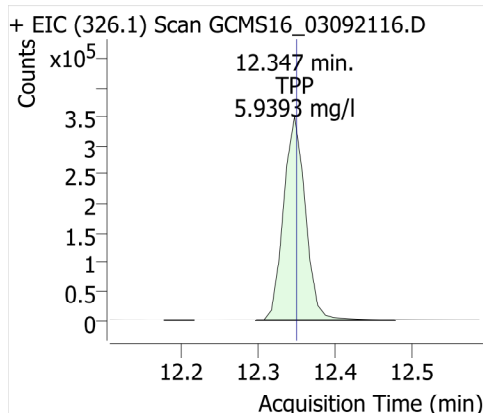
Butyl benzyl phthalate



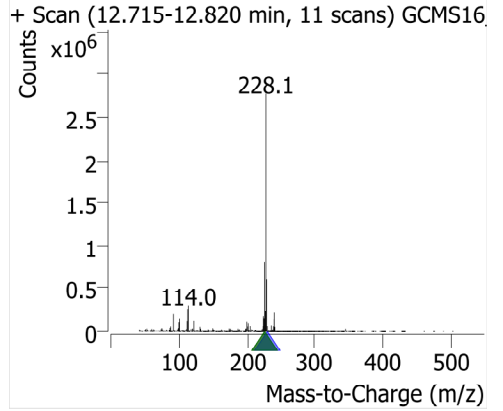
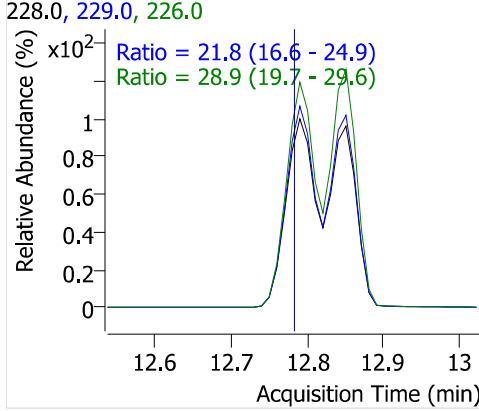
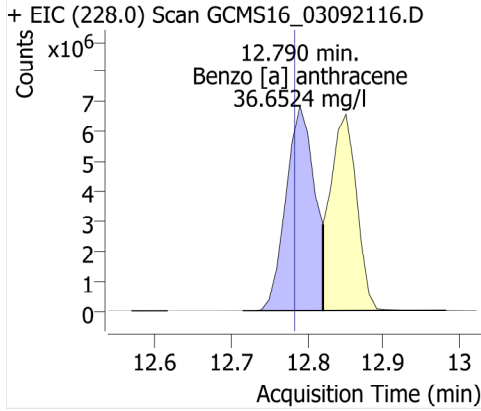
Bis(2-ethylhexyl)adipate



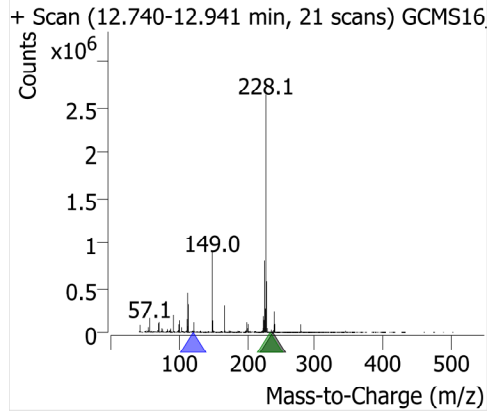
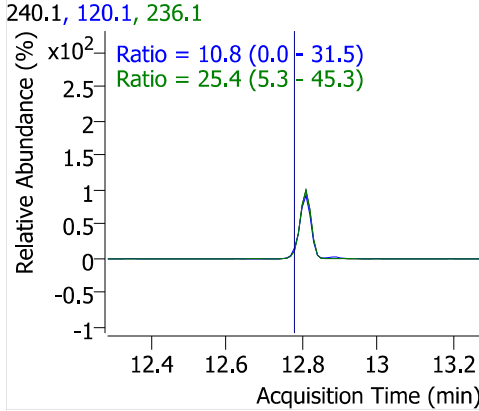
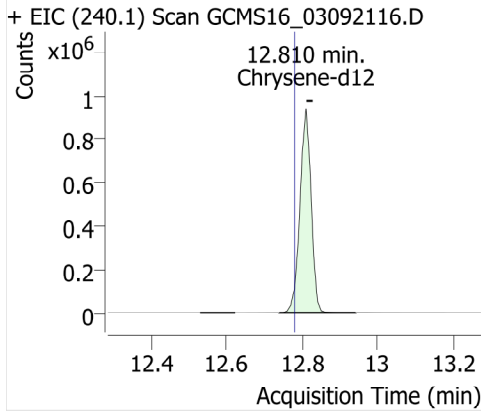
TPP



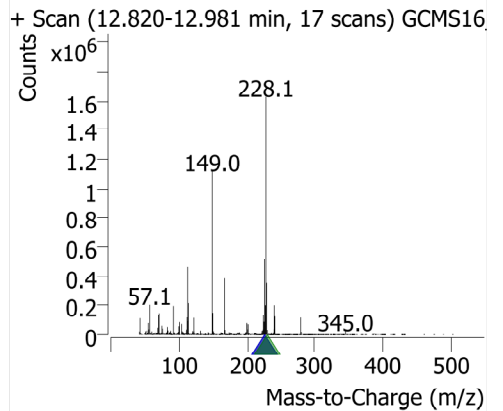
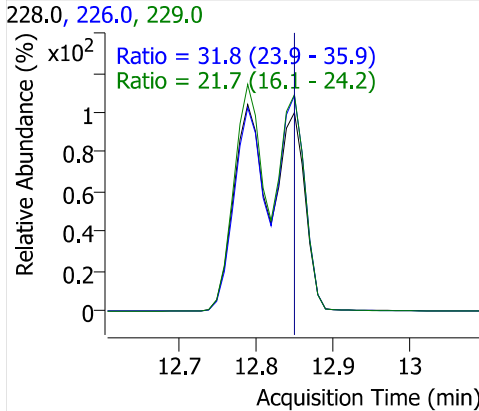
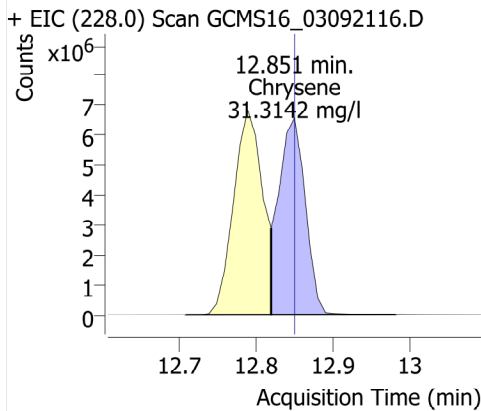
Benzo [a] anthracene



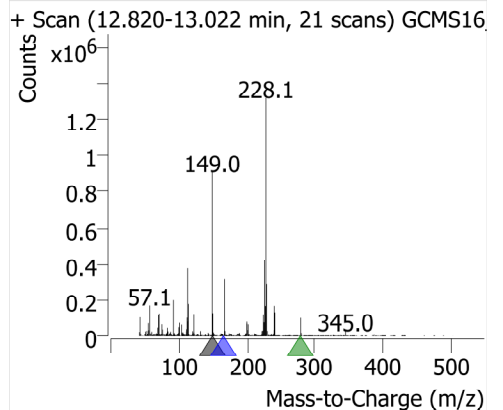
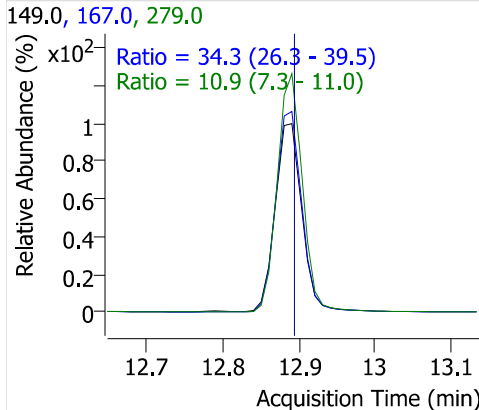
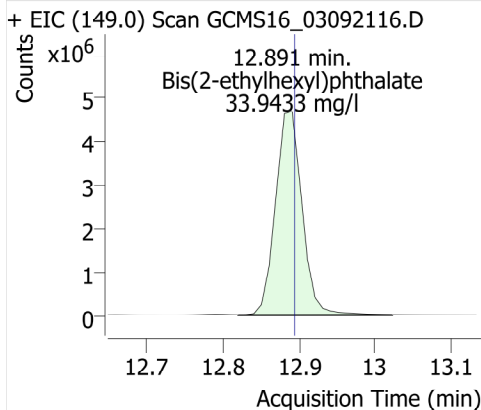
Chrysene-d12



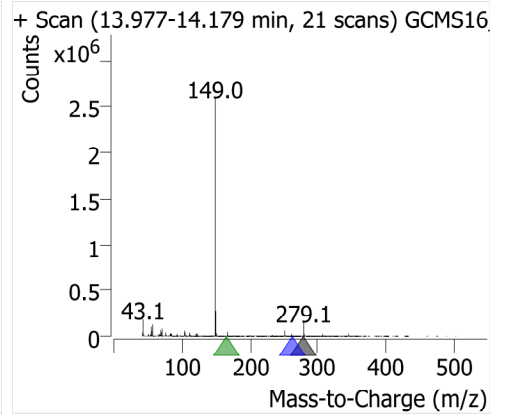
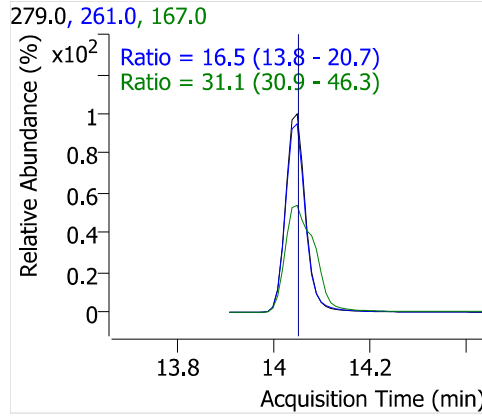
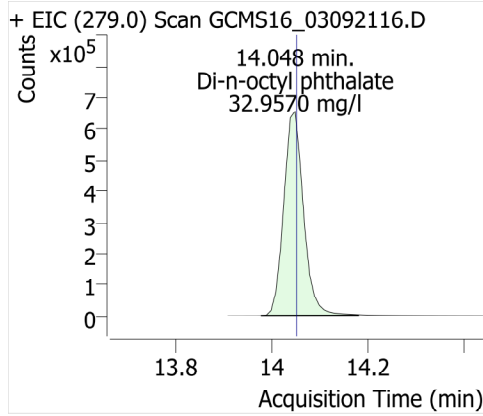
Chrysene



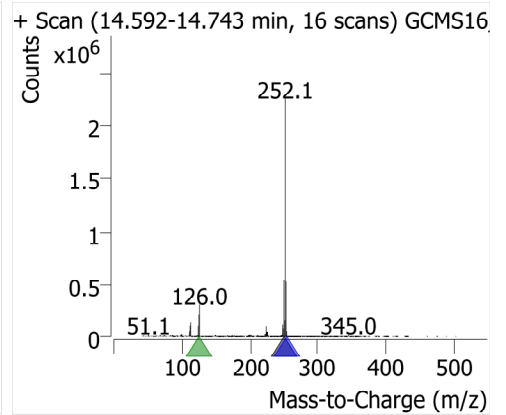
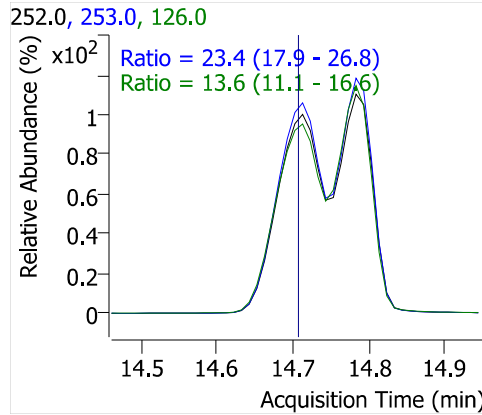
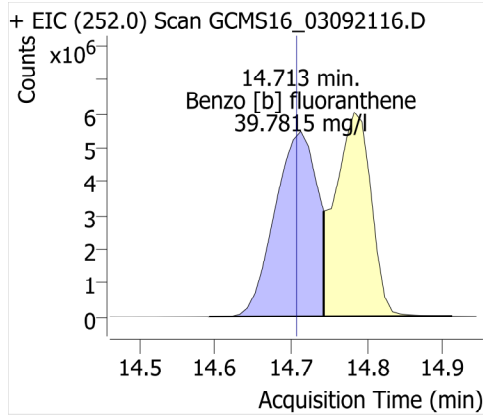
Bis(2-ethylhexyl)phthalate



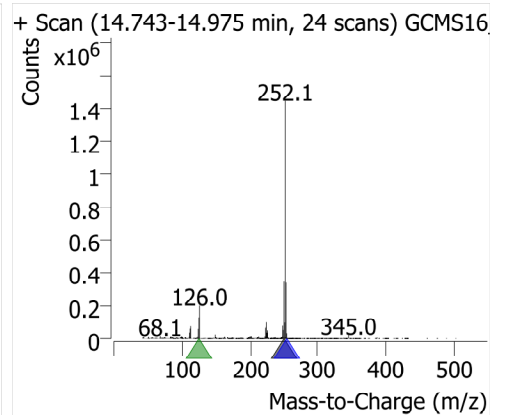
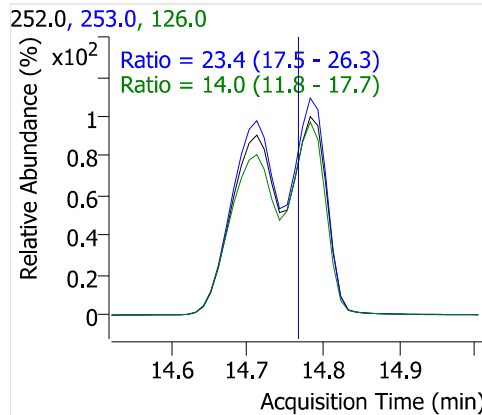
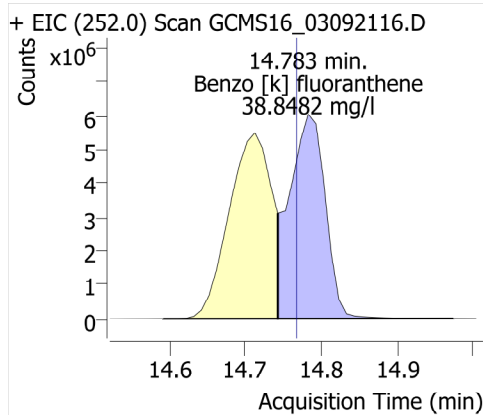
Di-n-octyl phthalate



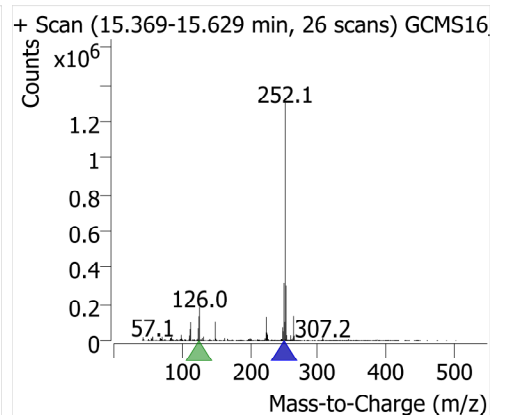
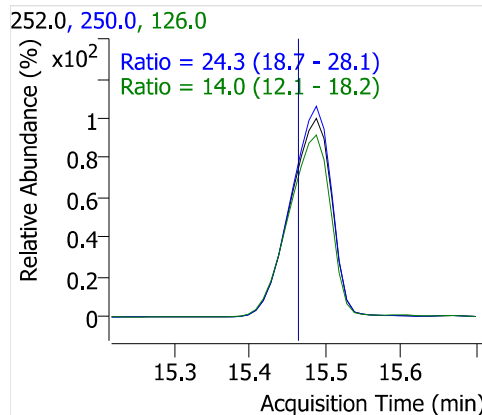
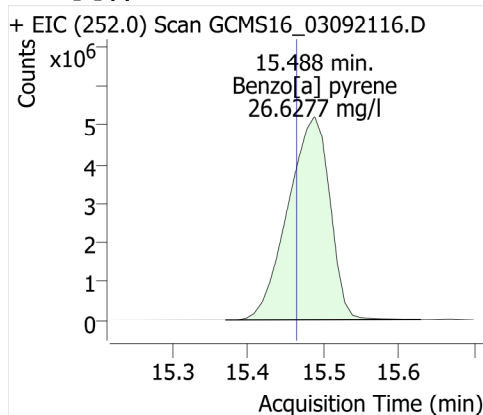
Benzo [b] fluoranthene



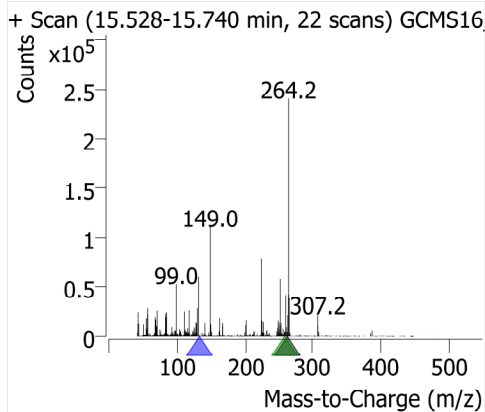
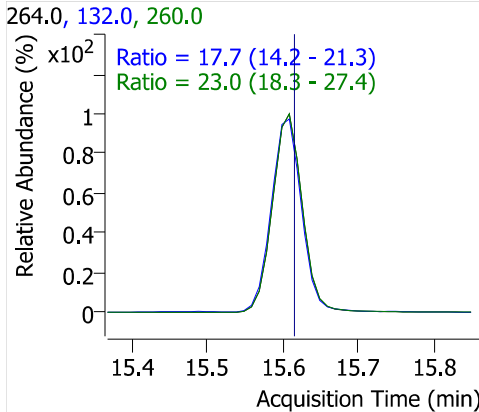
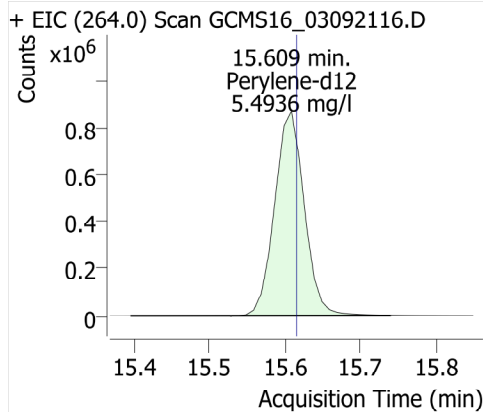
Benzo [k] fluoranthene



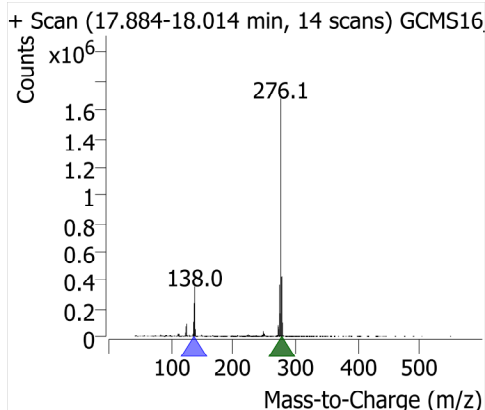
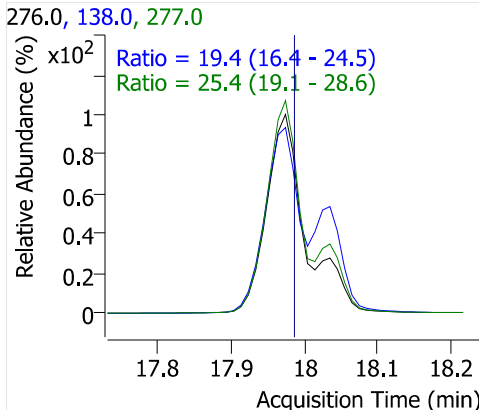
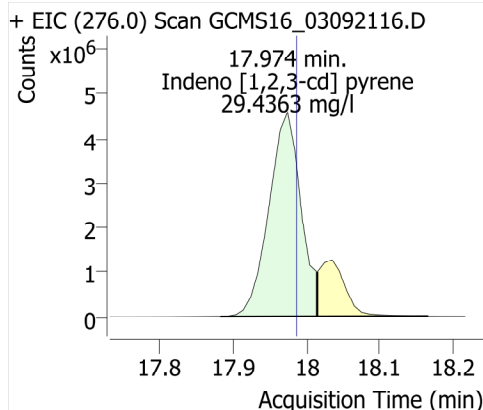
Benzo[a] pyrene



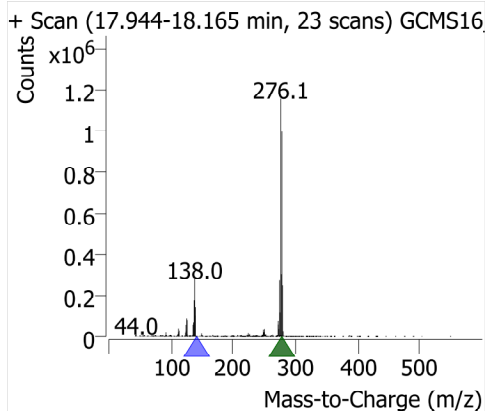
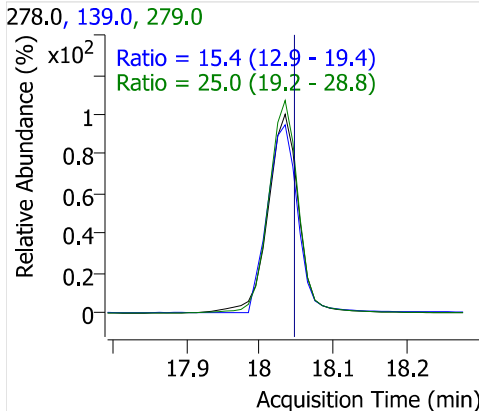
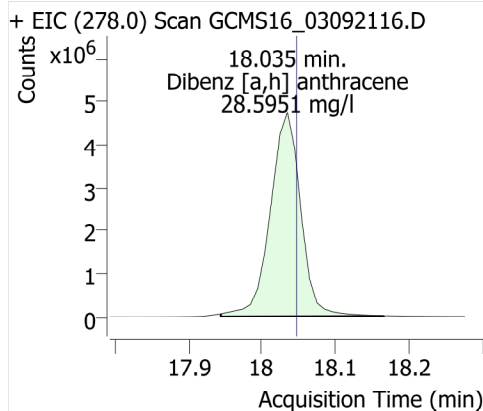
Perylene-d12



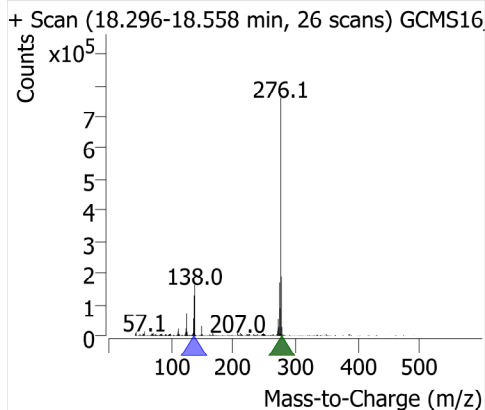
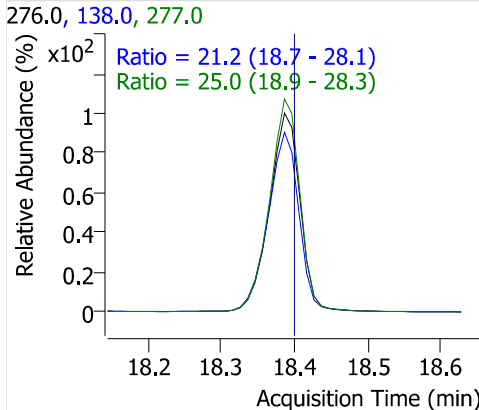
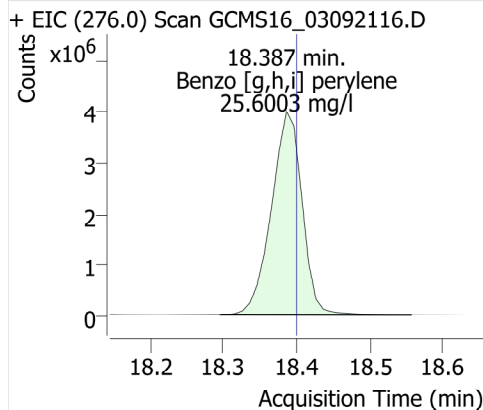
Indeno [1,2,3-cd] pyrene



Dibenz [a,h] anthracene



Benzo [g,h,i] perylene



Quantitative Analysis Results With Qualifier Ratio Report

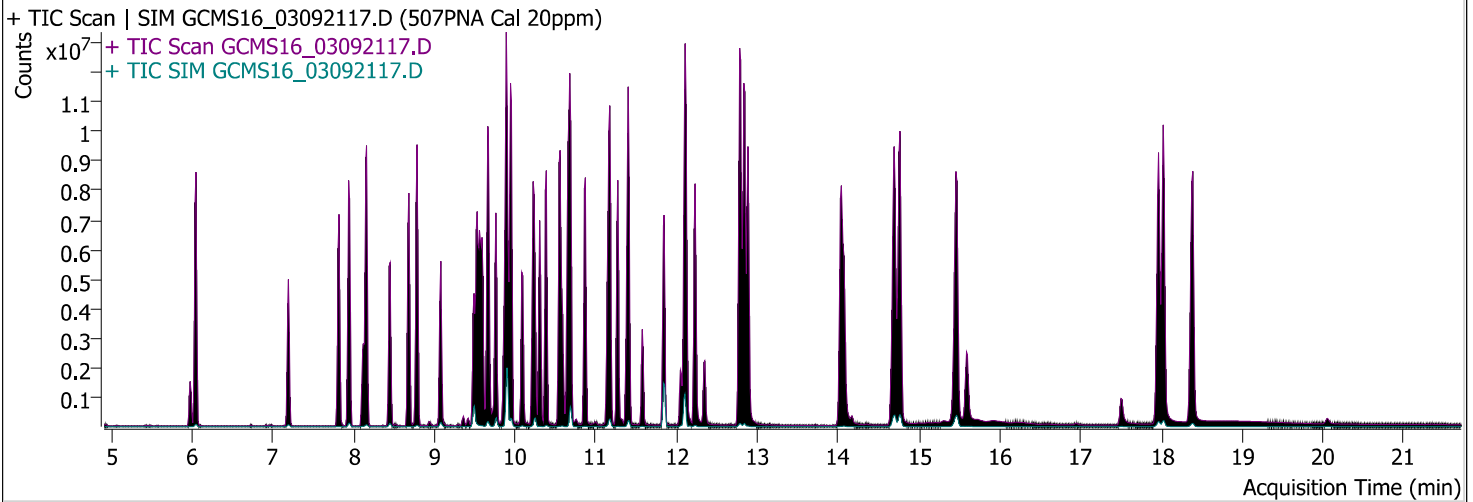


Batch Path	\\WSCIXIGCMS16\InstData\GCMS16\DATA\2021\030921_525.2\QuantResults\030921_525.2.batch.bin	Analyst Name	WECK\ryan.raymond
Analysis Time	3/10/2021 12:34:15 PM	Reporter Name	ryan.raymond
Report Time	3/10/2021 12:36:30 PM	Batch State	Processed
Last Calib Update	3/10/2021 10:39:20 AM	Quant Report Version	10.0
Quant Batch Version	10.0		

AnalysisInfo

Acq. Time	3/9/2021 6:45:39 PM	Data File	GCMS16_03092117.D
Sample Type	Cal	Sample Name	507PNA Cal 20ppm
Dilution	1	Acq. Method	525
Position	4	Inj Vol	1
DA Method File	507PNA 030921.m	Comment	1010639

Sample Chromatogram



Compound	ISTD	RT	Resp.	ISTD Resp.	Conc	Units	Accuracy
1,3 Dimethyl-2-Nitrobenzene	Acenaphthene-d10	5.975	374648	1342092	5.1194	mg/l	102.39
Naphthalene	Acenaphthene-d10	6.046	8567291	1342092	15.0505	mg/l	75.25
EPTC	Acenaphthene-d10	7.193	2085165	1342092	21.4391	mg/l	107.20
Dimethyl phthalate	Acenaphthene-d10	7.818	6665137	1342092	19.6504	mg/l	98.25
Acenaphthylene	Acenaphthene-d10	7.938	8321060	1342092	20.3924	mg/l	101.96
Acenaphthene	Acenaphthene-d10	8.160	5125511	1342092	16.0680	mg/l	80.34
Molinate	Acenaphthene-d10	8.452	3782491	1342092	21.4356	mg/l	107.18
Diethyl phthalate	Acenaphthene-d10	8.683	6432066	1342092	19.7904	mg/l	98.95
Fluorene	Acenaphthene-d10	8.784	6193488	1342092	17.3051	mg/l	86.53
Chlorpropham	Acenaphthene-d10	9.076	1839941	1342092	20.7613	mg/l	103.81
Dimethoate	Acenaphthene-d10	9.488	1968919	1342092	15.3951	mg/l	76.98
Prometon	Chrysene-d12	9.529	1740508	2183213	20.8252	mg/l	104.13
Simazine	Chrysene-d12	9.559	1773748	2183213	20.0101	mg/l	100.05
Atrazine	Acenaphthene-d10	9.589	1128670	1342092	20.0631	mg/l	100.32
Pentachlorophenol	Chrysene-d12	9.660	1593166	2183213	21.9528	mg/l	109.76
Pentachloronitrobenzene	Phenanthrene-d10	9.670	930819	2598984	15.1831	mg/l	75.92
Diazinon (Dimpylate)	Chrysene-d12	9.760	1228450	2183213	19.4236	mg/l	97.12
Terbacil	Phenanthrene-d10	9.931	818943	2598984	20.3705	mg/l	101.85
Phenanthrene	Phenanthrene-d10	9.891	7023395	2598984	13.5401	mg/l	67.70
Disulfoton	Phenanthrene-d10	9.901	666814	2598984	15.9280	mg/l	79.64
Anthracene	Phenanthrene-d10	9.952	7589563	2598984	15.4770	mg/l	77.38
Caffeine	Phenanthrene-d10	10.092	3386993	2598984	22.4170	mg/l	112.08
Acetochlor	Chrysene-d12	10.223	1072428	2183213	20.6703	mg/l	103.35
Metribuzin	Chrysene-d12	10.243	2010627	2183213	19.8364	mg/l	99.18
Alachlor	Chrysene-d12	10.304	1324706	2183213	19.1300	mg/l	95.65
Prometryn	Chrysene-d12	10.384	2484369	2183213	20.4635	mg/l	102.32

Quantitative Analysis Results With Qualifier Ratio Report



Compound	ISTD	RT	Resp.	ISTD Resp.	Conc	Units	Accuracy
Bromacil	Chrysene-d12	10.576	294793	2183213	19.5917	mg/l	97.96
Di-n-butyl phthalate	Phenanthrene-d10	10.545	9945195	2598984	18.9005	mg/l	94.50
Metolachlor	Chrysene-d12	10.656	4378765	2183213	19.6146	mg/l	98.07
Cyanazine	Phenanthrene-d10	10.676	455337	2598984	19.4419	mg/l	97.21
Thiobencarb	Chrysene-d12	10.676	3877873	2183213	14.7629	mg/l	73.81
Diphenamide	Phenanthrene-d10	10.868	4179382	2598984	21.2638	mg/l	106.32
Captan	Phenanthrene-d10	11.139	342570	2598984	19.8021	mg/l	99.01
Fluoranthene	Phenanthrene-d10	11.169	9315541	2598984	15.8943	mg/l	79.47
Butachlor	Chrysene-d12	11.270	1861351	2183213	20.8360	mg/l	104.18
Pyrene	Phenanthrene-d10	11.401	9159193	2598984	17.7297	mg/l	88.65
Terphenyl-d14	Chrysene-d12	11.572	2182016	2183213	4.9648	mg/l	99.30
Ethion	Chrysene-d12	11.844	2477933	2183213	16.0533	mg/l	80.27
Trithion (carbofenotion)	Chrysene-d12	12.096	2430067	2183213	14.9957	mg/l	74.98
Butyl benzyl phthalate	Phenanthrene-d10	12.116	2788053	2598984	19.2713	mg/l	96.36
Bis(2-ethylhexyl)adipate	Phenanthrene-d10	12.226	3892606	2598984	21.1888	mg/l	105.94
TPP	Phenanthrene-d10	12.347	716035	2598984	5.6128	mg/l	112.26
Benzo [a] anthracene	Phenanthrene-d10	12.780	10853179	2598984	20.8810	mg/l	104.41
Chrysene	Chrysene-d12	12.830	9848988	2183213	17.3833	mg/l	86.92
Bis(2-ethylhexyl)phthalate	Phenanthrene-d10	12.881	7079311	2598984	19.4887	mg/l	97.44
Di-n-octyl phthalate	Chrysene-d12	14.038	1004254	2183213	19.8075	mg/l	99.04
Benzo [b] fluoranthene	Chrysene-d12	14.693	11711634	2183213	19.9599	mg/l	99.80
Benzo [k] fluoranthene	Chrysene-d12	14.763	11788654	2183213	20.3995	mg/l	102.00
Benzo[a] pyrene	Chrysene-d12	15.458	11391471	2183213	16.4975	mg/l	82.49
Perylene-d12	Chrysene-d12	15.588	2509752	2183213	5.1220	mg/l	102.44
Indeno [1,2,3-cd] pyrene	Chrysene-d12	17.964	10511872	2183213	20.0672	mg/l	100.34
Dibenz [a,h] anthracene	Chrysene-d12	18.024	10677857	2183213	20.0321	mg/l	100.16
Benzo [g,h,i] perylene	Chrysene-d12	18.387	10039551	2183213	19.5785	mg/l	97.89

Quantitative Analysis Results With Qualifier Ratio Report



Compound	CAS#	RT	RR	Conc	Transition	(Min-Max)	Q-Ratio
1,3 Dimethyl-2-Nitrobenzene		5.975	0.2792	5.1194	134.1		
					103.0	38.5 - 57.7	46.1
					151.0	33.2 - 49.8	41.9
Naphthalene		6.046	6.3835	15.0505	128.0		
					129.0	8.9 - 13.3	12.0
EPTC		7.193	1.5537	21.4391	128.0		
					86.0	51.1 - 76.7	62.4
					189.0	18.3 - 27.4	24.2
Dimethyl phthalate		7.818	4.9662	19.6504	163.0		
					77.0	13.6 - 20.4	17.2
					194.0	5.6 - 8.3	7.1
Acenaphthylene		7.938	6.2001	20.3924	152.0		
					151.0	15.8 - 23.7	20.3
					76.0	7.7 - 11.5	9.0
Acenaphthene		8.160	3.8190	16.0680	154.0		
					153.0	81.5 - 122.3	103.6
					152.0	39.6 - 59.3	50.4
Molinate		8.452	2.8184	21.4356	126.0		
					55.0	43.3 - 64.9	51.6
					187.0	16.9 - 25.4	21.9
Diethyl phthalate		8.683	4.7926	19.7904	149.0		
					177.0	19.2 - 28.9	24.6
					150.0	9.9 - 14.8	13.0
Fluorene		8.784	4.6148	17.3051	166.0		
					165.0	72.7 - 109.1	90.0
Chlorpropham		9.076	1.3710	20.7613	127.0		
					213.0	30.5 - 45.7	43.4
					171.0	19.9 - 29.9	27.9
Dimethoate		9.488	1.4671	15.3951	87.0		
					125.0	56.6 - 84.8	61.8
					93.0	53.7 - 80.5	63.8
Prometon		9.529	0.7972	20.8252	210.0		
					225.0	69.6 - 104.4	86.8
					168.0	60.5 - 90.8	73.3
Simazine	122-77-6	9.559	0.8124	20.0101	201.0		
					186.0	47.4 - 71.0	58.6
					173.0	33.3 - 50.0	50.0
Atrazine		9.589	0.8410	20.0631	215.0		
					200.0	158.8 - 238.2	183.1
					58.0	61.4 - 92.0	52.3
Pentachlorophenol		9.660	0.7297	21.9528	265.7		
					267.7	51.7 - 77.5	64.4
					166.8	36.2 - 54.3	44.9
Pentachloronitrobenzene		9.670	0.3581	15.1831	237.0		
					249.0	56.3 - 84.4	65.8
					295.0	51.3 - 76.9	52.3
Diazinon (Dimpylate)		9.760	0.5627	19.4236	137.0		
					179.0	74.0 - 111.0	95.8
					152.0	50.9 - 76.4	65.6
Terbacil		9.931	0.3151	20.3705	117.0		
					162.0	69.6 - 104.4	82.6
					57.0	50.0 - 74.9	58.6
Phenanthrene		9.891	2.7024	13.5401	178.0		
					176.0	15.2 - 22.8	19.8
					179.0	13.0 - 19.5	16.3

Quantitative Analysis Results With Qualifier Ratio Report



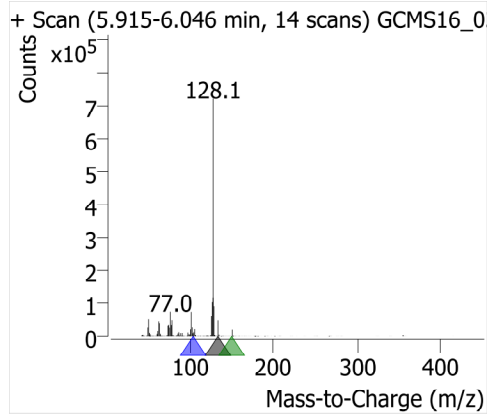
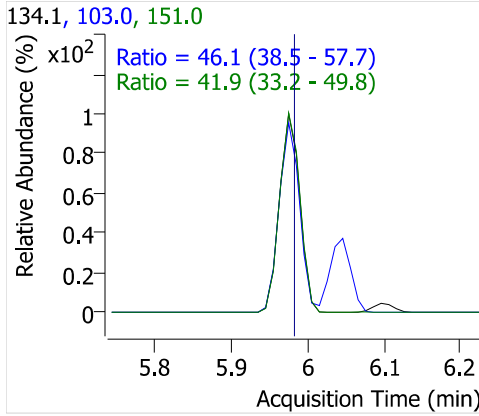
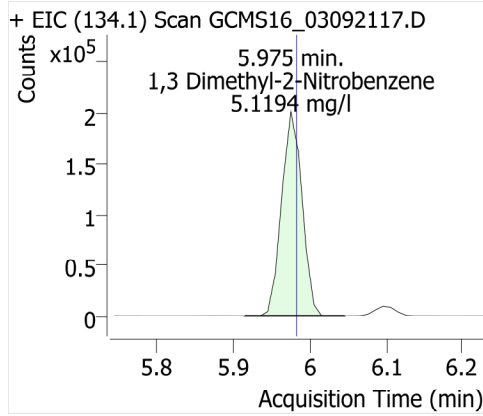
Compound	CAS#	RT	RR	Conc	Transition	(Min-Max)	Q-Ratio
Disulfoton		9.901	0.2566	15.9280	97.0		
					61.0	64.6 - 97.0	71.7
					125.0	55.5 - 83.3	62.5
Anthracene		9.952	2.9202	15.4770	178.0		
					176.0	15.0 - 22.5	19.5
					179.0	12.6 - 19.0	16.4
Caffeine		10.092	1.3032	22.4170	194.0		
					109.0	37.1 - 55.7	46.2
					67.0	22.2 - 33.3	25.9
Acetochlor		10.223	0.4912	20.6703	146.0		
					162.0	61.8 - 92.7	84.4
					223.0	44.9 - 67.4	64.7
Metribuzin		10.243	0.9209	19.8364	198.0		
					144.0	19.5 - 29.3	23.5
					199.0	15.8 - 23.8	19.9
Alachlor	15972-60-8	10.304	0.6068	19.1300	160.1		
					188.1	65.9 - 98.9	87.9
					237.0	16.0 - 24.0	23.5
Prometryn		10.384	1.1379	20.4635	241.0		
					184.0	69.5 - 104.3	81.8
					226.0	47.2 - 70.8	59.2
Bromacil		10.576	0.1350	19.5917	164.0		
					190.0	88.9 - 133.4	104.2
					162.0	86.2 - 129.3	102.8
Di-n-butyl phthalate		10.545	3.8266	18.9005	149.0		
					150.0	7.7 - 11.5	10.0
					104.0	4.3 - 6.4	4.8
Metolachlor		10.656	2.0057	19.6146	162.0		
					238.0	39.6 - 59.4	55.2
					146.0	12.7 - 19.0	16.4
Cyanazine		10.676	0.1752	19.4419	68.0		
					225.0	82.3 - 123.4	130.0 High
					241.0	20.0 - 30.1	35.0 High
Thiobencarb	028249-77-6	10.676	1.7762	14.7629	100.1		
					72.1	36.5 - 54.7	44.9
					125.0	22.8 - 34.2	29.9
Diphenamide		10.868	1.6081	21.2638	167.0		
					239.0	17.9 - 26.9	24.4
					152.0	16.0 - 24.0	20.1
Captan		11.139	0.1318	19.8021	117.0		
					149.0	153.6 - 230.5	161.8
					264.0	29.2 - 43.8	41.4
Fluoranthene		11.169	3.5843	15.8943	202.0		
					203.0	14.0 - 21.1	19.1
					101.0	9.2 - 13.7	10.7
Butachlor		11.270	0.8526	20.8360	176.0		
					160.0	63.8 - 95.7	77.2
					57.0	41.6 - 62.4	46.2
Pyrene		11.401	3.5241	17.7297	202.0		
					200.0	16.6 - 24.9	22.0
					203.0	16.0 - 24.0	19.1
Terphenyl-d14		11.572	0.9995	4.9648	244.2		
					243.0	18.2 - 27.3	22.6

Quantitative Analysis Results With Qualifier Ratio Report

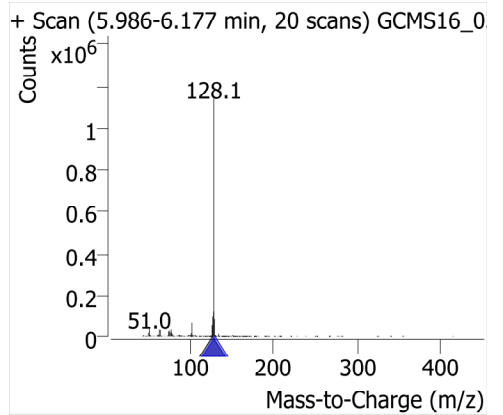
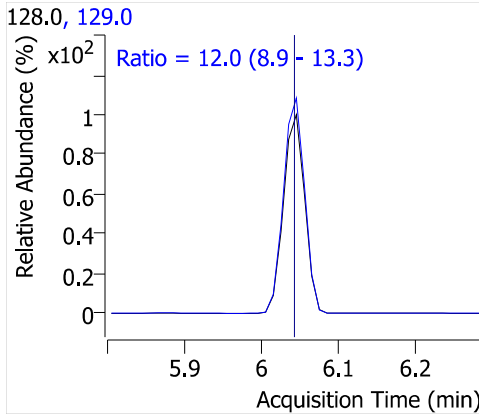
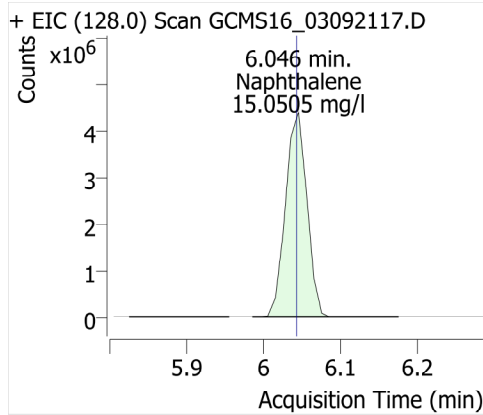


Compound	CAS#	RT	RR	Conc	Transition	(Min-Max)	Q-Ratio
Ethion		11.844	1.1350	16.0533	122.0	8.9 - 13.3	11.0
					231.0		
					153.0	51.5 - 77.3	58.7
Trithion (carbofenotion)		12.096	1.1131	14.9957	125.0	42.8 - 64.1	45.8
					157.0		
					342.0	20.4 - 30.6	31.8 High
Butyl benzyl phthalate		12.116	1.0727	19.2713	199.0	17.4 - 26.2	23.2
					91.0		
					149.0	134.5 - 201.7	173.1
Bis(2-ethylhexyl)adipate		12.226	1.4977	21.1888	206.0	32.3 - 48.5	42.5
					129.0		
					57.0	28.5 - 42.7	33.8
TPP		12.347	0.2755	5.6128	147.0	16.9 - 25.3	21.5
					326.1		
					215.0	21.2 - 31.8	26.6
Benzo [a] anthracene		12.780	4.1759	20.8810	169.0	20.4 - 30.6	25.7
					228.0		
					226.0	19.7 - 29.6	27.9
Chrysene		12.830	4.5112	17.3833	229.0	16.6 - 24.9	21.1
					228.0		
					226.0	23.9 - 35.9	30.9
Bis(2-ethylhexyl)phthalate		12.881	2.7239	19.4887	229.0	16.1 - 24.2	21.2
					149.0		
					167.0	26.3 - 39.5	33.7
Di-n-octyl phthalate		14.038	0.4600	19.8075	279.0	7.3 - 11.0	10.3
					279.0		
					167.0	30.9 - 46.3	31.9
Benzo [b] fluoranthene		14.693	5.3644	19.9599	261.0	13.8 - 20.7	16.2
					252.0		
					253.0	17.9 - 26.8	22.9
Benzo [k] fluoranthene		14.763	5.3997	20.3995	126.0	11.1 - 16.6	13.6
					252.0		
					253.0	17.5 - 26.3	22.8
Benzo[a] pyrene		15.458	5.2178	16.4975	126.0	11.8 - 17.7	14.3
					252.0		
					250.0	18.7 - 28.1	23.7
Perylene-d12		15.588	1.1496	5.1220	126.0	12.1 - 18.2	14.2
					264.0		
					260.0	18.3 - 27.4	22.7
Indeno [1,2,3-cd] pyrene		17.964	4.8149	20.0672	132.0	14.2 - 21.3	17.8
					276.0		
					277.0	19.1 - 28.6	24.9
Dibenz [a,h] anthracene		18.024	4.8909	20.0321	138.0	16.4 - 24.5	18.8
					278.0		
					279.0	19.2 - 28.8	24.8
Benzo [g,h,i] perylene		18.387	4.5985	19.5785	139.0	12.9 - 19.4	14.6
					276.0		
					277.0	18.9 - 28.3	24.7
					138.0	18.7 - 28.1	21.4

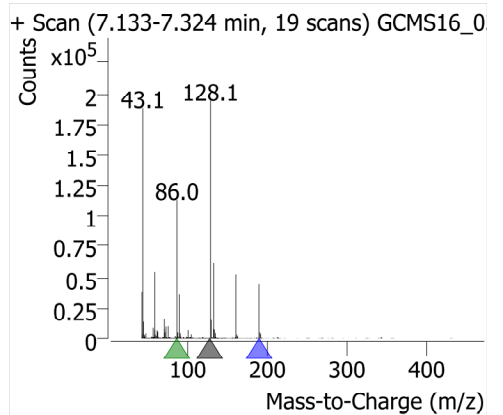
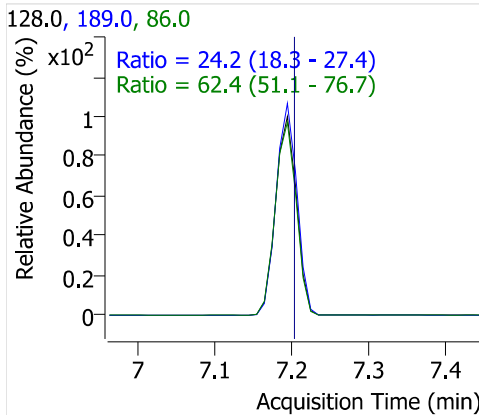
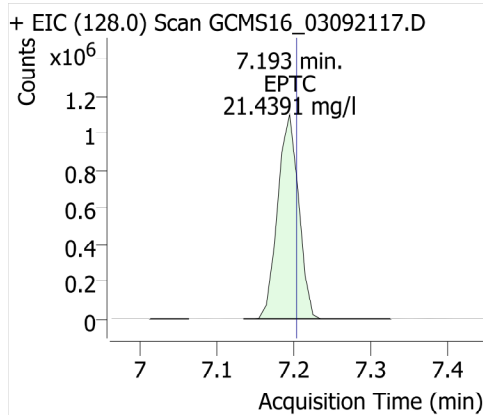
1,3 Dimethyl-2-Nitrobenzene



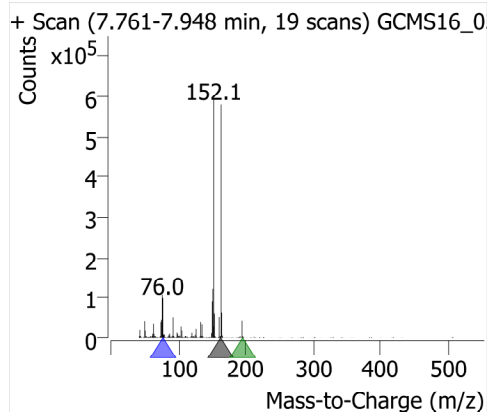
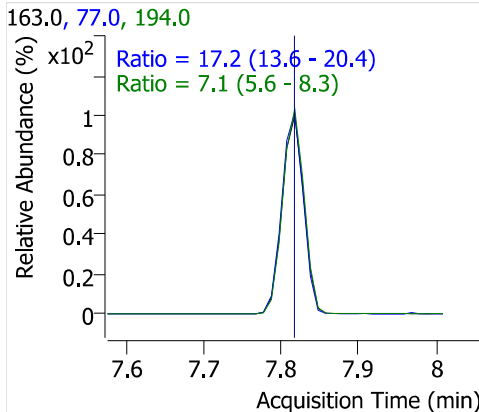
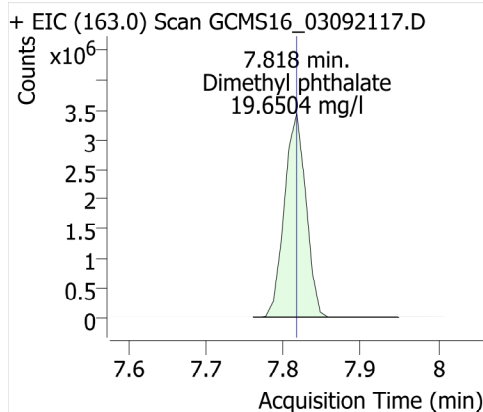
Naphthalene



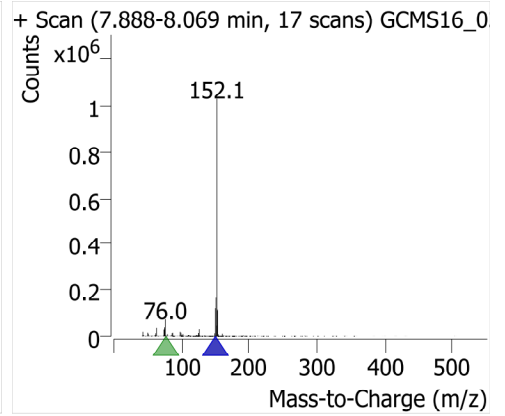
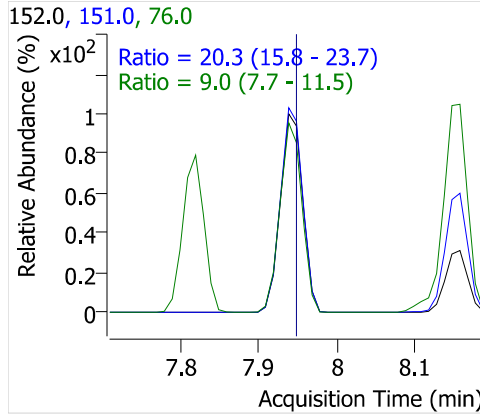
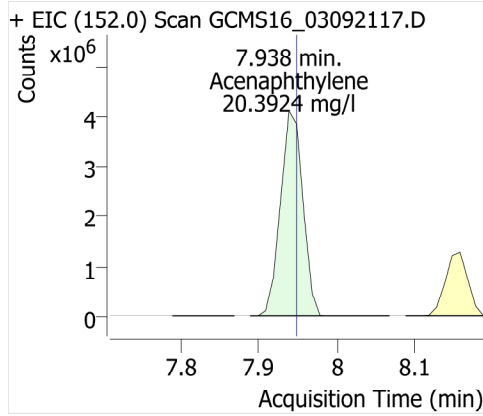
EPTC



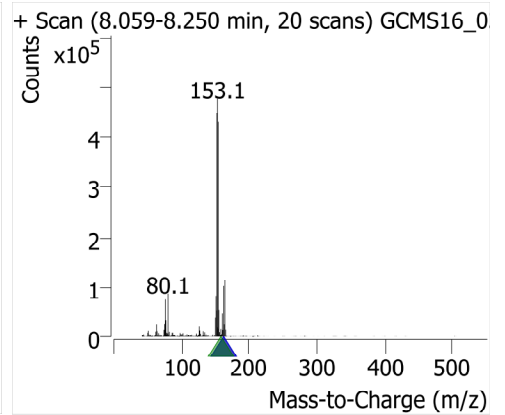
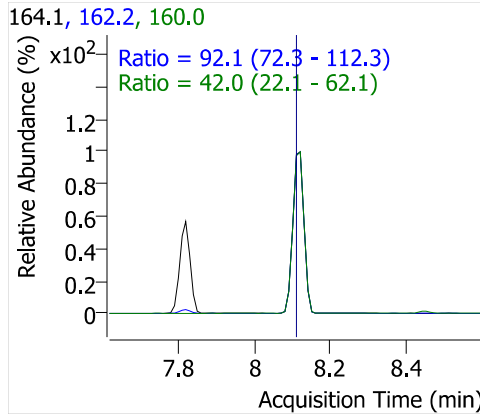
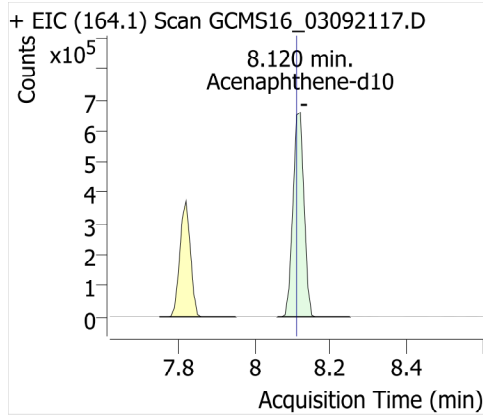
Dimethyl phthalate



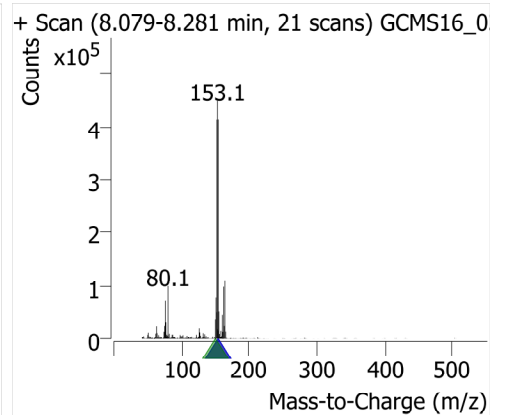
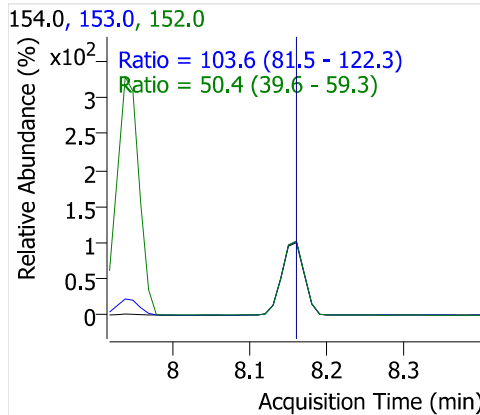
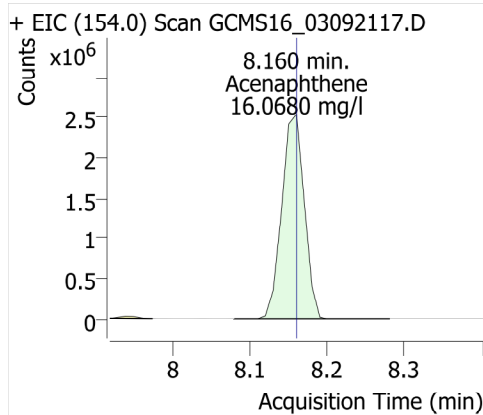
Acenaphthylene



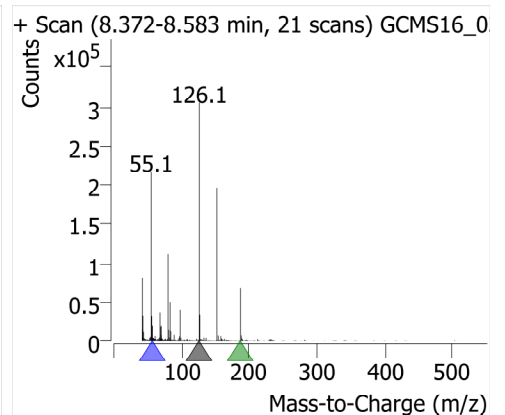
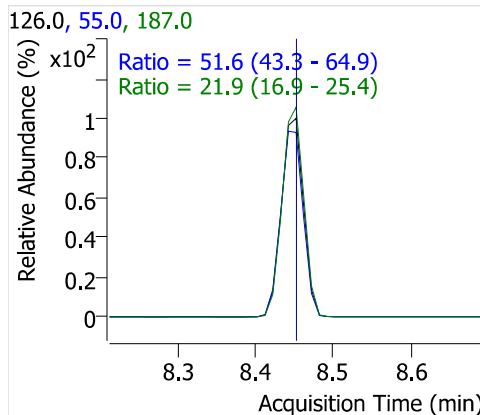
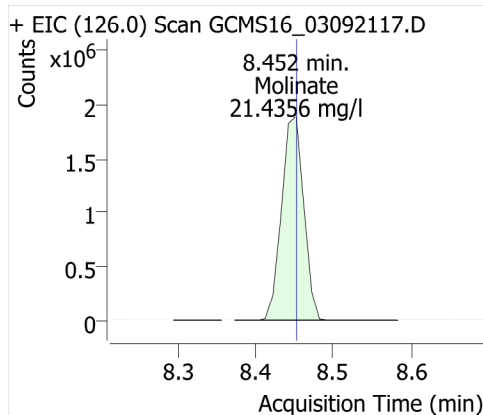
Acenaphthene-d10



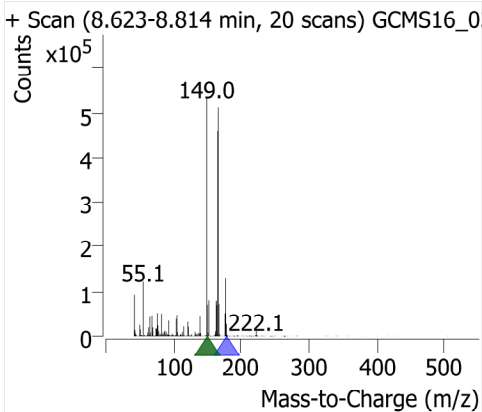
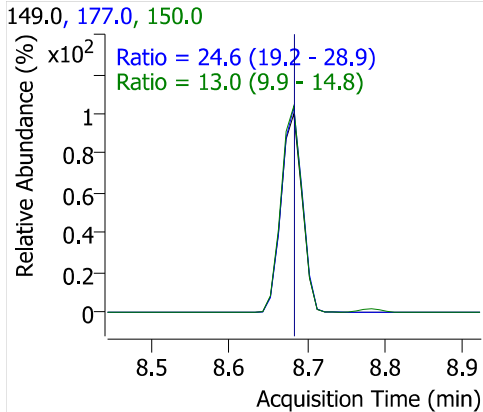
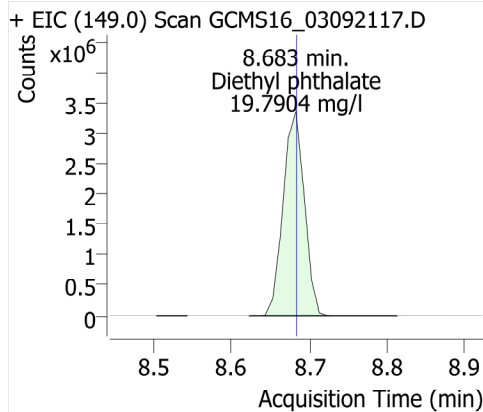
Acenaphthene



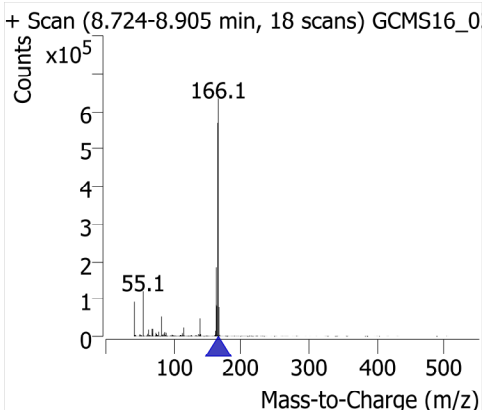
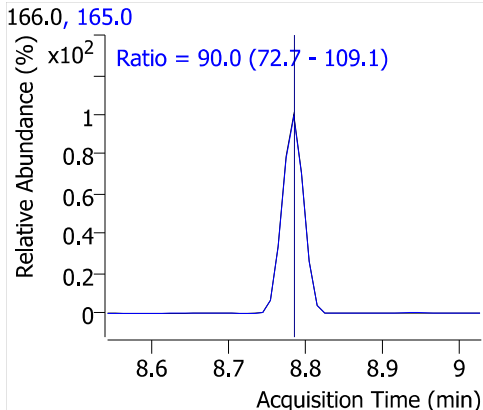
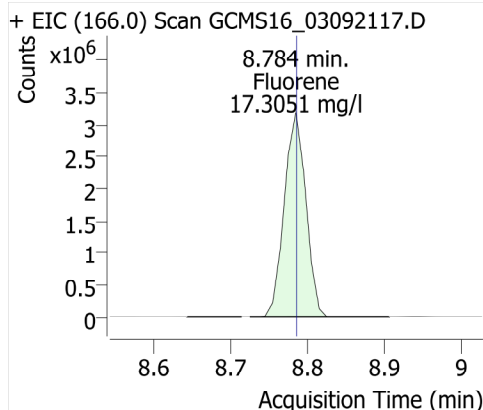
Molinate



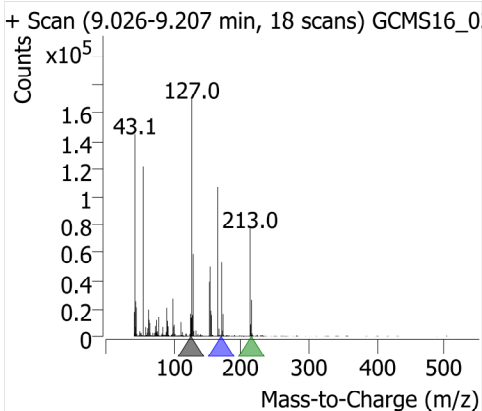
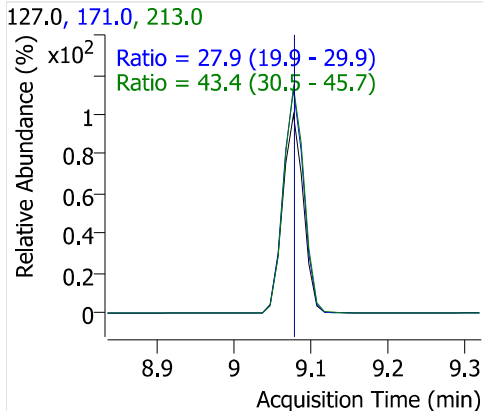
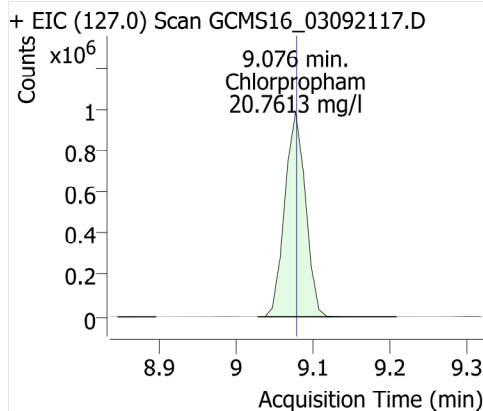
Diethyl phthalate



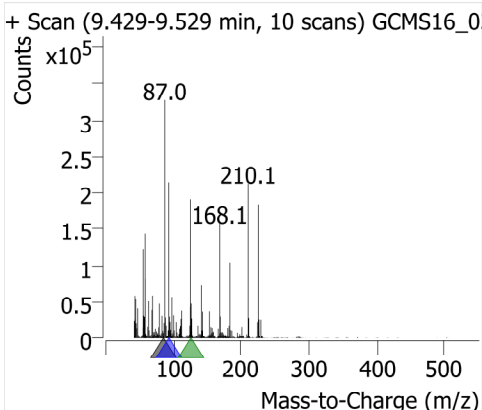
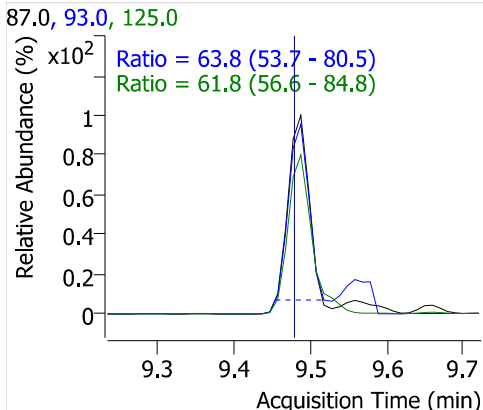
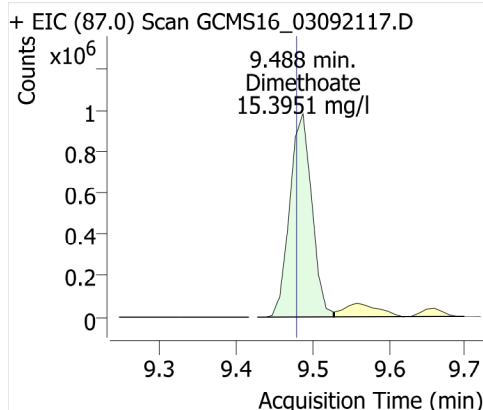
Fluorene



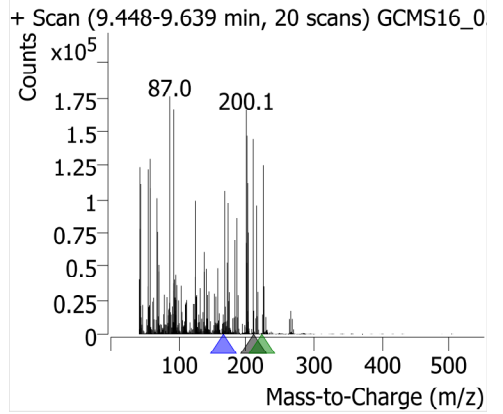
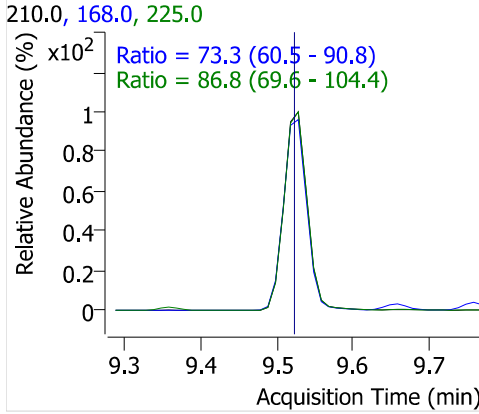
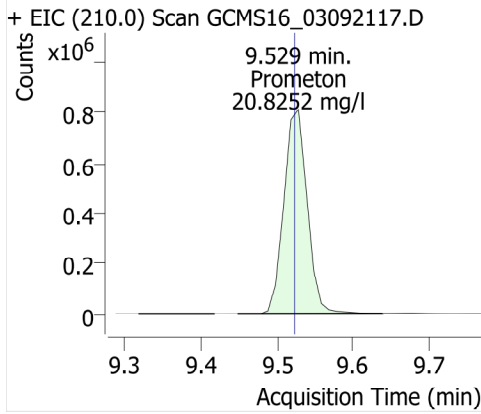
Chlorpropham



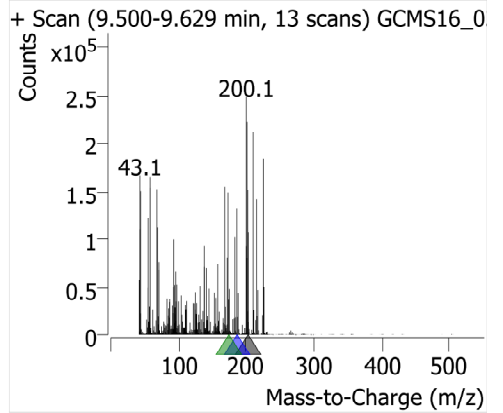
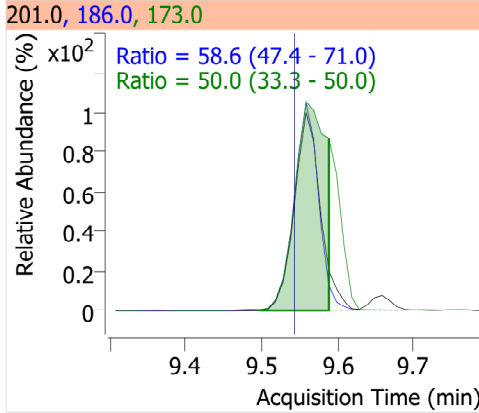
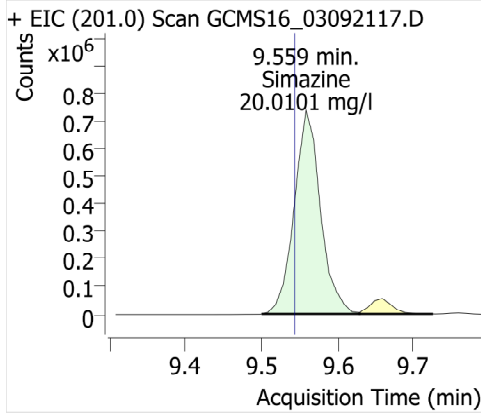
Dimethoate



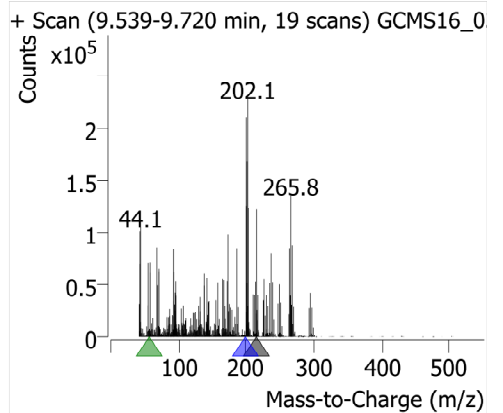
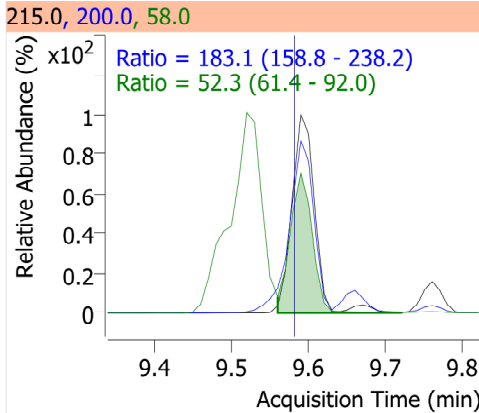
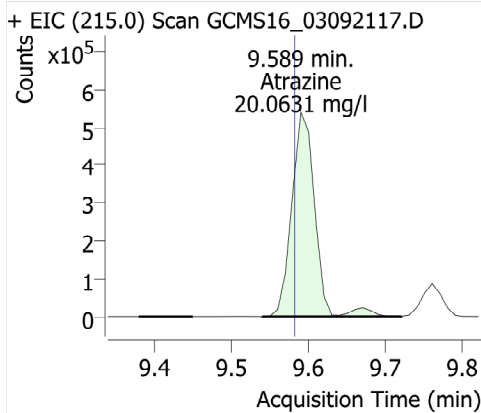
Prometon



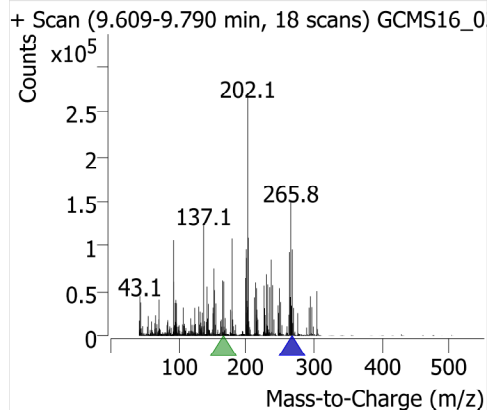
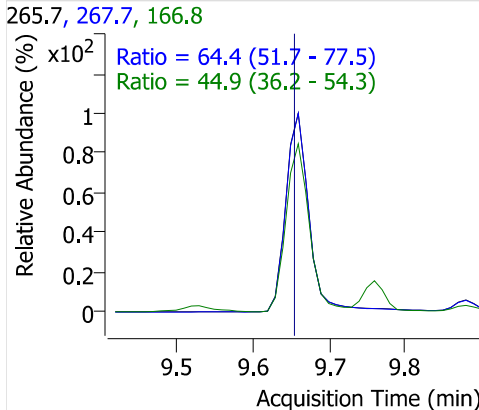
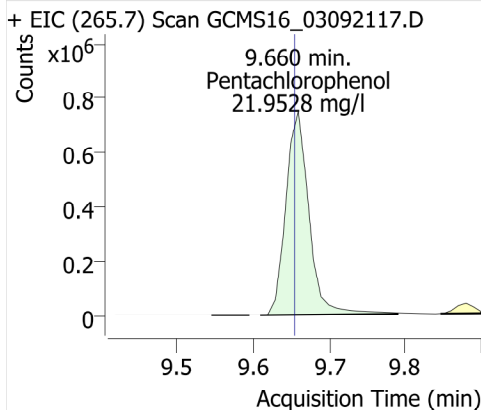
Simazine



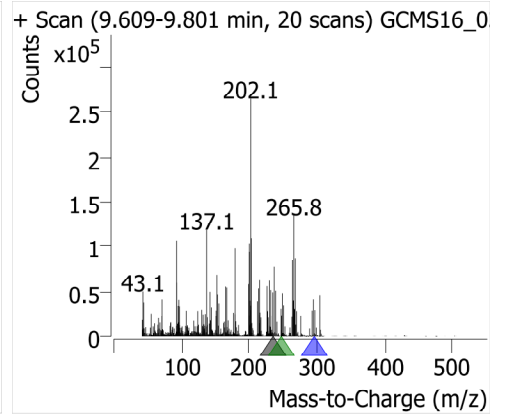
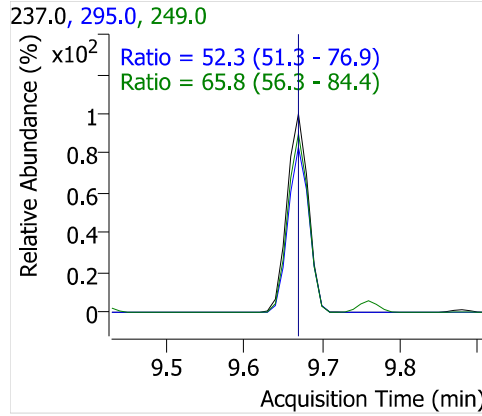
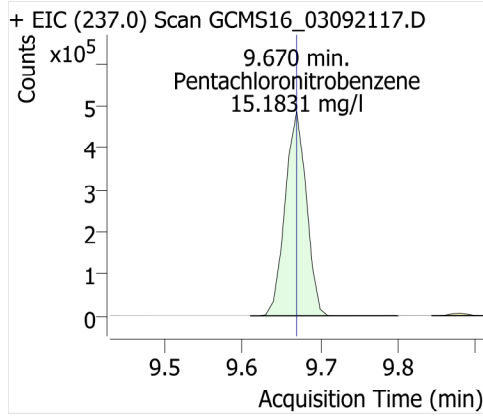
Atrazine



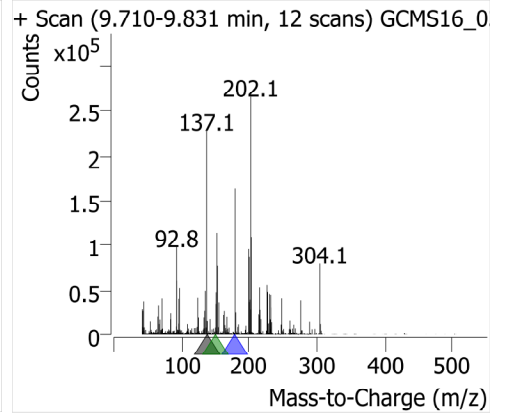
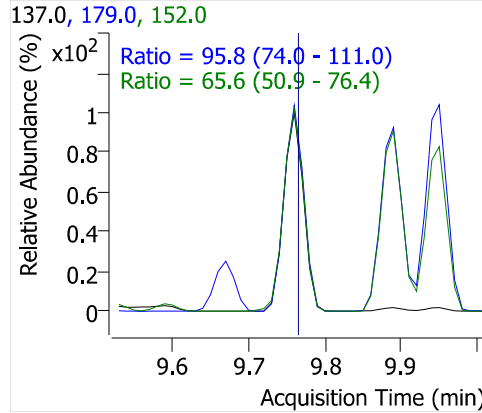
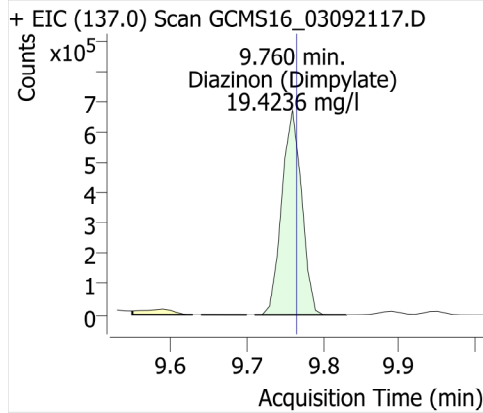
Pentachlorophenol



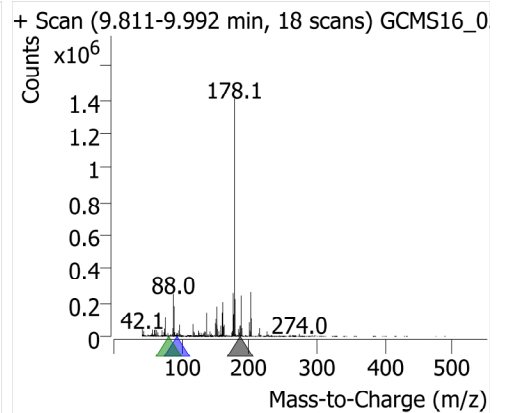
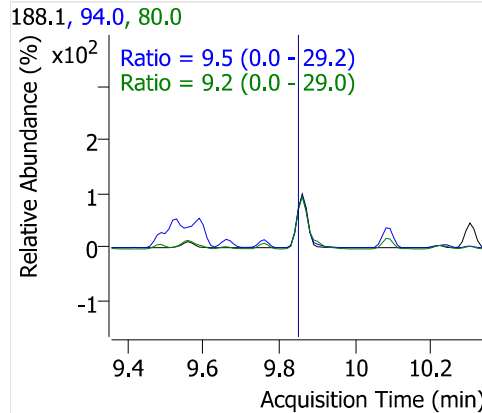
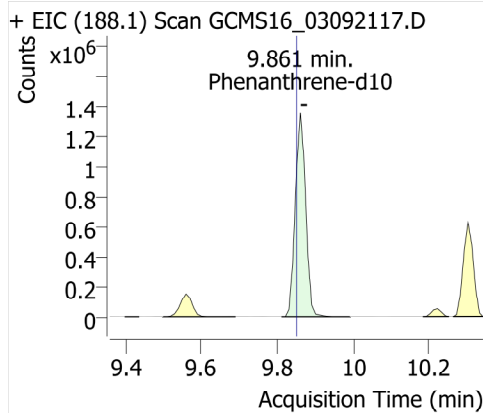
Pentachloronitrobenzene



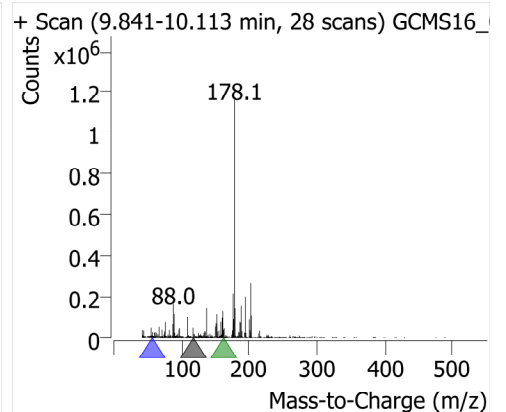
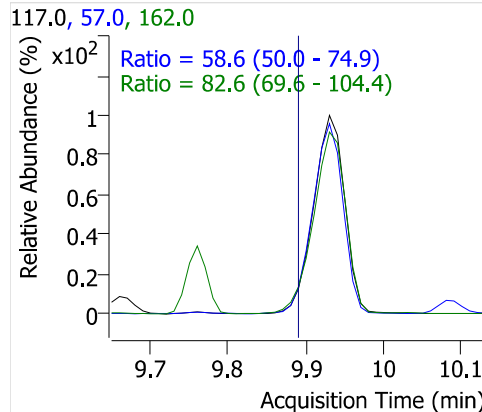
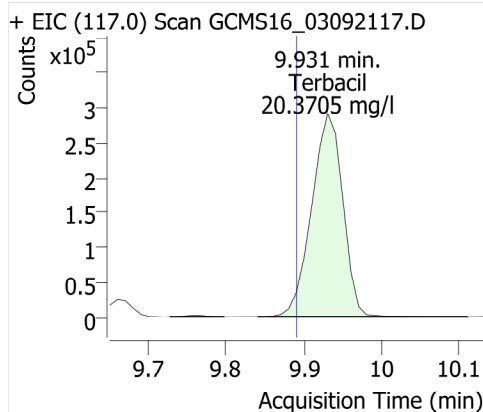
Diazinon (Dimpylate)



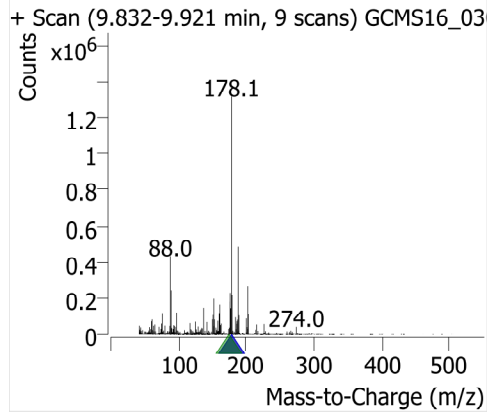
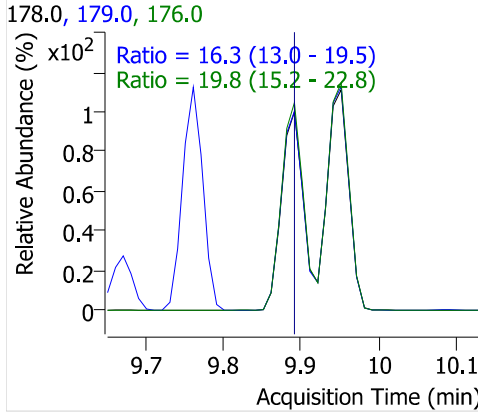
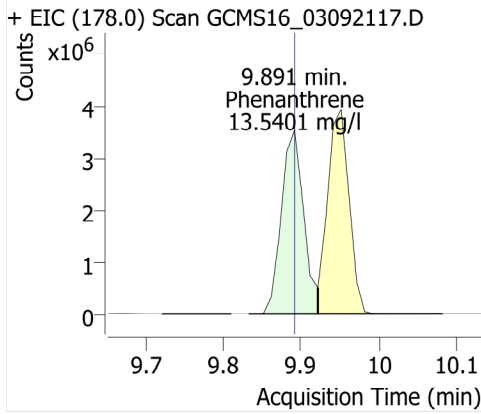
Phenanthrene-d10



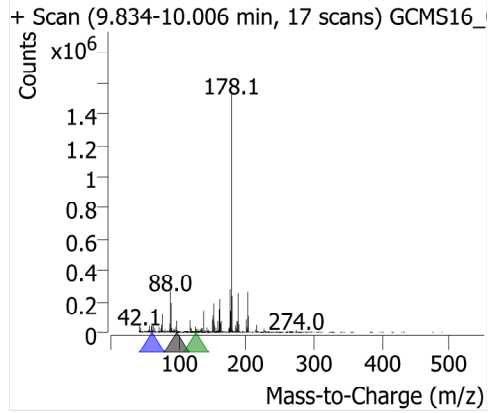
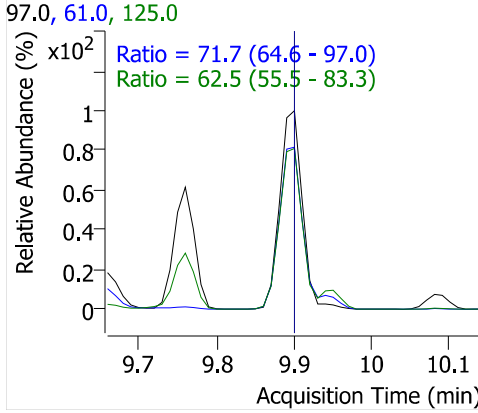
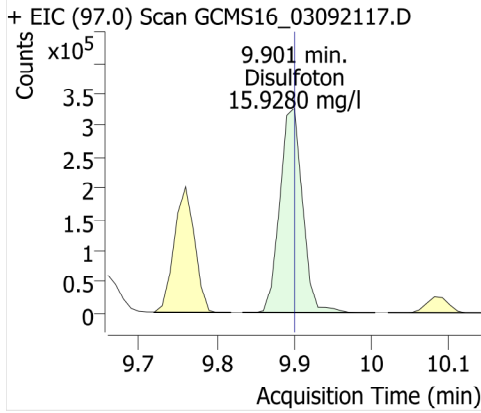
Terbacil



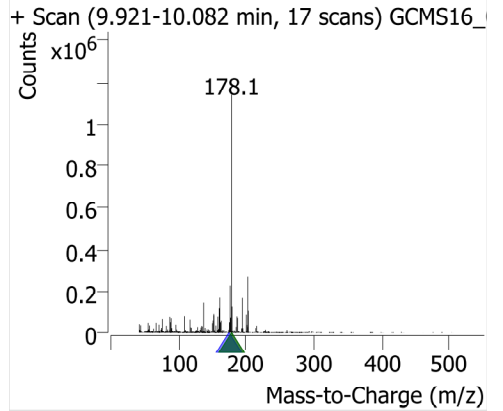
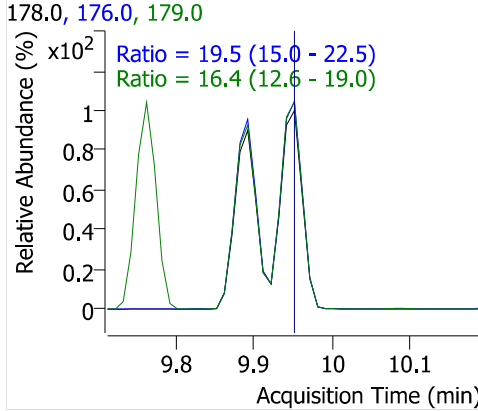
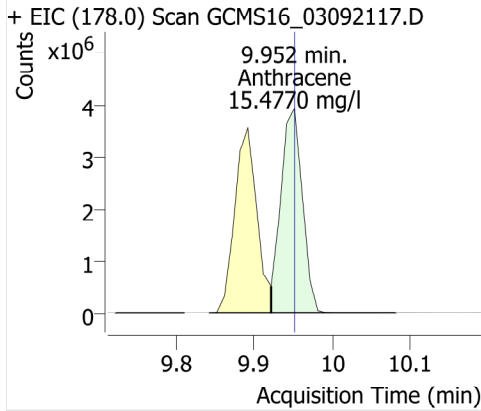
Phenanthrene



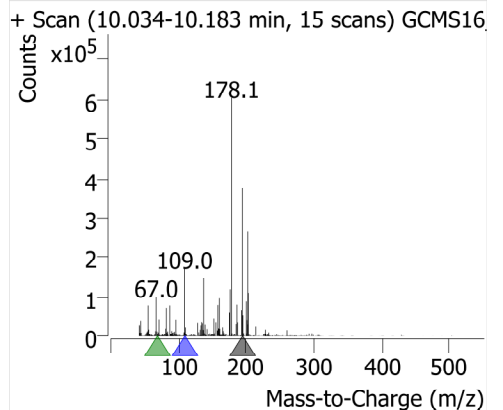
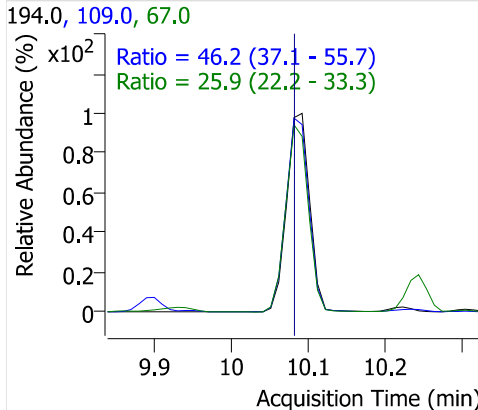
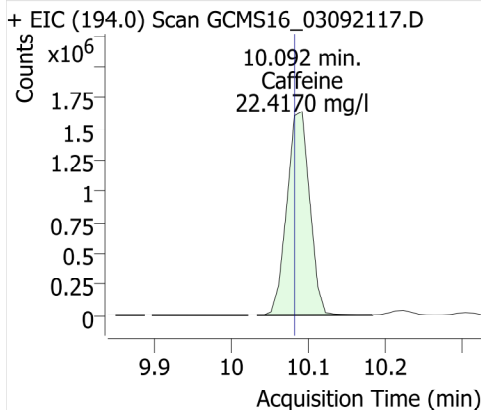
Disulfoton



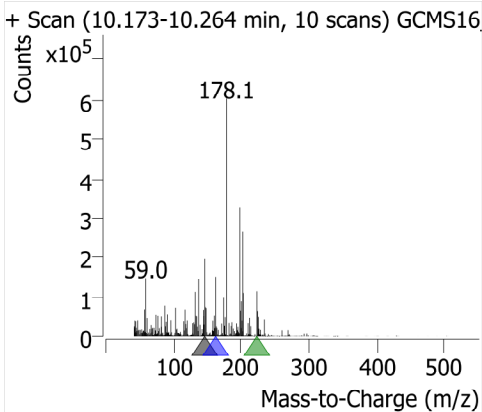
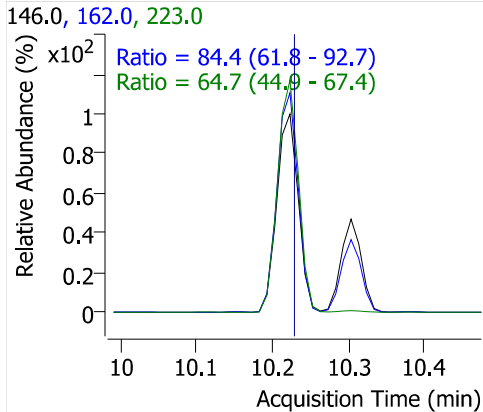
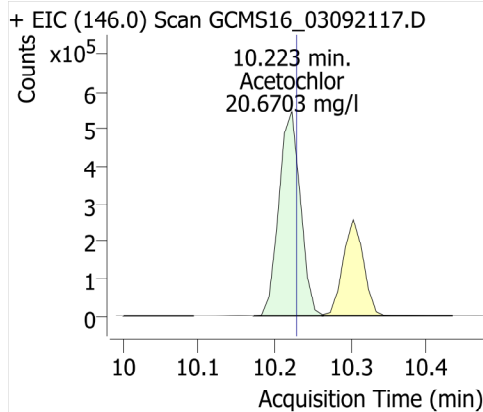
Anthracene



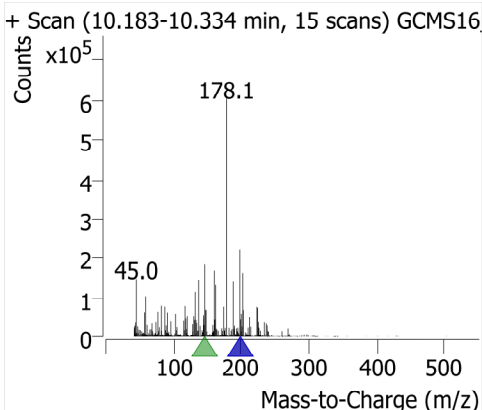
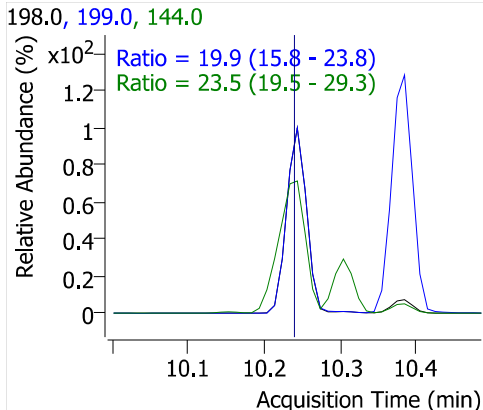
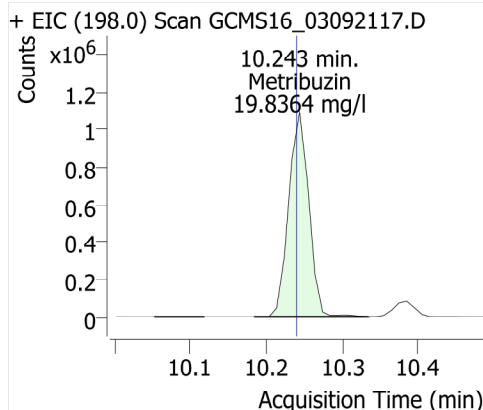
Caffeine



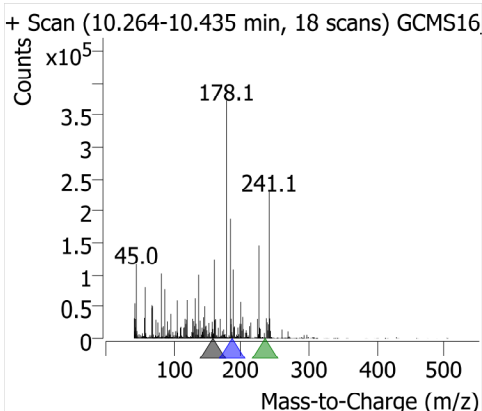
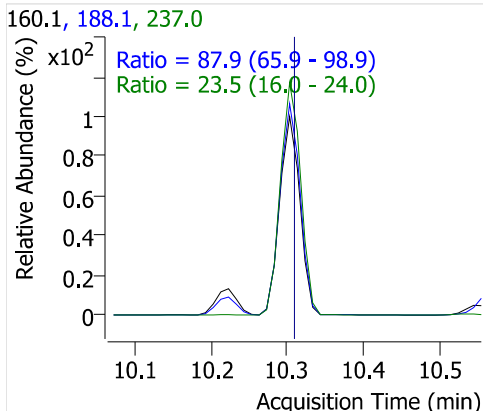
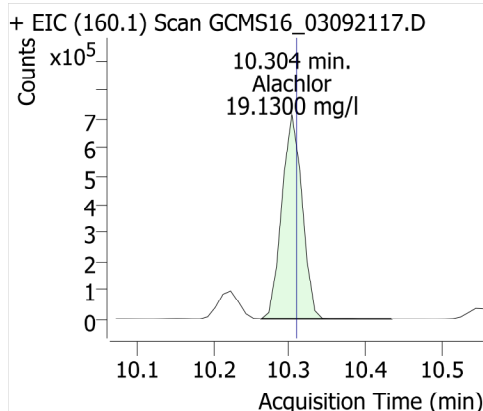
Acetochlor



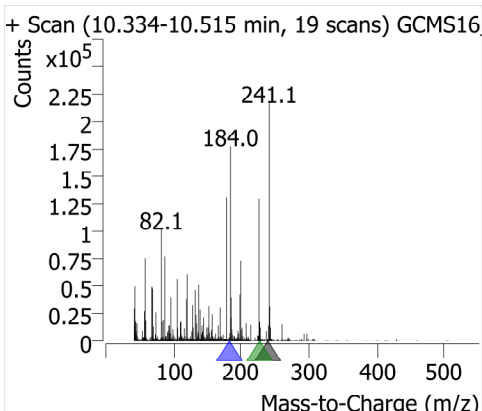
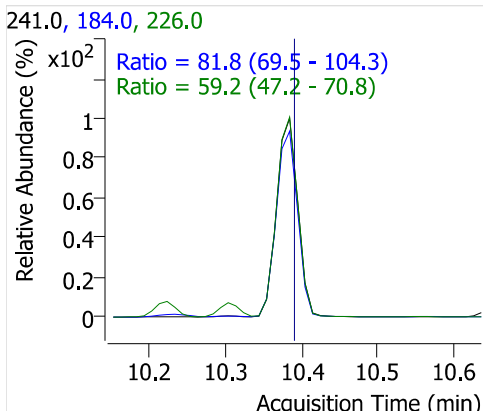
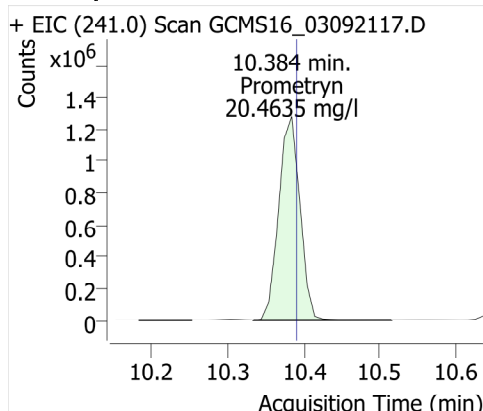
Metribuzin



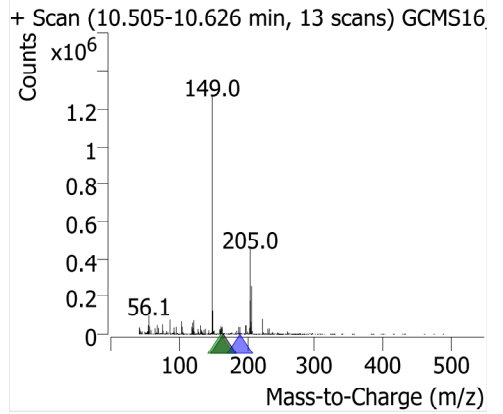
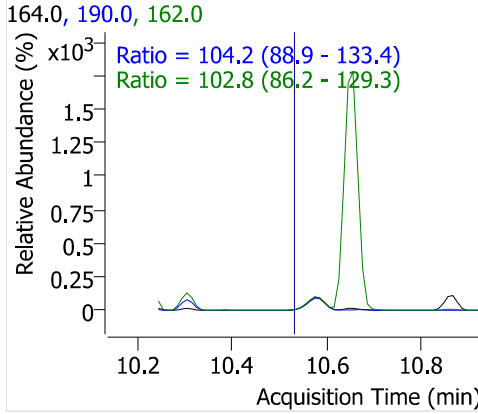
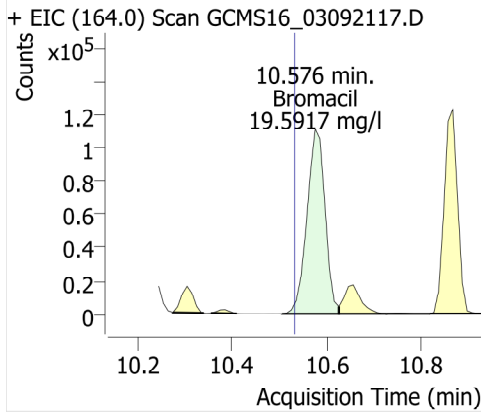
Alachlor



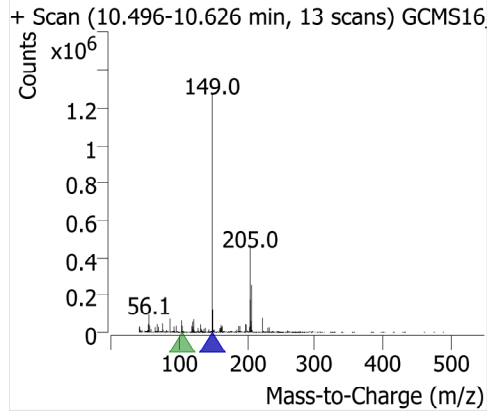
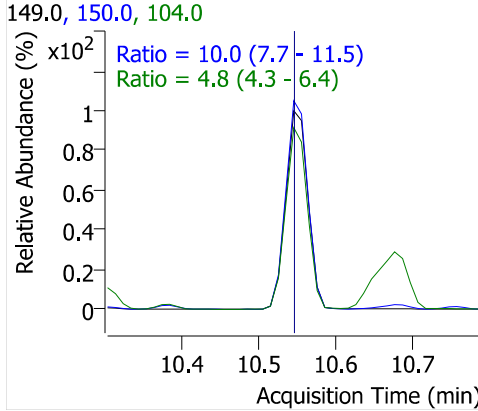
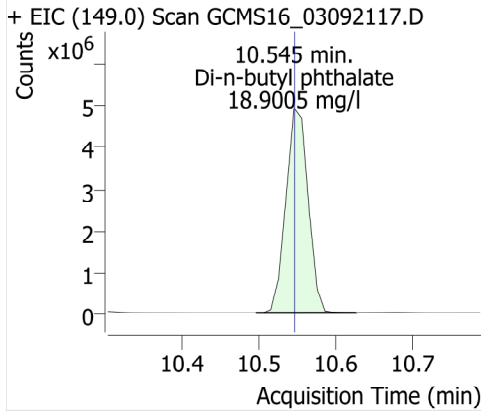
Prometryn



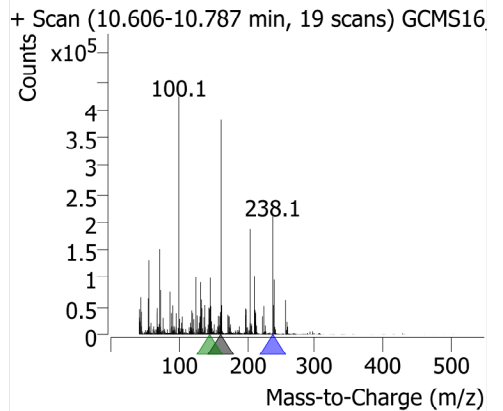
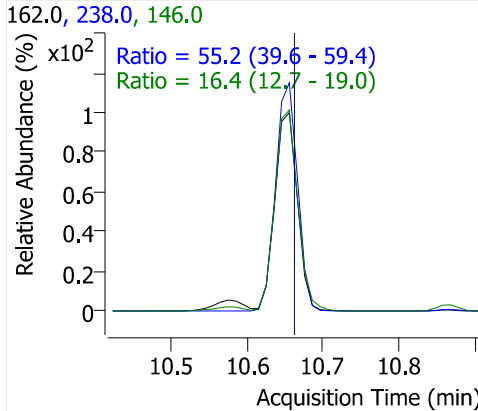
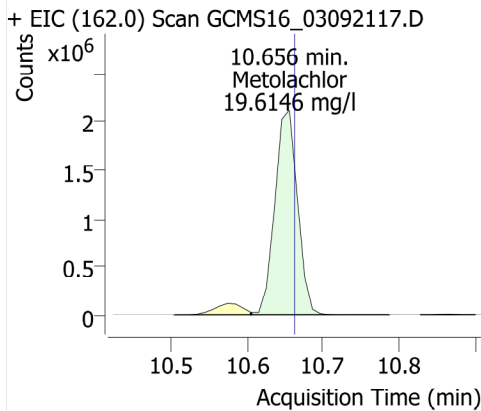
Bromacil



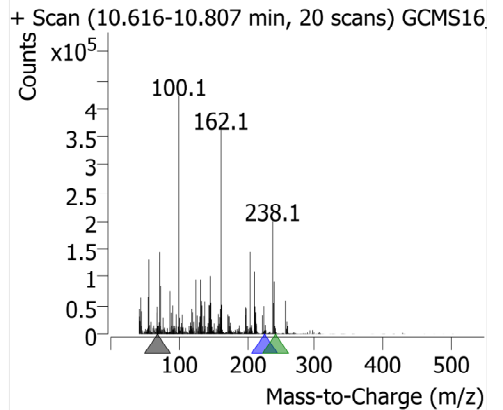
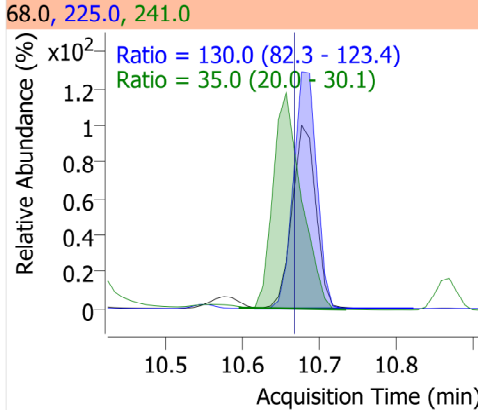
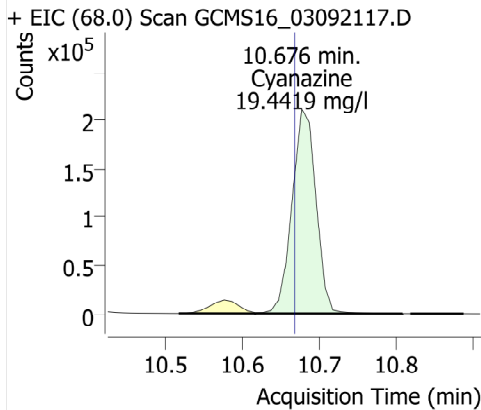
Di-n-butyl phthalate



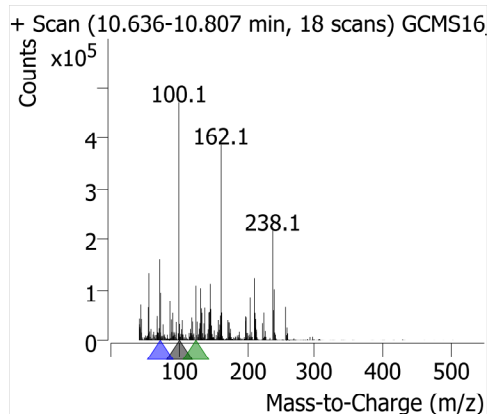
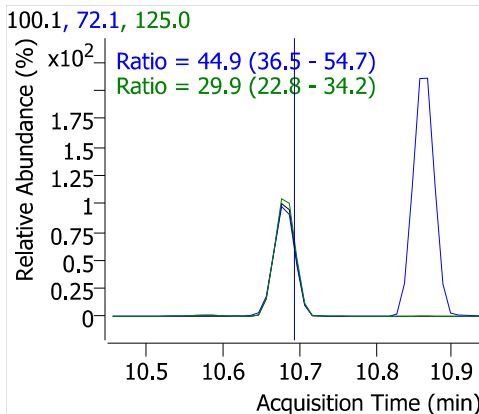
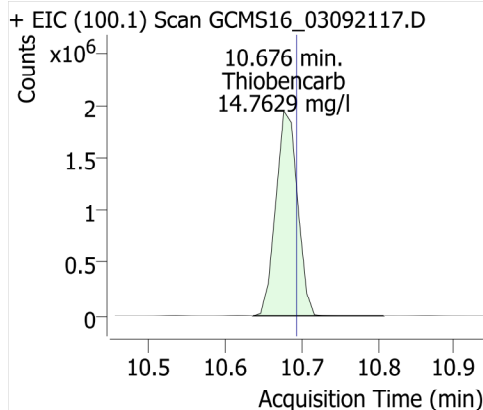
Metolachlor



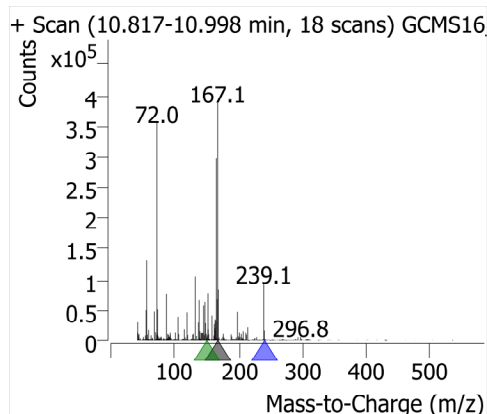
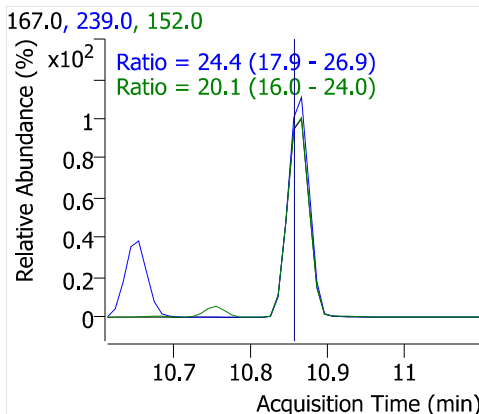
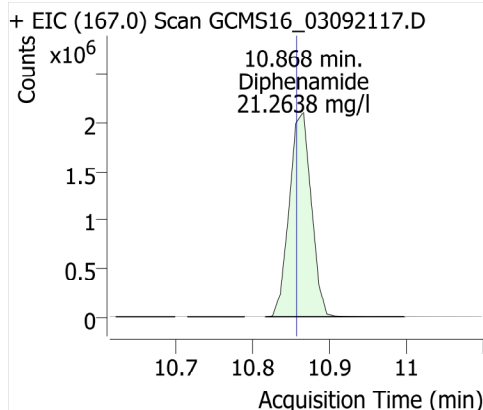
Cyanazine



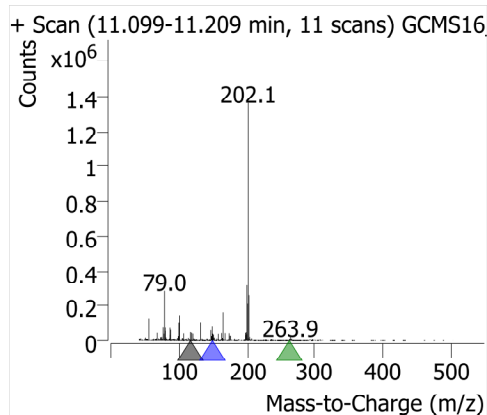
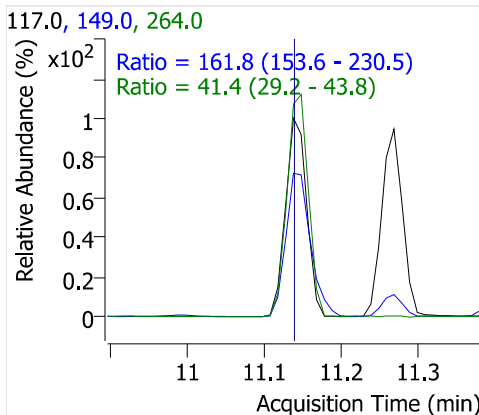
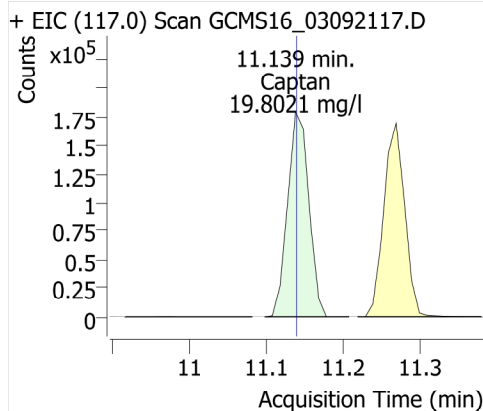
Thiobencarb



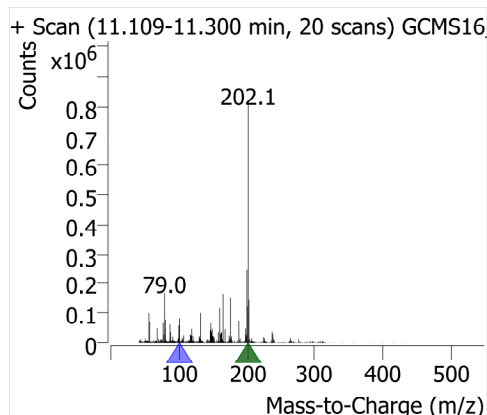
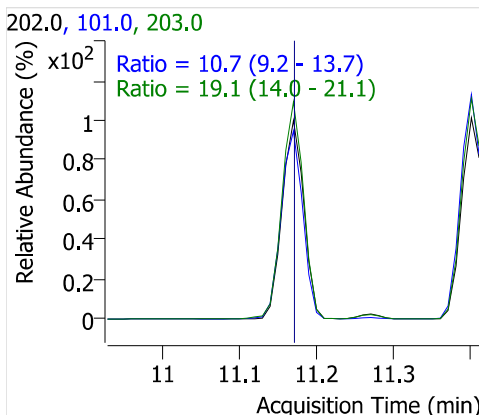
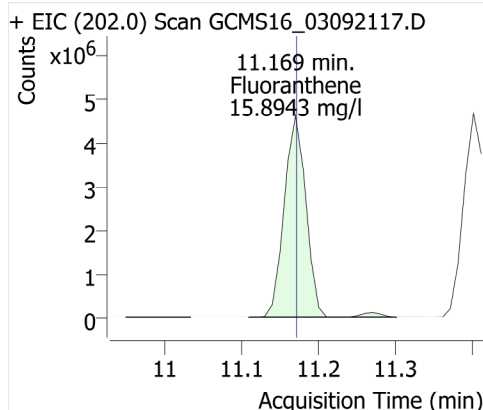
Diphenamide



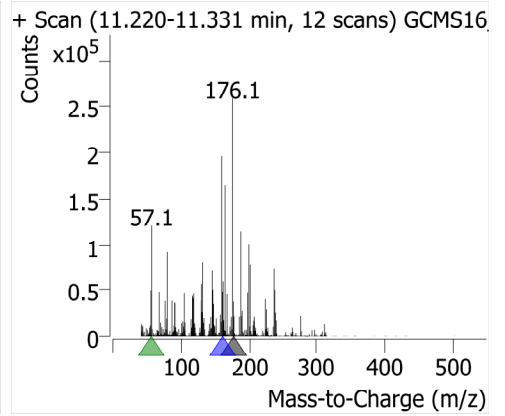
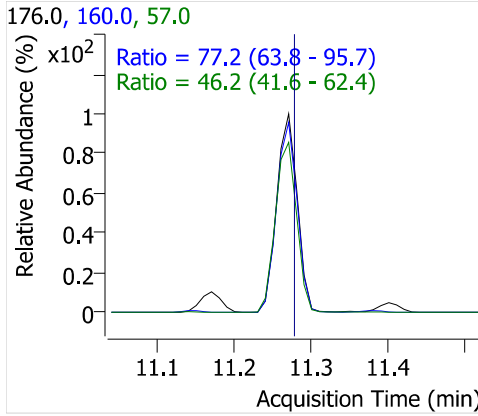
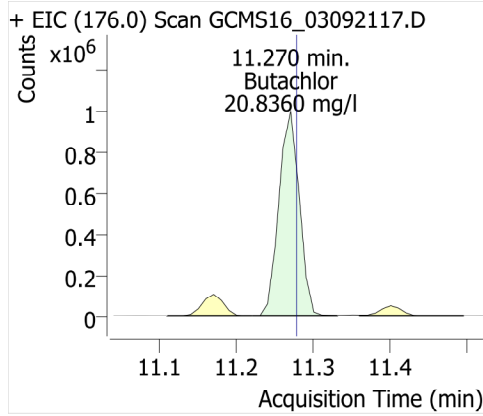
Captan



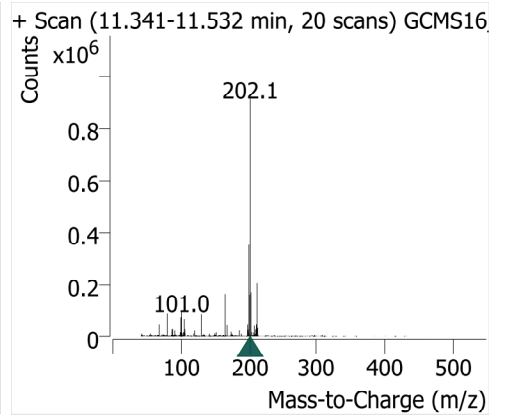
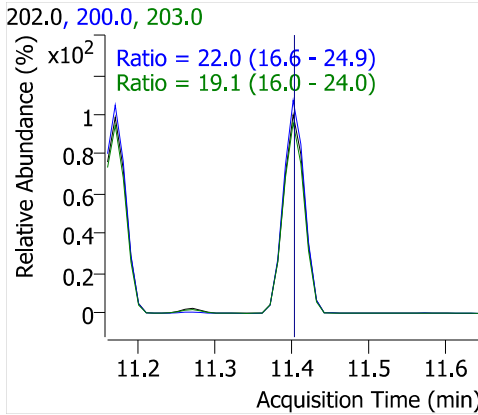
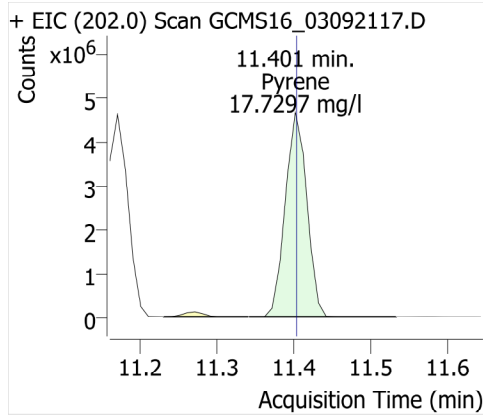
Fluoranthene



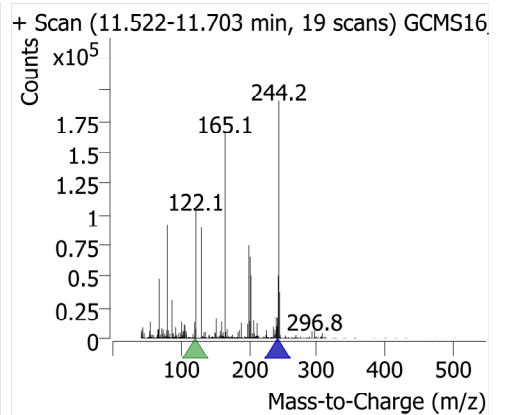
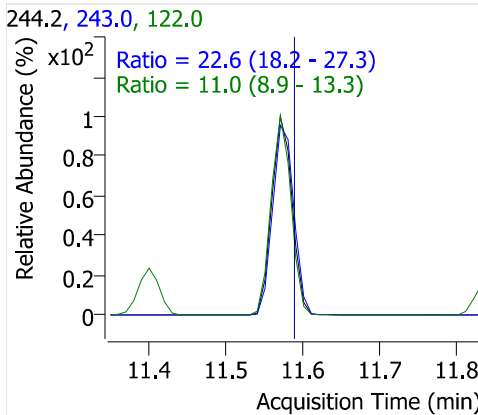
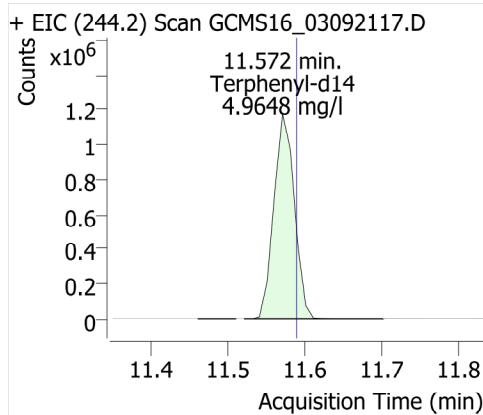
Butachlor



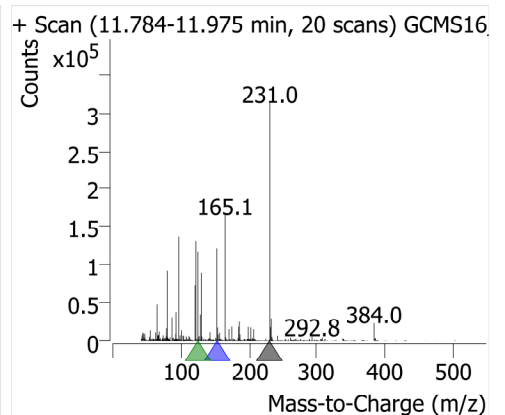
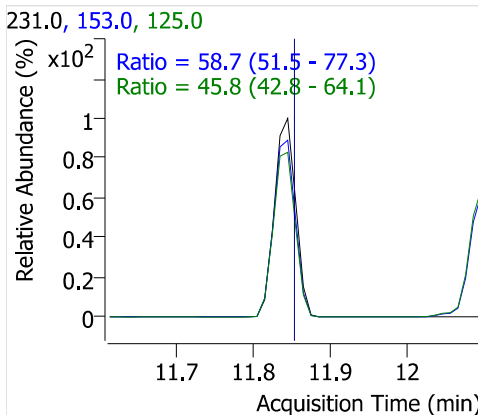
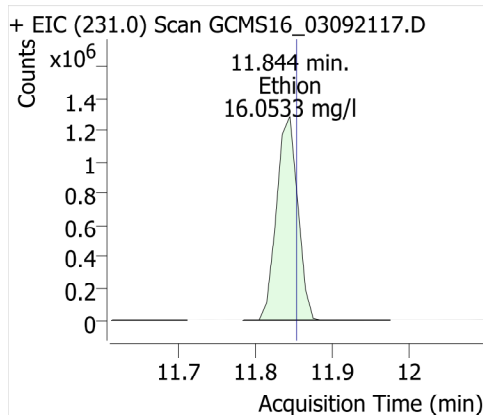
Pyrene



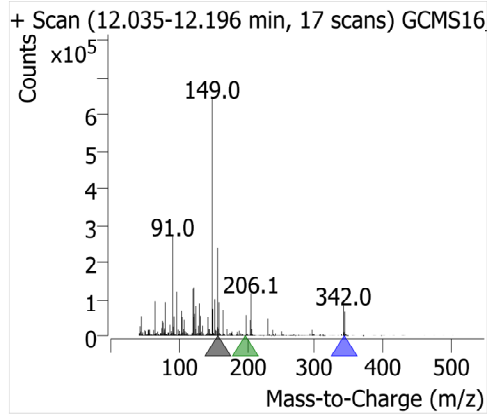
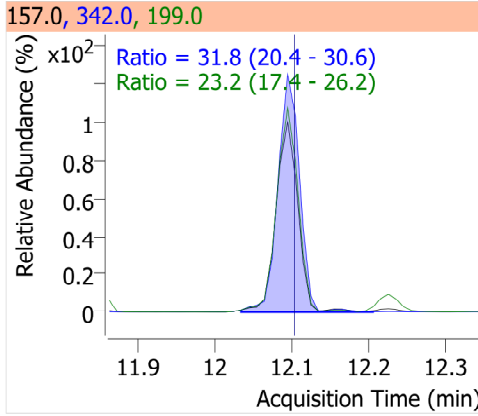
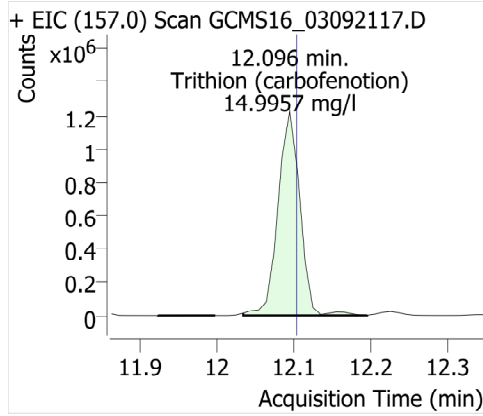
Terphenyl-d14



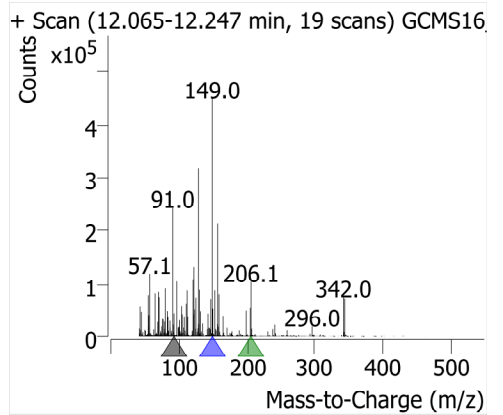
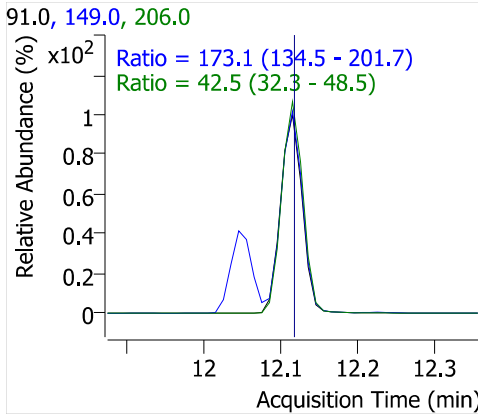
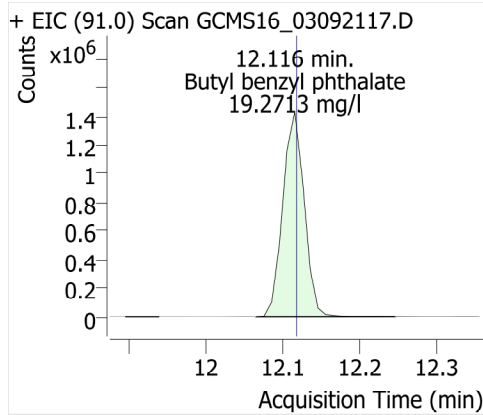
Ethion



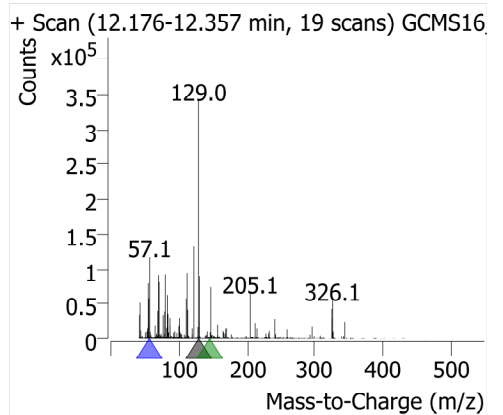
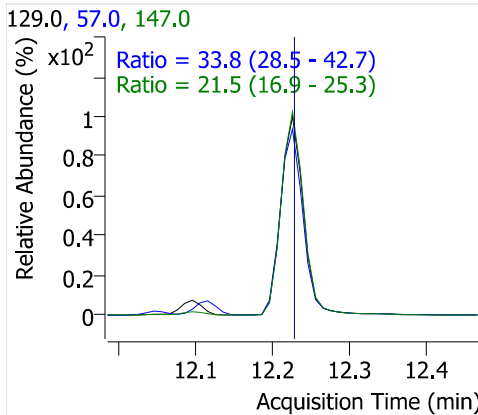
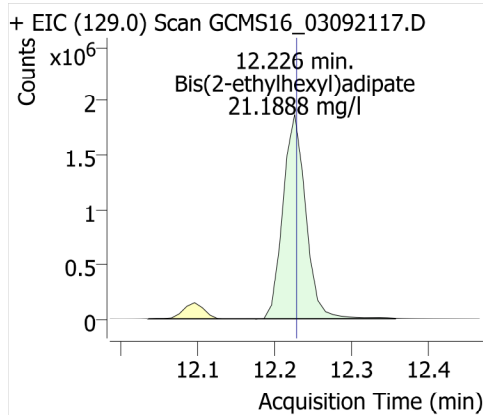
Trithion (carbofenotion)



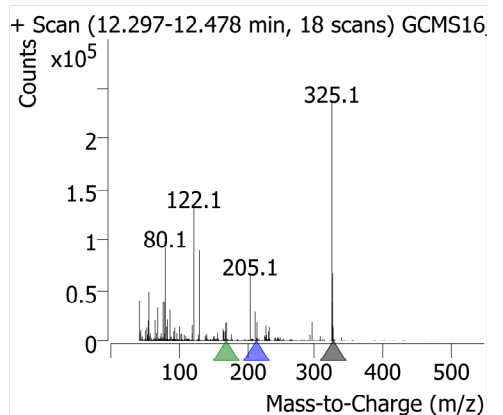
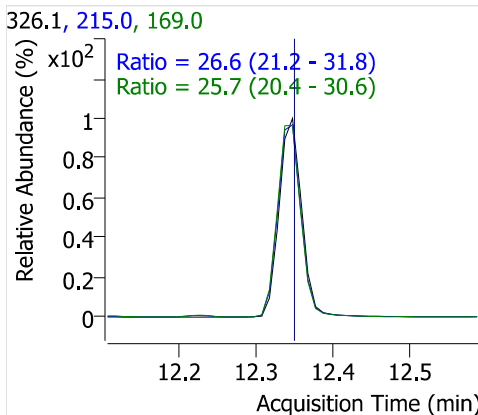
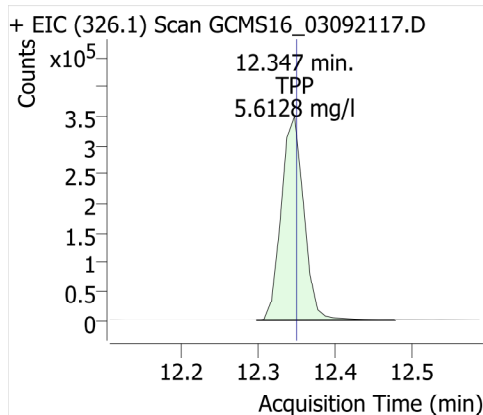
Butyl benzyl phthalate



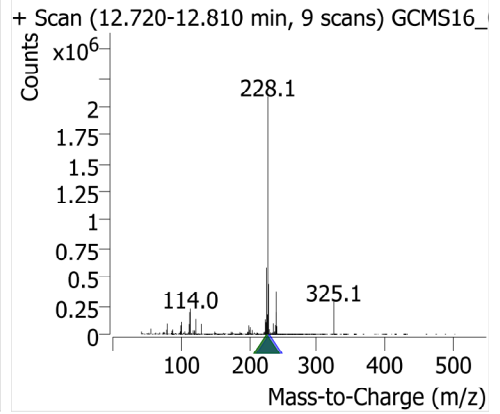
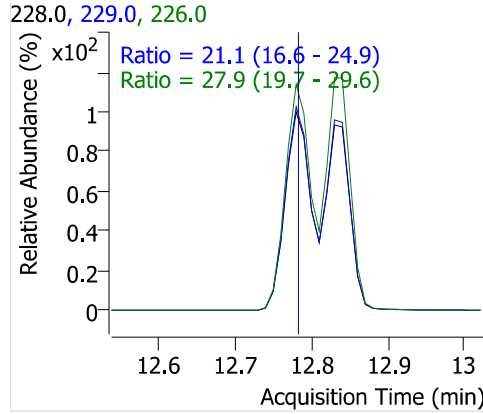
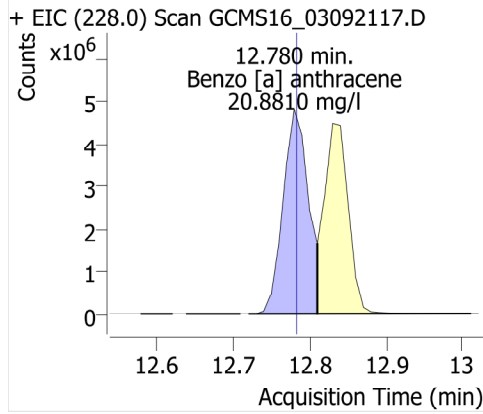
Bis(2-ethylhexyl)adipate



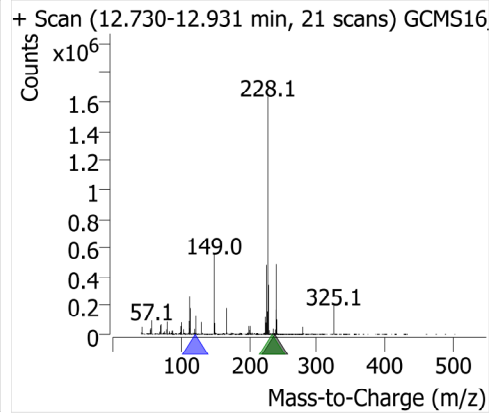
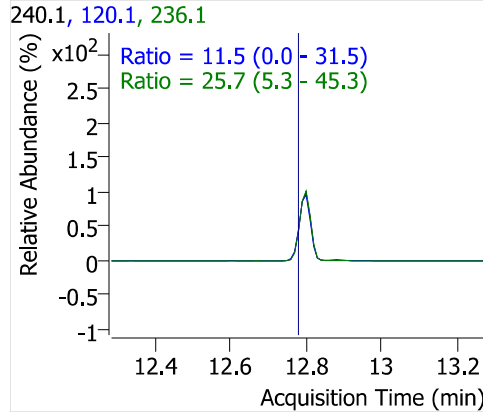
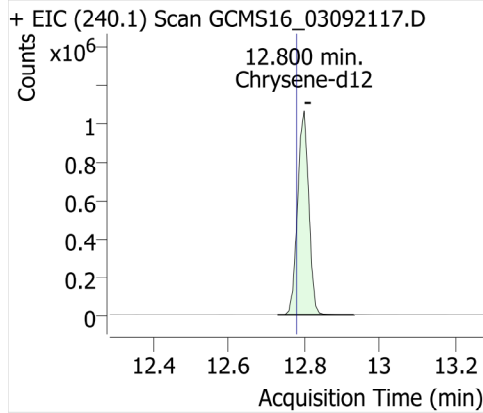
TPP



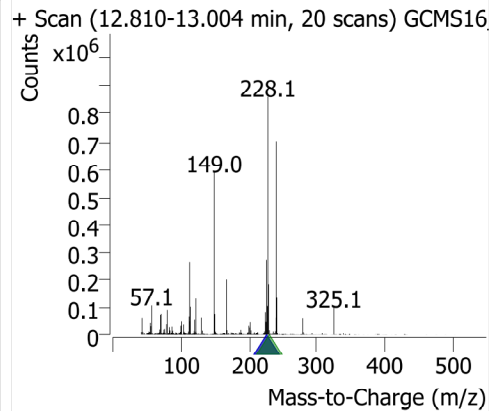
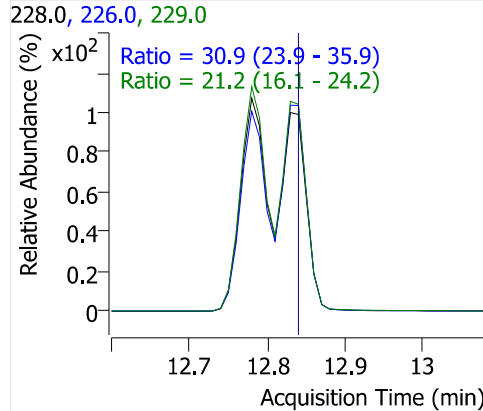
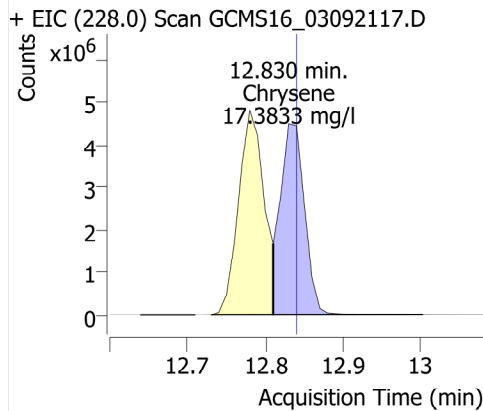
Benzo [a] anthracene



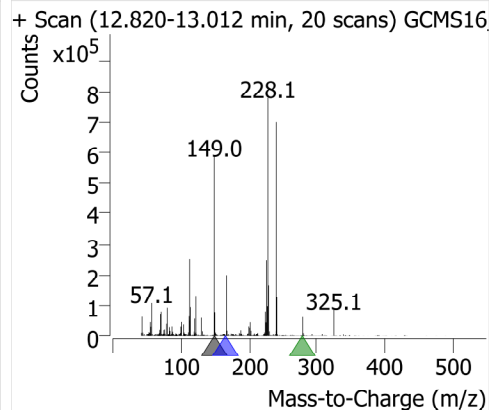
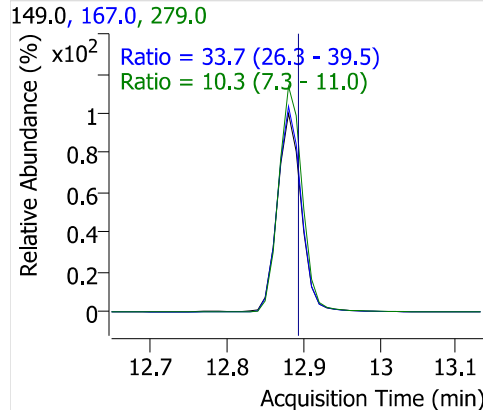
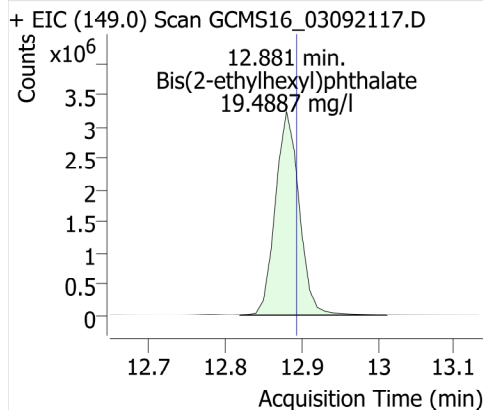
Chrysene-d12



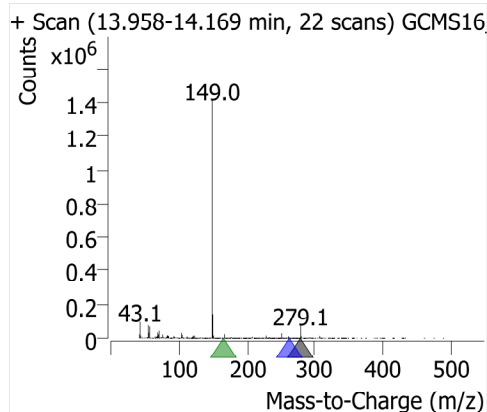
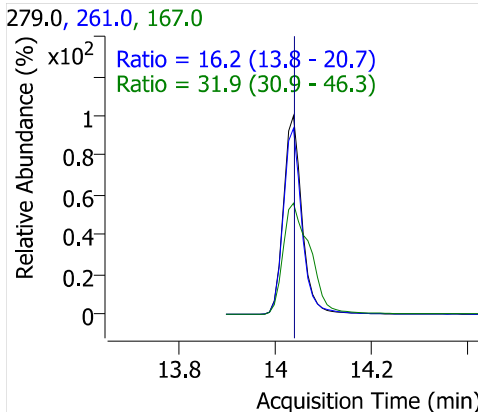
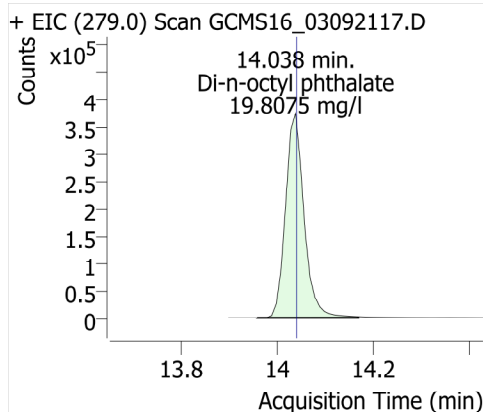
Chrysene



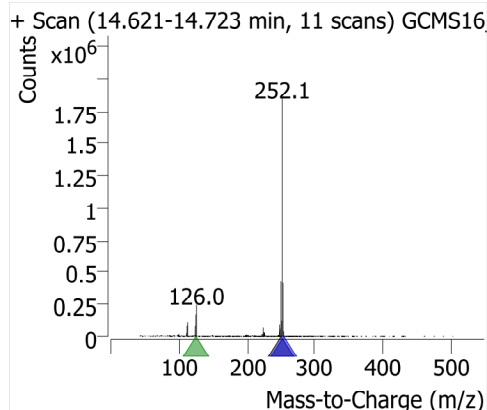
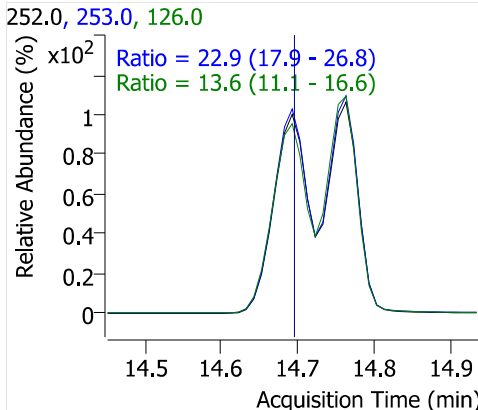
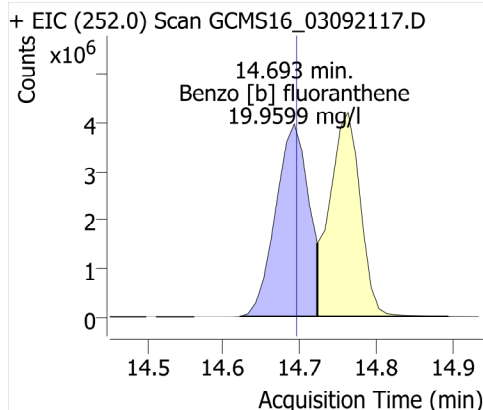
Bis(2-ethylhexyl)phthalate



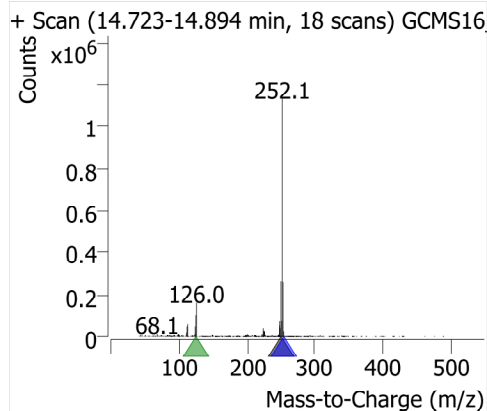
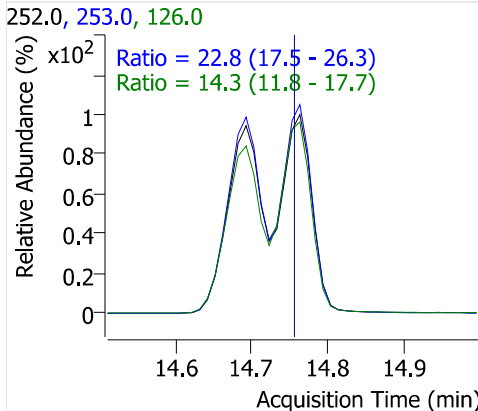
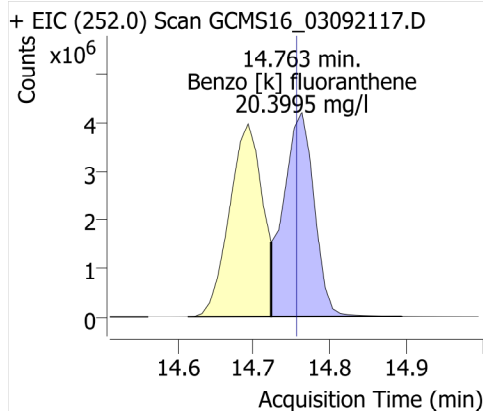
Di-n-octyl phthalate



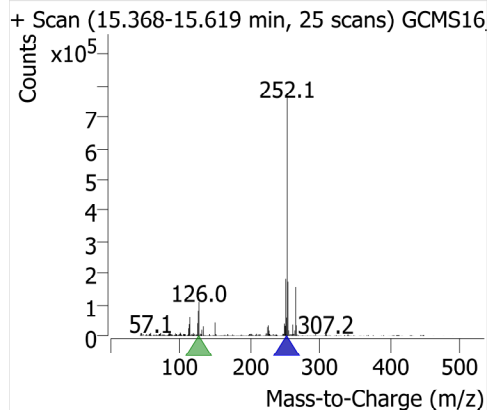
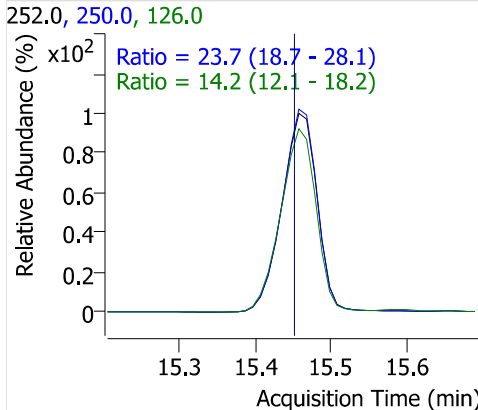
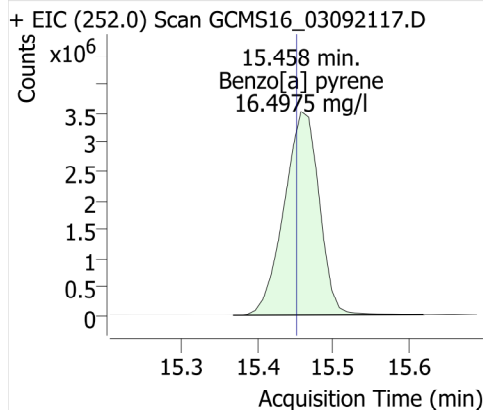
Benzo [b] fluoranthene



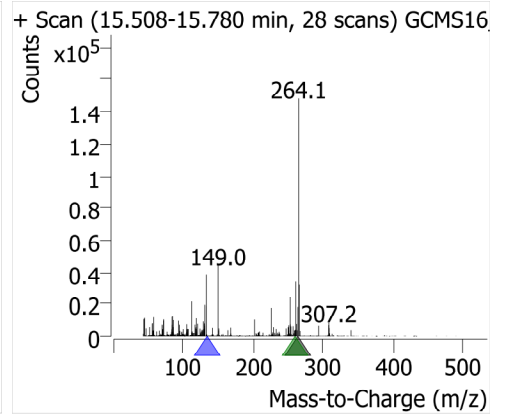
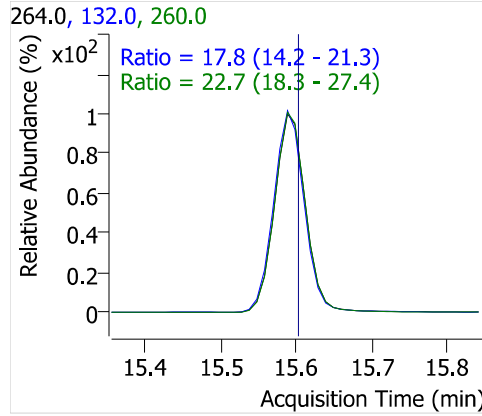
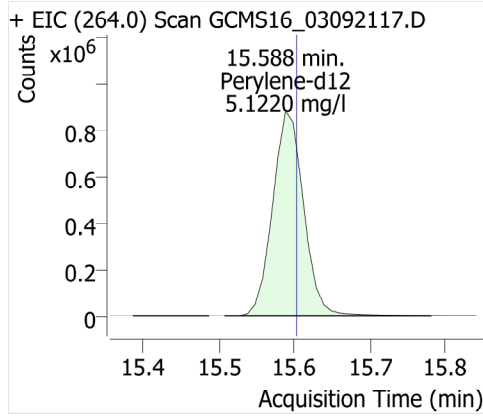
Benzo [k] fluoranthene



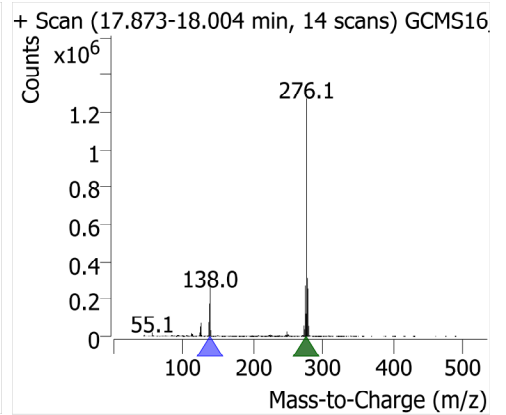
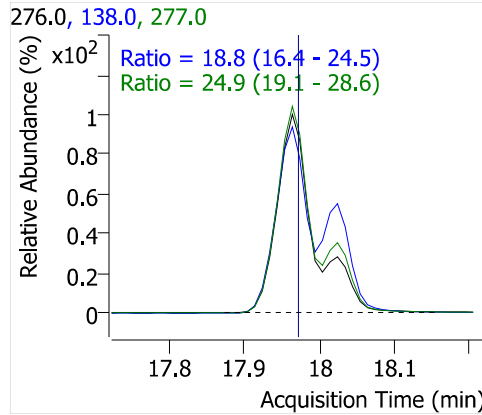
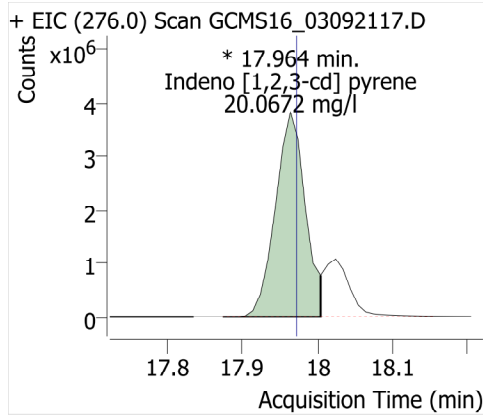
Benzo[a] pyrene



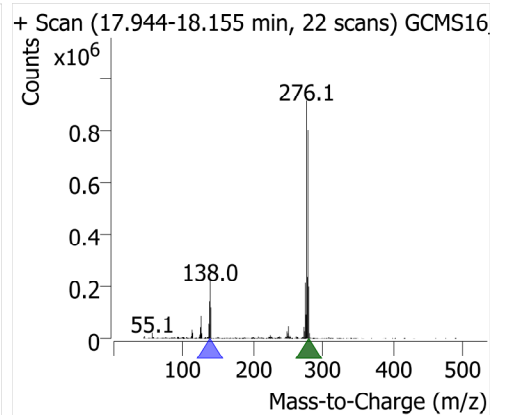
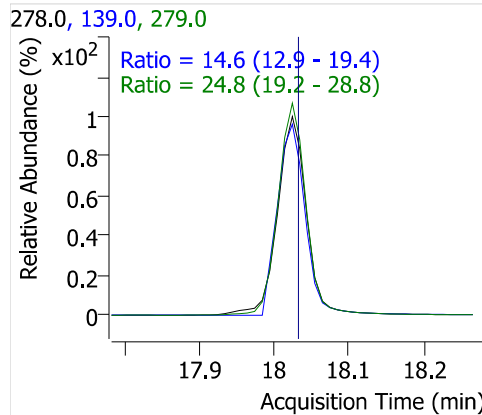
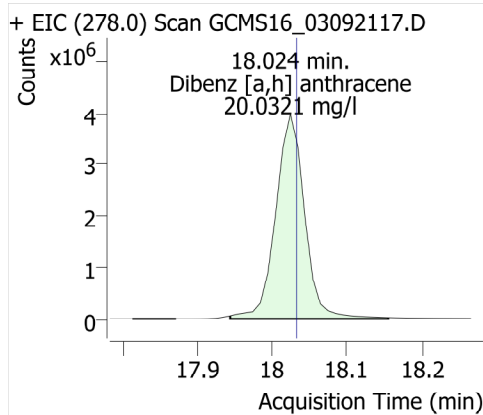
Perylene-d12



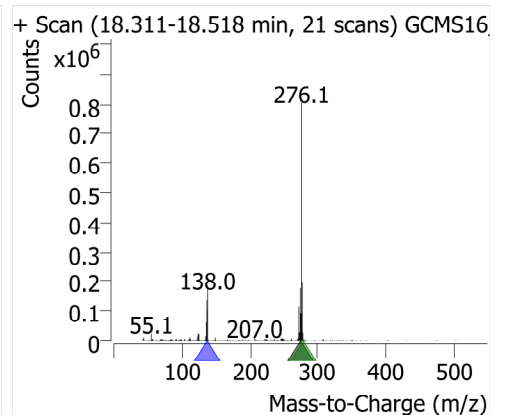
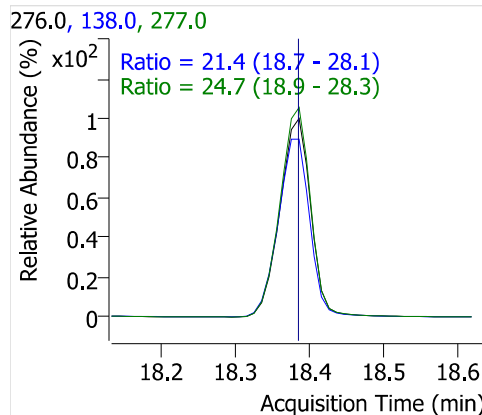
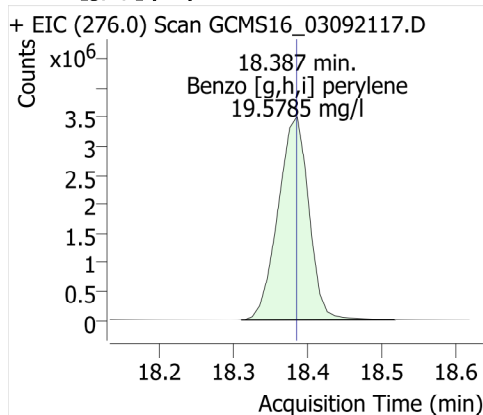
Indeno [1,2,3-cd] pyrene



Dibenz [a,h] anthracene



Benzo [g,h,i] perylene



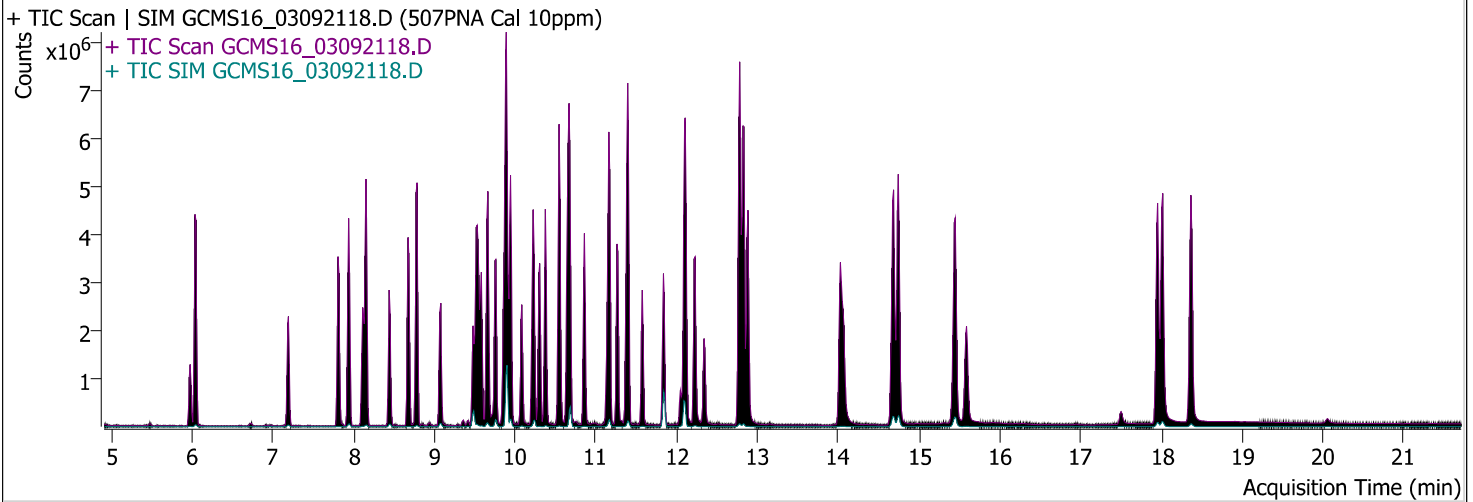
Quantitative Analysis Results With Qualifier Ratio Report

Batch Path	\\WSCIXIGCMS16\InstData\GCMS16\DATA\2021\030921_525.2\QuantResults\030921_525.2.batch.bin	Analyst Name	WECK\ryan.raymond
Analysis Time	3/10/2021 12:34:15 PM	Reporter Name	ryan.raymond
Report Time	3/10/2021 12:36:43 PM	Batch State	Processed
Last Calib Update	3/10/2021 10:39:20 AM	Quant Report Version	10.0
Quant Batch Version	10.0		

AnalysisInfo

Acq. Time	3/9/2021 7:12:21 PM	Data File	GCMS16_03092118.D
Sample Type	Cal	Sample Name	507PNA Cal 10ppm
Dilution	1	Acq. Method	525
Position	5	Inj Vol	1
DA Method File	507PNA 030921.m	Comment	1010640

Sample Chromatogram



Compound	ISTD	RT	Resp.	ISTD Resp.	Conc	Units	Accuracy
1,3 Dimethyl-2-Nitrobenzene	Acenaphthene-d10	5.976	318248	1192336	4.8949	mg/l	97.90
Naphthalene	Acenaphthene-d10	6.036	4684575	1192336	9.2632	mg/l	92.63
EPTC	Acenaphthene-d10	7.194	984888	1192336	11.3982	mg/l	113.98
Dimethyl phthalate	Acenaphthene-d10	7.808	3388725	1192336	11.2456	mg/l	112.46
Acenaphthylene	Acenaphthene-d10	7.939	4138261	1192336	11.4154	mg/l	114.15
Acenaphthene	Acenaphthene-d10	8.150	2651783	1192336	9.3572	mg/l	93.57
Molinate	Acenaphthene-d10	8.442	1798769	1192336	11.4740	mg/l	114.74
Diethyl phthalate	Acenaphthene-d10	8.673	3322849	1192336	11.5080	mg/l	115.08
Fluorene	Acenaphthene-d10	8.784	3382599	1192336	10.6383	mg/l	106.38
Chlorpropham	Acenaphthene-d10	9.076	858358	1192336	10.9206	mg/l	109.21
Dimethoate	Acenaphthene-d10	9.479	860861	1192336	10.0261	mg/l	100.26
Prometon	Chrysene-d12	9.519	825518	1929364	11.2086	mg/l	112.09
Simazine	Chrysene-d12	9.539	866060	1929364	11.0689	mg/l	110.69
Atrazine	Acenaphthene-d10	9.579	516975	1192336	10.3637	mg/l	103.64
Pentachlorophenol	Chrysene-d12	9.650	721591	1929364	11.3968	mg/l	113.97
Pentachloronitrobenzene	Phenanthrene-d10	9.660	419709	2146505	10.0169	mg/l	100.17
Diazinon (Dimpylate)	Chrysene-d12	9.750	641050	1929364	10.9341	mg/l	109.34
Terbacil	Phenanthrene-d10	9.911	333642	2146505	10.1830	mg/l	101.83
Phenanthrene	Phenanthrene-d10	9.881	4193912	2146505	9.7735	mg/l	97.73
Disulfoton	Phenanthrene-d10	9.891	351648	2146505	10.1957	mg/l	101.96
Anthracene	Phenanthrene-d10	9.942	4297188	2146505	10.6102	mg/l	106.10
Caffeine	Phenanthrene-d10	10.083	1512219	2146505	12.1185	mg/l	121.18
Acetochlor	Chrysene-d12	10.213	505659	1929364	11.0482	mg/l	110.48
Metribuzin	Chrysene-d12	10.234	931572	1929364	10.8672	mg/l	108.67
Alachlor	Chrysene-d12	10.304	674337	1929364	11.0342	mg/l	110.34
Prometryn	Chrysene-d12	10.374	1216911	1929364	11.3568	mg/l	113.57

Quantitative Analysis Results With Qualifier Ratio Report



Compound	ISTD	RT	Resp.	ISTD Resp.	Conc	Units	Accuracy
Bromacil	Chrysene-d12	10.556	124328	1929364	10.7883	mg/l	107.88
Di-n-butyl phthalate	Phenanthrene-d10	10.546	5118034	2146505	10.7957	mg/l	107.96
Metolachlor	Chrysene-d12	10.646	2059946	1929364	10.4640	mg/l	104.64
Cyanazine	Phenanthrene-d10	10.666	231901	2146505	11.9980	mg/l	119.98
Thiobencarb	Chrysene-d12	10.676	2318595	1929364	9.9965	mg/l	99.97
Diphenamide	Phenanthrene-d10	10.858	1855861	2146505	11.4455	mg/l	114.45
Captan	Phenanthrene-d10	11.139	118349	2146505	10.8430	mg/l	108.43
Fluoranthene	Phenanthrene-d10	11.160	5265033	2146505	10.8769	mg/l	108.77
Butachlor	Chrysene-d12	11.260	894882	1929364	11.3857	mg/l	113.86
Pyrene	Phenanthrene-d10	11.401	5250080	2146505	11.4206	mg/l	114.21
Terphenyl-d14	Chrysene-d12	11.572	1850792	1929364	4.7652	mg/l	95.30
Ethion	Chrysene-d12	11.834	1028590	1929364	9.9794	mg/l	99.79
Trithion (carbofenotion)	Chrysene-d12	12.096	1203993	1929364	10.0038	mg/l	100.04
Butyl benzyl phthalate	Phenanthrene-d10	12.106	1396063	2146505	11.0799	mg/l	110.80
Bis(2-ethylhexyl)adipate	Phenanthrene-d10	12.227	1775819	2146505	11.8580	mg/l	118.58
TPP	Phenanthrene-d10	12.337	573036	2146505	5.4387	mg/l	108.77
Benzo [a] anthracene	Phenanthrene-d10	12.780	5096193	2146505	11.8717	mg/l	118.72
Chrysene	Chrysene-d12	12.831	5379100	1929364	10.7432	mg/l	107.43
Bis(2-ethylhexyl)phthalate	Phenanthrene-d10	12.881	3307814	2146505	11.1873	mg/l	111.87
Di-n-octyl phthalate	Chrysene-d12	14.028	387191	1929364	10.7355	mg/l	107.35
Benzo [b] fluoranthene	Chrysene-d12	14.683	5658625	1929364	10.9590	mg/l	109.59
Benzo [k] fluoranthene	Chrysene-d12	14.743	5520435	1929364	10.8258	mg/l	108.26
Benzo[a] pyrene	Chrysene-d12	15.448	5199629	1929364	10.0607	mg/l	100.61
Perylene-d12	Chrysene-d12	15.589	2217638	1929364	5.1213	mg/l	102.43
Indeno [1,2,3-cd] pyrene	Chrysene-d12	17.954	4843346	1929364	10.6620	mg/l	106.62
Dibenz [a,h] anthracene	Chrysene-d12	18.015	4898517	1929364	10.5317	mg/l	105.32
Benzo [g,h,i] perylene	Chrysene-d12	18.367	4969277	1929364	11.0048	mg/l	110.05

Quantitative Analysis Results With Qualifier Ratio Report



Compound	CAS#	RT	RR	Conc	Transition	(Min-Max)	Q-Ratio
1,3 Dimethyl-2-Nitrobenzene		5.976	0.2669	4.8949	134.1		
					103.0	38.5 - 57.7	56.5
					151.0	33.2 - 49.8	41.8
Naphthalene		6.036	3.9289	9.2632	128.0		
					129.0	8.9 - 13.3	11.3
EPTC		7.194	0.8260	11.3982	128.0		
					86.0	51.1 - 76.7	62.1
					189.0	18.3 - 27.4	23.8
Dimethyl phthalate		7.808	2.8421	11.2456	163.0		
					77.0	13.6 - 20.4	16.2
					194.0	5.6 - 8.3	6.9
Acenaphthylene		7.939	3.4707	11.4154	152.0		
					151.0	15.8 - 23.7	19.6
					76.0	7.7 - 11.5	9.0
Acenaphthene		8.150	2.2240	9.3572	154.0		
					153.0	81.5 - 122.3	103.4
					152.0	39.6 - 59.3	49.5
Molinate		8.442	1.5086	11.4740	126.0		
					55.0	43.3 - 64.9	52.6
					187.0	16.9 - 25.4	21.6
Diethyl phthalate		8.673	2.7868	11.5080	149.0		
					177.0	19.2 - 28.9	24.2
					150.0	9.9 - 14.8	12.5
Fluorene		8.784	2.8370	10.6383	166.0		
					165.0	72.7 - 109.1	90.5
Chlorpropham		9.076	0.7199	10.9206	127.0		
					213.0	30.5 - 45.7	42.3
					171.0	19.9 - 29.9	27.4
Dimethoate		9.479	0.7220	10.0261	87.0		
					125.0	56.6 - 84.8	62.3
					93.0	53.7 - 80.5	62.7
Prometon		9.519	0.4279	11.2086	210.0		
					225.0	69.6 - 104.4	87.1
					168.0	60.5 - 90.8	73.9
Simazine	122-77-6	9.539	0.4489	11.0689	201.0		
					186.0	47.4 - 71.0	59.1
					173.0	33.3 - 50.0	35.9
Atrazine		9.579	0.4336	10.3637	215.0		
					200.0	158.8 - 238.2	186.9
					58.0	61.4 - 92.0	61.4
Pentachlorophenol		9.650	0.3740	11.3968	265.7		
					267.7	51.7 - 77.5	65.1
					166.8	36.2 - 54.3	45.3
Pentachloronitrobenzene		9.660	0.1955	10.0169	237.0		
					249.0	56.3 - 84.4	69.5
					295.0	51.3 - 76.9	55.0
Diazinon (Dimpylate)		9.750	0.3323	10.9341	137.0		
					179.0	74.0 - 111.0	97.5
					152.0	50.9 - 76.4	65.6
Terbacil		9.911	0.1554	10.1830	117.0		
					162.0	69.6 - 104.4	82.0
					57.0	50.0 - 74.9	61.6
Phenanthrene		9.881	1.9538	9.7735	178.0		
					176.0	15.2 - 22.8	19.4
					179.0	13.0 - 19.5	16.0

Quantitative Analysis Results With Qualifier Ratio Report



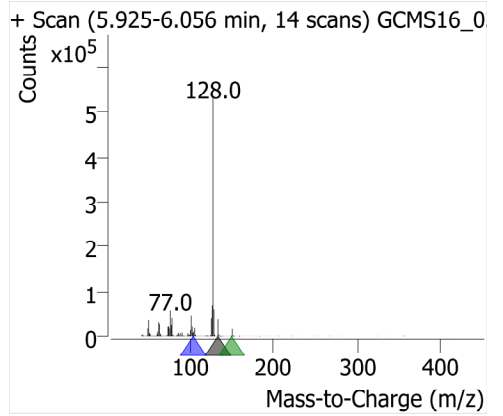
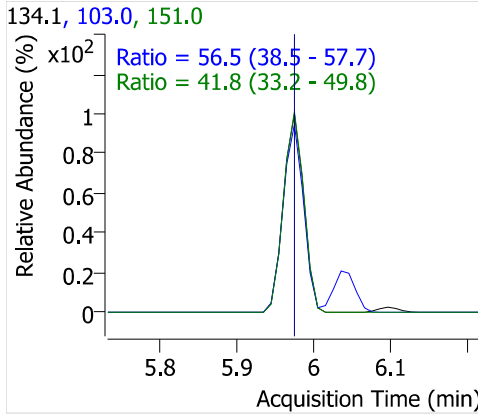
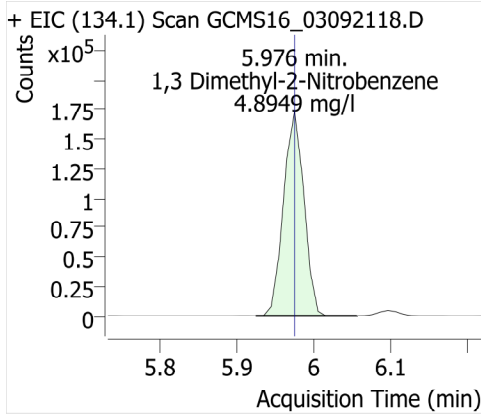
Compound	CAS#	RT	RR	Conc	Transition	(Min-Max)	Q-Ratio
Disulfoton		9.891	0.1638	10.1957	97.0		
					61.0	64.6 - 97.0	73.6
					125.0	55.5 - 83.3	62.5
Anthracene		9.942	2.0019	10.6102	178.0		
					176.0	15.0 - 22.5	18.8
					179.0	12.6 - 19.0	15.9
Caffeine		10.083	0.7045	12.1185	194.0		
					109.0	37.1 - 55.7	45.7
					67.0	22.2 - 33.3	26.0
Acetochlor		10.213	0.2621	11.0482	146.0		
					162.0	61.8 - 92.7	83.2
					223.0	44.9 - 67.4	64.4
Metribuzin		10.234	0.4828	10.8672	198.0		
					144.0	19.5 - 29.3	23.4
					199.0	15.8 - 23.8	20.1
Alachlor	15972-60-8	10.304	0.3495	11.0342	160.1		
					188.1	65.9 - 98.9	87.2
					237.0	16.0 - 24.0	23.3
Prometryn		10.374	0.6307	11.3568	241.0		
					184.0	69.5 - 104.3	80.7
					226.0	47.2 - 70.8	58.2
Bromacil		10.556	0.0644	10.7883	164.0		
					190.0	88.9 - 133.4	106.9
					162.0	86.2 - 129.3	107.9
Di-n-butyl phthalate		10.546	2.3844	10.7957	149.0		
					150.0	7.7 - 11.5	9.5
					104.0	4.3 - 6.4	4.5
Metolachlor		10.646	1.0677	10.4640	162.0		
					238.0	39.6 - 59.4	53.8
					146.0	12.7 - 19.0	16.0
Cyanazine		10.666	0.1080	11.9980	68.0		
					225.0	82.3 - 123.4	118.0
					241.0	20.0 - 30.1	31.2 High
Thiobencarb	028249-77-6	10.676	1.2017	9.9965	100.1		
					72.1	36.5 - 54.7	44.9
					125.0	22.8 - 34.2	28.2
Diphenamide		10.858	0.8646	11.4455	167.0		
					239.0	17.9 - 26.9	23.6
					152.0	16.0 - 24.0	19.6
Captan		11.139	0.0551	10.8430	117.0		
					149.0	153.6 - 230.5	169.1
					264.0	29.2 - 43.8	39.4
Fluoranthene		11.160	2.4528	10.8769	202.0		
					203.0	14.0 - 21.1	18.1
					101.0	9.2 - 13.7	10.9
Butachlor		11.260	0.4638	11.3857	176.0		
					160.0	63.8 - 95.7	78.8
					57.0	41.6 - 62.4	48.2
Pyrene		11.401	2.4459	11.4206	202.0		
					200.0	16.6 - 24.9	21.0
					203.0	16.0 - 24.0	18.3
Terphenyl-d14		11.572	0.9593	4.7652	244.2		
					243.0	18.2 - 27.3	22.4

Quantitative Analysis Results With Qualifier Ratio Report

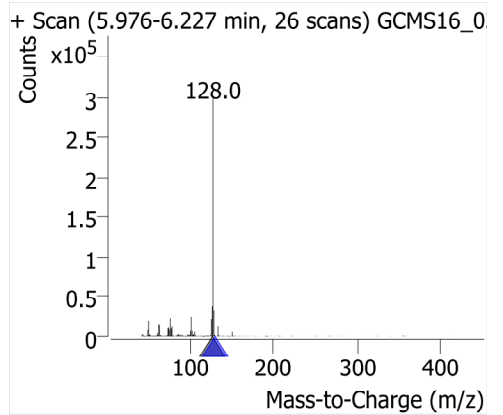
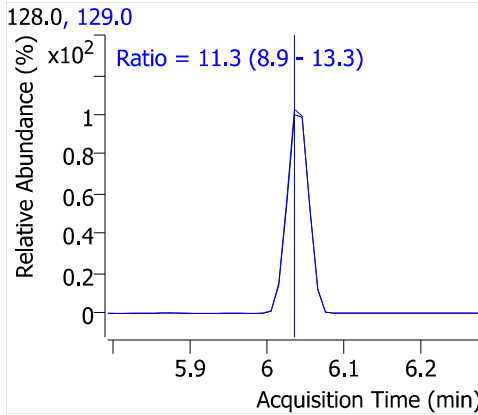
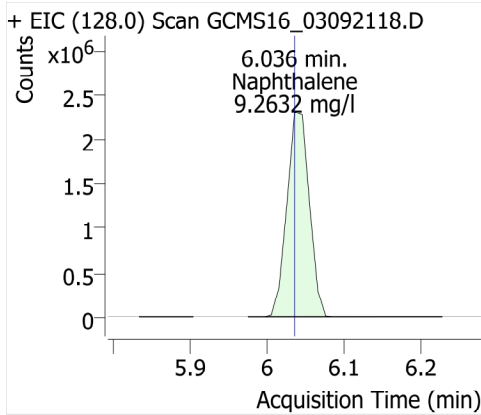


Compound	CAS#	RT	RR	Conc	Transition	(Min-Max)	Q-Ratio
Ethion		11.834	0.5331	9.9794	122.0	8.9 - 13.3	11.0
					231.0		
					153.0	51.5 - 77.3	59.8
Trithion (carbofenotion)		12.096	0.6240	10.0038	125.0	42.8 - 64.1	46.8
					157.0		
					342.0	20.4 - 30.6	28.5
Butyl benzyl phthalate		12.106	0.6504	11.0799	199.0	17.4 - 26.2	22.9
					91.0		
					149.0	134.5 - 201.7	173.6
Bis(2-ethylhexyl)adipate		12.227	0.8273	11.8580	206.0	32.3 - 48.5	41.7
					129.0		
					57.0	28.5 - 42.7	34.1
TPP		12.337	0.2670	5.4387	147.0	16.9 - 25.3	21.1
					326.1		
					215.0	21.2 - 31.8	26.5
Benzo [a] anthracene		12.780	2.3742	11.8717	169.0	20.4 - 30.6	25.5
					228.0		
					226.0	19.7 - 29.6	26.9
Chrysene		12.831	2.7880	10.7432	229.0	16.6 - 24.9	20.2
					228.0		
					226.0	23.9 - 35.9	29.3
Bis(2-ethylhexyl)phthalate		12.881	1.5410	11.1873	229.0	16.1 - 24.2	20.3
					149.0		
					167.0	26.3 - 39.5	33.3
Di-n-octyl phthalate		14.028	0.2007	10.7355	279.0	7.3 - 11.0	9.6
					167.0	30.9 - 46.3	33.3
					261.0	13.8 - 20.7	16.6
Benzo [b] fluoranthene		14.683	2.9329	10.9590	252.0		
					253.0	17.9 - 26.8	22.4
					126.0	11.1 - 16.6	13.7
Benzo [k] fluoranthene		14.743	2.8613	10.8258	252.0		
					253.0	17.5 - 26.3	22.4
					126.0	11.8 - 17.7	14.6
Benzo[a] pyrene		15.448	2.6950	10.0607	252.0		
					250.0	18.7 - 28.1	23.4
					126.0	12.1 - 18.2	14.9
Perylene-d12		15.589	1.1494	5.1213	264.0		
					260.0	18.3 - 27.4	22.7
					132.0	14.2 - 21.3	17.6
Indeno [1,2,3-cd] pyrene		17.954	2.5103	10.6620	276.0		
					277.0	19.1 - 28.6	23.1
					138.0	16.4 - 24.5	19.4
Dibenz [a,h] anthracene		18.015	2.5389	10.5317	278.0		
					279.0	19.2 - 28.8	23.9
					139.0	12.9 - 19.4	15.7
Benzo [g,h,i] perylene		18.367	2.5756	11.0048	276.0		
					277.0	18.9 - 28.3	24.3
					138.0	18.7 - 28.1	21.5

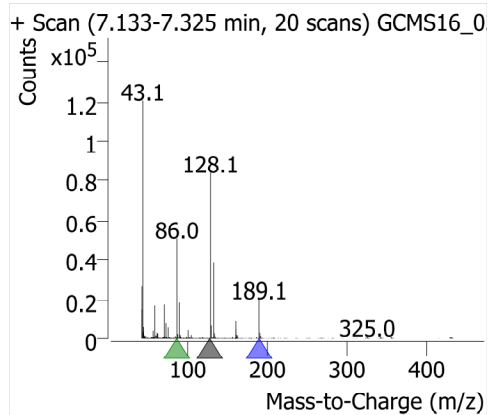
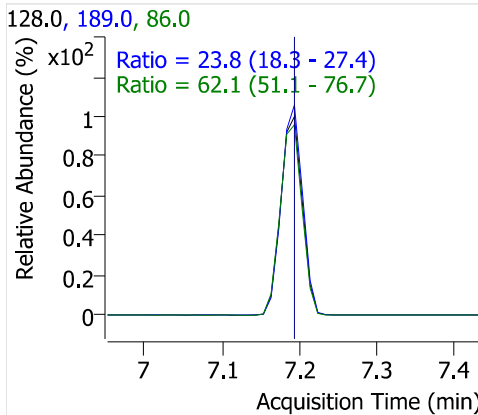
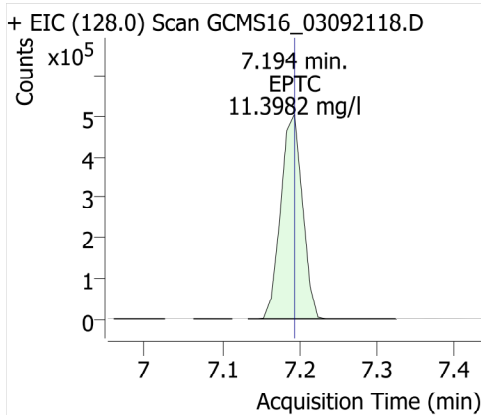
1,3 Dimethyl-2-Nitrobenzene



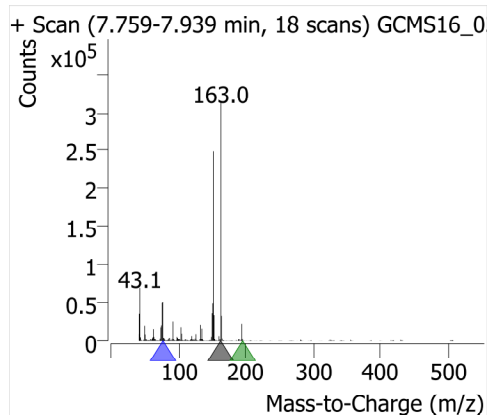
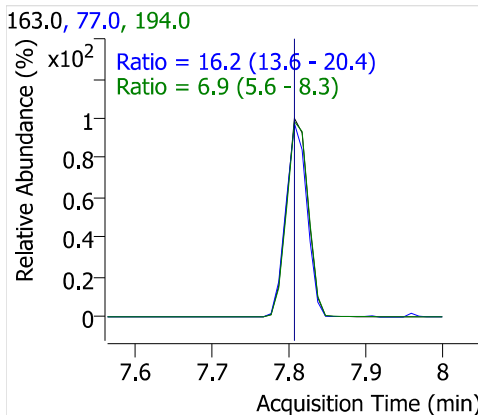
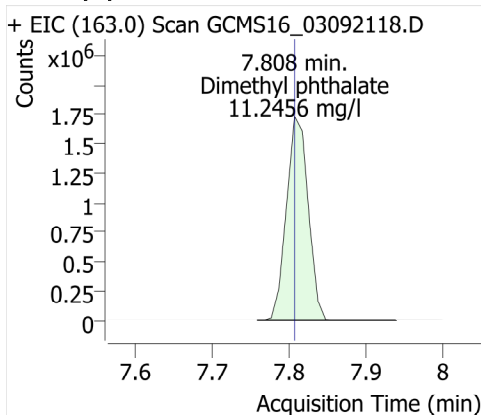
Naphthalene



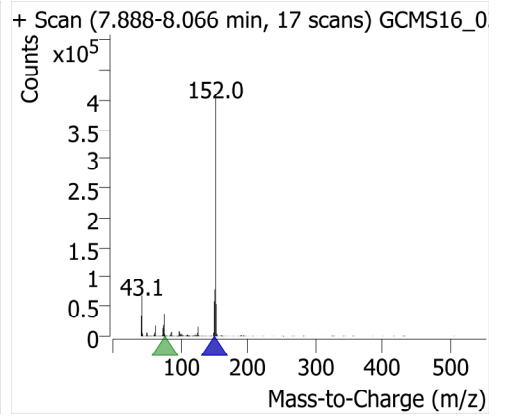
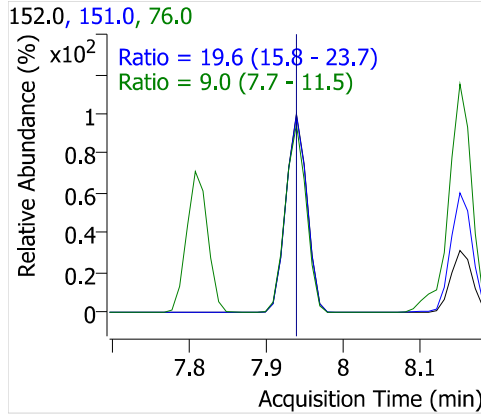
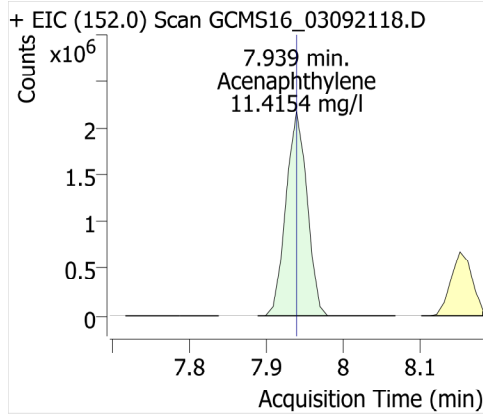
EPTC



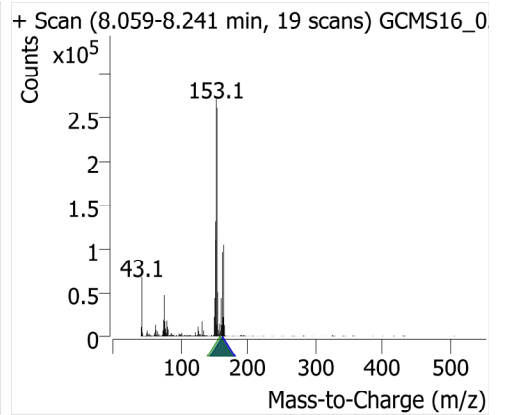
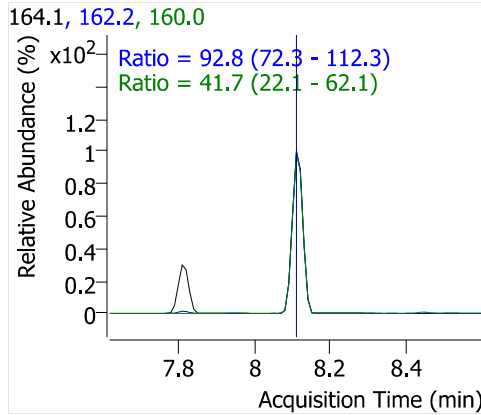
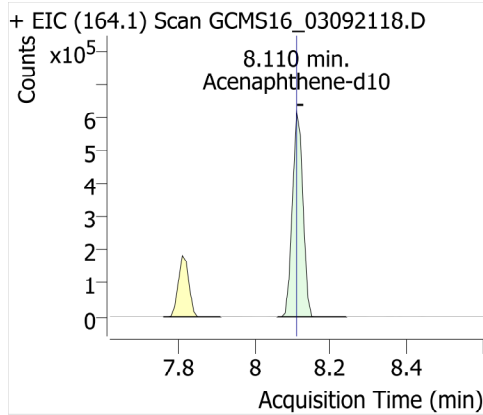
Dimethyl phthalate



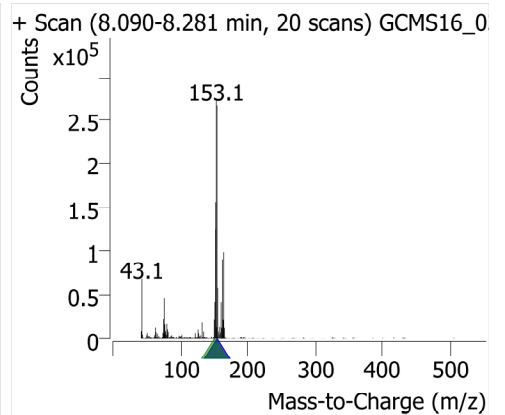
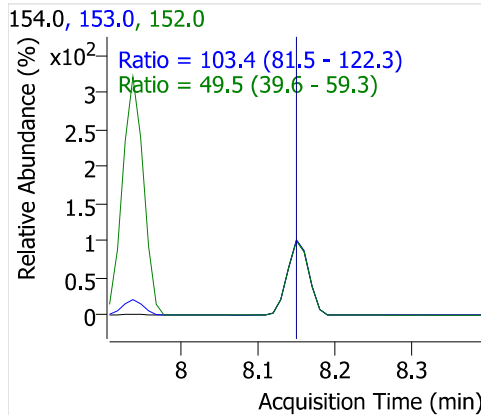
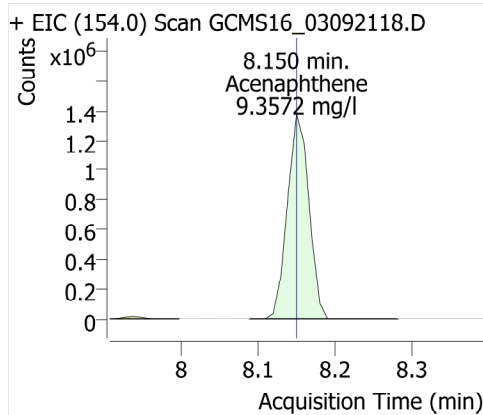
Acenaphthylene



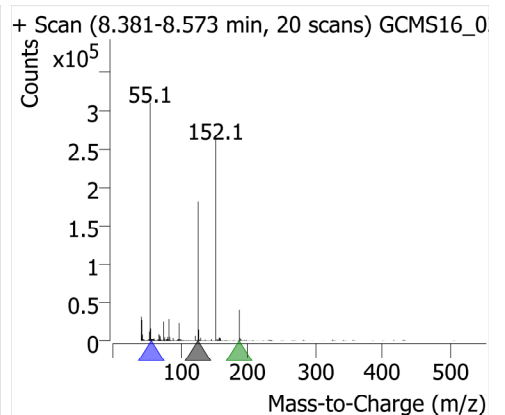
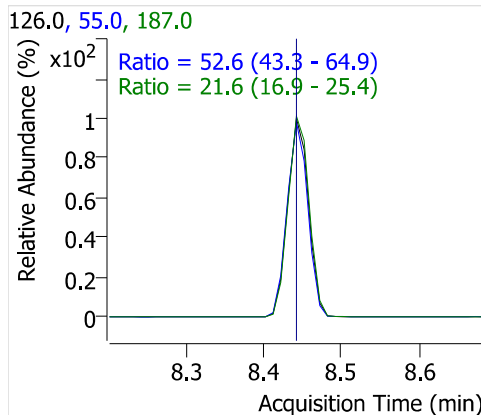
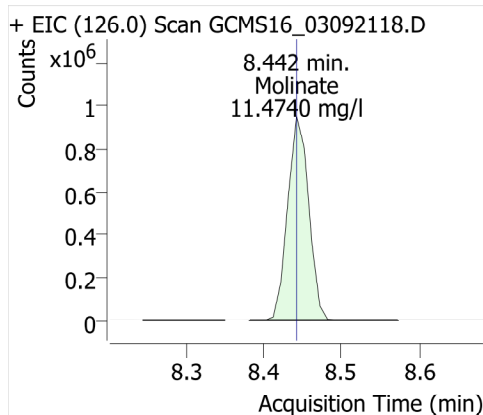
Acenaphthene-d10



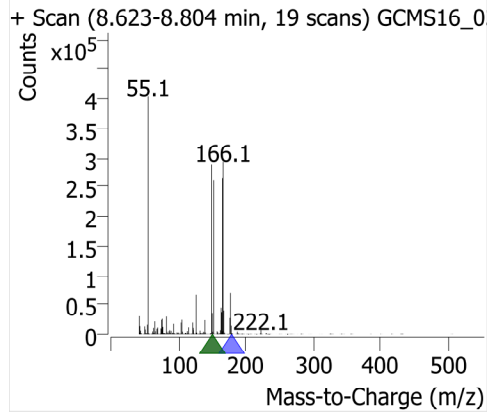
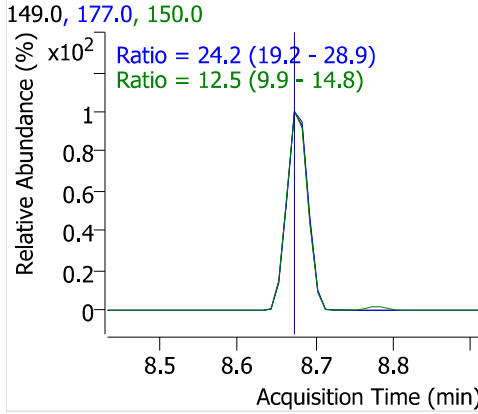
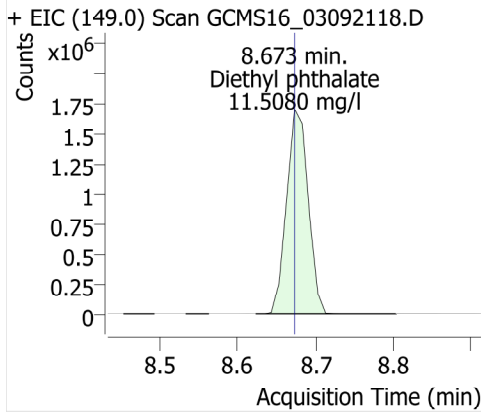
Acenaphthene



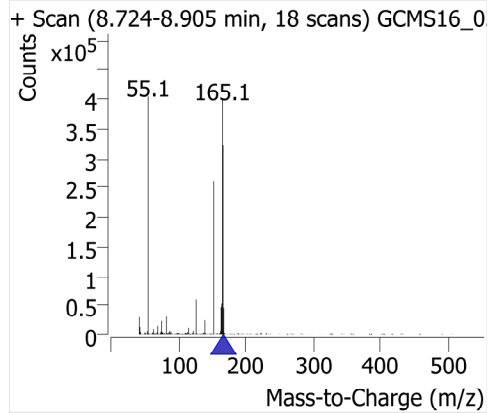
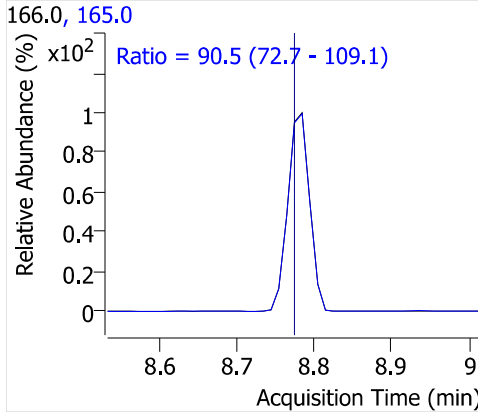
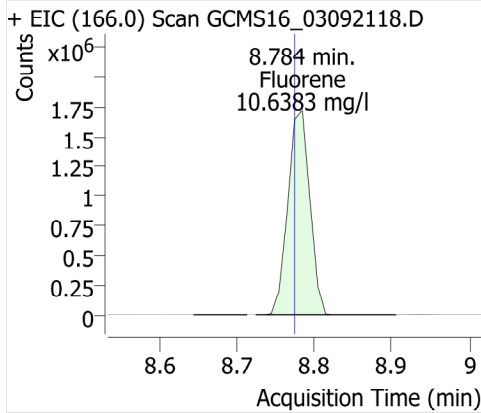
Molinate



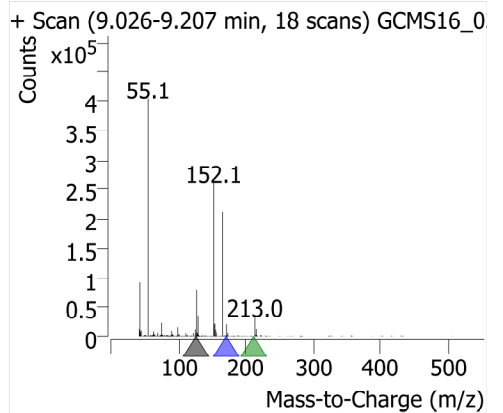
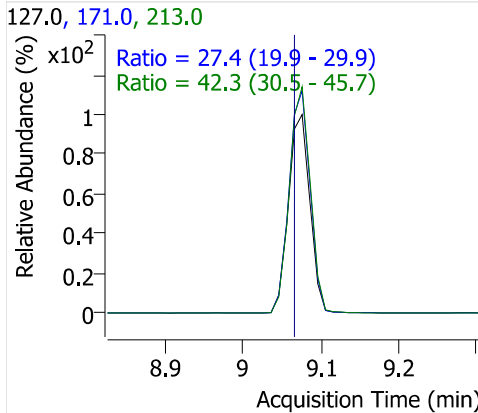
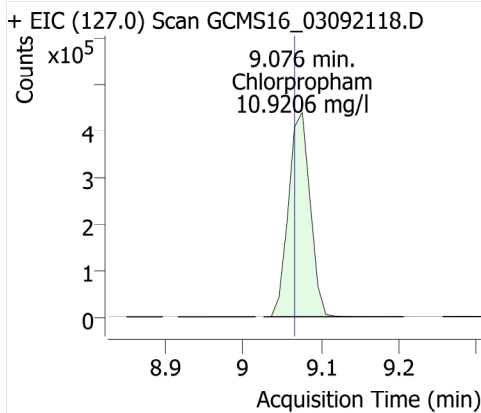
Diethyl phthalate



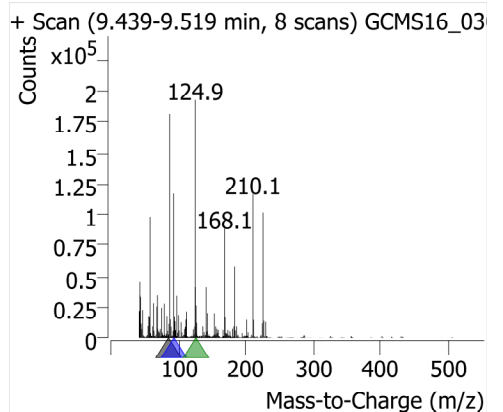
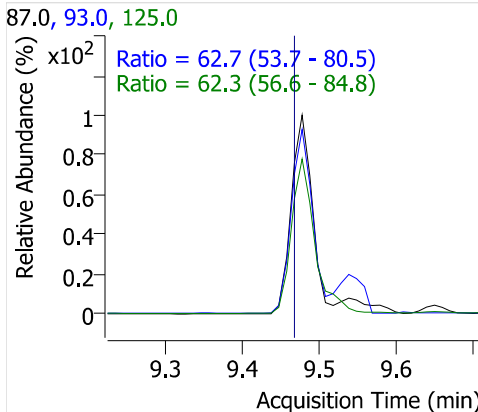
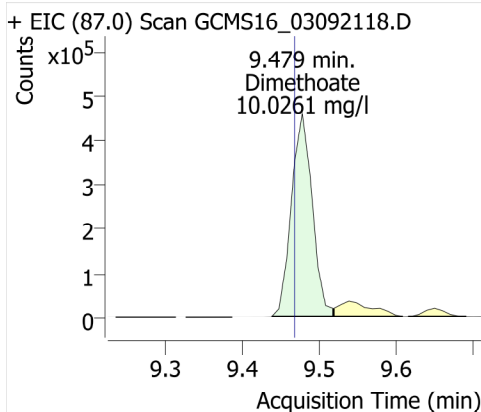
Fluorene



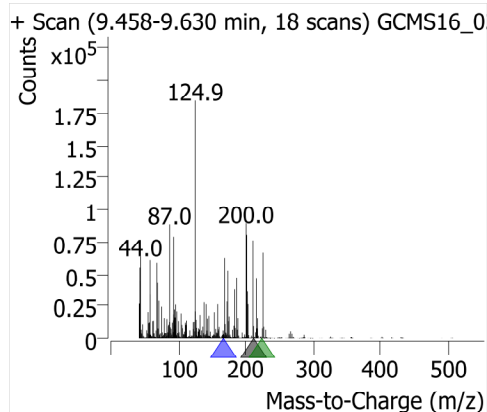
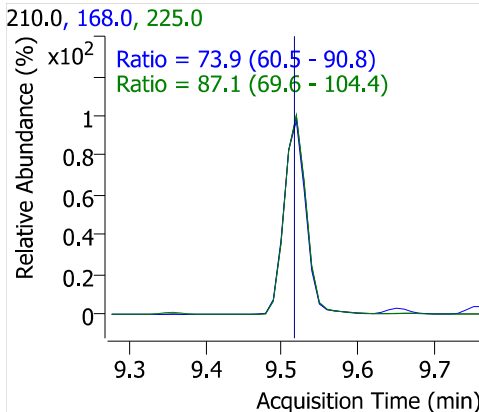
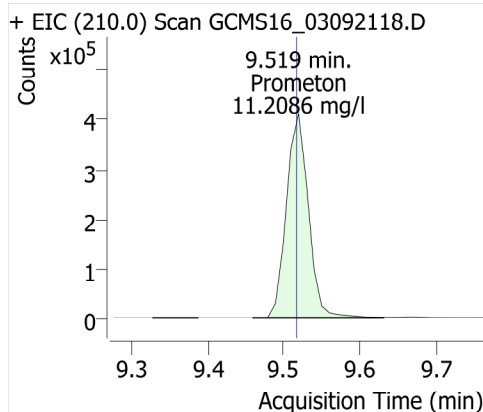
Chlorpropham



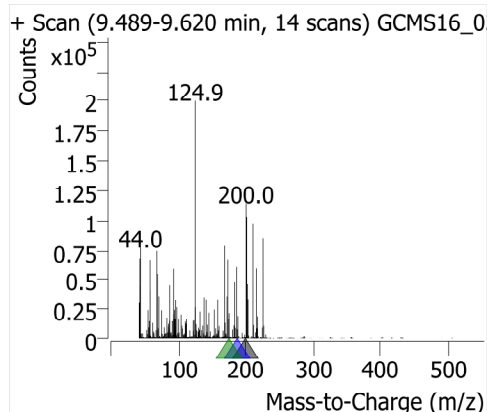
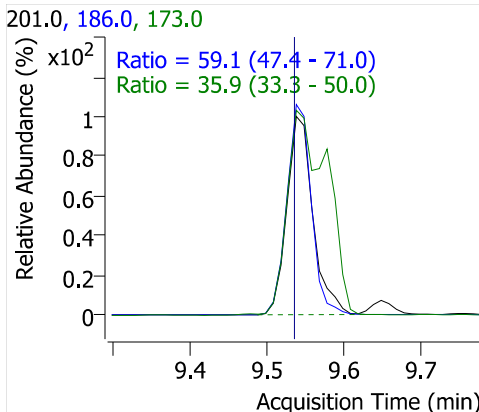
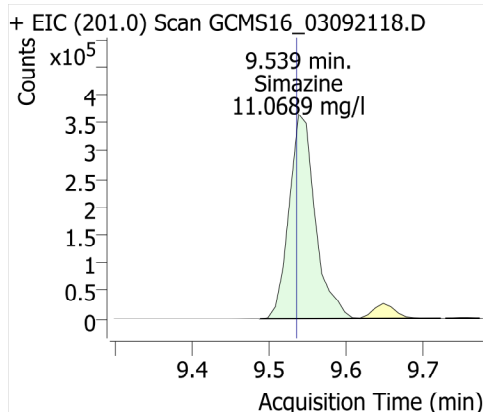
Dimethoate



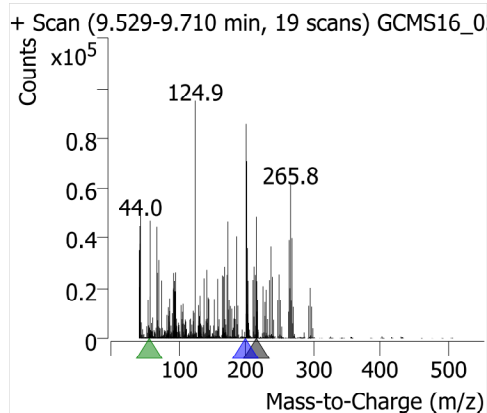
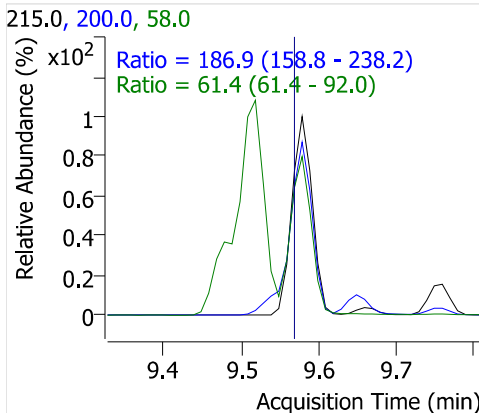
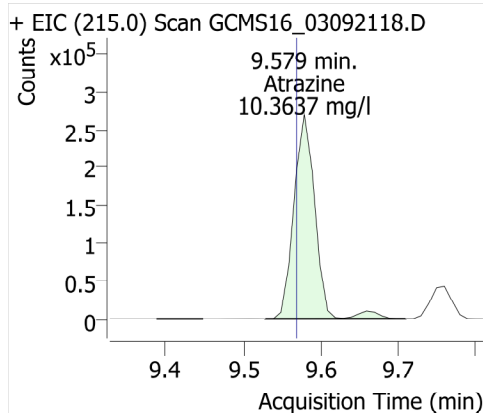
Prometon



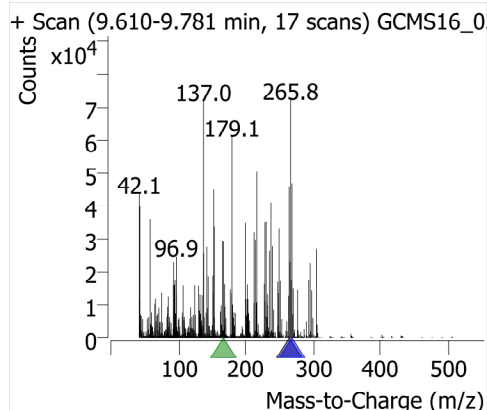
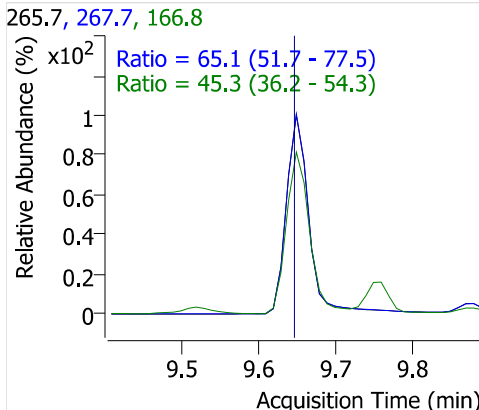
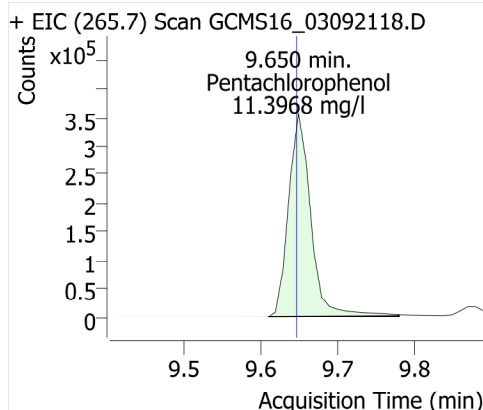
Simazine



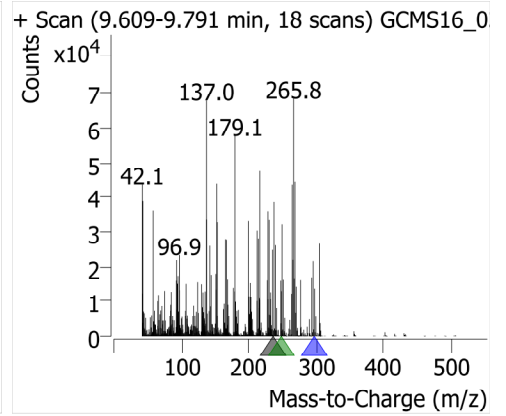
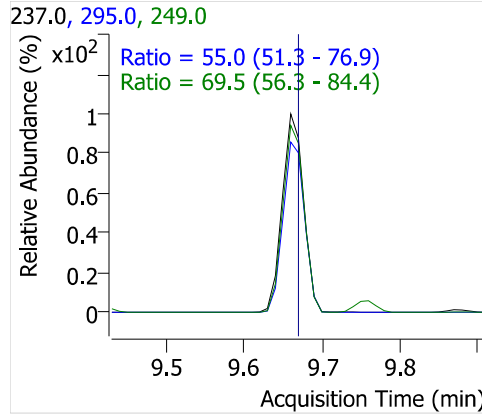
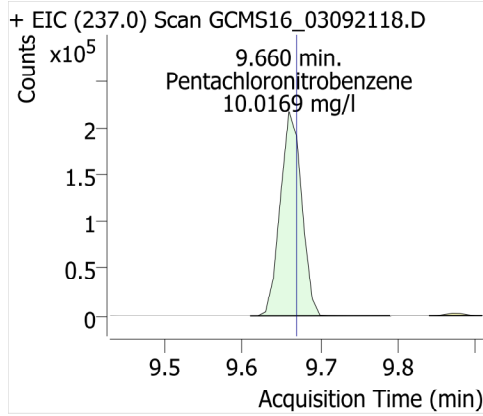
Atrazine



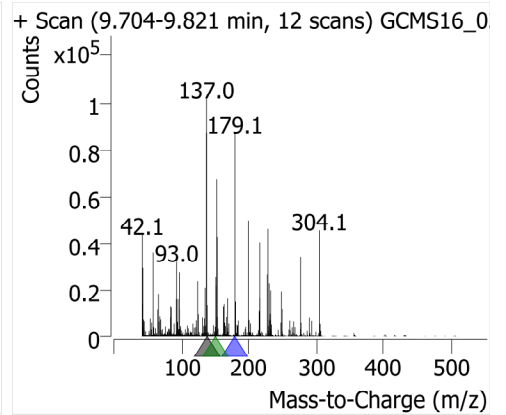
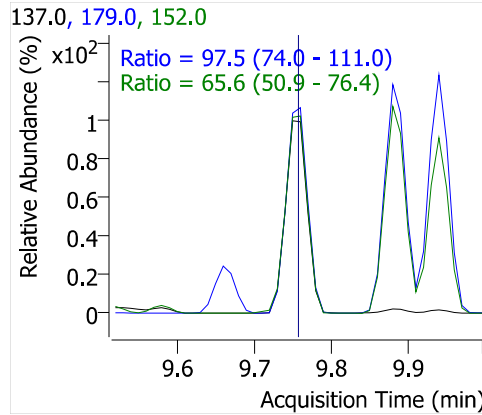
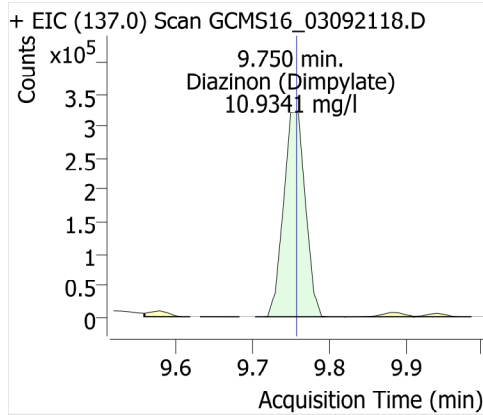
Pentachlorophenol



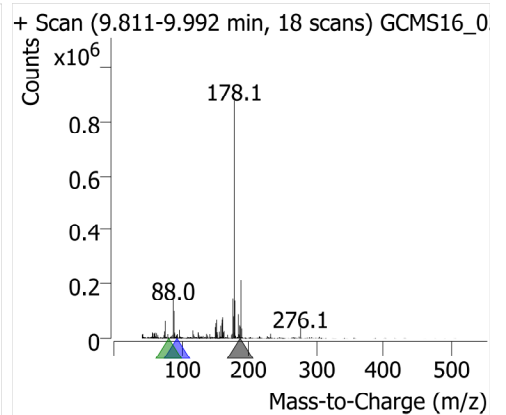
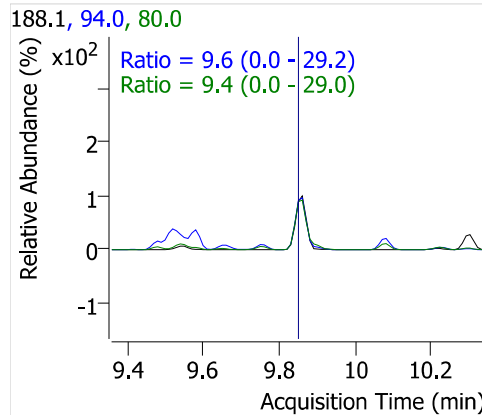
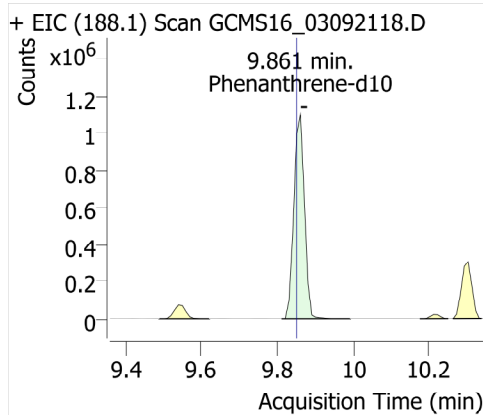
Pentachloronitrobenzene



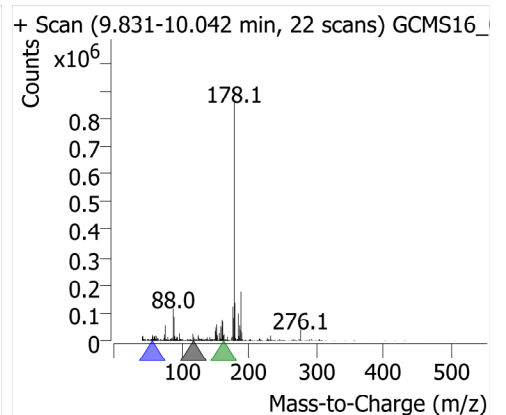
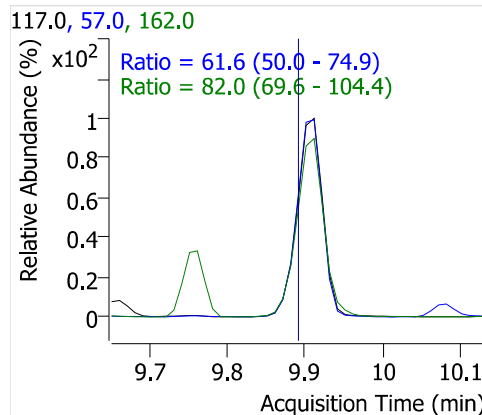
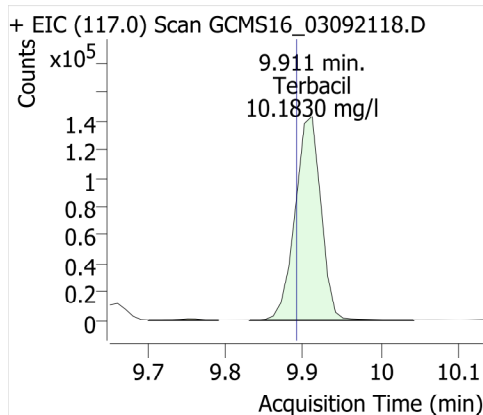
Diazinon (Dimpylate)



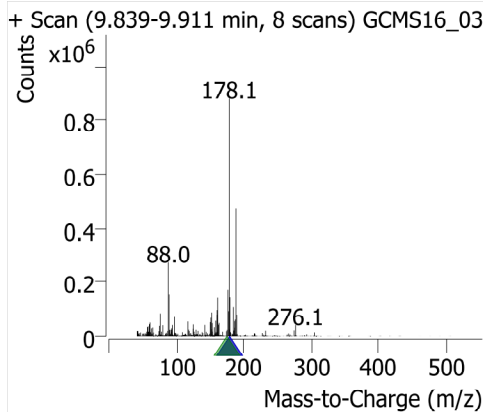
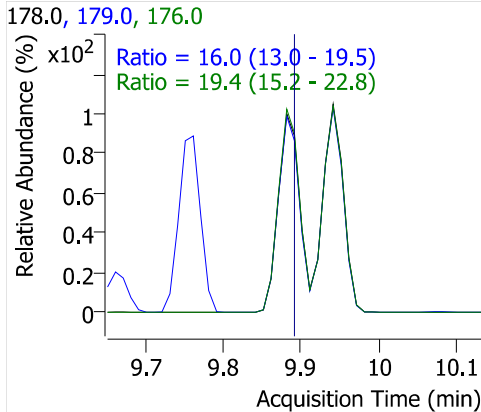
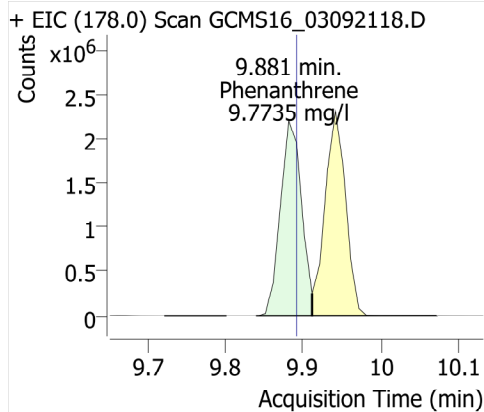
Phenanthrene-d10



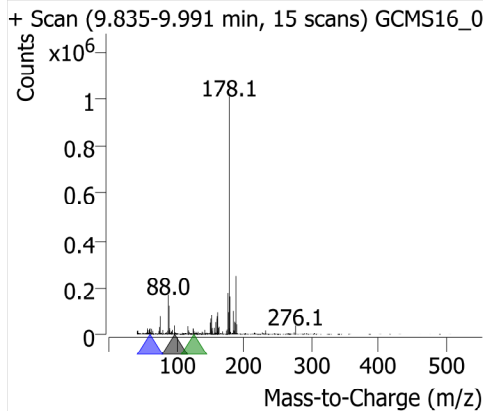
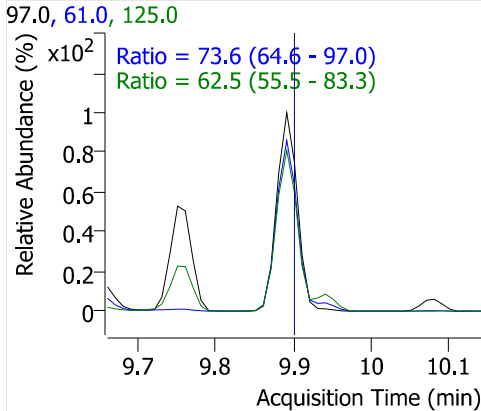
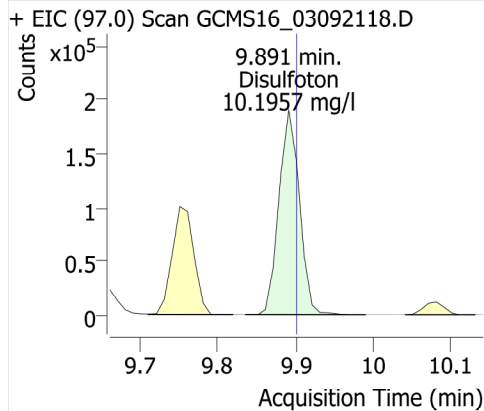
Terbacil



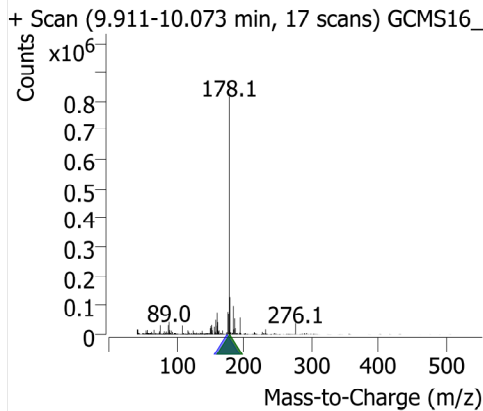
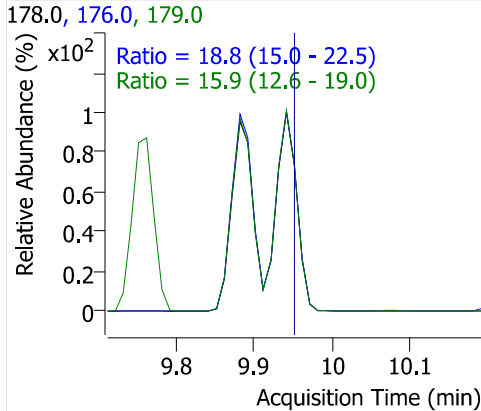
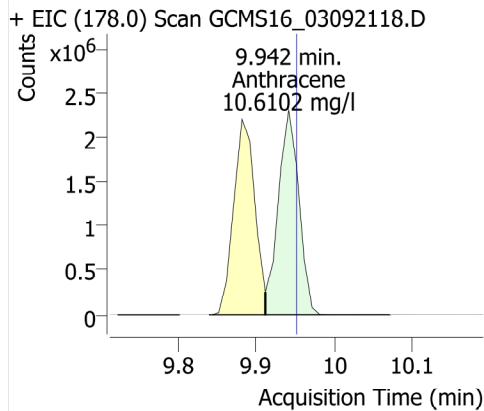
Phenanthrene



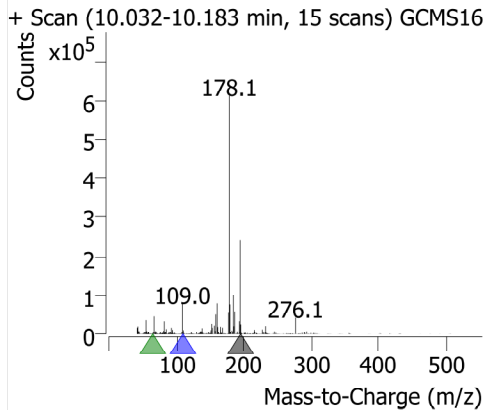
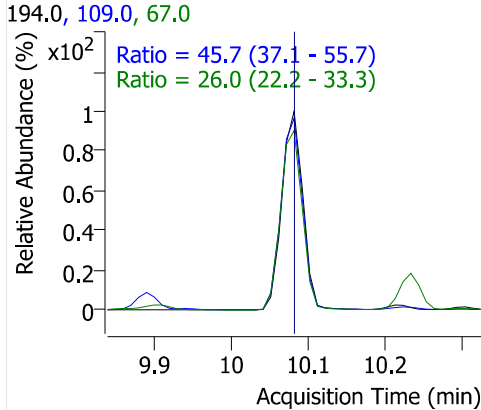
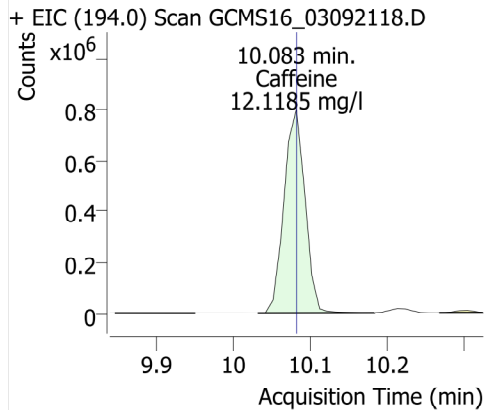
Disulfoton



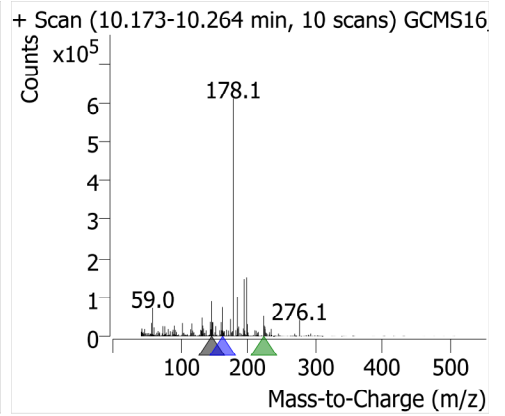
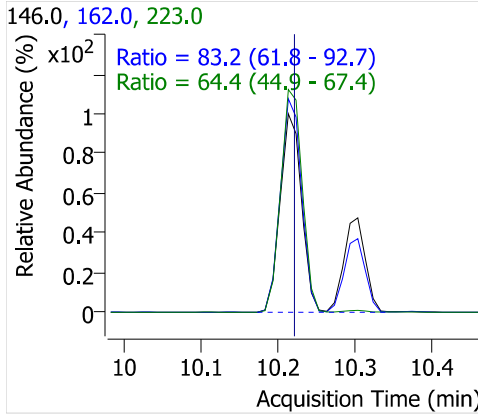
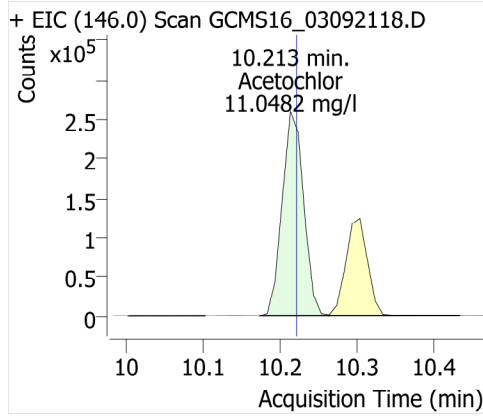
Anthracene



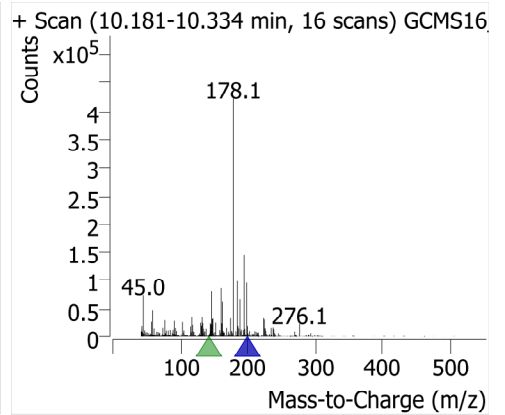
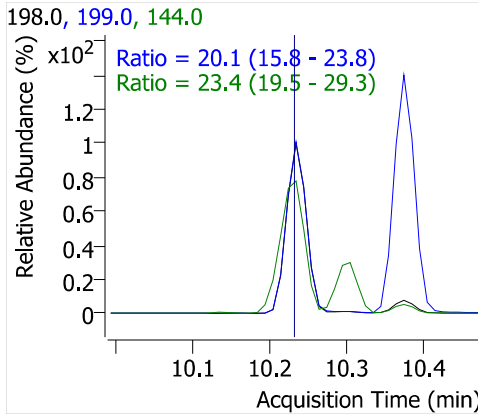
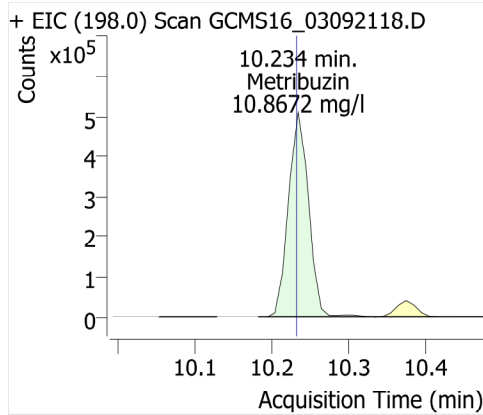
Caffeine



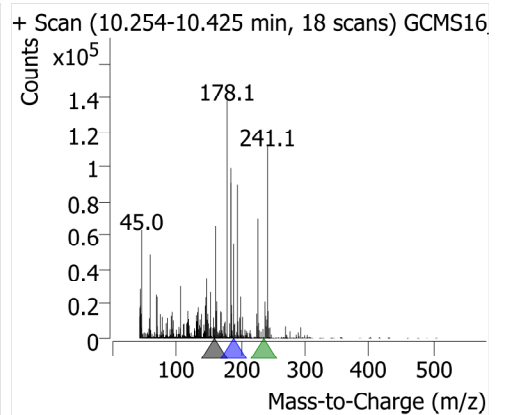
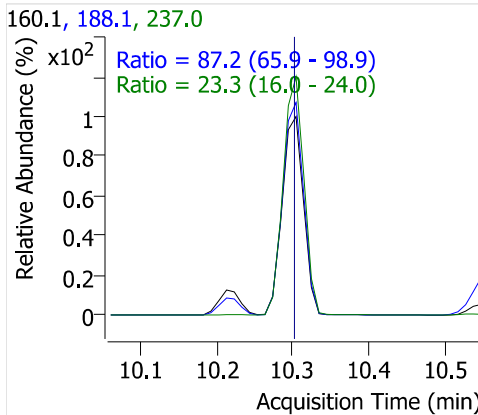
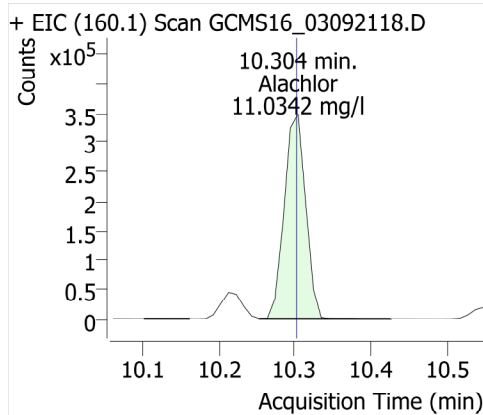
Acetochlor



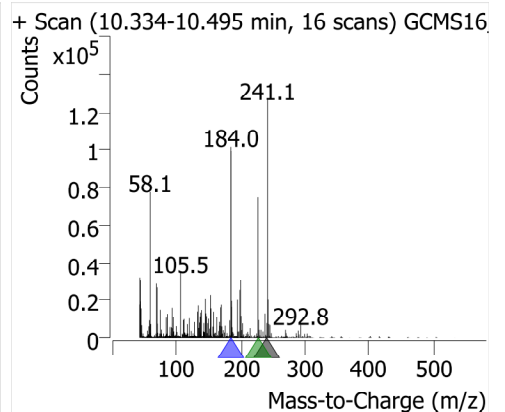
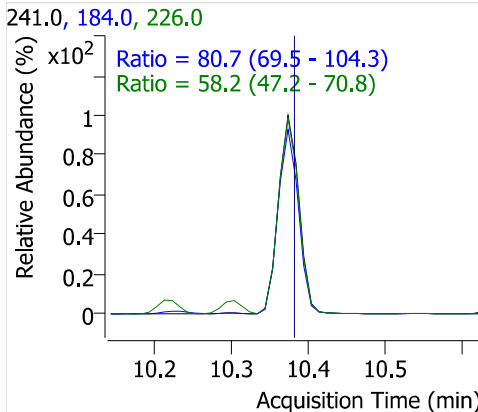
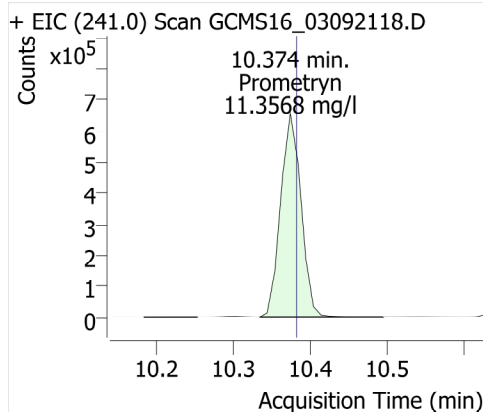
Metribuzin



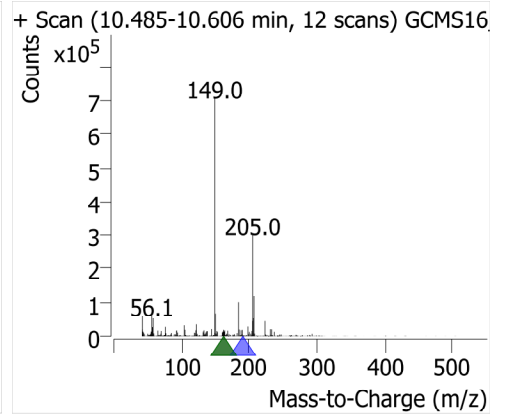
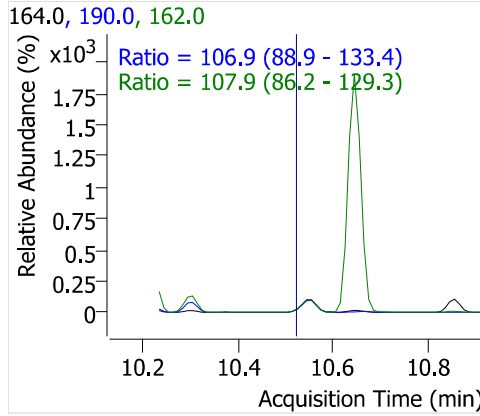
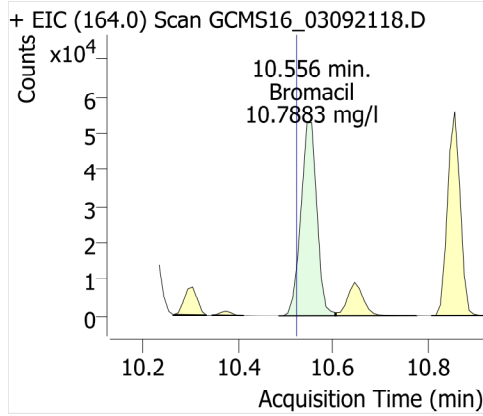
Alachlor



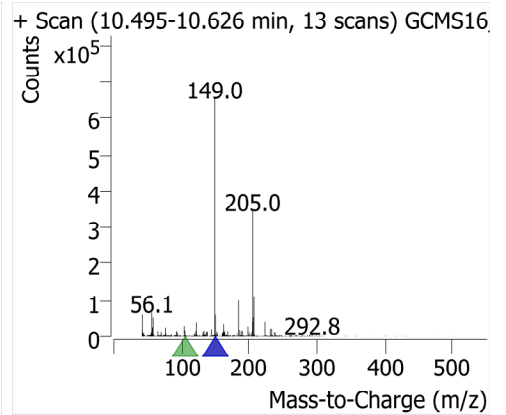
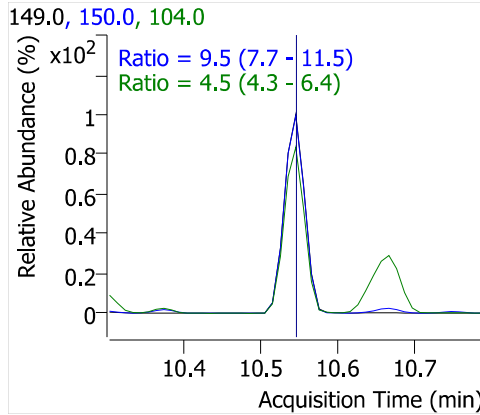
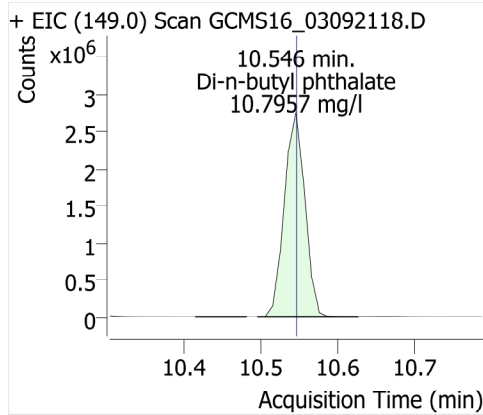
Prometryn



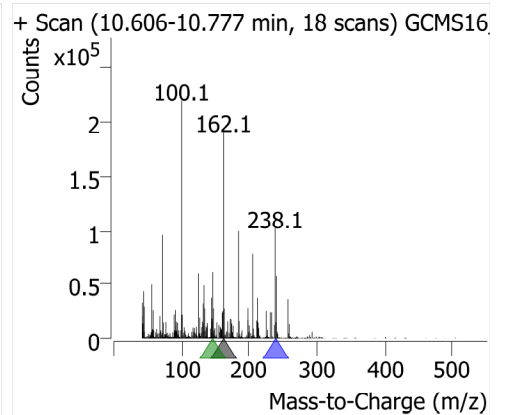
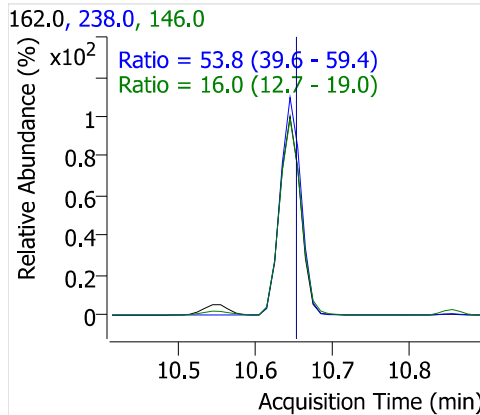
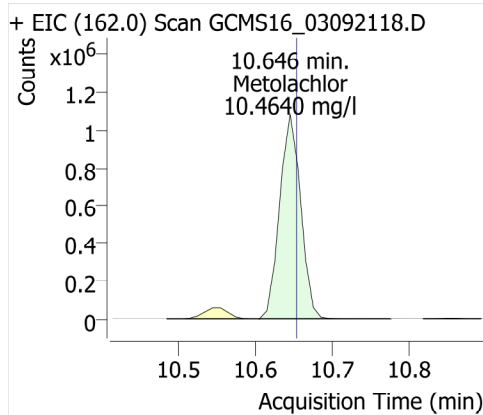
Bromacil



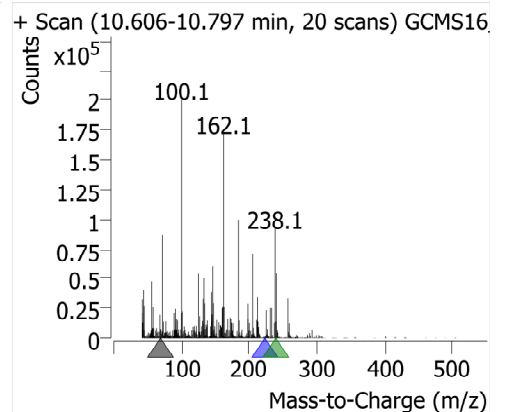
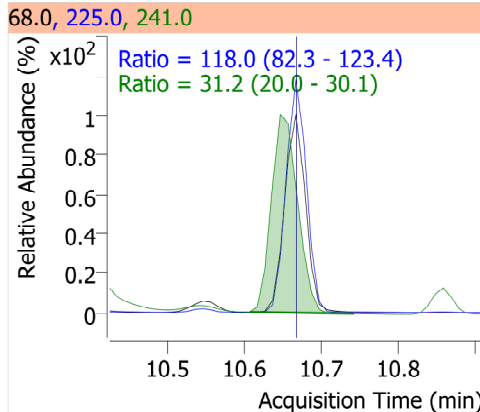
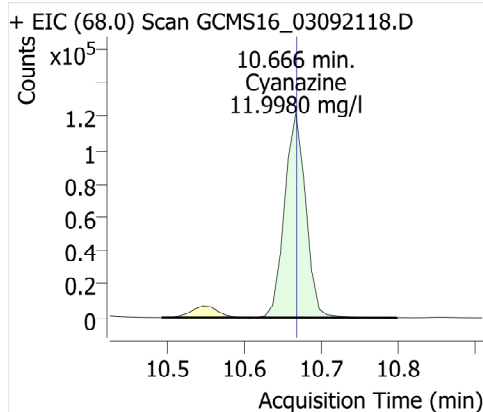
Di-n-butyl phthalate



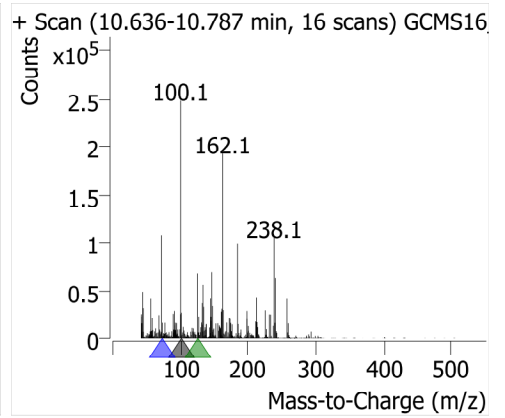
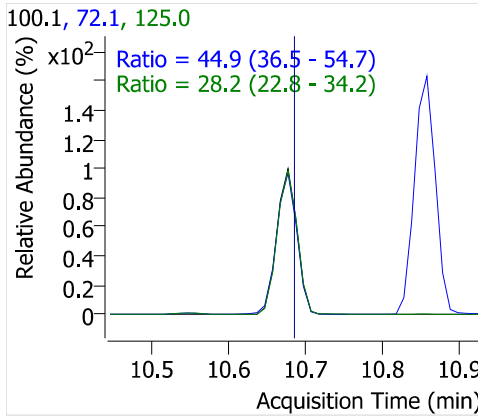
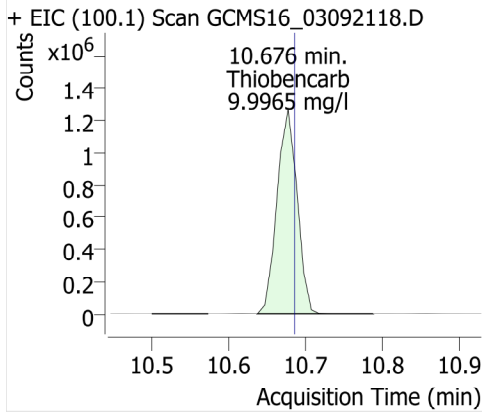
Metolachlor



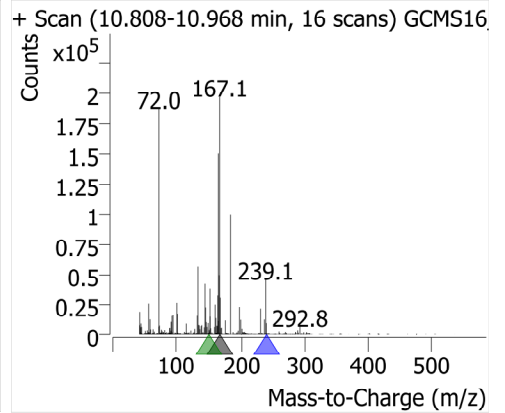
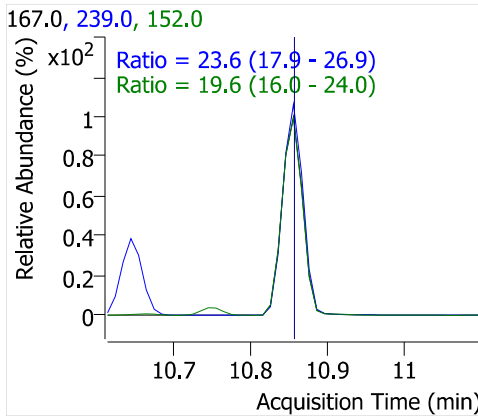
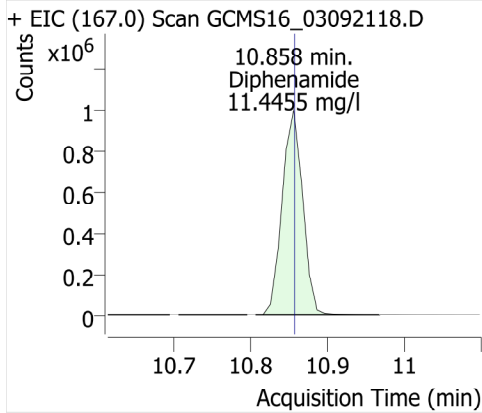
Cyanazine



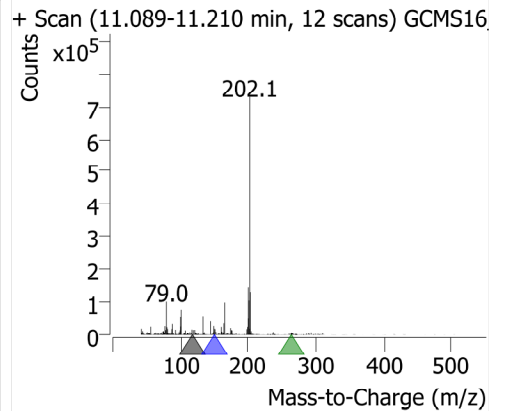
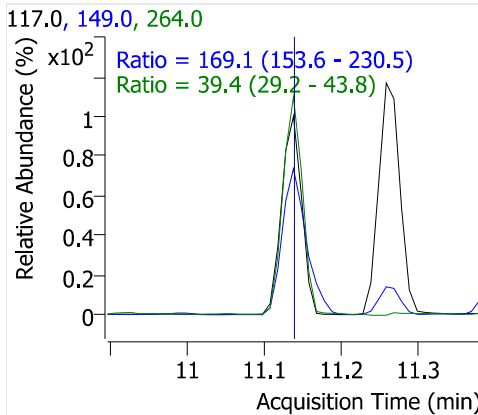
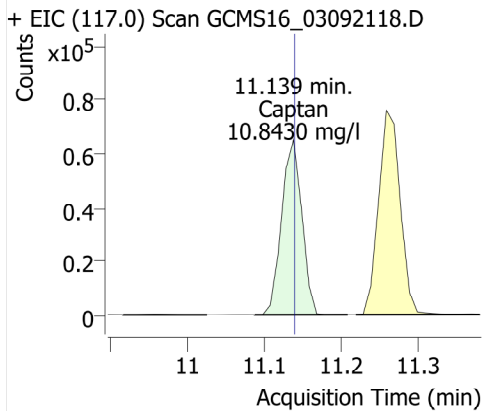
Thiobencarb



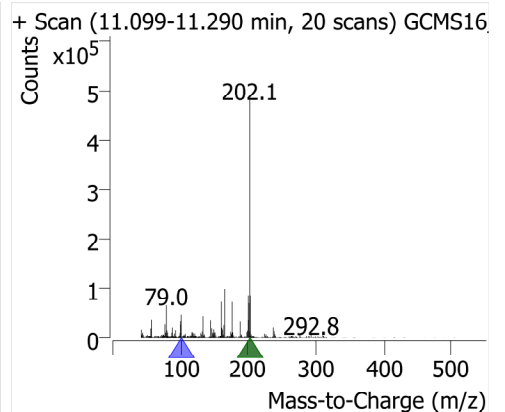
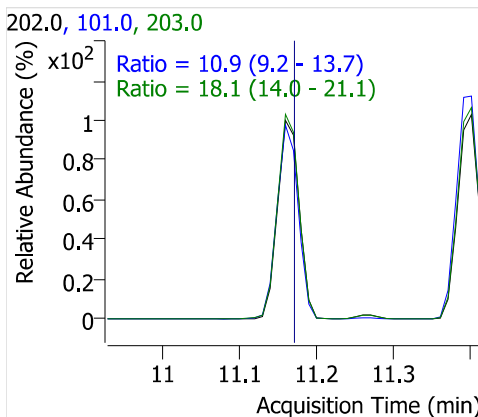
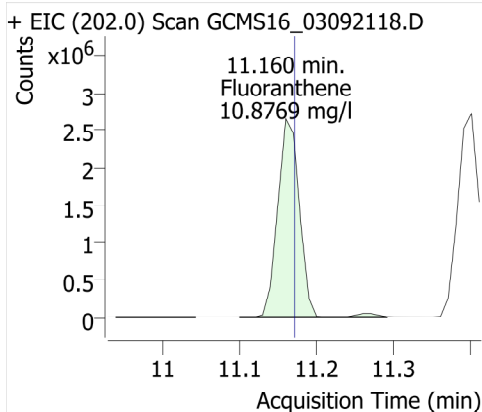
Diphenamide



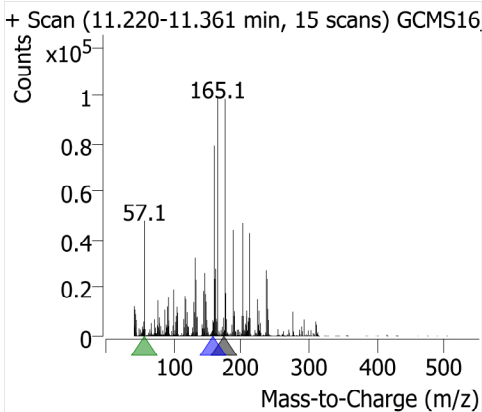
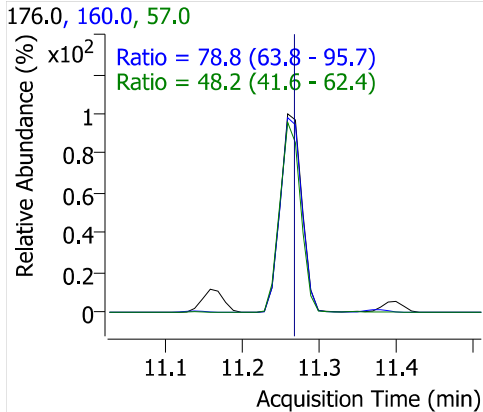
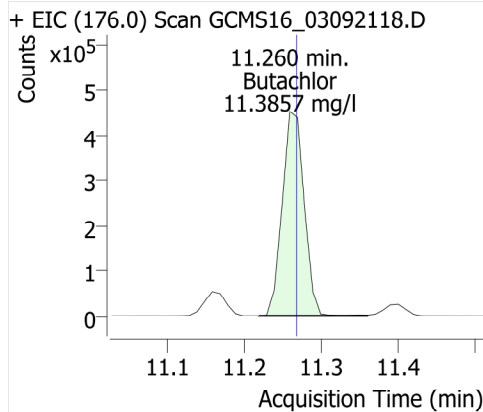
Captan



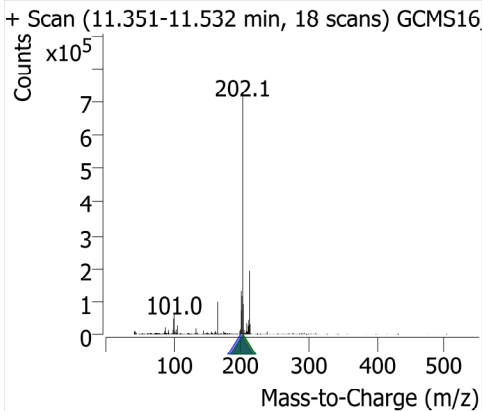
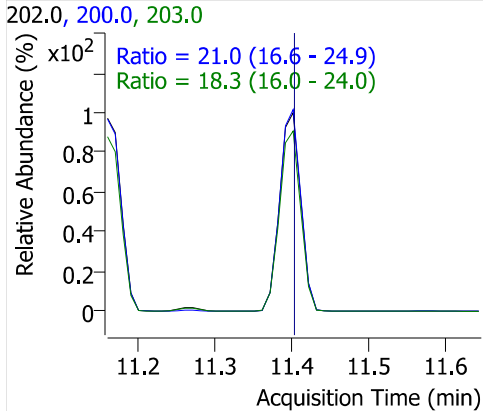
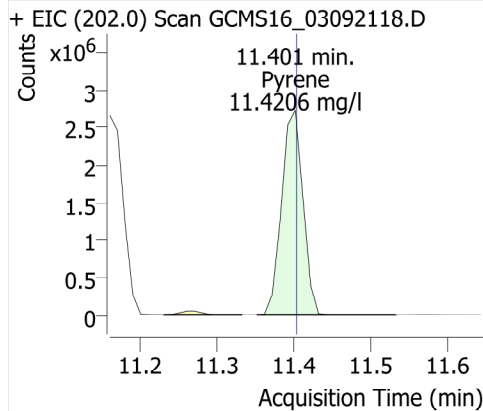
Fluoranthene



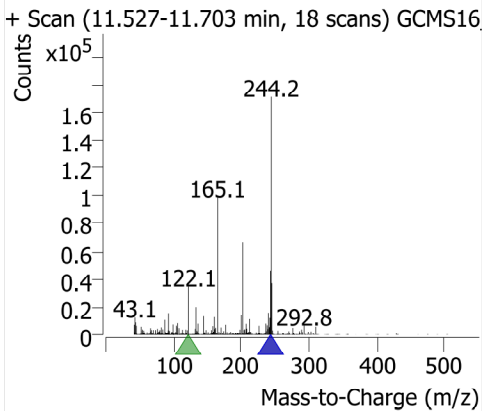
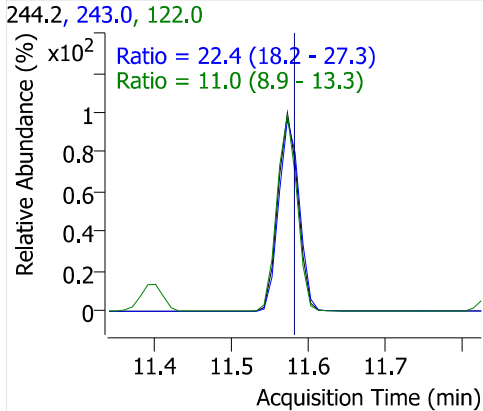
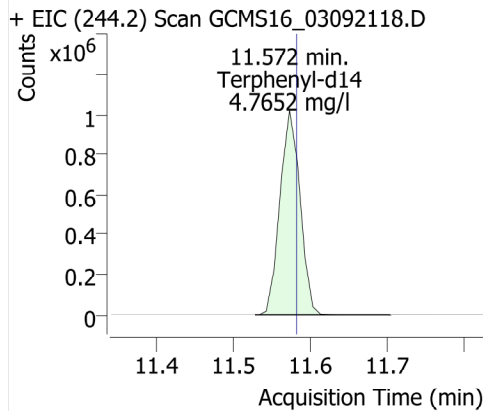
Butachlor



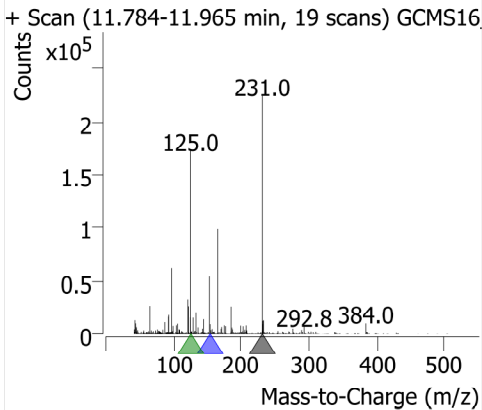
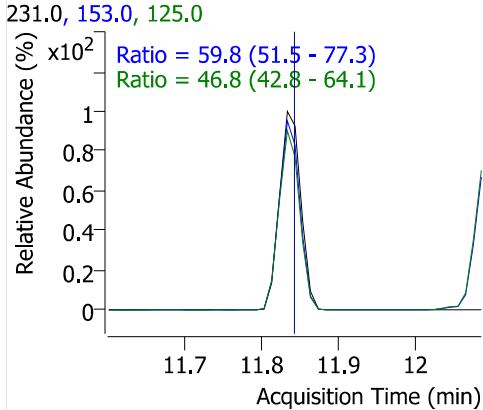
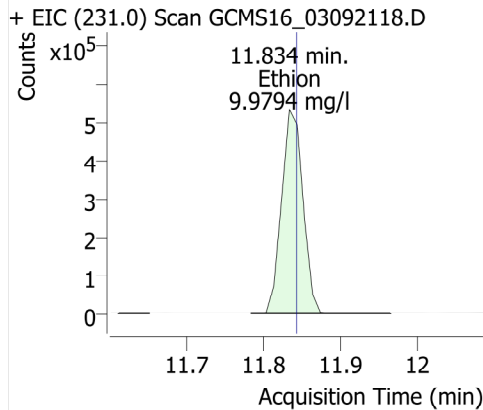
Pyrene



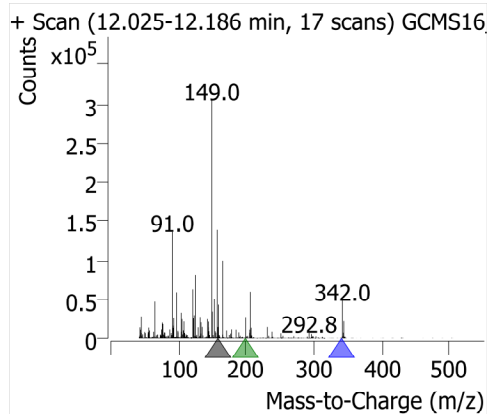
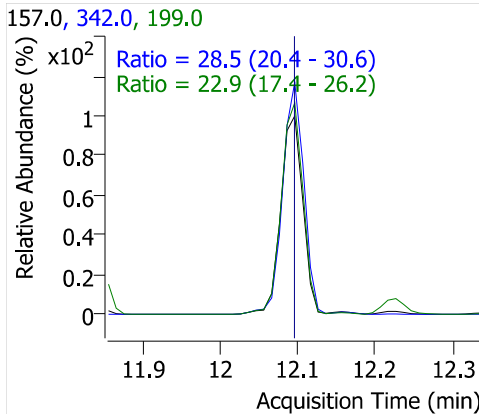
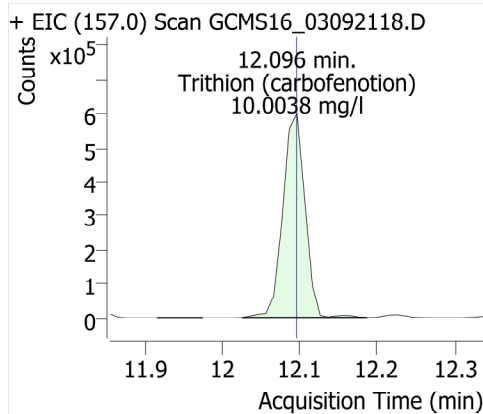
Terphenyl-d14



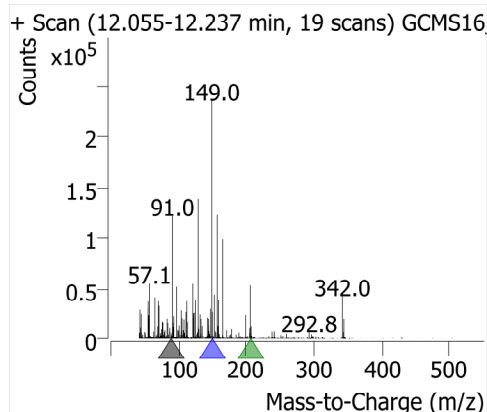
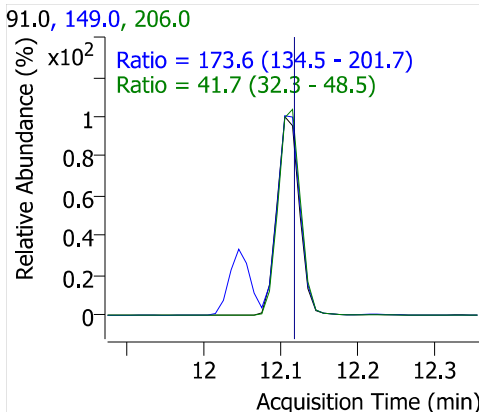
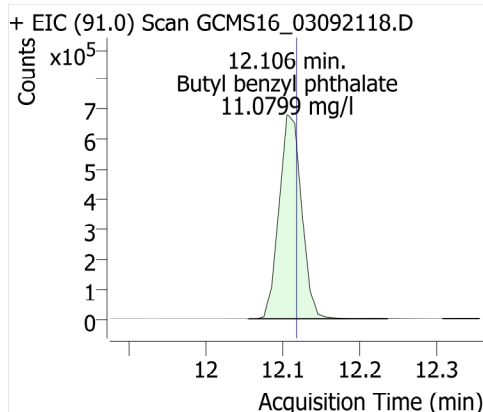
Ethion



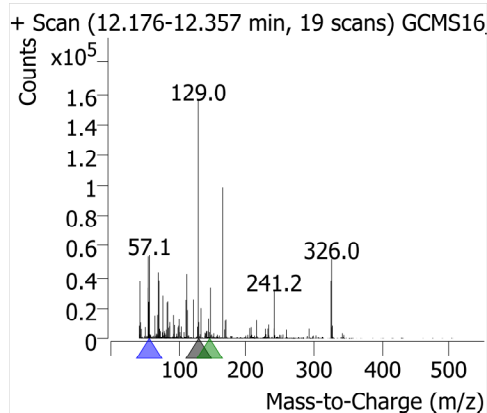
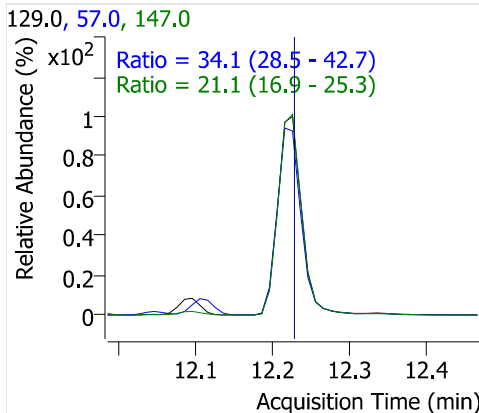
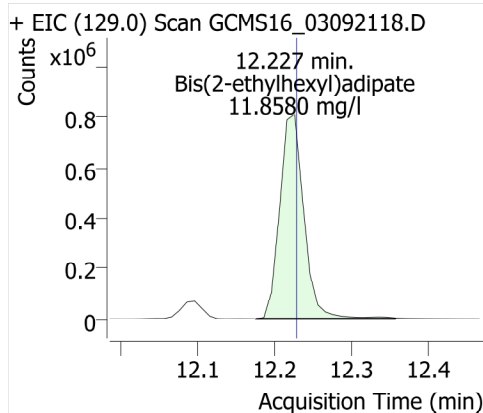
Trithion (carbofenotion)



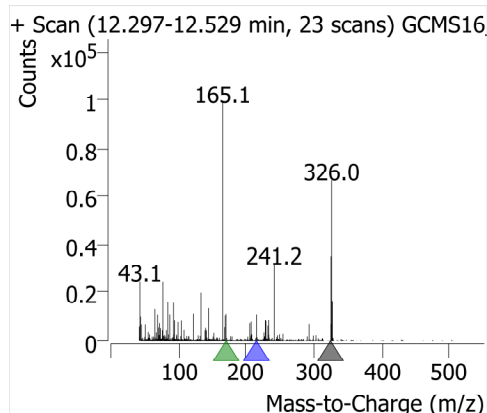
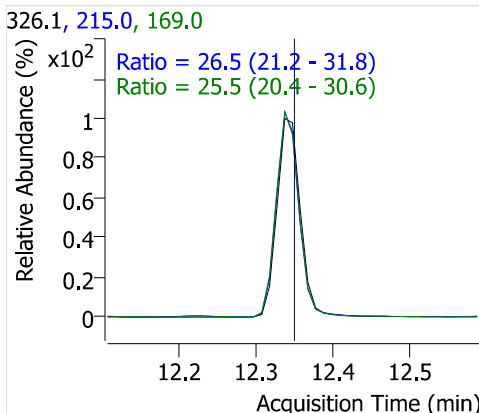
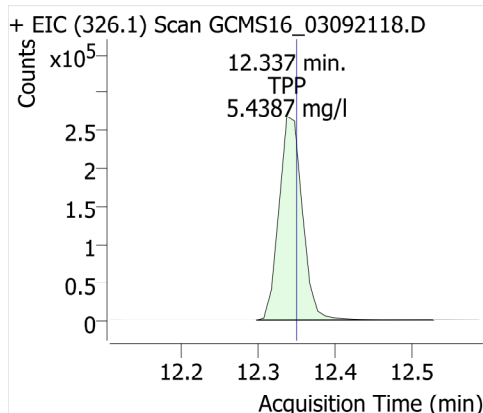
Butyl benzyl phthalate



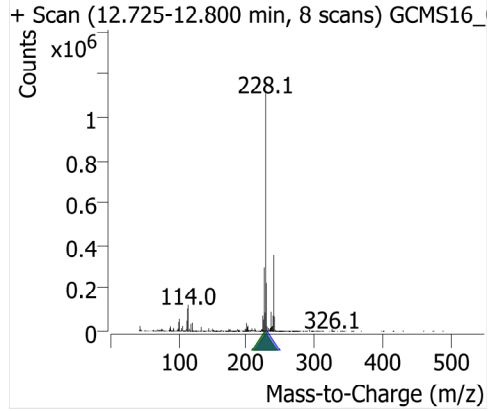
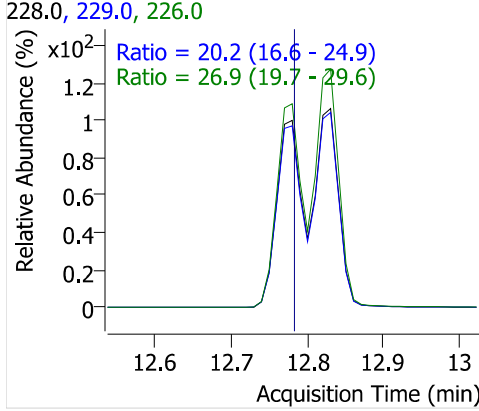
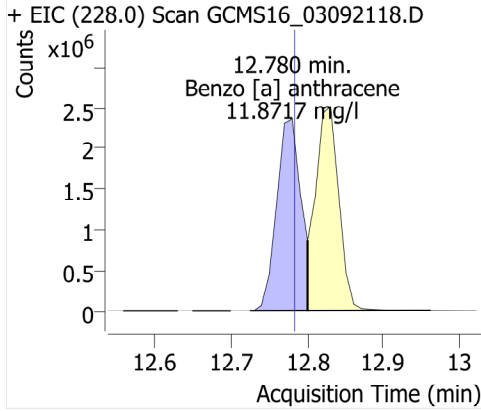
Bis(2-ethylhexyl)adipate



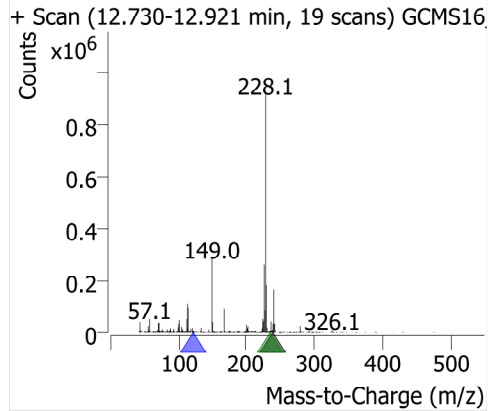
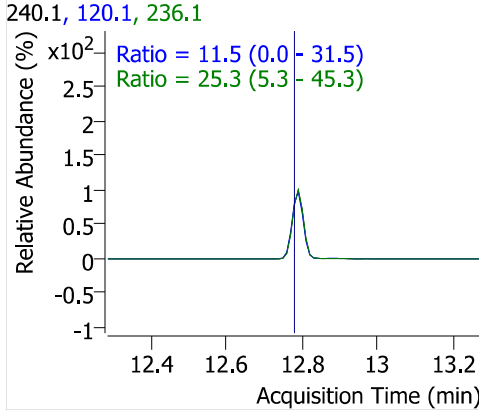
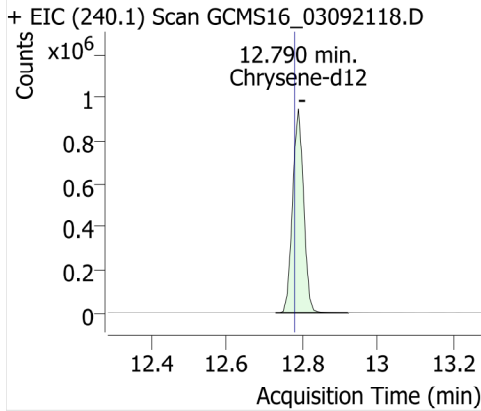
TPP



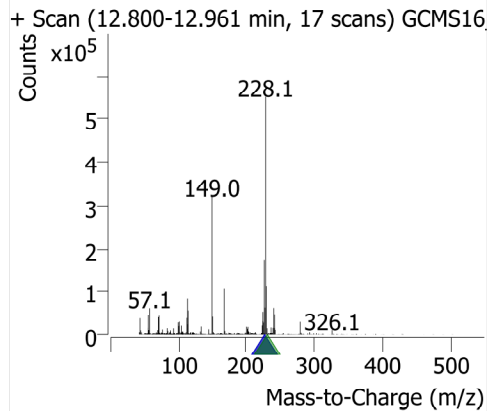
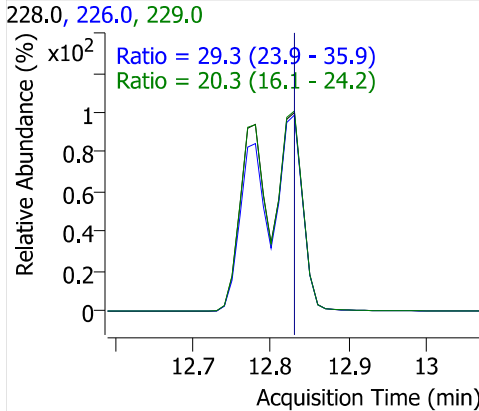
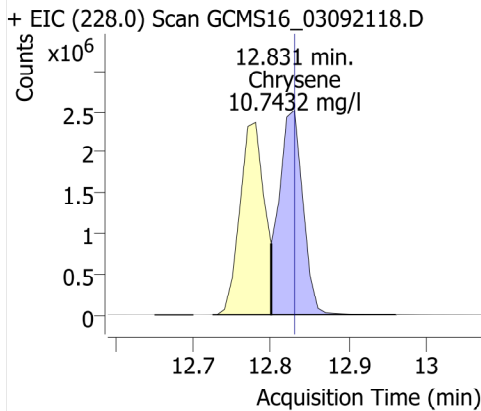
Benzo [a] anthracene



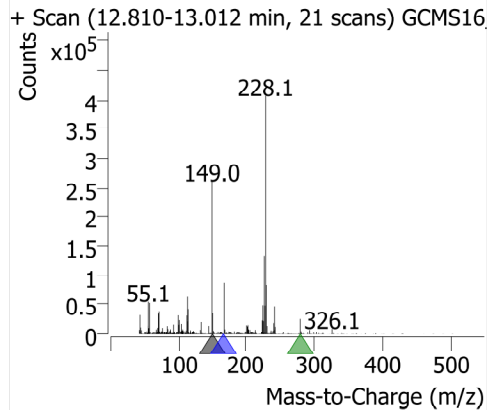
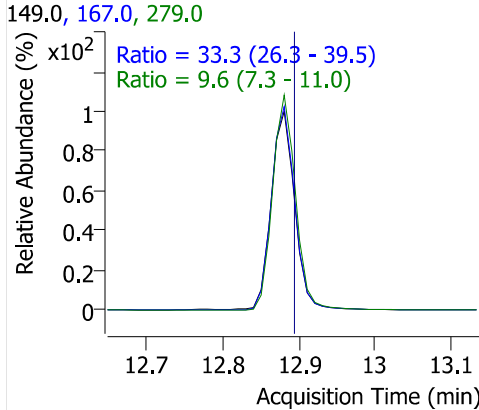
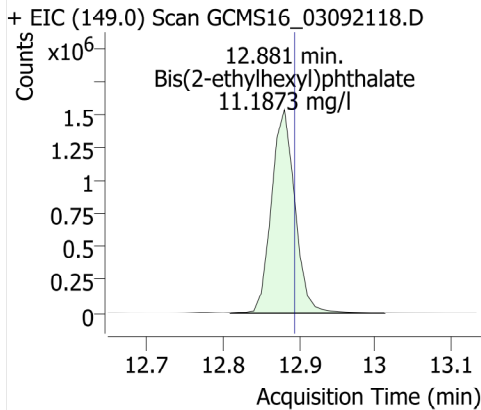
Chrysene-d12



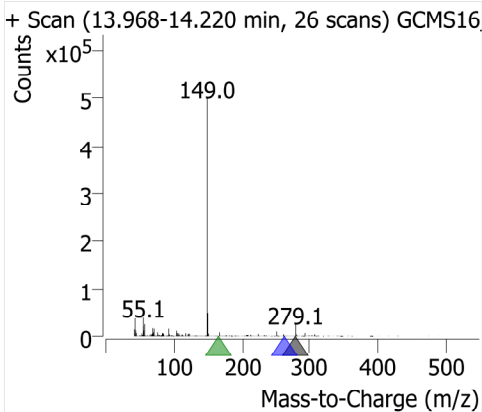
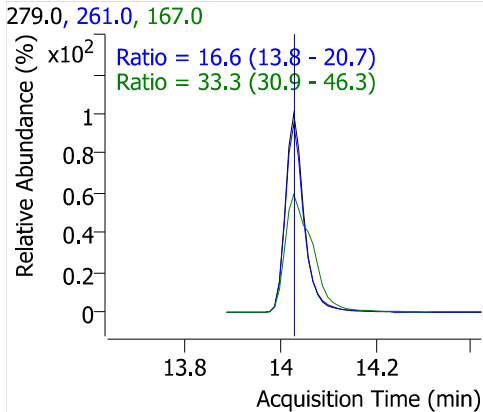
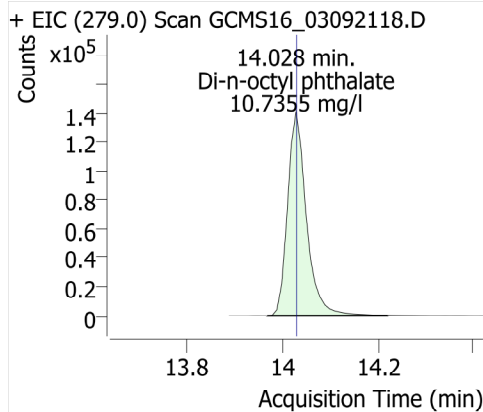
Chrysene



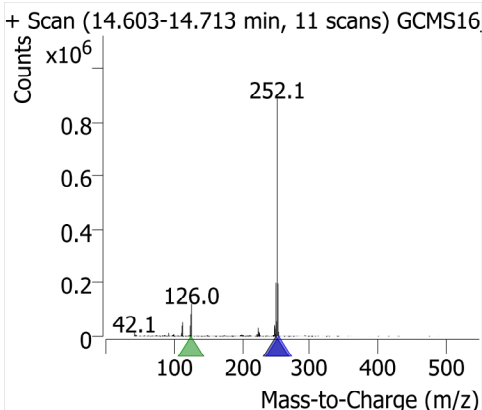
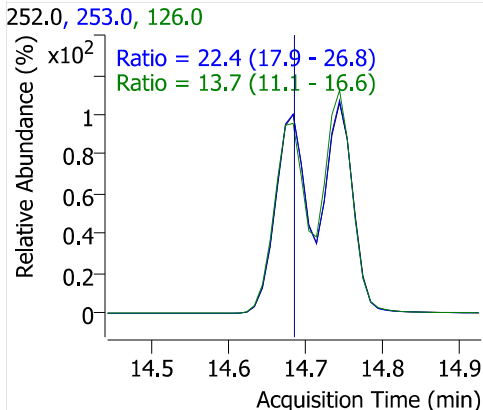
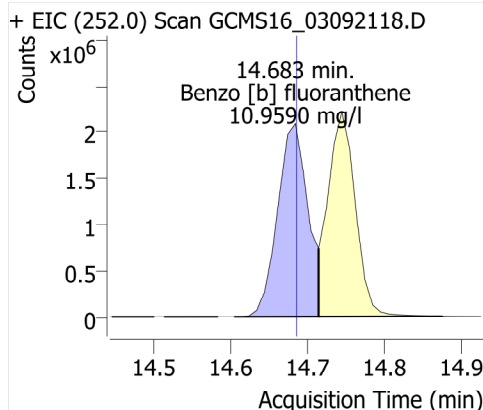
Bis(2-ethylhexyl)phthalate



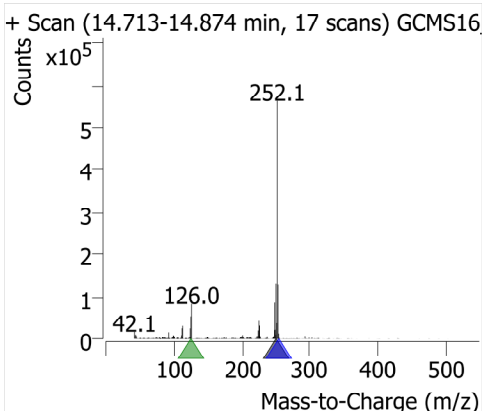
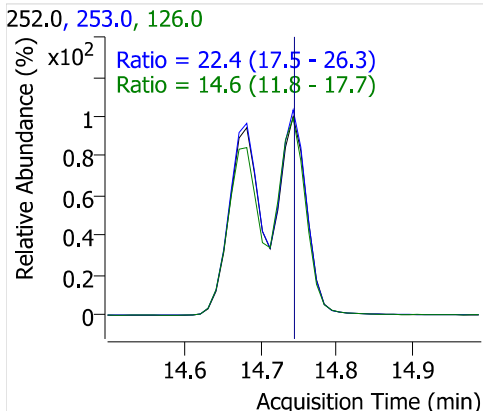
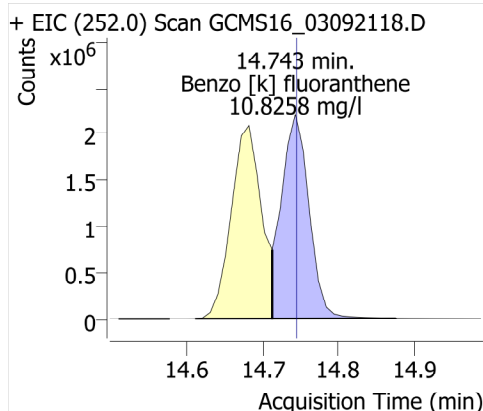
Di-n-octyl phthalate



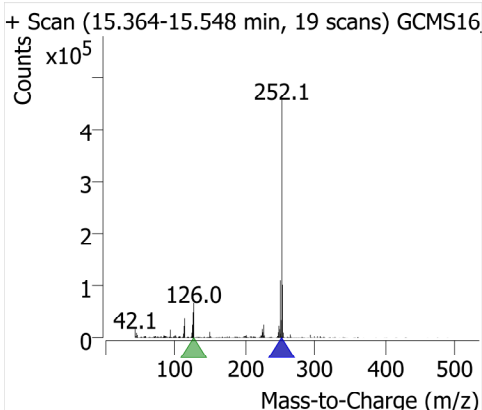
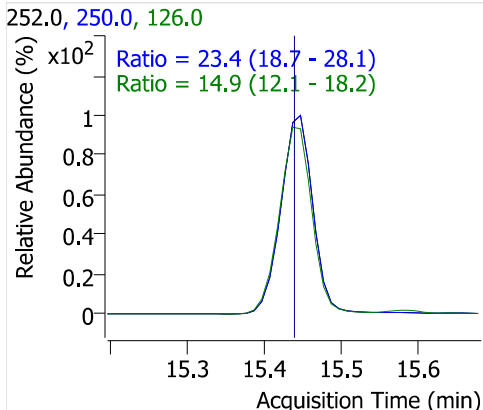
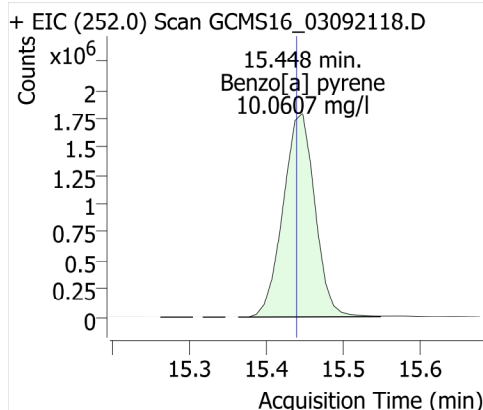
Benzo [b] fluoranthene



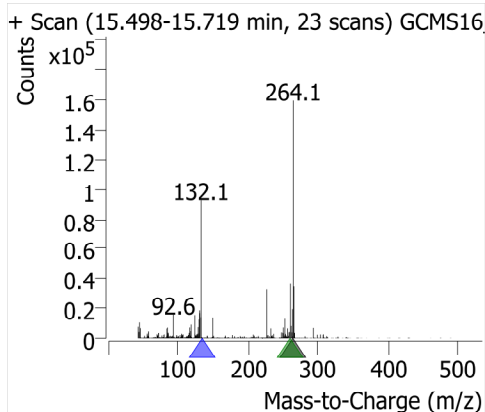
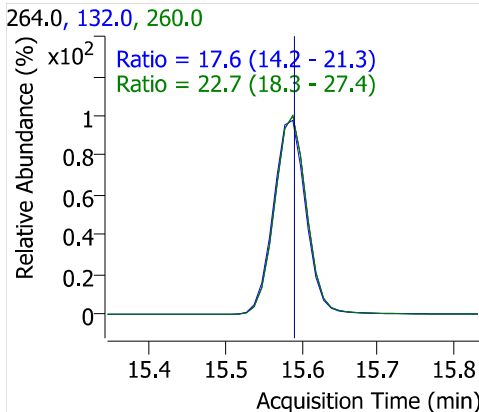
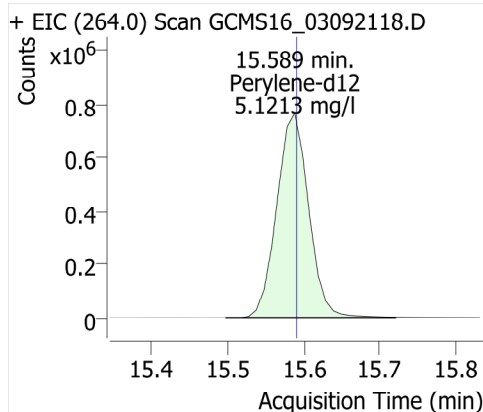
Benzo [k] fluoranthene



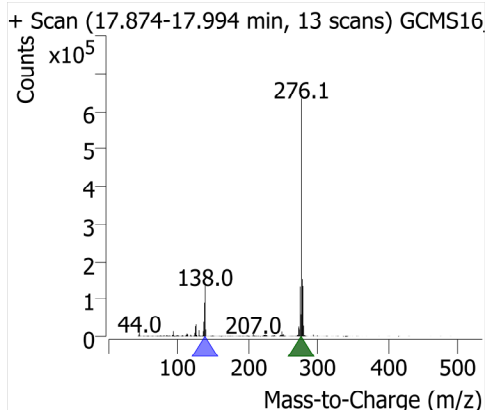
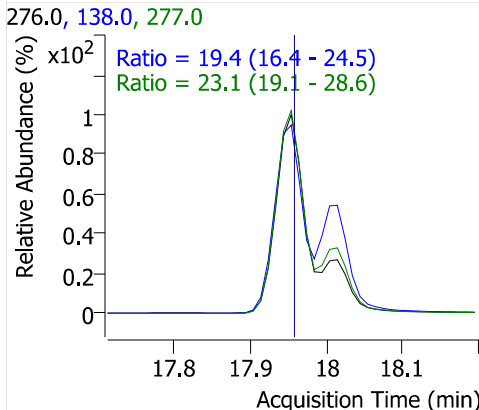
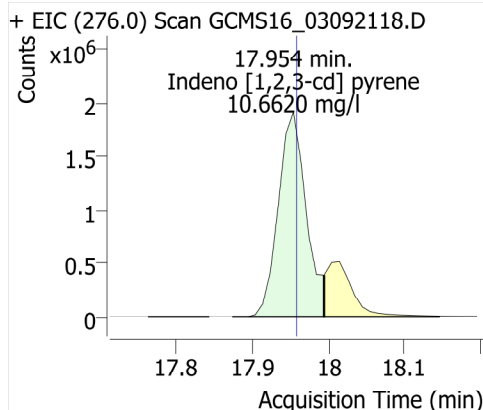
Benzo[a] pyrene



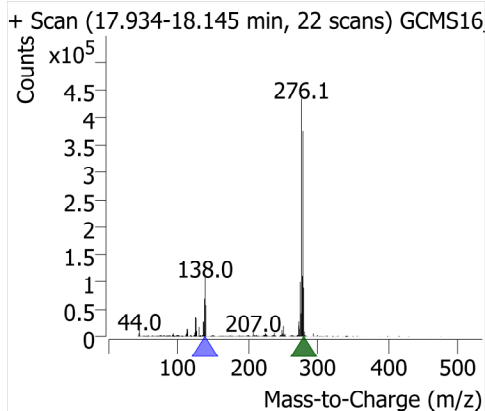
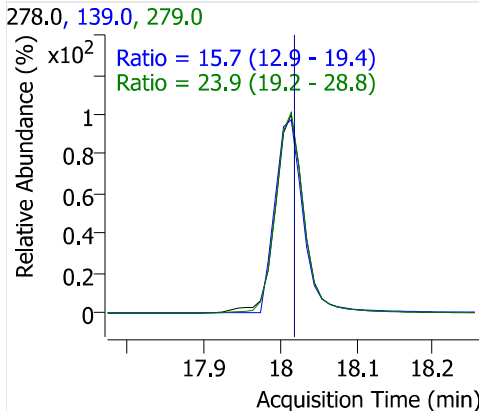
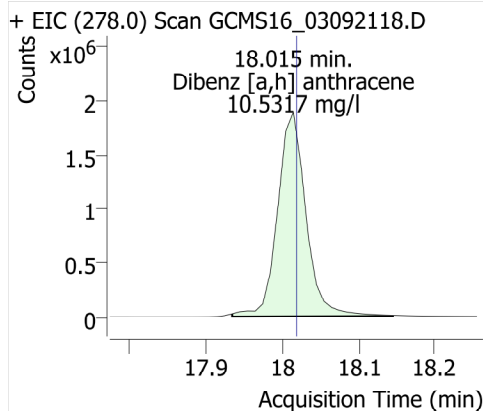
Perylene-d12



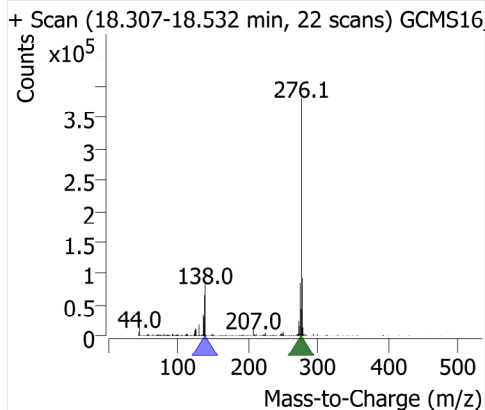
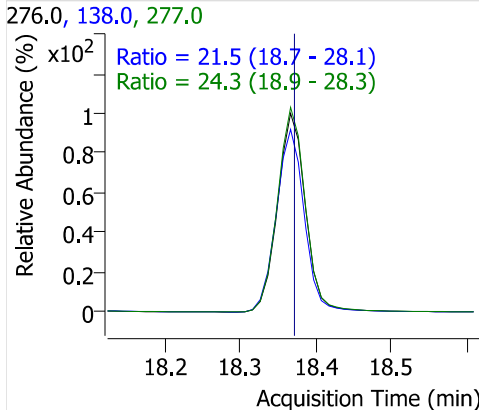
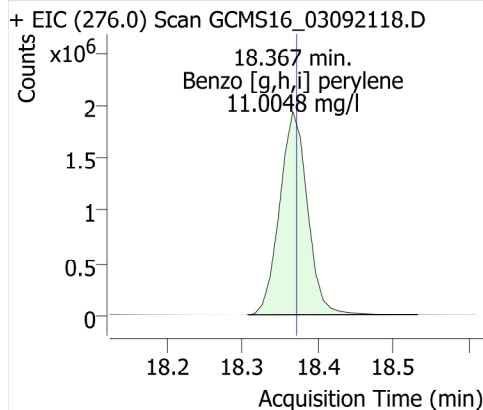
Indeno [1,2,3-cd] pyrene



Dibenz [a,h] anthracene



Benzo [g,h,i] perylene



Quantitative Analysis Results With Qualifier Ratio Report

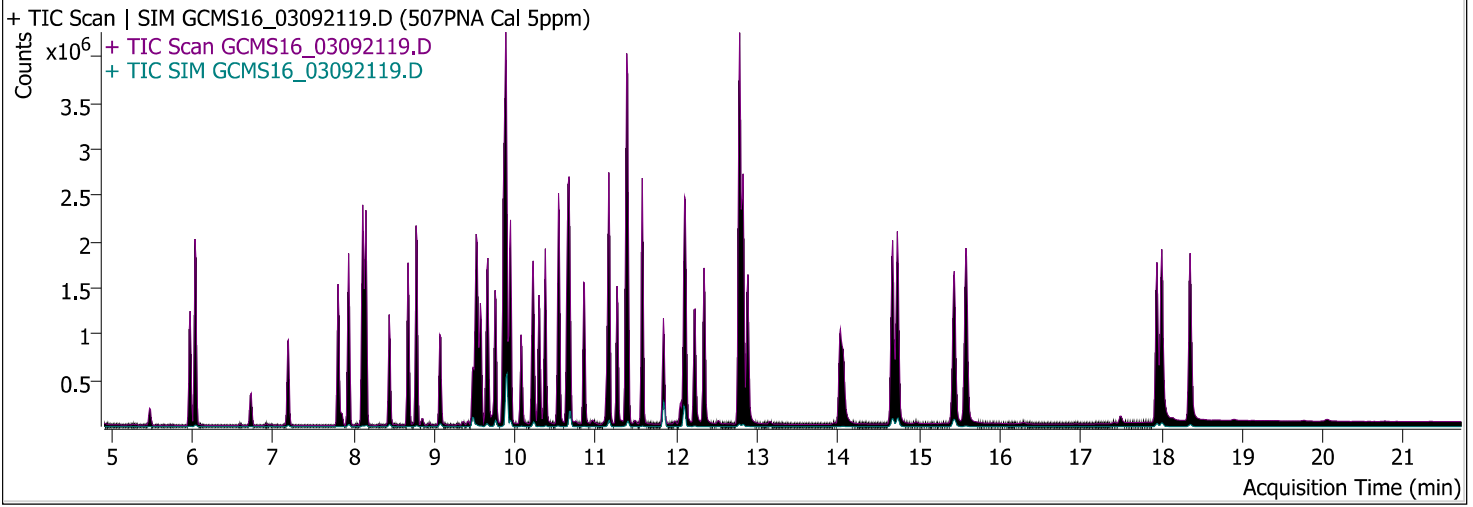


Batch Path	\\WSCIXIGCMS16\InstData\GCMS16\DATA\2021\030921_525.2\QuantResults\030921_525.2.batch.bin	Analyst Name	WECK\ryan.raymond
Analysis Time	3/10/2021 12:34:15 PM	Reporter Name	ryan.raymond
Report Time	3/10/2021 12:36:55 PM	Batch State	Processed
Last Calib Update	3/10/2021 10:39:20 AM	Quant Report Version	10.0
Quant Batch Version	10.0		

AnalysisInfo

Acq. Time	3/9/2021 7:39:05 PM	Data File	GCMS16_03092119.D
Sample Type	Cal	Sample Name	507PNA Cal 5ppm
Dilution	1	Acq. Method	525
Position	6	Inj Vol	1
DA Method File	507PNA 030921.m	Comment	1010641

Sample Chromatogram



Compound	ISTD	RT	Resp.	ISTD Resp.	Conc	Units	Accuracy
1,3 Dimethyl-2-Nitrobenzene	Acenaphthene-d10	5.976	316567	1149355	5.0511	mg/l	101.02
Naphthalene	Acenaphthene-d10	6.036	2091740	1149355	4.2908	mg/l	85.82
EPTC	Acenaphthene-d10	7.194	408790	1149355	4.9079	mg/l	98.16
Dimethyl phthalate	Acenaphthene-d10	7.808	1408568	1149355	4.8492	mg/l	96.98
Acenaphthylene	Acenaphthene-d10	7.938	1777218	1149355	5.0858	mg/l	101.72
Acenaphthene	Acenaphthene-d10	8.150	1161480	1149355	4.2517	mg/l	85.03
Molinate	Acenaphthene-d10	8.442	750042	1149355	4.9633	mg/l	99.27
Diethyl phthalate	Acenaphthene-d10	8.673	1417492	1149355	5.0928	mg/l	101.86
Fluorene	Acenaphthene-d10	8.774	1425752	1149355	4.6517	mg/l	93.03
Chlorpropham	Acenaphthene-d10	9.066	331766	1149355	4.4024	mg/l	88.05
Dimethoate	Acenaphthene-d10	9.479	275811	1149355	4.8514	mg/l	97.03
Prometon	Chrysene-d12	9.509	340073	1819566	4.9346	mg/l	98.69
Simazine	Chrysene-d12	9.529	358109	1819566	4.8696	mg/l	97.39
Atrazine	Acenaphthene-d10	9.569	210581	1149355	4.4029	mg/l	88.06
Pentachlorophenol	Chrysene-d12	9.650	255652	1819566	4.4678	mg/l	89.36
Pentachloronitrobenzene	Phenanthrene-d10	9.660	158629	2098868	4.8900	mg/l	97.80
Diazinon (Dimpylate)	Chrysene-d12	9.750	261933	1819566	4.5973	mg/l	91.95
Terbacil	Phenanthrene-d10	9.891	135174	2098868	4.3747	mg/l	87.49
Phenanthrene	Phenanthrene-d10	9.881	1980351	2098868	4.6896	mg/l	93.79
Disulfoton	Phenanthrene-d10	9.891	156961	2098868	4.6923	mg/l	93.85
Anthracene	Phenanthrene-d10	9.942	1876396	2098868	4.7382	mg/l	94.76
Caffeine	Phenanthrene-d10	10.072	577748	2098868	4.7350	mg/l	94.70
Acetochlor	Chrysene-d12	10.213	198185	1819566	4.6161	mg/l	92.32
Metribuzin	Chrysene-d12	10.233	357271	1819566	4.6102	mg/l	92.20
Alachlor	Chrysene-d12	10.294	270723	1819566	4.7174	mg/l	94.35
Prometryn	Chrysene-d12	10.374	522640	1819566	5.1895	mg/l	103.79

Quantitative Analysis Results With Qualifier Ratio Report



Compound	ISTD	RT	Resp.	ISTD Resp.	Conc	Units	Accuracy
Bromacil	Chrysene-d12	10.535	42503	1819566	4.4910	mg/l	89.82
Di-n-butyl phthalate	Phenanthrene-d10	10.545	2332427	2098868	4.7546	mg/l	95.09
Metolachlor	Chrysene-d12	10.646	839846	1819566	4.5509	mg/l	91.02
Cyanazine	Phenanthrene-d10	10.656	91814	2098868	4.8722	mg/l	97.44
Thiobencarb	Chrysene-d12	10.676	1021857	1819566	4.6854	mg/l	93.71
Diphenamide	Phenanthrene-d10	10.858	769722	2098868	4.8708	mg/l	97.42
Captan	Phenanthrene-d10	11.129	34702	2098868	4.3175	mg/l	86.35
Fluoranthene	Phenanthrene-d10	11.160	2249640	2098868	4.7530	mg/l	95.06
Butachlor	Chrysene-d12	11.260	335337	1819566	4.5905	mg/l	91.81
Pyrene	Phenanthrene-d10	11.391	2215000	2098868	4.5609	mg/l	91.22
Terphenyl-d14	Chrysene-d12	11.572	1753870	1819566	4.7882	mg/l	95.76
Ethion	Chrysene-d12	11.834	358069	1819566	5.0244	mg/l	100.49
Trithion (carbofenotion)	Chrysene-d12	12.086	448945	1819566	4.9259	mg/l	98.52
Butyl benzyl phthalate	Phenanthrene-d10	12.106	552911	2098868	4.4296	mg/l	88.59
Bis(2-ethylhexyl)adipate	Phenanthrene-d10	12.226	645013	2098868	4.6210	mg/l	92.42
TPP	Phenanthrene-d10	12.337	543065	2098868	5.2712	mg/l	105.42
Benzo [a] anthracene	Phenanthrene-d10	12.770	2143983	2098868	5.1078	mg/l	102.16
Chrysene	Chrysene-d12	12.820	2079219	1819566	4.4032	mg/l	88.06
Bis(2-ethylhexyl)phthalate	Phenanthrene-d10	12.881	1201293	2098868	4.3891	mg/l	87.78
Di-n-octyl phthalate	Chrysene-d12	14.028	122657	1819566	4.5258	mg/l	90.52
Benzo [b] fluoranthene	Chrysene-d12	14.673	2144384	1819566	4.4647	mg/l	89.29
Benzo [k] fluoranthene	Chrysene-d12	14.733	2287339	1819566	4.7755	mg/l	95.51
Benzo[a] pyrene	Chrysene-d12	15.438	1958826	1819566	4.7492	mg/l	94.98
Perylene-d12	Chrysene-d12	15.578	2092672	1819566	5.1243	mg/l	102.49
Indeno [1,2,3-cd] pyrene	Chrysene-d12	17.944	1730709	1819566	4.2988	mg/l	85.98
Dibenz [a,h] anthracene	Chrysene-d12	18.004	1850550	1819566	4.3842	mg/l	87.68
Benzo [g,h,i] perylene	Chrysene-d12	18.357	1904700	1819566	4.5252	mg/l	90.50

Quantitative Analysis Results With Qualifier Ratio Report



Compound	CAS#	RT	RR	Conc	Transition	(Min-Max)	Q-Ratio
1,3 Dimethyl-2-Nitrobenzene		5.976	0.2754	5.0511	134.1		
					103.0	38.5 - 57.7	50.2
					151.0	33.2 - 49.8	41.5
Naphthalene		6.036	1.8199	4.2908	128.0		
					129.0	8.9 - 13.3	11.0
EPTC		7.194	0.3557	4.9079	128.0		
					86.0	51.1 - 76.7	62.9
					189.0	18.3 - 27.4	23.3
Dimethyl phthalate		7.808	1.2255	4.8492	163.0		
					77.0	13.6 - 20.4	16.5
					194.0	5.6 - 8.3	6.6
Acenaphthylene		7.938	1.5463	5.0858	152.0		
					151.0	15.8 - 23.7	19.6
					76.0	7.7 - 11.5	9.1
Acenaphthene		8.150	1.0105	4.2517	154.0		
					153.0	81.5 - 122.3	104.6
					152.0	39.6 - 59.3	49.7
Molinate		8.442	0.6526	4.9633	126.0		
					55.0	43.3 - 64.9	53.3
					187.0	16.9 - 25.4	21.1
Diethyl phthalate		8.673	1.2333	5.0928	149.0		
					177.0	19.2 - 28.9	23.8
					150.0	9.9 - 14.8	12.3
Fluorene		8.774	1.2405	4.6517	166.0		
					165.0	72.7 - 109.1	90.9
Chlorpropham		9.066	0.2887	4.4024	127.0		
					213.0	30.5 - 45.7	40.8
					171.0	19.9 - 29.9	27.0
Dimethoate		9.479	0.2400	4.8514	87.0		
					125.0	56.6 - 84.8	64.5
					93.0	53.7 - 80.5	65.6
Prometon		9.509	0.1869	4.9346	210.0		
					225.0	69.6 - 104.4	87.5
					168.0	60.5 - 90.8	73.6
Simazine	122-77-6	9.529	0.1968	4.8696	201.0		
					186.0	47.4 - 71.0	59.1
					173.0	33.3 - 50.0	42.1
Atrazine		9.569	0.1832	4.4029	215.0		
					200.0	158.8 - 238.2	193.7
					58.0	61.4 - 92.0	67.7
Pentachlorophenol		9.650	0.1405	4.4678	265.7		
					267.7	51.7 - 77.5	64.3
					166.8	36.2 - 54.3	46.5
Pentachloronitrobenzene		9.660	0.0756	4.8900	237.0		
					249.0	56.3 - 84.4	64.5
					295.0	51.3 - 76.9	53.2
Diazinon (Dimpylate)		9.750	0.1440	4.5973	137.0		
					179.0	74.0 - 111.0	95.8
					152.0	50.9 - 76.4	65.3
Terbacil		9.891	0.0644	4.3747	117.0		
					162.0	69.6 - 104.4	84.2
					57.0	50.0 - 74.9	61.4
Phenanthrene		9.881	0.9435	4.6896	178.0		
					176.0	15.2 - 22.8	19.3
					179.0	13.0 - 19.5	15.6

Quantitative Analysis Results With Qualifier Ratio Report



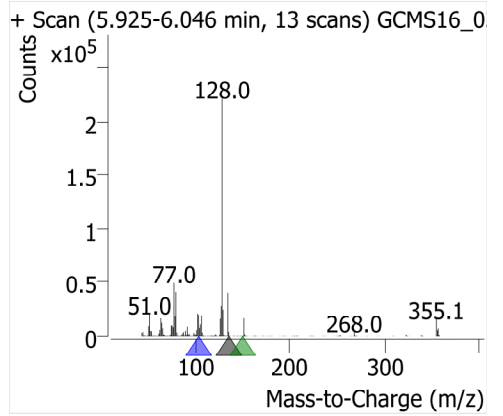
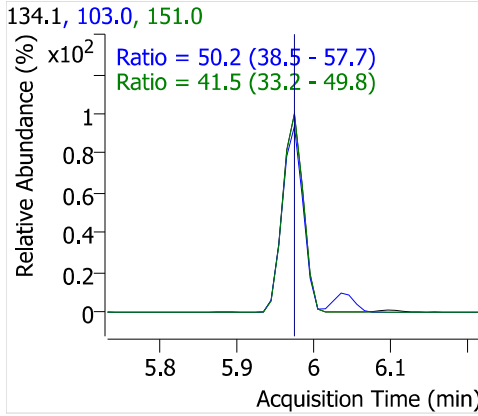
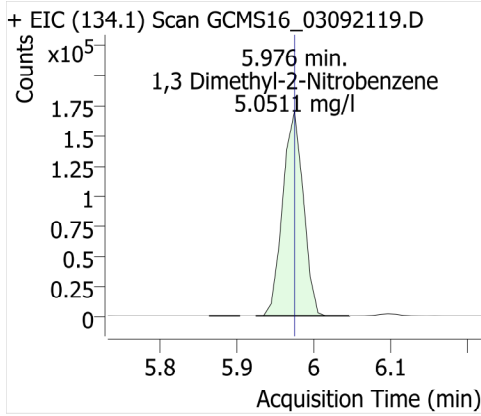
Compound	CAS#	RT	RR	Conc	Transition	(Min-Max)	Q-Ratio
Disulfoton		9.891	0.0748	4.6923	97.0		
					61.0	64.6 - 97.0	75.4
					125.0	55.5 - 83.3	63.0
Anthracene		9.942	0.8940	4.7382	178.0		
					176.0	15.0 - 22.5	18.6
					179.0	12.6 - 19.0	15.6
Caffeine		10.072	0.2753	4.7350	194.0		
					109.0	37.1 - 55.7	46.8
					67.0	22.2 - 33.3	27.2
Acetochlor		10.213	0.1089	4.6161	146.0		
					162.0	61.8 - 92.7	82.2
					223.0	44.9 - 67.4	63.0
Metribuzin		10.233	0.1963	4.6102	198.0		
					144.0	19.5 - 29.3	23.3
					199.0	15.8 - 23.8	20.3
Alachlor	15972-60-8	10.294	0.1488	4.7174	160.1		
					188.1	65.9 - 98.9	85.5
					237.0	16.0 - 24.0	22.4
Prometryn		10.374	0.2872	5.1895	241.0		
					184.0	69.5 - 104.3	80.9
					226.0	47.2 - 70.8	57.9
Bromacil		10.535	0.0234	4.4910	164.0		
					190.0	88.9 - 133.4	107.5
					162.0	86.2 - 129.3	108.4
Di-n-butyl phthalate		10.545	1.1113	4.7546	149.0		
					150.0	7.7 - 11.5	9.2
					104.0	4.3 - 6.4	4.2
Metolachlor		10.646	0.4616	4.5509	162.0		
					238.0	39.6 - 59.4	52.0
					146.0	12.7 - 19.0	15.8
Cyanazine		10.656	0.0437	4.8722	68.0		
					225.0	82.3 - 123.4	110.3
					241.0	20.0 - 30.1	31.2
Thiobencarb	028249-77-6	10.676	0.5616	4.6854	100.1		
					72.1	36.5 - 54.7	45.0
					125.0	22.8 - 34.2	27.9
Diphenamide		10.858	0.3667	4.8708	167.0		
					239.0	17.9 - 26.9	23.4
					152.0	16.0 - 24.0	19.5
Captan		11.129	0.0165	4.3175	117.0		
					149.0	153.6 - 230.5	184.5
					264.0	29.2 - 43.8	36.8
Fluoranthene		11.160	1.0718	4.7530	202.0		
					203.0	14.0 - 21.1	18.0
					101.0	9.2 - 13.7	11.4
Butachlor		11.260	0.1843	4.5905	176.0		
					160.0	63.8 - 95.7	79.4
					57.0	41.6 - 62.4	51.6
Pyrene		11.391	1.0553	4.5609	202.0		
					200.0	16.6 - 24.9	20.6
					203.0	16.0 - 24.0	17.6
Terphenyl-d14		11.572	0.9639	4.7882	244.2		
					243.0	18.2 - 27.3	22.7

Quantitative Analysis Results With Qualifier Ratio Report

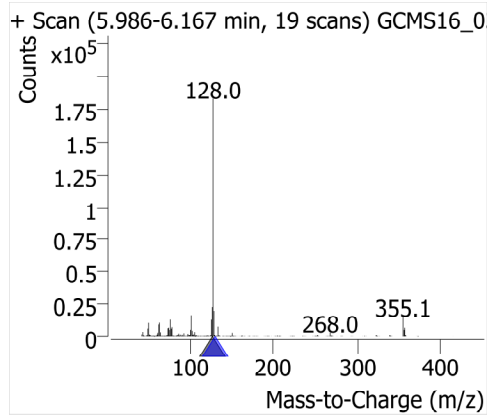
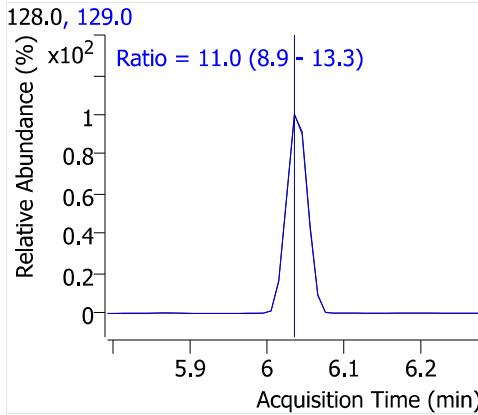
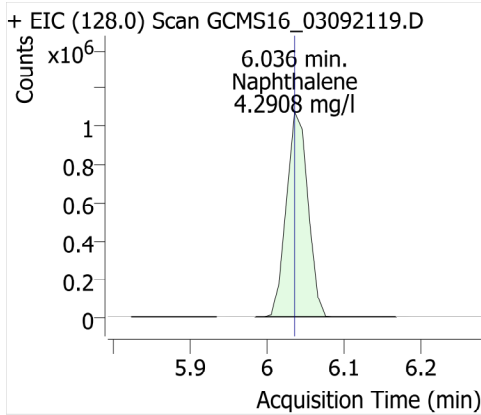


Compound	CAS#	RT	RR	Conc	Transition	(Min-Max)	Q-Ratio
Ethion		11.834	0.1968	5.0244	122.0	8.9 - 13.3	11.2
					231.0		
					153.0	51.5 - 77.3	61.1
Trithion (carbofenotion)		12.086	0.2467	4.9259	125.0	42.8 - 64.1	48.2
					157.0		
					342.0	20.4 - 30.6	27.2
Butyl benzyl phthalate		12.106	0.2634	4.4296	199.0	17.4 - 26.2	22.3
					91.0		
					149.0	134.5 - 201.7	170.3
Bis(2-ethylhexyl)adipate		12.226	0.3073	4.6210	206.0	32.3 - 48.5	40.4
					129.0		
					57.0	28.5 - 42.7	35.2
TPP		12.337	0.2587	5.2712	147.0	16.9 - 25.3	20.8
					326.1		
					215.0	21.2 - 31.8	25.6
Benzo [a] anthracene		12.770	1.0215	5.1078	169.0	20.4 - 30.6	25.0
					228.0		
					226.0	19.7 - 29.6	26.2
Chrysene		12.820	1.1427	4.4032	229.0	16.6 - 24.9	20.0
					228.0		
					226.0	23.9 - 35.9	28.4
Bis(2-ethylhexyl)phthalate		12.881	0.5724	4.3891	229.0	16.1 - 24.2	19.7
					149.0		
					167.0	26.3 - 39.5	33.2
Di-n-octyl phthalate		14.028	0.0674	4.5258	279.0	7.3 - 11.0	9.3
					279.0		
					167.0	30.9 - 46.3	35.9
Benzo [b] fluoranthene		14.673	1.1785	4.4647	261.0	13.8 - 20.7	16.4
					252.0		
					253.0	17.9 - 26.8	22.1
Benzo [k] fluoranthene		14.733	1.2571	4.7755	126.0	11.1 - 16.6	13.8
					252.0		
					253.0	17.5 - 26.3	21.8
Benzo[a] pyrene		15.438	1.0765	4.7492	126.0	11.8 - 17.7	15.1
					252.0		
					250.0	18.7 - 28.1	23.2
Perylene-d12		15.578	1.1501	5.1243	126.0	12.1 - 18.2	14.8
					264.0		
					260.0	18.3 - 27.4	22.8
Indeno [1,2,3-cd] pyrene		17.944	0.9512	4.2988	132.0	14.2 - 21.3	17.9
					276.0		
					277.0	19.1 - 28.6	24.0
Dibenz [a,h] anthracene		18.004	1.0170	4.3842	138.0	16.4 - 24.5	19.5
					278.0		
					279.0	19.2 - 28.8	24.1
Benzo [g,h,i] perylene		18.357	1.0468	4.5252	139.0	12.9 - 19.4	16.4
					276.0		
					277.0	18.9 - 28.3	24.0
					138.0	18.7 - 28.1	22.1

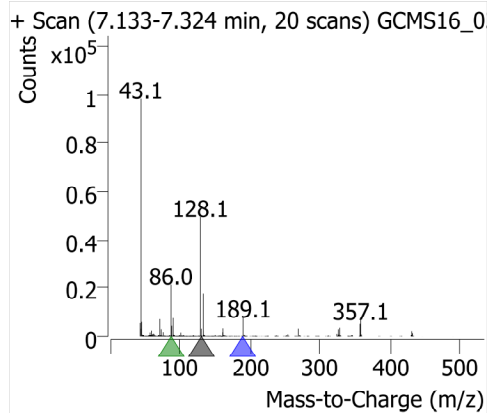
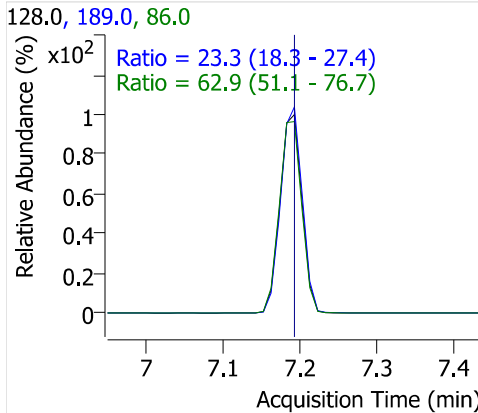
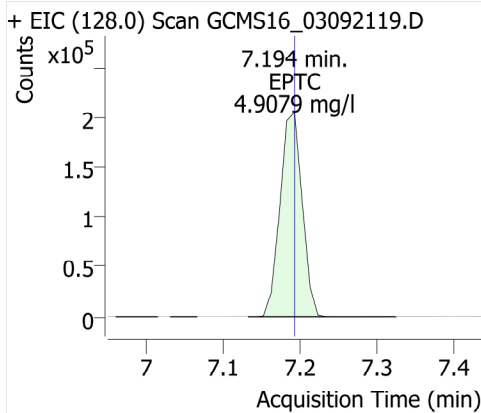
1,3 Dimethyl-2-Nitrobenzene



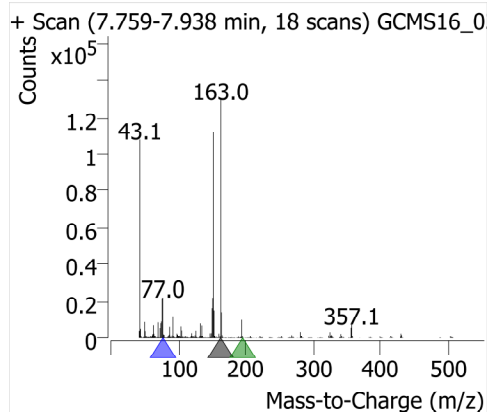
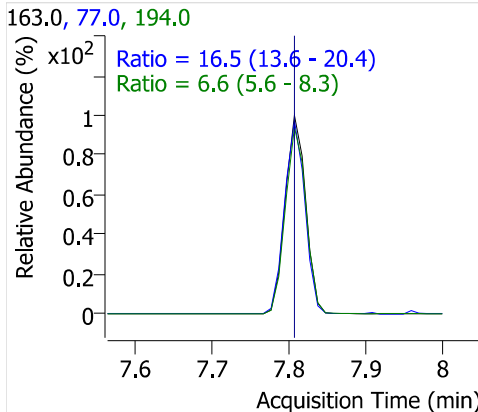
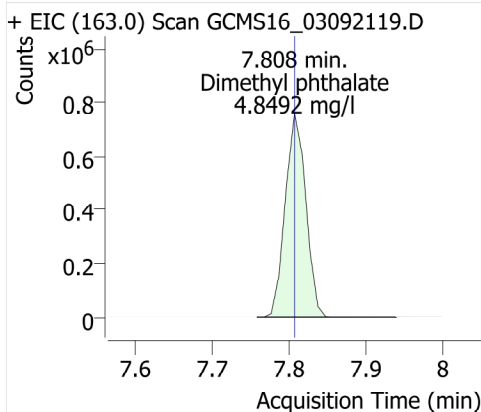
Naphthalene



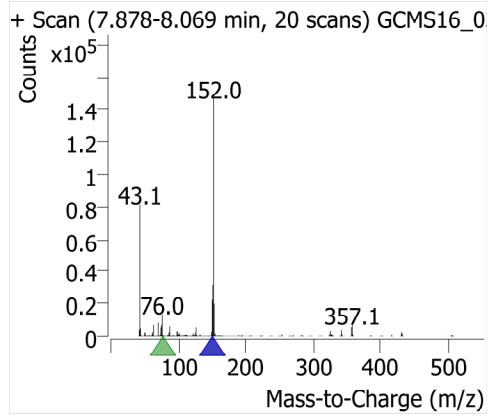
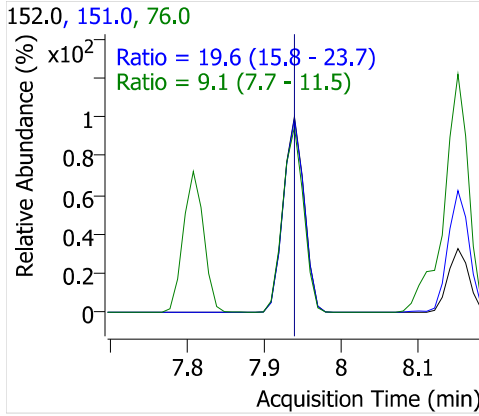
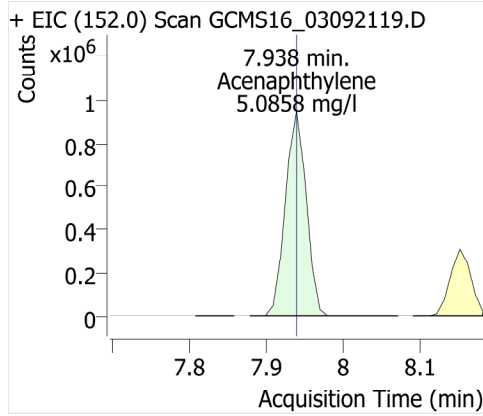
EPTC



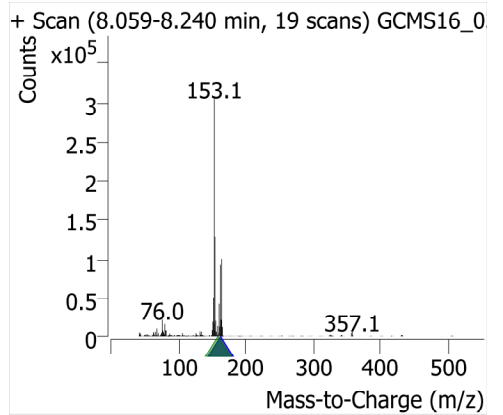
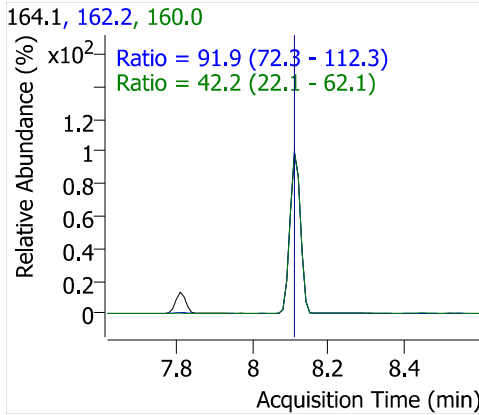
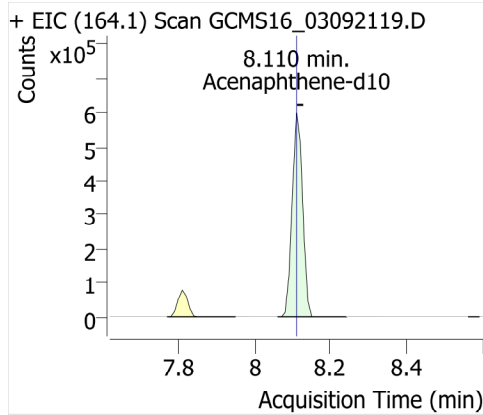
Dimethyl phthalate



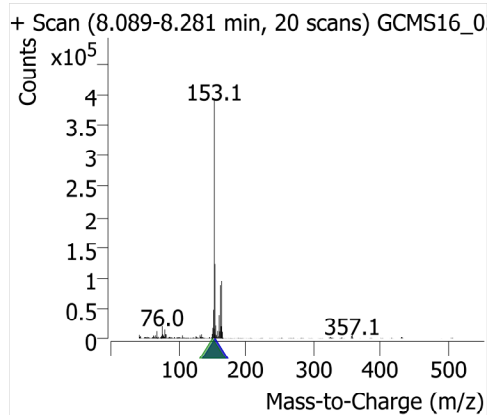
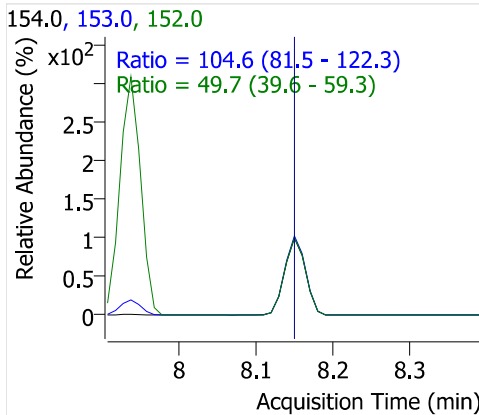
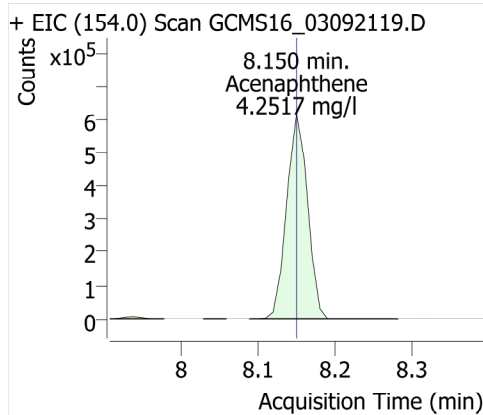
Acenaphthylene



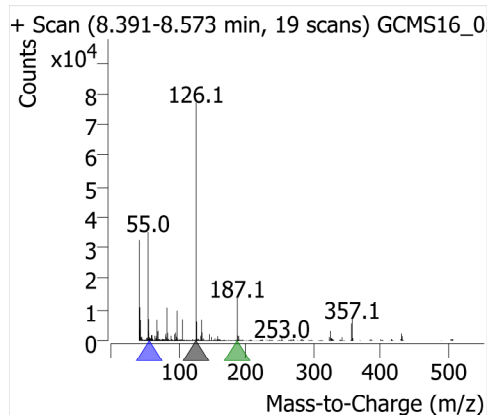
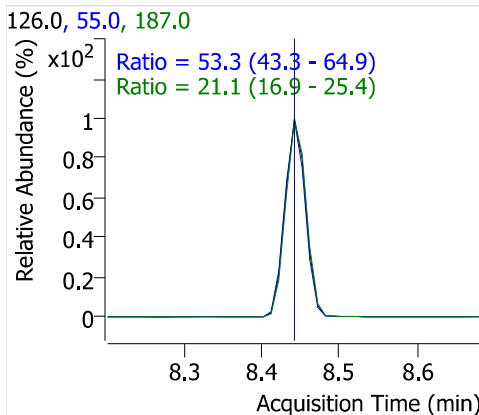
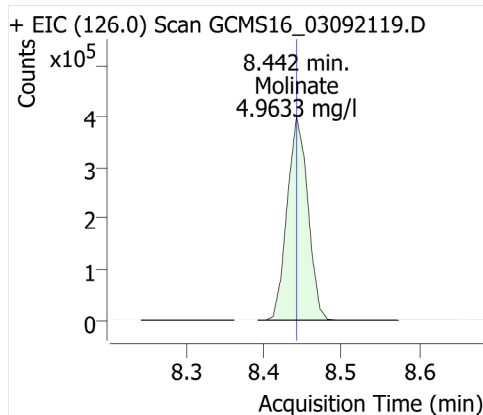
Acenaphthene-d10



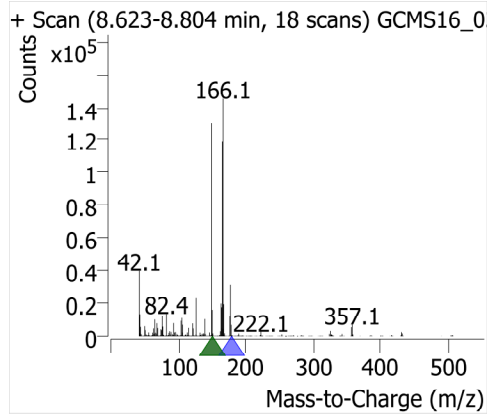
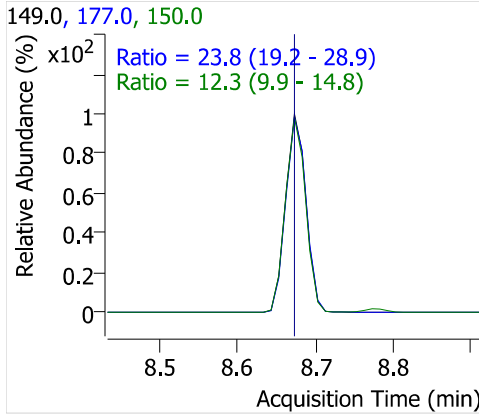
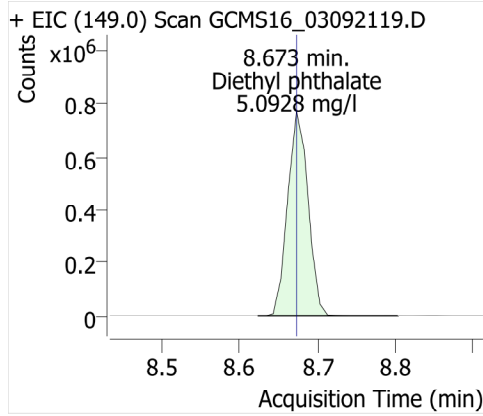
Acenaphthene



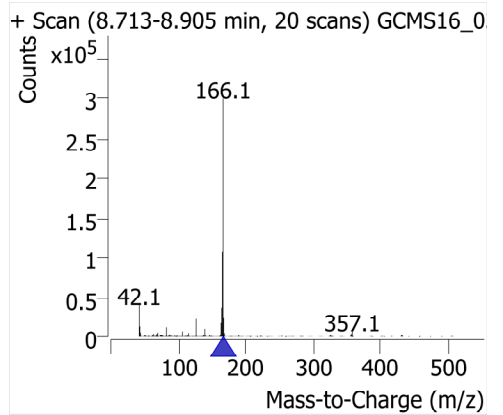
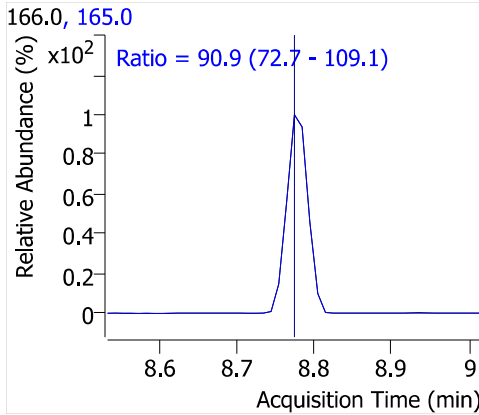
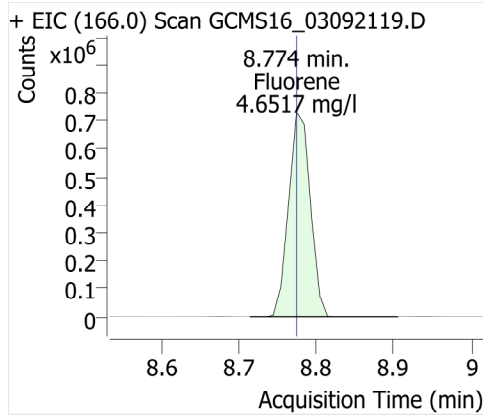
Molinate



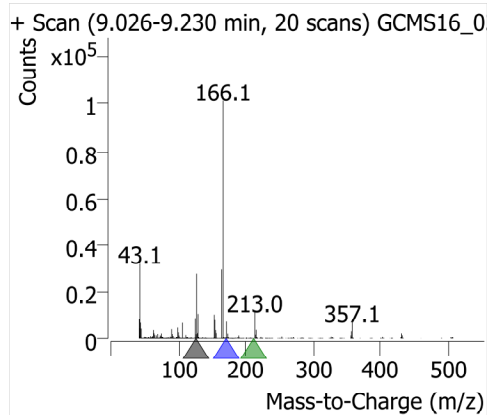
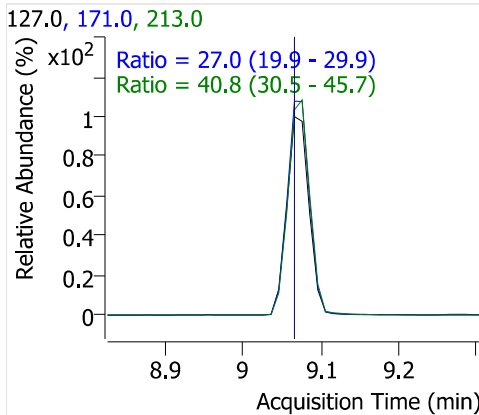
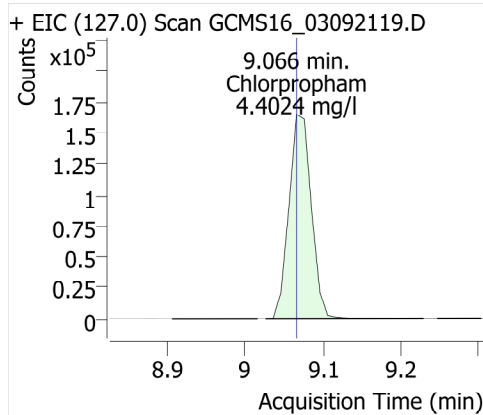
Diethyl phthalate



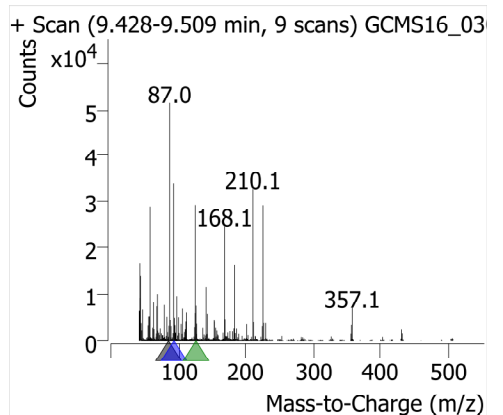
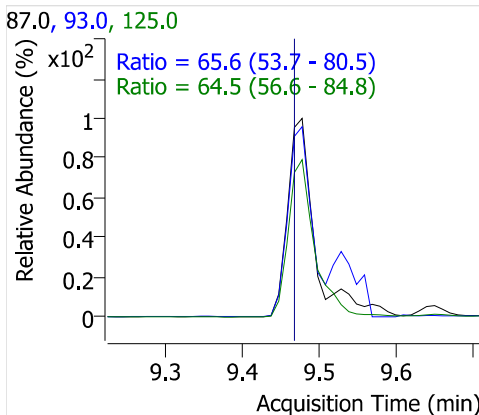
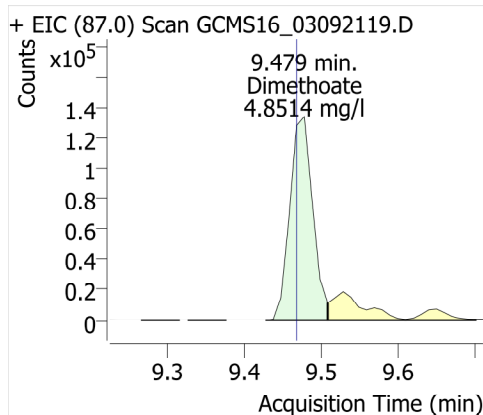
Fluorene



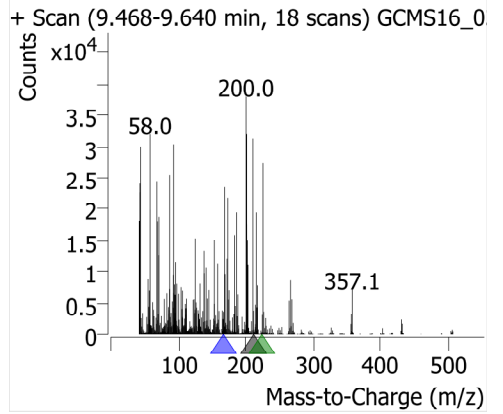
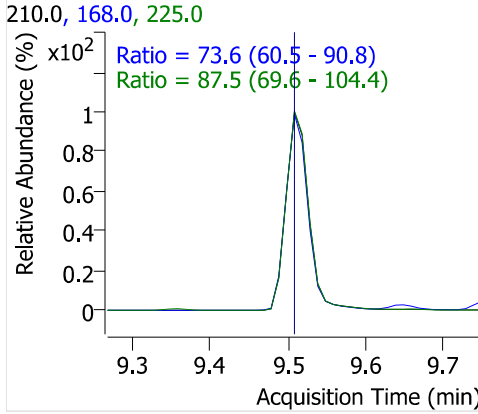
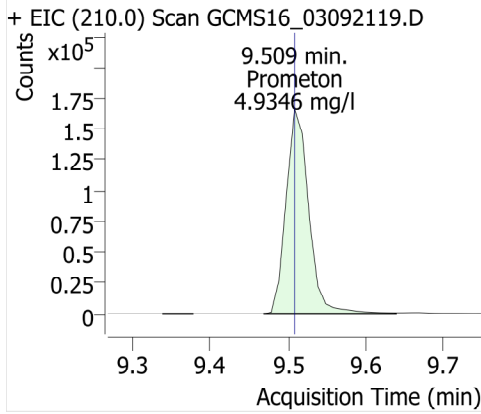
Chlorpropham



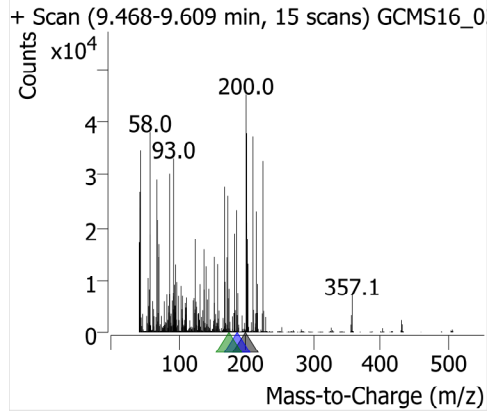
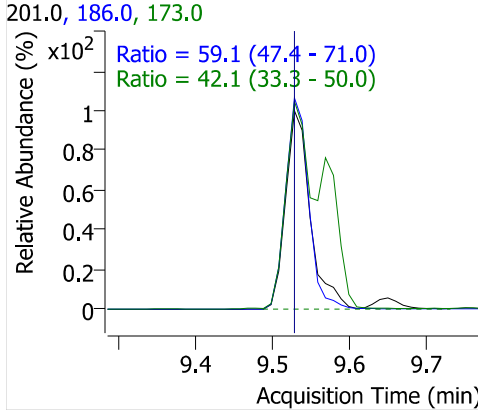
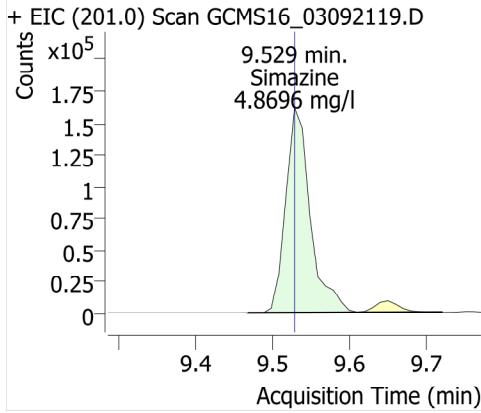
Dimethoate



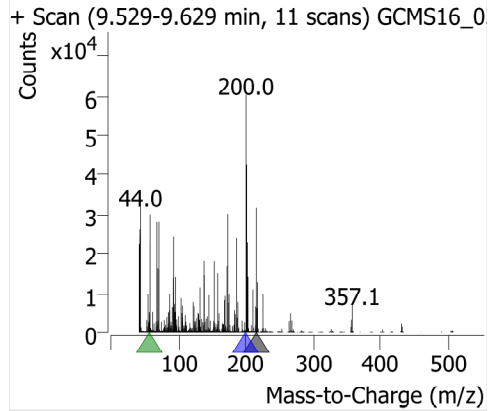
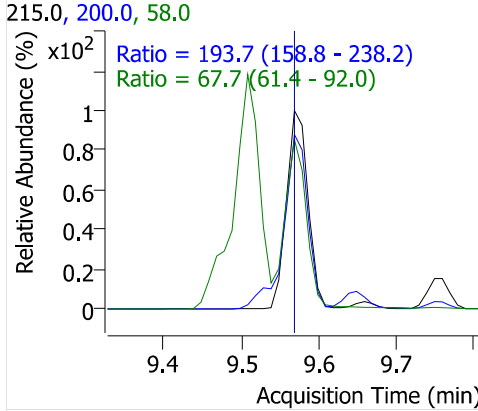
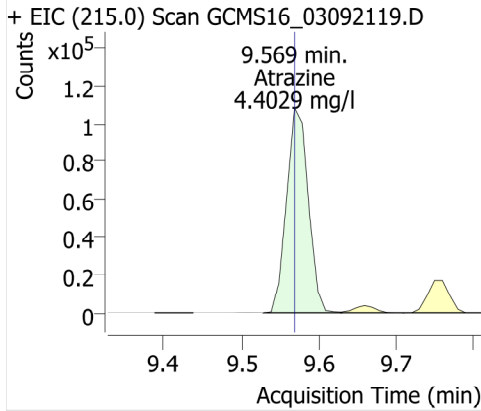
Prometon



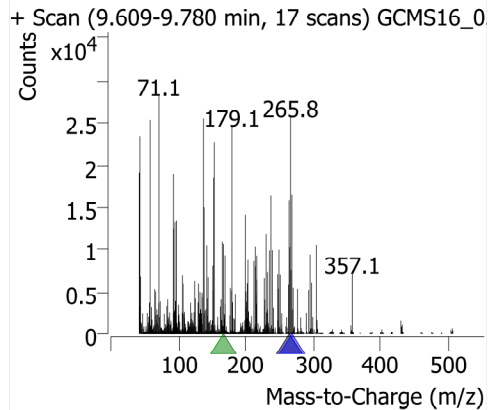
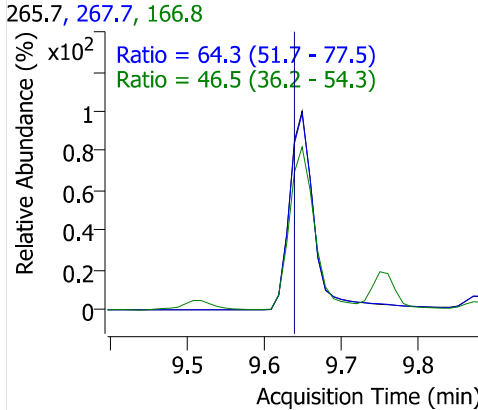
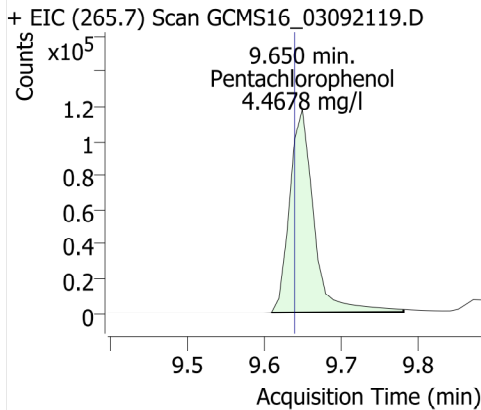
Simazine



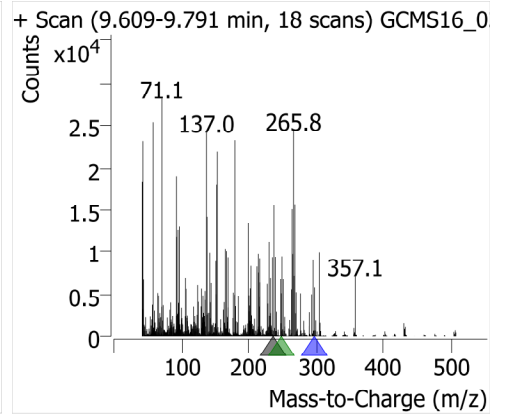
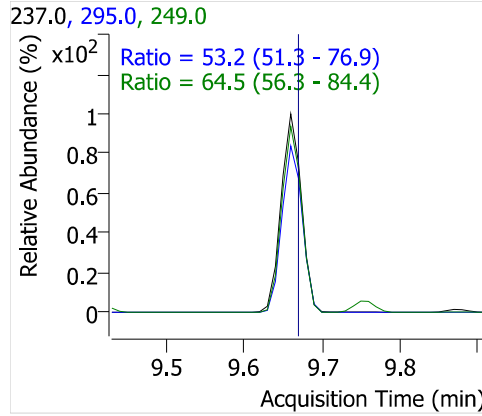
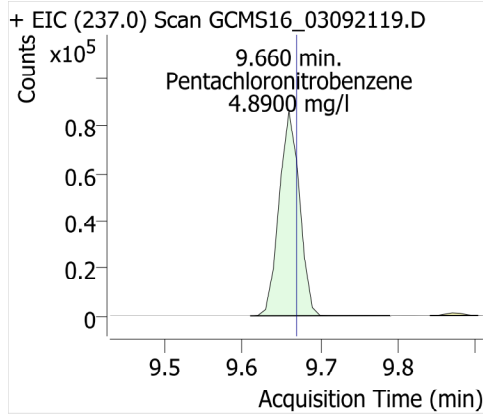
Atrazine



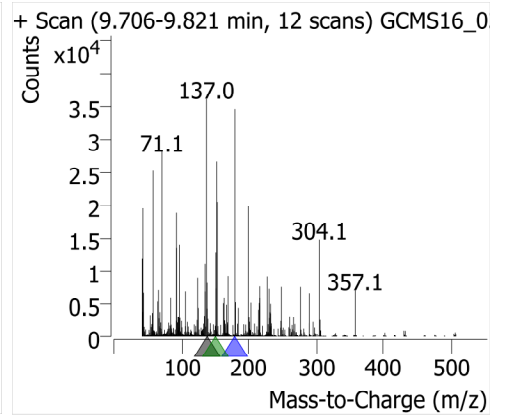
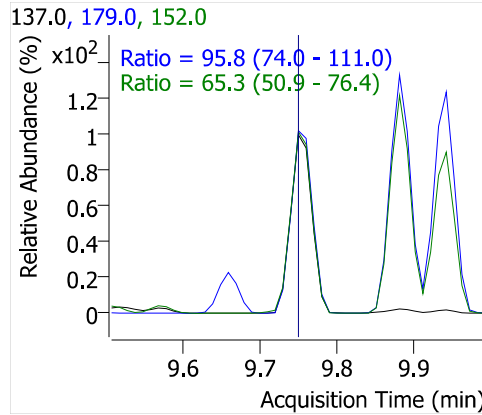
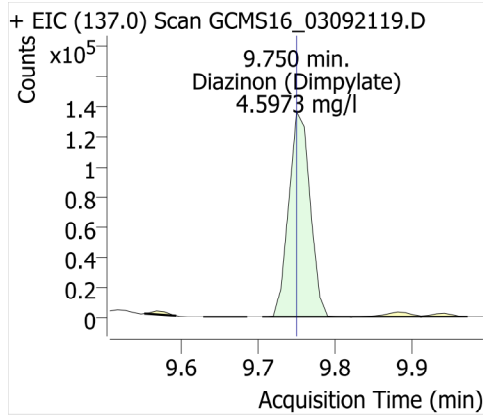
Pentachlorophenol



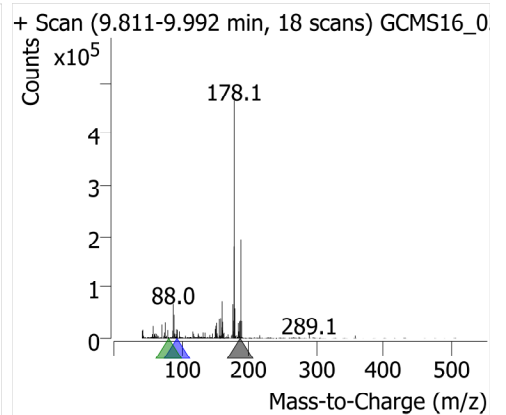
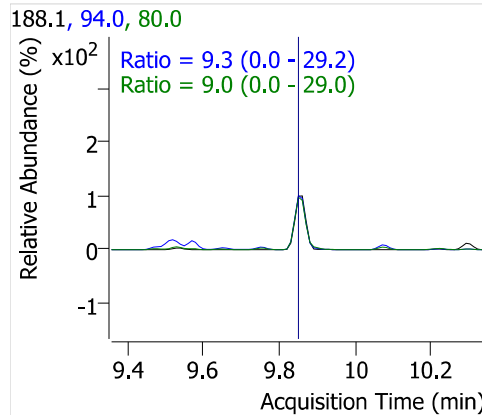
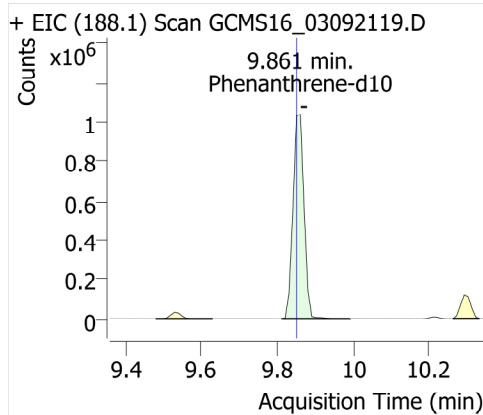
Pentachloronitrobenzene



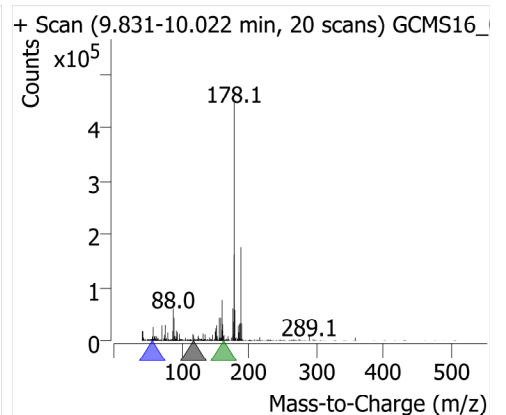
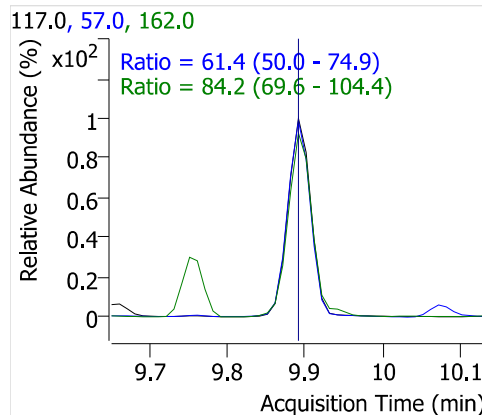
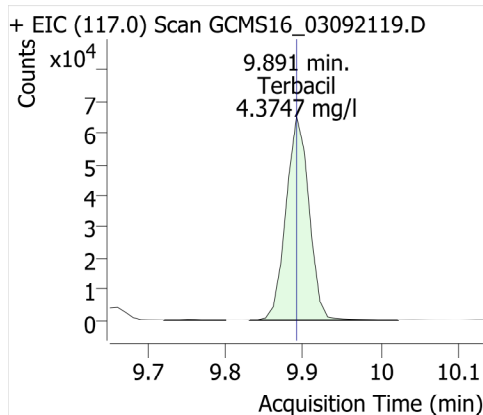
Diazinon (Dimpylate)



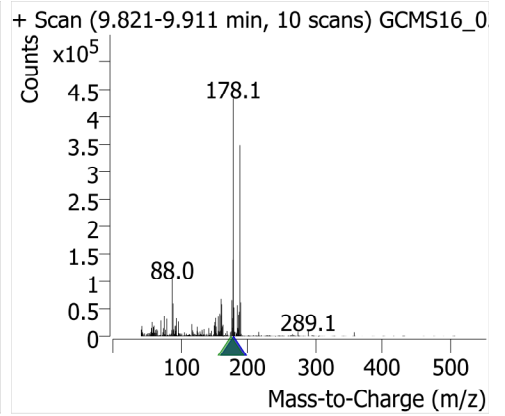
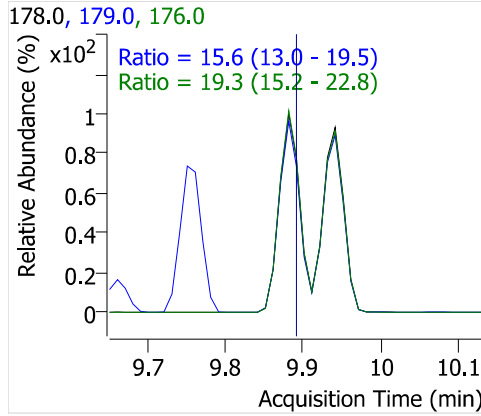
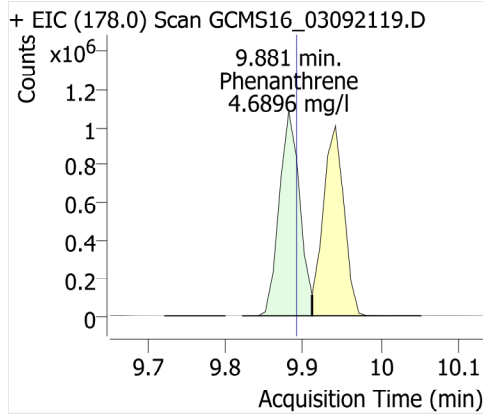
Phenanthrene-d10



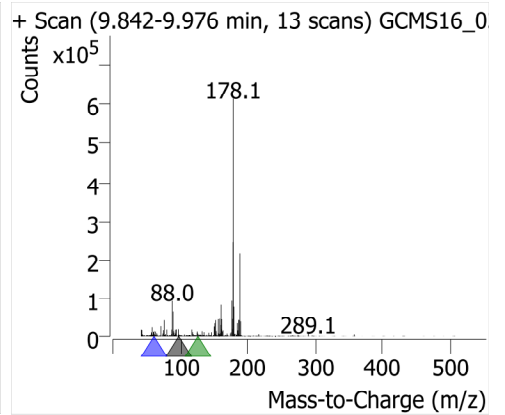
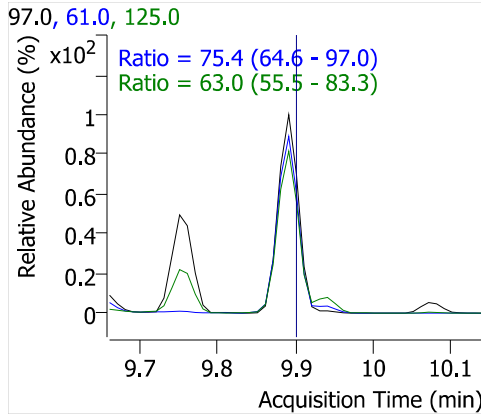
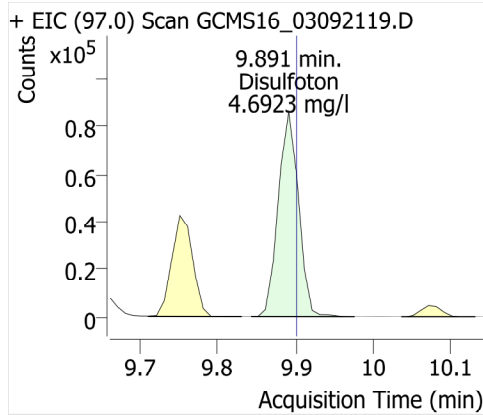
Terbacil



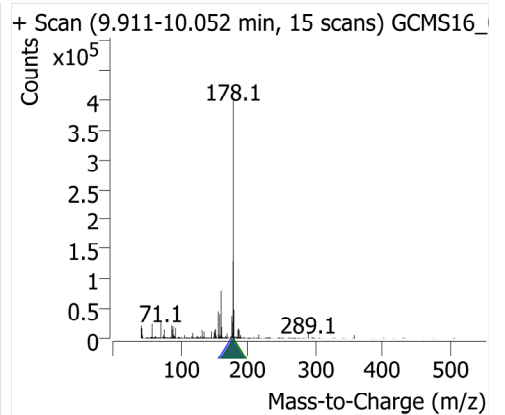
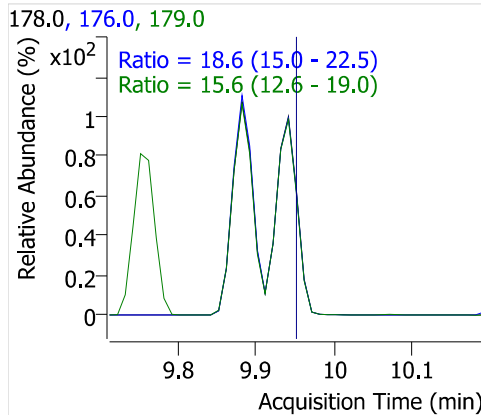
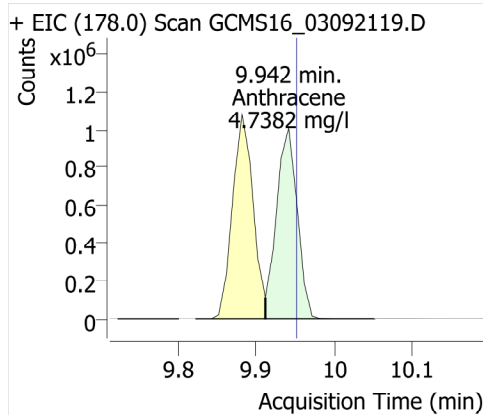
Phenanthrene



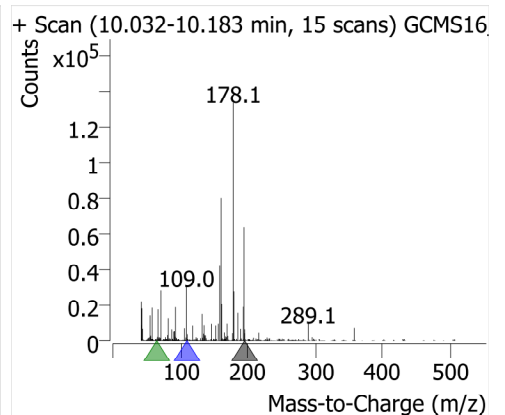
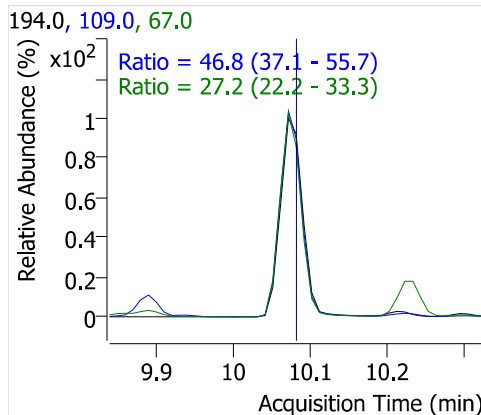
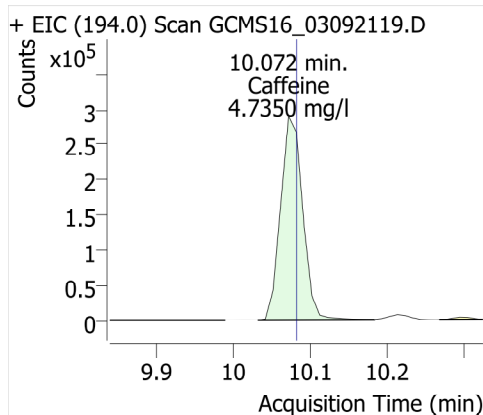
Disulfoton



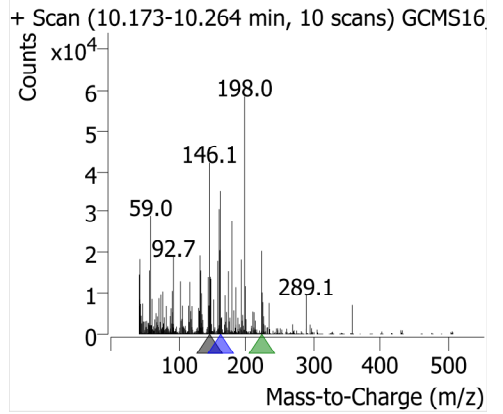
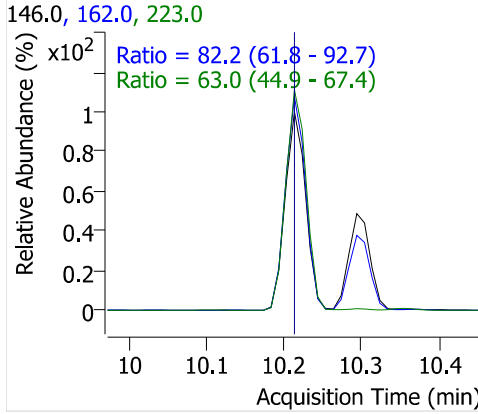
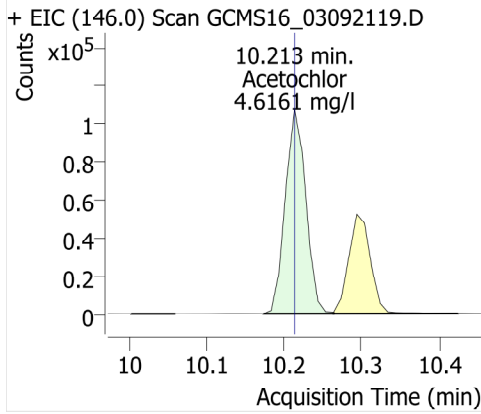
Anthracene



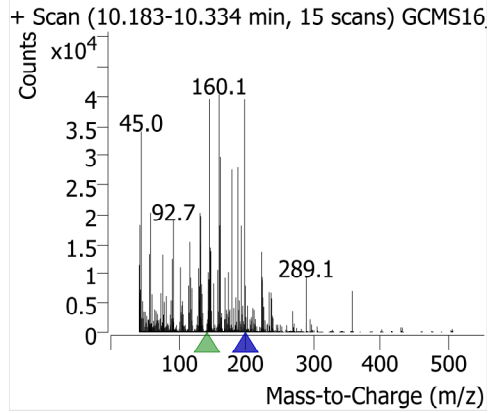
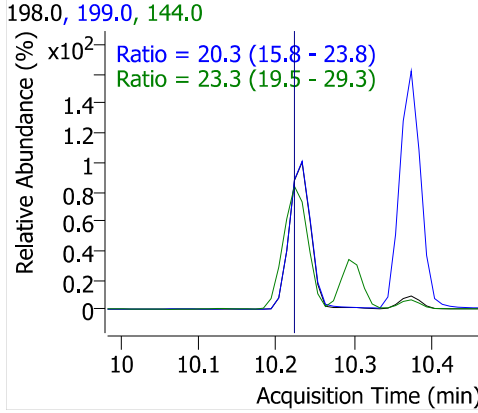
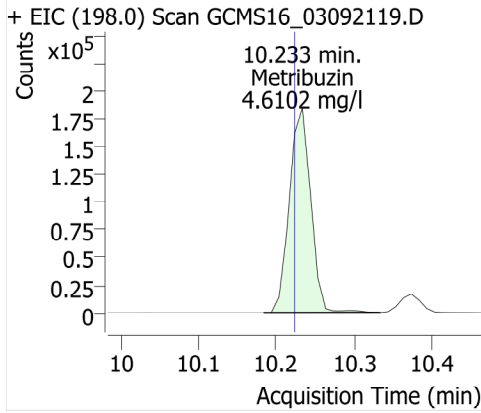
Caffeine



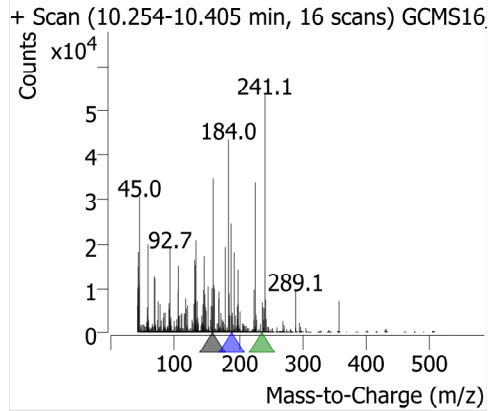
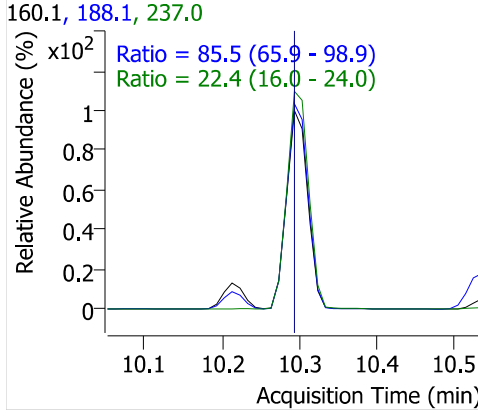
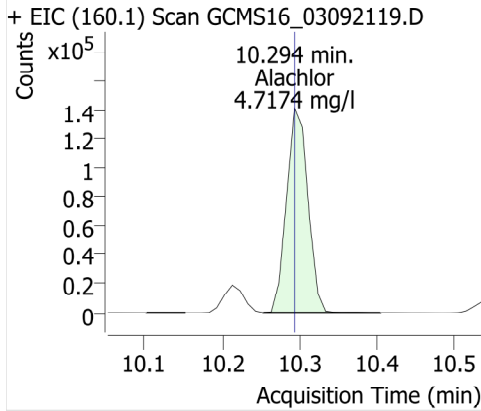
Acetochlor



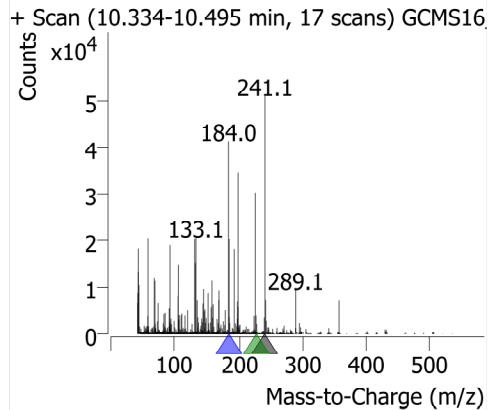
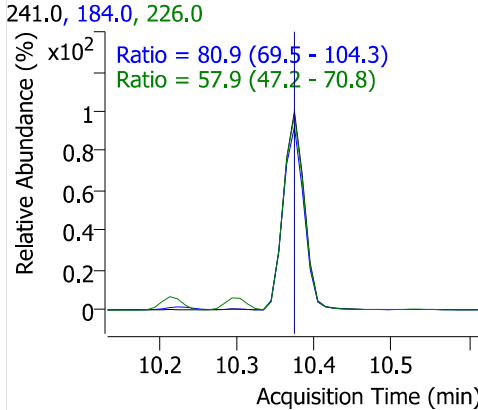
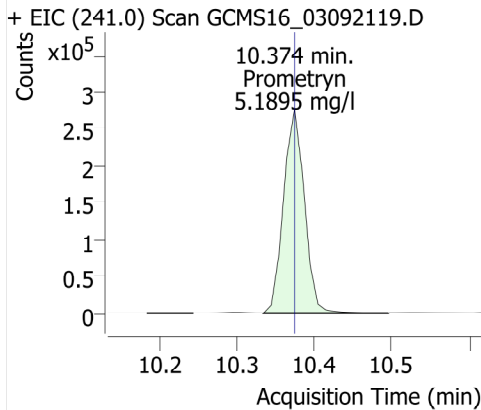
Metribuzin



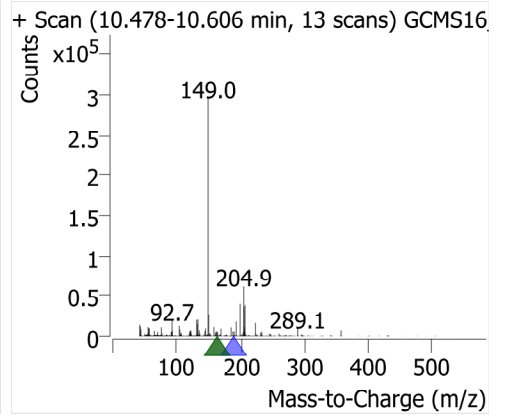
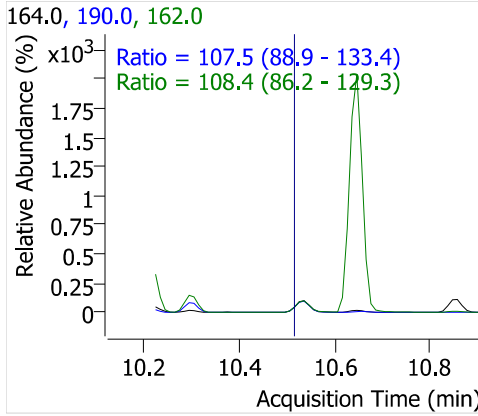
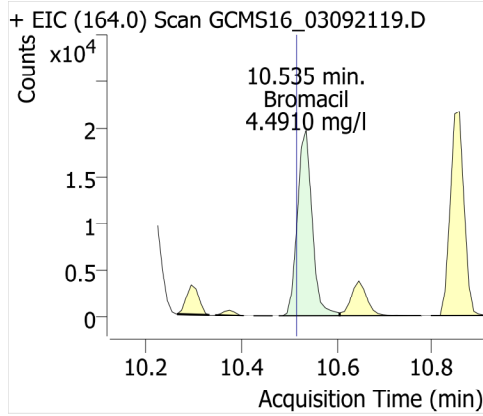
Alachlor



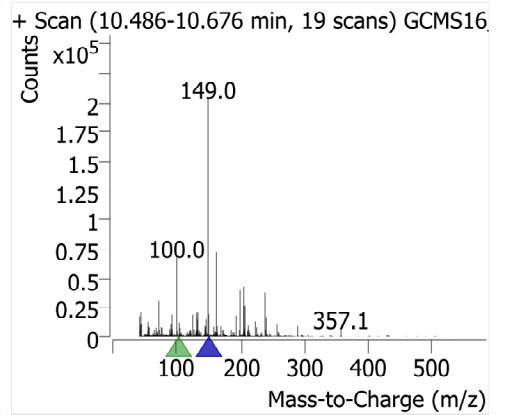
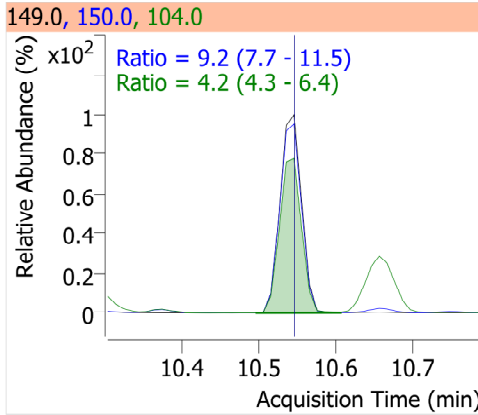
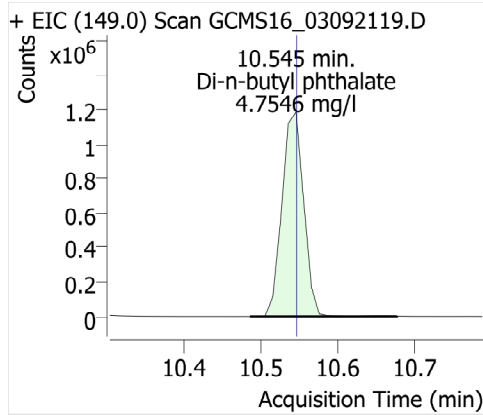
Prometryn



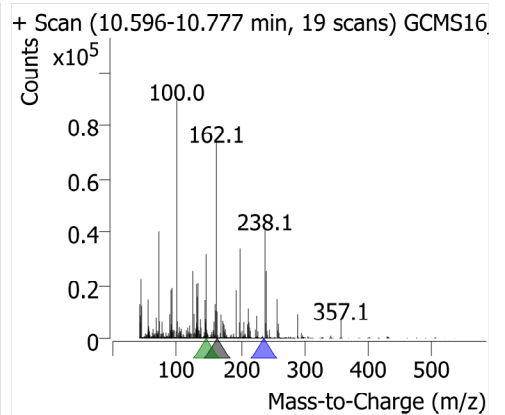
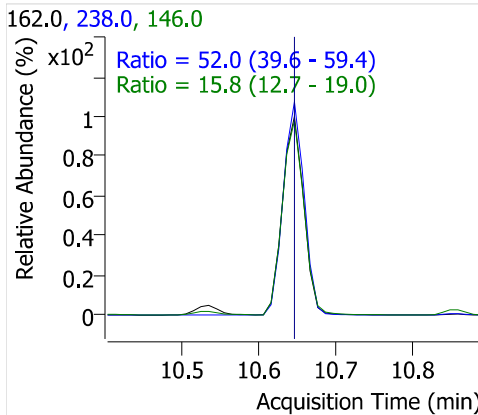
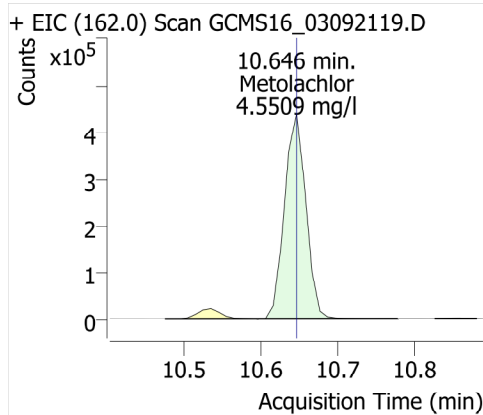
Bromacil



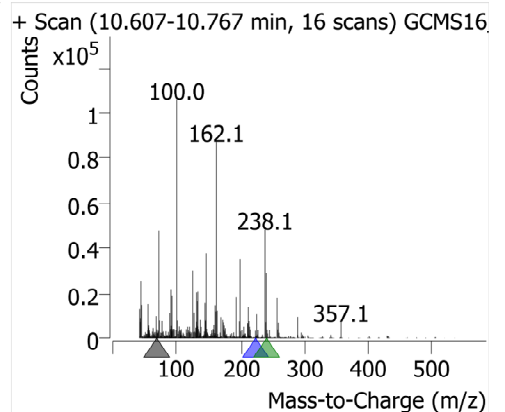
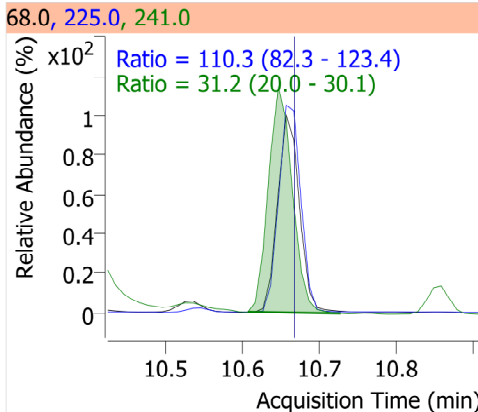
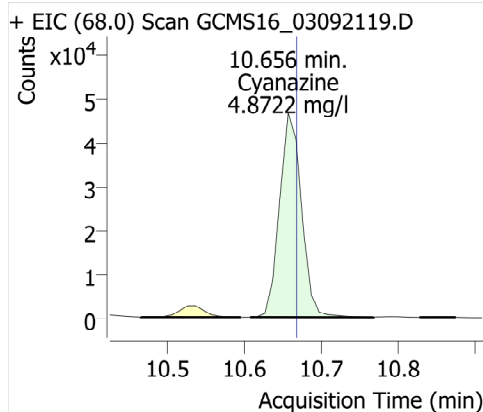
Di-n-butyl phthalate



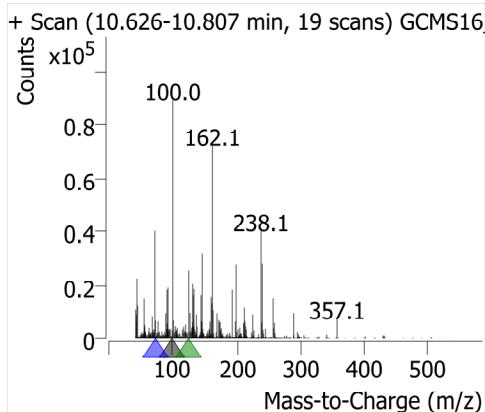
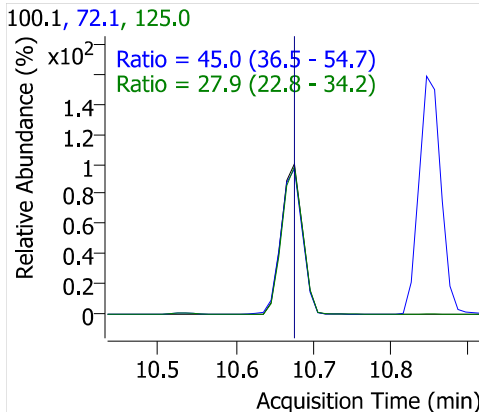
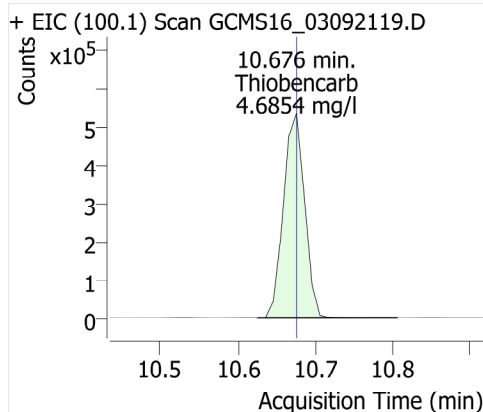
Metolachlor



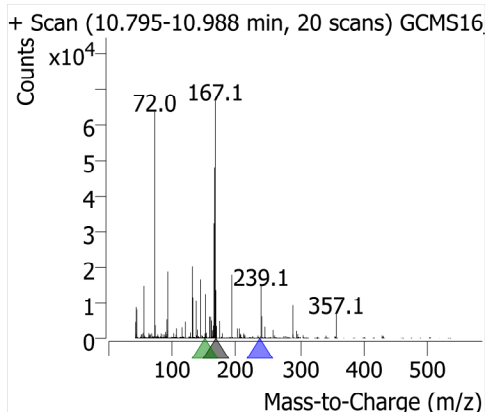
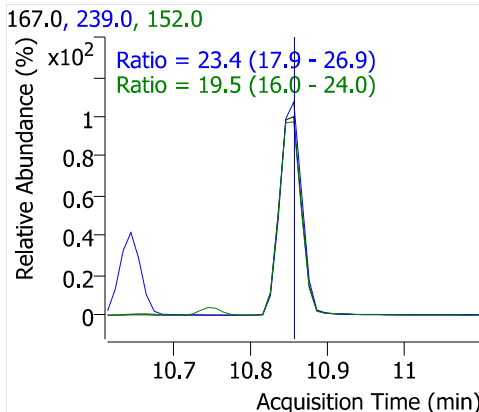
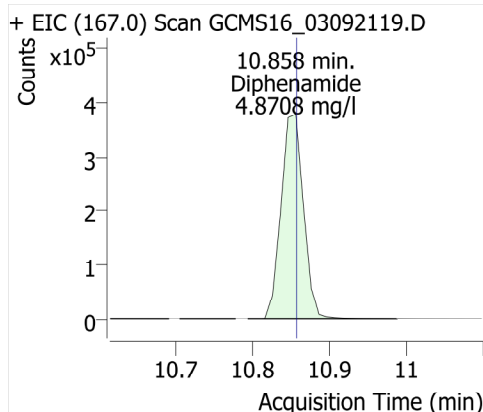
Cyanazine



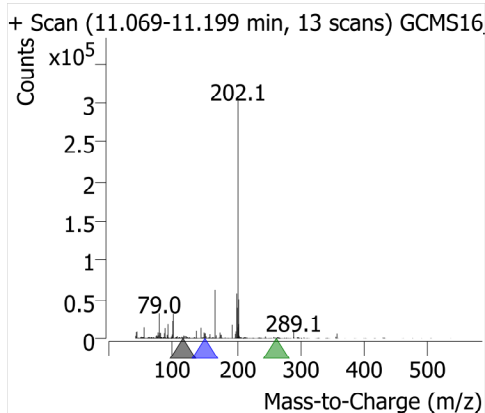
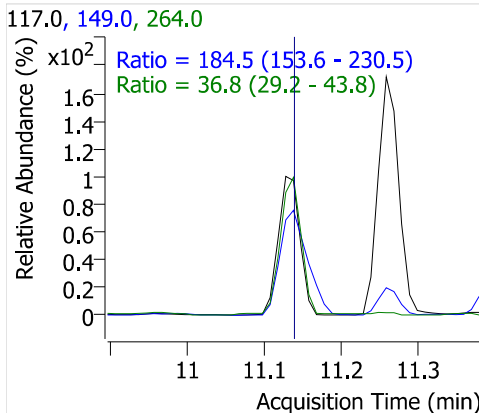
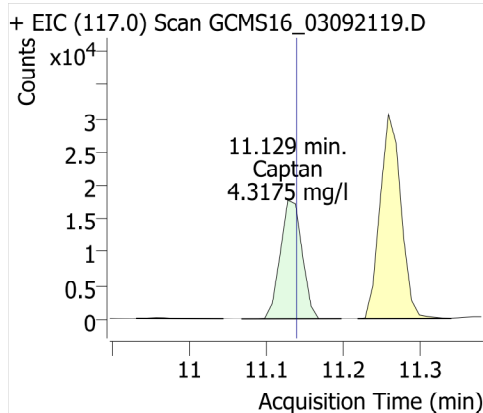
Thiobencarb



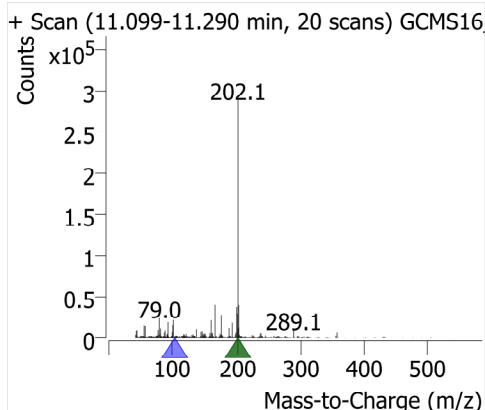
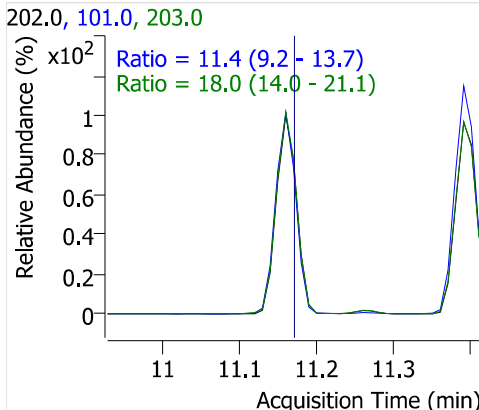
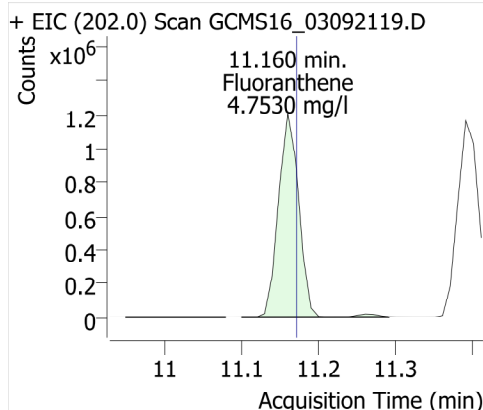
Diphenamide



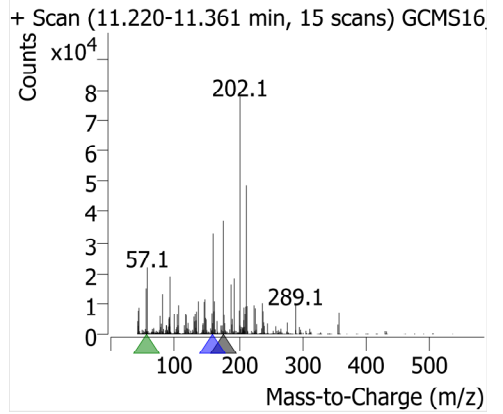
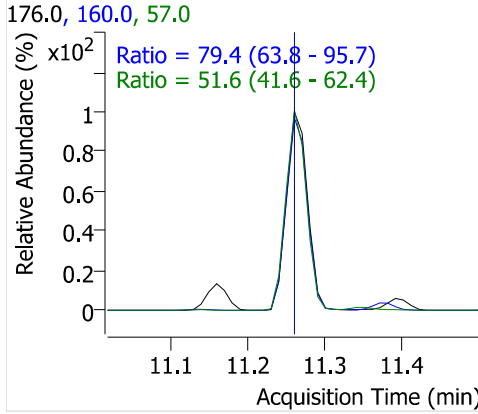
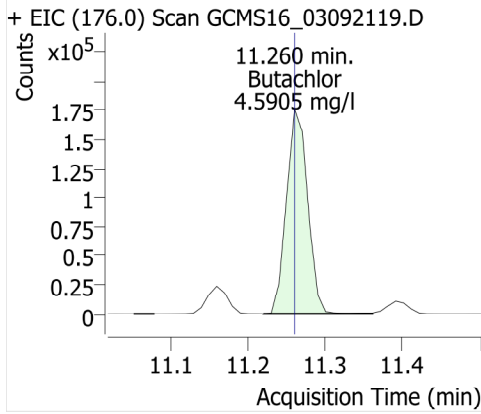
Captan



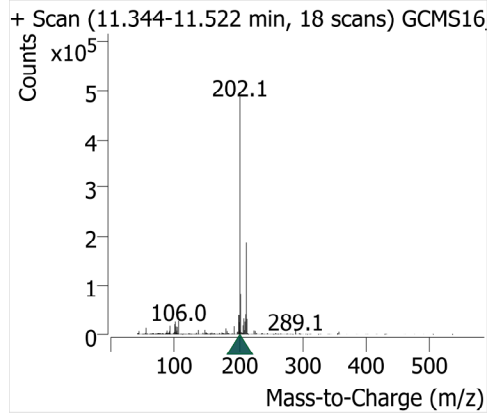
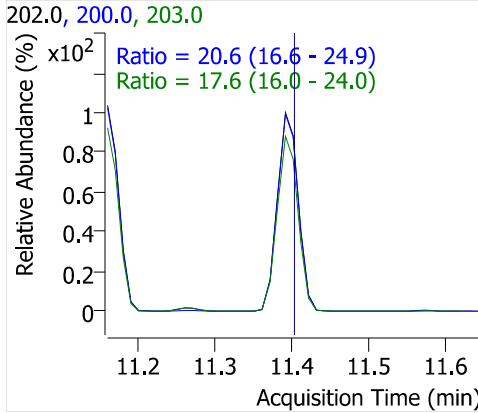
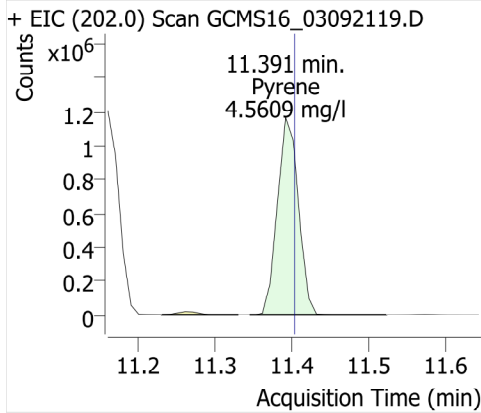
Fluoranthene



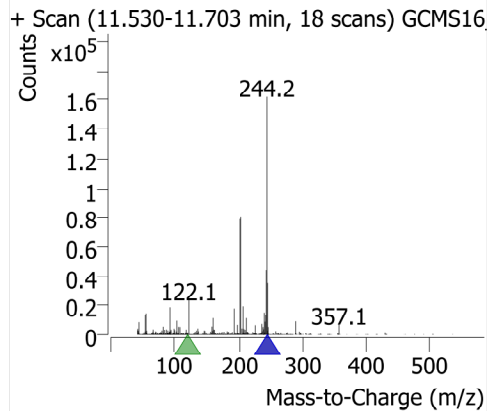
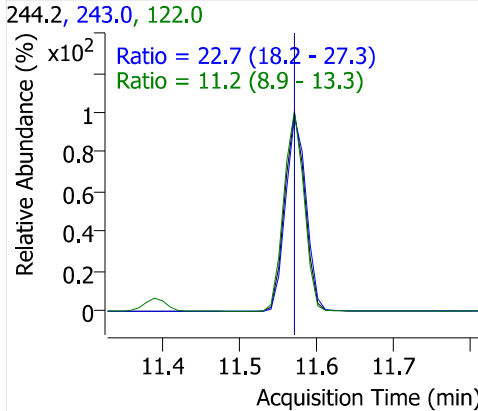
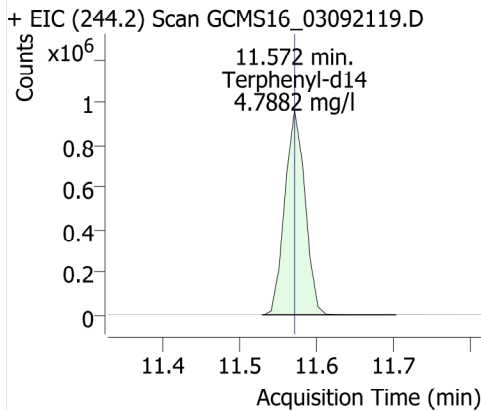
Butachlor



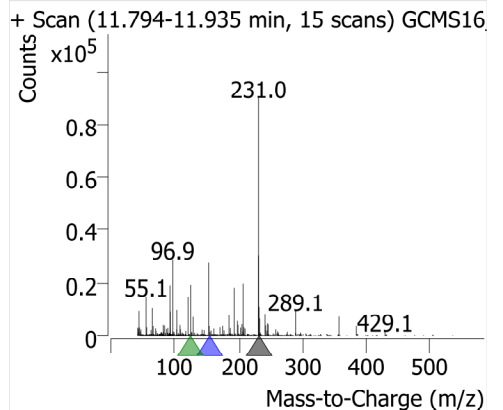
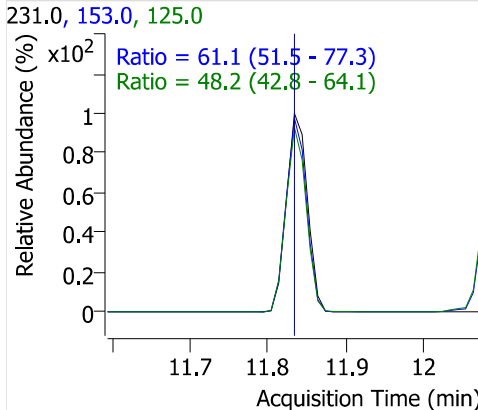
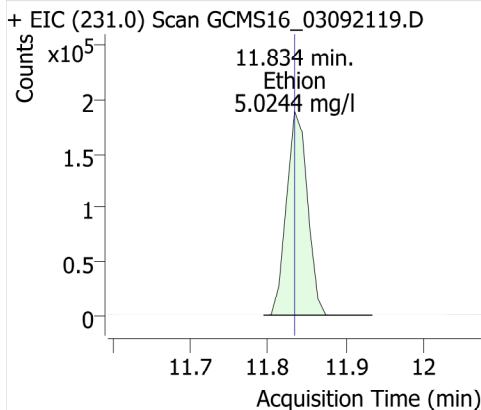
Pyrene



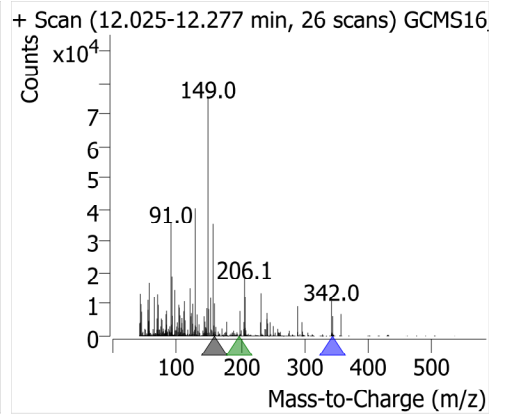
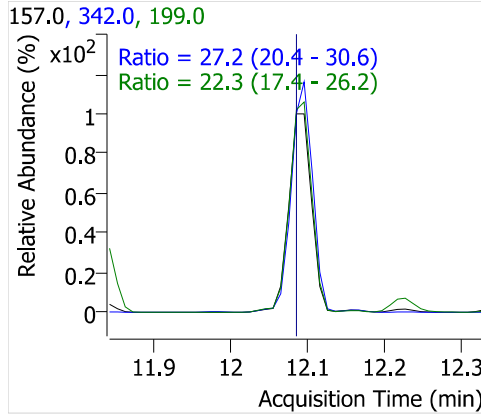
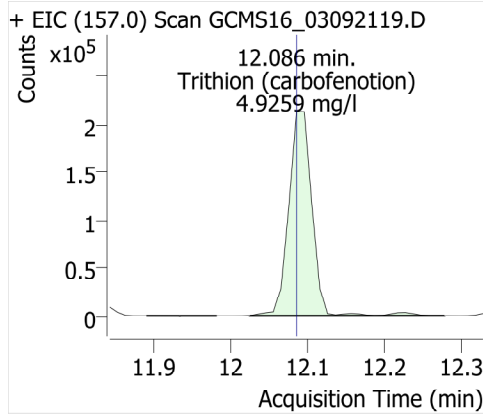
Terphenyl-d14



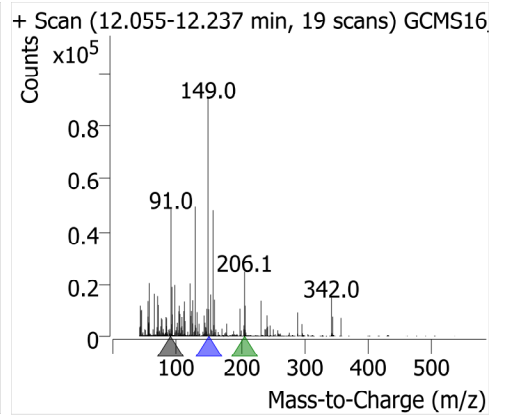
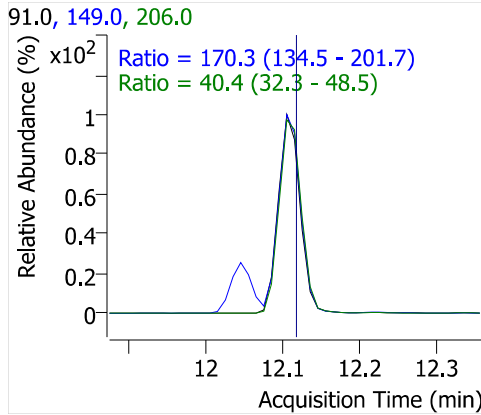
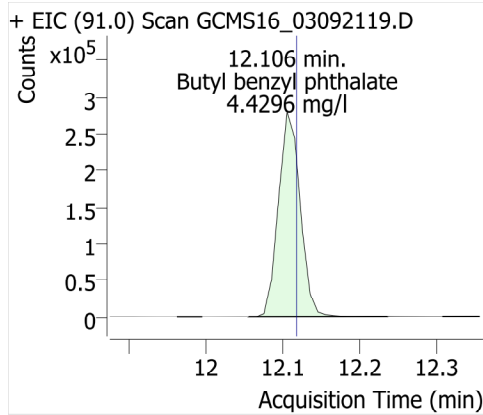
Ethion



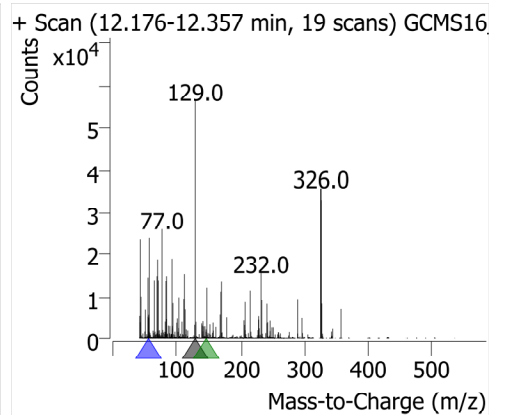
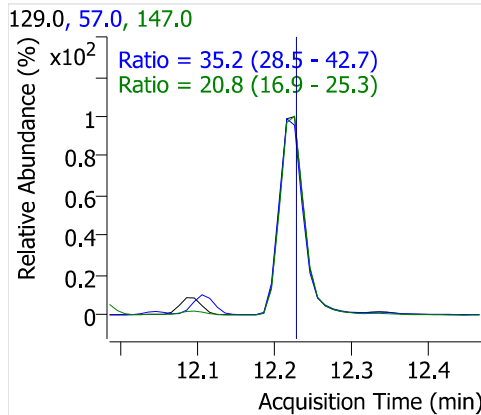
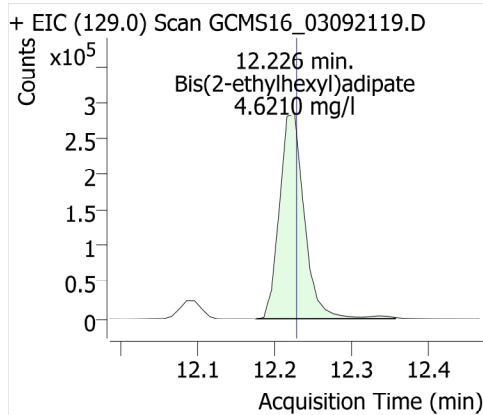
Trithion (carbofenotion)



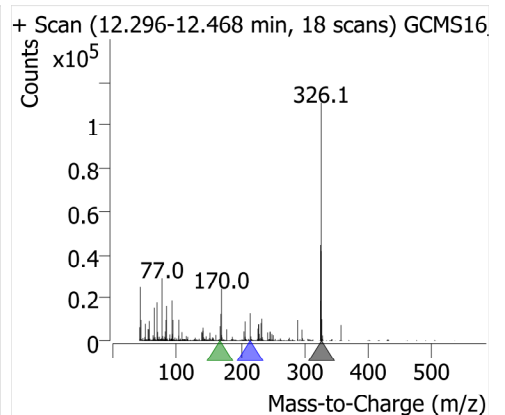
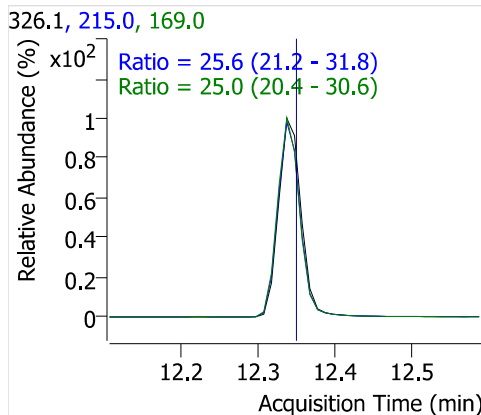
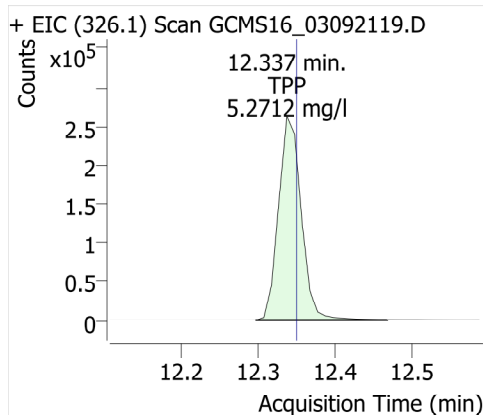
Butyl benzyl phthalate



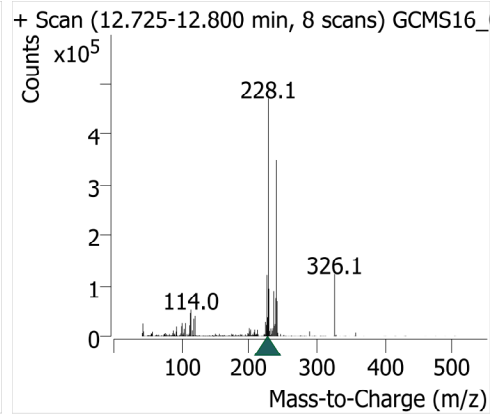
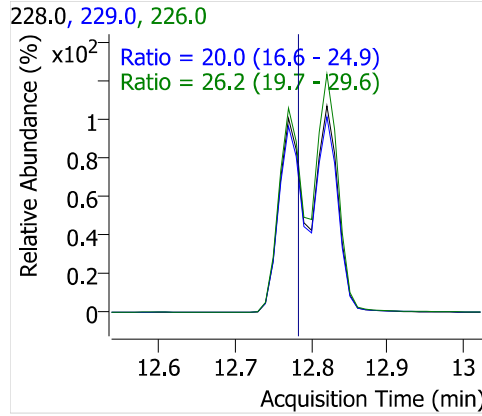
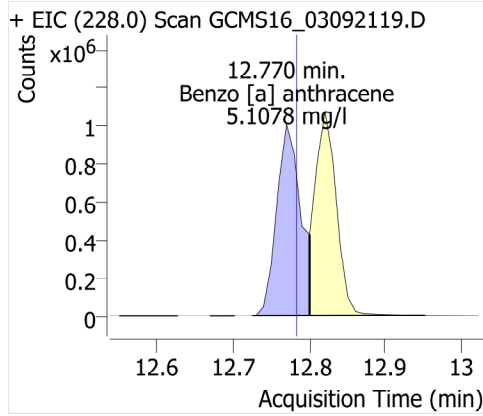
Bis(2-ethylhexyl)adipate



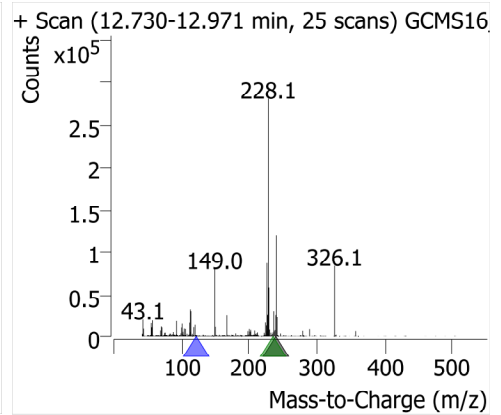
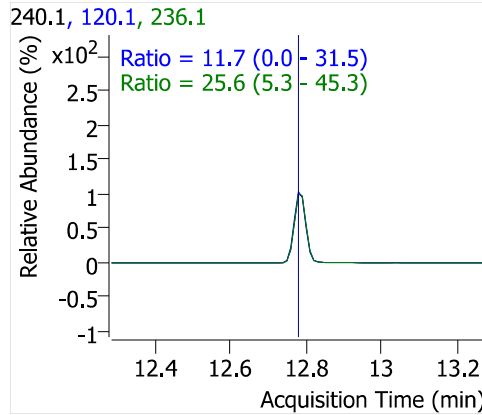
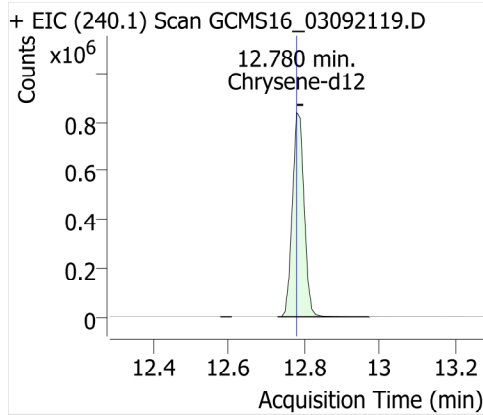
TPP



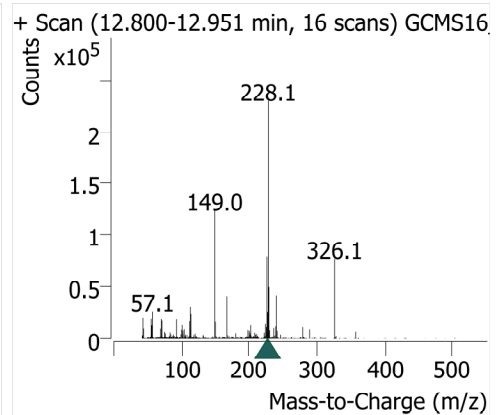
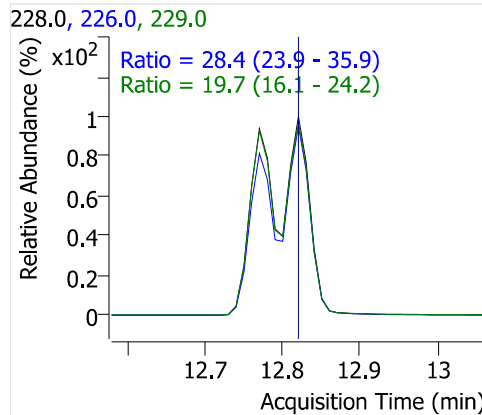
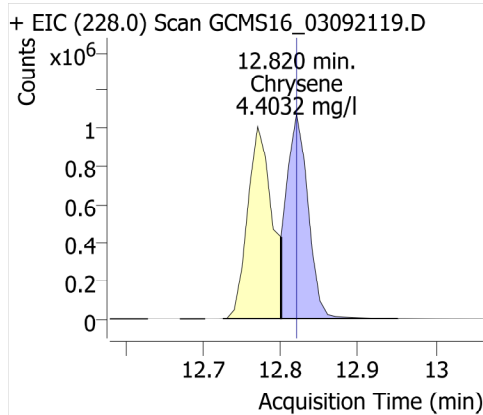
Benzo [a] anthracene



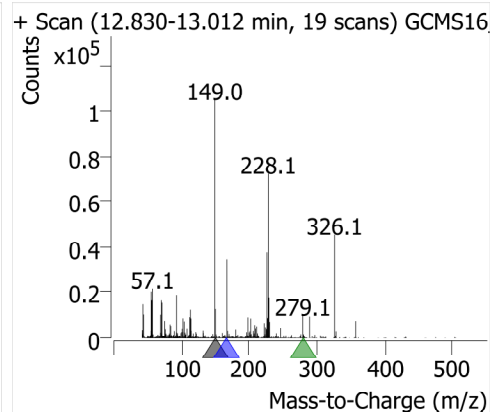
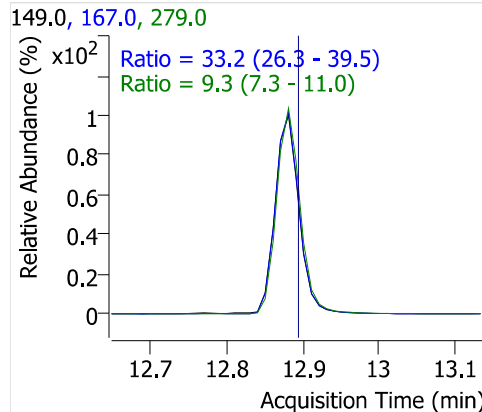
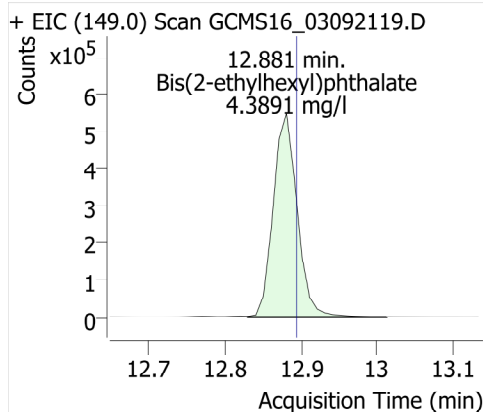
Chrysene-d12



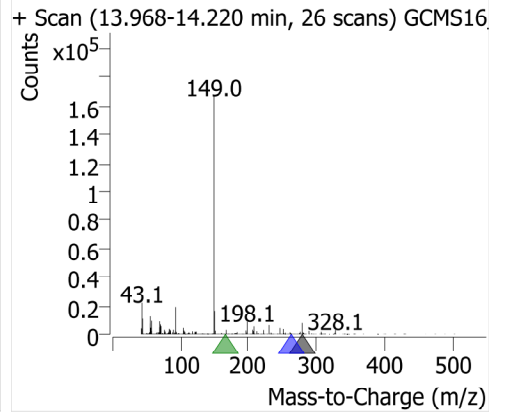
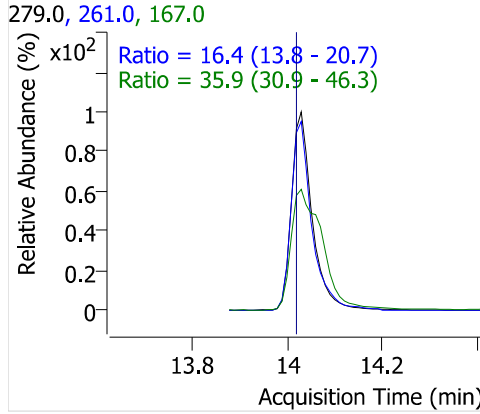
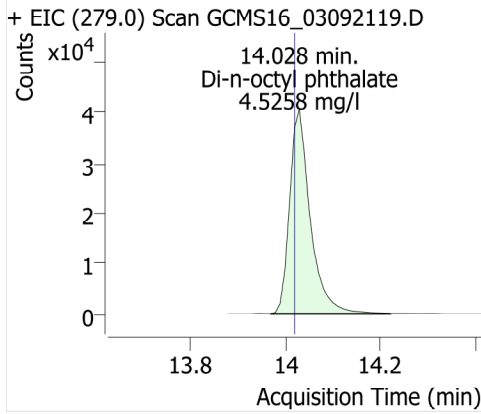
Chrysene



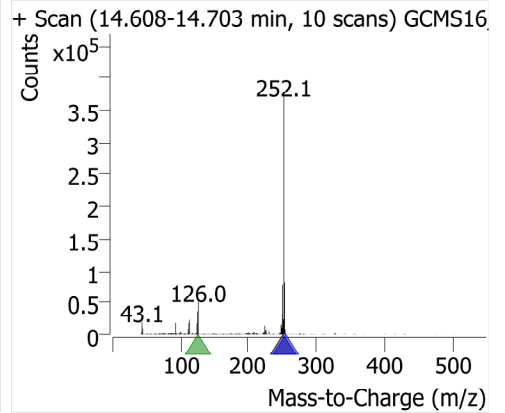
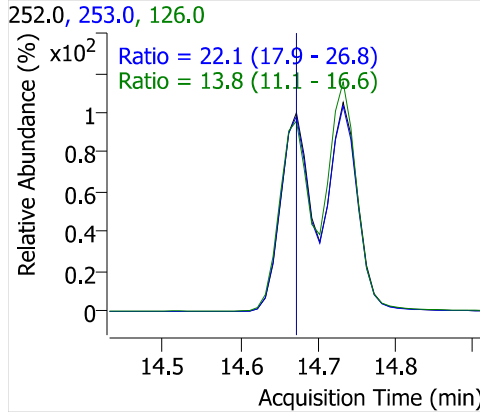
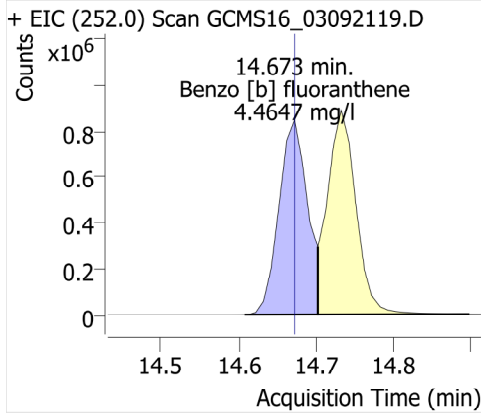
Bis(2-ethylhexyl)phthalate



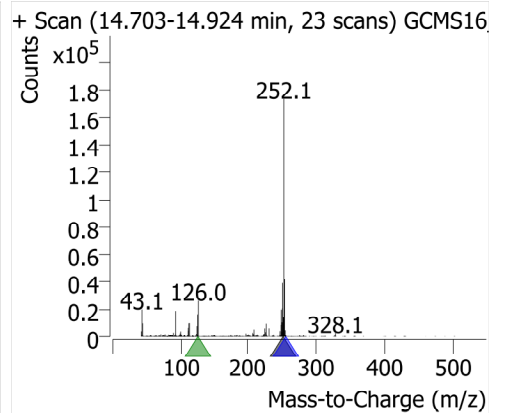
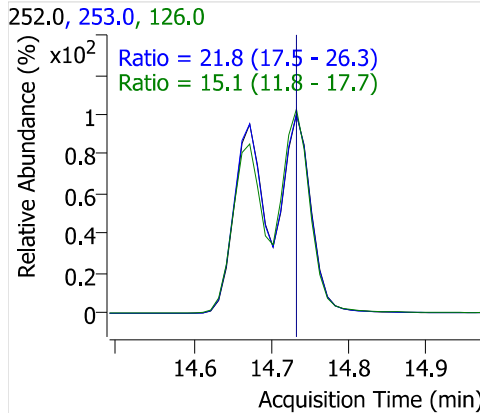
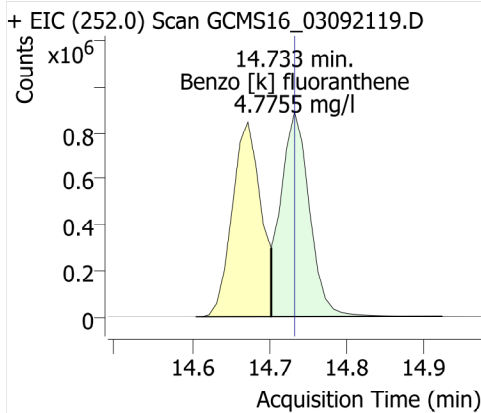
Di-n-octyl phthalate



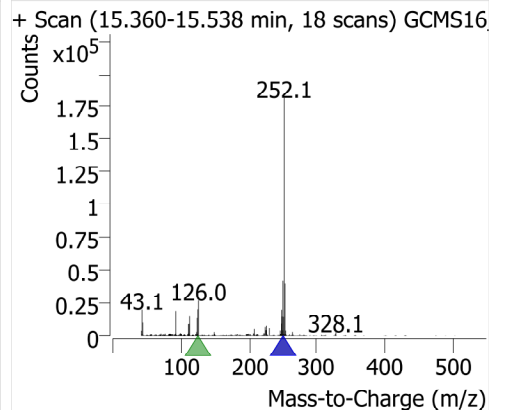
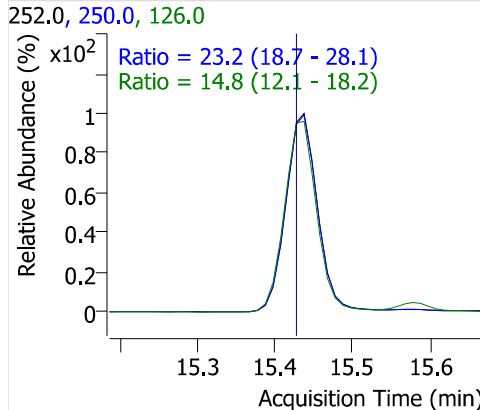
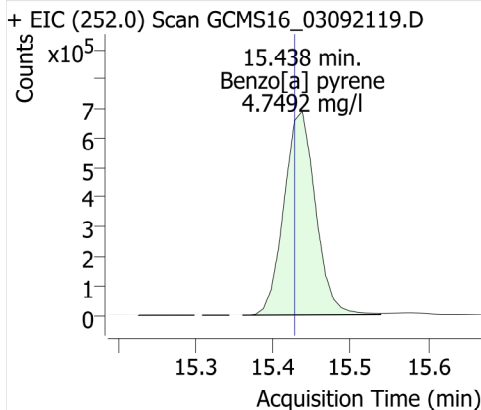
Benzo [b] fluoranthene



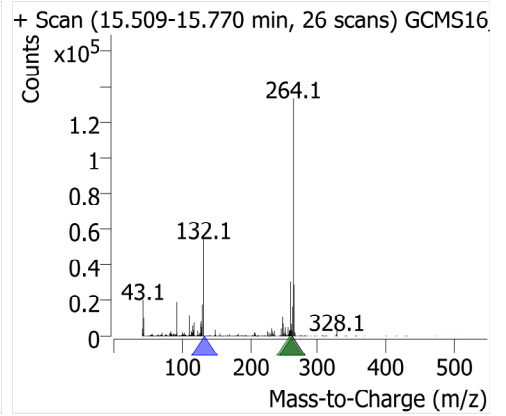
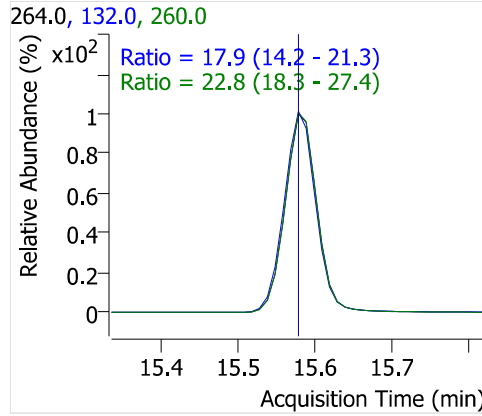
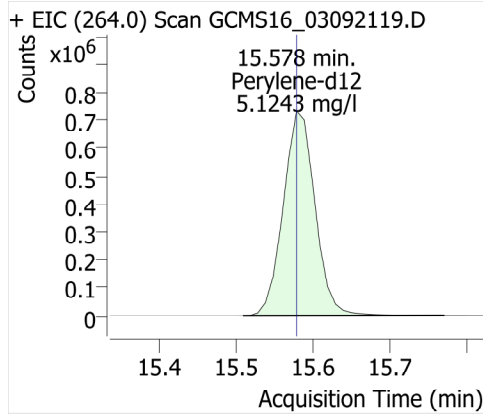
Benzo [k] fluoranthene



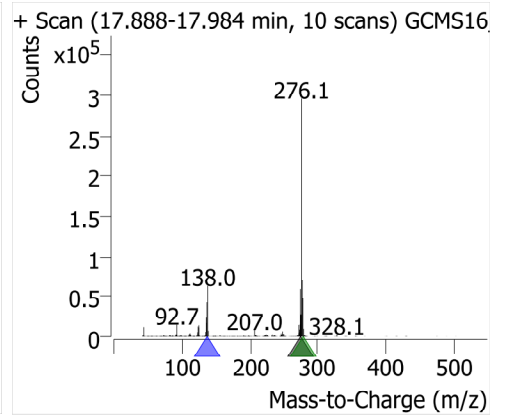
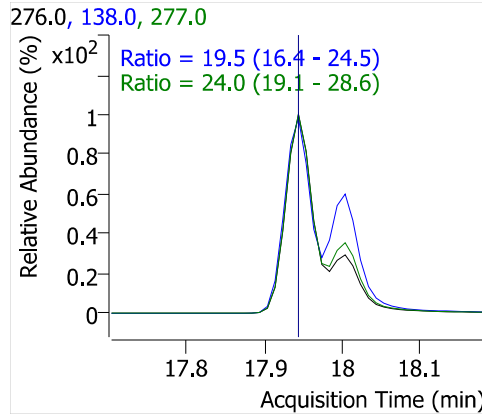
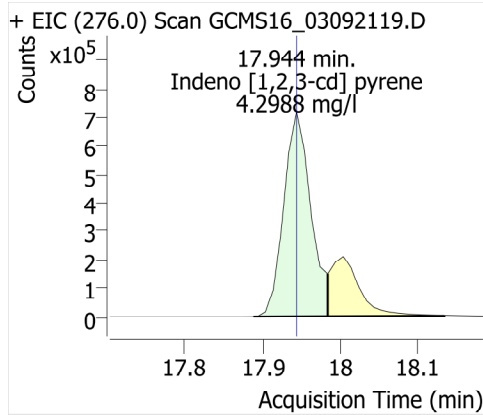
Benzo[a] pyrene



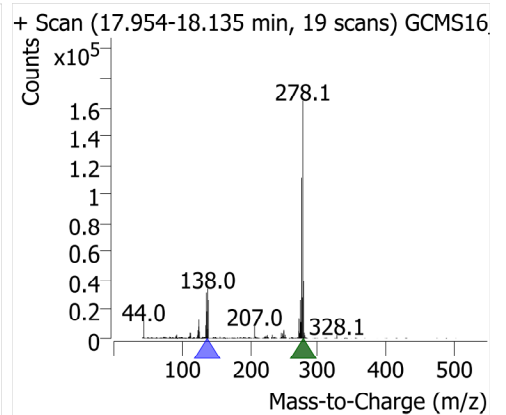
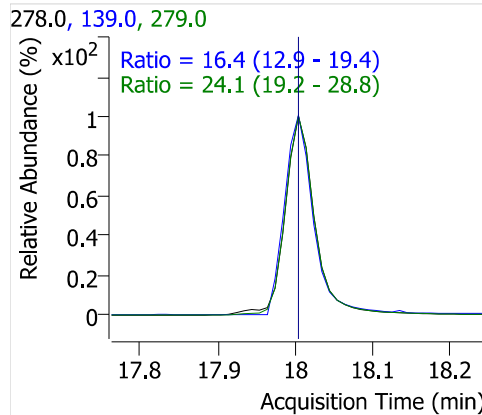
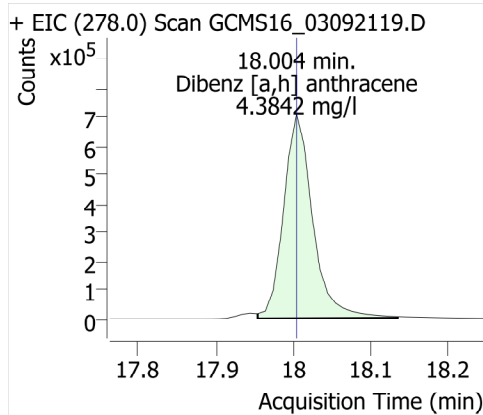
Perylene-d12



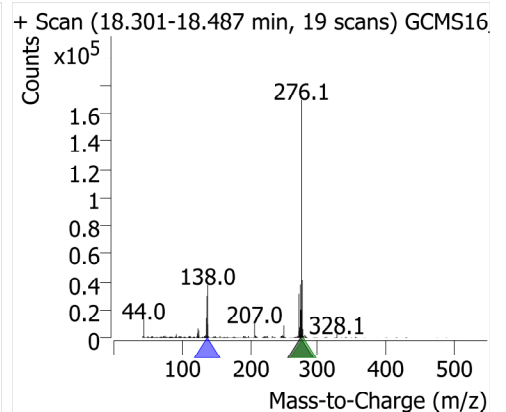
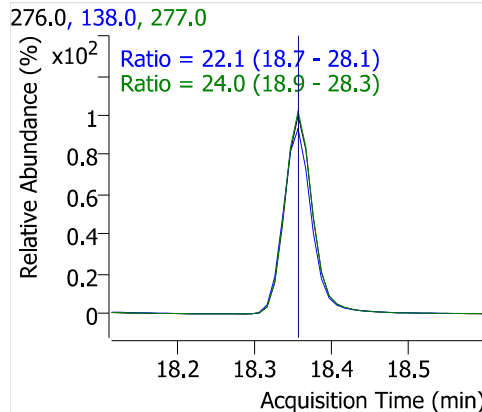
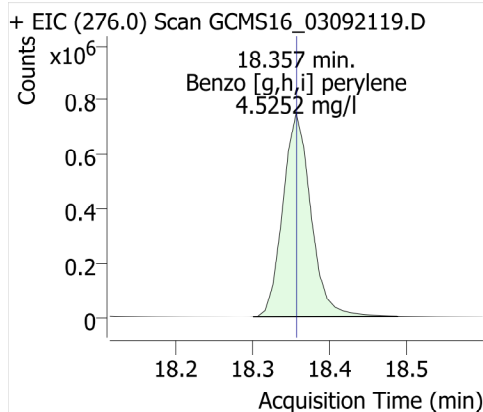
Indeno [1,2,3-cd] pyrene



Dibenz [a,h] anthracene



Benzo [g,h,i] perylene



Quantitative Analysis Results With Qualifier Ratio Report

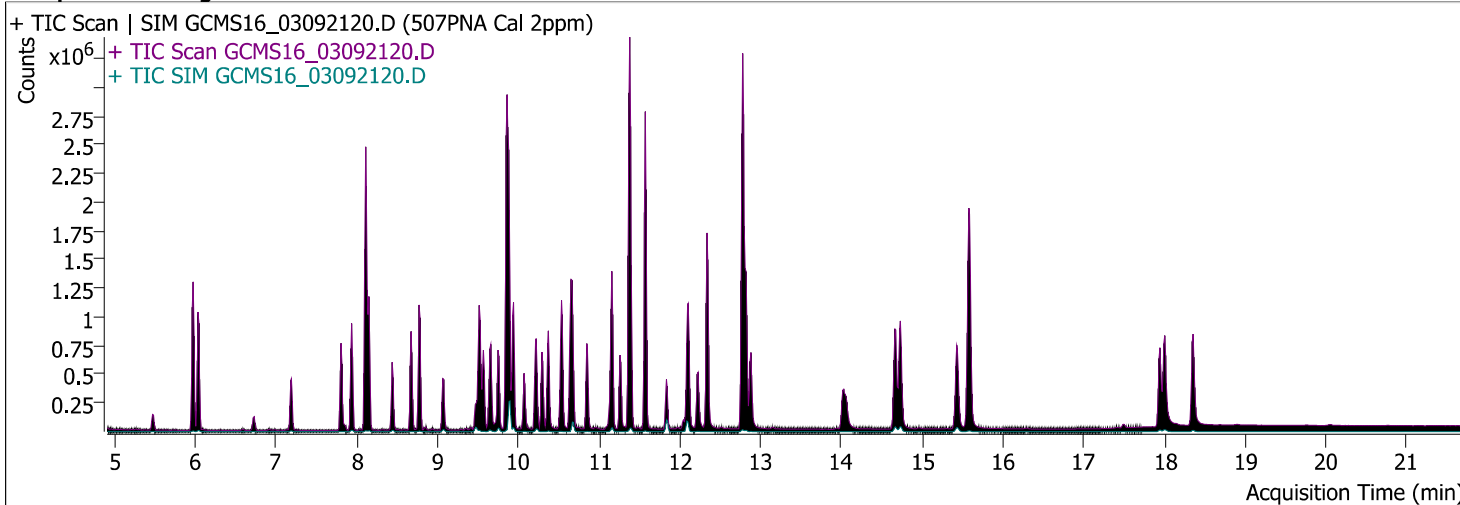


Batch Path	\\WSCIXIGCMS16\InstData\GCMS16\DATA\2021\030921_525.2\QuantResults\030921_525.2.batch.bin	Analyst Name	WECK\ryan.raymond
Analysis Time	3/10/2021 12:34:15 PM	Reporter Name	ryan.raymond
Report Time	3/10/2021 12:37:08 PM	Batch State	Processed
Last Calib Update	3/10/2021 10:39:20 AM	Quant Report Version	10.0
Quant Batch Version	10.0		

AnalysisInfo

Acq. Time	3/9/2021 8:05:52 PM	Data File	GCMS16_03092120.D
Sample Type	Cal	Sample Name	507PNA Cal 2ppm
Dilution	1	Acq. Method	525
Position	7	Inj Vol	1
DA Method File	507PNA 030921.m	Comment	1010642

Sample Chromatogram



Compound	ISTD	RT	Resp.	ISTD Resp.	Conc	Units	Accuracy
1,3 Dimethyl-2-Nitrobenzene	Acenaphthene-d10	5.975	329290	1182535	5.1067	mg/l	102.13
Naphthalene	Acenaphthene-d10	6.036	1063178	1182535	2.1197	mg/l	105.99
EPTC	Acenaphthene-d10	7.193	195889	1182535	2.2858	mg/l	114.29
Dimethyl phthalate	Acenaphthene-d10	7.807	697393	1182535	2.3335	mg/l	116.68
Acenaphthylene	Acenaphthene-d10	7.938	874634	1182535	2.4327	mg/l	121.63
Acenaphthene	Acenaphthene-d10	8.149	569512	1182535	2.0263	mg/l	101.31
Molinate	Acenaphthene-d10	8.441	363591	1182535	2.3385	mg/l	116.93
Diethyl phthalate	Acenaphthene-d10	8.673	698123	1182535	2.4378	mg/l	121.89
Fluorene	Acenaphthene-d10	8.774	709204	1182535	2.2489	mg/l	112.45
Chlorpropham	Acenaphthene-d10	9.065	149118	1182535	1.9454	mg/l	97.27
Dimethoate	Acenaphthene-d10	9.468	103423	1182535	2.2973	mg/l	114.86
Prometon	Chrysene-d12	9.508	159479	1864840	2.2951	mg/l	114.75
Simazine	Chrysene-d12	9.528	175365	1864840	2.3421	mg/l	117.10
Atrazine	Acenaphthene-d10	9.569	108981	1182535	2.2349	mg/l	111.75
Pentachlorophenol	Chrysene-d12	9.649	101634	1864840	1.9158	mg/l	95.79
Pentachloronitrobenzene	Phenanthrene-d10	9.659	66312	2212297	2.2545	mg/l	112.72
Diazinon (Dimpylate)	Chrysene-d12	9.750	122788	1864840	2.0978	mg/l	104.89
Terbacil	Phenanthrene-d10	9.881	61347	2212297	2.0347	mg/l	101.74
Phenanthrene	Phenanthrene-d10	9.881	1056736	2212297	2.3454	mg/l	117.27
Disulfoton	Phenanthrene-d10	9.891	76531	2212297	2.2082	mg/l	110.41
Anthracene	Phenanthrene-d10	9.941	955049	2212297	2.2880	mg/l	114.40
Caffeine	Phenanthrene-d10	10.072	286350	2212297	2.2265	mg/l	111.32
Acetochlor	Chrysene-d12	10.213	89685	1864840	2.0618	mg/l	103.09
Metribuzin	Chrysene-d12	10.233	150123	1864840	1.9773	mg/l	98.87
Alachlor	Chrysene-d12	10.293	129029	1864840	2.2125	mg/l	110.63
Prometryn	Chrysene-d12	10.374	242137	1864840	2.3637	mg/l	118.18

Quantitative Analysis Results With Qualifier Ratio Report



Compound	ISTD	RT	Resp.	ISTD Resp.	Conc	Units	Accuracy
Bromacil	Chrysene-d12	10.525	18122	1864840	2.0817	mg/l	104.08
Di-n-butyl phthalate	Phenanthrene-d10	10.545	1130696	2212297	2.1538	mg/l	107.69
Metolachlor	Chrysene-d12	10.646	389950	1864840	2.0879	mg/l	104.40
Cyanazine	Phenanthrene-d10	10.656	46386	2212297	2.3477	mg/l	117.38
Thiobencarb	Chrysene-d12	10.676	503618	1864840	2.2666	mg/l	113.33
Diphenamide	Phenanthrene-d10	10.847	370279	2212297	2.2382	mg/l	111.91
Captan	Phenanthrene-d10	11.129	12677	2212297	1.8518	mg/l	92.59
Fluoranthene	Phenanthrene-d10	11.159	1144404	2212297	2.2939	mg/l	114.69
Butachlor	Chrysene-d12	11.260	142724	1864840	1.9709	mg/l	98.55
Pyrene	Phenanthrene-d10	11.391	1153149	2212297	2.1873	mg/l	109.36
Terphenyl-d14	Chrysene-d12	11.572	1814612	1864840	4.8337	mg/l	96.67
Ethion	Chrysene-d12	11.834	128044	1864840	2.2371	mg/l	111.85
Trithion (carbofenotion)	Chrysene-d12	12.095	182954	1864840	2.2789	mg/l	113.94
Butyl benzyl phthalate	Phenanthrene-d10	12.105	254525	2212297	2.0448	mg/l	102.24
Bis(2-ethylhexyl)adipate	Phenanthrene-d10	12.226	252392	2212297	1.9318	mg/l	96.59
TPP	Phenanthrene-d10	12.337	546790	2212297	5.0353	mg/l	100.71
Benzo [a] anthracene	Phenanthrene-d10	12.770	1021637	2212297	2.3091	mg/l	115.46
Chrysene	Chrysene-d12	12.820	1023206	1864840	2.1143	mg/l	105.71
Bis(2-ethylhexyl)phthalate	Phenanthrene-d10	12.880	493117	2212297	1.9366	mg/l	96.83
Di-n-octyl phthalate	Chrysene-d12	14.028	39758	1864840	1.8661	mg/l	93.31
Benzo [b] fluoranthene	Chrysene-d12	14.672	987432	1864840	2.0622	mg/l	103.11
Benzo [k] fluoranthene	Chrysene-d12	14.733	1052270	1864840	2.1625	mg/l	108.12
Benzo[a] pyrene	Chrysene-d12	15.427	887159	1864840	2.3190	mg/l	115.95
Perylene-d12	Chrysene-d12	15.578	2137136	1864840	5.1061	mg/l	102.12
Indeno [1,2,3-cd] pyrene	Chrysene-d12	17.944	708166	1864840	1.9668	mg/l	98.34
Dibenz [a,h] anthracene	Chrysene-d12	18.004	812396	1864840	2.0358	mg/l	101.79
Benzo [g,h,i] perylene	Chrysene-d12	18.356	862894	1864840	2.0497	mg/l	102.49

Quantitative Analysis Results With Qualifier Ratio Report



Compound	CAS#	RT	RR	Conc	Transition	(Min-Max)	Q-Ratio
1,3 Dimethyl-2-Nitrobenzene		5.975	0.2785	5.1067	134.1		
					103.0	38.5 - 57.7	48.1
					151.0	33.2 - 49.8	42.0
Naphthalene		6.036	0.8991	2.1197	128.0		
					129.0	8.9 - 13.3	10.9
EPTC		7.193	0.1657	2.2858	128.0		
					86.0	51.1 - 76.7	61.8
					189.0	18.3 - 27.4	23.0
Dimethyl phthalate		7.807	0.5897	2.3335	163.0		
					77.0	13.6 - 20.4	16.7
					194.0	5.6 - 8.3	6.5
Acenaphthylene		7.938	0.7396	2.4327	152.0		
					151.0	15.8 - 23.7	19.2
					76.0	7.7 - 11.5	9.2
Acenaphthene		8.149	0.4816	2.0263	154.0		
					153.0	81.5 - 122.3	105.1
					152.0	39.6 - 59.3	50.6
Molinate		8.441	0.3075	2.3385	126.0		
					55.0	43.3 - 64.9	54.3
					187.0	16.9 - 25.4	21.2
Diethyl phthalate		8.673	0.5904	2.4378	149.0		
					177.0	19.2 - 28.9	23.3
					150.0	9.9 - 14.8	12.2
Fluorene		8.774	0.5997	2.2489	166.0		
					165.0	72.7 - 109.1	90.4
Chlorpropham		9.065	0.1261	1.9454	127.0		
					213.0	30.5 - 45.7	40.6
					171.0	19.9 - 29.9	25.9
Dimethoate		9.468	0.0875	2.2973	87.0		
					125.0	56.6 - 84.8	67.4
					93.0	53.7 - 80.5	62.2
Prometon		9.508	0.0855	2.2951	210.0		
					225.0	69.6 - 104.4	85.6
					168.0	60.5 - 90.8	72.3
Simazine	122-77-6	9.528	0.0940	2.3421	201.0		
					186.0	47.4 - 71.0	59.2
					173.0	33.3 - 50.0	37.5
Atrazine		9.569	0.0922	2.2349	215.0		
					200.0	158.8 - 238.2	184.7
					58.0	61.4 - 92.0	67.2
Pentachlorophenol		9.649	0.0545	1.9158	265.7		
					267.7	51.7 - 77.5	64.2
					166.8	36.2 - 54.3	49.4
Pentachloronitrobenzene		9.659	0.0300	2.2545	237.0		
					249.0	56.3 - 84.4	64.5
					295.0	51.3 - 76.9	50.6
Diazinon (Dimpylate)		9.750	0.0658	2.0978	137.0		
					179.0	74.0 - 111.0	97.5
					152.0	50.9 - 76.4	65.2
Terbacil		9.881	0.0277	2.0347	117.0		
					162.0	69.6 - 104.4	83.7
					57.0	50.0 - 74.9	63.7
Phenanthrene		9.881	0.4777	2.3454	178.0		
					176.0	15.2 - 22.8	18.9
					179.0	13.0 - 19.5	15.2

Quantitative Analysis Results With Qualifier Ratio Report



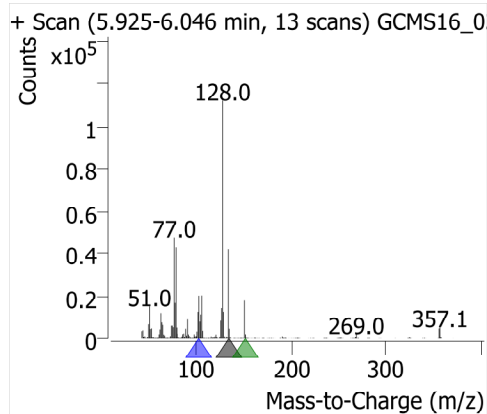
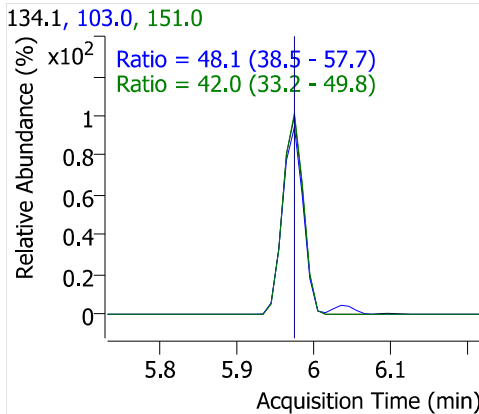
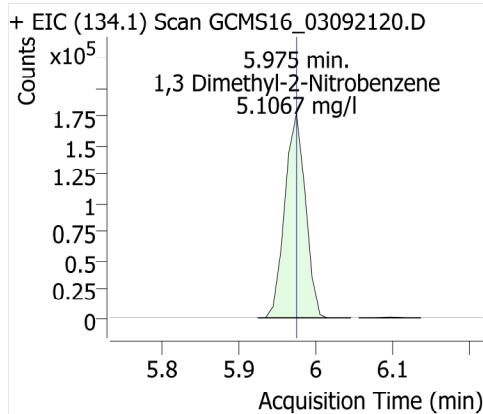
Compound	CAS#	RT	RR	Conc	Transition	(Min-Max)	Q-Ratio
Disulfoton		9.891	0.0346	2.2082	97.0		
					61.0	64.6 - 97.0	75.2
					125.0	55.5 - 83.3	62.8
Anthracene		9.941	0.4317	2.2880	178.0		
					176.0	15.0 - 22.5	18.0
					179.0	12.6 - 19.0	15.4
Caffeine		10.072	0.1294	2.2265	194.0		
					109.0	37.1 - 55.7	47.6
					67.0	22.2 - 33.3	27.2
Acetochlor		10.213	0.0481	2.0618	146.0		
					162.0	61.8 - 92.7	82.2
					223.0	44.9 - 67.4	60.9
Metribuzin		10.233	0.0805	1.9773	198.0		
					144.0	19.5 - 29.3	23.9
					199.0	15.8 - 23.8	20.8
Alachlor	15972-60-8	10.293	0.0692	2.2125	160.1		
					188.1	65.9 - 98.9	86.1
					237.0	16.0 - 24.0	22.0
Prometryn		10.374	0.1298	2.3637	241.0		
					184.0	69.5 - 104.3	81.1
					226.0	47.2 - 70.8	57.5
Bromacil		10.525	0.0097	2.0817	164.0		
					190.0	88.9 - 133.4	109.2
					162.0	86.2 - 129.3	112.5
Di-n-butyl phthalate		10.545	0.5111	2.1538	149.0		
					150.0	7.7 - 11.5	9.1
					104.0	4.3 - 6.4	4.3
Metolachlor		10.646	0.2091	2.0879	162.0		
					238.0	39.6 - 59.4	51.1
					146.0	12.7 - 19.0	15.5
Cyanazine		10.656	0.0210	2.3477	68.0		
					225.0	82.3 - 123.4	101.0
					241.0	20.0 - 30.1	27.0
Thiobencarb	028249-77-6	10.676	0.2701	2.2666	100.1		
					72.1	36.5 - 54.7	46.0
					125.0	22.8 - 34.2	28.0
Diphenamide		10.847	0.1674	2.2382	167.0		
					239.0	17.9 - 26.9	22.9
					152.0	16.0 - 24.0	19.5
Captan		11.129	0.0057	1.8518	117.0		
					149.0	153.6 - 230.5	205.5
					264.0	29.2 - 43.8	36.2
Fluoranthene		11.159	0.5173	2.2939	202.0		
					203.0	14.0 - 21.1	17.4
					101.0	9.2 - 13.7	11.3
Butachlor		11.260	0.0765	1.9709	176.0		
					160.0	63.8 - 95.7	82.9
					57.0	41.6 - 62.4	55.1
Pyrene		11.391	0.5212	2.1873	202.0		
					200.0	16.6 - 24.9	20.6
					203.0	16.0 - 24.0	18.0
Terphenyl-d14		11.572	0.9731	4.8337	244.2		
					243.0	18.2 - 27.3	22.7

Quantitative Analysis Results With Qualifier Ratio Report

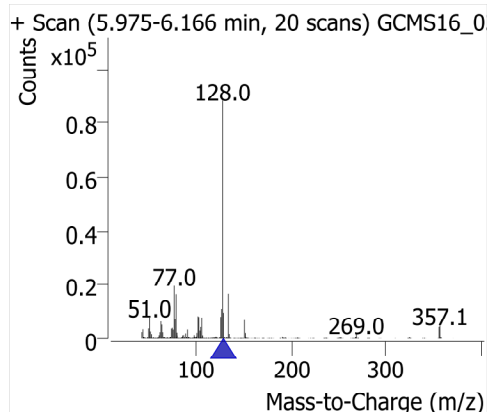
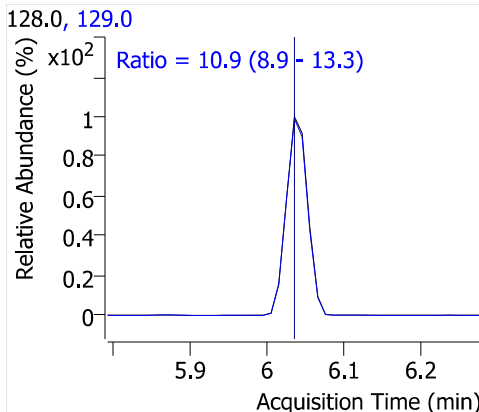
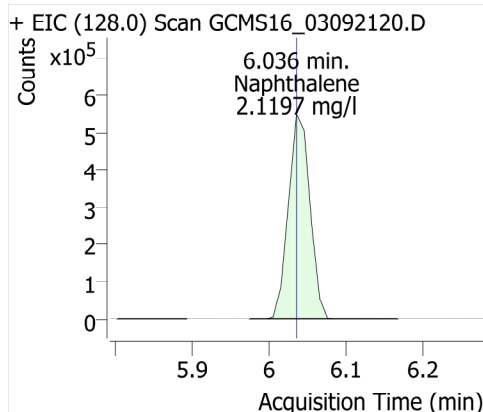


Compound	CAS#	RT	RR	Conc	Transition	(Min-Max)	Q-Ratio
Ethion		11.834	0.0687	2.2371	122.0	8.9 - 13.3	11.0
					231.0		
					153.0	51.5 - 77.3	62.9
Trithion (carbofenotion)		12.095	0.0981	2.2789	125.0	42.8 - 64.1	51.6
					157.0		
					342.0	20.4 - 30.6	26.3
Butyl benzyl phthalate		12.105	0.1150	2.0448	199.0	17.4 - 26.2	23.1
					91.0		
					149.0	134.5 - 201.7	166.9
Bis(2-ethylhexyl)adipate		12.226	0.1141	1.9318	206.0	32.3 - 48.5	39.2
					129.0		
					57.0	28.5 - 42.7	36.2
TPP		12.337	0.2472	5.0353	147.0	16.9 - 25.3	21.4
					326.1		
					215.0	21.2 - 31.8	26.8
Benzo [a] anthracene		12.770	0.4618	2.3091	169.0	20.4 - 30.6	25.4
					228.0		
					226.0	19.7 - 29.6	22.6
Chrysene		12.820	0.5487	2.1143	229.0	16.6 - 24.9	19.9
					228.0		
					226.0	23.9 - 35.9	31.7
Bis(2-ethylhexyl)phthalate		12.880	0.2229	1.9366	229.0	16.1 - 24.2	19.3
					149.0		
					167.0	26.3 - 39.5	32.7
Di-n-octyl phthalate		14.028	0.0213	1.8661	279.0	7.3 - 11.0	9.0
					279.0		
					167.0	30.9 - 46.3	39.6
Benzo [b] fluoranthene		14.672	0.5295	2.0622	261.0	13.8 - 20.7	17.1
					252.0		
					253.0	17.9 - 26.8	21.8
Benzo [k] fluoranthene		14.733	0.5643	2.1625	126.0	11.1 - 16.6	12.8
					252.0		
					253.0	17.5 - 26.3	21.6
Benzo[a] pyrene		15.427	0.4757	2.3190	126.0	11.8 - 17.7	16.3
					252.0		
					250.0	18.7 - 28.1	22.8
Perylene-d12		15.578	1.1460	5.1061	126.0	12.1 - 18.2	14.6
					264.0		
					260.0	18.3 - 27.4	22.9
Indeno [1,2,3-cd] pyrene		17.944	0.3797	1.9668	132.0	14.2 - 21.3	17.9
					276.0		
					277.0	19.1 - 28.6	22.5
Dibenz [a,h] anthracene		18.004	0.4356	2.0358	138.0	16.4 - 24.5	20.1
					278.0		
					279.0	19.2 - 28.8	23.9
Benzo [g,h,i] perylene		18.356	0.4627	2.0497	139.0	12.9 - 19.4	16.0
					276.0		
					277.0	18.9 - 28.3	23.9
					138.0	18.7 - 28.1	22.2

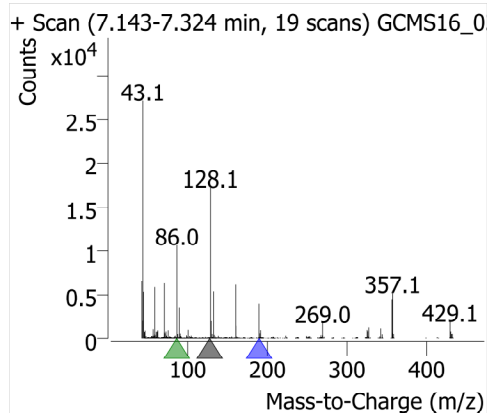
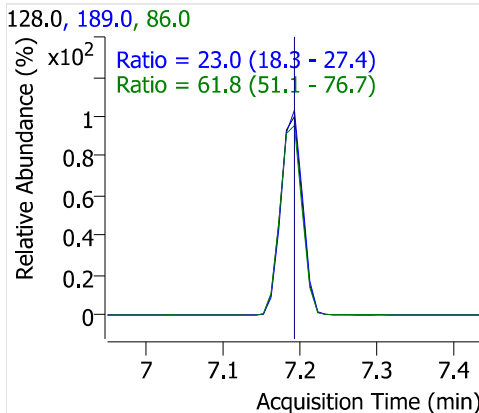
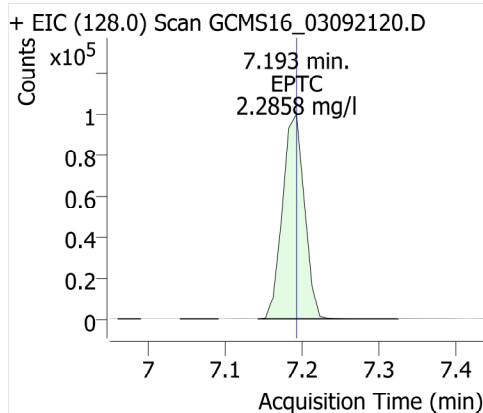
1,3 Dimethyl-2-Nitrobenzene



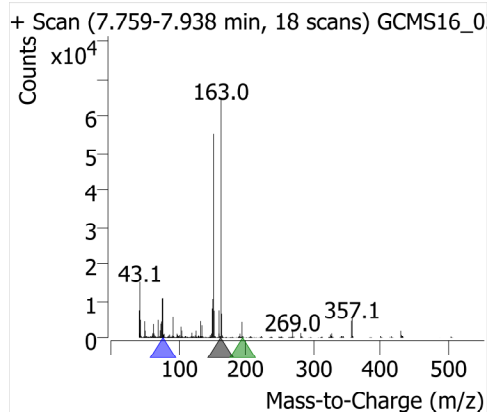
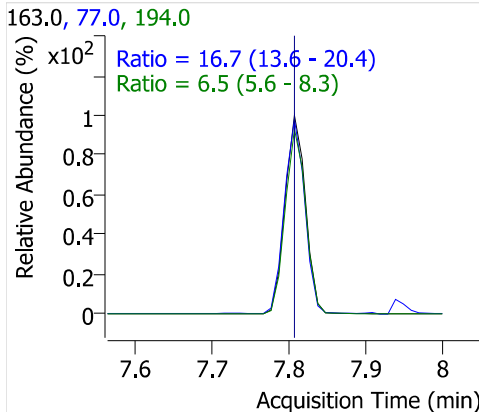
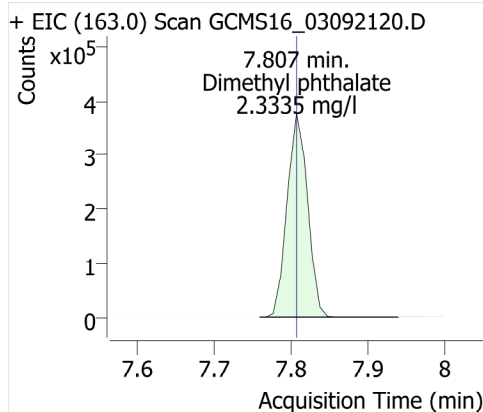
Naphthalene



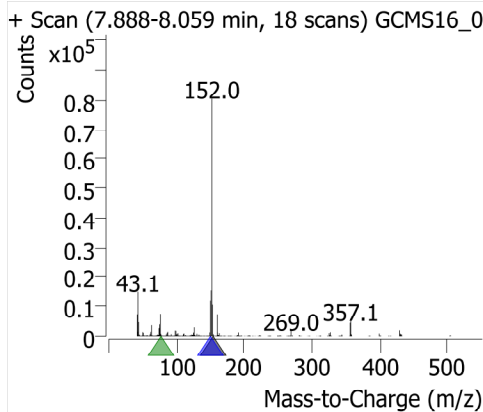
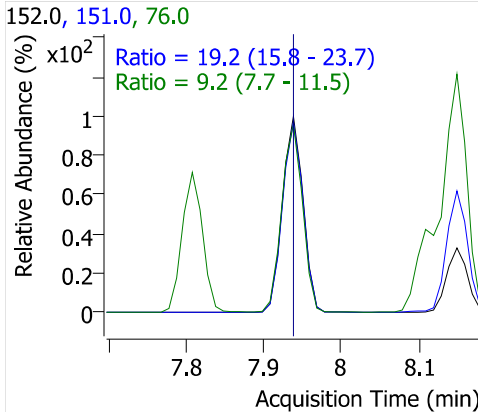
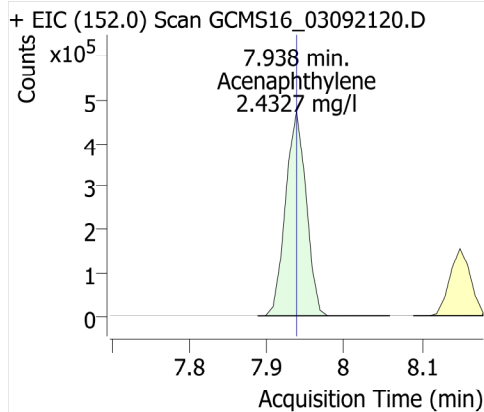
EPTC



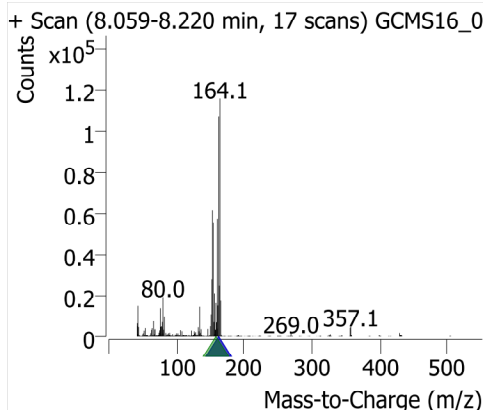
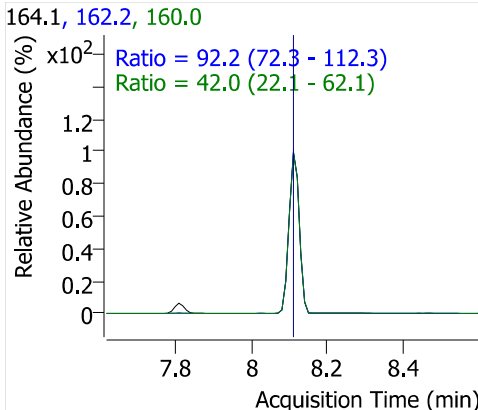
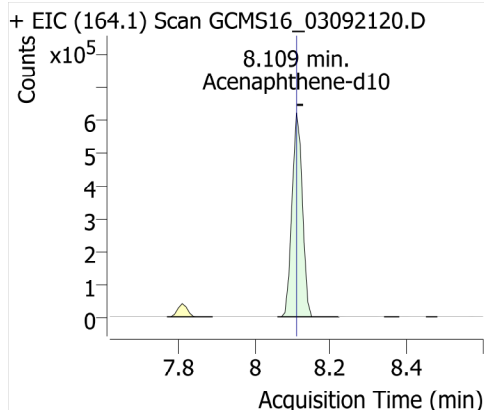
Dimethyl phthalate



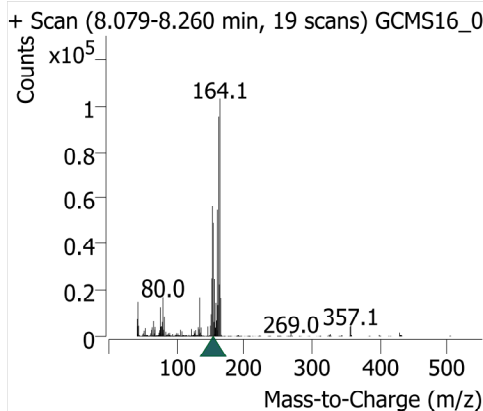
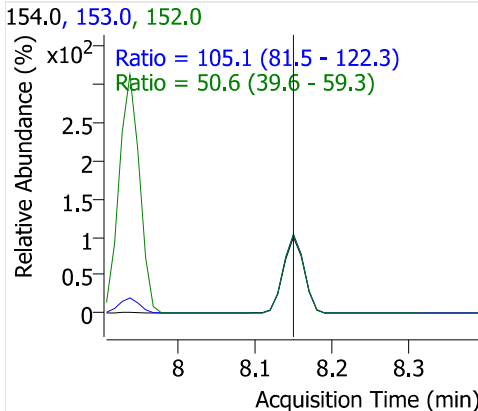
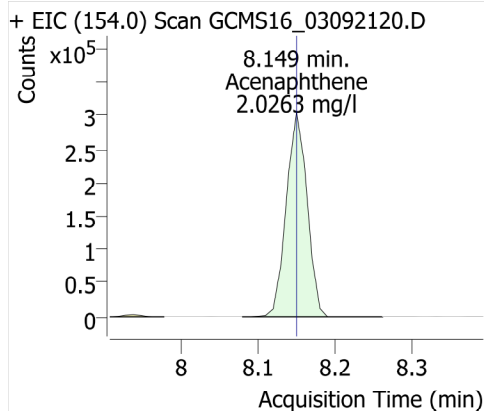
Acenaphthylene



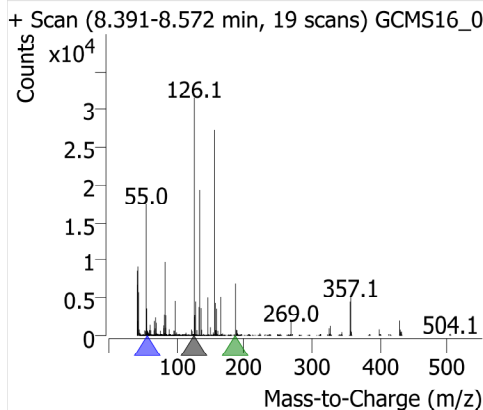
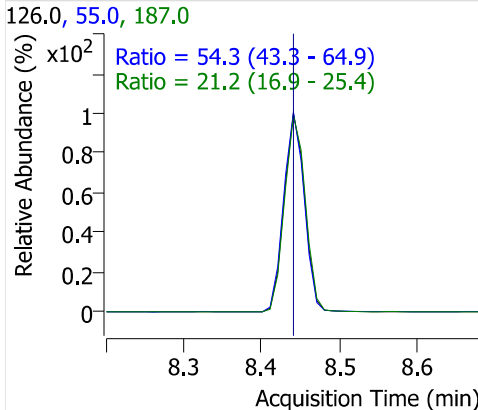
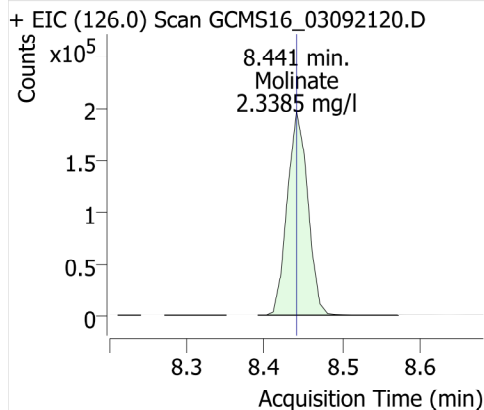
Acenaphthene-d10



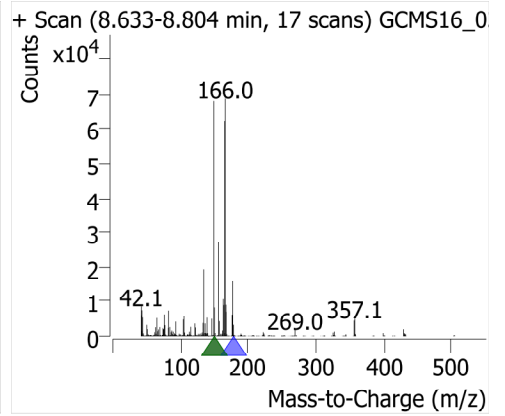
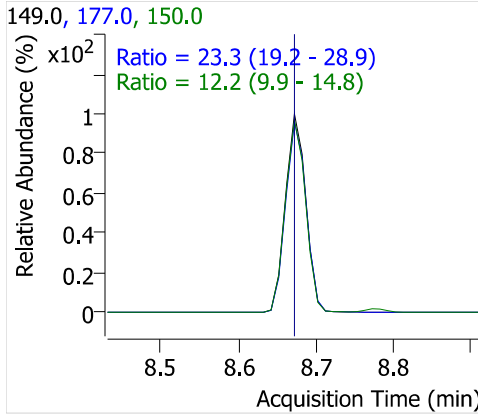
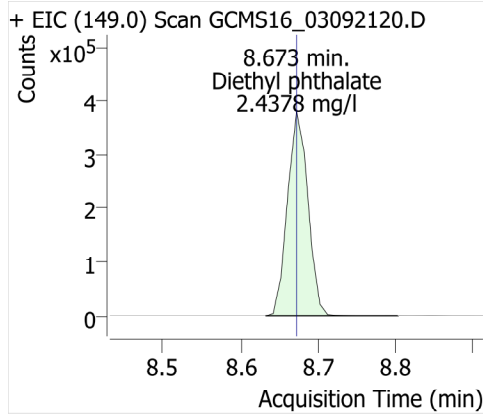
Acenaphthene



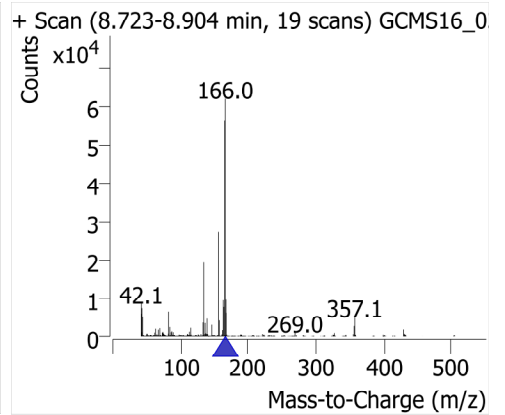
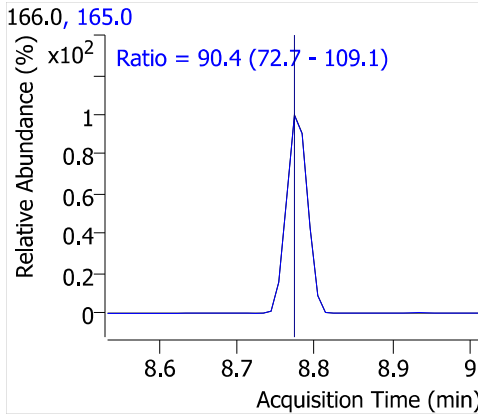
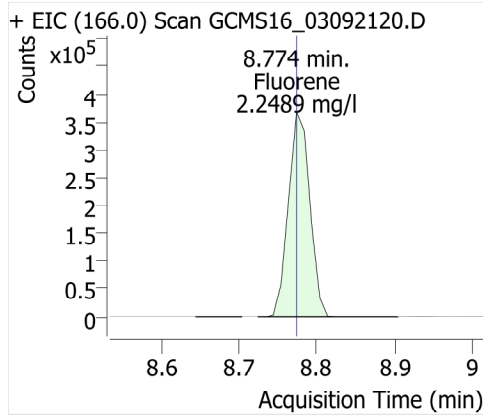
Molinate



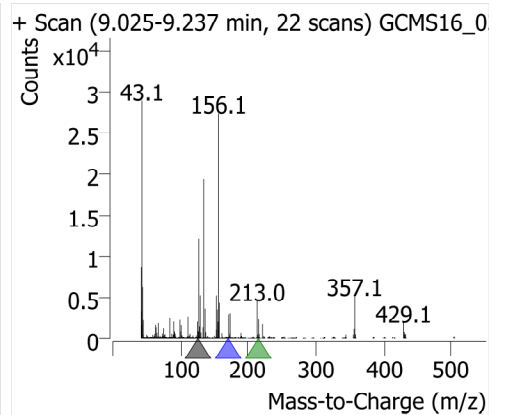
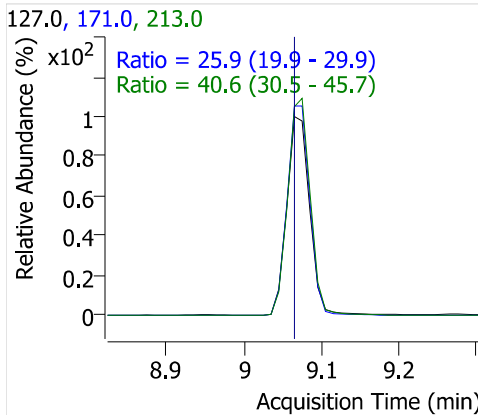
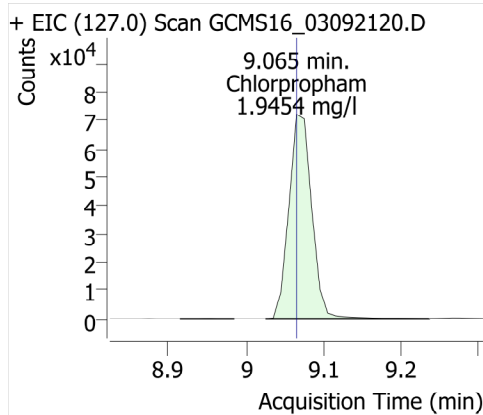
Diethyl phthalate



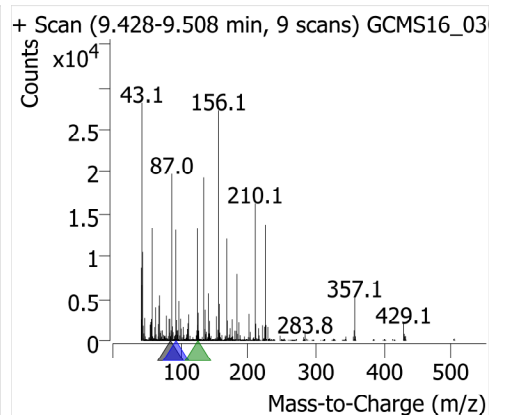
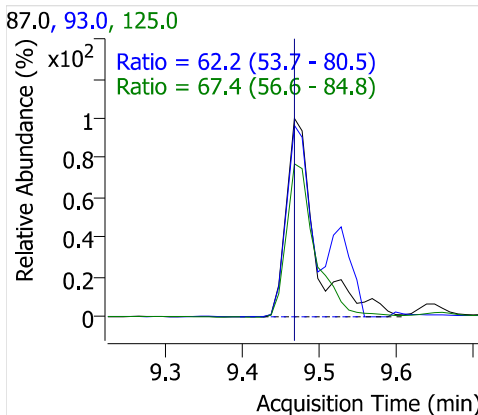
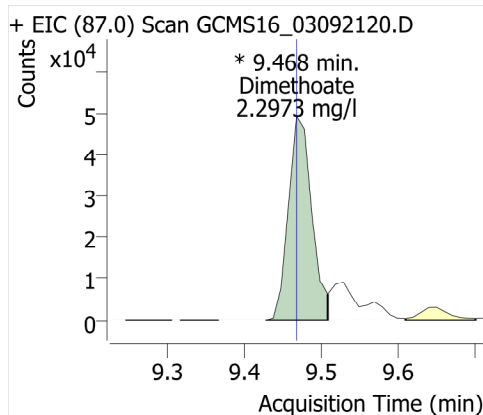
Fluorene



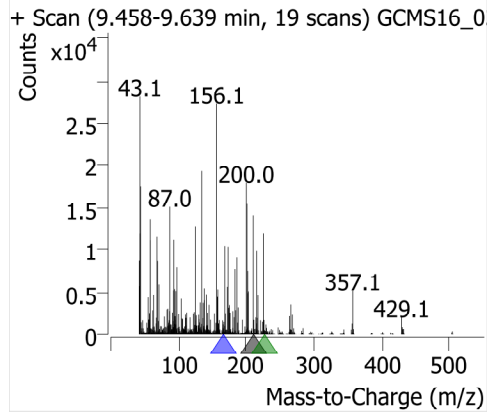
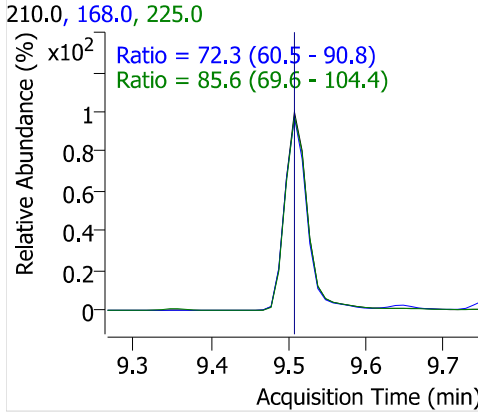
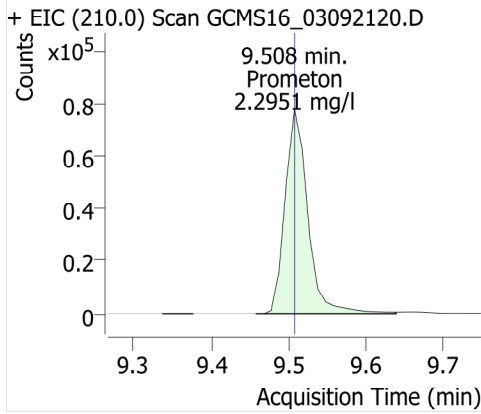
Chlorpropham



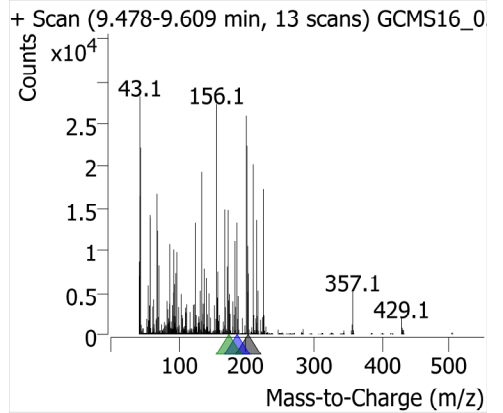
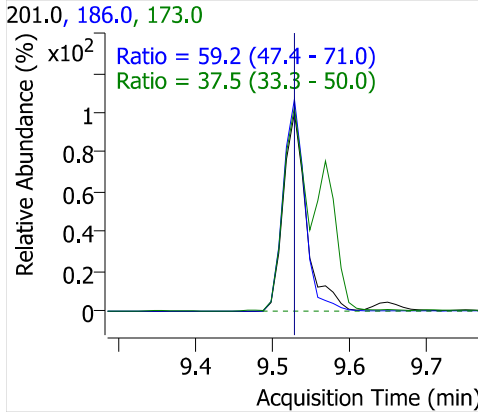
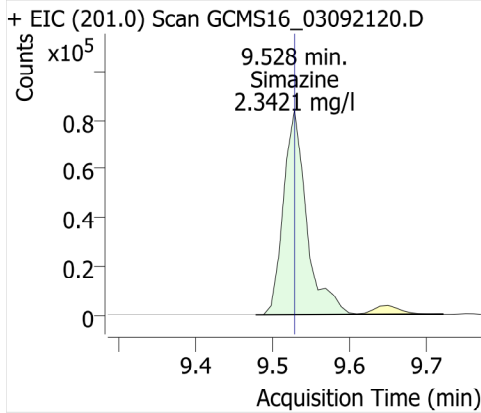
Dimethoate



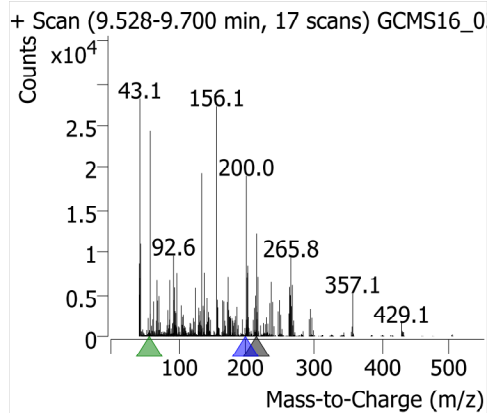
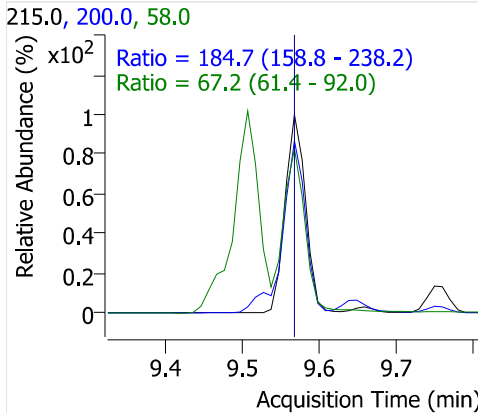
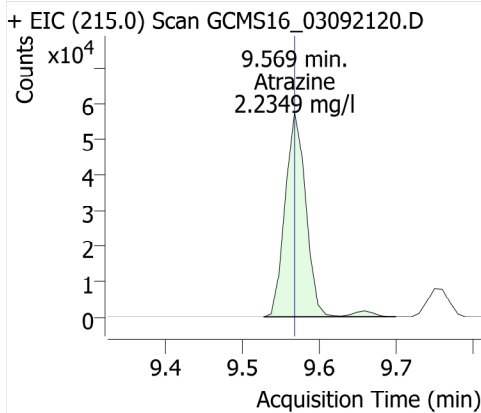
Prometon



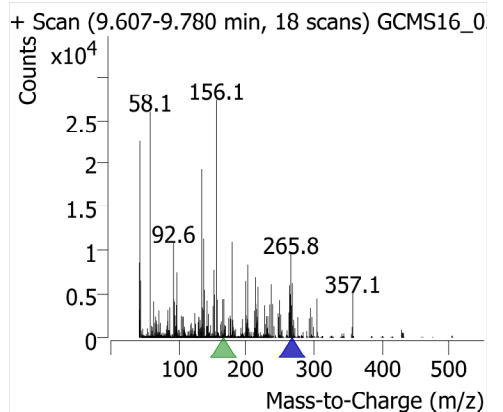
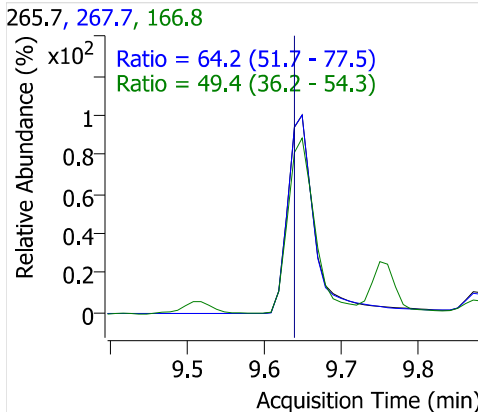
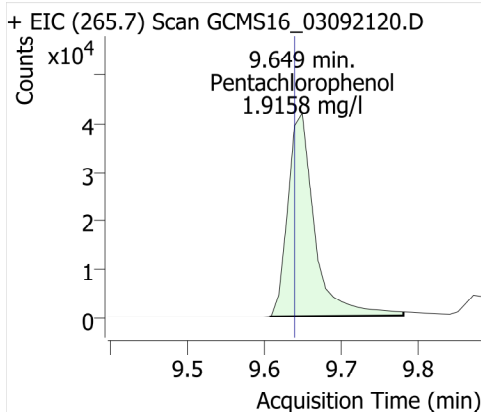
Simazine



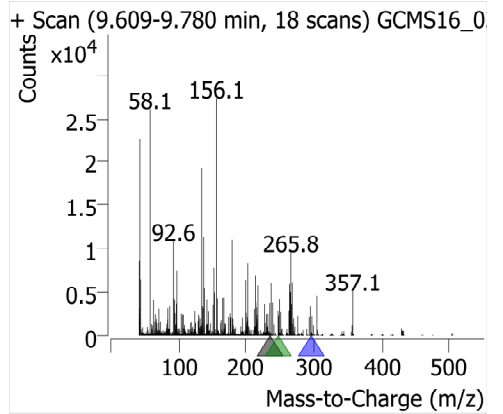
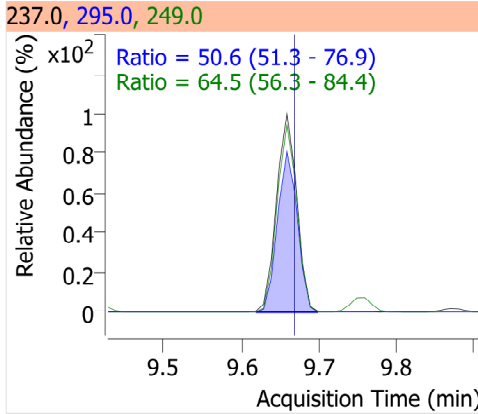
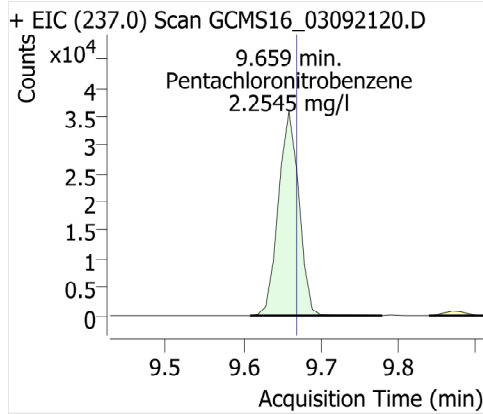
Atrazine



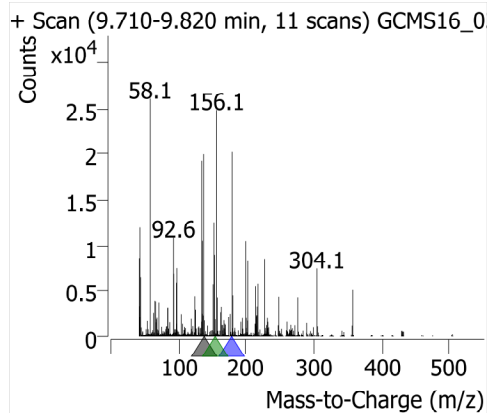
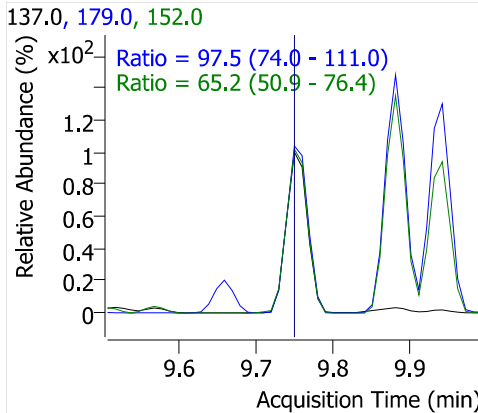
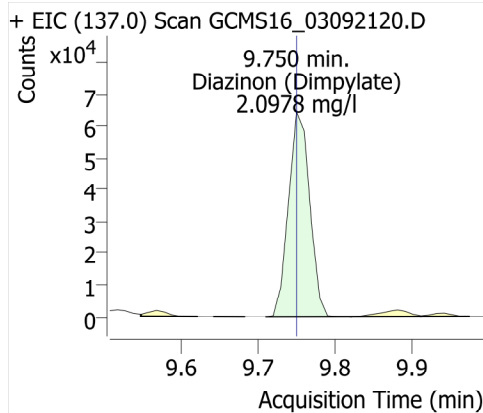
Pentachlorophenol



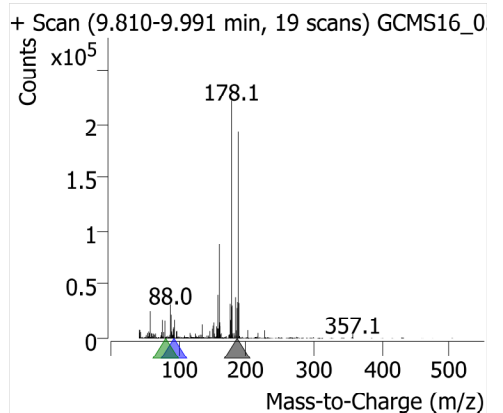
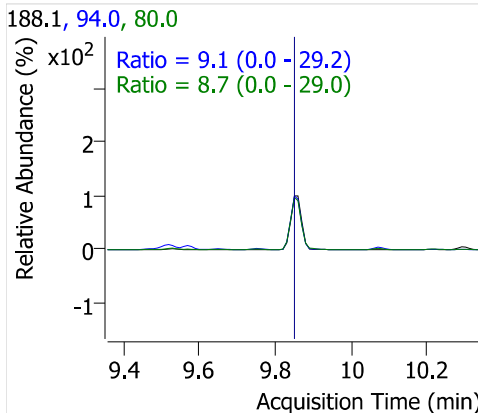
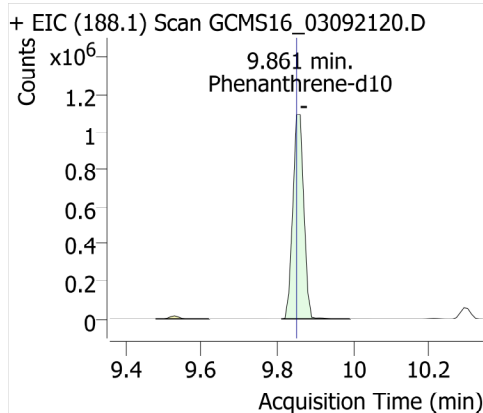
Pentachloronitrobenzene



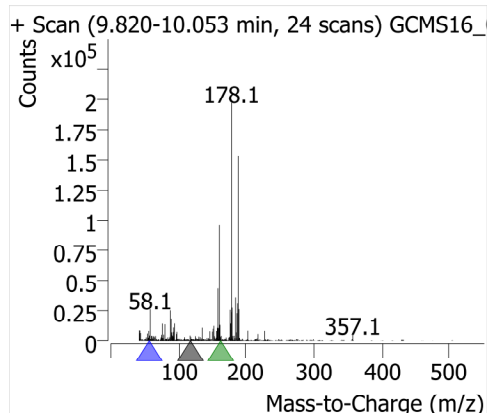
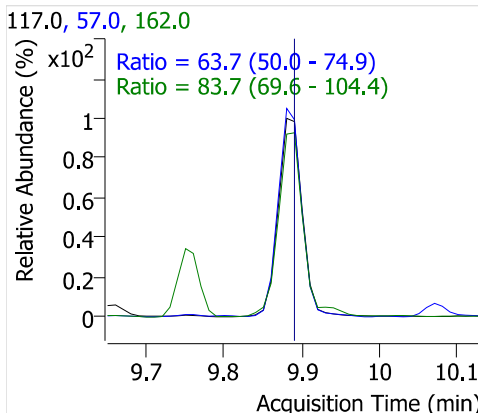
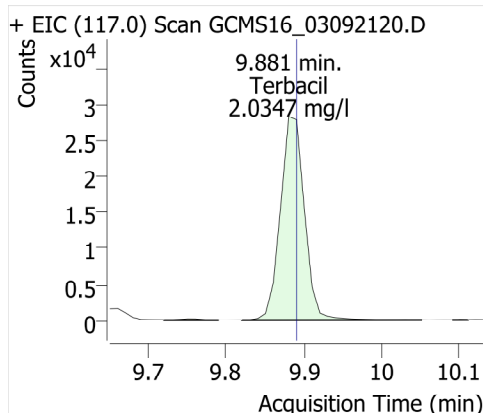
Diazinon (Dimpylate)



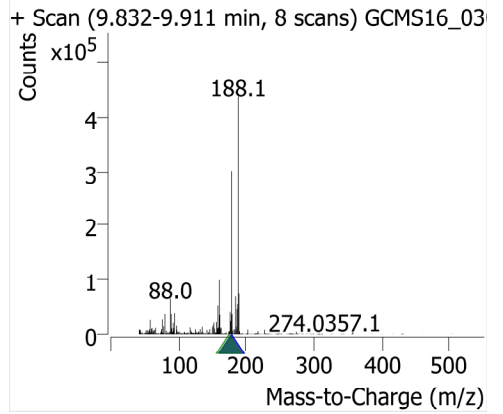
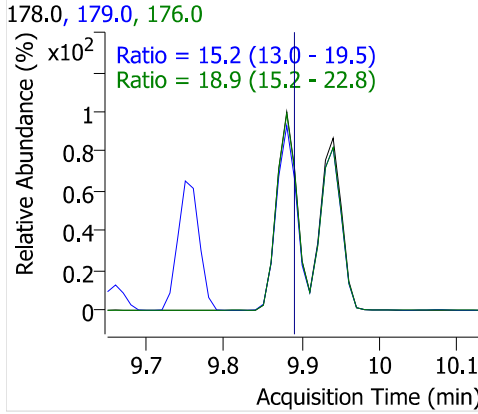
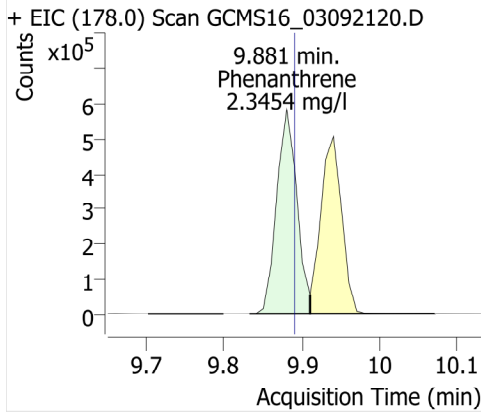
Phenanthrene-d10



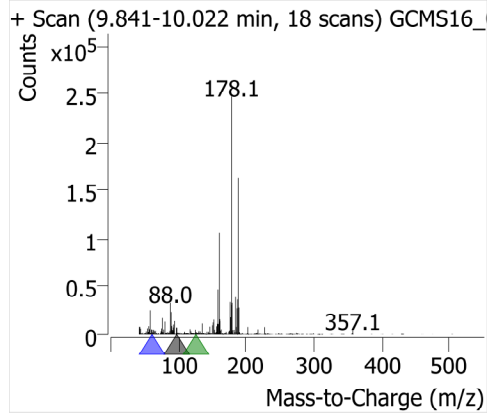
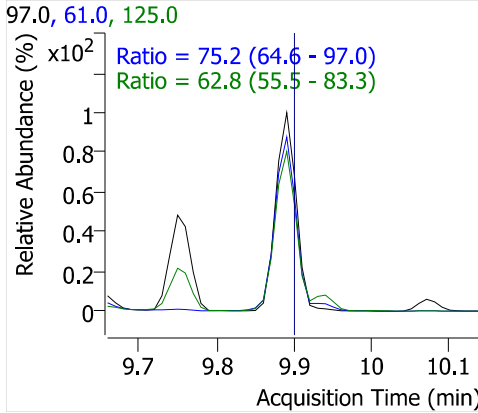
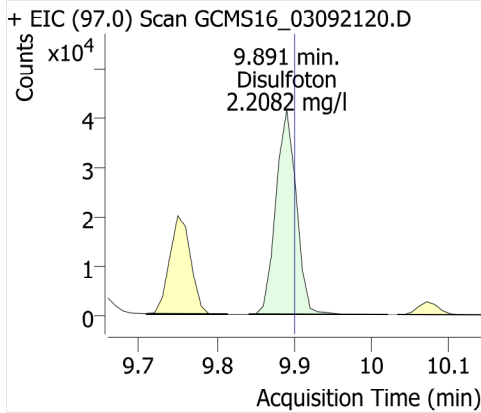
Terbacil



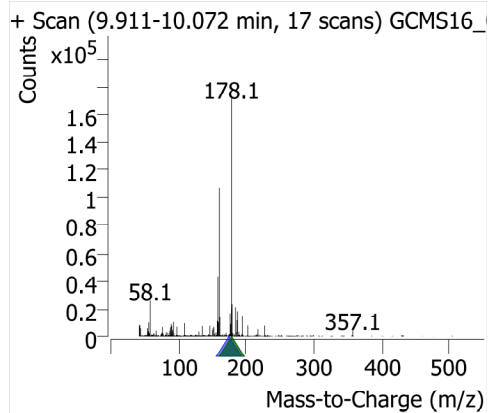
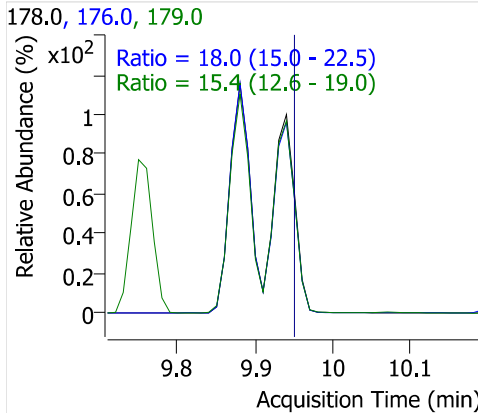
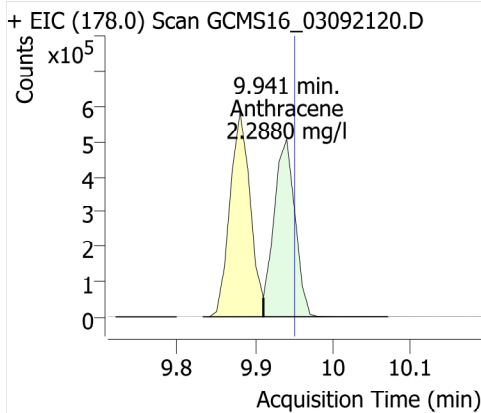
Phenanthrene



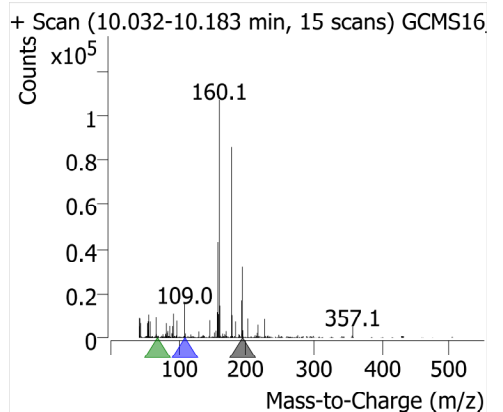
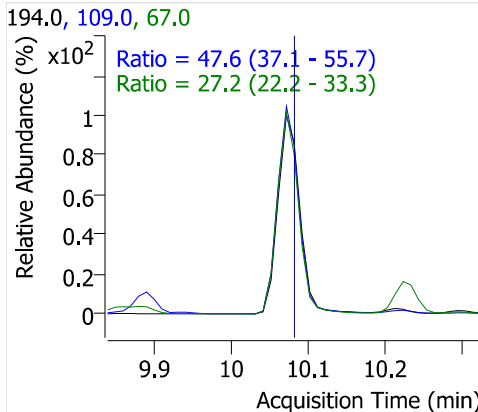
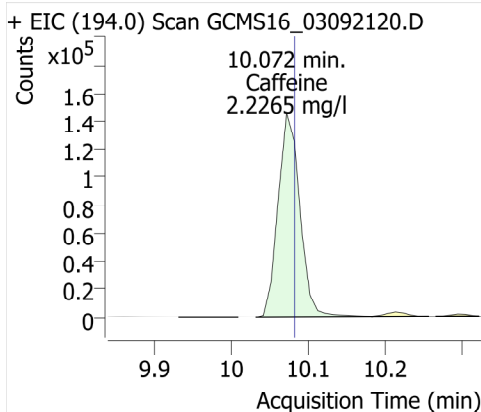
Disulfoton



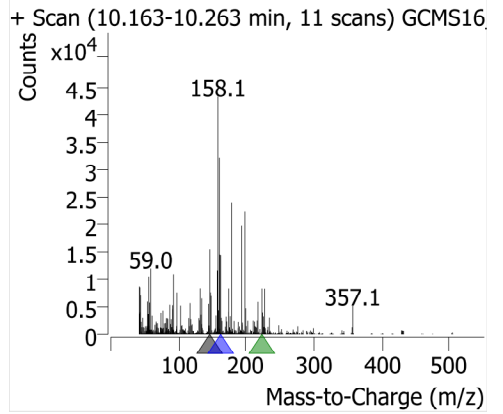
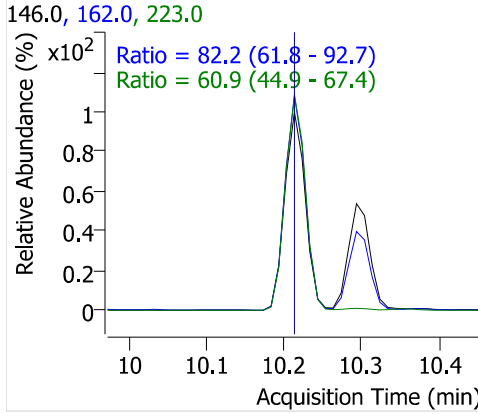
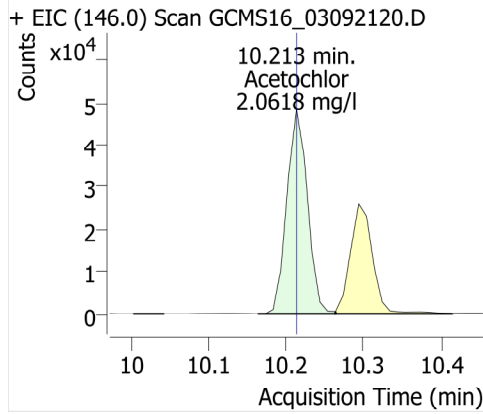
Anthracene



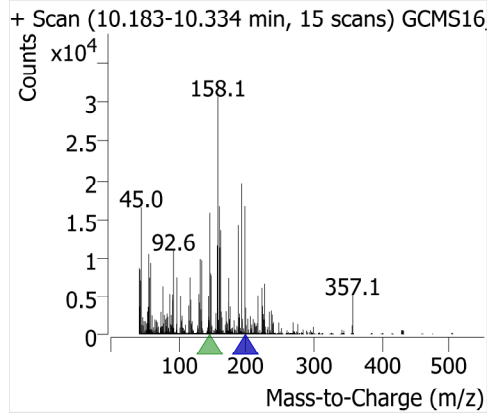
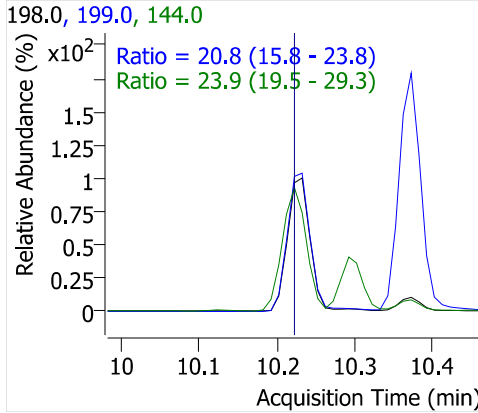
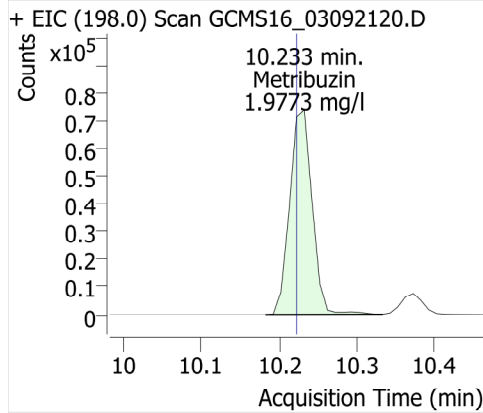
Caffeine



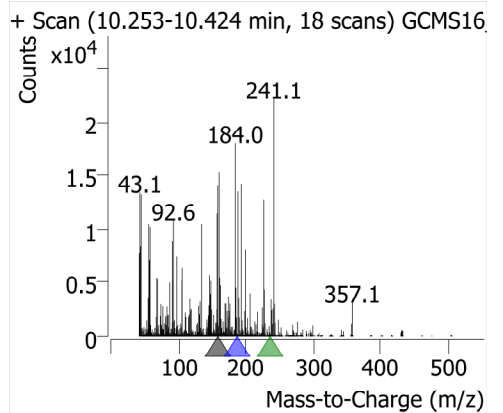
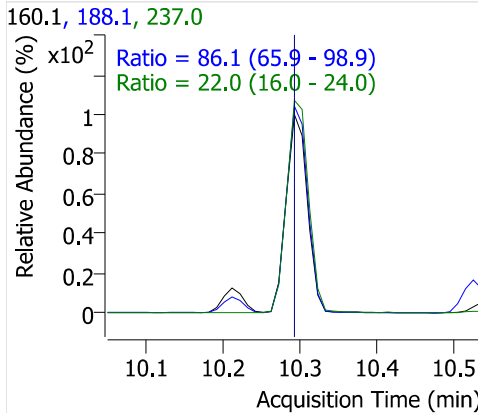
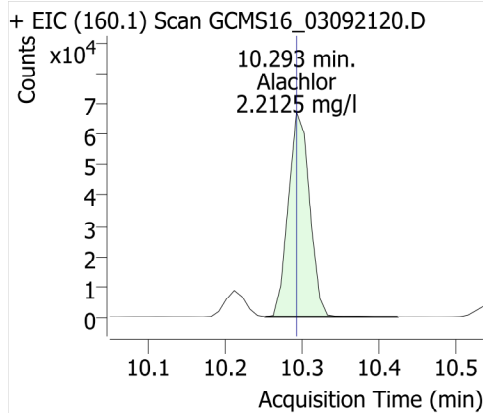
Acetochlor



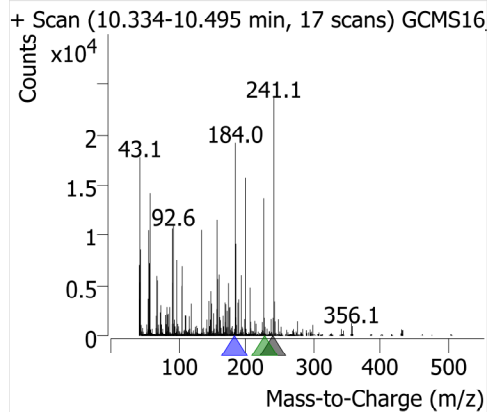
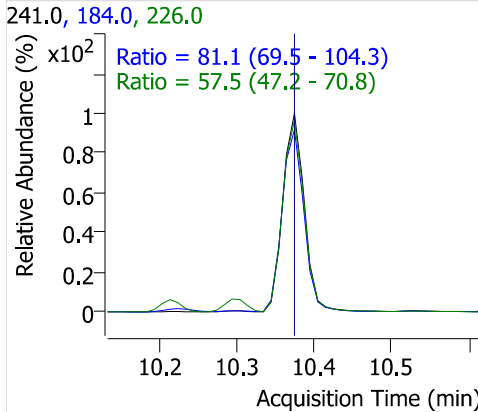
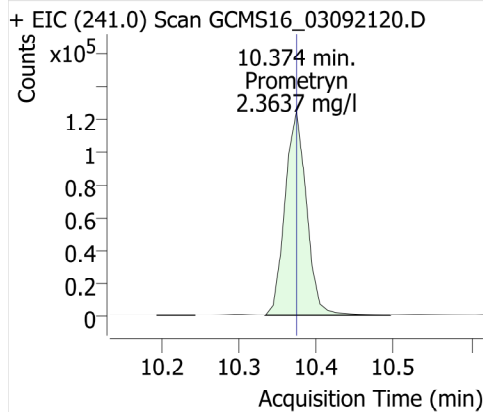
Metribuzin



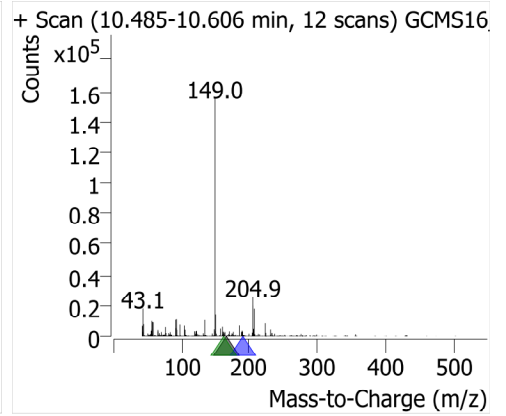
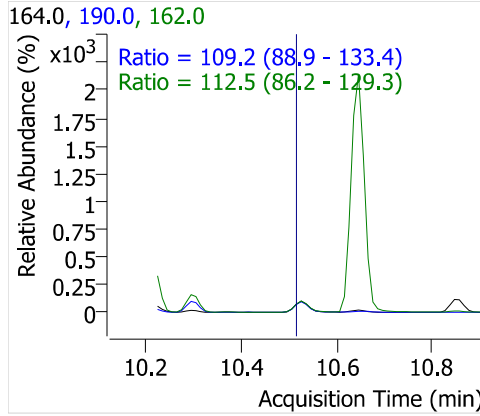
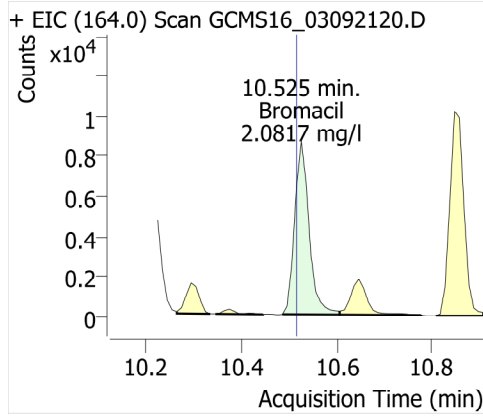
Alachlor



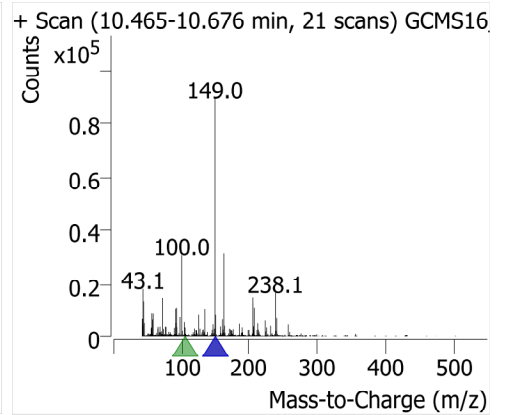
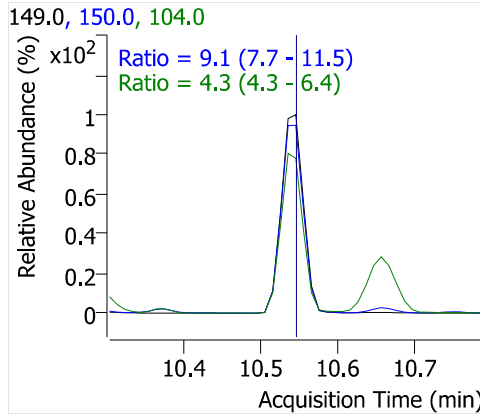
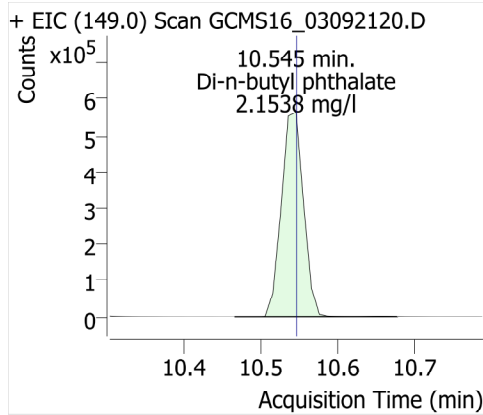
Prometryn



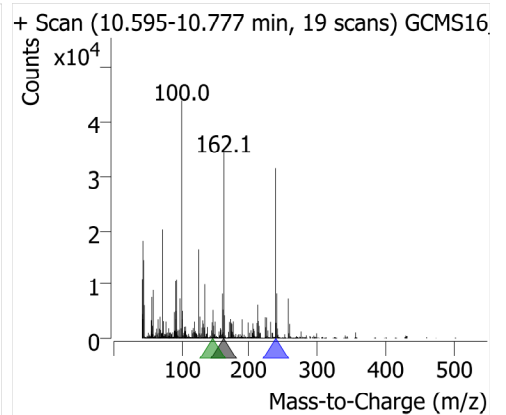
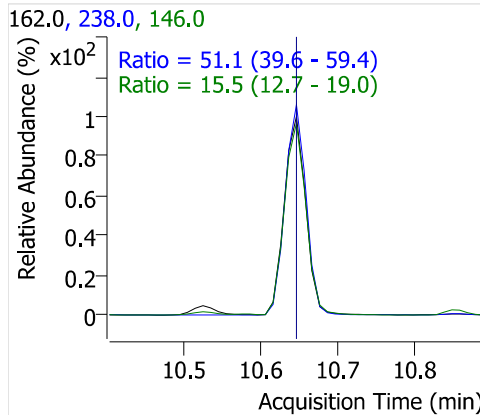
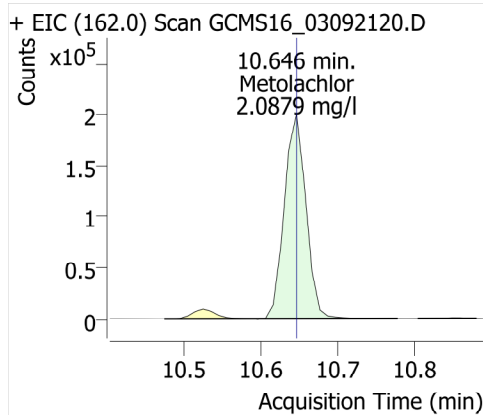
Bromacil



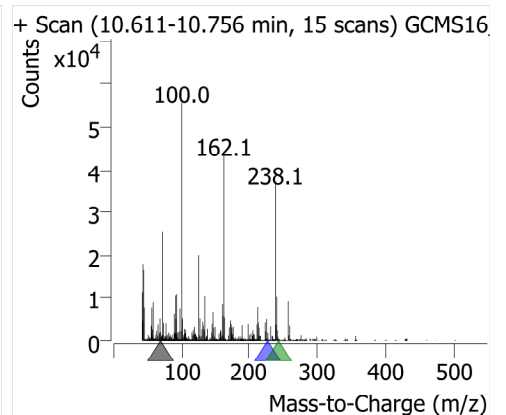
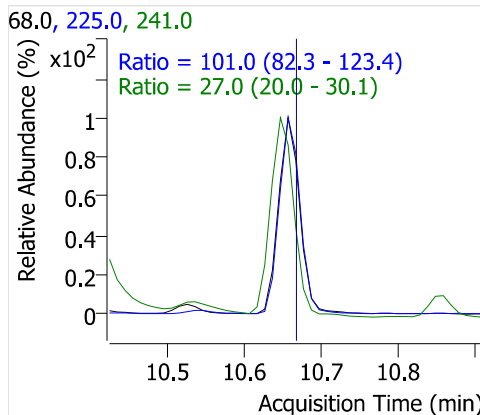
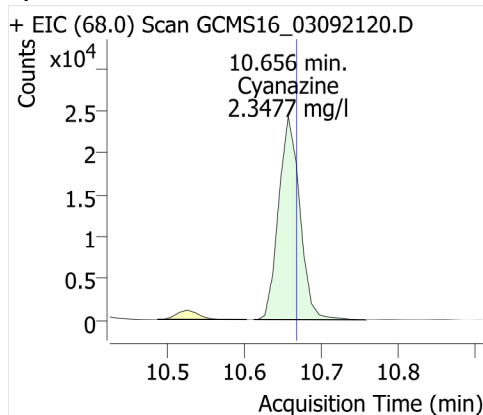
Di-n-butyl phthalate



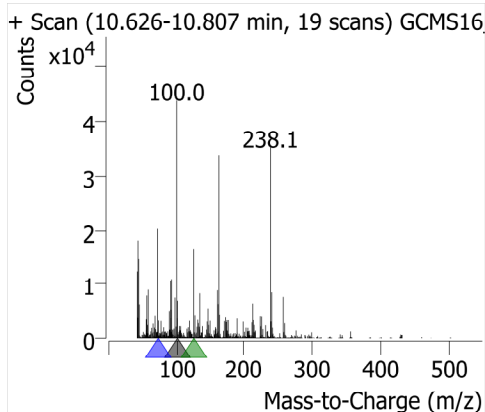
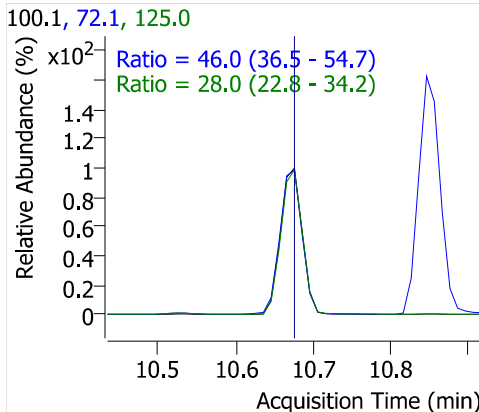
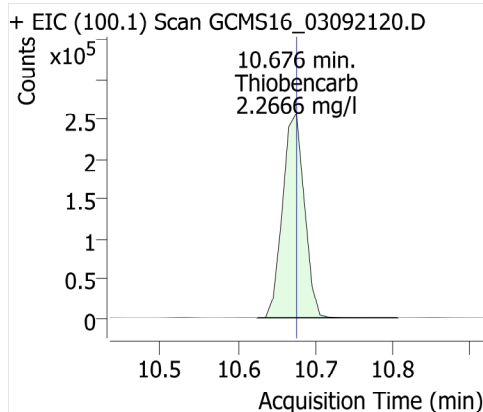
Metolachlor



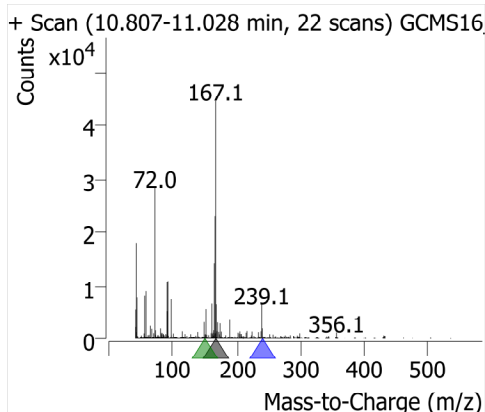
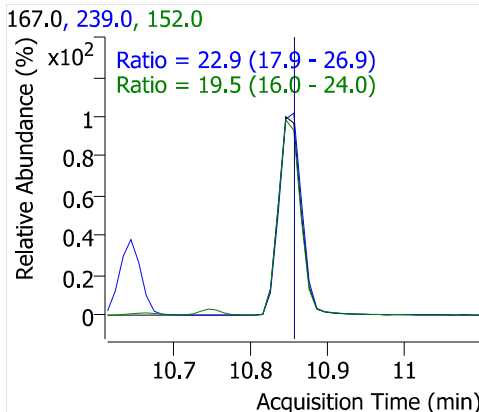
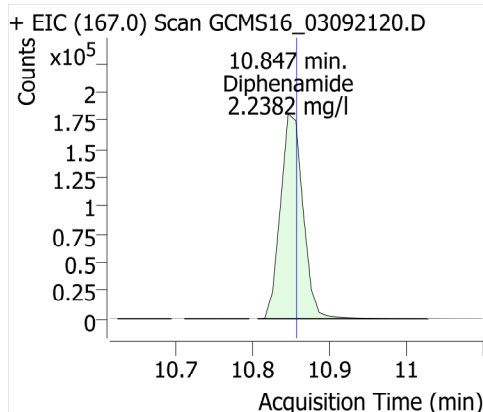
Cyanazine



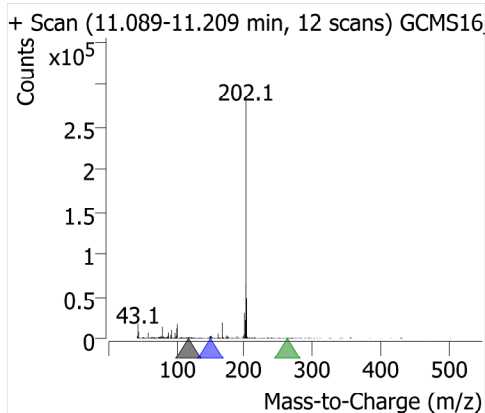
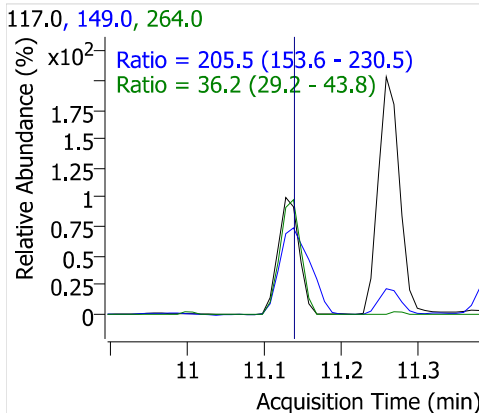
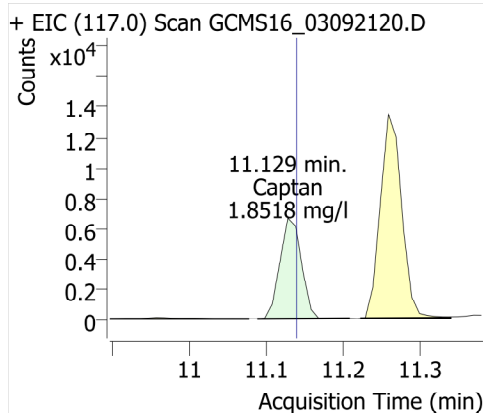
Thiobencarb



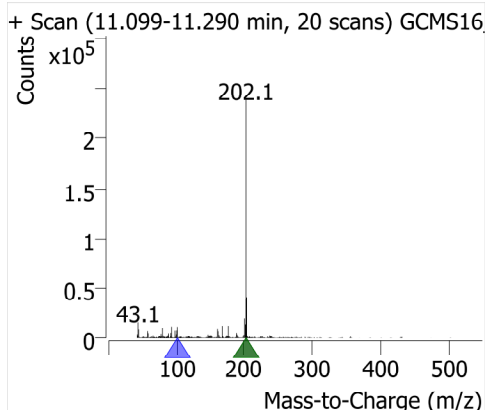
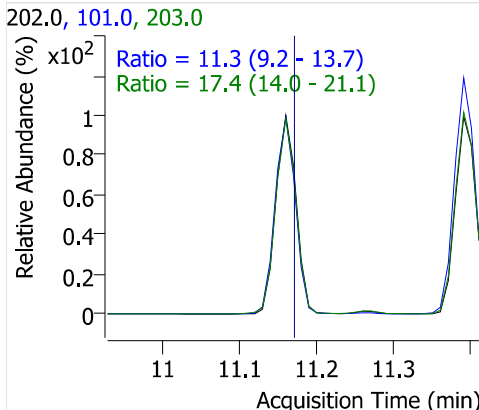
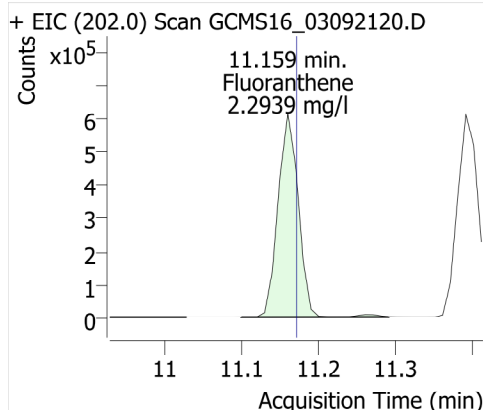
Diphenamide



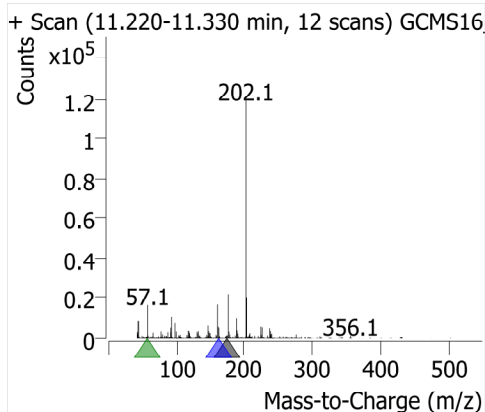
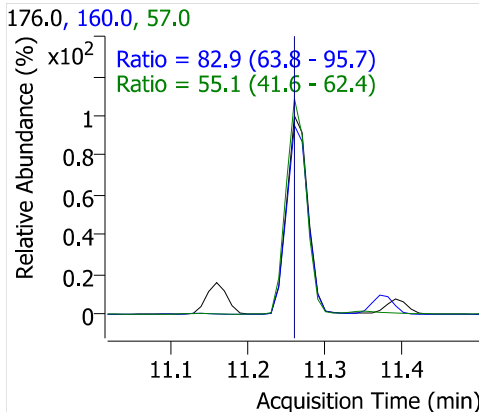
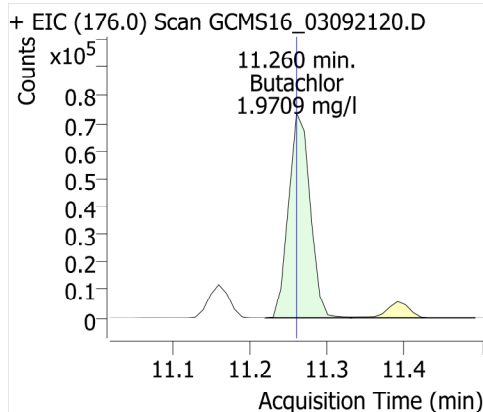
Captan



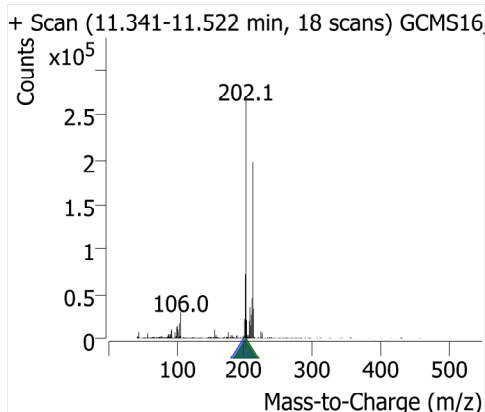
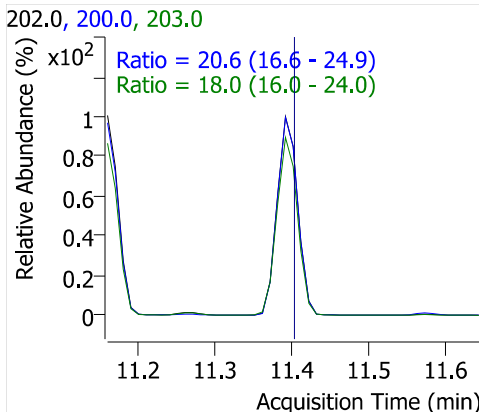
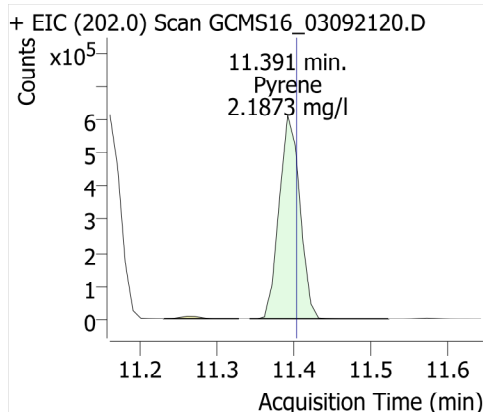
Fluoranthene



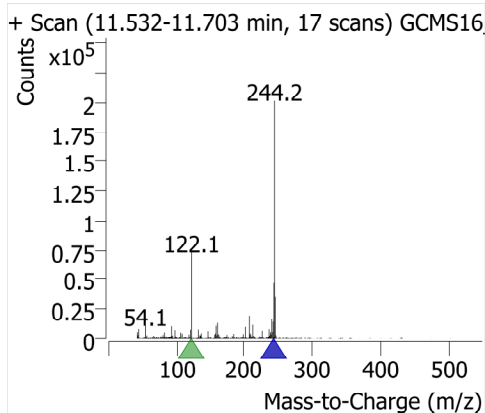
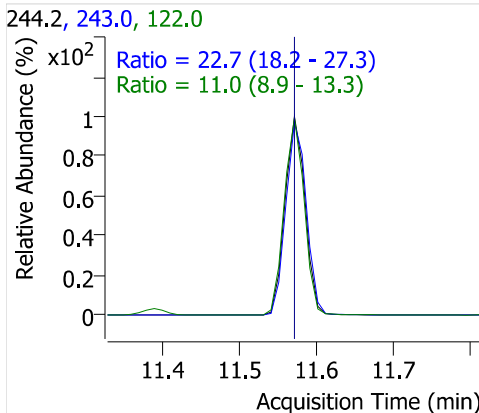
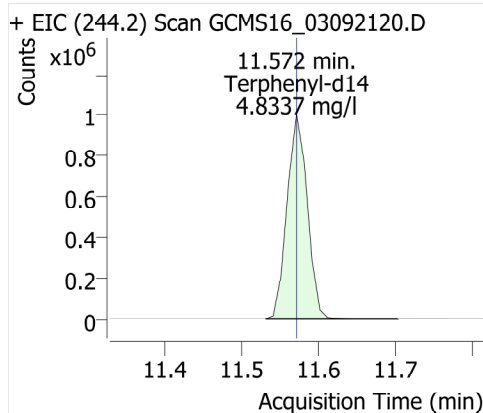
Butachlor



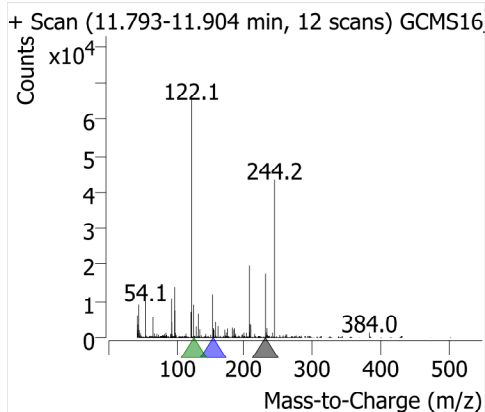
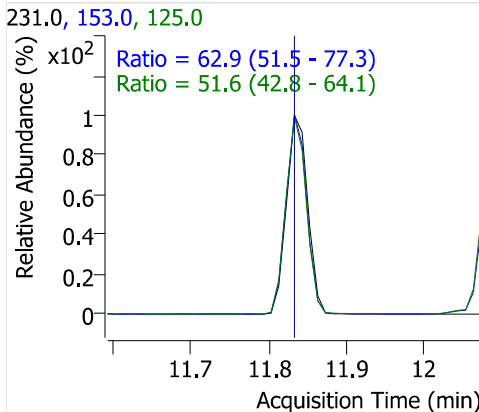
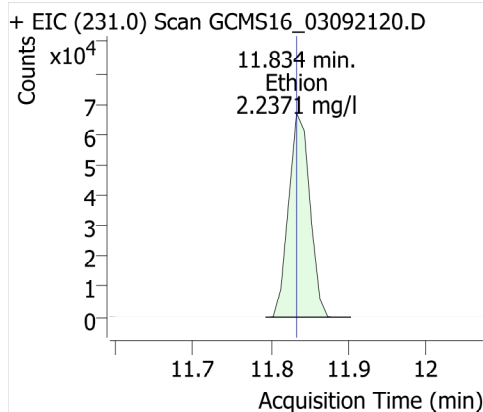
Pyrene



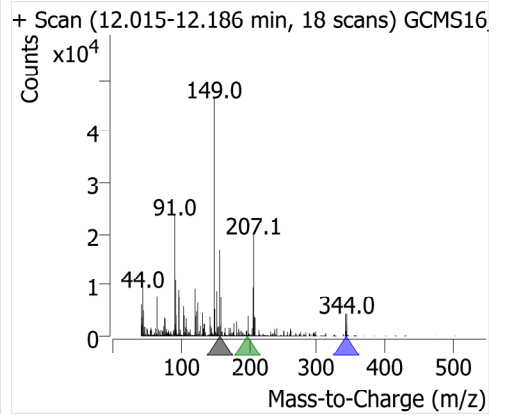
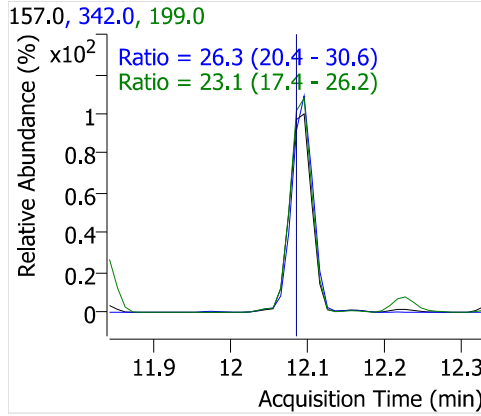
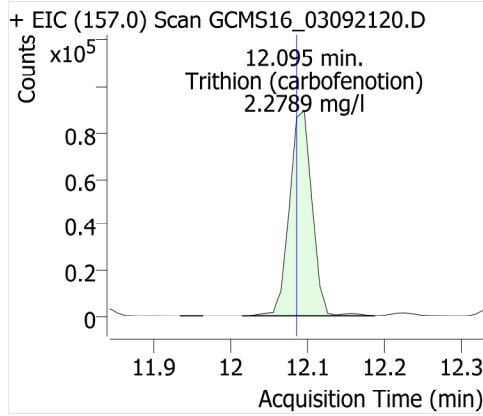
Terphenyl-d14



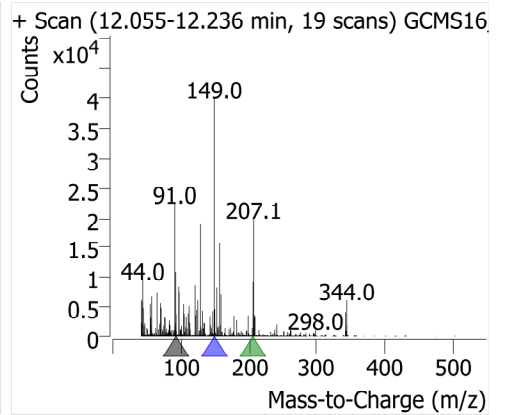
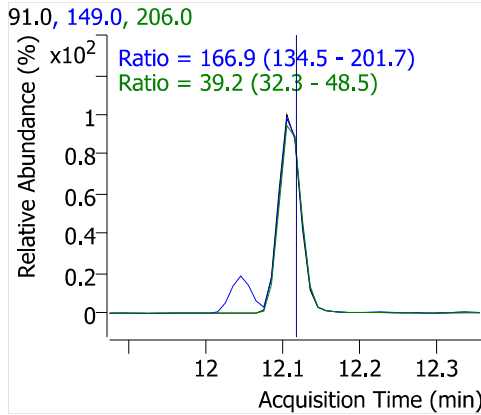
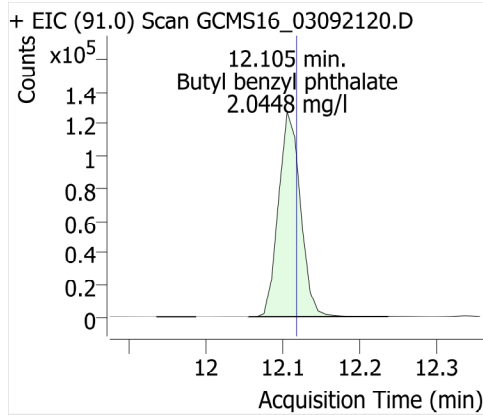
Ethion



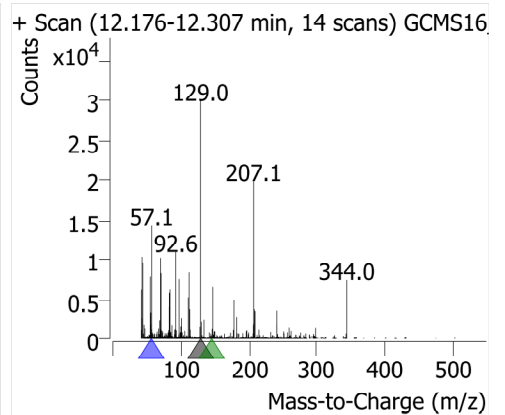
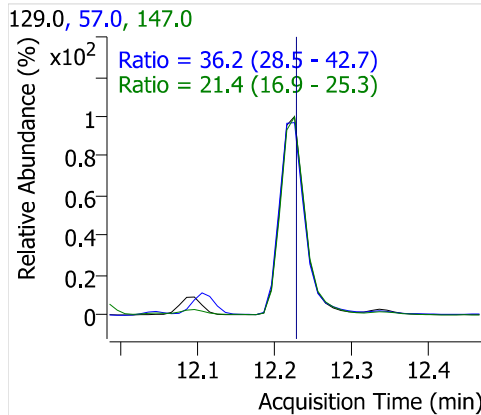
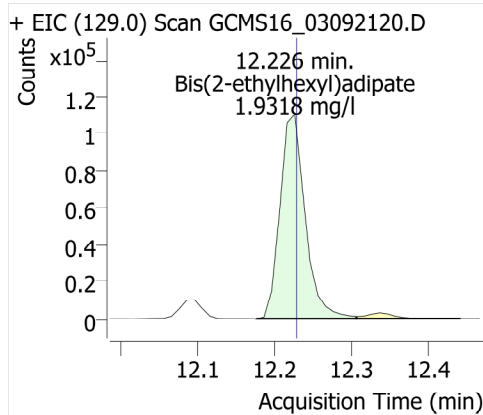
Trithion (carbofenotion)



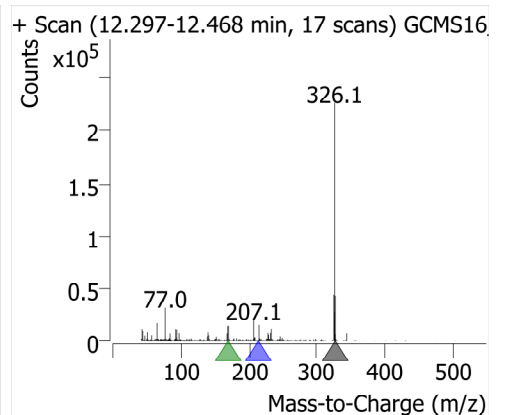
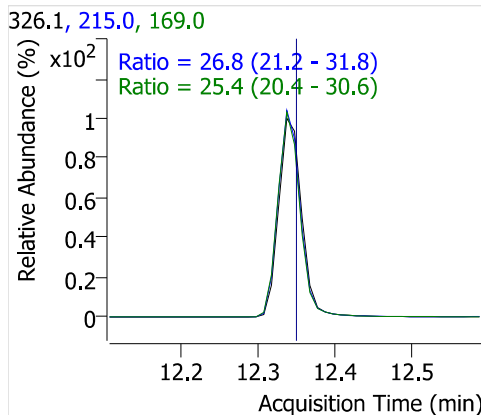
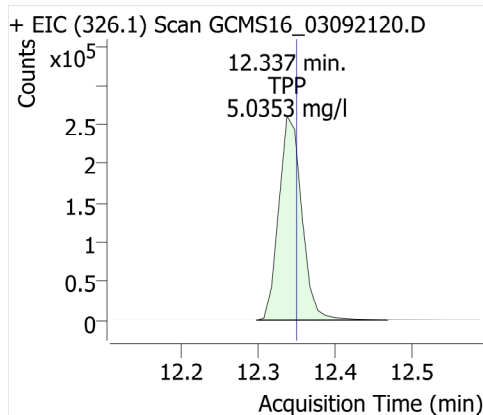
Butyl benzyl phthalate



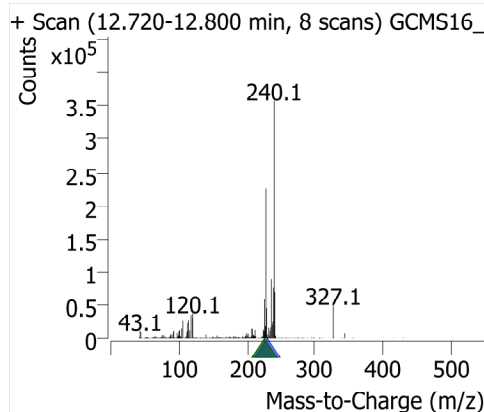
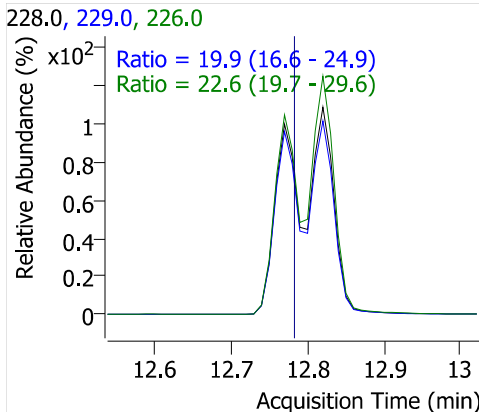
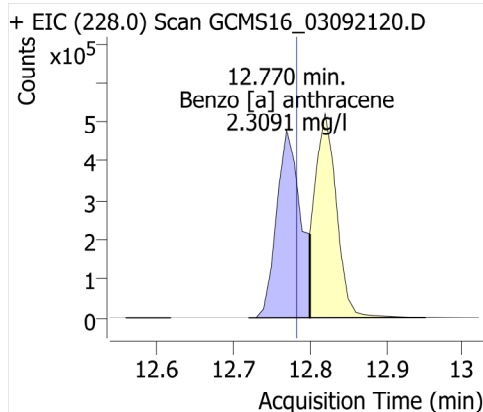
Bis(2-ethylhexyl)adipate



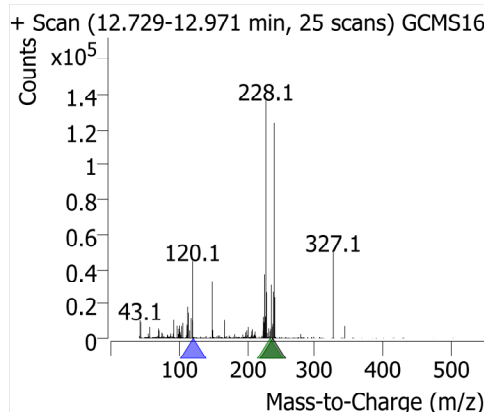
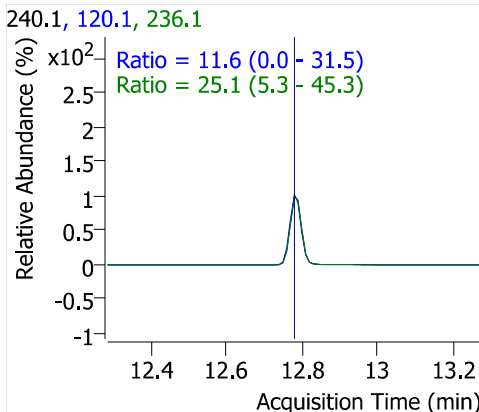
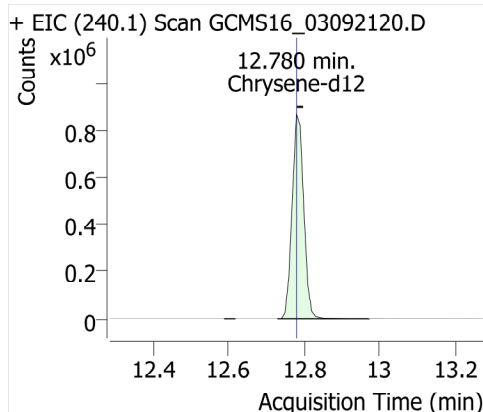
TPP



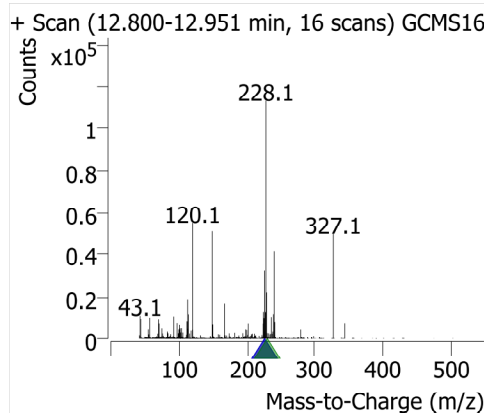
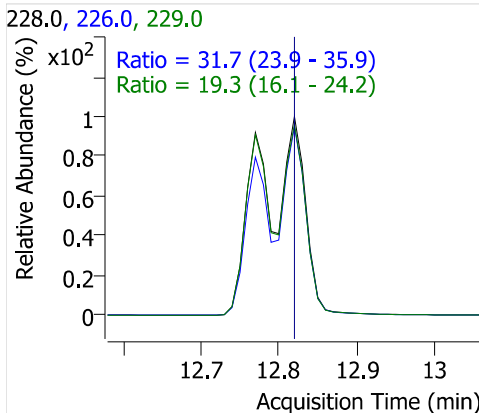
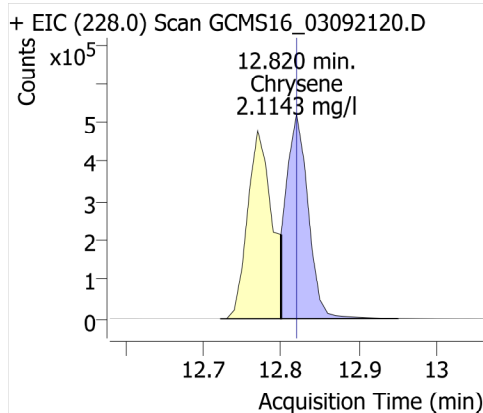
Benzo [a] anthracene



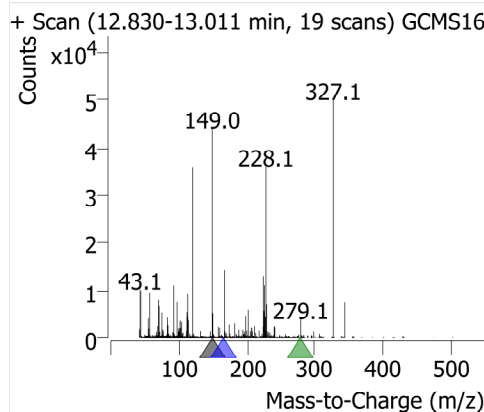
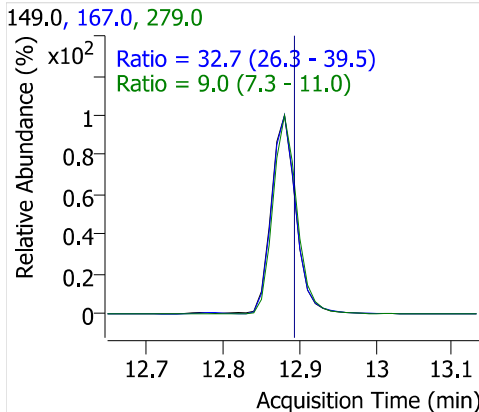
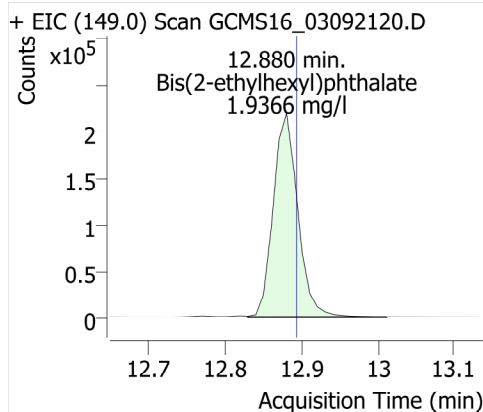
Chrysene-d12



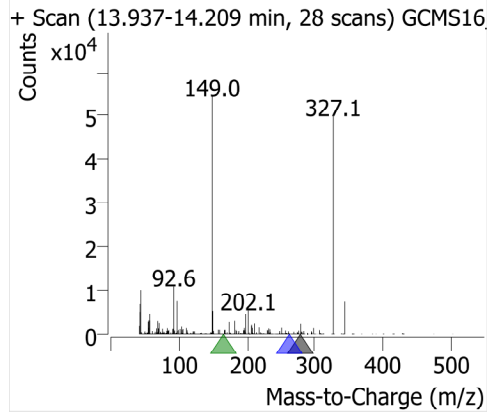
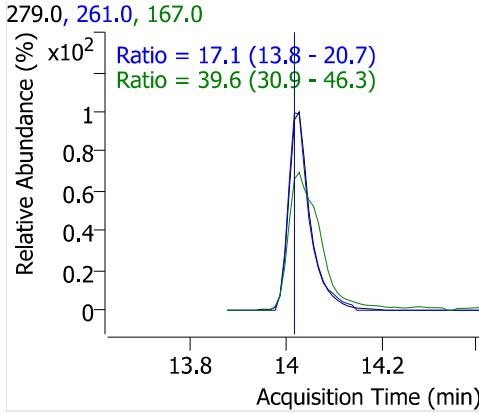
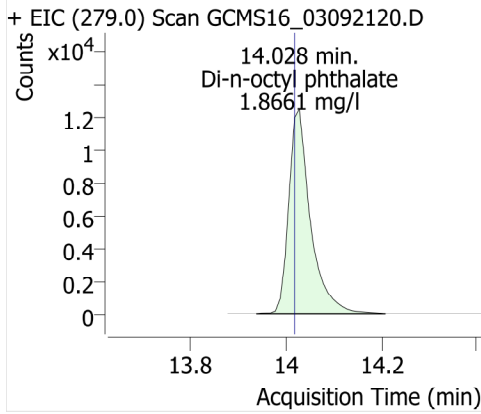
Chrysene



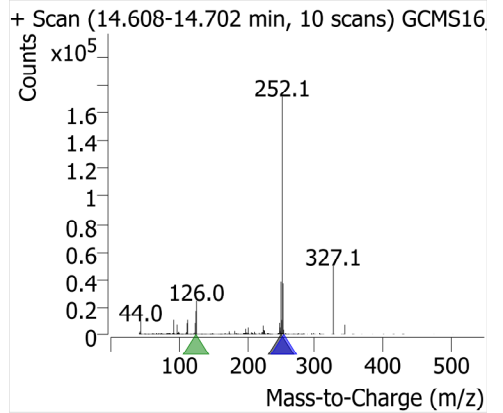
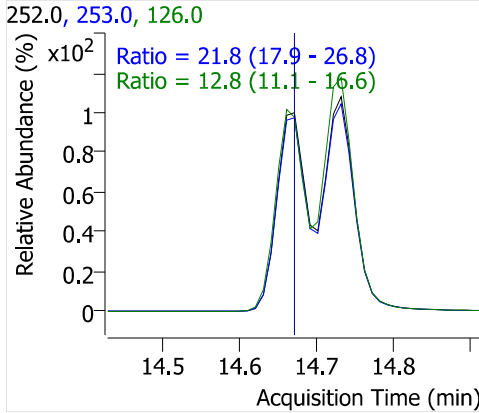
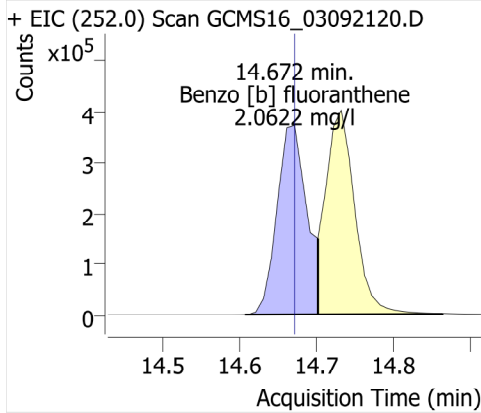
Bis(2-ethylhexyl)phthalate



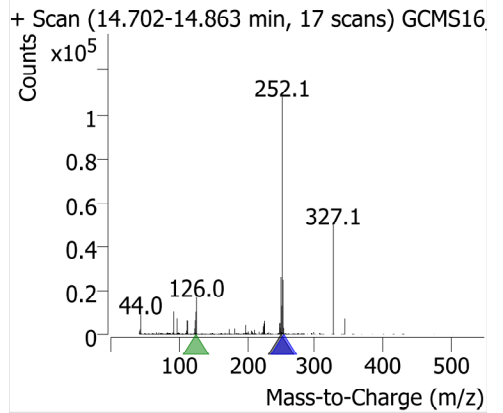
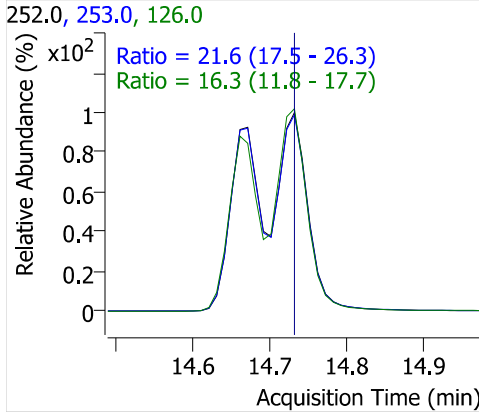
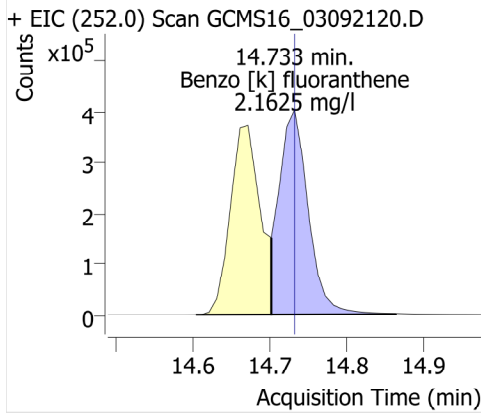
Di-n-octyl phthalate



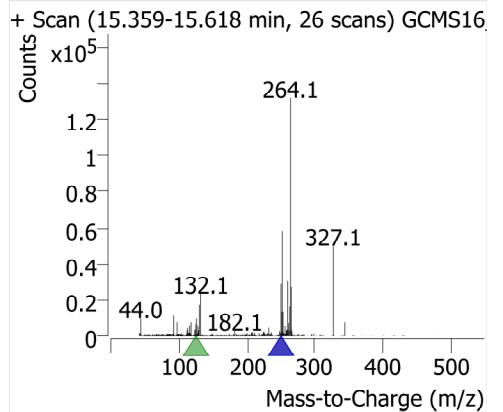
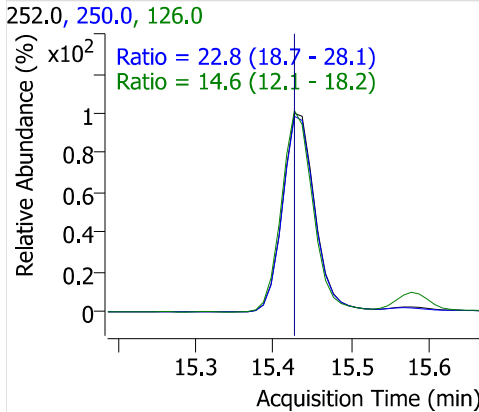
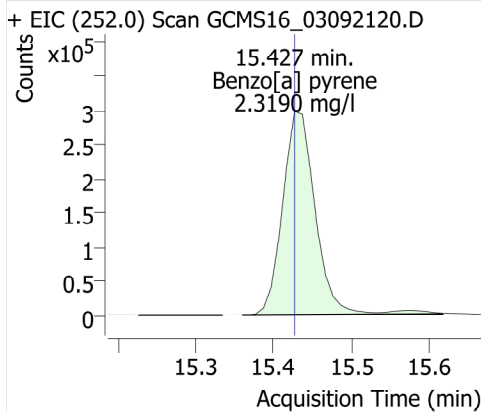
Benzo [b] fluoranthene



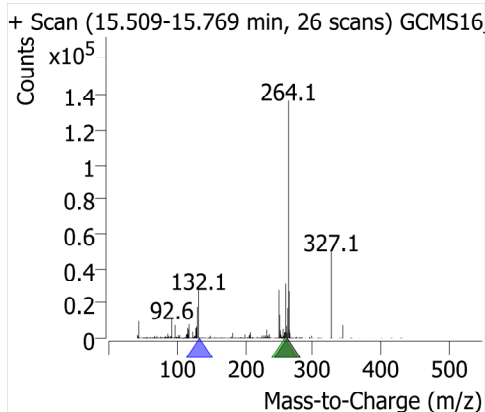
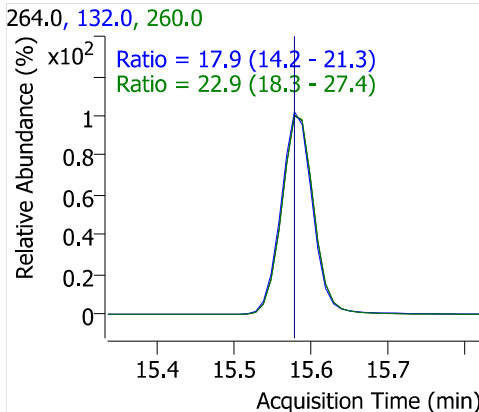
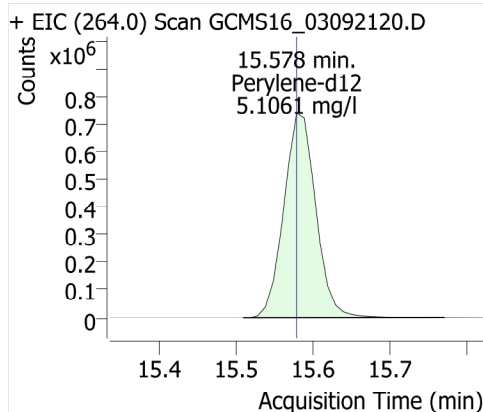
Benzo [k] fluoranthene



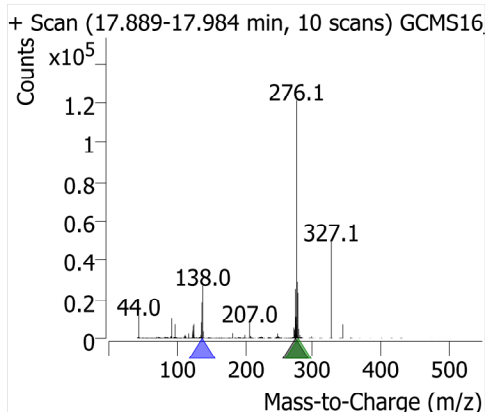
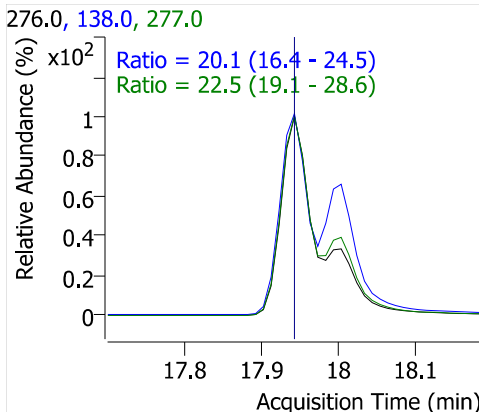
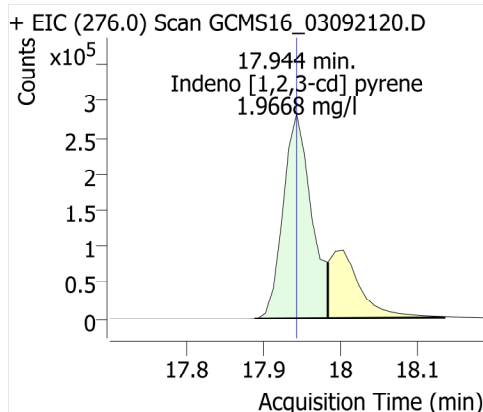
Benzo[a] pyrene



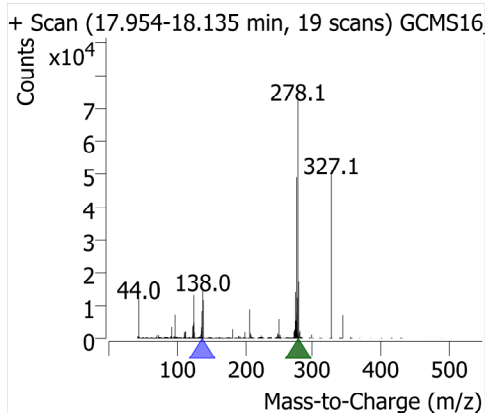
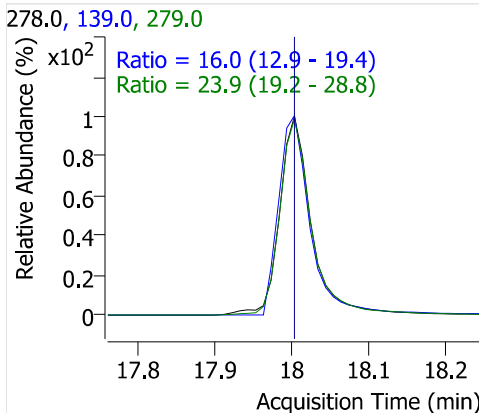
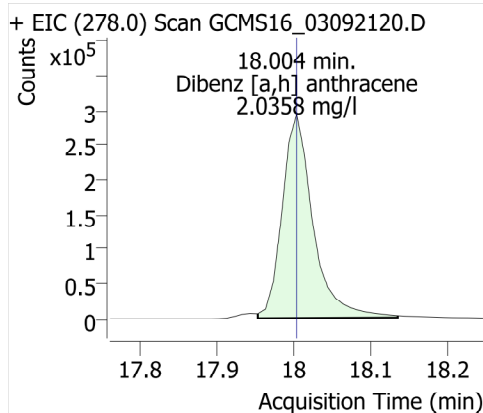
Perylene-d12



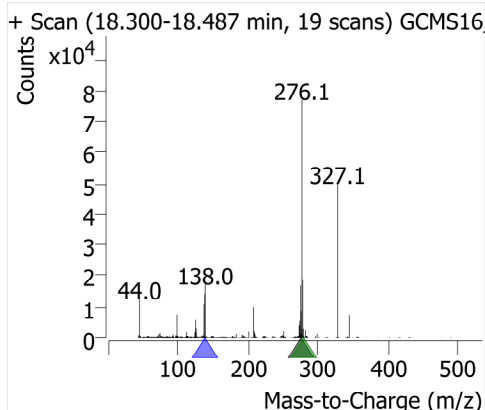
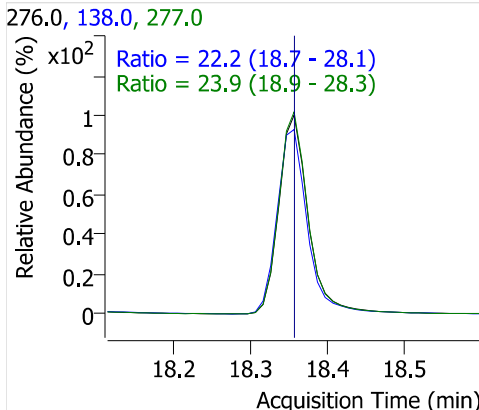
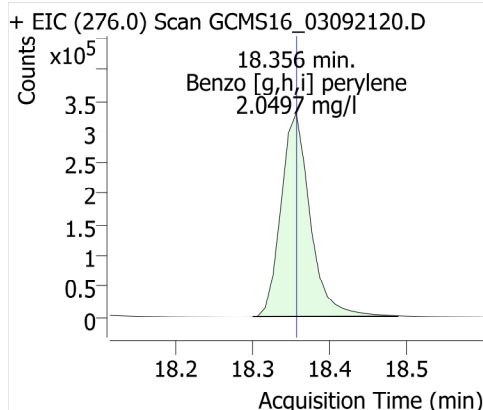
Indeno [1,2,3-cd] pyrene



Dibenz [a,h] anthracene



Benzo [g,h,i] perylene



Quantitative Analysis Results With Qualifier Ratio Report

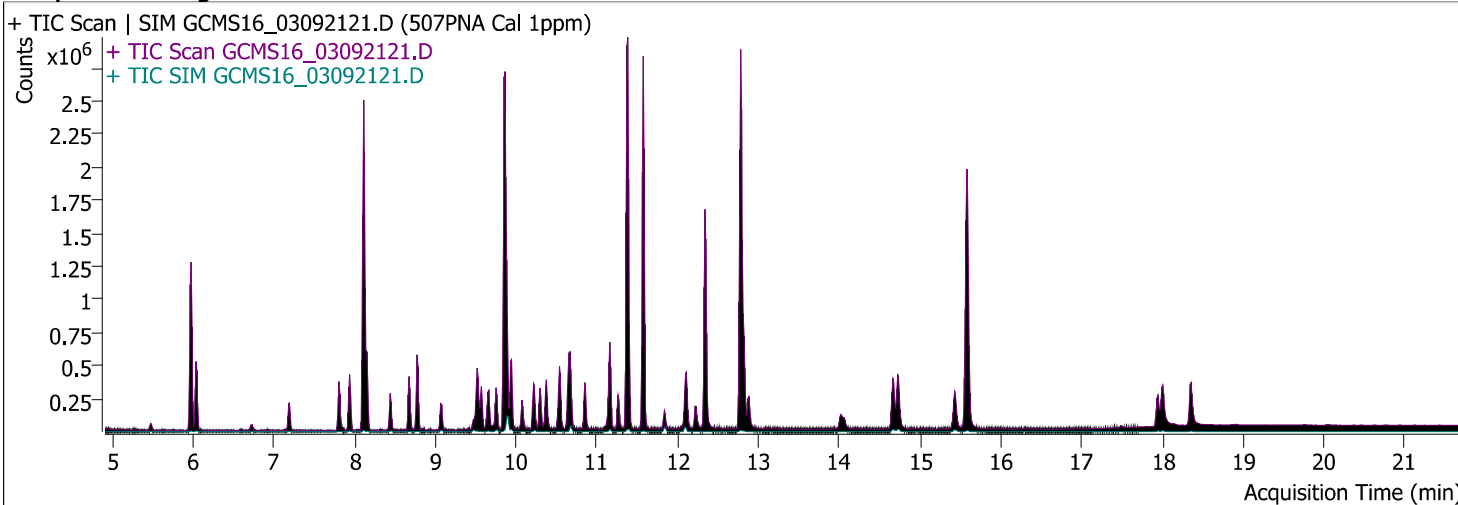


Batch Path	\\WSCIXIGCMS16\InstData\GCMS16\DATA\2021\030921_525.2\QuantResults\030921_525.2.batch.bin	Analyst Name	WECK\ryan.raymond
Analysis Time	3/10/2021 12:34:15 PM	Reporter Name	ryan.raymond
Report Time	3/10/2021 12:37:19 PM	Batch State	Processed
Last Calib Update	3/10/2021 10:39:20 AM	Quant Report Version	10.0
Quant Batch Version	10.0		

AnalysisInfo

Acq. Time	3/9/2021 8:32:36 PM	Data File	GCMS16_03092121.D
Sample Type	Cal	Sample Name	507PNA Cal 1ppm
Dilution	1	Acq. Method	525
Position	8	Inj Vol	1
DA Method File	507PNA 030921.m	Comment	1010643

Sample Chromatogram



Compound	ISTD	RT	Resp.	ISTD Resp.	Conc	Units	Accuracy
1,3 Dimethyl-2-Nitrobenzene	Acenaphthene-d10	5.976	328409	1200287	5.0177	mg/l	100.35
Naphthalene	Acenaphthene-d10	6.036	532534	1200287	1.0460	mg/l	104.60
EPTC	Acenaphthene-d10	7.194	90257	1200287	1.0376	mg/l	103.76
Dimethyl phthalate	Acenaphthene-d10	7.808	335858	1200287	1.1072	mg/l	110.72
Acenaphthylene	Acenaphthene-d10	7.938	398353	1200287	1.0916	mg/l	109.16
Acenaphthene	Acenaphthene-d10	8.150	291515	1200287	1.0218	mg/l	102.18
Molinate	Acenaphthene-d10	8.442	168214	1200287	1.0659	mg/l	106.59
Diethyl phthalate	Acenaphthene-d10	8.673	330149	1200287	1.1358	mg/l	113.58
Fluorene	Acenaphthene-d10	8.774	351629	1200287	1.0986	mg/l	109.86
Chlorpropham	Acenaphthene-d10	9.066	65425	1200287	0.8633	mg/l	86.33
Dimethoate	Acenaphthene-d10	9.468	33665	1200287	0.9036	mg/l	90.36
Prometon	Chrysene-d12	9.509	61915	1908605	0.9131	mg/l	91.31
Simazine	Chrysene-d12	9.529	79113	1908605	1.0488	mg/l	104.88
Atrazine	Acenaphthene-d10	9.569	48150	1200287	0.9959	mg/l	99.59
Pentachlorophenol	Chrysene-d12	9.640	39136	1908605	0.9070	mg/l	90.70
Pentachloronitrobenzene	Phenanthrene-d10	9.660	24919	2239221	0.9266	mg/l	92.66
Diazinon (Dimpylate)	Chrysene-d12	9.750	54769	1908605	0.9328	mg/l	93.28
Terbacil	Phenanthrene-d10	9.881	25892	2239221	1.0032	mg/l	100.32
Phenanthrene	Phenanthrene-d10	9.881	541560	2239221	1.1587	mg/l	115.87
Disulfoton	Phenanthrene-d10	9.891	32633	2239221	0.9708	mg/l	97.08
Anthracene	Phenanthrene-d10	9.942	470254	2239221	1.1130	mg/l	111.30
Caffeine	Phenanthrene-d10	10.072	135651	2239221	1.0421	mg/l	104.21
Acetochlor	Chrysene-d12	10.213	38474	1908605	0.8887	mg/l	88.87
Metribuzin	Chrysene-d12	10.223	59623	1908605	0.8381	mg/l	83.81
Alachlor	Chrysene-d12	10.294	58483	1908605	0.9994	mg/l	99.94
Prometryn	Chrysene-d12	10.374	107758	1908605	1.0461	mg/l	104.61

Quantitative Analysis Results With Qualifier Ratio Report



Compound	ISTD	RT	Resp.	ISTD Resp.	Conc	Units	Accuracy
Bromacil	Chrysene-d12	10.525	7092	1908605	0.9517	mg/l	95.17
Di-n-butyl phthalate	Phenanthrene-d10	10.535	516586	2239221	0.9831	mg/l	98.31
Metolachlor	Chrysene-d12	10.646	170386	1908605	0.9189	mg/l	91.89
Cyanazine	Phenanthrene-d10	10.656	20418	2239221	1.0344	mg/l	103.44
Thiobencarb	Chrysene-d12	10.676	242093	1908605	1.0784	mg/l	107.84
Diphenamide	Phenanthrene-d10	10.848	168027	2239221	1.0188	mg/l	101.88
Captan	Phenanthrene-d10	11.129	5119	2239221	0.9468	mg/l	94.68
Fluoranthene	Phenanthrene-d10	11.160	551001	2239221	1.0912	mg/l	109.12
Butachlor	Chrysene-d12	11.260	55335	1908605	0.8152	mg/l	81.52
Pyrene	Phenanthrene-d10	11.391	575762	2239221	1.0560	mg/l	105.60
Terphenyl-d14	Chrysene-d12	11.572	1857357	1908605	4.8341	mg/l	96.68
Ethion	Chrysene-d12	11.834	38766	1908605	0.8176	mg/l	81.76
Trithion (carbofenotion)	Chrysene-d12	12.086	63151	1908605	0.8852	mg/l	88.52
Butyl benzyl phthalate	Phenanthrene-d10	12.106	105653	2239221	0.9803	mg/l	98.03
Bis(2-ethylhexyl)adipate	Phenanthrene-d10	12.216	86876	2239221	0.8839	mg/l	88.39
TPP	Phenanthrene-d10	12.337	540763	2239221	4.9199	mg/l	98.40
Benzo [a] anthracene	Phenanthrene-d10	12.770	413637	2239221	0.9237	mg/l	92.37
Chrysene	Chrysene-d12	12.820	559733	1908605	1.1301	mg/l	113.01
Bis(2-ethylhexyl)phthalate	Phenanthrene-d10	12.881	179867	2239221	0.9360	mg/l	93.60
Di-n-octyl phthalate	Chrysene-d12	14.018	11086	1908605	0.8735	mg/l	87.35
Benzo [b] fluoranthene	Chrysene-d12	14.663	384591	1908605	0.8480	mg/l	84.80
Benzo [k] fluoranthene	Chrysene-d12	14.723	509886	1908605	1.0419	mg/l	104.19
Benzo[a] pyrene	Chrysene-d12	15.428	339164	1908605	0.9586	mg/l	95.86
Perylene-d12	Chrysene-d12	15.579	2152215	1908605	5.0242	mg/l	100.48
Indeno [1,2,3-cd] pyrene	Chrysene-d12	17.944	236694	1908605	0.9231	mg/l	92.31
Dibenz [a,h] anthracene	Chrysene-d12	18.004	333425	1908605	0.9818	mg/l	98.18
Benzo [g,h,i] perylene	Chrysene-d12	18.357	367114	1908605	0.9038	mg/l	90.38

Quantitative Analysis Results With Qualifier Ratio Report



Compound	CAS#	RT	RR	Conc	Transition	(Min-Max)	Q-Ratio
1,3 Dimethyl-2-Nitrobenzene		5.976	0.2736	5.0177	134.1		
					103.0	38.5 - 57.7	45.5
					151.0	33.2 - 49.8	41.4
Naphthalene		6.036	0.4437	1.0460	128.0		
					129.0	8.9 - 13.3	10.8
EPTC		7.194	0.0752	1.0376	128.0		
					86.0	51.1 - 76.7	65.7
					189.0	18.3 - 27.4	23.3
Dimethyl phthalate		7.808	0.2798	1.1072	163.0		
					77.0	13.6 - 20.4	16.4
					194.0	5.6 - 8.3	6.6
Acenaphthylene		7.938	0.3319	1.0916	152.0		
					151.0	15.8 - 23.7	18.9
					76.0	7.7 - 11.5	9.4
Acenaphthene		8.150	0.2429	1.0218	154.0		
					153.0	81.5 - 122.3	103.3
					152.0	39.6 - 59.3	50.2
Molinate		8.442	0.1401	1.0659	126.0		
					55.0	43.3 - 64.9	55.8
					187.0	16.9 - 25.4	21.3
Diethyl phthalate		8.673	0.2751	1.1358	149.0		
					177.0	19.2 - 28.9	23.0
					150.0	9.9 - 14.8	11.8
Fluorene		8.774	0.2930	1.0986	166.0		
					165.0	72.7 - 109.1	89.5
Chlorpropham		9.066	0.0545	0.8633	127.0		
					213.0	30.5 - 45.7	37.4
					171.0	19.9 - 29.9	23.8
Dimethoate		9.468	0.0280	0.9036	87.0		
					125.0	56.6 - 84.8	75.1
					93.0	53.7 - 80.5	67.5
Prometon		9.509	0.0324	0.9131	210.0		
					225.0	69.6 - 104.4	86.9
					168.0	60.5 - 90.8	72.9
Simazine	122-77-6	9.529	0.0415	1.0488	201.0		
					186.0	47.4 - 71.0	58.1
					173.0	33.3 - 50.0	38.5
Atrazine		9.569	0.0401	0.9959	215.0		
					200.0	158.8 - 238.2	200.3
					58.0	61.4 - 92.0	74.4
Pentachlorophenol		9.640	0.0205	0.9070	265.7		
					267.7	51.7 - 77.5	65.1
					166.8	36.2 - 54.3	41.4
Pentachloronitrobenzene		9.660	0.0111	0.9266	237.0		
					249.0	56.3 - 84.4	64.3
					295.0	51.3 - 76.9	52.3
Diazinon (Dimpylate)		9.750	0.0287	0.9328	137.0		
					179.0	74.0 - 111.0	93.6
					152.0	50.9 - 76.4	64.6
Terbacil		9.881	0.0116	1.0032	117.0		
					162.0	69.6 - 104.4	87.2
					57.0	50.0 - 74.9	63.8
Phenanthrene		9.881	0.2419	1.1587	178.0		
					176.0	15.2 - 22.8	19.0
					179.0	13.0 - 19.5	15.4

Quantitative Analysis Results With Qualifier Ratio Report



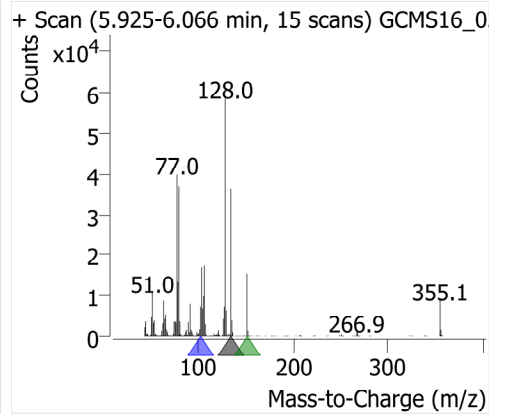
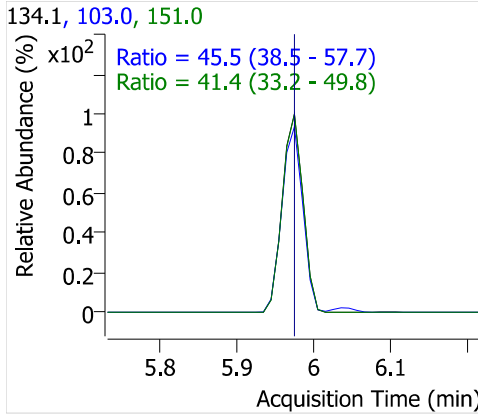
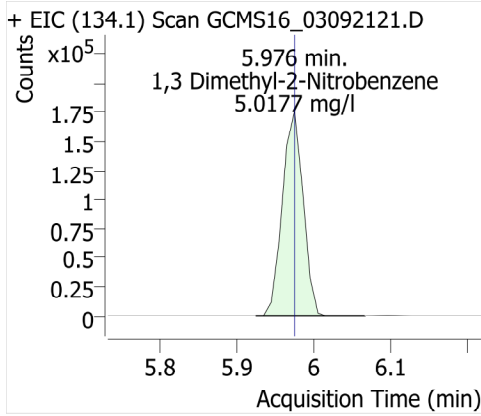
Compound	CAS#	RT	RR	Conc	Transition	(Min-Max)	Q-Ratio
Disulfoton		9.891	0.0146	0.9708	97.0		
					61.0	64.6 - 97.0	76.1
					125.0	55.5 - 83.3	68.2
Anthracene		9.942	0.2100	1.1130	178.0		
					176.0	15.0 - 22.5	18.0
					179.0	12.6 - 19.0	15.4
Caffeine		10.072	0.0606	1.0421	194.0		
					109.0	37.1 - 55.7	46.9
					67.0	22.2 - 33.3	27.3
Acetochlor		10.213	0.0202	0.8887	146.0		
					162.0	61.8 - 92.7	82.7
					223.0	44.9 - 67.4	57.2
Metribuzin		10.223	0.0312	0.8381	198.0		
					144.0	19.5 - 29.3	26.5
					199.0	15.8 - 23.8	20.4
Alachlor	15972-60-8	10.294	0.0306	0.9994	160.1		
					188.1	65.9 - 98.9	80.4
					237.0	16.0 - 24.0	21.3
Prometryn		10.374	0.0565	1.0461	241.0		
					184.0	69.5 - 104.3	81.0
					226.0	47.2 - 70.8	56.4
Bromacil		10.525	0.0037	0.9517	164.0		
					190.0	88.9 - 133.4	114.4
					162.0	86.2 - 129.3	102.3
Di-n-butyl phthalate		10.535	0.2307	0.9831	149.0		
					150.0	7.7 - 11.5	9.0
					104.0	4.3 - 6.4	4.6
Metolachlor		10.646	0.0893	0.9189	162.0		
					238.0	39.6 - 59.4	48.9
					146.0	12.7 - 19.0	15.7
Cyanazine		10.656	0.0091	1.0344	68.0		
					225.0	82.3 - 123.4	97.2
					241.0	20.0 - 30.1	26.9
Thiobencarb	028249-77-6	10.676	0.1268	1.0784	100.1		
					72.1	36.5 - 54.7	44.5
					125.0	22.8 - 34.2	27.6
Diphenamide		10.848	0.0750	1.0188	167.0		
					239.0	17.9 - 26.9	24.1
					152.0	16.0 - 24.0	20.5
Captan		11.129	0.0023	0.9468	117.0		
					149.0	153.6 - 230.5	213.8
					264.0	29.2 - 43.8	36.7
Fluoranthene		11.160	0.2461	1.0912	202.0		
					203.0	14.0 - 21.1	17.5
					101.0	9.2 - 13.7	11.2
Butachlor		11.260	0.0290	0.8152	176.0		
					160.0	63.8 - 95.7	78.5
					57.0	41.6 - 62.4	54.4
Pyrene		11.391	0.2571	1.0560	202.0		
					200.0	16.6 - 24.9	20.2
					203.0	16.0 - 24.0	18.1
Terphenyl-d14		11.572	0.9731	4.8341	244.2		
					243.0	18.2 - 27.3	22.5

Quantitative Analysis Results With Qualifier Ratio Report

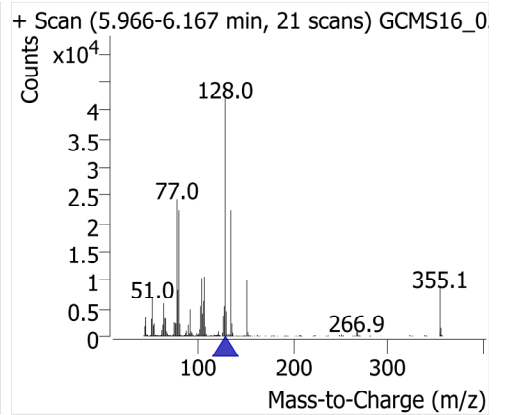
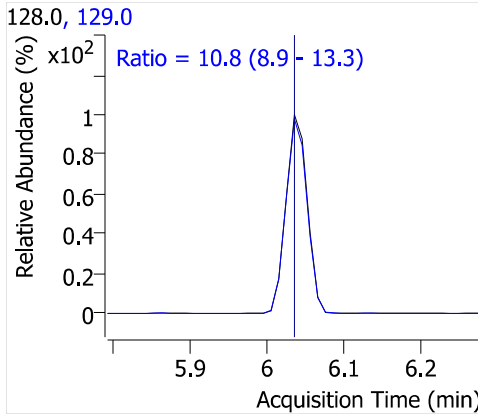
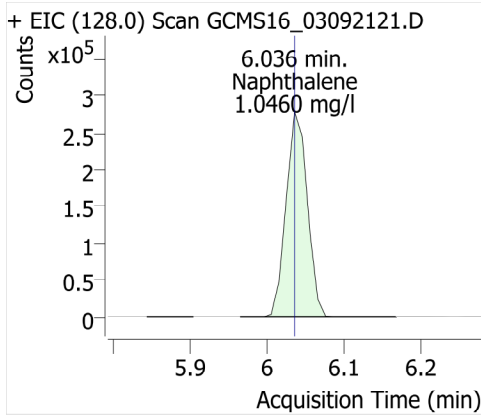


Compound	CAS#	RT	RR	Conc	Transition	(Min-Max)	Q-Ratio
Ethion		11.834	0.0203	0.8176	122.0	8.9 - 13.3	11.2
					231.0		
					153.0	51.5 - 77.3	64.6
Trithion (carbofenotion)		12.086	0.0331	0.8852	125.0	42.8 - 64.1	53.0
					157.0		
					342.0	20.4 - 30.6	26.2
Butyl benzyl phthalate		12.106	0.0472	0.9803	199.0	17.4 - 26.2	22.0
					91.0		
					149.0	134.5 - 201.7	165.5
Bis(2-ethylhexyl)adipate		12.216	0.0388	0.8839	206.0	32.3 - 48.5	38.3
					129.0		
					57.0	28.5 - 42.7	37.3
TPP		12.337	0.2415	4.9199	147.0	16.9 - 25.3	20.8
					326.1		
					215.0	21.2 - 31.8	26.3
Benzo [a] anthracene		12.770	0.1847	0.9237	169.0	20.4 - 30.6	25.3
					228.0		
					226.0	19.7 - 29.6	25.8
Chrysene		12.820	0.2933	1.1301	229.0	16.6 - 24.9	19.4
					228.0		
					226.0	23.9 - 35.9	27.9
Bis(2-ethylhexyl)phthalate		12.881	0.0803	0.9360	229.0	16.1 - 24.2	19.6
					149.0		
					167.0	26.3 - 39.5	33.1
Di-n-octyl phthalate		14.018	0.0058	0.8735	279.0	7.3 - 11.0	8.7
					167.0	30.9 - 46.3	43.7
					261.0	13.8 - 20.7	18.5
Benzo [b] fluoranthene		14.663	0.2015	0.8480	252.0		
					253.0	17.9 - 26.8	21.8
					126.0	11.1 - 16.6	14.4
Benzo [k] fluoranthene		14.723	0.2672	1.0419	252.0		
					253.0	17.5 - 26.3	21.6
					126.0	11.8 - 17.7	14.8
Benzo[a] pyrene		15.428	0.1777	0.9586	252.0		
					250.0	18.7 - 28.1	23.0
					126.0	12.1 - 18.2	15.1
Perylene-d12		15.579	1.1276	5.0242	264.0		
					260.0	18.3 - 27.4	22.7
					132.0	14.2 - 21.3	17.2
Indeno [1,2,3-cd] pyrene		17.944	0.1240	0.9231	276.0		
					277.0	19.1 - 28.6	23.7
					138.0	16.4 - 24.5	22.0
Dibenz [a,h] anthracene		18.004	0.1747	0.9818	278.0		
					279.0	19.2 - 28.8	23.6
					139.0	12.9 - 19.4	15.9
Benzo [g,h,i] perylene		18.357	0.1923	0.9038	276.0		
					277.0	18.9 - 28.3	23.6
					138.0	18.7 - 28.1	22.4

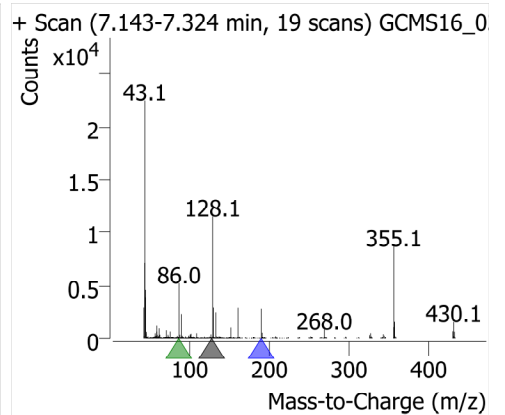
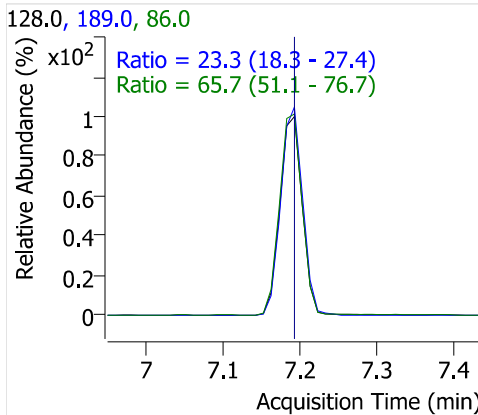
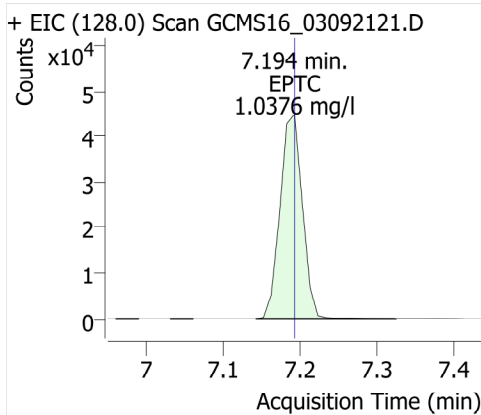
1,3 Dimethyl-2-Nitrobenzene



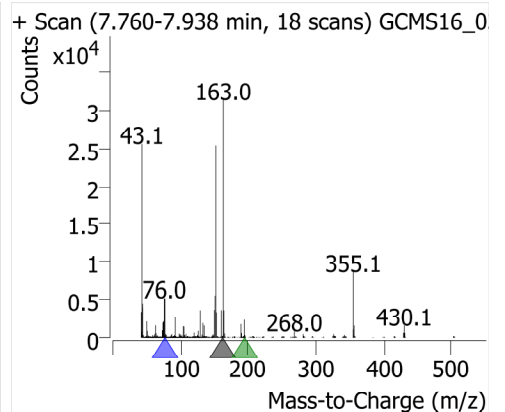
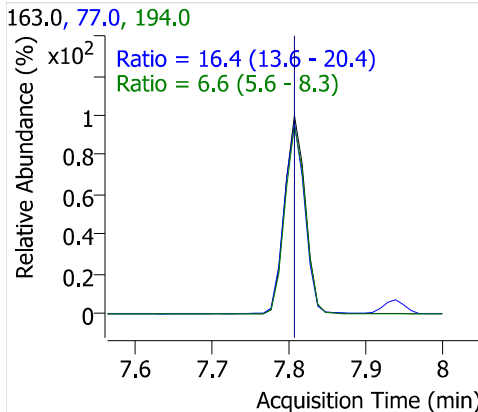
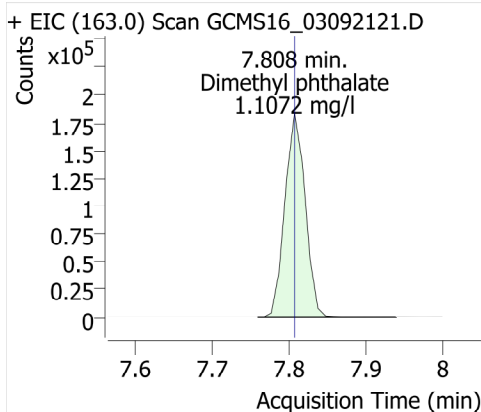
Naphthalene



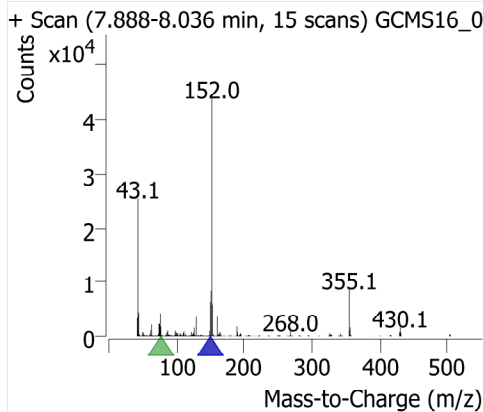
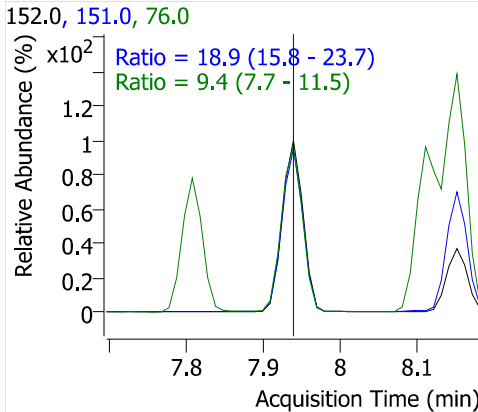
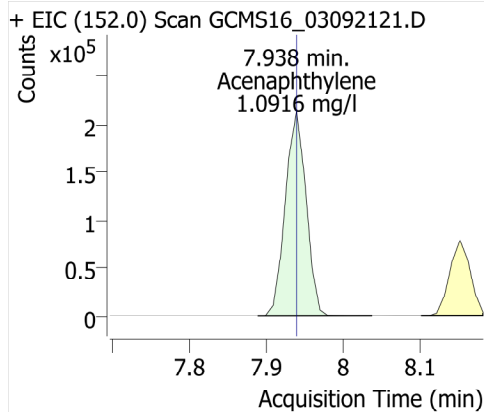
EPTC



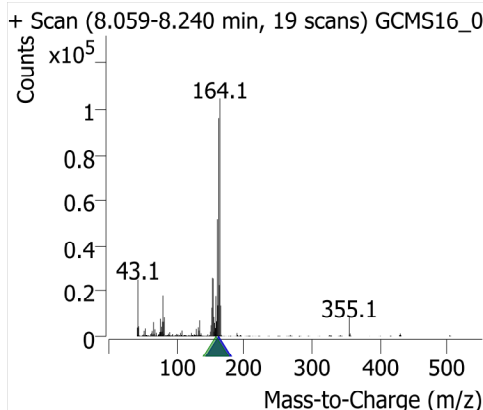
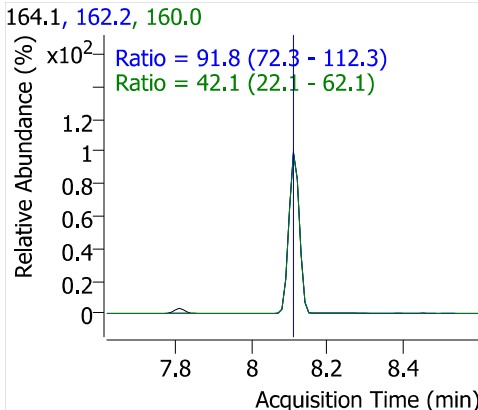
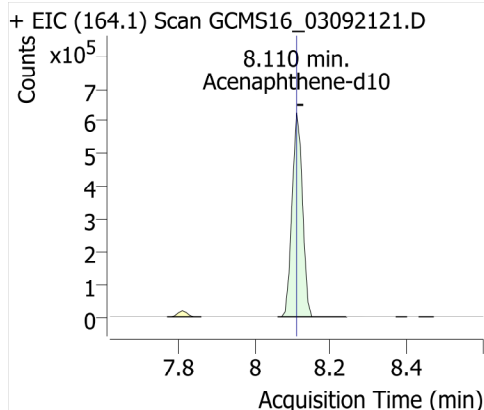
Dimethyl phthalate



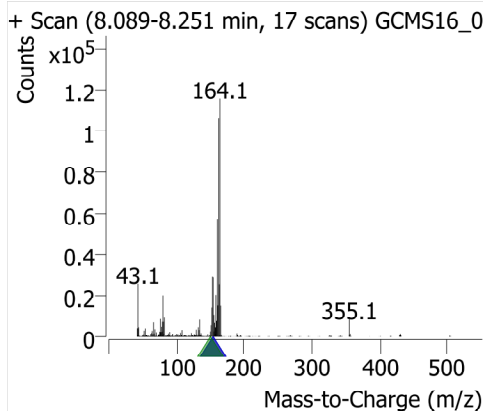
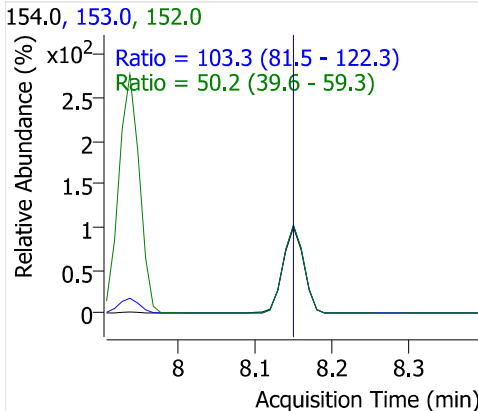
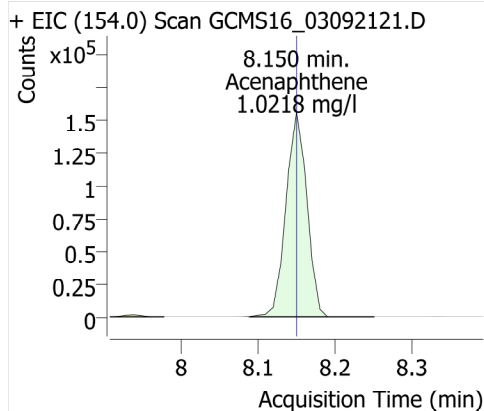
Acenaphthylene



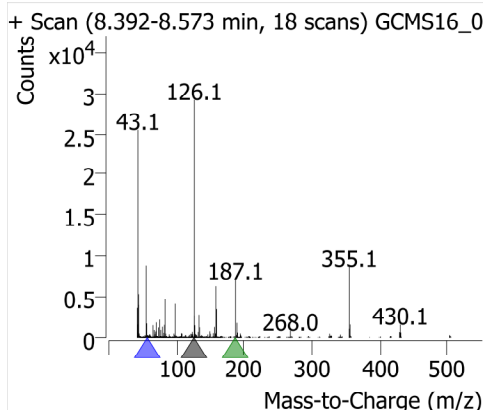
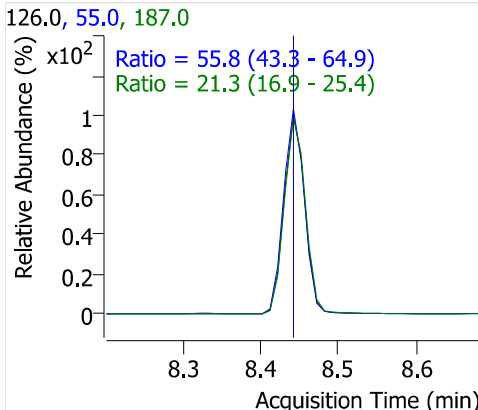
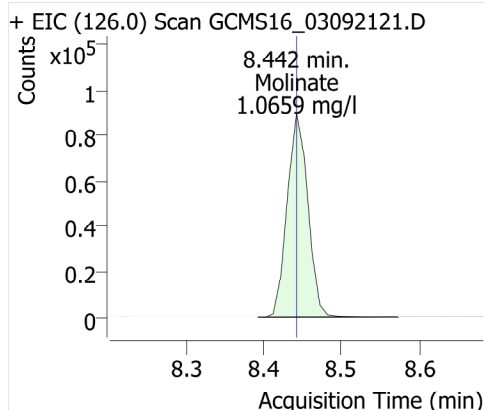
Acenaphthene-d10



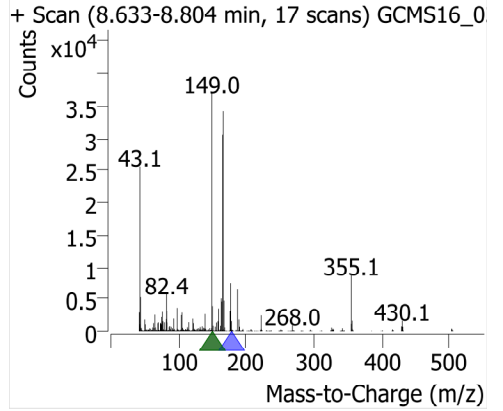
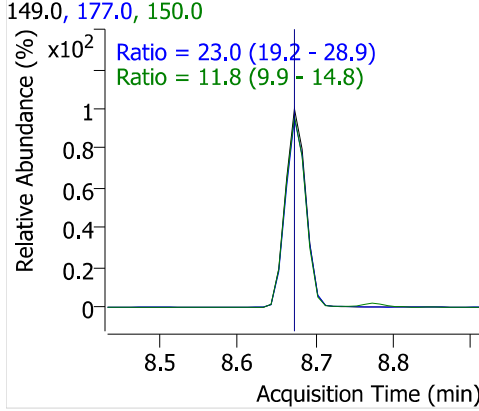
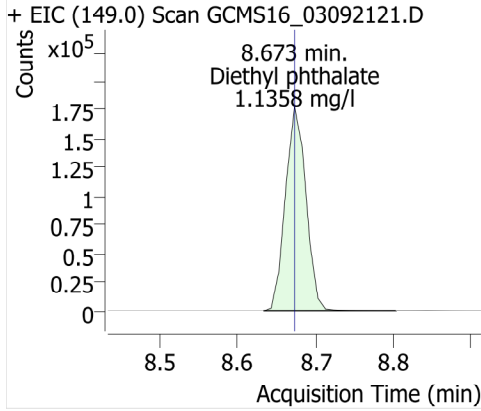
Acenaphthene



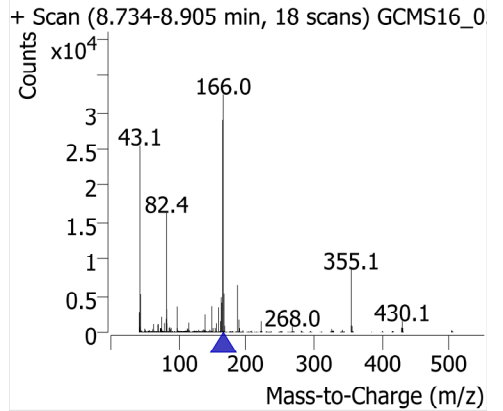
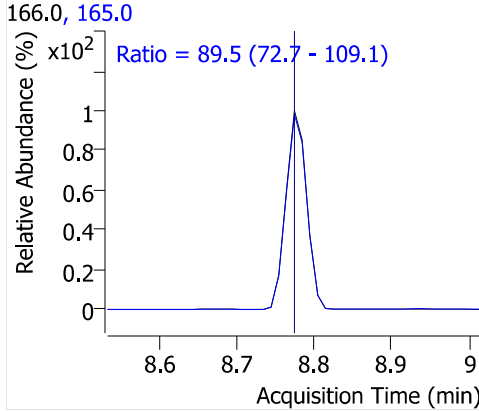
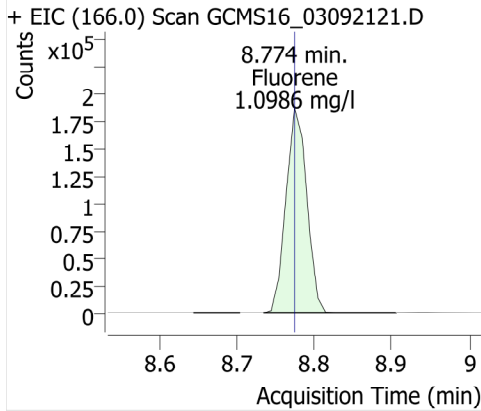
Molinate



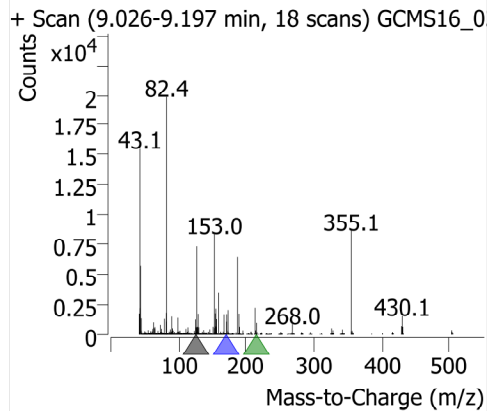
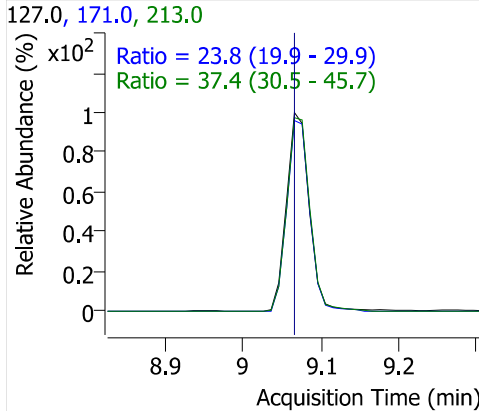
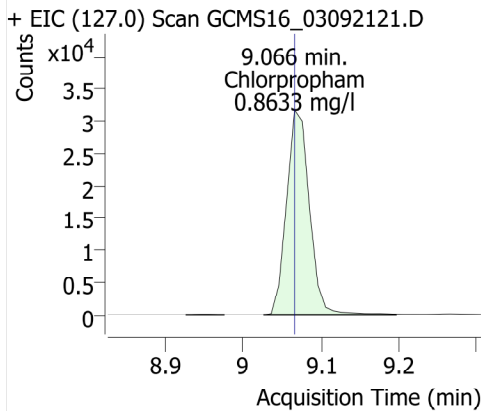
Diethyl phthalate



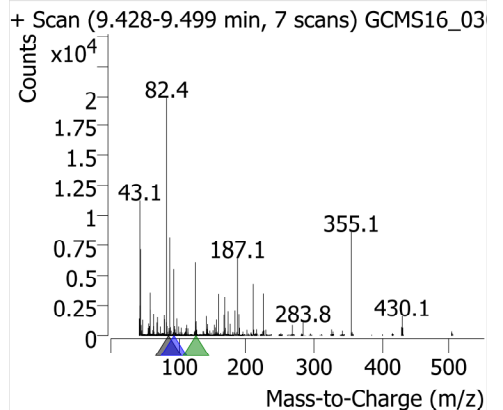
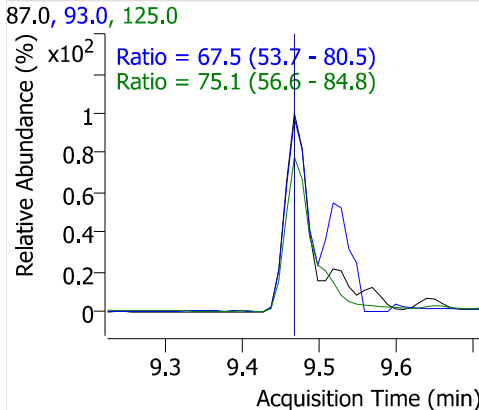
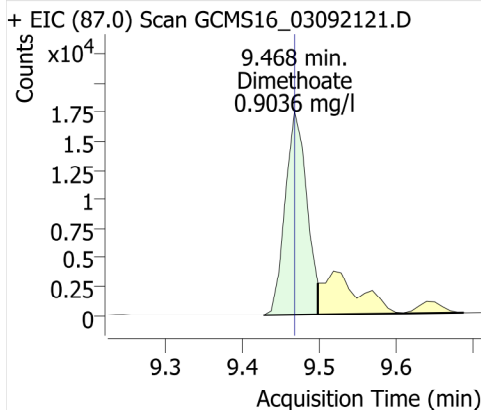
Fluorene



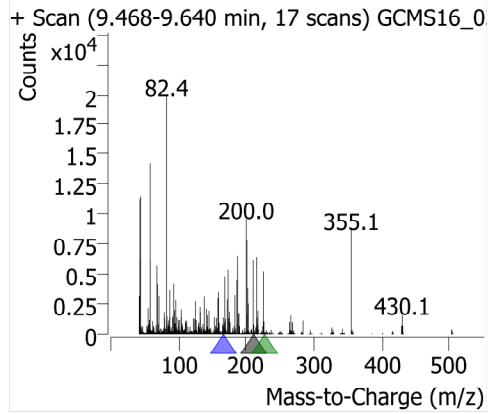
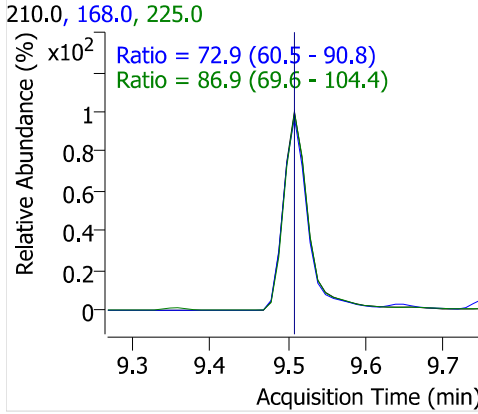
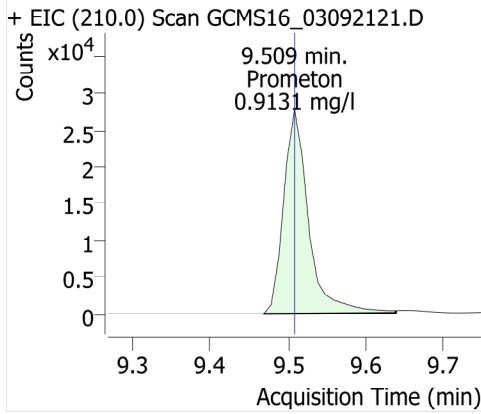
Chlorpropham



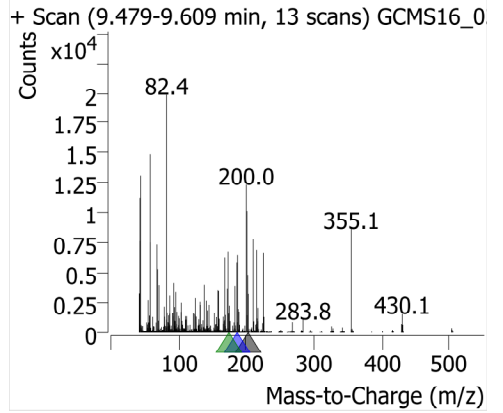
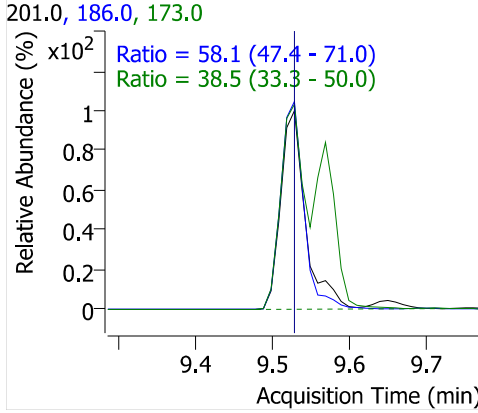
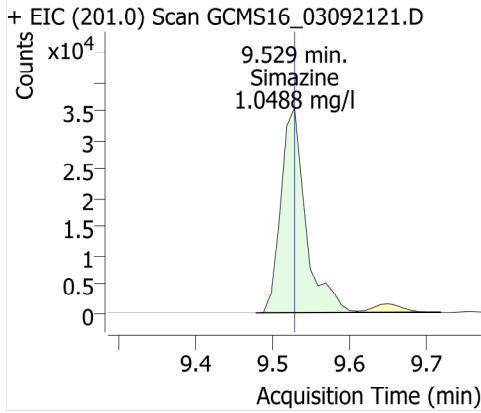
Dimethoate



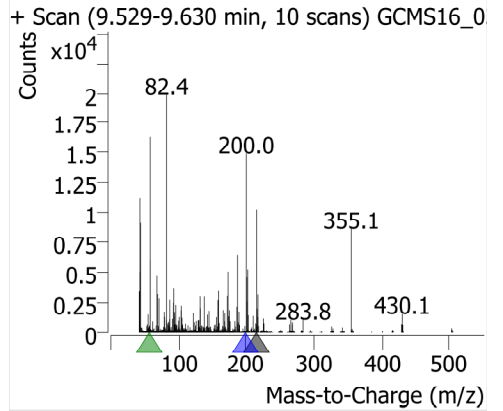
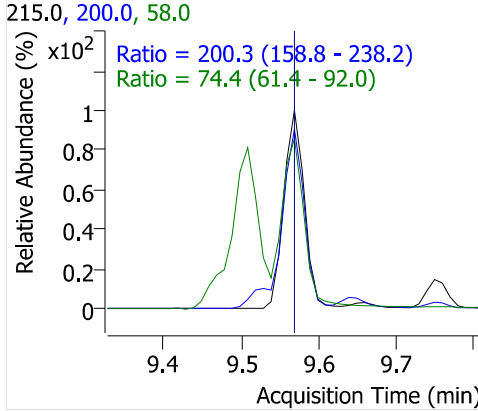
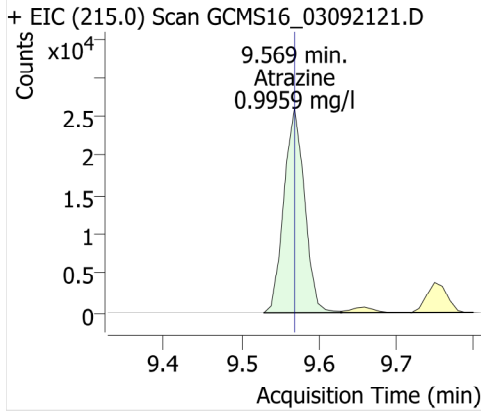
Prometon



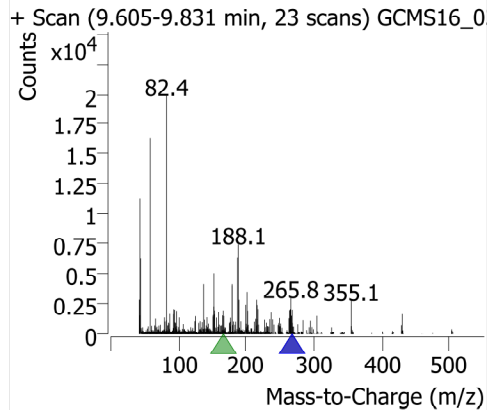
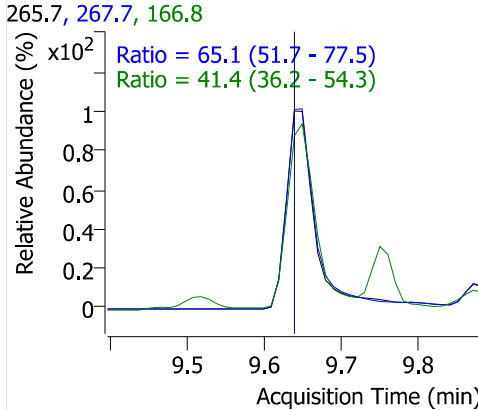
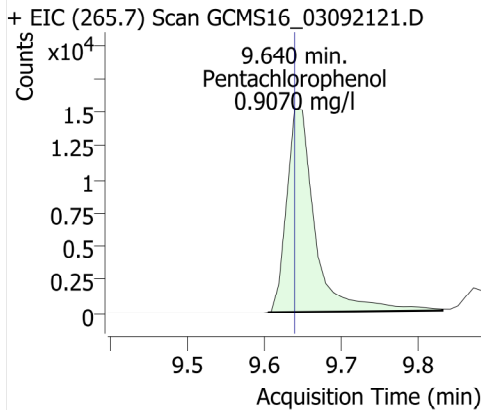
Simazine



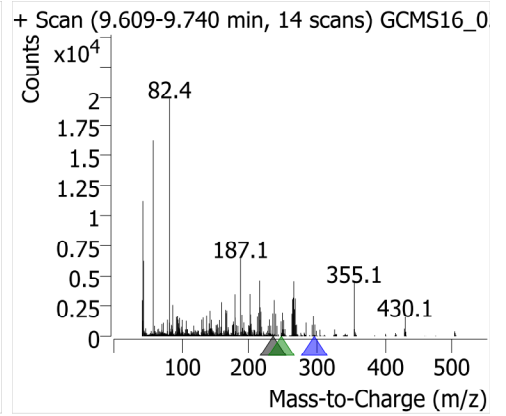
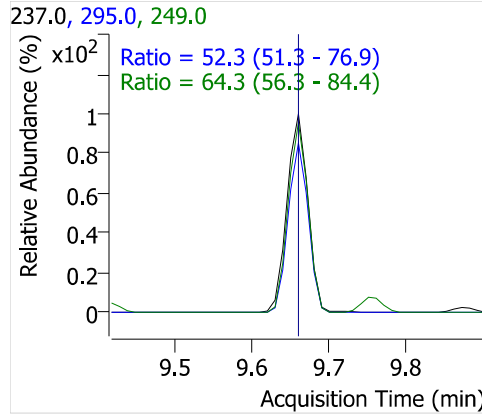
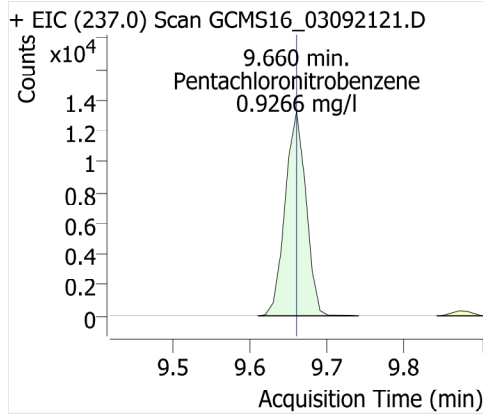
Atrazine



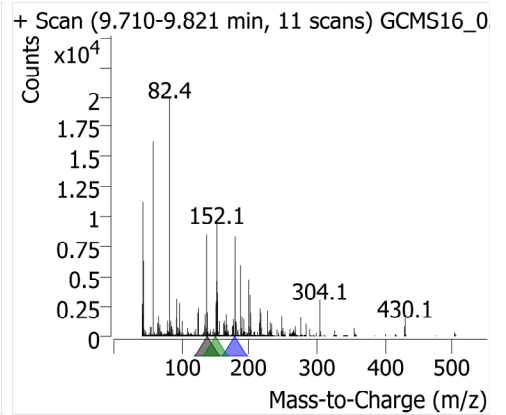
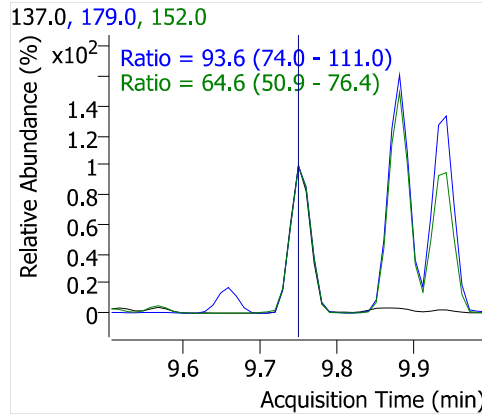
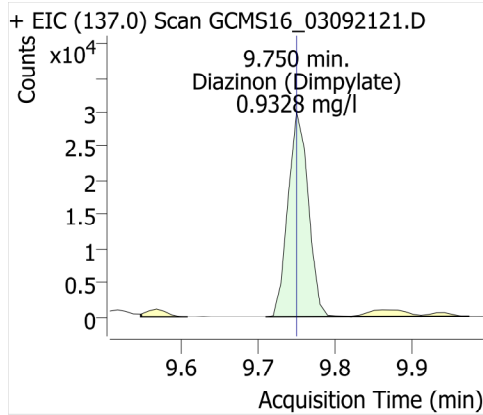
Pentachlorophenol



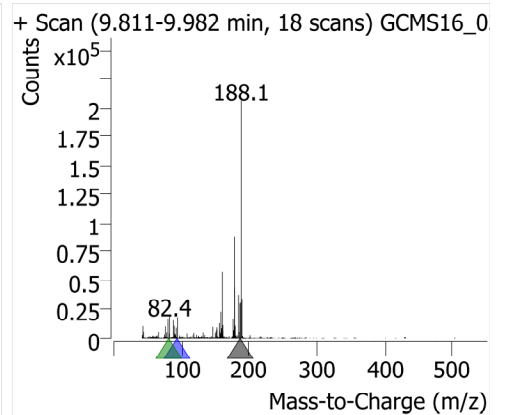
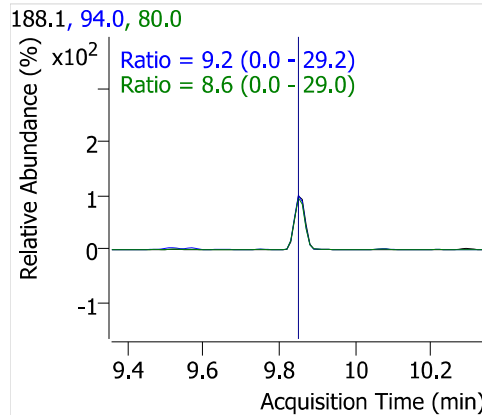
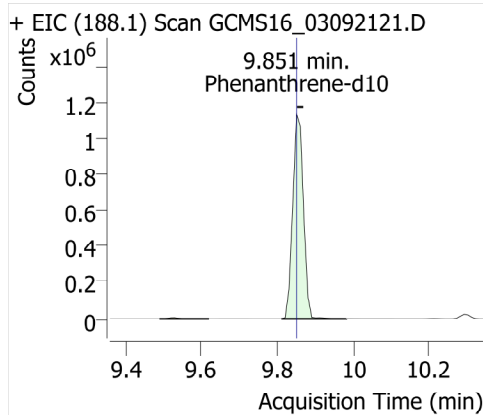
Pentachloronitrobenzene



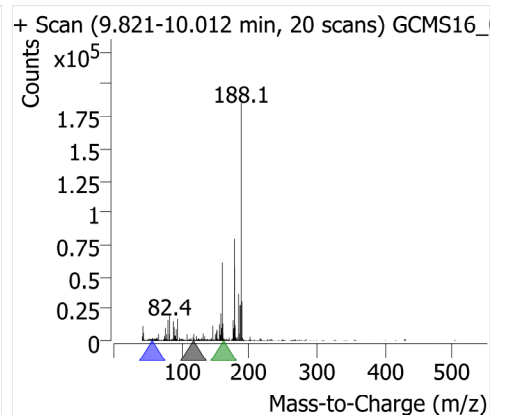
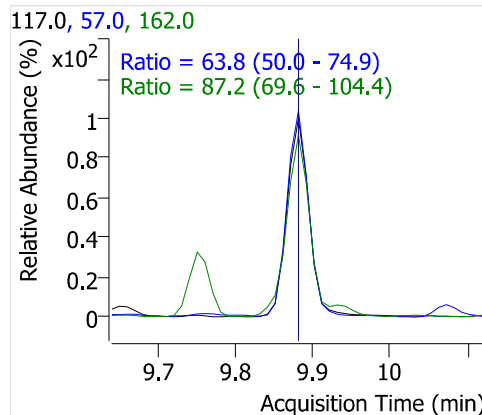
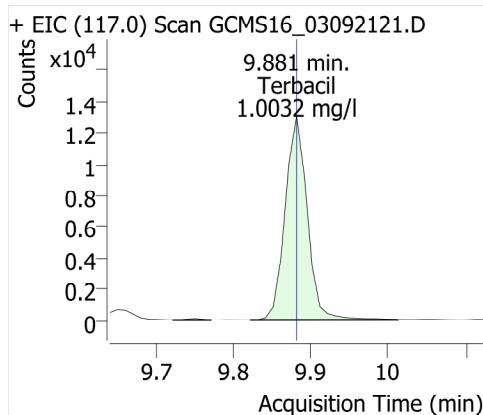
Diazinon (Dimpylate)



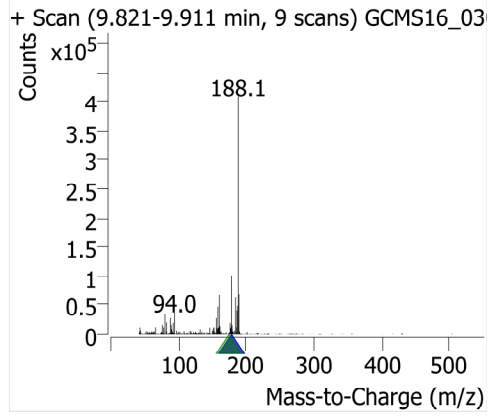
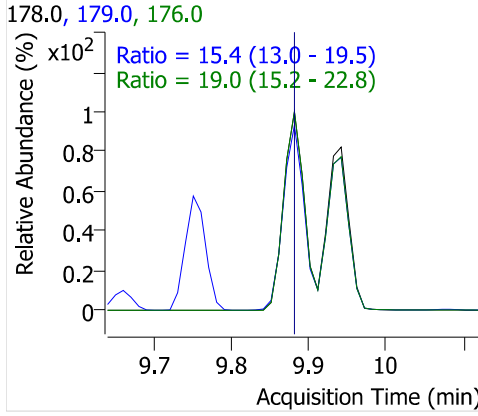
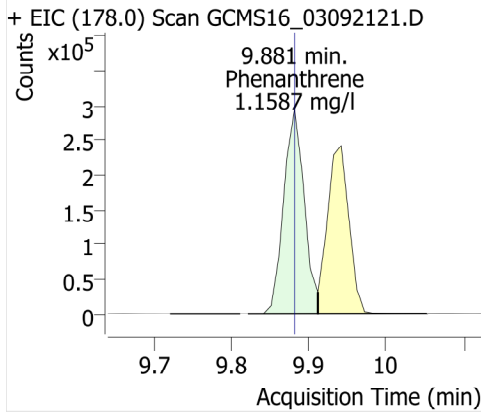
Phenanthrene-d10



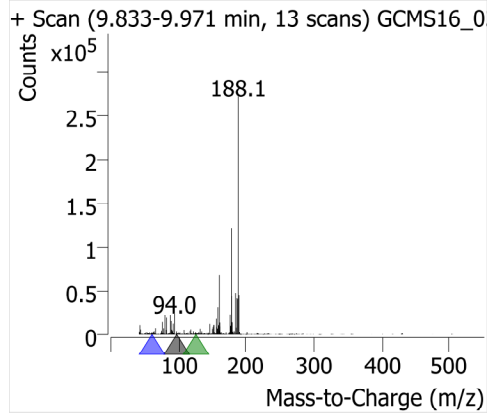
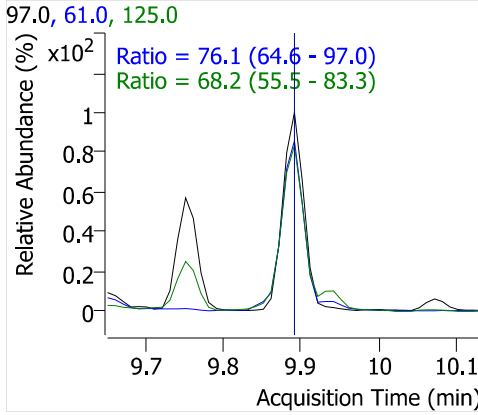
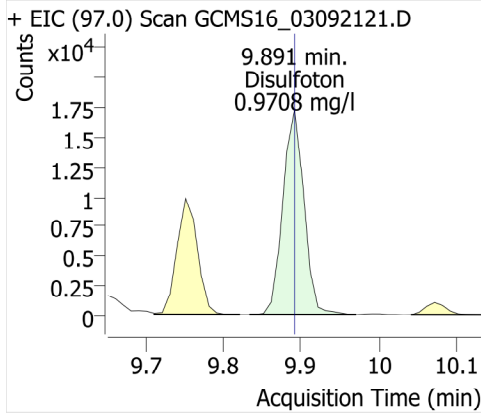
Terbacil



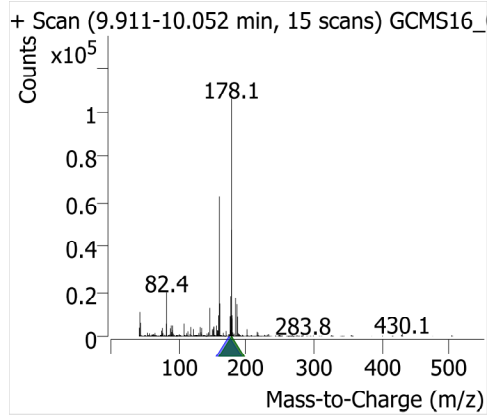
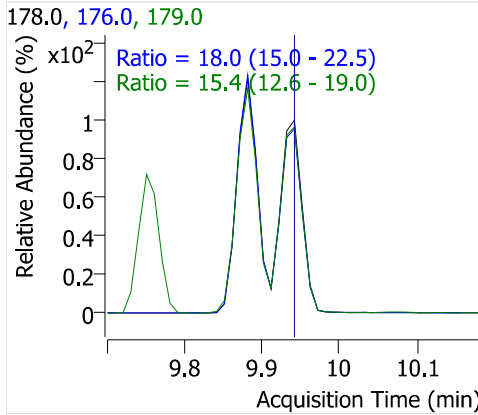
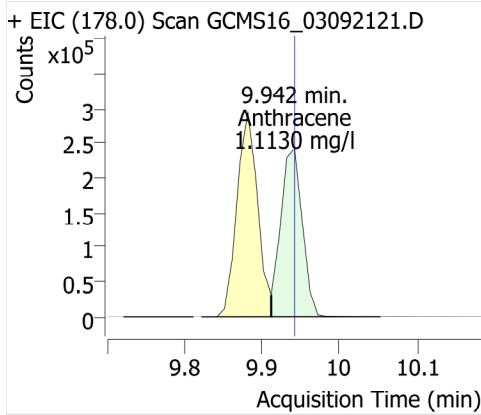
Phenanthrene



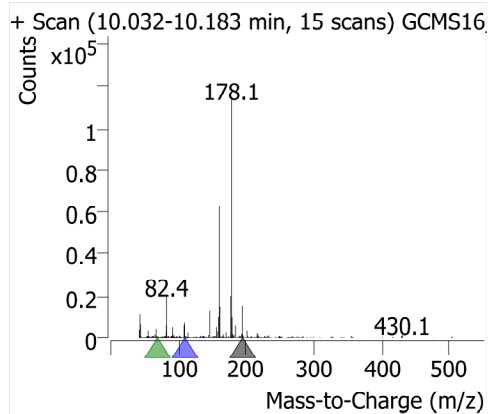
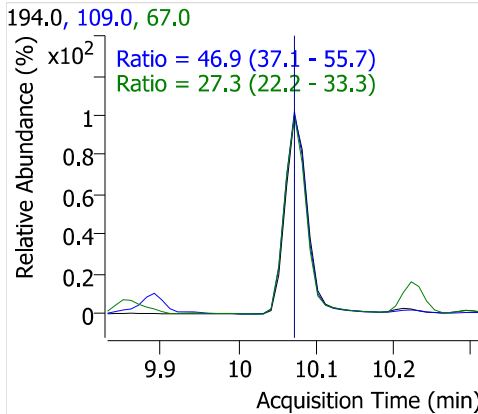
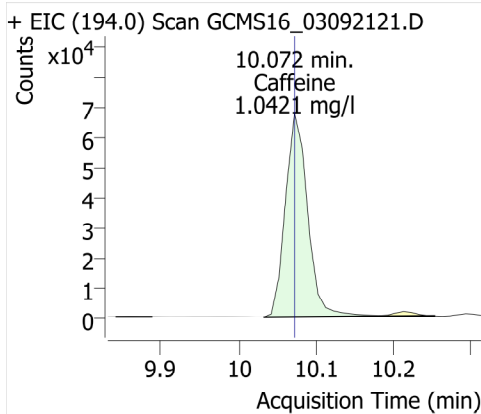
Disulfoton



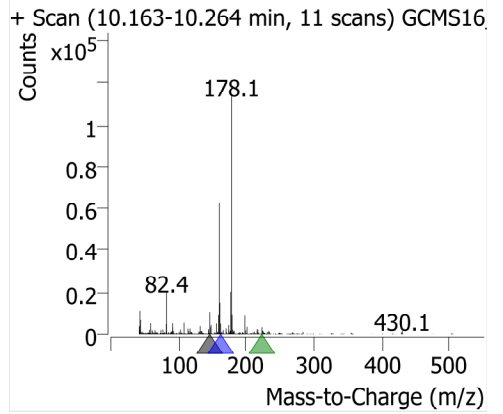
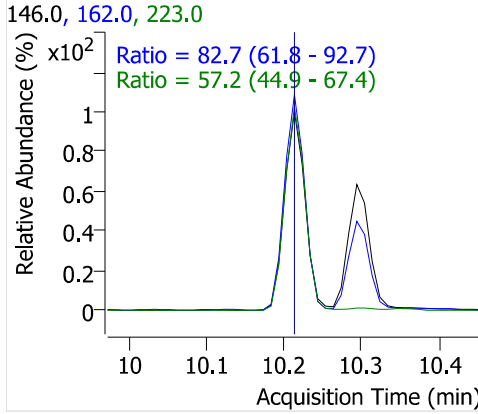
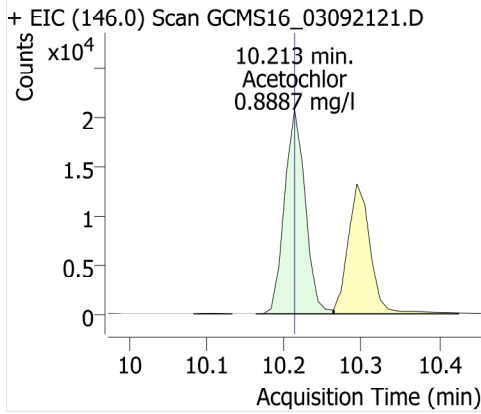
Anthracene



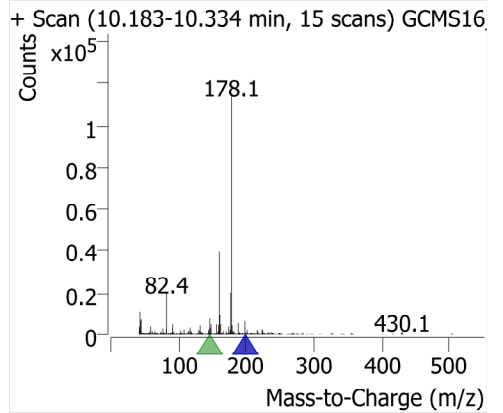
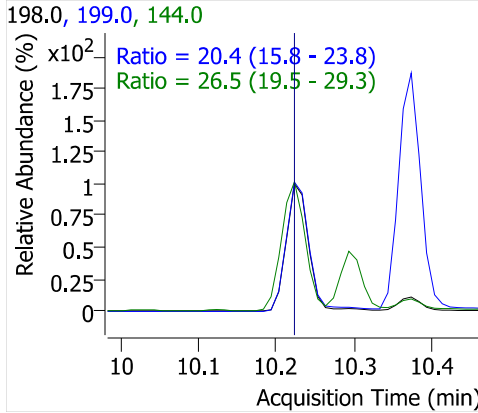
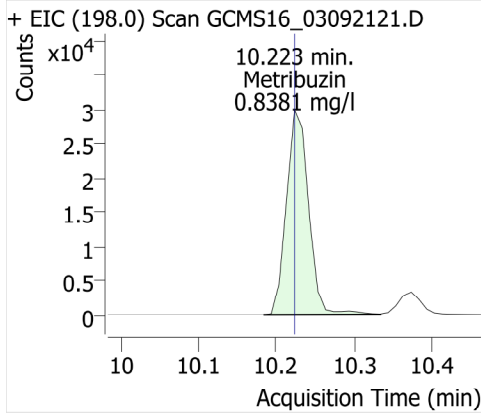
Caffeine



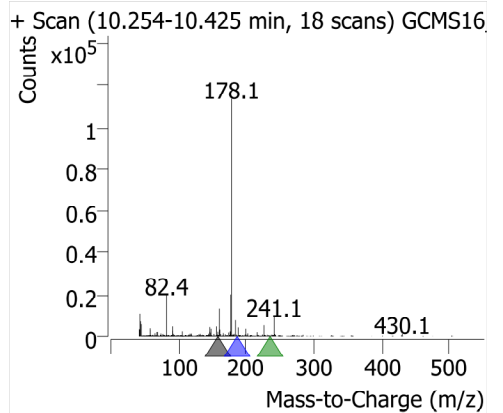
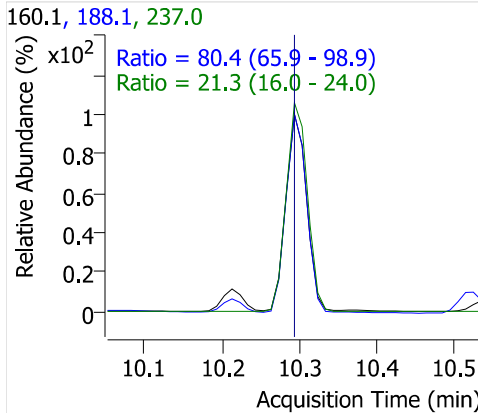
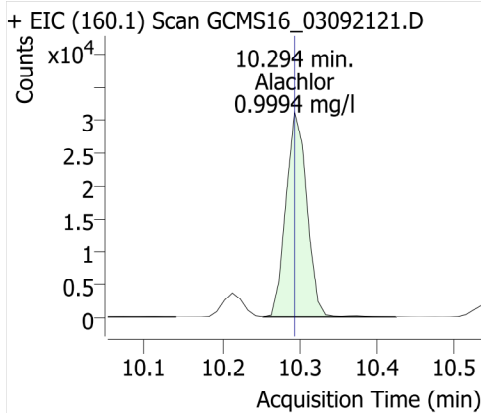
Acetochlor



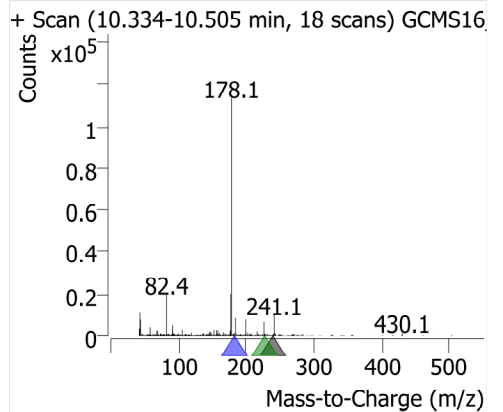
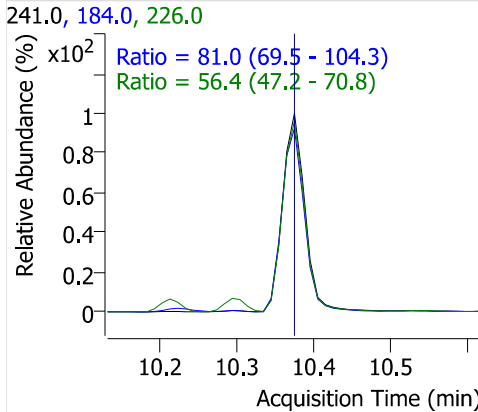
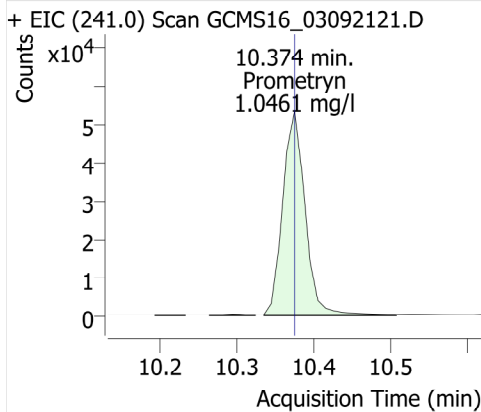
Metribuzin



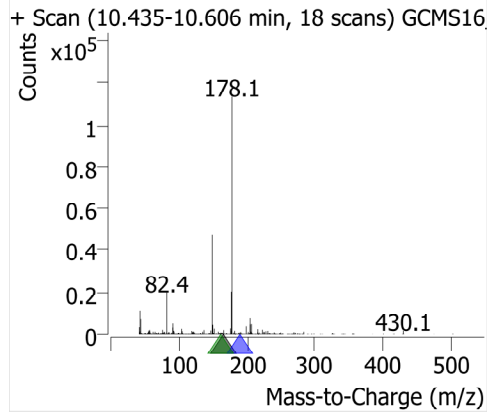
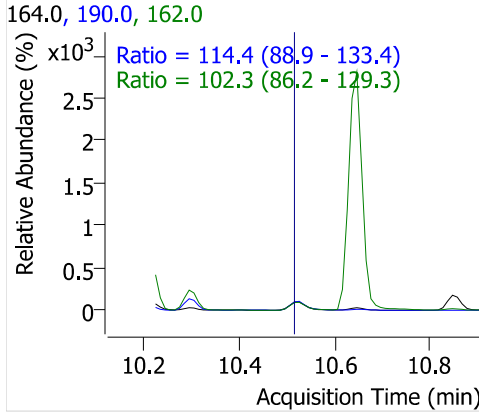
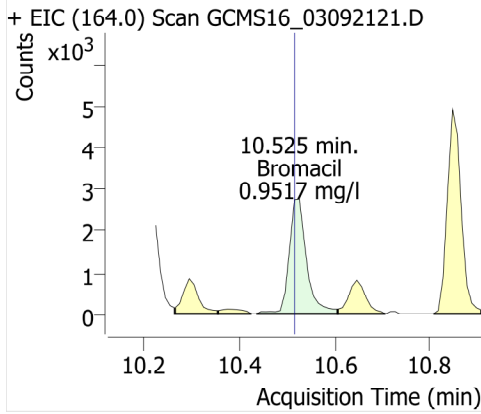
Alachlor



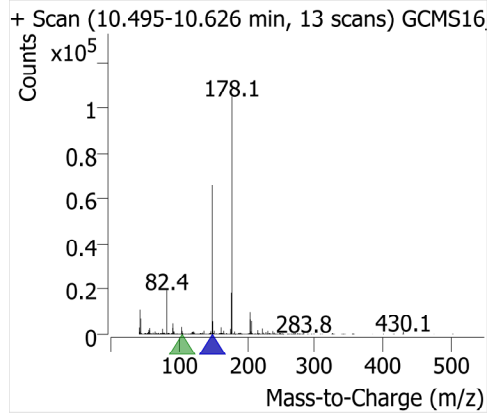
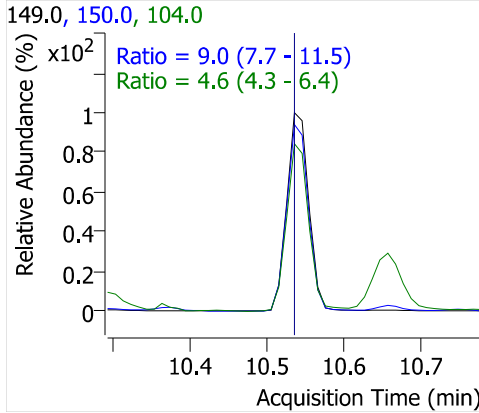
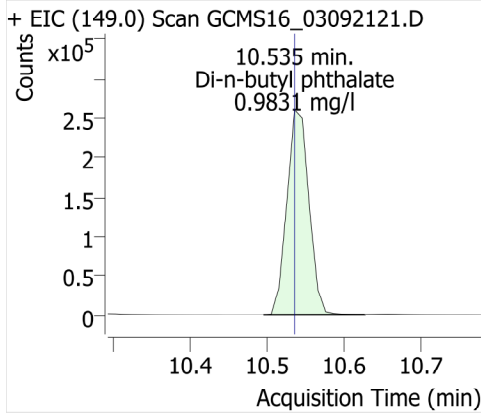
Prometryn



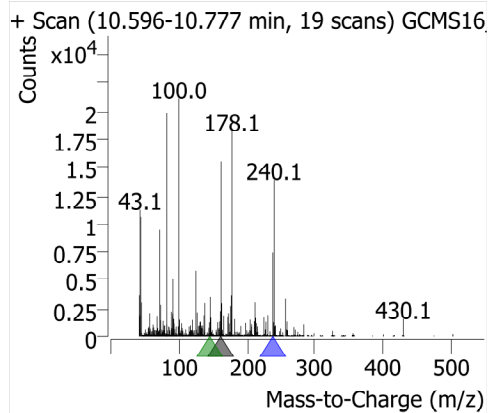
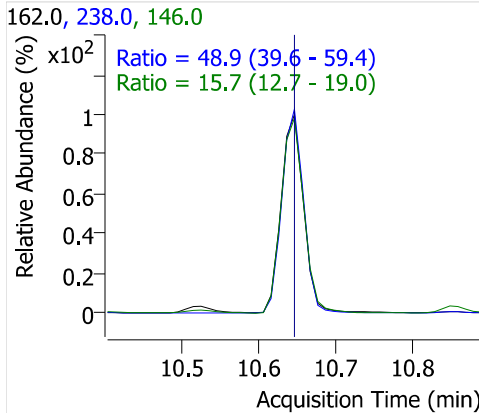
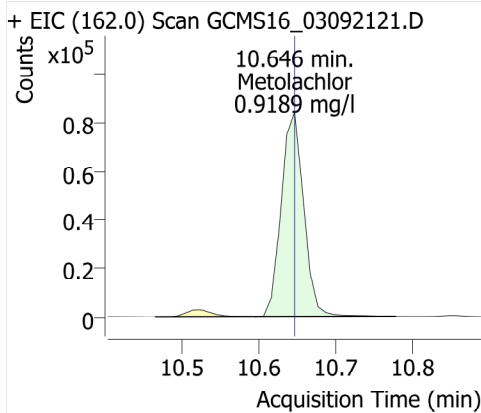
Bromacil



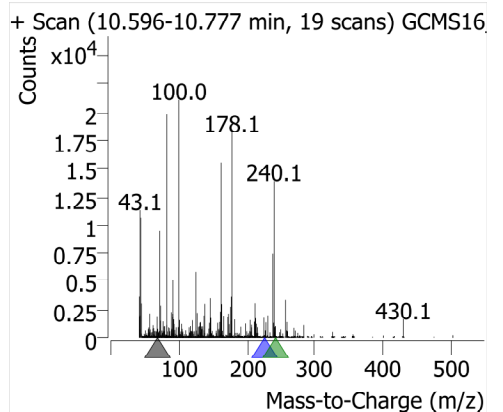
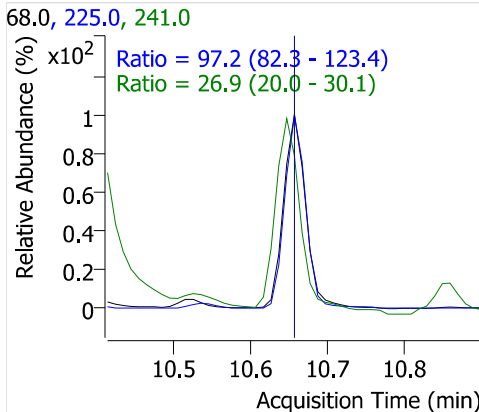
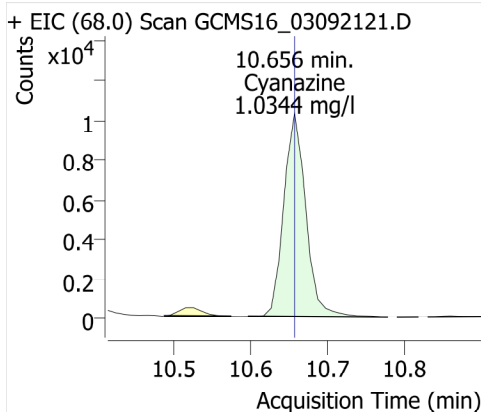
Di-n-butyl phthalate



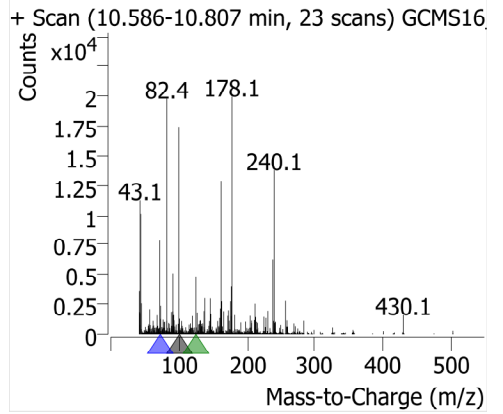
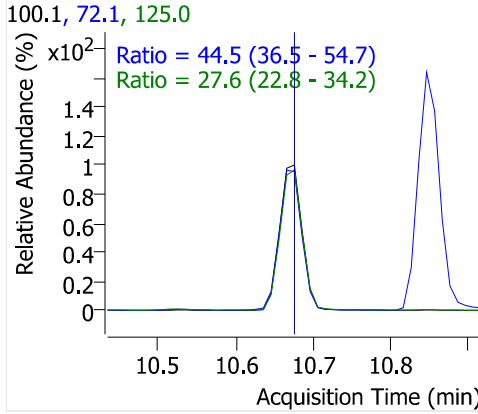
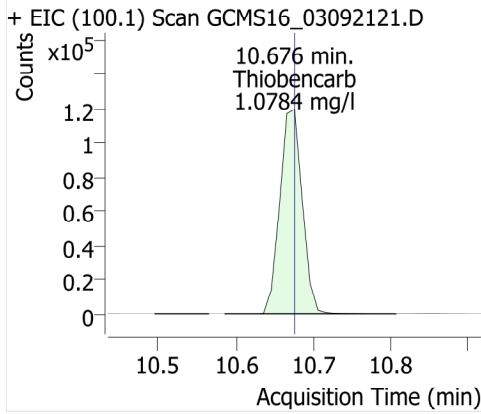
Metolachlor



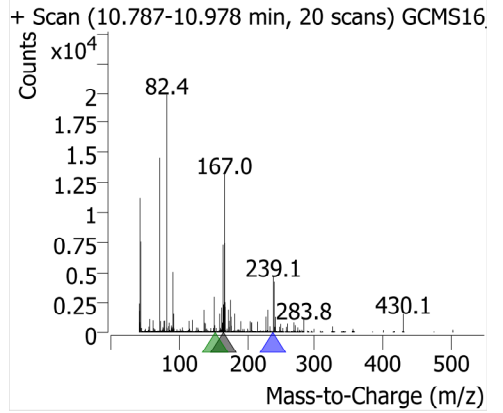
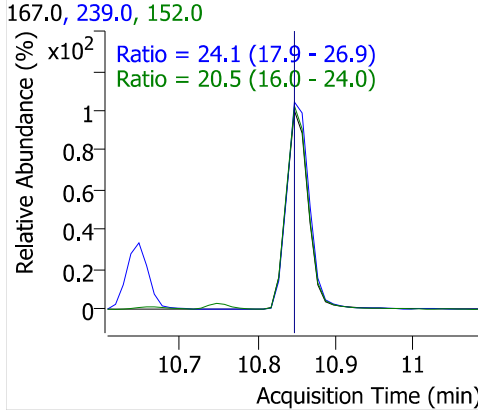
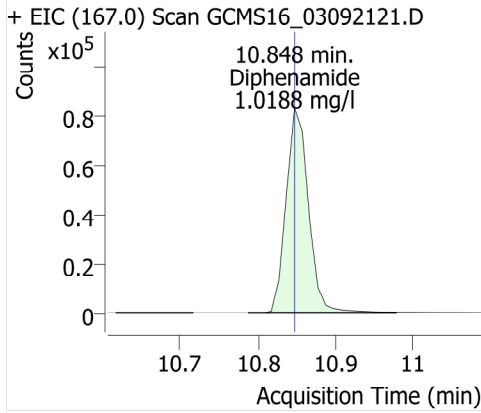
Cyanazine



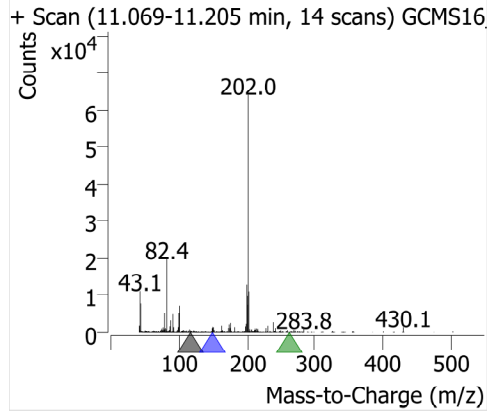
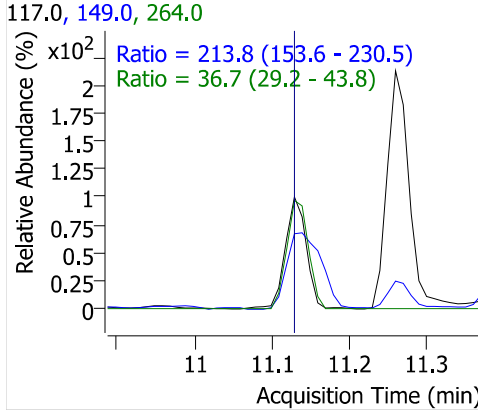
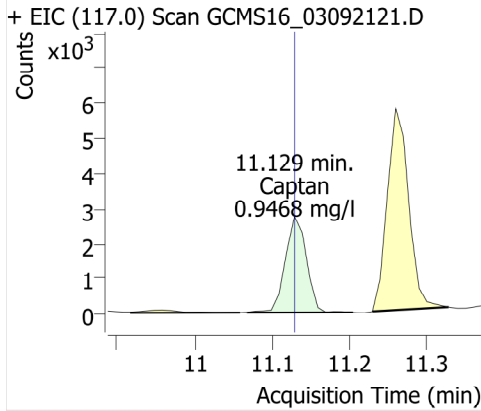
Thiobencarb



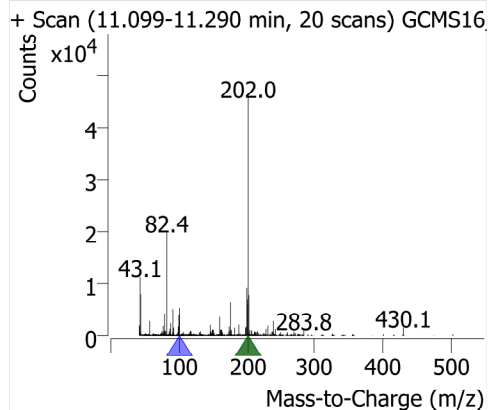
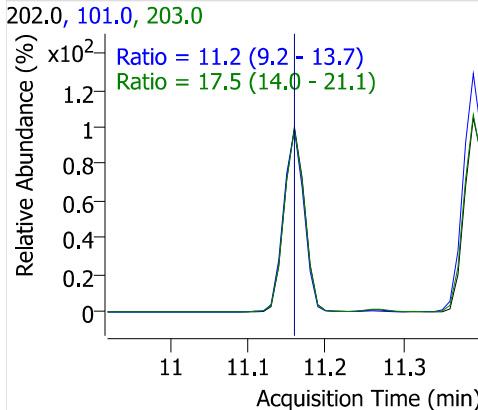
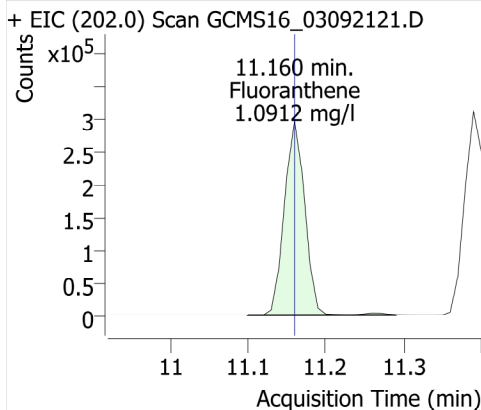
Diphenamide



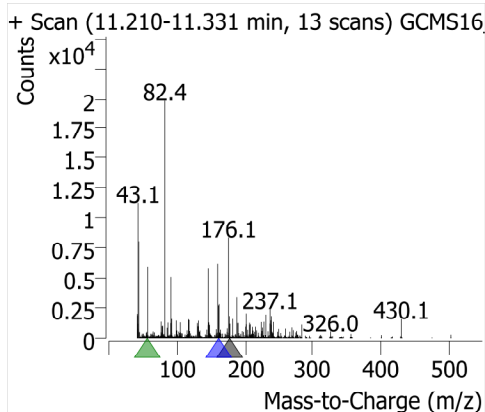
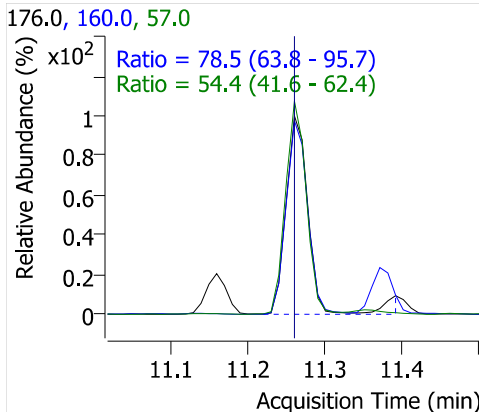
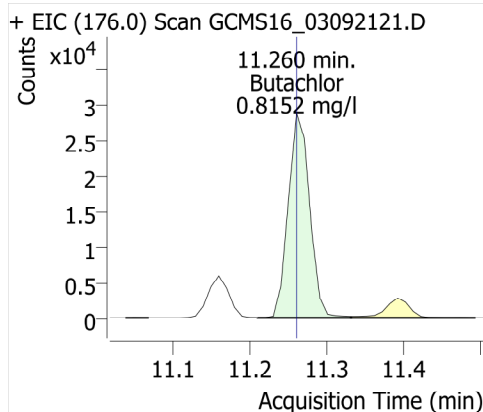
Captan



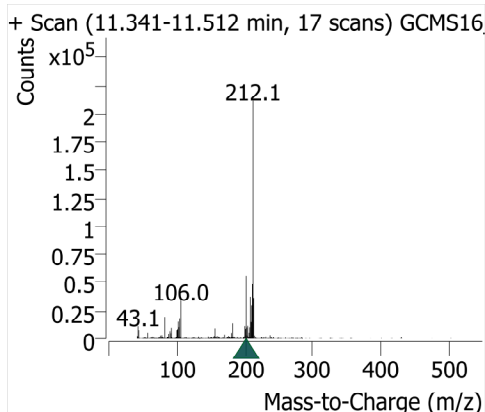
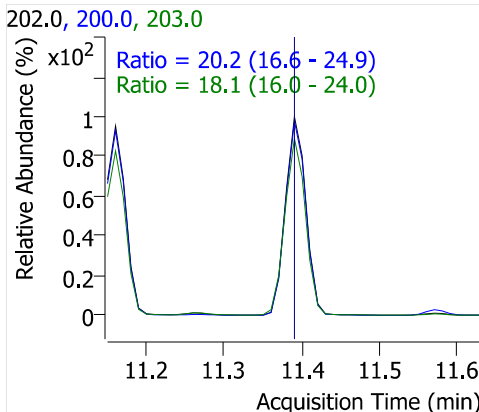
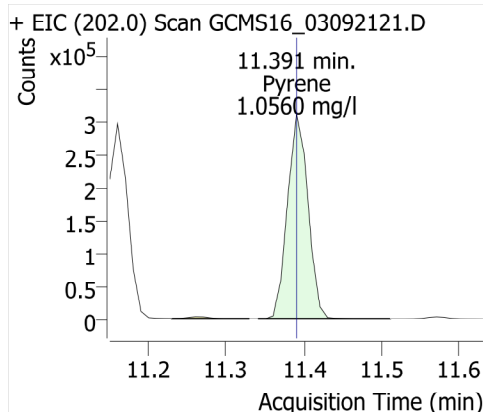
Fluoranthene



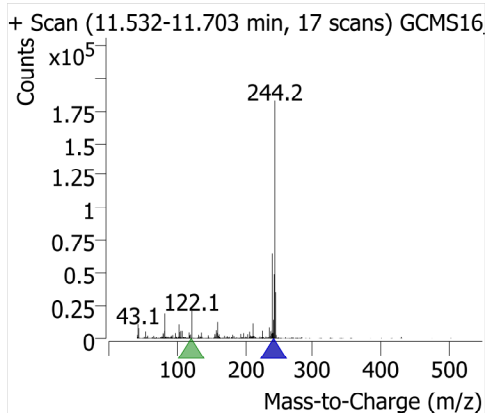
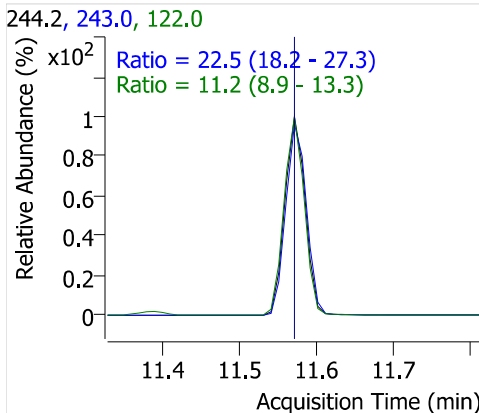
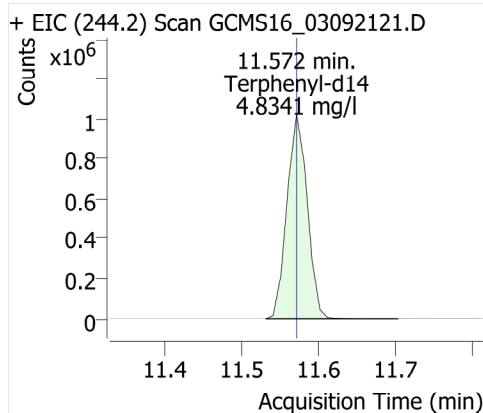
Butachlor



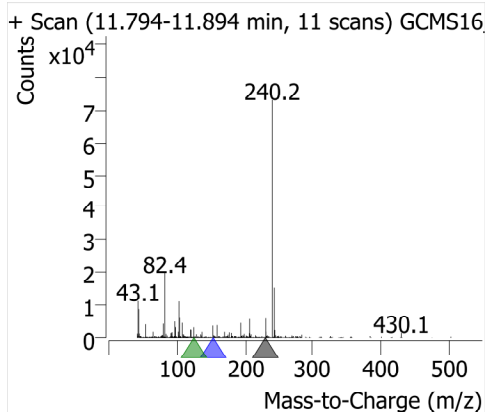
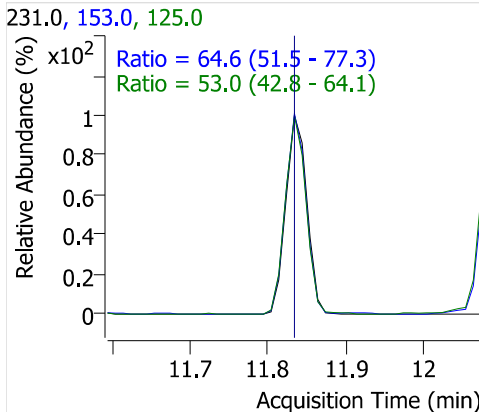
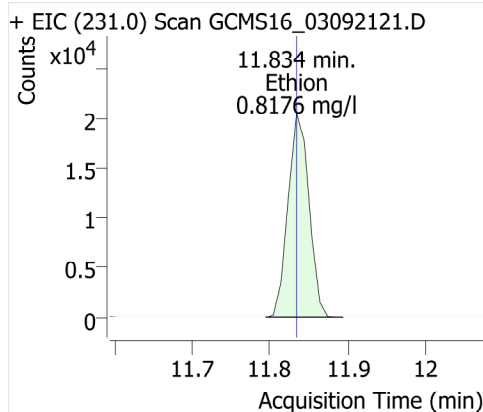
Pyrene



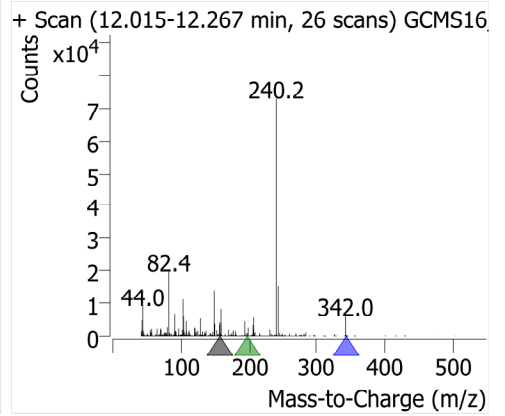
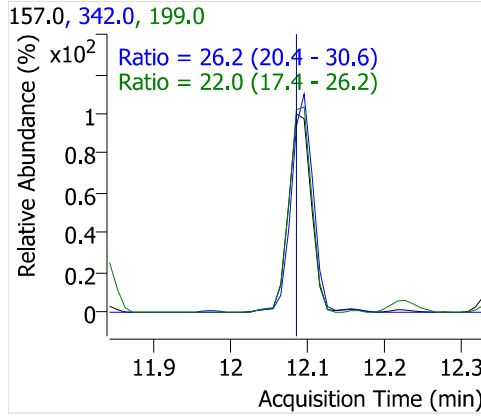
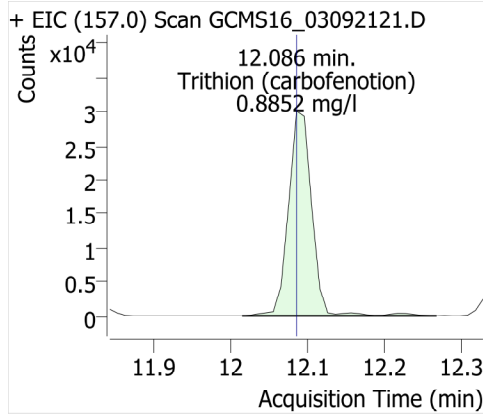
Terphenyl-d14



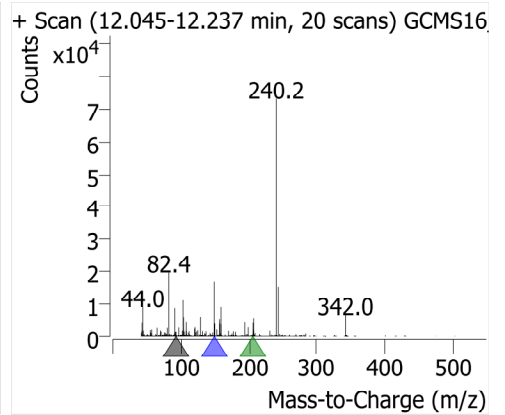
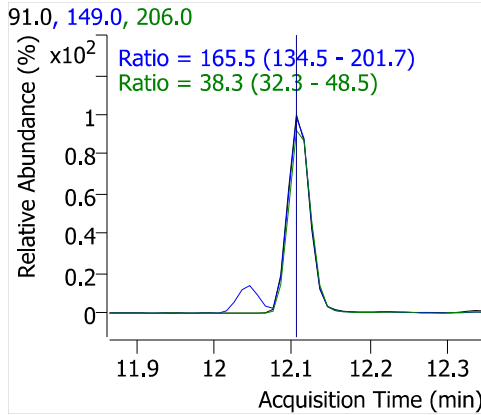
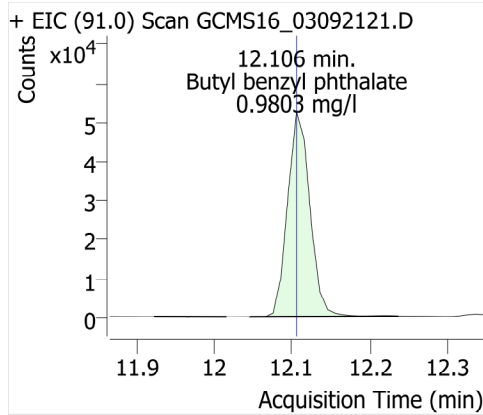
Ethion



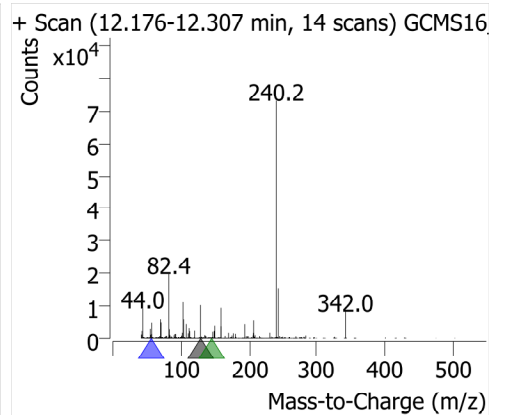
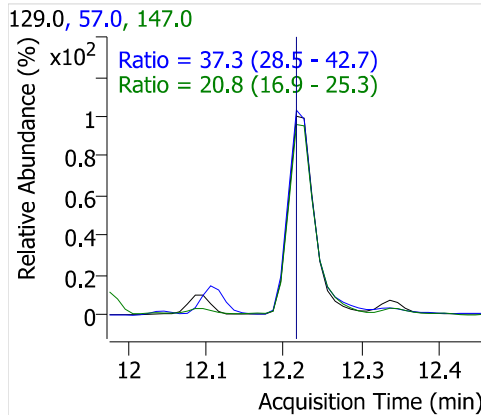
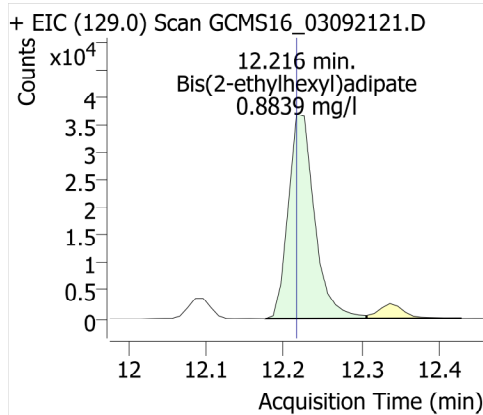
Trithion (carbofenotion)



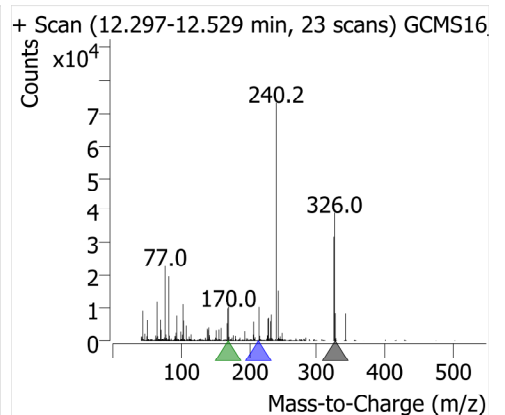
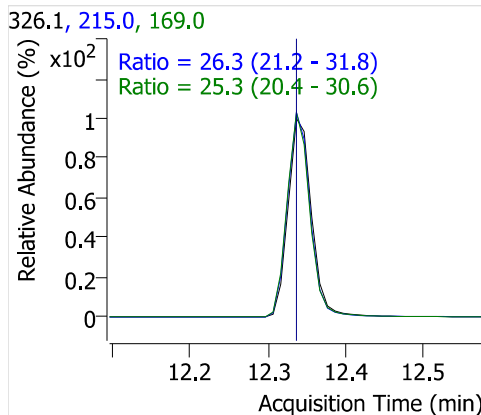
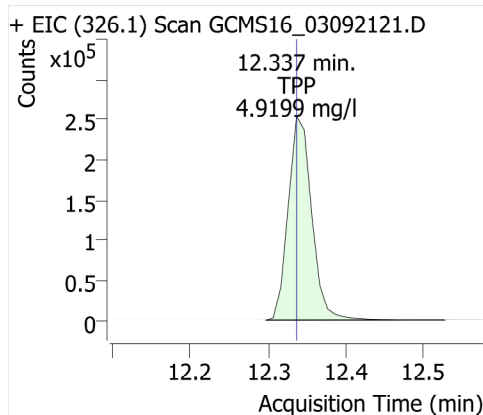
Butyl benzyl phthalate



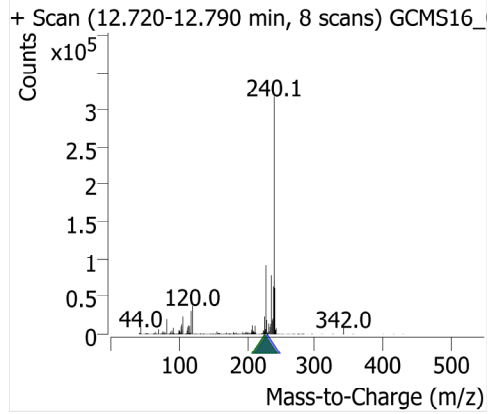
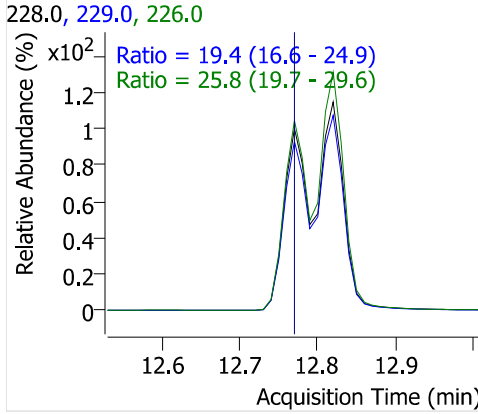
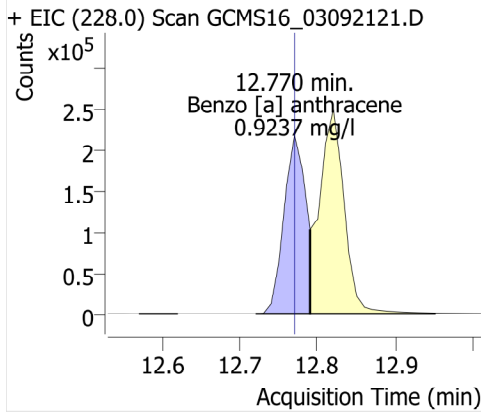
Bis(2-ethylhexyl)adipate



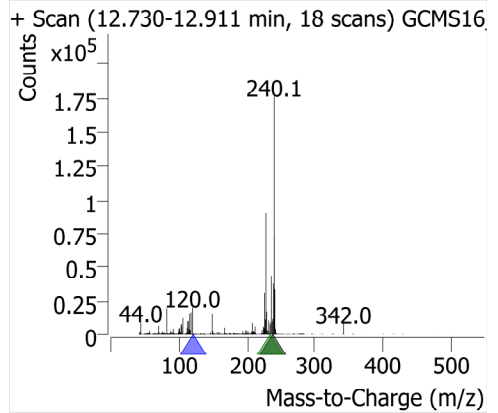
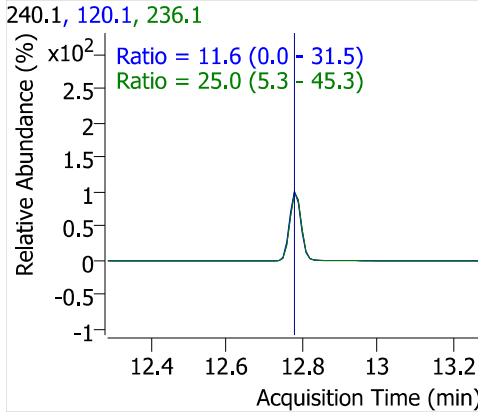
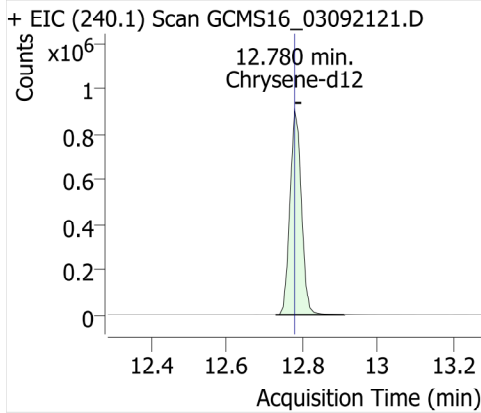
TPP



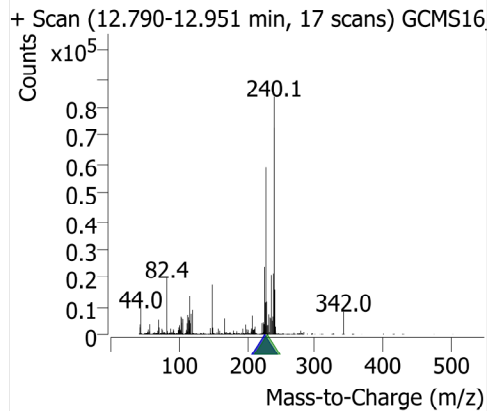
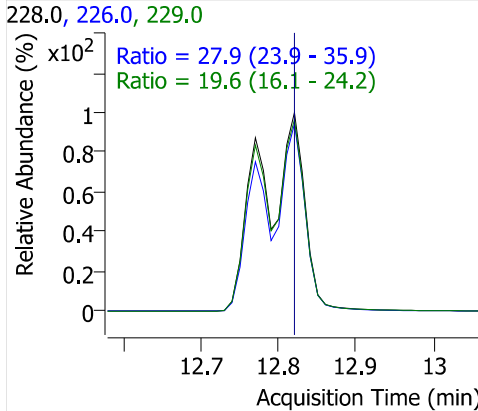
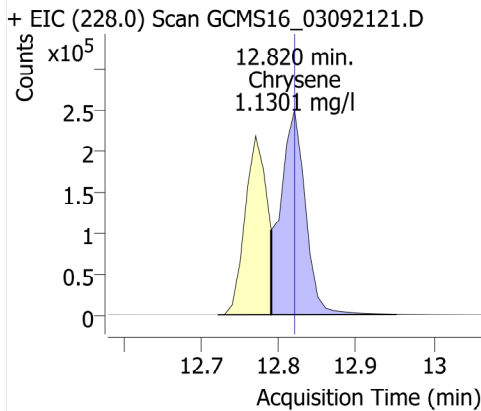
Benzo [a] anthracene



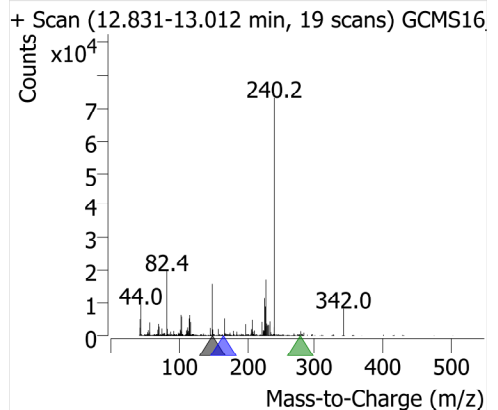
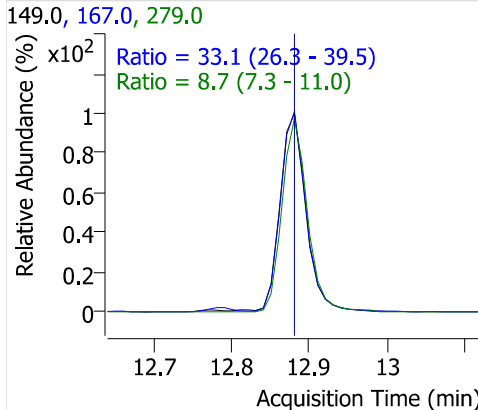
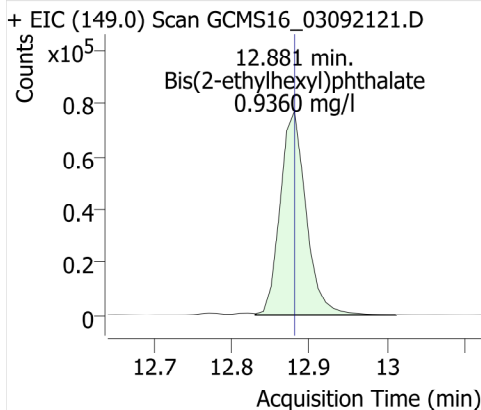
Chrysene-d12



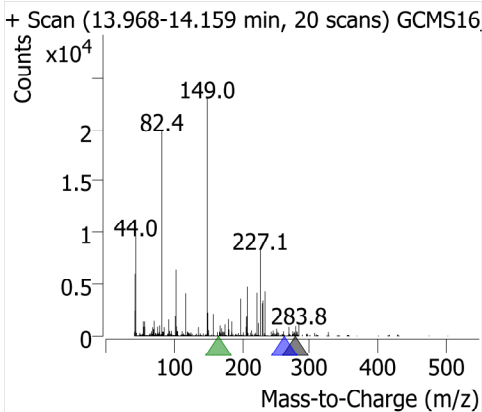
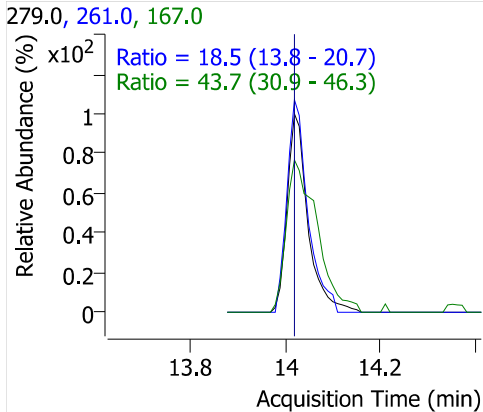
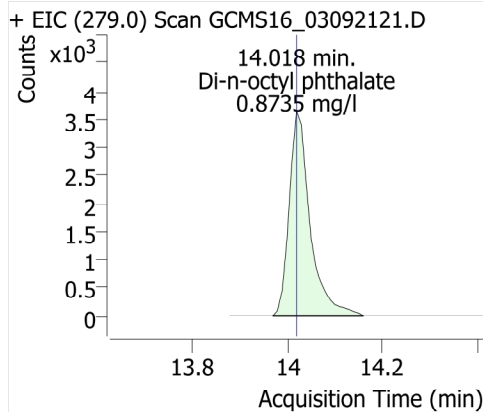
Chrysene



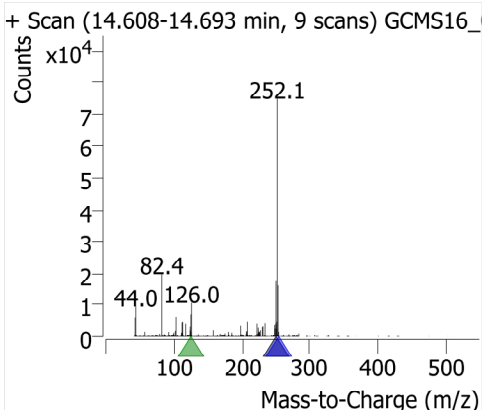
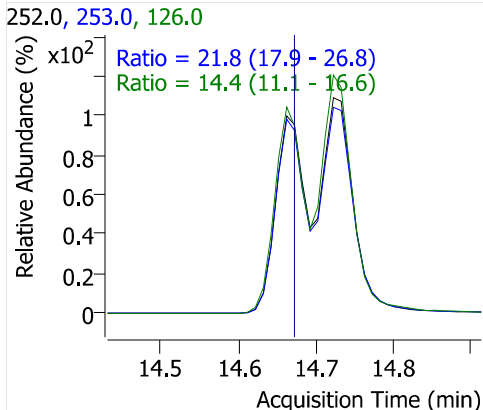
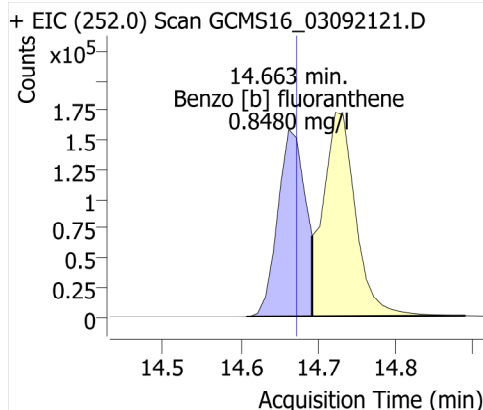
Bis(2-ethylhexyl)phthalate



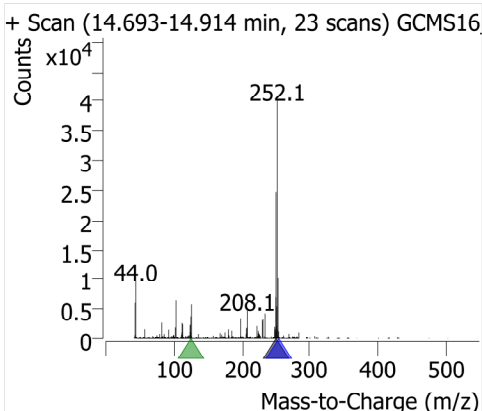
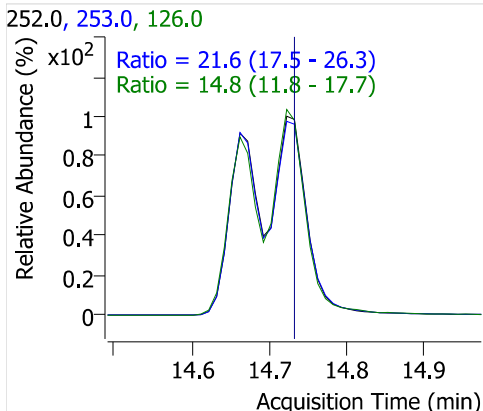
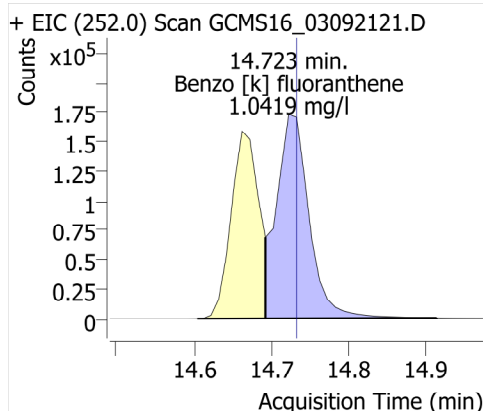
Di-n-octyl phthalate



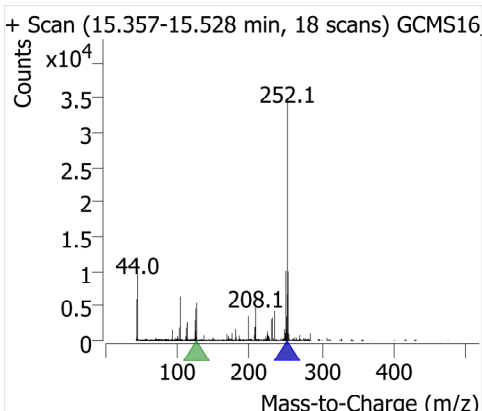
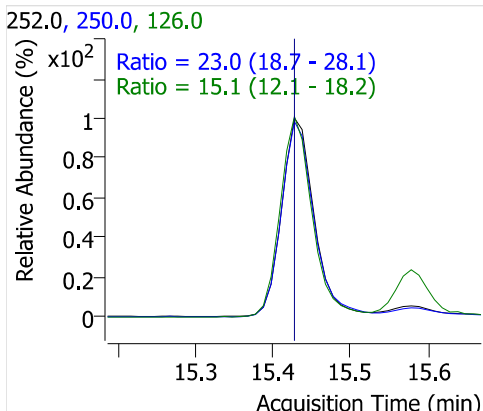
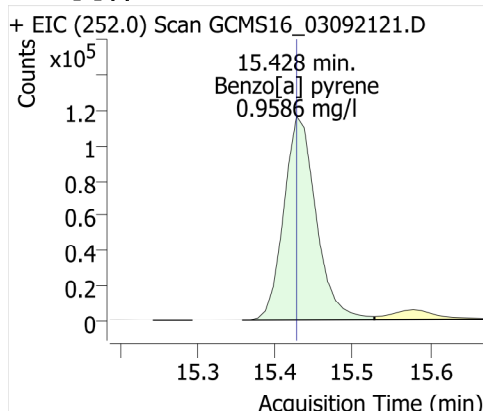
Benzo [b] fluoranthene



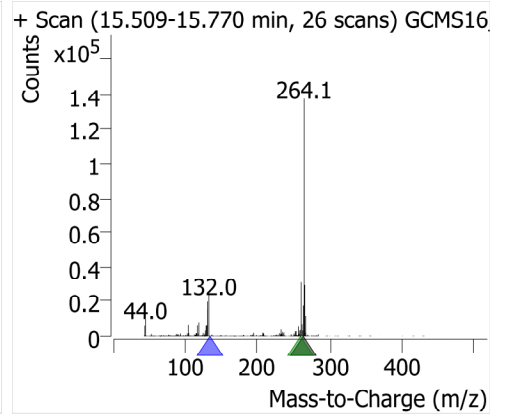
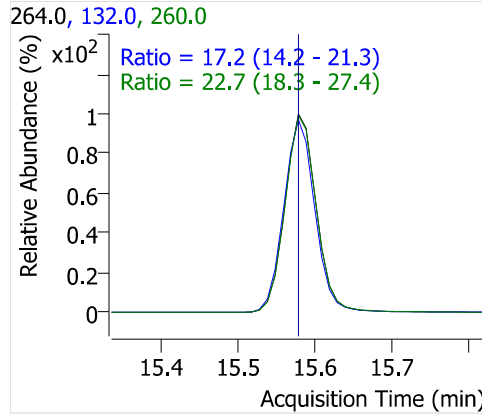
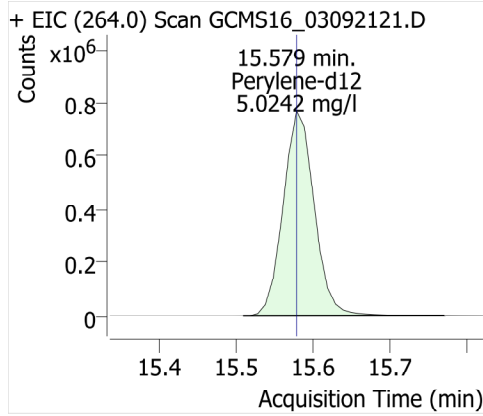
Benzo [k] fluoranthene



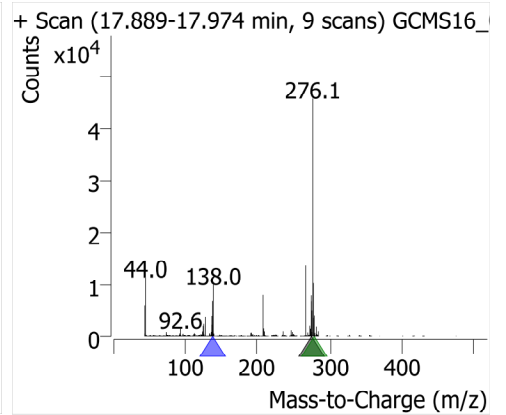
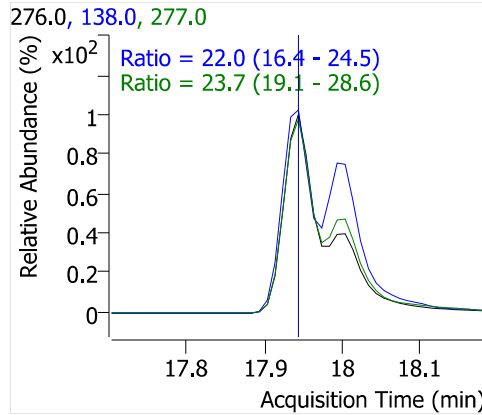
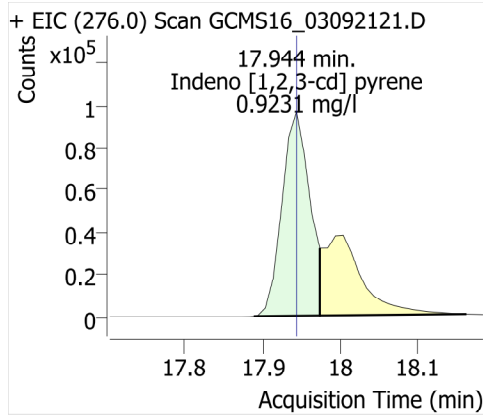
Benzo[a] pyrene



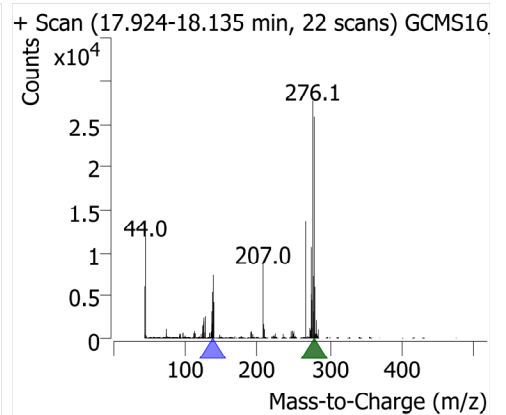
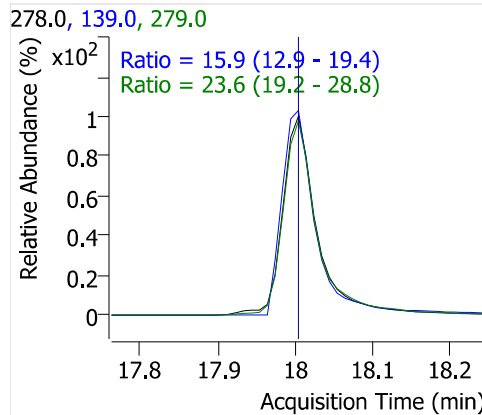
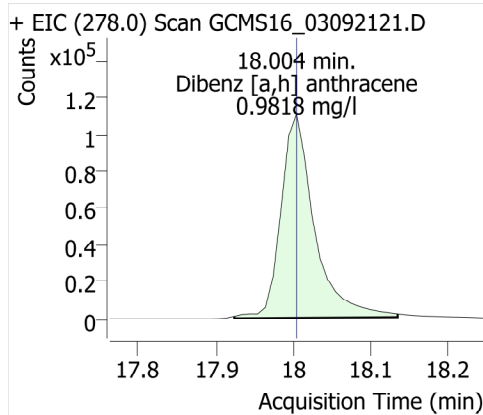
Perylene-d12



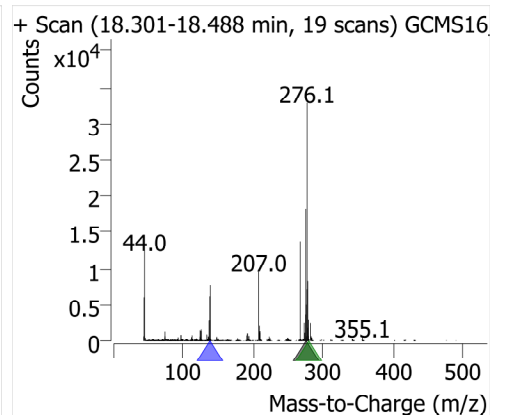
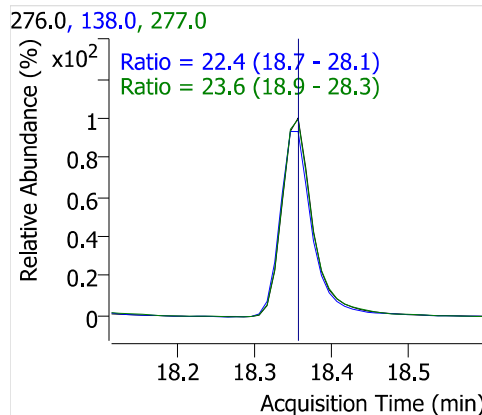
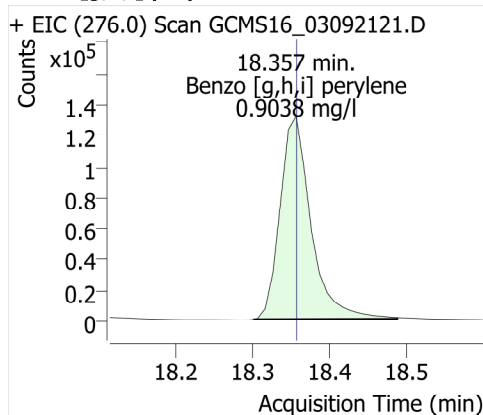
Indeno [1,2,3-cd] pyrene



Dibenz [a,h] anthracene



Benzo [g,h,i] perylene



Quantitative Analysis Results With Qualifier Ratio Report

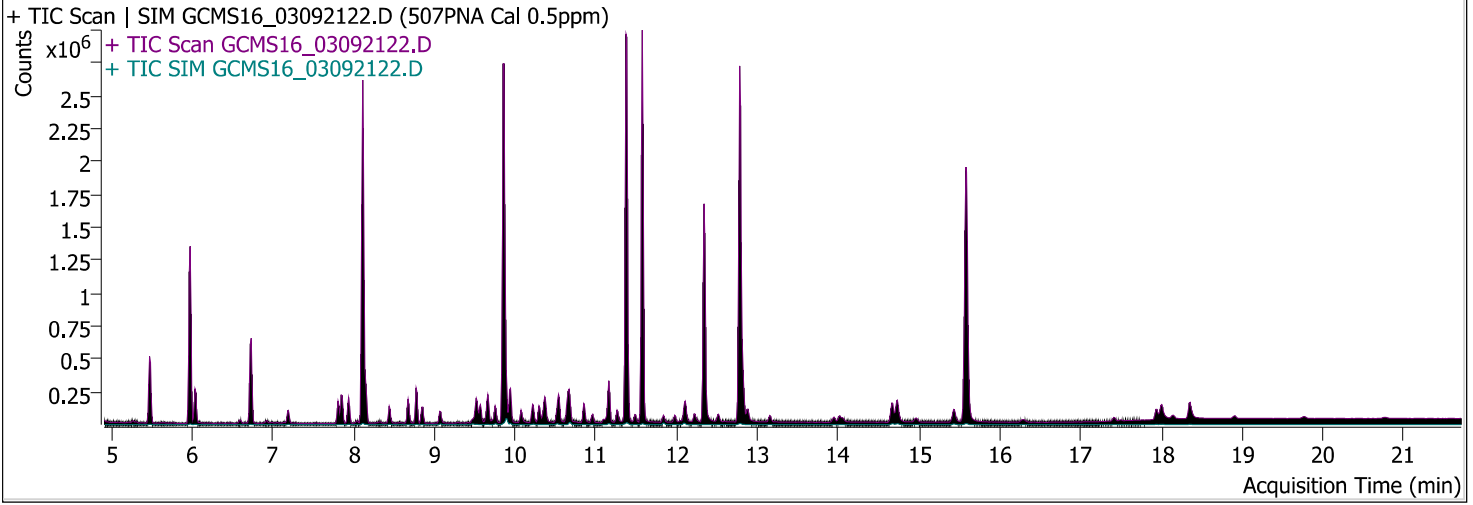


Batch Path	\\WSCIXIGCMS16\InstData\GCMS16\DATA\2021\030921_525.2\QuantResults\030921_525.2.batch.bin	Analyst Name	WECK\ryan.raymond
Analysis Time	3/10/2021 12:34:15 PM	Reporter Name	ryan.raymond
Report Time	3/10/2021 12:37:31 PM	Batch State	Processed
Last Calib Update	3/10/2021 10:39:20 AM	Quant Report Version	10.0
Quant Batch Version	10.0		

AnalysisInfo

Acq. Time	3/9/2021 8:59:24 PM	Data File	GCMS16_03092122.D
Sample Type	Cal	Sample Name	507PNA Cal 0.5ppm
Dilution	1	Acq. Method	525
Position	9	Inj Vol	1
DA Method File	507PNA 030921.m	Comment	1010644

Sample Chromatogram



Compound	ISTD	RT	Resp.	ISTD Resp.	Conc	Units	Accuracy
1,3 Dimethyl-2-Nitrobenzene	Acenaphthene-d10	5.975	343822	1254803	5.0250	mg/l	100.50
Naphthalene	Acenaphthene-d10	6.036	266218	1254803	0.5002	mg/l	100.04
EPTC	Acenaphthene-d10	7.193	43341	1254803	0.4766	mg/l	95.32
Dimethyl phthalate	Acenaphthene-d10	7.807	159352	1254803	0.5025	mg/l	100.50
Acenaphthylene	Acenaphthene-d10	7.938	187282	1254803	0.4909	mg/l	98.18
Acenaphthene	Acenaphthene-d10	8.150	147318	1254803	0.4940	mg/l	98.79
Molinate	Acenaphthene-d10	8.442	79423	1254803	0.4814	mg/l	96.28
Diethyl phthalate	Acenaphthene-d10	8.673	149654	1254803	0.4925	mg/l	98.50
Fluorene	Acenaphthene-d10	8.774	166547	1254803	0.4977	mg/l	99.54
Chlorpropham	Acenaphthene-d10	9.066	28799	1254803	0.3863	mg/l	77.26
Dimethoate	Acenaphthene-d10	9.468	13227	1254803	0.3947	mg/l	78.93
Prometon	Chrysene-d12	9.509	23559	1960574	0.3813	mg/l	76.27
Simazine	Chrysene-d12	9.529	32882	1960574	0.4419	mg/l	88.37
Atrazine	Acenaphthene-d10	9.569	20947	1254803	0.4382	mg/l	87.65
Pentachlorophenol	Chrysene-d12	9.639	15657	1960574	0.5355	mg/l	107.11
Pentachloronitrobenzene	Phenanthrene-d10	9.660	10431	2332562	0.4041	mg/l	80.82
Diazinon (Dimpylate)	Chrysene-d12	9.750	22855	1960574	0.4033	mg/l	80.67
Terbacil	Phenanthrene-d10	9.881	9812	2332562	0.5338	mg/l	106.77
Phenanthrene	Phenanthrene-d10	9.881	284016	2332562	0.5544	mg/l	110.89
Disulfoton	Phenanthrene-d10	9.891	13228	2332562	0.4205	mg/l	84.10
Anthracene	Phenanthrene-d10	9.941	227423	2332562	0.5167	mg/l	103.35
Caffeine	Phenanthrene-d10	10.072	63085	2332562	0.4652	mg/l	93.04
Acetochlor	Chrysene-d12	10.213	15598	1960574	0.3763	mg/l	75.26
Metribuzin	Chrysene-d12	10.223	22503	1960574	0.3777	mg/l	75.54
Alachlor	Chrysene-d12	10.294	23467	1960574	0.4118	mg/l	82.36
Prometryn	Chrysene-d12	10.374	44621	1960574	0.4410	mg/l	88.21

Quantitative Analysis Results With Qualifier Ratio Report



Compound	ISTD	RT	Resp.	ISTD Resp.	Conc	Units	Accuracy
Bromacil	Chrysene-d12	10.515	2956	1960574	0.5236	mg/l	104.72
Di-n-butyl phthalate	Phenanthrene-d10	10.535	230119	2332562	0.4407	mg/l	88.15
Metolachlor	Chrysene-d12	10.646	70571	1960574	0.3991	mg/l	79.82
Cyanazine	Phenanthrene-d10	10.656	9003	2332562	0.4516	mg/l	90.31
Thiobencarb	Chrysene-d12	10.676	108153	1960574	0.4837	mg/l	96.74
Diphenamide	Phenanthrene-d10	10.847	73626	2332562	0.4447	mg/l	88.94
Captan	Phenanthrene-d10	11.129	2401	2332562	0.5969	mg/l	119.37
Fluoranthene	Phenanthrene-d10	11.159	264551	2332562	0.5029	mg/l	100.59
Butachlor	Chrysene-d12	11.260	20311	1960574	0.3623	mg/l	72.45
Pyrene	Phenanthrene-d10	11.391	292905	2332562	0.5022	mg/l	100.44
Terphenyl-d14	Chrysene-d12	11.572	1965555	1960574	4.9802	mg/l	99.60
Ethion	Chrysene-d12	11.834	14270	1960574	0.3645	mg/l	72.91
Trithion (carbofenotion)	Chrysene-d12	12.086	22185	1960574	0.3688	mg/l	73.77
Butyl benzyl phthalate	Phenanthrene-d10	12.106	40587	2332562	0.5182	mg/l	103.63
Bis(2-ethylhexyl)adipate	Phenanthrene-d10	12.216	29780	2332562	0.5217	mg/l	104.33
TPP	Phenanthrene-d10	12.337	546101	2332562	4.7696	mg/l	95.39
Benzo [a] anthracene	Phenanthrene-d10	12.770	188683	2332562	0.4045	mg/l	80.90
Chrysene	Chrysene-d12	12.820	279169	1960574	0.5487	mg/l	109.74
Bis(2-ethylhexyl)phthalate	Phenanthrene-d10	12.881	63195	2332562	0.5624	mg/l	112.48
Di-n-octyl phthalate	Chrysene-d12	14.018	3683	1960574	0.6123	mg/l	122.46
Benzo [b] fluoranthene	Chrysene-d12	14.672	151661	1960574	0.3884	mg/l	77.69
Benzo [k] fluoranthene	Chrysene-d12	14.733	220110	1960574	0.4577	mg/l	91.55
Benzo[a] pyrene	Chrysene-d12	15.427	124507	1960574	0.4011	mg/l	80.23
Perylene-d12	Chrysene-d12	15.578	2168246	1960574	4.9275	mg/l	98.55
Indeno [1,2,3-cd] pyrene	Chrysene-d12	17.944	79316	1960574	0.5821	mg/l	116.42
Dibenz [a,h] anthracene	Chrysene-d12	18.004	125347	1960574	0.5344	mg/l	106.87
Benzo [g,h,i] perylene	Chrysene-d12	18.357	149477	1960574	0.4117	mg/l	82.34

Quantitative Analysis Results With Qualifier Ratio Report



Compound	CAS#	RT	RR	Conc	Transition	(Min-Max)	Q-Ratio
1,3 Dimethyl-2-Nitrobenzene		5.975	0.2740	5.0250	134.1		
					103.0	38.5 - 57.7	46.4
					151.0	33.2 - 49.8	41.4
Naphthalene		6.036	0.2122	0.5002	128.0		
					129.0	8.9 - 13.3	11.1
EPTC		7.193	0.0345	0.4766	128.0		
					86.0	51.1 - 76.7	64.3
					189.0	18.3 - 27.4	22.5
Dimethyl phthalate		7.807	0.1270	0.5025	163.0		
					77.0	13.6 - 20.4	16.0
					194.0	5.6 - 8.3	6.6
Acenaphthylene		7.938	0.1493	0.4909	152.0		
					151.0	15.8 - 23.7	18.9
					76.0	7.7 - 11.5	9.2
Acenaphthene		8.150	0.1174	0.4940	154.0		
					153.0	81.5 - 122.3	103.3
					152.0	39.6 - 59.3	49.9
Molinate		8.442	0.0633	0.4814	126.0		
					55.0	43.3 - 64.9	56.6
					187.0	16.9 - 25.4	20.8
Diethyl phthalate		8.673	0.1193	0.4925	149.0		
					177.0	19.2 - 28.9	23.2
					150.0	9.9 - 14.8	12.6
Fluorene		8.774	0.1327	0.4977	166.0		
					165.0	72.7 - 109.1	91.8
Chlorpropham		9.066	0.0230	0.3863	127.0		
					213.0	30.5 - 45.7	37.2
					171.0	19.9 - 29.9	25.4
Dimethoate		9.468	0.0105	0.3947	87.0		
					125.0	56.6 - 84.8	76.2
					93.0	53.7 - 80.5	69.4
Prometon		9.509	0.0120	0.3813	210.0		
					225.0	69.6 - 104.4	91.0
					168.0	60.5 - 90.8	73.5
Simazine	122-77-6	9.529	0.0168	0.4419	201.0		
					186.0	47.4 - 71.0	59.0
					173.0	33.3 - 50.0	38.2
Atrazine		9.569	0.0167	0.4382	215.0		
					200.0	158.8 - 238.2	196.7
					58.0	61.4 - 92.0	74.7
Pentachlorophenol		9.639	0.0080	0.5355	265.7		
					267.7	51.7 - 77.5	65.2
					166.8	36.2 - 54.3	44.3
Pentachloronitrobenzene		9.660	0.0045	0.4041	237.0		
					249.0	56.3 - 84.4	63.7
					295.0	51.3 - 76.9	56.8
Diazinon (Dimpylate)		9.750	0.0117	0.4033	137.0		
					179.0	74.0 - 111.0	90.2
					152.0	50.9 - 76.4	63.1
Terbacil		9.881	0.0042	0.5338	117.0		
					162.0	69.6 - 104.4	102.5
					57.0	50.0 - 74.9	65.6
Phenanthrene		9.881	0.1218	0.5544	178.0		
					176.0	15.2 - 22.8	18.7
					179.0	13.0 - 19.5	15.7

Quantitative Analysis Results With Qualifier Ratio Report



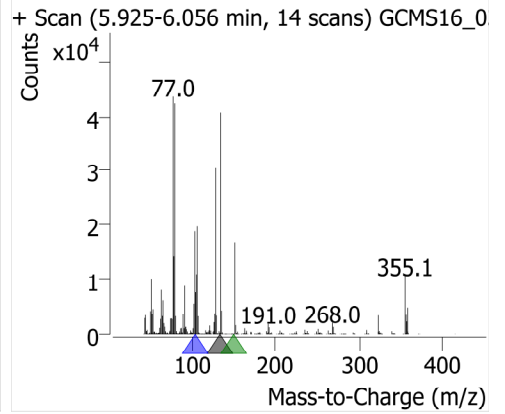
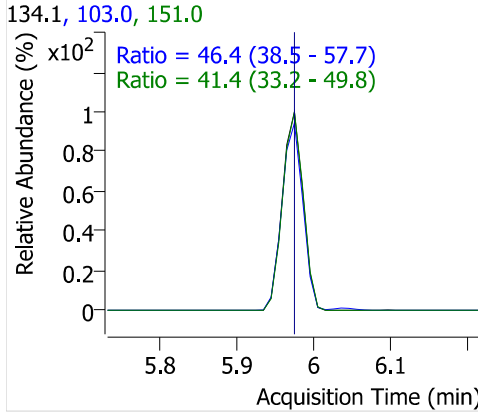
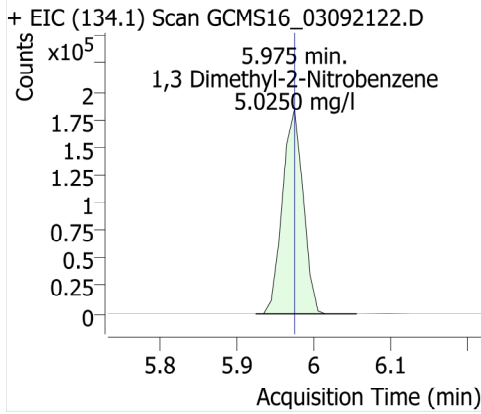
Compound	CAS#	RT	RR	Conc	Transition	(Min-Max)	Q-Ratio
Disulfoton		9.891	0.0057	0.4205	97.0		
					61.0	64.6 - 97.0	82.0
					125.0	55.5 - 83.3	69.1
Anthracene		9.941	0.0975	0.5167	178.0		
					176.0	15.0 - 22.5	18.5
					179.0	12.6 - 19.0	15.6
Caffeine		10.072	0.0270	0.4652	194.0		
					109.0	37.1 - 55.7	47.1
					67.0	22.2 - 33.3	27.8
Acetochlor		10.213	0.0080	0.3763	146.0		
					162.0	61.8 - 92.7	80.0
					223.0	44.9 - 67.4	55.6
Metribuzin		10.223	0.0115	0.3777	198.0		
					144.0	19.5 - 29.3	26.2
					199.0	15.8 - 23.8	18.7
Alachlor	15972-60-8	10.294	0.0120	0.4118	160.1		
					188.1	65.9 - 98.9	81.2
					237.0	16.0 - 24.0	19.8
Prometryn		10.374	0.0228	0.4410	241.0		
					184.0	69.5 - 104.3	83.2
					226.0	47.2 - 70.8	57.1
Bromacil		10.515	0.0015	0.5236	164.0		
					190.0	88.9 - 133.4	139.7
					162.0	86.2 - 129.3	93.5
Di-n-butyl phthalate		10.535	0.0987	0.4407	149.0		
					150.0	7.7 - 11.5	9.1
					104.0	4.3 - 6.4	4.4
Metolachlor		10.646	0.0360	0.3991	162.0		
					238.0	39.6 - 59.4	46.3
					146.0	12.7 - 19.0	15.1
Cyanazine		10.656	0.0039	0.4516	68.0		
					225.0	82.3 - 123.4	86.8
					241.0	20.0 - 30.1	23.5
Thiobencarb	028249-77-6	10.676	0.0552	0.4837	100.1		
					72.1	36.5 - 54.7	45.8
					125.0	22.8 - 34.2	29.1
Diphenamide		10.847	0.0316	0.4447	167.0		
					239.0	17.9 - 26.9	22.0
					152.0	16.0 - 24.0	20.4
Captan		11.129	0.0010	0.5969	117.0		
					149.0	153.6 - 230.5	217.7
					264.0	29.2 - 43.8	28.6
Fluoranthene		11.159	0.1134	0.5029	202.0		
					203.0	14.0 - 21.1	17.7
					101.0	9.2 - 13.7	11.6
Butachlor		11.260	0.0104	0.3623	176.0		
					160.0	63.8 - 95.7	77.2
					57.0	41.6 - 62.4	52.1
Pyrene		11.391	0.1256	0.5022	202.0		
					200.0	16.6 - 24.9	20.1
					203.0	16.0 - 24.0	18.5
Terphenyl-d14		11.572	1.0025	4.9802	244.2		
					243.0	18.2 - 27.3	22.9

Quantitative Analysis Results With Qualifier Ratio Report

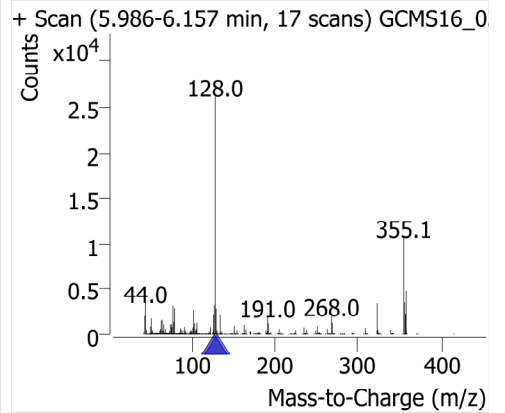
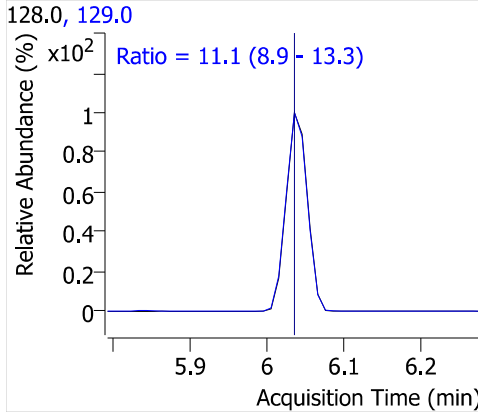
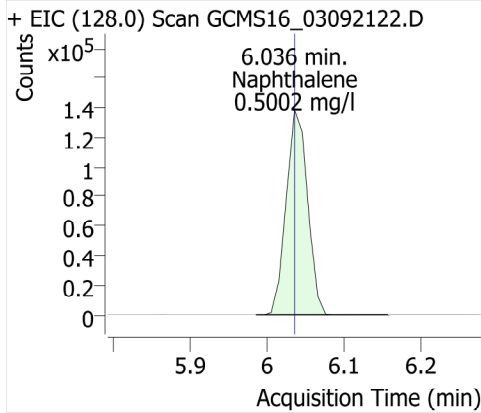


Compound	CAS#	RT	RR	Conc	Transition	(Min-Max)	Q-Ratio
Ethion		11.834	0.0073	0.3645	122.0	8.9 - 13.3	11.1
					231.0		
					153.0	51.5 - 77.3	63.1
Trithion (carbofenotion)		12.086	0.0113	0.3688	125.0	42.8 - 64.1	55.0
					157.0		
					342.0	20.4 - 30.6	23.9
Butyl benzyl phthalate		12.106	0.0174	0.5182	199.0	17.4 - 26.2	21.6
					91.0		
					149.0	134.5 - 201.7	160.9
Bis(2-ethylhexyl)adipate		12.216	0.0128	0.5217	206.0	32.3 - 48.5	38.1
					129.0		
					57.0	28.5 - 42.7	38.4
TPP		12.337	0.2341	4.7696	147.0	16.9 - 25.3	20.4
					326.1		
					215.0	21.2 - 31.8	26.1
Benzo [a] anthracene		12.770	0.0809	0.4045	169.0	20.4 - 30.6	25.0
					228.0		
					226.0	19.7 - 29.6	25.8
Chrysene		12.820	0.1424	0.5487	229.0	16.6 - 24.9	19.9
					228.0		
					226.0	23.9 - 35.9	27.8
Bis(2-ethylhexyl)phthalate		12.881	0.0271	0.5624	229.0	16.1 - 24.2	20.1
					149.0		
					167.0	26.3 - 39.5	31.6
Di-n-octyl phthalate		14.018	0.0019	0.6123	279.0	7.3 - 11.0	7.9
					167.0	30.9 - 46.3	47.4
					261.0	13.8 - 20.7	18.6
Benzo [b] fluoranthene		14.672	0.0774	0.3884	252.0		
					253.0	17.9 - 26.8	21.7
					126.0	11.1 - 16.6	14.6
Benzo [k] fluoranthene		14.733	0.1123	0.4577	252.0		
					253.0	17.5 - 26.3	22.1
					126.0	11.8 - 17.7	15.1
Benzo[a] pyrene		15.427	0.0635	0.4011	252.0		
					250.0	18.7 - 28.1	22.0
					126.0	12.1 - 18.2	15.7
Perylene-d12		15.578	1.1059	4.9275	264.0		
					260.0	18.3 - 27.4	22.9
					132.0	14.2 - 21.3	17.8
Indeno [1,2,3-cd] pyrene		17.944	0.0405	0.5821	276.0		
					277.0	19.1 - 28.6	24.9
					138.0	16.4 - 24.5	22.8
Dibenz [a,h] anthracene		18.004	0.0639	0.5344	278.0		
					279.0	19.2 - 28.8	24.0
					139.0	12.9 - 19.4	18.4
Benzo [g,h,i] perylene		18.357	0.0762	0.4117	276.0		
					277.0	18.9 - 28.3	24.2
					138.0	18.7 - 28.1	22.9

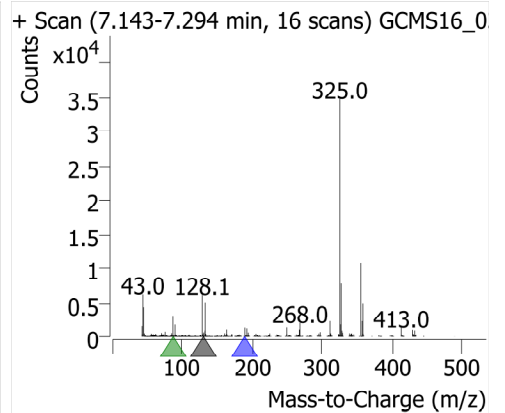
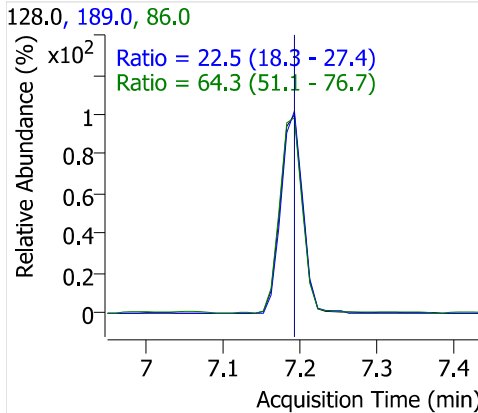
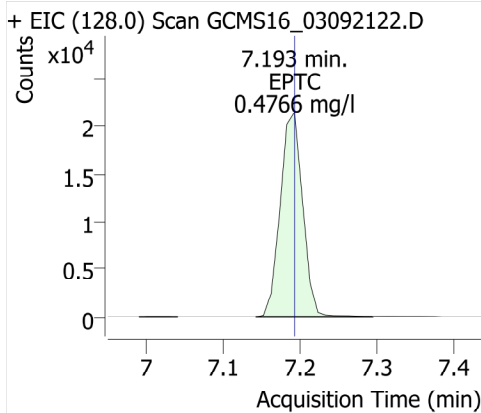
1,3 Dimethyl-2-Nitrobenzene



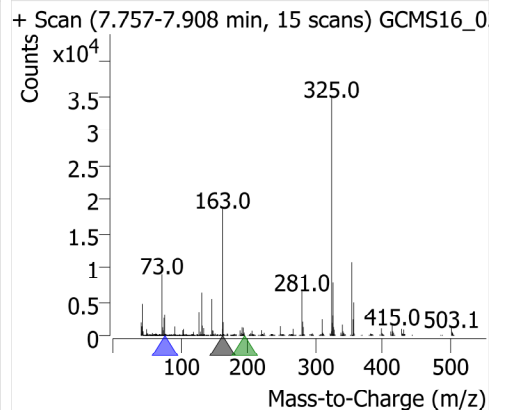
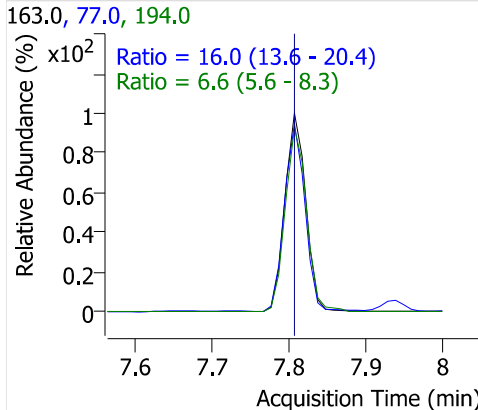
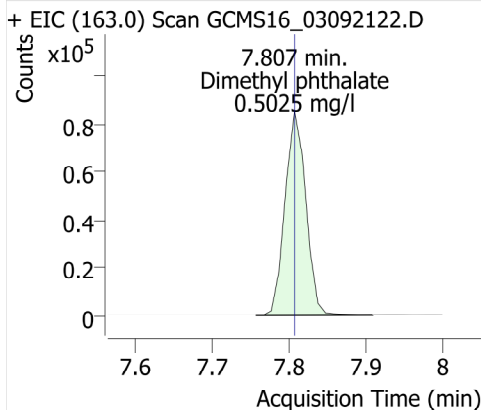
Naphthalene



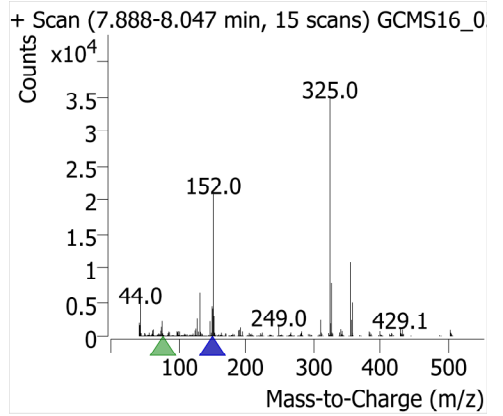
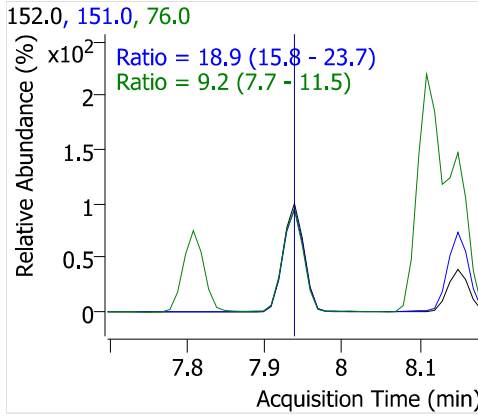
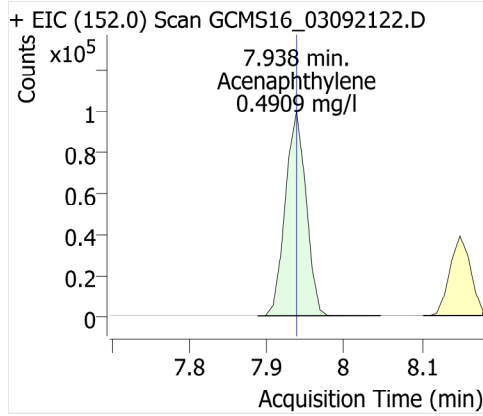
EPTC



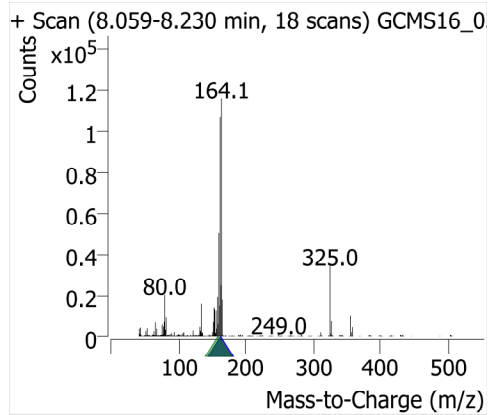
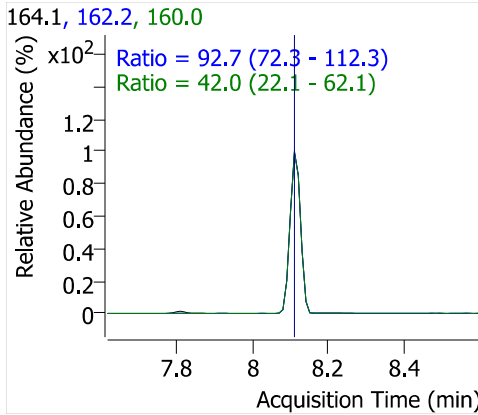
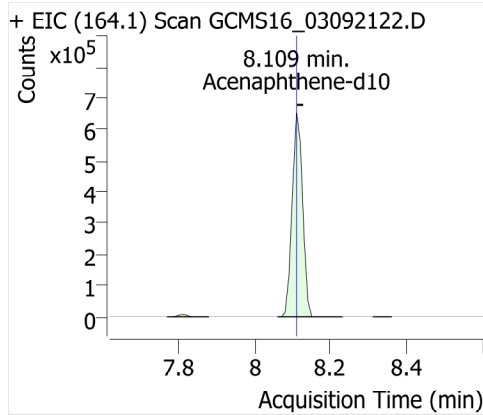
Dimethyl phthalate



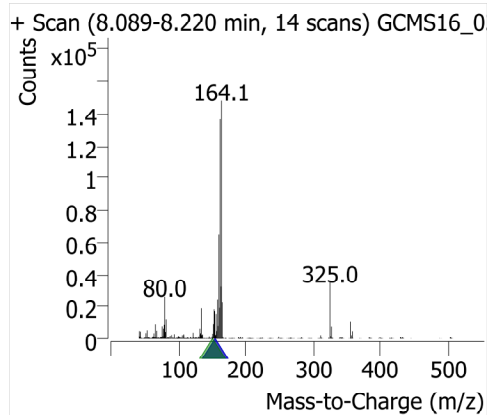
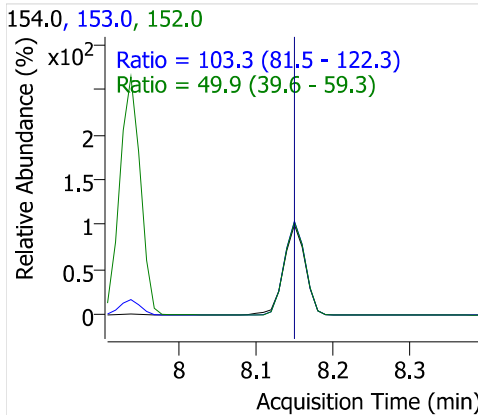
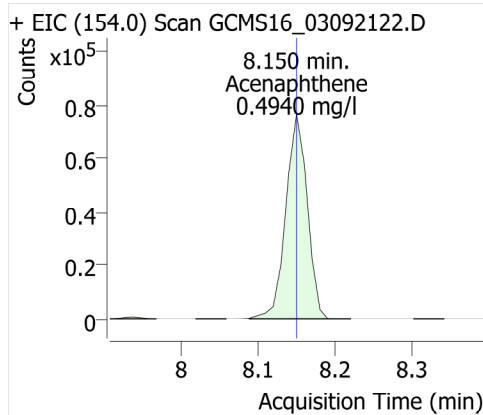
Acenaphthylene



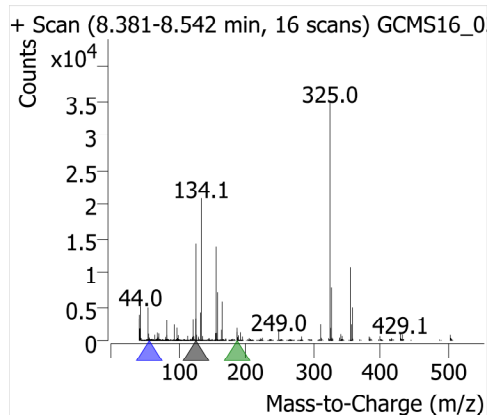
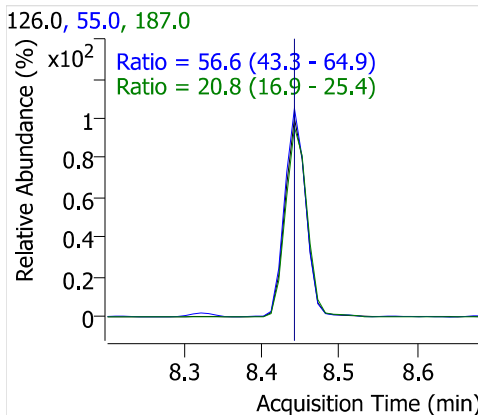
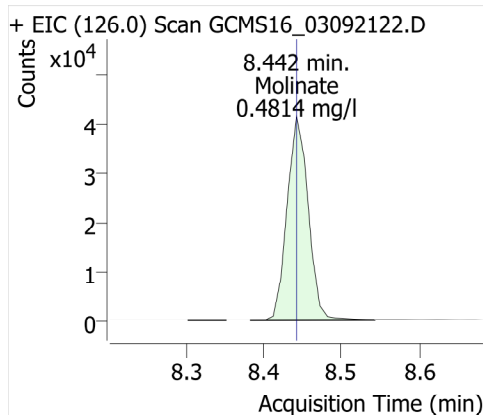
Acenaphthene-d10



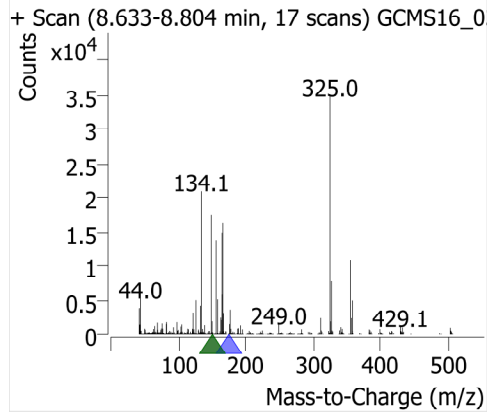
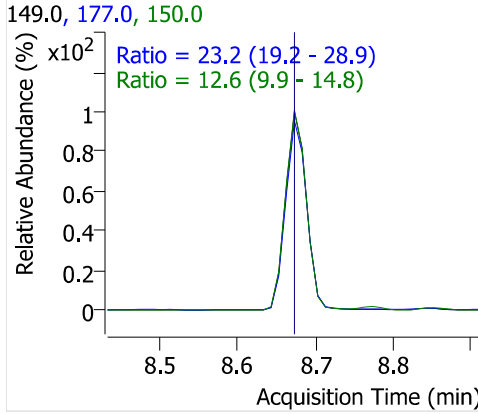
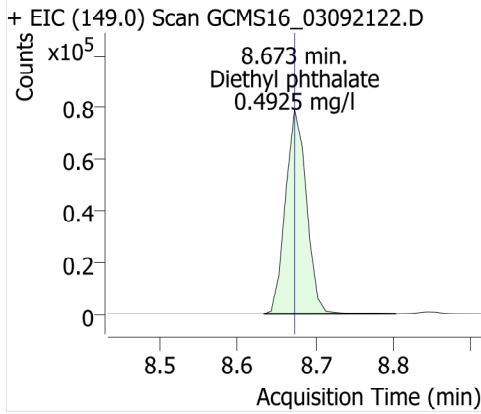
Acenaphthene



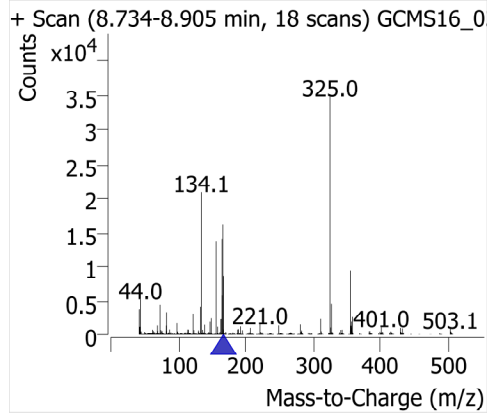
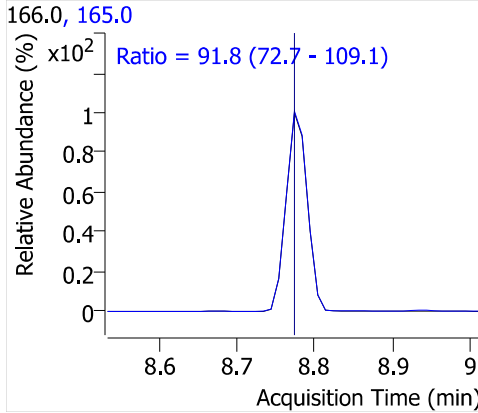
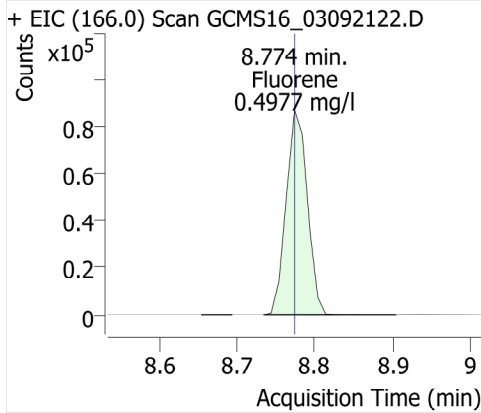
Molinate



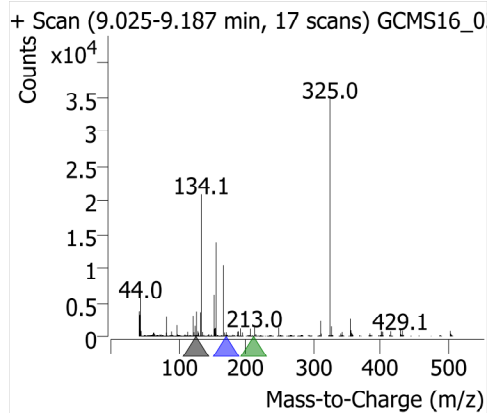
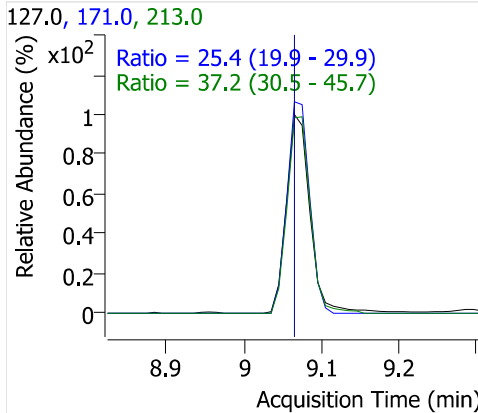
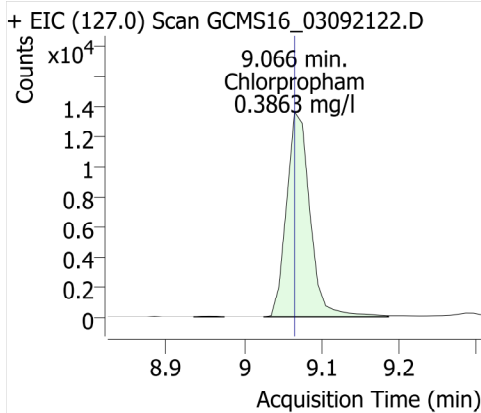
Diethyl phthalate



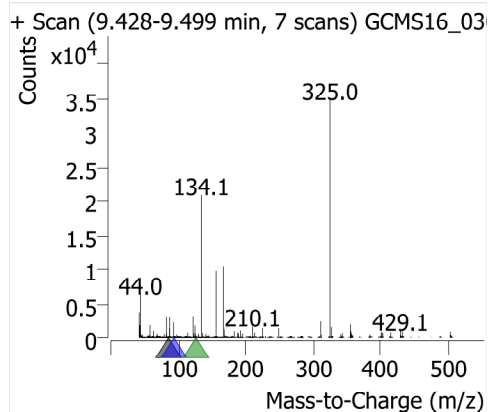
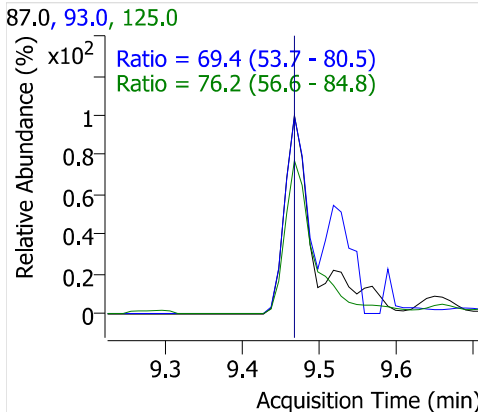
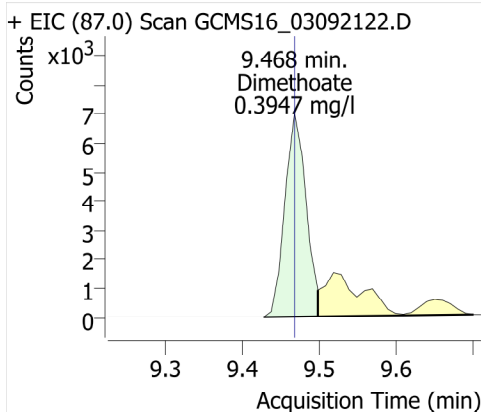
Fluorene



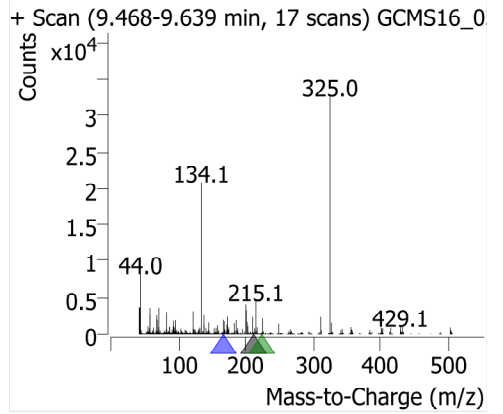
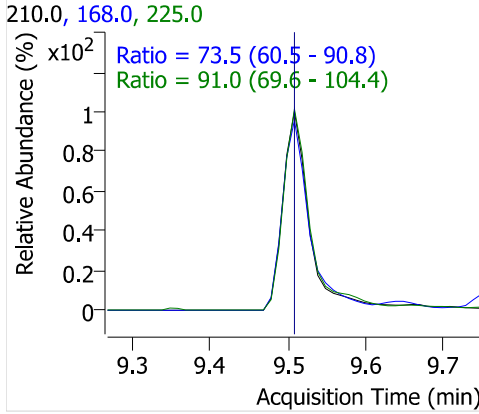
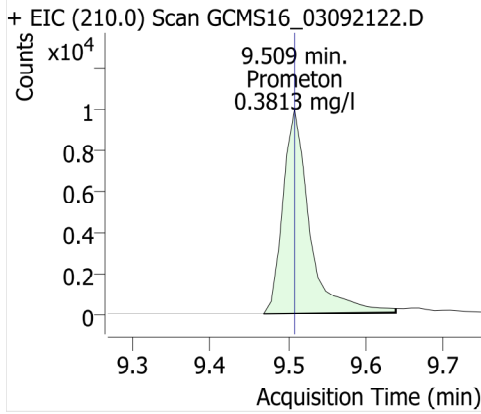
Chlorpropham



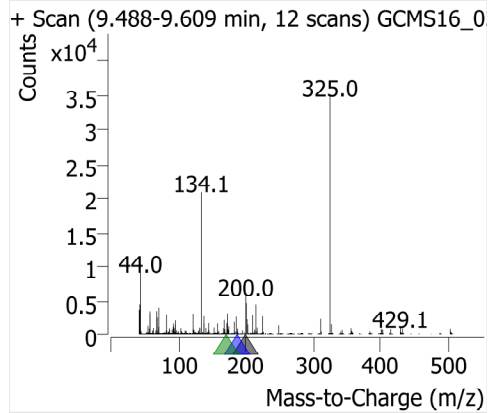
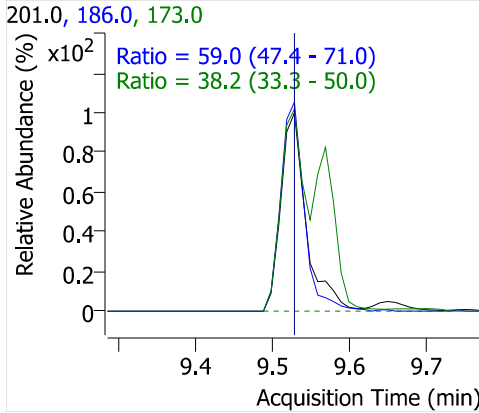
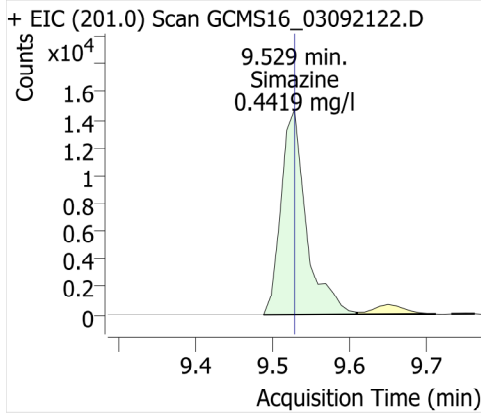
Dimethoate



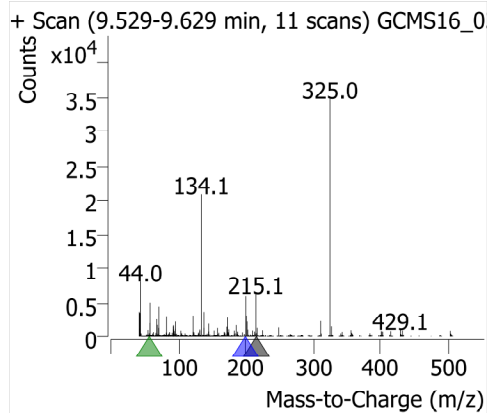
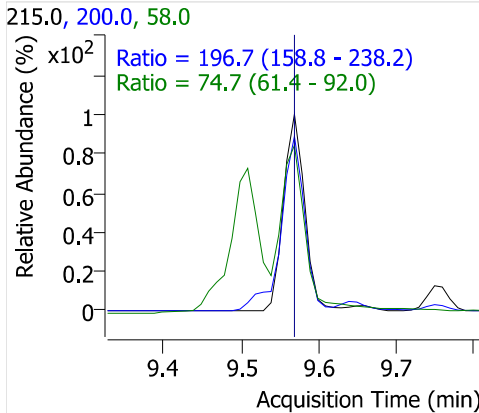
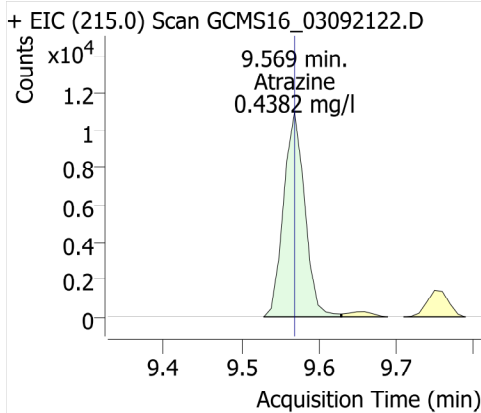
Prometon



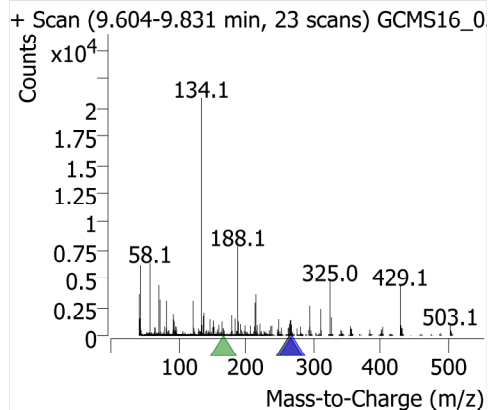
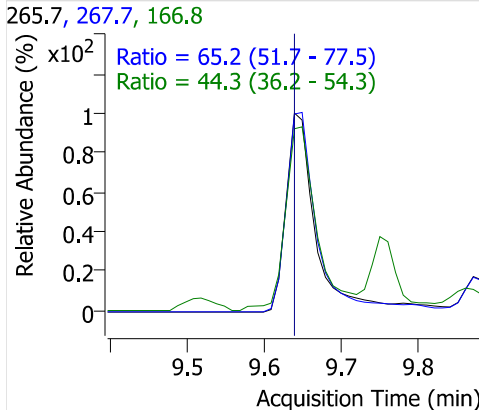
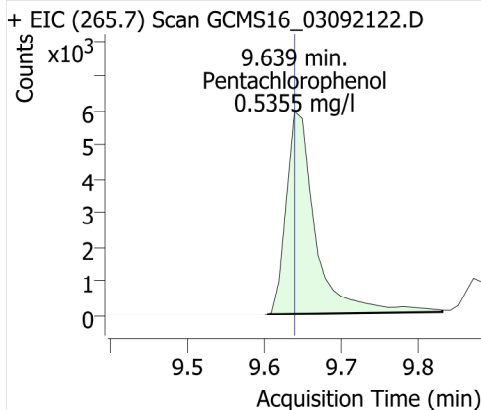
Simazine



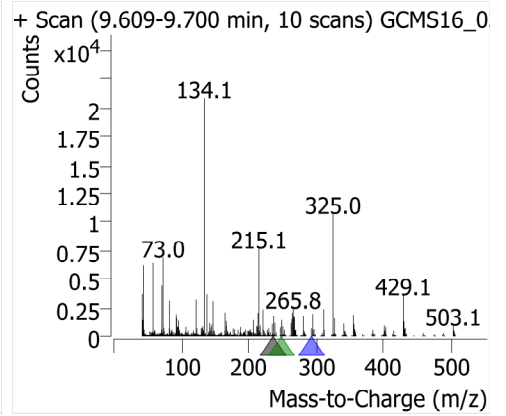
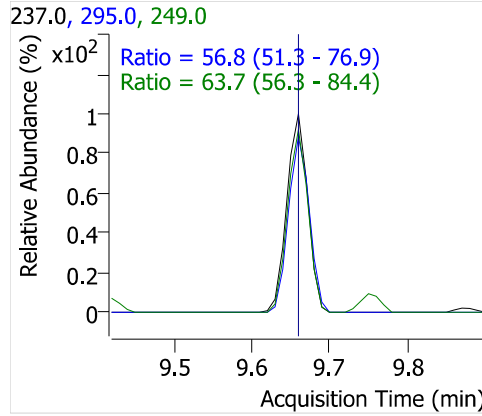
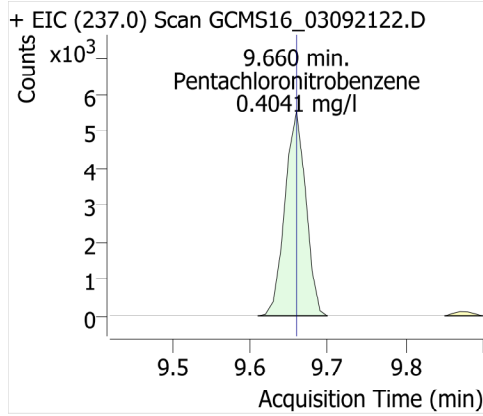
Atrazine



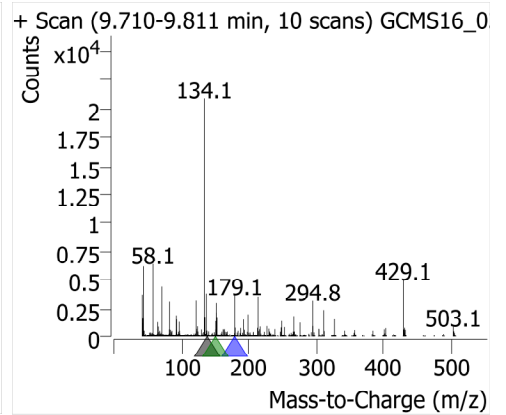
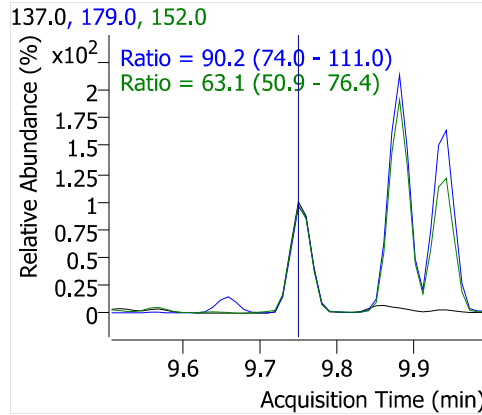
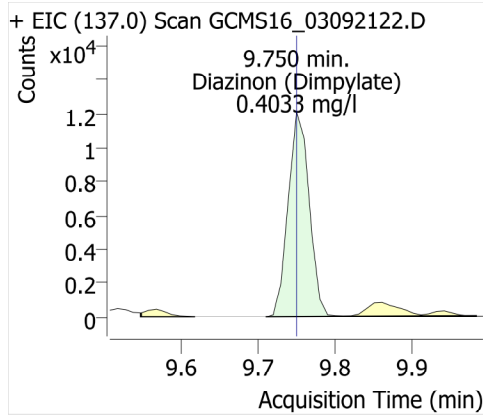
Pentachlorophenol



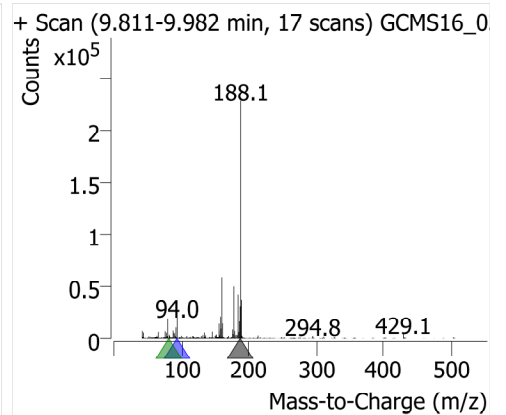
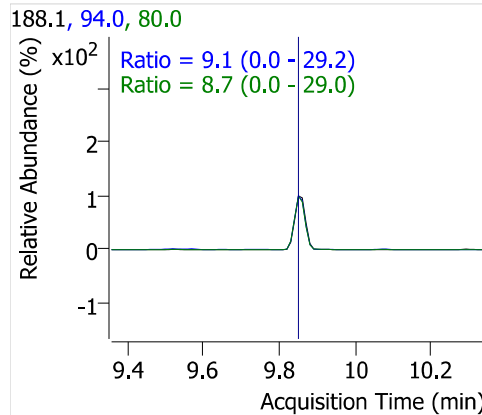
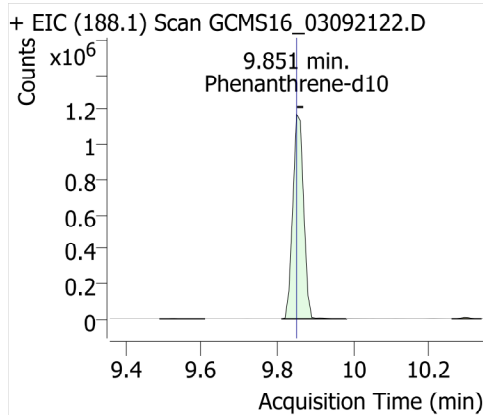
Pentachloronitrobenzene



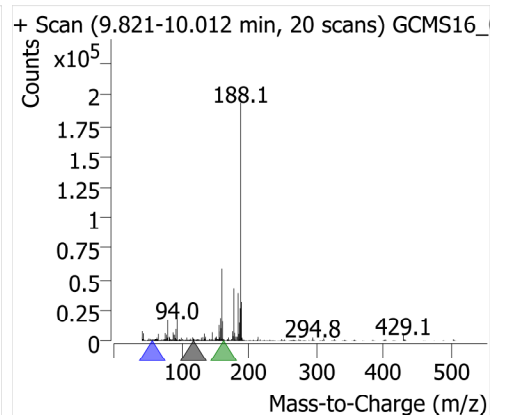
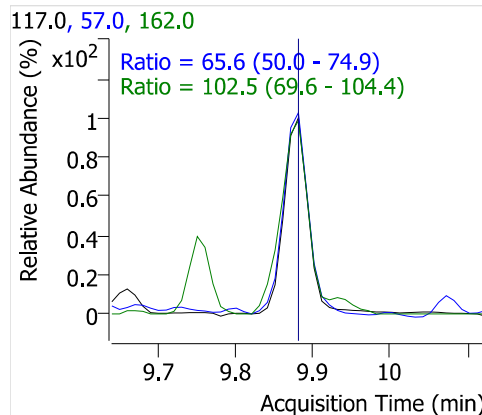
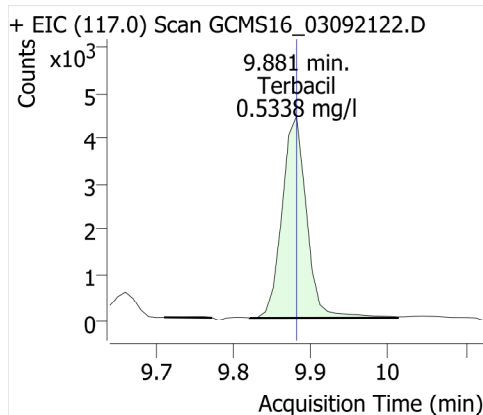
Diazinon (Dimpylate)



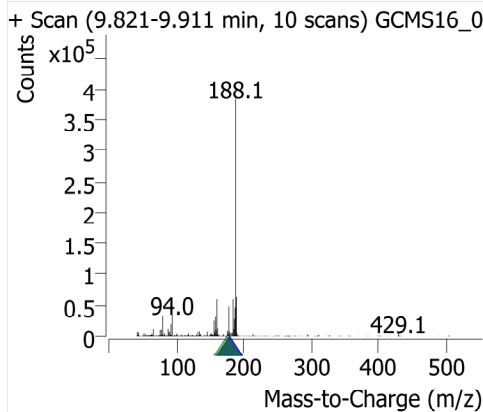
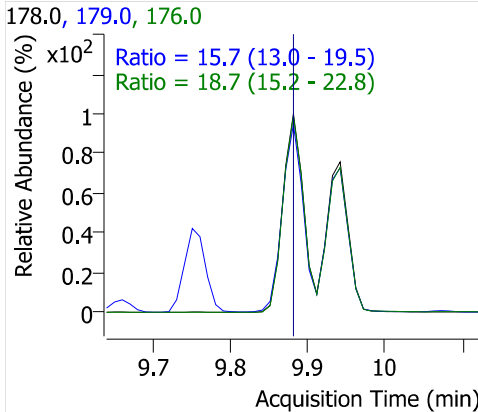
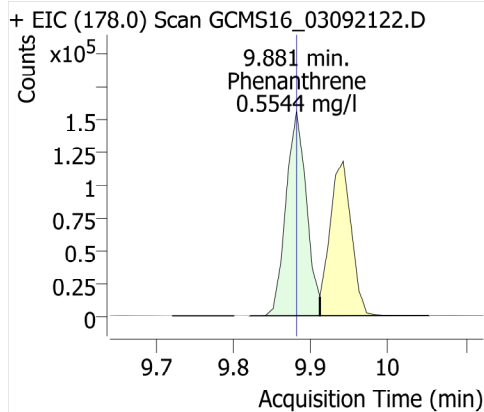
Phenanthrene-d10



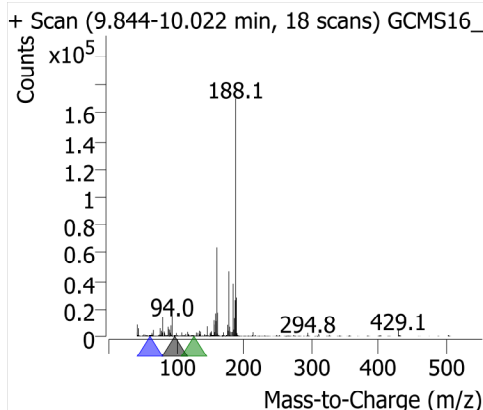
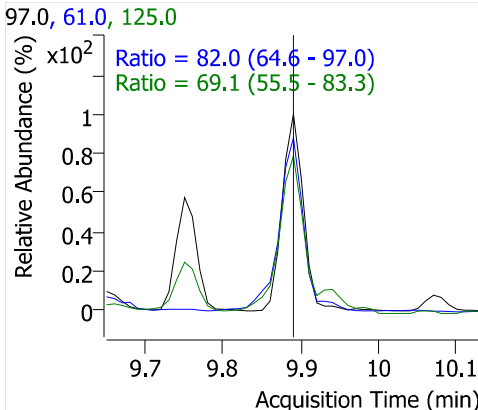
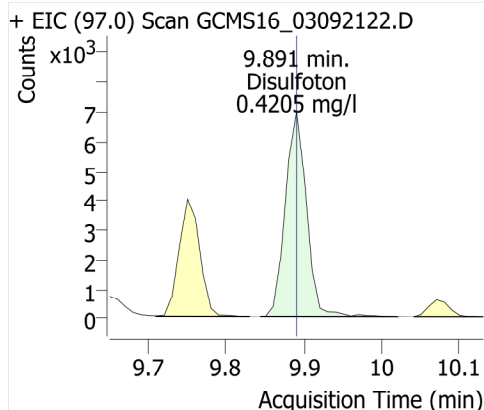
Terbacil



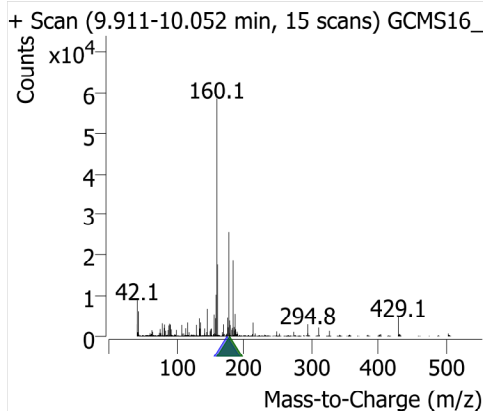
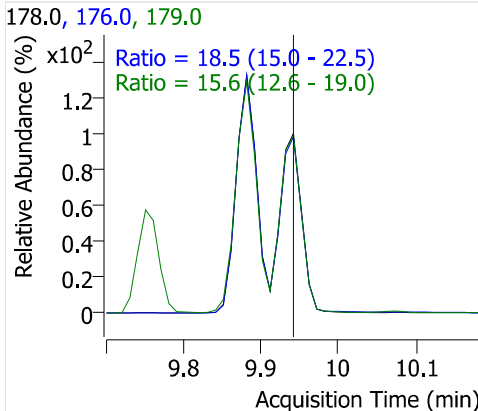
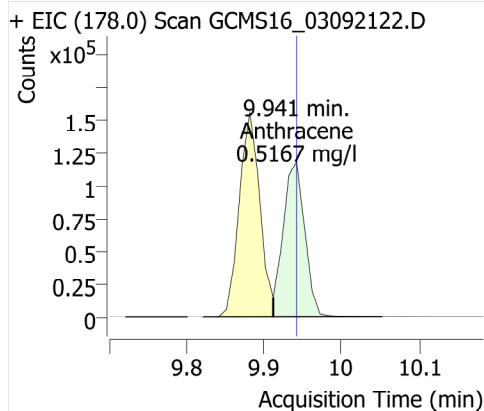
Phenanthrene



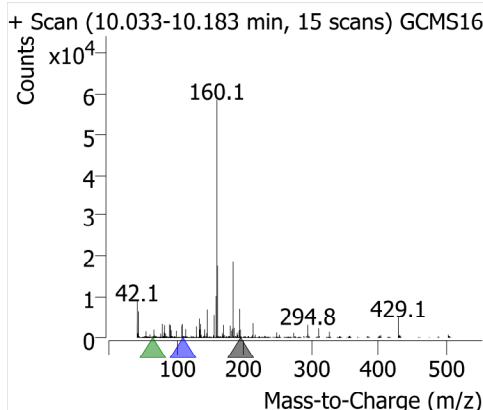
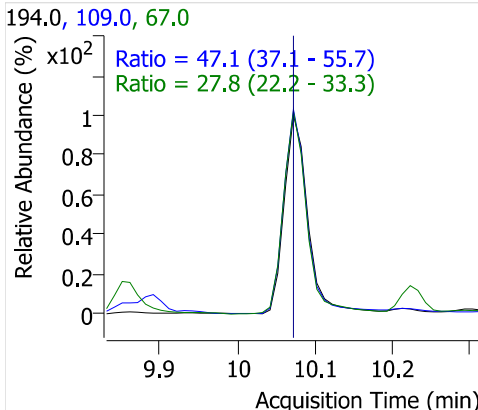
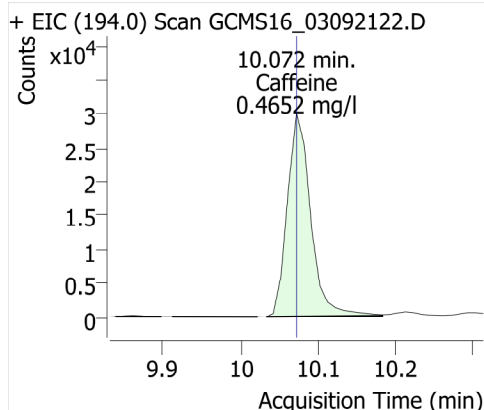
Disulfoton



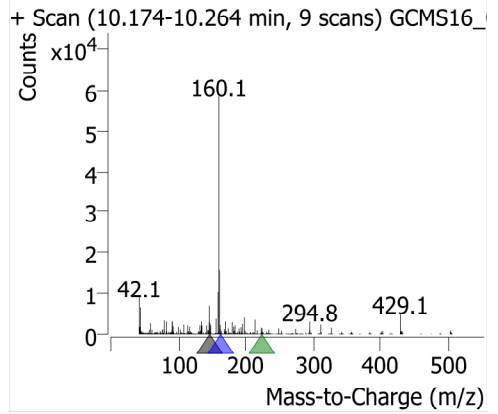
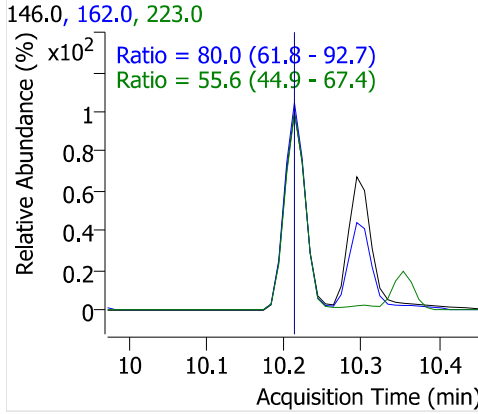
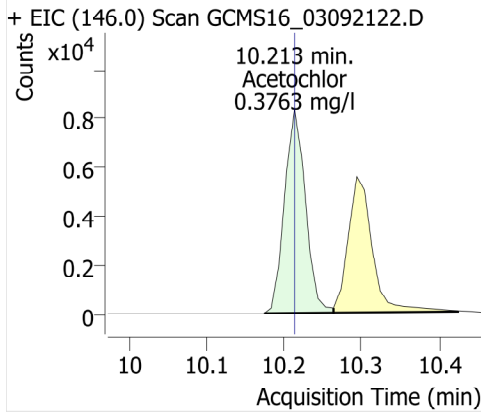
Anthracene



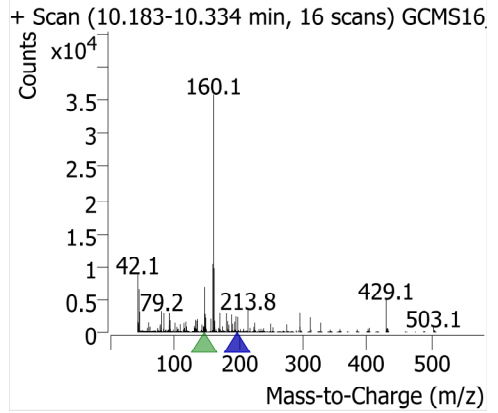
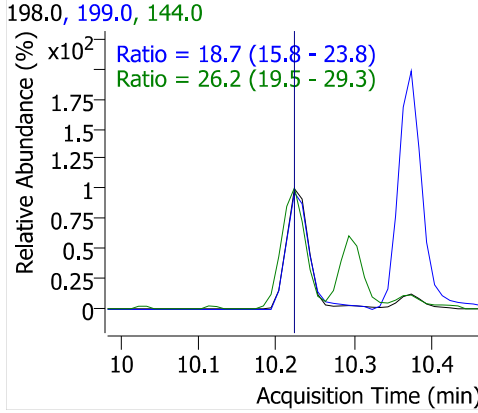
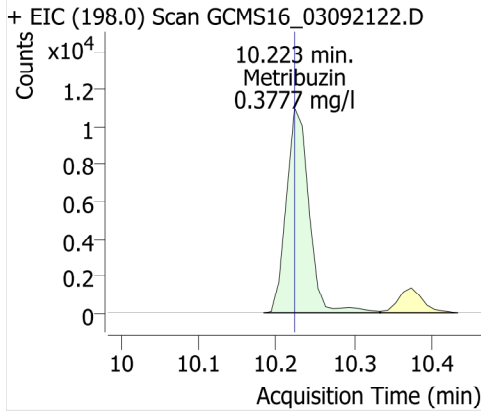
Caffeine



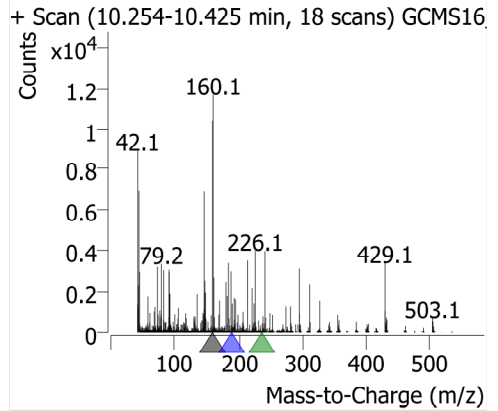
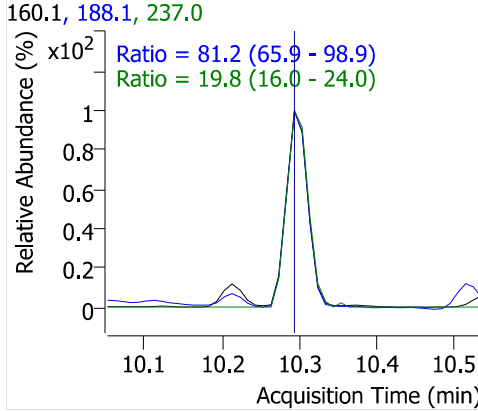
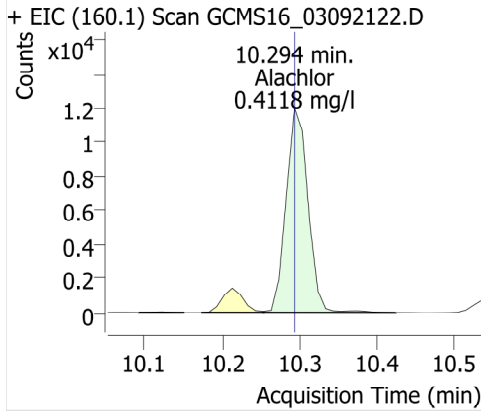
Acetochlor



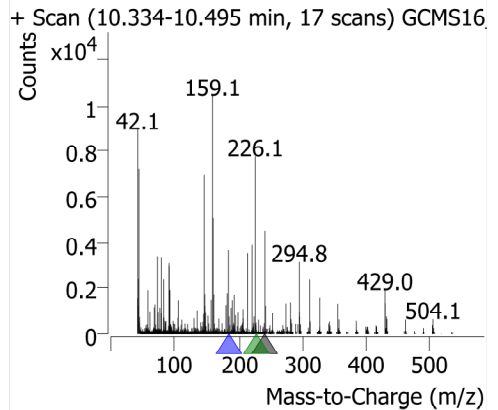
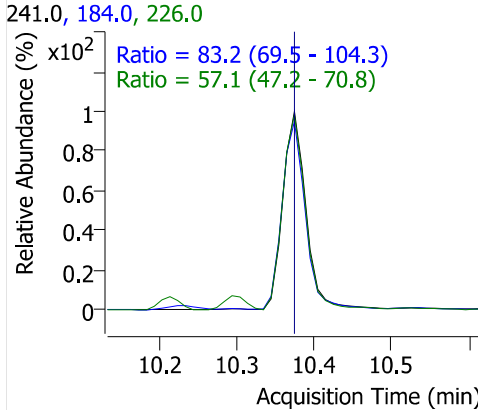
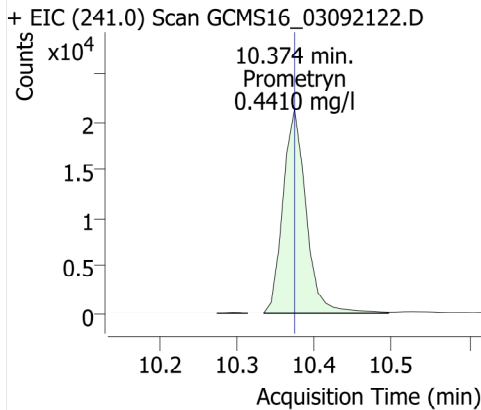
Metribuzin



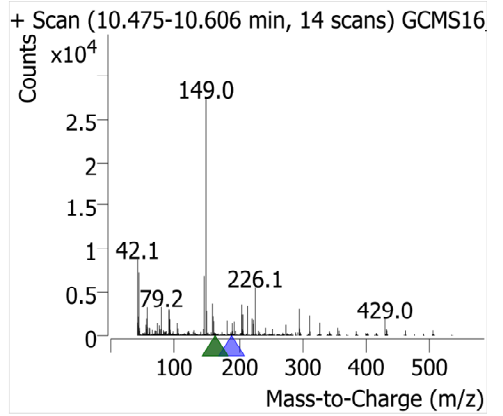
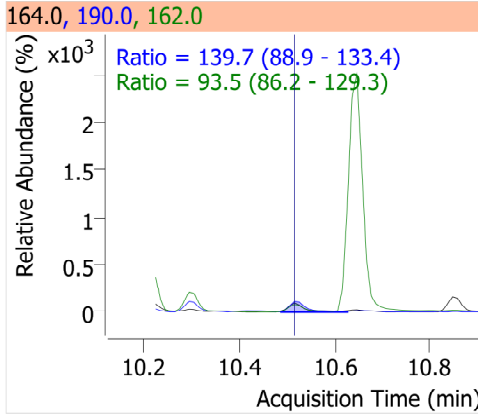
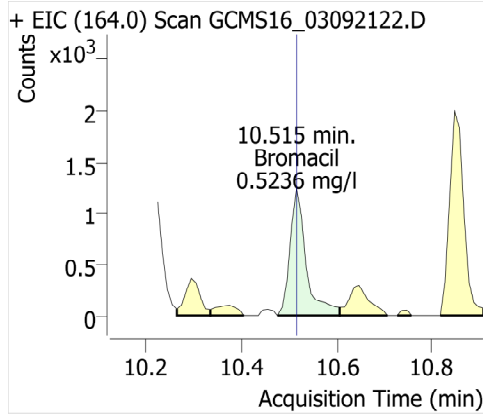
Alachlor



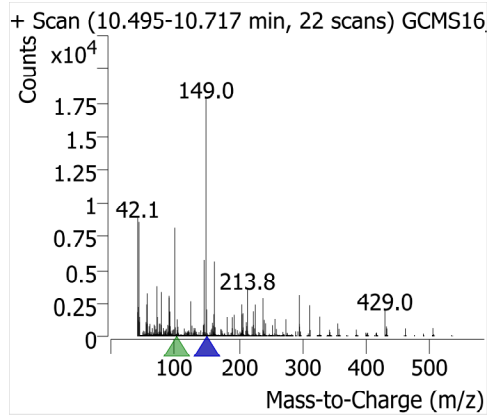
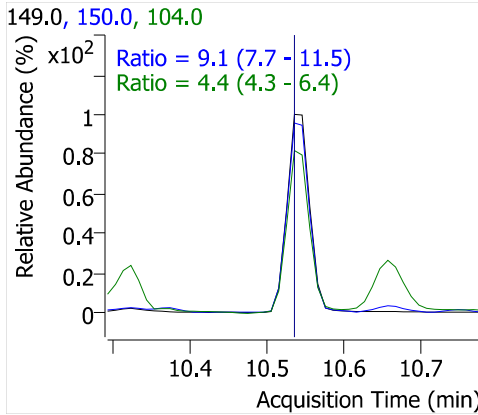
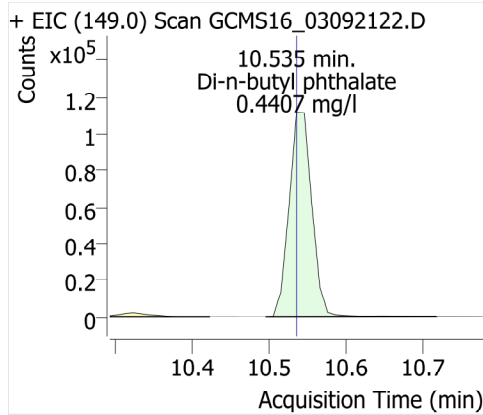
Prometryn



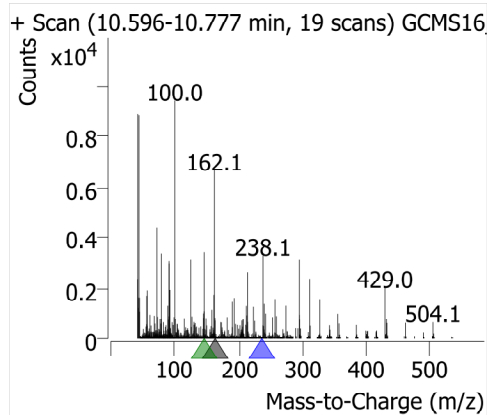
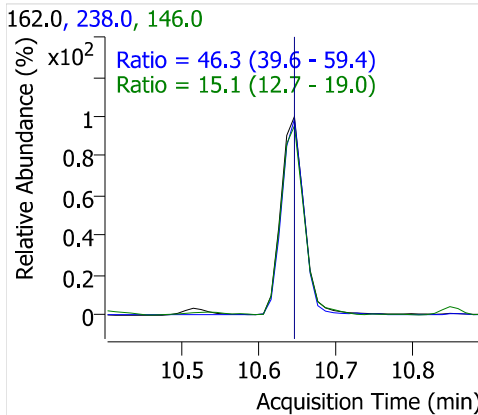
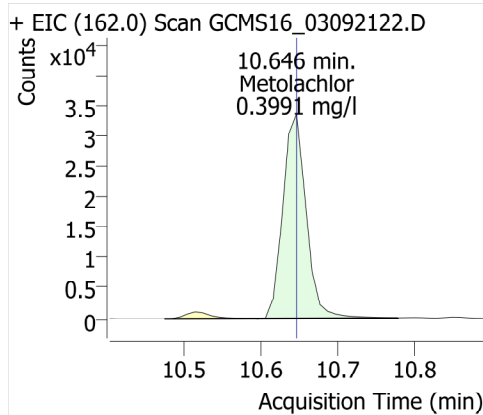
Bromacil



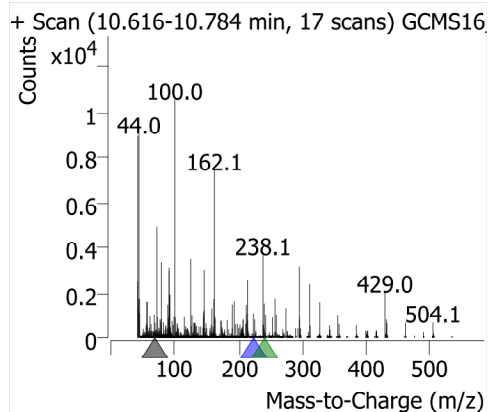
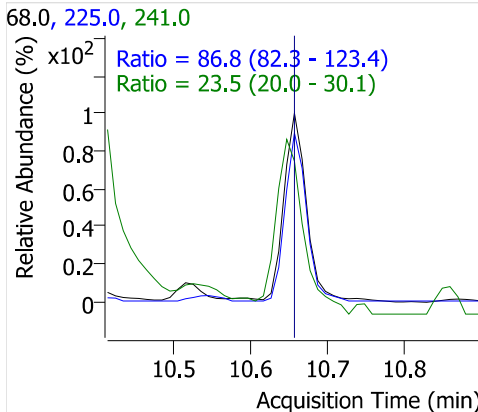
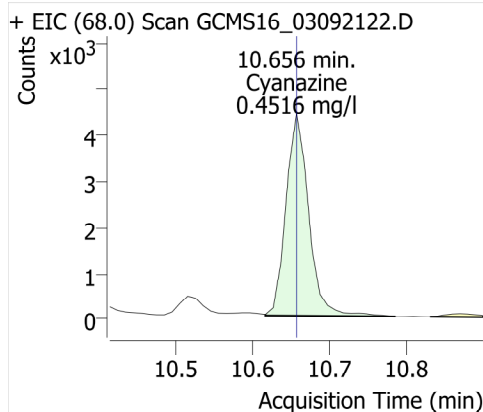
Di-n-butyl phthalate



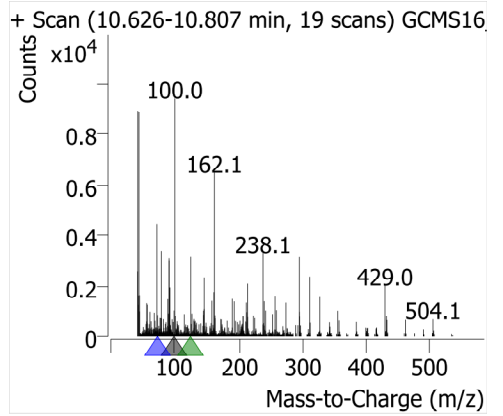
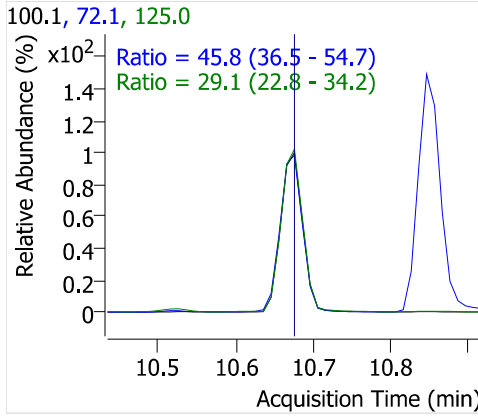
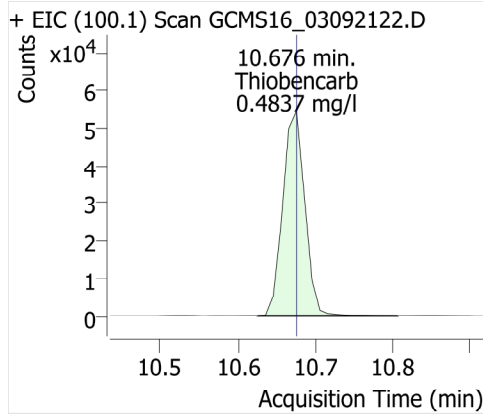
Metolachlor



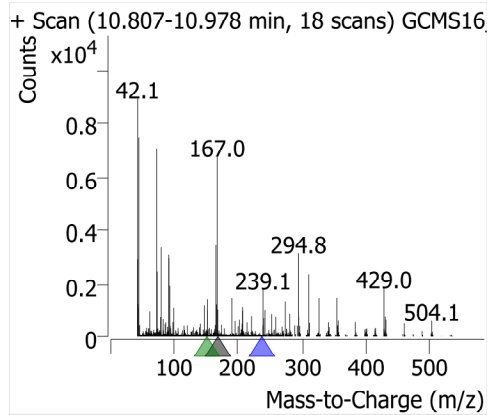
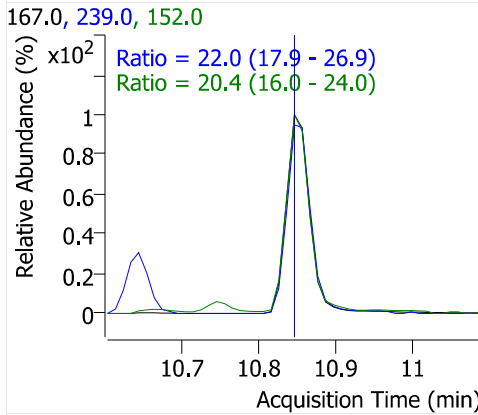
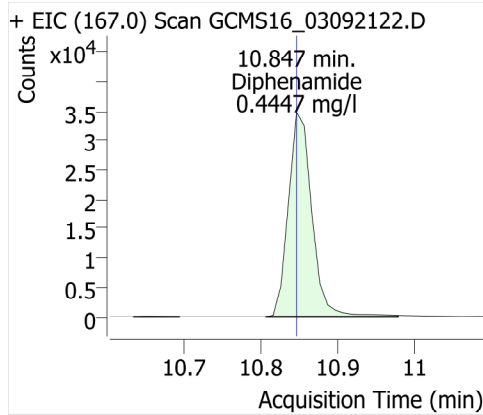
Cyanazine



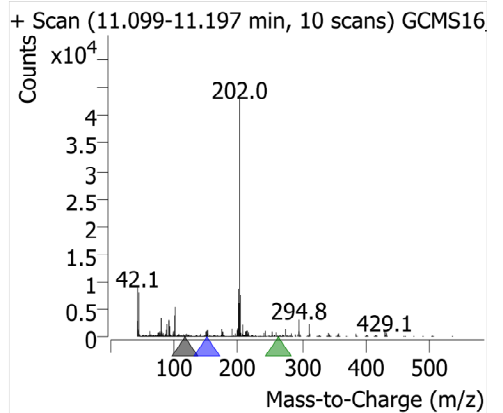
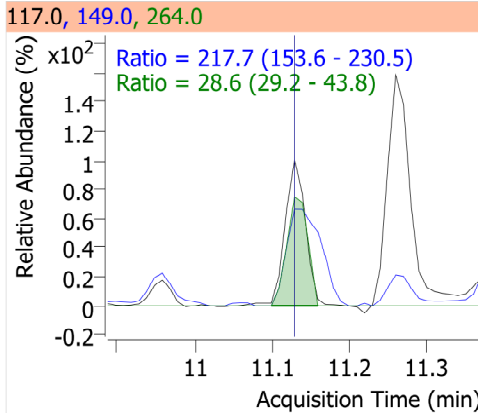
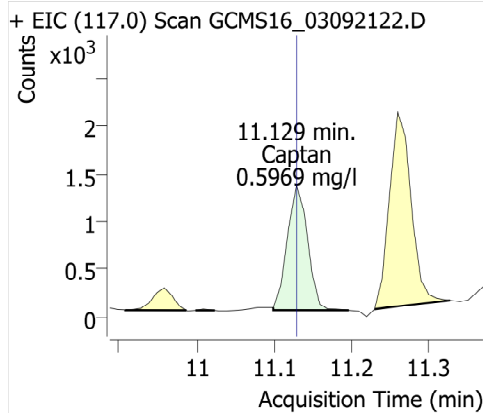
Thiobencarb



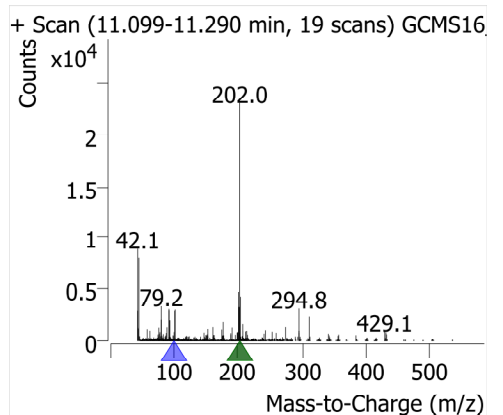
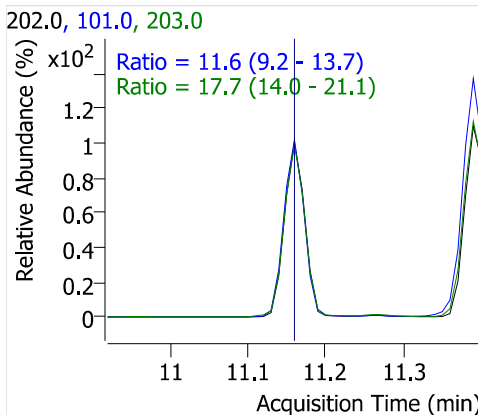
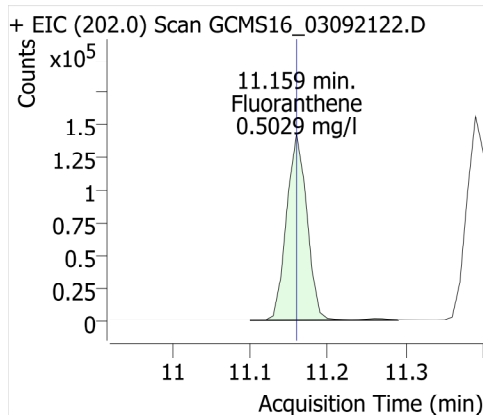
Diphenamide



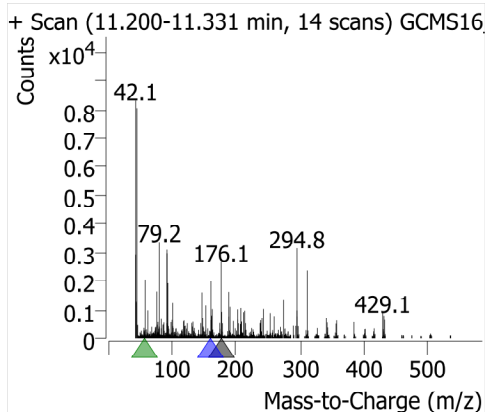
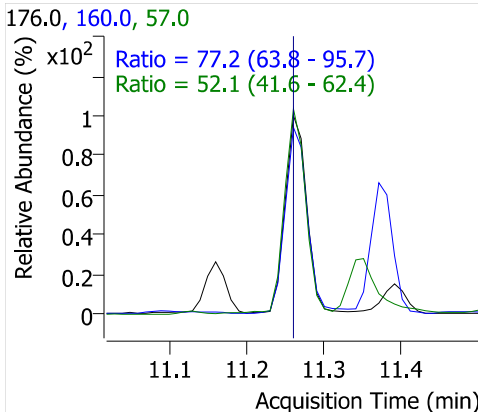
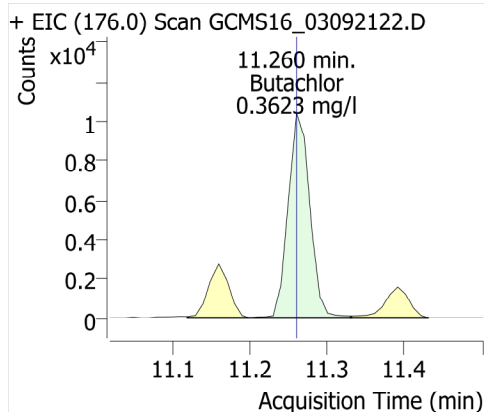
Captan



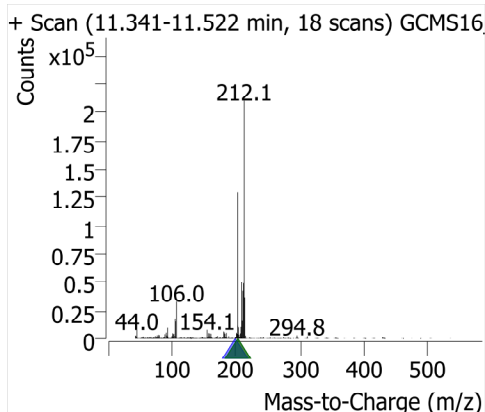
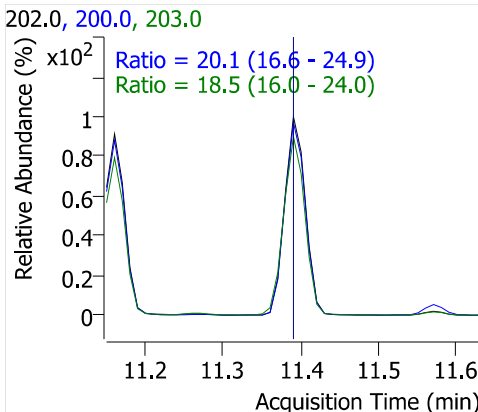
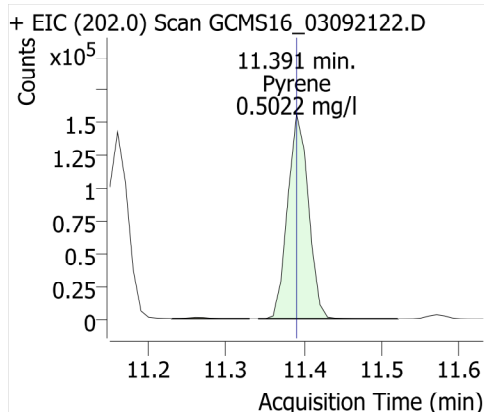
Fluoranthene



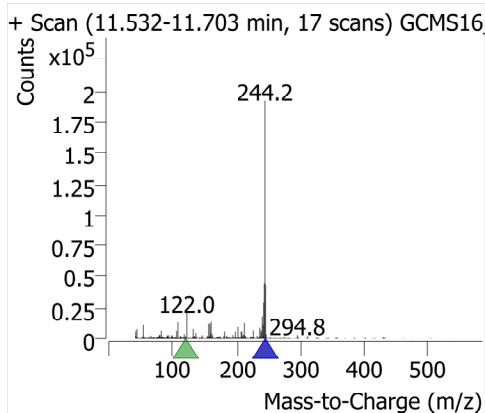
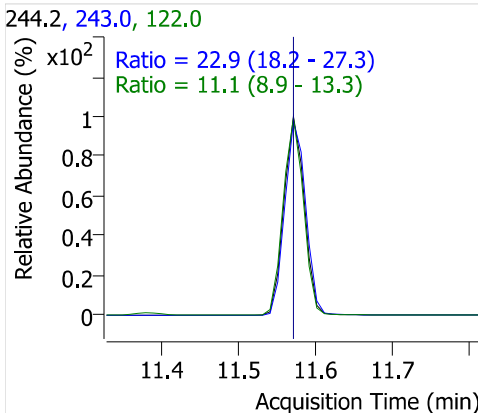
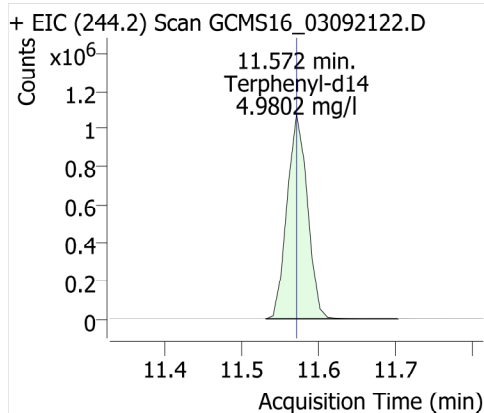
Butachlor



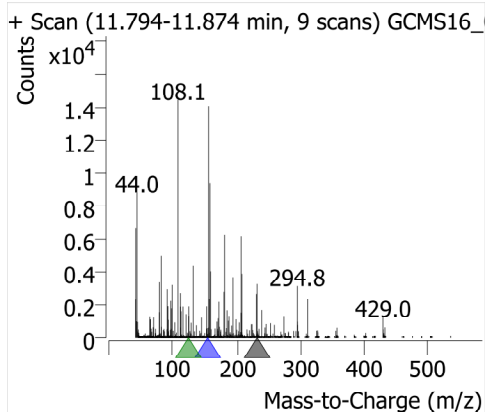
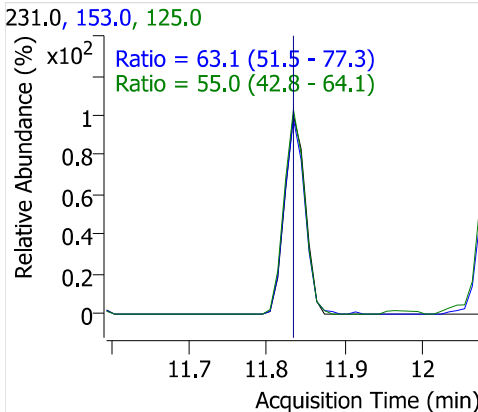
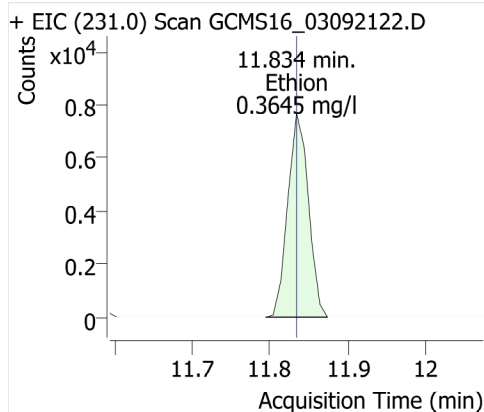
Pyrene



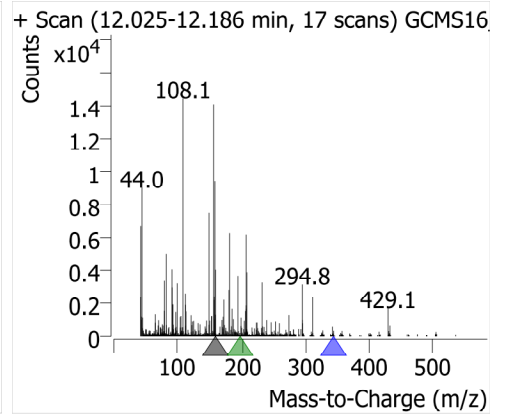
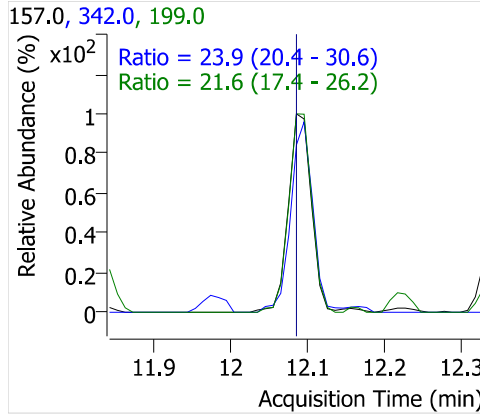
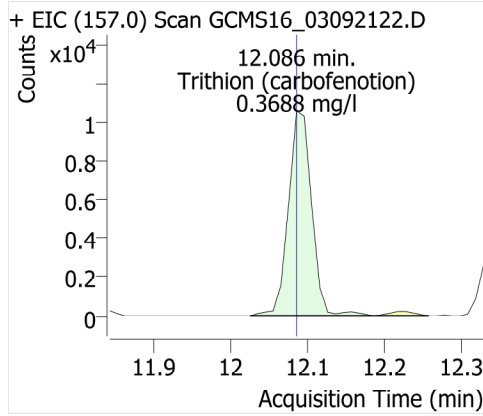
Terphenyl-d14



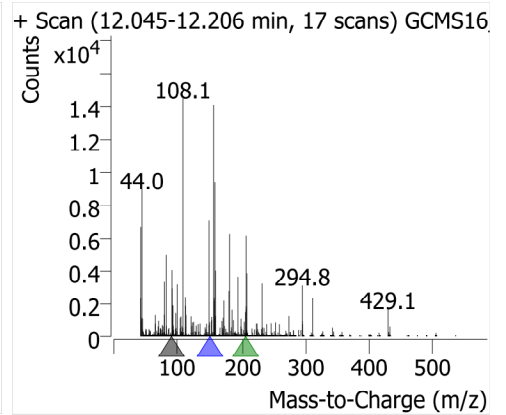
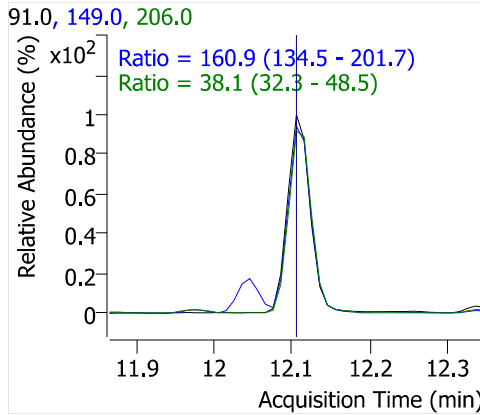
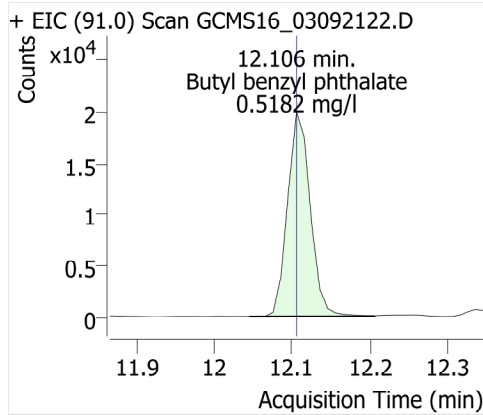
Ethion



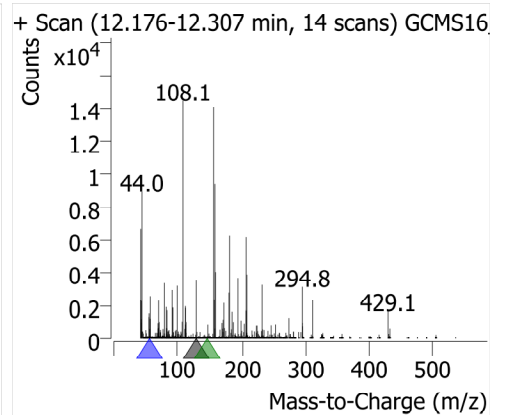
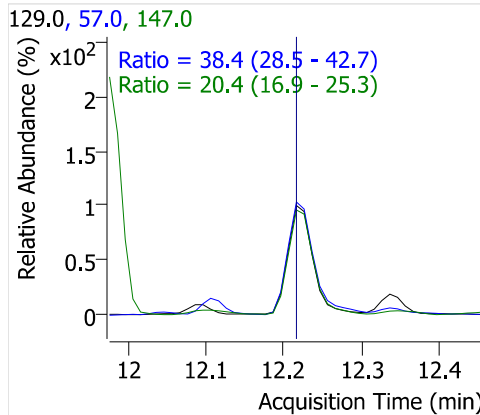
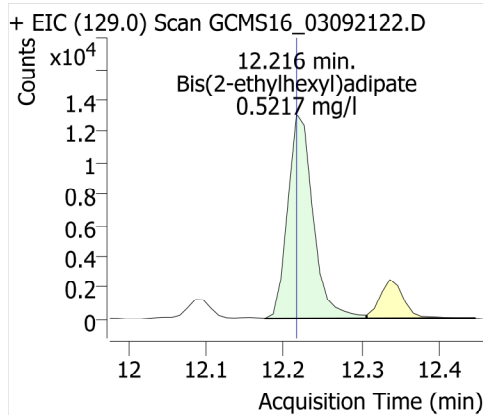
Trithion (carbofenotion)



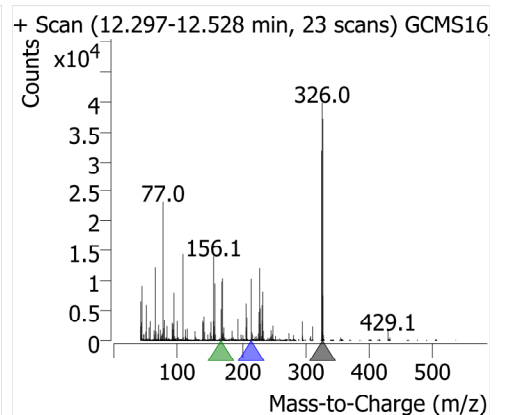
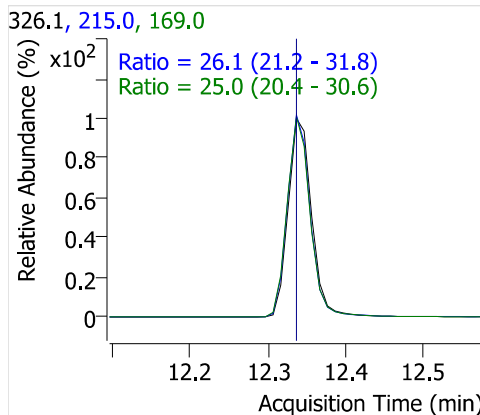
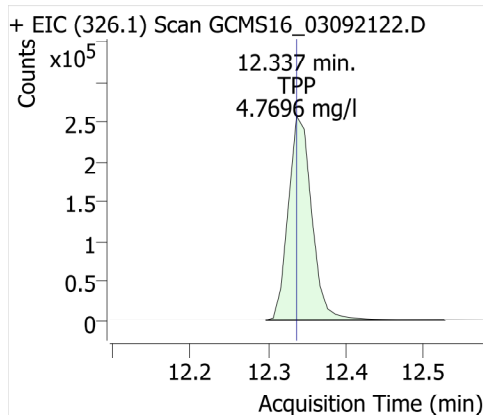
Butyl benzyl phthalate



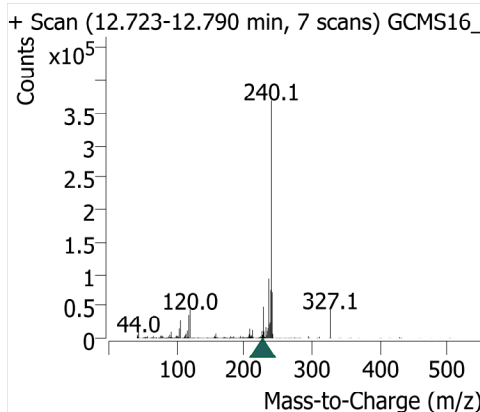
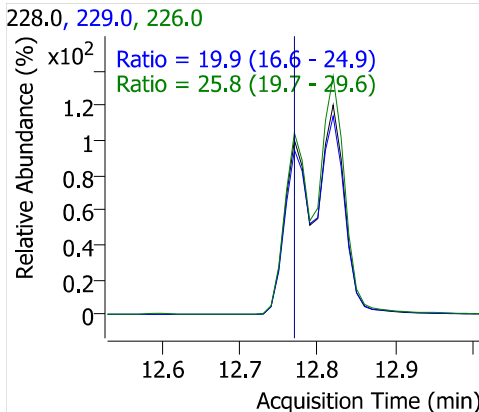
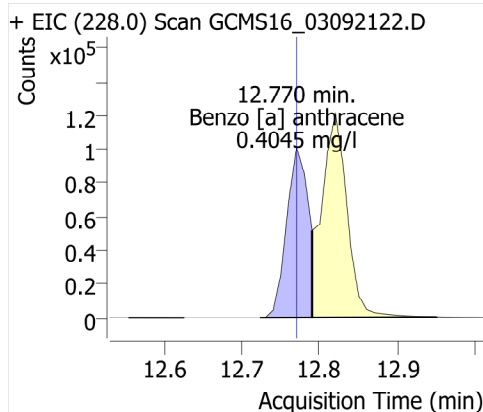
Bis(2-ethylhexyl)adipate



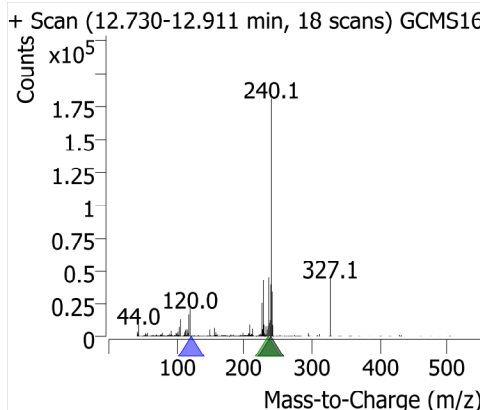
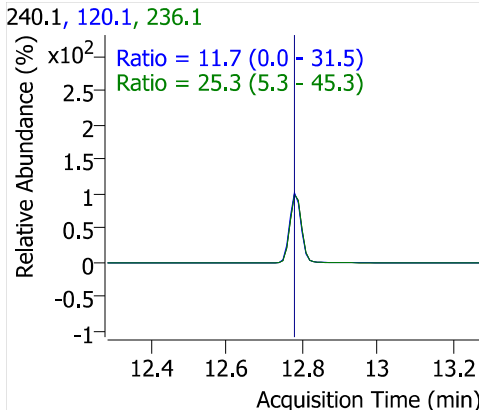
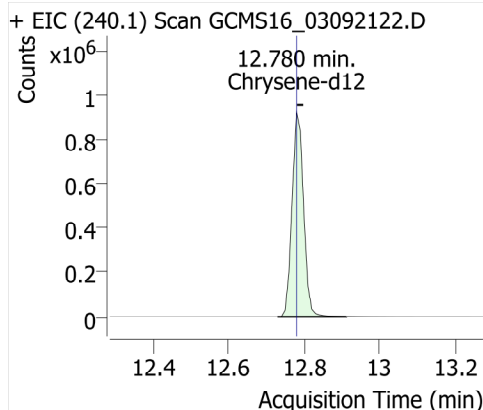
TPP



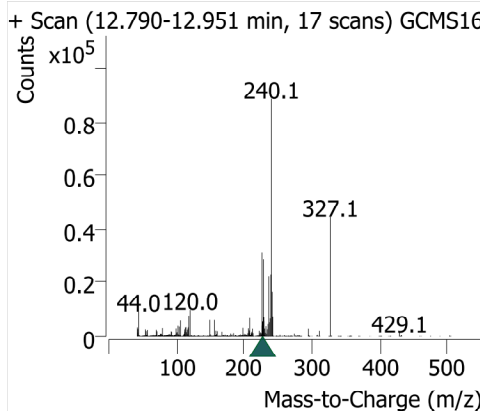
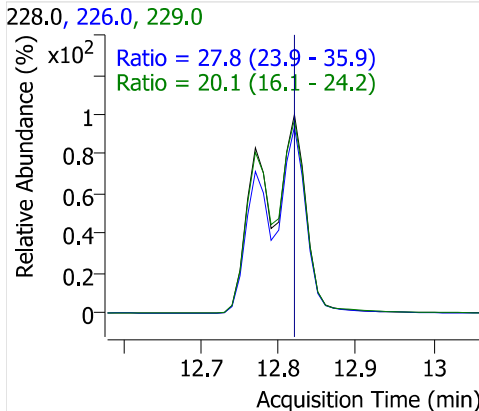
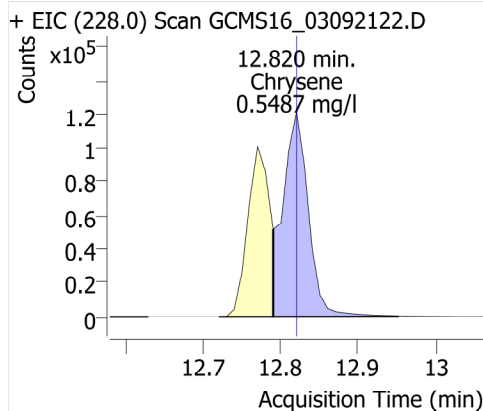
Benzo [a] anthracene



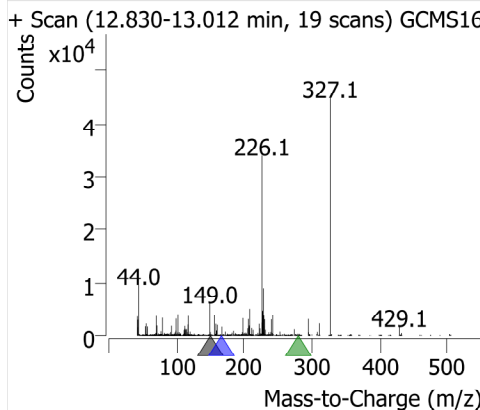
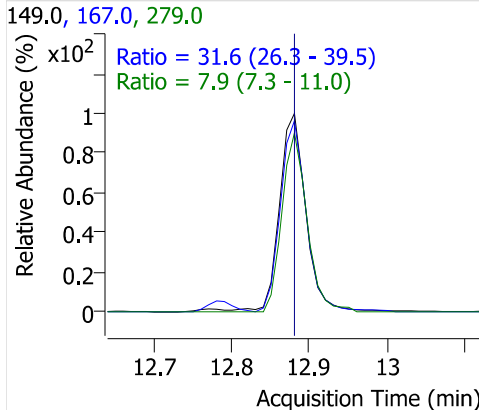
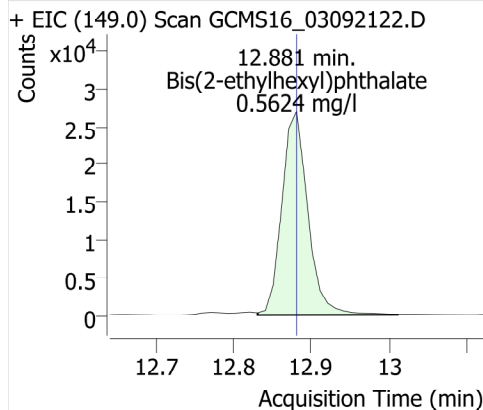
Chrysene-d12



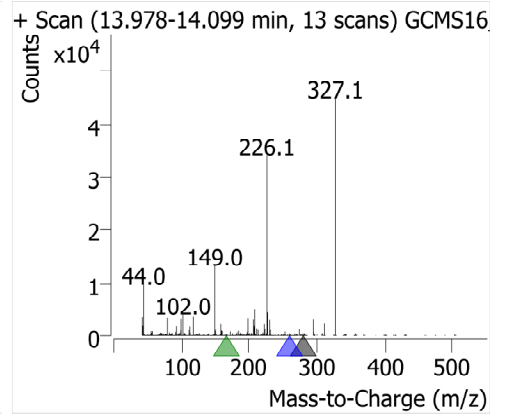
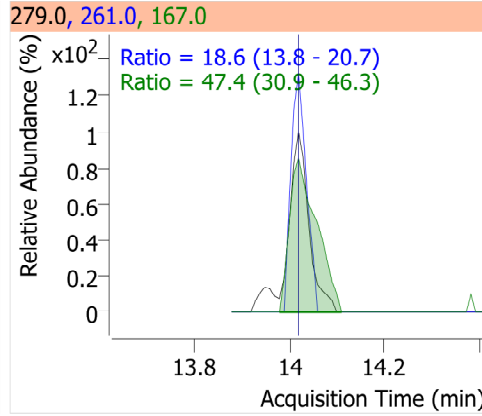
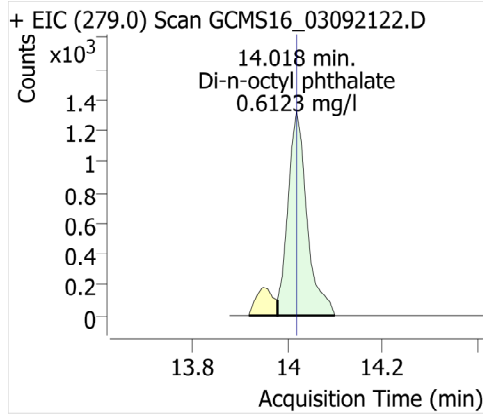
Chrysene



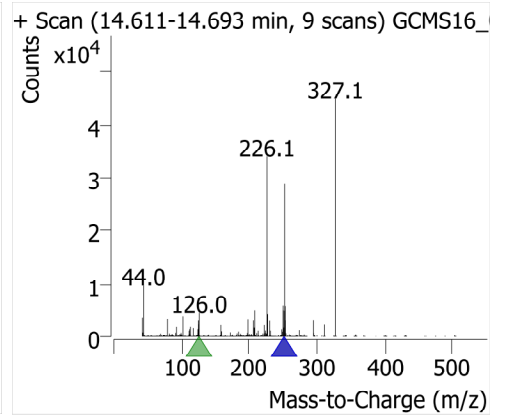
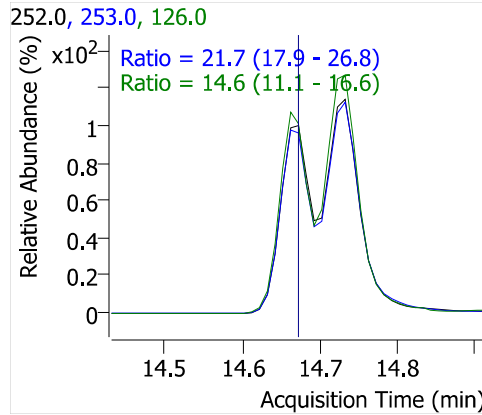
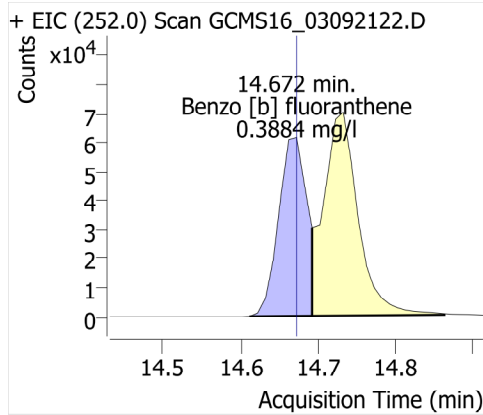
Bis(2-ethylhexyl)phthalate



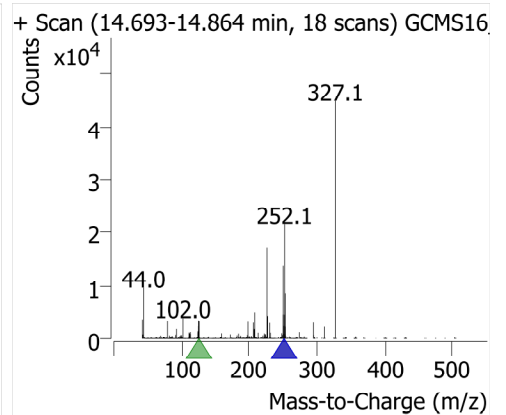
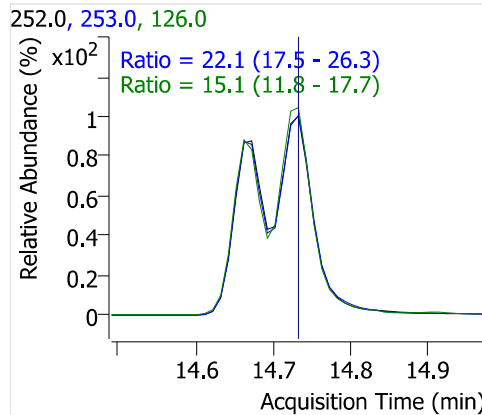
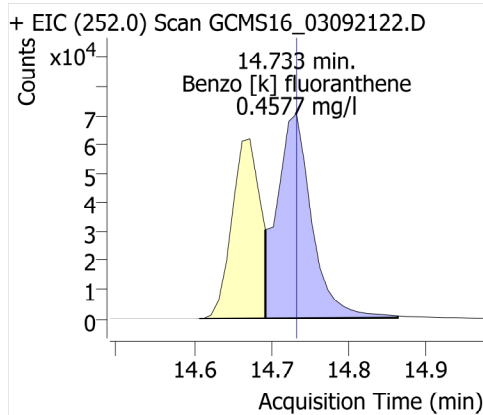
Di-n-octyl phthalate



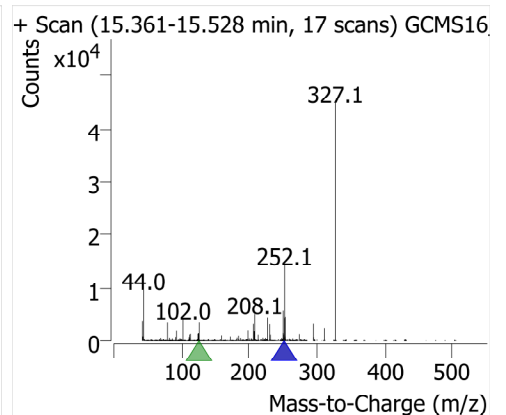
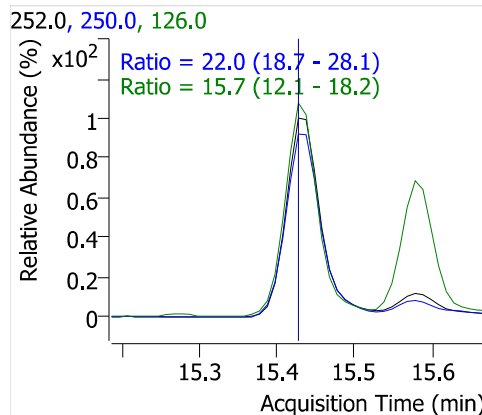
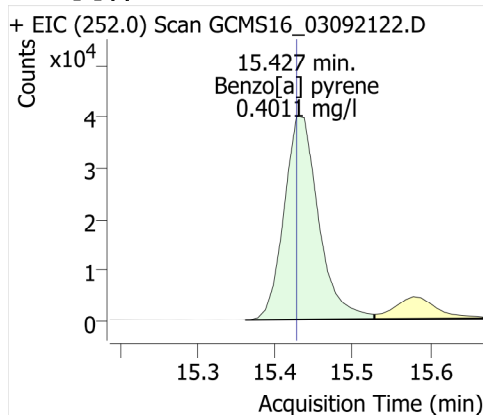
Benzo [b] fluoranthene



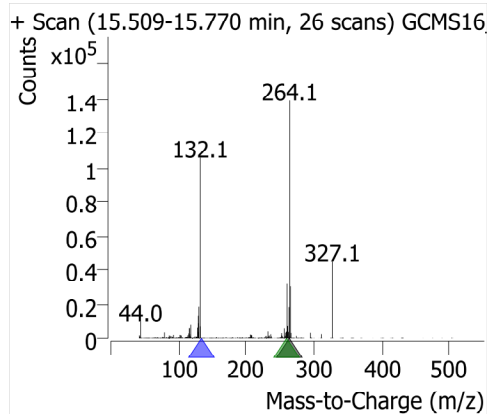
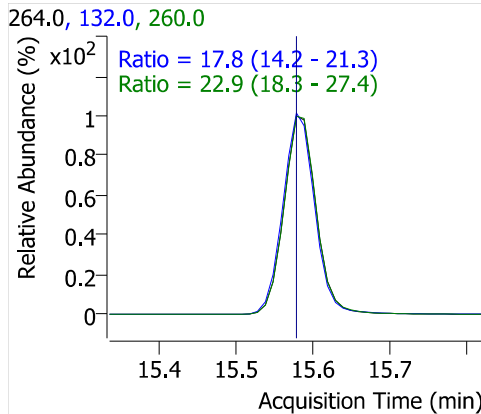
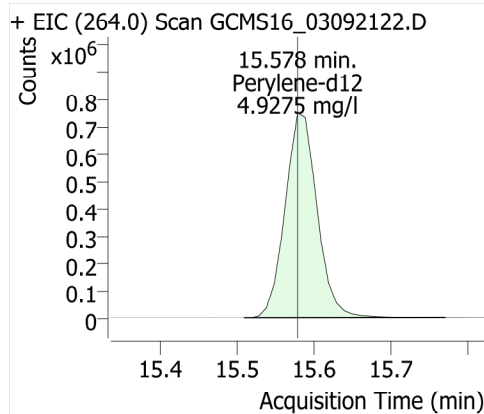
Benzo [k] fluoranthene



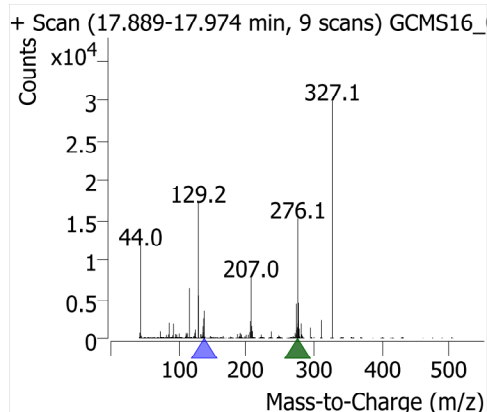
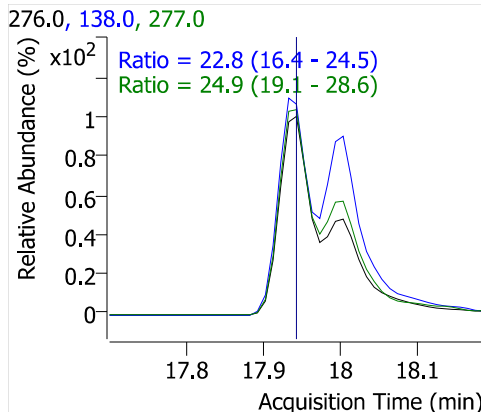
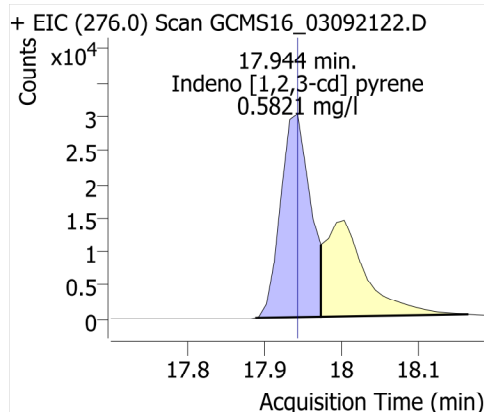
Benzo[a] pyrene



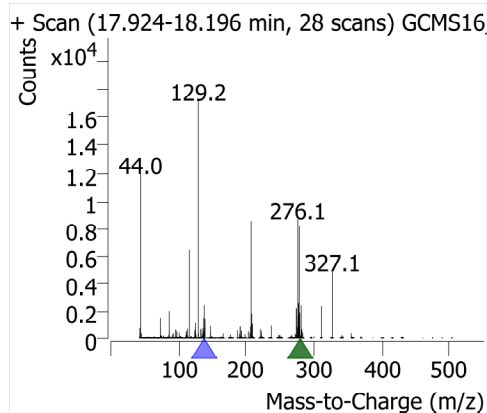
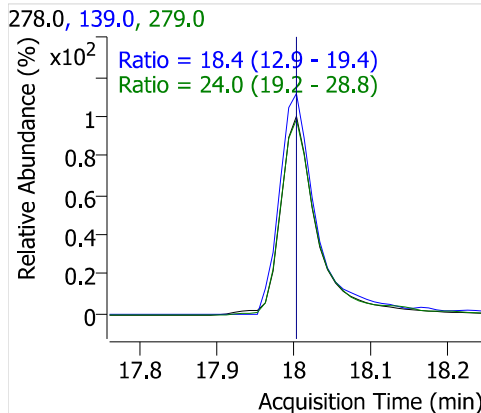
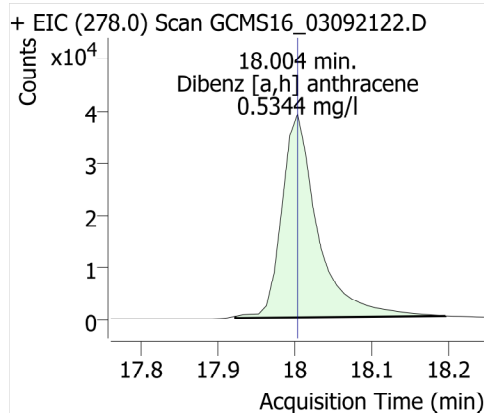
Perylene-d12



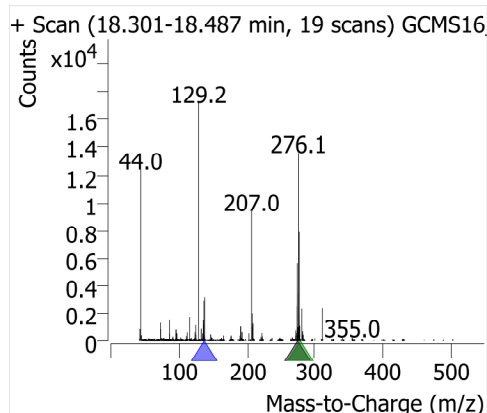
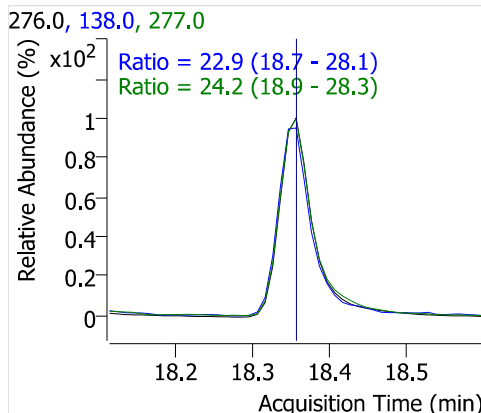
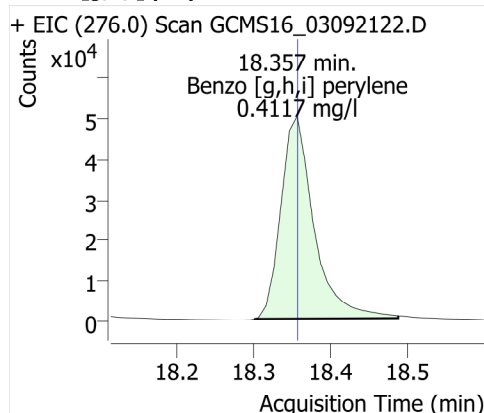
Indeno [1,2,3-cd] pyrene



Dibenz [a,h] anthracene



Benzo [g,h,i] perylene



Quantitative Analysis Results With Qualifier Ratio Report

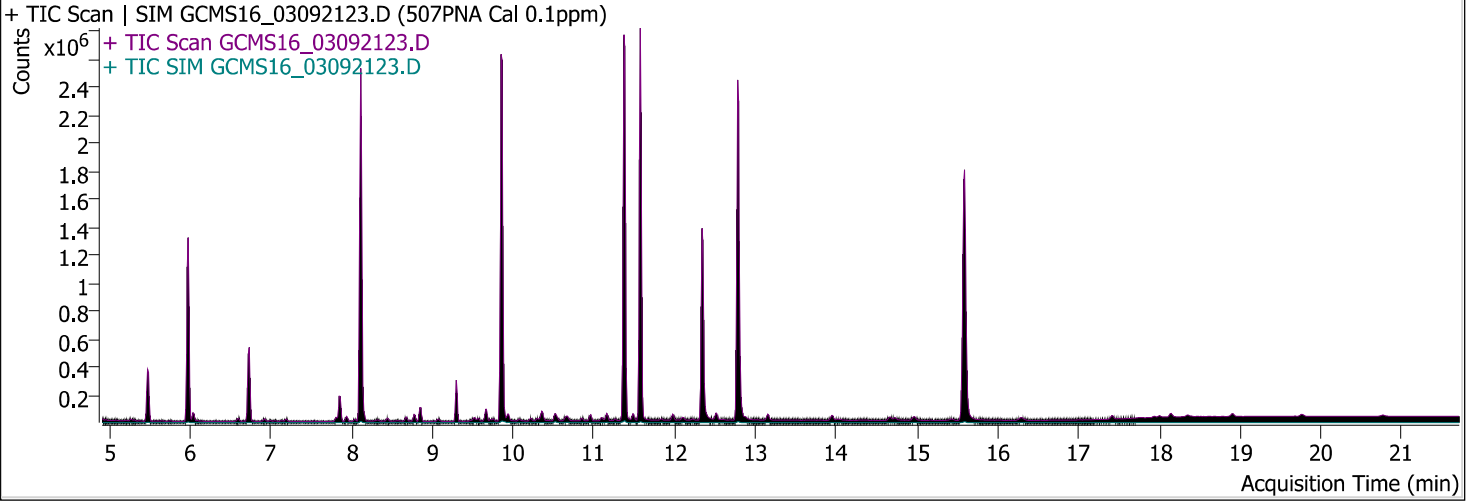


Batch Path	\\WSCIXIGCMS16\InstData\GCMS16\DATA\2021\030921_525.2\QuantResults\030921_525.2.batch.bin	Analyst Name	WECK\ryan.raymond
Analysis Time	3/10/2021 12:34:15 PM	Reporter Name	ryan.raymond
Report Time	3/10/2021 12:37:42 PM	Batch State	Processed
Last Calib Update	3/10/2021 10:39:20 AM	Quant Report Version	10.0
Quant Batch Version	10.0		

AnalysisInfo

Acq. Time	3/9/2021 9:26:19 PM	Data File	GCMS16_03092123.D
Sample Type	Cal	Sample Name	507PNA Cal 0.1ppm
Dilution	1	Acq. Method	525
Position	10	Inj Vol	1
DA Method File	507PNA 030921.m	Comment	1010645

Sample Chromatogram



Compound	ISTD	RT	Resp.	ISTD Resp.	Conc	Units	Accuracy
1,3 Dimethyl-2-Nitrobenzene	Acenaphthene-d10	5.975	334317	1219656	5.0268	mg/l	100.54
Naphthalene	Acenaphthene-d10	6.036	58840	1219656	0.1137	mg/l	113.74
EPTC	Acenaphthene-d10	7.193	7883	1219656	0.0892	mg/l	89.19
Dimethyl phthalate	Acenaphthene-d10	7.807	28408	1219656	0.0922	mg/l	92.16
Acenaphthylene	Acenaphthene-d10	7.938	33468	1219656	0.0903	mg/l	90.25
Acenaphthene	Acenaphthene-d10	8.150	35591	1219656	0.1228	mg/l	122.78
Molinate	Acenaphthene-d10	8.442	14205	1219656	0.0886	mg/l	88.58
Diethyl phthalate	Acenaphthene-d10	8.673	24840	1219656	0.0841	mg/l	84.10
Fluorene	Acenaphthene-d10	8.774	31185	1219656	0.0959	mg/l	95.88
Chlorpropham	Acenaphthene-d10	9.066	5080	1219656	0.1024	mg/l	102.36
Dimethoate	Acenaphthene-d10	9.468	2381	1219656	0.1176	mg/l	117.59
Prometon	Chrysene-d12	9.509	2868	1893085	0.1079	mg/l	107.93
Simazine	Chrysene-d12	9.529	4308	1893085	0.0854	mg/l	85.37
Atrazine	Acenaphthene-d10	9.569	2697	1219656	0.0934	mg/l	93.43
Pentachlorophenol	Chrysene-d12	9.639	3065	1893085	0.3466	mg/l	346.61
Pentachloronitrobenzene	Phenanthrene-d10	9.660	1454	2280114	0.0867	mg/l	86.70
Diazinon (Dimpylate)	Chrysene-d12	9.750	3175	1893085	0.0946	mg/l	94.59
Terbacil	Phenanthrene-d10	9.871	1994	2280114	0.3212	mg/l	321.22
Phenanthrene	Phenanthrene-d10	9.881	68192	2280114	0.0922	mg/l	92.23
Disulfoton	Phenanthrene-d10	9.891	1572	2280114	0.1126	mg/l	112.61
Anthracene	Phenanthrene-d10	9.941	40412	2280114	0.0939	mg/l	93.93
Caffeine	Phenanthrene-d10	10.072	10447	2280114	0.0788	mg/l	78.81
Acetochlor	Chrysene-d12	10.213	2591	1893085	0.0997	mg/l	99.68
Metribuzin	Chrysene-d12	10.223	2621	1893085	0.1418	mg/l	141.80
Alachlor	Chrysene-d12	10.294	2843	1893085	0.0824	mg/l	82.41
Prometryn	Chrysene-d12	10.374	4805	1893085	0.0780	mg/l	77.98

Quantitative Analysis Results With Qualifier Ratio Report



Compound	ISTD	RT	Resp.	ISTD Resp.	Conc	Units	Accuracy
Bromacil	Chrysene-d12	10.515	352	1893085	0.2638	mg/l	263.79
Di-n-butyl phthalate	Phenanthrene-d10	10.545	27454	2280114	0.0880	mg/l	88.02
Metolachlor	Chrysene-d12	10.646	9114	1893085	0.0949	mg/l	94.93
Cyanazine	Phenanthrene-d10	10.656	1077	2280114	0.0761	mg/l	76.13
Thiobencarb	Chrysene-d12	10.676	14667	1893085	0.0903	mg/l	90.29
Diphenamide	Phenanthrene-d10	10.847	9748	2280114	0.0843	mg/l	84.34
Captan	Phenanthrene-d10	11.139	312	2280114	0.3410	mg/l	341.01
Fluoranthene	Phenanthrene-d10	11.159	45545	2280114	0.0886	mg/l	88.58
Butachlor	Chrysene-d12	11.260	2412	1893085	0.1414	mg/l	141.39
Pyrene	Phenanthrene-d10	11.391	62896	2280114	0.0937	mg/l	93.71
Terphenyl-d14	Chrysene-d12	11.572	1874263	1893085	4.9181	mg/l	98.36
Ethion	Chrysene-d12	11.834	2019	1893085	0.1330	mg/l	132.96
Trithion (carbofenotion)	Chrysene-d12	12.085	2768	1893085	0.1248	mg/l	124.80
Butyl benzyl phthalate	Phenanthrene-d10	12.106	4898	2280114	0.2826	mg/l	282.62
Bis(2-ethylhexyl)adipate	Phenanthrene-d10	12.216	3596	2280114	0.3659	mg/l	365.94
TPP	Phenanthrene-d10	12.347	469055	2280114	4.1910	mg/l	83.82
Benzo [a] anthracene	Phenanthrene-d10	12.770	41711	2280114	0.0915	mg/l	91.47
Chrysene	Chrysene-d12	12.820	50401	1893085	0.1026	mg/l	102.59
Bis(2-ethylhexyl)phthalate	Phenanthrene-d10	12.871	8382	2280114	0.3980	mg/l	398.04
Di-n-octyl phthalate	Chrysene-d12	14.018	411	1893085	0.5006	mg/l	500.58
Benzo [b] fluoranthene	Chrysene-d12	14.662	17475	1893085	0.1363	mg/l	136.26
Benzo [k] fluoranthene	Chrysene-d12	14.723	25239	1893085	0.0846	mg/l	84.61
Benzo[a] pyrene	Chrysene-d12	15.427	11553	1893085	0.1120	mg/l	112.04
Perylene-d12	Chrysene-d12	15.588	1973638	1893085	4.6451	mg/l	92.90
Indeno [1,2,3-cd] pyrene	Chrysene-d12	17.934	9057	1893085	0.4365	mg/l	436.51
Dibenz [a,h] anthracene	Chrysene-d12	17.994	12470	1893085	0.3027	mg/l	302.71
Benzo [g,h,i] perylene	Chrysene-d12	18.346	16879	1893085	0.1264	mg/l	126.35

Quantitative Analysis Results With Qualifier Ratio Report



Compound	CAS#	RT	RR	Conc	Transition	(Min-Max)	Q-Ratio	
1,3 Dimethyl-2-Nitrobenzene		5.975	0.2741	5.0268	134.1			
					103.0	38.5 - 57.7	46.3	
					151.0	33.2 - 49.8	41.4	
Naphthalene		6.036	0.0482	0.1137	128.0			
					129.0	8.9 - 13.3	11.4	
EPTC		7.193	0.0065	0.0892	128.0			
					86.0	51.1 - 76.7	72.9	
					189.0	18.3 - 27.4	23.2	
Dimethyl phthalate		7.807	0.0233	0.0922	163.0			
					77.0	13.6 - 20.4	18.2	
					194.0	5.6 - 8.3	7.4	
Acenaphthylene		7.938	0.0274	0.0903	152.0			
					151.0	15.8 - 23.7	20.8	
					76.0	7.7 - 11.5	11.4	
Acenaphthene		8.150	0.0292	0.1228	154.0			
					153.0	81.5 - 122.3	89.3	
					152.0	39.6 - 59.3	42.8	
Molinate		8.442	0.0116	0.0886	126.0			
					55.0	43.3 - 64.9	59.5	
					187.0	16.9 - 25.4	19.3	
Diethyl phthalate		8.673	0.0204	0.0841	149.0			
					177.0	19.2 - 28.9	24.1	
					150.0	9.9 - 14.8	12.4	
Fluorene		8.774	0.0256	0.0959	166.0			
					165.0	72.7 - 109.1	90.6	
Chlorpropham		9.066	0.0042	0.1024	127.0			
					213.0	30.5 - 45.7	31.0	
					171.0	19.9 - 29.9	20.4	
Dimethoate		9.468	0.0020	0.1176	87.0			
					125.0	56.6 - 84.8	78.9	
					93.0	53.7 - 80.5	75.2	
Prometon		9.509	0.0015	0.1079	210.0			
					225.0	69.6 - 104.4	86.2	
					168.0	60.5 - 90.8	90.7	
Simazine	122-77-6	9.529	0.0023	0.0854	201.0			
					186.0	47.4 - 71.0	65.1	
					173.0	33.3 - 50.0	35.5	
Atrazine		9.569	0.0022	0.0934	215.0			
					200.0	158.8 - 238.2	213.2	
					58.0	61.4 - 92.0	100.7	High
Pentachlorophenol		9.639	0.0016	0.3466	265.7			
					267.7	51.7 - 77.5	56.7	
					166.8	36.2 - 54.3	38.6	
Pentachloronitrobenzene		9.660	0.0006	0.0867	237.0			
					249.0	56.3 - 84.4	102.6	High
					295.0	51.3 - 76.9	122.3	High
Diazinon (Dimpylate)		9.750	0.0017	0.0946	137.0			
					179.0	74.0 - 111.0	84.7	
					152.0	50.9 - 76.4	63.6	
Terbacil		9.871	0.0009	0.3212	117.0			
					162.0	69.6 - 104.4	157.6	High
					57.0	50.0 - 74.9	65.9	
Phenanthrene		9.881	0.0299	0.0922	178.0			
					176.0	15.2 - 22.8	19.5	
					179.0	13.0 - 19.5	16.9	

Quantitative Analysis Results With Qualifier Ratio Report



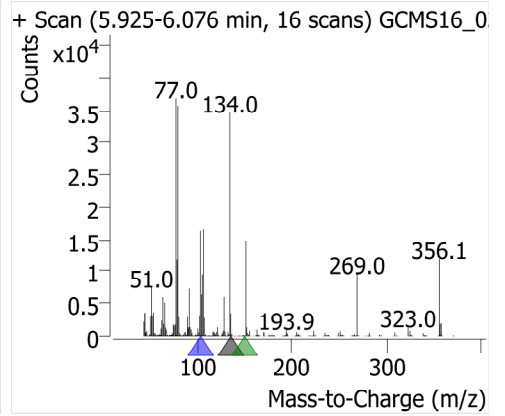
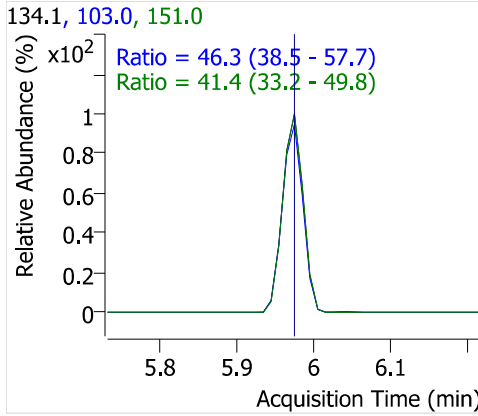
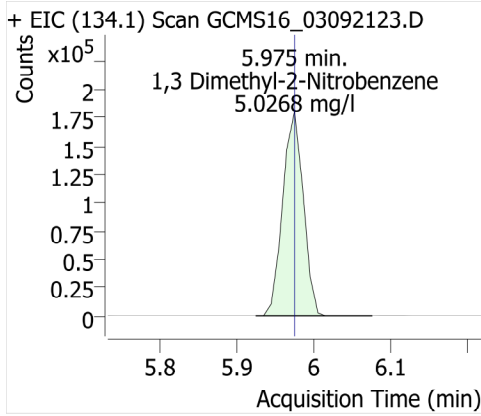
Compound	CAS#	RT	RR	Conc	Transition	(Min-Max)	Q-Ratio	
Disulfoton		9.891	0.0007	0.1126	97.0			
					61.0	64.6 - 97.0	102.9	High
					125.0	55.5 - 83.3	91.1	High
Anthracene		9.941	0.0177	0.0939	178.0			
					176.0	15.0 - 22.5	19.3	
					179.0	12.6 - 19.0	16.7	
Caffeine		10.072	0.0046	0.0788	194.0			
					109.0	37.1 - 55.7	40.5	
					67.0	22.2 - 33.3	29.3	
Acetochlor		10.213	0.0014	0.0997	146.0			
					162.0	61.8 - 92.7	54.2	Low
					223.0	44.9 - 67.4	39.4	Low
Metribuzin		10.223	0.0014	0.1418	198.0			
					144.0	19.5 - 29.3	26.1	
					199.0	15.8 - 23.8	18.4	
Alachlor	15972-60-8	10.294	0.0015	0.0824	160.1			
					188.1	65.9 - 98.9	82.2	
					237.0	16.0 - 24.0	12.6	Low
Prometryn		10.374	0.0025	0.0780	241.0			
					184.0	69.5 - 104.3	105.4	High
					226.0	47.2 - 70.8	60.3	
Bromacil		10.515	0.0002	0.2638	164.0			
					190.0	88.9 - 133.4	324.9	High
					162.0	86.2 - 129.3	116.5	
Di-n-butyl phthalate		10.545	0.0120	0.0880	149.0			
					150.0	7.7 - 11.5	10.0	
					104.0	4.3 - 6.4	6.8	High
Metolachlor		10.646	0.0048	0.0949	162.0			
					238.0	39.6 - 59.4	42.8	
					146.0	12.7 - 19.0	16.3	
Cyanazine		10.656	0.0005	0.0761	68.0			
					225.0	82.3 - 123.4	86.6	
					241.0	20.0 - 30.1	27.0	
Thiobencarb	028249-77-6	10.676	0.0077	0.0903	100.1			
					72.1	36.5 - 54.7	46.4	
					125.0	22.8 - 34.2	28.0	
Diphenamide		10.847	0.0043	0.0843	167.0			
					239.0	17.9 - 26.9	18.4	
					152.0	16.0 - 24.0	20.8	
Captan		11.139	0.0001	0.3410	117.0			
					149.0	153.6 - 230.5	301.6	High
					264.0	29.2 - 43.8		
Fluoranthene		11.159	0.0200	0.0886	202.0			
					203.0	14.0 - 21.1	17.4	
					101.0	9.2 - 13.7	10.8	
Butachlor		11.260	0.0013	0.1414	176.0			
					160.0	63.8 - 95.7	88.2	
					57.0	41.6 - 62.4	66.2	High
Pyrene		11.391	0.0276	0.0937	202.0			
					200.0	16.6 - 24.9	20.6	
					203.0	16.0 - 24.0	23.8	
Terphenyl-d14		11.572	0.9901	4.9181	244.2			
					243.0	18.2 - 27.3	22.8	

Quantitative Analysis Results With Qualifier Ratio Report

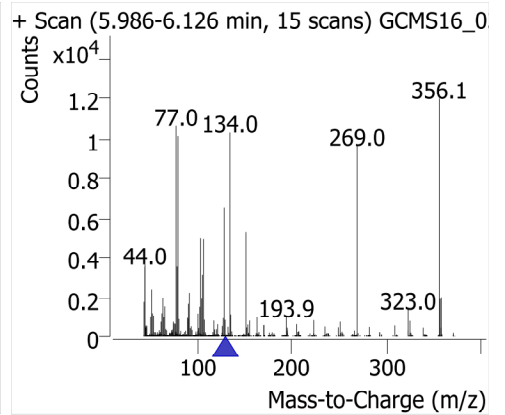
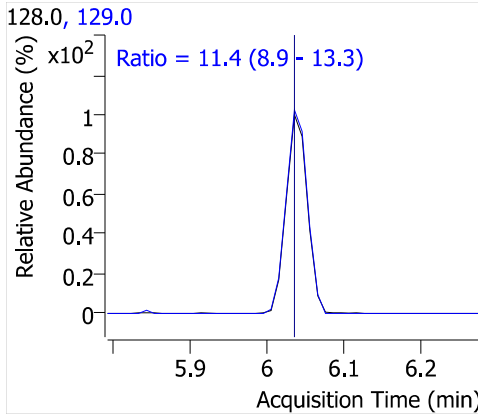
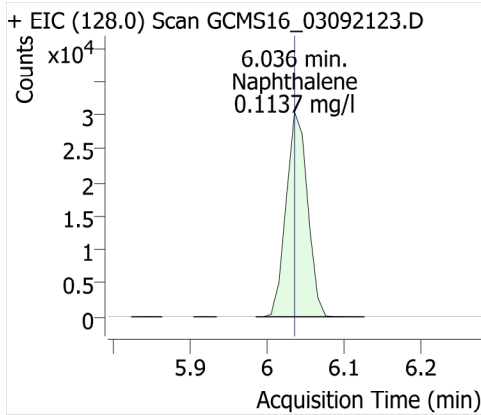


Compound	CAS#	RT	RR	Conc	Transition	(Min-Max)	Q-Ratio
Ethion		11.834	0.0011	0.1330	122.0	8.9 - 13.3	11.3
					231.0		
					153.0	51.5 - 77.3	74.8
Trithion (carbofenotion)		12.085	0.0015	0.1248	125.0	42.8 - 64.1	66.1 High
					157.0		
					342.0	20.4 - 30.6	20.6
Butyl benzyl phthalate		12.106	0.0021	0.2826	199.0	17.4 - 26.2	19.0
					91.0		
					149.0	134.5 - 201.7	137.9
Bis(2-ethylhexyl)adipate		12.216	0.0016	0.3659	206.0	32.3 - 48.5	28.9 Low
					129.0		
					57.0	28.5 - 42.7	49.4 High
TPP		12.347	0.2057	4.1910	147.0	16.9 - 25.3	18.4
					326.1		
					215.0	21.2 - 31.8	26.1
Benzo [a] anthracene		12.770	0.0183	0.0915	169.0	20.4 - 30.6	25.6
					228.0		
					226.0	19.7 - 29.6	20.1
Chrysene		12.820	0.0266	0.1026	229.0	16.6 - 24.9	22.2
					228.0		
					226.0	23.9 - 35.9	30.6
Bis(2-ethylhexyl)phthalate		12.871	0.0037	0.3980	229.0	16.1 - 24.2	19.6
					149.0		
					167.0	26.3 - 39.5	30.7
Di-n-octyl phthalate		14.018	0.0002	0.5006	279.0	7.3 - 11.0	6.4 Low
					279.0		
					167.0	30.9 - 46.3	30.4 Low
Benzo [b] fluoranthene		14.662	0.0092	0.1363	261.0	13.8 - 20.7	
					252.0		
					253.0	17.9 - 26.8	22.7
Benzo [k] fluoranthene		14.723	0.0133	0.0846	126.0	11.1 - 16.6	14.2
					252.0		
					253.0	17.5 - 26.3	23.3
Benzo[a] pyrene		15.427	0.0061	0.1120	126.0	11.8 - 17.7	14.7
					252.0		
					250.0	18.7 - 28.1	26.0
Perylene-d12		15.588	1.0426	4.6451	126.0	12.1 - 18.2	16.0
					264.0		
					260.0	18.3 - 27.4	22.8
Indeno [1,2,3-cd] pyrene		17.934	0.0048	0.4365	132.0	14.2 - 21.3	17.7
					276.0		
					277.0	19.1 - 28.6	24.5
Dibenz [a,h] anthracene		17.994	0.0066	0.3027	138.0	16.4 - 24.5	26.2 High
					278.0		
					279.0	19.2 - 28.8	23.2
Benzo [g,h,i] perylene		18.346	0.0089	0.1264	139.0	12.9 - 19.4	20.0 High
					276.0		
					277.0	18.9 - 28.3	20.4
					138.0	18.7 - 28.1	31.1 High

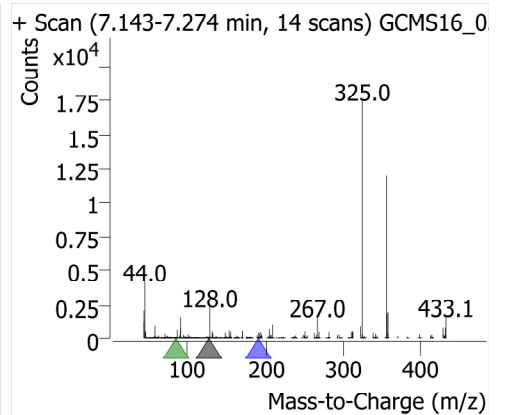
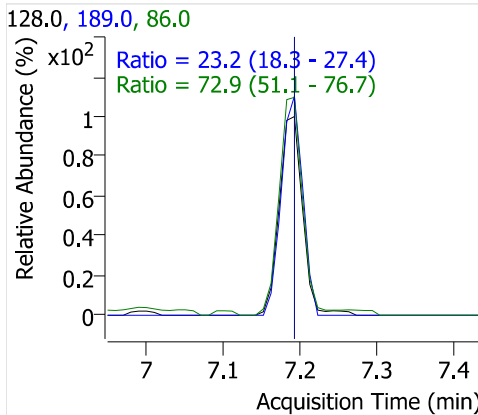
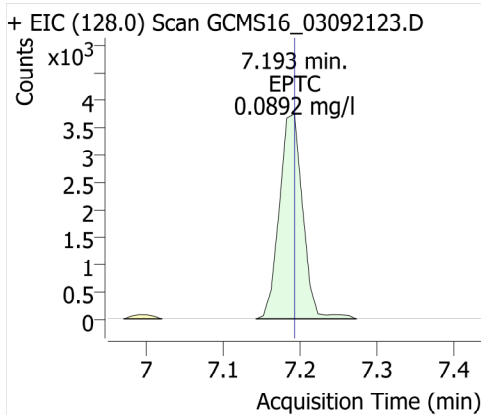
1,3 Dimethyl-2-Nitrobenzene



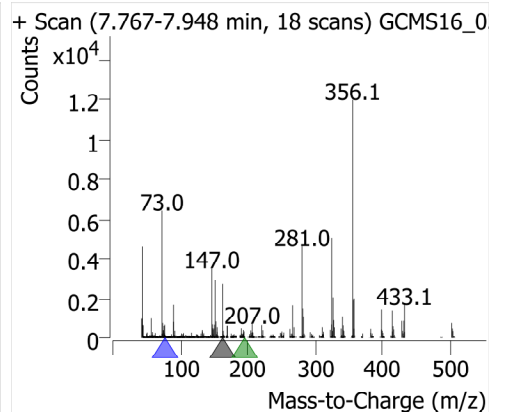
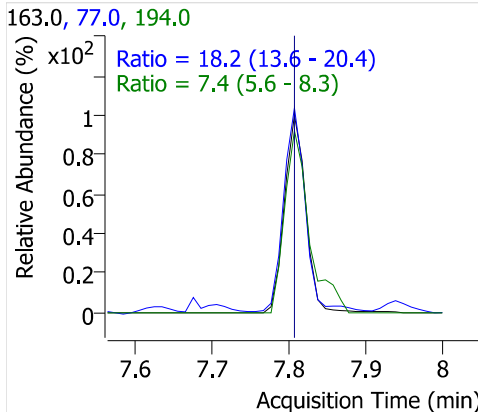
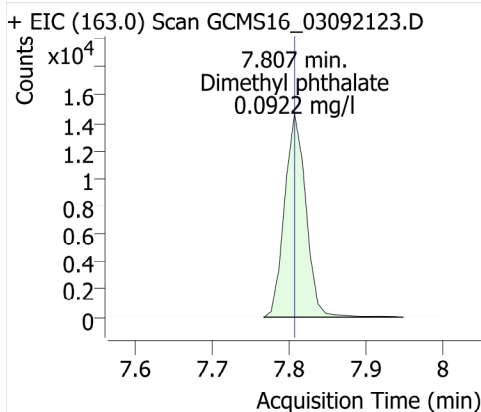
Naphthalene



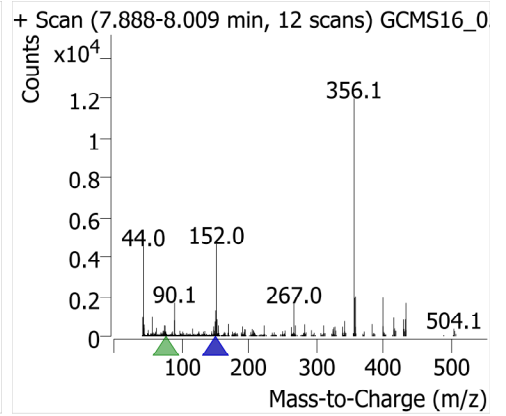
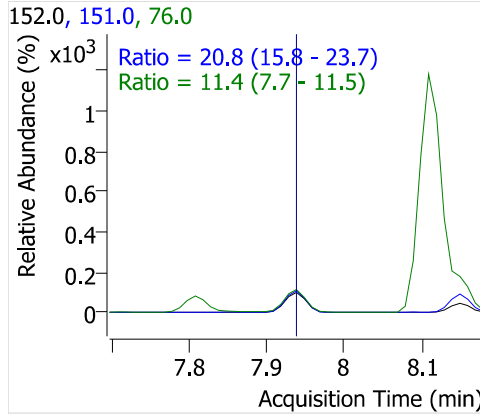
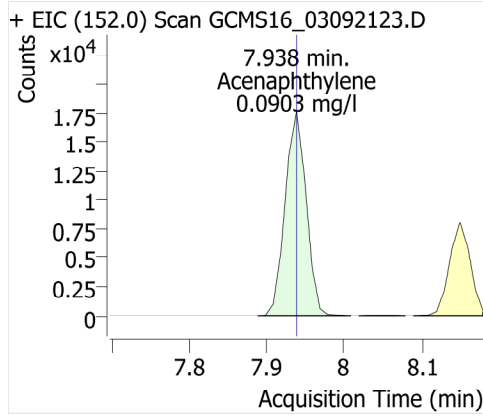
EPTC



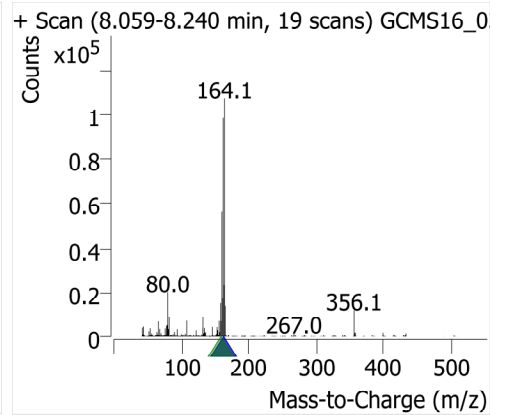
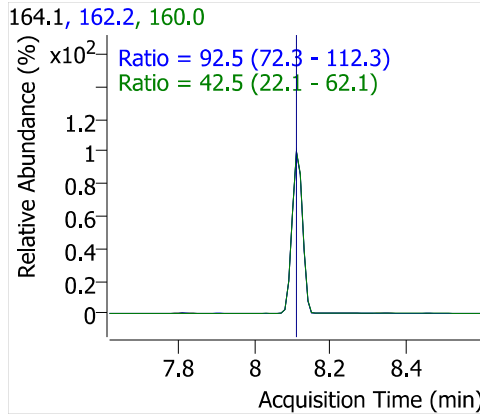
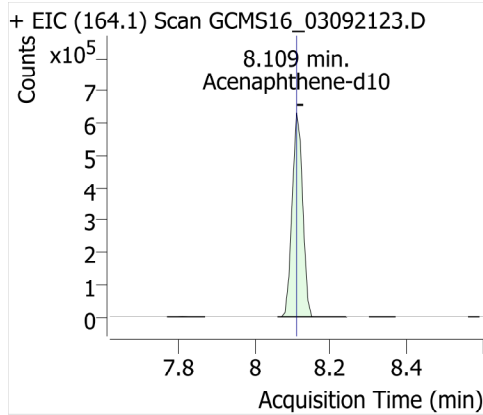
Dimethyl phthalate



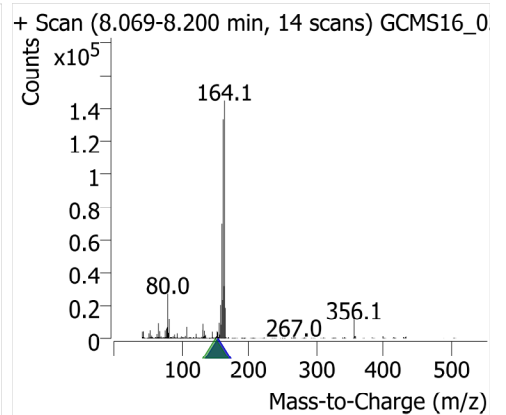
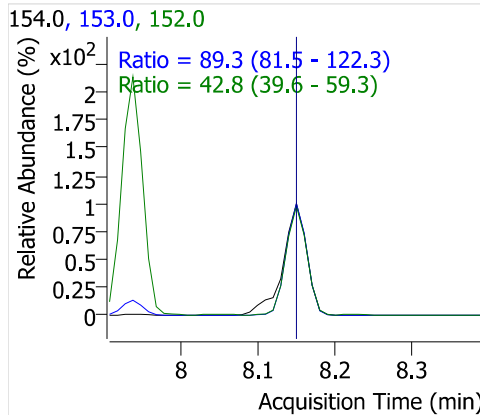
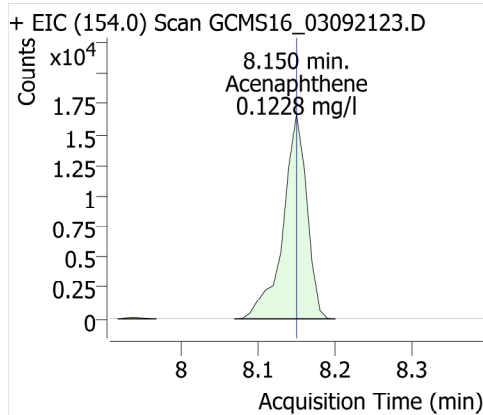
Acenaphthylene



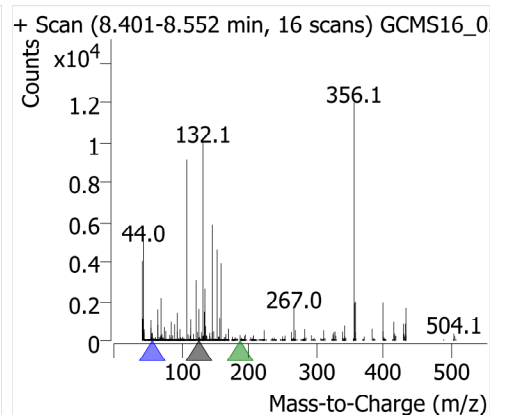
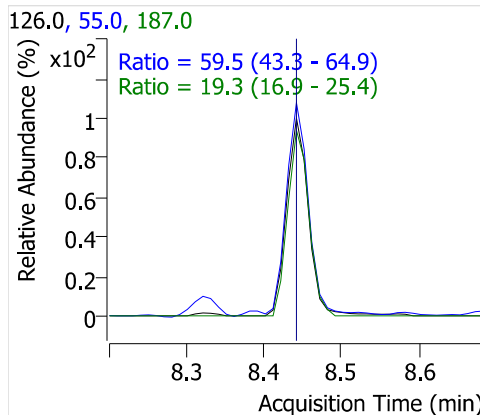
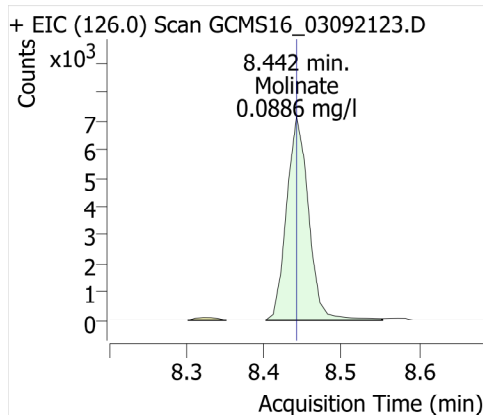
Acenaphthene-d10



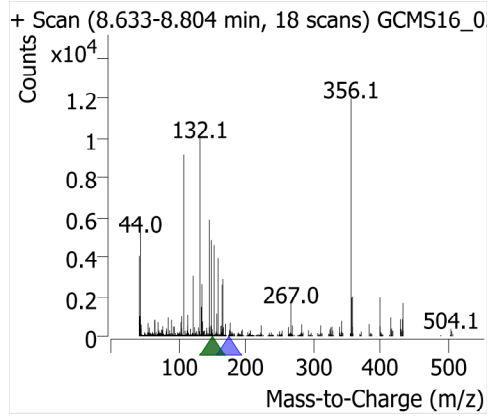
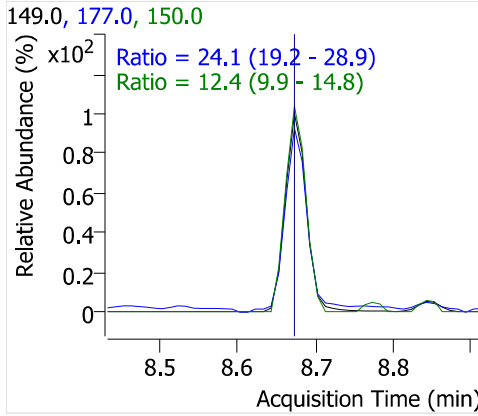
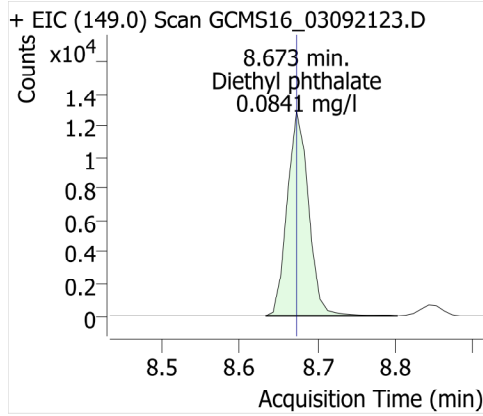
Acenaphthene



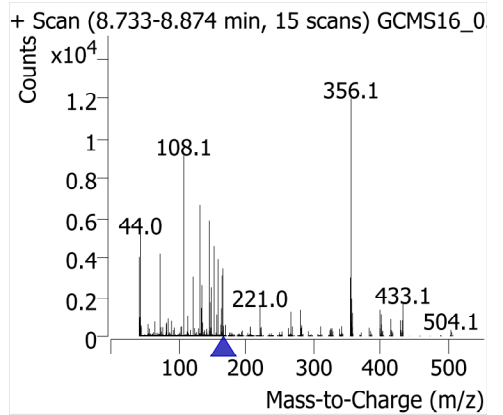
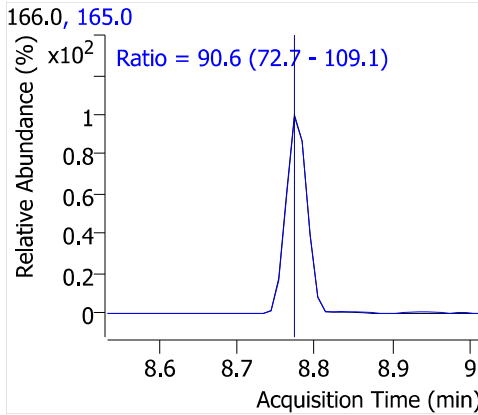
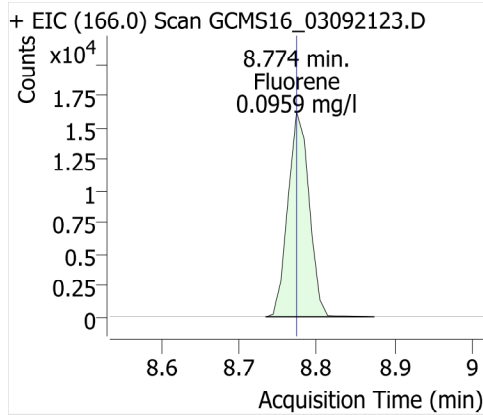
Molinate



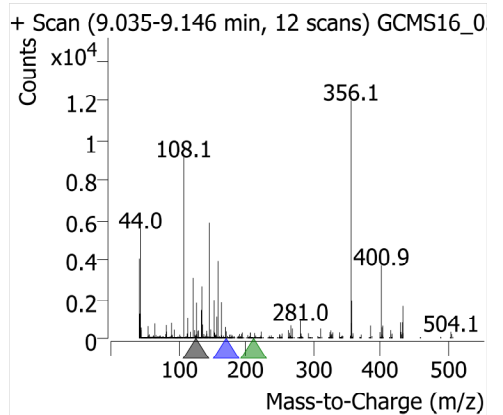
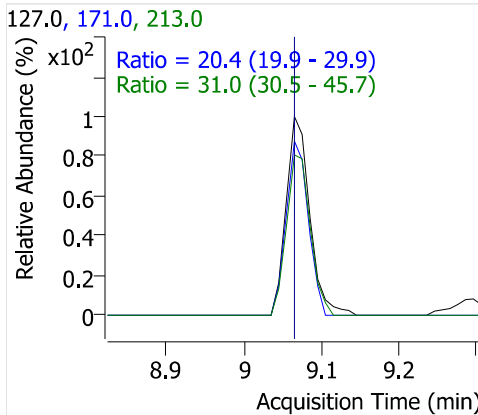
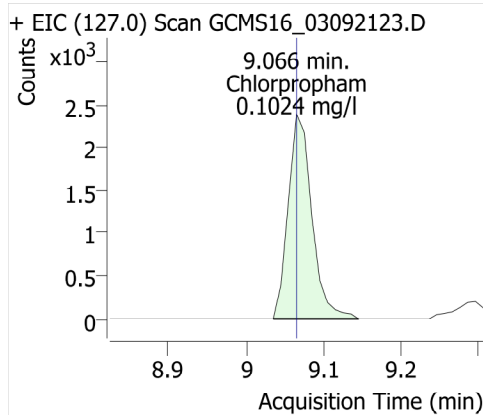
Diethyl phthalate



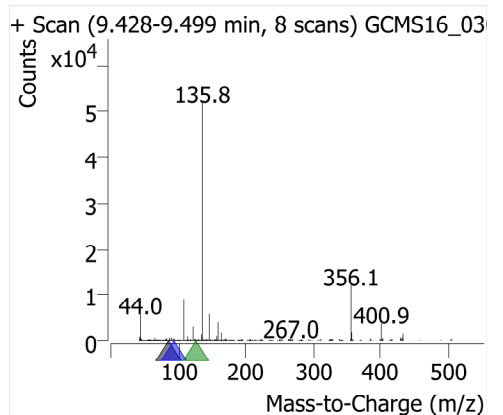
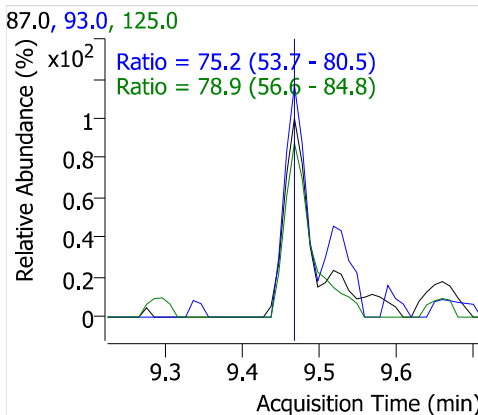
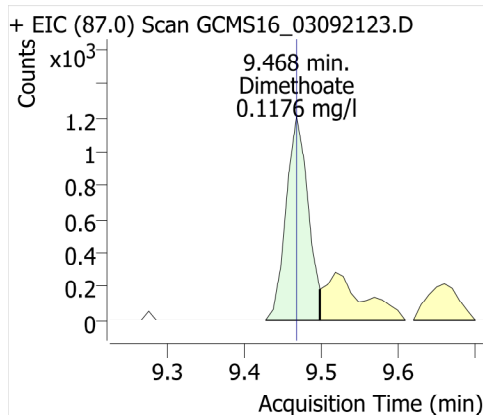
Fluorene



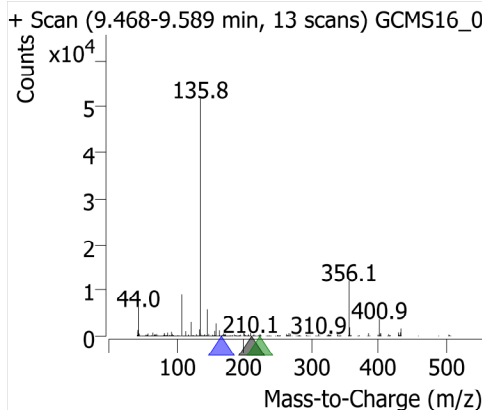
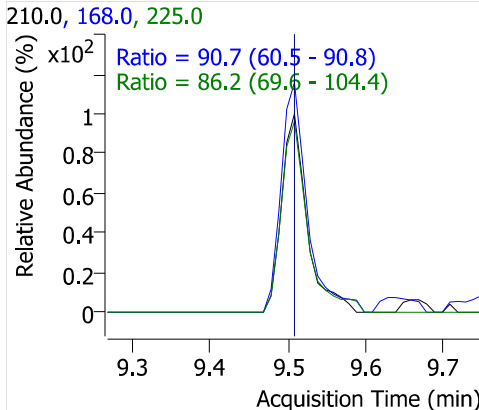
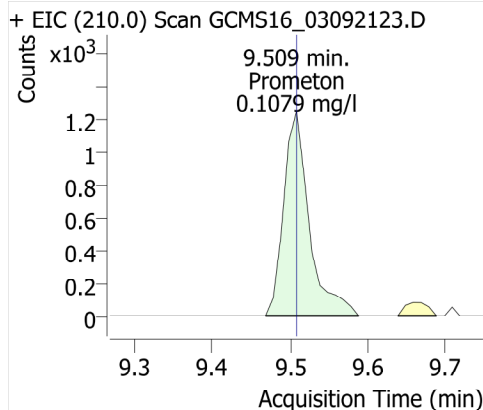
Chlorpropham



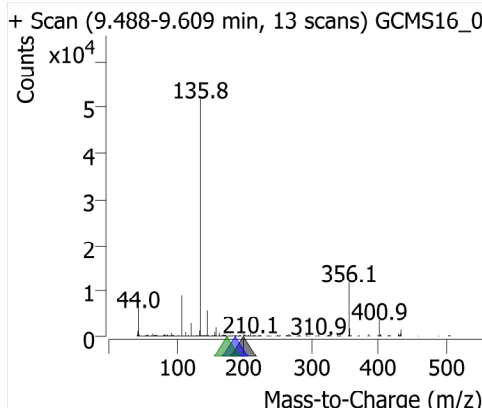
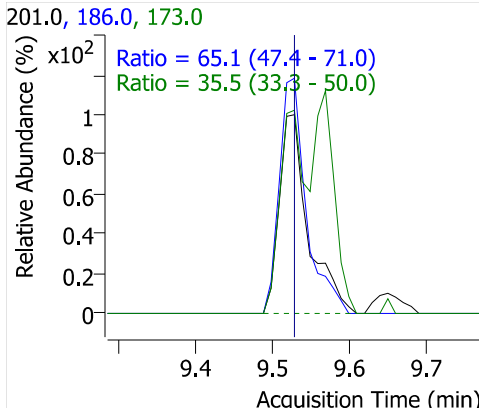
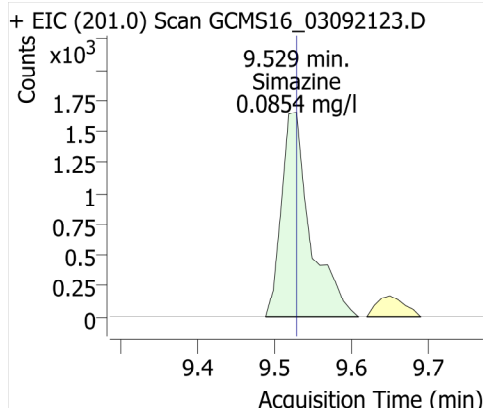
Dimethoate



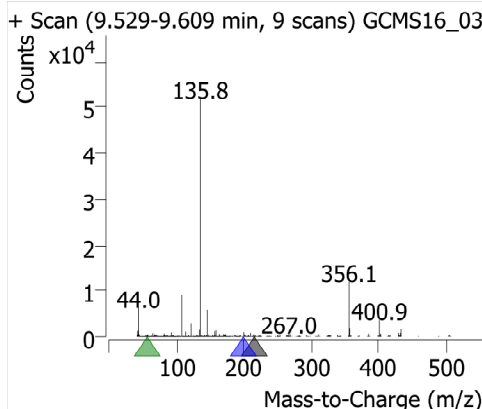
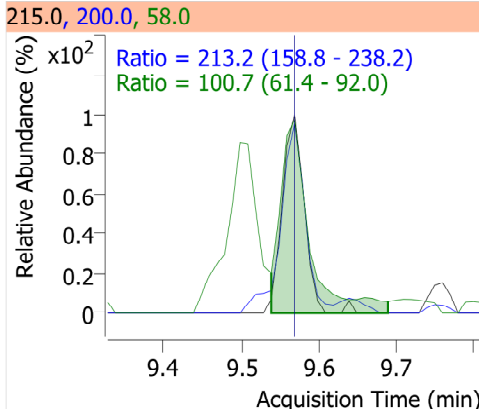
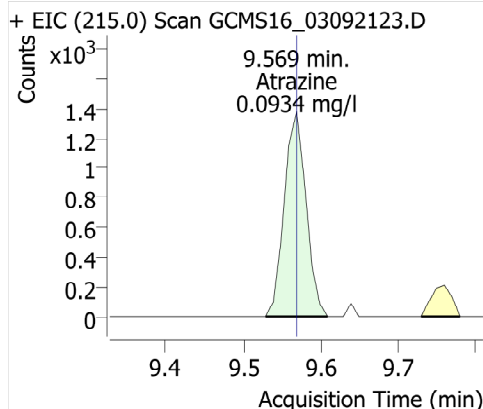
Prometon



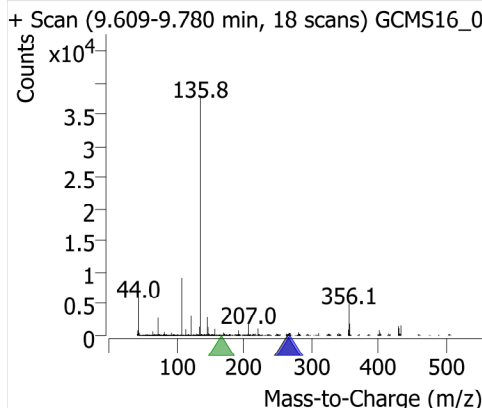
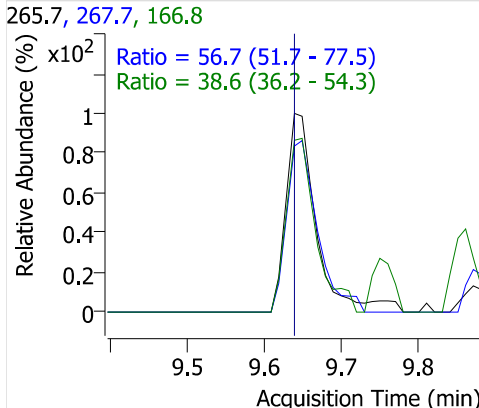
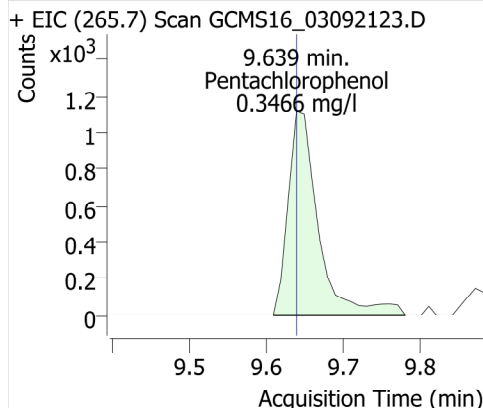
Simazine



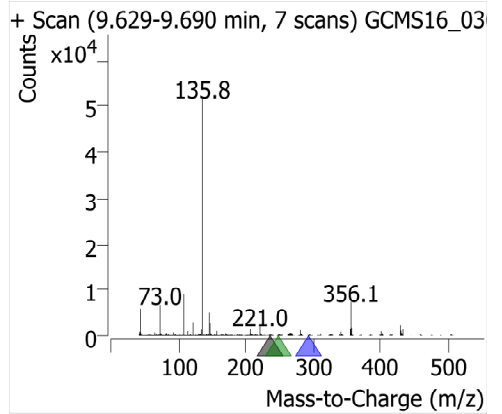
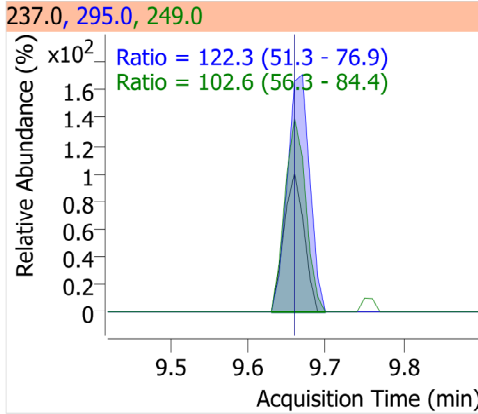
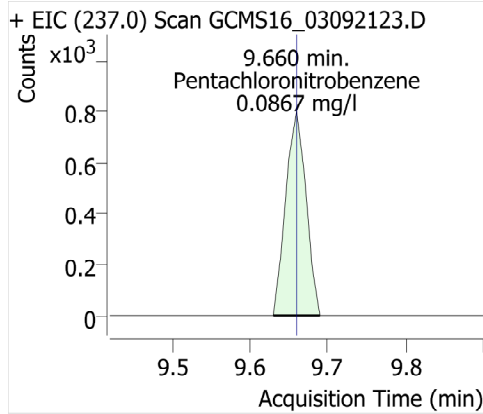
Atrazine



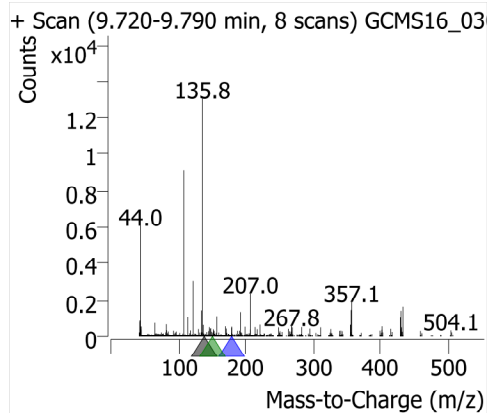
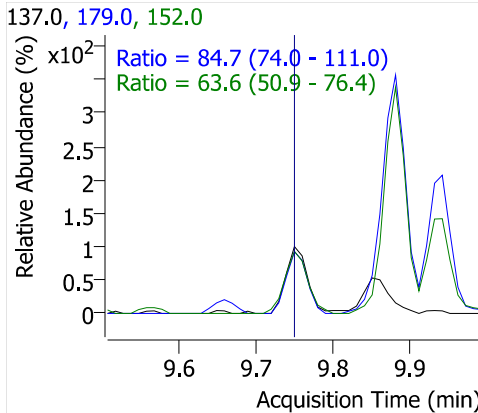
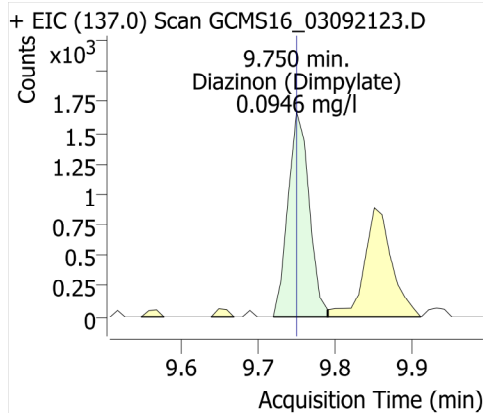
Pentachlorophenol



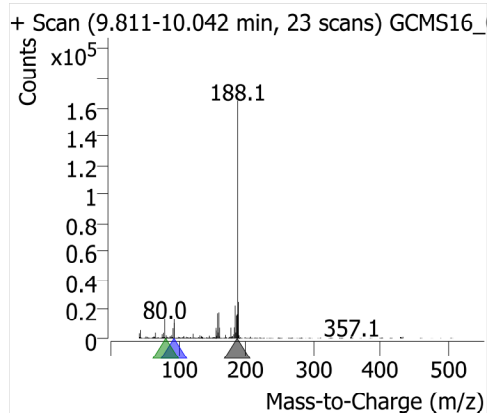
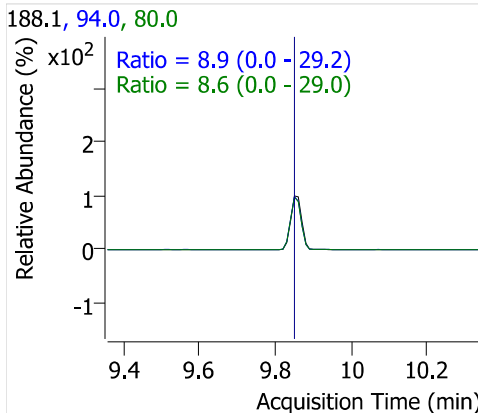
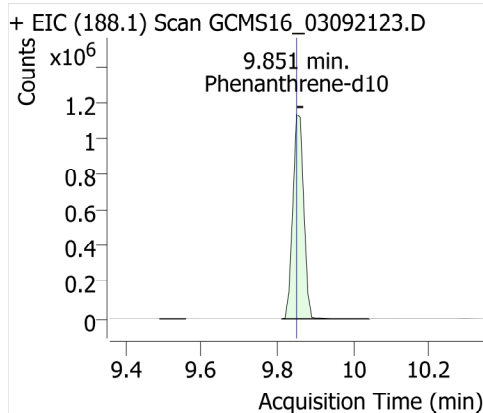
Pentachloronitrobenzene



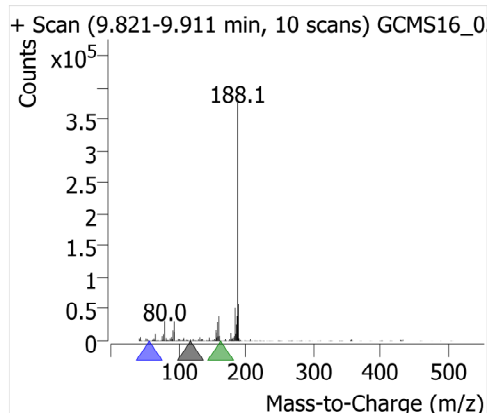
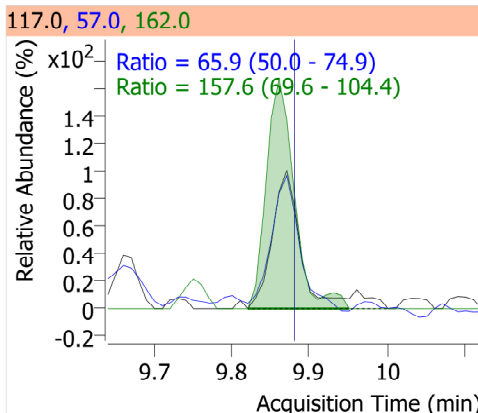
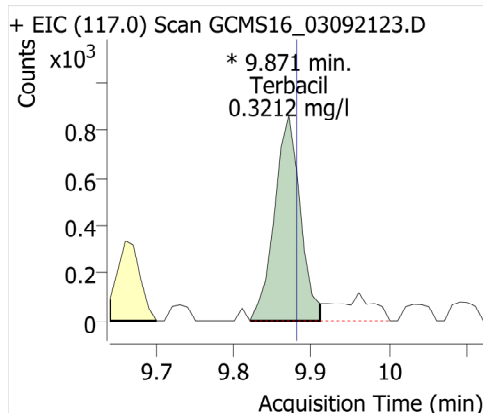
Diazinon (Dimpylate)



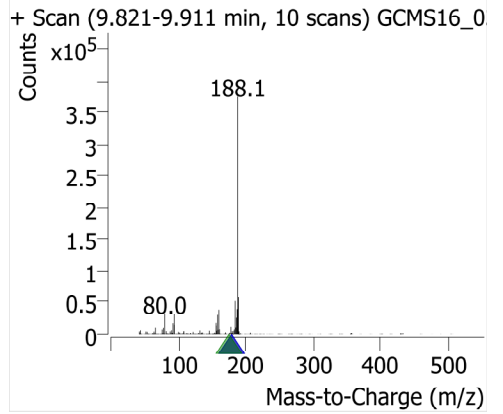
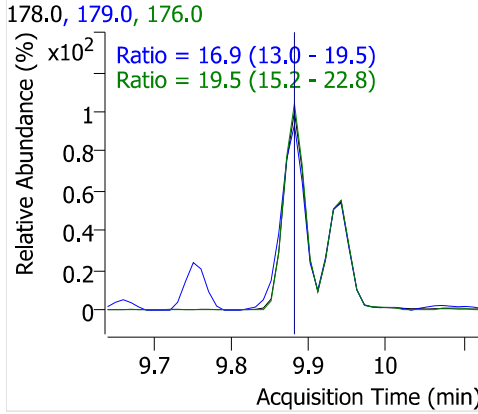
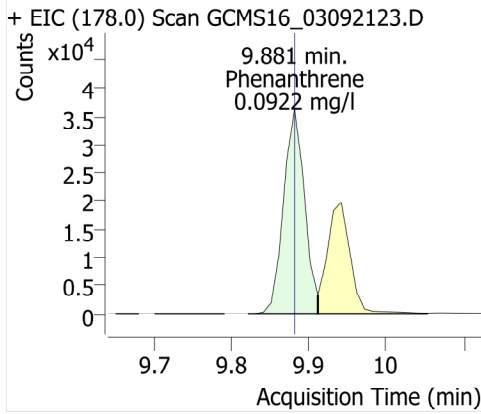
Phenanthrene-d10



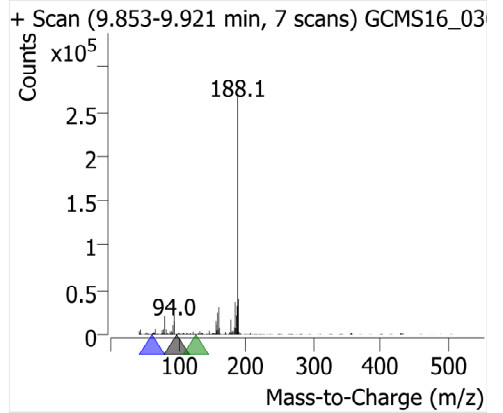
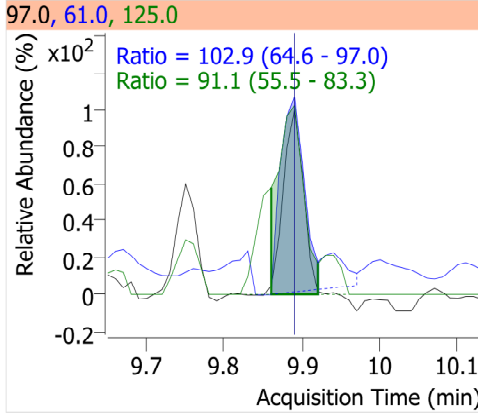
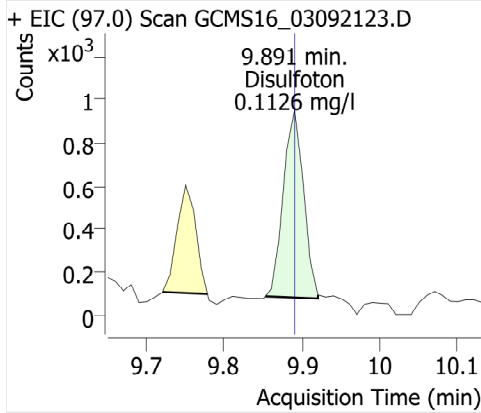
Terbacil



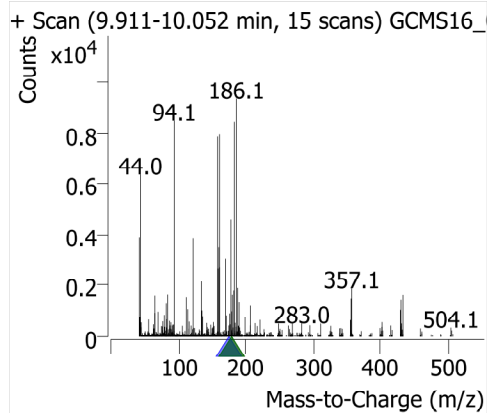
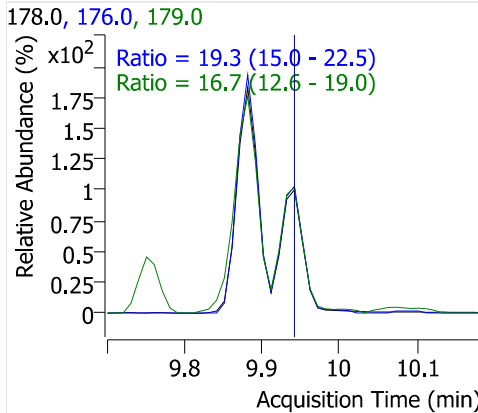
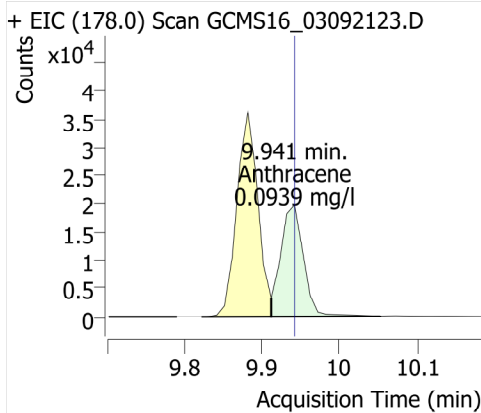
Phenanthrene



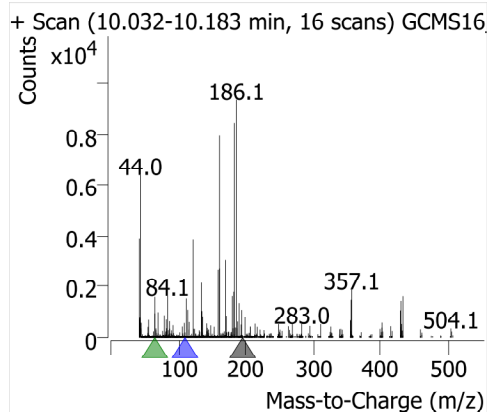
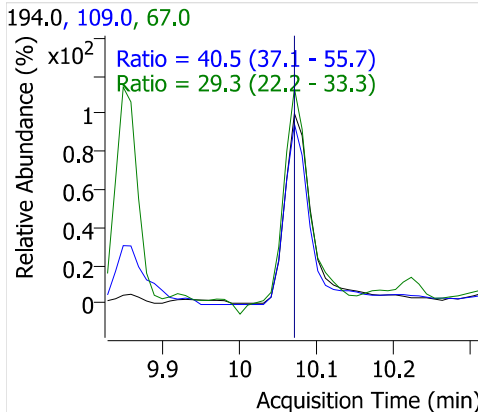
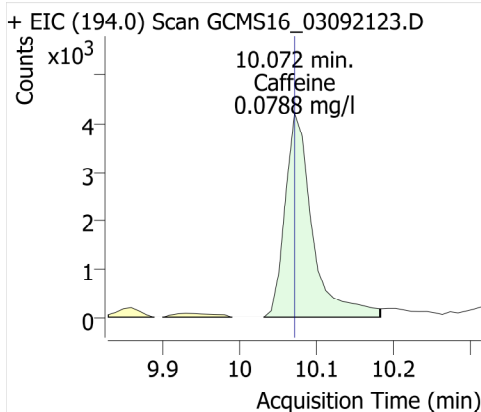
Disulfoton



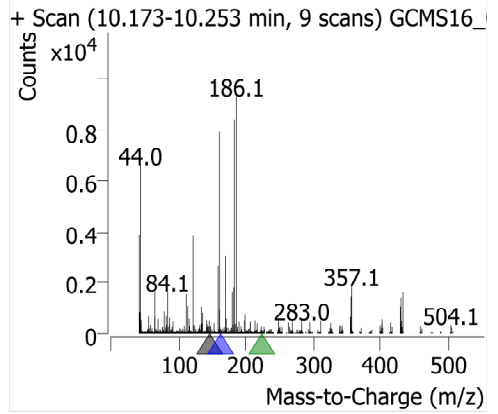
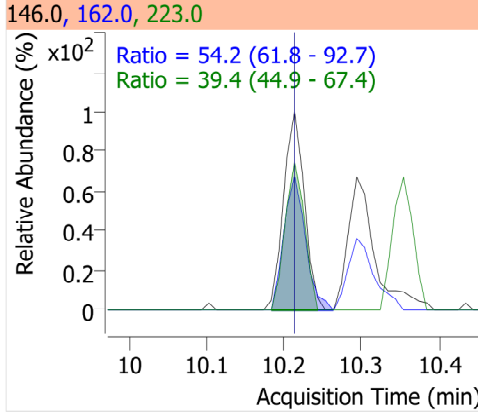
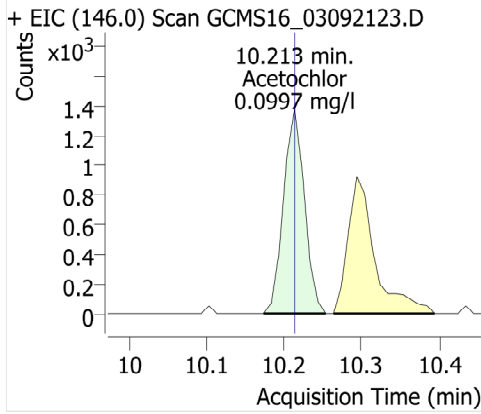
Anthracene



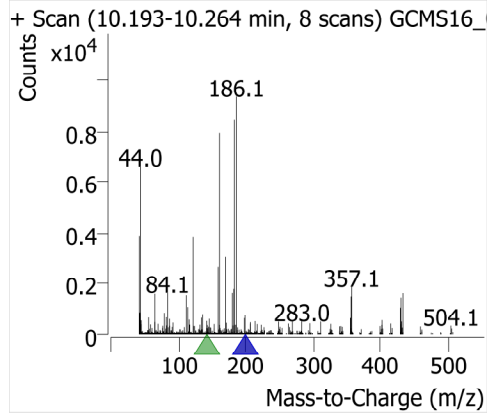
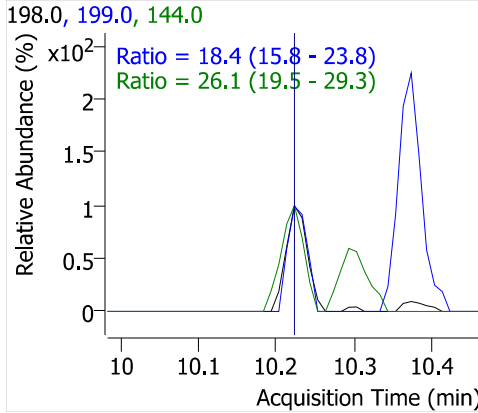
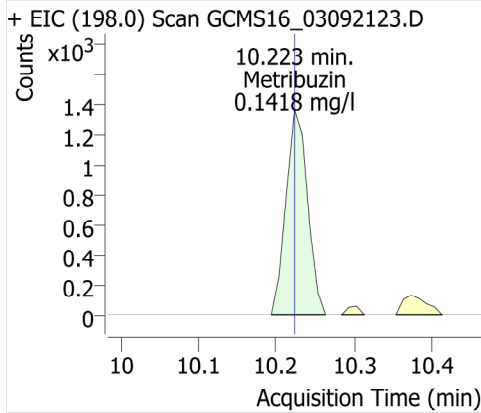
Caffeine



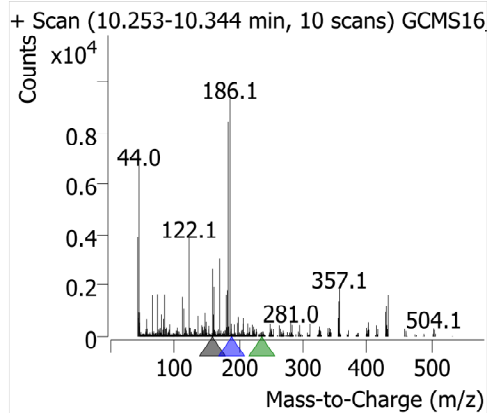
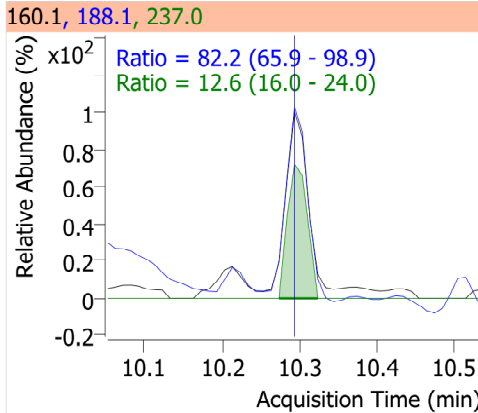
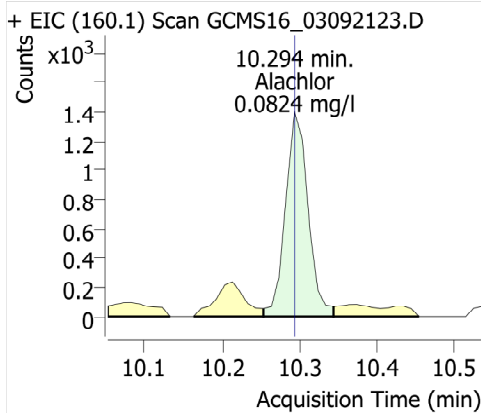
Acetochlor



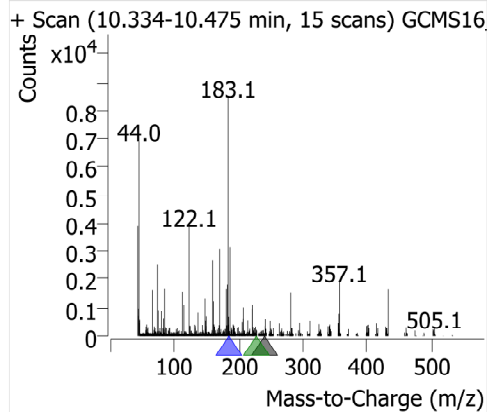
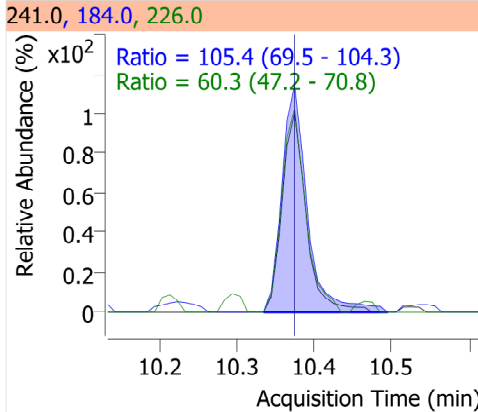
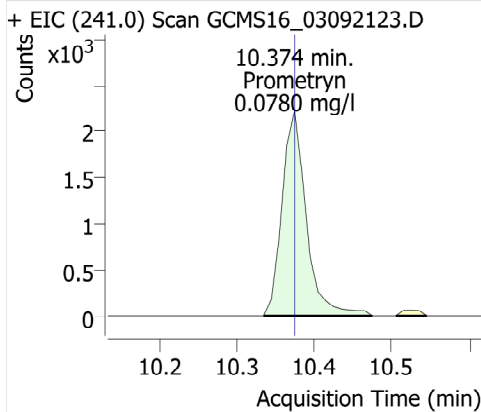
Metribuzin



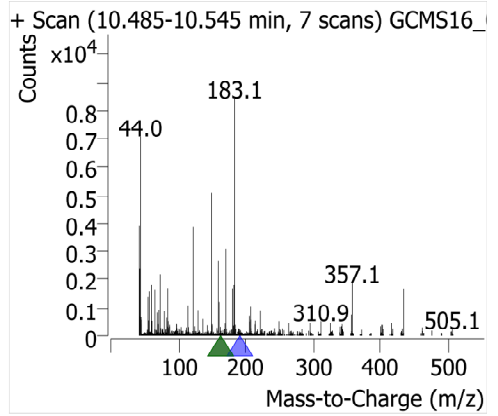
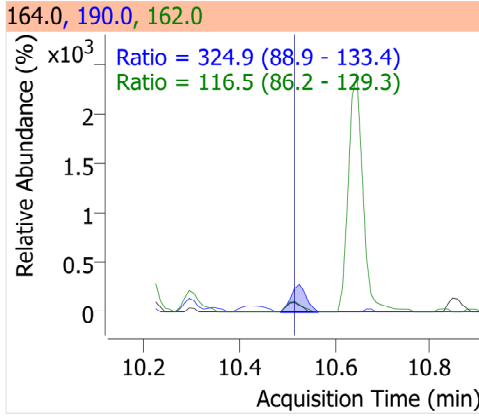
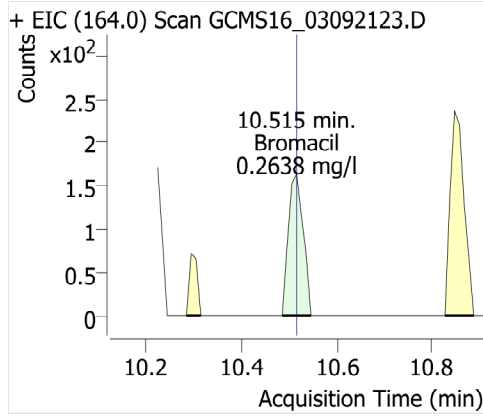
Alachlor



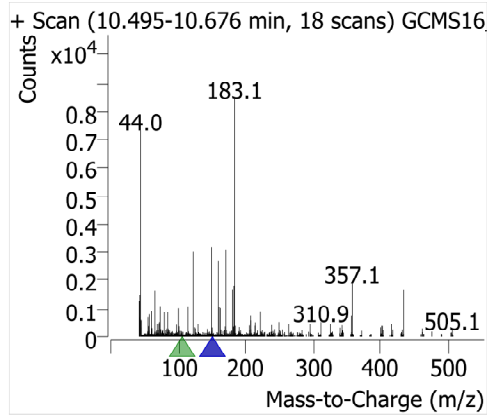
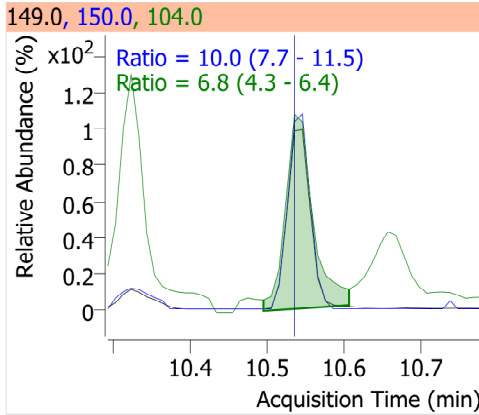
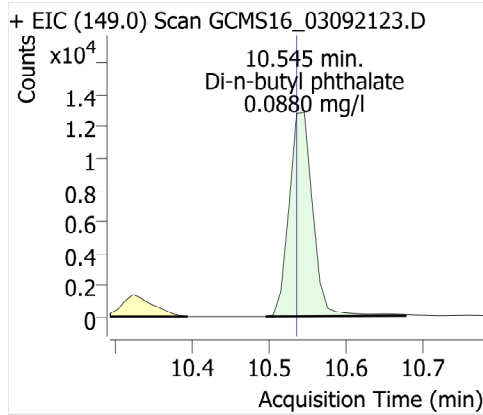
Prometryn



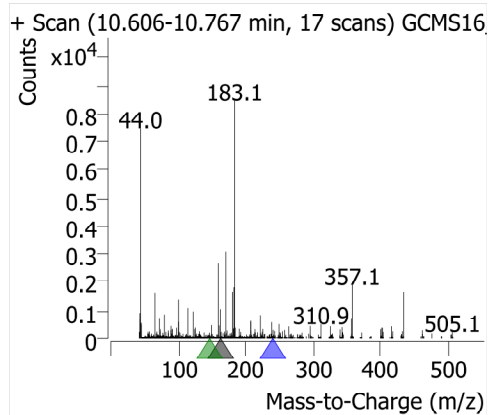
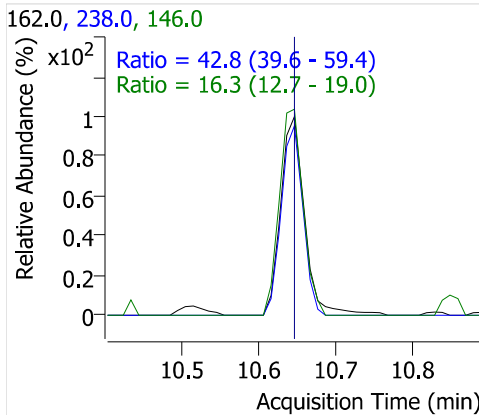
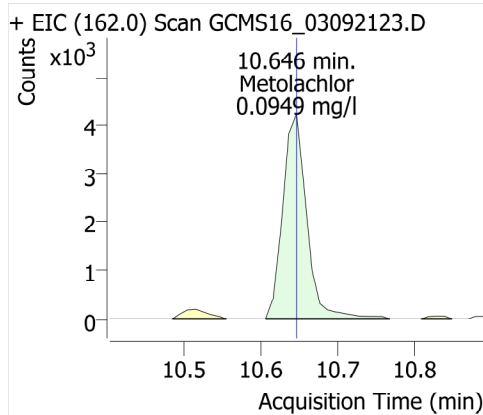
Bromacil



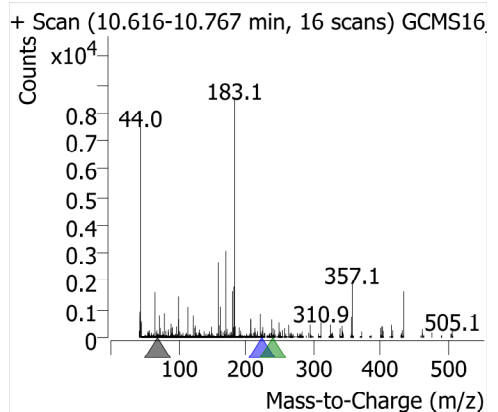
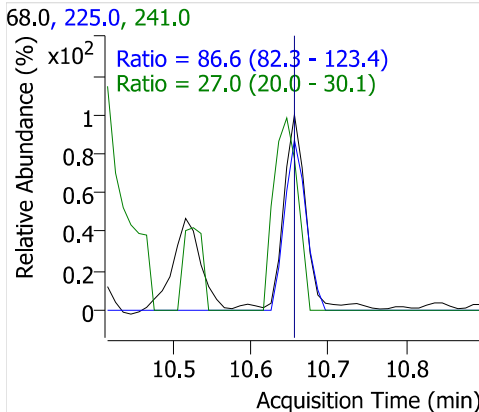
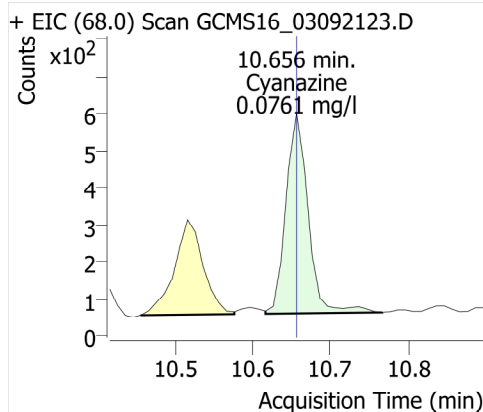
Di-n-butyl phthalate



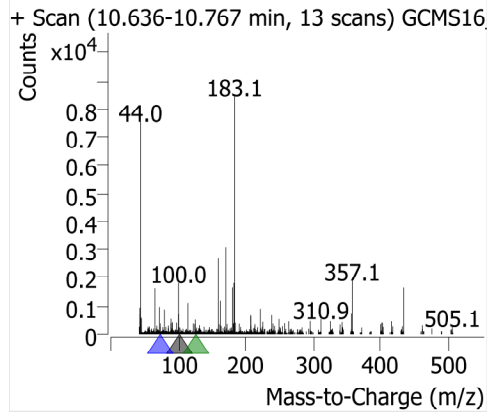
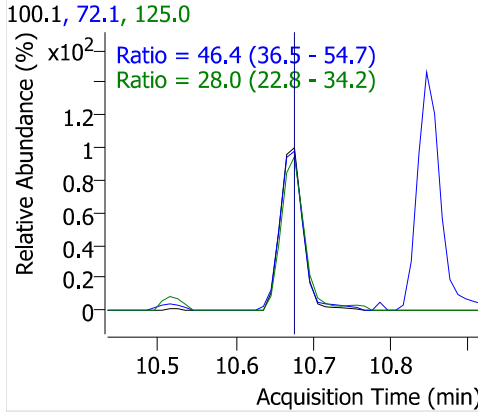
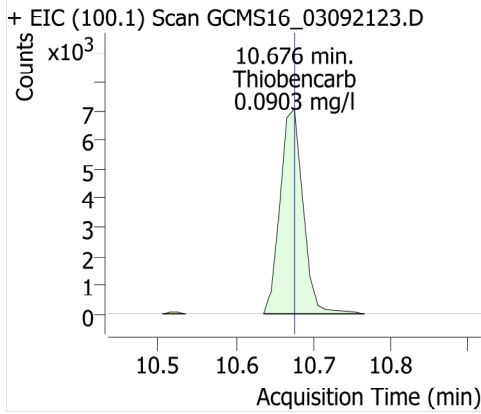
Metolachlor



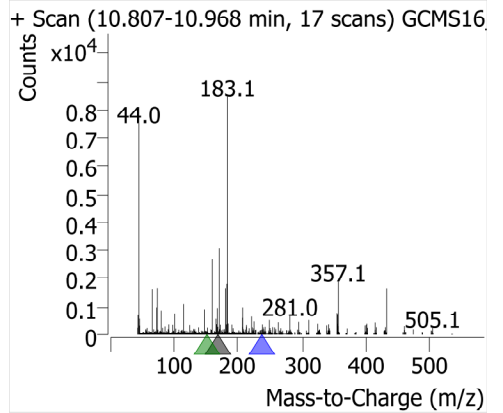
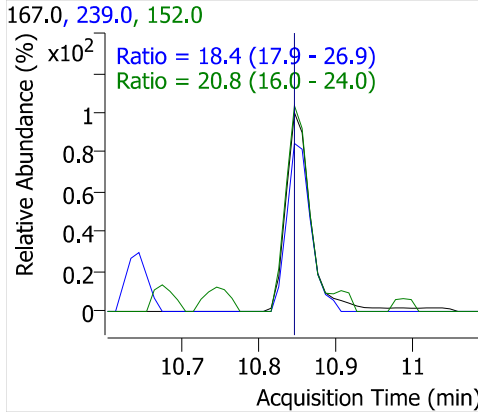
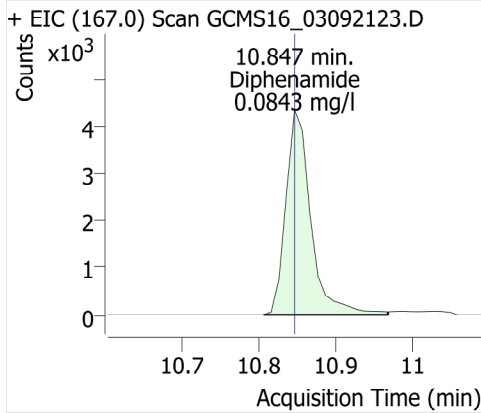
Cyanazine



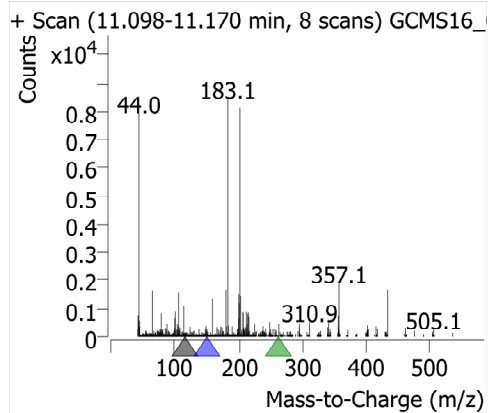
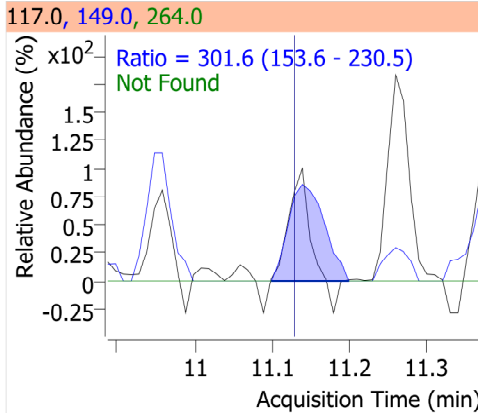
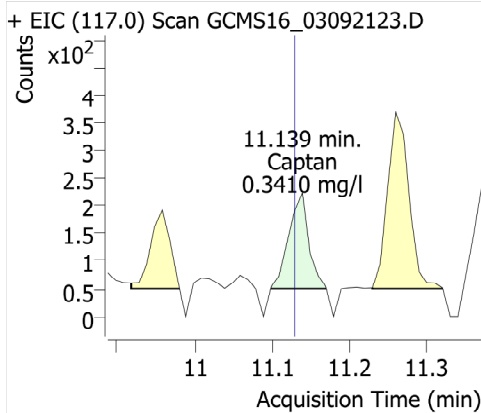
Thiobencarb



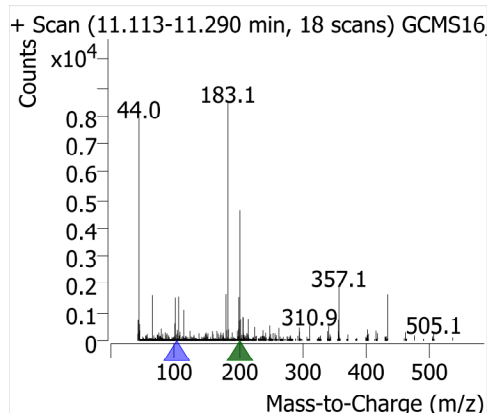
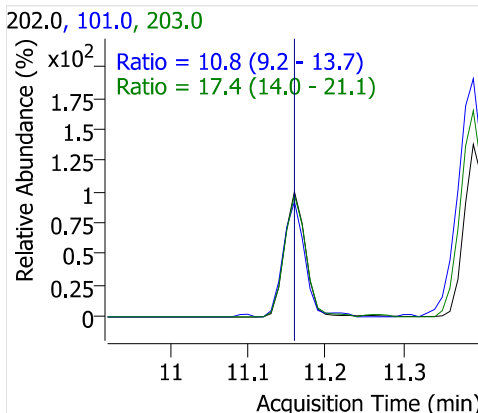
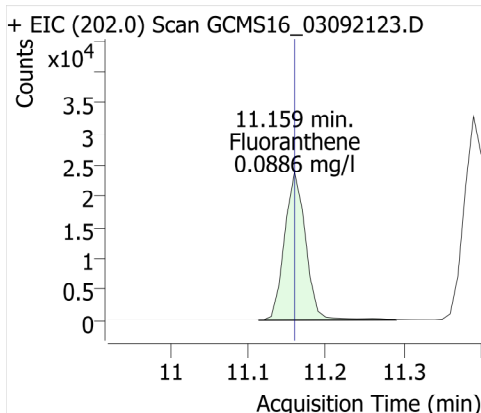
Diphenamide



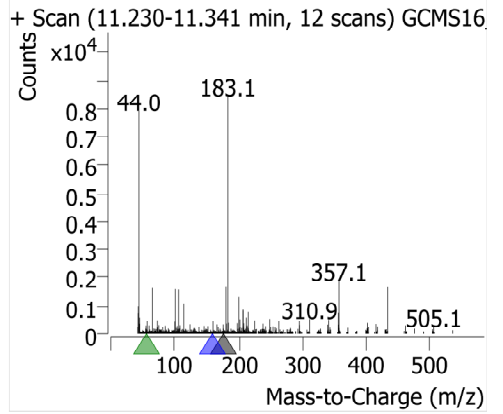
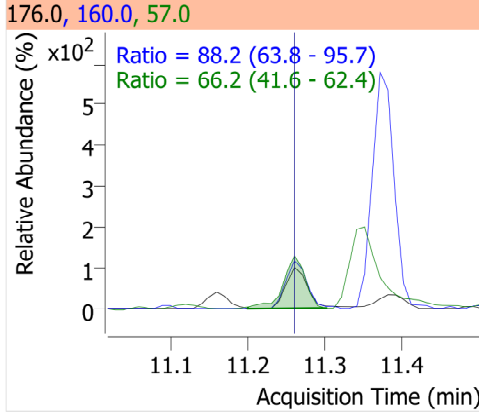
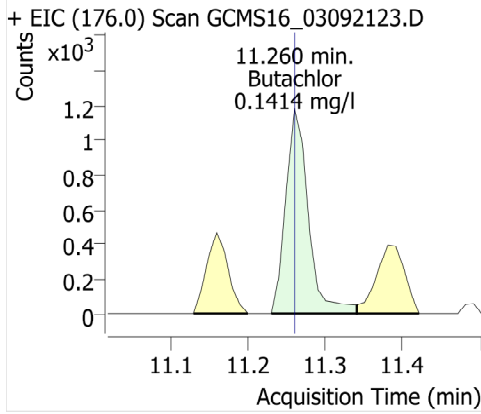
Captan



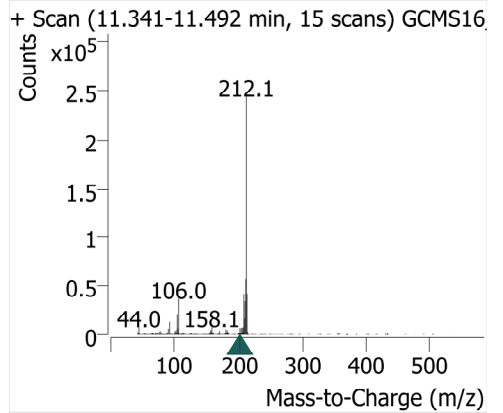
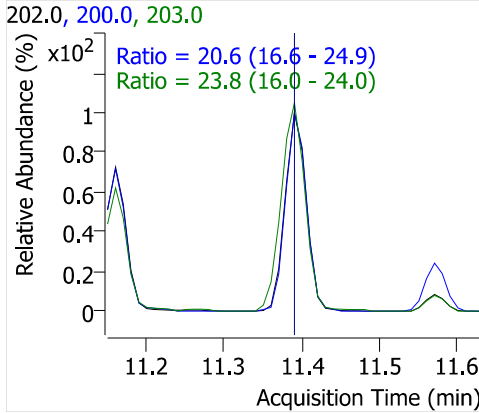
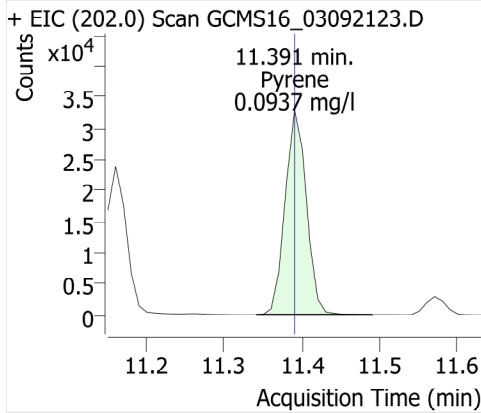
Fluoranthene



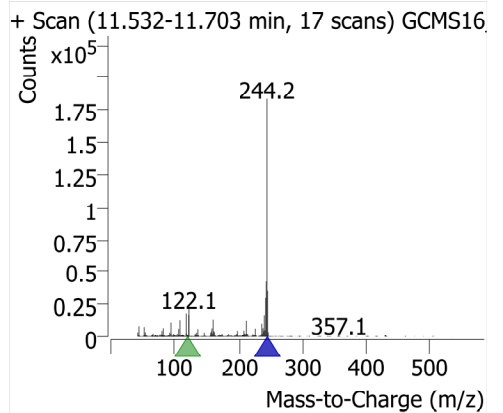
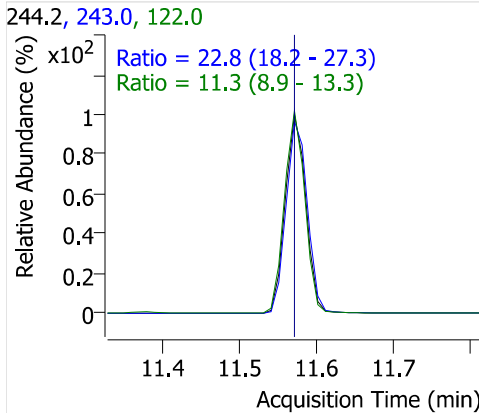
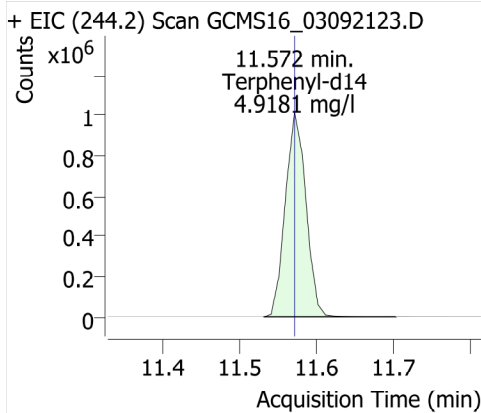
Butachlor



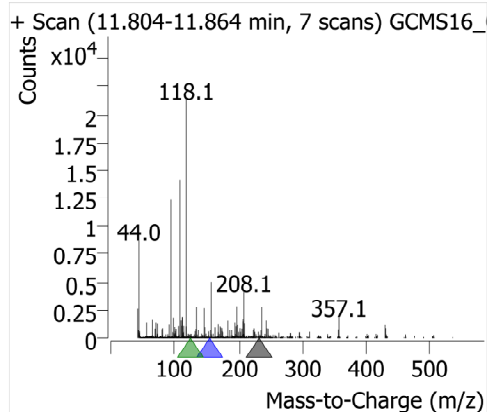
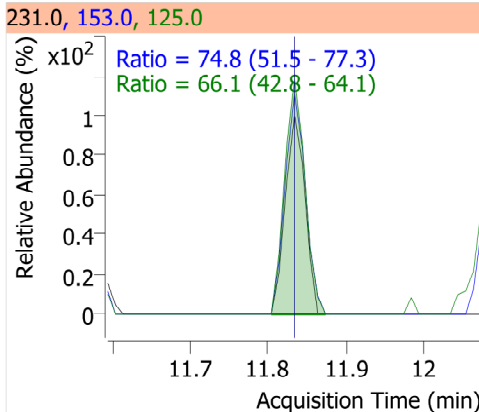
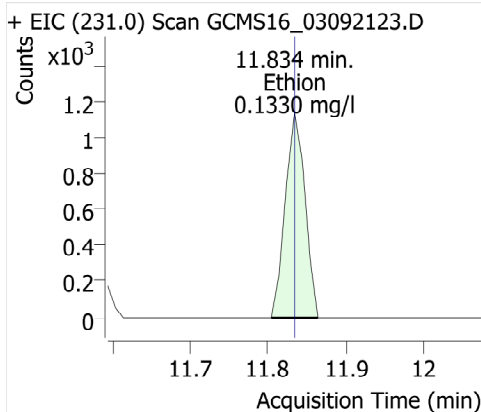
Pyrene



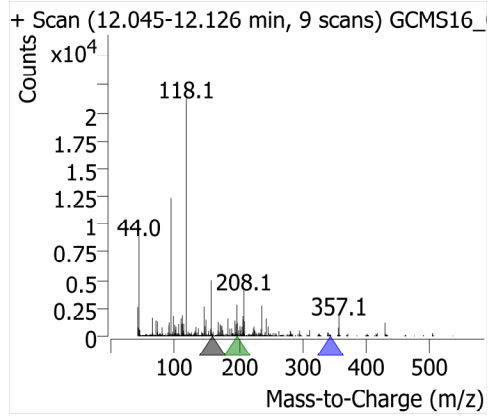
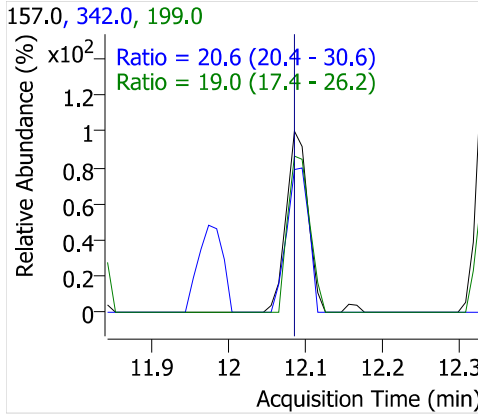
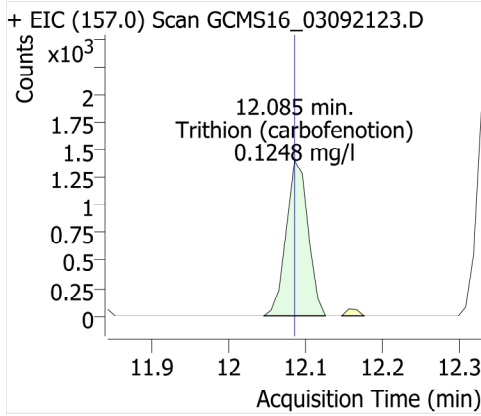
Terphenyl-d14



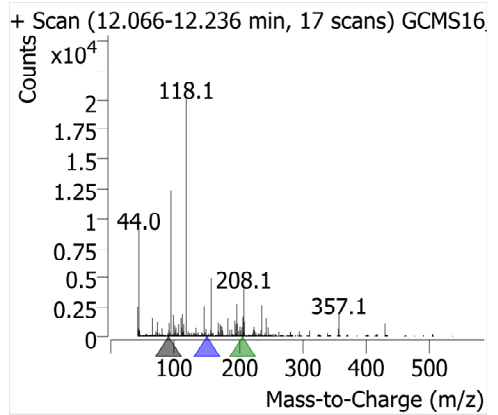
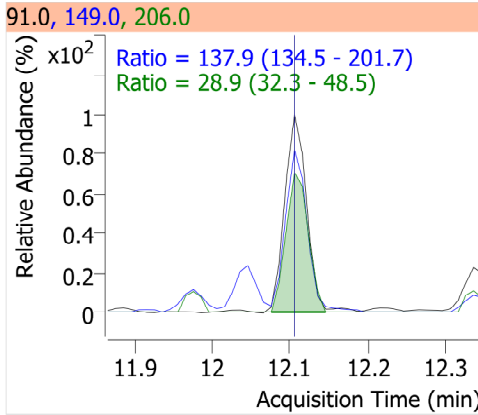
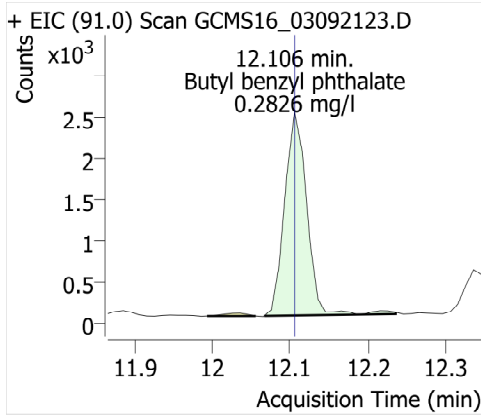
Ethion



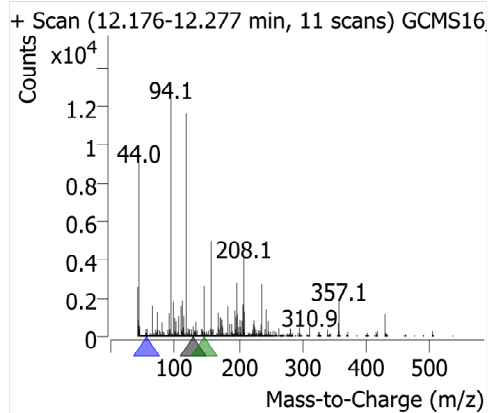
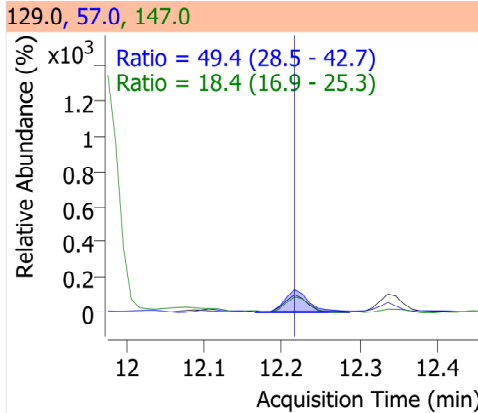
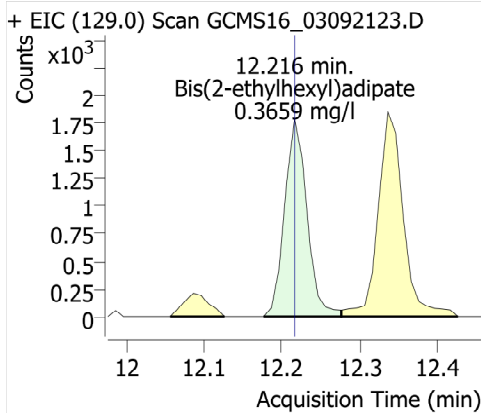
Trithion (carbofenotol)



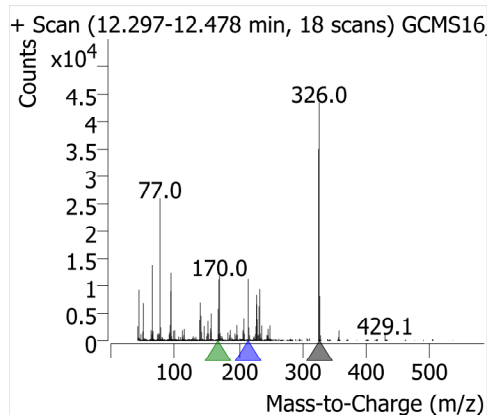
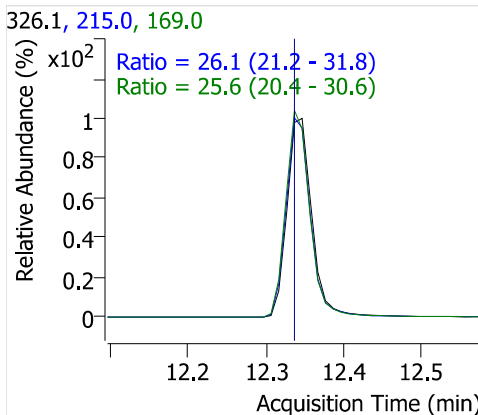
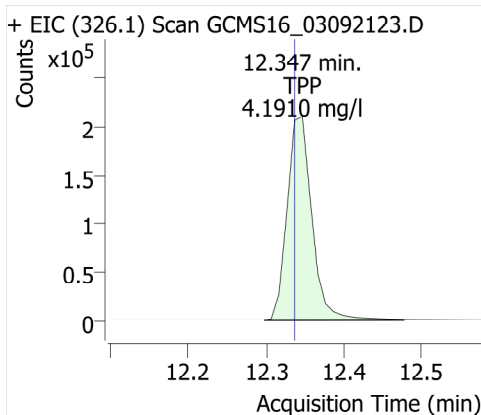
Butyl benzyl phthalate



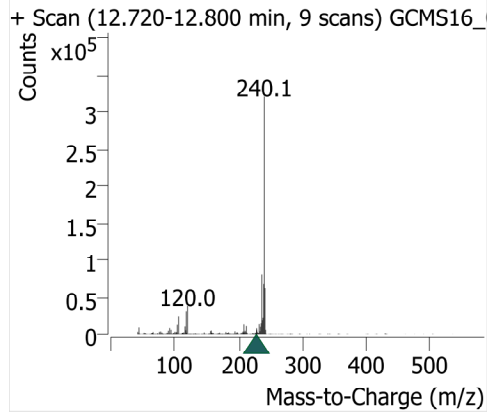
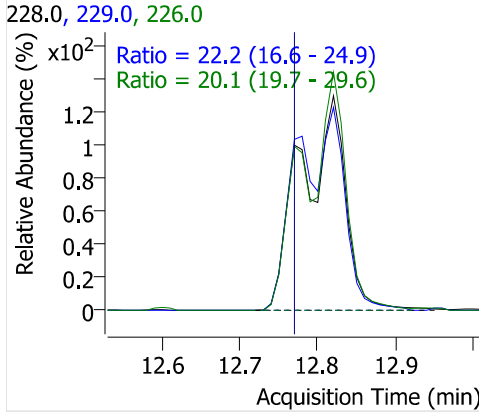
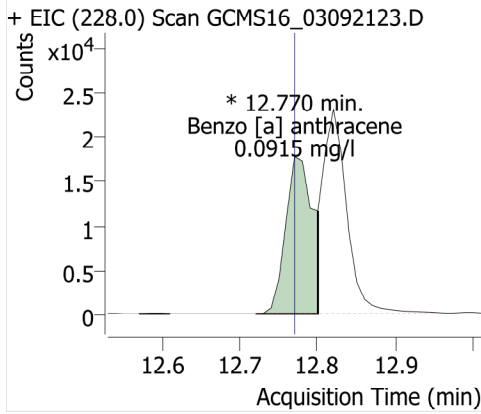
Bis(2-ethylhexyl)adipate



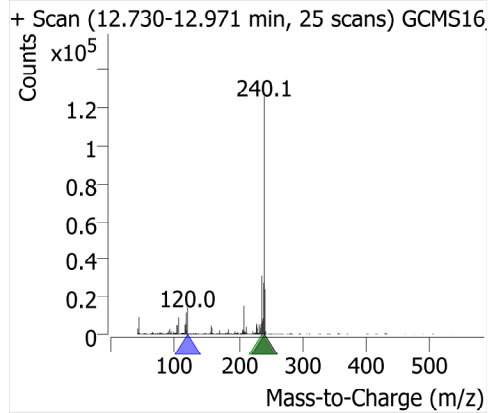
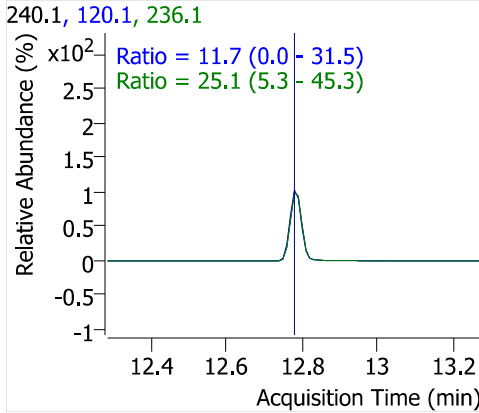
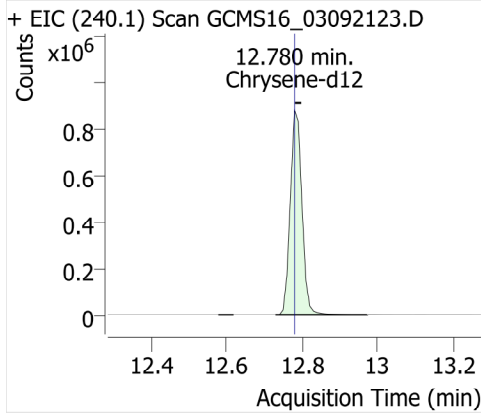
TPP



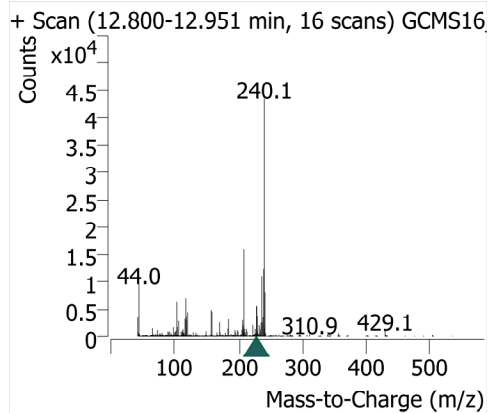
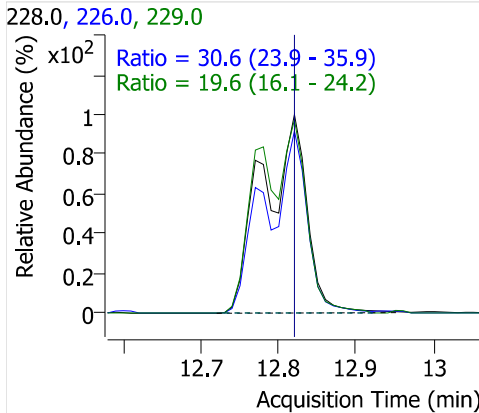
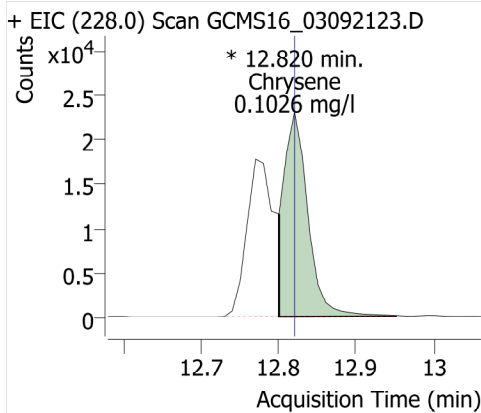
Benzo [a] anthracene



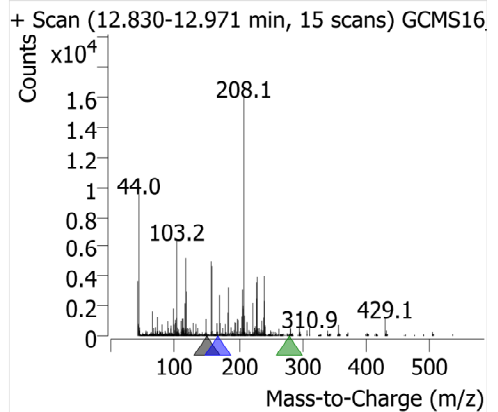
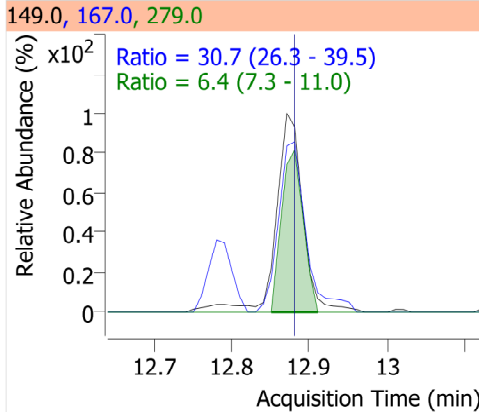
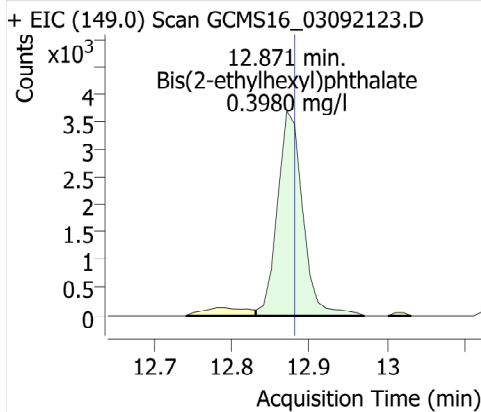
Chrysene-d12



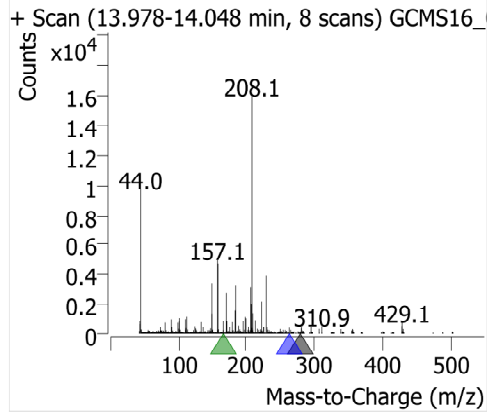
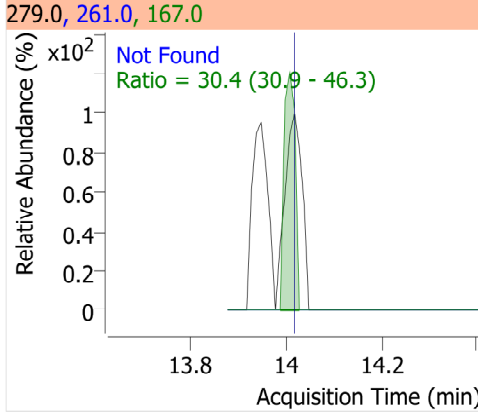
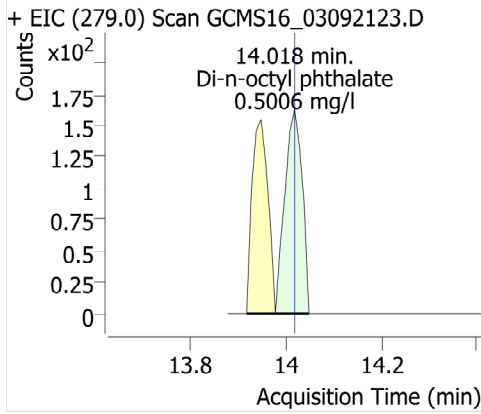
Chrysene



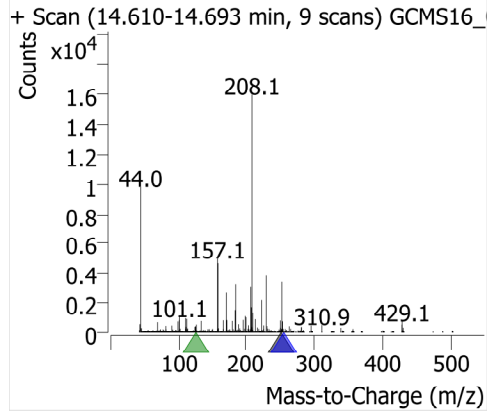
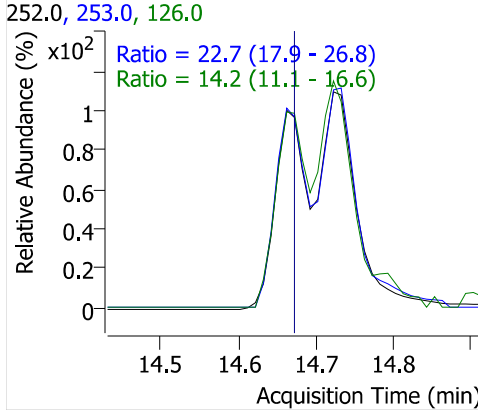
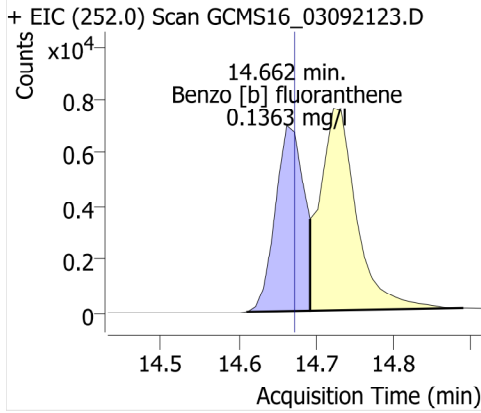
Bis(2-ethylhexyl)phthalate



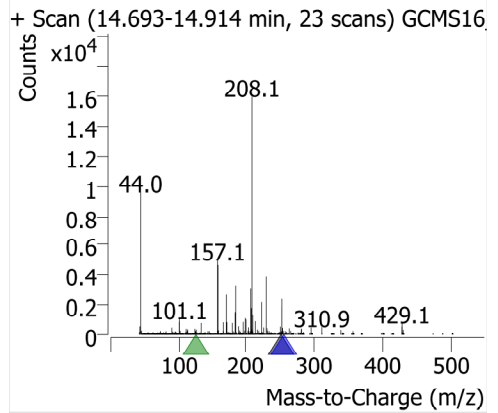
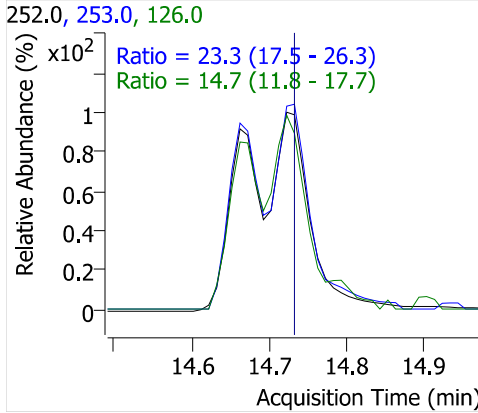
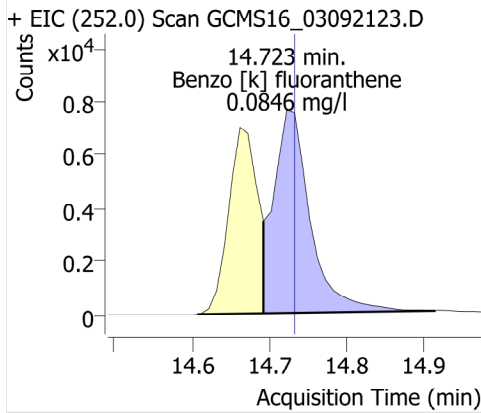
Di-n-octyl phthalate



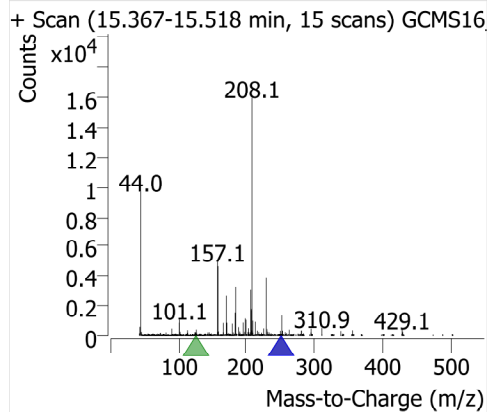
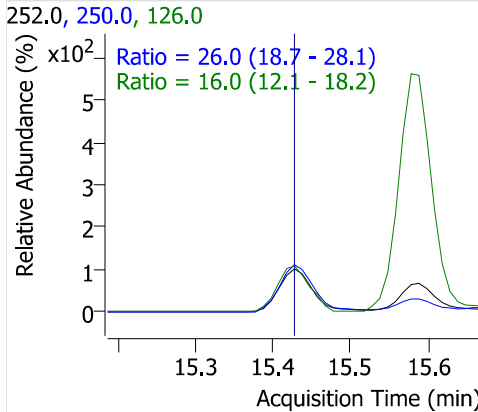
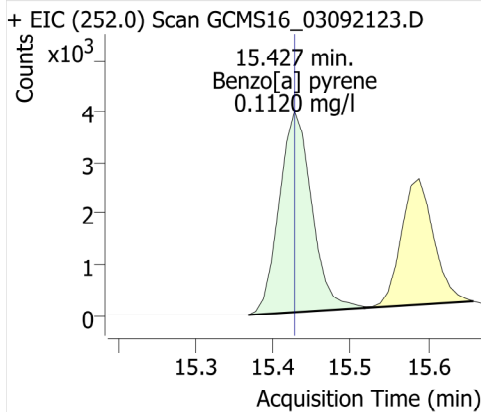
Benzo [b] fluoranthene



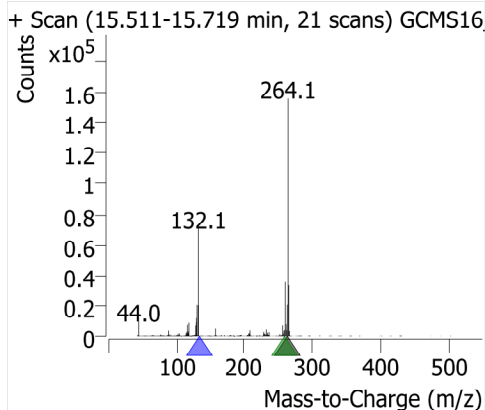
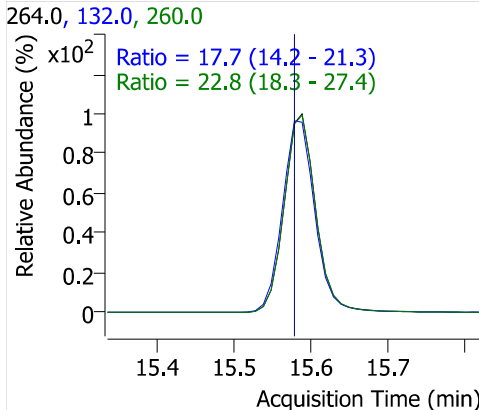
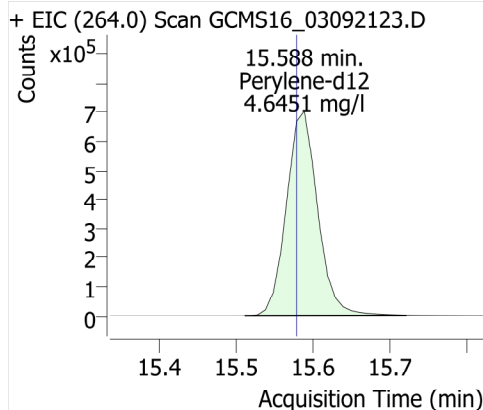
Benzo [k] fluoranthene



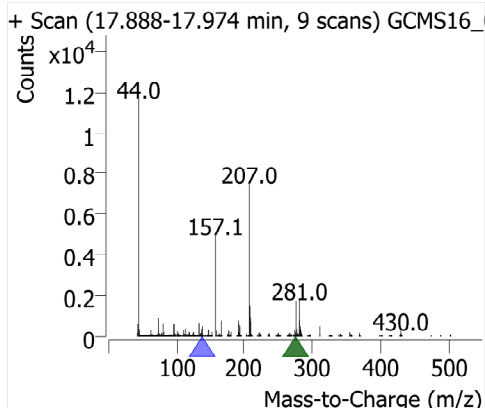
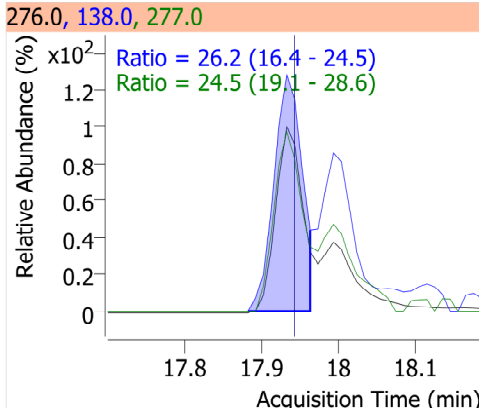
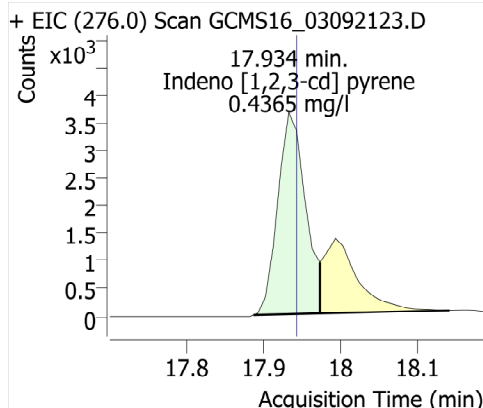
Benzo[a] pyrene



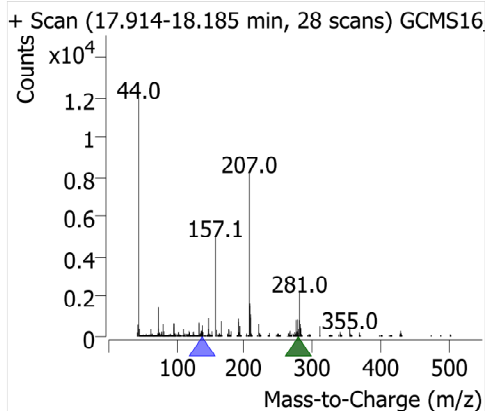
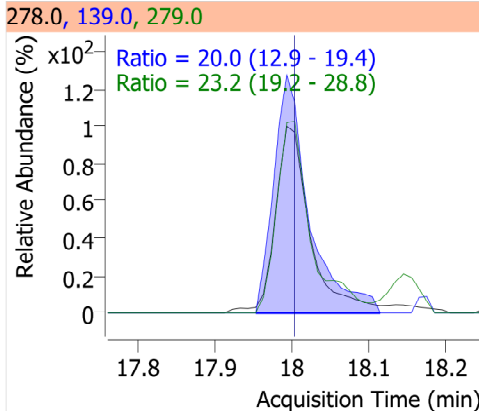
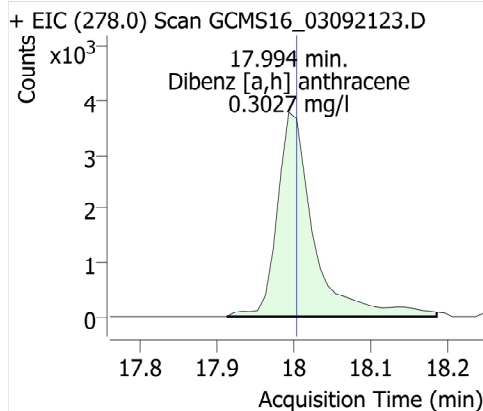
Perylene-d12



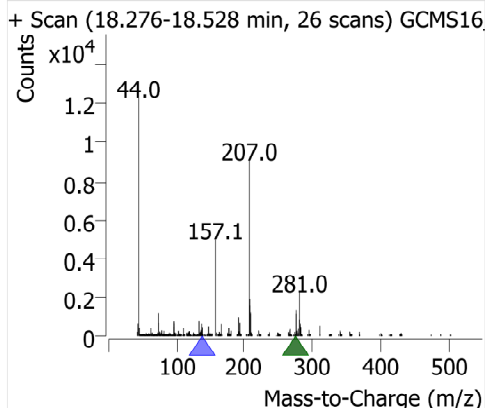
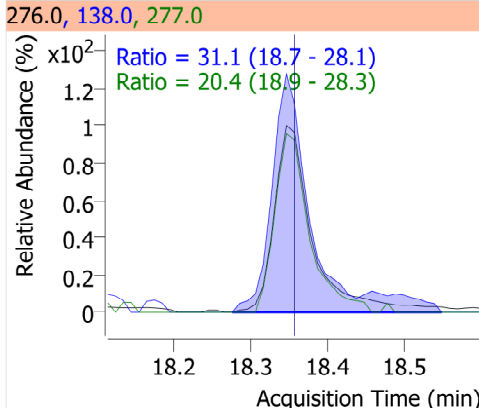
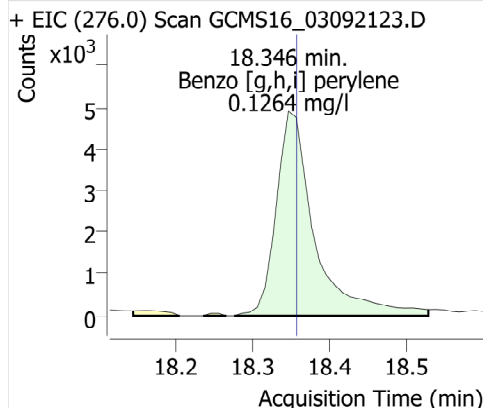
Indeno [1,2,3-cd] pyrene



Dibenz [a,h] anthracene



Benzo [g,h,i] perylene



Quantitative Analysis Results With Qualifier Ratio Report

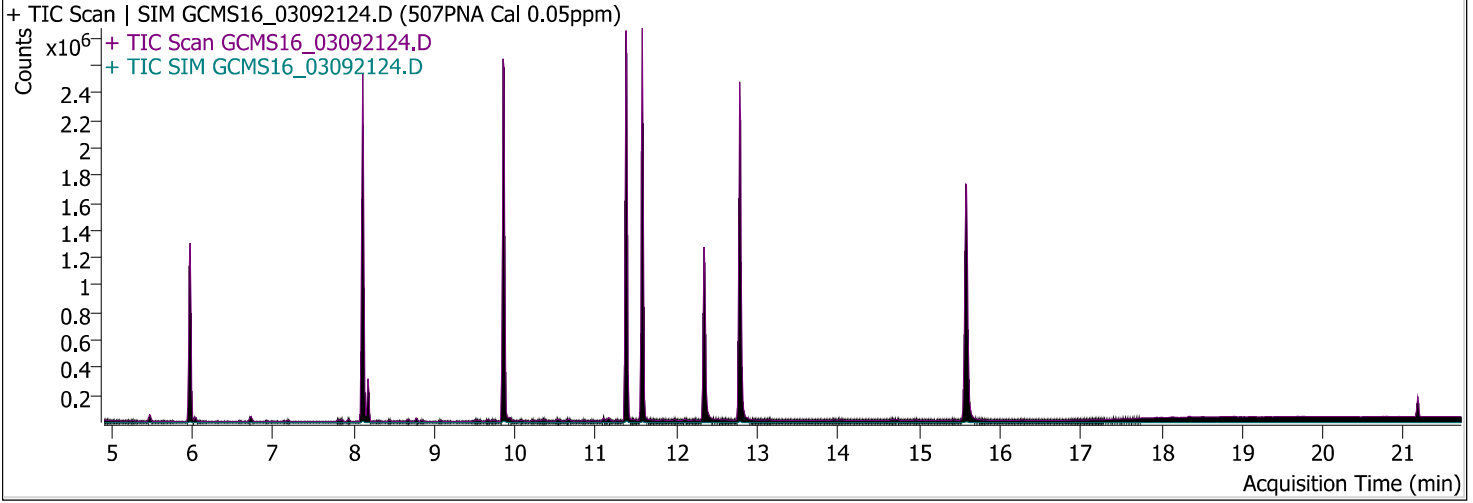


Batch Path	\\WSCIXIGCMS16\InstData\GCMS16\DATA\2021\030921_525.2\QuantResults\030921_525.2.batch.bin	Analyst Name	WECK\ryan.raymond
Analysis Time	3/10/2021 12:34:15 PM	Reporter Name	ryan.raymond
Report Time	3/10/2021 12:37:53 PM	Batch State	Processed
Last Calib Update	3/10/2021 10:39:20 AM	Quant Report Version	10.0
Quant Batch Version	10.0		

AnalysisInfo

Acq. Time	3/9/2021 9:53:10 PM	Data File	GCMS16_03092124.D
Sample Type	Cal	Sample Name	507PNA Cal 0.05ppm
Dilution	1	Acq. Method	525
Position	11	Inj Vol	1
DA Method File	507PNA 030921.m	Comment	1010646

Sample Chromatogram



Compound	ISTD	RT	Resp.	ISTD Resp.	Conc	Units	Accuracy
1,3 Dimethyl-2-Nitrobenzene	Acenaphthene-d10	5.976	331914	1216830	5.0023	mg/l	100.05
Naphthalene	Acenaphthene-d10	6.036	31463	1216830	0.0610	mg/l	121.92
EPTC	Acenaphthene-d10	7.194	3870	1216830	0.0439	mg/l	87.77
Dimethyl phthalate	Acenaphthene-d10	7.808	14170	1216830	0.0461	mg/l	92.15
Acenaphthylene	Acenaphthene-d10	7.939	15891	1216830	0.0430	mg/l	85.91
Acenaphthene	Acenaphthene-d10	8.150	16773	1216830	0.0580	mg/l	115.99
Molinate	Acenaphthene-d10	8.442	6797	1216830	0.0425	mg/l	84.97
Diethyl phthalate	Acenaphthene-d10	8.673	12016	1216830	0.0408	mg/l	81.55
Fluorene	Acenaphthene-d10	8.774	15630	1216830	0.0482	mg/l	96.33
Chlorpropham	Acenaphthene-d10	9.066	2372	1216830	0.0689	mg/l	137.72
<u>Dimethoate</u>	<u>Acenaphthene-d10</u>	<u>9.469</u>	<u>976</u>	<u>1216830</u>	<u>0.0788</u>	<u>mg/l</u>	<u>157.51</u>
Prometon	Chrysene-d12	9.509	1297	1901189	0.0862	mg/l	172.49
Simazine	Chrysene-d12	9.529	1565	1901189	0.0497	mg/l	99.30
Atrazine	Acenaphthene-d10	9.569	869	1216830	0.0578	mg/l	115.57
<u>Pentachlorophenol</u>	<u>Chrysene-d12</u>	<u>9.640</u>	<u>1193</u>	<u>1901189</u>	<u>0.3172</u>	<u>mg/l</u>	<u>634.36</u>
Pentachloronitrobenzene	Phenanthrene-d10	9.660	847	2265025	0.0644	mg/l	128.79
Diazinon (Dimpylate)	Chrysene-d12	9.750	1304	1901189	0.0640	mg/l	127.98
<u>Terbacil</u>	<u>Phenanthrene-d10</u>	<u>9.861</u>	<u>1416</u>	<u>2265025</u>	<u>0.3053</u>	<u>mg/l</u>	<u>610.65</u>
Phenanthrene	Phenanthrene-d10	9.881	42481	2265025	0.0361	mg/l	72.22
<u>Disulfoton</u>	<u>Phenanthrene-d10</u>	<u>9.891</u>	<u>1073</u>	<u>2265025</u>	<u>0.0993</u>	<u>mg/l</u>	<u>198.56</u>
Anthracene	Phenanthrene-d10	9.942	21104	2265025	0.0494	mg/l	98.76
Caffeine	Phenanthrene-d10	10.073	4737	2265025	0.0360	mg/l	71.95
Acetochlor	Chrysene-d12	10.213	1030	1901189	0.0649	mg/l	129.89
<u>Metribuzin</u>	<u>Chrysene-d12</u>	<u>10.224</u>	<u>1104</u>	<u>1901189</u>	<u>0.1230</u>	<u>mg/l</u>	<u>245.97</u>
Alachlor	Chrysene-d12	10.294	1632	1901189	0.0622	mg/l	124.32
Prometryn	Chrysene-d12	10.375	1714	1901189	0.0486	mg/l	97.19

Quantitative Analysis Results With Qualifier Ratio Report



Compound	ISTD	RT	Resp.	ISTD Resp.	Conc	Units	Accuracy
Bromacil	Chrysene-d12	10.515	257	1901189	0.2538	mg/l	507.56
Di-n-butyl phthalate	Phenanthrene-d10	10.536	11357	2265025	0.0595	mg/l	119.02
Metolachlor	Chrysene-d12	10.646	3721	1901189	0.0671	mg/l	134.10
Cyanazine	Phenanthrene-d10	10.656	558	2265025	0.0511	mg/l	102.16
Thiobencarb	Chrysene-d12	10.676	5283	1901189	0.0491	mg/l	98.13
Diphenamide	Phenanthrene-d10	10.848	3936	2265025	0.0508	mg/l	101.66
Captan	Phenanthrene-d10	11.129	364	2265025	0.3480	mg/l	696.01
Fluoranthene	Phenanthrene-d10	11.160	21247	2265025	0.0416	mg/l	83.20
Butachlor	Chrysene-d12	11.260	1021	1901189	0.1235	mg/l	246.96
Pyrene	Phenanthrene-d10	11.391	36997	2265025	0.0470	mg/l	94.05
Terphenyl-d14	Chrysene-d12	11.572	1890745	1901189	4.9402	mg/l	98.80
Ethion	Chrysene-d12	11.834	959	1901189	0.1114	mg/l	222.85
Trithion (carbofenotion)	Chrysene-d12	12.086	1239	1901189	0.1044	mg/l	208.84
Butyl benzyl phthalate	Phenanthrene-d10	12.106	2162	2265025	0.2642	mg/l	528.44
Bis(2-ethylhexyl)adipate	Phenanthrene-d10	12.217	2067	2265025	0.3567	mg/l	713.37
TPP	Phenanthrene-d10	12.337	424960	2265025	3.8223	mg/l	76.45
Benzo [a] anthracene	Phenanthrene-d10	12.770	23305	2265025	0.0514	mg/l	102.90
Chrysene	Chrysene-d12	12.821	26706	1901189	0.0541	mg/l	108.26
Bis(2-ethylhexyl)phthalate	Phenanthrene-d10	12.871	4502	2265025	0.3862	mg/l	772.38
Di-n-octyl phthalate	Chrysene-d12	14.018	231	1901189	0.4941	mg/l	988.25
Benzo [b] fluoranthene	Chrysene-d12	14.663	7581	1901189	0.1169	mg/l	233.70
Benzo [k] fluoranthene	Chrysene-d12	14.723	10081	1901189	0.0543	mg/l	108.64
Benzo[a] pyrene	Chrysene-d12	15.428	5444	1901189	0.0955	mg/l	191.07
Perylene-d12	Chrysene-d12	15.579	1892769	1901189	4.4358	mg/l	88.72
Indeno [1,2,3-cd] pyrene	Chrysene-d12	17.934	4409	1901189	0.4264	mg/l	852.90
Dibenz [a,h] anthracene	Chrysene-d12	17.994	4944	1901189	0.2866	mg/l	573.22
Benzo [g,h,i] perylene	Chrysene-d12	18.347	6455	1901189	0.1030	mg/l	205.91

Quantitative Analysis Results With Qualifier Ratio Report



Compound	CAS#	RT	RR	Conc	Transition	(Min-Max)	Q-Ratio	
1,3 Dimethyl-2-Nitrobenzene		5.976	0.2728	5.0023	134.1			
					103.0	38.5 - 57.7	47.0	
					151.0	33.2 - 49.8	41.3	
Naphthalene		6.036	0.0259	0.0610	128.0			
					129.0	8.9 - 13.3	10.2	
EPTC		7.194	0.0032	0.0439	128.0			
					86.0	51.1 - 76.7	61.5	
					189.0	18.3 - 27.4	17.5	Low
Dimethyl phthalate		7.808	0.0116	0.0461	163.0			
					77.0	13.6 - 20.4	17.0	
					194.0	5.6 - 8.3	7.7	
Acenaphthylene		7.939	0.0131	0.0430	152.0			
					151.0	15.8 - 23.7	19.8	
					76.0	7.7 - 11.5	10.6	
Acenaphthene		8.150	0.0138	0.0580	154.0			
					153.0	81.5 - 122.3	102.9	
					152.0	39.6 - 59.3	52.5	
Molinate		8.442	0.0056	0.0425	126.0			
					55.0	43.3 - 64.9	52.4	
					187.0	16.9 - 25.4	20.7	
Diethyl phthalate		8.673	0.0099	0.0408	149.0			
					177.0	19.2 - 28.9	25.1	
					150.0	9.9 - 14.8	10.8	
Fluorene		8.774	0.0128	0.0482	166.0			
					165.0	72.7 - 109.1	93.7	
Chlorpropham		9.066	0.0019	0.0689	127.0			
					213.0	30.5 - 45.7	27.8	Low
					171.0	19.9 - 29.9	18.8	Low
Dimethoate		9.469	0.0008	0.0788	87.0			
					125.0	56.6 - 84.8	83.9	
					93.0	53.7 - 80.5	84.4	High
Prometon		9.509	0.0007	0.0862	210.0			
					225.0	69.6 - 104.4	83.9	
					168.0	60.5 - 90.8	71.5	
Simazine	122-77-6	9.529	0.0008	0.0497	201.0			
					186.0	47.4 - 71.0	55.9	
					173.0	33.3 - 50.0	37.6	
Atrazine		9.569	0.0007	0.0578	215.0			
					200.0	158.8 - 238.2	229.1	
					58.0	61.4 - 92.0	115.2	High
Pentachlorophenol		9.640	0.0006	0.3172	265.7			
					267.7	51.7 - 77.5	61.6	
					166.8	36.2 - 54.3	40.4	
Pentachloronitrobenzene		9.660	0.0004	0.0644	237.0			
					249.0	56.3 - 84.4	63.3	
					295.0	51.3 - 76.9	58.4	
Diazinon (Dimpylate)		9.750	0.0007	0.0640	137.0			
					179.0	74.0 - 111.0	83.0	
					152.0	50.9 - 76.4	54.5	
Terbacil		9.861	0.0006	0.3053	117.0			
					162.0	69.6 - 104.4	150.8	High
					57.0	50.0 - 74.9	50.9	
Phenanthrene		9.881	0.0188	0.0361	178.0			
					176.0	15.2 - 22.8	18.5	
					179.0	13.0 - 19.5	18.8	

Quantitative Analysis Results With Qualifier Ratio Report



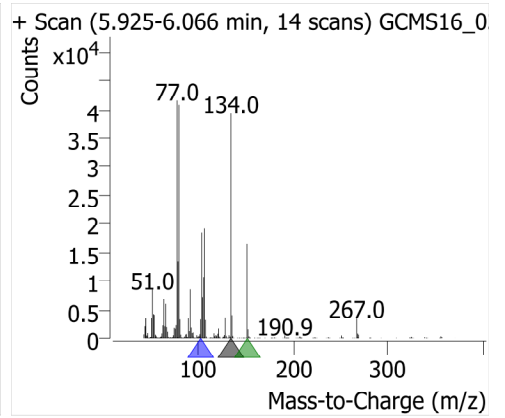
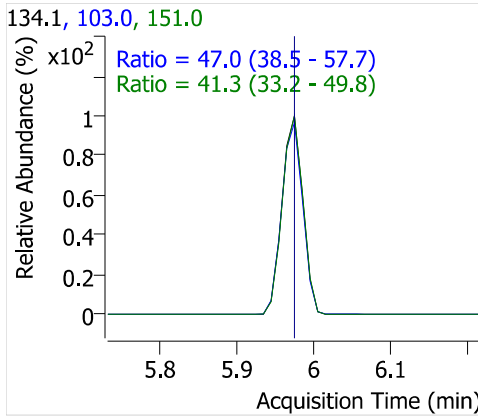
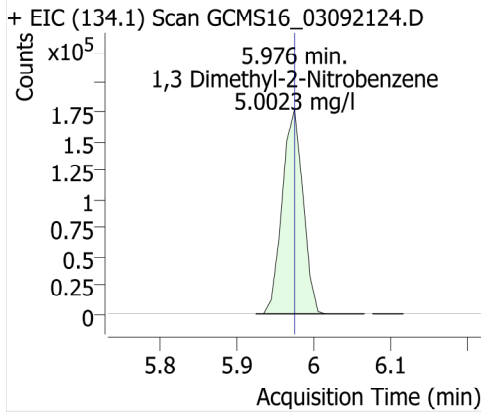
Compound	CAS#	RT	RR	Conc	Transition	(Min-Max)	Q-Ratio	
Disulfoton		9.891	0.0005	0.0993	97.0			
					61.0	64.6 - 97.0	72.3	
					125.0	55.5 - 83.3	46.7	Low
Anthracene		9.942	0.0093	0.0494	178.0			
					176.0	15.0 - 22.5	19.2	
					179.0	12.6 - 19.0	15.4	
Caffeine		10.073	0.0021	0.0360	194.0			
					109.0	37.1 - 55.7	51.0	
					67.0	22.2 - 33.3	33.0	
Acetochlor		10.213	0.0005	0.0649	146.0			
					162.0	61.8 - 92.7	61.9	
					223.0	44.9 - 67.4	36.1	Low
Metribuzin		10.224	0.0006	0.1230	198.0			
					144.0	19.5 - 29.3	36.0	High
					199.0	15.8 - 23.8	22.0	
Alachlor	15972-60-8	10.294	0.0009	0.0622	160.1			
					188.1	65.9 - 98.9	68.9	
					237.0	16.0 - 24.0	14.7	Low
Prometryn		10.375	0.0009	0.0486	241.0			
					184.0	69.5 - 104.3	106.5	High
					226.0	47.2 - 70.8	64.9	
Bromacil		10.515	0.0001	0.2538	164.0			
					190.0	88.9 - 133.4	263.5	High
					162.0	86.2 - 129.3	48.0	Low
Di-n-butyl phthalate		10.536	0.0050	0.0595	149.0			
					150.0	7.7 - 11.5	10.0	
					104.0	4.3 - 6.4	9.3	High
Metolachlor		10.646	0.0020	0.0671	162.0			
					238.0	39.6 - 59.4	42.8	
					146.0	12.7 - 19.0	15.2	
Cyanazine		10.656	0.0002	0.0511	68.0			
					225.0	82.3 - 123.4	66.6	Low
					241.0	20.0 - 30.1	11.8	Low
Thiobencarb	028249-77-6	10.676	0.0028	0.0491	100.1			
					72.1	36.5 - 54.7	46.5	
					125.0	22.8 - 34.2	30.8	
Diphenamide		10.848	0.0017	0.0508	167.0			
					239.0	17.9 - 26.9	18.3	
					152.0	16.0 - 24.0	18.0	
Captan		11.129	0.0002	0.3480	117.0			
					149.0	153.6 - 230.5	100.3	Low
					264.0	29.2 - 43.8		
Fluoranthene		11.160	0.0094	0.0416	202.0			
					203.0	14.0 - 21.1	16.7	
					101.0	9.2 - 13.7	12.9	
Butachlor		11.260	0.0005	0.1235	176.0			
					160.0	63.8 - 95.7	95.6	
					57.0	41.6 - 62.4	89.4	High
Pyrene		11.391	0.0163	0.0470	202.0			
					200.0	16.6 - 24.9	18.8	
					203.0	16.0 - 24.0	26.9	High
Terphenyl-d14		11.572	0.9945	4.9402	244.2			
					243.0	18.2 - 27.3	23.1	

Quantitative Analysis Results With Qualifier Ratio Report

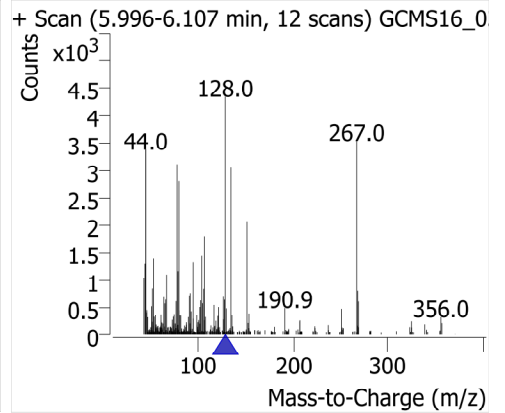
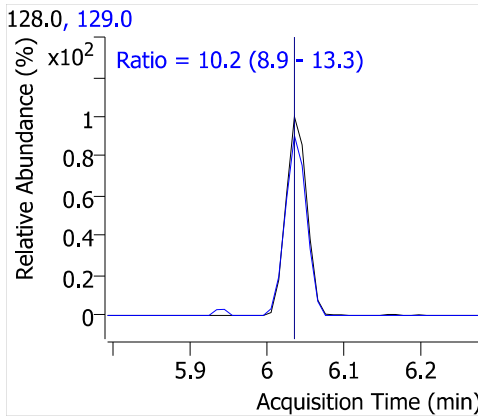
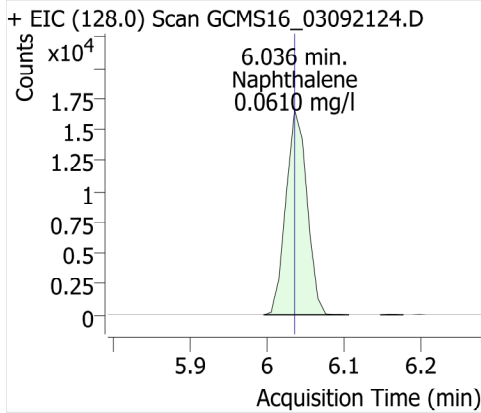


Compound	CAS#	RT	RR	Conc	Transition	(Min-Max)	Q-Ratio	
					122.0	8.9 - 13.3	11.2	
Ethion		11.834	0.0005	0.1114	231.0			
					153.0	51.5 - 77.3	96.8	High
					125.0	42.8 - 64.1	62.6	
Trithion (carbofenotion)		12.086	0.0007	0.1044	157.0			
					342.0	20.4 - 30.6	13.8	Low
					199.0	17.4 - 26.2	18.2	
Butyl benzyl phthalate		12.106	0.0010	0.2642	91.0			
					149.0	134.5 - 201.7	142.3	
					206.0	32.3 - 48.5	29.8	Low
Bis(2-ethylhexyl)adipate		12.217	0.0009	0.3567	129.0			
					57.0	28.5 - 42.7	49.0	High
					147.0	16.9 - 25.3	17.9	
TPP		12.337	0.1876	3.8223	326.1			
					215.0	21.2 - 31.8	27.3	
					169.0	20.4 - 30.6	25.9	
Benzo [a] anthracene		12.770	0.0103	0.0514	228.0			
					226.0	19.7 - 29.6	17.8	Low
					229.0	16.6 - 24.9	22.3	
Chrysene		12.821	0.0140	0.0541	228.0			
					226.0	23.9 - 35.9	33.8	
					229.0	16.1 - 24.2	20.1	
Bis(2-ethylhexyl)phthalate		12.871	0.0020	0.3862	149.0			
					167.0	26.3 - 39.5	27.9	
					279.0	7.3 - 11.0	6.8	Low
Di-n-octyl phthalate		14.018	0.0001	0.4941	279.0			
					167.0	30.9 - 46.3	27.7	Low
					261.0	13.8 - 20.7		
Benzo [b] fluoranthene		14.663	0.0040	0.1169	252.0			
					253.0	17.9 - 26.8	21.9	
					126.0	11.1 - 16.6	16.6	High
Benzo [k] fluoranthene		14.723	0.0053	0.0543	252.0			
					253.0	17.5 - 26.3	18.1	
					126.0	11.8 - 17.7	14.6	
Benzo[a] pyrene		15.428	0.0029	0.0955	252.0			
					250.0	18.7 - 28.1	23.9	
					126.0	12.1 - 18.2	18.6	High
Perylene-d12		15.579	0.9956	4.4358	264.0			
					260.0	18.3 - 27.4	23.0	
					132.0	14.2 - 21.3	17.8	
Indeno [1,2,3-cd] pyrene		17.934	0.0023	0.4264	276.0			
					277.0	19.1 - 28.6	25.8	
					138.0	16.4 - 24.5	24.6	High
Dibenz [a,h] anthracene		17.994	0.0026	0.2866	278.0			
					279.0	19.2 - 28.8	24.2	
					139.0	12.9 - 19.4	18.9	
Benzo [g,h,i] perylene		18.347	0.0034	0.1030	276.0			
					277.0	18.9 - 28.3	22.1	
					138.0	18.7 - 28.1	32.7	High

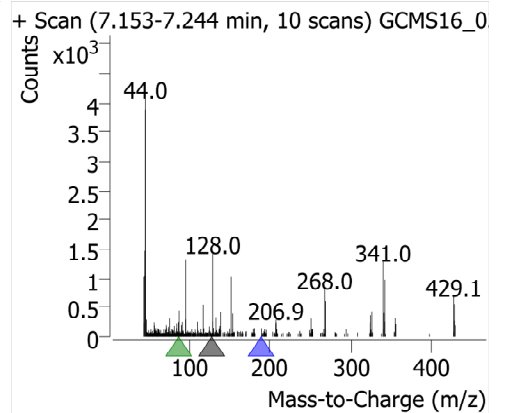
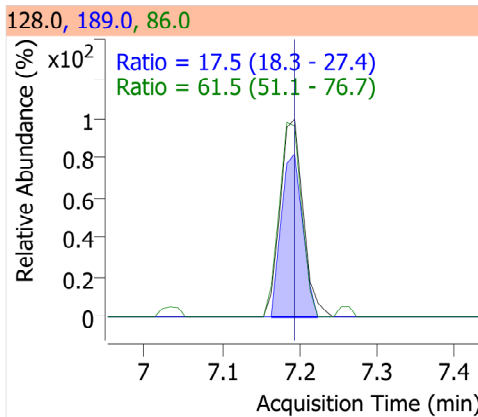
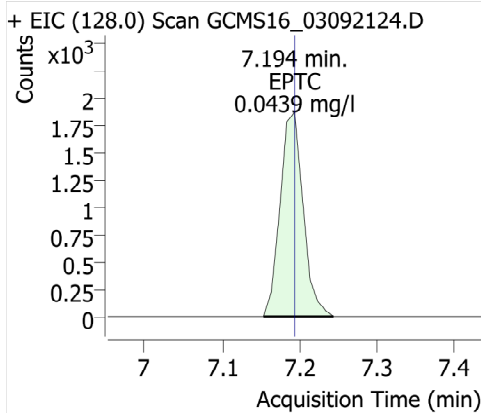
1,3 Dimethyl-2-Nitrobenzene



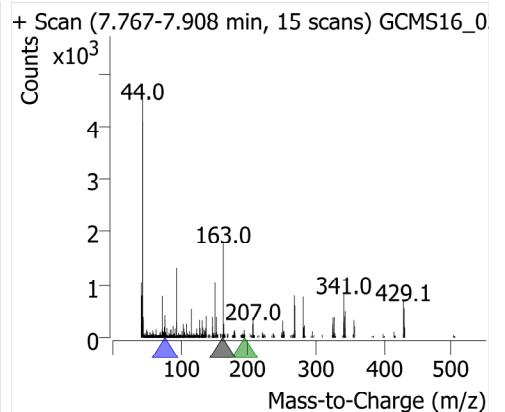
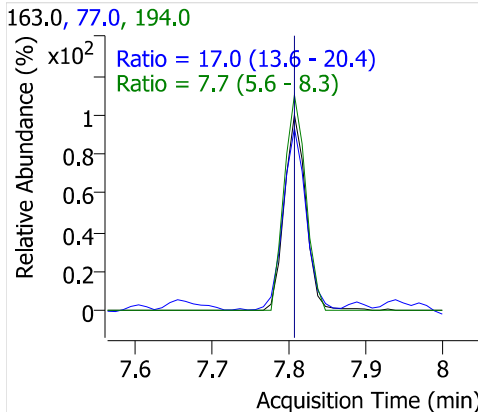
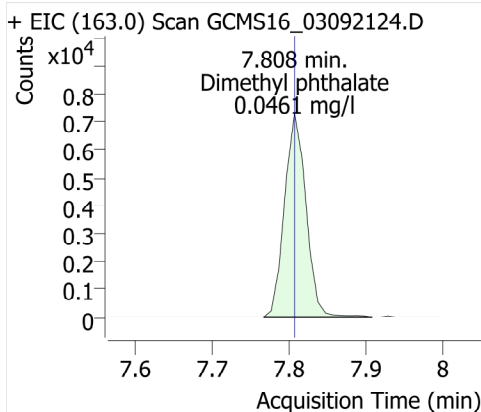
Naphthalene



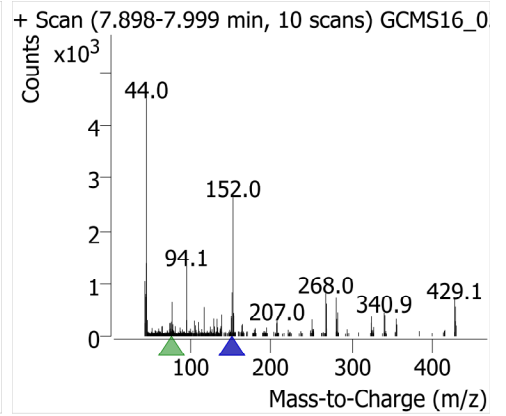
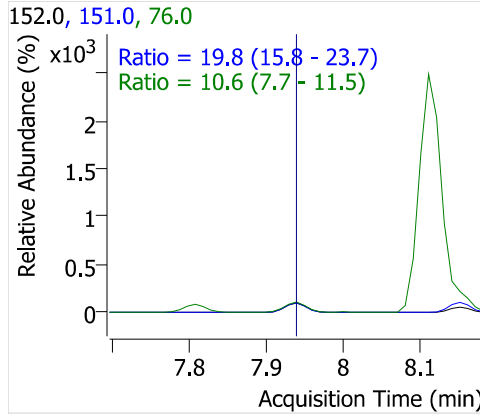
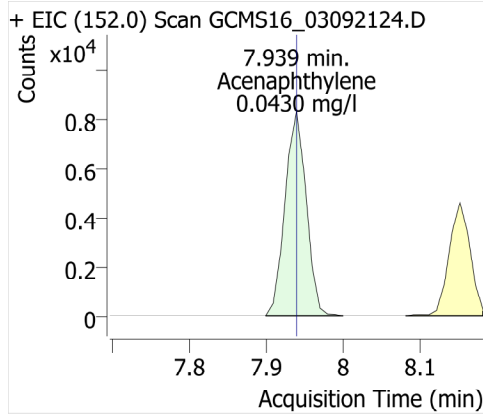
EPTC



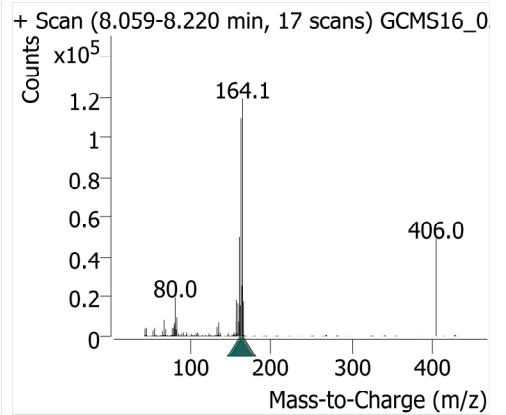
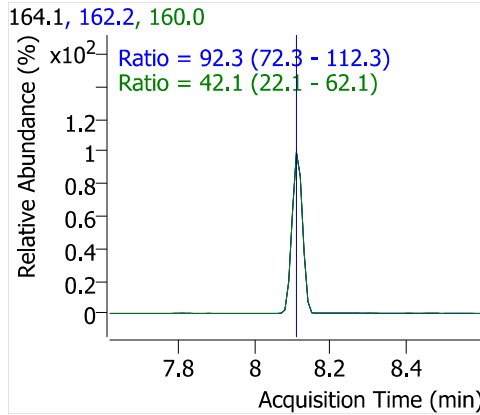
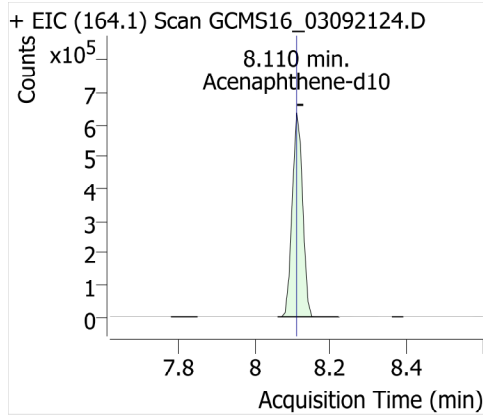
Dimethyl phthalate



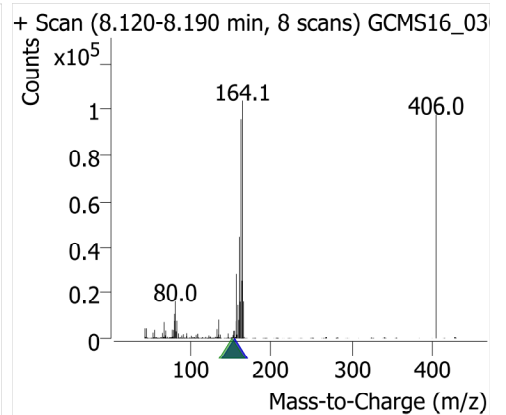
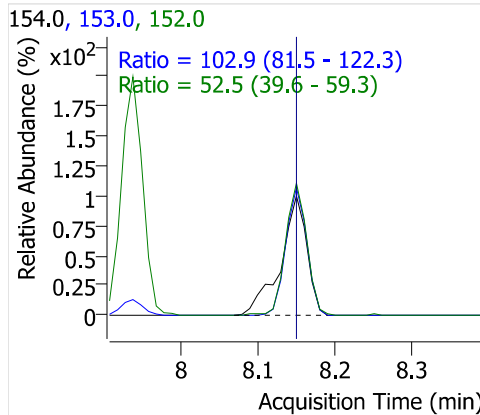
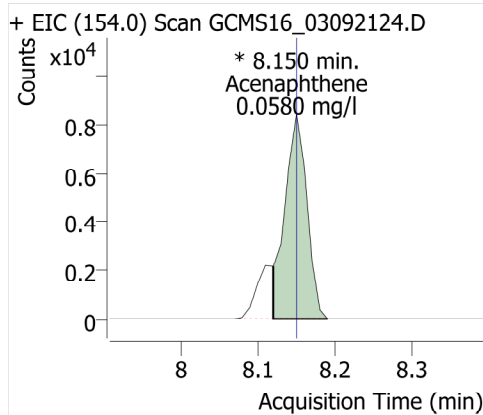
Acenaphthylene



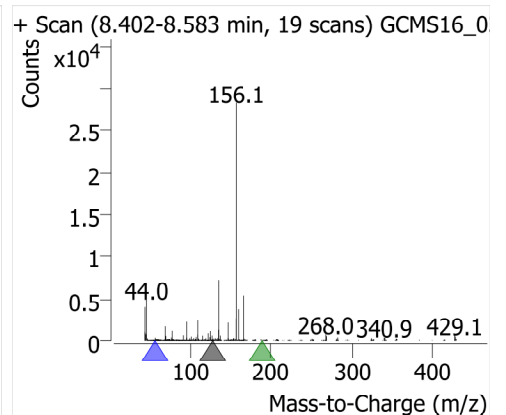
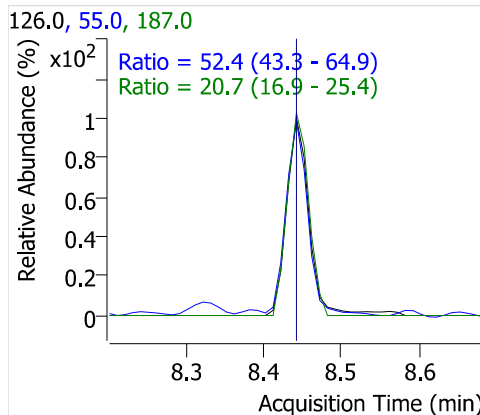
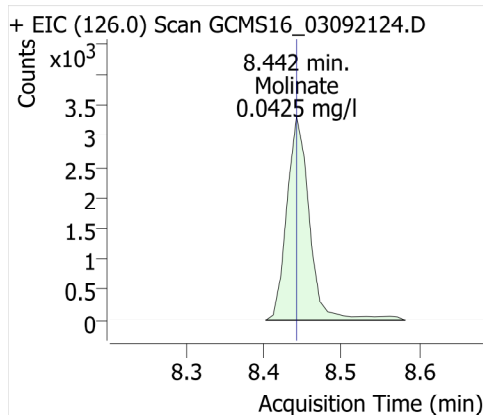
Acenaphthene-d10



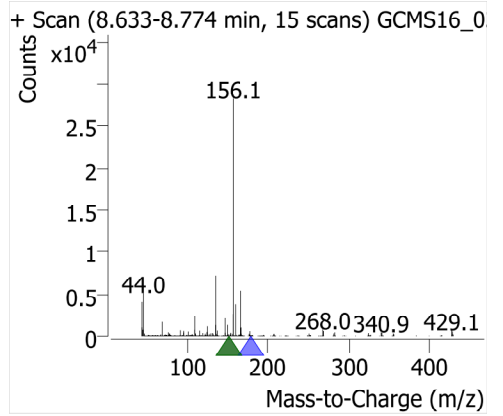
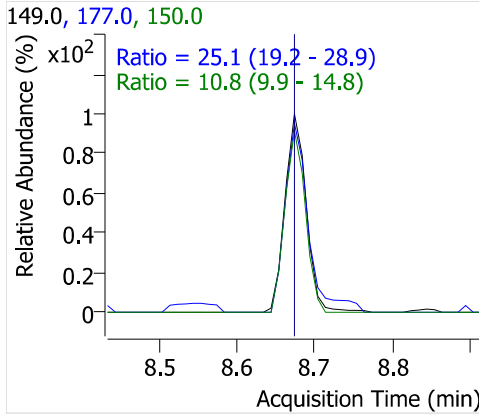
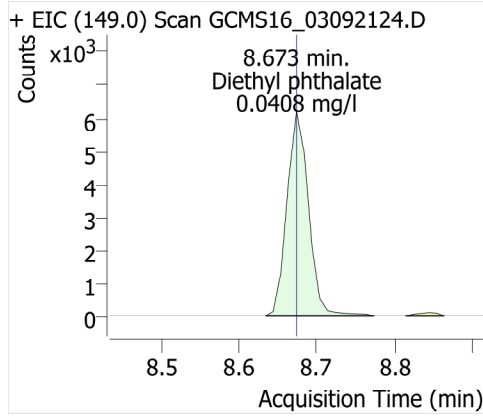
Acenaphthene



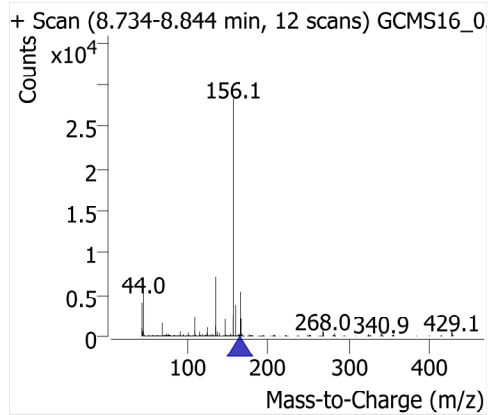
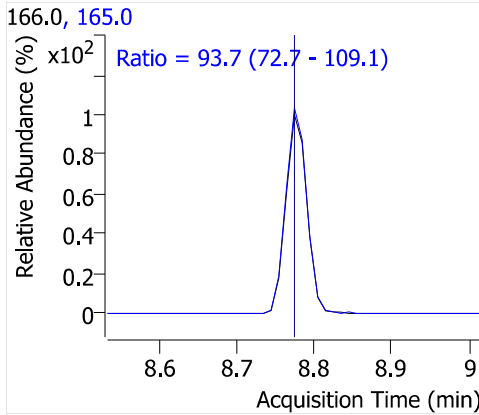
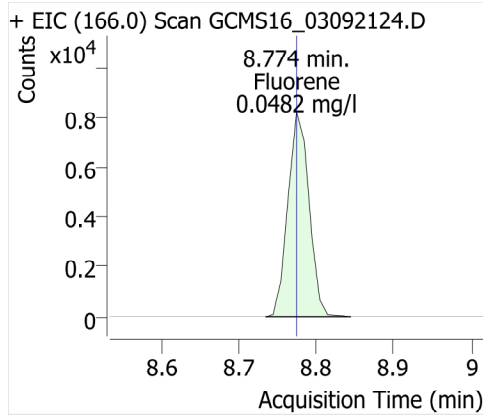
Molinate



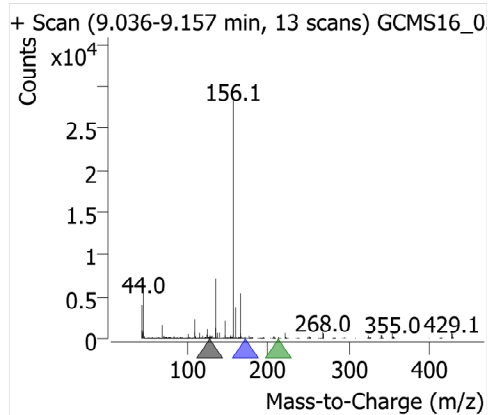
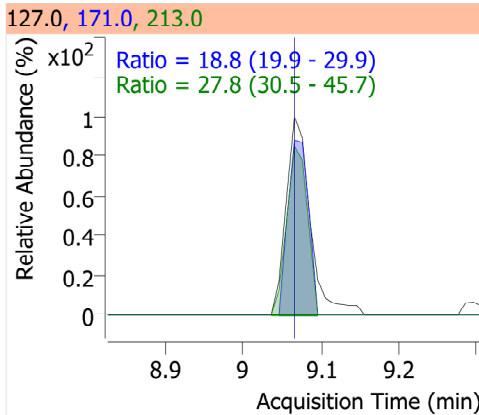
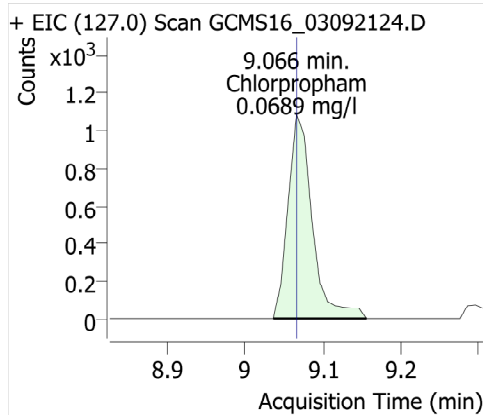
Diethyl phthalate



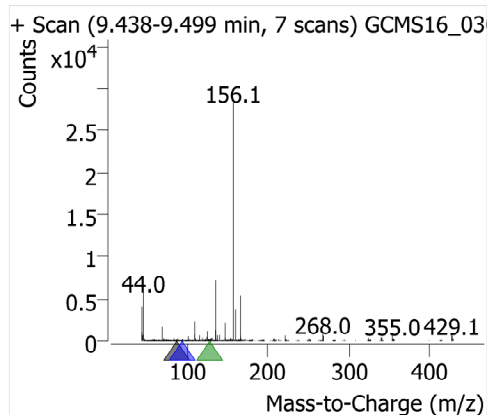
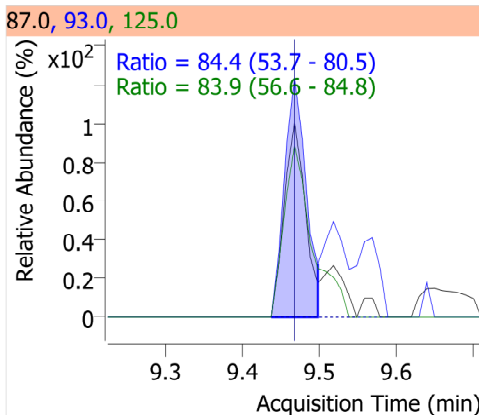
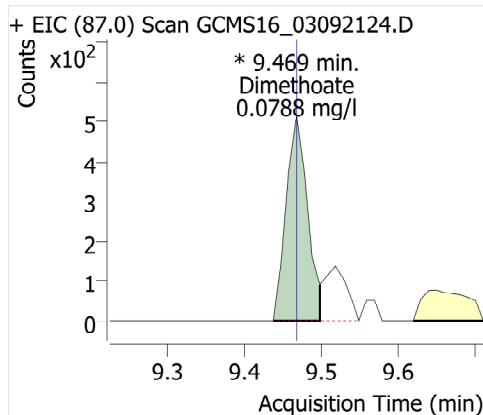
Fluorene



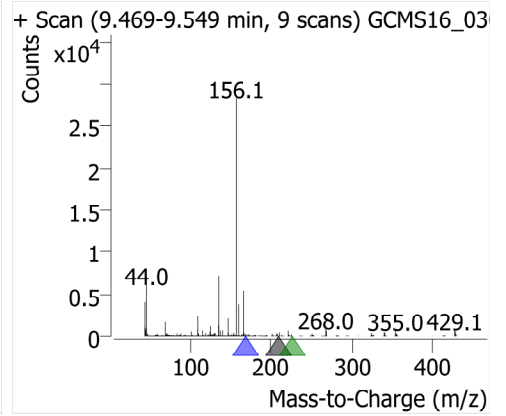
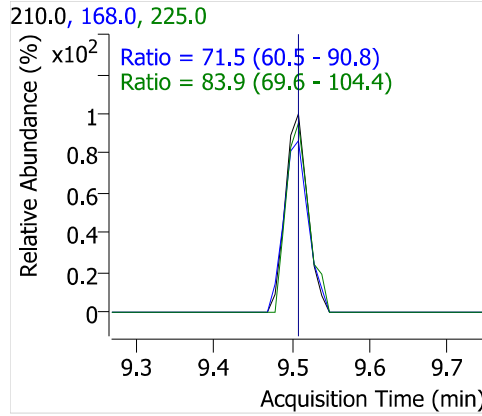
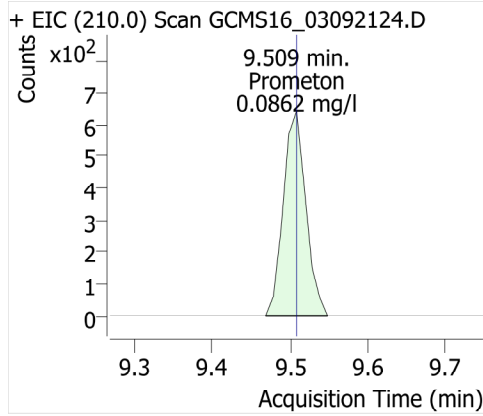
Chlorpropham



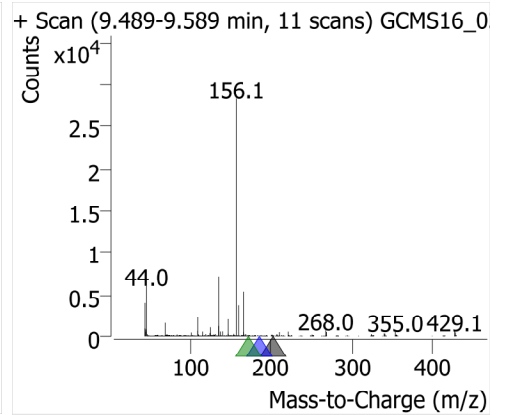
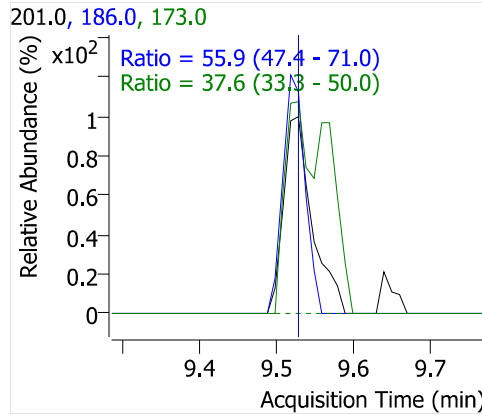
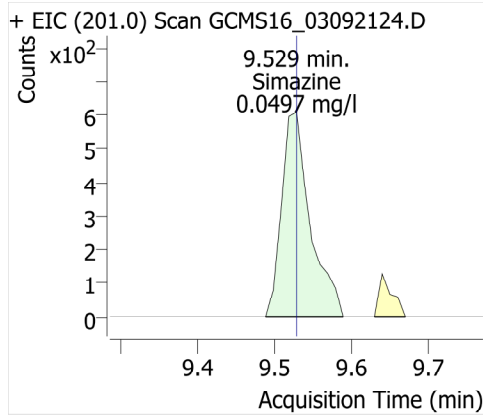
Dimethoate



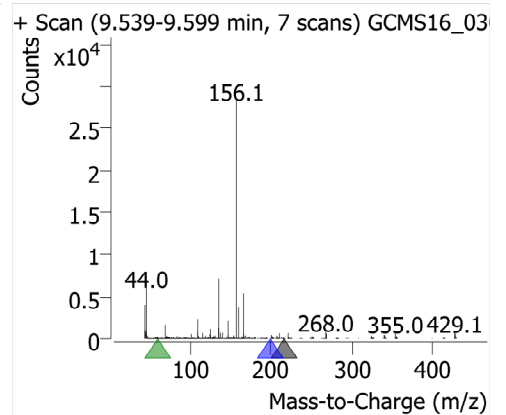
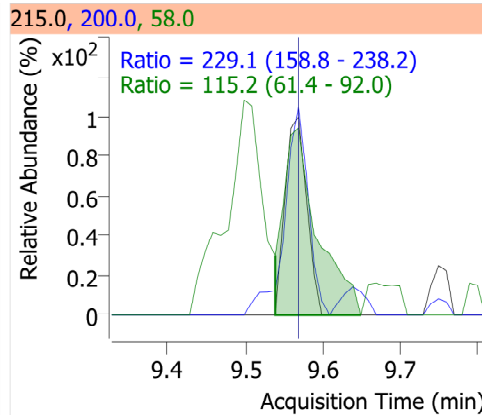
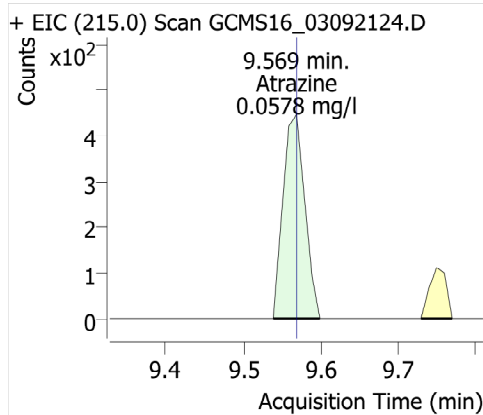
Prometon



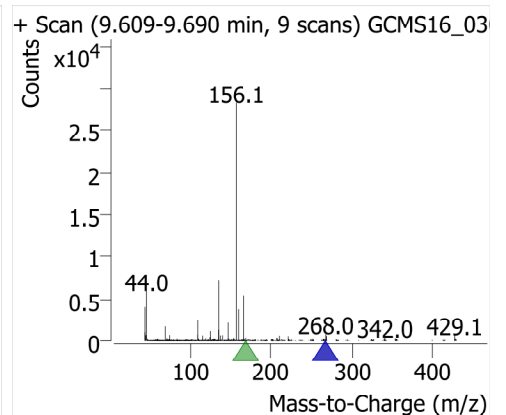
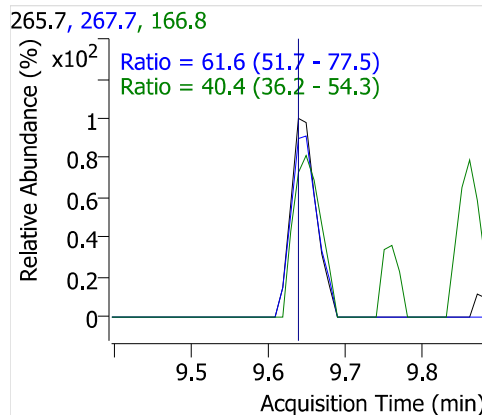
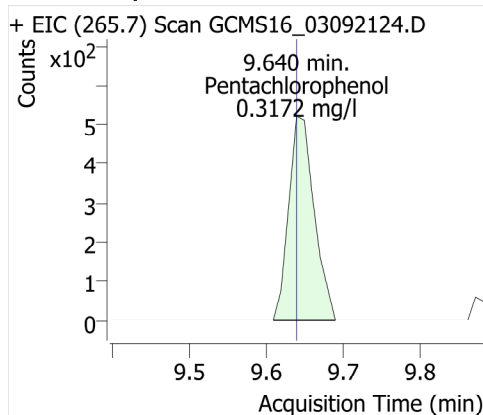
Simazine



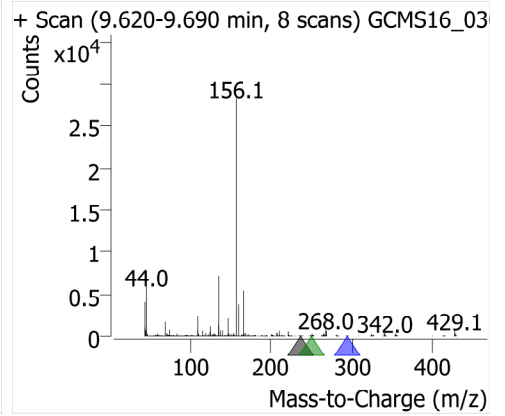
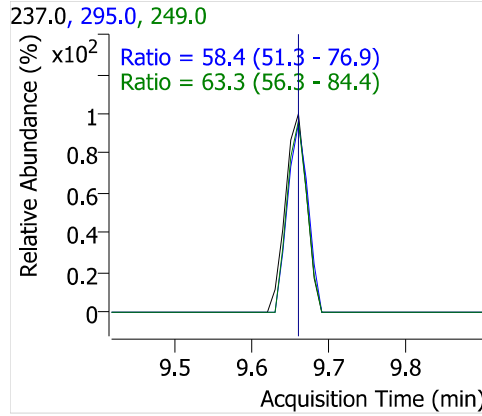
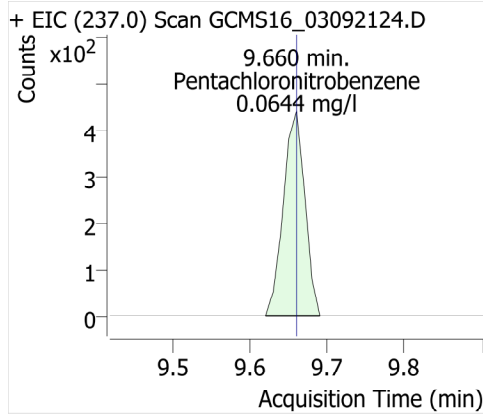
Atrazine



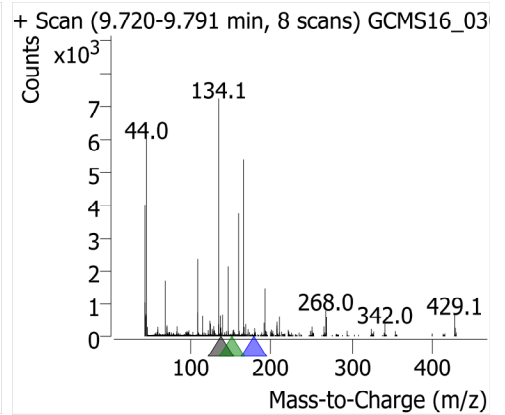
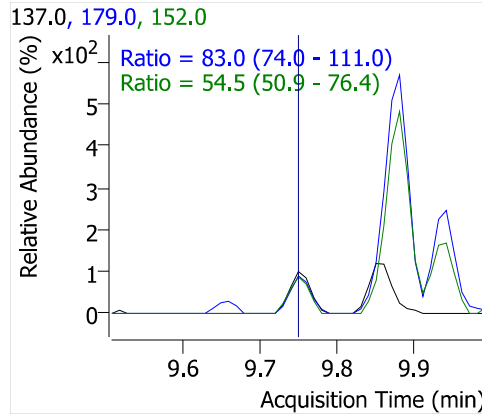
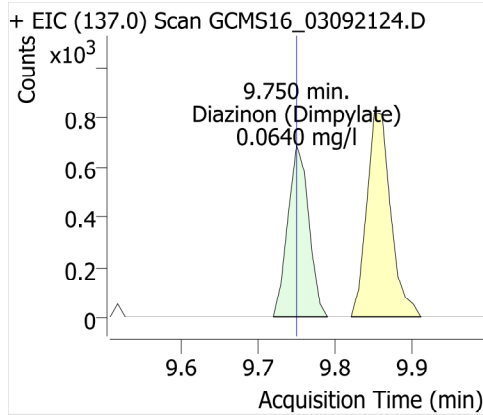
Pentachlorophenol



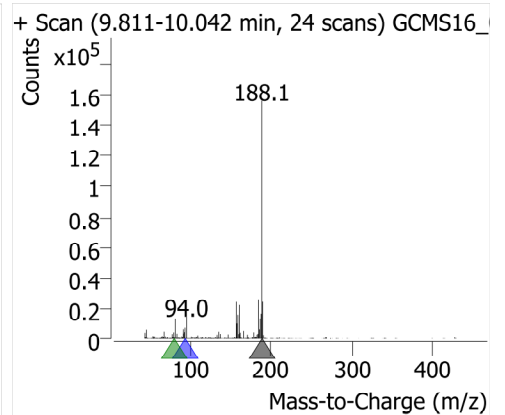
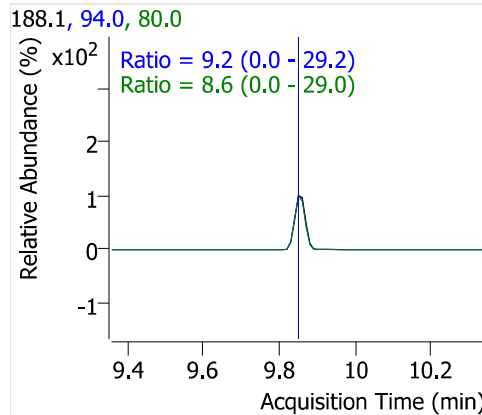
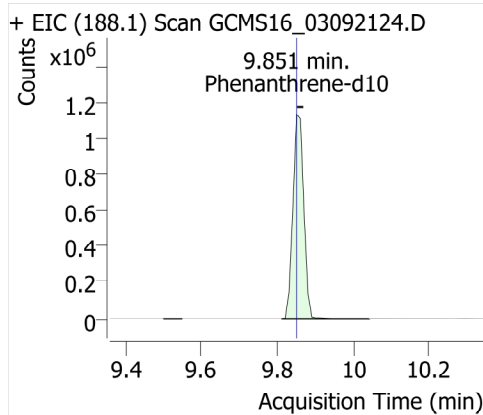
Pentachloronitrobenzene



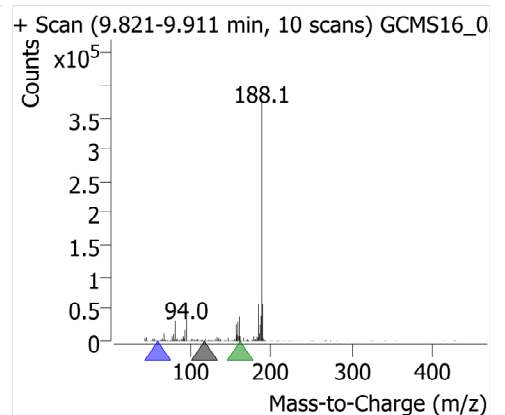
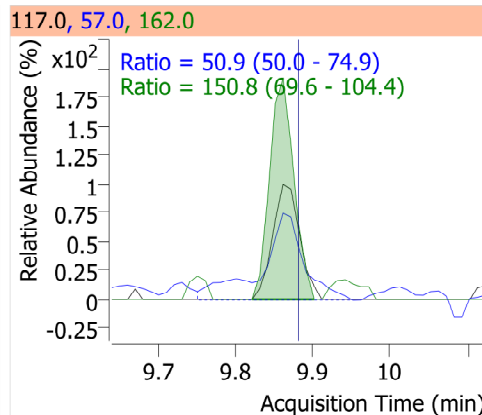
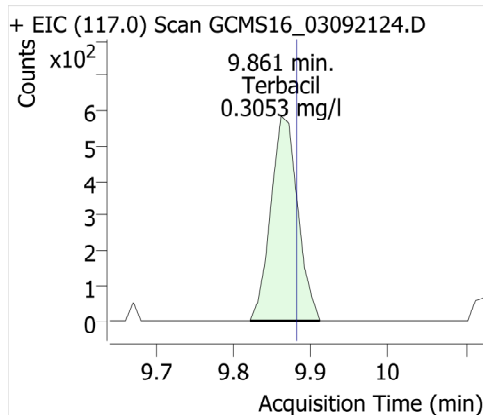
Diazinon (Dimpylate)



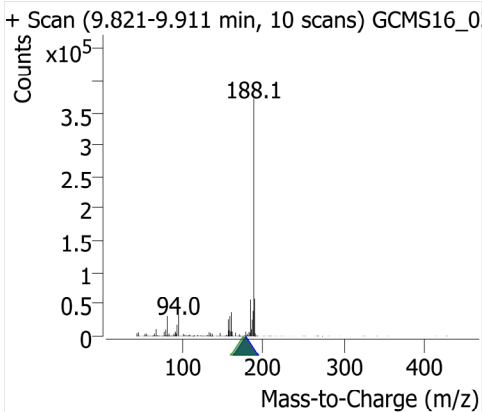
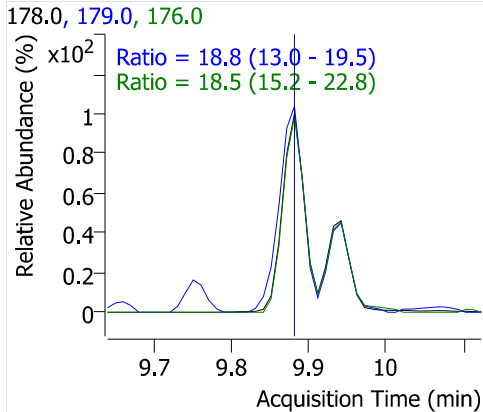
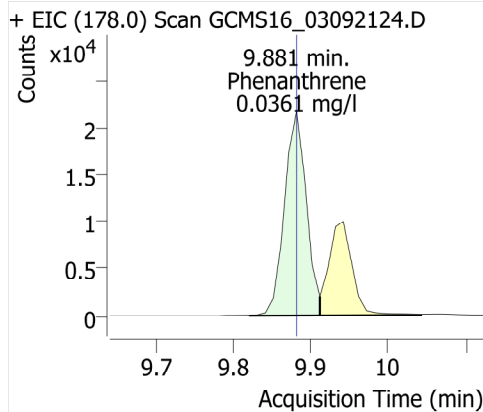
Phenanthrene-d10



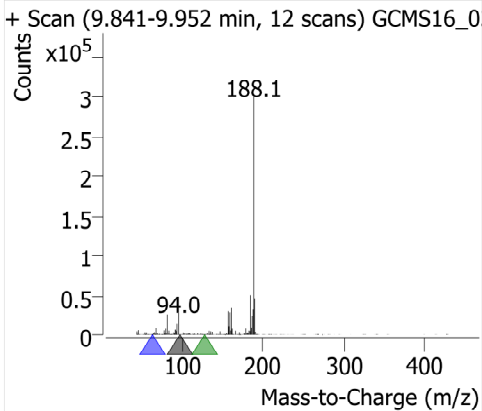
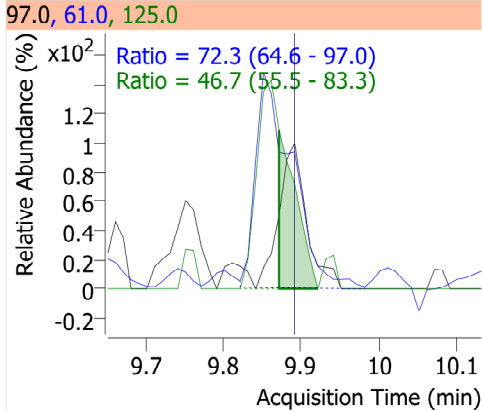
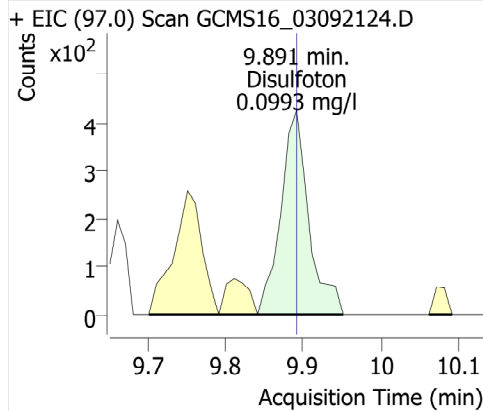
Terbacil



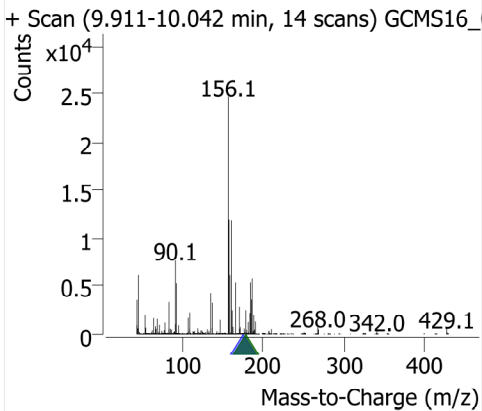
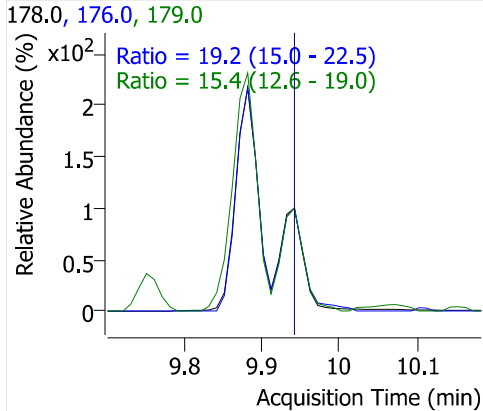
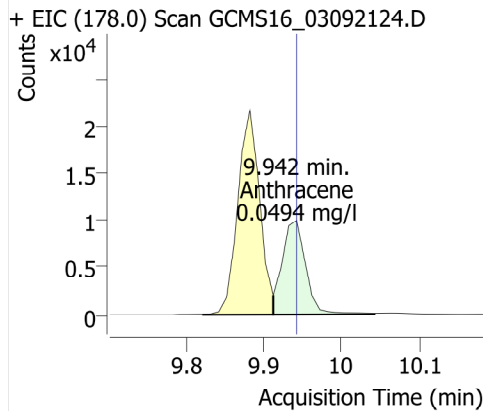
Phenanthrene



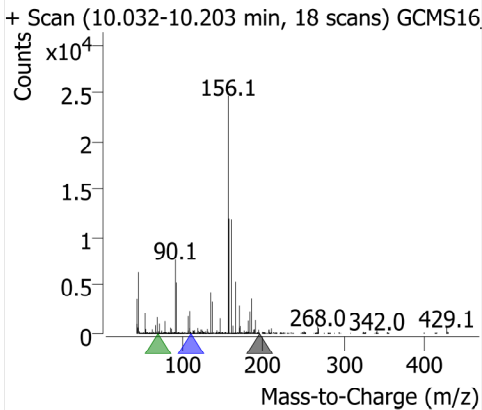
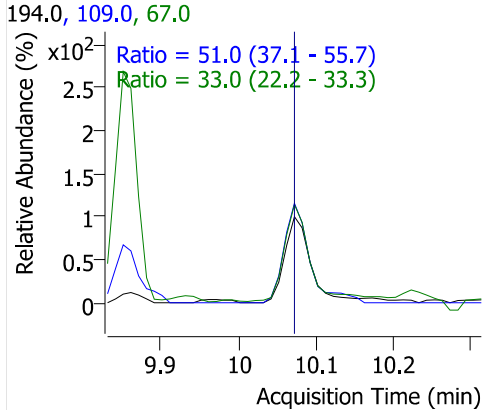
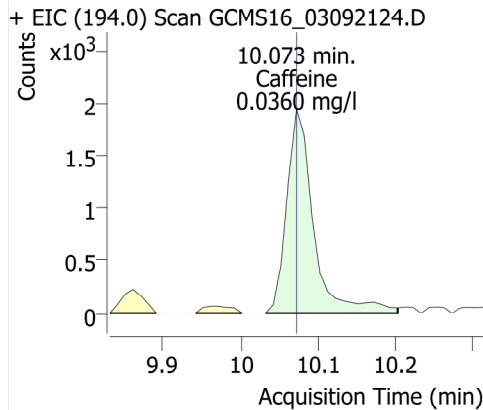
Disulfoton



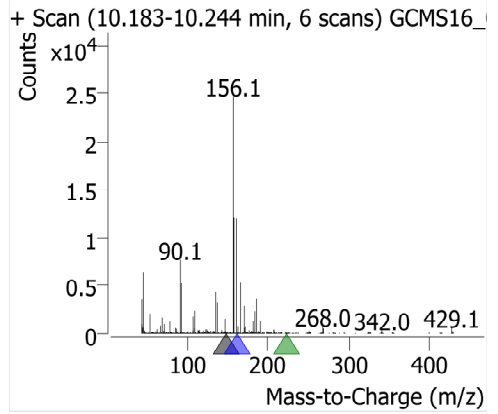
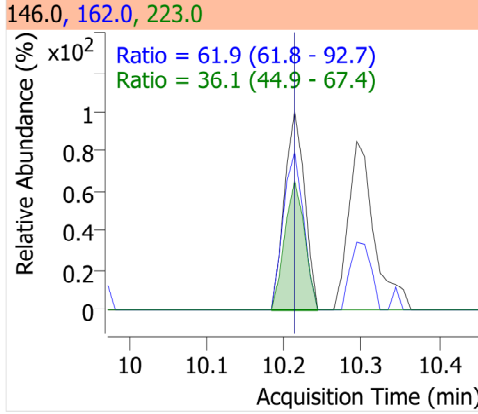
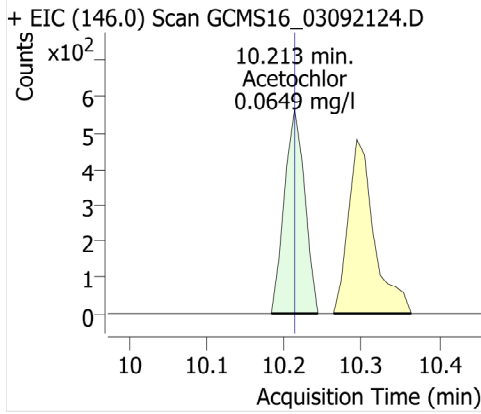
Anthracene



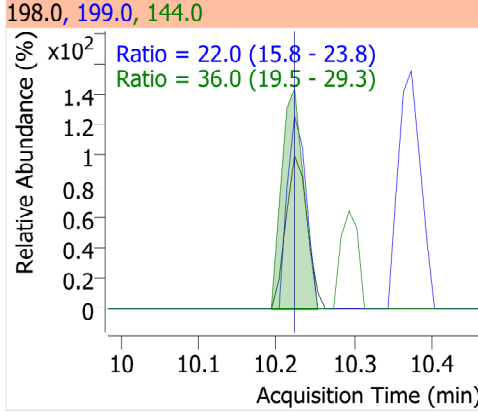
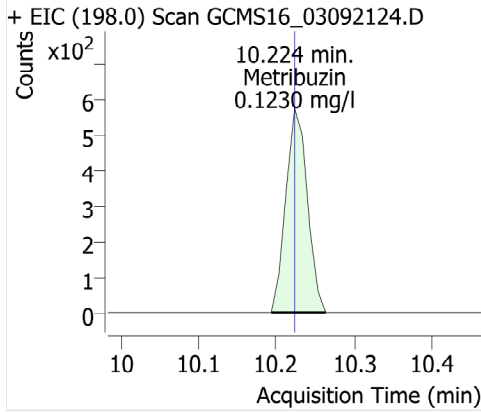
Caffeine



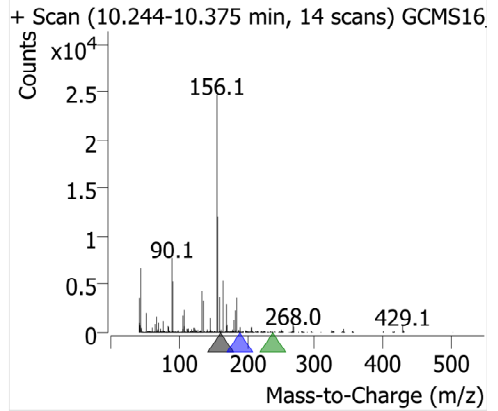
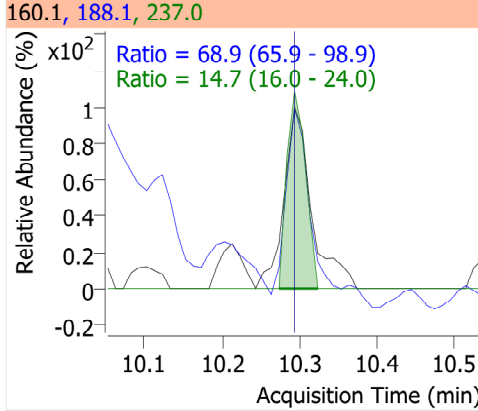
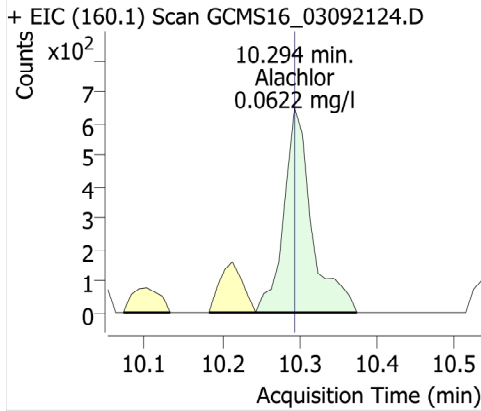
Acetochlor



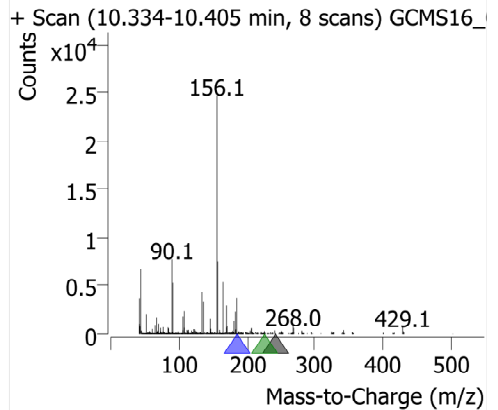
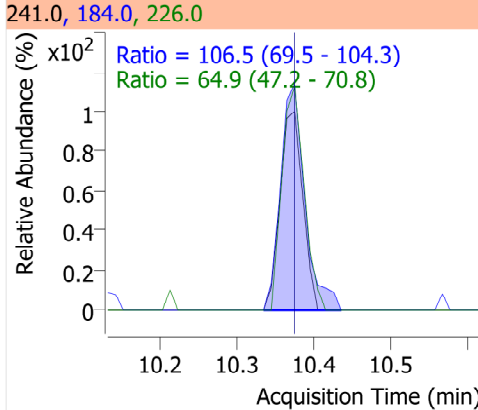
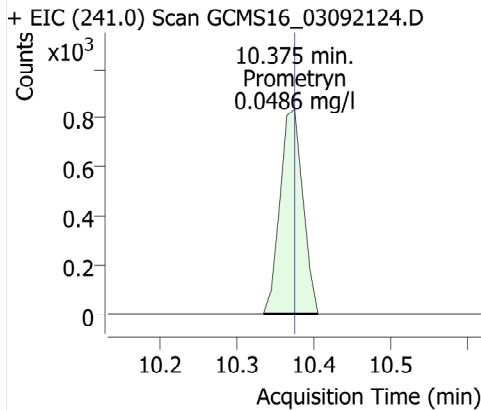
Metribuzin



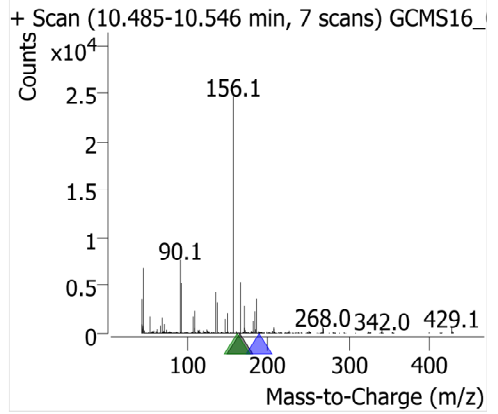
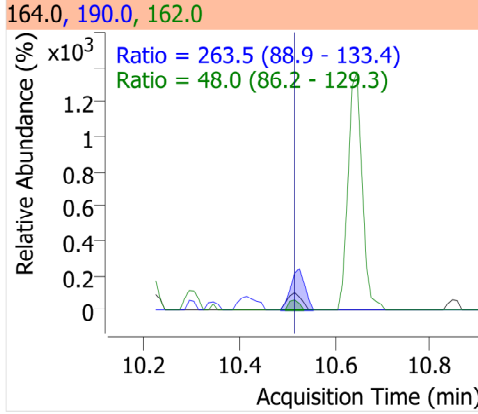
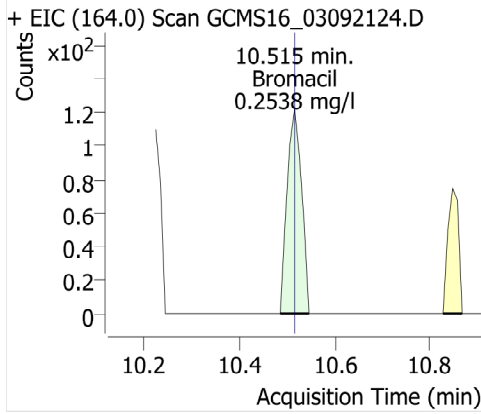
Alachlor



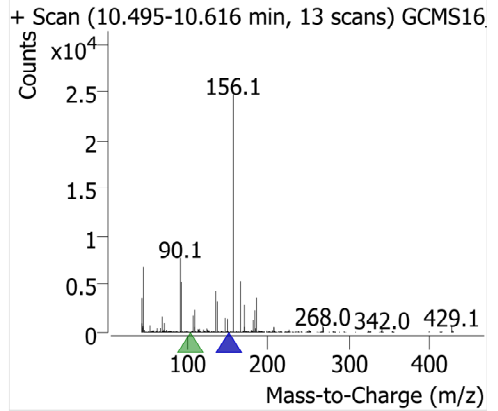
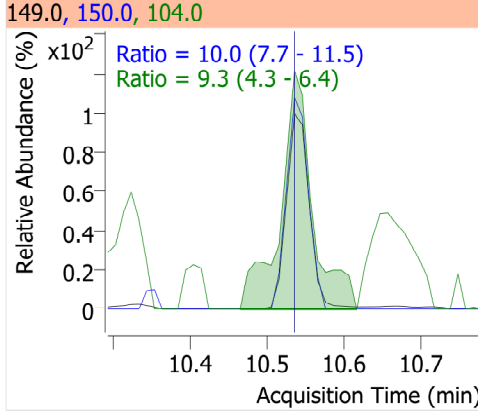
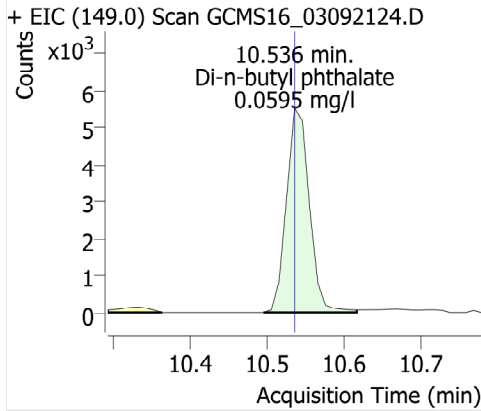
Prometryn



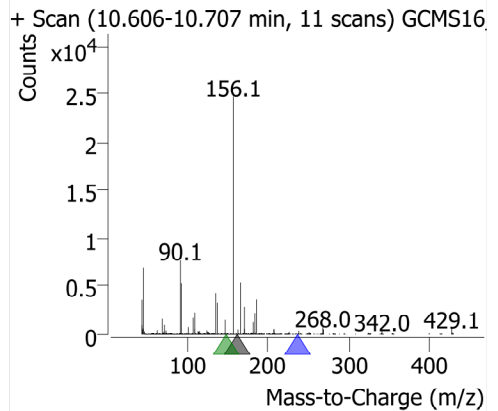
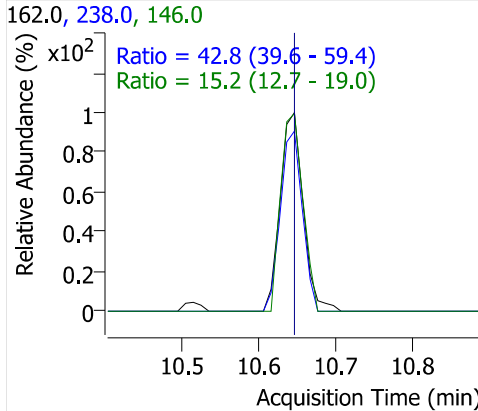
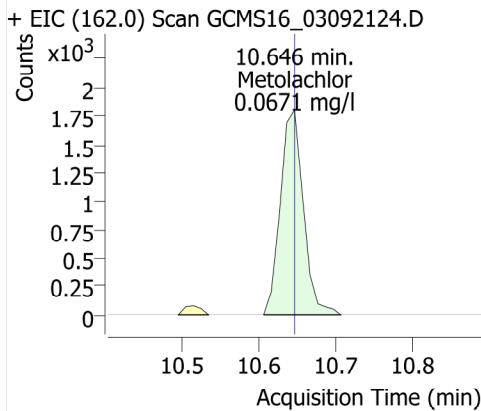
Bromacil



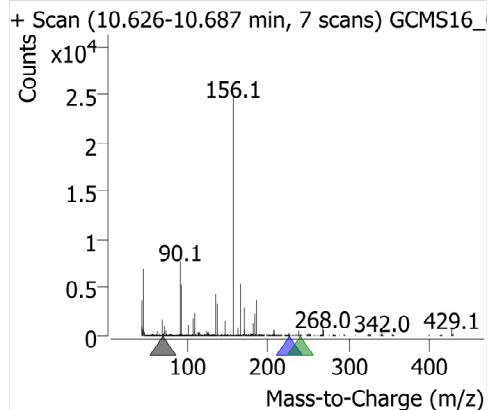
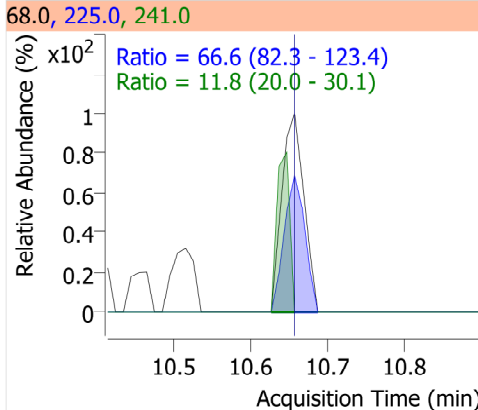
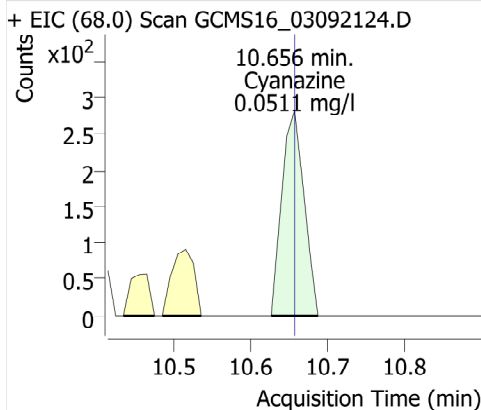
Di-n-butyl phthalate



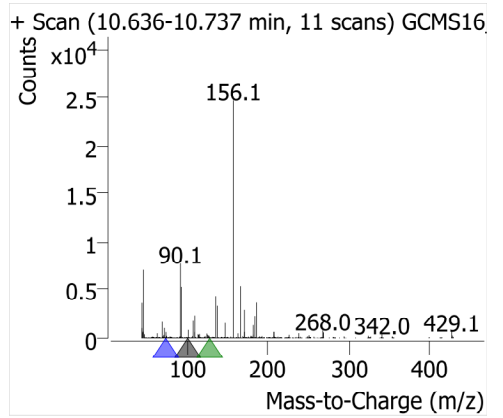
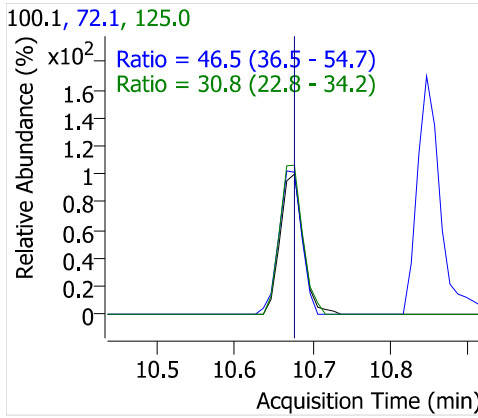
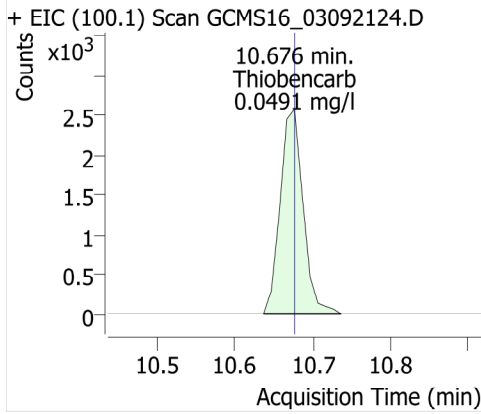
Metolachlor



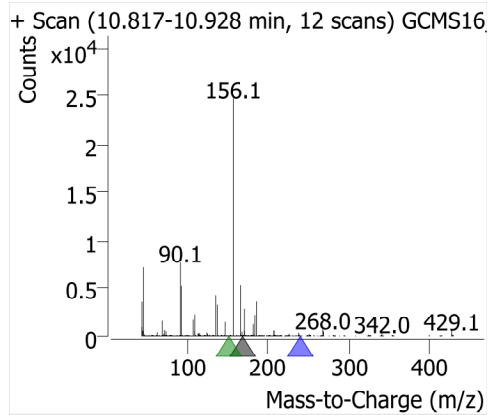
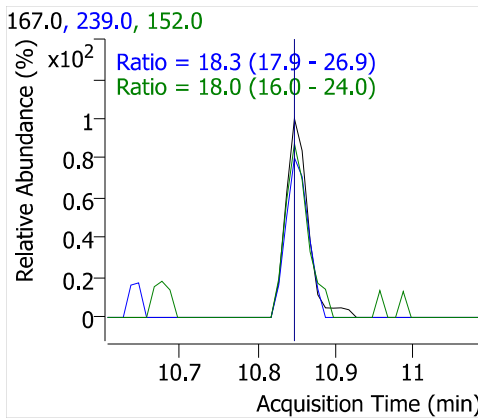
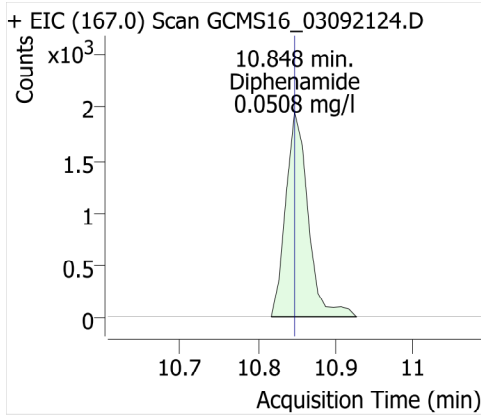
Cyanazine



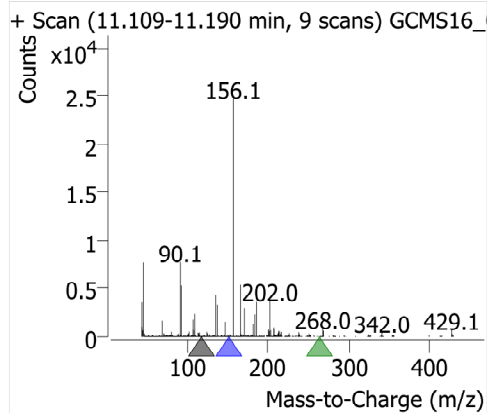
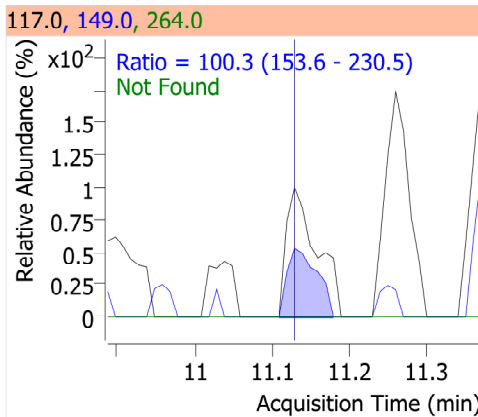
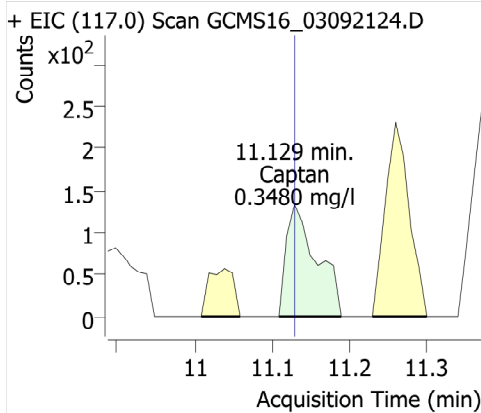
Thiobencarb



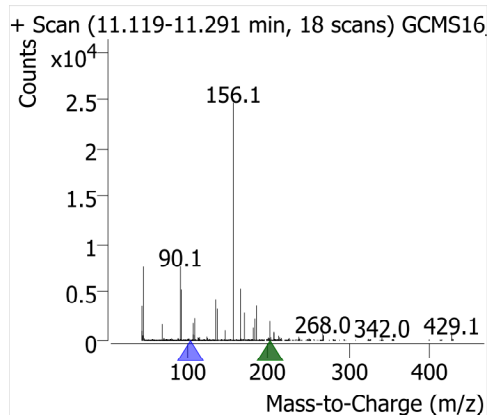
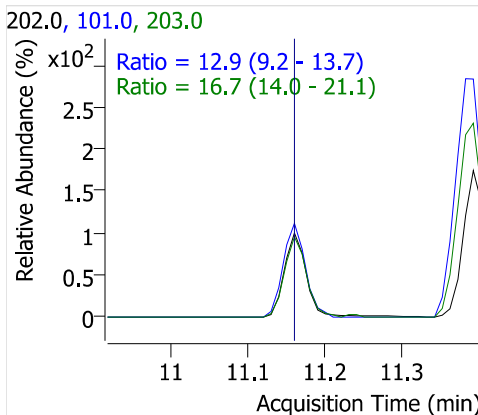
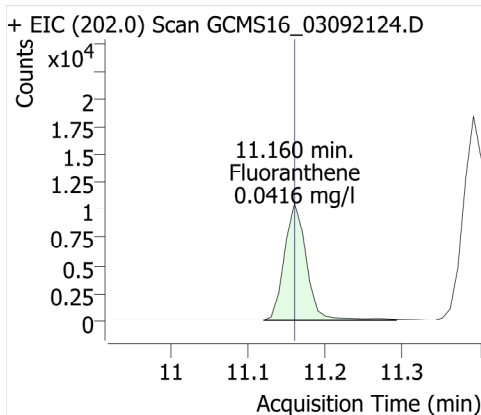
Diphenamide



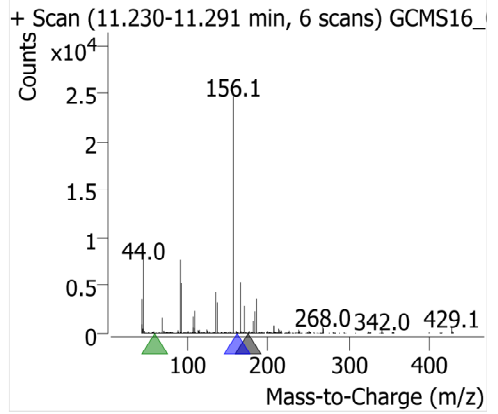
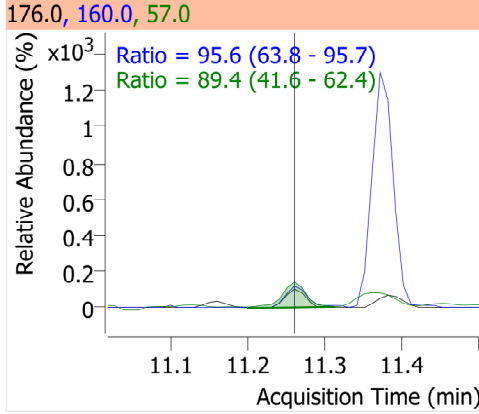
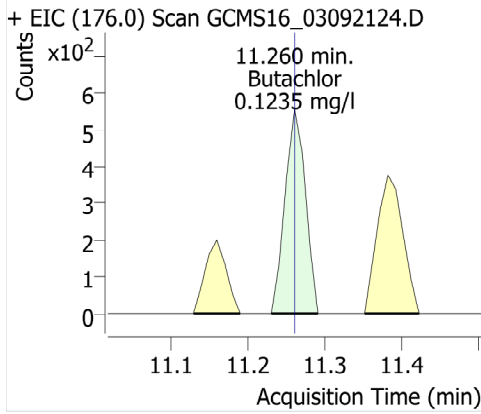
Captan



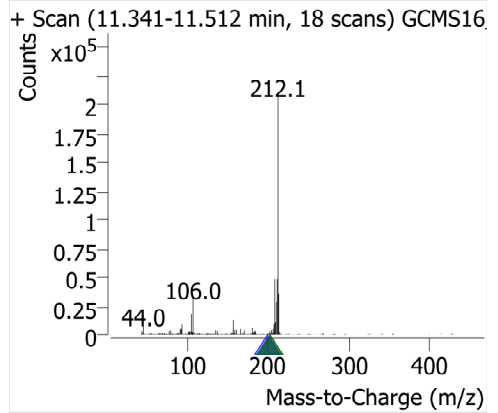
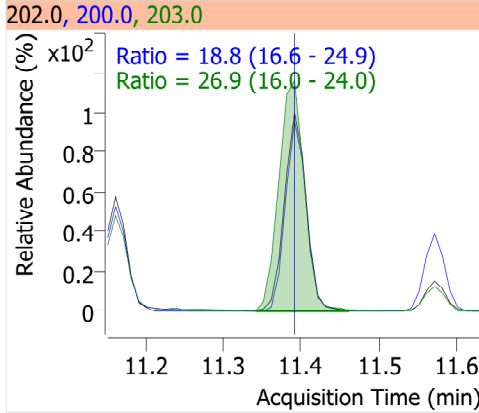
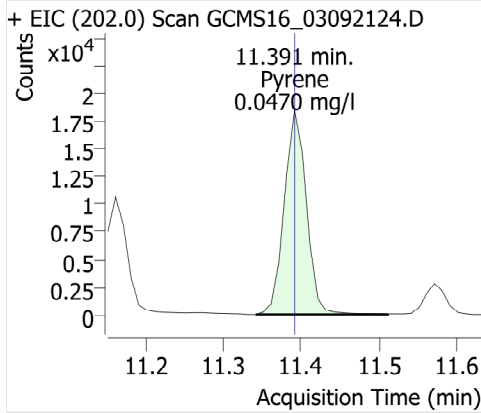
Fluoranthene



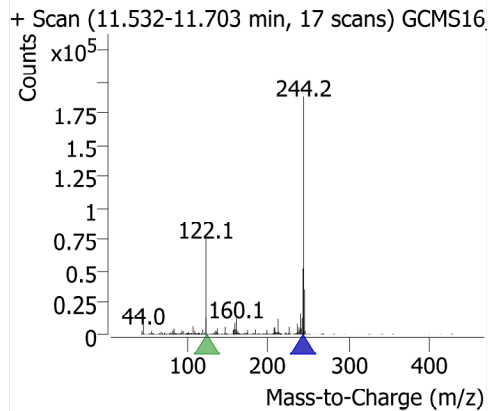
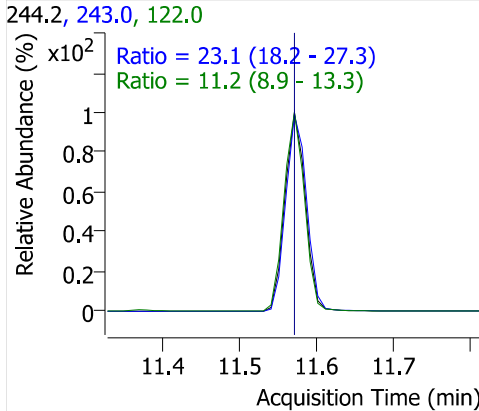
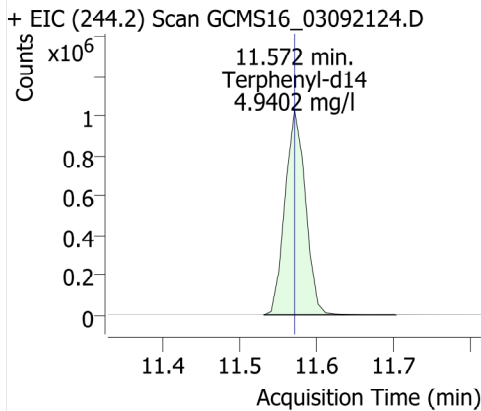
Butachlor



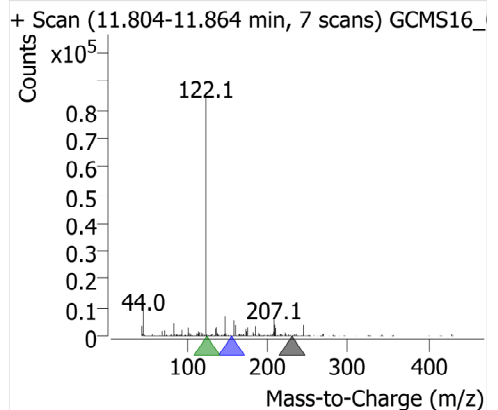
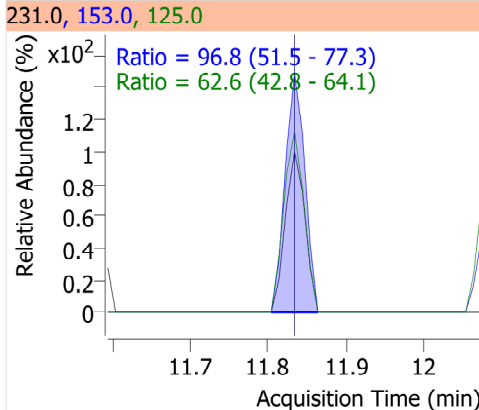
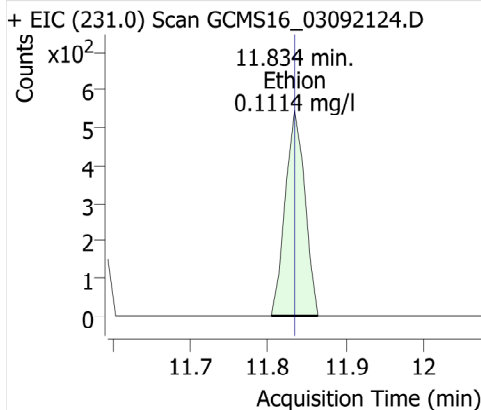
Pyrene



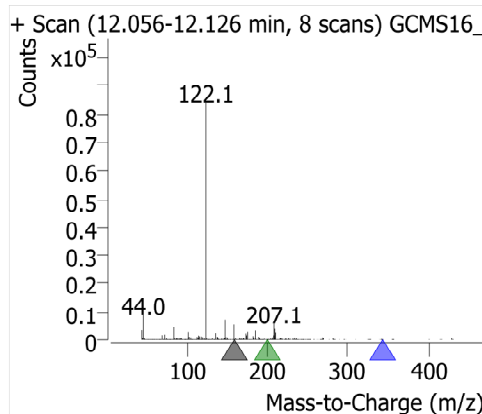
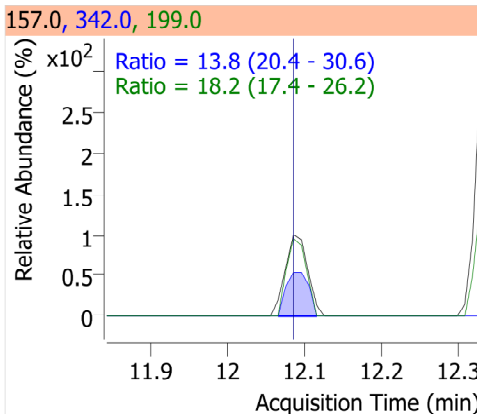
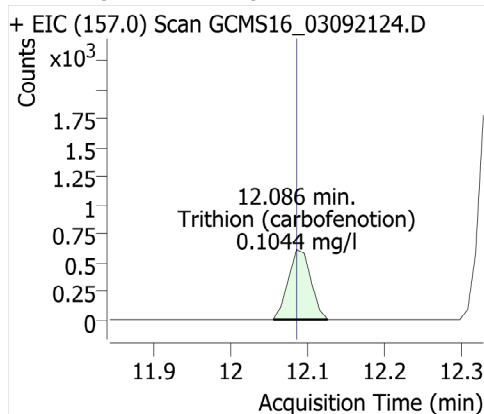
Terphenyl-d14



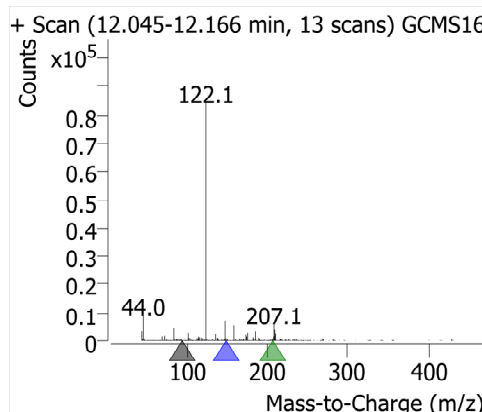
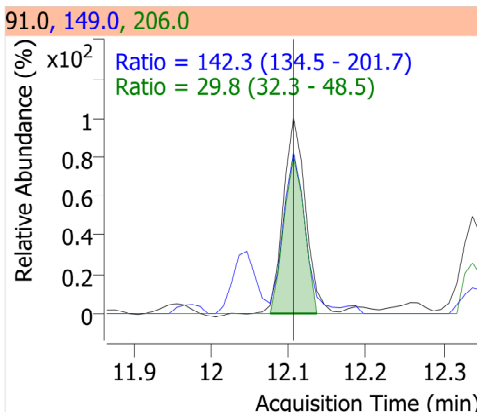
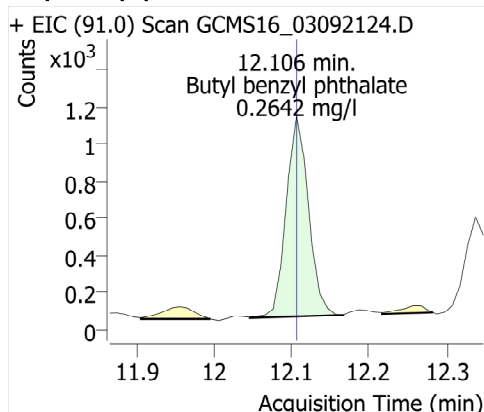
Ethion



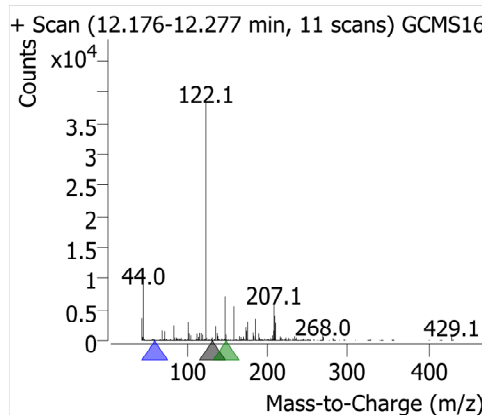
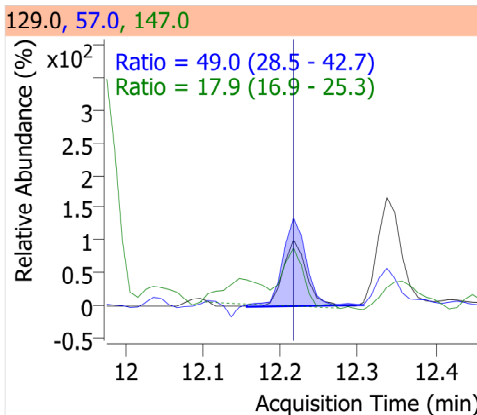
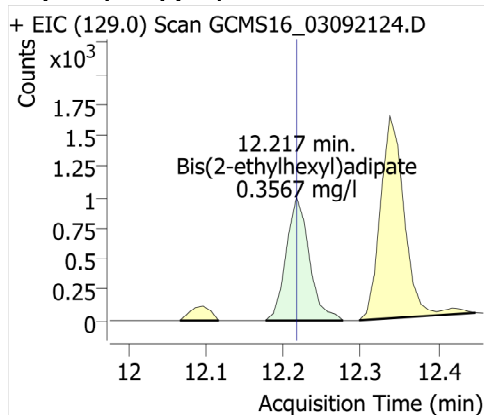
Trithion (carbofenotion)



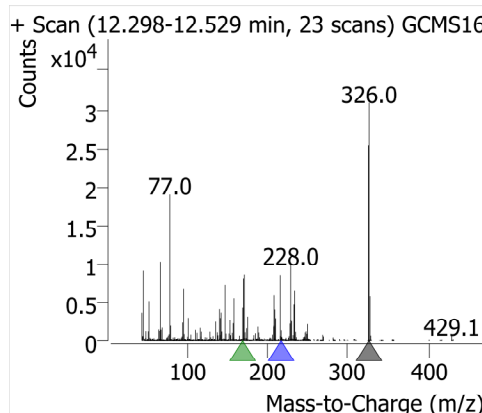
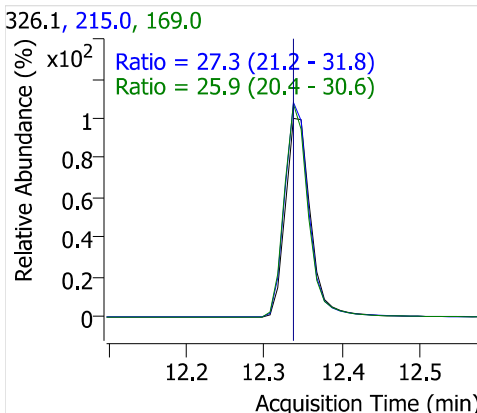
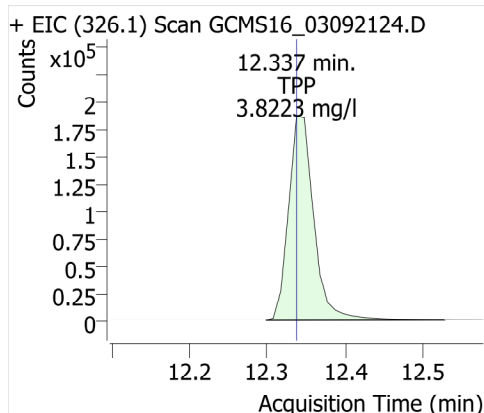
Butyl benzyl phthalate



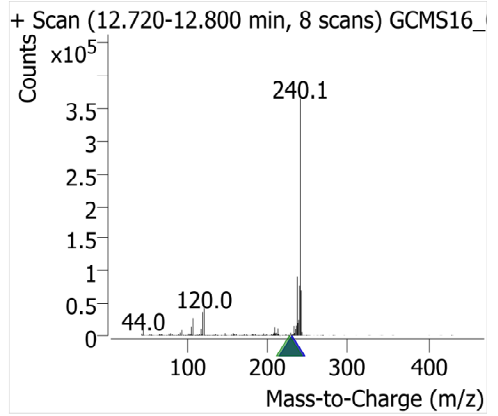
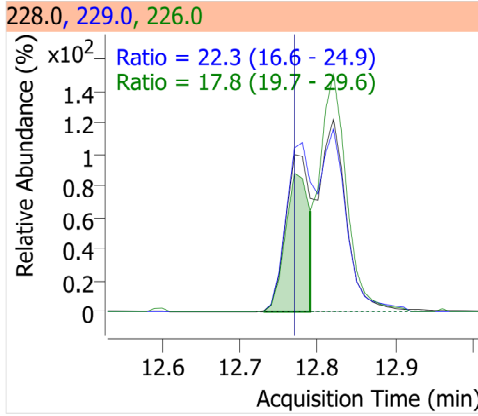
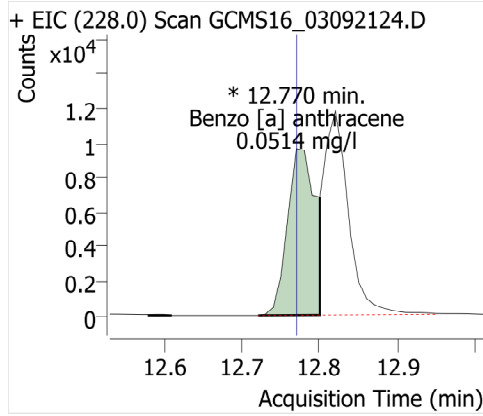
Bis(2-ethylhexyl)adipate



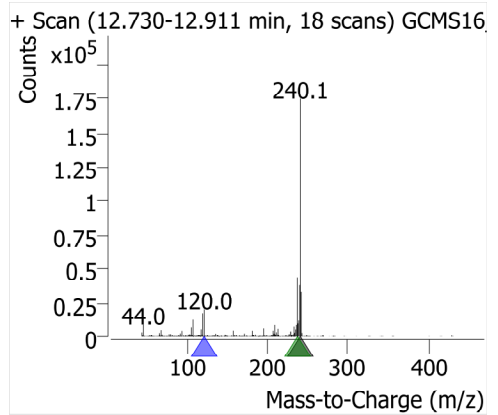
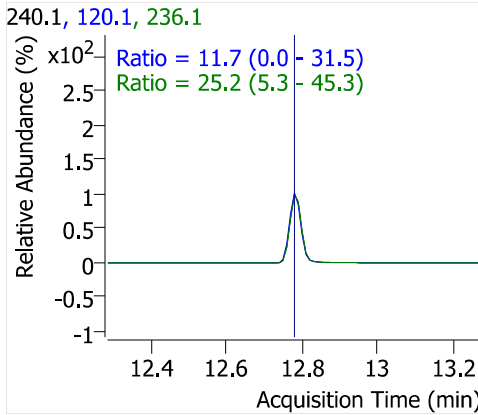
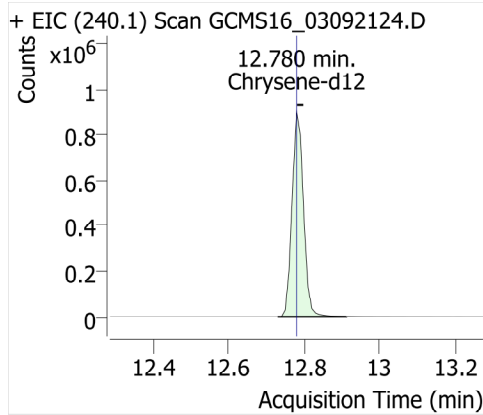
TPP



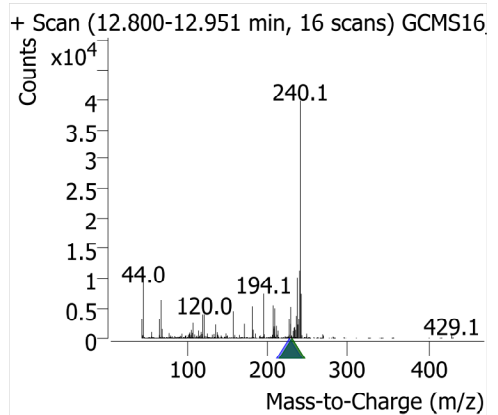
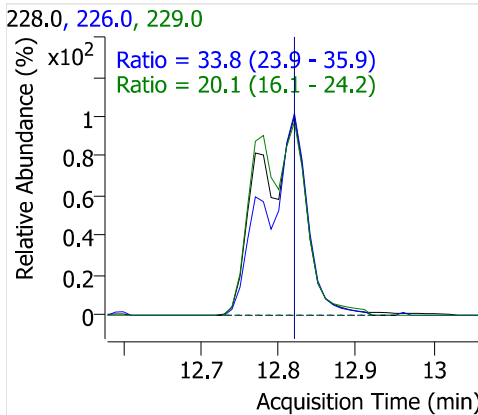
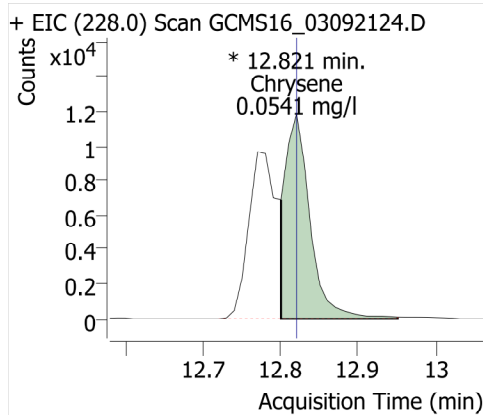
Benzo [a] anthracene



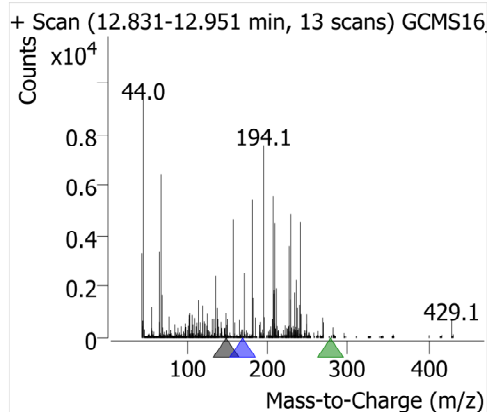
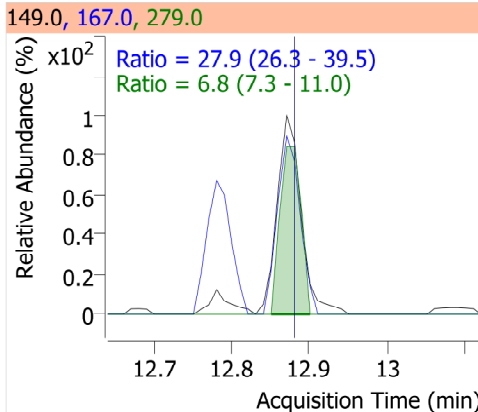
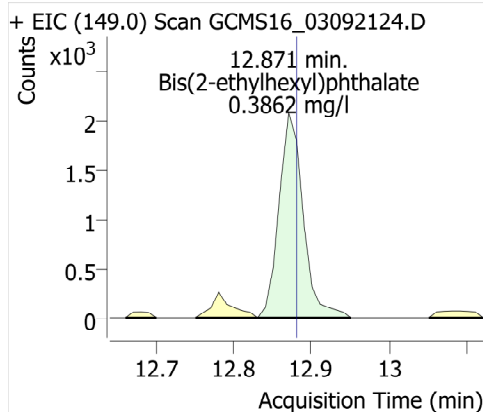
Chrysene-d12



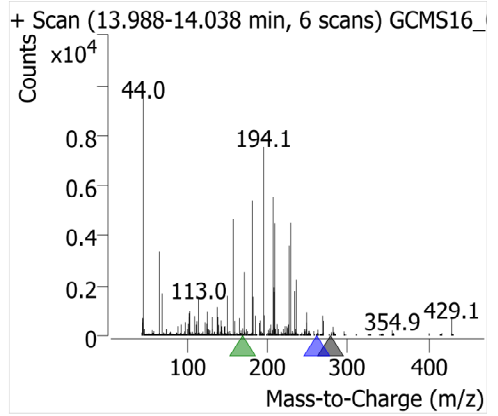
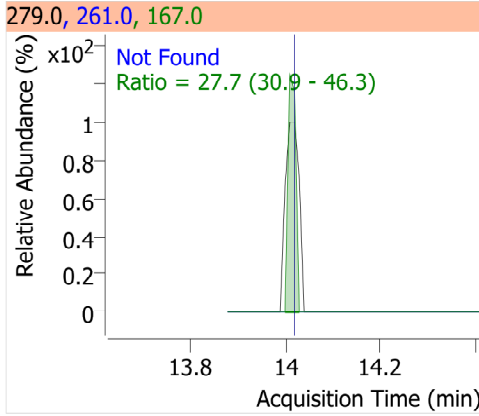
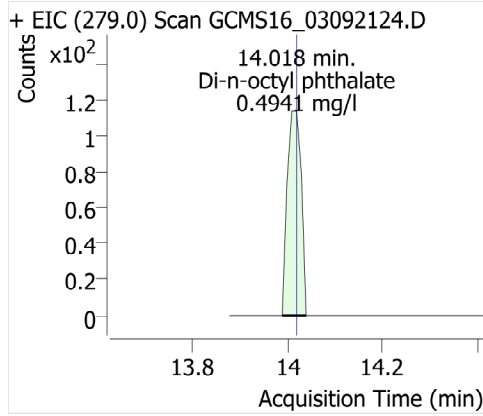
Chrysene



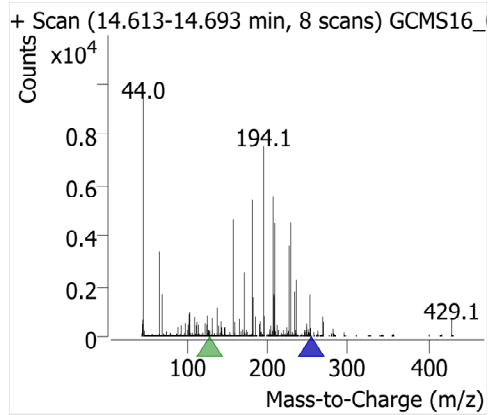
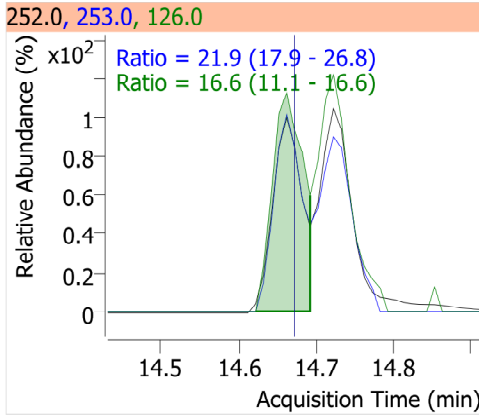
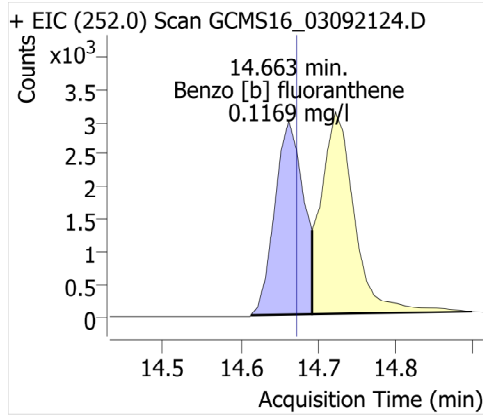
Bis(2-ethylhexyl)phthalate



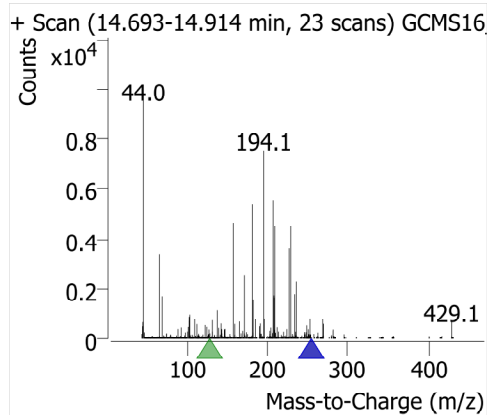
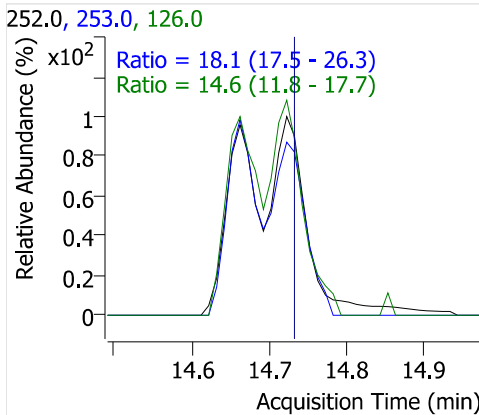
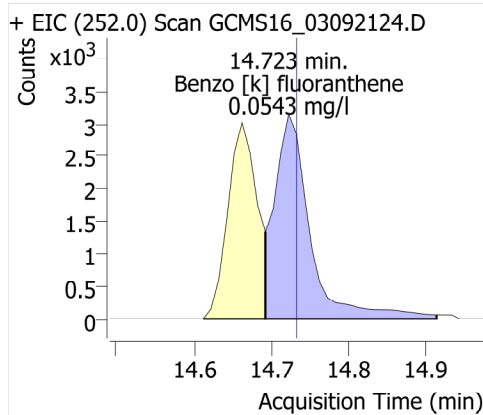
Di-n-octyl phthalate



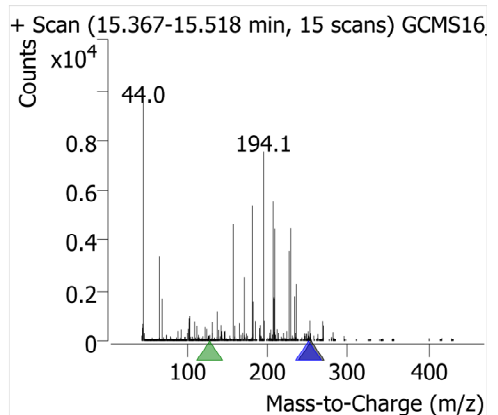
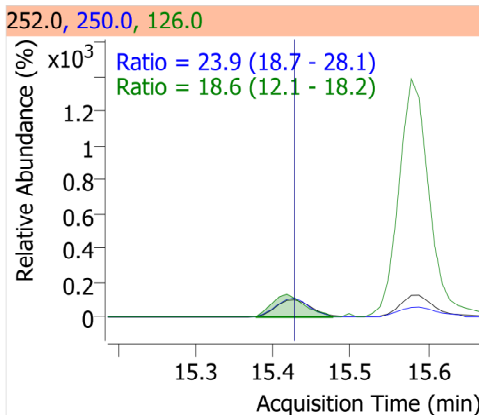
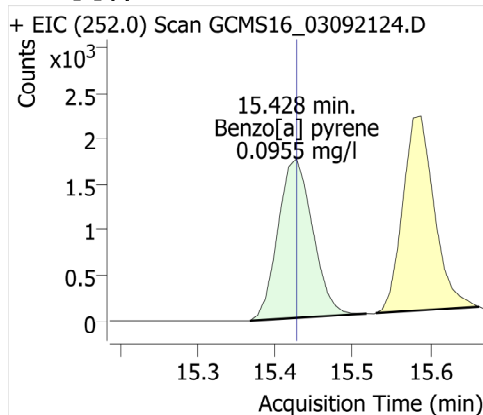
Benzo [b] fluoranthene



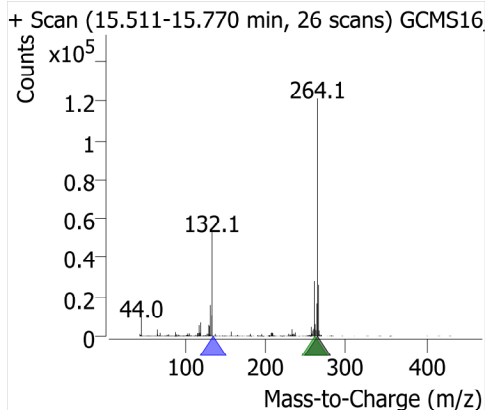
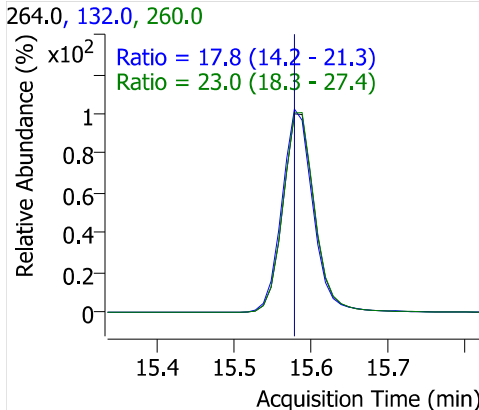
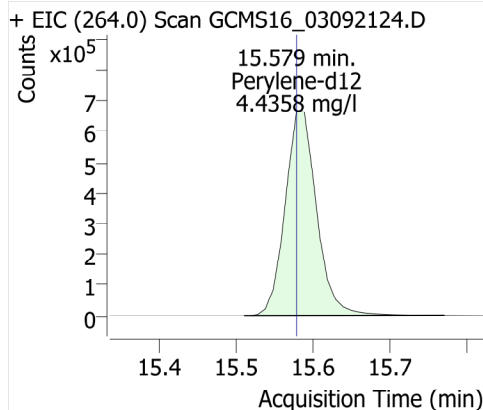
Benzo [k] fluoranthene



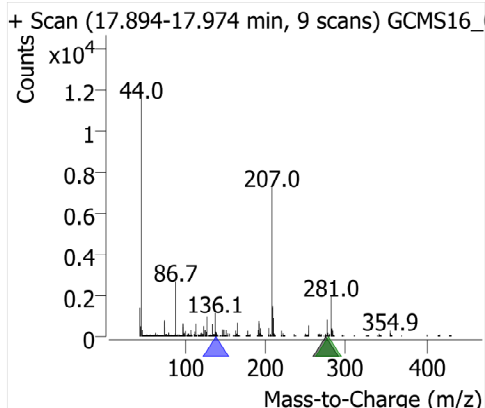
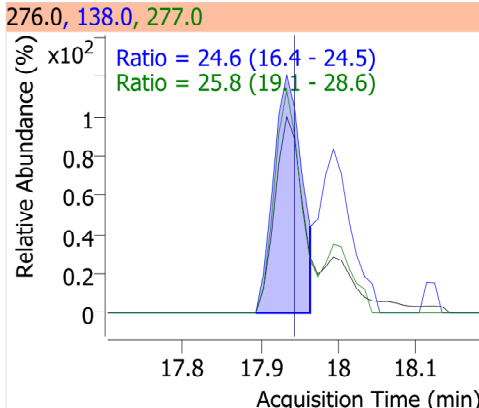
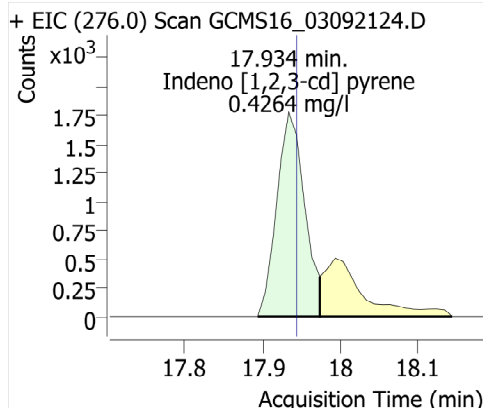
Benzo[a] pyrene



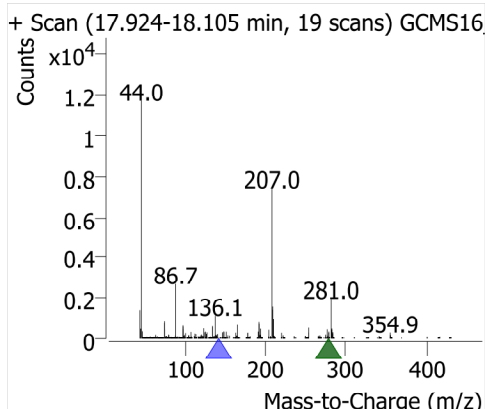
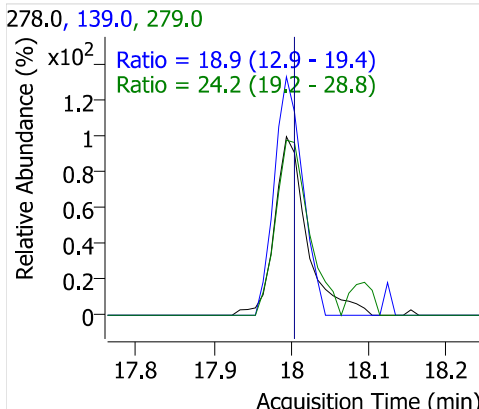
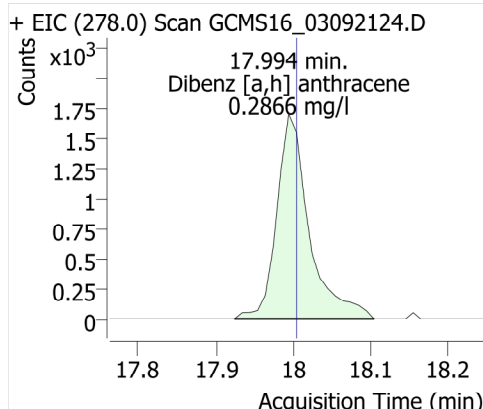
Perylene-d12



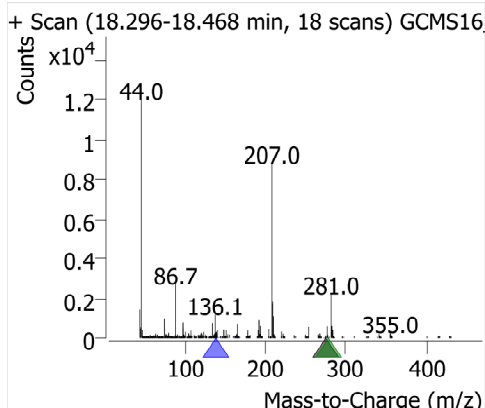
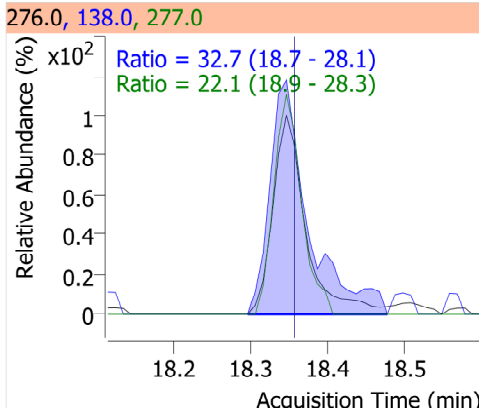
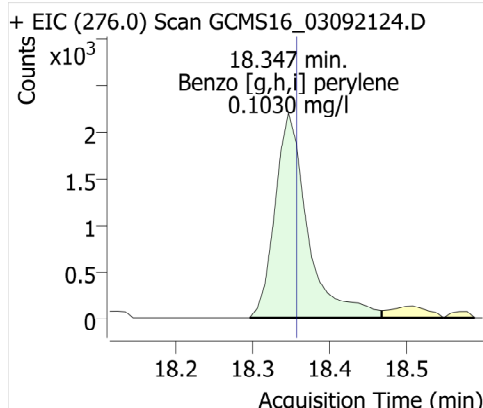
Indeno [1,2,3-cd] pyrene



Dibenz [a,h] anthracene



Benzo [g,h,i] perylene



Quantitative Analysis Results With Qualifier Ratio Report

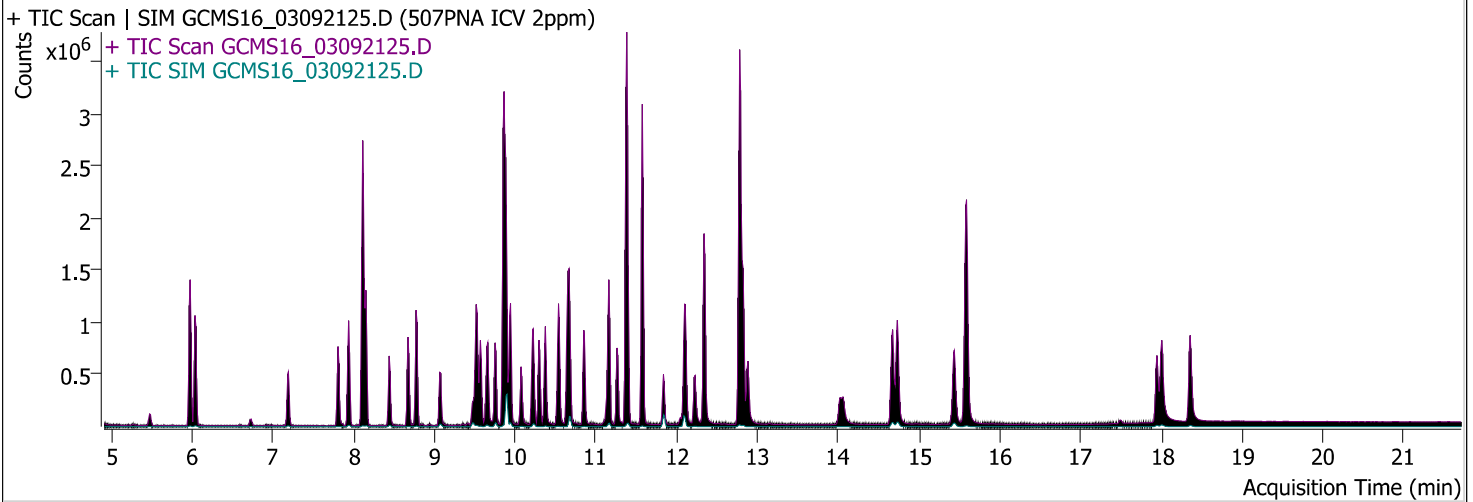


Batch Path	\\WSCIXIGCMS16\InstData\GCMS16\DATA\2021\030921_525.2\QuantResults\030921_525.2.batch.bin	Analyst Name	WECK\ryan.raymond
Analysis Time	3/10/2021 12:34:15 PM	Reporter Name	ryan.raymond
Report Time	3/10/2021 12:38:03 PM	Batch State	Processed
Last Calib Update	3/10/2021 10:39:20 AM	Quant Report Version	10.0
Quant Batch Version	10.0		

AnalysisInfo

Acq. Time	3/9/2021 10:20:04 PM	Data File	GCMS16_03092125.D
Sample Type	QC	Sample Name	507PNA ICV 2ppm
Dilution	1	Acq. Method	525
Position	12	Inj Vol	1
DA Method File	507PNA 030921.m	Comment	1010647

Sample Chromatogram



Compound	ISTD	RT	Resp.	ISTD Resp.	Conc	Units	Accuracy
1,3 Dimethyl-2-Nitrobenzene	Acenaphthene-d10	5.975	351577	1313192	4.9098	mg/l	98.20
Naphthalene	Acenaphthene-d10	6.036	1098065	1313192	1.9715	mg/l	98.57
EPTC	Acenaphthene-d10	7.193	221210	1313192	2.3245	mg/l	116.22
Dimethyl phthalate	Acenaphthene-d10	7.807	697293	1313192	2.1010	mg/l	105.05
Acenaphthylene	Acenaphthene-d10	7.938	950927	1313192	2.3817	mg/l	119.09
Acenaphthene	Acenaphthene-d10	8.150	640951	1313192	2.0535	mg/l	102.68
Molinate	Acenaphthene-d10	8.442	413372	1313192	2.3942	mg/l	119.71
Diethyl phthalate	Acenaphthene-d10	8.673	694840	1313192	2.1850	mg/l	109.25
Fluorene	Acenaphthene-d10	8.774	719569	1313192	2.0548	mg/l	102.74
Chlorpropham	Acenaphthene-d10	9.066	156622	1313192	1.8421	mg/l	92.11
Dimethoate	Acenaphthene-d10	9.468	100000	1313192	2.0598	mg/l	102.99
Prometon	Chrysene-d12	9.509	168718	2122789	2.1378	mg/l	106.89
Simazine	Chrysene-d12	9.529	194118	2122789	2.2783	mg/l	113.92
Atrazine	Acenaphthene-d10	9.569	122848	1313192	2.2681	mg/l	113.40
Pentachlorophenol	Chrysene-d12	9.650	107523	2122789	1.8016	mg/l	90.08
Pentachloronitrobenzene	Phenanthrene-d10	9.660	68251	2466750	2.1019	mg/l	105.10
Diazinon (Dimpylate)	Chrysene-d12	9.750	141331	2122789	2.1210	mg/l	106.05
Terbacil	Phenanthrene-d10	9.891	65938	2466750	1.9710	mg/l	98.55
Phenanthrene	Phenanthrene-d10	9.881	1086372	2466750	2.1579	mg/l	107.89
Disulfoton	Phenanthrene-d10	9.891	87847	2466750	2.2711	mg/l	113.56
Anthracene	Phenanthrene-d10	9.941	1001055	2466750	2.1508	mg/l	107.54
Caffeine	Phenanthrene-d10	10.072	328613	2466750	2.2915	mg/l	114.58
Acetochlor	Chrysene-d12	10.213	103842	2122789	2.0965	mg/l	104.82
Metribuzin	Chrysene-d12	10.233	170348	2122789	1.9715	mg/l	98.57
Alachlor	Chrysene-d12	10.294	152362	2122789	2.2939	mg/l	114.69
Prometryn	Chrysene-d12	10.374	264985	2122789	2.2736	mg/l	113.68

Quantitative Analysis Results With Qualifier Ratio Report



Compound	ISTD	RT	Resp.	ISTD Resp.	Conc	Units	Accuracy
Bromacil	Chrysene-d12	10.525	19777	2122789	2.0076	mg/l	100.38
Di-n-butyl phthalate	Phenanthrene-d10	10.545	1153481	2466750	1.9705	mg/l	98.52
Metolachlor	Chrysene-d12	10.646	459071	2122789	2.1577	mg/l	107.89
Cyanazine	Phenanthrene-d10	10.656	50875	2466750	2.3097	mg/l	115.48
Thiobencarb	Chrysene-d12	10.676	593220	2122789	2.3446	mg/l	117.23
Diphenamide	Phenanthrene-d10	10.847	446469	2466750	2.4180	mg/l	120.90
Captan	Phenanthrene-d10	11.129	13414	2466750	1.7777	mg/l	88.89
Fluoranthene	Phenanthrene-d10	11.159	1161297	2466750	2.0876	mg/l	104.38
Butachlor	Chrysene-d12	11.260	161483	2122789	1.9597	mg/l	97.98
Pyrene	Phenanthrene-d10	11.391	1194350	2466750	2.0269	mg/l	101.35
Terphenyl-d14	Chrysene-d12	11.572	2042018	2122789	4.7785	mg/l	95.57
Ethion	Chrysene-d12	11.834	139420	2122789	2.1583	mg/l	107.91
Trithion (carbofenotion)	Chrysene-d12	12.096	200871	2122789	2.2089	mg/l	110.45
Butyl benzyl phthalate	Phenanthrene-d10	12.106	263832	2466750	1.9170	mg/l	95.85
Bis(2-ethylhexyl)adipate	Phenanthrene-d10	12.226	247988	2466750	1.7431	mg/l	87.16
TPP	Phenanthrene-d10	12.337	605439	2466750	5.0002	mg/l	100.00
Benzo [a] anthracene	Phenanthrene-d10	12.770	1042883	2466750	2.1140	mg/l	105.70
Chrysene	Chrysene-d12	12.820	1110251	2122789	2.0154	mg/l	100.77
Bis(2-ethylhexyl)phthalate	Phenanthrene-d10	12.881	465030	2466750	1.6953	mg/l	84.76
Di-n-octyl phthalate	Chrysene-d12	14.028	30867	2122789	1.4395	mg/l	71.98
Benzo [b] fluoranthene	Chrysene-d12	14.672	997906	2122789	1.8423	mg/l	92.11
Benzo [k] fluoranthene	Chrysene-d12	14.733	1140793	2122789	2.0612	mg/l	103.06
Benzo[a] pyrene	Chrysene-d12	15.437	853002	2122789	1.9931	mg/l	99.65
Perylene-d12	Chrysene-d12	15.588	2457369	2122789	5.1578	mg/l	103.16
Indeno [1,2,3-cd] pyrene	Chrysene-d12	17.944	660696	2122789	1.6872	mg/l	84.36
Dibenz [a,h] anthracene	Chrysene-d12	18.004	816768	2122789	1.8303	mg/l	91.51
Benzo [g,h,i] perylene	Chrysene-d12	18.357	904116	2122789	1.8937	mg/l	94.69

Quantitative Analysis Results With Qualifier Ratio Report



Compound	CAS#	RT	RR	Conc	Transition	(Min-Max)	Q-Ratio
1,3 Dimethyl-2-Nitrobenzene		5.975	0.2677	4.9098	134.1		
					103.0	38.5 - 57.7	47.7
					151.0	33.2 - 49.8	41.2
Naphthalene		6.036	0.8362	1.9715	128.0		
					129.0	8.9 - 13.3	10.9
EPTC		7.193	0.1685	2.3245	128.0		
					86.0	51.1 - 76.7	64.5
					189.0	18.3 - 27.4	23.0
Dimethyl phthalate		7.807	0.5310	2.1010	163.0		
					77.0	13.6 - 20.4	16.3
					194.0	5.6 - 8.3	6.7
Acenaphthylene		7.938	0.7241	2.3817	152.0		
					151.0	15.8 - 23.7	19.2
					76.0	7.7 - 11.5	9.3
Acenaphthene		8.150	0.4881	2.0535	154.0		
					153.0	81.5 - 122.3	104.5
					152.0	39.6 - 59.3	50.4
Molinate		8.442	0.3148	2.3942	126.0		
					55.0	43.3 - 64.9	53.7
					187.0	16.9 - 25.4	20.5
Diethyl phthalate		8.673	0.5291	2.1850	149.0		
					177.0	19.2 - 28.9	23.7
					150.0	9.9 - 14.8	12.4
Fluorene		8.774	0.5480	2.0548	166.0		
					165.0	72.7 - 109.1	90.6
Chlorpropham		9.066	0.1193	1.8421	127.0		
					213.0	30.5 - 45.7	38.7
					171.0	19.9 - 29.9	24.2
Dimethoate		9.468	0.0762	2.0598	87.0		
					125.0	56.6 - 84.8	70.9
					93.0	53.7 - 80.5	62.4
Prometon		9.509	0.0795	2.1378	210.0		
					225.0	69.6 - 104.4	87.1
					168.0	60.5 - 90.8	72.8
Simazine	122-77-6	9.529	0.0914	2.2783	201.0		
					186.0	47.4 - 71.0	59.2
					173.0	33.3 - 50.0	37.5
Atrazine		9.569	0.0935	2.2681	215.0		
					200.0	158.8 - 238.2	194.6
					58.0	61.4 - 92.0	71.1
Pentachlorophenol		9.650	0.0507	1.8016	265.7		
					267.7	51.7 - 77.5	64.2
					166.8	36.2 - 54.3	51.6
Pentachloronitrobenzene		9.660	0.0277	2.1019	237.0		
					249.0	56.3 - 84.4	63.9
					295.0	51.3 - 76.9	50.9
Diazinon (Dimpylate)		9.750	0.0666	2.1210	137.0		
					179.0	74.0 - 111.0	94.9
					152.0	50.9 - 76.4	64.0
Terbacil		9.891	0.0267	1.9710	117.0		
					162.0	69.6 - 104.4	83.8
					57.0	50.0 - 74.9	61.5
Phenanthrene		9.881	0.4404	2.1579	178.0		
					176.0	15.2 - 22.8	18.8
					179.0	13.0 - 19.5	15.2

Quantitative Analysis Results With Qualifier Ratio Report



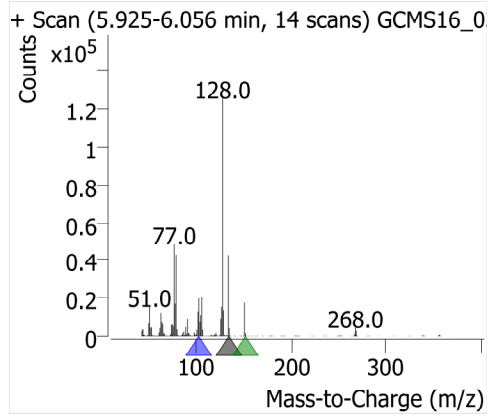
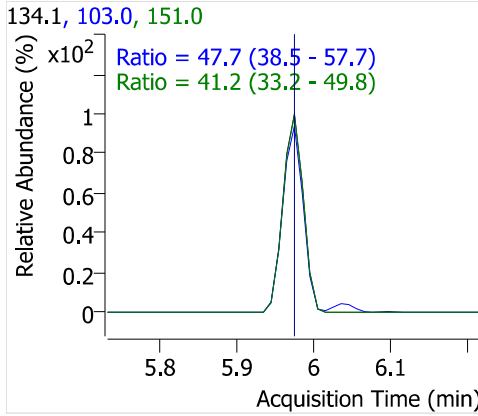
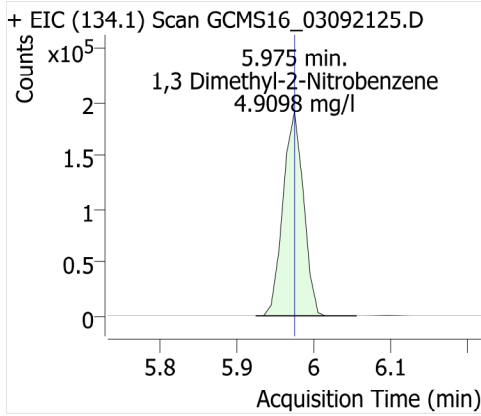
Compound	CAS#	RT	RR	Conc	Transition	(Min-Max)	Q-Ratio
Disulfoton		9.891	0.0356	2.2711	97.0		
					61.0	64.6 - 97.0	75.4
					125.0	55.5 - 83.3	61.5
Anthracene		9.941	0.4058	2.1508	178.0		
					176.0	15.0 - 22.5	18.3
					179.0	12.6 - 19.0	15.3
Caffeine		10.072	0.1332	2.2915	194.0		
					109.0	37.1 - 55.7	47.2
					67.0	22.2 - 33.3	27.6
Acetochlor		10.213	0.0489	2.0965	146.0		
					162.0	61.8 - 92.7	80.9
					223.0	44.9 - 67.4	60.3
Metribuzin		10.233	0.0802	1.9715	198.0		
					144.0	19.5 - 29.3	25.6
					199.0	15.8 - 23.8	21.0
Alachlor	15972-60-8	10.294	0.0718	2.2939	160.1		
					188.1	65.9 - 98.9	86.7
					237.0	16.0 - 24.0	22.5
Prometryn		10.374	0.1248	2.2736	241.0		
					184.0	69.5 - 104.3	79.8
					226.0	47.2 - 70.8	57.0
Bromacil		10.525	0.0093	2.0076	164.0		
					190.0	88.9 - 133.4	107.3
					162.0	86.2 - 129.3	107.1
Di-n-butyl phthalate		10.545	0.4676	1.9705	149.0		
					150.0	7.7 - 11.5	9.1
					104.0	4.3 - 6.4	4.4
Metolachlor		10.646	0.2163	2.1577	162.0		
					238.0	39.6 - 59.4	50.3
					146.0	12.7 - 19.0	15.6
Cyanazine		10.656	0.0206	2.3097	68.0		
					225.0	82.3 - 123.4	100.0
					241.0	20.0 - 30.1	29.7
Thiobencarb	028249-77-6	10.676	0.2795	2.3446	100.1		
					72.1	36.5 - 54.7	45.1
					125.0	22.8 - 34.2	28.0
Diphenamide		10.847	0.1810	2.4180	167.0		
					239.0	17.9 - 26.9	23.1
					152.0	16.0 - 24.0	19.9
Captan		11.129	0.0054	1.7777	117.0		
					149.0	153.6 - 230.5	200.7
					264.0	29.2 - 43.8	37.0
Fluoranthene		11.159	0.4708	2.0876	202.0		
					203.0	14.0 - 21.1	17.6
					101.0	9.2 - 13.7	11.1
Butachlor		11.260	0.0761	1.9597	176.0		
					160.0	63.8 - 95.7	84.1
					57.0	41.6 - 62.4	54.0
Pyrene		11.391	0.4842	2.0269	202.0		
					200.0	16.6 - 24.9	20.7
					203.0	16.0 - 24.0	17.8
Terphenyl-d14		11.572	0.9620	4.7785	244.2		
					243.0	18.2 - 27.3	22.6

Quantitative Analysis Results With Qualifier Ratio Report

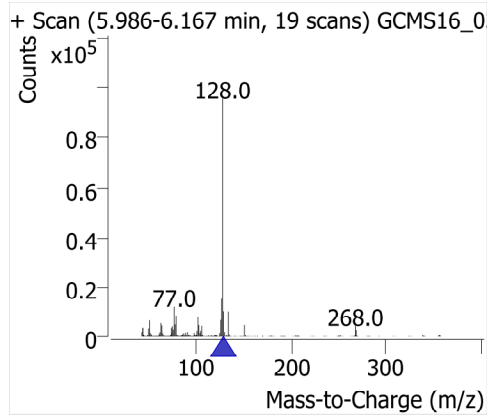
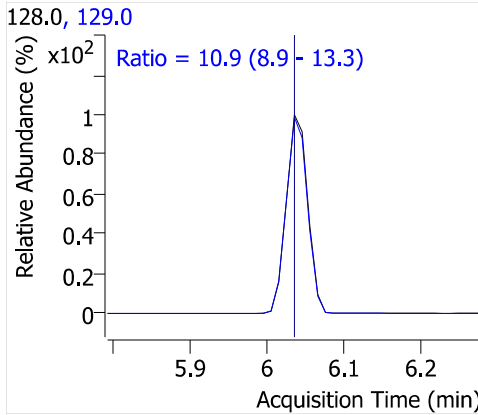
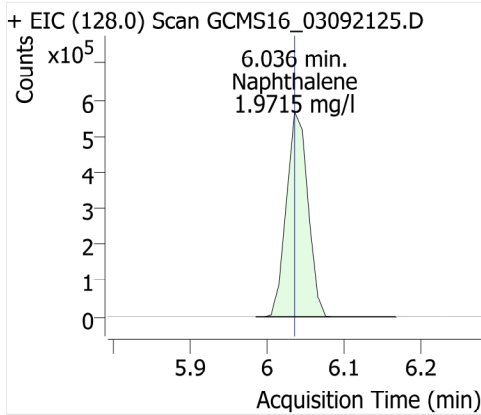


Compound	CAS#	RT	RR	Conc	Transition	(Min-Max)	Q-Ratio
Ethion		11.834	0.0657	2.1583	122.0	8.9 - 13.3	11.3
					231.0		
					153.0	51.5 - 77.3	65.0
Trithion (carbofenotion)		12.096	0.0946	2.2089	125.0	42.8 - 64.1	52.3
					157.0		
					342.0	20.4 - 30.6	27.1
Butyl benzyl phthalate		12.106	0.1070	1.9170	199.0	17.4 - 26.2	21.8
					91.0		
					149.0	134.5 - 201.7	165.6
Bis(2-ethylhexyl)adipate		12.226	0.1005	1.7431	206.0	32.3 - 48.5	37.9
					129.0		
					57.0	28.5 - 42.7	36.7
TPP		12.337	0.2454	5.0002	147.0	16.9 - 25.3	20.9
					326.1		
					215.0	21.2 - 31.8	26.1
Benzo [a] anthracene		12.770	0.4228	2.1140	169.0	20.4 - 30.6	25.4
					228.0		
					226.0	19.7 - 29.6	25.9
Chrysene		12.820	0.5230	2.0154	229.0	16.6 - 24.9	19.7
					228.0		
					226.0	23.9 - 35.9	28.3
Bis(2-ethylhexyl)phthalate		12.881	0.1885	1.6953	229.0	16.1 - 24.2	19.9
					149.0		
					167.0	26.3 - 39.5	32.2
Di-n-octyl phthalate		14.028	0.0145	1.4395	279.0	7.3 - 11.0	8.8
					167.0	30.9 - 46.3	43.4
					261.0	13.8 - 20.7	15.9
Benzo [b] fluoranthene		14.672	0.4701	1.8423	252.0		
					253.0	17.9 - 26.8	21.7
					126.0	11.1 - 16.6	14.4
Benzo [k] fluoranthene		14.733	0.5374	2.0612	252.0		
					253.0	17.5 - 26.3	21.9
					126.0	11.8 - 17.7	15.0
Benzo[a] pyrene		15.437	0.4018	1.9931	252.0		
					250.0	18.7 - 28.1	23.2
					126.0	12.1 - 18.2	14.7
Perylene-d12		15.588	1.1576	5.1578	264.0		
					260.0	18.3 - 27.4	22.7
					132.0	14.2 - 21.3	17.6
Indeno [1,2,3-cd] pyrene		17.944	0.3112	1.6872	276.0		
					277.0	19.1 - 28.6	24.3
					138.0	16.4 - 24.5	19.8
Dibenz [a,h] anthracene		18.004	0.3848	1.8303	278.0		
					279.0	19.2 - 28.8	23.8
					139.0	12.9 - 19.4	16.3
Benzo [g,h,i] perylene		18.357	0.4259	1.8937	276.0		
					277.0	18.9 - 28.3	24.0
					138.0	18.7 - 28.1	22.1

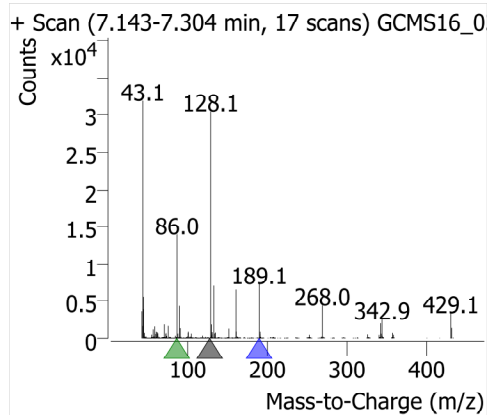
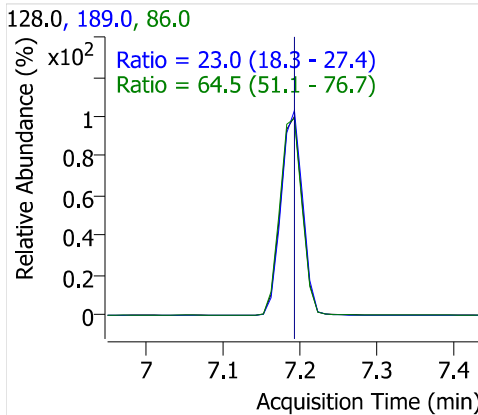
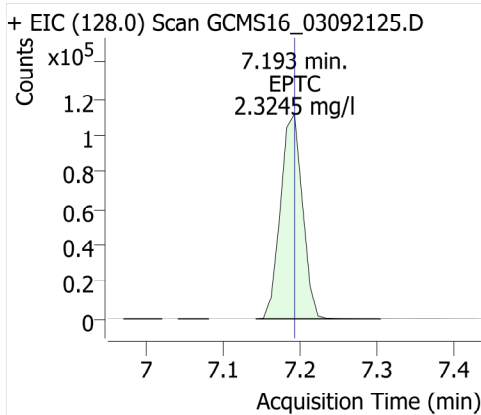
1,3 Dimethyl-2-Nitrobenzene



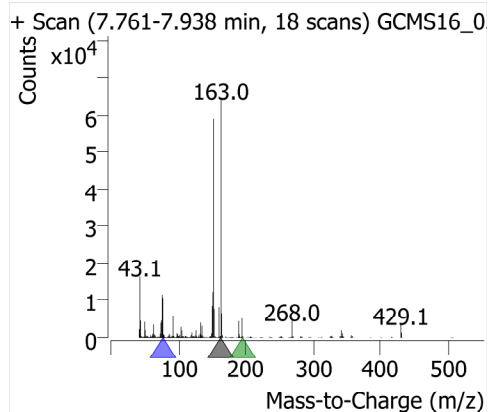
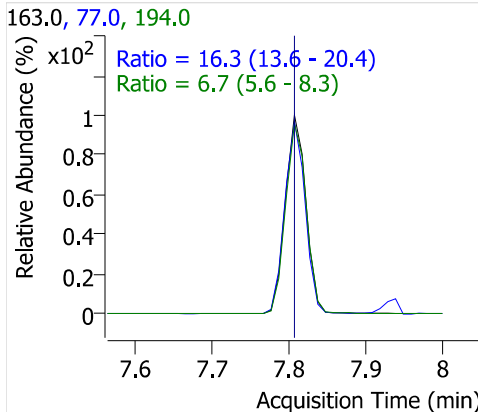
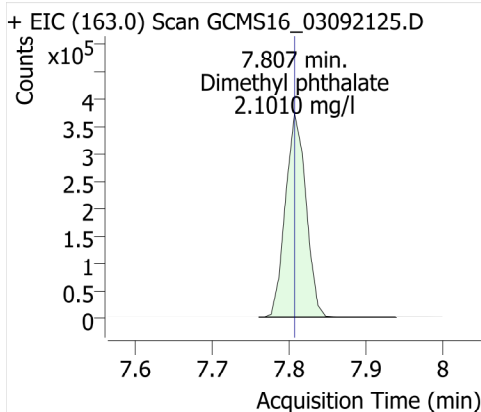
Naphthalene



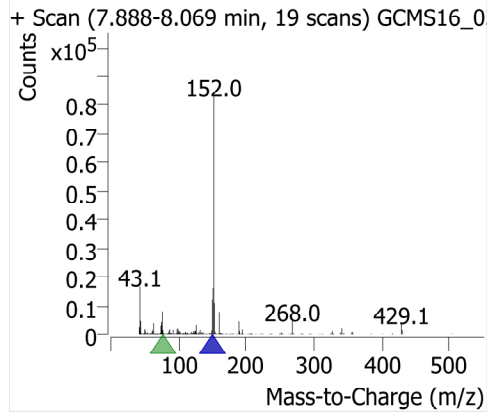
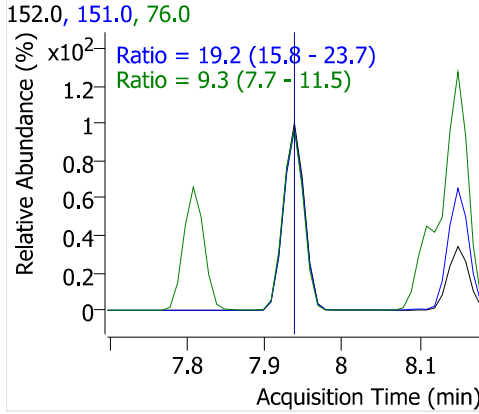
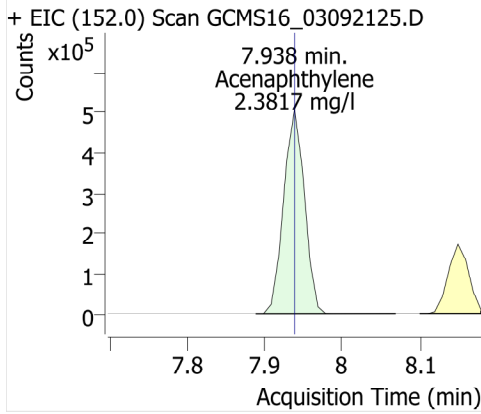
EPTC



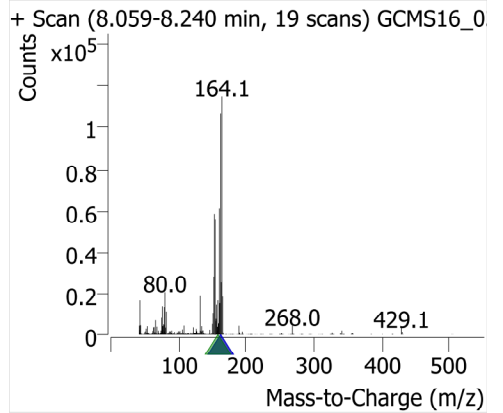
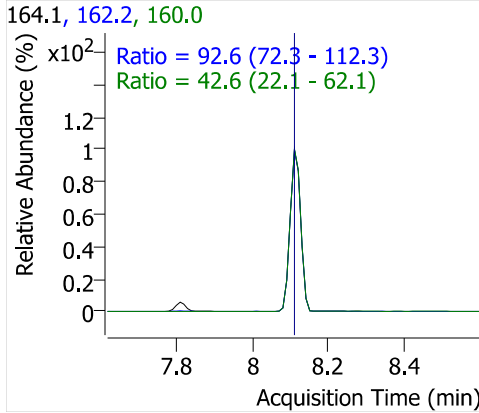
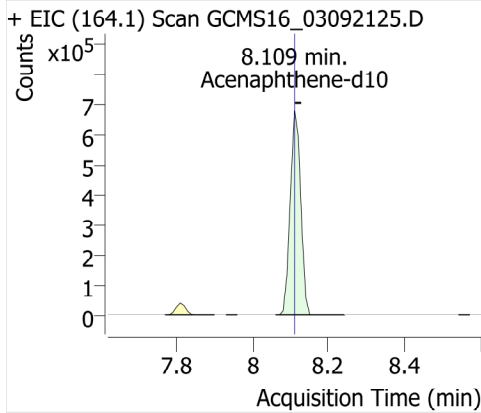
Dimethyl phthalate



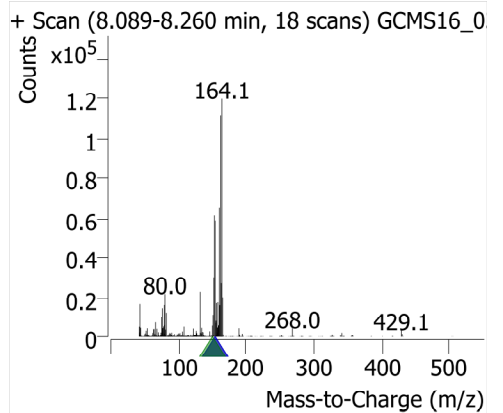
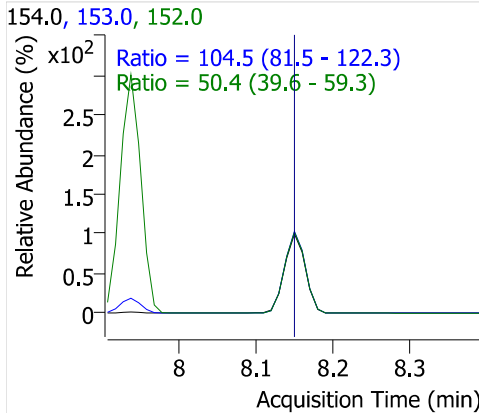
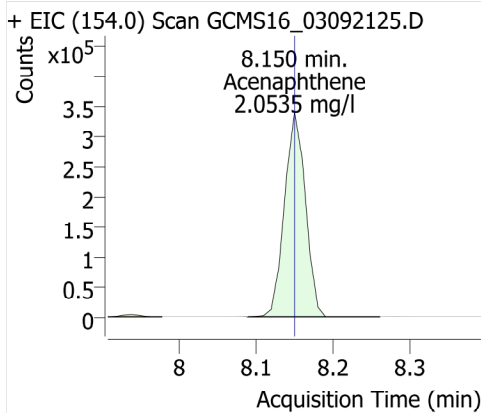
Acenaphthylene



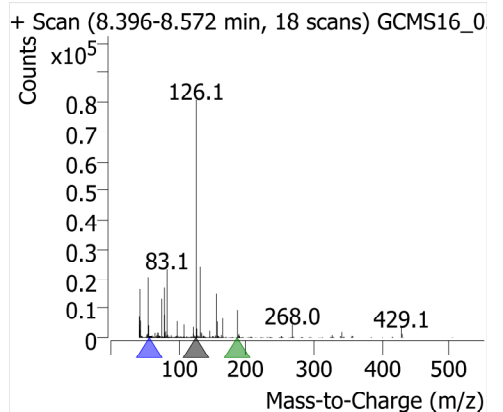
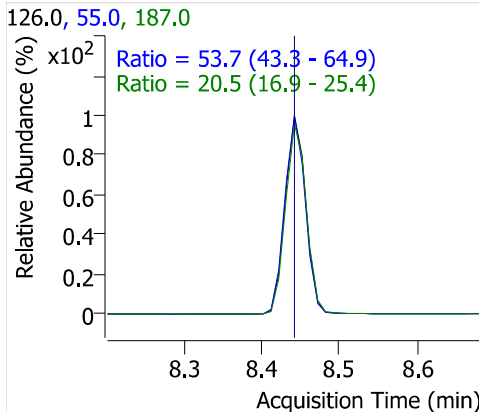
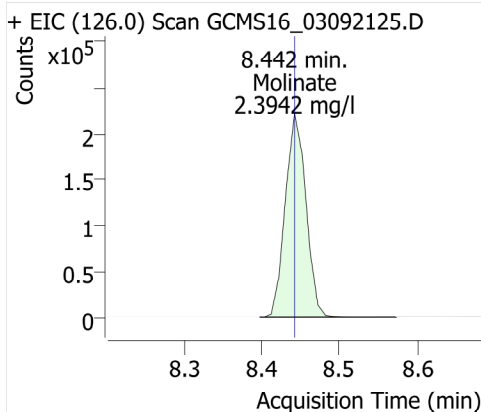
Acenaphthene-d10



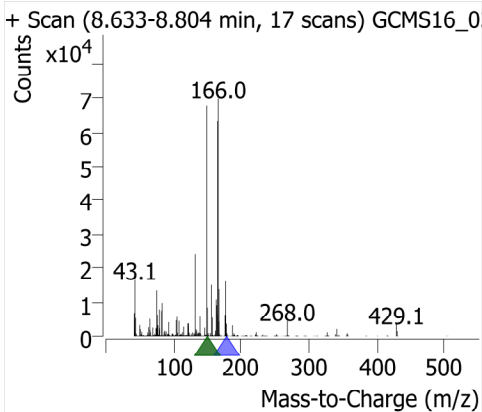
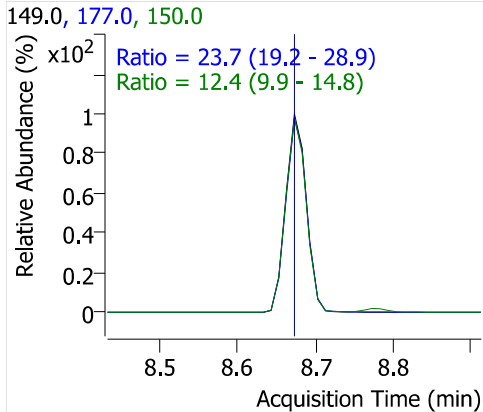
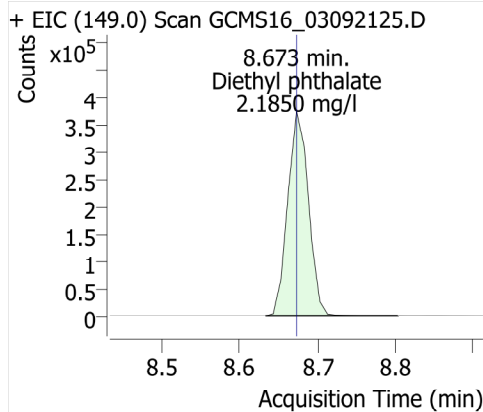
Acenaphthene



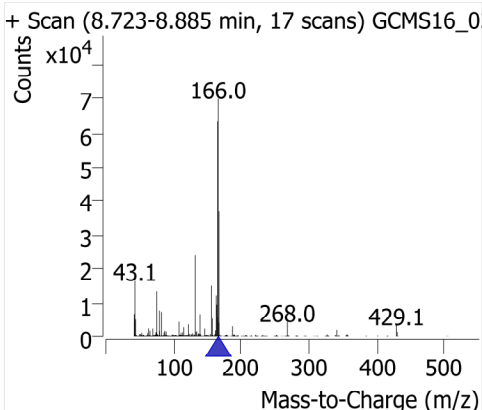
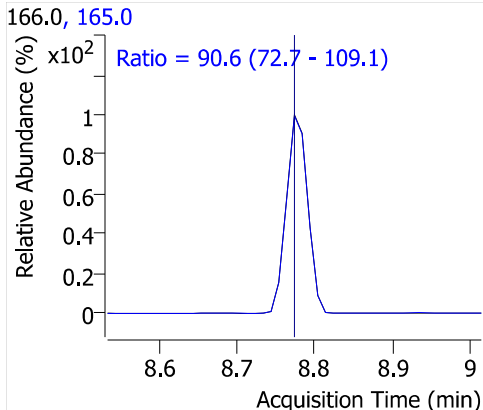
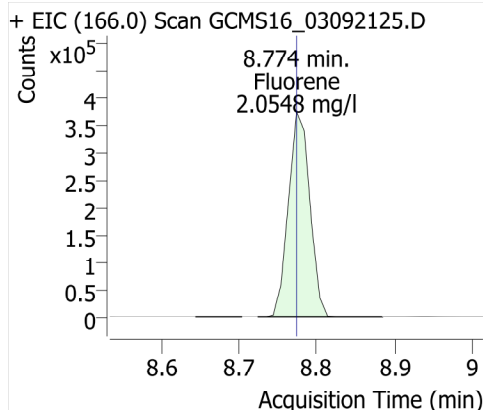
Molinate



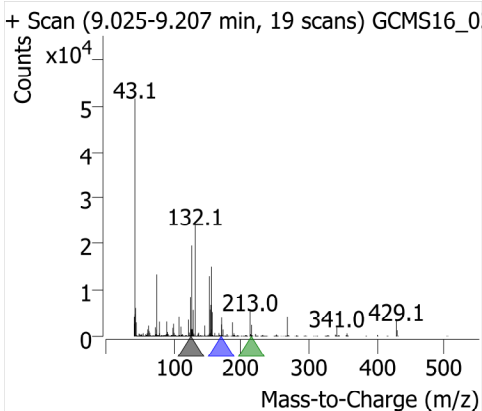
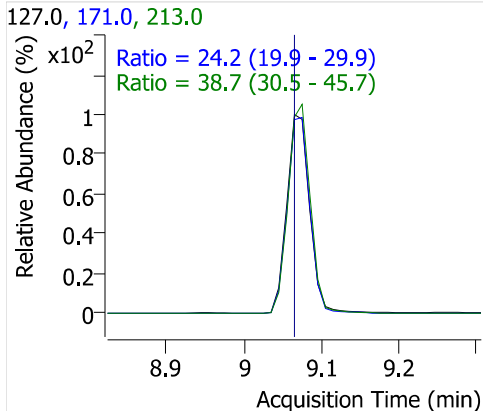
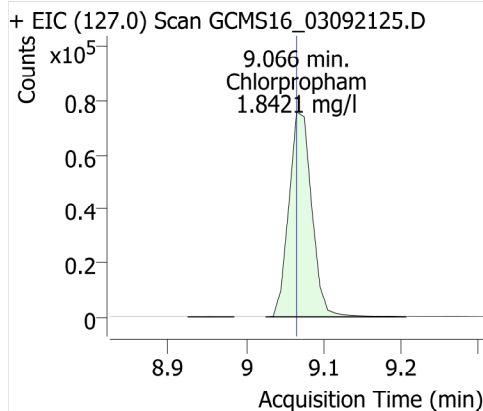
Diethyl phthalate



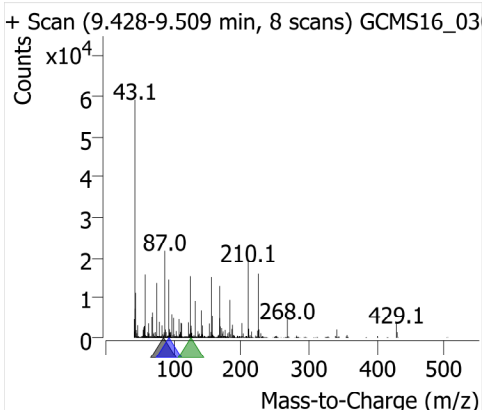
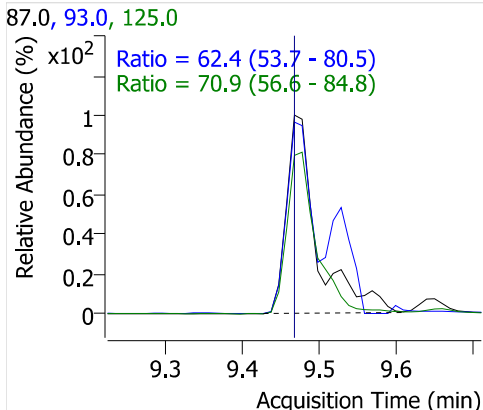
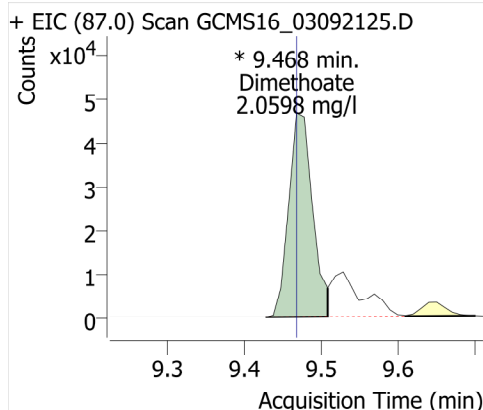
Fluorene



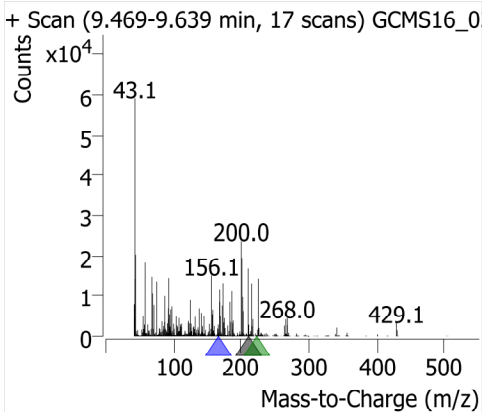
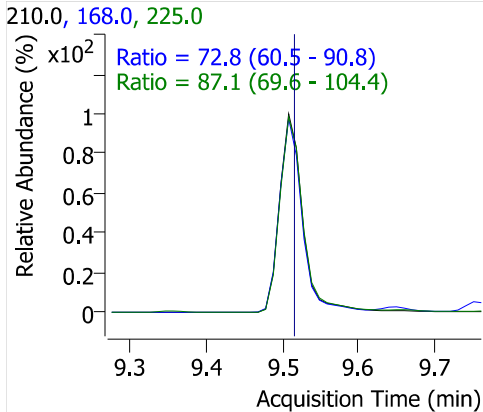
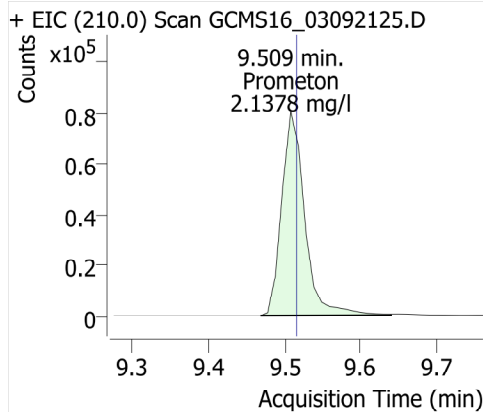
Chlorpropham



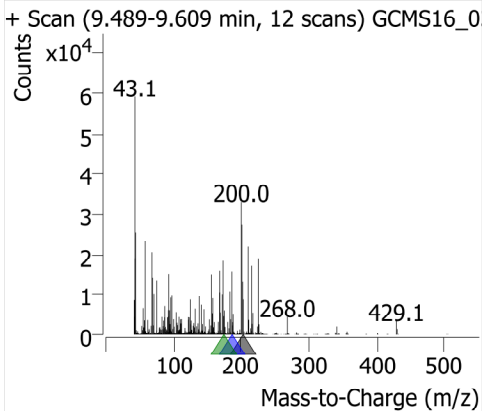
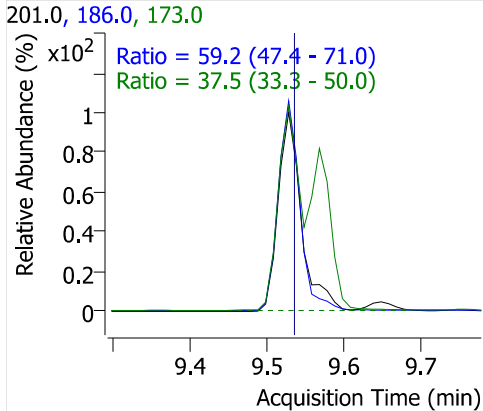
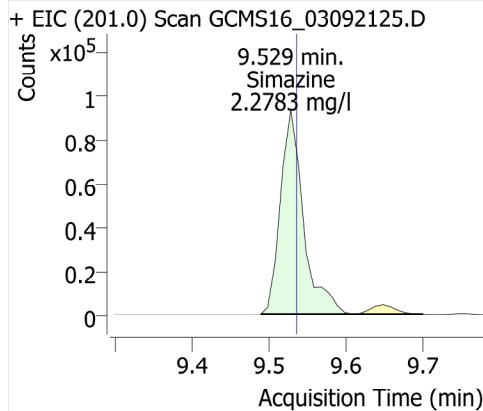
Dimethoate



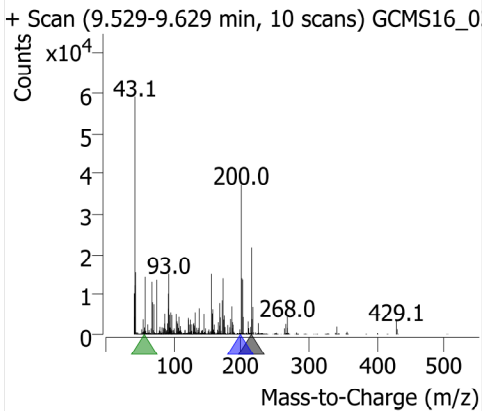
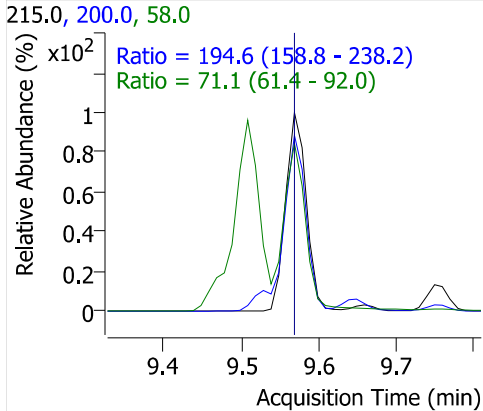
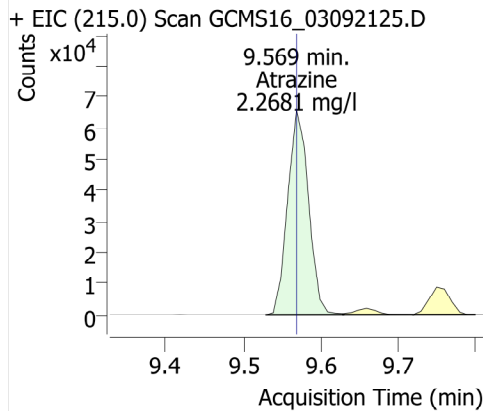
Prometon



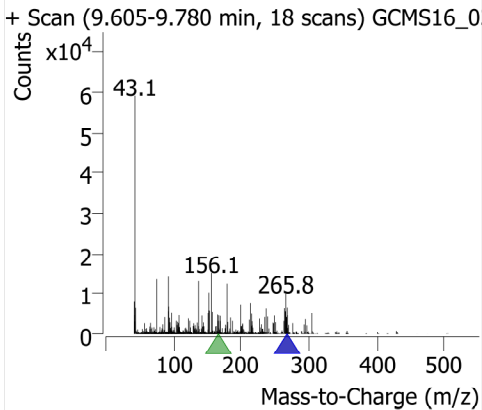
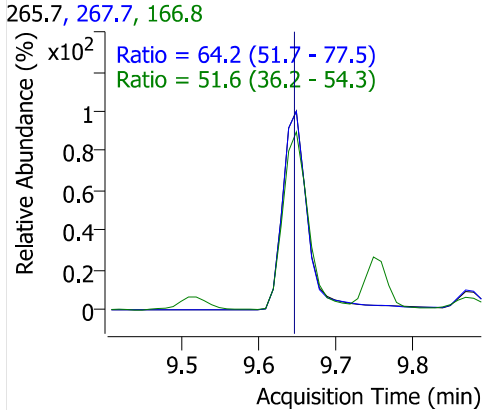
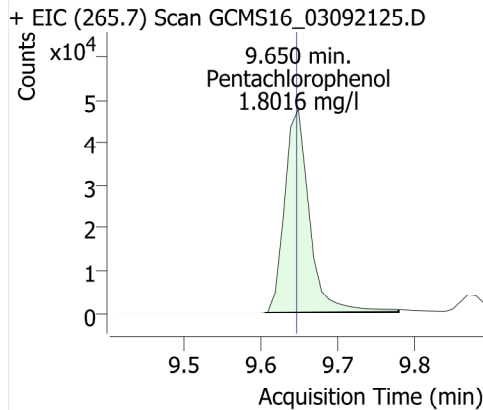
Simazine



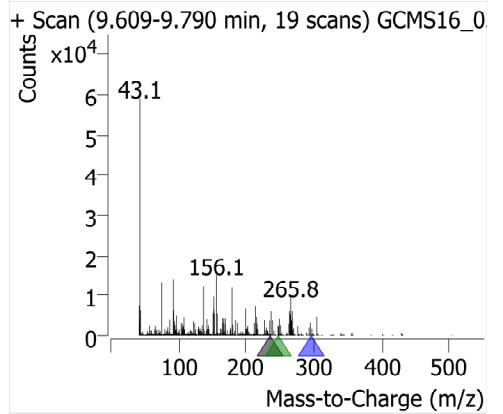
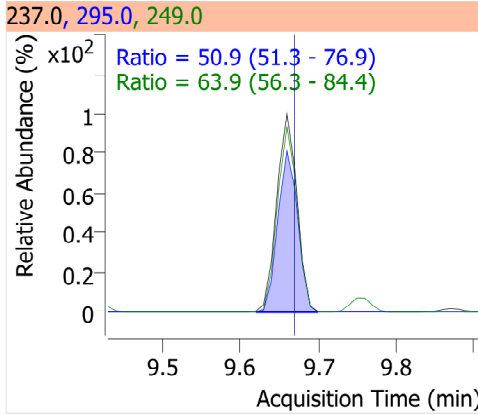
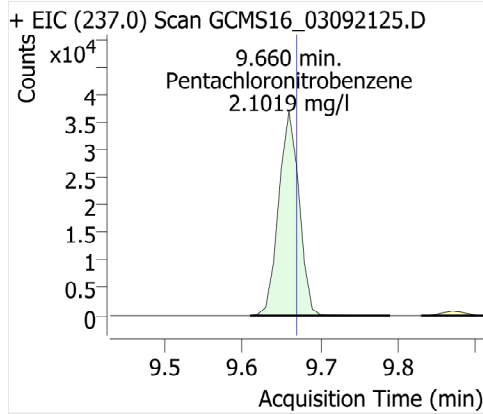
Atrazine



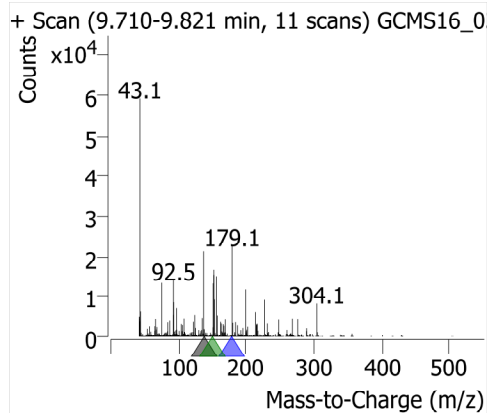
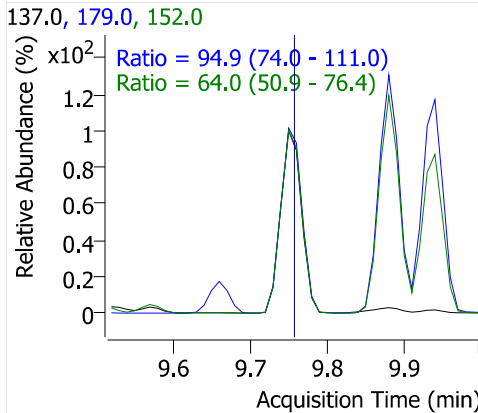
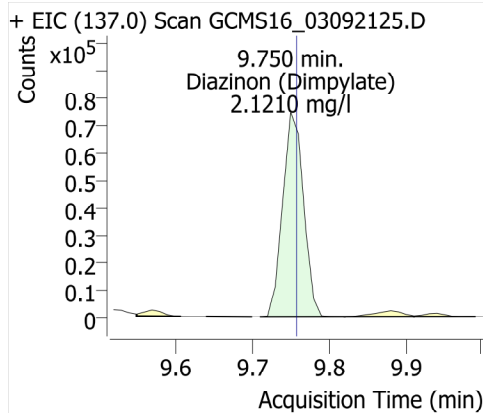
Pentachlorophenol



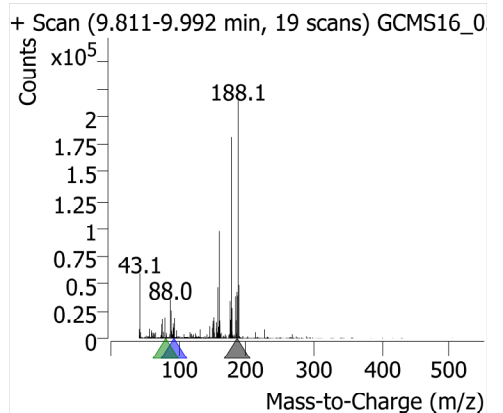
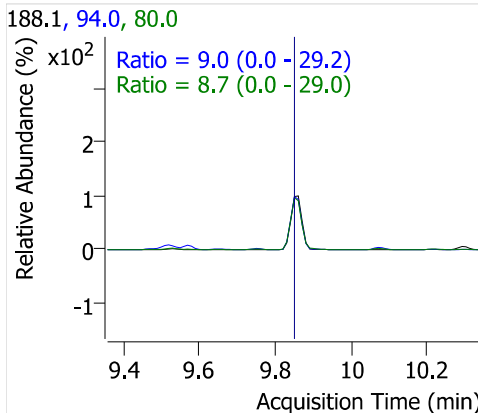
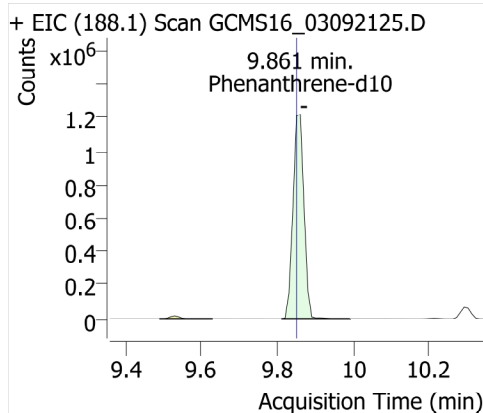
Pentachloronitrobenzene



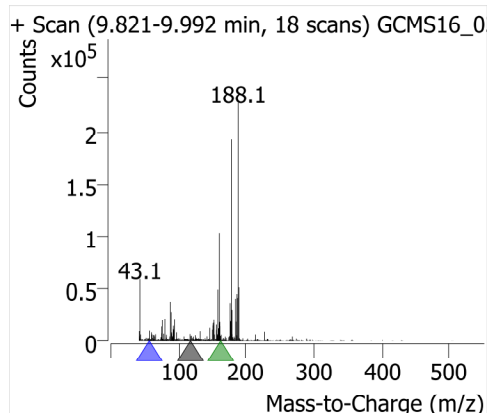
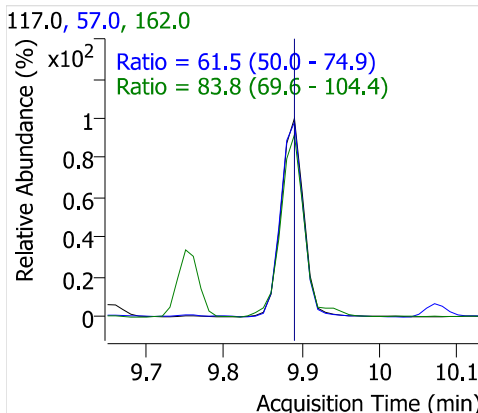
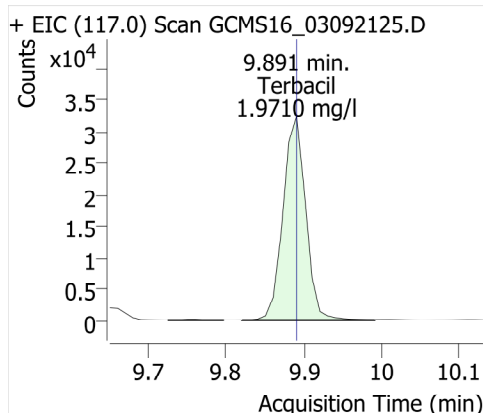
Diazinon (Dimpylate)



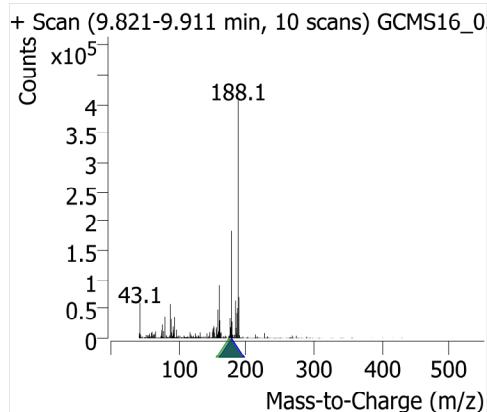
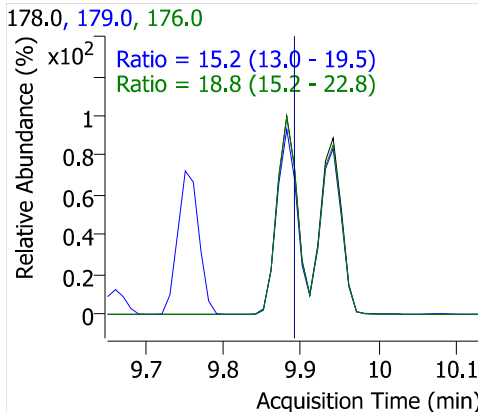
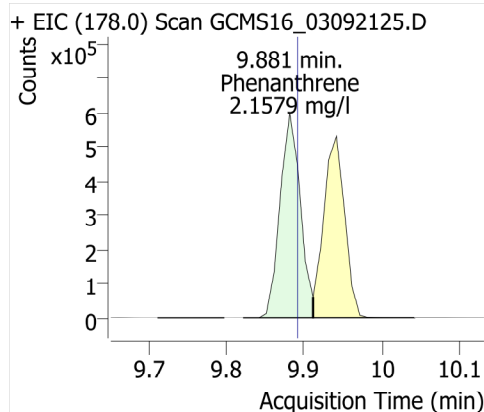
Phenanthrene-d10



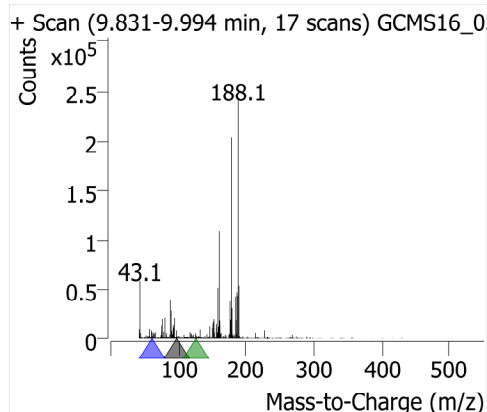
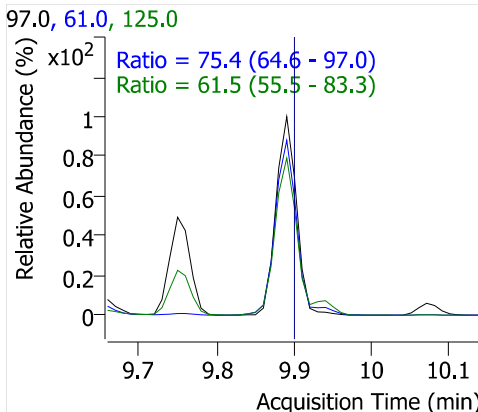
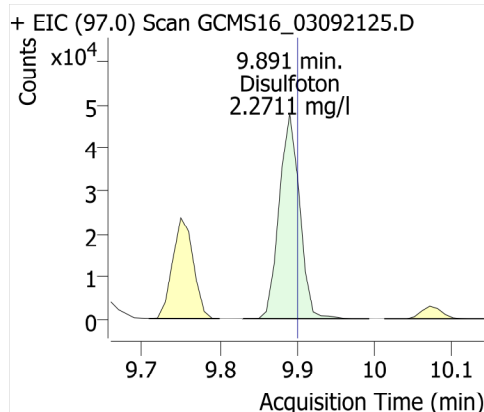
Terbacil



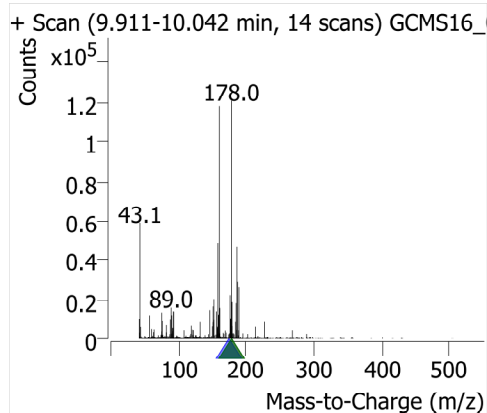
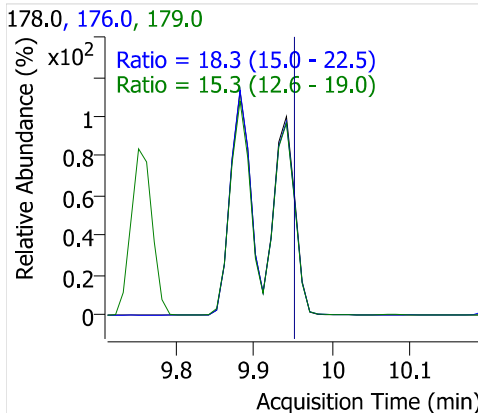
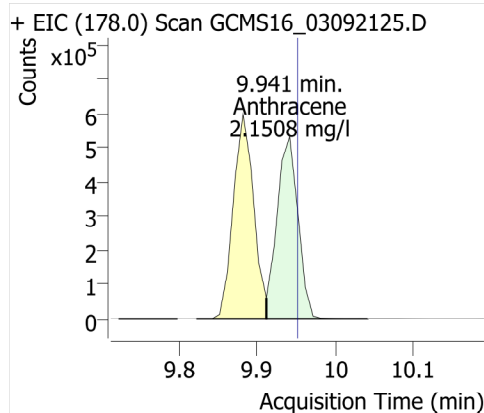
Phenanthrene



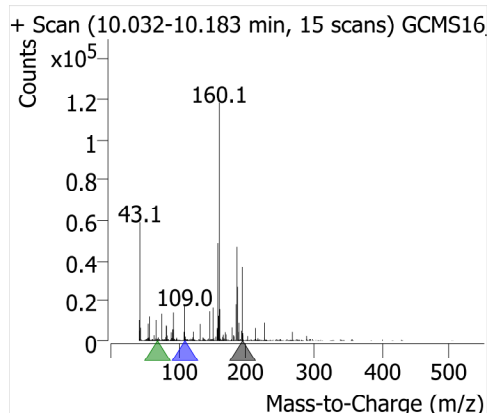
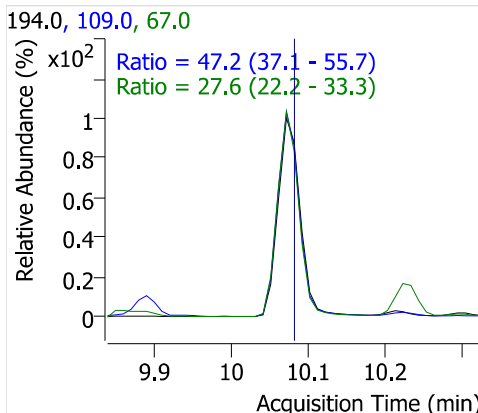
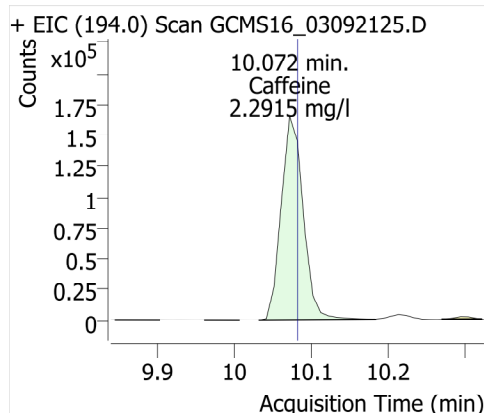
Disulfoton



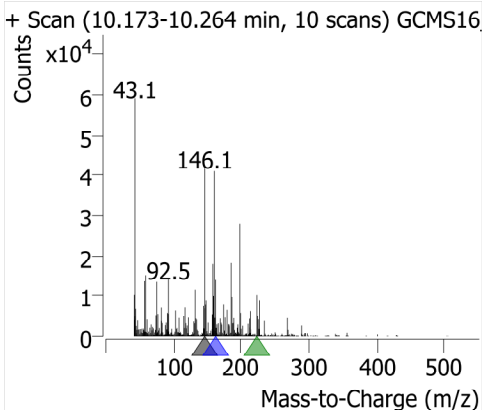
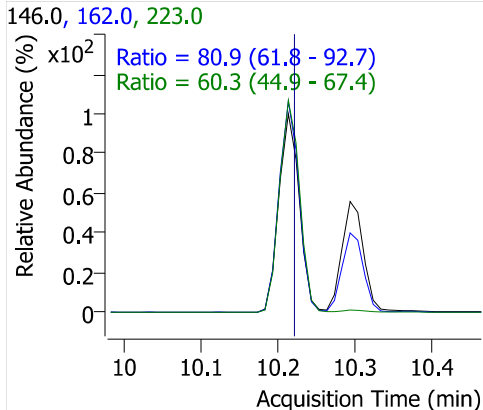
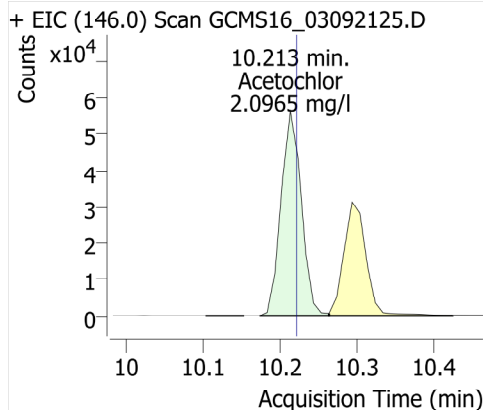
Anthracene



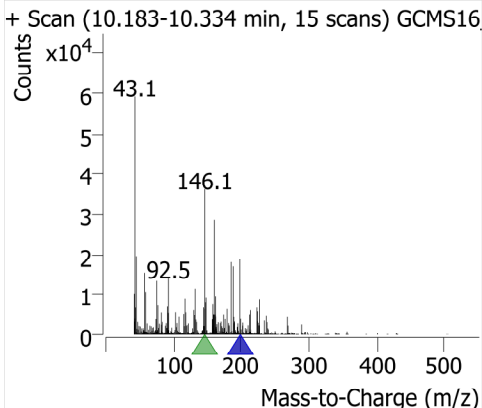
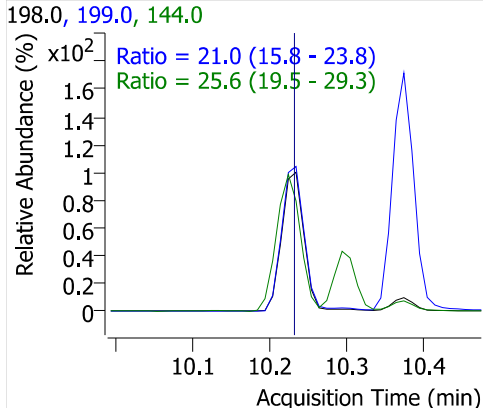
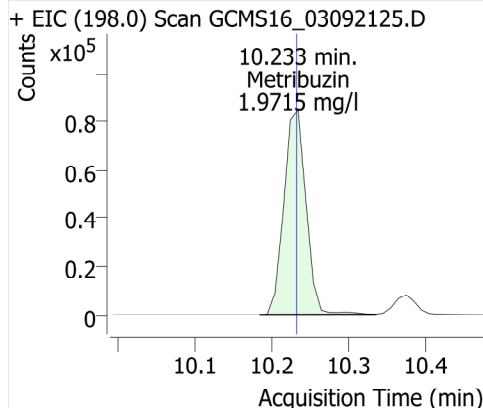
Caffeine



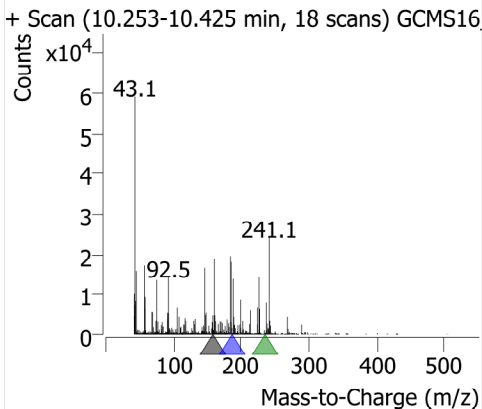
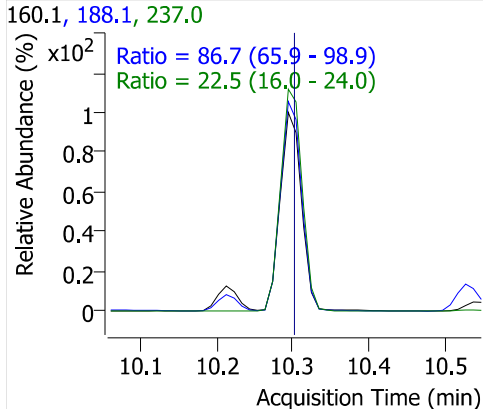
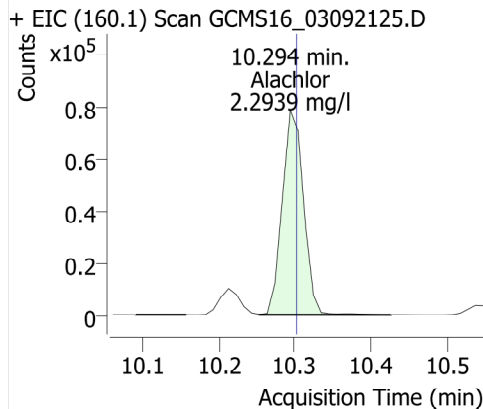
Acetochlor



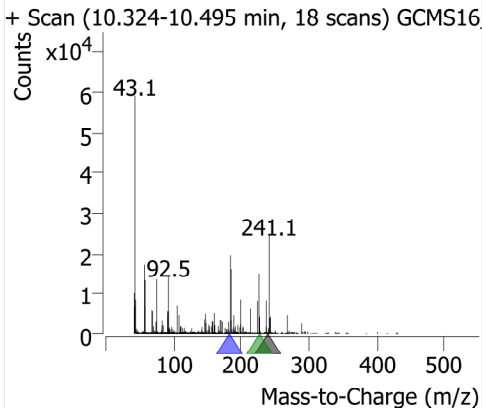
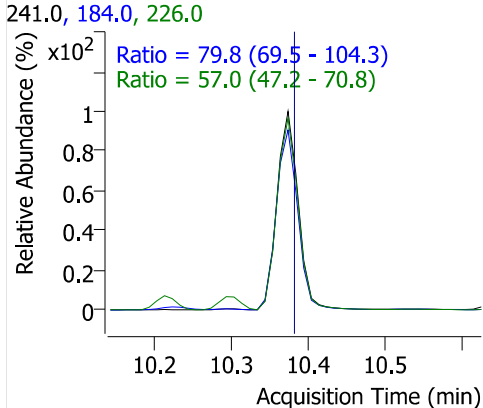
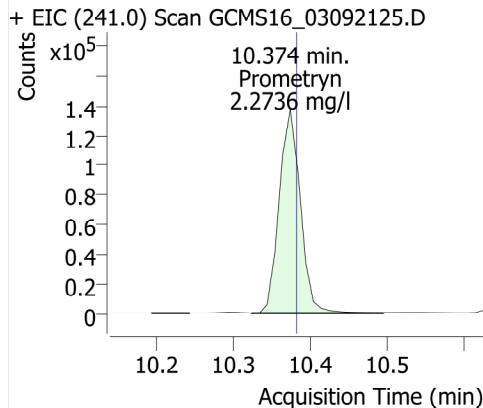
Metribuzin



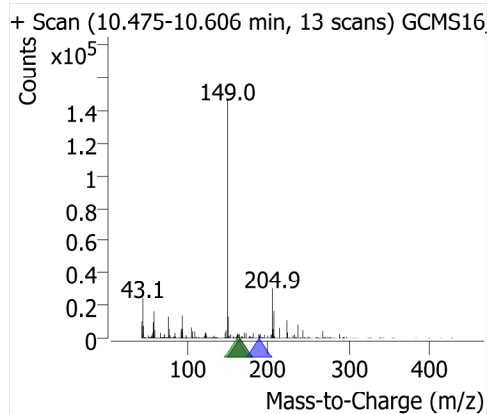
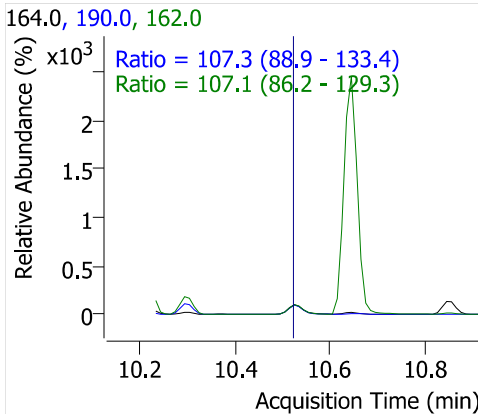
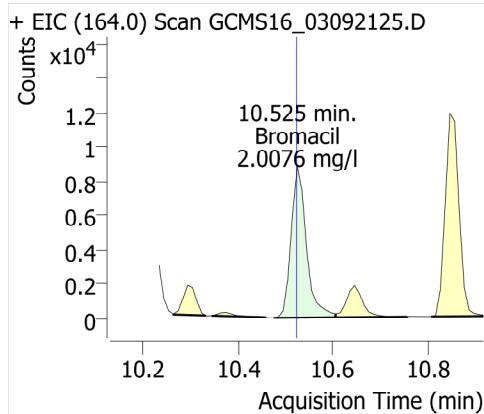
Alachlor



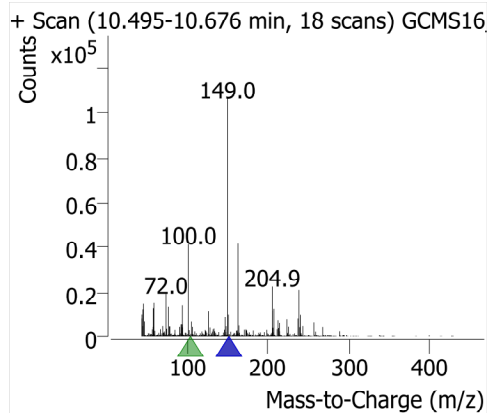
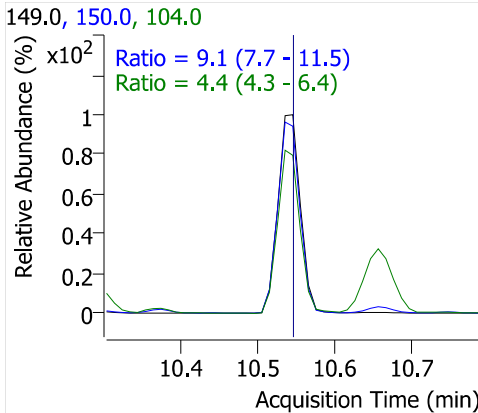
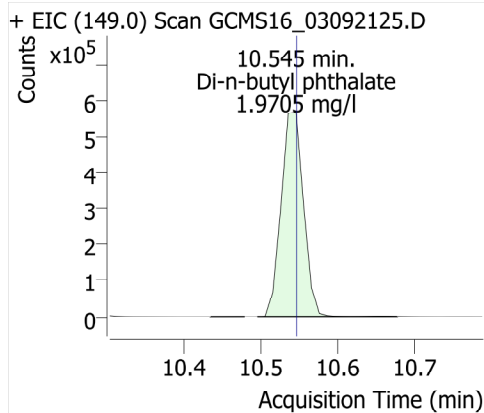
Prometryn



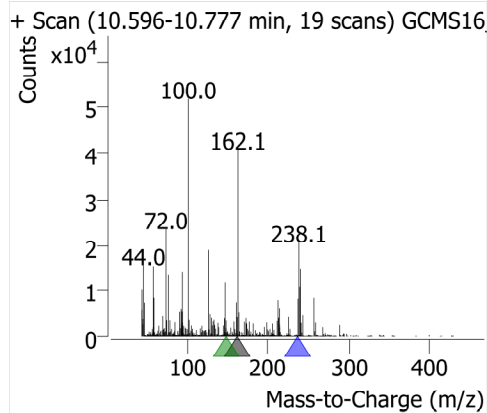
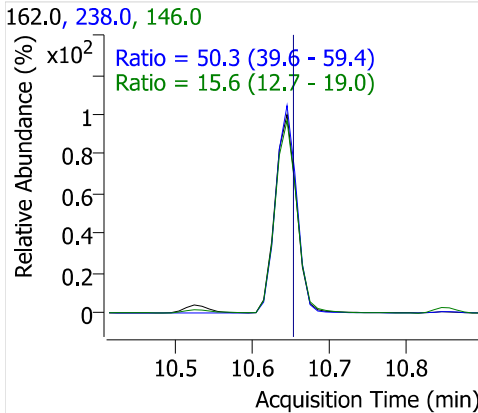
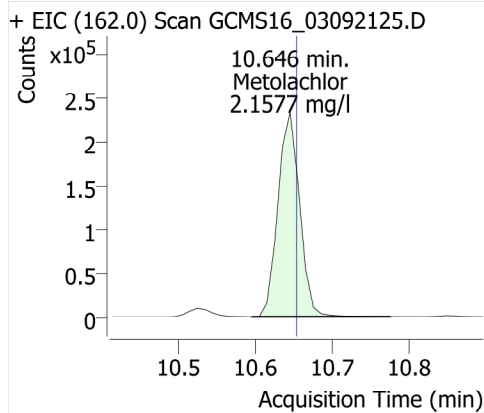
Bromacil



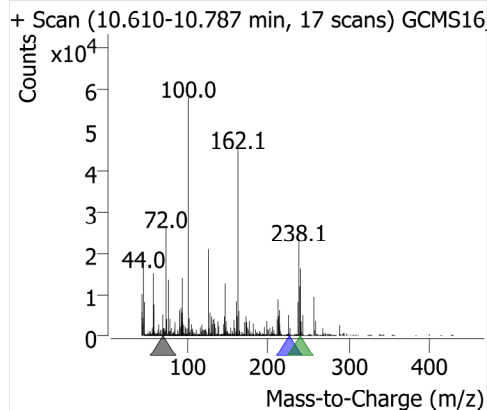
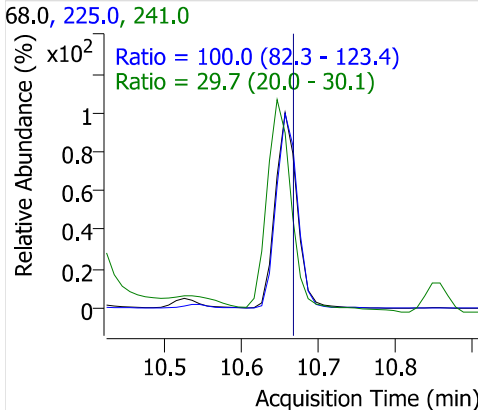
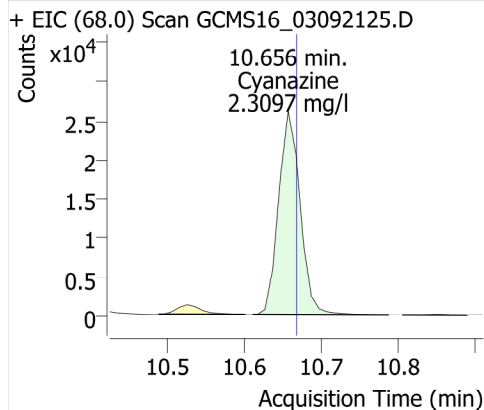
Di-n-butyl phthalate



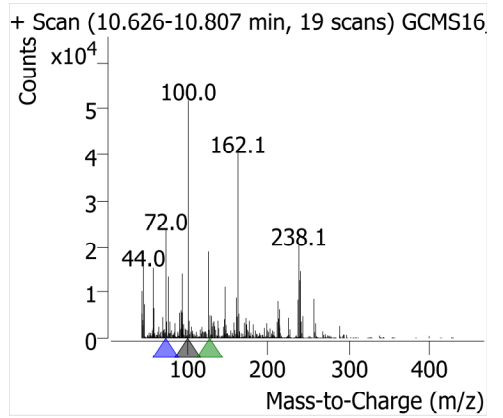
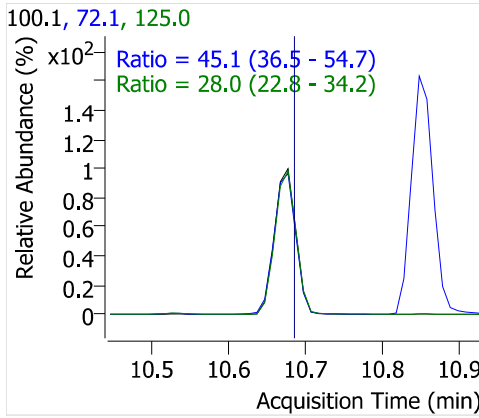
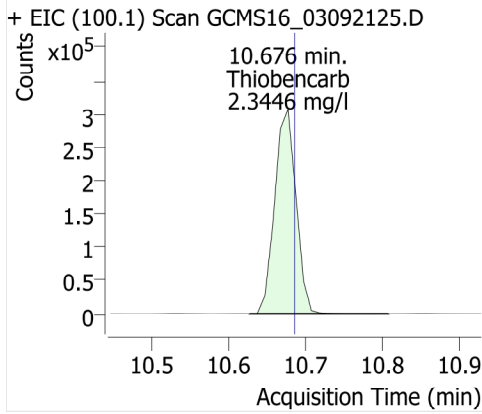
Metolachlor



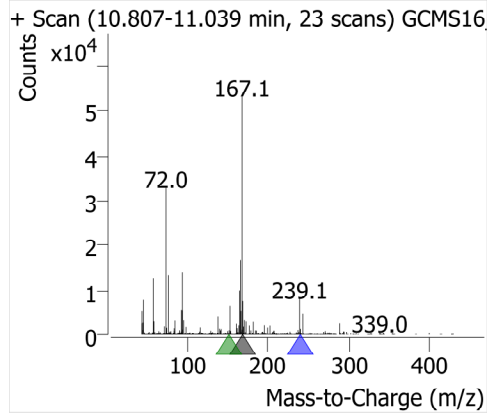
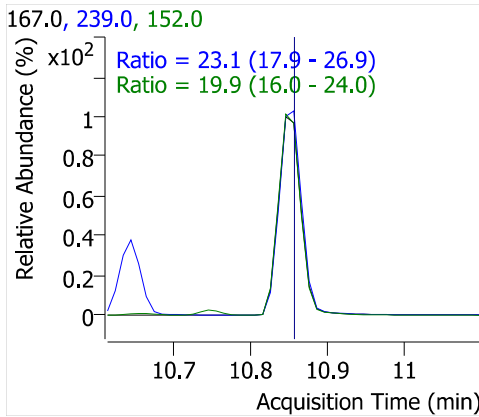
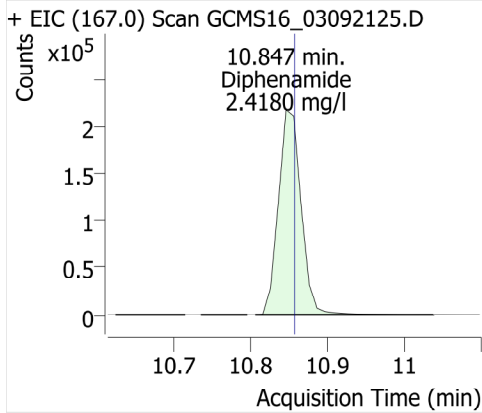
Cyanazine



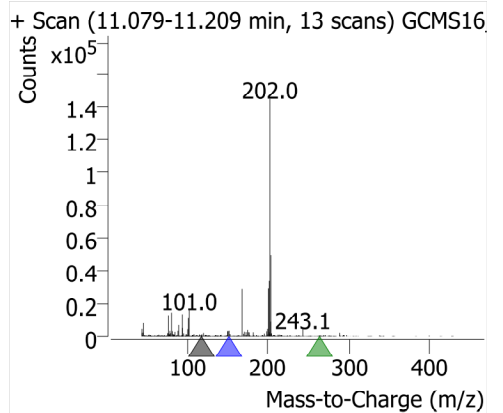
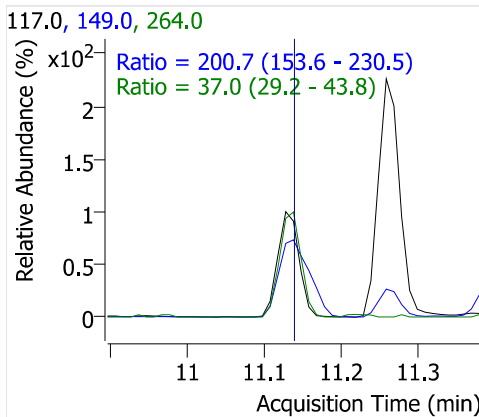
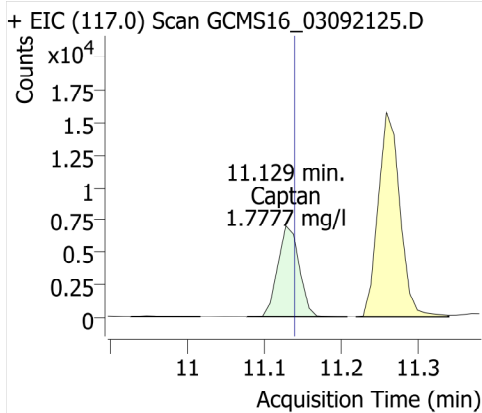
Thiobencarb



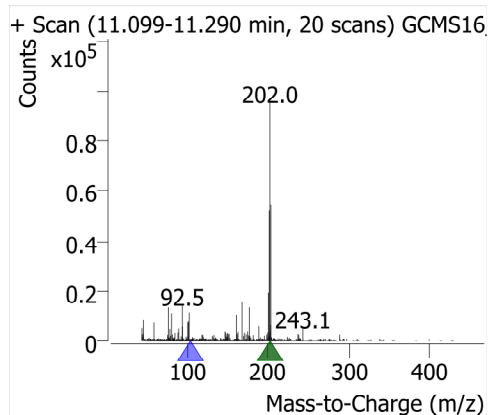
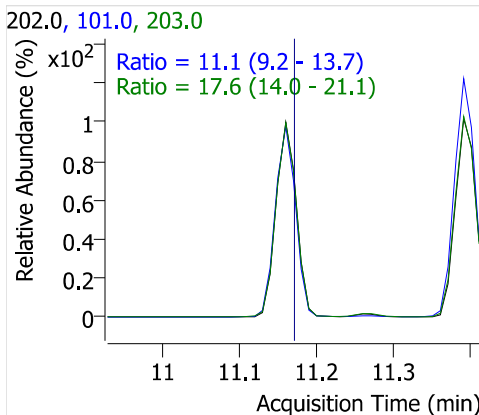
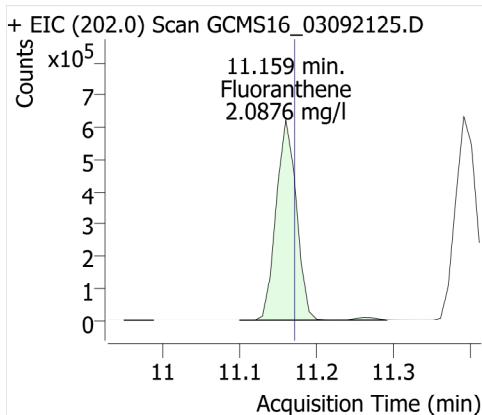
Diphenamide



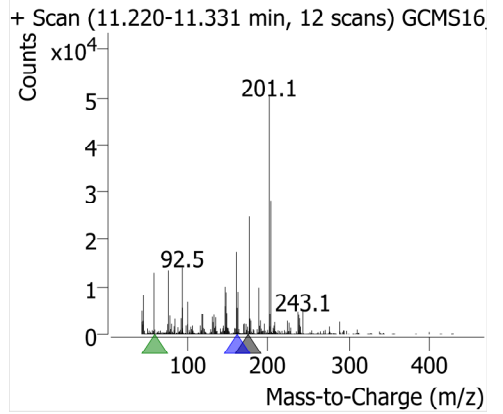
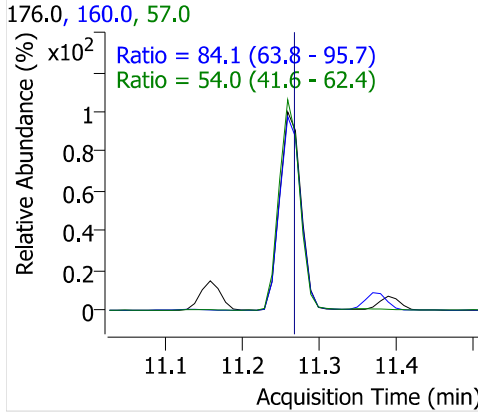
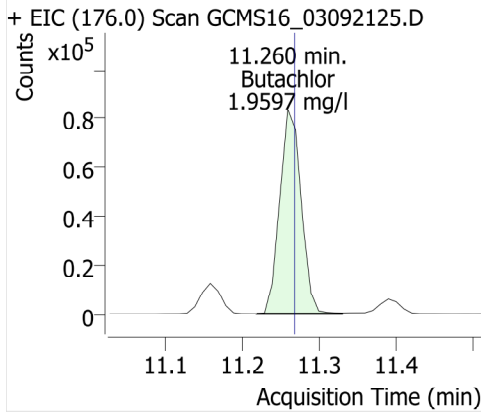
Captan



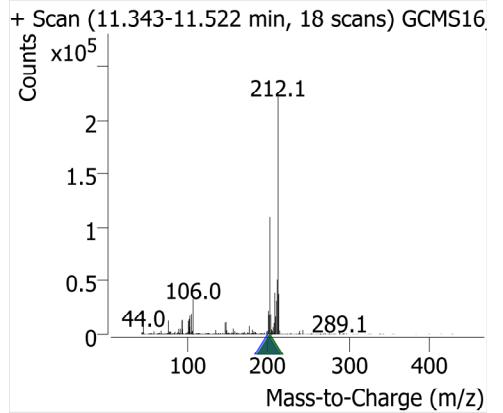
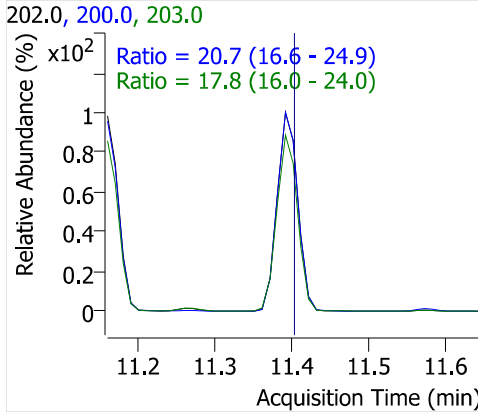
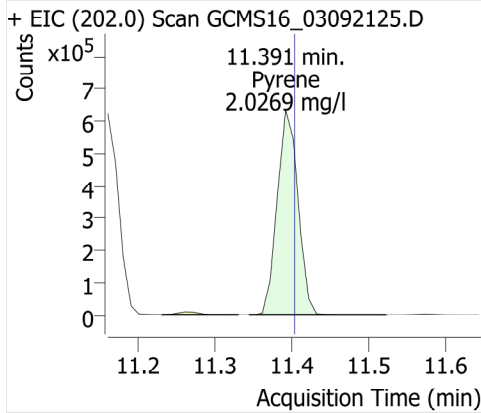
Fluoranthene



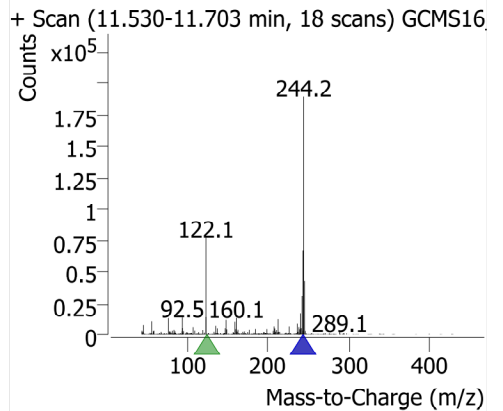
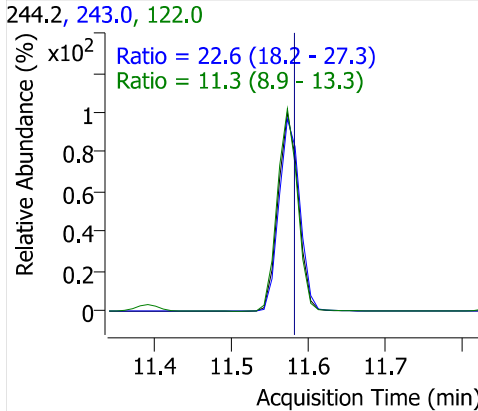
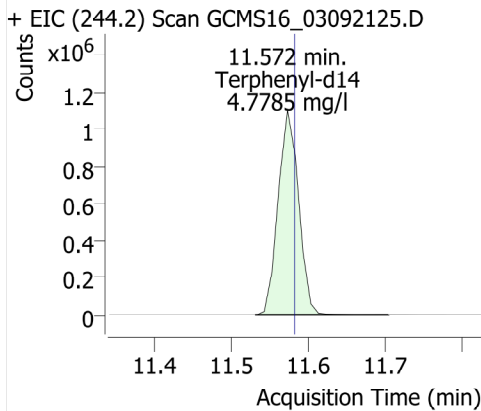
Butachlor



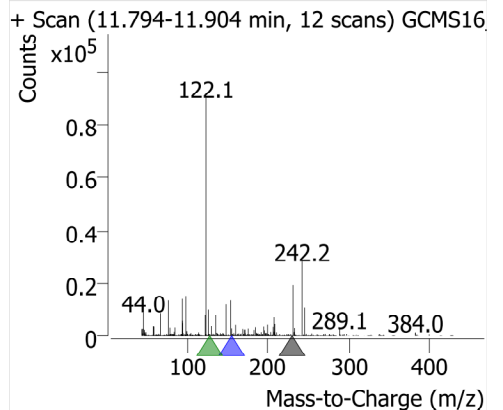
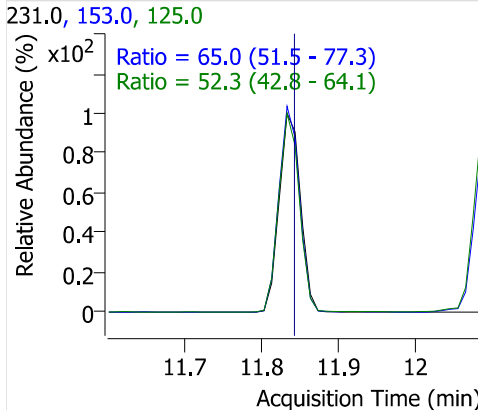
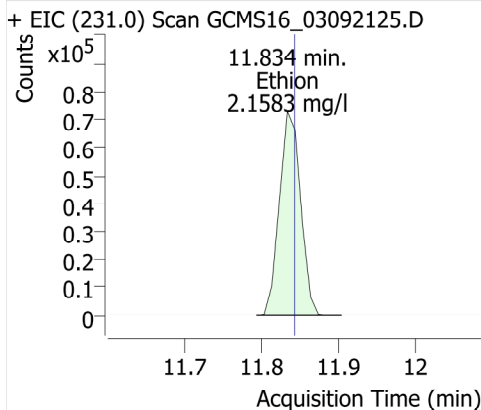
Pyrene



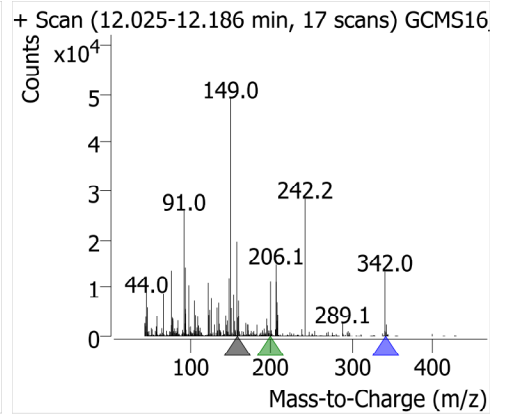
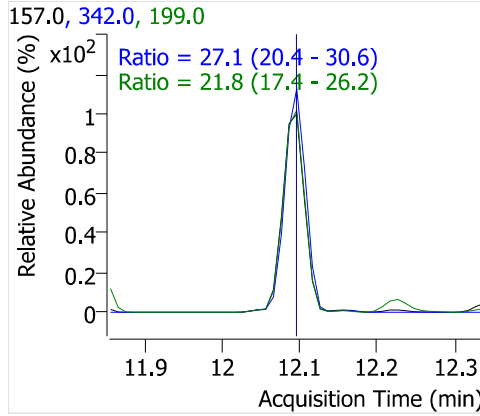
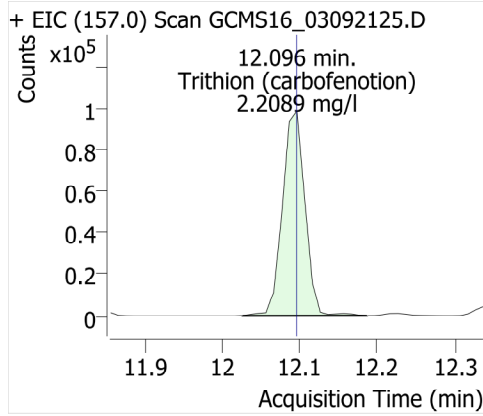
Terphenyl-d14



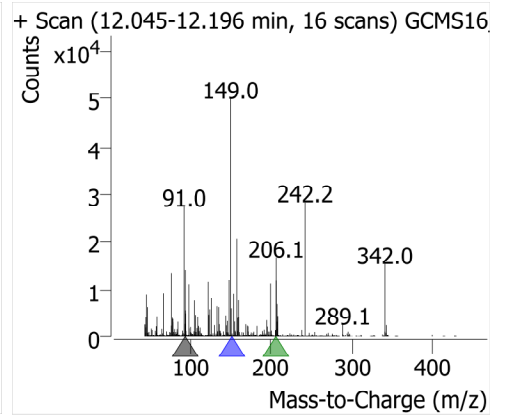
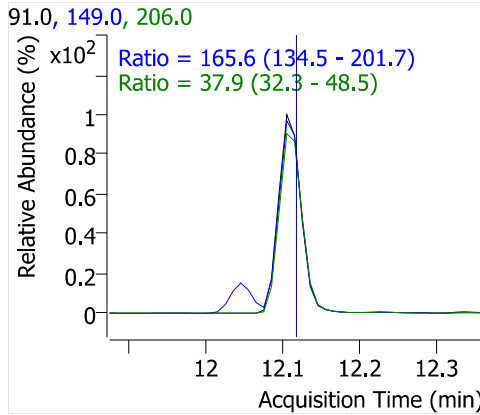
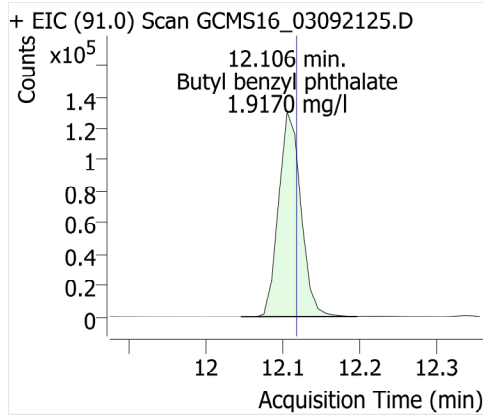
Ethion



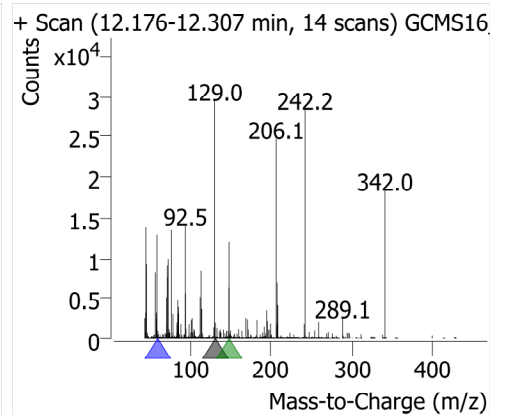
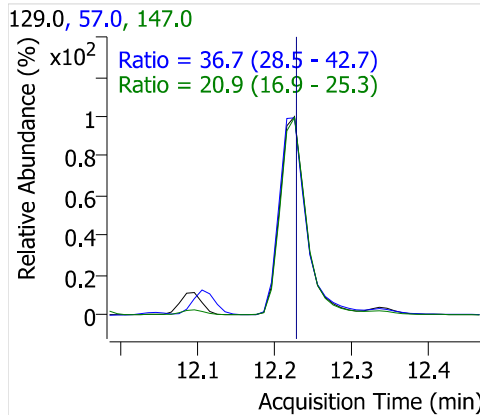
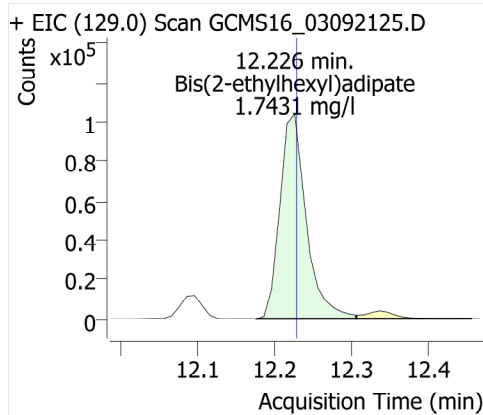
Trithion (carbofenotion)



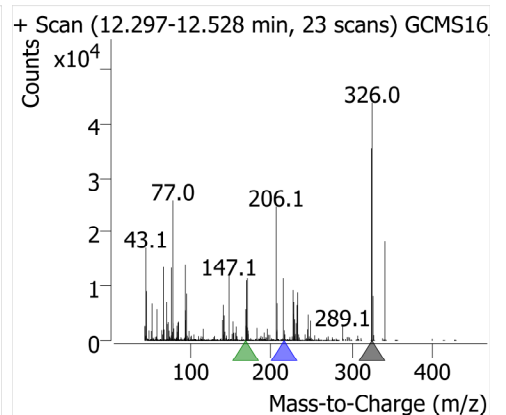
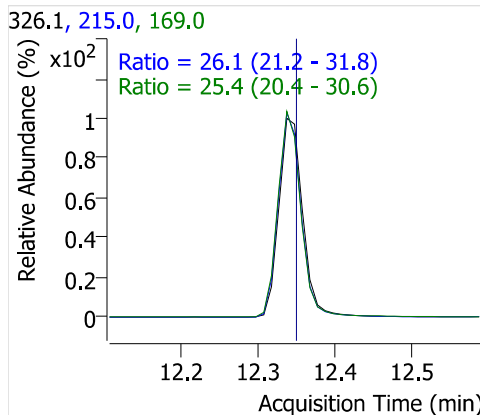
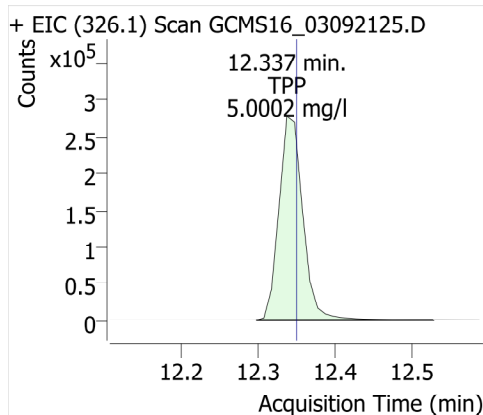
Butyl benzyl phthalate



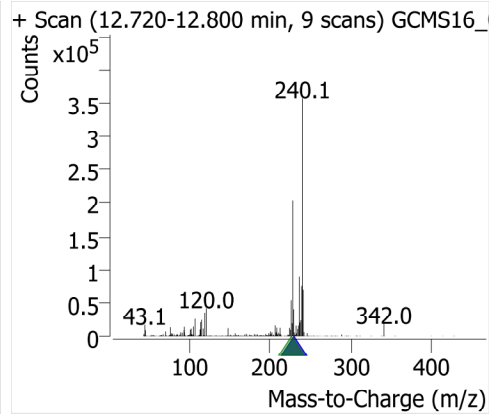
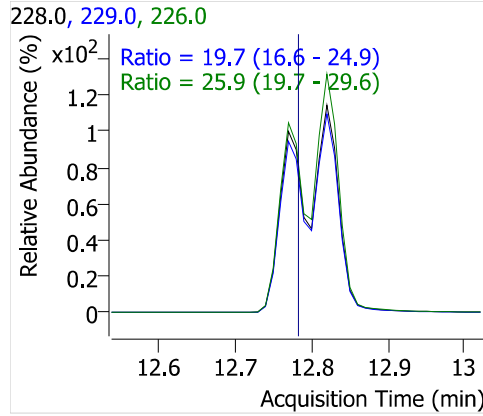
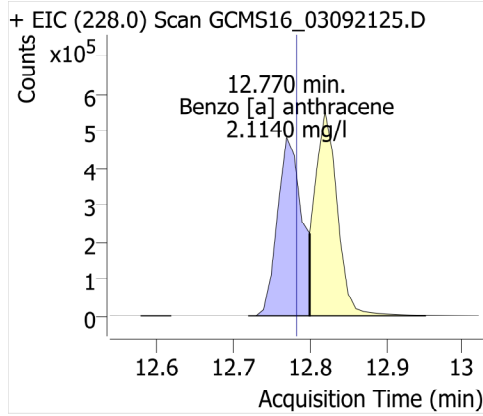
Bis(2-ethylhexyl)adipate



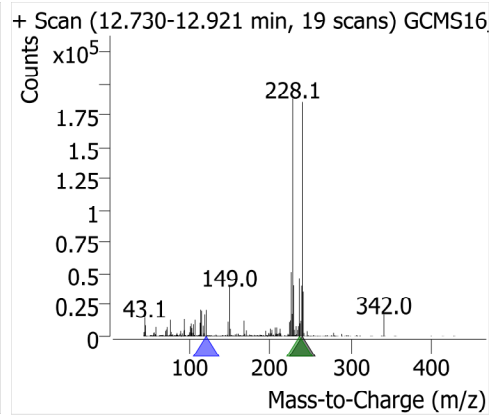
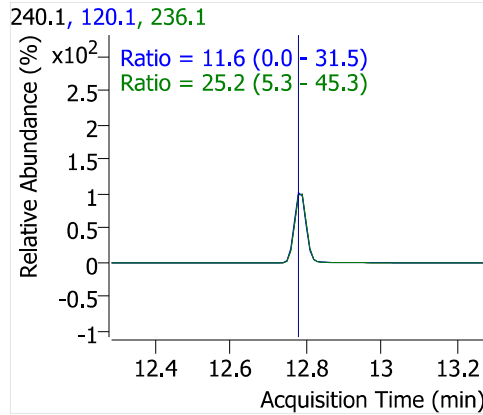
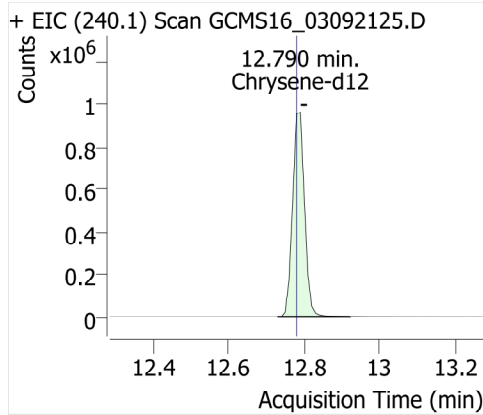
TPP



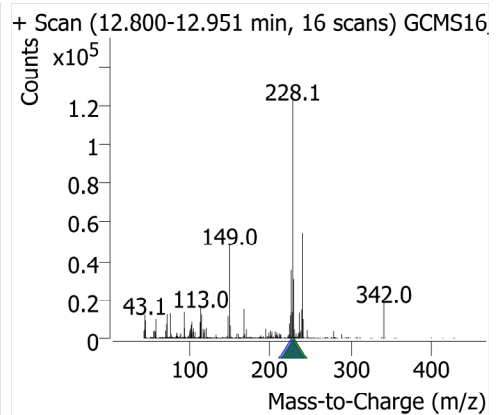
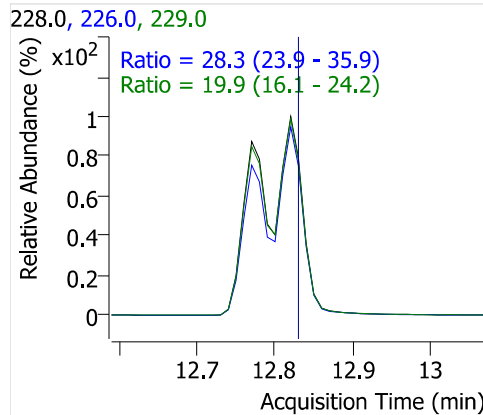
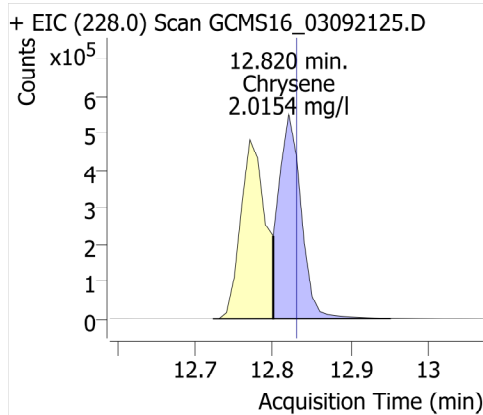
Benzo [a] anthracene



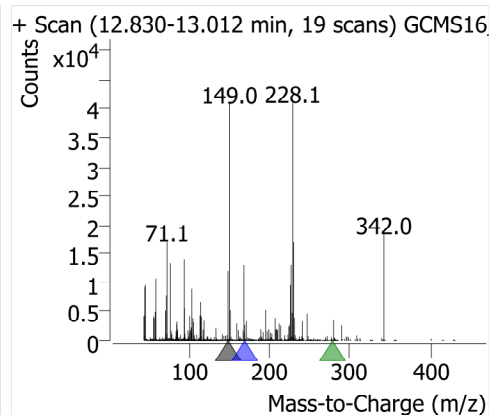
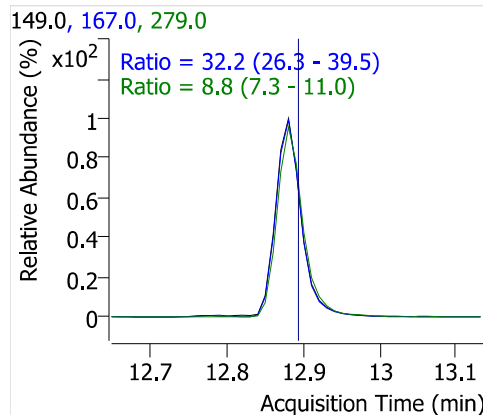
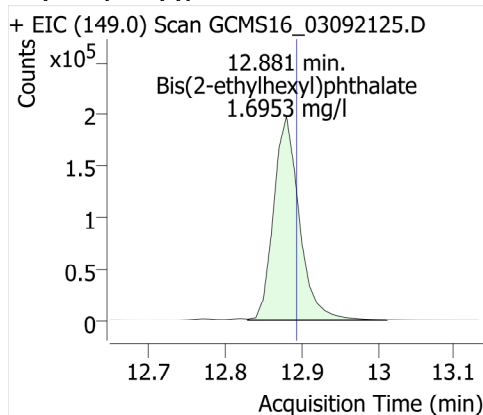
Chrysene-d12



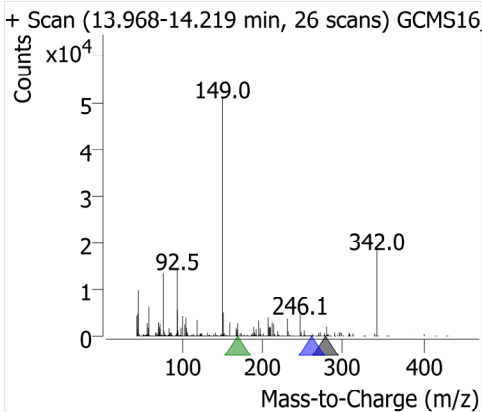
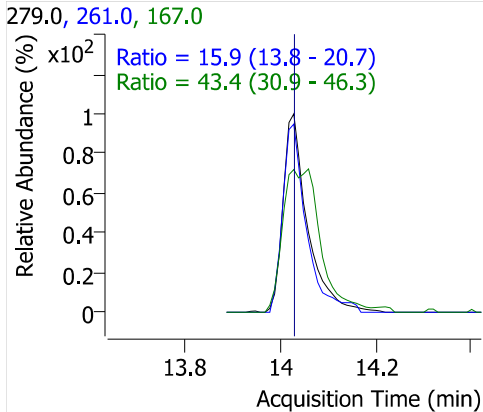
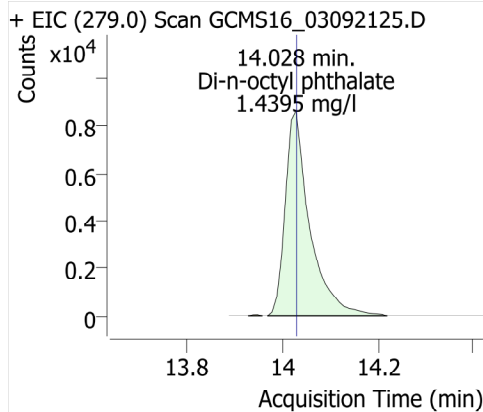
Chrysene



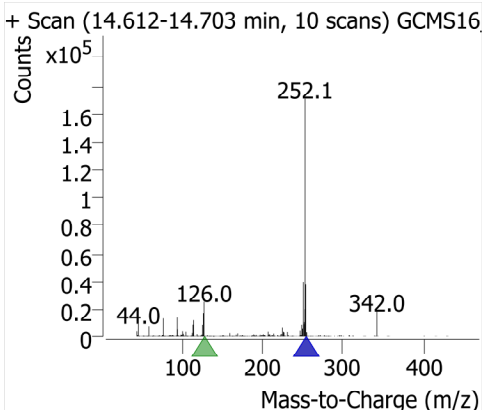
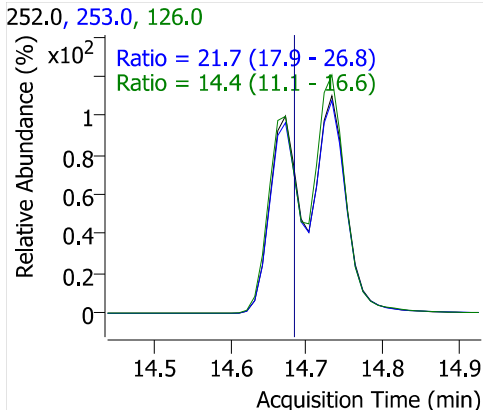
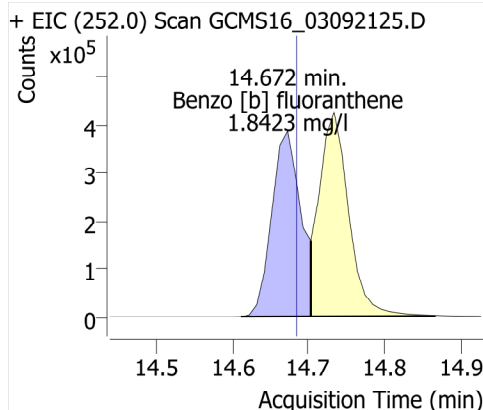
Bis(2-ethylhexyl)phthalate



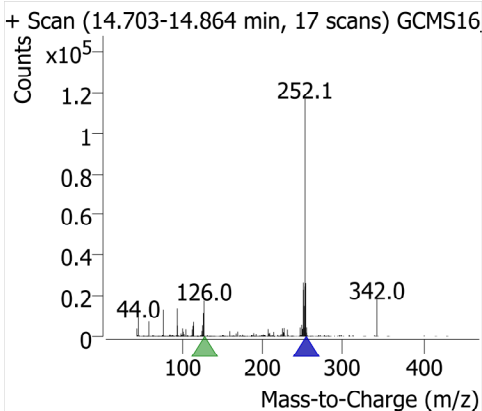
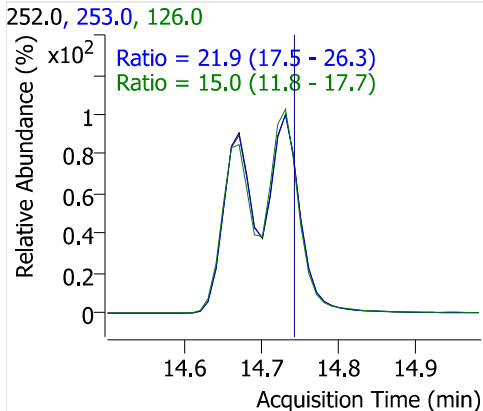
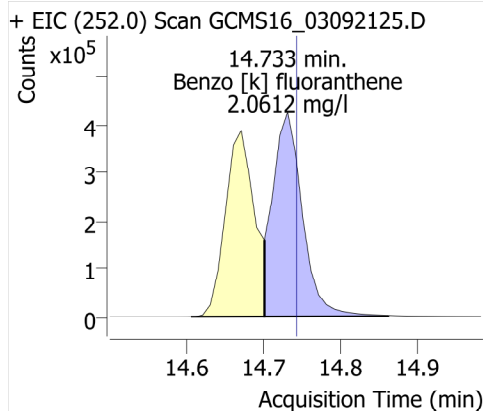
Di-n-octyl phthalate



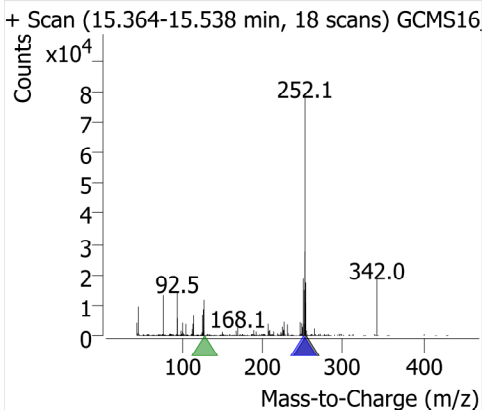
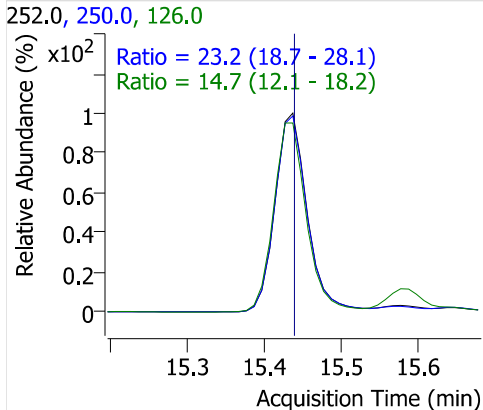
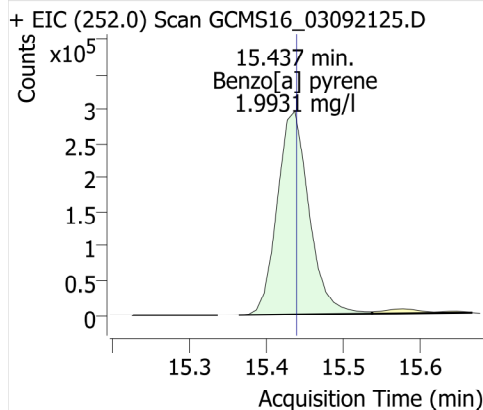
Benzo [b] fluoranthene



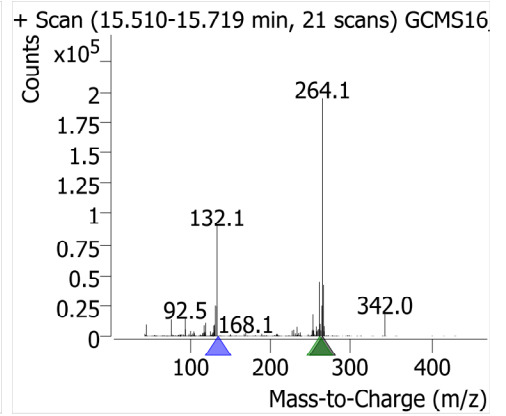
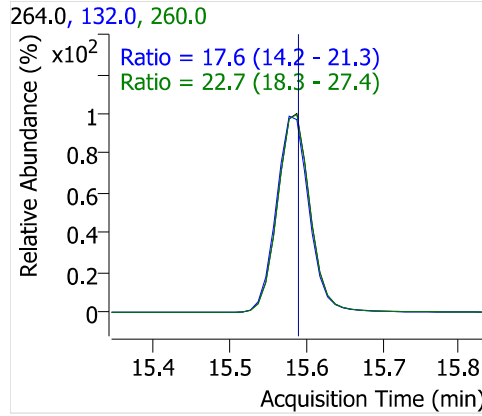
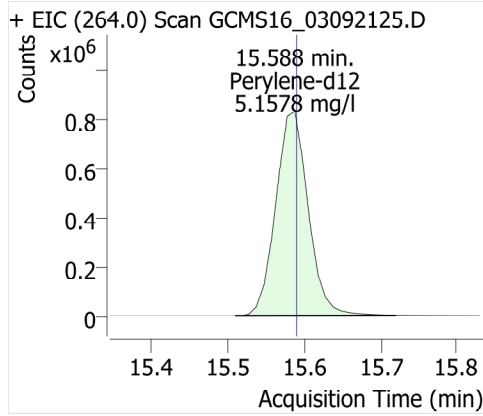
Benzo [k] fluoranthene



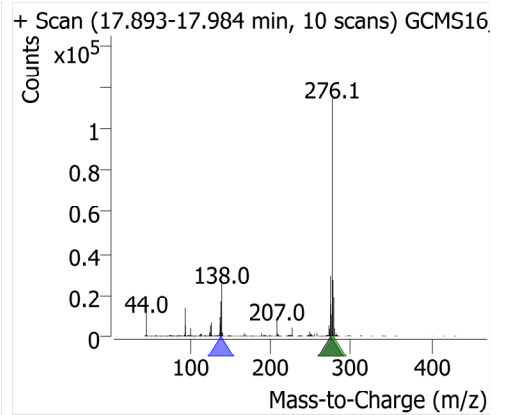
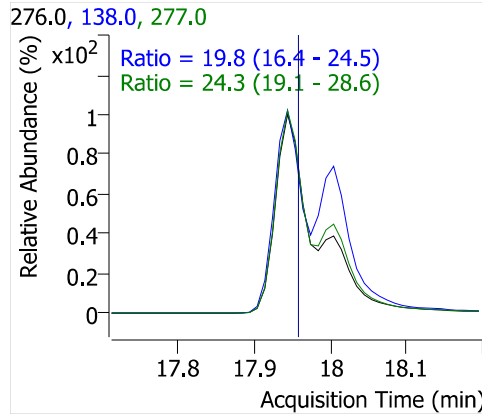
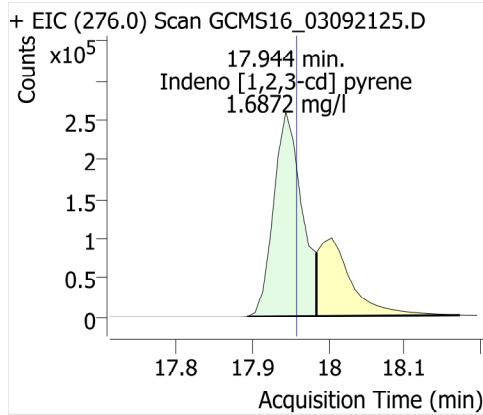
Benzo[a] pyrene



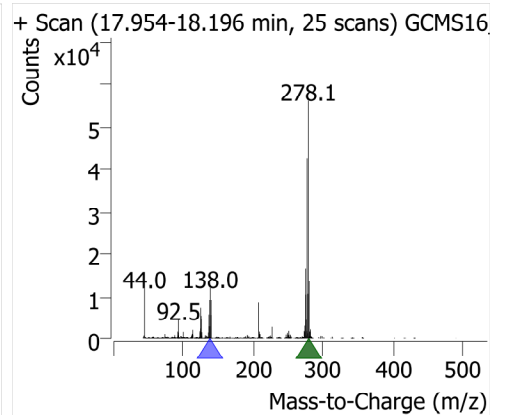
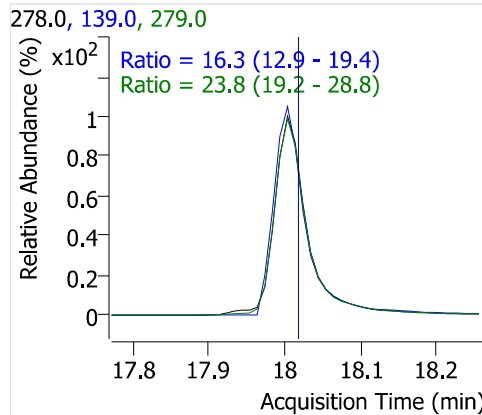
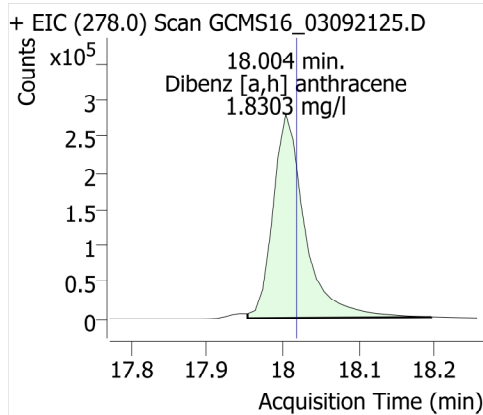
Perylene-d12



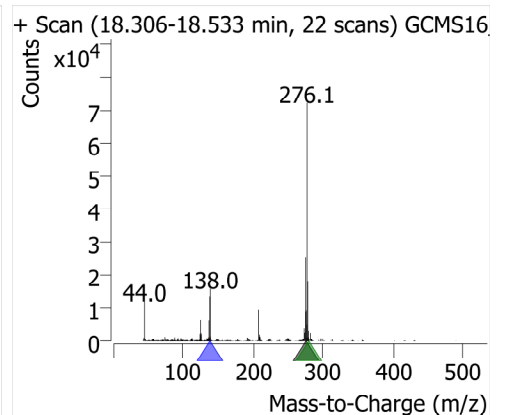
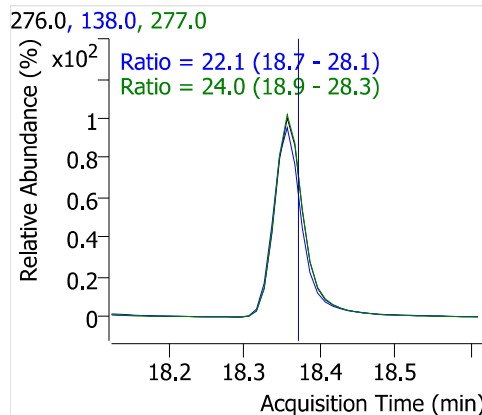
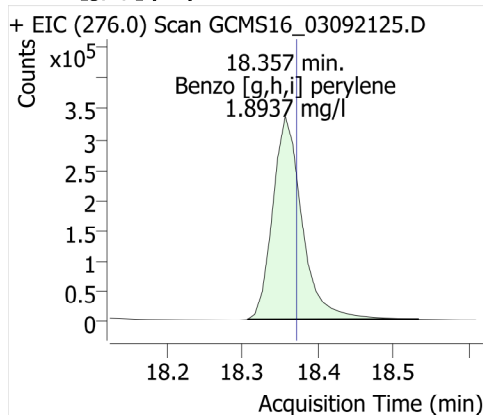
Indeno [1,2,3-cd] pyrene



Dibenz [a,h] anthracene



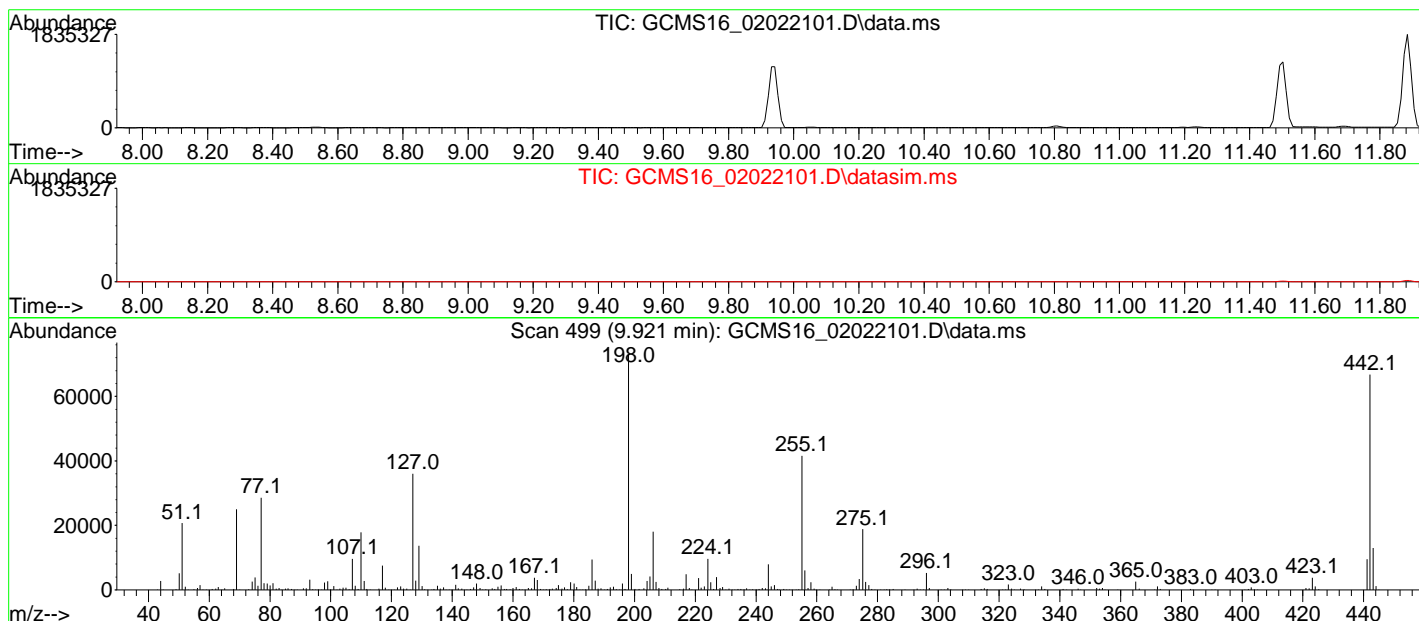
Benzo [g,h,i] perylene



Data Path : D:\InstData\GCMS16\DATA\2021\020221_525.2\
 Data File : GCMS16_02022101.D
 Acq On : 02 Feb 2021 10:17 am
 Operator : WECK\GCMS16
 Sample : DFTPP 5ppm Tune
 Misc : 0040529
 ALS Vial : 1 Sample Multiplier: 1

Integration File signal 1: LSCINT.P
 Integration File signal 2: rteint2.p

Method : D:\InstData\GCMS16\Q_MTH\TUNETAIL_525.M
 Title : 8270 GCMS06 NSI 2.5 ppm-60 ppm
 Last Update : Tue May 08 09:56:31 2018

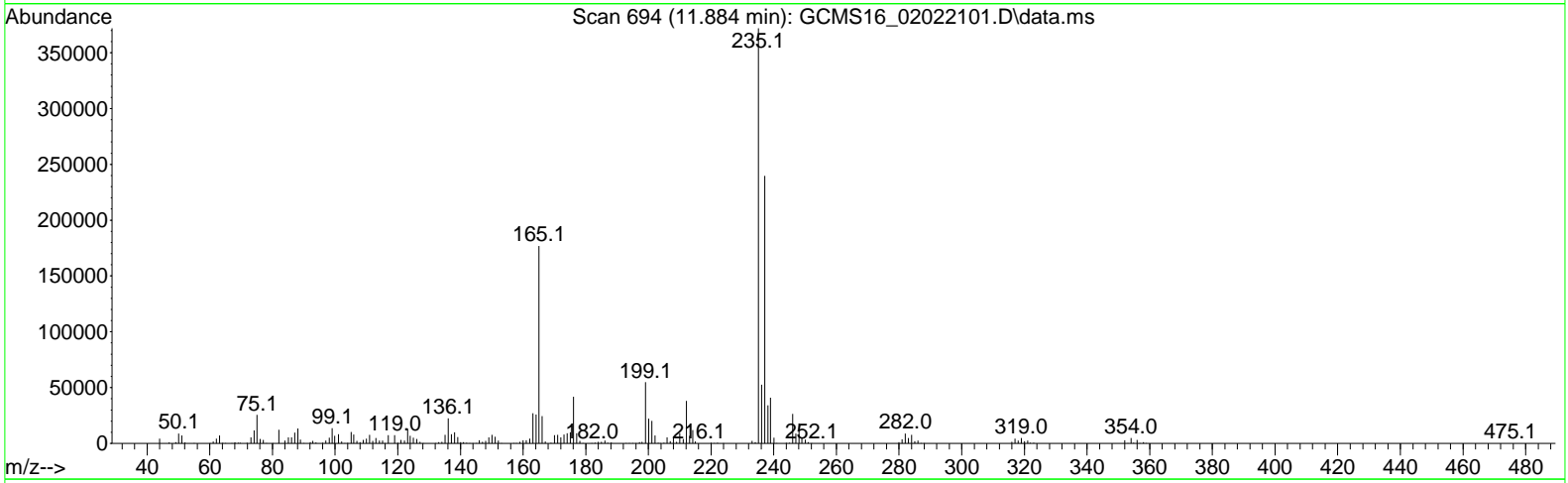
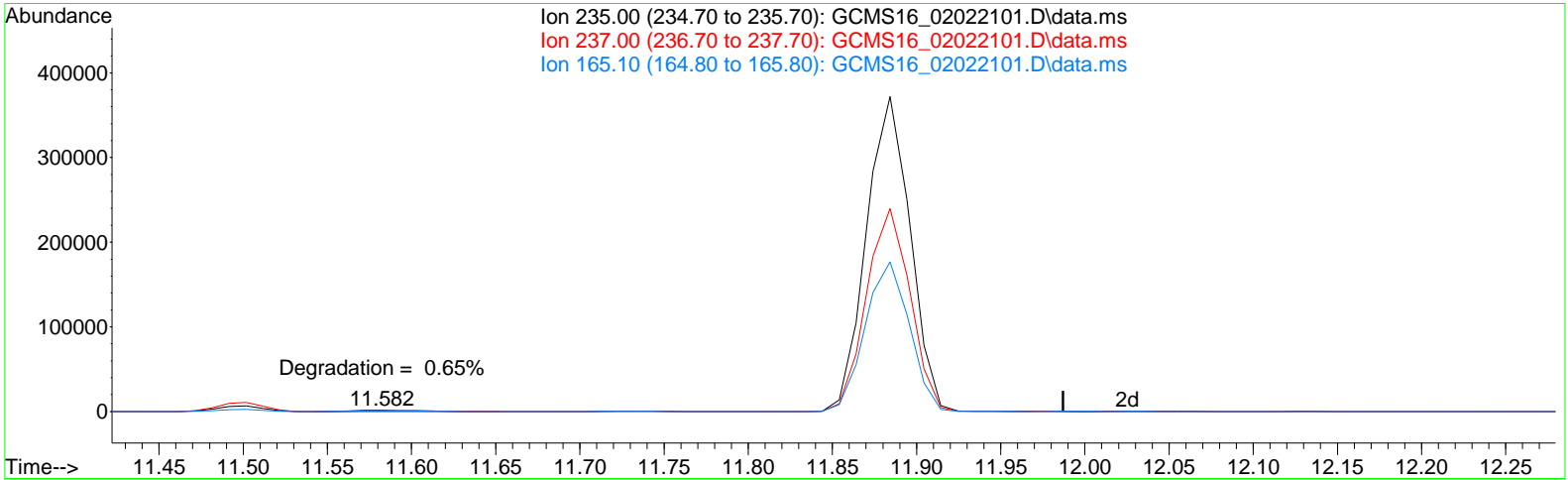


Spectrum Information: Scan 499

Target Mass	Rel. to Mass	Lower Limit%	Upper Limit%	Rel. Abn%	Raw Abn	Result Pass/Fail
51	198	10	80	28.4	20712	PASS
68	69	0.00	2	1.4	351	PASS
70	69	0.00	2	0.5	128	PASS
127	198	10	80	49.2	35976	PASS
197	198	0.00	2	0.5	335	PASS
198	198	100	100	100.0	73056	PASS
199	198	5	9	6.7	4919	PASS
275	198	10	60	25.8	18840	PASS
365	198	1	100	3.6	2598	PASS
441	443	0.01	100	73.2	9554	PASS
442	198	50	250	91.4	66800	PASS
443	442	15	24	19.5	13053	PASS

Data Path : D:\InstData\GCMS16\DATA\2021\020221_525.2\
 Data File : GCMS16_02022101.D
 Acq On : 02 Feb 2021 10:17 am
 Operator : WECK\GCMS16
 Sample : DFTPP 5ppm Tune
 Misc : 0040529
 ALS Vial : 1 Sample Multiplier: 1

Quant Time: Feb 03 17:02:12 2021
 Quant Method : D:\InstData\GCMS16\Q_MTH\TUNETAIL_525.M
 Quant Title : 8270 GCMS06 NSI 2.5 ppm-60 ppm
 QLast Update : Tue May 08 09:56:31 2018
 Response via : Initial Calibration



TIC: GCMS16_02022101.D\data.ms

(3) DDT

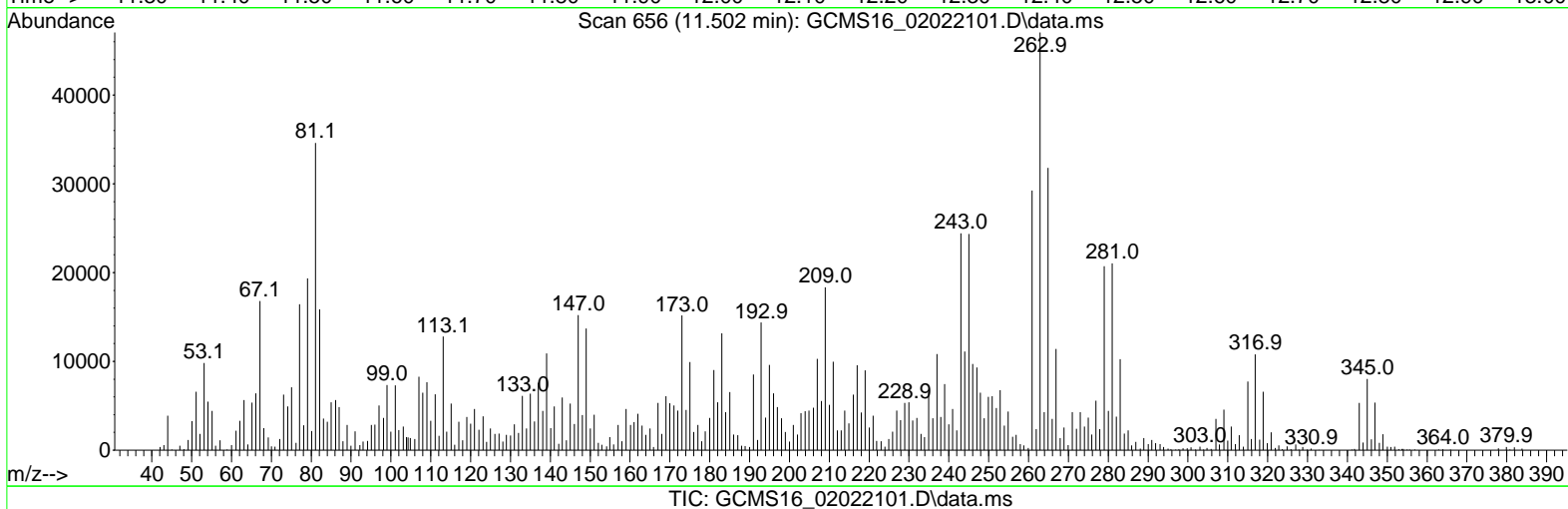
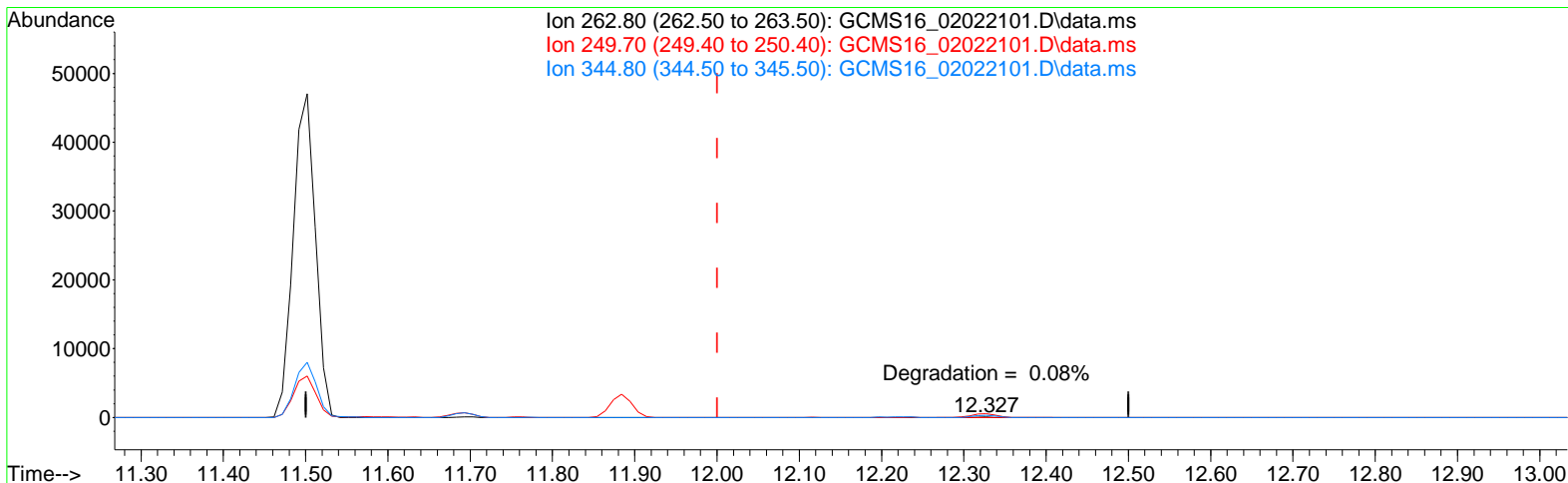
11.884min (-0.603) 161.93 mg/l m

response 675698

Ion	Exp%	Act%
235.00	100.00	100.00
237.00	65.70	0.00#
165.10	35.10	0.00#
0.00	0.00	0.00

Data Path : D:\InstData\GCMS16\DATA\2021\020221_525.2\
 Data File : GCMS16_02022101.D
 Acq On : 02 Feb 2021 10:17 am
 Operator : WECK\GCMS16
 Sample : DFTPP 5ppm Tune
 Misc : 0040529
 ALS Vial : 1 Sample Multiplier: 1

Quant Time: Feb 03 17:02:12 2021
 Quant Method : D:\InstData\GCMS16\Q_MTH\TUNETAIL_525.M
 Quant Title : 8270 GCMS06 NSI 2.5 ppm-60 ppm
 QLast Update : Tue May 08 09:56:31 2018
 Response via : Initial Calibration



(4) ENDRIN

11.502min (-0.498) 1514.27 mg/l m

response 88812

Ion	Exp%	Act%
262.80	100.00	100.00
249.70	59.70	1.52#
344.80	103.30	1.34#
0.00	0.00	0.00

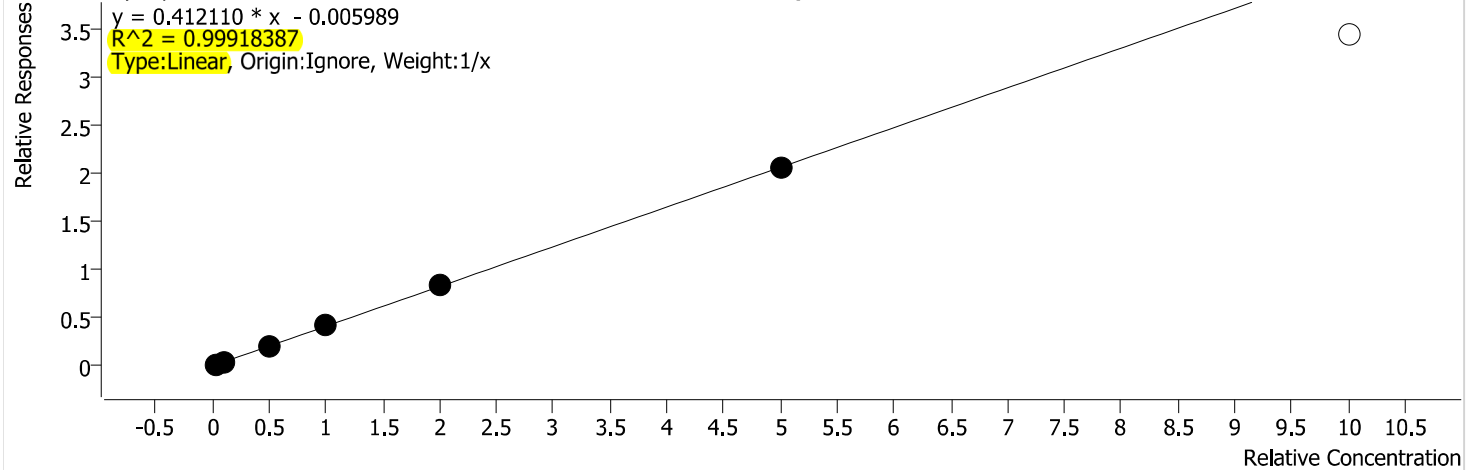
Quantitative Analysis Results With Qualifier Ratio Report



Batch Path	\\WSCIXIGCMS16\InstData\GCMS16\DATA\2021\020221_525.2\QuantResults\020221_SL.batch.bin		
Analysis Time	2/3/2021 4:08:10 PM	Analyst Name	WECK\ryan.raymond
Report Time	2/19/2021 4:50:19 PM	Reporter Name	ryan.raymond
Last Calib Update	2/3/2021 9:39:57 AM	Batch State	Processed
Quant Batch Version	10.0	Quant Report Version	10.0

Hexachlorocyclopentadiene

Hexachlorocyclopentadiene - 7 Levels, 6 Levels Used, 7 Points, 6 Points Used, 0 QCs



Calibration STD Path	Cal Type	Level	Enabled	Resp.	Exp. Conc	Resp. Factor
\\WSCIXIGCMS16\InstData\GCMS16\DATA\2021\020221_525.2\GCMS16_02022117.D	Calibration	0.04	x	10923	0.2000	0.3041
\\WSCIXIGCMS16\InstData\GCMS16\DATA\2021\020221_525.2\GCMS16_02022116.D	Calibration	0.1	x	30139	0.5000	0.3187
\\WSCIXIGCMS16\InstData\GCMS16\DATA\2021\020221_525.2\GCMS16_02022115.D	Calibration	0.5	x	174905	2.5000	0.3705
\\WSCIXIGCMS16\InstData\GCMS16\DATA\2021\020221_525.2\GCMS16_02022114.D	Calibration	1	x	389965	5.0000	0.4264
\\WSCIXIGCMS16\InstData\GCMS16\DATA\2021\020221_525.2\GCMS16_02022113.D	Calibration	2	x	782790	10.0000	0.4123
\\WSCIXIGCMS16\InstData\GCMS16\DATA\2021\020221_525.2\GCMS16_02022112.D	Calibration	5	x	1952202	25.0000	0.4089
\\WSCIXIGCMS16\InstData\GCMS16\DATA\2021\020221_525.2\GCMS16_02022111.D	Calibration	10		3291874	50.0000	0.3425

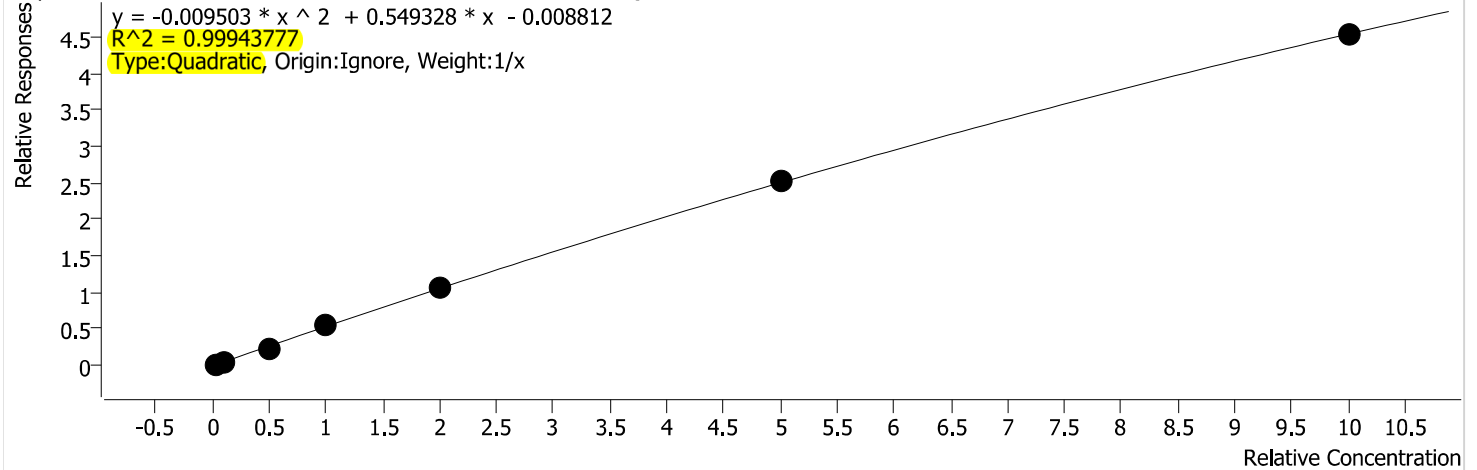
Quantitative Analysis Results With Qualifier Ratio Report



Batch Path	\\WSCIXIGCMS16\InstData\GCMS16\DATA\2021\020221_525.2\QuantResults\020221_SL.batch.bin		
Analysis Time	2/3/2021 4:08:10 PM	Analyst Name	WECK\ryan.raymond
Report Time	2/19/2021 4:50:29 PM	Reporter Name	ryan.raymond
Last Calib Update	2/3/2021 9:39:57 AM	Batch State	Processed
Quant Batch Version	10.0	Quant Report Version	10.0

Propachlor

Propachlor - 7 Levels, 7 Levels Used, 7 Points, 7 Points Used, 0 QCs



Calibration STD Path	Cal Type	Level	Enabled	Resp.	Exp. Conc	Resp. Factor
\\WSCIXIGCMS16\InstData\GCMS16\DATA\2021\020221_525.2\GCMS16_02022117.D	Calibration	0.04	x	14449	0.2000	0.4023
\\WSCIXIGCMS16\InstData\GCMS16\DATA\2021\020221_525.2\GCMS16_02022116.D	Calibration	0.1	x	40289	0.5000	0.4260
\\WSCIXIGCMS16\InstData\GCMS16\DATA\2021\020221_525.2\GCMS16_02022115.D	Calibration	0.5	x	222062	2.5000	0.4705
\\WSCIXIGCMS16\InstData\GCMS16\DATA\2021\020221_525.2\GCMS16_02022114.D	Calibration	1	x	495992	5.0000	0.5423
\\WSCIXIGCMS16\InstData\GCMS16\DATA\2021\020221_525.2\GCMS16_02022113.D	Calibration	2	x	1001311	10.0000	0.5273
\\WSCIXIGCMS16\InstData\GCMS16\DATA\2021\020221_525.2\GCMS16_02022112.D	Calibration	5	x	2415780	25.0000	0.5060
\\WSCIXIGCMS16\InstData\GCMS16\DATA\2021\020221_525.2\GCMS16_02022111.D	Calibration	10	x	4343625	50.0000	0.4519

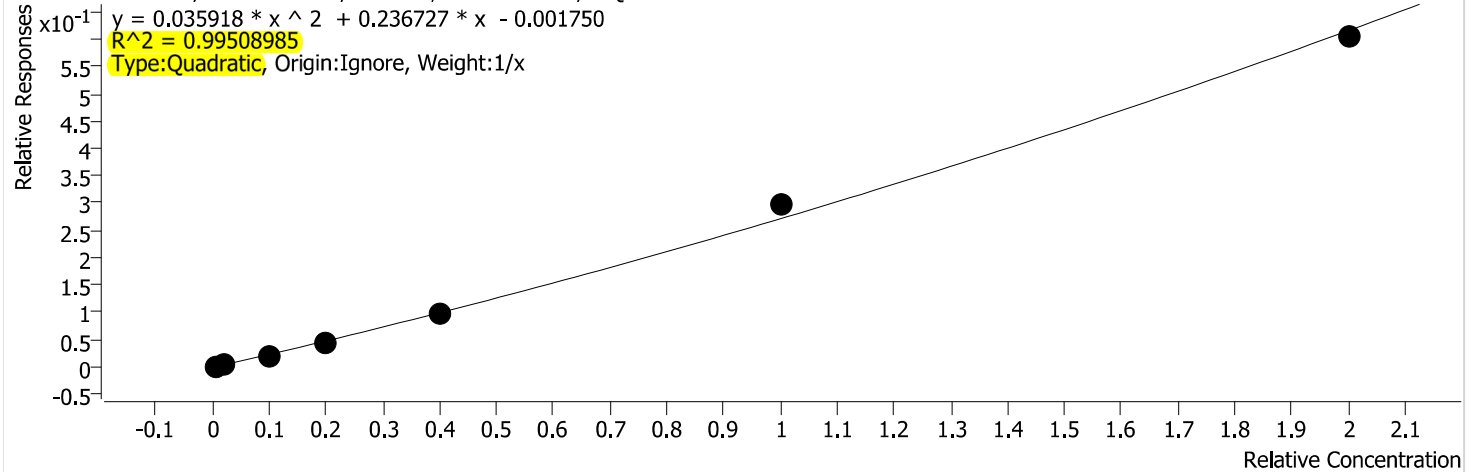
Quantitative Analysis Results With Qualifier Ratio Report



Batch Path	\\WSCIXIGCMS16\InstData\GCMS16\DATA\2021\020221_525.2\QuantResults\020221_SL.batch.bin	Analyst Name	WECK\ryan.raymond
Analysis Time	2/3/2021 4:08:10 PM	Reporter Name	ryan.raymond
Report Time	2/19/2021 4:50:29 PM	Batch State	Processed
Last Calib Update	2/3/2021 9:39:57 AM	Quant Report Version	10.0
Quant Batch Version	10.0		

Trifuralin

Trifuralin - 7 Levels, 7 Levels Used, 7 Points, 7 Points Used, 0 QCs



Calibration STD Path	Cal Type	Level	Enabled	Resp.	Exp. Conc	Resp. Factor
\\WSCIXIGCMS16\InstData\GCMS16\DATA\2021\020221_525.2\GCMS16_02022117.D	Calibration	0.04	x	742	0.0400	0.1033
\\WSCIXIGCMS16\InstData\GCMS16\DATA\2021\020221_525.2\GCMS16_02022116.D	Calibration	0.1	x	2714	0.1000	0.1435
\\WSCIXIGCMS16\InstData\GCMS16\DATA\2021\020221_525.2\GCMS16_02022115.D	Calibration	0.5	x	15394	0.5000	0.1631
\\WSCIXIGCMS16\InstData\GCMS16\DATA\2021\020221_525.2\GCMS16_02022114.D	Calibration	1	x	37298	1.0000	0.2039
\\WSCIXIGCMS16\InstData\GCMS16\DATA\2021\020221_525.2\GCMS16_02022113.D	Calibration	2	x	90402	2.0000	0.2380
\\WSCIXIGCMS16\InstData\GCMS16\DATA\2021\020221_525.2\GCMS16_02022112.D	Calibration	5	x	284497	5.0000	0.2980
\\WSCIXIGCMS16\InstData\GCMS16\DATA\2021\020221_525.2\GCMS16_02022111.D	Calibration	10	x	580036	10.0000	0.3017

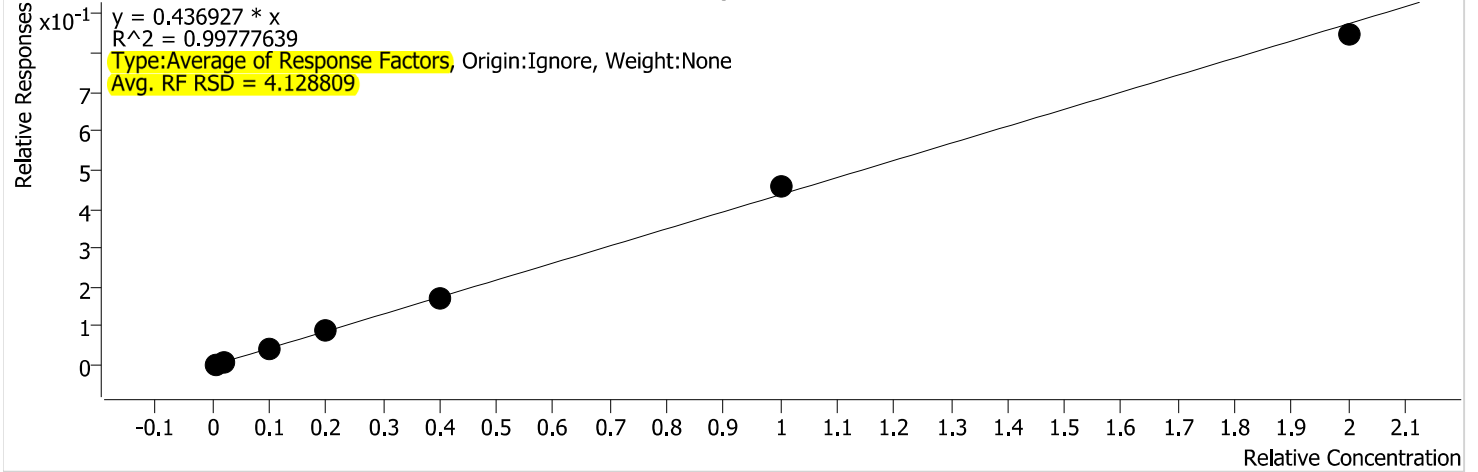
Quantitative Analysis Results With Qualifier Ratio Report



Batch Path	\\WSCIXIGCMS16\InstData\GCMS16\DATA\2021\020221_525.2\QuantResults\020221_SL.batch.bin		
Analysis Time	2/3/2021 4:08:10 PM	Analyst Name	WECK\ryan.raymond
Report Time	2/19/2021 4:50:29 PM	Reporter Name	ryan.raymond
Last Calib Update	2/3/2021 9:39:57 AM	Batch State	Processed
Quant Batch Version	10.0	Quant Report Version	10.0

Hexachlorobenzene

Hexachlorobenzene - 7 Levels, 7 Levels Used, 7 Points, 7 Points Used, 0 QCs



Calibration STD Path	Cal Type	Level	Enabled	Resp.	Exp. Conc	Resp. Factor
\\WSCIXIGCMS16\InstData\GCMS16\DATA\2021\020221_525.2\GCMS16_02022117.D	Calibration	0.04	x	2923	0.0400	0.4070
\\WSCIXIGCMS16\InstData\GCMS16\DATA\2021\020221_525.2\GCMS16_02022116.D	Calibration	0.1	x	8560	0.1000	0.4525
\\WSCIXIGCMS16\InstData\GCMS16\DATA\2021\020221_525.2\GCMS16_02022115.D	Calibration	0.5	x	40891	0.5000	0.4331
\\WSCIXIGCMS16\InstData\GCMS16\DATA\2021\020221_525.2\GCMS16_02022114.D	Calibration	1	x	82015	1.0000	0.4484
\\WSCIXIGCMS16\InstData\GCMS16\DATA\2021\020221_525.2\GCMS16_02022113.D	Calibration	2	x	165894	2.0000	0.4368
\\WSCIXIGCMS16\InstData\GCMS16\DATA\2021\020221_525.2\GCMS16_02022112.D	Calibration	5	x	437583	5.0000	0.4583
\\WSCIXIGCMS16\InstData\GCMS16\DATA\2021\020221_525.2\GCMS16_02022111.D	Calibration	10	x	811978	10.0000	0.4224

Quantitative Analysis Results With Qualifier Ratio Report

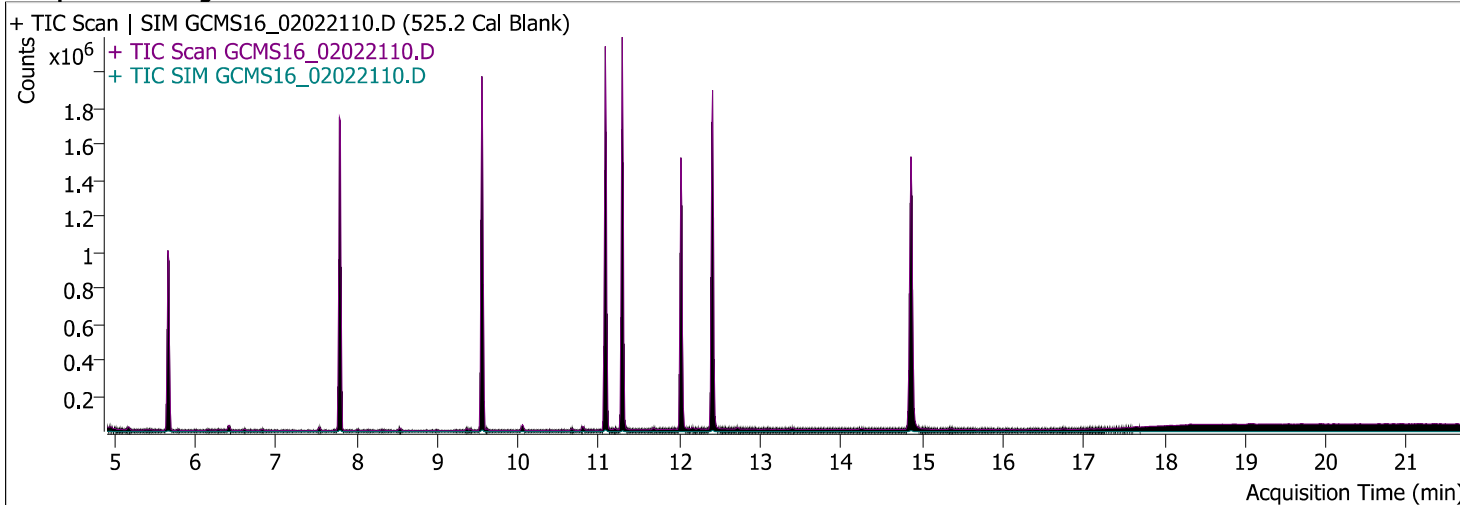


Batch Path	\\WSCIXIGCMS16\InstData\GCMS16\DATA\2021\020221_525.2\QuantResults\020221_SL.batch.bin		
Analysis Time	2/3/2021 4:08:10 PM	Analyst Name	WECK\ryan.raymond
Report Time	2/3/2021 4:11:44 PM	Reporter Name	ryan.raymond
Last Calib Update	2/3/2021 9:39:57 AM	Batch State	Processed
Quant Batch Version	10.0	Quant Report Version	10.0

AnalysisInfo

Acq. Time	2/2/2021 3:27:00 PM	Data File	GCMS16_02022110.D
Sample Type	Sample	Sample Name	525.2 Cal Blank
Dilution	1	Acq. Method	525
Position	4	Inj Vol	1
DA Method File	525 SL 020221.m	Comment	1010637

Sample Chromatogram



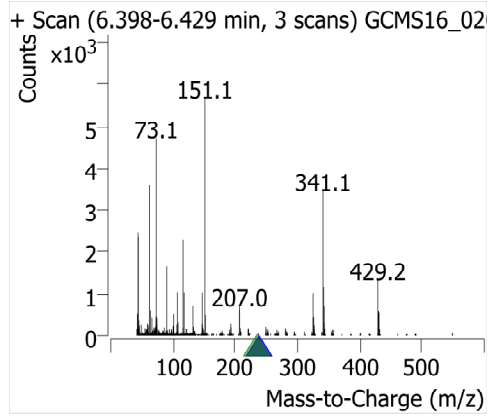
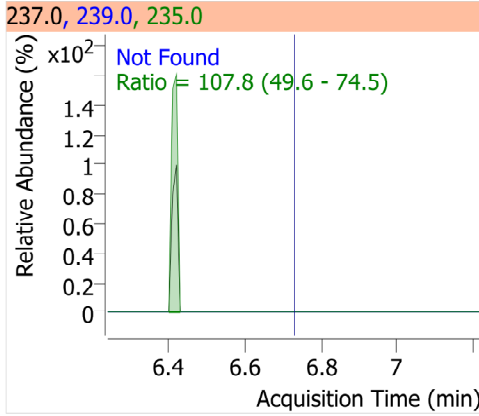
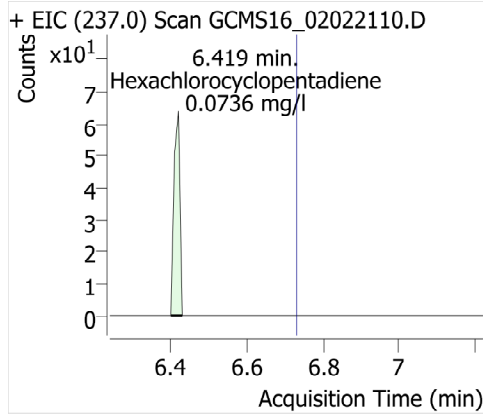
Compound	ISTD	RT	Resp.	ISTD Resp.	Conc	Units	Accuracy
Hexachlorocyclopentadiene	Acenaphthene-d10	6.419	69	869655	0.0736	mg/l	ORW
Propachlor	Acenaphthene-d10			869655	ND	mg/l	
Trifuralin	Acenaphthene-d10			869655	ND	mg/l	
Hexachlorobenzene	Acenaphthene-d10			869655	ND	mg/l	

Quantitative Analysis Results With Qualifier Ratio Report

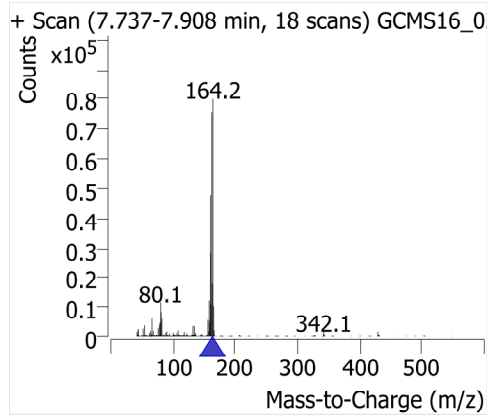
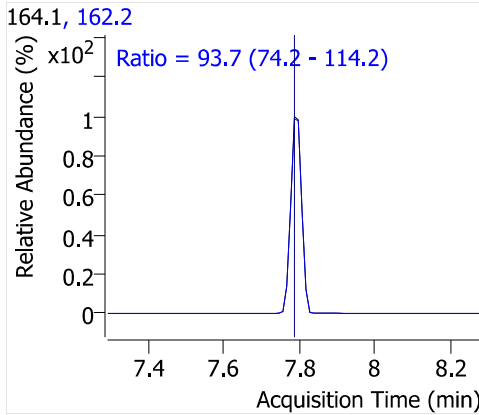
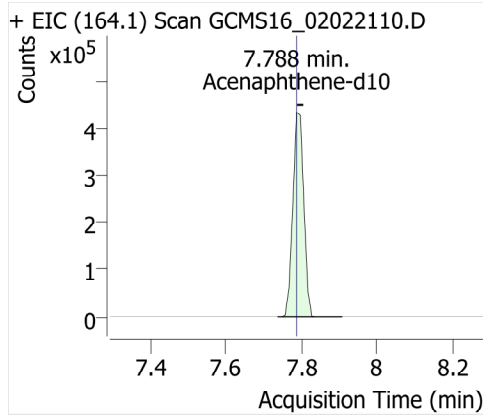


Compound	CAS#	RT	RR	Conc	Transition	(Min-Max)	Q-Ratio
Hexachlorocyclopentadiene		6.419	0.0001	0.0736	237.0		
					239.0	50.1 - 75.1	
					235.0	49.6 - 74.5	107.8 High
Propachlor				ND	120.0		
					77.0	30.1 - 45.2	
					176.0	27.1 - 40.7	
Trifuralin				ND	306.0		
					264.0	65.1 - 97.7	
					43.0	38.8 - 58.2	
Hexachlorobenzene				ND	284.0		
					286.0	65.2 - 97.9	
					282.0	41.9 - 62.8	

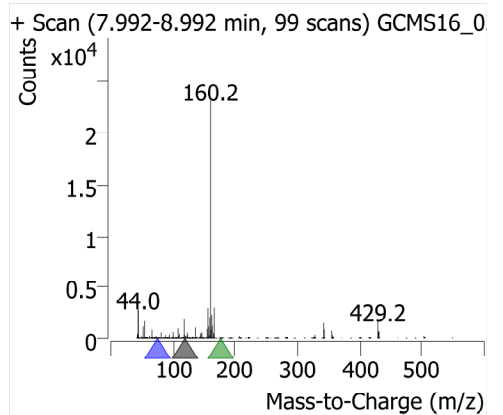
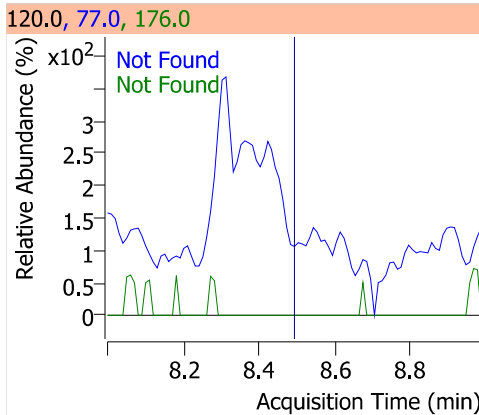
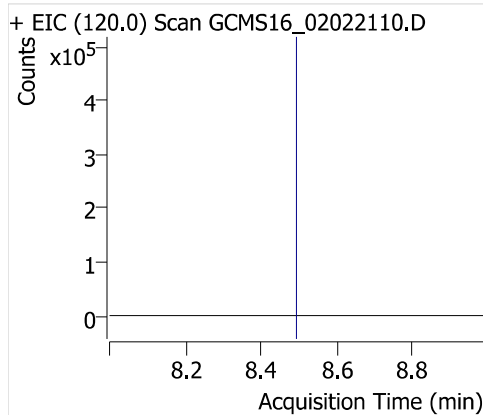
Hexachlorocyclopentadiene



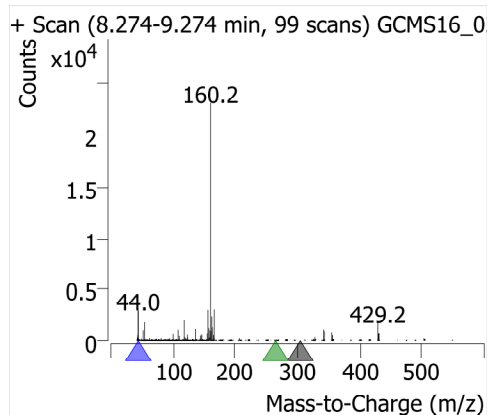
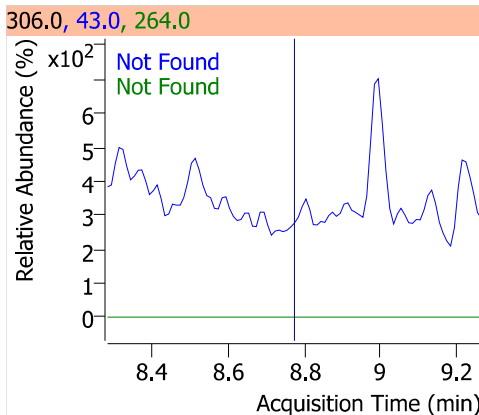
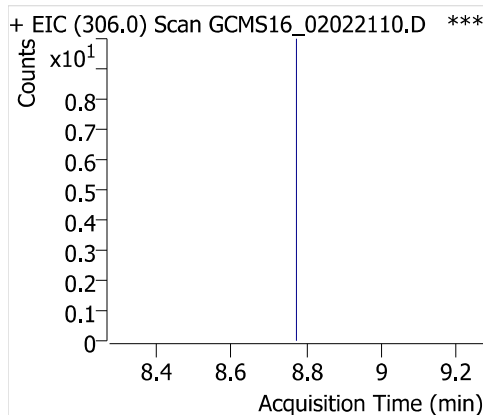
Acenaphthene-d10



Propachlor

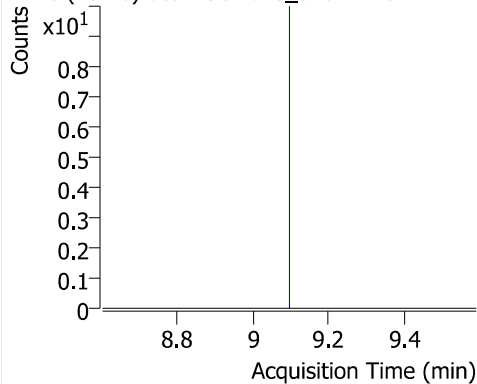


Trifuralin

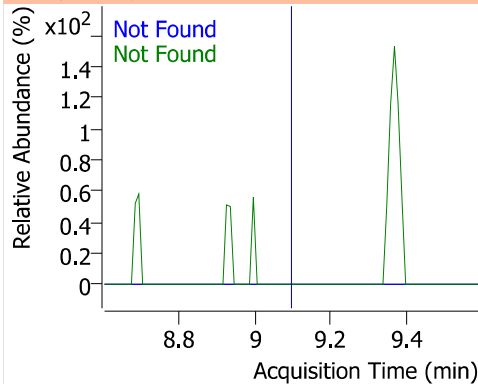


Hexachlorobenzene

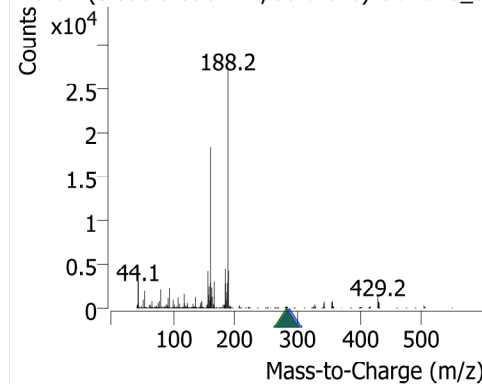
+ EIC (284.0) Scan GCMS16_02022110.D



284.0, 286.0, 282.0



+ Scan (8.596-9.596 min, 99 scans) GCMS16_0



Quantitative Analysis Results With Qualifier Ratio Report

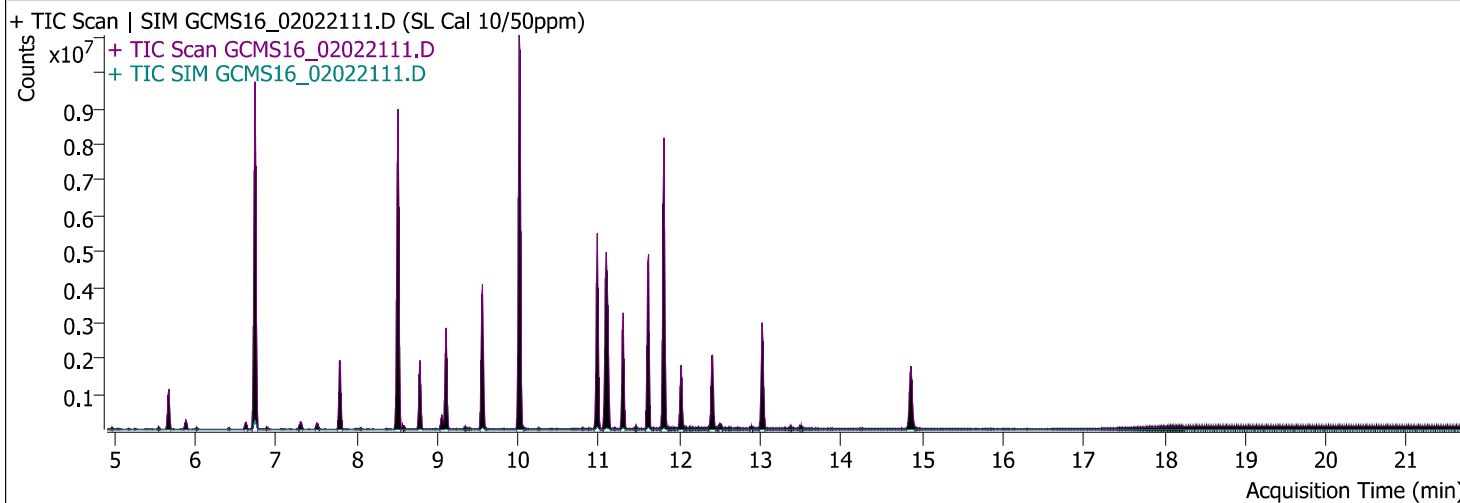


Batch Path	\\WSCIXIGCMS16\InstData\GCMS16\DATA\2021\020221_525.2\QuantResults\020221_SL.batch.bin		
Analysis Time	2/3/2021 4:08:10 PM	Analyst Name	WECK\ryan.raymond
Report Time	2/3/2021 4:11:47 PM	Reporter Name	ryan.raymond
Last Calib Update	2/3/2021 9:39:57 AM	Batch State	Processed
Quant Batch Version	10.0	Quant Report Version	10.0

AnalysisInfo

Acq. Time	2/2/2021 4:00:30 PM	Data File	GCMS16_02022111.D
Sample Type	Cal	Sample Name	SL Cal 10/50ppm
Dilution	1	Acq. Method	525
Position	5	Inj Vol	1
DA Method File	525 SL 020221.m	Comment	1020468

Sample Chromatogram



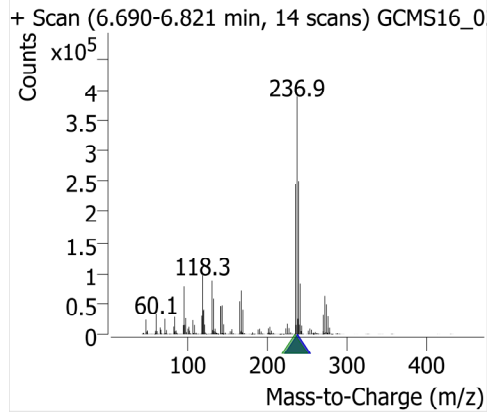
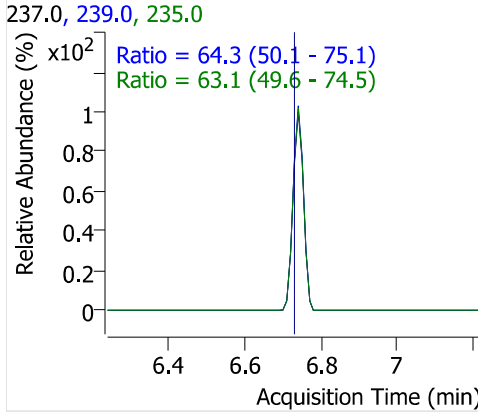
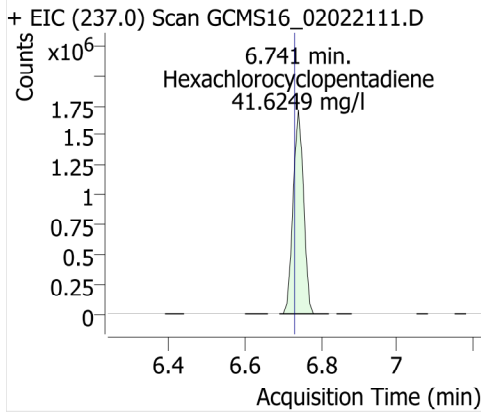
Compound	ISTD	RT	Resp.	ISTD Resp.	Conc	Units	Accuracy
Hexachlorocyclopentadiene	Acenaphthene-d10	6.741	3291874	961181	41.6249	mg/l	83.25
Propachlor	Acenaphthene-d10	8.512	4343625	961181	49.7895	mg/l	99.58
Trifuralin	Acenaphthene-d10	8.784	580036	961181	9.8430	mg/l	98.43
Hexachlorobenzene	Acenaphthene-d10	9.106	811978	961181	9.6672	mg/l	96.67

Quantitative Analysis Results With Qualifier Ratio Report

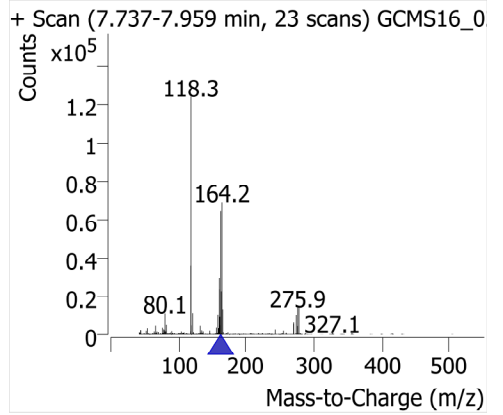
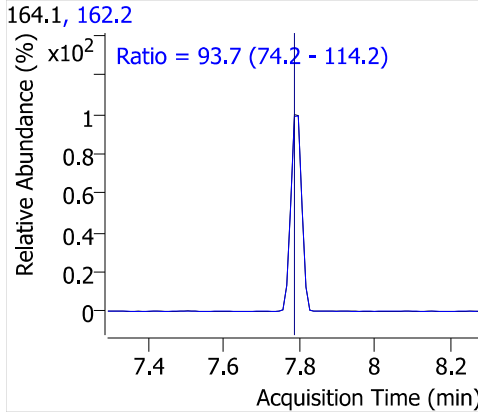
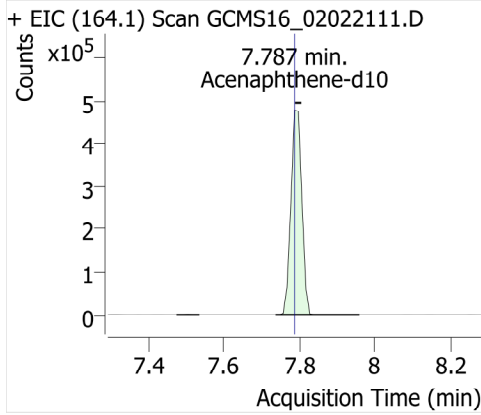


Compound	CAS#	RT	RR	Conc	Transition	(Min-Max)	Q-Ratio
Hexachlorocyclopentadiene		6.741	3.4248	41.6249	237.0		
					239.0	50.1 - 75.1	64.3
					235.0	49.6 - 74.5	63.1
Propachlor		8.512	4.5191	49.7895	120.0		
					77.0	30.1 - 45.2	37.8
					176.0	27.1 - 40.7	36.4
Trifuralin		8.784	0.6035	9.8430	306.0		
					264.0	65.1 - 97.7	80.1
					43.0	38.8 - 58.2	41.3
Hexachlorobenzene		9.106	0.8448	9.6672	284.0		
					286.0	65.2 - 97.9	80.9
					282.0	41.9 - 62.8	52.0

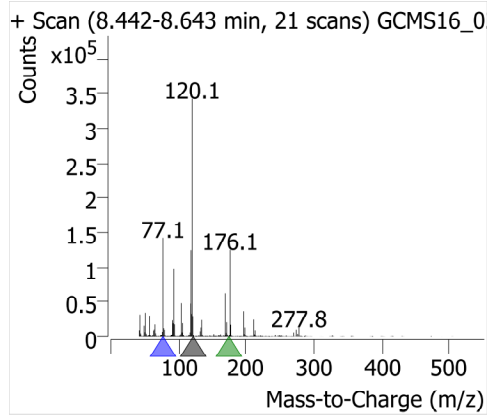
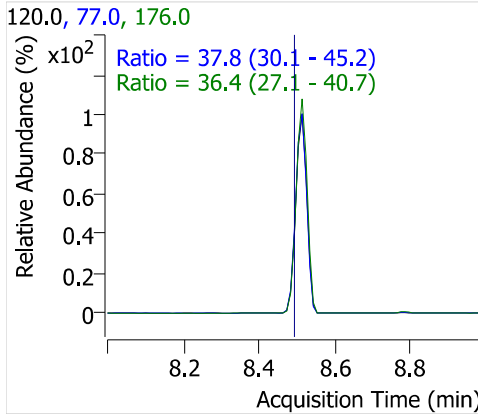
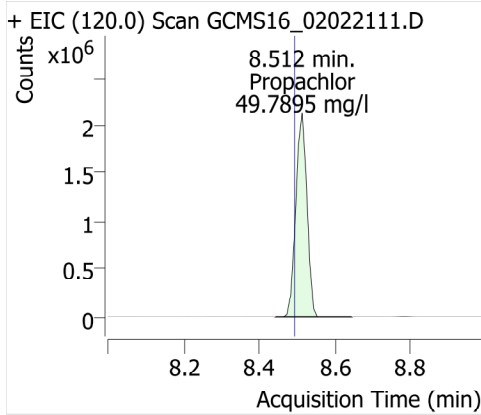
Hexachlorocyclopentadiene



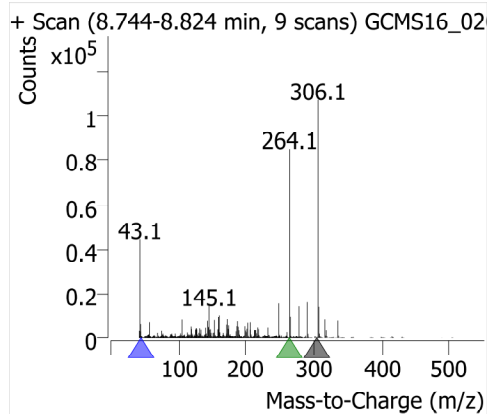
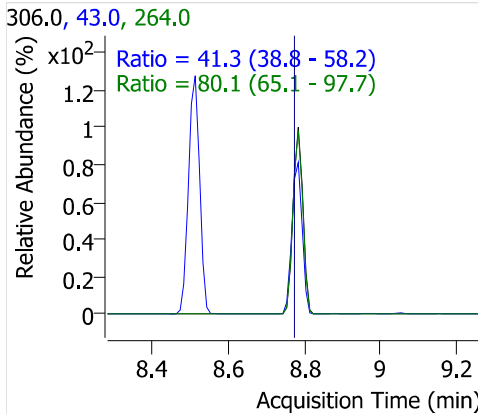
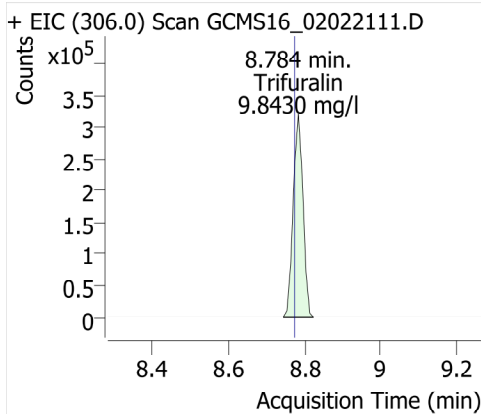
Acenaphthene-d10



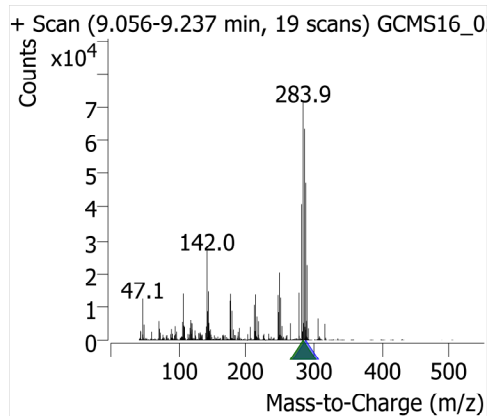
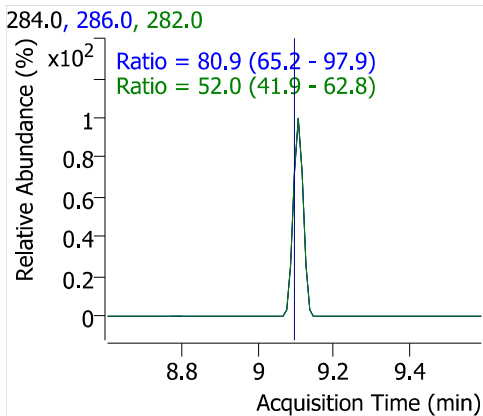
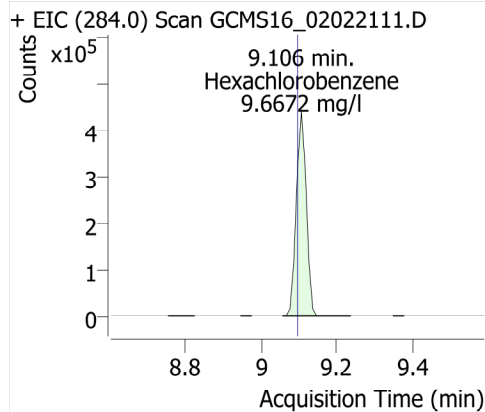
Propachlor



Trifuralin



Hexachlorobenzene



Quantitative Analysis Results With Qualifier Ratio Report

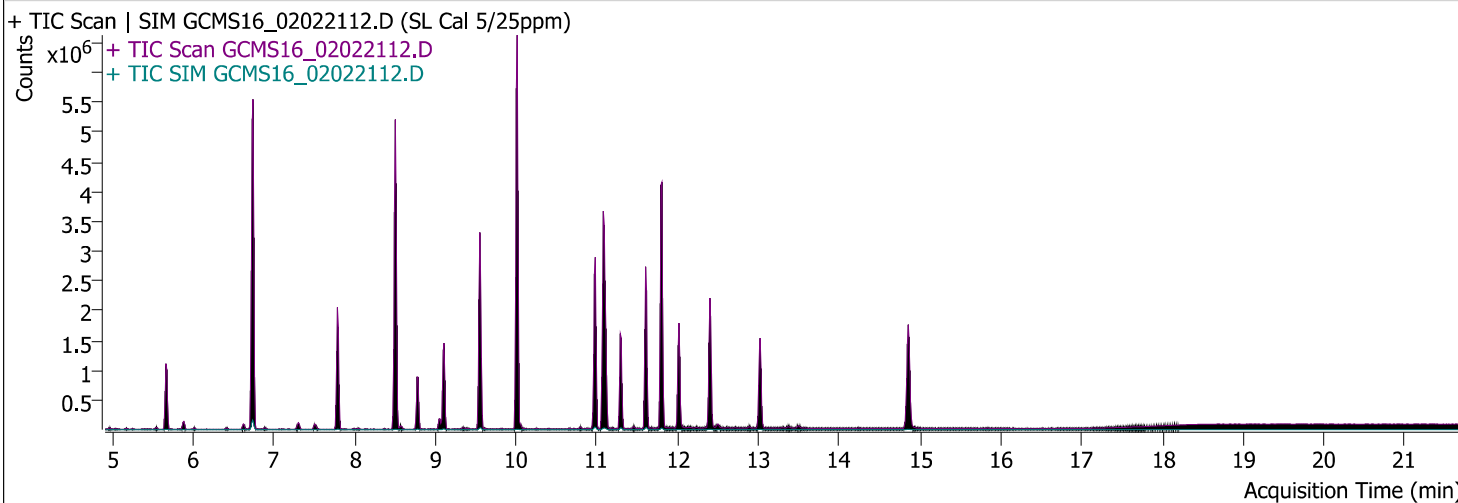


Batch Path	\\WSCIXIGCMS16\InstData\GCMS16\DATA\2021\020221_525.2\QuantResults\020221_SL.batch.bin	Analyst Name	WECK\ryan.raymond
Analysis Time	2/3/2021 4:08:10 PM	Reporter Name	ryan.raymond
Report Time	2/3/2021 4:11:48 PM	Batch State	Processed
Last Calib Update	2/3/2021 9:39:57 AM	Quant Report Version	10.0
Quant Batch Version	10.0		

AnalysisInfo

Acq. Time	2/2/2021 4:27:40 PM	Data File	GCMS16_02022112.D
Sample Type	Cal	Sample Name	SL Cal 5/25ppm
Dilution	1	Acq. Method	525
Position	6	Inj Vol	1
DA Method File	525 SL 020221.m	Comment	1020469

Sample Chromatogram



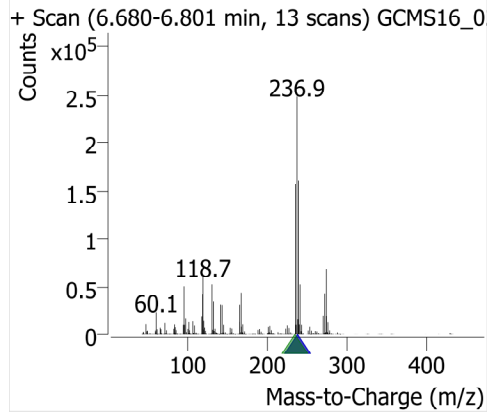
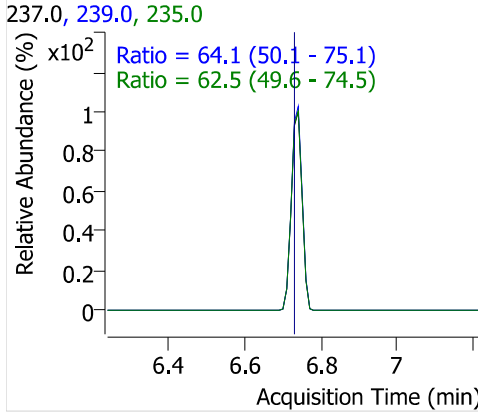
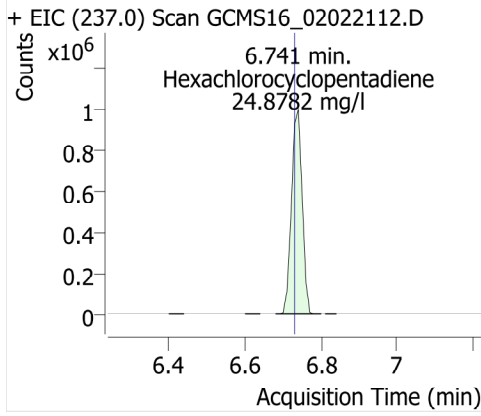
Compound	ISTD	RT	Resp.	ISTD Resp.	Conc	Units	Accuracy
Hexachlorocyclopentadiene	Acenaphthene-d10	6.741	1952202	954844	24.8782	mg/l	99.51
Propachlor	Acenaphthene-d10	8.502	2415780	954844	25.3281	mg/l	101.31
Trifuralin	Acenaphthene-d10	8.784	284497	954844	5.4341	mg/l	108.68
Hexachlorobenzene	Acenaphthene-d10	9.106	437583	954844	5.2443	mg/l	104.89

Quantitative Analysis Results With Qualifier Ratio Report

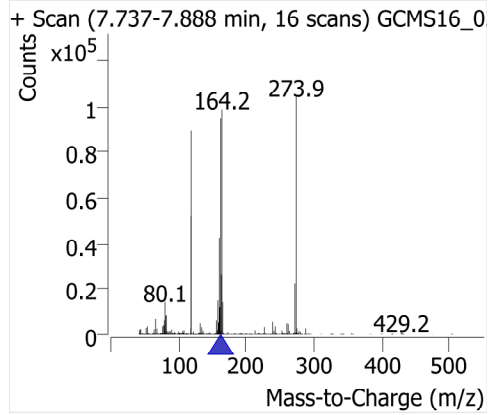
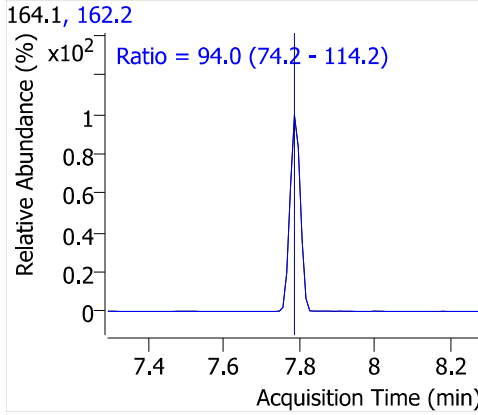
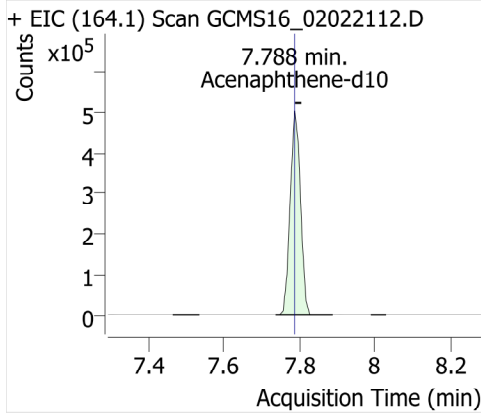


Compound	CAS#	RT	RR	Conc	Transition	(Min-Max)	Q-Ratio
Hexachlorocyclopentadiene		6.741	2.0445	24.8782	237.0		
					239.0	50.1 - 75.1	64.1
					235.0	49.6 - 74.5	62.5
Propachlor		8.502	2.5300	25.3281	120.0		
					77.0	30.1 - 45.2	37.5
					176.0	27.1 - 40.7	35.5
Trifuralin		8.784	0.2980	5.4341	306.0		
					264.0	65.1 - 97.7	80.0
					43.0	38.8 - 58.2	41.6
Hexachlorobenzene		9.106	0.4583	5.2443	284.0		
					286.0	65.2 - 97.9	79.0
					282.0	41.9 - 62.8	52.9

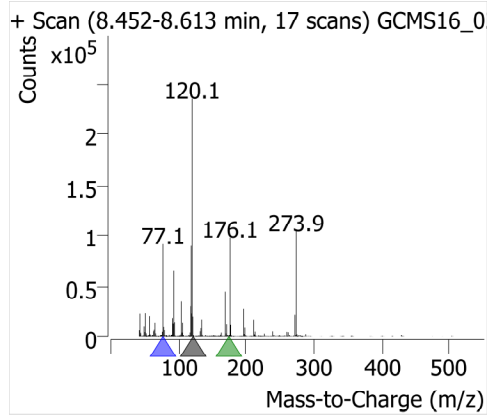
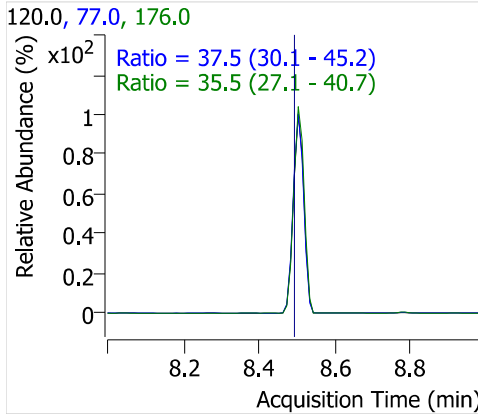
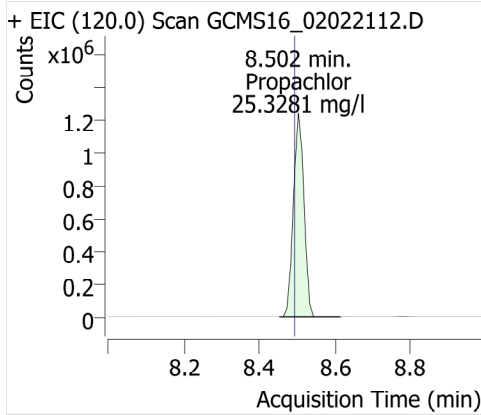
Hexachlorocyclopentadiene



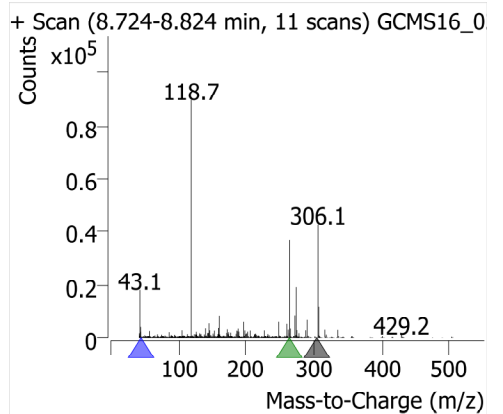
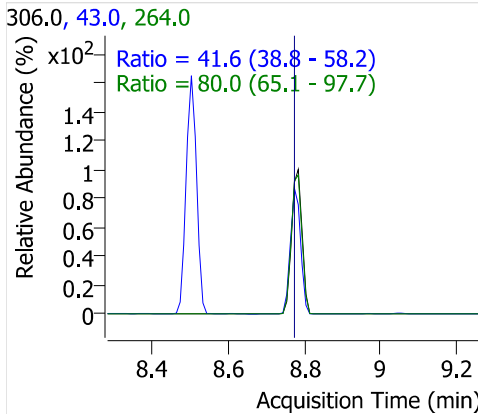
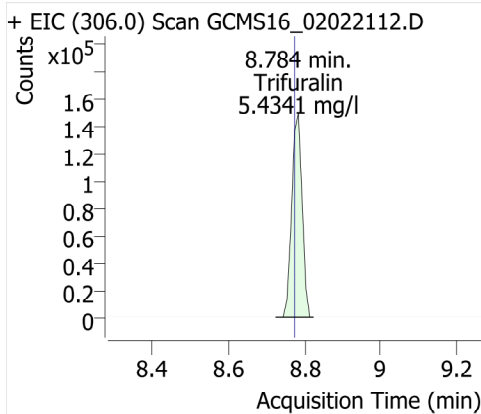
Acenaphthene-d10



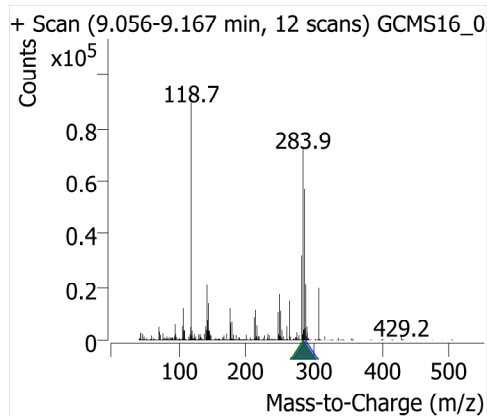
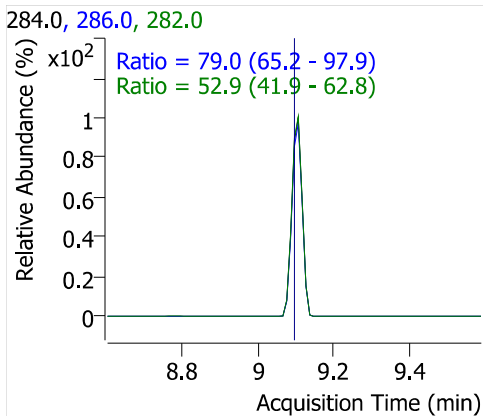
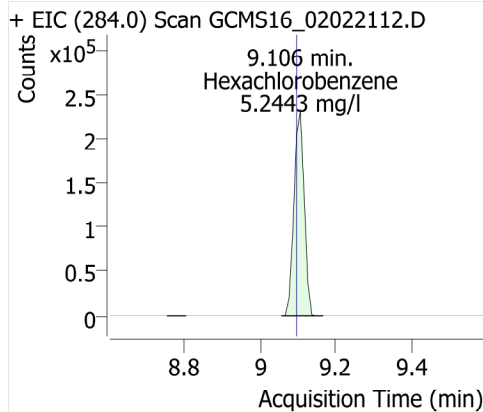
Propachlor



Trifuralin



Hexachlorobenzene



Quantitative Analysis Results With Qualifier Ratio Report

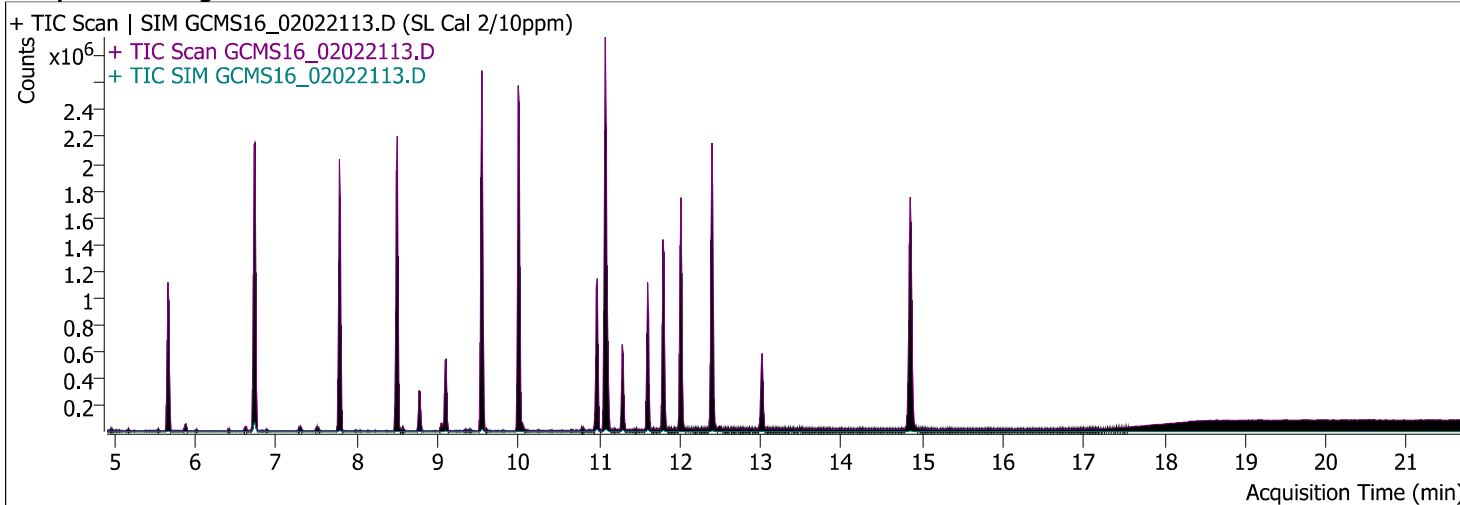


Batch Path	\\WSCIXIGCMS16\InstData\GCMS16\DATA\2021\020221_525.2\QuantResults\020221_SL.batch.bin		
Analysis Time	2/3/2021 4:08:10 PM	Analyst Name	WECK\ryan.raymond
Report Time	2/3/2021 4:11:49 PM	Reporter Name	ryan.raymond
Last Calib Update	2/3/2021 9:39:57 AM	Batch State	Processed
Quant Batch Version	10.0	Quant Report Version	10.0

AnalysisInfo

Acq. Time	2/2/2021 4:54:49 PM	Data File	GCMS16_02022113.D
Sample Type	Cal	Sample Name	SL Cal 2/10ppm
Dilution	1	Acq. Method	525
Position	7	Inj Vol	1
DA Method File	525 SL 020221.m	Comment	1020470

Sample Chromatogram



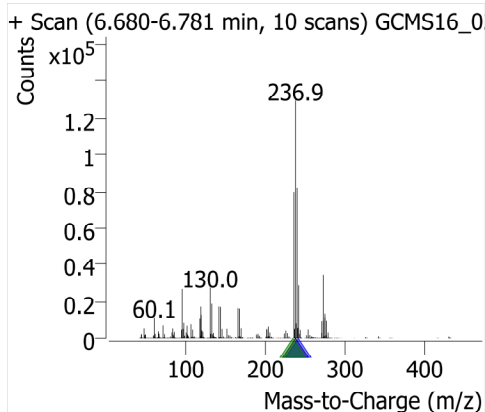
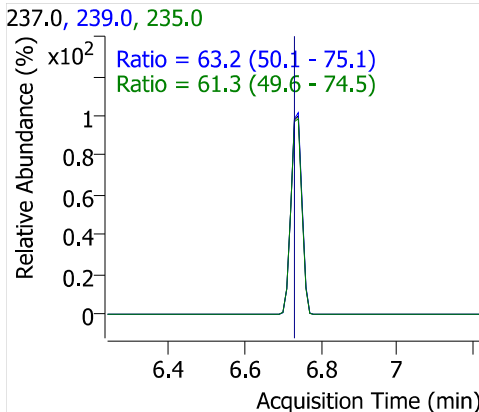
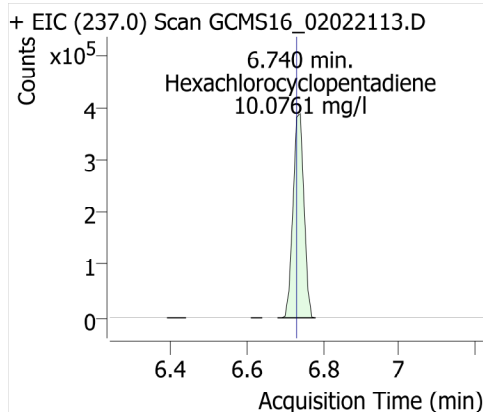
Compound	ISTD	RT	Resp.	ISTD Resp.	Conc	Units	Accuracy
Hexachlorocyclopentadiene	Acenaphthene-d10	6.740	782790	949408	10.0761	mg/l	100.76
Propachlor	Acenaphthene-d10	8.502	1001311	949408	10.0277	mg/l	100.28
Trifuralin	Acenaphthene-d10	8.784	90402	949408	1.9346	mg/l	96.73
Hexachlorobenzene	Acenaphthene-d10	9.106	165894	949408	1.9996	mg/l	99.98

Quantitative Analysis Results With Qualifier Ratio Report

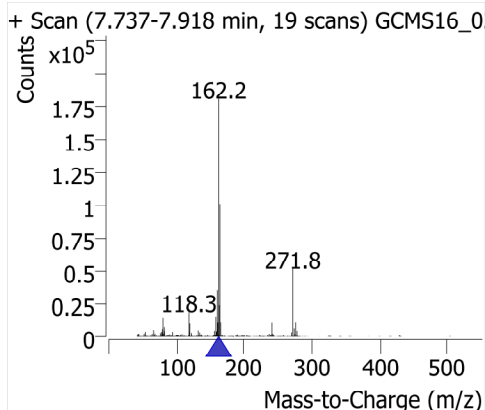
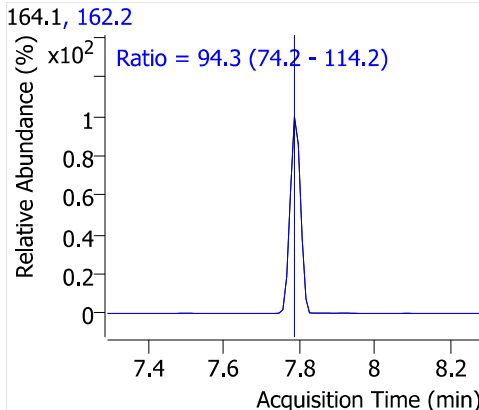
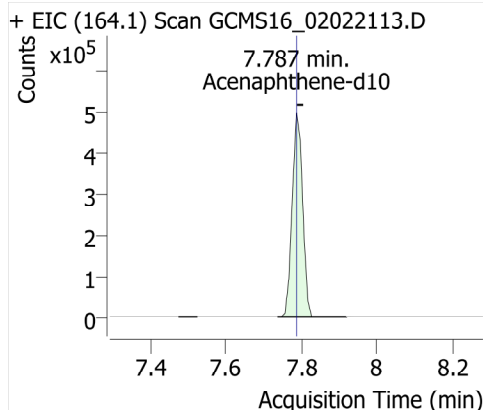


Compound	CAS#	RT	RR	Conc	Transition	(Min-Max)	Q-Ratio
Hexachlorocyclopentadiene		6.740	0.8245	10.0761	237.0		
					239.0	50.1 - 75.1	63.2
					235.0	49.6 - 74.5	61.3
Propachlor		8.502	1.0547	10.0277	120.0		
					77.0	30.1 - 45.2	38.1
					176.0	27.1 - 40.7	35.2
Trifuralin		8.784	0.0952	1.9346	306.0		
					264.0	65.1 - 97.7	81.4
					43.0	38.8 - 58.2	43.4
Hexachlorobenzene		9.106	0.1747	1.9996	284.0		
					286.0	65.2 - 97.9	79.5
					282.0	41.9 - 62.8	53.1

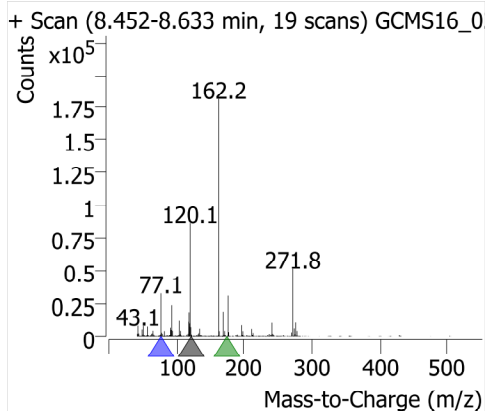
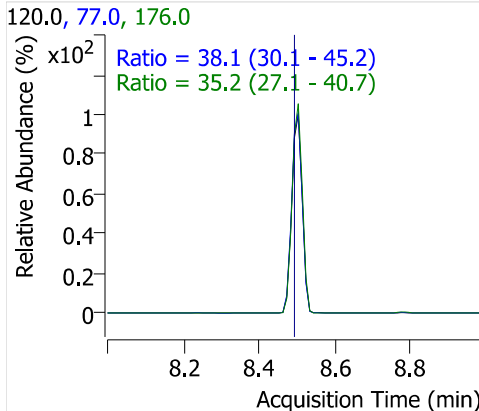
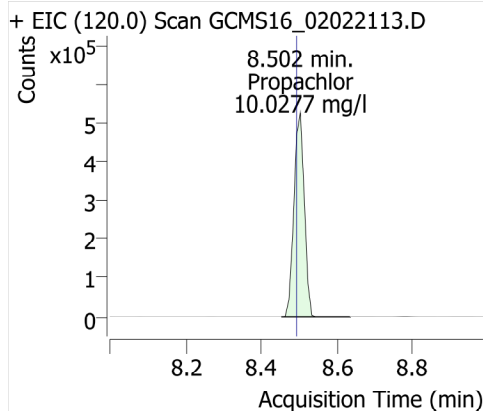
Hexachlorocyclopentadiene



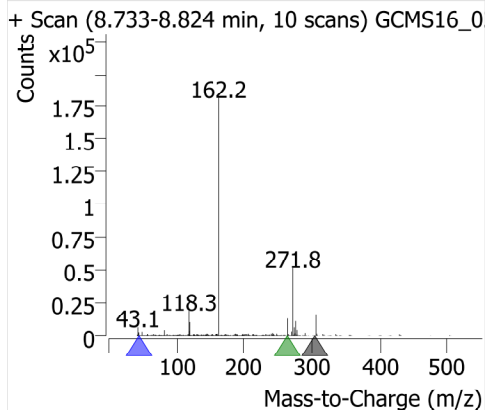
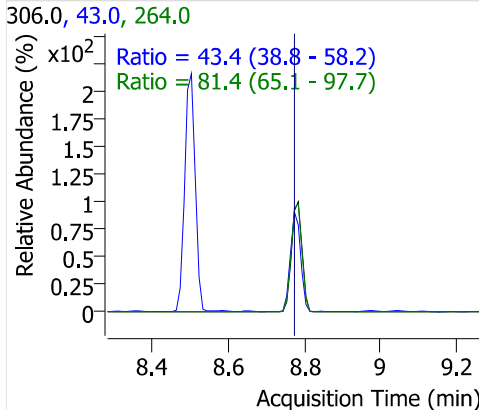
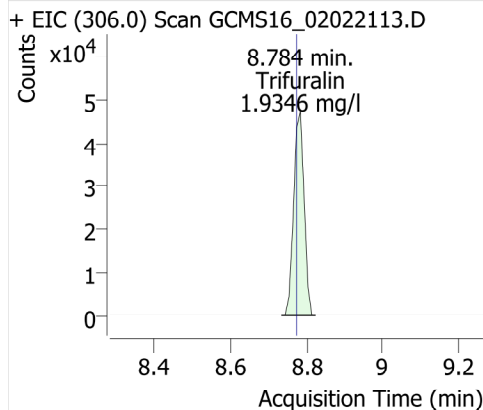
Acenaphthene-d10



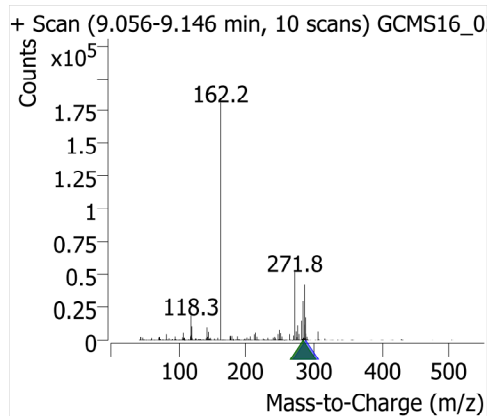
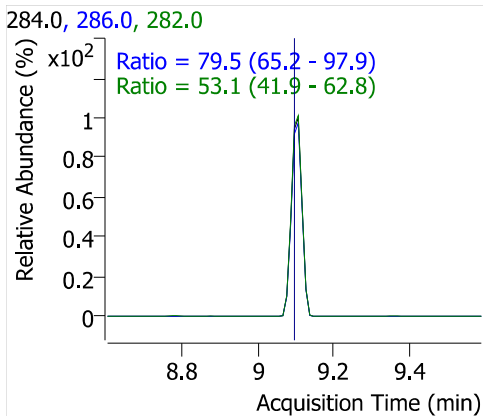
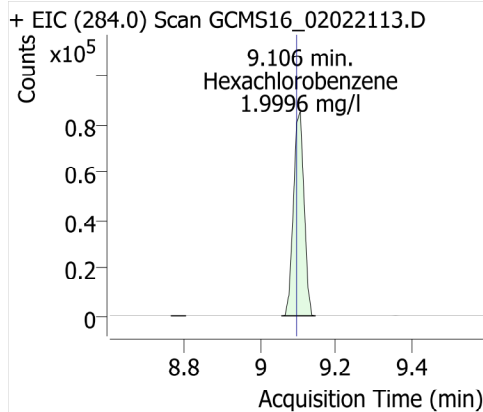
Propachlor



Trifuralin



Hexachlorobenzene



Quantitative Analysis Results With Qualifier Ratio Report

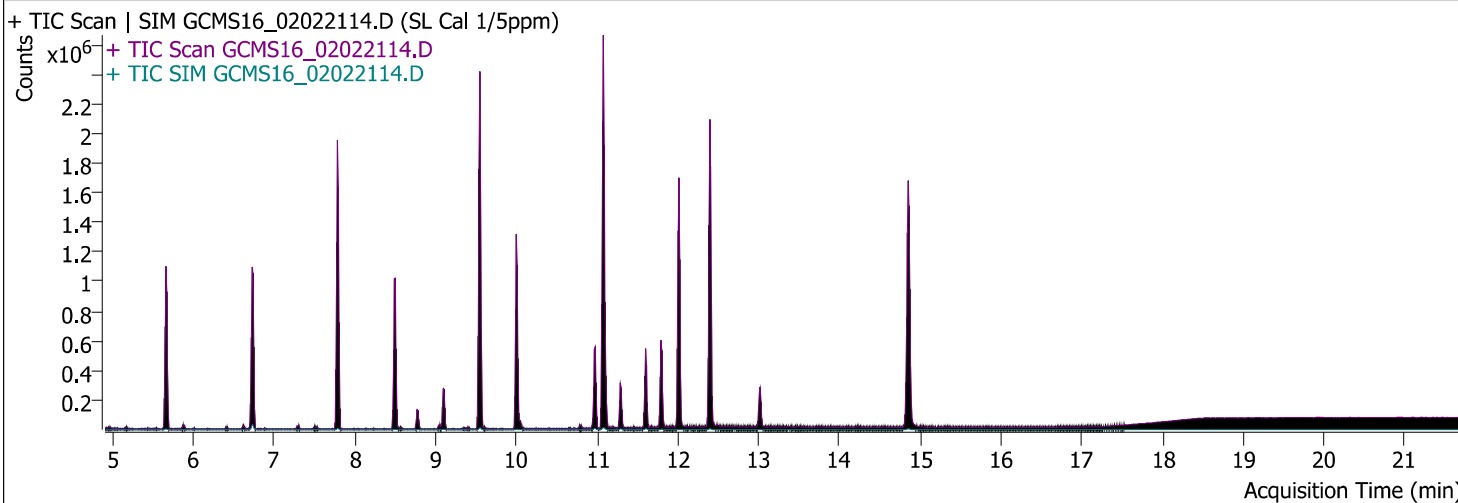


Batch Path	\\WSCIXIGCMS16\InstData\GCMS16\DATA\2021\020221_525.2\QuantResults\020221_SL.batch.bin		
Analysis Time	2/3/2021 4:08:10 PM	Analyst Name	WECK\ryan.raymond
Report Time	2/3/2021 4:11:50 PM	Reporter Name	ryan.raymond
Last Calib Update	2/3/2021 9:39:57 AM	Batch State	Processed
Quant Batch Version	10.0	Quant Report Version	10.0

AnalysisInfo

Acq. Time	2/2/2021 5:21:55 PM	Data File	GCMS16_02022114.D
Sample Type	Cal	Sample Name	SL Cal 1/5ppm
Dilution	1	Acq. Method	525
Position	8	Inj Vol	1
DA Method File	525 SL 020221.m	Comment	1020471

Sample Chromatogram



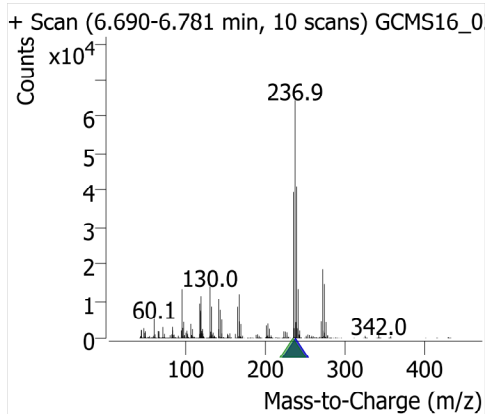
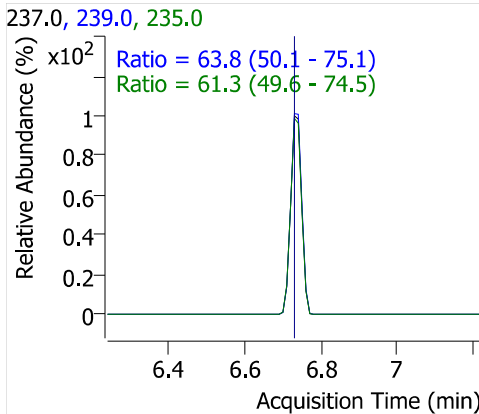
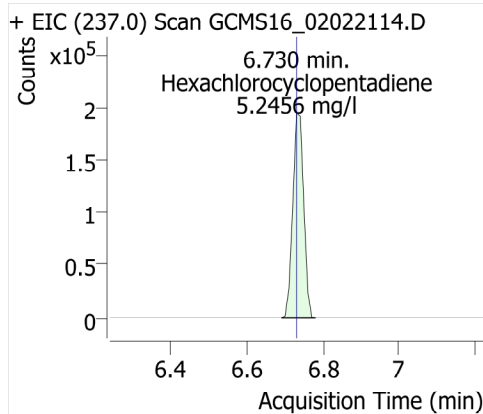
Compound	ISTD	RT	Resp.	ISTD Resp.	Conc	Units	Accuracy
Hexachlorocyclopentadiene	Acenaphthene-d10	6.730	389965	914630	5.2456	mg/l	104.91
Propachlor	Acenaphthene-d10	8.502	495992	914630	5.1063	mg/l	102.13
Trifuralin	Acenaphthene-d10	8.784	37298	914630	0.8750	mg/l	87.50
Hexachlorobenzene	Acenaphthene-d10	9.106	82015	914630	1.0261	mg/l	102.61

Quantitative Analysis Results With Qualifier Ratio Report

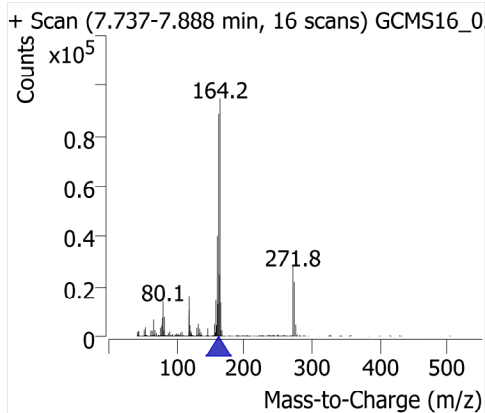
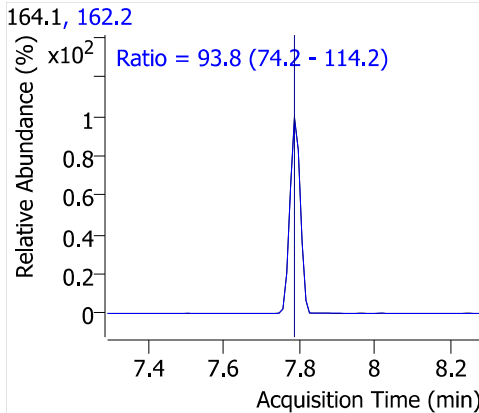
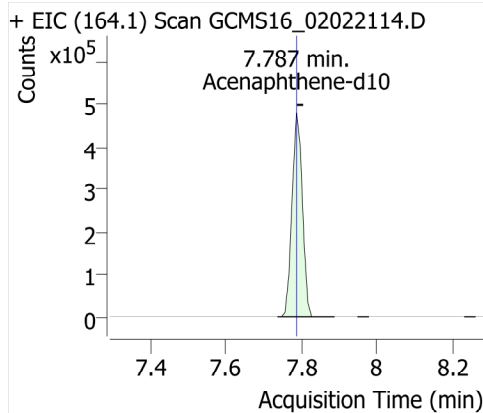


Compound	CAS#	RT	RR	Conc	Transition	(Min-Max)	Q-Ratio
Hexachlorocyclopentadiene		6.730	0.4264	5.2456	237.0		
					239.0	50.1 - 75.1	63.8
					235.0	49.6 - 74.5	61.3
Propachlor		8.502	0.5423	5.1063	120.0		
					77.0	30.1 - 45.2	37.6
					176.0	27.1 - 40.7	34.4
Trifuralin		8.784	0.0408	0.8750	306.0		
					264.0	65.1 - 97.7	80.4
					43.0	38.8 - 58.2	46.0
Hexachlorobenzene		9.106	0.0897	1.0261	284.0		
					286.0	65.2 - 97.9	82.7
					282.0	41.9 - 62.8	53.3

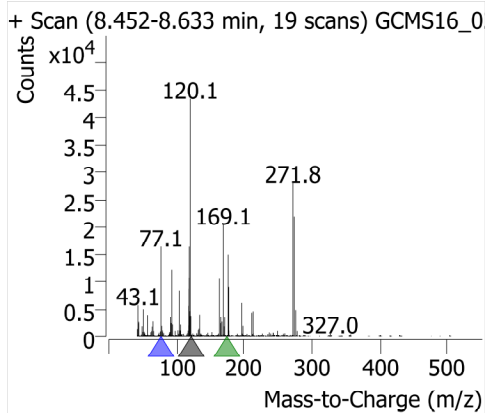
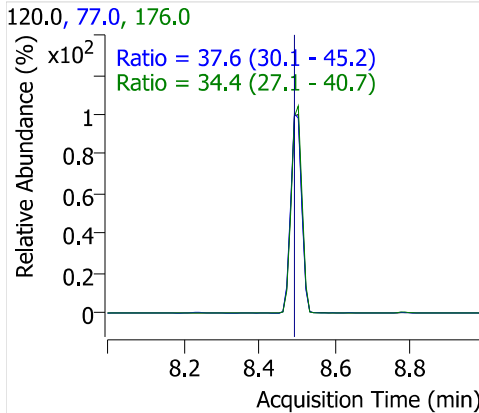
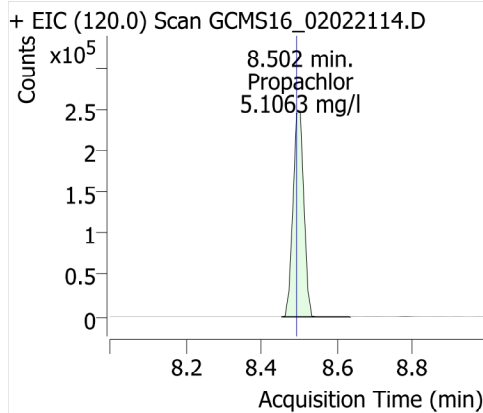
Hexachlorocyclopentadiene



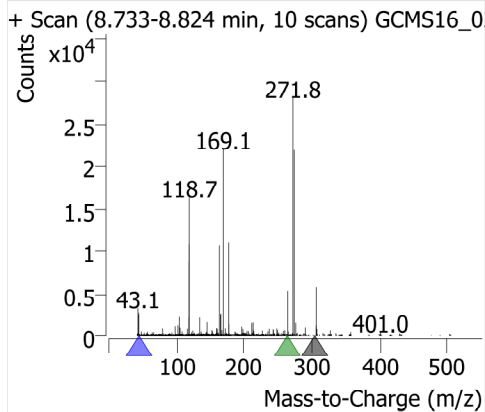
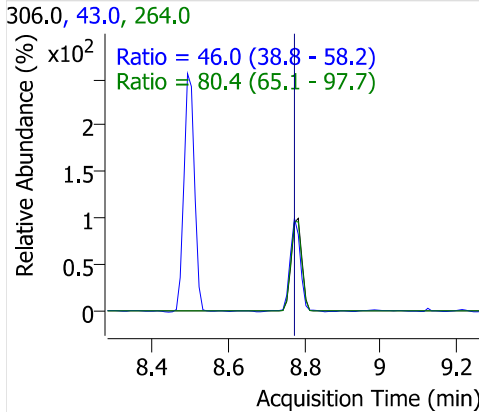
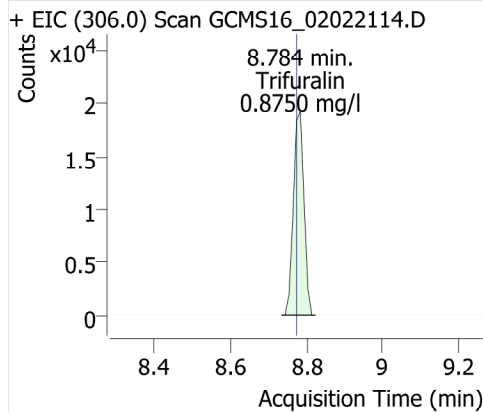
Acenaphthene-d10



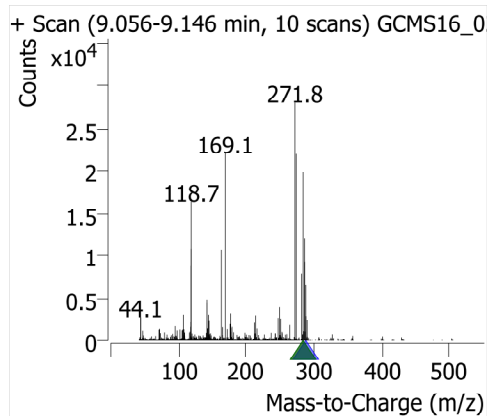
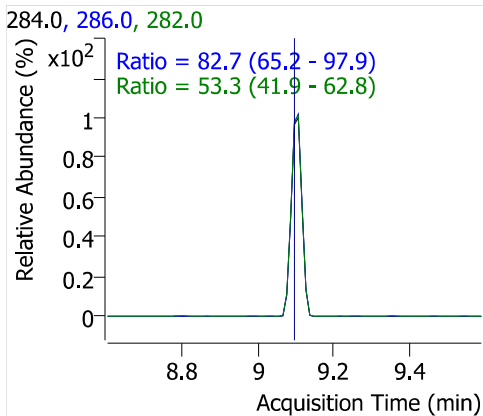
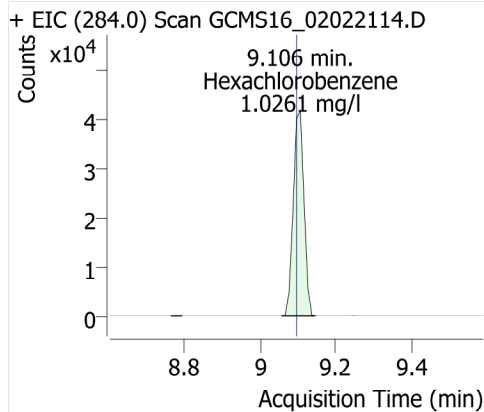
Propachlor



Trifuralin



Hexachlorobenzene



Quantitative Analysis Results With Qualifier Ratio Report

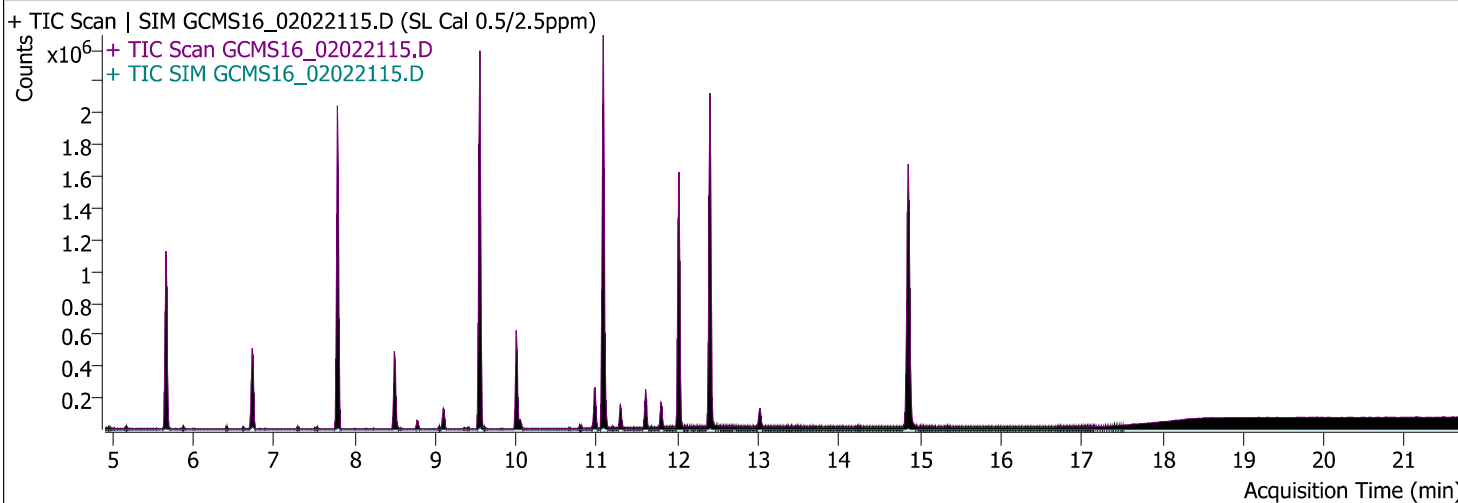


Batch Path	\\WSCIXIGCMS16\InstData\GCMS16\DATA\2021\020221_525.2\QuantResults\020221_SL.batch.bin		
Analysis Time	2/3/2021 4:08:10 PM	Analyst Name	WECK\ryan.raymond
Report Time	2/3/2021 4:11:51 PM	Reporter Name	ryan.raymond
Last Calib Update	2/3/2021 9:39:57 AM	Batch State	Processed
Quant Batch Version	10.0	Quant Report Version	10.0

AnalysisInfo

Acq. Time	2/2/2021 5:49:06 PM	Data File	GCMS16_02022115.D
Sample Type	Cal	Sample Name	SL Cal 0.5/2.5ppm
Dilution	1	Acq. Method	525
Position	9	Inj Vol	1
DA Method File	525 SL 020221.m	Comment	1020472

Sample Chromatogram



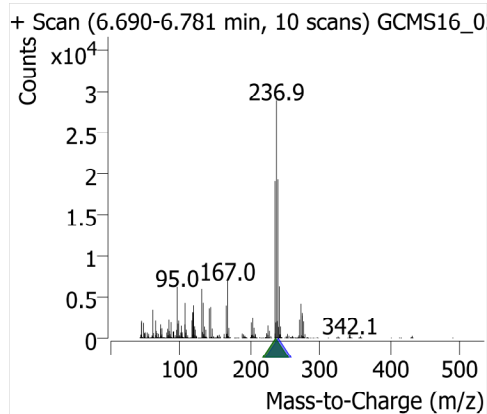
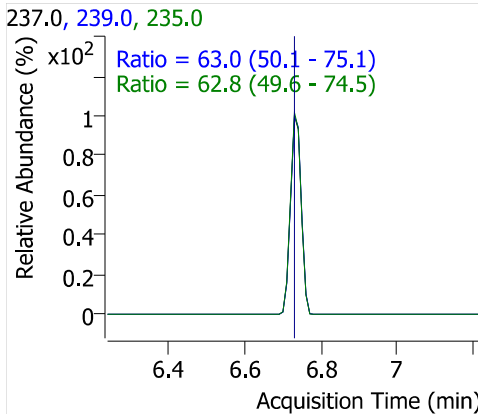
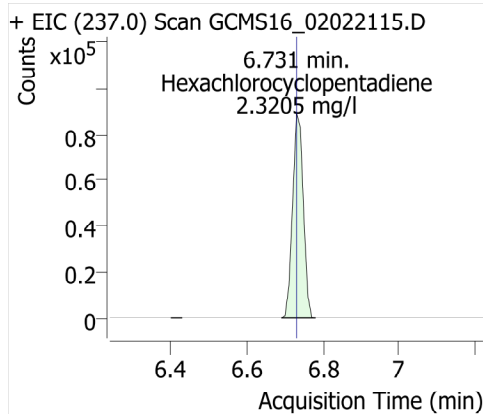
Compound	ISTD	RT	Resp.	ISTD Resp.	Conc	Units	Accuracy
Hexachlorocyclopentadiene	Acenaphthene-d10	6.731	174905	944037	2.3205	mg/l	92.82
Propachlor	Acenaphthene-d10	8.492	222062	944037	2.2386	mg/l	89.54
Trifuralin	Acenaphthene-d10	8.774	15394	944037	0.3771	mg/l	75.41
Hexachlorobenzene	Acenaphthene-d10	9.096	40891	944037	0.4957	mg/l	99.14

Quantitative Analysis Results With Qualifier Ratio Report

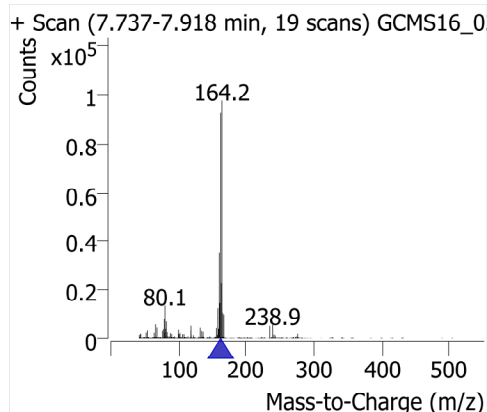
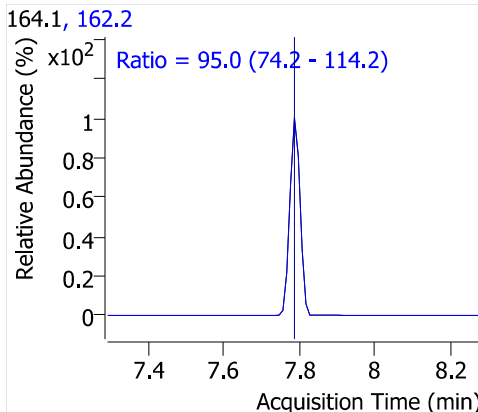
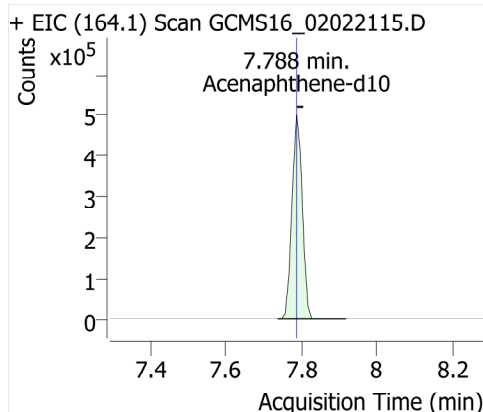


Compound	CAS#	RT	RR	Conc	Transition	(Min-Max)	Q-Ratio
Hexachlorocyclopentadiene		6.731	0.1853	2.3205	237.0		
					239.0	50.1 - 75.1	63.0
					235.0	49.6 - 74.5	62.8
Propachlor		8.492	0.2352	2.2386	120.0		
					77.0	30.1 - 45.2	38.8
					176.0	27.1 - 40.7	34.9
Trifuralin		8.774	0.0163	0.3771	306.0		
					264.0	65.1 - 97.7	81.1
					43.0	38.8 - 58.2	44.3
Hexachlorobenzene		9.096	0.0433	0.4957	284.0		
					286.0	65.2 - 97.9	78.9
					282.0	41.9 - 62.8	50.6

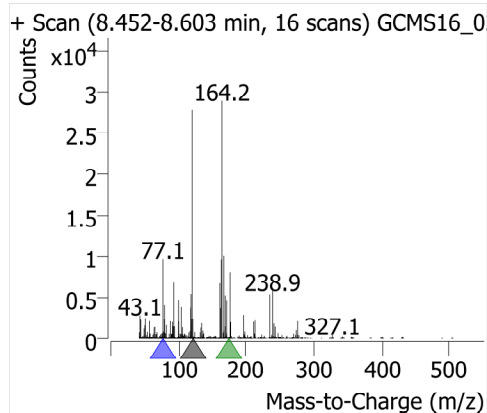
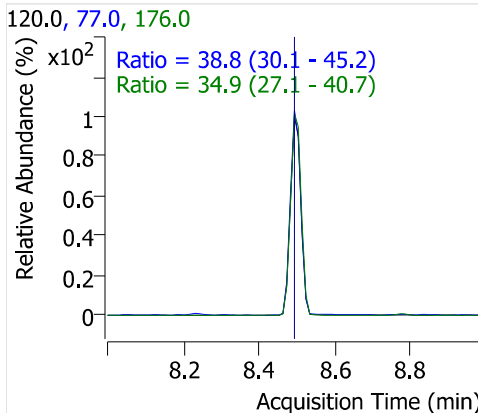
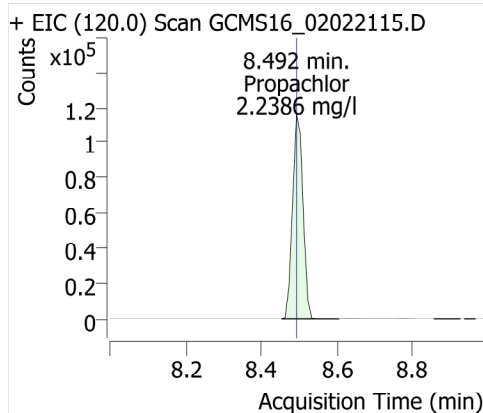
Hexachlorocyclopentadiene



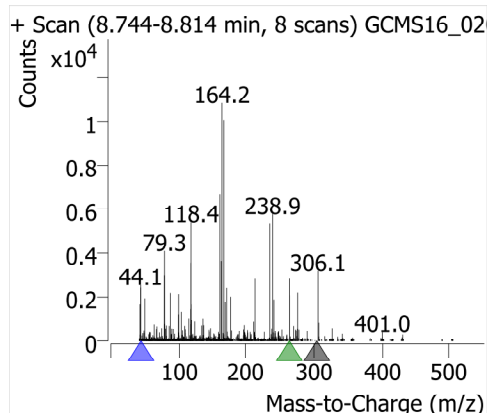
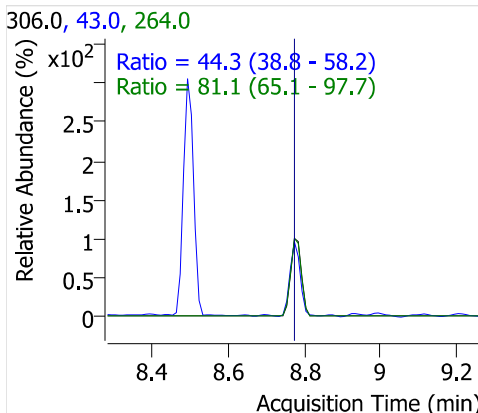
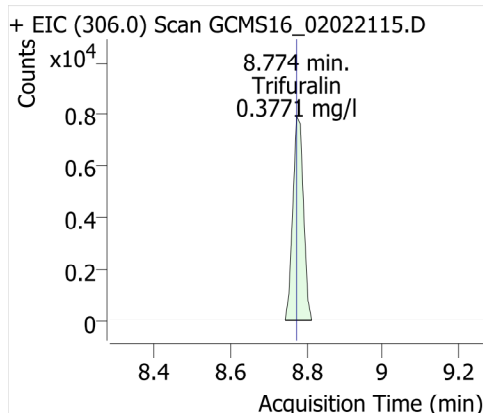
Acenaphthene-d10



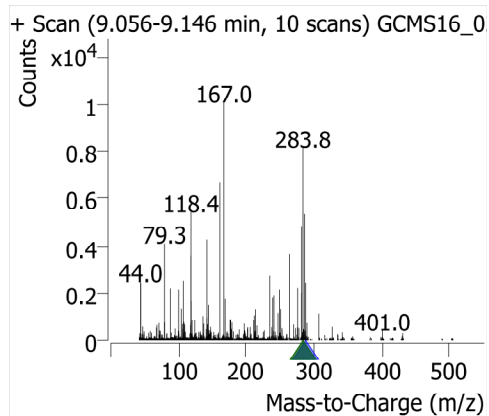
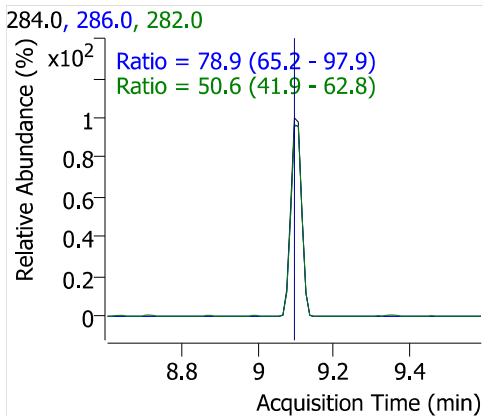
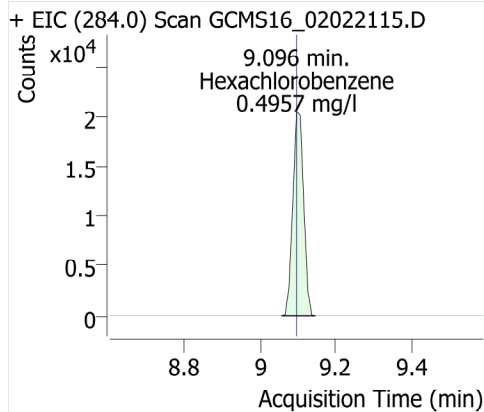
Propachlor



Trifuralin



Hexachlorobenzene



Quantitative Analysis Results With Qualifier Ratio Report

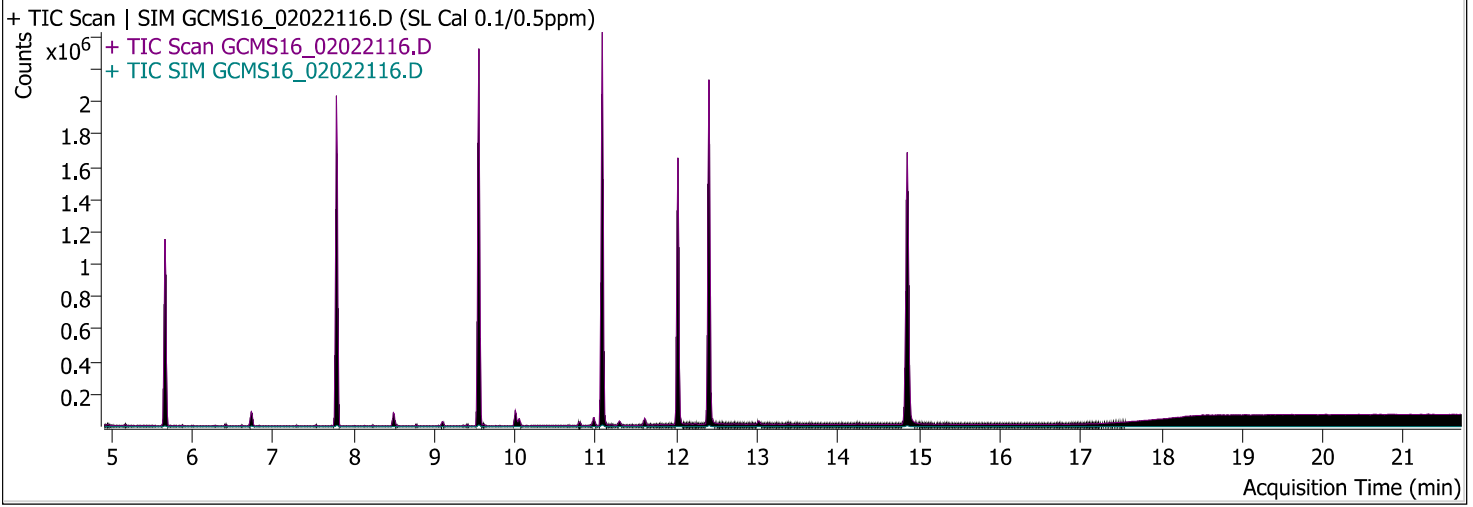


Batch Path	\\WSCIXIGCMS16\InstData\GCMS16\DATA\2021\020221_525.2\QuantResults\020221_SL.batch.bin		
Analysis Time	2/3/2021 4:08:10 PM	Analyst Name	WECK\ryan.raymond
Report Time	2/3/2021 4:11:53 PM	Reporter Name	ryan.raymond
Last Calib Update	2/3/2021 9:39:57 AM	Batch State	Processed
Quant Batch Version	10.0	Quant Report Version	10.0

AnalysisInfo

Acq. Time	2/2/2021 6:16:12 PM	Data File	GCMS16_02022116.D
Sample Type	Cal	Sample Name	SL Cal 0.1/0.5ppm
Dilution	1	Acq. Method	525
Position	10	Inj Vol	1
DA Method File	525 SL 020221.m	Comment	1020473

Sample Chromatogram



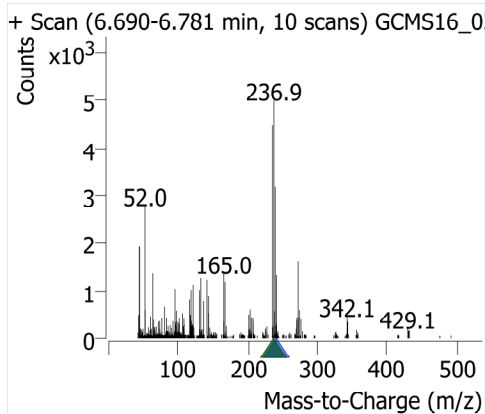
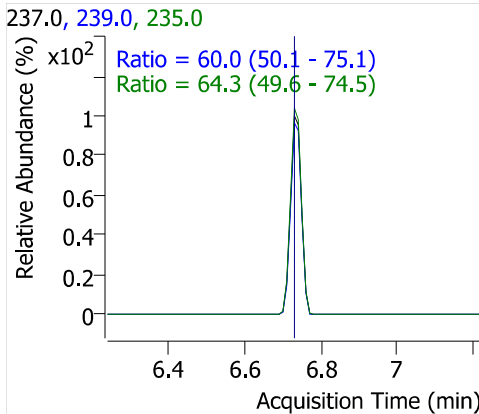
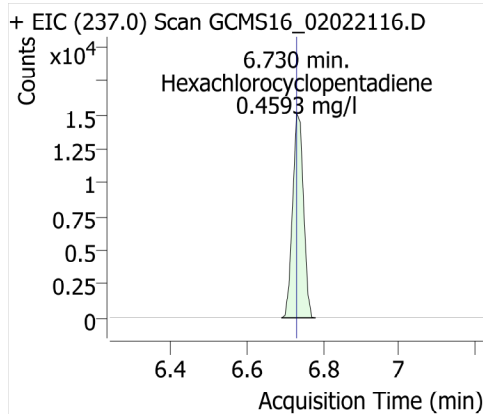
Compound	ISTD	RT	Resp.	ISTD Resp.	Conc	Units	Accuracy
Hexachlorocyclopentadiene	Acenaphthene-d10	6.730	30139	945771	0.4593	mg/l	91.86
Propachlor	Acenaphthene-d10	8.492	40289	945771	0.4687	mg/l	93.74
Trifuralin	Acenaphthene-d10	8.774	2714	945771	0.0973	mg/l	97.30
Hexachlorobenzene	Acenaphthene-d10	9.096	8560	945771	0.1036	mg/l	103.57

Quantitative Analysis Results With Qualifier Ratio Report

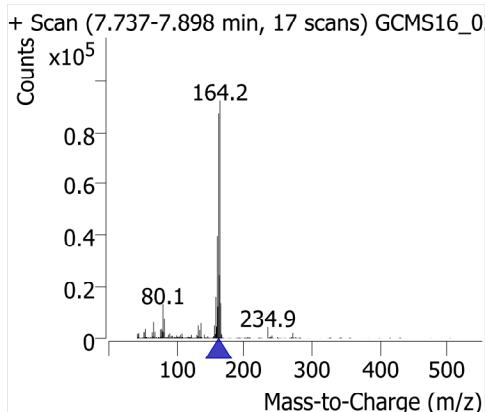
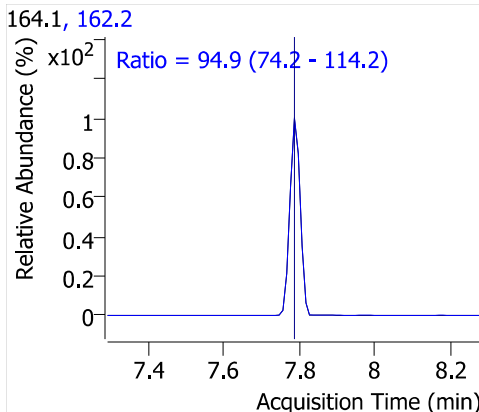
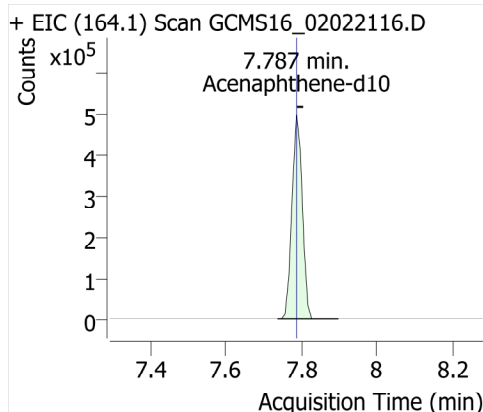


Compound	CAS#	RT	RR	Conc	Transition	(Min-Max)	Q-Ratio
Hexachlorocyclopentadiene		6.730	0.0319	0.4593	237.0		
					239.0	50.1 - 75.1	60.0
					235.0	49.6 - 74.5	64.3
Propachlor		8.492	0.0426	0.4687	120.0		
					77.0	30.1 - 45.2	37.0
					176.0	27.1 - 40.7	33.2
Trifuralin		8.774	0.0029	0.0973	306.0		
					264.0	65.1 - 97.7	74.6
					43.0	38.8 - 58.2	42.6
Hexachlorobenzene		9.096	0.0091	0.1036	284.0		
					286.0	65.2 - 97.9	80.3
					282.0	41.9 - 62.8	55.9

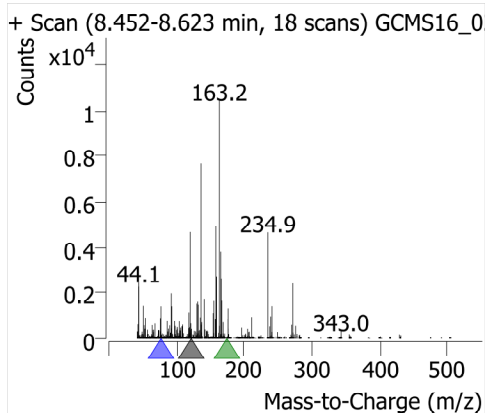
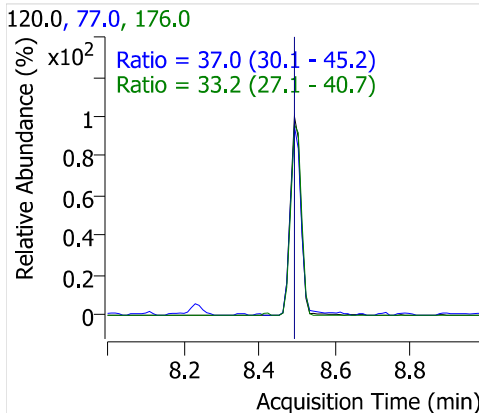
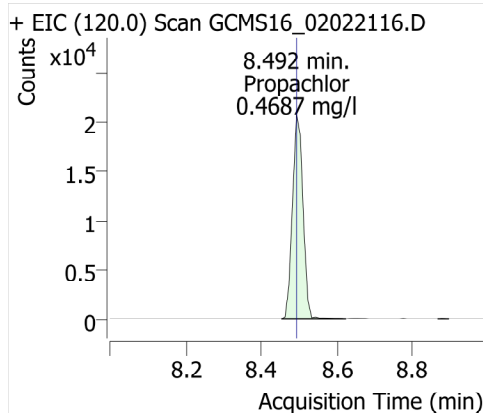
Hexachlorocyclopentadiene



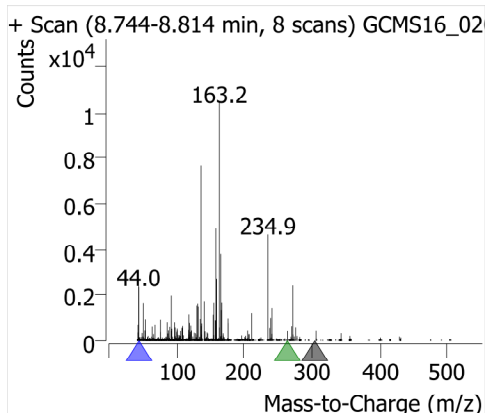
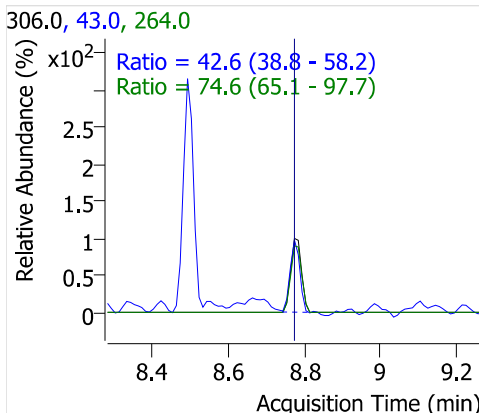
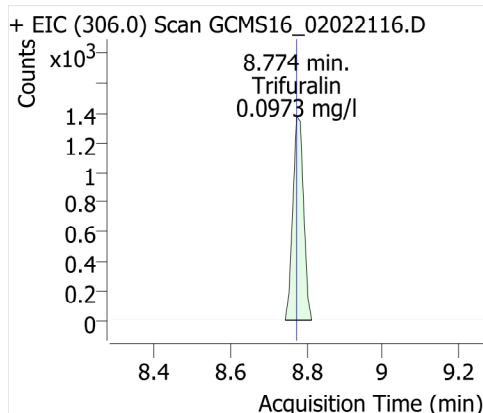
Acenaphthene-d10



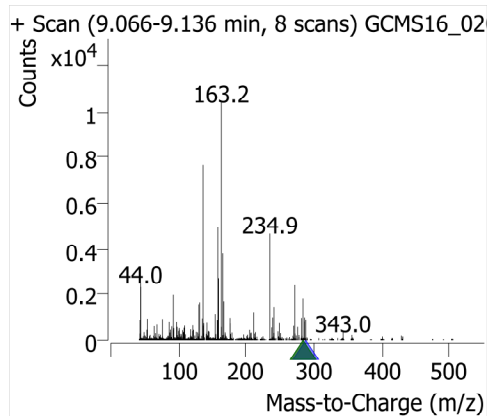
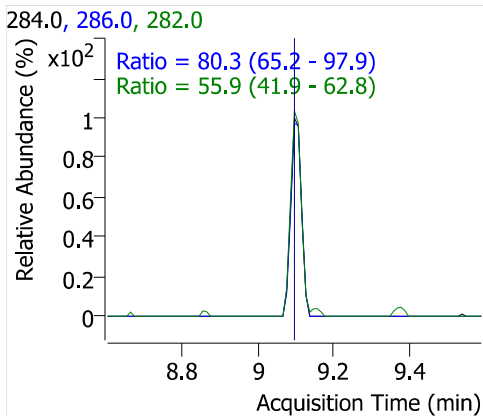
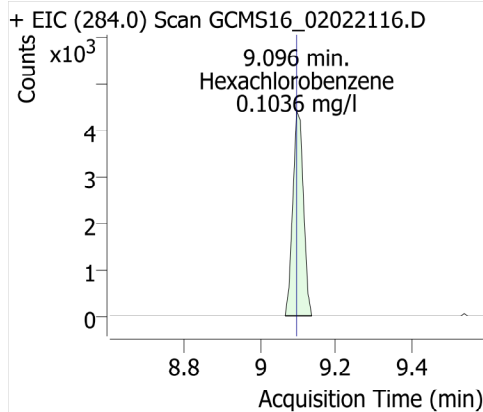
Propachlor



Trifuralin



Hexachlorobenzene



Quantitative Analysis Results With Qualifier Ratio Report

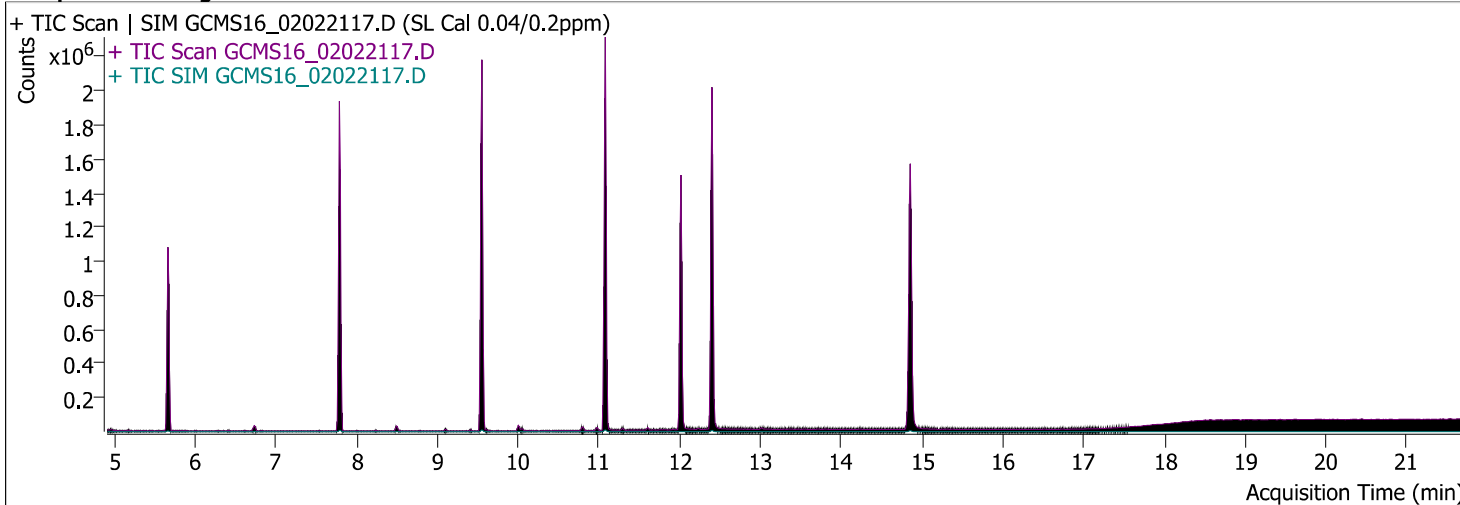


Batch Path	\\WSCIXIGCMS16\InstData\GCMS16\DATA\2021\020221_525.2\QuantResults\020221_SL.batch.bin		
Analysis Time	2/3/2021 4:08:10 PM	Analyst Name	WECK\ryan.raymond
Report Time	2/3/2021 4:11:54 PM	Reporter Name	ryan.raymond
Last Calib Update	2/3/2021 9:39:57 AM	Batch State	Processed
Quant Batch Version	10.0	Quant Report Version	10.0

AnalysisInfo

Acq. Time	2/2/2021 6:43:17 PM	Data File	GCMS16_02022117.D
Sample Type	Cal	Sample Name	SL Cal 0.04/0.2ppm
Dilution	1	Acq. Method	525
Position	11	Inj Vol	1
DA Method File	525 SL 020221.m	Comment	1020474

Sample Chromatogram



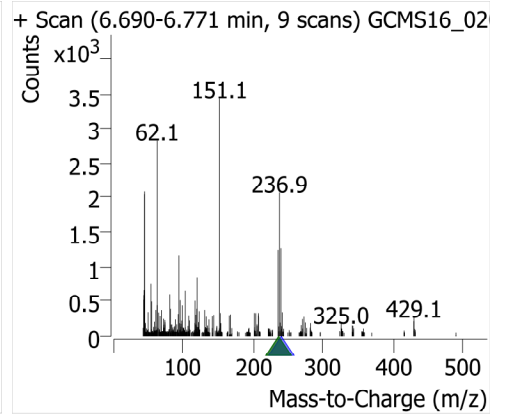
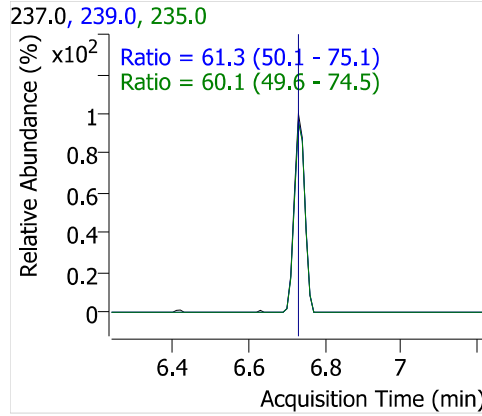
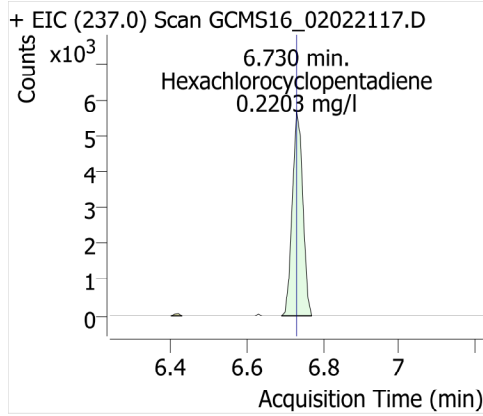
Compound	ISTD	RT	Resp.	ISTD Resp.	Conc	Units	Accuracy
Hexachlorocyclopentadiene	Acenaphthene-d10	6.730	10923	897900	0.2203	mg/l	110.13
Propachlor	Acenaphthene-d10	8.492	14449	897900	0.2268	mg/l	113.42
Trifuralin	Acenaphthene-d10	8.774	742	897900	0.0543	mg/l	135.81
Hexachlorobenzene	Acenaphthene-d10	9.096	2923	897900	0.0373	mg/l	93.14

Quantitative Analysis Results With Qualifier Ratio Report

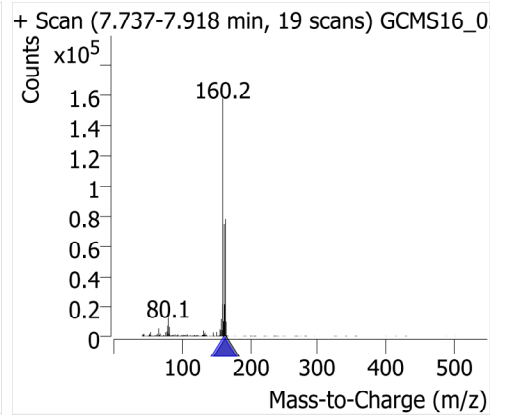
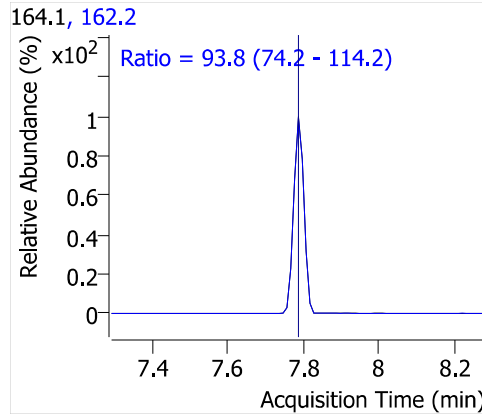
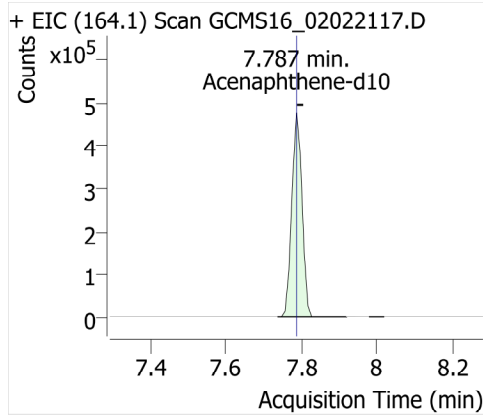


Compound	CAS#	RT	RR	Conc	Transition	(Min-Max)	Q-Ratio
Hexachlorocyclopentadiene		6.730	0.0122	0.2203	237.0		
					239.0	50.1 - 75.1	61.3
					235.0	49.6 - 74.5	60.1
Propachlor		8.492	0.0161	0.2268	120.0		
					77.0	30.1 - 45.2	36.9
					176.0	27.1 - 40.7	30.1
Trifuralin		8.774	0.0008	0.0543	306.0		
					264.0	65.1 - 97.7	92.3
					43.0	38.8 - 58.2	80.1 High
Hexachlorobenzene		9.096	0.0033	0.0373	284.0		
					286.0	65.2 - 97.9	89.6
					282.0	41.9 - 62.8	48.4

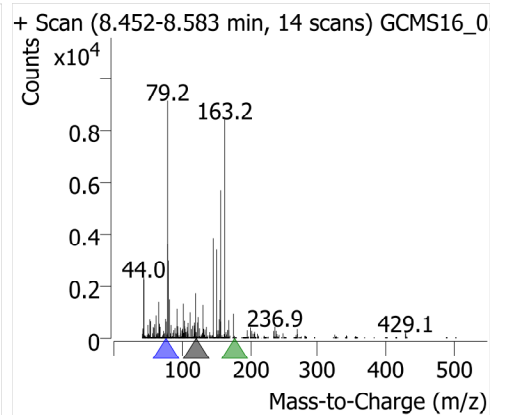
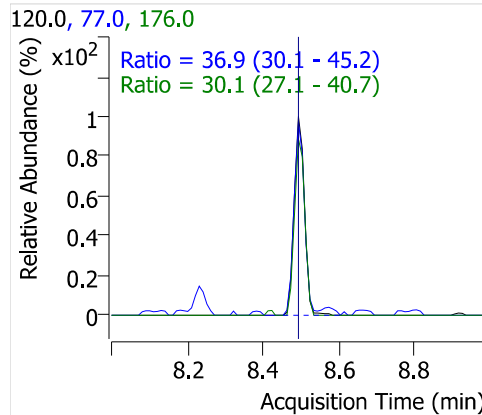
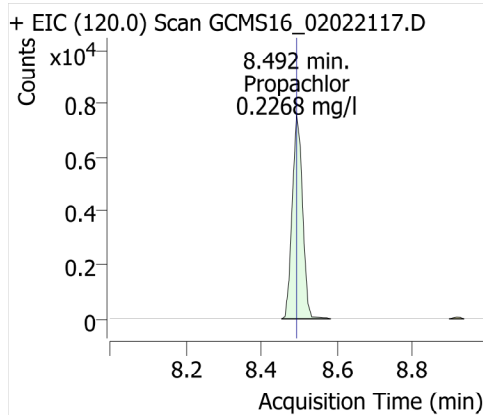
Hexachlorocyclopentadiene



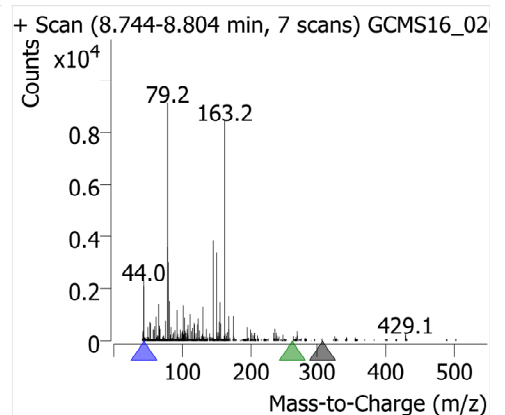
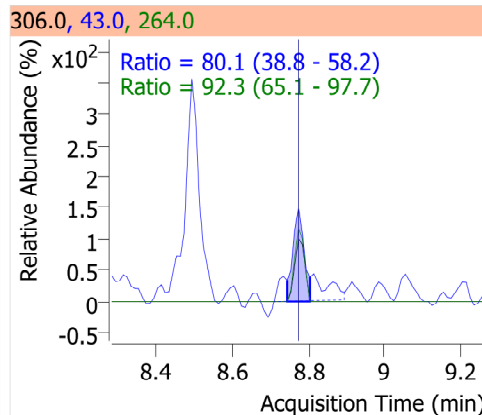
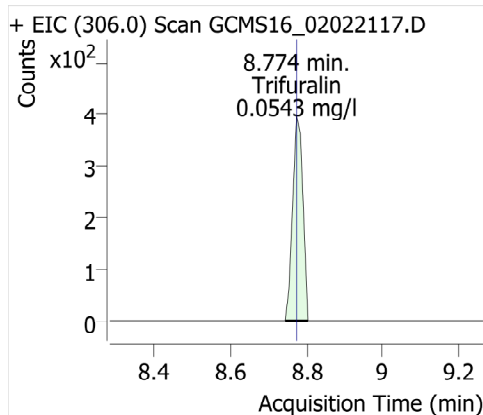
Acenaphthene-d10



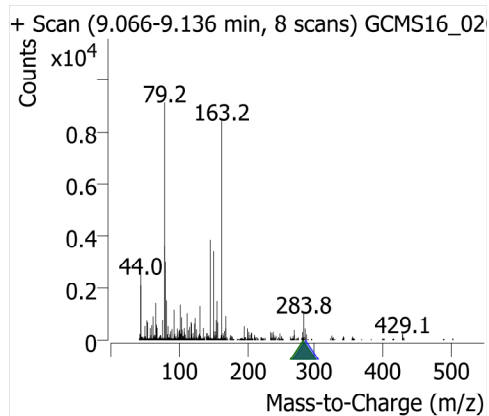
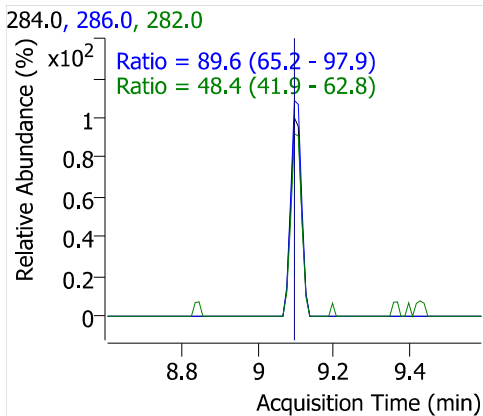
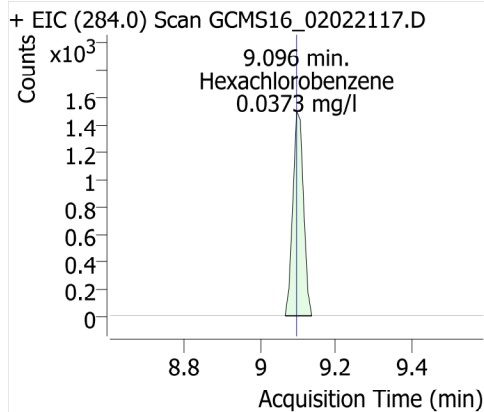
Propachlor



Trifuralin



Hexachlorobenzene



Quantitative Analysis Results With Qualifier Ratio Report

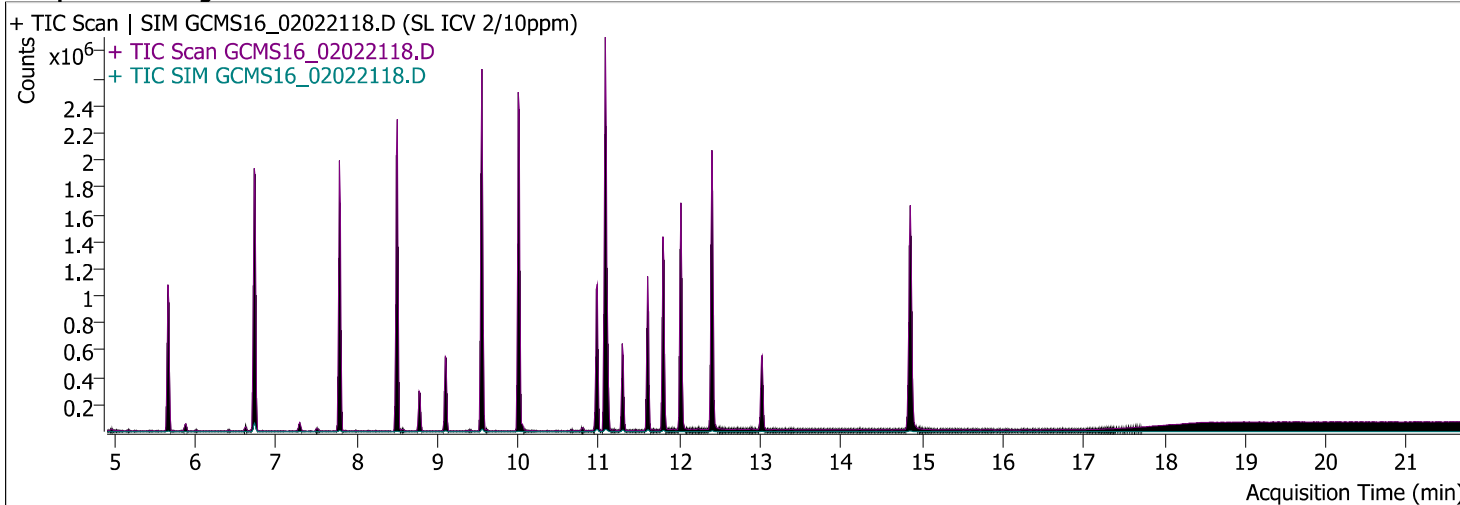


Batch Path	\\WSCIXIGCMS16\InstData\GCMS16\DATA\2021\020221_525.2\QuantResults\020221_SL.batch.bin		
Analysis Time	2/3/2021 4:08:10 PM	Analyst Name	WECK\ryan.raymond
Report Time	2/3/2021 4:11:55 PM	Reporter Name	ryan.raymond
Last Calib Update	2/3/2021 9:39:57 AM	Batch State	Processed
Quant Batch Version	10.0	Quant Report Version	10.0

AnalysisInfo

Acq. Time	2/2/2021 7:10:25 PM	Data File	GCMS16_02022118.D
Sample Type	QC	Sample Name	SL ICV 2/10ppm
Dilution	1	Acq. Method	525
Position	12	Inj Vol	1
DA Method File	525 SL 020221.m	Comment	1020475

Sample Chromatogram



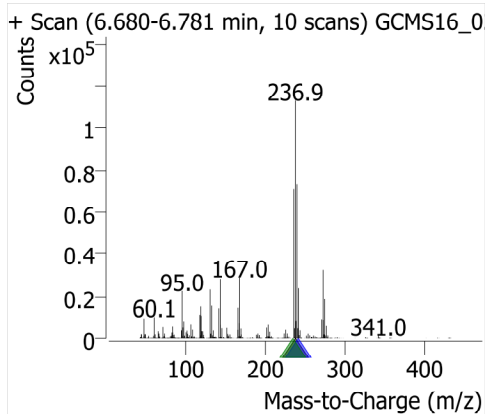
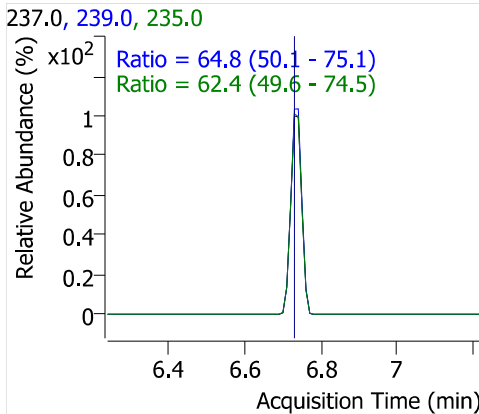
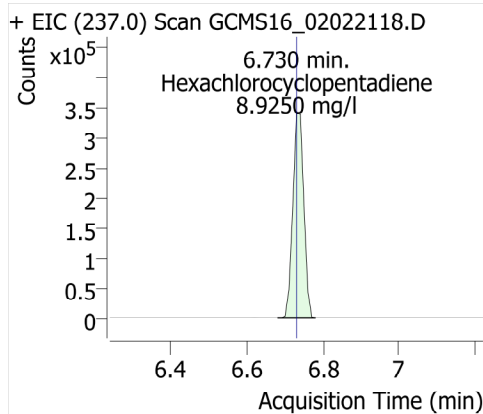
Compound	ISTD	RT	Resp.	ISTD Resp.	Conc	Units	Accuracy
Hexachlorocyclopentadiene	Acenaphthene-d10	6.730	682205	935000	8.9250	mg/l	89.25
Propachlor	Acenaphthene-d10	8.502	1049573	935000	10.6932	mg/l	106.93
Trifuralin	Acenaphthene-d10	8.784	87094	935000	1.8954	mg/l	94.77
Hexachlorobenzene	Acenaphthene-d10	9.106	165893	935000	2.0304	mg/l	101.52

Quantitative Analysis Results With Qualifier Ratio Report

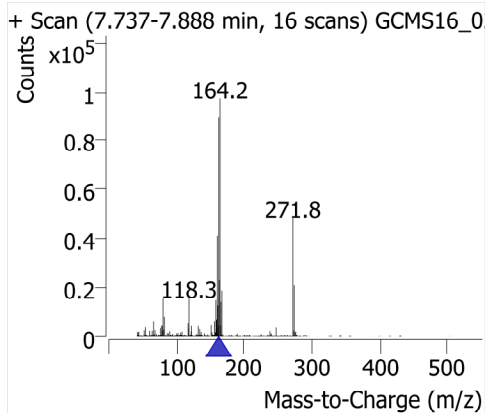
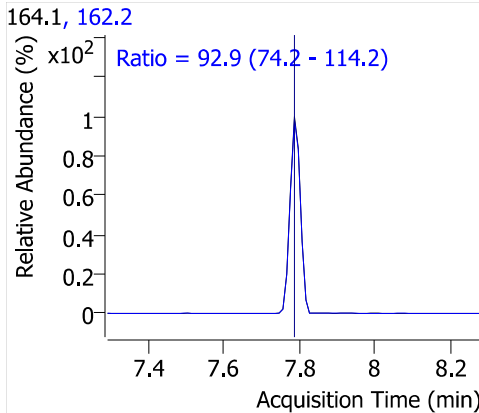
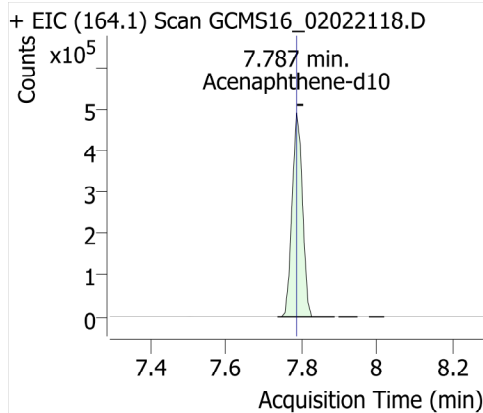


Compound	CAS#	RT	RR	Conc	Transition	(Min-Max)	Q-Ratio
Hexachlorocyclopentadiene		6.730	0.7296	8.9250	237.0		
					239.0	50.1 - 75.1	64.8
					235.0	49.6 - 74.5	62.4
Propachlor		8.502	1.1225	10.6932	120.0		
					77.0	30.1 - 45.2	38.1
					176.0	27.1 - 40.7	34.8
Trifuralin		8.784	0.0931	1.8954	306.0		
					264.0	65.1 - 97.7	79.9
					43.0	38.8 - 58.2	44.8
Hexachlorobenzene		9.106	0.1774	2.0304	284.0		
					286.0	65.2 - 97.9	82.0
					282.0	41.9 - 62.8	53.3

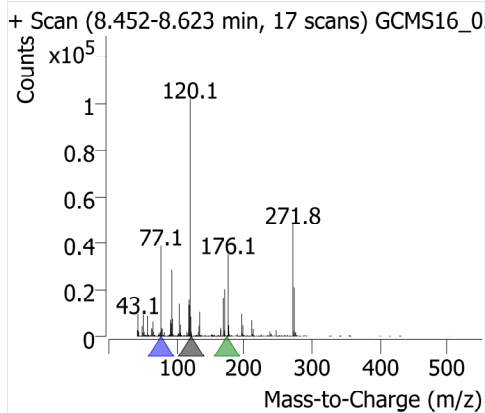
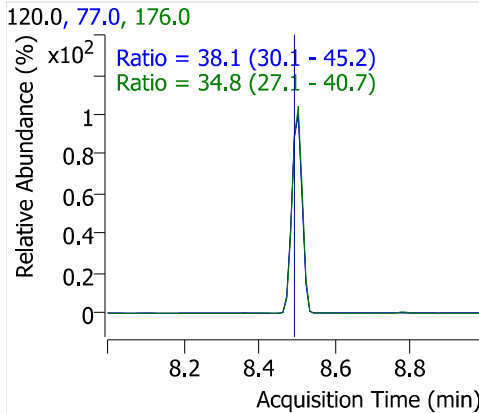
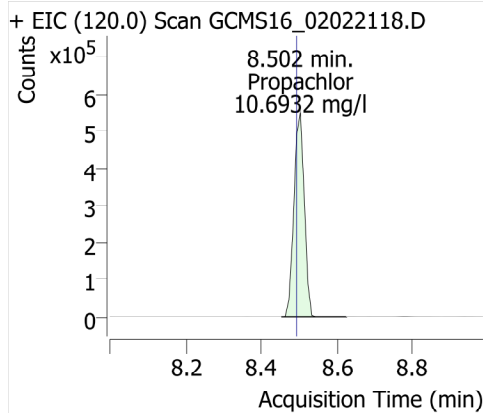
Hexachlorocyclopentadiene



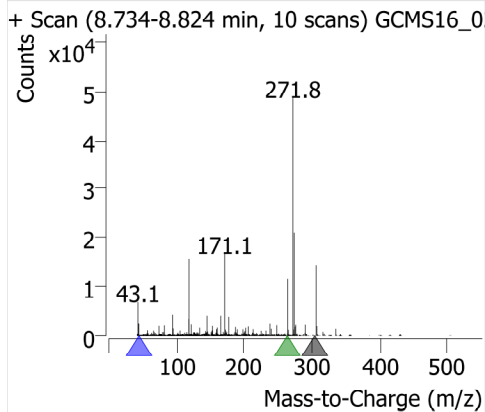
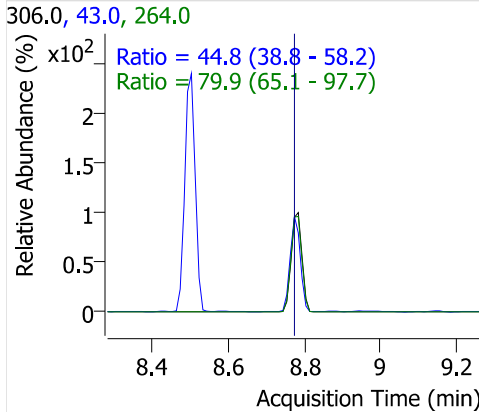
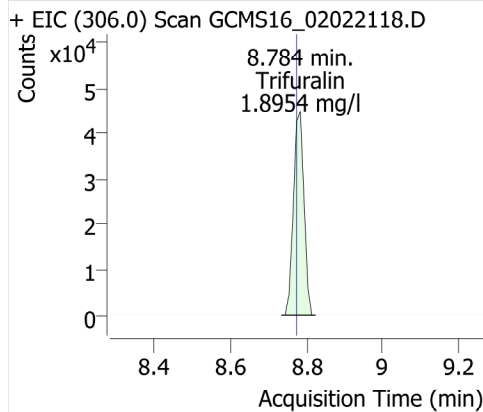
Acenaphthene-d10



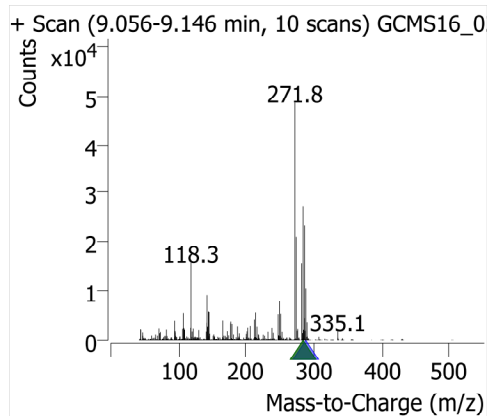
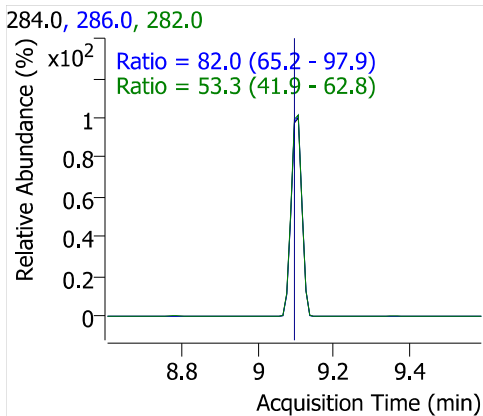
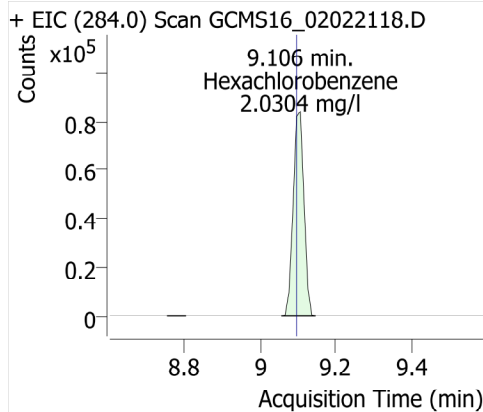
Propachlor



Trifuralin



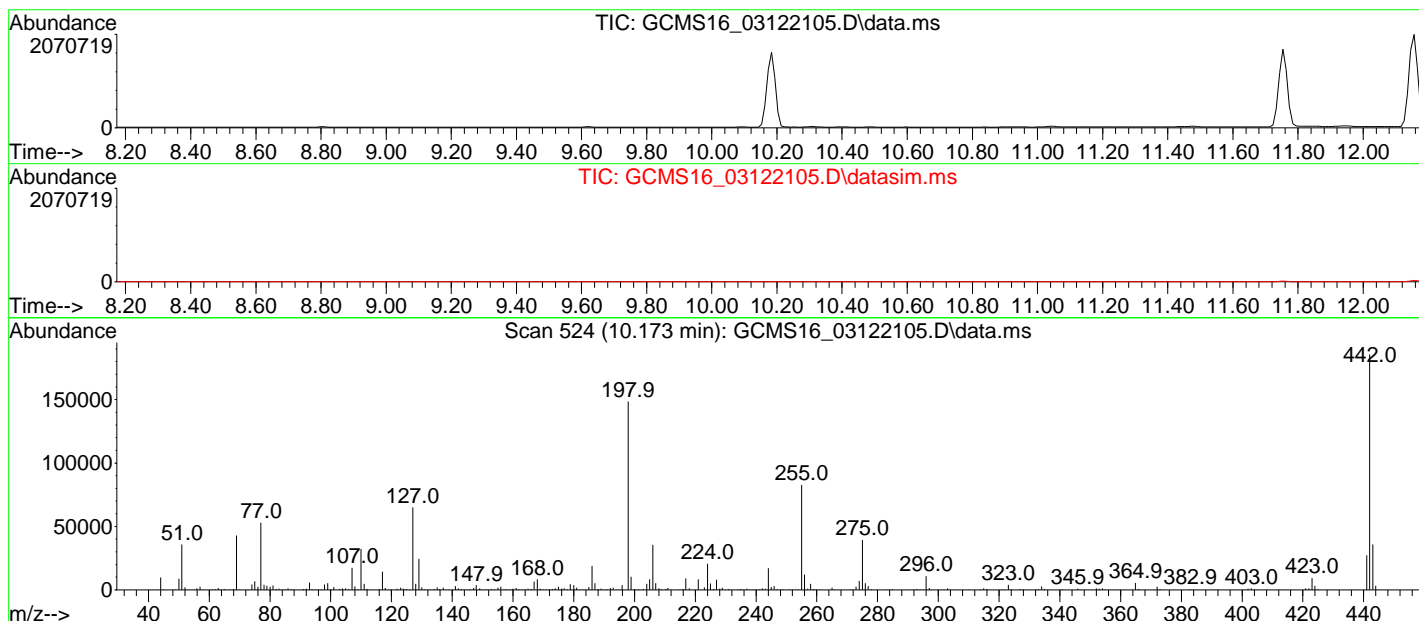
Hexachlorobenzene



Data Path : D:\InstData\GCMS16\DATA\2021\031221_525.2\
 Data File : GCMS16_03122105.D
 Acq On : 12 Mar 2021 04:22 pm
 Operator : WECK\GCMS16
 Sample : DFTPP 5ppm Tune
 Misc : 0040529
 ALS Vial : 1 Sample Multiplier: 1

Integration File signal 1: LSCINT.P
 Integration File signal 2: rteint2.p

Method : D:\InstData\GCMS16\Q_MTH\TUNETAIL_525.M
 Title : 8270 GCMS06 NSI 2.5 ppm-60 ppm
 Last Update : Tue May 08 09:56:31 2018

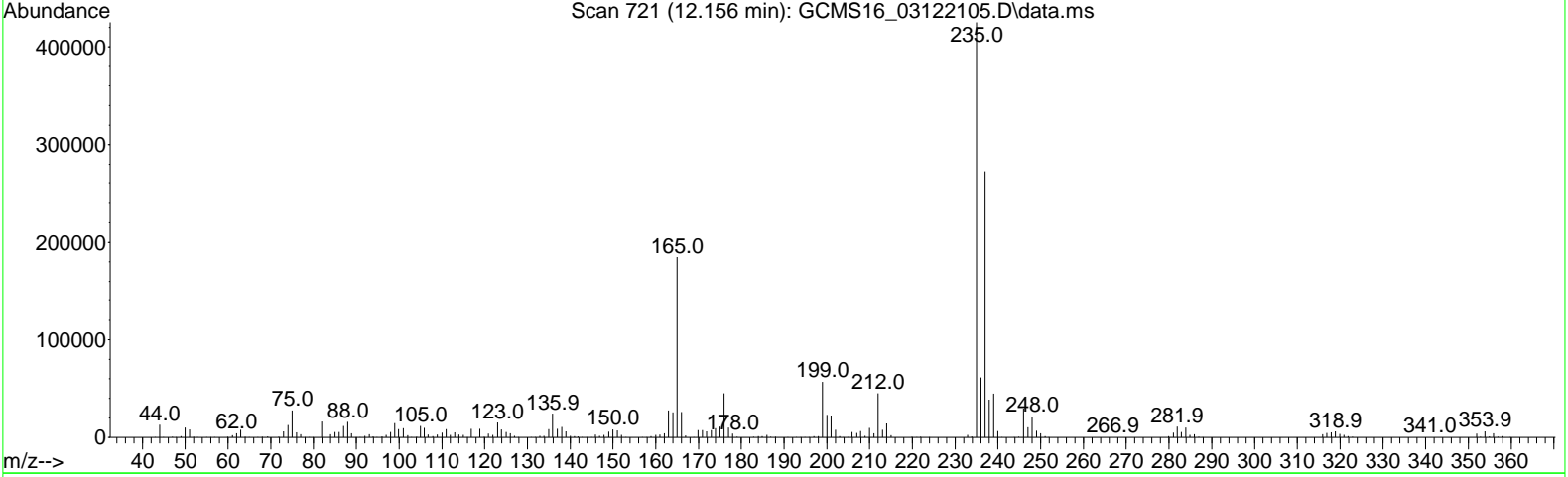
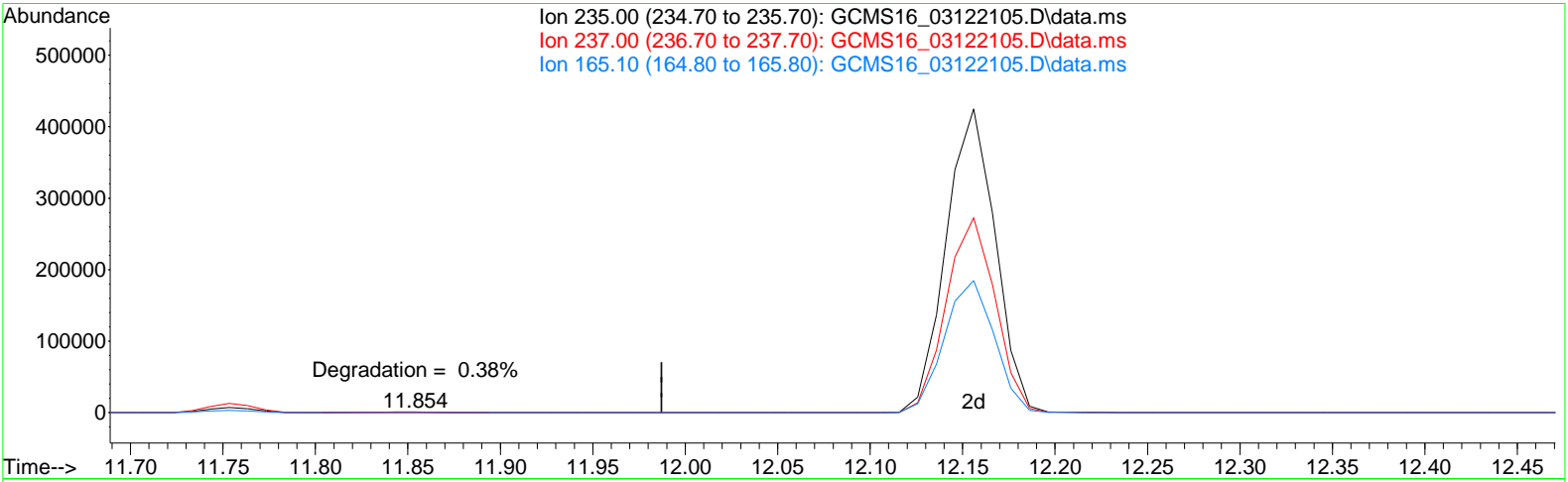


Spectrum Information: Scan 524

Target Mass	Rel. to Mass	Lower Limit%	Upper Limit%	Rel. Abn%	Raw Abn	Result Pass/Fail
51	198	10	80	24.0	35720	PASS
68	69	0.00	2	1.9	798	PASS
70	69	0.00	2	0.7	313	PASS
127	198	10	80	43.7	64952	PASS
197	198	0.00	2	0.0	0	PASS
198	198	100	100	100.0	148672	PASS
199	198	5	9	7.0	10414	PASS
275	198	10	60	26.5	39408	PASS
365	198	1	100	3.8	5649	PASS
441	443	0.01	100	75.9	27184	PASS
442	198	50	250	124.9	185664	PASS
443	442	15	24	19.3	35816	PASS

Data Path : D:\InstData\GCMS16\DATA\2021\031221_525.2\
 Data File : GCMS16_03122105.D
 Acq On : 12 Mar 2021 04:22 pm
 Operator : WECK\GCMS16
 Sample : DFTPP 5ppm Tune
 Misc : 0040529
 ALS Vial : 1 Sample Multiplier: 1

Quant Time: Mar 17 09:40:15 2021
 Quant Method : D:\InstData\GCMS16\Q_MTH\TUNETAIL_525.M
 Quant Title : 8270 GCMS06 NSI 2.5 ppm-60 ppm
 QLast Update : Tue May 08 09:56:31 2018
 Response via : Initial Calibration



TIC: GCMS16_03122105.D\data.ms

(3) DDT

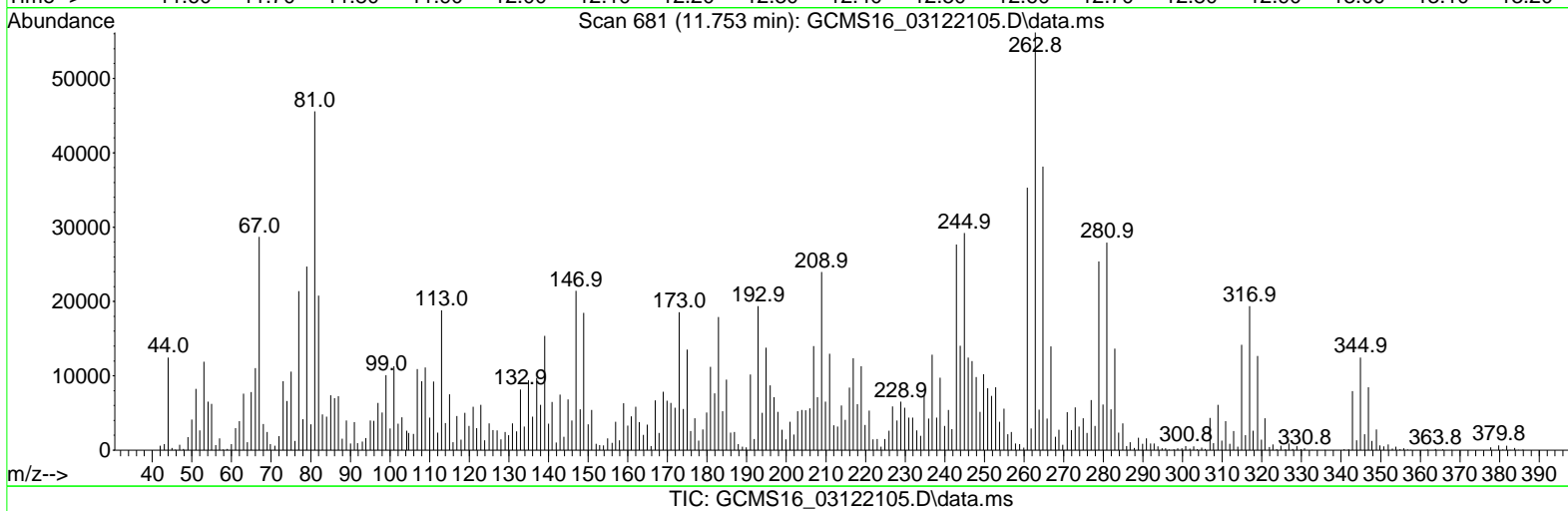
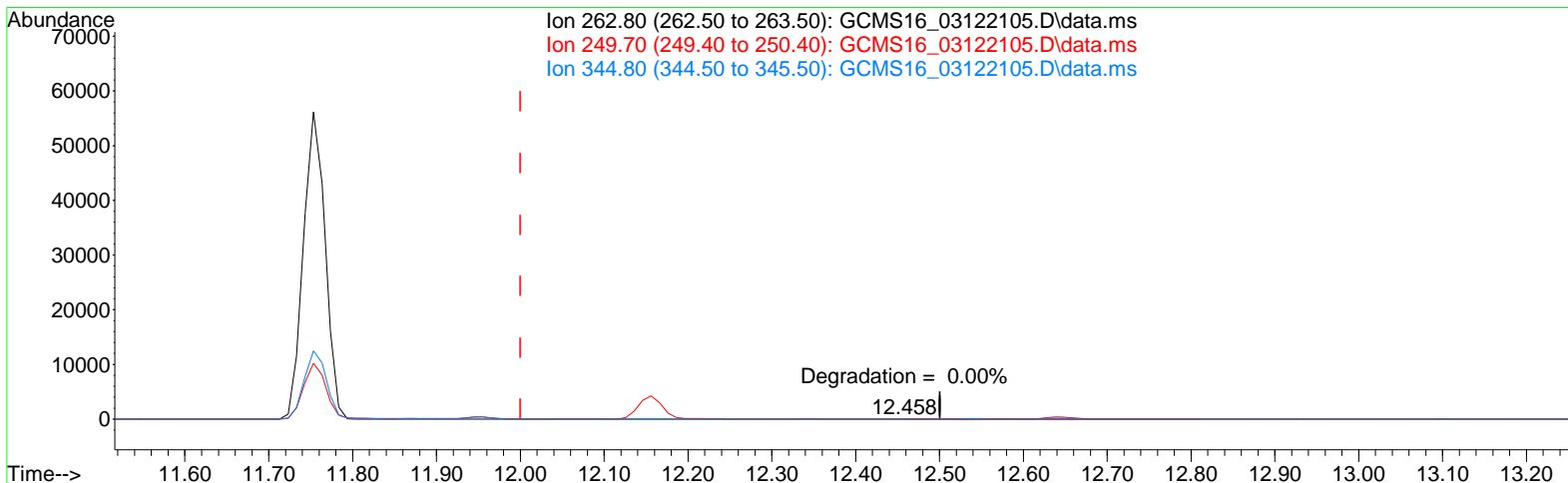
12.156min (-0.331) 190.20 mg/l m

response 793656

Ion	Exp%	Act%
235.00	100.00	100.00
237.00	65.70	0.00#
165.10	35.10	0.00#
0.00	0.00	0.00

Data Path : D:\InstData\GCMS16\DATA\2021\031221_525.2\
 Data File : GCMS16_03122105.D
 Acq On : 12 Mar 2021 04:22 pm
 Operator : WECK\GCMS16
 Sample : DFTPP 5ppm Tune
 Misc : 0040529
 ALS Vial : 1 Sample Multiplier: 1

Quant Time: Mar 17 09:40:15 2021
 Quant Method : D:\InstData\GCMS16\Q_MTH\TUNETAIL_525.M
 Quant Title : 8270 GCMS06 NSI 2.5 ppm-60 ppm
 QLast Update : Tue May 08 09:56:31 2018
 Response via : Initial Calibration



(4) ENDRIN

11.753min (-0.247) 1727.28 mg/l m

response 101305

Ion	Exp%	Act%
262.80	100.00	100.00
249.70	59.70	19.18#
344.80	103.30	22.95#
0.00	0.00	0.00

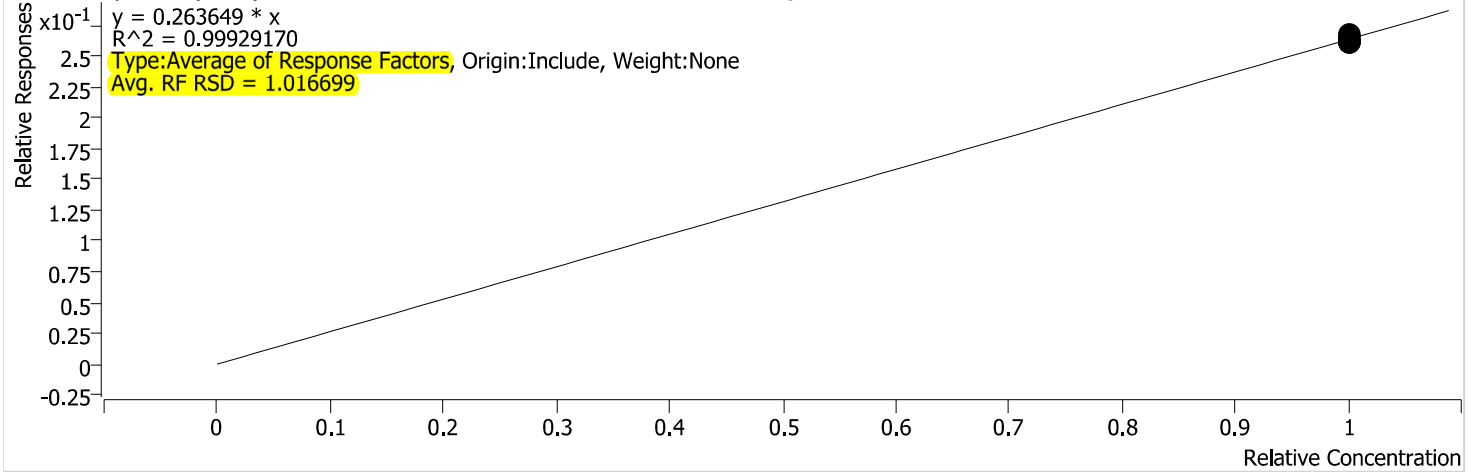
Quantitative Analysis Results With Qualifier Ratio Report



Batch Path	\\WSCIXIGCMS16\InstData\GCMS16\DATA\2021\031221_525.2\QuantResults\031221_LL.batch.bin		
Analysis Time	3/17/2021 9:52:58 AM	Analyst Name	WECK\ryan.raymond
Report Time	3/17/2021 9:53:41 AM	Reporter Name	ryan.raymond
Last Calib Update	3/16/2021 3:21:36 PM	Batch State	Processed
Quant Batch Version	10.0	Quant Report Version	10.0

1,3-Dimethyl-2-NB (SSTD)

1,3-Dimethyl-2-NB (SSTD) - 7 Levels, 7 Levels Used, 7 Points, 7 Points Used, 0 QCs



Calibration STD Path	Cal Type	Level	Enabled	Resp.	Exp. Conc	Resp. Factor
\\WSCIXIGCMS16\InstData\GCMS16\DATA\2021\031221_525.2\GCMS16_03122115.D	Calibration	0.05	x	332231	5.0000	0.2606
\\WSCIXIGCMS16\InstData\GCMS16\DATA\2021\031221_525.2\GCMS16_03122114.D	Calibration	0.1	x	319298	5.0000	0.2643
\\WSCIXIGCMS16\InstData\GCMS16\DATA\2021\031221_525.2\GCMS16_03122113.D	Calibration	0.5	x	323339	5.0000	0.2624
\\WSCIXIGCMS16\InstData\GCMS16\DATA\2021\031221_525.2\GCMS16_03122112.D	Calibration	2	x	360245	5.0000	0.2603
\\WSCIXIGCMS16\InstData\GCMS16\DATA\2021\031221_525.2\GCMS16_03122111.D	Calibration	5	x	407272	5.0000	0.2664
\\WSCIXIGCMS16\InstData\GCMS16\DATA\2021\031221_525.2\GCMS16_03122110.D	Calibration	10	x	379465	5.0000	0.2671
\\WSCIXIGCMS16\InstData\GCMS16\DATA\2021\031221_525.2\GCMS16_03122109.D	Calibration	20	x	381551	5.0000	0.2644

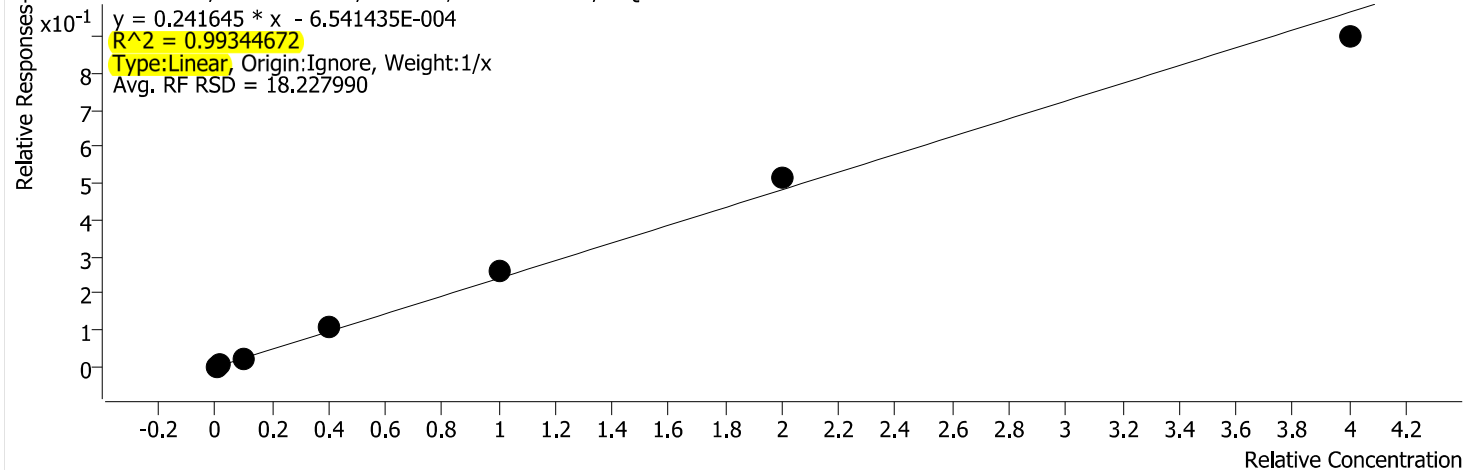
Quantitative Analysis Results With Qualifier Ratio Report



Batch Path	\\WSCIXIGCMS16\InstData\GCMS16\DATA\2021\031221_525.2\QuantResults\031221_LL.batch.bin		
Analysis Time	3/17/2021 9:52:58 AM	Analyst Name	WECK\ryan.raymond
Report Time	3/17/2021 9:53:42 AM	Reporter Name	ryan.raymond
Last Calib Update	3/16/2021 3:21:36 PM	Batch State	Processed
Quant Batch Version	10.0	Quant Report Version	10.0

alpha-BHC

alpha-BHC - 7 Levels, 7 Levels Used, 7 Points, 7 Points Used, 0 QCs



Calibration STD Path	Cal Type	Level	Enabled	Resp.	Exp. Conc	Resp. Factor
\\WSCIXIGCMS16\InstData\GCMS16\DATA\2021\031221_525.2\GCMS16_03122115.D	Calibration	0.05	x	2325	0.0500	0.1824
\\WSCIXIGCMS16\InstData\GCMS16\DATA\2021\031221_525.2\GCMS16_03122114.D	Calibration	0.1	x	4038	0.1000	0.1671
\\WSCIXIGCMS16\InstData\GCMS16\DATA\2021\031221_525.2\GCMS16_03122113.D	Calibration	0.5	x	26433	0.5000	0.2145
\\WSCIXIGCMS16\InstData\GCMS16\DATA\2021\031221_525.2\GCMS16_03122112.D	Calibration	2	x	150936	2.0000	0.2727
\\WSCIXIGCMS16\InstData\GCMS16\DATA\2021\031221_525.2\GCMS16_03122111.D	Calibration	5	x	404449	5.0000	0.2645
\\WSCIXIGCMS16\InstData\GCMS16\DATA\2021\031221_525.2\GCMS16_03122110.D	Calibration	10	x	733884	10.0000	0.2583
\\WSCIXIGCMS16\InstData\GCMS16\DATA\2021\031221_525.2\GCMS16_03122109.D	Calibration	20	x	1295904	20.0000	0.2245

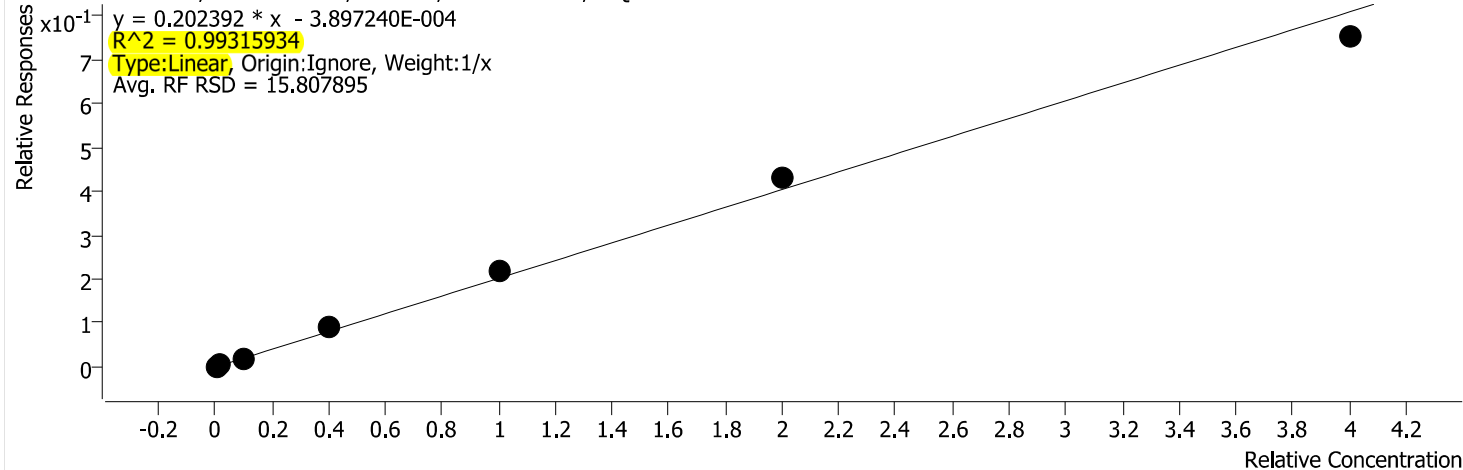
Quantitative Analysis Results With Qualifier Ratio Report



Batch Path	\\WSCIXIGCMS16\InstData\GCMS16\DATA\2021\031221_525.2\QuantResults\031221_LL.batch.bin		
Analysis Time	3/17/2021 9:52:58 AM	Analyst Name	WECK\ryan.raymond
Report Time	3/17/2021 9:53:42 AM	Reporter Name	ryan.raymond
Last Calib Update	3/16/2021 3:21:36 PM	Batch State	Processed
Quant Batch Version	10.0	Quant Report Version	10.0

beta-BHC

beta-BHC - 7 Levels, 7 Levels Used, 7 Points, 7 Points Used, 0 QCs



Calibration STD Path	Cal Type	Level	Enabled	Resp.	Exp. Conc	Resp. Factor
\\WSCIXIGCMS16\InstData\GCMS16\DATA\2021\031221_525.2\GCMS16_03122115.D	Calibration	0.05	x	2063	0.0500	0.1618
\\WSCIXIGCMS16\InstData\GCMS16\DATA\2021\031221_525.2\GCMS16_03122114.D	Calibration	0.1	x	3728	0.1000	0.1543
\\WSCIXIGCMS16\InstData\GCMS16\DATA\2021\031221_525.2\GCMS16_03122113.D	Calibration	0.5	x	22010	0.5000	0.1786
\\WSCIXIGCMS16\InstData\GCMS16\DATA\2021\031221_525.2\GCMS16_03122112.D	Calibration	2	x	128666	2.0000	0.2324
\\WSCIXIGCMS16\InstData\GCMS16\DATA\2021\031221_525.2\GCMS16_03122111.D	Calibration	5	x	338187	5.0000	0.2212
\\WSCIXIGCMS16\InstData\GCMS16\DATA\2021\031221_525.2\GCMS16_03122110.D	Calibration	10	x	614868	10.0000	0.2164
\\WSCIXIGCMS16\InstData\GCMS16\DATA\2021\031221_525.2\GCMS16_03122109.D	Calibration	20	x	1084592	20.0000	0.1879

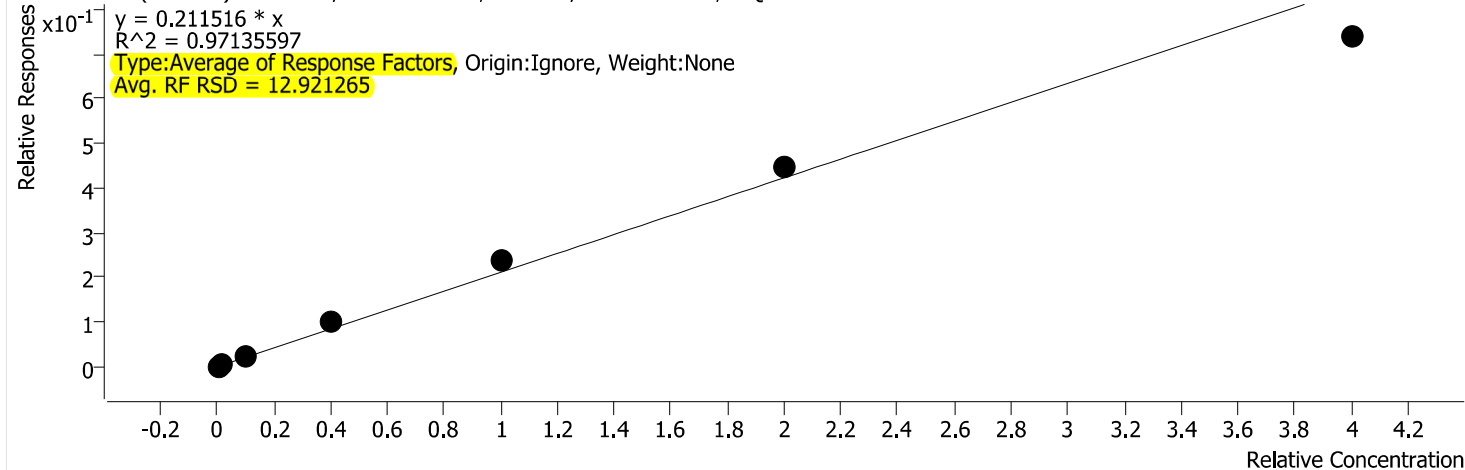
Quantitative Analysis Results With Qualifier Ratio Report



Batch Path	\\WSCIXIGCMS16\InstData\GCMS16\DATA\2021\031221_525.2\QuantResults\031221_LL.batch.bin		
Analysis Time	3/17/2021 9:52:58 AM	Analyst Name	WECK\ryan.raymond
Report Time	3/17/2021 9:53:42 AM	Reporter Name	ryan.raymond
Last Calib Update	3/16/2021 3:21:36 PM	Batch State	Processed
Quant Batch Version	10.0	Quant Report Version	10.0

Gamma-BHC (Lindane)

Gamma-BHC (Lindane) - 7 Levels, 7 Levels Used, 7 Points, 7 Points Used, 0 QCs



Calibration STD Path	Cal Type	Level	Enabled	Resp.	Exp. Conc	Resp. Factor
\\WSCIXIGCMS16\InstData\GCMS16\DATA\2021\031221_525.2\GCMS16_03122115.D	Calibration	0.05	x	2259	0.0500	0.1772
\\WSCIXIGCMS16\InstData\GCMS16\DATA\2021\031221_525.2\GCMS16_03122114.D	Calibration	0.1	x	4808	0.1000	0.1990
\\WSCIXIGCMS16\InstData\GCMS16\DATA\2021\031221_525.2\GCMS16_03122113.D	Calibration	0.5	x	25470	0.5000	0.2067
\\WSCIXIGCMS16\InstData\GCMS16\DATA\2021\031221_525.2\GCMS16_03122112.D	Calibration	2	x	138373	2.0000	0.2500
\\WSCIXIGCMS16\InstData\GCMS16\DATA\2021\031221_525.2\GCMS16_03122111.D	Calibration	5	x	364689	5.0000	0.2385
\\WSCIXIGCMS16\InstData\GCMS16\DATA\2021\031221_525.2\GCMS16_03122110.D	Calibration	10	x	638814	10.0000	0.2249
\\WSCIXIGCMS16\InstData\GCMS16\DATA\2021\031221_525.2\GCMS16_03122109.D	Calibration	20	x	1064243	20.0000	0.1844

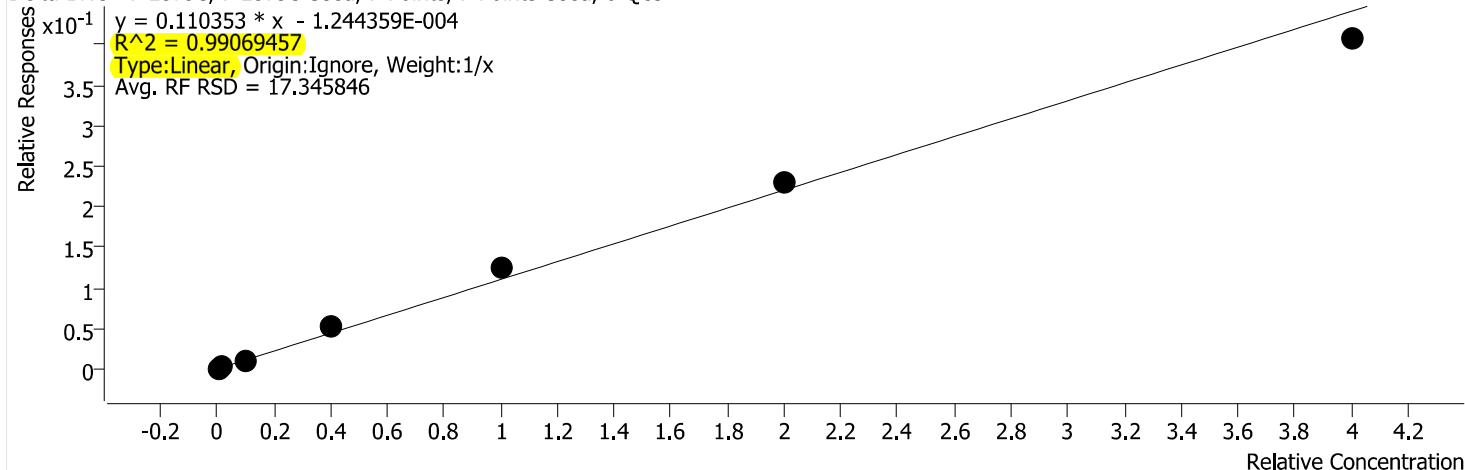
Quantitative Analysis Results With Qualifier Ratio Report



Batch Path	\\WSCIXIGCMS16\InstData\GCMS16\DATA\2021\031221_525.2\QuantResults\031221_LL.batch.bin		
Analysis Time	3/17/2021 9:52:58 AM	Analyst Name	WECK\ryan.raymond
Report Time	3/17/2021 9:53:42 AM	Reporter Name	ryan.raymond
Last Calib Update	3/16/2021 3:21:36 PM	Batch State	Processed
Quant Batch Version	10.0	Quant Report Version	10.0

Delta-BHC

Delta-BHC - 7 Levels, 7 Levels Used, 7 Points, 7 Points Used, 0 QCs



Calibration STD Path	Cal Type	Level	Enabled	Resp.	Exp. Conc	Resp. Factor
\\WSCIXIGCMS16\InstData\GCMS16\DATA\2021\031221_525.2\GCMS16_03122115.D	Calibration	0.05	x	1948	0.0500	0.0827
\\WSCIXIGCMS16\InstData\GCMS16\DATA\2021\031221_525.2\GCMS16_03122114.D	Calibration	0.1	x	3946	0.1000	0.0889
\\WSCIXIGCMS16\InstData\GCMS16\DATA\2021\031221_525.2\GCMS16_03122113.D	Calibration	0.5	x	24193	0.5000	0.1038
\\WSCIXIGCMS16\InstData\GCMS16\DATA\2021\031221_525.2\GCMS16_03122112.D	Calibration	2	x	134289	2.0000	0.1333
\\WSCIXIGCMS16\InstData\GCMS16\DATA\2021\031221_525.2\GCMS16_03122111.D	Calibration	5	x	347021	5.0000	0.1262
\\WSCIXIGCMS16\InstData\GCMS16\DATA\2021\031221_525.2\GCMS16_03122110.D	Calibration	10	x	604313	10.0000	0.1153
\\WSCIXIGCMS16\InstData\GCMS16\DATA\2021\031221_525.2\GCMS16_03122109.D	Calibration	20	x	1070193	20.0000	0.1017

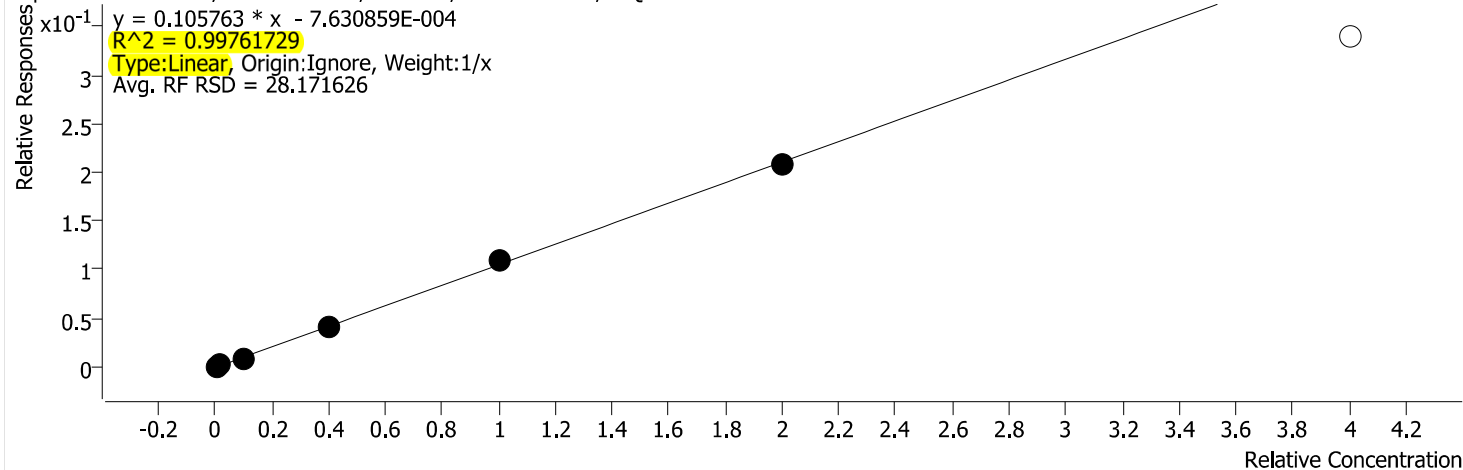
Quantitative Analysis Results With Qualifier Ratio Report



Batch Path	\\WSCIXIGCMS16\InstData\GCMS16\DATA\2021\031221_525.2\QuantResults\031221_LL.batch.bin		
Analysis Time	3/17/2021 9:52:58 AM	Analyst Name	WECK\ryan.raymond
Report Time	3/17/2021 9:53:42 AM	Reporter Name	ryan.raymond
Last Calib Update	3/16/2021 3:21:36 PM	Batch State	Processed
Quant Batch Version	10.0	Quant Report Version	10.0

Heptachlor

Heptachlor - 7 Levels, 6 Levels Used, 7 Points, 6 Points Used, 0 QCs



Calibration STD Path	Cal Type	Level	Enabled	Resp.	Exp. Conc	Resp. Factor
\\WSCIXIGCMS16\InstData\GCMS16\DATA\2021\031221_525.2\GCMS16_03122115.D	Calibration	0.05	x	1321	0.0500	0.0561
\\WSCIXIGCMS16\InstData\GCMS16\DATA\2021\031221_525.2\GCMS16_03122114.D	Calibration	0.1	x	2745	0.1000	0.0618
\\WSCIXIGCMS16\InstData\GCMS16\DATA\2021\031221_525.2\GCMS16_03122113.D	Calibration	0.5	x	17048	0.5000	0.0732
\\WSCIXIGCMS16\InstData\GCMS16\DATA\2021\031221_525.2\GCMS16_03122112.D	Calibration	2	x	105777	2.0000	0.1050
\\WSCIXIGCMS16\InstData\GCMS16\DATA\2021\031221_525.2\GCMS16_03122111.D	Calibration	5	x	299684	5.0000	0.1090
\\WSCIXIGCMS16\InstData\GCMS16\DATA\2021\031221_525.2\GCMS16_03122110.D	Calibration	10	x	546671	10.0000	0.1043
\\WSCIXIGCMS16\InstData\GCMS16\DATA\2021\031221_525.2\GCMS16_03122109.D	Calibration	20		892129	20.0000	0.0848

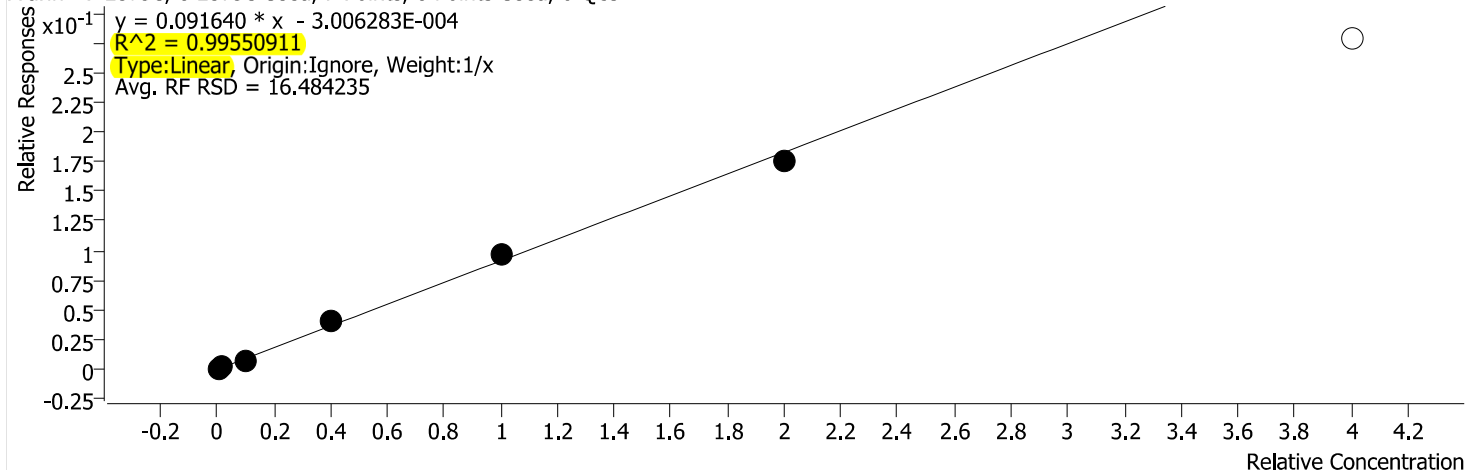
Quantitative Analysis Results With Qualifier Ratio Report



Batch Path	\\WSCIXIGCMS16\InstData\GCMS16\DATA\2021\031221_525.2\QuantResults\031221_LL.batch.bin		
Analysis Time	3/17/2021 9:52:58 AM	Analyst Name	WECK\ryan.raymond
Report Time	3/17/2021 9:53:42 AM	Reporter Name	ryan.raymond
Last Calib Update	3/16/2021 3:21:36 PM	Batch State	Processed
Quant Batch Version	10.0	Quant Report Version	10.0

Aldrin

Aldrin - 7 Levels, 6 Levels Used, 7 Points, 6 Points Used, 0 QCs



Calibration STD Path	Cal Type	Level	Enabled	Resp.	Exp. Conc	Resp. Factor
\\WSCIXIGCMS16\InstData\GCMS16\DATA\2021\031221_525.2\GCMS16_03122115.D	Calibration	0.05	x	1720	0.0500	0.0731
\\WSCIXIGCMS16\InstData\GCMS16\DATA\2021\031221_525.2\GCMS16_03122114.D	Calibration	0.1	x	3072	0.1000	0.0692
\\WSCIXIGCMS16\InstData\GCMS16\DATA\2021\031221_525.2\GCMS16_03122113.D	Calibration	0.5	x	16911	0.5000	0.0726
\\WSCIXIGCMS16\InstData\GCMS16\DATA\2021\031221_525.2\GCMS16_03122112.D	Calibration	2	x	102679	2.0000	0.1019
\\WSCIXIGCMS16\InstData\GCMS16\DATA\2021\031221_525.2\GCMS16_03122111.D	Calibration	5	x	263860	5.0000	0.0959
\\WSCIXIGCMS16\InstData\GCMS16\DATA\2021\031221_525.2\GCMS16_03122110.D	Calibration	10	x	460008	10.0000	0.0878
\\WSCIXIGCMS16\InstData\GCMS16\DATA\2021\031221_525.2\GCMS16_03122109.D	Calibration	20		732094	20.0000	0.0696

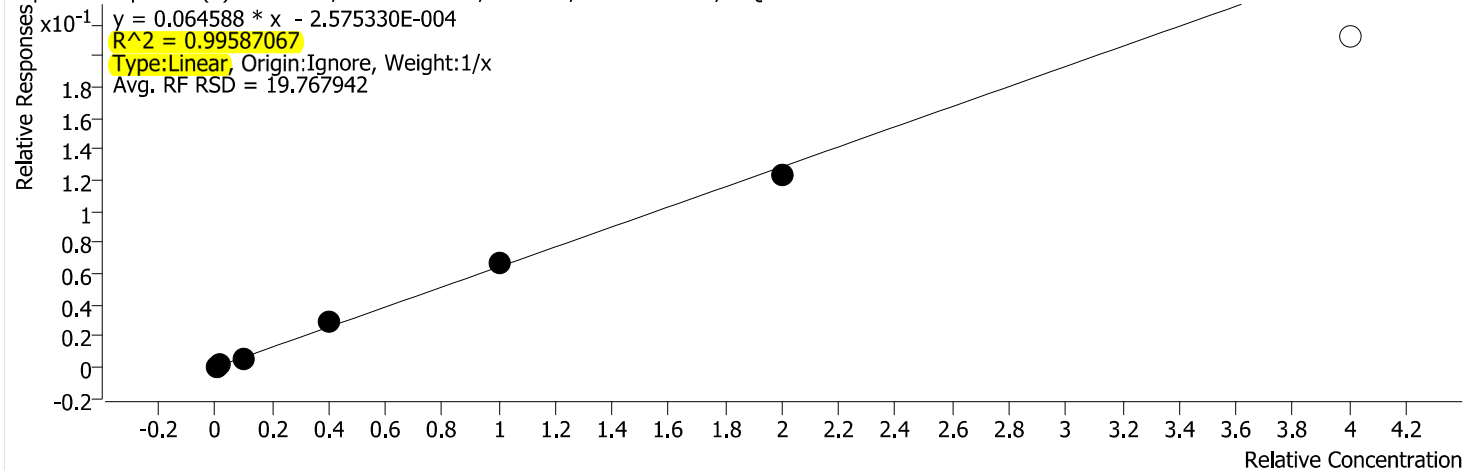
Quantitative Analysis Results With Qualifier Ratio Report



Batch Path	\\WSCIXIGCMS16\InstData\GCMS16\DATA\2021\031221_525.2\QuantResults\031221_LL.batch.bin		
Analysis Time	3/17/2021 9:52:58 AM	Analyst Name	WECK\ryan.raymond
Report Time	3/17/2021 9:53:42 AM	Reporter Name	ryan.raymond
Last Calib Update	3/16/2021 3:21:36 PM	Batch State	Processed
Quant Batch Version	10.0	Quant Report Version	10.0

Heptachlor Epoxide (B)

Heptachlor Epoxide (B) - 7 Levels, 6 Levels Used, 7 Points, 6 Points Used, 0 QCs



Calibration STD Path	Cal Type	Level	Enabled	Resp.	Exp. Conc	Resp. Factor
\\WSCIXIGCMS16\InstData\GCMS16\DATA\2021\031221_525.2\GCMS16_03122115.D	Calibration	0.05	x	1067	0.0500	0.0453
\\WSCIXIGCMS16\InstData\GCMS16\DATA\2021\031221_525.2\GCMS16_03122114.D	Calibration	0.1	x	1989	0.1000	0.0448
\\WSCIXIGCMS16\InstData\GCMS16\DATA\2021\031221_525.2\GCMS16_03122113.D	Calibration	0.5	x	12595	0.5000	0.0541
\\WSCIXIGCMS16\InstData\GCMS16\DATA\2021\031221_525.2\GCMS16_03122112.D	Calibration	2	x	72506	2.0000	0.0720
\\WSCIXIGCMS16\InstData\GCMS16\DATA\2021\031221_525.2\GCMS16_03122111.D	Calibration	5	x	185277	5.0000	0.0674
\\WSCIXIGCMS16\InstData\GCMS16\DATA\2021\031221_525.2\GCMS16_03122110.D	Calibration	10	x	323620	10.0000	0.0618
\\WSCIXIGCMS16\InstData\GCMS16\DATA\2021\031221_525.2\GCMS16_03122109.D	Calibration	20		558379	20.0000	0.0531

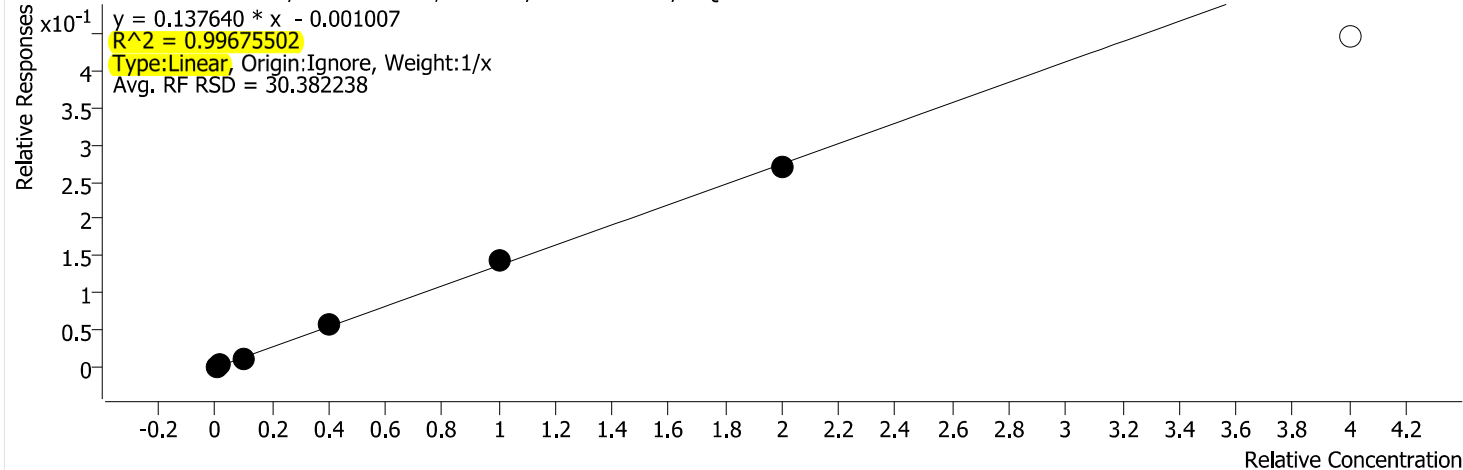
Quantitative Analysis Results With Qualifier Ratio Report



Batch Path	\\WSCIXIGCMS16\InstData\GCMS16\DATA\2021\031221_525.2\QuantResults\031221_LL.batch.bin		
Analysis Time	3/17/2021 9:52:58 AM	Analyst Name	WECK\ryan.raymond
Report Time	3/17/2021 9:53:42 AM	Reporter Name	ryan.raymond
Last Calib Update	3/16/2021 3:21:36 PM	Batch State	Processed
Quant Batch Version	10.0	Quant Report Version	10.0

Gamma-Chlordane

Gamma-Chlordane - 7 Levels, 6 Levels Used, 7 Points, 6 Points Used, 0 QCs



Calibration STD Path	Cal Type	Level	Enabled	Resp.	Exp. Conc	Resp. Factor
\\WSCIXIGCMS16\InstData\GCMS16\DATA\2021\031221_525.2\GCMS16_03122115.D	Calibration	0.05	x	1740	0.0500	0.0739
\\WSCIXIGCMS16\InstData\GCMS16\DATA\2021\031221_525.2\GCMS16_03122114.D	Calibration	0.1	x	3291	0.1000	0.0741
\\WSCIXIGCMS16\InstData\GCMS16\DATA\2021\031221_525.2\GCMS16_03122113.D	Calibration	0.5	x	21675	0.5000	0.0930
\\WSCIXIGCMS16\InstData\GCMS16\DATA\2021\031221_525.2\GCMS16_03122112.D	Calibration	2	x	144101	2.0000	0.1431
\\WSCIXIGCMS16\InstData\GCMS16\DATA\2021\031221_525.2\GCMS16_03122111.D	Calibration	5	x	390595	5.0000	0.1420
\\WSCIXIGCMS16\InstData\GCMS16\DATA\2021\031221_525.2\GCMS16_03122110.D	Calibration	10	x	704850	10.0000	0.1345
\\WSCIXIGCMS16\InstData\GCMS16\DATA\2021\031221_525.2\GCMS16_03122109.D	Calibration	20		1171284	20.0000	0.1113

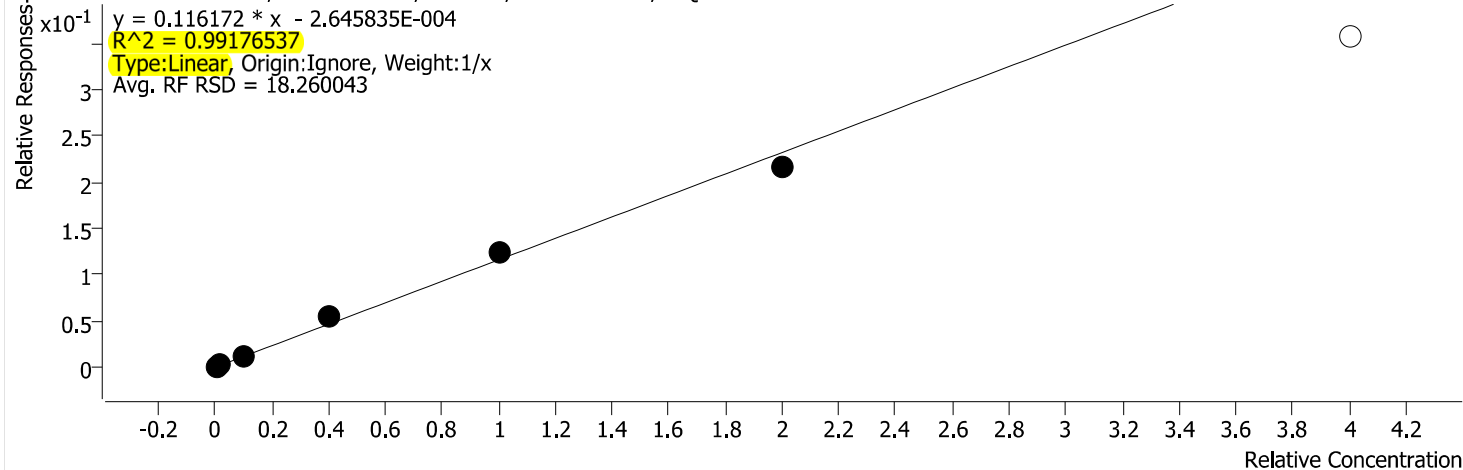
Quantitative Analysis Results With Qualifier Ratio Report



Batch Path	\\WSCIXIGCMS16\InstData\GCMS16\DATA\2021\031221_525.2\QuantResults\031221_LL.batch.bin		
Analysis Time	3/17/2021 9:52:58 AM	Analyst Name	WECK\ryan.raymond
Report Time	3/17/2021 9:53:42 AM	Reporter Name	ryan.raymond
Last Calib Update	3/16/2021 3:21:36 PM	Batch State	Processed
Quant Batch Version	10.0	Quant Report Version	10.0

Alpha-Chlordane

Alpha-Chlordane - 7 Levels, 6 Levels Used, 7 Points, 6 Points Used, 0 QCs



Calibration STD Path	Cal Type	Level	Enabled	Resp.	Exp. Conc	Resp. Factor
\\WSCIXIGCMS16\InstData\GCMS16\DATA\2021\031221_525.2\GCMS16_03122115.D	Calibration	0.05	x	2028	0.0500	0.0861
\\WSCIXIGCMS16\InstData\GCMS16\DATA\2021\031221_525.2\GCMS16_03122114.D	Calibration	0.1	x	3910	0.1000	0.0881
\\WSCIXIGCMS16\InstData\GCMS16\DATA\2021\031221_525.2\GCMS16_03122113.D	Calibration	0.5	x	25717	0.5000	0.1104
\\WSCIXIGCMS16\InstData\GCMS16\DATA\2021\031221_525.2\GCMS16_03122112.D	Calibration	2	x	138555	2.0000	0.1376
\\WSCIXIGCMS16\InstData\GCMS16\DATA\2021\031221_525.2\GCMS16_03122111.D	Calibration	5	x	338673	5.0000	0.1231
\\WSCIXIGCMS16\InstData\GCMS16\DATA\2021\031221_525.2\GCMS16_03122110.D	Calibration	10	x	567617	10.0000	0.1083
\\WSCIXIGCMS16\InstData\GCMS16\DATA\2021\031221_525.2\GCMS16_03122109.D	Calibration	20		938400	20.0000	0.0892

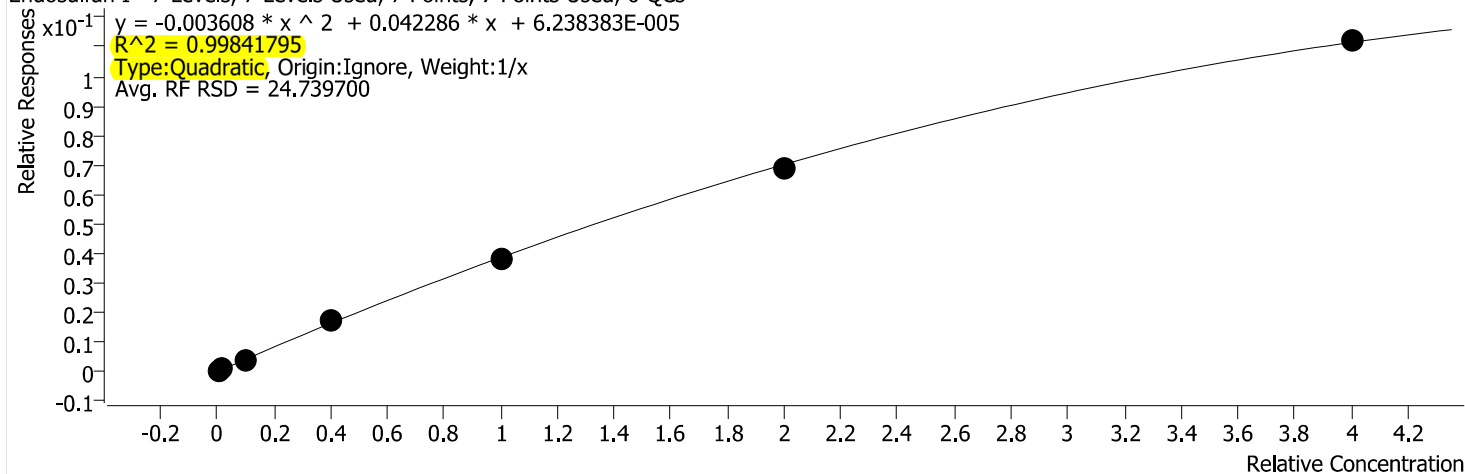
Quantitative Analysis Results With Qualifier Ratio Report



Batch Path	\\WSCIXIGCMS16\InstData\GCMS16\DATA\2021\031221_525.2\QuantResults\031221_LL.batch.bin		
Analysis Time	3/17/2021 9:52:58 AM	Analyst Name	WECK\ryan.raymond
Report Time	3/17/2021 9:53:42 AM	Reporter Name	ryan.raymond
Last Calib Update	3/16/2021 3:21:36 PM	Batch State	Processed
Quant Batch Version	10.0	Quant Report Version	10.0

Endosulfan I

Endosulfan I - 7 Levels, 7 Levels Used, 7 Points, 7 Points Used, 0 QCs



Calibration STD Path	Cal Type	Level	Enabled	Resp.	Exp. Conc	Resp. Factor
\\WSCIXIGCMS16\InstData\GCMS16\DATA\2021\031221_525.2\GCMS16_03122115.D	Calibration	0.05	x	1394	0.0500	0.0592
\\WSCIXIGCMS16\InstData\GCMS16\DATA\2021\031221_525.2\GCMS16_03122114.D	Calibration	0.1	x	1692	0.1000	0.0381
\\WSCIXIGCMS16\InstData\GCMS16\DATA\2021\031221_525.2\GCMS16_03122113.D	Calibration	0.5	x	8403	0.5000	0.0361
\\WSCIXIGCMS16\InstData\GCMS16\DATA\2021\031221_525.2\GCMS16_03122112.D	Calibration	2	x	44846	2.0000	0.0445
\\WSCIXIGCMS16\InstData\GCMS16\DATA\2021\031221_525.2\GCMS16_03122111.D	Calibration	5	x	106162	5.0000	0.0386
\\WSCIXIGCMS16\InstData\GCMS16\DATA\2021\031221_525.2\GCMS16_03122110.D	Calibration	10	x	181318	10.0000	0.0346
\\WSCIXIGCMS16\InstData\GCMS16\DATA\2021\031221_525.2\GCMS16_03122109.D	Calibration	20	x	294263	20.0000	0.0280

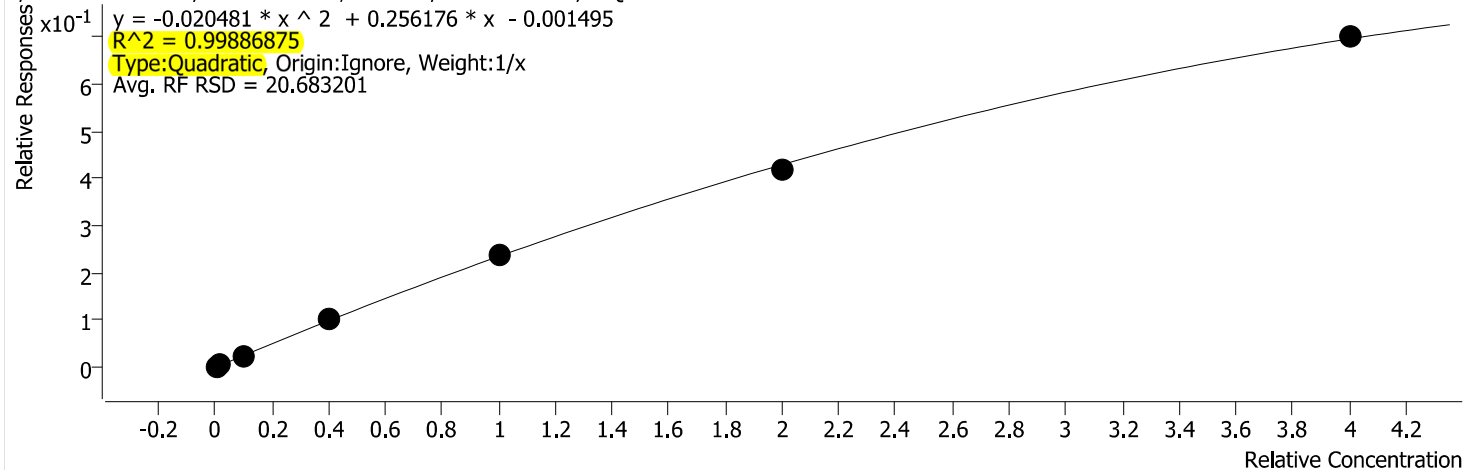
Quantitative Analysis Results With Qualifier Ratio Report



Batch Path	\\WSCIXIGCMS16\InstData\GCMS16\DATA\2021\031221_525.2\QuantResults\031221_LL.batch.bin		
Analysis Time	3/17/2021 9:52:58 AM	Analyst Name	WECK\ryan.raymond
Report Time	3/17/2021 9:53:42 AM	Reporter Name	ryan.raymond
Last Calib Update	3/16/2021 3:21:36 PM	Batch State	Processed
Quant Batch Version	10.0	Quant Report Version	10.0

4,4'-DDE

4,4'-DDE - 7 Levels, 7 Levels Used, 7 Points, 7 Points Used, 0 QCs



Calibration STD Path	Cal Type	Level	Enabled	Resp.	Exp. Conc	Resp. Factor
\\WSCIXIGCMS16\InstData\GCMS16\DATA\2021\031221_525.2\GCMS16_03122115.D	Calibration	0.05	x	3402	0.0500	0.1445
\\WSCIXIGCMS16\InstData\GCMS16\DATA\2021\031221_525.2\GCMS16_03122114.D	Calibration	0.1	x	7255	0.1000	0.1634
\\WSCIXIGCMS16\InstData\GCMS16\DATA\2021\031221_525.2\GCMS16_03122113.D	Calibration	0.5	x	47385	0.5000	0.2034
\\WSCIXIGCMS16\InstData\GCMS16\DATA\2021\031221_525.2\GCMS16_03122112.D	Calibration	2	x	261275	2.0000	0.2594
\\WSCIXIGCMS16\InstData\GCMS16\DATA\2021\031221_525.2\GCMS16_03122111.D	Calibration	5	x	656746	5.0000	0.2388
\\WSCIXIGCMS16\InstData\GCMS16\DATA\2021\031221_525.2\GCMS16_03122110.D	Calibration	10	x	1095172	10.0000	0.2090
\\WSCIXIGCMS16\InstData\GCMS16\DATA\2021\031221_525.2\GCMS16_03122109.D	Calibration	20	x	1839152	20.0000	0.1748

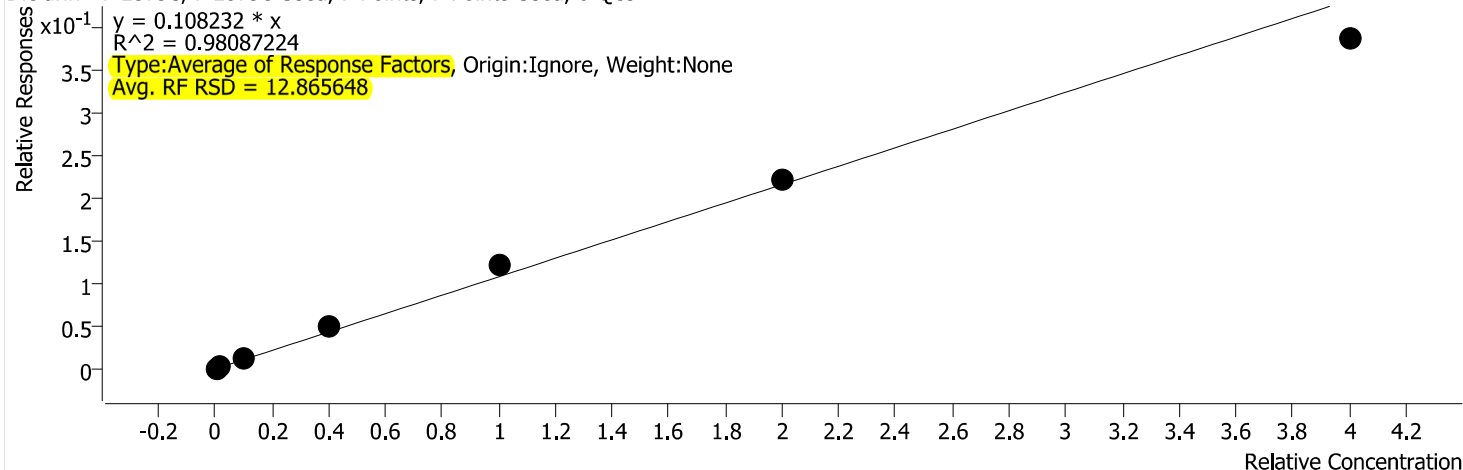
Quantitative Analysis Results With Qualifier Ratio Report



Batch Path	\\WSCIXIGCMS16\InstData\GCMS16\DATA\2021\031221_525.2\QuantResults\031221_LL.batch.bin		
Analysis Time	3/17/2021 9:52:58 AM	Analyst Name	WECK\ryan.raymond
Report Time	3/17/2021 9:53:42 AM	Reporter Name	ryan.raymond
Last Calib Update	3/16/2021 3:21:36 PM	Batch State	Processed
Quant Batch Version	10.0	Quant Report Version	10.0

Dieldrin

Dieldrin - 7 Levels, 7 Levels Used, 7 Points, 7 Points Used, 0 QCs



Calibration STD Path	Cal Type	Level	Enabled	Resp.	Exp. Conc	Resp. Factor
\\WSCIXIGCMS16\InstData\GCMS16\DATA\2021\031221_525.2\GCMS16_03122115.D	Calibration	0.05	x	2320	0.0500	0.0985
\\WSCIXIGCMS16\InstData\GCMS16\DATA\2021\031221_525.2\GCMS16_03122114.D	Calibration	0.1	x	4034	0.1000	0.0909
\\WSCIXIGCMS16\InstData\GCMS16\DATA\2021\031221_525.2\GCMS16_03122113.D	Calibration	0.5	x	25491	0.5000	0.1094
\\WSCIXIGCMS16\InstData\GCMS16\DATA\2021\031221_525.2\GCMS16_03122112.D	Calibration	2	x	129810	2.0000	0.1289
\\WSCIXIGCMS16\InstData\GCMS16\DATA\2021\031221_525.2\GCMS16_03122111.D	Calibration	5	x	336740	5.0000	0.1224
\\WSCIXIGCMS16\InstData\GCMS16\DATA\2021\031221_525.2\GCMS16_03122110.D	Calibration	10	x	580252	10.0000	0.1107
\\WSCIXIGCMS16\InstData\GCMS16\DATA\2021\031221_525.2\GCMS16_03122109.D	Calibration	20	x	1017665	20.0000	0.0967

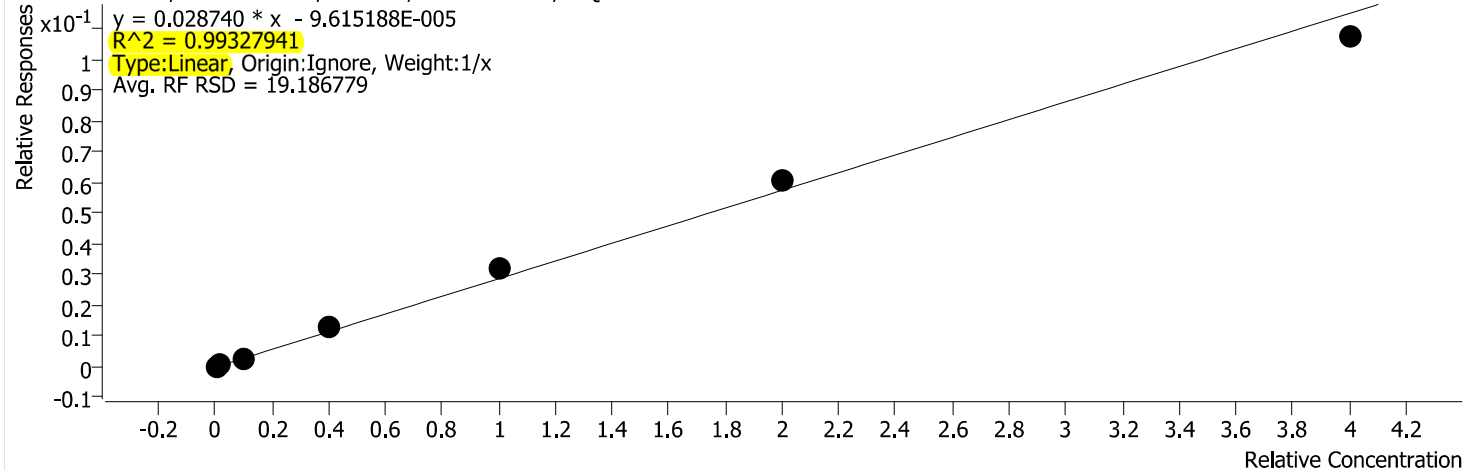
Quantitative Analysis Results With Qualifier Ratio Report



Batch Path	\\WSCIXIGCMS16\InstData\GCMS16\DATA\2021\031221_525.2\QuantResults\031221_LL.batch.bin		
Analysis Time	3/17/2021 9:52:58 AM	Analyst Name	WECK\ryan.raymond
Report Time	3/17/2021 9:53:42 AM	Reporter Name	ryan.raymond
Last Calib Update	3/16/2021 3:21:36 PM	Batch State	Processed
Quant Batch Version	10.0	Quant Report Version	10.0

Endrin

Endrin - 7 Levels, 7 Levels Used, 7 Points, 7 Points Used, 0 QCs



Calibration STD Path	Cal Type	Level	Enabled	Resp.	Exp. Conc	Resp. Factor
\\WSCIXIGCMS16\InstData\GCMS16\DATA\2021\031221_525.2\GCMS16_03122115.D	Calibration	0.05	x	499	0.0500	0.0212
\\WSCIXIGCMS16\InstData\GCMS16\DATA\2021\031221_525.2\GCMS16_03122114.D	Calibration	0.1	x	907	0.1000	0.0204
\\WSCIXIGCMS16\InstData\GCMS16\DATA\2021\031221_525.2\GCMS16_03122113.D	Calibration	0.5	x	5277	0.5000	0.0227
\\WSCIXIGCMS16\InstData\GCMS16\DATA\2021\031221_525.2\GCMS16_03122112.D	Calibration	2	x	31978	2.0000	0.0317
\\WSCIXIGCMS16\InstData\GCMS16\DATA\2021\031221_525.2\GCMS16_03122111.D	Calibration	5	x	88445	5.0000	0.0322
\\WSCIXIGCMS16\InstData\GCMS16\DATA\2021\031221_525.2\GCMS16_03122110.D	Calibration	10	x	159425	10.0000	0.0304
\\WSCIXIGCMS16\InstData\GCMS16\DATA\2021\031221_525.2\GCMS16_03122109.D	Calibration	20	x	281788	20.0000	0.0268

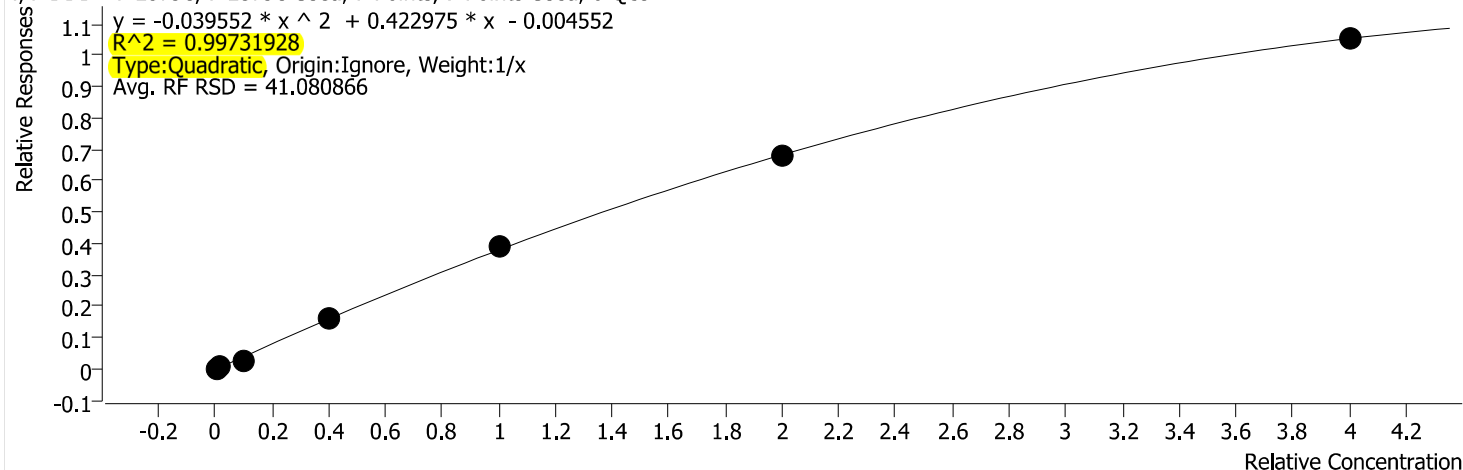
Quantitative Analysis Results With Qualifier Ratio Report



Batch Path	\\WSCIXIGCMS16\InstData\GCMS16\DATA\2021\031221_525.2\QuantResults\031221_LL.batch.bin		
Analysis Time	3/17/2021 9:52:58 AM	Analyst Name	WECK\ryan.raymond
Report Time	3/17/2021 9:53:42 AM	Reporter Name	ryan.raymond
Last Calib Update	3/16/2021 3:21:36 PM	Batch State	Processed
Quant Batch Version	10.0	Quant Report Version	10.0

4,4'-DDD

4,4'-DDD - 7 Levels, 7 Levels Used, 7 Points, 7 Points Used, 0 QCs



Calibration STD Path	Cal Type	Level	Enabled	Resp.	Exp. Conc	Resp. Factor
\\WSCIXIGCMS16\InstData\GCMS16\DATA\2021\031221_525.2\GCMS16_03122115.D	Calibration	0.05	x	2847	0.0500	0.1209
\\WSCIXIGCMS16\InstData\GCMS16\DATA\2021\031221_525.2\GCMS16_03122114.D	Calibration	0.1	x	6322	0.1000	0.1424
\\WSCIXIGCMS16\InstData\GCMS16\DATA\2021\031221_525.2\GCMS16_03122113.D	Calibration	0.5	x	59406	0.5000	0.2550
\\WSCIXIGCMS16\InstData\GCMS16\DATA\2021\031221_525.2\GCMS16_03122112.D	Calibration	2	x	403399	2.0000	0.4005
\\WSCIXIGCMS16\InstData\GCMS16\DATA\2021\031221_525.2\GCMS16_03122111.D	Calibration	5	x	1080981	5.0000	0.3930
\\WSCIXIGCMS16\InstData\GCMS16\DATA\2021\031221_525.2\GCMS16_03122110.D	Calibration	10	x	1783098	10.0000	0.3403
\\WSCIXIGCMS16\InstData\GCMS16\DATA\2021\031221_525.2\GCMS16_03122109.D	Calibration	20	x	2767698	20.0000	0.2631

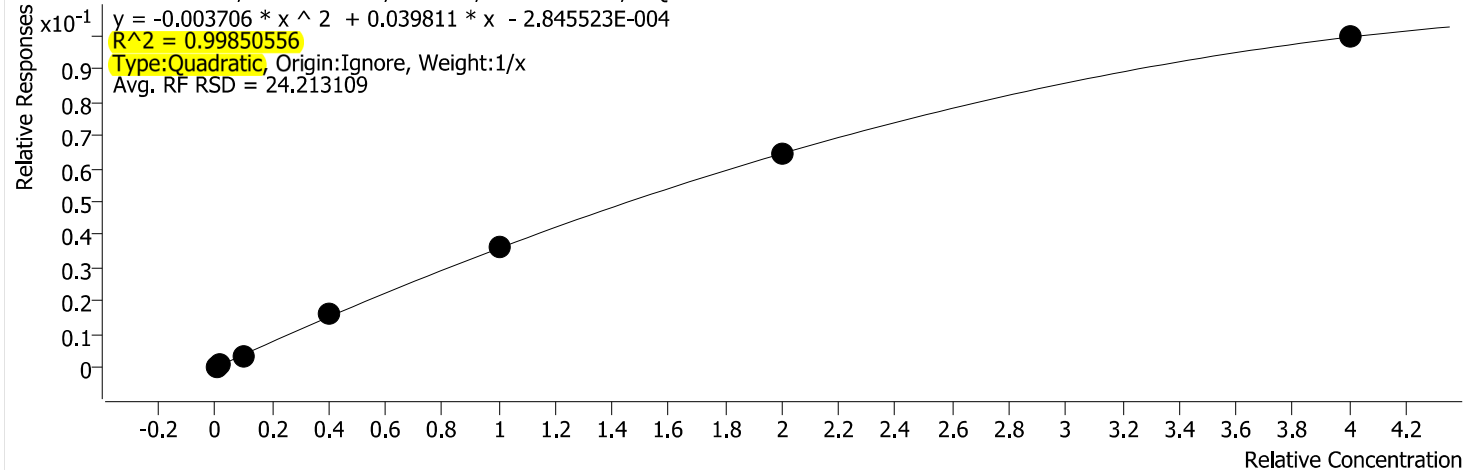
Quantitative Analysis Results With Qualifier Ratio Report



Batch Path	\\WSCIXIGCMS16\InstData\GCMS16\DATA\2021\031221_525.2\QuantResults\031221_LL.batch.bin		
Analysis Time	3/17/2021 9:52:58 AM	Analyst Name	WECK\ryan.raymond
Report Time	3/17/2021 9:53:42 AM	Reporter Name	ryan.raymond
Last Calib Update	3/16/2021 3:21:36 PM	Batch State	Processed
Quant Batch Version	10.0	Quant Report Version	10.0

Endosulfan II

Endosulfan II - 7 Levels, 7 Levels Used, 7 Points, 7 Points Used, 0 QCs



Calibration STD Path	Cal Type	Level	Enabled	Resp.	Exp. Conc	Resp. Factor
\\WSCIXIGCMS16\InstData\GCMS16\DATA\2021\031221_525.2\GCMS16_03122115.D	Calibration	0.05	x	478	0.0500	0.0203
\\WSCIXIGCMS16\InstData\GCMS16\DATA\2021\031221_525.2\GCMS16_03122114.D	Calibration	0.1	x	1019	0.1000	0.0230
\\WSCIXIGCMS16\InstData\GCMS16\DATA\2021\031221_525.2\GCMS16_03122113.D	Calibration	0.5	x	6564	0.5000	0.0282
\\WSCIXIGCMS16\InstData\GCMS16\DATA\2021\031221_525.2\GCMS16_03122112.D	Calibration	2	x	39656	2.0000	0.0394
\\WSCIXIGCMS16\InstData\GCMS16\DATA\2021\031221_525.2\GCMS16_03122111.D	Calibration	5	x	99587	5.0000	0.0362
\\WSCIXIGCMS16\InstData\GCMS16\DATA\2021\031221_525.2\GCMS16_03122110.D	Calibration	10	x	168267	10.0000	0.0321
\\WSCIXIGCMS16\InstData\GCMS16\DATA\2021\031221_525.2\GCMS16_03122109.D	Calibration	20	x	262107	20.0000	0.0249

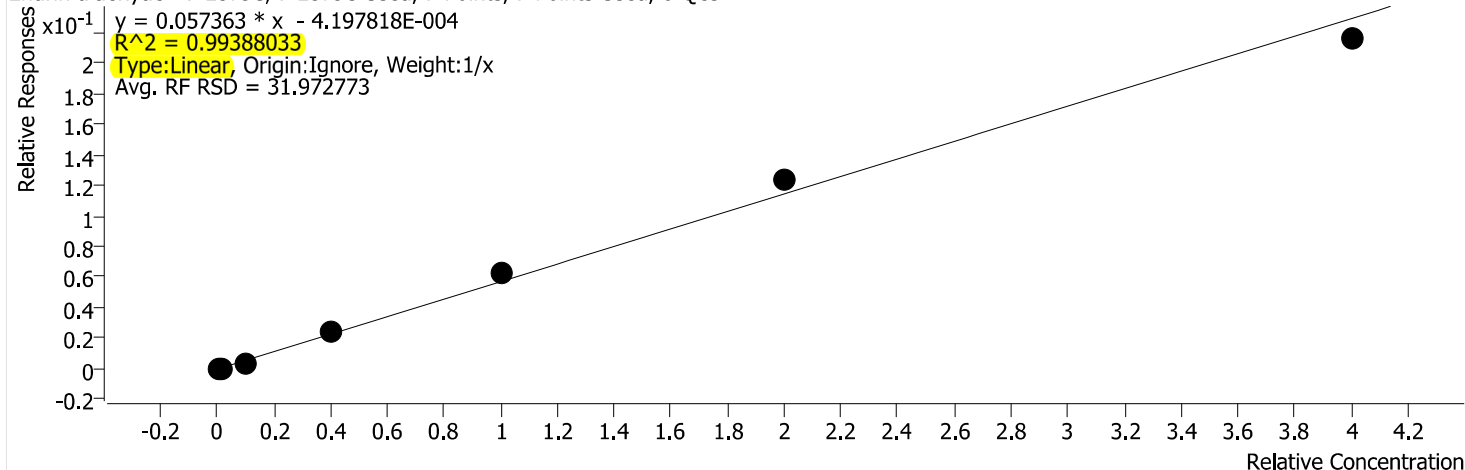
Quantitative Analysis Results With Qualifier Ratio Report



Batch Path	\\WSCIXIGCMS16\InstData\GCMS16\DATA\2021\031221_525.2\QuantResults\031221_LL.batch.bin		
Analysis Time	3/17/2021 9:52:58 AM	Analyst Name	WECK\ryan.raymond
Report Time	3/17/2021 9:53:42 AM	Reporter Name	ryan.raymond
Last Calib Update	3/16/2021 3:21:36 PM	Batch State	Processed
Quant Batch Version	10.0	Quant Report Version	10.0

Endrin aldehyde

Endrin aldehyde - 7 Levels, 7 Levels Used, 7 Points, 7 Points Used, 0 QCs



Calibration STD Path	Cal Type	Level	Enabled	Resp.	Exp. Conc	Resp. Factor
\\WSCIXIGCMS16\InstData\GCMS16\DATA\2021\031221_525.2\GCMS16_03122115.D	Calibration	0.05	x	719	0.0500	0.0305
\\WSCIXIGCMS16\InstData\GCMS16\DATA\2021\031221_525.2\GCMS16_03122114.D	Calibration	0.1	x	1259	0.1000	0.0284
\\WSCIXIGCMS16\InstData\GCMS16\DATA\2021\031221_525.2\GCMS16_03122113.D	Calibration	0.5	x	8449	0.5000	0.0363
\\WSCIXIGCMS16\InstData\GCMS16\DATA\2021\031221_525.2\GCMS16_03122112.D	Calibration	2	x	60491	2.0000	0.0601
\\WSCIXIGCMS16\InstData\GCMS16\DATA\2021\031221_525.2\GCMS16_03122111.D	Calibration	5	x	170568	5.0000	0.0620
\\WSCIXIGCMS16\InstData\GCMS16\DATA\2021\031221_525.2\GCMS16_03122110.D	Calibration	10	x	322096	10.0000	0.0615
\\WSCIXIGCMS16\InstData\GCMS16\DATA\2021\031221_525.2\GCMS16_03122109.D	Calibration	20	x	566809	20.0000	0.0539

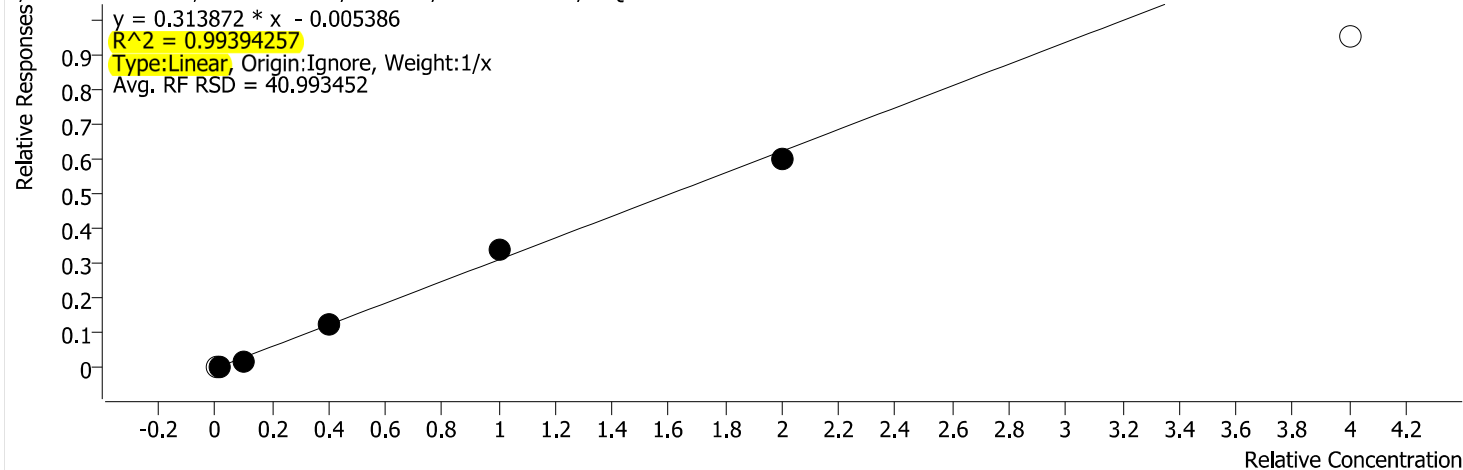
Quantitative Analysis Results With Qualifier Ratio Report



Batch Path	\\WSCIXIGCMS16\InstData\GCMS16\DATA\2021\031221_525.2\QuantResults\031221_LL.batch.bin		
Analysis Time	3/17/2021 9:52:58 AM	Analyst Name	WECK\ryan.raymond
Report Time	3/17/2021 9:53:42 AM	Reporter Name	ryan.raymond
Last Calib Update	3/16/2021 3:21:36 PM	Batch State	Processed
Quant Batch Version	10.0	Quant Report Version	10.0

4,4'-DDT

4,4'-DDT - 7 Levels, 5 Levels Used, 7 Points, 5 Points Used, 0 QCs



Calibration STD Path	Cal Type	Level	Enabled	Resp.	Exp. Conc	Resp. Factor
\\WSCIXIGCMS16\InstData\GCMS16\DATA\2021\031221_525.2\GCMS16_03122115.D	Calibration	0.05		2372	0.0500	0.1007
\\WSCIXIGCMS16\InstData\GCMS16\DATA\2021\031221_525.2\GCMS16_03122114.D	Calibration	0.1	x	4634	0.1000	0.1044
\\WSCIXIGCMS16\InstData\GCMS16\DATA\2021\031221_525.2\GCMS16_03122113.D	Calibration	0.5	x	40578	0.5000	0.1742
\\WSCIXIGCMS16\InstData\GCMS16\DATA\2021\031221_525.2\GCMS16_03122112.D	Calibration	2	x	313606	2.0000	0.3114
\\WSCIXIGCMS16\InstData\GCMS16\DATA\2021\031221_525.2\GCMS16_03122111.D	Calibration	5	x	922902	5.0000	0.3356
\\WSCIXIGCMS16\InstData\GCMS16\DATA\2021\031221_525.2\GCMS16_03122110.D	Calibration	10	x	1567333	10.0000	0.2991
\\WSCIXIGCMS16\InstData\GCMS16\DATA\2021\031221_525.2\GCMS16_03122109.D	Calibration	20		2501169	20.0000	0.2378

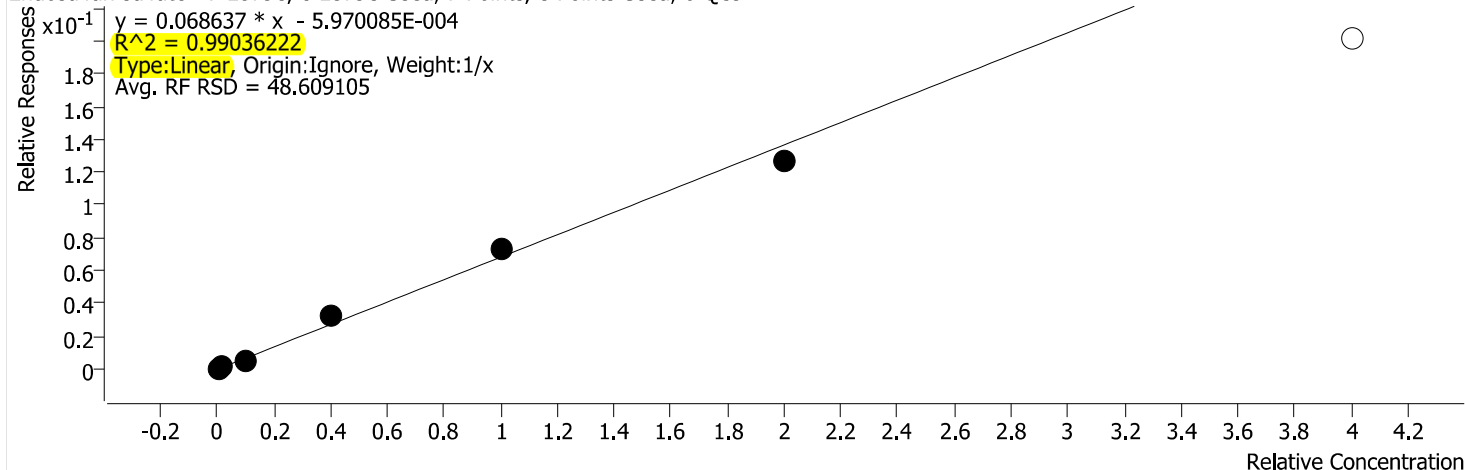
Quantitative Analysis Results With Qualifier Ratio Report



Batch Path	\\WSCIXIGCMS16\InstData\GCMS16\DATA\2021\031221_525.2\QuantResults\031221_LL.batch.bin		
Analysis Time	3/17/2021 9:52:58 AM	Analyst Name	WECK\ryan.raymond
Report Time	3/17/2021 9:53:42 AM	Reporter Name	ryan.raymond
Last Calib Update	3/16/2021 3:21:36 PM	Batch State	Processed
Quant Batch Version	10.0	Quant Report Version	10.0

Endosulfan sulfate

Endosulfan sulfate - 7 Levels, 6 Levels Used, 7 Points, 6 Points Used, 0 QCs



Calibration STD Path	Cal Type	Level	Enabled	Resp.	Exp. Conc	Resp. Factor
\\WSCIXIGCMS16\InstData\GCMS16\DATA\2021\031221_525.2\GCMS16_03122115.D	Calibration	0.05	x	396	0.0500	0.0168
\\WSCIXIGCMS16\InstData\GCMS16\DATA\2021\031221_525.2\GCMS16_03122114.D	Calibration	0.1	x	1201	0.1000	0.0271
\\WSCIXIGCMS16\InstData\GCMS16\DATA\2021\031221_525.2\GCMS16_03122113.D	Calibration	0.5	x	12365	0.5000	0.0531
\\WSCIXIGCMS16\InstData\GCMS16\DATA\2021\031221_525.2\GCMS16_03122112.D	Calibration	2	x	80392	2.0000	0.0798
\\WSCIXIGCMS16\InstData\GCMS16\DATA\2021\031221_525.2\GCMS16_03122111.D	Calibration	5	x	202266	5.0000	0.0735
\\WSCIXIGCMS16\InstData\GCMS16\DATA\2021\031221_525.2\GCMS16_03122110.D	Calibration	10	x	333276	10.0000	0.0636
\\WSCIXIGCMS16\InstData\GCMS16\DATA\2021\031221_525.2\GCMS16_03122109.D	Calibration	20		529469	20.0000	0.0503

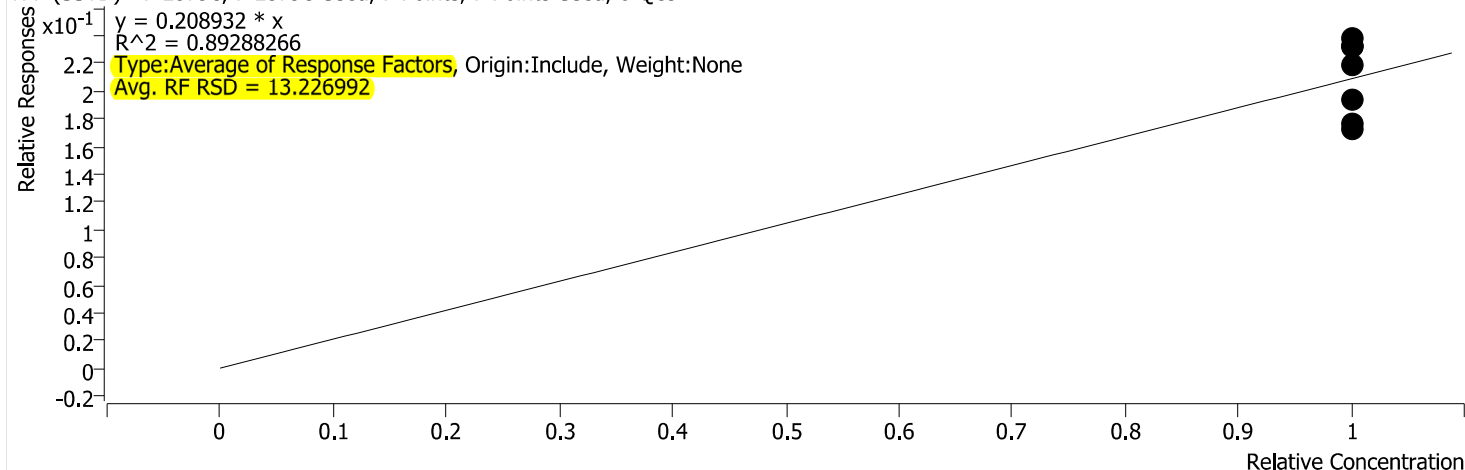
Quantitative Analysis Results With Qualifier Ratio Report



Batch Path	\\WSCIXIGCMS16\InstData\GCMS16\DATA\2021\031221_525.2\QuantResults\031221_LL.batch.bin		
Analysis Time	3/17/2021 9:52:58 AM	Analyst Name	WECK\ryan.raymond
Report Time	3/17/2021 9:53:42 AM	Reporter Name	ryan.raymond
Last Calib Update	3/16/2021 3:21:36 PM	Batch State	Processed
Quant Batch Version	10.0	Quant Report Version	10.0

TPP (SSTD)

TPP (SSTD) - 7 Levels, 7 Levels Used, 7 Points, 7 Points Used, 0 QCs



Calibration STD Path	Cal Type	Level	Enabled	Resp.	Exp. Conc	Resp. Factor
\\WSCIXIGCMS16\InstData\GCMS16\DATA\2021\031221_525.2\GCMS16_03122115.D	Calibration	0.05	x	408616	5.0000	0.1735
\\WSCIXIGCMS16\InstData\GCMS16\DATA\2021\031221_525.2\GCMS16_03122114.D	Calibration	0.1	x	390039	5.0000	0.1757
\\WSCIXIGCMS16\InstData\GCMS16\DATA\2021\031221_525.2\GCMS16_03122113.D	Calibration	0.5	x	449879	5.0000	0.1931
\\WSCIXIGCMS16\InstData\GCMS16\DATA\2021\031221_525.2\GCMS16_03122112.D	Calibration	2	x	550311	5.0000	0.2185
\\WSCIXIGCMS16\InstData\GCMS16\DATA\2021\031221_525.2\GCMS16_03122111.D	Calibration	5	x	638237	5.0000	0.2321
\\WSCIXIGCMS16\InstData\GCMS16\DATA\2021\031221_525.2\GCMS16_03122110.D	Calibration	10	x	607895	5.0000	0.2320
\\WSCIXIGCMS16\InstData\GCMS16\DATA\2021\031221_525.2\GCMS16_03122109.D	Calibration	20	x	624604	5.0000	0.2375

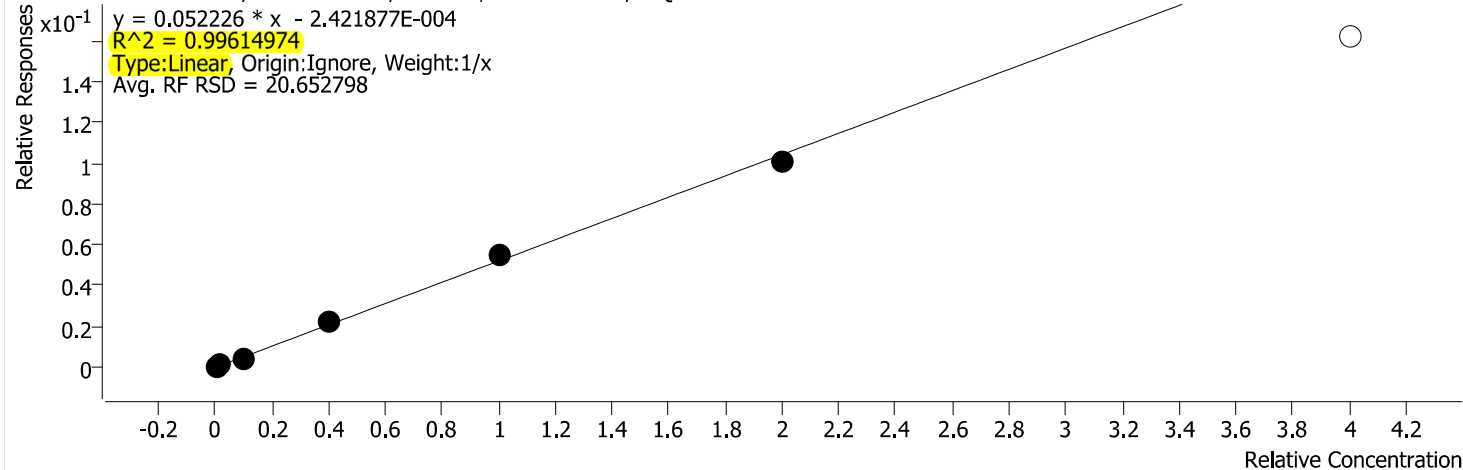
Quantitative Analysis Results With Qualifier Ratio Report



Batch Path	\\WSCIXIGCMS16\InstData\GCMS16\DATA\2021\031221_525.2\QuantResults\031221_LL.batch.bin		
Analysis Time	3/17/2021 9:52:58 AM	Analyst Name	WECK\ryan.raymond
Report Time	3/17/2021 9:53:42 AM	Reporter Name	ryan.raymond
Last Calib Update	3/16/2021 3:21:36 PM	Batch State	Processed
Quant Batch Version	10.0	Quant Report Version	10.0

Endrin ketone

Endrin ketone - 7 Levels, 6 Levels Used, 7 Points, 6 Points Used, 0 QCs



Calibration STD Path	Cal Type	Level	Enabled	Resp.	Exp. Conc	Resp. Factor
\\WSCIXIGCMS16\InstData\GCMS16\DATA\2021\031221_525.2\GCMS16_03122115.D	Calibration	0.05	x	926	0.0500	0.0393
\\WSCIXIGCMS16\InstData\GCMS16\DATA\2021\031221_525.2\GCMS16_03122114.D	Calibration	0.1	x	1479	0.1000	0.0333
\\WSCIXIGCMS16\InstData\GCMS16\DATA\2021\031221_525.2\GCMS16_03122113.D	Calibration	0.5	x	9257	0.5000	0.0397
\\WSCIXIGCMS16\InstData\GCMS16\DATA\2021\031221_525.2\GCMS16_03122112.D	Calibration	2	x	56606	2.0000	0.0562
\\WSCIXIGCMS16\InstData\GCMS16\DATA\2021\031221_525.2\GCMS16_03122111.D	Calibration	5	x	150628	5.0000	0.0548
\\WSCIXIGCMS16\InstData\GCMS16\DATA\2021\031221_525.2\GCMS16_03122110.D	Calibration	10	x	263607	10.0000	0.0503
\\WSCIXIGCMS16\InstData\GCMS16\DATA\2021\031221_525.2\GCMS16_03122109.D	Calibration	20		425394	20.0000	0.0404

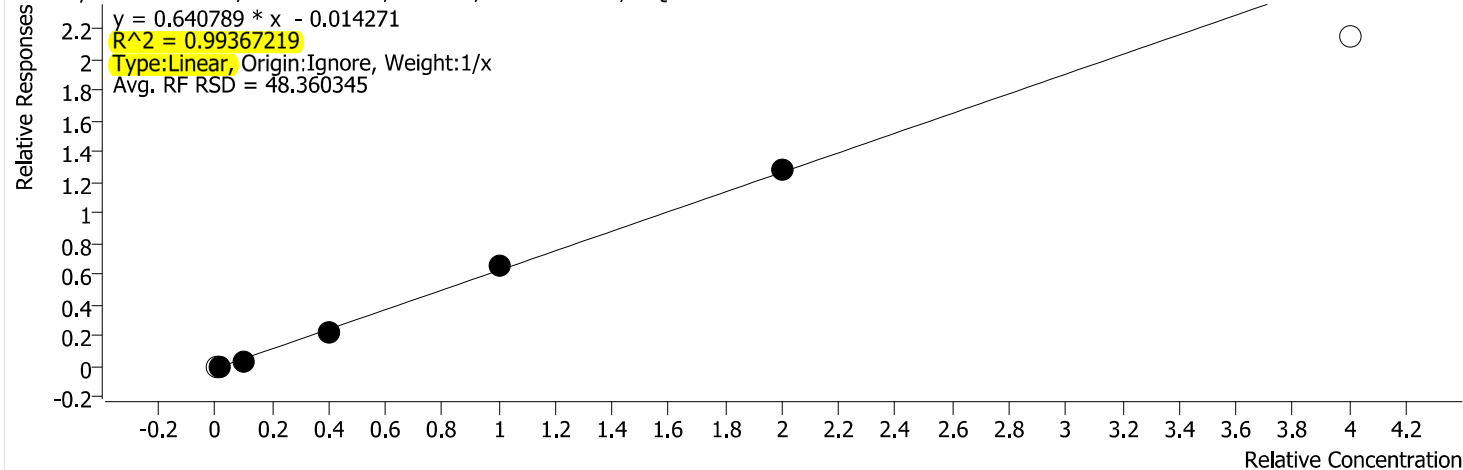
Quantitative Analysis Results With Qualifier Ratio Report



Batch Path	\\WSCIXIGCMS16\InstData\GCMS16\DATA\2021\031221_525.2\QuantResults\031221_LL.batch.bin		
Analysis Time	3/17/2021 9:52:58 AM	Analyst Name	WECK\ryan.raymond
Report Time	3/17/2021 9:53:42 AM	Reporter Name	ryan.raymond
Last Calib Update	3/16/2021 3:21:36 PM	Batch State	Processed
Quant Batch Version	10.0	Quant Report Version	10.0

Methoxychlor

Methoxychlor - 7 Levels, 5 Levels Used, 7 Points, 5 Points Used, 0 QCs



Calibration STD Path	Cal Type	Level	Enabled	Resp.	Exp. Conc	Resp. Factor
\\WSCIXIGCMS16\InstData\GCMS16\DATA\2021\031221_525.2\GCMS16_03122115.D	Calibration	0.05		4433	0.0500	0.1883
\\WSCIXIGCMS16\InstData\GCMS16\DATA\2021\031221_525.2\GCMS16_03122114.D	Calibration	0.1	x	7809	0.1000	0.1759
\\WSCIXIGCMS16\InstData\GCMS16\DATA\2021\031221_525.2\GCMS16_03122113.D	Calibration	0.5	x	62129	0.5000	0.2667
\\WSCIXIGCMS16\InstData\GCMS16\DATA\2021\031221_525.2\GCMS16_03122112.D	Calibration	2	x	561126	2.0000	0.5571
\\WSCIXIGCMS16\InstData\GCMS16\DATA\2021\031221_525.2\GCMS16_03122111.D	Calibration	5	x	1789482	5.0000	0.6506
\\WSCIXIGCMS16\InstData\GCMS16\DATA\2021\031221_525.2\GCMS16_03122110.D	Calibration	10	x	3354654	10.0000	0.6403
\\WSCIXIGCMS16\InstData\GCMS16\DATA\2021\031221_525.2\GCMS16_03122109.D	Calibration	20		5651545	20.0000	0.5372

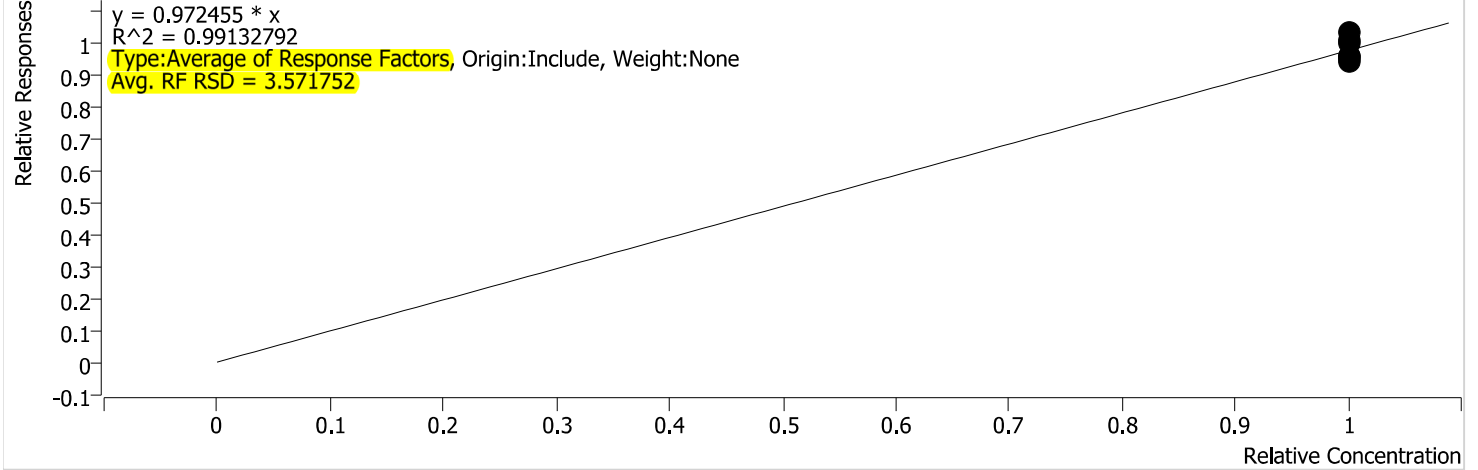
Quantitative Analysis Results With Qualifier Ratio Report



Batch Path	\\WSCIXIGCMS16\InstData\GCMS16\DATA\2021\031221_525.2\QuantResults\031221_LL.batch.bin		
Analysis Time	3/17/2021 9:52:58 AM	Analyst Name	WECK\ryan.raymond
Report Time	3/17/2021 9:53:42 AM	Reporter Name	ryan.raymond
Last Calib Update	3/16/2021 3:21:36 PM	Batch State	Processed
Quant Batch Version	10.0	Quant Report Version	10.0

Perylene-d12 (SSRD)

Perylene-d12 (SSRD) - 7 Levels, 7 Levels Used, 7 Points, 7 Points Used, 0 QCs



Calibration STD Path	Cal Type	Level	Enabled	Resp.	Exp. Conc	Resp. Factor
\\WSCIXIGCMS16\InstData\GCMS16\DATA\2021\031221_525.2\GCMS16_03122115.D	Calibration	0.05	x	1849937	5.0000	0.9579
\\WSCIXIGCMS16\InstData\GCMS16\DATA\2021\031221_525.2\GCMS16_03122114.D	Calibration	0.1	x	1750273	5.0000	0.9426
\\WSCIXIGCMS16\InstData\GCMS16\DATA\2021\031221_525.2\GCMS16_03122113.D	Calibration	0.5	x	1798545	5.0000	0.9339
\\WSCIXIGCMS16\InstData\GCMS16\DATA\2021\031221_525.2\GCMS16_03122112.D	Calibration	2	x	2041722	5.0000	0.9516
\\WSCIXIGCMS16\InstData\GCMS16\DATA\2021\031221_525.2\GCMS16_03122111.D	Calibration	5	x	2370751	5.0000	0.9932
\\WSCIXIGCMS16\InstData\GCMS16\DATA\2021\031221_525.2\GCMS16_03122110.D	Calibration	10	x	2248178	5.0000	1.0011
\\WSCIXIGCMS16\InstData\GCMS16\DATA\2021\031221_525.2\GCMS16_03122109.D	Calibration	20	x	2288266	5.0000	1.0269

Quantitative Analysis Results With Qualifier Ratio Report

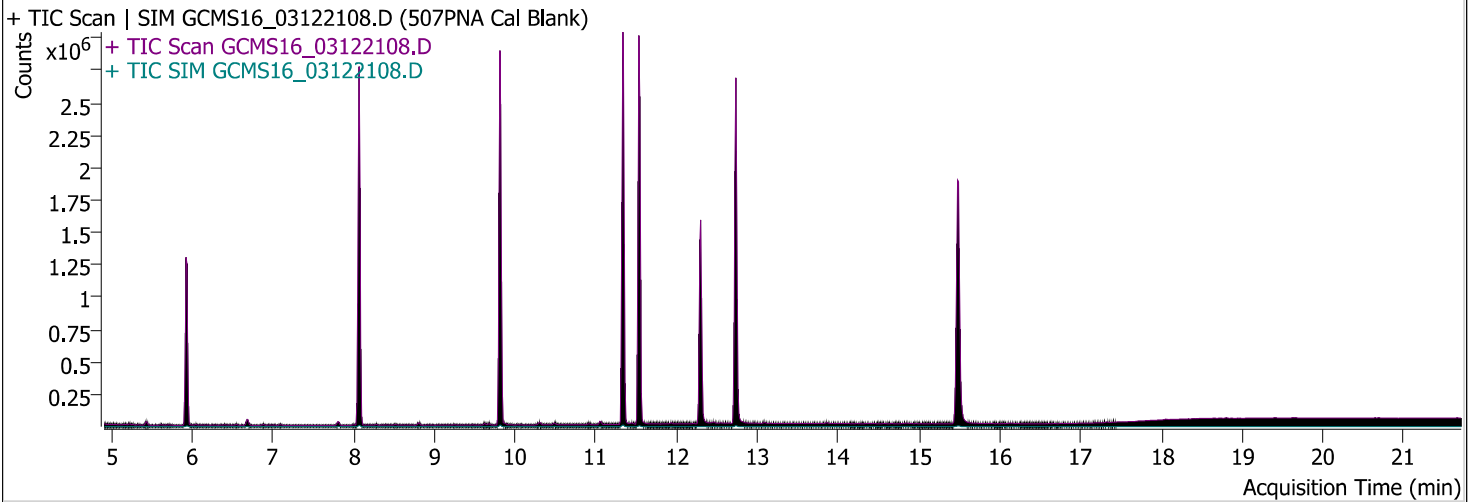


Batch Path	\\WSCIXIGCMS16\InstData\GCMS16\DATA\2021\031221_525.2\QuantResults\031221_LL.batch.bin	Analyst Name	WECK\ryan.raymond
Analysis Time	3/17/2021 9:52:58 AM	Reporter Name	ryan.raymond
Report Time	3/17/2021 9:53:52 AM	Batch State	Processed
Last Calib Update	3/16/2021 3:21:36 PM	Quant Report Version	10.0
Quant Batch Version	10.0		

AnalysisInfo

Acq. Time	3/12/2021 5:20:44 PM	Data File	GCMS16_03122108.D
Sample Type	Sample	Sample Name	507PNA Cal Blank
Dilution	1	Acq. Method	525
Position	5	Inj Vol	1
DA Method File	525 LL 031221.m	Comment	1010637

Sample Chromatogram



Compound	ISTD	RT	Resp.	ISTD Resp.	Conc	Units	Accuracy
1,3-Dimethyl-2-NB (SSTD)	Acenaphthene-d10	5.925	355023	1318936	5.1048	mg/l	
alpha-BHC	Acenaphthene-d10			1318936	ND	mg/l	
beta-BHC	Acenaphthene-d10	9.811	5393	1318936	0.1106	mg/l	
Gamma-BHC (Lindane)	Acenaphthene-d10	9.811	5393	1318936	0.0967	mg/l	
Delta-BHC	Phenanthrene-d10	9.811	5393	2390473	0.1079	mg/l	
Heptachlor	Phenanthrene-d10			2390473	ND	mg/l	
Aldrin	Phenanthrene-d10	10.867	63	2390473	0.0178	mg/l	
Heptachlor Epoxide (B)	Phenanthrene-d10	11.330	1454	2390473	0.0670	mg/l	
Gamma-Chlordane	Phenanthrene-d10			2390473	ND	mg/l	
Alpha-Chlordane	Phenanthrene-d10			2390473	ND	mg/l	
Endosulfan I	Phenanthrene-d10	11.330	701	2390473	0.0273	mg/l	
4,4'-DDE	Phenanthrene-d10	11.532	36224	2390473	0.3267	mg/l	
Dieldrin	Phenanthrene-d10	11.532	4607	2390473	0.0890	mg/l	
Endrin	Phenanthrene-d10	11.532	6090	2390473	0.4599	mg/l	
4,4'-DDD	Phenanthrene-d10	11.532	14776	2390473	0.1272	mg/l	
Endosulfan II	Phenanthrene-d10	11.532	2066	2390473	0.1447	mg/l	
Endrin aldehyde	Phenanthrene-d10	11.783	97	2390473	0.0401	mg/l	
4,4'-DDT	Phenanthrene-d10	12.297	1496	2390473	0.0958	mg/l	
Endosulfan sulfate	Phenanthrene-d10			2390473	ND	mg/l	
TPP (SSTD)	Phenanthrene-d10	12.297	505379	2390473	5.0594	mg/l	
Endrin ketone	Phenanthrene-d10	12.730	1070	2390473	0.0661	mg/l	
Methoxychlor	Phenanthrene-d10	12.740	515	2390473	0.1130	mg/l	
Perylene-d12 (SSRD)	Chrysene-d12	15.478	2126220	2003184	5.4574	mg/l	

Quantitative Analysis Results With Qualifier Ratio Report



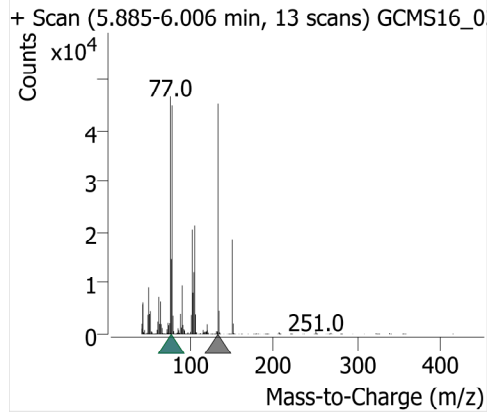
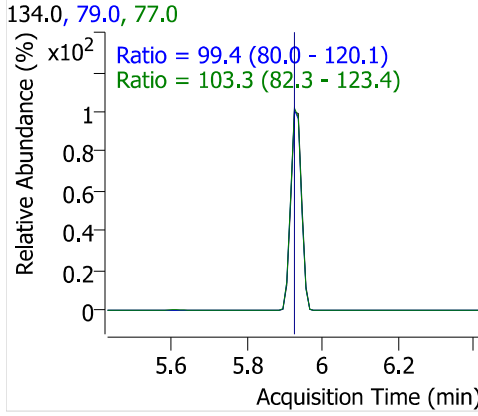
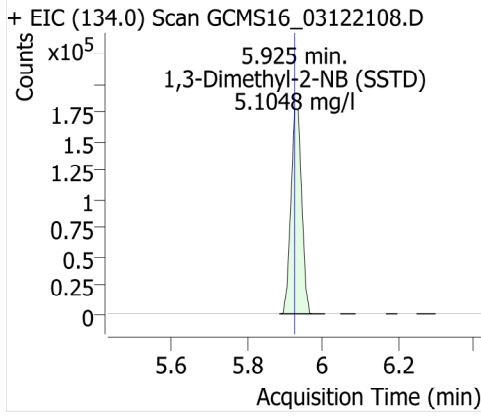
Compound	CAS#	RT	RR	Conc	Transition	(Min-Max)	Q-Ratio
1,3-Dimethyl-2-NB (SSTD)		5.925	0.2692	5.1048	134.0		
					77.0	82.3 - 123.4	103.3
					79.0	80.0 - 120.1	99.4
alpha-BHC				ND	180.8		
					182.8	80.2 - 120.3	
					218.8	65.8 - 98.8	
beta-BHC		9.811	0.0041	0.1106	181.0		
					183.0	75.1 - 112.6	524.7 High
					219.0	70.0 - 105.0	
Gamma-BHC (Lindane)		9.811	0.0041	0.0967	181.0		
					183.0	78.3 - 117.5	524.7 High
					219.0	56.8 - 85.2	
Delta-BHC		9.811	0.0023	0.1079	181.0		
					183.0	78.3 - 117.4	524.7 High
					219.0	65.0 - 97.4	2.5 Low
Heptachlor				ND	100.0		
					272.0	76.2 - 114.3	
					274.0	60.0 - 90.1	
Aldrin		10.867	0.0000	0.0178	66.0		
					263.0	66.4 - 99.6	
					265.0	45.9 - 68.8	168.3 High
Heptachlor Epoxide (B)		11.330	0.0006	0.0670	81.0		
					353.0	106.1 - 159.2	
					355.0	86.1 - 129.2	92.8
Gamma-Chlordane				ND	373.0		
					375.0	79.5 - 119.3	
					377.0	35.9 - 53.8	
Alpha-Chlordane				ND	373.0		
					375.0	77.6 - 116.5	
					377.0	41.5 - 62.2	
Endosulfan I		11.330	0.0003	0.0273	195.0		
					237.0	127.2 - 190.8	
					241.0	75.2 - 112.8	24.0 Low
4,4'-DDE		11.532	0.0152	0.3267	246.0		
					318.0	57.5 - 86.2	
					248.0	52.2 - 78.3	0.3 Low
Dieldrin		11.532	0.0019	0.0890	79.0		
					81.0	30.2 - 45.3	120.1 High
					263.0	25.5 - 38.3	
Endrin		11.532	0.0025	0.4599	81.0		
					263.0	95.0 - 142.5	
					79.0	52.9 - 79.3	77.4
4,4'-DDD		11.532	0.0062	0.1272	235.0		
					237.0	53.9 - 80.8	190.5 High
					165.0	39.1 - 58.7	5.9 Low
Endosulfan II		11.532	0.0009	0.1447	195.0		
					241.0	57.8 - 86.7	2886.5 High
					197.0	56.1 - 84.1	357.9 High
Endrin aldehyde		11.783	0.0000	0.0401	67.0		
					250.0	40.9 - 61.3	
					345.0	39.3 - 59.0	
4,4'-DDT		12.297	0.0006	0.0958	235.0		
					237.0	58.1 - 87.1	
					165.0	35.6 - 53.4	106.8 High
Endosulfan sulfate				ND	272.0		

Quantitative Analysis Results With Qualifier Ratio Report

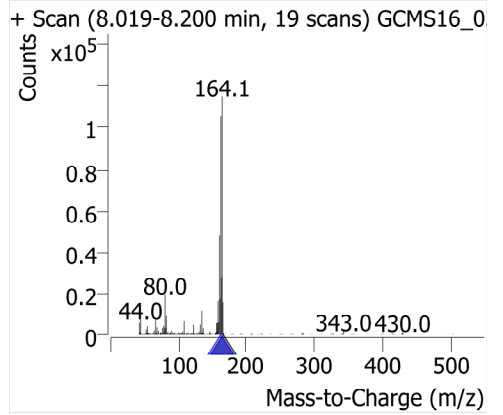
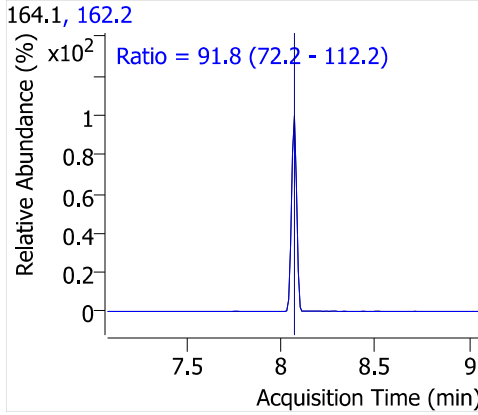
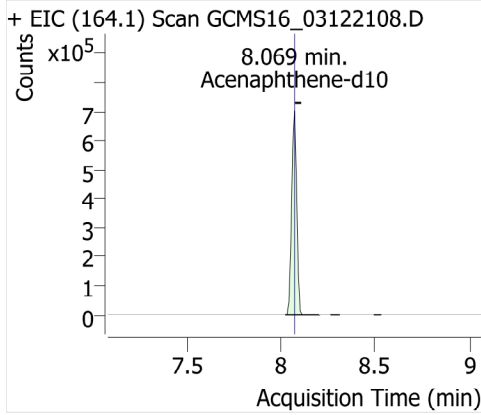


Compound	CAS#	RT	RR	Conc	Transition	(Min-Max)	Q-Ratio	
					274.0	73.2 - 109.8		
					387.0	35.0 - 52.5		
TPP (SSTD)		12.297	0.2114	5.0594	326.0			
					325.0	65.0 - 97.5	82.2	
					77.0	45.5 - 68.2	56.8	
Endrin ketone		12.730	0.0004	0.0661	67.0			
					317.0	72.5 - 108.7		
					319.0	46.7 - 70.1		
Methoxychlor		12.740	0.0002	0.1130	227.0			
					228.0	13.4 - 20.1	936.7	High
					169.0	4.6 - 6.9	454.9	High
Perylene-d12 (SSRD)		15.478	1.0614	5.4574	264.0			
					132.0	0.0 - 37.3	17.6	
					263.0	0.0 - 33.5	13.5	

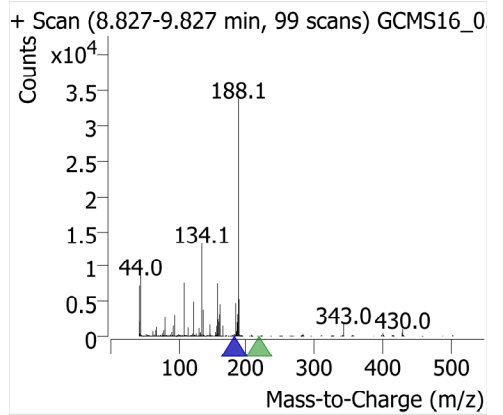
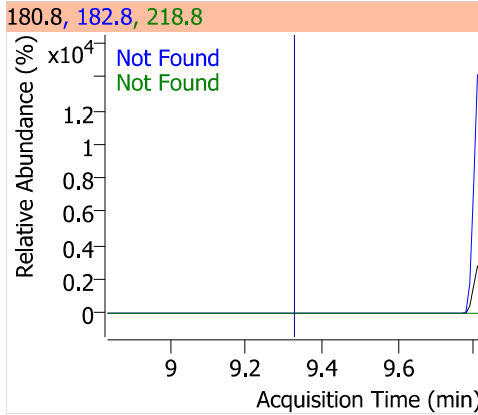
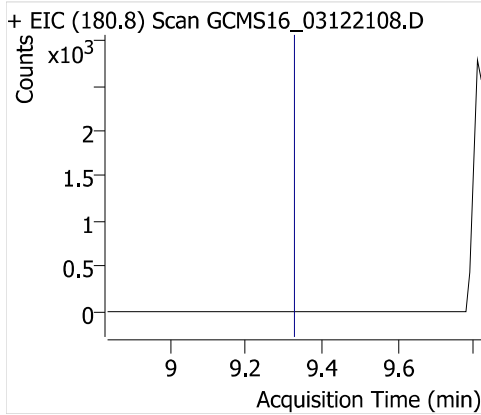
1,3-Dimethyl-2-NB (SSTD)



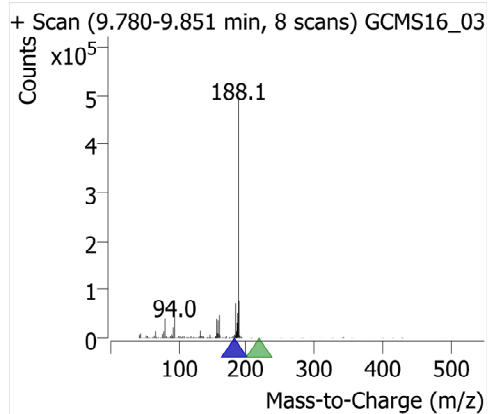
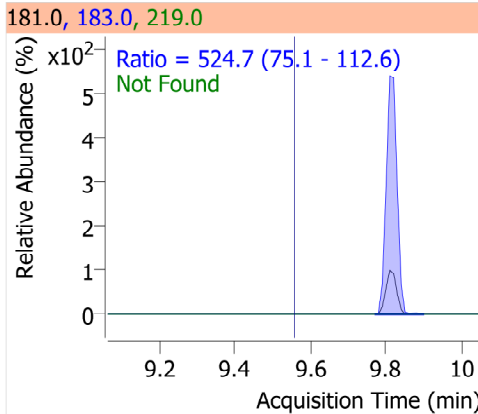
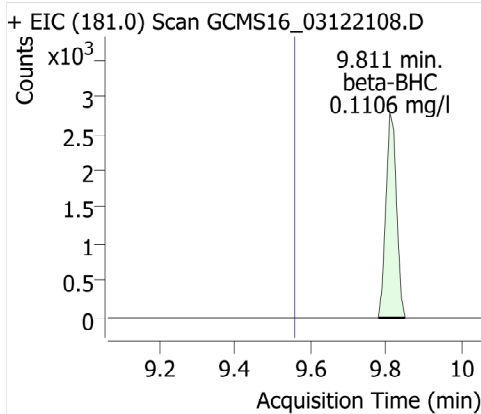
Acenaphthene-d10



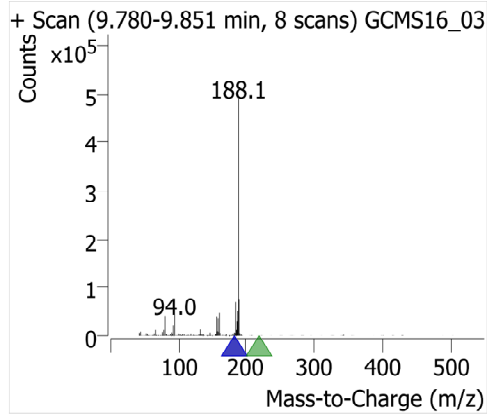
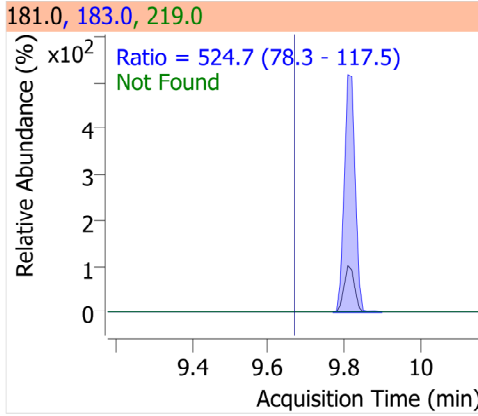
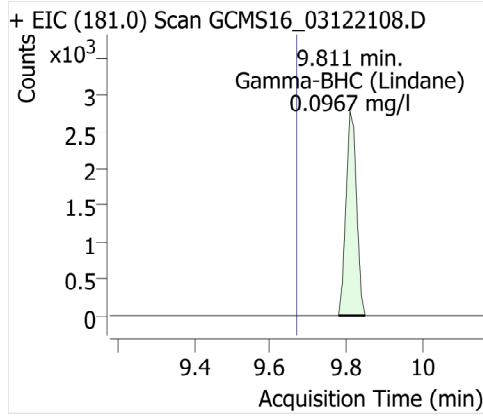
alpha-BHC



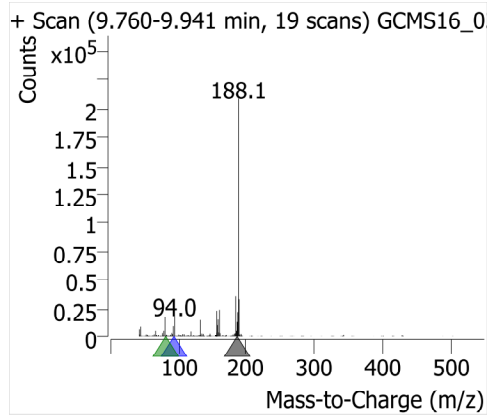
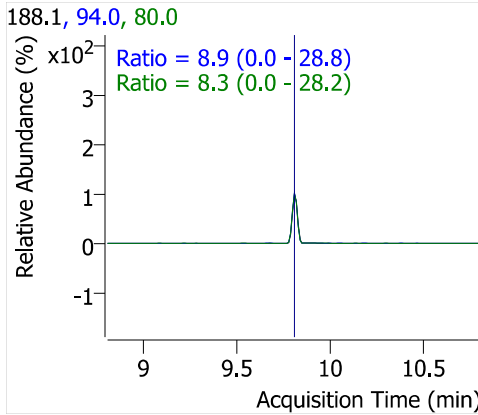
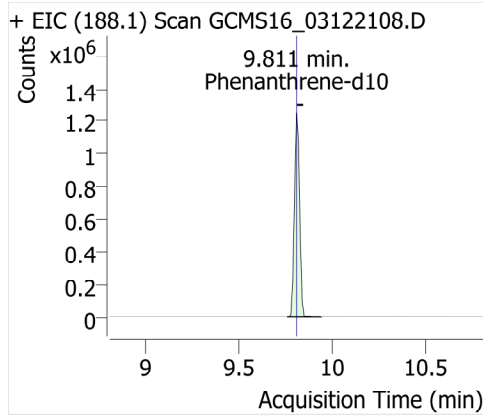
beta-BHC



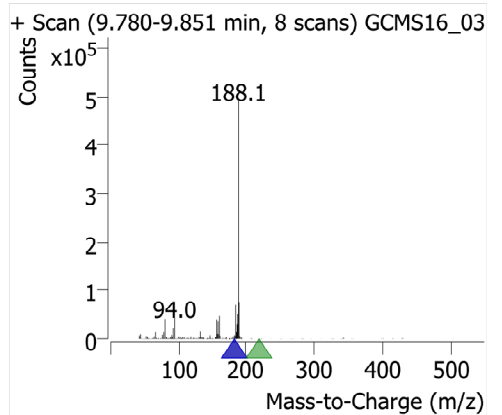
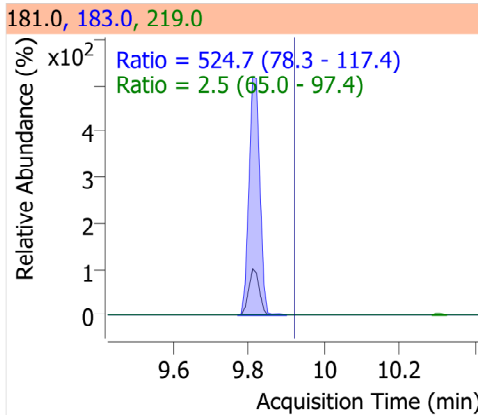
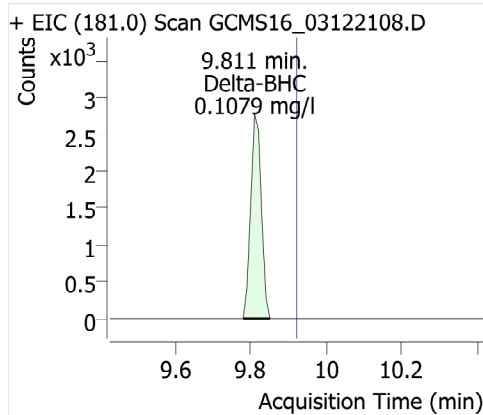
Gamma-BHC (Lindane)



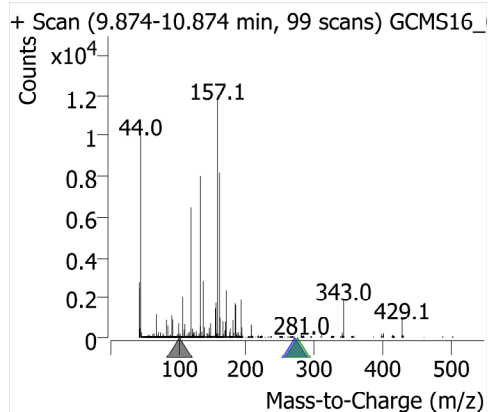
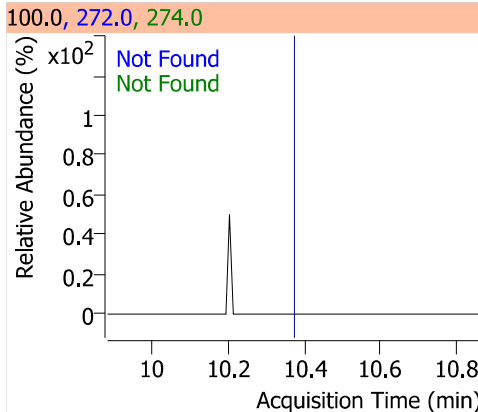
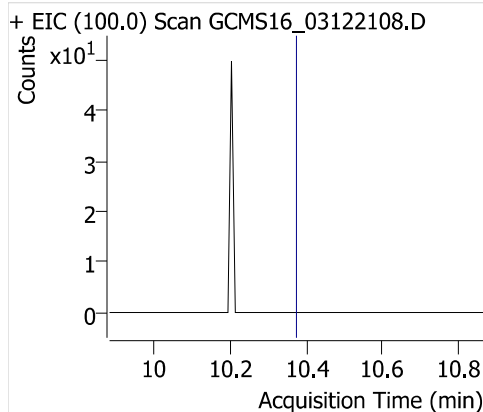
Phenanthrene-d10



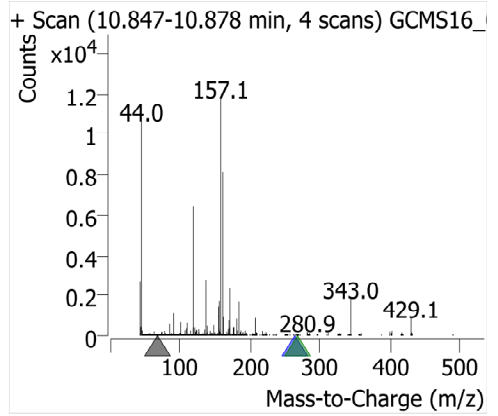
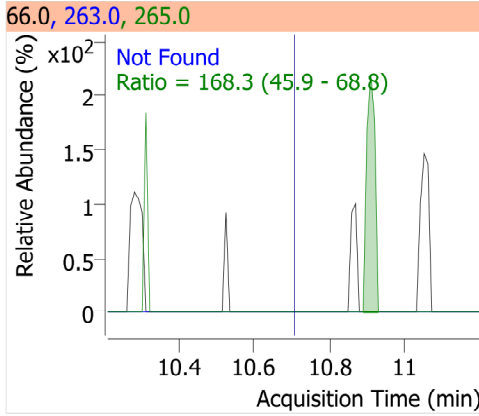
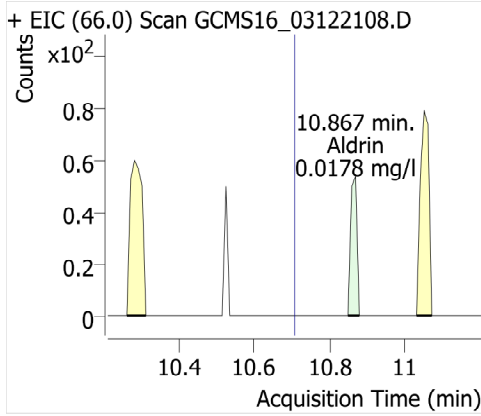
Delta-BHC



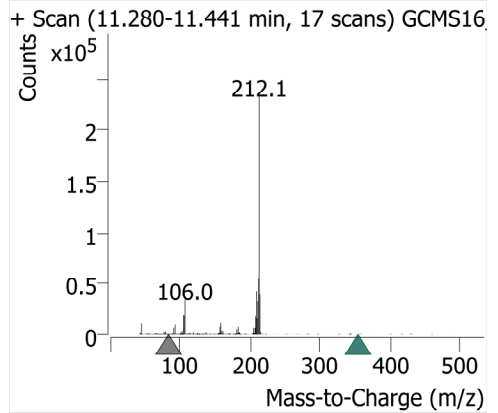
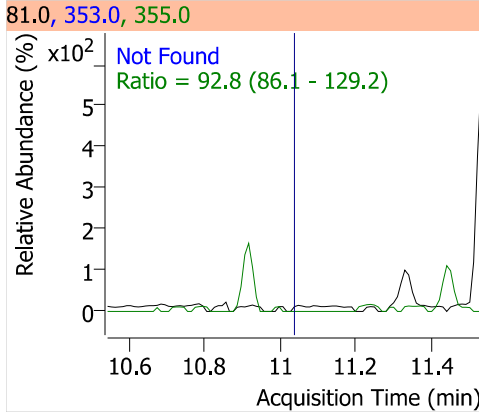
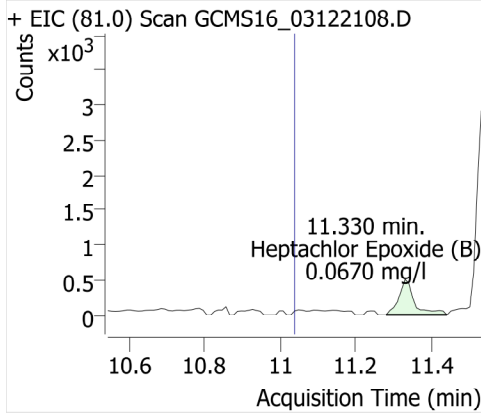
Heptachlor



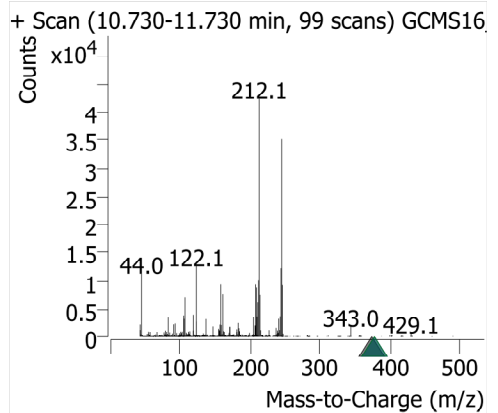
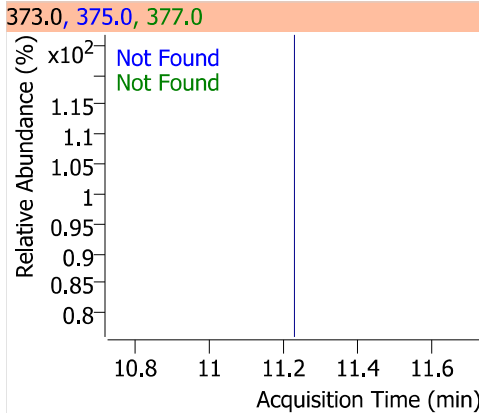
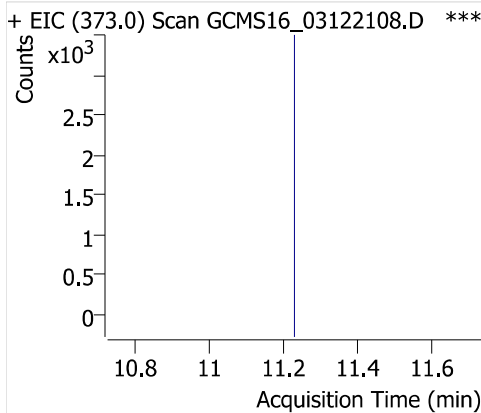
Aldrin



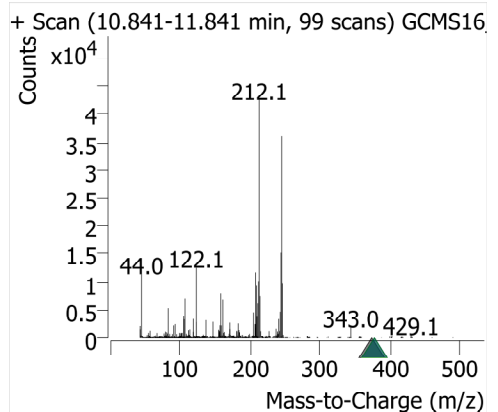
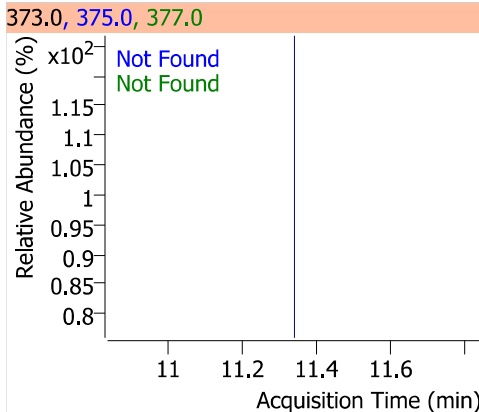
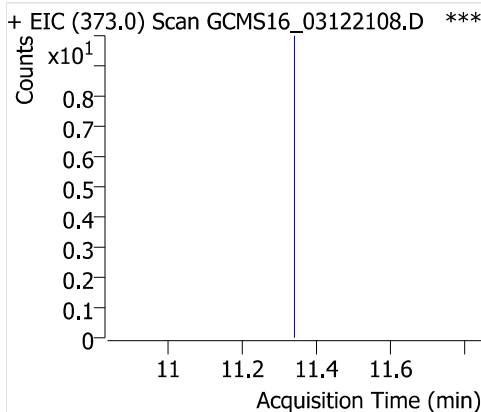
Heptachlor Epoxide (B)



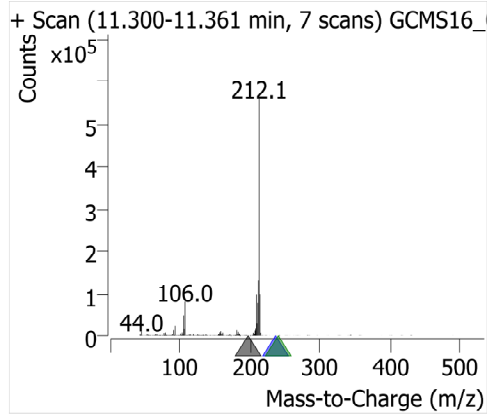
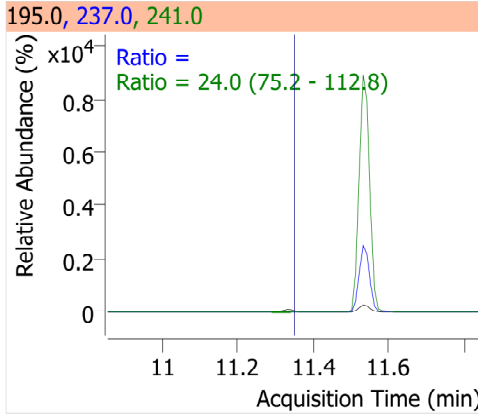
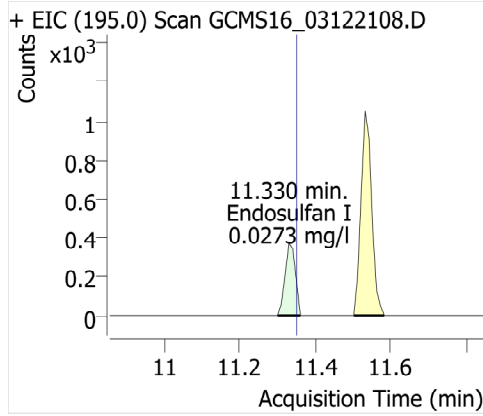
Gamma-Chlordane



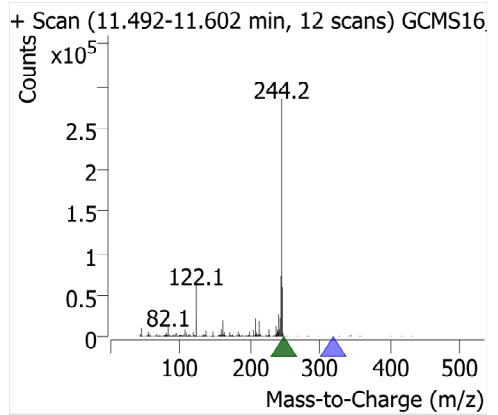
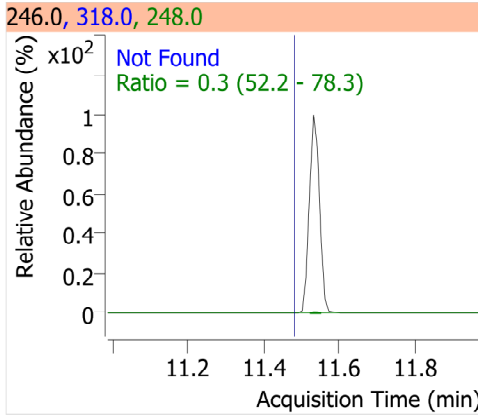
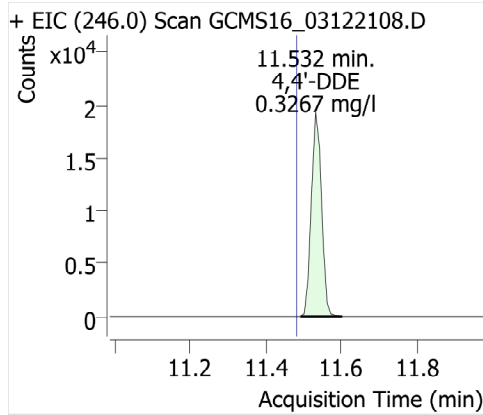
Alpha-Chlordane



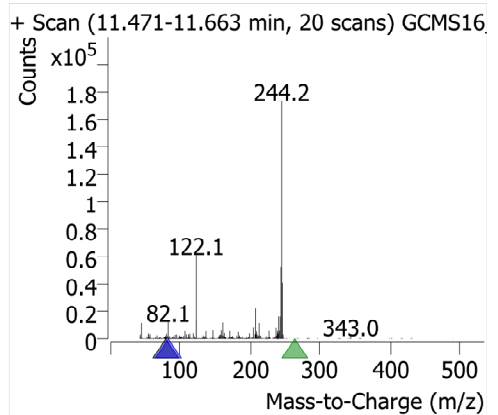
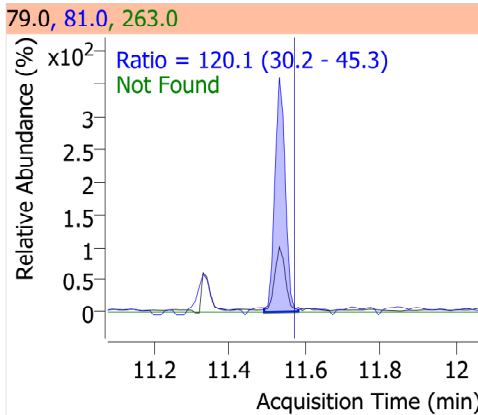
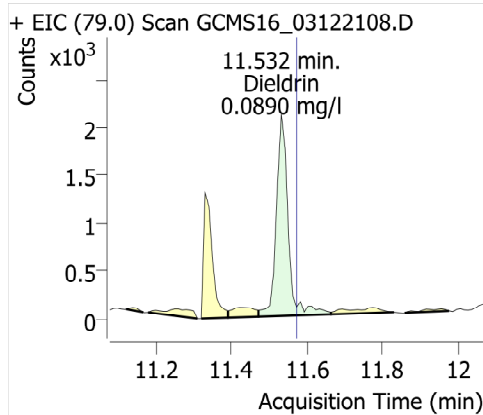
Endosulfan I



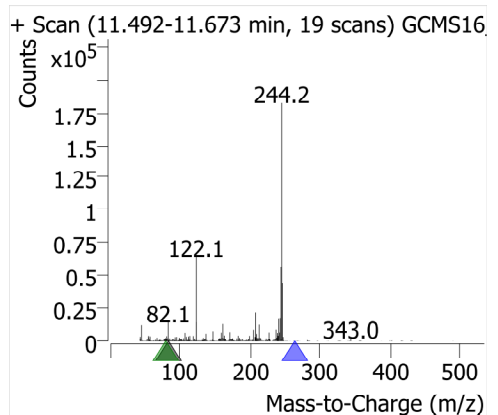
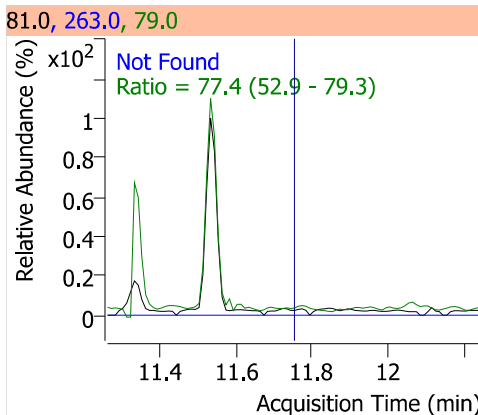
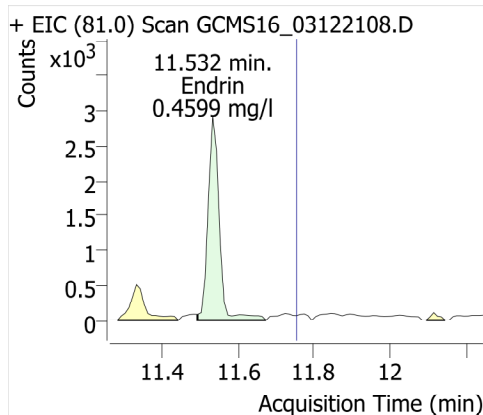
4,4'-DDE



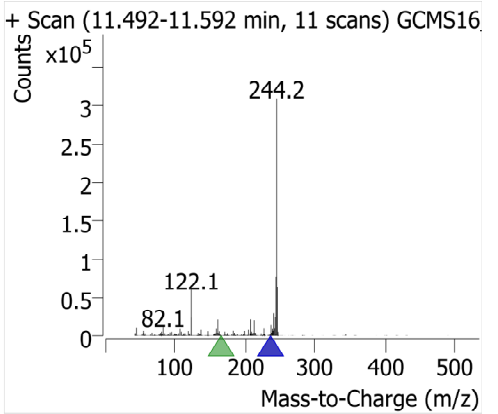
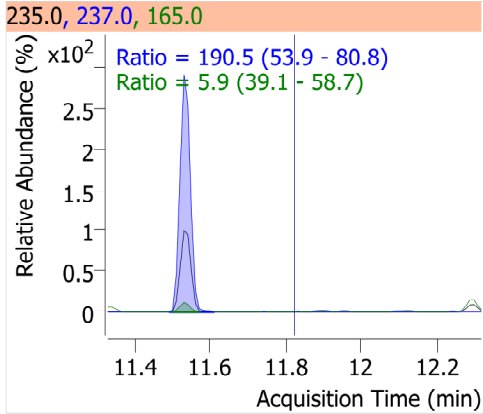
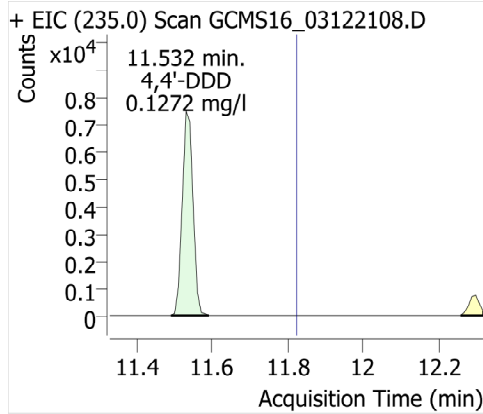
Dieldrin



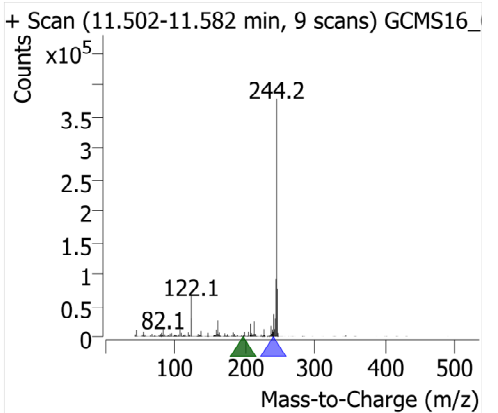
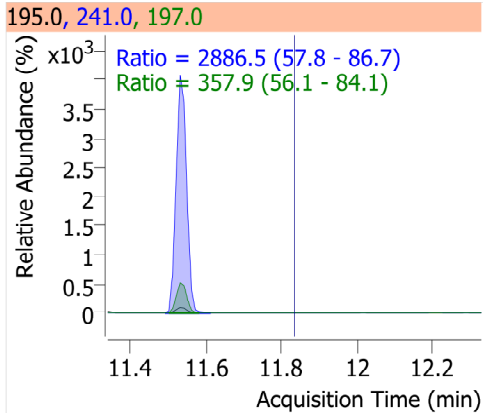
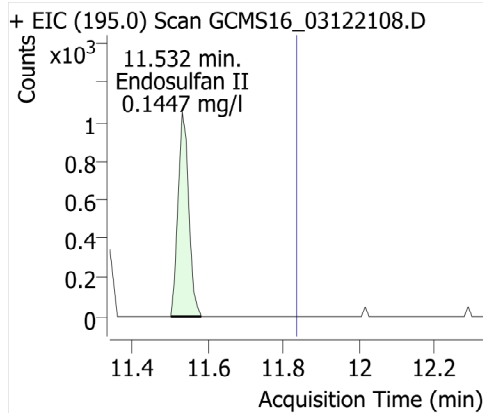
Endrin



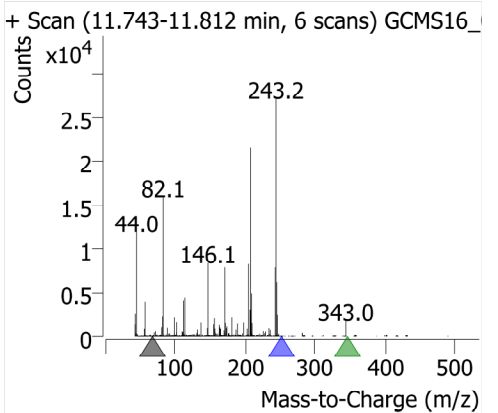
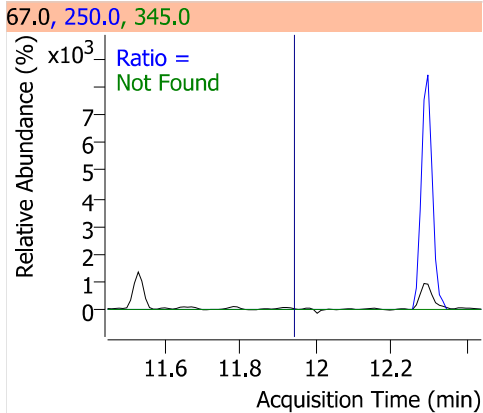
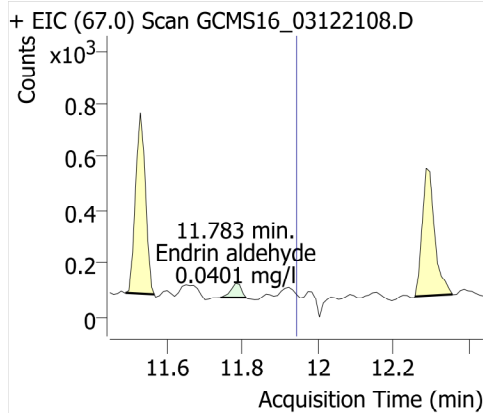
4,4'-DDD



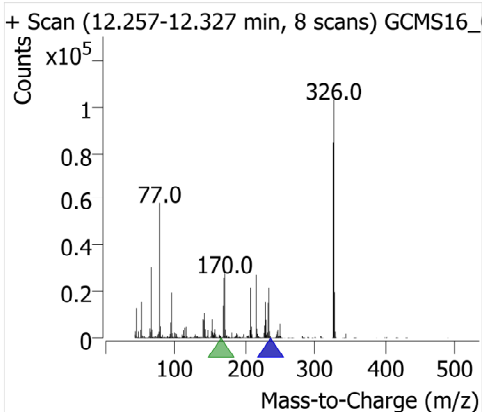
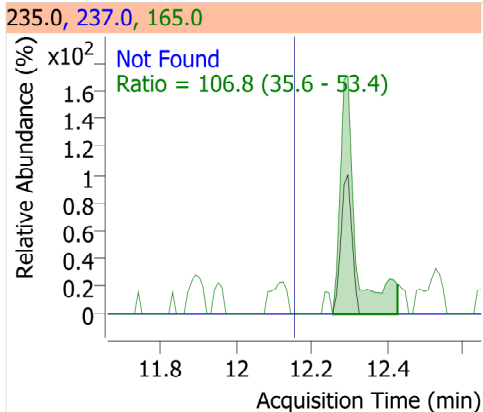
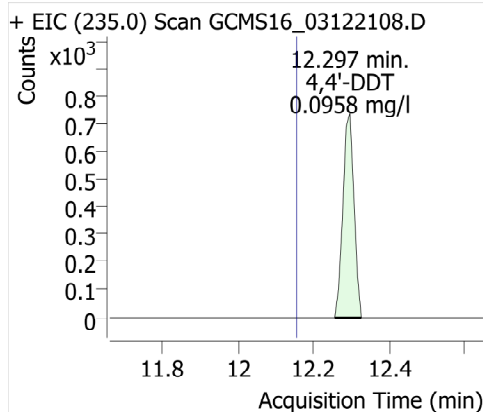
Endosulfan II



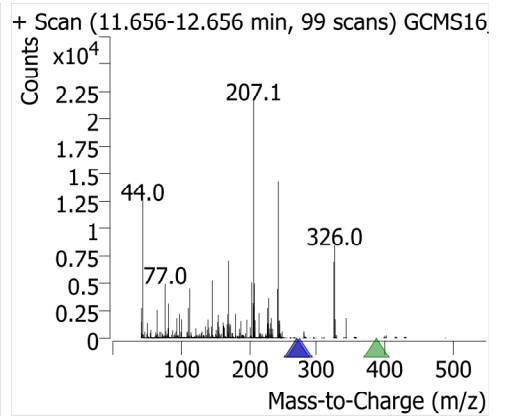
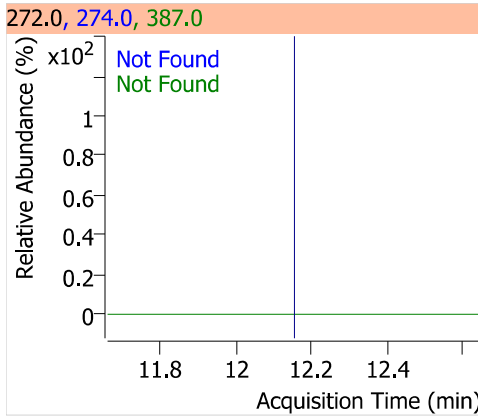
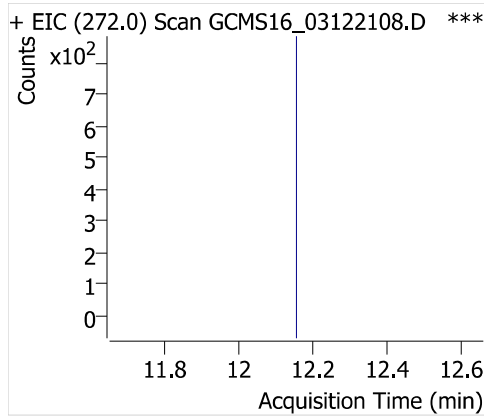
Endrin aldehyde



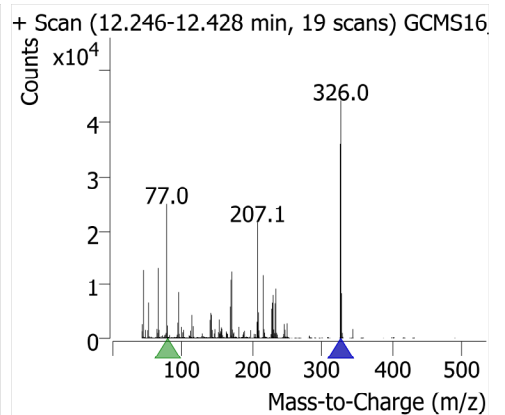
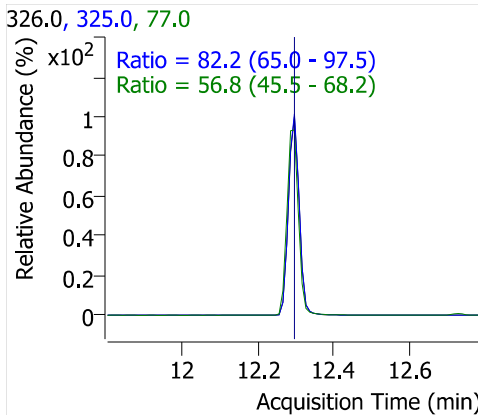
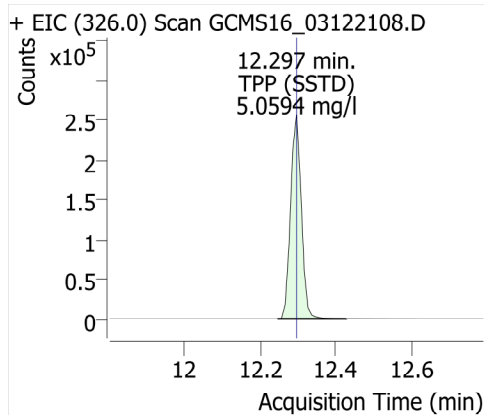
4,4'-DDT



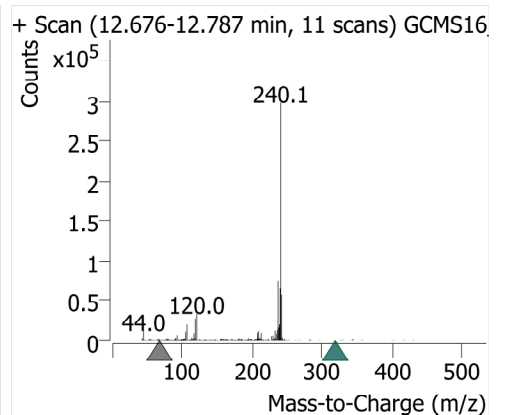
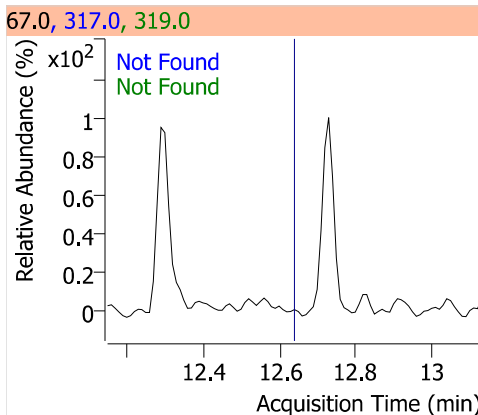
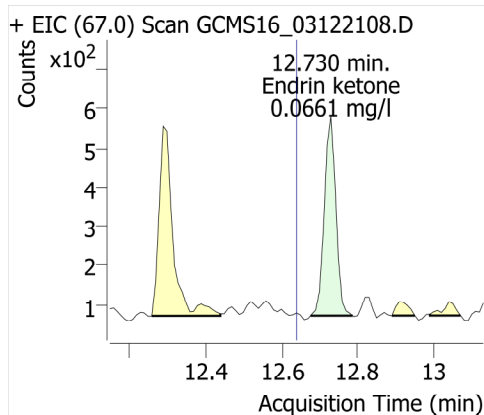
Endosulfan sulfate



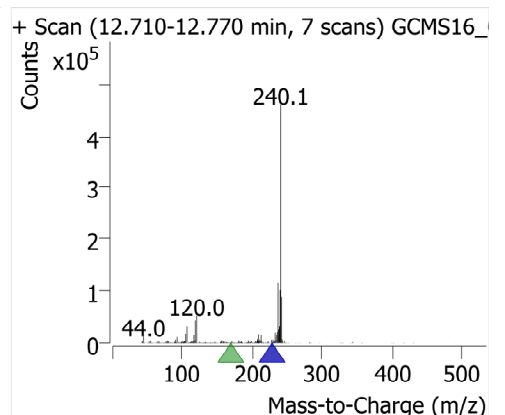
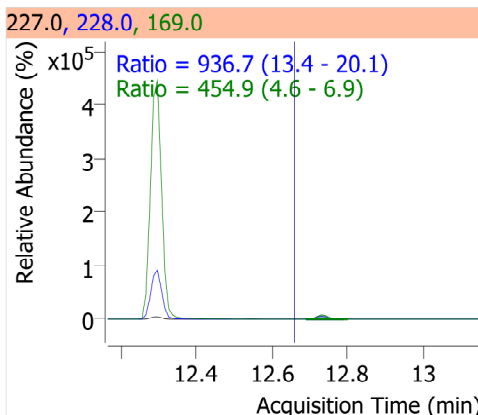
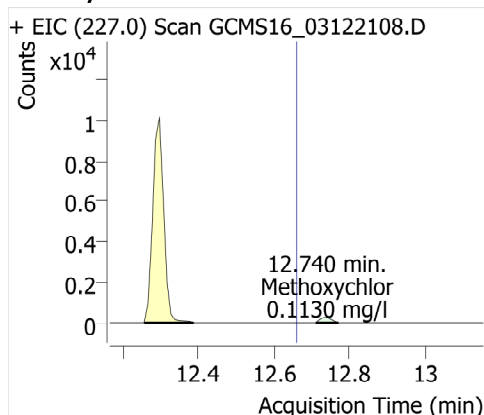
TPP (SSTD)



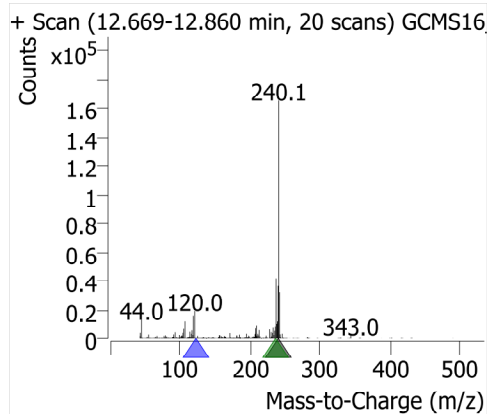
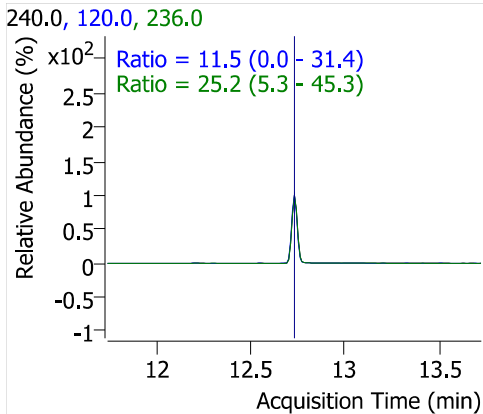
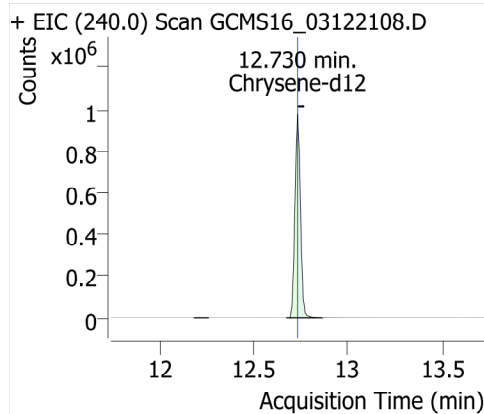
Endrin ketone



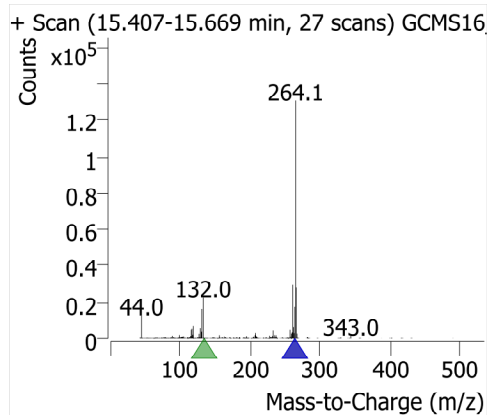
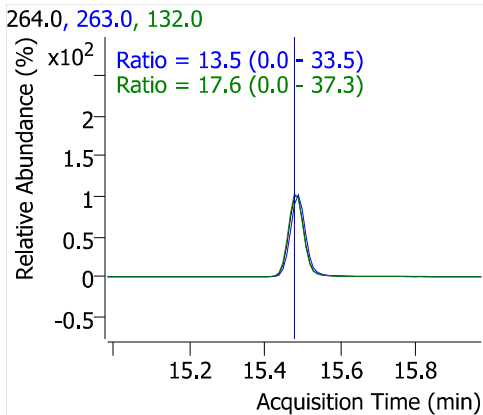
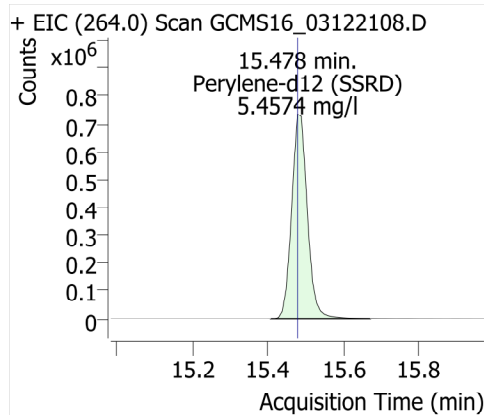
Methoxychlor



Chrysene-d12



Perylene-d12 (SSRD)



Quantitative Analysis Results With Qualifier Ratio Report

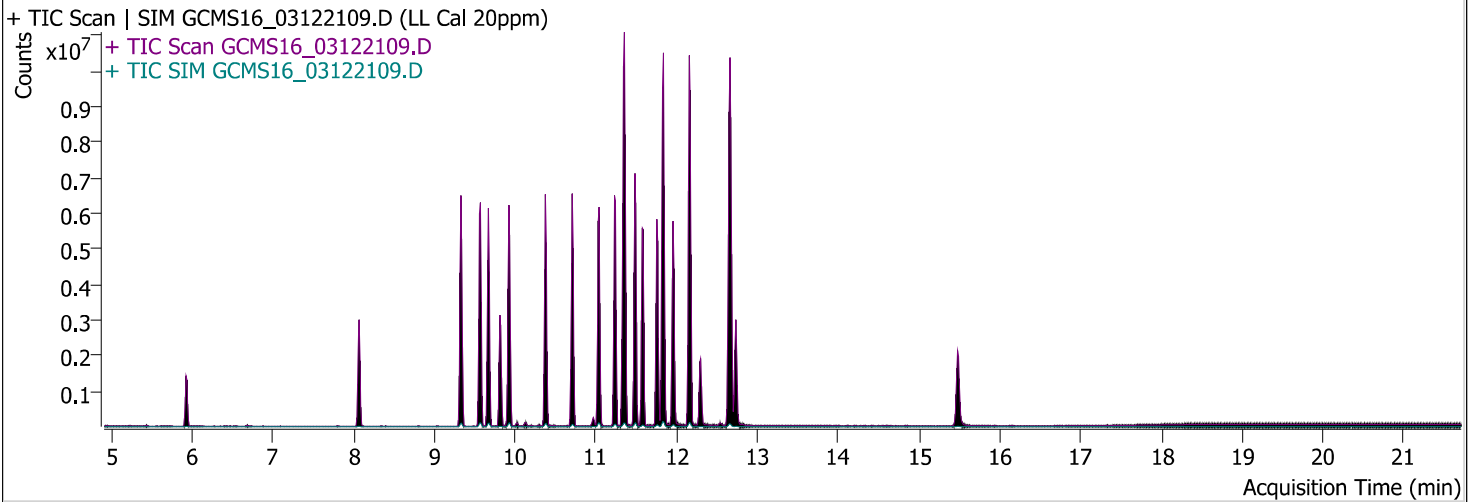


Batch Path	\\WSCIXIGCMS16\InstData\GCMS16\DATA\2021\031221_525.2\QuantResults\031221_LL.batch.bin	Analyst Name	WECK\ryan.raymond
Analysis Time	3/17/2021 9:52:58 AM	Reporter Name	ryan.raymond
Report Time	3/17/2021 9:53:58 AM	Batch State	Processed
Last Calib Update	3/16/2021 3:21:36 PM	Quant Report Version	10.0
Quant Batch Version	10.0		

AnalysisInfo

Acq. Time	3/12/2021 5:47:51 PM	Data File	GCMS16_03122109.D
Sample Type	Cal	Sample Name	LL Cal 20ppm
Dilution	1	Acq. Method	525
Position	6	Inj Vol	1
DA Method File	525 LL 031221.m	Comment	0080862

Sample Chromatogram



Compound	ISTD	RT	Resp.	ISTD Resp.	Conc	Units	Accuracy
1,3-Dimethyl-2-NB (SSTD)	Acenaphthene-d10	5.925	381551	1442871	5.0150	mg/l	100.30
alpha-BHC	Acenaphthene-d10	9.327	1295904	1442871	18.5975	mg/l	92.99
beta-BHC	Acenaphthene-d10	9.569	1084592	1442871	18.5798	mg/l	92.90
Gamma-BHC (Lindane)	Acenaphthene-d10	9.670	1064243	1442871	17.4358	mg/l	87.18
Delta-BHC	Phenanthrene-d10	9.921	1070193	2630018	18.4425	mg/l	92.21
Heptachlor	Phenanthrene-d10	10.374	892129	2630018	16.0725	mg/l	80.36
Aldrin	Phenanthrene-d10	10.706	732094	2630018	15.2042	mg/l	76.02
Heptachlor Epoxide (B)	Phenanthrene-d10	11.029	558379	2630018	16.4558	mg/l	82.28
Gamma-Chlordane	Phenanthrene-d10	11.240	1171284	2630018	16.2147	mg/l	81.07
Alpha-Chlordane	Phenanthrene-d10	11.351	938400	2630018	15.3681	mg/l	76.84
Endosulfan I	Phenanthrene-d10	11.361	294263	2630018	20.1524	mg/l	100.76
4,4'-DDE	Phenanthrene-d10	11.482	1839152	2630018	20.2064	mg/l	101.03
Dieldrin	Phenanthrene-d10	11.572	1017665	2630018	17.8756	mg/l	89.38
Endrin	Phenanthrene-d10	11.753	281788	2630018	18.6565	mg/l	93.28
4,4'-DDD	Phenanthrene-d10	11.824	2767698	2630018	19.8992	mg/l	99.50
Endosulfan II	Phenanthrene-d10	11.834	262107	2630018	19.9974	mg/l	99.99
Endrin aldehyde	Phenanthrene-d10	11.955	566809	2630018	18.8217	mg/l	94.11
4,4'-DDT	Phenanthrene-d10	12.156	2501169	2630018	15.2354	mg/l	76.18
Endosulfan sulfate	Phenanthrene-d10	12.166	529469	2630018	14.7089	mg/l	73.54
TPP (SSTD)	Phenanthrene-d10	12.297	624604	2630018	5.6834	mg/l	113.67
Endrin ketone	Phenanthrene-d10	12.649	425394	2630018	15.5083	mg/l	77.54
Methoxychlor	Phenanthrene-d10	12.669	5651545	2630018	16.8787	mg/l	84.39
Perylene-d12 (SSRD)	Chrysene-d12	15.478	2288266	2228395	5.2798	mg/l	105.60

Quantitative Analysis Results With Qualifier Ratio Report



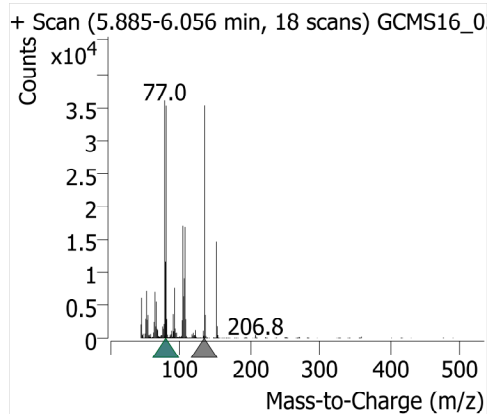
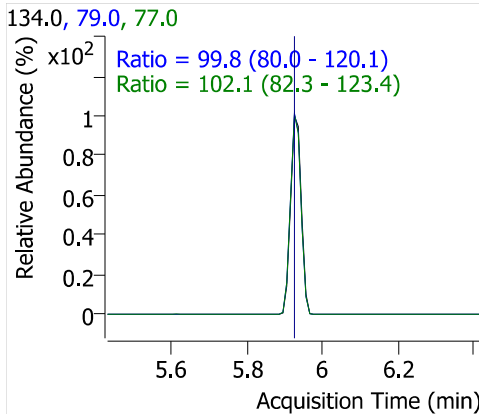
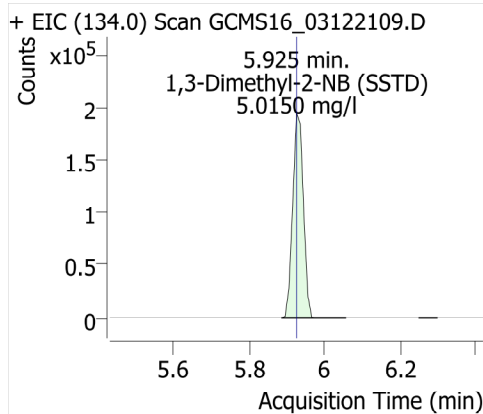
Compound	CAS#	RT	RR	Conc	Transition	(Min-Max)	Q-Ratio
1,3-Dimethyl-2-NB (SSTD)		5.925	0.2644	5.0150	134.0		
					77.0	82.3 - 123.4	102.1
					79.0	80.0 - 120.1	99.8
alpha-BHC		9.327	0.8981	18.5975	180.8		
					182.8	80.2 - 120.3	96.5
					218.8	65.8 - 98.8	80.8
beta-BHC		9.569	0.7517	18.5798	181.0		
					183.0	75.1 - 112.6	95.7
					219.0	70.0 - 105.0	89.1
Gamma-BHC (Lindane)		9.670	0.7376	17.4358	181.0		
					183.0	78.3 - 117.5	96.3
					219.0	56.8 - 85.2	78.4
Delta-BHC		9.921	0.4069	18.4425	181.0		
					183.0	78.3 - 117.4	96.6
					219.0	65.0 - 97.4	88.2
Heptachlor		10.374	0.3392	16.0725	100.0		
					272.0	76.2 - 114.3	103.2
					274.0	60.0 - 90.1	83.0
Aldrin		10.706	0.2784	15.2042	66.0		
					263.0	66.4 - 99.6	96.2
					265.0	45.9 - 68.8	63.5
Heptachlor Epoxide (B)		11.029	0.2123	16.4558	81.0		
					353.0	106.1 - 159.2	145.5
					355.0	86.1 - 129.2	117.7
Gamma-Chlordane		11.240	0.4454	16.2147	373.0		
					375.0	79.5 - 119.3	95.0
					377.0	35.9 - 53.8	51.1
Alpha-Chlordane		11.351	0.3568	15.3681	373.0		
					375.0	77.6 - 116.5	94.9
					377.0	41.5 - 62.2	50.7
Endosulfan I		11.361	0.1119	20.1524	195.0		
					237.0	127.2 - 190.8	174.7
					241.0	75.2 - 112.8	109.0
4,4'-DDE		11.482	0.6993	20.2064	246.0		
					318.0	57.5 - 86.2	70.4
					248.0	52.2 - 78.3	64.6
Dieldrin		11.572	0.3869	17.8756	79.0		
					81.0	30.2 - 45.3	39.5
					263.0	25.5 - 38.3	35.3
Endrin		11.753	0.1071	18.6565	81.0		
					263.0	95.0 - 142.5	140.8
					79.0	52.9 - 79.3	54.1
4,4'-DDD		11.824	1.0523	19.8992	235.0		
					237.0	53.9 - 80.8	68.2
					165.0	39.1 - 58.7	48.6
Endosulfan II		11.834	0.0997	19.9974	195.0		
					241.0	57.8 - 86.7	75.3
					197.0	56.1 - 84.1	68.6
Endrin aldehyde		11.955	0.2155	18.8217	67.0		
					250.0	40.9 - 61.3	57.1
					345.0	39.3 - 59.0	64.3
4,4'-DDT		12.156	0.9510	15.2354	235.0		
					237.0	58.1 - 87.1	70.9
					165.0	35.6 - 53.4	45.3
Endosulfan sulfate		12.166	0.2013	14.7089	272.0		

Quantitative Analysis Results With Qualifier Ratio Report

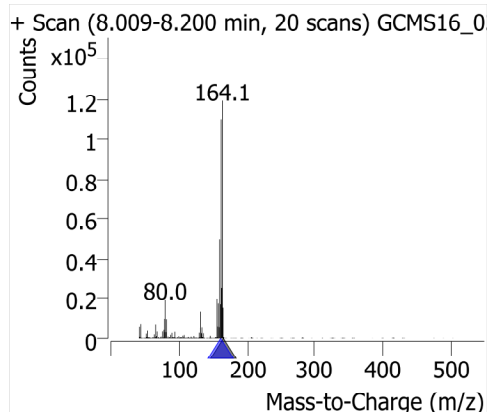
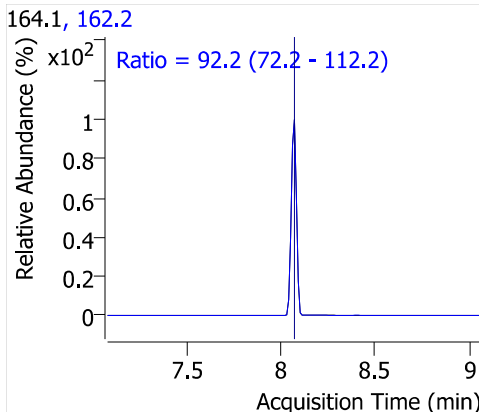
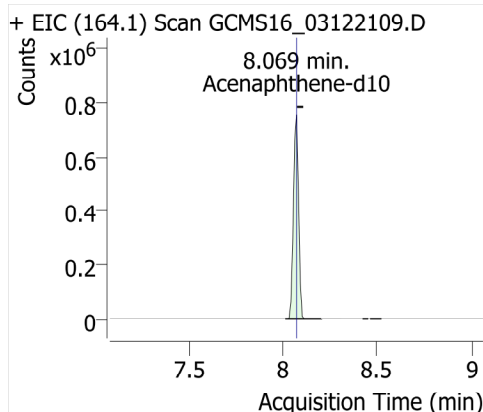


Compound	CAS#	RT	RR	Conc	Transition	(Min-Max)	Q-Ratio	
					274.0	73.2 - 109.8	82.5	
					387.0	35.0 - 52.5	45.5	
TPP (SSTD)		12.297	0.2375	5.6834	326.0			
					325.0	65.0 - 97.5	81.2	
					77.0	45.5 - 68.2	55.4	
Endrin ketone		12.649	0.1617	15.5083	67.0			
					317.0	72.5 - 108.7	130.0	High
					319.0	46.7 - 70.1	82.4	High
Methoxychlor		12.669	2.1489	16.8787	227.0			
					228.0	13.4 - 20.1	17.5	
					169.0	4.6 - 6.9	5.6	
Perylene-d12 (SSRD)		15.478	1.0269	5.2798	264.0			
					132.0	0.0 - 37.3	17.1	
					263.0	0.0 - 33.5	13.1	

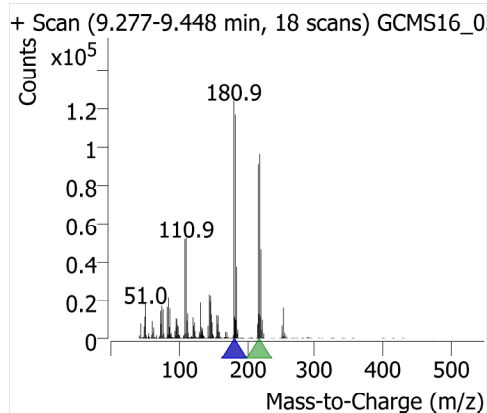
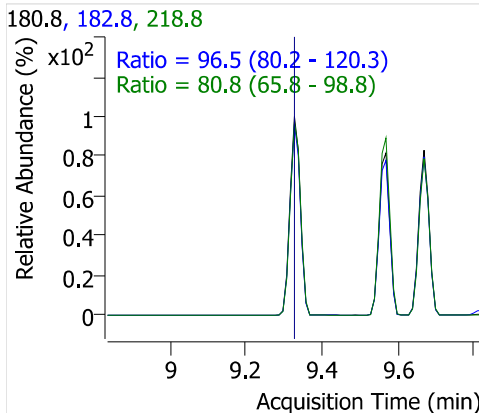
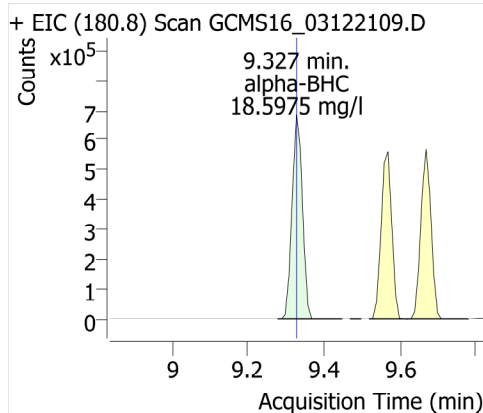
1,3-Dimethyl-2-NB (SSTD)



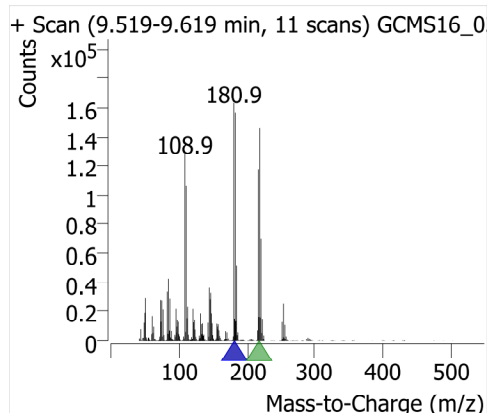
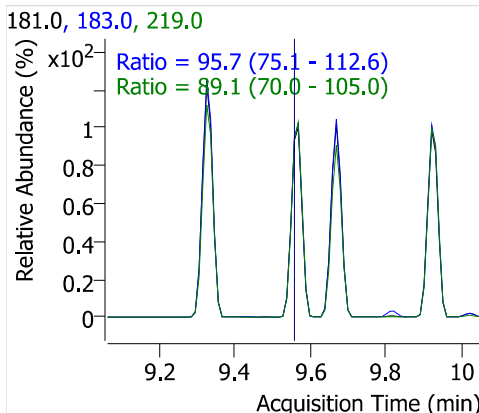
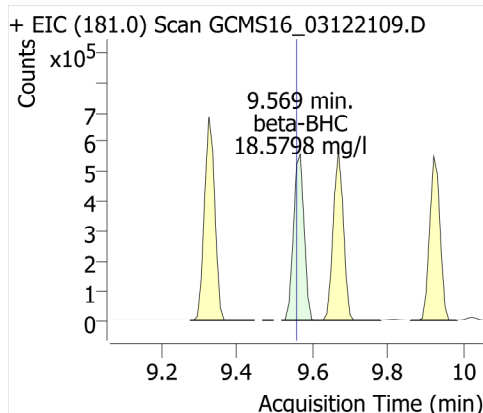
Acenaphthene-d10



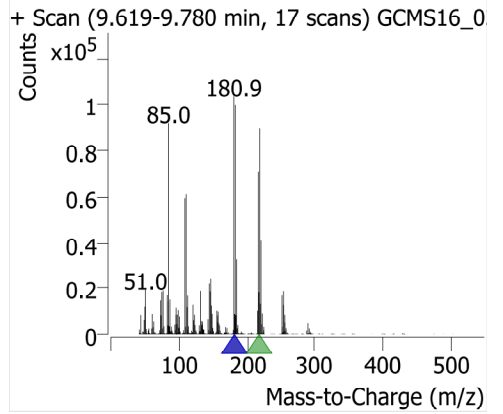
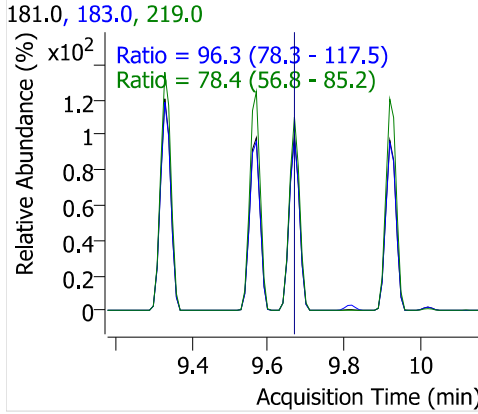
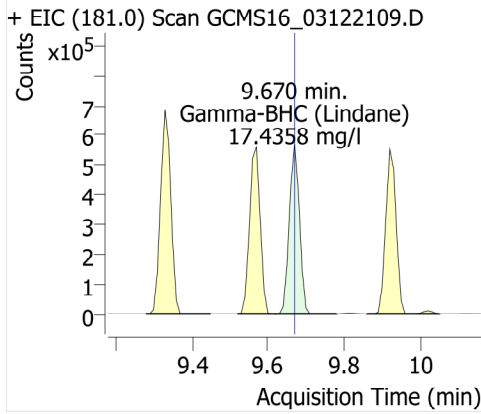
alpha-BHC



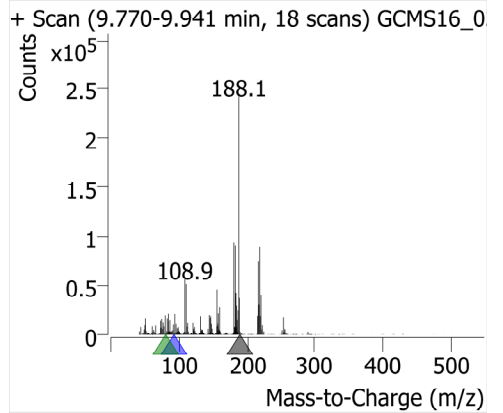
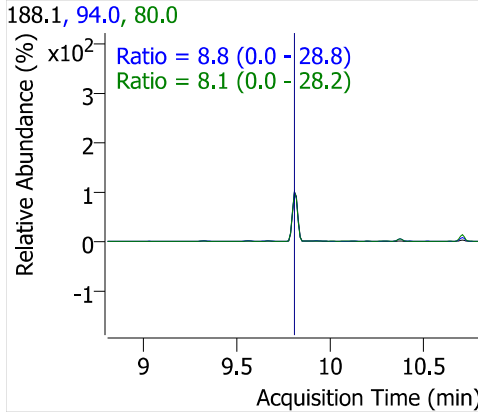
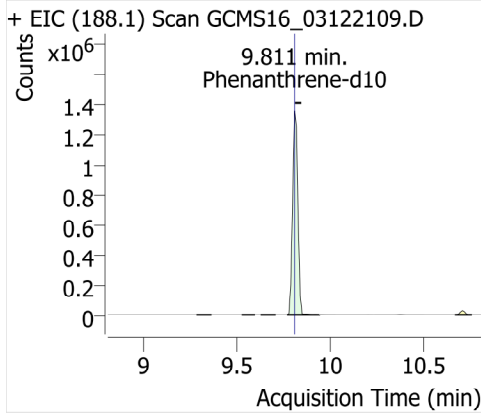
beta-BHC



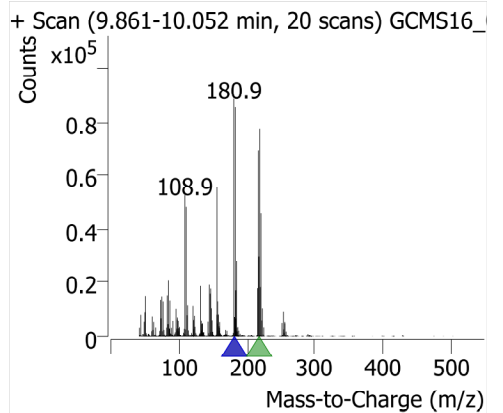
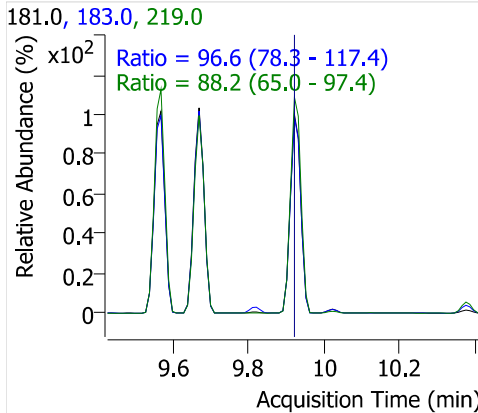
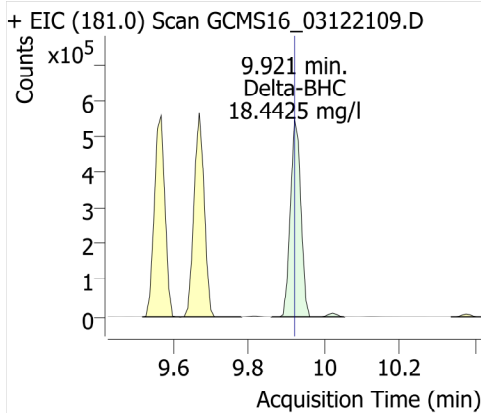
Gamma-BHC (Lindane)



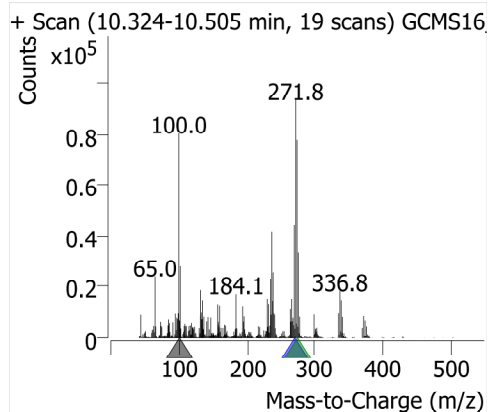
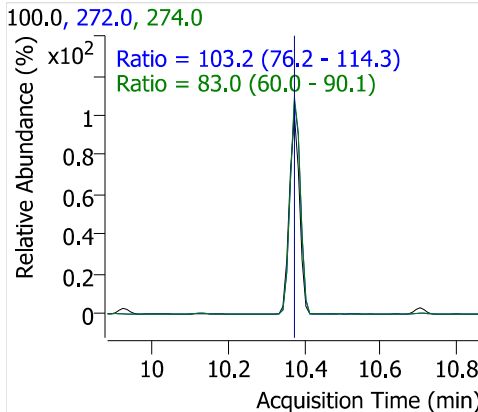
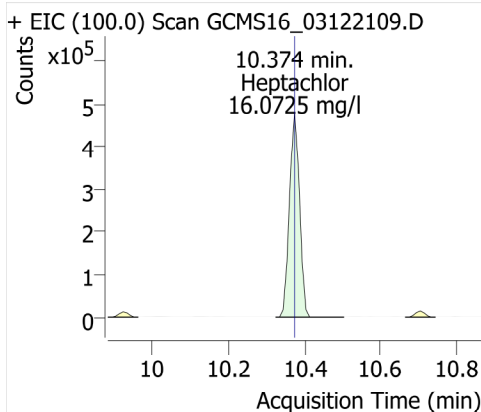
Phenanthrene-d10

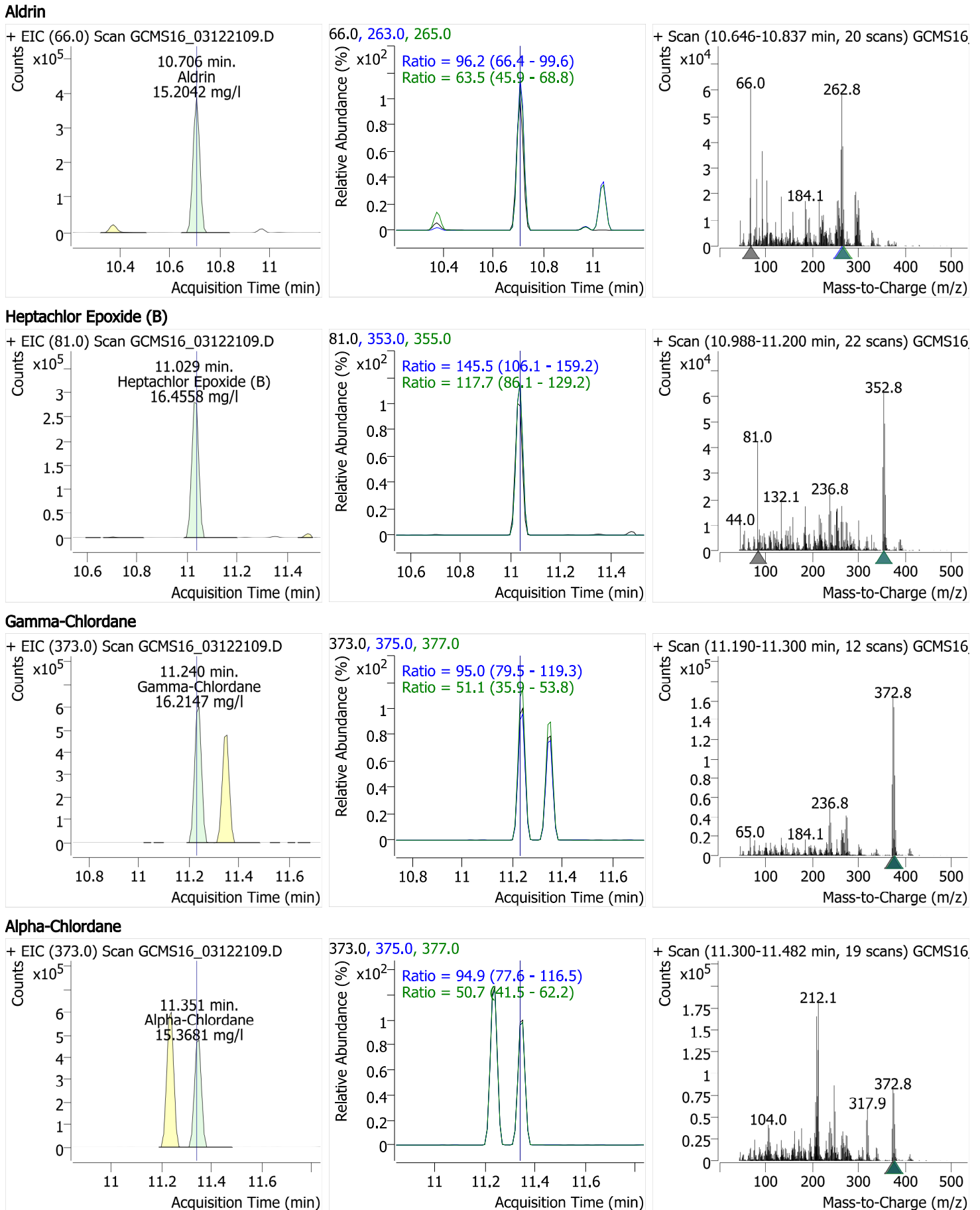


Delta-BHC

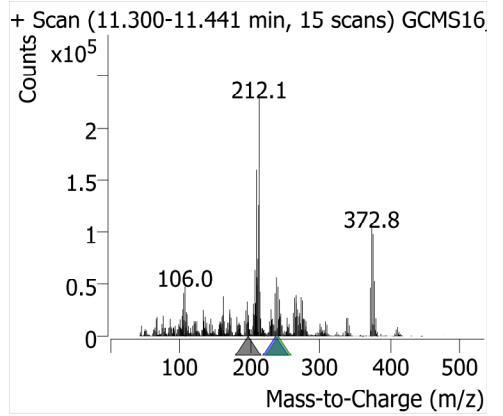
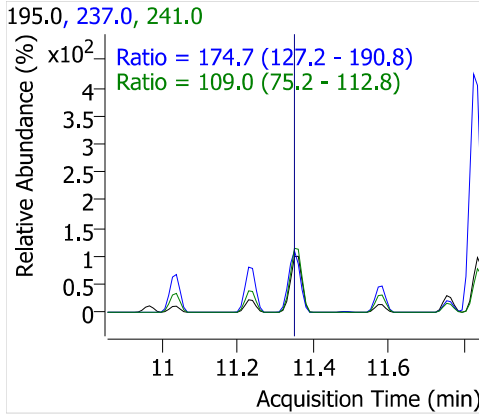
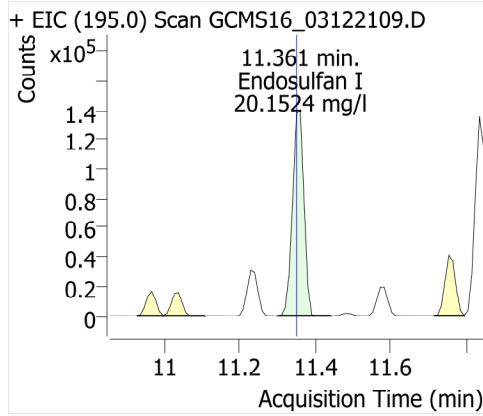


Heptachlor

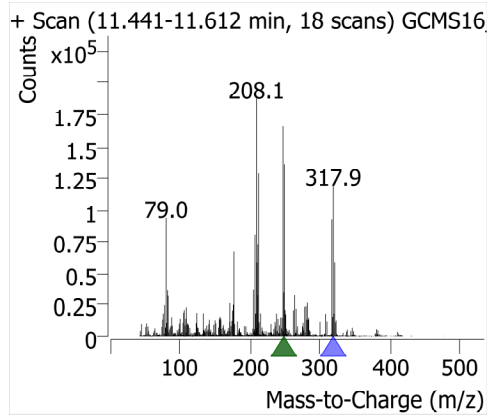
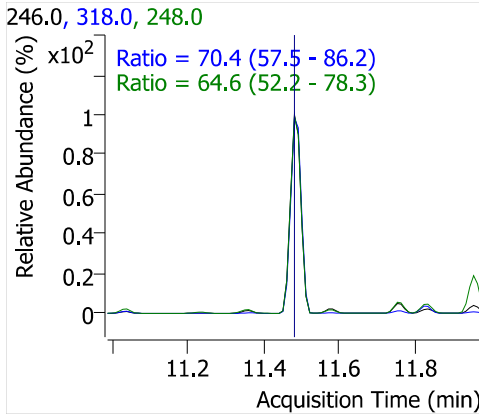
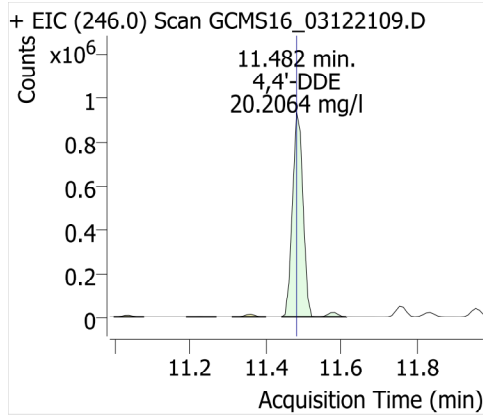




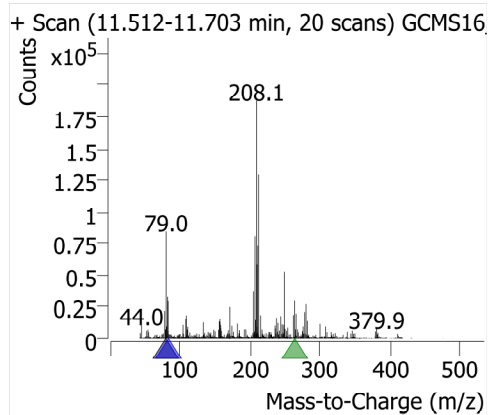
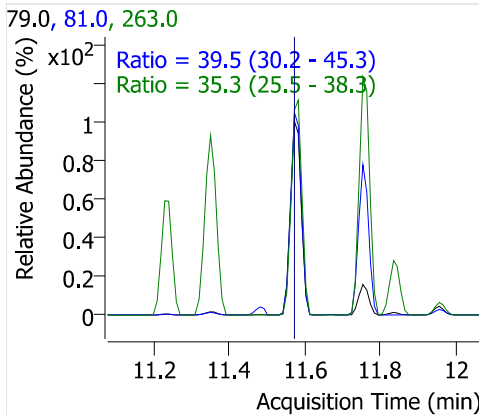
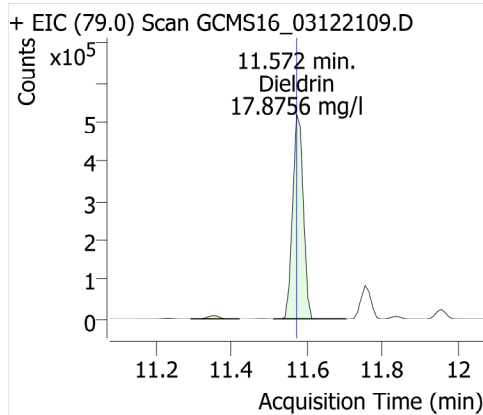
Endosulfan I



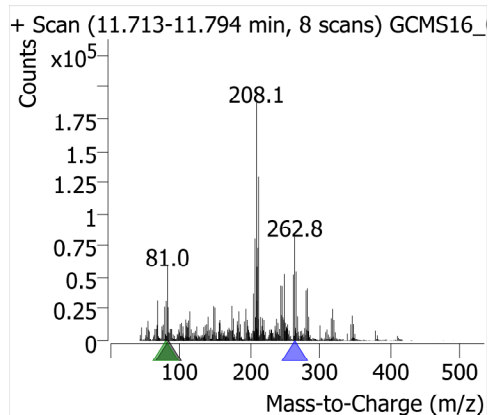
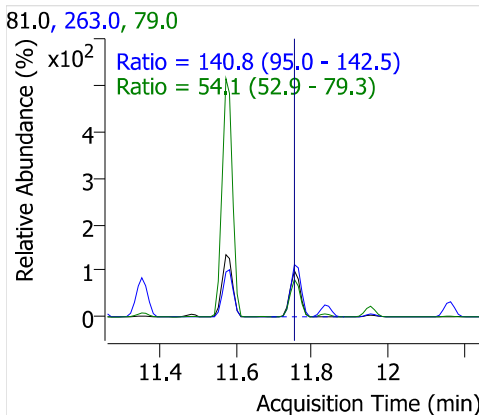
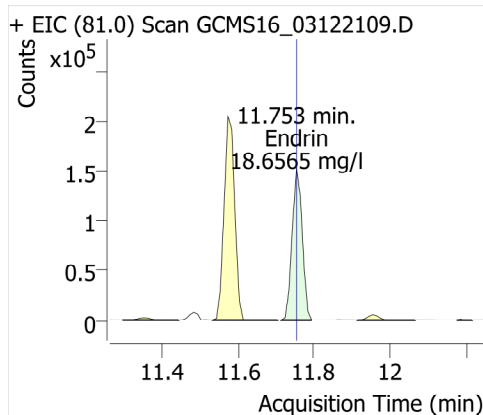
4,4'-DDE



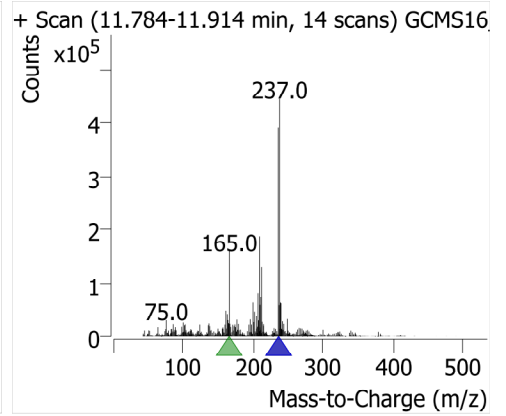
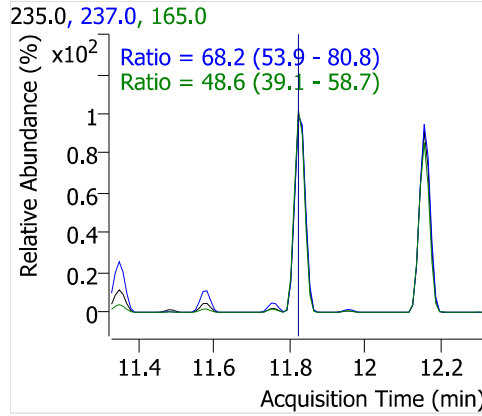
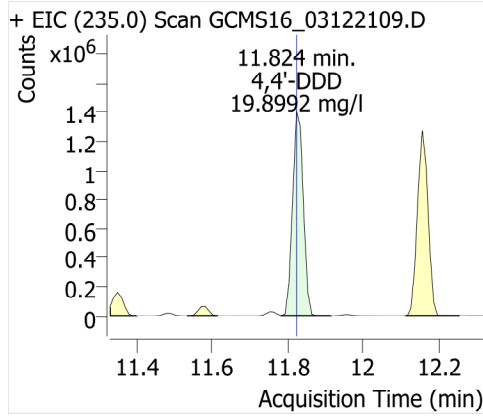
Dieldrin



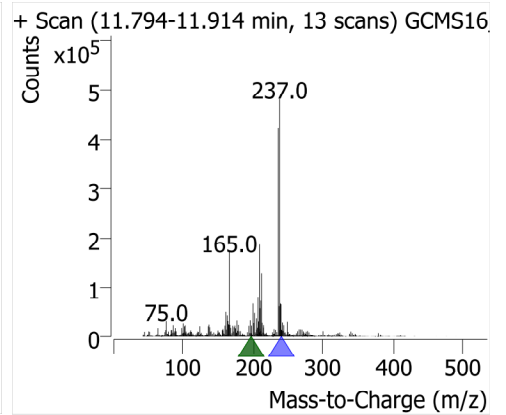
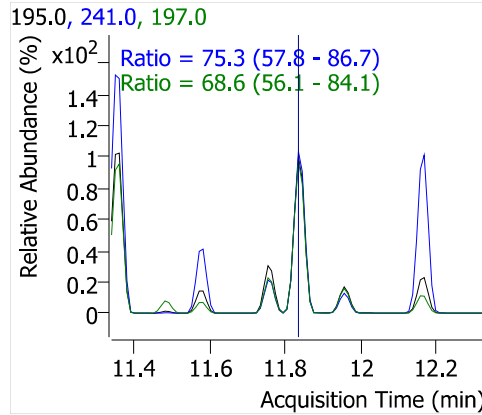
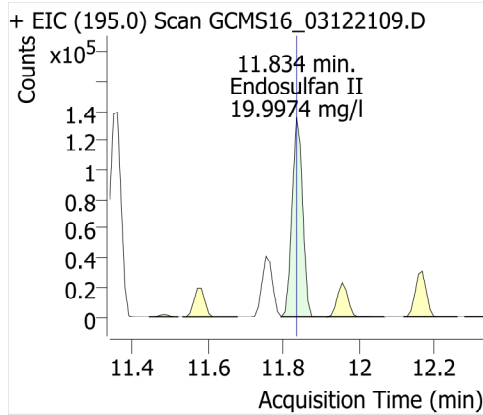
Endrin



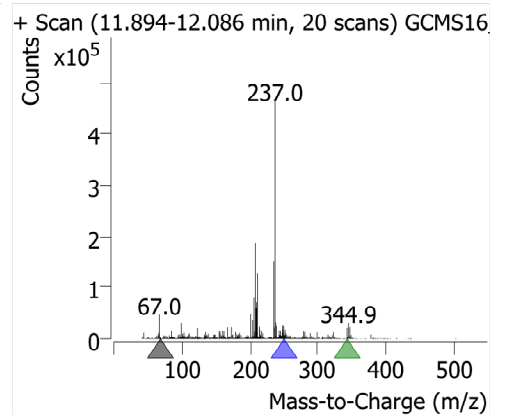
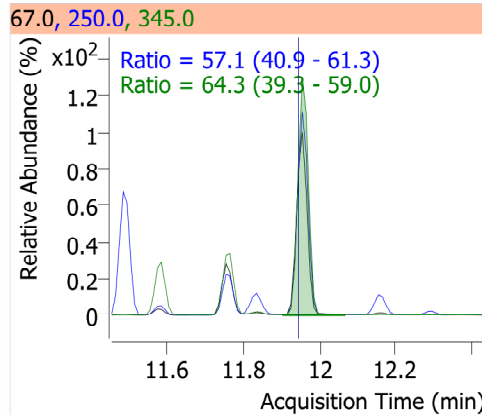
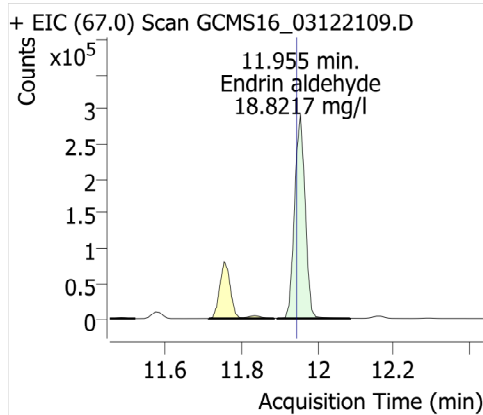
4,4'-DDD



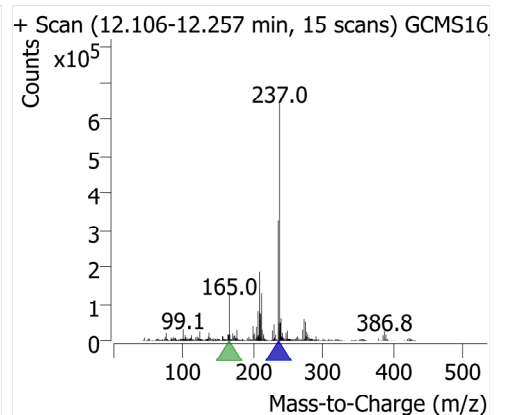
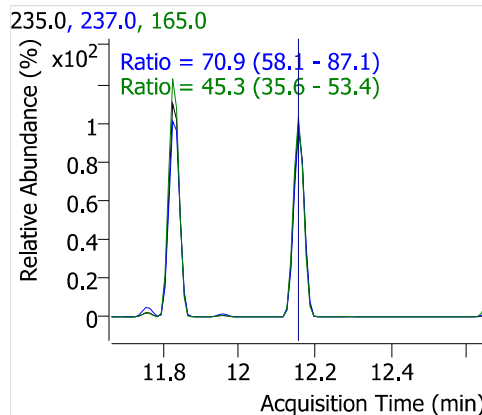
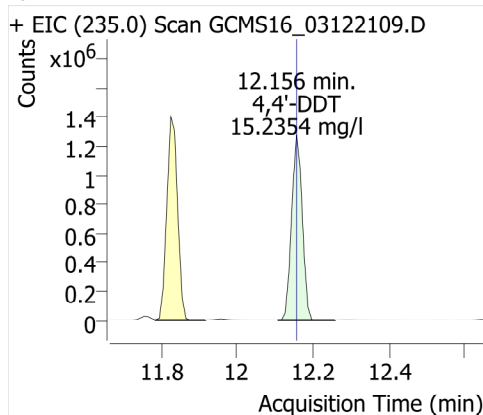
Endosulfan II



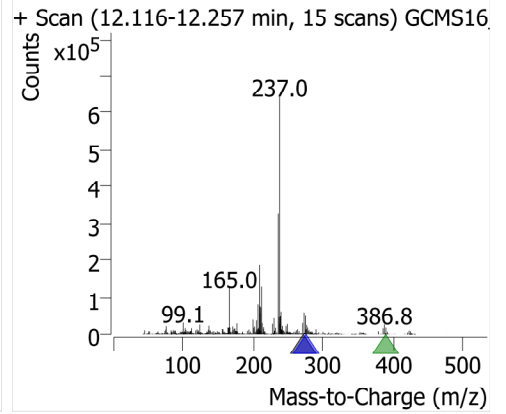
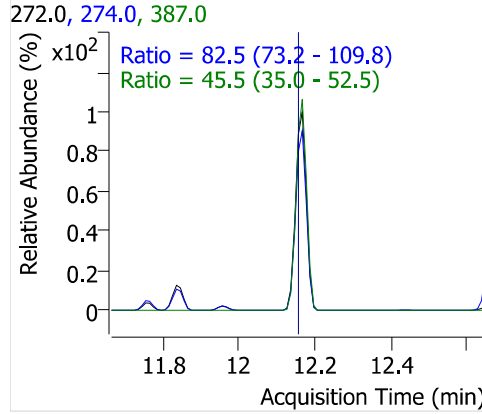
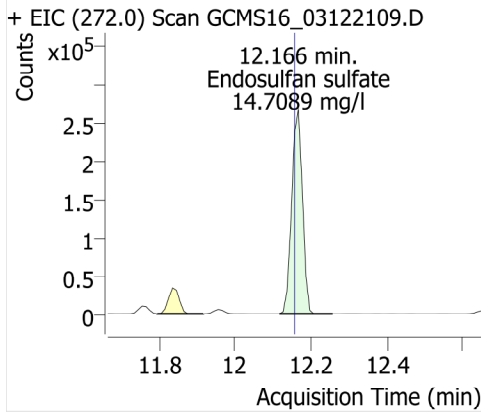
Endrin aldehyde



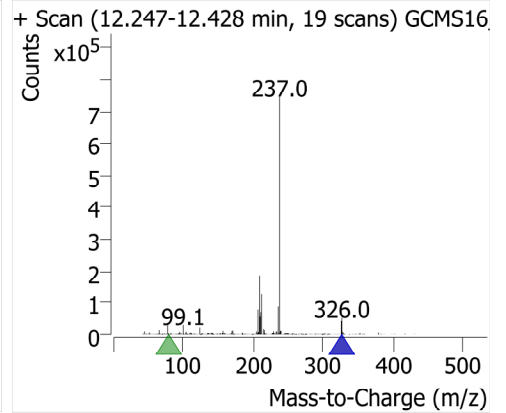
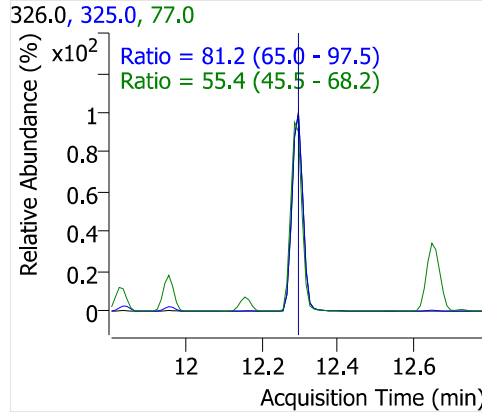
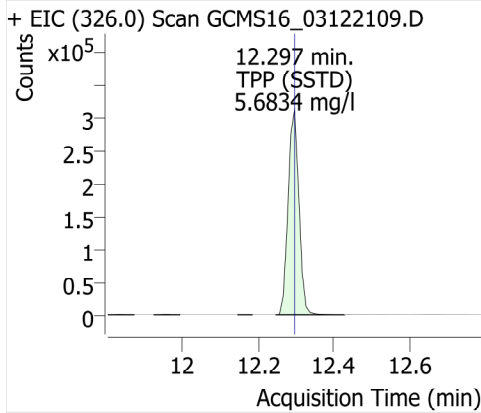
4,4'-DDT



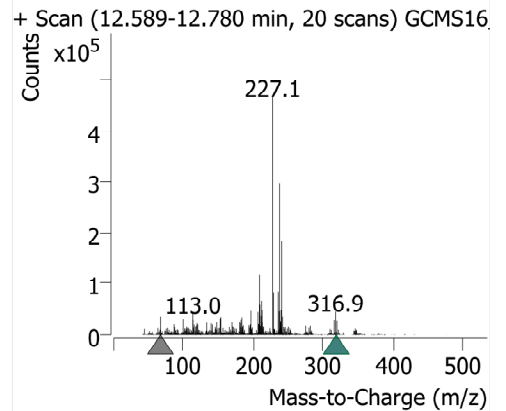
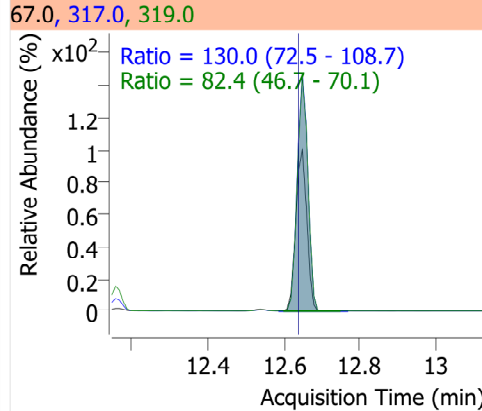
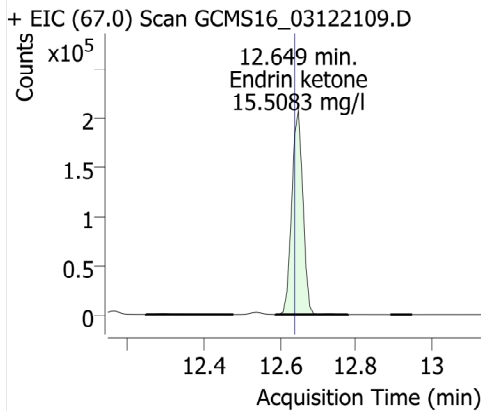
Endosulfan sulfate



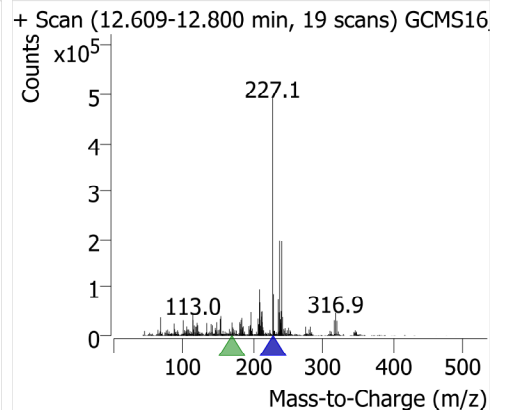
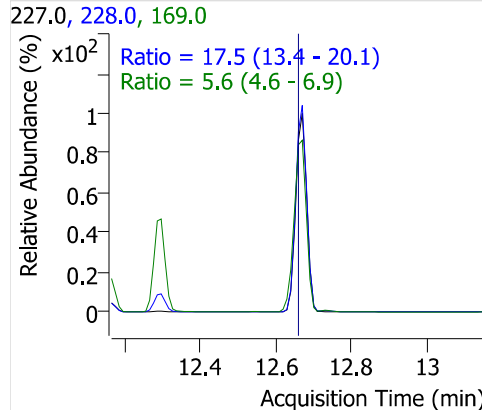
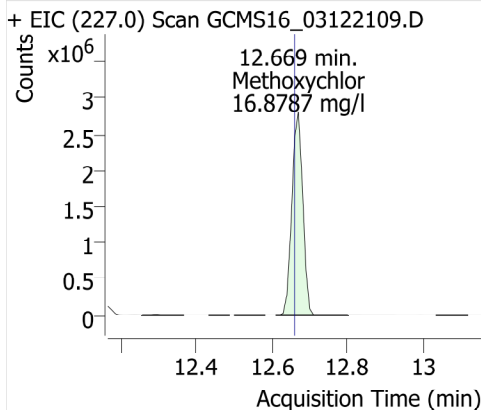
TPP (SSTD)



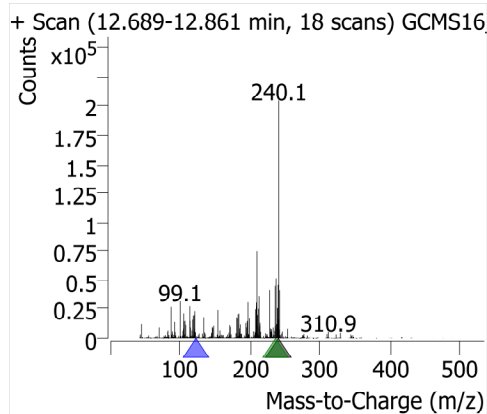
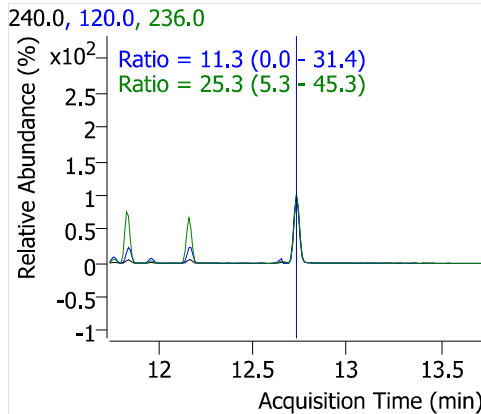
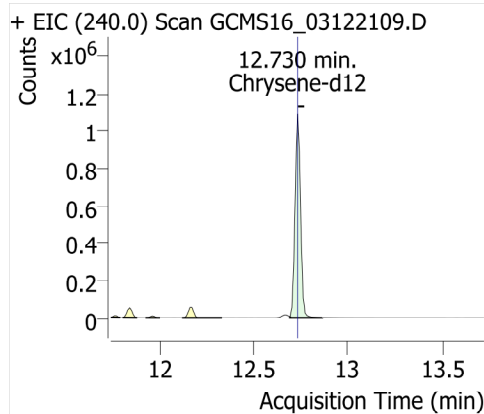
Endrin ketone



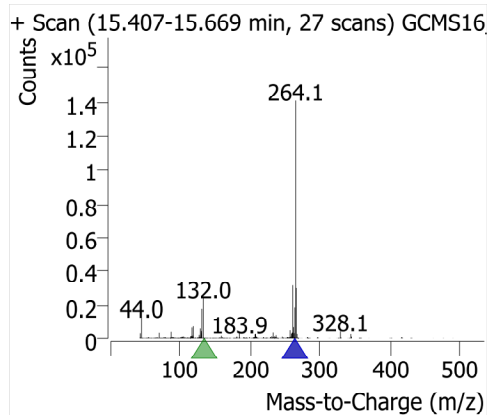
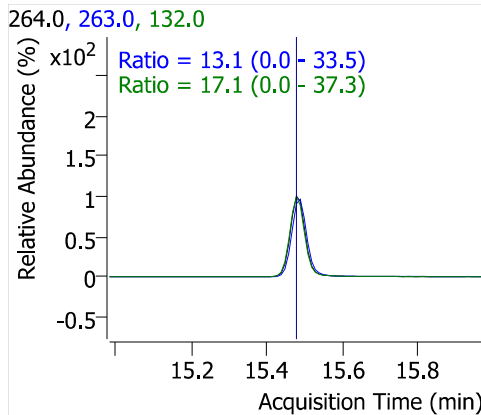
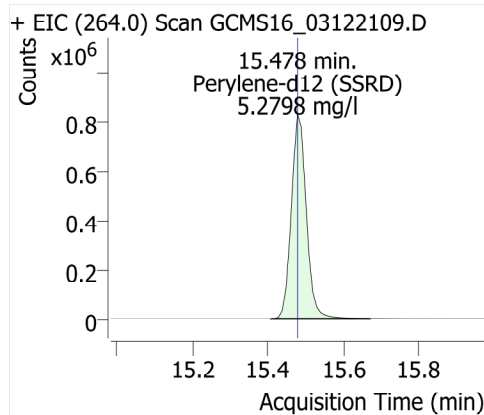
Methoxychlor



Chrysene-d12



Perylene-d12 (SSRD)



Quantitative Analysis Results With Qualifier Ratio Report

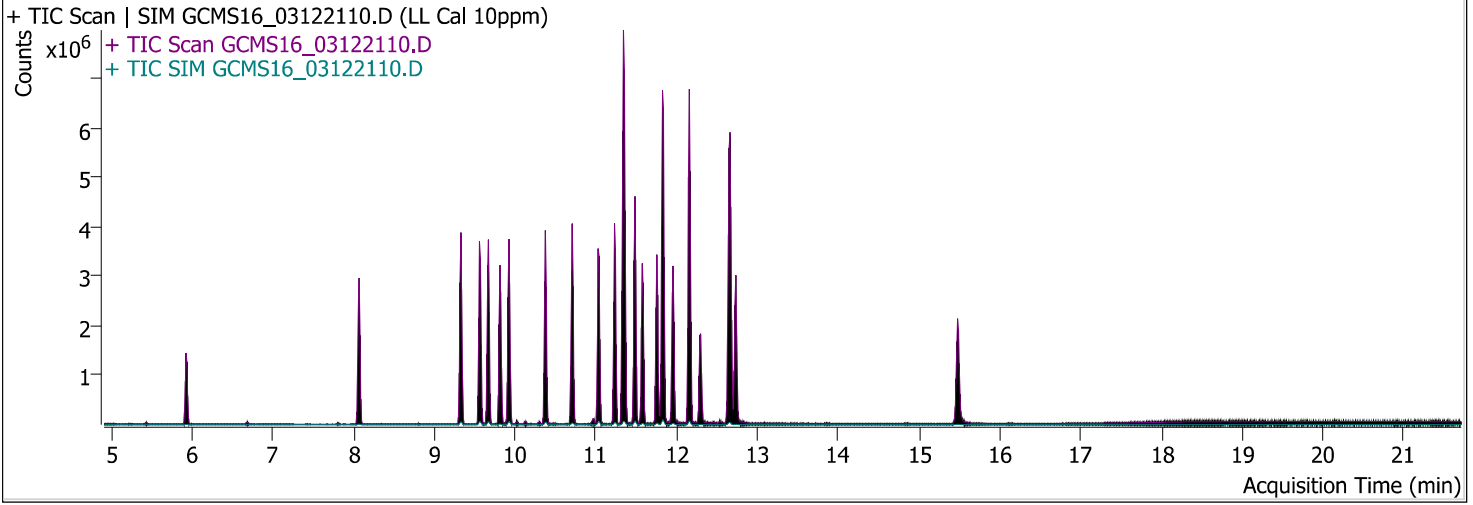


Batch Path	\\WSCIXIGCMS16\InstData\GCMS16\DATA\2021\031221_525.2\QuantResults\031221_LL.batch.bin	Analyst Name	WECK\ryan.raymond
Analysis Time	3/17/2021 9:52:58 AM	Reporter Name	ryan.raymond
Report Time	3/17/2021 9:54:04 AM	Batch State	Processed
Last Calib Update	3/16/2021 3:21:36 PM	Quant Report Version	10.0
Quant Batch Version	10.0		

AnalysisInfo

Acq. Time	3/12/2021 6:15:01 PM	Data File	GCMS16_03122110.D
Sample Type	Cal	Sample Name	LL Cal 10ppm
Dilution	1	Acq. Method	525
Position	7	Inj Vol	1
DA Method File	525 LL 031221.m	Comment	0080863

Sample Chromatogram



Compound	ISTD	RT	Resp.	ISTD Resp.	Conc	Units	Accuracy
1,3-Dimethyl-2-NB (SSTD)	Acenaphthene-d10	5.925	379465	1420499	5.0661	mg/l	101.32
alpha-BHC	Acenaphthene-d10	9.327	733884	1420499	10.7036	mg/l	107.04
beta-BHC	Acenaphthene-d10	9.559	614868	1420499	10.7031	mg/l	107.03
Gamma-BHC (Lindane)	Acenaphthene-d10	9.670	638814	1420499	10.6307	mg/l	106.31
Delta-BHC	Phenanthrene-d10	9.921	604313	2619693	10.4575	mg/l	104.58
Heptachlor	Phenanthrene-d10	10.374	546671	2619693	9.9015	mg/l	99.01
Aldrin	Phenanthrene-d10	10.706	460008	2619693	9.5972	mg/l	95.97
Heptachlor Epoxide (B)	Phenanthrene-d10	11.029	323620	2619693	9.5832	mg/l	95.83
Gamma-Chlordane	Phenanthrene-d10	11.230	704850	2619693	9.8106	mg/l	98.11
Alpha-Chlordane	Phenanthrene-d10	11.341	567617	2619693	9.3370	mg/l	93.37
Endosulfan I	Phenanthrene-d10	11.351	181318	2619693	9.8232	mg/l	98.23
4,4'-DDE	Phenanthrene-d10	11.482	1095172	2619693	9.6901	mg/l	96.90
Dieldrin	Phenanthrene-d10	11.572	580252	2619693	10.2325	mg/l	102.32
Endrin	Phenanthrene-d10	11.753	159425	2619693	10.6039	mg/l	106.04
4,4'-DDD	Phenanthrene-d10	11.824	1783098	2619693	9.9522	mg/l	99.52
Endosulfan II	Phenanthrene-d10	11.834	168267	2619693	9.9437	mg/l	99.44
Endrin aldehyde	Phenanthrene-d10	11.955	322096	2619693	10.7535	mg/l	107.54
4,4'-DDT	Phenanthrene-d10	12.156	1567333	2619693	9.6166	mg/l	96.17
Endosulfan sulfate	Phenanthrene-d10	12.156	333276	2619693	9.3111	mg/l	93.11
TPP (SSTD)	Phenanthrene-d10	12.297	607895	2619693	5.5532	mg/l	111.06
Endrin ketone	Phenanthrene-d10	12.639	263607	2619693	9.6568	mg/l	96.57
Methoxychlor	Phenanthrene-d10	12.659	3354654	2619693	10.1034	mg/l	101.03
Perylene-d12 (SSRD)	Chrysene-d12	15.478	2248178	2245695	5.1473	mg/l	102.95

Quantitative Analysis Results With Qualifier Ratio Report



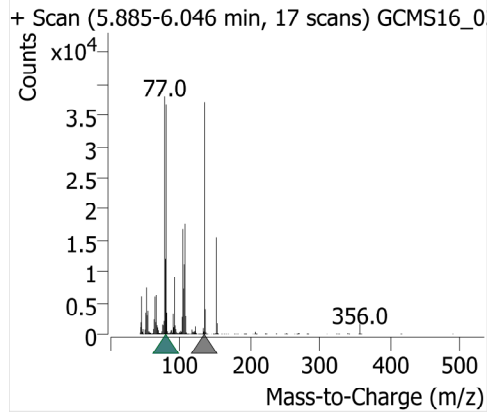
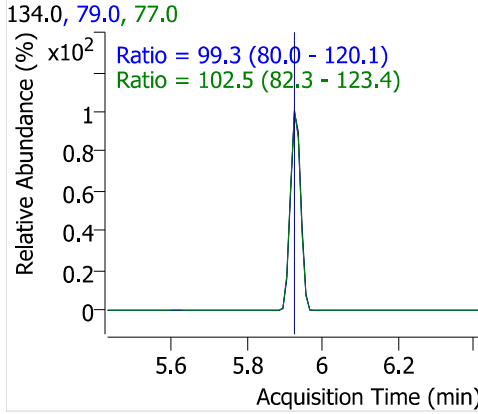
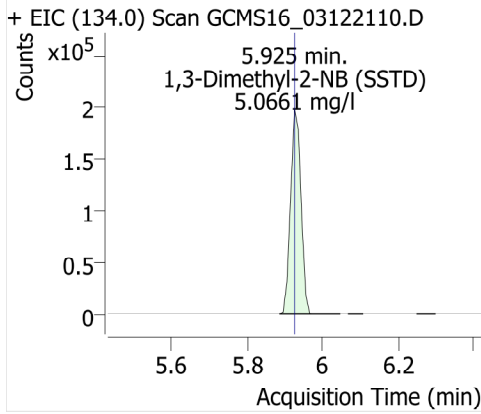
Compound	CAS#	RT	RR	Conc	Transition	(Min-Max)	Q-Ratio
1,3-Dimethyl-2-NB (SSTD)		5.925	0.2671	5.0661	134.0		
					77.0	82.3 - 123.4	102.5
					79.0	80.0 - 120.1	99.3
alpha-BHC		9.327	0.5166	10.7036	180.8		
					182.8	80.2 - 120.3	97.0
					218.8	65.8 - 98.8	81.7
beta-BHC		9.559	0.4329	10.7031	181.0		
					183.0	75.1 - 112.6	97.6
					219.0	70.0 - 105.0	90.6
Gamma-BHC (Lindane)		9.670	0.4497	10.6307	181.0		
					183.0	78.3 - 117.5	95.8
					219.0	56.8 - 85.2	78.6
Delta-BHC		9.921	0.2307	10.4575	181.0		
					183.0	78.3 - 117.4	96.8
					219.0	65.0 - 97.4	89.5
Heptachlor		10.374	0.2087	9.9015	100.0		
					272.0	76.2 - 114.3	98.7
					274.0	60.0 - 90.1	79.2
Aldrin		10.706	0.1756	9.5972	66.0		
					263.0	66.4 - 99.6	93.0
					265.0	45.9 - 68.8	61.8
Heptachlor Epoxide (B)		11.029	0.1235	9.5832	81.0		
					353.0	106.1 - 159.2	150.7
					355.0	86.1 - 129.2	121.3
Gamma-Chlordane		11.230	0.2691	9.8106	373.0		
					375.0	79.5 - 119.3	95.9
					377.0	35.9 - 53.8	51.6
Alpha-Chlordane		11.341	0.2167	9.3370	373.0		
					375.0	77.6 - 116.5	95.2
					377.0	41.5 - 62.2	51.2
Endosulfan I		11.351	0.0692	9.8232	195.0		
					237.0	127.2 - 190.8	174.6
					241.0	75.2 - 112.8	109.4
4,4'-DDE		11.482	0.4181	9.6901	246.0		
					318.0	57.5 - 86.2	70.7
					248.0	52.2 - 78.3	65.1
Dieldrin		11.572	0.2215	10.2325	79.0		
					81.0	30.2 - 45.3	38.7
					263.0	25.5 - 38.3	33.9
Endrin		11.753	0.0609	10.6039	81.0		
					263.0	95.0 - 142.5	135.5
					79.0	52.9 - 79.3	55.0
4,4'-DDD		11.824	0.6807	9.9522	235.0		
					237.0	53.9 - 80.8	67.9
					165.0	39.1 - 58.7	46.7
Endosulfan II		11.834	0.0642	9.9437	195.0		
					241.0	57.8 - 86.7	74.1
					197.0	56.1 - 84.1	68.7
Endrin aldehyde		11.955	0.1230	10.7535	67.0		
					250.0	40.9 - 61.3	55.8
					345.0	39.3 - 59.0	59.1
4,4'-DDT		12.156	0.5983	9.6166	235.0		
					237.0	58.1 - 87.1	70.7
					165.0	35.6 - 53.4	42.9
Endosulfan sulfate		12.156	0.1272	9.3111	272.0		

Quantitative Analysis Results With Qualifier Ratio Report

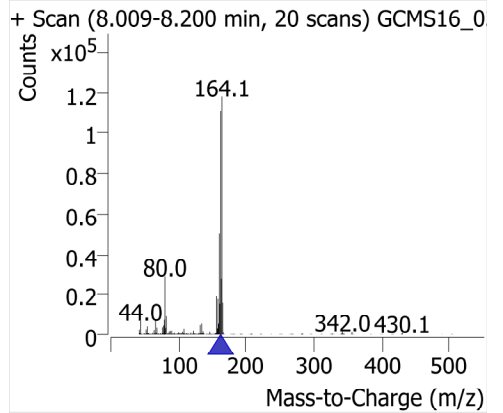
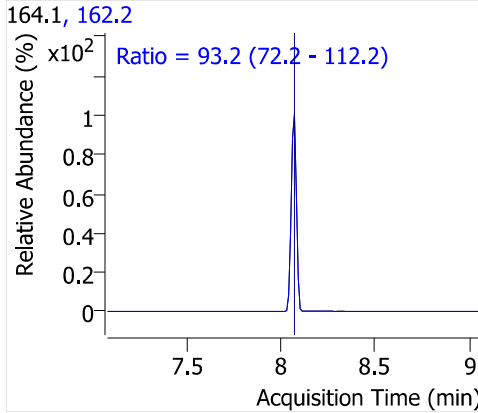
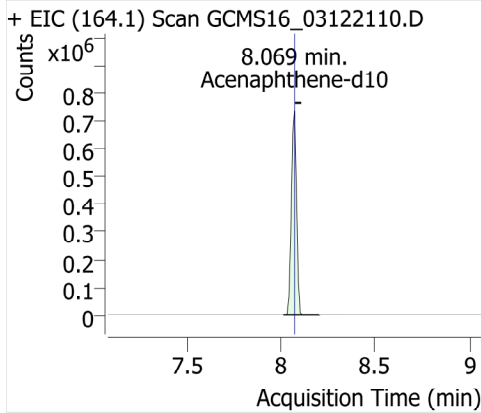


Compound	CAS#	RT	RR	Conc	Transition	(Min-Max)	Q-Ratio	
					274.0	73.2 - 109.8	84.6	
					387.0	35.0 - 52.5	44.0	
TPP (SSTD)		12.297	0.2320	5.5532	326.0			
					325.0	65.0 - 97.5	81.7	
					77.0	45.5 - 68.2	55.7	
Endrin ketone		12.639	0.1006	9.6568	67.0			
					317.0	72.5 - 108.7	121.2	High
					319.0	46.7 - 70.1	77.2	High
Methoxychlor		12.659	1.2806	10.1034	227.0			
					228.0	13.4 - 20.1	17.3	
					169.0	4.6 - 6.9	5.3	
Perylene-d12 (SSRD)		15.478	1.0011	5.1473	264.0			
					132.0	0.0 - 37.3	17.3	
					263.0	0.0 - 33.5	13.1	

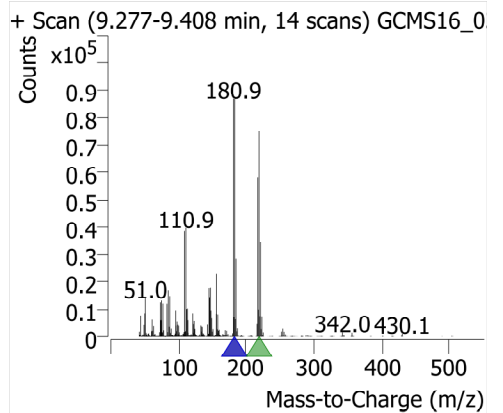
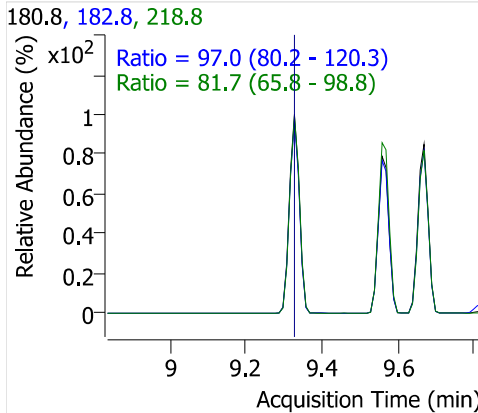
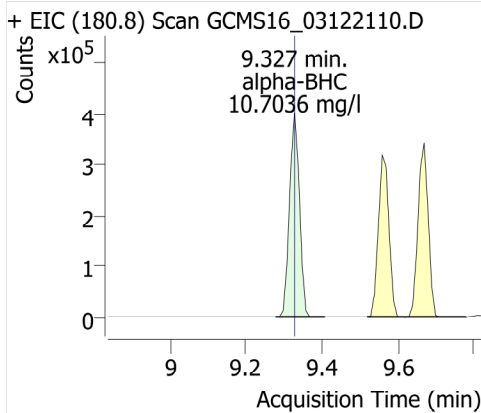
1,3-Dimethyl-2-NB (SSTD)



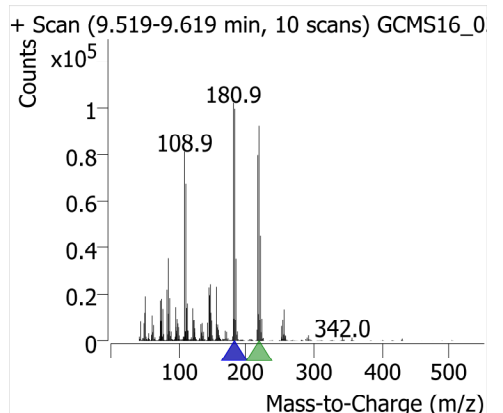
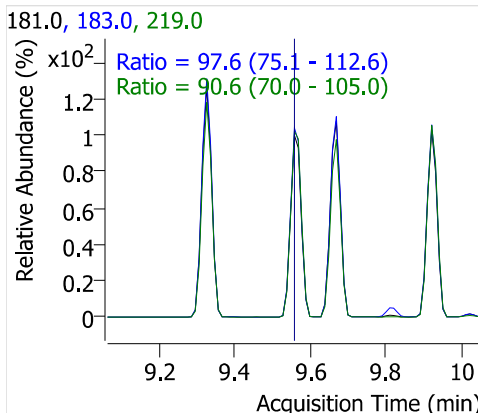
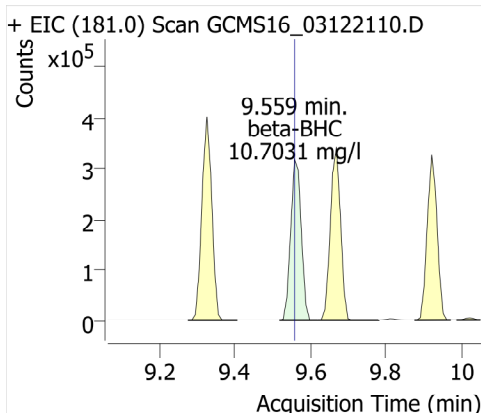
Acenaphthene-d10



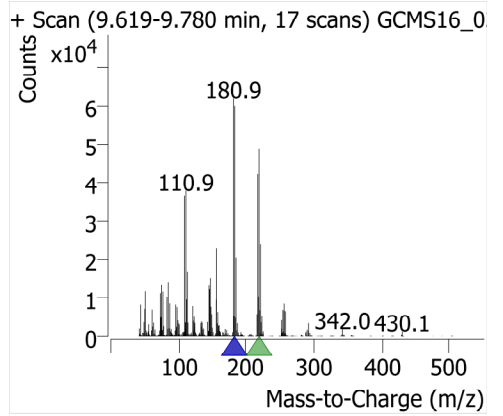
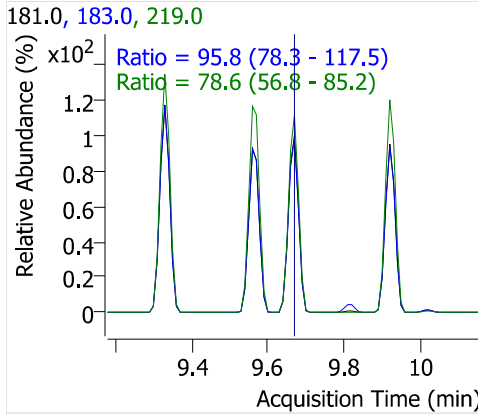
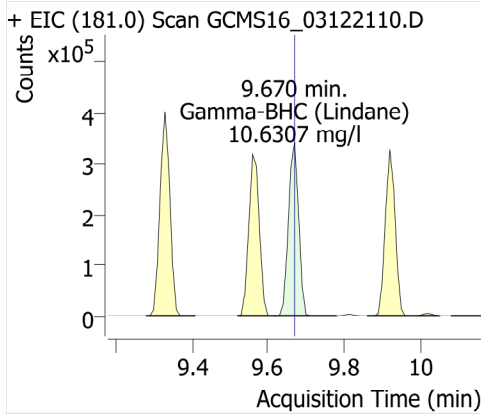
alpha-BHC



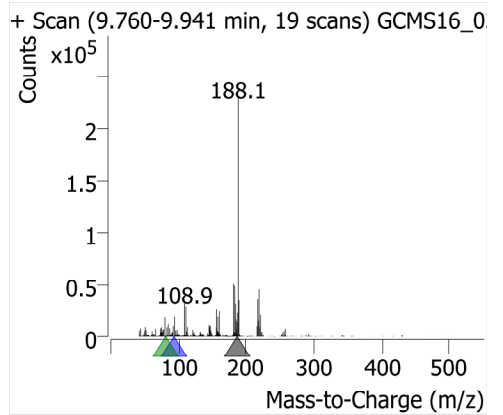
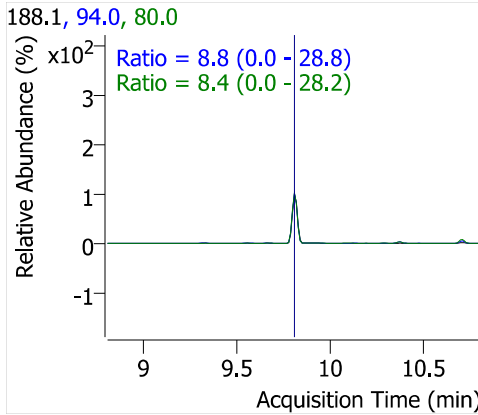
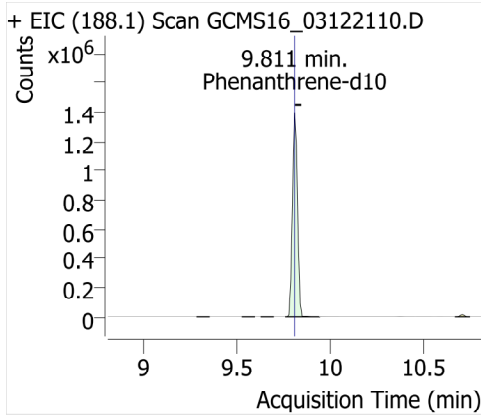
beta-BHC



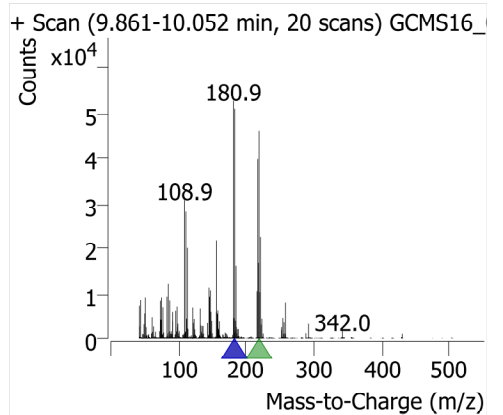
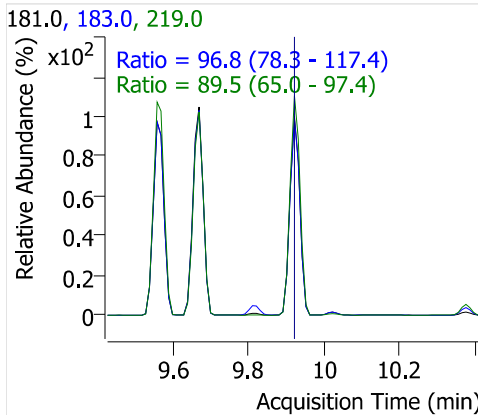
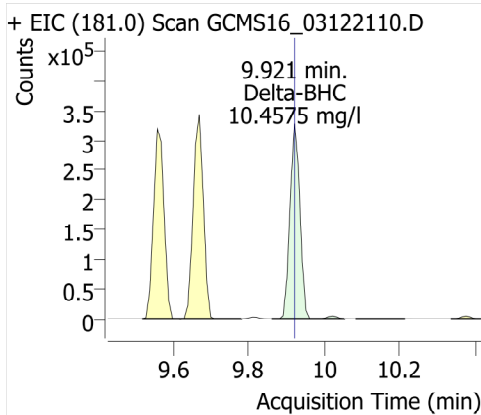
Gamma-BHC (Lindane)



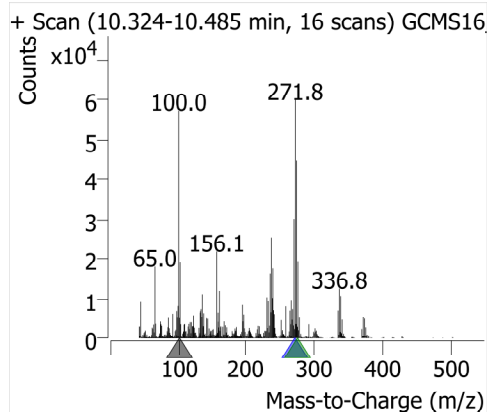
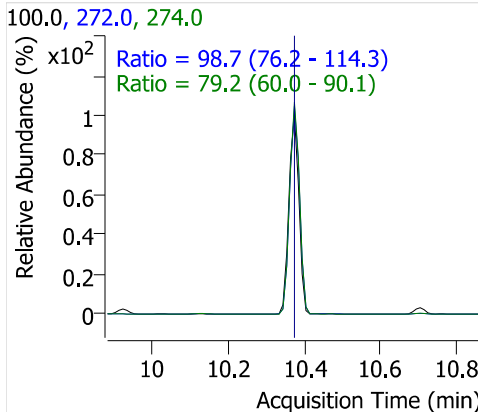
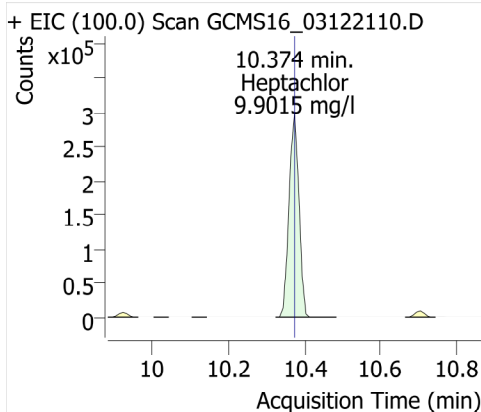
Phenanthrene-d10



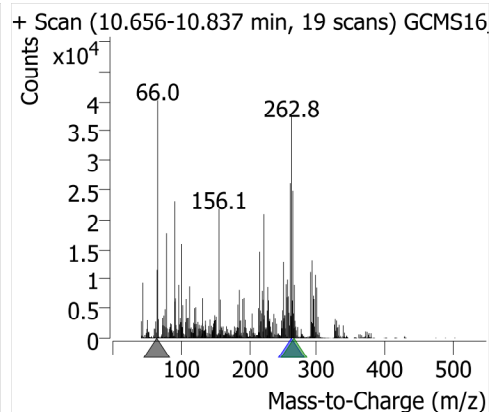
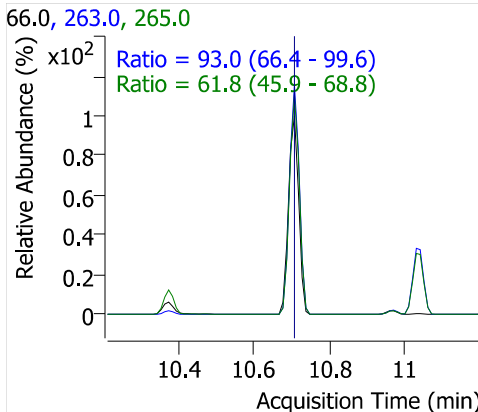
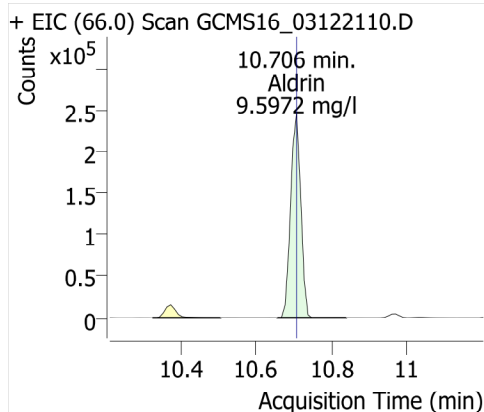
Delta-BHC



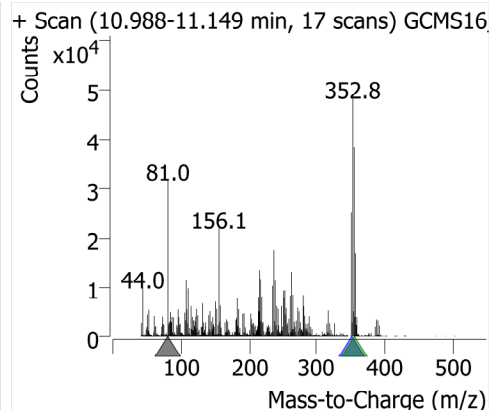
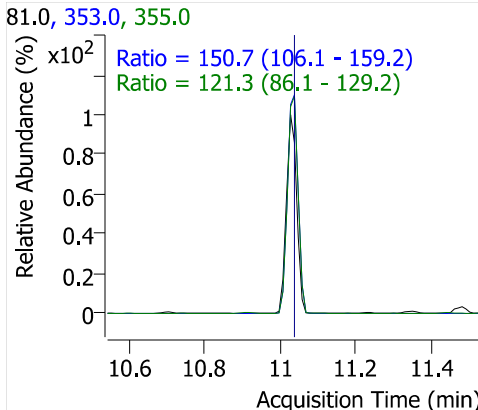
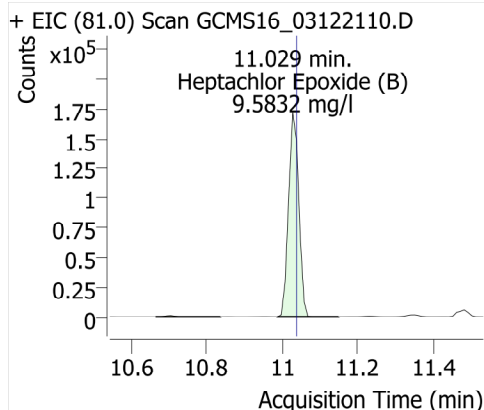
Heptachlor



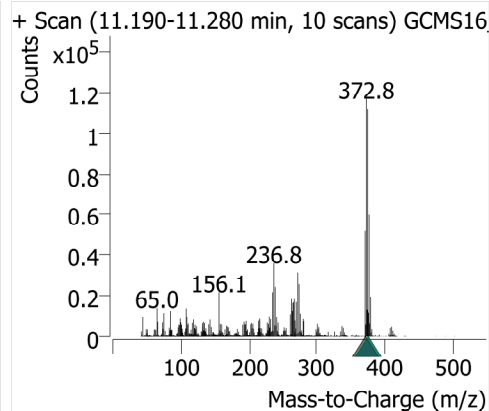
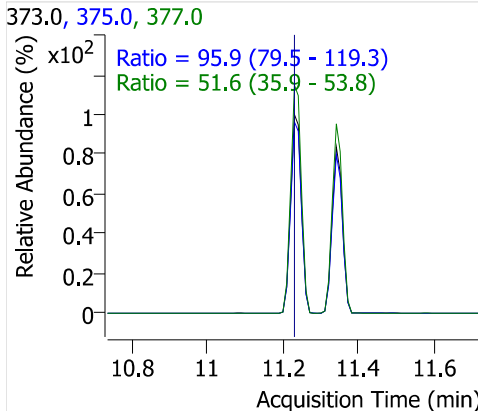
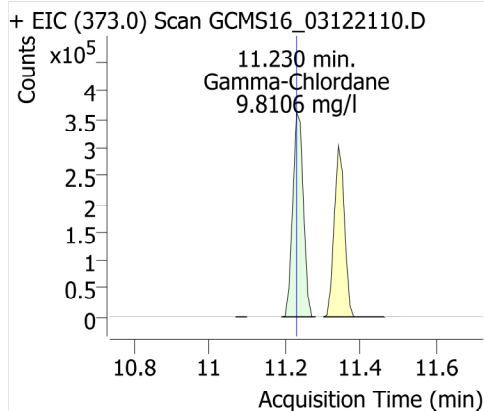
Aldrin



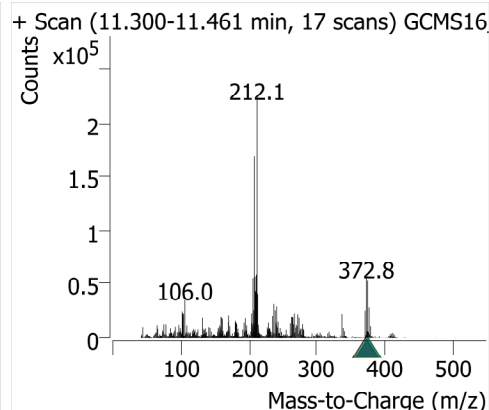
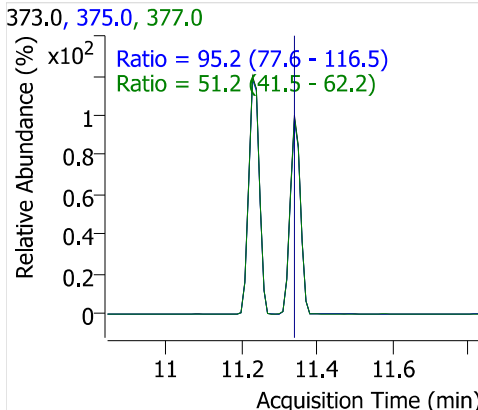
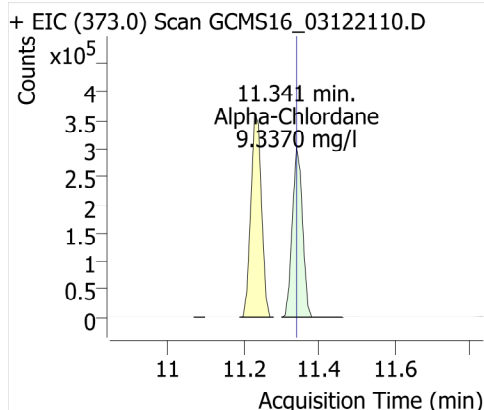
Heptachlor Epoxide (B)



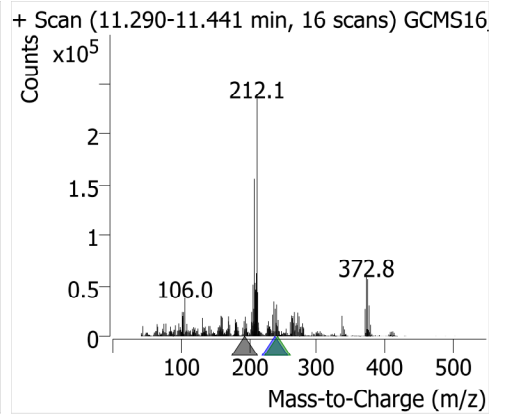
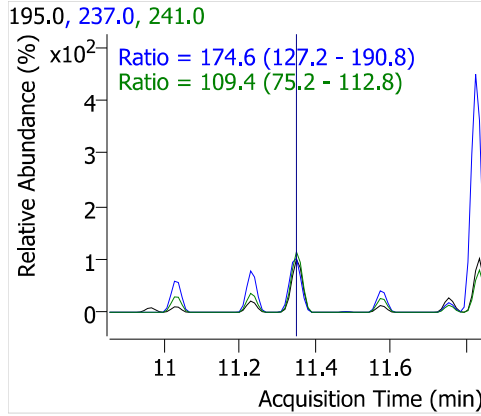
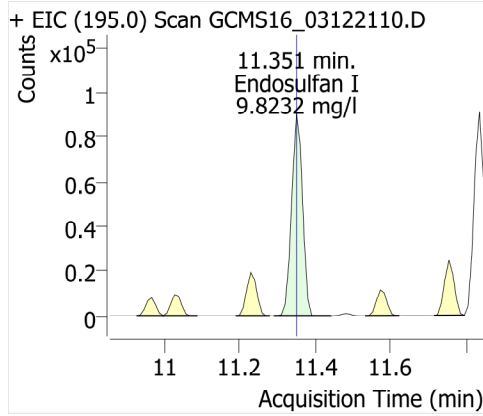
Gamma-Chlordane



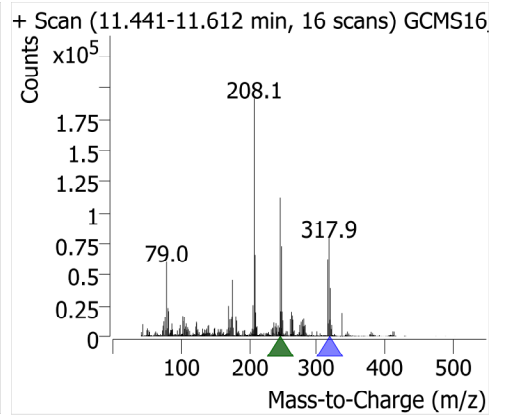
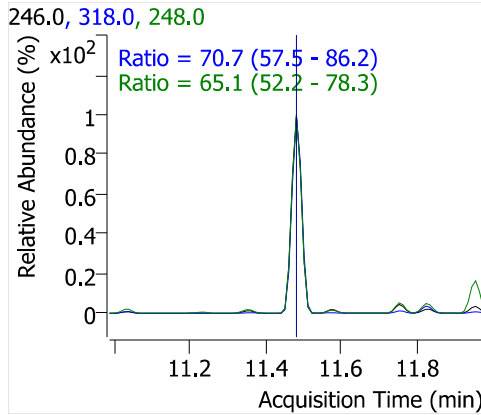
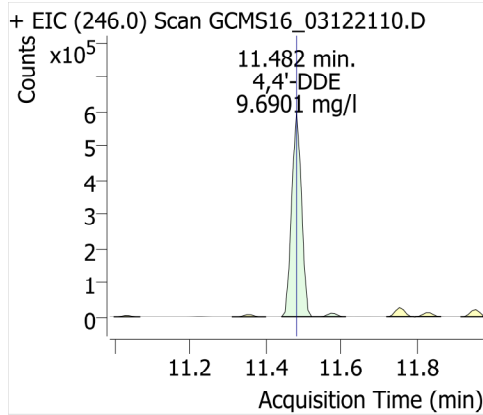
Alpha-Chlordane



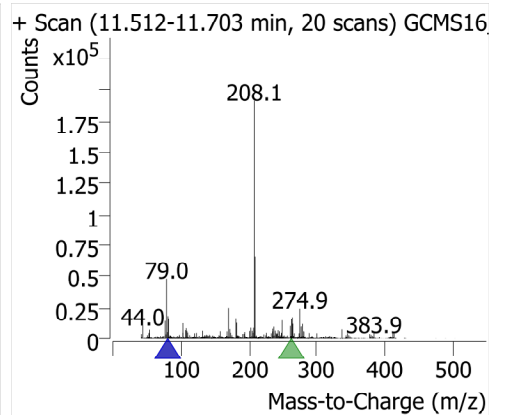
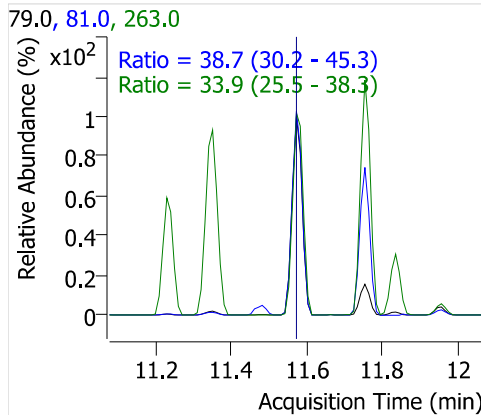
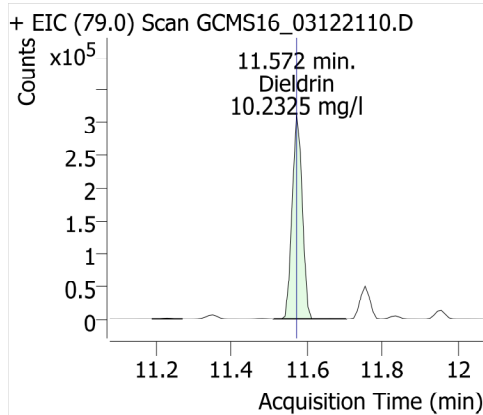
Endosulfan I



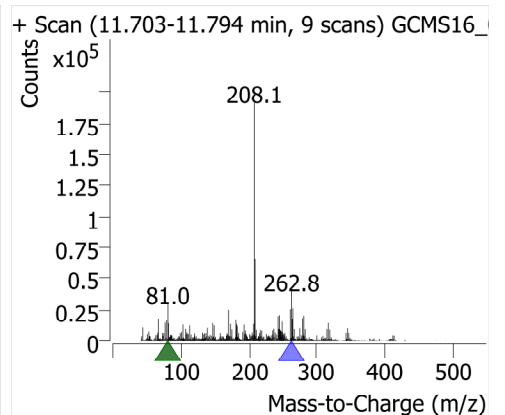
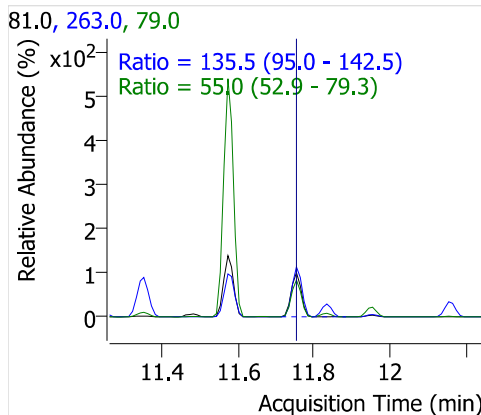
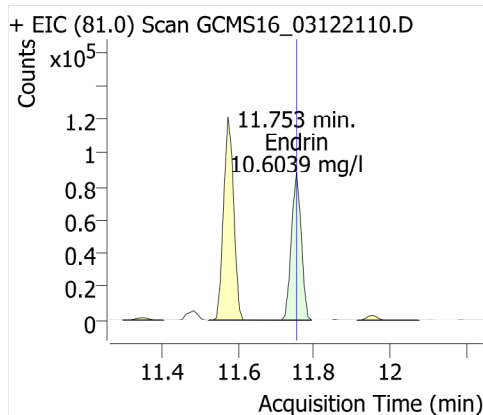
4,4'-DDE



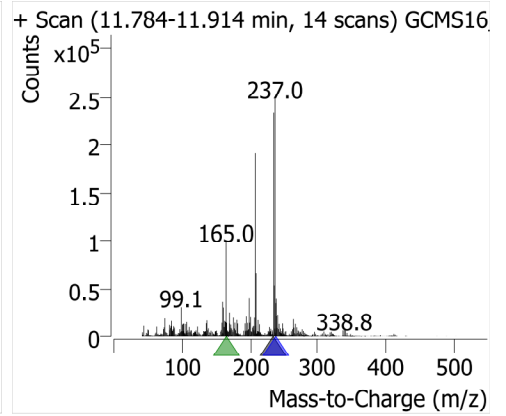
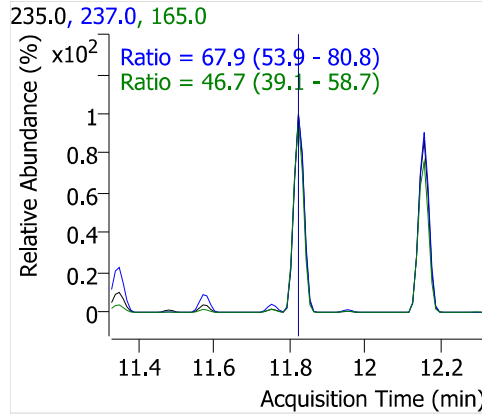
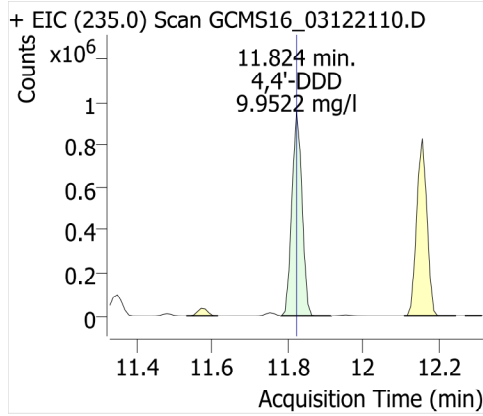
Dieldrin



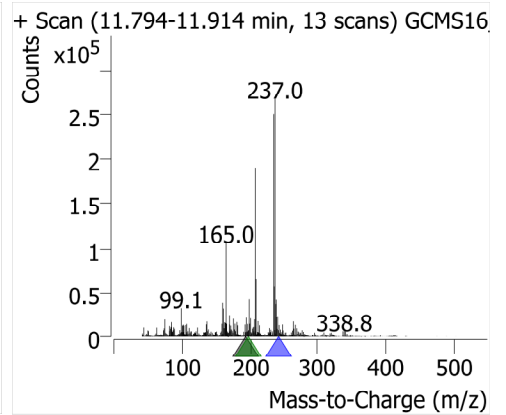
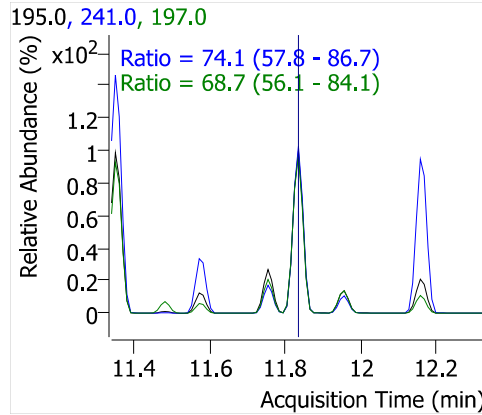
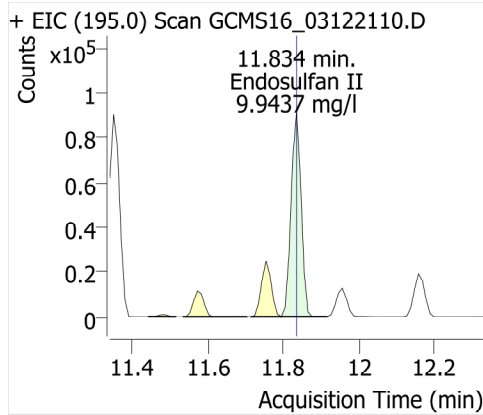
Endrin



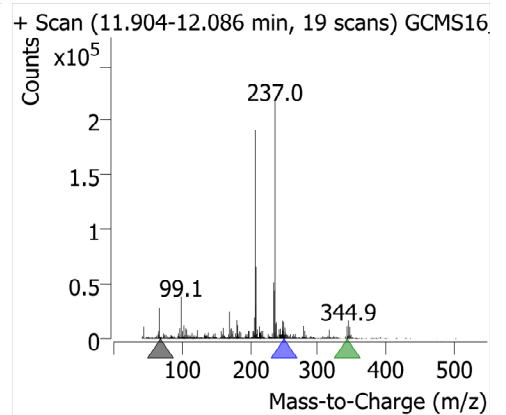
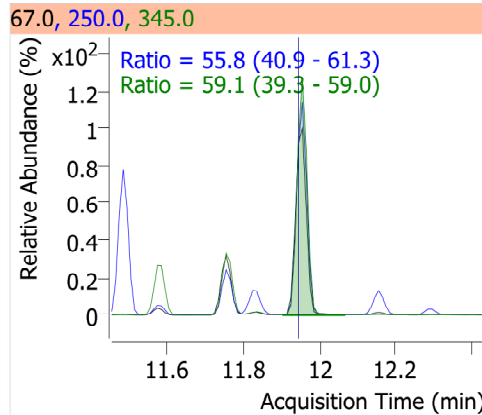
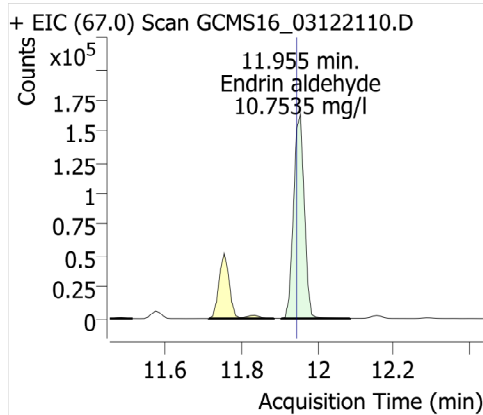
4,4'-DDD



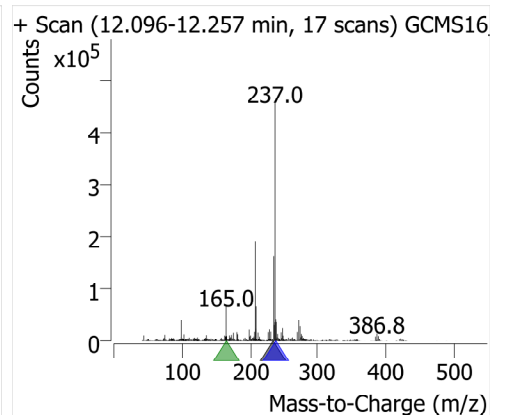
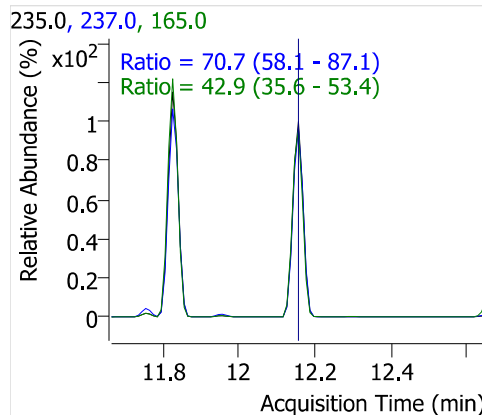
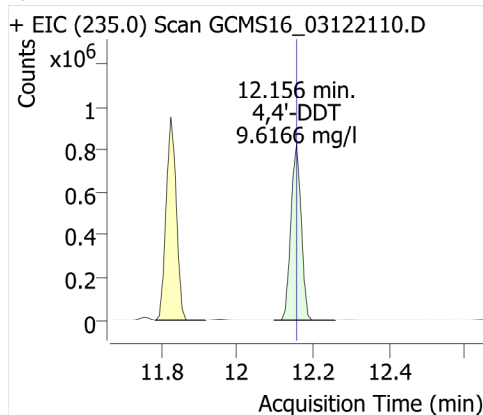
Endosulfan II



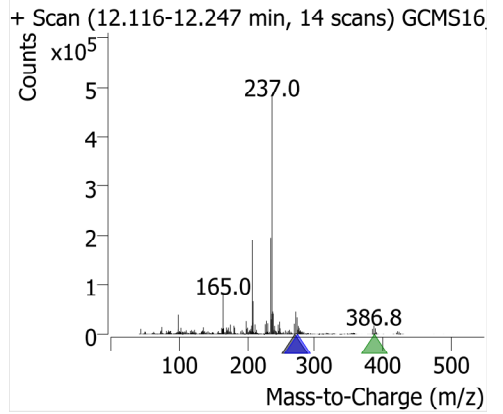
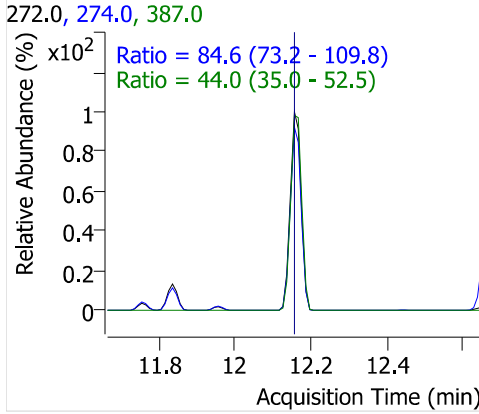
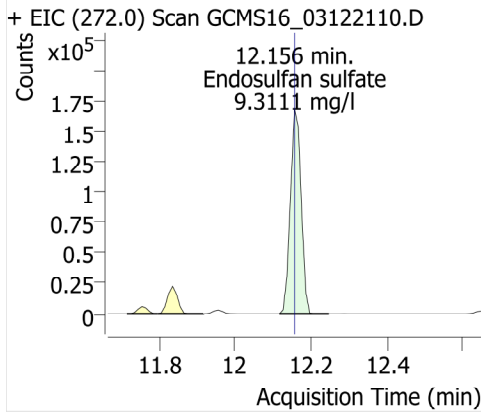
Endrin aldehyde



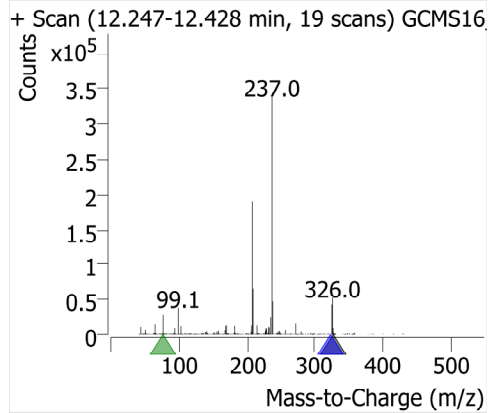
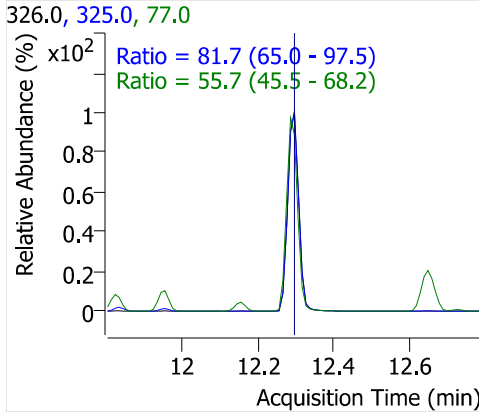
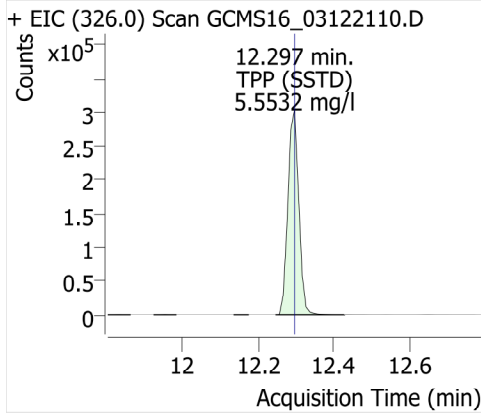
4,4'-DDT



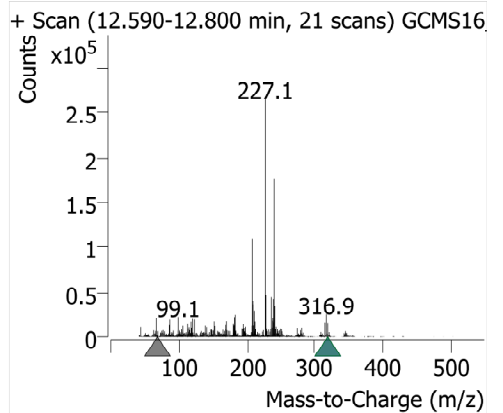
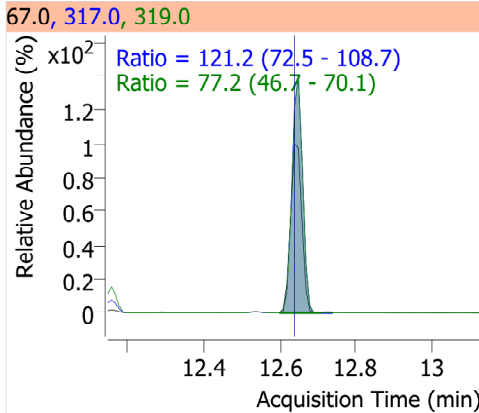
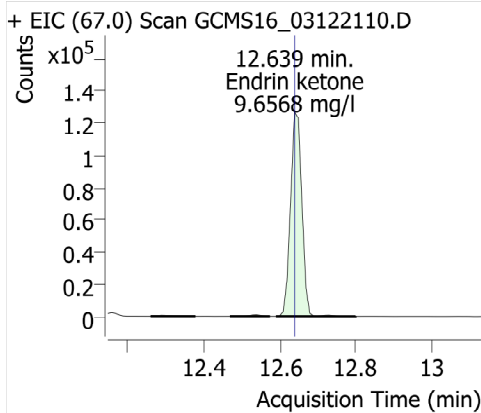
Endosulfan sulfate



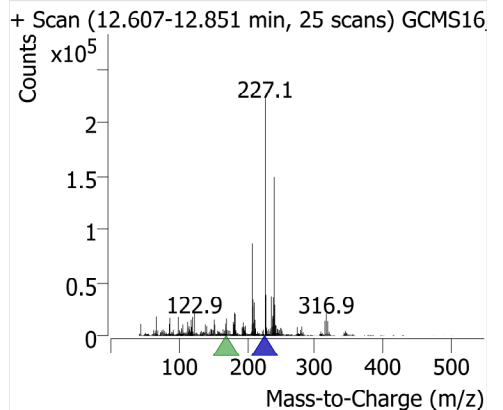
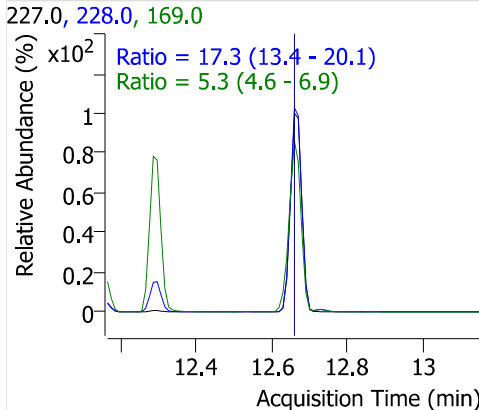
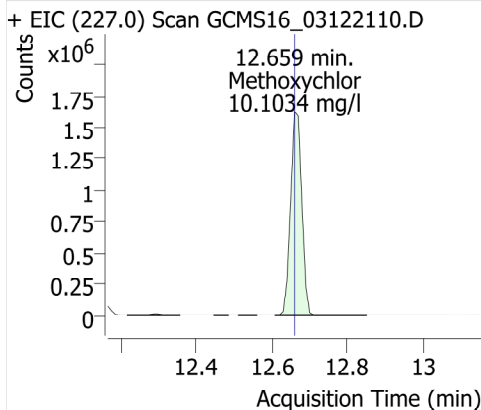
TPP (SSTD)



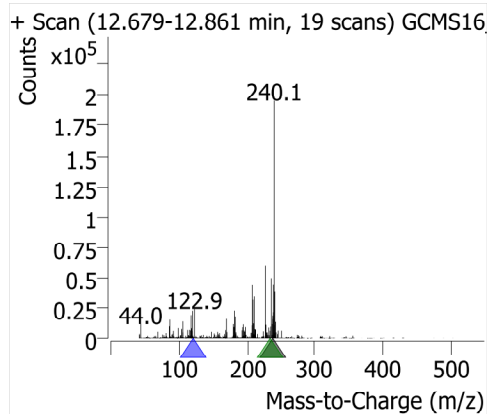
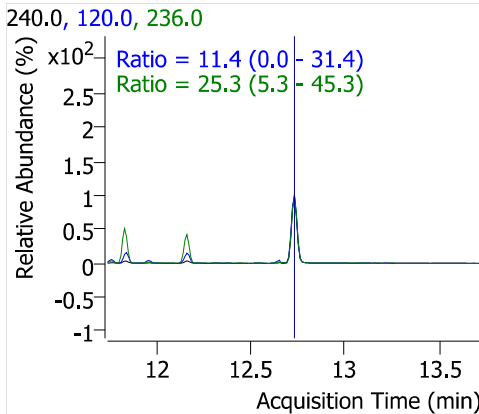
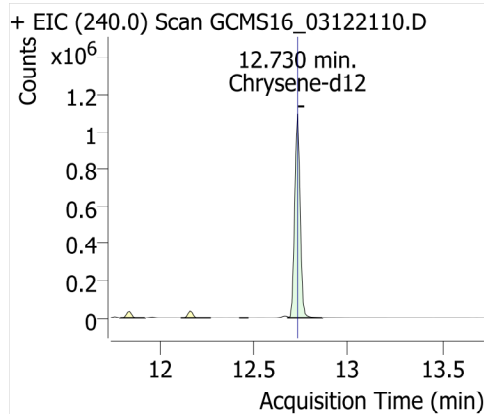
Endrin ketone



Methoxychlor



Chrysene-d12



Perylene-d12 (SSRD)

