

HAWAII STATE HEALTH PLANNING AND DEVELOPMENT AGENCY
 1177 Alakea Street, Suite 402 • Honolulu, HI 96813 • Phone: (808) 587-0788 • www.shpda.org
 Data Advisory Council - Plan Development Committee

DRAFT

Meeting Minutes

November 6, 2024 | 11:00 AM Hawaii Time

Virtually via Zoom and Physical Meeting Location at
 The Keoni Ana Building, 1177 Alakea Street, Suite 402

<https://www.zoomgov.com/rec/share/BuMFmez3UWa3qar8t3BISV/VQUmqwW41IDmXW0bxhGALse1C60WHUzgu72cNmIib.ecXGZL8HtJrE4whc>

Passcode:U2JjLaR&

MEMBERS: Rebecca Cai, Greg Carlson, Francis Chan, David Dobbs, Robert Hirokawa, Haley Hsieh, James Lin, Rahul Maitra, Greg Shimomura, Deborah Taira, Derek Vale, Cristina Vocalan, Kelley Withy

MEMBERS ABSENT: Alfred Herrera, Lance Ching, Harold Moscho, Ranjani Starr

GUESTS: Tosa Lobendahn, Caroline Kunitake

SHPDA: John Lewin, Wendy Nihoa, Terry Visperas

ATTENDANCE RECORD OF MEMBERS

Date	10/19/23	12/5/23	1/22/24	2/7/24	2/20/24	3/5/24	5/14/24	7/9/24	9/4/24	11/6/24
Rebecca Cai	/	X	X	X	X	X	X	X	X	X
Greg Carlson	/	/	/	X	X	X	X	O	X	X
Francis Chan	X	X	X	X	X	X	X	X	X	X
Lance Ching	X	O	O	O	X	O	X	X	X	O
David Dobbs	/	/	/	X	X	O	X	X	X	X
Alfred Herrera	X	X	X	X	X	O	O	X	O	O
Robert Hirokawa*	X	X	X	X	O	X	X	X	X	X
Glenn Hiyashida	/	/	/	/	/	/	/	/	/	/
Haley Hsieh	O	X	X	X	O	X	X	X	X	X
James Lin**	/	X	X	X	X	X	X	X	X	X
Harold Moscho	/	/	/	/	/	/	/	X	O	O
Greg Shimomura	/	/	/	/	/	/	/	O	X	X
Ranjani Starr	X	X	X	O	X	O	X	O	O	O
Deborah Taira	X	X	O	O	X	X	X	X	X	X
Derek Vale	X	X	X	X	X	X	X	X	X	X
Cristina Vocalan	X	X	X	X	X	X	O	X	X	X
Kelley Withy	X	X	O	X	O	X	X	X	X	X

Legend: X=Present; O=Absent; /=Not a member

*-Chair, **-Vice Chair

TOPIC	DISCUSSION	ACTION
Call to Order	A quorum was established. The meeting was called to order at 11:03 a.m. by Robert Hirokawa, Chairperson, Health Data Advisory Council (HDAC) presiding.	
Roll Call	<p>Member roll call.</p> <p>Guests: T. Lobendahn, Office Clerk, Senator San Buenaventura’s Office and Caroline Kunetake, Primary Care Coordinator, Department of Health, Office of Primary Care and Rural Health.</p> <p>R. Hirokawa requested edits to today’s meeting agenda from W. Nihoa, Comprehensive Health Planning Coordinator, State Health Planning and Development Agency (SHPDA). The following changes were proposed and accepted without objections: the addition of two items “4.a.vii” and “4.b.iv” as “Public Testimony”.</p>	
Minutes	<p>Motion to accept the minutes from July 9, 2024, and September 4, 2024 meetings.</p> <p>Vote: Unanimous. Motion carried.</p> <p>Public testimony. None.</p>	
Uninsured Permitted Interaction Group (PIG)	<p>Hawaii Health Information Exchange (HHIE). F. Chan, newly retired Chief Executive Office (CEO), HHIE, reported there was productive discussion from H. Hsieh, Executive Director, Laulima Data Alliance, Healthcare Association of Hawaii, and D.Taira, Professor, University of Hawaii, Hilo regarding the possibility of using standardized data from the American Community Survey Data (ACS) and supplement with data from other data sets from Hawaii Primary Care Association and HHIE that may provide more insight into the process.</p> <p>R. Maitra clarified that this is his first official meeting as a member, after attending previously as a guest. He was unable to attend the PIG but can now participate. F. Chan, retired CEO of HHIE, will continue as a "community member," while R. Maitra, HHIE CEO, will represent HHIE on the DAC.</p> <p>Laulima Data Alliance (Laulima): H. Hsieh presented an overview of the uninsured population using public data from the U.S. Census Bureau's</p>	

American Community Survey (<https://data.census.gov/profile/Hawaii?g=040XX00US15>) and the Henry J. Kaiser Family Foundation (KFF) (<https://www.kff.org/statedata/election-state-fact-sheets/hawaii/>), along with private "member-only" data from the Laulima Data Alliance (<https://dimensions.laulimadata.org>). A copy of the presentation is attached to these minutes.

Discussion regarding the notably high number of uninsured patients at Hilo Medical Center and the potential opportunity to explore a project addressing this issue. In addition, questioning the data points. Data will be shared with Hilo Medical Center to validate.

American Community Survey (ACS). D. Taira chose not to present the ACS data, noting that Laulima incorporates ACS along with other data sources, making it a more comprehensive resource. D. Taira volunteered, with H. Hsieh, to review the ACS data and draft a report. J. Lewin mentioned that Governor Green aims to identify uninsured citizens, understand the reasons, and ensure all keiki have medical insurance. The findings could be shared with legislators to support legislation for covering keiki (and citizens) who fall through the cracks and are ineligible for Medicare and Medicaid.

Motion to use the standard definition of "uninsured" as described in the American Community Survey. accept the minutes from July 9, 2024, and September 4, 2024, meetings.

Vote: Unanimous. Motion carried.

Public testimony. None.

Summary of discussion points related to the report:

- Target Audience. Broad - including the Governor, Legislators, Government agencies; and the public.
- Recommendations. In the form of observations of the data and any type of context to the data.
- J. Lewin will be presenting the report produced by the HDAC by circulating; and/or providing briefings.
- Formatting: hard and electronic versions; concise (1-pager, front and back).

J. Lewin, provided the following updates:

<p>Agency (SHPDA) Updates</p>	<ol style="list-style-type: none"> 1. AHEAD Grant. <ul style="list-style-type: none"> • Onboarding is underway for the AHEAD grant between DHS-MQD and SHPDA. • The Grant allows states flexibility by bringing on consultants. • Areas of focus: Primary Care, Hospital Global Budgets, Equity, spending in total and how it compares to inflation • Vision – Medicare, Medicaid, and Private – provide the same coverage and reimbursement strategy. 2. The All-Payer Claims Database will go live May/June 2025. Medicare Advantage data needs to be added. 3. 2025 Legislative Priorities. Prior Authorizations was presented and discussed. SHPDA is exploring the use of technology to streamline prior authorization decisions at the point of care. <p>A short discussion followed.</p> <p>Public testimony. None.</p>	
<p>Announcements</p>	<p>Members of the Uninsured PIG to remain online after this meeting.</p>	
<p>Next Meeting</p>	<p>The next meeting will be determined via poll by W. Nihoa.</p>	<p>W. Nihoa will survey members to determine the date and time for the next meeting.</p>
<p>Adjournment</p>	<p>The meeting was adjourned at 12:02 p.m.</p>	

**Hawaii State Health Planning and Development Agency
Data Advisory Council - Uninsured Permitted Interaction Group**



November 6, 2024

Hawaii Uninsured Data Sources

Public data:



<https://data.census.gov/profile/Hawaii?g=040XX00US15>



<https://www.kff.org/statedata/election-state-fact-sheets/hawaii/>

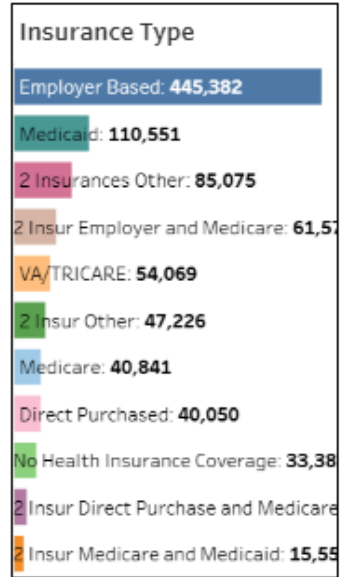
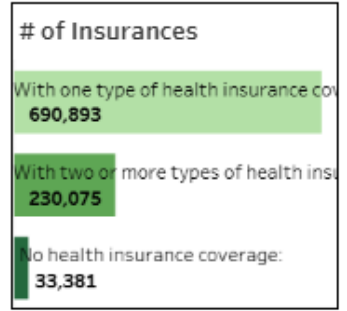
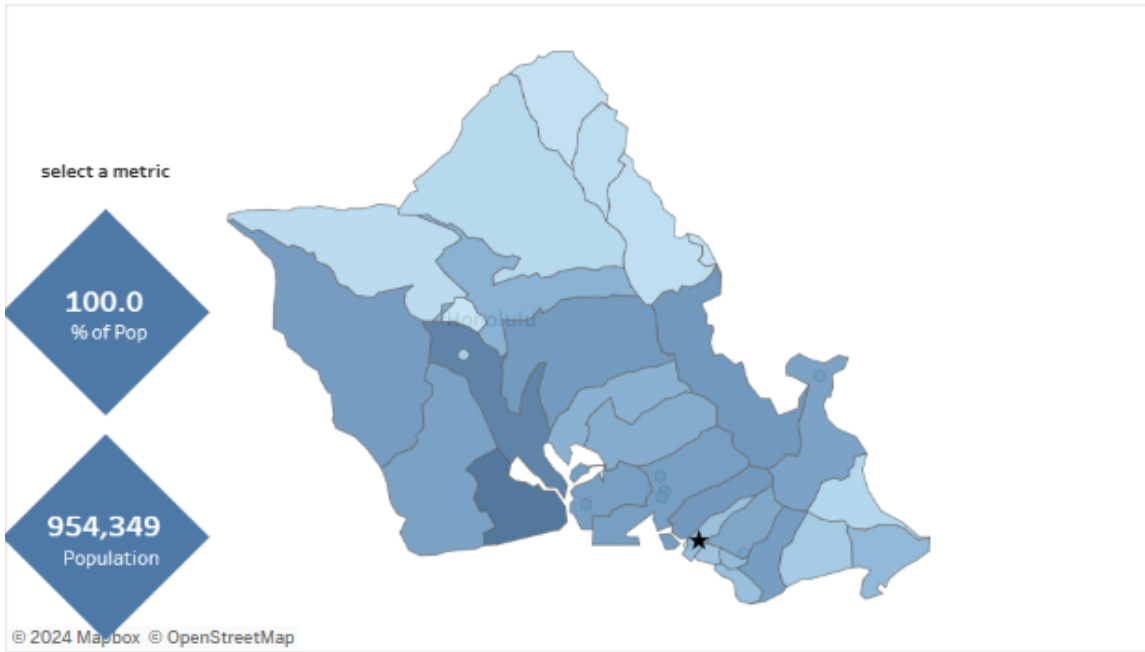
Member only data:



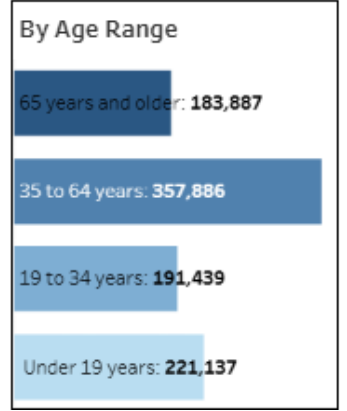
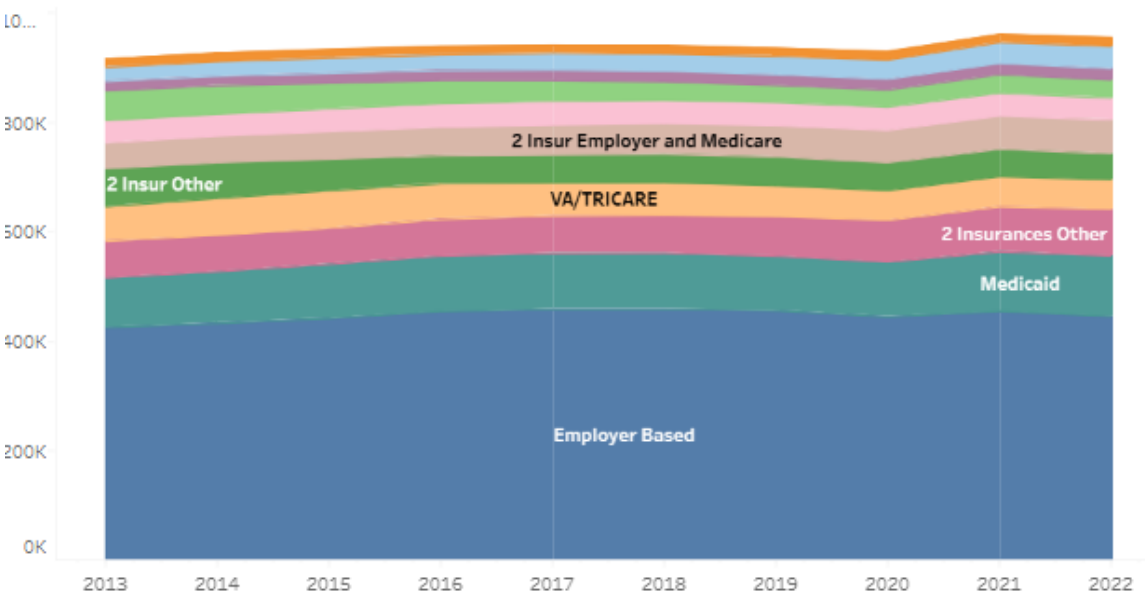
<https://dimensions.laulimadata.org>



	Hawaii									
	Total		Insured		Percent Insured		Uninsured		Percent Uninsured	
Label	Estimate	Margin of Error	Estimate	Margin of Error	Estimate	Margin of Error	Estimate	Margin of Error	Estimate	Margin of Error
Civilian noninstitutionalized population	1,378,162	±2,721	1,333,829	±5,140	96.8%	±0.3	44,333	±4,486	3.2%	±0.3
SEX										
Male	673,111	±2,884	650,097	±3,919	96.6%	±0.5	23,014	±3,203	3.4%	±0.5
Female	705,051	±2,251	683,732	±3,404	97.0%	±0.3	21,319	±2,450	3.0%	±0.3
LIVING ARRANGEMENTS										
In family households	1,166,452	±8,198	1,131,885	±9,233	97.0%	±0.4	34,567	±4,328	3.0%	±0.4
NATIVITY AND U.S. CITIZENSHIP STATUS										
Native born	1,126,763	±9,692	1,093,533	±10,603	97.1%	±0.3	33,230	±3,799	2.9%	±0.3
Foreign born	251,399	±9,480	240,296	±9,357	95.6%	±0.8	11,103	±2,112	4.4%	±0.8
EDUCATIONAL ATTAINMENT										
Civilian noninstitutionalized population 26 years and over	971,273	±3,464	942,050	±4,999	97.0%	±0.4	29,223	±3,459	3.0%	±0.4
EMPLOYMENT STATUS										
Civilian noninstitutionalized population 19 to 64 years	770,029	±3,470	736,337	±4,929	95.6%	±0.5	33,692	±3,684	4.4%	±0.5
WORK EXPERIENCE										
Civilian noninstitutionalized population 19 to 64 years	770,029	±3,470	736,337	±4,929	95.6%	±0.5	33,692	±3,684	4.4%	±0.5
HOUSEHOLD INCOME (IN 2023 INFLATION-ADJUSTED DOLLARS)										
Total household population	1,361,525	±2,721	1,318,491	±5,219	96.8%	±0.3	43,034	±4,556	3.2%	±0.3
RATIO OF INCOME TO POVERTY LEVEL IN THE PAST 12 MONTHS										
Civilian noninstitutionalized population for whom poverty status is determined	1,365,047	±3,721	1,322,562	±5,801	96.9%	±0.3	42,485	±4,344	3.1%	±0.3
RACE AND HISPANIC OR LATINO ORIGIN										
White alone	285,214	±3,573	274,632	±4,044	96.3%	±0.6	10,582	±1,725	3.7%	±0.6

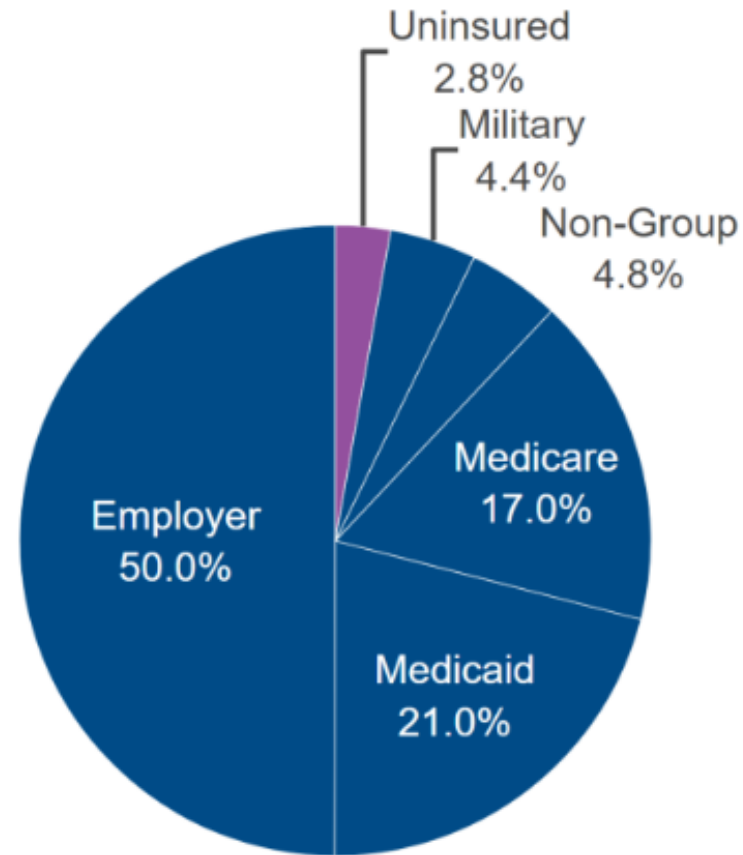


Health Insurance Coverage Overtime

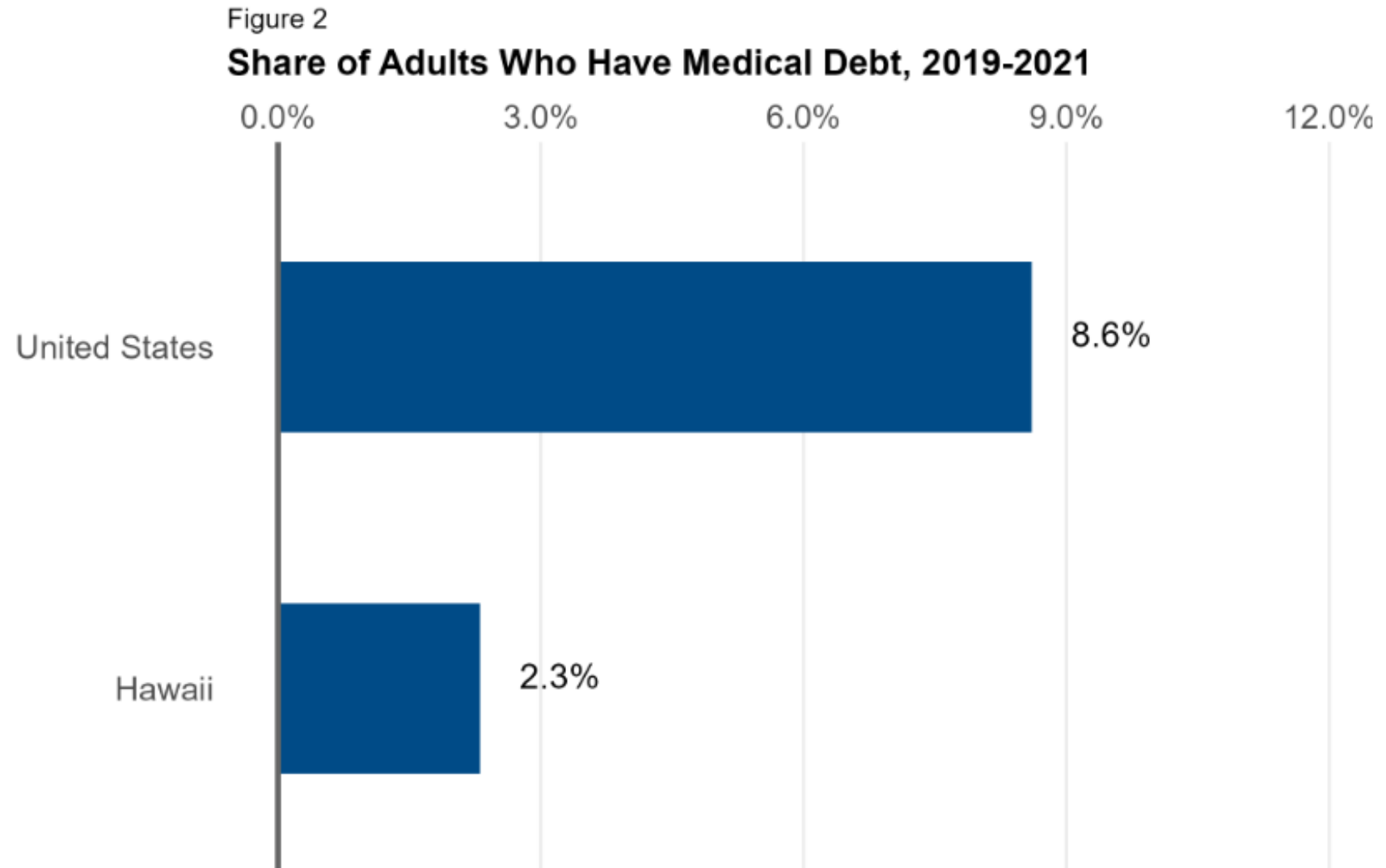


In Hawaii, there were 38,400 uninsured people in 2023. That's 2.8% of the state's population compared to 8.0% of the U.S. population being uninsured.

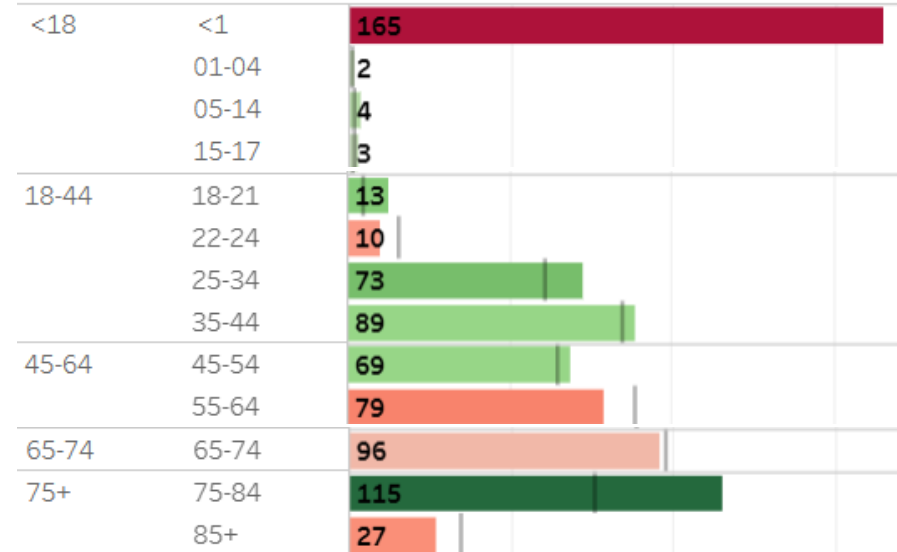
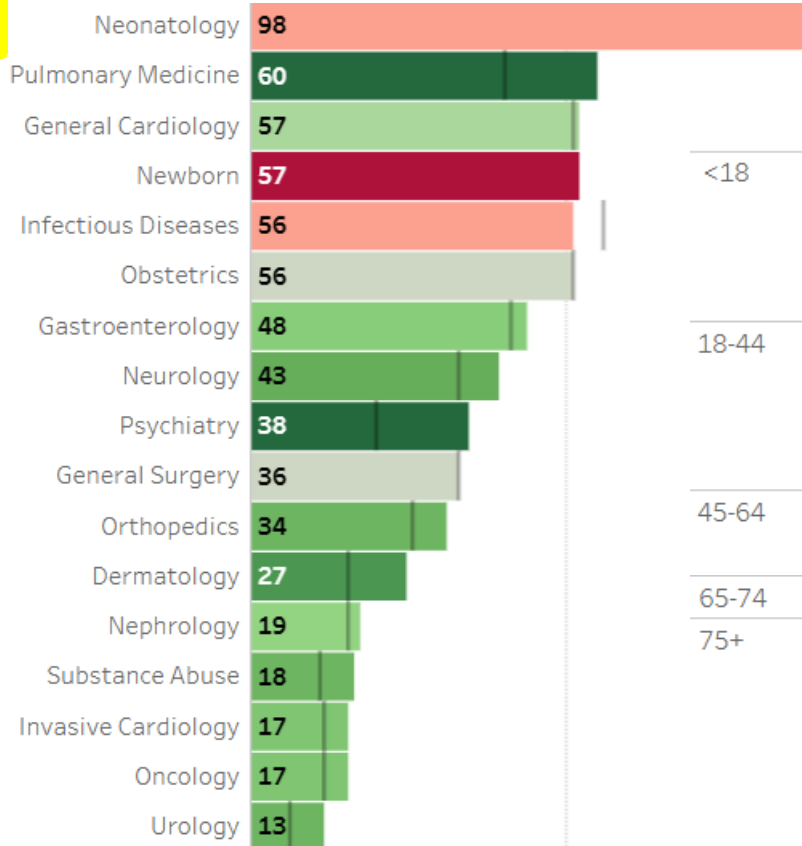

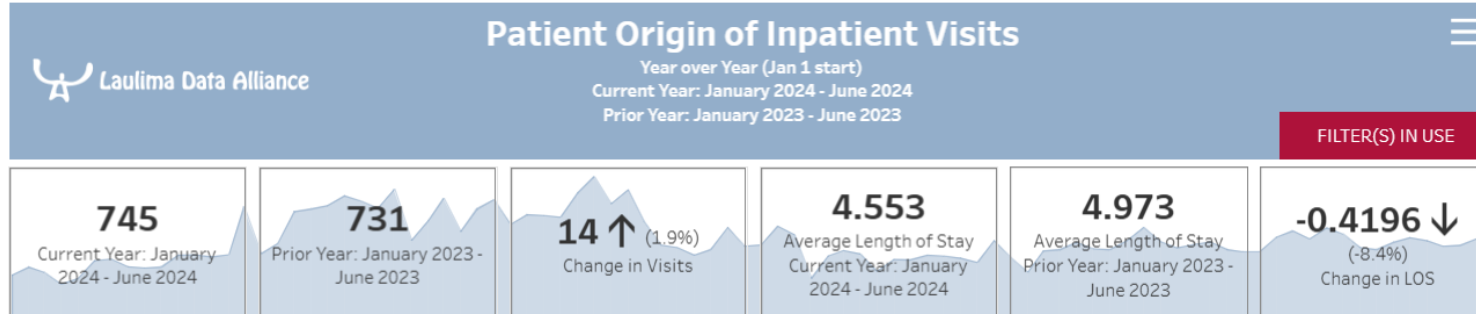
Figure 1
Health Insurance Coverage of the Total Population



About 20,000 or 2.3% of adults in Hawaii report having medical debt in a given year from 2019 and 2021. The U.S. average of people reporting medical debt is 8.6%.



Uninsured Discharged from Hawaii hospitals during first six months of 2024



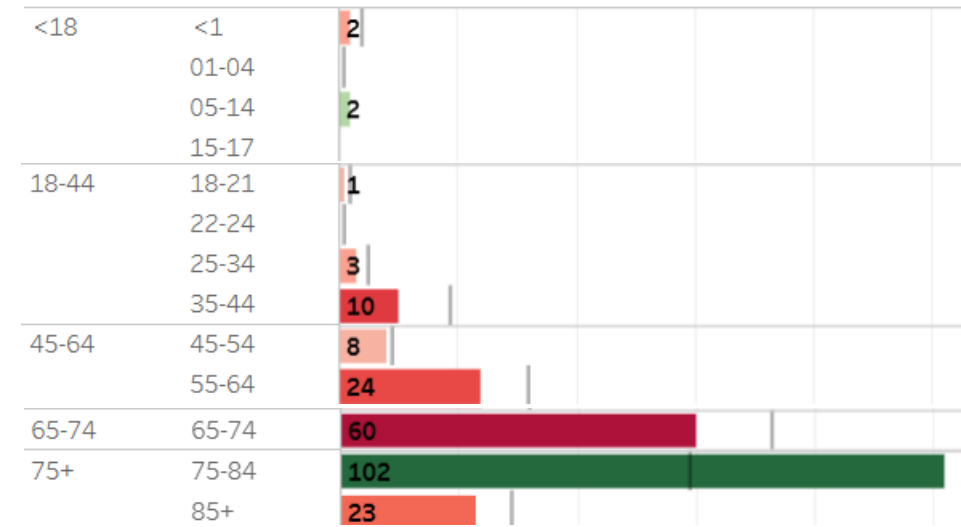
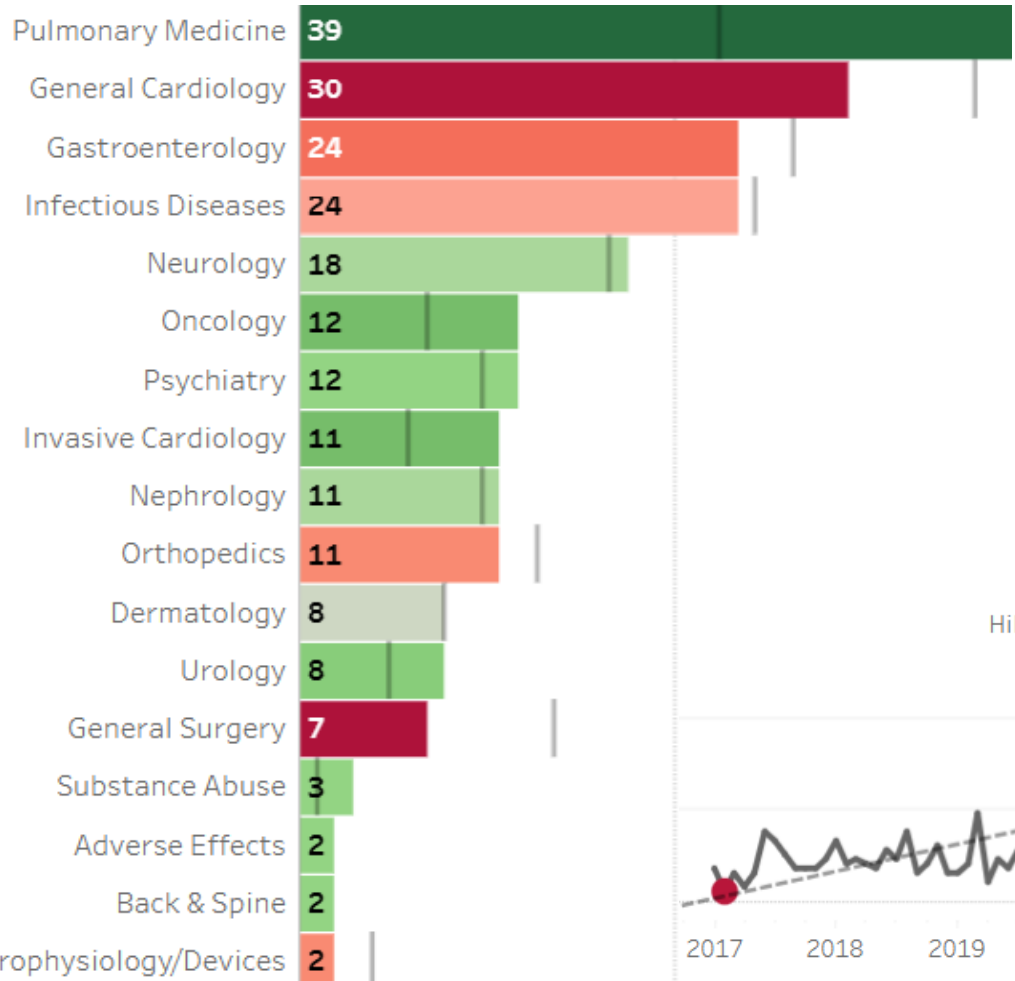
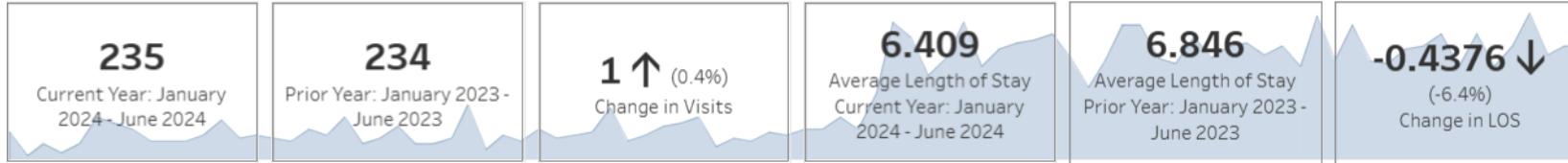


Patient Origin of Inpatient Visits

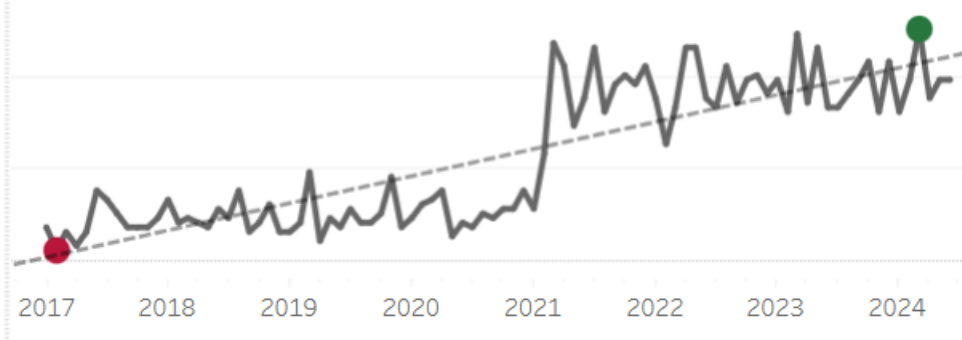
Year over Year (Jan 1 start)
 Current Year: January 2024 - June 2024
 Prior Year: January 2023 - June 2023



FILTER(S) IN USE



Hilo - Hilo Medical Center Trend



Uninsured ED Treat & Release from Hawaii hospitals during first six months of 2024

Hilo - Hilo Medical Center : 1,359

Honolulu - The Queen's Medical Center : 775

Wailuku - Maui Memorial Medical Center : 657

Honolulu - Kapiolani Medical Center for Women and Children : 567

Honolulu - Straub Medical Center : 528

Ewa Beach - The Queen's Medical Center West Oahu : 487

Kealahou - Kona Community Hospital : 411

Kailua - Adventist Health Castle : 364

Aiea - Pali Momi Medical Center : 320

Honolulu - Kaiser Permanente Moanalua Medical Center : 232

Pahala - Kau Hospital : 171

Lihue - Wilcox Medical Center : 170

Kamuela - North Hawaii Community Hospital : 166

Honolulu - Kuakini Medical Center : 161

Kapaa - Samuel Mahelona Memorial Hospital : 126

Waimea - Kauai Veterans Memorial Hospital : 49

Honokaa - Hale Hoola Hamakua : 46

Kula - Kula Hospital : 31

Kaunakakai - Molokai General Hospital : 24

Kapaau - Kohala Hospital : 13

Lanai City - Lanai Community Hospital : 6

Injury, Poisoning, Certain Consequences of Ext Causes: 1,721

Symptoms, Signs, Abnormal Clinical Lab Findings: 954

Diseases of the Respiratory System: 556

Diseases of the Musculoskeletal System, Connective Tissue: 535

Invalid PDX: 361

Diseases of the Skin and Subcutaneous Tissue: 359

Mental, Behavioral and Neurodevelopmental Disorders: 356

Diseases of the Digestive System: 348

Diseases of the Circulatory System: 344

Diseases of the Genitourinary System: 312

Diseases of the Nervous System: 230

Certain Infectious and Parasitic Diseases: 205

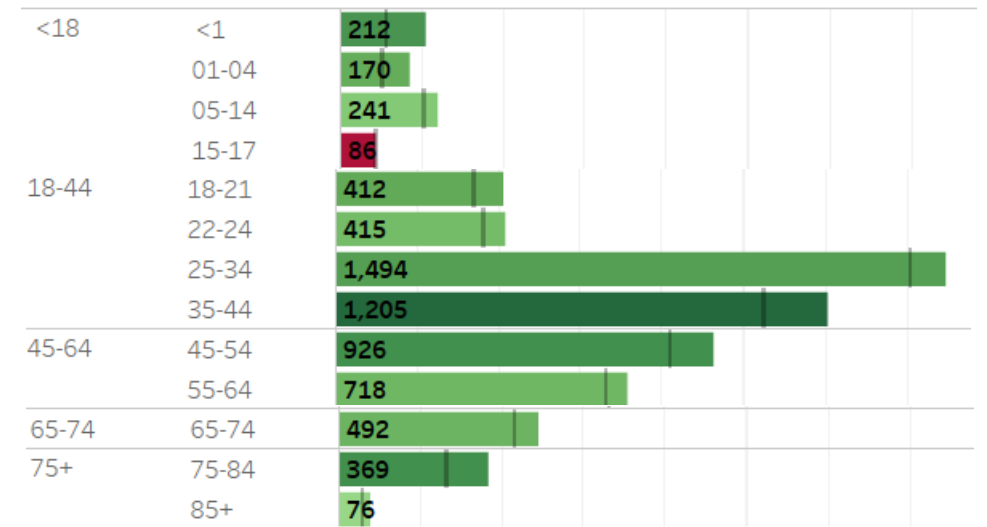
Diseases of the Ear and Mastoid Process: 120

Factors Influencing Health Status, Contact w Health Services: 100

Diseases of the Eye and Adnexa: 92

Pregnancy, Childbirth and the Puerperium: 91

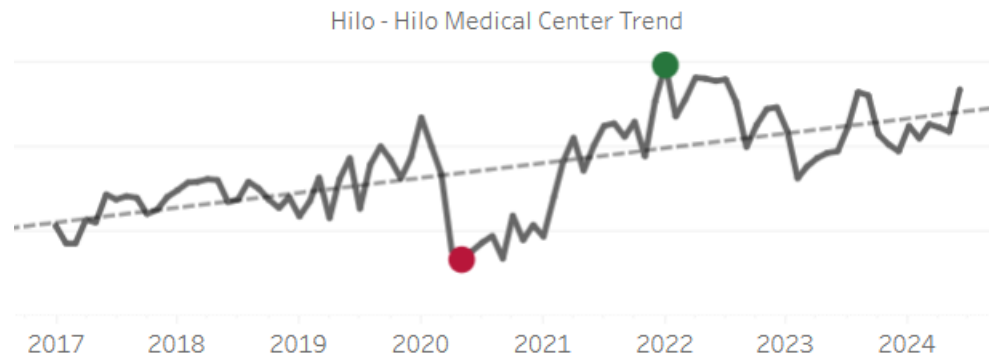
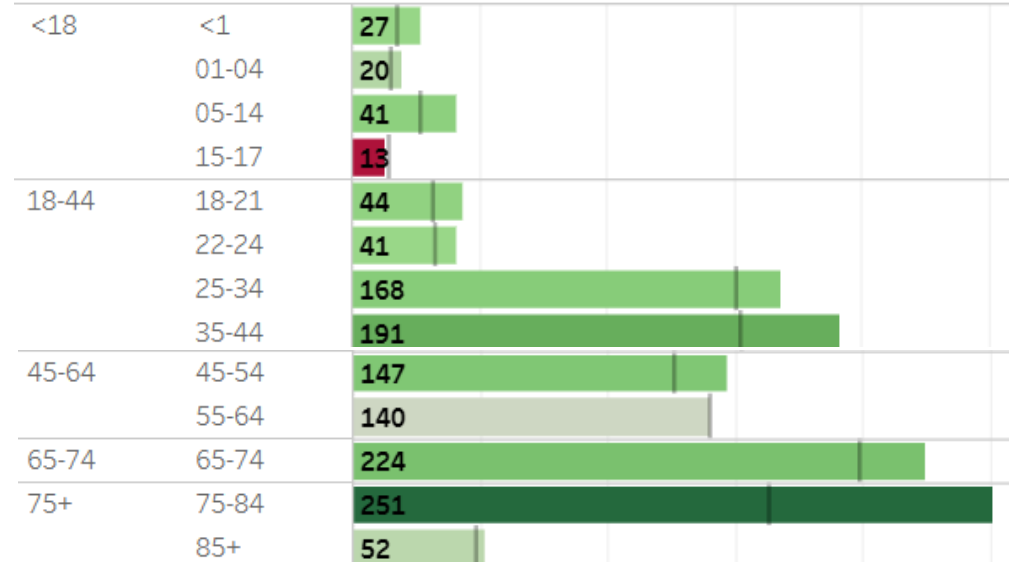
Endocrine, Nutritional and Metabolic Diseases: 71





Patient Origin of Outpatient Visits

Year over Year (Jan 1 start)
 Current Year: January 2024 - June 2024
 Prior Year: January 2023 - June 2023





Laulima Data Alliance

Haley Hsieh, MHA

Executive Director

(808) 347-0348

hhsieh@laulimadata.org

Tang Song

Sr. Data Analyst

(808) 699-0382

tsong@laulimadata.org