



STATE OF HAWAII
DEPARTMENT OF HEALTH
 4348 Waiialae Avenue, #648
 Honolulu, Hawaii 96816



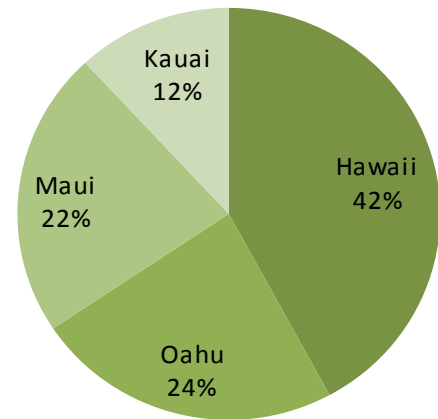
Medical Marijuana (329) Registry Program

The following data is valid for June 30, 2016

Number of Patients as % of Total Patients

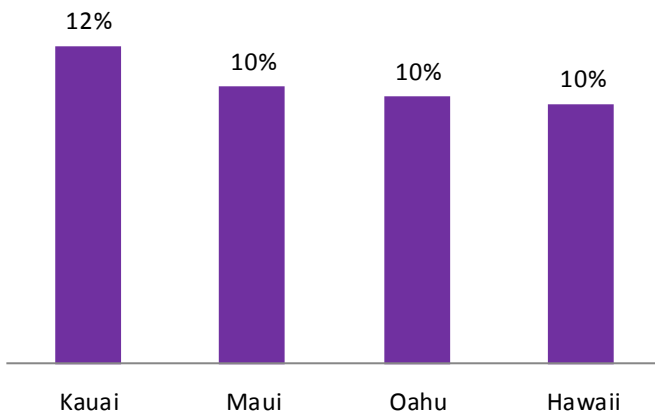
June 30, 2016

County Name	Patient	Caregiver
Hawaii	6,101	591
Oahu	3,408	339
Maui	3,260	337
Kauai	1,723	204
	14,492 ¹	1,471



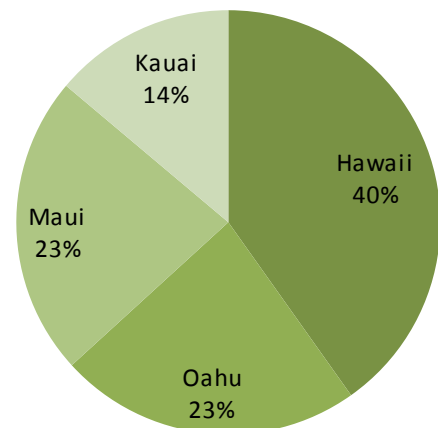
Number of Caregivers as % of County Patients

June 30, 2016



Number of Caregivers as % of Total Caregivers

June 30, 2016

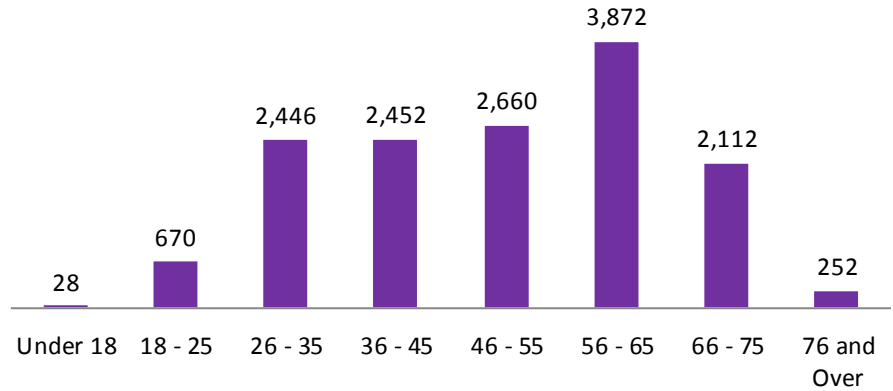


¹ 88 Different physicians certified the 14,492 patients that were valid on June 30, 2016.

Age Range	Patient Count	%
Under 18	28	0.19%
18 - 25	670	4.62%
26 - 35	2,446	16.88%
36 - 45	2,452	16.92%
46 - 55	2,660	18.35%
56 - 65	3,872	26.72%
66 - 75	2,112	14.57%
76 +	252	1.74%
	14,492	

Patient Distribution by Age

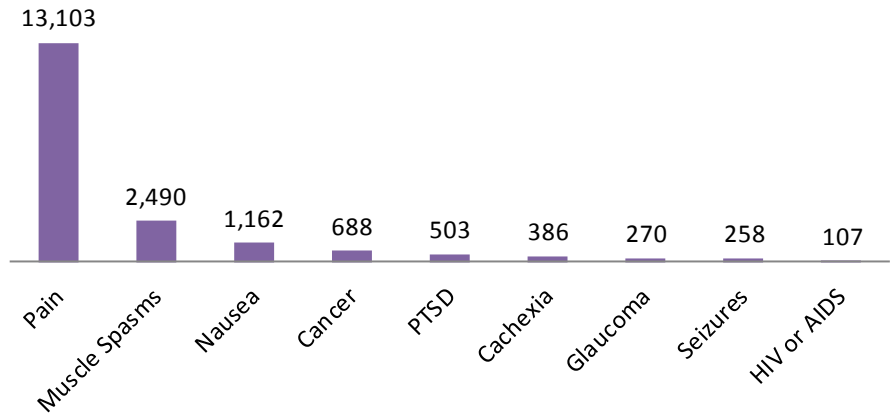
June 30, 2016



All Conditions		
Condition	Patient Count	%
Pain	13,103	69.08%
Muscle Spasms	2,490	13.13%
Nausea	1,162	6.13%
Cancer	688	3.63%
PTSD	503	2.65%
Cachexia	386	2.04%
Glaucoma	270	1.42%
Seizures	258	1.36%
HIV or AIDS	107	0.56%
	18,967 ²	

Patient Distribution by Condition

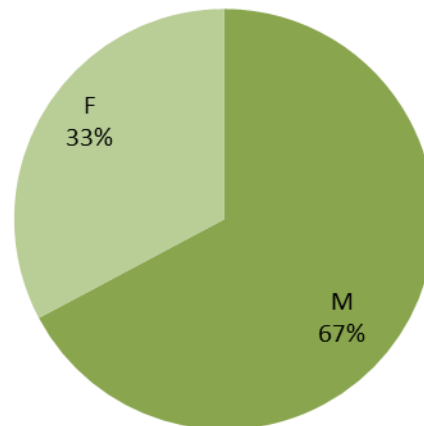
June 30, 2016



Patient Distribution by Gender

June 30, 2016

Gender	Gender Count	%
M	9,735	67.17%
F	4,748	32.76%
MF	6	0.04%
FM	3	0.02%
	14,492	



² Patients may be diagnosed with multiple conditions.