




STATE OF HAWAII
DEPARTMENT OF HEALTH
4348 Waialae Avenue, #648
Honolulu, Hawaii 96816



Medical Cannabis (329) Registry Program

The statistics presented in this report are based on Medical Cannabis Registry data as of
October 31, 2025

IN-STATE Patient Data

IN-STATE Patients with a Valid Medical Cannabis Registration	
28,957	Patients have a valid medical cannabis registration.
Applications Issued	
434	New patient applications were issued between October 1, 2025, to October 31, 2025.
1,354	Renewal patient applications were issued between October 1, 2025, to October 31, 2025.
Caregiver Totals	
2,389	Caregivers are caring for registered patients.
Physician/APRN Totals	
242	Physicians/APRNs have certified one or more patients currently registered for the medical use of cannabis as of October 31, 2025.

Demographic Information

Table 1. Registered Patients by Age and Gender

Gender	Average Age	Percentage on Registry
Male	53	57.29%
Female	51	42.46%
X/non-binary	39	0.25%

Table 2. Frequency of Conditions

Reported Condition	Number of Patients' Certified Condition	Percentage of Patients' Certified Condition*
Severe Pain	24,046	83.04%
PTSD	5,300	18.30%
Persistent Muscle Spasms	1,771	6.12%
Severe Nausea	1,749	6.04%
Malignant Neoplasm (Cancer)	1,742	6.02%
Glaucoma	540	1.86%
Rheumatoid Arthritis	509	1.76%
Seizures	316	1.09%
Cachexia/Wasting Syndrome	296	1.02%
HIV	183	0.63%
Epilepsy	149	0.51%
Lupus	123	0.42%
Multiple Sclerosis	73	0.25%
ALS	4	0.01%

*Does not add to 100% as some patients report more than one debilitating condition.

Table 3. Registered Patient Total and the Top 3 Most Common Certified Conditions by Age

Age Group	Patient Total & % by Age	Most Common Certified Condition	2nd Most Common Certified Condition	3rd Most Common Certified Condition
0-10	*	*Seizures	*Malignant Neoplasm (Cancer)	N/A
11-17	12 (0.04%)	*Severe Pain	*PTSD	*Seizures
18-25	967 (3.34%)	Severe Pain (673)	PTSD (334)	Severe Nausea (98)
26-35	3,823 (13.20%)	Severe Pain (2,908)	PTSD (1,087)	Severe Nausea (380)
36-45	6,125 (21.15%)	Severe Pain (4,996)	PTSD (1,416)	Severe Nausea (429)
46-55	5,384 (18.59%)	Severe Pain (4,583)	PTSD (1,013)	Persistent Muscle Spasm (375)
56-65	5,384 (18.59%)	Severe Pain (4,624)	PTSD (742)	Malignant Neoplasm (Cancer) (404)
66-75	5,578 (19.26%)	Severe Pain (4,841)	Malignant Neoplasm (Cancer) (614)	PTSD (543)
76 & Older	1,680 (5.80%)	Severe Pain (1,415)	Malignant Neoplasm (Cancer) (273)	PTSD (161)

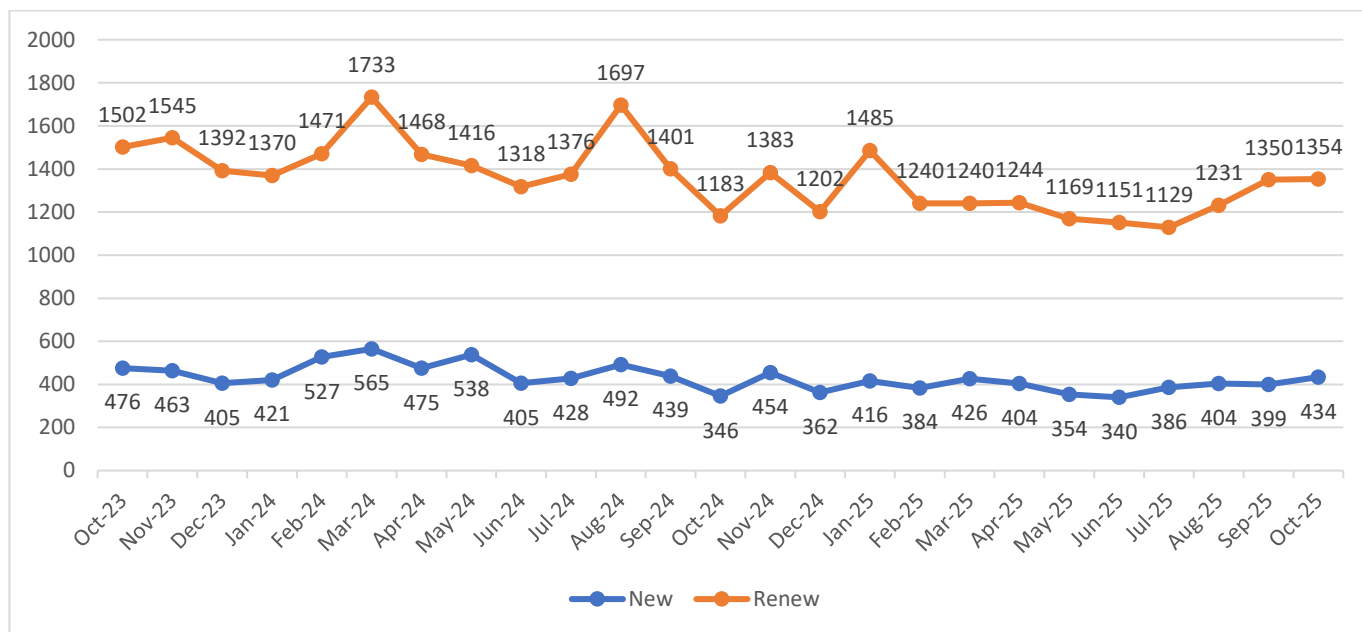
*Patient count is not reportable

Table 4. Registered Patients, Caregivers, and Top 3 Most Common Certified Conditions by County

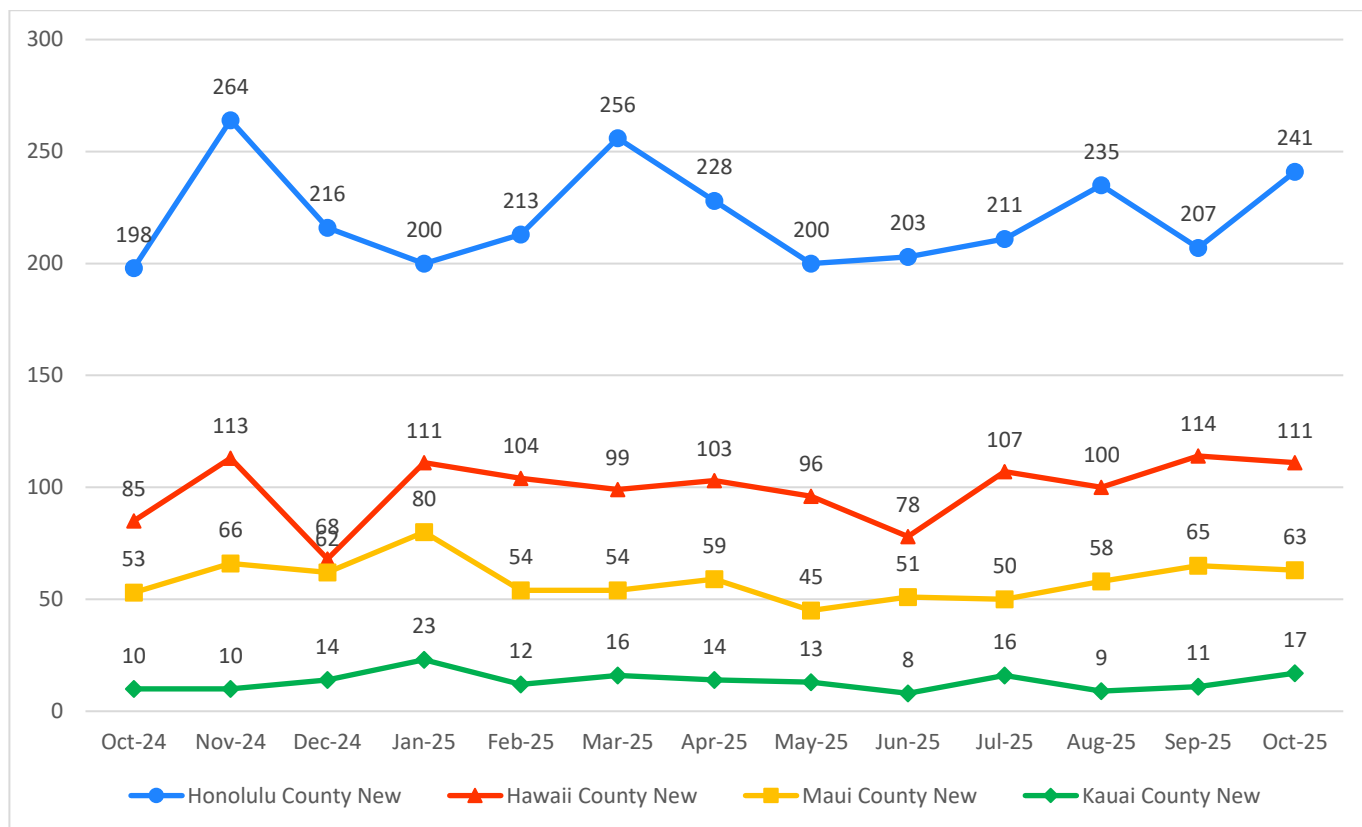
County	Number of Patients	Number of New Patients	Number of Renewed Patients	Number of Caregivers	Most Common Certified Condition	2nd Most Common Certified Condition	3rd Most Common Certified Condition
Honolulu	14,354	241	684	1,387	Severe Pain (11,333)	PTSD (3,183)	Malignant Neoplasm (Cancer) (980)
Hawaii	7,999	111	385	587	Severe Pain (6,931)	PTSD (1,302)	Persistent Muscle Spasms (772)
Maui	5,023	63	218	330	Severe Pain (4,417)	PTSD (625)	Persistent Muscle Spasms (281)
Kauai	1,555	17	67	82	Severe Pain (1,346)	PTSD (186)	Severe Nausea (167)
Out of state**	26	*	*	*	Severe Pain (19)	*Persistent Muscle Spasms	* PTSD

*Patient count is not reportable; **Registered using an out of state residential address or unknown address.

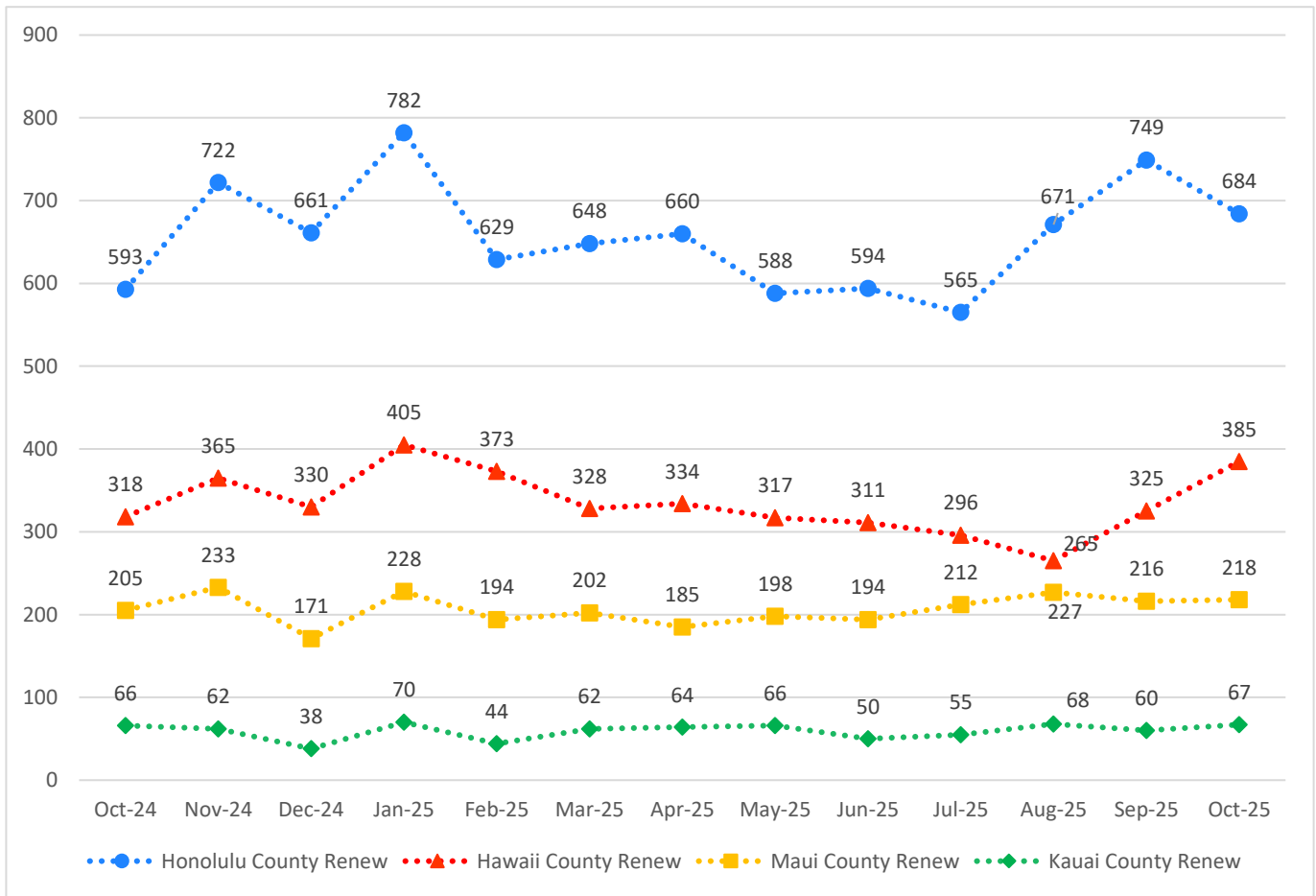
Graph 1. Number of Approved Applications: New Applications vs Renewal Applications, October 2023 – October 2025



Graph 2. Number of Approved New Applications by County October 2024 – October 2025



**Graph 3. Number of Approved Renewal Applications by County
October 2024 – October 2025**



OUT-OF-STATE Patient Data

875	Visitors from 30 states, territories, and the District of Columbia are registered as out-of-state patients.
234	*Visitors have approved registrations that are waiting for activation.
4,118	Year-to-date number of out-of-state registered patients (January 1, 2025 – October 31, 2025)

*Out-of-State patient registration cards are scheduled to become valid after October 31, 2025

Demographic Information

Table 1. Patients by Age and Gender

Gender	Average Age	*Percentage on Registry
Male	49	57.49%
Female	47	42.06%

*The number of X/non-binary applicants is not reportable at this time.

Table 2. Top 3 Certified Conditions*

1st Certified Condition by number and percentage	2nd Certified Condition by number and percentage	3rd Certified Condition by number and percentage
Severe Pain (572, 65.37%)	PTSD (273, 31.20%)	Severe Nausea (124, 14.17%)

*Breakdown by age is not available at this time.

Table 3. Top 3 Visiting States

1st Visiting State by number and percentage	2nd Visiting State by number and percentage	3rd Visiting State by number and percentage
Florida (113, 12.91%)	Arizona (96, 10.97%)	Utah (80, 9.14%)

Graph 1. Number of Approved Applications: October 2024 – October 2025

