




**STATE OF HAWAII**  
**DEPARTMENT OF HEALTH**  
4348 Waiālae Avenue, #648  
Honolulu, Hawaii 96816



## Medical Cannabis (329) Registry Program

The statistics presented in this report are based on Medical Cannabis Registry data as of  
September 30, 2025

### IN-STATE Patient Data

IN-STATE Patients with a Valid Medical Cannabis Registration	
29,057	Patients have a valid medical cannabis registration.
Applications Issued	
399	New patient applications were issued between September 1, 2025, to September 30, 2025.
1,350	Renewal patient applications were issued between September 1, 2025, to September 30, 2025.
Caregiver Totals	
2,414	Caregivers are caring for registered patients.
Physician/APRN Totals	
241	Physicians/APRNs have certified one or more patients currently registered for the medical use of cannabis as of September 30, 2025.

## Demographic Information

**Table 1. Registered Patients by Age and Gender**

Gender	Average Age	Percentage on Registry
Male	53	57.29%
Female	51	42.46%
X/non-binary	39	0.25%

**Table 2. Frequency of Conditions**

Reported Condition	Number of Patients' Certified Condition	Percentage of Patients' Certified Condition*
Severe Pain	24,127	83.03%
PTSD	5,308	18.27%
Persistent Muscle Spasms	1,799	6.19%
Severe Nausea	1,778	6.12%
Malignant Neoplasm (Cancer)	1,760	6.06%
Glaucoma	539	1.85%
Rheumatoid Arthritis	517	1.78%
Seizures	319	1.10%
Cachexia/Wasting Syndrome	295	1.02%
HIV	185	0.64%
Epilepsy	150	0.52%
Lupus	125	0.43%
Multiple Sclerosis	74	0.25%
ALS	5	0.02%

\*Does not add to 100% as some patients report more than one debilitating condition.

**Table 3. Registered Patient Total and the Top 3 Most Common Certified Conditions by Age**

Age Group	Patient Total & % by Age	Most Common Certified Condition	2nd Most Common Certified Condition	3rd Most Common Certified Condition
0-10	*	*Seizures	*Malignant Neoplasm (Cancer), Persistent Muscle Spasms	N/A
11-17	13 (0.04%)	*Severe Pain	*Seizures, PTSD	*Epilepsy
18-25	968 (3.33%)	Severe Pain (667)	PTSD (338)	Severe Nausea (104)
26-35	3,846 (13.24%)	Severe Pain (2,943)	PTSD (1,085)	Severe Nausea (391)
36-45	6,158 (21.19%)	Severe Pain (5,035)	PTSD (1,427)	Severe Nausea (431)
46-55	5,395 (18.57%)	Severe Pain (4,589)	PTSD (1,017)	Persistent Muscle Spasm (380)
56-65	5,422 (18.66%)	Severe Pain (4,652)	PTSD (736)	Malignant Neoplasm (Cancer) (412)
66-75	5,577 (19.19%)	Severe Pain (4,835)	Malignant Neoplasm (Cancer) (625)	PTSD (538)
76 & Older	1,673 (5.76%)	Severe Pain (1,400)	Malignant Neoplasm (Cancer) (272)	PTSD (163)

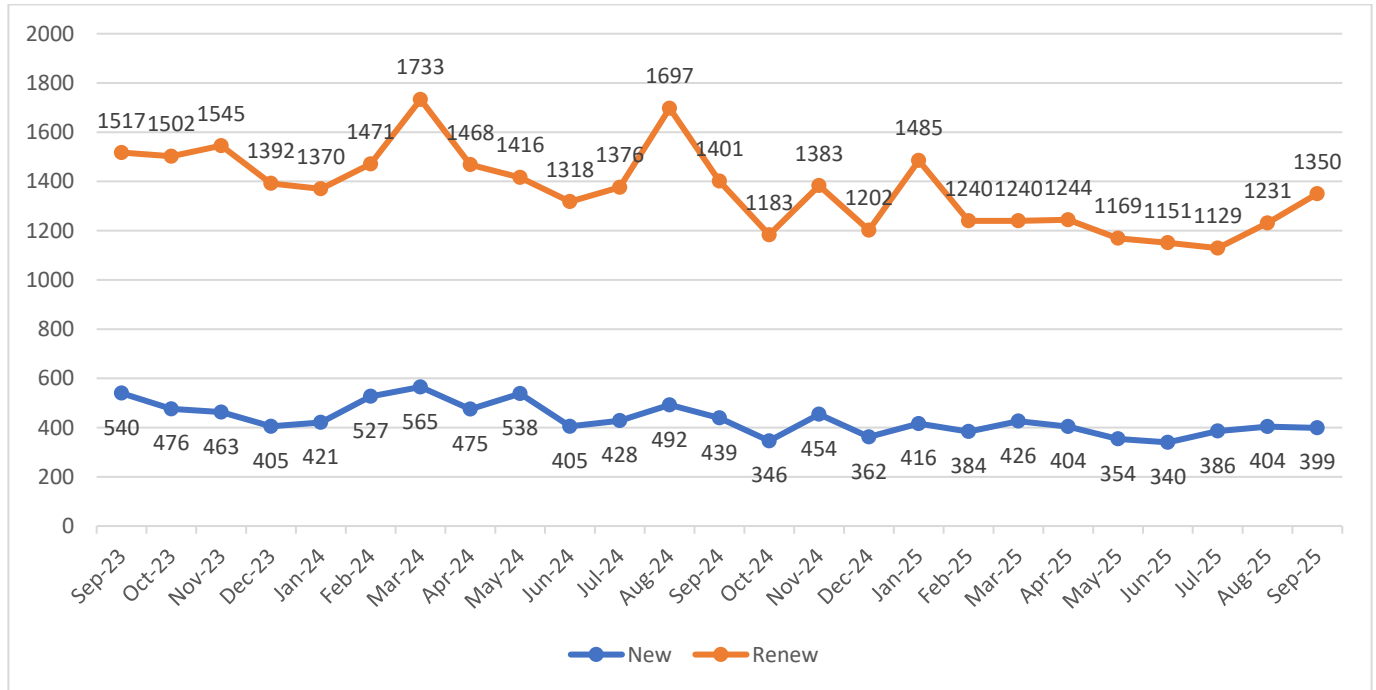
\*Patient count is not reportable

**Table 4. Registered Patients, Caregivers, and Top 3 Most Common Certified Conditions by County**

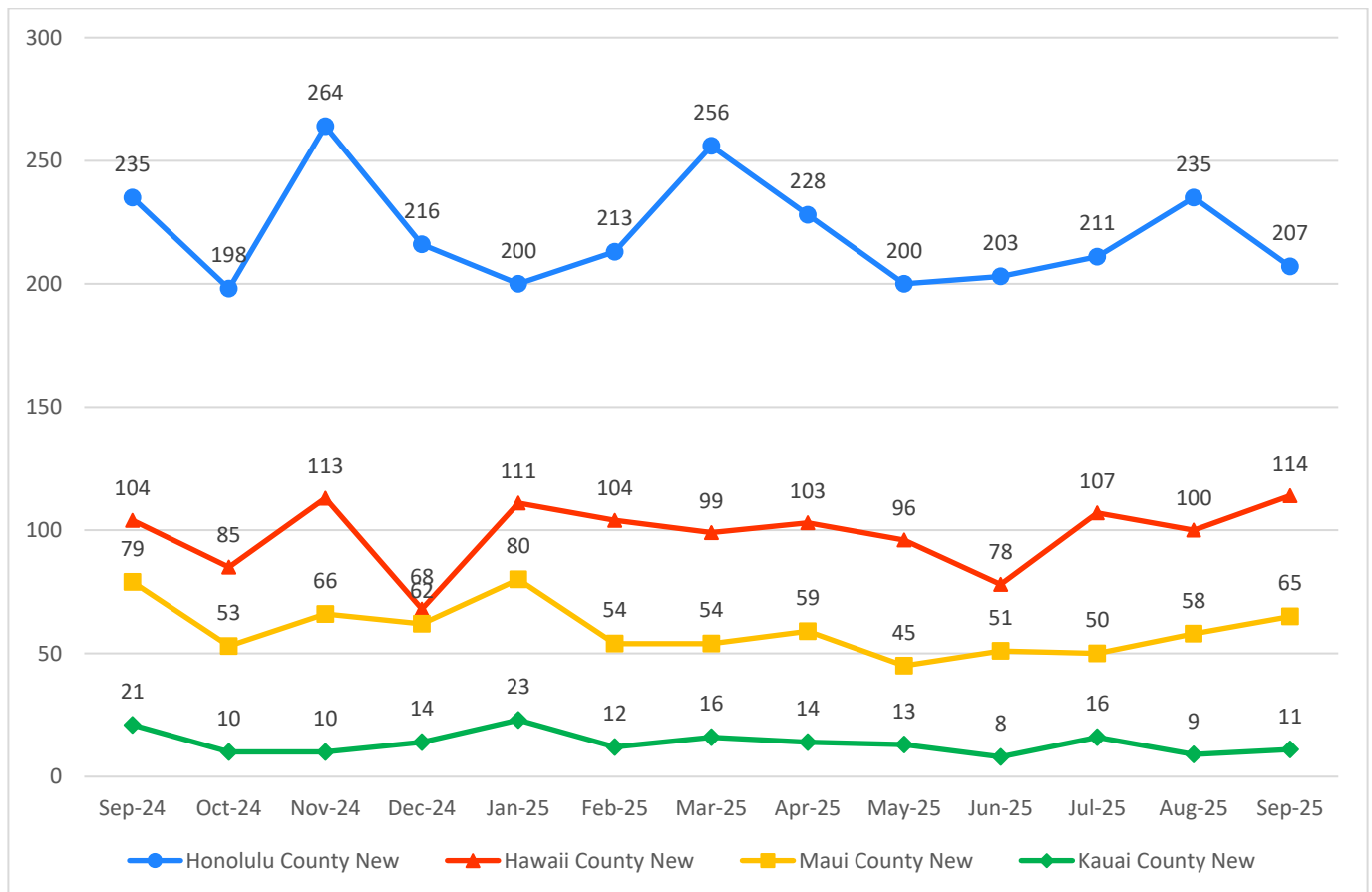
County	Number of Patients	Number of New Patients	Number of Renewed Patients	Number of Caregivers	Most Common Certified Condition	2nd Most Common Certified Condition	3rd Most Common Certified Condition
Honolulu	14,344	207	749	1,396	Severe Pain (11,321)	PTSD (3,185)	Malignant Neoplasm (Cancer) (989)
Hawaii	8,047	114	325	594	Severe Pain (6,970)	PTSD (1,306)	Persistent Muscle Spasms (778)
Maui	5,075	65	216	339	Severe Pain (4,462)	PTSD (628)	Persistent Muscle Spasms (282)
Kauai	1,567	11	60	82	Severe Pain (1,355)	PTSD (186)	Severe Nausea (169)
Out of state**	24	*	*	*	Severe Pain (19)	*Persistent Muscle Spasms	* PTSD

\*Patient count is not reportable; \*\*Registered using an out of state residential address or unknown address.

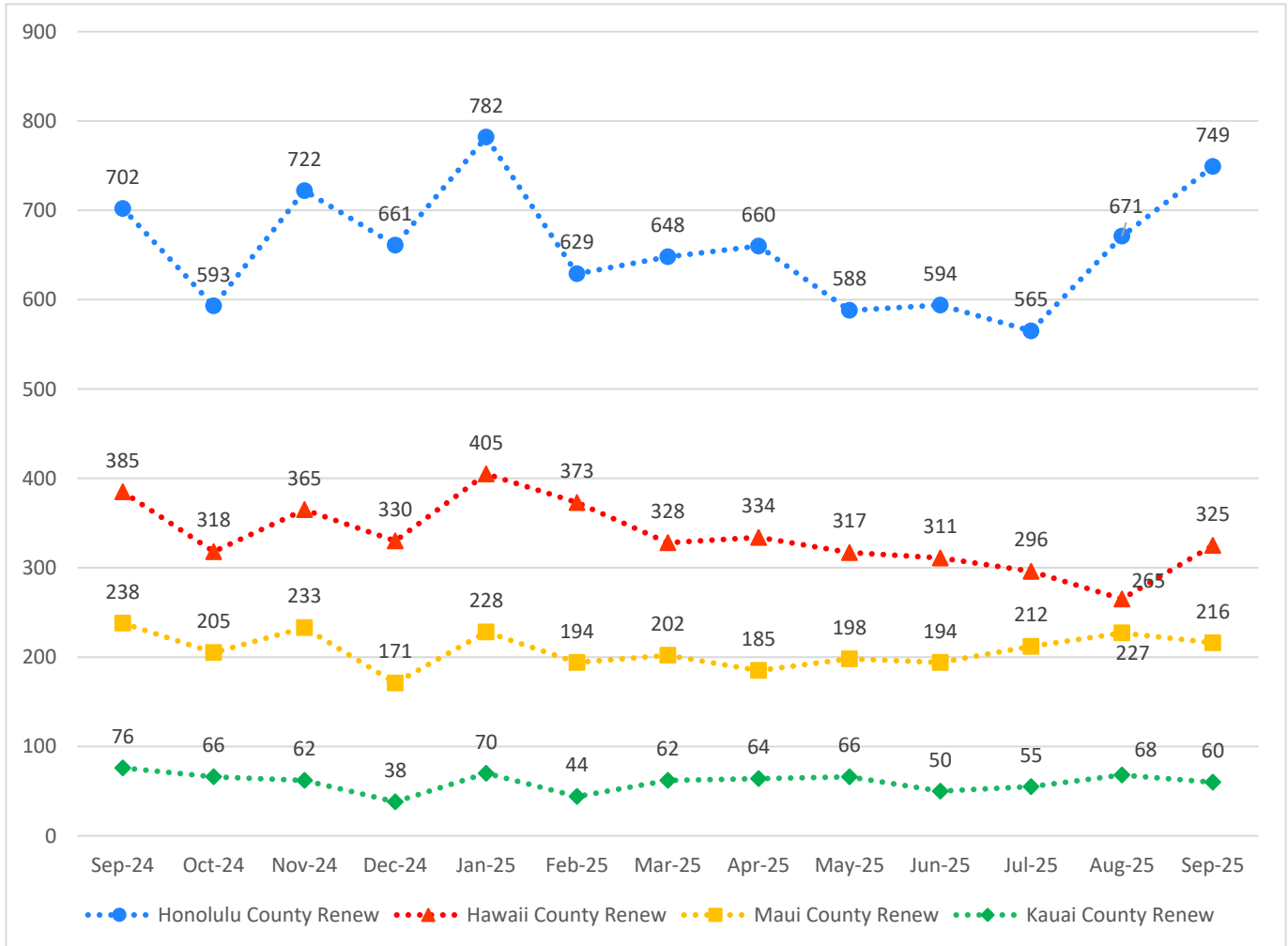
**Graph 1. Number of Approved Applications: New Applications vs Renewal Applications, September 2023 – September 2025**



**Graph 2. Number of Approved New Applications by County September 2024 – September 2025**



**Graph 3. Number of Approved Renewal Applications by County  
September 2024 – September 2025**



## OUT-OF-STATE Patient Data

773	Visitors from 30 states, territories, and the District of Columbia are registered as out-of-state patients.
285	*Visitors have approved registrations that are waiting for activation.
3,737	Year-to-date number of out-of-state registered patients (January 1, 2025 – September 30, 2025)

\*Out-of-State patient registration cards are scheduled to become valid after September 30, 2025

## Demographic Information

**Table 1. Patients by Age and Gender**

Gender	Average Age	*Percentage on Registry
Male	48	57.57%
Female	47	41.91%

\*The number of X/non-binary applicants is not reportable at this time.

**Table 2. Top 3 Certified Conditions\***

1st Certified Condition by number and percentage	2nd Certified Condition by number and percentage	3rd Certified Condition by number and percentage
Severe Pain (490, 63.39%)	PTSD (247, 31.95%)	Severe Nausea (114, 14.75%)

\*Breakdown by age is not available at this time.

**Table 3. Top 3 Visiting States**

1st Visiting State by number and percentage	2nd Visiting State by number and percentage	3rd Visiting State by number and percentage
Florida (115, 14.88%)	Arizona (95, 12.29%)	Utah (53, 6.86%)

## Graph 1. Number of Approved Applications: September 2024 – September 2025

