



STATE OF HAWAII
DEPARTMENT OF HEALTH
 4348 Waiialae Avenue, #648
 Honolulu, Hawaii 96816



Medical Cannabis (329) Registry Program

The statistics presented in this report are based on Medical Cannabis Registry data as of
 January 31, 2020

IN-STATE Patient Data

| IN-STATE Patients with a Valid Medical Cannabis Registration | |
|--|--|
| 27,393 | Patients have a valid medical cannabis registration. |
| Caregiver Totals | |
| 2,256 | Caregivers are caring for registered patients. |
| Physician/APRN Totals | |
| 290 | Physicians/APRNs have set up accounts to certify patients in Hawaii. |
| 166 | Physicians/APRNs have certified one or more patients for the medical use of cannabis in the past year up until January 31, 2020. |

Demographic Information

Table 1. Registered Patients by Age and Gender

| Gender | Average Age | Percentage on Registry |
|--------------|-------------|------------------------|
| Male | 51.9 | 60.02% |
| Female | 51.6 | 39.93% |
| Transgender* | 40.3 | 0.06% |

*Transgender includes both Male to Female and Female to Male.

Table 2. Frequency of Conditions

| Reported Condition | Number of Patients' Certified Condition | Percentage of Patients' Certified Condition* |
|-----------------------------|---|--|
| Severe Pain | 23,028 | 84.07% |
| PTSD | 3,701 | 13.51% |
| Persistent Muscle Spasms | 2,849 | 10.40% |
| Malignant Neoplasm (Cancer) | 1,896 | 6.92% |
| Severe Nausea | 1,640 | 5.99% |
| Cachexia/Wasting Syndrome | 497 | 1.81% |
| Glaucoma | 483 | 1.76% |
| Rheumatoid Arthritis | 444 | 1.62% |
| Seizures | 390 | 1.42% |
| HIV or AIDS | 203 | 0.74% |
| Epilepsy | 98 | 0.36% |
| Lupus | 92 | 0.34% |
| Multiple Sclerosis | 71 | 0.26% |
| ALS | 9 | 0.03% |

*Does not add to 100% as some patients report more than one debilitating condition.

Table 3. Registered Patient Total and the Top 3 Certified Conditions by Age

| Age Group | Patient Total and Percentage by Age | 1 st Certified Condition | 2 nd Certified Condition | 3 rd Certified Condition |
|--------------|-------------------------------------|-------------------------------------|-------------------------------------|--------------------------------------|
| 0-10 | 17 (0.06) | Seizures (11) | *Epilepsy | *PTSD & *Malignant Neoplasm (Cancer) |
| 11-17 | 25 (0.09) | Seizures (9) | PTSD (8) | Epilepsy & Severe Pain (6) |
| 18-25 | 1,006 (3.67) | Severe Pain (726) | PTSD (272) | Severe Nausea (109) |
| 26-35 | 4,074 (14.87) | Severe Pain (3,294) | PTSD (805) | Persistent Muscle Spasms (424) |
| 36-45 | 5,385 (19.66) | Severe Pain (4,579) | PTSD (919) | Persistent Muscle Spasms (559) |
| 46-55 | 4,481 (16.36) | Severe Pain (3,834) | PTSD (612) | Persistent Muscle Spasms (501) |
| 56-65 | 5,859 (21.39) | Severe Pain (5,099) | Persistent Muscle Spasms (627) | PTSD (564) |
| 66-75 | 5,345 (19.51) | Severe Pain (4,512) | Malignant Neoplasm (Cancer) (713) | Persistent Muscle Spasms (559) |
| 76 and Older | 1,201 (4.38) | Severe Pain (978) | Malignant Neoplasm (Cancer) (250) | Persistent Muscle Spasms (102) |

*Patient count is not reportable

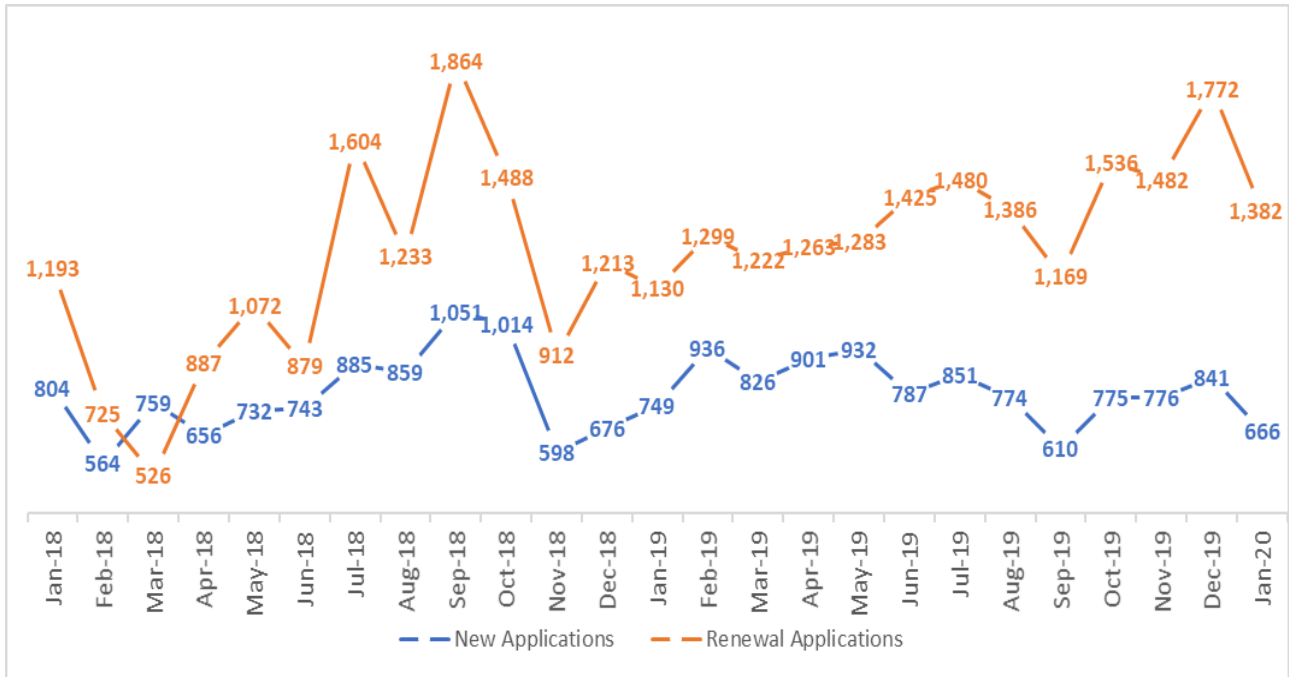
Table 4. Registered Patients, Caregivers, and Top 3 Certified Conditions by County**

| County | Number of Patients | Number of Caregivers | 1 st Reported Condition | 2 nd Reported Condition | 3 rd Reported Condition |
|---------|--------------------|----------------------|------------------------------------|------------------------------------|-------------------------------------|
| Oahu | 12,464 | 1,233 | Severe Pain (9,872) | PTSD (2,140) | Malignant Neoplasm (Cancer) (1,095) |
| *Hawaii | 6,945 | 410 | Severe Pain (6,223) | Persistent Muscle Spasms (1,437) | PTSD (648) |
| Maui | 5,808 | 448 | Severe Pain (5,044) | PTSD (764) | Persistent Muscle Spasms (606) |
| *Kauai | 2,174 | 165 | Severe Pain (1,888) | Severe Nausea (187) | Persistent Muscle Spasms (184) |

*One patient who registered using an out-of-state address is not included in the count.

** Data has been re-calculated and re-posted due to discrepancy found in applicants' self-reported addresses.

Graph 1. Number of Approved Applications: New Applications vs Renewal Applications, January 2018 – January 2020



OUT-OF-STATE Patient Data

| | |
|-----|---|
| 670 | Visitors from 29 states and the District of Columbia are registered as out-of-state patients. |
| 509 | Visitors have valid registrations as out-of-state patients. |
| 161 | Visitors have approved registrations that are waiting for activation. |

Demographic Information

Table 1. Registered Patients by Age and Gender

| Gender | Average Age | Percentage on Registry |
|--------|-------------|------------------------|
| Male | 47.4 | 59.10% |
| Female | 48.6 | 40.90% |

Table 2. Top 3 Certified Conditions*

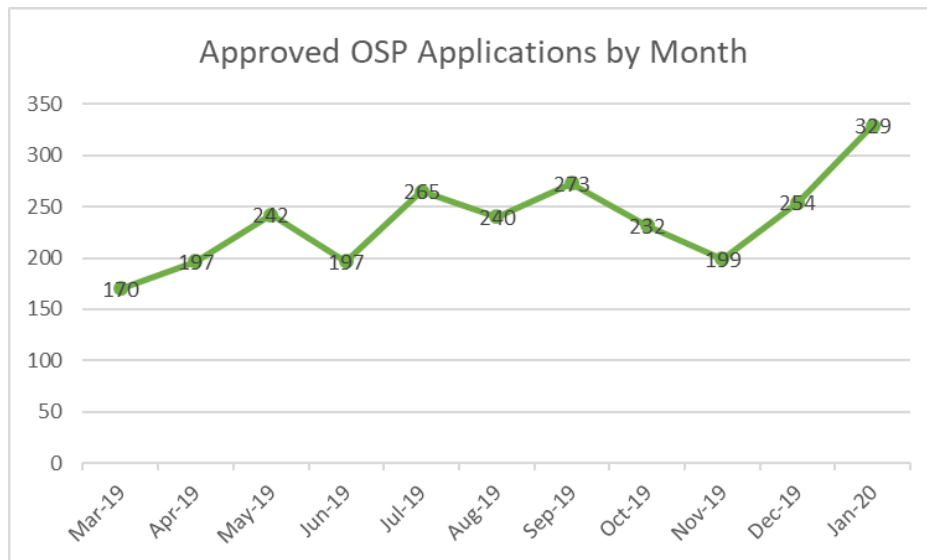
| 1 st Certified Condition by number and percentage | 2 nd Certified Condition by number and percentage | 3 rd Certified Condition by number and percentage |
|---|---|---|
| Severe Pain (468, 69.85%) | PTSD (135, 20.15%) | Persistent Muscle Spasms (88, 13.13%) |

*Breakdown by age is not available at this time.

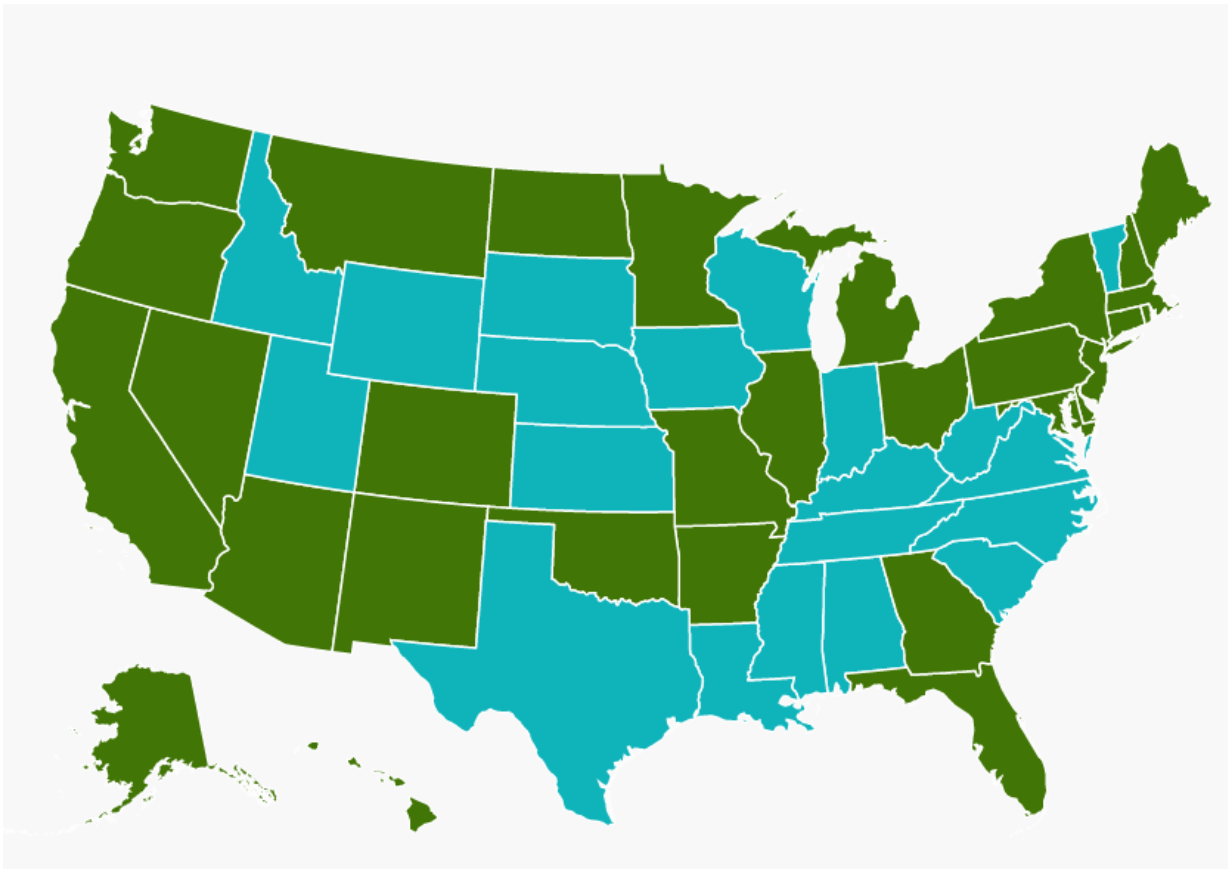
Table 3. Top 3 Visiting States

| 1 st Visiting State by number and percentage | 2 nd Visiting State by number and percentage | 3 rd Visiting State by number and percentage |
|--|--|--|
| Arizona (99, 14.78%) | Michigan (61, 9.10%) | Illinois (46, 6.87%) |

Graph 1. Number of Approved Applications: March 2019 – January 2020



Graph 2. Visitors' states as of January 2020



| | |
|--|--|
| | Medical cannabis states where visitors have registered with Hawaii Medical Cannabis Program |
| | Medical cannabis states where visitors are expecting to register with Hawaii Medical Cannabis Program, and states where medical cannabis is currently prohibited |