



**STATE OF HAWAII**  
**DEPARTMENT OF HEALTH**  
 4348 Waiialae Avenue, #648  
 Honolulu, Hawaii 96816



## Medical Cannabis (329) Registry Program

The statistics presented in this report are based on Medical Cannabis Registry data as of  
 February 29, 2020

### IN-STATE Patient Data

IN-STATE Patients with a Valid Medical Cannabis Registration	
27,710	Patients have a valid medical cannabis registration.
Caregiver Totals	
2,283	Caregivers are caring for registered patients.
Physician/APRN Totals	
292	Physicians/APRNs have set up accounts to certify patients in Hawaii.
174	Physicians/APRNs have certified one or more patients for the medical use of cannabis in the past year up until February 29, 2020.

### Demographic Information

**Table 1. Registered Patients by Age and Gender**

Gender	Average Age	Percentage on Registry
Male	51.8	59.88%
Female	51.4	40.05%
Transgender*	39.1	0.06%

\*Transgender includes both Male to Female and Female to Male.

**Table 2. Frequency of Conditions**

Reported Condition	Number of Patients' Certified Condition	Percentage of Patients' Certified Condition*
Severe Pain	23,288	84.04%
PTSD	3,781	13.64%
Persistent Muscle Spasms	2,804	10.12%
Malignant Neoplasm (Cancer)	1,913	6.90%
Severe Nausea	1,676	6.05%
Cachexia/Wasting Syndrome	502	1.81%
Glaucoma	490	1.77%
Rheumatoid Arthritis	464	1.67%
Seizures	397	1.43%
HIV or AIDS	205	0.74%
Epilepsy	101	0.36%
Lupus	90	0.32%
Multiple Sclerosis	71	0.26%
ALS	9	0.03%

\*Does not add to 100% as some patients report more than one debilitating condition.

**Table 3. Registered Patient Total and the Top 3 Certified Conditions by Age**

Age Group	Patient Total and Percentage by Age	1 <sup>st</sup> Certified Condition	2 <sup>nd</sup> Certified Condition	3 <sup>rd</sup> Certified Condition
0-10	17 (0.06)	Seizures (11)	*Epilepsy	*PTSD & *Malignant Neoplasm (Cancer)
11-17	26 (0.09)	Seizures (9)	PTSD (8)	Severe Pain (7)
18-25	1,063 (3.84)	Severe Pain (765)	PTSD (284)	Severe Nausea (117)
26-35	4,174 (15.06)	Severe Pain (3,379)	PTSD (838)	Persistent Muscle Spasms (415)
36-45	5,446 (19.65)	Severe Pain (4,627)	PTSD (940)	Persistent Muscle Spasms (557)
46-55	4,532 (16.36)	Severe Pain (3,878)	PTSD (616)	Persistent Muscle Spasms (493)
56-65	5,889 (21.25)	Severe Pain (5,118)	Persistent Muscle Spasms (607)	PTSD (574)
66-75	5,384 (19.43)	Severe Pain (4,546)	Malignant Neoplasm (Cancer) (723)	Persistent Muscle Spasms (553)
76 and Older	1,179 (4.25)	Severe Pain (968)	Malignant Neoplasm (Cancer) (244)	Persistent Muscle Spasms (99)

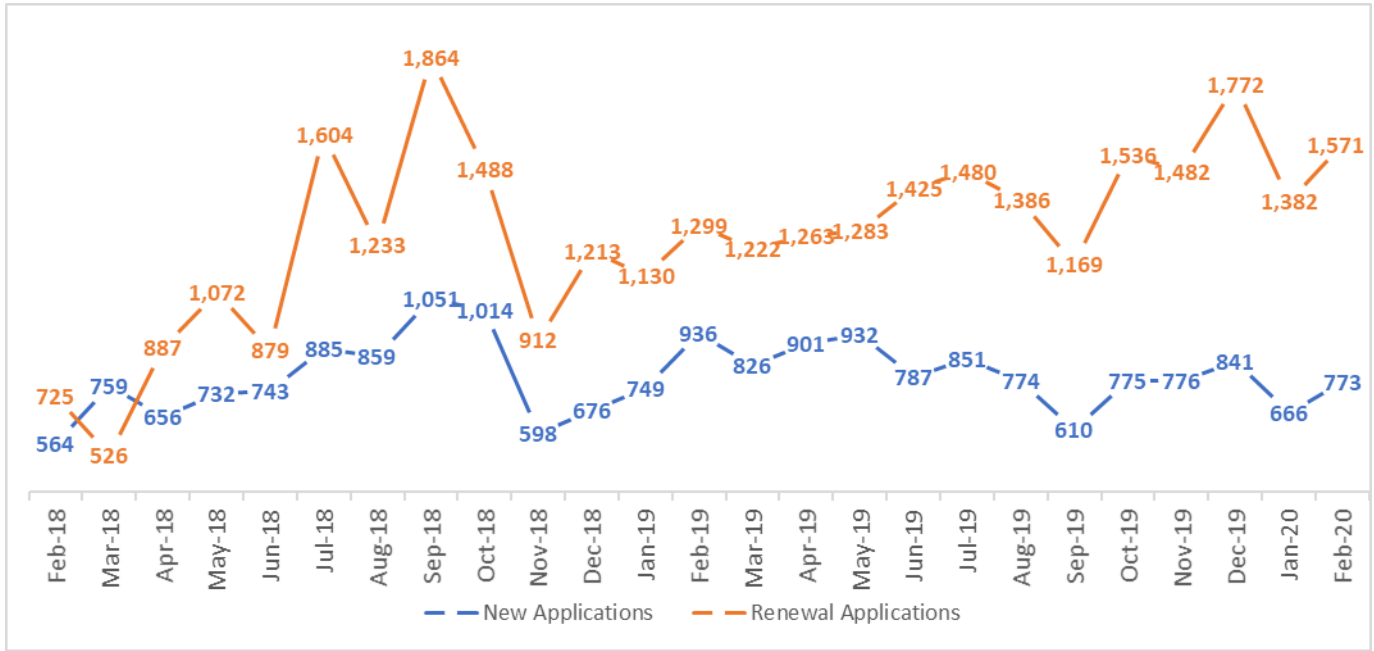
\*Patient count is not reportable

**Table 4. Registered Patients, Caregivers, and Top 3 Certified Conditions by County\*\***

County	Number of Patients	Number of Caregivers	1 <sup>st</sup> Reported Condition	2 <sup>nd</sup> Reported Condition	3 <sup>rd</sup> Reported Condition
*Oahu	12,709	1,254	Severe Pain (10,068)	PTSD (2,214)	Malignant Neoplasm (Cancer) (1,118)
*Hawaii	7,019	*417	Severe Pain (6,284)	Persistent Muscle Spasms (1,378)	PTSD (652)
*Maui	5,794	446	Severe Pain (5,034)	PTSD (766)	Persistent Muscle Spasms (594)
*Kauai	2,182	165	Severe Pain (1,897)	Severe Nausea (188)	Persistent Muscle Spasms (183)

\*Patients who registered using an out-of-state address are not included in the count.

**Graph 1. Number of Approved Applications: New Applications vs Renewal Applications, February 2018 – February 2020**



## OUT-OF-STATE Patient Data

718	Visitors from 28 states and the District of Columbia are registered as out-of-state patients.
552	Visitors have valid registrations as out-of-state patients.
166	Visitors have approved registrations that are waiting for activation.

## Demographic Information

**Table 1. Registered Patients by Age and Gender**

Gender	Average Age	*Percentage on Registry
Male	47.6	58.64%
Female	48.3	41.23%

\*The number of transgender applicants is not reportable at this time.

**Table 2. Top 3 Certified Conditions\***

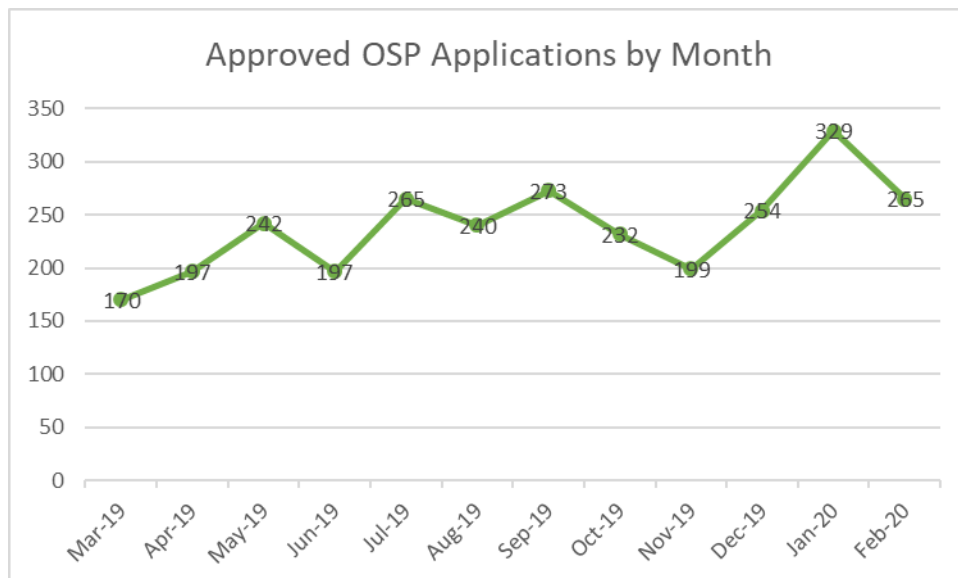
1 <sup>st</sup> Certified Condition by number and percentage	2 <sup>nd</sup> Certified Condition by number and percentage	3 <sup>rd</sup> Certified Condition by number and percentage
Severe Pain (499, 69.50%)	PTSD (142, 19.78%)	Persistent Muscle Spasms (99, 13.79%)

\*Breakdown by age is not available at this time.

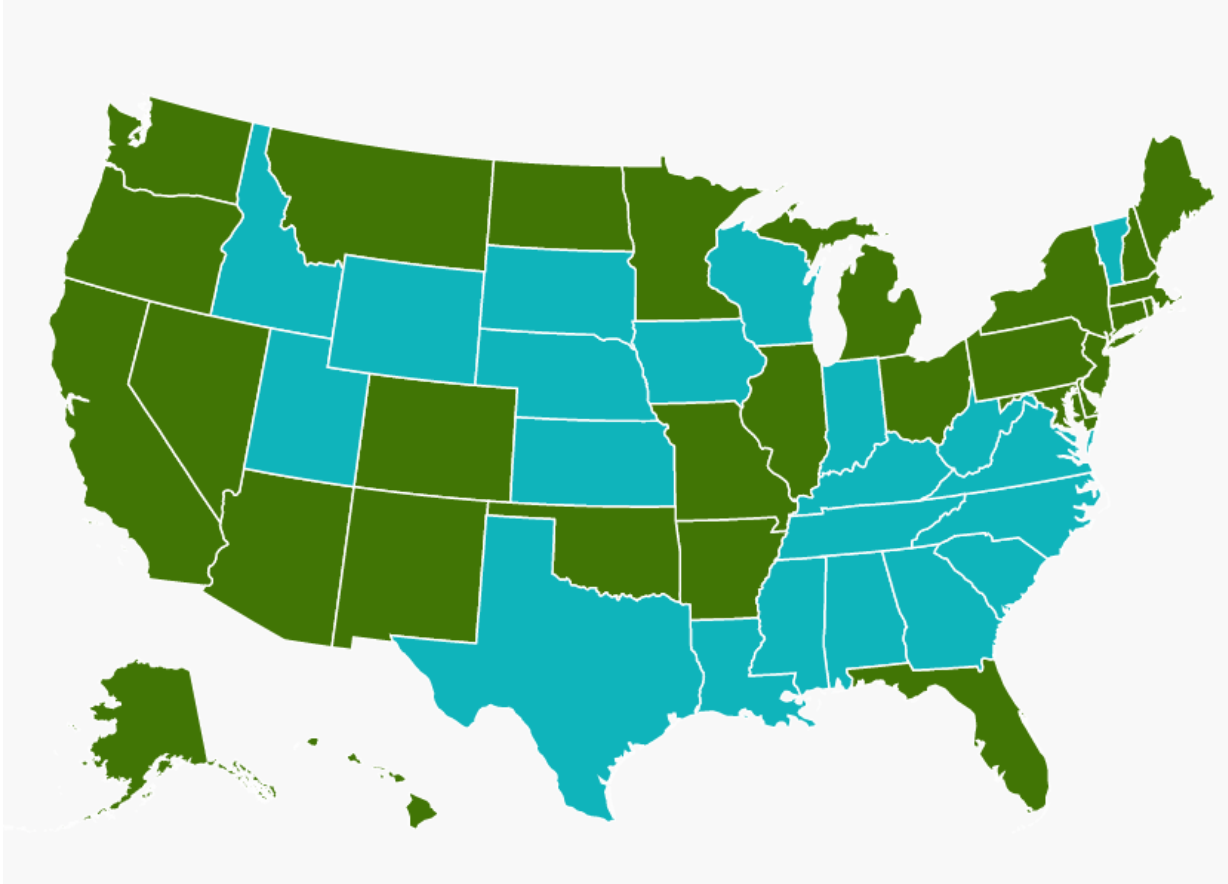
**Table 3. Top 3 Visiting States**



1 <sup>st</sup> Visiting State by number and percentage	2 <sup>nd</sup> Visiting State by number and percentage	3 <sup>rd</sup> Visiting State by number and percentage
Arizona (97, 13.51%)	Michigan (64, 8.91%)	Florida (54, 7.52%)

**Graph 1. Number of Approved Applications: March 2019 – February 2020**



**Graph 2. Visitors' states as of February 2020**



	Medical cannabis states where visitors have registered with Hawaii Medical Cannabis Program
	Medical cannabis states where visitors are expecting to register with Hawaii Medical Cannabis Program, and states where medical cannabis is currently prohibited