



STATE OF HAWAII
 DEPARTMENT OF HEALTH
 4348 Waiialae Avenue, #648
 Honolulu, Hawaii 96816

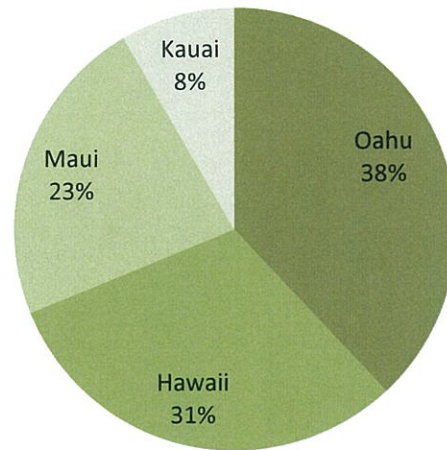


Medical Cannabis (329) Registry Program

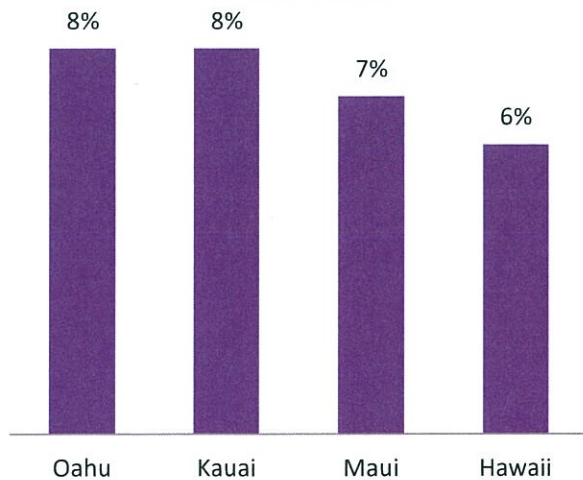
The following data is valid for June 30, 2018 - 21,358 Valid Patients

Patient & Caregiver Distribution by County June 30, 2018		
County	Patient	Caregiver
Oahu	8,127	671
Hawaii	6,576	409
Maui	4,863	360
Kauai	1,792	138
Total	21,358*	1,578

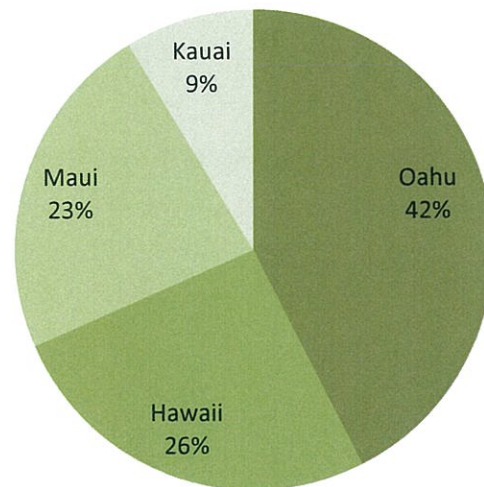
Number of Patients as % of Total
June 30, 2018



Number of Caregivers as % of County Patients
June 30, 2018

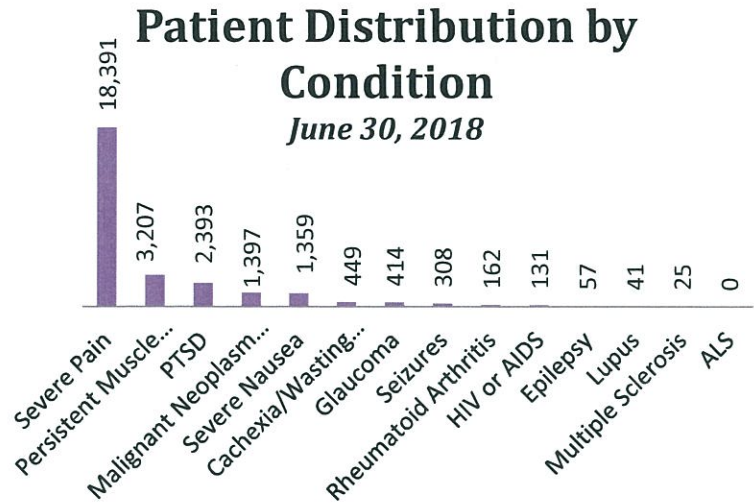


Number of Caregivers as % of Total Caregivers
June 30, 2018



*126 physicians and 19 APRN's certified the 21,358 valid patients as of June 30, 2018

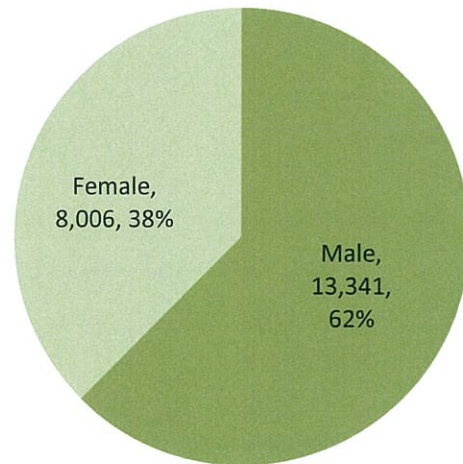
Patient Distribution by Condition		
Condition Name	Patient Count	%
Severe Pain	18,391	65%
Persistent Muscle Spasms	3,207	11%
PTSD	2,393	8%
Malignant Neoplasm (Cancer)	1,397	5%
Severe Nausea	1,359	5%
Cachexia/Wasting Syndrome	449	2%
Glaucoma	414	1%
Seizures	308	1%
Rheumatoid Arthritis	162	0.57%
HIV or AIDS	131	0.46%
Epilepsy	57	0.20%
Lupus	41	0.14%
Multiple Sclerosis	25	0.09%
ALS	0	0.00%
Total	28,334	**



Patient Distribution by Gender

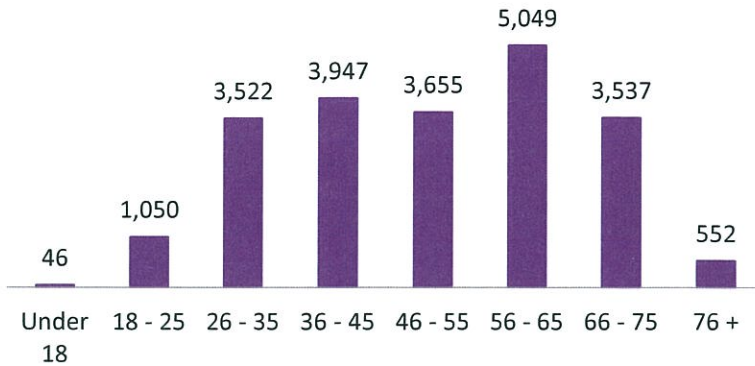
June 30, 2018

Patient Distribution by Gender		
Gender	Gender Count	%
Male	13,341	62%
Female	8,006	37%
M to F	8	0.04%
F To M	3	0.01%
Total	21,358	



**Patients may be diagnosed with more than one condition.

Patient Distribution by Age June 30, 2018



Patient Distribution by Age June 30, 2018		
Age Range	Patient Count	%
Under 18	46	0.2%
18 - 25	1,050	4.9%
26 - 35	3,522	16.5%
36 - 45	3,947	18.5%
46 - 55	3,655	17.1%
56 - 65	5,049	23.6%
66 - 75	3,537	16.6%
76 +	552	2.6%
Total	21,358	

Increase in Program Participants Inception to Date

Prior to August 31, 2015 there was no mechanism in place to count valid patients in the system
January 2015 - 11,402 valid patients

