



STATE OF HAWAII
DEPARTMENT OF HEALTH
 4348 Waiialae Avenue, #648
 Honolulu, Hawaii 96816

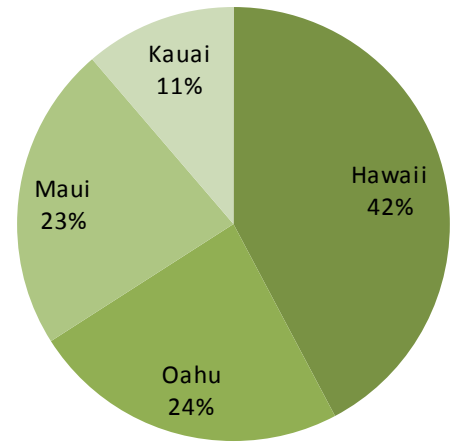


Medical Marijuana (329) Registry Program

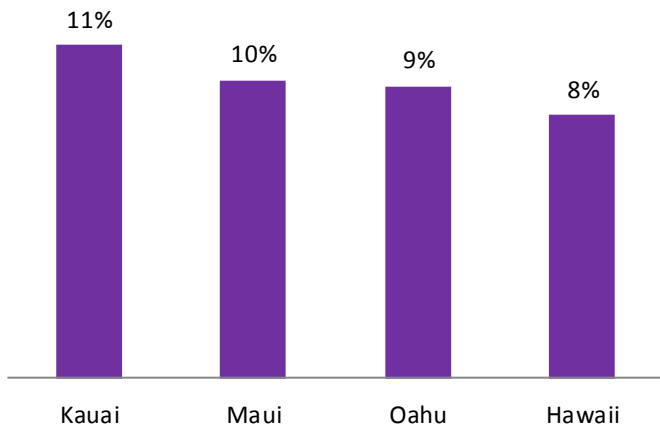
The following data is valid for September 30, 2016

Number of Patients as % of Total September 30, 2016

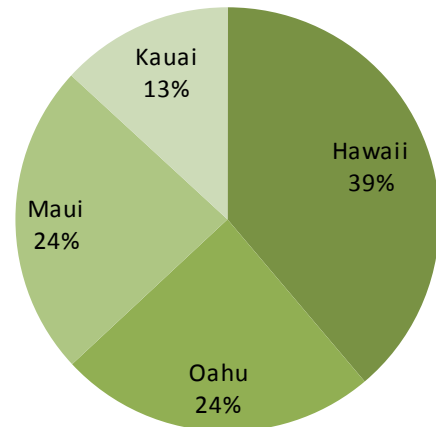
Patient & Caregiver Distribution by County		
<u>County Name</u>	<u>Patient</u>	<u>Caregiver</u>
Hawaii	6,182	519
Oahu	3,469	324
Maui	3,332	318
Kauai	1,655	176
	14,638 ¹	1,337



Number of Caregivers as % of County Patients September 30, 2016



Number of Caregivers as % of Total Caregivers September 30, 2016

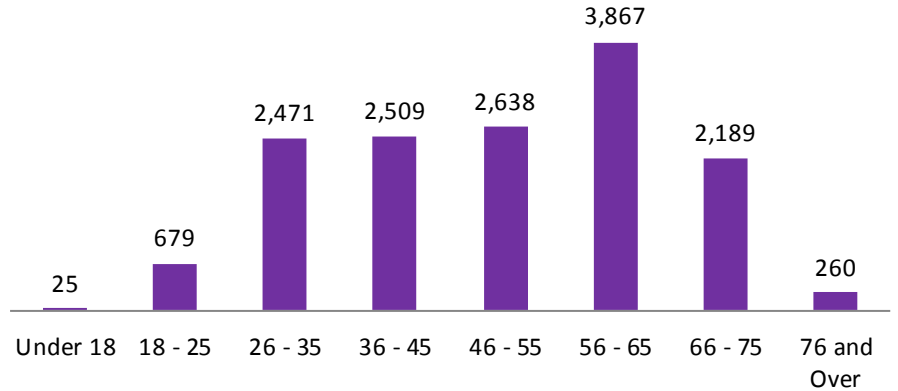


¹ 98 Different physicians certified the 14,638 patients that were valid on September 30, 2016.

Patient Distribution by Age		
Age Range	Patient Count	%
Under 18	25	0.17%
18 - 25	679	4.64%
26 - 35	2,471	16.88%
36 - 45	2,509	17.14%
46 - 55	2,638	18.02%
56 - 65	3,867	26.42%
66 - 75	2,189	14.95%
76 and Over	260	1.78%
	14,638	

Patient Distribution by Age

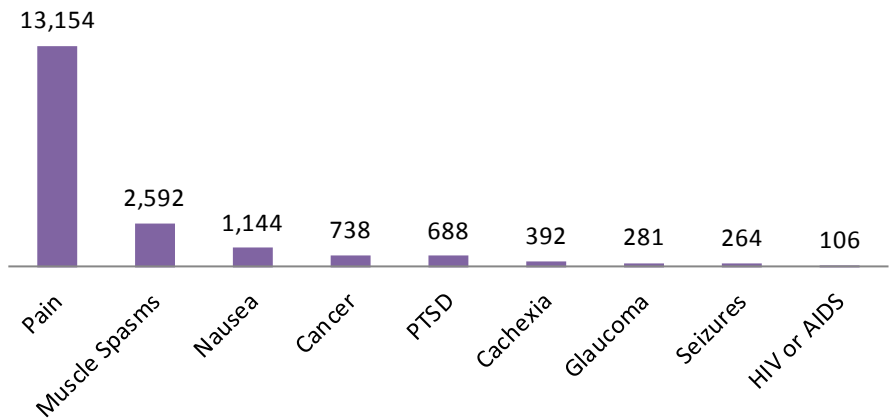
September 30, 2016



Patient Distribution by Condition		
Condition	Patient Count	%
Pain	13,154	67.95%
Muscle Spasms	2,592	13.39%
Nausea	1,144	5.91%
Cancer	738	3.81%
PTSD	688	3.55%
Cachexia	392	2.02%
Glaucoma	281	1.45%
Seizures	264	1.36%
HIV or AIDS	106	0.55%
	19,359 ²	

Patient Distribution by Condition

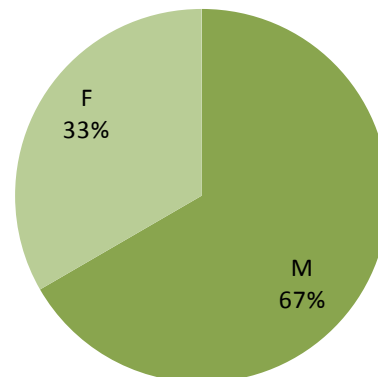
September 30, 2016



Patient Distribution by Gender		
Gender	Gender Count	%
M	9,745	66.57%
F	4,882	33.35%
MF	7	0.05%
FM	4	0.03%
	14,638	

Patient Distribution by Gender

September 30, 2016



² Patients may be diagnosed with multiple conditions