




STATE OF HAWAII
DEPARTMENT OF HEALTH
 4348 Waiālae Avenue, #648
 Honolulu, Hawaii 96816



Medical Cannabis (329) Registry Program

The statistics presented in this report are based on Medical Cannabis Registry data as of
 October 31, 2020

IN-STATE Patient Data

| IN-STATE Patients with a Valid Medical Cannabis Registration | |
|--|--|
| 29,955 | Patients have a valid medical cannabis registration. |
| Caregiver Totals | |
| 2,496 | Caregivers are caring for registered patients. |
| Physician/APRN Totals | |
| 307 | Physicians/APRNs have set up accounts to certify patients in Hawaii. |
| 168 | Physicians/APRNs have certified one or more patients for the medical use of cannabis in the past year up until October 31, 2020. |

Demographic Information

Table 1. Registered Patients by Age and Gender

| Gender | Average Age | Percentage on Registry |
|--------------|-------------|------------------------|
| Male | 50.4 | 59.17% |
| Female | 49.5 | 40.74% |
| Transgender* | 39.3 | 0.09% |

*Transgender includes both Male to Female and Female to Male.

Table 2. Frequency of Conditions

| Reported Condition | Number of Patients' Certified Condition | Percentage of Patients' Certified Condition* |
|-----------------------------|---|--|
| Severe Pain | 25,054 | 83.64% |
| PTSD | 4,449 | 14.90% |
| Persistent Muscle Spasms | 2,531 | 8.45% |
| Malignant Neoplasm (Cancer) | 1,868 | 6.24% |
| Severe Nausea | 1,742 | 5.82% |
| Glaucoma | 503 | 1.70% |
| Rheumatoid Arthritis | 496 | 1.70% |
| Cachexia/Wasting Syndrome | 478 | 1.60% |
| Seizures | 393 | 1.31% |
| HIV or AIDS | 208 | 0.70% |
| Epilepsy | 114 | 0.38% |
| Lupus | 103 | 0.34% |
| Multiple Sclerosis | 64 | 0.21% |
| ALS | 9 | 0.03% |

*Does not add to 100% as some patients report more than one debilitating condition.

Table 3. Registered Patient Total and the Top 3 Certified Conditions by Age

| Age Group | Patient Total & % by Age | 1st Certified Condition | 2nd Certified Condition | 3rd Certified Condition |
|------------|--------------------------|-------------------------|-----------------------------------|---|
| 0-10 | 14 (0.05%) | Seizures (8) | *PTSD | *Malignant Neoplasm (Cancer)*Epilepsy/*Severe Nausea/*Severe Pain |
| 11-17 | 35 (0.12%) | PTSD (11) | Severe Pain (10) | Seizures (9) |
| 18-25 | 1,471 (4.91%) | Severe Pain (1,053) | PTSD (412) | Severe Nausea (142) |
| 26-35 | 5,012 (16.73%) | Severe Pain (4,033) | PTSD (1,039) | Persistent Muscle Spasm (398) |
| 36-45 | 6,247 (20.85%) | Severe Pain (5,274) | PTSD (1,130) | Persistent Muscle Spasm (530) |
| 46-55 | 4,869 (16.25%) | Severe Pain (4,158) | PTSD (728) | Persistent Muscle Spasm (463) |
| 56-65 | 6,094 (20.34%) | Severe Pain (5,272) | PTSD (630) | Persistent Muscle Spasm (518) |
| 66-75 | 5,179 (17.29%) | Severe Pain (4,401) | Malignant Neoplasm (Cancer) (657) | Persistent Muscle Spasm (464) |
| 76 & Older | 1,034 (3.45%) | Severe Pain (852) | Malignant Neoplasm (Cancer) (206) | Persistent Muscle Spasm (76) |

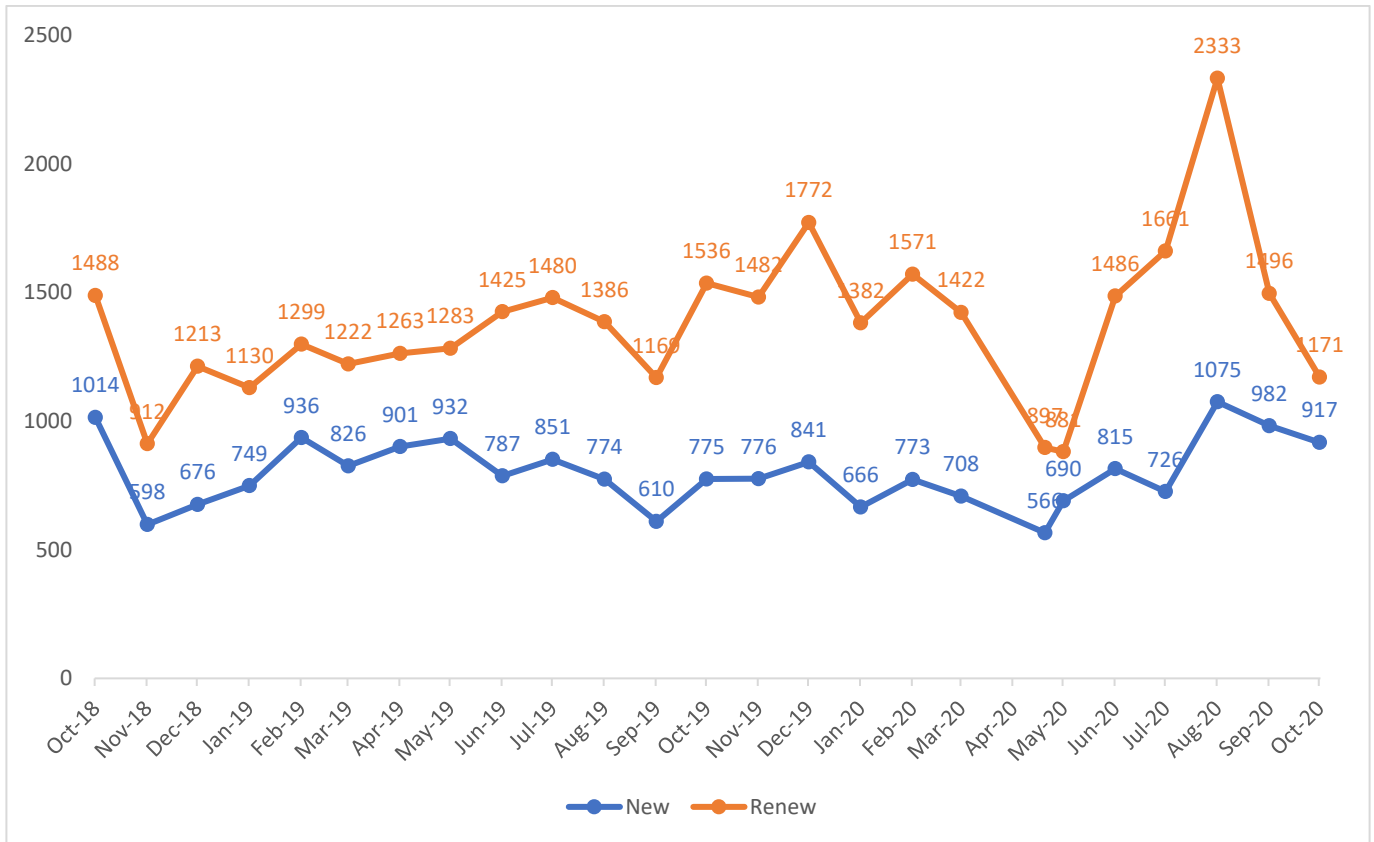
*Patient count is not reportable

Table 4. Registered Patients, Caregivers, and Top 3 Certified Conditions by County

| County | Number of Patients | Number of Caregivers | 1 st Reported Condition | 2 nd Reported Condition | 3 rd Reported Condition |
|---------|--------------------|----------------------|------------------------------------|------------------------------------|-------------------------------------|
| *Oahu | 14,101 | 1,346 | Severe Pain (11,182) | PTSD (2,665) | Malignant Neoplasm (Cancer) (1,115) |
| *Hawaii | 7,639 | 473 | Severe Pain (6,767) | Persistent Muscle Spasms (1,127) | PTSD (818) |
| *Maui | 5,957 | 510 | Severe Pain (5,126) | PTSD (778) | Persistent Muscle Spasms (554) |
| Kauai | 2,238 | 166 | Severe Pain (1,959) | PTSD (182) | Severe Nausea (179) |

*Patients who registered using an out-of-state address are not included in the count, their caregivers are also not included.

Graph 1. Number of Approved Applications: New Applications vs Renewal Applications, October 2018 – October 2020



OUT-OF-STATE Patient Data

| | |
|-----|---|
| 196 | Visitors from 24 states and the District of Columbia are registered as out-of-state patients. |
| 137 | Visitors have valid registrations as out-of-state patients. |
| 59 | Visitors have approved registrations that are waiting for activation. |

Demographic Information

Table 1. Registered Patients by Age and Gender

| Gender | Average Age | *Percentage on Registry |
|--------|-------------|-------------------------|
| Male | 44.6 | 62.24% |
| Female | 40.7 | 37.76% |

*The number of transgender applicants is not reportable at this time.

Table 2. Top 3 Certified Conditions*

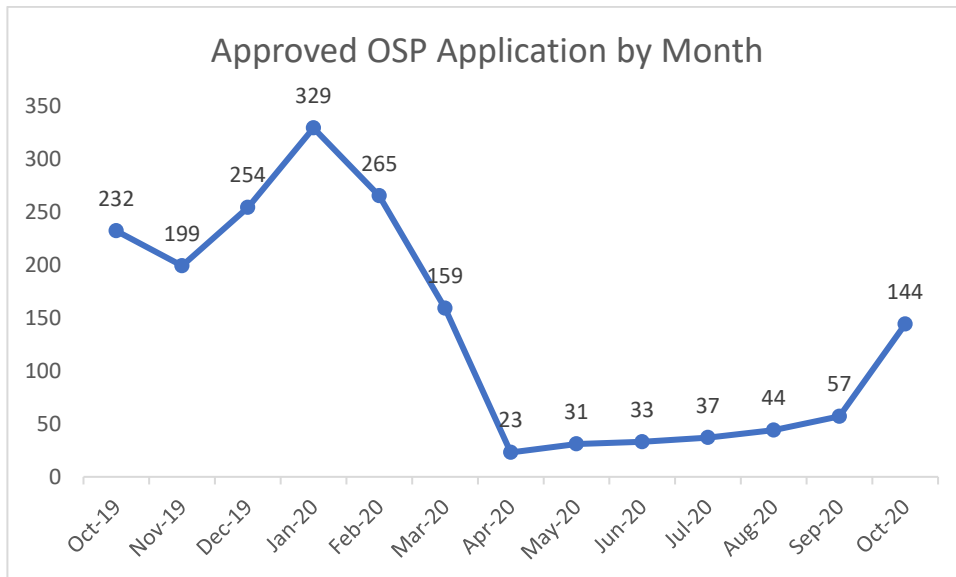
| 1 st Certified Condition by number and percentage | 2 nd Certified Condition by number and percentage | 3 rd Certified Condition by number and percentage |
|---|---|---|
| Severe Pain (140, 71.43%) | PTSD (47, 23.98%) | Severe Nausea (26, 13.27%) |

*Breakdown by age is not available at this time.

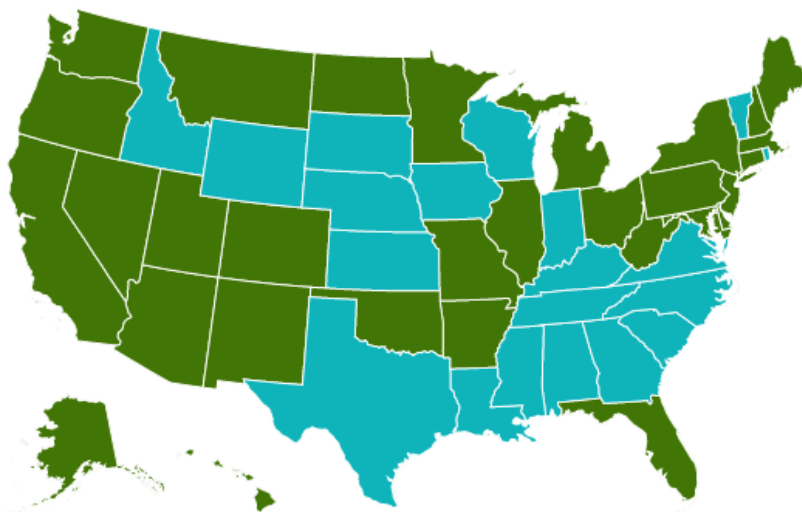
Table 3. Top 3 Visiting States

| 1 st Visiting State by number and percentage | 2 nd Visiting State by number and percentage | 3 rd Visiting State by number and percentage |
|--|--|--|
| Arizona (37, 18.88%) | Michigan (16, 8.16%) | Colorado (13, 6.63%) |

Graph 1. Number of Approved Applications: October 2019 – October 2020



Graph 2. Visitors' states as of October 2020



| | |
|--|--|
| | Medical cannabis states where visitors have registered with Hawaii Medical Cannabis Program |
| | Medical cannabis states where visitors are expecting to register with Hawaii Medical Cannabis Program, and states where medical cannabis is currently prohibited |