



STATE OF HAWAII
DEPARTMENT OF HEALTH
 4348 Waiialae Avenue, #648
 Honolulu, Hawaii 96816



Medical Cannabis (329) Registry Program

The statistics presented in this report are based on Medical Cannabis Registry data as of
 September 30, 2020

IN-STATE Patient Data

IN-STATE Patients with a Valid Medical Cannabis Registration	
29,226	Patients have a valid medical cannabis registration.
Caregiver Totals	
2,418	Caregivers are caring for registered patients.
Physician/APRN Totals	
294	Physicians/APRNs have set up accounts to certify patients in Hawaii.
167	Physicians/APRNs have certified one or more patients for the medical use of cannabis in the past year up until September 30, 2020.

Demographic Information

Table 1. Registered Patients by Age and Gender

Gender	Average Age	Percentage on Registry
Male	50.6	59.30%
Female	49.8	40.60%
Transgender*	41.2	0.09%

*Transgender includes both Male to Female and Female to Male.

Table 2. Frequency of Conditions

Reported Condition	Number of Patients' Certified Condition	Percentage of Patients' Certified Condition*
Severe Pain	24,466	83.71%
PTSD	4,281	14.65%
Persistent Muscle Spasms	2,526	8.64%
Malignant Neoplasm (Cancer)	1,826	6.25%
Severe Nausea	1,689	5.80%
Glaucoma	498	1.70%
Rheumatoid Arthritis	485	1.70%
Cachexia/Wasting Syndrome	474	1.62%
Seizures	395	1.35%
HIV or AIDS	207	0.71%
Epilepsy	111	0.38%
Lupus	103	0.35%
Multiple Sclerosis	58	0.20%
ALS	7	0.02%

*Does not add to 100% as some patients report more than one debilitating condition.

Table 3. Registered Patient Total and the Top 3 Certified Conditions by Age

Age Group	Patient Total & % by Age	1st Certified Condition	2nd Certified Condition	3rd Certified Condition
0-10	14 (0.05%)	Seizures (10)	*Epilepsy	*PTSD/*Malignant Neoplasm (Cancer)/*Persistent Muscle Spasm & *Severe Nausea
11-17	35 (0.12%)	PTSD (12)	Severe Pain (9)	Seizures (8) & Epilepsy (8)
18-25	1,402 (4.80%)	Severe Pain (1,005)	PTSD (390)	Severe Nausea (135)
26-35	4,844 (16.57%)	Severe Pain (3,899)	PTSD (988)	Persistent Muscle Spasm (396)
36-45	6,048 (20.70%)	Severe Pain (5,116)	PTSD (1,074)	Persistent Muscle Spasm (524)
46-55	4,758 (16.30%)	Severe Pain (4,057)	PTSD (705)	Persistent Muscle Spasm (462)
56-65	5,959 (20.40%)	Severe Pain (5,168)	PTSD (612)	Persistent Muscle Spasm (517)
66-75	5,139 (17.60%)	Severe Pain (4,367)	Malignant Neoplasm (Cancer) (644)	Persistent Muscle Spasm (467)
76 & Older	1,027 (3.51%)	Severe Pain (845)	Malignant Neoplasm (Cancer) (209)	Persistent Muscle Spasm (78)

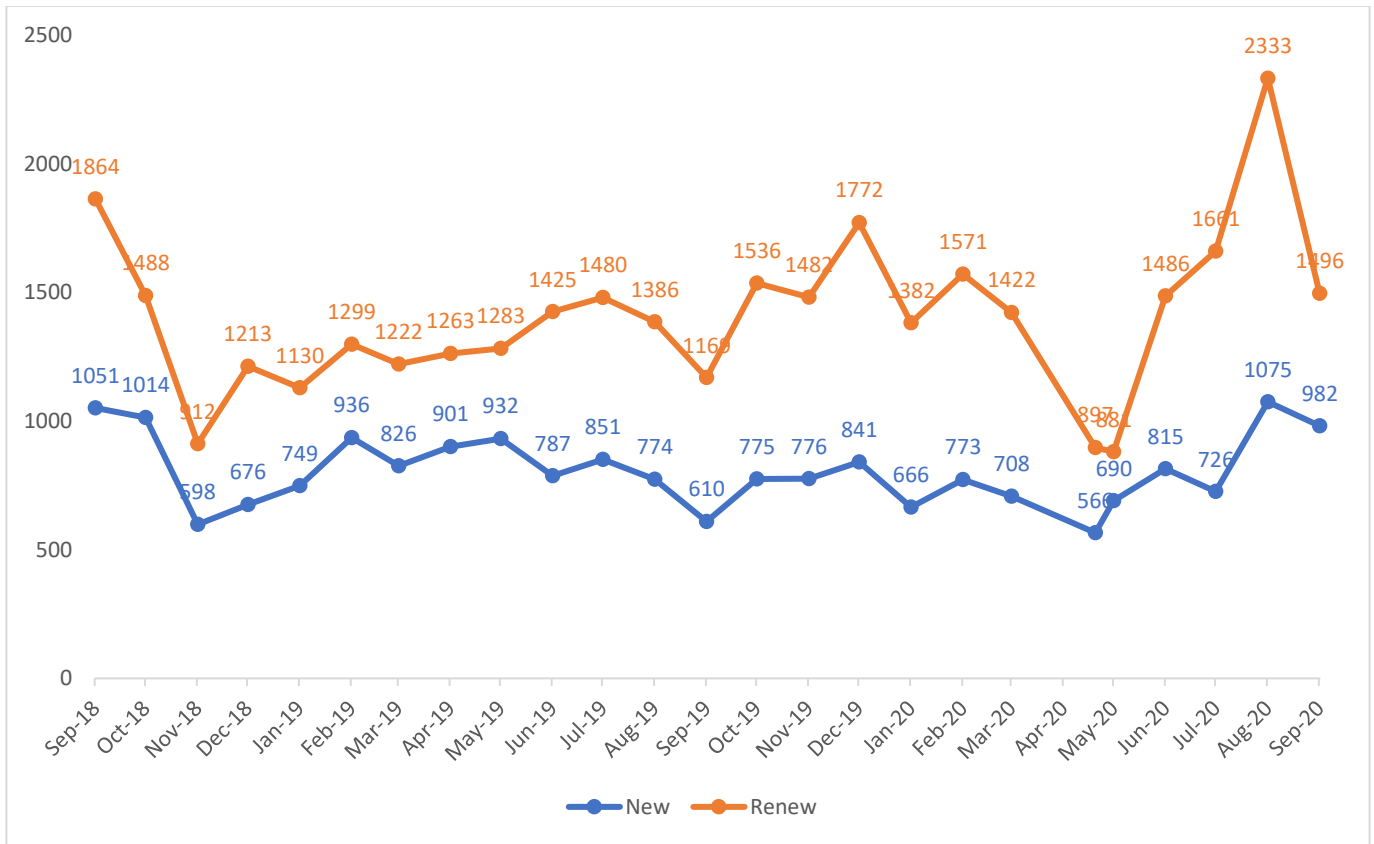
*Patient count is not reportable

Table 4. Registered Patients, Caregivers, and Top 3 Certified Conditions by County

County	Number of Patients	Number of Caregivers	1 st Reported Condition	2 nd Reported Condition	3 rd Reported Condition
*Oahu	13,775	1,309	Severe Pain (10,934)	PTSD (2,555)	Malignant Neoplasm (Cancer) (1,089)
*Hawaii	7,395	455	Severe Pain (6,550)	Persistent Muscle Spasms (1,124)	PTSD (787)
*Maui	5,871	491	Severe Pain (5,062)	PTSD (768)	Persistent Muscle Spasms (551)
Kauai	2,169	162	Severe Pain (1,904)	Severe Nausea (176)	Persistent Muscle Spasms (168)

*Patients who registered using an out-of-state address are not included in the count, their caregivers are also not included.

Graph 1. Number of Approved Applications: New Applications vs Renewal Applications, September 2018 – September 2020



OUT-OF-STATE Patient Data

113	Visitors from 24 states and the District of Columbia are registered as out-of-state patients.
88	Visitors have valid registrations as out-of-state patients.
25	Visitors have approved registrations that are waiting for activation.

Demographic Information

Table 1. Registered Patients by Age and Gender

Gender	Average Age	*Percentage on Registry
Male	44.7	62.0%
Female	40.9	38.1%

*The number of transgender applicants is not reportable at this time.

Table 2. Top 3 Certified Conditions*

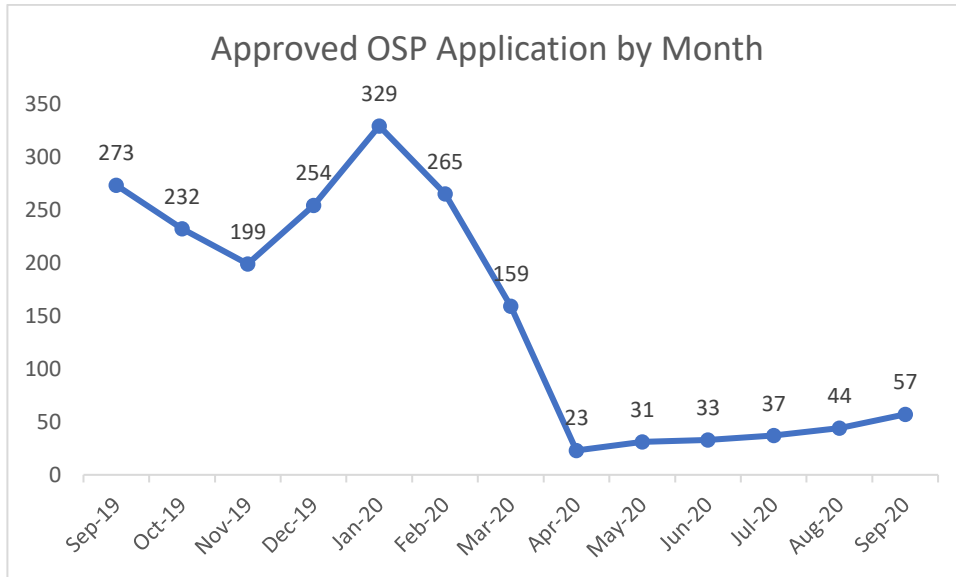
1 st Certified Condition by number and percentage	2 nd Certified Condition by number and percentage	3 rd Certified Condition by number and percentage
Severe Pain (77, 68.14%)	PTSD (31, 27.43%)	Severe Nausea (16, 14.16%)

*Breakdown by age is not available at this time.

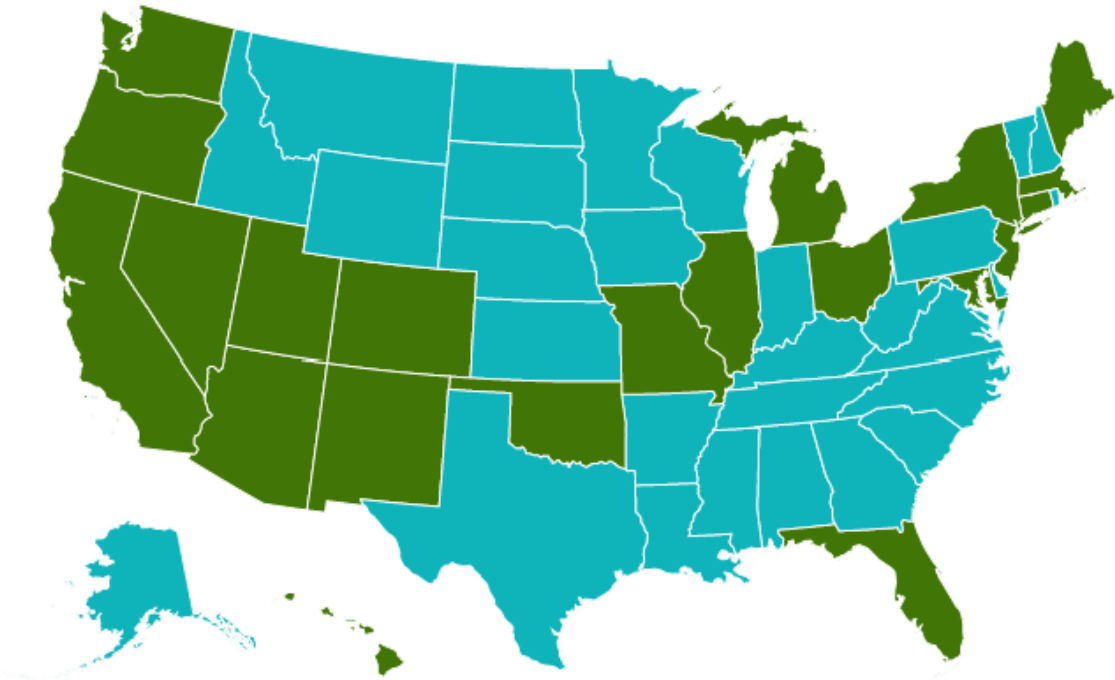
Table 3. Top 3 Visiting States

1 st Visiting State by number and percentage	2 nd Visiting State by number and percentage	3 rd Visiting State by number and percentage
Arizona (17, 15.04%)	Colorado (10, 8.85%)	Illinois & Oklahoma (8, 7.10%)

Graph 1. Number of Approved Applications: September 2019 – September 2020



Graph 2. Visitors' states as of September 2020



	Medical cannabis states where visitors have registered with Hawaii Medical Cannabis Program
	Medical cannabis states where visitors are expecting to register with Hawaii Medical Cannabis Program, and states where medical cannabis is currently prohibited