


STATE OF HAWAII
DEPARTMENT OF HEALTH
 4348 Waiālae Avenue, #648
 Honolulu, Hawaii 96816



Medical Cannabis (329) Registry Program

The statistics presented in this report are based on Medical Cannabis Registry data as of
 November 30, 2020

IN-STATE Patient Data

IN-STATE Patients with a Valid Medical Cannabis Registration	
30,605	Patients have a valid medical cannabis registration.
Caregiver Totals	
2,543	Caregivers are caring for registered patients.
Physician/APRN Totals	
310	Physicians/APRNs have set up accounts to certify patients in Hawaii.
186	Physicians/APRNs have certified one or more patients for the medical use of cannabis in the past year up until November 30, 2020.

Demographic Information

Table 1. Registered Patients by Age and Gender

Gender	Average Age	Percentage on Registry
Male	50.33	59.07%
Female	49.32	40.84%
Transgender*	39.50	0.09%

*Transgender includes both Male to Female and Female to Male.

Table 2. Frequency of Conditions

Reported Condition	Number of Patients' Certified Condition	Percentage of Patients' Certified Condition*
Severe Pain	25,577	83.57%
PTSD	4,586	14.98%
Persistent Muscle Spasms	2,546	8.32%
Malignant Neoplasm (Cancer)	1,864	6.09%
Severe Nausea	1,800	5.88%
Glaucoma	517	1.70%
Rheumatoid Arthritis	491	1.60%
Cachexia/Wasting Syndrome	487	1.59%
Seizures	400	1.31%
HIV or AIDS	209	0.68%
Epilepsy	122	0.40%
Lupus	106	0.35%
Multiple Sclerosis	66	0.22%
ALS	9	0.03%

*Does not add to 100% as some patients report more than one debilitating condition.

Table 3. Registered Patient Total and the Top 3 Certified Conditions by Age

Age Group	Patient Total & % by Age	1st Certified Condition	2nd Certified Condition	3rd Certified Condition
0-10	14 (0.05%)	Seizures (7)	*PTSD & Severe Pain	*Malignant Neoplasm (Cancer)*Epilepsy & *Severe Nausea
11-17	38 (0.12%)	Severe Pain (11)	Seizure & PTSD (10)	Epilepsy (8)
18-25	1,550 (5.06%)	Severe Pain (1,113)	PTSD (432)	Severe Nausea (153)
26-35	5,189 (16.95%)	Severe Pain (4,179)	PTSD (1,082)	Persistent Muscle Spasm (399)
36-45	6,380 (20.85%)	Severe Pain (5,384)	PTSD (1,159)	Persistent Muscle Spasm (535)
46-55	4,951 (16.18%)	Severe Pain (4,222)	PTSD (746)	Persistent Muscle Spasm (472)
56-65	6,197 (20.25%)	Severe Pain (5,359)	PTSD (643)	Persistent Muscle Spasm (512)
66-75	5,254 (17.17%)	Severe Pain (4,459)	Malignant Neoplasm (Cancer) (672)	Persistent Muscle Spasm (466)
76 & Older	1,032 (3.37%)	Severe Pain (848)	Malignant Neoplasm (Cancer) (199)	Persistent Muscle Spasm (76)

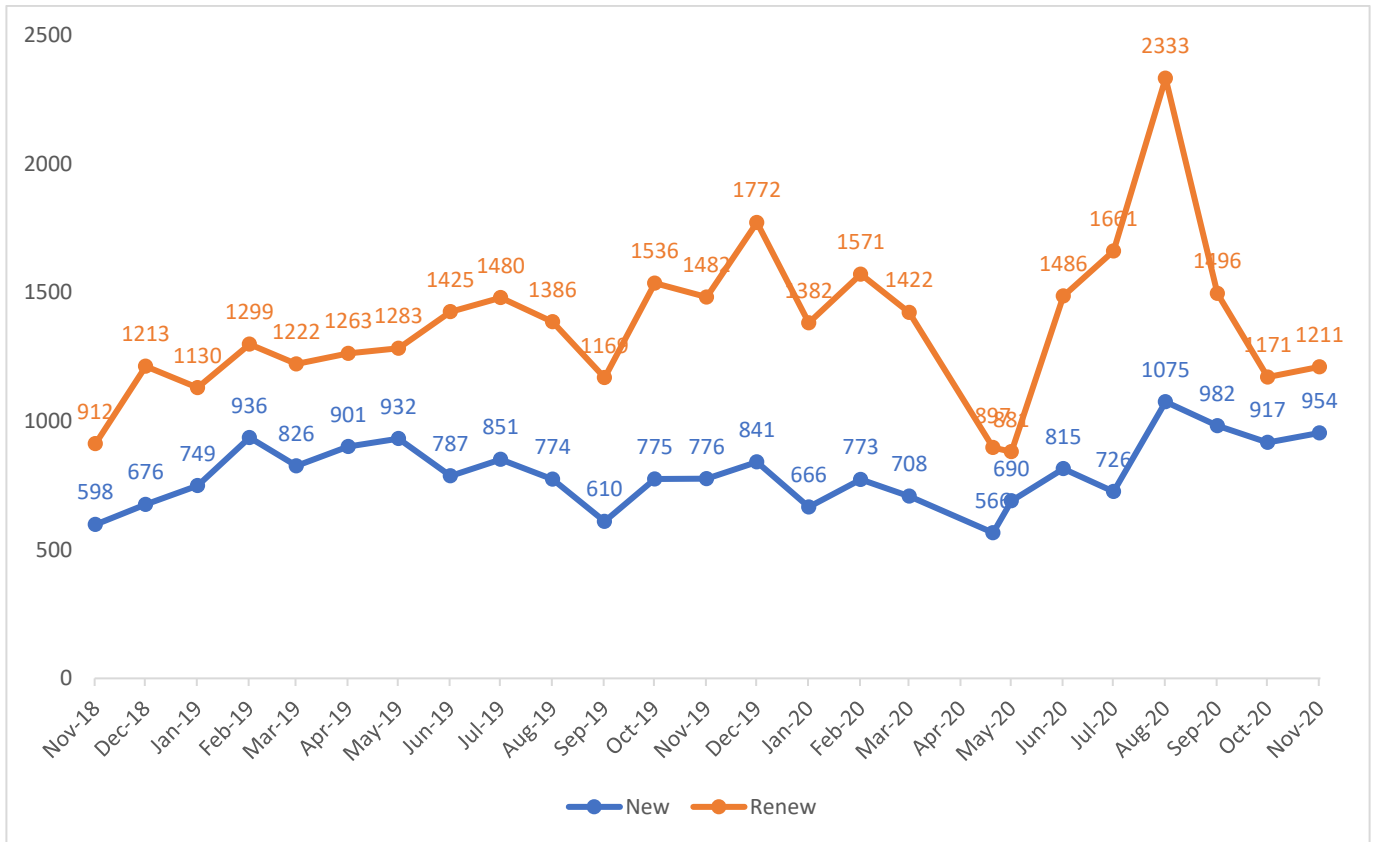
*Patient count is not reportable

Table 4. Registered Patients, Caregivers, and Top 3 Certified Conditions by County

County	Number of Patients	Number of Caregivers	1 st Reported Condition	2 nd Reported Condition	3 rd Reported Condition
*Oahu	14,429	1,369	Severe Pain (11,434)	PTSD (2,746)	Malignant Neoplasm (Cancer) (1,107)
*Hawaii	7,889	486	Severe Pain (6,974)	Persistent Muscle Spasms (1,135)	PTSD (862)
*Maui	6,035	522	Severe Pain (5,197)	PTSD (785)	Persistent Muscle Spasms (560)
Kauai	2,232	165	Severe Pain (1,952)	PTSD (188)	Severe Nausea (178)

*Patients who registered using an out-of-state address are not included in the count, their caregivers are also not included.

Graph 1. Number of Approved Applications: New Applications vs Renewal Applications, November 2018 – November 2020



OUT-OF-STATE Patient Data

306	Visitors from 24 states and the District of Columbia are registered as out-of-state patients.
257	Visitors have valid registrations as out-of-state patients.
49	Visitors have approved registrations that are waiting for activation.

Demographic Information

Table 1. Registered Patients by Age and Gender

Gender	Average Age	*Percentage on Registry
Male	45.0	60.78%
Female	39.3	39.22%

*The number of transgender applicants is not reportable at this time.

Table 2. Top 3 Certified Conditions*

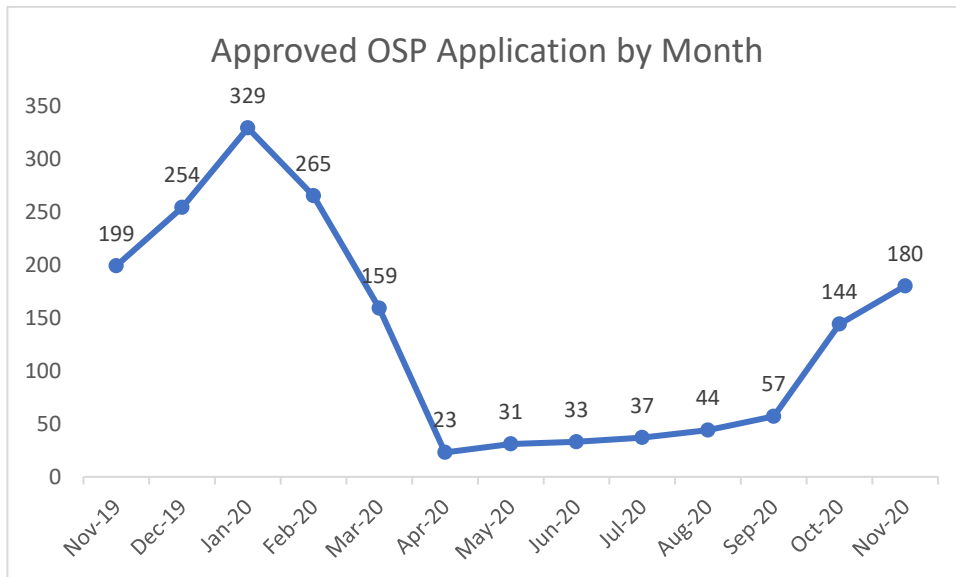
1 st Certified Condition by number and percentage	2 nd Certified Condition by number and percentage	3 rd Certified Condition by number and percentage
Severe Pain (216, 70.59%)	PTSD (77, 25.16%)	Persistent Muscle Spasm (43, 14.05%)

*Breakdown by age is not available at this time.

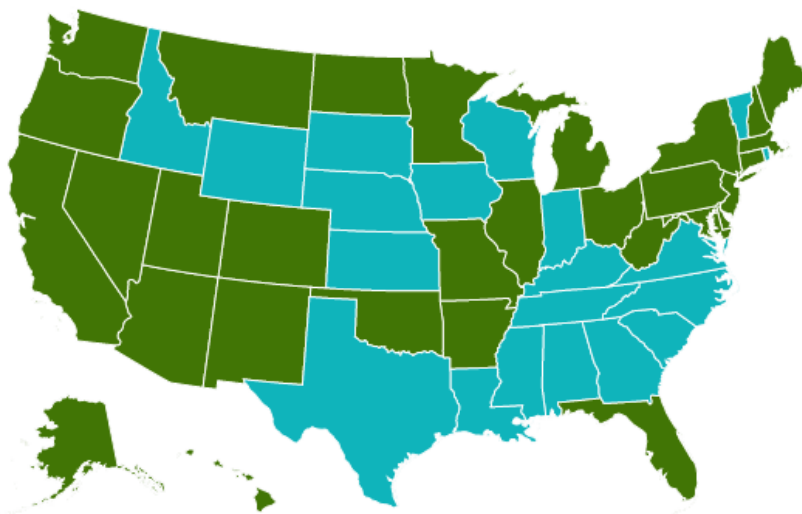
Table 3. Top 3 Visiting States

1 st Visiting State by number and percentage	2 nd Visiting State by number and percentage	3 rd Visiting State by number and percentage
Arizona (61, 19.93%)	Colorado (32, 10.46%)	Florida (21, 6.86%)

Graph 1. Number of Approved Applications: November 2019 – November 2020



Graph 2. Visitors' states as of November 2020



	Medical cannabis states where visitors have registered with Hawaii Medical Cannabis Program
	Medical cannabis states where visitors are expecting to register with Hawaii Medical Cannabis Program, and states where medical cannabis is currently prohibited