


**STATE OF HAWAII**  
**DEPARTMENT OF HEALTH**  
 4348 Waiālae Avenue, #648  
 Honolulu, Hawaii 96816



## Medical Cannabis (329) Registry Program

The statistics presented in this report are based on Medical Cannabis Registry data as of  
 May 31, 2021

### IN-STATE Patient Data

IN-STATE Patients with a Valid Medical Cannabis Registration	
33,535	Patients have a valid medical cannabis registration.
Caregiver Totals	
2,770	Caregivers are caring for registered patients.
Physician/APRN Totals	
329	Physicians/APRNs have set up accounts to certify patients in Hawaii.
200	Physicians/APRNs have certified one or more patients for the medical use of cannabis in the past year up until May 31, 2021.

## Demographic Information

**Table 1. Registered Patients by Age and Gender**

Gender	Average Age	Percentage on Registry
Male	50.81	58.50%
Female	49.47	41.41%
Transgender*	42.36	0.08%

\*Transgender includes both Male to Female and Female to Male.

**Table 2. Frequency of Conditions**

Reported Condition	Number of Patients' Certified Condition	Percentage of Patients' Certified Condition*
Severe Pain	28,009	83.52%
PTSD	5,168	15.41%
Persistent Muscle Spasms	2,620	7.81%
Severe Nausea	2,042	6.09%
Malignant Neoplasm (Cancer)	2,002	5.97%
Glaucoma	571	1.70%
Rheumatoid Arthritis	508	1.51%
Cachexia/Wasting Syndrome	494	1.47%
Seizures	414	1.23%
HIV or AIDS	221	0.66%
Epilepsy	124	0.37%
Lupus	122	0.36%
Multiple Sclerosis	76	0.23%
ALS	8	0.02%

\*Does not add to 100% as some patients report more than one debilitating condition.

**Table 3. Registered Patient Total and the Top 3 Certified Conditions by Age**

Age Group	Patient Total & % by Age	1st Certified Condition	2nd Certified Condition	3rd Certified Condition
0-10	12 (0.04%)	Seizures (6)	*Malignant Neoplasm (Cancer)	*Severe Pain
11-17	40 (0.12%)	PTSD (10)	Severe Pain & Seizure (9)	Epilepsy (8)
18-25	1,537 (4.58%)	Severe Pain (1,094)	PTSD (436)	Severe Nausea (162)
26-35	5,654 (16.86%)	Severe Pain (4,550)	PTSD (1,234)	Severe Nausea (500)
36-45	7,115 (21.22%)	Severe Pain (5,963)	PTSD (1,317)	Persistent Muscle Spasm (568)
46-55	5,483 (16.35%)	Severe Pain (4,662)	PTSD (883)	Persistent Muscle Spasm (486)
56-65	6,505 (19.40%)	Severe Pain (5,638)	PTSD (687)	Persistent Muscle Spasm (528)
66-75	5,917 (17.64%)	Severe Pain (5,059)	Malignant Neoplasm (Cancer) (718)	PTSD (513)
76 & Older	1,272 (3.79%)	Severe Pain (1,032)	Malignant Neoplasm (Cancer) (240)	PTSD (88)

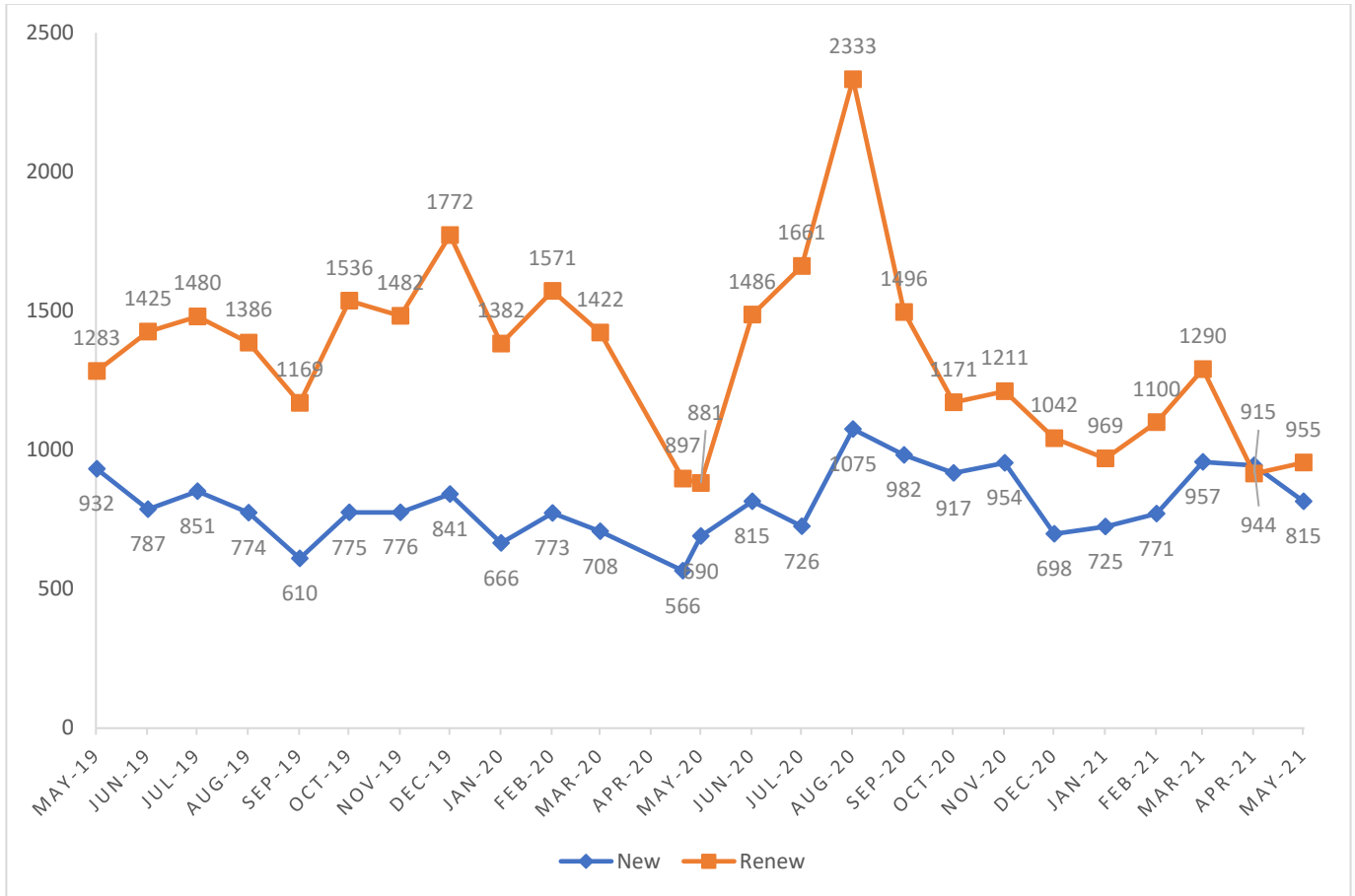
\*Patient count is not reportable

**Table 4. Registered Patients, Caregivers, and Top 3 Certified Conditions by County**

County	Number of Patients	Number of Caregivers	1 <sup>st</sup> Reported Condition	2 <sup>nd</sup> Reported Condition	3 <sup>rd</sup> Reported Condition
*Oahu	15,913	1,466	Severe Pain (12,603)	PTSD (3,142)	Malignant Neoplasm (Cancer) (1,193)
*Hawaii	8,696	562	Severe Pain (7,685)	Persistent Muscle Spasms (1,125)	PTSD (981)
*Maui	6,538	568	Severe Pain (5,644)	PTSD (814)	Persistent Muscle Spasms (612)
Kauai	2,358	171	Severe Pain (2,052)	PTSD (220)	Severe Nausea (218)

\*Patients who registered using an out-of-state address are not included in the count, their caregivers are also not included.

**Graph 1. Number of Approved Applications: New Applications vs Renewal Applications, May 2019 – May 2021**



## OUT-OF-STATE Patient Data

1046	Visitors from 24 states and the District of Columbia are registered as out-of-state patients.
826	Visitors have valid registrations as out-of-state patients.
220	Visitors have approved registrations that are waiting for activation.

## Demographic Information

**Table 1. Patients by Age and Gender**

Gender	Average Age	*Percentage on Registry
Male	41.76	61.24%
Female	41.40	38.76%

\*The number of transgender applicants is not reportable at this time.

**Table 2. Top 3 Certified Conditions\***

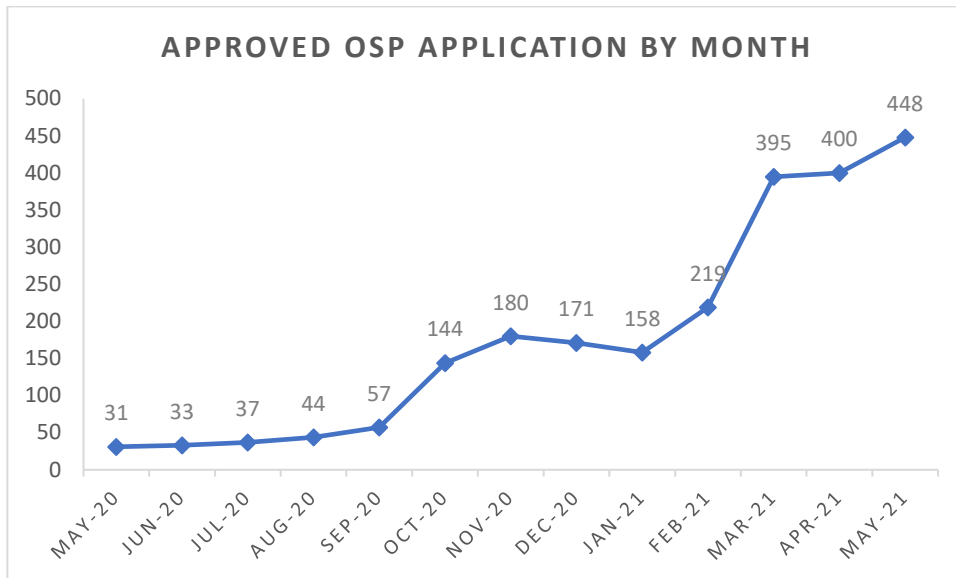
1 <sup>st</sup> Certified Condition by number and percentage	2 <sup>nd</sup> Certified Condition by number and percentage	3 <sup>rd</sup> Certified Condition by number and percentage
Severe Pain (689, 65.93%)	PTSD (317, 30.33%)	Persistent Muscle Spasm (134, 12.82%)

\*Breakdown by age is not available at this time.

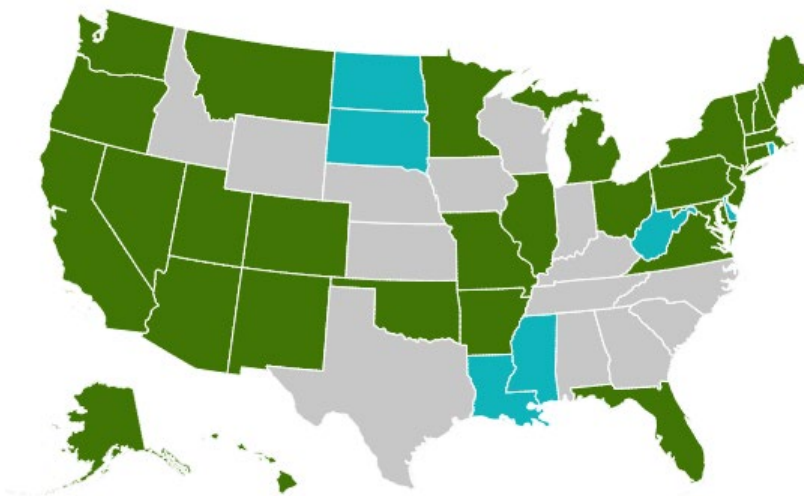
**Table 3. Top 3 Visiting States**

1 <sup>st</sup> Visiting State by number and percentage	2 <sup>nd</sup> Visiting State by number and percentage	3 <sup>rd</sup> Visiting State by number and percentage
Arizona (207, 19.81%)	Florida (103, 9.86%)	Colorado (84, 8.03%)

**Graph 1. Number of Approved Applications: May 2020 – May 2021**



**Graph 2. Visitors' states as of May 2021**



	Medical cannabis states where visitors have registered with Hawaii Medical Cannabis Program
	Medical cannabis states where visitors are expecting to register with Hawaii Medical Cannabis Program
	States where medical cannabis is currently prohibited