


STATE OF HAWAII
DEPARTMENT OF HEALTH
 4348 Waiālae Avenue, #648
 Honolulu, Hawaii 96816



Medical Cannabis (329) Registry Program

The statistics presented in this report are based on Medical Cannabis Registry data as of
 March 31, 2021

IN-STATE Patient Data

IN-STATE Patients with a Valid Medical Cannabis Registration	
32,193	Patients have a valid medical cannabis registration.
Caregiver Totals	
2,670	Caregivers are caring for registered patients.
Physician/APRN Totals	
324	Physicians/APRNs have set up accounts to certify patients in Hawaii.
197	Physicians/APRNs have certified one or more patients for the medical use of cannabis in the past year up until March 31, 2021.

Demographic Information

Table 1. Registered Patients by Age and Gender

Gender	Average Age	Percentage on Registry
Male	51.03	58.75%
Female	49.74	41.16%
Transgender*	41.18	0.09%

*Transgender includes both Male to Female and Female to Male.

Table 2. Frequency of Conditions

Reported Condition	Number of Patients' Certified Condition	Percentage of Patients' Certified Condition*
Severe Pain	26,888	83.52%
PTSD	4,898	15.21%
Persistent Muscle Spasms	2,541	7.90%
Severe Nausea	1,943	6.04%
Malignant Neoplasm (Cancer)	1,913	5.94%
Glaucoma	550	1.71%
Rheumatoid Arthritis	498	1.55%
Cachexia/Wasting Syndrome	480	1.49%
Seizures	404	1.25%
HIV or AIDS	217	0.67%
Epilepsy	125	0.39%
Lupus	119	0.40%
Multiple Sclerosis	74	0.23%
ALS	7	0.02%

*Does not add to 100% as some patients report more than one debilitating condition.

Table 3. Registered Patient Total and the Top 3 Certified Conditions by Age

Age Group	Patient Total & % by Age	1st Certified Condition	2nd Certified Condition	3rd Certified Condition
0-10	9 (0.03%)	Seizures (5)	*Severe Pain	*Malignant Neoplasm (Cancer) / *Severe Nausea
11-17	32 (0.10%)	Seizure & PTSD (8)	Severe Pain & Epilepsy (7)	*Persistent Muscle Spasm
18-25	1,393 (4.33%)	Severe Pain (987)	PTSD (404)	Severe Nausea (151)
26-35	5,340 (16.59%)	Severe Pain (4,274)	PTSD (1,161)	Severe Nausea (463)
36-45	6,826 (21.20%)	Severe Pain (5,741)	PTSD (1,236)	Persistent Muscle Spasm (547)
46-55	5,287 (16.42%)	Severe Pain (4,494)	PTSD (844)	Persistent Muscle Spasm (470)
56-65	6,257 (19.44%)	Severe Pain (5,415)	PTSD (656)	Persistent Muscle Spasm (518)
66-75	5,800 (18.02%)	Severe Pain (4,953)	Malignant Neoplasm (Cancer) (698)	Persistent Muscle Spasm (504)
76 & Older	1,249 (3.88%)	Severe Pain (1015)	Malignant Neoplasm (Cancer) (237)	PTSD (86)

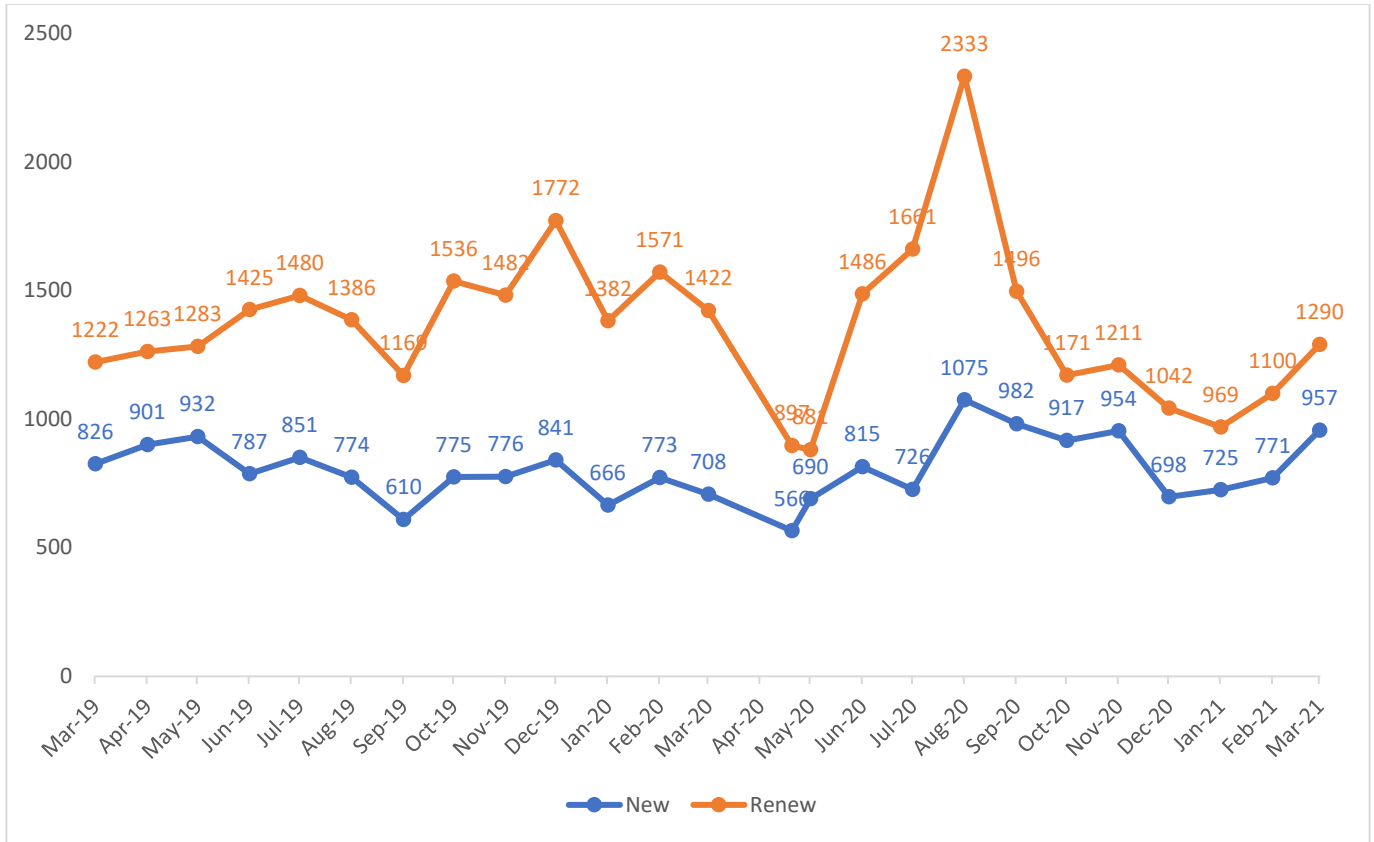
*Patient count is not reportable

Table 4. Registered Patients, Caregivers, and Top 3 Certified Conditions by County

County	Number of Patients	Number of Caregivers	1 st Reported Condition	2 nd Reported Condition	3 rd Reported Condition
*Oahu	15,245	1,405	Severe Pain (12,074)	PTSD (2,957)	Malignant Neoplasm (Cancer) (1,129)
*Hawaii	8,336	534	Severe Pain (7,368)	Persistent Muscle Spasms (1,100)	PTSD (934)
*Maui	6,292	557	Severe Pain (5,427)	PTSD (786)	Persistent Muscle Spasms (586)
Kauai	2,293	174	Severe Pain (1,980)	PTSD (198)	Severe Nausea (190)

*Patients who registered using an out-of-state address are not included in the count, their caregivers are also not included.

Graph 1. Number of Approved Applications: New Applications vs Renewal Applications, March 2019 – March 2021



OUT-OF-STATE Patient Data

679	Visitors from 24 states and the District of Columbia are registered as out-of-state patients.
502	Visitors have valid registrations as out-of-state patients.
177	Visitors have approved registrations that are waiting for activation.

Demographic Information

Table 1. Registered Patients by Age and Gender

Gender	Average Age	*Percentage on Registry
Male	43.19	63.03%
Female	41.80	36.97%

*The number of transgender applicants is not reportable at this time.

Table 2. Top 3 Certified Conditions*

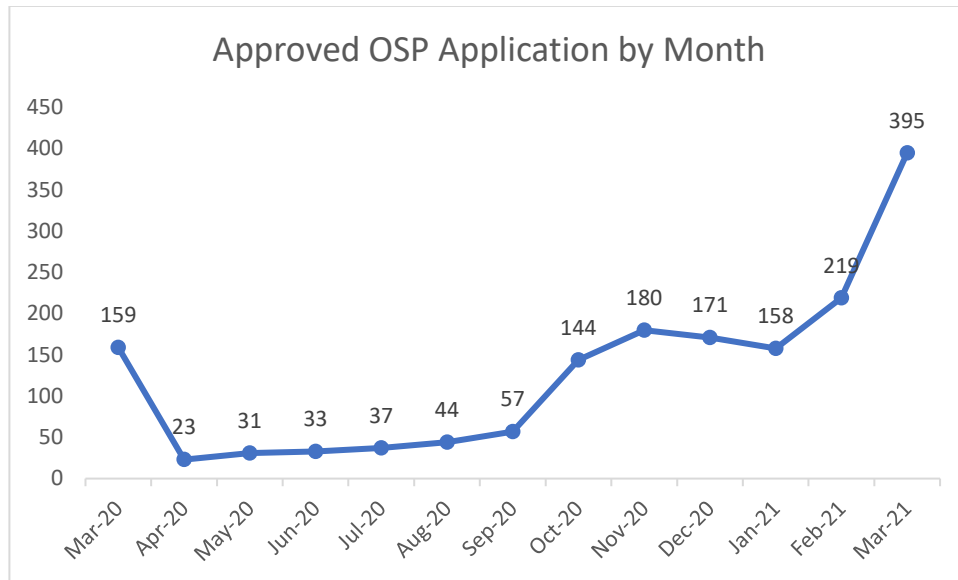
1 st Certified Condition by number and percentage	2 nd Certified Condition by number and percentage	3 rd Certified Condition by number and percentage
Severe Pain (462, 68.04%)	PTSD (187, 27.54%)	Persistent Muscle Spasm (91, 8.84%)

*Breakdown by age is not available at this time.

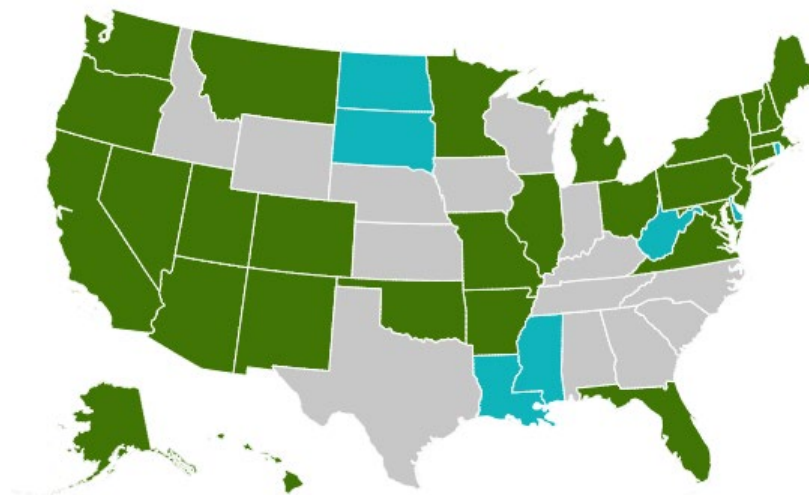
Table 3. Top 3 Visiting States

1 st Visiting State by number and percentage	2 nd Visiting State by number and percentage	3 rd Visiting State by number and percentage
Arizona (118, 17.38%)	Colorado (66, 9.72%)	Florida (60, 8.84%)

Graph 1. Number of Approved Applications: March 2020 – March 2021



Graph 2. Visitors' states as of March 2021



	Medical cannabis states where visitors have registered with Hawaii Medical Cannabis Program
	Medical cannabis states where visitors are expecting to register with Hawaii Medical Cannabis Program
	States where medical cannabis is currently prohibited