




STATE OF HAWAII
DEPARTMENT OF HEALTH
 4348 Waiālae Avenue, #648
 Honolulu, Hawaii 96816



Medical Cannabis (329) Registry Program

The statistics presented in this report are based on Medical Cannabis Registry data as of
 June 30, 2021

IN-STATE Patient Data

IN-STATE Patients with a Valid Medical Cannabis Registration	
34,026	Patients have a valid medical cannabis registration.
Caregiver Totals	
2,829	Caregivers are caring for registered patients.
Physician/APRN Totals	
331	Physicians/APRNs have set up accounts to certify patients in Hawaii.
203	Physicians/APRNs have certified one or more patients for the medical use of cannabis in the past 2 years up until June 30, 2021.
191	Physicians/APRNs have certified one or more patients for the medical use of cannabis in the past year up until June 30, 2021.

Demographic Information

Table 1. Registered Patients by Age and Gender

Gender	Average Age	Percentage on Registry
Male	50.77	58.38%
Female	49.41	41.54%
Transgender*	41.90	0.09%

*Transgender includes both Male to Female and Female to Male.

Table 2. Frequency of Conditions

Reported Condition	Number of Patients' Certified Condition	Percentage of Patients' Certified Condition*
Severe Pain	28,417	83.52%
PTSD	5,258	15.45%
Persistent Muscle Spasms	2,646	7.78%
Severe Nausea	2,081	6.12%
Malignant Neoplasm (Cancer)	2,008	5.90%
Glaucoma	578	1.70%
Rheumatoid Arthritis	515	1.51%
Cachexia/Wasting Syndrome	499	1.47%
Seizures	418	1.23%
HIV or AIDS	226	0.66%
Epilepsy	125	0.37%
Lupus	125	0.37%

Multiple Sclerosis	77	0.23%
ALS	9	0.03%

*Does not add to 100% as some patients report more than one debilitating condition.

Table 3. Registered Patient Total and the Top 3 Certified Conditions by Age

Age Group	Patient Total & % by Age	1st Certified Condition	2nd Certified Condition	3rd Certified Condition
0-10	12 (0.04%)	Seizures (6)	*Malignant Neoplasm (Cancer)	*Severe Pain
11-17	41 (0.12%)	PTSD (12)	Severe Pain & Seizure (9)	Epilepsy (7)
18-25	1,580 (4.64%)	Severe Pain (1,114)	PTSD (453)	Severe Nausea (170)
26-35	5,748 (16.89%)	Severe Pain (4,626)	PTSD (1,254)	Severe Nausea (516)
36-45	7,234 (21.26%)	Severe Pain (6,055)	PTSD (1,343)	Persistent Muscle Spasm (573)
46-55	5,557 (16.33%)	Severe Pain (4,739)	PTSD (886)	Persistent Muscle Spasm (495)
56-65	6,608 (19.42%)	Severe Pain (5,726)	PTSD (697)	Persistent Muscle Spasm (532)
66-75	5,977 (17.57%)	Severe Pain (5,116)	Malignant Neoplasm (Cancer) (720)	PTSD (525)
76 & Older	1,269 (3.73%)	Severe Pain (1,030)	Malignant Neoplasm (Cancer) (240)	PTSD (88)

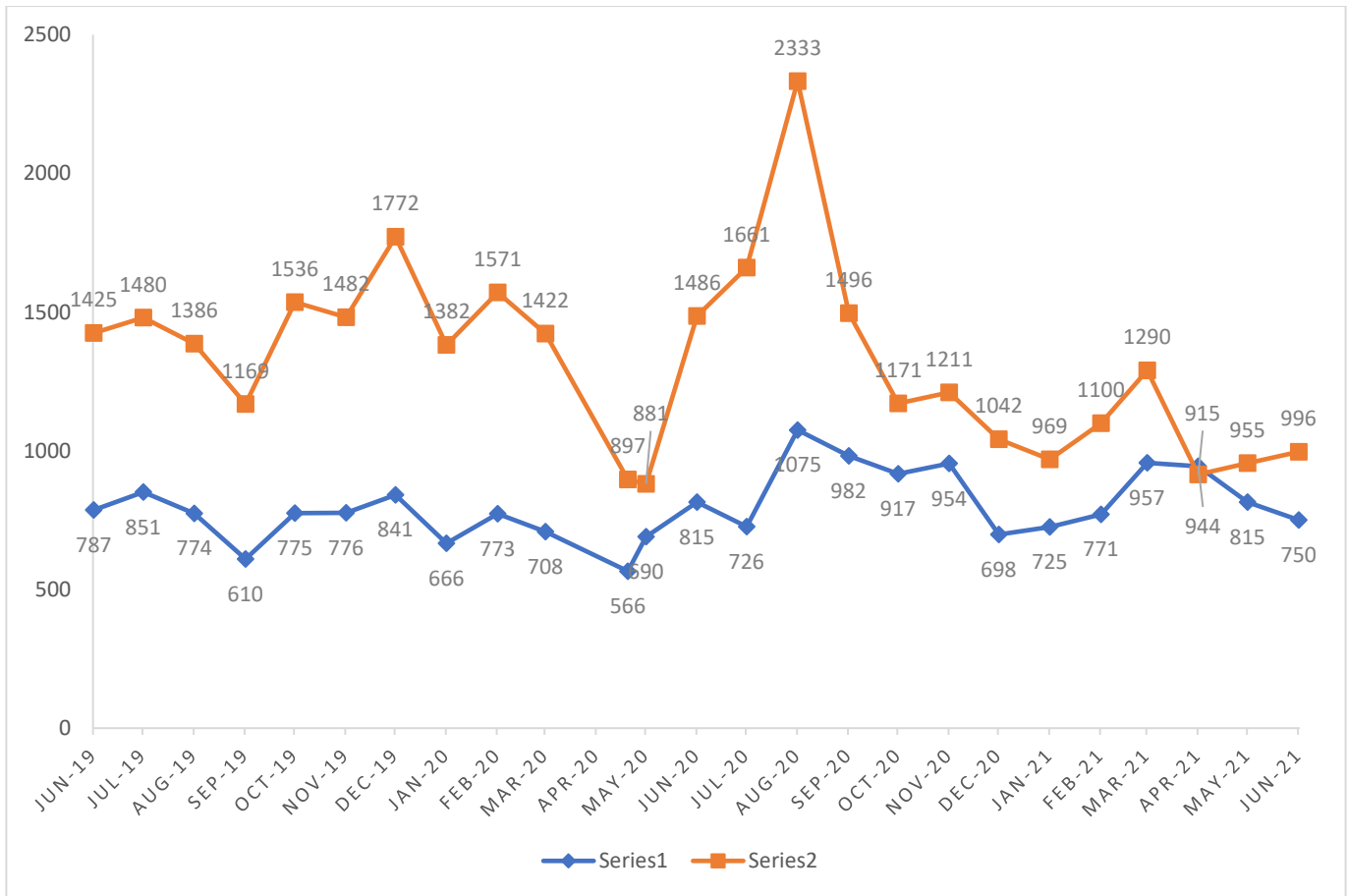
*Patient count is not reportable

Table 4. Registered Patients, Caregivers, and Top 3 Certified Conditions by County

County	Number of Patients	Number of Caregivers	1 st Reported Condition	2 nd Reported Condition	3 rd Reported Condition
*Oahu	16,125	1,497	Severe Pain (12,761)	PTSD (3,196)	Malignant Neoplasm (Cancer) (1,194)
*Hawaii	8,825	569	Severe Pain (7,811)	Persistent Muscle Spasms (1,136)	PTSD (988)
*Maui	6,639	583	Severe Pain (5,735)	PTSD (827)	Persistent Muscle Spasms (622)
Kauai	2,406	177	Severe Pain (2,084)	PTSD (236)	Severe Nausea (225)

*Patients who registered using an out-of-state address are not included in the count, their caregivers are also not included.

Graph 1. Number of Approved Applications: New Applications vs Renewal Applications, June 2019 – June 2021



Relabel series 1 and 2

OUT-OF-STATE Patient Data

1,226	Visitors from 24 states and the District of Columbia are registered as out-of-state patients.
956	Visitors have valid registrations as out-of-state patients.
270	Visitors have approved registrations that are waiting for activation.

Demographic Information

Table 1. Patients by Age and Gender

Gender	Average Age	*Percentage on Registry
Male	41.67	61.80%
Female	41.94	38.20%

*The number of transgender applicants is not reportable at this time.

Table 2. Top 3 Certified Conditions*

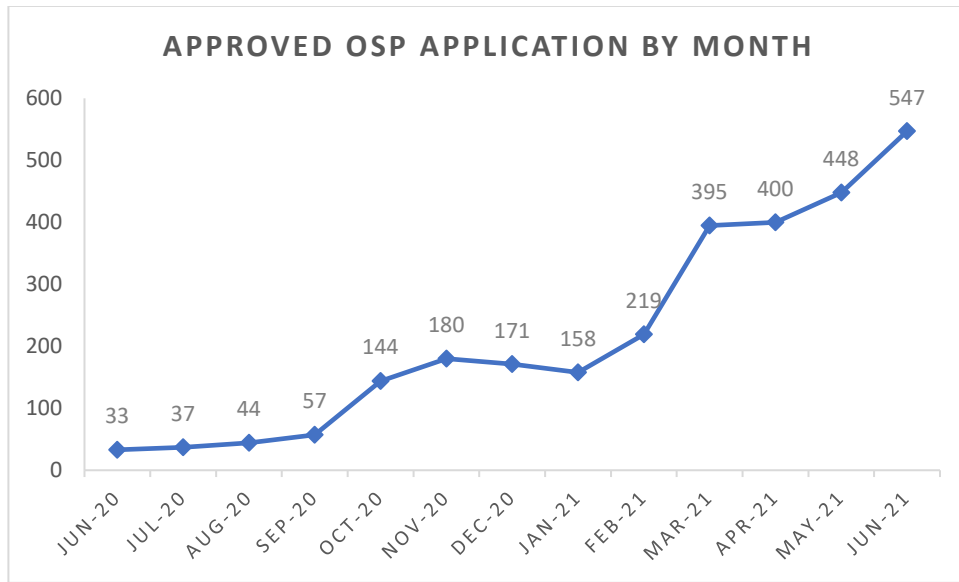
1 st Certified Condition by number and percentage	2 nd Certified Condition by number and percentage	3 rd Certified Condition by number and percentage
Severe Pain (813, 66.37%)	PTSD (360, 29.39%)	Persistent Muscle Spasm (159, 12.98%)

*Breakdown by age is not available at this time.

Table 3. Top 3 Visiting States

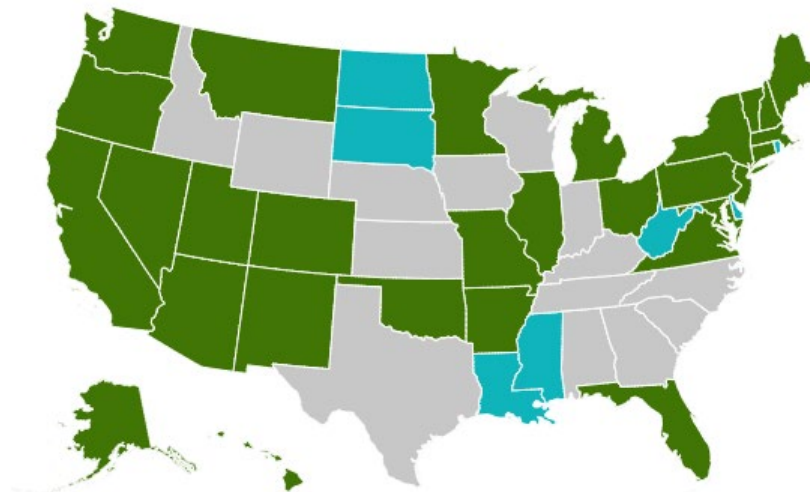
1 st Visiting State by number and percentage	2 nd Visiting State by number and percentage	3 rd Visiting State by number and percentage
Arizona (263, 21.45%)	Florida (138, 11.27%)	Colorado (70, 5.71%)

Graph 1. Number of Approved Applications: June 2020 – June 2021



Title – Approved OSP Applications by month

Graph 2. Visitors’ states as of June 2021



	Medical cannabis states where visitors have registered with Hawaii Medical Cannabis Program
	Medical cannabis states where visitors are expecting to register with Hawaii Medical Cannabis Program
	States where medical cannabis is currently prohibited