


**STATE OF HAWAII**  
**DEPARTMENT OF HEALTH**  
 4348 Waiālae Avenue, #648  
 Honolulu, Hawaii 96816



## Medical Cannabis (329) Registry Program

The statistics presented in this report are based on Medical Cannabis Registry data as of  
 January 31, 2020

### IN-STATE Patient Data

IN-STATE Patients with a Valid Medical Cannabis Registration	
31,077	Patients have a valid medical cannabis registration.
Caregiver Totals	
2,607	Caregivers are caring for registered patients.
Physician/APRN Totals	
191	Physicians/APRNs have set up accounts to certify patients in Hawaii.
314	Physicians/APRNs have certified one or more patients for the medical use of cannabis in the past year up until January 31, 2021.

### Demographic Information

**Table 1. Registered Patients by Age and Gender**

Gender	Average Age	Percentage on Registry
Male	50.19	59.04%
Female	50.15	40.87%
Transgender*	40.50	0.09%

\*Transgender includes both Male to Female and Female to Male.

**Table 2. Frequency of Conditions**

Reported Condition	Number of Patients' Certified Condition	Percentage of Patients' Certified Condition*
Severe Pain	25,957	83.52%
PTSD	4,645	14.95%
Persistent Muscle Spasms	2,513	8.09%
Malignant Neoplasm (Cancer)	1,903	6.12%
Severe Nausea	1,863	5.99%
Glaucoma	541	1.74%
Rheumatoid Arthritis	486	1.56%
Cachexia/Wasting Syndrome	481	1.55%
Seizures	399	1.28%
HIV or AIDS	207	0.67%
Epilepsy	123	0.40%
Lupus	115	0.37%
Multiple Sclerosis	66	0.21%
ALS	8	0.03%

\*Does not add to 100% as some patients report more than one debilitating condition.

**Table 3. Registered Patient Total and the Top 3 Certified Conditions by Age**

Age Group	Patient Total & % by Age	1st Certified Condition	2nd Certified Condition	3rd Certified Condition
0-10	9 (0.03%)	Seizures (5)	*Severe Pain	*Malignant Neoplasm (Cancer) / *Severe Nausea
11-17	30 (0.10%)	Seizure & PTSD (8)	Severe Pain (6)	*Persistent Muscle Spasm
18-25	1,290 (4.15%)	Severe Pain (910)	PTSD (370)	Severe Nausea (136)
26-35	5,063 (16.29%)	Severe Pain (4,063)	PTSD (1,068)	Severe Nausea (432)
36-45	6,564 (21.12%)	Severe Pain (5,537)	PTSD (1,176)	Persistent Muscle Spasm (534)
46-55	5,048 (16.24%)	Severe Pain (4,288)	PTSD (794)	Persistent Muscle Spasm (458)
56-65	6,122 (19.70%)	Severe Pain (5,282)	PTSD (649)	Malignant Neoplasm (Cancer) (487)
66-75	5,706 (18.36%)	Severe Pain (4,853)	Malignant Neoplasm (Cancer) (712)	Persistent Muscle Spasm (499)
76 & Older	1,245 (4.01%)	Severe Pain (1016)	Malignant Neoplasm (Cancer) (234)	Persistent Muscle Spasm (81)

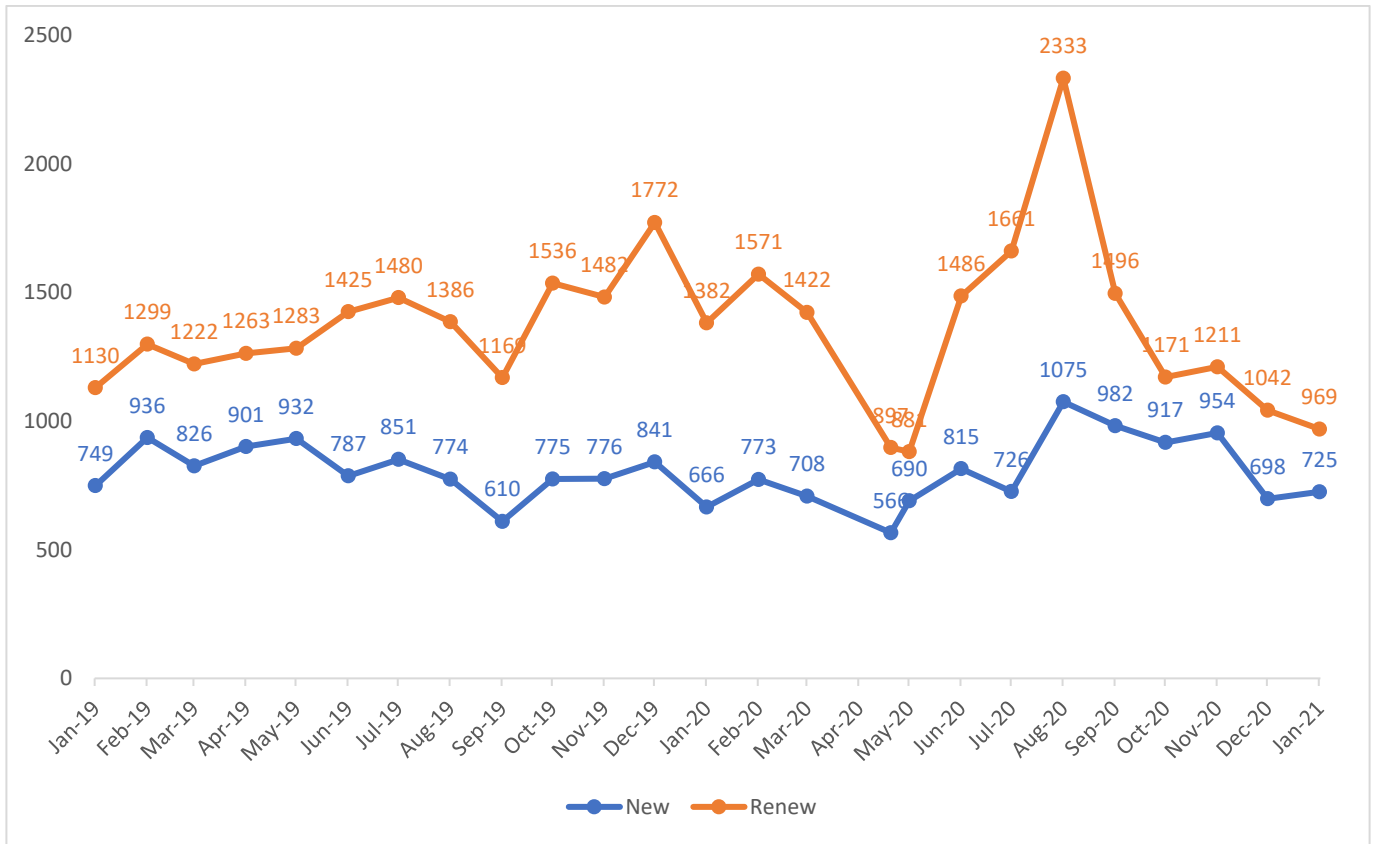
\*Patient count is not reportable

**Table 4. Registered Patients, Caregivers, and Top 3 Certified Conditions by County**

County	Number of Patients	Number of Caregivers	1 <sup>st</sup> Reported Condition	2 <sup>nd</sup> Reported Condition	3 <sup>rd</sup> Reported Condition
*Oahu	14,698	1,398	Severe Pain (11,630)	PTSD (2,808)	Malignant Neoplasm (Cancer) (1,134)
*Hawaii	7,993	503	Severe Pain (7,063)	Persistent Muscle Spasms (1,101)	PTSD (875)
*Maui	6,101	534	Severe Pain (5,272)	PTSD (762)	Persistent Muscle Spasms (576)
Kauai	2,262	171	Severe Pain (1,970)	PTSD (193)	Severe Nausea (189)

\*Patients who registered using an out-of-state address are not included in the count, their caregivers are also not included.

**Graph 1. Number of Approved Applications: New Applications vs Renewal Applications, January 2019 – January 2021**



## OUT-OF-STATE Patient Data

381	Visitors from 24 states and the District of Columbia are registered as out-of-state patients.
326	Visitors have valid registrations as out-of-state patients.
55	Visitors have approved registrations that are waiting for activation.

## Demographic Information

**Table 1. Registered Patients by Age and Gender**

Gender	Average Age	*Percentage on Registry
Male	43.0	63.78%
Female	41.5	36.22%

\*The number of transgender applicants is not reportable at this time.

**Table 2. Top 3 Certified Conditions\***

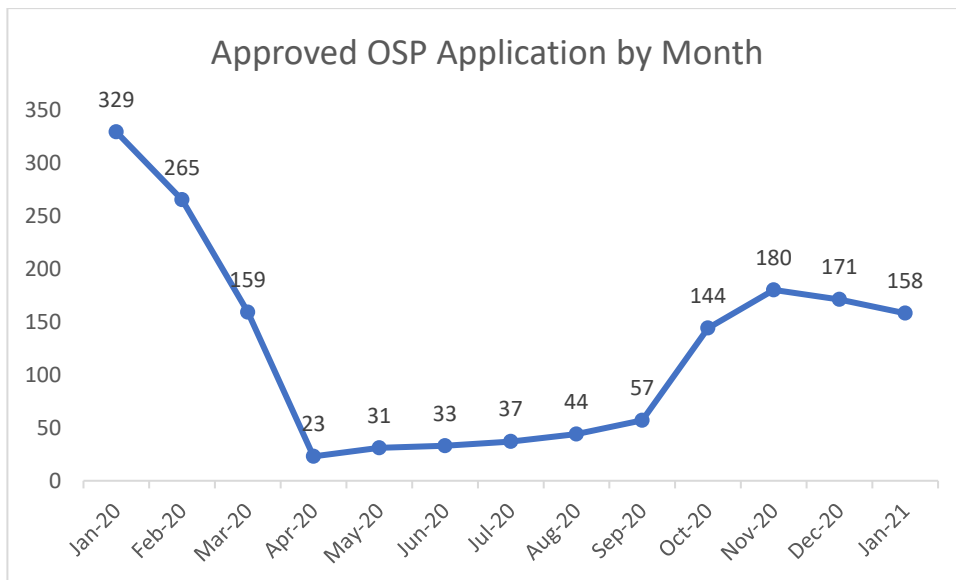
1 <sup>st</sup> Certified Condition by number and percentage	2 <sup>nd</sup> Certified Condition by number and percentage	3 <sup>rd</sup> Certified Condition by number and percentage
Severe Pain (264, 69.30%)	PTSD (92, 24.15%)	Persistent Muscle Spasm (43, 11.29%)

\*Breakdown by age is not available at this time.

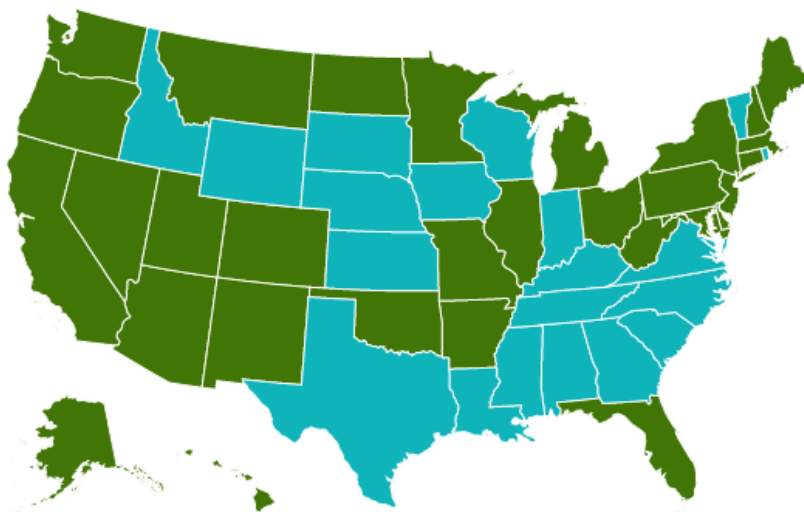
**Table 3. Top 3 Visiting States**

1 <sup>st</sup> Visiting State by number and percentage	2 <sup>nd</sup> Visiting State by number and percentage	3 <sup>rd</sup> Visiting State by number and percentage
Arizona (67, 17.59%)	Florida (34, 8.92%)	Michigan (28, 7.35%)

**Graph 1. Number of Approved Applications: January 2020 – January 2021**



**Graph 2. Visitors' states as of January 2021**



	Medical cannabis states where visitors have registered with Hawaii Medical Cannabis Program
	Medical cannabis states where visitors are expecting to register with Hawaii Medical Cannabis Program, and states where medical cannabis is currently prohibited