



STATE OF HAWAII
DEPARTMENT OF HEALTH
 4348 Waiialae Avenue, #648
 Honolulu, Hawaii 96816



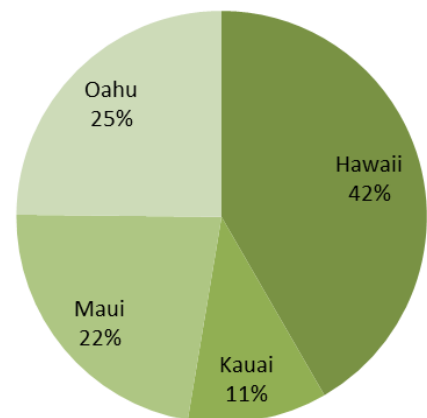
Medical Marijuana (329) Registry Program

The following data is valid for December 31, 2016

Number of Patients as % of Total

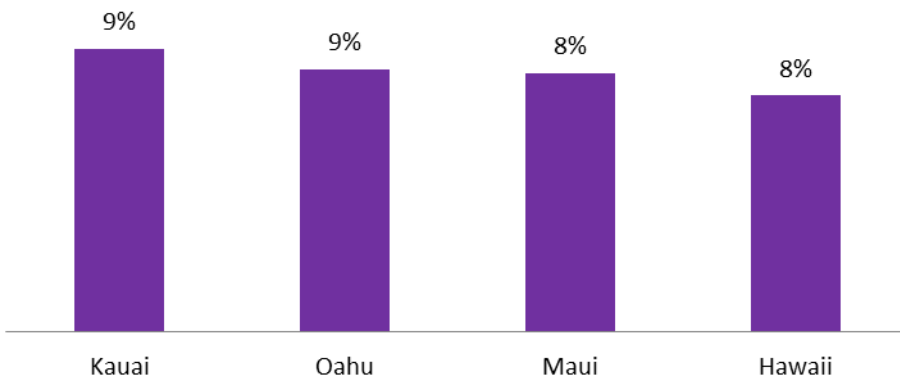
December 31, 2016

Patient & Caregiver Distribution by County		
County	Patient	Caregiver
Hawaii	6386	493
Kauai	1686	156
Maui	3455	292
Oahu	3807	327
Total	15,334 ¹	1,268



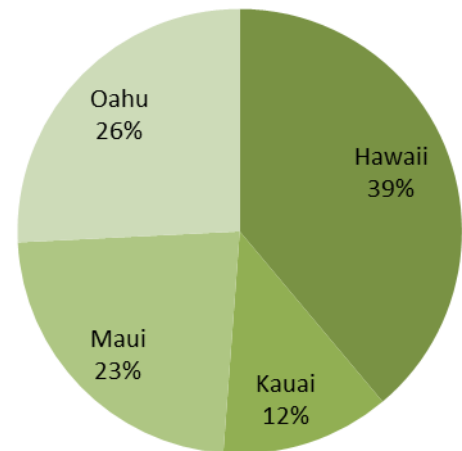
Number of Caregivers as % of County Patients

December 31, 2016



Number of Caregivers as % of Total Caregivers

December 31, 2016

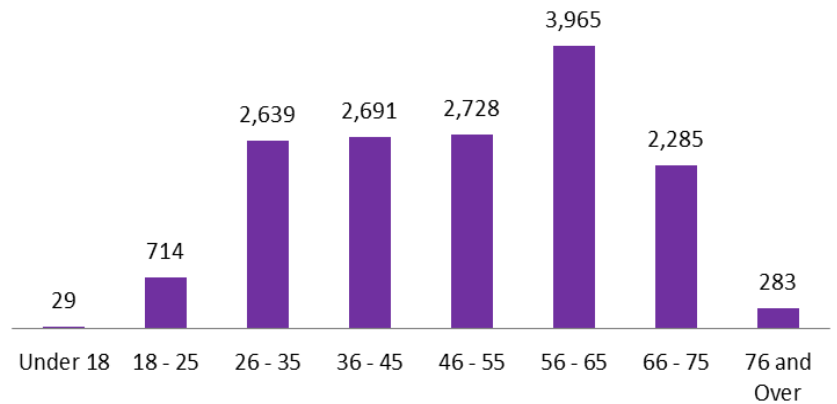


¹ 102 Different physicians and 7 different APRN's certified the 15,334 patients that were valid on December 31, 2016.

Patient Distribution by Age		
Age Range	Patient Count	%
Under 18	29	0.19%
18 - 25	714	4.66%
26 - 35	2,639	17.21%
36 - 45	2,691	17.55%
46 - 55	2,728	17.79%
56 - 65	3,965	25.86%
66 - 75	2,285	14.9%
76 and Over	283	1.85%
Total	15,334	

Patient Distribution by Age

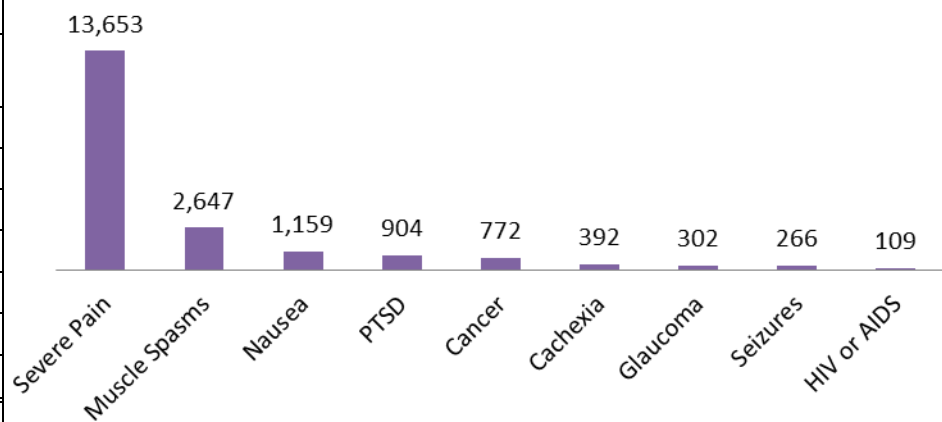
December 31, 2016



Patient Distribution by Condition		
Condition Name	PatientCount	Percentage
Severe Pain	13,653	67.58
Muscle Spasms	2,647	13.1
Nausea	1,159	5.74
PTSD	904	4.47
Cancer	772	3.82
Cachexia	392	1.94
Glaucoma	302	1.49
Seizures	266	1.32
HIV or AIDS	109	0.54
	20,204	

Patient Distribution by Condition

December 31, 2016



Patient Distribution by Gender		
Gender	Gender Count	%
M	10,149	66%
F	5,171	34%
MF	10	0.07%
FM	4	0.03%
	14,638	

Patient Distribution by Gender

December 31, 2016

