




STATE OF HAWAII
DEPARTMENT OF HEALTH
 4348 Waiālae Avenue, #648
 Honolulu, Hawaii 96816



Medical Cannabis (329) Registry Program

The statistics presented in this report are based on Medical Cannabis Registry data as of
 August 31, 2020

IN-STATE Patient Data

IN-STATE Patients with a Valid Medical Cannabis Registration	
29,475	Patients have a valid medical cannabis registration.
Caregiver Totals	
2,445	Caregivers are caring for registered patients.
Physician/APRN Totals	
294	Physicians/APRNs have set up accounts to certify patients in Hawaii.
163	Physicians/APRNs have certified one or more patients for the medical use of cannabis in the past year up until August 31, 2020.

Demographic Information

Table 1. Registered Patients by Age and Gender

Gender	Average Age	Percentage on Registry
Male	50.7	59.40%
Female	50.0	40.50%
Transgender*	40.7	0.09%

*Transgender includes both Male to Female and Female to Male.

Table 2. Frequency of Conditions

Reported Condition	Number of Patients' Certified Condition	Percentage of Patients' Certified Condition*
Severe Pain	24,666	83.68%
PTSD	4,288	14.55%
Persistent Muscle Spasms	2,610	8.85%
Malignant Neoplasm (Cancer)	1,868	6.34%
Severe Nausea	1,726	5.86%
Cachexia/Wasting Syndrome	492	1.70%
Glaucoma	511	1.73%
Rheumatoid Arthritis	489	1.66%
Seizures	418	1.41%
HIV or AIDS	214	0.73%
Epilepsy	107	0.36%
Lupus	106	0.36%
Multiple Sclerosis	64	0.23%
ALS	8	0.03%

*Does not add to 100% as some patients report more than one debilitating condition.

Table 3. Registered Patient Total and the Top 3 Certified Conditions by Age

Age Group	Patient Total & % by Age	1st Certified Condition	2nd Certified Condition	3rd Certified Condition
0-10	15 (0.05%)	Seizures (11)	*Epilepsy	*PTSD/*Malignant Neoplasm (Cancer)/*Persistent Muscle Spasm & *Severe Nausea
11-17	36 (0.12%)	PTSD (13)	Severe Pain (9)	Seizures & Epilepsy (7)
18-25	1376 (4.67%)	Severe Pain (988)	PTSD (388)	Severe Nausea (137)
26-35	4830 (16.39%)	Severe Pain (3899)	PTSD (978)	Persistent Muscle Spasm (411)
36-45	6024 (20.44%)	Severe Pain (5084)	PTSD (1077)	Persistent Muscle Spasm (540)
46-55	4819 (16.35%)	Severe Pain (4112)	PTSD (702)	Persistent Muscle Spasm (475)
56-65	6019 (20.42%)	Severe Pain (5217)	PTSD (617)	Persistent Muscle Spasm (530)
66-75	5259 (17.84%)	Severe Pain (4460)	Malignant Neoplasm (Cancer) (667)	Persistent Muscle Spasm (488)
76 & Older	1097 (3.72%)	Severe Pain (897)	Malignant Neoplasm (Cancer) (225)	Persistent Muscle Spasm (83)

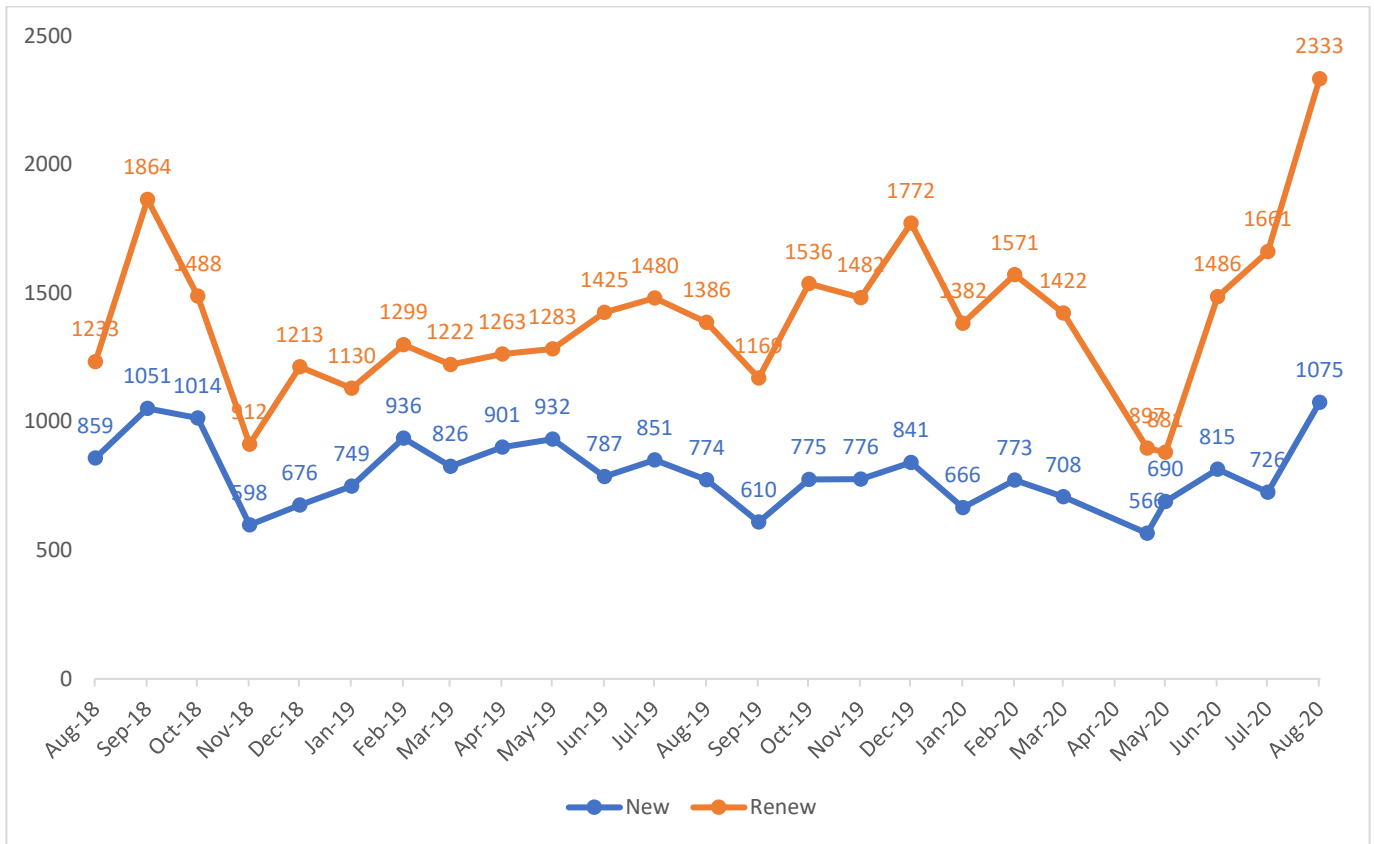
*Patient count is not reportable

Table 4. Registered Patients, Caregivers, and Top 3 Certified Conditions by County

County	Number of Patients	Number of Caregivers	1 st Reported Condition	2 nd Repor Condition	3 rd Reported Condition
*Oahu	13,859	1,324	Severe Pain (10,975)	PTSD (2,556)	Malignant Neoplasm (Cancer) (1,112)
*Hawaii	7,357	456	Severe Pain (6,536)	Persistent Muscle Spasms (1,164)	PTSD (768)
*Maui	6,003	494	Severe Pain (5,181)	PTSD (787)	Persistent Muscle Spasms (566)
Kauai	2,242	170	Severe Pain (1,960)	Severe Nausea (190)	Persistent Muscle Spasms (174)

*Patients who registered using an out-of-state address are not included in the count, their caregivers are also not included.

Graph 1. Number of Approved Applications: New Applications vs Renewal Applications, August 2018 – August 2020



OUT-OF-STATE Patient Data

98	Visitors from 24 states and the District of Columbia are registered as out-of-state patients.
81	Visitors have valid registrations as out-of-state patients.
17	Visitors have approved registrations that are waiting for activation.

Demographic Information

Table 1. Registered Patients by Age and Gender

Gender	Average Age	*Percentage on Registry
Male	44.9	60.20%
Female	39.8	39.80%

*The number of transgender applicants is not reportable at this time.

Table 2. Top 3 Certified Conditions*

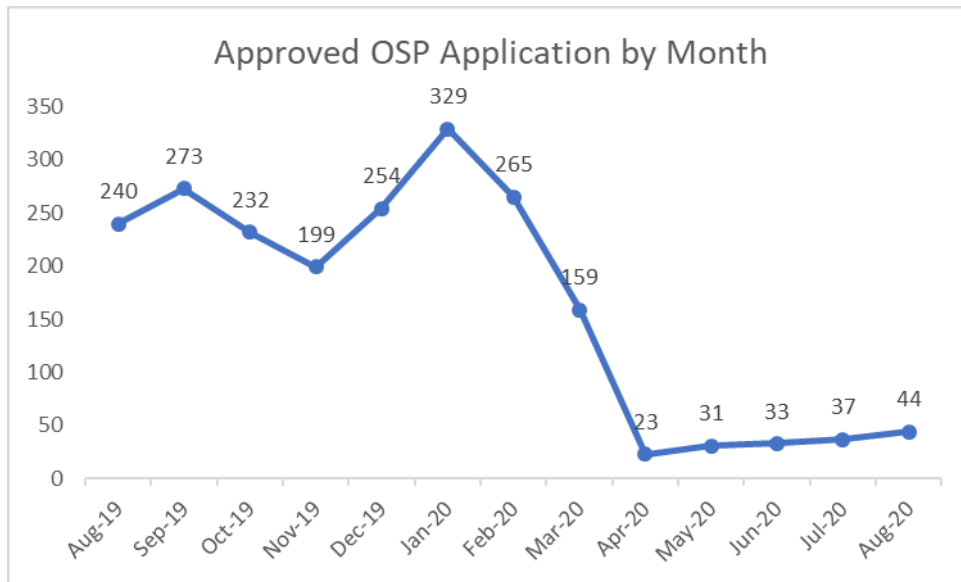
1 st Certified Condition by number and percentage	2 nd Certified Condition by number and percentage	3 rd Certified Condition by number and percentage
Severe Pain (70, 71.43%)	PTSD (29, 29.59%)	Persistent Muscle Spasms (17, 17.35%)

*Breakdown by age is not available at this time.

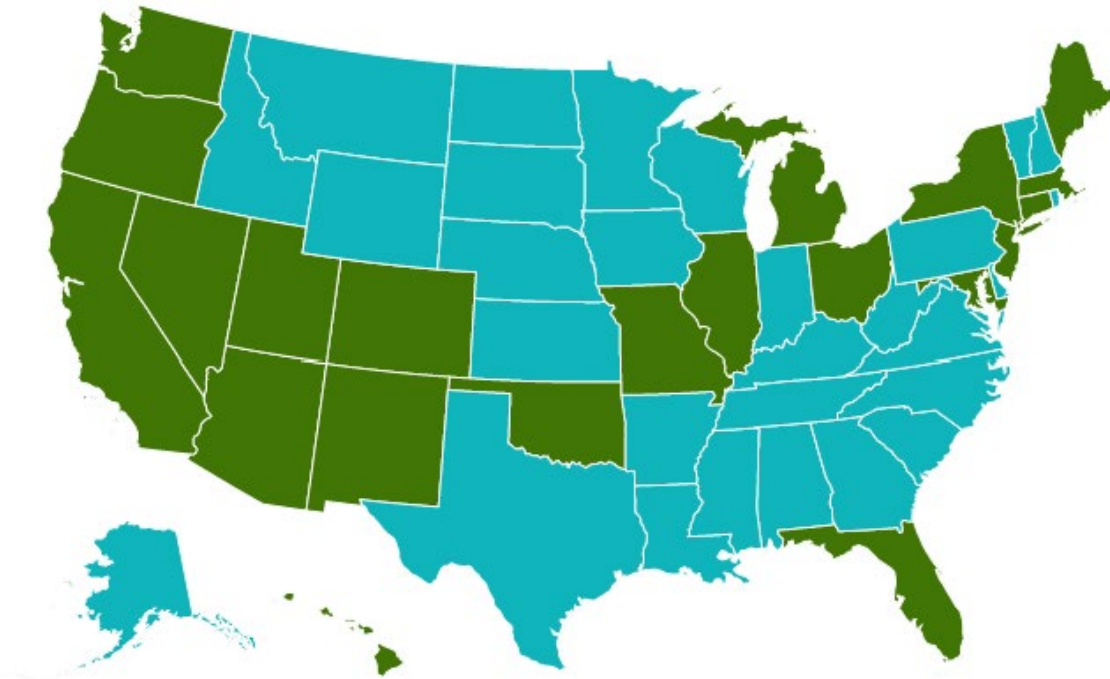
Table 3. Top 3 Visiting States

1 st Visiting State by number and percentage	2 nd Visiting State by number and percentage	3 rd Visiting State by number and percentage
Arizona (13, 13.27%)	Florida (8, 8.16%)	New Jersey (7, 7.14%)

Graph 1. Number of Approved Applications: August 2019 – August 2020



Graph 2. Visitors' states as of August 2020



	Medical cannabis states where visitors have registered with Hawaii Medical Cannabis Program
	Medical cannabis states where visitors are expecting to register with Hawaii Medical Cannabis Program, and states where medical cannabis is currently prohibited