




**STATE OF HAWAII**  
**DEPARTMENT OF HEALTH**  
 4348 Waiālae Avenue, #648  
 Honolulu, Hawaii 96816



## Medical Cannabis (329) Registry Program

The statistics presented in this report are based on Medical Cannabis Registry data as of  
 May 31, 2020

### IN-STATE Patient Data

IN-STATE Patients with a Valid Medical Cannabis Registration	
29,685	Patients have a valid medical cannabis registration.
Caregiver Totals	
2,447	Caregivers are caring for registered patients.
Physician/APRN Totals	
294	Physicians/APRNs have set up accounts to certify patients in Hawaii.
162	Physicians/APRNs have certified one or more patients for the medical use of cannabis in the past year up until May 31, 2020.

### Demographic Information

**Table 1. Registered Patients by Age and Gender**

Gender	Average Age	Percentage on Registry
Male	51.3	59.63%
Female	50.7	40.30%
Transgender*	42.0	0.08%

\*Transgender includes both Male to Female and Female to Male.

**Table 2. Frequency of Conditions**

Reported Condition	Number of Patients' Certified Condition	Percentage of Patients' Certified Condition*
Severe Pain	24,839	83.68%
PTSD	4,177	14.07%
Persistent Muscle Spasms	2,822	9.51%
Malignant Neoplasm (Cancer)	2,018	6.80%
Severe Nausea	1,765	5.95%
Cachexia/Wasting Syndrome	517	1.74%
Glaucoma	512	1.72%
Rheumatoid Arthritis	499	1.70%
Seizures	420	1.41%
HIV or AIDS	213	0.72%
Epilepsy	107	0.36%
Lupus	101	0.34%
Multiple Sclerosis	68	0.23%
ALS	9	0.03%

\*Does not add to 100% as some patients report more than one debilitating condition.

**Table 3. Registered Patient Total and the Top 3 Certified Conditions by Age**

Age Group	Patient Total and Percentage by Age	1 <sup>st</sup> Certified Condition	2 <sup>nd</sup> Certified Condition	3 <sup>rd</sup> Certified Condition
0-10	17 (0.06%)	Seizures (11)	*Epilepsy	*PTSD & *Malignant Neoplasm (Cancer)
11-17	29 (0.10%)	PTSD (10)	Seizures (9)	Severe Pain (8)
18-25	1,252 (4.21%)	Severe Pain (895)	PTSD (348)	Severe Nausea (133)
26-35	4,695 (15.82%)	Severe Pain (3,784)	PTSD (962)	Persistent Muscle Spasms (437)
36-45	5,933 (19.99%)	Severe Pain (5,028)	PTSD (1,020)	Persistent Muscle Spasms (568)
46-55	4,841 (16.31%)	Severe Pain (4,123)	PTSD (686)	Persistent Muscle Spasms (499)
56-65	6,176 (20.81%)	Severe Pain (5,343)	PTSD (619)	Persistent Muscle Spasms (594)
66-75	5,533 (18.64%)	Severe Pain (4,673)	Malignant Neoplasm (Cancer) (749)	Persistent Muscle Spasms (543)
76 and Older	1,209 (4.07%)	Severe Pain (985)	Malignant Neoplasm (Cancer) (252)	Persistent Muscle Spasms (98)

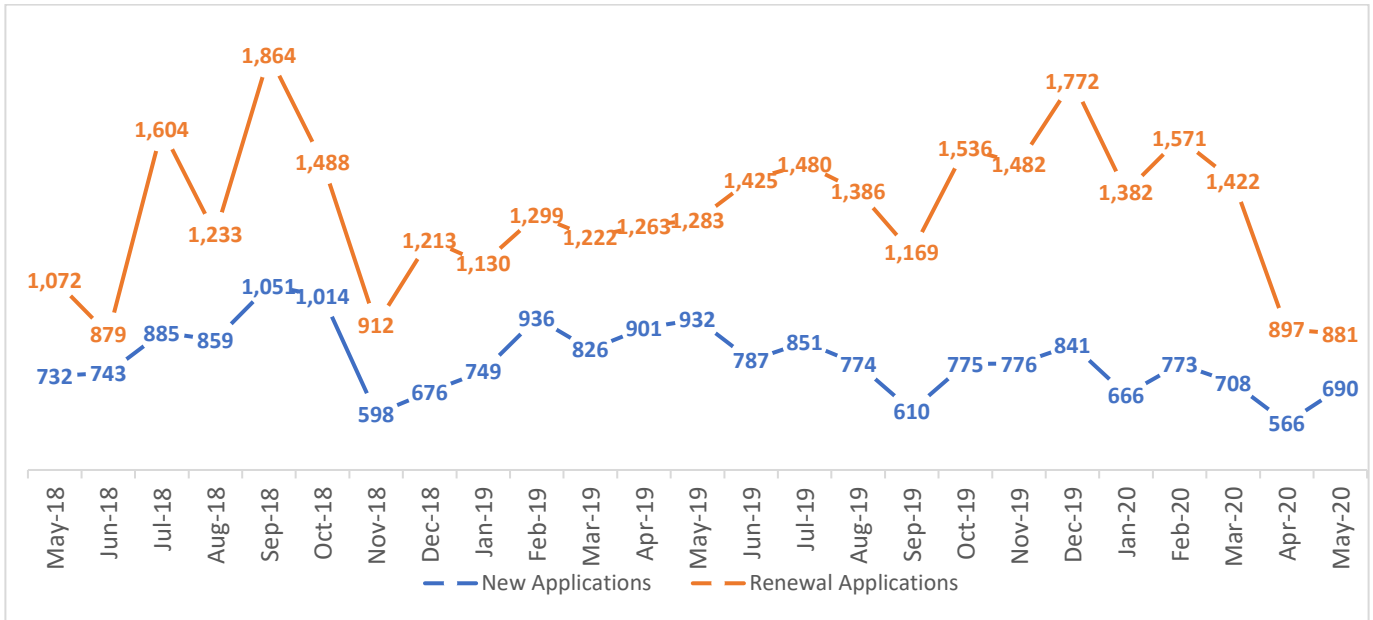
\*Patient count is not reportable

**Table 4. Registered Patients, Caregivers, and Top 3 Certified Conditions by County**

County	Number of Patients	Number of Caregivers	1 <sup>st</sup> Reported Condition	2 <sup>nd</sup> Repor Condition	3 <sup>rd</sup> Reported Condition
*Oahu	13,849	1,337	Severe Pain (10,932)	PTSD (2,478)	Malignant Neoplasm (Cancer) (1,173)
*Hawaii	7,402	449	Severe Pain (6,598)	Persistent Muscle Spasms (1,330)	PTSD (723)
*Maui	6,128	483	Severe Pain (5,301)	PTSD (816)	Persistent Muscle Spasms (604)
*Kauai	2,292	177	Severe Pain (1,996)	Severe Nausea (196)	Persistent Muscle Spasms (186)

\*Patients who registered using an out-of-state address are not included in the count, their caregivers are also not included.

**Graph 1. Number of Approved Applications: New Applications vs Renewal Applications, May 2018 – May 2020**



## OUT-OF-STATE Patient Data

150	Visitors from 24 states and the District of Columbia are registered as out-of-state patients.
126	Visitors have valid registrations as out-of-state patients.
24	Visitors have approved registrations that are waiting for activation.

## Demographic Information

**Table 1. Registered Patients by Age and Gender**

Gender	Average Age	*Percentage on Registry
Male	47.4	60.00%
Female	45.2	39.33%

\*The number of transgender applicants is not reportable at this time.

**Table 2. Top 3 Certified Conditions\***

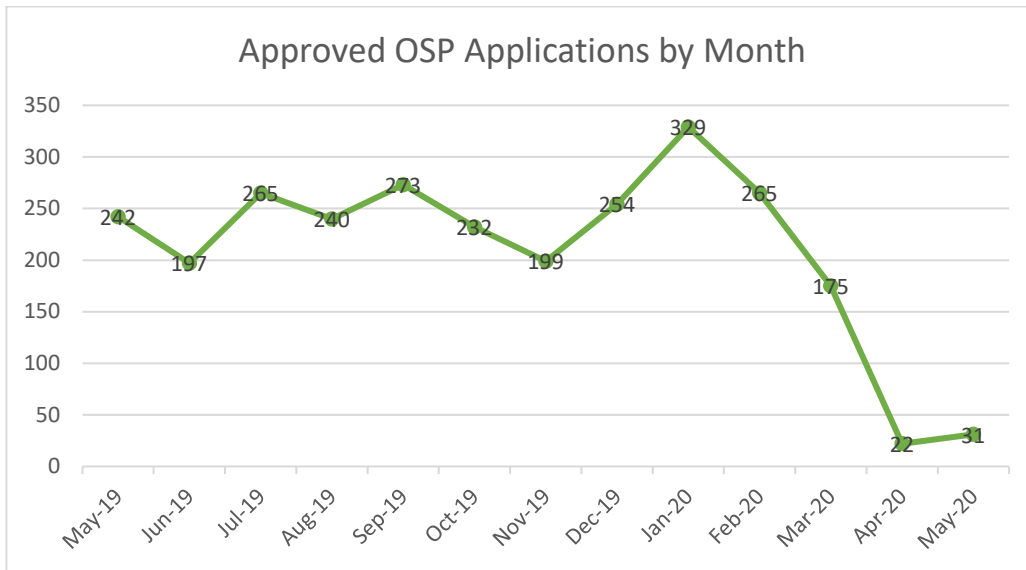
1 <sup>st</sup> Certified Condition by number and percentage	2 <sup>nd</sup> Certified Condition by number and percentage	3 <sup>rd</sup> Certified Condition by number and percentage
Severe Pain (102, 68.0%)	PTSD (41, 27.33%)	Persistent Muscle Spasms (25, 16.67%)

\*Breakdown by age is not available at this time.

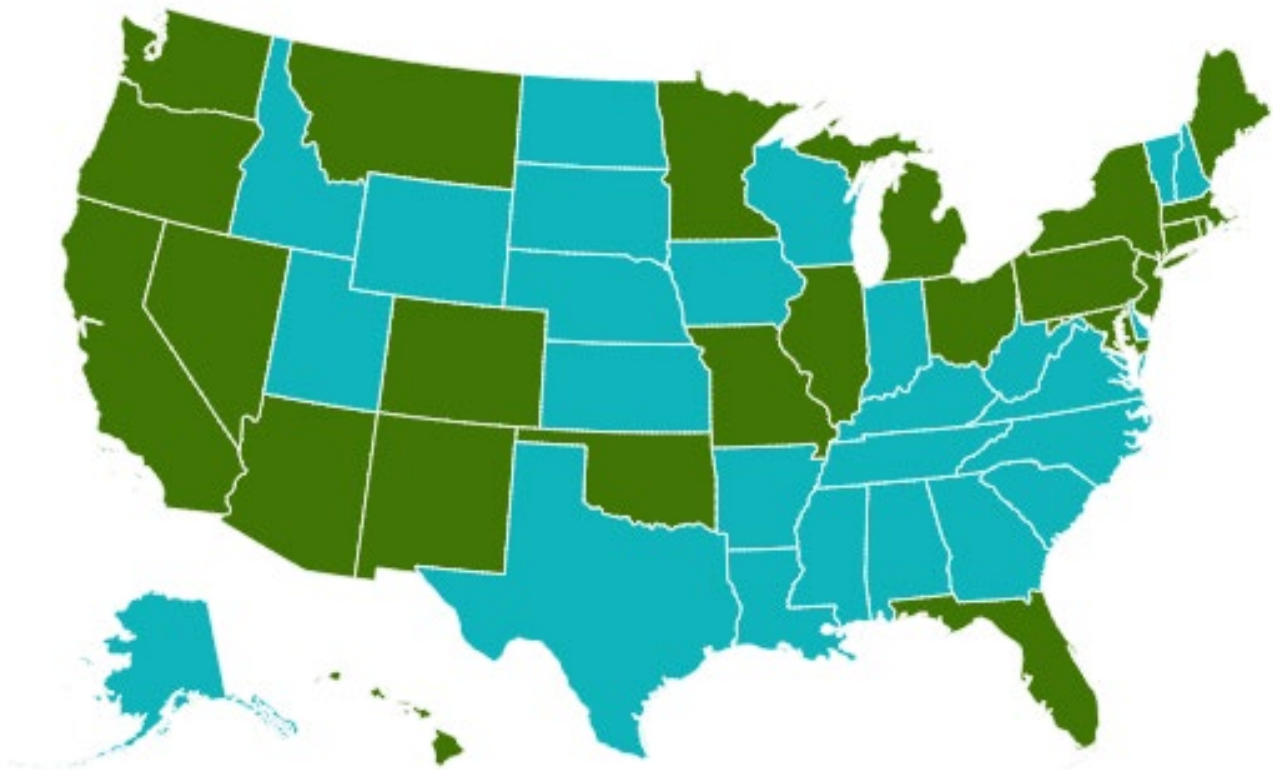
**Table 3. Top 3 Visiting States**

1 <sup>st</sup> Visiting State by number and percentage	2 <sup>nd</sup> Visiting State by number and percentage	3 <sup>rd</sup> Visiting State by number and percentage
Arizona (21, 14.00%)	Florida (13, 8.67%)	Washington (10, 6.67%)

**Graph 1. Number of Approved Applications: April 2019 – April 2020**



**Graph 2. Visitors' states as of April 2020**



	Medical cannabis states where visitors have registered with Hawaii Medical Cannabis Program
	Medical cannabis states where visitors are expecting to register with Hawaii Medical Cannabis Program, and states where medical cannabis is currently prohibited