# LK Pure Labs

Customer: ACE Delavan
Address: 300 N. Springfield Road Delavan IL
Phone:
Email:

Manifest ID: 7363899748712325 Received: 1-22-2016
Sample: Bubba Diesel Moisture:
Type: Flower
Batch/Lot ID:3394 2979 3763 2095
Sample ID:

**Potency Test Results**

| TEST | WEIGHT % | CONCENTRATION (mg/g) |
|---|---|---|
| CBD | 0.17% | 1.70 |
| CBG | 0.30% | 3.00 |
| CBD-A | 0.25% | 2.50 |
| CBN | 0.11% | 1.10 |
| Delta 9 THC **(THC)** | 2.22% | 22.20 |
| Delta 8 THC | N.D. | N.D. |
| CBC | 0.20% | 2.00 |
| THC-A | 10.26% | 102.60 |
| **TOTAL** | 13.51% | 135.10 |

**Terpene Test Results**

| TEST | Microgram Per Gram (ug/g) |
|---|---|
| Alpha-Pinene | 414.44 |
| Beta-Pinene | 671.27 |
| Delta-3-Carene | N.D. |
| Alpha-Terpinene | N.D. |
| P-Cymene | N.D. |
| Limonene | 2356.38 |
| Ocimene | N.D. |
| Terpinolene | N.D. |
| Linalool | 553.46 |
| Beta-Caryophyllene | 4336.49 |
| Alpha-Humulene | 1190.00 |
| Trans-Nerolidol | N.D. |
| Alpha-Bisabolol | 1095.18 |

**MICROBIOLOGICAL TESTS:**

| | |
|---|---|
| Total Viable Aerobic Bacteria $10^4$ | **Pass** |
| Total Yeast And Mold $10^3$ | **Pass** |
| Total Coliform $10^2$ | **Pass** |
| Bile-Tolerant Gram Negative Bacteria $10^2$ | **Pass** |
| E-coli (Pathogenic Strains)- no detection in 1 gram | **Pass** |
| Salmonella- no detection in 1 gram | **Pass** |

**MYCOTOXIN TESTS** (<20 ug/kg of substance)

| | |
|---|---|
| Aflatoxin B1 | **Pass** |
| Aflatoxin B2 | **Pass** |
| Aflatoxin G1 | **Pass** |
| Alatoxin G2 | **Pass** |
| Ochratoxin A | **Pass** |

| | |
|---|---|
| **PESTICIDE RESIDUE TEST** (No Detection) | **Pass** |
| **RESIDUAL SOLVENT TEST** (Below 10PPM) | |
| **VISUAL INSPECTION** | **Pass** |

**N.D.** = Non-Detected Values are below the method detection limit
* = Value reported is between the calculated reporting limit (0.2% or 2 mg/g) and the calculated method detection limit (0.075% or 0.75 mg/g)
**MDL**= Method Detection Limit (0.075% or 0.75 mg/g)
**N.D.** = Non-Detected Values are Terpene Levels below 500 ug/g

**Lab Information**
LK Pure Labs
10550 State Route 4
Sparta, IL 62286

Phone: 618-443-6685
Fax: 618-443-4395

s.keith@LKpurelabs.com
www.LKpurelabs.com

This report and all information herein shall not be reproduced, except in its entirety, without the expressed written consent of LK Pure Labs.
This report is for informational purposes only and shall not be used to diagnose, treat, or prevent any medical related symptoms.
Due to many factors outside of LK Pure Labs control, results may vary. Results are only for the samples supplied to LK Pure Labs.
The statements and results herein have not been approved or endorsed by the FDA.

Copyright © 2015 LK Pure Labs

11 BT

# LK Pure Labs

Customer: ACE Delavan
Address: 300 N. Springfield Road Delavan IL
Phone:
Email:

Manifest ID: 0676852510555898 Received: 12-30-2015
Sample: Revolution Kush Moisture: 11.0%
Type: Flower Lot
Batch: 5194 8259 3897 2868

**Potency Test Results**

| TEST | WEIGHT % | CONCENTRATION (mg/g) |
|---|---|---|
| CBD | N.D. | N.D. |
| CBG | 0.92% | 9.20 |
| CBD-A | N.D. | N.D. |
| CBN | 0.11% * | 1.10 |
| Delta 9 THC **(THC)** | 0.47% | 4.70 |
| Delta 8 THC | N.D. | N.D. |
| CBC | N.D. | N.D. |
| THC-A | 18.47% | 184.70 |
| **TOTAL** | 19.97% | 199.70 |

**Terpene Test Results**

| TEST | Microgram Per Gram (ug/g) |
|---|---|
| Alpha-Pinene | 3513.13 |
| Beta-Pinene | 2198.57 |
| Delta-3-Carene | N.D. |
| Alpha-Terpinene | N.D. |
| P-Cymene | N.D. |
| Limonene | 1872.56 |
| Ocimene | N.D. |
| Terpinolene | N.D. |
| Linalool | 557.57 |
| Beta-Caryophyllene | 1329.04 |
| Alpha-Humulene | N.D. |
| Trans-Nerolidol | N.D. |
| Alpha-Bisabolol | N.D. |

**MICROBIOLOGICAL TESTS:**

| | | |
|---|---|---|
| Total Viable Aerobic Bacteria $10^4$ | **Pass** | Fail |
| Total Yeast And Mold $10^3$ | **Pass** | Fail |
| Total Coliform $10^2$ | **Pass** | Fail |
| Bile-Tolerant Gram Negative Bacteria $10^2$ | **Pass** | Fail |
| E-coli (Pathogenic Strains)- no detection in 1 gram | **Pass** | Fail |
| Salmonella- no detection in 1 gram | **Pass** | Fail |

**MYCOTOXIN TESTS** (<20 ug/kg of substance)

| | | |
|---|---|---|
| Aflatoxin B1 | **Pass** | Fail |
| Aflatoxin B2 | **Pass** | Fail |
| Aflatoxin G1 | **Pass** | Fail |
| Alatoxin G2 | **Pass** | Fail |
| Ochratoxin A | **Pass** | Fail |

| | | |
|---|---|---|
| **PESTICIDE RESIDUE TEST** (No Detection) | **Pass** | Fail |
| **RESIDUAL SOLVENT TEST** (Below 10PPM) | Pass | Fail |
| **VISUAL INSPECTION** | **Pass** | Fail |

**N.D.** = Non-Detected Values are below the method detection limit
* = Value reported is between the calculated reporting limit (0.2% or 2 mg/g) and the calculated method detection limit (0.075% or 0.75 mg/g)
**MDL**= Method Detection Limit (0.075% or 0.75 mg/g)
**N.D.**= Terpene Levels below 500 ug/g

**Lab Information**

LK Pure Labs
10550 State Route 4
Sparta, IL 62286

Phone: 618-443-6685
Fax: 618-443-4395

s.keith@LKpurelabs.com
www.LKpurelabs.com

This report and all information herein shall not be reproduced, except in its entirety, without the expressed written consent of LK Pure Labs.
This report is for informational purposes only and shall not be used to diagnose, treat, or prevent any medical related symptoms.
Due to many factors outside of LK Pure Labs control, results may vary. Results are only for the samples supplied to LK Pure Labs.
The statements and results herein have not been approved or endorsed by the FDA.

Copyright © 2015 LK Pure Labs

# Production Center Signs

## Nutrient Storage

## Pesticide Storage

Emergency First Aid Kit

Spill Kit Station

Safety Data Sheets

Danger – Keep Out

Restricted Area – Fencing

Fire Extinguisher

Mother Room Genetics

Vegetative Room

Flowering Room

Pre-Testing Storage & Curing

| **Title** | Label Application | **Document ID** | RTL-056 | **Rev.** | 01 |
|---|---|---|---|---|---|

| **Function** | **Approved By** | **Effective Date** |
|---|---|---|
| Packaging | Ken Ota, CEO | 1/2/2016 |

## 1. Purpose/Objective

This procedure will describe the process of applying labels to containers.

## 2. Scope

This Procedure will take place in the Packaging Room of the Cultivation Facility.

## 3. Background

Each container of product produced by our facilities must be accurately labeled. The contents of the labels will be governed by the Department.

## 4. Responsibilities

The Processing Manager will ensure that this procedure is carried out correctly by all processing Agents under their control.

## 5. Procedure

STEP 1: Make certain that the labels you will be applying are the correct labels for the product.

STEP 2: Following the Operations Manual install the roll of labels in the label applicator.

STEP 3: Following the Operations Manual adjust the settings on the label applicator to accommodate the size of container to be labeled.




Internal Use Only - © 2016 MMMD, LLC, All Rights Reserved

STEP 4: Using compressed air, blow any residue off of the surface of a single tray of packed and capped containers.

STEP 5: Place a single container in the label applicator and apply a label.

STEP 6: Inspect the labeled container making sure label alignment is correct and that there are no air bubbles or other imperfections. If imperfections are discovered, adjust the label applicator's settings to correct the problem.

STEP 7: Once settings have been confirmed, continue labeling containers visually inspecting each for quality. Place all approved containers in a new tray for shrink-wrapping.

## 6. Prerequisites

Labels, Packed and capped product containers, Label Applicator.

## 7. References

| Title of Document |
|---|
| Label Applicator Operations Manual |
| Maui Medical Marijuana Dispensary, LLC Employee Manual |
| Cultivation Operations Manual |

## 8. Revision History

| Rev. | Revision Date | Modified by | Reason for Modification |
|---|---|---|---|
| 01 | 1/9/2016 | Gina Crosley-Corcoran, MPH | Added new format. |

Internal Use Only - © 2016 MMMD, LLC, All Rights Reserved

| Title | Packaging Cannabis | Document ID | RTL-055 | Rev. | 01 |
|---|---|---|---|---|---|

| Function | Approved By | Effective Date |
|---|---|---|
| Packaging | Ken Ota, CEO | 1/2/2016 |

## 1. Purpose/Objective

This procedure will describe how to pack containers of various sizes with Cannabis for Retail Sales.

## 2. Scope

This Procedure will take place in the Packaging Room of the Cultivation Facility.

## 3. Background

This procedure is extremely important as it will ensure that when our patients open our product they are met with a visually appealing presentation of our product.

## 4. Responsibilities

The Processing Manager will ensure that all of the Processing Agents follow this procedure while Packaging Cannabis.

## 5. Procedure

STEP 1: The Processing Manager will consult the Daily Processing Plan to determine the number of Curing Buckets of each strain required to complete the day's operations.

STEP 2: The Processing Manager will move those Curing Buckets in BioTrack to reflect their new location in Processing.

STEP 3: Processing agents will lay parchment paper down, completely covering the stainless steel work surface.



Internal Use Only - © 2016 MMMD, LLC, All Rights Reserved

STEP 4: Processing Agents will place a clean and sanitized stainless steel portion cup on the scale and then "Zero" the Scale.

STEP 5: Remove the lid of the Curing Bucket to be portioned and place it on its side being careful not to damage any flowers within.

STEP 6: Retrieve a sufficient number of containers to accommodate the amount of product being portioned.

Internal Use Only - © 2016 MMMD, LLC, All Rights Reserved



STEP 7: Select flowers based on visual appeal and size requirements as determined by the Processing Manager to place in the portion cup.



STEP 8: Weigh product to a tolerance of +/- .02g to fill the specific size container you are using.

STEP 9: Smaller flowers should be placed in the container first and larger flowers should be placed last. When placing flowers, be sure to minimize contact and not damage or deform them.

STEP 10: Place a cap on the container.

STEP 11: Place the packed and capped container in a tray for labeling.

## 6. Prerequisites

Daily Processing Plan.

Internal Use Only - © 2016 MMMD, LLC, All Rights Reserved

## 7. References

| Title of Document |
|---|
| Daily Processing Plan |
| Maui Medical Marijuana Dispensary, LLC Employee Manual |
| Cultivation Operations Manual |

## 8. Revision History

| Rev. | Revision Date | Modified by | Reason for Modification |
|---|---|---|---|
| 01 | 1/9/2016 | Gina Crosley-Corcoran, MPH | Added new format. |

Internal Use Only - © 2016 MMMD, LLC, All Rights Reserved

| Title | Shrink Wrap SOP | Document ID | RTL-057 | Rev. | 01 |
|---|---|---|---|---|---|

| Function | Approved By | Effective Date |
|---|---|---|
| Packaging | Ken Ota, CEO | 1/2/2016 |

## 1. Purpose/Objective

This procedure will describe the process of applying shrink-wrap to packed, capped, and labeled containers.

## 2. Scope

This Procedure will take place in the Packaging Room of the Cultivation Facility.

## 3. Background

The State requires that our packaging contain a “tamper evident” security measure. Shrink-wrap satisfies this requirement.

## 4. Responsibilities

The Processing Manager will ensure that all Processing Agents carry out this procedure correctly.

## 5. Procedure

STEP 1: Use Compressed air to clean any residue from a tray of packed, capped, and labeled containers.

STEP 2: Place a shrink-wrap sleeve around each bottle making sure that the “tear strip” is positioned directly to the right of the Logo (where applicable). Position the sleeve so that ¾ of an inch is above the cap.

STEP 3: Turn on the stationary heat gun allowing it to preheat for 30 seconds.

Internal Use Only - © 2016 MMMD, LLC, All Rights Reserved

STEP 4: Put on eye protection and heat resistant gloves.

STEP 5: Place the top portion of the container 5-6 inches away from the exhaust port of the heat gun and rotate the bottle making sure that the shrink-wrap is tight against the entire circumference of the container. Never leave any portion of the container in the flow of hot air for more than 2 seconds.

STEP 6: Turn the container over and continue to heat the shrink-wrap working your way to the bottom of the container.

## 6. Prerequisites

Stationary heat gun, Heat resistant gloves, eye protection, shrink wrap sleeves, shipping boxes.

## 7. References

| Title of Document |
|---|
| Cultivation Operations Manual |
| Maui Medical Marijuana Dispensary, LLC Employee Manual |
| Retail Dispensing Operations Manual |

## 8. Revision History

| Rev. | Revision Date | Modified by | Reason for Modification |
|---|---|---|---|
| 01 | 1/9/2016 | Gina Crosley-Corcoran, MPH | Added new format. |

Internal Use Only - © 2016 MMMD, LLC, All Rights Reserved

| Title | Boxing | Document ID | RTL-058 | Rev. | 01 |
|---|---|---|---|---|---|
| Function | | Approved By | | Effective Date | |
| Packaging | | Ken Ota, CEO | | 1/2/2016 | |

## 1. Purpose/Objective

This procedure will describe how to properly box packed, capped, labeled, and shrink-wrapped containers for shipping.

## 2. Scope

This procedure will take place in the Packaging Room of the Cultivation Facility.

## 3. Background

Boxing our product neatly and consistently will reduce errors and damage to product in transit.

## 4. Responsibilities

The Processing Manager will ensure that all Processing Agents follow this procedure at all times.

## 5. Procedure

STEP 1: Inspect each box packed with product to ensure that the label on the outside of the box matches the labels on the product inside.

STEP 2: Inspect each box to ensure that it is packed securely. Any empty space left in boxes must be filled with packing paper to ensure that they do not shift during transit.

STEP 3: Close the lids of the box and apply packing tape to secure.

STEP 4: As directed by the Processing Manager, place boxes to be packed for shipping on the designated stainless steel cart.

STEP 5: The Processing Manager will move the product in BioTrack to reflect its new location in the Vault.

STEP 6: The Processing Manager will take the cart of boxes to the vault placing it on the shelf specified in BioTrack, to await shipping.

## 6. Prerequisites

Packing tape, Stainless Steel Cart.

Internal Use Only - © 2016 MMMD, LLC, All Rights Reserved

## 7. References

| Title of Document |
|---|
| Cultivation Operations Manual |
| Maui Medical Marijuana Dispensary, LLC Employee Manual |
| Retail Dispensing Operations Manual |

## 8. Revision History

| Rev. | Revision Date | Modified by | Reason for Modification |
|---|---|---|---|
| 01 | 1/9/2016 | Gina Crosley-Corcoran, MPH | Added new format. |

Internal Use Only - © 2016 MMMD, LLC, All Rights Reserved

| Title | Chain of Custody | Document ID | INV-005 | Rev. | 01 |
|---|---|---|---|---|---|

| Function | Approved by | Date |
|---|---|---|
| Inventory | Ken Ota, CEO | 01/01/2016 |

## 1. Purpose/Objective

This procedure will describe the process of tracking Cannabis and Cannabis infused product inventory.

## 2. Scope

This procedure will take place in all areas and processes that can or will include Cannabis or Cannabis infused products.

## 3. Background

Real time tracking via a secure computer software tracking system (BiotrackTHC) of all Cannabis and Cannabis infused products is required by the department. Beyond the department requirements pursuant to HAR §11-850-61, tracking inventory within our dispensary and during the transport process to the retail dispensary is important in order to reduce the chance of loss or diversion of product.

## 4. Responsibilities

All agents of the production center and retail dispensary are responsible for the accurate tracking of inventory. The Dispensary Manager should hold regular Inventory Tracking compliance meetings.

## 5. Procedure

STEP 1: Anytime product is moved from one physical location to another it must also be moved in BioTrack in order that a record of clear and unbroken chain of custody is maintained pursuant to HAR §11-850-61. Common moves within the dispensary will be from Receiving to the Main Vault, from the Main Vault to the Floor Safe, from the Main Vault to the Display Cabinet, and from the Floor Safe to a qualified patient after sale.

STEP 2: Scan all items to be moved and change their physical location to match the location that you intend to move them to.

STEP 3: Use a transportation manifest created in BiotrackTHC to ensure that the chain of custody is unbroken while transporting to a retail dispensary.

Internal Use Only - © 2016 MMMD, LLC, All Rights Reserved

STEP 4: Move the items being sure to use safe handling practices where required

STEP 5: Secure all Vaults, Safes, or Display cabinets.

STEP 6: If dispensing to a patient refer to the Dispensing Process SOP.

## 6. Prerequisites

Access to secure vaults, safes, and secure areas,chain of custody, BiotrackTHC

## 7. References

| Title of Document |
|---|
| Chain of Custody |
| Maui Medical Marijuana Dispensary, LLC. Operations Plan |

## 8. Revision History

| Rev. | Revision Date | Modified by | Reason for Modification |
|---|---|---|---|
| 01 | January 1, 2016 | Gina Crosley-Corcoran MPH | New Format |

Internal Use Only - © 2016 MMMD, LLC, All Rights Reserved

MMMD has created a comprehensive plan for the destruction of cannabis and manufactured cannabis products. Per §11-850-43 and MMMD's policies and standard operating procedures, MMMD shall ensure that all Production Center and Retail Dispensing locations shall dispose of, or destroy, all unused, unsold, contaminated, returned or expired marijuana and manufactured marijuana products, as well as the waste products resulting from cultivation, processing or manufacturing processes. This includes any inventory that may exist at the time of revocation or surrender of our license, assuring that the cannabis or manufactured cannabis product does not become available to unauthorized persons. This process will be documented as subtracted from inventory using BioTrackTHC for a period of six years, and all waste will be segregated to prevent cross contamination of medical cannabis or manufactured products. All unused, unsold, contaminated, or expired cannabis or manufactured cannabis products, and waste products resulting from the production process shall be destroyed, and disposed of, by a means approved by the Department or Health and/or the Department of Public Safety, Narcotics Enforcement Division Administrator.

MMMD's ultimate goal is to achieve zero waste at all locations through composting, reusing, and recycling; proper inventory and production planning; and quality control mechanisms throughout the product life-cycle. The bulk of waste products shall be from cultivation of cannabis, such as used soil and unusable green plant material waste. The manufacturing process will result in additional plant material waste that remains after cannabinoid removal through extraction processes. All soil and plant material waste within the Production Center shall be composted and reused when possible. Composting waste products resulting from the cultivation of cannabis will greatly reduce the amount of landfill generated from the production facility, as well as produce quality compost that shall be used to enrich soil

with microbial life and improve the overall nutrient profile. MMMD's plans for composting cannabis waste will require compostable materials to be maintained and used as needed for composting, including: food waste, yard waste, biodegradable paper products, soil root balls, paper waste, cardboard waste, soil, or other waste approved of by the Department.

MMMD's plans to compost organic waste using advanced Kollvik Industrial Composting equipment, which utilized by MMMD's medical cannabis consultant, Revolution Managed Services. The Kollvik system is a large, secured mechanical grinder and containment vessel that forces plant materials, and root balls, through an anaerobic composting process, producing high quality usable compost. The entire process takes 7 weeks, providing for a composting system that has the capacity to process a majority of cannabis waste and litter created in the cultivation and manufacturing processes. This type of system offers unprecedented waste security when operated in a secured area, under video surveillance. MMMD will utilize composting as a first method of destruction and disposal if approved by the Department (See Addenda: Kollvik Composter). In addition to composting, the processing center team shall reuse everything possible through sterilization processes. Cultivation containers, tools, and other potential waste components shall be cleaned and reused to their full life span in order to minimize depreciation and waste (See Addenda: Bucket Cleaning SOP, Environmental Plan).

Production Center agents will maintain security, avoid diversion, and prevent cross contamination by collecting and storing waste throughout the day in designated receptacles that are secured and locked, and monitored and recorded on video surveillance in each facility compartment. Information shall be recorded, including weight, time, date, employee names and signatures whenever pertinent, or required by the department. To prevent cross contamination and avoid diversion, all waste shall be moved, as needed, from each compartment to the secured

and segregated waste processing area in order to further restrict access, and be prepared for final destruction and/or disposal. All locked and secured cannabis waste shall be continuously monitored and recorded on video until the time of disposal.

Cannabis waste shall be rendered unusable prior to disposal by following approved methods for disposal as set forth in MMMD's standard operating procedures, such as grinding, mulching or shredding until all pieces are smaller than 0.5 centimeters in length, and thoroughly mixed with other ground materials so that the resulting mixture is a minimum of 50% non-cannabis waste, determining the final product completely unusable. Once waste has been processed in a manner consistent with company policy, as well as approved by the Department, it shall be transported to an approved and permitted waste facility for final disposal, or composted securely onsite. All waste prepared for non-compostable disposal shall be delivered to an approved landfill, incinerator, or other facility with approval from the Department (See Addenda: Waste SOP).

Preparation of waste shall be contained within the secured Waste Processing Area in order to prevent any cross-contamination with the cultivation or processing areas, and avoid any possibility of product diversion. MMMD destruction and disposal process suggestions are based on best practices in the cannabis industry, learned through intensive research, and working with our experienced consultants. Additionally, only processes that will be used are those approved by the Department, the Department of Public Safety – Narcotics Enforcement Division Administrator, and those in line with the Environmental Protection Agency (EPA).

Immediately before cannabis waste is processed for disposal, it shall be weighed by a manager accompanied by at least one other staff member to ensure proper handling and recording. Together they will record all information, including weight, time, date, employee

names and signatures. After capturing, logging and entering all pertinent data into BioTrackTHC, all waste shall be rendered unusable and prepared for either compostable or non-compostable disposal.

A designated manager shall oversee the entire waste disposal process and ensure it is done properly, and in accordance with Chapter 11-850-43, and as prescribed by the Hawaii Department of Health, the Hawaii Department of Public Safety - Narcotics Enforcement Division. All waste processing and disposal shall be monitored and recorded on video surveillance. Waste destruction shall take place in a designated and approved location such as the Waste Processing Area. The Processing Area may contain a shredder/grinding machine, an industrial composter, multiple containment vessels, at least two mixing containers, additional processing medium/substrates, and interior entrance and exterior exit points. Additionally, all waste from cultivation, processing and manufacturing shall be tracked in BioTrackTHC inventory-tracking system until final disposal, with records kept on site for at least six years.

It is MMMD's goal to avoid diversion and theft of medical cannabis at its retail dispensing centers through constant inventory tracking utilizing an inventory tracking system, such as BioTrackTHC. Retail dispensary agents will track all unused, unsold, contaminated, or expired cannabis or manufactured cannabis products. To avoid unwarranted destruction and disposal, MMMD shall store all cannabis and manufactured products in a manner consistent with preventing contamination and degradation, such as providing cool, dehumidified, and low light environments within the retail dispensaries. Additionally, MMMD will follow an FIFO model to ensure all cannabis products are sold before potential expiration. As a best practice, retail agents will be trained to educate each patient to return any unused, or recalled, product to the retail location for safe destruction disposal, and to prevent diversion. All unused, unsold,

contaminated, returned, expired cannabis and manufactured cannabis products shall be tracked in BioTrackTHC, or another approved inventory tracking software, stored in secured and locked containers monitored and recorded under video surveillance, and properly inventoried through final destruction and/or disposal.

MMMD agents shall destroy all unused, unsold, contaminated, or expired marijuana or manufactured marijuana in a manner consistent with company policy, abiding by applicable state laws, approved by the Department and/or the Department of Public Safety -Narcotics Enforcement Division Administrator, and consistent with the EPA. If approved, Retail Dispensaries will utilize the Secure Transportation Tracking System to deliver all unused, unsold, contaminated, or expired marijuana or manufactured marijuana to one of the County's approved waste processing facilities for disposal or destruction through secured on-site composting, landfill, or other approved means. All unused, unsold, contaminated, or expired marijuana or manufactured marijuana shall be weighed and inventoried prior to transportation, as well as upon arrival at the waste disposal area of MMMD's Production Center. If the Department does not permit MMMD to transport waste, it will be deemed unusable onsite, or destroyed / disposed of using another manner approved by Department of Health, the Department of Public Safety - Narcotics Enforcement Division Administrator, and the EPA.

MMMD shall ensure all liquid, hazardous, and chemical waste is disposed of in a manner consistent with Department of Health – Solid and Hazardous Waste Division, Department of Environmental Management and EPA requirements. MMMD is considering the use of a proprietary water filtration method, or a multi-stage reverse osmosis system, to recycle gray water captured within cultivation areas. The process will greatly reduce water waste, and reduce MMMD's overall carbon footprint (See Addenda: RO Water System, Environmental Plan.)

The following Addenda are provided as supporting documents in accordance with the *"FAQs-for-MMJ-Dispensary-licensing-program-12-22-2015-005-FINAL.pdf"* file found at http://health.hawaii.gov/medicalmarijuana/

*Q: Can I submit letters of support for my application, for example from community members and professionals?*

*A: You may submit information or documentation that you consider relevant in support of the representations you make in your application, but all materials in support of your application have to be submitted at the time you apply, and may not be submitted separately. Anything not received with your application will not be considered as part of your application. Information or documentation that is not specifically requested may or may not be considered in determining your qualification as an applicant. Letters of support may also be subject to public disclosure.*

*Q: What specific attachments will be required and/or allowed if any?*
*A: You may attach any supporting documents that support the information or representations you make in response to each criteria. The rules set out some of the documents that can be submitted in support of certain requirements. All information you provide or representations you make, including any attachments, will become conditions of a license if you are awarded a license.*

# Question 11 Addenda

**Medical Marijuana Dispensary License Application – MMMD, LLC – Maui County**

## Table of Contents

**Waste SOP** ..... 2
**Bucket Cleaning SOP** ..... 4
**Kollvik Rotational Composter SOP** ..... 7
**Reverse Osmosis Water SOP** ..... 10
**Environmental Plan** ..... 14

| Title | Waste Product | Document ID | AG-058 | Rev. | 01 |
|---|---|---|---|---|---|

| Function | Approved By | Effective Date |
|---|---|---|
| Waste | Ken Ota, CEO | 1/2/2016 |

## 1. Purpose/Objective

To purpose of this procedure is to provide steps for disposing of green waste products in all stages of cultivation.

## 2. Scope

This procedure will be used in all areas of the Cultivation Center.

## 3. Background

State rules and regulations require the proper disposal and destruction of medical cannabis green waste in order to protect public health and to prevent diversion.

## 4. Responsibilities

It is the responsibility of the Compliance Manager, Processing manager and the Cultivation Manager to ensure that any waste materials created by the cultivation process will be destroyed as required by the State.

## 5. Procedure

The Processing Manager and the Cultivation Manager shall use the following process for the destruction of all cannabis deemed unusable, unsold, contaminated, returned, or expired, as well as green waste generated by the cultivation process. The Compliance manager will oversee all waste destruction or recycling procedures.

1. Place a clean weighing bucket on the floor scale, zeroing out its total weight.
2. Place the plant waste product within weighing bucket and wait for weight on floor scale to stabilize.
3. Record the product strain, weight, and date, in the Waste Log.
4. Place product in the designated green waste package.
5. Clear the floor scale and repeat the process verifying all weights.
6. Immediately before the green waste is processed for disposal, it shall be re-weighed by the quality control manager and at least one other staff member and the entire process will be documented including weight, time, date, employee names and signatures.
7. All waste shall be rendered unusable and prepared for either compostable or non-compostable disposal.

Internal Use Only - © 2016 MMMD, LLC, All Rights Reserved

8. Waste to be composted will be fed into the Kollvik Rotational Composter in order to produce reusable substrate (Compost SOP).
9. Waste not being composted will be combined with other biodegradable waste at a ratio of 1:1, shredded, and placed in secure waste bins to be disposed of in accordance with the departments mandates.
10. The Compliance Manager shall oversee the entire waste disposal process and ensure it is done in accordance with all State required guidelines.

All waste processing and disposal shall be recorded on video surveillance and kept for six years.

## 6. Prerequisites

Vinyl gloves, green waste bags, floor scales, traceability system.

## 7. References

| Title of Document |
|---|
| Cultivation Operations Manual |
| Maui Medical Marijuana Dispensary, LLC Employee Manual |
| Retail Dispensing Operations Manual |

## 8. Revision History

| Rev. | Revision Date | Modified by | Reason for Modification |
|---|---|---|---|
| 01 | 1/9/2016 | Gina Crosley-Corcoran, MPH | Added new format. |

Kollvik Composter

Internal Use Only - © 2016 MMMD, LLC, All Rights Reserved

| Title | Bucket Cleaning Procedure | Document ID | AG-021 | Rev. | 01 |
|---|---|---|---|---|---|

| Function | Approved By | Effective Date |
|---|---|---|
| Harvest | Ken Ota, CEO | 01/01/2016 |

## 1. Purpose/Objective

The purpose of this procedure is to ensure sanitary conditions between batches during harvest.

## 2. Scope

This procedure applies to all containers that are to be used during harvest.

## 3. Background

Debris, and dirt can build up during bucket use during harvest. To protect plant and consumer health, each bucket during the harvest process needs to be cleaned completely between batches in order to ensure sanitary conditions and to control potential pathogens.

## 4. Responsibilities

All cultivation and processing employees and contractors are responsible for managing the cleaning process of buckets during harvest.

Internal Use Only - © 2015 MMMD, LLC, All Rights Reserved

## 5. Bucket Cleaning Procedure

1. Remove debris from bucket.

2. Wipe down bucket with alcohol and shop towel.

## 6. Prerequisites

Internal Use Only - © 2015 MMMD, LLC, All Rights Reserved

Gloves, goggles, alcohol, shop towel, harvesting bucket.

## 7. References

| Title |
|---|
| MMMD Cultivation Operations Manual |

## 8. Revision History

| Rev. | Revision Date | Modified by | Description |
|---|---|---|---|
| 01 | 12/28/15 | Gina Crosley-Corcoran | Added ExpressTrain Module |

Internal Use Only - © 2015 MMMD, LLC, All Rights Reserved

| Title | Kollvik Rotational Composter | Document ID | AG-054 | Rev. | 01 |
|---|---|---|---|---|---|

| Function | Approved By | Effective Date |
|---|---|---|
| Waste | Ken Ota, CEO | 1/2/2016 |

## 1. Purpose/Objective

The purpose of this procedure is to explain the general operations of our Kollvik rotational composter (KRC) as well as to describe its capabilities. Specific training on this proprietary piece of equipment is required to operate any portion of this rotational composter or it's periferals.

## 2. Scope

This procedure applies to all employees that come into contact with the Kollvik rotational composter.

## 3. Background

The MMMD team has worked to create a comprehensive plan for the destruction of marijuana and manufactured marijuana products. The KRC will exceed the regulations set forth by the state with reguard to the destruction of unused, unsold, contaminated, returned, expired marijuana and manufactured marijuana products, and waste products resulting from the cultivating or manufacturing process as required by HAR 11-850-43. The KRC is a continuous use composter producing clean compost suitable for reuse within the Cultivation Center. The Kollvik rotational composter will monitor and adjust temperature, humidity, and all other operational parameters during the entire composting process.

## 4. Responsibilities

Cultivation managers are responsible for ensuring that new hires are trained to operate any portion of this rotational composter or it's periferals. Though the risk of injury is extremely low due to engineered safety controls, the use of Personal Protective Equipment (PPE) while operating the KRC is required.

## 5. Procedure

The KRC system is a large secured mechanical grinder and containment vessel that forces plant materials and root balls through and turns out high quality usable compost. The entire process takes 7 weeks and 1 unit is large enough to easily process all cannabis waste created in the cultivation and manufacturing processes. This type of system offers unprecedented waste security when operated in a secured area under video surveillance.

Kollvik Rotational Composter Procedure:

Internal Use Only - © 2016 MMMD, LLC, All Rights Reserved

1. PPE including eye protection and gloves should be warn while using the KRC.
2. Green waste bags tagged for destruction should be weighed and placed in the hopper.
3. Calculate and add bulking agent as required to create a compostable waste mix (Kollvik Operations Manual).
4. Use the touch screen display to instruct the bin lifter to deposit the waste mix into the Composter.
5. After raw materials have been loaded, this rotational composter will shred and blend the waste to be composted automatically.
6. Use the touch screen to begin composting.
7. The composting process will take approximately 7-8 weeks to begin to produce reusable compost. During that time, the internal temperature and moisture content will be monitored and adjusted automatically by the KRC.
8. Bins will automatically be loaded with compost as it is expelled from the composter. These bins should be checked daily and be replaced daily.
9. Expected volume of clean compost produced should be 20% of the volume of waste input into the composter.

Regular Maintenance is limited but crucial to the continued efficient production of clean compost.

## 6. Prerequisites

None.

## 7. References

| Title of Document |
|---|
| Cultivation Operations Manual |
| Maui Medical Marijuana Dispensary, LLC Employee Manual |
| Kollvic Manufacturers Operation Manual |

## 8. Revision History

| Rev. | Revision Date | Modified by | Reason for Modification |
|---|---|---|---|

Internal Use Only - © 2016 MMMD, LLC, All Rights Reserved

| **Title** | Kollvik Rotational Composter | **Document ID** | AG-054 | **Rev.** | 01 |
|---|---|---|---|---|---|

| **Function** | **Approved By** | **Effective Date** |
|---|---|---|
| Waste | Ken Ota, CEO | 1/2/2016 |

| | | | |
|---|---|---|---|
| 01 | 1/9/2016 | Gina Crosley-Corcoran, MPH | Added new format. |

Internal Use Only - © 2016 MMMD, LLC, All Rights Reserved

| Title | Reverse Osmosis (RO) Water System Procedure | Document ID | FA-003 | Rev. | 01 |
|---|---|---|---|---|---|

| Function | Approved By | Effective Date |
|---|---|---|
| Facilities | Ken Ota, CEO | 01/01/2016 |

## 1. Purpose/Objective

The purpose of this procedure is to maintain functional operations of the Reverse Osmosis (RO) water operations and equipment maintenance.

## 2. Scope

This procedure applies to the Reverse Osmosis water system and all of its components.

## 3. Background

The Reverse Osmosis water system is a water purification system that uses a membrane to remove certain impurities from the city water supply. It may also be used to clean runoff water from cultivation activities. Proper maintenance is critical to avoid equipment failures and water contamination.

## 4. Responsibilities

The cultivation manager and cultivation employees or designated contractors are responsible for maintaining the RO water system.

Internal Use Only - © 2015 MMMD, LLC, All Rights Reserved

## 5. RO Maintenance Procedure

1. Make sure that plenty of salt is available.

2. Check that equipment is operational. The display on RO water equipment will indicate that the equipment is operational or it needs maintenance.

Internal Use Only - © 2015 MMMD, LLC, All Rights Reserved

3. Ensure that pressure is more than 40 otherwise the equipment will not function correctly.



4. Fill the RO water tank when water is low. Place ½ gallon of Spectra Guard solution in the water for one tank.

Internal Use Only - © 2015 MMMD, LLC, All Rights Reserved

5. Check maintenance logs for scheduled maintenance. The maintenance log is attached to equipment.

5.1 Rotate slave pumps WEEKLY

5.2 Change water filter ANNUALLY

5.3 Change PZE valve ANNUALLY

## 6. Prerequisites

Salt, water, SpectraGuard, Maintenance Logs, RO water system, new filter (when necessary), new PZE valve (when necessary.

## 7. References

| Title |
|---|
| MMMD, LLC Operations Manual |
| Reverse Osmosis Water System Manual |

Internal Use Only - © 2015 MMMD, LLC, All Rights Reserved

# Environmental Plan

Conservation and the reduction of our carbon footprint within the communities we operate in is a primary objective of the organization. This will be implemented throughout the entire organization and at every facility. MMMD will look for new and innovative ways to reduce our carbon footprint within the dispensary and/or the dispensing organization facility. 'Reduce, Reuse, and Recycle' will be implemented on an organization-wide scale.

Environmental sustainability is of the highest priority in order to promote a sustainable community and ensure the impact of our business is positive and influential in achieving future environmental goals. In order to reach this goal, we have contracted designers, engineers and consultants who will design intelligently, utilize energy intelligently, and strive for procedures that lead to zero waste. Various factors will be considered thoroughly when planning equipment, procedures, and methodology including air quality, climate, ecological health, energy efficiency, water quality, transportation, and waste.

The dispensary management will also create and implement an employee conservation plan. The employee conservation plan will detail specific actions employees can take for conservation efforts to try and reduce their carbon footprint. A possible reward program may be created and implemented to reward facility employees for conservation efforts.

**Air Quality Plan**

MMMD shall support and exceed all air pollution requirements through research and applied action. From the date of initial training, all cultivation team members shall be trained in all mandated air quality regulations. In addition, the cultivation team shall eliminate emissions sources through investigation and consistent monitoring of all environments throughout the dispensary. Additional procedures will be used to offset any carbon emission such as only utilizing CO2 in daytime cycles under closed-loop protocol with minimal air exchange. During nighttime cycles, CO2 will not be added to growing environments, and air exchanges will increase to allow fresh air in and oxygen out of the growing environment thus offsetting any direct daytime emissions.

**Climate Plan**

Additional carbon offsetting shall be utilized to ensure that our carbon footprint is fully eliminated.

Wind energy credits shall be purchased in the direct amount needed to offset the total energy consumption of the dispensary.

Solar technologies continue to advance in the ability to produce more energy and are becoming more affordable. Solar shall be utilized in addition to wind energy to offset and eliminate carbon emissions.

**Ecological Health Plan**

True Living Organics is the only true methodology that adds back to the soil leaving it more fertile with every usage. The dispensary team shall apply TLO in order to increase microbial life and nutrient profile within the soil, which not only increases plant health and product efficacy, but also can enrich the land around and within the community as it is recycled.

**Sustainable Energy Plan**

In addition to the steps presented in the climate plan, the dispensary team will strive to achieve maximum efficiency and reach maximum genetic potential for all crops produced within the dispensary facility. Current agricultural practices that include high doses of chemical fertilizers and chemical pesticides actually only allow plants to produce 20% of their genetic potential. By using advanced organic techniques, plants can achieve 80-90% of their genetic potential thus decreasing energy expenditure through efficiency by 300%.

**Energy Efficient Lighting Plan**

The newest technology will be used throughout the dispensary to ensure that all lamps used in the propagation and growth of cannabis are the most efficient to date. Ongoing research and development on lighting technology will allow the dispensary staff to switch to more efficient lighting means as they become available. The efficiency of lighting technologies shall be measured in grams of cannabis produced per watt and the amount of cannabinoids per gram.

**High frequency HID**

New high frequency ballast with double-ended HPS bulbs have surpassed all current lighting in production per watt and per square foot. What this means is overall electrical consumption is reduced by 20-30% over traditional HPS technology when utilized within the flowering areas of the dispensary.

**LED**

LED lights allow you to provide the optimal lighting spectrum for photosynthesis. They are perfect to utilize in vegetative growth and can replace lights such as metal halides, easily reducing vegetative electrical consumption for lighting by 20-30%. LEDs also produce substantially less heat therefore reducing cooling cost by around 50%.

**Florescent**

Florescent lighting technologies are perfect for early vegetative growth and mother plants. They use far less electricity and produce very little heat, making them perfect for reducing overall electrical consumption.

**Water Plan**

Facility procedures utilizing water will be created with conservation in mind.

**Smart Filtration**

Water filtration is necessary in commercial agriculture to avoid contaminants often found in normal tap water. Such contaminants can destroy microbial life and defeat the purpose of following an organically grown cultivation regimen. All water within the dispensary will be tested and only filtered as needed. When water filtration is necessary, it will be done with the newest filtration technologies that produce minimal wastewater.

**Re-capturing**

In addition to smart filtration, the dispensary will use an advanced series of pumps and filters to recapture and re-use all water collected within the facility through the HVAC system and de-humidification processes.

**Wastewater**

Our gardening requires minimal run-off from the watering of plants and little to no additional nutrient needs to be added to the water. All water that does run off from daily watering practices can be captured and filtered along with any water used for cleaning within the facility.

**Reduced Waste Plans**

Plans to reduce waste throughout the facility will be accomplished by recycling and reuse whenever possible. The bulk of waste within the facility will be from used soil and green waste. All soil within the facility will be composted and reused as TLO soil just keeps getting better, and recycling soil is not only better for the environment, but will actually help the cultivation team to achieve maximum genetic potential and efficacy. Composting green waste will also greatly reduce the amount of landfill generated within the facility and produce quality compost that will be used to inoculate soil with microbial life and improve the overall nutrient profile. In addition to composting, the dispensary team shall reuse everything possible through sterilization processes. All cultivation containers, tools, and other potential waste components will be cleaned and reused to their full life span in order to minimize depreciation and waste.

**Employee Conservation**

Team members within the cannabis-infused products facility will recycle all paper and plastic waste products. Energy efficient lights and equipment will also be utilized within the facility. We will also create programs within the organization that will encourage and reward employees for their personal conservation efforts, such as carpooling and riding a bike to work. Waste products from the facility will be composted on-site or mixed with biodegradable products for disposal.

Maui Medical Marijuana Dispensary, LLC shall strive to achieve the highest quality product and product safety assurance through strict adherence to written policies and procedures modeled after USDA, FDA, OHSA, ISO, and ASTM standards. Good Agricultural Practices (GAP) and Good Handling Practices (GHP) will be used to ensure the safety of the medical cannabis plants throughout production, harvest, and packaging. Current Good Manufacturing Practices 21 CFR Part 210-211 and Good Laboratory Practices 21 CFR Part 58 shall ensure the safety, consistency, and quality of manufactured cannabis products throughout the extraction, formulation, and packaging processes.

Prior to release to the retail dispensary and to the public, all medical cannabis and manufactured medical cannabis products shall be tested and certified by a state-licensed independent laboratory and must meet the strict requirements under HAR §§11-850-82, 11-850-83, and 11-850-84(a). MMMD shall utilize its own internal analytical laboratory to verify these tests and provide an added layer of product and process validation.

Accurate laboratory testing with the most exacting guidelines shall ensure product safety in terms of product consistency with known quantities of active ingredients. Assays for contaminants and residual solvents are necessary in order to manufacture medical cannabis and manufactured medical cannabis products that are safe for all patients, even those with the most compromised immune systems.

In addition to federal agency food, pharmaceutical, and manufacturing standards, MMMD shall ensure strict adherence by employees and subcontractors to HAR §11-850-75 regarding quality control, health, safety, and sanitation. MMMD shall make itself available for routine and special inspections by local health and safety inspectors to ensure compliance. MMMD has detailed standard operating procedures regarding personal hygiene, biosecurity, pest

control, product storage, facility maintenance, and waste removal to ensure quality control and product integrity at all times (See Addenda: Standard Operating Procedures – Biosecurity, Personal Hygiene, Organic Pest Control, Daily Zone Inspection, Cleaning Between Crops, Waste).

MMMD shall ensure product safety for consumers past the point of sale by complying HAR §11-850-92. In order to protect children from exposure to medical cannabis products, all packaging shall comply with 16 CFR 1700 Poison Prevention Packaging and ASTM D3475 for Child-Resistant Packaging. Additionally, medical cannabis lozenge products will be formulated in medicinal form and packaged in order to be unappealing to children (See Addenda: Formulations Standard Operating Procedures).

MMMD product packaging shall protect the contents from contamination and will not impart any toxic or deleterious substance to the usable cannabis or cannabis product. All containers used for packaging usable cannabis and manufactured cannabis products shall be approved for food storage.

To help protect from accidental overdose and pursuant to HAR §11-850-4, manufactured cannabis products will contain no more than ten (10) milligrams tetrahydrocannabinol for one dose, serving, or single wrapped item and no manufactured cannabis product that is sold in a pack of multiple doses, servings, or single wrapped items, or any containers of oils, shall contain a total of more than one hundred milligrams of tetrahydrocannabinol per pack or container. (See Addenda: Medical Cannabis Containers).

Labeling specifications shall be in full compliance with rules and regulations in order to ensure product safety. Pursuant to HAR §11-850-92(b), each package will be labeled using only black lettering on a white background with no pictures or graphics and shall include information

about the contents and potency of the cannabis and cannabis product, including but not limited to net weight in ounces and grams or volume and the equivalent weight of the cannabis used to produce the cannabis product, the concentration of tetrahydrocannabinol or Δ9 tetrahydrocannabinol, total tetrahydrocannabinol, activated tetrahydrocannabinol-A, and cannabidiol. Additionally, the dispensary's license number and name of the production center where the cannabis was produced shall be included, the batch number and the date of packaging, a computer tracking inventory identification number barcode generated by tracking software, date of harvest or manufacture and "Use by date" also the instructions for use. In addition, the labels will include the specific phrases "For medical use only" and "Not for resale or transfer to another person" (See Addenda: Medical Cannabis Label Mockups).

Warnings that will be noted in labelling the medical cannabis and manufactured medical cannabis products include the phrases: "This product may be unlawful outside the State of Hawaii and is unlawful to possess or use under federal law"; "This product has intoxicating effects and may be habit forming"; "Smoking is hazardous to your health"; "There may be health risks associated with consumption of this product"; "This product is not recommended for use by women who are pregnant or breast feeding"; "Cannabis can impair concentration, coordination, and judgment. Do not operate a vehicle or machinery under the influence of this drug"; and "When eaten or swallowed, the effects of this drug may be delayed by two or more hours."

MMMD medical cannabis manufactured product containers will be labeled with the disclosure of the type of extraction method that was used, including any solvents, gases, or other chemicals or compounds used to produce the manufactured cannabis product, the results of the tests, and the name of the independent laboratory which performed the testing. (See Addenda: Label Mockups, Medical Cannabis Manufactured Products).

Product safety shall be ensured, additionally, by listing the information on the container and on the package insert where applicable. The container shall include information about the contents and potency of the cannabis and cannabis product, including but not limited to net weight in ounces and grams or volume and the equivalent weight of the cannabis used to produce the cannabis product, the concentration of tetrahydrocannabinol or Δ9 tetrahydrocannabinol, total tetrahydrocannabinol, activated tetrahydrocannabinol-A, and cannabidiol (See Addenda: Medical Cannabis Label Mockups).

Product safety shall also be assured by quarantining the medical cannabis or manufactured medical cannabis products before laboratory analyses are completed and the medical cannabis or manufactured medical cannabis products are deemed to conform to testing standards pursuant to HAR §11-850-85 (c). Pursuant to under HAR §11-850-81, medical cannabis or medical cannabis products shall not be released sale until analyses according to HAR §11-850-82 are performed. The medical cannabis and medical cannabis products shall be quarantined away from all other inventory until the batch conforms to testing standards set out by HAR §11-850-85 (c).

In order to streamline batch segregation and testing, a quality assurance form shall be used (See Addenda: Quality Assurance Form). This process identifies correct batch ID and segregation in order to assure product safety of medical cannabis and manufactured medical cannabis products. Furthermore, the quality assurance form shall aid in determining where a batch is in the process of analysis and if any retesting is required, for example.

In addition, laboratory data logs shall aid in defining product safety of medical cannabis and manufactured medical cannabis products. Stringent review of laboratory data logs of processes shall ensure that product safety and quality assurance is met. Pursuant to HAR §11-

850-38(6) reports of all laboratory tests conducted shall be reported according to the schedule set forth by the department.

Additionally, product safety shall also be addressed by noting any deviations in the batches of medical cannabis and manufactured medical cannabis products (See Addenda: Deviation Report). The MMMD Deviation Report will be a documentation system for recording, investigating and analyzing any materials and processes that do not comply with internal written standard operation procedures, written policies, and/or Departmental requirements. In the event of a deviation which effects product quality and efficacy, product safety, public safety, or employee safety, MMMD shall investigate the circumstances of the deviation and begin a Corrective Action Plan as quickly as possible. A full investigation of any significant deviation will be made available to the Department for inspection and shall be retained by MMMD for a minimum of 6 years from the date of the report.

In the event of an adverse outcome or product complaint, MMMD shall investigate the circumstances of the growing, processing, handling, transportation, and storage of the medical cannabis and manufactured medical cannabis products in question. MMMD shall utilize Patient Feedback Forms to thoroughly record and to aid in the investigation of any medical cannabis and manufactured medical cannabis products that have been reported as having adverse effects. (See Addenda: Patient Feedback Form). At the onset of a consumer complaint, MMMD shall reference the Complaint/Adverse Event Evaluation Flow Chart from the MMMD Recall Plan to determine the actions necessary to address the adverse event. In the event that a recall is deemed necessary, MMMD shall follow the processes in the Recall Plan Flow Chart to implement, manage, and terminate the recall. (See Addenda: MMMD, LLC Recall Plan.)

The following Addenda are provided as supporting documents in accordance with the *"FAQs-for-MMJ-Dispensary-licensing-program-12-22-2015-005-FINAL.pdf"* file found at http://health.hawaii.gov/medicalmarijuana/

*Q: Can I submit letters of support for my application, for example from community members and professionals?*

*A: You may submit information or documentation that you consider relevant in support of the representations you make in your application, but all materials in support of your application have to be submitted at the time you apply, and may not be submitted separately. Anything not received with your application will not be considered as part of your application. Information or documentation that is not specifically requested may or may not be considered in determining your qualification as an applicant. Letters of support may also be subject to public disclosure.*

*Q: What specific attachments will be required and/or allowed if any?*
*A: You may attach any supporting documents that support the information or representations you make in response to each criteria. The rules set out some of the documents that can be submitted in support of certain requirements. All information you provide or representations you make, including any attachments, will become conditions of a license if you are awarded a license.*

# Question 12 Addenda

**Medical Marijuana Dispensary License Application – MMMD, LLC – Maui County**

## Table of Contents


**Medical Cannabis Containers ..... 2**

Cannabis Pistillate Inflorescence ..... 2

Medical Cannabis Manufactured Products ..... 3

**Medical Cannabis Label Mockups ..... 4**

Cannabis Pistillate Inflorescence ..... 4

Medical Cannabis Manufactured Products ..... 4

**Certificates of Analysis ..... 5**

Charlotte's Web ..... 5

Tora Bora ..... 6

Gorilla Glue ..... 7

Doc's OG ..... 8

Bubba Diesel ..... 9

Revolution Kush 1 ..... 10

**Deviation Report ..... 11**

**QA Standard Operating Procedures ..... 14**

Biosecurity ..... 14

Chain of Custody ..... 20

Personal Hygiene ..... 22

Organic Pest Control ..... 27

Daily Zone Inspection ..... 30

Cleaning Between Crops ..... 35

Waste ..... 49

Testing Cannabis ..... 51

**Formulations Standard Operating Procedures ..... 56**

Capsules ..... 56

Pills ..... 58

Flowable Oil ..... 60

Lotion ..... 62

Lozenge ..... 64

Tincture ..... 66

**Patient Feedback Form ..... 68**

**MMMD, LLC Recall Plan ..... 69**

# Medical Cannabis Containers

Cannabis Pistillate Inflorescence




| Size | Vendor | Certifications |
|---|---|---|
| 1 Gram | Bureau | ASTM classification D3475-13 and D3475-14. Certified under CPSC product safety regulation 16 CFR Title 16 Part 1700.20. |
| 3.5 Grams | Bureau | ASTM classification D3475-13 and D3475-14. Certified under CPSC product safety regulation 16 CFR Title 16 Part 1700.20. |
| 7 Grams | Bottles.com | Certified under CPSC 16 CFR Title 16 Part 1700.20. |
| 14 Grams | Bottles.com | Certified under CPSC 16 CFR Title 16 Part 1700.20. |

# Question 12 Addenda

**Medical Marijuana Dispensary License Application – MMMD, LLC – Maui County**

Medical Cannabis Manufactured Products

**5 ml – Shatterz**

**3 ml – Concentratez**

**1ml – C-Ringe**

| Size | Vendor | Certifications |
|---|---|---|
| 3ml- Child resistant *Concentratez* container | Earthwise Packaging | ASTM D3475-12 Certified under CPSC 16 CFR Title 16 Part 1700.20. |
| 5ml- Child resistant *Shatterz* container | Earthwise Packaging | ASTM D3475-12 Certified under CPSC 16 CFR Title 16 Part 1700.20. |
| 1ml- Child resistant *C-Ringe* container | Earthwise Packaging | ASTM D3475-12 Certified under CPSC 16 CFR Title 16 Part 1700.20. |

# Medical Cannabis Label Mockups

## Cannabis Pistillate Inflorescence

**INSTRUCTIONS FOR USE**
This container contains medical cannabis intended for consumption through baking or infusion into another form. Hawaii Department of Health warns against smoking, inhaling, or vaping medical cannabis.

**CAUTION**
For medical use only. Not for resale or transfer to another person. This product may be unlawful outside of the State of Hawaii and is unlawful to possess or use under federal law.

This product has intoxicating effects and may be habit forming. Smoking is hazardous to your health. There may be health risks associated with consumption of this product. This product is not recommended for use by women who are pregnant or breast feeding. Marijuana can impair concentration, coordination, and judgment. Do not operate a vehicle or machinery under the influence of this drug. When eaten or swallowed, the effects of this drug may be delayed by two or more hours.

**MAUI MEDICAL**
MARIJUANA DISPENSARY, LLC

**Strain Name**
Indica/Sativa/Hybrid

**28.35g** *1oz* — *Dried & Cured Cannabis Inflorescense*

CANNABINOID CONTENT

| | | | |
|---|---|---|---|
| CBD | .00% | THC | .00% |
| CBDA | .00% | THCA | .00% |
| CBD | .00% | **TOTALS** | |
| CNB | .00% | THC/THCA | .00% |
| CBC | .00% | Cannabinoids | .00% |

PRODUCT INFORMATION

MFG ..... DATE
TEST ..... DATE
PCKG ..... DATE
USE BY..... DATE

**Batch:** 123456789

**Tested By**: LAB NAME
This product has passed all testing for microbiological, mycotoxins, and pesticides.

Produced by:
**Maui Medical Marijuana Dispensary LLC**
License #123456789

1234 5678 9012 3456

## Medical Cannabis Manufactured Products

**INSTRUCTIONS FOR USE**
Swallow whole with water. Do not crush or chew capsules. May be repeated as needed or as directed by your doctor.

**CAUTION**
For medical use only. Not for resale or transfer to another person. This product may be unlawful outside of the State of Hawaii and is unlawful to possess or use under federal law.

This product has intoxicating effects and may be habit forming. Smoking is hazardous to your health. There may be health risks associated with consumption of this product. This product is not recommended for use by women who are pregnant or breast feeding. Marijuana can impair concentration, coordination, and judgment. Do not operate a vehicle or machinery under the influence of this drug. When eaten or swallowed, the effects of this drug may be delayed by two or more hours.

**MAUI MEDICAL**
MARIJUANA DISPENSARY, LLC

**Strain Name**
Indica/Sativa/Hybrid

**##** MG THC *Per Capsule* — *# Individual Capsules*

CANNABINOID CONTENT

| | | | |
|---|---|---|---|
| CBD | .00% | THC | .00% |
| CBDA | .00% | THCA | .00% |
| CBD | .00% | **TOTALS** | |
| CNB | .00% | THC/THCA | .00% |
| CBC | .00% | Cannabinoids | .00% |

## mg equivalent to ## g
of dried cannabis with ##% THC

Net Wt. ##g / #oz

PRODUCT INFORMATION

Extracted with 190 proof ethanol

MFG ..... DATE
TEST ..... DATE
PCKG ..... DATE
USE BY..... DATE

**Batch:** 123456789

**Tested By**: LAB NAME
This product has passed all testing for microbiological, mycotoxins, and pesticides.

Produced by:
**Maui Medical Marijuana Dispensary LLC**
License #123456789

1234 5678 9012 3456

# LK Pure Labs

Customer: ACE Delavan
Address: 300 N. Springfield Road Delavan IL
Phone:
Email:

Manifest ID: 7363899748712325 Received: 1-22-2016
Sample: Charlotte's Web Moisture: 11.9%
Type: Flower
Batch/Lot ID: 7818 4252 0775 4668
Sample ID:

**Potency Test Results**

| TEST | WEIGHT % | CONCENTRATION (mg/g) |
|---|---|---|
| CBD | 0.62% | 6.20 |
| CBG | N.D | N.D. |
| CBD-A | 11.23% | 112.30 |
| CBN | 0.16% | * 1.60 |
| Delta 9 THC **(THC)** | 0.05% | 0.50 |
| Delta 8 THC | N.D | N.D. |
| CBC | N.D | N.D. |
| THC-A | 0.42% | 4.40 |
| **TOTAL** | 12.48% | 125.00 |

**Terpene Test Results**

| TEST | Microgram Per Gram (ug/g) |
|---|---|
| Alpha-Pinene | N.D. |
| Beta-Pinene | 811.49 |
| Delta-3-Carene | N.D. |
| Alpha-Terpinene | N.D. |
| P-Cymene | N.D. |
| Limonene | 788.23 |
| Ocimene | N.D. |
| Terpinolene | N.D. |
| Linalool | N.D. |
| Beta-Caryophyllene | 7157.78 |
| Alpha-Humulene | 3471.42 |
| Trans-Nerolidol | N.D. |
| Alpha-Bisabolol | 6091.19 |

**MICROBIOLOGICAL TESTS:**

| | |
|---|---|
| Total Viable Aerobic Bacteria $10^4$ | **Pass** |
| Total Yeast And Mold $10^3$ | **Pass** |
| Total Coliform $10^2$ | **Pass** |
| Bile-Tolerant Gram Negative Bacteria $10^2$ | **Pass** |
| E-coli (Pathogenic Strains)- no detection in 1 gram | **Pass** |
| Salmonella- no detection in 1 gram | **Pass** |

**MYCOTOXIN TESTS** (<20 ug/kg of substance)

| | |
|---|---|
| Aflatoxin B1 | **Pass** |
| Aflatoxin B2 | **Pass** |
| Aflatoxin G1 | **Pass** |
| Alatoxin G2 | **Pass** |
| Ochratoxin A | **Pass** |

| | |
|---|---|
| **PESTICIDE RESIDUE TEST** (No Detection) | **Pass** |
| **RESIDUAL SOLVENT TEST** (Below 10PPM) | |
| **VISUAL INSPECTION** | **Pass** |

**N.D.** = Non-Detected Values are below the method detection limit
* = Value reported is between the calculated reporting limit (0.2% or 2 mg/g) and the calculated method detection limit (0.075% or 0.75 mg/g)
**MDL**= Method Detection Limit (0.075% or 0.75 mg/g)
**N.D.** = Non-Detected Values are Terpene Levels below 500 ug/g

**Lab Information**

LK Pure Labs
10550 State Route 4
Sparta, IL 62286

Phone: 618-443-6685
Fax: 618-443-4395

s.keith@LKpurelabs.com
www.LKpurelabs.com

This report and all information herein shall not be reproduced, except in its entirety, without the expressed written consent of LK Pure Labs.
This report is for informational purposes only and shall not be used to diagnose, treat, or prevent any medical related symptoms.
Due to many factors outside of LK Pure Labs control, results may vary. Results are only for the samples supplied to LK Pure Labs.
The statements and results herein have not been approved or endorsed by the FDA.

Copyright © 2015 LK Pure Labs

# LK Pure Labs

Customer: ACE Delavan
Address: 300 N. Springfield Road Delavan IL
Phone:
Email:

Manifest ID: 7363899748712325 Received: 1-22-2016
Sample: Tora Bora Moisture: 9.7%
Type: Flower
Batch/Lot ID: 1598 7737 2658 8699
Sample ID:

**Potency Test Results**

| TEST | WEIGHT % | CONCENTRATION (mg/g) |
|---|---|---|
| CBD | 0.37% | 3.70 |
| CBG | 0.04% | 0.40 |
| CBD-A | N.D | N.D. |
| CBN | 0.25% | * 2.50 |
| Delta 9 THC **(THC)** | 1.10% | 11.00 |
| Delta 8 THC | N.D | N.D. |
| CBC | 0.20% | 2.00 |
| THC-A | 26.40% | 264.00 |
| **TOTAL** | 28.36% | 283.60 |

**Terpene Test Results**

| TEST | Microgram Per Gram (ug/g) |
|---|---|
| Alpha-Pinene | N.D. |
| Beta-Pinene | 547.36 |
| Delta-3-Carene | N.D. |
| Alpha-Terpinene | N.D. |
| P-Cymene | N.D. |
| Limonene | 2829.84 |
| Ocimene | N.D. |
| Terpinolene | N.D. |
| Linalool | 878.27 |
| Beta-Caryophyllene | 8994.75 |
| Alpha-Humulene | 4606.94 |
| Trans-Nerolidol | N.D. |
| Alpha-Bisabolol | 1602.97 |

**MICROBIOLOGICAL TESTS:**

| | |
|---|---|
| Total Viable Aerobic Bacteria $10^4$ | **Pass** |
| Total Yeast And Mold $10^3$ | **Pass** |
| Total Coliform $10^2$ | **Pass** |
| Bile-Tolerant Gram Negative Bacteria $10^2$ | **Pass** |
| E-coli (Pathogenic Strains)- no detection in 1 gram | **Pass** |
| Salmonella- no detection in 1 gram | **Pass** |

**MYCOTOXIN TESTS** (<20 ug/kg of substance)

| | |
|---|---|
| Aflatoxin B1 | **Pass** |
| Aflatoxin B2 | **Pass** |
| Aflatoxin G1 | **Pass** |
| Alatoxin G2 | **Pass** |
| Ochratoxin A | **Pass** |

| | |
|---|---|
| **PESTICIDE RESIDUE TEST** (No Detection) | **Pass** |
| **RESIDUAL SOLVENT TEST** (Below 10PPM) | |
| **VISUAL INSPECTION** | **Pass** |

**N.D.** = Non-Detected Values are below the method detection limit
* = Value reported is between the calculated reporting limit (0.2% or 2 mg/g) and the calculated method detection limit (0.075% or 0.75 mg/g)
**MDL**= Method Detection Limit (0.075% or 0.75 mg/g)
**N.D.** = Non-Detected Values are Terpene Levels below 500 ug/g

**Lab Information**

LK Pure Labs
10550 State Route 4
Sparta, IL 62286

Phone: 618-443-6685
Fax: 618-443-4395

s.keith@LKpurelabs.com
www.LKpurelabs.com

This report and all information herein shall not be reproduced, except in its entirety, without the expressed written consent of LK Pure Labs.
This report is for informational purposes only and shall not be used to diagnose, treat, or prevent any medical related symptoms.
Due to many factors outside of LK Pure Labs control, results may vary. Results are only for the samples supplied to LK Pure Labs.
The statements and results herein have not been approved or endorsed by the FDA.

Copyright © 2015 LK Pure Labs

# LK Pure Labs

Customer: ACE Delavan
Address: 300 N. Springfield Road Delavan IL
Phone:
Email:

Manifest ID: 7363899748712325 Received: 1-22-2016
Sample: Gorilla Glue Moisture: 10.2%
Type: Flower
Batch/Lot ID: 9173 7814 0005 5494
Sample ID:

**Potency Test Results**

| TEST | WEIGHT % | CONCENTRATION (mg/g) |
|---|---|---|
| CBD | 0.35% | 3.50 |
| CBG | 0.11% | 1.10 |
| CBD-A | 0.19% | 1.90 |
| CBN | 0.17% * | 1.70 |
| Delta 9 THC **(THC)** | 14.65% | 146.50 |
| Delta 8 THC | N.D. | N.D. |
| CBC | N.D. | N.D. |
| THC-A | 11.67% | 116.70 |
| **TOTAL** | 27.14% | 271.40 |

**Terpene Test Results**

| TEST | Microgram Per Gram (ug/g) |
|---|---|
| Alpha-Pinene | N.D. |
| Beta-Pinene | N.D. |
| Delta-3-Carene | N.D. |
| Alpha-Terpinene | N.D. |
| P-Cymene | N.D. |
| Limonene | 810.55 |
| Ocimene | N.D. |
| Terpinolene | N.D. |
| Linalool | N.D. |
| Beta-Caryophyllene | 5770.20 |
| Alpha-Humulene | 2891.79 |
| Trans-Nerolidol | N.D. |
| Alpha-Bisabolol | 1571.79 |

**MICROBIOLOGICAL TESTS:**

| | |
|---|---|
| Total Viable Aerobic Bacteria $10^4$ | **Pass** |
| Total Yeast And Mold $10^3$ | **Pass** |
| Total Coliform $10^2$ | **Pass** |
| Bile-Tolerant Gram Negative Bacteria $10^2$ | **Pass** |
| E-coli (Pathogenic Strains)- no detection in 1 gram | **Pass** |
| Salmonella- no detection in 1 gram | **Pass** |

**MYCOTOXIN TESTS** (<20 ug/kg of substance)

| | |
|---|---|
| Aflatoxin B1 | **Pass** |
| Aflatoxin B2 | **Pass** |
| Aflatoxin G1 | **Pass** |
| Alatoxin G2 | **Pass** |
| Ochratoxin A | **Pass** |

| | |
|---|---|
| **PESTICIDE RESIDUE TEST** (No Detection) | **Pass** |
| **RESIDUAL SOLVENT TEST** (Below 10PPM) | |
| **VISUAL INSPECTION** | **Pass** |

**N.D.** = Non-Detected Values are below the method detection limit
* = Value reported is between the calculated reporting limit (0.2% or 2 mg/g) and the calculated method detection limit (0.075% or 0.75 mg/g)
**MDL**= Method Detection Limit (0.075% or 0.75 mg/g)
**N.D.** = Non-Detected Values are Terpene Levels below 500 ug/g

**Lab Information**

LK Pure Labs
10550 State Route 4
Sparta, IL 62286

Phone: 618-443-6685
Fax: 618-443-4395

s.keith@LKpurelabs.com
www.LKpurelabs.com

This report and all information herein shall not be reproduced, except in its entirety, without the expressed written consent of LK Pure Labs.
This report is for informational purposes only and shall not be used to diagnose, treat, or prevent any medical related symptoms.
Due to many factors outside of LK Pure Labs control, results may vary. Results are only for the samples supplied to LK Pure Labs.
The statements and results herein have not been approved or endorsed by the FDA.

Copyright © 2015 LK Pure Labs

# LK Pure Labs

Customer: ACE Delavan
Address: 300 N. Springfield Road Delavan IL
Phone:
Email:

Manifest ID: 7363899748712325 Received: 1-22-2016
Sample: Doc's OG Moisture: 9.9%
Type: Flower
Batch/Lot ID: 9485 2612 1035 7255
Sample ID:

**Potency Test Results**

| TEST | WEIGHT % | CONCENTRATION (mg/g) |
|---|---|---|
| CBD | 0.32% | 3.20 |
| CBG | N.D. | N.D. |
| CBD-A | N.D. | N.D. |
| CBN | N.D. | N.D. |
| Delta 9 THC **(THC)** | 3.57% | 35.70 |
| Delta 8 THC | N.D. | N.D. |
| CBC | N.D. | N.D. |
| THC-A | 14.49% | 144.90 |
| **TOTAL** | 18.38% | 183.80 |

**Terpene Test Results**

| TEST | Microgram Per Gram (ug/g) |
|---|---|
| Alpha-Pinene | 645.61 |
| Beta-Pinene | 1117.02 |
| Delta-3-Carene | N.D. |
| Alpha-Terpinene | N.D. |
| P-Cymene | N.D. |
| Limonene | 3920.82 |
| Ocimene | N.D. |
| Terpinolene | N.D. |
| Linalool | 2440.67 |
| Beta-Caryophyllene | 6132.92 |
| Alpha-Humulene | 2322.51 |
| Trans-Nerolidol | N.D. |
| Alpha-Bisabolol | 2214.41 |

**MICROBIOLOGICAL TESTS:**

| | |
|---|---|
| Total Viable Aerobic Bacteria $10^4$ | **Pass** |
| Total Yeast And Mold $10^3$ | **Pass** |
| Total Coliform $10^2$ | **Pass** |
| Bile-Tolerant Gram Negative Bacteria $10^2$ | **Pass** |
| E-coli (Pathogenic Strains)- no detection in 1 gram | **Pass** |
| Salmonella- no detection in 1 gram | **Pass** |

**MYCOTOXIN TESTS** (<20 ug/kg of substance)

| | |
|---|---|
| Aflatoxin B1 | **Pass** |
| Aflatoxin B2 | **Pass** |
| Aflatoxin G1 | **Pass** |
| Alatoxin G2 | **Pass** |
| Ochratoxin A | **Pass** |

| | |
|---|---|
| **PESTICIDE RESIDUE TEST** (No Detection) | **Pass** |
| **RESIDUAL SOLVENT TEST** (Below 10PPM) | |
| **VISUAL INSPECTION** | **Pass** |

**N.D.** = Non-Detected Values are below the method detection limit
* = Value reported is between the calculated reporting limit (0.2% or 2 mg/g) and the calculated method detection limit (0.075% or 0.75 mg/g)
**MDL**= Method Detection Limit (0.075% or 0.75 mg/g)
**N.D.** = Non-Detected Values are Terpene Levels below 500 ug/g

**Lab Information**
LK Pure Labs
10550 State Route 4
Sparta, IL 62286

Phone: 618-443-6685
Fax: 618-443-4395

s.keith@LKpurelabs.com
www.LKpurelabs.com

This report and all information herein shall not be reproduced, except in its entirety, without the expressed written consent of LK Pure Labs.
This report is for informational purposes only and shall not be used to diagnose, treat, or prevent any medical related symptoms.
Due to many factors outside of LK Pure Labs control, results may vary. Results are only for the samples supplied to LK Pure Labs.
The statements and results herein have not been approved or endorsed by the FDA.

Copyright © 2015 LK Pure Labs

# LK Pure Labs

Customer: ACE Delavan
Address: 300 N. Springfield Road Delavan IL
Phone:
Email:

Manifest ID: 7363899748712325 Received: 1-22-2016
Sample: Bubba Diesel Moisture:
Type: Flower
Batch/Lot ID:3394 2979 3763 2095
Sample ID:

**Potency Test Results**

| TEST | WEIGHT % | CONCENTRATION (mg/g) |
|---|---|---|
| CBD | 0.17% | 1.70 |
| CBG | 0.30% | 3.00 |
| CBD-A | 0.25% | 2.50 |
| CBN | 0.11% | 1.10 |
| Delta 9 THC **(THC)** | 2.22% | 22.20 |
| Delta 8 THC | N.D. | N.D. |
| CBC | 0.20% | 2.00 |
| THC-A | 10.26% | 102.60 |
| **TOTAL** | 13.51% | 135.10 |

**Terpene Test Results**

| TEST | Microgram Per Gram (ug/g) |
|---|---|
| Alpha-Pinene | 414.44 |
| Beta-Pinene | 671.27 |
| Delta-3-Carene | N.D. |
| Alpha-Terpinene | N.D. |
| P-Cymene | N.D. |
| Limonene | 2356.38 |
| Ocimene | N.D. |
| Terpinolene | N.D. |
| Linalool | 553.46 |
| Beta-Caryophyllene | 4336.49 |
| Alpha-Humulene | 1190.00 |
| Trans-Nerolidol | N.D. |
| Alpha-Bisabolol | 1095.18 |

**MICROBIOLOGICAL TESTS:**

| | |
|---|---|
| Total Viable Aerobic Bacteria $10^4$ | **Pass** |
| Total Yeast And Mold $10^3$ | **Pass** |
| Total Coliform $10^2$ | **Pass** |
| Bile-Tolerant Gram Negative Bacteria $10^2$ | **Pass** |
| E-coli (Pathogenic Strains)- no detection in 1 gram | **Pass** |
| Salmonella- no detection in 1 gram | **Pass** |

**MYCOTOXIN TESTS** (<20 ug/kg of substance)

| | |
|---|---|
| Aflatoxin B1 | **Pass** |
| Aflatoxin B2 | **Pass** |
| Aflatoxin G1 | **Pass** |
| Alatoxin G2 | **Pass** |
| Ochratoxin A | **Pass** |

| | |
|---|---|
| **PESTICIDE RESIDUE TEST** (No Detection) | **Pass** |
| **RESIDUAL SOLVENT TEST** (Below 10PPM) | |
| **VISUAL INSPECTION** | **Pass** |

**N.D.** = Non-Detected Values are below the method detection limit
* = Value reported is between the calculated reporting limit (0.2% or 2 mg/g) and the calculated method detection limit (0.075% or 0.75 mg/g)
**MDL**= Method Detection Limit (0.075% or 0.75 mg/g)
**N.D.** = Non-Detected Values are Terpene Levels below 500 ug/g

**Lab Information**

LK Pure Labs
10550 State Route 4
Sparta, IL 62286

Phone: 618-443-6685
Fax: 618-443-4395

s.keith@LKpurelabs.com
www.LKpurelabs.com

This report and all information herein shall not be reproduced, except in its entirety, without the expressed written consent of LK Pure Labs.
This report is for informational purposes only and shall not be used to diagnose, treat, or prevent any medical related symptoms.
Due to many factors outside of LK Pure Labs control, results may vary. Results are only for the samples supplied to LK Pure Labs.
The statements and results herein have not been approved or endorsed by the FDA.

Copyright © 2015 LK Pure Labs

11 BT

# LK Pure Labs

Customer: ACE Delavan
Address: 300 N. Springfield Road Delavan IL
Phone:
Email:

Manifest ID: 0676852510555898 Received: 12-30-2015
Sample: Revolution Kush Moisture: 11.0%
Type: Flower Lot
Batch: 5194 8259 3897 2868

**Potency Test Results**

| TEST | WEIGHT % | CONCENTRATION (mg/g) |
|---|---|---|
| CBD | N.D. | N.D. |
| CBG | 0.92% | 9.20 |
| CBD-A | N.D. | N.D. |
| CBN | 0.11% | * 1.10 |
| Delta 9 THC **(THC)** | 0.47% | 4.70 |
| Delta 8 THC | N.D. | N.D. |
| CBC | N.D. | N.D. |
| THC-A | 18.47% | 184.70 |
| **TOTAL** | 19.97% | 199.70 |

**Terpene Test Results**

| TEST | Microgram Per Gram (ug/g) |
|---|---|
| Alpha-Pinene | 3513.13 |
| Beta-Pinene | 2198.57 |
| Delta-3-Carene | N.D. |
| Alpha-Terpinene | N.D. |
| P-Cymene | N.D. |
| Limonene | 1872.56 |
| Ocimene | N.D. |
| Terpinolene | N.D. |
| Linalool | 557.57 |
| Beta-Caryophyllene | 1329.04 |
| Alpha-Humulene | N.D. |
| Trans-Nerolidol | N.D. |
| Alpha-Bisabolol | N.D. |

**MICROBIOLOGICAL TESTS:**

| | | |
|---|---|---|
| Total Viable Aerobic Bacteria $10^4$ | **Pass** | Fail |
| Total Yeast And Mold $10^3$ | **Pass** | Fail |
| Total Coliform $10^2$ | **Pass** | Fail |
| Bile-Tolerant Gram Negative Bacteria $10^2$ | **Pass** | Fail |
| E-coli (Pathogenic Strains)- no detection in 1 gram | **Pass** | Fail |
| Salmonella- no detection in 1 gram | **Pass** | Fail |

**MYCOTOXIN TESTS** (<20 ug/kg of substance)

| | | |
|---|---|---|
| Aflatoxin B1 | **Pass** | Fail |
| Aflatoxin B2 | **Pass** | Fail |
| Aflatoxin G1 | **Pass** | Fail |
| Alatoxin G2 | **Pass** | Fail |
| Ochratoxin A | **Pass** | Fail |

| | | |
|---|---|---|
| **PESTICIDE RESIDUE TEST** (No Detection) | **Pass** | Fail |
| **RESIDUAL SOLVENT TEST** (Below 10PPM) | Pass | Fail |
| **VISUAL INSPECTION** | **Pass** | Fail |

**N.D.** = Non-Detected Values are below the method detection limit
* = Value reported is between the calculated reporting limit (0.2% or 2 mg/g) and the calculated method detection limit (0.075% or 0.75 mg/g)
**MDL**= Method Detection Limit (0.075% or 0.75 mg/g)
**N.D.**= Terpene Levels below 500 ug/g

**Lab Information**

LK Pure Labs
10550 State Route 4
Sparta, IL 62286

Phone: 618-443-6685
Fax: 618-443-4395

s.keith@LKpurelabs.com
www.LKpurelabs.com

This report and all information herein shall not be reproduced, except in its entirety, without the expressed written consent of LK Pure Labs.
This report is for informational purposes only and shall not be used to diagnose, treat, or prevent any medical related symptoms.
Due to many factors outside of LK Pure Labs control, results may vary. Results are only for the samples supplied to LK Pure Labs.
The statements and results herein have not been approved or endorsed by the FDA.

Copyright © 2015 LK Pure Labs

# MMMD Deviation Report Form

| **DR Number:** | **DRX-YYYY** | **Priority** | |
|---|---|---|---|

| | | | | | |
|---|---|---|---|---|---|
| Author (Reported by) | | Date Reported | | Area/Team Responsible | |
| **DR Type:** (fill in applicable information) | | | | | |
| **DR5 Customer Complaint Deviation** | | | | | |
| Customer No.: | | Delivery Doc. No.: | | | |
| Sales Order No.: | | Customer Material No.: | | | |
| Sold to Party No: | | | | | |
| **DR8 Material Complaint Deviation** | | | | | |
| Vendor No. or Vendor Name: | | Purchasing Doc. Number: | | | |
| Material Doc. No.: | | Vendors Material No.: | | | |
| **DR1 Process / Procedural Deviation** | | | | | |
| Product code: | | Equipment No. | | | |
| MI Sheet No.: | | Batch (BPN): | | | |
| **DR4 Audit Deviation** | | | | | |
| Audit Ref. No. | | Audit Type | | | |
| **DR2 EHS Deviation** | | | | | |
| | | | | | |
| | | | | | |
| **Deviation Title** | | | | | |
| **Description (Must be filled in for all deviation types)** | | | | | |

# Deviation Report Form

| Management Response Tasks | | |
|---|---|---|
| **1. Area Manager Response Tasks**<br>(Describe the facts, corrective actions taken. If a preventative action is necessary list in the Follow up tasks. Sent the report to Second management response tasks) | | |
| **Name:** | **Sign:** | **Date:** |
| **2. Second Management Response Tasks**<br>(Review area manger's response and justify efficacy of corrective actions taken. If a preventative action is necessary list in the Follow up tasks. Sent the report to QA management response tasks) | | |

# Deviation Report Form

**3. QA Management Response Tasks**

QA Manager to evaluate the deviation and assess the potential impact to the product quality, validation and regulatory requirement. Asses efficacy of the actions taken. Approve the DR)

| Name: | Sign: | Date: |
|---|---|---|

**Follow up Tasks**

**Task 1:**

| Assigned To | | Planned finished date | |
|---|---|---|---|
| Confirm Task 1 completed: | | Sign: | Date: |

**Task 2:**

| Assigned To | | Planned finished date | |
|---|---|---|---|
| Confirm Task 2 completed: | | Sign: | Date: |

**QA manager Approval Task**

| Confirm follow up tasks completed: | Sign: | Date: |
|---|---|---|

**List all follow up tasks in the QA Metrics Sheet. Place the completed report into completed DR file.**

| Title | Biosecurity Procedure | Document ID | AG-002 | Rev. | 01 |
|---|---|---|---|---|---|

| Function | Approved By | Effective Date |
|---|---|---|
| All Facility | Ken, Ota CEO | 01/01/2016 |

## 1. Purpose/Objective

The purpose of this procedure is to prevent pests, pathogens, and contaminants from entering the facility in order to protect the safety and quality of medical cannabis products

## 2. Scope

This procedure applies to all employees, guests, and construction or maintenance crew who enter the production area of the facility.

## 3. Background

This procedure applies to all employees, guests, and construction or maintenance crew who enter the production area of the facility.

## 4. Responsibilities

This procedure applies to all employees, guests, and construction or maintenance crew who enter the production area of the facility.

## 5. Environment, Health, & Safety

Care should be taken at all times to maintain an environment clear of contaminants and pests.

Internal Use Only - © 2015 MMMD, LLC, All Rights Reserved

## 6. Biosecurity Procedure

1. Before coming to work for the day, limit exposure to other crops, plants, and fields.

2. Upon entering the security vestibule, step on sanitation mats to remove pests and contaminants from shoes.

Internal Use Only - © 2015 MMMD, LLC, All Rights Reserved

3. Enter locker room. Shower if necessary, particularly if you have been walking through fields or grass or have been exposed to other plants or crops prior to coming to work.

4. Change into clean, company-issued scrubs and non-slip shoes that have not been outside. Keep your shoes clean and free of debris. Never wear them outside the facility.

Internal Use Only - © 2015 MMMD, LLC, All Rights Reserved

5. Wash hands thoroughly and dry.



6. After exiting the locker room, step on sanitation mats again.

Internal Use Only - © 2015 MMMD, LLC, All Rights Reserved

7. Always use vinyl gloves while working in production.

8. Change gloves when they become worn or ripped.

Internal Use Only - © 2015 MMMD, LLC, All Rights Reserved

9. Wash hands thoroughly and dry after touching plants and after using the restroom, working with soil, taking a break, eating, or as needed.



## 7. Prerequisites

Sanitation mats, nitrile gloves, clean scrubs and non-slip shoes, shower/sink, water, soap, drying towels.

## 8. References

| Title |
|---|
| Maui Medical Marijuana Dispensary Operations Manual |

## 9. Revision History

| Rev. | Revision Date | Modified by | Description |
|---|---|---|---|
| 01 | 12/11/2015 | Gina Crosley-Corcoran | Added ExpressTrain Module. |

Internal Use Only - © 2015 MMMD, LLC, All Rights Reserved

| Title | Chain of Custody | Document ID | INV-005 | Rev. | 01 |
|---|---|---|---|---|---|

| Function | Approved by | Date |
|---|---|---|
| Inventory | Ken Ota, CEO | 01/01/2016 |

## 1. Purpose/Objective

This procedure will describe the process of tracking Cannabis and Cannabis infused product inventory.

## 2. Scope

This procedure will take place in all areas and processes that can or will include Cannabis or Cannabis infused products.

## 3. Background

Real time tracking via a secure computer software tracking system (BiotrackTHC) of all Cannabis and Cannabis infused products is required by the department. Beyond the department requirements pursuant to HAR §11-850-61, tracking inventory within our dispensary and during the transport process to the retail dispensary is important in order to reduce the chance of loss or diversion of product.

## 4. Responsibilities

All agents of the production center and retail dispensary are responsible for the accurate tracking of inventory. The Dispensary Manager should hold regular Inventory Tracking compliance meetings.

## 5. Procedure

STEP 1: Anytime product is moved from one physical location to another it must also be moved in BioTrack in order that a record of clear and unbroken chain of custody is maintained pursuant to HAR §11-850-61. Common moves within the dispensary will be from Receiving to the Main Vault, from the Main Vault to the Floor Safe, from the Main Vault to the Display Cabinet, and from the Floor Safe to a qualified patient after sale.

STEP 2: Scan all items to be moved and change their physical location to match the location that you intend to move them to.

STEP 3: Use a transportation manifest created in BiotrackTHC to ensure that the chain of custody is unbroken while transporting to a retail dispensary.

Internal Use Only - © 2016 MMMD, LLC, All Rights Reserved

STEP 4: Move the items being sure to use safe handling practices where required

STEP 5: Secure all Vaults, Safes, or Display cabinets.

STEP 6: If dispensing to a patient refer to the Dispensing Process SOP.

## 6. Prerequisites

Access to secure vaults, safes, and secure areas,chain of custody, BiotrackTHC

## 7. References

| Title of Document |
|---|
| Chain of Custody |
| Maui Medical Marijuana Dispensary, LLC. Operations Plan |

## 8. Revision History

| Rev. | Revision Date | Modified by | Reason for Modification |
|---|---|---|---|
| 01 | January 1, 2016 | Gina Crosley-Corcoran MPH | New Format |

Internal Use Only - © 2016 MMMD, LLC, All Rights Reserved

| Title | Personal Hygiene Procedure | Document ID | EHS-001 | Rev. | 01 |
|---|---|---|---|---|---|

| Function | Approved By | Effective Date |
|---|---|---|
| All Facility | Ken Ota, CEO | 01/01/2016 |

## 1. Purpose/Objective

The purpose of this procedure is to prevent contamination of cannabis and cannabis-derived products by employees.

## 2. Scope

This procedure applies to all employees who enter the facility, particularly those who handle cannabis in any form, perform laboratory operations, handle food ingredients and products, and package products.

## 3. Background

Personal hygiene is of utmost importance when handling plants that will be consumed by humans. Contaminants and pathogens can travel from hands to the plant, soil, products, and packages and can introduce harmful substances that affect the quality and safety of the medicine.

## 4. Responsibilities

All employees are responsible for maintaining personal hygiene. Department managers shall ensure that employees are practicing good hygiene on every shift.

Internal Use Only - © 2015 MMMD, LLC, All Rights Reserved

## 5. Personal Hygiene Procedure

1. Report to work in good health, clean, and dressed in clean attire.

2. Keep fingernails trimmed, filed, and maintained so that the edges are cleanable and not rough.

Internal Use Only - © 2015 MMMD, LLC, All Rights Reserved

3. Enter locker room. Shower if necessary.



4. Change into clean, company-issued scrubs and non-slip shoes.

5. Wash hands thoroughly and dry.

Internal Use Only - © 2015 MMMD, LLC, All Rights Reserved

6. Wear disposable gloves while completing any task.

7. Remove soiled or ripped gloves and dispose of after completing tasks. Always wear fresh, intact gloves when working with materials.

8. Wash hands after any contact with food, after using the restroom, and after touching any products.



Internal Use Only - © 2015 MMMD, LLC, All Rights Reserved

## 6. Prerequisites

Sink, water, soap, drying towels.

## 7. References

| Title |
|---|
| MMMD, LLC Operations Manual |

## 8. Revision History

| Rev. | Revision Date | Modified by | Description |
|---|---|---|---|
| 01 | 12/22/15 | Gina Crosley-Corcoran | Added Express Train Module |

Internal Use Only - © 2015 MMMD, LLC, All Rights Reserved

| Title | Organic Pest Management Procedure | Document ID | AG-019 | Rev. | 01 |
|---|---|---|---|---|---|

| Function | Approved By | Effective Date |
|---|---|---|
| Vegetative/Flowering | Ken Ota, CEO | 01/01/2016 |

## 1. Purpose/Objective

To ensure proper control of aphids and fungus gnats and the correct application of sticky traps.

## 2. Scope

This procedure applies to the vegetative and flowering stages of cultivation.

## 3. Background

Sticky traps are a mechanical, organic way to control the aphid population. Aphids lay eggs that in the fall hatch out in the early spring as winged aphids, which fly to find a suitable plant upon which to feed. The winged aphids are all female, and for the rest of the year until fall comes, they give birth to live young females. The young mature in 7 to 10 days, ready to produce live young and each is capable of producing 40 to 60 offspring. If the cannabis plant cannot support the colony, then winged female aphids are produced instead of wingless, and they search for a new cannabis plant. In the fall, both male and female offspring are produced and the eggs are laid. Thus, the sticky traps can control the aphid and the fungus gnat population according to the USDA "PAMS" strategy, which is prevention, avoidance, monitoring and suppression.

## 4. Responsibilities

All employees and contractors in cultivation are responsible for managing the application of sticky traps.

Internal Use Only - © 2015 MMMD, LLC, All Rights Reserved

## 5. Organic Pest Management Procedure

1. Apply sticky traps to ensure suppression of the plant aphid and fungus gnat population.

2. Assess infestation and location of aphids in cultivation rooms by counting the concentration of aphids on sticky traps.

Internal Use Only - © 2015 MMMD, LLC, All Rights Reserved

## 6. Prerequisites

Gloves, sticky traps.

## 7. References

| Title |
|---|
| MMMD, LLC Operations Manual |

## 8. Revision History

| Rev. | Revision Date | Modified by | Description |
|---|---|---|---|
| 01 | 12/28/15 | Gina Crosley-Corcoran | Added ExpressTrain Module |

Internal Use Only - © 2015 MMMD, LLC, All Rights Reserved

| Title | Daily Zone Inspection Procedure | Document ID | AG-013 | Rev. | 01 |
|---|---|---|---|---|---|

| Function | Approved By | Effective Date |
|---|---|---|
| Vegatative/Flowering | Ken Ota, CEO | 01/01/2016 |

## 1. Purpose/Objective

The purpose of this procedure is to ensure plant health and maximum yield through daily inspection of each zone.

## 2. Scope

This procedure applies to all phases of the cultivation process.

## 3. Background

Cannabis plants need constant monitoring in order to prevent disease and control pests. Daily zone inspections and logging will help ensure plant health as well as quality and consistency. All zones must comply with the information designated in the growing environment and quality control section of the Operations Manual.

## 4. Responsibilities

The zone manager is responsible for daily zone inspection and documenting each observation in a log.

Internal Use Only - © 2015 MMMD, LLC, All Rights Reserved

## 5. Daily Zone Inspection Procedure

1. Check Room temperature

2. Check Humidity

Internal Use Only - © 2015 MMMD, LLC, All Rights Reserved

3. Check CO2 levels

4. Check Electricity and Lighting

Internal Use Only - © 2015 MMMD, LLC, All Rights Reserved

5. Check for Signs of Pests and Disease

6. Check Flooring and Benching for Debris and Remove as Necessary

Internal Use Only - © 2015 MMMD, LLC, All Rights Reserved

7. Confirm Photoperiod

## 6. Prerequisites

Environmental control panel, zone inspection log.

## 7. References

| Title |
|---|
| MMMD, LLC Operations Manual – Zone Specifications |
| Automated Logic User Manual |

## 8. Revision History

| Rev. | Revision Date | Modified by | Description |
|---|---|---|---|
| 01 | 12/23/2015 | Gina Crosley-Corcoran | Added ExpressTrain Module |

Internal Use Only - © 2015 MMMD, LLC, All Rights Reserved

| Title | Cleaning Between Crops Procedure | Document ID | AG-024 | Rev. | 01 |
|---|---|---|---|---|---|

| Function | Approved By | Effective Date |
|---|---|---|
| Harvest | Ken Ota, CEO | 01/01/2016 |

## 1. Purpose/Objective

The purpose of this procedure is to ensure sanitary conditions of crops and to control pests.

## 2. Scope

This procedure applies to all grow rooms.

## 3. Background

Pests, debris, and dirt can build up during each grow. To protect plant and consumer health, each room where plants are grown must be cleaned completely between crops to sanitize benching, walls and floors in order to control pests and potential pathogens.

## 4. Responsibilities

The growers are responsible for managing the cleaning process between crops.

## 5. Environment, Health, & Safety

To ensure health and safety, follow all manufacturer's instructions when handling chemical cleaning materials. Always wear properly fitting Personal Protective Equipment (PPE) such as a respirator when spraying bleach and when working with the insect fogger or ("bug bomb"), and limit exposure whenever possible. Inhalation of toxic chemical materials poses a health hazard.

Internal Use Only - © 2015 MMMD,LLC , All Rights Reserved

## 6. Cleaning Between Crops Procedure

1. Put on gloves and goggles.

2. Remove lights, transfer to atrium.

Internal Use Only - © 2015 MMMD,LLC , All Rights Reserved

3. Clean each light with Windex (refer to SOP for cleaning lights).



4. Sweep floors.

5. Set irrigation tubing aside.

Internal Use Only - © 2015 MMMD,LLC , All Rights Reserved

| Title | Cleaning Between Crops Procedure | Document ID | AG-024 | Rev. | 01 |
|---|---|---|---|---|---|

| Function | Approved By | Effective Date |
|---|---|---|
| Harvest | Ken Ota, CEO | 07/15/2015 |



Internal Use Only - © 2015 MMMD,LLC , All Rights Reserved

6. Remove landscape fabric from benching.

7. Put on respirator.

8. Turn on ventilation fan.

Internal Use Only - © 2015 MMMD,LLC , All Rights Reserved

Internal Use Only - © 2015 MMMD,LLC , All Rights Reserved

9. Spray down benching, floors, walls, irrigation tubing, and poles with 10% bleach.

10. Scrub tables taking care to remove all bugs, dirt, and debris.

11. Inspect table drain tubing; replace if needed.

Internal Use Only - © 2015 MMMD,LLC , All Rights Reserved

| Title | Cleaning Between Crops Procedure | Document ID | AG-024 | Rev. | 01 |
|---|---|---|---|---|---|

| Function | Approved By | Effective Date |
|---|---|---|
| Harvest | Ken Ota, CEO | 07/15/2015 |



Internal Use Only - © 2015 MMMD,LLC , All Rights Reserved

12. Turn off exhaust ventilation and HVAC.

13. Cover Automated Logic sensors.




14. Place bug bombs in grow rooms following manufacturer's instructions on the label.

Internal Use Only - © 2015 MMMD,LLC , All Rights Reserved

| Title | Cleaning Between Crops Procedure | Document ID | AG-024 | Rev. | 01 |
|---|---|---|---|---|---|

| Function | Approved By | Effective Date |
|---|---|---|
| Harvest | Ken Ota, CEO | 07/15/2015 |

Internal Use Only - © 2015 MMMD,LLC , All Rights Reserved

15. Turn off overhead lights.



16. Seal doors and wait 12 hours before re-entry.

17. After 12 hours, put on respirator and enter the room to turn on exhaust ventilation and HVAC. Wait 12 hours before re-entry.

Internal Use Only - © 2015 MMMD,LLC , All Rights Reserved

| Title | Cleaning Between Crops Procedure | Document ID | AG-024 | Rev. | 01 |
|---|---|---|---|---|---|

| Function | Approved By | Effective Date |
|---|---|---|
| Harvest | Ken Ota, CEO | 07/15/2015 |

Internal Use Only - © 2015 MMMD,LLC , All Rights Reserved