

STATE OF HAWAII
DEPARTMENT OF HEALTH
 4348 Waiialae Avenue, #648
 Honolulu, Hawaii 96816



Medical Cannabis (329) Registry Program

The statistics presented in this report are based on Medical Cannabis Registry data as of
 January 31, 2026

IN-STATE Patient Data

IN-STATE Patients with a Valid Medical Cannabis Registration	
28,692	Patients have a valid medical cannabis registration.
Applications Issued	
456	New patient applications were issued between January 1, 2026, to January 31, 2026.
1,211	Renewal patient applications were issued between January 1, 2026, to January 31, 2026.
Caregiver Totals	
2,333	Caregivers are caring for registered patients.
Physician/APRN Totals	
237	Physicians/APRNs have certified one or more patients currently registered for the medical use of cannabis as of January 31, 2025.

Demographic Information

Table 1. Registered Patients by Age and Gender

Gender	Average Age	Percentage on Registry
Male	53	57.34%
Female	51	42.40%
X/non-binary	38	0.26%

Table 2. Frequency of Conditions

Reported Condition	Number of Patients' Certified	Percentage of Patients' Certified Condition*
Severe Pain	23,768	82.84%
PTSD	5,335	18.59%
Severe Nausea	1,736	6.05%
Persistent Muscle Spasms	1,731	6.03%
Malignant Neoplasm (Cancer)	1,705	5.94%
Glaucoma	539	1.88%
Rheumatoid Arthritis	490	1.71%
Seizures	306	1.07%
Cachexia/Wasting Syndrome	287	1.00%
HIV	178	0.62%
Epilepsy	155	0.54%
Lupus	115	0.40%
Multiple Sclerosis	71	0.25%
Other Condition by Primary Treating Provider	9	0.03%
ALS	6	0.02%

*Does not add to 100% as some patients report more than one debilitating condition.

Table 3. Registered Patient Total and the Top 3 Most Common Certified Conditions by Age

Age Group	Patient Total & % by Age	Most Common Certified Condition	2nd Most Common Certified Condition	3rd Most Common Certified Condition
0-10	*	*Seizures	*Malignant Neoplasm (Cancer)	N/A
11-17	12 (0.04%)	*Severe Pain	*PTSD	*Seizures *Cancer
18-25	993 (3.46%)	Severe Pain (680)	PTSD (346)	Severe Nausea (98)
26-35	3,732 (13.01%)	Severe Pain (2,810)	PTSD (1,098)	Severe Nausea (373)
36-45	6,096 (21.25%)	Severe Pain (4,955)	PTSD (1,437)	Severe Nausea (434)
46-55	5,351 (18.65%)	Severe Pain (4,544)	PTSD (1,009)	Persistent Muscle Spasm (358)
56-65	5,288 (18.43%)	Severe Pain (4,536)	PTSD (741)	Malignant Neoplasm (Cancer) (391)
66-75	5,519 (19.24%)	Severe Pain (4,814)	Malignant Neoplasm (Cancer) (602)	PTSD (534)
76 & Older	1,697 (5.91%)	Severe Pain (1,422)	Malignant Neoplasm (Cancer) (276)	PTSD (105)

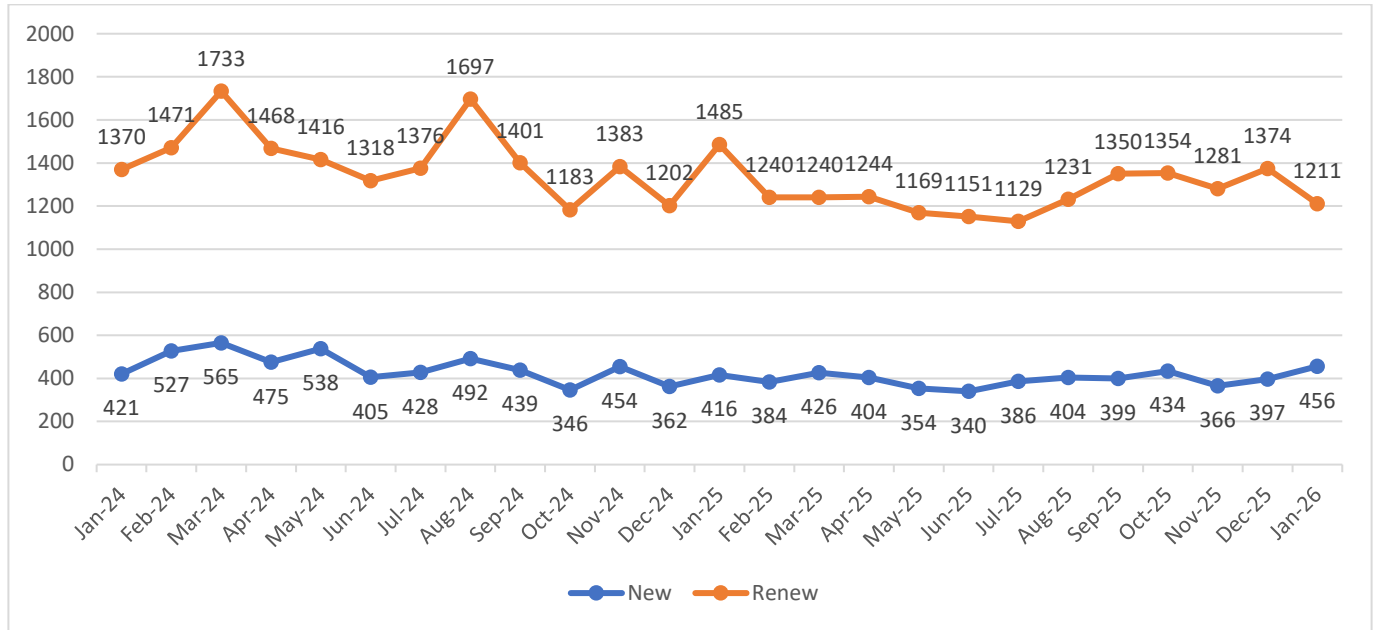
*Patient count is not reportable

Table 4. Registered Patients, Caregivers, and Top 3 Most Common Certified Conditions by County

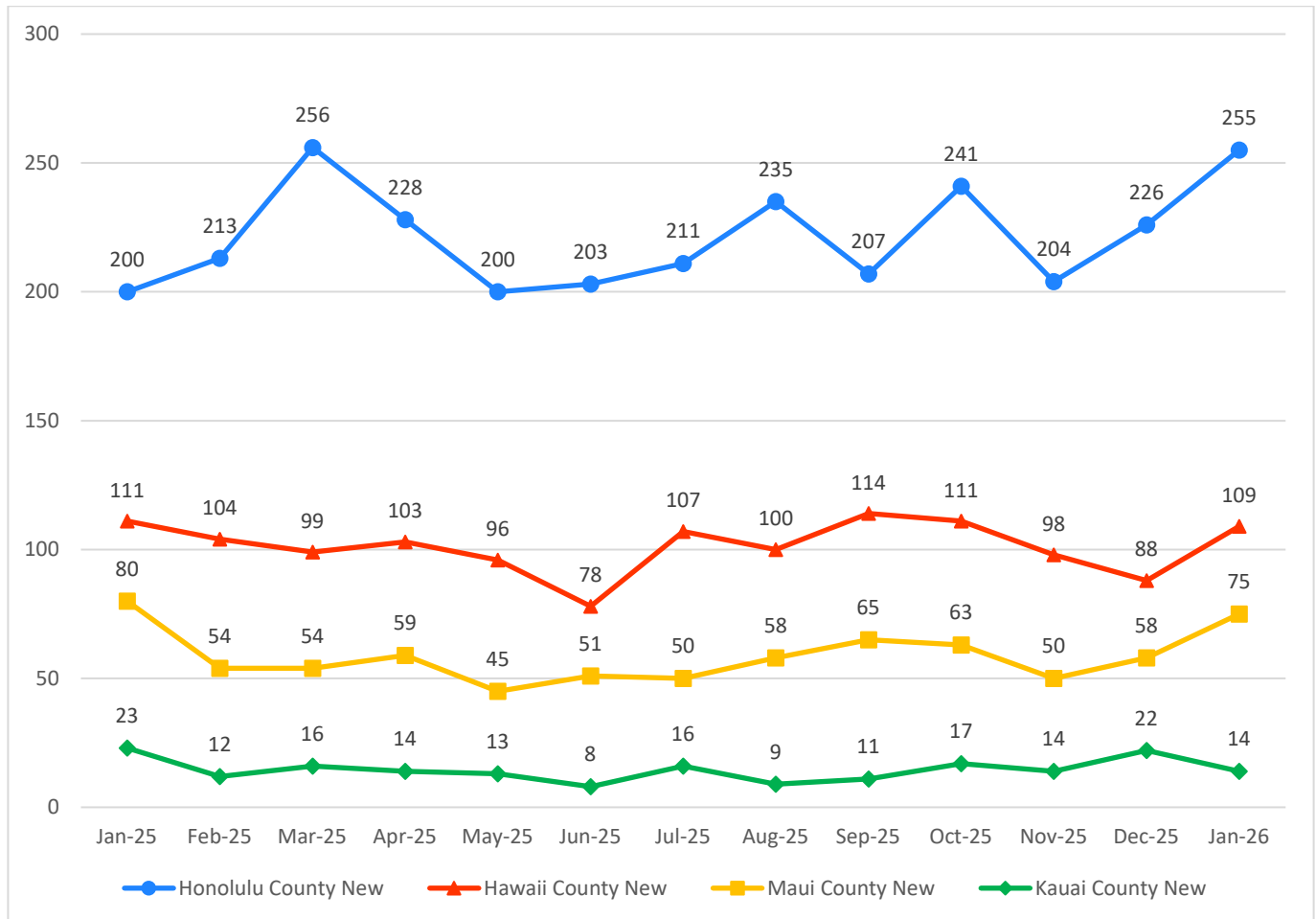
County	Number of Patients	Number of New Patients	Number of Renewed Patients	Number of Caregivers	Most Common Certified Condition	2nd Most Common Certified Condition	3rd Most Common Certified Condition
Honolulu	14,207	255	640	1,336	Severe Pain (11,210)	PTSD (3,173)	Severe Nausea (958)
Hawaii	7,942	109	328	586	Severe Pain (6,852)	PTSD (1,329)	Persistent Muscle Spasms (758)
Maui	4,964	75	192	332	Severe Pain (4,353)	PTSD (637)	Persistent Muscle Spasms (277)
Kauai	1,545	14	48	76	Severe Pain (1,330)	PTSD (188)	Severe Nausea (160)
Out of state**	34	*	*	*	Severe Pain (23)	* PTSD	*Persistent Muscle Spasms

*Patient count is not reportable; **Registered using an out of state residential address or unknown address.

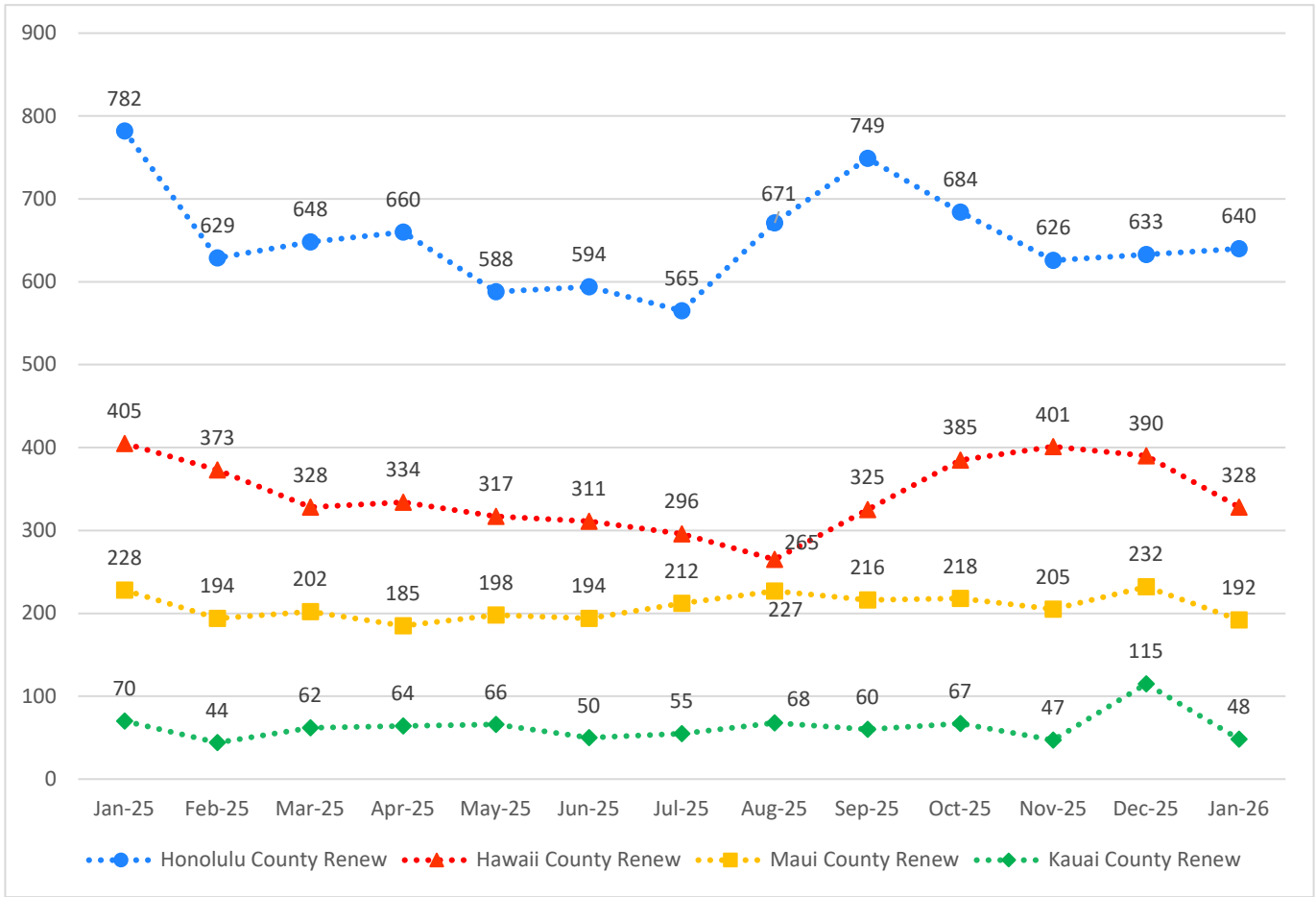
Graph 1. Number of Approved Applications: New Applications vs Renewal Applications, January 2024 – January 2026



Graph 2. Number of Approved New Applications by County January 2025 – January 2026



**Graph 3. Number of Approved Renewal Applications by County
January 2025 – January 2026**



OUT-OF-STATE Patient Data

761	Visitors from 38 states, territories, and the District of Columbia are registered as out-of-state patients.
282	*Visitors have approved registrations that are waiting for activation.
475	Year-to-date number of out-of-state registered patients (January 1, 2026 – January 31, 2026)

*Out-of-State patient registration cards are scheduled to become valid after January 31, 2026

Demographic Information

Table 1. Patients by Age and Gender

Gender	Average Age	*Percentage on Registry
Male	48	59.53%
Female	48	40.34%

*The number of X/non-binary applicants is not reportable at this time.

Table 2. Top 3 Certified Conditions*

1st Certified Condition by number and percentage	2nd Certified Condition by number and percentage	3rd Certified Condition by number and percentage
Severe Pain (478, 62.81%)	PTSD (245, 32.19%)	Severe Nausea (110, 14.45%)

*Breakdown by age is not available at this time.

Table 3. Top 3 Visiting States

1st Visiting State by number and percentage	2nd Visiting State by number and percentage	3rd Visiting State by number and percentage
Florida (94, 12.35%)	Washington (61, 8.02%)	Utah (57, 7.49%)

Graph 1. Number of Approved Applications: January 2025 – January 2026

