



STATE OF HAWAII
DEPARTMENT OF HEALTH
4348 Waiālae Avenue, #648
Honolulu, Hawaii 96816



Medical Cannabis (329) Registry Program

The statistics presented in this report are based on Medical Cannabis Registry data as of
August 31, 2025

IN-STATE Patient Data

IN-STATE Patients with a Valid Medical Cannabis Registration	
29,258	Patients have a valid medical cannabis registration.
Applications Issued	
404	New patient applications were issued between August 1, 2025, to August 31, 2025.
1,231	Renewal patient applications were issued between August 1, 2025, to August 31, 2025.
Caregiver Totals	
2,418	Caregivers are caring for registered patients.
Physician/APRN Totals	
239	Physicians/APRNs have certified one or more patients currently registered for the medical use of cannabis as of August 31, 2025.

Demographic Information

Table 1. Registered Patients by Age and Gender

Gender	Average Age	Percentage on Registry
Male	53	57.21%
Female	51	42.54%
X/non-binary	39	0.25%

Table 2. Frequency of Conditions

Reported Condition	Number of Patients' Certified Condition	Percentage of Patients' Certified Condition*
Severe Pain	24,259	82.91%
PTSD	5,339	18.25%
Persistent Muscle Spasms	1,818	6.21%
Severe Nausea	1,794	6.13%
Malignant Neoplasm (Cancer)	1,765	6.03%
Glaucoma	550	1.88%
Rheumatoid Arthritis	527	1.80%
Seizures	318	1.09%
Cachexia/Wasting Syndrome	302	1.03%
HIV	191	0.65%
Epilepsy	149	0.51%
Lupus	130	0.44%
Multiple Sclerosis	75	0.26%
ALS	5	0.02%

*Does not add to 100% as some patients report more than one debilitating condition.

Table 3. Registered Patient Total and the Top 3 Most Common Certified Conditions by Age

Age Group	Patient Total & % by Age	Most Common Certified Condition	2nd Most Common Certified Condition	3rd Most Common Certified Condition
0-10	*	*Seizures	*Malignant Neoplasm (Cancer), Persistent Muscle Spasms	N/A
11-17	15 (0.05%)	*Severe Pain	*Seizures	*PTSD
18-25	970 (3.32%)	Severe Pain (661)	PTSD (339)	Severe Nausea (109)
26-35	3,941 (13.47%)	Severe Pain (3,016)	PTSD (1,099)	Severe Nausea (411)
36-45	6,183 (21.13%)	Severe Pain (5,049)	PTSD (1,445)	Severe Nausea (423)
46-55	5,412 (18.50%)	Severe Pain (4,595)	PTSD (1,017)	Persistent Muscle Spasm (384)
56-65	5,484 (18.74%)	Severe Pain (4,711)	PTSD (742)	Malignant Neoplasm (Cancer) (410)
66-75	5,598 (19.13%)	Severe Pain (4,846)	Malignant Neoplasm (Cancer) (631)	PTSD (536)
76 & Older	1,650 (5.64%)	Severe Pain (1,375)	Malignant Neoplasm (Cancer) (269)	PTSD (157)

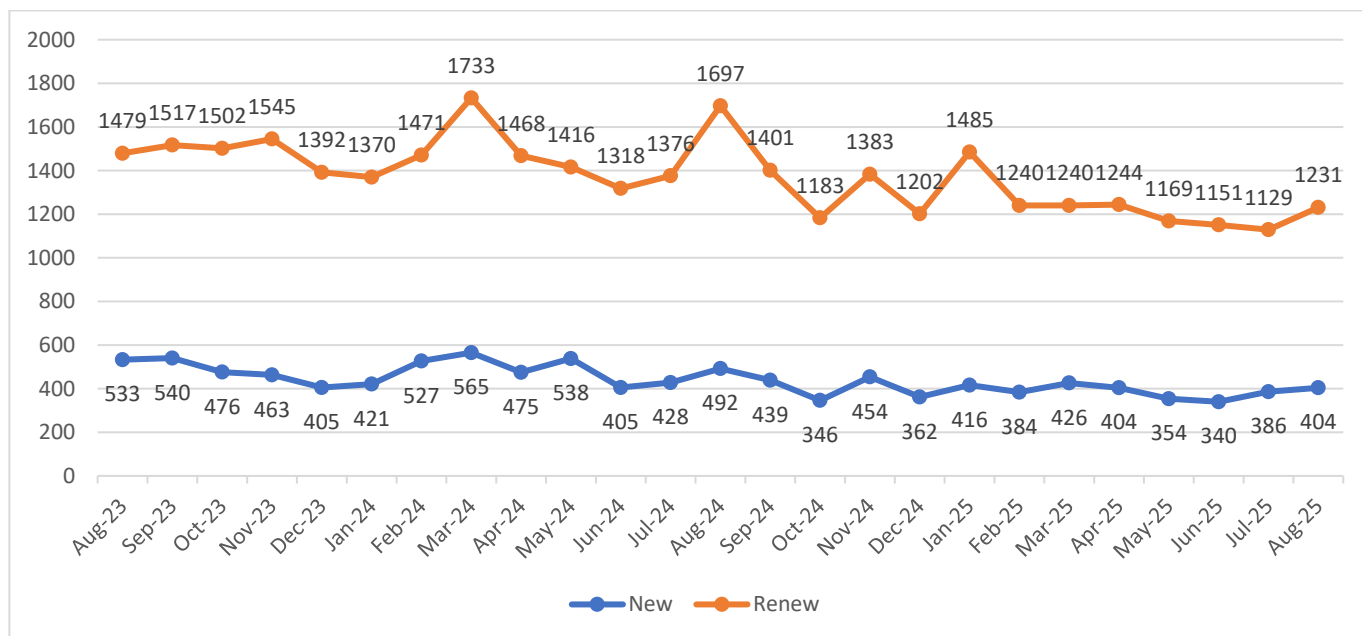
*Patient count is not reportable

Table 4. Registered Patients, Caregivers, and Top 3 Most Common Certified Conditions by County

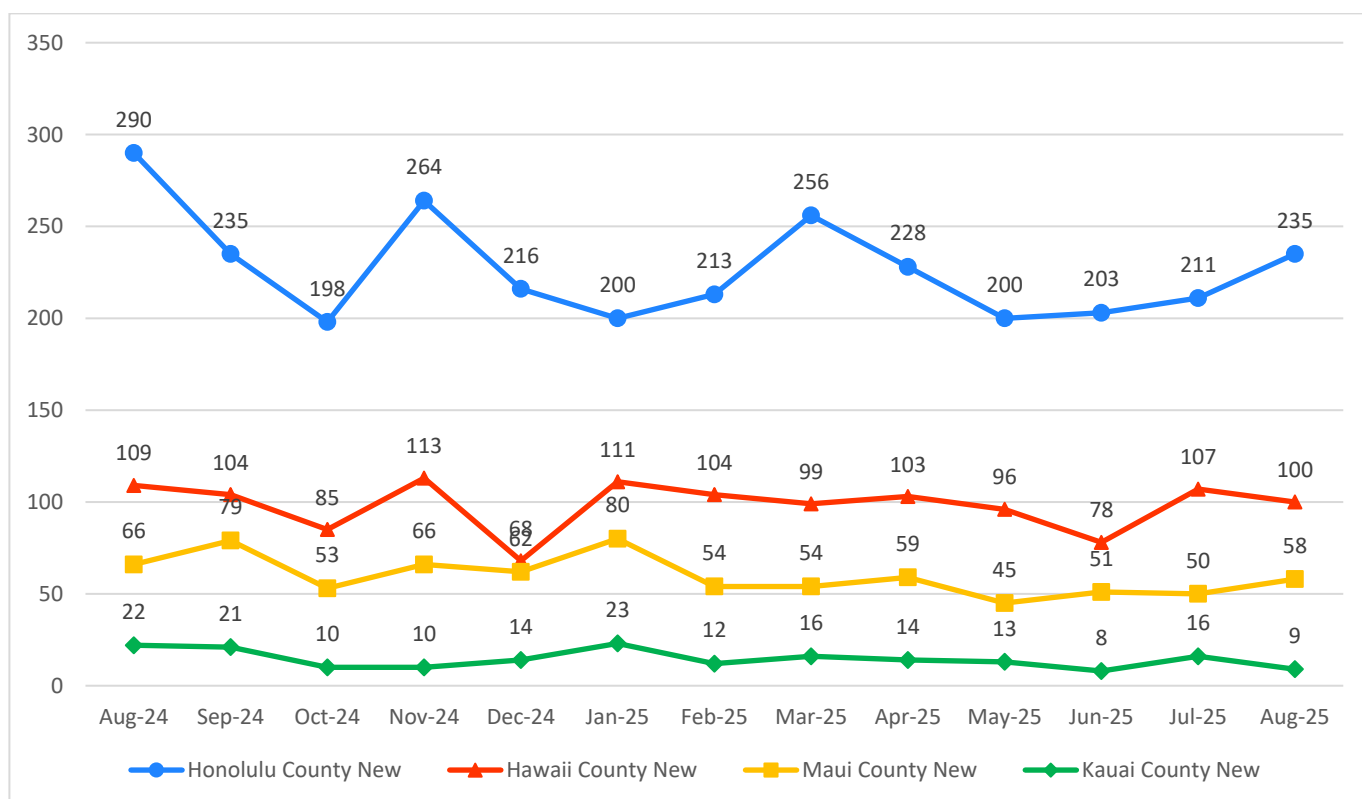
County	Number of Patients	Number of New Patients	Number of Renewed Patients	Number of Caregivers	Most Common Certified Condition	2nd Most Common Certified Condition	3rd Most Common Certified Condition
Honolulu	14,414	235	671	1,403	Severe Pain (11,354)	PTSD (3,209)	Malignant Neoplasm (Cancer) (1,000)
Hawaii	8,088	100	265	591	Severe Pain (7,002)	PTSD (1,291)	Persistent Muscle Spasms (787)
Maui	5,137	58	227	341	Severe Pain (4,508)	PTSD (644)	Persistent Muscle Spasms (286)
Kauai	1,593	9	68	81	Severe Pain (1,375)	PTSD (190)	Severe Nausea (170)
Out of state**	26	*	*	*	Severe Pain (20)	*Persistent Muscle Spasms	* PTSD

*Patient count is not reportable; **Registered using an out of state residential address or unknown address.

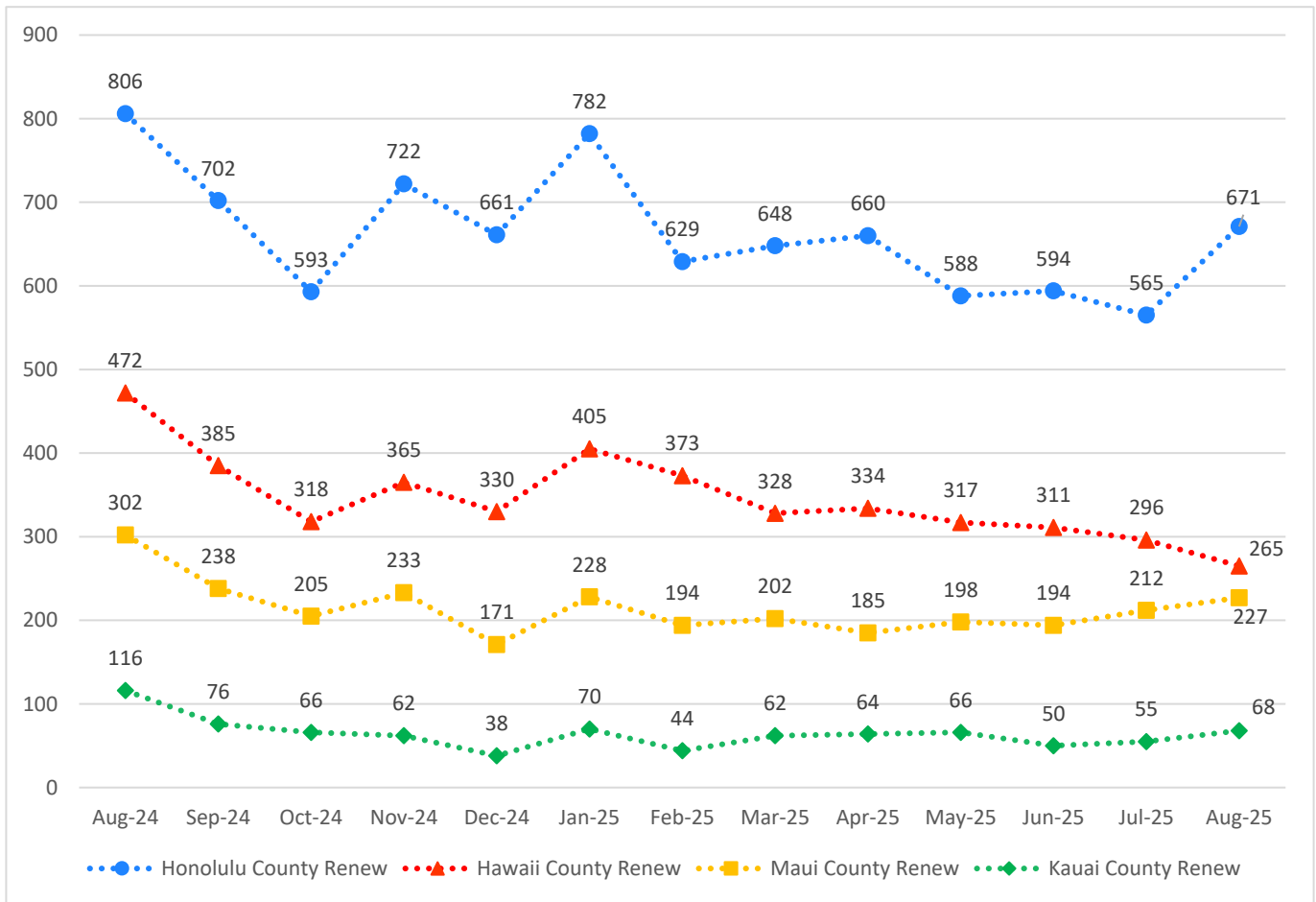
Graph 1. Number of Approved Applications: New Applications vs Renewal Applications, August 2023 – August 2025



Graph 2. Number of Approved New Applications by County August 2024 – August 2025



**Graph 3. Number of Approved Renewal Applications by County
August 2024 – August 2025**



OUT-OF-STATE Patient Data

757	Visitors from 30 states, territories, and the District of Columbia are registered as out-of-state patients.
281	*Visitors have approved registrations that are waiting for activation.
3,305	Year-to-date number of out-of-state registered patients (January 1, 2025 – August 31, 2025)

*Out-of-State patient registration cards are scheduled to become valid after August 31, 2025

Demographic Information

Table 1. Patients by Age and Gender

Gender	Average Age	*Percentage on Registry
Male	47	60.24%
Female	45	39.50%

*The number of X/non-binary applicants is not reportable at this time.

Table 2. Top 3 Certified Conditions*

1st Certified Condition by number and percentage	2nd Certified Condition by number and percentage	3rd Certified Condition by number and percentage
Severe Pain (486, 45%)	PTSD (255, 23.6%)	Severe Nausea (107, 9.9%)

*Breakdown by age is not available at this time.

Table 3. Top 3 Visiting States

1st Visiting State by number and percentage	2nd Visiting State by number and percentage	3rd Visiting State by number and percentage
Florida (123, 16.25%)	Arizona (70, 9.25%)	Utah (64, 8.45%)

Graph 1. Number of Approved Applications: August 2024 – August 2025

