



STATE OF HAWAII
DEPARTMENT OF HEALTH
 4348 Waiialae Avenue, #648
 Honolulu, Hawaii 96816



Medical Cannabis (329) Registry Program

The statistics presented in this report are based on Medical Cannabis Registry data as of
 March 31, 2020

IN-STATE Patient Data

IN-STATE Patients with a Valid Medical Cannabis Registration	
27,820	Patients have a valid medical cannabis registration.
Caregiver Totals	
2,298	Caregivers are caring for registered patients.
Physician/APRN Totals	
293	Physicians/APRNs have set up accounts to certify patients in Hawaii.
174	Physicians/APRNs have certified one or more patients for the medical use of cannabis in the past year up until March 31, 2020.

Demographic Information

Table 1. Registered Patients by Age and Gender

Gender	Average Age	Percentage on Registry
Male	51.6	59.78%
Female	51.1	40.15%
Transgender*	39.9	0.07%

*Transgender includes both Male to Female and Female to Male.

Table 2. Frequency of Conditions

Reported Condition	Number of Patients' Certified Condition	Percentage of Patients' Certified Condition*
Severe Pain	23,339	83.89%
PTSD	3,852	13.85%
Persistent Muscle Spasms	2,742	9.86%
Malignant Neoplasm (Cancer)	1,885	6.78%
Severe Nausea	1,688	6.07%
Cachexia/Wasting Syndrome	503	1.81%
Glaucoma	495	1.78%
Rheumatoid Arthritis	473	1.70%
Seizures	406	1.46%
HIV or AIDS	204	0.73%
Epilepsy	99	0.36%
Lupus	93	0.33%
Multiple Sclerosis	66	0.24%
ALS	9	0.03%

*Does not add to 100% as some patients report more than one debilitating condition.

Table 3. Registered Patient Total and the Top 3 Certified Conditions by Age

Age Group	Patient Total and Percentage by Age	1 st Certified Condition	2 nd Certified Condition	3 rd Certified Condition
0-10	17 (0.06)	Seizures (11)	*Epilepsy	*PTSD & *Malignant Neoplasm (Cancer)
11-17	27 (0.10)	Seizures & PTSD (9)	Severe Pain (7)	Epilepsy (6)
18-25	1,102 (3.96)	Severe Pain (786)	PTSD (306)	Severe Nausea (125)
26-35	4,273 (15.36)	Severe Pain (3,452)	PTSD (870)	Persistent Muscle Spasms (420)
36-45	5,513 (19.82)	Severe Pain (4,673)	PTSD (949)	Persistent Muscle Spasms (547)
46-55	4,549 (16.35)	Severe Pain (3,891)	PTSD (622)	Persistent Muscle Spasms (487)
56-65	5,846 (21.01)	Severe Pain (5,068)	Persistent Muscle Spasms (586)	PTSD (574)
66-75	5,331 (19.16)	Severe Pain (4,511)	Malignant Neoplasm (Cancer) (711)	Persistent Muscle Spasms (530)
76 and Older	1,162 (4.18)	Severe Pain (951)	Malignant Neoplasm (Cancer) (239)	Persistent Muscle Spasms (94)

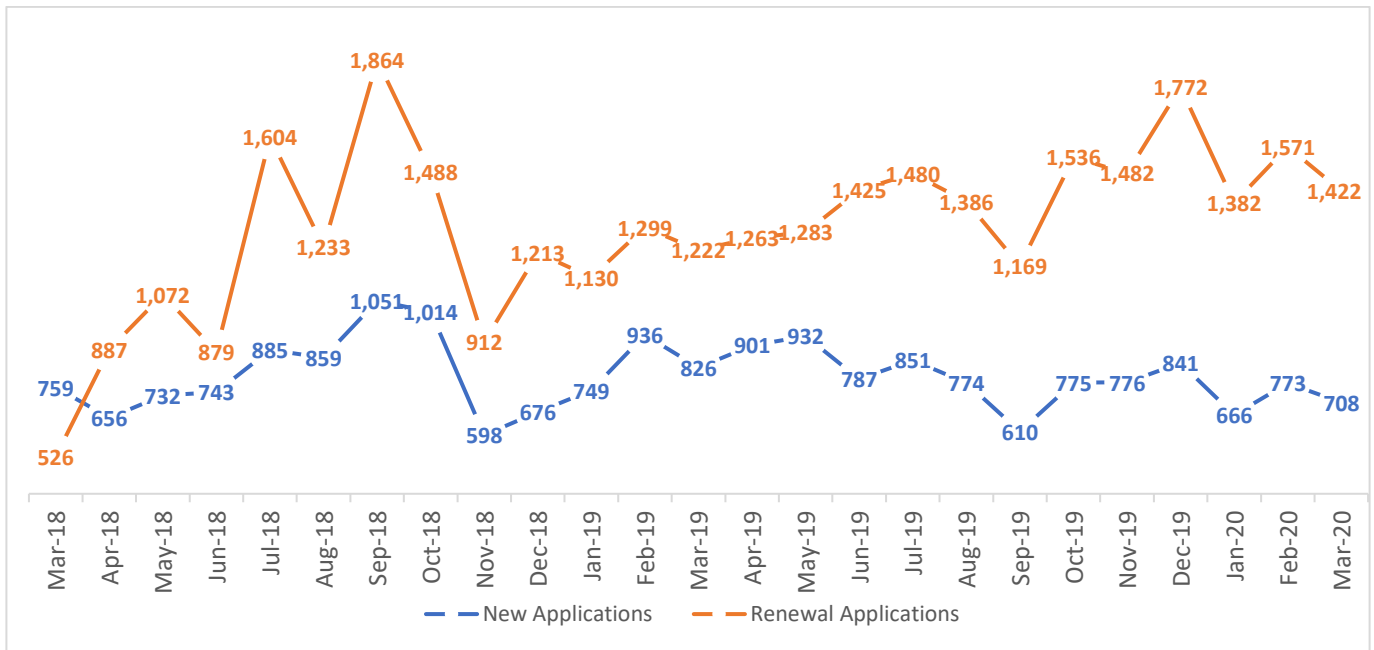
*Patient count is not reportable

Table 4. Registered Patients, Caregivers, and Top 3 Certified Conditions by County

County	Number of Patients	Number of Caregivers	1 st Reported Condition	2 nd Reported Condition	3 rd Reported Condition
*Oahu	12,778	1,246	Severe Pain (10,085)	PTSD (2,274)	Malignant Neoplasm (Cancer) (1,096)
*Hawaii	7,030	425	Severe Pain (6,287)	Persistent Muscle Spasms (1,322)	PTSD (666)
*Maui	5,809	454	Severe Pain (5,045)	PTSD (763)	Persistent Muscle Spasms (581)
*Kauai	2,194	172	Severe Pain (1,914)	Severe Nausea (190)	Persistent Muscle Spasms (180)

*Patients who registered using an out-of-state address are not included in the count.

Graph 1. Number of Approved Applications: New Applications vs Renewal Applications, March 2018 – March 2020



OUT-OF-STATE Patient Data

591	Visitors from 28 states and the District of Columbia are registered as out-of-state patients.
493	Visitors have valid registrations as out-of-state patients.
98	Visitors have approved registrations that are waiting for activation.

Demographic Information

Table 1. Registered Patients by Age and Gender

Gender	Average Age	*Percentage on Registry
Male	46.4	59.90%
Female	46.4	39.93%

*The number of transgender applicants is not reportable at this time.

Table 2. Top 3 Certified Conditions*

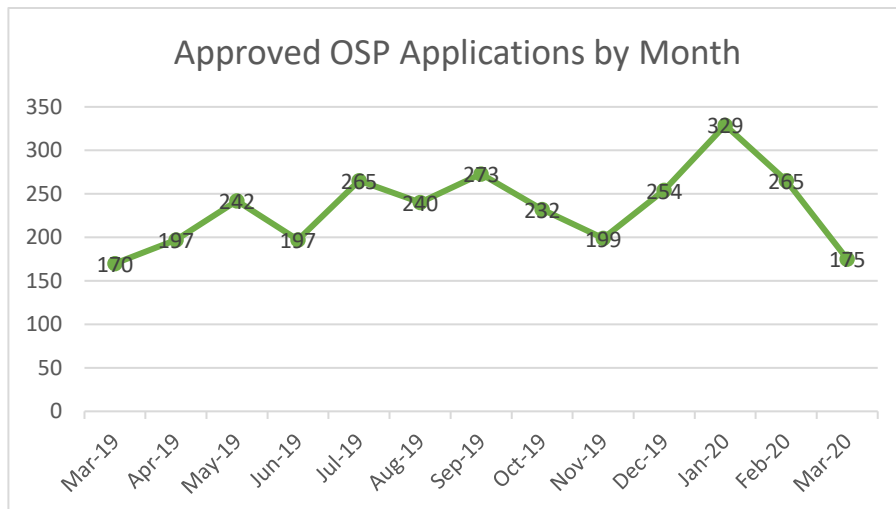
1 st Certified Condition by number and percentage	2 nd Certified Condition by number and percentage	3 rd Certified Condition by number and percentage
Severe Pain (413, 69.88%)	PTSD (121, 20.47%)	Persistent Muscle Spasms (78, 13.20%)

*Breakdown by age is not available at this time.

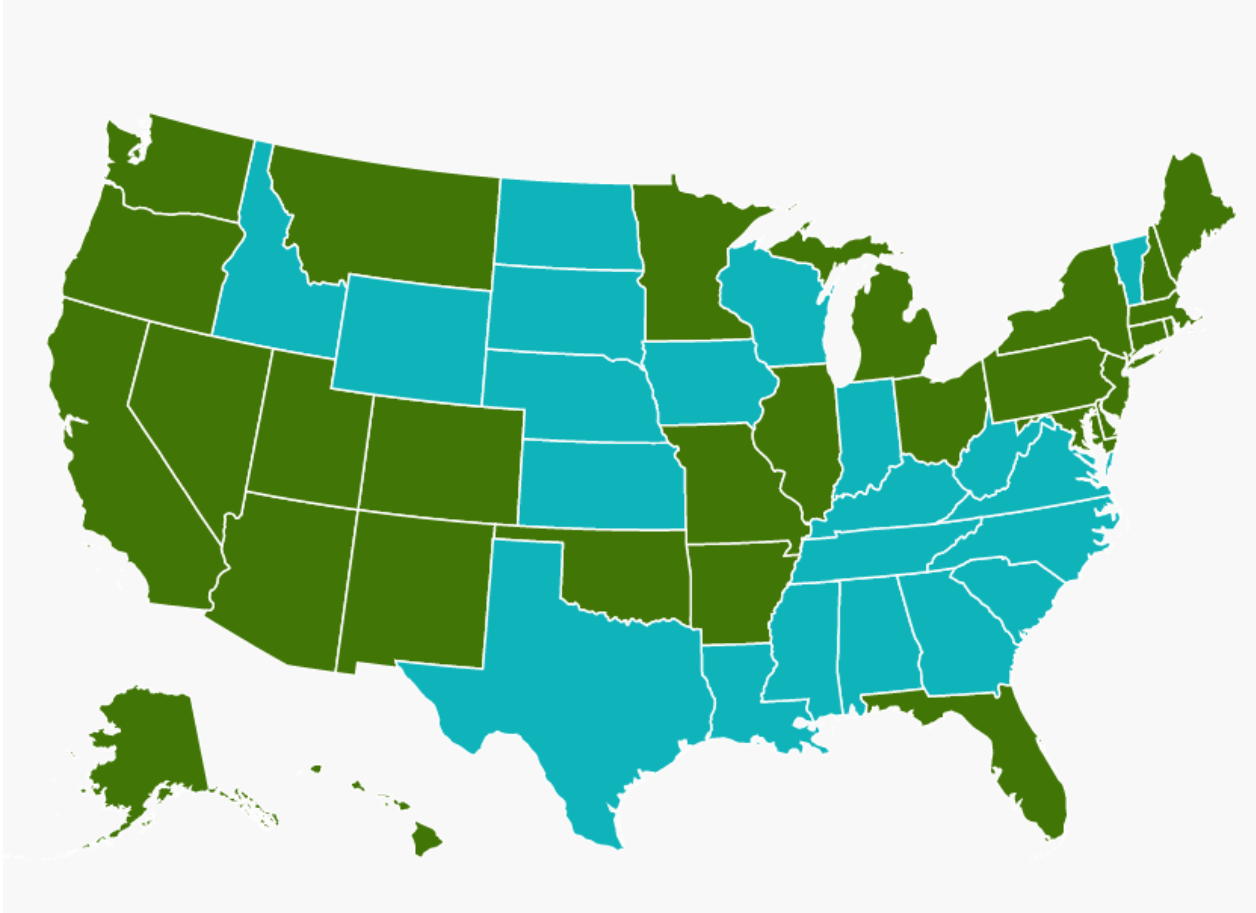
Table 3. Top 3 Visiting States



1 st Visiting State by number and percentage	2 nd Visiting State by number and percentage	3 rd Visiting State by number and percentage
Arizona (101, 17.09%)	Florida (51, 8.63%)	Michigan (50, 8.46%)

Graph 1. Number of Approved Applications: March 2019 – March 2020



Graph 2. Visitors' states as of March 2020



	Medical cannabis states where visitors have registered with Hawaii Medical Cannabis Program
	Medical cannabis states where visitors are expecting to register with Hawaii Medical Cannabis Program, and states where medical cannabis is currently prohibited