



STATE OF HAWAII
DEPARTMENT OF HEALTH
 4348 Waiālae Avenue, #648
 Honolulu, Hawaii 96816



Medical Cannabis (329) Registry Program

The statistics presented in this report are based on Medical Cannabis Registry data as of
 November 30, 2019

IN-STATE Patient Data

IN-STATE Patients with a Valid Medical Cannabis Registration	
26,462	Patients have a valid medical cannabis registration.
Caregiver Totals	
2,159	Caregivers are caring for registered patients.
Physician/APRN Totals	
276	Physicians/APRNs have set up accounts to certify patients in Hawaii.
173	Physicians/APRNs have certified one or more patients for the medical use of cannabis in the past year up until November 30, 2019.

Demographic Information

Table 1. Registered Patients by Age and Gender

Gender	Average Age	Percentage on Registry
Male	51.2	60.11%
Female	50.9	39.84%
Transgender*	39.4	0.06%

*Transgender includes both Male to Female and Female to Male.

Table 2. Frequency of Conditions

Reported Condition	Number of Patients' Certified Condition	Percentage of Patients' Certified Condition*
Severe Pain	22,258	84.11%
PTSD	3,460	13.08%
Persistent Muscle Spasms	2,911	11.00%
Malignant Neoplasm (Cancer)	1,882	7.11%
Severe Nausea	1,588	6.00%
Glaucoma	482	1.82%
Cachexia/Wasting Syndrome	481	1.82%
Rheumatoid Arthritis	431	1.63%
Seizures	368	1.39%
HIV or AIDS	182	0.69%
Epilepsy	91	0.34%
Lupus	87	0.33%
Multiple Sclerosis	75	0.28%
ALS	7	0.03%

*Does not add to 100% as some patients report more than one debilitating condition.

Table 3. Registered Patient Total and the Top 3 Certified Conditions by Age

Age Group	Patient Total and Percentage by Age	1 st Certified Condition	2 nd Certified Condition	3 rd Certified Condition
0-10	19 (0.07)	Seizures (11)	Epilepsy (7)	*Malignant Neoplasm (Cancer) & *Severe Nausea & *PTSD & *Persistent Muscle Spasms
11-17	28 (0.11)	PTSD (11)	Severe Pain (9)	Seizures (7)
18-25	1,161 (4.39)	Severe Pain (871)	PTSD (286)	Severe Nausea (123)
26-35	4,127 (15.60)	Severe Pain (3,369)	PTSD (774)	Persistent Muscle Spasms (434)
36-45	5,023 (18.98)	Severe Pain (4,291)	PTSD (831)	Persistent Muscle Spasms (552)
46-55	4,403 (16.64)	Severe Pain (3,768)	PTSD (564)	Persistent Muscle Spasms (513)
56-65	5,929 (22.41)	Severe Pain (5,129)	Persistent Muscle Spasms (681)	Malignant Neoplasm (Cancer) (560)
66-75	4,796 (18.12)	Severe Pain (4,024)	Malignant Neoplasm (Cancer) (654)	Persistent Muscle Spasms (549)
76 and Older	976 (3.69)	Severe Pain (797)	Malignant Neoplasm (Cancer) (212)	Persistent Muscle Spasms (81)

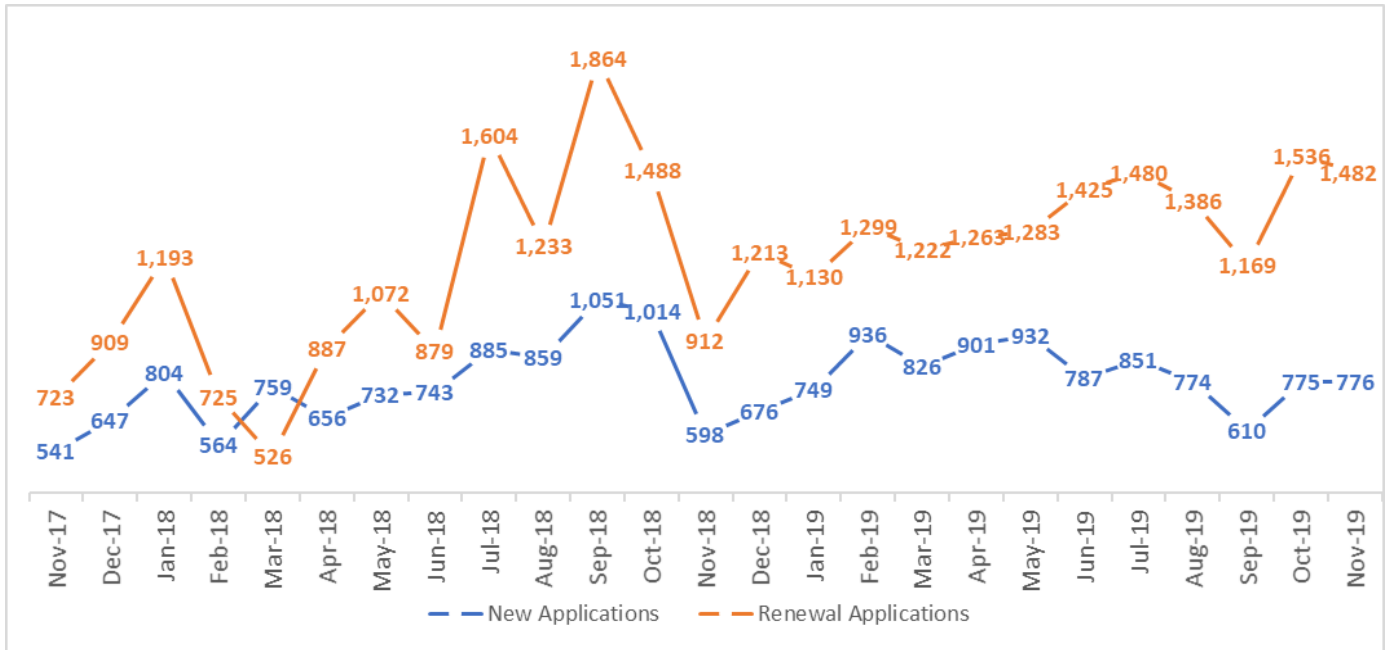
*Patient count is not reportable

Table 4. Registered Patients, Caregivers, and Top 3 Certified Conditions by County

County	Number of Patients	Number of Caregivers	1 st Reported Condition	2 nd Reported Condition	3 rd Reported Condition
Oahu	11,377	1,106	Severe Pain (9,043)	PTSD (1,911)	Malignant Neoplasm (Cancer) (1,006)
*Hawaii	7,712	480	Severe Pain (6,800)	Persistent Muscle Spasms (1,632)	PTSD (716)
Maui	5,471	431	Severe Pain (4,765)	PTSD (703)	Persistent Muscle Spasms (575)
*Kauai	1,900	142	Severe Pain (1,649)	Severe Nausea (170)	Persistent Muscle Spasms (164)

*One patient who registered using an out-of-state address is not included in the count.

Graph 1. Number of Approved Applications: New Applications vs Renewal Applications, November 2017 – November 2019



OUT-OF-STATE Patient Data

561	Visitors from 27 states, the District of Columbia and 1 U.S. territory are registered as out-of-state patients.
441	Visitors have valid registrations as out-of-state patients.
120	Visitors have approved registrations that are waiting for activation.

Demographic Information

Table 1. Registered Patients by Age and Gender

Gender	Average Age	*Percentage on Registry
Male	46.1	61.32%
Female	47.8	38.50%

*The number of transgender applicants is not reportable at this time.

Table 2. Top 3 Certified Conditions*

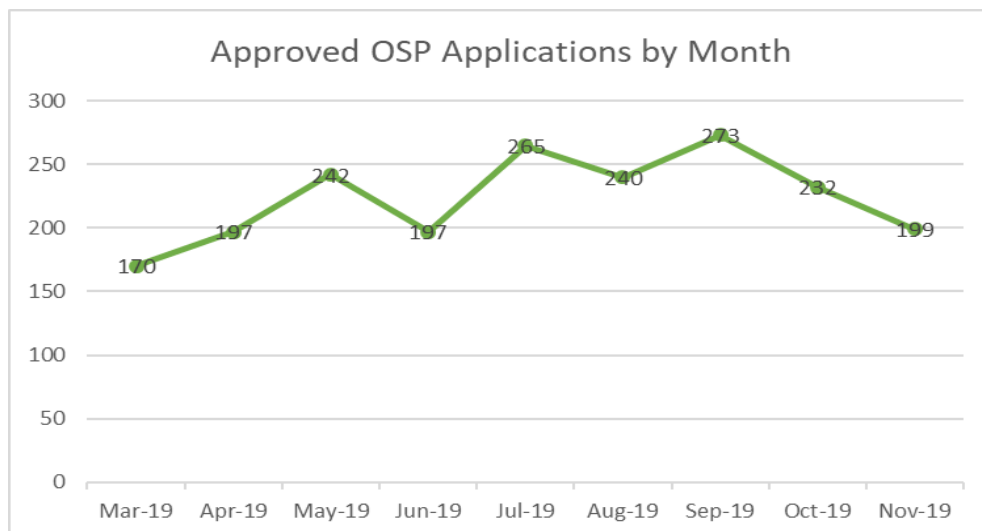
1 st Certified Condition by number and percentage	2 nd Certified Condition by number and percentage	3 rd Certified Condition by number and percentage
Severe Pain (388, 69.16%)	PTSD (132, 23.53%)	Severe Nausea (79, 14.08%)

*Breakdown by age is not available at this time.

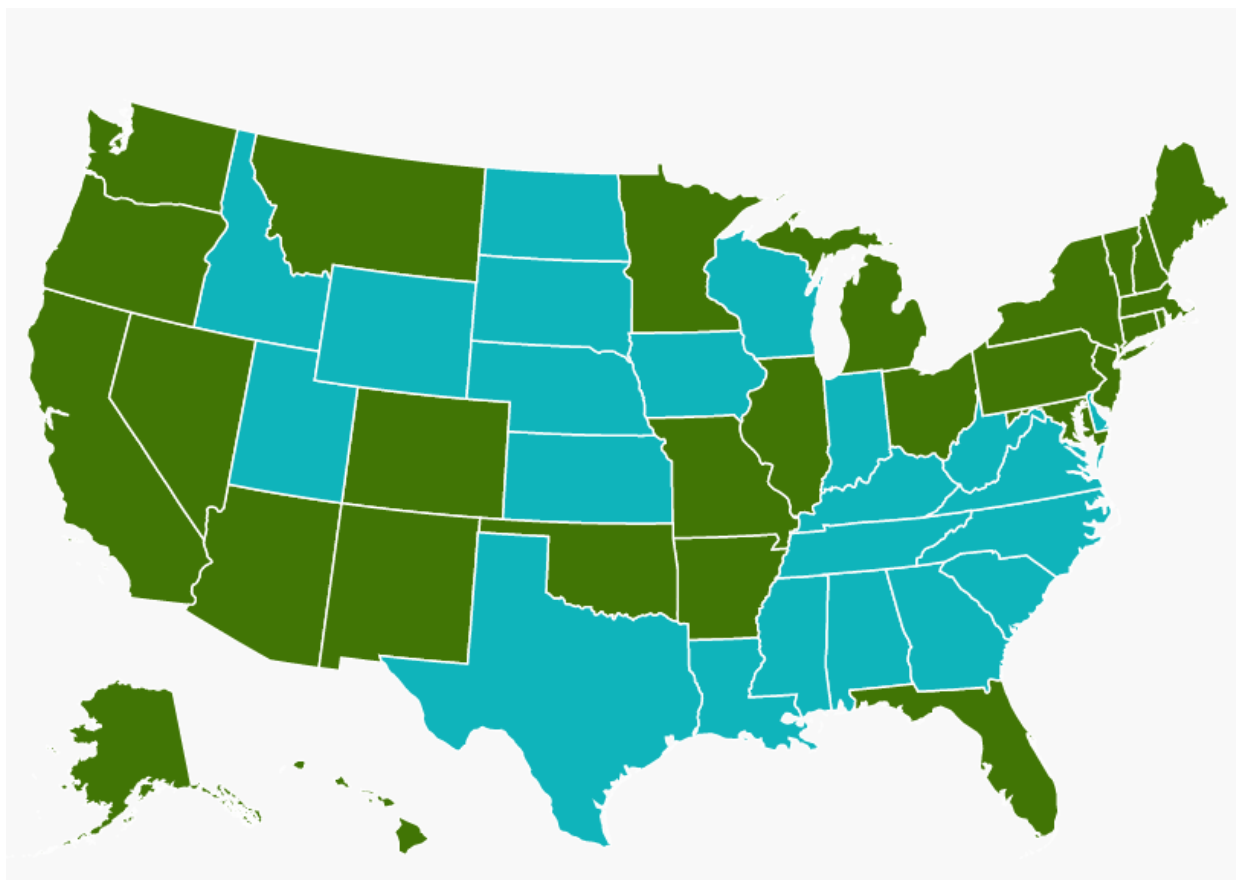
Table 3. Top 3 Visiting States



1 st Visiting State by number and percentage	2 nd Visiting State by number and percentage	3 rd Visiting State by number and percentage
Arizona (102, 18.18%)	Michigan (48, 8.56%)	Colorado (41, 7.31%)

Graph 1. Number of Approved Applications: March 2019 –November 2019



Graph 2. Visitors' states as of November 2019



	Medical cannabis states where visitors have registered with Hawaii Medical Cannabis Program
	Medical cannabis states where visitors are expecting to register with Hawaii Medical Cannabis Program, and states where medical cannabis is currently prohibited