



**STATE OF HAWAII**  
**DEPARTMENT OF HEALTH**  
 4348 Waiialae Avenue, #648  
 Honolulu, Hawaii 96816



## Medical Cannabis (329) Registry Program

The statistics presented in this report are based on Medical Cannabis Registry data as of  
 October 31, 2019

### IN-STATE Patient Data

| IN-STATE Patients with a Valid Medical Cannabis Registration |  |
|--|--|
| 26,448   | Patients have a valid medical cannabis registration.   |
| Caregiver Totals   |  |
| 2,171  | Caregivers are caring for registered patients.   |
| Physician/APRN Totals  |  |
| 274  | Physicians/APRNs have set up accounts to certify patients in Hawaii.   |
| 173  | Physicians/APRNs have certified one or more patients for the medical use of cannabis in the past year up until October 31, 2019. |

### Demographic Information

**Table 1. Registered Patients by Age and Gender**

| Gender       | Average Age | Percentage on Registry |
|--------------|-------------|------------------------|
| Male         | 51.3        | 60.14%                 |
| Female       | 51.0        | 39.81%                 |
| Transgender* | 41.8        | 0.05%                  |

\*Transgender includes both Male to Female and Female to Male.

**Table 2. Frequency of Conditions**

| Reported Condition          | Number of Patients' Certified Condition | Percentage of Patients' Certified Condition* |
|-----------------------------|---|--|
| Severe Pain                 | 22,257                                  | 84.15%                                       |
| PTSD                        | 3,417                                   | 12.92%                                       |
| Persistent Muscle Spasms    | 2,987                                   | 11.29%                                       |
| Malignant Neoplasm (Cancer) | 1,869                                   | 7.07%  |
| Severe Nausea               | 1,585                                   | 5.99%  |
| Glaucoma                    | 485                                     | 1.83%  |
| Cachexia/Wasting Syndrome   | 479                                     | 1.81%  |
| Rheumatoid Arthritis        | 416                                     | 1.57%  |
| Seizures                    | 370                                     | 1.40%  |
| HIV or AIDS                 | 177                                     | 0.67%  |
| Epilepsy                    | 93                                      | 0.35%  |
| Lupus                       | 83                                      | 0.31%  |
| Multiple Sclerosis          | 76                                      | 0.29%  |
| ALS                         | 7                                       | 0.03%  |

\*Does not add to 100% as some patients report more than one debilitating condition.

**Table 3. Registered Patient Total and the Top 3 Certified Conditions by Age**

| Age Group    | Patient Total and Percentage by Age | 1 <sup>st</sup> Certified Condition | 2 <sup>nd</sup> Certified Condition | 3 <sup>rd</sup> Certified Condition   |
|--------------|-------------------------------------|-------------------------------------|-------------------------------------|---|
| 0-10         | 20 (0.08)                           | Seizures (12)                       | Epilepsy (7)                        | *Malignant Neoplasm (Cancer) & *Severe Nausea & *PTSD & *Persistent Muscle Spasms |
| 11-17        | 25 (0.09)                           | PTSD (10)                           | Severe Pain (8)                     | Seizures (6)  |
| 18-25        | 1,119 (4.23)                        | Severe Pain (848)                   | PTSD (265)                          | Severe Nausea (119)   |
| 26-35        | 4,109 (15.54)                       | Severe Pain (3,347)                 | PTSD (779)                          | Persistent Muscle Spasms (435)  |
| 36-45        | 5,003 (18.92)                       | Severe Pain (4,288)                 | PTSD (805)                          | Persistent Muscle Spasms (570)  |
| 46-55        | 4,406 (16.66)                       | Severe Pain (3,767)                 | PTSD (559)                          | Persistent Muscle Spasms (535)  |
| 56-65        | 5,919 (22.38)                       | Severe Pain (5,112)                 | Persistent Muscle Spasms (690)      | Malignant Neoplasm (Cancer) (560)   |
| 66-75        | 4,852 (18.35)                       | Severe Pain (4,077)                 | Malignant Neoplasm (Cancer) (651)   | Persistent Muscle Spasms (572)  |
| 76 and Older | 995 (3.76)                          | Severe Pain (810)                   | Malignant Neoplasm (Cancer) (216)   | Persistent Muscle Spasms (86)   |

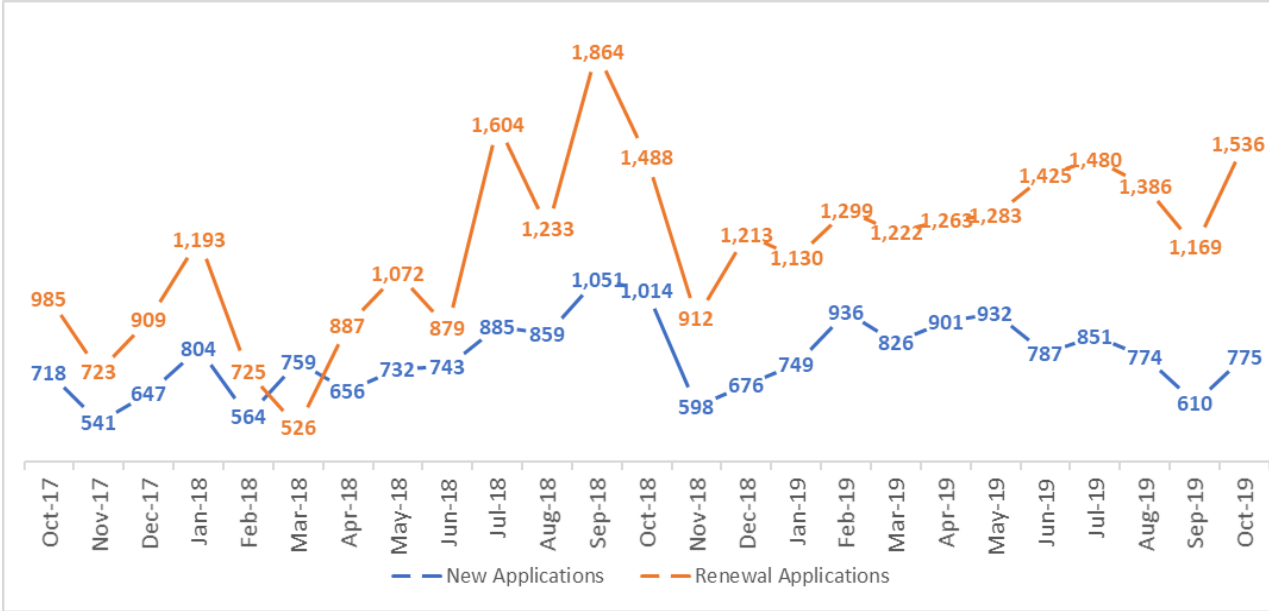
\*Patient count is not reportable

**Table 4. Registered Patients, Caregivers, and Top 3 Certified Conditions by County**

| County | Number of Patients | Number of Caregivers | 1 <sup>st</sup> Reported Condition | 2 <sup>nd</sup> Reported Condition | 3 <sup>rd</sup> Reported Condition  |
|--------|--------------------|----------------------|------------------------------------|------------------------------------|-------------------------------------|
| Oahu   | 11,362             | 1,119                | Severe Pain (9,045)                | PTSD (1,889)                       | Malignant Neoplasm (Cancer) (1,002) |
| Hawaii | 7,636              | 474                  | Severe Pain (6,750)                | Persistent Muscle Spasms (1,704)   | PTSD (675)                          |
| Maui   | 5,487              | 434                  | Severe Pain (4,766)                | PTSD (717)                         | Persistent Muscle Spasms (581)      |
| *Kauai | 1,962              | 144                  | Severe Pain (1,696)                | Severe Nausea (176)                | Persistent Muscle Spasms (163)      |

\*One patient who registered using an out-of-state address is not included in the count.

**Graph 1. Number of Approved Applications: New Applications vs Renewal Applications, October 2017 – October 2019**



## OUT-OF-STATE Patient Data

|     |   |
|-----|---|
| 612 | Visitors from 27 states and the District of Columbia are registered as out-of-state patients. |
| 496 | Visitors have valid registrations as out-of-state patients.                                   |
| 116 | Visitors have approved registrations that are waiting for activation.                         |

## Demographic Information

**Table 1. Registered Patients by Age and Gender**

| Gender | Average Age | Percentage on Registry |
|--------|-------------|------------------------|
| Male   | 46.4        | 59.64%                 |
| Female | 47.9        | 40.36%                 |

**Table 2. Top 3 Certified Conditions\***

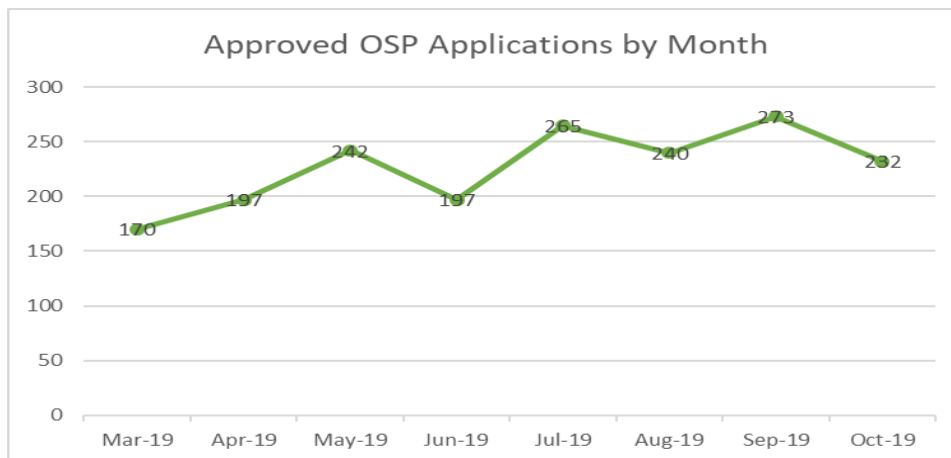
| 1 <sup>st</sup> Certified Condition<br>by number and percentage | 2 <sup>nd</sup> Certified Condition<br>by number and percentage | 3 <sup>rd</sup> Certified Condition<br>by number and percentage |
|---|---|---|
| Severe Pain (430, 70.26%)                                       | PTSD (127, 20.75%)  | Severe Nausea (86, 14.05%)                                      |

\*Breakdown by age is not available at this time.

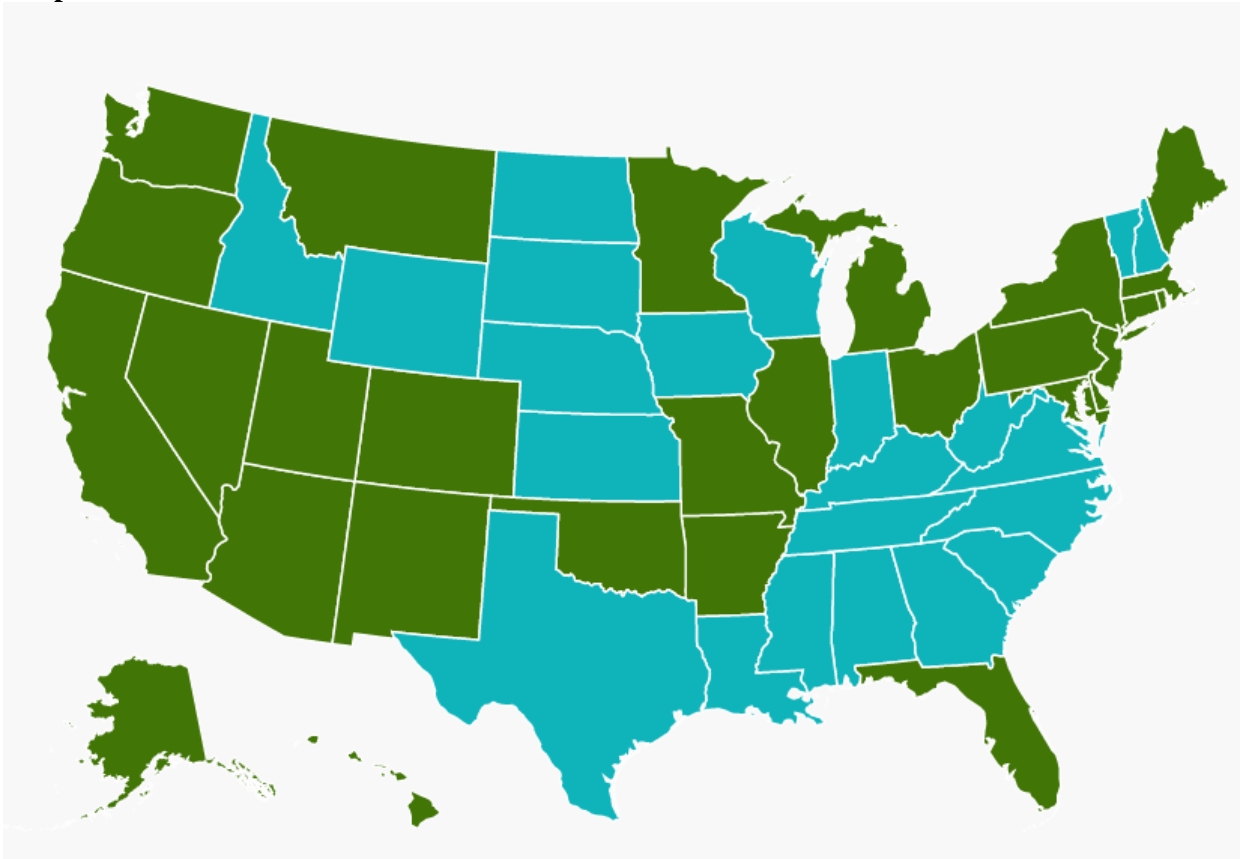
**Table 3. Top 3 Visiting States**



| 1 <sup>st</sup> Visiting State<br>by number and percentage | 2 <sup>nd</sup> Visiting State<br>by number and percentage | 3 <sup>rd</sup> Visiting State<br>by number and percentage |
|--|--|--|
| Arizona (125, 20.42%)                                      | California (49, 8.01%)                                     | Colorado (43, 7.03%)                                       |

**Graph 1. Number of Approved Applications: March 2019 – October 2019**



**Graph 2. Visitors' states as of October 2019**



|   |  |
|---|--|
|  | Medical cannabis states where visitors have registered with Hawaii Medical Cannabis Program  |
|  | Medical cannabis states where visitors are expecting to register with Hawaii Medical Cannabis Program, and states where medical cannabis is currently prohibited |