




**STATE OF HAWAII**  
**DEPARTMENT OF HEALTH**  
 4348 Waiialae Avenue, #648  
 Honolulu, Hawaii 96816



## Medical Cannabis (329) Registry Program

The statistics presented in this report are based on Medical Cannabis Registry data as of  
 September 30, 2019

### IN-STATE Patient Data

IN-STATE Patients with a Valid Medical Cannabis Registration	
26,716	Patients have a valid medical cannabis registration.
Caregiver Totals	
2,165	Caregivers are caring for registered patients.
Physician/APRN Totals	
274	Physicians/APRNs have set up accounts to certify patients in Hawaii.
172	Physicians/APRNs have certified one or more patients for the medical use of cannabis in the past year up until September 30, 2019.

### Demographic Information

**Table 1. Registered Patients by Age and Gender**

Gender	Average Age	Percentage on Registry
Male	51.3	60.28%
Female	51.1	39.67%
Transgender*	40.9	0.06%

\*Transgender includes both Male to Female and Female to Male.

**Table 2. Frequency of Conditions**

Reported Condition	Number of Patients' Certified Condition	Percentage of Patients' Certified Condition*
Severe Pain	22,473	84.12%
PTSD	3,445	12.89%
Persistent Muscle Spasms	3,114	11.66%
Malignant Neoplasm (Cancer)	1,836	6.87%
Severe Nausea	1,601	5.99%
Glaucoma	503	1.88%
Cachexia/Wasting Syndrome	494	1.85%
Rheumatoid Arthritis	417	1.56%
Seizures	380	1.42%
HIV or AIDS	178	0.67%
Epilepsy	102	0.38%
Lupus	86	0.32%
Multiple Sclerosis	79	0.30%

ALS	7	0.03%
-----	---	-------

\*Does not add to 100% as some patients report more than one debilitating condition.

**Table 3. Registered Patient Total and the Top 3 Certified Conditions by Age**

Age Group	Patient Total and Percentage by Age	1 <sup>st</sup> Certified Condition	2 <sup>nd</sup> Certified Condition	3 <sup>rd</sup> Certified Condition
0-10	19 (0.07)	Seizures (11)	Epilepsy (7)	*Malignant Neoplasm (Cancer) & *Severe Nausea & *PTSD & *Persistent Muscle Spasms
11-17	23 (0.09)	PTSD (9)	Severe Pain (8)	Seizures (5)
18-25	1,131 (4.23)	Severe Pain (850)	PTSD (269)	Severe Nausea (121)
26-35	4,172 (15.62)	Severe Pain (3,396)	PTSD (792)	Persistent Muscle Spasms (446)
36-45	5,051 (18.91)	Severe Pain (4,324)	PTSD (827)	Persistent Muscle Spasms (594)
46-55	4,434 (16.60)	Severe Pain (3,786)	PTSD (557)	Persistent Muscle Spasms (552)
56-65	5,966 (22.33)	Severe Pain (5,159)	Persistent Muscle Spasms (723)	Malignant Neoplasm (Cancer) (553)
66-75	4,904 (18.36)	Severe Pain (4,124)	Malignant Neoplasm (Cancer) (637)	Persistent Muscle Spasms (606)
76 and Older	1,016 (3.80)	Severe Pain (826)	Malignant Neoplasm (Cancer) (216)	Persistent Muscle Spasms (91)

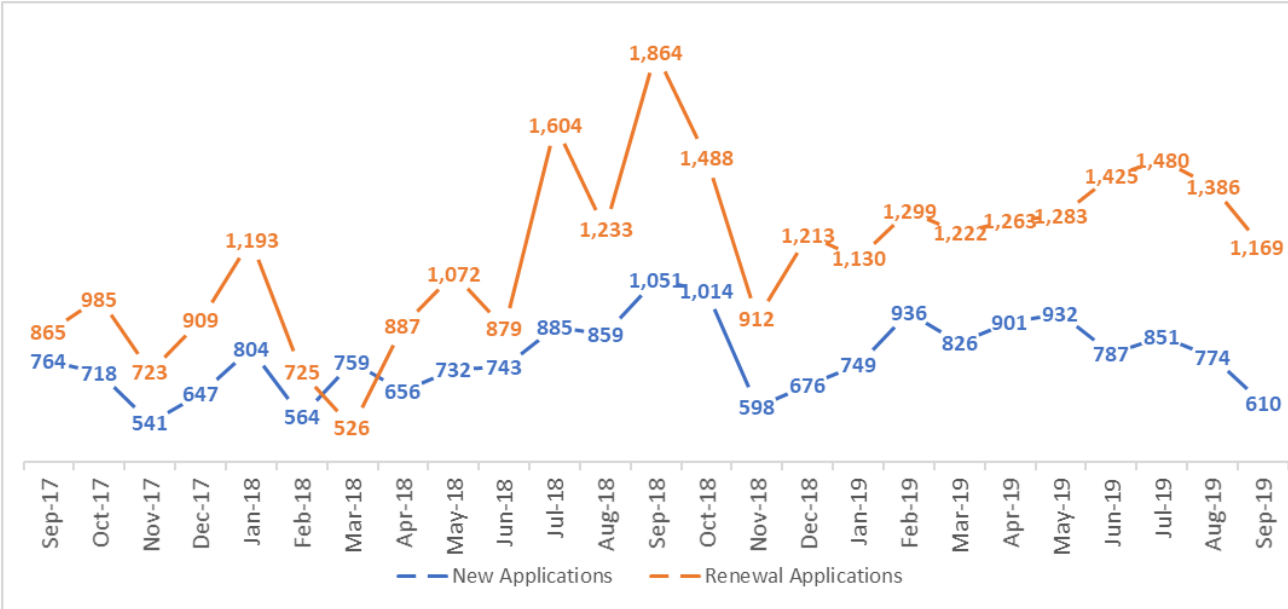
\*Patient count is not reportable

**Table 4. Registered Patients, Caregivers, and Top 3 Certified Conditions by County**

County	Number of Patients	Number of Caregivers	1 <sup>st</sup> Reported Condition	2 <sup>nd</sup> Reported Condition	3 <sup>rd</sup> Reported Condition
Oahu	11,498	1,116	Severe Pain (9,150)	PTSD (1,903)	Malignant Neoplasm (Cancer) (982)
Hawaii	7,737	467	Severe Pain (6,850)	Persistent Muscle Spasms (1,789)	PTSD (685)
Maui	5,547	439	Severe Pain (4,805)	PTSD (722)	Persistent Muscle Spasms (604)
*Kauai	1,933	143	Severe Pain (1,668)	Severe Nausea (179)	Persistent Muscle Spasms (162)

\*One patient who registered using an out-of-state address is not included in the count.

**Graph 1. Number of Approved Applications: New Applications vs Renewal Applications, September 2017 – September 2019**



## OUT-OF-STATE Patient Data

593	Visitors from 26 states and the District of Columbia are registered as out-of-state patients.
454	Visitors have valid registrations as out-of-state patients.
139	Visitors have approved registrations that are waiting for activation.

## Demographic Information

**Table 1. Registered Patients by Age and Gender**

Gender	Average Age	*Percentage on Registry
Male	46.0	60.20%
Female	46.0	39.80%

\*The number of transgender applicants is not reportable at this time.

**Table 2. Top 3 Certified Conditions\***

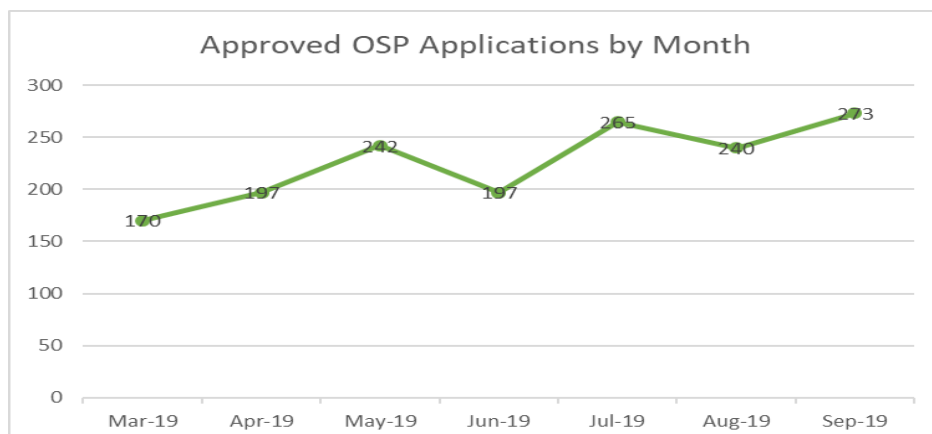
1 <sup>st</sup> Certified Condition by number and percentage	2 <sup>nd</sup> Certified Condition by number and percentage	3 <sup>rd</sup> Certified Condition by number and percentage
Severe Pain (426, 71.84%)	PTSD (118, 19.90%)	Severe Nausea (84, 14.17%)

\*Breakdown by age is not available at this time.

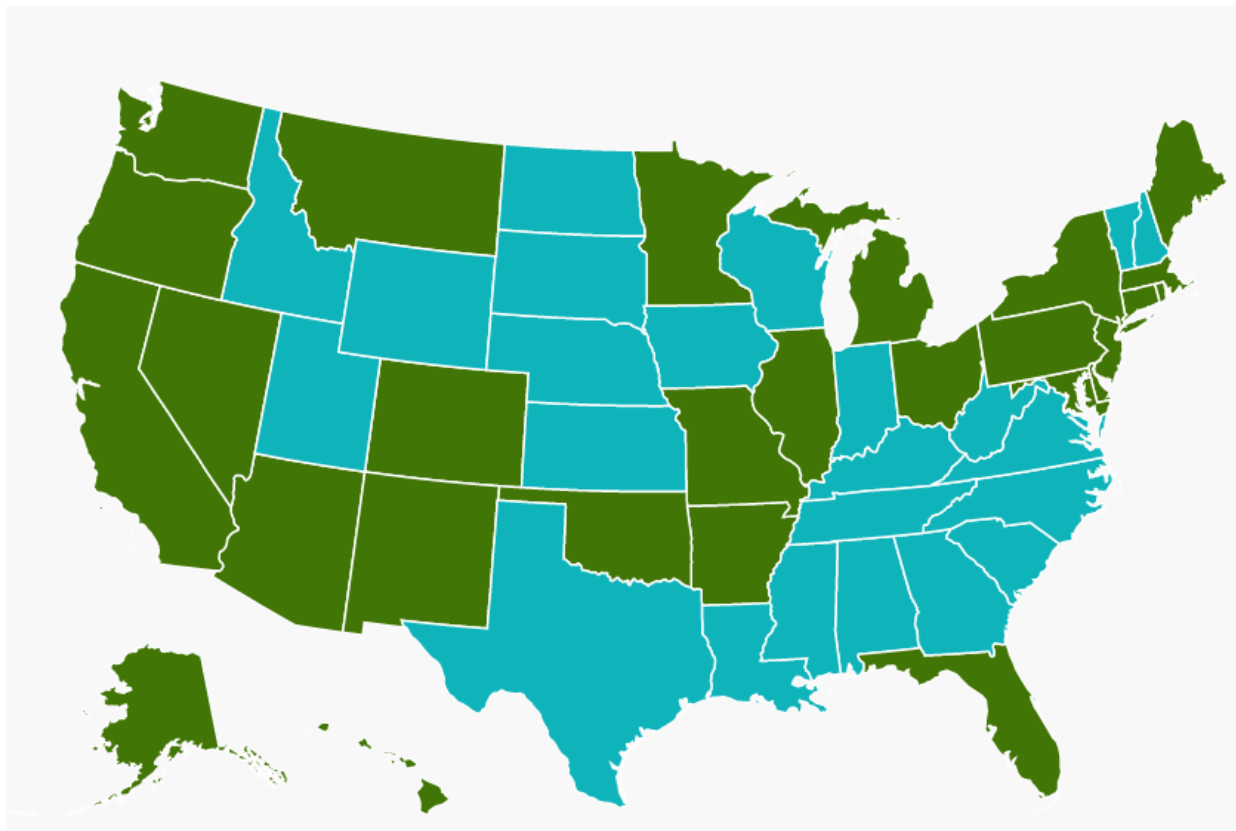
**Table 3. Top 3 Visiting States**



1 <sup>st</sup> Visiting State by number and percentage	2 <sup>nd</sup> Visiting State by number and percentage	3 <sup>rd</sup> Visiting State by number and percentage
Arizona (126, 21.25%)	California (53, 8.94%)	Florida (44, 7.42%)

**Graph 1. Number of Approved Applications: March 2019 – September 2019**



**Graph 2. Visitors' states as of September 2019**



	Medical cannabis states where visitors have registered with Hawaii Medical Cannabis Program
	Medical cannabis states where visitors are expecting to register with Hawaii Medical Cannabis Program, and states where medical cannabis is currently prohibited