



STATE OF HAWAII
DEPARTMENT OF HEALTH
 4348 Waiialae Avenue, #648
 Honolulu, Hawaii 96816



Medical Cannabis (329) Registry Program

The statistics presented in this report are based on Medical Cannabis Registry data as of
 August 31, 2019

IN-STATE Patient Data

IN-STATE Patients with a Valid Medical Cannabis Registration	
26,807	Patients have a valid medical cannabis registration.
Caregiver Totals	
2,172	Caregivers are caring for registered patients.
Physician/APRN Totals	
268	Physicians/APRNs have set up accounts to certify patients in Hawaii.
171	Physicians/APRNs have certified one or more patients for the medical use of cannabis in the past year up until August 31, 2019.

Demographic Information

Table 1. Registered Patients by Age and Gender

Gender	Average Age	Percentage on Registry
Male	51.4	60.31%
Female	51.1	39.64%
Transgender*	40.0	0.05%

*Transgender includes both Male to Female and Female to Male.

Table 2. Frequency of Conditions

Reported Condition	Number of Patients' Certified Condition	Percentage of Patients' Certified Condition*
Severe Pain	22,549	84.12%
PTSD	3,434	12.81%
Persistent Muscle Spasms	3,165	11.81%
Malignant Neoplasm (Cancer)	1,843	6.88%
Severe Nausea	1,611	6.01%
Glaucoma	497	1.85%
Cachexia/Wasting Syndrome	488	1.82%
Rheumatoid Arthritis	408	1.52%
Seizures	381	1.42%
HIV or AIDS	170	0.63%
Epilepsy	98	0.37%
Lupus	85	0.32%
Multiple Sclerosis	83	0.31%

ALS	8	0.03%
-----	---	-------

*Does not add to 100% as some patients report more than one debilitating condition.

Table 3. Registered Patient Total and the Top 3 Certified Conditions by Age

Age Group	Patient Total and Percentage by Age	1 st Certified Condition	2 nd Certified Condition	3 rd Certified Condition
0-10	17 (0.06)	Seizures (9)	Epilepsy (5)	*Malignant Neoplasm (Cancer) & *Severe Nausea & *PTSD
11-17	21 (0.08)	Severe Pain (8)	PTSD (7)	Seizures (5)
18-25	1,122 (4.19)	Severe Pain (833)	PTSD (270)	Severe Nausea (120)
26-35	4,180 (15.59)	Severe Pain (3,405)	PTSD (791)	Persistent Muscle Spasms (445)
36-45	5,065 (18.89)	Severe Pain (4,337)	PTSD (822)	Persistent Muscle Spasms (614)
46-55	4,419 (16.48)	Severe Pain (3,777)	Persistent Muscle Spasms (557)	PTSD (548)
56-65	6,039 (22.53)	Severe Pain (5,218)	Persistent Muscle Spasms (731)	Malignant Neoplasm (Cancer) (550)
66-75	4,912 (18.32)	Severe Pain (4,131)	Malignant Neoplasm (Cancer) (639)	Persistent Muscle Spasms (619)
76 and Older	1,032 (3.85)	Severe Pain (840)	Malignant Neoplasm (Cancer) (219)	Persistent Muscle Spasms (95)

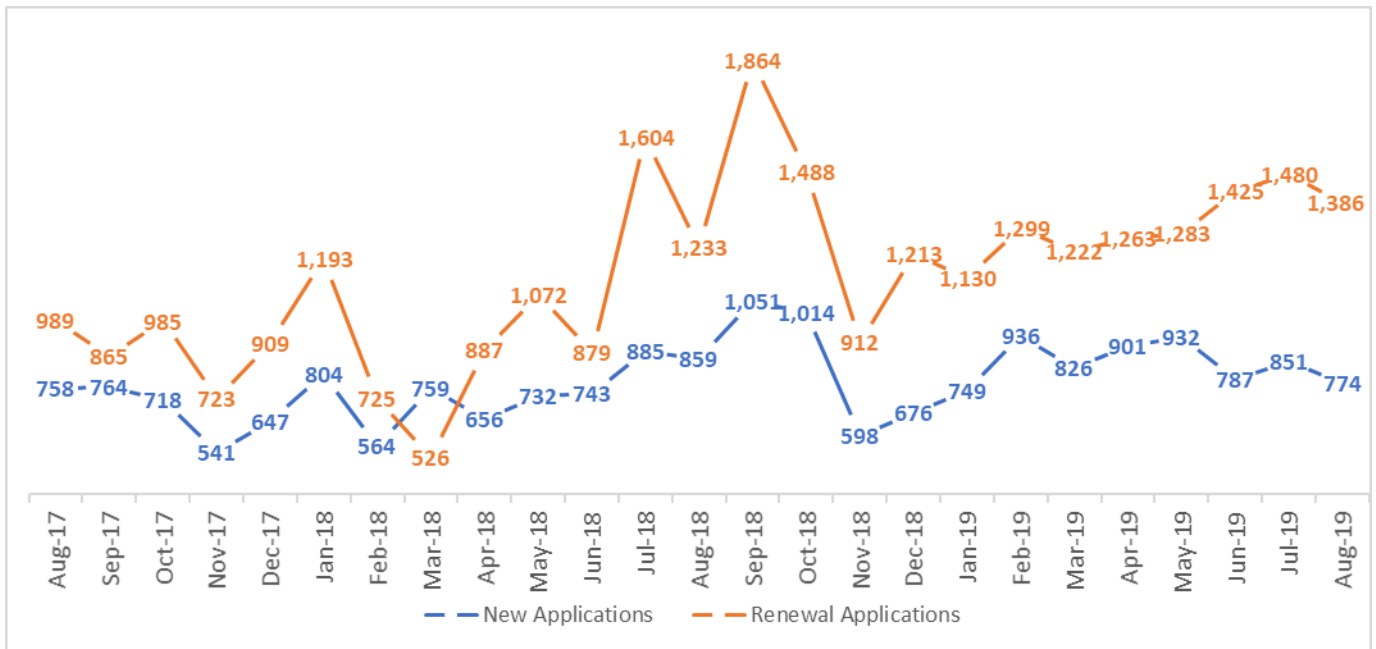
*Patient count is not reportable

Table 4. Registered Patients, Caregivers, and Top 3 Certified Conditions by County

County	Number of Patients	Number of Caregivers	1 st Reported Condition	2 nd Reported Condition	3 rd Reported Condition
Oahu	11,468	1,110	Severe Pain (9,130)	PTSD (1,887)	Malignant Neoplasm (Cancer) (984)
Hawaii	7,779	470	Severe Pain (6,887)	Persistent Muscle Spasms (1,839)	PTSD (683)
Maui	5,568	448	Severe Pain (4,813)	PTSD (727)	Persistent Muscle Spasms (609)
*Kauai	1,991	144	Severe Pain (1,719)	Severe Nausea (182)	Persistent Muscle Spasms (169)

*One patient who registered using an out-of-state address is not included in the count.

Graph 1. Number of Approved Applications: New Applications vs Renewal Applications, August 2017 – August 2019



OUT-OF-STATE Patient Data

583	Visitors from 25 states and the District of Columbia are registered as out-of-state patients.
434	Visitors have valid registrations as out-of-state patients.
149	Visitors have approved registrations that are waiting for activation.

Demographic Information

Table 1. Registered Patients by Age and Gender

Gender	Average Age	*Percentage on Registry
Male	44.9	63.81%
Female	44.8	36.02%

*Does not add to 100% because the number of transgender applicants is not reportable at this time.

Table 2. Top 3 Certified Conditions*

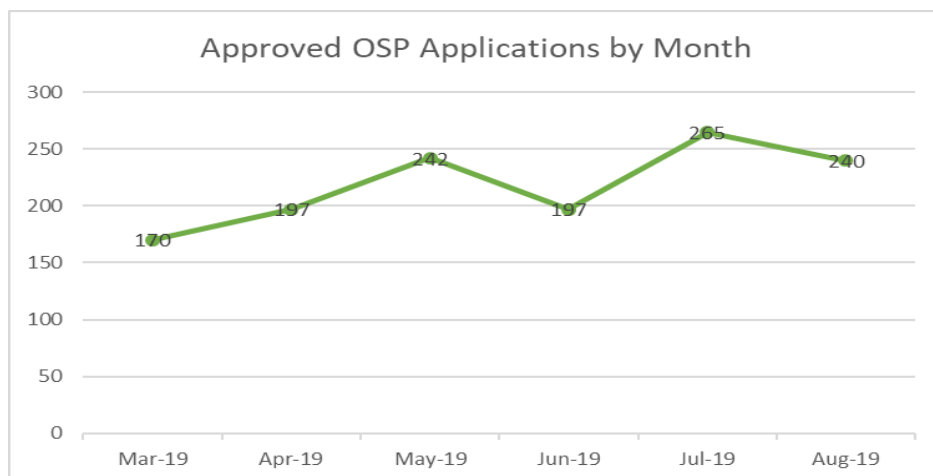
1 st Certified Condition by number and percentage	2 nd Certified Condition by number and percentage	3 rd Certified Condition by number and percentage
Severe Pain (405, 69.47%)	PTSD (116, 19.90%)	Severe Nausea (76, 13.04%)

*Breakdown by age is not available at this time.

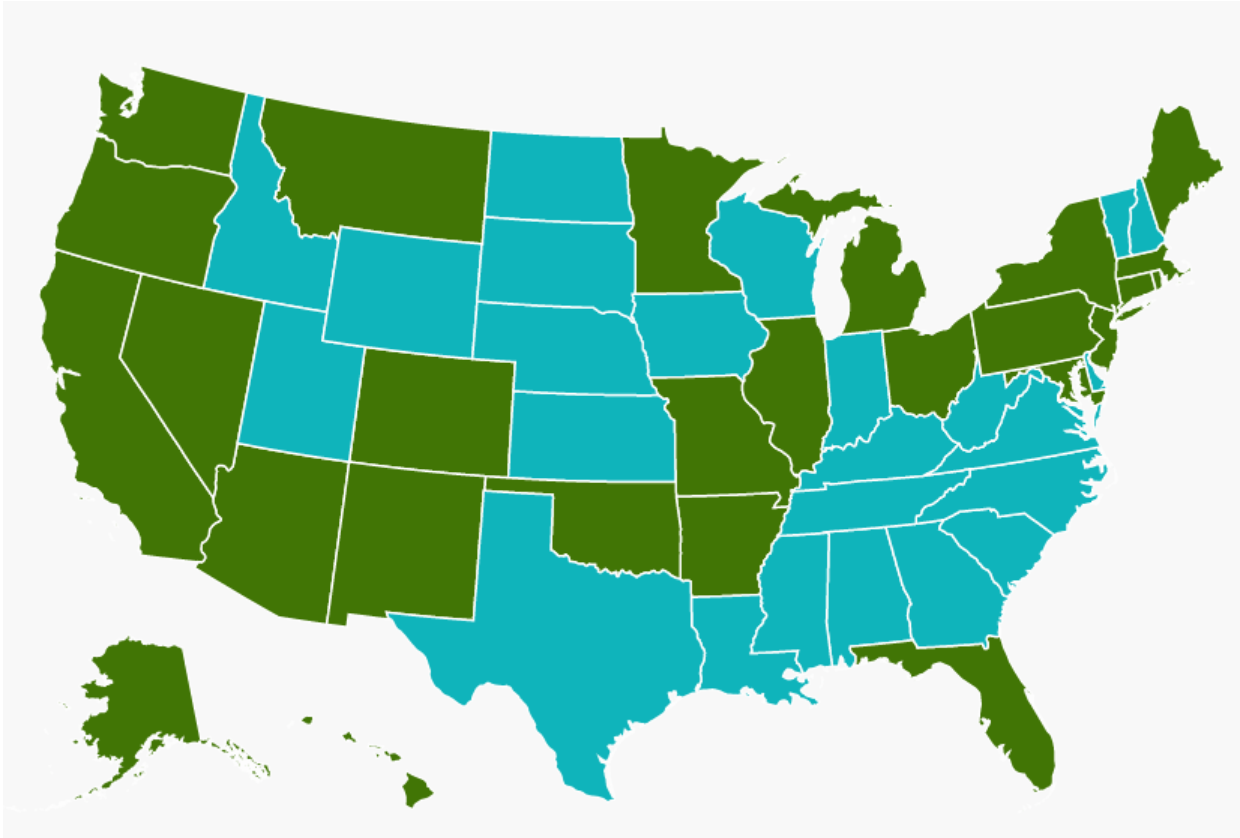
Table 3. Top 3 Visiting States

1 st Visiting State by number and percentage	2 nd Visiting State by number and percentage	3 rd Visiting State by number and percentage
Arizona (131, 22.47%)	California (58, 9.95%)	Florida (55, 9.43%)

Graph 1. Number of Approved Applications: March 2019 – August 2019



Graph 2. Visitors' states as of August 2019



	Medical cannabis states where visitors have registered with Hawaii Medical Cannabis Program
	Medical cannabis states where visitors are expecting to register with Hawaii Medical Cannabis Program, and states where medical cannabis is currently prohibited