



STATE OF HAWAII
DEPARTMENT OF HEALTH
 4348 Waiālae Avenue, #648
 Honolulu, Hawaii 96816



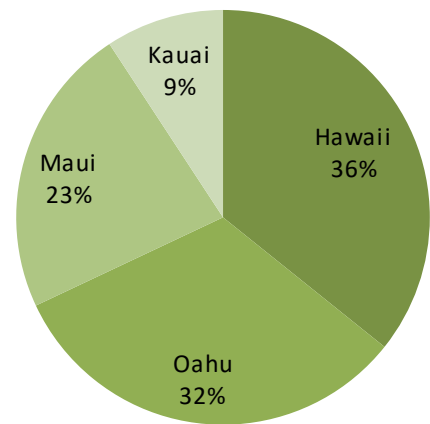
Medical Cannabis (329) Registry Program

The following data is valid for September 30, 2017

Number of Patients as % of Total

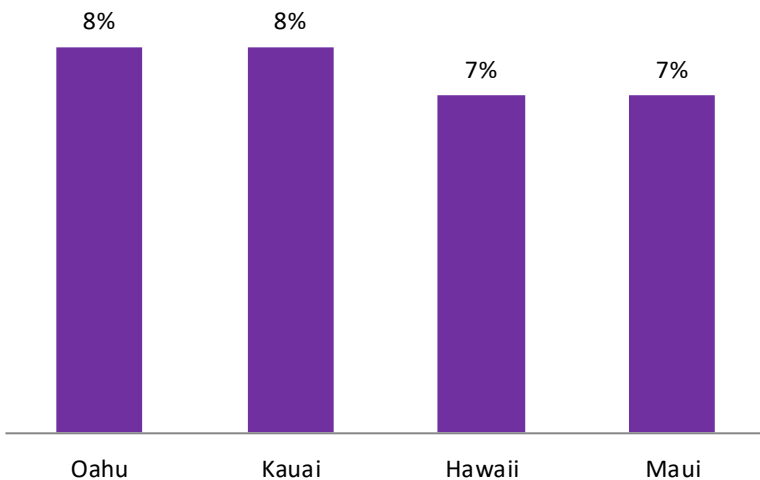
September 30, 2017

Patient & Caregiver Distribution by County <i>September 30, 2017</i>		
County	Patient	Caregiver
Hawaii	6,858	463
Oahu	6,192	482
Maui	4,364	326
Kauai	1,776	147
Total	19,190 ¹	1,418



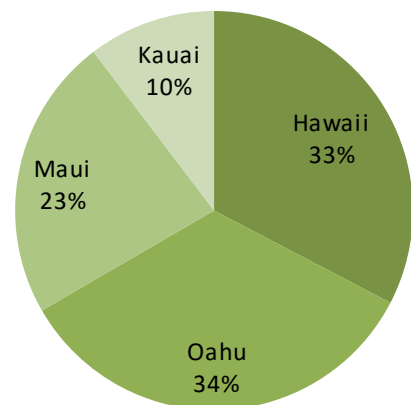
Number of Caregivers as % of County Patients

September 30, 2017



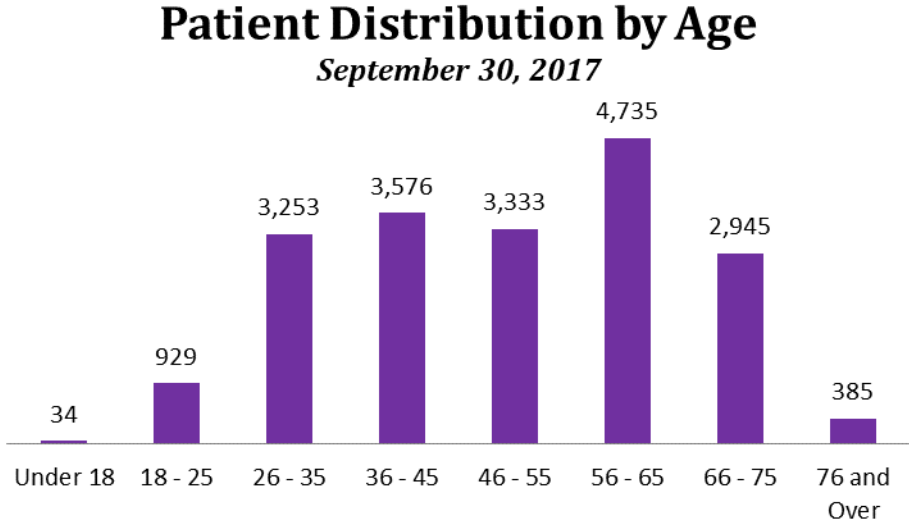
Number of Caregivers as % of Total Caregivers

September 30, 2017

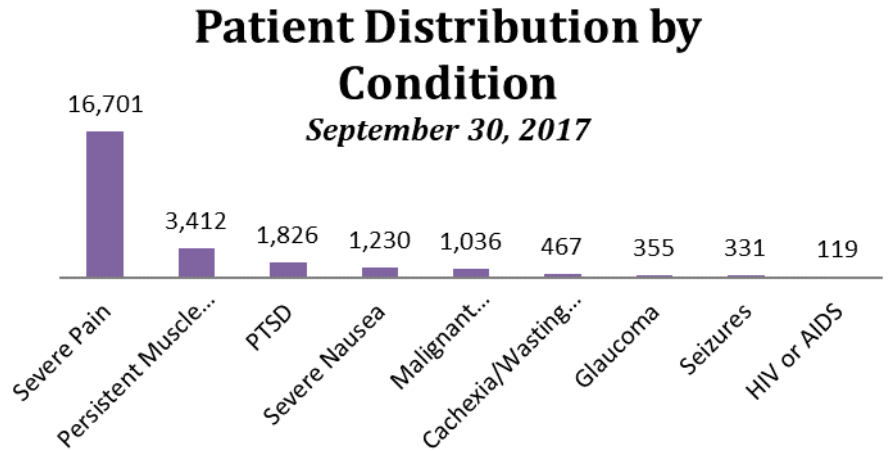


¹ 116 Different Physicians and 14 different APRN's certified the 19,190 patients that were valid on September 30, 2017.

Patient Distribution by Age <i>September 30, 2017</i>		
Age Range	Patient Count	%
Under 18	34	0.18%
18 - 25	929	4.84%
26 - 35	3,253	16.95%
36 - 45	3,576	18.63%
46 - 55	3,333	17.37%
56 - 65	4,735	24.67%
66 - 75	2,945	15.35%
76 and Over	385	2.01%
Total	19,190	

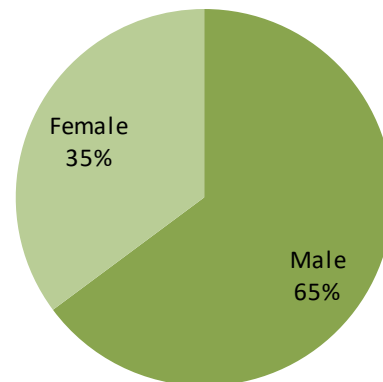


Patient Distribution by Condition <i>September 30, 2017</i>		
Condition Name	Patient Count	Percentage
Severe Pain	16,701	65.55%
Persistent Muscle Spasms	3,412	13.39%
PTSD	1,826	7.17%
Severe Nausea	1,230	4.83%
Malignant Neoplasm (Cancer)	1,036	4.07%
Cachexia/Wasting Syndrome	467	1.83%
Glaucoma	355	1.39%
Seizures	331	1.30%
HIV or AIDS	119	0.47%
Total	24,732²	



Patient Distribution by Gender <i>September 30, 2017</i>		
Gender	Gender Count	Percentage
Male	12,431	67.78 %
Female	6,744	35.14%
M to F	11	0.06%
F to M	4	0.02%
Total	19,190	

Patient Distribution by Gender
September 30, 2017



² Patients may be diagnosed with more than 1 condition.