



**STATE OF HAWAII**  
**DEPARTMENT OF HEALTH**  
 4348 Waiialae Avenue, #648  
 Honolulu, Hawaii 96816



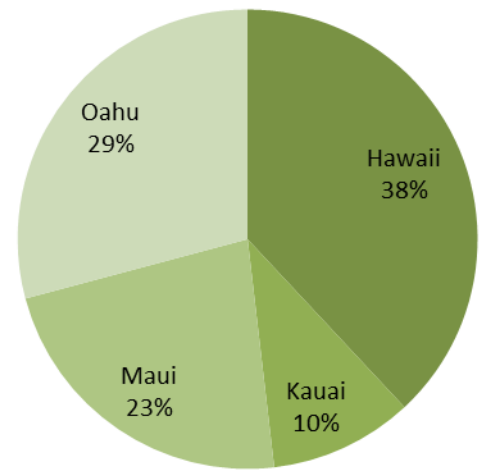
## Medical Marijuana (329) Registry Program

*The following data is valid for June 30, 2017*

### Number of Patients as % of Total

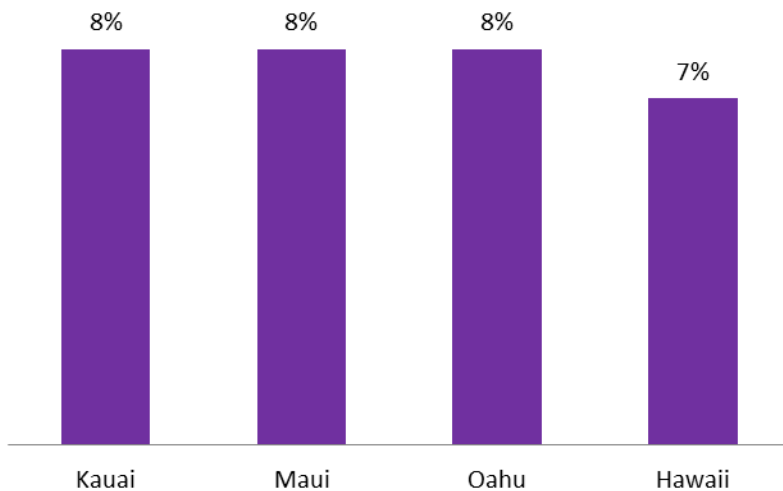
*June 30, 2017*

Patient & Caregiver Distribution by County <i>June 30, 2017</i>		
County	Patient	Caregiver
Hawaii	6,694	469
Oahu	5,129	391
Maui	3,992	300
Kauai	1,776	148
Total	17,591 <sup>1</sup>	1,308



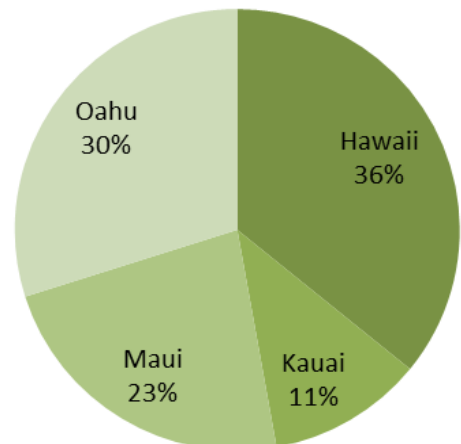
### Number of Caregivers as % of County Patients

*June 30, 2017*



### Number of Caregivers as % of Total Caregivers

*June 30, 2017*

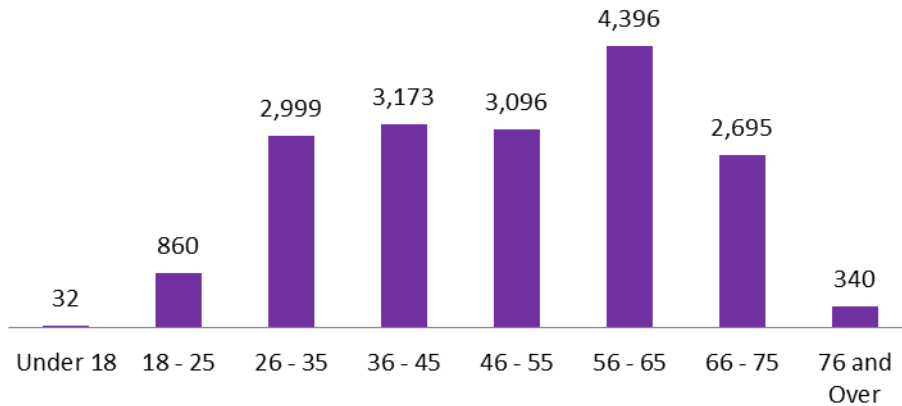


<sup>1</sup> 108 Different physicians and 10 different APRN's certified 17,591 patients that were valid on June 30, 2017.

<b>Patient Distribution by Age</b> <i>June 30, 2017</i>		
Age Range	Patient Count	%
Under 18	32	0.18%
18 - 25	860	4.89%
26 - 35	2,999	17.05%
36 - 45	3,173	18.04%
46 - 55	3,096	17.60%
56 - 65	4,396	24.99%
66 - 75	2,695	15.32%
76 and Over	340	1.93%
<b>Total</b>	<b>17,591</b>	

## Patient Distribution by Age

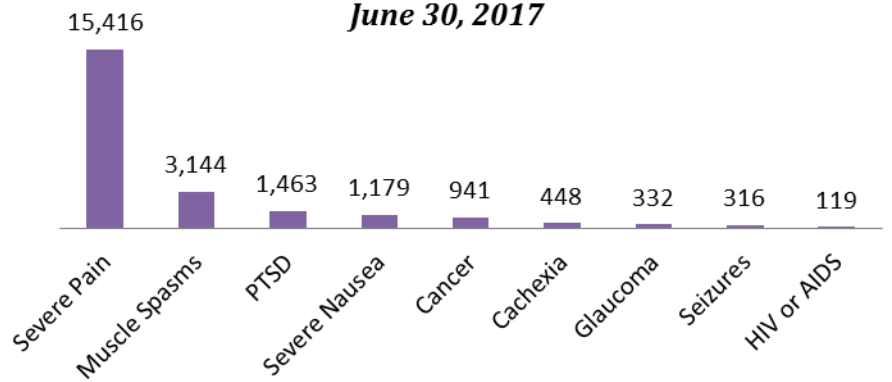
*June 30, 2017*



<b>Patient Distribution by Condition</b> <i>June 30, 2017</i>		
Condition Name	Patient Count	Percentage
Severe Pain	15,416	66.00%
Muscle Spasms	3,144	13.46%
PTSD	1,463	6.26%
Severe Nausea	1,179	5.05%
Cancer	941	7.42%
Cachexia	448	1.92%
Glaucoma	332	1.42%
Seizures	316	1.35%
HIV or AIDS	119	0.51%
<b>Total</b>	<b>23,358<sup>2</sup></b>	

## Patient Distribution by Condition

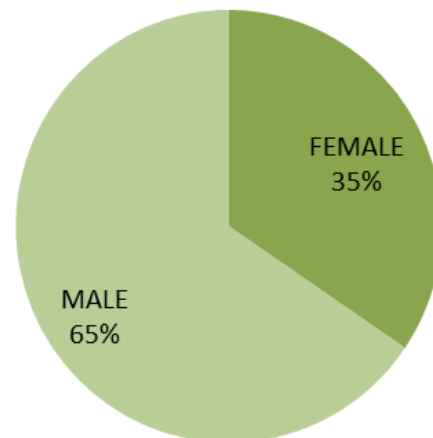
*June 30, 2017*



## Patient Distribution by Gender

*June 30, 2017*

<b>Patient Distribution by Gender</b> <i>June 30, 2017</i>		
Gender	Patient Count	Percentage
Male	11,512	65.45%
Female	6,065	34.48%
F to M	3	0.02%
M to F	11	0.06%
<b>Total</b>	<b>17,591</b>	



<sup>2</sup> Patients may be diagnosed with more than one condition.