



STATE OF HAWAII
DEPARTMENT OF HEALTH
 4348 Waiialae Avenue, #648
 Honolulu, Hawaii 96816

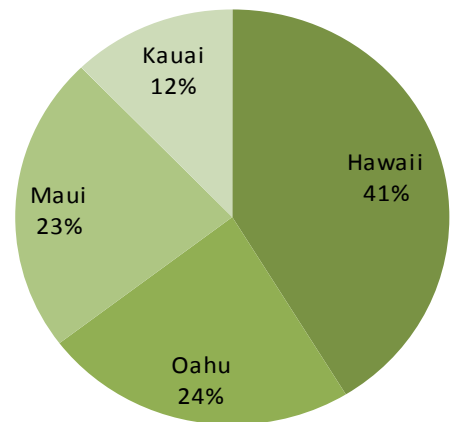


Medical Marijuana (329) Registry Program

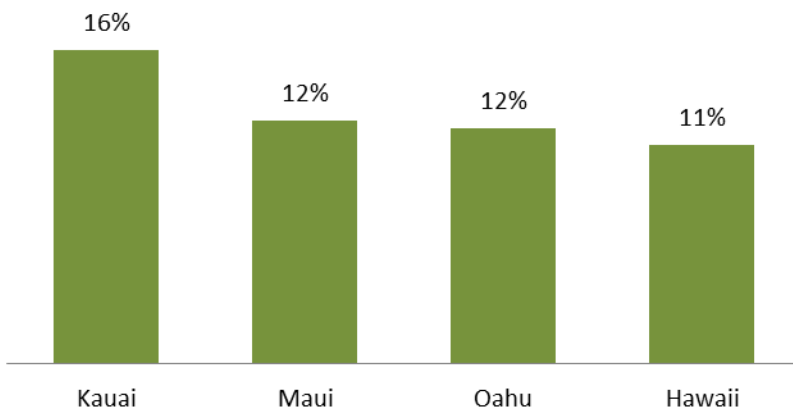
The following data is valid for March 31, 2016

Number of Patients as % of Total Patients

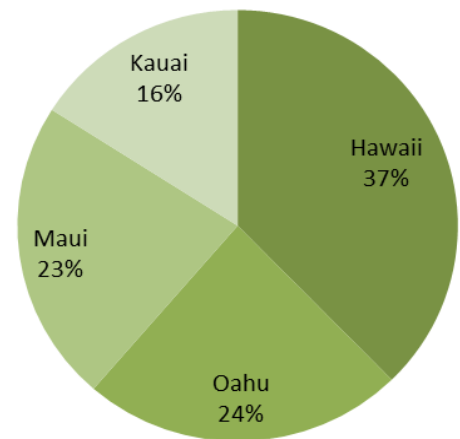
County Name	Patient	Caregiver
Hawaii	5,620	611
Oahu	3,183	384
Maui	3,153	368
Kauai	1,664	259
	13,620¹	1,622



Number of Caregivers as % of County Patients



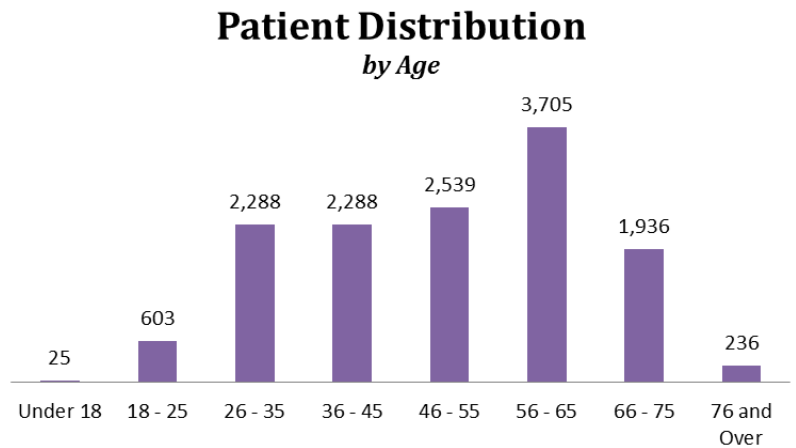
Number of Caregivers as % of Total Caregivers



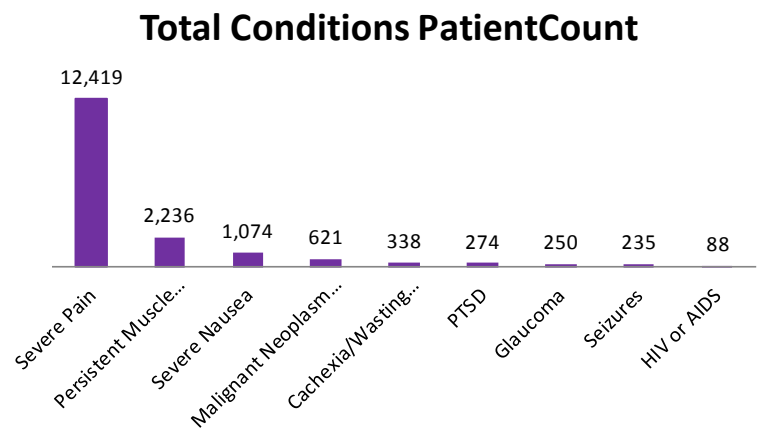
¹ 82 Different physicians certified the 13,620 patients that were valid on March 31, 2016.

Revised: 7/13/17 – Number of Caregivers as % of County Caregivers to % of County Patients

Patient Age	Patient Count
17 and under	25
18 - 25	603
26 - 35	2,288
36 - 45	2,288
46 - 55	2,539
56 - 65	3,705
66 - 75	1,936
76 and Over	236
Total Patients	13,620

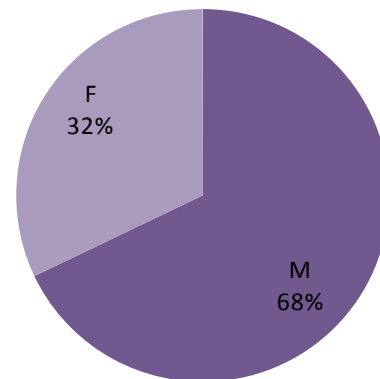


Condition Name	Patient Count
Severe Pain	12,419
Persistent Muscle Spasms	2,236
Severe Nausea	1,074
Malignant Neoplasm (Cancer)	621
Cachexia/Wasting Syndrome	338
PTSD	274
Glaucoma	250
Seizures	235
HIV or AIDS	88
Total Conditions	17,535²



Gender	Count	Percent
Male	9,240	68%
Female	4,371	32%
unknown ³	4	0%
MF	3	0%
FM	2	0%
Total	13,620	

Patient Distribution by Gender



² Patients may be diagnosed with multiple conditions.

³ Some data transferred from PSD did not contain gender.