



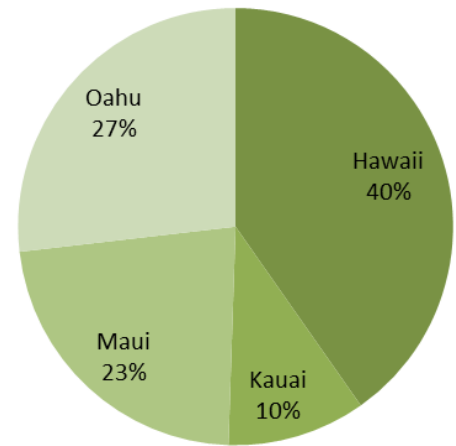
STATE OF HAWAII
DEPARTMENT OF HEALTH
 4348 Waiialae Avenue, #648
 Honolulu, Hawaii 96816



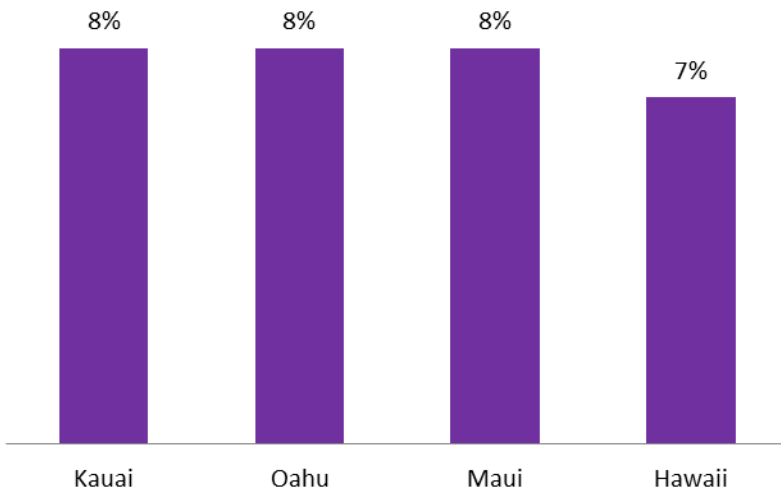
Medical Marijuana (329) Registry Program
The following data is valid for March 31, 2017

Number of Patients as % of Total
March 31, 2017

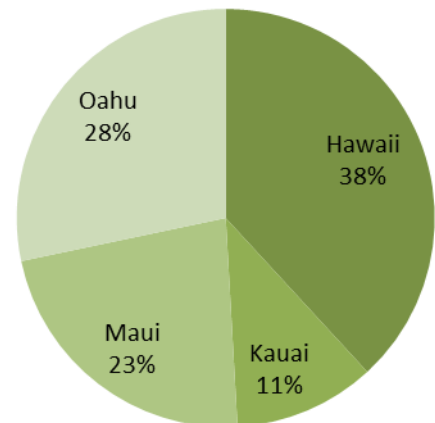
Patient & Caregiver Distribution by County		
County	Patient	Caregiver
Hawaii	6,549	488
Oahu	4,367	362
Maui	3,685	289
Kauai	1,674	140
Total	16,275 ¹	1,279



Number of Caregivers as % of County Patients
March 31, 2017



Number of Caregivers as % of Total Caregivers
March 31, 2017

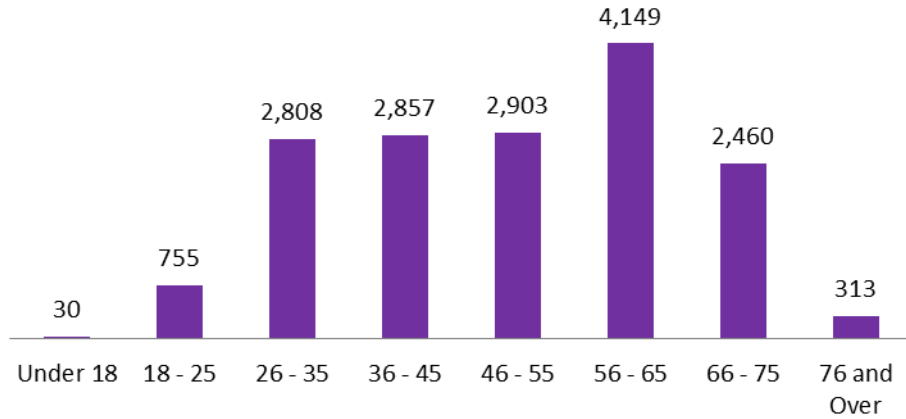


¹ 118 Different physicians and 8 different APRN's certified 16,275 patients that were valid on March 31, 2017.

Patient Distribution by Age		
Age Range	Patient Count	%
Under 18	30	0.18%
18 - 25	755	4.64%
26 - 35	2,808	17.25%
36 - 45	2,857	17.55%
46 - 55	2,903	17.84%
56 - 65	4,149	25.49%
66 - 75	2,460	15.12%
76 and Over	313	1.92%
Total	16,275	

Patient Distribution by Age

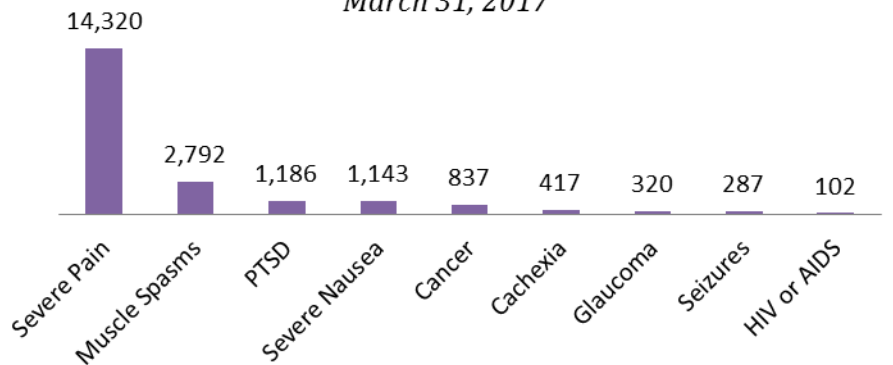
March 31, 2017



Patient Distribution by Condition		
Condition Name	Patient Count	Percentage
Severe Pain	14,320	66.90%
Muscle Spasms	2,792	13.04%
PTSD	1,186	5.54%
Severe Nausea	1,143	5.34%
Cancer	837	3.91%
Cachexia	417	1.95%
Glaucoma	320	1.50%
Seizures	287	1.34%
HIV or AIDS	102	0.48%
	21,404 ²	

Patient Distribution by Condition

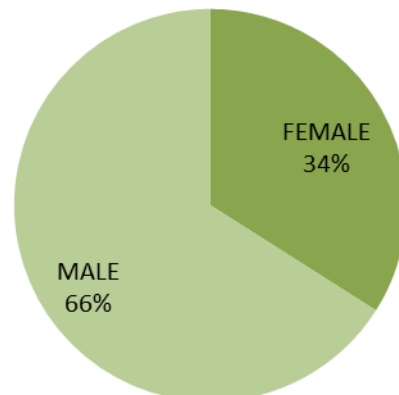
March 31, 2017



Patient Distribution by Gender

March 31, 2017

Patient Distribution by Gender		
Gender	Gender Count	%
M	10,731	66%
F	5,527	34%
MF	11	0.07%
FM	6	0.03%
	16,275	



² Patients may be diagnosed with multiple conditions.