

4.6. Selected Chronic and Other Health Conditions By Age and Gender - Prevalence Per 1,000 Persons^{1,2} in Hawai`i, Hawai`i Health Survey (HHS) 2012

Chronic Condition	Age in Years									Total ³ Number With Condition	Prevalence per 1,000
	0-14	15-17	18-24	25-34	35-44	45-54	55-64	65-74	75+		
Female											
Arthritis	--	--	0.5	2.0	38.4	64.8	147.1	275.8	294.4	57,727	83.5
Asthma	101.7	148.3	116.8	140.3	72.3	113.6	134.9	113.6	101.9	78,435	113.5
Diabetes	5.1	13.0	15.3	10.5	37.7	76.4	124.0	154.6	169.8	44,237	64.0
High Blood Cholesterol	--	13.0	55.8	50.0	80.5	191.7	315.2	430.1	445.5	115,041	166.5
Hypertension	4.4	13.0	38.4	38.2	119.6	209.5	270.9	414.8	512.1	117,504	170.0
Cancer	--	--	8.0	4.7	20.9	38.5	56.1	100.9	105.7	23,969	34.7
Heart	3.3	--	4.3	0.1	9.6	29.0	53.2	96.0	143.9	23,715	34.3
Lung	--	--	1.8	0.3	16.0	15.2	15.9	55.2	35.9	9,889	14.3
Stroke	--	--	1.2	--	4.7	12.2	32.2	52.5	87.7	13,132	19.0
Total Number Females	122,283	27,735	60,905	91,058	83,555	91,664	91,547	60,421	61,952		691,120
Male											
Arthritis	0.2	--	4.8	28.5	73.4	105.1	163.8	256.2	280.9	59,504	84.9
Asthma	167.0	132.6	170.2	88.2	90.7	67.2	84.3	66.9	79.1	75,706	108.0
Diabetes	--	1.4	10.3	18.3	54.3	89.1	170.9	200.5	189.5	49,673	70.8
High Blood Cholesterol	1.2	27.6	37.6	41.3	191.9	297.3	353.7	455.0	454.0	127,427	181.7
Hypertension	11.6	4.9	31.5	47.2	129.2	241.4	403.3	434.8	523.8	123,678	176.4
Cancer	--	4.6	--	2.5	10.1	31.5	75.2	136.7	153.2	24,443	34.9
Heart	1.9	--	8.9	3.2	8.5	55.5	84.8	182.5	196.6	32,472	46.3
Lung	2.7	8.8	5.8	1.9	7.0	9.7	27.7	49.0	57.6	10,171	14.5
Stroke	--	--	--	1.5	5.4	11.6	30.2	58.2	102.1	11,619	16.6
Total Number Males	128,115	24,825	76,183	105,258	89,773	93,149	90,472	54,054	39,364		701,193

¹ All household members

² Sample numbers provisionally weighted, adjusted, and raked (ACS 2012 data, cell phones are included) for total population of Hawai`i

³ Row and/or column totals may not sum to totals listed due to rounding

* Number of cases in sample denominator (<50) too small for reliability and not presented

-- No reported cases

Sample size 11,904

(Prevalence not adjusted for age)

Figure 4.6. Prevalence of Chronic Conditions
By Gender, Ethnicity, and Age,
Hawai`i Health Survey 2012

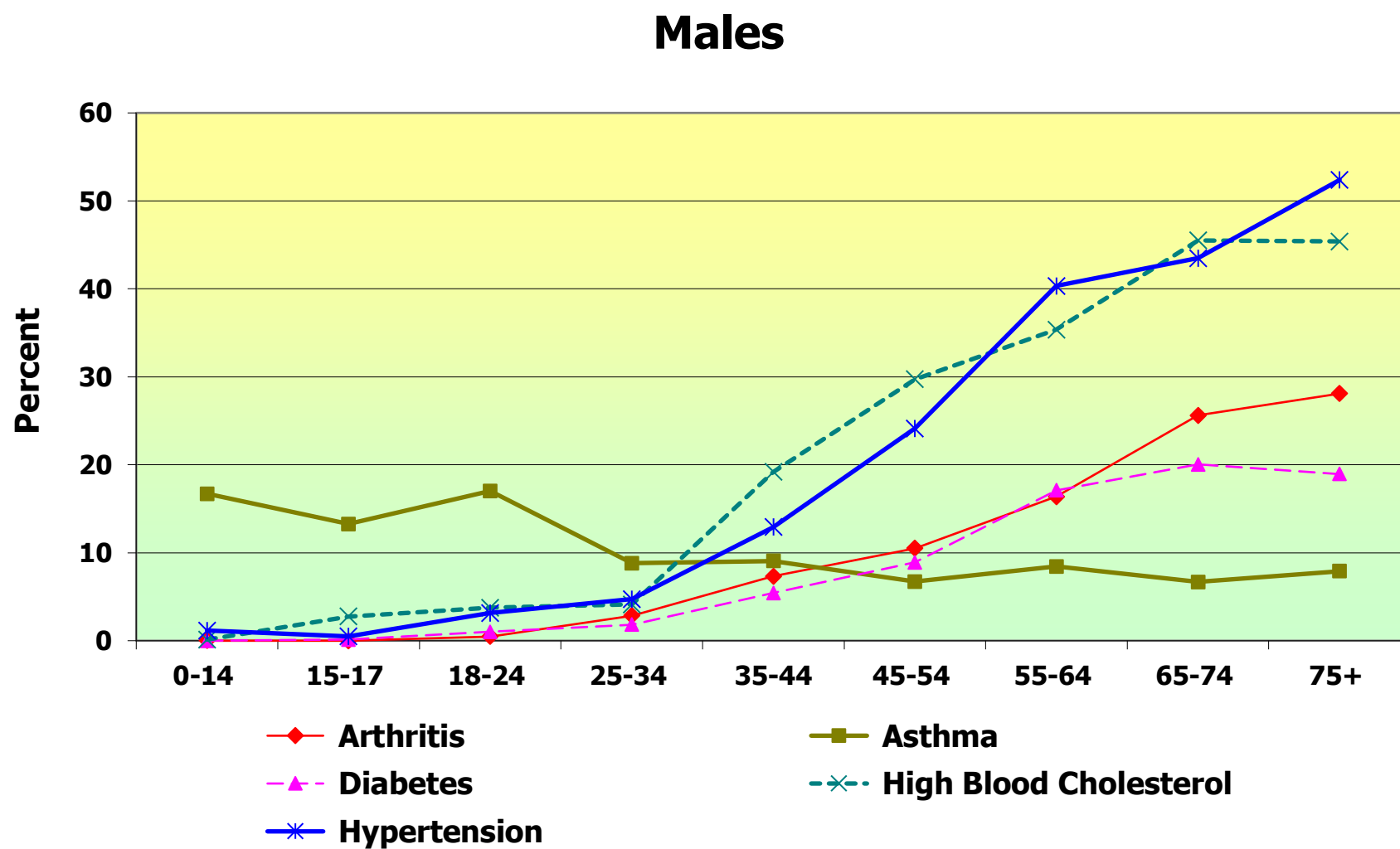
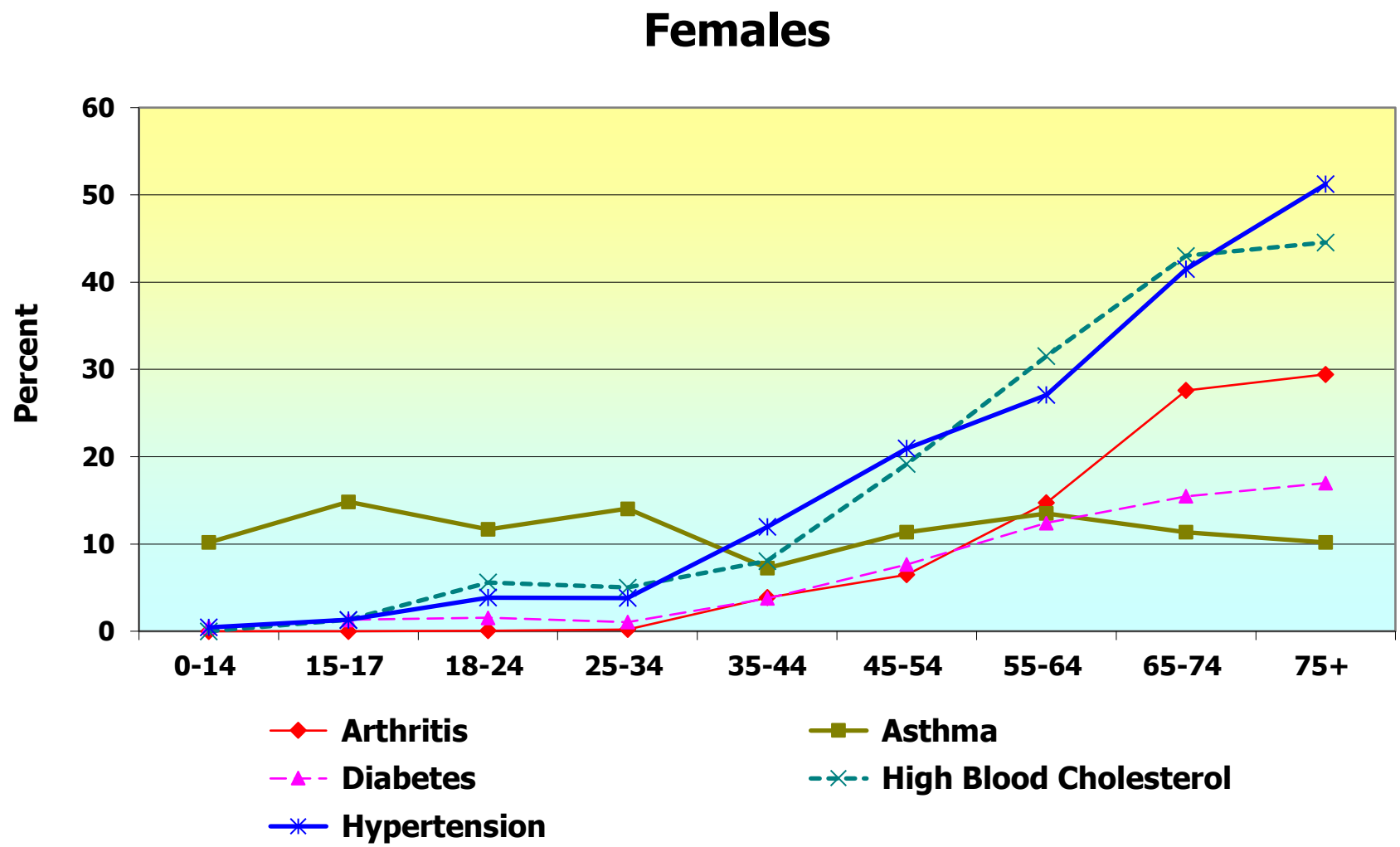
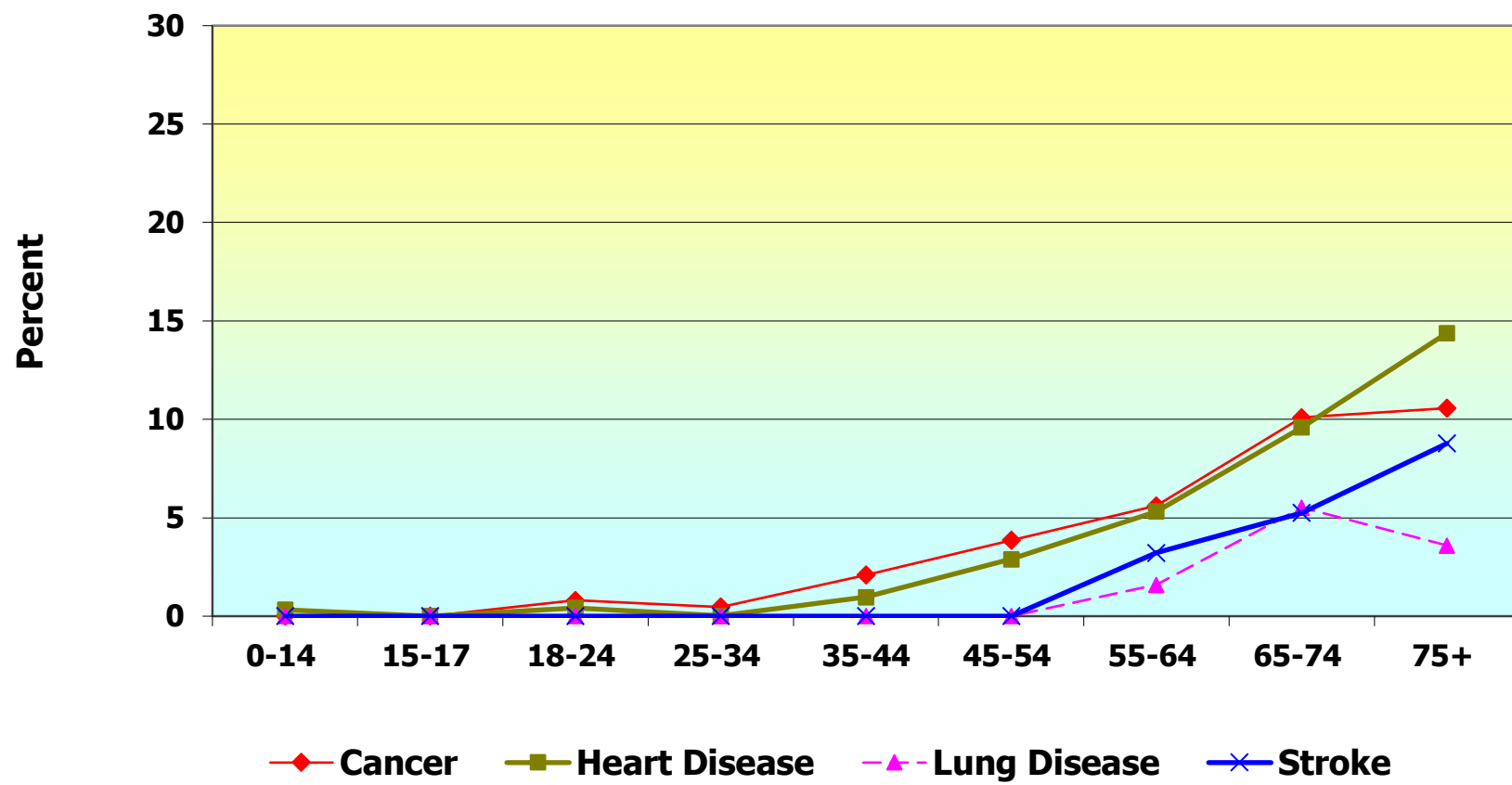


Figure 4.6.A. Other Health Conditions
By Gender, Ethnicity, and Age,
Hawai`i Health Survey 2012

Females



Males

