

**1.2. Household Income and Household Size By County - Households^{1,2} in Hawai`i,
Hawai`i Health Survey (HHS) 2010, DOH-OHSM**

Demographic Characteristic	City & County of Honolulu		Hawai`i		Kaua`i		Maui		Total ⁴	
	N	Col. %	N	Col. %	N	Col. %	N	Col. %	N	Col. %
Household Income³										
< \$5,000	*	*	2,498	3.8	*	*	1,928	3.6	12,267	2.7
\$5,000-\$9,999	*	*	2,753	4.2	*	*	1,769	3.3	13,671	3.1
\$10,000-\$14,999	8,181	2.7	3,973	6.0	872	3.8	2,016	3.8	15,042	3.4
\$15,000-\$19,999	8,183	2.7	3,892	5.9	1,257	5.5	2,323	4.4	15,655	3.5
\$20,000-\$24,999	10,578	3.5	3,537	5.4	1,012	4.4	3,329	6.3	18,456	4.1
\$25,000-\$29,999	12,379	4.0	4,469	6.8	1,681	7.4	3,053	5.8	21,582	4.8
\$30,000-\$34,999	14,177	4.6	4,198	6.4	1,238	5.4	2,181	4.1	21,794	4.9
\$35,000-\$39,999	14,047	4.6	*	*	1,182	5.2	2,665	5.0	20,148	4.5
\$40,000-\$44,999	14,501	4.7	2,649	4.0	*	*	2,436	4.6	20,511	4.6
\$45,000-\$49,999	13,374	4.4	3,913	5.9	*	*	2,172	4.1	20,417	4.6
\$50,000-\$54,999	16,761	5.5	3,591	5.4	2,136	9.4	3,945	7.4	26,433	5.9
\$55,000-\$59,999	10,102	3.3	3,766	5.7	*	*	*	*	16,092	3.6
\$60,000-\$74,999	30,817	10.1	6,389	9.7	2,018	8.8	5,601	10.6	44,825	10.0
\$75,000-\$99,999	45,431	14.9	7,938	12.0	3,169	13.9	7,463	14.1	64,001	14.3
\$100,000-\$149,999	54,050	17.7	5,933	9.0	2,600	11.4	6,124	11.5	68,707	15.4
>\$150,000	37,795	12.4	4,202	6.4	1,714	7.5	4,281	8.1	47,992	10.7
Median Income⁵	\$62,437	\$65,068	\$46,019	\$48,907	\$49,107	\$51,003	\$50,853	\$53,595	\$57,885	\$59,802
Household Size										
1	78,292	25.6	10,899	16.5	4,092	17.9	10,406	19.6	103,689	23.2
2	93,267	30.5	21,801	33.1	6,977	30.5	17,267	32.6	139,312	31.1
3	51,928	17.0	13,000	19.7	4,534	19.8	9,462	17.8	78,924	17.6
4	39,840	13.0	9,763	14.8	3,502	15.3	7,186	13.5	60,291	13.5
5	19,730	6.5	4,961	7.5	1,662	7.3	4,186	7.9	30,539	6.8
6	10,770	3.5	*	*	*	*	2,375	4.5	16,910	3.8
7	*	*	*	*	*	*	*	*	10,131	2.3
8+	*	*	*	*	*	*	*	*	7,797	1.7
Household Type										
One Adult No Kids	78,292	25.6	10,899	16.5	4,092	17.9	10,406	19.6	103,689	23.2
Adults No Kids	143,054	46.8	30,771	46.7	10,735	47.0	23,994	45.2	208,554	46.6
One Adult With Kids	*	*	*	*	*	*	*	*	8,415	1.9
Adults With Kids	79,966	26.2	22,435	34.0	7,517	32.9	17,018	32.1	126,936	28.4
Total Households (Row %)	305,756	68.3	65,956	14.7	22,844	5.1	53,037	11.8	447,594	100

¹ All households

² Sample numbers provisionally weighted and adjusted for total households in Hawai`i (total numbers are adjusted as households without telephones, Ni`ihau, group quarters, and homeless are not represented, see HHS Procedure Manual 2010)

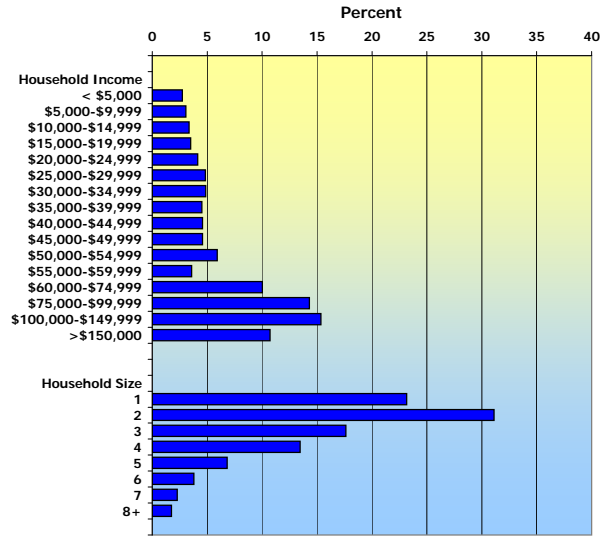
³ Total household income per household for 2009

⁴ Row and/or column totals may not sum to totals listed due to rounding

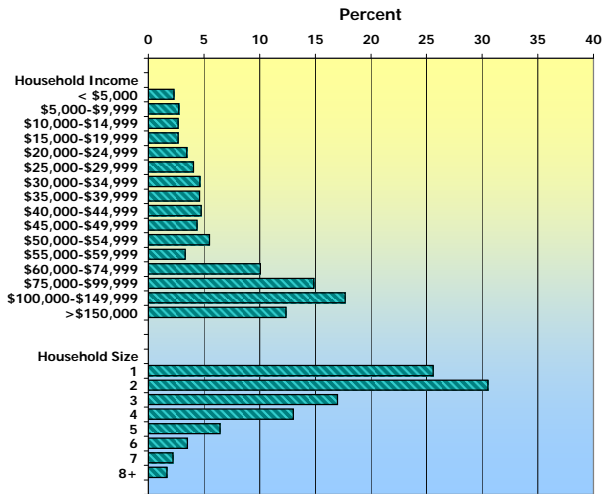
⁵ Median and 95% confidence interval calculated with SUDAAN Software
Sample size 5,987 households

Figure 1.2. Household Income and Size for the State of Hawai'i and By County, Hawai'i Health Survey 2010, DOH-OHSM

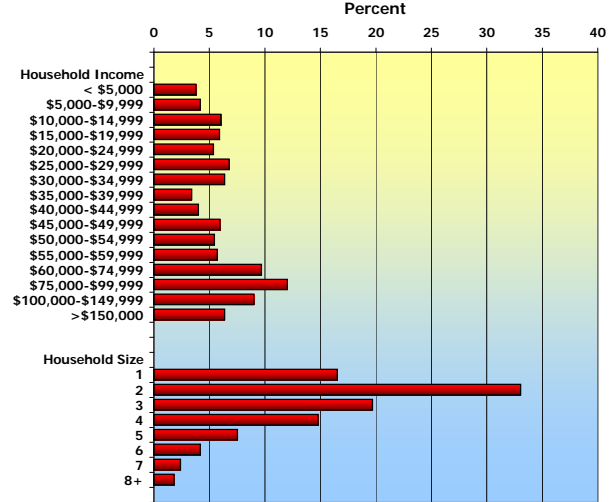
State Households



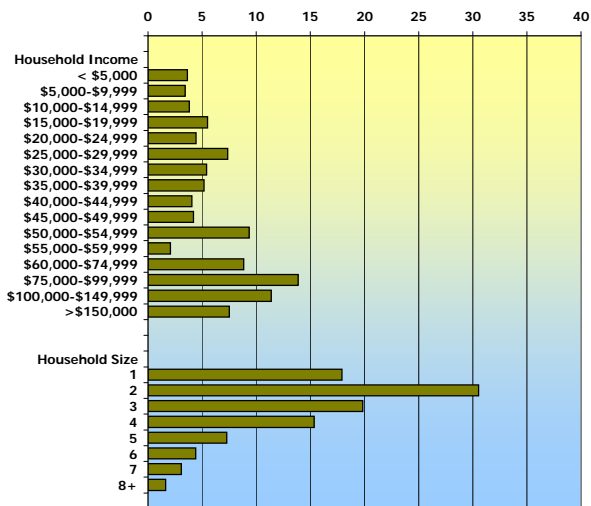
City and County of Honolulu



Hawai'i



Kaua'i



Maui

