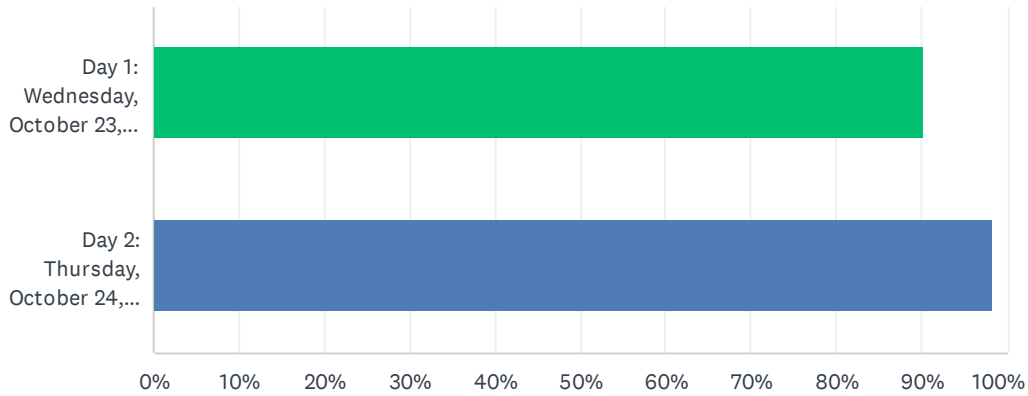


## Q1 On which day(s) did you attend this conference?

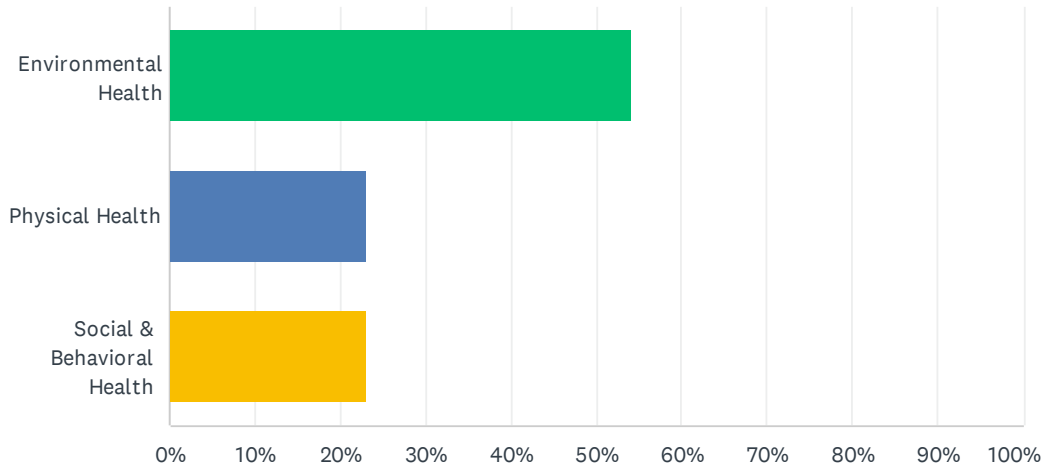
Answered: 61 Skipped: 0



ANSWER CHOICES	RESPONSES	
Day 1: Wednesday, October 23, 2024	90.16%	55
Day 2: Thursday, October 24, 2024	98.36%	60
Total Respondents: 61		

## Q2 Please select your track.

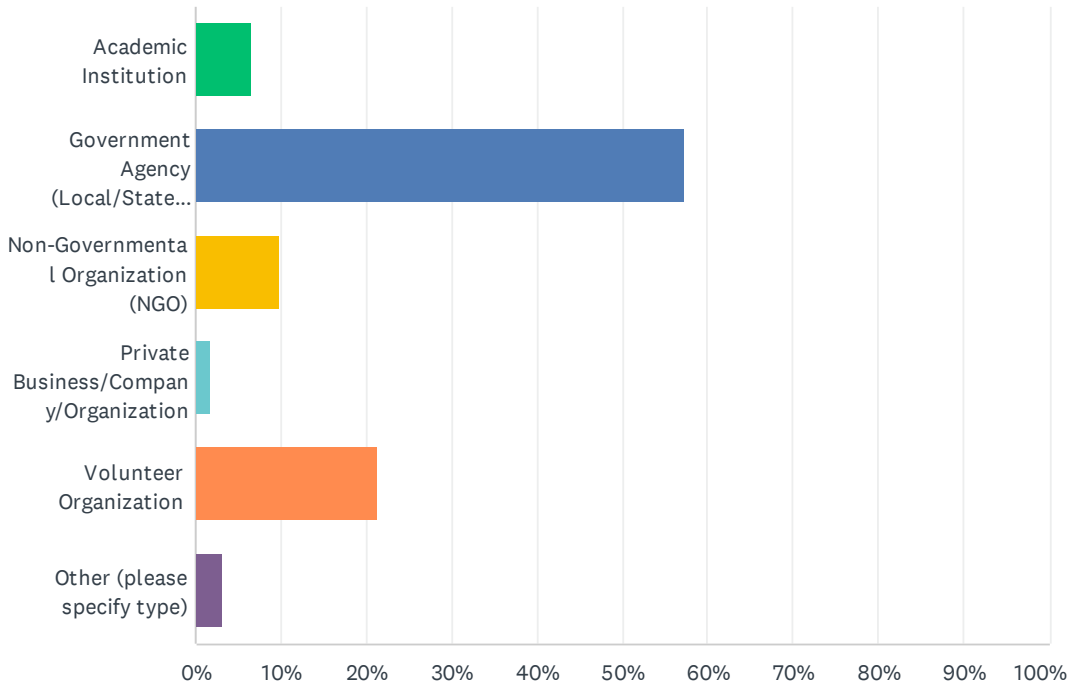
Answered: 61 Skipped: 0



ANSWER CHOICES	RESPONSES	
Environmental Health	54.10%	33
Physical Health	22.95%	14
Social & Behavioral Health	22.95%	14
TOTAL		61

### Q3 Please indicate the type of organization with which you are affiliated.

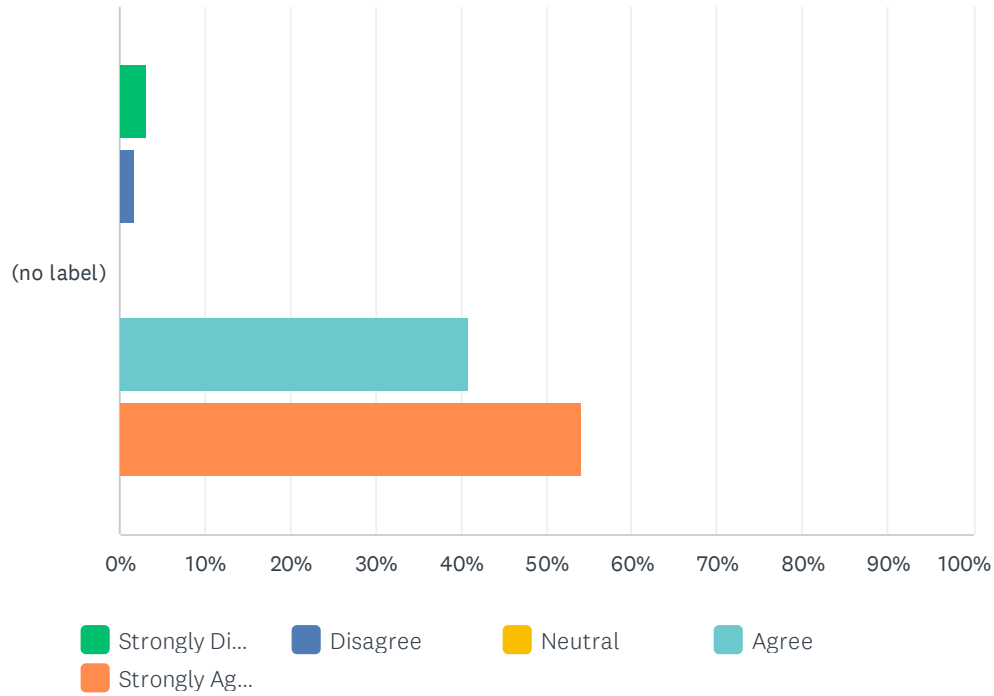
Answered: 61 Skipped: 0



ANSWER CHOICES	RESPONSES	
Academic Institution	6.56%	4
Government Agency (Local/State/Federal)	57.38%	35
Non-Governmental Organization (NGO)	9.84%	6
Private Business/Company/Organization	1.64%	1
Volunteer Organization	21.31%	13
Other (please specify type)	3.28%	2
<b>TOTAL</b>		<b>61</b>

### Q4 By attending this conference, I believe my knowledge about climate change and its impacts on health has increased.

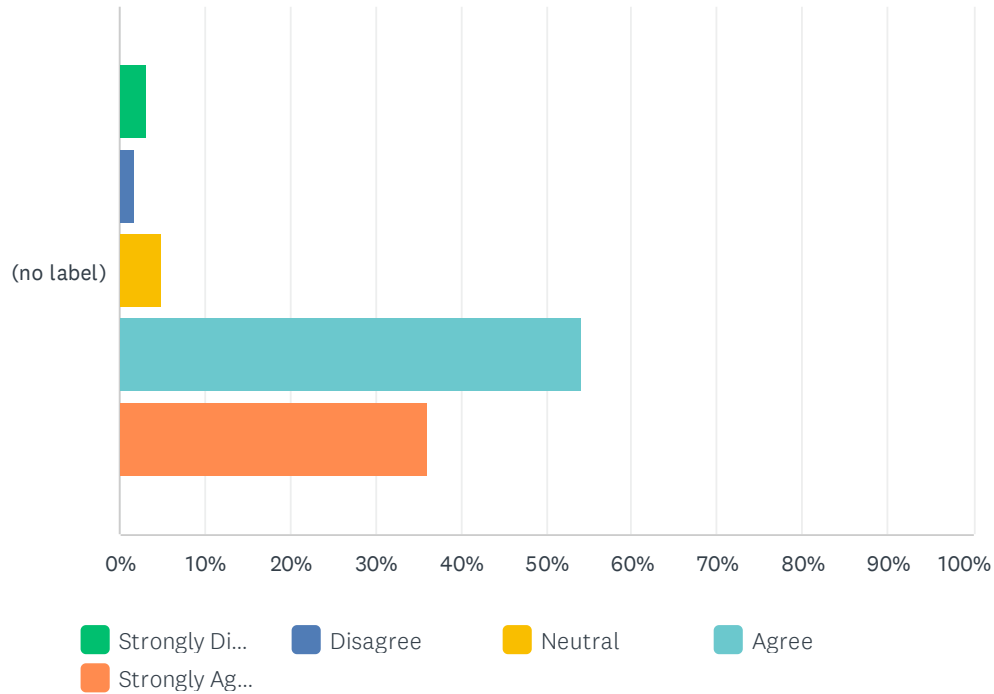
Answered: 61 Skipped: 0



	STRONGLY DISAGREE	DISAGREE	NEUTRAL	AGREE	STRONGLY AGREE	TOTAL	WEIGHTED AVERAGE
(no label)	3.28% 2	1.64% 1	0.00% 0	40.98% 25	54.10% 33	61	4.41

### Q5 By attending this conference, I have learned of new strategies to mitigate the impacts of climate change on health.

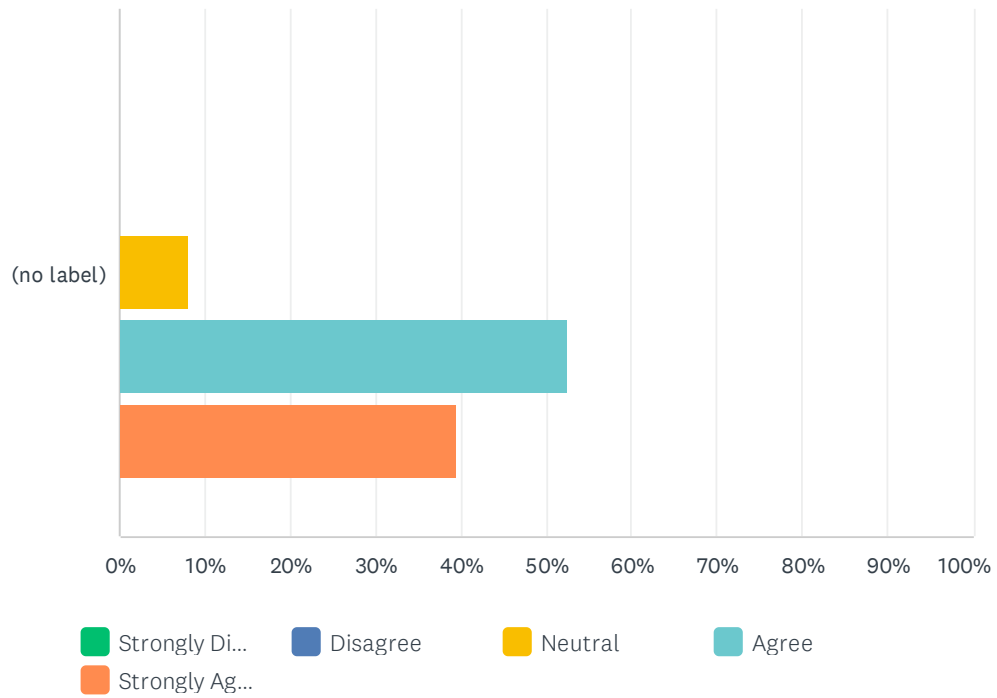
Answered: 61 Skipped: 0



	STRONGLY DISAGREE	DISAGREE	NEUTRAL	AGREE	STRONGLY AGREE	TOTAL	WEIGHTED AVERAGE
(no label)	3.28% 2	1.64% 1	4.92% 3	54.10% 33	36.07% 22	61	4.18

### Q6 I expect to apply what I learn at this conference to the work I do.

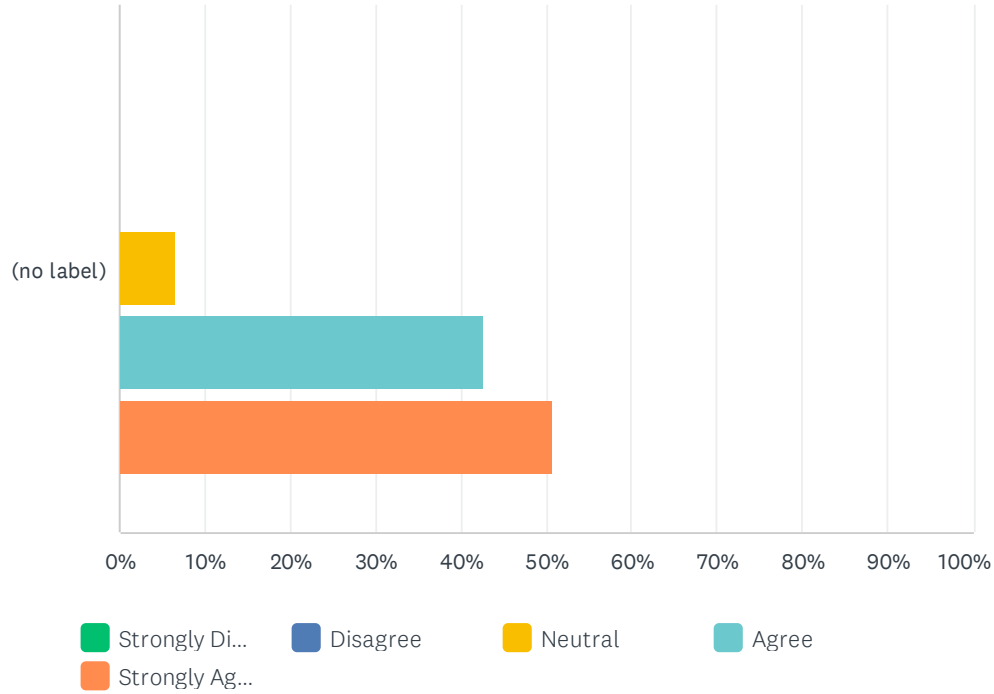
Answered: 61 Skipped: 0



	STRONGLY DISAGREE	DISAGREE	NEUTRAL	AGREE	STRONGLY AGREE	TOTAL	WEIGHTED AVERAGE
(no label)	0.00% 0	0.00% 0	8.20% 5	52.46% 32	39.34% 24	61	4.31

### Q7 Attending this conference helped me build and/or strengthen connections in order to address climate change and health.

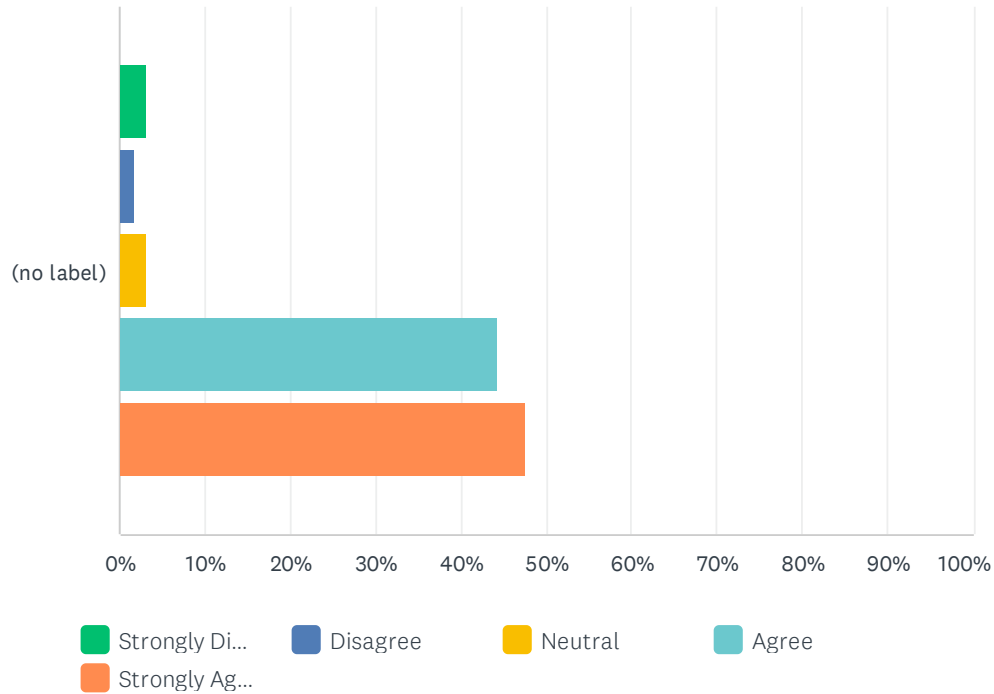
Answered: 61 Skipped: 0



	STRONGLY DISAGREE	DISAGREE	NEUTRAL	AGREE	STRONGLY AGREE	TOTAL	WEIGHTED AVERAGE
(no label)	0.00% 0	0.00% 0	6.56% 4	42.62% 26	50.82% 31	61	4.44

### Q8 The content of this conference was delivered in a clear and engaging manner.

Answered: 61 Skipped: 0



	STRONGLY DISAGREE	DISAGREE	NEUTRAL	AGREE	STRONGLY AGREE	TOTAL	WEIGHTED AVERAGE
(no label)	3.28% 2	1.64% 1	3.28% 2	44.26% 27	47.54% 29	61	4.31



**Q9 Please suggest one (or more) conference topic(s) you would like to see offered in the future.**

Answered: 35 Skipped: 26

**Q10 What suggestion(s) do you have to improve future conferences on climate change and health?**

Answered: 37 Skipped: 24