

July 28th, 2023

Dr. Roger Brewer
 Hawaii Department of Health
 919 Ala Moana Boulevard
 Honolulu, HI 96813

Cc: Eric M. Jensen
 Tetra Tech, Inc.

Dr. Brewer,

This memo provides a summary of the JP-5 water accommodated fraction (WAF) study conducted by NewFields Environmental Forensics (Rockland, MA) and Alpha Analytical, Inc. (Mansfield, MA) on behalf of the Hawaii Department of Health (DOH). The experiment was initiated on March 30th, 2023, and was concluded on April 20th, 2023.

Introduction

The study was focused on characterizing the aliphatic and aromatic hydrocarbon fractions, and the dispersant and additives present in JP-5 WAF samples prepared for this experiment. The WAF study samples were prepared by applying 10 mL of JP-5 jet fuel to 1 L of deionized water. The study prepared individual, time-sequenced WAF samples to be collected and analyzed on 5-day intervals beginning on Day 0, and then collected subsequently on Days 5, 10, 15 and 20. The experiment was conducted in duplicate and included a second set of WAF samples prepared with 10 mL of JP-5 jet fuel, 1 L of deionized water and 100 uL of Simple Green *Extreme Aircraft and Precision Cleaner*. The duplicate experiment was conducted using Simple Green to assess the effect of this dispersant on the dissolution or degradation of JP-5 Jet Fuel in the WAF samples. The WAF samples were tested by methods modified for forensic analysis. The samples were analyzed by Modified EPA Method 8260C-PIANO, and Modified EPA Method 8015C-Total Petroleum Hydrocarbons (TPH). Select samples were analyzed by Modified EPA Method 8270E for fuel additives and dispersants, and EPA Method TO-15 for vapor phase hydrocarbons. A detailed description of the purpose and scope of this study can be found in the *Chemistry and Toxicity of Dissolved-Phase Petroleum Fuel* (Brewer, 2021).

Table 1: Sample Analysis Summary

Sample Name	Collection Date	EPA Method			
		Modified 8260C-PIANO	Modified 8015C-TPH	Modified 8270E-Additives	Modified TO-15 Vapor
Day 0 - JP-5	3/31/2023	x	x		x
Day 0 - JP-5 + Simple Green	3/31/2023	x	x	x	x
Day 5 - JP-5	4/5/2023	x	x		
Day 5 - JP-5 + Simple Green	4/5/2023	x	x	x	
Day 10 - JP-5	4/10/2023	x	x		
Day 10 - JP-5 + Simple Green	4/10/2023	x	x	x	
Day 15 - JP-5	4/15/2023	x	x		
Day 15 - JP-5 + Simple Green	4/15/5023	x	x	x	
Day 20 - JP-5	4/20/2023	x	x		x
Day 20 - JP-5 + Simple Green	4/20/2023	x	x	x	x

Summary of Analytical Methodology

Alpha Analytical (Alpha) tested all WAF samples by EPA Method 8260C-PIANO for a full list of C5-

C13 volatile petroleum hydrocarbons, and by EPA Method 8015C for C9-C44 Total Petroleum Hydrocarbons. WAF samples that were dosed with Simple Green were also tested by EPA Method 8270E for additive and dispersant analysis. Head space vapor samples were collected from Day 0 and Day 20 WAF samples and were tested by EPA Method TO-15 for vapor phase hydrocarbons. The Alpha Analytical data packages are attached to this report and can be referenced for results and supporting laboratory documentation.

In addition to the conventional laboratory testing performed by Alpha Analytical, NewFields Environmental Forensics performed a series of extended analysis on the raw laboratory data. Using the raw laboratory data collected by Alpha, Newfields processed the TO-15 vapor phase data, the 8015C-TPH data, and the 8270E-Additive data for an extended list of aliphatic and aromatic carbon range fractions, and for additive and dispersant indicator compounds. A full list of the extended analytes is listed in Table 2. The supporting raw data and integrations for these analytes can be found attached to this report in the Detailed Quant Report addendum.

Table 2: Analyte Summary of Extended Data Processing

Method	Class	Analyte
TO-15-Vapor	Aliphatic	C5-C8 Aliphatics
TO-15-Vapor	Aliphatic	C9-C12+ Aliphatics
TO-15-Vapor	Aromatic	C9-C12+ Aromatics
PIANO-VOCs	Aliphatic	C5-C6 Aliphatics
PIANO-VOCs	Aliphatic	>C6-C8 Aliphatics
8015C-TPH	Aliphatic	>C8-C10 Aliphatics
8015C-TPH	Aliphatic	>C10-C12 Aliphatics
8015C-TPH	Aliphatic	>C12-C16 Aliphatics
8015C-TPH	Aliphatic	>C16-C21 Aliphatics
8015C-TPH	Aliphatic	>C21-C32 Aliphatics
8015C-TPH	Aromatic	>C8-C10 Aromatics
8015C-TPH	Aromatic	>C10-C12 Aromatics
8015C-TPH	Aromatic	>C12-C16 Aromatics
8015C-TPH	Aromatic	>C16-C21 Aromatics
8015C-TPH	Aromatic	>C21-C32 Aromatics
8270E-Additives	Additive	2(2-methoxyethoxy)-ethanol
8270E-Additives	Additive	1-butoxy-2-propanol

Reporting

The results reported in this experiment include concentrations reported in mg/L for aqueous samples, mg/kg_{oil} for the JP-5 jet fuel product, and ug/m³ for vapor samples. The report also includes GC/FID and GC/MS chromatograms (aliphatic, aromatic, and combined extracts), and the detailed raw data quantitation reports that record the integration of each carbon range. I am available to discuss this data further at your convenience.

Sincerely,



Eric Litman, M.S.
Senior Consultant
NewFields Environmental Forensics

Attached:

Attachment A: Carbon Range and Additive Summary Data Report
Attachment B: Quantitation Raw Data Reports
Attachment C: Alpha Analytical Data Packages

Experiment Day	NA
Sample Matrix	Product
Fuel	JP-5
Fuel to Water Ratio	NA
Dispersent	None
Client ID	JP-5 NEAT FUEL
Lab ID	L2259785-01
Matrix	OIL
Reference Method	8015D(M)
Batch ID	WG1742147
Date Collected	8/2/2022
Date Received	10/26/2022
Date Prepped	2/8/2023
Date Analyzed	2/10/2023
Sample Size(wet)	0.103
% Solid	100
File ID	f18021023020

Method	Abbrev	Analytes	Units	Result	Q	RL
TO-15-Vapor	B	Benzene	µg/m³	3,180		163
TO-15-Vapor	T	Toluene	µg/m³	30,600		192
TO-15-Vapor	EB	Ethylbenzene	µg/m³	21,300		222
TO-15-Vapor	MPX	P/M-Xylene	µg/m³	71,200		443
TO-15-Vapor	OX	O-Xylene	µg/m³	37,100		222
TO-15-Vapor	N0	Naphthalene	µg/m³	6,080		267
TO-15-Vapor	2MN	2-Methylnaphthalene	µg/m³	3,649		267
TO-15-Vapor	1MN	1-Methylnaphthalene	µg/m³	2,743		267
TO-15-Vapor	Aliphatic	C5-C8 Aliphatics	µg/m³	2,211,128		180
TO-15-Vapor	Aliphatic	C9-C12+ Aliphatics	µg/m³	9,165,198		180
TO-15-Vapor	Aromatic	C9-C12+ Aromatics	µg/m³	373,769		440
PIANO-VOCs	B	Benzene	mg/kg	22.6	J	89.2
PIANO-VOCs	T	Toluene	mg/kg	187		89.2
PIANO-VOCs	EB	Ethylbenzene	mg/kg	279		89.2
PIANO-VOCs	MPX	P/M-Xylene	mg/kg	1350		89.2
PIANO-VOCs	OX	O-Xylene	mg/kg	739		89.2
PIANO-VOCs	N0	Naphthalene	mg/kg	2890		89.2
PIANO-VOCs	2MN	2-Methylnaphthalene	mg/kg	5440		89.2
PIANO-VOCs	1MN	1-Methylnaphthalene	mg/kg	3590		89.2
PIANO-VOCs	Aliphatic	C5-C6 Aliphatics	mg/kg	163		89.2
PIANO-VOCs	Aliphatic	>C6-C8 Aliphatics	mg/kg	1,073		89.2
8015B-TPH	Aliphatic	>C8-C10 Aliphatics	mg/kg	41,036		1,280
8015B-TPH	Aliphatic	>C10-C12 Aliphatics	mg/kg	246,692		1,280
8015B-TPH	Aliphatic	>C12-C16 Aliphatics	mg/kg	322,432		1,280
8015B-TPH	Aliphatic	>C16-C21 Aliphatics	mg/kg	5,030		1,280
8015B-TPH	Aliphatic	>C21-C32 Aliphatics	mg/kg		U	1,280
8015B-TPH	Aromatic	>C8-C10 Aromatics	mg/kg	7,755		1,280
8015B-TPH	Aromatic	>C10-C12 Aromatics	mg/kg	44,846		1,280
8015B-TPH	Aromatic	>C12-C16 Aromatics	mg/kg	81,015		1,280
8015B-TPH	Aromatic	>C16-C21 Aromatics	mg/kg	1,769		1,280
8015B-TPH	Aromatic	>C21-C32 Aromatics	mg/kg		U	1,280
8015B-TPH	Combined	>C8-C10 Combined	mg/kg	78,820		6,410
8015B-TPH	Combined	>C10-C12 Combined	mg/kg	385,562		6,410
8015B-TPH	Combined	>C12-C16 Combined	mg/kg	441,165		6,410
8015B-TPH	Combined	>C16-C21 Combined	mg/kg	17,254		6,410
8015B-TPH	Combined	>C21-C32 Combined	mg/kg		U	6,410
8015B-TPH	Combined	TPH (C9-C44)	mg/kg	923,000		6,410
8015B-TPH	Aliphatic	TPH (C9-C44) - F1 Aliphatics	mg/kg	623,000		6,410
8015B-TPH	Aromatic	TPH (C9-C44) - F2 Aromatics	mg/kg	135,000		6,410

Semi-Quantitative

8270-Full Scan Additives	2(2-methoxyethoxy)-ethanol	NA
8270-Full Scan Dispersent	1-butoxy-2-propanol	NA

Experiment Day	Day 0	Day 0
Sample Matrix	WAF	WAF
Fuel	JP-5	JP-5
Fuel to Water Ratio	1:100	1:100
Dispersent	None	Simple Green
Client ID	DAY0-JP-5_2	DAY0-JP-5+SG_2
Lab ID	L2317027-01	L2317027-04
Matrix	WATER	WATER
Reference Method	8015D(M)	8015D(M)
Batch ID	WG1763893	WG1763893
Date Collected	3/31/2023	3/31/2023
Date Received	3/31/2023	3/31/2023
Date Prepped	4/7/2023	4/7/2023
Date Analyzed	4/28/2023	4/28/2023
Sample Size(wet)	850	850
% Solid	100	100
File ID	f18042723045	f18042723047

Method	Abbrev	Analytes	Units	Result	Q	RL	Result	Q	RL
TO-15-Vapor	B	Benzene	µg/m³	3,020		266	3,060		271
TO-15-Vapor	T	Toluene	µg/m³	27,000		314	26,900		319
TO-15-Vapor	EB	Ethylbenzene	µg/m³	16,000		362	16,500		368
TO-15-Vapor	MPX	P/M-Xylene	µg/m³	53,900		725	55,600		734
TO-15-Vapor	OX	O-Xylene	µg/m³	27,100		362	28,400		368
TO-15-Vapor	N0	Naphthalene	µg/m³	4,020		437	4,790		444
TO-15-Vapor	2MN	2-Methylnaphthalene	µg/m³	2,129		437	1,745		444
TO-15-Vapor	1MN	1-Methylnaphthalene	µg/m³	3,245		437	2,821		444
TO-15-Vapor	Aliphatic	C5-C8 Aliphatics	µg/m³	1,869,813		294	1,859,635		294
TO-15-Vapor	Aliphatic	C9-C12+ Aliphatics	µg/m³	7,269,452		294	7,849,978		294
TO-15-Vapor	Aromatic	C9-C12+ Aromatics	µg/m³	295,282		362	316,860		362
PIANO-VOCs	B	Benzene	mg/kg	0.00235		0.002	0.00243		0.002
PIANO-VOCs	T	Toluene	mg/kg	0.0188		0.002	0.0203		0.002
PIANO-VOCs	EB	Ethylbenzene	mg/kg	0.00783		0.002	0.00891		0.002
PIANO-VOCs	MPX	P/M-Xylene	mg/kg	0.0362		0.002	0.0413		0.002
PIANO-VOCs	OX	O-Xylene	mg/kg	0.0238		0.002	0.0269		0.002
PIANO-VOCs	N0	Naphthalene	mg/kg	0.0611		0.002	0.065		0.002
PIANO-VOCs	2MN	2-Methylnaphthalene	mg/kg	0.0285		0.002	0.0307		0.002
PIANO-VOCs	1MN	1-Methylnaphthalene	mg/kg	0.0206		0.002	0.0219		0.002
PIANO-VOCs	Aliphatic	C5-C6 Aliphatics	mg/kg		U	0.002		U	0.002
PIANO-VOCs	Aliphatic	>C6-C8 Aliphatics	mg/kg		U	0.002		U	0.002
8015B-TPH	Aliphatic	>C8-C10 Aliphatics	mg/kg		U	0.078		U	0.078
8015B-TPH	Aliphatic	>C10-C12 Aliphatics	mg/kg		U	0.078		U	0.078
8015B-TPH	Aliphatic	>C12-C16 Aliphatics	mg/kg		U	0.078		U	0.078
8015B-TPH	Aliphatic	>C16-C21 Aliphatics	mg/kg		U	0.078		U	0.078
8015B-TPH	Aliphatic	>C21-C32 Aliphatics	mg/kg		U	0.078		U	0.078
8015B-TPH	Aromatic	>C8-C10 Aromatics	mg/kg	0.085		0.078	0.083		0.078
8015B-TPH	Aromatic	>C10-C12 Aromatics	mg/kg	0.177		0.078	0.155		0.078
8015B-TPH	Aromatic	>C12-C16 Aromatics	mg/kg	0.138		0.078	0.119		0.078
8015B-TPH	Aromatic	>C16-C21 Aromatics	mg/kg		U	0.078		U	0.078
8015B-TPH	Aromatic	>C21-C32 Aromatics	mg/kg		U	0.078		U	0.078
8015B-TPH	Combined	>C8-C10 Combined	mg/kg	0.230		0.078	0.389		0.078
8015B-TPH	Combined	>C10-C12 Combined	mg/kg	0.354		0.078	0.369		0.078
8015B-TPH	Combined	>C12-C16 Combined	mg/kg	0.484		0.078	0.526		0.078
8015B-TPH	Combined	>C16-C21 Combined	mg/kg	0.118		0.078	0.138		0.078
8015B-TPH	Combined	>C21-C32 Combined	mg/kg		U	0.078	0.091		0.078
8015B-TPH	Combined	TPH (C9-C44)	mg/kg	1.26		0.078	1.68		0.078
8015B-TPH	Aliphatic	TPH (C9-C44) - F1 Aliphatics	mg/kg	0.0170	J	0.078	0.0230	J	0.078
8015B-TPH	Aromatic	TPH (C9-C44) - F2 Aromatics	mg/kg	0.477		0.078	0.343		0.078

Semi-Quantitative				Q	RL	Result	Q	RL
8270-Full Scan	Additives	2(2-methoxyethoxy)-ethanol		0.049	1.0	0.045		1.0
8270-Full Scan	Dispersent	1-butoxy-2-propanol		0.000	1.0	0.035		1.0

Experiment Day	Day 5	Day 5
Sample Matrix	WAF	WAF
Fuel	JP-5	JP-5
Fuel to Water Ratio	1:100	1:100
Dispersent	None	Simple Green
Client ID	DAY5-JP-5_2	DAY5-JP-5_2+SG_2
Lab ID	L2317027-07	L2317027-10
Matrix	WATER	WATER
Reference Method	8015D(M)	8015D(M)
Batch ID	WG1763893	WG1763893
Date Collected	4/5/2023	4/5/2023
Date Received	4/5/2023	4/5/2023
Date Prepped	4/7/2023	4/7/2023
Date Analyzed	4/28/2023	4/28/2023
Sample Size(wet)	830	830
% Solid	100	100
File ID	f18042723049	f18042723051

Method	Abbrev	Analytes	Units	Result	Q	RL	Result	Q	RL
TO-15-Vapor	B	Benzene	µg/m³						
TO-15-Vapor	T	Toluene	µg/m³						
TO-15-Vapor	EB	Ethylbenzene	µg/m³						
TO-15-Vapor	MPX	P/M-Xylene	µg/m³						
TO-15-Vapor	OX	O-Xylene	µg/m³						
TO-15-Vapor	N0	Naphthalene	µg/m³						
TO-15-Vapor	2MN	2-Methylnaphthalene	µg/m³						
TO-15-Vapor	1MN	1-Methylnaphthalene	µg/m³						
TO-15-Vapor	Aliphatic	C5-C8 Aliphatics	µg/m³						
TO-15-Vapor	Aliphatic	C9-C12+ Aliphatics	µg/m³						
TO-15-Vapor	Aromatic	C9-C12+ Aromatics	µg/m³						
PIANO-VOCs	B	Benzene	mg/L	0.0128		0.002	0.0121		0.002
PIANO-VOCs	T	Toluene	mg/L	0.158		0.002	0.159		0.002
PIANO-VOCs	EB	Ethylbenzene	mg/L	0.0838		0.002	0.0874		0.002
PIANO-VOCs	MPX	P/M-Xylene	mg/L	0.378		0.002	0.400		0.002
PIANO-VOCs	OX	O-Xylene	mg/L	0.250		0.002	0.241		0.002
PIANO-VOCs	N0	Naphthalene	mg/L	0.612		0.002	0.602		0.002
PIANO-VOCs	2MN	2-Methylnaphthalene	mg/L	0.318		0.002	0.308		0.002
PIANO-VOCs	1MN	1-Methylnaphthalene	mg/L	0.233		0.002	0.228		0.002
PIANO-VOCs	Aliphatic	C5-C6 Aliphatics	mg/L		U	0.002		U	0.002
PIANO-VOCs	Aliphatic	>C6-C8 Aliphatics	mg/L	0.0078		0.002	0.0079		0.002
8015B-TPH	Aliphatic	>C8-C10 Aliphatics	mg/L		U	0.08		U	0.08
8015B-TPH	Aliphatic	>C10-C12 Aliphatics	mg/L		U	0.08		U	0.08
8015B-TPH	Aliphatic	>C12-C16 Aliphatics	mg/L		U	0.08		U	0.08
8015B-TPH	Aliphatic	>C16-C21 Aliphatics	mg/L		U	0.08		U	0.08
8015B-TPH	Aliphatic	>C21-C32 Aliphatics	mg/L		U	0.08		U	0.08
8015B-TPH	Aromatic	>C8-C10 Aromatics	mg/L	0.657		0.08	0.64		0.08
8015B-TPH	Aromatic	>C10-C12 Aromatics	mg/L	1.23		0.08	1.22		0.08
8015B-TPH	Aromatic	>C12-C16 Aromatics	mg/L	0.79		0.08	0.79		0.08
8015B-TPH	Aromatic	>C16-C21 Aromatics	mg/L		U	0.08		U	0.08
8015B-TPH	Aromatic	>C21-C32 Aromatics	mg/L		U	0.08		U	0.08
8015B-TPH	Combined	>C8-C10 Combined	mg/L	1.13		0.08	1.42		0.08
8015B-TPH	Combined	>C10-C12 Combined	mg/L	1.91		0.08	2.10		0.08
8015B-TPH	Combined	>C12-C16 Combined	mg/L	1.79		0.08	1.92		0.08
8015B-TPH	Combined	>C16-C21 Combined	mg/L	0.19		0.08	0.20		0.08
8015B-TPH	Combined	>C21-C32 Combined	mg/L		U	0.08	0.14		0.08
8015B-TPH	Combined	TPH (C9-C44)	mg/L	4.89		0.08	5.68		0.08
8015B-TPH	Aliphatic	TPH (C9-C44) - F1 Aliphatics	mg/L	0.0380	J	0.08	0.024	J	0.08
8015B-TPH	Aromatic	TPH (C9-C44) - F2 Aromatics	mg/L	2.49		0.08	2.47		0.08
Semi-Quantitative					Q	RL	Result	Q	RL
8270-Full Scan	Additives	2(2-methoxyethoxy)-ethanol	mg/L	0.049		1.0	0.053		1.0
8270-Full Scan	Dispersent	1-butoxy-2-propanol	mg/L	0.000		1.0	0.039		1.0

Experiment Day	Day 10	Day 10
Sample Matrix	WAF	WAF
Fuel	JP-5	JP-5
Fuel to Water Ratio	1:100	1:100
Dispersent	None	Simple Green
Client ID	DAY10-JP-5_2	DAY10-JP-5_2+SG_2
Lab ID	L2317027-13	L2317027-16
Matrix	WATER	WATER
Reference Method	8015D(M)	8015D(M)
Batch ID	WG1767601	WG1763893
Date Collected	4/10/2023	4/10/2023
Date Received	4/10/2023	4/10/2023
Date Prepped	4/17/2023	4/17/2023
Date Analyzed	4/29/2023	4/29/2023
Sample Size(wet)	840	830
% Solid	100	100
File ID	f18042723059	f18042723061

Method	Abbrev	Analytes	Units	Result	Q	RL	Result	Q	RL
TO-15-Vapor	B	Benzene	µg/m³						
TO-15-Vapor	T	Toluene	µg/m³						
TO-15-Vapor	EB	Ethylbenzene	µg/m³						
TO-15-Vapor	MPX	P/M-Xylene	µg/m³						
TO-15-Vapor	OX	O-Xylene	µg/m³						
TO-15-Vapor	N0	Naphthalene	µg/m³						
TO-15-Vapor	2MN	2-Methylnaphthalene	µg/m³						
TO-15-Vapor	1MN	1-Methylnaphthalene	µg/m³						
TO-15-Vapor	Aliphatic	C5-C8 Aliphatics	µg/m³						
TO-15-Vapor	Aliphatic	C9-C12+ Aliphatics	µg/m³						
TO-15-Vapor	Aromatic	C9-C12+ Aromatics	µg/m³						
PIANO-VOCs	B	Benzene	mg/L	0.0134		0.002	0.0134		0.002
PIANO-VOCs	T	Toluene	mg/L	0.162		0.002	0.166		0.002
PIANO-VOCs	EB	Ethylbenzene	mg/L	0.0821		0.002	0.0868		0.002
PIANO-VOCs	MPX	P/M-Xylene	mg/L	0.382		0.002	0.408		0.002
PIANO-VOCs	OX	O-Xylene	mg/L	0.253		0.002	0.270		0.002
PIANO-VOCs	N0	Naphthalene	mg/L	0.616		0.002	0.660		0.002
PIANO-VOCs	2MN	2-Methylnaphthalene	mg/L	0.322		0.002	0.343		0.002
PIANO-VOCs	1MN	1-Methylnaphthalene	mg/L	0.236		0.002	0.254		0.002
PIANO-VOCs	Aliphatic	C5-C6 Aliphatics	mg/L		U	0.002		U	0.002
PIANO-VOCs	Aliphatic	>C6-C8 Aliphatics	mg/L	0.0069		0.002	0.0067		0.002
8015B-TPH	Aliphatic	>C8-C10 Aliphatics	mg/L		U	0.08		U	0.08
8015B-TPH	Aliphatic	>C10-C12 Aliphatics	mg/L		U	0.08		U	0.08
8015B-TPH	Aliphatic	>C12-C16 Aliphatics	mg/L		U	0.08		U	0.08
8015B-TPH	Aliphatic	>C16-C21 Aliphatics	mg/L		U	0.08		U	0.08
8015B-TPH	Aliphatic	>C21-C32 Aliphatics	mg/L		U	0.08		U	0.08
8015B-TPH	Aromatic	>C8-C10 Aromatics	mg/L	0.78		0.08	0.66		0.08
8015B-TPH	Aromatic	>C10-C12 Aromatics	mg/L	1.53		0.08	1.26		0.08
8015B-TPH	Aromatic	>C12-C16 Aromatics	mg/L	1.02		0.08	0.83		0.08
8015B-TPH	Aromatic	>C16-C21 Aromatics	mg/L		U	0.08		U	0.08
8015B-TPH	Aromatic	>C21-C32 Aromatics	mg/L		U	0.08		U	0.08
8015B-TPH	Combined	>C8-C10 Combined	mg/L	1.31		0.08	1.31		0.08
8015B-TPH	Combined	>C10-C12 Combined	mg/L	2.26		0.08	1.96		0.08
8015B-TPH	Combined	>C12-C16 Combined	mg/L	2.05		0.08	1.67		0.08
8015B-TPH	Combined	>C16-C21 Combined	mg/L	0.18		0.08	0.18		0.08
8015B-TPH	Combined	>C21-C32 Combined	mg/L		U	0.08	0.13		0.08
8015B-TPH	Combined	TPH (C9-C44)	mg/L	5.58		0.08	5.31		0.08
8015B-TPH	Aliphatic	TPH (C9-C44) - F1 Aliphatics	mg/L	0.00002	J	0.08	0.00002	J	0.08
8015B-TPH	Aromatic	TPH (C9-C44) - F2 Aromatics	mg/L	3.07		0.08	2.59		0.08
Semi-Quantitative					Q	RL	Result	Q	RL
8270-Full Scan	Additives	2(2-methoxyethoxy)-ethanol	mg/L	0.052		1.0	0.059		1.0
8270-Full Scan	Dispersent	1-butoxy-2-propanol	mg/L	0.000		1.0	0.036		1.0

Experiment Day	Day 15	Day 15
Sample Matrix	WAF	WAF
Fuel	JP-5	JP-5
Fuel to Water Ratio	1:100	1:100
Dispersent	None	Simple Green
Client ID	DAY15-JP-5_2	DAY15-JP-5_2+SG_2
Lab ID	L2317027-19	L2317027-22
Matrix	WATER	WATER
Reference Method	8015D(M)	8015D(M)
Batch ID	WG1763893	WG1763893
Date Collected	4/15/2023	4/15/2023
Date Received	4/15/2023	4/15/2023
Date Prepped	4/21/2023	4/21/2023
Date Analyzed	4/28/2023	4/28/2023
Sample Size(wet)	820	860
% Solid	100	100
File ID	f18042723041	f18042723043

Method	Abbrev	Analytes	Units	Result	Q	RL	Result	Q	RL
TO-15-Vapor	B	Benzene	µg/m³						
TO-15-Vapor	T	Toluene	µg/m³						
TO-15-Vapor	EB	Ethylbenzene	µg/m³						
TO-15-Vapor	MPX	P/M-Xylene	µg/m³						
TO-15-Vapor	OX	O-Xylene	µg/m³						
TO-15-Vapor	N0	Naphthalene	µg/m³						
TO-15-Vapor	2MN	2-Methylnaphthalene	µg/m³						
TO-15-Vapor	1MN	1-Methylnaphthalene	µg/m³						
TO-15-Vapor	Aliphatic	C5-C8 Aliphatics	µg/m³						
TO-15-Vapor	Aliphatic	C9-C12+ Aliphatics	µg/m³						
TO-15-Vapor	Aromatic	C9-C12+ Aromatics	µg/m³						
PIANO-VOCs	B	Benzene	mg/L	0.0139		0.002	0.0133		0.002
PIANO-VOCs	T	Toluene	mg/L	0.154		0.002	0.162		0.002
PIANO-VOCs	EB	Ethylbenzene	mg/L	0.079		0.002	0.0853		0.002
PIANO-VOCs	MPX	P/M-Xylene	mg/L	0.373		0.002	0.407		0.002
PIANO-VOCs	OX	O-Xylene	mg/L	0.251		0.002	0.274		0.002
PIANO-VOCs	N0	Naphthalene	mg/L	0.706		0.002	0.725		0.002
PIANO-VOCs	2MN	2-Methylnaphthalene	mg/L	0.371		0.002	0.381		0.002
PIANO-VOCs	1MN	1-Methylnaphthalene	mg/L	0.275		0.002	0.286		0.002
PIANO-VOCs	Aliphatic	C5-C6 Aliphatics	mg/L		U	0.002		U	0.002
PIANO-VOCs	Aliphatic	>C6-C8 Aliphatics	mg/L	0.0062	U	0.002	0.0058	J	0.002
8015B-TPH	Aliphatic	>C8-C10 Aliphatics	mg/L		U	0.081		U	0.077
8015B-TPH	Aliphatic	>C10-C12 Aliphatics	mg/L		U	0.081		U	0.077
8015B-TPH	Aliphatic	>C12-C16 Aliphatics	mg/L		U	0.081		U	0.077
8015B-TPH	Aliphatic	>C16-C21 Aliphatics	mg/L		U	0.081		U	0.077
8015B-TPH	Aliphatic	>C21-C32 Aliphatics	mg/L		U	0.081		U	0.077
8015B-TPH	Aromatic	>C8-C10 Aromatics	mg/L	0.63		0.081	0.74		0.077
8015B-TPH	Aromatic	>C10-C12 Aromatics	mg/L	1.32		0.081	1.52		0.077
8015B-TPH	Aromatic	>C12-C16 Aromatics	mg/L	0.90		0.081	1.15		0.077
8015B-TPH	Aromatic	>C16-C21 Aromatics	mg/L		U	0.081		U	0.077
8015B-TPH	Aromatic	>C21-C32 Aromatics	mg/L		U	0.081		U	0.077
8015B-TPH	Combined	>C8-C10 Combined	mg/L	1.15		0.081	1.27		0.077
8015B-TPH	Combined	>C10-C12 Combined	mg/L	2.07		0.081	2.00		0.077
8015B-TPH	Combined	>C12-C16 Combined	mg/L	1.88		0.081	1.83		0.077
8015B-TPH	Combined	>C16-C21 Combined	mg/L	0.17		0.081	0.18		0.077
8015B-TPH	Combined	>C21-C32 Combined	mg/L		U	0.081	0.10		0.077
8015B-TPH	Combined	TPH (C9-C44)	mg/L	5.31		0.081	5.14		0.077
8015B-TPH	Aliphatic	TPH (C9-C44) - F1 Aliphatics	mg/L	0.01	J	0.081	0.01	J	0.077
8015B-TPH	Aromatic	TPH (C9-C44) - F2 Aromatics	mg/L	2.75		0.081	3.06		0.077
Semi-Quantitative					Q	RL	Result	Q	RL
8270-Full Scan	Additives	2(2-methoxyethoxy)-ethanol	mg/L	0.053		1.0	0.047		1.0
8270-Full Scan	Dispersent	1-butoxy-2-propanol	mg/L	0.000		1.0	0.039		1.0

Experiment Day	Day 20	Day 20
Sample Matrix	WAF	WAF
Fuel	JP-5	JP-5
Fuel to Water Ratio	1:100	1:100
Dispersent	None	Simple Green
Client ID	DAY20-JP-5_2	DAY20-JP-5_2+SG_2
Lab ID	L2317027-25	L2317027-28
Matrix	WATER	WATER
Reference Method	8015D(M)	8015D(M)
Batch ID	WG1763893	WG1767601
Date Collected	4/20/2023	4/20/2023
Date Received	4/20/2023	4/20/2023
Date Prepped	4/26/2023	4/26/2023
Date Analyzed	4/28/2023	4/28/2023
Sample Size(wet)	830	830
% Solid	100	100
File ID	f18042723053	f18042723055

Method	Abbrev	Analytes	Units	Result	Q	RL	Result	Q	RL
TO-15-Vapor	B	Benzene	µg/m³	1,610		319	2,190		319
TO-15-Vapor	T	Toluene	µg/m³	22,600		377	29,700		377
TO-15-Vapor	EB	Ethylbenzene	µg/m³	16,700		434	21,200		434
TO-15-Vapor	MPX	P/M-Xylene	µg/m³	62,100		869	78,200		869
TO-15-Vapor	OX	O-Xylene	µg/m³	29,500		434	37,500		434
TO-15-Vapor	N0	Naphthalene	µg/m³	3,850		524	5,560		524
TO-15-Vapor	2MN	2-Methylnaphthalene	µg/m³	1,745		524	3,402		524
TO-15-Vapor	1MN	1-Methylnaphthalene	µg/m³	2,821		524	5,467		524
TO-15-Vapor	Aliphatic	C5-C8 Aliphatics	µg/m³	1,887,957		352	2,194,998		352
TO-15-Vapor	Aliphatic	C9-C12+ Aliphatics	µg/m³	6,679,692		352	8,041,379		352
TO-15-Vapor	Aromatic	C9-C12+ Aromatics	µg/m³	347,868		434	456,854		434
PIANO-VOCs	B	Benzene	mg/L	0.0108		0.002	0.0128		0.002
PIANO-VOCs	T	Toluene	mg/L	0.143		0.002	0.160		0.002
PIANO-VOCs	EB	Ethylbenzene	mg/L	0.0782		0.002	0.0848		0.002
PIANO-VOCs	MPX	P/M-Xylene	mg/L	0.380		0.002	0.404		0.002
PIANO-VOCs	OX	O-Xylene	mg/L	0.253		0.002	0.271		0.002
PIANO-VOCs	N0	Naphthalene	mg/L	0.662		0.002	0.693		0.002
PIANO-VOCs	2MN	2-Methylnaphthalene	mg/L	0.345		0.002	0.360		0.002
PIANO-VOCs	1MN	1-Methylnaphthalene	mg/L	0.257		0.002	0.269		0.002
PIANO-VOCs	Aliphatic	C5-C6 Aliphatics	mg/L		U	0.002		U	0.002
PIANO-VOCs	Aliphatic	>C6-C8 Aliphatics	mg/L	0.0054	U	0.002	0.0059	U	0.002
8015B-TPH	Aliphatic	>C8-C10 Aliphatics	mg/L		U	0.08		U	0.08
8015B-TPH	Aliphatic	>C10-C12 Aliphatics	mg/L		U	0.08		U	0.08
8015B-TPH	Aliphatic	>C12-C16 Aliphatics	mg/L		U	0.08		U	0.08
8015B-TPH	Aliphatic	>C16-C21 Aliphatics	mg/L		U	0.08		U	0.08
8015B-TPH	Aliphatic	>C21-C32 Aliphatics	mg/L		U	0.08		U	0.08
8015B-TPH	Aromatic	>C8-C10 Aromatics	mg/L	0.83		0.08	0.83		0.08
8015B-TPH	Aromatic	>C10-C12 Aromatics	mg/L	1.59		0.08	1.58		0.08
8015B-TPH	Aromatic	>C12-C16 Aromatics	mg/L	1.05		0.08	1.00		0.08
8015B-TPH	Aromatic	>C16-C21 Aromatics	mg/L		U	0.08		U	0.08
8015B-TPH	Aromatic	>C21-C32 Aromatics	mg/L		U	0.08		U	0.08
8015B-TPH	Combined	>C8-C10 Combined	mg/L	1.26		0.08	1.47		0.08
8015B-TPH	Combined	>C10-C12 Combined	mg/L	2.19		0.08	2.23		0.08
8015B-TPH	Combined	>C12-C16 Combined	mg/L	1.82		0.08	1.96		0.08
8015B-TPH	Combined	>C16-C21 Combined	mg/L	0.15		0.08	0.19		0.08
8015B-TPH	Combined	>C21-C32 Combined	mg/L			0.08	0.13		0.08
8015B-TPH	Combined	TPH (C9-C44)	mg/L	5.26		0.08	5.93		0.08
8015B-TPH	Aliphatic	TPH (C9-C44) - F1 Aliphatics	mg/L	0.004	J	0.08	-	J	0.08
8015B-TPH	Aromatic	TPH (C9-C44) - F2 Aromatics	mg/L	3.33		0.08	3.32		0.08
Semi-Quantitative					Q	RL	Result	Q	RL
8270-Full Scan	Additives	2(2-methoxyethoxy)-ethanol	mg/L	Not Tested		1.0	0.053		1.0
8270-Full Scan	Dispersent	1-butoxy-2-propanol	mg/L	Not Tested		1.0	0.041		1.0

EPA Method 8015: Detailed Quant Reports Aliphatic and Aromatic Carbon Ranges

Data Path : C:\Projects\Hawaii DOH\2. Laboratory Data\Alpha\WAF Study\L2259785 (JP5)\TPH\NF TPH\
 Data File : f18021023020.D
 Signal(s) : FID1A.ch
 Acq On : 10 Feb 2023 11:48 pm
 Operator : FID18:WR
 Sample : L2259785-01,42,,
 Misc : WG1743197,WG1742147,ICAL19428
 ALS Vial : 10 Sample Multiplier: 1

Integration File: SHCINT2.E
 Quant Time: Jun 01 14:34:12 2023
 Quant Method : C:\Projects\Hawaii DOH\2. Laboratory Data\Alpha\HDOH Red Hill (TetraTech Hi sharin
 .. g files)\L2259785 (JP5)\TPH\NF TPH\NF TPH Quant.M
 Quant Title : FID Forensics
 QLast Update : Fri Sep 23 15:53:13 2022
 Response via : Initial Calibration
 Integrator: ChemStation

Volume Inj. : 1.0
 Signal Phase : Rtx-5MS
 Signal Info : 0.25mm

Blank Name : IB1802102301F
 Blank File : f18021023010.D

Compound	R.T.	Response	Conc Units
Internal Standards			
1) I 5-alpha-androstane	30.347	61164251	50.000 ug/mL m
System Monitoring Compounds			
2) s ortho-terphenyl	28.394f	60664551	47.444 ug/mL m
Spiked Amount 50.000	Range 50 - 130	Recovery =	94.89%
3) s d50-Tetracosane	35.015	51106372	50.549 ug/mL m
Spiked Amount 50.000	Range 50 - 130	Recovery =	101.10%
Target Compounds			
4) h > C8 to C10 Aliphatics	7.522	467271923	405.494 ug/mL m
5) h > C10 to C12 Aliphatics	12.357	2278780393	1977.506 ug/ml m
6) h > C12 to C16 Aliphatics	16.698	2608351179	2263.504 UG/ML m
7) h > C16 to C21 Aliphatics	28.312	103439320	89.764 UG/ML m
8) h > C21 to C32 Aliphatics	32.821	10641436	9.235 UG/ML m

SemiQuant Compounds - Not Calibrated on this Instrument

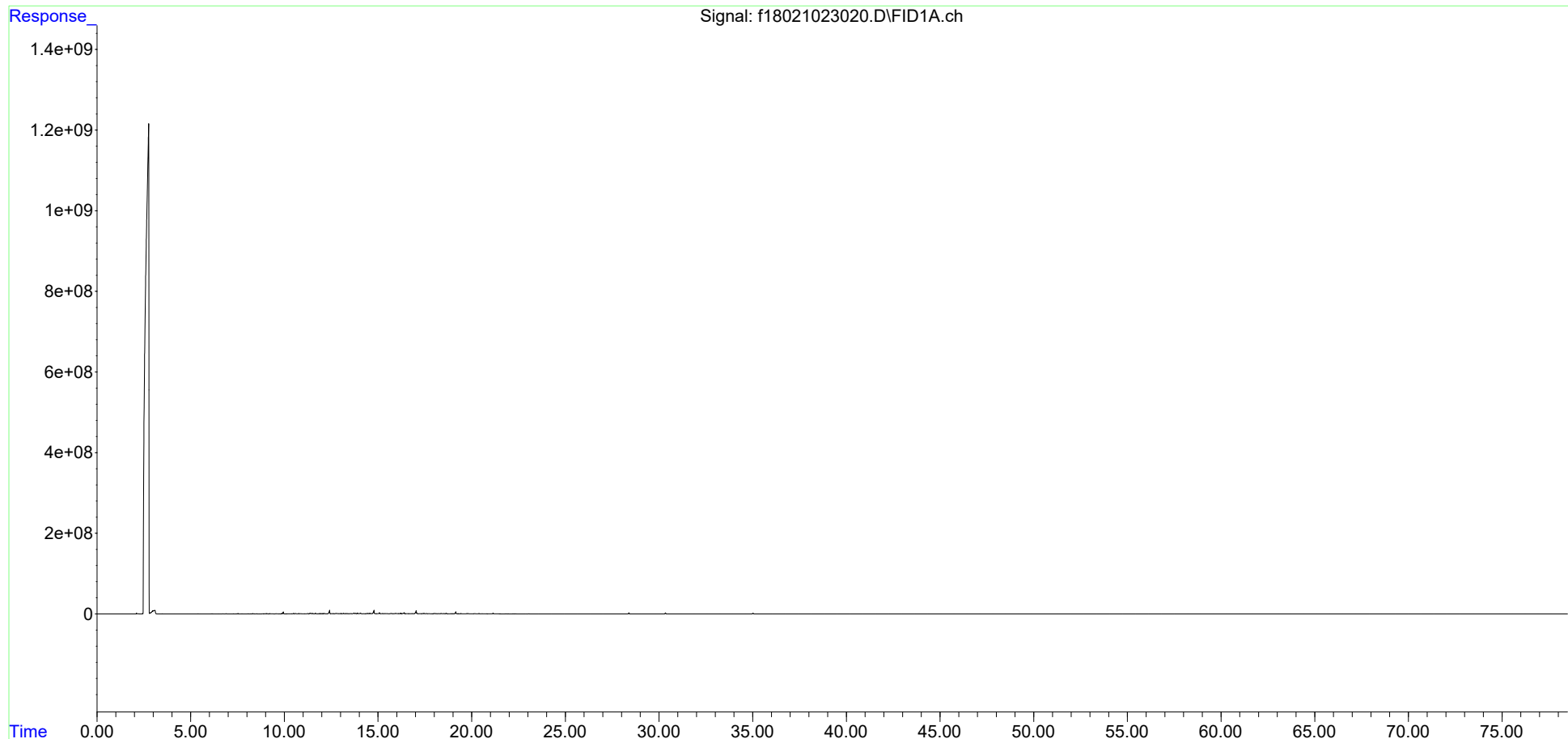
(f)=RT Delta > 1/2 Window

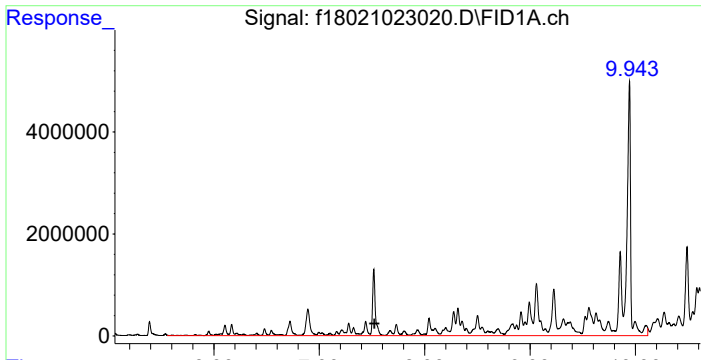
(m)=manual int.

Data Path : C:\Projects\Hawaii DOH\2. Laboratory Data\Alpha\WAF Study\L2259785 (JP5)\TPH\NF TPH\
Data File : f18021023020.D
Signal(s) : FID1A.ch
Acq On : 10 Feb 2023 11:48 pm
Operator : FID18:WR
Sample : 12259785-01,42,,
Misc : WG1743197,WG1742147,ICAL19428
ALS Vial : 10 Sample Multiplier: 1

Integration File: SHCINT2.E
Quant Time: Jun 01 14:34:12 2023
Quant Method : C:\Projects\Hawaii DOH\2. Laboratory Data\Alpha\HDOH Red Hill (TetraTech Hi sharin
g files)\L2259785 (JP5)\TPH\NF TPH\NF TPH Quant.M
Quant Title : FID Forensics
QLast Update : Fri Sep 23 15:53:13 2022
Response via : Initial Calibration
Integrator: ChemStation

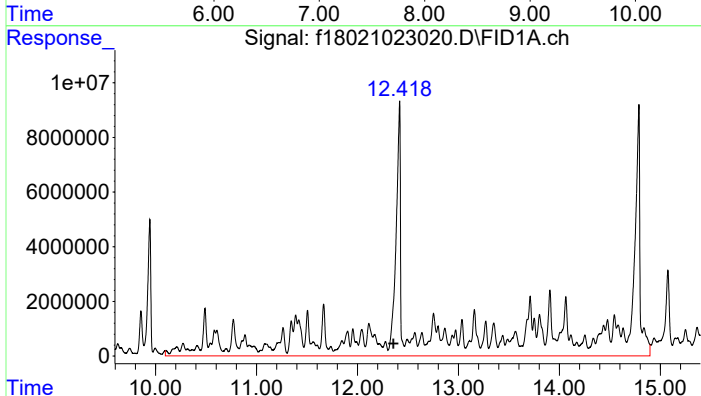
Volume Inj. : 1.0
Signal Phase : Rtx-5MS
Signal Info : 0.25mm





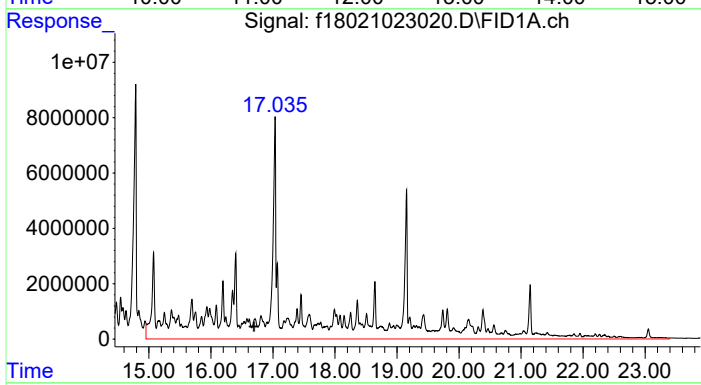
#4 > C8 to C10 Aliphatics

R.T.: 7.522 min
 Delta R.T.: 0.000 min
 Response: 467271923
 Conc: 405.49 ug/mL m



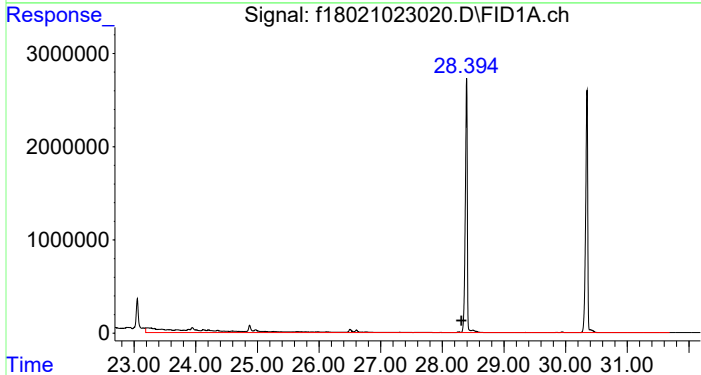
#5 > C10 to C12 Aliphatics

R.T.: 12.357 min
 Delta R.T.: 0.000 min
 Response: 2278780393
 Conc: 1977.51 ug/ml m



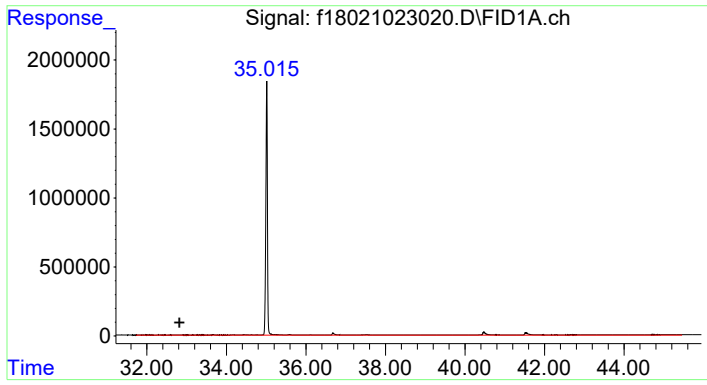
#6 > C12 to C16 Aliphatics

R.T.: 16.698 min
 Delta R.T.: 0.000 min
 Response: 2608351179
 Conc: 2263.50 UG/ML m



#7 > C16 to C21 Aliphatics

R.T.: 28.312 min
 Delta R.T.: 0.000 min
 Response: 103439320
 Conc: 89.76 UG/ML m



#8 > C21 to C32 Aliphatics

R.T.: 32.821 min
Delta R.T.: 0.000 min
Response: 10641436
Conc: 9.23 UG/ML m

Data Path : C:\Projects\Hawaii DOH\2. Laboratory Data\Alpha\WAF Study\L2259785 (JP5)\TPH\NF TPH\
 Data File : f18021023048.D
 Signal(s) : FID1A.ch
 Acq On : 11 Feb 2023 07:54 pm
 Operator : FID18:WR
 Sample : 12259785-02F1,42,,
 Misc : WG1743197,WG1742591,ICAL19428
 ALS Vial : 24 Sample Multiplier: 1

Integration File: SHCINT2.E
 Quant Time: Jun 01 14:30:31 2023
 Quant Method : C:\Projects\Hawaii DOH\2. Laboratory Data\Alpha\HDOH Red Hill (TetraTech Hi sharin
 .. g files)\L2259785 (JP5)\TPH\NF TPH\NF TPH Quant.M
 Quant Title : FID Forensics
 QLast Update : Fri Sep 23 15:53:13 2022
 Response via : Initial Calibration
 Integrator: ChemStation

Volume Inj. : 1.0
 Signal Phase : Rtx-5MS
 Signal Info : 0.25mm

Blank Name : IB1802102302F
 Blank File : f18021023028.D

Compound	R.T.	Response	Conc Units

Internal Standards			
1) I 5-alpha-androstane	30.360	75109634	50.000 ug/mL m
System Monitoring Compounds			
3) s d50-Tetracosane	35.025	61080160	49.197 ug/mL m
Spiked Amount 50.000	Range 50 - 130	Recovery =	98.39%
Target Compounds			
4) h > C8 to C10 Aliphatics	7.522	1490458085	1053.264 ug/mL m
5) h > C10 to C12 Aliphatics	12.357	8951127762	6325.503 ug/ml m
6) h > C12 to C16 Aliphatics	16.698	11731527962	8290.331 UG/ML m
7) h > C16 to C21 Aliphatics	28.312	183694210	129.811 UG/ML m
8) h > C21 to C32 Aliphatics	32.821	15352181	10.849 UG/ML m

SemiQuant Compounds - Not Calibrated on this Instrument

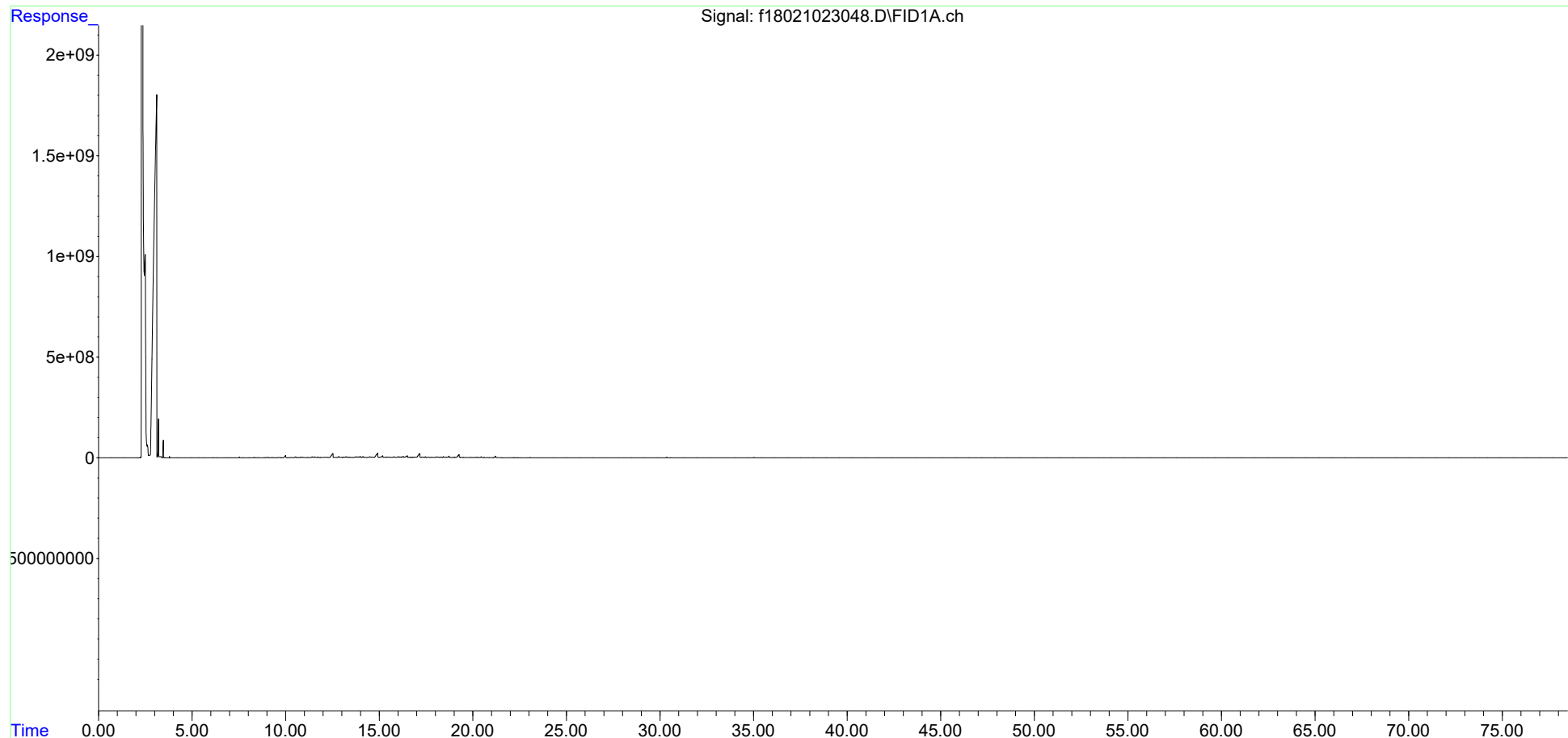
(f)=RT Delta > 1/2 Window

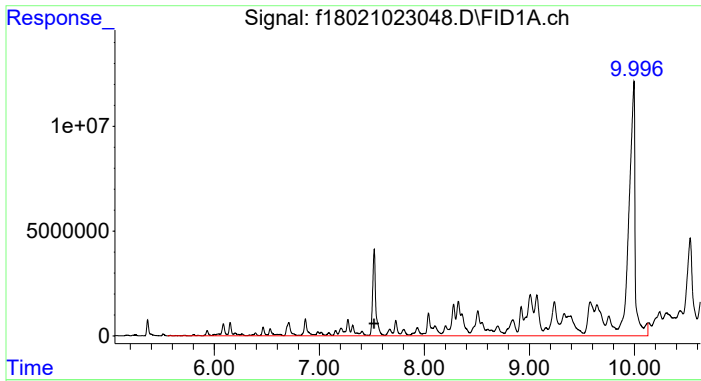
(m)=manual int.

Data Path : C:\Projects\Hawaii DOH\2. Laboratory Data\Alpha\WAF Study\L2259785 (JP5)\TPH\NF TPH\
Data File : f18021023048.D
Signal(s) : FID1A.ch
Acq On : 11 Feb 2023 07:54 pm
Operator : FID18:WR
Sample : 12259785-02F1,42,,
Misc : WG1743197,WG1742591,ICAL19428
ALS Vial : 24 Sample Multiplier: 1

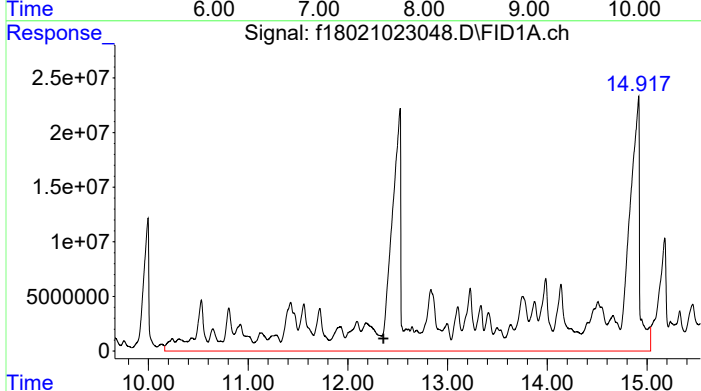
Integration File: SHCINT2.E
Quant Time: Jun 01 14:30:31 2023
Quant Method : C:\Projects\Hawaii DOH\2. Laboratory Data\Alpha\HDOH Red Hill (TetraTech Hi sharin
g files)\L2259785 (JP5)\TPH\NF TPH\NF TPH Quant.M
Quant Title : FID Forensics
QLast Update : Fri Sep 23 15:53:13 2022
Response via : Initial Calibration
Integrator: ChemStation

Volume Inj. : 1.0
Signal Phase : Rtx-5MS
Signal Info : 0.25mm

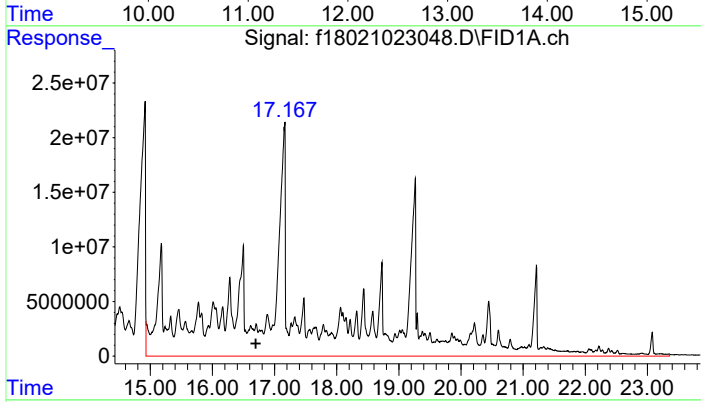




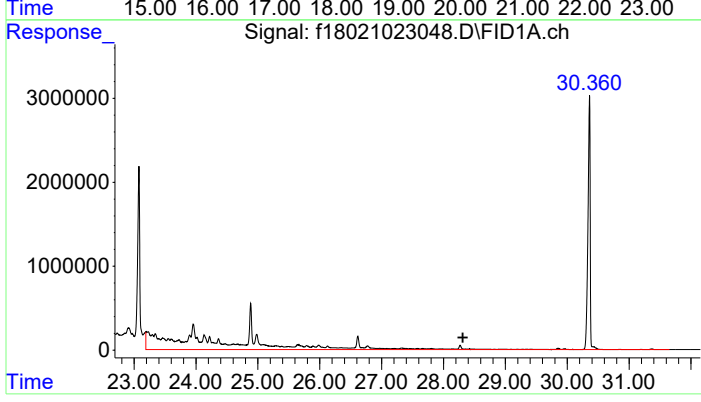
#4 > C8 to C10 Aliphatics
 R.T.: 7.522 min
 Delta R.T.: 0.000 min
 Response: 1490458085
 Conc: 1053.26 ug/mL m



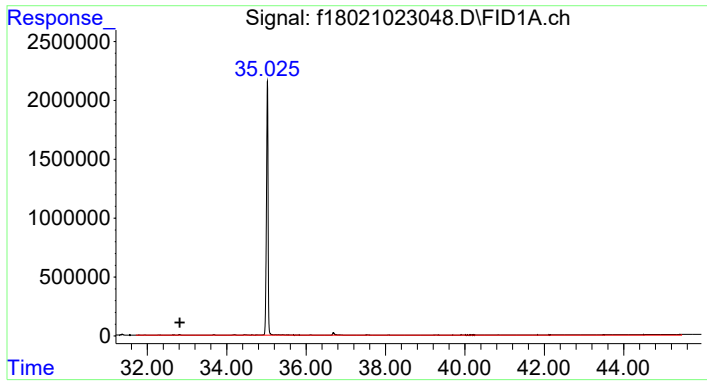
#5 > C10 to C12 Aliphatics
 R.T.: 12.357 min
 Delta R.T.: 0.000 min
 Response: 8951127762
 Conc: 6325.50 ug/ml m



#6 > C12 to C16 Aliphatics
 R.T.: 16.698 min
 Delta R.T.: 0.000 min
 Response: 11731527962
 Conc: 8290.33 UG/ML m



#7 > C16 to C21 Aliphatics
 R.T.: 28.312 min
 Delta R.T.: 0.000 min
 Response: 183694210
 Conc: 129.81 UG/ML m



#8 > C21 to C32 Aliphatics

R.T.: 32.821 min
Delta R.T.: 0.000 min
Response: 15352181
Conc: 10.85 UG/ML m

Data Path : C:\Projects\Hawaii DOH\2. Laboratory Data\Alpha\WAF Study\L2259785 (JP5)\TPH\NF TPH\
 Data File : f18021023042.D
 Signal(s) : FID1A.ch
 Acq On : 11 Feb 2023 03:36 pm
 Operator : FID18:WR
 Sample : 12259785-03F2,42,,
 Misc : WG1743197,WG1742592,ICAL19428
 ALS Vial : 21 Sample Multiplier: 1

Integration File: SHCINT2.E
 Quant Time: Jun 01 14:20:55 2023
 Quant Method : C:\Projects\Hawaii DOH\2. Laboratory Data\Alpha\HDOH Red Hill (TetraTech Hi sharin
 .. g files)\L2259785 (JP5)\TPH\NF TPH\NF TPH Quant.M
 Quant Title : FID Forensics
 QLast Update : Fri Sep 23 15:53:13 2022
 Response via : Initial Calibration
 Integrator: ChemStation

Volume Inj. : 1.0
 Signal Phase : Rtx-5MS
 Signal Info : 0.25mm

Blank Name : IB1802102302F
 Blank File : f18021023028.D

Compound	R.T.	Response	Conc Units

Internal Standards			
1) I 5-alpha-androstane	30.355	63922670	50.000 ug/mL m
System Monitoring Compounds			
2) s ortho-terphenyl	28.402f	61210651	45.805 ug/mL m
Spiked Amount 50.000	Range 50 - 130	Recovery =	91.61%
Target Compounds			
9) h > C8 to C10 Aromatics	7.522	241016824	200.127 UG/ML m
10) h > C10 to C12 Aromatics	11.985	1385147094	1150.149 UG/ML m
11) h > C12 to C16 Aromatics	16.698	2502820449	2078.202 UG/ML m
12) h > C16 to C21 Aromatics	28.312	55804718	46.337 UG/ML m
13) h > C21 to C32 Aromatics	32.821	11412715	9.476 UG/ML m

SemiQuant Compounds - Not Calibrated on this Instrument

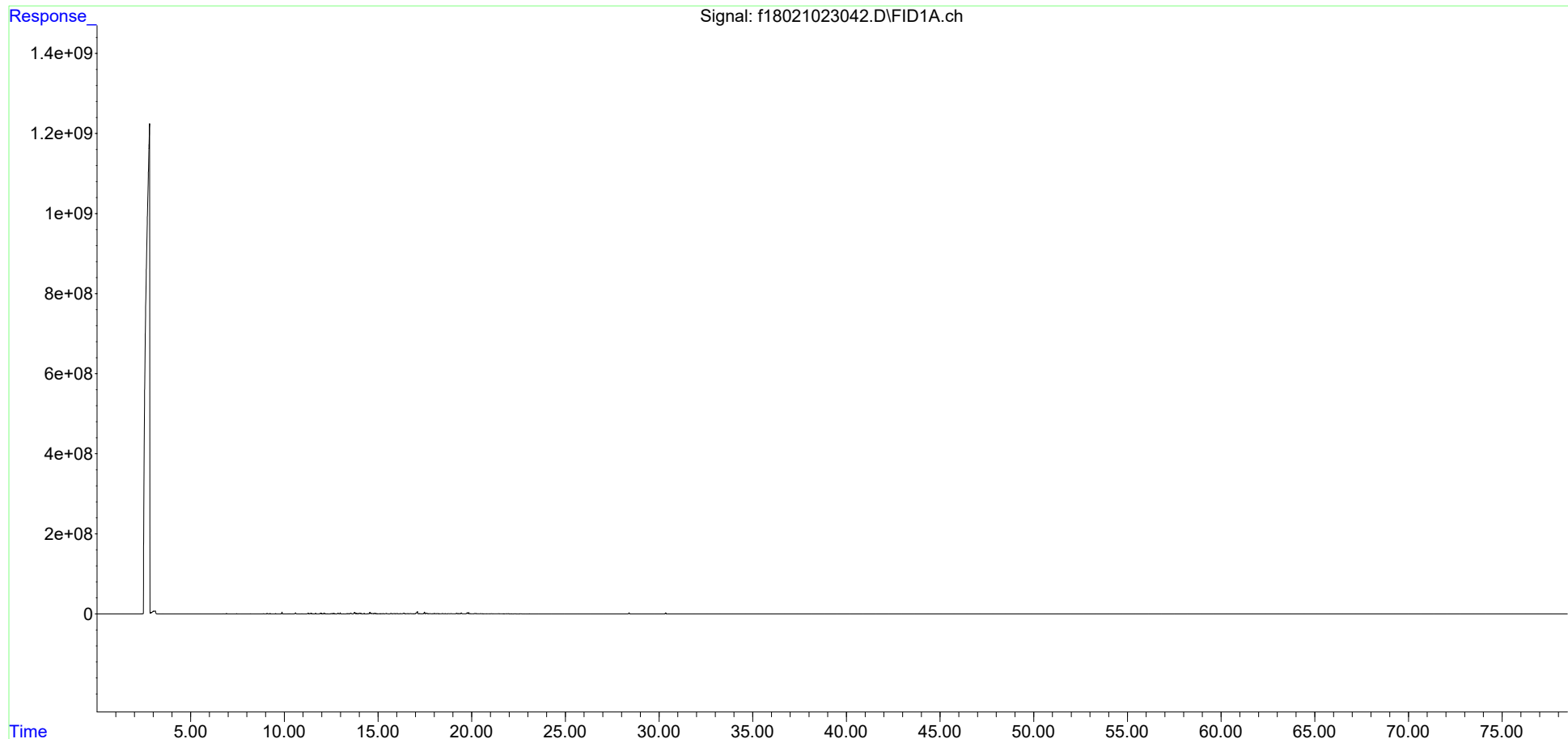
(f)=RT Delta > 1/2 Window

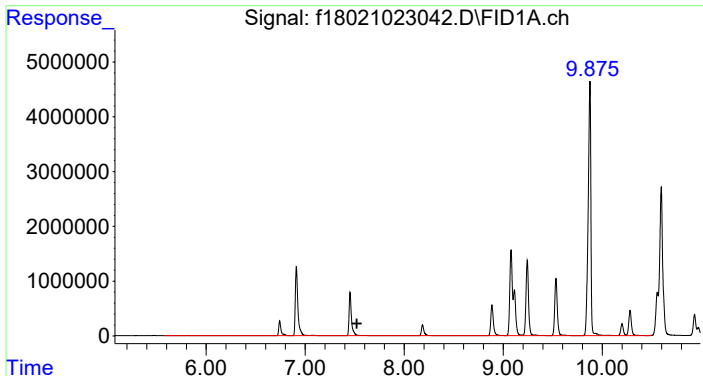
(m)=manual int.

Data Path : C:\Projects\Hawaii DOH\2. Laboratory Data\Alpha\WAF Study\L2259785 (JP5)\TPH\NF TPH\
Data File : f18021023042.D
Signal(s) : FID1A.ch
Acq On : 11 Feb 2023 03:36 pm
Operator : FID18:WR
Sample : L2259785-03F2,42,,
Misc : WG1743197,WG1742592,ICAL19428
ALS Vial : 21 Sample Multiplier: 1

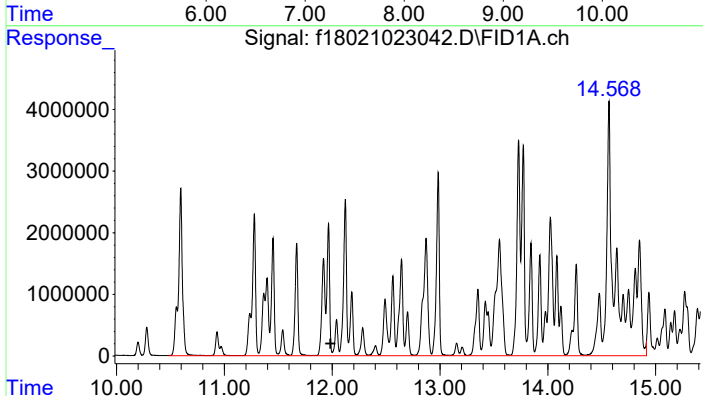
Integration File: SHCINT2.E
Quant Time: Jun 01 14:20:55 2023
Quant Method : C:\Projects\Hawaii DOH\2. Laboratory Data\Alpha\HDOH Red Hill (TetraTech Hi sharin
g files)\L2259785 (JP5)\TPH\NF TPH\NF TPH Quant.M
Quant Title : FID Forensics
QLast Update : Fri Sep 23 15:53:13 2022
Response via : Initial Calibration
Integrator: ChemStation

Volume Inj. : 1.0
Signal Phase : Rtx-5MS
Signal Info : 0.25mm

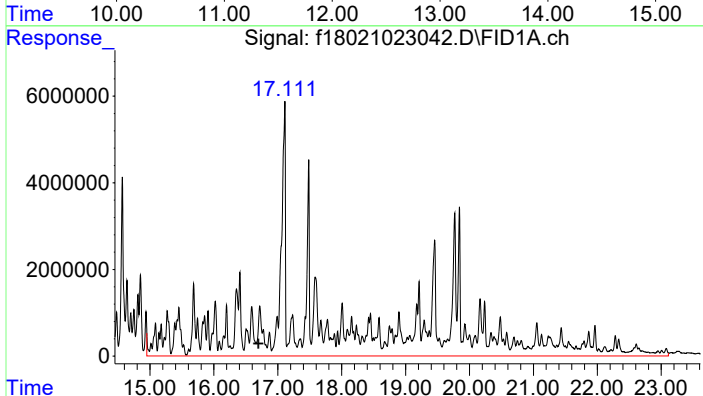




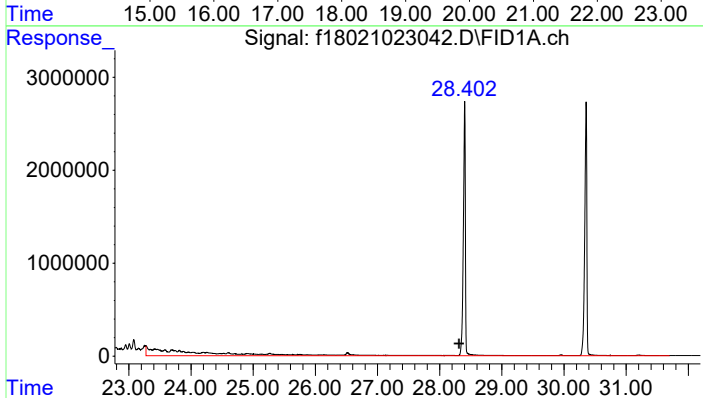
#9 > C8 to C10 Aromatics
 R.T.: 7.522 min
 Delta R.T.: 0.000 min
 Response: 241016824
 Conc: 200.13 UG/ML m



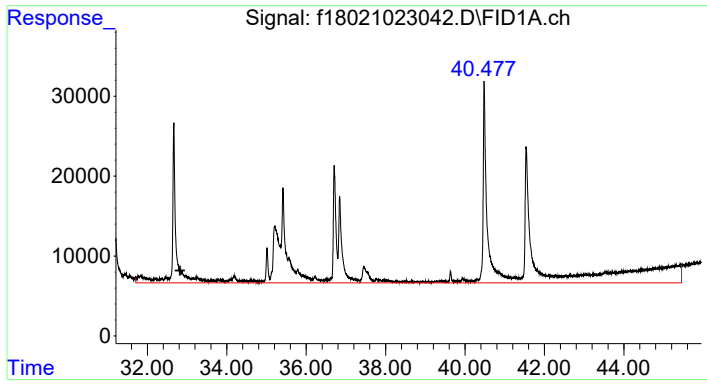
#10 > C10 to C12 Aromatics
 R.T.: 11.985 min
 Delta R.T.: 0.000 min
 Response: 1385147094
 Conc: 1150.15 UG/ML m



#11 > C12 to C16 Aromatics
 R.T.: 16.698 min
 Delta R.T.: 0.000 min
 Response: 2502820449
 Conc: 2078.20 UG/ML m



#12 > C16 to C21 Aromatics
 R.T.: 28.312 min
 Delta R.T.: 0.000 min
 Response: 55804718
 Conc: 46.34 UG/ML m



#13 > C21 to C32 Aromatics

R.T.: 32.821 min
Delta R.T.: 0.000 min
Response: 11412715
Conc: 9.48 UG/ML m

Data Path : C:\Projects\Hawaii DOH\2. Laboratory Data\Alpha\WAF Study\L2317027\TPH\NF TPH\
 Data File : f18042723045.D
 Signal(s) : FID2B.ch
 Acq On : 28 Apr 2023 04:35 pm
 Operator : FID18:AMV
 Sample : L2317027-01
 Misc : WG1772069,WG1763893,ICAL19877
 ALS Vial : 73 Sample Multiplier: 1

Integration File: SHCINT2.E
 Quant Time: May 31 21:36:04 2023
 Quant Method : C:\Projects\Hawaii DOH\2. Laboratory Data\Alpha\WAF Study\L2317027\TPH\NF TPH\NF T
 .. PH Quant.M
 Quant Title : FID Forensics
 QLast Update : Fri Sep 23 15:53:13 2022
 Response via : Initial Calibration
 Integrator: ChemStation

Volume Inj. : 1.0
 Signal Phase : Rtx-5MS
 Signal Info : 0.25mm

Blank Name : IB1804272302R
 Blank File : f18042723039.D

Compound	R.T.	Response	Conc Units

Internal Standards			
1) I 5-alpha-androstane	31.069	65901289	50.000 ug/mL m
System Monitoring Compounds			
2) s ortho-terphenyl	29.094	154326450	112.018 ug/mL m
Spiked Amount 50.000	Range 50 - 130	Recovery = 224.04%#	
3) s d50-Tetracosane	35.721	129142186	118.552 ug/mL m
Spiked Amount 50.000	Range 50 - 130	Recovery = 237.10%#	
Target Compounds			
4) h > C8 to C10 Aliphatics	8.012	129955340	104.668 ug/mL m
5) h > C10 to C12 Aliphatics	12.930	194922213	156.993 ug/ml m
6) h > C12 to C16 Aliphatics	23.659	265205519	213.600 UG/ML m
7) h > C16 to C21 Aliphatics	28.995	67520530	54.382 UG/ML m
8) h > C21 to C32 Aliphatics	33.402	23854268	19.213 UG/ML m

SemiQuant Compounds - Not Calibrated on this Instrument

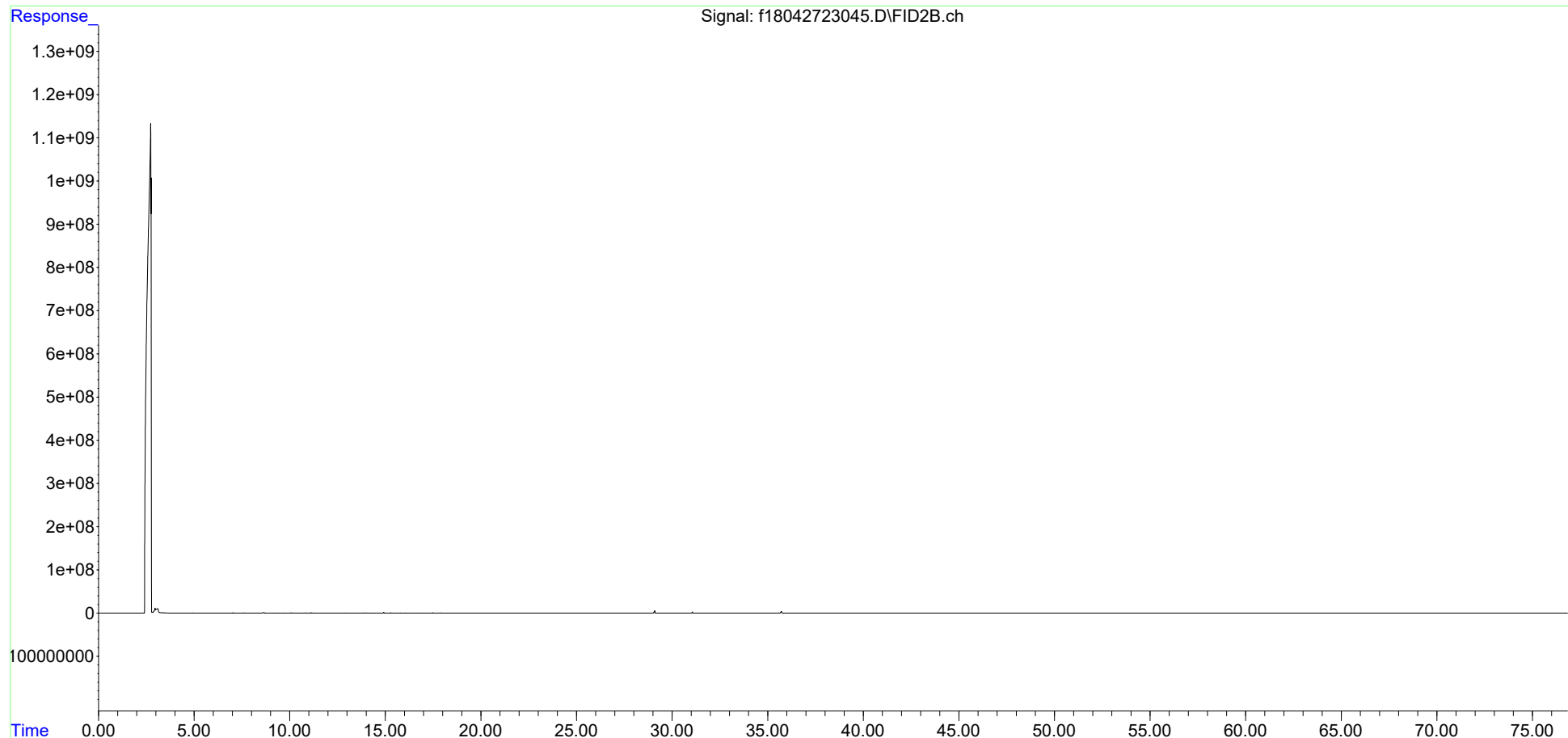
(f)=RT Delta > 1/2 Window

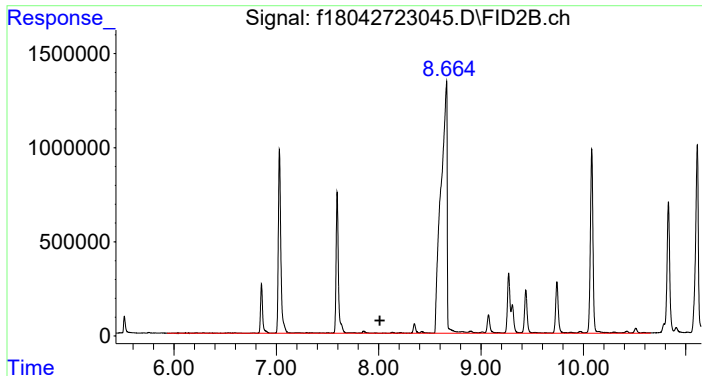
(m)=manual int.

Data Path : C:\Projects\Hawaii DOH\2. Laboratory Data\Alpha\WAF Study\L2317027\TPH\NF TPH\
Data File : f18042723045.D
Signal(s) : FID2B.ch
Acq On : 28 Apr 2023 04:35 pm
Operator : FID18:AMV
Sample : L2317027-01
Misc : WG1772069,WG1763893,ICAL19877
ALS Vial : 73 Sample Multiplier: 1

Integration File: SHCINT2.E
Quant Time: May 31 21:36:04 2023
Quant Method : C:\Projects\Hawaii DOH\2. Laboratory Data\Alpha\WAF Study\L2317027\TPH\NF TPH\NF T
... PH Quant.M
Quant Title : FID Forensics
QLast Update : Fri Sep 23 15:53:13 2022
Response via : Initial Calibration
Integrator: ChemStation

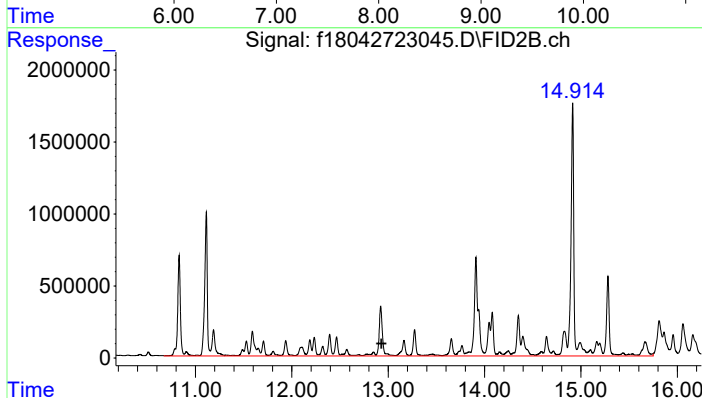
Volume Inj. : 1.0
Signal Phase : Rtx-5MS
Signal Info : 0.25mm





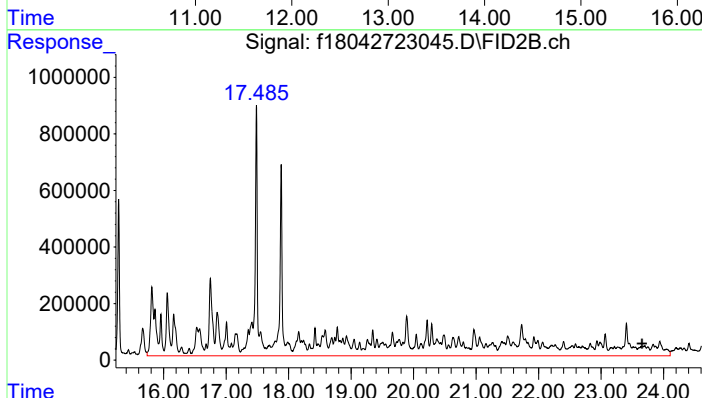
#4 > C8 to C10 Aliphatics

R.T.: 8.012 min
 Delta R.T.: 0.000 min
 Response: 129955340
 Conc: 104.67 ug/mL m



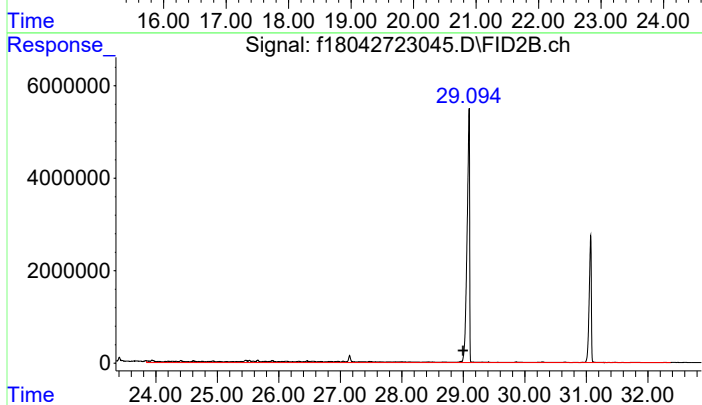
#5 > C10 to C12 Aliphatics

R.T.: 12.930 min
 Delta R.T.: 0.000 min
 Response: 194922213
 Conc: 156.99 ug/ml m



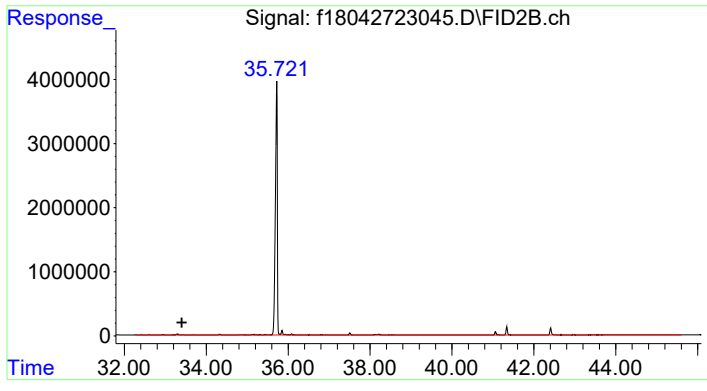
#6 > C12 to C16 Aliphatics

R.T.: 23.659 min
 Delta R.T.: 0.000 min
 Response: 265205519
 Conc: 213.60 UG/ML m



#7 > C16 to C21 Aliphatics

R.T.: 28.995 min
 Delta R.T.: 0.000 min
 Response: 67520530
 Conc: 54.38 UG/ML m



#8 > C21 to C32 Aliphatics

R.T.: 33.402 min
Delta R.T.: 0.000 min
Response: 23854268
Conc: 19.21 UG/ML m

Data Path : C:\Projects\Hawaii DOH\2. Laboratory Data\Alpha\WAF Study\L2317027\TPH\NF TPH\
 Data File : f18050523073.D
 Signal(s) : FID2B.ch
 Acq On : 07 May 2023 01:26 pm
 Operator : FID18:AMV
 Sample : L2317027-02F1
 Misc : WG1775373,WG1771478,ICAL19877
 ALS Vial : 87 Sample Multiplier: 1

Integration File: SHCINT2.E
 Quant Time: May 31 15:50:25 2023
 Quant Method : C:\Projects\Hawaii DOH\2. Laboratory Data\Alpha\WAF Study\L2317027\TPH\NF TPH\NF T
 .. PH Quant.M
 Quant Title : FID Forensics
 QLast Update : Wed May 31 12:22:23 2023
 Response via : Initial Calibration
 Integrator: ChemStation

Volume Inj. : 1.0
 Signal Phase : Rtx-5MS
 Signal Info : 0.25mm

Blank Name : IB1805052303R
 Blank File : f18050523061.D

Compound	R.T.	Response	Conc Units

Internal Standards			
1) I 5-alpha-androstane	30.945	69495745	50.000 ug/mL m
System Monitoring Compounds			
3) s d50-Tetracosane	35.608	131404180	114.390 ug/mL m
Spiked Amount 50.000	Range 50 - 130	Recovery	= 228.78%#
Target Compounds			
4) h > C8 to C10 Aliphatics	8.012	13020377	9.944 ug/mL m
5) h > C10 to C12 Aliphatics	12.930	2082749	1.591 ug/ml m
6) h > C12 to C16 Aliphatics	23.659	2093023	1.599 UG/ML
7) h > C16 to C21 Aliphatics	28.995	2412966	1.843 UG/ML m
8) h > C21 to C32 Aliphatics	33.402	17430404	13.313 UG/ML m

SemiQuant Compounds - Not Calibrated on this Instrument

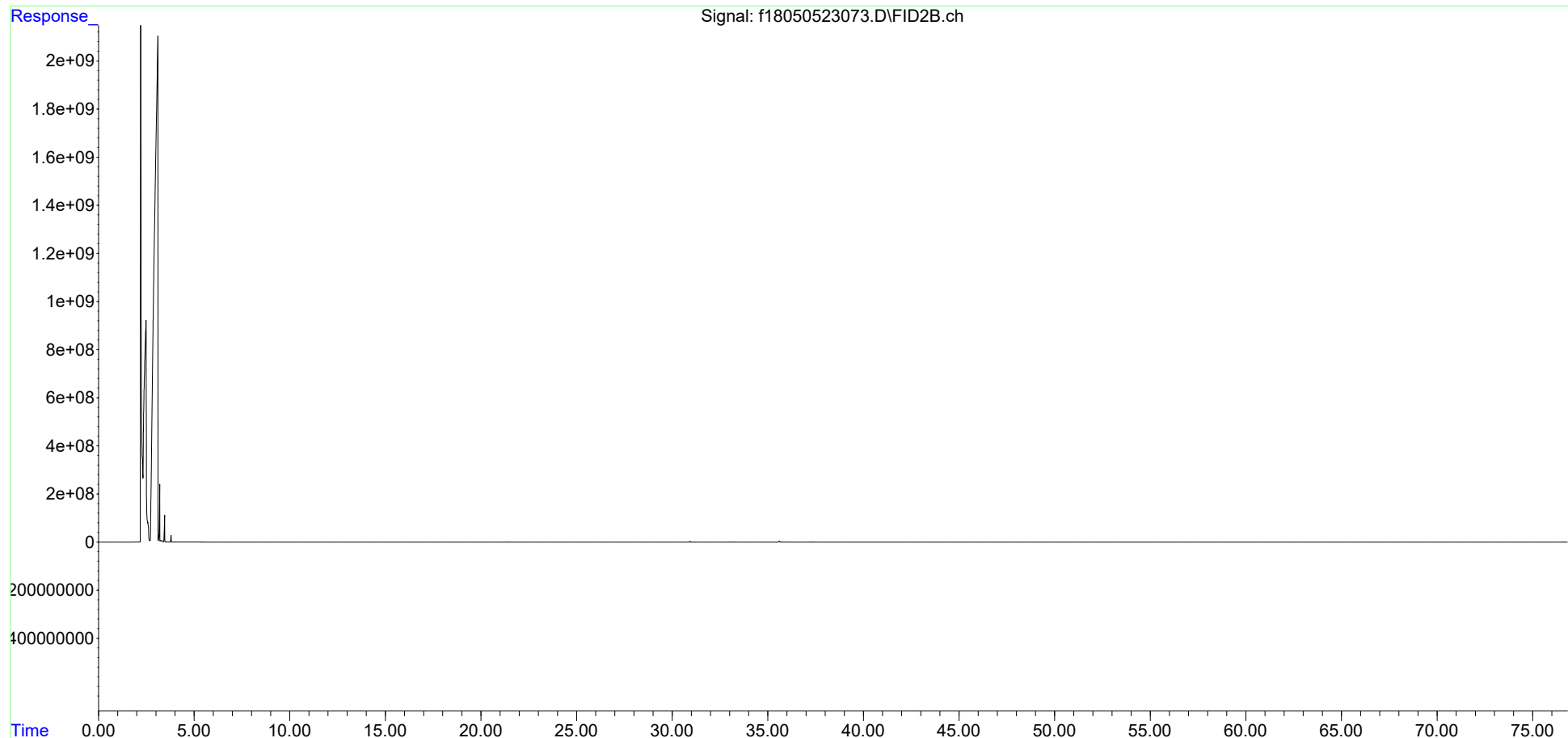
(f)=RT Delta > 1/2 Window

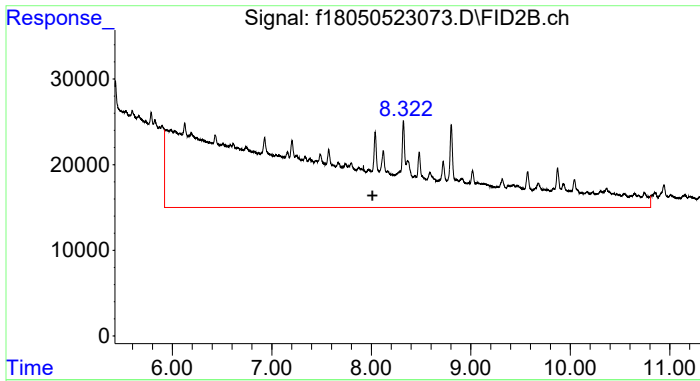
(m)=manual int.

Data Path : C:\Projects\Hawaii DOH\2. Laboratory Data\Alpha\WAF Study\L2317027\TPH\NF TPH\
Data File : f18050523073.D
Signal(s) : FID2B.ch
Acq On : 07 May 2023 01:26 pm
Operator : FID18:AMV
Sample : L2317027-02F1
Misc : WG1775373, WG1771478, ICAL19877
ALS Vial : 87 Sample Multiplier: 1

Integration File: SHCINT2.E
Quant Time: May 31 15:50:25 2023
Quant Method : C:\Projects\Hawaii DOH\2. Laboratory Data\Alpha\WAF Study\L2317027\TPH\NF TPH\NF T
PH Quant.M
Quant Title : FID Forensics
QLast Update : Wed May 31 12:22:23 2023
Response via : Initial Calibration
Integrator: ChemStation

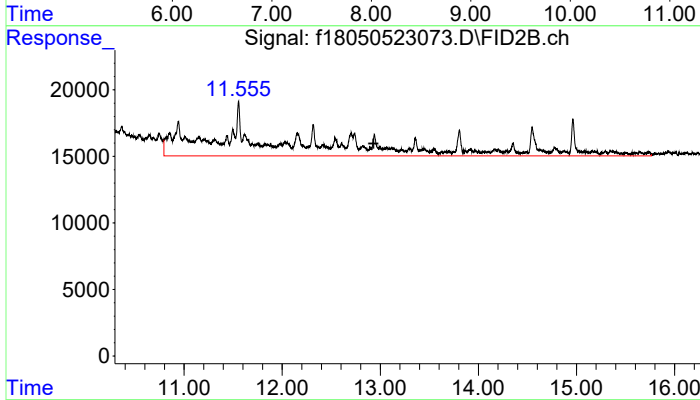
Volume Inj. : 1.0
Signal Phase : Rtx-5MS
Signal Info : 0.25mm





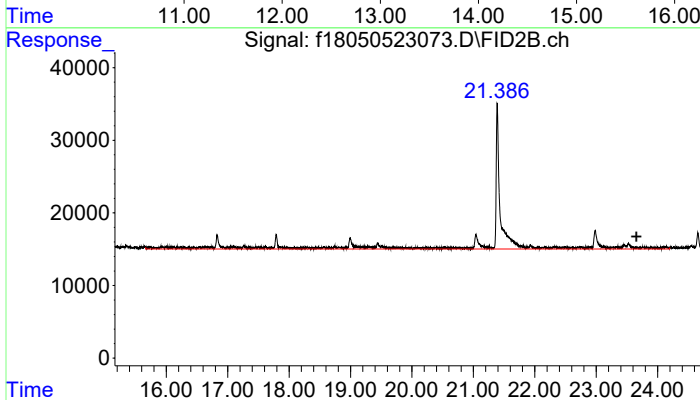
#4 > C8 to C10 Aliphatics

R.T.: 8.012 min
 Delta R.T.: 0.000 min
 Response: 13020377
 Conc: 9.94 ug/mL m



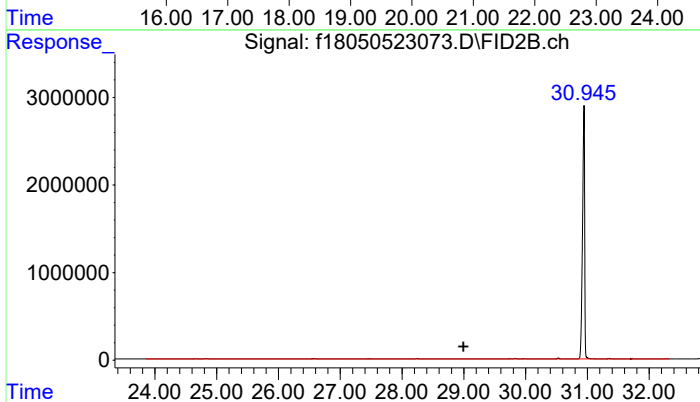
#5 > C10 to C12 Aliphatics

R.T.: 12.930 min
 Delta R.T.: 0.000 min
 Response: 2082749
 Conc: 1.59 ug/ml m



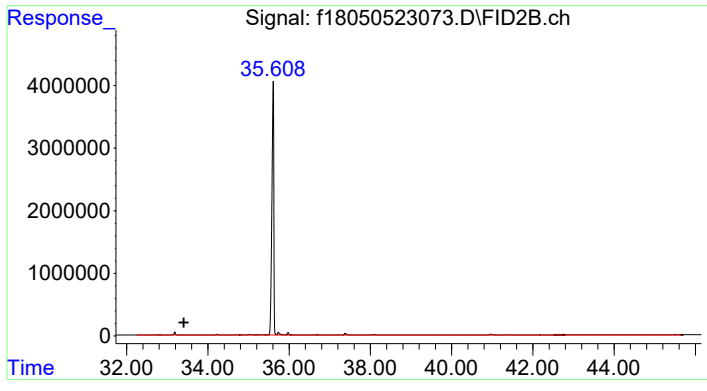
#6 > C12 to C16 Aliphatics

R.T.: 23.659 min
 Delta R.T.: 0.000 min
 Response: 2093023
 Conc: 1.60 UG/ML



#7 > C16 to C21 Aliphatics

R.T.: 28.995 min
 Delta R.T.: 0.000 min
 Response: 2412966
 Conc: 1.84 UG/ML m



#8 > C21 to C32 Aliphatics

R.T.: 33.402 min
Delta R.T.: 0.000 min
Response: 17430404
Conc: 13.31 UG/ML m

Data Path : C:\Projects\Hawaii DOH\2. Laboratory Data\Alpha\WAF Study\L2317027\TPH\NF TPH\
 Data File : f18050823019.D
 Signal(s) : FID2B.ch
 Acq On : 08 May 2023 09:51 pm
 Operator : FID18:AMV
 Sample : L2317027-03F2
 Misc : WG1776333,WG1771479,ICAL19877
 ALS Vial : 60 Sample Multiplier: 1

Integration File: SHCINT2.E
 Quant Time: Jun 01 10:24:43 2023
 Quant Method : C:\Projects\Hawaii DOH\2. Laboratory Data\Alpha\WAF Study\L2317027\TPH\NF TPH\NF T
 .. PH Quant.M
 Quant Title : FID Forensics
 QLast Update : Mon May 29 22:24:17 2023
 Response via : Initial Calibration
 Integrator: ChemStation

Volume Inj. : 1.0
 Signal Phase : Rtx-5MS
 Signal Info : 0.25mm

Blank Name : IB1805082301R
 Blank File : f18050823009.D

Compound	R.T.	Response	Conc Units

Internal Standards			
1) I 5-alpha-androstane	30.941	62881726	50.000 ug/mL m
System Monitoring Compounds			
2) s ortho-terphenyl	28.965	131614704	100.120 ug/mL m
Spiked Amount 50.000	Range 50 - 130	Recovery	= 200.24%#
Target Compounds			
9) h > C8 to C10 Aromatics	7.704	45281904	38.222 UG/ML m
10) h > C10 to C12 Aromatics	12.274	92096976	77.738 UG/ML m
11) h > C12 to C16 Aromatics	17.385	71558034	60.401 UG/ML m
12) h > C16 to C21 Aromatics	28.995	5748412	4.852 UG/ML m
13) h > C21 to C32 Aromatics	34.889	30937264	26.114 UG/ML m

SemiQuant Compounds - Not Calibrated on this Instrument

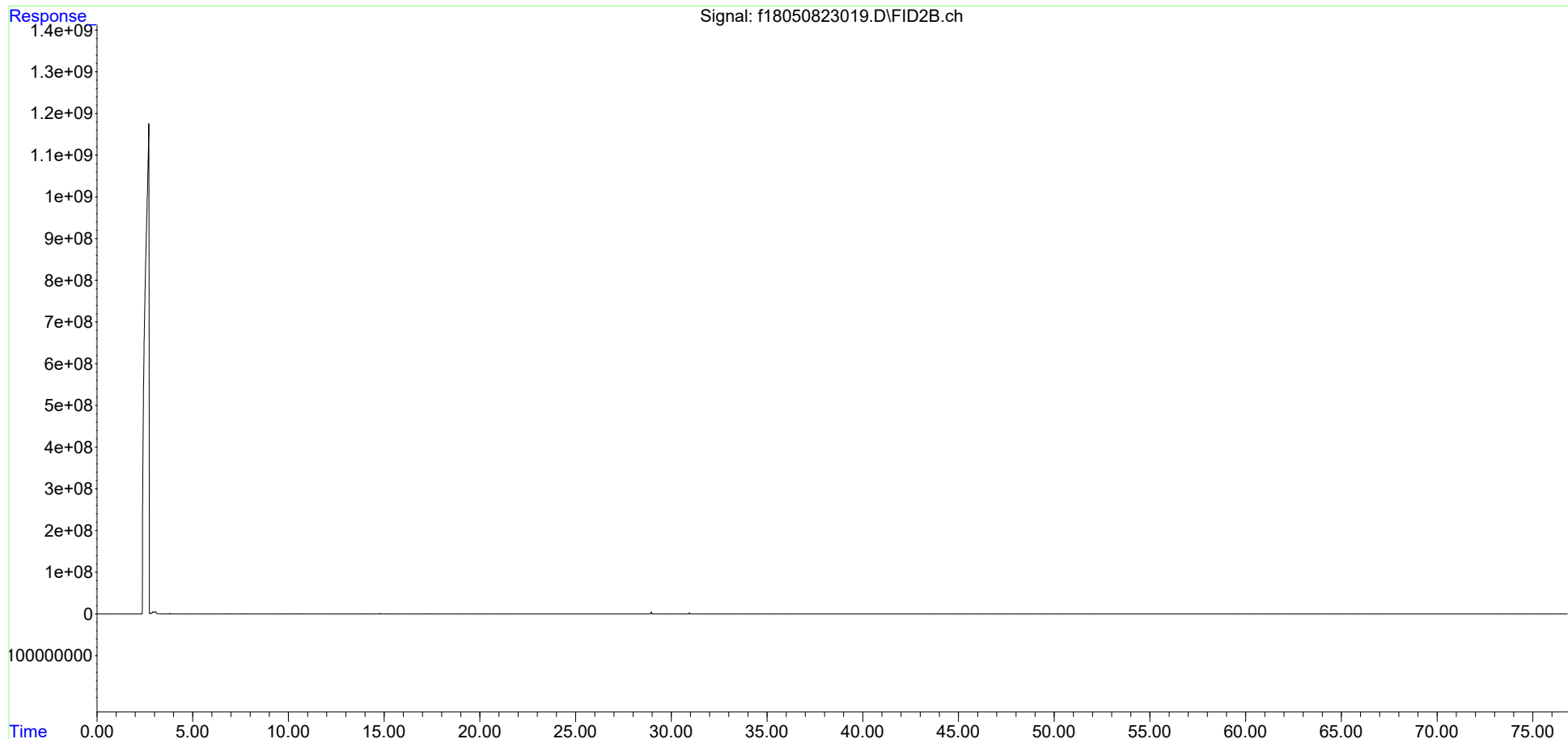
(f)=RT Delta > 1/2 Window

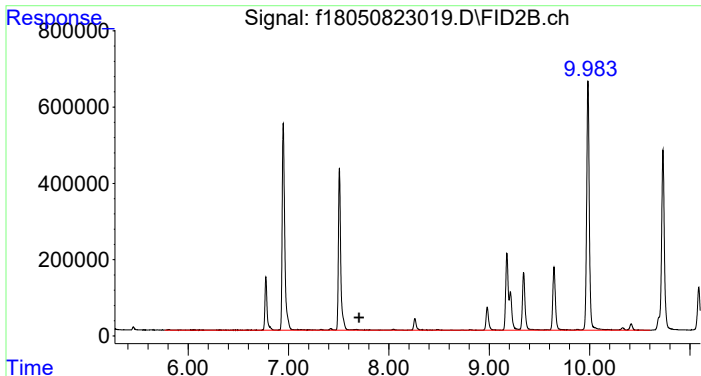
(m)=manual int.

Data Path : C:\Projects\Hawaii DOH\2. Laboratory Data\Alpha\WAF Study\L2317027\TPH\NF TPH\
Data File : f18050823019.D
Signal(s) : FID2B.ch
Acq On : 08 May 2023 09:51 pm
Operator : FID18:AMV
Sample : L2317027-03F2
Misc : WG1776333, WG1771479, ICAL19877
ALS Vial : 60 Sample Multiplier: 1

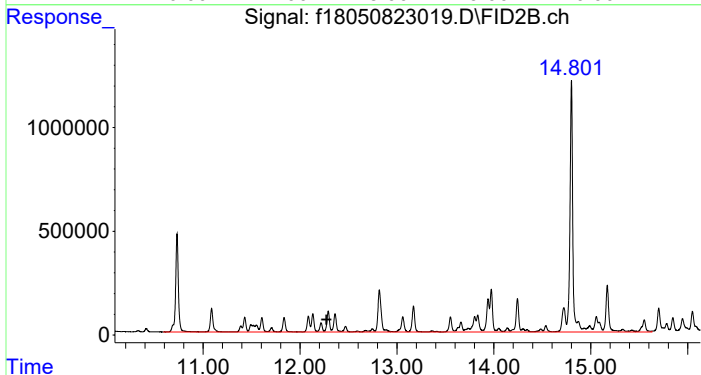
Integration File: SHCINT2.E
Quant Time: Jun 01 10:24:43 2023
Quant Method : C:\Projects\Hawaii DOH\2. Laboratory Data\Alpha\WAF Study\L2317027\TPH\NF TPH\NF T
PH Quant.M
Quant Title : FID Forensics
QLast Update : Mon May 29 22:24:17 2023
Response via : Initial Calibration
Integrator: ChemStation

Volume Inj. : 1.0
Signal Phase : Rtx-5MS
Signal Info : 0.25mm

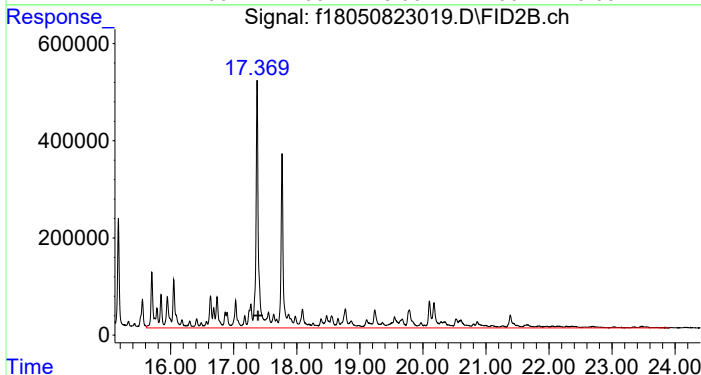




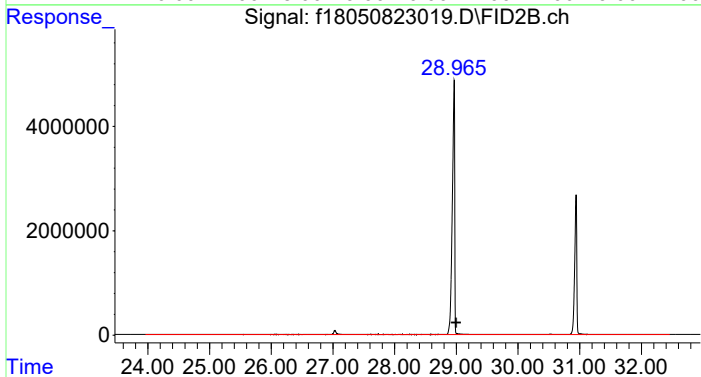
#9 > C8 to C10 Aromatics
 R.T.: 7.704 min
 Delta R.T.: 0.000 min
 Response: 45281904
 Conc: 38.22 UG/ML m



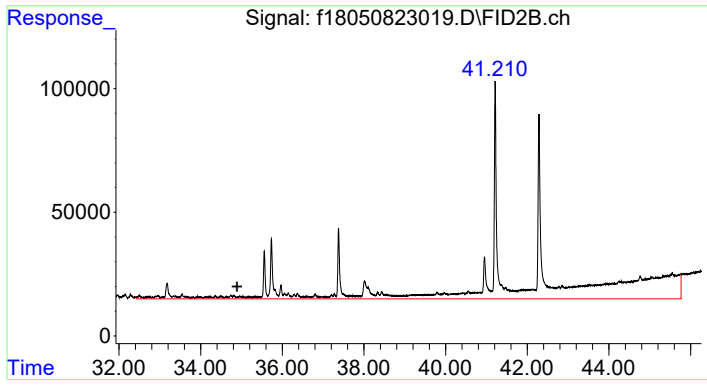
#10 > C10 to C12 Aromatics
 R.T.: 12.274 min
 Delta R.T.: 0.000 min
 Response: 92096976
 Conc: 77.74 UG/ML m



#11 > C12 to C16 Aromatics
 R.T.: 17.385 min
 Delta R.T.: 0.000 min
 Response: 71558034
 Conc: 60.40 UG/ML m



#12 > C16 to C21 Aromatics
 R.T.: 28.995 min
 Delta R.T.: 0.000 min
 Response: 5748412
 Conc: 4.85 UG/ML m



#13 > C21 to C32 Aromatics

R.T.: 34.889 min
Delta R.T.: 0.000 min
Response: 30937264
Conc: 26.11 UG/ML m

Data Path : C:\Projects\Hawaii DOH\2. Laboratory Data\Alpha\WAF Study\L2317027\TPH\NF TPH\
 Data File : f18042723047.D
 Signal(s) : FID2B.ch
 Acq On : 28 Apr 2023 05:59 pm
 Operator : FID18:AMV
 Sample : L2317027-04
 Misc : WG1772069,WG1763893,ICAL19877
 ALS Vial : 74 Sample Multiplier: 1

Integration File: SHCINT2.E

Quant Time: Jun 01 11:44:49 2023

Quant Method : C:\Projects\Hawaii DOH\2. Laboratory Data\Alpha\WAF Study\L2317027\TPH\NF TPH\NF T
 PH Quant.M

Quant Title : FID Forensics

QLast Update : Fri Sep 23 15:53:13 2022

Response via : Initial Calibration

Integrator: ChemStation

Volume Inj. : 1.0

Signal Phase : Rtx-5MS

Signal Info : 0.25mm

Blank Name : IB1804272302R

Blank File : f18042723039.D

Compound	R.T.	Response	Conc Units
Internal Standards			
1) I 5-alpha-androstane	31.069	59271112	50.000 ug/mL m
System Monitoring Compounds			
2) s ortho-terphenyl	29.091	140361939	113.278 ug/mL m
Spiked Amount 50.000	Range 50 - 130	Recovery = 226.56%#	
3) s d50-Tetracosane	35.717	117631645	120.065 ug/mL m
Spiked Amount 50.000	Range 50 - 130	Recovery = 240.13%#	
Target Compounds			
4) h > C8 to C10 Aliphatics	8.012	194956025	174.585 ug/mL m
5) h > C10 to C12 Aliphatics	12.930	183136165	164.000 ug/ml m
6) h > C12 to C16 Aliphatics	23.659	258994111	231.932 UG/ML m
7) h > C16 to C21 Aliphatics	28.995	70848050	63.445 UG/ML m
8) h > C21 to C32 Aliphatics	33.402	59312319	53.115 UG/ML m

SemiQuant Compounds - Not Calibrated on this Instrument

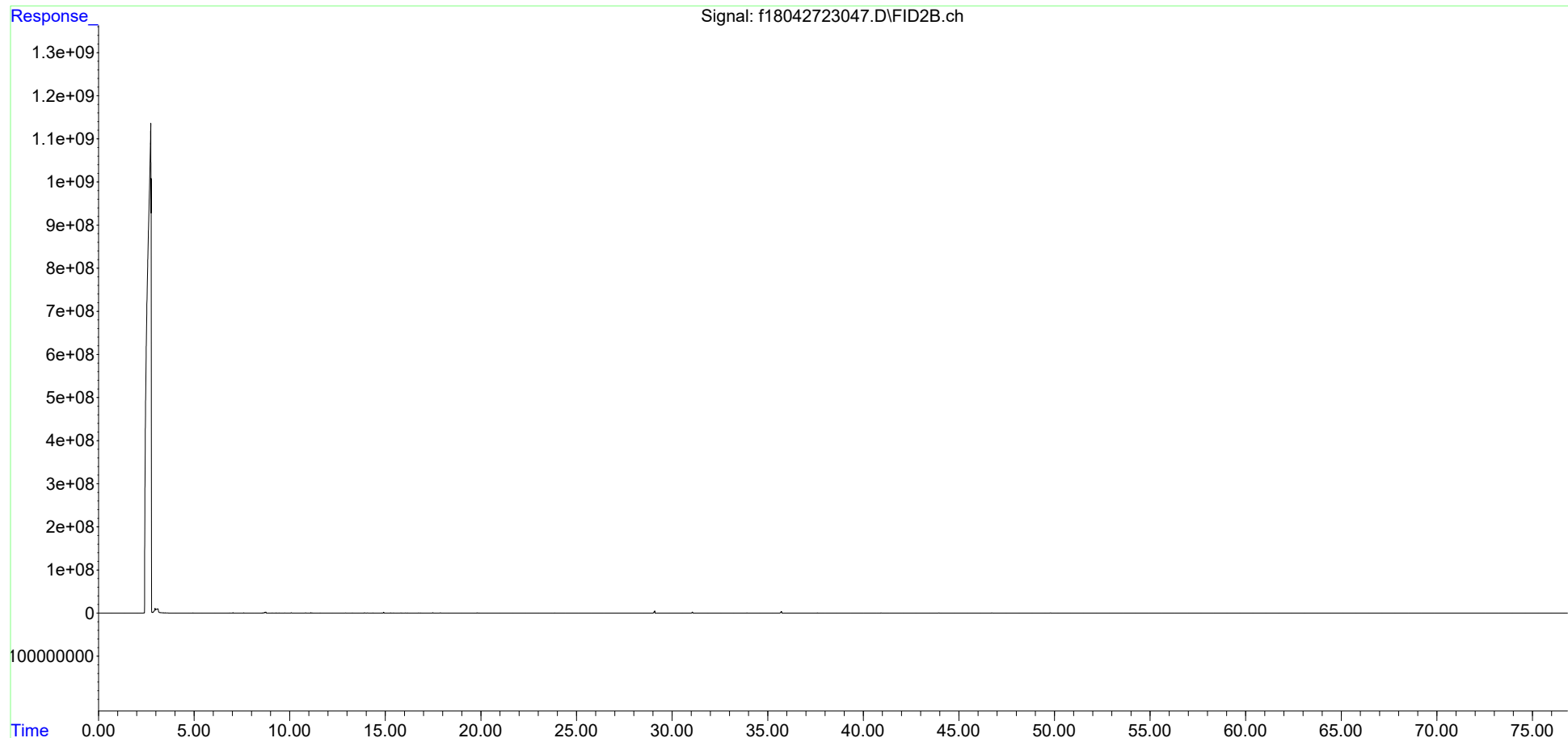
(f)=RT Delta > 1/2 Window

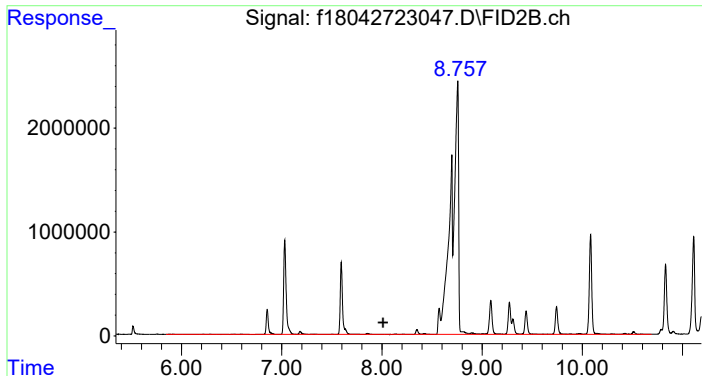
(m)=manual int.

Data Path : C:\Projects\Hawaii DOH\2. Laboratory Data\Alpha\WAF Study\L2317027\TPH\NF TPH\
Data File : f18042723047.D
Signal(s) : FID2B.ch
Acq On : 28 Apr 2023 05:59 pm
Operator : FID18:AMV
Sample : L2317027-04
Misc : WG1772069,WG1763893,ICAL19877
ALS Vial : 74 Sample Multiplier: 1

Integration File: SHCINT2.E
Quant Time: Jun 01 11:44:49 2023
Quant Method : C:\Projects\Hawaii DOH\2. Laboratory Data\Alpha\WAF Study\L2317027\TPH\NF TPH\NF T
... PH Quant.M
Quant Title : FID Forensics
QLast Update : Fri Sep 23 15:53:13 2022
Response via : Initial Calibration
Integrator: ChemStation

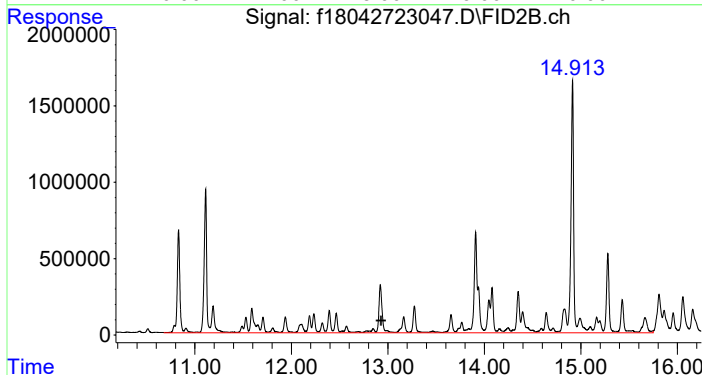
Volume Inj. : 1.0
Signal Phase : Rtx-5MS
Signal Info : 0.25mm





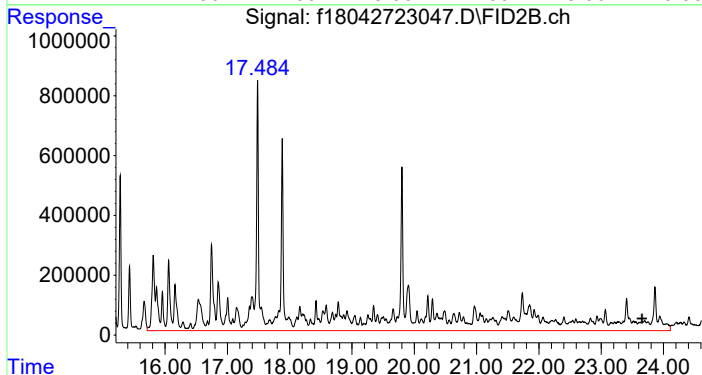
#4 > C8 to C10 Aliphatics

R.T.: 8.012 min
 Delta R.T.: 0.000 min
 Response: 194956025
 Conc: 174.58 ug/mL m



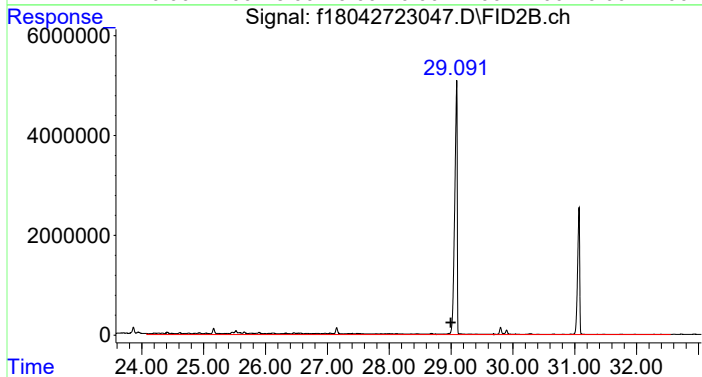
#5 > C10 to C12 Aliphatics

R.T.: 12.930 min
 Delta R.T.: 0.000 min
 Response: 183136165
 Conc: 164.00 ug/ml m



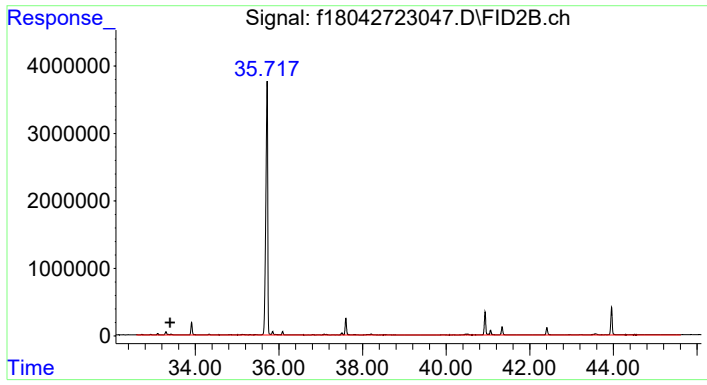
#6 > C12 to C16 Aliphatics

R.T.: 23.659 min
 Delta R.T.: 0.000 min
 Response: 258994111
 Conc: 231.93 UG/ML m



#7 > C16 to C21 Aliphatics

R.T.: 28.995 min
 Delta R.T.: 0.000 min
 Response: 70848050
 Conc: 63.45 UG/ML m



#8 > C21 to C32 Aliphatics

R.T.: 33.402 min
Delta R.T.: 0.000 min
Response: 59312319
Conc: 53.11 UG/ML m

Data Path : C:\Projects\Hawaii DOH\2. Laboratory Data\Alpha\WAF Study\L2317027\TPH\NF TPH\
 Data File : f18050523075.D
 Signal(s) : FID2B.ch
 Acq On : 07 May 2023 02:50 pm
 Operator : FID18:AMV
 Sample : L2317027-05F1
 Misc : WG1775373,WG1771478,ICAL19877
 ALS Vial : 88 Sample Multiplier: 1

Integration File: SHCINT2.E
 Quant Time: May 31 15:55:29 2023
 Quant Method : C:\Projects\Hawaii DOH\2. Laboratory Data\Alpha\WAF Study\L2317027\TPH\NF TPH\NF T
 .. PH Quant.M
 Quant Title : FID Forensics
 QLast Update : Fri Sep 23 15:53:13 2022
 Response via : Initial Calibration
 Integrator: ChemStation

Volume Inj. : 1.0
 Signal Phase : Rtx-5MS
 Signal Info : 0.25mm

Blank Name : IB1805052303R
 Blank File : f18050523061.D

Compound	R.T.	Response	Conc Units

Internal Standards			
1) I 5-alpha-androstane	30.944	65074700	50.000 ug/mL m
System Monitoring Compounds			
3) s d50-Tetracosane	35.607	124671897	115.903 ug/mL m
Spiked Amount 50.000	Range 50 - 130	Recovery	= 231.81%#
Target Compounds			
4) h > C8 to C10 Aliphatics	8.012	16668529	13.596 ug/mL m
5) h > C10 to C12 Aliphatics	12.930	3170169	2.586 ug/ml m
6) h > C12 to C16 Aliphatics	23.659	1971858	1.608 UG/ML m
7) h > C16 to C21 Aliphatics	28.995	2931534	2.391 UG/ML m
8) h > C21 to C32 Aliphatics	33.402	17273325	14.089 UG/ML m

SemiQuant Compounds - Not Calibrated on this Instrument

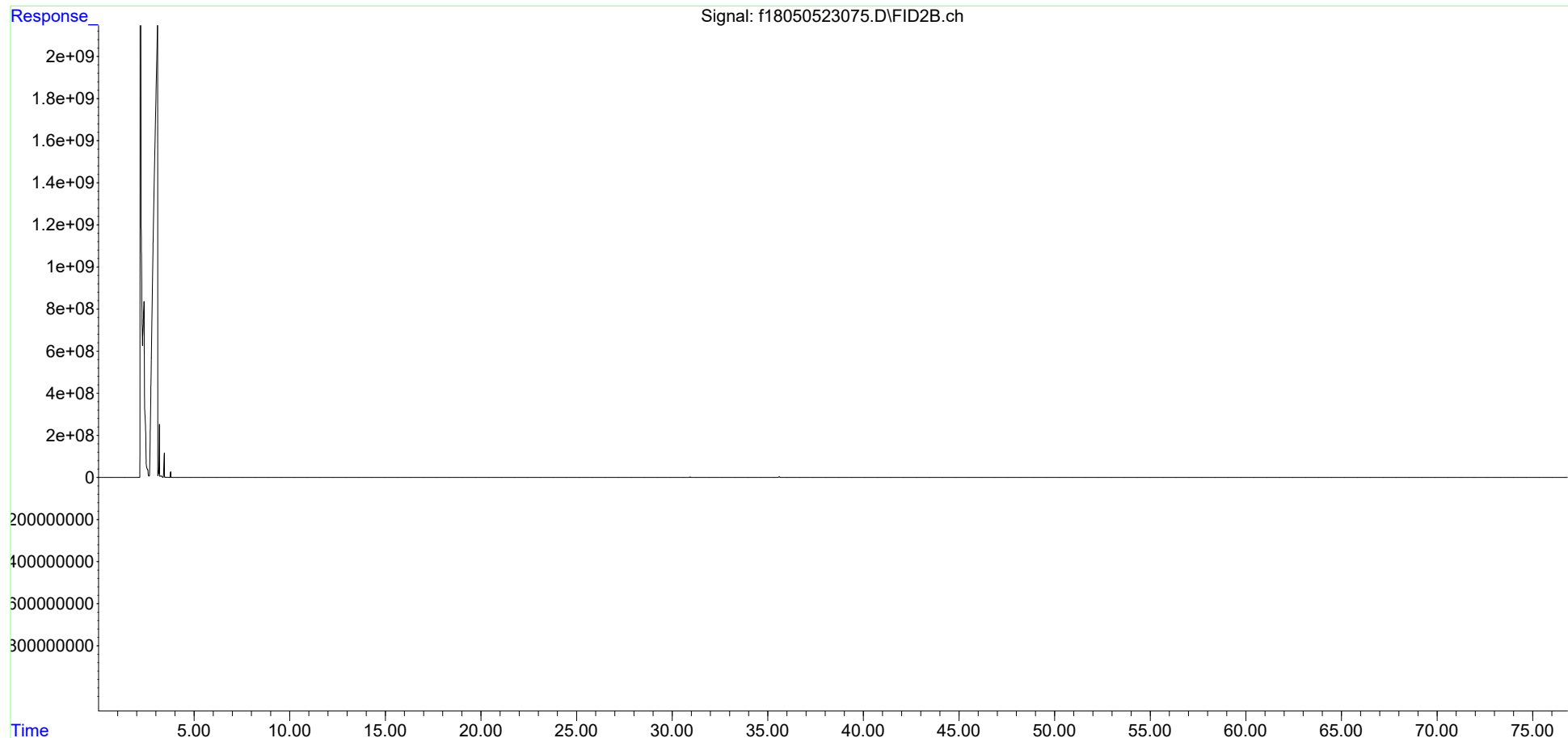
(f)=RT Delta > 1/2 Window

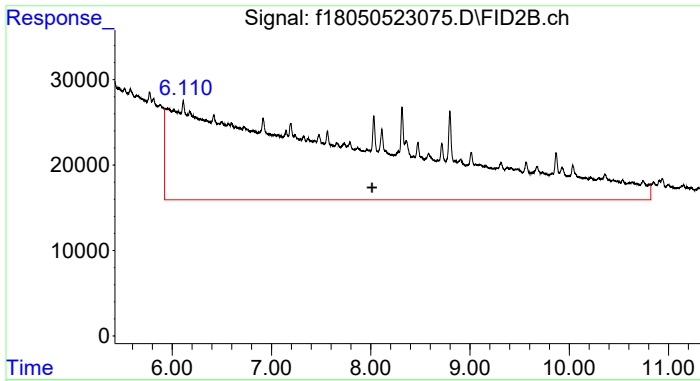
(m)=manual int.

Data Path : C:\Projects\Hawaii DOH\2. Laboratory Data\Alpha\WAF Study\L2317027\TPH\NF TPH\
Data File : f18050523075.D
Signal(s) : FID2B.ch
Acq On : 07 May 2023 02:50 pm
Operator : FID18:AMV
Sample : L2317027-05F1
Misc : WG1775373, WG1771478, ICAL19877
ALS Vial : 88 Sample Multiplier: 1

Integration File: SHCINT2.E
Quant Time: May 31 15:55:29 2023
Quant Method : C:\Projects\Hawaii DOH\2. Laboratory Data\Alpha\WAF Study\L2317027\TPH\NF TPH\NF T
... PH Quant.M
Quant Title : FID Forensics
QLast Update : Fri Sep 23 15:53:13 2022
Response via : Initial Calibration
Integrator: ChemStation

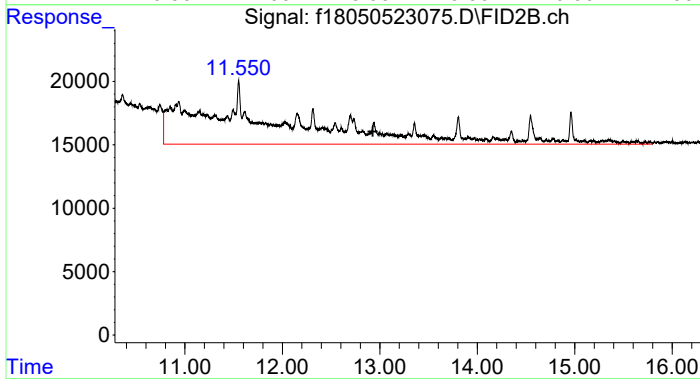
Volume Inj. : 1.0
Signal Phase : Rtx-5MS
Signal Info : 0.25mm





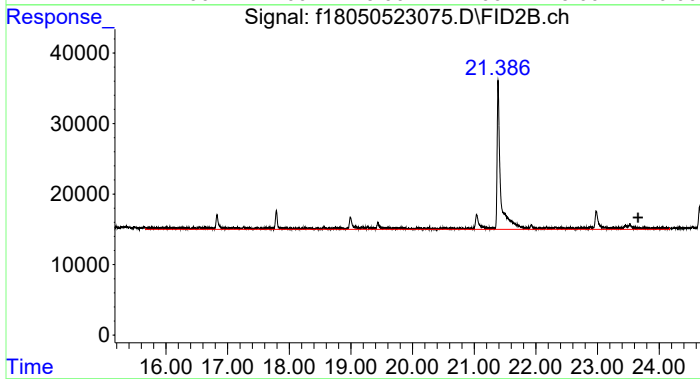
#4 > C8 to C10 Aliphatics

R.T.: 8.012 min
 Delta R.T.: 0.000 min
 Response: 16668529
 Conc: 13.60 ug/mL m



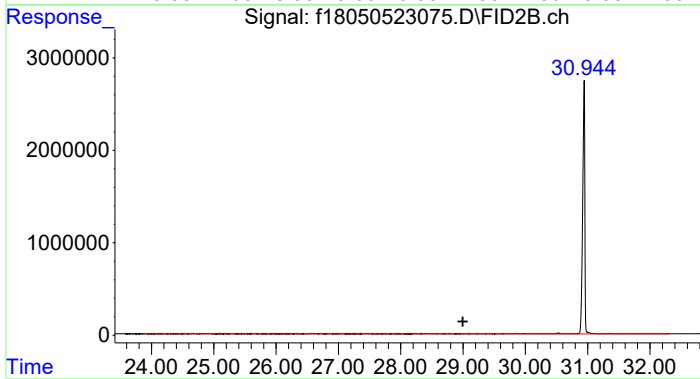
#5 > C10 to C12 Aliphatics

R.T.: 12.930 min
 Delta R.T.: 0.000 min
 Response: 3170169
 Conc: 2.59 ug/ml m



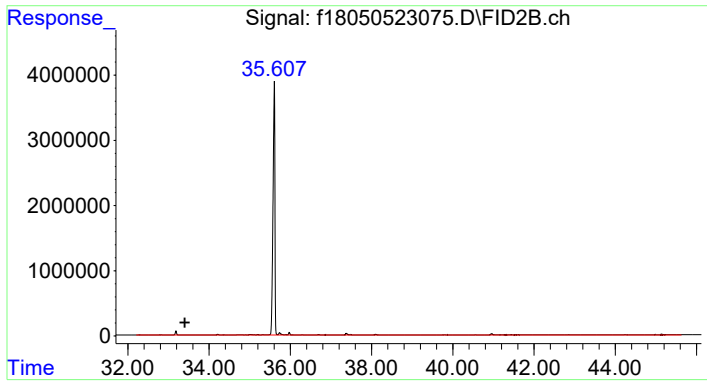
#6 > C12 to C16 Aliphatics

R.T.: 23.659 min
 Delta R.T.: 0.000 min
 Response: 1971858
 Conc: 1.61 UG/ML m



#7 > C16 to C21 Aliphatics

R.T.: 28.995 min
 Delta R.T.: 0.000 min
 Response: 2931534
 Conc: 2.39 UG/ML m



#8 > C21 to C32 Aliphatics

R.T.: 33.402 min
Delta R.T.: 0.000 min
Response: 17273325
Conc: 14.09 UG/ML m

Data Path : C:\Projects\Hawaii DOH\2. Laboratory Data\Alpha\WAF Study\L2317027\TPH\NF TPH\
 Data File : f18050823021.D
 Signal(s) : FID2B.ch
 Acq On : 08 May 2023 11:15 pm
 Operator : FID18:AMV
 Sample : L2317027-06F2
 Misc : WG1776333,WG1771479,ICAL19877
 ALS Vial : 61 Sample Multiplier: 1

Integration File: SHCINT2.E
 Quant Time: May 30 13:10:40 2023
 Quant Method : C:\Projects\Hawaii DOH\2. Laboratory Data\Alpha\WAF Study\L2317027\TPH\NF TPH\NF T
 .. PH Quant.M
 Quant Title : FID Forensics
 QLast Update : Fri Sep 23 15:53:13 2022
 Response via : Initial Calibration
 Integrator: ChemStation

Volume Inj. : 1.0
 Signal Phase : Rtx-5MS
 Signal Info : 0.25mm

Blank Name : IB1805082301R
 Blank File : f18050823009.D

Compound	R.T.	Response	Conc Units

Internal Standards			
1) I 5-alpha-androstane	30.943	65492620	50.000 ug/mL m
System Monitoring Compounds			
2) s ortho-terphenyl	28.965	137884040	100.707 ug/mL m
Spiked Amount 50.000	Range 50 - 130	Recovery	= 201.41%#
Target Compounds			
9) h > C8 to C10 Aromatics	7.704	46241059	37.476 UG/ML m
10) h > C10 to C12 Aromatics	12.274	83710694	67.842 UG/ML m
11) h > C12 to C16 Aromatics	17.385	64373749	52.171 UG/ML m
12) h > C16 to C21 Aromatics	28.995	8372652	6.786 UG/ML m
13) h > C21 to C32 Aromatics	34.889	21052895	17.062 UG/ML m

SemiQuant Compounds - Not Calibrated on this Instrument

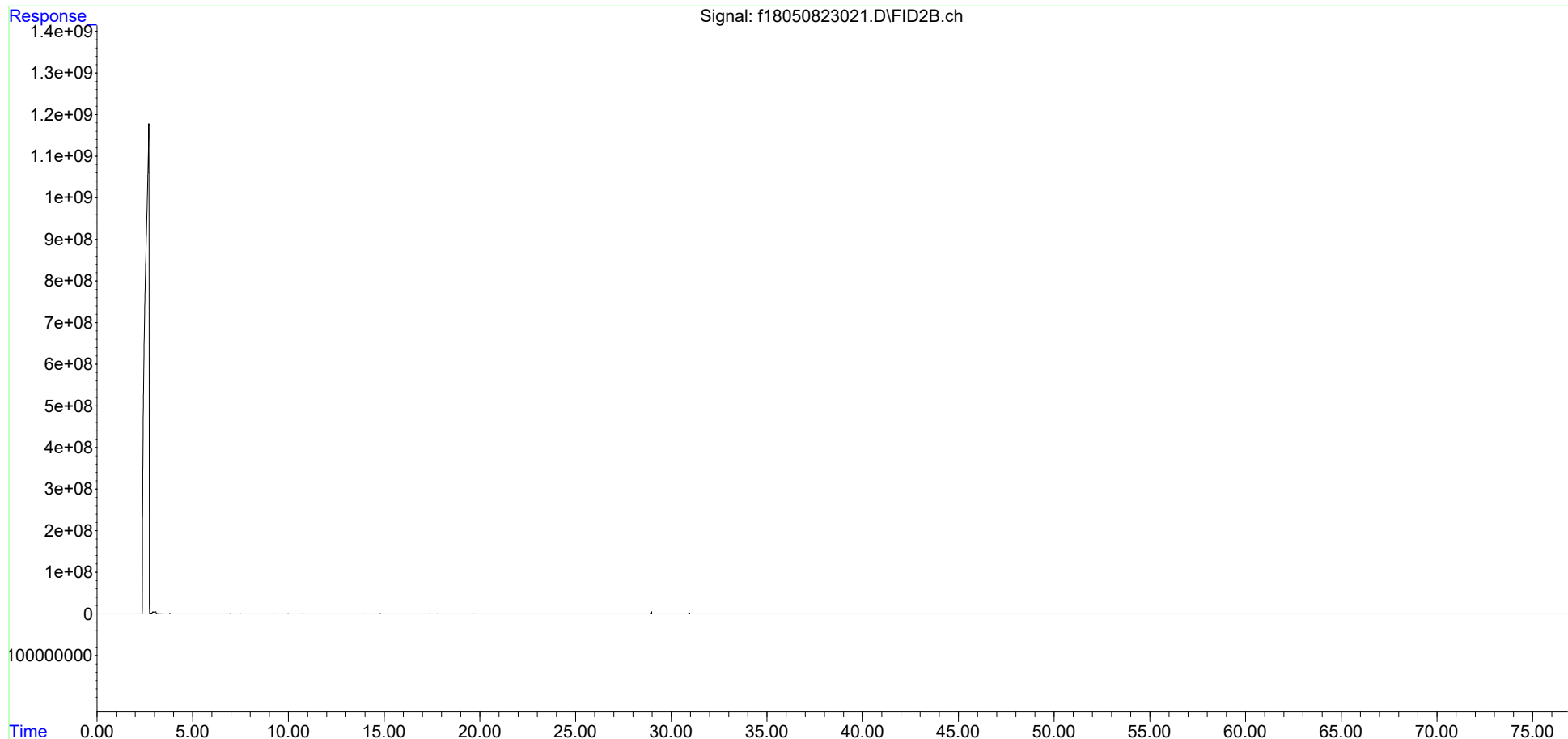
(f)=RT Delta > 1/2 Window

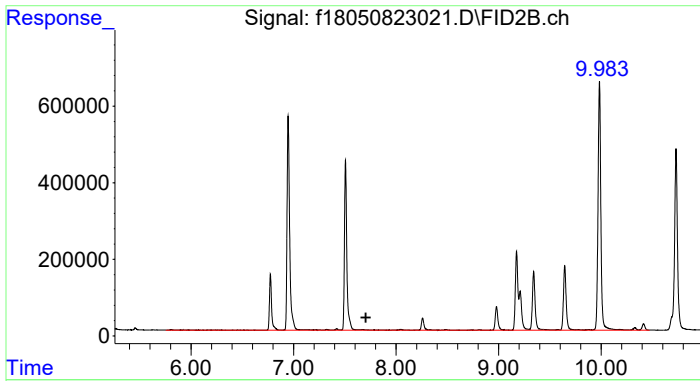
(m)=manual int.

Data Path : C:\Projects\Hawaii DOH\2. Laboratory Data\Alpha\WAF Study\L2317027\TPH\NF TPH\
Data File : f18050823021.D
Signal(s) : FID2B.ch
Acq On : 08 May 2023 11:15 pm
Operator : FID18:AMV
Sample : L2317027-06F2
Misc : WG1776333, WG1771479, ICAL19877
ALS Vial : 61 Sample Multiplier: 1

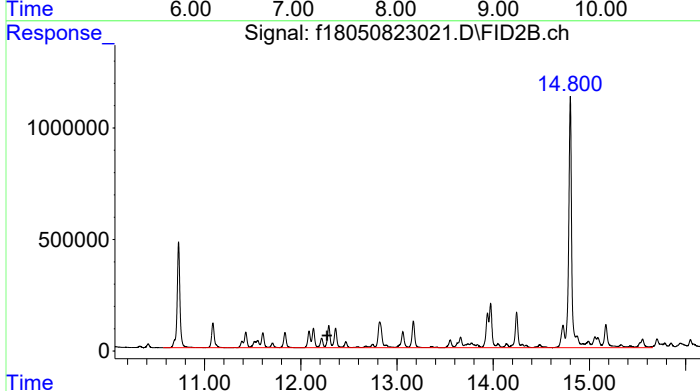
Integration File: SHCINT2.E
Quant Time: May 30 13:10:40 2023
Quant Method : C:\Projects\Hawaii DOH\2. Laboratory Data\Alpha\WAF Study\L2317027\TPH\NF TPH\NF T
... PH Quant.M
Quant Title : FID Forensics
QLast Update : Fri Sep 23 15:53:13 2022
Response via : Initial Calibration
Integrator: ChemStation

Volume Inj. : 1.0
Signal Phase : Rtx-5MS
Signal Info : 0.25mm

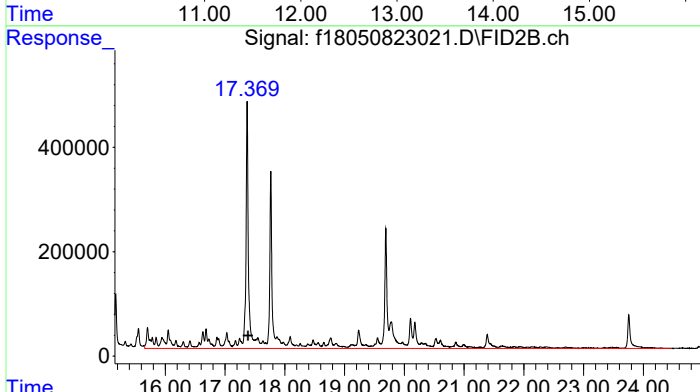




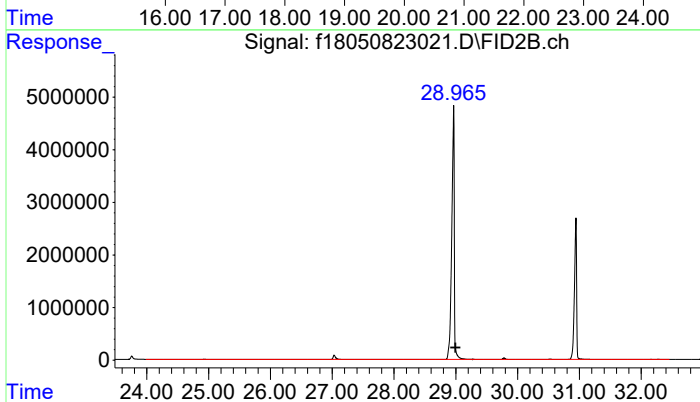
#9 > C8 to C10 Aromatics
 R.T.: 7.704 min
 Delta R.T.: 0.000 min
 Response: 46241059
 Conc: 37.48 UG/ML m



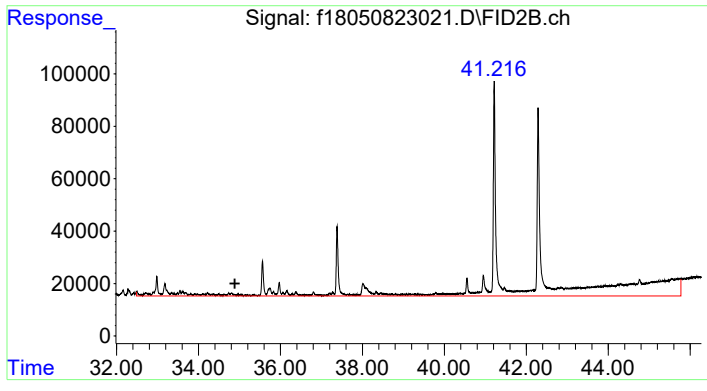
#10 > C10 to C12 Aromatics
 R.T.: 12.274 min
 Delta R.T.: 0.000 min
 Response: 83710694
 Conc: 67.84 UG/ML m



#11 > C12 to C16 Aromatics
 R.T.: 17.385 min
 Delta R.T.: 0.000 min
 Response: 64373749
 Conc: 52.17 UG/ML m



#12 > C16 to C21 Aromatics
 R.T.: 28.995 min
 Delta R.T.: 0.000 min
 Response: 8372652
 Conc: 6.79 UG/ML m



#13 > C21 to C32 Aromatics

R.T.: 34.889 min
Delta R.T.: 0.000 min
Response: 21052895
Conc: 17.06 UG/ML m

Data Path : C:\Projects\Hawaii DOH\2. Laboratory Data\Alpha\WAF Study\L2317027\TPH\NF TPH\
 Data File : f18042723049.D
 Signal(s) : FID2B.ch
 Acq On : 28 Apr 2023 07:22 pm
 Operator : FID18:AMV
 Sample : L2317027-07
 Misc : WG1772069,WG1763893,ICAL19877
 ALS Vial : 75 Sample Multiplier: 1

Integration File: SHCINT2.E

Quant Time: Jun 01 12:17:07 2023

Quant Method : C:\Projects\Hawaii DOH\2. Laboratory Data\Alpha\WAF Study\L2317027\TPH\NF TPH\NF T
 PH Quant.M

Quant Title : FID Forensics

QLast Update : Fri Sep 23 15:53:13 2022

Response via : Initial Calibration

Integrator: ChemStation

Volume Inj. : 1.0

Signal Phase : Rtx-5MS

Signal Info : 0.25mm

Blank Name : IB1804272302R

Blank File : f18042723039.D

Compound	R.T.	Response	Conc Units

Internal Standards			
1) I 5-alpha-androstane	31.069	64991354	50.000 ug/mL m
System Monitoring Compounds			
2) s ortho-terphenyl	29.093	150071433	110.454 ug/mL m
Spiked Amount 50.000	Range 50 - 130	Recovery = 220.91%#	
3) s d50-Tetracosane	35.721	125531683	116.851 ug/mL m
Spiked Amount 50.000	Range 50 - 130	Recovery = 233.70%#	
Target Compounds			
4) h > C8 to C10 Aliphatics	8.012	597748988	488.176 ug/mL m
5) h > C10 to C12 Aliphatics	12.930	1004562007	820.416 ug/ml m
6) h > C12 to C16 Aliphatics	23.659	940079959	767.754 UG/ML m
7) h > C16 to C21 Aliphatics	28.995	102501821	83.712 UG/ML m
8) h > C21 to C32 Aliphatics	33.402	36028452	29.424 UG/ML m

SemiQuant Compounds - Not Calibrated on this Instrument

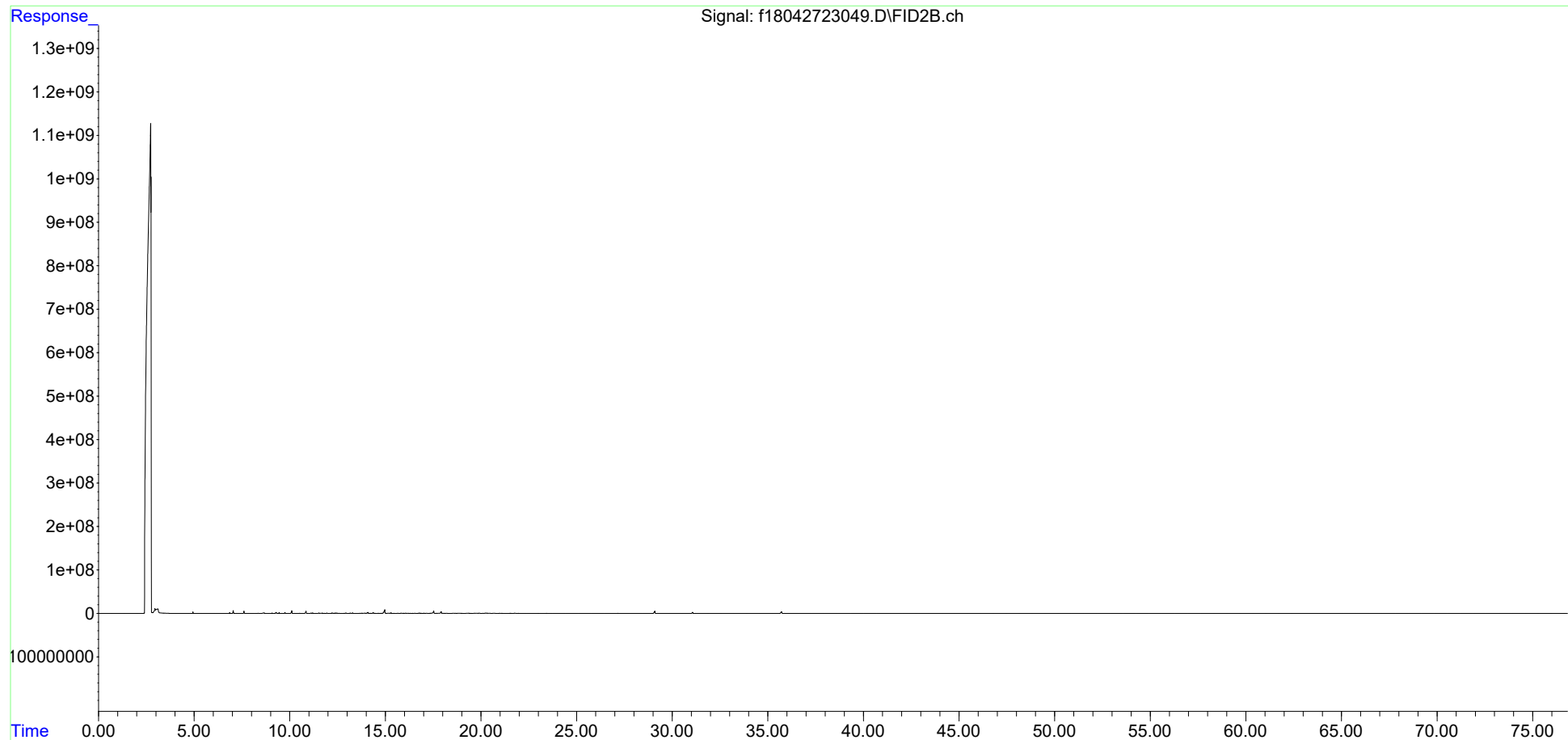
(f)=RT Delta > 1/2 Window

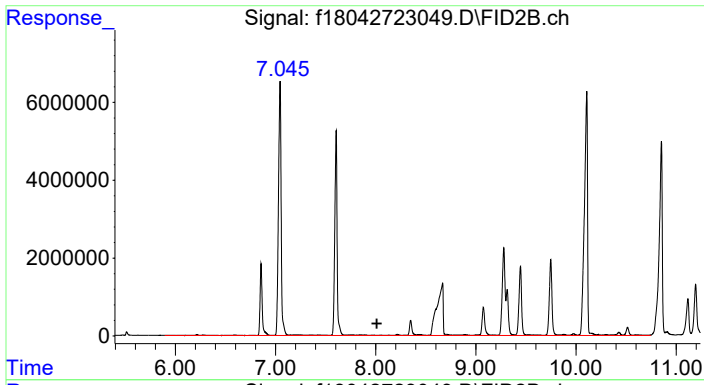
(m)=manual int.

Data Path : C:\Projects\Hawaii DOH\2. Laboratory Data\Alpha\WAF Study\L2317027\TPH\NF TPH\
Data File : f18042723049.D
Signal(s) : FID2B.ch
Acq On : 28 Apr 2023 07:22 pm
Operator : FID18:AMV
Sample : L2317027-07
Misc : WG1772069,WG1763893,ICAL19877
ALS Vial : 75 Sample Multiplier: 1

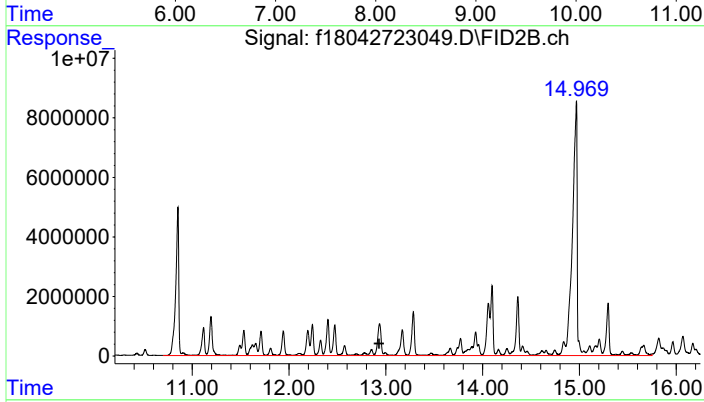
Integration File: SHCINT2.E
Quant Time: Jun 01 12:17:07 2023
Quant Method : C:\Projects\Hawaii DOH\2. Laboratory Data\Alpha\WAF Study\L2317027\TPH\NF TPH\NF T
... PH Quant.M
Quant Title : FID Forensics
QLast Update : Fri Sep 23 15:53:13 2022
Response via : Initial Calibration
Integrator: ChemStation

Volume Inj. : 1.0
Signal Phase : Rtx-5MS
Signal Info : 0.25mm

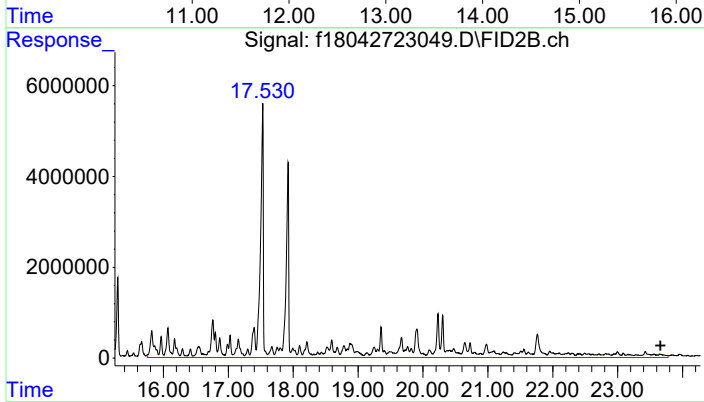




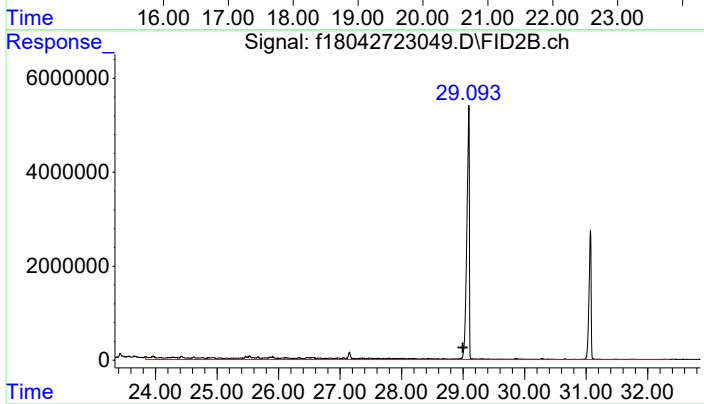
#4 > C8 to C10 Aliphatics
 R.T.: 8.012 min
 Delta R.T.: 0.000 min
 Response: 597748988
 Conc: 488.18 ug/mL m



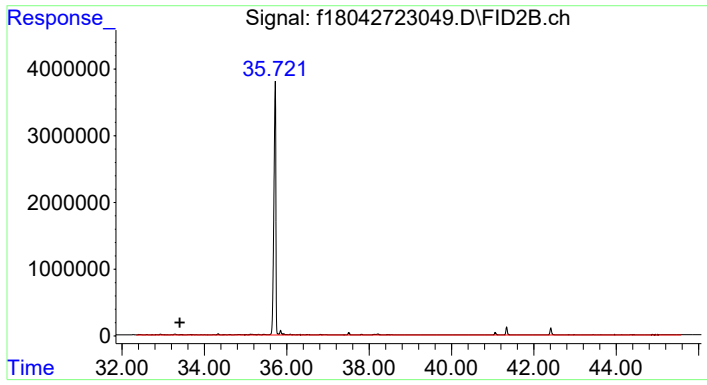
#5 > C10 to C12 Aliphatics
 R.T.: 12.930 min
 Delta R.T.: 0.000 min
 Response: 1004562007
 Conc: 820.42 ug/ml m



#6 > C12 to C16 Aliphatics
 R.T.: 23.659 min
 Delta R.T.: 0.000 min
 Response: 940079959
 Conc: 767.75 UG/ML m



#7 > C16 to C21 Aliphatics
 R.T.: 28.995 min
 Delta R.T.: 0.000 min
 Response: 102501821
 Conc: 83.71 UG/ML m



#8 > C21 to C32 Aliphatics

R.T.: 33.402 min
Delta R.T.: 0.000 min
Response: 36028452
Conc: 29.42 UG/ML m

Data Path : C:\Projects\Hawaii DOH\2. Laboratory Data\Alpha\WAF Study\L2317027\TPH\NF TPH\
 Data File : f18050523077.D
 Signal(s) : FID2B.ch
 Acq On : 07 May 2023 04:14 pm
 Operator : FID18:AMV
 Sample : L2317027-08F1
 Misc : WG1775373,WG1771478,ICAL19877
 ALS Vial : 89 Sample Multiplier: 1

Integration File: SHCINT2.E
 Quant Time: May 31 16:02:55 2023
 Quant Method : C:\Projects\Hawaii DOH\2. Laboratory Data\Alpha\WAF Study\L2317027\TPH\NF TPH\NF T
 .. PH Quant.M
 Quant Title : FID Forensics
 QLast Update : Fri Sep 23 15:53:13 2022
 Response via : Initial Calibration
 Integrator: ChemStation

Volume Inj. : 1.0
 Signal Phase : Rtx-5MS
 Signal Info : 0.25mm

Blank Name : IB1805052303R
 Blank File : f18050523061.D

Compound	R.T.	Response	Conc Units

Internal Standards			
1) I 5-alpha-androstane	30.943	68846897	50.000 ug/mL m
System Monitoring Compounds			
3) s d50-Tetracosane	35.607	128426640	112.851 ug/mL m
Spiked Amount 50.000	Range 50 - 130	Recovery	= 225.70%#
Target Compounds			
4) h > C8 to C10 Aliphatics	8.012	23195325	17.883 ug/mL m
5) h > C10 to C12 Aliphatics	12.930	7201046	5.552 ug/ml m
6) h > C12 to C16 Aliphatics	23.659	2602229	2.006 UG/ML m
7) h > C16 to C21 Aliphatics	28.995	2727965	2.103 UG/ML m
8) h > C21 to C32 Aliphatics	33.402	17330195	13.361 UG/ML m

SemiQuant Compounds - Not Calibrated on this Instrument

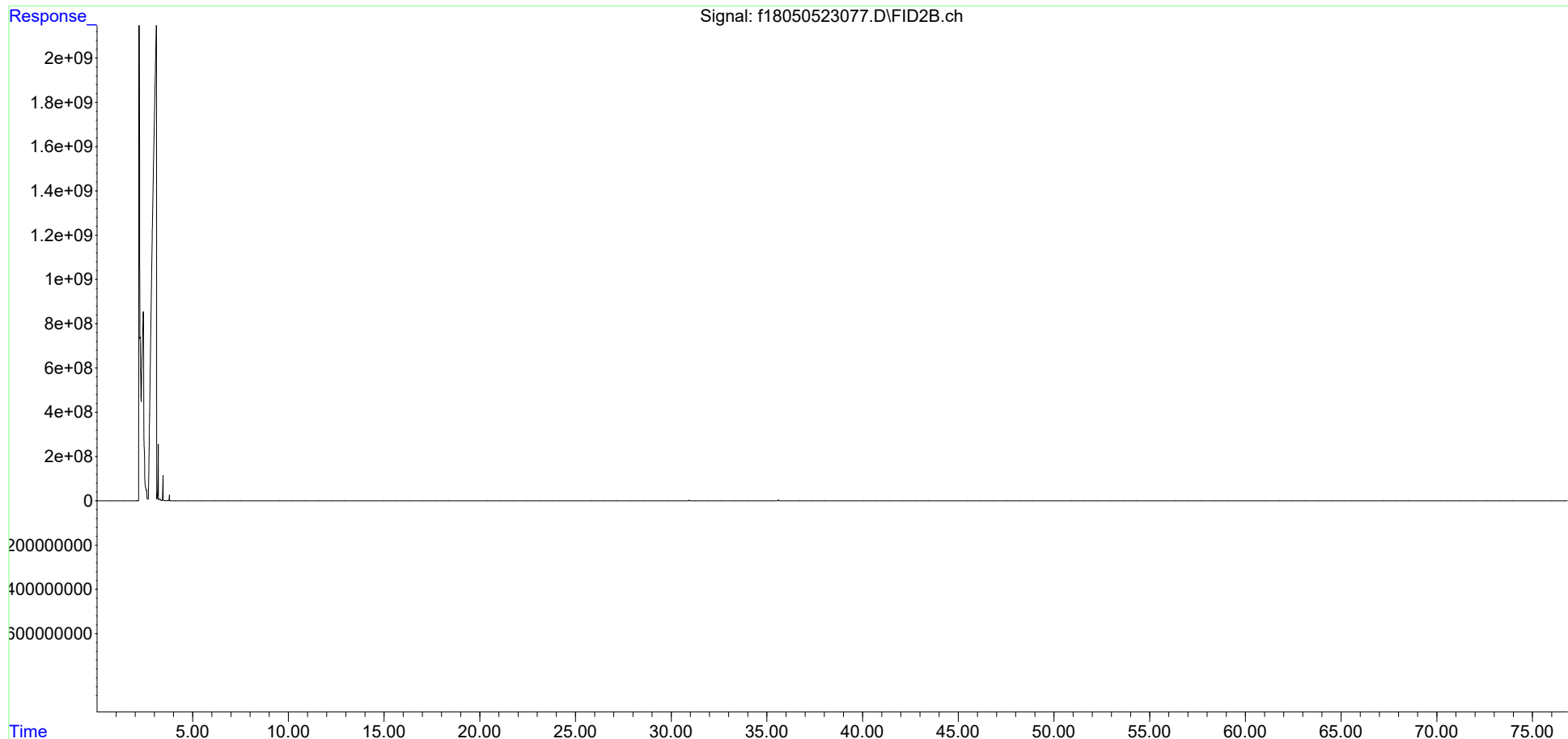
(f)=RT Delta > 1/2 Window

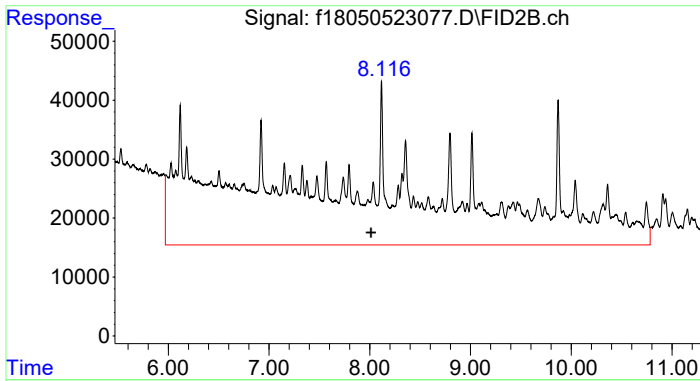
(m)=manual int.

Data Path : C:\Projects\Hawaii DOH\2. Laboratory Data\Alpha\WAF Study\L2317027\TPH\NF TPH\
Data File : f18050523077.D
Signal(s) : FID2B.ch
Acq On : 07 May 2023 04:14 pm
Operator : FID18:AMV
Sample : L2317027-08F1
Misc : WG1775373, WG1771478, ICAL19877
ALS Vial : 89 Sample Multiplier: 1

Integration File: SHCINT2.E
Quant Time: May 31 16:02:55 2023
Quant Method : C:\Projects\Hawaii DOH\2. Laboratory Data\Alpha\WAF Study\L2317027\TPH\NF TPH\NF T
... PH Quant.M
Quant Title : FID Forensics
QLast Update : Fri Sep 23 15:53:13 2022
Response via : Initial Calibration
Integrator: ChemStation

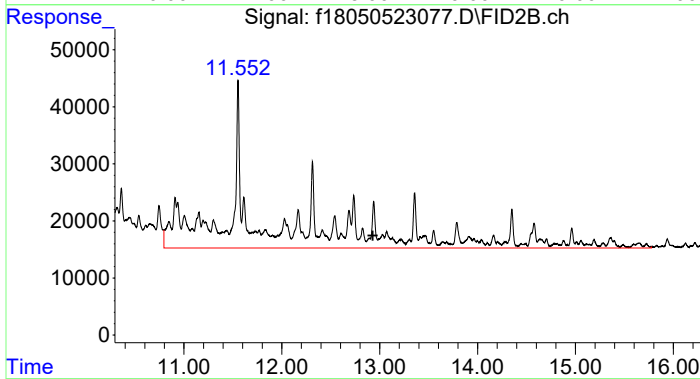
Volume Inj. : 1.0
Signal Phase : Rtx-5MS
Signal Info : 0.25mm





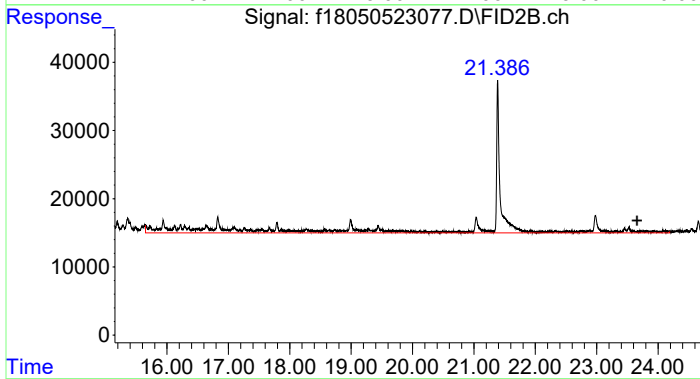
#4 > C8 to C10 Aliphatics

R.T.: 8.012 min
 Delta R.T.: 0.000 min
 Response: 23195325
 Conc: 17.88 ug/mL m



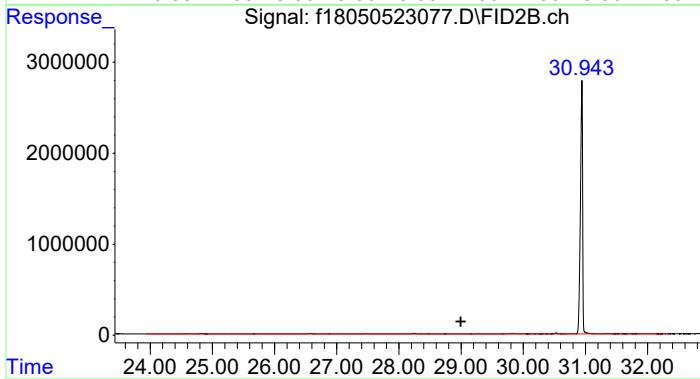
#5 > C10 to C12 Aliphatics

R.T.: 12.930 min
 Delta R.T.: 0.000 min
 Response: 7201046
 Conc: 5.55 ug/ml m



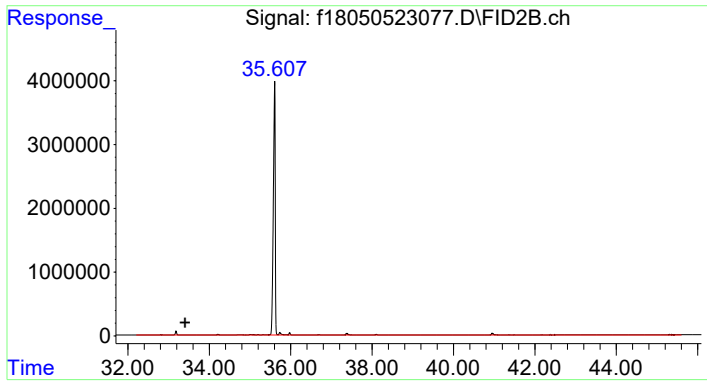
#6 > C12 to C16 Aliphatics

R.T.: 23.659 min
 Delta R.T.: 0.000 min
 Response: 2602229
 Conc: 2.01 UG/ML m



#7 > C16 to C21 Aliphatics

R.T.: 28.995 min
 Delta R.T.: 0.000 min
 Response: 2727965
 Conc: 2.10 UG/ML m



#8 > C21 to C32 Aliphatics

R.T.: 33.402 min
Delta R.T.: 0.000 min
Response: 17330195
Conc: 13.36 UG/ML m

Data Path : C:\Projects\Hawaii DOH\2. Laboratory Data\Alpha\WAF Study\L2317027\TPH\NF TPH\
 Data File : f18050823023.D
 Signal(s) : FID2B.ch
 Acq On : 09 May 2023 12:39 am
 Operator : FID18:AMV
 Sample : L2317027-09F2
 Misc : WG1776333,WG1771479,ICAL19877
 ALS Vial : 62 Sample Multiplier: 1

Integration File: SHCINT2.E
 Quant Time: Jun 01 10:36:05 2023
 Quant Method : C:\Projects\Hawaii DOH\2. Laboratory Data\Alpha\WAF Study\L2317027\TPH\NF TPH\NF T
 .. PH Quant.M
 Quant Title : FID Forensics
 QLast Update : Fri Sep 23 15:53:13 2022
 Response via : Initial Calibration
 Integrator: ChemStation

Volume Inj. : 1.0
 Signal Phase : Rtx-5MS
 Signal Info : 0.25mm

Blank Name : IB1805082301R
 Blank File : f18050823009.D

Compound	R.T.	Response	Conc Units

Internal Standards			
1) I 5-alpha-androstane	30.942	63074968	50.000 ug/mL m
System Monitoring Compounds			
2) s ortho-terphenyl	28.962	126843308	96.194 ug/mL m
Spiked Amount 50.000	Range 50 - 130	Recovery =	192.39%#
Target Compounds			
9) h > C8 to C10 Aromatics	7.704	335466354	282.296 UG/ML m
10) h > C10 to C12 Aromatics	12.274	627409542	527.967 UG/ML m
11) h > C12 to C16 Aromatics	17.385	403184711	339.281 UG/ML m
12) h > C16 to C21 Aromatics	28.995	9718501	8.178 UG/ML m
13) h > C21 to C32 Aromatics	34.889	22850747	19.229 UG/ML m

SemiQuant Compounds - Not Calibrated on this Instrument

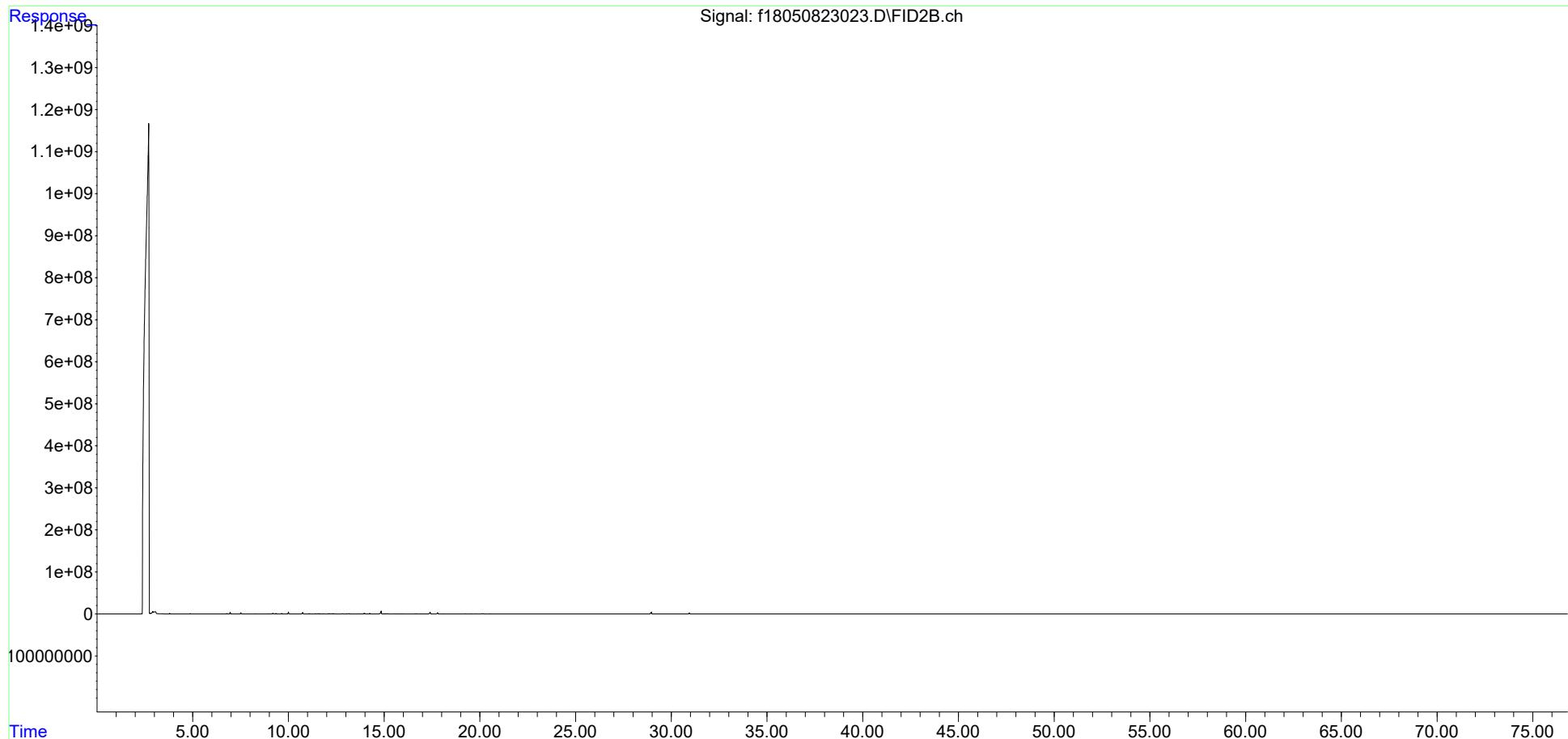
(f)=RT Delta > 1/2 Window

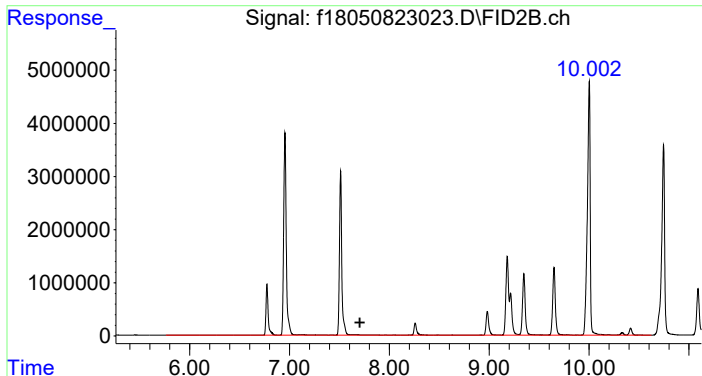
(m)=manual int.

Data Path : C:\Projects\Hawaii DOH\2. Laboratory Data\Alpha\WAF Study\L2317027\TPH\NF TPH\
Data File : f18050823023.D
Signal(s) : FID2B.ch
Acq On : 09 May 2023 12:39 am
Operator : FID18:AMV
Sample : L2317027-09F2
Misc : WG1776333,WG1771479,ICAL19877
ALS Vial : 62 Sample Multiplier: 1

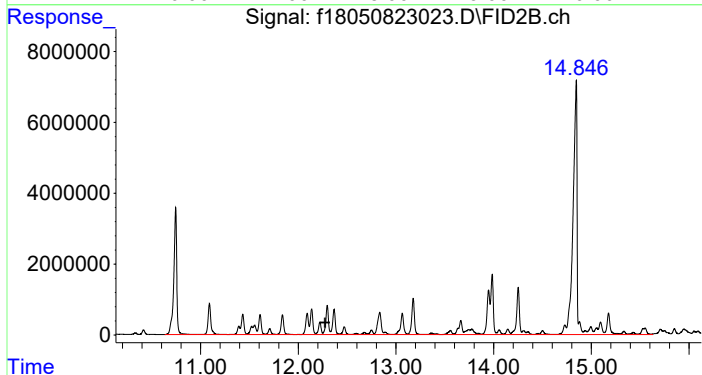
Integration File: SHCINT2.E
Quant Time: Jun 01 10:36:05 2023
Quant Method : C:\Projects\Hawaii DOH\2. Laboratory Data\Alpha\WAF Study\L2317027\TPH\NF TPH\NF T
... PH Quant.M
Quant Title : FID Forensics
QLast Update : Fri Sep 23 15:53:13 2022
Response via : Initial Calibration
Integrator: ChemStation

Volume Inj. : 1.0
Signal Phase : Rtx-5MS
Signal Info : 0.25mm

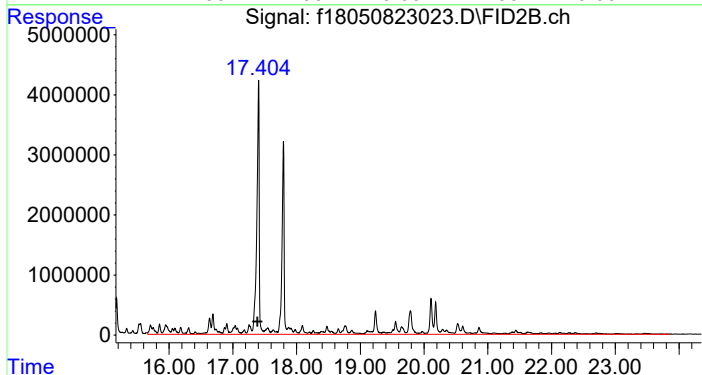




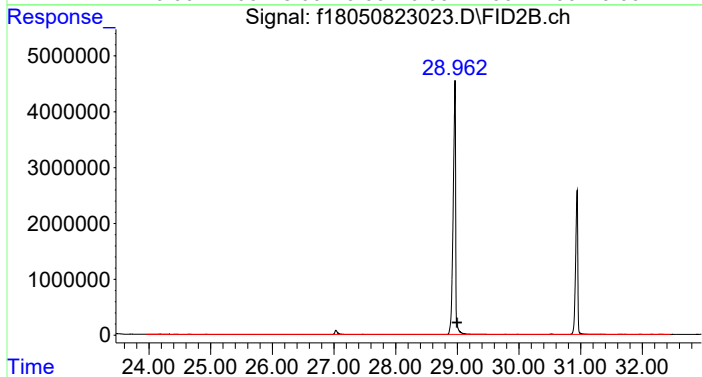
#9 > C8 to C10 Aromatics
R.T.: 7.704 min
Delta R.T.: 0.000 min
Response: 335466354
Conc: 282.30 UG/ML m



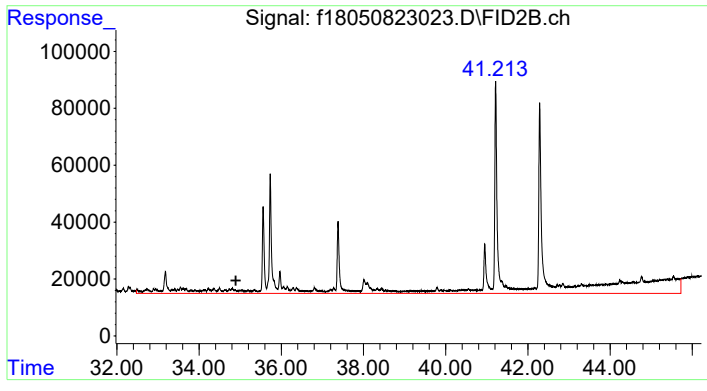
#10 > C10 to C12 Aromatics
R.T.: 12.274 min
Delta R.T.: 0.000 min
Response: 627409542
Conc: 527.97 UG/ML m



#11 > C12 to C16 Aromatics
R.T.: 17.385 min
Delta R.T.: 0.000 min
Response: 403184711
Conc: 339.28 UG/ML m



#12 > C16 to C21 Aromatics
R.T.: 28.995 min
Delta R.T.: 0.000 min
Response: 9718501
Conc: 8.18 UG/ML m



#13 > C21 to C32 Aromatics

R.T.: 34.889 min
Delta R.T.: 0.000 min
Response: 22850747
Conc: 19.23 UG/ML m

Data Path : C:\Projects\Hawaii DOH\2. Laboratory Data\Alpha\WAF Study\L2317027\TPH\NF TPH\
 Data File : f18042723051.D
 Signal(s) : FID2B.ch
 Acq On : 28 Apr 2023 08:46 pm
 Operator : FID18:AMV
 Sample : L2317027-10
 Misc : WG1772069,WG1763893,ICAL19877
 ALS Vial : 76 Sample Multiplier: 1

Integration File: SHCINT2.E
 Quant Time: Jun 01 12:34:14 2023
 Quant Method : C:\Projects\Hawaii DOH\2. Laboratory Data\Alpha\WAF Study\L2317027\TPH\NF TPH\NF T
 .. PH Quant.M
 Quant Title : FID Forensics
 QLast Update : Fri Sep 23 15:53:13 2022
 Response via : Initial Calibration
 Integrator: ChemStation

Volume Inj. : 1.0
 Signal Phase : Rtx-5MS
 Signal Info : 0.25mm

Blank Name : IB1804272302R
 Blank File : f18042723039.D

Compound	R.T.	Response	Conc Units

Internal Standards			
1) I 5-alpha-androstane	31.066	63333294	50.000 ug/mL m
System Monitoring Compounds			
2) s ortho-terphenyl	29.090	151685772	114.565 ug/mL m
Spiked Amount 50.000	Range 50 - 130	Recovery = 229.13%#	
3) s d50-Tetracosane	35.718	123097436	117.585 ug/mL m
Spiked Amount 50.000	Range 50 - 130	Recovery = 235.17%#	
Target Compounds			
4) h > C8 to C10 Aliphatics	8.012	732712422	614.065 ug/mL m
5) h > C10 to C12 Aliphatics	12.930	1077616213	903.119 ug/ml m
6) h > C12 to C16 Aliphatics	23.659	982209506	823.161 UG/ML m
7) h > C16 to C21 Aliphatics	28.995	106563557	89.308 UG/ML m
8) h > C21 to C32 Aliphatics	33.402	85189142	71.395 UG/ML m

SemiQuant Compounds - Not Calibrated on this Instrument

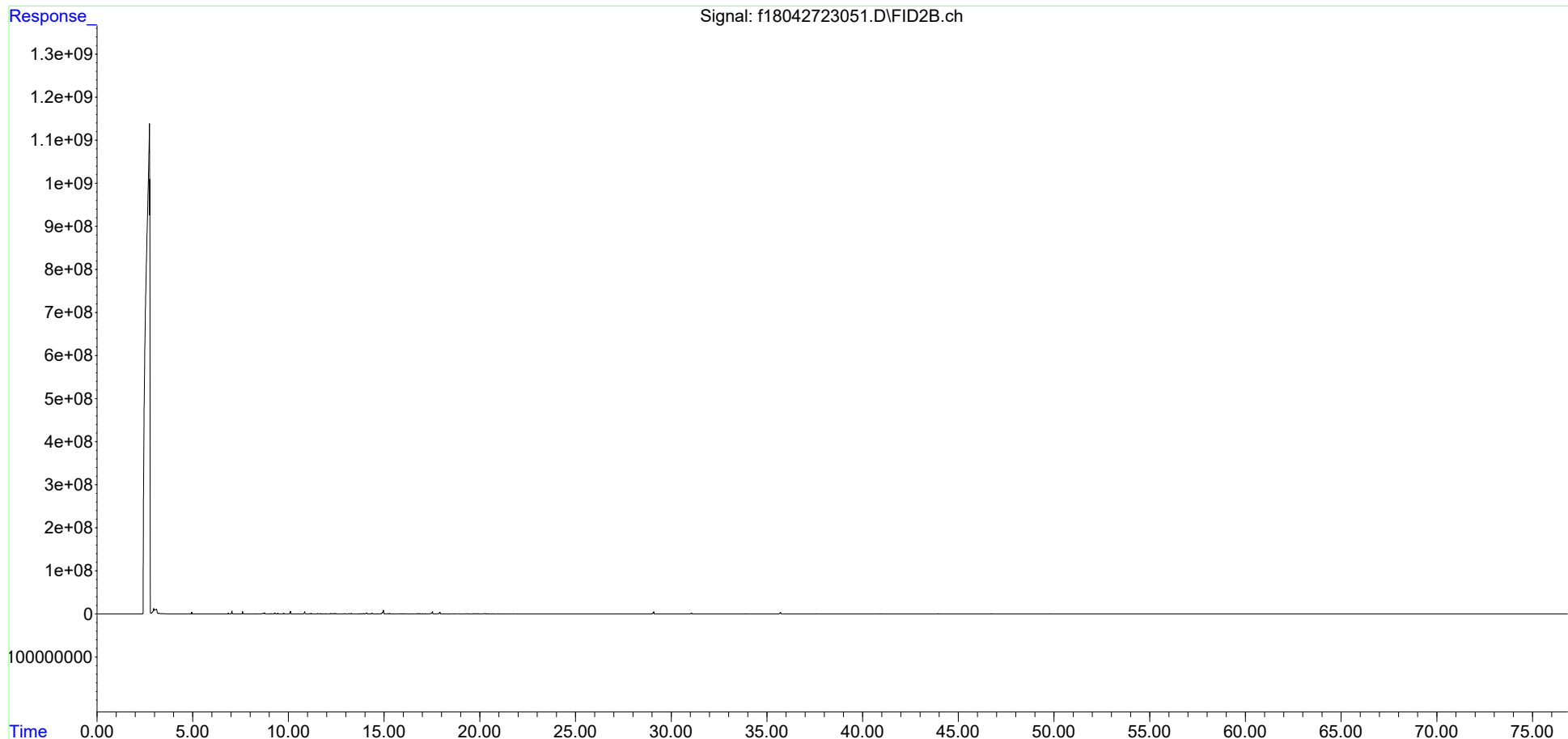
(f)=RT Delta > 1/2 Window

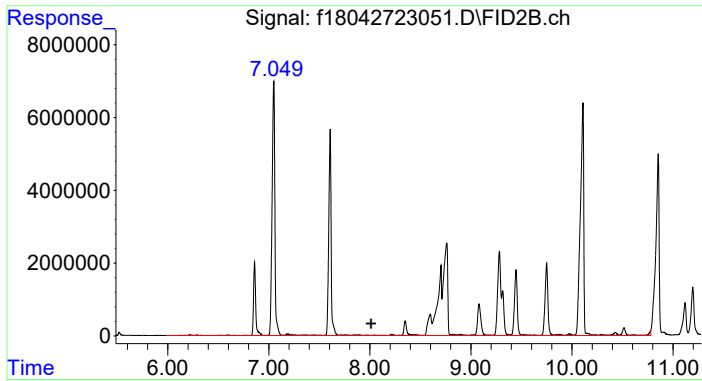
(m)=manual int.

Data Path : C:\Projects\Hawaii DOH\2. Laboratory Data\Alpha\WAF Study\L2317027\TPH\NF TPH\
Data File : f18042723051.D
Signal(s) : FID2B.ch
Acq On : 28 Apr 2023 08:46 pm
Operator : FID18:AMV
Sample : L2317027-10
Misc : WG1772069,WG1763893,ICAL19877
ALS Vial : 76 Sample Multiplier: 1

Integration File: SHCINT2.E
Quant Time: Jun 01 12:34:14 2023
Quant Method : C:\Projects\Hawaii DOH\2. Laboratory Data\Alpha\WAF Study\L2317027\TPH\NF TPH\NF T
... PH Quant.M
Quant Title : FID Forensics
QLast Update : Fri Sep 23 15:53:13 2022
Response via : Initial Calibration
Integrator: ChemStation

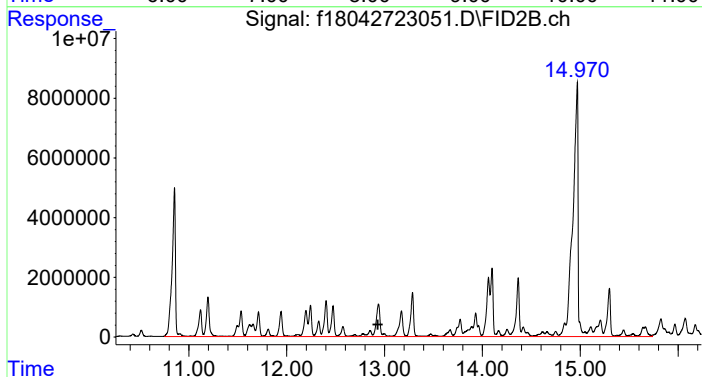
Volume Inj. : 1.0
Signal Phase : Rtx-5MS
Signal Info : 0.25mm





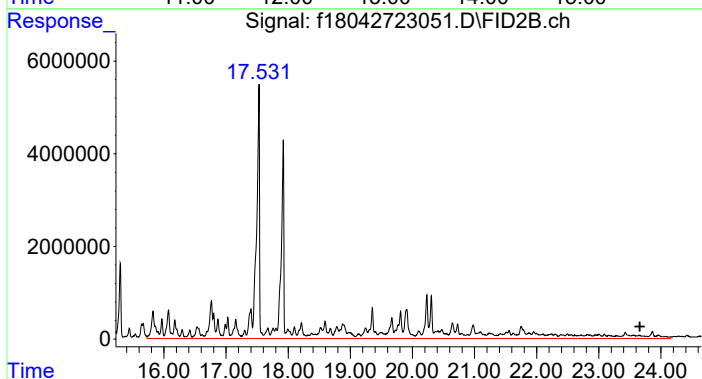
#4 > C8 to C10 Aliphatics

R.T.: 8.012 min
 Delta R.T.: 0.000 min
 Response: 732712422
 Conc: 614.07 ug/mL m



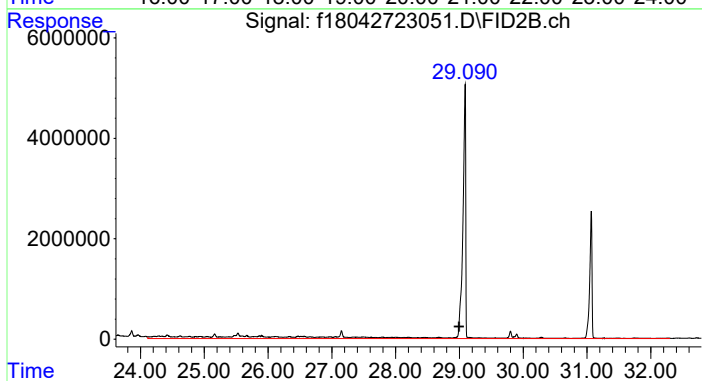
#5 > C10 to C12 Aliphatics

R.T.: 12.930 min
 Delta R.T.: 0.000 min
 Response: 1077616213
 Conc: 903.12 ug/ml m



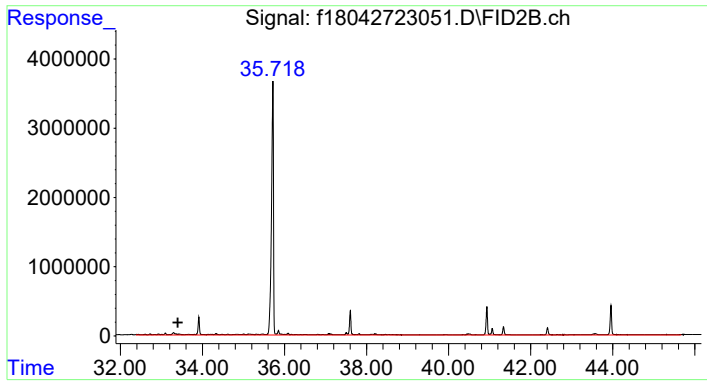
#6 > C12 to C16 Aliphatics

R.T.: 23.659 min
 Delta R.T.: 0.000 min
 Response: 982209506
 Conc: 823.16 UG/ML m



#7 > C16 to C21 Aliphatics

R.T.: 28.995 min
 Delta R.T.: 0.000 min
 Response: 106563557
 Conc: 89.31 UG/ML m



#8 > C21 to C32 Aliphatics

R.T.: 33.402 min
Delta R.T.: 0.000 min
Response: 85189142
Conc: 71.39 UG/ML m

Data Path : C:\Projects\Hawaii DOH\2. Laboratory Data\Alpha\WAF Study\L2317027\TPH\NF TPH\
 Data File : f18050523079.D
 Signal(s) : FID2B.ch
 Acq On : 07 May 2023 05:38 pm
 Operator : FID18:AMV
 Sample : L2317027-11F1
 Misc : WG1775373,WG1771478,ICAL19877
 ALS Vial : 90 Sample Multiplier: 1

Integration File: SHCINT2.E
 Quant Time: May 31 16:06:48 2023
 Quant Method : C:\Projects\Hawaii DOH\2. Laboratory Data\Alpha\WAF Study\L2317027\TPH\NF TPH\NF T
 .. PH Quant.M
 Quant Title : FID Forensics
 QLast Update : Fri Sep 23 15:53:13 2022
 Response via : Initial Calibration
 Integrator: ChemStation

Volume Inj. : 1.0
 Signal Phase : Rtx-5MS
 Signal Info : 0.25mm

Blank Name : IB1805052303R
 Blank File : f18050523061.D

Compound	R.T.	Response	Conc Units

Internal Standards			
1) I 5-alpha-androstane	30.943	65592857	50.000 ug/mL m
System Monitoring Compounds			
3) s d50-Tetracosane	35.606	124182264	114.535 ug/mL m
Spiked Amount 50.000	Range 50 - 130	Recovery	= 229.07%#
Target Compounds			
4) h > C8 to C10 Aliphatics	8.012	23621830	19.115 ug/mL m
5) h > C10 to C12 Aliphatics	12.930	6974380	5.644 ug/ml m
6) h > C12 to C16 Aliphatics	23.659	2624382	2.124 UG/ML m
7) h > C16 to C21 Aliphatics	28.995	2868998	2.322 UG/ML m
8) h > C21 to C32 Aliphatics	33.402	17407745	14.086 UG/ML m

SemiQuant Compounds - Not Calibrated on this Instrument

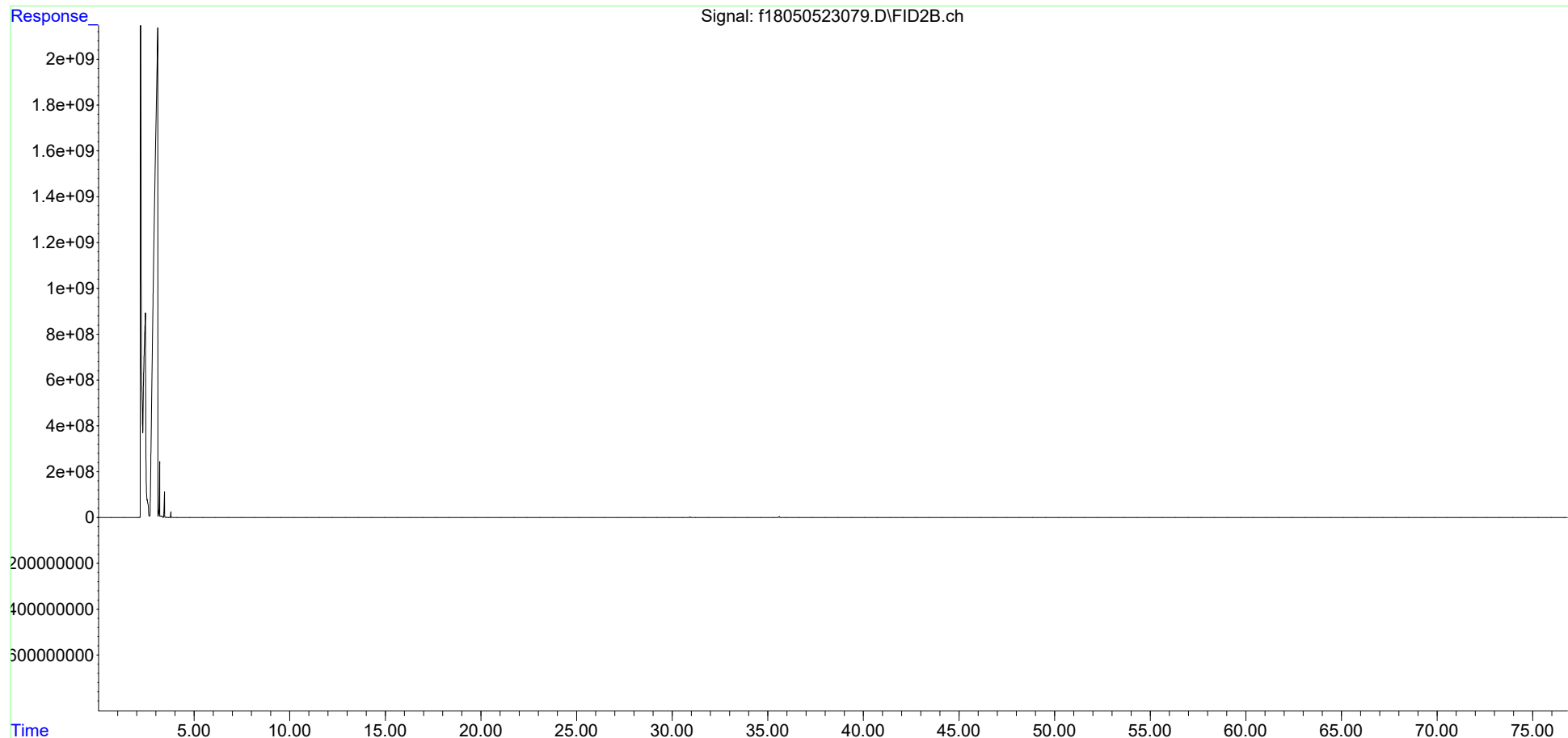
(f)=RT Delta > 1/2 Window

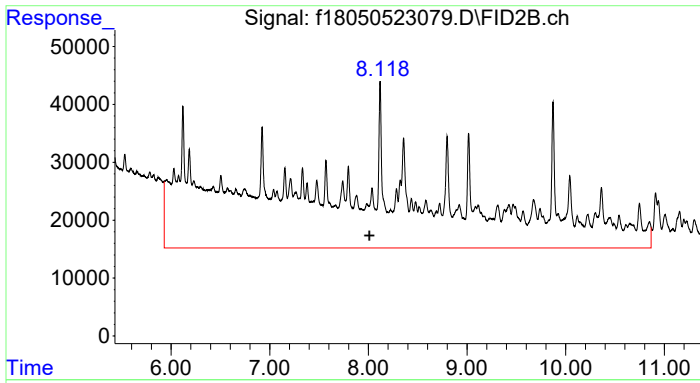
(m)=manual int.

Data Path : C:\Projects\Hawaii DOH\2. Laboratory Data\Alpha\WAF Study\L2317027\TPH\NF TPH\
Data File : f18050523079.D
Signal(s) : FID2B.ch
Acq On : 07 May 2023 05:38 pm
Operator : FID18:AMV
Sample : L2317027-11F1
Misc : WG1775373,WG1771478,ICAL19877
ALS Vial : 90 Sample Multiplier: 1

Integration File: SHCINT2.E
Quant Time: May 31 16:06:48 2023
Quant Method : C:\Projects\Hawaii DOH\2. Laboratory Data\Alpha\WAF Study\L2317027\TPH\NF TPH\NF T
PH Quant.M
Quant Title : FID Forensics
QLast Update : Fri Sep 23 15:53:13 2022
Response via : Initial Calibration
Integrator: ChemStation

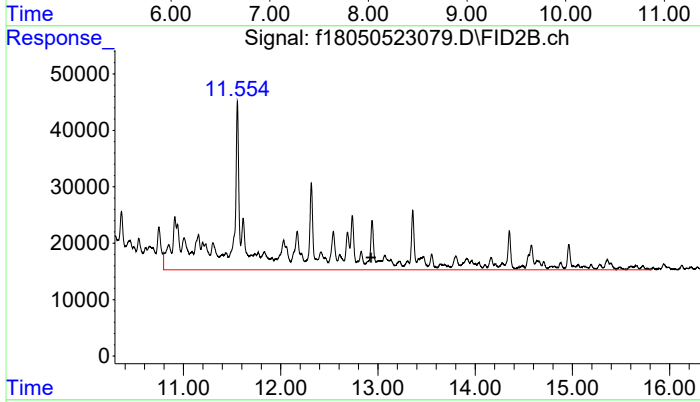
Volume Inj. : 1.0
Signal Phase : Rtx-5MS
Signal Info : 0.25mm





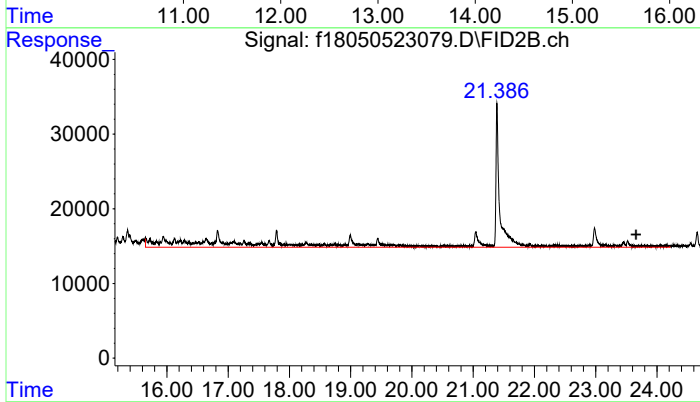
#4 > C8 to C10 Aliphatics

R.T.: 8.012 min
 Delta R.T.: 0.000 min
 Response: 23621830
 Conc: 19.11 ug/mL m



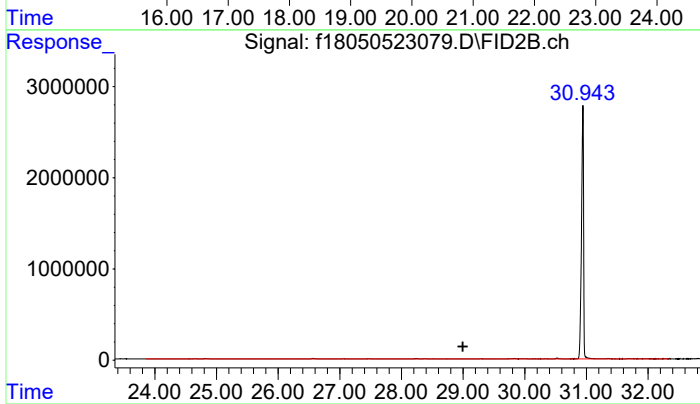
#5 > C10 to C12 Aliphatics

R.T.: 12.930 min
 Delta R.T.: 0.000 min
 Response: 6974380
 Conc: 5.64 ug/ml m



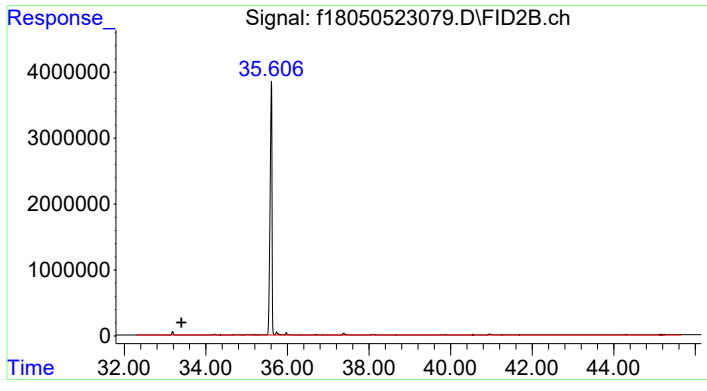
#6 > C12 to C16 Aliphatics

R.T.: 23.659 min
 Delta R.T.: 0.000 min
 Response: 2624382
 Conc: 2.12 UG/ML m



#7 > C16 to C21 Aliphatics

R.T.: 28.995 min
 Delta R.T.: 0.000 min
 Response: 2868998
 Conc: 2.32 UG/ML m



#8 > C21 to C32 Aliphatics

R.T.: 33.402 min
Delta R.T.: 0.000 min
Response: 17407745
Conc: 14.09 UG/ML m

Data Path : C:\Projects\Hawaii DOH\2. Laboratory Data\Alpha\WAF Study\L2317027\TPH\NF TPH\
 Data File : f18050823025.D
 Signal(s) : FID2B.ch
 Acq On : 09 May 2023 02:02 am
 Operator : FID18:AMV
 Sample : L2317027-12F2
 Misc : WG1776333,WG1771479,ICAL19877
 ALS Vial : 63 Sample Multiplier: 1

Integration File: SHCINT2.E
 Quant Time: Jun 01 10:38:43 2023
 Quant Method : C:\Projects\Hawaii DOH\2. Laboratory Data\Alpha\WAF Study\L2317027\TPH\NF TPH\NF T
 .. PH Quant.M
 Quant Title : FID Forensics
 QLast Update : Fri Sep 23 15:53:13 2022
 Response via : Initial Calibration
 Integrator: ChemStation

Volume Inj. : 1.0
 Signal Phase : Rtx-5MS
 Signal Info : 0.25mm

Blank Name : IB1805082301R
 Blank File : f18050823009.D

Compound	R.T.	Response	Conc Units

Internal Standards			
1) I 5-alpha-androstane	30.945	73178707	50.000 ug/mL m
System Monitoring Compounds			
2) s ortho-terphenyl	28.965	136421856	89.174 ug/mL m
Spiked Amount 50.000	Range 50 - 130	Recovery =	178.35%#
Target Compounds			
9) h > C8 to C10 Aromatics	7.704	380501948	275.985 UG/ML m
10) h > C10 to C12 Aromatics	12.274	720576743	522.647 UG/ML m
11) h > C12 to C16 Aromatics	17.385	467681735	339.218 UG/ML m
12) h > C16 to C21 Aromatics	28.995	13123106	9.518 UG/ML m
13) h > C21 to C32 Aromatics	34.889	26258839	19.046 UG/ML m

SemiQuant Compounds - Not Calibrated on this Instrument

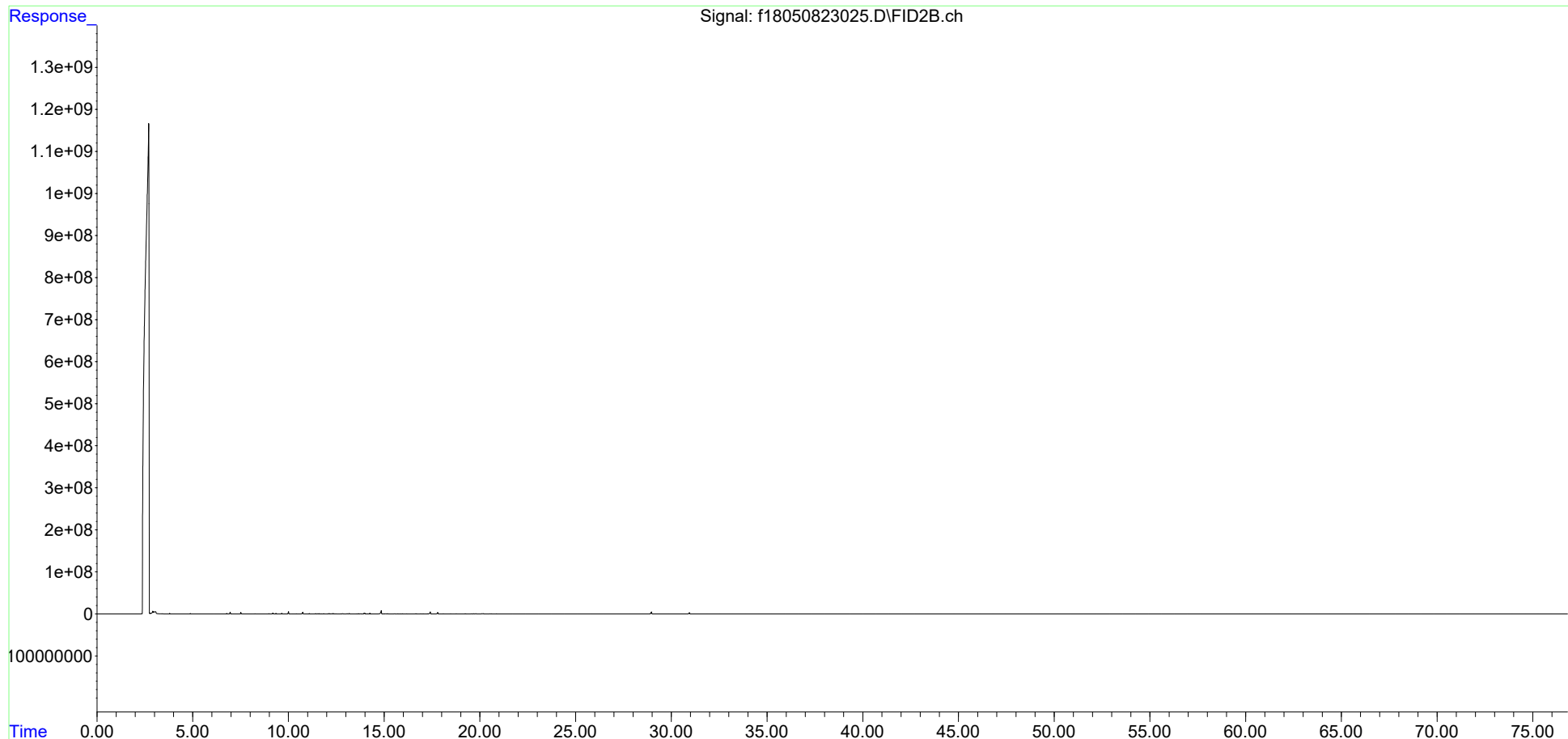
(f)=RT Delta > 1/2 Window

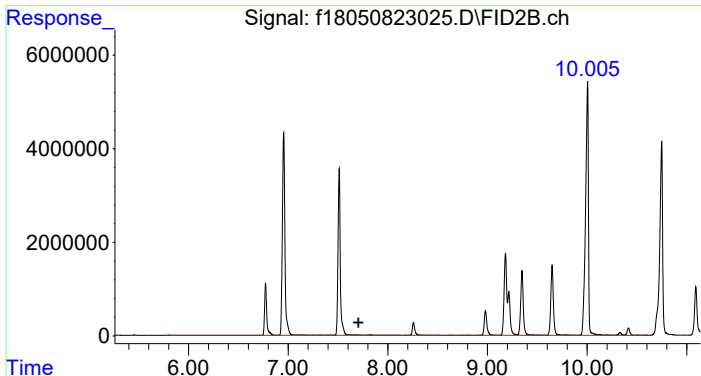
(m)=manual int.

Data Path : C:\Projects\Hawaii DOH\2. Laboratory Data\Alpha\WAF Study\L2317027\TPH\NF TPH\
Data File : f18050823025.D
Signal(s) : FID2B.ch
Acq On : 09 May 2023 02:02 am
Operator : FID18:AMV
Sample : L2317027-12F2
Misc : WG1776333, WG1771479, ICAL19877
ALS Vial : 63 Sample Multiplier: 1

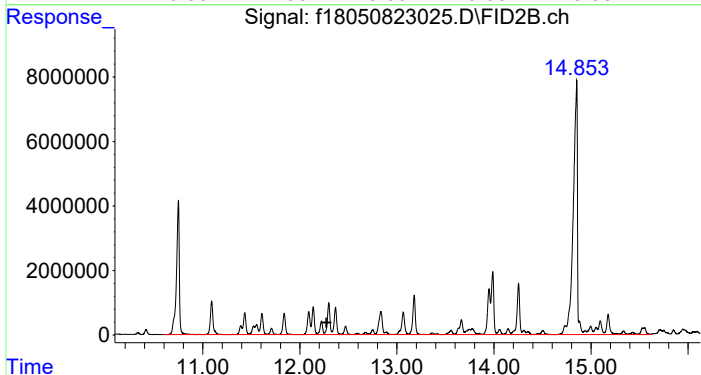
Integration File: SHCINT2.E
Quant Time: Jun 01 10:38:43 2023
Quant Method : C:\Projects\Hawaii DOH\2. Laboratory Data\Alpha\WAF Study\L2317027\TPH\NF TPH\NF T
... PH Quant.M
Quant Title : FID Forensics
QLast Update : Fri Sep 23 15:53:13 2022
Response via : Initial Calibration
Integrator: ChemStation

Volume Inj. : 1.0
Signal Phase : Rtx-5MS
Signal Info : 0.25mm

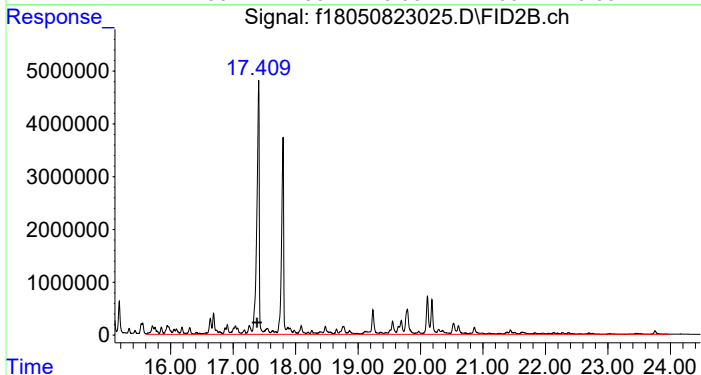




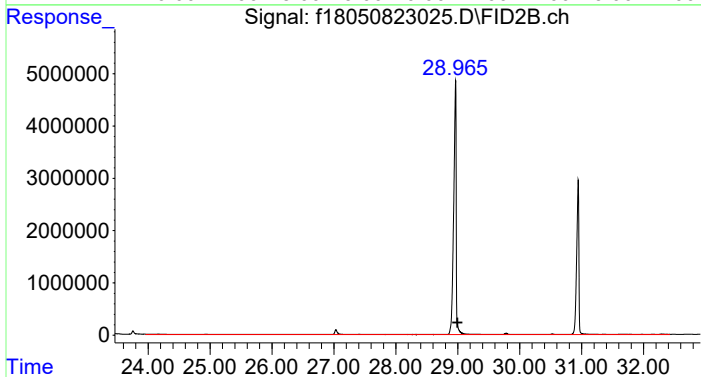
#9 > C8 to C10 Aromatics
 R.T.: 7.704 min
 Delta R.T.: 0.000 min
 Response: 380501948
 Conc: 275.98 UG/ML m



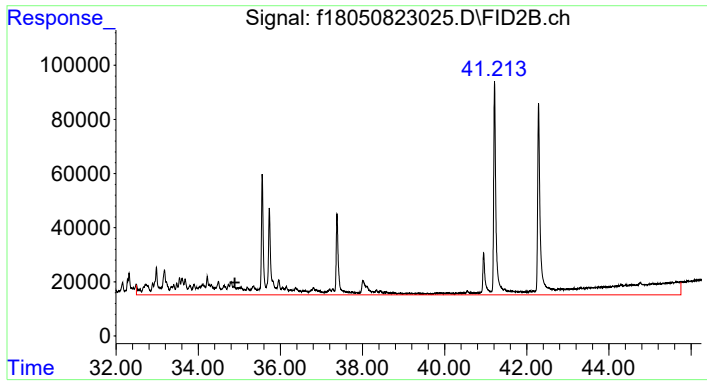
#10 > C10 to C12 Aromatics
 R.T.: 12.274 min
 Delta R.T.: 0.000 min
 Response: 720576743
 Conc: 522.65 UG/ML m



#11 > C12 to C16 Aromatics
 R.T.: 17.385 min
 Delta R.T.: 0.000 min
 Response: 467681735
 Conc: 339.22 UG/ML m



#12 > C16 to C21 Aromatics
 R.T.: 28.995 min
 Delta R.T.: 0.000 min
 Response: 13123106
 Conc: 9.52 UG/ML m



#13 > C21 to C32 Aromatics

R.T.: 34.889 min
Delta R.T.: 0.000 min
Response: 26258839
Conc: 19.05 UG/ML m

Data Path : C:\Projects\Hawaii DOH\2. Laboratory Data\Alpha\WAF Study\L2317027\TPH\NF TPH\
 Data File : f18042723059.D
 Signal(s) : FID2B.ch
 Acq On : 29 Apr 2023 02:21 am
 Operator : FID18:AMV
 Sample : L2317027-13
 Misc : WG1772069,WG1767601,ICAL19877
 ALS Vial : 80 Sample Multiplier: 1

Integration File: SHCINT2.E
 Quant Time: Jun 01 12:49:22 2023
 Quant Method : C:\Projects\Hawaii DOH\2. Laboratory Data\Alpha\WAF Study\L2317027\TPH\NF TPH\NF T
 .. PH Quant.M
 Quant Title : FID Forensics
 QLast Update : Fri Sep 23 15:53:13 2022
 Response via : Initial Calibration
 Integrator: ChemStation

Volume Inj. : 1.0
 Signal Phase : Rtx-5MS
 Signal Info : 0.25mm

Blank Name : IB1804272302R
 Blank File : f18042723039.D

Compound	R.T.	Response	Conc Units
Internal Standards			
1) I 5-alpha-androstane	31.069	70510259	50.000 ug/mL m
System Monitoring Compounds			
2) s ortho-terphenyl	29.094	170638769	115.762 ug/mL m
Spiked Amount 50.000	Range 50 - 130	Recovery = 231.52%#	
3) s d50-Tetracosane	35.720	139273749	119.496 ug/mL m
Spiked Amount 50.000	Range 50 - 130	Recovery = 238.99%#	
Target Compounds			
4) h > C8 to C10 Aliphatics	8.012	757971523	570.576 ug/mL m
5) h > C10 to C12 Aliphatics	12.930	1301920969	980.043 ug/ml m
6) h > C12 to C16 Aliphatics	23.659	1180760750	888.838 UG/ML m
7) h > C16 to C21 Aliphatics	28.995	107200560	80.697 UG/ML m
8) h > C21 to C32 Aliphatics	33.402	38747693	29.168 UG/ML m

SemiQuant Compounds - Not Calibrated on this Instrument

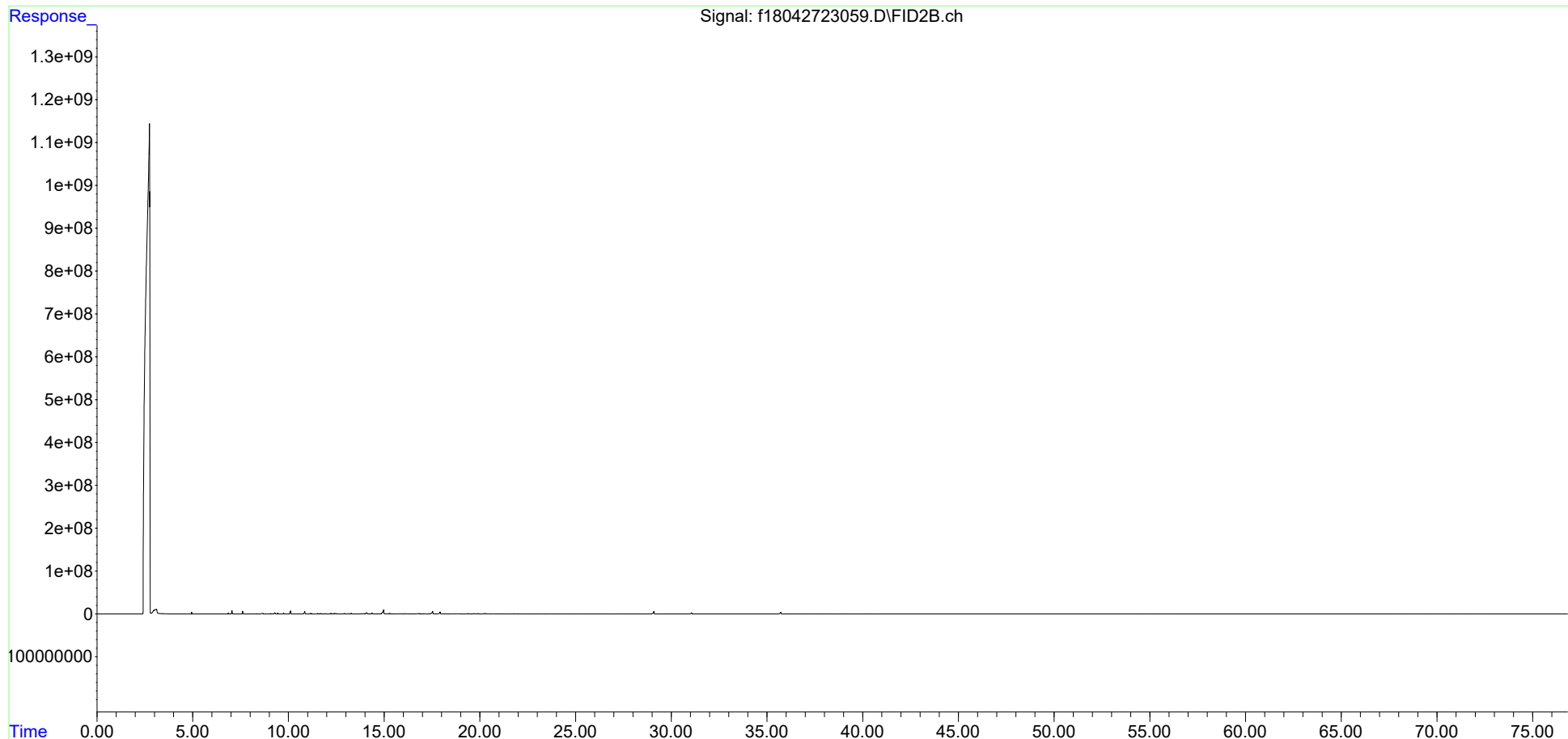
(f)=RT Delta > 1/2 Window

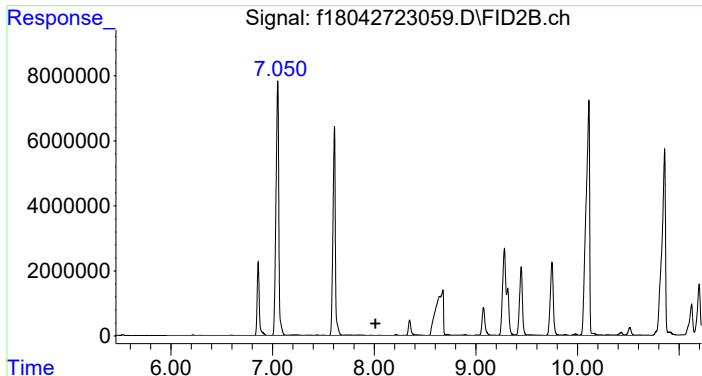
(m)=manual int.

Data Path : C:\Projects\Hawaii DOH\2. Laboratory Data\Alpha\WAF Study\L2317027\TPH\NF TPH\
Data File : f18042723059.D
Signal(s) : FID2B.ch
Acq On : 29 Apr 2023 02:21 am
Operator : FID18:AMV
Sample : L2317027-13
Misc : WG1772069,WG1767601,ICAL19877
ALS Vial : 80 Sample Multiplier: 1

Integration File: SHCINT2.E
Quant Time: Jun 01 12:49:22 2023
Quant Method : C:\Projects\Hawaii DOH\2. Laboratory Data\Alpha\WAF Study\L2317027\TPH\NF TPH\NF T
... PH Quant.M
Quant Title : FID Forensics
QLast Update : Fri Sep 23 15:53:13 2022
Response via : Initial Calibration
Integrator: ChemStation

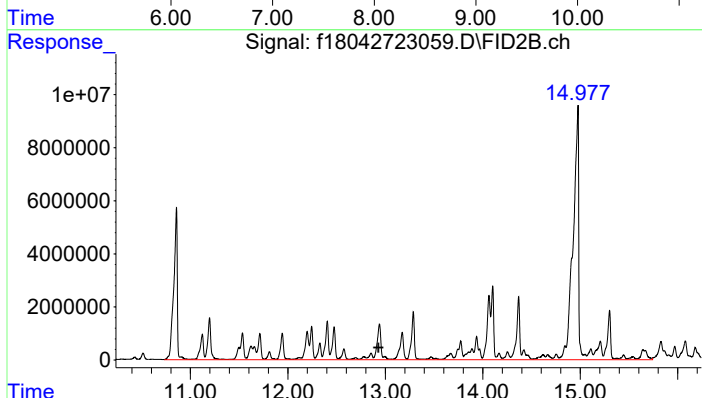
Volume Inj. : 1.0
Signal Phase : Rtx-5MS
Signal Info : 0.25mm





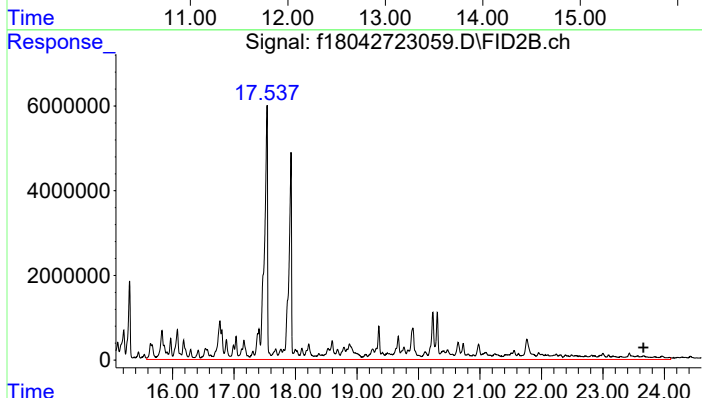
#4 > C8 to C10 Aliphatics

R.T.: 8.012 min
 Delta R.T.: 0.000 min
 Response: 757971523
 Conc: 570.58 ug/mL m



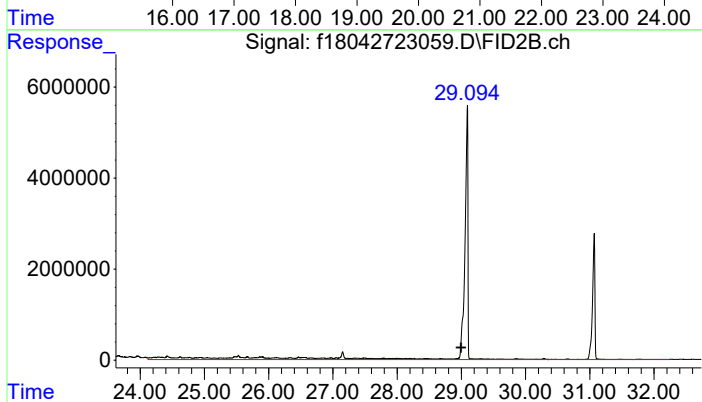
#5 > C10 to C12 Aliphatics

R.T.: 12.930 min
 Delta R.T.: 0.000 min
 Response: 1301920969
 Conc: 980.04 ug/ml m



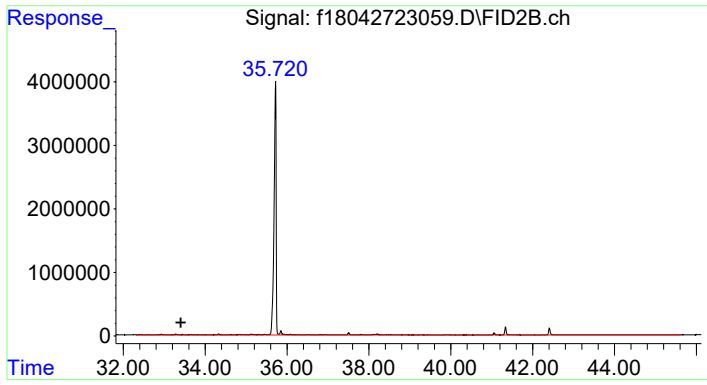
#6 > C12 to C16 Aliphatics

R.T.: 23.659 min
 Delta R.T.: 0.000 min
 Response: 1180760750
 Conc: 888.84 UG/ML m



#7 > C16 to C21 Aliphatics

R.T.: 28.995 min
 Delta R.T.: 0.000 min
 Response: 107200560
 Conc: 80.70 UG/ML m



#8 > C21 to C32 Aliphatics

R.T.: 33.402 min
Delta R.T.: 0.000 min
Response: 38747693
Conc: 29.17 UG/ML m

Data Path : C:\Projects\Hawaii DOH\2. Laboratory Data\Alpha\WAF Study\L2317027\TPH\NF TPH\
 Data File : f18050523081.D
 Signal(s) : FID2B.ch
 Acq On : 07 May 2023 07:02 pm
 Operator : FID18:AMV
 Sample : L2317027-14F1
 Misc : WG1775373,WG1771480,ICAL19877
 ALS Vial : 91 Sample Multiplier: 1

Integration File: SHCINT2.E
 Quant Time: May 31 16:10:30 2023
 Quant Method : C:\Projects\Hawaii DOH\2. Laboratory Data\Alpha\WAF Study\L2317027\TPH\NF TPH\NF T
 .. PH Quant.M
 Quant Title : FID Forensics
 QLast Update : Fri Sep 23 15:53:13 2022
 Response via : Initial Calibration
 Integrator: ChemStation

Volume Inj. : 1.0
 Signal Phase : Rtx-5MS
 Signal Info : 0.25mm

Blank Name : IB1805052303R
 Blank File : f18050523061.D

Compound	R.T.	Response	Conc Units

Internal Standards			
1) I 5-alpha-androstane	30.943	64810636	50.000 ug/mL m
System Monitoring Compounds			
3) s d50-Tetracosane	35.606	122924998	114.744 ug/mL m
Spiked Amount 50.000	Range 50 - 130	Recovery	= 229.49%#
Target Compounds			
4) h > C8 to C10 Aliphatics	8.012	7393406	6.055 ug/mL m
5) h > C10 to C12 Aliphatics	12.930	4913285	4.024 ug/ml m
6) h > C12 to C16 Aliphatics	23.659	2662702	2.181 UG/ML m
7) h > C16 to C21 Aliphatics	28.995	2712442	2.221 UG/ML m
8) h > C21 to C32 Aliphatics	33.402	18481976	15.136 UG/ML m

SemiQuant Compounds - Not Calibrated on this Instrument

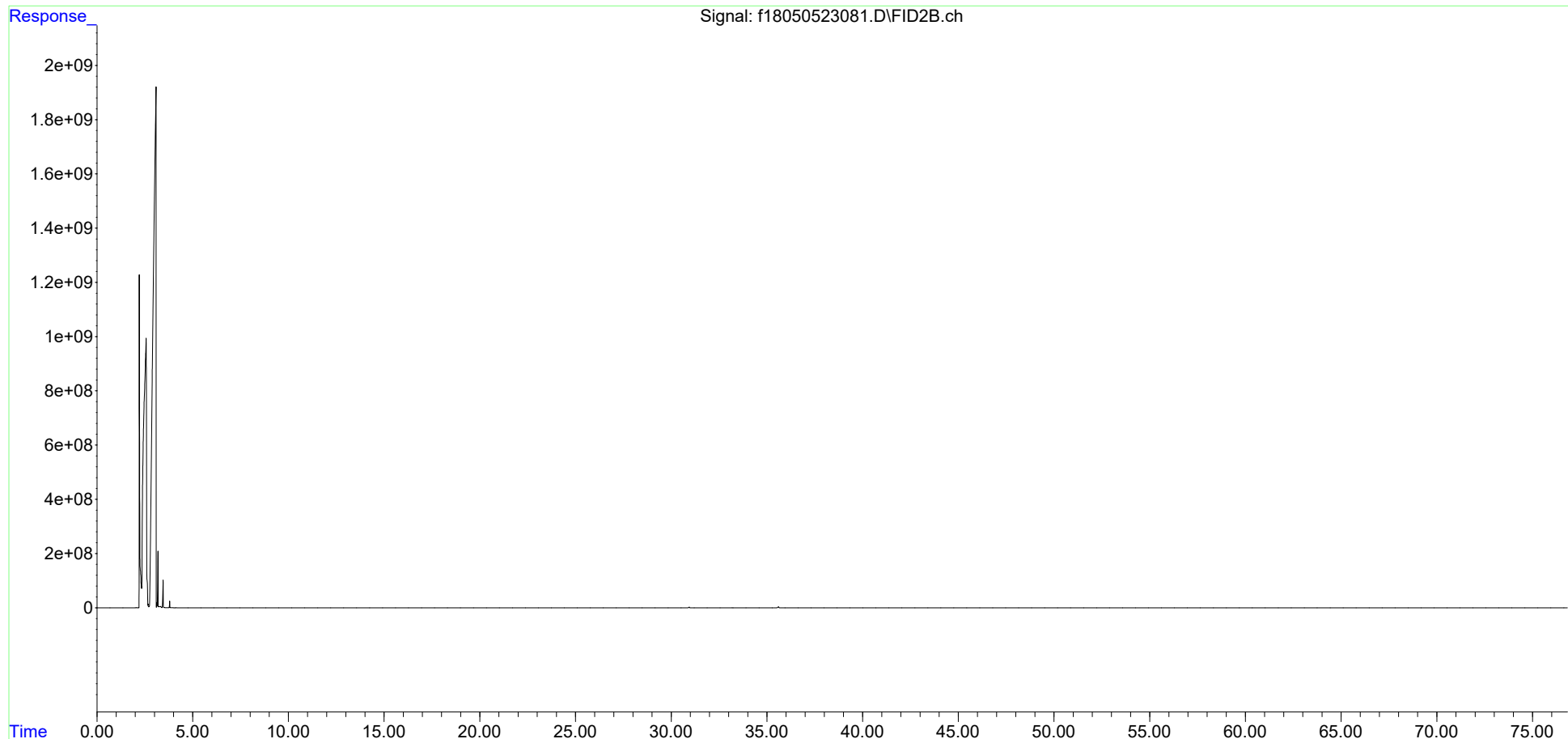
(f)=RT Delta > 1/2 Window

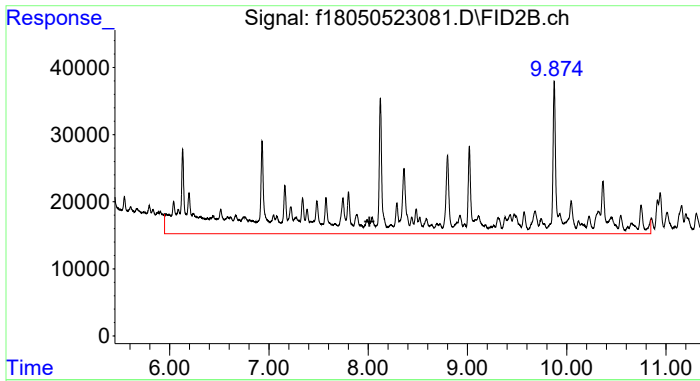
(m)=manual int.

Data Path : C:\Projects\Hawaii DOH\2. Laboratory Data\Alpha\WAF Study\L2317027\TPH\NF TPH\
Data File : f18050523081.D
Signal(s) : FID2B.ch
Acq On : 07 May 2023 07:02 pm
Operator : FID18:AMV
Sample : L2317027-14F1
Misc : WG1775373, WG1771480, ICAL19877
ALS Vial : 91 Sample Multiplier: 1

Integration File: SHCINT2.E
Quant Time: May 31 16:10:30 2023
Quant Method : C:\Projects\Hawaii DOH\2. Laboratory Data\Alpha\WAF Study\L2317027\TPH\NF TPH\NF T
... PH Quant.M
Quant Title : FID Forensics
QLast Update : Fri Sep 23 15:53:13 2022
Response via : Initial Calibration
Integrator: ChemStation

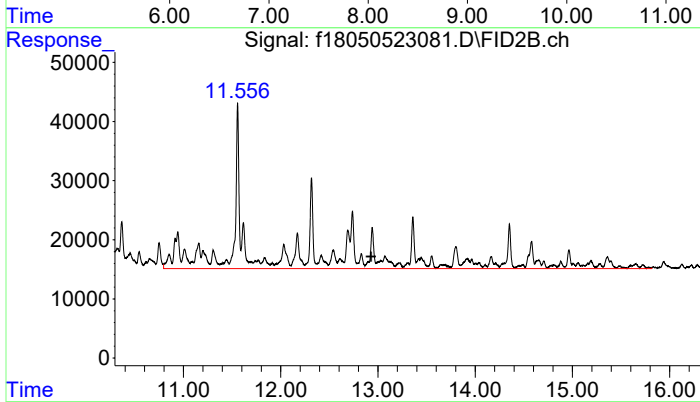
Volume Inj. : 1.0
Signal Phase : Rtx-5MS
Signal Info : 0.25mm





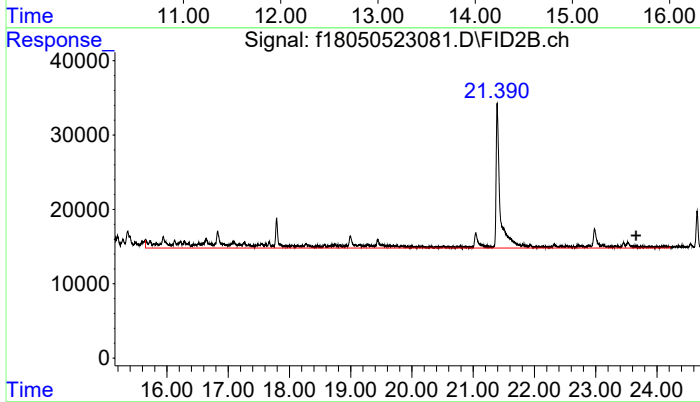
#4 > C8 to C10 Aliphatics

R.T.: 8.012 min
 Delta R.T.: 0.000 min
 Response: 7393406
 Conc: 6.05 ug/mL m



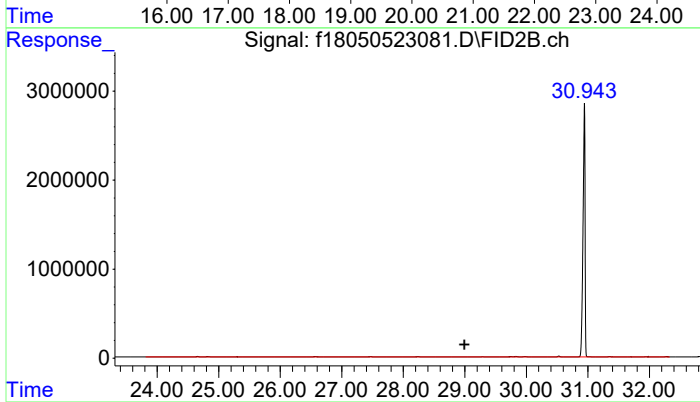
#5 > C10 to C12 Aliphatics

R.T.: 12.930 min
 Delta R.T.: 0.000 min
 Response: 4913285
 Conc: 4.02 ug/ml m



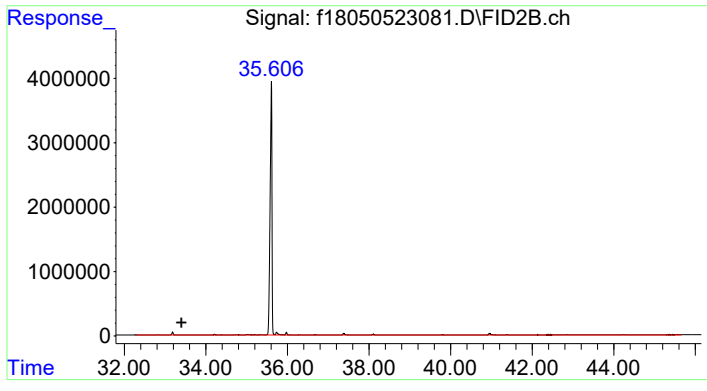
#6 > C12 to C16 Aliphatics

R.T.: 23.659 min
 Delta R.T.: 0.000 min
 Response: 2662702
 Conc: 2.18 UG/ML m



#7 > C16 to C21 Aliphatics

R.T.: 28.995 min
 Delta R.T.: 0.000 min
 Response: 2712442
 Conc: 2.22 UG/ML m



#8 > C21 to C32 Aliphatics

R.T.: 33.402 min
Delta R.T.: 0.000 min
Response: 18481976
Conc: 15.14 UG/ML m

Data Path : C:\Projects\Hawaii DOH\2. Laboratory Data\Alpha\WAF Study\L2317027\TPH\NF TPH\
 Data File : f18050823027.D
 Signal(s) : FID2B.ch
 Acq On : 09 May 2023 03:26 am
 Operator : FID18:AMV
 Sample : L2317027-15F2
 Misc : WG1776333,WG1771481,ICAL19877
 ALS Vial : 64 Sample Multiplier: 1

Integration File: SHCINT2.E
 Quant Time: Jun 01 10:40:06 2023
 Quant Method : C:\Projects\Hawaii DOH\2. Laboratory Data\Alpha\WAF Study\L2317027\TPH\NF TPH\NF T
 .. PH Quant.M
 Quant Title : FID Forensics
 QLast Update : Fri Sep 23 15:53:13 2022
 Response via : Initial Calibration
 Integrator: ChemStation

Volume Inj. : 1.0
 Signal Phase : Rtx-5MS
 Signal Info : 0.25mm

Blank Name : IB1805082301R
 Blank File : f18050823009.D

Compound	R.T.	Response	Conc Units

Internal Standards			
1) I 5-alpha-androstane	30.940	66742796	50.000 ug/mL m
System Monitoring Compounds			
2) s ortho-terphenyl	28.963	141573689	101.465 ug/mL m
Spiked Amount 50.000	Range 50 - 130	Recovery	= 202.93%#
Target Compounds			
9) h > C8 to C10 Aromatics	7.704	425692440	338.536 UG/ML m
10) h > C10 to C12 Aromatics	12.274	831701635	661.418 UG/ML m
11) h > C12 to C16 Aromatics	17.385	554518296	440.986 UG/ML m
12) h > C16 to C21 Aromatics	28.995	10982061	8.734 UG/ML m
13) h > C21 to C32 Aromatics	34.889	20066385	15.958 UG/ML m

SemiQuant Compounds - Not Calibrated on this Instrument

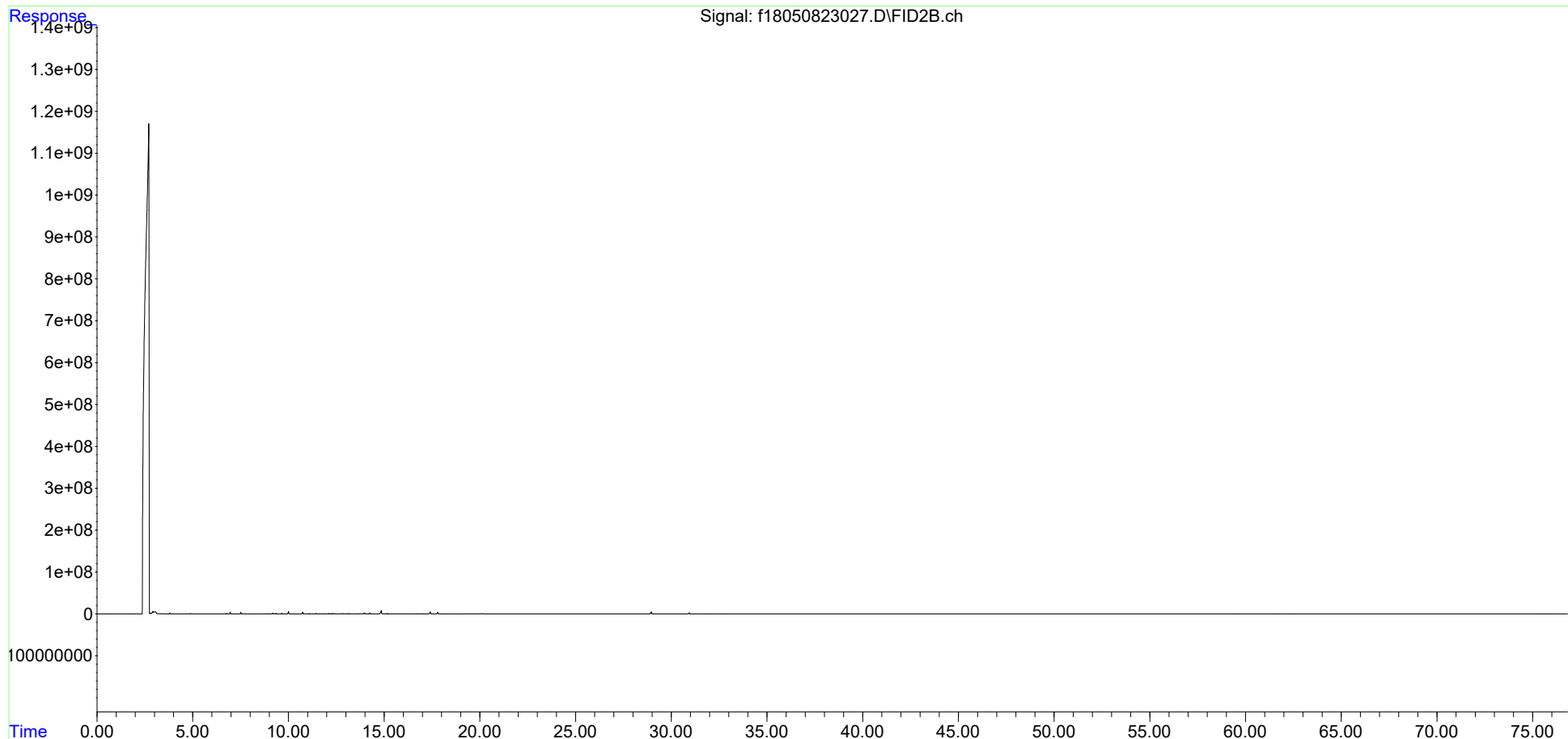
(f)=RT Delta > 1/2 Window

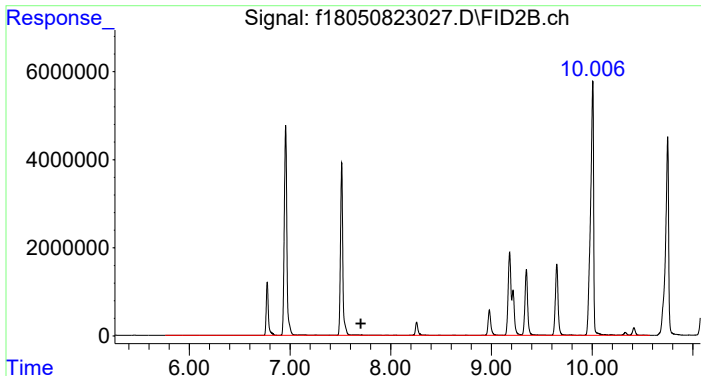
(m)=manual int.

Data Path : C:\Projects\Hawaii DOH\2. Laboratory Data\Alpha\WAF Study\L2317027\TPH\NF TPH\
Data File : f18050823027.D
Signal(s) : FID2B.ch
Acq On : 09 May 2023 03:26 am
Operator : FID18:AMV
Sample : L2317027-15F2
Misc : WG1776333,WG1771481,ICAL19877
ALS Vial : 64 Sample Multiplier: 1

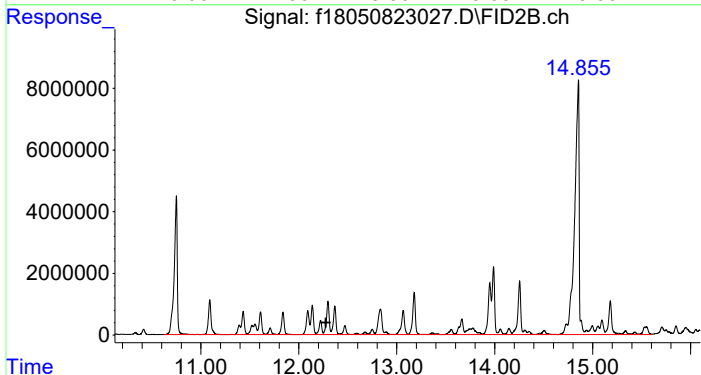
Integration File: SHCINT2.E
Quant Time: Jun 01 10:40:06 2023
Quant Method : C:\Projects\Hawaii DOH\2. Laboratory Data\Alpha\WAF Study\L2317027\TPH\NF TPH\NF T
PH Quant.M
Quant Title : FID Forensics
QLast Update : Fri Sep 23 15:53:13 2022
Response via : Initial Calibration
Integrator: ChemStation

Volume Inj. : 1.0
Signal Phase : Rtx-5MS
Signal Info : 0.25mm

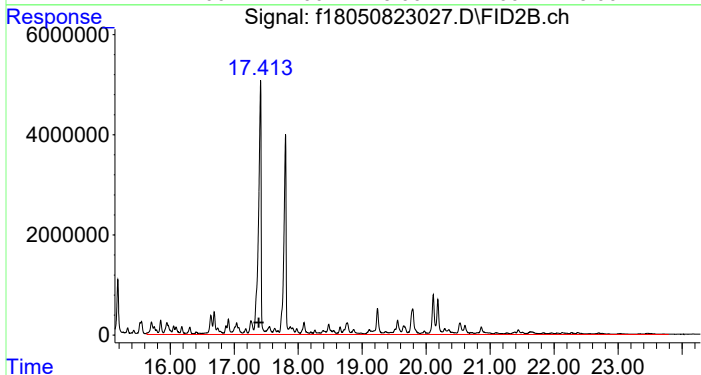




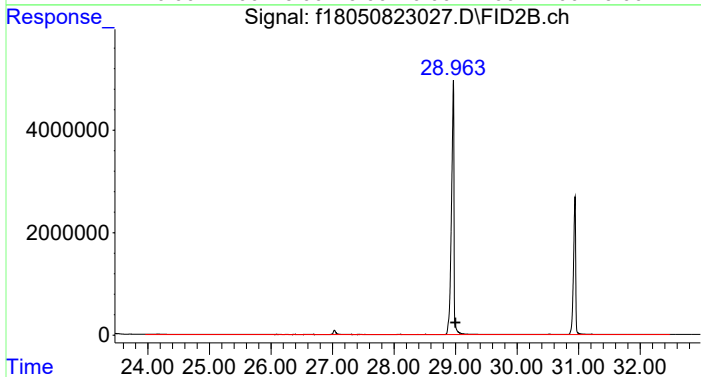
#9 > C8 to C10 Aromatics
 R.T.: 7.704 min
 Delta R.T.: 0.000 min
 Response: 425692440
 Conc: 338.54 UG/ML m



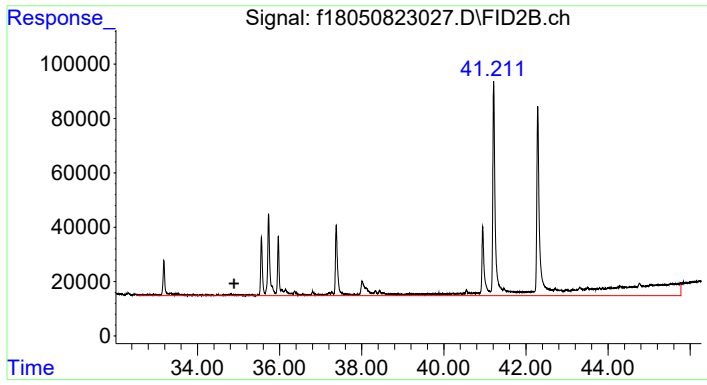
#10 > C10 to C12 Aromatics
 R.T.: 12.274 min
 Delta R.T.: 0.000 min
 Response: 831701635
 Conc: 661.42 UG/ML m



#11 > C12 to C16 Aromatics
 R.T.: 17.385 min
 Delta R.T.: 0.000 min
 Response: 554518296
 Conc: 440.99 UG/ML m



#12 > C16 to C21 Aromatics
 R.T.: 28.995 min
 Delta R.T.: 0.000 min
 Response: 10982061
 Conc: 8.73 UG/ML m



#13 > C21 to C32 Aromatics

R.T.: 34.889 min
Delta R.T.: 0.000 min
Response: 20066385
Conc: 15.96 UG/ML m

Data Path : C:\Projects\Hawaii DOH\2. Laboratory Data\Alpha\WAF Study\L2317027\TPH\NF TPH\
 Data File : f18042723061.D
 Signal(s) : FID2B.ch
 Acq On : 29 Apr 2023 03:45 am
 Operator : FID18:AMV
 Sample : L2317027-16
 Misc : WG1772069,WG1767601,ICAL19877
 ALS Vial : 81 Sample Multiplier: 1

Integration File: SHCINT2.E
 Quant Time: Jun 01 12:54:15 2023
 Quant Method : C:\Projects\Hawaii DOH\2. Laboratory Data\Alpha\WAF Study\L2317027\TPH\NF TPH\NF T
 .. PH Quant.M
 Quant Title : FID Forensics
 QLast Update : Fri Sep 23 15:53:13 2022
 Response via : Initial Calibration
 Integrator: ChemStation

Volume Inj. : 1.0
 Signal Phase : Rtx-5MS
 Signal Info : 0.25mm

Blank Name : IB1804272302R
 Blank File : f18042723039.D

Compound	R.T.	Response	Conc Units

Internal Standards			
1) I 5-alpha-androstane	31.073	75470006	50.000 ug/mL m
System Monitoring Compounds			
2) s ortho-terphenyl	29.096	158951192	100.746 ug/mL m
Spiked Amount 50.000	Range 50 - 130	Recovery	= 201.49%#
3) s d50-Tetracosane	35.723	130854466	104.894 ug/mL m
Spiked Amount 50.000	Range 50 - 130	Recovery	= 209.79%#
Target Compounds			
4) h > C8 to C10 Aliphatics	8.012	822815139	578.683 ug/mL m
5) h > C10 to C12 Aliphatics	12.930	1223296441	860.340 ug/ml m
6) h > C12 to C16 Aliphatics	23.659	1045437012	735.252 UG/ML m
7) h > C16 to C21 Aliphatics	28.995	117512309	82.646 UG/ML m
8) h > C21 to C32 Aliphatics	33.402	94251643	66.287 UG/ML m

SemiQuant Compounds - Not Calibrated on this Instrument

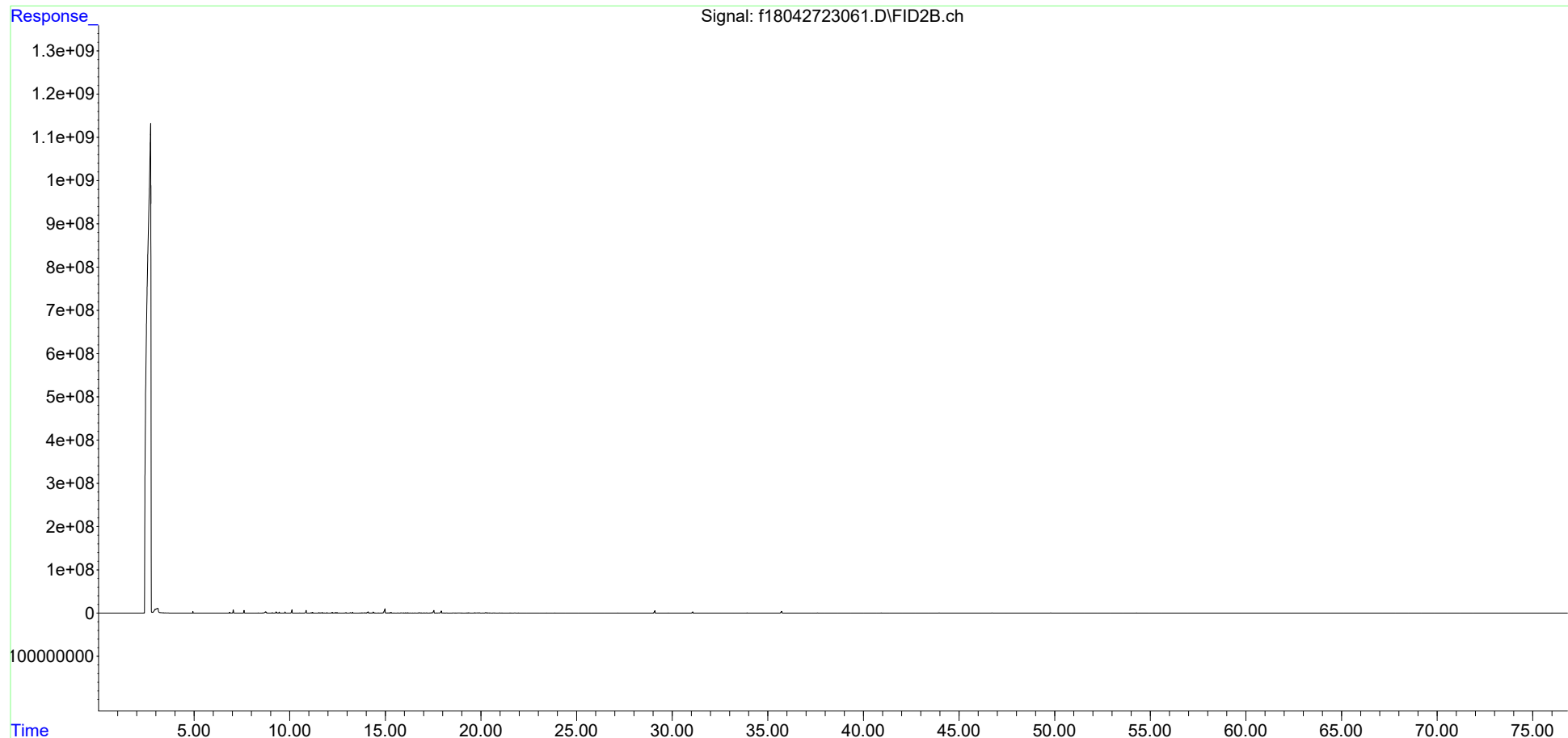
(f)=RT Delta > 1/2 Window

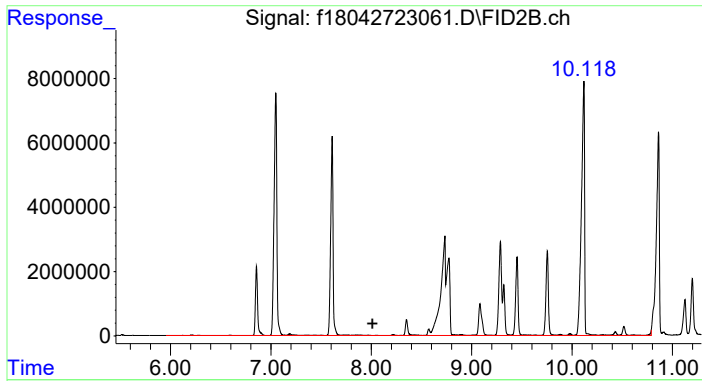
(m)=manual int.

Data Path : C:\Projects\Hawaii DOH\2. Laboratory Data\Alpha\WAF Study\L2317027\TPH\NF TPH\
Data File : f18042723061.D
Signal(s) : FID2B.ch
Acq On : 29 Apr 2023 03:45 am
Operator : FID18:AMV
Sample : L2317027-16
Misc : WG1772069,WG1767601,ICAL19877
ALS Vial : 81 Sample Multiplier: 1

Integration File: SHCINT2.E
Quant Time: Jun 01 12:54:15 2023
Quant Method : C:\Projects\Hawaii DOH\2. Laboratory Data\Alpha\WAF Study\L2317027\TPH\NF TPH\NF T
... PH Quant.M
Quant Title : FID Forensics
QLast Update : Fri Sep 23 15:53:13 2022
Response via : Initial Calibration
Integrator: ChemStation

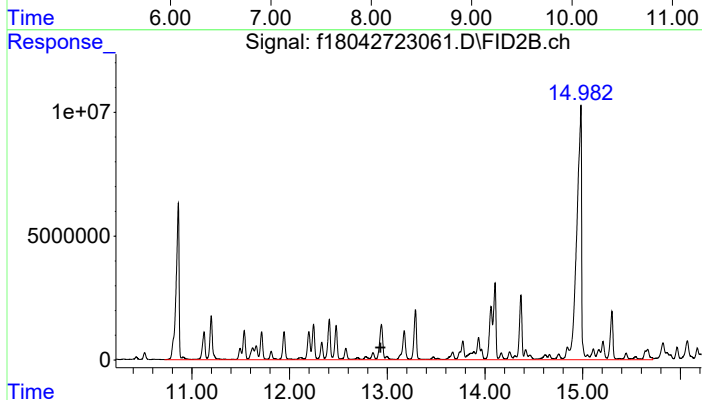
Volume Inj. : 1.0
Signal Phase : Rtx-5MS
Signal Info : 0.25mm





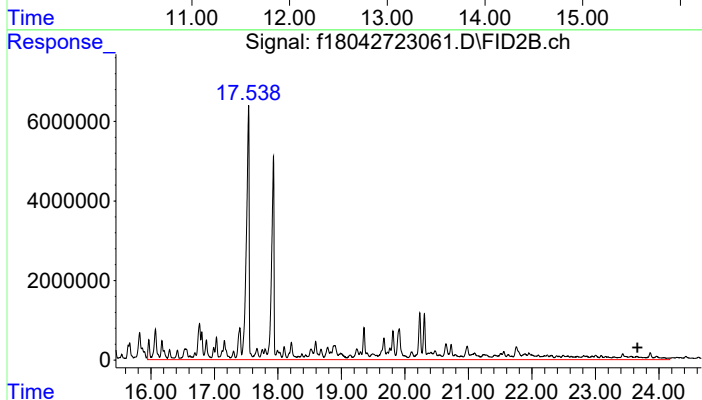
#4 > C8 to C10 Aliphatics

R.T.: 8.012 min
 Delta R.T.: 0.000 min
 Response: 822815139
 Conc: 578.68 ug/mL m



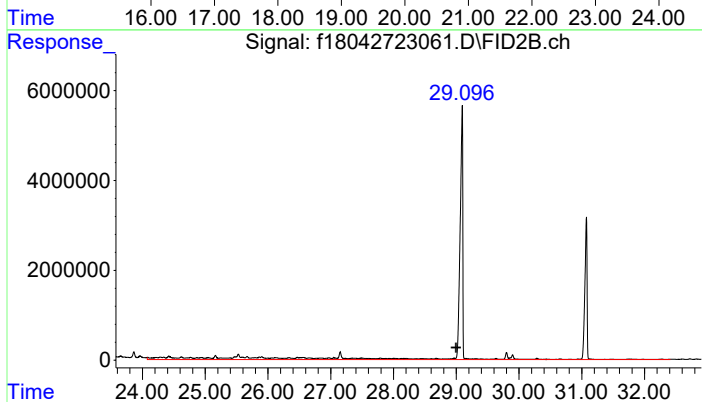
#5 > C10 to C12 Aliphatics

R.T.: 12.930 min
 Delta R.T.: 0.000 min
 Response: 1223296441
 Conc: 860.34 ug/ml m



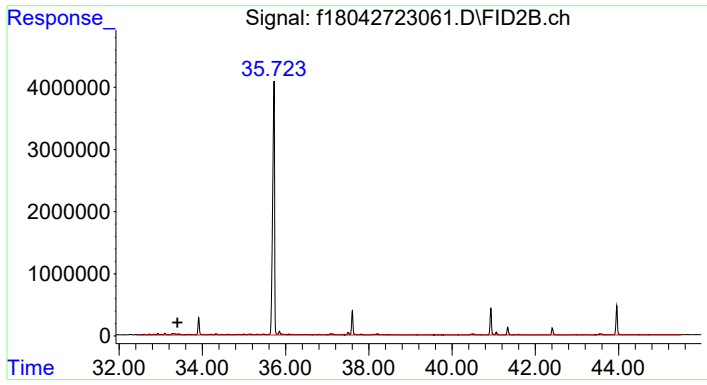
#6 > C12 to C16 Aliphatics

R.T.: 23.659 min
 Delta R.T.: 0.000 min
 Response: 1045437012
 Conc: 735.25 UG/ML m



#7 > C16 to C21 Aliphatics

R.T.: 28.995 min
 Delta R.T.: 0.000 min
 Response: 117512309
 Conc: 82.65 UG/ML m



#8 > C21 to C32 Aliphatics

R.T.: 33.402 min
Delta R.T.: 0.000 min
Response: 94251643
Conc: 66.29 UG/ML m

Data Path : C:\Projects\Hawaii DOH\2. Laboratory Data\Alpha\WAF Study\L2317027\TPH\NF TPH\
 Data File : f18050523083.D
 Signal(s) : FID2B.ch
 Acq On : 07 May 2023 08:26 pm
 Operator : FID18:AMV
 Sample : L2317027-17F1
 Misc : WG1775373,WG1771480,ICAL19877
 ALS Vial : 92 Sample Multiplier: 1

Integration File: SHCINT2.E
 Quant Time: May 31 16:14:16 2023
 Quant Method : C:\Projects\Hawaii DOH\2. Laboratory Data\Alpha\WAF Study\L2317027\TPH\NF TPH\NF T
 .. PH Quant.M
 Quant Title : FID Forensics
 QLast Update : Fri Sep 23 15:53:13 2022
 Response via : Initial Calibration
 Integrator: ChemStation

Volume Inj. : 1.0
 Signal Phase : Rtx-5MS
 Signal Info : 0.25mm

Blank Name : IB1805052303R
 Blank File : f18050523061.D

Compound	R.T.	Response	Conc Units

Internal Standards			
1) I 5-alpha-androstane	30.946	71531943	50.000 ug/mL m
System Monitoring Compounds			
3) s d50-Tetracosane	35.604	118295388	100.047 ug/mL m
Spiked Amount 50.000	Range 50 - 130	Recovery	= 200.09%#
Target Compounds			
4) h > C8 to C10 Aliphatics	8.012	7854311	5.828 ug/mL m
5) h > C10 to C12 Aliphatics	12.930	5296549	3.930 ug/ml m
6) h > C12 to C16 Aliphatics	23.659	2693496	1.999 UG/ML m
7) h > C16 to C21 Aliphatics	28.995	2476686	1.838 UG/ML m
8) h > C21 to C32 Aliphatics	33.402	20287001	15.053 UG/ML m

SemiQuant Compounds - Not Calibrated on this Instrument

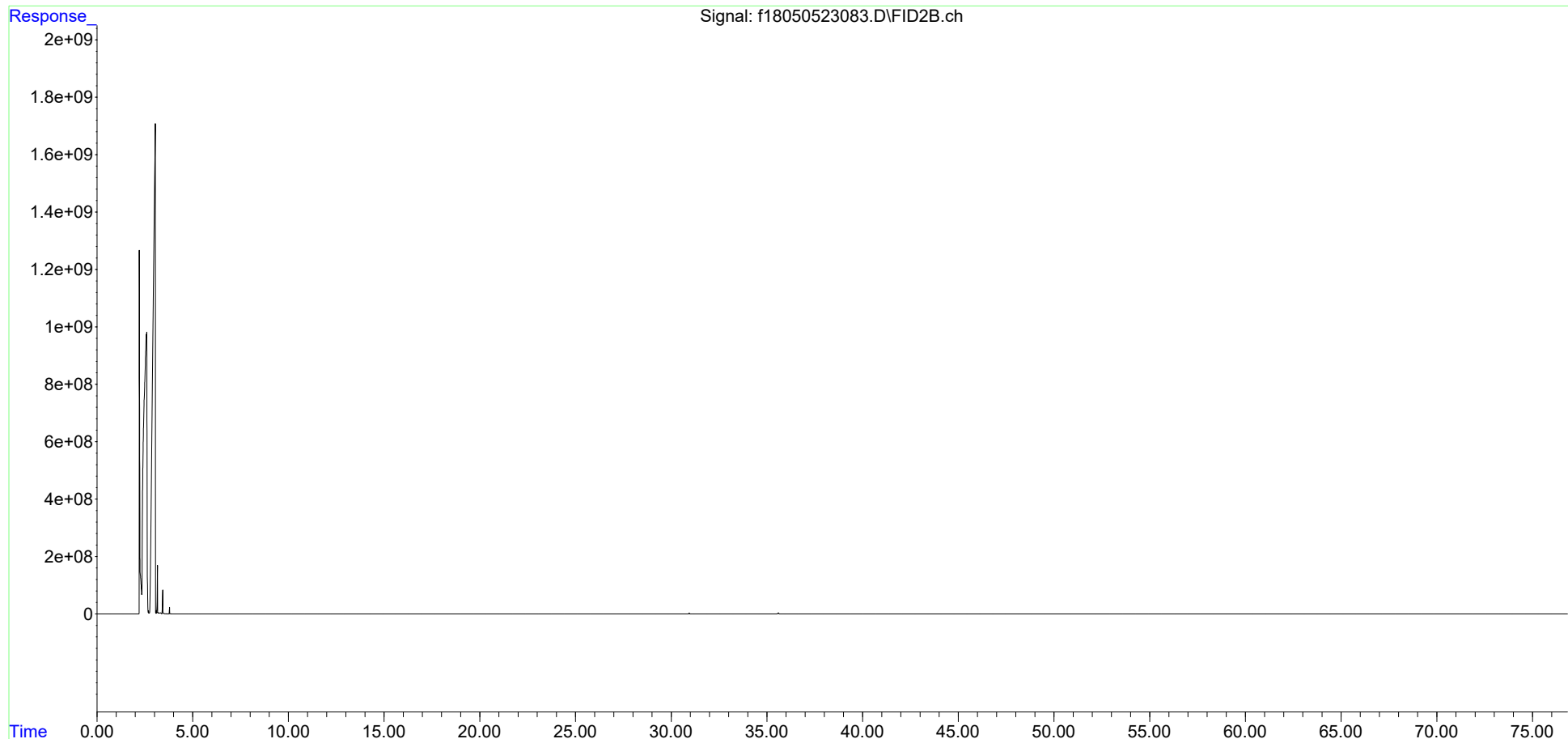
(f)=RT Delta > 1/2 Window

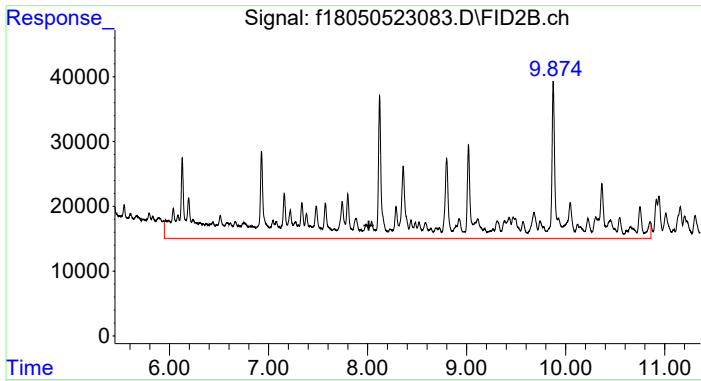
(m)=manual int.

Data Path : C:\Projects\Hawaii DOH\2. Laboratory Data\Alpha\WAF Study\L2317027\TPH\NF TPH\
Data File : f18050523083.D
Signal(s) : FID2B.ch
Acq On : 07 May 2023 08:26 pm
Operator : FID18:AMV
Sample : L2317027-17F1
Misc : WG1775373, WG1771480, ICAL19877
ALS Vial : 92 Sample Multiplier: 1

Integration File: SHCINT2.E
Quant Time: May 31 16:14:16 2023
Quant Method : C:\Projects\Hawaii DOH\2. Laboratory Data\Alpha\WAF Study\L2317027\TPH\NF TPH\NF T
... PH Quant.M
Quant Title : FID Forensics
QLast Update : Fri Sep 23 15:53:13 2022
Response via : Initial Calibration
Integrator: ChemStation

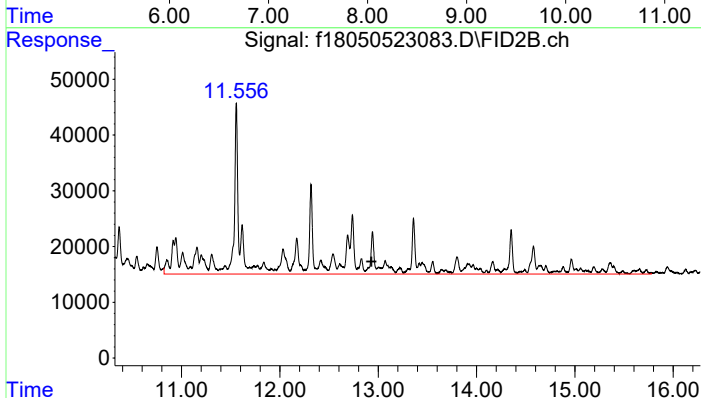
Volume Inj. : 1.0
Signal Phase : Rtx-5MS
Signal Info : 0.25mm





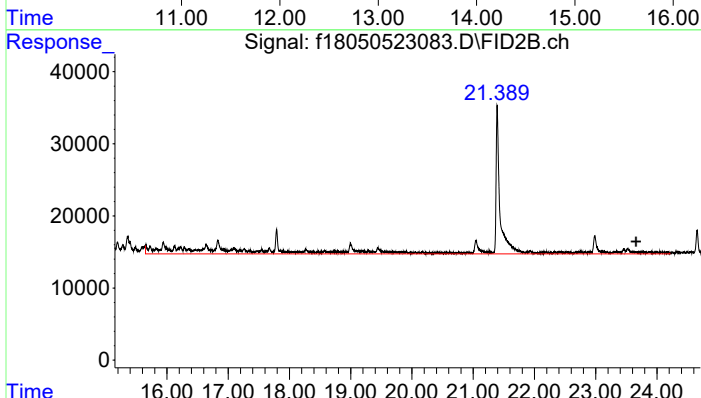
#4 > C8 to C10 Aliphatics

R.T.: 8.012 min
 Delta R.T.: 0.000 min
 Response: 7854311
 Conc: 5.83 ug/mL m



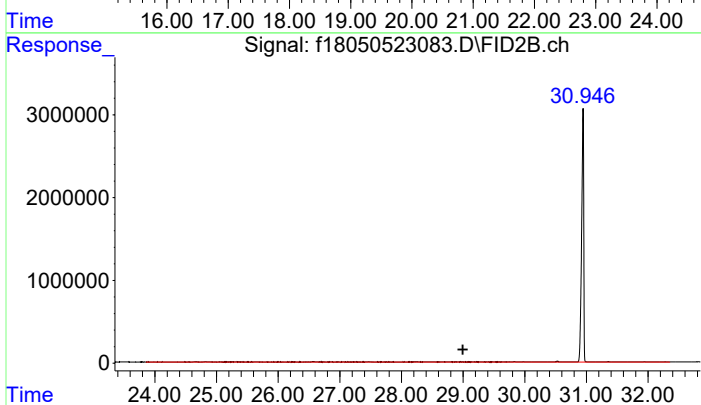
#5 > C10 to C12 Aliphatics

R.T.: 12.930 min
 Delta R.T.: 0.000 min
 Response: 5296549
 Conc: 3.93 ug/ml m



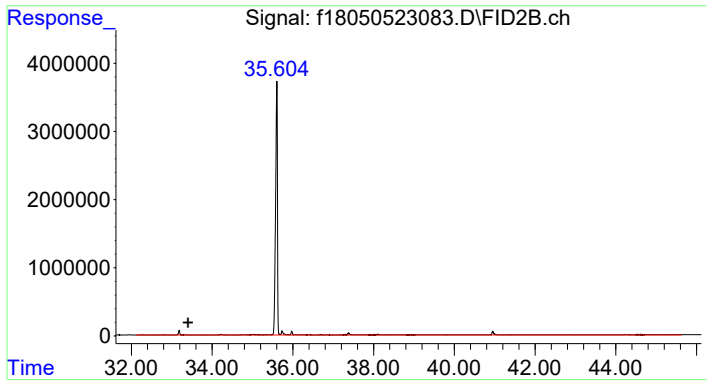
#6 > C12 to C16 Aliphatics

R.T.: 23.659 min
 Delta R.T.: 0.000 min
 Response: 2693496
 Conc: 2.00 UG/ML m



#7 > C16 to C21 Aliphatics

R.T.: 28.995 min
 Delta R.T.: 0.000 min
 Response: 2476686
 Conc: 1.84 UG/ML m



#8 > C21 to C32 Aliphatics

R.T.: 33.402 min
Delta R.T.: 0.000 min
Response: 20287001
Conc: 15.05 UG/ML m

Data Path : C:\Projects\Hawaii DOH\2. Laboratory Data\Alpha\WAF Study\L2317027\TPH\NF TPH\
 Data File : f18050823029.D
 Signal(s) : FID2B.ch
 Acq On : 09 May 2023 04:50 am
 Operator : FID18:AMV
 Sample : L2317027-18F2
 Misc : WG1776333,WG1771481,ICAL19877
 ALS Vial : 65 Sample Multiplier: 1

Integration File: SHCINT2.E
 Quant Time: Jun 01 10:44:30 2023
 Quant Method : C:\Projects\Hawaii DOH\2. Laboratory Data\Alpha\WAF Study\L2317027\TPH\NF TPH\NF T
 .. PH Quant.M
 Quant Title : FID Forensics
 QLast Update : Fri Sep 23 15:53:13 2022
 Response via : Initial Calibration
 Integrator: ChemStation

Volume Inj. : 1.0
 Signal Phase : Rtx-5MS
 Signal Info : 0.25mm

Blank Name : IB1805082301R
 Blank File : f18050823009.D

Compound	R.T.	Response	Conc Units

Internal Standards			
1) I 5-alpha-androstane	30.936	63529684	50.000 ug/mL m
System Monitoring Compounds			
2) s ortho-terphenyl	28.954	113371944	85.363 ug/mL m
Spiked Amount 50.000	Range 50 - 130	Recovery =	170.73%#
Target Compounds			
9) h > C8 to C10 Aromatics	7.704	347571159	290.389 UG/ML m
10) h > C10 to C12 Aromatics	12.274	659997269	551.415 UG/ML m
11) h > C12 to C16 Aromatics	17.385	436054799	364.315 UG/ML m
12) h > C16 to C21 Aromatics	28.995	11411098	9.534 UG/ML m
13) h > C21 to C32 Aromatics	34.889	21298104	17.794 UG/ML m

SemiQuant Compounds - Not Calibrated on this Instrument

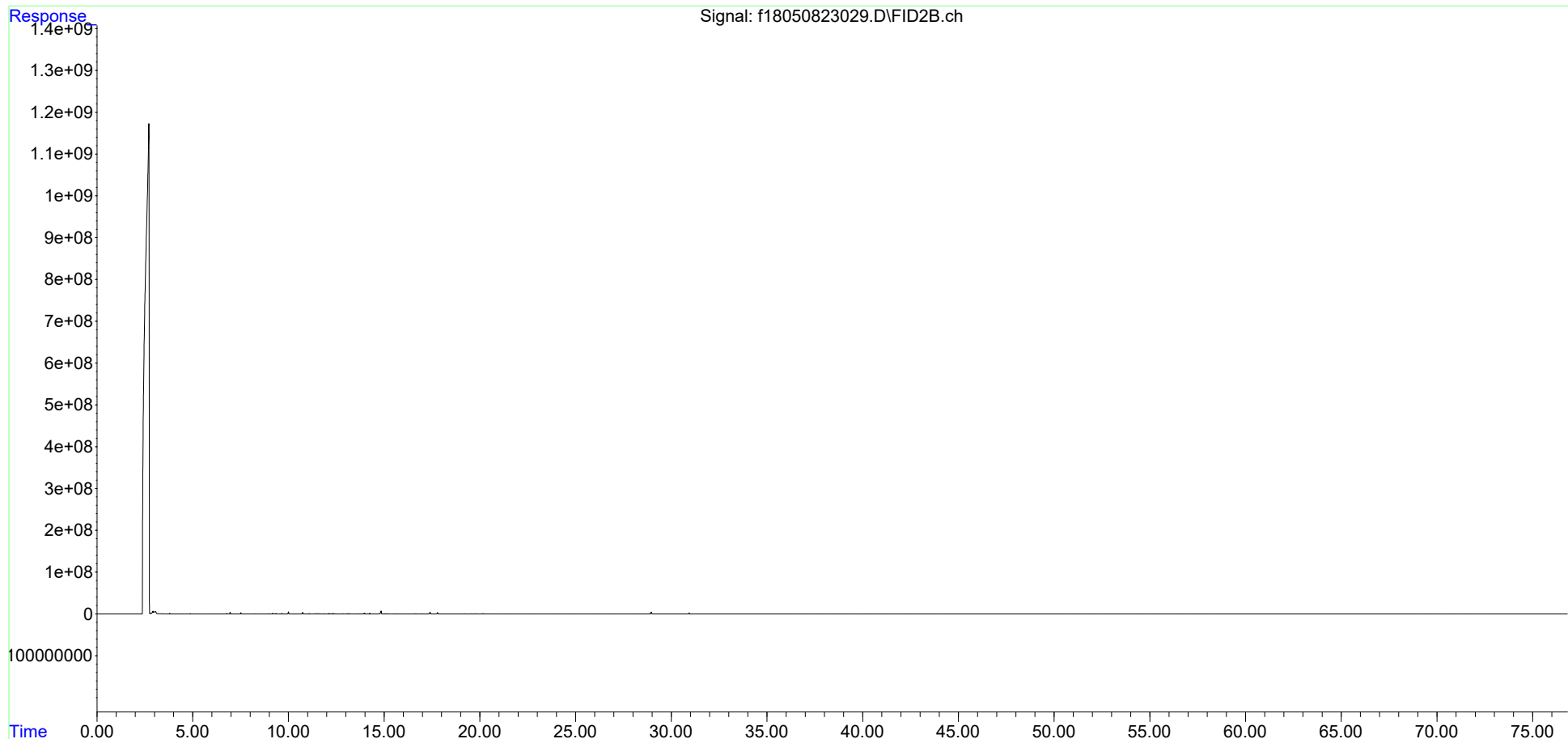
(f)=RT Delta > 1/2 Window

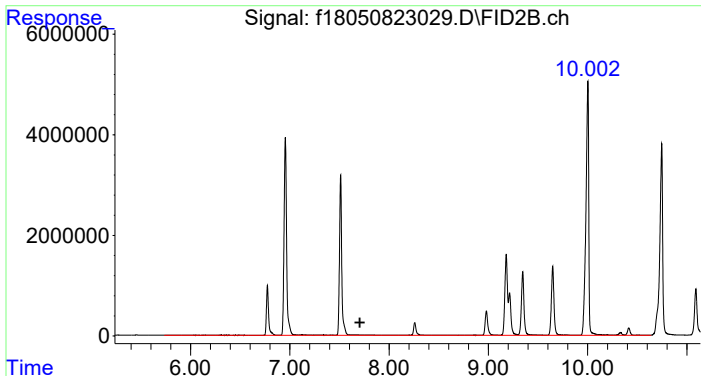
(m)=manual int.

Data Path : C:\Projects\Hawaii DOH\2. Laboratory Data\Alpha\WAF Study\L2317027\TPH\NF TPH\
Data File : f18050823029.D
Signal(s) : FID2B.ch
Acq On : 09 May 2023 04:50 am
Operator : FID18:AMV
Sample : L2317027-18F2
Misc : WG1776333,WG1771481,ICAL19877
ALS Vial : 65 Sample Multiplier: 1

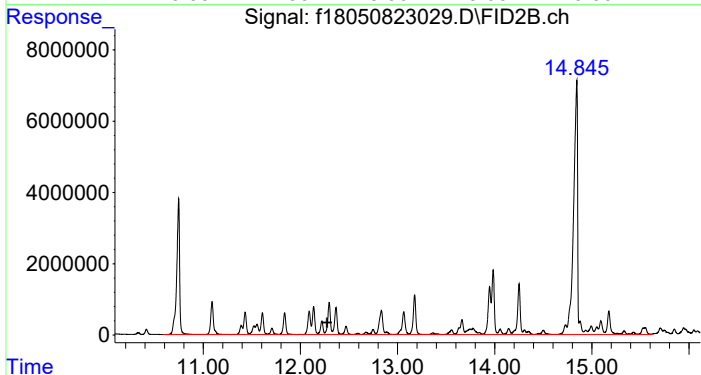
Integration File: SHCINT2.E
Quant Time: Jun 01 10:44:30 2023
Quant Method : C:\Projects\Hawaii DOH\2. Laboratory Data\Alpha\WAF Study\L2317027\TPH\NF TPH\NF T
... PH Quant.M
Quant Title : FID Forensics
QLast Update : Fri Sep 23 15:53:13 2022
Response via : Initial Calibration
Integrator: ChemStation

Volume Inj. : 1.0
Signal Phase : Rtx-5MS
Signal Info : 0.25mm

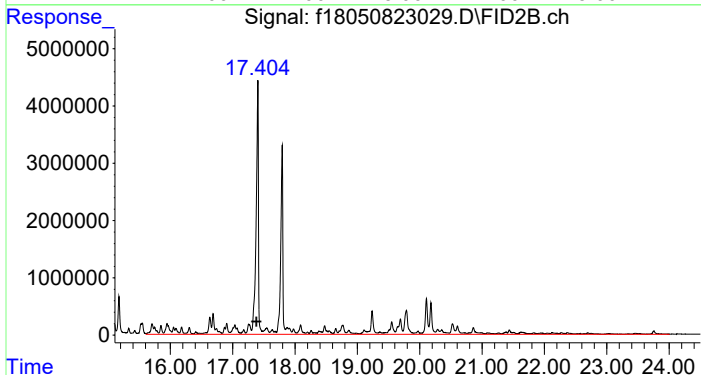




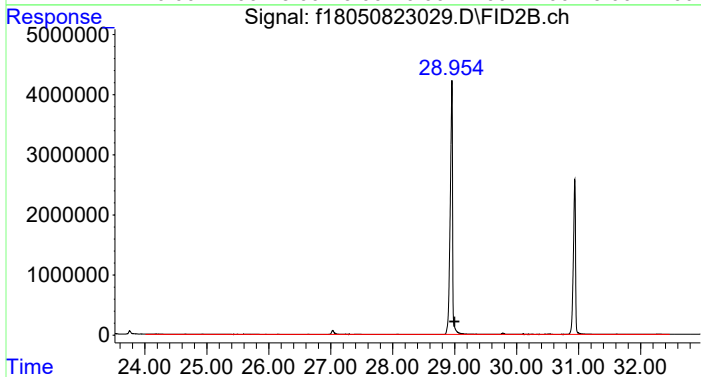
#9 > C8 to C10 Aromatics
 R.T.: 7.704 min
 Delta R.T.: 0.000 min
 Response: 347571159
 Conc: 290.39 UG/ML m



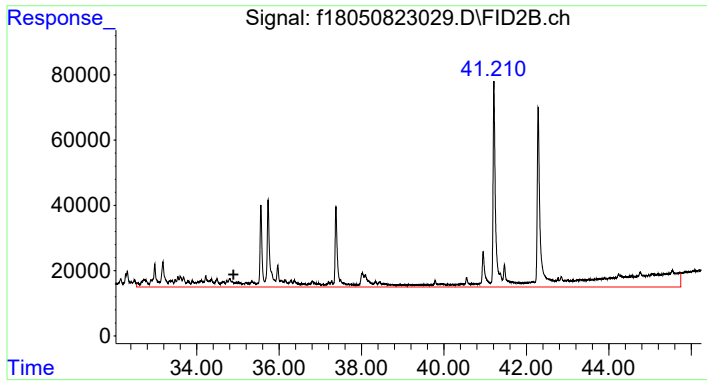
#10 > C10 to C12 Aromatics
 R.T.: 12.274 min
 Delta R.T.: 0.000 min
 Response: 659997269
 Conc: 551.41 UG/ML m



#11 > C12 to C16 Aromatics
 R.T.: 17.385 min
 Delta R.T.: 0.000 min
 Response: 436054799
 Conc: 364.32 UG/ML m



#12 > C16 to C21 Aromatics
 R.T.: 28.995 min
 Delta R.T.: 0.000 min
 Response: 11411098
 Conc: 9.53 UG/ML m



#13 > C21 to C32 Aromatics

R.T.: 34.889 min
Delta R.T.: 0.000 min
Response: 21298104
Conc: 17.79 UG/ML m

Data Path : C:\Projects\Hawaii DOH\2. Laboratory Data\Alpha\WAF Study\L2317027\TPH\NF TPH\
 Data File : f18042723041.D
 Signal(s) : FID2B.ch
 Acq On : 28 Apr 2023 01:47 pm
 Operator : FID18:AMV
 Sample : L2317027-19
 Misc : WG1772069,WG1769453,ICAL19877
 ALS Vial : 71 Sample Multiplier: 1

Integration File: SHCINT2.E

Quant Time: Jun 01 11:08:25 2023

Quant Method : C:\Projects\Hawaii DOH\2. Laboratory Data\Alpha\WAF Study\L2317027\TPH\NF TPH\NF T
 PH Quant.M

Quant Title : FID Forensics

QLast Update : Wed May 31 16:55:59 2023

Response via : Initial Calibration

Integrator: ChemStation

Volume Inj. : 1.0

Signal Phase : Rtx-5MS

Signal Info : 0.25mm

Blank Name : IB1804272302R

Blank File : f18042723039.D

Compound	R.T.	Response	Conc Units
Internal Standards			
1) I 5-alpha-androstane	31.069	62994076	50.000 ug/mL m
System Monitoring Compounds			
2) s ortho-terphenyl	29.092	148399268	112.686 ug/mL m
Spiked Amount 50.000 Range	50 - 130	Recovery =	225.37%#
3) s d50-Tetracosane	35.719	121390728	116.580 ug/mL m
Spiked Amount 50.000 Range	50 - 130	Recovery =	233.16%#
Target Compounds			
4) h > C8 to C10 Aliphatics	8.012	605716426	510.367 ug/mL m
5) h > C10 to C12 Aliphatics	12.930	1078827868	909.003 ug/ml m
6) h > C12 to C16 Aliphatics	23.659	978090498	824.123 UG/ML m
7) h > C16 to C21 Aliphatics	28.995	94093217	79.281 UG/ML m
8) h > C21 to C32 Aliphatics	33.402	27172178	22.895 UG/ML m

SemiQuant Compounds - Not Calibrated on this Instrument

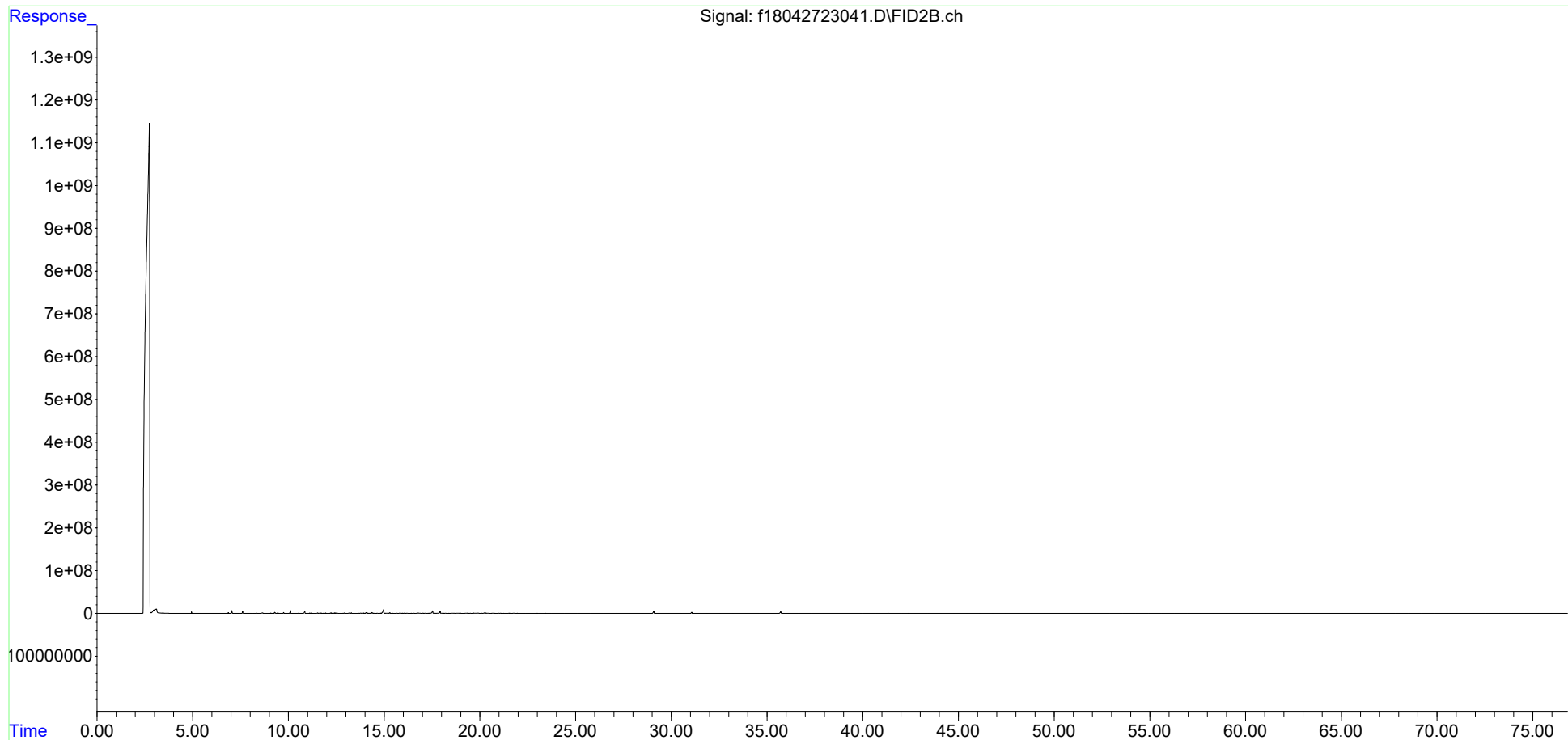
(f)=RT Delta > 1/2 Window

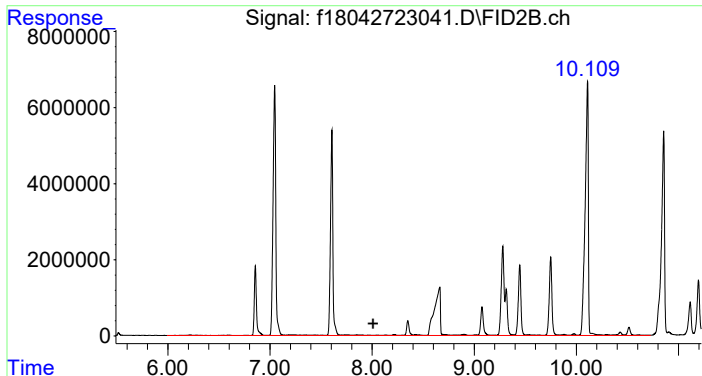
(m)=manual int.

Data Path : C:\Projects\Hawaii DOH\2. Laboratory Data\Alpha\WAF Study\L2317027\TPH\NF TPH\
Data File : f18042723041.D
Signal(s) : FID2B.ch
Acq On : 28 Apr 2023 01:47 pm
Operator : FID18:AMV
Sample : L2317027-19
Misc : WG1772069,WG1769453,ICAL19877
ALS Vial : 71 Sample Multiplier: 1

Integration File: SHCINT2.E
Quant Time: Jun 01 11:08:25 2023
Quant Method : C:\Projects\Hawaii DOH\2. Laboratory Data\Alpha\WAF Study\L2317027\TPH\NF TPH\NF T
... PH Quant.M
Quant Title : FID Forensics
QLast Update : Wed May 31 16:55:59 2023
Response via : Initial Calibration
Integrator: ChemStation

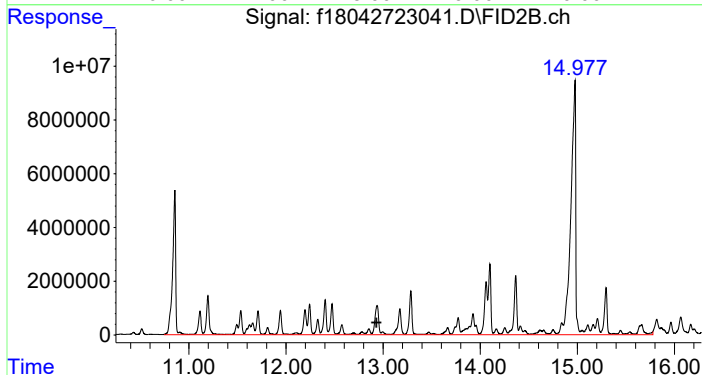
Volume Inj. : 1.0
Signal Phase : Rtx-5MS
Signal Info : 0.25mm





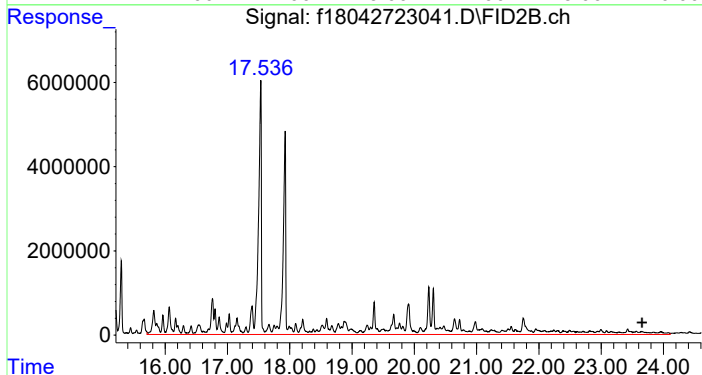
#4 > C8 to C10 Aliphatics

R.T.: 8.012 min
 Delta R.T.: 0.000 min
 Response: 605716426
 Conc: 510.37 ug/mL m



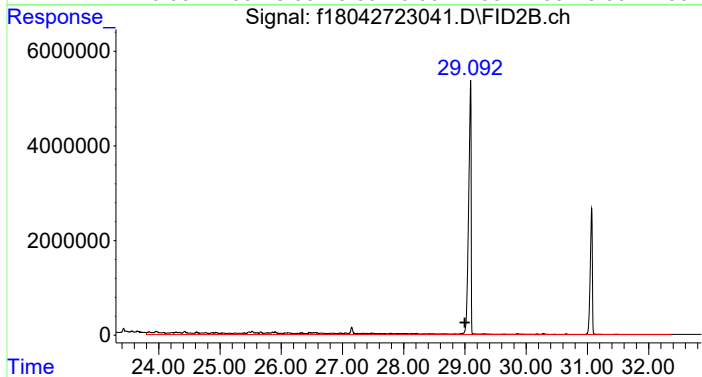
#5 > C10 to C12 Aliphatics

R.T.: 12.930 min
 Delta R.T.: 0.000 min
 Response: 1078827868
 Conc: 909.00 ug/ml m



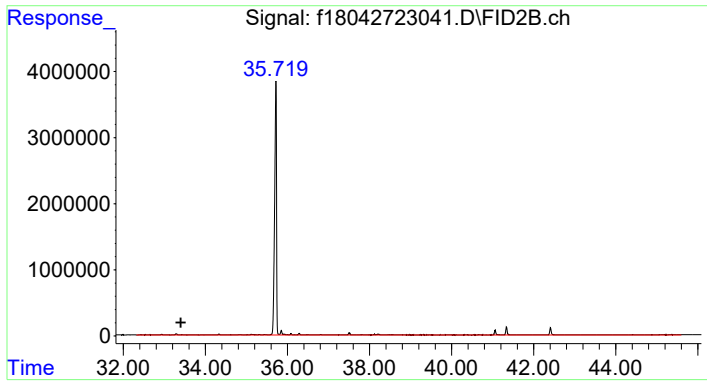
#6 > C12 to C16 Aliphatics

R.T.: 23.659 min
 Delta R.T.: 0.000 min
 Response: 978090498
 Conc: 824.12 UG/ML m



#7 > C16 to C21 Aliphatics

R.T.: 28.995 min
 Delta R.T.: 0.000 min
 Response: 94093217
 Conc: 79.28 UG/ML m



#8 > C21 to C32 Aliphatics

R.T.: 33.402 min
Delta R.T.: 0.000 min
Response: 27172178
Conc: 22.89 UG/ML m

Data Path : C:\Projects\Hawaii DOH\2. Laboratory Data\Alpha\WAF Study\L2317027\TPH\NF TPH\
 Data File : f18050523085.D
 Signal(s) : FID2B.ch
 Acq On : 07 May 2023 09:50 pm
 Operator : FID18:AMV
 Sample : L2317027-20F1
 Misc : WG1775373,WG1771482,ICAL19877
 ALS Vial : 93 Sample Multiplier: 1

Integration File: SHCINT2.E
 Quant Time: May 31 16:16:50 2023
 Quant Method : C:\Projects\Hawaii DOH\2. Laboratory Data\Alpha\WAF Study\L2317027\TPH\NF TPH\NF T
 .. PH Quant.M
 Quant Title : FID Forensics
 QLast Update : Fri Sep 23 15:53:13 2022
 Response via : Initial Calibration
 Integrator: ChemStation

Volume Inj. : 1.0
 Signal Phase : Rtx-5MS
 Signal Info : 0.25mm

Blank Name : IB1805052303R
 Blank File : f18050523061.D

Compound	R.T.	Response	Conc Units

Internal Standards			
1) I 5-alpha-androstane	30.944	69420315	50.000 ug/mL m
System Monitoring Compounds			
3) s d50-Tetracosane	35.607	127546679	111.152 ug/mL m
Spiked Amount 50.000	Range 50 - 130	Recovery	= 222.30%#
Target Compounds			
4) h > C8 to C10 Aliphatics	8.012	20429696	15.620 ug/mL m
5) h > C10 to C12 Aliphatics	12.930	7522338	5.751 ug/ml m
6) h > C12 to C16 Aliphatics	23.659	2635194	2.015 UG/ML m
7) h > C16 to C21 Aliphatics	28.995	2766915	2.116 UG/ML m
8) h > C21 to C32 Aliphatics	33.402	18643177	14.254 UG/ML m

SemiQuant Compounds - Not Calibrated on this Instrument

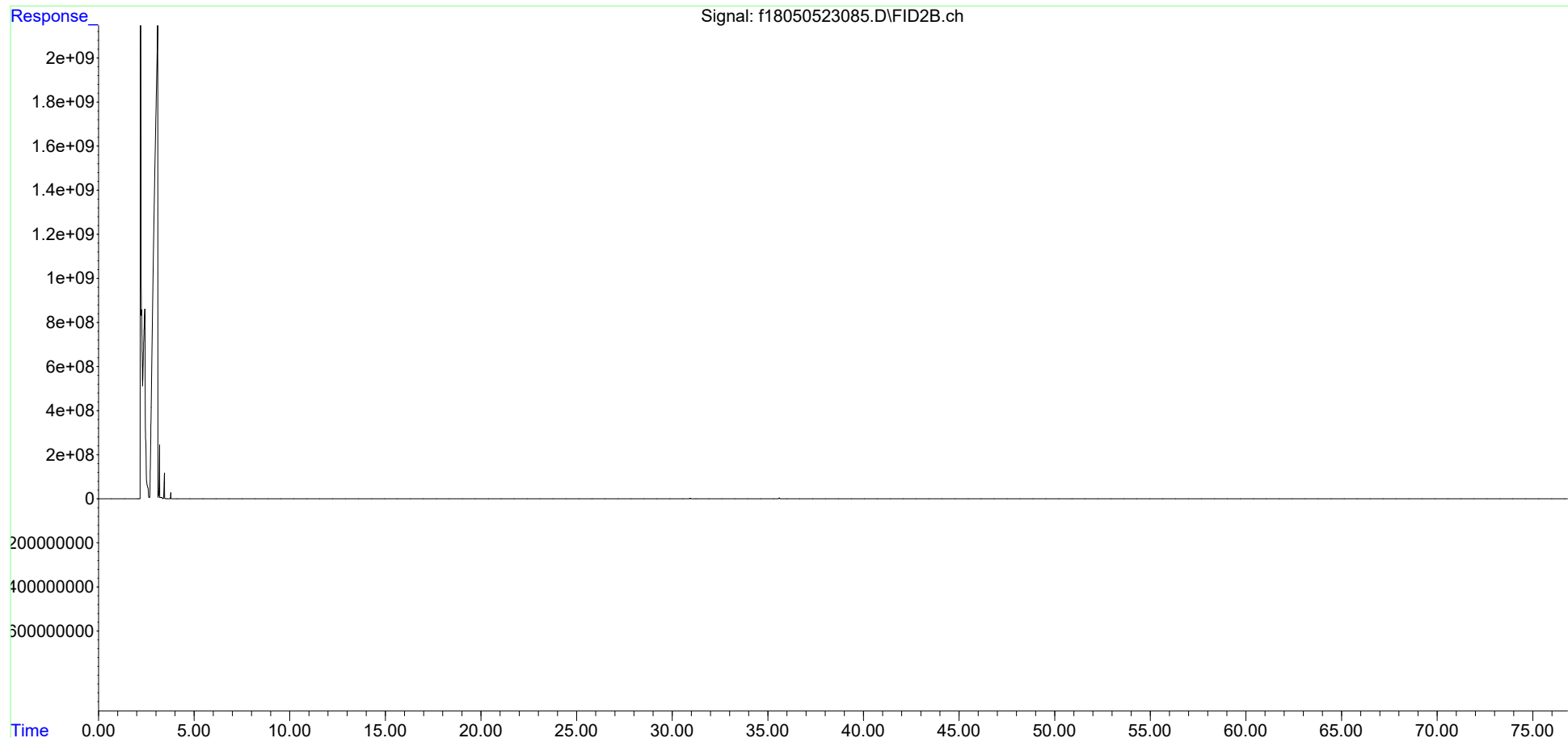
(f)=RT Delta > 1/2 Window

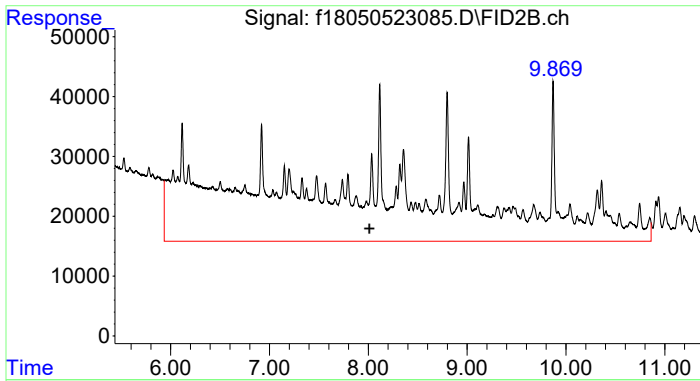
(m)=manual int.

Data Path : C:\Projects\Hawaii DOH\2. Laboratory Data\Alpha\WAF Study\L2317027\TPH\NF TPH\
Data File : f18050523085.D
Signal(s) : FID2B.ch
Acq On : 07 May 2023 09:50 pm
Operator : FID18:AMV
Sample : L2317027-20F1
Misc : WG1775373,WG1771482,ICAL19877
ALS Vial : 93 Sample Multiplier: 1

Integration File: SHCINT2.E
Quant Time: May 31 16:16:50 2023
Quant Method : C:\Projects\Hawaii DOH\2. Laboratory Data\Alpha\WAF Study\L2317027\TPH\NF TPH\NF T
... PH Quant.M
Quant Title : FID Forensics
QLast Update : Fri Sep 23 15:53:13 2022
Response via : Initial Calibration
Integrator: ChemStation

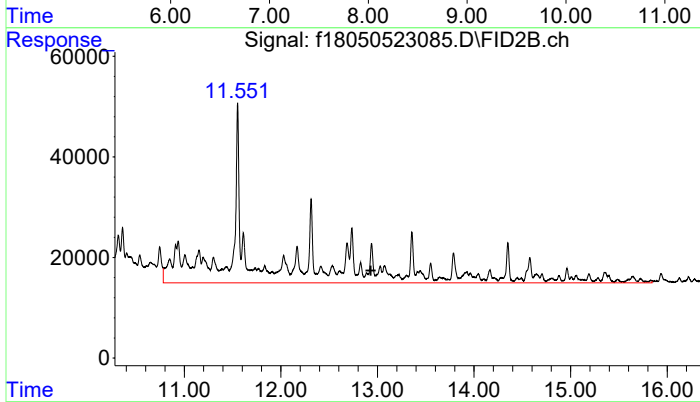
Volume Inj. : 1.0
Signal Phase : Rtx-5MS
Signal Info : 0.25mm





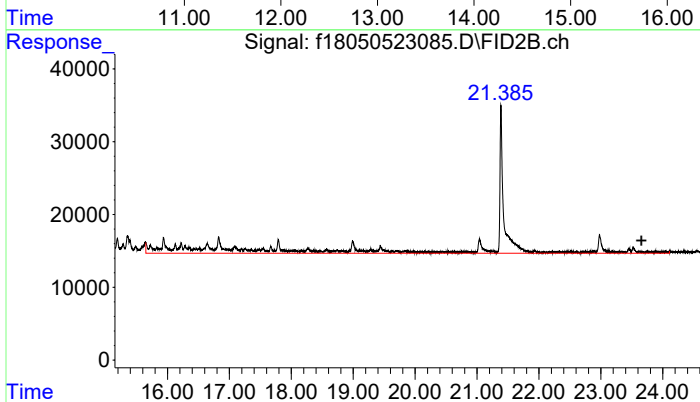
#4 > C8 to C10 Aliphatics

R.T.: 8.012 min
 Delta R.T.: 0.000 min
 Response: 20429696
 Conc: 15.62 ug/mL m



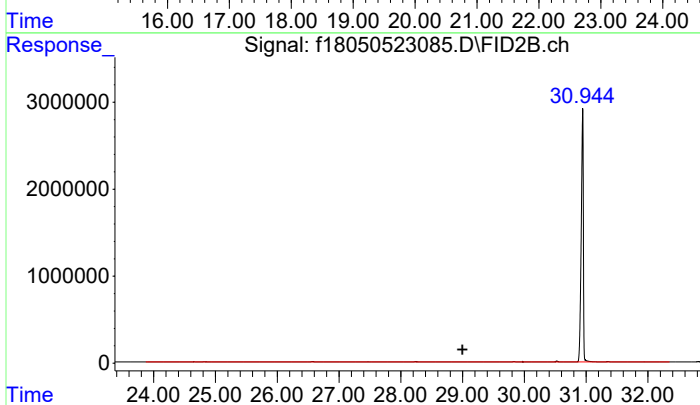
#5 > C10 to C12 Aliphatics

R.T.: 12.930 min
 Delta R.T.: 0.000 min
 Response: 7522338
 Conc: 5.75 ug/ml m



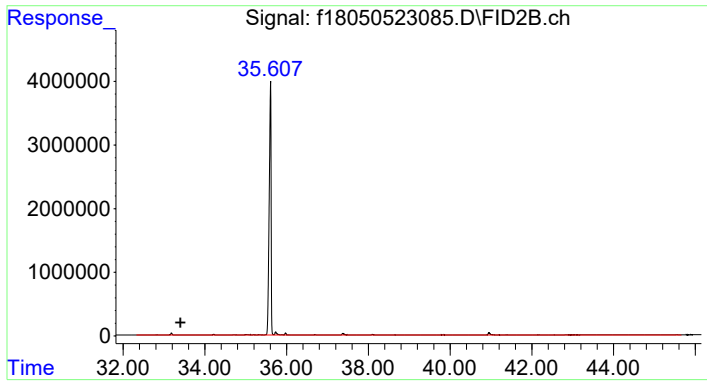
#6 > C12 to C16 Aliphatics

R.T.: 23.659 min
 Delta R.T.: 0.000 min
 Response: 2635194
 Conc: 2.01 UG/ML m



#7 > C16 to C21 Aliphatics

R.T.: 28.995 min
 Delta R.T.: 0.000 min
 Response: 2766915
 Conc: 2.12 UG/ML m



#8 > C21 to C32 Aliphatics

R.T.: 33.402 min
Delta R.T.: 0.000 min
Response: 18643177
Conc: 14.25 UG/ML m

Data Path : C:\Projects\Hawaii DOH\2. Laboratory Data\Alpha\WAF Study\L2317027\TPH\NF TPH\
 Data File : f18050823031.D
 Signal(s) : FID2B.ch
 Acq On : 09 May 2023 06:13 am
 Operator : FID18:AMV
 Sample : L2317027-21F2
 Misc : WG1776333,WG1771483,ICAL19877
 ALS Vial : 66 Sample Multiplier: 1

Integration File: SHCINT2.E
 Quant Time: Jun 01 10:47:15 2023
 Quant Method : C:\Projects\Hawaii DOH\2. Laboratory Data\Alpha\WAF Study\L2317027\TPH\NF TPH\NF T
 .. PH Quant.M
 Quant Title : FID Forensics
 QLast Update : Fri Sep 23 15:53:13 2022
 Response via : Initial Calibration
 Integrator: ChemStation

Volume Inj. : 1.0
 Signal Phase : Rtx-5MS
 Signal Info : 0.25mm

Blank Name : IB1805082301R
 Blank File : f18050823009.D

Compound	R.T.	Response	Conc Units

Internal Standards			
1) I 5-alpha-androstane	30.939	70101462	50.000 ug/mL m
System Monitoring Compounds			
2) s ortho-terphenyl	28.963	139256324	95.023 ug/mL m
Spiked Amount 50.000	Range 50 - 130	Recovery =	190.05%#
Target Compounds			
9) h > C8 to C10 Aromatics	7.704	367912437	278.567 UG/ML m
10) h > C10 to C12 Aromatics	12.274	764751881	579.037 UG/ML m
11) h > C12 to C16 Aromatics	17.385	522365167	395.512 UG/ML m
12) h > C16 to C21 Aromatics	28.995	11129677	8.427 UG/ML m
13) h > C21 to C32 Aromatics	34.889	23156577	17.533 UG/ML m

SemiQuant Compounds - Not Calibrated on this Instrument

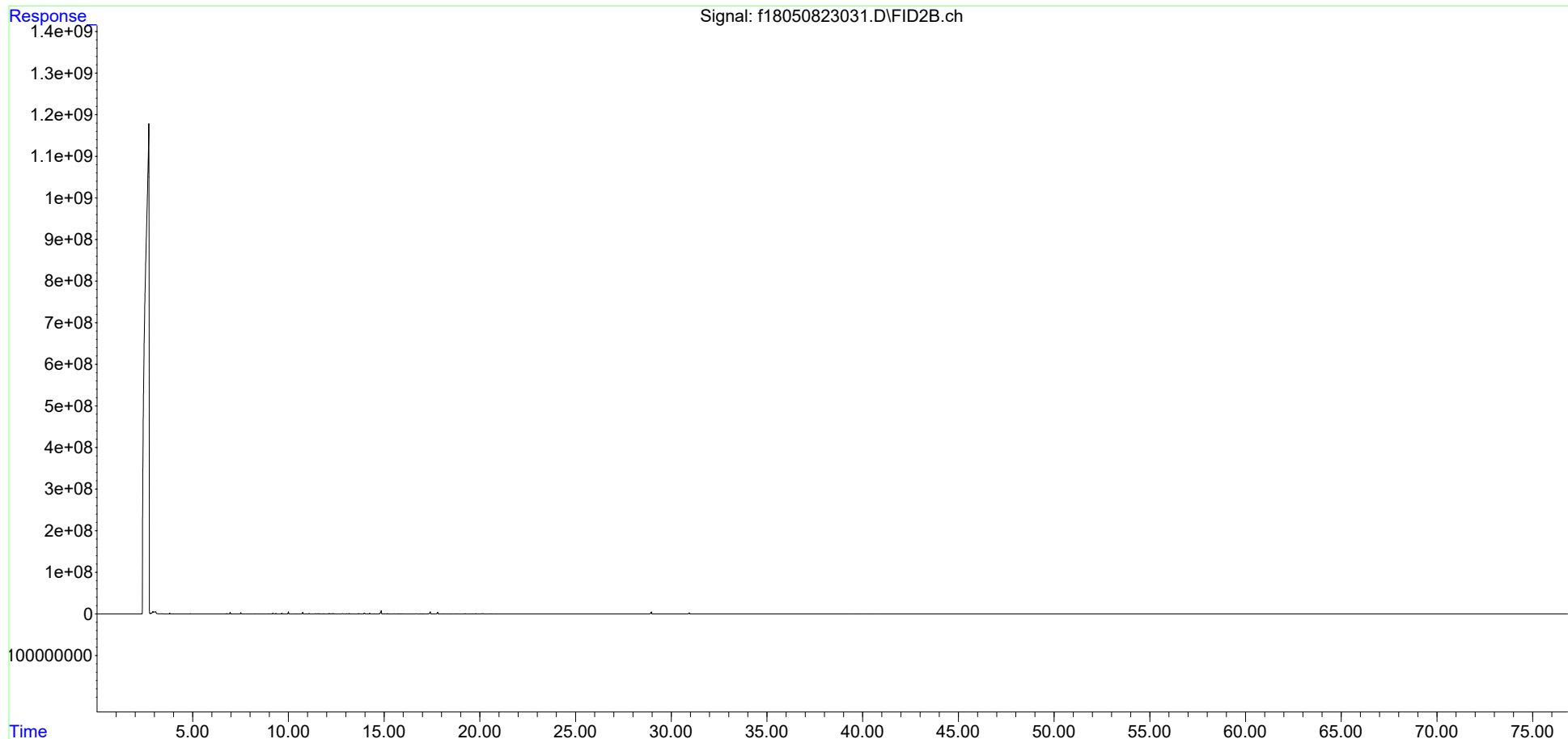
(f)=RT Delta > 1/2 Window

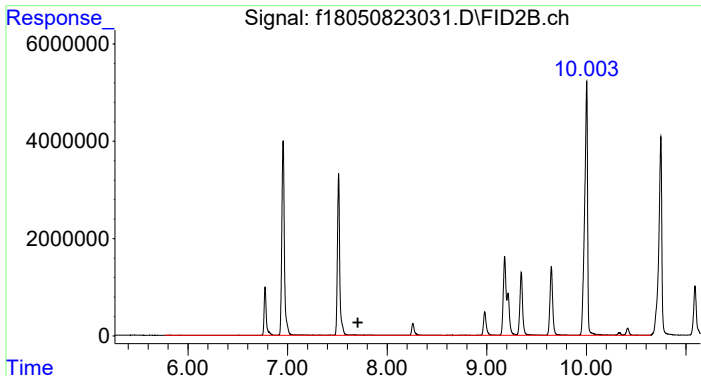
(m)=manual int.

Data Path : C:\Projects\Hawaii DOH\2. Laboratory Data\Alpha\WAF Study\L2317027\TPH\NF TPH\
Data File : f18050823031.D
Signal(s) : FID2B.ch
Acq On : 09 May 2023 06:13 am
Operator : FID18:AMV
Sample : L2317027-21F2
Misc : WG1776333, WG1771483, ICAL19877
ALS Vial : 66 Sample Multiplier: 1

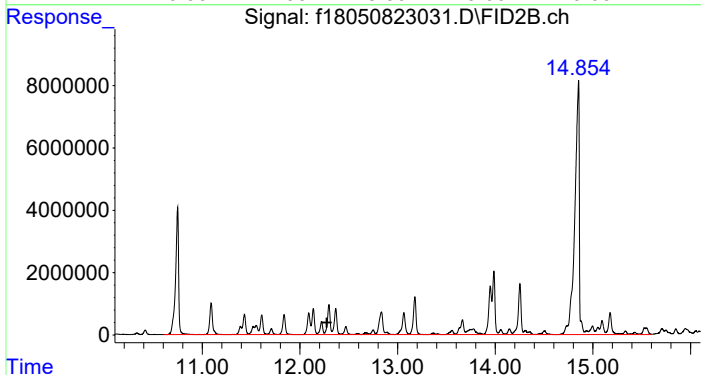
Integration File: SHCINT2.E
Quant Time: Jun 01 10:47:15 2023
Quant Method : C:\Projects\Hawaii DOH\2. Laboratory Data\Alpha\WAF Study\L2317027\TPH\NF TPH\NF T
PH Quant.M
Quant Title : FID Forensics
QLast Update : Fri Sep 23 15:53:13 2022
Response via : Initial Calibration
Integrator: ChemStation

Volume Inj. : 1.0
Signal Phase : Rtx-5MS
Signal Info : 0.25mm

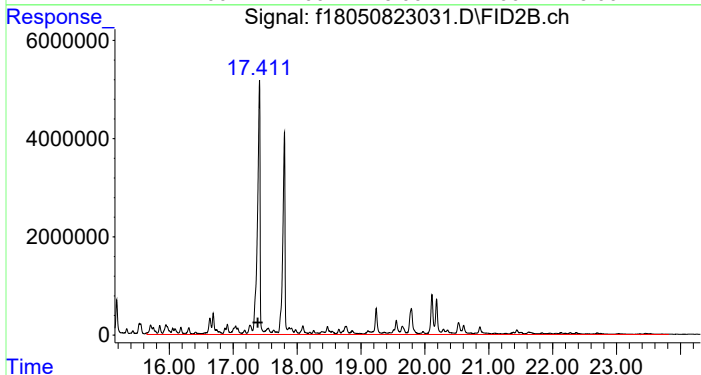




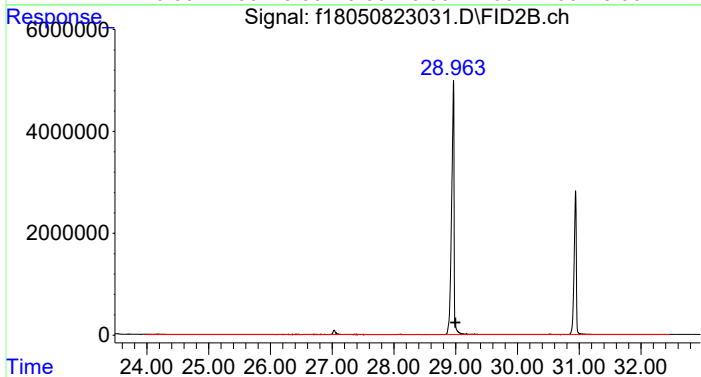
#9 > C8 to C10 Aromatics
 R.T.: 7.704 min
 Delta R.T.: 0.000 min
 Response: 367912437
 Conc: 278.57 UG/ML m



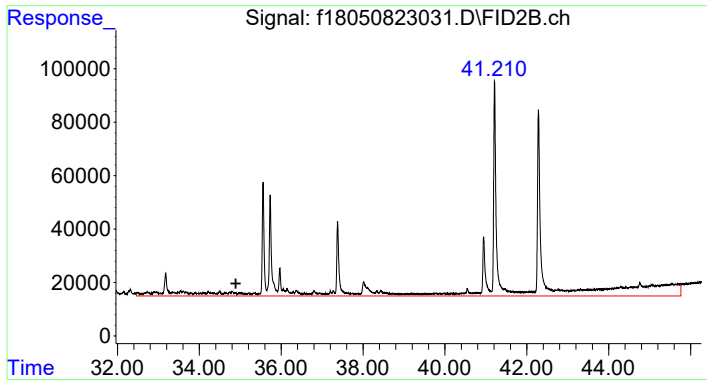
#10 > C10 to C12 Aromatics
 R.T.: 12.274 min
 Delta R.T.: 0.000 min
 Response: 764751881
 Conc: 579.04 UG/ML m



#11 > C12 to C16 Aromatics
 R.T.: 17.385 min
 Delta R.T.: 0.000 min
 Response: 522365167
 Conc: 395.51 UG/ML m



#12 > C16 to C21 Aromatics
 R.T.: 28.995 min
 Delta R.T.: 0.000 min
 Response: 11129677
 Conc: 8.43 UG/ML m



#13 > C21 to C32 Aromatics

R.T.: 34.889 min
Delta R.T.: 0.000 min
Response: 23156577
Conc: 17.53 UG/ML m

Data Path : C:\Projects\Hawaii DOH\2. Laboratory Data\Alpha\WAF Study\L2317027\TPH\NF TPH\
 Data File : f18042723043.D
 Signal(s) : FID2B.ch
 Acq On : 28 Apr 2023 03:11 pm
 Operator : FID18:AMV
 Sample : L2317027-22
 Misc : WG1772069,WG1769453,ICAL19877
 ALS Vial : 72 Sample Multiplier: 1

Integration File: SHCINT2.E
 Quant Time: Jun 01 11:13:01 2023
 Quant Method : C:\Projects\Hawaii DOH\2. Laboratory Data\Alpha\WAF Study\L2317027\TPH\NF TPH\NF T
 .. PH Quant.M
 Quant Title : FID Forensics
 QLast Update : Fri Sep 23 15:53:13 2022
 Response via : Initial Calibration
 Integrator: ChemStation

Volume Inj. : 1.0
 Signal Phase : Rtx-5MS
 Signal Info : 0.25mm

Blank Name : IB1804272302R
 Blank File : f18042723039.D

Compound	R.T.	Response	Conc Units

Internal Standards			
1) I 5-alpha-androstane	31.068	65695273	50.000 ug/mL m
System Monitoring Compounds			
2) s ortho-terphenyl	29.088	143011516	104.130 ug/mL m
Spiked Amount 50.000	Range 50 - 130	Recovery = 208.26%#	
3) s d50-Tetracosane	35.714	114028159	105.006 ug/mL m
Spiked Amount 50.000	Range 50 - 130	Recovery = 210.01%#	
Target Compounds			
4) h > C8 to C10 Aliphatics	8.012	677188641	547.127 ug/mL m
5) h > C10 to C12 Aliphatics	12.930	1064940106	860.407 ug/ml m
6) h > C12 to C16 Aliphatics	23.659	973851106	786.813 UG/ML m
7) h > C16 to C21 Aliphatics	28.995	96953118	78.332 UG/ML m
8) h > C21 to C32 Aliphatics	33.402	67547811	54.575 UG/ML m

SemiQuant Compounds - Not Calibrated on this Instrument

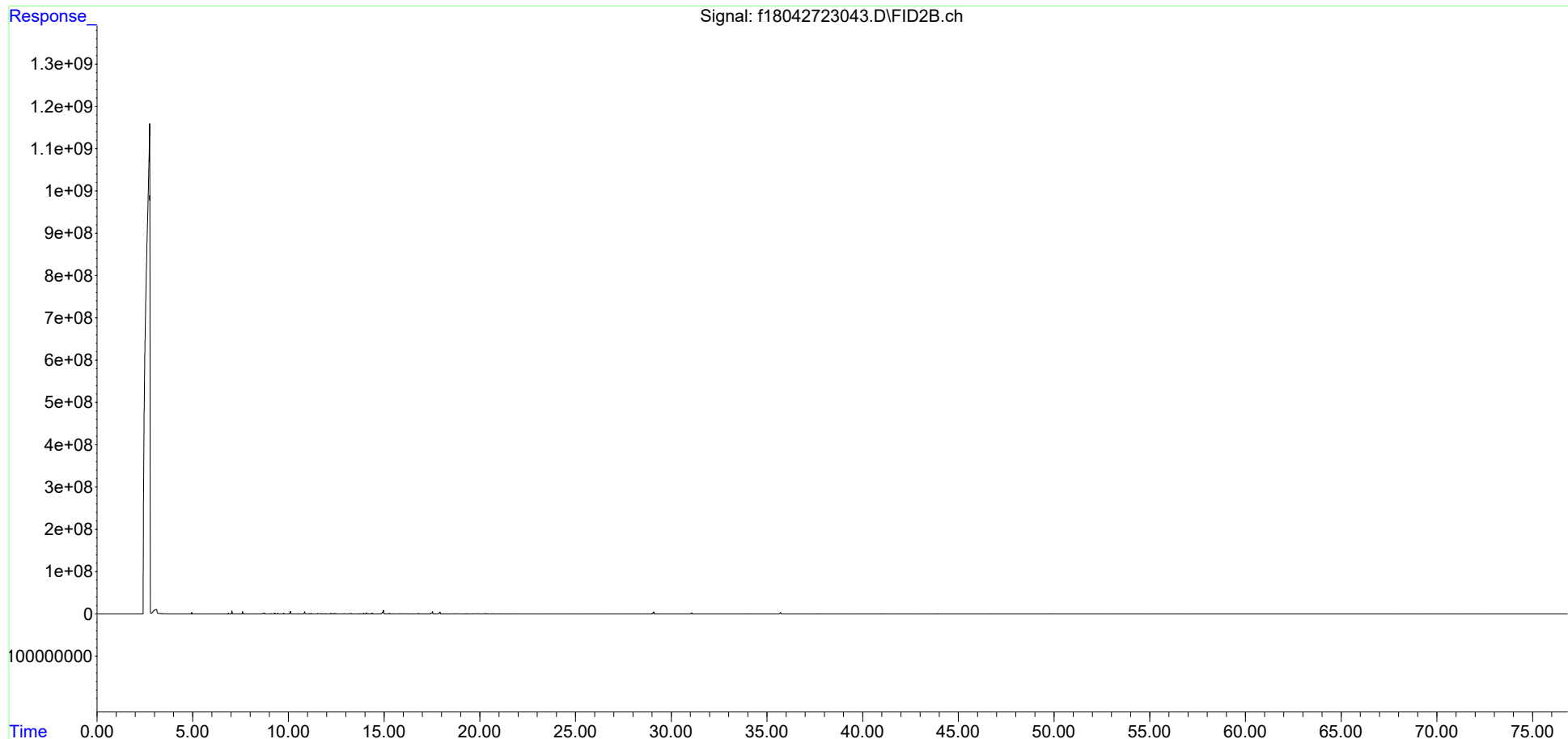
(f)=RT Delta > 1/2 Window

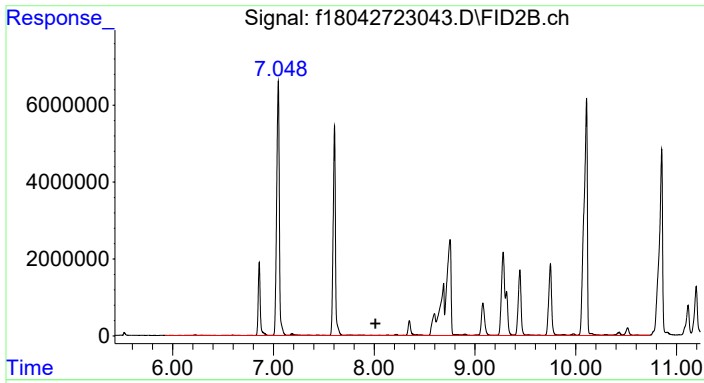
(m)=manual int.

Data Path : C:\Projects\Hawaii DOH\2. Laboratory Data\Alpha\WAF Study\L2317027\TPH\NF TPH\
Data File : f18042723043.D
Signal(s) : FID2B.ch
Acq On : 28 Apr 2023 03:11 pm
Operator : FID18:AMV
Sample : L2317027-22
Misc : WG1772069,WG1769453,ICAL19877
ALS Vial : 72 Sample Multiplier: 1

Integration File: SHCINT2.E
Quant Time: Jun 01 11:13:01 2023
Quant Method : C:\Projects\Hawaii DOH\2. Laboratory Data\Alpha\WAF Study\L2317027\TPH\NF TPH\NF T
... PH Quant.M
Quant Title : FID Forensics
QLast Update : Fri Sep 23 15:53:13 2022
Response via : Initial Calibration
Integrator: ChemStation

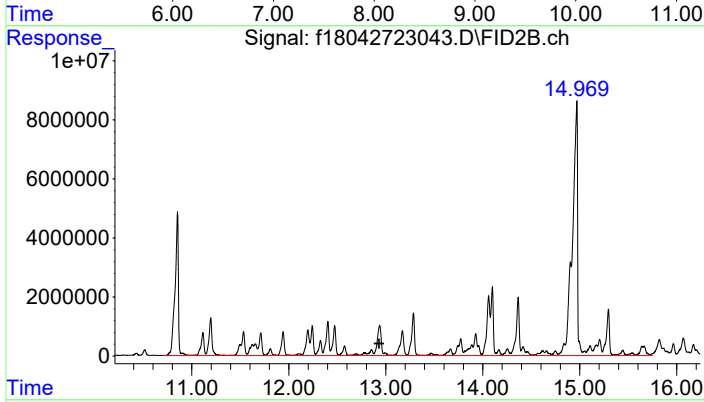
Volume Inj. : 1.0
Signal Phase : Rtx-5MS
Signal Info : 0.25mm





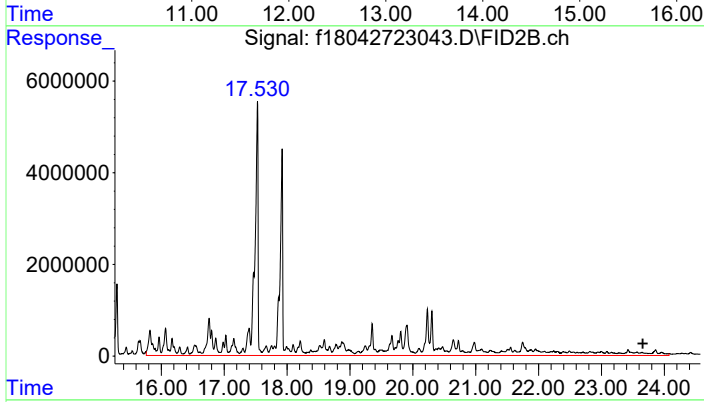
#4 > C8 to C10 Aliphatics

R.T.: 8.012 min
 Delta R.T.: 0.000 min
 Response: 677188641
 Conc: 547.13 ug/mL m



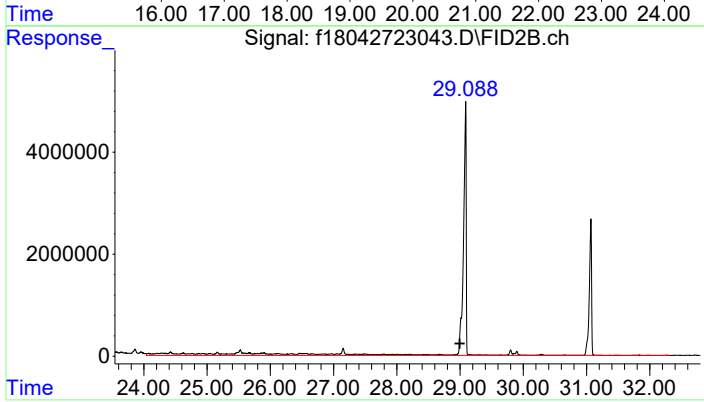
#5 > C10 to C12 Aliphatics

R.T.: 12.930 min
 Delta R.T.: 0.000 min
 Response: 1064940106
 Conc: 860.41 ug/ml m



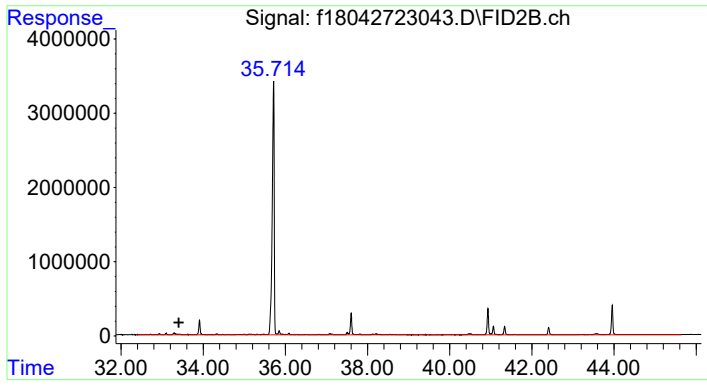
#6 > C12 to C16 Aliphatics

R.T.: 23.659 min
 Delta R.T.: 0.000 min
 Response: 973851106
 Conc: 786.81 UG/ML m



#7 > C16 to C21 Aliphatics

R.T.: 28.995 min
 Delta R.T.: 0.000 min
 Response: 96953118
 Conc: 78.33 UG/ML m



#8 > C21 to C32 Aliphatics

R.T.: 33.402 min
Delta R.T.: 0.000 min
Response: 67547811
Conc: 54.57 UG/ML m

Data Path : C:\Projects\Hawaii DOH\2. Laboratory Data\Alpha\WAF Study\L2317027\TPH\NF TPH\
 Data File : f18050823011.D
 Signal(s) : FID2B.ch
 Acq On : 08 May 2023 04:16 pm
 Operator : FID18:AMV
 Sample : L2317027-23F1
 Misc : WG1776333,WG1771482,ICAL19877
 ALS Vial : 56 Sample Multiplier: 1

Integration File: SHCINT2.E
 Quant Time: May 29 22:31:01 2023
 Quant Method : C:\Projects\Hawaii DOH\2. Laboratory Data\Alpha\WAF Study\L2317027\TPH\NF TPH\NF T
 .. PH Quant.M
 Quant Title : FID Forensics
 QLast Update : Fri Sep 23 15:53:13 2022
 Response via : Initial Calibration
 Integrator: ChemStation

Volume Inj. : 1.0
 Signal Phase : Rtx-5MS
 Signal Info : 0.25mm

Blank Name : IB1805082301R
 Blank File : f18050823009.D

Compound	R.T.	Response	Conc Units

Internal Standards			
1) I 5-alpha-androstane	30.943	62625273	50.000 ug/mL m
System Monitoring Compounds			
3) s d50-Tetracosane	35.602	107248716	103.605 ug/mL m
Spiked Amount 50.000	Range 50 - 130	Recovery	= 207.21%#
Target Compounds			
4) h > C8 to C10 Aliphatics	8.012	5518261	4.677 ug/mL m
5) h > C10 to C12 Aliphatics	12.930	4558164	3.863 ug/ml m
6) h > C12 to C16 Aliphatics	23.659	2510063	2.127 UG/ML m
7) h > C16 to C21 Aliphatics	28.995	4433803	3.758 UG/ML m
8) h > C21 to C32 Aliphatics	33.402	19275172	16.337 UG/ML m

SemiQuant Compounds - Not Calibrated on this Instrument

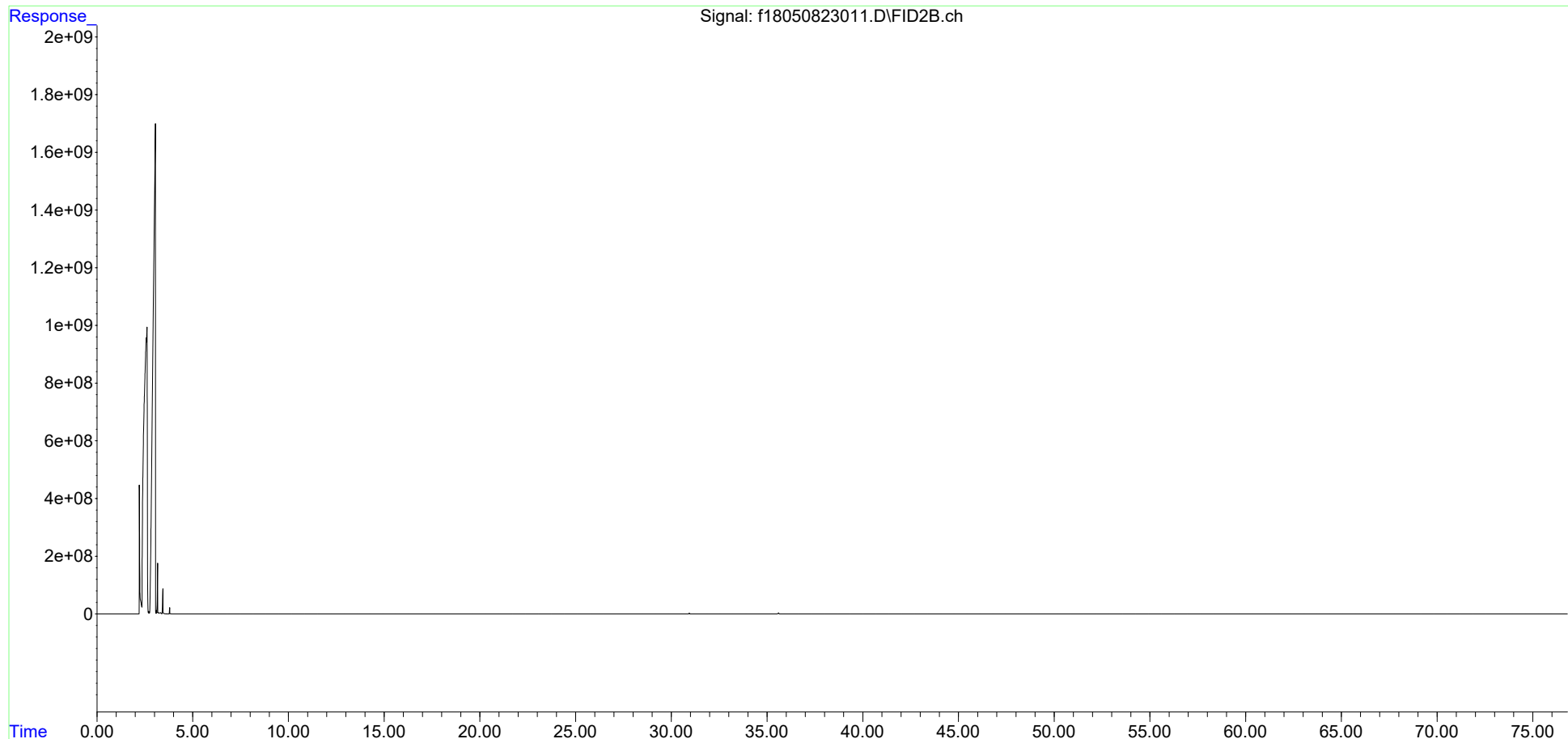
(f)=RT Delta > 1/2 Window

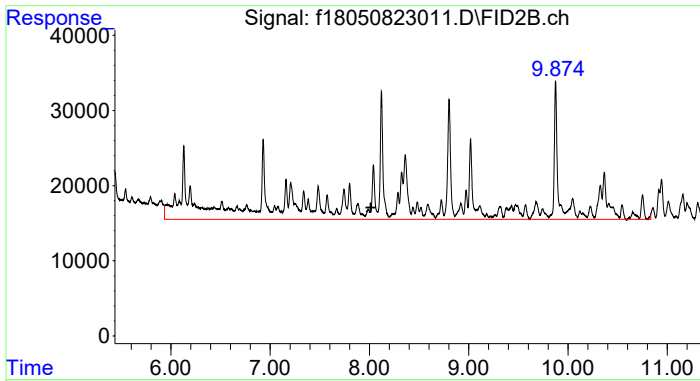
(m)=manual int.

Data Path : C:\Projects\Hawaii DOH\2. Laboratory Data\Alpha\WAF Study\L2317027\TPH\NF TPH\
Data File : f18050823011.D
Signal(s) : FID2B.ch
Acq On : 08 May 2023 04:16 pm
Operator : FID18:AMV
Sample : L2317027-23F1
Misc : WG1776333,WG1771482,ICAL19877
ALS Vial : 56 Sample Multiplier: 1

Integration File: SHCINT2.E
Quant Time: May 29 22:31:01 2023
Quant Method : C:\Projects\Hawaii DOH\2. Laboratory Data\Alpha\WAF Study\L2317027\TPH\NF TPH\NF T
PH Quant.M
Quant Title : FID Forensics
QLast Update : Fri Sep 23 15:53:13 2022
Response via : Initial Calibration
Integrator: ChemStation

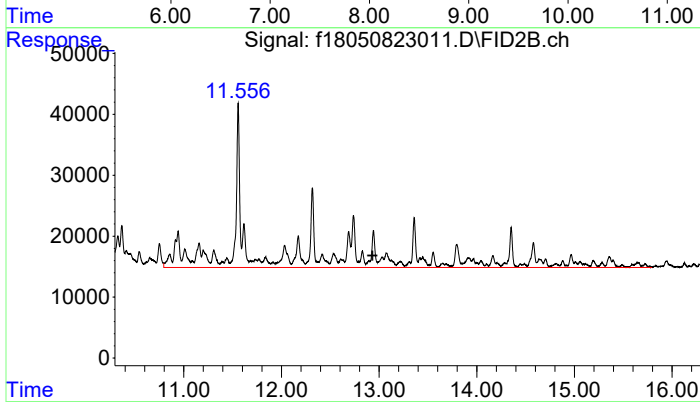
Volume Inj. : 1.0
Signal Phase : Rtx-5MS
Signal Info : 0.25mm





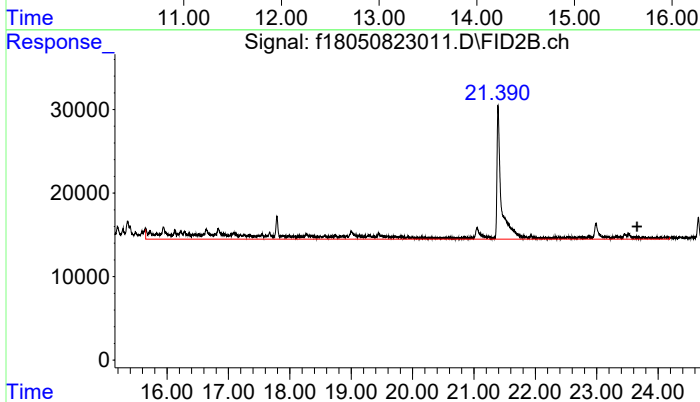
#4 > C8 to C10 Aliphatics

R.T.: 8.012 min
 Delta R.T.: 0.000 min
 Response: 5518261
 Conc: 4.68 ug/mL m



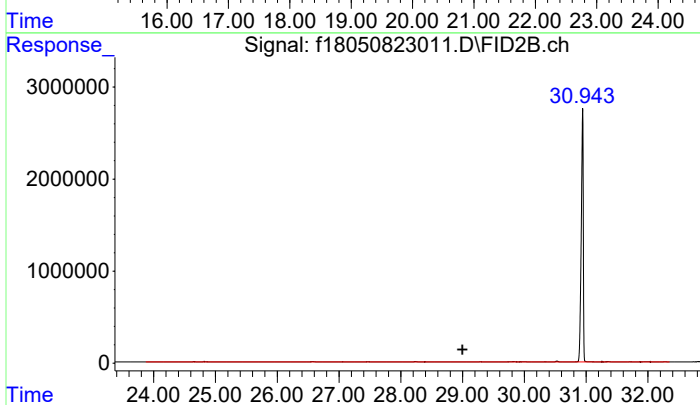
#5 > C10 to C12 Aliphatics

R.T.: 12.930 min
 Delta R.T.: 0.000 min
 Response: 4558164
 Conc: 3.86 ug/ml m



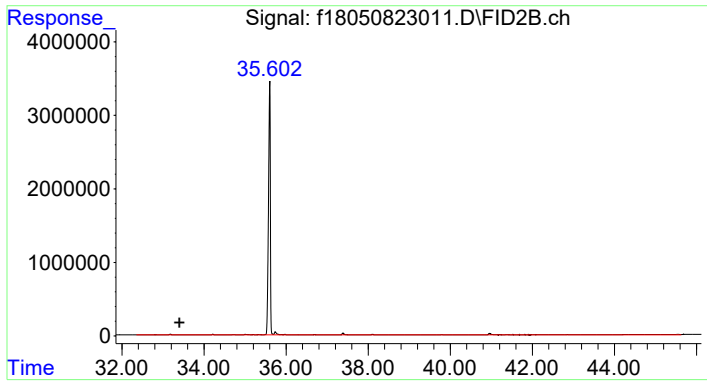
#6 > C12 to C16 Aliphatics

R.T.: 23.659 min
 Delta R.T.: 0.000 min
 Response: 2510063
 Conc: 2.13 UG/ML m



#7 > C16 to C21 Aliphatics

R.T.: 28.995 min
 Delta R.T.: 0.000 min
 Response: 4433803
 Conc: 3.76 UG/ML m



#8 > C21 to C32 Aliphatics

R.T.: 33.402 min
Delta R.T.: 0.000 min
Response: 19275172
Conc: 16.34 UG/ML m

Data Path : C:\Projects\Hawaii DOH\2. Laboratory Data\Alpha\WAF Study\L2317027\TPH\NF TPH\
 Data File : f18050823033.D
 Signal(s) : FID2B.ch
 Acq On : 09 May 2023 07:37 am
 Operator : FID18:AMV
 Sample : L2317027-24F2
 Misc : WG1776333,WG1771483,ICAL19877
 ALS Vial : 67 Sample Multiplier: 1

Integration File: SHCINT2.E
 Quant Time: Jun 01 10:49:23 2023
 Quant Method : C:\Projects\Hawaii DOH\2. Laboratory Data\Alpha\WAF Study\L2317027\TPH\NF TPH\NF T
 .. PH Quant.M
 Quant Title : FID Forensics
 QLast Update : Fri Sep 23 15:53:13 2022
 Response via : Initial Calibration
 Integrator: ChemStation

Volume Inj. : 1.0
 Signal Phase : Rtx-5MS
 Signal Info : 0.25mm

Blank Name : IB1805082301R
 Blank File : f18050823009.D

Compound	R.T.	Response	Conc Units

Internal Standards			
1) I 5-alpha-androstane	30.937	60780575	50.000 ug/mL m
System Monitoring Compounds			
2) s ortho-terphenyl	28.962	134068352	105.512 ug/mL m
Spiked Amount 50.000	Range 50 - 130	Recovery	= 211.02%#
Target Compounds			
9) h > C8 to C10 Aromatics	7.704	365052255	318.789 UG/ML m
10) h > C10 to C12 Aromatics	12.274	747572322	652.832 UG/ML m
11) h > C12 to C16 Aromatics	17.385	563953564	492.483 UG/ML m
12) h > C16 to C21 Aromatics	28.995	12336218	10.773 UG/ML m
13) h > C21 to C32 Aromatics	34.889	19759407	17.255 UG/ML m

SemiQuant Compounds - Not Calibrated on this Instrument

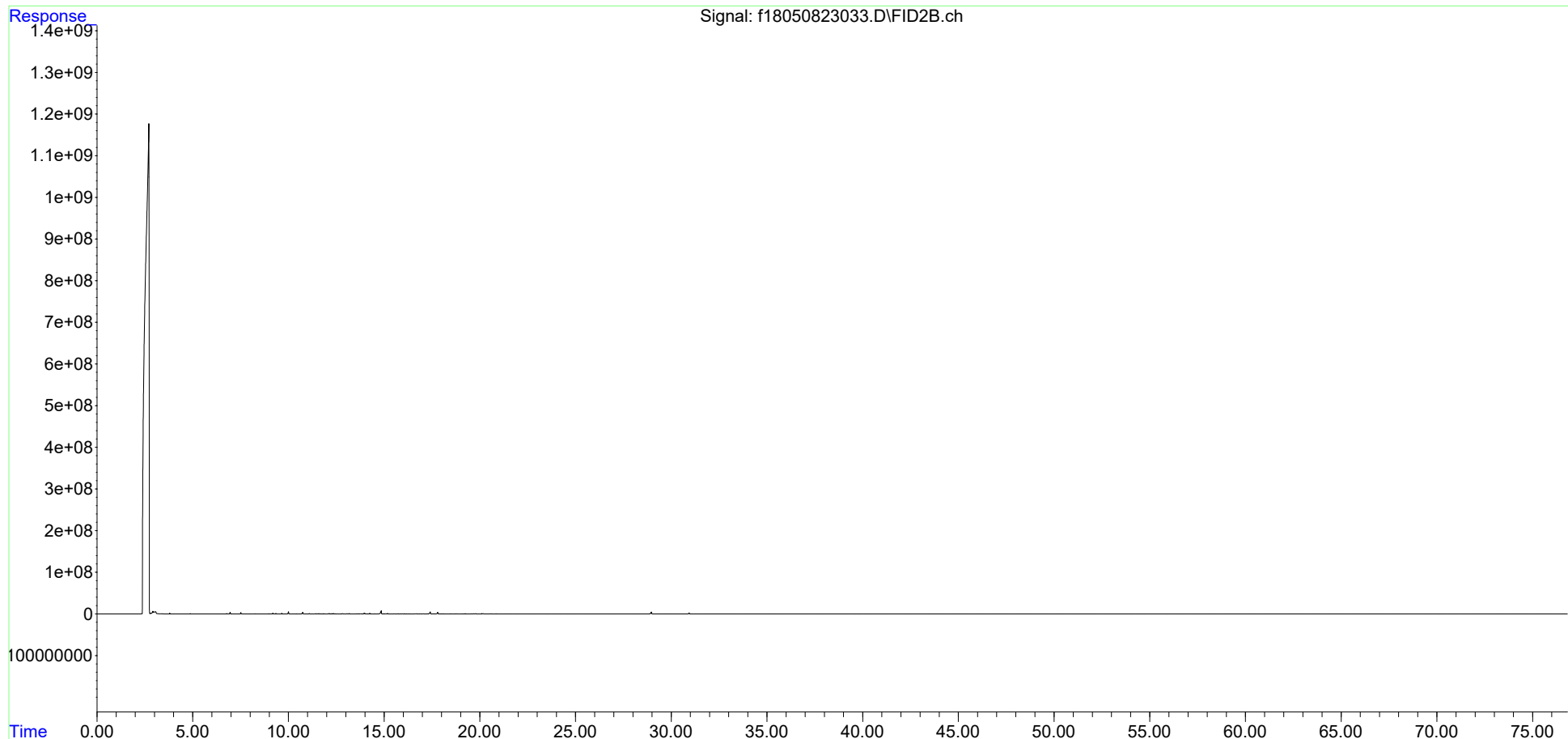
(f)=RT Delta > 1/2 Window

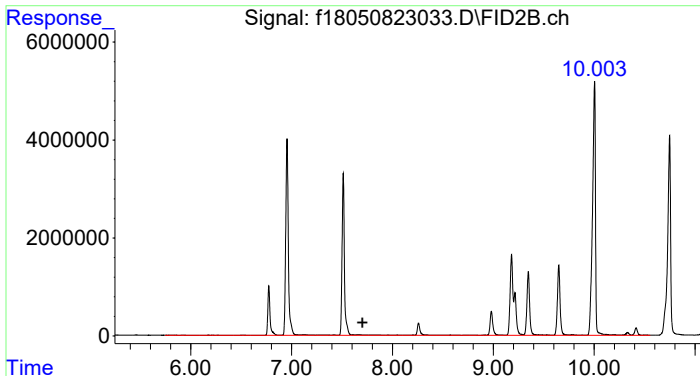
(m)=manual int.

Data Path : C:\Projects\Hawaii DOH\2. Laboratory Data\Alpha\WAF Study\L2317027\TPH\NF TPH\
Data File : f18050823033.D
Signal(s) : FID2B.ch
Acq On : 09 May 2023 07:37 am
Operator : FID18:AMV
Sample : L2317027-24F2
Misc : WG1776333,WG1771483,ICAL19877
ALS Vial : 67 Sample Multiplier: 1

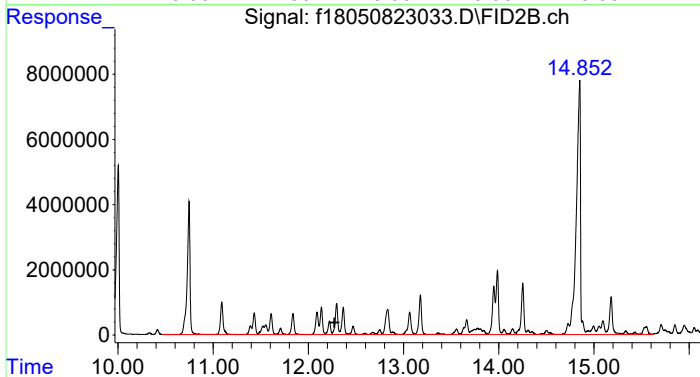
Integration File: SHCINT2.E
Quant Time: Jun 01 10:49:23 2023
Quant Method : C:\Projects\Hawaii DOH\2. Laboratory Data\Alpha\WAF Study\L2317027\TPH\NF TPH\NF T
PH Quant.M
Quant Title : FID Forensics
QLast Update : Fri Sep 23 15:53:13 2022
Response via : Initial Calibration
Integrator: ChemStation

Volume Inj. : 1.0
Signal Phase : Rtx-5MS
Signal Info : 0.25mm

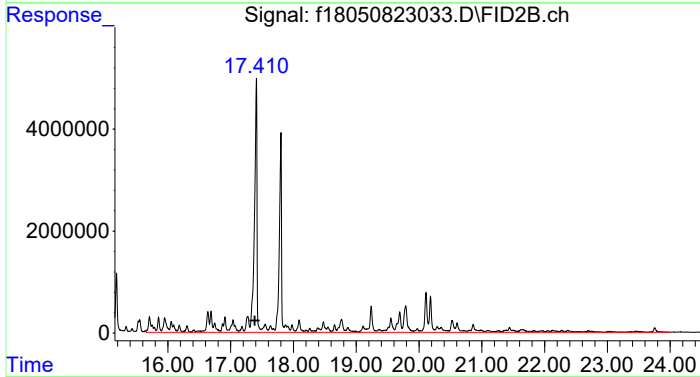




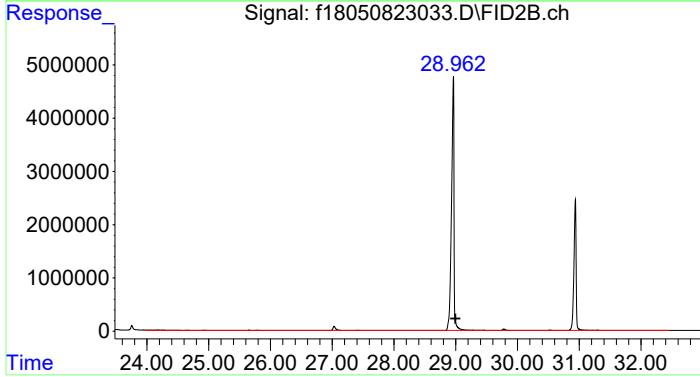
#9 > C8 to C10 Aromatics
 R.T.: 7.704 min
 Delta R.T.: 0.000 min
 Response: 365052255
 Conc: 318.79 UG/ML m



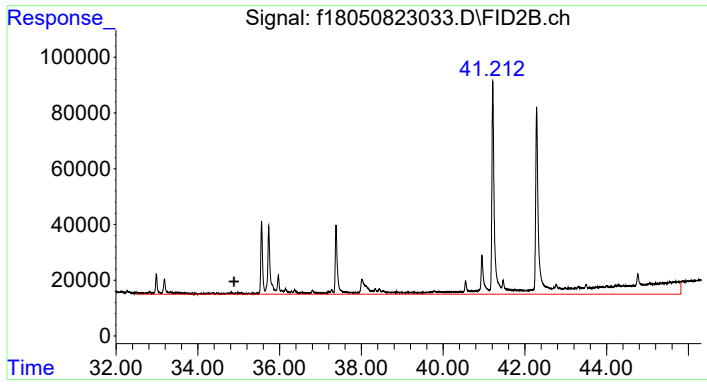
#10 > C10 to C12 Aromatics
 R.T.: 12.274 min
 Delta R.T.: 0.000 min
 Response: 747572322
 Conc: 652.83 UG/ML m



#11 > C12 to C16 Aromatics
 R.T.: 17.385 min
 Delta R.T.: 0.000 min
 Response: 563953564
 Conc: 492.48 UG/ML m



#12 > C16 to C21 Aromatics
 R.T.: 28.995 min
 Delta R.T.: 0.000 min
 Response: 12336218
 Conc: 10.77 UG/ML m



#13 > C21 to C32 Aromatics

R.T.: 34.889 min
Delta R.T.: 0.000 min
Response: 19759407
Conc: 17.26 UG/ML m

Data Path : C:\Projects\Hawaii DOH\2. Laboratory Data\Alpha\WAF Study\L2317027\TPH\NF TPH\
 Data File : f18042723053.D
 Signal(s) : FID2B.ch
 Acq On : 28 Apr 2023 10:10 pm
 Operator : FID18:AMV
 Sample : L2317027-25
 Misc : WG1772069,WG1771320,ICAL19877
 ALS Vial : 77 Sample Multiplier: 1

Integration File: SHCINT2.E
 Quant Time: Jun 01 12:38:54 2023
 Quant Method : C:\Projects\Hawaii DOH\2. Laboratory Data\Alpha\WAF Study\L2317027\TPH\NF TPH\NF T
 .. PH Quant.M
 Quant Title : FID Forensics
 QLast Update : Fri Sep 23 15:53:13 2022
 Response via : Initial Calibration
 Integrator: ChemStation

Volume Inj. : 1.0
 Signal Phase : Rtx-5MS
 Signal Info : 0.25mm

Blank Name : IB1804272302R
 Blank File : f18042723039.D

Compound	R.T.	Response	Conc Units
Internal Standards			
1) I 5-alpha-androstane	31.066	62448696	50.000 ug/mL m
System Monitoring Compounds			
2) s ortho-terphenyl	29.089	146122549	111.927 ug/mL m
Spiked Amount 50.000	Range 50 - 130	Recovery = 223.85%#	
3) s d50-Tetracosane	35.718	117583473	113.909 ug/mL m
Spiked Amount 50.000	Range 50 - 130	Recovery = 227.82%#	
Target Compounds			
4) h > C8 to C10 Aliphatics	8.012	639411782	543.463 ug/mL m
5) h > C10 to C12 Aliphatics	12.930	1104184186	938.493 ug/ml m
6) h > C12 to C16 Aliphatics	23.659	918994092	781.092 UG/ML m
7) h > C16 to C21 Aliphatics	28.995	77073469	65.508 UG/ML m
8) h > C21 to C32 Aliphatics	33.402	32253661	27.414 UG/ML m

SemiQuant Compounds - Not Calibrated on this Instrument

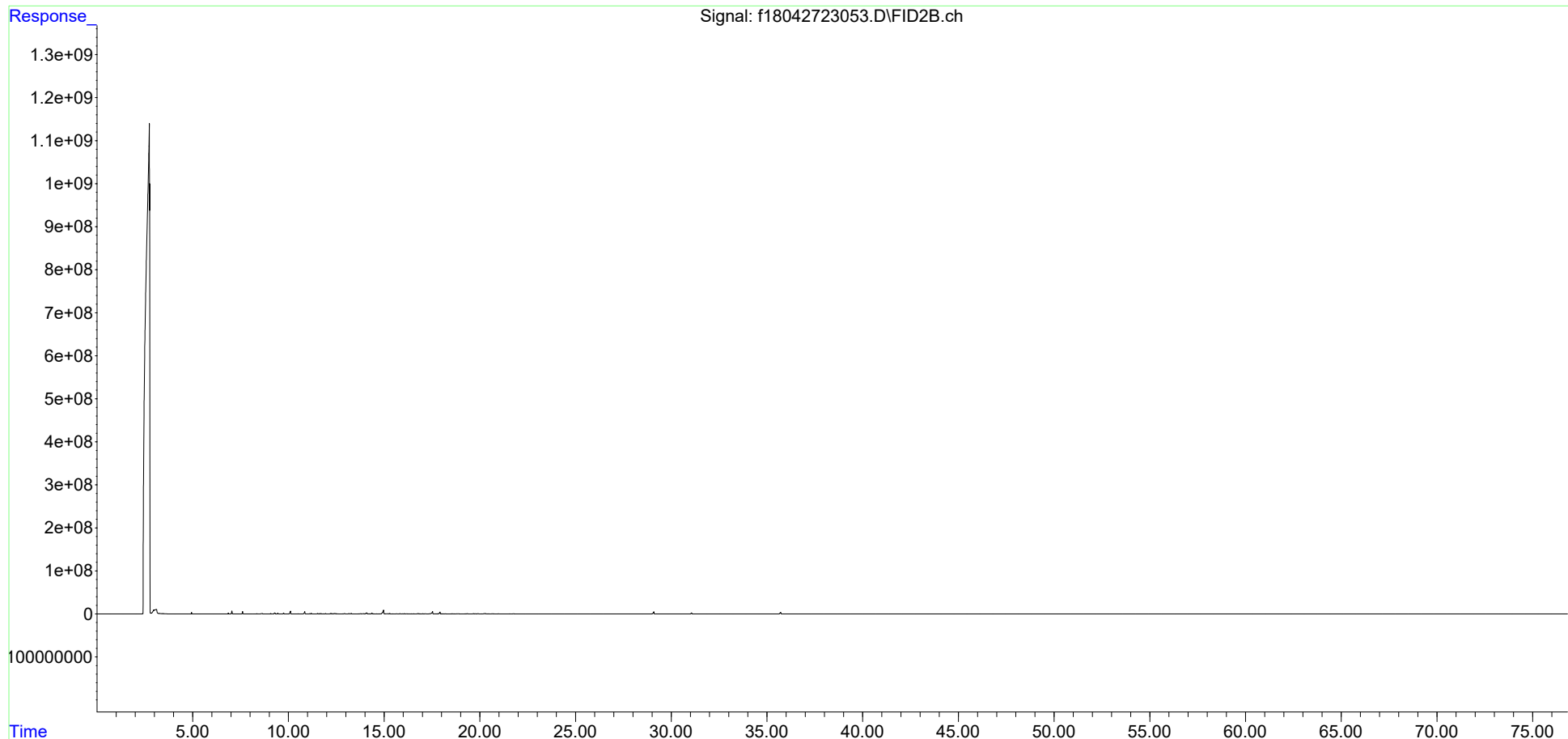
(f)=RT Delta > 1/2 Window

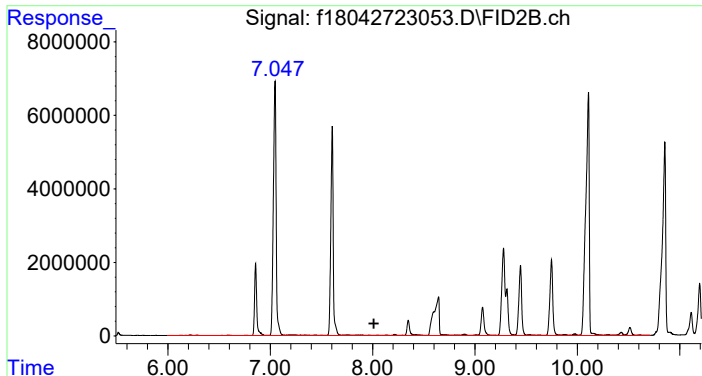
(m)=manual int.

Data Path : C:\Projects\Hawaii DOH\2. Laboratory Data\Alpha\WAF Study\L2317027\TPH\NF TPH\
Data File : f18042723053.D
Signal(s) : FID2B.ch
Acq On : 28 Apr 2023 10:10 pm
Operator : FID18:AMV
Sample : L2317027-25
Misc : WG1772069,WG1771320,ICAL19877
ALS Vial : 77 Sample Multiplier: 1

Integration File: SHCINT2.E
Quant Time: Jun 01 12:38:54 2023
Quant Method : C:\Projects\Hawaii DOH\2. Laboratory Data\Alpha\WAF Study\L2317027\TPH\NF TPH\NF T
... PH Quant.M
Quant Title : FID Forensics
QLast Update : Fri Sep 23 15:53:13 2022
Response via : Initial Calibration
Integrator: ChemStation

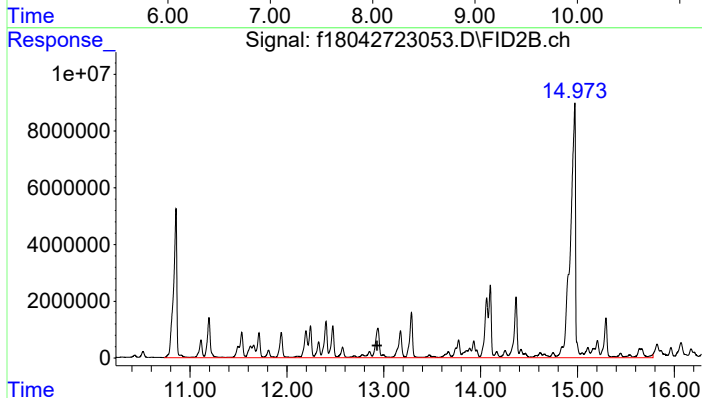
Volume Inj. : 1.0
Signal Phase : Rtx-5MS
Signal Info : 0.25mm





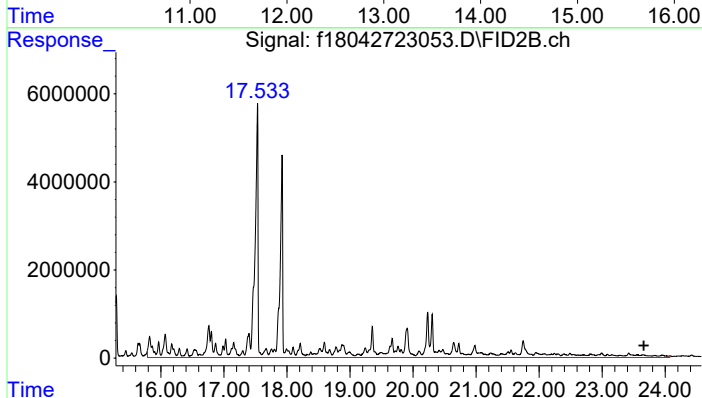
#4 > C8 to C10 Aliphatics

R.T.: 8.012 min
 Delta R.T.: 0.000 min
 Response: 639411782
 Conc: 543.46 ug/mL m



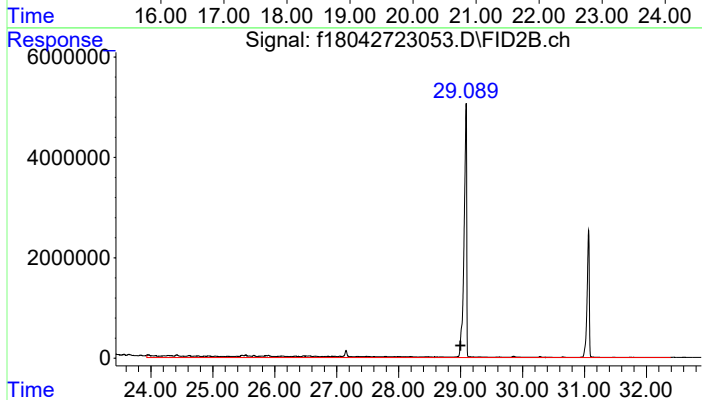
#5 > C10 to C12 Aliphatics

R.T.: 12.930 min
 Delta R.T.: 0.000 min
 Response: 1104184186
 Conc: 938.49 ug/ml m



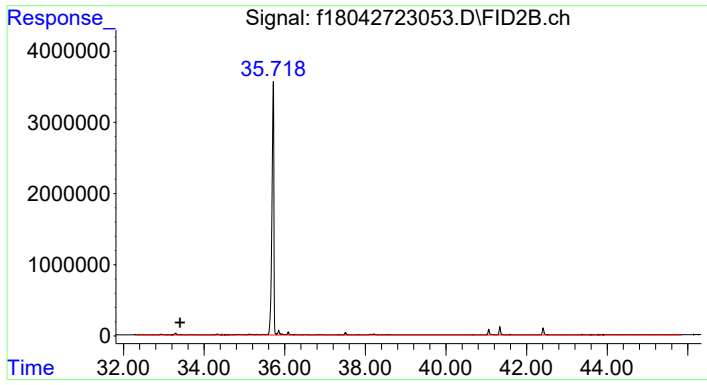
#6 > C12 to C16 Aliphatics

R.T.: 23.659 min
 Delta R.T.: 0.000 min
 Response: 918994092
 Conc: 781.09 UG/ML m



#7 > C16 to C21 Aliphatics

R.T.: 28.995 min
 Delta R.T.: 0.000 min
 Response: 77073469
 Conc: 65.51 UG/ML m



#8 > C21 to C32 Aliphatics

R.T.: 33.402 min
Delta R.T.: 0.000 min
Response: 32253661
Conc: 27.41 UG/ML m

Data Path : C:\Projects\Hawaii DOH\2. Laboratory Data\Alpha\WAF Study\L2317027\TPH\NF TPH\
 Data File : f18050823013.D
 Signal(s) : FID2B.ch
 Acq On : 08 May 2023 05:39 pm
 Operator : FID18:AMV
 Sample : L2317027-26F1
 Misc : WG1776333,WG1771484,ICAL19877
 ALS Vial : 57 Sample Multiplier: 1

Integration File: SHCINT2.E
 Quant Time: May 29 22:33:45 2023
 Quant Method : C:\Projects\Hawaii DOH\2. Laboratory Data\Alpha\WAF Study\L2317027\TPH\NF TPH\NF T
 .. PH Quant.M
 Quant Title : FID Forensics
 QLast Update : Fri Sep 23 15:53:13 2022
 Response via : Initial Calibration
 Integrator: ChemStation

Volume Inj. : 1.0
 Signal Phase : Rtx-5MS
 Signal Info : 0.25mm

Blank Name : IB1805082301R
 Blank File : f18050823009.D

Compound	R.T.	Response	Conc Units

Internal Standards			
1) I 5-alpha-androstane	30.942	65575878	50.000 ug/mL m
System Monitoring Compounds			
3) s d50-Tetracosane	35.602	115144461	106.227 ug/mL m
Spiked Amount 50.000	Range 50 - 130	Recovery	= 212.45%#
Target Compounds			
4) h > C8 to C10 Aliphatics	8.012	14025136	11.352 ug/mL m
5) h > C10 to C12 Aliphatics	12.930	6569803	5.318 ug/ml m
6) h > C12 to C16 Aliphatics	23.659	2527210	2.046 UG/ML m
7) h > C16 to C21 Aliphatics	28.995	2734323	2.213 UG/ML m
8) h > C21 to C32 Aliphatics	33.402	18919325	15.313 UG/ML m

SemiQuant Compounds - Not Calibrated on this Instrument

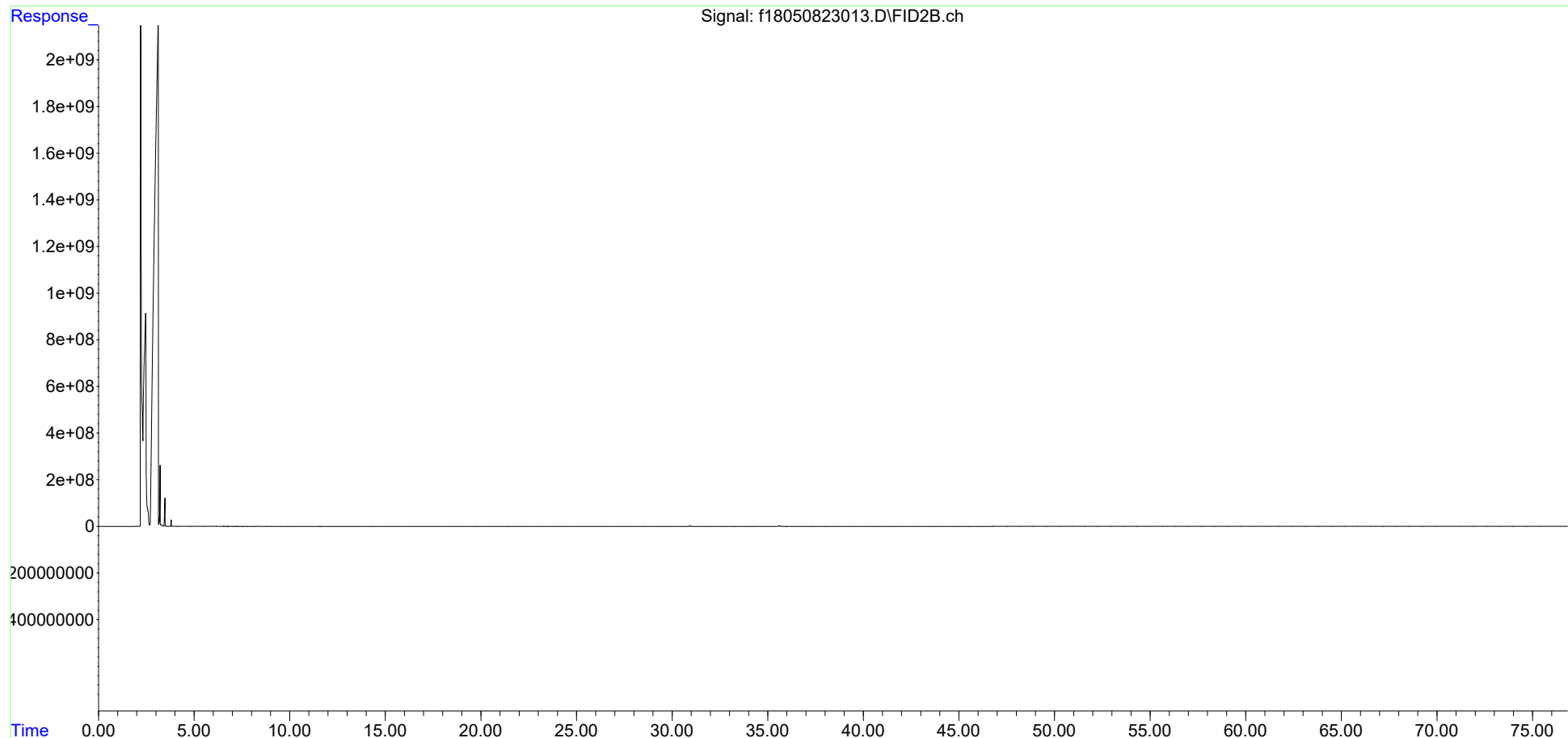
(f)=RT Delta > 1/2 Window

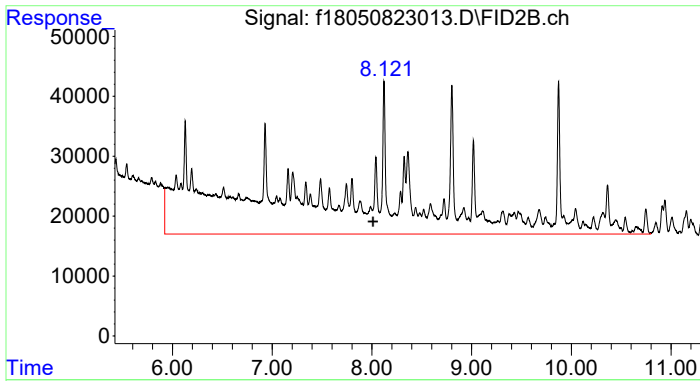
(m)=manual int.

Data Path : C:\Projects\Hawaii DOH\2. Laboratory Data\Alpha\WAF Study\L2317027\TPH\NF TPH\
Data File : f18050823013.D
Signal(s) : FID2B.ch
Acq On : 08 May 2023 05:39 pm
Operator : FID18:AMV
Sample : L2317027-26F1
Misc : WG1776333,WG1771484,ICAL19877
ALS Vial : 57 Sample Multiplier: 1

Integration File: SHCINT2.E
Quant Time: May 29 22:33:45 2023
Quant Method : C:\Projects\Hawaii DOH\2. Laboratory Data\Alpha\WAF Study\L2317027\TPH\NF TPH\NF T
PH Quant.M
Quant Title : FID Forensics
QLast Update : Fri Sep 23 15:53:13 2022
Response via : Initial Calibration
Integrator: ChemStation

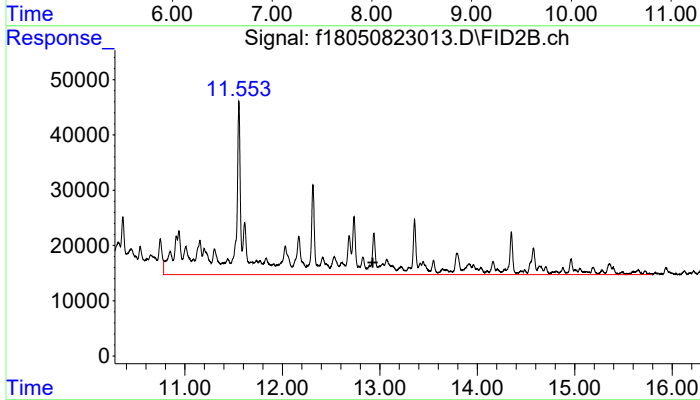
Volume Inj. : 1.0
Signal Phase : Rtx-5MS
Signal Info : 0.25mm





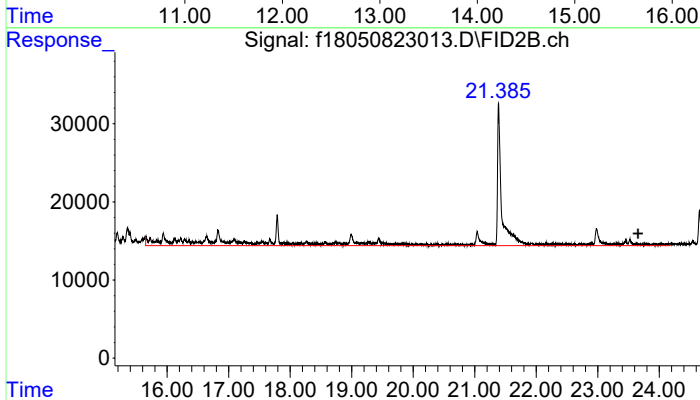
#4 > C8 to C10 Aliphatics

R.T.: 8.012 min
 Delta R.T.: 0.000 min
 Response: 14025136
 Conc: 11.35 ug/mL m



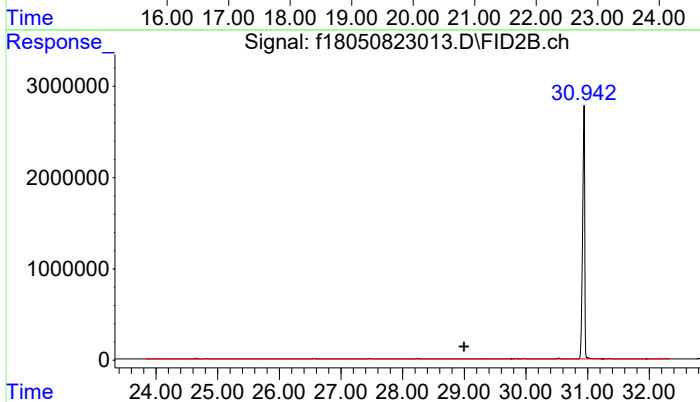
#5 > C10 to C12 Aliphatics

R.T.: 12.930 min
 Delta R.T.: 0.000 min
 Response: 6569803
 Conc: 5.32 ug/ml m



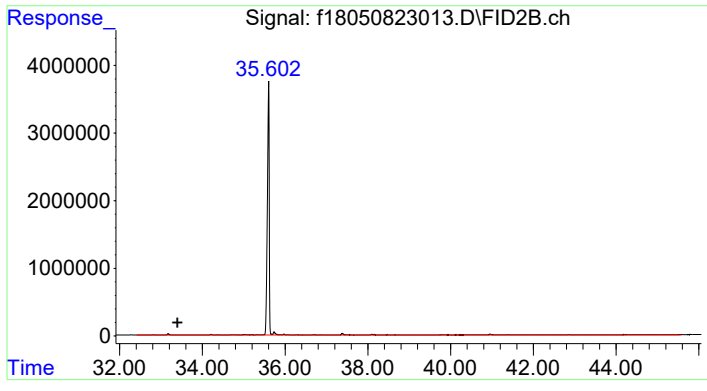
#6 > C12 to C16 Aliphatics

R.T.: 23.659 min
 Delta R.T.: 0.000 min
 Response: 2527210
 Conc: 2.05 UG/ML m



#7 > C16 to C21 Aliphatics

R.T.: 28.995 min
 Delta R.T.: 0.000 min
 Response: 2734323
 Conc: 2.21 UG/ML m



#8 > C21 to C32 Aliphatics

R.T.: 33.402 min
Delta R.T.: 0.000 min
Response: 18919325
Conc: 15.31 UG/ML m

Data Path : C:\Projects\Hawaii DOH\2. Laboratory Data\Alpha\WAF Study\L2317027\TPH\NF TPH\
 Data File : f18050823041.D
 Signal(s) : FID2B.ch
 Acq On : 09 May 2023 01:13 pm
 Operator : FID18:AMV
 Sample : L2317027-27F2
 Misc : WG1776333,WG1771485,ICAL19877
 ALS Vial : 71 Sample Multiplier: 1

Integration File: SHCINT2.E
 Quant Time: Jun 01 10:52:31 2023
 Quant Method : C:\Projects\Hawaii DOH\2. Laboratory Data\Alpha\WAF Study\L2317027\TPH\NF TPH\NF T
 .. PH Quant.M
 Quant Title : FID Forensics
 QLast Update : Fri Sep 23 15:53:13 2022
 Response via : Initial Calibration
 Integrator: ChemStation

Volume Inj. : 1.0
 Signal Phase : Rtx-5MS
 Signal Info : 0.25mm

Blank Name : IB1805082302R
 Blank File : f18050823039.D

Compound	R.T.	Response	Conc Units

Internal Standards			
1) I 5-alpha-androstane	30.938	61838272	50.000 ug/mL m
System Monitoring Compounds			
2) s ortho-terphenyl	28.962	140402900	108.607 ug/mL m
Spiked Amount 50.000	Range 50 - 130	Recovery	= 217.21%#
Target Compounds			
9) h > C8 to C10 Aromatics	7.704	412926022	354.428 UG/ML m
10) h > C10 to C12 Aromatics	12.274	793180466	680.813 UG/ML m
11) h > C12 to C16 Aromatics	17.385	522951239	448.866 UG/ML m
12) h > C16 to C21 Aromatics	28.995	11736701	10.074 UG/ML m
13) h > C21 to C32 Aromatics	34.889	24021667	20.619 UG/ML m

SemiQuant Compounds - Not Calibrated on this Instrument

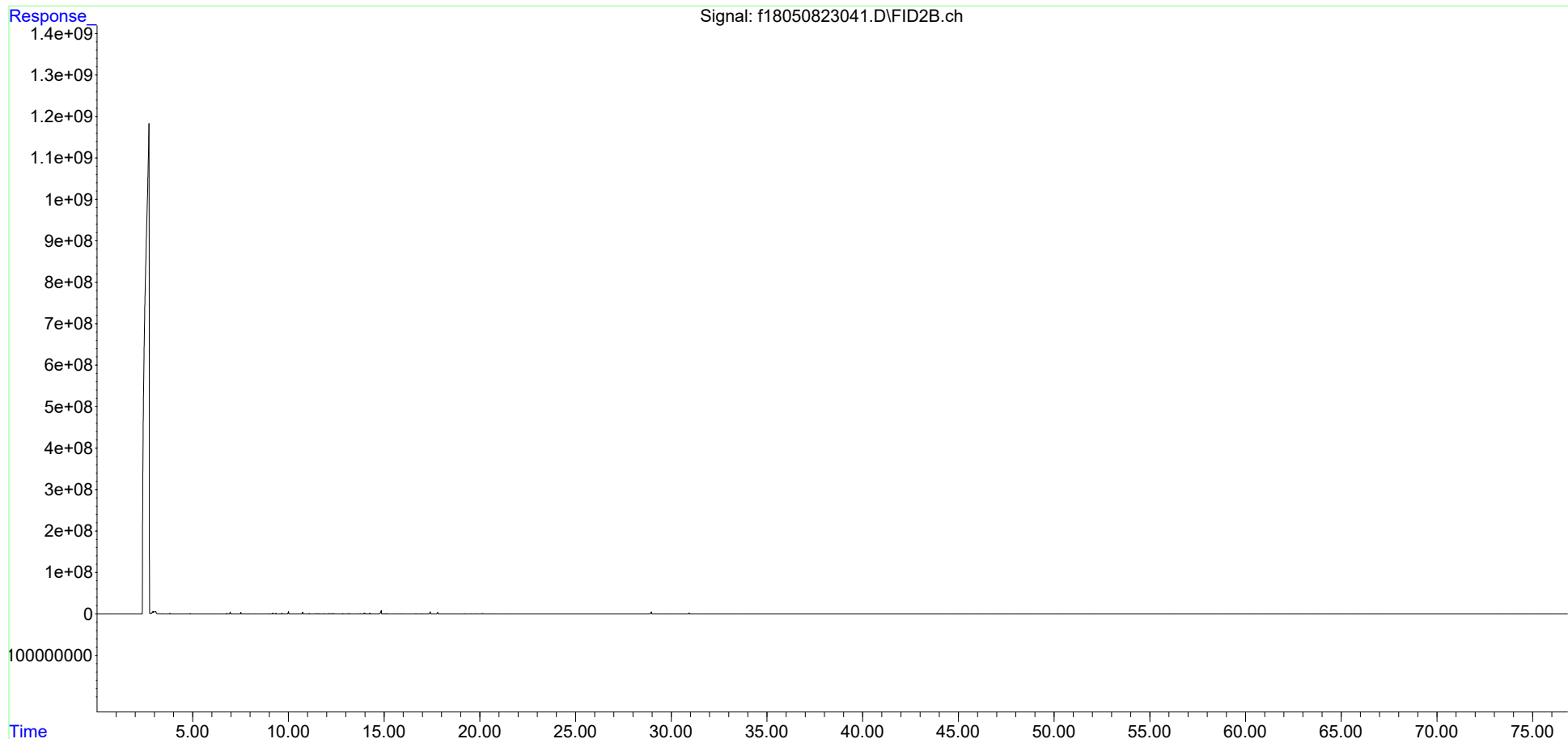
(f)=RT Delta > 1/2 Window

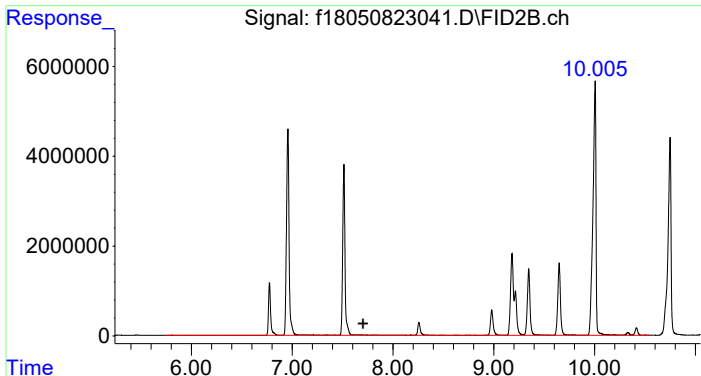
(m)=manual int.

Data Path : C:\Projects\Hawaii DOH\2. Laboratory Data\Alpha\WAF Study\L2317027\TPH\NF TPH\
Data File : f18050823041.D
Signal(s) : FID2B.ch
Acq On : 09 May 2023 01:13 pm
Operator : FID18:AMV
Sample : L2317027-27F2
Misc : WG1776333,WG1771485,ICAL19877
ALS Vial : 71 Sample Multiplier: 1

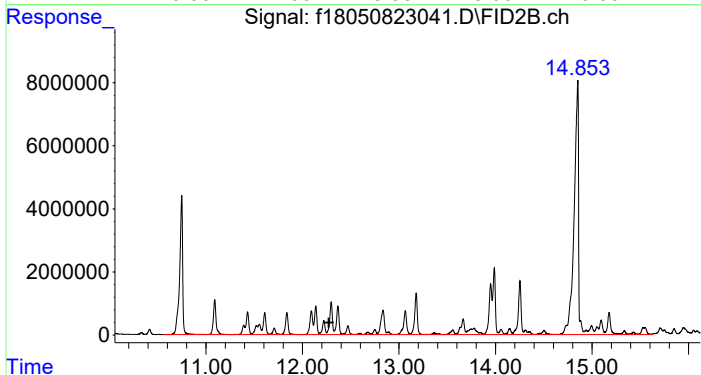
Integration File: SHCINT2.E
Quant Time: Jun 01 10:52:31 2023
Quant Method : C:\Projects\Hawaii DOH\2. Laboratory Data\Alpha\WAF Study\L2317027\TPH\NF TPH\NF T
PH Quant.M
Quant Title : FID Forensics
QLast Update : Fri Sep 23 15:53:13 2022
Response via : Initial Calibration
Integrator: ChemStation

Volume Inj. : 1.0
Signal Phase : Rtx-5MS
Signal Info : 0.25mm

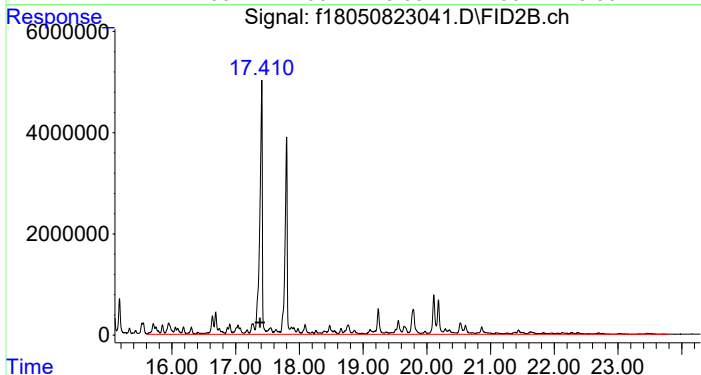




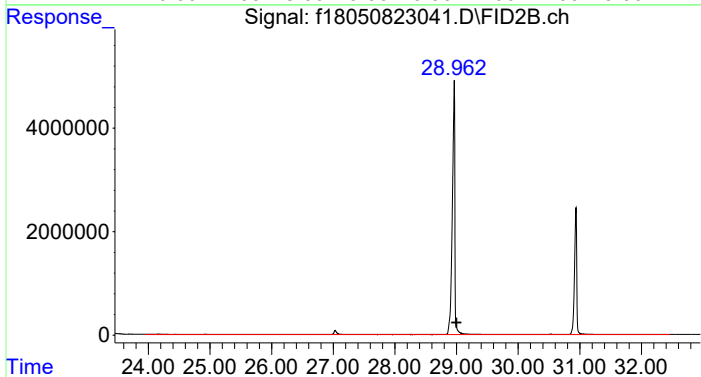
#9 > C8 to C10 Aromatics
R.T.: 7.704 min
Delta R.T.: 0.000 min
Response: 412926022
Conc: 354.43 UG/ML m



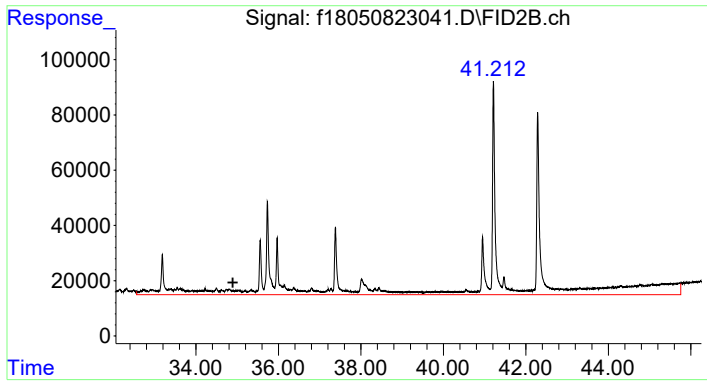
#10 > C10 to C12 Aromatics
R.T.: 12.274 min
Delta R.T.: 0.000 min
Response: 793180466
Conc: 680.81 UG/ML m



#11 > C12 to C16 Aromatics
R.T.: 17.385 min
Delta R.T.: 0.000 min
Response: 522951239
Conc: 448.87 UG/ML m



#12 > C16 to C21 Aromatics
R.T.: 28.995 min
Delta R.T.: 0.000 min
Response: 11736701
Conc: 10.07 UG/ML m



#13 > C21 to C32 Aromatics

R.T.: 34.889 min
Delta R.T.: 0.000 min
Response: 24021667
Conc: 20.62 UG/ML m

Data Path : C:\Projects\Hawaii DOH\2. Laboratory Data\Alpha\WAF Study\L2317027\TPH\NF TPH\
 Data File : f18042723055.D
 Signal(s) : FID2B.ch
 Acq On : 28 Apr 2023 11:34 pm
 Operator : FID18:AMV
 Sample : L2317027-28
 Misc : WG1772069,WG1771320,ICAL19877
 ALS Vial : 78 Sample Multiplier: 1

Integration File: SHCINT2.E
 Quant Time: Jun 01 12:44:06 2023
 Quant Method : C:\Projects\Hawaii DOH\2. Laboratory Data\Alpha\WAF Study\L2317027\TPH\NF TPH\NF T
 .. PH Quant.M
 Quant Title : FID Forensics
 QLast Update : Fri Sep 23 15:53:13 2022
 Response via : Initial Calibration
 Integrator: ChemStation

Volume Inj. : 1.0
 Signal Phase : Rtx-5MS
 Signal Info : 0.25mm

Blank Name : IB1804272302R
 Blank File : f18042723039.D

Compound	R.T.	Response	Conc Units
Internal Standards			
1) I 5-alpha-androstane	31.068	66208863	50.000 ug/mL m
System Monitoring Compounds			
2) s ortho-terphenyl	29.092	157684680	113.923 ug/mL m
Spiked Amount 50.000	Range 50 - 130	Recovery = 227.85%#	
3) s d50-Tetracosane	35.720	126195959	115.310 ug/mL m
Spiked Amount 50.000	Range 50 - 130	Recovery = 230.62%#	
Target Compounds			
4) h > C8 to C10 Aliphatics	8.012	798158712	639.862 ug/mL m
5) h > C10 to C12 Aliphatics	12.930	1207159739	967.746 ug/ml m
6) h > C12 to C16 Aliphatics	23.659	1059696815	849.529 UG/ML m
7) h > C16 to C21 Aliphatics	28.995	106500895	85.379 UG/ML m
8) h > C21 to C32 Aliphatics	33.402	85622710	68.641 UG/ML m

SemiQuant Compounds - Not Calibrated on this Instrument

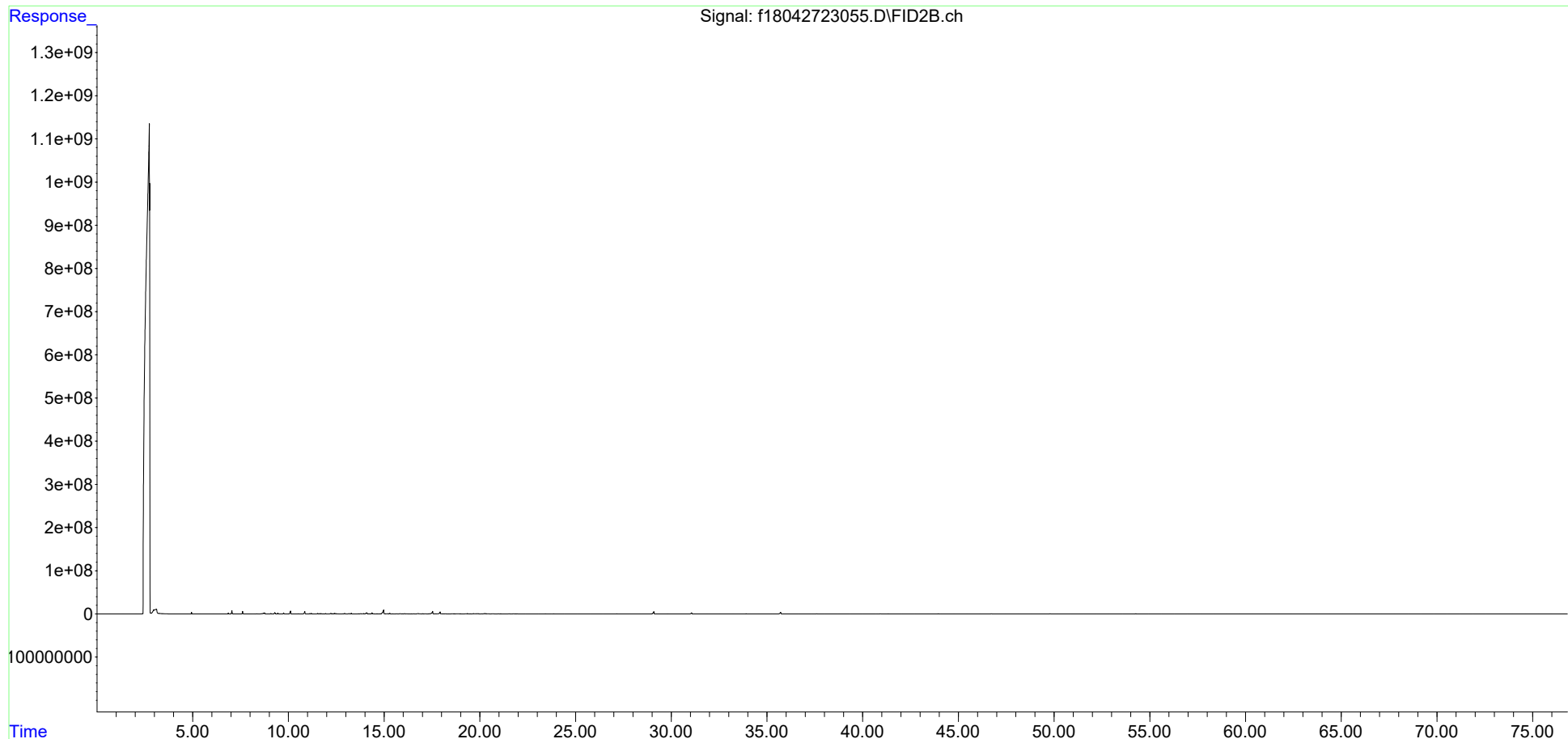
(f)=RT Delta > 1/2 Window

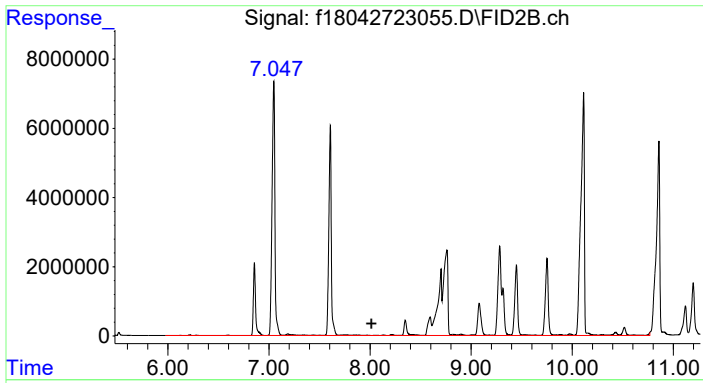
(m)=manual int.

Data Path : C:\Projects\Hawaii DOH\2. Laboratory Data\Alpha\WAF Study\L2317027\TPH\NF TPH\
Data File : f18042723055.D
Signal(s) : FID2B.ch
Acq On : 28 Apr 2023 11:34 pm
Operator : FID18:AMV
Sample : L2317027-28
Misc : WG1772069,WG1771320,ICAL19877
ALS Vial : 78 Sample Multiplier: 1

Integration File: SHCINT2.E
Quant Time: Jun 01 12:44:06 2023
Quant Method : C:\Projects\Hawaii DOH\2. Laboratory Data\Alpha\WAF Study\L2317027\TPH\NF TPH\NF T
... PH Quant.M
Quant Title : FID Forensics
QLast Update : Fri Sep 23 15:53:13 2022
Response via : Initial Calibration
Integrator: ChemStation

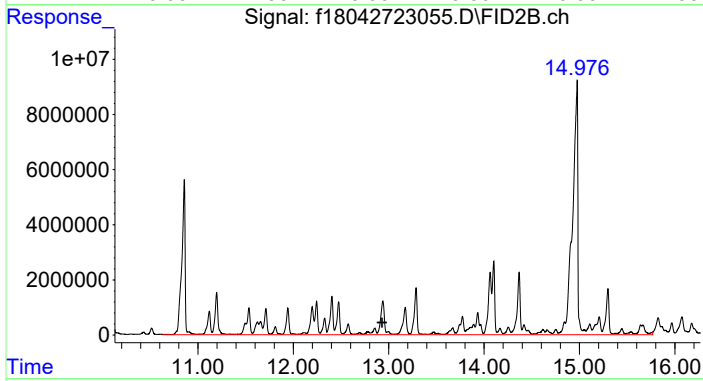
Volume Inj. : 1.0
Signal Phase : Rtx-5MS
Signal Info : 0.25mm





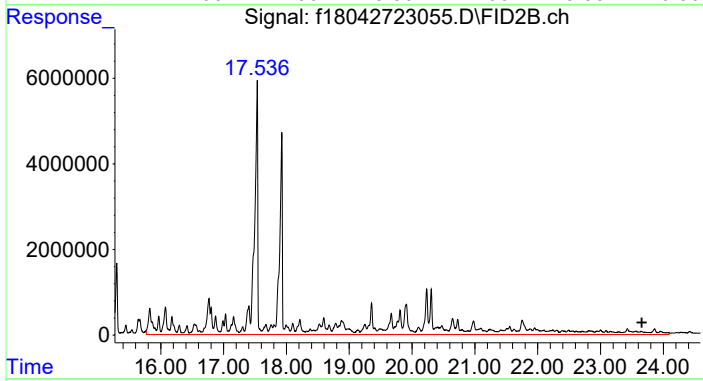
#4 > C8 to C10 Aliphatics

R.T.: 8.012 min
 Delta R.T.: 0.000 min
 Response: 798158712
 Conc: 639.86 ug/mL m



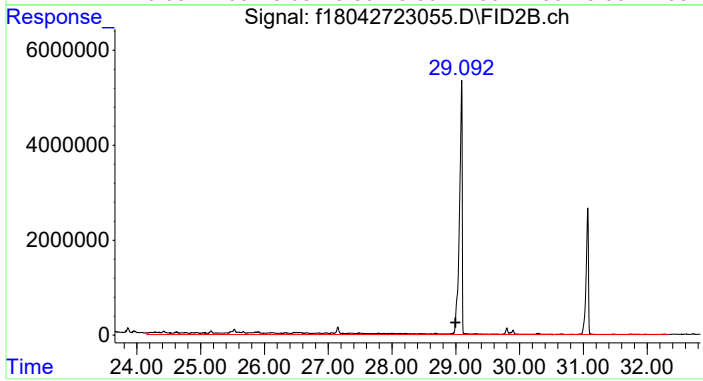
#5 > C10 to C12 Aliphatics

R.T.: 12.930 min
 Delta R.T.: 0.000 min
 Response: 1207159739
 Conc: 967.75 ug/ml m



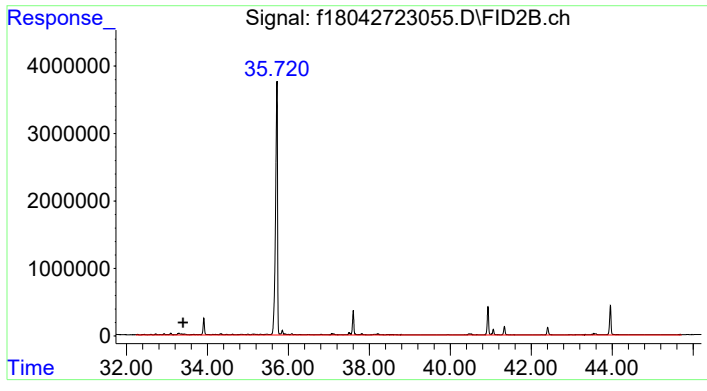
#6 > C12 to C16 Aliphatics

R.T.: 23.659 min
 Delta R.T.: 0.000 min
 Response: 1059696815
 Conc: 849.53 UG/ML m



#7 > C16 to C21 Aliphatics

R.T.: 28.995 min
 Delta R.T.: 0.000 min
 Response: 106500895
 Conc: 85.38 UG/ML m



#8 > C21 to C32 Aliphatics

R.T.: 33.402 min
Delta R.T.: 0.000 min
Response: 85622710
Conc: 68.64 UG/ML m

Data Path : C:\Projects\Hawaii DOH\2. Laboratory Data\Alpha\WAF Study\L2317027\TPH\NF TPH\
 Data File : f18050823015.D
 Signal(s) : FID2B.ch
 Acq On : 08 May 2023 07:03 pm
 Operator : FID18:AMV
 Sample : L2317027-29F1
 Misc : WG1776333,WG1771484,ICAL19877
 ALS Vial : 58 Sample Multiplier: 1

Integration File: SHCINT2.E
 Quant Time: May 29 22:36:45 2023
 Quant Method : C:\Projects\Hawaii DOH\2. Laboratory Data\Alpha\WAF Study\L2317027\TPH\NF TPH\NF T
 .. PH Quant.M
 Quant Title : FID Forensics
 QLast Update : Fri Sep 23 15:53:13 2022
 Response via : Initial Calibration
 Integrator: ChemStation

Volume Inj. : 1.0
 Signal Phase : Rtx-5MS
 Signal Info : 0.25mm

Blank Name : IB1805082301R
 Blank File : f18050823009.D

Compound	R.T.	Response	Conc Units

Internal Standards			
1) I 5-alpha-androstane	30.945	69076350	50.000 ug/mL m
System Monitoring Compounds			
3) s d50-Tetracosane	35.606	124425374	108.972 ug/mL m
Spiked Amount 50.000	Range 50 - 130	Recovery	= 217.94%#
Target Compounds			
4) h > C8 to C10 Aliphatics	8.012	8081919	6.210 ug/mL m
5) h > C10 to C12 Aliphatics	12.930	5098397	3.918 ug/ml m
6) h > C12 to C16 Aliphatics	23.659	2589580	1.990 UG/ML m
7) h > C16 to C21 Aliphatics	28.995	2529078	1.943 UG/ML m
8) h > C21 to C32 Aliphatics	33.402	18535277	14.242 UG/ML m

SemiQuant Compounds - Not Calibrated on this Instrument

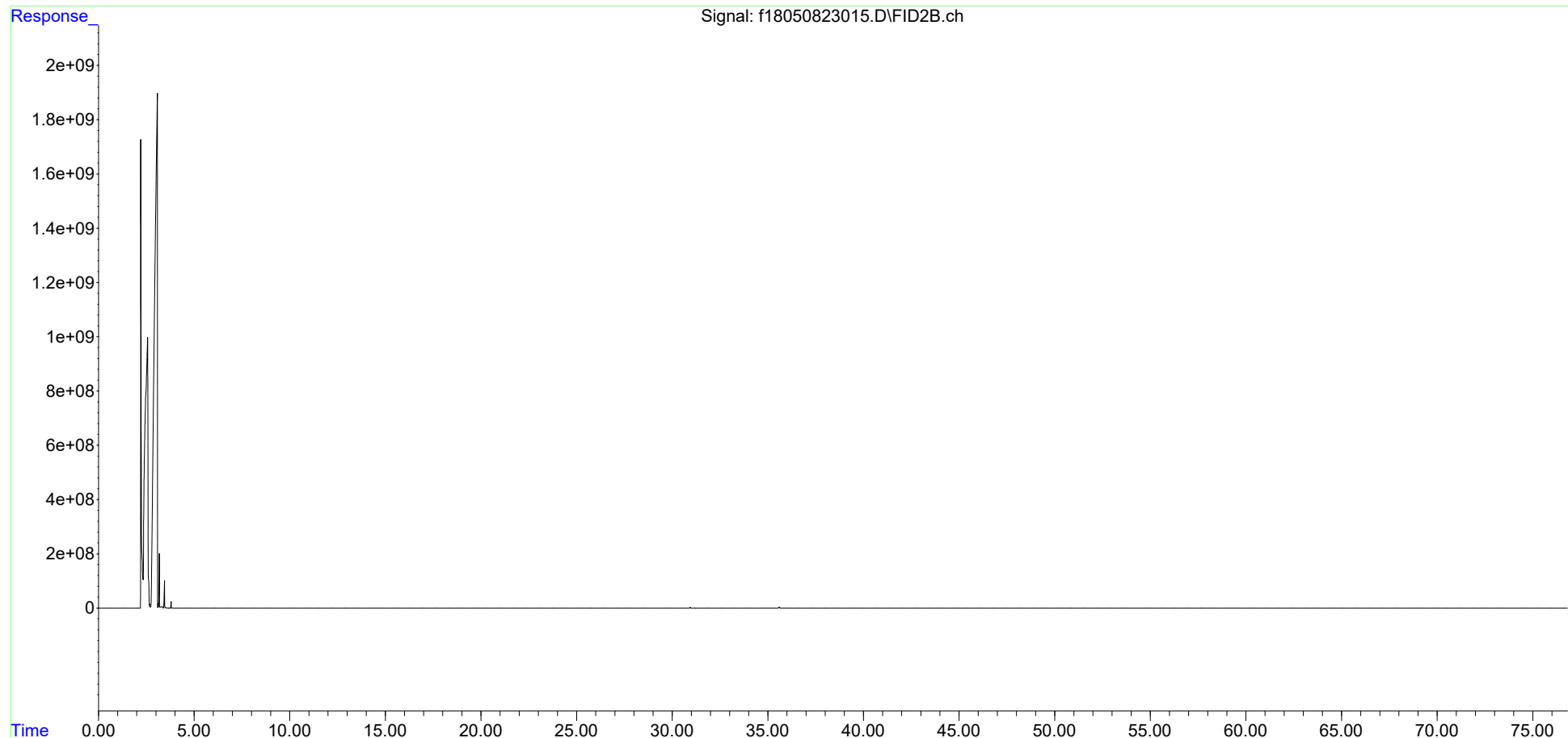
(f)=RT Delta > 1/2 Window

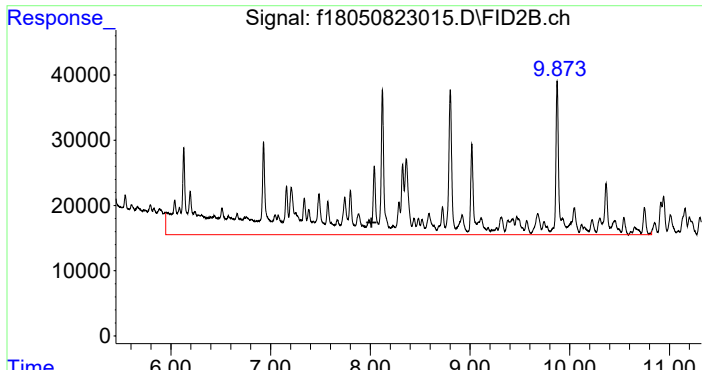
(m)=manual int.

Data Path : C:\Projects\Hawaii DOH\2. Laboratory Data\Alpha\WAF Study\L2317027\TPH\NF TPH\
Data File : f18050823015.D
Signal(s) : FID2B.ch
Acq On : 08 May 2023 07:03 pm
Operator : FID18:AMV
Sample : L2317027-29F1
Misc : WG1776333,WG1771484,ICAL19877
ALS Vial : 58 Sample Multiplier: 1

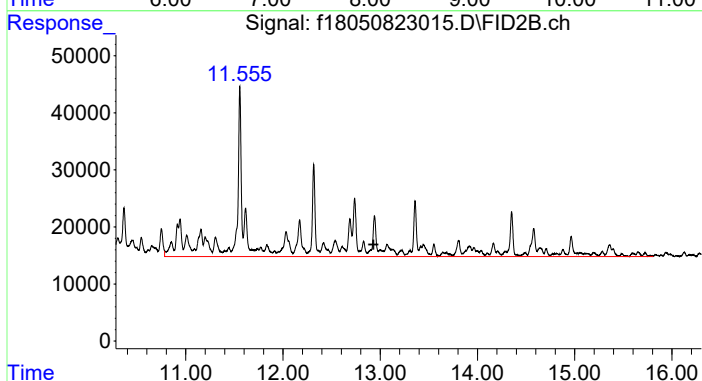
Integration File: SHCINT2.E
Quant Time: May 29 22:36:45 2023
Quant Method : C:\Projects\Hawaii DOH\2. Laboratory Data\Alpha\WAF Study\L2317027\TPH\NF TPH\NF T
... PH Quant.M
Quant Title : FID Forensics
QLast Update : Fri Sep 23 15:53:13 2022
Response via : Initial Calibration
Integrator: ChemStation

Volume Inj. : 1.0
Signal Phase : Rtx-5MS
Signal Info : 0.25mm

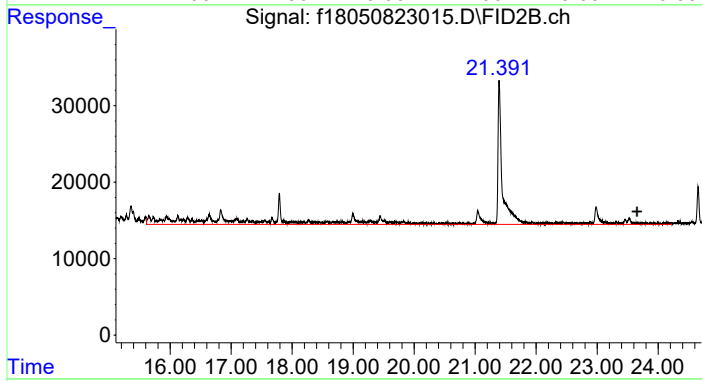




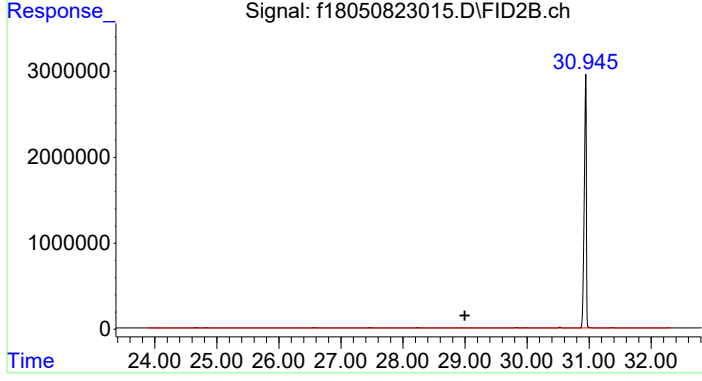
#4 > C8 to C10 Aliphatics
 R.T.: 8.012 min
 Delta R.T.: 0.000 min
 Response: 8081919
 Conc: 6.21 ug/mL m



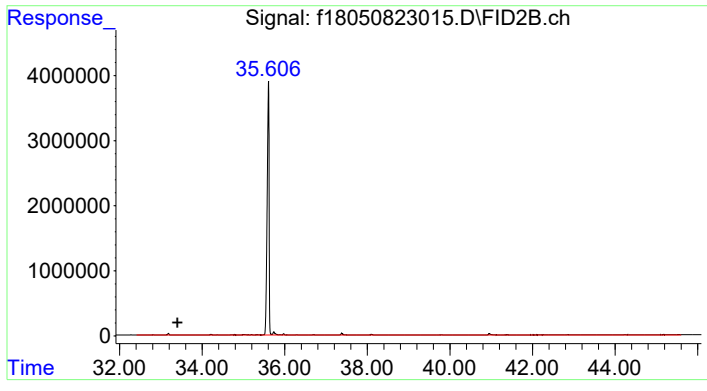
#5 > C10 to C12 Aliphatics
 R.T.: 12.930 min
 Delta R.T.: 0.000 min
 Response: 5098397
 Conc: 3.92 ug/ml m



#6 > C12 to C16 Aliphatics
 R.T.: 23.659 min
 Delta R.T.: 0.000 min
 Response: 2589580
 Conc: 1.99 UG/ML m



#7 > C16 to C21 Aliphatics
 R.T.: 28.995 min
 Delta R.T.: 0.000 min
 Response: 2529078
 Conc: 1.94 UG/ML m



#8 > C21 to C32 Aliphatics

R.T.: 33.402 min
Delta R.T.: 0.000 min
Response: 18535277
Conc: 14.24 UG/ML m

Data Path : C:\Projects\Hawaii DOH\2. Laboratory Data\Alpha\WAF Study\L2317027\TPH\NF TPH\
 Data File : f18050823043.D
 Signal(s) : FID2B.ch
 Acq On : 09 May 2023 02:36 pm
 Operator : FID18:AMV
 Sample : L2317027-30F2
 Misc : WG1776333,WG1771485,ICAL19877
 ALS Vial : 72 Sample Multiplier: 1

Integration File: SHCINT2.E
 Quant Time: Jun 01 10:59:39 2023
 Quant Method : C:\Projects\Hawaii DOH\2. Laboratory Data\Alpha\WAF Study\L2317027\TPH\NF TPH\NF T
 .. PH Quant.M
 Quant Title : FID Forensics
 QLast Update : Fri Sep 23 15:53:13 2022
 Response via : Initial Calibration
 Integrator: ChemStation

Volume Inj. : 1.0
 Signal Phase : Rtx-5MS
 Signal Info : 0.25mm

Blank Name : IB1805082302R
 Blank File : f18050823039.D

Compound	R.T.	Response	Conc Units

Internal Standards			
1) I 5-alpha-androstane	30.938	61675086	50.000 ug/mL m
System Monitoring Compounds			
2) s ortho-terphenyl	28.963	139572906	108.251 ug/mL m
Spiked Amount 50.000	Range 50 - 130	Recovery	= 216.50%#
Target Compounds			
9) h > C8 to C10 Aromatics	7.704	419464558	360.993 UG/ML m
10) h > C10 to C12 Aromatics	12.274	796613994	685.569 UG/ML m
11) h > C12 to C16 Aromatics	17.385	504610155	434.269 UG/ML m
12) h > C16 to C21 Aromatics	28.995	12027138	10.351 UG/ML m
13) h > C21 to C32 Aromatics	34.889	23241293	20.002 UG/ML m

SemiQuant Compounds - Not Calibrated on this Instrument

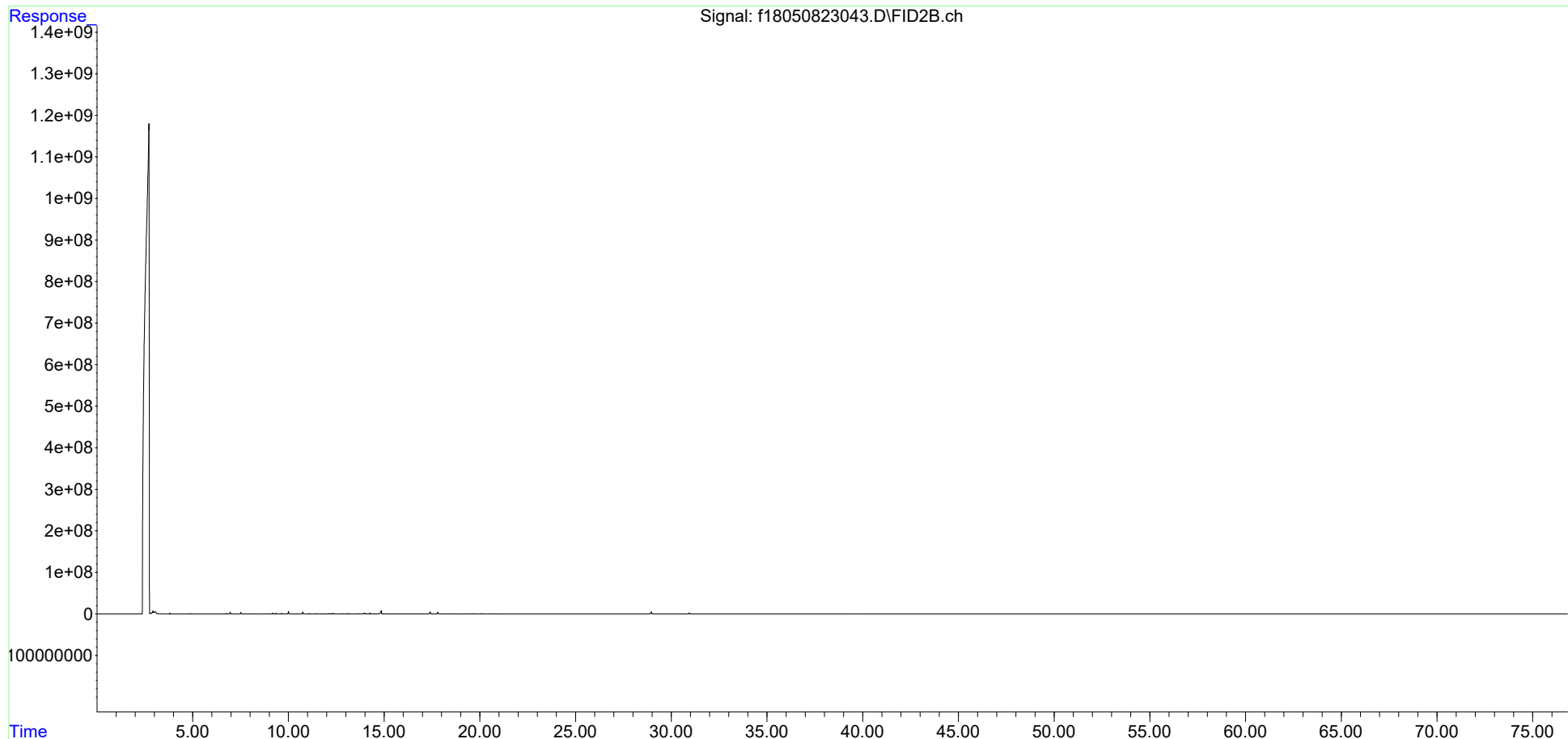
(f)=RT Delta > 1/2 Window

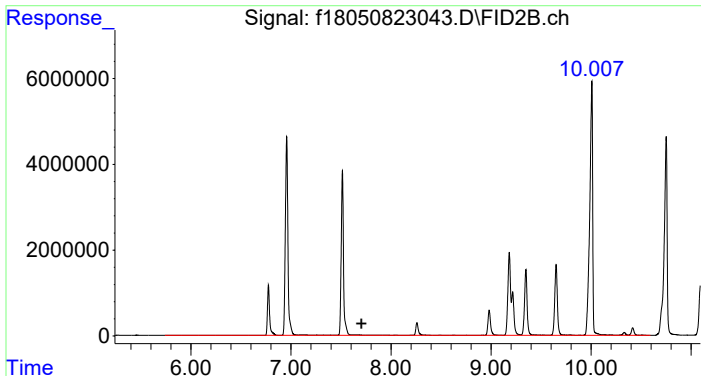
(m)=manual int.

Data Path : C:\Projects\Hawaii DOH\2. Laboratory Data\Alpha\WAF Study\L2317027\TPH\NF TPH\
Data File : f18050823043.D
Signal(s) : FID2B.ch
Acq On : 09 May 2023 02:36 pm
Operator : FID18:AMV
Sample : L2317027-30F2
Misc : WG1776333,WG1771485,ICAL19877
ALS Vial : 72 Sample Multiplier: 1

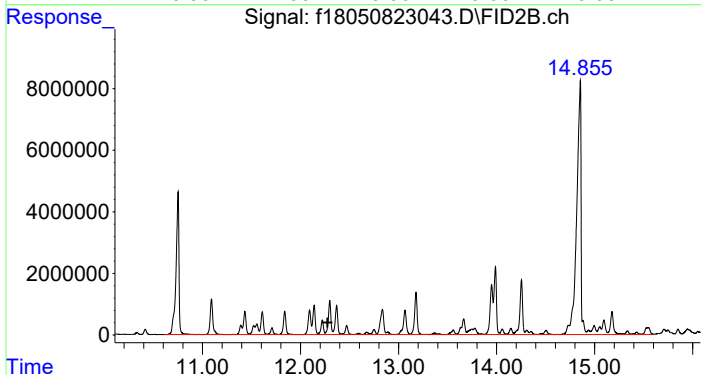
Integration File: SHCINT2.E
Quant Time: Jun 01 10:59:39 2023
Quant Method : C:\Projects\Hawaii DOH\2. Laboratory Data\Alpha\WAF Study\L2317027\TPH\NF TPH\NF T
PH Quant.M
Quant Title : FID Forensics
QLast Update : Fri Sep 23 15:53:13 2022
Response via : Initial Calibration
Integrator: ChemStation

Volume Inj. : 1.0
Signal Phase : Rtx-5MS
Signal Info : 0.25mm

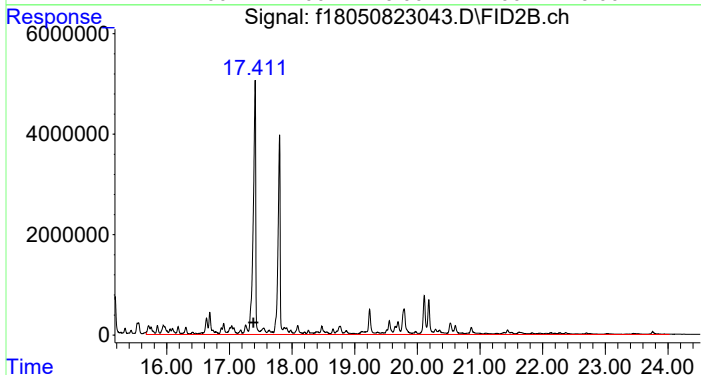




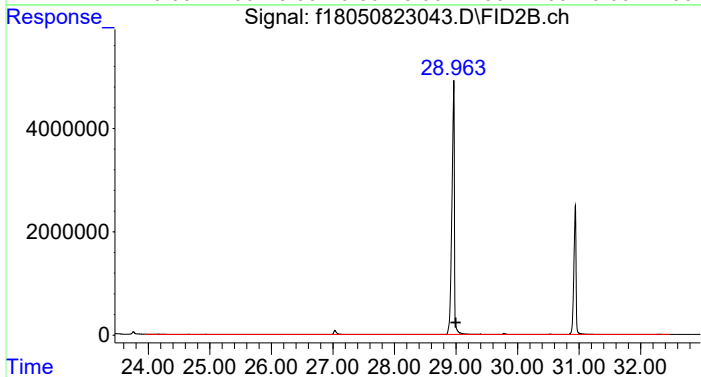
#9 > C8 to C10 Aromatics
 R.T.: 7.704 min
 Delta R.T.: 0.000 min
 Response: 419464558
 Conc: 360.99 UG/ML m



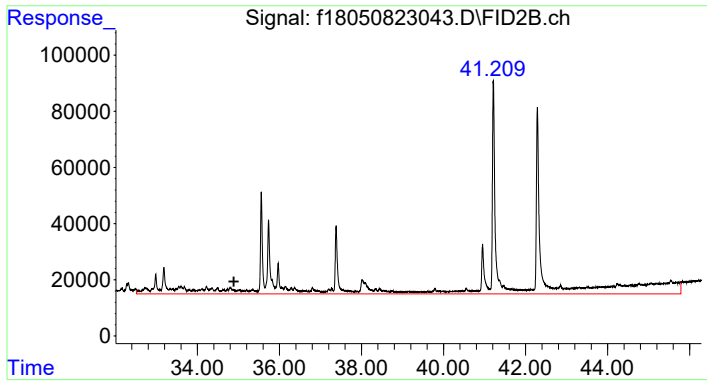
#10 > C10 to C12 Aromatics
 R.T.: 12.274 min
 Delta R.T.: 0.000 min
 Response: 796613994
 Conc: 685.57 UG/ML m



#11 > C12 to C16 Aromatics
 R.T.: 17.385 min
 Delta R.T.: 0.000 min
 Response: 504610155
 Conc: 434.27 UG/ML m



#12 > C16 to C21 Aromatics
 R.T.: 28.995 min
 Delta R.T.: 0.000 min
 Response: 12027138
 Conc: 10.35 UG/ML m



#13 > C21 to C32 Aromatics

R.T.: 34.889 min
Delta R.T.: 0.000 min
Response: 23241293
Conc: 20.00 UG/ML m

Data Path : C:\Projects\Hawaii DOH\2. Laboratory Data\Alpha\WAF Study\L2317027\TPH\NF TPH\
 Data File : f18042723039.D
 Signal(s) : FID2B.ch
 Acq On : 28 Apr 2023 12:23 pm
 Operator : FID18:AMV
 Sample : IB1804272302R
 Misc :
 ALS Vial : 70 Sample Multiplier: 1

Integration File: SHCINT2.E
 Quant Time: May 31 16:48:17 2023
 Quant Method : C:\Projects\Hawaii DOH\2. Laboratory Data\Alpha\WAF Study\L2317027\TPH\NF TPH\NF T
 .. PH Quant.M
 Quant Title : FID Forensics
 QLast Update : Fri Sep 23 15:53:13 2022
 Response via : Initial Calibration
 Integrator: ChemStation

Volume Inj. : 1.0
 Signal Phase : Rtx-5MS
 Signal Info : 0.25mm

Blank Name : IB1804272301R
 Blank File : f18042723009.D

Compound	R.T.	Response	Conc	Units
Internal Standards				
1) I 5-alpha-androstane	0.000	0	N.D.	ug/mL
System Monitoring Compounds				
2) s ortho-terphenyl	0.000	0	N.D.	ug/mL
Spiked Amount	50.000	Range	50 - 130	Recovery = 0.00%#
3) s d50-Tetracosane	0.000	0	N.D.	ug/mL
Spiked Amount	50.000	Range	50 - 130	Recovery = 0.00%#
Target Compounds				
4) h > C8 to C10 Aliphatics	8.012	4636049	N.D.	ug/mL m
5) h > C10 to C12 Aliphatics	12.930	2386879	N.D.	ug/mL m
6) h > C12 to C16 Aliphatics	23.659	1467152	N.D.	UG/ML m
7) h > C16 to C21 Aliphatics	28.995	3316219	N.D.	UG/ML m
8) h > C21 to C32 Aliphatics	33.402	14608554	N.D.	UG/ML m
9) h > C8 to C10 Aromatics	0.000	0	N.D.	UG/ML d
10) h > C10 to C12 Aromatics	0.000	0	N.D.	UG/ML d
11) h > C12 to C16 Aromatics	0.000	0	N.D.	UG/ML d
12) h > C16 to C21 Aromatics	0.000	0	N.D.	UG/ML d
13) h > C21 to C32 Aromatics	0.000	0	N.D.	UG/ML d

SemiQuant Compounds - Not Calibrated on this Instrument

(f)=RT Delta > 1/2 Window

(m)=manual int.

Data Path : C:\Projects\Hawaii DOH\2. Laboratory Data\Alpha\WAF Study\L2317027\TPH\NF TPH\
 Data File : f18050523061.D
 Signal(s) : FID2B.ch
 Acq On : 07 May 2023 05:03 am
 Operator : FID18:AMV
 Sample : IB1805052303R
 Misc :
 ALS Vial : 81 Sample Multiplier: 1

Integration File: SHCINT2.E
 Quant Time: May 29 21:40:46 2023
 Quant Method : C:\Projects\Hawaii DOH\2. Laboratory Data\Alpha\WAF Study\L2317027\TPH\NF TPH\NF T
 .. PH Quant.M
 Quant Title : FID Forensics
 QLast Update : Mon May 29 15:16:17 2023
 Response via : Initial Calibration
 Integrator: ChemStation

Volume Inj. : 1.0
 Signal Phase : Rtx-5MS
 Signal Info : 0.25mm

Blank Name : IB1805052302R
 Blank File : f18050523031.D

Compound	R.T.	Response	Conc	Units
Internal Standards				
1) I 5-alpha-androstane	0.000	0	N.D.	ug/mL
System Monitoring Compounds				
2) s ortho-terphenyl	0.000	0	N.D.	ug/mL
Spiked Amount	50.000	Range	50 - 130	Recovery = 0.00%#
3) s d50-Tetracosane	0.000	0	N.D.	ug/mL
Spiked Amount	50.000	Range	50 - 130	Recovery = 0.00%#
Target Compounds				
4) h > C8 to C10 Aliphatics	8.012	2496176	N.D.	ug/mL m
5) h > C10 to C12 Aliphatics	12.930	696250	N.D.	ug/ml m
6) h > C12 to C16 Aliphatics	23.659	918700	N.D.	UG/ML m
7) h > C16 to C21 Aliphatics	28.995	1154105	N.D.	UG/ML m
8) h > C21 to C32 Aliphatics	33.402	11677041	N.D.	UG/ML m
9) h > C8 to C10 Aromatics	0.000	0	N.D.	UG/ML d
10) h > C10 to C12 Aromatics	0.000	0	N.D.	UG/ML d
11) h > C12 to C16 Aromatics	0.000	0	N.D.	UG/ML d
12) h > C16 to C21 Aromatics	0.000	0	N.D.	UG/ML d
13) h > C21 to C32 Aromatics	0.000	0	N.D.	UG/ML d

SemiQuant Compounds - Not Calibrated on this Instrument

(f)=RT Delta > 1/2 Window

(m)=manual int.

Data Path : C:\Projects\Hawaii DOH\2. Laboratory Data\Alpha\WAF Study\L2317027\TPH\NF TPH\
 Data File : f18050823009.D
 Signal(s) : FID2B.ch
 Acq On : 08 May 2023 02:51 pm
 Operator : FID18:AMV
 Sample : IB1805082301R
 Misc :
 ALS Vial : 55 Sample Multiplier: 1

Integration File: SHCINT2.E
 Quant Time: May 29 22:27:49 2023
 Quant Method : C:\Projects\Hawaii DOH\2. Laboratory Data\Alpha\WAF Study\L2317027\TPH\NF TPH\NF T
 .. PH Quant.M
 Quant Title : FID Forensics
 QLast Update : Fri Sep 23 15:53:13 2022
 Response via : Initial Calibration
 Integrator: ChemStation

Volume Inj. : 1.0
 Signal Phase : Rtx-5MS
 Signal Info : 0.25mm

Compound	R.T.	Response	Conc	Units
Internal Standards				
1) I 5-alpha-androstane	0.000	0	N.D.	ug/mL
System Monitoring Compounds				
2) s ortho-terphenyl	0.000	0	N.D.	ug/mL
Spiked Amount 50.000	Range 50 - 130	Recovery	=	0.00%#
3) s d50-Tetracosane	0.000	0	N.D.	ug/mL
Spiked Amount 50.000	Range 50 - 130	Recovery	=	0.00%#
Target Compounds				
4) h > C8 to C10 Aliphatics	8.012	1330844	N.D.	ug/mL m
5) h > C10 to C12 Aliphatics	12.930	767773	N.D.	ug/ml m
6) h > C12 to C16 Aliphatics	23.659	812679	N.D.	UG/ML m
7) h > C16 to C21 Aliphatics	28.995	1029837	N.D.	UG/ML m
8) h > C21 to C32 Aliphatics	33.402	14622711	N.D.	UG/ML m
9) h > C8 to C10 Aromatics	7.704	1238591	N.D.	UG/ML m
10) h > C10 to C12 Aromatics	0.000	0	N.D.	UG/ML d
11) h > C12 to C16 Aromatics	0.000	0	N.D.	UG/ML d
12) h > C16 to C21 Aromatics	0.000	0	N.D.	UG/ML d
13) h > C21 to C32 Aromatics	0.000	0	N.D.	UG/ML d

SemiQuant Compounds - Not Calibrated on this Instrument

(f)=RT Delta > 1/2 Window

(m)=manual int.

Data Path : C:\Projects\Hawaii DOH\2. Laboratory Data\Alpha\WAF Study\L2317027\TPH\NF TPH\
 Data File : f18050823039.D
 Signal(s) : FID2B.ch
 Acq On : 09 May 2023 11:49 am
 Operator : FID18:AMV
 Sample : IB1805082302R
 Misc :
 ALS Vial : 70 Sample Multiplier: 1

Integration File: SHCINT2.E
 Quant Time: May 30 14:18:34 2023
 Quant Method : C:\Projects\Hawaii DOH\2. Laboratory Data\Alpha\WAF Study\L2317027\TPH\NF TPH\NF T
 .. PH Quant.M
 Quant Title : FID Forensics
 QLast Update : Fri Sep 23 15:53:13 2022
 Response via : Initial Calibration
 Integrator: ChemStation

Volume Inj. : 1.0
 Signal Phase : Rtx-5MS
 Signal Info : 0.25mm

Blank Name : IB1805082301R
 Blank File : f18050823009.D

Compound	R.T.	Response	Conc	Units
Internal Standards				
1) I 5-alpha-androstane	0.000	0	N.D.	ug/mL
System Monitoring Compounds				
2) s ortho-terphenyl	0.000	0	N.D.	ug/mL
Spiked Amount	50.000	Range	50 - 130	Recovery = 0.00%#
3) s d50-Tetracosane	0.000	0	N.D.	ug/mL
Spiked Amount	50.000	Range	50 - 130	Recovery = 0.00%#
Target Compounds				
4) h > C8 to C10 Aliphatics	8.012	1946956	N.D.	ug/mL m
5) h > C10 to C12 Aliphatics	12.930	796267	N.D.	ug/mL m
6) h > C12 to C16 Aliphatics	23.659	932192	N.D.	UG/ML m
7) h > C16 to C21 Aliphatics	28.995	1259571	N.D.	UG/ML m
8) h > C21 to C32 Aliphatics	33.402	11110953	N.D.	UG/ML m
9) h > C8 to C10 Aromatics	0.000	0	N.D.	UG/ML d
10) h > C10 to C12 Aromatics	0.000	0	N.D.	UG/ML d
11) h > C12 to C16 Aromatics	0.000	0	N.D.	UG/ML d
12) h > C16 to C21 Aromatics	0.000	0	N.D.	UG/ML d
13) h > C21 to C32 Aromatics	0.000	0	N.D.	UG/ML d

SemiQuant Compounds - Not Calibrated on this Instrument

(f)=RT Delta > 1/2 Window

(m)=manual int.

EPA Method TO-15: Detailed Quant Reports Aliphatic and Aromatic Carbon Ranges

Data Path : C:\Projects\Hawaii DOH\2. Laboratory Data\Alpha\WAF Study\L2259785 (JP5)\TO15-LL\NF T
 ... O-15\
 Data File : r426775.D
 Acq On : 27 Feb 2023 4:14 AM
 Operator : AIRPIANO4:TJS
 Sample : L2259785-04D,3,0.98,250
 Misc : WG1748790,ICAL19759
 ALS Vial : 0 Sample Multiplier: 1

Quant Time: Jun 06 13:41:59 2023

Quant Method : C:\Projects\Hawaii DOH\2. Laboratory Data\Alpha\WAF Study\L2259785 (JP5)\TO15-LL\N
 ... F TO-15\TFS4 230222 NF.M

Quant Title : TO-14A/TO-15 SIM/Full Scan Analysis

QLast Update : Mon Jun 05 12:01:55 2023

Response via : Initial Calibration

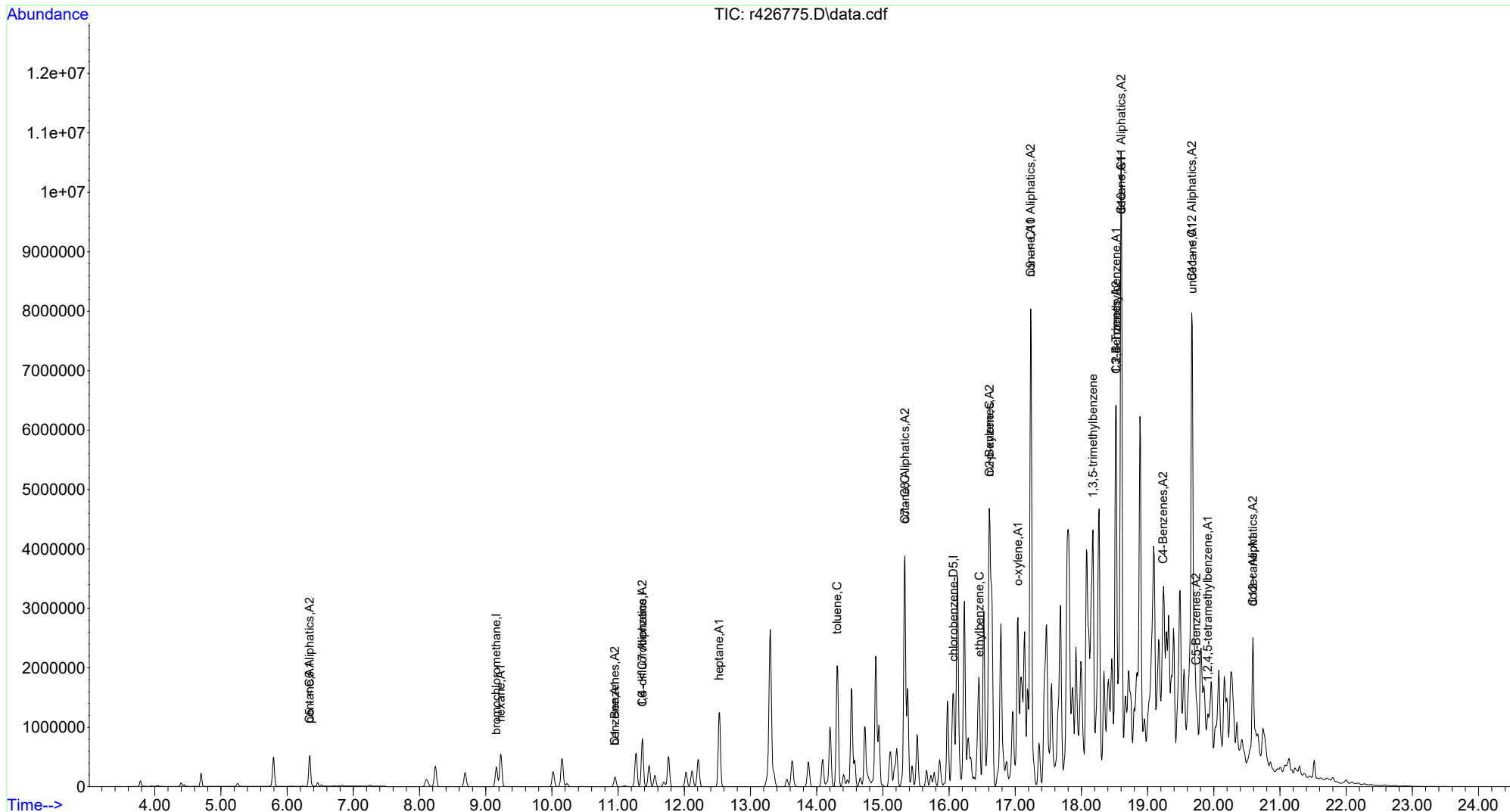
Compound	R.T.	QIon	Response	Conc	Units	Dev (Min)	

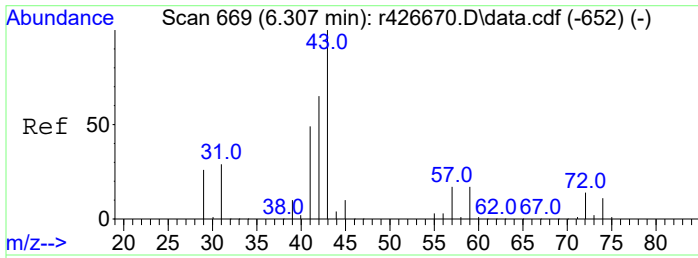
Internal Standards							
1) bromochloromethane	9.158	49	248810	10.00	ppbV	0.03	
4) 1,4-difluorobenzene	11.367	114	889778	10.00	ppbV	0.03	
11) chlorobenzene-D5	16.067	54	132204	10.00	ppbV	0.03	
Target Compounds							
							Qvalue
2) pentane	6.340	43	378322	15.73	ppbV		99
3) C5 - < C6 Aliphatics	6.340	TIC	4991728m	207.50	ppbV		
5) hexane	9.225	57	394391	12.92	ppbV #		11
6) C6 - < C7 Aliphatics	11.367	TIC	13543078m	443.61	ppbV		
7) benzene	10.953	78	189922	3.90	ppbV		97
8) C1 - Benzenes	10.953	78	189922	3.90	ppbV		97
9) heptane	12.527	43	661364	21.34	ppbV		97
10) C7 - C8 Aliphatics	15.333	TIC	49091659m	1583.91	ppbV		
12) toluene	14.308	91	1984125	31.80	ppbV		99
13) octane	15.333	85	1108010	46.00	ppbV		97
14) ethylbenzene	16.458	91	1403429	19.20	ppbV		99
15) m+p-xylene	16.608	91	3800341	64.52	ppbV		91
16) o-xylene	17.042	91	1949262m	33.63	ppbV		
17) C2-Benzenes	16.608	91	7168794m	123.69	ppbV		
18) nonane	17.233	43	3354625	74.22	ppbV		91
19) C9 - < C10 Aliphatics	17.233	TIC	147332226m	3259.81	ppbV		
20) 1,3,5-trimethylbenzene	18.175	105	1056933	15.42	ppbV		99
21) 1,2,4-Trimethylbenzene	18.525	105	2771183	42.11	ppbV #		54
22) C3-Benzenes	18.525	105	9806908m	149.01	ppbV		
23) decane	18.600	57	4671155	70.15	ppbV #		88
24) C10 - < C11 Aliphatics	18.600	TIC	117891520m	1770.40	ppbV		
25) undecane	19.675	57	3788325	53.42	ppbV		94
26) C11 - < C12 Aliphatics	19.667	TIC	70436189m	993.18	ppbV		
27) 1,2,4,5-tetramethylben...	19.908	119	222112	2.62	ppbV #		91
28) C4-Benzenes	19.233	134	2363149m	27.89	ppbV		
29) C5-Benzenes	19.733	148	656326m	7.74	ppbV		
30) dodecane	20.592	57	1120887	17.25	ppbV		95
31) C12 + Aliphatics	20.592	TIC	33943968m	522.50	ppbV		

(#) = qualifier out of range (m) = manual integration (+) = signals summed

Data Path : C:\Projects\Hawaii DOH\2. Laboratory Data\Alpha\WAF Study\L2259785 (JP5)\TO15-LL\NF T
 ... O-15\
 Data File : r426775.D
 Acq On : 27 Feb 2023 4:14 AM
 Operator : AIRPIANO4:TJS
 Sample : L2259785-04D,3,0.98,250
 Misc : WG1748790,ICAL19759
 ALS Vial : 0 Sample Multiplier: 1

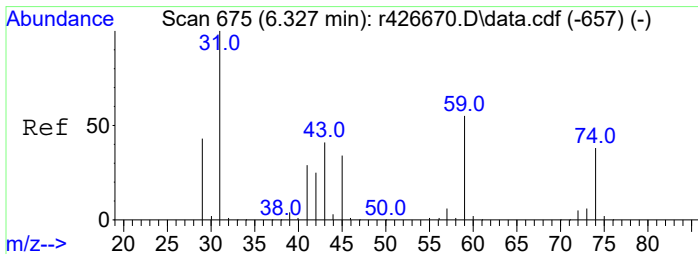
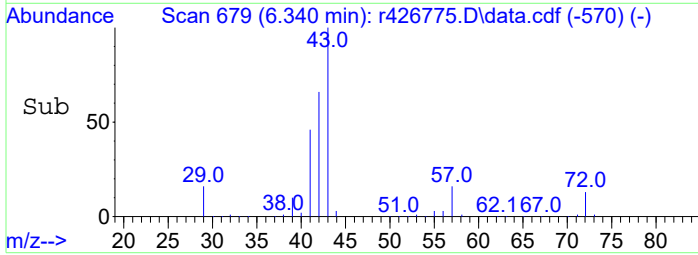
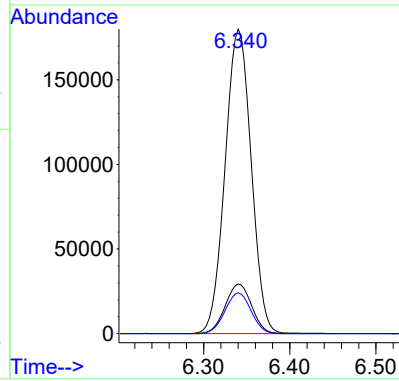
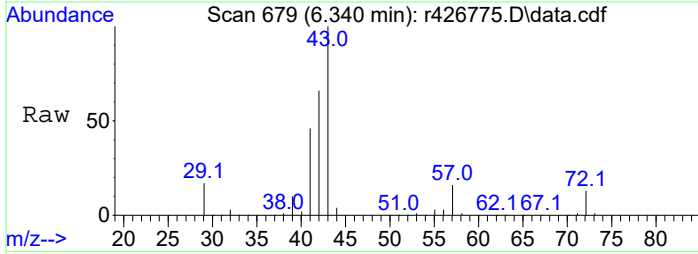
Quant Time: Jun 06 13:41:59 2023
 Quant Method : C:\Projects\Hawaii DOH\2. Laboratory Data\Alpha\WAF Study\L2259785 (JP5)\TO15-LL\N
 ... F TO-15\TFS4 230222 NF.M
 Quant Title : TO-14A/TO-15 SIM/Full Scan Analysis
 QLast Update : Mon Jun 05 12:01:55 2023
 Response via : Initial Calibration





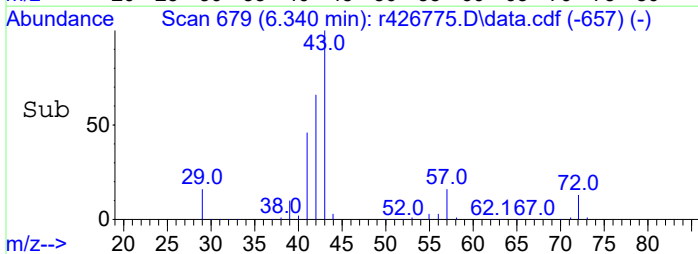
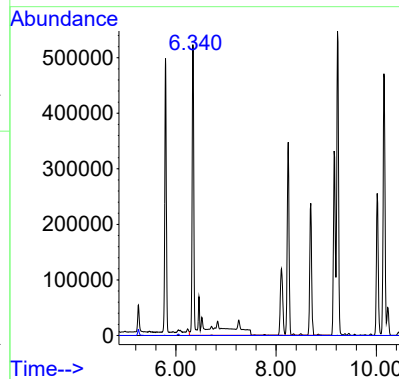
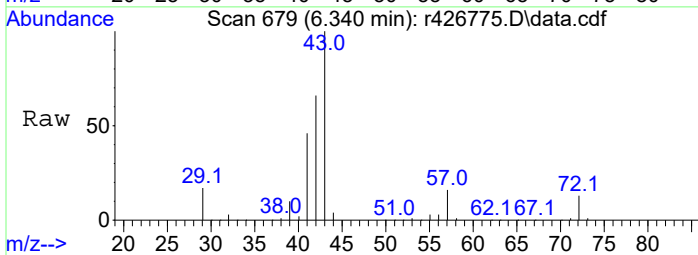
#2
 pentane
 Concen: 15.73 ppbV
 RT: 6.340 min Scan# 679
 Delta R.T. 0.033 min
 Lab File: r426775.D
 Acq: 27 Feb 2023 4:14 AM

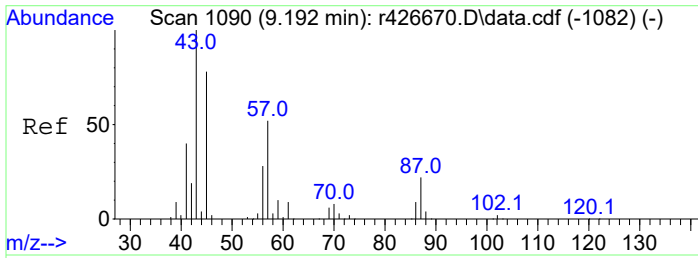
Tgt Ion	Resp	Lower	Upper
43	100		
57	16.3	13.4	20.0
72	13.4	11.0	16.4



#3
 C5 - < C6 Aliphatics
 Concen: 207.50 ppbV m
 RT: 6.340 min Scan# 679
 Delta R.T. 0.000 min
 Lab File: r426775.D
 Acq: 27 Feb 2023 4:14 AM

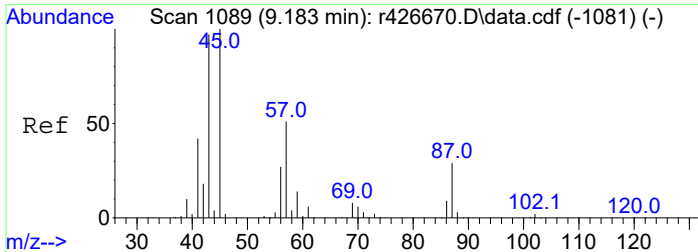
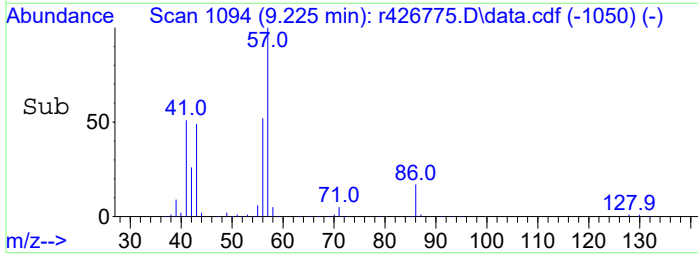
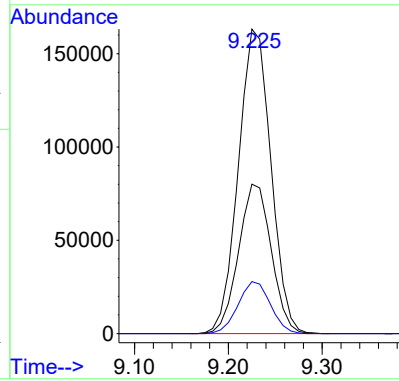
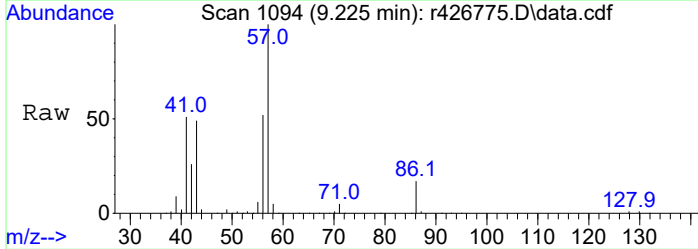
Tgt Ion	Resp	Lower	Upper
TIC	100		
59	0.0	0.0	0.0
45	0.0	0.0	0.0





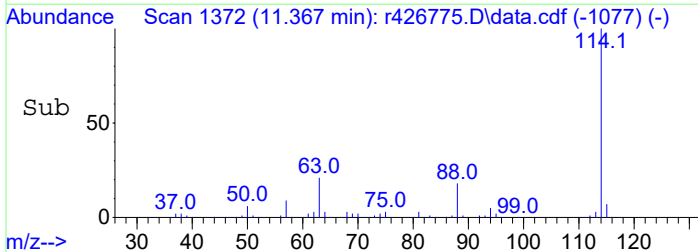
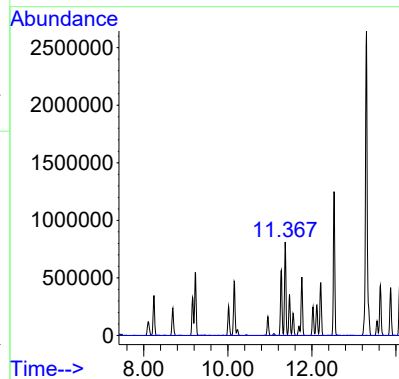
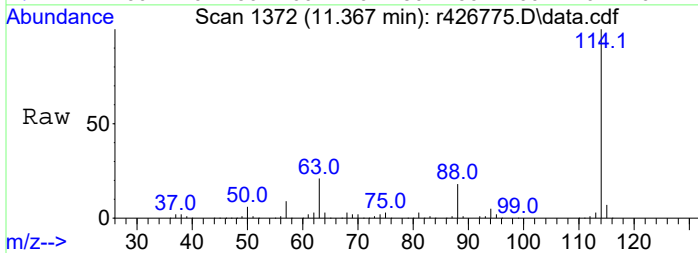
#5
 hexane
 Concen: 12.92 ppbV
 RT: 9.225 min Scan# 1094
 Delta R.T. 0.033 min
 Lab File: r426775.D
 Acq: 27 Feb 2023 4:14 AM

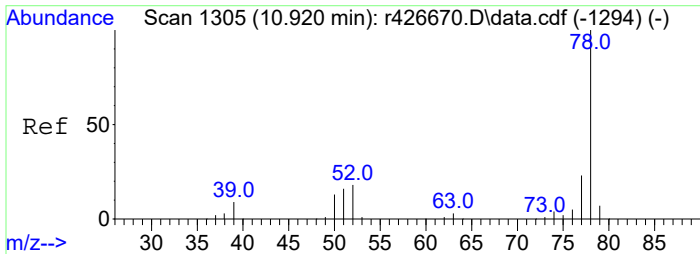
Tgt Ion:	Resp:	Lower	Upper
57	100		
43	49.1	154.3	231.5#
86	17.1	14.1	21.1



#6
 C6 - < C7 Aliphatics
 Concen: 443.61 ppbV m
 RT: 11.367 min Scan# 1372
 Delta R.T. -0.000 min
 Lab File: r426775.D
 Acq: 27 Feb 2023 4:14 AM

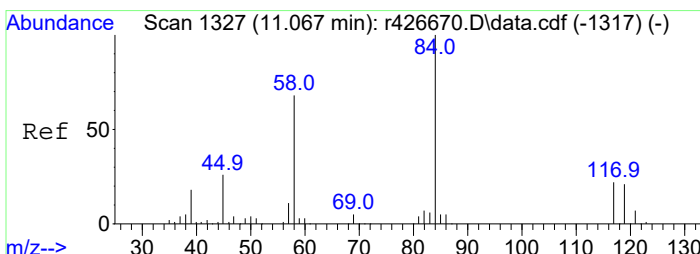
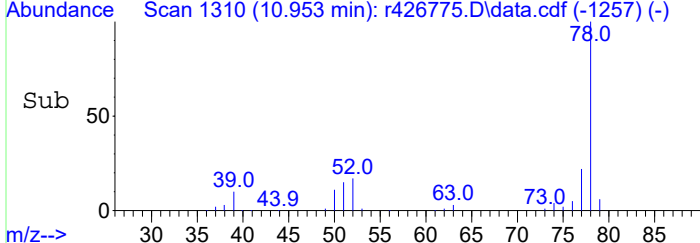
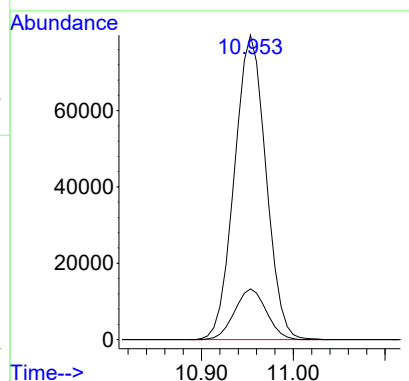
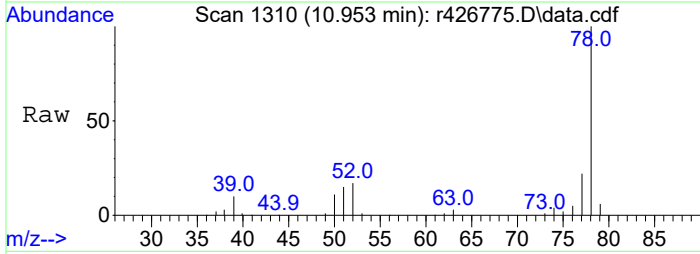
Tgt Ion:	Resp:	Lower	Upper
TIC	100		
59	0.0	0.0	0.0
45	86500.0	8.6	12.8#





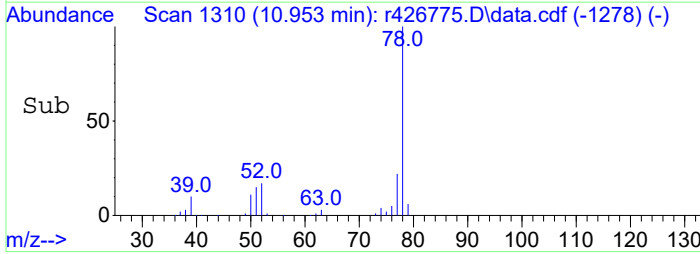
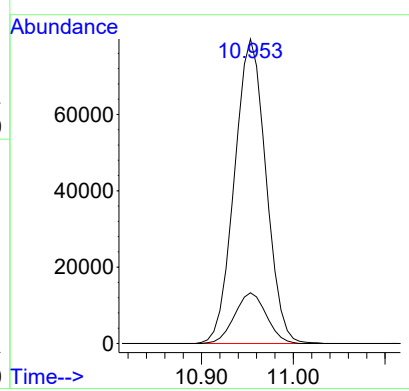
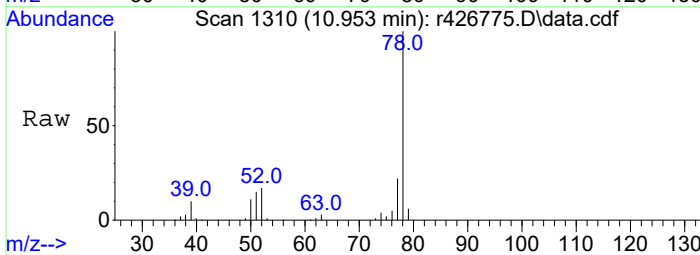
#7
benzene
Concen: 3.90 ppbV
RT: 10.953 min Scan# 1310
Delta R.T. 0.033 min
Lab File: r426775.D
Acq: 27 Feb 2023 4:14 AM

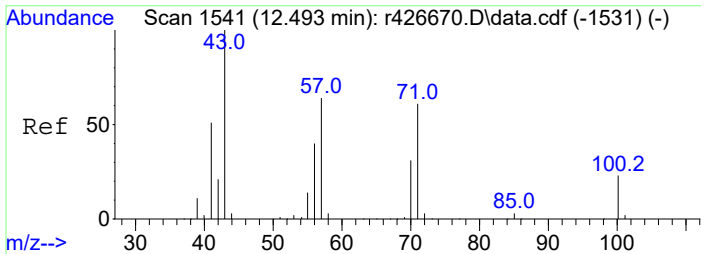
Tgt Ion	Resp	Lower	Upper
78	189922	100	100
52	16.7	14.2	21.4



#8
C1 - Benzenes
Concen: 3.90 ppbV
RT: 10.953 min Scan# 1310
Delta R.T. -0.114 min
Lab File: r426775.D
Acq: 27 Feb 2023 4:14 AM

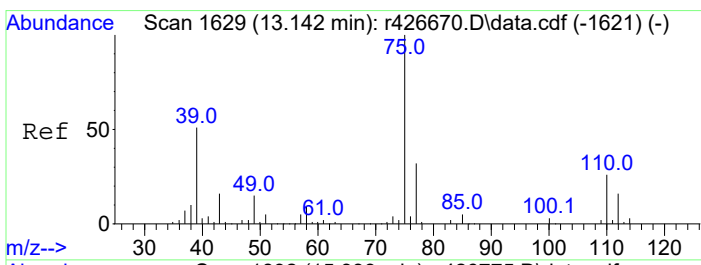
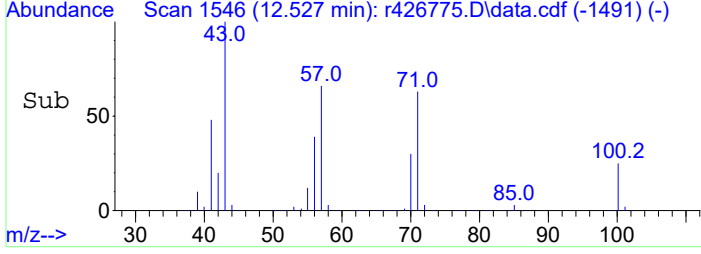
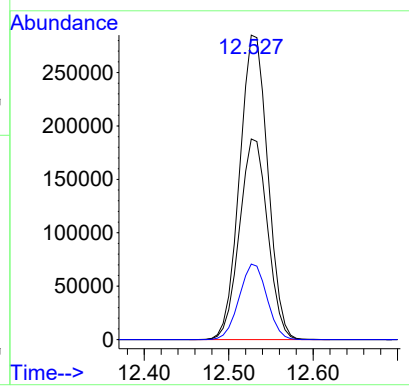
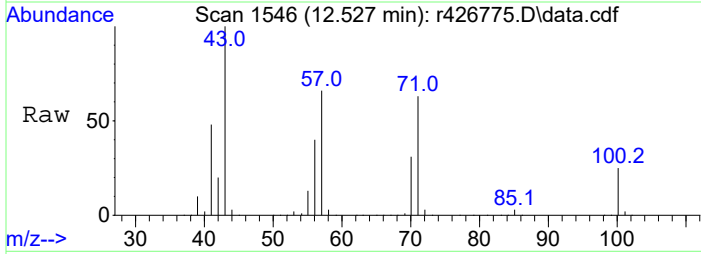
Tgt Ion	Resp	Lower	Upper
78	189922	100	100
52	16.7	14.2	21.4





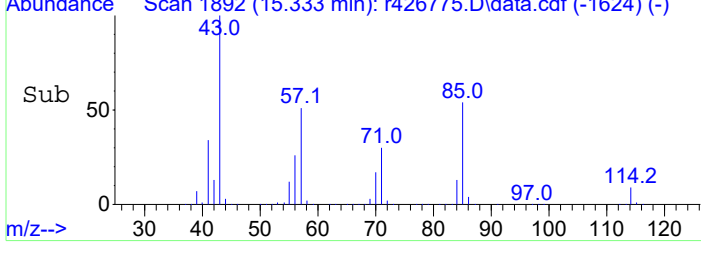
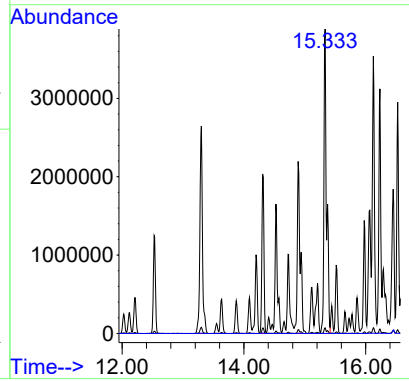
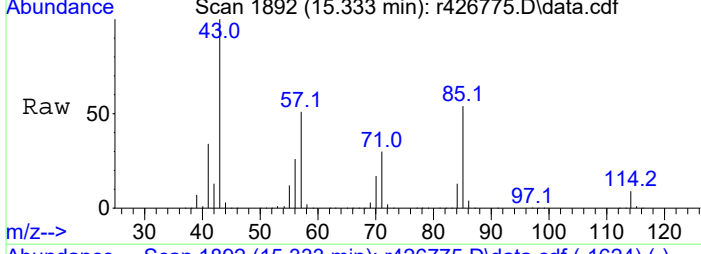
#9
 heptane
 Concen: 21.34 ppbV
 RT: 12.527 min Scan# 1546
 Delta R.T. 0.034 min
 Lab File: r426775.D
 Acq: 27 Feb 2023 4:14 AM

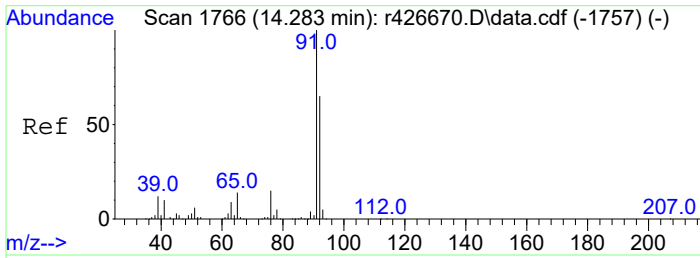
Tgt Ion	Resp	Lower	Upper
43	100		
57	65.9	51.1	76.7
100	24.8	18.2	27.4



#10
 C7 - C8 Aliphatics
 Concen: 1583.91 ppbV m
 RT: 15.333 min Scan# 1892
 Delta R.T. 0.000 min
 Lab File: r426775.D
 Acq: 27 Feb 2023 4:14 AM

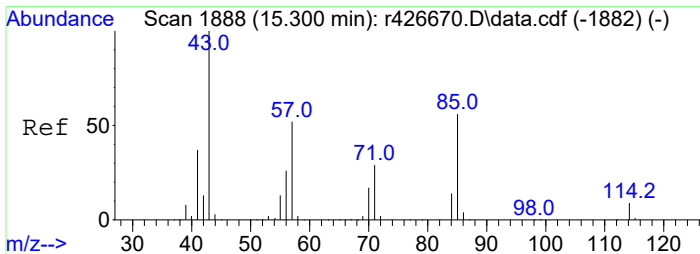
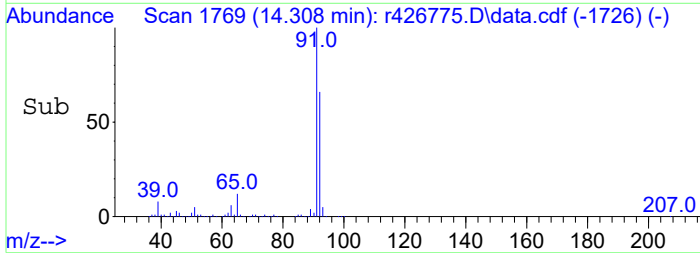
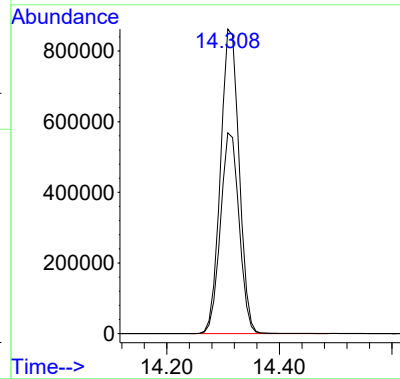
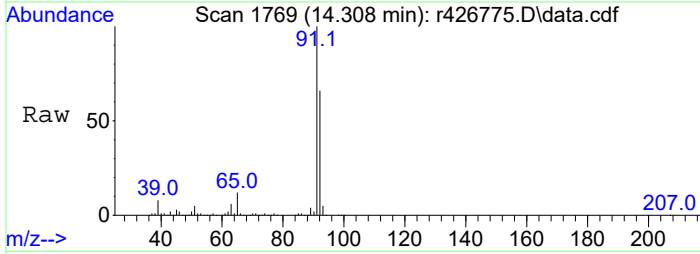
Tgt Ion	Resp	Lower	Upper
TIC	100		
39	7105500.0	146.3	219.5#
77	72000.0	1.5	2.3#





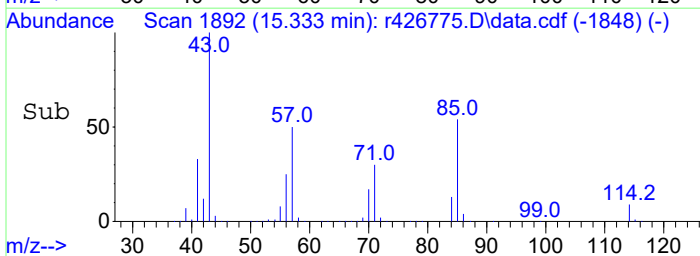
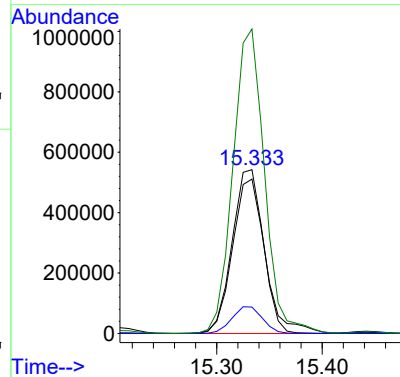
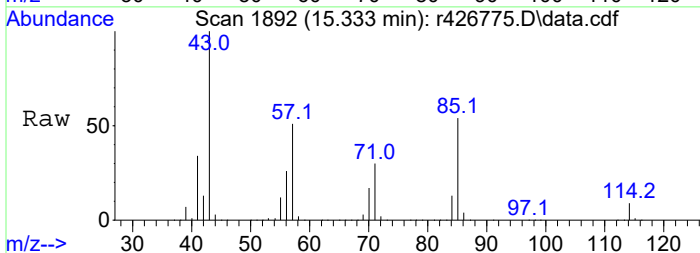
#12
 toluene
 Concen: 31.80 ppbV
 RT: 14.308 min Scan# 1769
 Delta R.T. 0.025 min
 Lab File: r426775.D
 Acq: 27 Feb 2023 4:14 AM

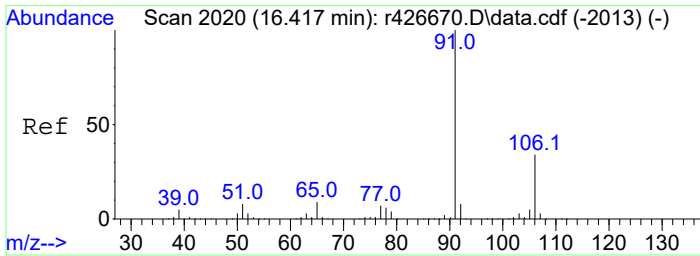
Tgt Ion: 91 Resp: 1984125
 Ion Ratio Lower Upper
 91 100
 92 66.0 52.2 78.2



#13
 octane
 Concen: 46.00 ppbV
 RT: 15.333 min Scan# 1892
 Delta R.T. 0.033 min
 Lab File: r426775.D
 Acq: 27 Feb 2023 4:14 AM

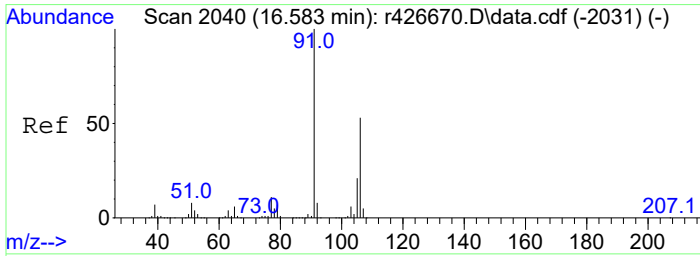
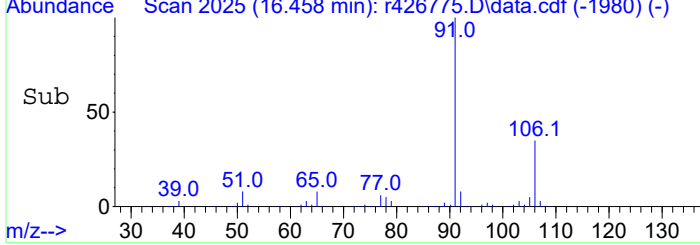
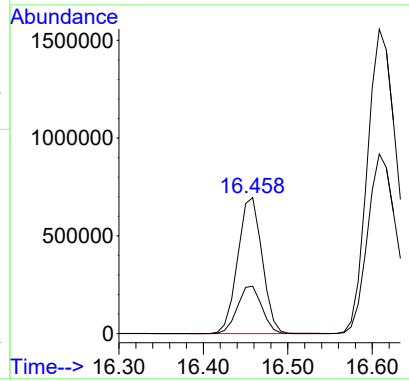
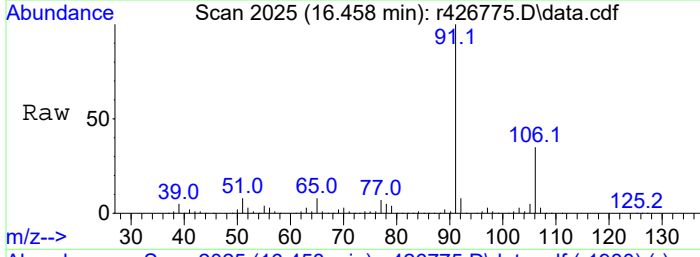
Tgt Ion: 85 Resp: 1108010
 Ion Ratio Lower Upper
 85 100
 57 94.3 74.0 111.0
 114 16.1 12.2 18.4
 43 185.9 144.2 216.2





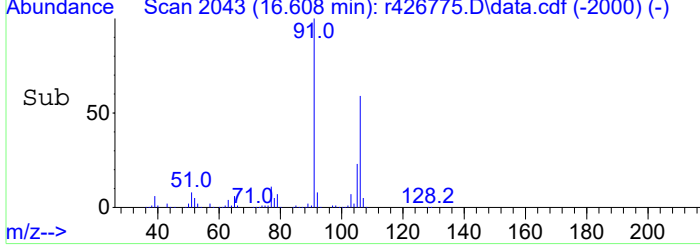
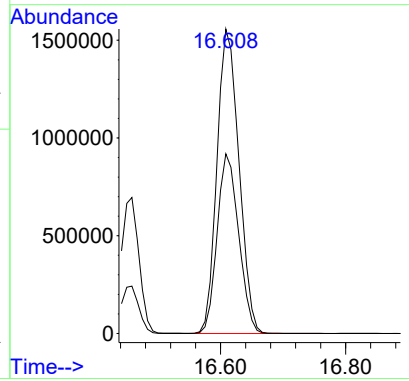
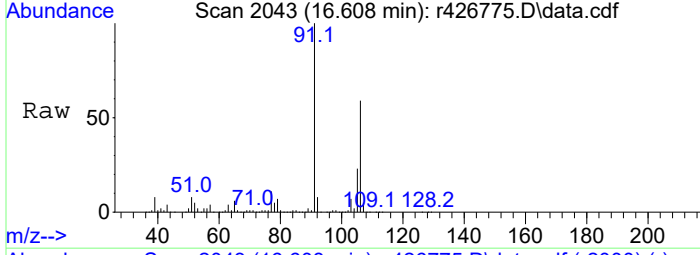
#14
ethylbenzene
Concen: 19.20 ppbV
RT: 16.458 min Scan# 2025
Delta R.T. 0.041 min
Lab File: r426775.D
Acq: 27 Feb 2023 4:14 AM

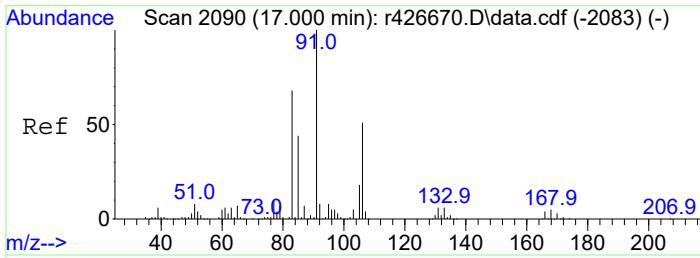
Tgt Ion: 91 Resp: 1403429
Ion Ratio Lower Upper
91 100
106 34.8 27.5 41.3



#15
m+p-xylene
Concen: 64.52 ppbV
RT: 16.608 min Scan# 2043
Delta R.T. 0.025 min
Lab File: r426775.D
Acq: 27 Feb 2023 4:14 AM

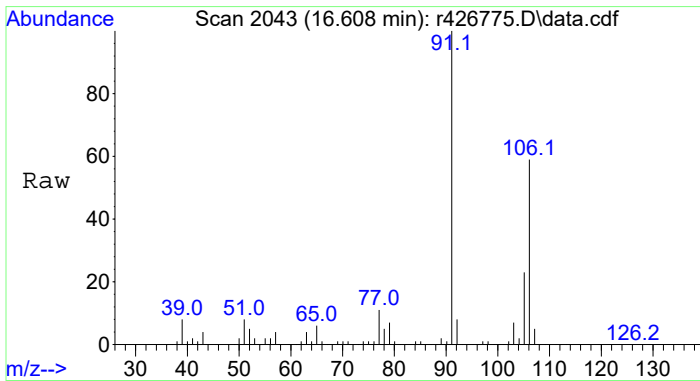
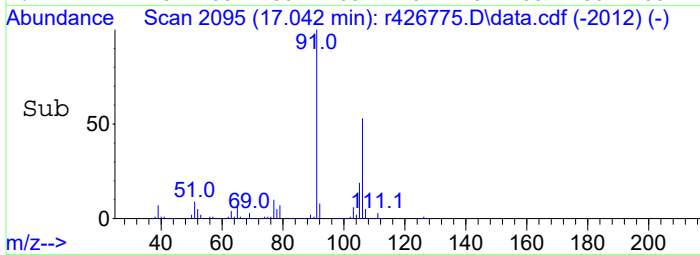
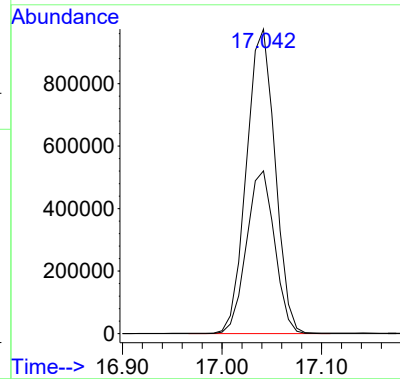
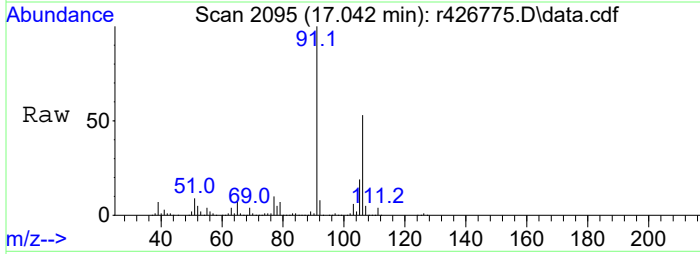
Tgt Ion: 91 Resp: 3800341
Ion Ratio Lower Upper
91 100
106 59.0 42.1 63.1





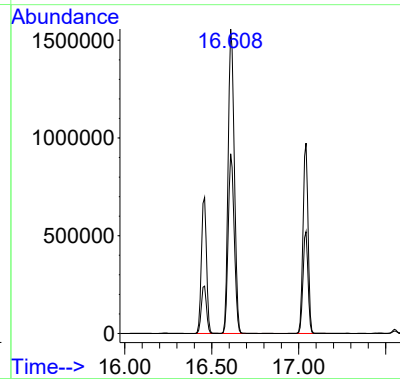
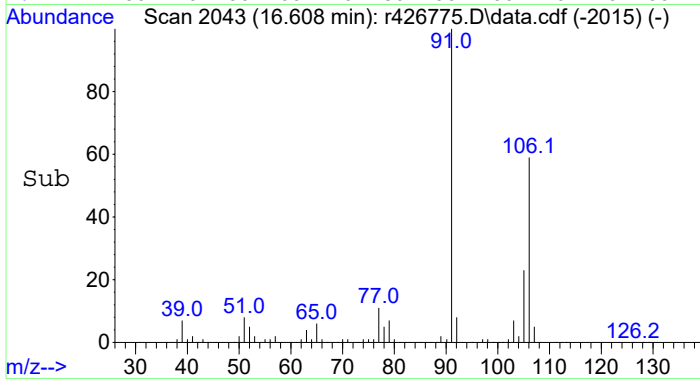
#16
 o-xylene
 Concen: 33.63 ppbV m
 RT: 17.042 min Scan# 2095
 Delta R.T. 0.434 min
 Lab File: r426775.D
 Acq: 27 Feb 2023 4:14 AM

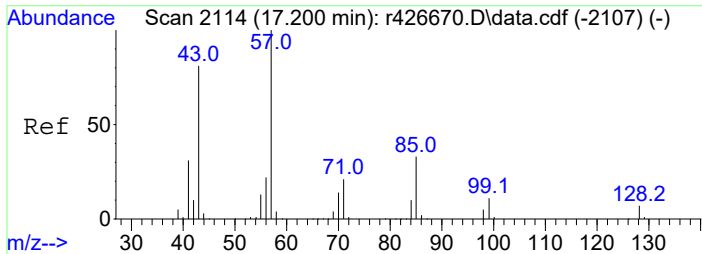
Tgt Ion: 91 Resp: 1949262
 Ion Ratio Lower Upper
 91 100
 106 53.4 47.2 70.8



#17
 C2-Benzenes
 Concen: 123.69 ppbV m
 RT: 16.608 min Scan# 2043
 Delta R.T. 0.000 min
 Lab File: r426775.D
 Acq: 27 Feb 2023 4:14 AM

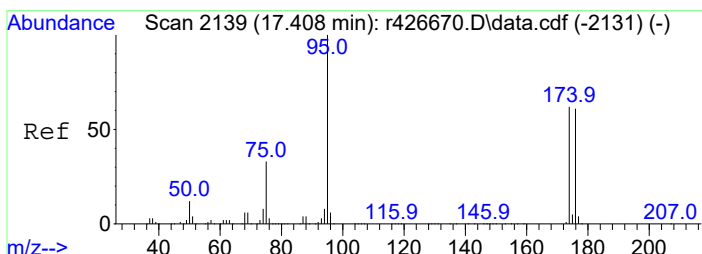
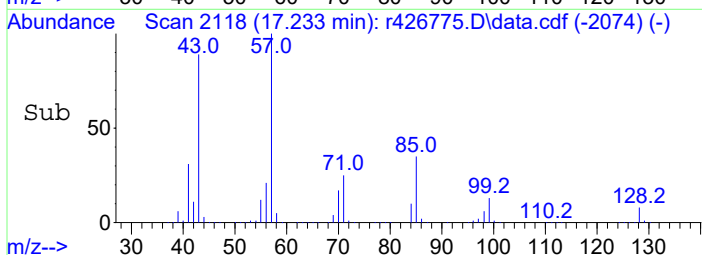
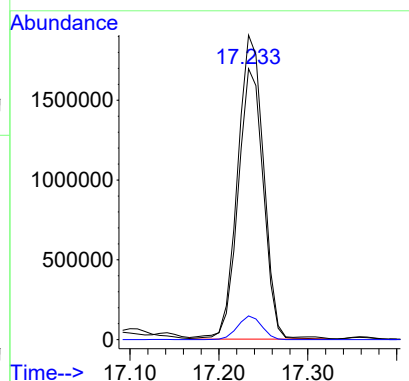
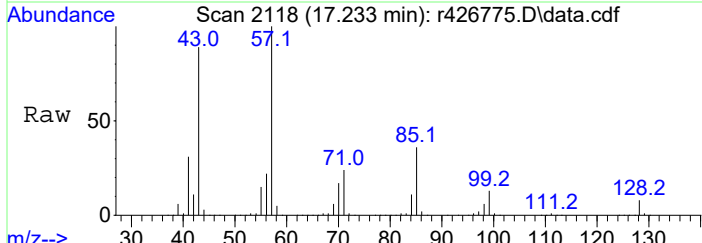
Tgt Ion: 91 Resp: 7168794
 Ion Ratio Lower Upper
 91 100
 106 59.0 2660.0 3990.0#





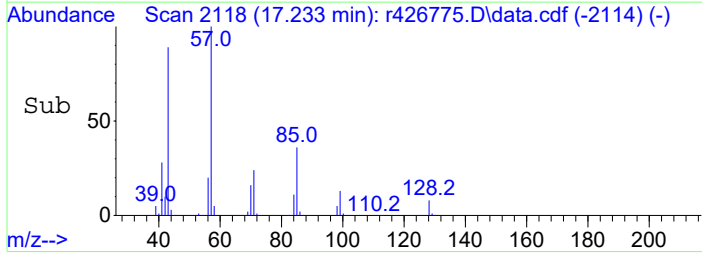
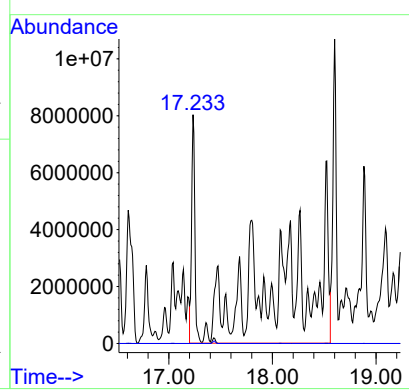
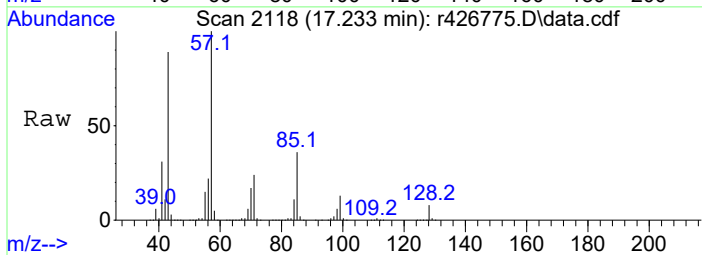
#18
 nonane
 Concen: 74.22 ppbV
 RT: 17.233 min Scan# 2118
 Delta R.T. 0.033 min
 Lab File: r426775.D
 Acq: 27 Feb 2023 4:14 AM

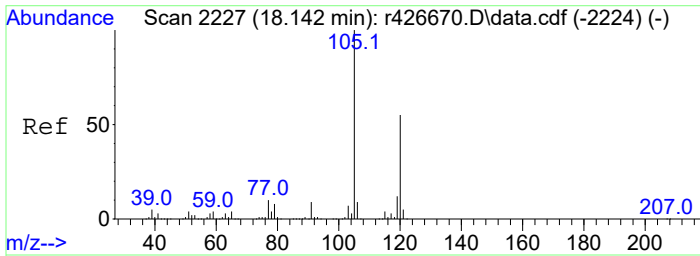
Tgt Ion:	Resp:	Lower	Upper
43	100		
57	112.4	98.4	147.6
128	8.7	6.6	10.0



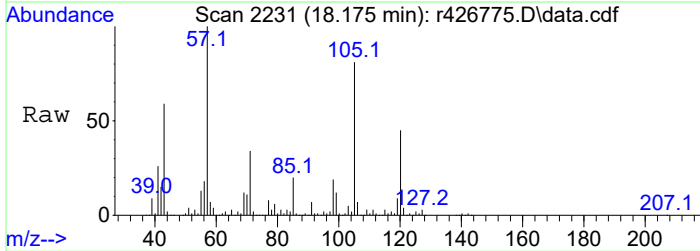
#19
 C9 - < C10 Aliphatics
 Concen: 3259.81 ppbV m
 RT: 17.233 min Scan# 2118
 Delta R.T. 0.000 min
 Lab File: r426775.D
 Acq: 27 Feb 2023 4:14 AM

Tgt Ion:	Resp:	Lower	Upper
TIC	100		
174	0.0	0.0	0.0
75	0.0	0.0	0.0

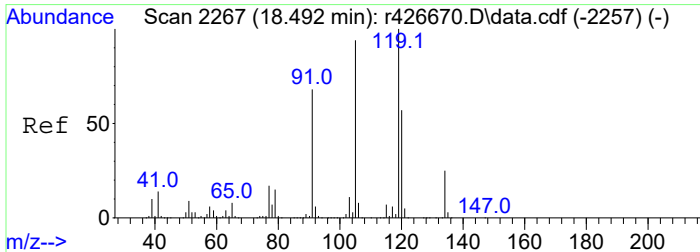
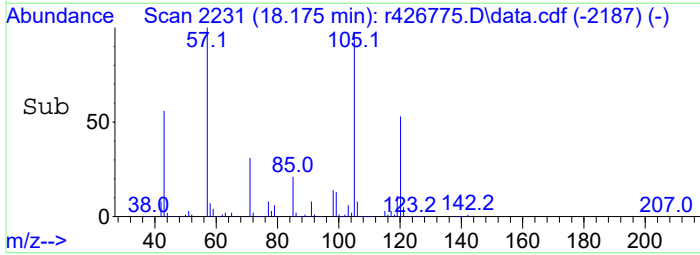
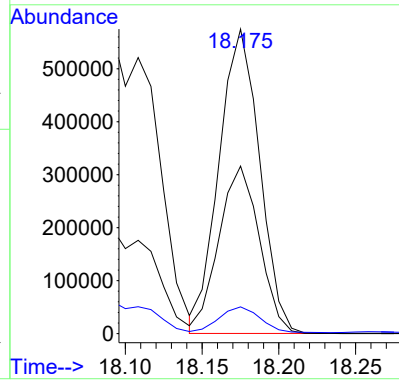




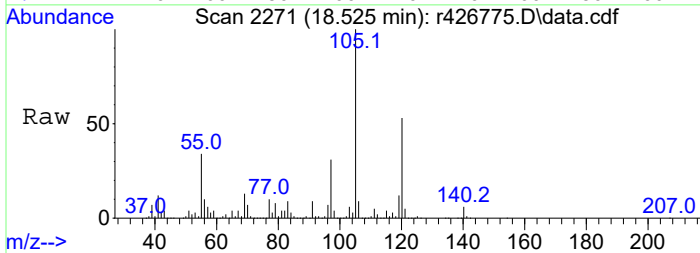
#20
 1,3,5-trimethylbenzene
 Concen: 15.42 ppbV
 RT: 18.175 min Scan# 2231
 Delta R.T. 0.033 min
 Lab File: r426775.D
 Acq: 27 Feb 2023 4:14 AM



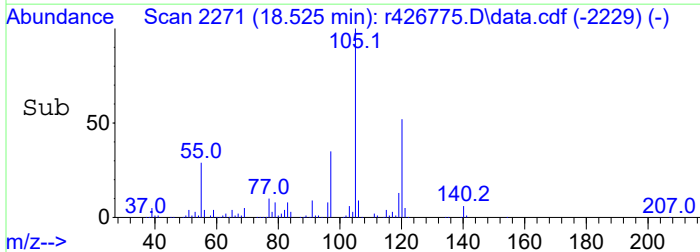
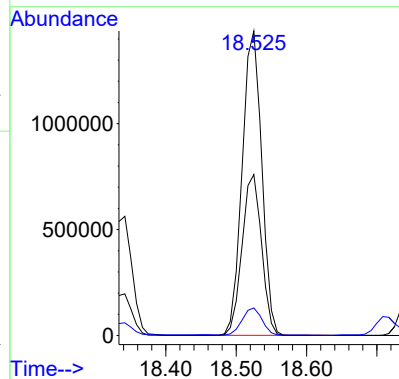
Tgt Ion:105 Resp: 1056933
 Ion Ratio Lower Upper
 105 100
 120 55.0 43.7 65.5
 91 8.8 7.6 11.4

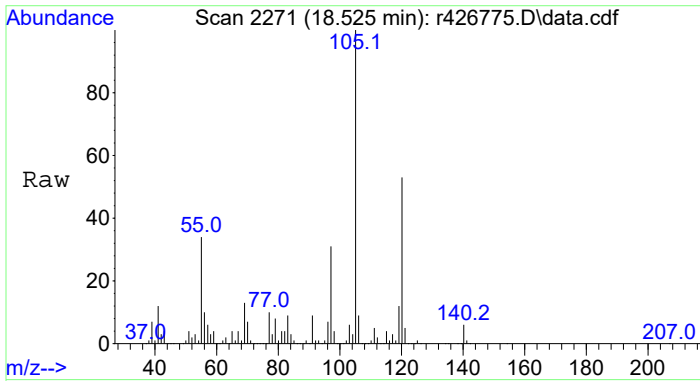


#21
 1,2,4-Trimethylbenzene
 Concen: 42.11 ppbV
 RT: 18.525 min Scan# 2271
 Delta R.T. 0.033 min
 Lab File: r426775.D
 Acq: 27 Feb 2023 4:14 AM



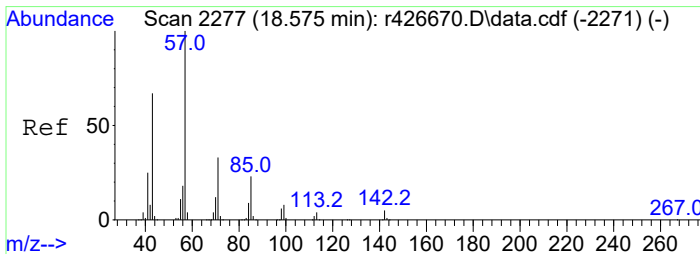
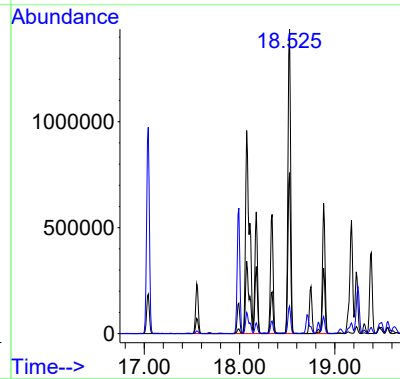
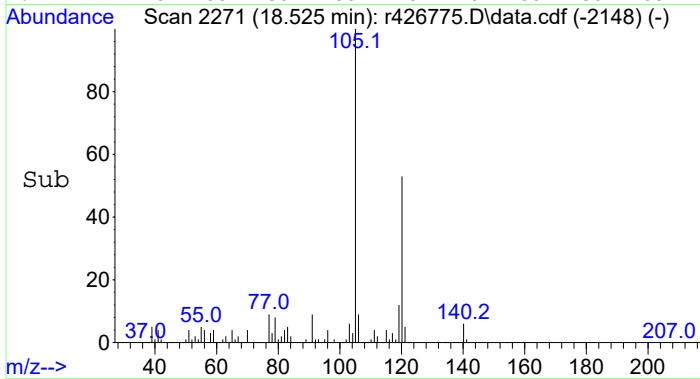
Tgt Ion:105 Resp: 2771183
 Ion Ratio Lower Upper
 105 100
 120 52.9 48.6 73.0
 91 9.0 58.3 87.5#





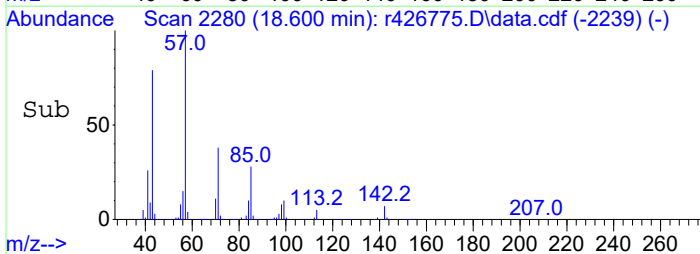
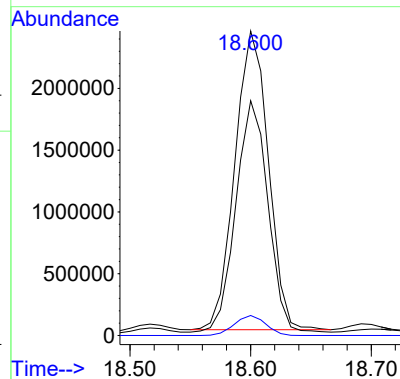
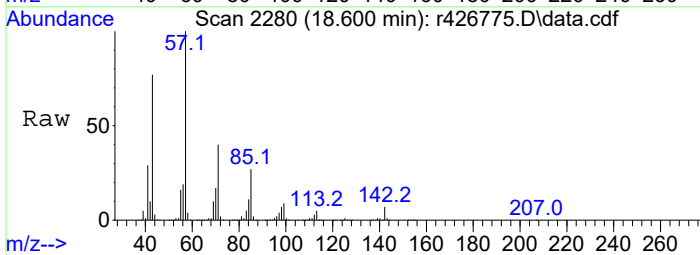
#22
 C3-Benzenes
 Concen: 149.01 ppbV m
 RT: 18.525 min Scan# 2271
 Delta R.T. 0.000 min
 Lab File: r426775.D
 Acq: 27 Feb 2023 4:14 AM

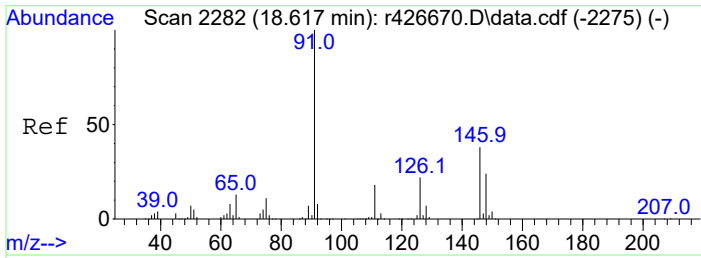
Tgt Ion	Ratio	Lower	Upper
105	100		
120	14.9	42.3	63.5#
91	2.5	7.2	10.8#



#23
 decane
 Concen: 70.15 ppbV
 RT: 18.600 min Scan# 2280
 Delta R.T. 0.025 min
 Lab File: r426775.D
 Acq: 27 Feb 2023 4:14 AM

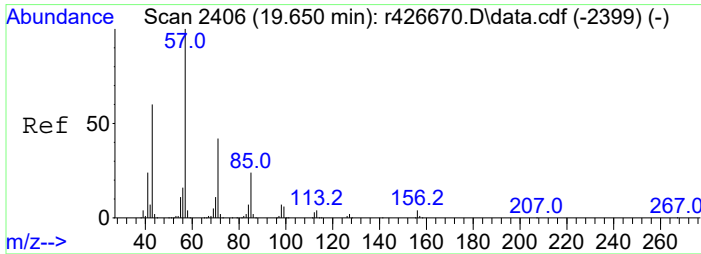
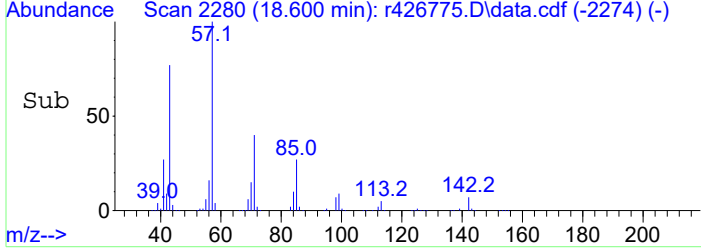
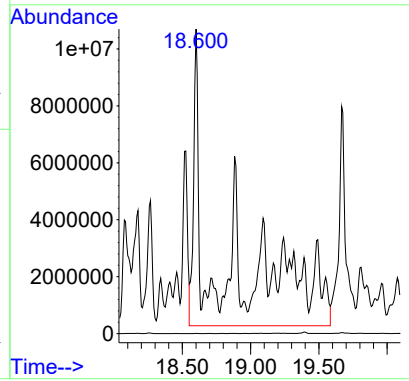
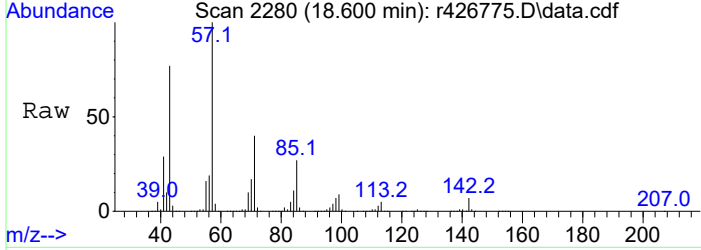
Tgt Ion	Ratio	Lower	Upper
57	100		
43	77.1	53.5	80.3
142	6.6	4.0	6.0#





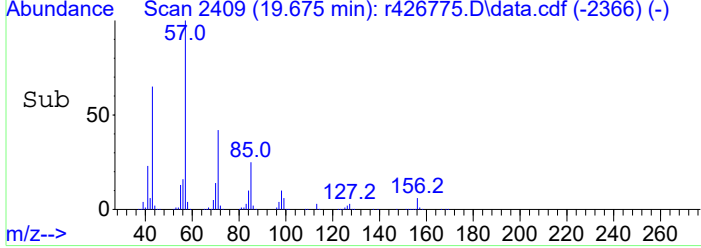
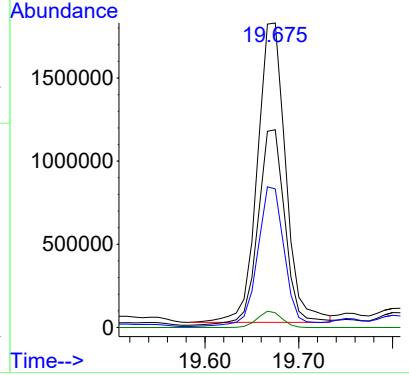
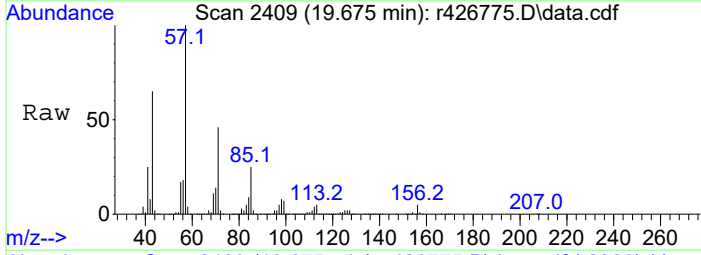
#24
 C10 - < C11 Aliphatics
 Concen: 1770.40 ppbV m
 RT: 18.600 min Scan# 2280
 Delta R.T. 0.000 min
 Lab File: r426775.D
 Acq: 27 Feb 2023 4:14 AM

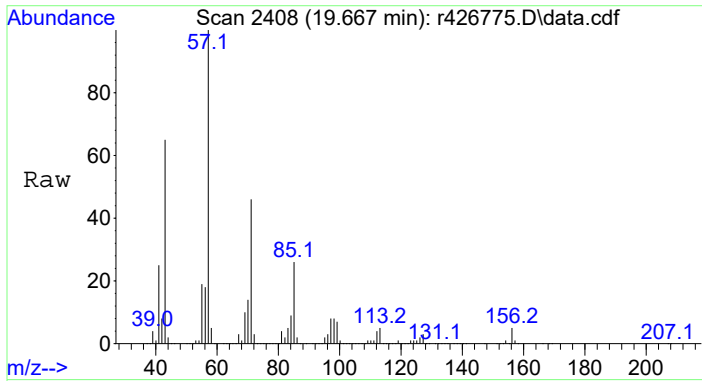
Tgt Ion:TIC Resp:117891520
 Ion Ratio Lower Upper
 TIC 100
 126 358000.0 2.6 4.0#



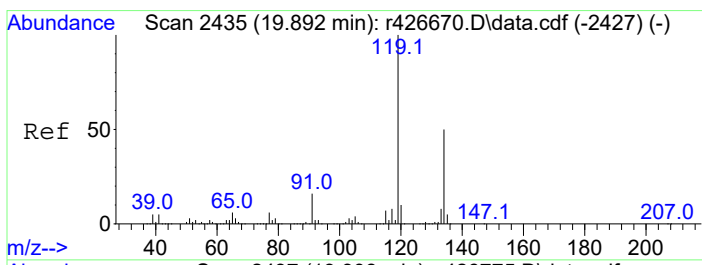
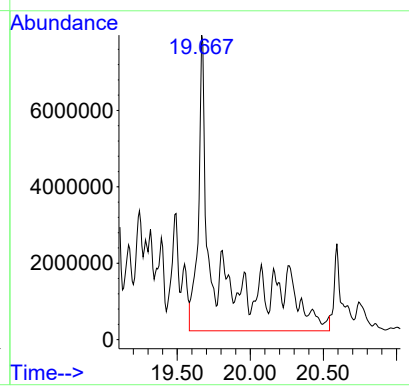
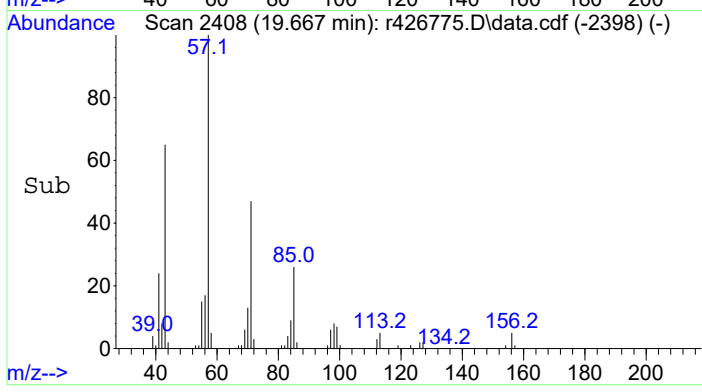
#25
 undecane
 Concen: 53.42 ppbV
 RT: 19.675 min Scan# 2409
 Delta R.T. 0.025 min
 Lab File: r426775.D
 Acq: 27 Feb 2023 4:14 AM

Tgt Ion: 57 Resp: 3788325
 Ion Ratio Lower Upper
 57 100
 43 64.9 48.2 72.2
 71 45.5 33.5 50.3
 156 4.8 3.6 5.4



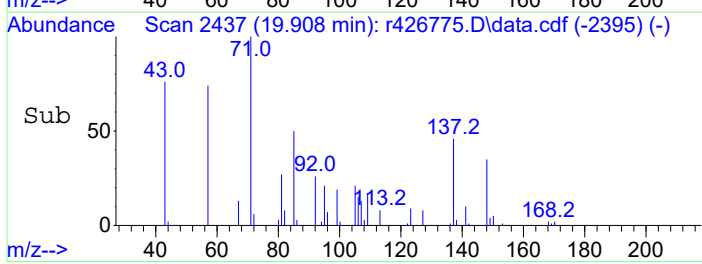
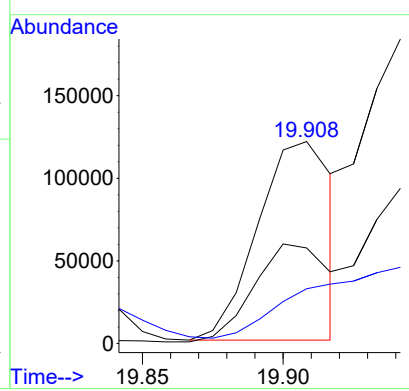
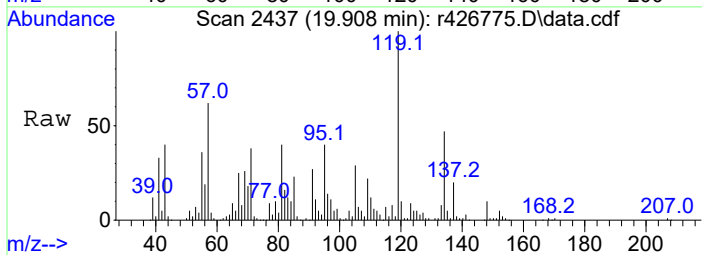


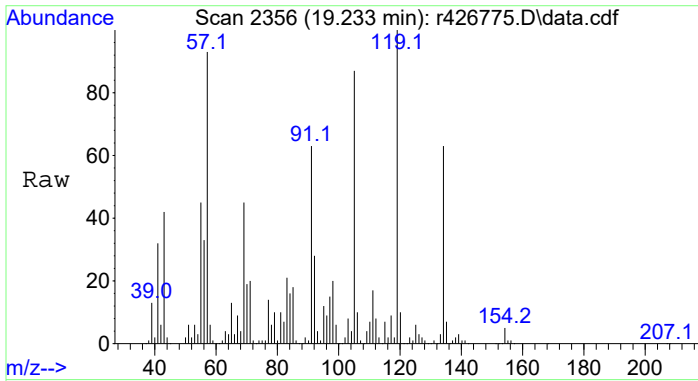
#26
 C11 - < C12 Aliphatics
 Concen: 993.18 ppbV m
 RT: 19.667 min Scan# 2408
 Delta R.T. -0.000 min
 Lab File: r426775.D
 Acq: 27 Feb 2023 4:14 AM
 Tgt Ion:TIC Resp:70436189



#27
 1,2,4,5-tetramethylbenzene
 Concen: 2.62 ppbV
 RT: 19.908 min Scan# 2437
 Delta R.T. 0.016 min
 Lab File: r426775.D
 Acq: 27 Feb 2023 4:14 AM

Tgt Ion:119 Resp: 222112
 Ion Ratio Lower Upper
 119 100
 134 47.3 40.2 60.4
 91 27.1 13.2 19.8#

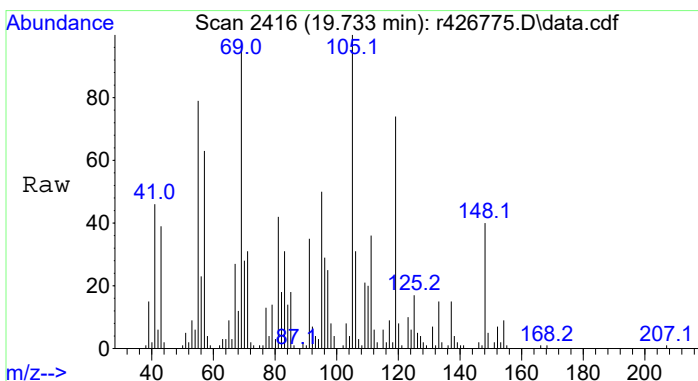
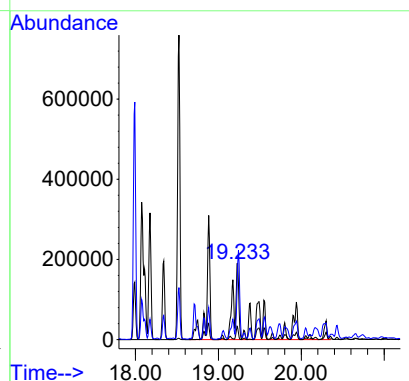
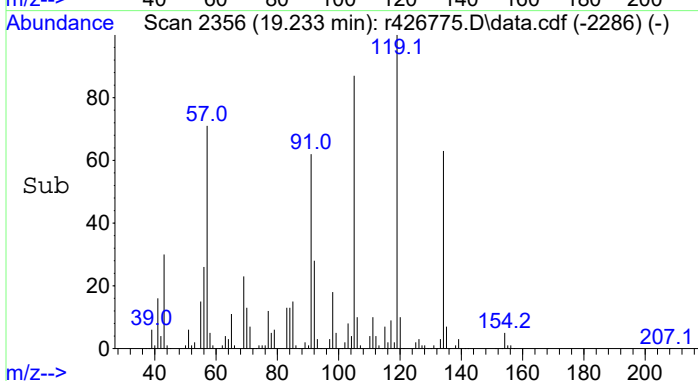




#28
 C4-Benzenes
 Concen: 27.89 ppbV m
 RT: 19.233 min Scan# 2356
 Delta R.T. 0.000 min
 Lab File: r426775.D
 Acq: 27 Feb 2023 4:14 AM

Tgt Ion:134 Resp: 2363149

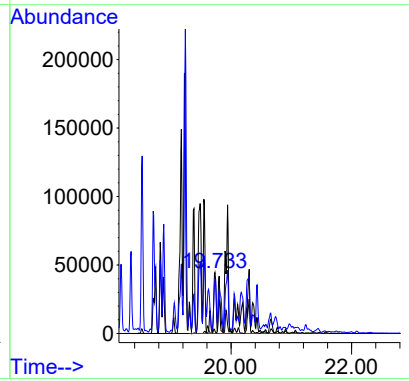
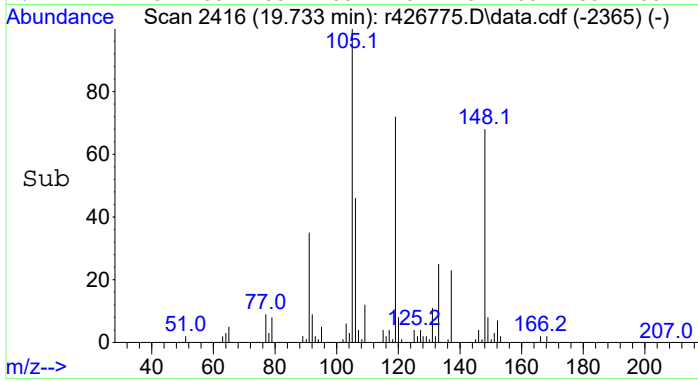
Ion	Ratio	Lower	Upper
134	100		
120	2.6	12.5	18.7#
91	19.7	79.6	119.4#

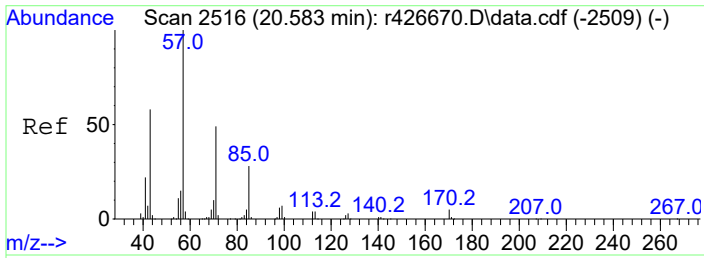


#29
 C5-Benzenes
 Concen: 7.74 ppbV m
 RT: 19.733 min Scan# 2416
 Delta R.T. 0.000 min
 Lab File: r426775.D
 Acq: 27 Feb 2023 4:14 AM

Tgt Ion:148 Resp: 656326

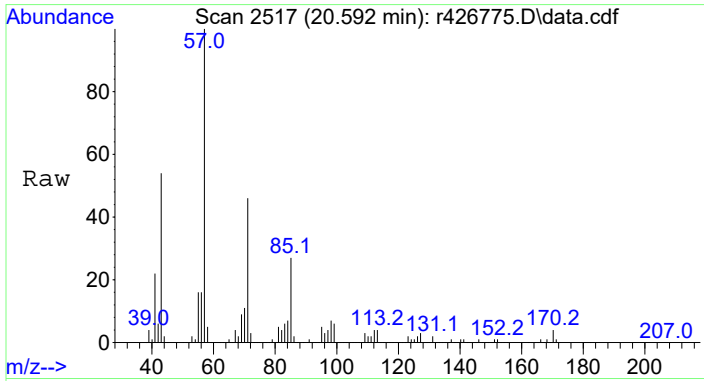
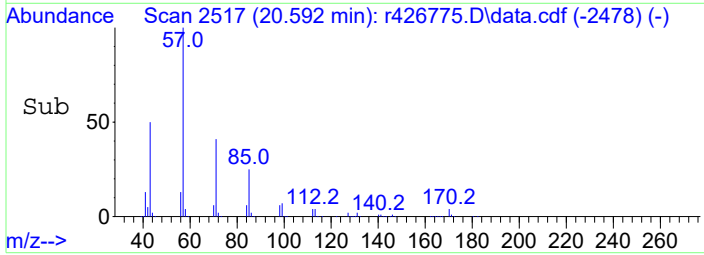
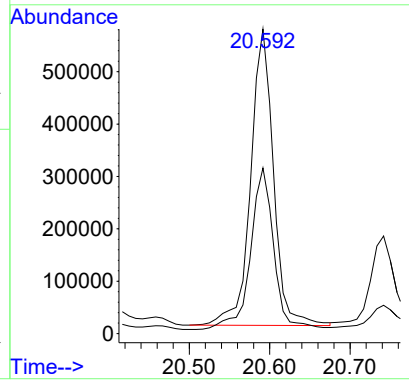
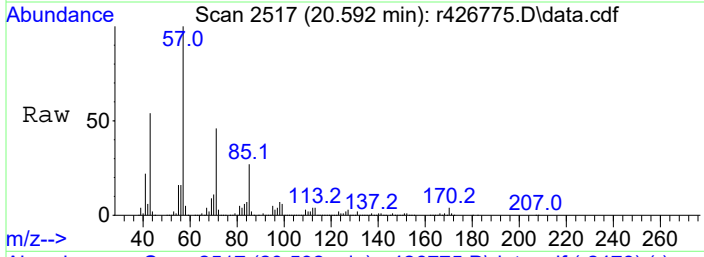
Ion	Ratio	Lower	Upper
148	100		
134	0.0	3.4	5.0#
91	16.0	71.0	106.6#





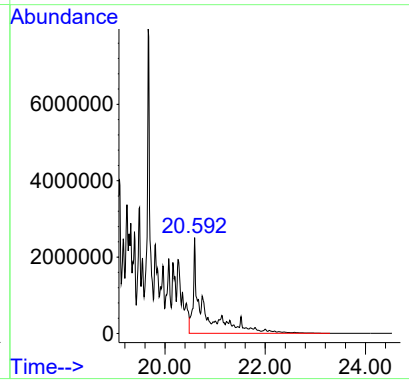
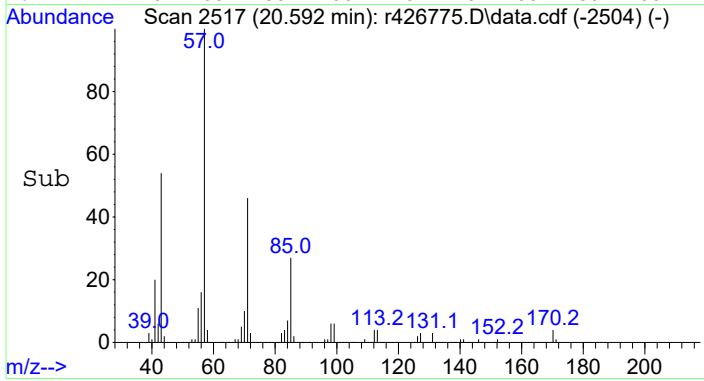
#30
 dodecane
 Concen: 17.25 ppbV
 RT: 20.592 min Scan# 2517
 Delta R.T. 0.009 min
 Lab File: r426775.D
 Acq: 27 Feb 2023 4:14 AM

Tgt Ion: 57 Resp: 1120887
 Ion Ratio Lower Upper
 57 100
 43 54.4 46.3 69.5



#31
 C12 + Aliphatics
 Concen: 522.50 ppbV m
 RT: 20.592 min Scan# 2517
 Delta R.T. 0.000 min
 Lab File: r426775.D
 Acq: 27 Feb 2023 4:14 AM

Tgt Ion:TIC Resp:33943968



Data Path : C:\PROJECTS\HAWAII DOH\2. LABORATORY DATA\ALPHA\WAF STUDY\L2317092\TO15-LL\NF TO-15\
 Data File : r427472.D
 Acq On : 21 Apr 2023 6:24 AM
 Operator : AIRPIANO4:RAY
 Sample : L2317092-01D,3,0.99,250
 Misc : WG1769204,ICAL19932
 ALS Vial : 0 Sample Multiplier: 1

Quant Time: Jul 28 15:04:44 2023

Quant Method : C:\Projects\Hawaii DOH\2. Laboratory Data\Alpha\WAF Study\L2317092\TO15-LL\NF TO-15\TFS19 230501 NF.M

Quant Title : TO-14A/TO-15 SIM/Full Scan Analysis

QLast Update : Fri Jul 28 14:28:27 2023

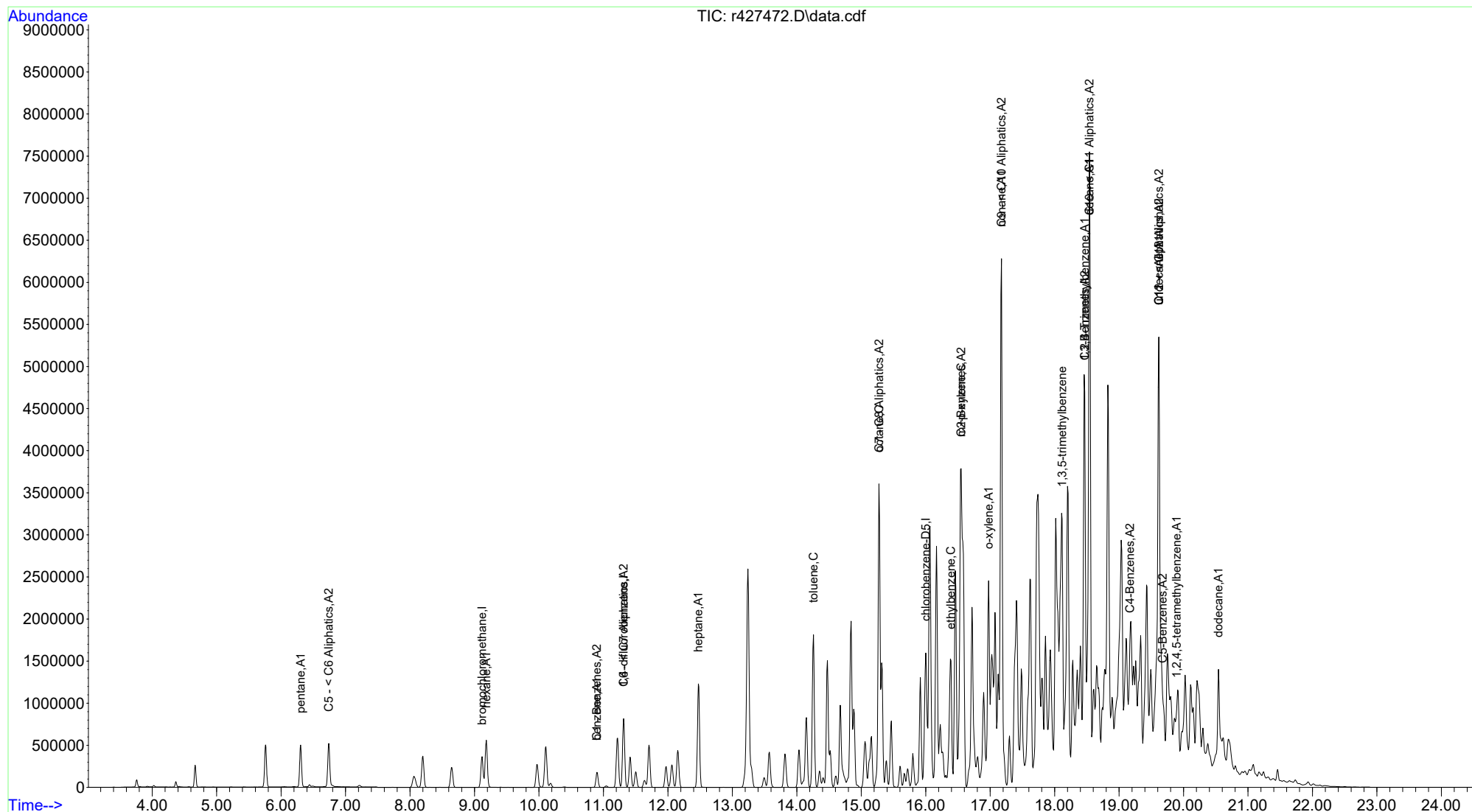
Response via : Initial Calibration

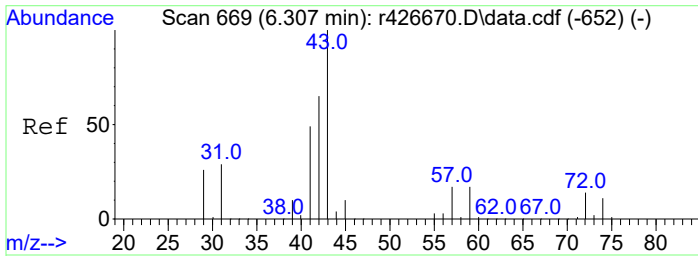
Compound	R.T.	QIon	Response	Conc	Units	Dev (Min)	
Internal Standards							
1) bromochloromethane	9.117	49	303925	10.00	ppbV	0.00	
4) 1,4-difluorobenzene	11.313	114	948676	10.00	ppbV	0.00	
11) chlorobenzene-D5	16.000	54	135310	10.00	ppbV	0.00	
Target Compounds							
							Qvalue
2) pentane	6.303	43	356075	15.45	ppbV		100
3) C5 - < C6 Aliphatics	6.740	TIC	5653621m	245.32	ppbV		
5) hexane	9.183	57	369743	12.09	ppbV		100
6) C6 - < C7 Aliphatics	11.313	TIC	13708827m	448.41	ppbV		
7) benzene	10.900	78	215302	3.75	ppbV		100
8) C1 - Benzenes	10.900	78	215302	3.75	ppbV		100
9) heptane	12.473	43	687838	18.27	ppbV		100
10) C7 - C8 Aliphatics	15.275	TIC	46845087m	1244.52	ppbV		
12) toluene	14.258	91	1715852	28.40	ppbV		100
13) octane	15.275	85	1048577	37.97	ppbV		100
14) ethylbenzene	16.392	91	1103540	14.57	ppbV		100
15) m+p-xylene	16.550	91	3041958	49.03	ppbV		100
16) o-xylene	16.975	91	1522245	24.71	ppbV		100
17) C2-Benzenes	16.550	91	5685990m	92.31	ppbV		
18) nonane	17.175	43	2799074	49.64	ppbV		100
19) C9 - < C10 Aliphatics	17.175	TIC	115262194m	2044.22	ppbV		
20) 1,3,5-trimethylbenzene	18.117	105	826095	10.26	ppbV		100
21) 1,2,4-Trimethylbenzene	18.467	105	2310110	30.49	ppbV		100
22) C3-Benzenes	18.467	105	7360097m	97.13	ppbV		
23) decane	18.542	57	3121889	46.97	ppbV		100
24) C10 - < C11 Aliphatics	18.542	TIC	81223347m	1222.02	ppbV		
25) undecane	19.617	57	2276162	32.05	ppbV		100
26) C11 - < C12 Aliphatics	19.617	TIC	48932549m	688.97	ppbV		
27) 1,2,4,5-tetramethylben...	19.892	119	251757	6.53	ppbV		100
28) C4-Benzenes	19.167	134	1587693m	41.18	ppbV		
29) C5-Benzenes	19.675	148	457220m	11.86	ppbV		
30) dodecane	20.542	57	530275	8.03	ppbV		100
31) C12 + Aliphatics	19.617	TIC	73132420m	1108.02	ppbV		

(#) = qualifier out of range (m) = manual integration (+) = signals summed

Data Path : C:\PROJECTS\HAWAII DOH\2. LABORATORY DATA\ALPHA\WAF STUDY\L2317092\TO15-LL\NF TO-15\
 Data File : r427472.D
 Acq On : 21 Apr 2023 6:24 AM
 Operator : AIRPIANO4:RAY
 Sample : L2317092-01D,3,0.99,250
 Misc : WG1769204,ICAL19932
 ALS Vial : 0 Sample Multiplier: 1

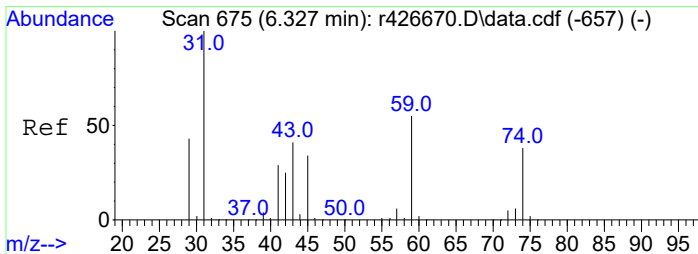
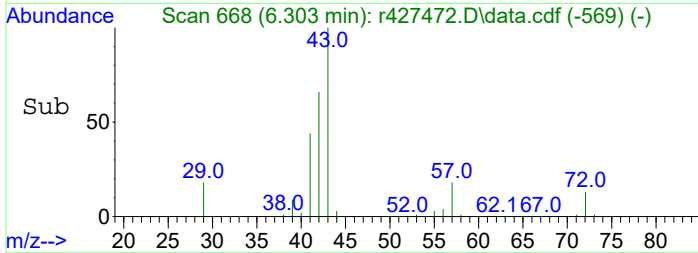
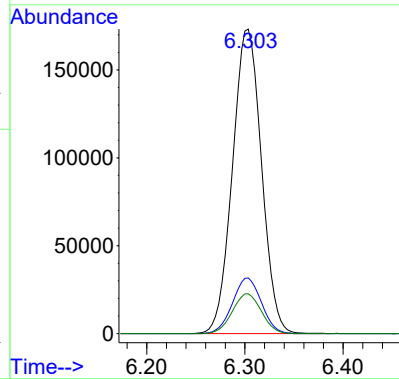
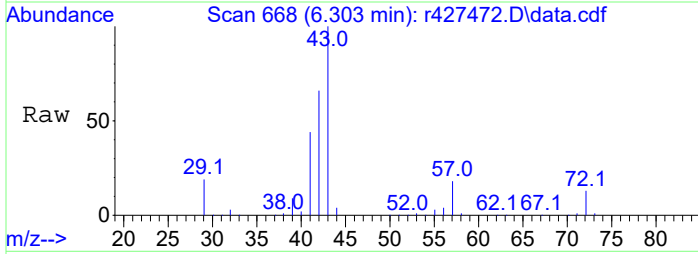
Quant Time: Jul 28 15:04:44 2023
 Quant Method : C:\Projects\Hawaii DOH\2. Laboratory Data\Alpha\WAF Study\L2317092\TO15-LL\NF TO-15\TFS19 230501 NF.M
 Quant Title : TO-14A/TO-15 SIM/Full Scan Analysis
 QLast Update : Fri Jul 28 14:28:27 2023
 Response via : Initial Calibration





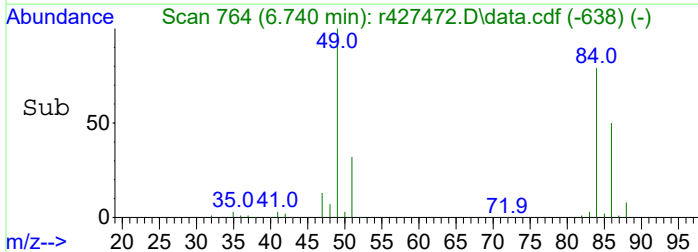
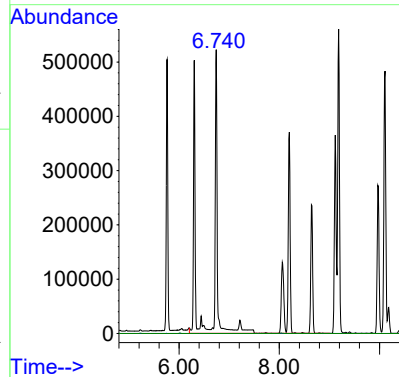
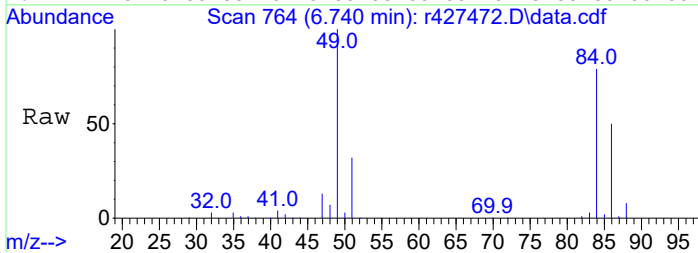
#2
 pentane
 Concen: 15.45 ppbV
 RT: 6.303 min Scan# 668
 Delta R.T. 0.000 min
 Lab File: r427472.D
 Acq: 21 Apr 2023 6:24 AM

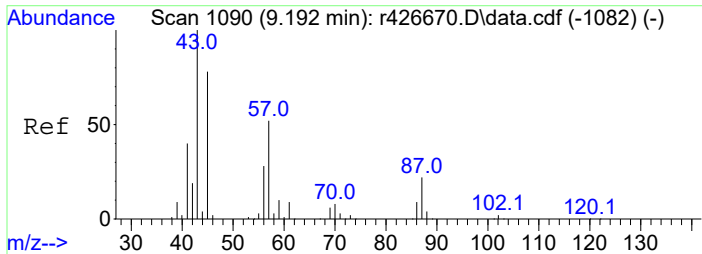
Tgt Ion	Resp	Lower	Upper
43	356075		
43	100		
57	18.3	14.6	22.0
72	13.1	10.5	15.7



#3
 C5 - < C6 Aliphatics
 Concen: 245.32 ppbV m
 RT: 6.740 min Scan# 764
 Delta R.T. 0.000 min
 Lab File: r427472.D
 Acq: 21 Apr 2023 6:24 AM

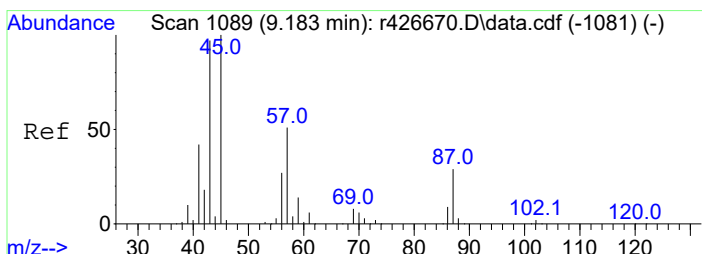
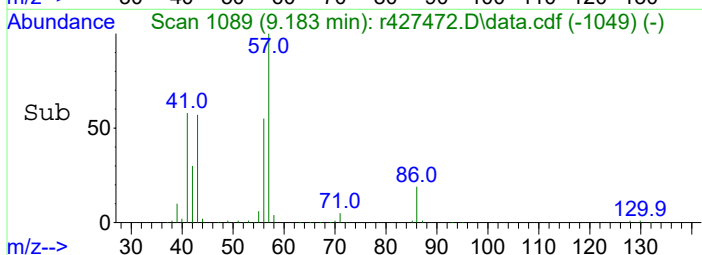
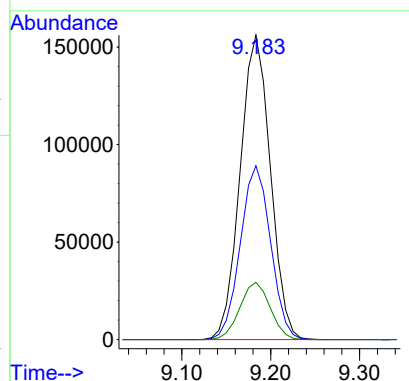
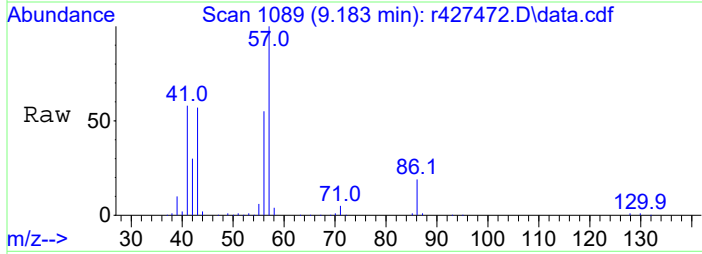
Tgt Ion	Resp	Lower	Upper
TIC	5653621		
TIC	100		
59	0.0	0.0	0.0
45	0.0	0.0	0.0





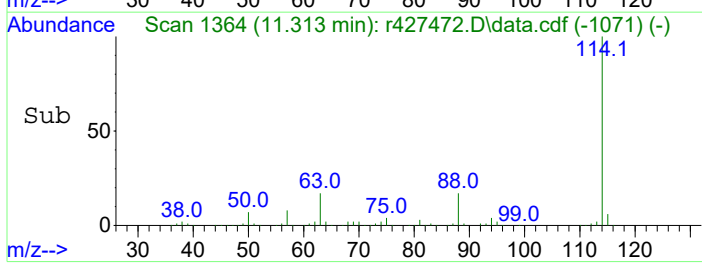
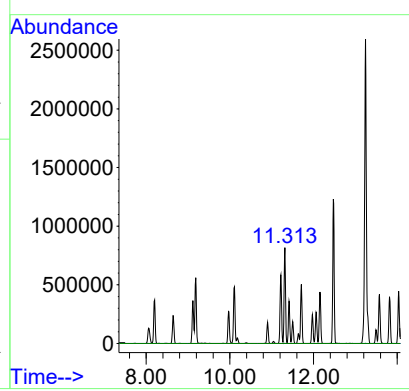
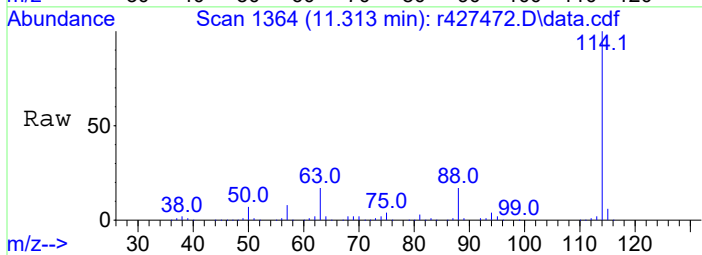
#5
 hexane
 Concen: 12.09 ppbV
 RT: 9.183 min Scan# 1089
 Delta R.T. 0.000 min
 Lab File: r427472.D
 Acq: 21 Apr 2023 6:24 AM

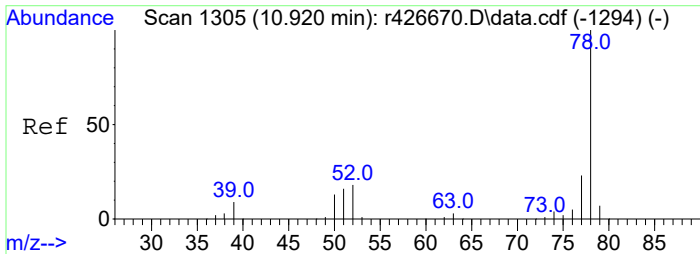
Tgt Ion:	Resp:	Lower	Upper
57	369743		
57	100		
43	57.1	45.7	68.5
86	18.8	15.0	22.6



#6
 C6 - < C7 Aliphatics
 Concen: 448.41 ppbV m
 RT: 11.313 min Scan# 1364
 Delta R.T. 0.000 min
 Lab File: r427472.D
 Acq: 21 Apr 2023 6:24 AM

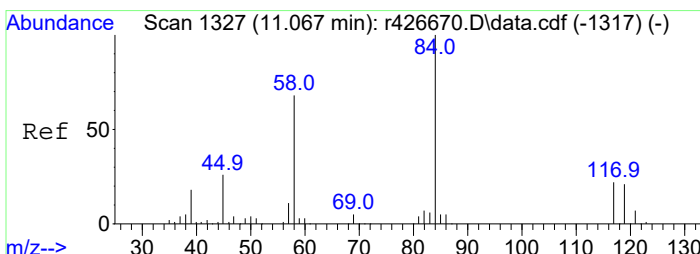
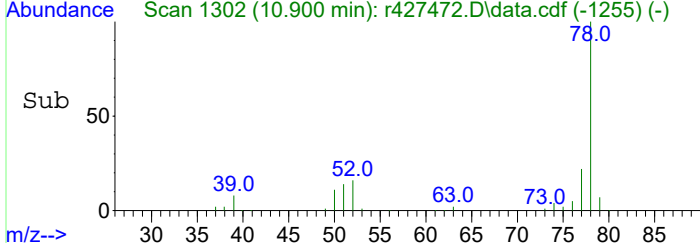
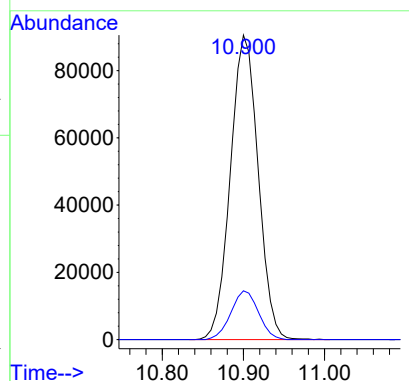
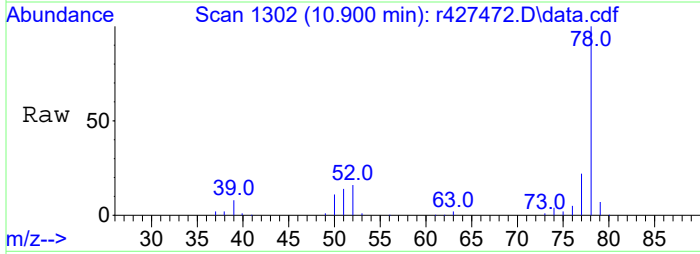
Tgt Ion:	Resp:	Lower	Upper
TIC	13708827		
TIC	100		
59	0.0	0.0	0.0
45	98300.0	9.6	14.4#





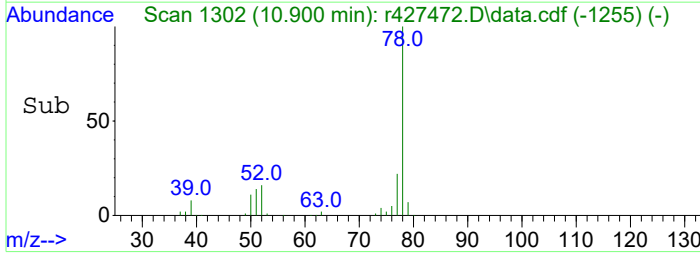
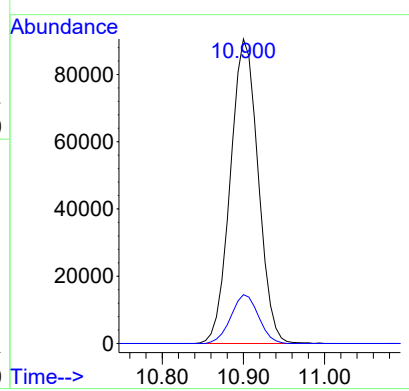
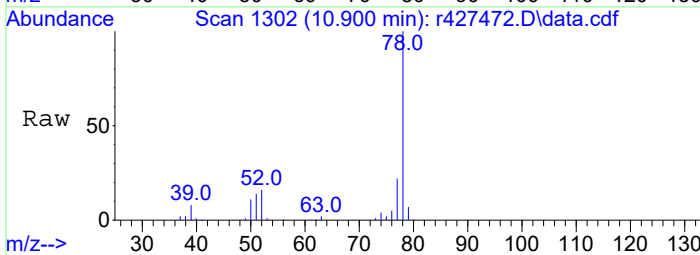
#7
benzene
Concen: 3.75 ppbV
RT: 10.900 min Scan# 1302
Delta R.T. 0.000 min
Lab File: r427472.D
Acq: 21 Apr 2023 6:24 AM

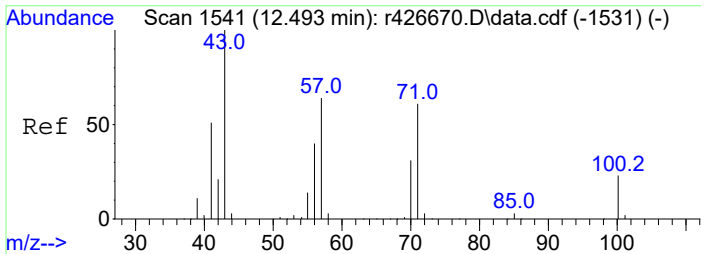
Tgt Ion	Resp	Lower	Upper
78	100		
52	16.0	12.8	19.2



#8
C1 - Benzenes
Concen: 3.75 ppbV
RT: 10.900 min Scan# 1302
Delta R.T. 0.000 min
Lab File: r427472.D
Acq: 21 Apr 2023 6:24 AM

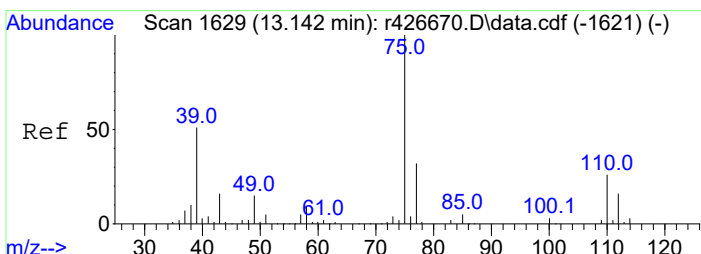
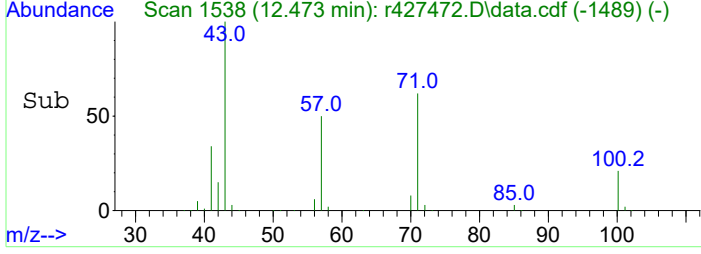
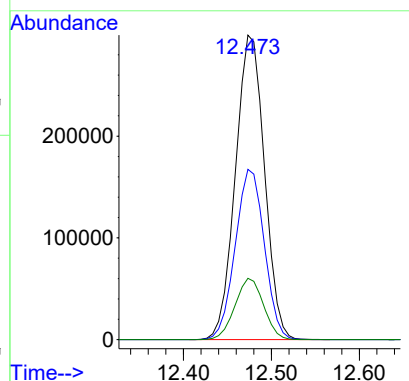
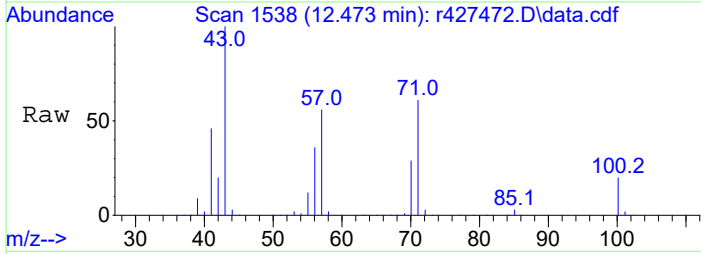
Tgt Ion	Resp	Lower	Upper
78	100		
52	16.0	12.8	19.2





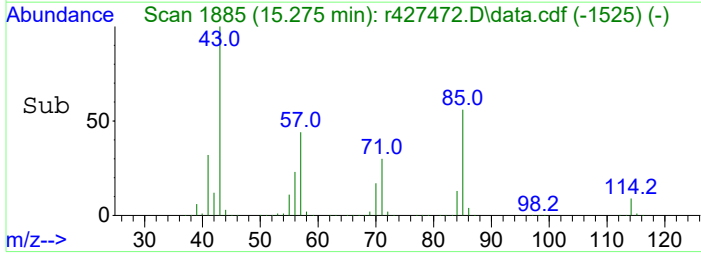
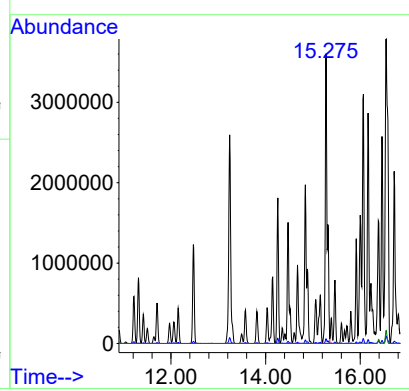
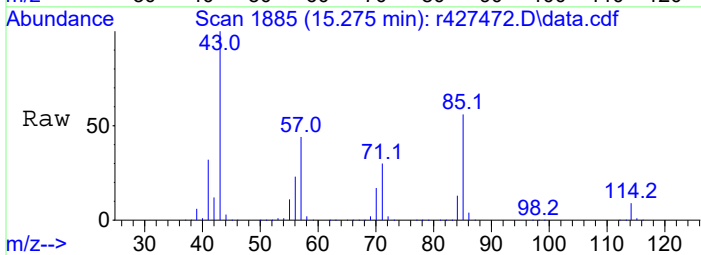
#9
 heptane
 Concen: 18.27 ppbV
 RT: 12.473 min Scan# 1538
 Delta R.T. 0.000 min
 Lab File: r427472.D
 Acq: 21 Apr 2023 6:24 AM

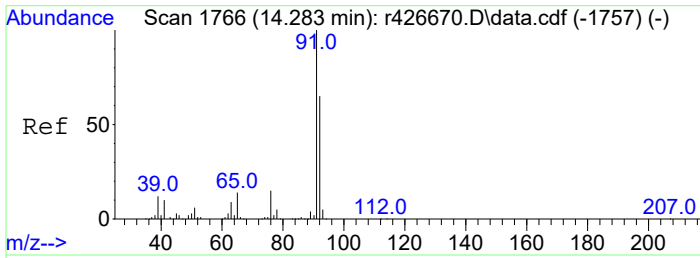
Tgt Ion	Resp	Lower	Upper
43	100		
57	55.9	44.7	67.1
100	20.1	16.1	24.1



#10
 C7 - C8 Aliphatics
 Concen: 1244.52 ppbV m
 RT: 15.275 min Scan# 1885
 Delta R.T. 0.000 min
 Lab File: r427472.D
 Acq: 21 Apr 2023 6:24 AM

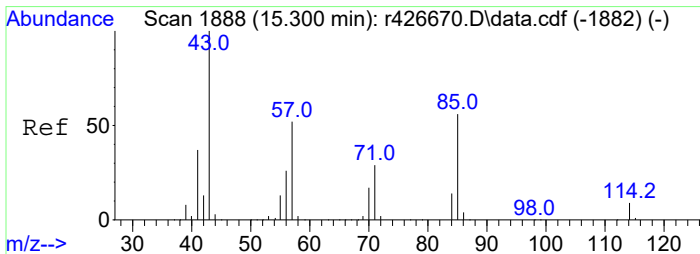
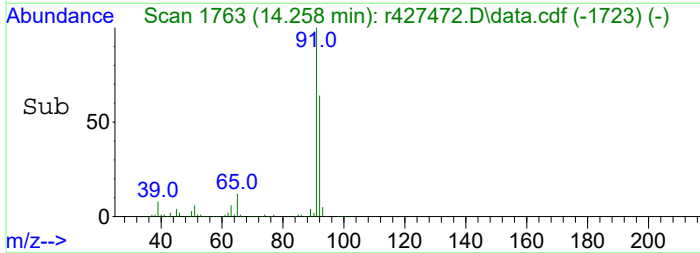
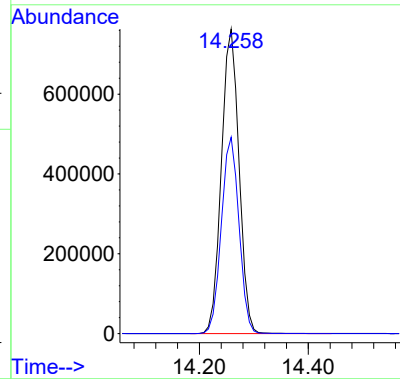
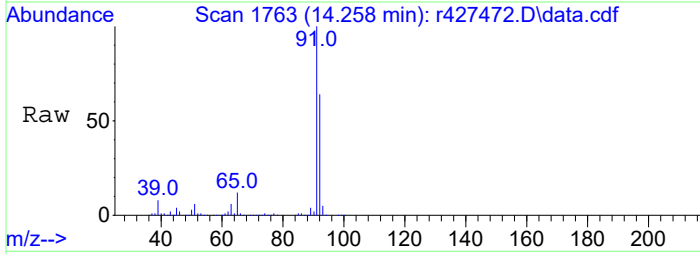
Tgt Ion	Resp	Lower	Upper
TIC	100		
39	5826200.0	129.3	193.9#
77	67300.0	1.5	2.3#





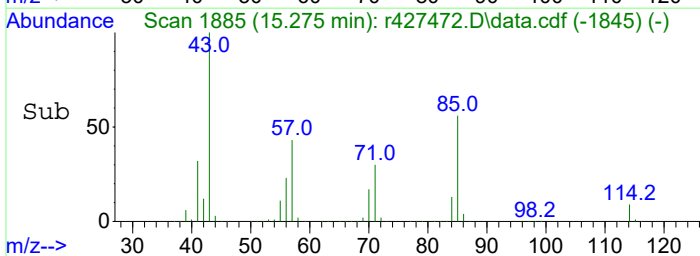
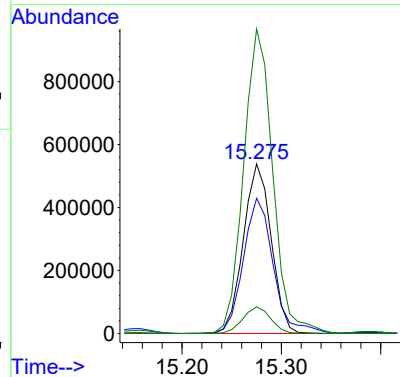
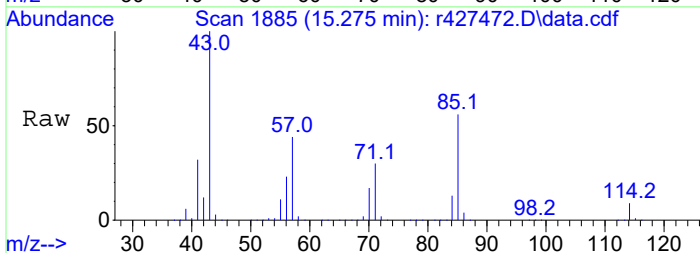
#12
toluene
Concen: 28.40 ppbV
RT: 14.258 min Scan# 1763
Delta R.T. 0.000 min
Lab File: r427472.D
Acq: 21 Apr 2023 6:24 AM

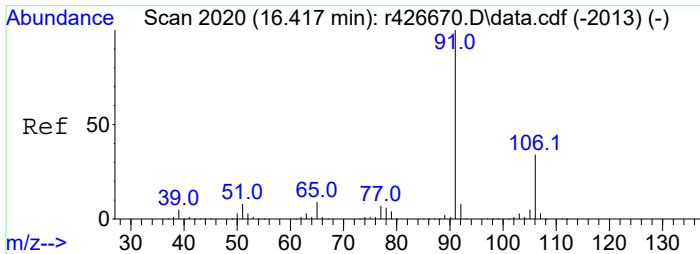
Tgt Ion: 91 Resp: 1715852
Ion Ratio Lower Upper
91 100
92 64.5 51.6 77.4



#13
octane
Concen: 37.97 ppbV
RT: 15.275 min Scan# 1885
Delta R.T. 0.000 min
Lab File: r427472.D
Acq: 21 Apr 2023 6:24 AM

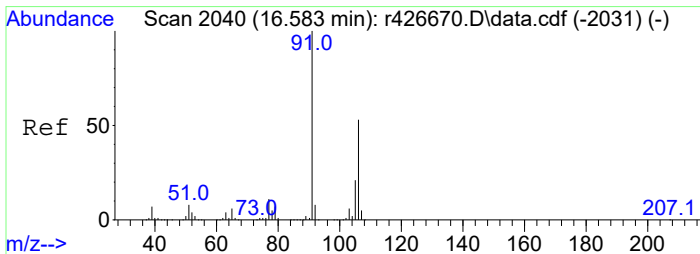
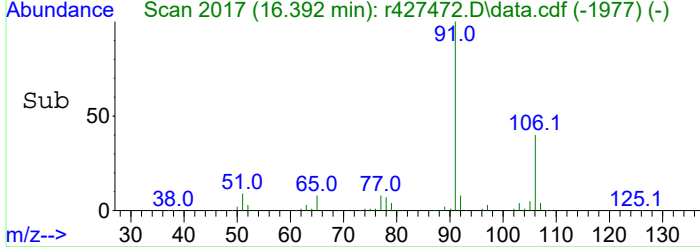
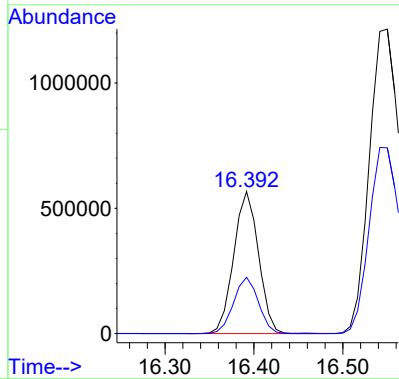
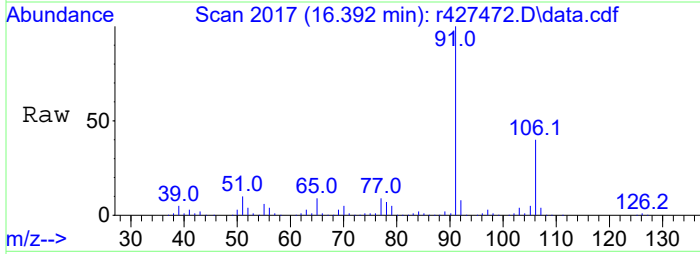
Tgt Ion: 85 Resp: 1048577
Ion Ratio Lower Upper
85 100
57 79.7 63.8 95.6
114 15.7 12.6 18.8
43 179.5 143.6 215.4





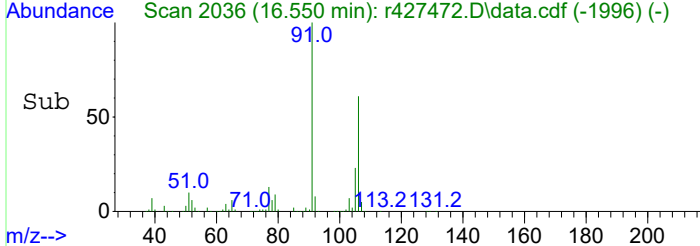
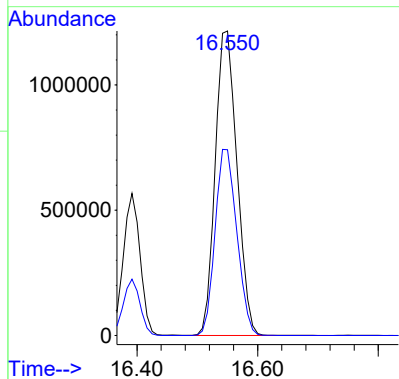
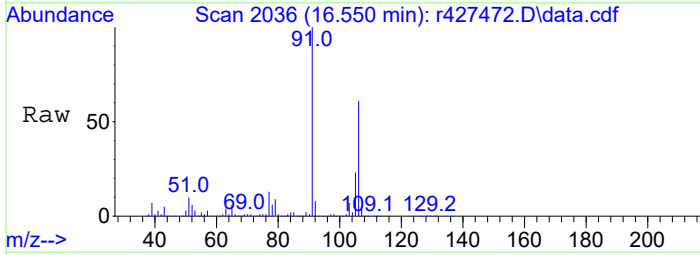
#14
ethylbenzene
Concen: 14.57 ppbV
RT: 16.392 min Scan# 2017
Delta R.T. 0.000 min
Lab File: r427472.D
Acq: 21 Apr 2023 6:24 AM

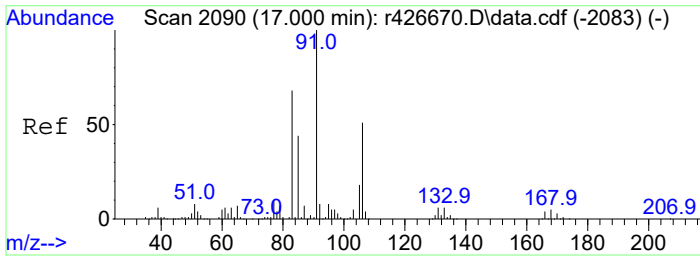
Tgt Ion: 91 Resp: 1103540
Ion Ratio Lower Upper
91 100
106 39.7 31.8 47.6



#15
m+p-xylene
Concen: 49.03 ppbV
RT: 16.550 min Scan# 2036
Delta R.T. 0.000 min
Lab File: r427472.D
Acq: 21 Apr 2023 6:24 AM

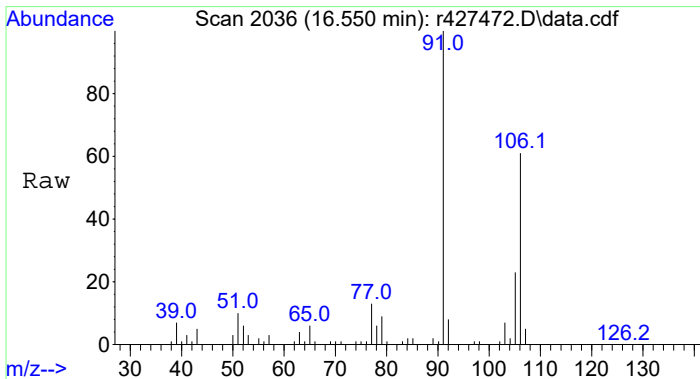
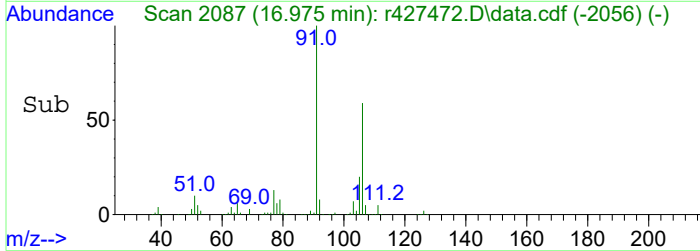
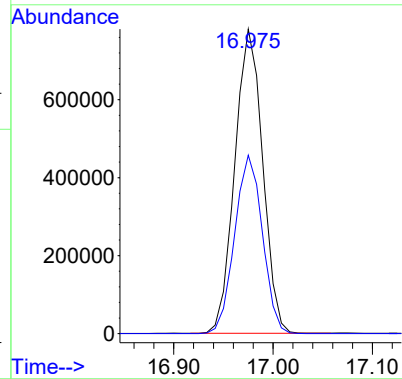
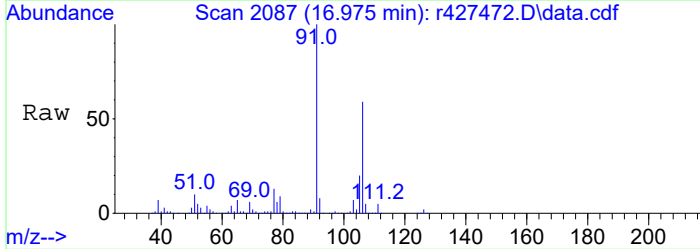
Tgt Ion: 91 Resp: 3041958
Ion Ratio Lower Upper
91 100
106 61.0 48.8 73.2





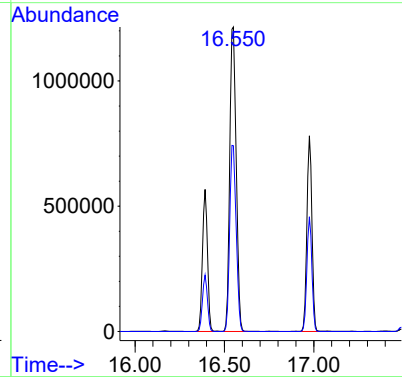
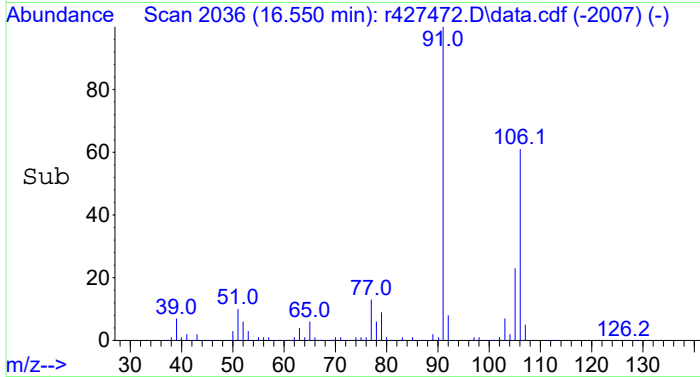
#16
 o-xylene
 Concen: 24.71 ppbV
 RT: 16.975 min Scan# 2087
 Delta R.T. 0.000 min
 Lab File: r427472.D
 Acq: 21 Apr 2023 6:24 AM

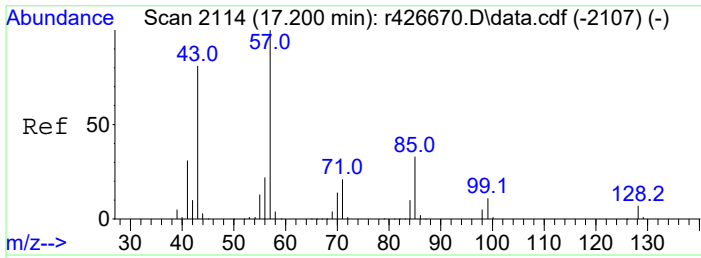
Tgt Ion: 91 Resp: 1522245
 Ion Ratio Lower Upper
 91 100
 106 58.6 46.9 70.3



#17
 C2-Benzenes
 Concen: 92.31 ppbV m
 RT: 16.550 min Scan# 2036
 Delta R.T. 0.000 min
 Lab File: r427472.D
 Acq: 21 Apr 2023 6:24 AM

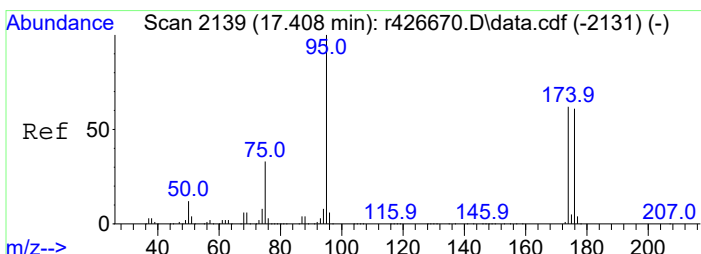
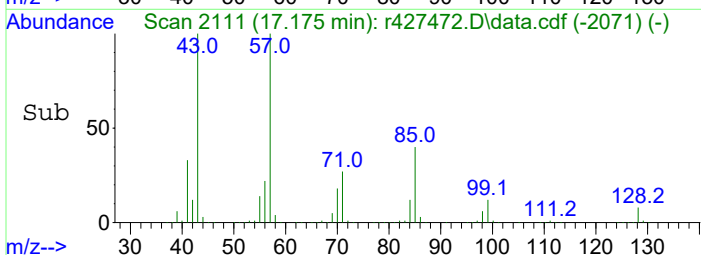
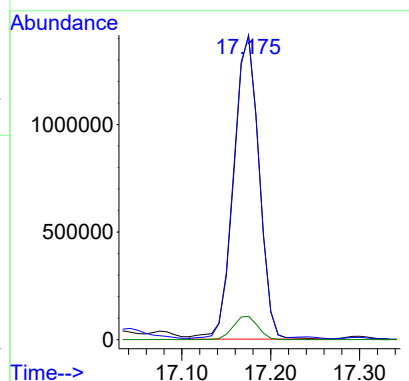
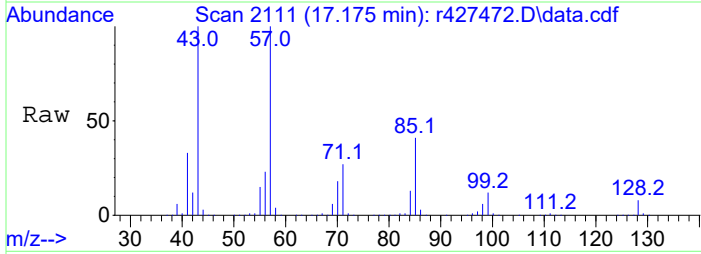
Tgt Ion: 91 Resp: 5685990
 Ion Ratio Lower Upper
 91 100
 106 61.0 48.8 73.2





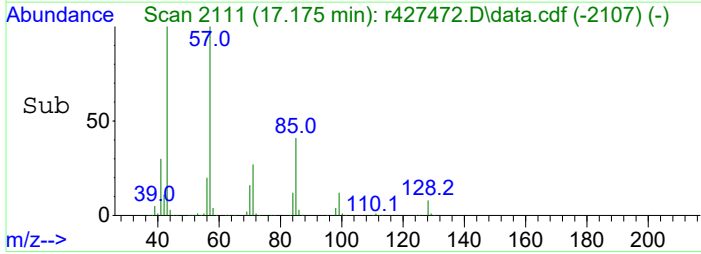
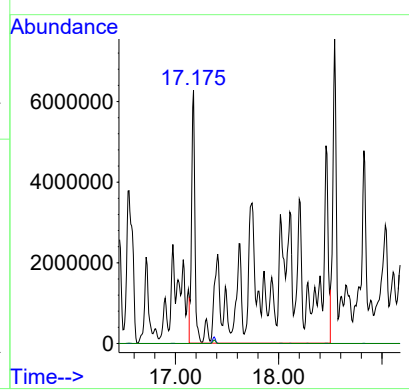
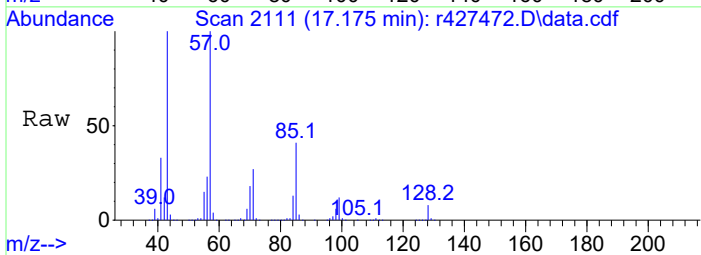
#18
 nonane
 Concen: 49.64 ppbV
 RT: 17.175 min Scan# 2111
 Delta R.T. 0.000 min
 Lab File: r427472.D
 Acq: 21 Apr 2023 6:24 AM

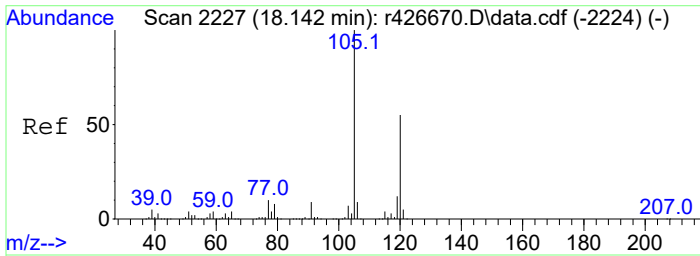
Tgt Ion:	Resp:	Lower	Upper
43	100		
57	99.6	79.7	119.5
128	7.7	6.2	9.2



#19
 C9 - < C10 Aliphatics
 Concen: 2044.22 ppbV m
 RT: 17.175 min Scan# 2111
 Delta R.T. 0.000 min
 Lab File: r427472.D
 Acq: 21 Apr 2023 6:24 AM

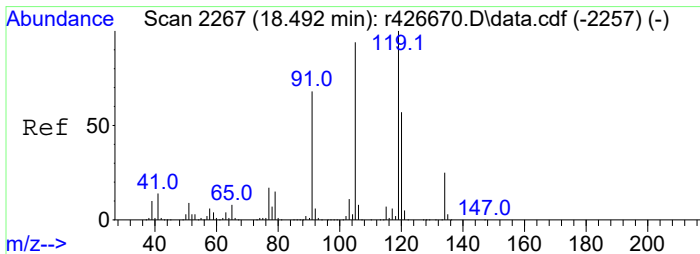
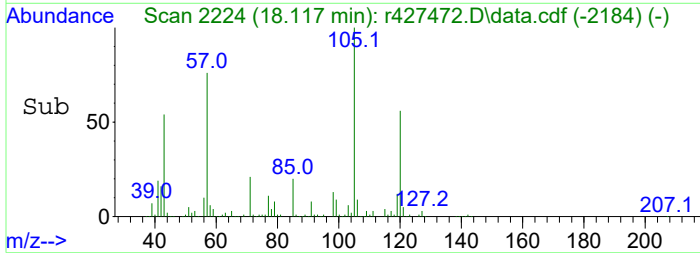
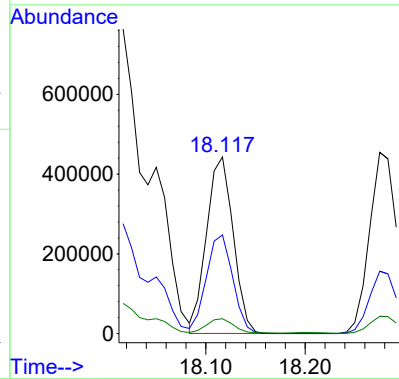
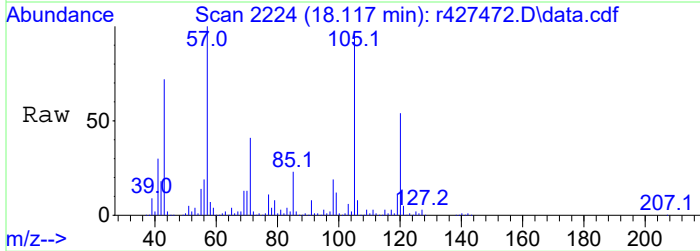
Tgt Ion:	Resp:	Lower	Upper
TIC	100		
174	0.0	0.0	0.0
75	0.0	0.0	0.0





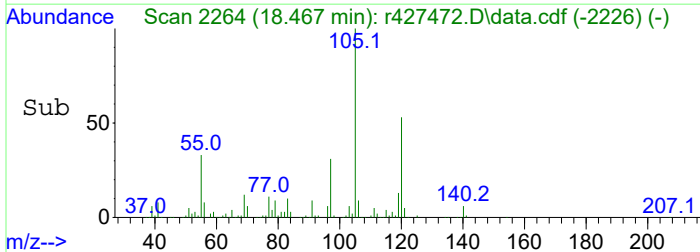
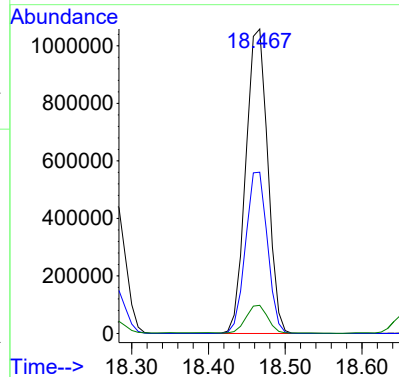
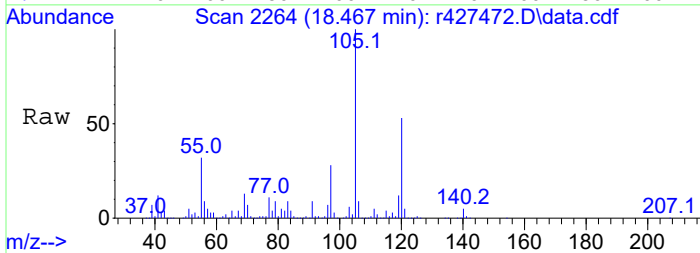
#20
 1,3,5-trimethylbenzene
 Concen: 10.26 ppbV
 RT: 18.117 min Scan# 2224
 Delta R.T. 0.000 min
 Lab File: r427472.D
 Acq: 21 Apr 2023 6:24 AM

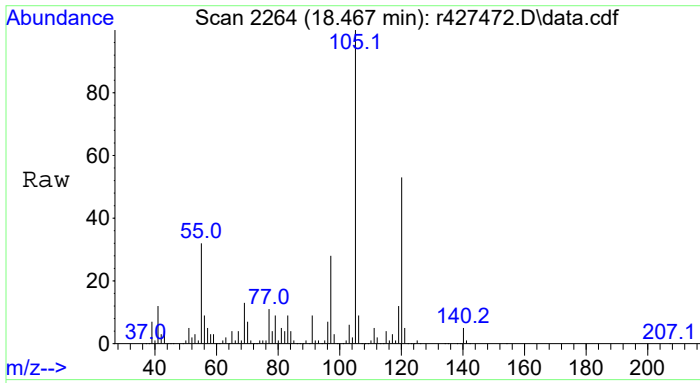
Tgt Ion	Resp	Lower	Upper
105	100		
120	55.8	44.6	67.0
91	8.5	6.8	10.2



#21
 1,2,4-Trimethylbenzene
 Concen: 30.49 ppbV
 RT: 18.467 min Scan# 2264
 Delta R.T. 0.000 min
 Lab File: r427472.D
 Acq: 21 Apr 2023 6:24 AM

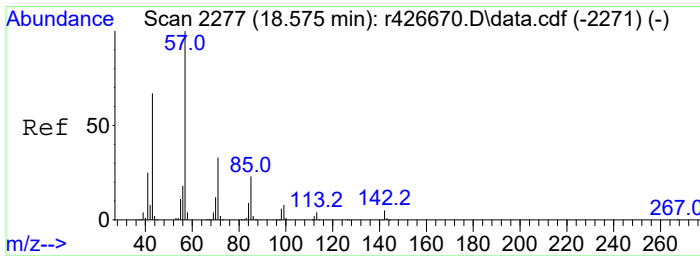
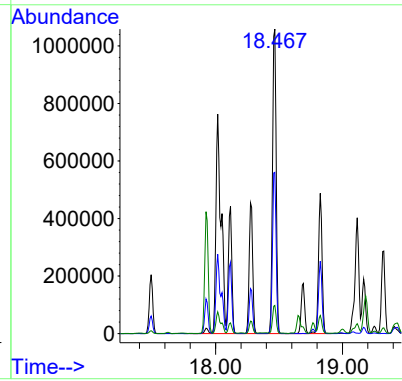
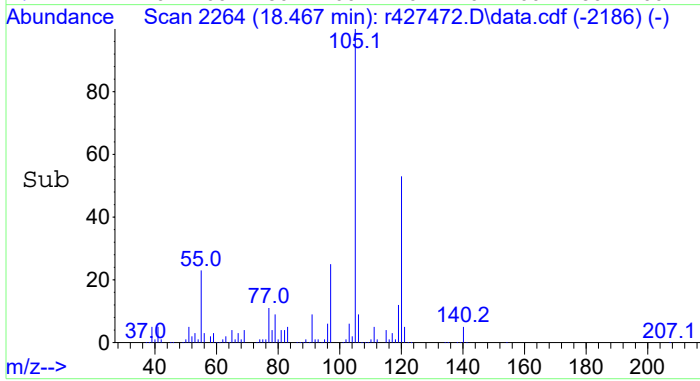
Tgt Ion	Resp	Lower	Upper
105	100		
120	53.0	42.4	63.6
91	9.2	7.4	11.0





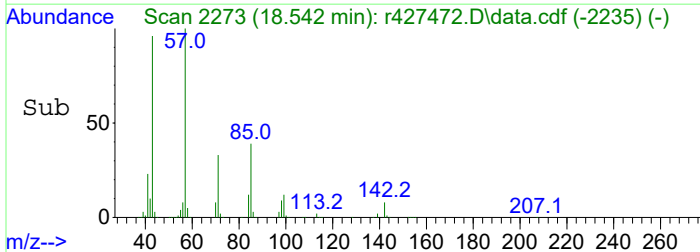
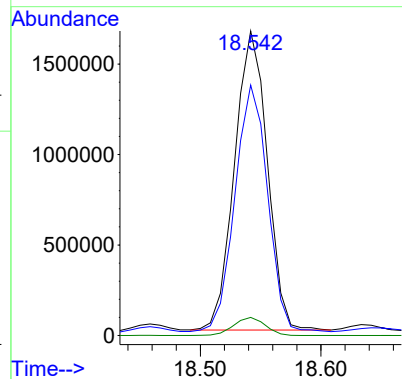
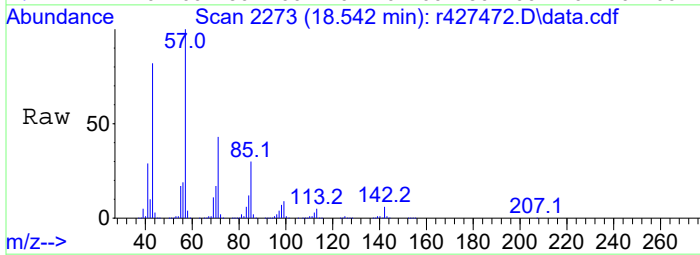
#22
 C3-Benzenes
 Concen: 97.13 ppbV m
 RT: 18.467 min Scan# 2264
 Delta R.T. 0.000 min
 Lab File: r427472.D
 Acq: 21 Apr 2023 6:24 AM

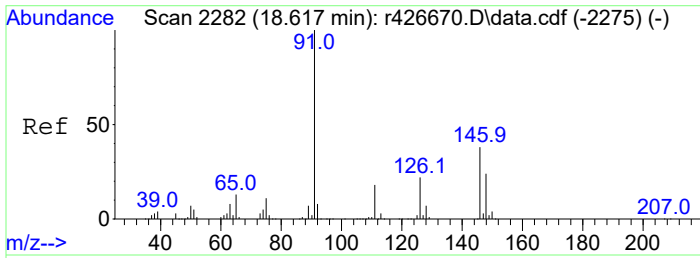
Tgt Ion	Resp	Lower	Upper
105	100		
120	15.1	42.4	63.6#
91	2.5	7.4	11.0#



#23
 decane
 Concen: 46.97 ppbV
 RT: 18.542 min Scan# 2273
 Delta R.T. 0.000 min
 Lab File: r427472.D
 Acq: 21 Apr 2023 6:24 AM

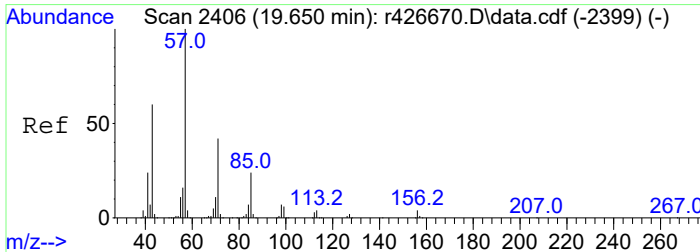
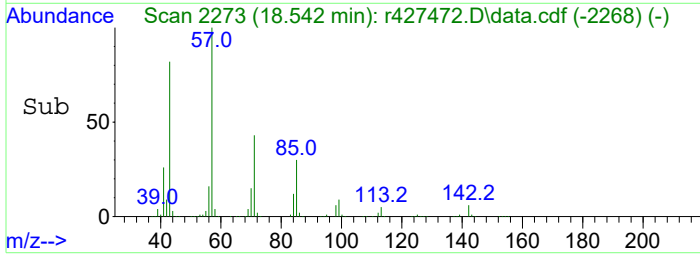
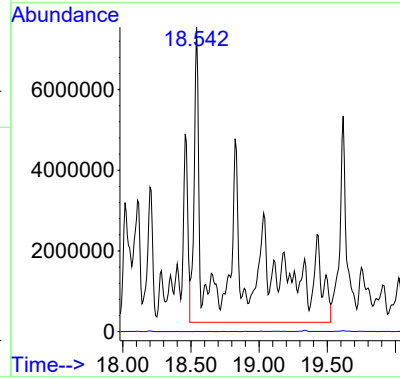
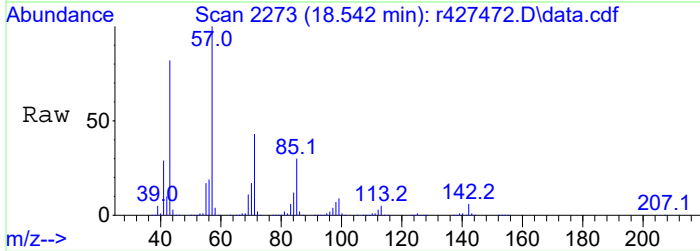
Tgt Ion	Resp	Lower	Upper
57	100		
43	82.2	65.8	98.6
142	6.0	4.8	7.2





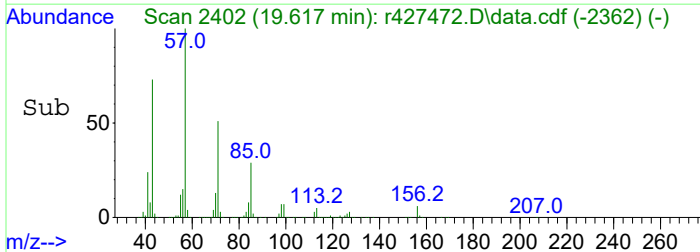
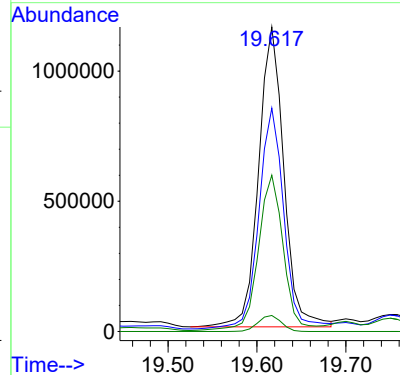
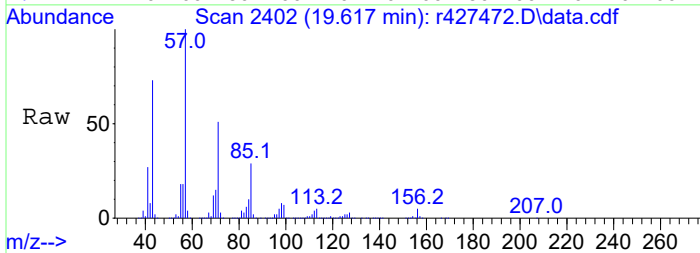
#24
 C10 - < C11 Aliphatics
 Concen: 1222.02 ppbV m
 RT: 18.542 min Scan# 2273
 Delta R.T. 0.000 min
 Lab File: r427472.D
 Acq: 21 Apr 2023 6:24 AM

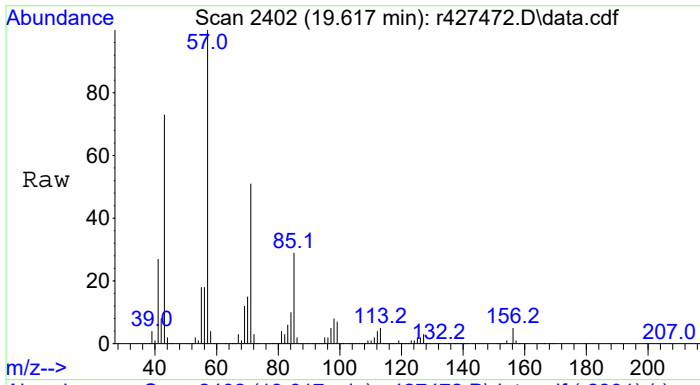
Tgt Ion: TIC Resp: 81223347
 Ion Ratio Lower Upper
 TIC 100
 126 273200.0 2.9 4.3#



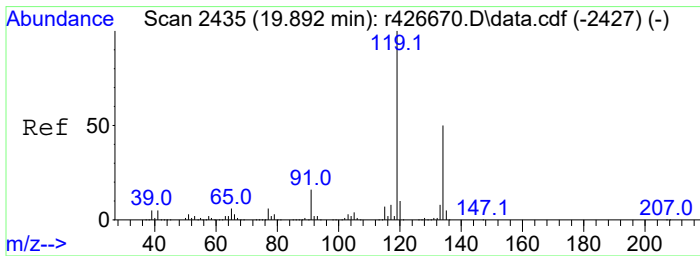
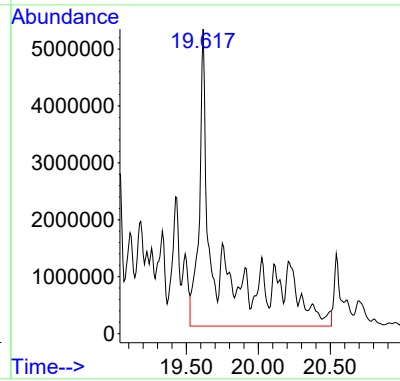
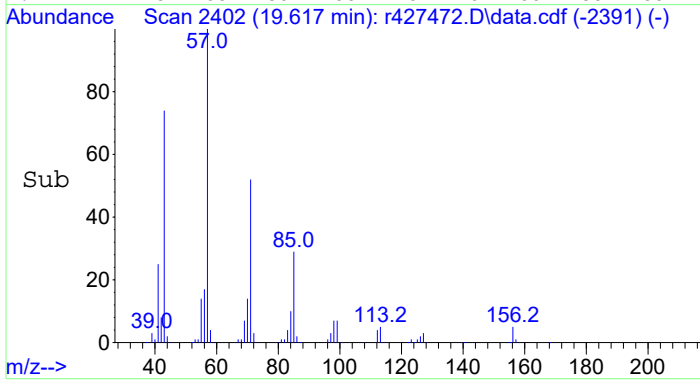
#25
 undecane
 Concen: 32.05 ppbV
 RT: 19.617 min Scan# 2402
 Delta R.T. 0.000 min
 Lab File: r427472.D
 Acq: 21 Apr 2023 6:24 AM

Tgt Ion: 57 Resp: 2276162
 Ion Ratio Lower Upper
 57 100
 43 73.4 58.7 88.1
 71 51.4 41.1 61.7
 156 5.3 4.2 6.4





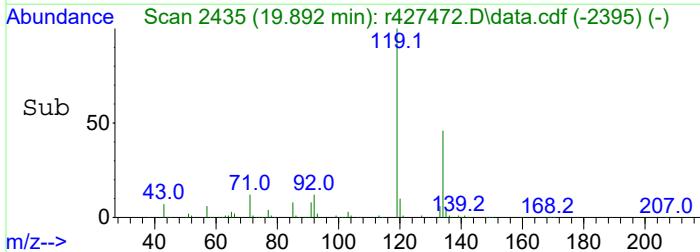
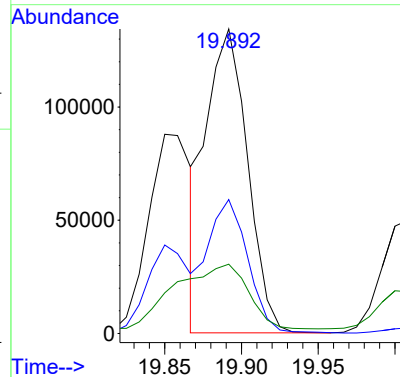
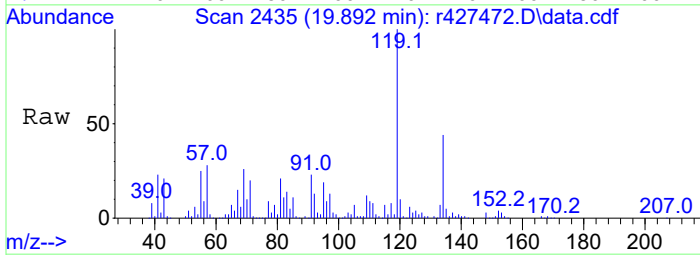
#26
 C11 - < C12 Aliphatics
 Concen: 688.97 ppbV m
 RT: 19.617 min Scan# 2402
 Delta R.T. 0.000 min
 Lab File: r427472.D
 Acq: 21 Apr 2023 6:24 AM
 Tgt Ion:TIC Resp:48932549

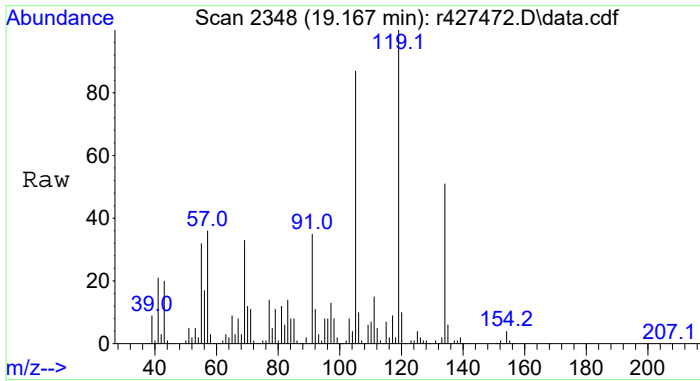


#27
 1,2,4,5-tetramethylbenzene
 Concen: 6.53 ppbV
 RT: 19.892 min Scan# 2435
 Delta R.T. 0.000 min
 Lab File: r427472.D
 Acq: 21 Apr 2023 6:24 AM

Tgt Ion:119 Resp: 251757

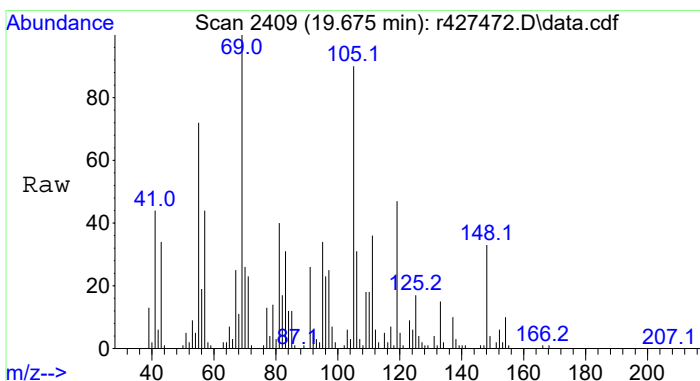
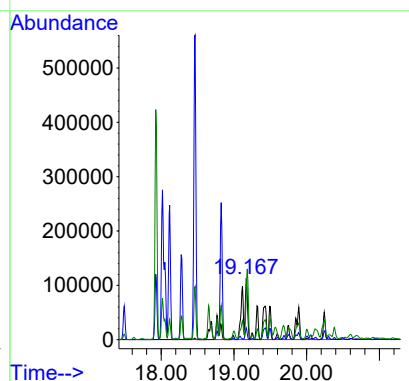
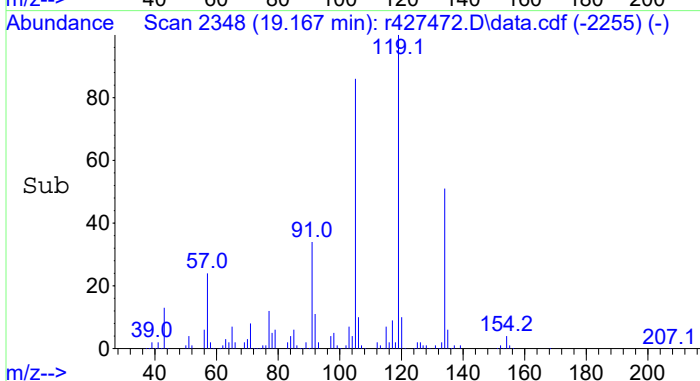
Ion	Ratio	Lower	Upper
119	100		
134	44.0	35.2	52.8
91	22.7	18.2	27.2





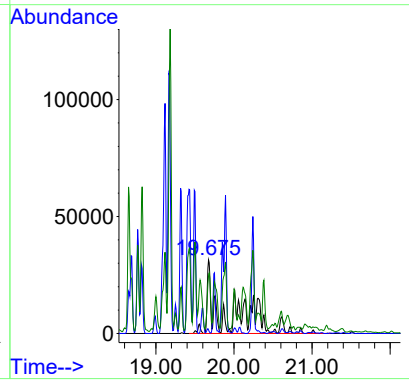
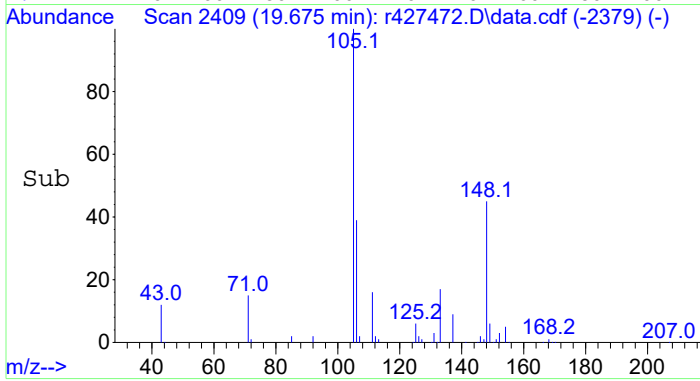
#28
 C4-Benzenes
 Concen: 41.18 ppbV m
 RT: 19.167 min Scan# 2348
 Delta R.T. 0.000 min
 Lab File: r427472.D
 Acq: 21 Apr 2023 6:24 AM

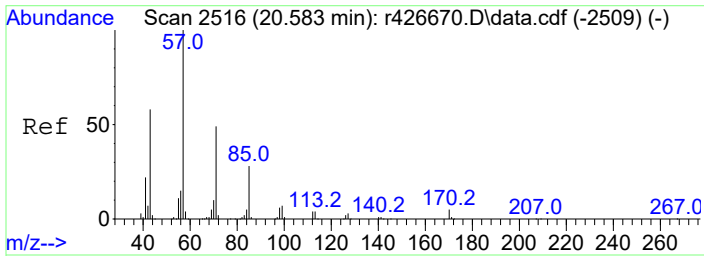
Tgt Ion	Resp	Lower	Upper
134	100		
120	2.5	15.6	23.4#
91	17.2	54.8	82.2#



#29
 C5-Benzenes
 Concen: 11.86 ppbV m
 RT: 19.675 min Scan# 2409
 Delta R.T. 0.000 min
 Lab File: r427472.D
 Acq: 21 Apr 2023 6:24 AM

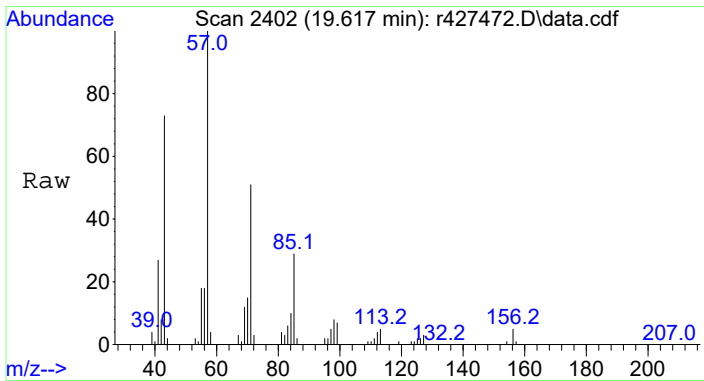
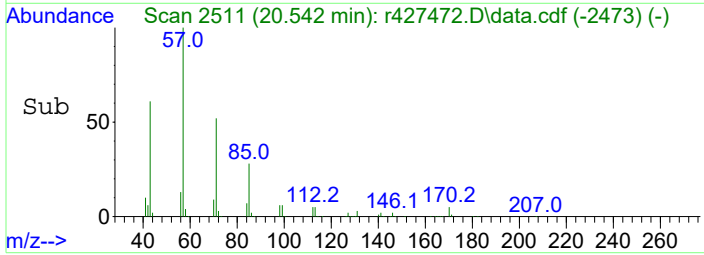
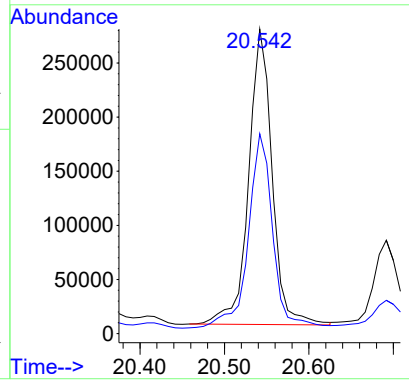
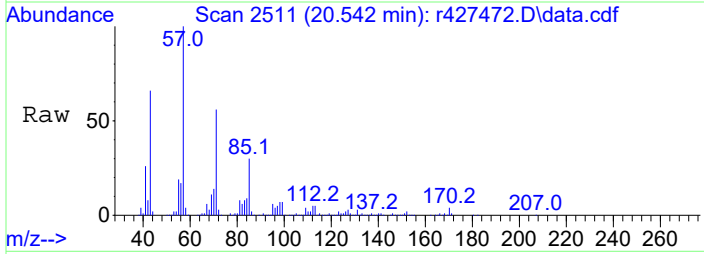
Tgt Ion	Resp	Lower	Upper
148	100		
134	0.9	3.8	5.8#
91	14.7	62.6	94.0#





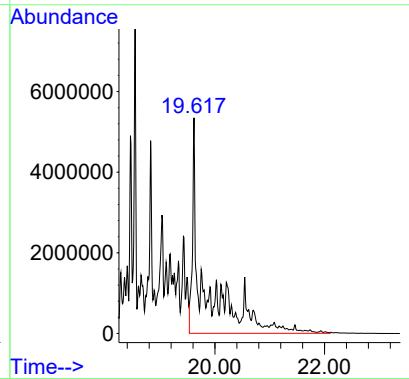
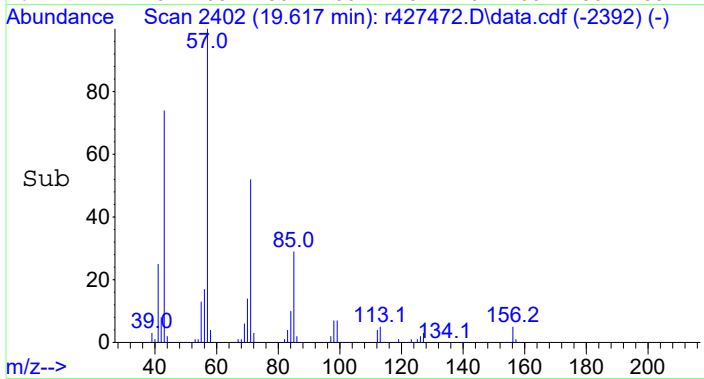
#30
 dodecane
 Concen: 8.03 ppbV
 RT: 20.542 min Scan# 2511
 Delta R.T. 0.000 min
 Lab File: r427472.D
 Acq: 21 Apr 2023 6:24 AM

Tgt Ion: 57 Resp: 530275
 Ion Ratio Lower Upper
 57 100
 43 65.6 52.5 78.7



#31
 C12 + Aliphatics
 Concen: 1108.02 ppbV m
 RT: 19.617 min Scan# 2402
 Delta R.T. 0.000 min
 Lab File: r427472.D
 Acq: 21 Apr 2023 6:24 AM

Tgt Ion:TIC Resp:73132420



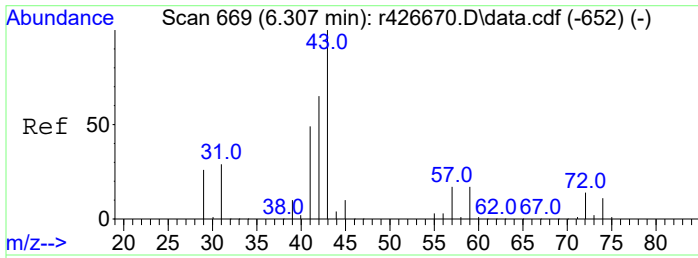
Data Path : C:\PROJECTS\HAWAII DOH\2. LABORATORY DATA\ALPHA\WAF STUDY\L2317092\TO15-LL\NF TO-15\
 Data File : r427474.D
 Acq On : 21 Apr 2023 7:43 AM
 Operator : AIRPIANO4:RAY
 Sample : L2317092-02D,3,0.98,250
 Misc : WG1769204,ICAL19932
 ALS Vial : 0 Sample Multiplier: 1

Quant Time: Jul 28 15:08:12 2023
 Quant Method : C:\Projects\Hawaii DOH\2. Laboratory Data\Alpha\WAF Study\L2317092\TO15-LL\NF TO-15\TFS19 230501 NF.M
 Quant Title : TO-14A/TO-15 SIM/Full Scan Analysis
 QLast Update : Fri Jul 28 14:28:27 2023
 Response via : Initial Calibration

Compound	R.T.	QIon	Response	Conc	Units	Dev (Min)	

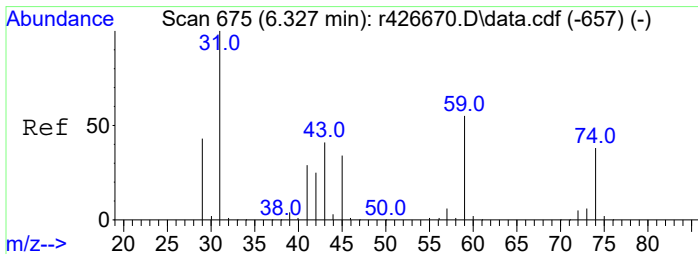
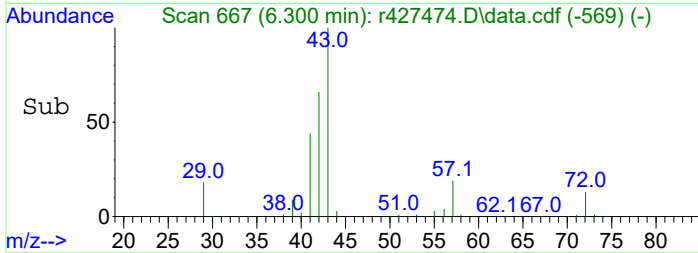
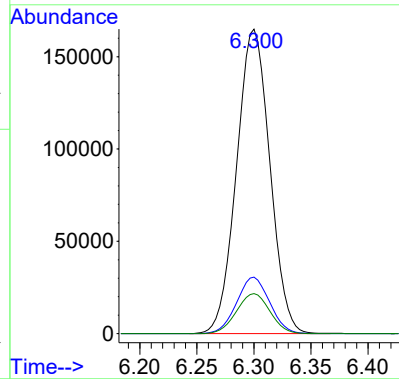
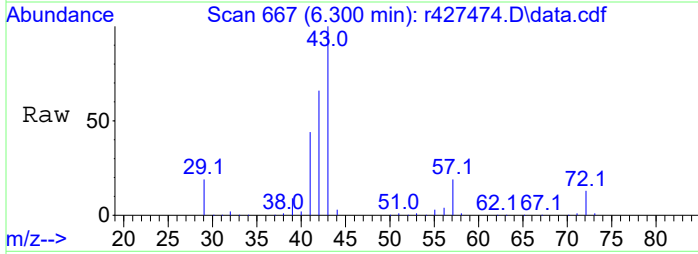
Internal Standards							
1) bromochloromethane	9.117	49	297625	10.00	ppbV	0.00	
4) 1,4-difluorobenzene	11.313	114	927732	10.00	ppbV	0.00	
11) chlorobenzene-D5	16.008	54	133314	10.00	ppbV	0.00	
Target Compounds							Qvalue
2) pentane	6.300	43	335169	14.85	ppbV		100
3) C5 - < C6 Aliphatics	6.300	TIC	4168138m	184.69	ppbV		
5) hexane	9.183	57	358361	11.99	ppbV		99
6) C6 - < C7 Aliphatics	11.313	TIC	13398865m	448.17	ppbV		
7) benzene	10.900	78	211400	3.76	ppbV		100
8) C1 - Benzenes	10.900	78	211400	3.76	ppbV		100
9) heptane	12.473	43	676815	18.39	ppbV		100
10) C7 - C8 Aliphatics	15.275	TIC	46388889m	1260.23	ppbV		
12) toluene	14.258	91	1671900	28.08	ppbV		99
13) octane	15.275	85	1050782	38.62	ppbV		99
14) ethylbenzene	16.400	91	1115469	14.95	ppbV		100
15) m+p-xylene	16.558	91	3084684	50.47	ppbV		100
16) o-xylene	16.983	91	1558628	25.68	ppbV		99
17) C2-Benzenes	16.558	91	5775656m	95.17	ppbV		
18) nonane	17.183	43	2842626	51.17	ppbV		100
19) C9 - < C10 Aliphatics	17.183	TIC	117276565m	2111.08	ppbV		
20) 1,3,5-trimethylbenzene	18.117	105	849691	10.71	ppbV		99
21) 1,2,4-Trimethylbenzene	18.467	105	2401766	32.17	ppbV		98
22) C3-Benzenes	18.467	105	7654194m	102.53	ppbV		
23) decane	18.550	57	3229386	49.31	ppbV		99
24) C10 - < C11 Aliphatics	18.550	TIC	86821012m	1325.80	ppbV		
25) undecane	19.617	57	2408994	34.43	ppbV		100
26) C11 - < C12 Aliphatics	19.608	TIC	52456878m	749.65	ppbV		
27) 1,2,4,5-tetramethylben...	19.883	119	275833m	7.26	ppbV		
28) C4-Benzenes	19.175	134	1753811m	46.17	ppbV		
29) C5-Benzenes	19.675	148	494072m	13.01	ppbV		
30) dodecane	20.525	57	596900	9.18	ppbV		99
31) C12 + Aliphatics	19.608	TIC	78702183m	1210.26	ppbV		

(#) = qualifier out of range (m) = manual integration (+) = signals summed



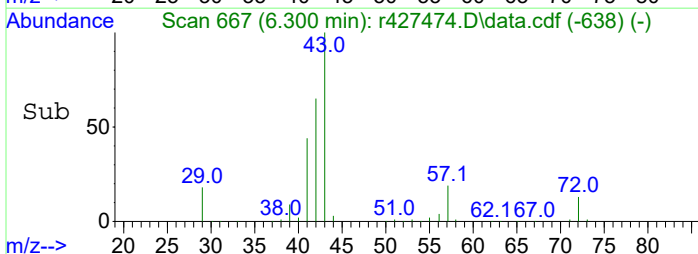
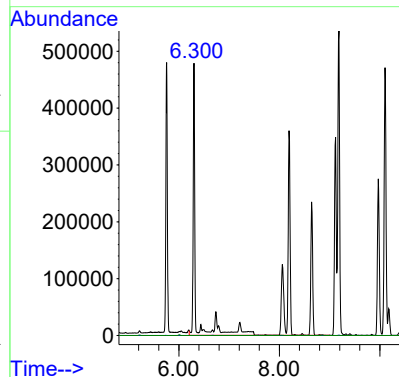
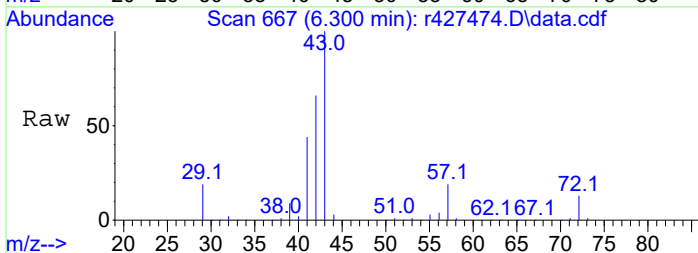
#2
 pentane
 Concen: 14.85 ppbV
 RT: 6.300 min Scan# 667
 Delta R.T. -0.003 min
 Lab File: r427474.D
 Acq: 21 Apr 2023 7:43 AM

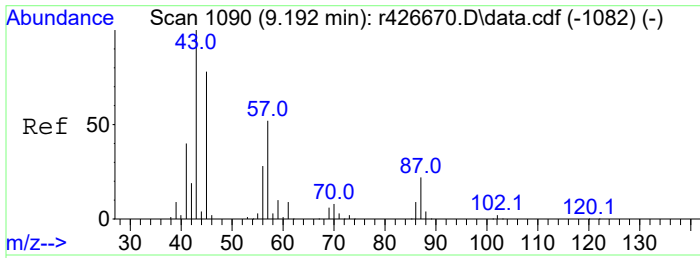
Tgt Ion	Resp	Lower	Upper
43	100		
57	18.6	14.6	22.0
72	13.1	10.5	15.7



#3
 C5 - < C6 Aliphatics
 Concen: 184.69 ppbV m
 RT: 6.300 min Scan# 667
 Delta R.T. -0.440 min
 Lab File: r427474.D
 Acq: 21 Apr 2023 7:43 AM

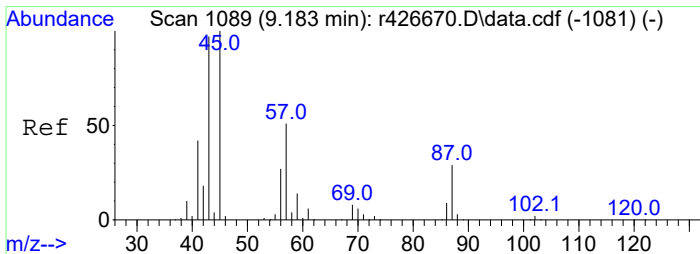
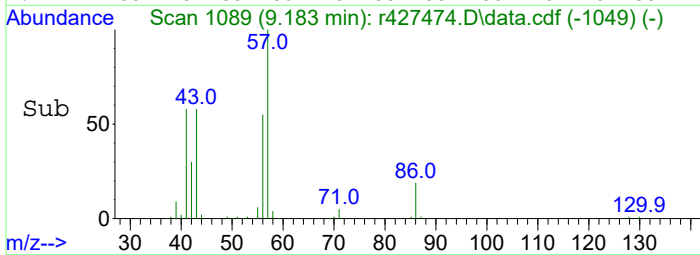
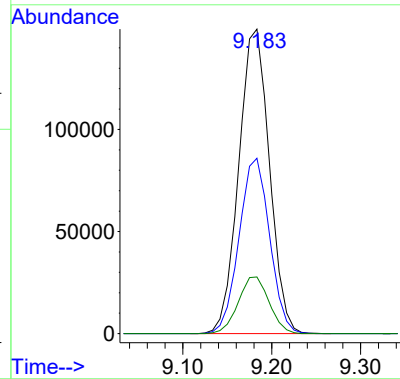
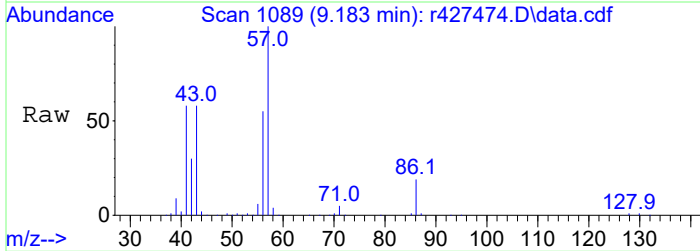
Tgt Ion	Resp	Lower	Upper
TIC	100		
59	0.0	0.0	0.0
45	0.0	0.0	0.0





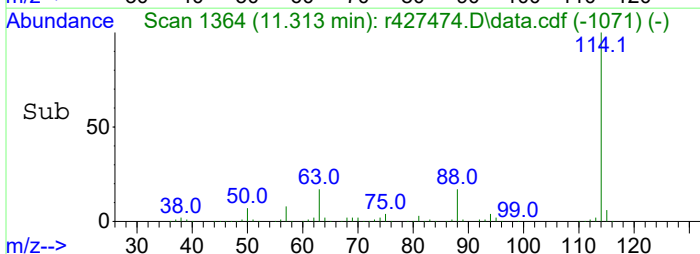
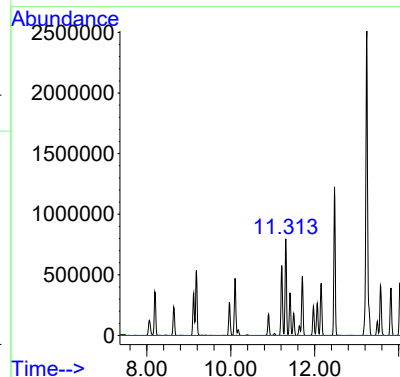
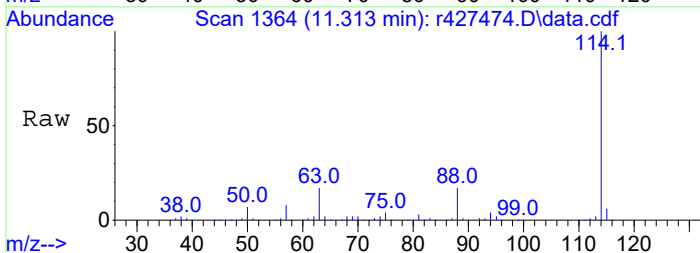
#5
hexane
Concen: 11.99 ppbV
RT: 9.183 min Scan# 1089
Delta R.T. 0.000 min
Lab File: r427474.D
Acq: 21 Apr 2023 7:43 AM

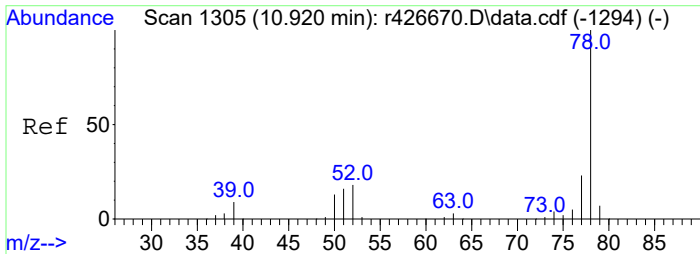
Tgt Ion	Resp	Lower	Upper
57	100		
43	57.6	45.7	68.5
86	18.6	15.0	22.6



#6
C6 - < C7 Aliphatics
Concen: 448.17 ppbV m
RT: 11.313 min Scan# 1364
Delta R.T. 0.000 min
Lab File: r427474.D
Acq: 21 Apr 2023 7:43 AM

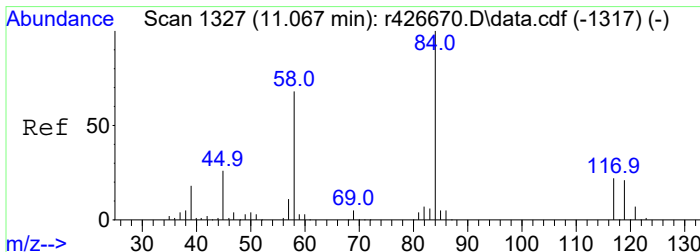
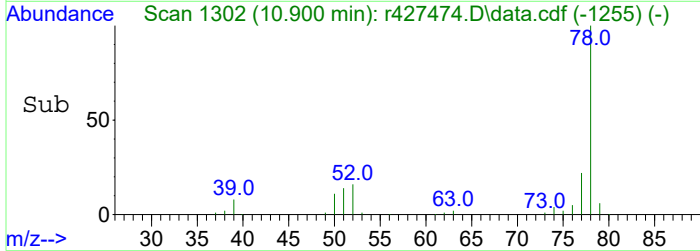
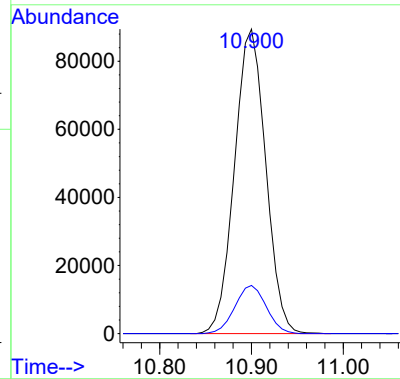
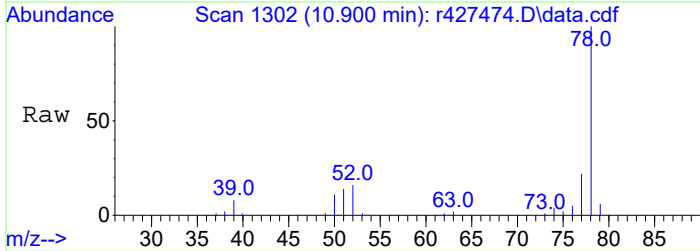
Tgt Ion	Resp	Lower	Upper
TIC	100		
59	0.0	0.0	0.0
45	94600.0	9.6	14.4#





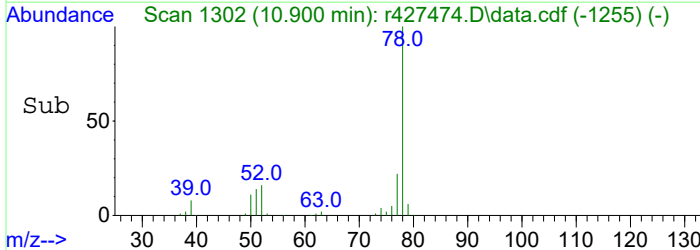
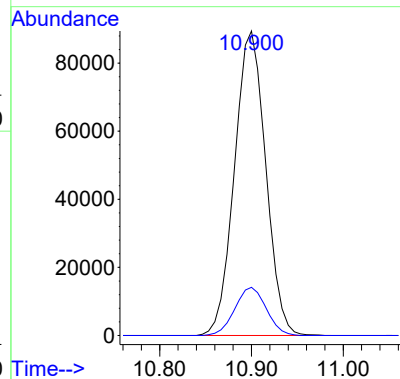
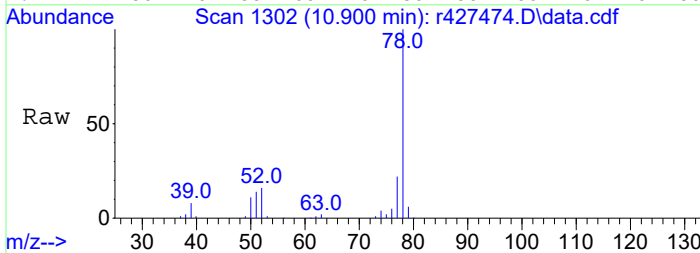
#7
benzene
Concen: 3.76 ppbV
RT: 10.900 min Scan# 1302
Delta R.T. 0.000 min
Lab File: r427474.D
Acq: 21 Apr 2023 7:43 AM

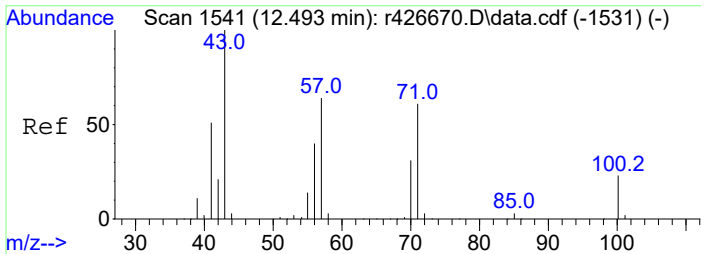
Tgt Ion	Resp	Lower	Upper
78	100		
52	15.8	12.8	19.2



#8
C1 - Benzenes
Concen: 3.76 ppbV
RT: 10.900 min Scan# 1302
Delta R.T. 0.000 min
Lab File: r427474.D
Acq: 21 Apr 2023 7:43 AM

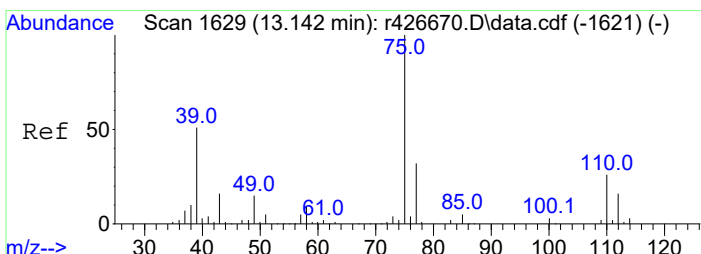
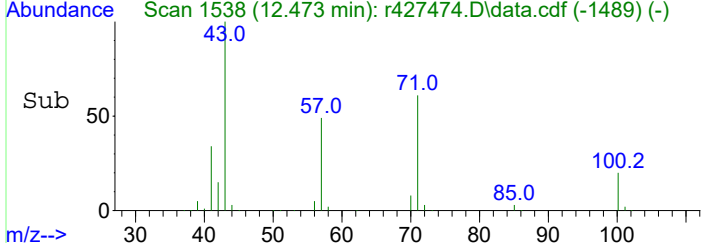
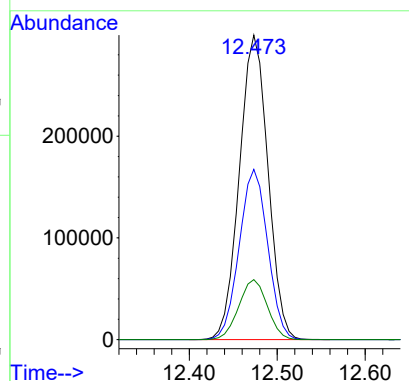
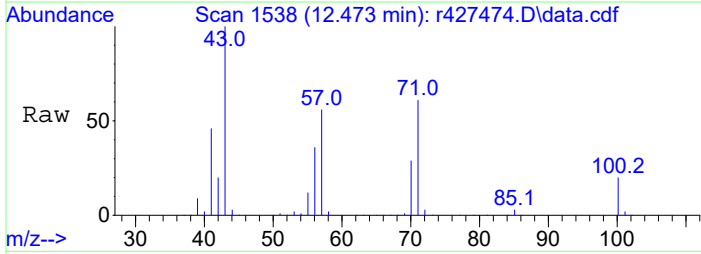
Tgt Ion	Resp	Lower	Upper
78	100		
52	15.8	12.8	19.2





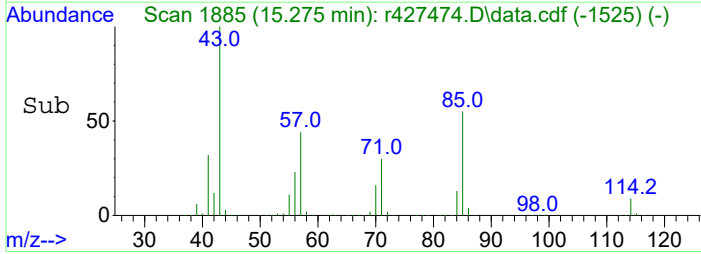
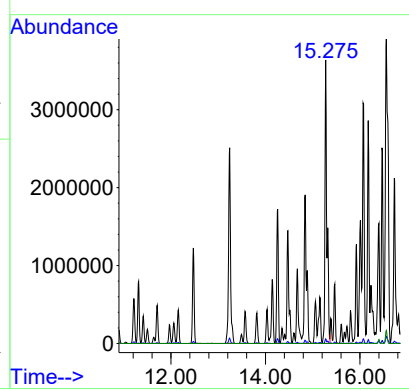
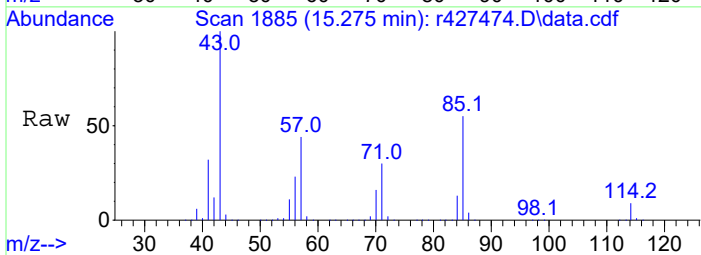
#9
 heptane
 Concen: 18.39 ppbV
 RT: 12.473 min Scan# 1538
 Delta R.T. 0.000 min
 Lab File: r427474.D
 Acq: 21 Apr 2023 7:43 AM

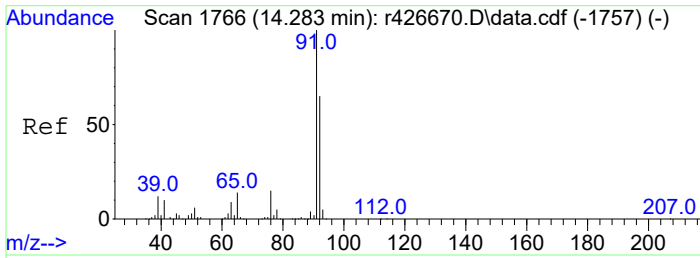
Tgt Ion	Resp	Lower	Upper
43	676815		
57	55.9	44.7	67.1
100	19.7	16.1	24.1



#10
 C7 - C8 Aliphatics
 Concen: 1260.23 ppbV m
 RT: 15.275 min Scan# 1885
 Delta R.T. 0.000 min
 Lab File: r427474.D
 Acq: 21 Apr 2023 7:43 AM

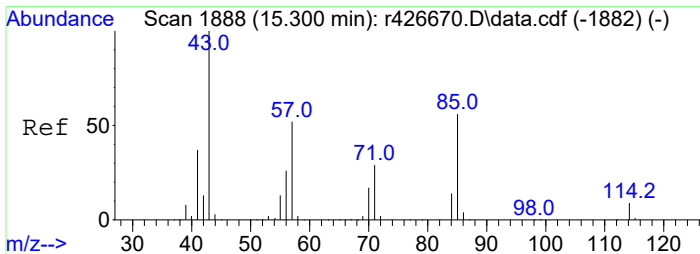
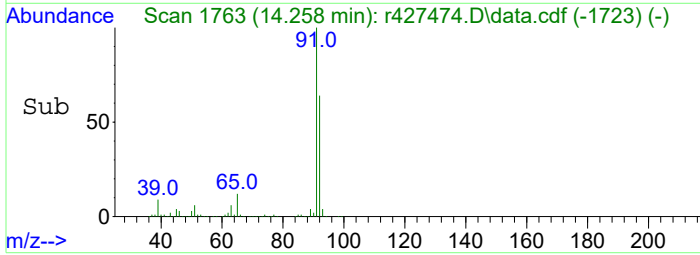
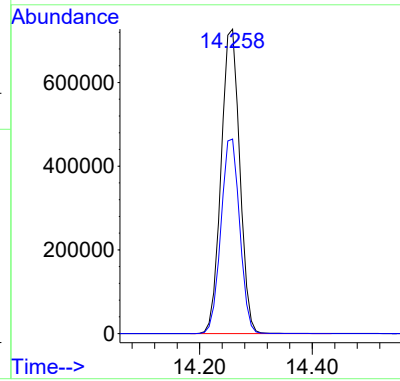
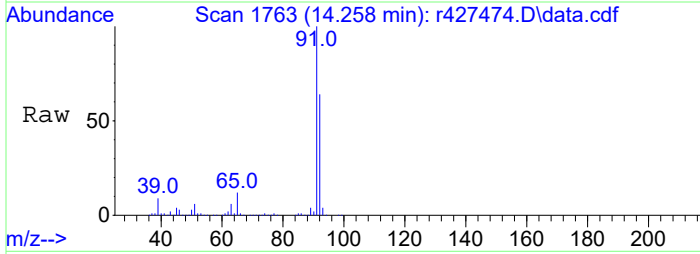
Tgt Ion	Resp	Lower	Upper
TIC	46388889		
39	5878500.0	129.3	193.9#
77	75200.0	1.5	2.3#





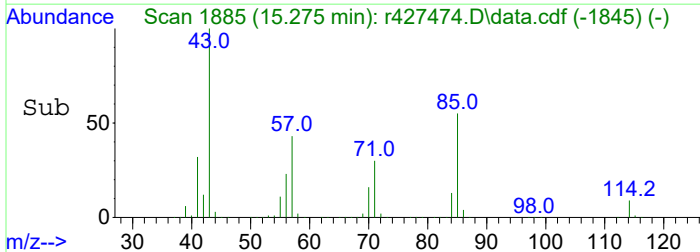
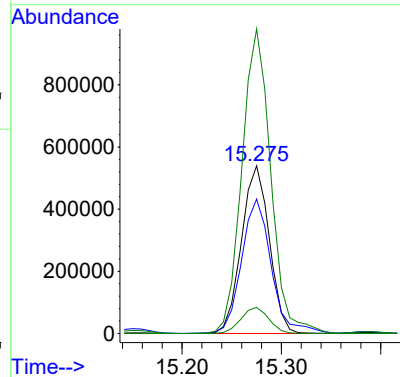
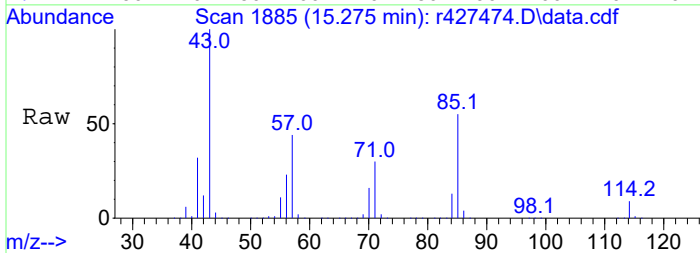
#12
toluene
Concen: 28.08 ppbV
RT: 14.258 min Scan# 1763
Delta R.T. 0.000 min
Lab File: r427474.D
Acq: 21 Apr 2023 7:43 AM

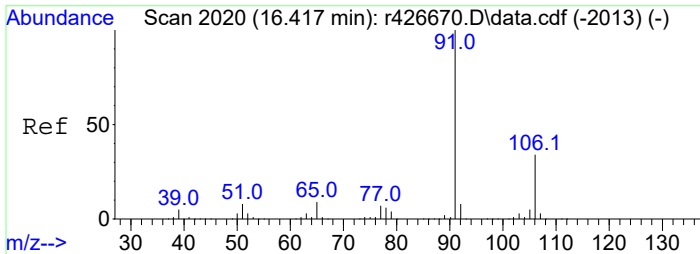
Tgt Ion: 91 Resp: 1671900
Ion Ratio Lower Upper
91 100
92 63.9 51.6 77.4



#13
octane
Concen: 38.62 ppbV
RT: 15.275 min Scan# 1885
Delta R.T. 0.000 min
Lab File: r427474.D
Acq: 21 Apr 2023 7:43 AM

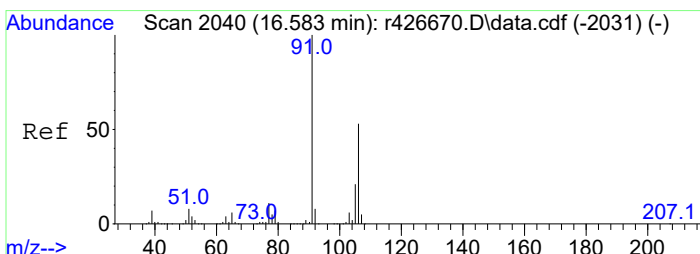
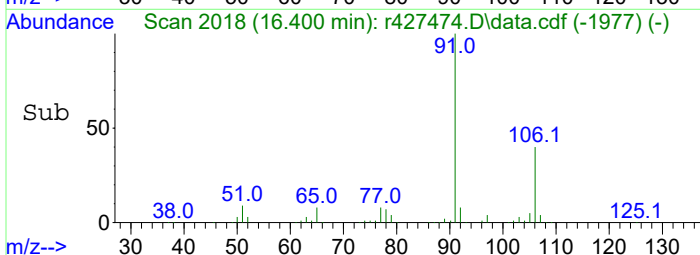
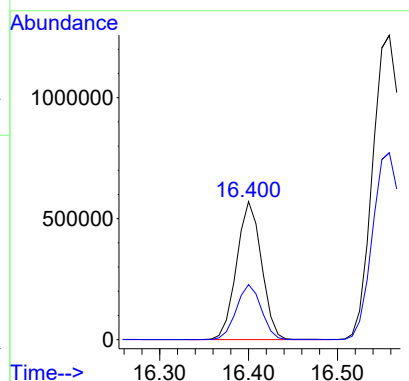
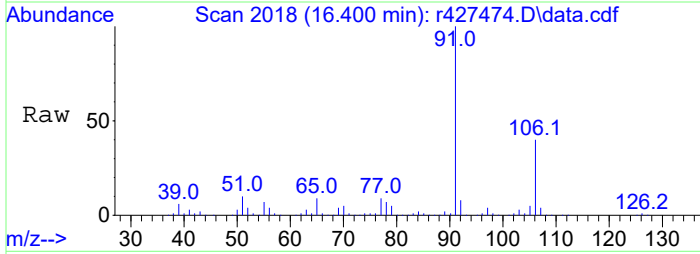
Tgt Ion: 85 Resp: 1050782
Ion Ratio Lower Upper
85 100
57 80.2 63.8 95.6
114 15.6 12.6 18.8
43 181.6 143.6 215.4





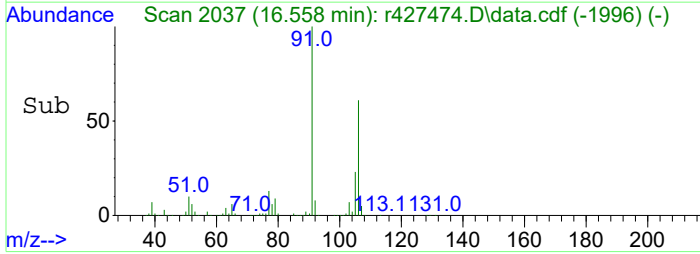
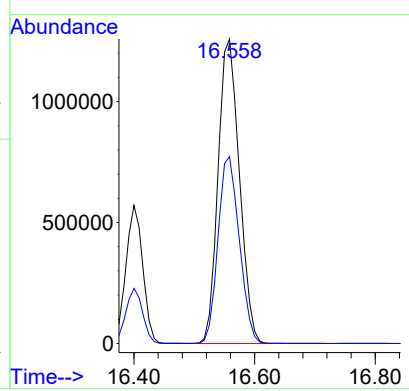
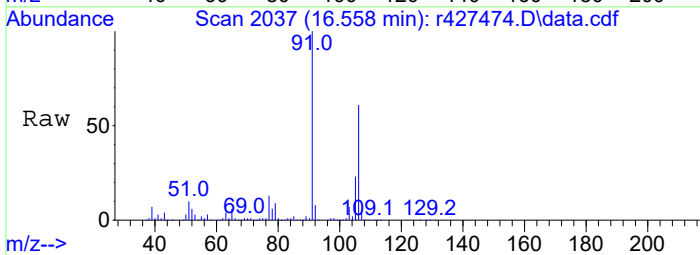
#14
ethylbenzene
Concen: 14.95 ppbV
RT: 16.400 min Scan# 2018
Delta R.T. 0.008 min
Lab File: r427474.D
Acq: 21 Apr 2023 7:43 AM

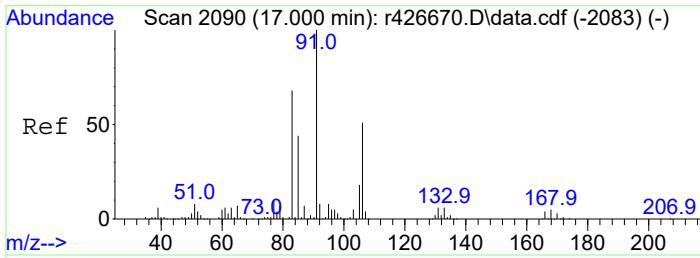
Tgt Ion: 91 Resp: 1115469
Ion Ratio Lower Upper
91 100
106 39.9 31.8 47.6



#15
m+p-xylene
Concen: 50.47 ppbV
RT: 16.558 min Scan# 2037
Delta R.T. 0.008 min
Lab File: r427474.D
Acq: 21 Apr 2023 7:43 AM

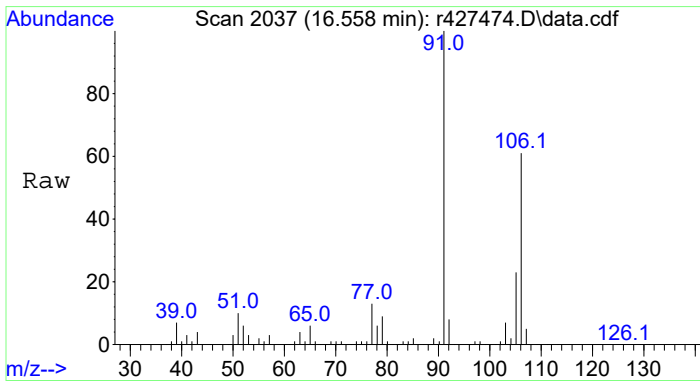
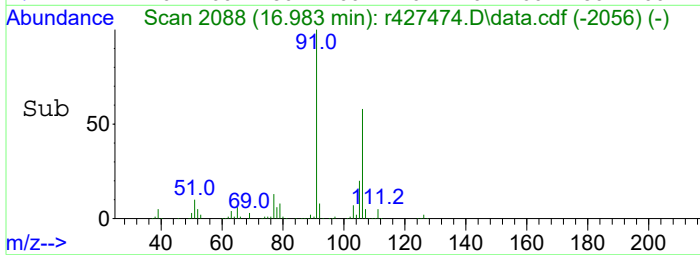
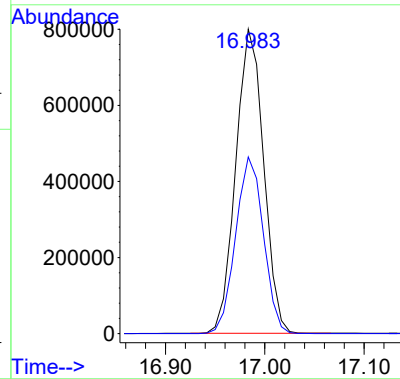
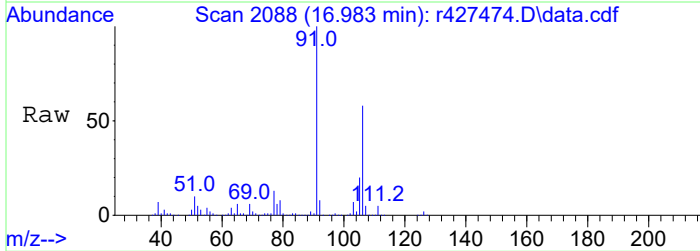
Tgt Ion: 91 Resp: 3084684
Ion Ratio Lower Upper
91 100
106 61.4 48.8 73.2





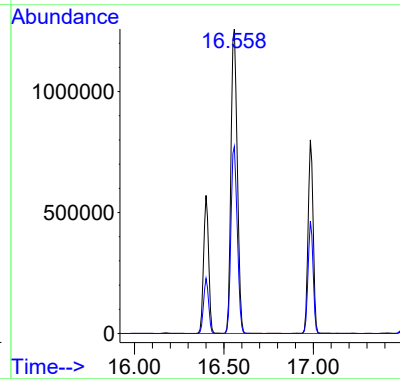
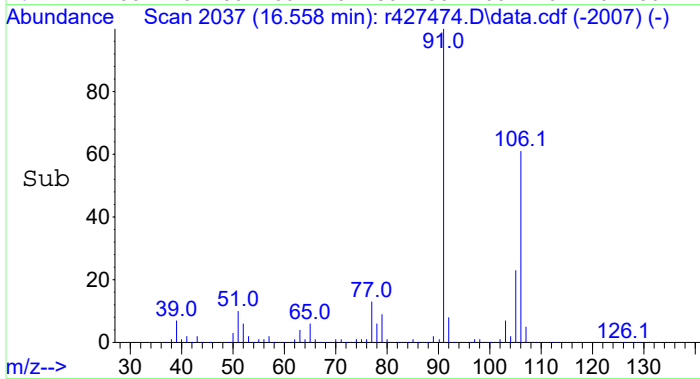
#16
 o-xylene
 Concen: 25.68 ppbV
 RT: 16.983 min Scan# 2088
 Delta R.T. 0.008 min
 Lab File: r427474.D
 Acq: 21 Apr 2023 7:43 AM

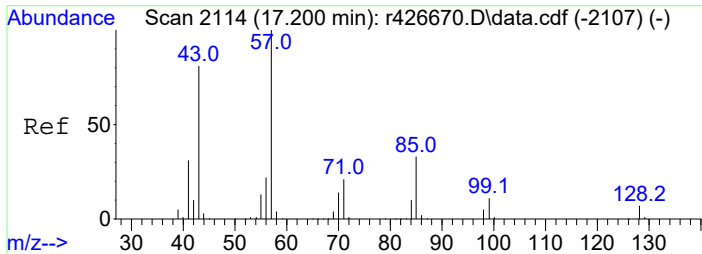
Tgt Ion: 91 Resp: 1558628
 Ion Ratio Lower Upper
 91 100
 106 58.0 46.9 70.3



#17
 C2-Benzenes
 Concen: 95.17 ppbV m
 RT: 16.558 min Scan# 2037
 Delta R.T. 0.008 min
 Lab File: r427474.D
 Acq: 21 Apr 2023 7:43 AM

Tgt Ion: 91 Resp: 5775656
 Ion Ratio Lower Upper
 91 100
 106 61.4 48.8 73.2

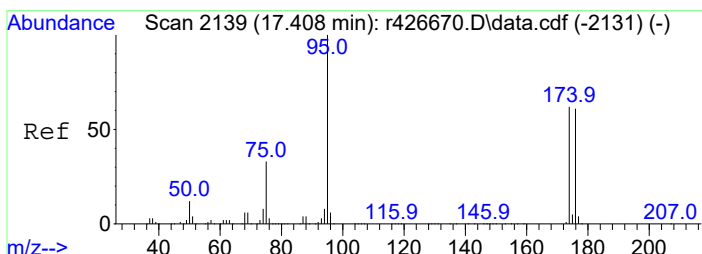
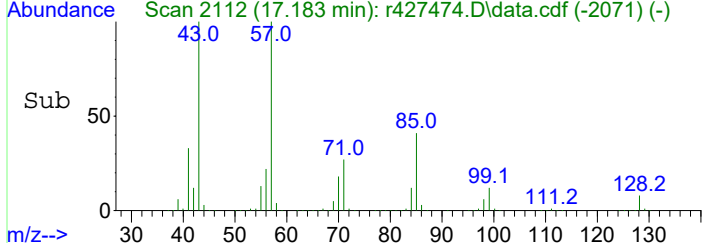
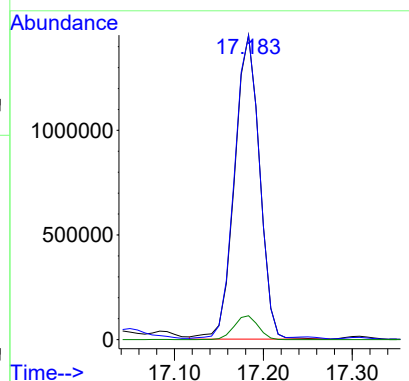
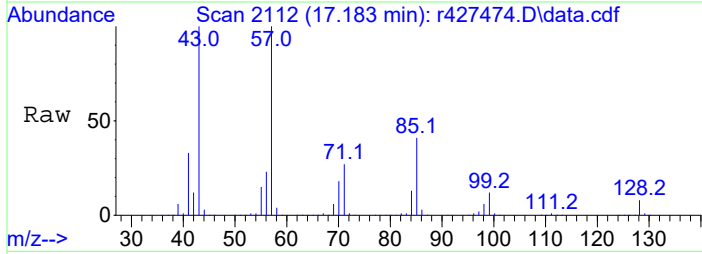




#18
 nonane
 Concen: 51.17 ppbV
 RT: 17.183 min Scan# 2112
 Delta R.T. 0.008 min
 Lab File: r427474.D
 Acq: 21 Apr 2023 7:43 AM

Tgt Ion: 43 Resp: 2842626

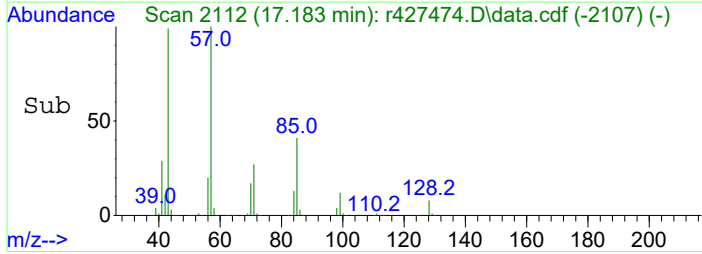
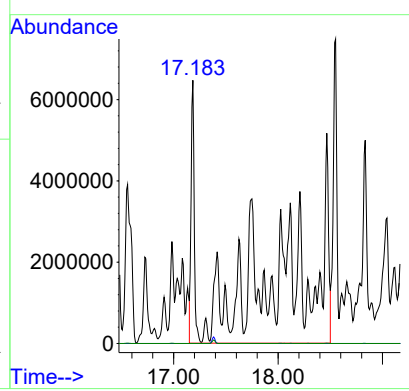
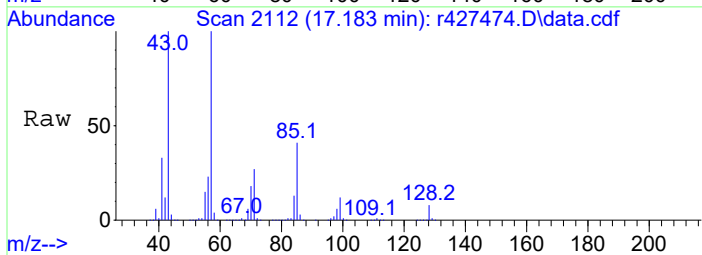
Ion	Ratio	Lower	Upper
43	100		
57	99.9	79.7	119.5
128	7.8	6.2	9.2

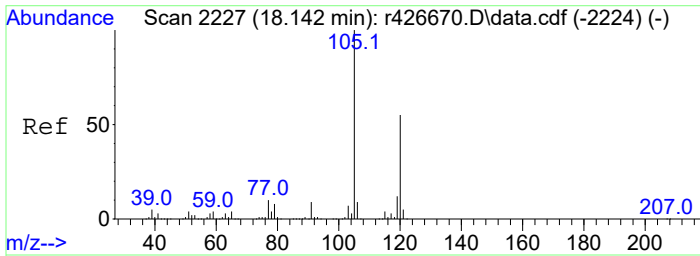


#19
 C9 - < C10 Aliphatics
 Concen: 2111.08 ppbV m
 RT: 17.183 min Scan# 2112
 Delta R.T. 0.008 min
 Lab File: r427474.D
 Acq: 21 Apr 2023 7:43 AM

Tgt Ion: TIC Resp: 117276565

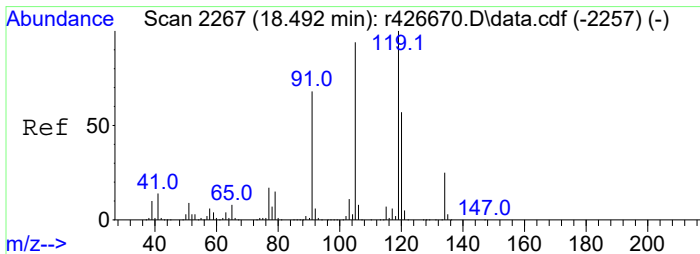
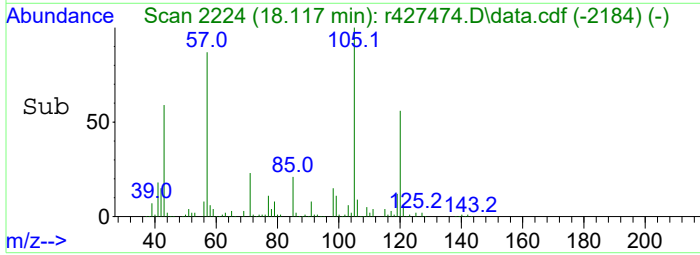
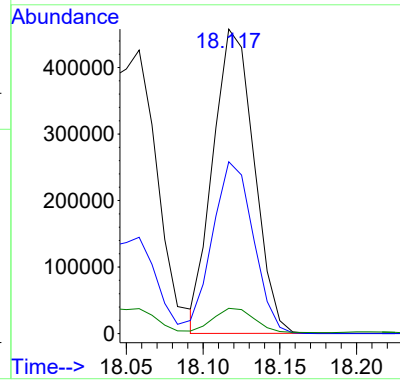
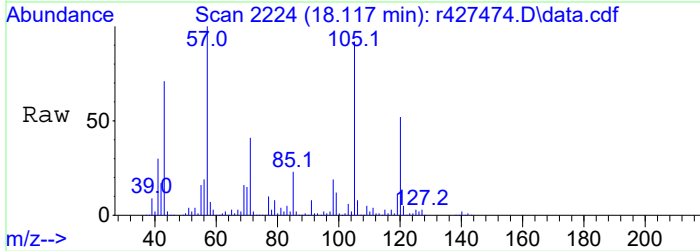
Ion	Ratio	Lower	Upper
TIC	100		
174	0.0	0.0	0.0
75	0.0	0.0	0.0





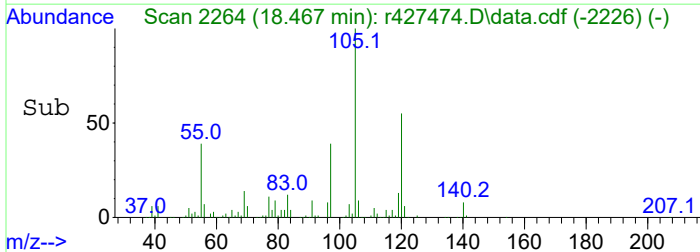
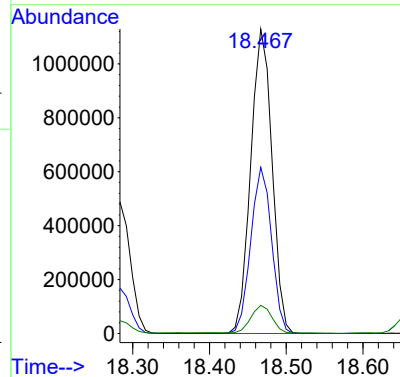
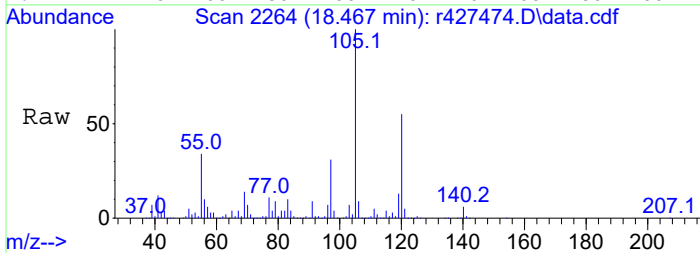
#20
 1,3,5-trimethylbenzene
 Concen: 10.71 ppbV
 RT: 18.117 min Scan# 2224
 Delta R.T. 0.000 min
 Lab File: r427474.D
 Acq: 21 Apr 2023 7:43 AM

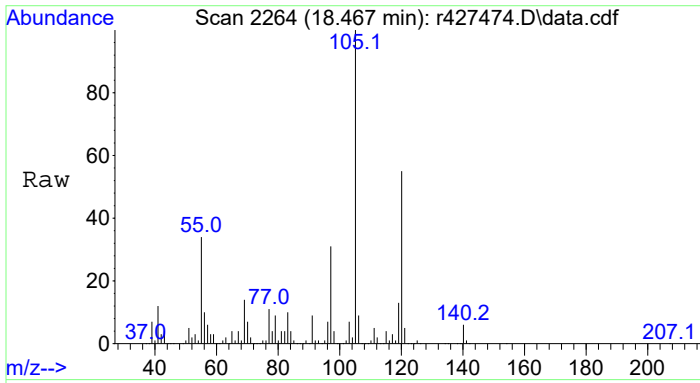
Tgt Ion	Resp	Lower	Upper
105	100		
120	56.4	44.6	67.0
91	8.3	6.8	10.2



#21
 1,2,4-Trimethylbenzene
 Concen: 32.17 ppbV
 RT: 18.467 min Scan# 2264
 Delta R.T. 0.000 min
 Lab File: r427474.D
 Acq: 21 Apr 2023 7:43 AM

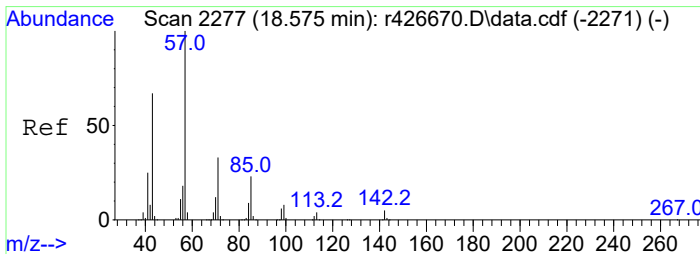
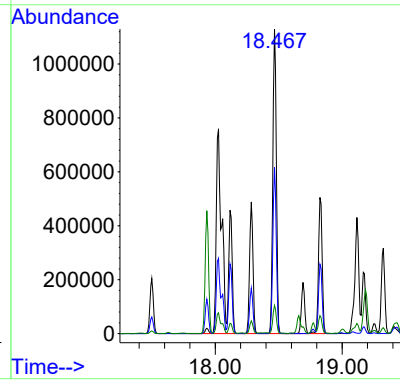
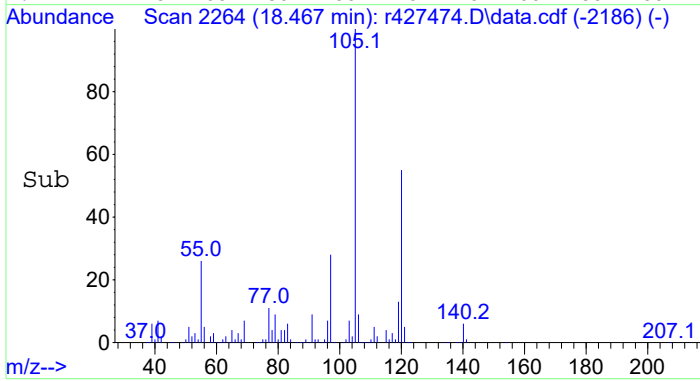
Tgt Ion	Resp	Lower	Upper
105	100		
120	54.5	42.4	63.6
91	9.3	7.4	11.0





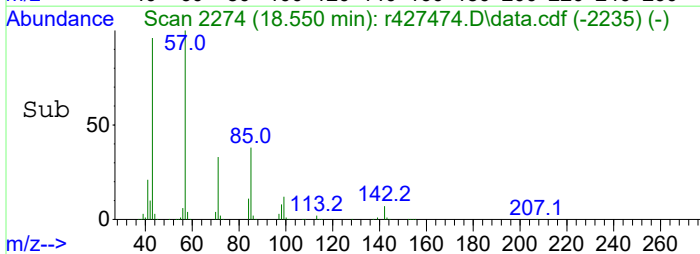
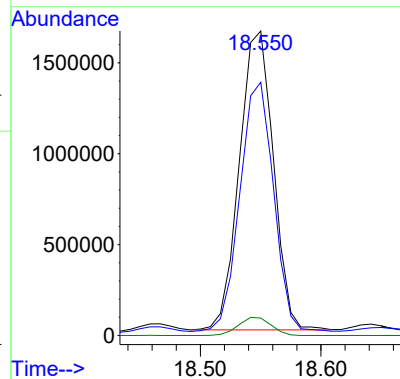
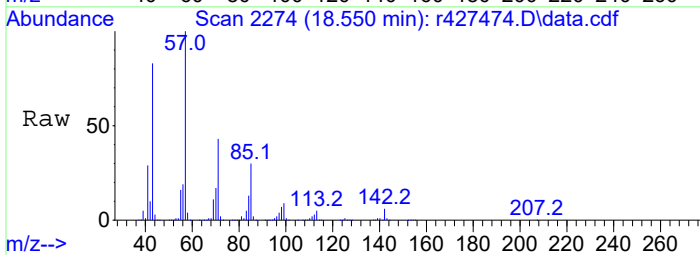
#22
 C3-Benzenes
 Concen: 102.53 ppbV m
 RT: 18.467 min Scan# 2264
 Delta R.T. 0.000 min
 Lab File: r427474.D
 Acq: 21 Apr 2023 7:43 AM

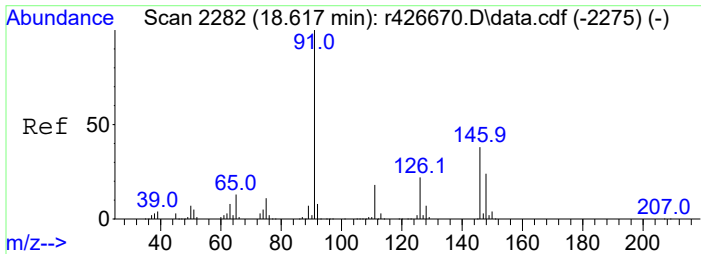
Tgt Ion	Resp	Lower	Upper
105	100		
120	15.2	42.4	63.6#
91	2.6	7.4	11.0#



#23
 decane
 Concen: 49.31 ppbV
 RT: 18.550 min Scan# 2274
 Delta R.T. 0.008 min
 Lab File: r427474.D
 Acq: 21 Apr 2023 7:43 AM

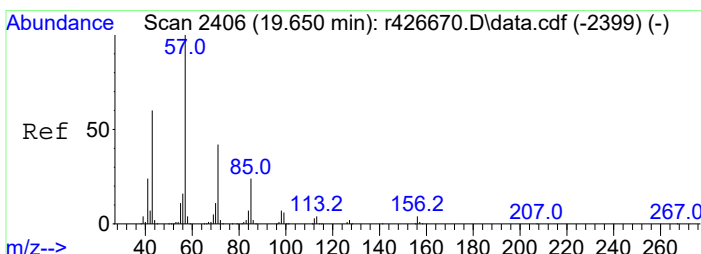
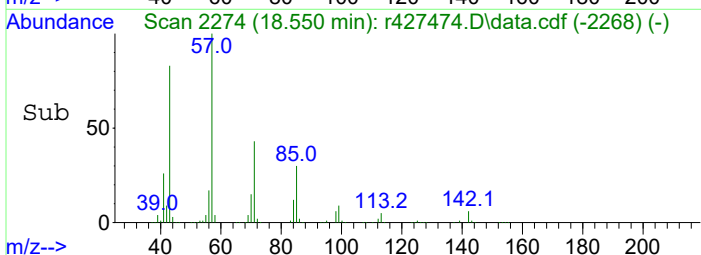
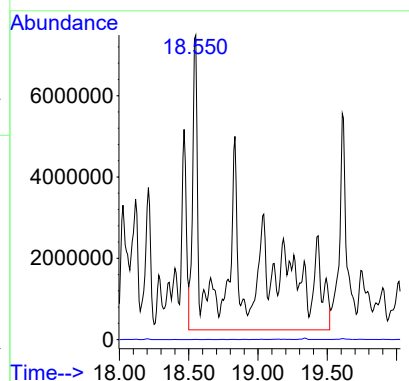
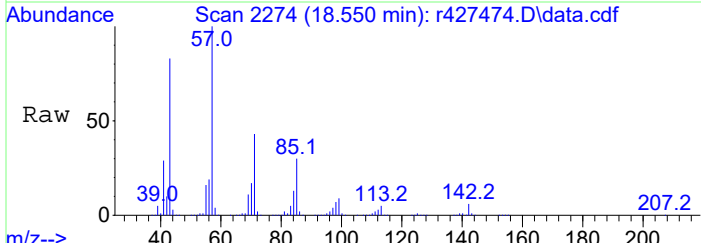
Tgt Ion	Resp	Lower	Upper
57	100		
43	83.2	65.8	98.6
142	5.7	4.8	7.2





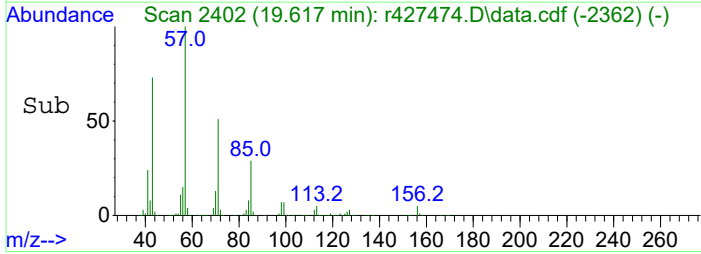
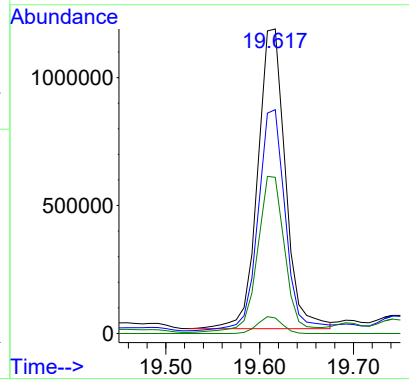
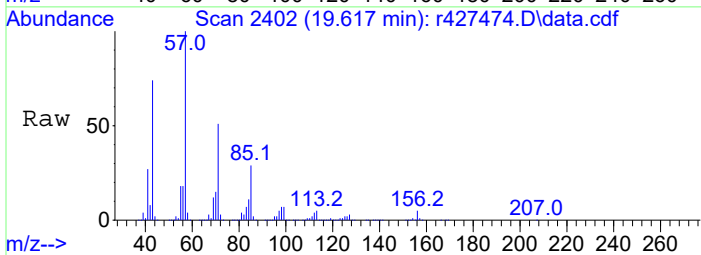
#24
 C10 - < C11 Aliphatics
 Concen: 1325.80 ppbV m
 RT: 18.550 min Scan# 2274
 Delta R.T. 0.008 min
 Lab File: r427474.D
 Acq: 21 Apr 2023 7:43 AM

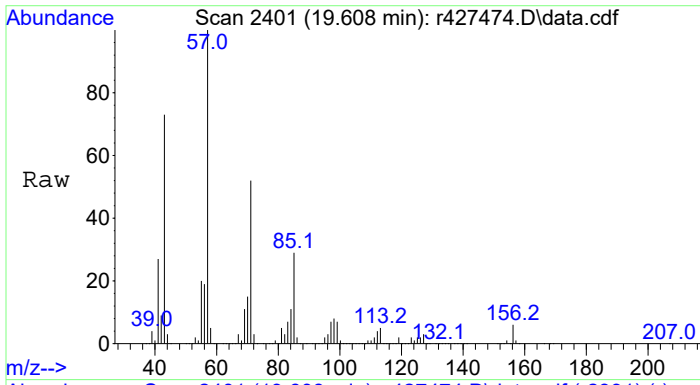
Tgt Ion:TIC Resp:86821012
 Ion Ratio Lower Upper
 TIC 100
 126 295700.0 2.9 4.3#



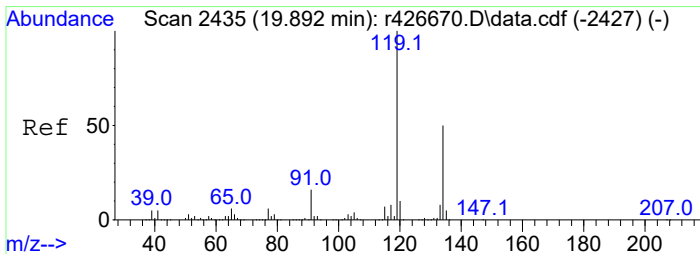
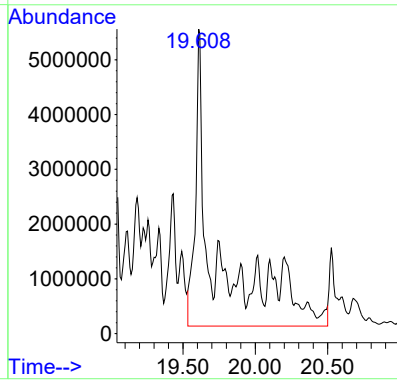
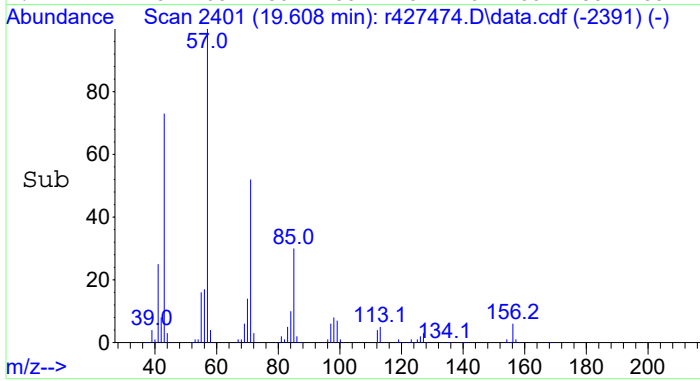
#25
 undecane
 Concen: 34.43 ppbV
 RT: 19.617 min Scan# 2402
 Delta R.T. 0.000 min
 Lab File: r427474.D
 Acq: 21 Apr 2023 7:43 AM

Tgt Ion: 57 Resp: 2408994
 Ion Ratio Lower Upper
 57 100
 43 73.5 58.7 88.1
 71 51.3 41.1 61.7
 156 5.1 4.2 6.4





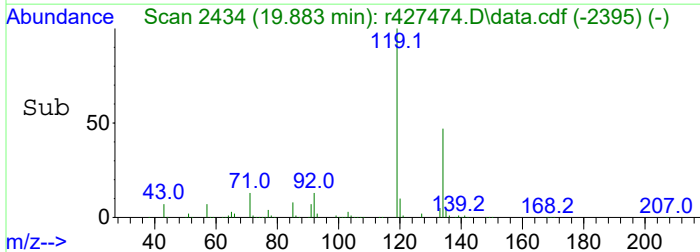
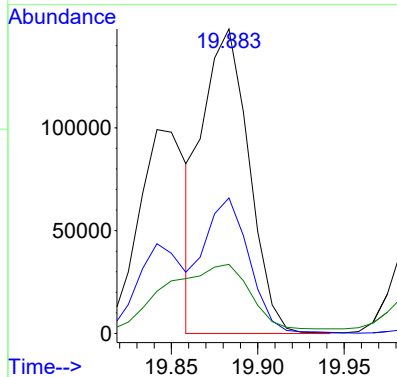
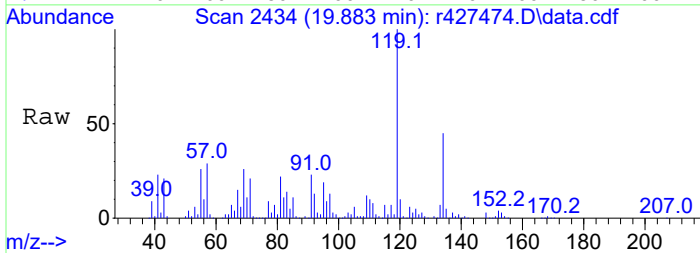
#26
 C11 - < C12 Aliphatics
 Concen: 749.65 ppbV m
 RT: 19.608 min Scan# 2401
 Delta R.T. -0.008 min
 Lab File: r427474.D
 Acq: 21 Apr 2023 7:43 AM
 Tgt Ion:TIC Resp:52456878

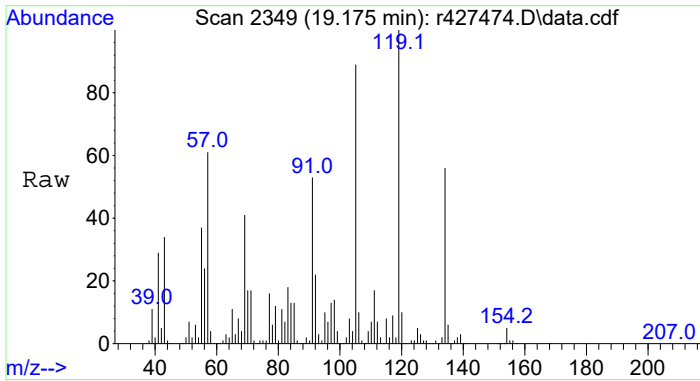


#27
 1,2,4,5-tetramethylbenzene
 Concen: 7.26 ppbV m
 RT: 19.883 min Scan# 2434
 Delta R.T. -0.008 min
 Lab File: r427474.D
 Acq: 21 Apr 2023 7:43 AM

Tgt Ion:119 Resp: 275833

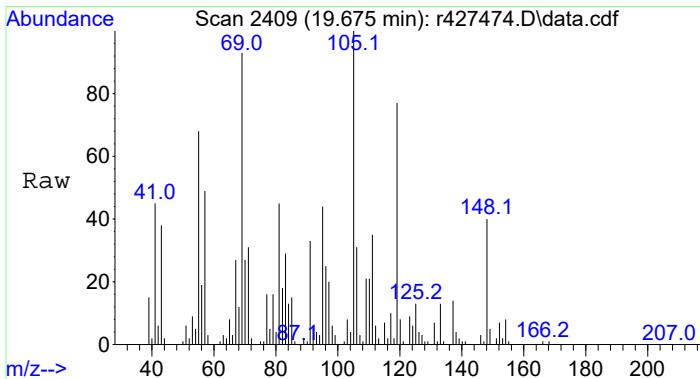
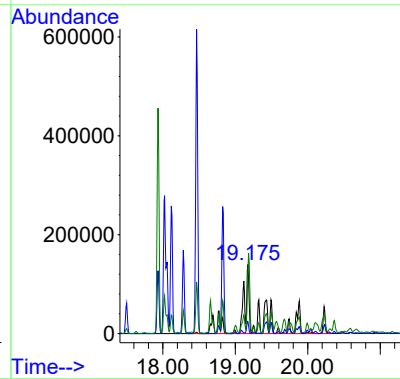
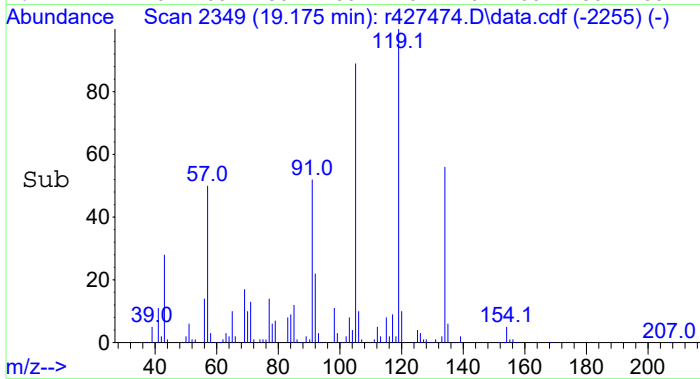
Ion	Ratio	Lower	Upper
119	100		
134	44.5	35.2	52.8
91	22.7	18.2	27.2





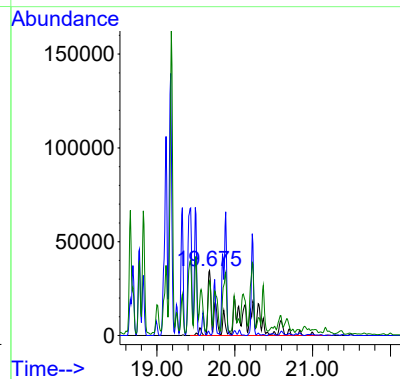
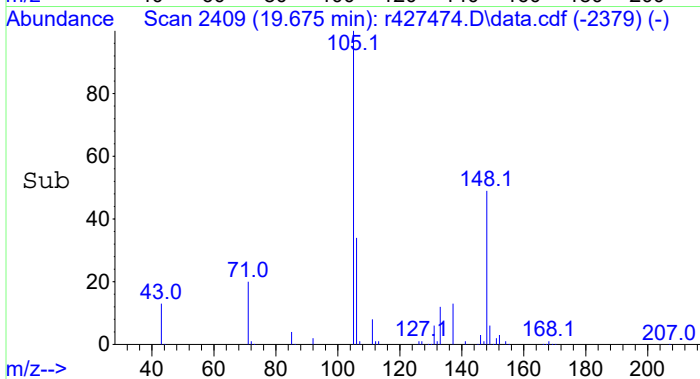
#28
 C4-Benzenes
 Concen: 46.17 ppbV m
 RT: 19.175 min Scan# 2349
 Delta R.T. 0.008 min
 Lab File: r427474.D
 Acq: 21 Apr 2023 7:43 AM

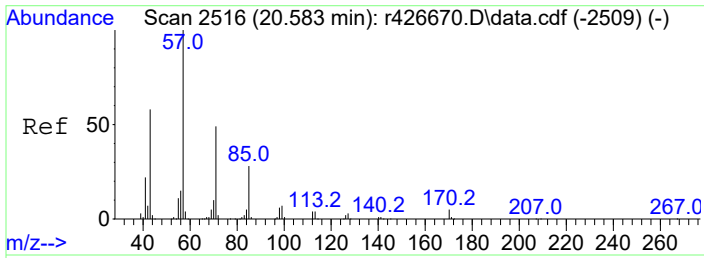
Tgt Ion	Ratio	Lower	Upper
134	100		
120	2.7	15.6	23.4#
91	19.5	54.8	82.2#



#29
 C5-Benzenes
 Concen: 13.01 ppbV m
 RT: 19.675 min Scan# 2409
 Delta R.T. 0.000 min
 Lab File: r427474.D
 Acq: 21 Apr 2023 7:43 AM

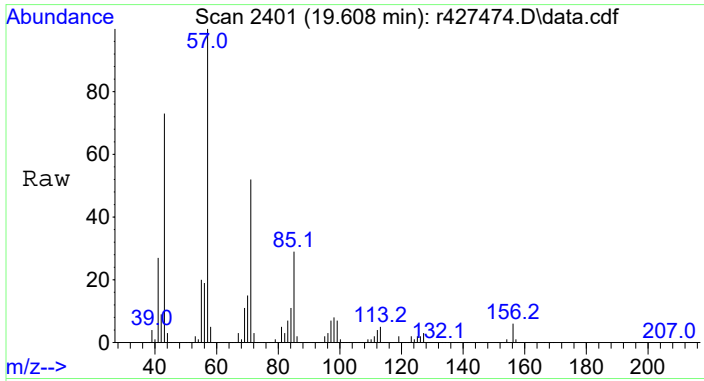
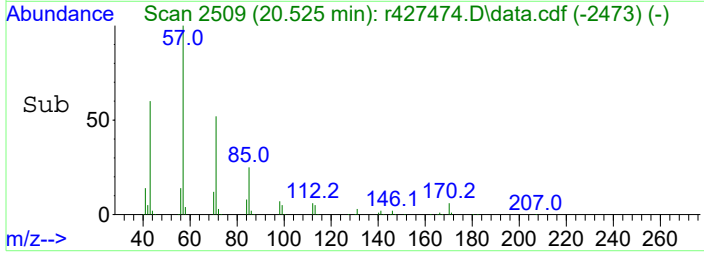
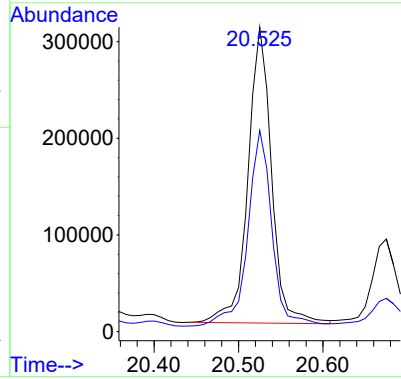
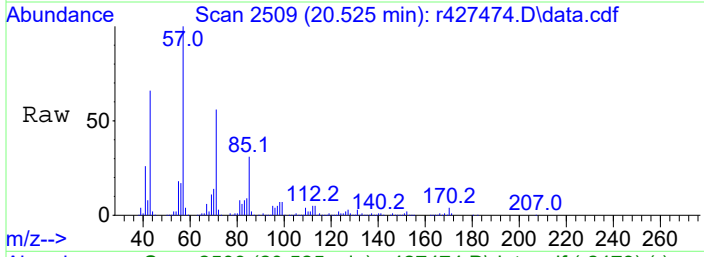
Tgt Ion	Ratio	Lower	Upper
148	100		
134	0.8	3.8	5.8#
91	15.0	62.6	94.0#





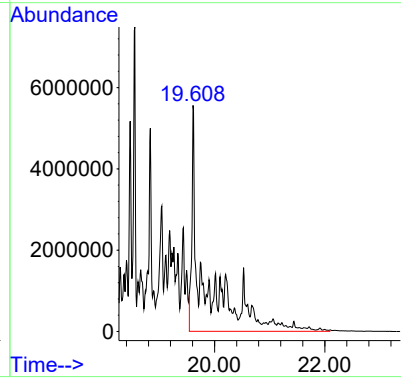
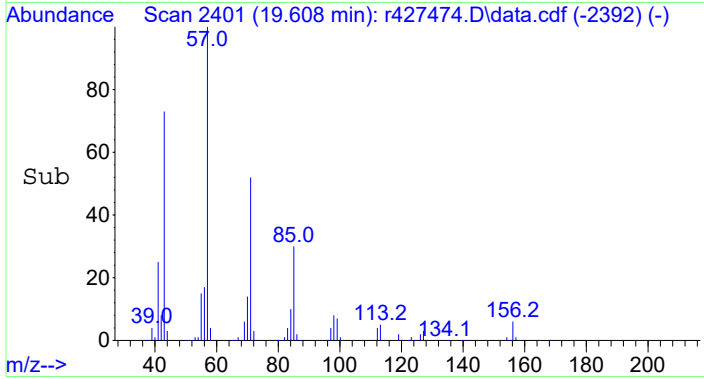
#30
 dodecane
 Concen: 9.18 ppbV
 RT: 20.525 min Scan# 2509
 Delta R.T. -0.017 min
 Lab File: r427474.D
 Acq: 21 Apr 2023 7:43 AM

Tgt Ion: 57 Resp: 596900
 Ion Ratio Lower Upper
 57 100
 43 66.1 52.5 78.7



#31
 C12 + Aliphatics
 Concen: 1210.26 ppbV m
 RT: 19.608 min Scan# 2401
 Delta R.T. -0.008 min
 Lab File: r427474.D
 Acq: 21 Apr 2023 7:43 AM

Tgt Ion:TIC Resp:78702183



Data Path : C:\Projects\Hawaii DOH\2. Laboratory Data\Alpha\WAF Study\L2321418\TO15-LL\NF TO-15\
 Data File : r1922258.D
 Acq On : 12 May 2023 1:51 AM
 Operator : AIRLAB19:TJS
 Sample : L2321418-01D,3,0.5,250
 Misc : WG1777877,ICAL19974
 ALS Vial : 0 Sample Multiplier: 1

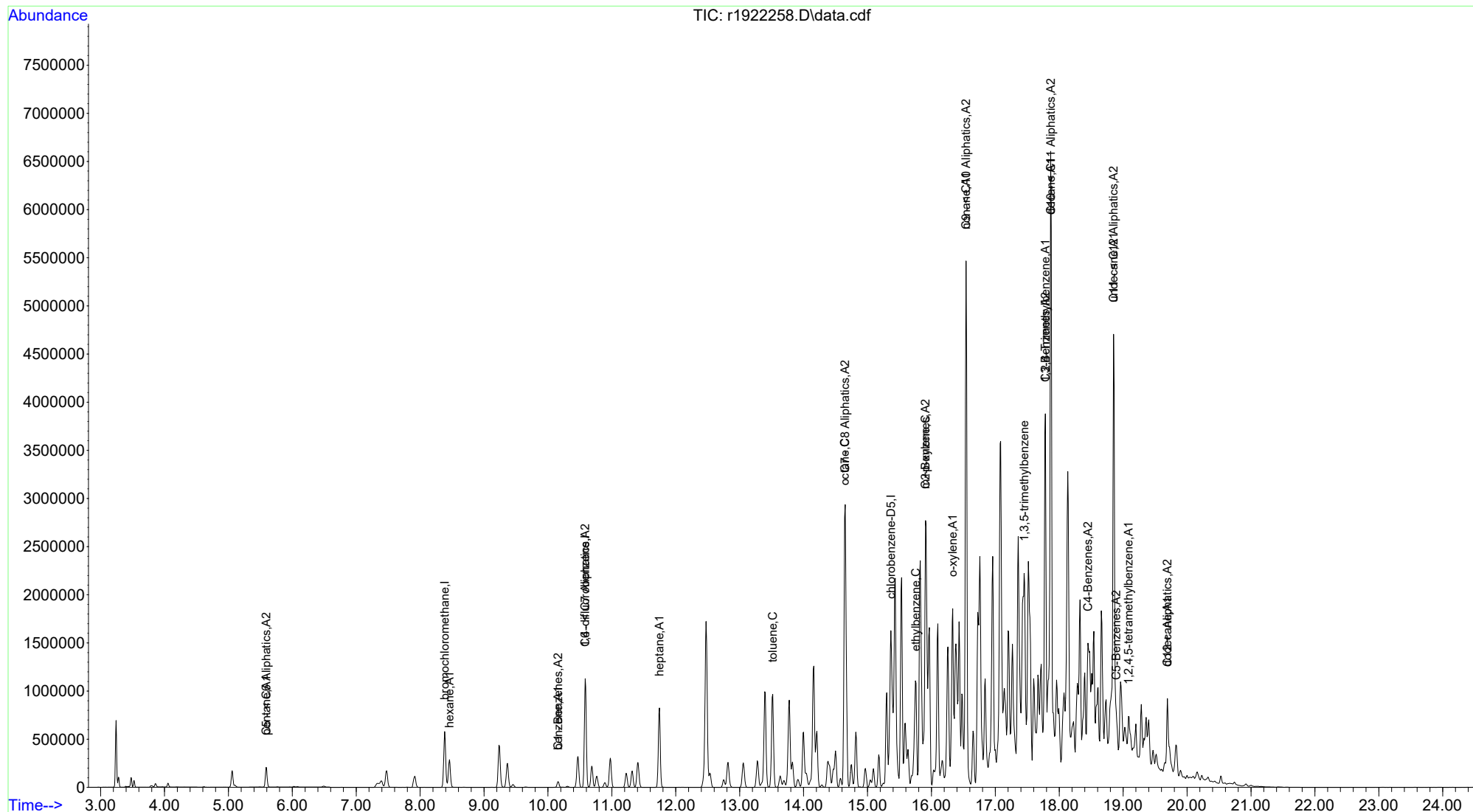
Quant Time: Jun 06 12:34:44 2023
 Quant Method : C:\Projects\Hawaii DOH\2. Laboratory Data\Alpha\WAF Study\L2321418\TO15-LL\NF TO-15\TFS19 230501 NF.M
 Quant Title : TO-14A/TO-15 SIM/Full Scan Analysis
 QLast Update : Tue Jun 06 11:57:14 2023
 Response via : Initial Calibration

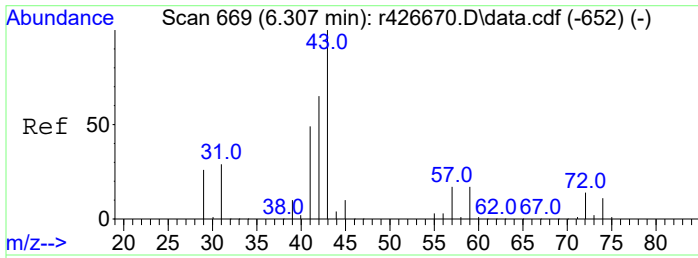
Compound	R.T.	QIon	Response	Conc	Units	Dev (Min)	
Internal Standards							
1) bromochloromethane	8.383	49	395792	10.00	ppbV	0.00	
4) 1,4-difluorobenzene	10.583	114	966230	10.00	ppbV	0.00	
11) chlorobenzene-D5	15.367	54	203180	10.00	ppbV	0.00	
Target Compounds							
							Qvalue
2) pentane	5.590	43	152755	4.63	ppbV		100
3) C5 - < C6 Aliphatics	5.590	TIC	2017868m	61.15	ppbV		
5) hexane	8.458	57	157356	4.28	ppbV		100
6) C6 - < C7 Aliphatics	10.583	TIC	9991282m	271.78	ppbV		
7) benzene	10.157	78	60565	1.01	ppbV		100
8) C1 - Benzenes	10.157	78	60565	1.01	ppbV		100
9) heptane	11.743	43	436694	9.00	ppbV		100
10) C7 - C8 Aliphatics	14.650	TIC	31223979m	643.52	ppbV		
12) toluene	13.517	91	854297	12.03	ppbV		100
13) octane	14.642	85	581068	20.15	ppbV		100
14) ethylbenzene	15.758	91	657748	7.67	ppbV		100
15) m+p-xylene	15.908	91	1971994	28.57	ppbV		100
16) o-xylene	16.333	91	923951	13.60	ppbV		100
17) C2-Benzenes	15.908	91	3572705m	52.59	ppbV		
18) nonane	16.542	43	2160405	31.29	ppbV		100
19) C9 - < C10 Aliphatics	16.542	TIC	86551252m	1253.64	ppbV		
20) 1,3,5-trimethylbenzene	17.450	105	477709	6.29	ppbV		100
21) 1,2,4-Trimethylbenzene	17.783	105	1291581	18.21	ppbV		100
22) C3-Benzenes	17.783	105	4339984m	61.20	ppbV		
23) decane	17.867	57	2340729	31.84	ppbV		100
24) C10 - < C11 Aliphatics	17.867	TIC	51944103m	706.61	ppbV		
25) undecane	18.850	57	1537893	19.41	ppbV		100
26) C11 - < C12 Aliphatics	18.850	TIC	30408288m	383.86	ppbV		
27) 1,2,4,5-tetramethylben...	19.083	119	118530	3.25	ppbV		100
28) C4-Benzenes	18.450	134	914716m	25.05	ppbV		
29) C5-Benzenes	18.892	148	193051m	5.29	ppbV		
30) dodecane	19.692	57	268166	3.82	ppbV		100
31) C12 + Aliphatics	19.692	TIC	9206074m	130.98	ppbV		

(#) = qualifier out of range (m) = manual integration (+) = signals summed

Data Path : C:\Projects\Hawaii DOH\2. Laboratory Data\Alpha\WAF Study\L2321418\TO15-LL\NF TO-15\
 Data File : r1922258.D
 Acq On : 12 May 2023 1:51 AM
 Operator : AIRLAB19:TJS
 Sample : L2321418-01D,3,0.5,250
 Misc : WG1777877,ICAL19974
 ALS Vial : 0 Sample Multiplier: 1

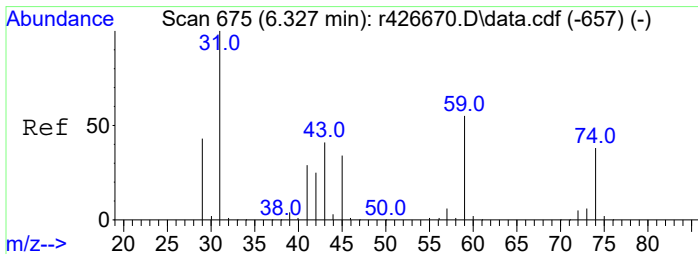
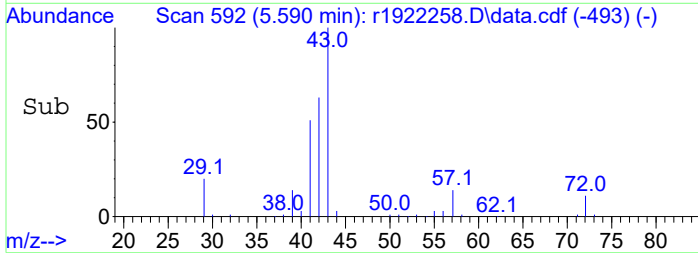
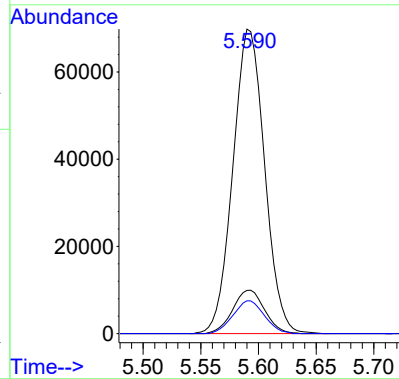
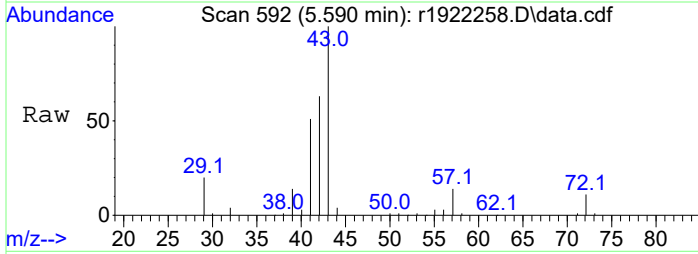
Quant Time: Jun 06 12:34:44 2023
 Quant Method : C:\Projects\Hawaii DOH\2. Laboratory Data\Alpha\WAF Study\L2321418\TO15-LL\NF TO-15\
 ... 5\TFS19 230501 NF.M
 Quant Title : TO-14A/TO-15 SIM/Full Scan Analysis
 QLast Update : Tue Jun 06 11:57:14 2023
 Response via : Initial Calibration





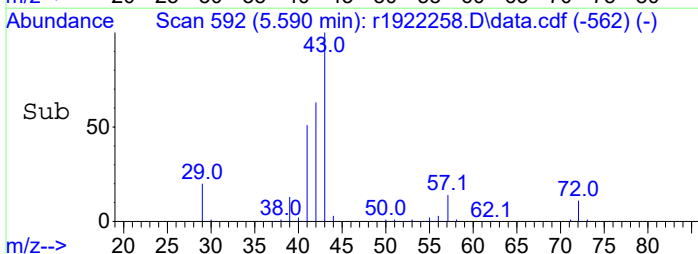
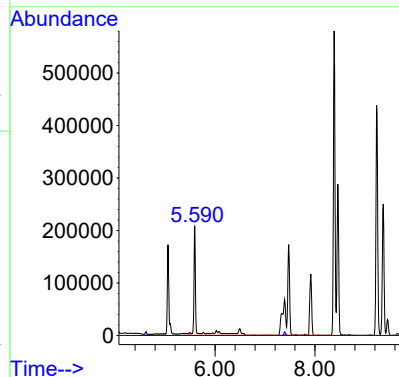
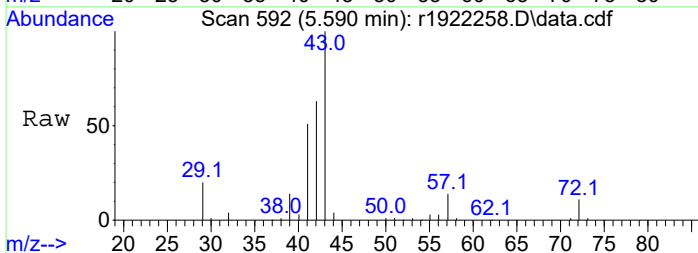
#2
 pentane
 Concen: 4.63 ppbV
 RT: 5.590 min Scan# 592
 Delta R.T. 0.000 min
 Lab File: r1922258.D
 Acq: 12 May 2023 1:51 AM

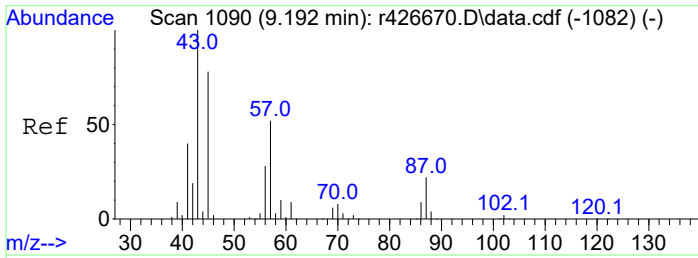
Tgt Ion	Resp	Lower	Upper
43	152755		
57	14.2	11.4	17.0
72	10.8	8.6	13.0



#3
 C5 - < C6 Aliphatics
 Concen: 61.15 ppbV m
 RT: 5.590 min Scan# 592
 Delta R.T. 0.000 min
 Lab File: r1922258.D
 Acq: 12 May 2023 1:51 AM

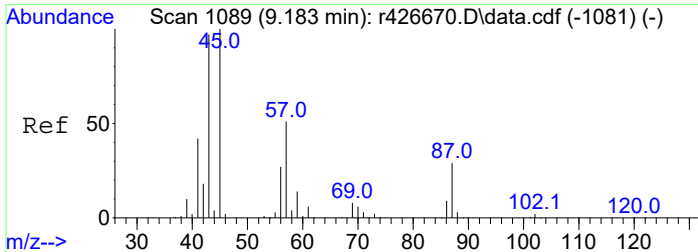
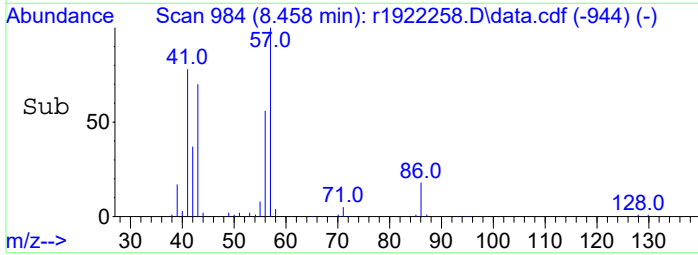
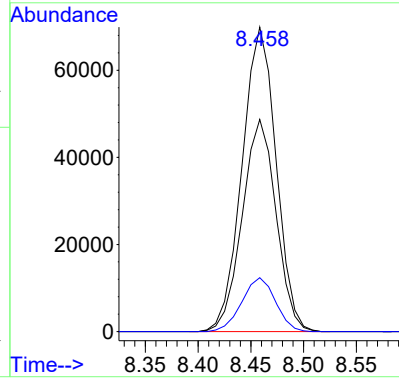
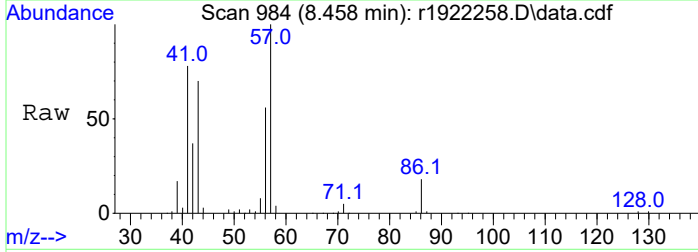
Tgt Ion	Resp	Lower	Upper
TIC	2017868		
59	0.0	0.0	0.0
45	0.0	0.0	0.0





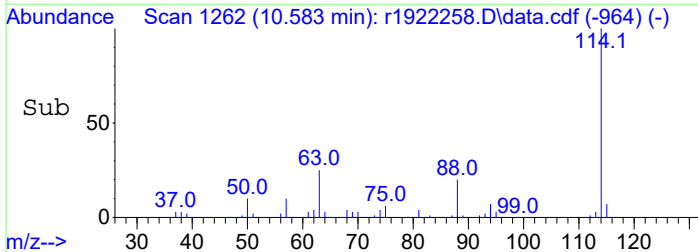
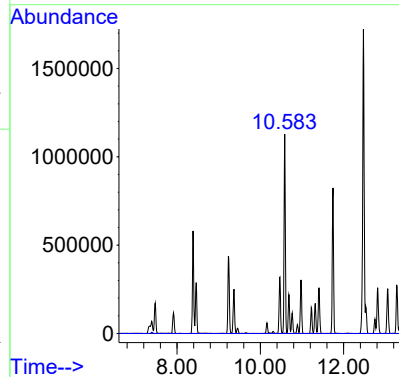
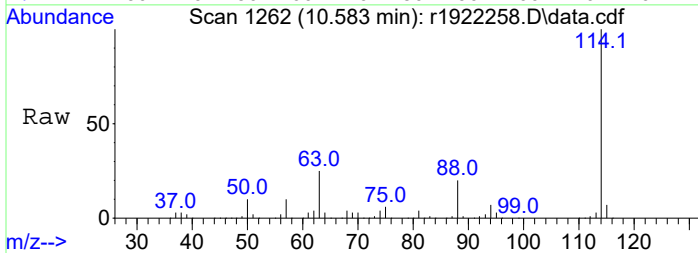
#5
 hexane
 Concen: 4.28 ppbV
 RT: 8.458 min Scan# 984
 Delta R.T. 0.000 min
 Lab File: r1922258.D
 Acq: 12 May 2023 1:51 AM

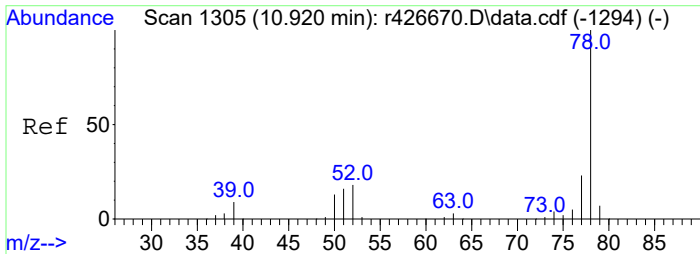
Tgt Ion:	Resp:	Lower	Upper
57	157356		
57	100		
43	69.7	55.8	83.6
86	17.7	14.2	21.2



#6
 C6 - < C7 Aliphatics
 Concen: 271.78 ppbV m
 RT: 10.583 min Scan# 1262
 Delta R.T. 0.000 min
 Lab File: r1922258.D
 Acq: 12 May 2023 1:51 AM

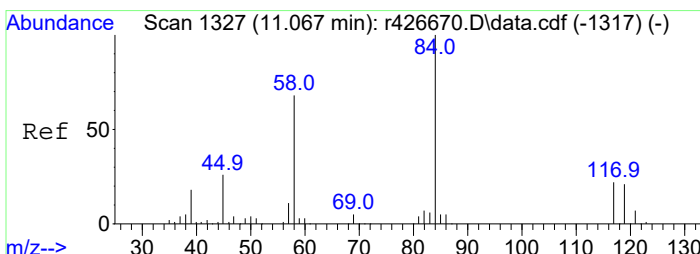
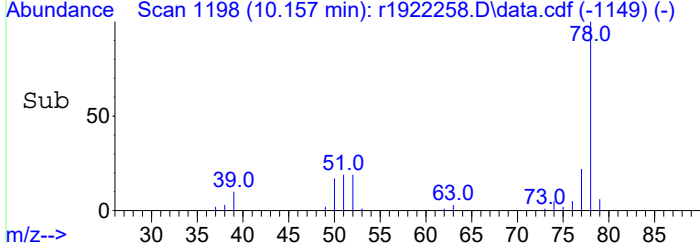
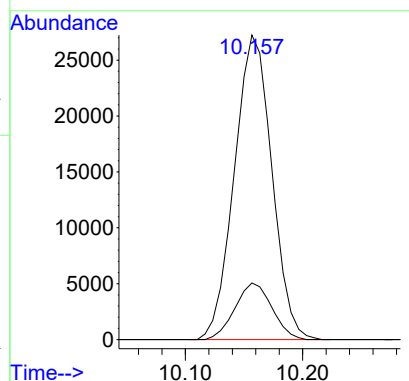
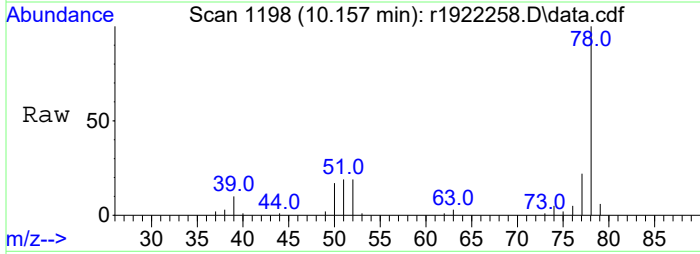
Tgt Ion:	Resp:	Lower	Upper
TIC	9991282		
TIC	100		
59	0.0	0.0	0.0
45	204600.0	14.5	21.7#





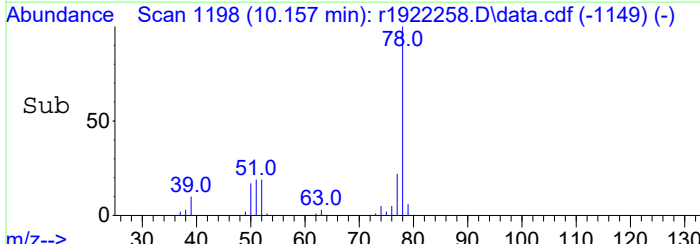
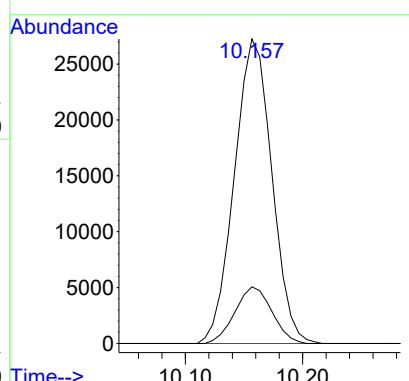
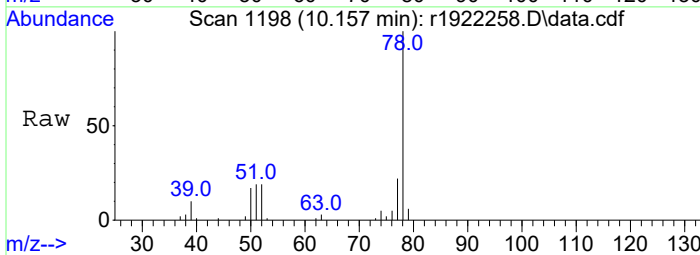
#7
benzene
Concen: 1.01 ppbV
RT: 10.157 min Scan# 1198
Delta R.T. 0.000 min
Lab File: r1922258.D
Acq: 12 May 2023 1:51 AM

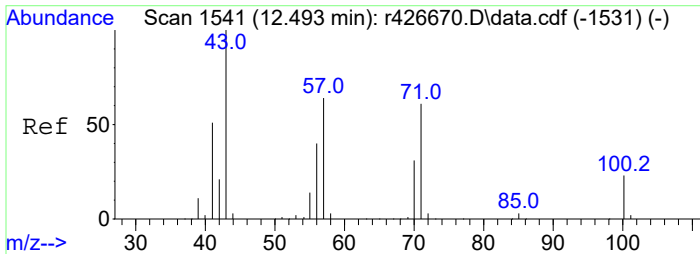
Tgt Ion	Resp	Lower	Upper
78	100		
52	18.6	14.9	22.3



#8
C1 - Benzenes
Concen: 1.01 ppbV
RT: 10.157 min Scan# 1198
Delta R.T. 0.000 min
Lab File: r1922258.D
Acq: 12 May 2023 1:51 AM

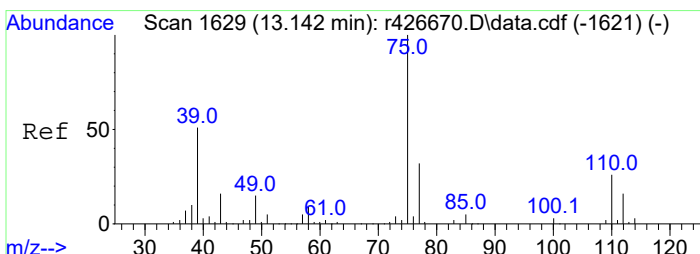
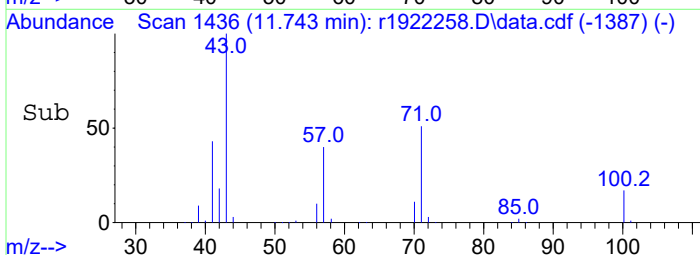
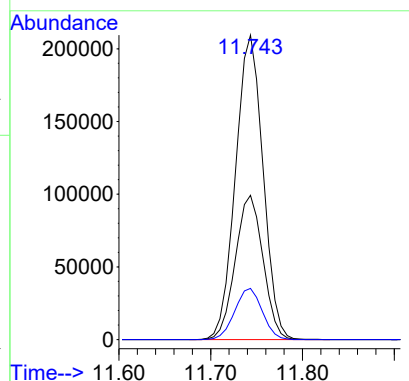
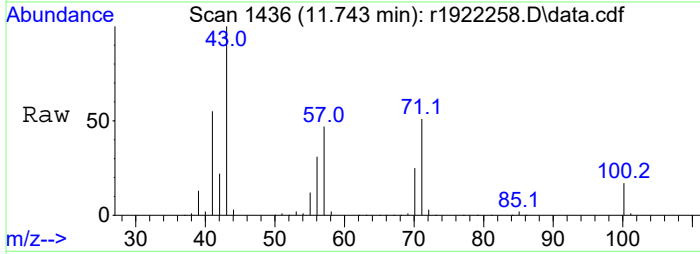
Tgt Ion	Resp	Lower	Upper
78	100		
52	18.6	14.9	22.3





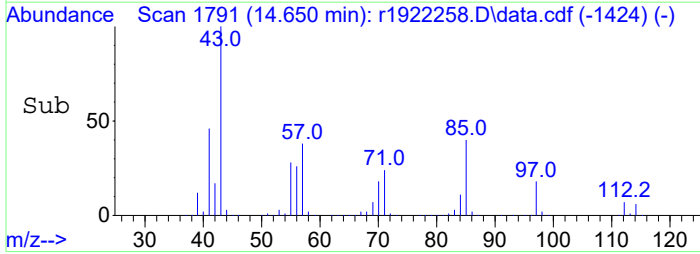
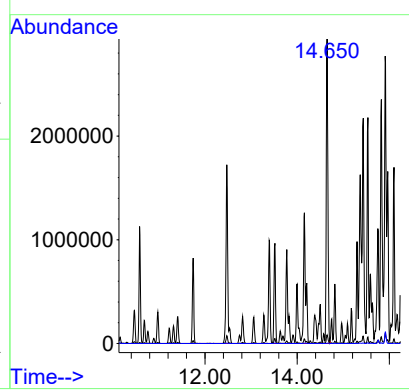
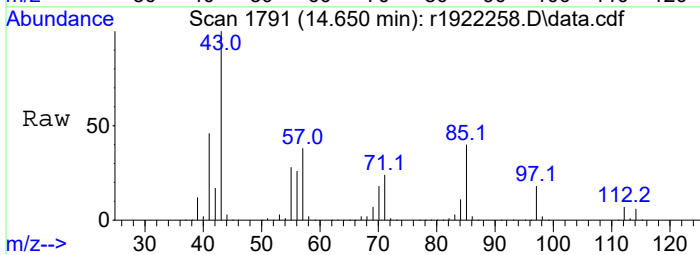
#9
 heptane
 Concen: 9.00 ppbV
 RT: 11.743 min Scan# 1436
 Delta R.T. 0.000 min
 Lab File: r1922258.D
 Acq: 12 May 2023 1:51 AM

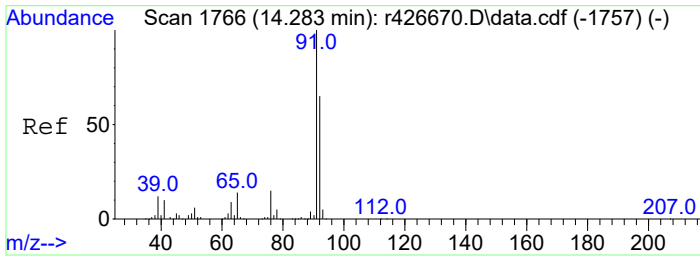
Tgt Ion	Resp	Lower	Upper
43	436694		
57	47.4	37.9	56.9
100	16.8	13.4	20.2



#10
 C7 - C8 Aliphatics
 Concen: 643.52 ppbV m
 RT: 14.650 min Scan# 1791
 Delta R.T. 0.000 min
 Lab File: r1922258.D
 Acq: 12 May 2023 1:51 AM

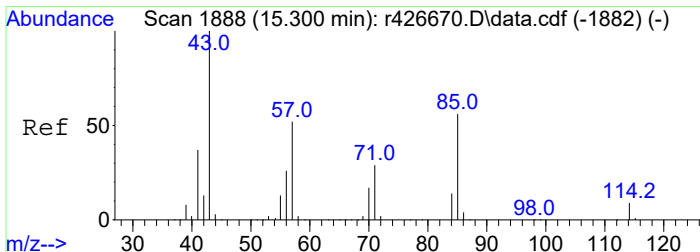
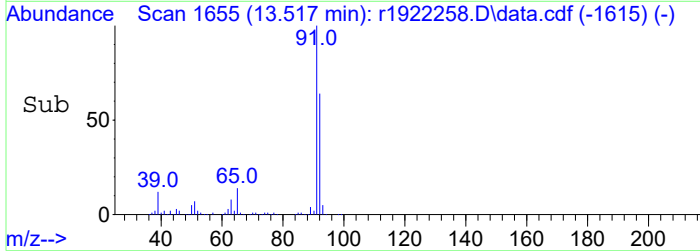
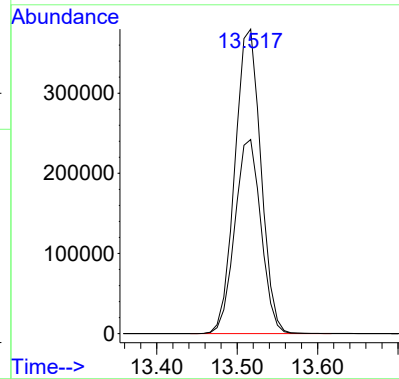
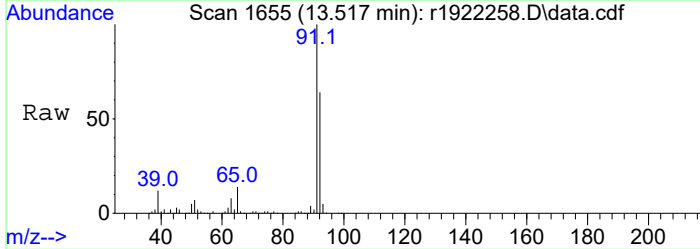
Tgt Ion	Resp	Lower	Upper
TIC	31223979		
39	8363800.0	227.8	341.8#
77	211800.0	5.8	8.6#





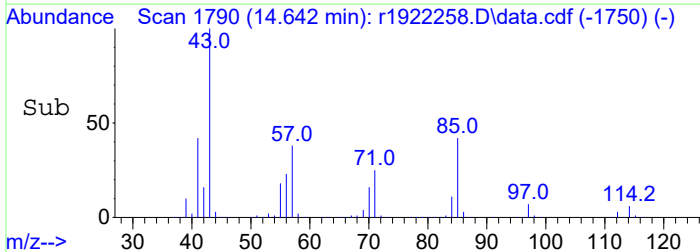
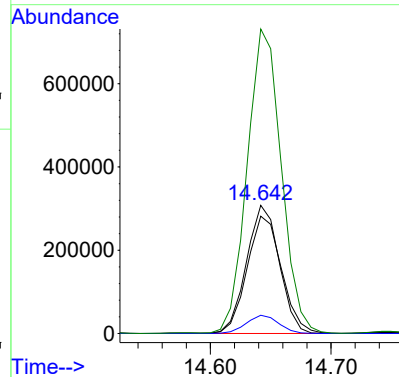
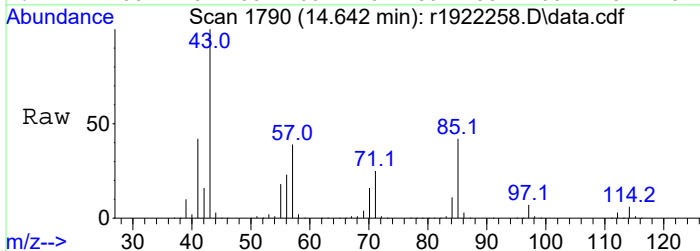
#12
toluene
Concen: 12.03 ppbV
RT: 13.517 min Scan# 1655
Delta R.T. 0.000 min
Lab File: r1922258.D
Acq: 12 May 2023 1:51 AM

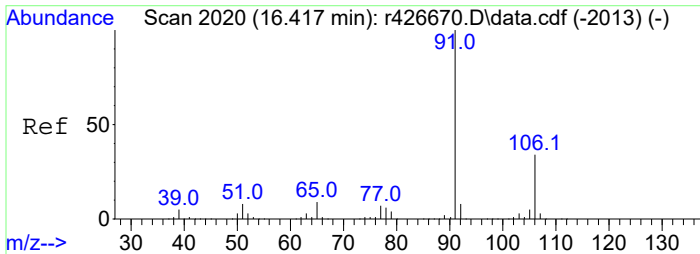
Tgt Ion: 91 Resp: 854297
Ion Ratio Lower Upper
91 100
92 63.7 51.0 76.4



#13
octane
Concen: 20.15 ppbV
RT: 14.642 min Scan# 1790
Delta R.T. 0.000 min
Lab File: r1922258.D
Acq: 12 May 2023 1:51 AM

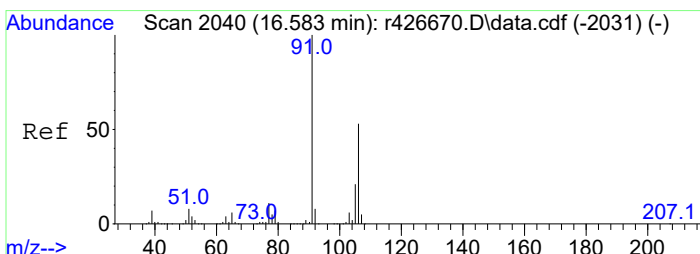
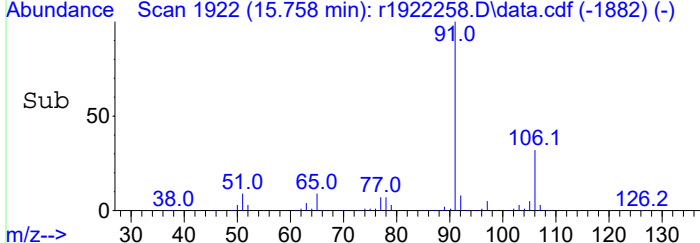
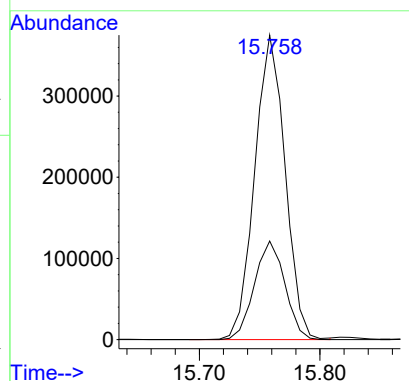
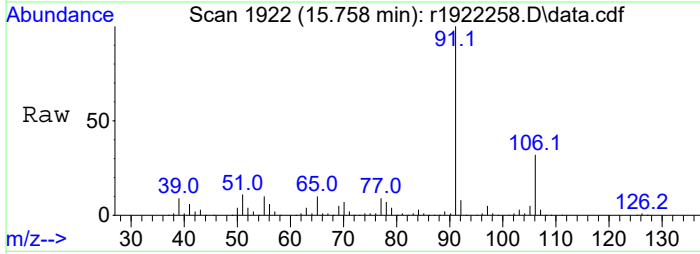
Tgt Ion: 85 Resp: 581068
Ion Ratio Lower Upper
85 100
57 91.5 73.2 109.8
114 14.2 11.4 17.0
43 237.5 190.0 285.0





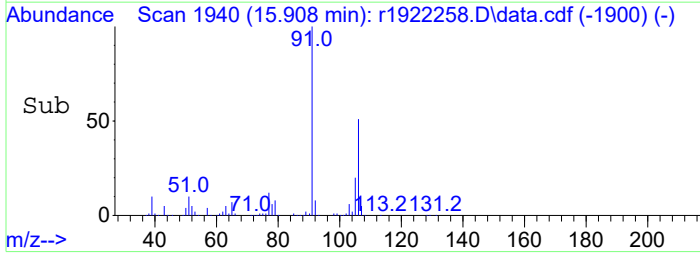
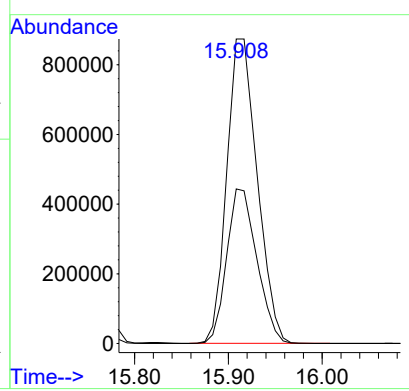
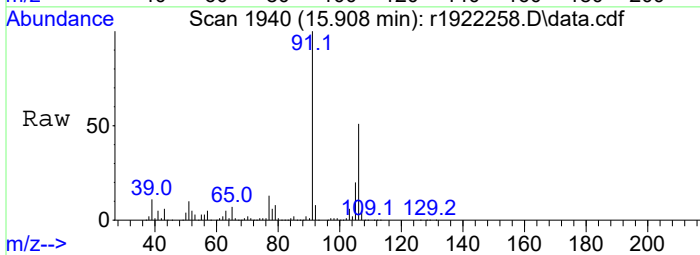
#14
ethylbenzene
Concen: 7.67 ppbV
RT: 15.758 min Scan# 1922
Delta R.T. 0.000 min
Lab File: r1922258.D
Acq: 12 May 2023 1:51 AM

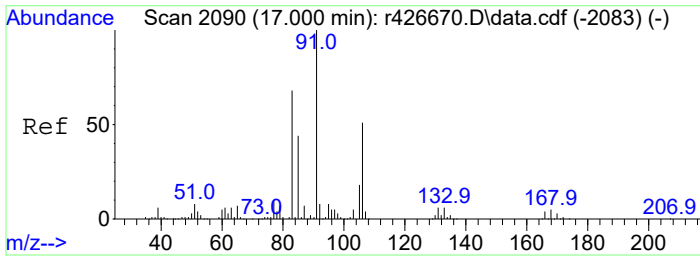
Tgt Ion: 91 Resp: 657748
Ion Ratio Lower Upper
91 100
106 32.4 25.9 38.9



#15
m+p-xylene
Concen: 28.57 ppbV
RT: 15.908 min Scan# 1940
Delta R.T. 0.000 min
Lab File: r1922258.D
Acq: 12 May 2023 1:51 AM

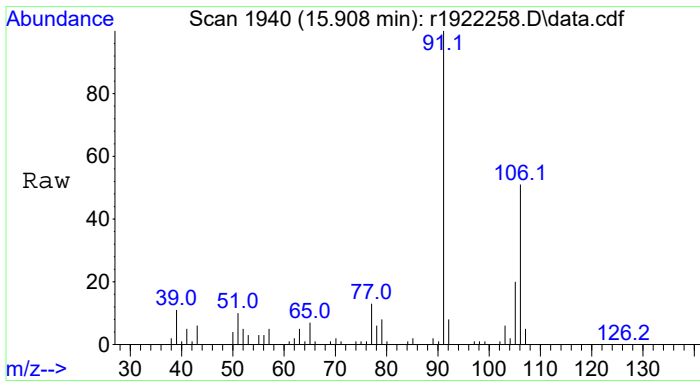
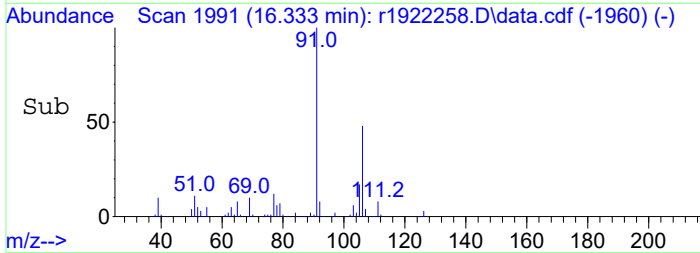
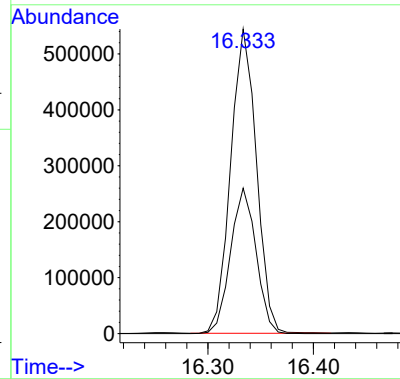
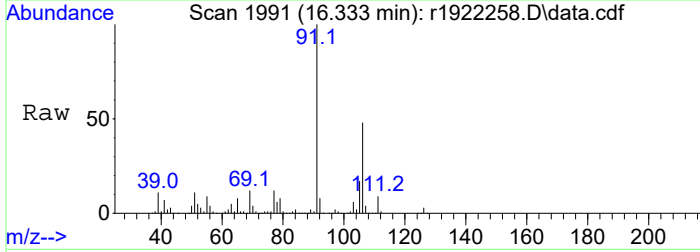
Tgt Ion: 91 Resp: 1971994
Ion Ratio Lower Upper
91 100
106 50.8 40.6 61.0





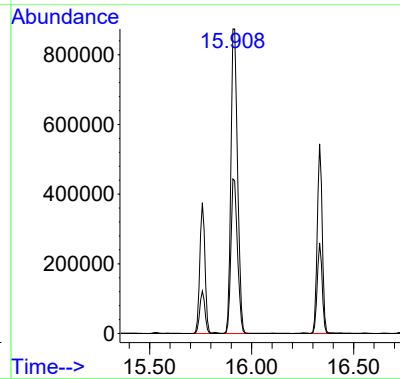
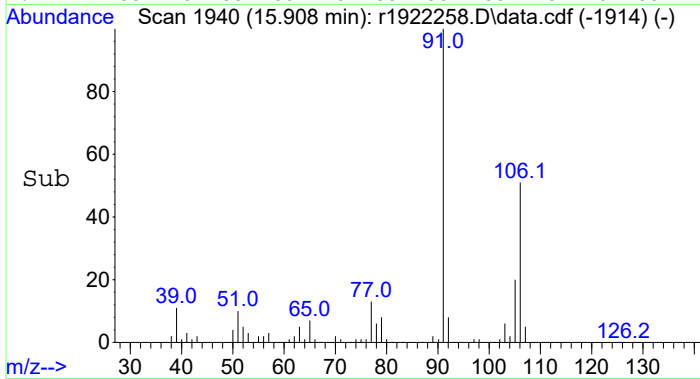
#16
 o-xylene
 Concen: 13.60 ppbV
 RT: 16.333 min Scan# 1991
 Delta R.T. 0.000 min
 Lab File: r1922258.D
 Acq: 12 May 2023 1:51 AM

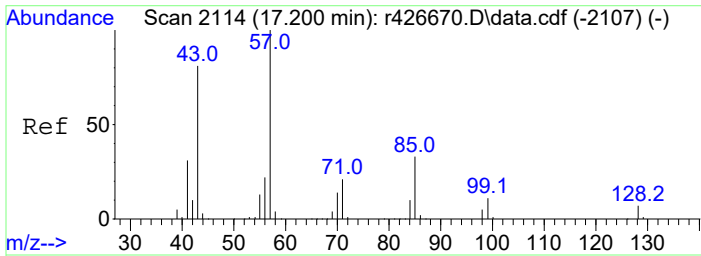
Tgt Ion: 91 Resp: 923951
 Ion Ratio Lower Upper
 91 100
 106 47.8 38.2 57.4



#17
 C2-Benzenes
 Concen: 52.59 ppbV m
 RT: 15.908 min Scan# 1940
 Delta R.T. 0.000 min
 Lab File: r1922258.D
 Acq: 12 May 2023 1:51 AM

Tgt Ion: 91 Resp: 3572705
 Ion Ratio Lower Upper
 91 100
 106 50.8 40.6 61.0

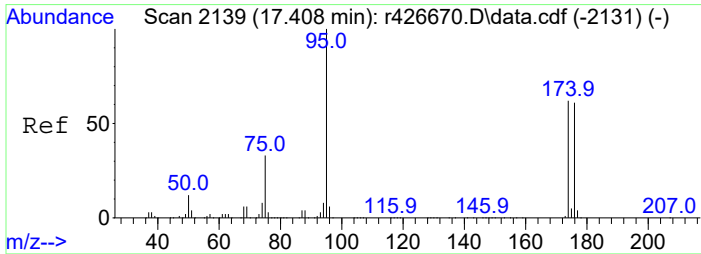
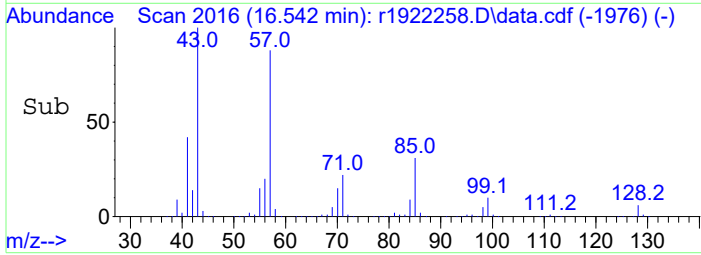
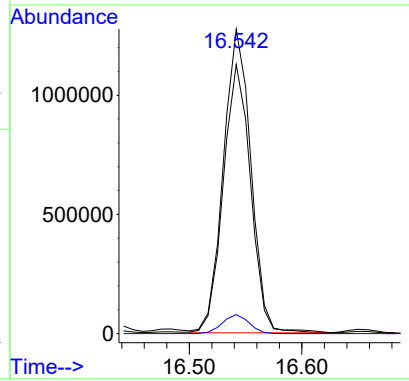
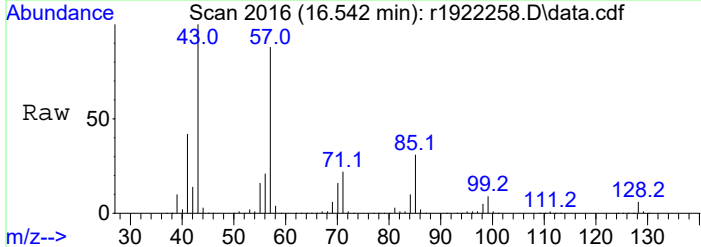




#18
 nonane
 Concen: 31.29 ppbV
 RT: 16.542 min Scan# 2016
 Delta R.T. 0.000 min
 Lab File: r1922258.D
 Acq: 12 May 2023 1:51 AM

Tgt Ion: 43 Resp: 2160405

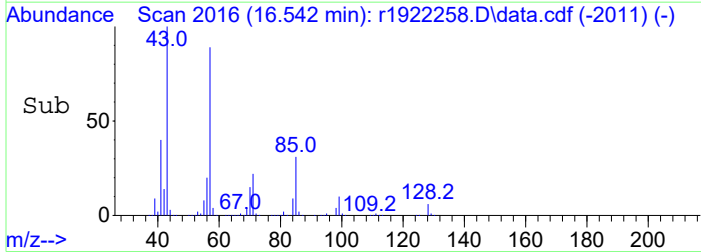
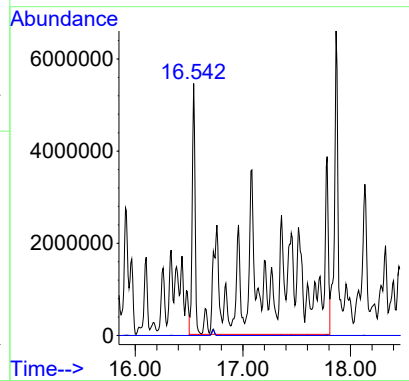
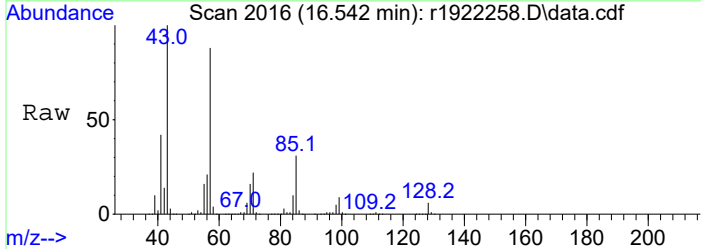
Ion	Ratio	Lower	Upper
43	100		
57	88.4	70.7	106.1
128	6.2	5.0	7.4

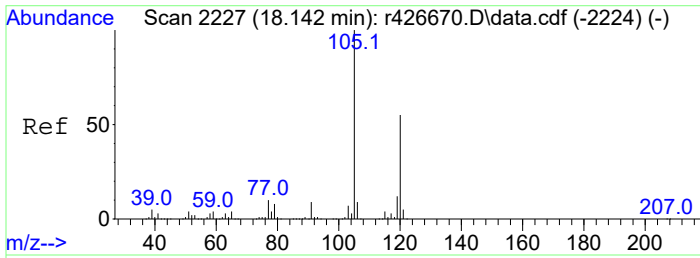


#19
 C9 - < C10 Aliphatics
 Concen: 1253.64 ppbV m
 RT: 16.542 min Scan# 2016
 Delta R.T. 0.000 min
 Lab File: r1922258.D
 Acq: 12 May 2023 1:51 AM

Tgt Ion:TIC Resp:86551252

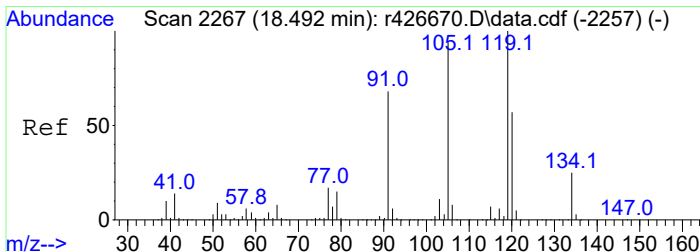
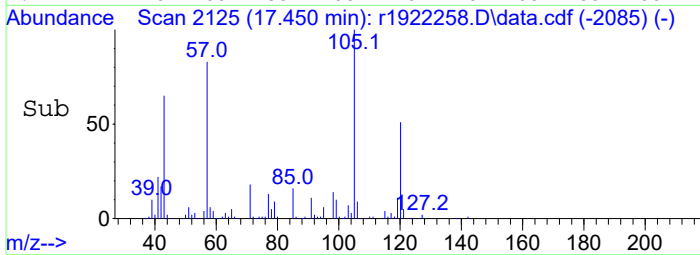
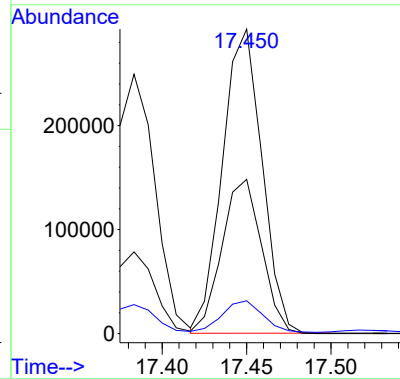
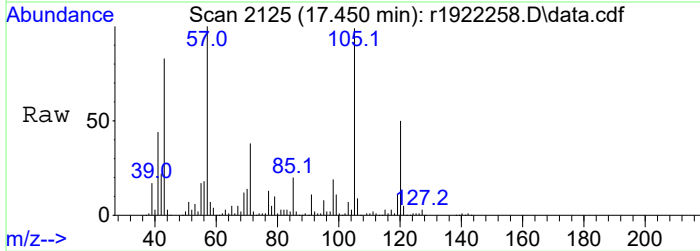
Ion	Ratio	Lower	Upper
TIC	100		
174	0.0	0.0	0.0
75	0.0	0.0	0.0





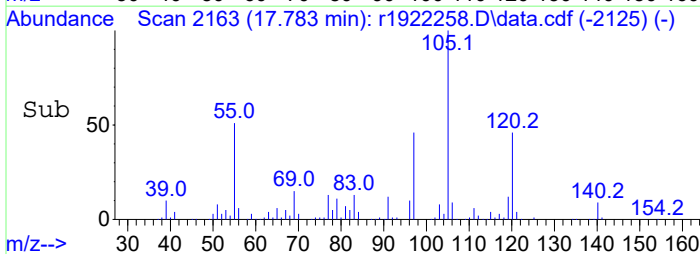
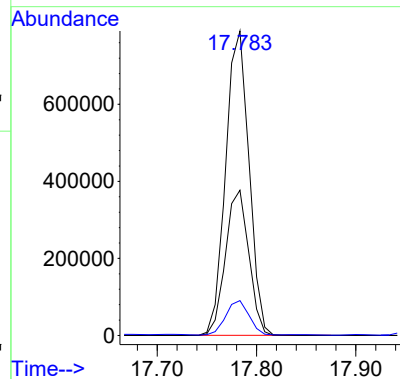
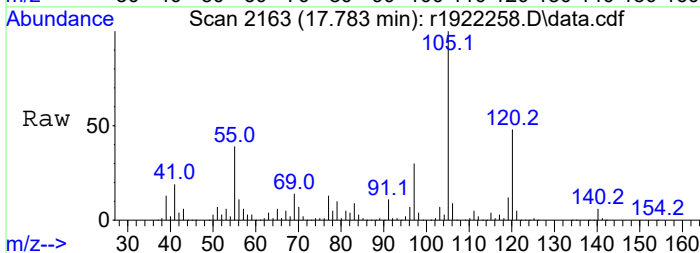
#20
 1,3,5-trimethylbenzene
 Concen: 6.29 ppbV
 RT: 17.450 min Scan# 2125
 Delta R.T. 0.000 min
 Lab File: r1922258.D
 Acq: 12 May 2023 1:51 AM

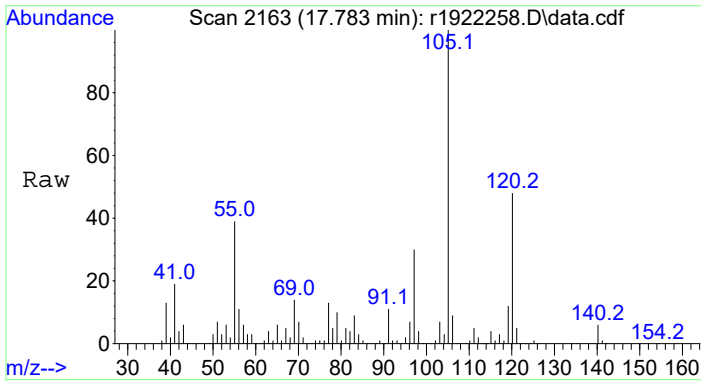
Tgt Ion	Resp	Lower	Upper
105	477709		
105	100		
120	50.7	40.6	60.8
91	10.8	8.6	13.0



#21
 1,2,4-Trimethylbenzene
 Concen: 18.21 ppbV
 RT: 17.783 min Scan# 2163
 Delta R.T. 0.000 min
 Lab File: r1922258.D
 Acq: 12 May 2023 1:51 AM

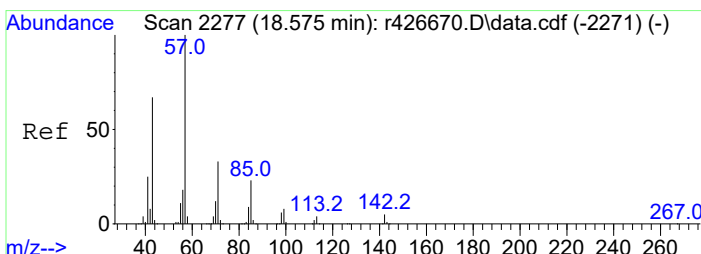
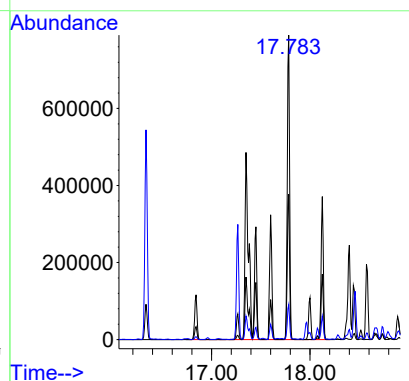
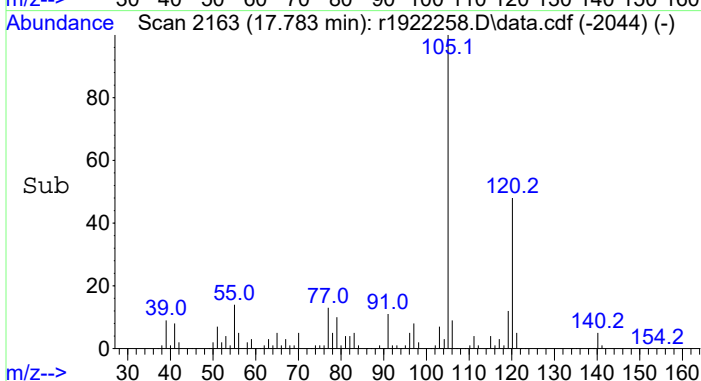
Tgt Ion	Resp	Lower	Upper
105	1291581		
105	100		
120	47.7	38.2	57.2
91	11.5	9.2	13.8





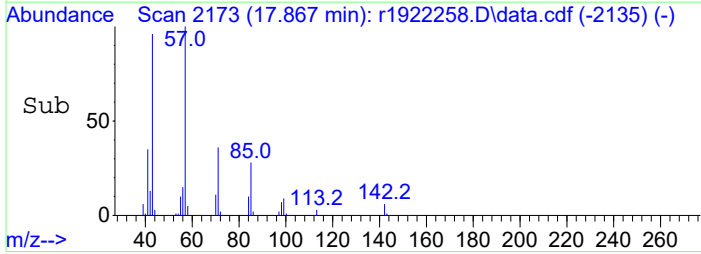
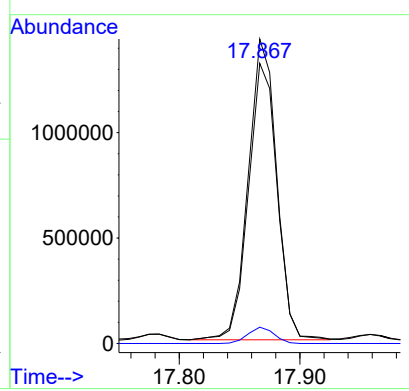
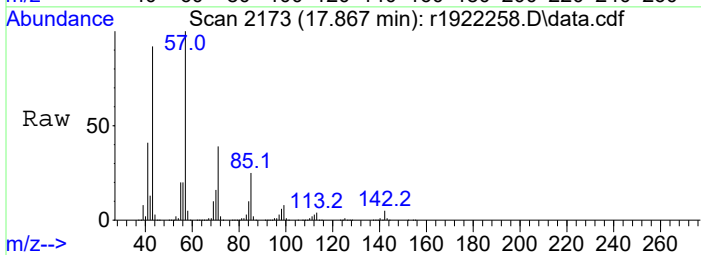
#22
 C3-Benzenes
 Concen: 61.20 ppbV m
 RT: 17.783 min Scan# 2163
 Delta R.T. 0.000 min
 Lab File: r1922258.D
 Acq: 12 May 2023 1:51 AM

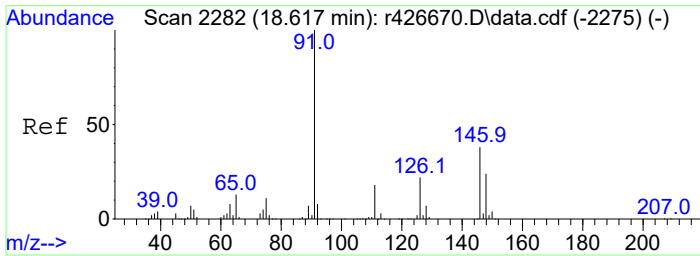
Tgt Ion	Resp	Lower	Upper
105	100		
120	14.2	38.2	57.2#
91	3.3	9.2	13.8#



#23
 decane
 Concen: 31.84 ppbV
 RT: 17.867 min Scan# 2173
 Delta R.T. 0.000 min
 Lab File: r1922258.D
 Acq: 12 May 2023 1:51 AM

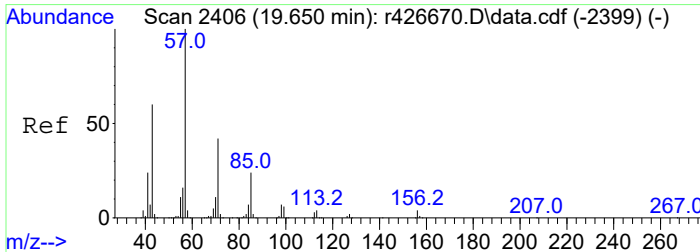
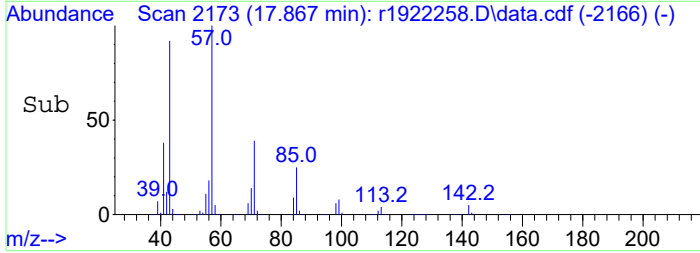
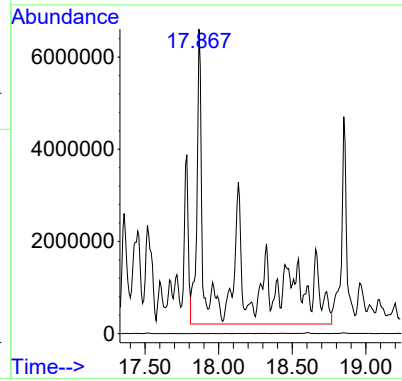
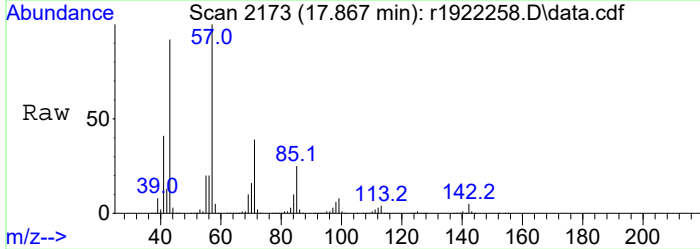
Tgt Ion	Resp	Lower	Upper
57	100		
43	92.0	73.6	110.4
142	5.3	4.2	6.4





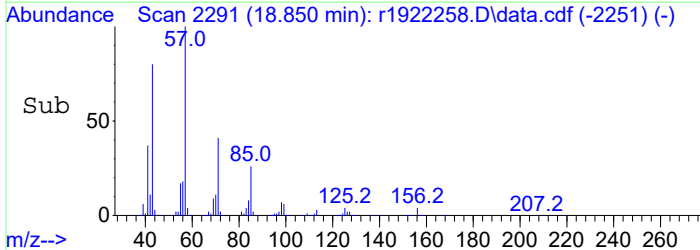
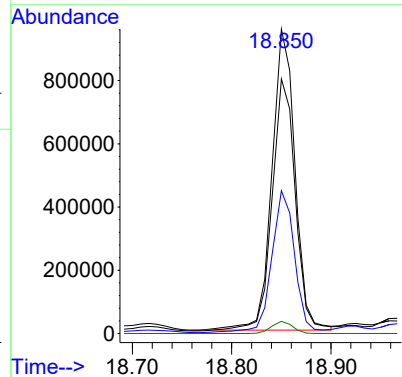
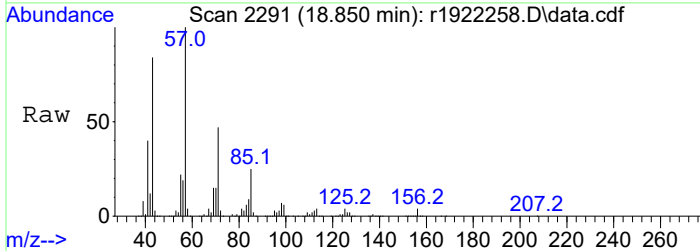
#24
 C10 - < C11 Aliphatics
 Concen: 706.61 ppbV m
 RT: 17.867 min Scan# 2173
 Delta R.T. 0.000 min
 Lab File: r1922258.D
 Acq: 12 May 2023 1:51 AM

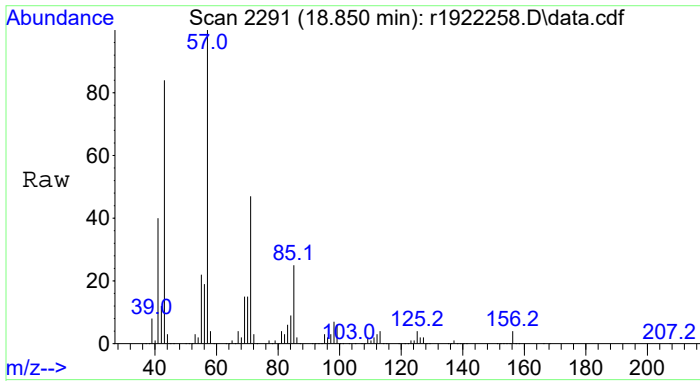
Tgt Ion:TIC Resp:51944103
 Ion Ratio Lower Upper
 TIC 100
 126 179000.0 2.2 3.2#



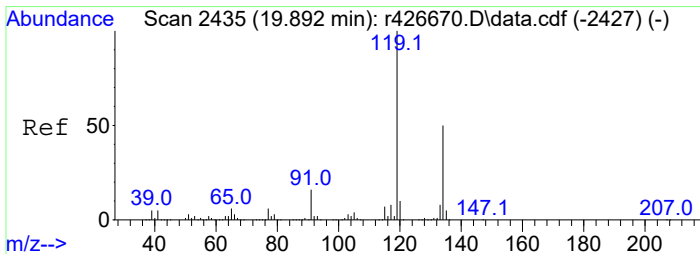
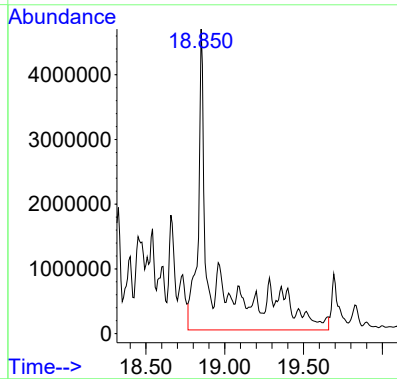
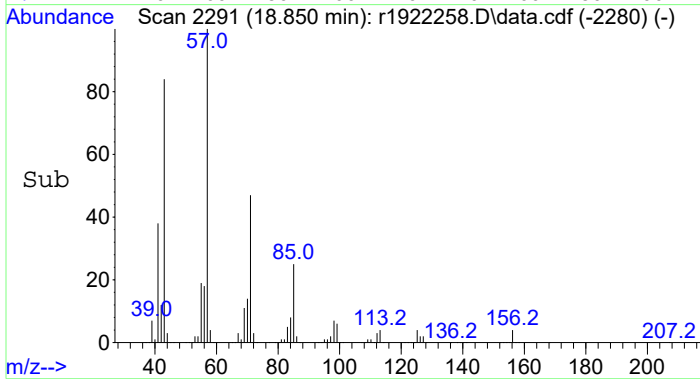
#25
 undecane
 Concen: 19.41 ppbV
 RT: 18.850 min Scan# 2291
 Delta R.T. 0.000 min
 Lab File: r1922258.D
 Acq: 12 May 2023 1:51 AM

Tgt Ion: 57 Resp: 1537893
 Ion Ratio Lower Upper
 57 100
 43 83.6 66.9 100.3
 71 46.9 37.5 56.3
 156 4.0 3.2 4.8





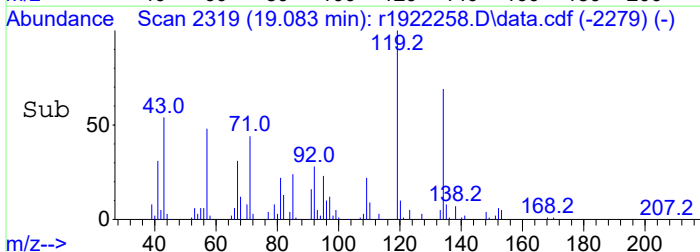
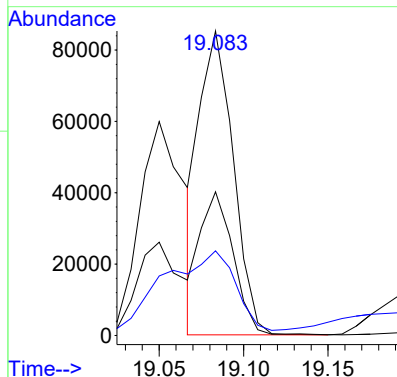
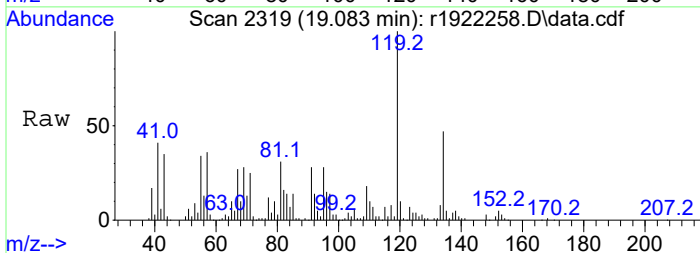
#26
 C11 - < C12 Aliphatics
 Concen: 383.86 ppbV m
 RT: 18.850 min Scan# 2291
 Delta R.T. 0.000 min
 Lab File: r1922258.D
 Acq: 12 May 2023 1:51 AM
 Tgt Ion:TIC Resp:30408288

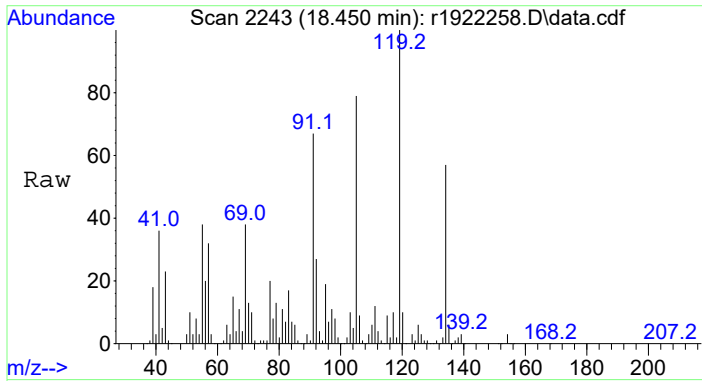


#27
 1,2,4,5-tetramethylbenzene
 Concen: 3.25 ppbV
 RT: 19.083 min Scan# 2319
 Delta R.T. 0.000 min
 Lab File: r1922258.D
 Acq: 12 May 2023 1:51 AM

Tgt Ion:119 Resp: 118530

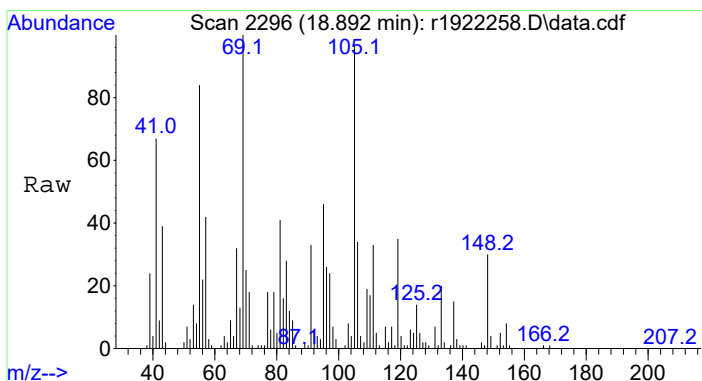
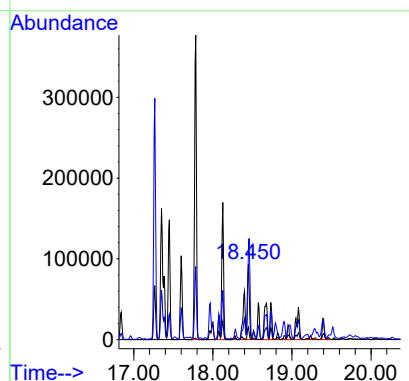
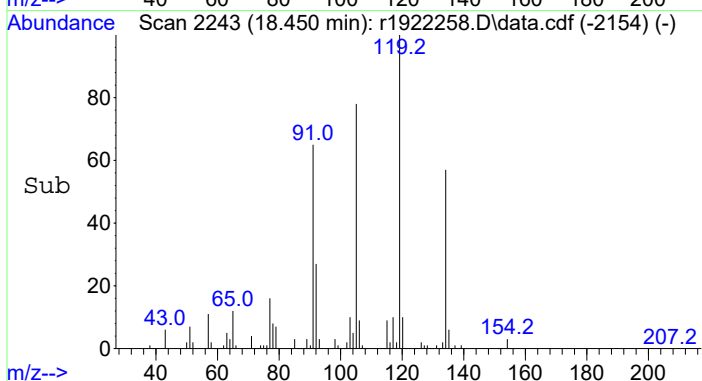
Ion	Ratio	Lower	Upper
119	100		
134	47.2	37.8	56.6
91	27.8	22.2	33.4





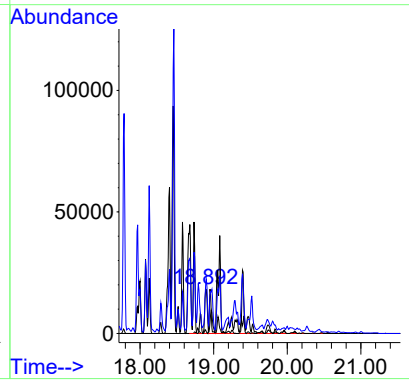
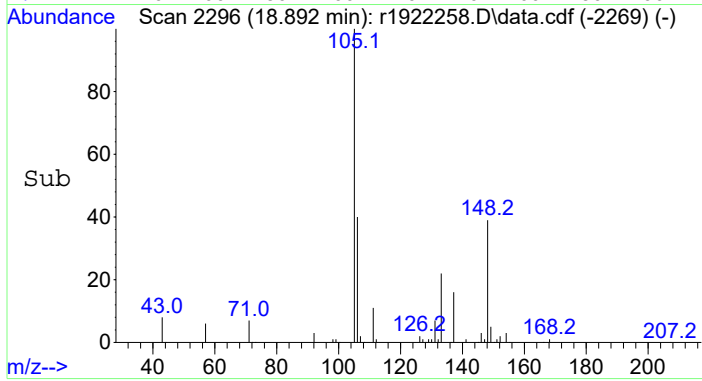
#28
 C4-Benzenes
 Concen: 25.05 ppbV m
 RT: 18.450 min Scan# 2243
 Delta R.T. 0.000 min
 Lab File: r1922258.D
 Acq: 12 May 2023 1:51 AM

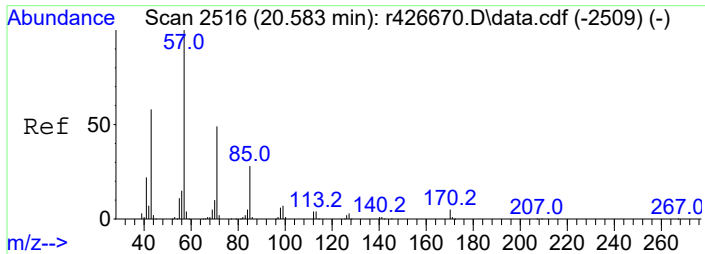
Tgt Ion	Resp	Lower	Upper
134	100		
120	2.7	13.4	20.2#
91	24.2	93.0	139.6#



#29
 C5-Benzenes
 Concen: 5.29 ppbV m
 RT: 18.892 min Scan# 2296
 Delta R.T. 0.000 min
 Lab File: r1922258.D
 Acq: 12 May 2023 1:51 AM

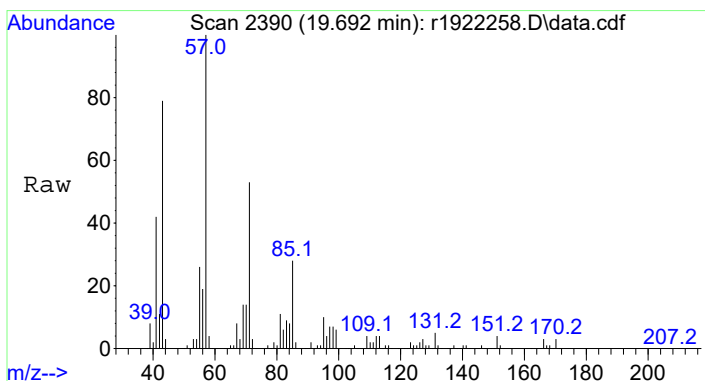
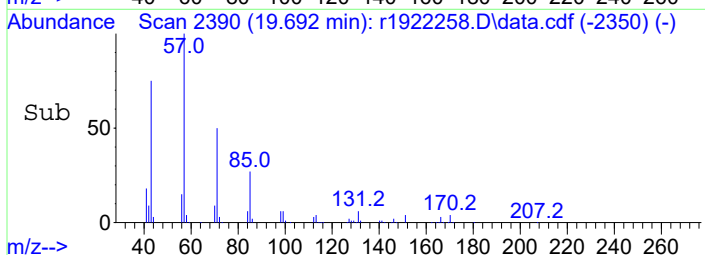
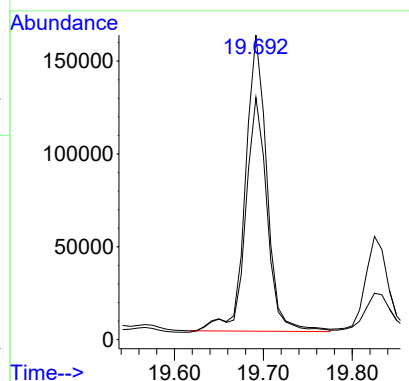
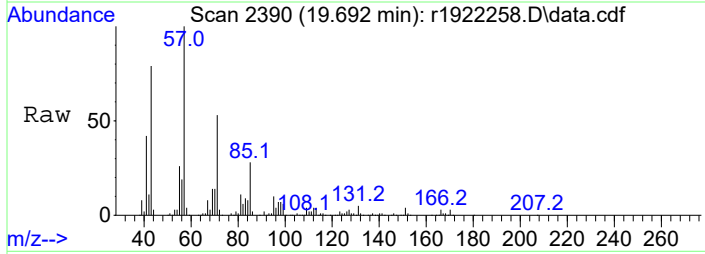
Tgt Ion	Resp	Lower	Upper
148	100		
134	1.3	6.0	9.0#
91	22.0	88.3	132.5#





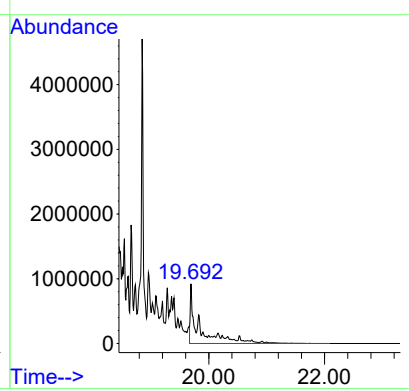
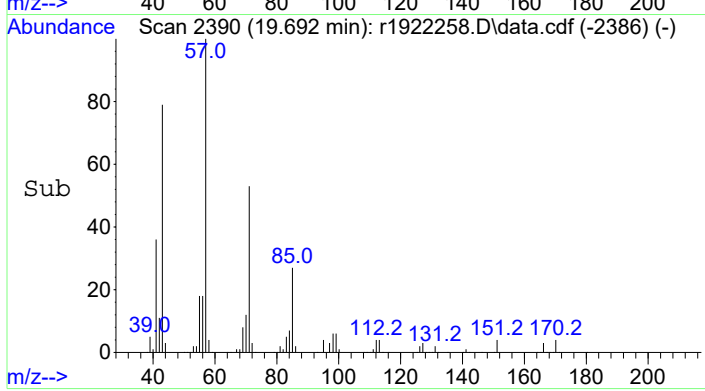
#30
 dodecane
 Concen: 3.82 ppbV
 RT: 19.692 min Scan# 2390
 Delta R.T. 0.000 min
 Lab File: r1922258.D
 Acq: 12 May 2023 1:51 AM

Tgt Ion: 57 Resp: 268166
 Ion Ratio Lower Upper
 57 100
 43 79.5 63.6 95.4



#31
 C12 + Aliphatics
 Concen: 130.98 ppbV m
 RT: 19.692 min Scan# 2390
 Delta R.T. 0.000 min
 Lab File: r1922258.D
 Acq: 12 May 2023 1:51 AM

Tgt Ion:TIC Resp: 9206074



Data Path : C:\Projects\Hawaii DOH\2. Laboratory Data\Alpha\WAF Study\L2321418\TO15-LL\NF TO-15\
 Data File : r1922260.D
 Acq On : 12 May 2023 3:07 AM
 Operator : AIRLAB19:TJS
 Sample : L2321418-02D,3,0.5,250
 Misc : WG1777877,ICAL19974
 ALS Vial : 0 Sample Multiplier: 1

Quant Time: Jun 06 12:38:38 2023

Quant Method : C:\Projects\Hawaii DOH\2. Laboratory Data\Alpha\WAF Study\L2321418\TO15-LL\NF TO-15\TFS19 230501 NF.M

Quant Title : TO-14A/TO-15 SIM/Full Scan Analysis

QLast Update : Tue Jun 06 11:57:14 2023

Response via : Initial Calibration

Compound	R.T.	QIon	Response	Conc	Units	Dev (Min)	

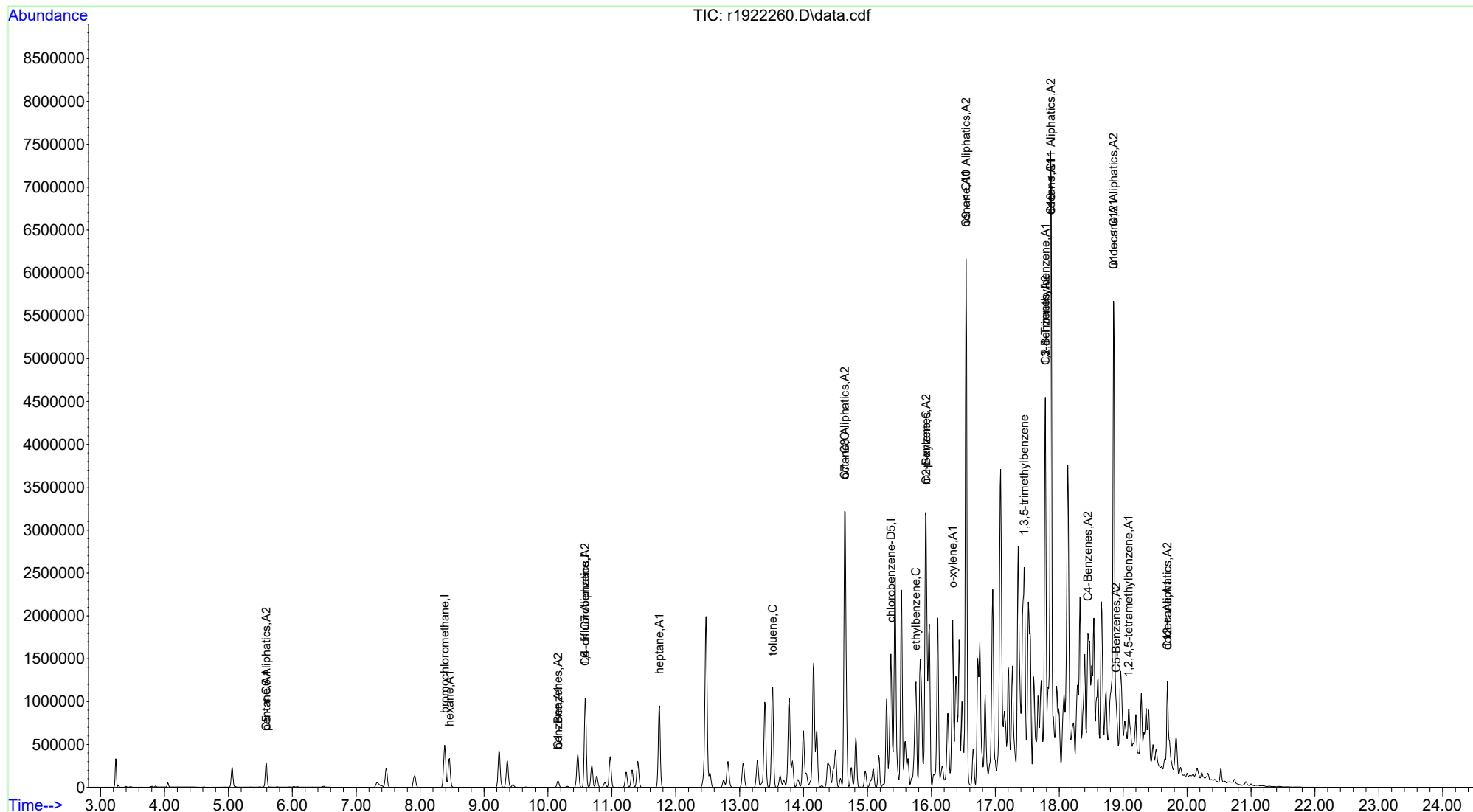
Internal Standards							
1) bromochloromethane	8.383	49	382620	10.00	ppbV	0.00	
4) 1,4-difluorobenzene	10.583	114	932389	10.00	ppbV	0.00	
11) chlorobenzene-D5	15.367	54	189947	10.00	ppbV	0.00	

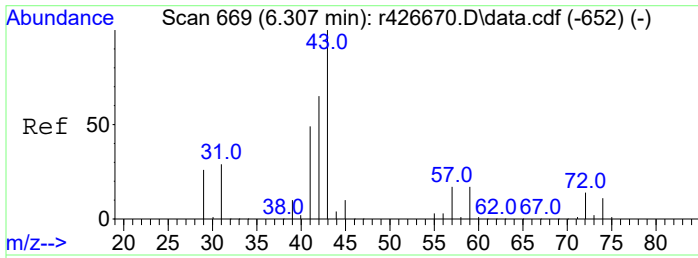
Target Compounds							Qvalue
2) pentane	5.590	43	214695	6.73	ppbV		99
3) C5 - < C6 Aliphatics	5.590	TIC	2407785m	75.48	ppbV		
5) hexane	8.458	57	199482	5.62	ppbV		98
6) C6 - < C7 Aliphatics	10.583	TIC	10822137m	305.06	ppbV		
7) benzene	10.157	78	79671	1.37	ppbV		99
8) C1 - Benzenes	10.157	78	79671	1.37	ppbV		99
9) heptane	11.743	43	510576	10.90	ppbV		98
10) C7 - C8 Aliphatics	14.642	TIC	35322342m	754.41	ppbV		
12) toluene	13.517	91	1047525	15.77	ppbV		100
13) octane	14.642	85	670344	24.87	ppbV		99
14) ethylbenzene	15.758	91	781693	9.75	ppbV		97
15) m+p-xylene	15.917	91	2326858	36.06	ppbV		97
16) o-xylene	16.333	91	1096816	17.27	ppbV		97
17) C2-Benzenes	15.917	91	4221213m	66.46	ppbV		
18) nonane	16.542	43	2425977	37.59	ppbV		97
19) C9 - < C10 Aliphatics	16.542	TIC	85076998m	1318.14	ppbV		
20) 1,3,5-trimethylbenzene	17.450	105	590698	8.32	ppbV		98
21) 1,2,4-Trimethylbenzene	17.783	105	1571937	23.71	ppbV		99
22) C3-Benzenes	17.783	105	5340486m	80.56	ppbV		
23) decane	17.867	57	2777870	40.42	ppbV		98
24) C10 - < C11 Aliphatics	17.867	TIC	65099021m	947.26	ppbV		
25) undecane	18.850	57	1904516	25.72	ppbV		99
26) C11 - < C12 Aliphatics	18.850	TIC	37309837m	503.79	ppbV		
27) 1,2,4,5-tetramethylben...	19.083	119	152071	4.46	ppbV		97
28) C4-Benzenes	18.450	134	1168295m	34.23	ppbV		
29) C5-Benzenes	18.892	148	256410m	7.51	ppbV		
30) dodecane	19.692	57	359344	5.47	ppbV		99
31) C12 + Aliphatics	19.692	TIC	12717031m	193.53	ppbV		

(#) = qualifier out of range (m) = manual integration (+) = signals summed

Data Path : C:\Projects\Hawaii DOH\2. Laboratory Data\Alpha\WAF Study\L2321418\TO15-LL\NF TO-15\
 Data File : r1922260.D
 Acq On : 12 May 2023 3:07 AM
 Operator : AIRLAB19:TJS
 Sample : L2321418-02D,3,0.5,250
 Misc : WG1777877,ICAL19974
 ALS Vial : 0 Sample Multiplier: 1

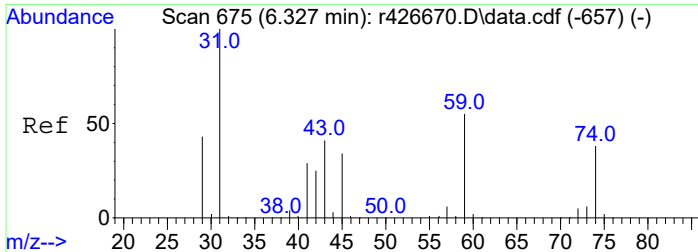
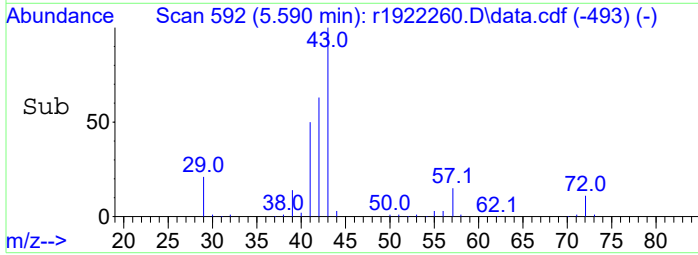
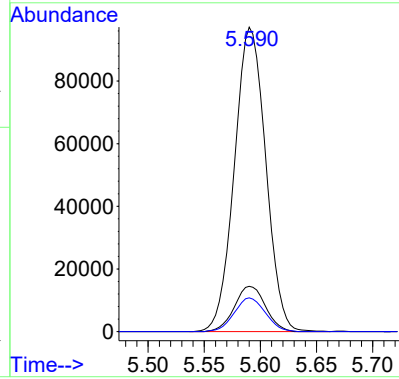
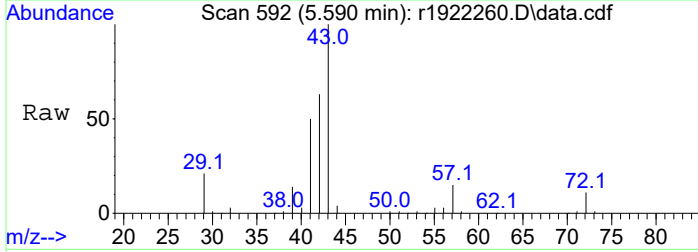
Quant Time: Jun 06 12:38:38 2023
 Quant Method : C:\Projects\Hawaii DOH\2. Laboratory Data\Alpha\WAF Study\L2321418\TO15-LL\NF TO-15\
 ... 5\TFS19 230501 NF.M
 Quant Title : TO-14A/TO-15 SIM/Full Scan Analysis
 QLast Update : Tue Jun 06 11:57:14 2023
 Response via : Initial Calibration





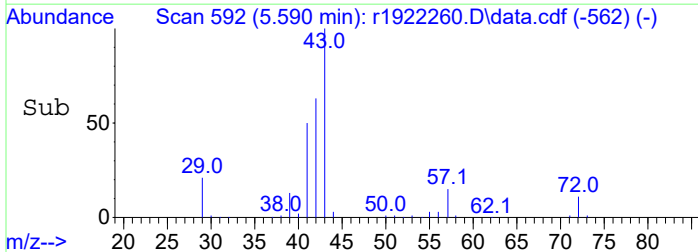
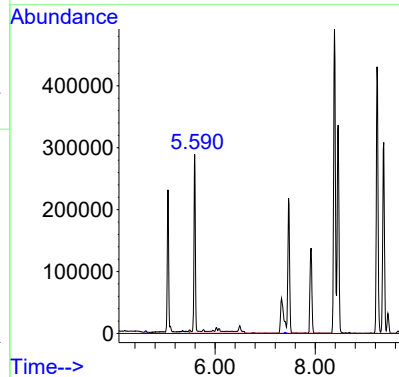
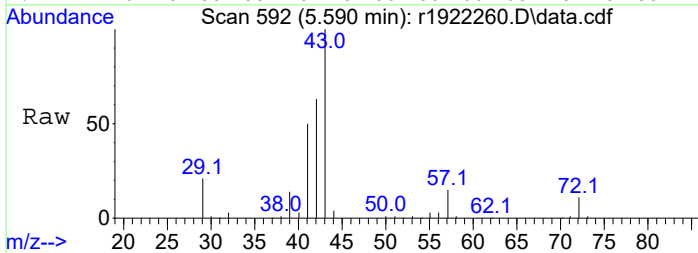
#2
 pentane
 Concen: 6.73 ppbV
 RT: 5.590 min Scan# 592
 Delta R.T. 0.000 min
 Lab File: r1922260.D
 Acq: 12 May 2023 3:07 AM

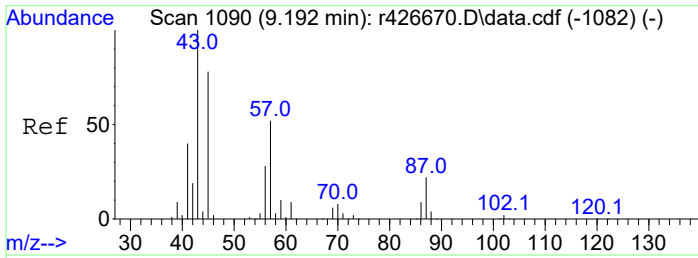
Tgt Ion	Resp	Lower	Upper
43	100		
57	14.9	11.4	17.0
72	11.1	8.6	13.0



#3
 C5 - < C6 Aliphatics
 Concen: 75.48 ppbV m
 RT: 5.590 min Scan# 592
 Delta R.T. 0.000 min
 Lab File: r1922260.D
 Acq: 12 May 2023 3:07 AM

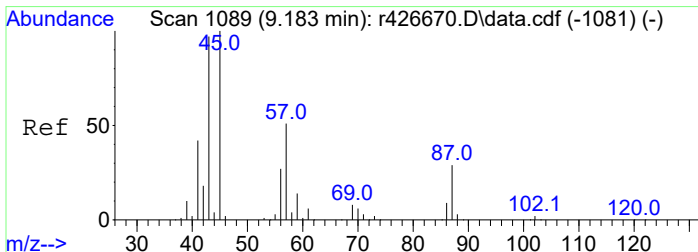
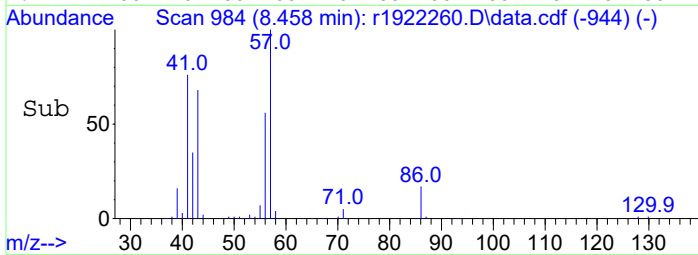
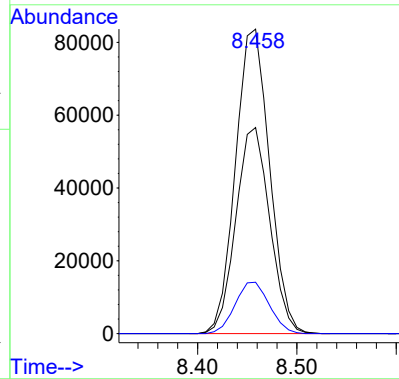
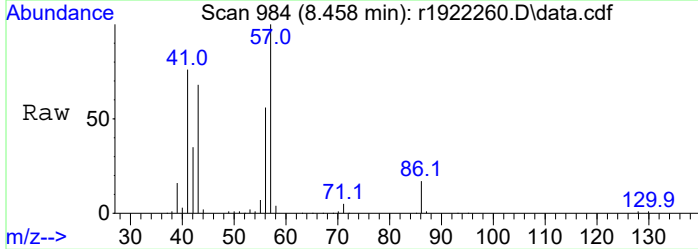
Tgt Ion	Resp	Lower	Upper
TIC	100		
59	0.0	0.0	0.0
45	0.0	0.0	0.0





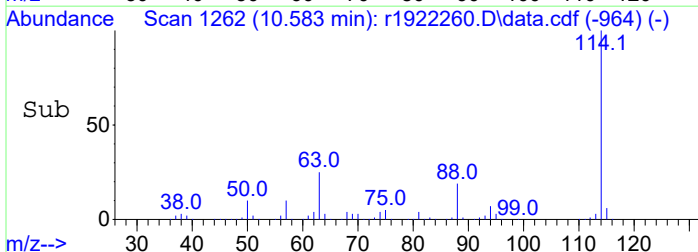
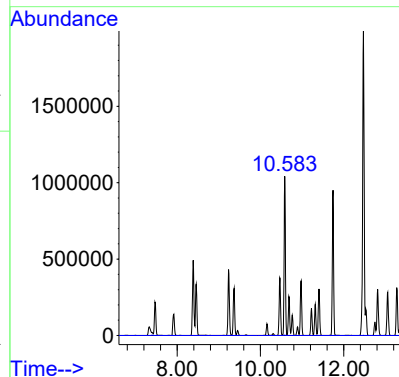
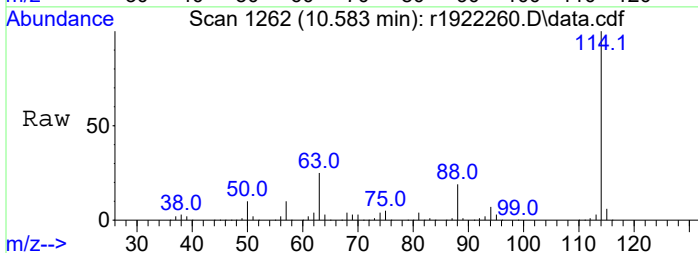
#5
 hexane
 Concen: 5.62 ppbV
 RT: 8.458 min Scan# 984
 Delta R.T. 0.000 min
 Lab File: r1922260.D
 Acq: 12 May 2023 3:07 AM

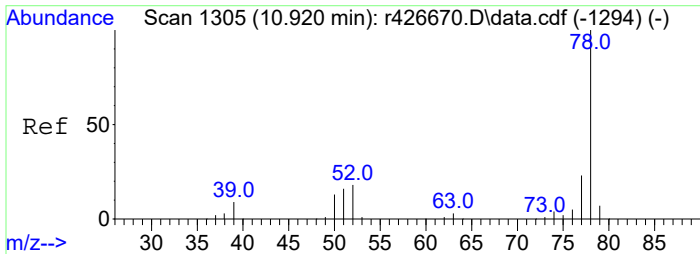
Tgt Ion	Resp	Lower	Upper
57	100		
43	67.7	55.8	83.6
86	16.9	14.2	21.2



#6
 C6 - < C7 Aliphatics
 Concen: 305.06 ppbV m
 RT: 10.583 min Scan# 1262
 Delta R.T. 0.000 min
 Lab File: r1922260.D
 Acq: 12 May 2023 3:07 AM

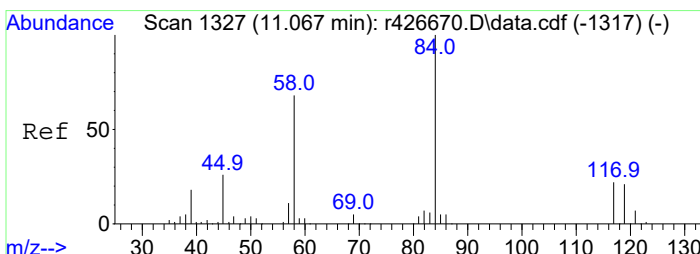
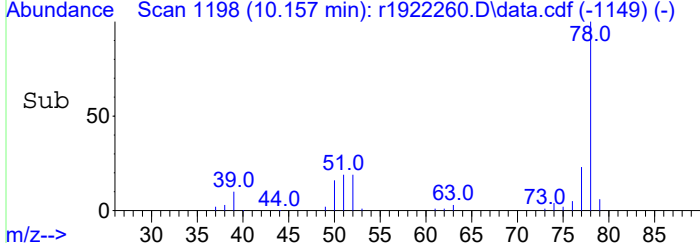
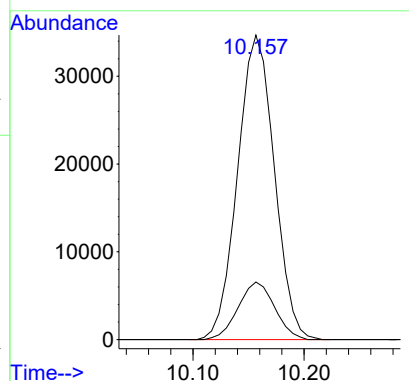
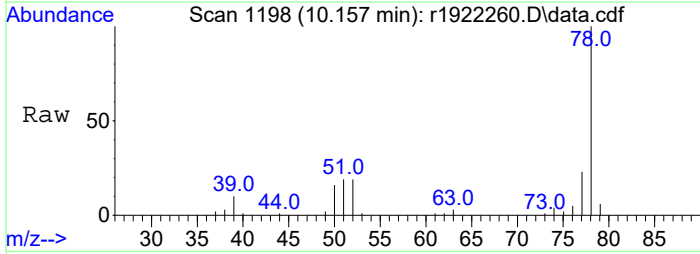
Tgt Ion	Resp	Lower	Upper
TIC	100		
59	0.0	0.0	0.0
45	175900.0	14.5	21.7#





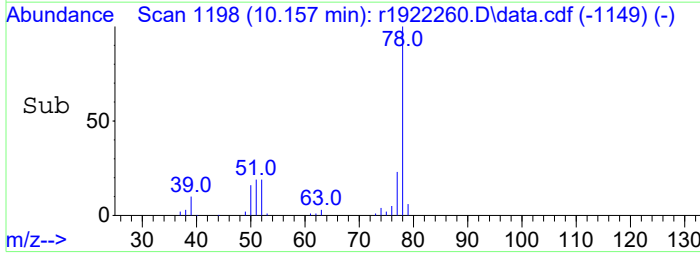
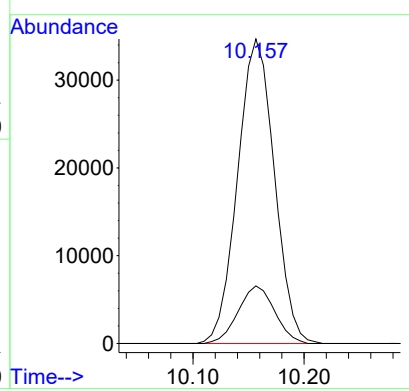
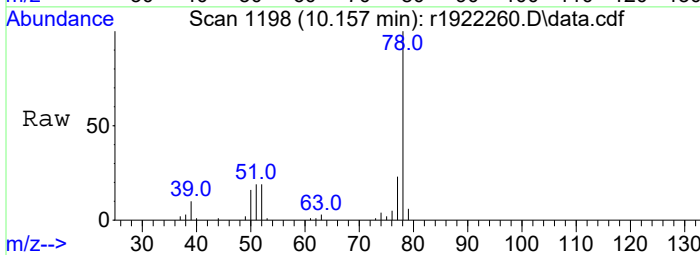
#7
benzene
Concen: 1.37 ppbV
RT: 10.157 min Scan# 1198
Delta R.T. 0.000 min
Lab File: r1922260.D
Acq: 12 May 2023 3:07 AM

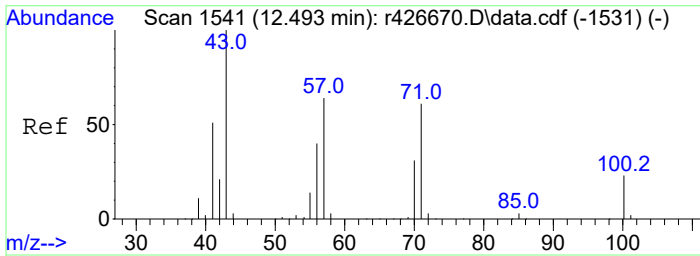
Tgt Ion	Resp	Lower	Upper
78	100		
52	18.9	14.9	22.3



#8
C1 - Benzenes
Concen: 1.37 ppbV
RT: 10.157 min Scan# 1198
Delta R.T. 0.000 min
Lab File: r1922260.D
Acq: 12 May 2023 3:07 AM

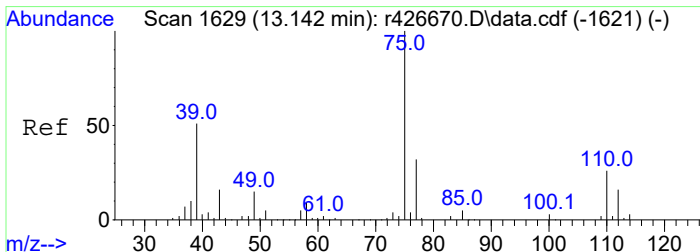
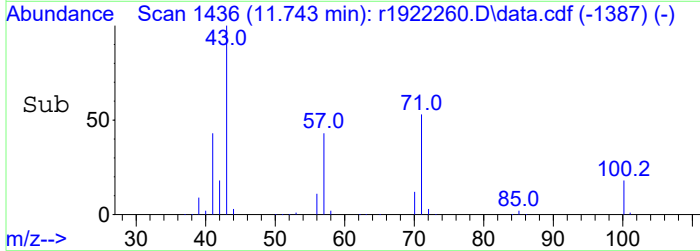
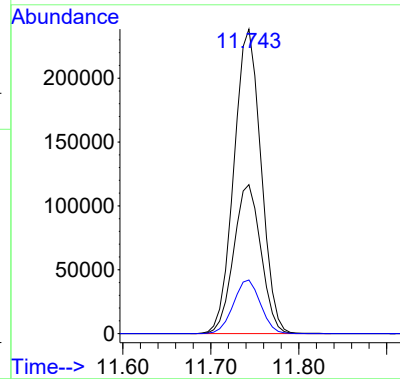
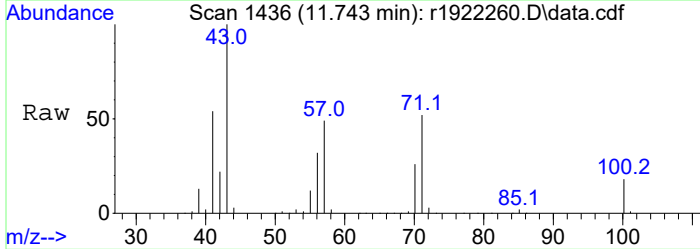
Tgt Ion	Resp	Lower	Upper
78	100		
52	18.9	14.9	22.3





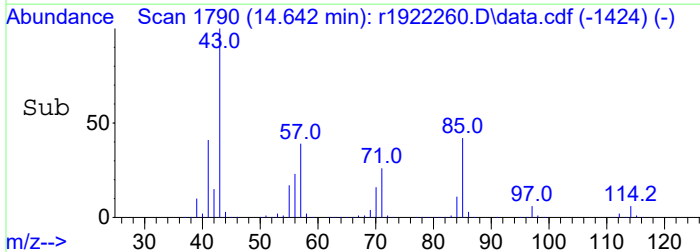
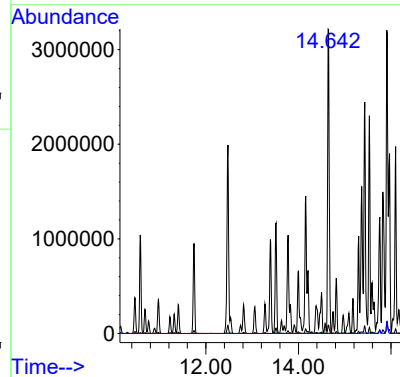
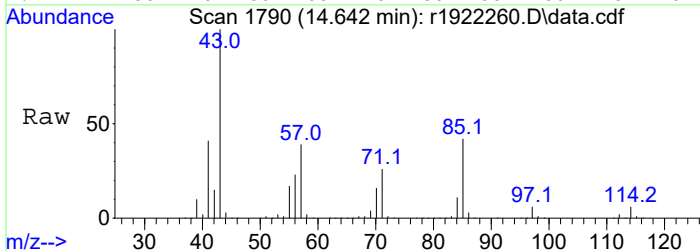
#9
 heptane
 Concen: 10.90 ppbV
 RT: 11.743 min Scan# 1436
 Delta R.T. 0.000 min
 Lab File: r1922260.D
 Acq: 12 May 2023 3:07 AM

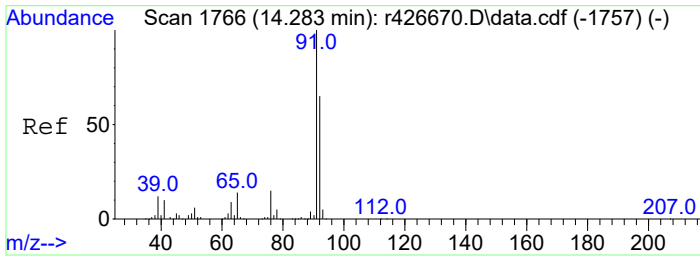
Tgt Ion:	Resp:	Lower	Upper
43	100		
57	48.9	37.9	56.9
100	17.6	13.4	20.2



#10
 C7 - C8 Aliphatics
 Concen: 754.41 ppbV m
 RT: 14.642 min Scan# 1790
 Delta R.T. -0.008 min
 Lab File: r1922260.D
 Acq: 12 May 2023 3:07 AM

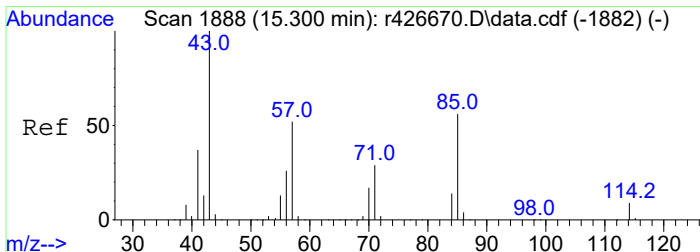
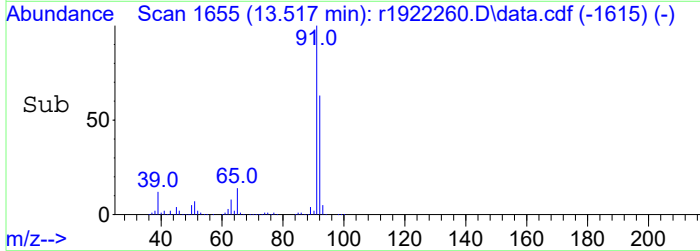
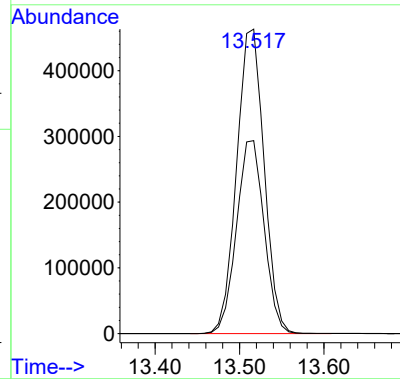
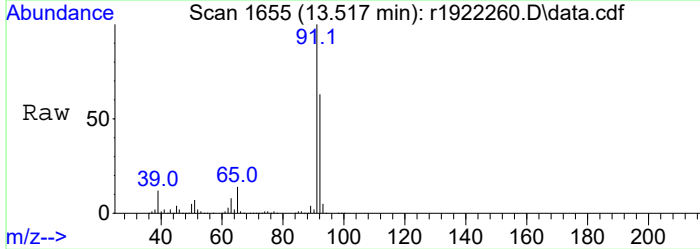
Tgt Ion:	Resp:	Lower	Upper
TIC	100		
39	8543400.0	227.8	341.8#
77	130200.0	5.8	8.6#





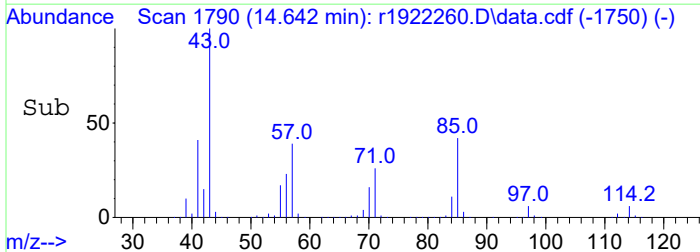
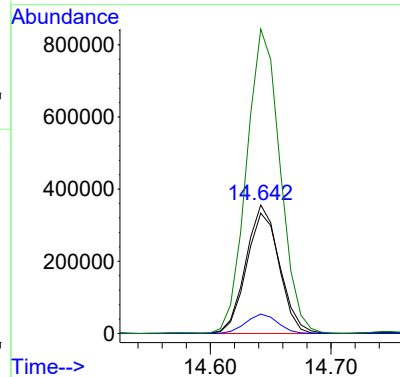
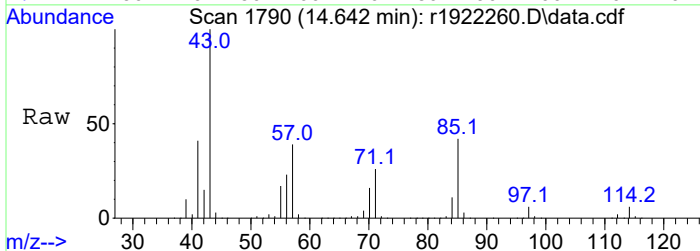
#12
 toluene
 Concen: 15.77 ppbV
 RT: 13.517 min Scan# 1655
 Delta R.T. 0.000 min
 Lab File: r1922260.D
 Acq: 12 May 2023 3:07 AM

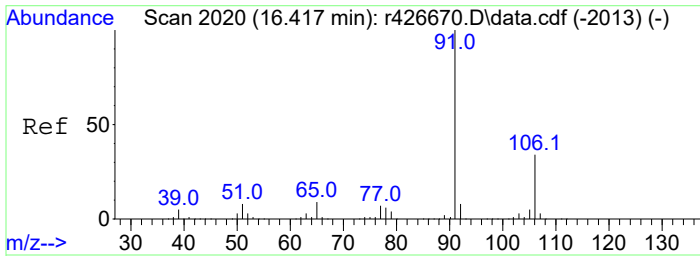
Tgt Ion:	Resp:	Lower	Upper
91	100		
92	63.4	51.0	76.4



#13
 octane
 Concen: 24.87 ppbV
 RT: 14.642 min Scan# 1790
 Delta R.T. 0.000 min
 Lab File: r1922260.D
 Acq: 12 May 2023 3:07 AM

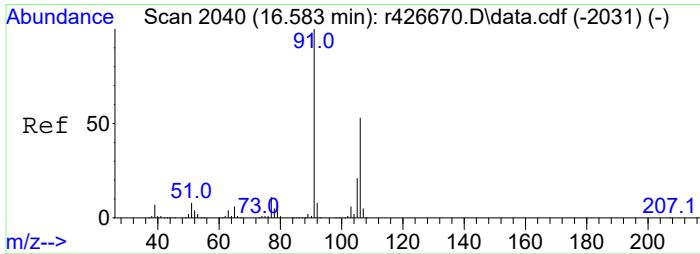
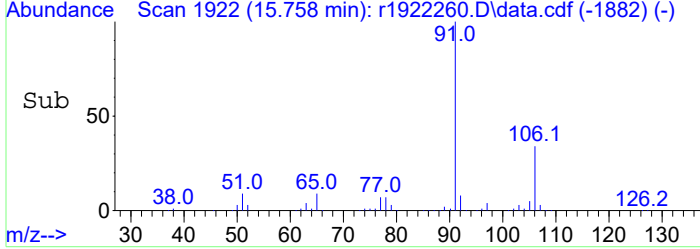
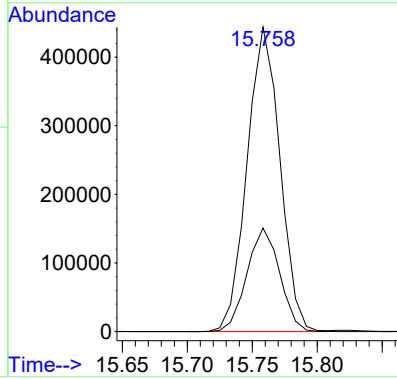
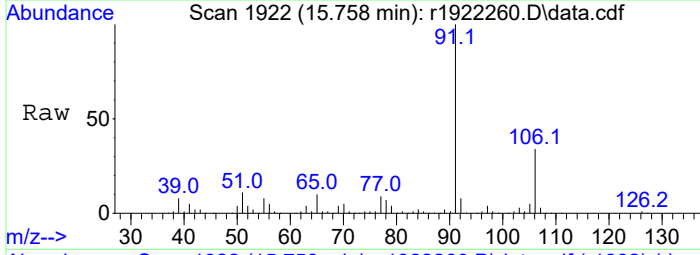
Tgt Ion:	Resp:	Lower	Upper
85	100		
57	93.6	73.2	109.8
114	15.1	11.4	17.0
43	237.0	190.0	285.0





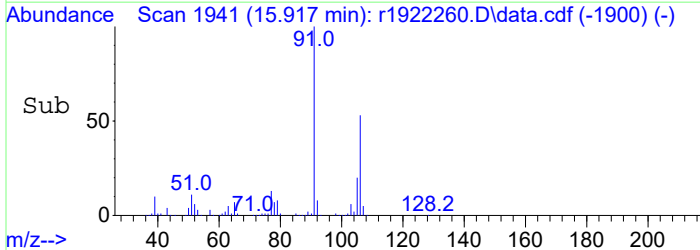
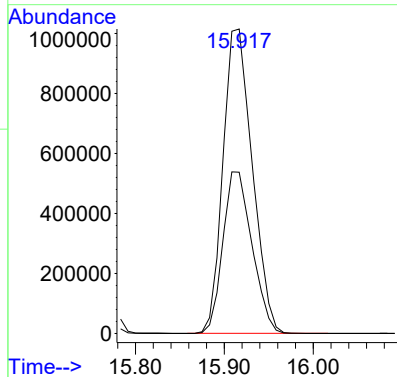
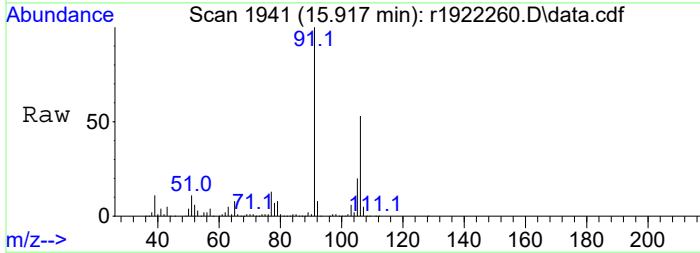
#14
ethylbenzene
Concen: 9.75 ppbV
RT: 15.758 min Scan# 1922
Delta R.T. 0.000 min
Lab File: r1922260.D
Acq: 12 May 2023 3:07 AM

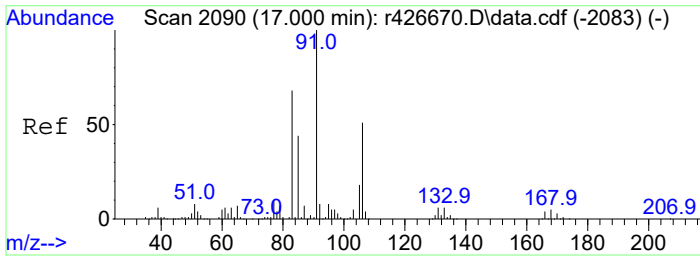
Tgt Ion: 91 Resp: 781693
Ion Ratio Lower Upper
91 100
106 34.0 25.9 38.9



#15
m+p-xylene
Concen: 36.06 ppbV
RT: 15.917 min Scan# 1941
Delta R.T. 0.008 min
Lab File: r1922260.D
Acq: 12 May 2023 3:07 AM

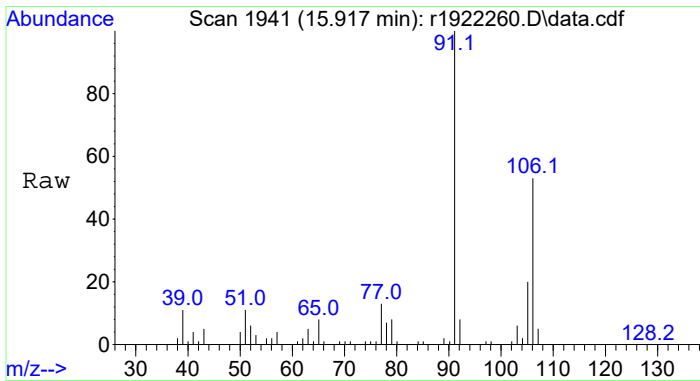
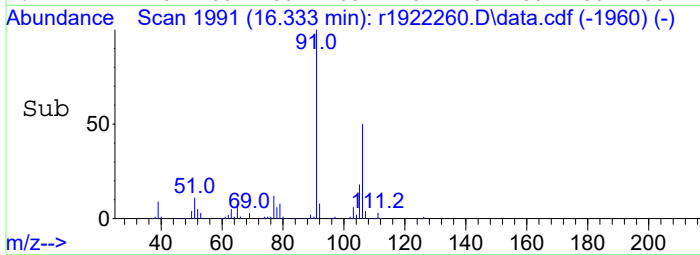
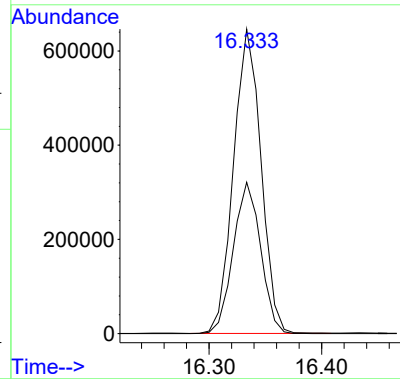
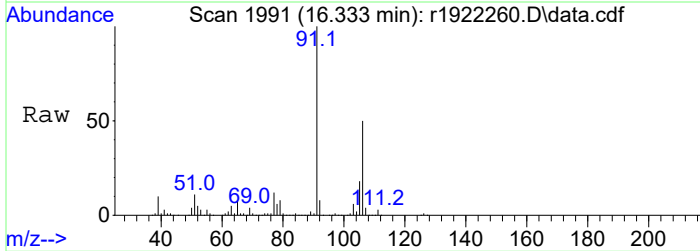
Tgt Ion: 91 Resp: 2326858
Ion Ratio Lower Upper
91 100
106 53.0 40.6 61.0





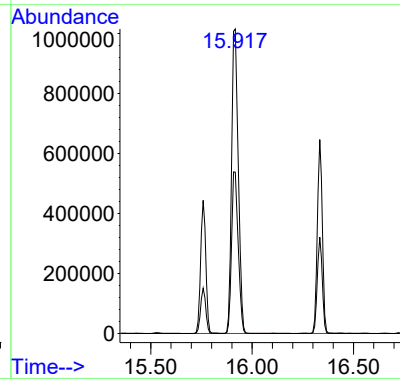
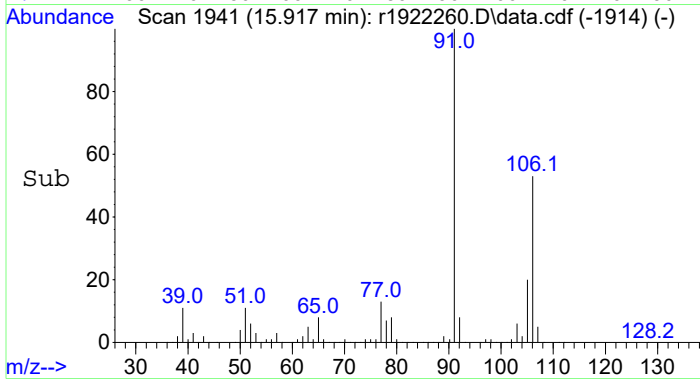
#16
 o-xylene
 Concen: 17.27 ppbV
 RT: 16.333 min Scan# 1991
 Delta R.T. 0.000 min
 Lab File: r1922260.D
 Acq: 12 May 2023 3:07 AM

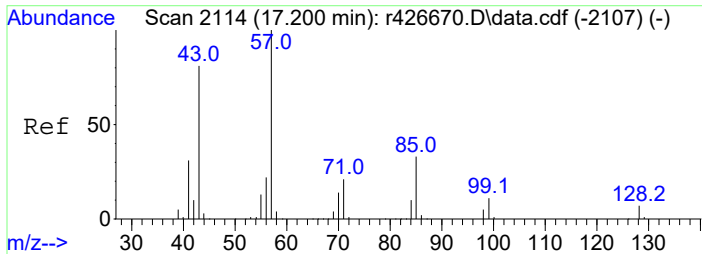
Tgt Ion: 91 Resp: 1096816
 Ion Ratio Lower Upper
 91 100
 106 49.7 38.2 57.4



#17
 C2-Benzenes
 Concen: 66.46 ppbV m
 RT: 15.917 min Scan# 1941
 Delta R.T. 0.008 min
 Lab File: r1922260.D
 Acq: 12 May 2023 3:07 AM

Tgt Ion: 91 Resp: 4221213
 Ion Ratio Lower Upper
 91 100
 106 53.0 40.6 61.0

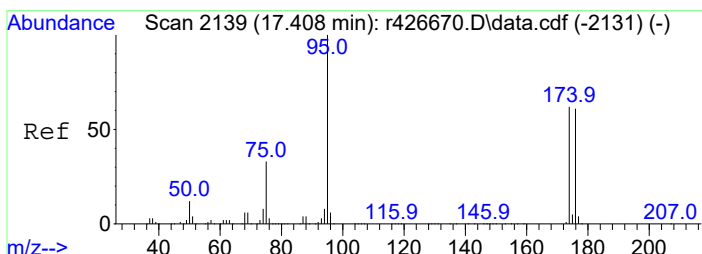
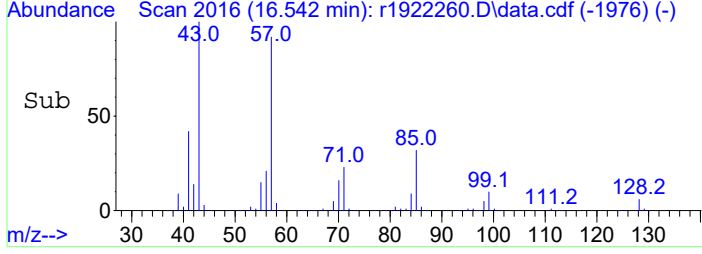
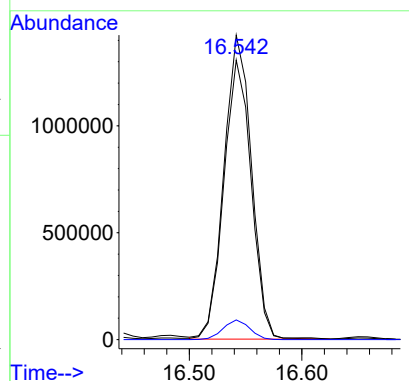
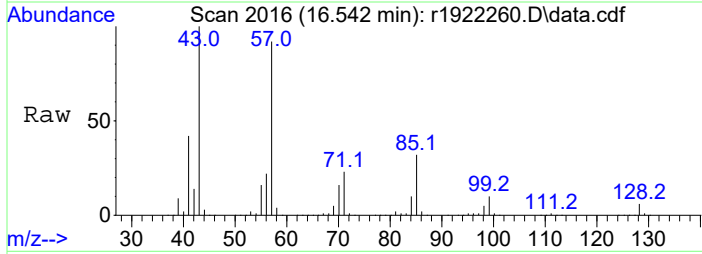




#18
 nonane
 Concen: 37.59 ppbV
 RT: 16.542 min Scan# 2016
 Delta R.T. 0.000 min
 Lab File: r1922260.D
 Acq: 12 May 2023 3:07 AM

Tgt Ion: 43 Resp: 2425977

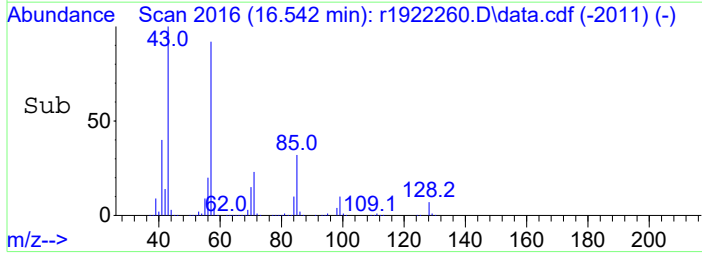
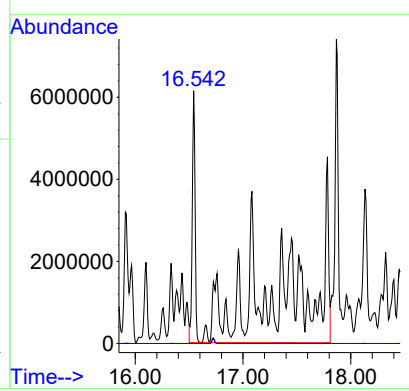
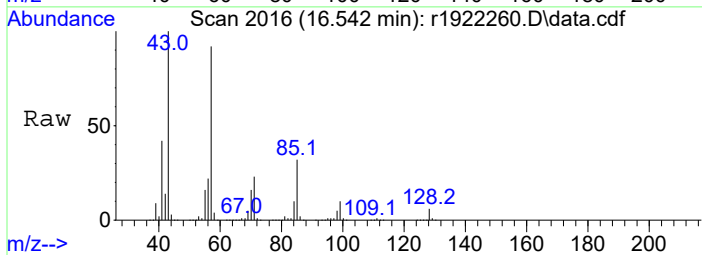
Ion	Ratio	Lower	Upper
43	100		
57	91.8	70.7	106.1
128	6.5	5.0	7.4

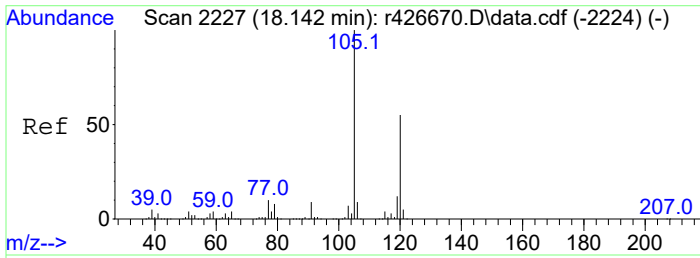


#19
 C9 - < C10 Aliphatics
 Concen: 1318.14 ppbV m
 RT: 16.542 min Scan# 2016
 Delta R.T. 0.000 min
 Lab File: r1922260.D
 Acq: 12 May 2023 3:07 AM

Tgt Ion:TIC Resp:85076998

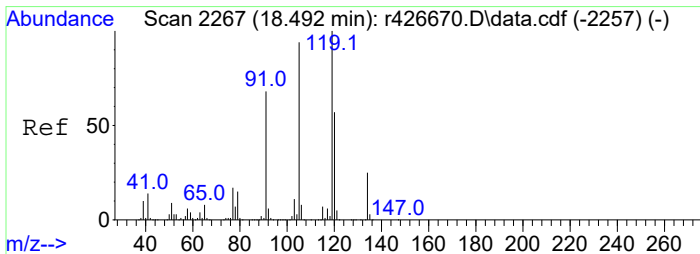
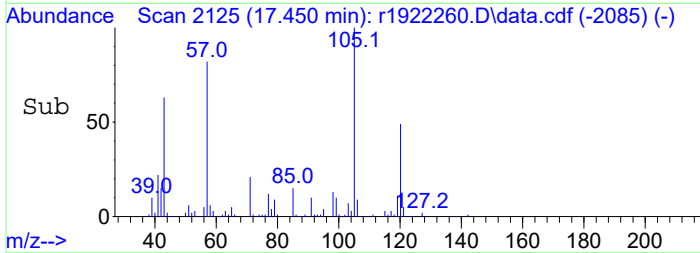
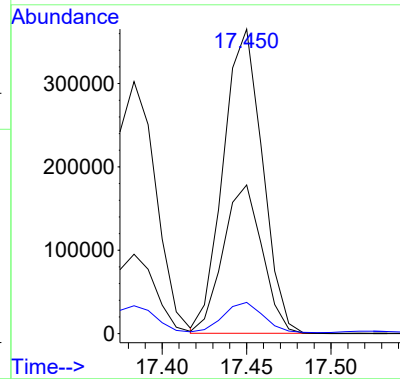
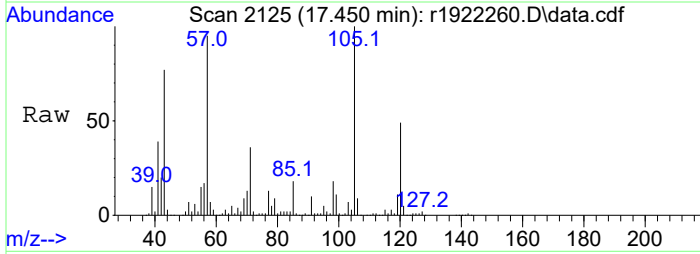
Ion	Ratio	Lower	Upper
TIC	100		
174	0.0	0.0	0.0
75	0.0	0.0	0.0





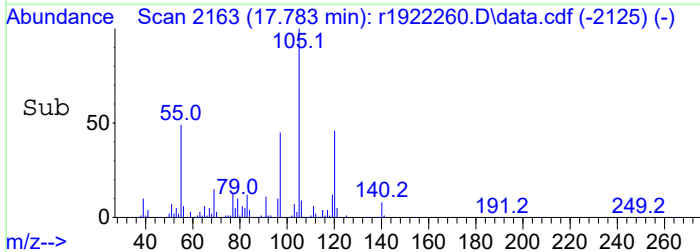
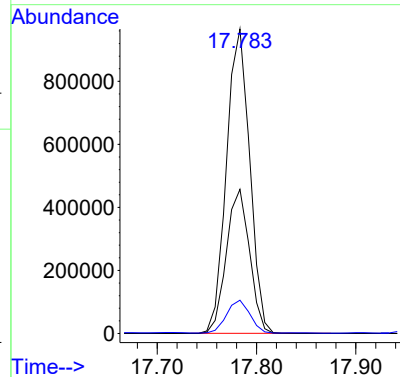
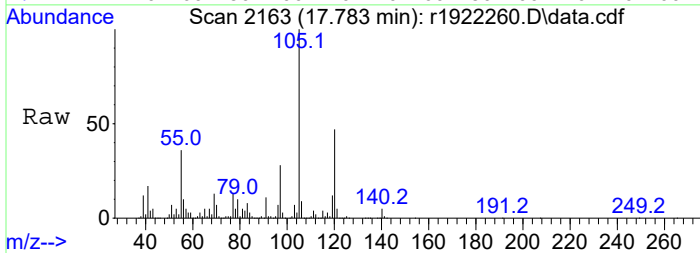
#20
 1,3,5-trimethylbenzene
 Concen: 8.32 ppbV
 RT: 17.450 min Scan# 2125
 Delta R.T. 0.000 min
 Lab File: r1922260.D
 Acq: 12 May 2023 3:07 AM

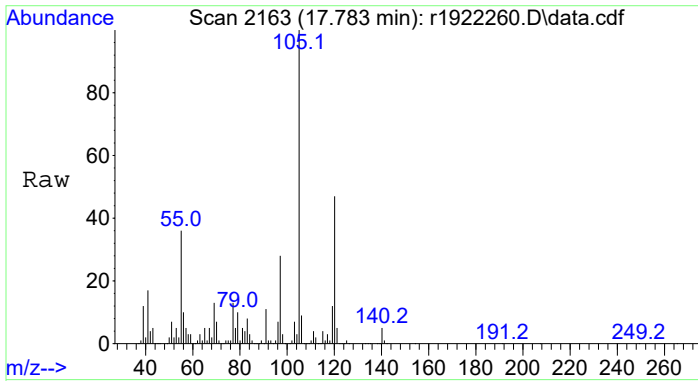
Tgt Ion	Resp	Lower	Upper
105	590698		
105	100		
120	48.8	40.6	60.8
91	10.2	8.6	13.0



#21
 1,2,4-Trimethylbenzene
 Concen: 23.71 ppbV
 RT: 17.783 min Scan# 2163
 Delta R.T. 0.000 min
 Lab File: r1922260.D
 Acq: 12 May 2023 3:07 AM

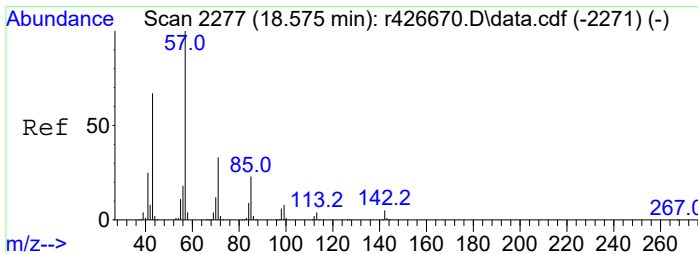
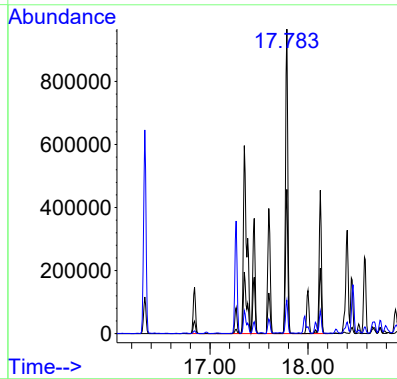
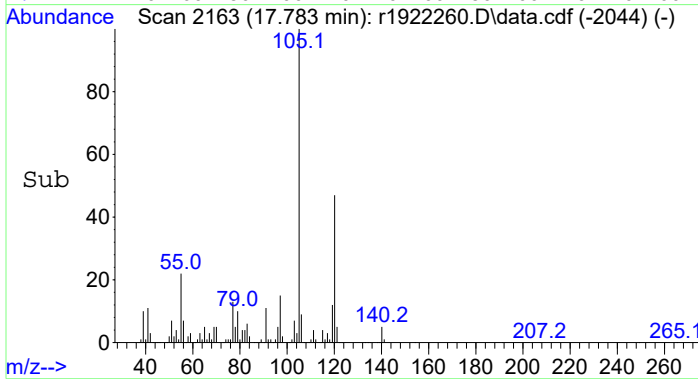
Tgt Ion	Resp	Lower	Upper
105	1571937		
105	100		
120	47.4	38.2	57.2
91	10.9	9.2	13.8





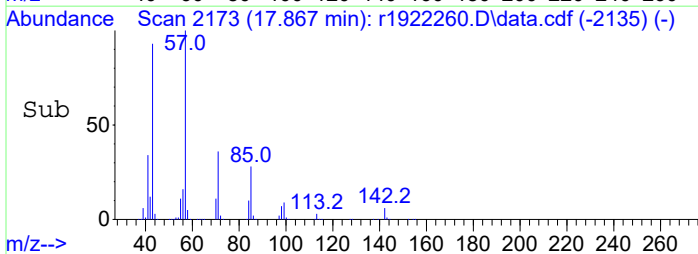
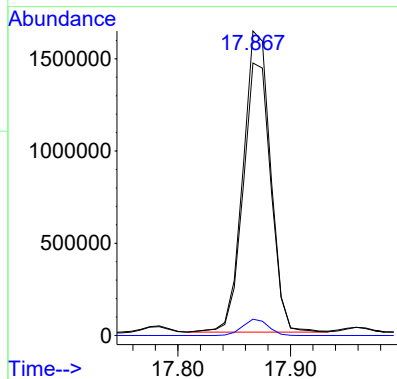
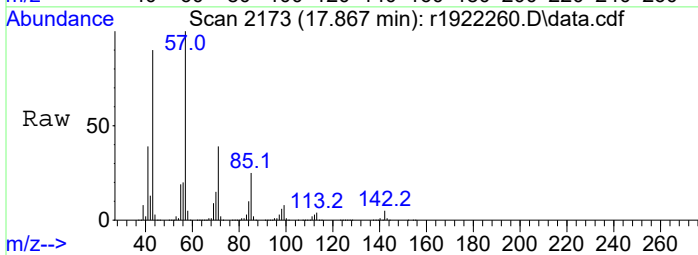
#22
 C3-Benzenes
 Concen: 80.56 ppbV m
 RT: 17.783 min Scan# 2163
 Delta R.T. 0.000 min
 Lab File: r1922260.D
 Acq: 12 May 2023 3:07 AM

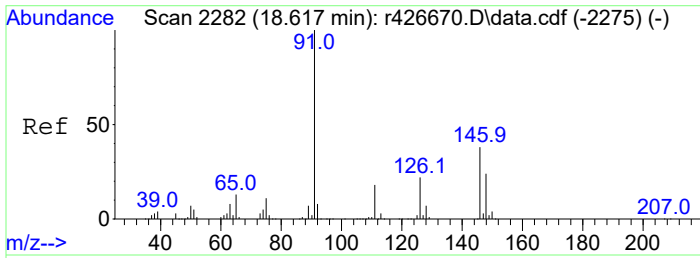
Tgt Ion	Ratio	Lower	Upper
105	100		
120	13.9	38.2	57.2#
91	3.2	9.2	13.8#



#23
 decane
 Concen: 40.42 ppbV
 RT: 17.867 min Scan# 2173
 Delta R.T. 0.000 min
 Lab File: r1922260.D
 Acq: 12 May 2023 3:07 AM

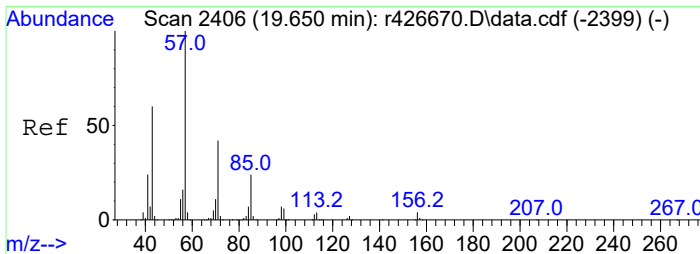
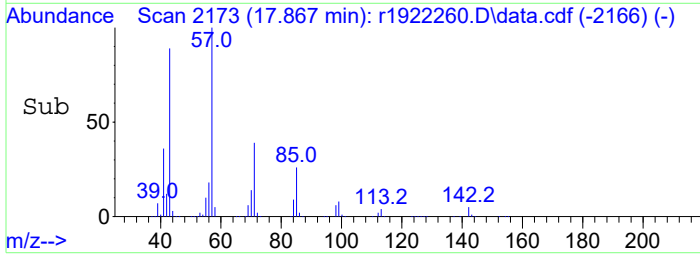
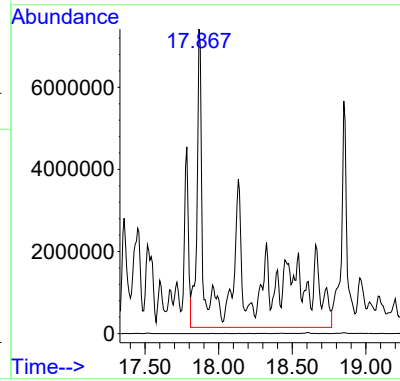
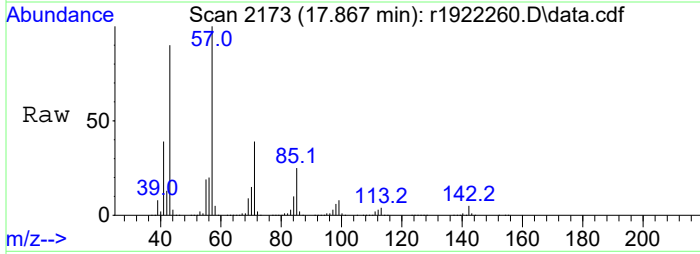
Tgt Ion	Ratio	Lower	Upper
57	100		
43	89.5	73.6	110.4
142	5.4	4.2	6.4





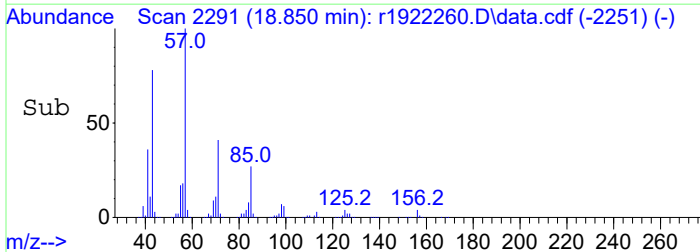
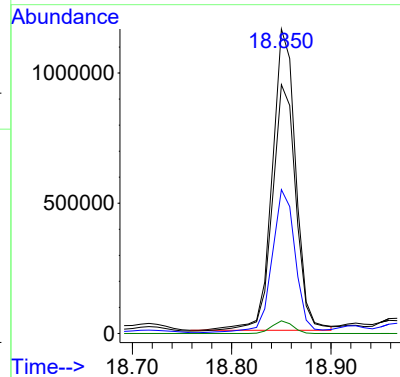
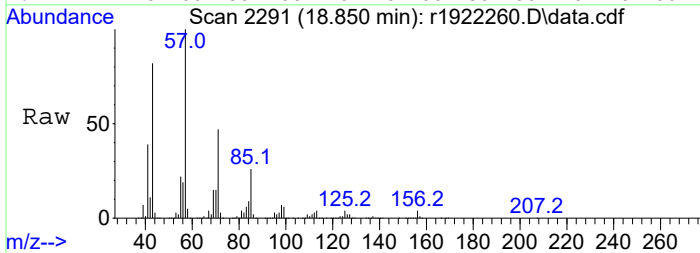
#24
 C10 - < C11 Aliphatics
 Concen: 947.26 ppbV m
 RT: 17.867 min Scan# 2173
 Delta R.T. 0.000 min
 Lab File: r1922260.D
 Acq: 12 May 2023 3:07 AM

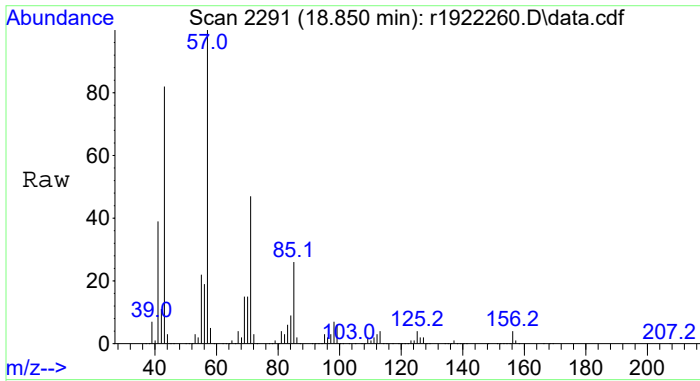
Tgt Ion:TIC Resp:65099021
 Ion Ratio Lower Upper
 TIC 100
 126 178600.0 2.2 3.2#



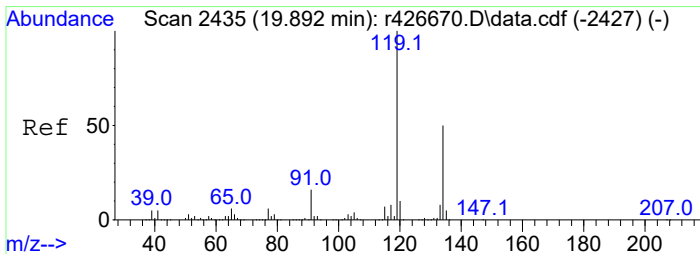
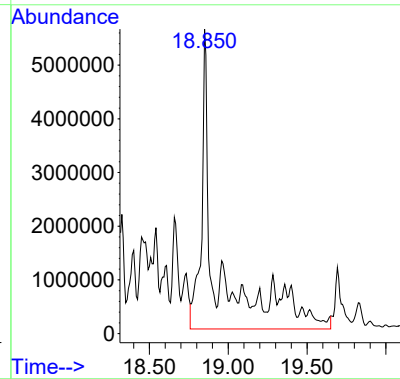
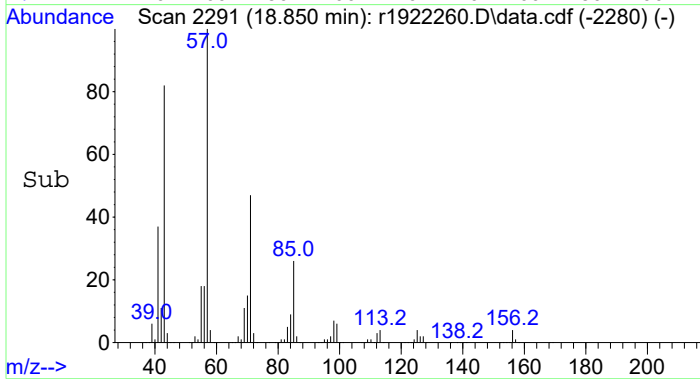
#25
 undecane
 Concen: 25.72 ppbV
 RT: 18.850 min Scan# 2291
 Delta R.T. 0.000 min
 Lab File: r1922260.D
 Acq: 12 May 2023 3:07 AM

Tgt Ion: 57 Resp: 1904516
 Ion Ratio Lower Upper
 57 100
 43 81.7 66.9 100.3
 71 47.3 37.5 56.3
 156 4.1 3.2 4.8

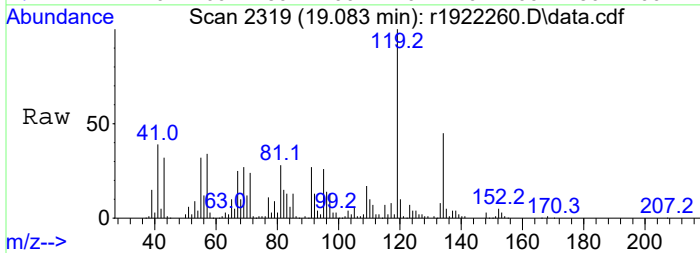




#26
 C11 - < C12 Aliphatics
 Concen: 503.79 ppbV m
 RT: 18.850 min Scan# 2291
 Delta R.T. 0.000 min
 Lab File: r1922260.D
 Acq: 12 May 2023 3:07 AM
 Tgt Ion:TIC Resp:37309837

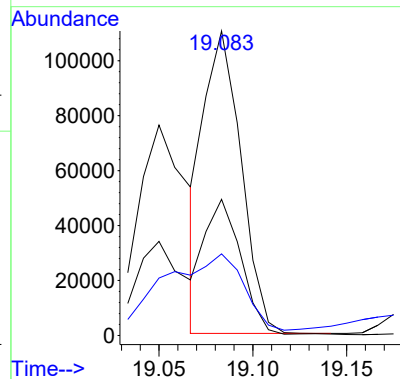
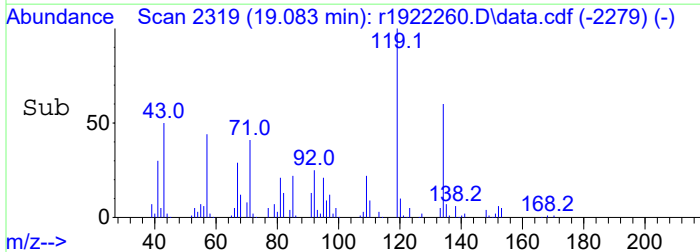


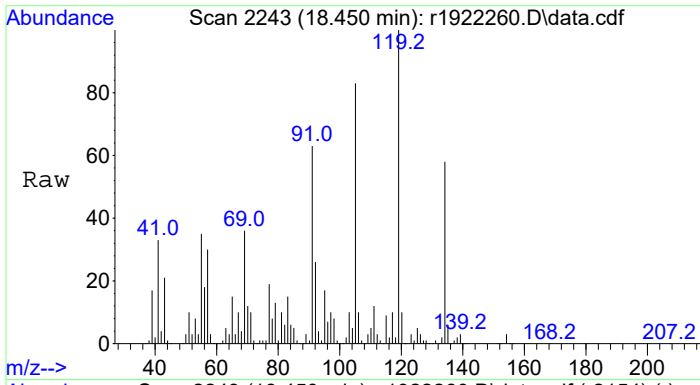
#27
 1,2,4,5-tetramethylbenzene
 Concen: 4.46 ppbV
 RT: 19.083 min Scan# 2319
 Delta R.T. 0.000 min
 Lab File: r1922260.D
 Acq: 12 May 2023 3:07 AM



Tgt Ion:119 Resp: 152071

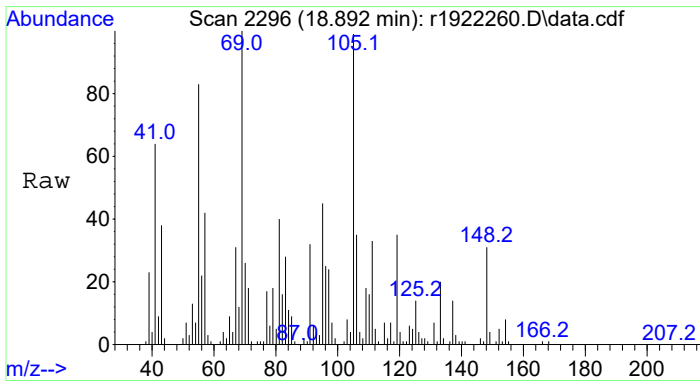
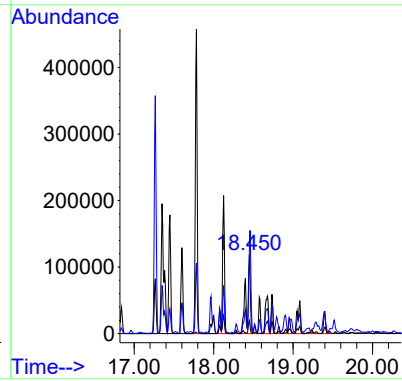
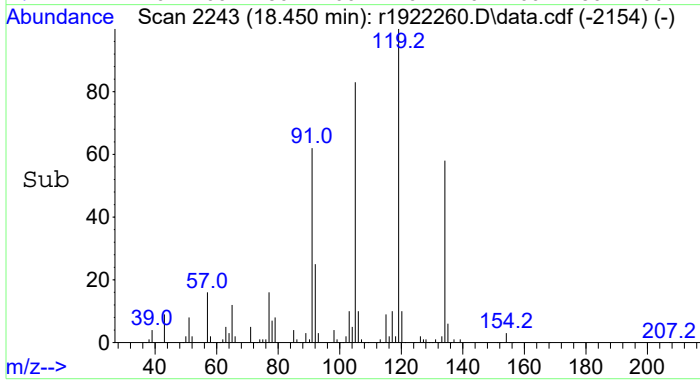
Ion	Ratio	Lower	Upper
119	100		
134	44.7	37.8	56.6
91	26.8	22.2	33.4





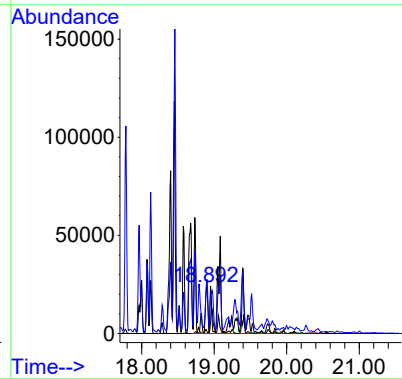
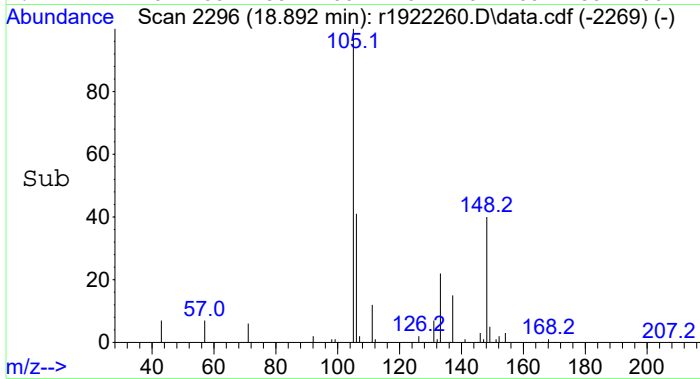
#28
 C4-Benzenes
 Concen: 34.23 ppbV m
 RT: 18.450 min Scan# 2243
 Delta R.T. 0.000 min
 Lab File: r1922260.D
 Acq: 12 May 2023 3:07 AM

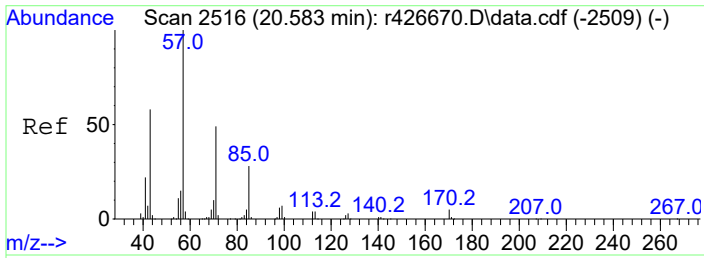
Tgt Ion	Resp	Lower	Upper
134	100		
120	2.7	13.4	20.2#
91	22.9	93.0	139.6#



#29
 C5-Benzenes
 Concen: 7.51 ppbV m
 RT: 18.892 min Scan# 2296
 Delta R.T. 0.000 min
 Lab File: r1922260.D
 Acq: 12 May 2023 3:07 AM

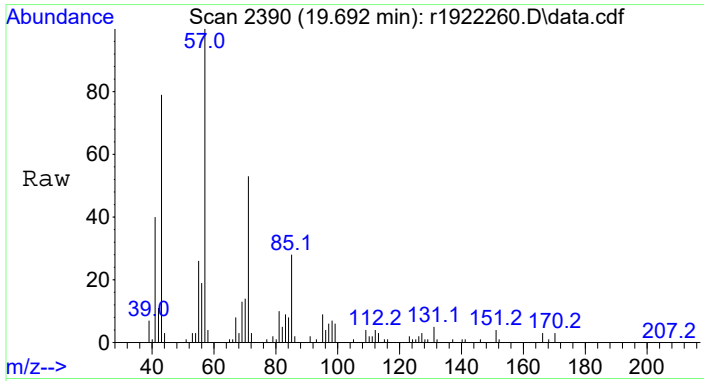
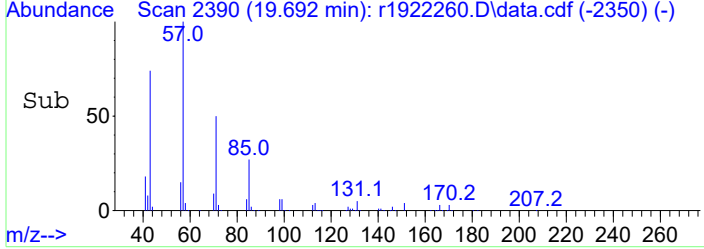
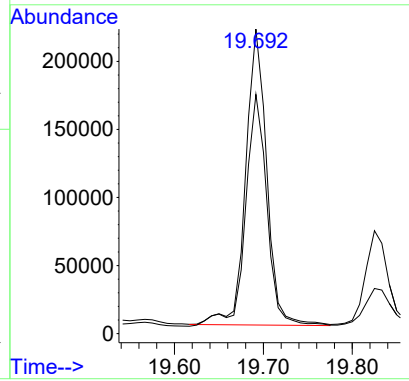
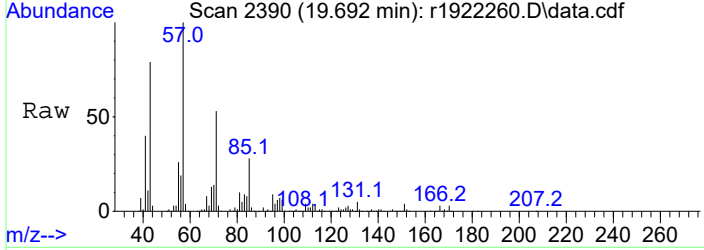
Tgt Ion	Resp	Lower	Upper
148	100		
134	1.1	6.0	9.0#
91	21.0	88.3	132.5#





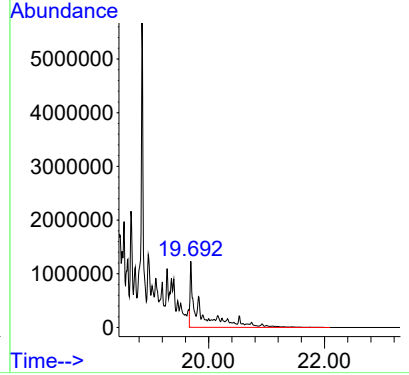
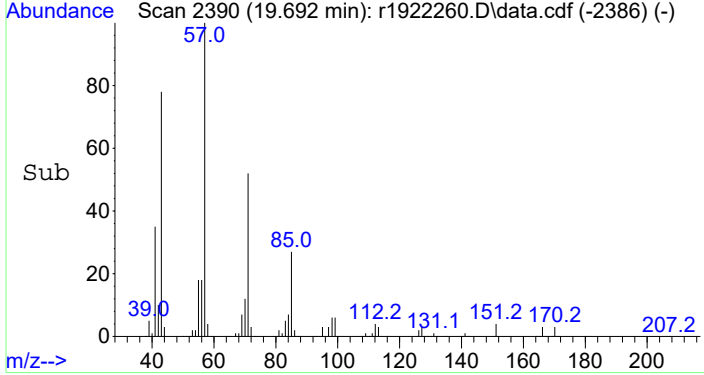
#30
 dodecane
 Concen: 5.47 ppbV
 RT: 19.692 min Scan# 2390
 Delta R.T. 0.000 min
 Lab File: r1922260.D
 Acq: 12 May 2023 3:07 AM

Tgt Ion: 57 Resp: 359344
 Ion Ratio Lower Upper
 57 100
 43 78.6 63.6 95.4



#31
 C12 + Aliphatics
 Concen: 193.53 ppbV m
 RT: 19.692 min Scan# 2390
 Delta R.T. 0.000 min
 Lab File: r1922260.D
 Acq: 12 May 2023 3:07 AM

Tgt Ion:TIC Resp:12717031



EPA Method 8270E: Detailed Quant Reports Additive and Dispersant Analysis

Data Path : C:\Projects\Hawaii DOH\2. Laboratory Data\Alpha\WAF Study\L2317027\FULLSCAN\
 Data File : F206052309.D
 Acq On : 5 Jun 2023 6:59 pm
 Operator : PAH2:DP
 Sample : L2317027-01
 Misc :
 ALS Vial : 8 Sample Multiplier: 1

Quant Time: Jun 07 13:20:38 2023
 Quant Method : C:\Projects\Hawaii DOH\2. Laboratory Data\Alpha\WAF Study\L2317027\FULLSCAN\Additi
 ves.20230607.M
 Quant Title : PIANO VOLATILES
 QLast Update : Wed Jun 07 13:20:10 2023
 Response via : Initial Calibration

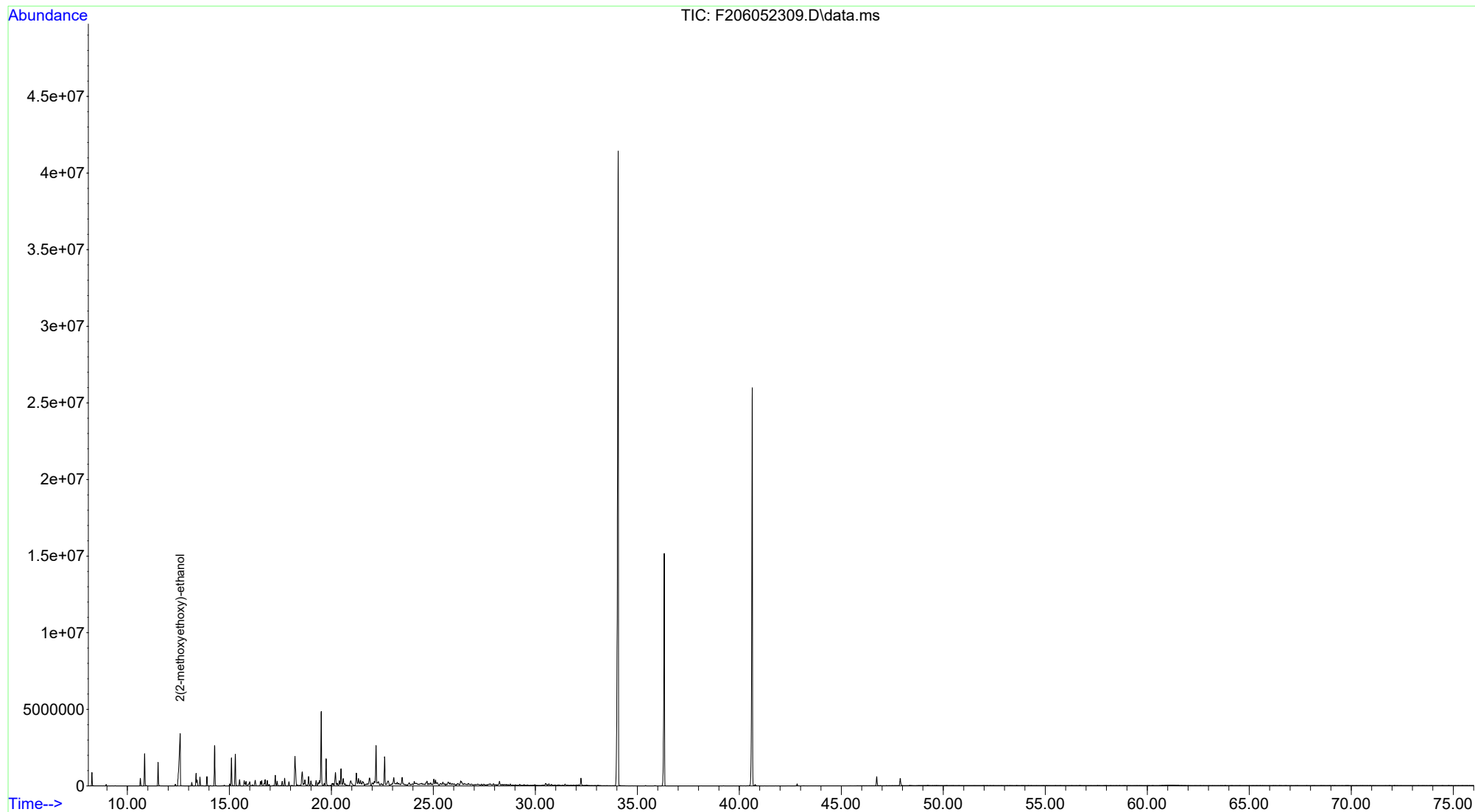
Compound	R.T.	QIon	Response	Conc	Units	Dev(Min)

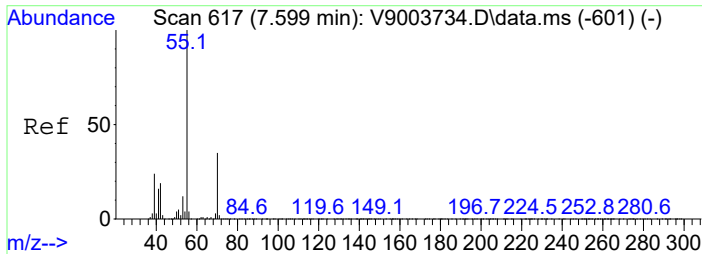
Target Compounds						Qvalue
1) 2(2-methoxyethoxy)-eth...	12.585	45	3540779	20843.32	ug/L	# 100

(#) = qualifier out of range (m) = manual integration (+) = signals summed

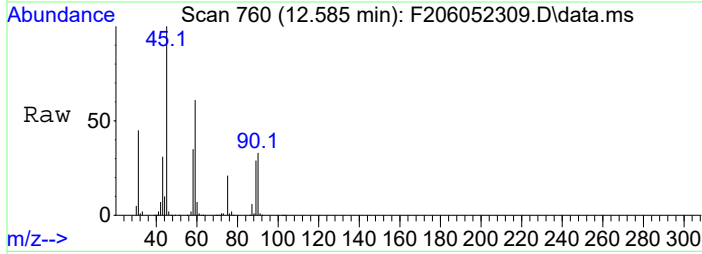
Data Path : C:\Projects\Hawaii DOH\2. Laboratory Data\Alpha\WAF Study\L2317027\FULLSCAN\
 Data File : F206052309.D
 Acq On : 5 Jun 2023 6:59 pm
 Operator : PAH2:DP
 Sample : L2317027-01
 Misc :
 ALS Vial : 8 Sample Multiplier: 1

Quant Time: Jun 07 13:20:38 2023
 Quant Method : C:\Projects\Hawaii DOH\2. Laboratory Data\Alpha\WAF Study\L2317027\FULLSCAN\Additi
 ... ves.20230607.M
 Quant Title : PIANO VOLATILES
 QLast Update : Wed Jun 07 13:20:10 2023
 Response via : Initial Calibration



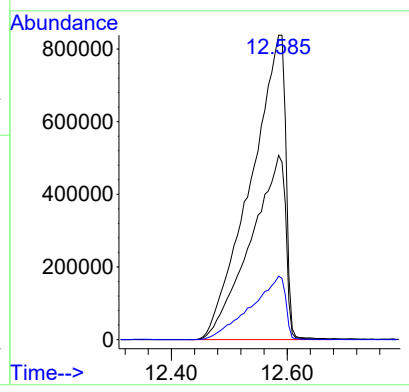
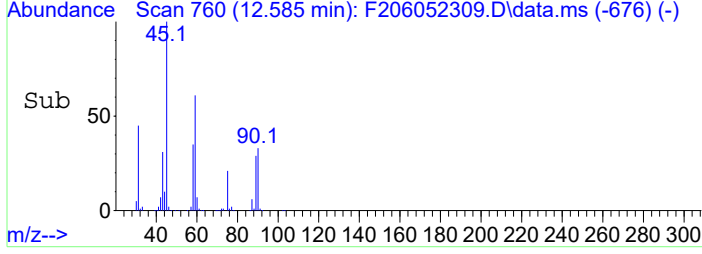


#1
 2(2-methoxyethoxy)-ethanol
 Concen: 20843.32 ug/L
 RT: 12.585 min Scan# 760
 Delta R.T. 0.000 min
 Lab File: F206052309.D
 Acq: 5 Jun 2023 6:59 pm



Tgt Ion: 45 Resp: 3540779

Ion	Ratio	Lower	Upper
45	100		
59	60.6	60.6	60.6#
75	20.9	20.9	20.9#



Data Path : C:\Projects\Hawaii DOH\2. Laboratory Data\Alpha\WAF Study\L2317027\FULLSCAN\
 Data File : F205142323.D
 Acq On : 15 May 2023 5:23 pm
 Operator : PAH2:DP
 Sample : 12317027-04
 Misc :
 ALS Vial : 22 Sample Multiplier: 1

Quant Time: Jun 02 12:15:59 2023
 Quant Method : C:\Projects\Hawaii DOH\2. Laboratory Data\Alpha\WAF Study\L2317027\FULLSCAN\Additi
 ves.M
 Quant Title : PIANO VOLATILES
 QLast Update : Fri Jun 02 12:15:24 2023
 Response via : Initial Calibration

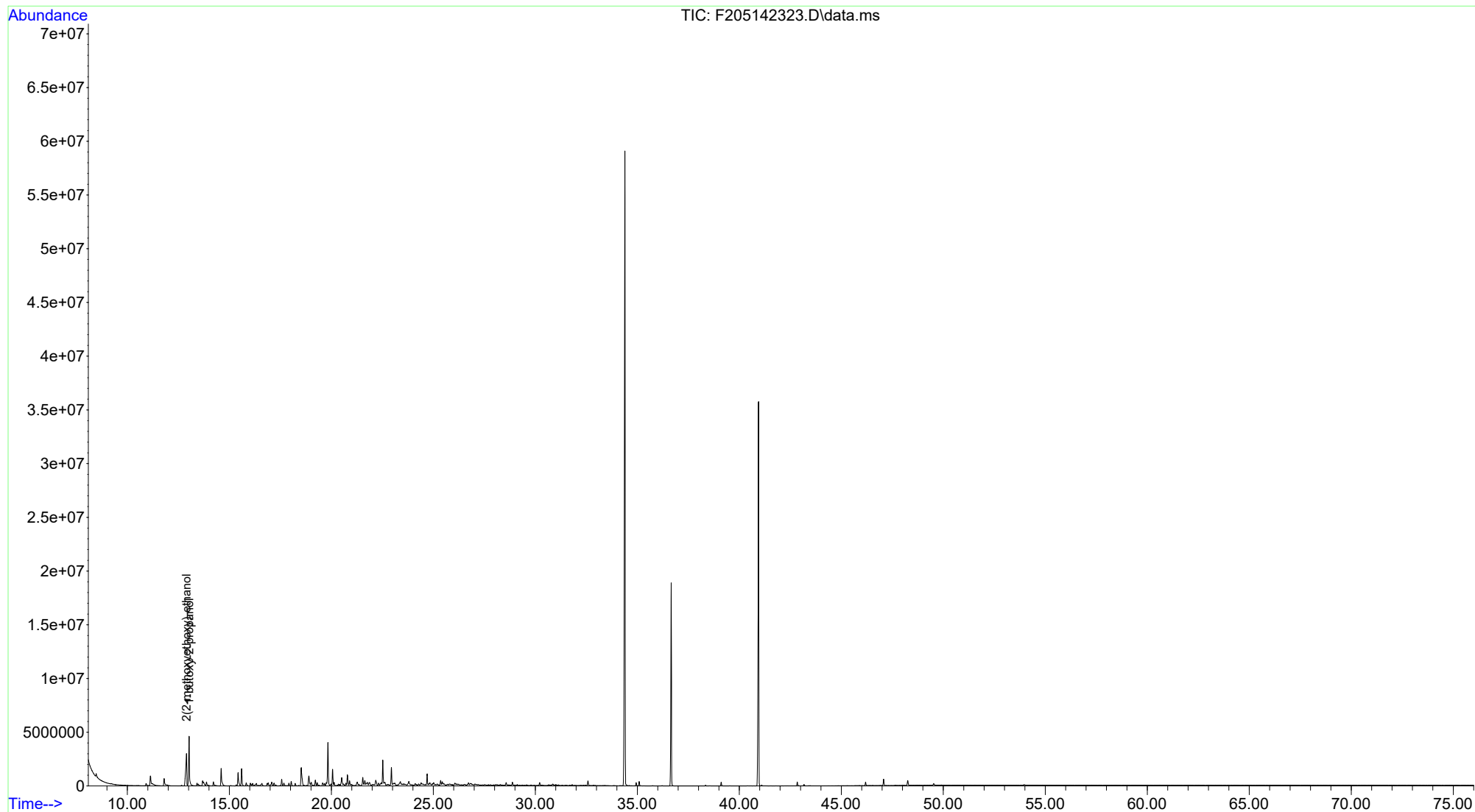
Compound	R.T.	QIon	Response	Conc	Units	Dev(Min)

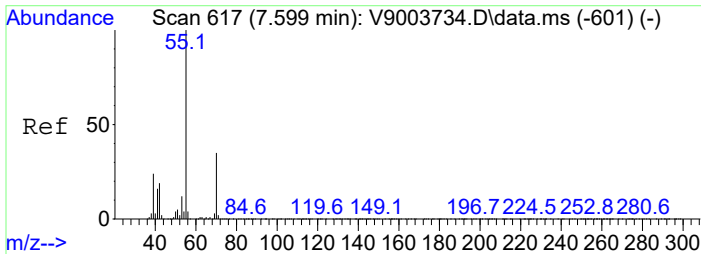
Target Compounds						Qvalue
1) 2(2-methoxyethoxy)-eth...	12.899	45	2527066	19093.81	ug/L	# 100
2) 1-butoxy-2-propanol	13.024	45	1950359m	14736.37	ug/L	

(#) = qualifier out of range (m) = manual integration (+) = signals summed

Data Path : C:\Projects\Hawaii DOH\2. Laboratory Data\Alpha\WAF Study\L2317027\FULLSCAN\
Data File : F205142323.D
Acq On : 15 May 2023 5:23 pm
Operator : PAH2:DP
Sample : 12317027-04
Misc :
ALS Vial : 22 Sample Multiplier: 1

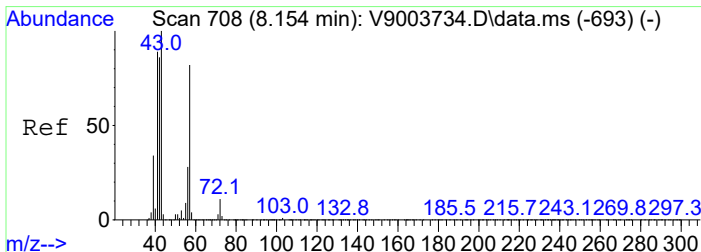
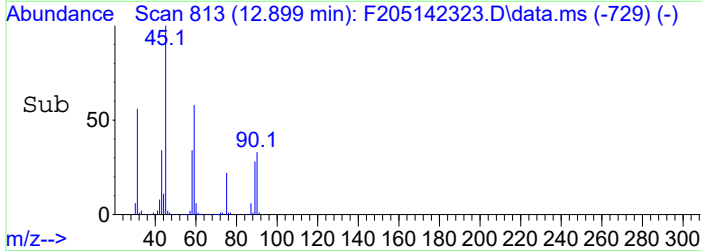
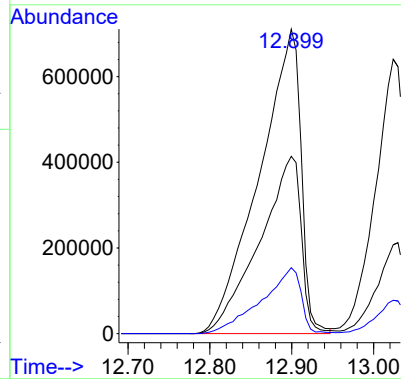
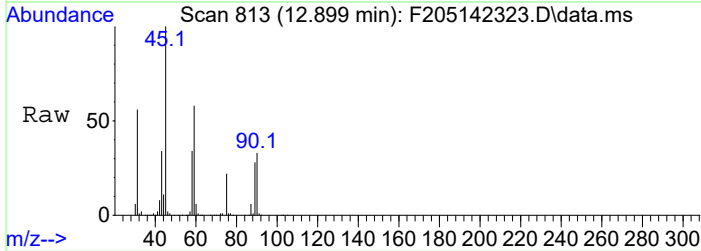
Quant Time: Jun 02 12:15:59 2023
Quant Method : C:\Projects\Hawaii DOH\2. Laboratory Data\Alpha\WAF Study\L2317027\FULLSCAN\Additi
... ves.M
Quant Title : PIANO VOLATILES
QLast Update : Fri Jun 02 12:15:24 2023
Response via : Initial Calibration





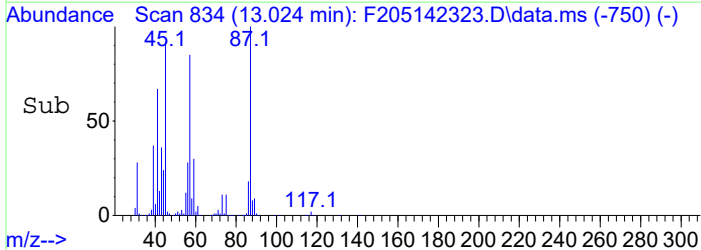
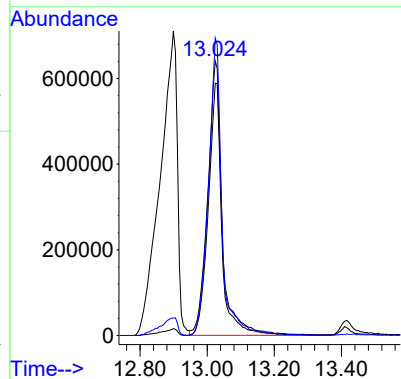
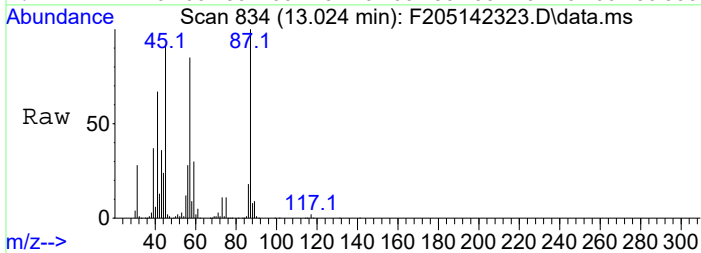
#1
 2(2-methoxyethoxy)-ethanol
 Concen: 19093.81 ug/L
 RT: 12.899 min Scan# 813
 Delta R.T. 0.000 min
 Lab File: F205142323.D
 Acq: 15 May 2023 5:23 pm

Tgt Ion	Resp	Lower	Upper
45	100		
59	58.3	58.3	58.3#
75	21.6	21.6	21.6#



#2
 1-butoxy-2-propanol
 Concen: 14736.37 ug/L m
 RT: 13.024 min Scan# 834
 Delta R.T. -0.000 min
 Lab File: F205142323.D
 Acq: 15 May 2023 5:23 pm

Tgt Ion	Resp	Lower	Upper
45	100		
57	91.9	91.9	91.9#
87	108.4	108.4	108.4#



Data Path : C:\Projects\Hawaii DOH\2. Laboratory Data\Alpha\WAF Study\L2317027\FULLSCAN\
 Data File : F206052310.D
 Acq On : 5 Jun 2023 8:23 pm
 Operator : PAH2:DP
 Sample : L2317027-07
 Misc :
 ALS Vial : 9 Sample Multiplier: 1

Quant Time: Jun 07 13:21:46 2023
 Quant Method : C:\Projects\Hawaii DOH\2. Laboratory Data\Alpha\WAF Study\L2317027\FULLSCAN\Additi
 ves.20230607.M
 Quant Title : PIANO VOLATILES
 QLast Update : Wed Jun 07 13:20:10 2023
 Response via : Initial Calibration

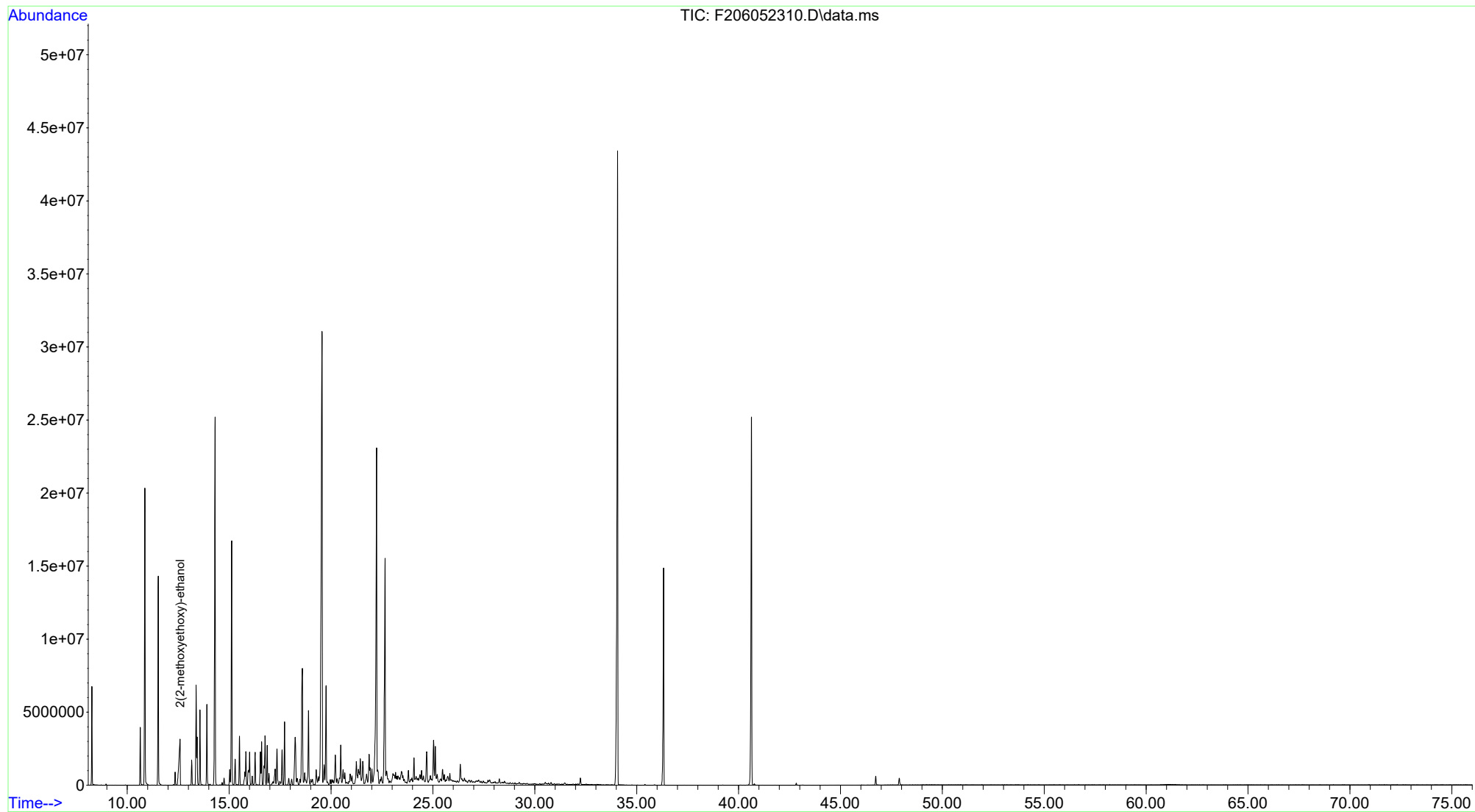
Compound	R.T.	QIon	Response	Conc	Units	Dev(Min)

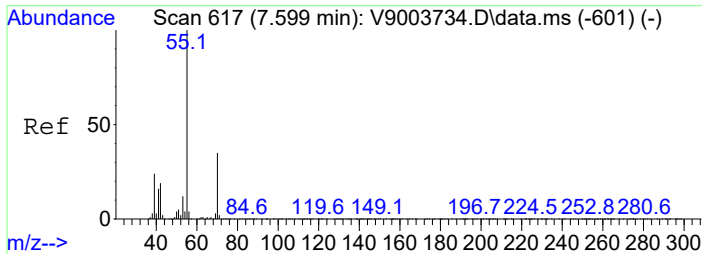
Target Compounds						Qvalue
1) 2(2-methoxyethoxy)-eth...	12.591	45	3441396	20258.28	ug/L	# 99

(#) = qualifier out of range (m) = manual integration (+) = signals summed

Data Path : C:\Projects\Hawaii DOH\2. Laboratory Data\Alpha\WAF Study\L2317027\FULLSCAN\
Data File : F206052310.D
Acq On : 5 Jun 2023 8:23 pm
Operator : PAH2:DP
Sample : L2317027-07
Misc :
ALS Vial : 9 Sample Multiplier: 1

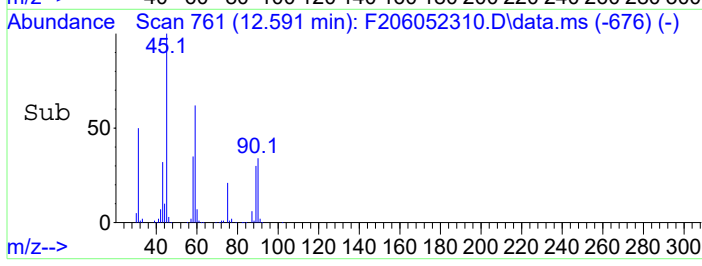
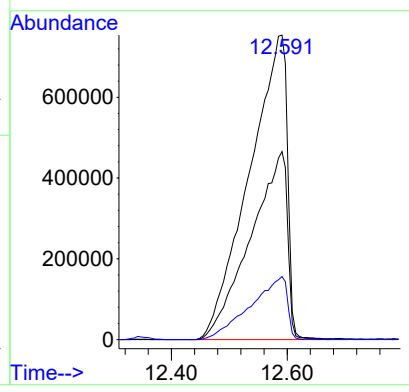
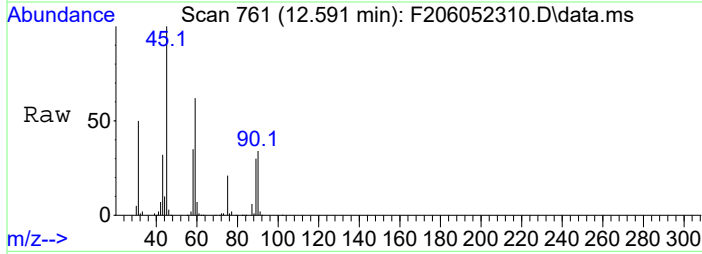
Quant Time: Jun 07 13:21:46 2023
Quant Method : C:\Projects\Hawaii DOH\2. Laboratory Data\Alpha\WAF Study\L2317027\FULLSCAN\Additi
... ves.20230607.M
Quant Title : PIANO VOLATILES
QLast Update : Wed Jun 07 13:20:10 2023
Response via : Initial Calibration





#1
 2(2-methoxyethoxy)-ethanol
 Concen: 20258.28 ug/L
 RT: 12.591 min Scan# 761
 Delta R.T. 0.006 min
 Lab File: F206052310.D
 Acq: 5 Jun 2023 8:23 pm

Tgt Ion	Resp	Lower	Upper
45	3441396		
45	100		
59	61.7	60.6	60.6#
75	20.7	20.9	20.9#



Data Path : C:\Projects\Hawaii DOH\2. Laboratory Data\Alpha\WAF Study\L2317027\FULLSCAN\
 Data File : F205142324.D
 Acq On : 15 May 2023 6:50 pm
 Operator : PAH2:DP
 Sample : 12317027-10
 Misc :
 ALS Vial : 23 Sample Multiplier: 1

Quant Time: Jun 02 12:16:45 2023
 Quant Method : C:\Projects\Hawaii DOH\2. Laboratory Data\Alpha\WAF Study\L2317027\FULLSCAN\Additi
 ves.M
 Quant Title : PIANO VOLATILES
 QLast Update : Fri Jun 02 12:15:24 2023
 Response via : Initial Calibration

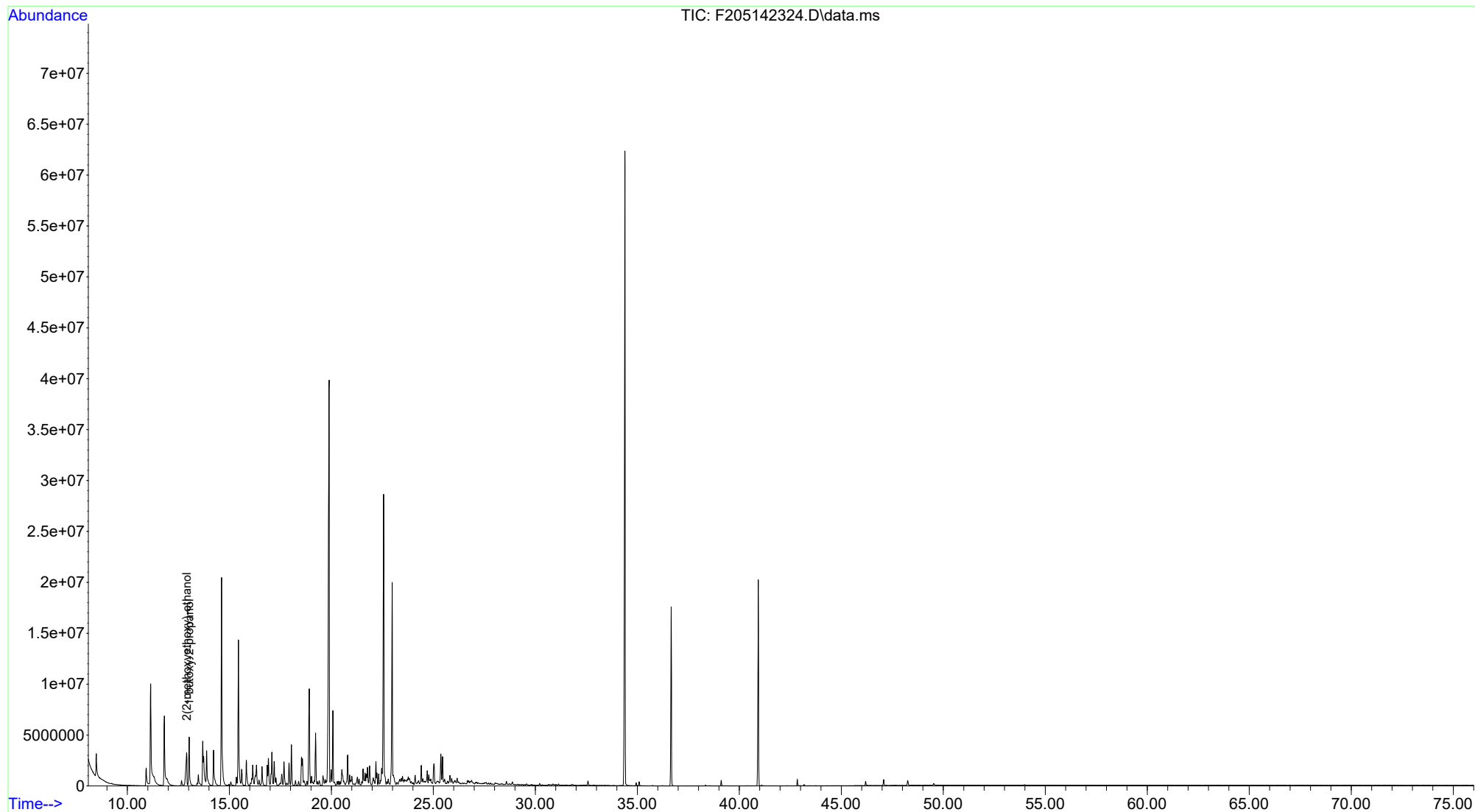
Compound	R.T.	QIon	Response	Conc	Units	Dev(Min)

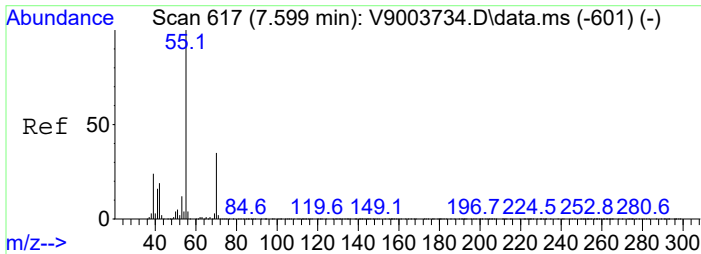
Target Compounds						Qvalue
1) 2(2-methoxyethoxy)-eth...	12.905	45	2886798	21811.85	ug/L	# 99
2) 1-butoxy-2-propanol	13.030	45	2149979m	16244.65	ug/L	

(#) = qualifier out of range (m) = manual integration (+) = signals summed

Data Path : C:\Projects\Hawaii DOH\2. Laboratory Data\Alpha\WAF Study\L2317027\FULLSCAN\
 Data File : F205142324.D
 Acq On : 15 May 2023 6:50 pm
 Operator : PAH2:DP
 Sample : 12317027-10
 Misc :
 ALS Vial : 23 Sample Multiplier: 1

Quant Time: Jun 02 12:16:45 2023
 Quant Method : C:\Projects\Hawaii DOH\2. Laboratory Data\Alpha\WAF Study\L2317027\FULLSCAN\Additi
 ves.M
 Quant Title : PIANO VOLATILES
 QLast Update : Fri Jun 02 12:15:24 2023
 Response via : Initial Calibration

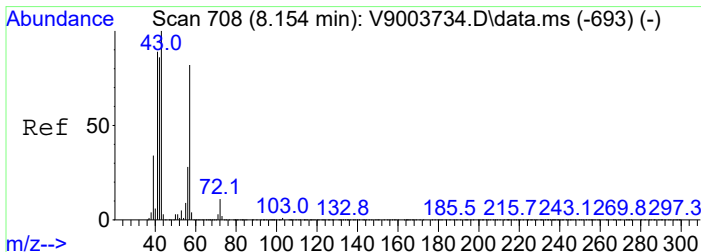
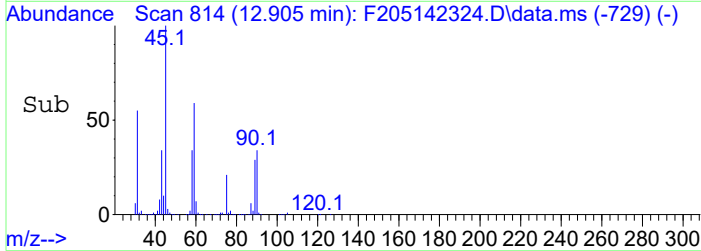
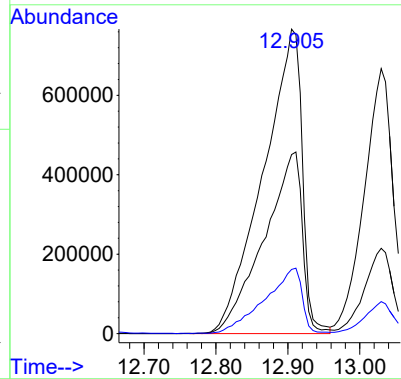
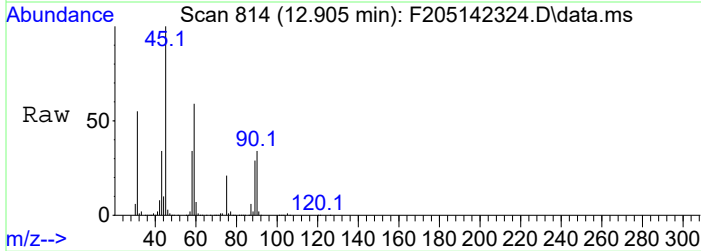




#1
 2(2-methoxyethoxy)-ethanol
 Concen: 21811.85 ug/L
 RT: 12.905 min Scan# 814
 Delta R.T. 0.006 min
 Lab File: F205142324.D
 Acq: 15 May 2023 6:50 pm

Tgt Ion: 45 Resp: 2886798

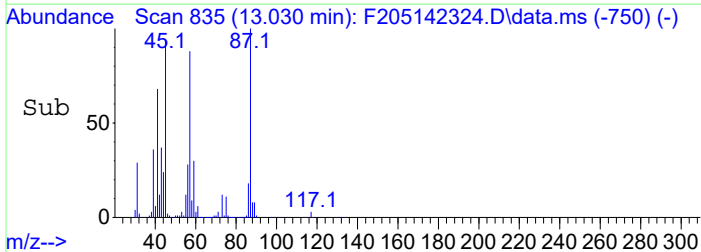
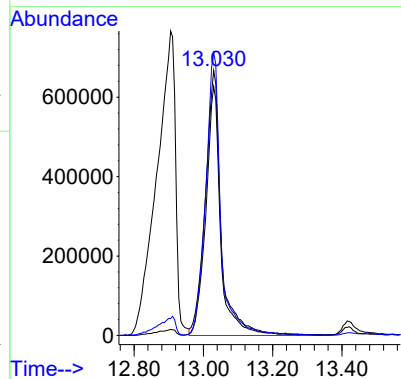
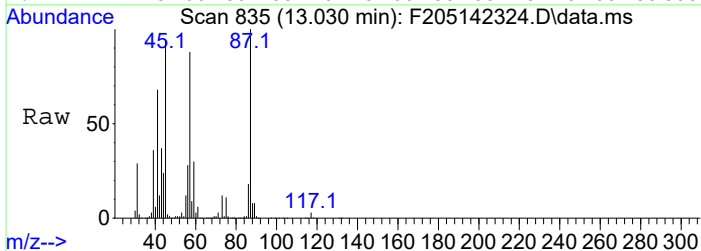
Ion	Ratio	Lower	Upper
45	100		
59	58.8	58.3	58.3#
75	21.1	21.6	21.6#



#2
 1-butoxy-2-propanol
 Concen: 16244.65 ug/L m
 RT: 13.030 min Scan# 835
 Delta R.T. 0.006 min
 Lab File: F205142324.D
 Acq: 15 May 2023 6:50 pm

Tgt Ion: 45 Resp: 2149979

Ion	Ratio	Lower	Upper
45	100		
57	93.9	91.9	91.9#
87	106.6	108.4	108.4#



Data Path : C:\Projects\Hawaii DOH\2. Laboratory Data\Alpha\WAF Study\L2317027\FULLSCAN\
 Data File : F206052311.D
 Acq On : 5 Jun 2023 9:47 pm
 Operator : PAH2:DP
 Sample : L2317027-13
 Misc :
 ALS Vial : 10 Sample Multiplier: 1

Quant Time: Jun 07 13:22:04 2023
 Quant Method : C:\Projects\Hawaii DOH\2. Laboratory Data\Alpha\WAF Study\L2317027\FULLSCAN\Additi
 ves.20230607.M
 Quant Title : PIANO VOLATILES
 QLast Update : Wed Jun 07 13:20:10 2023
 Response via : Initial Calibration

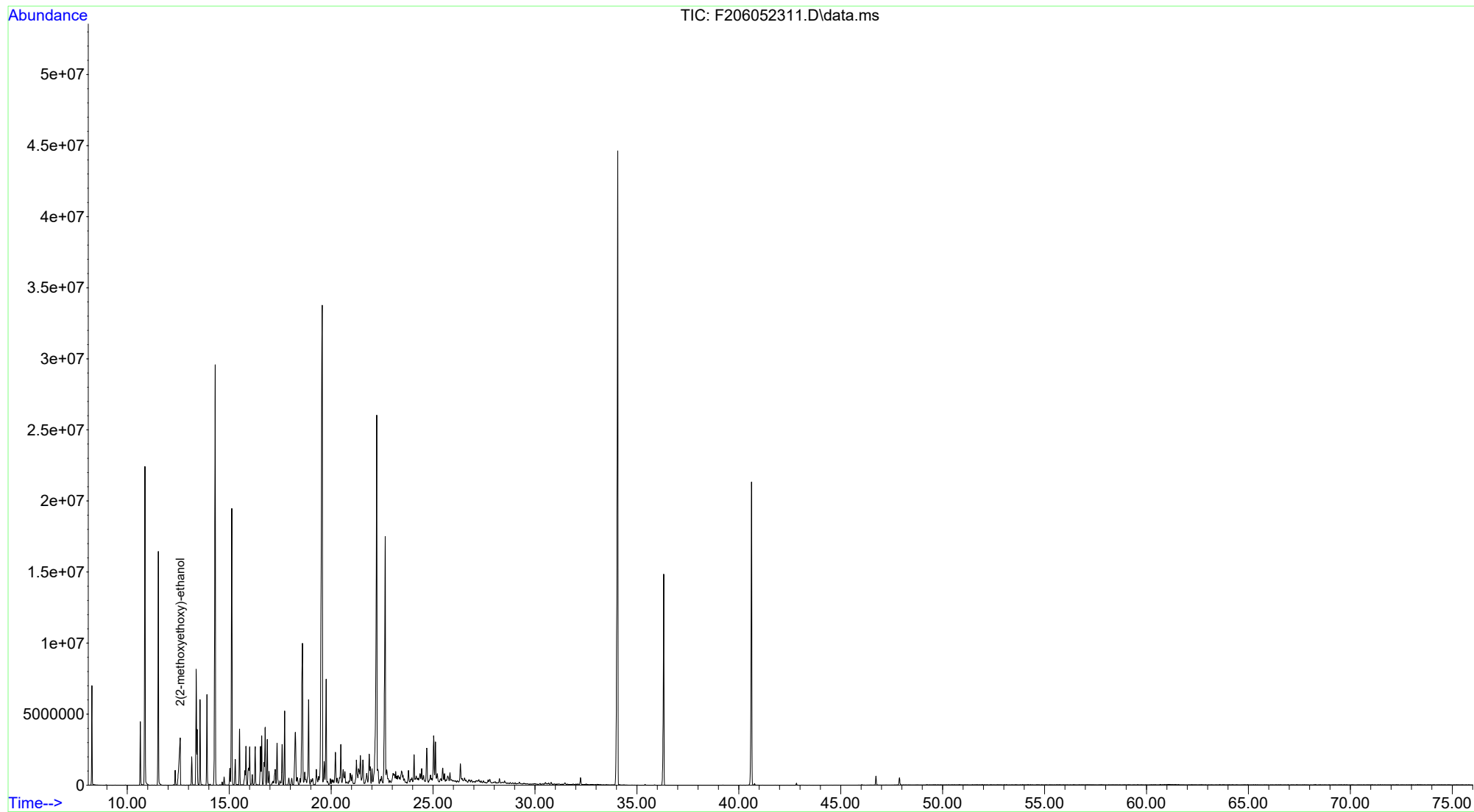
Compound	R.T.	QIon	Response	Conc	Units	Dev(Min)

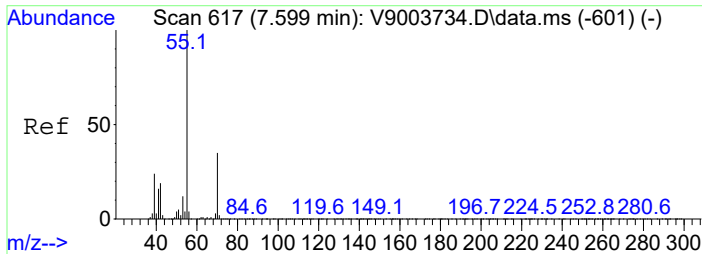
Target Compounds						Qvalue
1) 2(2-methoxyethoxy)-eth...	12.597	45	3681349	21670.80	ug/L	# 97

(#) = qualifier out of range (m) = manual integration (+) = signals summed

Data Path : C:\Projects\Hawaii DOH\2. Laboratory Data\Alpha\WAF Study\L2317027\FULLSCAN\
 Data File : F206052311.D
 Acq On : 5 Jun 2023 9:47 pm
 Operator : PAH2:DP
 Sample : L2317027-13
 Misc :
 ALS Vial : 10 Sample Multiplier: 1

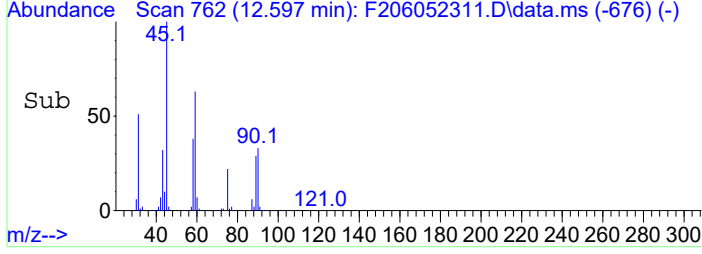
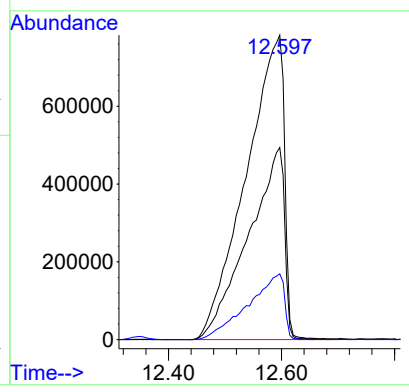
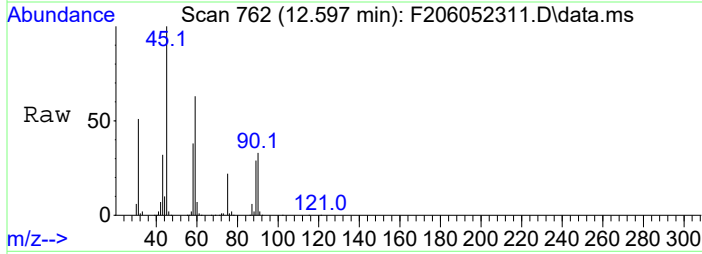
Quant Time: Jun 07 13:22:04 2023
 Quant Method : C:\Projects\Hawaii DOH\2. Laboratory Data\Alpha\WAF Study\L2317027\FULLSCAN\Additi
 ... ves.20230607.M
 Quant Title : PIANO VOLATILES
 QLast Update : Wed Jun 07 13:20:10 2023
 Response via : Initial Calibration





#1
 2(2-methoxyethoxy)-ethanol
 Concen: 21670.80 ug/L
 RT: 12.597 min Scan# 762
 Delta R.T. 0.012 min
 Lab File: F206052311.D
 Acq: 5 Jun 2023 9:47 pm

Tgt Ion	Resp	Lower	Upper
45	3681349		
45	100		
59	63.1	60.6	60.6#
75	21.6	20.9	20.9#



Data Path : C:\Projects\Hawaii DOH\2. Laboratory Data\Alpha\WAF Study\L2317027\FULLSCAN\
 Data File : F205142325.D
 Acq On : 15 May 2023 8:17 pm
 Operator : PAH2:DP
 Sample : 12317027-16
 Misc :
 ALS Vial : 24 Sample Multiplier: 1

Quant Time: Jun 02 12:17:14 2023
 Quant Method : C:\Projects\Hawaii DOH\2. Laboratory Data\Alpha\WAF Study\L2317027\FULLSCAN\Additi
 ves.M
 Quant Title : PIANO VOLATILES
 QLast Update : Fri Jun 02 12:15:24 2023
 Response via : Initial Calibration

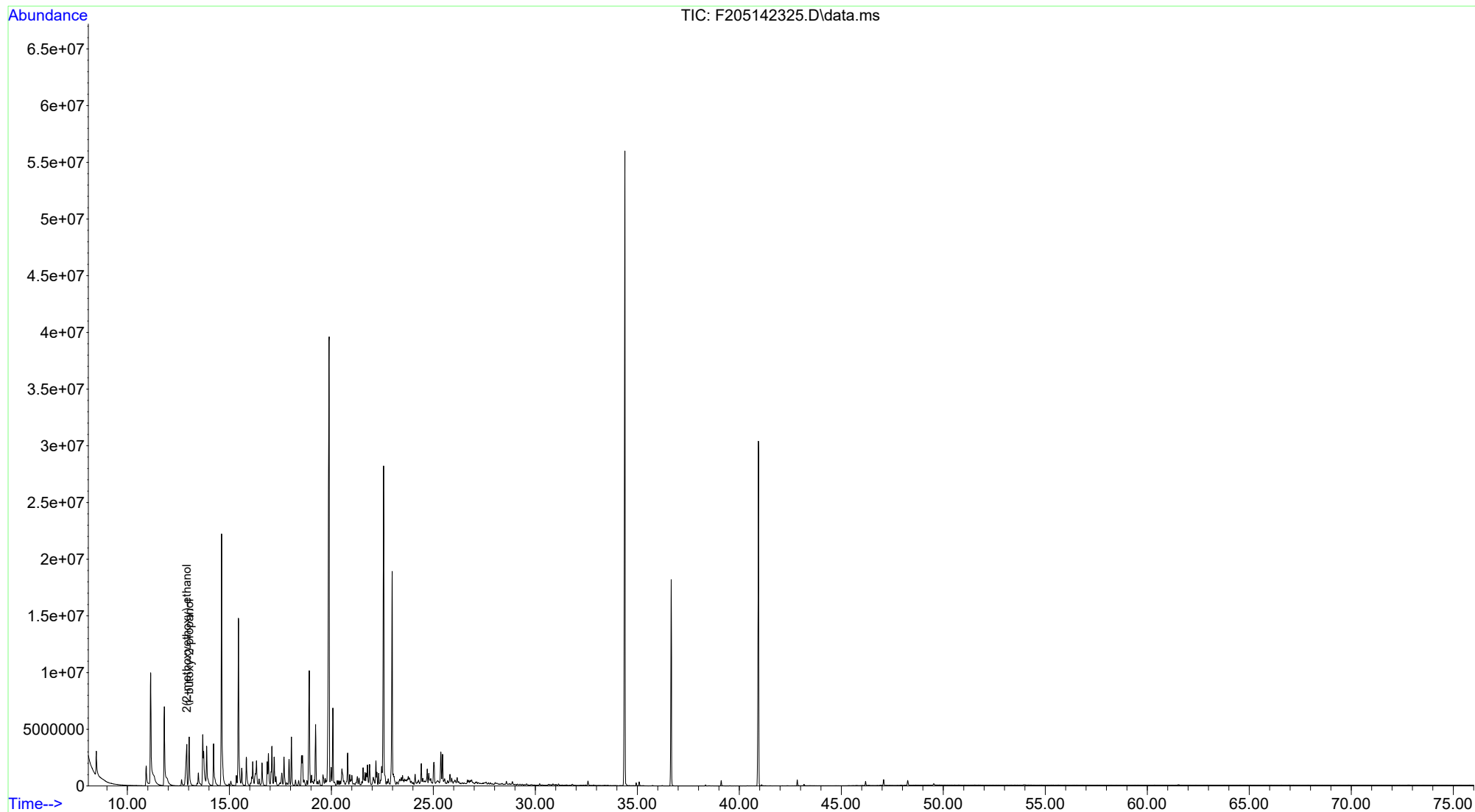
Compound	R.T.	QIon	Response	Conc	Units	Dev(Min)

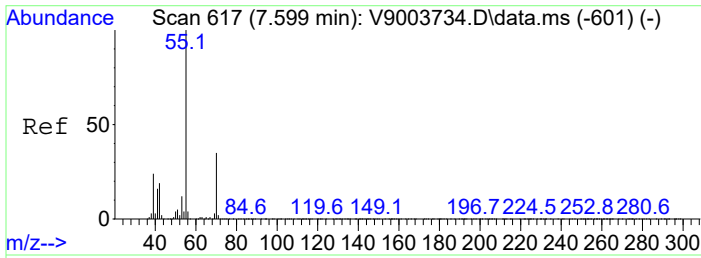
Target Compounds						Qvalue
1) 2(2-methoxyethoxy)-eth...	12.911	45	3298644	24923.64	ug/L	# 98
2) 1-butoxy-2-propanol	13.030	45	2006825m	15163.01	ug/L	

(#) = qualifier out of range (m) = manual integration (+) = signals summed

Data Path : C:\Projects\Hawaii DOH\2. Laboratory Data\Alpha\WAF Study\L2317027\FULLSCAN\
 Data File : F205142325.D
 Acq On : 15 May 2023 8:17 pm
 Operator : PAH2:DP
 Sample : 12317027-16
 Misc :
 ALS Vial : 24 Sample Multiplier: 1

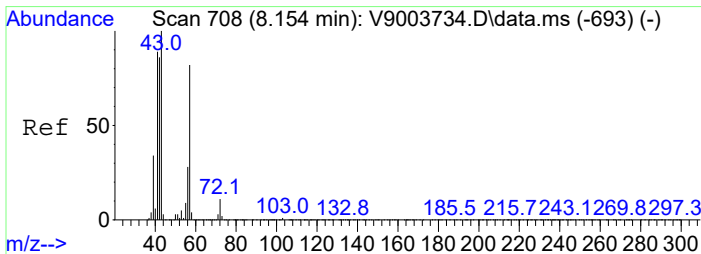
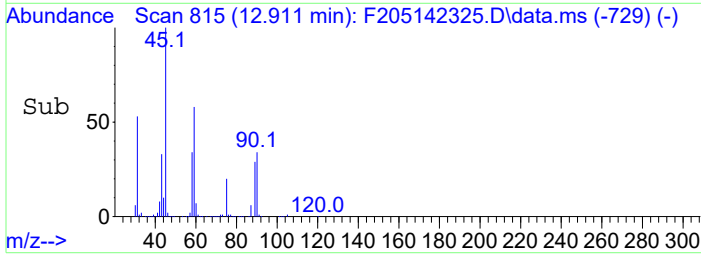
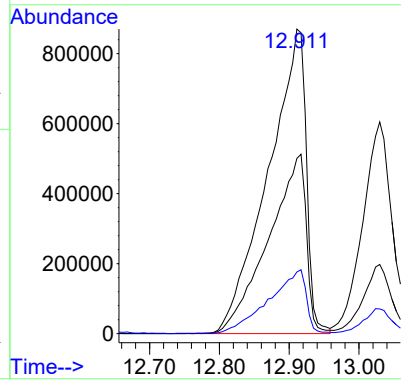
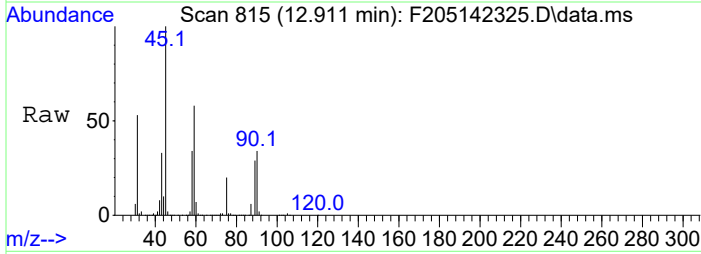
Quant Time: Jun 02 12:17:14 2023
 Quant Method : C:\Projects\Hawaii DOH\2. Laboratory Data\Alpha\WAF Study\L2317027\FULLSCAN\Additi
 ves.M
 Quant Title : PIANO VOLATILES
 QLast Update : Fri Jun 02 12:15:24 2023
 Response via : Initial Calibration





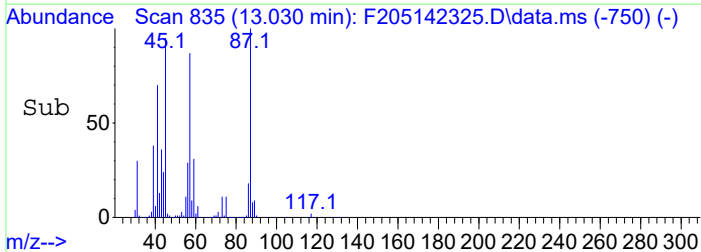
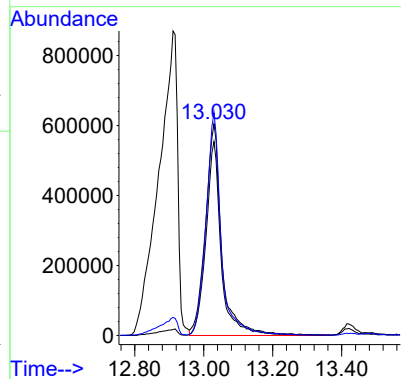
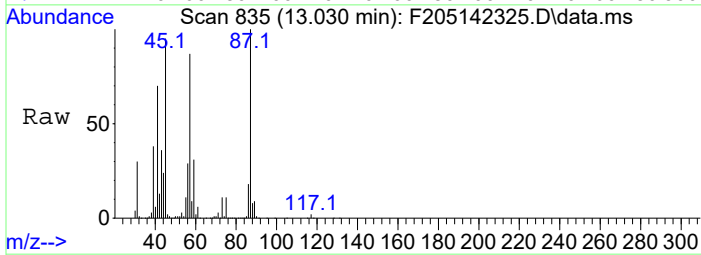
#1
 2(2-methoxyethoxy)-ethanol
 Concen: 24923.64 ug/L
 RT: 12.911 min Scan# 815
 Delta R.T. 0.012 min
 Lab File: F205142325.D
 Acq: 15 May 2023 8:17 pm

Tgt Ion:	45	Resp:	3298644
Ion Ratio	Lower	Upper	
45	100		
59	57.6	58.3	58.3#
75	20.2	21.6	21.6#



#2
 1-butoxy-2-propanol
 Concen: 15163.01 ug/L m
 RT: 13.030 min Scan# 835
 Delta R.T. 0.006 min
 Lab File: F205142325.D
 Acq: 15 May 2023 8:17 pm

Tgt Ion:	45	Resp:	2006825
Ion Ratio	Lower	Upper	
45	100		
57	91.6	91.9	91.9#
87	105.3	108.4	108.4#



Data Path : C:\Projects\Hawaii DOH\2. Laboratory Data\Alpha\WAF Study\L2317027\FULLSCAN\
 Data File : F206052312.D
 Acq On : 5 Jun 2023 11:11 pm
 Operator : PAH2:DP
 Sample : L2317027-19
 Misc :
 ALS Vial : 11 Sample Multiplier: 1

Quant Time: Jun 07 13:22:21 2023
 Quant Method : C:\Projects\Hawaii DOH\2. Laboratory Data\Alpha\WAF Study\L2317027\FULLSCAN\Additi
 ves.20230607.M
 Quant Title : PIANO VOLATILES
 QLast Update : Wed Jun 07 13:20:10 2023
 Response via : Initial Calibration

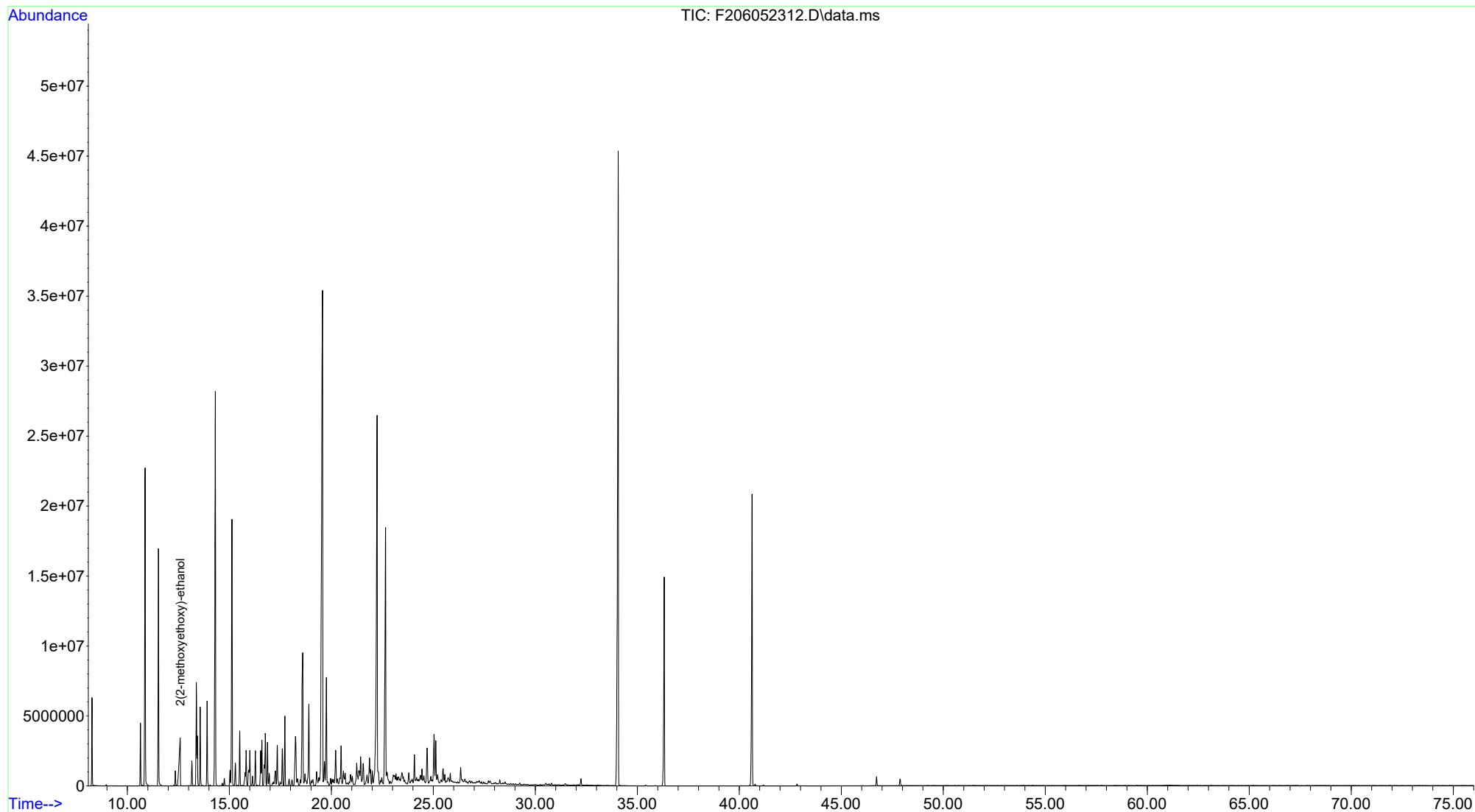
Compound	R.T.	QIon	Response	Conc	Units	Dev(Min)

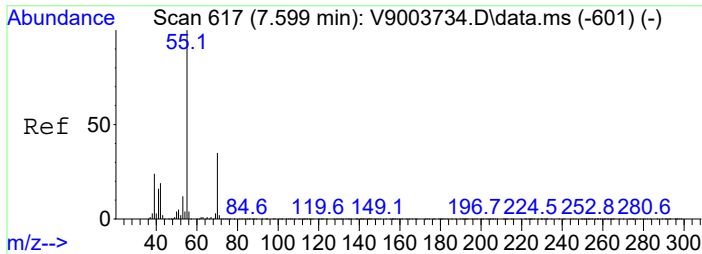
Target Compounds						Qvalue
1) 2(2-methoxyethoxy)-eth...	12.591	45	3715413	21871.32	ug/L	# 99

(#) = qualifier out of range (m) = manual integration (+) = signals summed

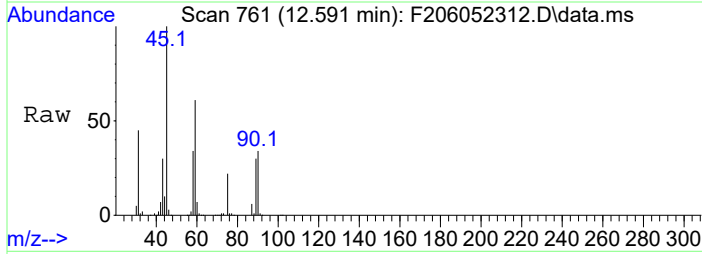
Data Path : C:\Projects\Hawaii DOH\2. Laboratory Data\Alpha\WAF Study\L2317027\FULLSCAN\
 Data File : F206052312.D
 Acq On : 5 Jun 2023 11:11 pm
 Operator : PAH2:DP
 Sample : L2317027-19
 Misc :
 ALS Vial : 11 Sample Multiplier: 1

Quant Time: Jun 07 13:22:21 2023
 Quant Method : C:\Projects\Hawaii DOH\2. Laboratory Data\Alpha\WAF Study\L2317027\FULLSCAN\Additi
 ... ves.20230607.M
 Quant Title : PIANO VOLATILES
 QLast Update : Wed Jun 07 13:20:10 2023
 Response via : Initial Calibration



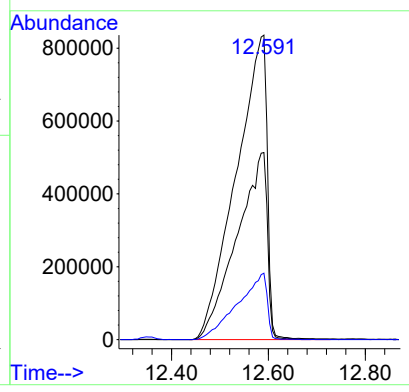
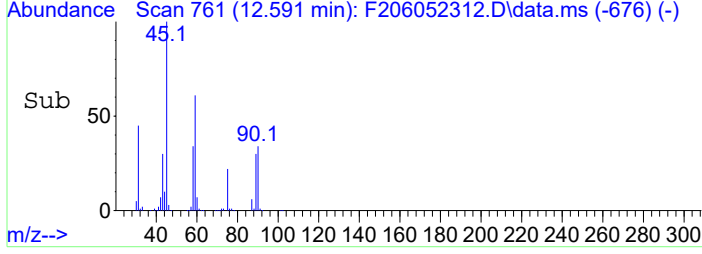


#1
 2(2-methoxyethoxy)-ethanol
 Concen: 21871.32 ug/L
 RT: 12.591 min Scan# 761
 Delta R.T. 0.006 min
 Lab File: F206052312.D
 Acq: 5 Jun 2023 11:11 pm



Tgt Ion: 45 Resp: 3715413

Ion	Ratio	Lower	Upper
45	100		
59	61.4	60.6	60.6#
75	21.8	20.9	20.9#



Data Path : C:\Projects\Hawaii DOH\2. Laboratory Data\Alpha\WAF Study\L2317027\FULLSCAN\
 Data File : F205142326.D
 Acq On : 15 May 2023 9:45 pm
 Operator : PAH2:DP
 Sample : 12317027-22
 Misc :
 ALS Vial : 25 Sample Multiplier: 1

Quant Time: Jun 02 12:17:45 2023
 Quant Method : C:\Projects\Hawaii DOH\2. Laboratory Data\Alpha\WAF Study\L2317027\FULLSCAN\Additi
 ves.M
 Quant Title : PIANO VOLATILES
 QLast Update : Fri Jun 02 12:15:24 2023
 Response via : Initial Calibration

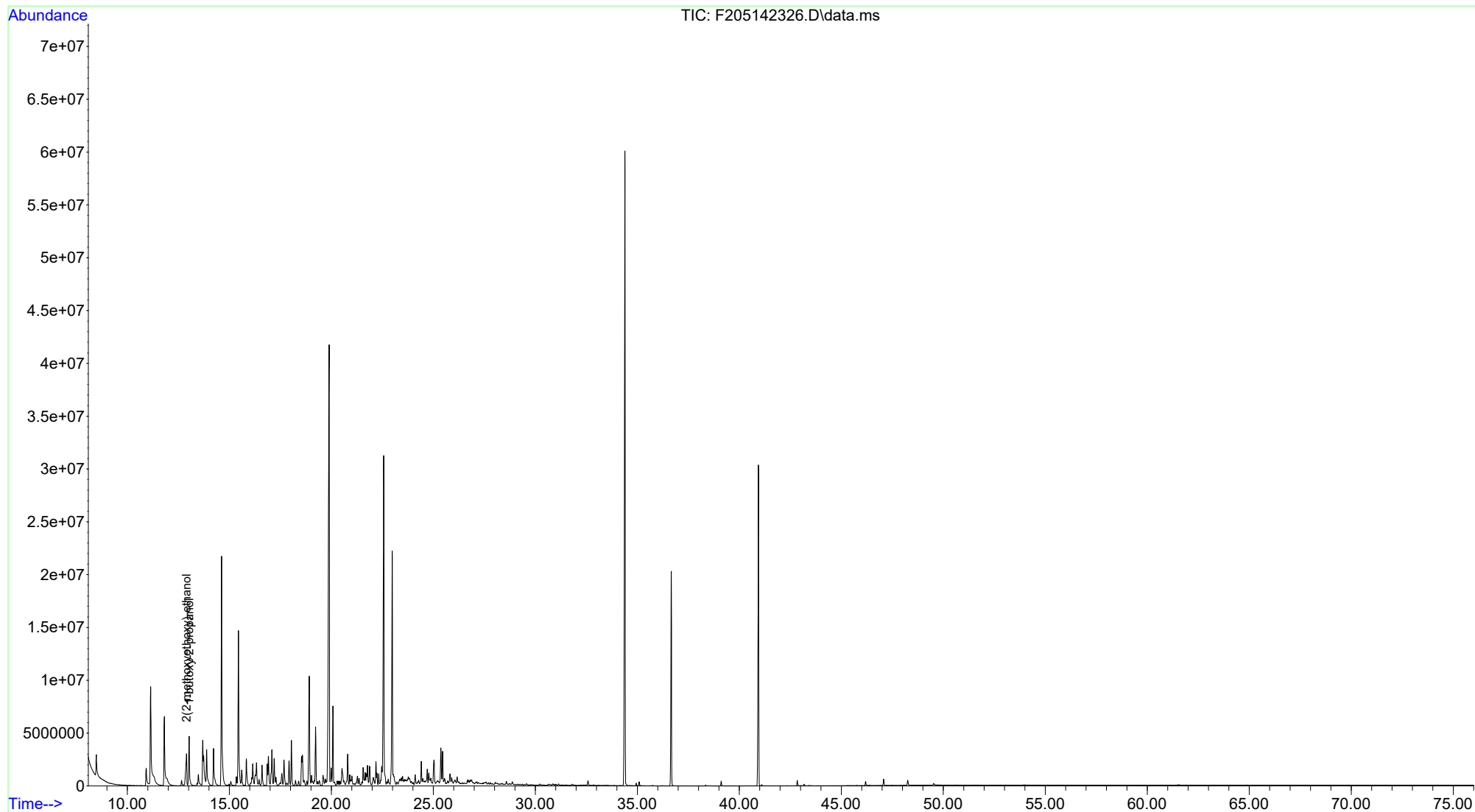
Compound	R.T.	QIon	Response	Conc	Units	Dev(Min)

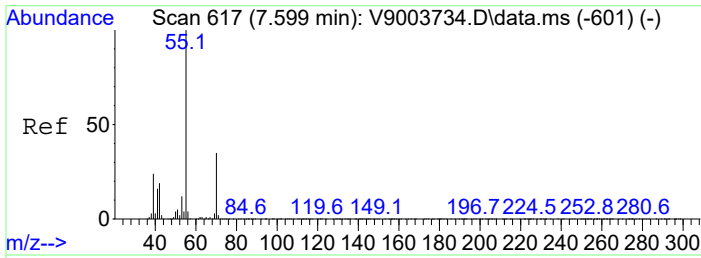
Target Compounds						Qvalue
1) 2(2-methoxyethoxy)-eth...	12.899	45	2589563	19566.02	ug/L	# 98
2) 1-butoxy-2-propanol	13.030	45	2127974m	16078.38	ug/L	

(#) = qualifier out of range (m) = manual integration (+) = signals summed

Data Path : C:\Projects\Hawaii DOH\2. Laboratory Data\Alpha\WAF Study\L2317027\FULLSCAN\
 Data File : F205142326.D
 Acq On : 15 May 2023 9:45 pm
 Operator : PAH2:DP
 Sample : 12317027-22
 Misc :
 ALS Vial : 25 Sample Multiplier: 1

Quant Time: Jun 02 12:17:45 2023
 Quant Method : C:\Projects\Hawaii DOH\2. Laboratory Data\Alpha\WAF Study\L2317027\FULLSCAN\Additi
 ... ves.M
 Quant Title : PIANO VOLATILES
 QLast Update : Fri Jun 02 12:15:24 2023
 Response via : Initial Calibration

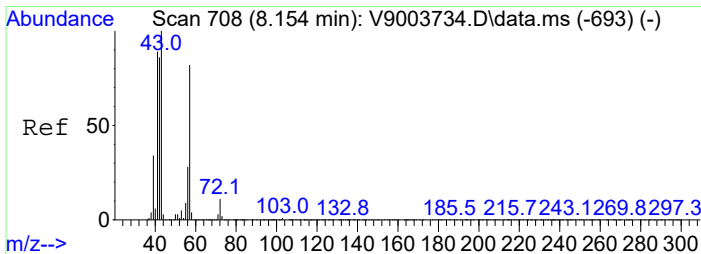
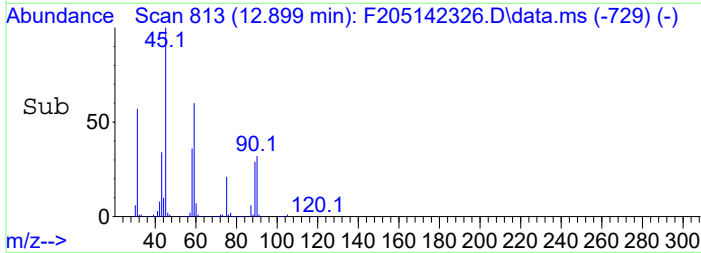
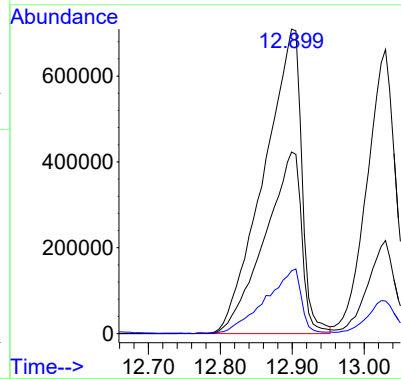
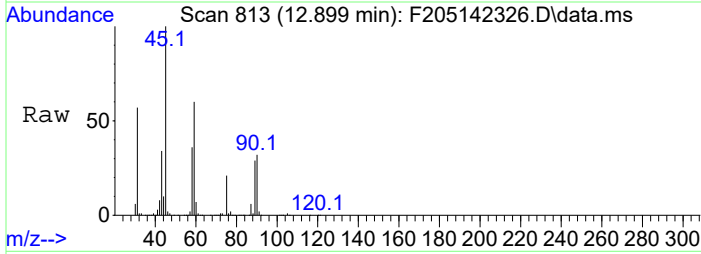




#1
 2(2-methoxyethoxy)-ethanol
 Concen: 19566.02 ug/L
 RT: 12.899 min Scan# 813
 Delta R.T. 0.000 min
 Lab File: F205142326.D
 Acq: 15 May 2023 9:45 pm

Tgt Ion: 45 Resp: 2589563

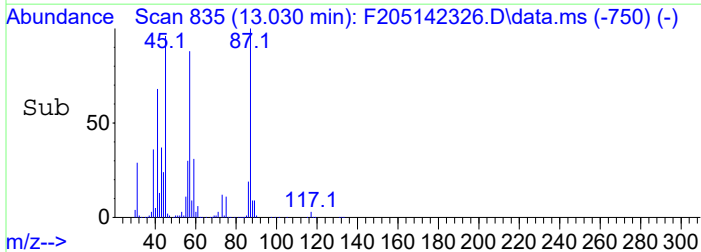
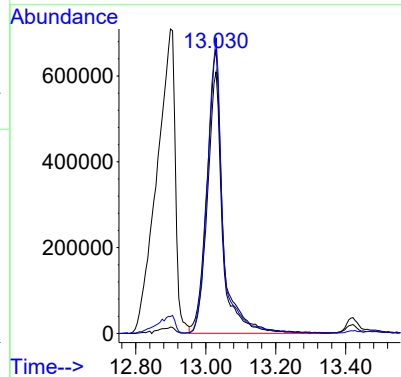
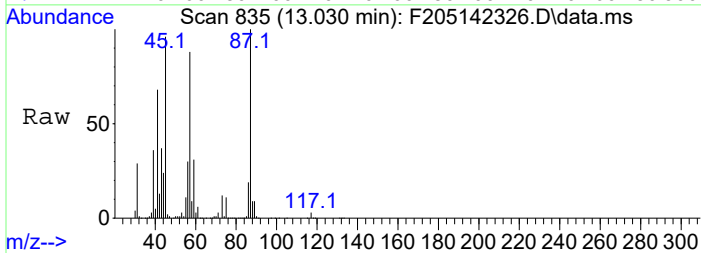
Ion	Ratio	Lower	Upper
45	100		
59	59.6	58.3	58.3#
75	20.7	21.6	21.6#



#2
 1-butoxy-2-propanol
 Concen: 16078.38 ug/L m
 RT: 13.030 min Scan# 835
 Delta R.T. 0.006 min
 Lab File: F205142326.D
 Acq: 15 May 2023 9:45 pm

Tgt Ion: 45 Resp: 2127974

Ion	Ratio	Lower	Upper
45	100		
57	92.1	91.9	91.9#
87	104.1	108.4	108.4#



Data Path : C:\Projects\Hawaii DOH\2. Laboratory Data\Alpha\WAF Study\L2317027\FULLSCAN\
 Data File : F205142327.D
 Acq On : 15 May 2023 11:12 pm
 Operator : PAH2:DP
 Sample : 12317027-28
 Misc :
 ALS Vial : 26 Sample Multiplier: 1

Quant Time: Jun 02 12:18:19 2023
 Quant Method : C:\Projects\Hawaii DOH\2. Laboratory Data\Alpha\WAF Study\L2317027\FULLSCAN\Additi
 ves.M
 Quant Title : PIANO VOLATILES
 QLast Update : Fri Jun 02 12:15:24 2023
 Response via : Initial Calibration

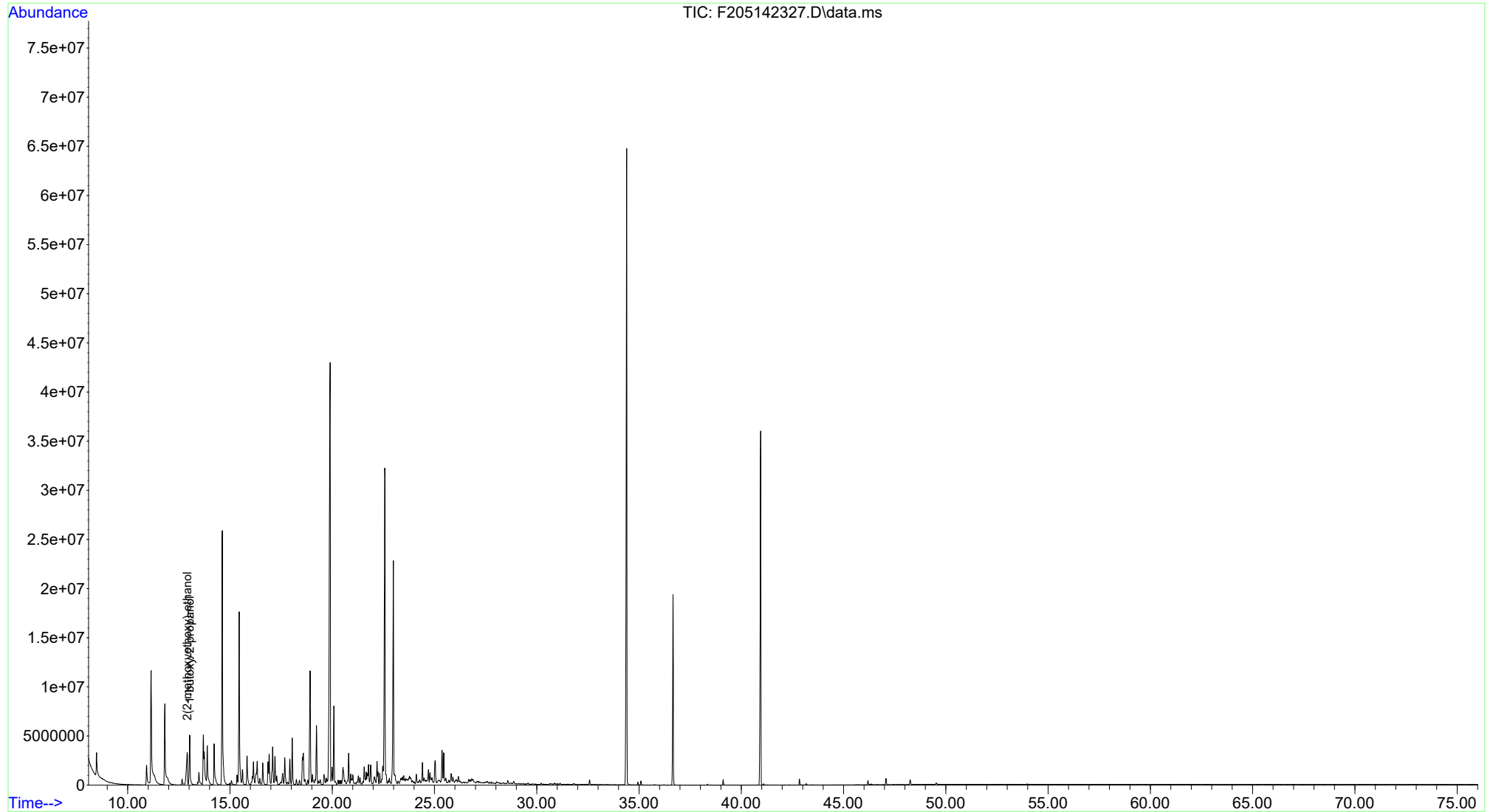
Compound	R.T.	QIon	Response	Conc	Units	Dev(Min)

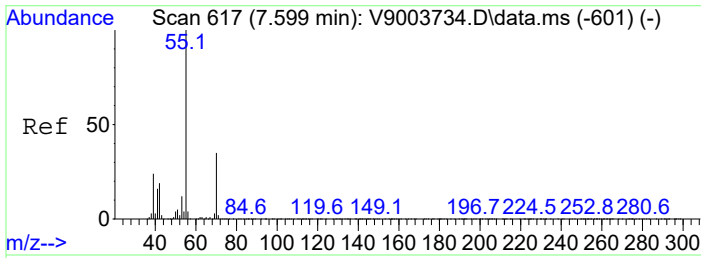
Target Compounds						Qvalue
1) 2(2-methoxyethoxy)-eth...	12.911	45	2924548	22097.08	ug/L	# 99
2) 1-butoxy-2-propanol	13.030	45	2290561m	17306.85	ug/L	

(#) = qualifier out of range (m) = manual integration (+) = signals summed

Data Path : C:\Projects\Hawaii DOH\2. Laboratory Data\Alpha\WAF Study\L2317027\FULLSCAN\
 Data File : F205142327.D
 Acq On : 15 May 2023 11:12 pm
 Operator : PAH2:DP
 Sample : 12317027-28
 Misc :
 ALS Vial : 26 Sample Multiplier: 1

Quant Time: Jun 02 12:18:19 2023
 Quant Method : C:\Projects\Hawaii DOH\2. Laboratory Data\Alpha\WAF Study\L2317027\FULLSCAN\Additi
 ves.M
 Quant Title : PIANO VOLATILES
 QLast Update : Fri Jun 02 12:15:24 2023
 Response via : Initial Calibration

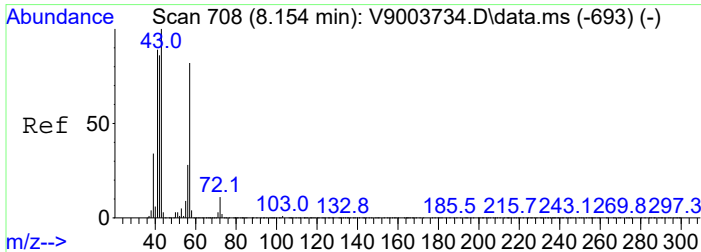
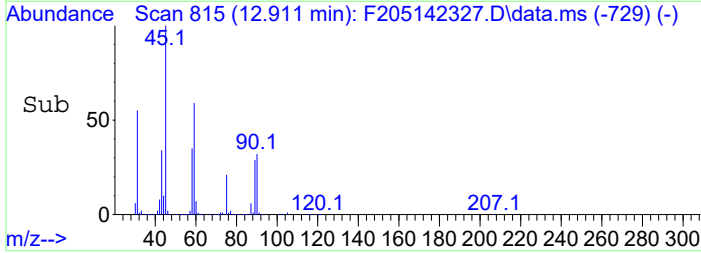
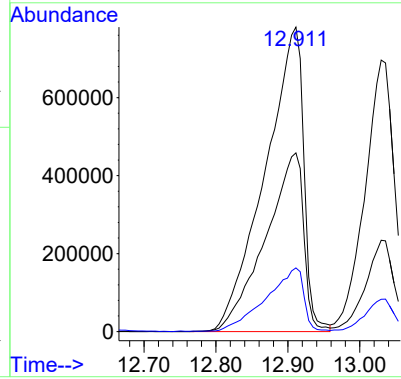
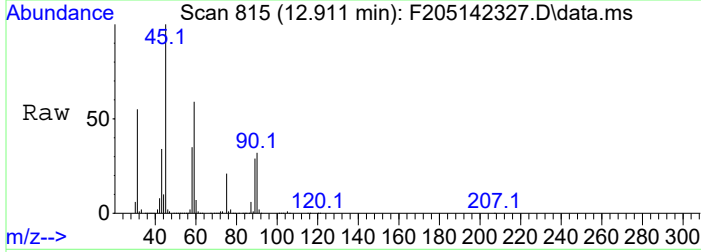




#1
 2(2-methoxyethoxy)-ethanol
 Concen: 22097.08 ug/L
 RT: 12.911 min Scan# 815
 Delta R.T. 0.012 min
 Lab File: F205142327.D
 Acq: 15 May 2023 11:12 pm

Tgt Ion: 45 Resp: 2924548

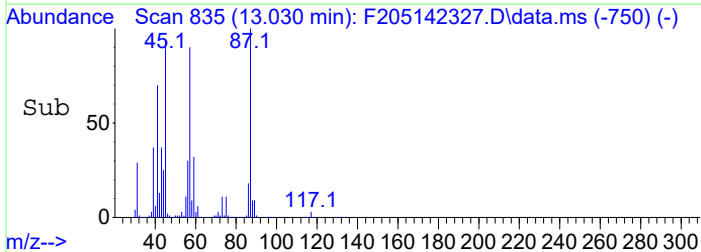
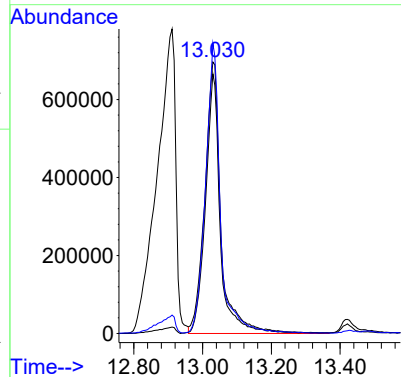
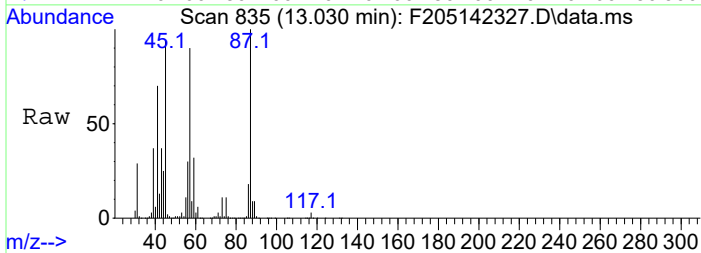
Ion	Ratio	Lower	Upper
45	100		
59	58.7	58.3	58.3#
75	20.9	21.6	21.6#



#2
 1-butoxy-2-propanol
 Concen: 17306.85 ug/L m
 RT: 13.030 min Scan# 835
 Delta R.T. 0.006 min
 Lab File: F205142327.D
 Acq: 15 May 2023 11:12 pm

Tgt Ion: 45 Resp: 2290561

Ion	Ratio	Lower	Upper
45	100		
57	95.7	91.9	91.9#
87	106.8	108.4	108.4#



Example JP-5 Experiment Chromatograms (Newfields 2023)