



## Crystal Meth Conversion Labs

- Crystal meth (ice) is the drug of choice in Hawaii and is considered the most significant drug threat.
- Per capita, Hawaii has the highest population of ice users in the nation.
- High purity ice, ranging from 96-99% pure, is readily available throughout the state.
- Most of the meth laboratories that are seized in Hawaii are small "conversion" labs used to convert imported powder meth into crystal meth. They can be found in homes, vehicles, apartments, hotels, kitchens, bathrooms, garages, boats, storage lockers, and various other structures.
- Conversion labs can contain glass containers, salt, rubber hoses, sulfuric acid, and large amounts of acetone and denatured alcohol.
- Conversion labs are considered to be very dangerous to local community health and the environment.



### CHEMICALS

Alcohol (isopropyl or rubbing) ♦ Toluene (brake cleaner)  
 Ether (engine starter) ♦ Sulfuric Acid (drain cleaner)  
 Red Phosphorus (matches/road flares) ♦ Salt (table/rock)  
 Iodine (teat dip or flakes/crystal/prill) ♦ Lithium (batteries)  
 Trichloroethane (gun scrubber) ♦ MSM (cutting agent)  
 Sodium Metal ♦ Methanol/Alcohol (gasoline additives)  
 Muriatic Acid ♦ Anhydrous Ammonia (farm fertilizer)  
 Sodium Hydroxide (lye) ♦ Pseudoephedrine (cold tablets)  
 Ephedrine (cold tablets) ♦ Acetone ♦ Kitty Litter



### EQUIPMENT

Pyrex or Corning dishes ♦ Jugs/bottles ♦ Paper towels  
 Coffee filters ♦ Thermometer ♦ Cheesecloth ♦ Funnels  
 Blenders ♦ Rubber tubing/gloves ♦ Pails/buckets  
 Gas cans ♦ Tape/clamps ♦ Internet documents/notes  
 Strainers ♦ Aluminum foil ♦ Propane cylinders (20-lb)  
 "How To Make Methamphetamine" books ♦ Hotplates  
 Plastic storage containers/ice chests ♦ Measuring cups  
 Towels/bed sheets ♦ Laboratory beakers/glassware

## Lessons Learned



**DON'T LET YOUR PROPERTY END UP LIKE THIS.** Refer to these other sources for more information about meth labs.

Meth Resources Site,

<http://www.methresources.gov/>

[MethOverview.aspx](http://www.methresources.gov/MethOverview.aspx)


National Association of Realtors Site,

<http://www.realtor.org/library/library/fq324>

United States Department of Justice

Site

<http://www.usdoj.gov/methawareness/>





## What to do If you suspect a meth lab...

**LEAVE THE AREA AT ONCE.** Do not enter any area that could be a suspected meth lab. Meth labs are very hazardous and are potentially explosive environments.

**IMMEDIATELY CONTACT AUTHORITIES.** Call local law enforcement. In an emergency, call 911.

**AFTER THE IMMEDIATE THREAT, CALL THE HDOH HEER OFFICE.** Call 808-586-4249. State at the beginning of your call that you are reporting a suspect meth lab.

**DON'T INVESTIGATE.** Avoid contact with tenants if you suspect they are producing meth. Meth users are often prone to paranoia and violent behavior. They often booby trap their meth lab for warning and protection. These traps can be triggered by any normal movement, such as opening a door or flipping on a switch and can lead to serious injury.

**ARRANGE FOR CLEANUP.** After the law enforcement agency determines that a meth lab exists at your property, the HDOH HEER Office will guide you through the ensuing process which will determine if the property is 'unfit for use.' If the property is deemed 'unfit for use' it will be necessary for a qualified environmental professional contractor to perform a cleanup of the property.

## Actions You Can Take To Protect Your Property

Good property management is the best prevention method. Before renting your property:

- Require all rental applicants to complete a rental application;
- Conduct a thorough background check, including a criminal background check of all proposed tenants;
- Take note of any suspicious appearances or behaviors of the applicant;
- Require a lease and damage deposit;
- Make routine property inspections and be aware for the signs of a meth lab or other illegal activities; and
- Talk to property security staff or maintenance crew for evidence of unusual quantities of meth ingredients or strong odors.



**HAWAII STATE DEPARTMENT OF HEALTH**  
HEALTHY PEOPLE - HEALTHY COMMUNITIES - HEALTHY ISLANDS

This brochure was produced by the Hawaii State Department of Health (HDOH) Hazardous Evaluation and Emergency Response (HEER) Office.

For more information on methamphetamine labs, contact the HDOH HEER Office at 808-586-4249, or visit <http://Hawaii.gov/health/environmental/hazard/methlab.html>



## Methamphetamine Manufacturing Site Information for Property Owners and Managers

**Protect Your Property  
Protect Yourself  
Protect Hawaii  
From The Dangers Of  
Meth Labs**



## Warning Signs of a Meth Lab

### SUSPICIOUS BEHAVIOR

- Frequent visitors at all times of the day and night;
- Rent payments made in cash;
- Excessive trash related to meth labs (cold pill boxes, glass tubes, funnels, rubber hoses, stained coffee filters, etc.);
- Unexplained discoloration of walls, especially brown or red iodine staining;
- Occupants are unfriendly or appear secretive about activities;
- Covering or "blacking-out" windows; and
- Other security measures (i.e.—signs posted around the property, makeshift fencing or barriers, security cameras or baby monitors outside of buildings).

### OTHER INDICATORS

- A strong ammonia smell;
- Other odd chemical odors (ether, acetone, chloroform, many other solvents, cat urine);
- Outdoor smoke breaks—they don't want to ignite the flammable atmosphere inside;
- Many empty containers of over-the-counter cold or allergy medicines (bottles, boxes, blister packs);
- Chemistry equipment (flasks, beakers, etc.);
- Bottles or jugs used extensively for secondary purposes; and
- Windows covered with trash bags, newspapers or cardboard.