

Please change your Zoom screen name to your  
first name-Program-Role

# The Pulse on Hawaii's Part C Early Intervention System


ANNUAL PERFORMANCE REPORT  
STAKEHOLDER MEETING  
DECEMBER 8, 2021





# Purpose of Today's Meeting

- Review Hawaii's Determination for FFY 2019 (July 1, 2019 – June 30, 2020)
- Review Data for the Annual Performance Report (APR), FFY 2020 (July 1, 2020 – June 30, 2021)
- Establish Targets for Results Indicators
- Identify what is needed to improve Hawaii's Part C System of Services.



# Agenda

- **Mission & Key Principles of Early Intervention Services**
- **COVID Impact on Part C System**
- **Office of Special Education Program Reporting**
- **Overview of Annual Performance Report (APR) Data & Target Setting**
- **Action Plan Update**
- **APR Breakout Room Discussions**
  - Identify Strengths
  - Identify Root Causes/Concerns
  - Identify Possible Strategies

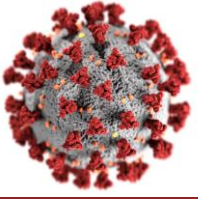
# Mission: Providing Early Intervention Services in Natural Environments

Part C early intervention builds upon and provides supports and resources to assist family members and caregivers to enhance children's learning and development through everyday learning opportunities.



# Key Principles: Providing Early Intervention Services in Natural Environments

1. Infants and toddlers learn best through everyday experiences and interactions with familiar people in familiar contexts.
2. All families, with the necessary supports and resources, can enhance their children's learning and development.
3. The primary role of service providers in early intervention is to work with and support family members and caregivers in children's lives.
4. The early intervention process, from initial contacts through transition, must be dynamic and individualized to reflect the child's and family members' preferences, learning styles and cultural beliefs.
5. IFSP outcomes must be functional and based on children's and families' needs and family-identified priorities.
6. The family's priorities, needs and interests are addressed most appropriately by a primary provider who represents and receives team and community support.
7. Interventions with young children and family members must be based on explicit principles, validated practices, best available research and relevant laws and regulations.



# COVID Impact on Part C System



- EI services continued throughout the pandemic.
- Implemented telepractice services statewide within 3 weeks from State shutdown. Service provided via telepractice and/or phone.
- Referrals decreased on average by 13%.
- Families withdrew or suspended EI services.
- Multidisciplinary Evaluation (MDE) using the Battelle Developmental Inventory – 2 to determine eligibility was not completed due to inability to implement safe practices (e.g., physical distance).
- MDE was conducted by gathering information through interview with the family and based on the information, children were presumed eligible for EI services.
- Established a COVID Task Force to assist with developing in-person guidance.
- April 1, 2021 – EI services provided in-person, telepractice, or blended. MDE completed remotely using the Developmental Assessment of Young Children – 2 (DAYC-2).
- Referrals are above 2019 level (Oct. 21 = 293, Nov. 21 = 269; Oct 19 = 287, Nov 19 = 242). Appears to be reaching pre-pandemic 2018 level (Oct. 18 = 338, Nov. 18 = 270).



# Office of Special Education(OSEP) Programs Reporting



# Annual Performance Report (APR) Public Reporting Requirement

- Hawaii's Part C data is posted on the EIS website.
  - Information includes the status of each indicator, by provider.

Website: <https://health.hawaii.gov/eis/home/documents-and-reports/>

- Hawaii will not report by provider if it would result in the disclosure of personally identifiable information about individual children.



# APR Determination

- APR provides status of compliance and performance indicators.
  - Were targets met?
  - Was there progress or slippage?
  - Was all non-compliance corrected and verified?

Includes Hawaii's State priorities of federal regulations.

## Office of Special Education Programs (OSEP) Determination:

- Meets Requirements
- Needs Assistance
- Needs Intervention
- Needs Substantial Intervention

# Hawaii's Determination: Based FFY 2019 Submitted Data

	Total Points Available	Points Earned	Score (%)
<b>Results</b>	<b>8</b>	<b>6</b>	<b>75</b>
• Data Quality		4	
• Child Performance		2	
<b>Compliance</b>	<b>16</b>	<b>11</b>	<b>68.75</b>
• Compliance Matrix	See table to the right		

## Results-Driven Accountability (RDA)

Percentage = 71.88% (FFY 2019)

RDA is 60% - 80% = Needs Assistance

Indicator Target = 100%	%	FFY Correction of Findings in FFY 2019	Total Score Available	Score
1: Timely Services	73.71	Yes	2	0
7: 45-day Timeline	82.67	Yes	2	1
8A: Timely Transition Plan	92.22	Yes	2	2
8B: Timely Transition Notification	90.47	Yes	2	2
8C: Timely Transition Conference	87.57	Yes	2	1
Timely & Accurate State-Reported Data	100		2	2
Timely State Complaint Decisions	100		2	2
Timely Due Process Hearing Decisions	N/A		2 or N/A	N/A
Longstanding Noncompliance			2	1
Special Conditions	None			
Uncorrected identified noncompliance	Yes, 2-4 yrs.			

- July 2018 – June 2019 (FFY 2018) – Hawaii's identified as a “needs assistance” state
- July 2019 – June 2020 (FFY 2019) – Hawaii's identified as a “needs assistance” state

# Action Required Based on Determinations

If a State is determined as “needs assistance” for two consecutive years, OSEP must take one or more of the following actions:

1. Advise the State of available sources of technical assistance that may help address the areas in which the State needs assistance and requires the State to work with appropriate entities;
2. Direct the use of State-level funds on the area or areas in which the State needs assistance; or
3. Identify the State as a high-risk grantee and impose Special Conditions on the State’s IDEA Part C grant award.

# Other States & Territories Determination Needs Assistance

## Needs Assistance (one year)

Arkansas	Kentucky	Puerto Rico
Arizona	Louisiana	Wyoming
Idaho	Minnesota	

## Needs Assistance (two or more consecutive years)

American Samoa	Hawaii	Montana
California	Iowa	New Jersey
Colorado	Illinois	New York
Commonwealth of Northern Mariana Islands	Indiana	South Carolina
Connecticut	Massachusetts	Virgin Islands
Florida	Missouri	
Guam	Mississippi	

# UPDATE:

## OSEP Differential Monitoring & Support

OSEP's DMS focused on Hawaii's long-standing noncompliance of timely service provision.

*Any new services listed on the IFSP must be provided within 30 days of consent (signature on IFSP).*

<b>Finding Issued</b>	<b># of Findings</b>	<b># Corrected within the year</b>	<b>Subsequent Corrections prior to &amp; in APR 2021</b>	<b>Subsequent Corrections to be Reported in APR 2022</b>	<b>Ongoing Non-compliance</b>
FFY 2014	9	4	5	0	0
FFY 2015	4	3	1	0	0
FFY 2016	5	2	2	0	0
FFY 2017	6	4	0	2	0
FFY 2018	5	5	NA	NA	NA
FFY 2019	4	3	NA	1	0
FFY 2020	8	3	0	0	5

# Indicators, Targets, and Data



## *Compliance Indicators will remain at 100%*

- Ind. 1: Timely services (30 days from consent for services)
- Ind. 7: Timely MDE & Initial IFSP (45 days from referral)
- Ind. 8a: Complete & Timely\* IFSP Transition Plan
- Ind. 8b: Complete & Timely\* Notification to LEA
- Ind. 8c: Complete & Timely\* Transition Conference

\*timely transition – 90 days to 9 months prior to child’s 3<sup>rd</sup> birthday

## *Results Indicators—State determines targets:*

Ind. 2: Natural environment

Ind. 3: Child outcomes in 3 domains

Ind. 4: Family outcomes in 3 areas

Ind. 5: Children birth to 1 with an IFSP

Ind. 6: Children birth to age 3 with an IFSP

Ind. 11: SSIP Child Outcomes – Social Emotional Development

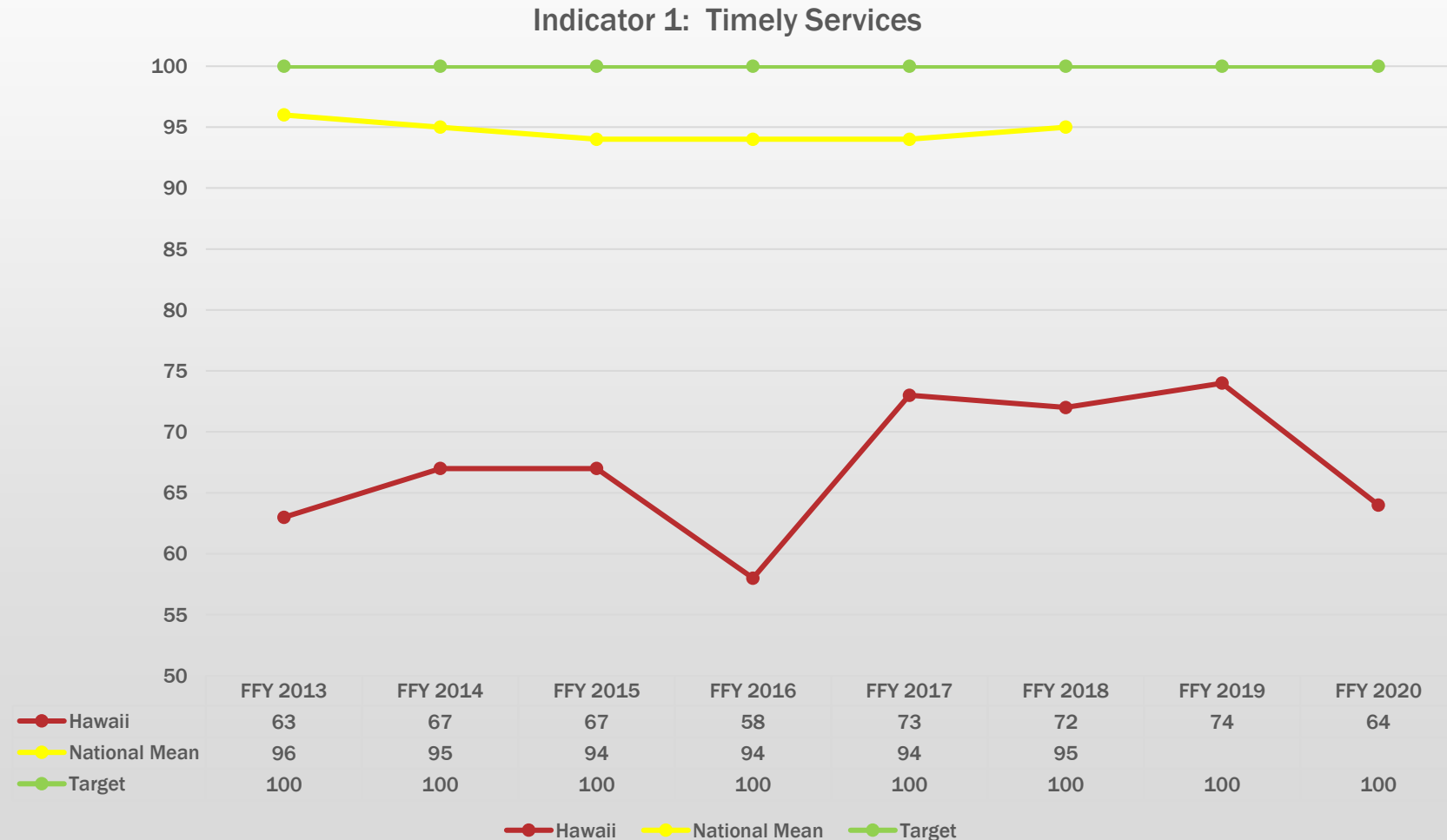
# Target Setting

OSEP set *guidelines* for states on setting targets—they must:

- Be “measurable and rigorous”
- FFY 2025 must show improvement from baseline
- **Get stakeholder input**
- Use state data to set targets

Hawai‘i Part C Early Intervention will annually review and adjust targets accordingly based on data, evaluation of the impact of initiatives implemented, and stakeholder discussions.

# 1. Percent of infants and toddlers with IFSPs who receive timely EI services







# Target Consideration & Rationale:

**BASELINE DATA = 2005 @ 81.1%**

- Propose: no change to baseline data

## **TARGET:**

- FFY 2019 target – 95%
- FFY 2020 – FFY 2025: Proposed target = 95%

## **RATIONALE:**

- Actual data steadily increased over the years
- FFY 2019 & FFY 2020 are inflated as services were provided remotely during the COVID-19 pandemic

# EARLY INTERVENTION OUTCOMES

## Child Outcomes:

- Children have positive social and emotional skills
- Children learn and use knowledge and skills
- Children take action to meet their needs



# EARLY INTERVENTION CHILD OUTCOMES

**Summary Statement 1** = *children that entered below age expectations and substantially increased their rate of growth by the time they exited the program.*



**Summary Statement 2** = *children functioning within age expectation by the time they exited the program, includes children that entered below age expectations and at age expectation.*

# Baseline, Target Consideration & Rationale:

## FOR ALL 3 CHILD OUTCOMES:

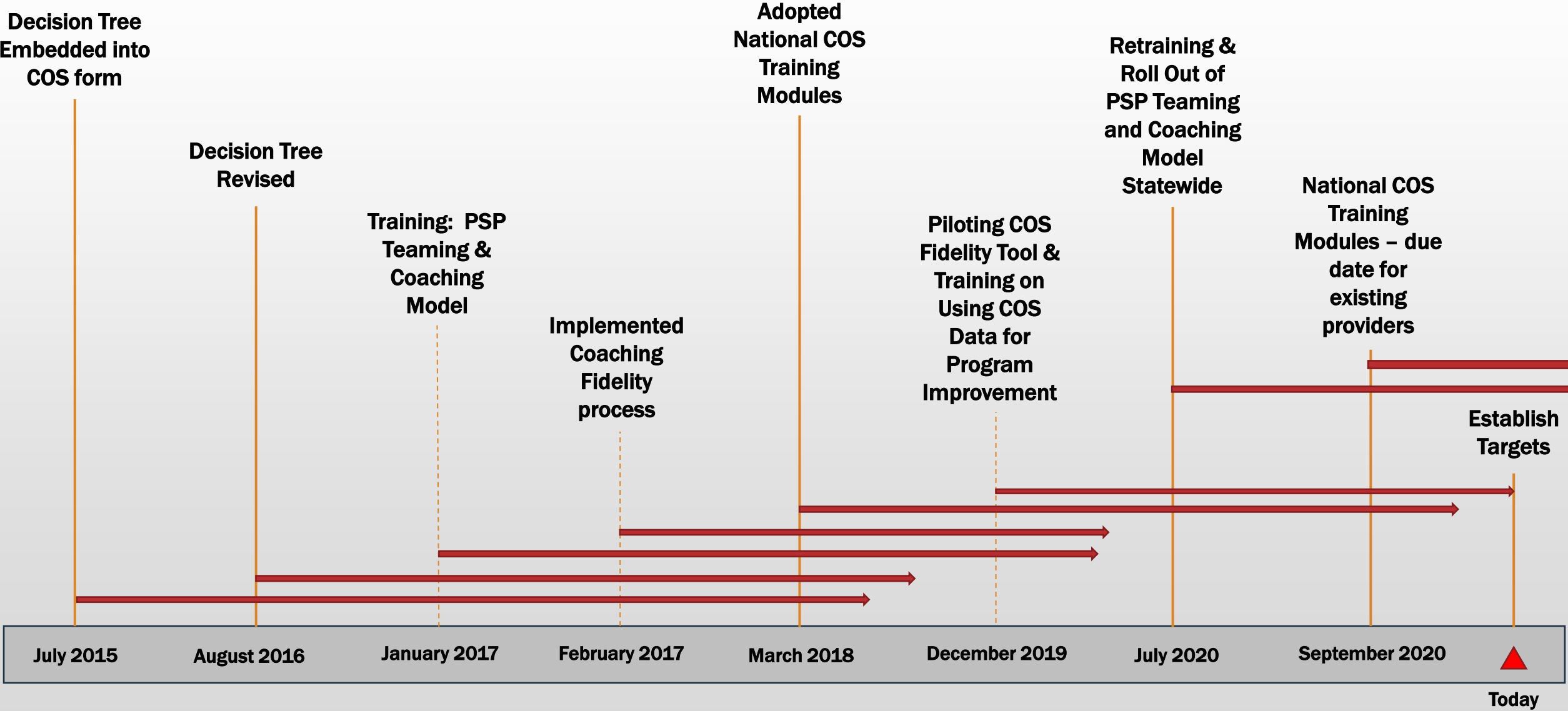
### CURRENT BASELINE DATA: FFY 2013

- Propose: change baseline data to FFY 2020

### RATIONALE:

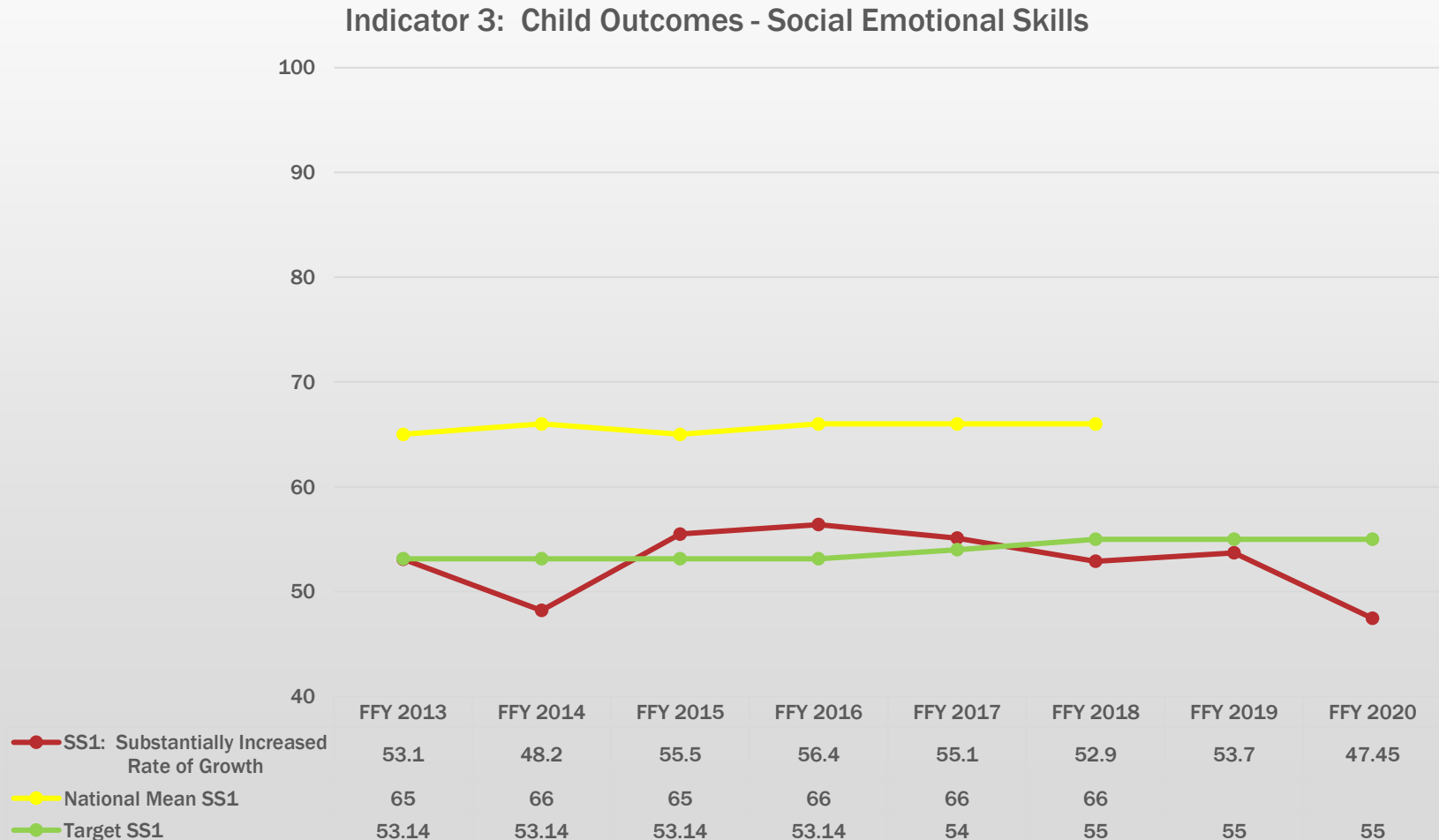
- February 2015: Baseline changed to FFY 2013 data due to change in eligibility
- FFY 2020 outcome data was based on a smaller number of children that exited (300+) which impacted outcome results
- Previous targets were based on data prior to COVID-19
- Will take time to recover from the impact of COVID-19

# Initiatives Implemented:



# 3A. Percent of infants and toddlers who, when compared to same-age peers, demonstrate improved positive social-emotional skills (including social relationships)

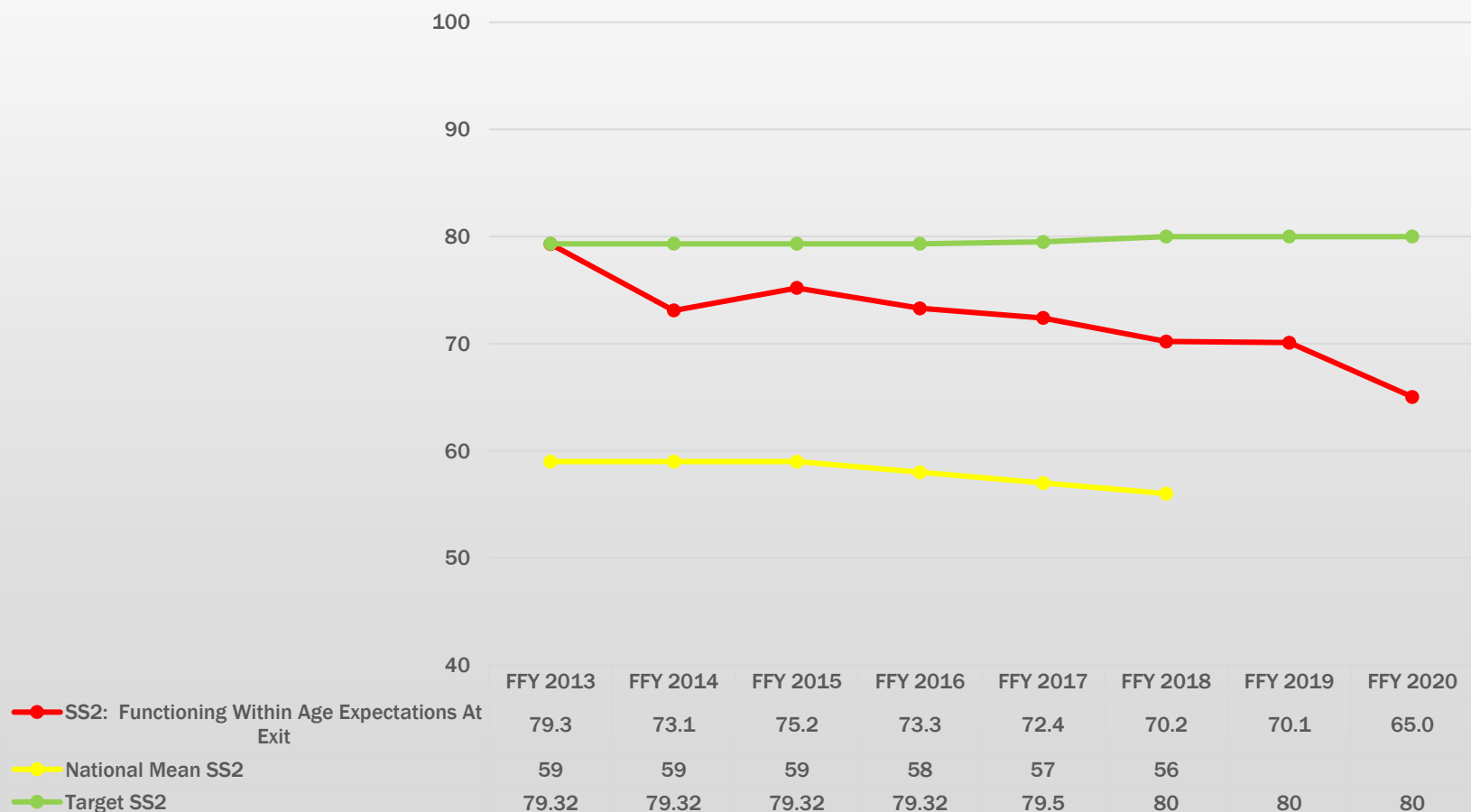
## 1. Percentage who substantially increased rate of growth in positive social-emotional skills (SS1)



# 3A. Percent of infants and toddlers who, when compared to same-age peers, demonstrate improved positive social-emotional skills (including social relationships)

## 2. Percentage who were functioning within age expectations in positive social-emotional skills (SS2)

Indicator 3: Child Outcomes - Social Emotional Skills





# Initiatives being Explored:

SOCIAL EMOTIONAL TRAINING INITIATIVES WITH AN IMPLEMENTATION TARGET OF FFY 2021:

- Reflective Supervision
- Infant Mental Health Consultancy Model
- Pyramid Model for Early Intervention

# Baseline and Target Consideration:

## BASELINE DATA:

Baseline Data	FFY Year	SS1	SS2
Current	2013	53.14%	79.82%
Proposed	2020	47.50% ↓	65.00% ↓

## TARGET:

Target	FFY Year	SS1	SS2
Current	2019	55.00%	80.00%
Proposed	2020-2024	47.50% ↓	65.00% ↓
	2025	48.00% ↑	65.50% ↑

# Target Consideration & Rationale:

## PROPOSED TARGET:

- FFY 2025: Proposed Target = 48.0% for SS1 & 65.5% for SS2

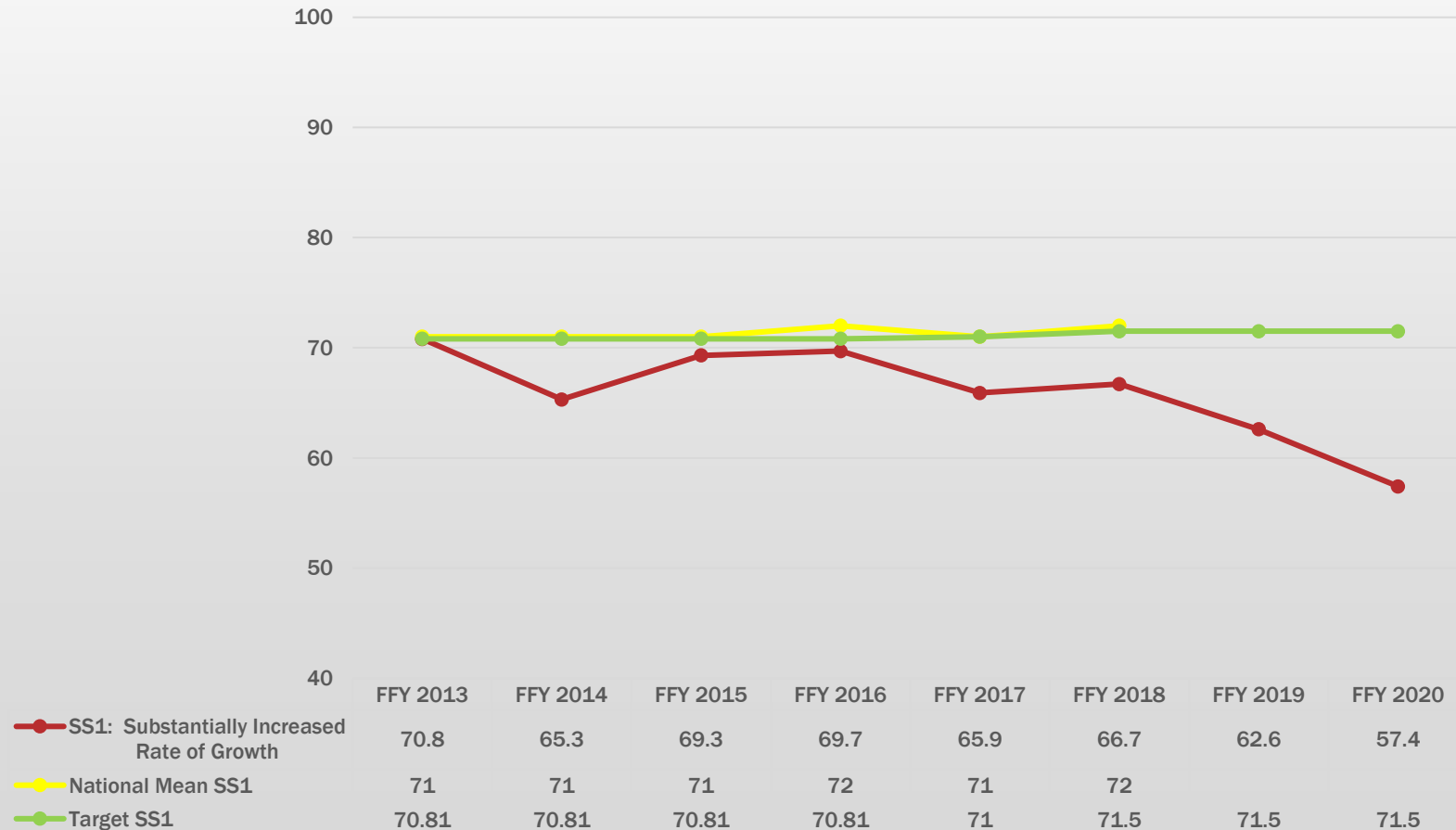
## RATIONALE:

- The proposed target for SS1 falls within the boundary of the confidence intervals based on the meaningful difference calculator developed by DaSy, national TA center
- The proposed target for SS2 does not fall within the boundary of the confidence intervals based on the meaningful difference calculator. Recommending 0.5% increase due to not ever meeting the target and consistently having a downward trend

# 3B. Percent of infants and toddlers who, when compared to same-age peers, demonstrate improved acquisition and use of knowledge and skills (including early language/ communication)

## 1. Percentage who substantially increased rate of growth in acquisition and use of knowledge and skills (SS1)

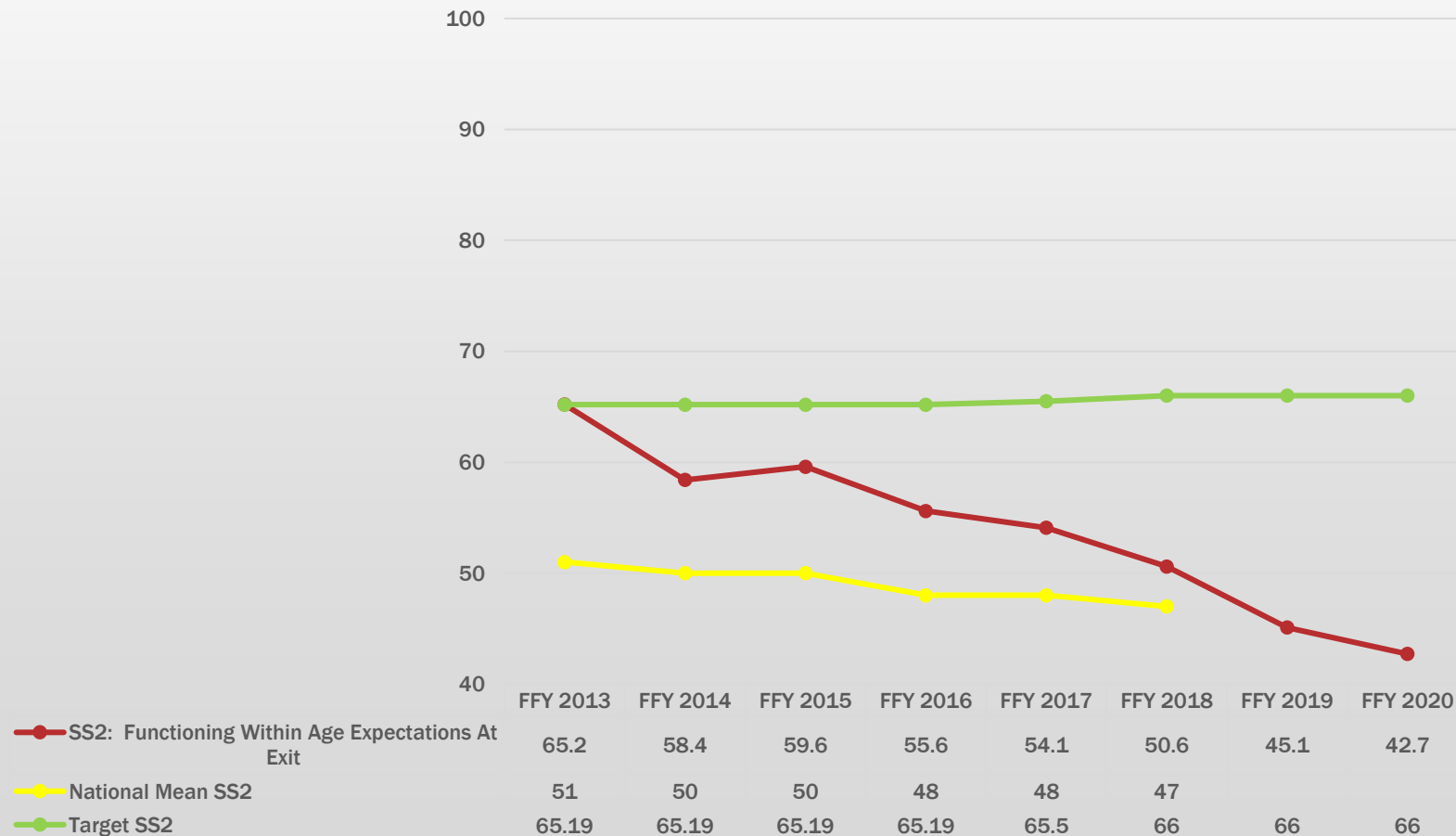
Indicator 3: Child Outcomes - Acquiring and Using Knowledge and Skills



# 3B. Percent of infants and toddlers who, when compared to same-age peers, demonstrate improved acquisition and use of knowledge and skills (including early language/ communication)

## 2. Percentage who were functioning within age expectations in acquisition and use of knowledge and skills (SS2)

Indicator 3: Child Outcomes - Acquiring and Using Knowledge and Skills



# Baseline and Target Consideration:

## BASELINE DATA:

Baseline Data	FFY Year	SS1	SS2
Current	2013	70.81%	65.19%
Proposed	2020	52.40% ↓	42.70% ↓

## TARGET:

Target	FFY Year	SS1	SS2
Current	2019	71.5%	66.0%
Proposed	2020-2024	52.40% ↓	42.70% ↓
	2025	53.20% ↑	44.10% ↑

# Rationale:

## RATIONALE FOR FFY 2020 – FFY 2024:

- The State has not met the target for the past three years for SS1 and has never met the target for SS2
- Data trending downward over the past several year

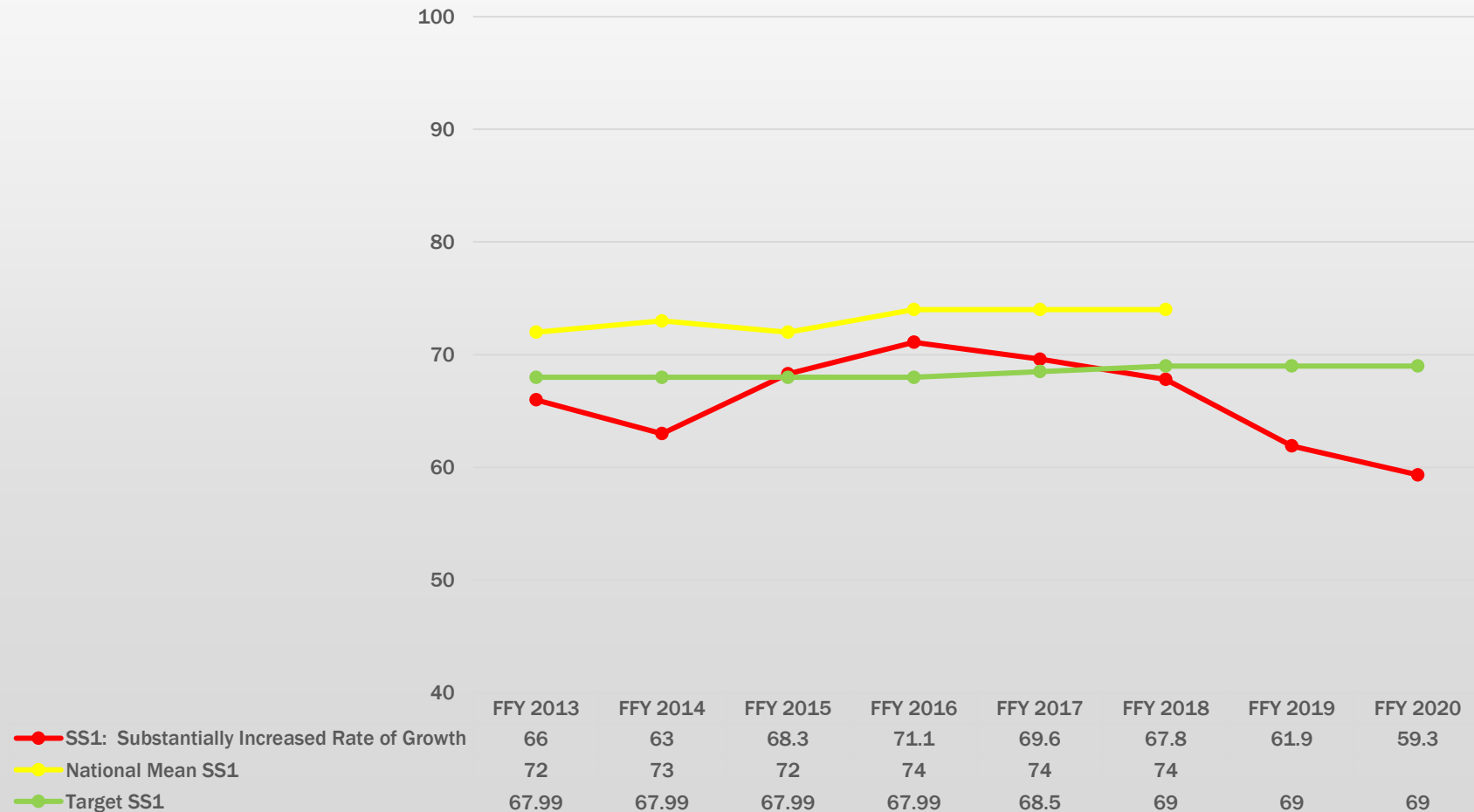
## RATIONALE FOR 2025:

- The proposed targets fall within the boundary of the confidence intervals based on the meaningful difference calculator developed by DaSy, national TA center

# 3C. Percent of infants and toddlers who, when compared to same-age peers, demonstrate improved use of appropriate behaviors to meet needs

## 1. Percentage who substantially increased rate of growth in use of appropriate behaviors to meet needs (SS1)

Indicator 3: Child Outcomes - Taking Appropriate Action to Meet Needs

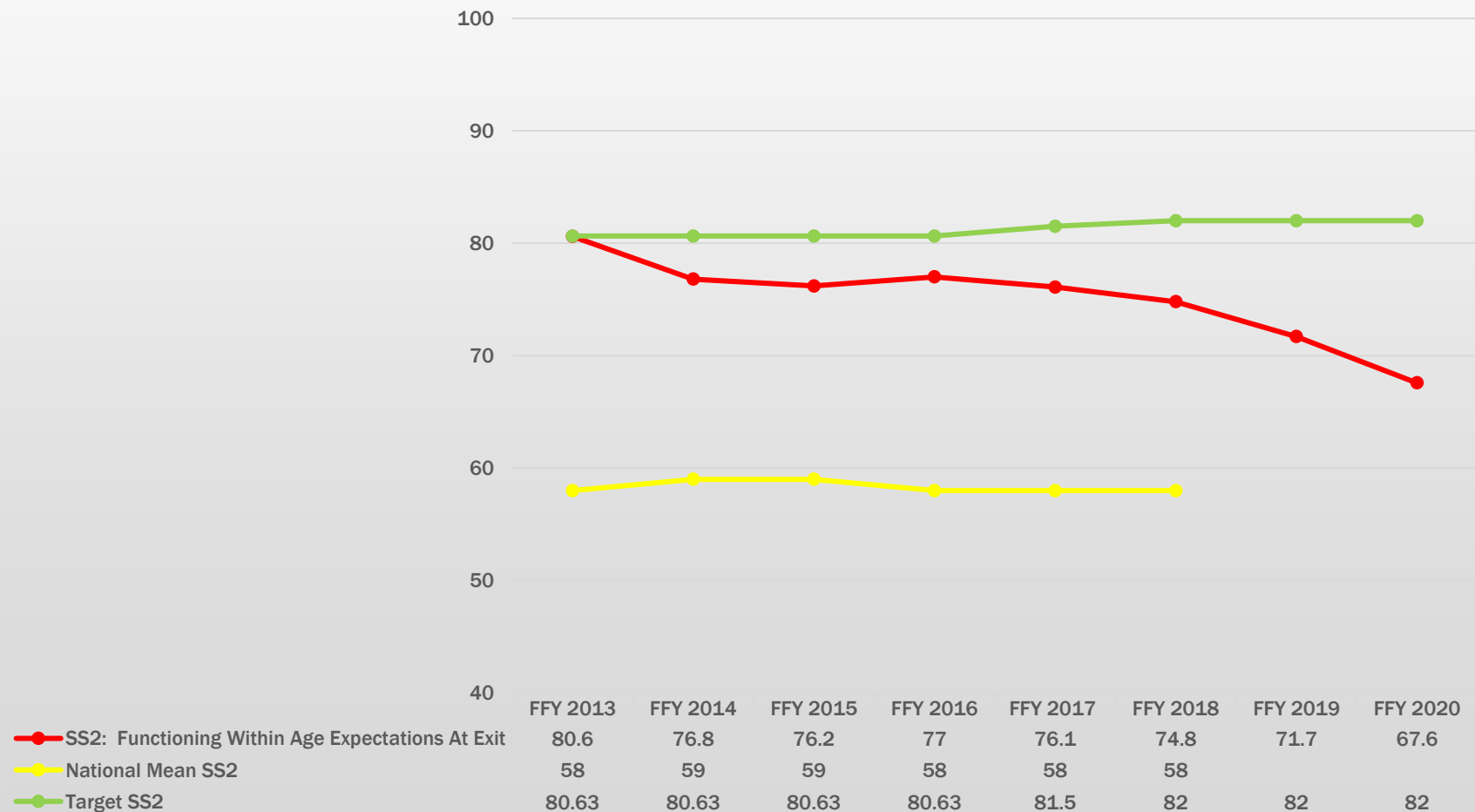




# 3C. Percent of infants and toddlers who, when compared to same-age peers, demonstrate improved use of appropriate behaviors to meet needs

## 2. Percentage who were functioning within age expectations in use of appropriate behaviors to meet needs (SS2)

Indicator 3: Child Outcomes - Taking Appropriate Action to Meet Needs



# Baseline and Target Consideration:

## BASELINE DATA:

Baseline Data	FFY Year	SS1	SS2
Current	2013	67.99%	80.63%
Proposed	2020	59.3% ↓	67.6% ↓

## TARGET:

Target	FFY Year	SS1	SS2
Current	2019	69.00%	82.00%
Proposed	2020-2024	59.30% ↓	67.60% ↓
	2025	60.10% ↑	69.00% ↑

# Target Consideration & Rationale:

## RATIONALE FOR FFY 2020 – FFY 2024:

- The State has not met the target for the past four years for SS1 and has never met the target for SS2
- Data trending downward over the past several year

## RATIONALE FOR FFY 2025:

- The proposed targets fall within the boundary of the confidence intervals based on the meaningful difference calculator developed by DaSy, national TA center

# EARLY INTERVENTION OUTCOMES

## Family Outcomes: Early Intervention has helped...

- Families know their rights
- Families effectively communicate their children's needs
- Families help their children develop and learn



# REPRESENTATIVENESS

FFY 2022, States must report if families who responded are representative of the demographics of infants and toddlers enrolled in the Part C program. In addition to race and ethnicity, analysis must include at least one of the following:

- Socioeconomic status
- Parents/Guardians whose primary language is other than English and who have limited English proficiency
- Maternal education
- Geographic location
- Other

Hawaii already collects and reports on representativeness in the following areas:

- Race and Ethnicity
- Geographic Area
- Age
- Length of time in EI









# Initiatives that may impact outcomes:

## INITIATIVES IMPLEMENTED:

- Training in PSP Approach to Teaming Coaching in Natural Learning Environments, including implementation of the fidelity process for Demo Sites & Adjunct Providers
- Roll out of PSP Approach to Teaming and Coaching in Natural Learning Environments Statewide (fidelity process not implemented statewide)

## INITIATIVES SPECIFIC TO 4A, FAMILY RIGHTS:

- Revised EIS website to include a “Family Resources” page, including a link to the Parent Training Institute
- Drafted a revised Family Rights handout with a distribution target of January 2022
- Translate Family Rights brochure in multiple languages

# Baseline and Target Consideration:

## BASELINE DATA:

Baseline Data	FFY Year	4A	4B	4C
Current	2008	88.0%	87.0%	84.0%
Proposed	No change to baseline			

## TARGET:

Target	FFY Year	4A	4B	4C
Current	2019	89.0%	89.0%	85.0%
Proposed	2020-2023	88.0% ↓	89.0%	85.0%
	2024	89.0% ↑	89.5% ↑	86.5% ↑
	2025	90.0% ↑	90.0% ↑	88.0% ↑

# Target Consideration & Rationale:

## RATIONALE FOR 2020-2023 PROPOSED TARGETS:

- 4A: 88.0%
  - Keep the target the same as baseline data as the State has not met the target in the past two years and is on a downward trend
- 4B: 89.0%
  - Keep the target the same as the target for FFY 2019 as the State average for the past three years has been 87.4% with an increase in FFY 2020
- 4C: 85.0%
  - Keep the target the same as FFY 2019 as the State met but did not exceed the target in the past two years

# Target Consideration & Rationale:

## RATIONALE FOR 2024 PROPOSED TARGETS:

- Increase targets due to the impact of initiatives implemented and to work towards FFY 2025 target

4A = 89.0%

4B = 89.5%

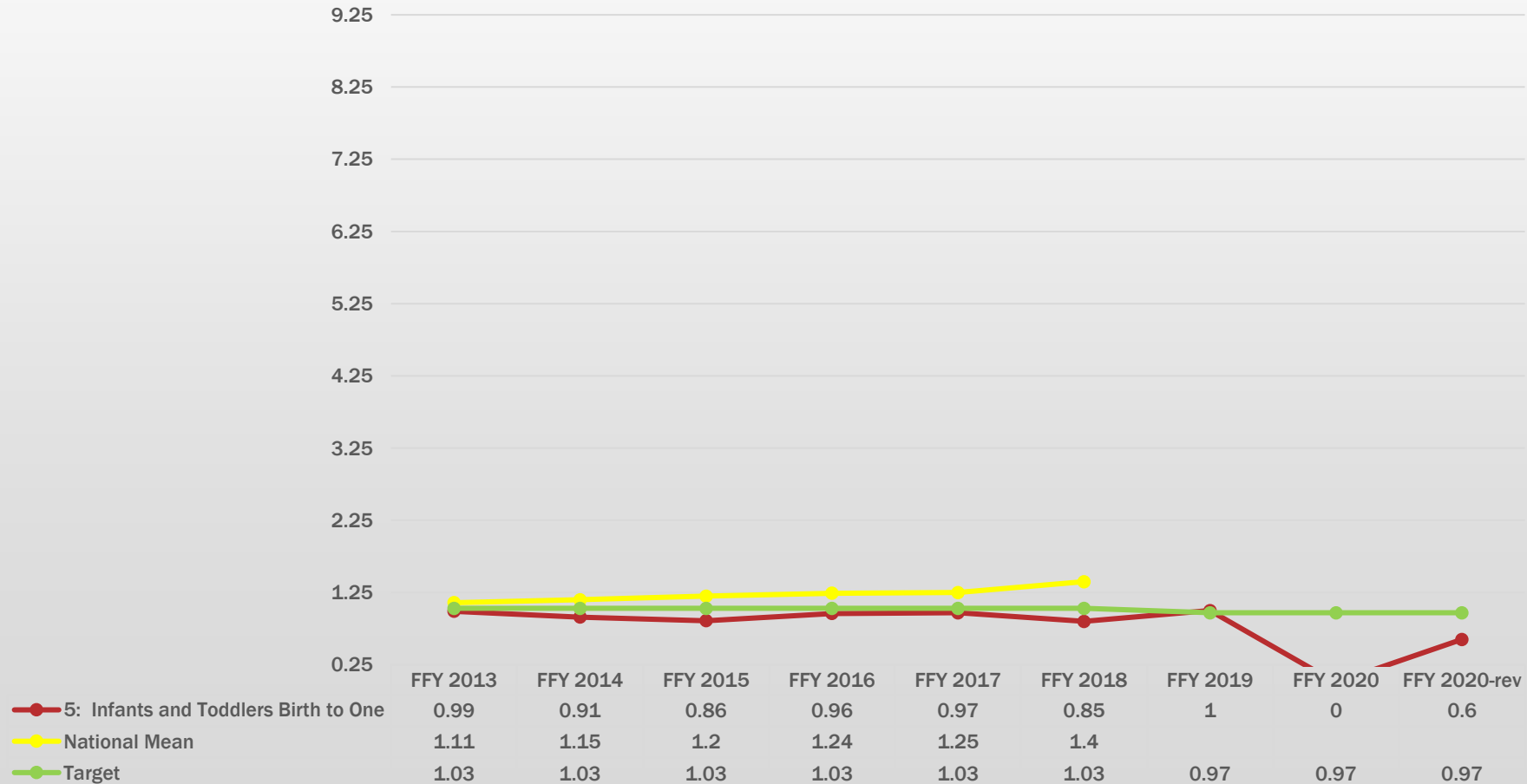
4C = 86.5%

## RATIONALE FOR 2025 PROPOSED TARGETS:

- 4A: 90.0%
  - Meaningful difference calculator = 91.0%; however, propose lower target because the State has been on a downward trend
- 4B: 90.0% (Meaningful difference calculate = 90%)
- 4C: 88.0 (Meaningful difference calculate = 88%)
- Impacted by the number of families that respond to the survey annually

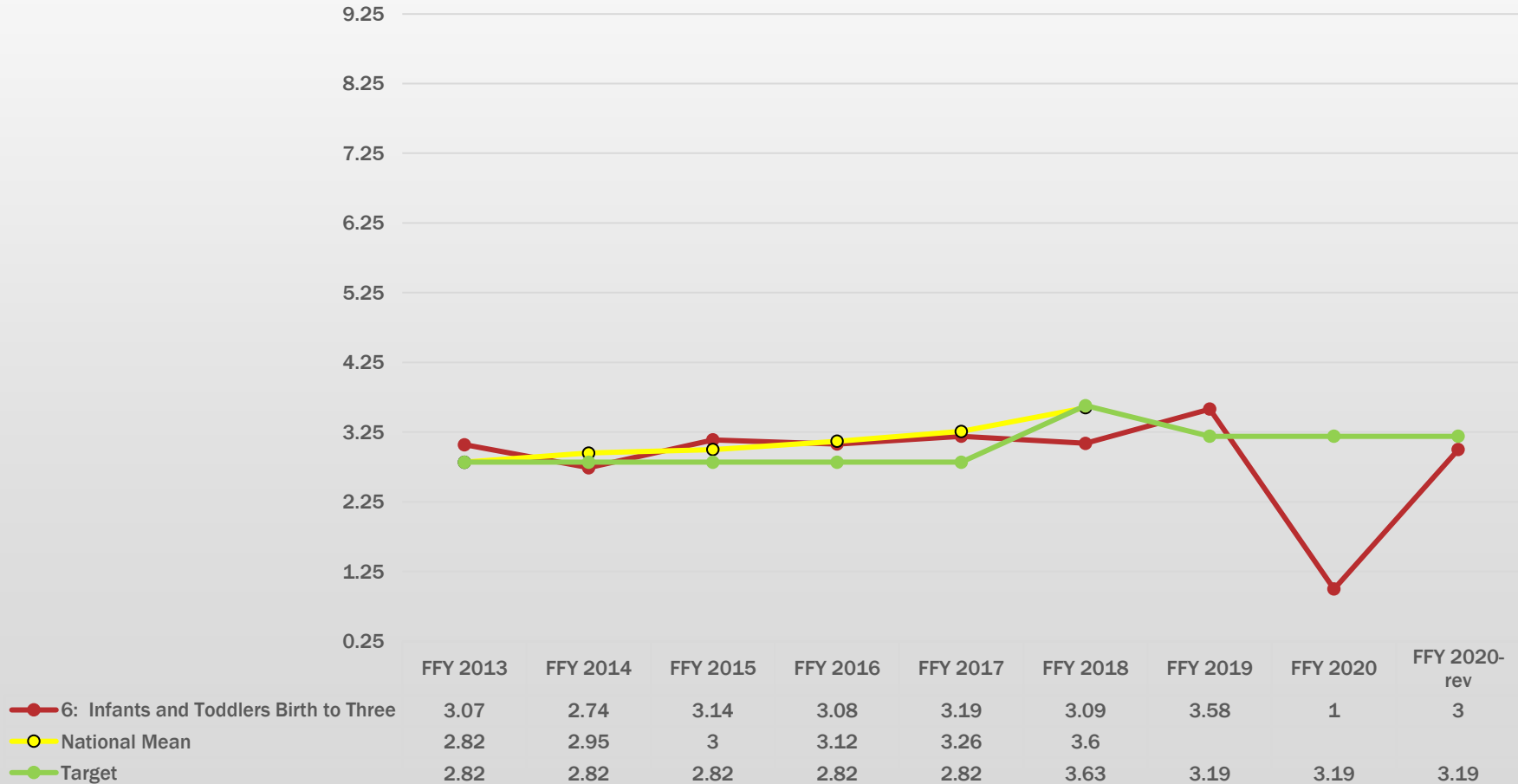
# 5. Percent of infants and toddlers birth to 1

Indicator 5: Child Count/618 Data



# 6. Percent of infants and toddlers birth to 3

Indicator 6: Child Count/618 Data



# Initiatives that may impact outcomes:

## JANUARY 2020:

- Hired Public Awareness Coordinator

## JANUARY 2022:

- Create Child Find Workgroup
- Participate in “No Wrong Door” referral process
- Review MOUs with the Home Visiting Program, Early Head Start, and Child Welfare System to collect and analyze data on screening and referral process

## MARCH 2022 :

- Translate EIS brochure in multiple languages

# Baseline and Target Consideration:

## BASELINE DATA:

Baseline Data	FFY Year	Birth to Age 1	Birth to Age 3
Current	2018	91.0%	3.09%
Proposed	No Change to Baseline Data		

## TARGET:

Target	FFY Year	Birth to Age 1	Birth to Age 3
Current	2019	0.97%	3.19%
Proposed	2020-2021	0.97%	3.19%
	2022	0.98% ↑	3.22% ↑
	2023	0.99% ↑	3.25% ↑
	2024	1.00% ↑	3.30% ↑
	2025	1.10% ↑	3.32% ↑



# Proposed Target Rationale:

## RATIONALE FOR 2020-2021 PROPOSED TARGETS:

- Keep target the same as FFY 2019 targets because the target was not met due to COVID-19
- According to Census data, the Hawai'i's birth to one and birth to three population has been on a downward trend by from 2013 –2020

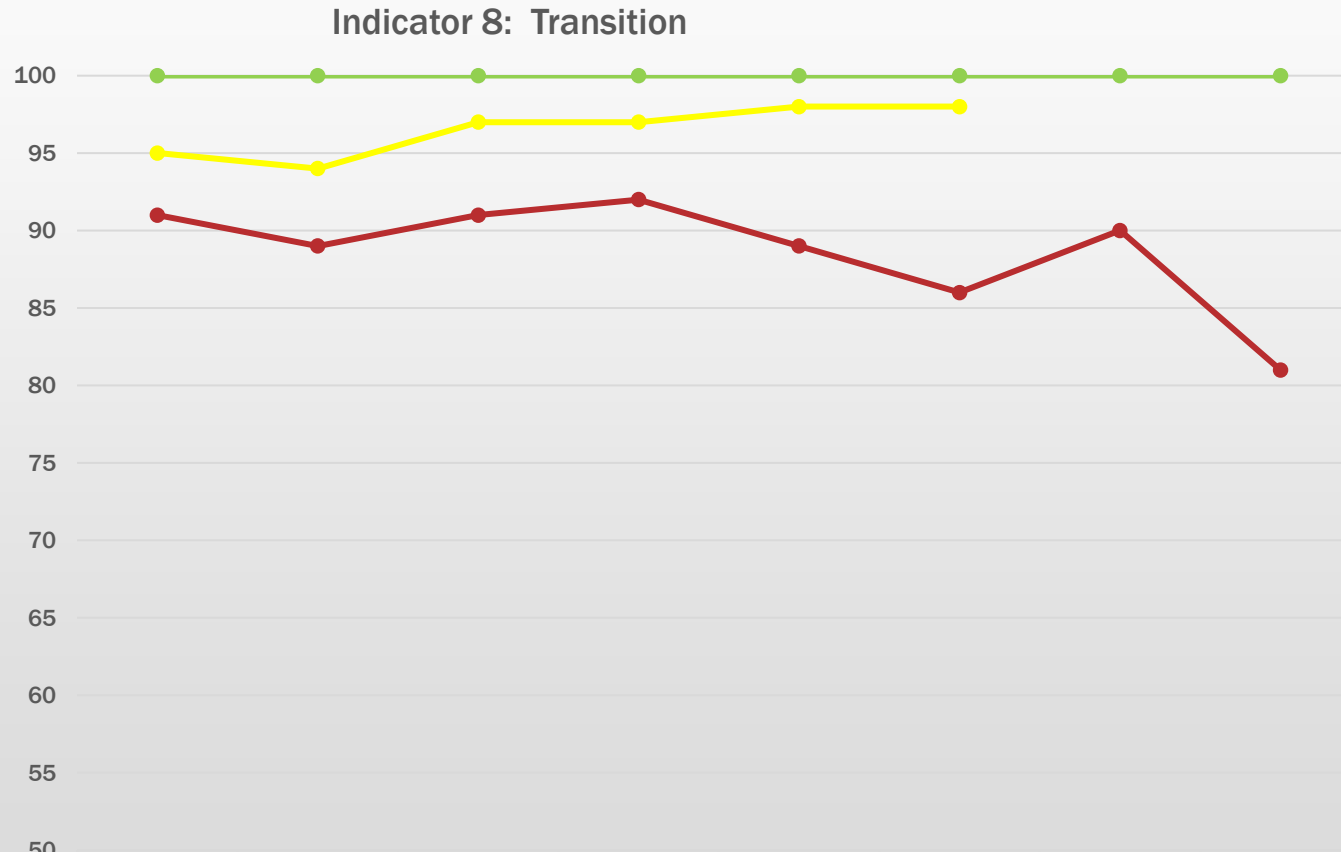
## RATIONALE FOR 2020-2025 PROPOSED TARGETS:

- Increase targets due to the impact of initiatives implemented and to work towards FFY 2025 targets that fall within the boundary of the confidence intervals based on the meaningful difference calculator developed by the DaSy, national TA center





# 8B. Percent exiting Part C with timely transition notice:



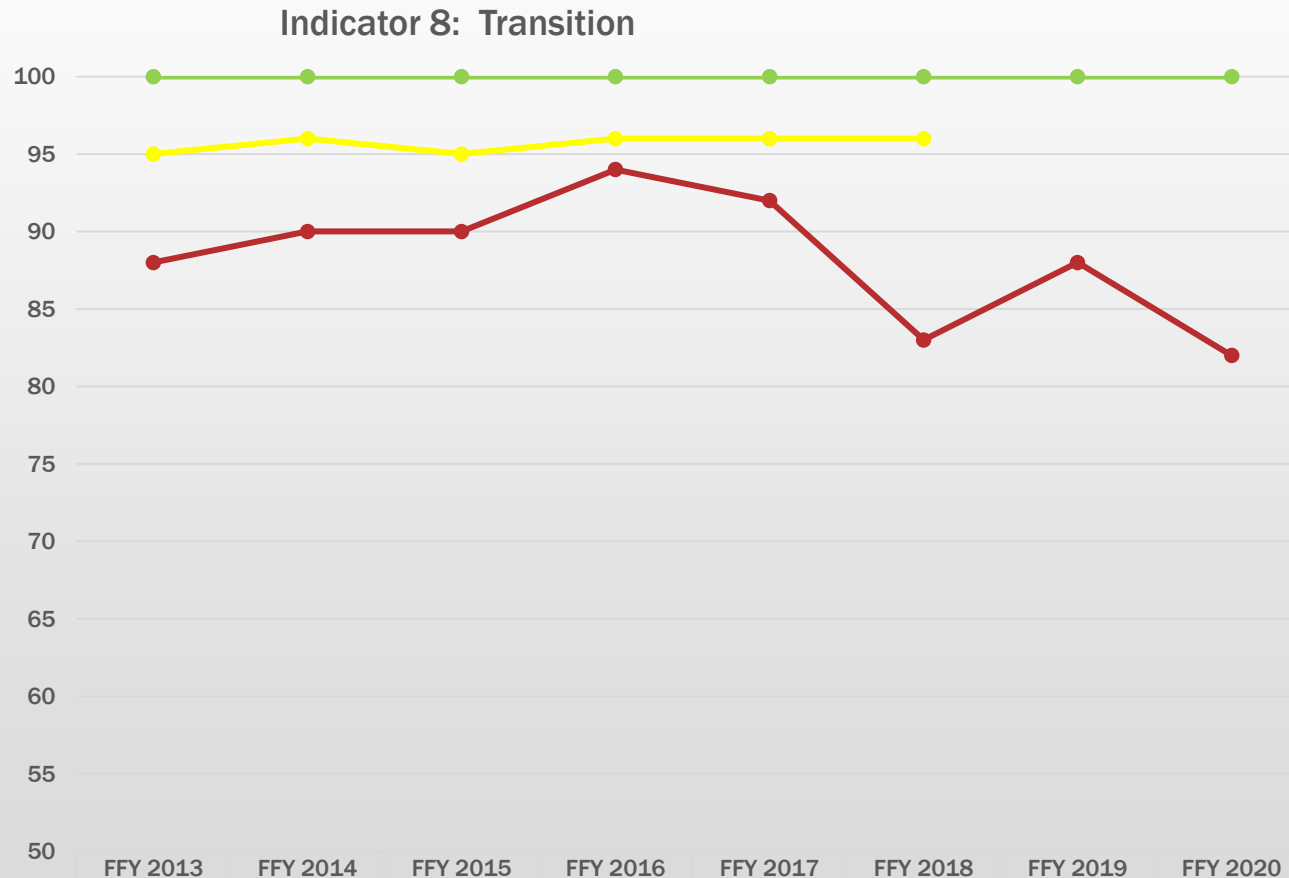
## Additional Data:

**TN opt out: 197  
(decrease from 249)**

predominate reason: not interested in DOE

● Transition Notice  
● National Mean Transition Notice  
● Target

# 8C. Percent exiting Part C with timely transition conference:



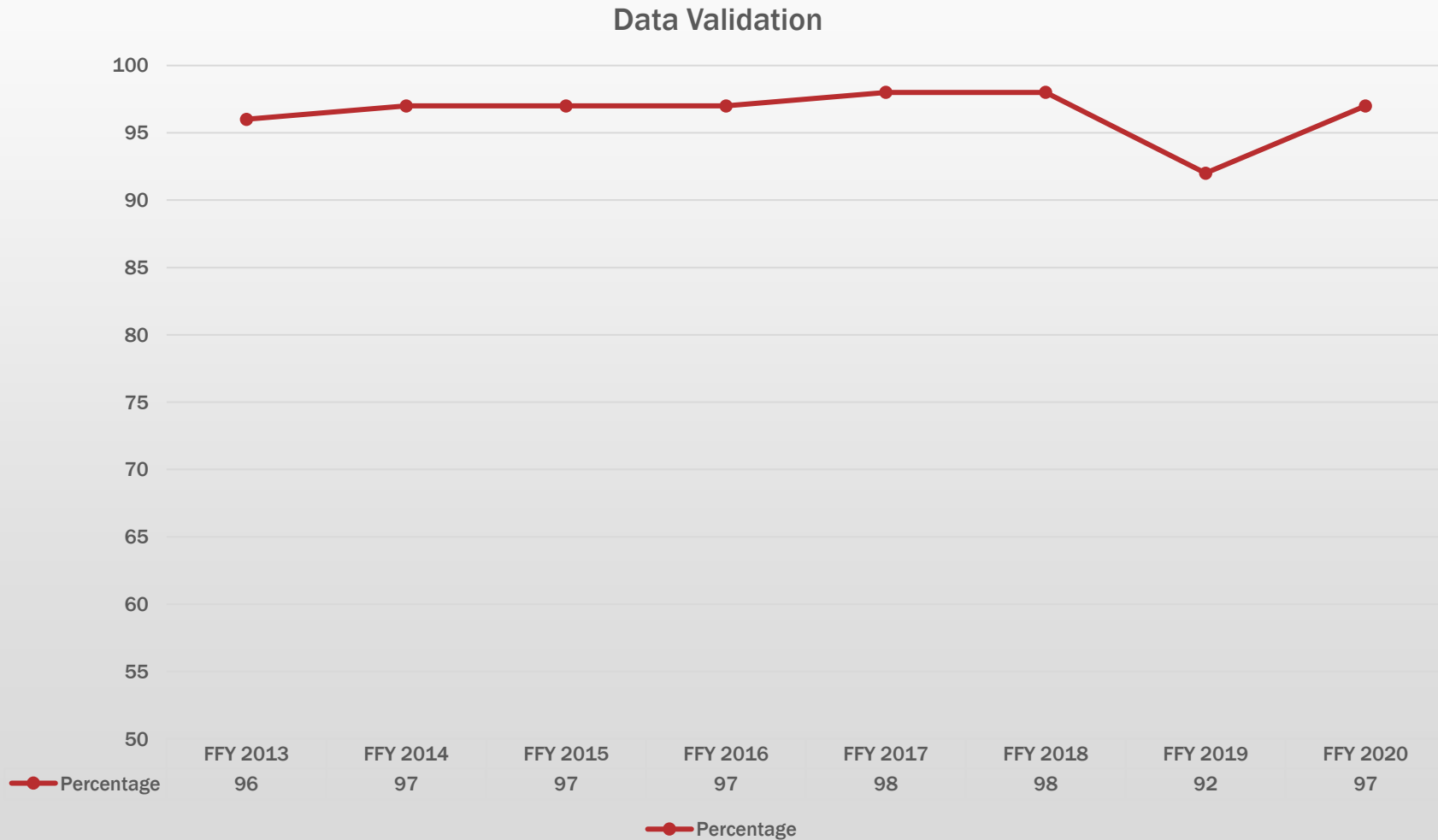
## Additional Data:

**TC decline: 466 (decrease from 723)**

predominate reason: decided on a setting

● Transition Conference  
● National Mean Transition Conference  
● Target

# Data Validation



# Strategies to Improve the System of Services and Increase Compliance



# Action Plan based on Stakeholder Meeting 2020

Target Area	Status
Timely Services: Staff Vacancy	Drafted guidance for using telepractice providers to address staff vacancy.
Timely Services: Documentation	Drafted clarification for family and program late reasons.
Child Outcomes: Use of the Child Outcomes Summary (COS) Developmental Milestones	EI programs did not identify a need for training on the use of Developmental Milestones for the COS process.
Child Outcomes: Child Development Resources	Developing a plan to incorporate Center for Disease Control and Prevention (CDC) Learn the Signs Act Early resources and Watch Me Grow series on EIS website and EI Orientation.
Family Outcomes: Family Rights	<ul style="list-style-type: none"><li>• Drafted an updated version of the Family Rights handout.</li><li>• Will work on translating Family Rights into different languages.</li><li>• Will develop a training module for Care Coordinators.</li></ul>



# Action Plan based on Stakeholder Meeting 2020

Target Area	Status
Child Find	Will establish a Child Find Workgroup <ul style="list-style-type: none"><li>• Complete Child Find Self Assessment</li><li>• Develop a Child Find Plan</li></ul>
Transition: Timelines	<ul style="list-style-type: none"><li>• Posted a timeline document online for EI Programs to access.</li><li>• Follow-up with EI Programs to confirm that they have a tracking system in place.</li></ul>
Transition: Transition Plan	<ul style="list-style-type: none"><li>• Schedule statewide Care Coordinator (CC) meetings to address transition and other topics specific to CC.</li><li>• Will identify and share transition resources for families on the EIS website.</li></ul>
Transition: Late Referrals <ul style="list-style-type: none"><li>• Timely access to services from EI or DOE</li></ul>	<ul style="list-style-type: none"><li>• Consulted National Technical Assistance (TA) representatives.</li><li>• Will be developing guidelines based on consultation with National TA.</li></ul>

# Purpose of Breakout Room Discussions

- Review Part C Data
- Identify Strengths = what's working?
- Identify Hiccups = what are possible root causes for slippage from targets and/or last year's data?
- Discuss strategies and ideas to address possible root causes, barriers, and challenges.




# Ongoing Stakeholder Engagement



Participate in workgroups to:

- Analyze data
- Develop Improvement Strategies
- Evaluate Progress
- Develop and Implement activities designed to improve outcomes for children

Email: [Stacy.Kong@doh.hawaii.gov](mailto:Stacy.Kong@doh.hawaii.gov)



“There is immense power when a group of people with similar interests gets together to work toward the same goals.”

*~Idowu Koyenikan*



Thank you for partnering with us!