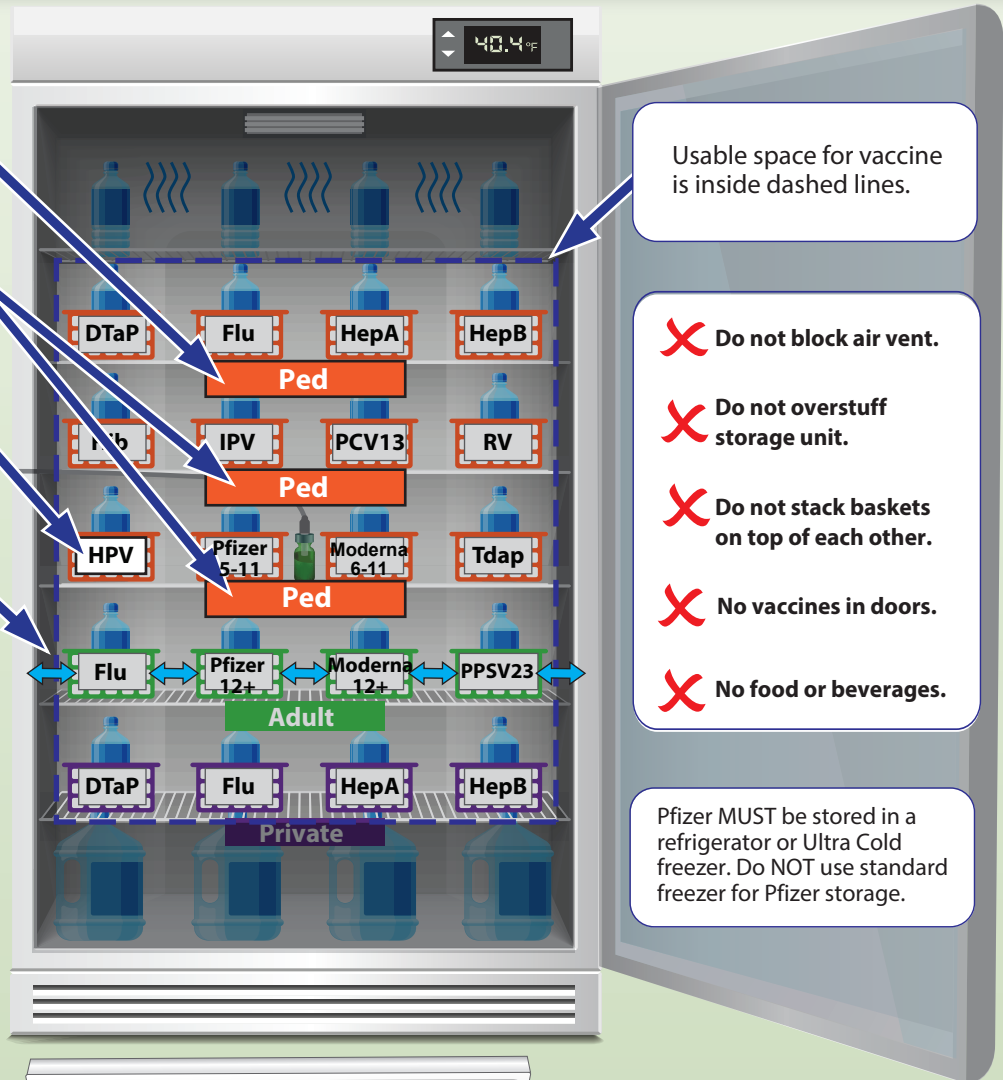


Setting Up Vaccine Storage Units

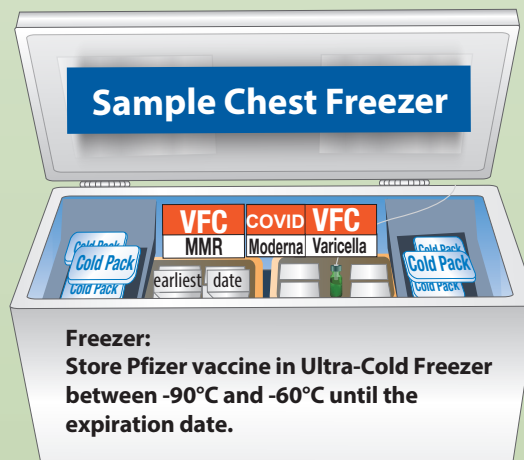
Organize refrigerators and freezers to facilitate vaccine management and reduce administration errors. Do not store vaccines until storage units have stabilized within their OK ranges for 5 days and have submitted temp logs to HDOH. MMR, MMRV, and Varicella must be stored in the freezer. Plan to store all other vaccines per manufacturer guidelines.

Sample Refrigerator

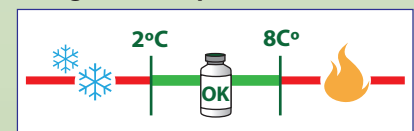
- ✓ Clearly label vaccines.
- ✓ Group vaccines (pediatric, adult).
- ✓ Label shelf space or baskets to make vaccines easy to find.
- ✓ Position vaccines or baskets 2-3 inches away from walls, floor, and other baskets.
- ✓ Store vaccines upright in original packaging with earliest expiration date in front.
- ✓ Diluents may be stored next to refrigerated vaccines unless manufacturer states otherwise. Never store diluents in the freezer.
- ✓ If necessary, medications or biologics may be stored below vaccines and on a different shelf.



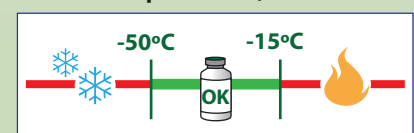
Sample Chest Freezer



Refrigerator temperatures



Freezer temperatures (other than Pfizer)



COVID-19/VFC contact info

Hawaii Immunization Branch
Main Line: 586-8300
(Neighbor Islands, please call
1-800-933-4832)

Adapted from www.eziz.org