


# SPECIMEN COLLECTION FOR MONKEYPOX DIAGNOSIS

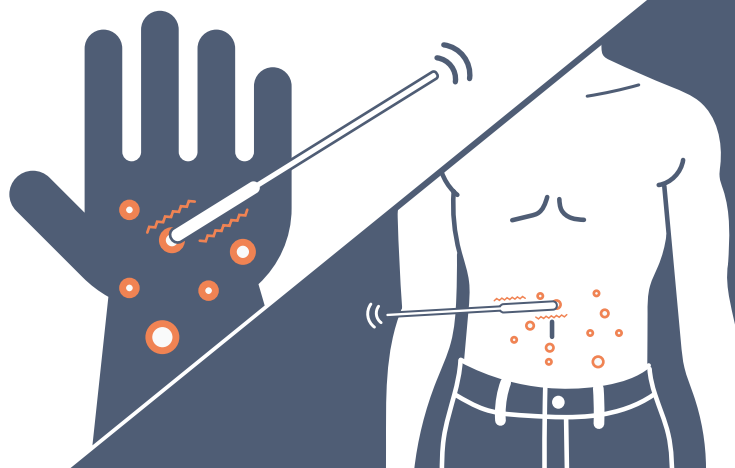
- 1** Wear proper PPE – gown, gloves, eye protection, NIOSH-approved particulate respirator equipped with N95 filters or higher



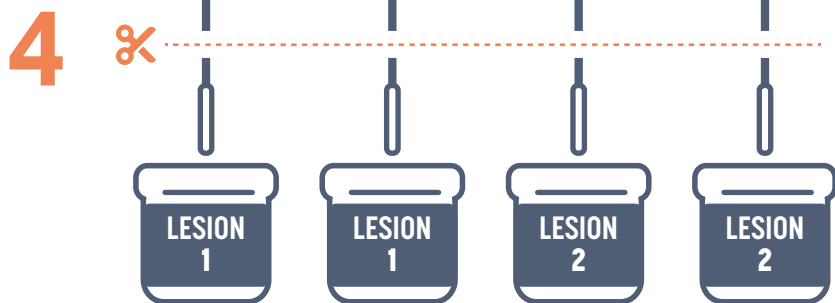
- 2** Lesion material should be collected using sterile synthetic swabs, including polyester, nylon, or Dacron. **Do not use cotton swabs.**



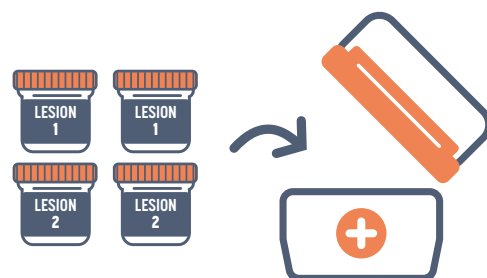
- 3** Vigorously swab **TWO DRY** swabs on one lesion. It is not necessary to de-roof the lesion before swabbing.



**Repeat on a second lesion.**



Break off the end of each swab and place in **separate sterile containers that have a gasket seal**. A sterile urine collection cup can be used. **Consult with your laboratory partner on whether to store in viral transport media.**



- 5** Follow instructions from lab to transport.



**Questions? Call the Hawaii Department of Health  
Disease Reporting Line at 808-586-4586**

Information is evolving quickly and subject to change.

Updated August 1, 2022