BEHAVIORAL HEALTH & HOMELESSNESS STATEWIDE UNIFIED RESPONSE GROUP (BHHSURG)

COVID-19 UPDATE

EDWARD MERSEREAU, DEPUTY DIRECTOR
BEHAVIORAL HEALTH ADMINISTRATION, DEPARTMENT OF HEALTH

SCOTT MORISHIGE, GOVERNOR'S COORDINATOR ON HOMELESSNESS

HAROLD BRACKEEN III, ADMINISTRATOR
HOMELESS PROGRAMS OFFICE, DEPARTMENT OF HUMAN SERVICES

MARYA GRAMBS
BOARD OF DIRECTORS, PARTNERS IN CARE

CURTIS TOMA, MD, MED-QUEST MEDICAL DIRECTOR
HI-EMA ESF-8 LEAD, MEDICAL RESOURCES

Presenters

- **Marya Grambs**
  Board of Directors, Partners in Care

- **Dr. Curtis Toma, MD, Med-Quest Medical Director**
  HI-EMA ESF-8 Lead, Medical Resources

Note: This presentation will be recorded and posted along with a copy of the slide deck to the BHHSURG website at http://BHHSURG.hawaii.gov.

USICH Housing Updates Regarding $900B Pandemic Relief Plan agreed to by Congress:

- **Does the $900B COVID-19 Stimulus Package include funding for housing assistance, including rent and utility payments?** Yes. **Subtitle B** would provide a temporary extension fo the CDC eviction moratorium and establish an emergency rental assistance program through the Department of Treasury, which would provide $25B to help families and individuals pay their rent and utility bills and remain stably housed, while also helping rental property owners to cover their costs, including costs necessary to ensure residents' health and safety.

- **Is there an extenstion of the eviction moratorium?** Yes. The COVID-19 Stimulus Package extends the CDC's eviction moratorium until **January 31, 2021.**

- **What kind of assistance would renters receive?** Eligible renters would be able to receive assistance with rent and utility payments, unpaid rent or utility bills that have accumulated since the beginning of the pandemic, and other housing expenses that were incurred due, directly or indirectly, to the pandemic. Eligible renters would also have access to services, such as case management and tenant-landlord mediation, to help them remain stably housed. ***A household may receive up to 12 months of assistance but may receive an additional three months of assistance only if it is necessary to ensure the household remain stably housed and funds are available.***

- **How would renters (and property owners) apply for, and receive, assistance?** Renters would apply for assistance with entities that state and local grantees select to administer the program. Once a renter qualifies for assistance, the administering entity would send the payment directly to the landlord. ***If a landlord declines to receive the assistance from the administering entity, a renter may instead receive a payment directly from the administering entity to make rental payments to their landlord themselves.*** Landlords could also directly apply for rental assistance under the program but will be required to notify the tenant that assistance is being provided on their behalf and obtain the tenant's consent.

USICH Housing Updates Regarding $900B Pandemic Relief Plan agreed to by Congress (Continued):

- **Who would be eligible to receive emergency rental assistance?** Eligible households are defined as renter households who: (1) have a household income not more than 80 percent of the area median income (AMI); (2) have one or more household members who can demonstrate a risk of experiencing homelessness or housing instability; and (3) have one or more household members who qualify for unemployment benefits or experienced financial hardship due, directly or indirectly, to the pandemic. ***Assistance would be prioritized for renter households that do not exceed 50 percent of AMI as well as renter households who are currently unemployed and have been unemployed for 90 days.*** In determining household income, the administering entity must consider the household's income for 2020 or the household's monthly income at the time of the application for assistance, which must be recertified every three months if the household is receiving ongoing rental assistance.

- **How would Treasury distribute the funding?** The Department of Treasury will distribute funds to states and localities using the same formula used to distribute Coronavirus Relief Funds (CRF). Small states will receive a minimum of $200M in emergency rental assistance. Localities with populations over 200,000 people may request to receive their allocation of emergency rental assistance directly. Under the program, the District of Columbia is treated as a state. The U.S. territories would share a set-aside of $400M (with a small territory set-aside), while $800M would be set aside for Native Americans, Alaska Natives, and Native Hawaiians.

Marya Grambs

Board of Directors, Partners in Care

Are you being controlled, harmed or are afraid of your partner? Or do you know someone who seems to be afraid of or controlled by their partner?

You may get help by calling, confidentially and anonymously:

Call: (808) 531-3771
Toll-free: 1(800) 690-6200
Text: (605) 956-5680
Chat: domesticviolenceactioncenter.org

If you believe that a child is being hurt or neglected, call

Call: (808) 832-5300
Toll-free: 1(800) 494-3991

In an immediate emergency call:

911

If you or someone you know is having suicidal feelings, a mental health crisis, or problems with substance use, call Hawai'i CARES

Call: (808) 832-3100
Toll-free: 1(800) 753-6879
Text 'ALOHA' at 741741

If you or someone you know is a victim of trafficking, call

Call: (808) 832-1999
Toll-free: 1(800) 398-118

If you are a parent and need support, call

Call: (808) 526-1222
Toll-free: 1(800) 816-1222

As of November 2020

DRAFT

you are not alone

there is help.

DRAFT

Why a crisis card now?

.....in the Pandemic

By Marya Grambs

MENTAL HEALTH

Self-reported symptoms of anxiety have tripled and of depressive disorder quadrupled.

MENTAL HEALTH

Young people reported the highest rates of increased anxiety, depression, substance use, and other mental health problems.

SUICIDAL IDEATION

Suicidal ideation has doubled. Young people are particularly at risk, with a national report recently highlighting an increase in suicides among student athletes.

SUICIDE DEATHS

Guns are responsible for half of all suicides, and gun sales have almost doubled in this pandemic.

SUICIDE DEATHS

Among Black residents of Baltimore, suicide deaths doubled during the first lockdown, March-May, while White suicides appeared to drop by half.

SUBSTANCE USE

In March 2020, there was a 54% increase in national sales of alcohol compared to March 2019

SUBSTANCE USE

In one survey of 1,000 people, half self-reported an increase in past-month alcohol consumption and one-third reported an increase in illicit drug use

SUBSTANCE USE

Overdose deaths May 2020 to May 2019:

–Overdose deaths involving cocaine increased by ¼

–methamphetamine deaths increased by 1/3

–oxycodone deaths rose 38 percent

In one shocking study, The Washington Post reported a 42% increase in overdose deaths

OVERALL:

Younger adults, people of color, essential workers, and unpaid adult caregivers reported disproportionately worse mental health outcomes, increased substance use, and elevated suicidal ideation.

DOMESTIC VIOLENCE

Reports of domestic violence increases have varied: several cities report 20-25% increase, while New York reported double and Houston reported triple. .....and there has been reduced shelter capacity due to safety protocols.

CHILD ABUSE

While official reports of child abuse have dropped across the country, calls to the Childhelp National Child Abuse Hotline increased by 31 percent in March, 17 percent in April and 43 percent in May, compared to 2019.

Never mind the devastating impact of this pandemic on front-line health care workers

This crisis card is in process of being finalized.
We will let you know when they are available.

Are you being controlled, harmed or are afraid of your partner? Or do you know someone who seems to be afraid of or controlled by their partner?

You may get help by calling, confidentially and anonymously:

Call: (808) 531-3771
Toll-free: 1(800) 690-6200
Text: (605) 956-5680
Chat: domesticviolenceactioncenter.org

If you believe that a child is being hurt or neglected, call

Call: (808) 832-5300
Toll-free: 1(800) 494-3991

In an immediate emergency call:

911

If you or someone you know is having suicidal feelings, a mental health crisis, or problems with substance use, call Hawai'i CARES

Call: (808) 832-3100
Toll-free: 1(800) 753-6879
Text 'ALOHA' at 741741

If you or someone you know is a victim of trafficking, call

Call: (808) 832-1999
Toll-free: 1(800) 398-118

If you are a parent and need support, call

Call: (808) 526-1222
Toll-free: 1(800) 816-1222

As of November 2020

DRAFT

you are not alone

there is help.

DRAFT

Dr. Curtis Toma, MD, Med-Quest Medical Director

HI-EMA ESF-8 Lead, Medical Resources

BHH SURG Covid-19: Covid Vaccine Update



December 21, 2020
Curtis Toma, MD
Med-QUEST Medical Director
HIEMA ESF-8 Lead, Medical Resources

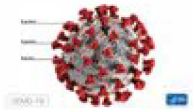

Hawaii Covid Vaccine Update

- Covid Data
- Phase 1a
  - New CDC Guidance (December 1, 2020)
  - HCW and First Responder
  - LTC Facility and other residential care
- Phase 1b
  - New CDC Guidance on phase 1b (December 20, 2020)
  - Large Essential Worker group split 1b/1c
  - Over age 75 move up from 1c to 1b
- Hawaii rollout of phase 1a

Oahu Mortality = 220 / 1 M

High Mortality (YTD)

Region	Pop (M)	Mortality	Mortality Rate
Bronx	1.4	5100	18 x HI
NW Arkansas	minority groups		18 x HI
NYC	8.4	24,700	15 x HI
Detroit	1.8	3,500	10 x HI
ND/SD	1.65	2,600	8 x HI
RI	1.1	1,600	7.5 x HI
Chicago	5.2	7,700	7.5 x HI
USA	330	325 K	5 x HI
LA	10	9000	4.5 x HI

Lowest Mortality (YTD)

Region	Pop (M)	Mortality	Mortality/1M
VT	0.62	110	175
Hawaii	1.4	280	200
Oahu	1.0	220	220
Maine	1.34	290	220
AK	0.73	185	250
Oregon	4.2	1,300	310
Utah	3.2	1,200	360
WA	7.6	3,200	420 (2 X HI)
CA - LA	30	13,700	460

Covid Mortality Rate past 7 days

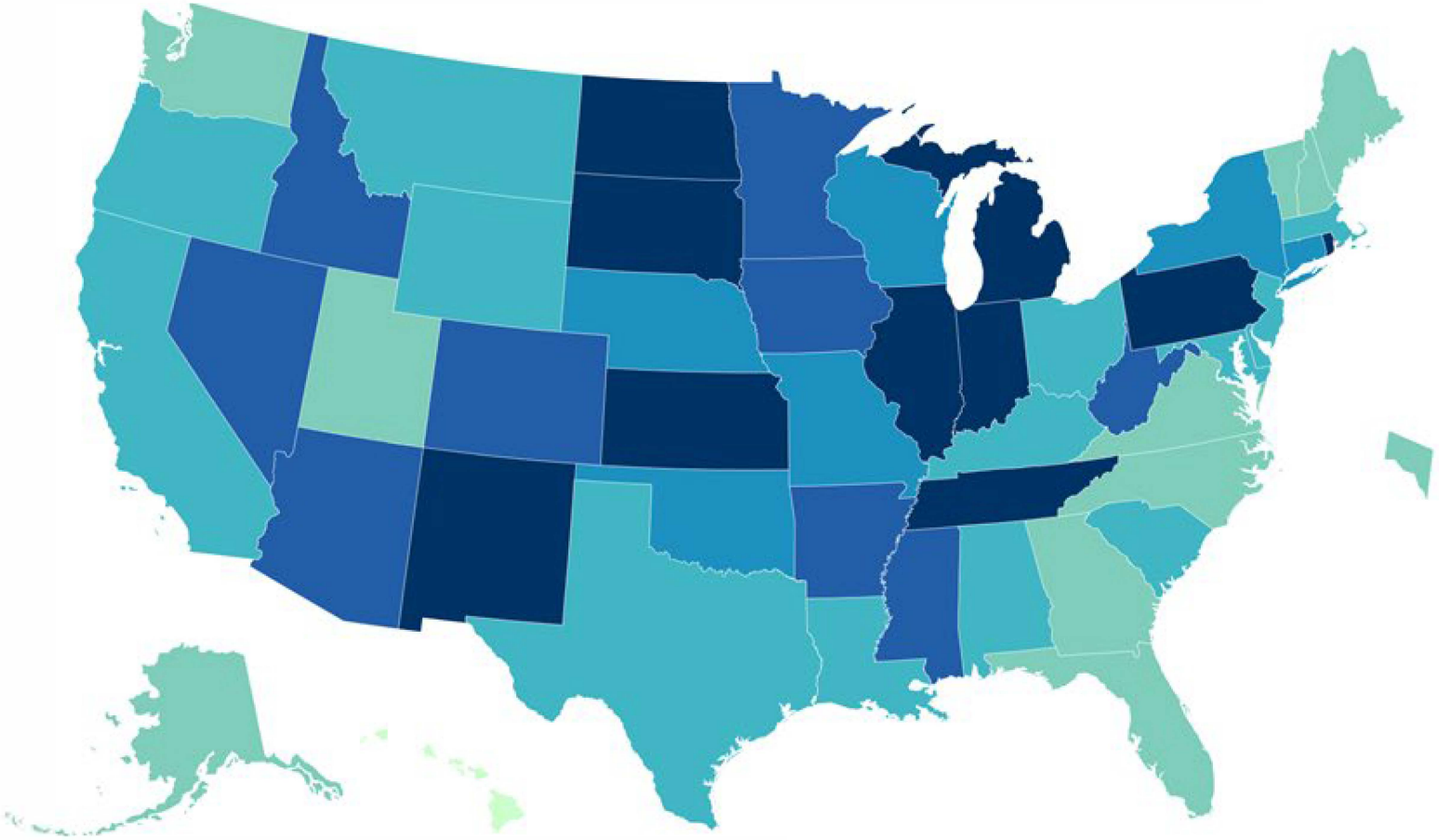

Territories

AS	FSM	GU	MP	PR	PW	RMI	VI

Covid Cases Rate past 7 days

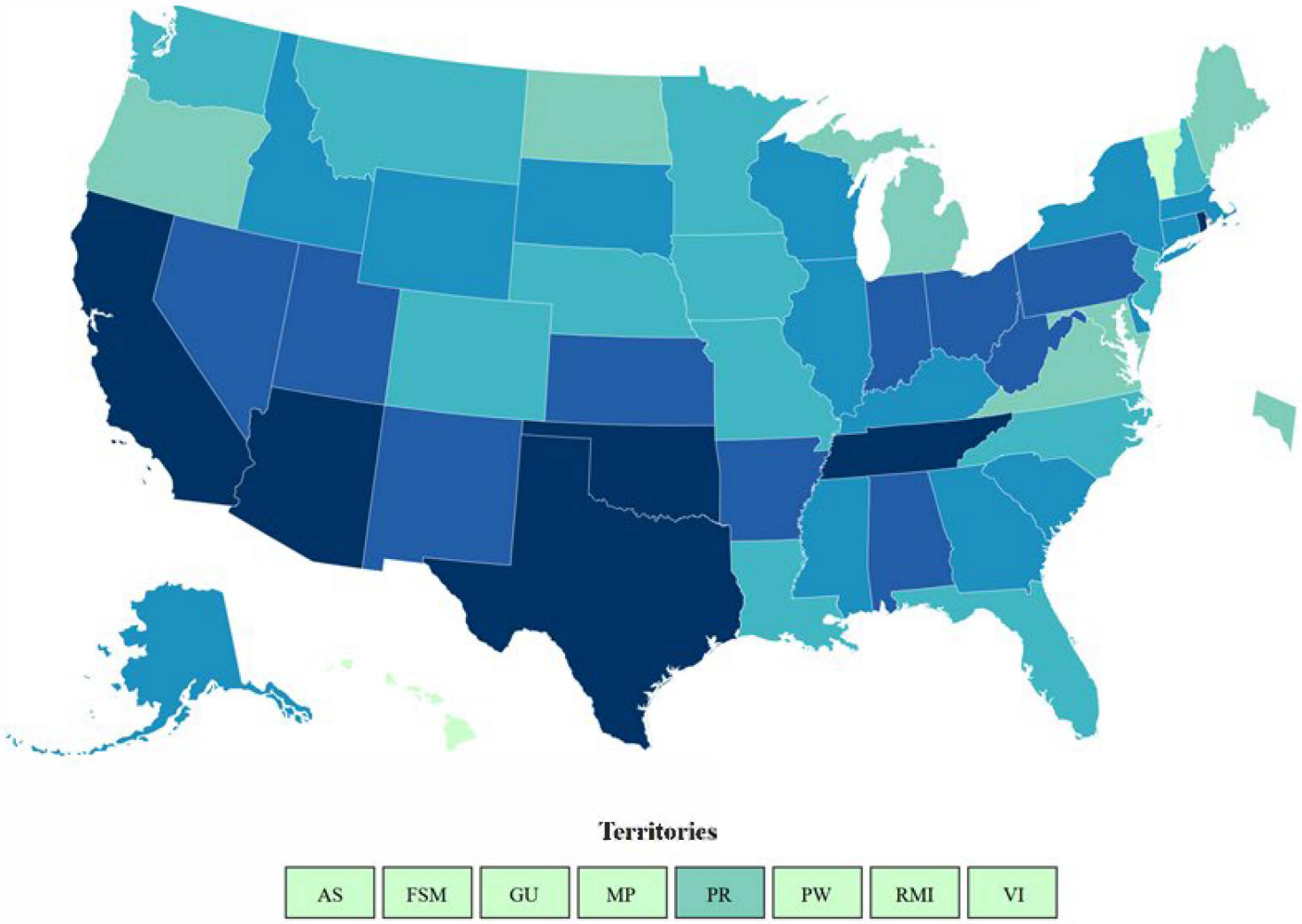

State of Hawai'i - Department of Health - Updated Sunday, December 20, 2020

Disease Outbreak Control Division | COVID-19 Summary Metrics

Statewide

Average Daily New Cases*

137

New cases w/ 14-day % change

Test Positivity Rate*

2.8%

* Metrics represent 7-day moving averages
Data as of 11:59pm December 18, 2020

% Change, Dec 5 to Dec 18

Hawaii County

12	1.8%
Avg New Cases	Test Positivity

New cases w/ 14-day % change

Honolulu County

113	3.8%
Avg New Cases	Test Positivity

New cases w/ 14-day % change

Kauai County

0	0.5%
Avg New Cases	Test Positivity

New cases w/ 14-day % change

Maui County

12	1.5%
Avg New Cases	Test Positivity

New cases w/ 14-day % change

Covid Vaccine Types

Covid Vaccine	Shipto HI	# Shots	Tech	Cost/dose	Efficacy
Pfizer	3rd wk Dec	2	mRNA	$ 20	95 %
Moderna	4th wk Dec	2	mRNA	$ 37	94 %
Astra Zeneca	? Jan 2021	2	Traditional	$ 3-4	62/90/70 %
J & J	? Fed 2021	1	Traditional	$ 10	?
Novavax	? Q1 2021	2	Traditional	$ 16	?

Pfizer requires ultracold storage, other Covid vaccines do not require ultracold.

minimum ORDER SIZE Pfizer 975, Moderna 100.

Phase1c
Adults with high -risk medical conditions
Adults 65+

Phase 1b
Essential workers
(examples: Education Sector, Food & Agriculture, Utilities, Police, Firefighters, Corrections Officers, Transportation)

Phase 1a
Health care personnel
LTCF residents

Pfizer = Hospitals = HCW

Moderna = LTCF Residents and Staff
= First Responders ("HCW" done by county closed pods)
= Assisted Living Facility (ALF)
= Community Dwelling LTC Populations

Phase 1a vaccination

Health care Personnel[1,2] (HCP) (~21million)	Long-Term Care Facility (LTCF) Residents [3] (~3M)
Examples	
• Hospitals • Long-term care facilities • Outpatient clinics • Home health care • Pharmacies • Emergency medical services • Public health • Dentists • First Responders	• Skilled nursing facilities (~1.3 M beds) • Assisted living facilities (~0.8 M beds) • Other residential care (~0.9 M beds) LTCF recently added to 1a

1. https://www.cdc.gov/infectioncontrol/guidelines/healthcare
2. _personnel/index.htmlhttps://www.cisa.gov/publication/guidance -essential-critical-infrastructure-workforce
3. https://www.cdc.gov/longtermcare/index.html

Health Care Personnel (HCP)	Long-Term Care Facility (LTCF)
Hospitals	Skilled nursing facilities
LTCF Staff	Assisted Living Facilities
Outpt Clinics	Other Residential Care
Home Health	Residential Care Comm
Pharmacies	ID/DD Individuals
EMS	
Public health	
Other	



"Other Residential Care"

Long term care residents not in nursing facility

Developmentally Disabled: 3,000

Elder Foster Homes: 3,000

Adult Residential Care Homes: 2,500

Residential Care Communities: ARCH, Fosters, DDD

LTCF "Residential Care Communities"

Adult Residential Care Homes (ARCH)

- Meets criteria care home
- 2410 patient bed capacity statewide
- Majority 5 or less
- Some larger ARCH homes range from 14-42

Community Care Family Foster Homes (CCFFH)

- Meets criteria ICF/SNF LOC
- 3100 patient bed capacity statewide
- Majority 3 or less

DOH DDD Waiver:

- Meets criteria ICF/ID
- 2800 individuals statewide



Summary

Sub-prioritization required even within 1a: HCP and LTCF

Staff who had Covid within 90 excluded

Reinfection uncommon within 90 days of Covid infection

Reactogenicity following vaccination

More common with mRNA technology than traditional technology
More common after second shot than first shot
Less common in elderly

Caution for Pregnancy and Breastfeeding

Minimal data to date in these populations
On the other hand, risk of severe maternal illness and preterm birth with Covid-19
FDA recommendation "discuss with primary care provider"

CDC Advisory Committee on Immunization Practices (ACIP) December 1, 2020 Covid Vaccine Guidance
https://www.cdc.gov/vaccines/acip/meetings/slides-2020-12.html
CDC FAQ: https://www.cdc.gov/coronavirus/2019-ncov/vaccines/faq.html
Children and Covid-19: https://www.cdc.gov/coronavirus/2019-ncov/hcp/pediatric-hcp.html

Work Group considerations: Balancing Goals

	Prevention of Morbidity & Mortality	Preservation of Societal Functioning
1a	LTCF residents	Health care personnel
1b	Persons 75 years and older	Frontline Essential Workers
1c	Persons 65-74 years Persons 16-64 with high-risk medical conditions	Other Essential Workers

- Ensure safety and effectiveness of COVID-19 vaccines
- Ensure equity in vaccine allocation and distribution

Essential Workers* (total ~87M)

Frontline Essential Workers (~30M)

- First Responders (Firefighters, Police)
- Education (teachers, support staff, daycare)
- Food & Agriculture
- Manufacturing
- Corrections workers
- U.S. Postal service workers
- Public transit workers
- Grocery store workers

Other Essential Workers (~57M)

- Transportation and logistics
- Food Service
- Shelter & Housing (construction)
- Finance
- IT & Communication
- Energy
- Media
- Legal
- Public Safety (Engineers)
- Water & Wastewater

Frontline Essential Workers: workers who are in sectors essential to the functioning of society and are at substantially higher risk of exposure to SARS-CoV-2

*CISA: Essential Critical Infrastructure Workers: https://www.cisa.gov/news/2020/08/18/cisa-releases-updated-guidance-essential-critical-infrastructure-workers

COVID-19 mortality rates are highest in older adults

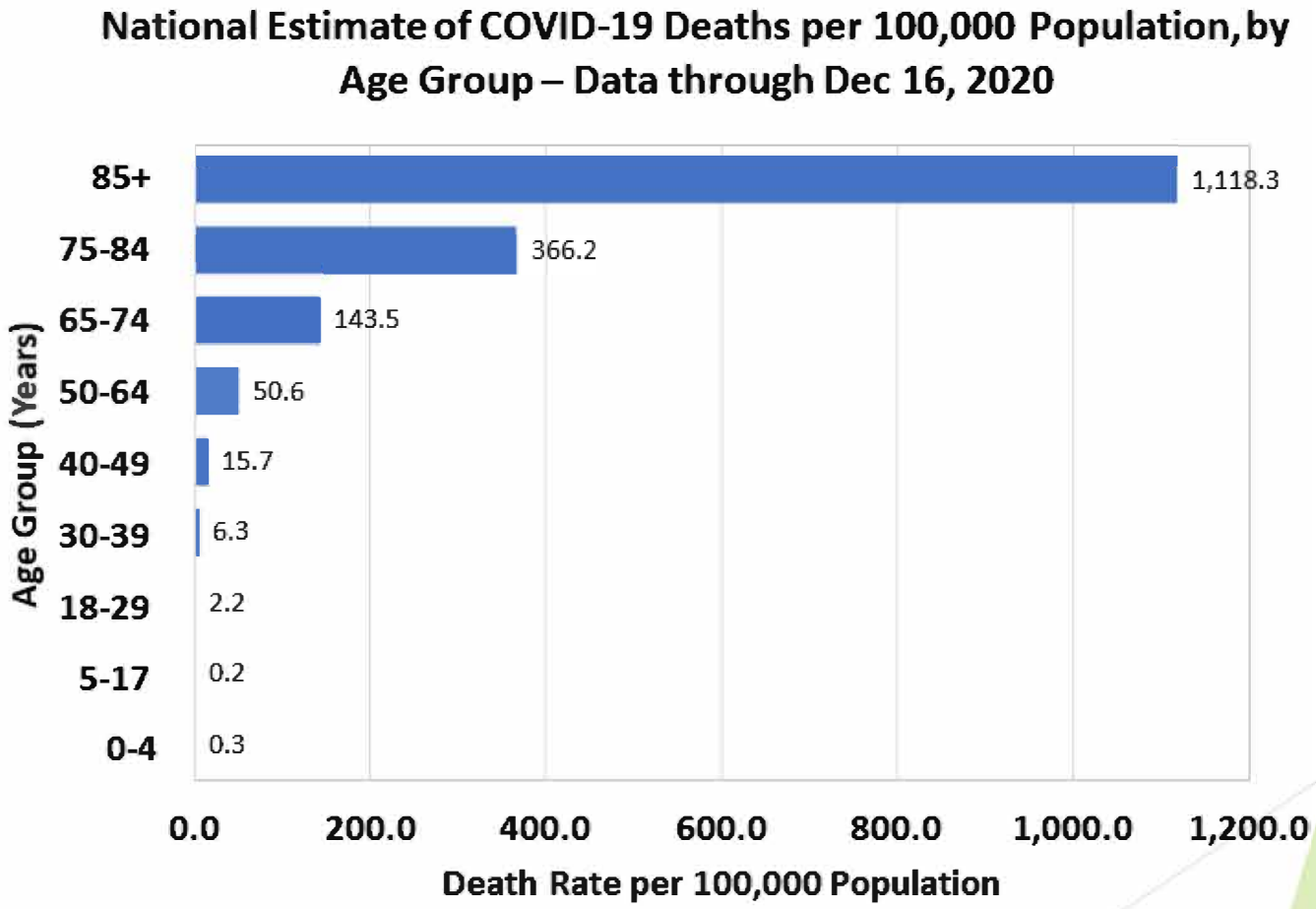

*Data sources: CDC COVID-19 data tracker. Population estimates from 2019 US Census Bureau. Data provisional, subject to change.

COVID-19 Hospitalization Rates per 100,000 population

as of Dec 5, 2020

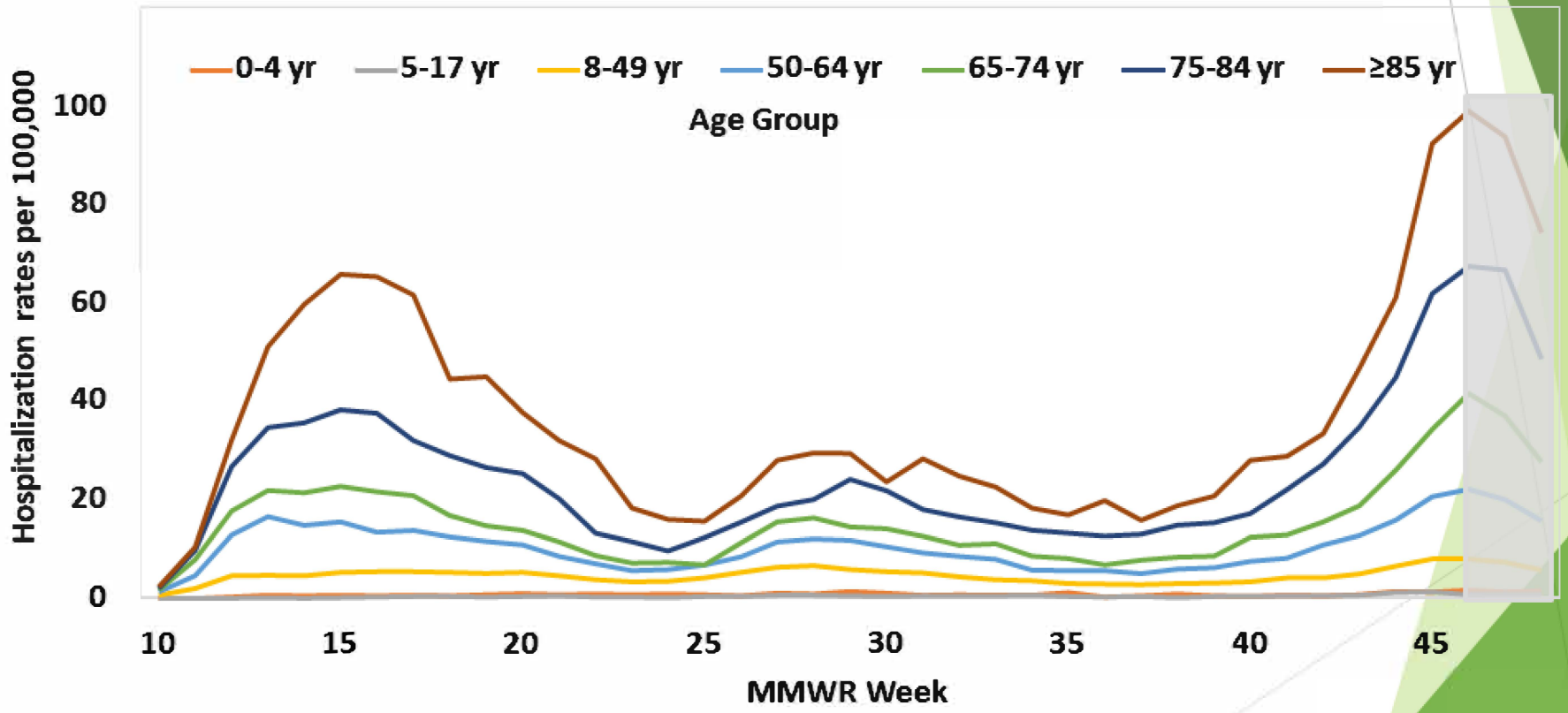

Data Source: https://gis.cdc.gov/grasp/COVIDNet/COVID19_3.html

Risk of in-hospital death among persons hospitalized for COVID-19 increased with age

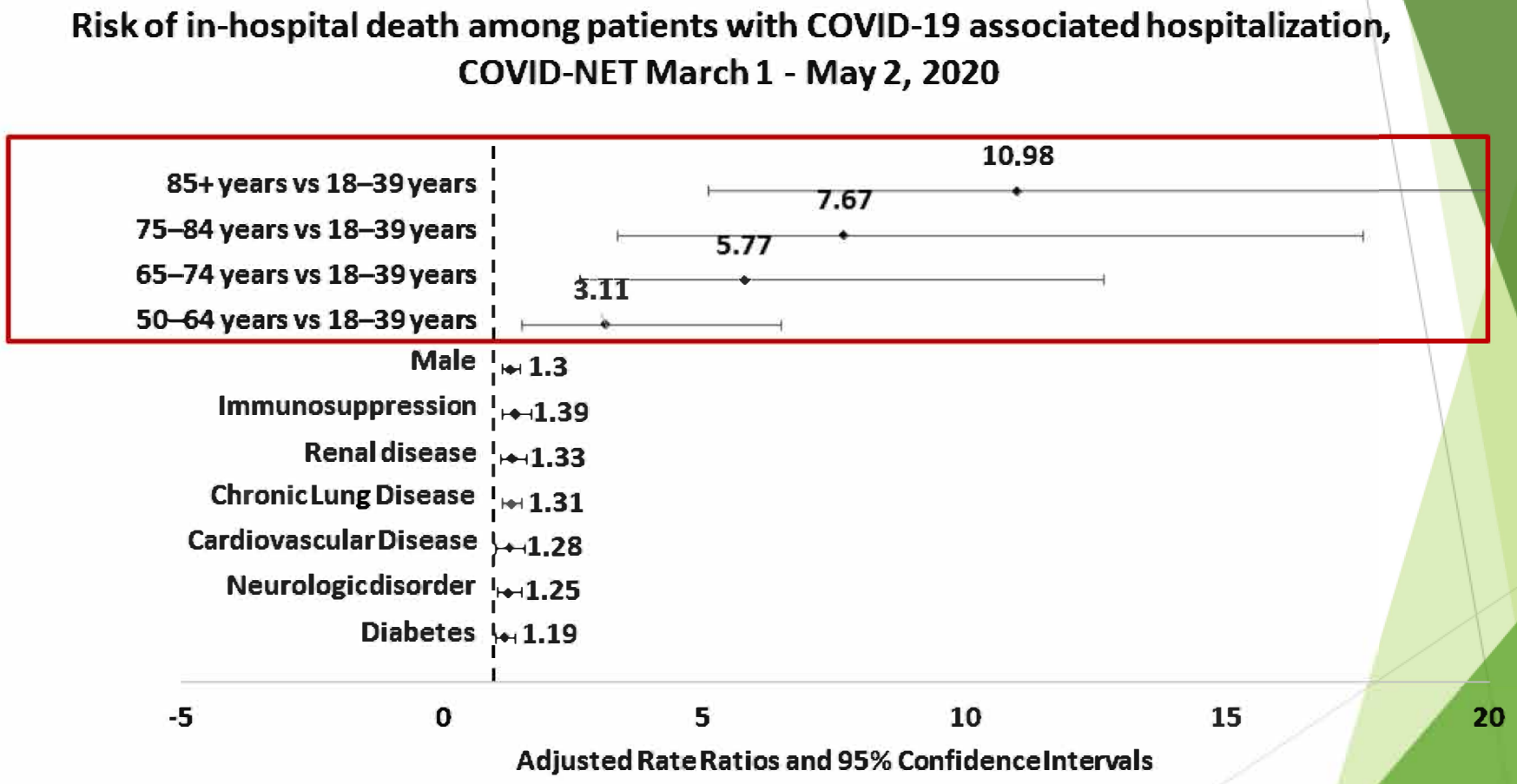

*COVID-NET Surveillance; Final model adjusted for age, sex, race/ethnicity, smoker, hypertension, obesity, diabetes, chronic lung disease, cardiovascular disease, neurologic disease, renal disease, immunosuppression, hematologic disorders, and rheumatologic or autoimmune disease. Kim *et al*, 2020, https://academic.oup.com/cid/advance-article/doi/10.1093/cid/ciaa1012/5872581

Proposed Phase 1 & 2 allocation, December 2020

Phase	Groups recommended for vaccination	Number of persons in each group (millions)	Number of unique* persons in each group (millions)	Total* (millions)
1a	Health care personnel Long-term care facility residents	21 3	21 3	24
1b	Frontline essential workers Persons aged 75 years and older	30 21	30 19	49
1c	Persons aged 65-74 years Persons aged 16-64 years with high-risk conditions Essential workers not recommended in Phase 1b	32 110 57	28 81 20	129
2	All people aged 16 years and older not in Phase 1, who are recommended for vaccination			

*Accounts for persons recommended in prior phases or overlap within a phase

ACIP Vote – Interim Recommendation

As an update to ACIP recommendations for vaccination in Phase 1a (health care personnel, and long-term care facility residents), if COVID-19 vaccine supply is limited, the following groups should be offered vaccination:

Phase 1b: persons aged ≥75 years and frontline essential workers

Phase 1c: persons aged 65–74 years, persons aged 16–64 years with high-risk medical conditions, and other essential workers

Sub-prioritization Considerations

- Where sub-prioritization of **frontline essential workers** is needed due to limited vaccine supply, consider:
  - Workers in locations where high rates of transmission and/or outbreaks have occurred
  - Workers who are at increased risk for severe illness based on age or underlying medical conditions*
  - Workers who do not have a history of documented acute SARS-CoV-2 infection in prior 90 days

*Self-identified medical conditions

Example of Phase 1 & Phase 2 COVID-19 vaccination roll-out

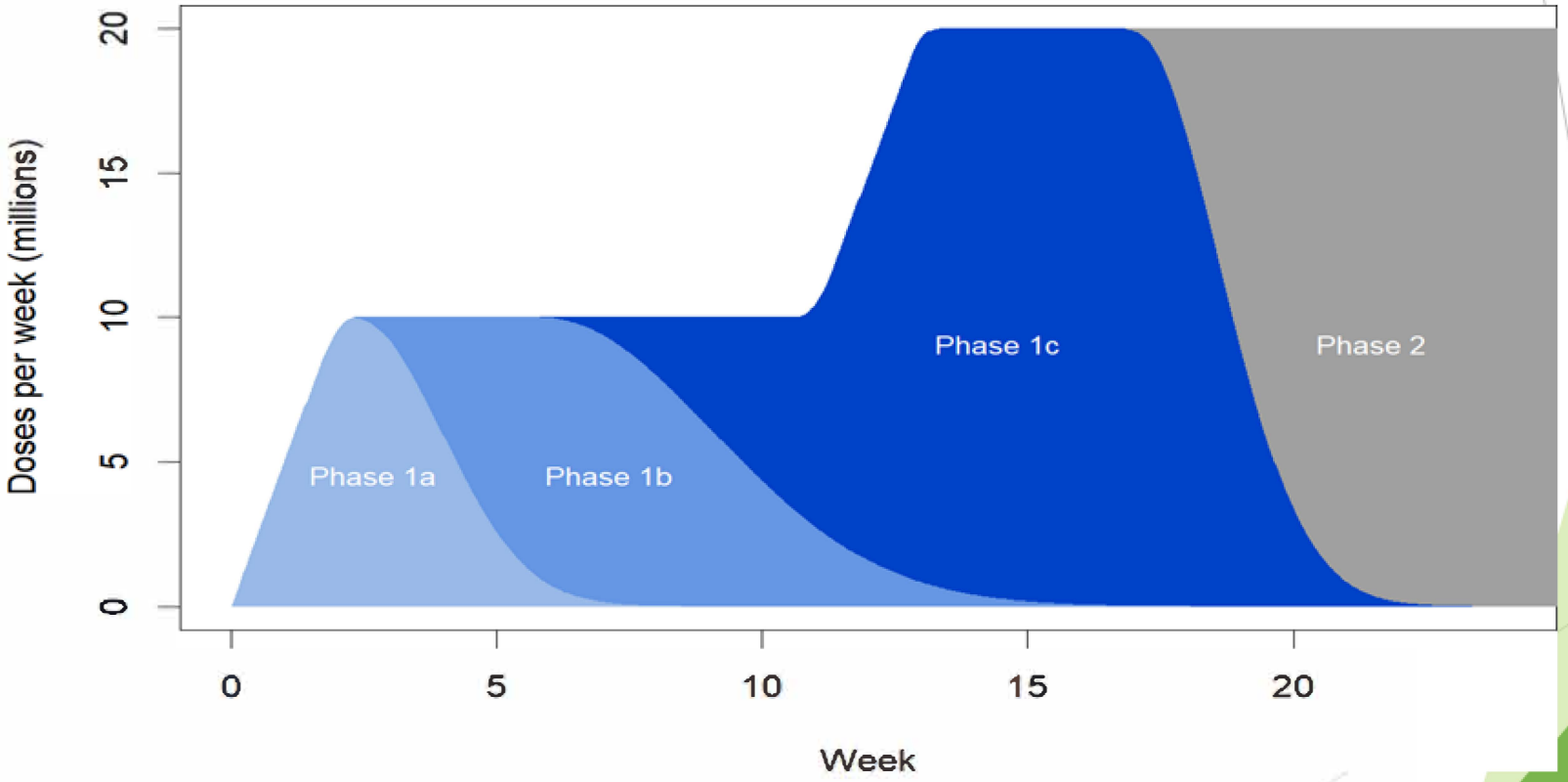

Once in a Century Pandemic

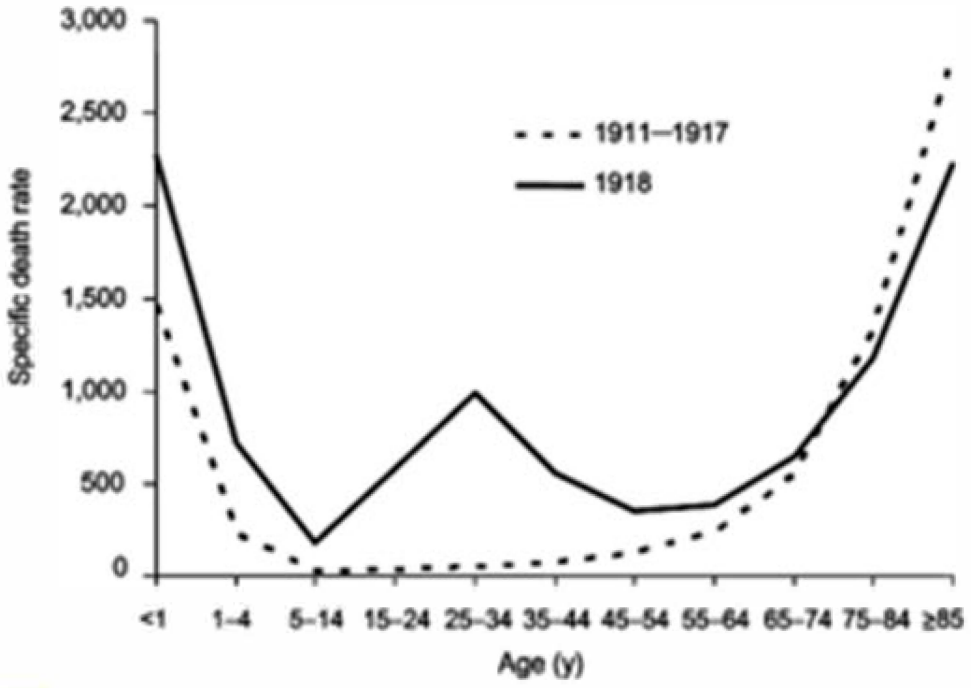

- 2020: Covid-19
- 1918 Spanish Flu (H1N1):
  - US: Mortality 675 K (Covid ~320 K)
    1928 pop 1/3 of 2020 pop.
  - Hawaii: Fatalities 2.3 k
    - 1918 HI pop pop 250 K
    - 1% pop today would be 14K deaths
    - HI Covid mortality 0.28 K
  - Bimodal with third peak in young adults
- 1800 Smallpox
  - More devastating than 1918 Spanish Flu

Smallpox and 1st Imm

Smallpox devastating disease

First Vaccine, 1796

Cowpox vs Smallpox

Vaccine: Latin Vacca = Cow

Smallpox eradicated: 1949 (U.S.), 1980 (Worldwide)

Mortality: Smallpox > > Spanish Flu > Covid

"In The Middle Of Every Difficulty Lies Opportunity"
Albert Einstein



Questions?

Mahalo


STATE OF HAWAII
1959
UA MAU KE EA O KA AINA I KA PONO

HAWAII STATE
DEPARTMENT OF HEALTH

DEPARTMENT OF
HUMAN SERVICES

UNIVERSITY OF HAWAI'I
MĀLAMALAMA
1907
UA MAU KE EA O KA 'ĀINA I KA PONO
TM


CITY AND COUNTY OF HONOLULU
STATE OF HAWAII

@BHHSURG

#HealthyWeLiveHawaii #SocialDistancing
#FlattenTheCurve #TogetherWeCan

BHHSURG.HAWAII.GOV