

<b>Experiment Day</b>	<b>NA</b>
Sample Matrix	Product
Fuel	JP-5
Fuel to Water Ratio	NA
Dispersent	None
Client ID	JP-5 NEAT FUEL
Lab ID	L2259785-01
Matrix	OIL
Reference Method	8015D(M)
Batch ID	WG1742147
Date Collected	8/2/2022
Date Received	10/26/2022
Date Prepped	2/8/2023
Date Analyzed	2/10/2023
Sample Size(wet)	0.103
% Solid	100
File ID	f18021023020

Method	Abbrev	Analytes	Units	Result	Q	RL
TO-15-Vapor	B	Benzene	µg/m³	3,180		163
TO-15-Vapor	T	Toluene	µg/m³	30,600		192
TO-15-Vapor	EB	Ethylbenzene	µg/m³	21,300		222
TO-15-Vapor	MPX	P/M-Xylene	µg/m³	71,200		443
TO-15-Vapor	OX	O-Xylene	µg/m³	37,100		222
TO-15-Vapor	N0	Naphthalene	µg/m³	6,080		267
TO-15-Vapor	2MN	2-Methylnaphthalene	µg/m³	3,649		267
TO-15-Vapor	1MN	1-Methylnaphthalene	µg/m³	2,743		267
TO-15-Vapor	Aliphatic	C5-C8 Aliphatics	µg/m³	2,211,128		180
TO-15-Vapor	Aliphatic	C9-C12+ Aliphatics	µg/m³	9,165,198		180
TO-15-Vapor	Aromatic	C9-C12+ Aromatics	µg/m³	373,769		440
PIANO-VOCs	B	Benzene	mg/kg	22.6	J	89.2
PIANO-VOCs	T	Toluene	mg/kg	187		89.2
PIANO-VOCs	EB	Ethylbenzene	mg/kg	279		89.2
PIANO-VOCs	MPX	P/M-Xylene	mg/kg	1350		89.2
PIANO-VOCs	OX	O-Xylene	mg/kg	739		89.2
PIANO-VOCs	N0	Naphthalene	mg/kg	2890		89.2
PIANO-VOCs	2MN	2-Methylnaphthalene	mg/kg	5440		89.2
PIANO-VOCs	1MN	1-Methylnaphthalene	mg/kg	3590		89.2
PIANO-VOCs	Aliphatic	C5-C6 Aliphatics	mg/kg	163		89.2
PIANO-VOCs	Aliphatic	>C6-C8 Aliphatics	mg/kg	1,073		89.2
8015B-TPH	Aliphatic	>C8-C10 Aliphatics	mg/kg	41,036		1,280
8015B-TPH	Aliphatic	>C10-C12 Aliphatics	mg/kg	246,692		1,280
8015B-TPH	Aliphatic	>C12-C16 Aliphatics	mg/kg	322,432		1,280
8015B-TPH	Aliphatic	>C16-C21 Aliphatics	mg/kg	5,030		1,280
8015B-TPH	Aliphatic	>C21-C32 Aliphatics	mg/kg		U	1,280
8015B-TPH	Aromatic	>C8-C10 Aromatics	mg/kg	7,755		1,280
8015B-TPH	Aromatic	>C10-C12 Aromatics	mg/kg	44,846		1,280
8015B-TPH	Aromatic	>C12-C16 Aromatics	mg/kg	81,015		1,280
8015B-TPH	Aromatic	>C16-C21 Aromatics	mg/kg	1,769		1,280
8015B-TPH	Aromatic	>C21-C32 Aromatics	mg/kg		U	1,280
8015B-TPH	Combined	>C8-C10 Combined	mg/kg	78,820		6,410
8015B-TPH	Combined	>C10-C12 Combined	mg/kg	385,562		6,410
8015B-TPH	Combined	>C12-C16 Combined	mg/kg	441,165		6,410
8015B-TPH	Combined	>C16-C21 Combined	mg/kg	17,254		6,410
8015B-TPH	Combined	>C21-C32 Combined	mg/kg		U	6,410
8015B-TPH	Combined	TPH (C9-C44)	mg/kg	923,000		6,410
8015B-TPH	Aliphatic	TPH (C9-C44) - F1 Aliphatics	mg/kg	623,000		6,410
8015B-TPH	Aromatic	TPH (C9-C44) - F2 Aromatics	mg/kg	135,000		6,410

**Semi-Quantitative**

8270-Full Scan Additives	2(2-methoxyethoxy)-ethanol	NA
8270-Full Scan Dispersent	1-butoxy-2-propanol	NA

Experiment Day	Day 0	Day 0
Sample Matrix	WAF	WAF
Fuel	JP-5	JP-5
Fuel to Water Ratio	1:100	1:100
Dispersent	None	Simple Green
Client ID	DAY0-JP-5_2	DAY0-JP-5+SG_2
Lab ID	L2317027-01	L2317027-04
Matrix	WATER	WATER
Reference Method	8015D(M)	8015D(M)
Batch ID	WG1763893	WG1763893
Date Collected	3/31/2023	3/31/2023
Date Received	3/31/2023	3/31/2023
Date Prepped	4/7/2023	4/7/2023
Date Analyzed	4/28/2023	4/28/2023
Sample Size(wet)	850	850
% Solid	100	100
File ID	f18042723045	f18042723047

Method	Abbrev	Analytes	Units	Result	Q	RL	Result	Q	RL
TO-15-Vapor	B	Benzene	µg/m³	403		266	326		271
TO-15-Vapor	T	Toluene	µg/m³	8,710		314	6,520		319
TO-15-Vapor	EB	Ethylbenzene	µg/m³	11,400		362	8,080		368
TO-15-Vapor	MPX	P/M-Xylene	µg/m³	46,000		725	33,100		734
TO-15-Vapor	OX	O-Xylene	µg/m³	20,500		362	14,500		368
TO-15-Vapor	N0	Naphthalene	µg/m³	3,700		437	3,170		444
TO-15-Vapor	2MN	2-Methylnaphthalene	µg/m³	2,351		437	2,415		444
TO-15-Vapor	1MN	1-Methylnaphthalene	µg/m³	2,133		437	2,218		444
TO-15-Vapor	Aliphatic	C5-C8 Aliphatics	µg/m³	1,177,402		294	944,202		294
TO-15-Vapor	Aliphatic	C9-C12+ Aliphatics	µg/m³	6,601,820		294	4,571,074		294
TO-15-Vapor	Aromatic	C9-C12+ Aromatics	µg/m³	282,125		362	195,255		362
PIANO-VOCs	B	Benzene	mg/L	0.00235		0.002	0.00243		0.002
PIANO-VOCs	T	Toluene	mg/L	0.0188		0.002	0.0203		0.002
PIANO-VOCs	EB	Ethylbenzene	mg/L	0.00783		0.002	0.00891		0.002
PIANO-VOCs	MPX	P/M-Xylene	mg/L	0.0362		0.002	0.0413		0.002
PIANO-VOCs	OX	O-Xylene	mg/L	0.0238		0.002	0.0269		0.002
PIANO-VOCs	N0	Naphthalene	mg/L	0.0611		0.002	0.065		0.002
PIANO-VOCs	2MN	2-Methylnaphthalene	mg/L	0.0285		0.002	0.0307		0.002
PIANO-VOCs	1MN	1-Methylnaphthalene	mg/L	0.0206		0.002	0.0219		0.002
PIANO-VOCs	Aliphatic	C5-C6 Aliphatics	mg/L		U	0.002		U	0.002
PIANO-VOCs	Aliphatic	>C6-C8 Aliphatics	mg/L		U	0.002		U	0.002
8015B-TPH	Aliphatic	>C8-C10 Aliphatics	mg/L		U	0.078		U	0.078
8015B-TPH	Aliphatic	>C10-C12 Aliphatics	mg/L		U	0.078		U	0.078
8015B-TPH	Aliphatic	>C12-C16 Aliphatics	mg/L		U	0.078		U	0.078
8015B-TPH	Aliphatic	>C16-C21 Aliphatics	mg/L		U	0.078		U	0.078
8015B-TPH	Aliphatic	>C21-C32 Aliphatics	mg/L		U	0.078		U	0.078
8015B-TPH	Aromatic	>C8-C10 Aromatics	mg/L	0.085		0.078	0.083		0.078
8015B-TPH	Aromatic	>C10-C12 Aromatics	mg/L	0.177		0.078	0.155		0.078
8015B-TPH	Aromatic	>C12-C16 Aromatics	mg/L	0.138		0.078	0.119		0.078
8015B-TPH	Aromatic	>C16-C21 Aromatics	mg/L		U	0.078		U	0.078
8015B-TPH	Aromatic	>C21-C32 Aromatics	mg/L		U	0.078		U	0.078
8015B-TPH	Combined	>C8-C10 Combined	mg/L	0.230		0.078	0.389		0.078
8015B-TPH	Combined	>C10-C12 Combined	mg/L	0.354		0.078	0.369		0.078
8015B-TPH	Combined	>C12-C16 Combined	mg/L	0.484		0.078	0.526		0.078
8015B-TPH	Combined	>C16-C21 Combined	mg/L	0.118		0.078	0.138		0.078
8015B-TPH	Combined	>C21-C32 Combined	mg/L		U	0.078	0.091		0.078
8015B-TPH	Combined	TPH (C9-C44)	mg/L	1.26		0.078	1.68		0.078
8015B-TPH	Aliphatic	TPH (C9-C44) - F1 Aliphatics	mg/L	0.0170	J	0.078	0.0230	J	0.078
8015B-TPH	Aromatic	TPH (C9-C44) - F2 Aromatics	mg/L	0.477		0.078	0.343		0.078

Semi-Quantitative				Q	RL	Result	Q	RL
8270-Full Scan	Additives	2(2-methoxyethoxy)-ethanol	mg/L	0.049	1.0	0.045	1.0	
8270-Full Scan	Dispersent	1-butoxy-2-propanol	mg/L	0.000	1.0	0.035	1.0	

Experiment Day	Day 5	Day 5
Sample Matrix	WAF	WAF
Fuel	JP-5	JP-5
Fuel to Water Ratio	1:100	1:100
Dispersent	None	Simple Green
Client ID	DAY5-JP-5_2	DAY5-JP-5_2+SG_2
Lab ID	L2317027-07	L2317027-10
Matrix	WATER	WATER
Reference Method	8015D(M)	8015D(M)
Batch ID	WG1763893	WG1763893
Date Collected	4/5/2023	4/5/2023
Date Received	4/5/2023	4/5/2023
Date Prepped	4/7/2023	4/7/2023
Date Analyzed	4/28/2023	4/28/2023
Sample Size(wet)	830	830
% Solid	100	100
File ID	f18042723049	f18042723051

Method	Abbrev	Analytes	Units	Result	Q	RL	Result	Q	RL
TO-15-Vapor	B	Benzene	µg/m³						
TO-15-Vapor	T	Toluene	µg/m³						
TO-15-Vapor	EB	Ethylbenzene	µg/m³						
TO-15-Vapor	MPX	P/M-Xylene	µg/m³						
TO-15-Vapor	OX	O-Xylene	µg/m³						
TO-15-Vapor	N0	Naphthalene	µg/m³						
TO-15-Vapor	2MN	2-Methylnaphthalene	µg/m³						
TO-15-Vapor	1MN	1-Methylnaphthalene	µg/m³						
TO-15-Vapor	Aliphatic	C5-C8 Aliphatics	µg/m³						
TO-15-Vapor	Aliphatic	C9-C12+ Aliphatics	µg/m³						
TO-15-Vapor	Aromatic	C9-C12+ Aromatics	µg/m³						
PIANO-VOCs	B	Benzene	mg/L	0.0128		0.002	0.0121		0.002
PIANO-VOCs	T	Toluene	mg/L	0.158		0.002	0.159		0.002
PIANO-VOCs	EB	Ethylbenzene	mg/L	0.0838		0.002	0.0874		0.002
PIANO-VOCs	MPX	P/M-Xylene	mg/L	0.378		0.002	0.400		0.002
PIANO-VOCs	OX	O-Xylene	mg/L	0.250		0.002	0.241		0.002
PIANO-VOCs	N0	Naphthalene	mg/L	0.612		0.002	0.602		0.002
PIANO-VOCs	2MN	2-Methylnaphthalene	mg/L	0.318		0.002	0.308		0.002
PIANO-VOCs	1MN	1-Methylnaphthalene	mg/L	0.233		0.002	0.228		0.002
PIANO-VOCs	Aliphatic	C5-C6 Aliphatics	mg/L		U	0.002		U	0.002
PIANO-VOCs	Aliphatic	>C6-C8 Aliphatics	mg/L	0.0078		0.002	0.0079		0.002
8015B-TPH	Aliphatic	>C8-C10 Aliphatics	mg/L		U	0.08		U	0.08
8015B-TPH	Aliphatic	>C10-C12 Aliphatics	mg/L		U	0.08		U	0.08
8015B-TPH	Aliphatic	>C12-C16 Aliphatics	mg/L		U	0.08		U	0.08
8015B-TPH	Aliphatic	>C16-C21 Aliphatics	mg/L		U	0.08		U	0.08
8015B-TPH	Aliphatic	>C21-C32 Aliphatics	mg/L		U	0.08		U	0.08
8015B-TPH	Aromatic	>C8-C10 Aromatics	mg/L	0.657		0.08	0.64		0.08
8015B-TPH	Aromatic	>C10-C12 Aromatics	mg/L	1.23		0.08	1.22		0.08
8015B-TPH	Aromatic	>C12-C16 Aromatics	mg/L	0.79		0.08	0.79		0.08
8015B-TPH	Aromatic	>C16-C21 Aromatics	mg/L		U	0.08		U	0.08
8015B-TPH	Aromatic	>C21-C32 Aromatics	mg/L		U	0.08		U	0.08
8015B-TPH	Combined	>C8-C10 Combined	mg/L	1.13		0.08	1.42		0.08
8015B-TPH	Combined	>C10-C12 Combined	mg/L	1.91		0.08	2.10		0.08
8015B-TPH	Combined	>C12-C16 Combined	mg/L	1.79		0.08	1.92		0.08
8015B-TPH	Combined	>C16-C21 Combined	mg/L	0.19		0.08	0.20		0.08
8015B-TPH	Combined	>C21-C32 Combined	mg/L		U	0.08	0.14		0.08
8015B-TPH	Combined	TPH (C9-C44)	mg/L	4.89		0.08	5.68		0.08
8015B-TPH	Aliphatic	TPH (C9-C44) - F1 Aliphatics	mg/L	0.0380	J	0.08	0.024	J	0.08
8015B-TPH	Aromatic	TPH (C9-C44) - F2 Aromatics	mg/L	2.49		0.08	2.47		0.08
<b>Semi-Quantitative</b>					Q	RL	Result	Q	RL
8270-Full Scan	Additives	2(2-methoxyethoxy)-ethanol	mg/L	0.049		1.0	0.053		1.0
8270-Full Scan	Dispersent	1-butoxy-2-propanol	mg/L	0.000		1.0	0.039		1.0

Experiment Day	Day 10	Day 10
Sample Matrix	WAF	WAF
Fuel	JP-5	JP-5
Fuel to Water Ratio	1:100	1:100
Dispersent	None	Simple Green
Client ID	DAY10-JP-5_2	DAY10-JP-5_2+SG_2
Lab ID	L2317027-13	L2317027-16
Matrix	WATER	WATER
Reference Method	8015D(M)	8015D(M)
Batch ID	WG1767601	WG1763893
Date Collected	4/10/2023	4/10/2023
Date Received	4/10/2023	4/10/2023
Date Prepped	4/17/2023	4/17/2023
Date Analyzed	4/29/2023	4/29/2023
Sample Size(wet)	840	830
% Solid	100	100
File ID	f18042723059	f18042723061

Method	Abbrev	Analytes	Units	Result	Q	RL	Result	Q	RL	
TO-15-Vapor	B	Benzene	µg/m³							
TO-15-Vapor	T	Toluene	µg/m³							
TO-15-Vapor	EB	Ethylbenzene	µg/m³							
TO-15-Vapor	MPX	P/M-Xylene	µg/m³							
TO-15-Vapor	OX	O-Xylene	µg/m³							
TO-15-Vapor	N0	Naphthalene	µg/m³							
TO-15-Vapor	2MN	2-Methylnaphthalene	µg/m³							
TO-15-Vapor	1MN	1-Methylnaphthalene	µg/m³							
TO-15-Vapor	Aliphatic	C5-C8 Aliphatics	µg/m³							
TO-15-Vapor	Aliphatic	C9-C12+ Aliphatics	µg/m³							
TO-15-Vapor	Aromatic	C9-C12+ Aromatics	µg/m³							
PIANO-VOCs	B	Benzene	mg/L	0.0134		0.002	0.0134		0.002	
PIANO-VOCs	T	Toluene	mg/L	0.162		0.002	0.166		0.002	
PIANO-VOCs	EB	Ethylbenzene	mg/L	0.0821		0.002	0.0868		0.002	
PIANO-VOCs	MPX	P/M-Xylene	mg/L	0.382		0.002	0.408		0.002	
PIANO-VOCs	OX	O-Xylene	mg/L	0.253		0.002	0.270		0.002	
PIANO-VOCs	N0	Naphthalene	mg/L	0.616		0.002	0.660		0.002	
PIANO-VOCs	2MN	2-Methylnaphthalene	mg/L	0.322		0.002	0.343		0.002	
PIANO-VOCs	1MN	1-Methylnaphthalene	mg/L	0.236		0.002	0.254		0.002	
PIANO-VOCs	Aliphatic	C5-C6 Aliphatics	mg/L		U	0.002		U	0.002	
PIANO-VOCs	Aliphatic	>C6-C8 Aliphatics	mg/L	0.0069		0.002	0.0067		0.002	
8015B-TPH	Aliphatic	>C8-C10 Aliphatics	mg/L		U	0.08		U	0.08	
8015B-TPH	Aliphatic	>C10-C12 Aliphatics	mg/L		U	0.08		U	0.08	
8015B-TPH	Aliphatic	>C12-C16 Aliphatics	mg/L		U	0.08		U	0.08	
8015B-TPH	Aliphatic	>C16-C21 Aliphatics	mg/L		U	0.08		U	0.08	
8015B-TPH	Aliphatic	>C21-C32 Aliphatics	mg/L		U	0.08		U	0.08	
8015B-TPH	Aromatic	>C8-C10 Aromatics	mg/L	0.78		0.08	0.66		0.08	
8015B-TPH	Aromatic	>C10-C12 Aromatics	mg/L	1.53		0.08	1.26		0.08	
8015B-TPH	Aromatic	>C12-C16 Aromatics	mg/L	1.02		0.08	0.83		0.08	
8015B-TPH	Aromatic	>C16-C21 Aromatics	mg/L		U	0.08		U	0.08	
8015B-TPH	Aromatic	>C21-C32 Aromatics	mg/L		U	0.08		U	0.08	
8015B-TPH	Combined	>C8-C10 Combined	mg/L	1.31		0.08	1.31		0.08	
8015B-TPH	Combined	>C10-C12 Combined	mg/L	2.26		0.08	1.96		0.08	
8015B-TPH	Combined	>C12-C16 Combined	mg/L	2.05		0.08	1.67		0.08	
8015B-TPH	Combined	>C16-C21 Combined	mg/L	0.18		0.08	0.18		0.08	
8015B-TPH	Combined	>C21-C32 Combined	mg/L		U	0.08	0.13		0.08	
8015B-TPH	Combined	TPH (C9-C44)	mg/L	5.58		0.08	5.31		0.08	
8015B-TPH	Aliphatic	TPH (C9-C44) - F1 Aliphatics	mg/L	0.00002	J	0.08	0.00002	J	0.08	
8015B-TPH	Aromatic	TPH (C9-C44) - F2 Aromatics	mg/L	3.07		0.08	2.59		0.08	
<b>Semi-Quantitative</b>					Q	RL		Result	Q	RL
8270-Full Scan	Additives	2(2-methoxyethoxy)-ethanol	mg/L	0.052		1.0	0.059		1.0	
8270-Full Scan	Dispersent	1-butoxy-2-propanol	mg/L	0.000		1.0	0.036		1.0	

Experiment Day	Day 15	Day 15
Sample Matrix	WAF	WAF
Fuel	JP-5	JP-5
Fuel to Water Ratio	1:100	1:100
Dispersent	None	Simple Green
Client ID	DAY15-JP-5_2	DAY15-JP-5_2+SG_2
Lab ID	L2317027-19	L2317027-22
Matrix	WATER	WATER
Reference Method	8015D(M)	8015D(M)
Batch ID	WG1763893	WG1763893
Date Collected	4/15/2023	4/15/2023
Date Received	4/15/2023	4/15/2023
Date Prepped	4/21/2023	4/21/2023
Date Analyzed	4/28/2023	4/28/2023
Sample Size(wet)	820	860
% Solid	100	100
File ID	f18042723041	f18042723043

Method	Abbrev	Analytes	Units	Result	Q	RL	Result	Q	RL
TO-15-Vapor	B	Benzene	µg/m³						
TO-15-Vapor	T	Toluene	µg/m³						
TO-15-Vapor	EB	Ethylbenzene	µg/m³						
TO-15-Vapor	MPX	P/M-Xylene	µg/m³						
TO-15-Vapor	OX	O-Xylene	µg/m³						
TO-15-Vapor	N0	Naphthalene	µg/m³						
TO-15-Vapor	2MN	2-Methylnaphthalene	µg/m³						
TO-15-Vapor	1MN	1-Methylnaphthalene	µg/m³						
TO-15-Vapor	Aliphatic	C5-C8 Aliphatics	µg/m³						
TO-15-Vapor	Aliphatic	C9-C12+ Aliphatics	µg/m³						
TO-15-Vapor	Aromatic	C9-C12+ Aromatics	µg/m³						
PIANO-VOCs	B	Benzene	mg/L	0.0139		0.002	0.0133		0.002
PIANO-VOCs	T	Toluene	mg/L	0.154		0.002	0.162		0.002
PIANO-VOCs	EB	Ethylbenzene	mg/L	0.079		0.002	0.0853		0.002
PIANO-VOCs	MPX	P/M-Xylene	mg/L	0.373		0.002	0.407		0.002
PIANO-VOCs	OX	O-Xylene	mg/L	0.251		0.002	0.274		0.002
PIANO-VOCs	N0	Naphthalene	mg/L	0.706		0.002	0.725		0.002
PIANO-VOCs	2MN	2-Methylnaphthalene	mg/L	0.371		0.002	0.381		0.002
PIANO-VOCs	1MN	1-Methylnaphthalene	mg/L	0.275		0.002	0.286		0.002
PIANO-VOCs	Aliphatic	C5-C6 Aliphatics	mg/L		U	0.002		U	0.002
PIANO-VOCs	Aliphatic	>C6-C8 Aliphatics	mg/L	0.0062	U	0.002	0.0058	J	0.002
8015B-TPH	Aliphatic	>C8-C10 Aliphatics	mg/L		U	0.081		U	0.077
8015B-TPH	Aliphatic	>C10-C12 Aliphatics	mg/L		U	0.081		U	0.077
8015B-TPH	Aliphatic	>C12-C16 Aliphatics	mg/L		U	0.081		U	0.077
8015B-TPH	Aliphatic	>C16-C21 Aliphatics	mg/L		U	0.081		U	0.077
8015B-TPH	Aliphatic	>C21-C32 Aliphatics	mg/L		U	0.081		U	0.077
8015B-TPH	Aromatic	>C8-C10 Aromatics	mg/L	0.63		0.081	0.74		0.077
8015B-TPH	Aromatic	>C10-C12 Aromatics	mg/L	1.32		0.081	1.52		0.077
8015B-TPH	Aromatic	>C12-C16 Aromatics	mg/L	0.90		0.081	1.15		0.077
8015B-TPH	Aromatic	>C16-C21 Aromatics	mg/L		U	0.081		U	0.077
8015B-TPH	Aromatic	>C21-C32 Aromatics	mg/L		U	0.081		U	0.077
8015B-TPH	Combined	>C8-C10 Combined	mg/L	1.15		0.081	1.27		0.077
8015B-TPH	Combined	>C10-C12 Combined	mg/L	2.07		0.081	2.00		0.077
8015B-TPH	Combined	>C12-C16 Combined	mg/L	1.88		0.081	1.83		0.077
8015B-TPH	Combined	>C16-C21 Combined	mg/L	0.17		0.081	0.18		0.077
8015B-TPH	Combined	>C21-C32 Combined	mg/L		U	0.081	0.10		0.077
8015B-TPH	Combined	TPH (C9-C44)	mg/L	5.31		0.081	5.14		0.077
8015B-TPH	Aliphatic	TPH (C9-C44) - F1 Aliphatics	mg/L	0.01	J	0.081	0.01	J	0.077
8015B-TPH	Aromatic	TPH (C9-C44) - F2 Aromatics	mg/L	2.75		0.081	3.06		0.077
<b>Semi-Quantitative</b>					Q	RL	Result	Q	RL
8270-Full Scan	Additives	2(2-methoxyethoxy)-ethanol	mg/L	0.053		1.0	0.047		1.0
8270-Full Scan	Dispersent	1-butoxy-2-propanol	mg/L	0.000		1.0	0.039		1.0

Experiment Day	Day 20	Day 20
Sample Matrix	WAF	WAF
Fuel	JP-5	JP-5
Fuel to Water Ratio	1:100	1:100
Dispersent	None	Simple Green
Client ID	DAY20-JP-5_2	DAY20-JP-5_2+SG_2
Lab ID	L2317027-25	L2317027-28
Matrix	WATER	WATER
Reference Method	8015D(M)	8015D(M)
Batch ID	WG1763893	WG1767601
Date Collected	4/20/2023	4/20/2023
Date Received	4/20/2023	4/20/2023
Date Prepped	4/26/2023	4/26/2023
Date Analyzed	4/28/2023	4/28/2023
Sample Size(wet)	830	830
% Solid	100	100
File ID	f18042723053	f18042723055

Method	Abbrev	Analytes	Units	Result	Q	RL	Result	Q	RL
TO-15-Vapor	B	Benzene	µg/m³	1,610		319	2,190		319
TO-15-Vapor	T	Toluene	µg/m³	22,600		377	29,700		377
TO-15-Vapor	EB	Ethylbenzene	µg/m³	16,700		434	21,200		434
TO-15-Vapor	MPX	P/M-Xylene	µg/m³	62,100		869	78,200		869
TO-15-Vapor	OX	O-Xylene	µg/m³	29,500		434	37,500		434
TO-15-Vapor	N0	Naphthalene	µg/m³	3,850		524	5,560		524
TO-15-Vapor	2MN	2-Methylnaphthalene	µg/m³	1,745		524	3,402		524
TO-15-Vapor	1MN	1-Methylnaphthalene	µg/m³	2,821		524	5,467		524
TO-15-Vapor	Aliphatic	C5-C8 Aliphatics	µg/m³	1,887,957		352	2,194,998		352
TO-15-Vapor	Aliphatic	C9-C12+ Aliphatics	µg/m³	6,679,692		352	8,041,379		352
TO-15-Vapor	Aromatic	C9-C12+ Aromatics	µg/m³	347,868		434	456,854		434
PIANO-VOCs	B	Benzene	mg/L	0.0108		0.002	0.0128		0.002
PIANO-VOCs	T	Toluene	mg/L	0.143		0.002	0.160		0.002
PIANO-VOCs	EB	Ethylbenzene	mg/L	0.0782		0.002	0.0848		0.002
PIANO-VOCs	MPX	P/M-Xylene	mg/L	0.380		0.002	0.404		0.002
PIANO-VOCs	OX	O-Xylene	mg/L	0.253		0.002	0.271		0.002
PIANO-VOCs	N0	Naphthalene	mg/L	0.662		0.002	0.693		0.002
PIANO-VOCs	2MN	2-Methylnaphthalene	mg/L	0.345		0.002	0.360		0.002
PIANO-VOCs	1MN	1-Methylnaphthalene	mg/L	0.257		0.002	0.269		0.002
PIANO-VOCs	Aliphatic	C5-C6 Aliphatics	mg/L		U	0.002		U	0.002
PIANO-VOCs	Aliphatic	>C6-C8 Aliphatics	mg/L	0.0054	U	0.002	0.0059	U	0.002
8015B-TPH	Aliphatic	>C8-C10 Aliphatics	mg/L		U	0.08		U	0.08
8015B-TPH	Aliphatic	>C10-C12 Aliphatics	mg/L		U	0.08		U	0.08
8015B-TPH	Aliphatic	>C12-C16 Aliphatics	mg/L		U	0.08		U	0.08
8015B-TPH	Aliphatic	>C16-C21 Aliphatics	mg/L		U	0.08		U	0.08
8015B-TPH	Aliphatic	>C21-C32 Aliphatics	mg/L		U	0.08		U	0.08
8015B-TPH	Aromatic	>C8-C10 Aromatics	mg/L	0.83		0.08	0.83		0.08
8015B-TPH	Aromatic	>C10-C12 Aromatics	mg/L	1.59		0.08	1.58		0.08
8015B-TPH	Aromatic	>C12-C16 Aromatics	mg/L	1.05		0.08	1.00		0.08
8015B-TPH	Aromatic	>C16-C21 Aromatics	mg/L		U	0.08		U	0.08
8015B-TPH	Aromatic	>C21-C32 Aromatics	mg/L		U	0.08		U	0.08
8015B-TPH	Combined	>C8-C10 Combined	mg/L	1.26		0.08	1.47		0.08
8015B-TPH	Combined	>C10-C12 Combined	mg/L	2.19		0.08	2.23		0.08
8015B-TPH	Combined	>C12-C16 Combined	mg/L	1.82		0.08	1.96		0.08
8015B-TPH	Combined	>C16-C21 Combined	mg/L	0.15		0.08	0.19		0.08
8015B-TPH	Combined	>C21-C32 Combined	mg/L			0.08	0.13		0.08
8015B-TPH	Combined	TPH (C9-C44)	mg/L	5.26		0.08	5.93		0.08
8015B-TPH	Aliphatic	TPH (C9-C44) - F1 Aliphatics	mg/L	0.004	J	0.08	-	J	0.08
8015B-TPH	Aromatic	TPH (C9-C44) - F2 Aromatics	mg/L	3.33		0.08	3.32		0.08
<b>Semi-Quantitative</b>					Q	RL	Result	Q	RL
8270-Full Scan	Additives	2(2-methoxyethoxy)-ethanol	mg/L	Not Tested		1.0	0.053		1.0
8270-Full Scan	Dispersent	1-butoxy-2-propanol	mg/L	Not Tested		1.0	0.041		1.0

### Newfields Laboratory Sample and Analytical Identification Codes

<b>*Experiment Sample</b>	<b>Client ID</b>	<b>Laboratory Analysis ID</b>
JP-5 NEAT FUEL	JP-5 NEAT FUEL	L2259785-01
Day 0 (no dispersant)	DAY0-JP-5_2	L2317027-01
Day 0 (dispersant added)	DAY0-JP-5+SG_2	L2317027-04
Day 5 (no dispersant)	DAY5-JP-5_2	L2317027-07
Day 5 (dispersant added)	DAY5-JP-5_2+SG_2	L2317027-10
Day 10 (no dispersant)	DAY10-JP-5_2	L2317027-13
Day 10 (dispersant added)	DAY10-JP-5_2+SG_2	L2317027-16
Day 15 (no dispersant)	DAY15-JP-5_2	L2317027-19
Day 15 (dispersant added)	DAY15-JP-5_2+SG_2	L2317027-22
Day 20 (no dispersant)	DAY20-JP-5_2	L2317027-25
Day 20 (dispersant added)	DAY20-JP-5_2+SG_2	L2317027-28

\*Simple Green dispersant added to noted samples.

# EPA Method 8015: Detailed Quant Reports Aliphatic and Aromatic Carbon Ranges



Data Path : C:\Projects\Hawaii DOH\2. Laboratory Data\Alpha\WAF Study\L2259785 (JP5)\TPH\NF TPH\  
 Data File : f18021023020.D  
 Signal(s) : FID1A.ch  
 Acq On : 10 Feb 2023 11:48 pm  
 Operator : FID18:WR  
 Sample : L2259785-01,42,,  
 Misc : WG1743197,WG1742147,ICAL19428  
 ALS Vial : 10 Sample Multiplier: 1

Integration File: SHCINT2.E  
 Quant Time: Jun 01 14:34:12 2023  
 Quant Method : C:\Projects\Hawaii DOH\2. Laboratory Data\Alpha\HDOH Red Hill (TetraTech Hi sharin  
 .. g files)\L2259785 (JP5)\TPH\NF TPH\NF TPH Quant.M  
 Quant Title : FID Forensics  
 QLast Update : Fri Sep 23 15:53:13 2022  
 Response via : Initial Calibration  
 Integrator: ChemStation

Volume Inj. : 1.0  
 Signal Phase : Rtx-5MS  
 Signal Info : 0.25mm

Blank Name : IB1802102301F  
 Blank File : f18021023010.D

Compound	R.T.	Response	Conc Units
Internal Standards			
1) I 5-alpha-androstane	30.347	61164251	50.000 ug/mL m
System Monitoring Compounds			
2) s ortho-terphenyl	28.394f	60664551	47.444 ug/mL m
Spiked Amount 50.000	Range 50 - 130	Recovery =	94.89%
3) s d50-Tetracosane	35.015	51106372	50.549 ug/mL m
Spiked Amount 50.000	Range 50 - 130	Recovery =	101.10%
Target Compounds			
4) h > C8 to C10 Aliphatics	7.522	467271923	405.494 ug/mL m
5) h > C10 to C12 Aliphatics	12.357	2278780393	1977.506 ug/ml m
6) h > C12 to C16 Aliphatics	16.698	2608351179	2263.504 UG/ML m
7) h > C16 to C21 Aliphatics	28.312	103439320	89.764 UG/ML m
8) h > C21 to C32 Aliphatics	32.821	10641436	9.235 UG/ML m

SemiQuant Compounds - Not Calibrated on this Instrument

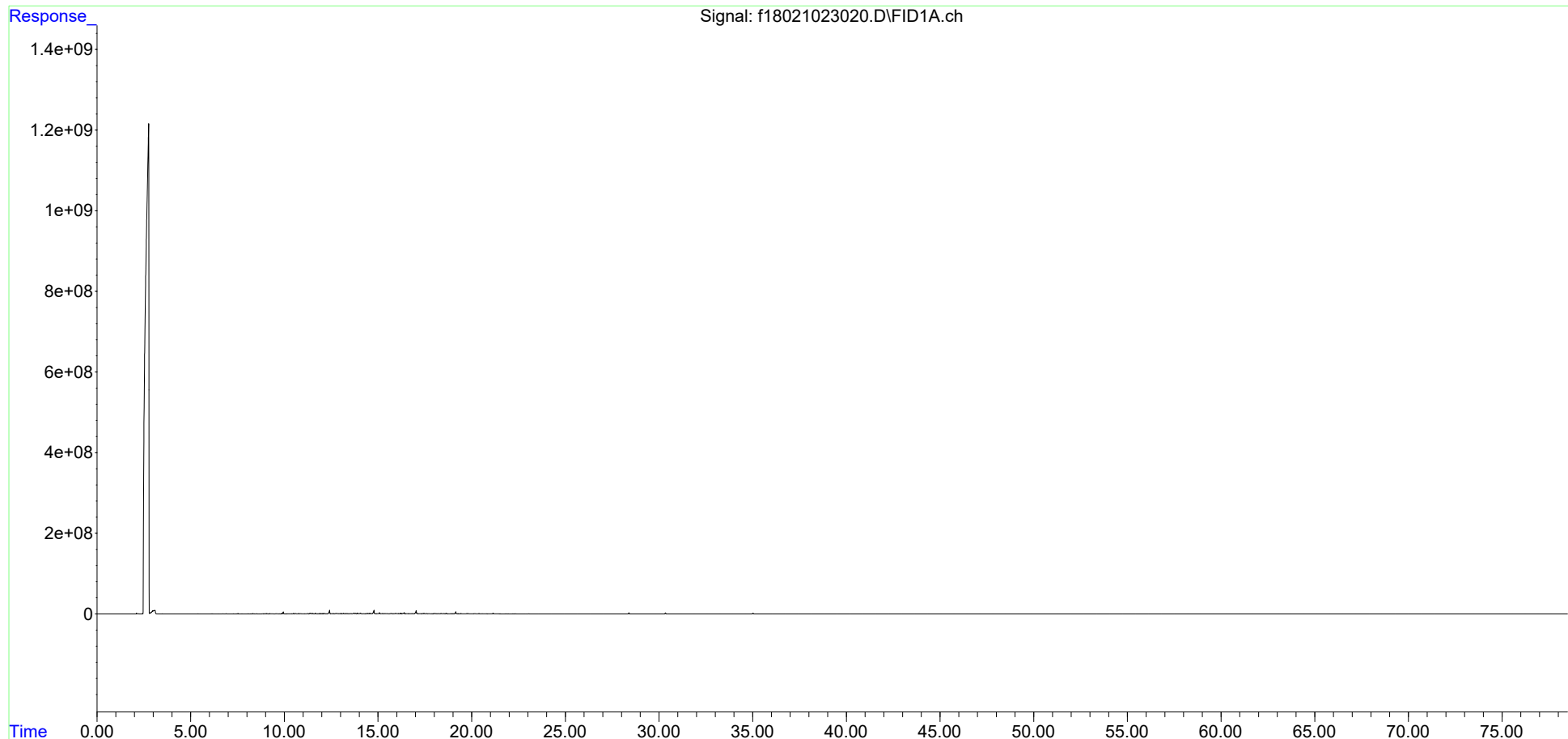
(f)=RT Delta > 1/2 Window

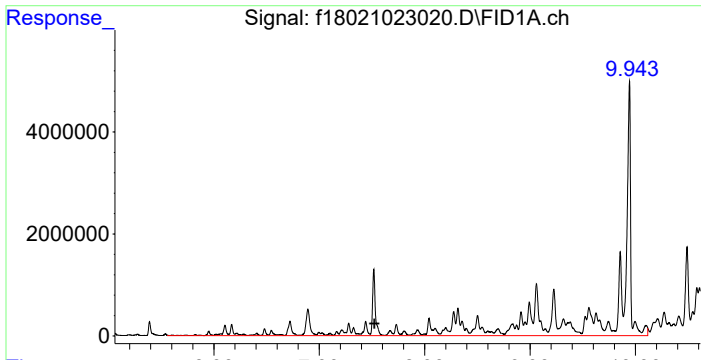
(m)=manual int.

Data Path : C:\Projects\Hawaii DOH\2. Laboratory Data\Alpha\WAF Study\L2259785 (JP5)\TPH\NF TPH\  
Data File : f18021023020.D  
Signal(s) : FID1A.ch  
Acq On : 10 Feb 2023 11:48 pm  
Operator : FID18:WR  
Sample : 12259785-01,42,,  
Misc : WG1743197,WG1742147,ICAL19428  
ALS Vial : 10 Sample Multiplier: 1

Integration File: SHCINT2.E  
Quant Time: Jun 01 14:34:12 2023  
Quant Method : C:\Projects\Hawaii DOH\2. Laboratory Data\Alpha\HDOH Red Hill (TetraTech Hi sharin  
g files)\L2259785 (JP5)\TPH\NF TPH\NF TPH Quant.M  
Quant Title : FID Forensics  
QLast Update : Fri Sep 23 15:53:13 2022  
Response via : Initial Calibration  
Integrator: ChemStation

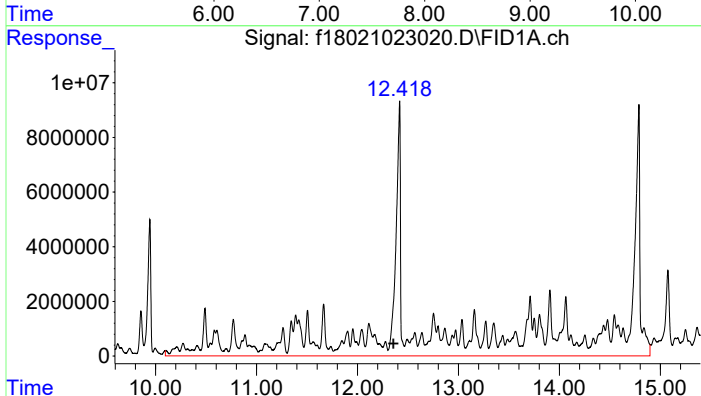
Volume Inj. : 1.0  
Signal Phase : Rtx-5MS  
Signal Info : 0.25mm





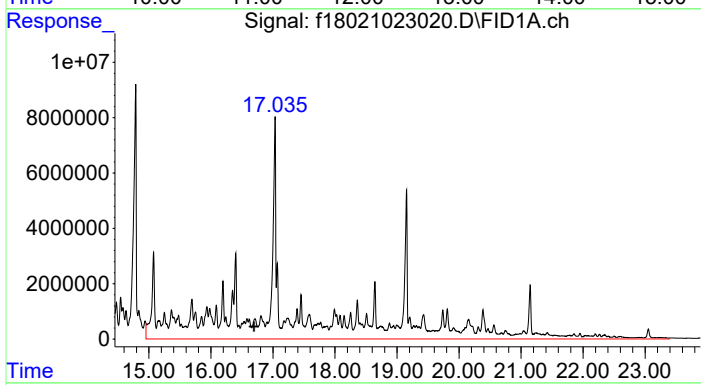
#4 > C8 to C10 Aliphatics

R.T.: 7.522 min  
 Delta R.T.: 0.000 min  
 Response: 467271923  
 Conc: 405.49 ug/mL m



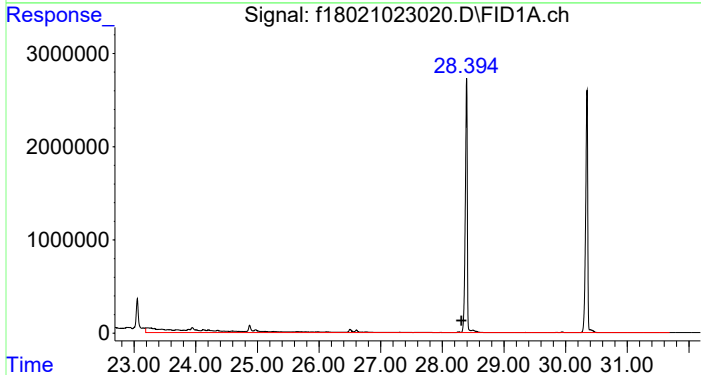
#5 > C10 to C12 Aliphatics

R.T.: 12.357 min  
 Delta R.T.: 0.000 min  
 Response: 2278780393  
 Conc: 1977.51 ug/ml m



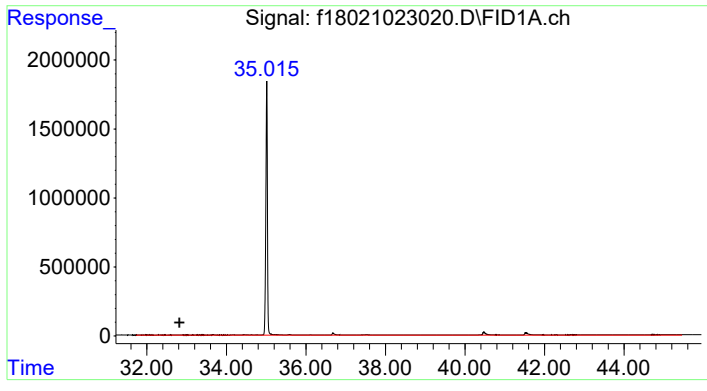
#6 > C12 to C16 Aliphatics

R.T.: 16.698 min  
 Delta R.T.: 0.000 min  
 Response: 2608351179  
 Conc: 2263.50 UG/ML m



#7 > C16 to C21 Aliphatics

R.T.: 28.312 min  
 Delta R.T.: 0.000 min  
 Response: 103439320  
 Conc: 89.76 UG/ML m



#8 > C21 to C32 Aliphatics

R.T.: 32.821 min  
Delta R.T.: 0.000 min  
Response: 10641436  
Conc: 9.23 UG/ML m

Data Path : C:\Projects\Hawaii DOH\2. Laboratory Data\Alpha\WAF Study\L2259785 (JP5)\TPH\NF TPH\  
 Data File : f18021023048.D  
 Signal(s) : FID1A.ch  
 Acq On : 11 Feb 2023 07:54 pm  
 Operator : FID18:WR  
 Sample : 12259785-02F1,42,,  
 Misc : WG1743197,WG1742591,ICAL19428  
 ALS Vial : 24 Sample Multiplier: 1

Integration File: SHCINT2.E  
 Quant Time: Jun 01 14:30:31 2023  
 Quant Method : C:\Projects\Hawaii DOH\2. Laboratory Data\Alpha\HDOH Red Hill (TetraTech Hi sharin  
 .. g files)\L2259785 (JP5)\TPH\NF TPH\NF TPH Quant.M  
 Quant Title : FID Forensics  
 QLast Update : Fri Sep 23 15:53:13 2022  
 Response via : Initial Calibration  
 Integrator: ChemStation

Volume Inj. : 1.0  
 Signal Phase : Rtx-5MS  
 Signal Info : 0.25mm

Blank Name : IB1802102302F  
 Blank File : f18021023028.D

Compound	R.T.	Response	Conc Units
-----			
Internal Standards			
1) I 5-alpha-androstane	30.360	75109634	50.000 ug/mL m
System Monitoring Compounds			
3) s d50-Tetracosane	35.025	61080160	49.197 ug/mL m
Spiked Amount 50.000	Range 50 - 130	Recovery =	98.39%
Target Compounds			
4) h > C8 to C10 Aliphatics	7.522	1490458085	1053.264 ug/mL m
5) h > C10 to C12 Aliphatics	12.357	8951127762	6325.503 ug/ml m
6) h > C12 to C16 Aliphatics	16.698	11731527962	8290.331 UG/ML m
7) h > C16 to C21 Aliphatics	28.312	183694210	129.811 UG/ML m
8) h > C21 to C32 Aliphatics	32.821	15352181	10.849 UG/ML m

SemiQuant Compounds - Not Calibrated on this Instrument

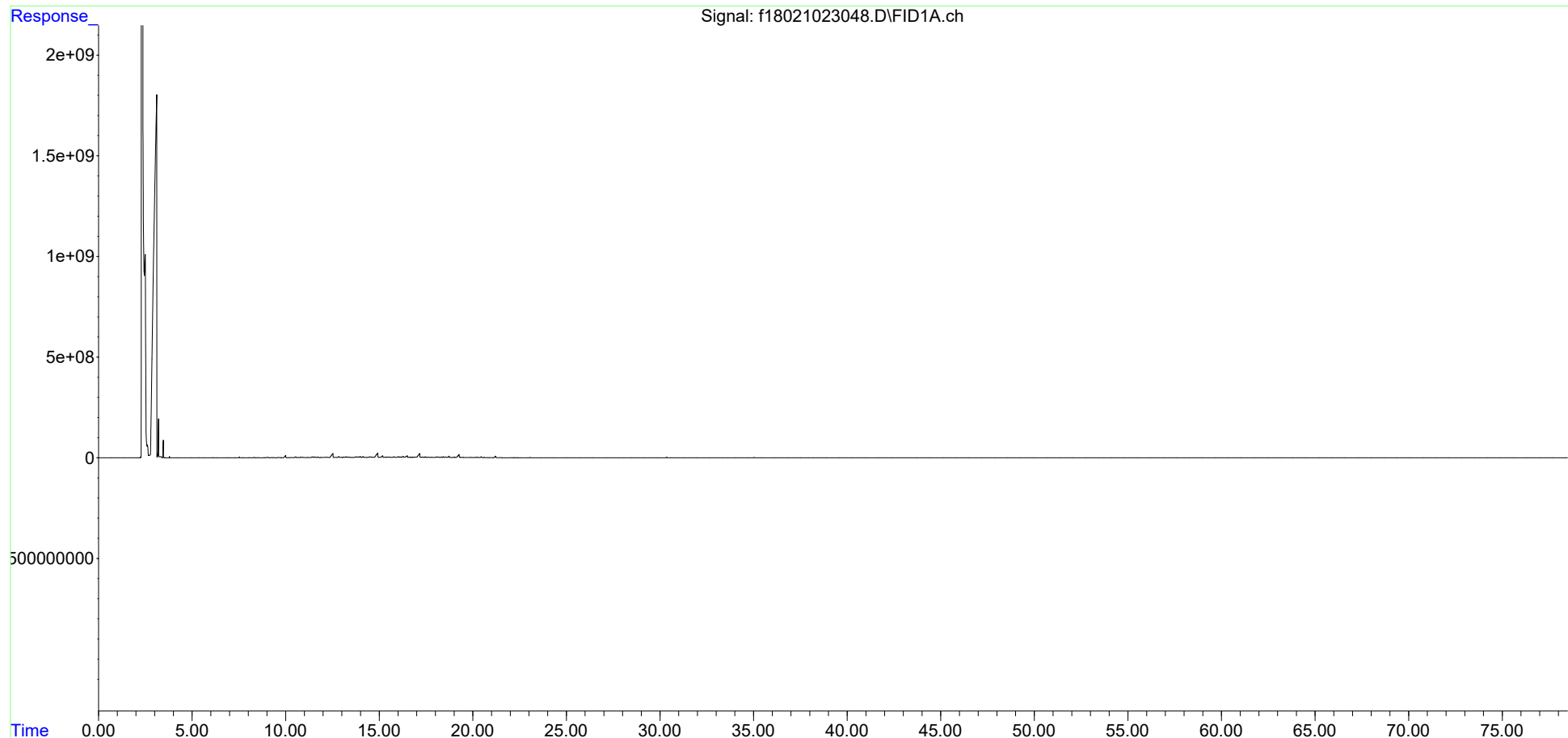
(f)=RT Delta > 1/2 Window

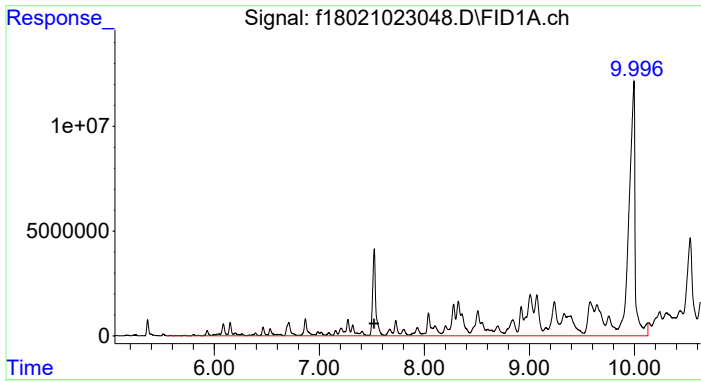
(m)=manual int.

Data Path : C:\Projects\Hawaii DOH\2. Laboratory Data\Alpha\WAF Study\L2259785 (JP5)\TPH\NF TPH\  
Data File : f18021023048.D  
Signal(s) : FID1A.ch  
Acq On : 11 Feb 2023 07:54 pm  
Operator : FID18:WR  
Sample : 12259785-02F1,42,,  
Misc : WG1743197,WG1742591,ICAL19428  
ALS Vial : 24 Sample Multiplier: 1

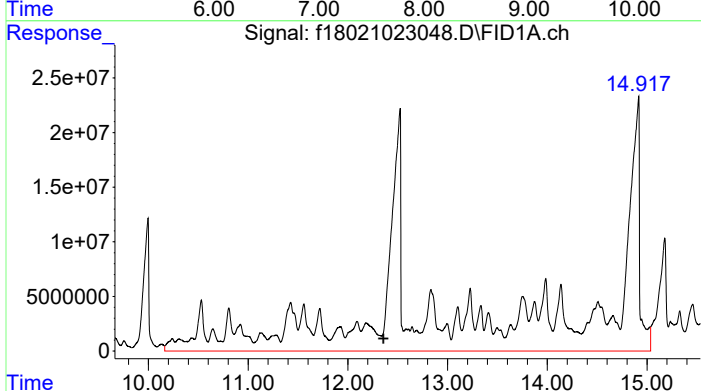
Integration File: SHCINT2.E  
Quant Time: Jun 01 14:30:31 2023  
Quant Method : C:\Projects\Hawaii DOH\2. Laboratory Data\Alpha\HDOH Red Hill (TetraTech Hi sharin  
g files)\L2259785 (JP5)\TPH\NF TPH\NF TPH Quant.M  
Quant Title : FID Forensics  
QLast Update : Fri Sep 23 15:53:13 2022  
Response via : Initial Calibration  
Integrator: ChemStation

Volume Inj. : 1.0  
Signal Phase : Rtx-5MS  
Signal Info : 0.25mm

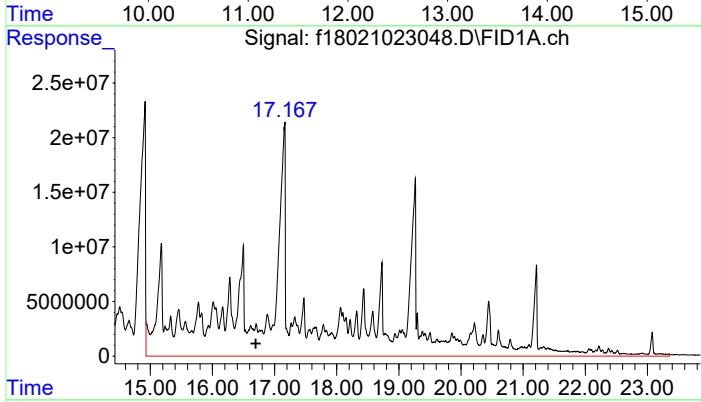




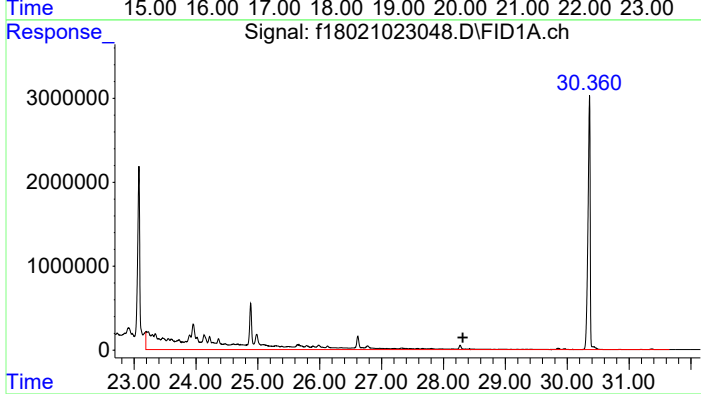
#4 > C8 to C10 Aliphatics  
 R.T.: 7.522 min  
 Delta R.T.: 0.000 min  
 Response: 1490458085  
 Conc: 1053.26 ug/mL m



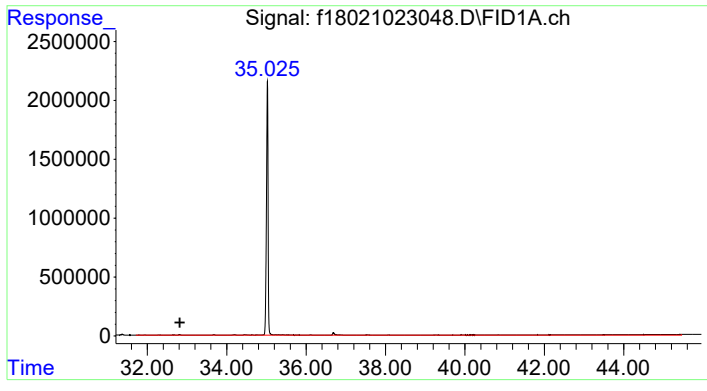
#5 > C10 to C12 Aliphatics  
 R.T.: 12.357 min  
 Delta R.T.: 0.000 min  
 Response: 8951127762  
 Conc: 6325.50 ug/ml m



#6 > C12 to C16 Aliphatics  
 R.T.: 16.698 min  
 Delta R.T.: 0.000 min  
 Response: 11731527962  
 Conc: 8290.33 UG/ML m



#7 > C16 to C21 Aliphatics  
 R.T.: 28.312 min  
 Delta R.T.: 0.000 min  
 Response: 183694210  
 Conc: 129.81 UG/ML m



#8 > C21 to C32 Aliphatics

R.T.: 32.821 min  
Delta R.T.: 0.000 min  
Response: 15352181  
Conc: 10.85 UG/ML m



Data Path : C:\Projects\Hawaii DOH\2. Laboratory Data\Alpha\WAF Study\L2259785 (JP5)\TPH\NF TPH\  
 Data File : f18021023042.D  
 Signal(s) : FID1A.ch  
 Acq On : 11 Feb 2023 03:36 pm  
 Operator : FID18:WR  
 Sample : 12259785-03F2,42,,  
 Misc : WG1743197,WG1742592,ICAL19428  
 ALS Vial : 21 Sample Multiplier: 1

Integration File: SHCINT2.E  
 Quant Time: Jun 01 14:20:55 2023  
 Quant Method : C:\Projects\Hawaii DOH\2. Laboratory Data\Alpha\HDOH Red Hill (TetraTech Hi sharin  
 .. g files)\L2259785 (JP5)\TPH\NF TPH\NF TPH Quant.M  
 Quant Title : FID Forensics  
 QLast Update : Fri Sep 23 15:53:13 2022  
 Response via : Initial Calibration  
 Integrator: ChemStation

Volume Inj. : 1.0  
 Signal Phase : Rtx-5MS  
 Signal Info : 0.25mm

Blank Name : IB1802102302F  
 Blank File : f18021023028.D

Compound	R.T.	Response	Conc Units
-----			
Internal Standards			
1) I 5-alpha-androstane	30.355	63922670	50.000 ug/mL m
System Monitoring Compounds			
2) s ortho-terphenyl	28.402f	61210651	45.805 ug/mL m
Spiked Amount 50.000	Range 50 - 130	Recovery =	91.61%
Target Compounds			
9) h > C8 to C10 Aromatics	7.522	241016824	200.127 UG/ML m
10) h > C10 to C12 Aromatics	11.985	1385147094	1150.149 UG/ML m
11) h > C12 to C16 Aromatics	16.698	2502820449	2078.202 UG/ML m
12) h > C16 to C21 Aromatics	28.312	55804718	46.337 UG/ML m
13) h > C21 to C32 Aromatics	32.821	11412715	9.476 UG/ML m

SemiQuant Compounds - Not Calibrated on this Instrument

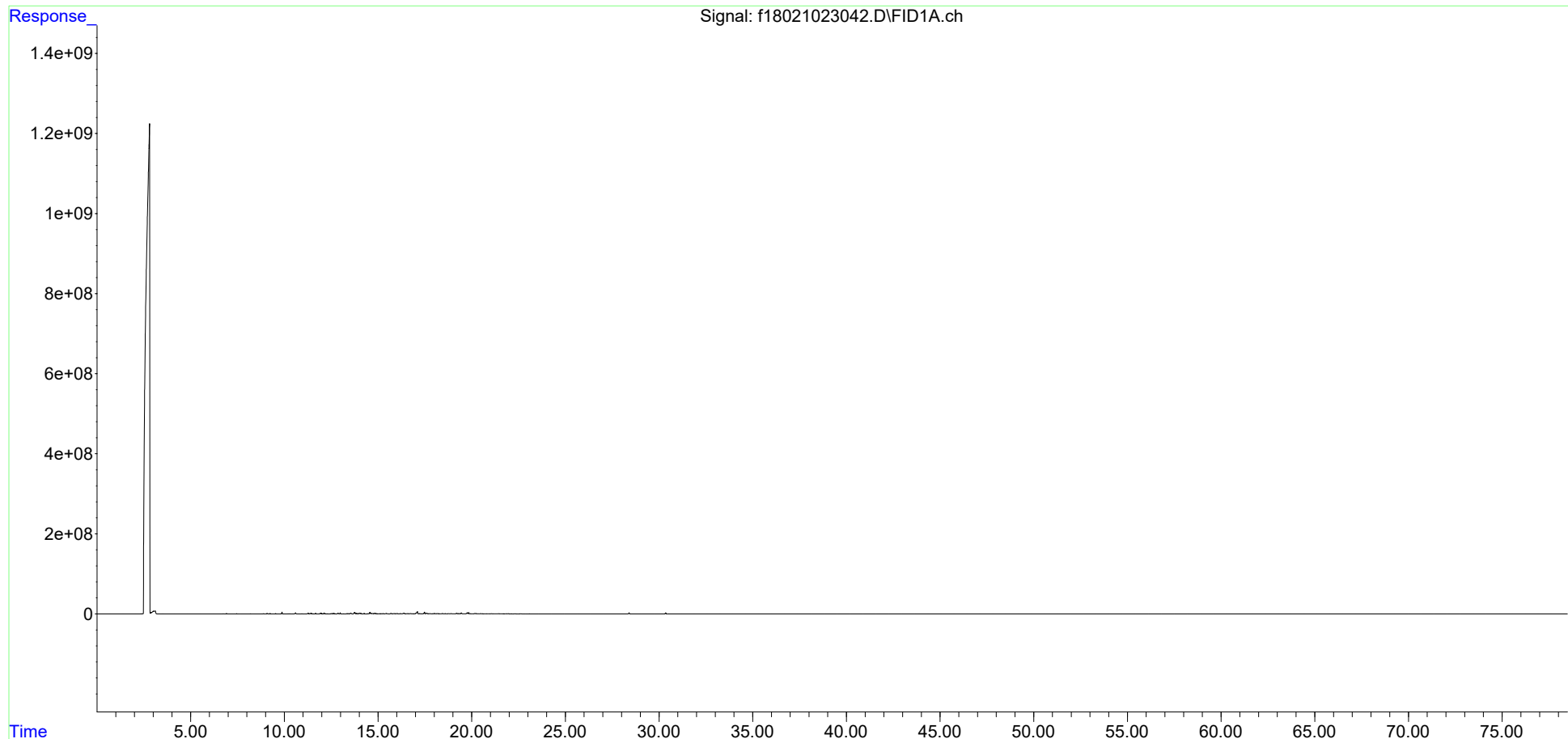
(f)=RT Delta > 1/2 Window

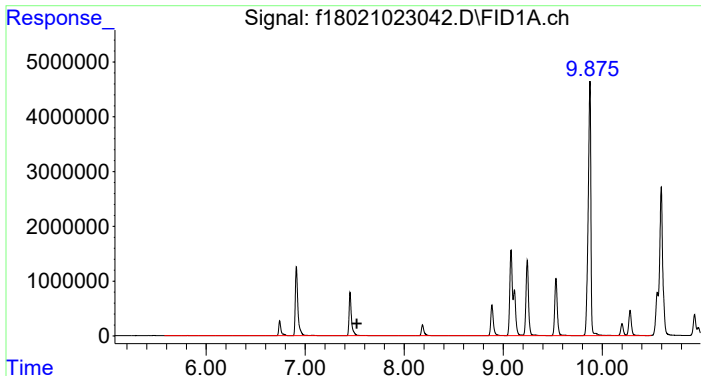
(m)=manual int.

Data Path : C:\Projects\Hawaii DOH\2. Laboratory Data\Alpha\WAF Study\L2259785 (JP5)\TPH\NF TPH\  
Data File : f18021023042.D  
Signal(s) : FID1A.ch  
Acq On : 11 Feb 2023 03:36 pm  
Operator : FID18:WR  
Sample : L2259785-03F2,42,,  
Misc : WG1743197,WG1742592,ICAL19428  
ALS Vial : 21 Sample Multiplier: 1

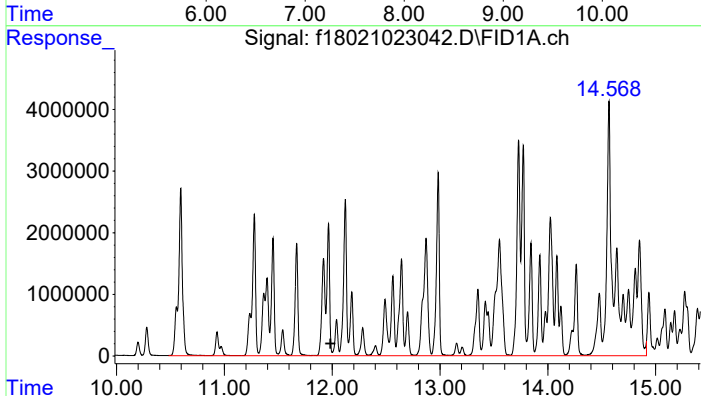
Integration File: SHCINT2.E  
Quant Time: Jun 01 14:20:55 2023  
Quant Method : C:\Projects\Hawaii DOH\2. Laboratory Data\Alpha\HDOH Red Hill (TetraTech Hi sharin  
g files)\L2259785 (JP5)\TPH\NF TPH\NF TPH Quant.M  
Quant Title : FID Forensics  
QLast Update : Fri Sep 23 15:53:13 2022  
Response via : Initial Calibration  
Integrator: ChemStation

Volume Inj. : 1.0  
Signal Phase : Rtx-5MS  
Signal Info : 0.25mm

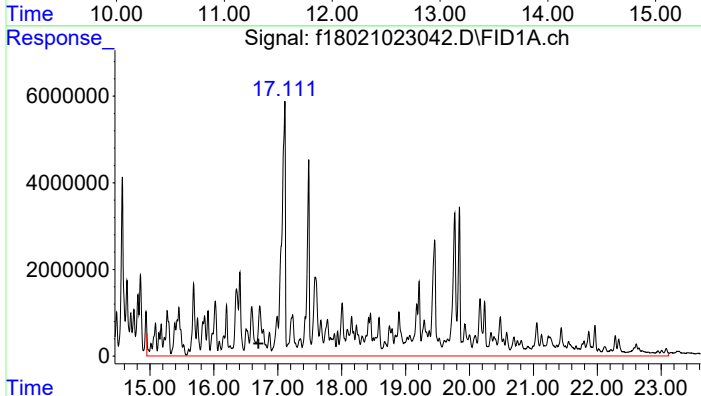




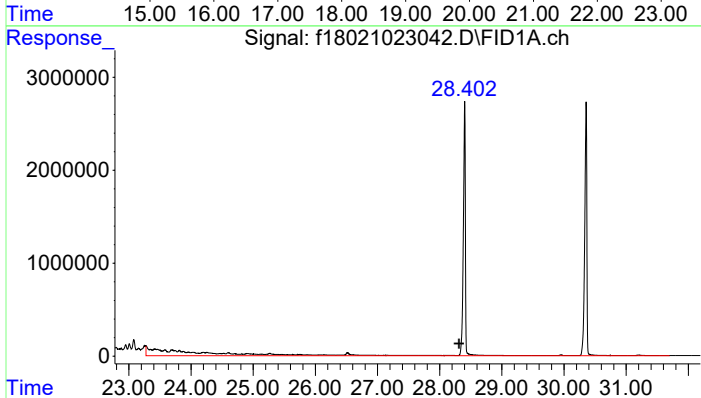
#9 > C8 to C10 Aromatics  
 R.T.: 7.522 min  
 Delta R.T.: 0.000 min  
 Response: 241016824  
 Conc: 200.13 UG/ML m



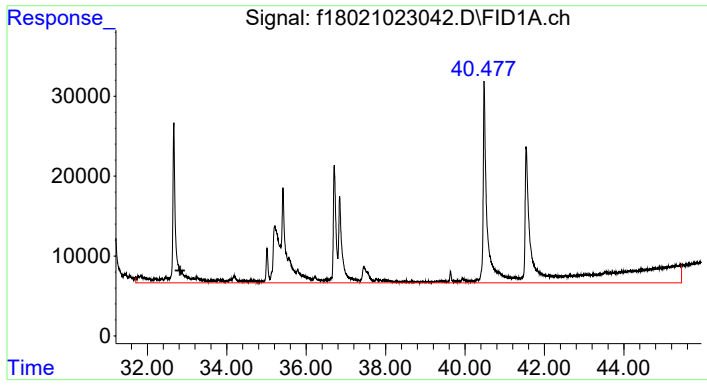
#10 > C10 to C12 Aromatics  
 R.T.: 11.985 min  
 Delta R.T.: 0.000 min  
 Response: 1385147094  
 Conc: 1150.15 UG/ML m



#11 > C12 to C16 Aromatics  
 R.T.: 16.698 min  
 Delta R.T.: 0.000 min  
 Response: 2502820449  
 Conc: 2078.20 UG/ML m



#12 > C16 to C21 Aromatics  
 R.T.: 28.312 min  
 Delta R.T.: 0.000 min  
 Response: 55804718  
 Conc: 46.34 UG/ML m



#13 > C21 to C32 Aromatics

R.T.: 32.821 min  
Delta R.T.: 0.000 min  
Response: 11412715  
Conc: 9.48 UG/ML m

Data Path : C:\Projects\Hawaii DOH\2. Laboratory Data\Alpha\WAF Study\L2317027\TPH\NF TPH\  
 Data File : f18042723045.D  
 Signal(s) : FID2B.ch  
 Acq On : 28 Apr 2023 04:35 pm  
 Operator : FID18:AMV  
 Sample : L2317027-01  
 Misc : WG1772069,WG1763893,ICAL19877  
 ALS Vial : 73 Sample Multiplier: 1

Integration File: SHCINT2.E  
 Quant Time: May 31 21:36:04 2023  
 Quant Method : C:\Projects\Hawaii DOH\2. Laboratory Data\Alpha\WAF Study\L2317027\TPH\NF TPH\NF T  
 .. PH Quant.M  
 Quant Title : FID Forensics  
 QLast Update : Fri Sep 23 15:53:13 2022  
 Response via : Initial Calibration  
 Integrator: ChemStation

Volume Inj. : 1.0  
 Signal Phase : Rtx-5MS  
 Signal Info : 0.25mm

Blank Name : IB1804272302R  
 Blank File : f18042723039.D

Compound	R.T.	Response	Conc Units
-----			
Internal Standards			
1) I 5-alpha-androstane	31.069	65901289	50.000 ug/mL m
System Monitoring Compounds			
2) s ortho-terphenyl	29.094	154326450	112.018 ug/mL m
Spiked Amount 50.000	Range 50 - 130	Recovery = 224.04%#	
3) s d50-Tetracosane	35.721	129142186	118.552 ug/mL m
Spiked Amount 50.000	Range 50 - 130	Recovery = 237.10%#	
Target Compounds			
4) h > C8 to C10 Aliphatics	8.012	129955340	104.668 ug/mL m
5) h > C10 to C12 Aliphatics	12.930	194922213	156.993 ug/ml m
6) h > C12 to C16 Aliphatics	23.659	265205519	213.600 UG/ML m
7) h > C16 to C21 Aliphatics	28.995	67520530	54.382 UG/ML m
8) h > C21 to C32 Aliphatics	33.402	23854268	19.213 UG/ML m

SemiQuant Compounds - Not Calibrated on this Instrument

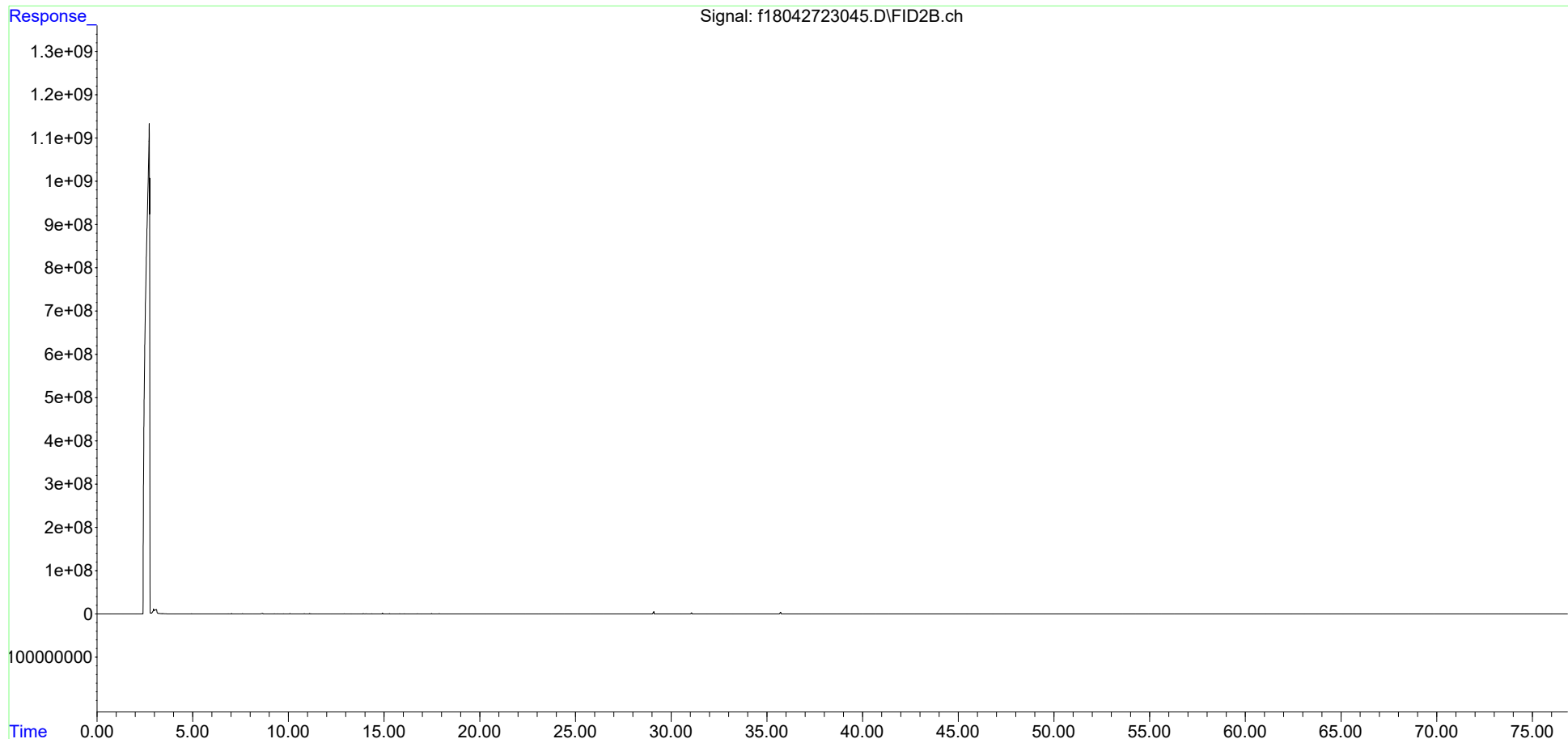
(f)=RT Delta > 1/2 Window

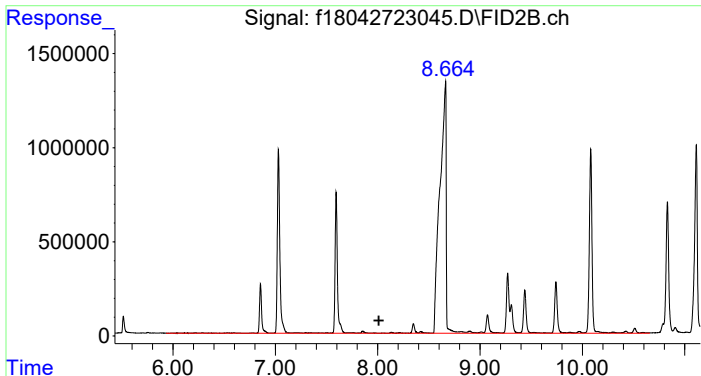
(m)=manual int.

Data Path : C:\Projects\Hawaii DOH\2. Laboratory Data\Alpha\WAF Study\L2317027\TPH\NF TPH\  
Data File : f18042723045.D  
Signal(s) : FID2B.ch  
Acq On : 28 Apr 2023 04:35 pm  
Operator : FID18:AMV  
Sample : L2317027-01  
Misc : WG1772069,WG1763893,ICAL19877  
ALS Vial : 73 Sample Multiplier: 1

Integration File: SHCINT2.E  
Quant Time: May 31 21:36:04 2023  
Quant Method : C:\Projects\Hawaii DOH\2. Laboratory Data\Alpha\WAF Study\L2317027\TPH\NF TPH\NF T  
... PH Quant.M  
Quant Title : FID Forensics  
QLast Update : Fri Sep 23 15:53:13 2022  
Response via : Initial Calibration  
Integrator: ChemStation

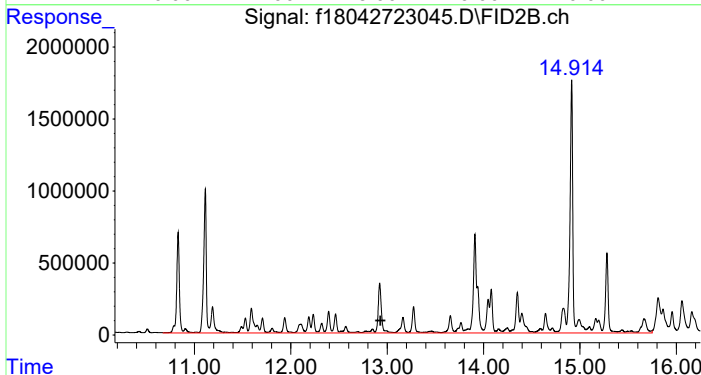
Volume Inj. : 1.0  
Signal Phase : Rtx-5MS  
Signal Info : 0.25mm





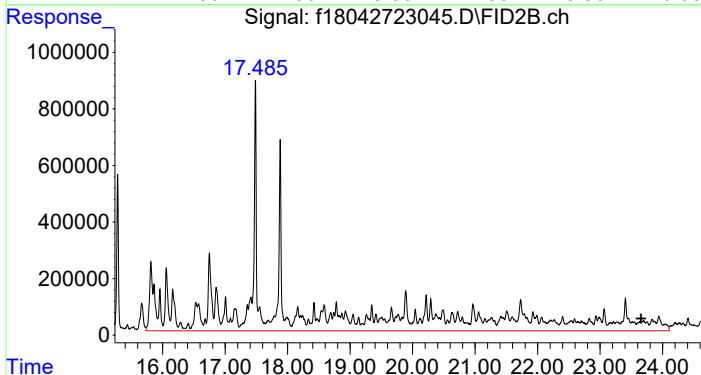
#4 > C8 to C10 Aliphatics

R.T.: 8.012 min  
 Delta R.T.: 0.000 min  
 Response: 129955340  
 Conc: 104.67 ug/mL m



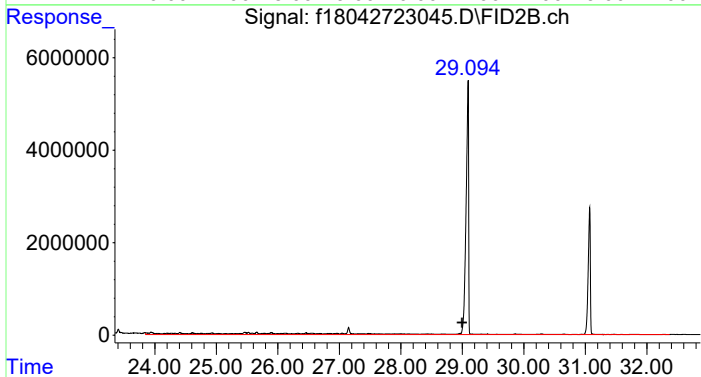
#5 > C10 to C12 Aliphatics

R.T.: 12.930 min  
 Delta R.T.: 0.000 min  
 Response: 194922213  
 Conc: 156.99 ug/ml m



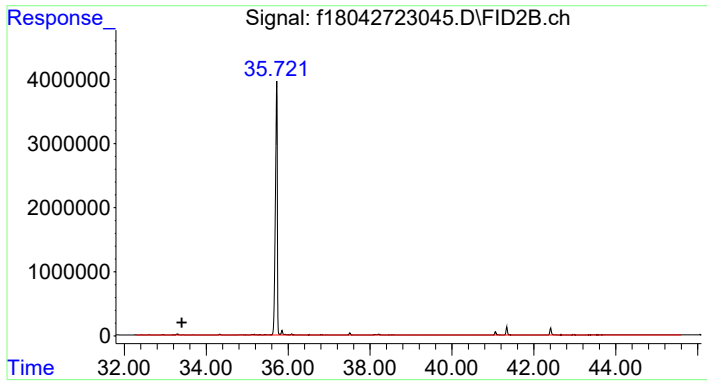
#6 > C12 to C16 Aliphatics

R.T.: 23.659 min  
 Delta R.T.: 0.000 min  
 Response: 265205519  
 Conc: 213.60 UG/ML m



#7 > C16 to C21 Aliphatics

R.T.: 28.995 min  
 Delta R.T.: 0.000 min  
 Response: 67520530  
 Conc: 54.38 UG/ML m



#8 > C21 to C32 Aliphatics

R.T.: 33.402 min  
Delta R.T.: 0.000 min  
Response: 23854268  
Conc: 19.21 UG/ML m



Data Path : C:\Projects\Hawaii DOH\2. Laboratory Data\Alpha\WAF Study\L2317027\TPH\NF TPH\  
 Data File : f18050523073.D  
 Signal(s) : FID2B.ch  
 Acq On : 07 May 2023 01:26 pm  
 Operator : FID18:AMV  
 Sample : L2317027-02F1  
 Misc : WG1775373,WG1771478,ICAL19877  
 ALS Vial : 87 Sample Multiplier: 1

Integration File: SHCINT2.E  
 Quant Time: May 31 15:50:25 2023  
 Quant Method : C:\Projects\Hawaii DOH\2. Laboratory Data\Alpha\WAF Study\L2317027\TPH\NF TPH\NF T  
 .. PH Quant.M  
 Quant Title : FID Forensics  
 QLast Update : Wed May 31 12:22:23 2023  
 Response via : Initial Calibration  
 Integrator: ChemStation

Volume Inj. : 1.0  
 Signal Phase : Rtx-5MS  
 Signal Info : 0.25mm

Blank Name : IB1805052303R  
 Blank File : f18050523061.D

Compound	R.T.	Response	Conc Units
-----			
Internal Standards			
1) I 5-alpha-androstane	30.945	69495745	50.000 ug/mL m
System Monitoring Compounds			
3) s d50-Tetracosane	35.608	131404180	114.390 ug/mL m
Spiked Amount 50.000	Range 50 - 130	Recovery	= 228.78%#
Target Compounds			
4) h > C8 to C10 Aliphatics	8.012	13020377	9.944 ug/mL m
5) h > C10 to C12 Aliphatics	12.930	2082749	1.591 ug/ml m
6) h > C12 to C16 Aliphatics	23.659	2093023	1.599 UG/ML
7) h > C16 to C21 Aliphatics	28.995	2412966	1.843 UG/ML m
8) h > C21 to C32 Aliphatics	33.402	17430404	13.313 UG/ML m

SemiQuant Compounds - Not Calibrated on this Instrument

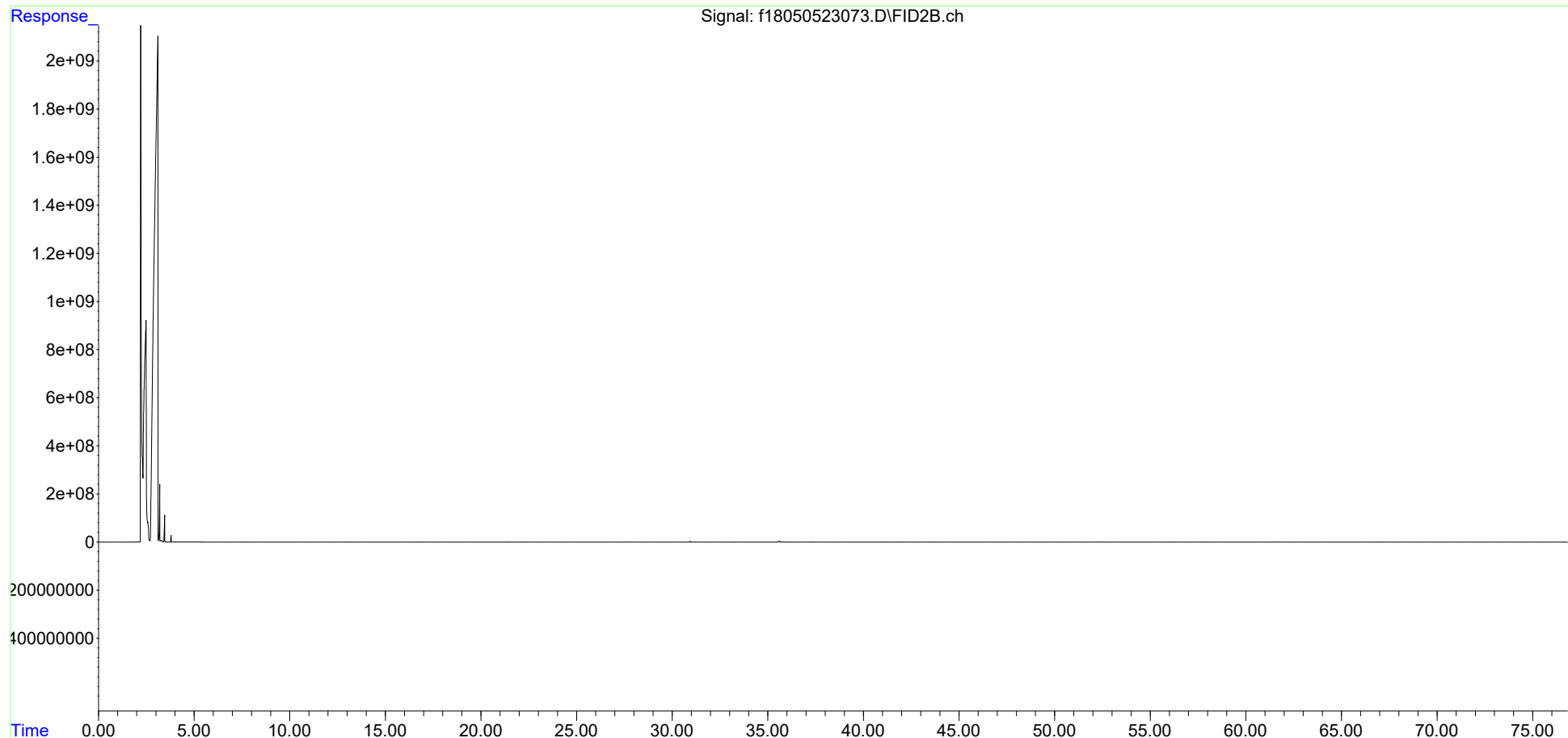
(f)=RT Delta > 1/2 Window

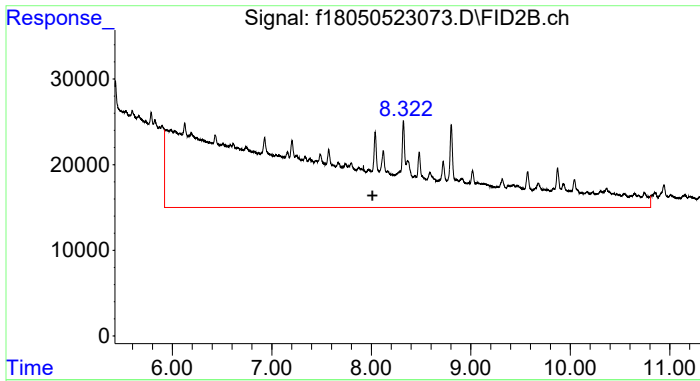
(m)=manual int.

Data Path : C:\Projects\Hawaii DOH\2. Laboratory Data\Alpha\WAF Study\L2317027\TPH\NF TPH\  
Data File : f18050523073.D  
Signal(s) : FID2B.ch  
Acq On : 07 May 2023 01:26 pm  
Operator : FID18:AMV  
Sample : L2317027-02F1  
Misc : WG1775373, WG1771478, ICAL19877  
ALS Vial : 87 Sample Multiplier: 1

Integration File: SHCINT2.E  
Quant Time: May 31 15:50:25 2023  
Quant Method : C:\Projects\Hawaii DOH\2. Laboratory Data\Alpha\WAF Study\L2317027\TPH\NF TPH\NF T  
PH Quant.M  
Quant Title : FID Forensics  
QLast Update : Wed May 31 12:22:23 2023  
Response via : Initial Calibration  
Integrator: ChemStation

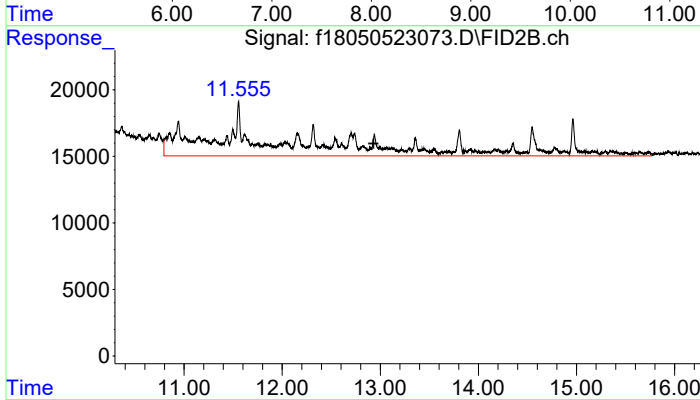
Volume Inj. : 1.0  
Signal Phase : Rtx-5MS  
Signal Info : 0.25mm





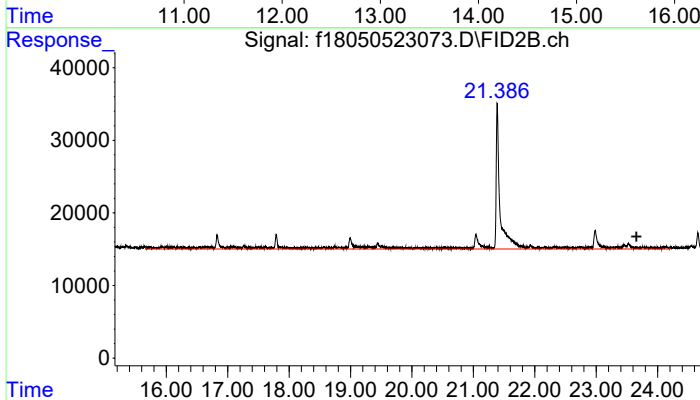
#4 > C8 to C10 Aliphatics

R.T.: 8.012 min  
 Delta R.T.: 0.000 min  
 Response: 13020377  
 Conc: 9.94 ug/mL m



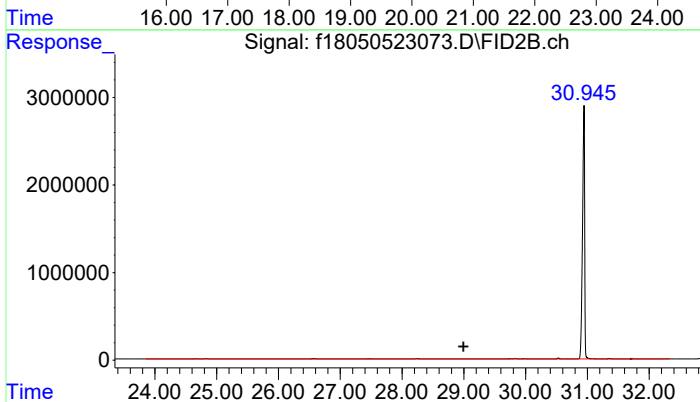
#5 > C10 to C12 Aliphatics

R.T.: 12.930 min  
 Delta R.T.: 0.000 min  
 Response: 2082749  
 Conc: 1.59 ug/ml m



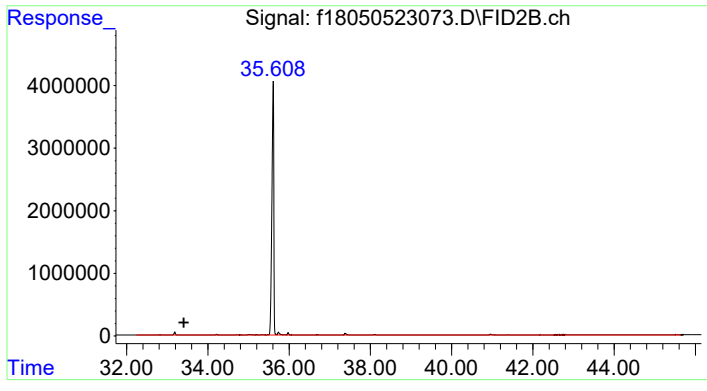
#6 > C12 to C16 Aliphatics

R.T.: 23.659 min  
 Delta R.T.: 0.000 min  
 Response: 2093023  
 Conc: 1.60 UG/ML



#7 > C16 to C21 Aliphatics

R.T.: 28.995 min  
 Delta R.T.: 0.000 min  
 Response: 2412966  
 Conc: 1.84 UG/ML m



#8 > C21 to C32 Aliphatics

R.T.: 33.402 min  
Delta R.T.: 0.000 min  
Response: 17430404  
Conc: 13.31 UG/ML m

Data Path : C:\Projects\Hawaii DOH\2. Laboratory Data\Alpha\WAF Study\L2317027\TPH\NF TPH\  
 Data File : f18050823019.D  
 Signal(s) : FID2B.ch  
 Acq On : 08 May 2023 09:51 pm  
 Operator : FID18:AMV  
 Sample : L2317027-03F2  
 Misc : WG1776333,WG1771479,ICAL19877  
 ALS Vial : 60 Sample Multiplier: 1

Integration File: SHCINT2.E  
 Quant Time: Jun 01 10:24:43 2023  
 Quant Method : C:\Projects\Hawaii DOH\2. Laboratory Data\Alpha\WAF Study\L2317027\TPH\NF TPH\NF T  
 .. PH Quant.M  
 Quant Title : FID Forensics  
 QLast Update : Mon May 29 22:24:17 2023  
 Response via : Initial Calibration  
 Integrator: ChemStation

Volume Inj. : 1.0  
 Signal Phase : Rtx-5MS  
 Signal Info : 0.25mm

Blank Name : IB1805082301R  
 Blank File : f18050823009.D

Compound	R.T.	Response	Conc Units
-----			
Internal Standards			
1) I 5-alpha-androstane	30.941	62881726	50.000 ug/mL m
System Monitoring Compounds			
2) s ortho-terphenyl	28.965	131614704	100.120 ug/mL m
Spiked Amount 50.000	Range 50 - 130	Recovery =	200.24%#
Target Compounds			
9) h > C8 to C10 Aromatics	7.704	45281904	38.222 UG/ML m
10) h > C10 to C12 Aromatics	12.274	92096976	77.738 UG/ML m
11) h > C12 to C16 Aromatics	17.385	71558034	60.401 UG/ML m
12) h > C16 to C21 Aromatics	28.995	5748412	4.852 UG/ML m
13) h > C21 to C32 Aromatics	34.889	30937264	26.114 UG/ML m

SemiQuant Compounds - Not Calibrated on this Instrument

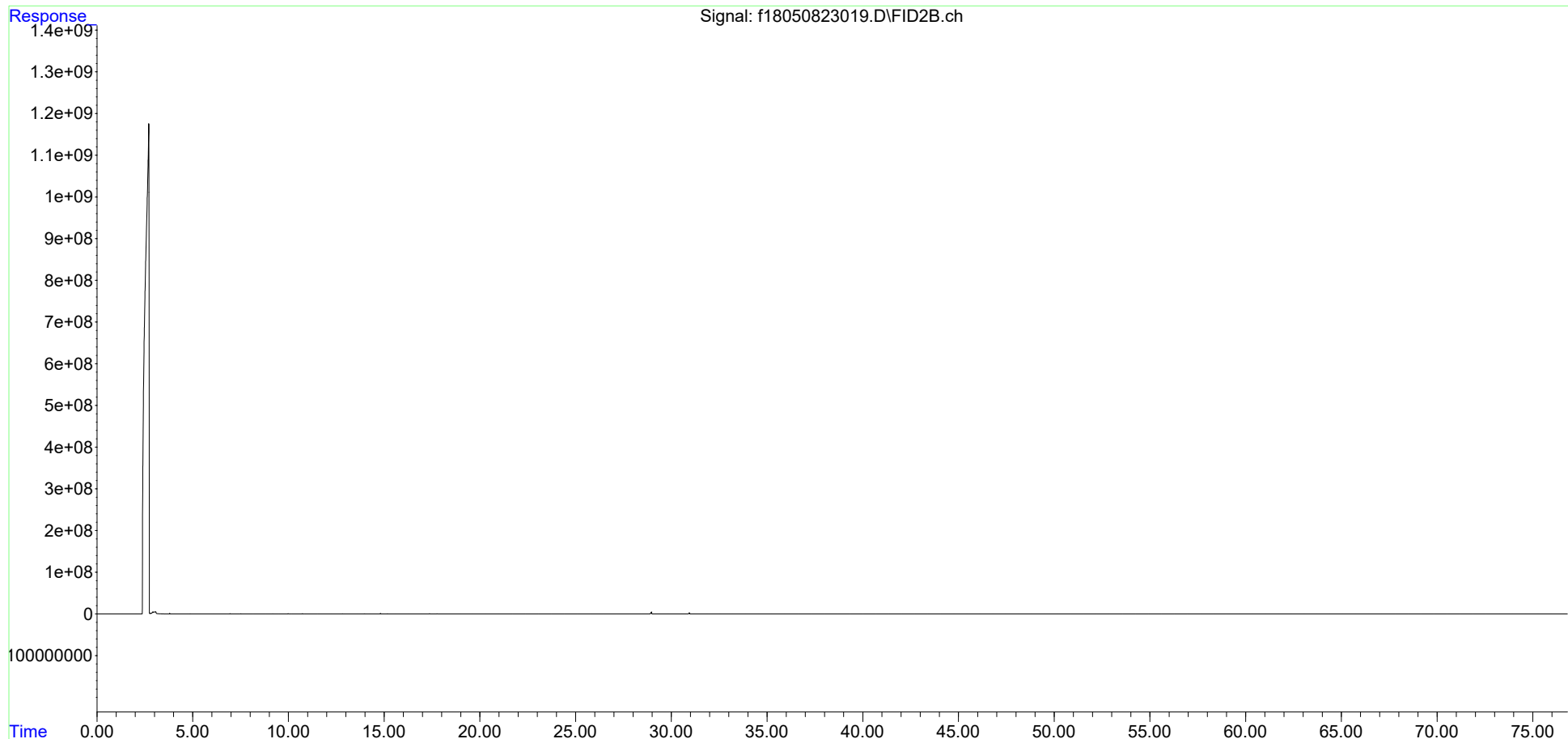
(f)=RT Delta > 1/2 Window

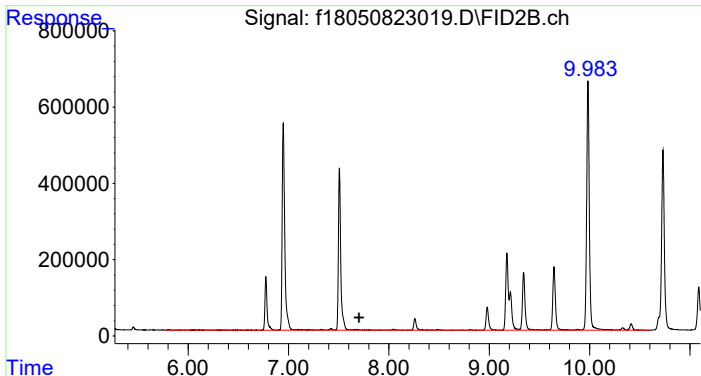
(m)=manual int.

Data Path : C:\Projects\Hawaii DOH\2. Laboratory Data\Alpha\WAF Study\L2317027\TPH\NF TPH\  
Data File : f18050823019.D  
Signal(s) : FID2B.ch  
Acq On : 08 May 2023 09:51 pm  
Operator : FID18:AMV  
Sample : L2317027-03F2  
Misc : WG1776333,WG1771479,ICAL19877  
ALS Vial : 60 Sample Multiplier: 1

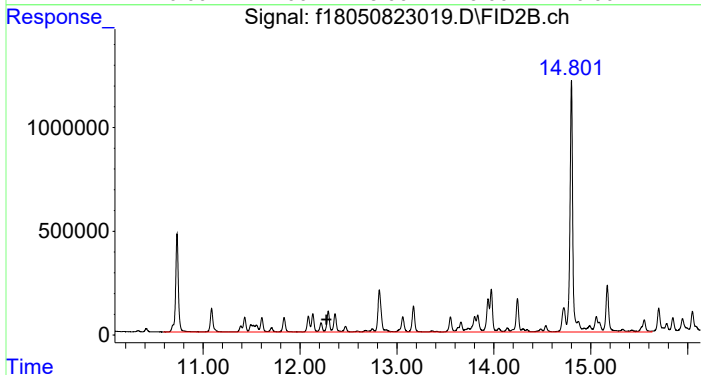
Integration File: SHCINT2.E  
Quant Time: Jun 01 10:24:43 2023  
Quant Method : C:\Projects\Hawaii DOH\2. Laboratory Data\Alpha\WAF Study\L2317027\TPH\NF TPH\NF T  
PH Quant.M  
Quant Title : FID Forensics  
QLast Update : Mon May 29 22:24:17 2023  
Response via : Initial Calibration  
Integrator: ChemStation

Volume Inj. : 1.0  
Signal Phase : Rtx-5MS  
Signal Info : 0.25mm

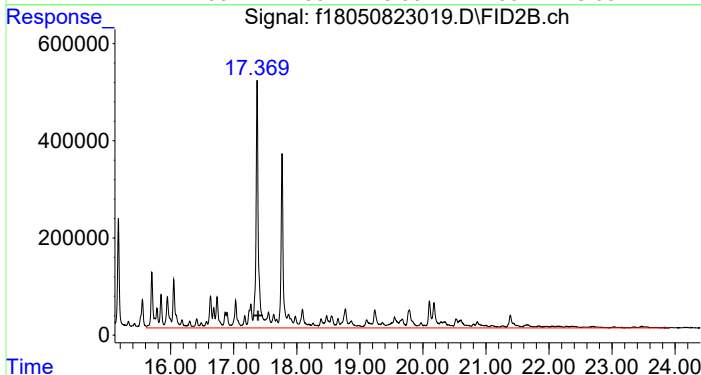




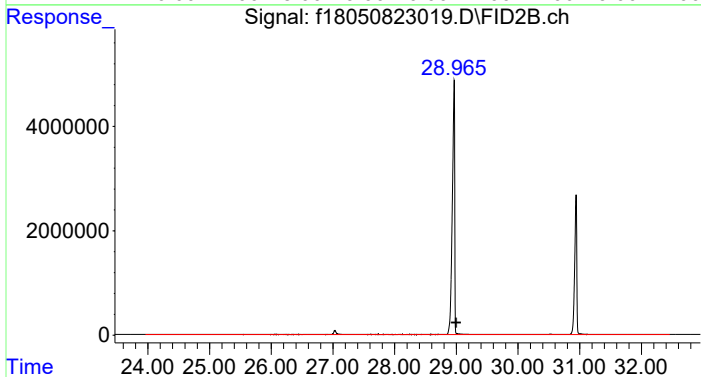
#9 > C8 to C10 Aromatics  
 R.T.: 7.704 min  
 Delta R.T.: 0.000 min  
 Response: 45281904  
 Conc: 38.22 UG/ML m



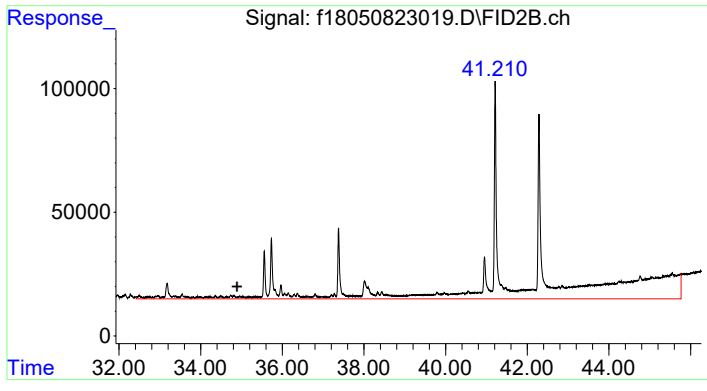
#10 > C10 to C12 Aromatics  
 R.T.: 12.274 min  
 Delta R.T.: 0.000 min  
 Response: 92096976  
 Conc: 77.74 UG/ML m



#11 > C12 to C16 Aromatics  
 R.T.: 17.385 min  
 Delta R.T.: 0.000 min  
 Response: 71558034  
 Conc: 60.40 UG/ML m



#12 > C16 to C21 Aromatics  
 R.T.: 28.995 min  
 Delta R.T.: 0.000 min  
 Response: 5748412  
 Conc: 4.85 UG/ML m



#13 > C21 to C32 Aromatics

R.T.: 34.889 min  
Delta R.T.: 0.000 min  
Response: 30937264  
Conc: 26.11 UG/ML m



Data Path : C:\Projects\Hawaii DOH\2. Laboratory Data\Alpha\WAF Study\L2317027\TPH\NF TPH\  
 Data File : f18042723047.D  
 Signal(s) : FID2B.ch  
 Acq On : 28 Apr 2023 05:59 pm  
 Operator : FID18:AMV  
 Sample : L2317027-04  
 Misc : WG1772069,WG1763893,ICAL19877  
 ALS Vial : 74 Sample Multiplier: 1

Integration File: SHCINT2.E

Quant Time: Jun 01 11:44:49 2023

Quant Method : C:\Projects\Hawaii DOH\2. Laboratory Data\Alpha\WAF Study\L2317027\TPH\NF TPH\NF T  
 PH Quant.M

Quant Title : FID Forensics

QLast Update : Fri Sep 23 15:53:13 2022

Response via : Initial Calibration

Integrator: ChemStation

Volume Inj. : 1.0

Signal Phase : Rtx-5MS

Signal Info : 0.25mm

Blank Name : IB1804272302R

Blank File : f18042723039.D

Compound	R.T.	Response	Conc Units
Internal Standards			
1) I 5-alpha-androstane	31.069	59271112	50.000 ug/mL m
System Monitoring Compounds			
2) s ortho-terphenyl	29.091	140361939	113.278 ug/mL m
Spiked Amount 50.000	Range 50 - 130	Recovery =	226.56%#
3) s d50-Tetracosane	35.717	117631645	120.065 ug/mL m
Spiked Amount 50.000	Range 50 - 130	Recovery =	240.13%#
Target Compounds			
4) h > C8 to C10 Aliphatics	8.012	194956025	174.585 ug/mL m
5) h > C10 to C12 Aliphatics	12.930	183136165	164.000 ug/ml m
6) h > C12 to C16 Aliphatics	23.659	258994111	231.932 UG/ML m
7) h > C16 to C21 Aliphatics	28.995	70848050	63.445 UG/ML m
8) h > C21 to C32 Aliphatics	33.402	59312319	53.115 UG/ML m

SemiQuant Compounds - Not Calibrated on this Instrument

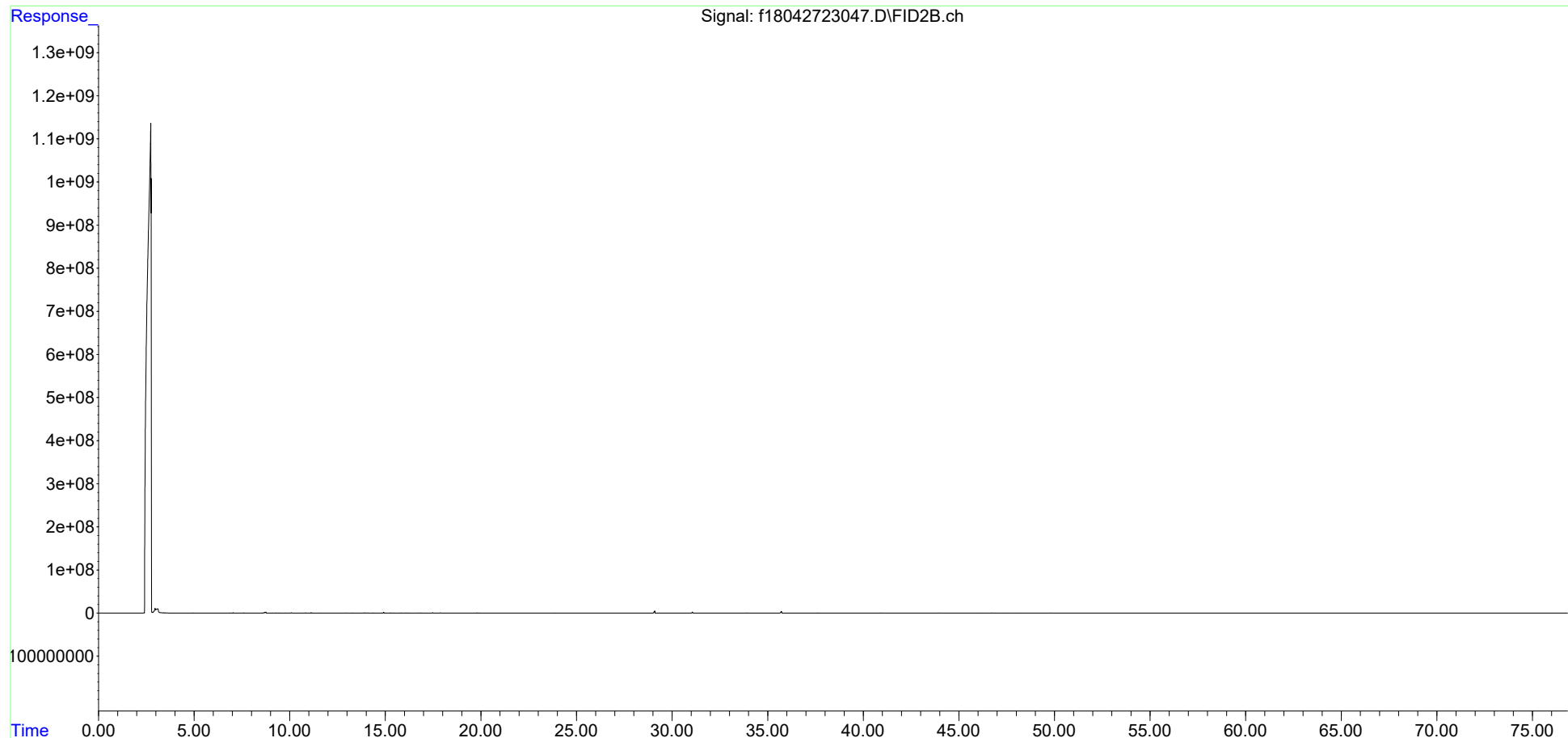
(f)=RT Delta > 1/2 Window

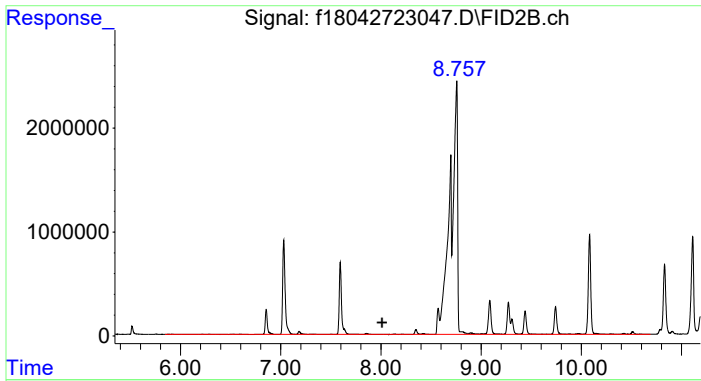
(m)=manual int.

Data Path : C:\Projects\Hawaii DOH\2. Laboratory Data\Alpha\WAF Study\L2317027\TPH\NF TPH\  
Data File : f18042723047.D  
Signal(s) : FID2B.ch  
Acq On : 28 Apr 2023 05:59 pm  
Operator : FID18:AMV  
Sample : L2317027-04  
Misc : WG1772069,WG1763893,ICAL19877  
ALS Vial : 74 Sample Multiplier: 1

Integration File: SHCINT2.E  
Quant Time: Jun 01 11:44:49 2023  
Quant Method : C:\Projects\Hawaii DOH\2. Laboratory Data\Alpha\WAF Study\L2317027\TPH\NF TPH\NF T  
... PH Quant.M  
Quant Title : FID Forensics  
QLast Update : Fri Sep 23 15:53:13 2022  
Response via : Initial Calibration  
Integrator: ChemStation

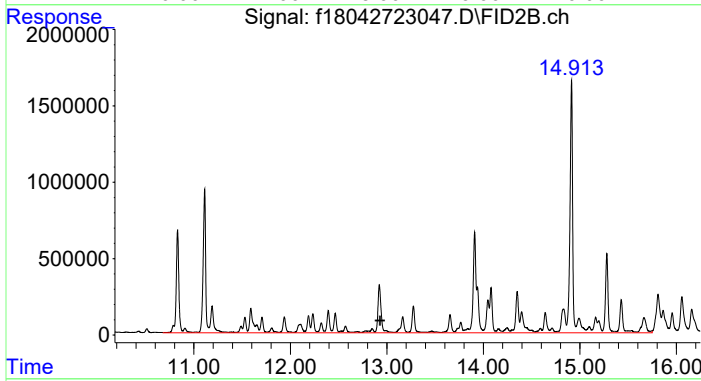
Volume Inj. : 1.0  
Signal Phase : Rtx-5MS  
Signal Info : 0.25mm





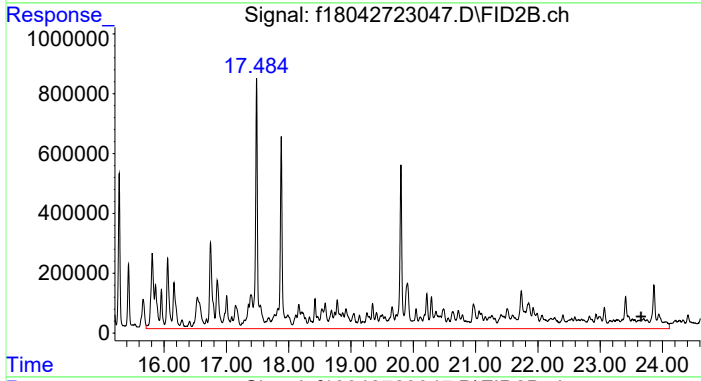
#4 > C8 to C10 Aliphatics

R.T.: 8.012 min  
 Delta R.T.: 0.000 min  
 Response: 194956025  
 Conc: 174.58 ug/mL m



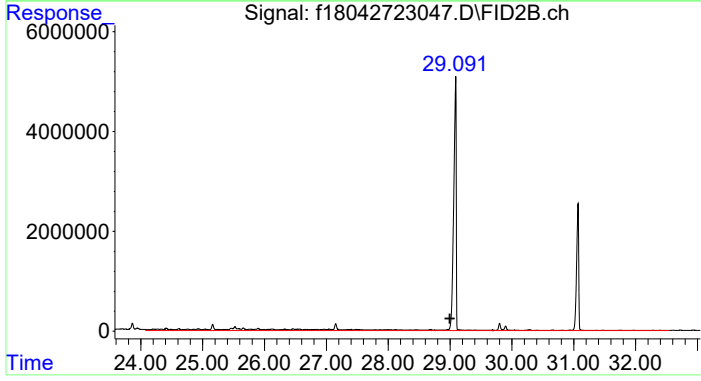
#5 > C10 to C12 Aliphatics

R.T.: 12.930 min  
 Delta R.T.: 0.000 min  
 Response: 183136165  
 Conc: 164.00 ug/ml m



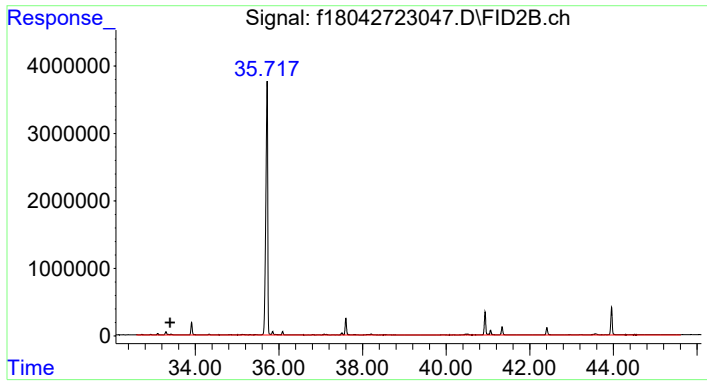
#6 > C12 to C16 Aliphatics

R.T.: 23.659 min  
 Delta R.T.: 0.000 min  
 Response: 258994111  
 Conc: 231.93 UG/ML m



#7 > C16 to C21 Aliphatics

R.T.: 28.995 min  
 Delta R.T.: 0.000 min  
 Response: 70848050  
 Conc: 63.45 UG/ML m



#8 > C21 to C32 Aliphatics

R.T.: 33.402 min  
Delta R.T.: 0.000 min  
Response: 59312319  
Conc: 53.11 UG/ML m

Data Path : C:\Projects\Hawaii DOH\2. Laboratory Data\Alpha\WAF Study\L2317027\TPH\NF TPH\  
 Data File : f18050523075.D  
 Signal(s) : FID2B.ch  
 Acq On : 07 May 2023 02:50 pm  
 Operator : FID18:AMV  
 Sample : L2317027-05F1  
 Misc : WG1775373,WG1771478,ICAL19877  
 ALS Vial : 88 Sample Multiplier: 1

Integration File: SHCINT2.E  
 Quant Time: May 31 15:55:29 2023  
 Quant Method : C:\Projects\Hawaii DOH\2. Laboratory Data\Alpha\WAF Study\L2317027\TPH\NF TPH\NF T  
 .. PH Quant.M  
 Quant Title : FID Forensics  
 QLast Update : Fri Sep 23 15:53:13 2022  
 Response via : Initial Calibration  
 Integrator: ChemStation

Volume Inj. : 1.0  
 Signal Phase : Rtx-5MS  
 Signal Info : 0.25mm

Blank Name : IB1805052303R  
 Blank File : f18050523061.D

Compound	R.T.	Response	Conc Units
-----			
Internal Standards			
1) I 5-alpha-androstane	30.944	65074700	50.000 ug/mL m
System Monitoring Compounds			
3) s d50-Tetracosane	35.607	124671897	115.903 ug/mL m
Spiked Amount 50.000	Range 50 - 130	Recovery	= 231.81%#
Target Compounds			
4) h > C8 to C10 Aliphatics	8.012	16668529	13.596 ug/mL m
5) h > C10 to C12 Aliphatics	12.930	3170169	2.586 ug/ml m
6) h > C12 to C16 Aliphatics	23.659	1971858	1.608 UG/ML m
7) h > C16 to C21 Aliphatics	28.995	2931534	2.391 UG/ML m
8) h > C21 to C32 Aliphatics	33.402	17273325	14.089 UG/ML m

SemiQuant Compounds - Not Calibrated on this Instrument

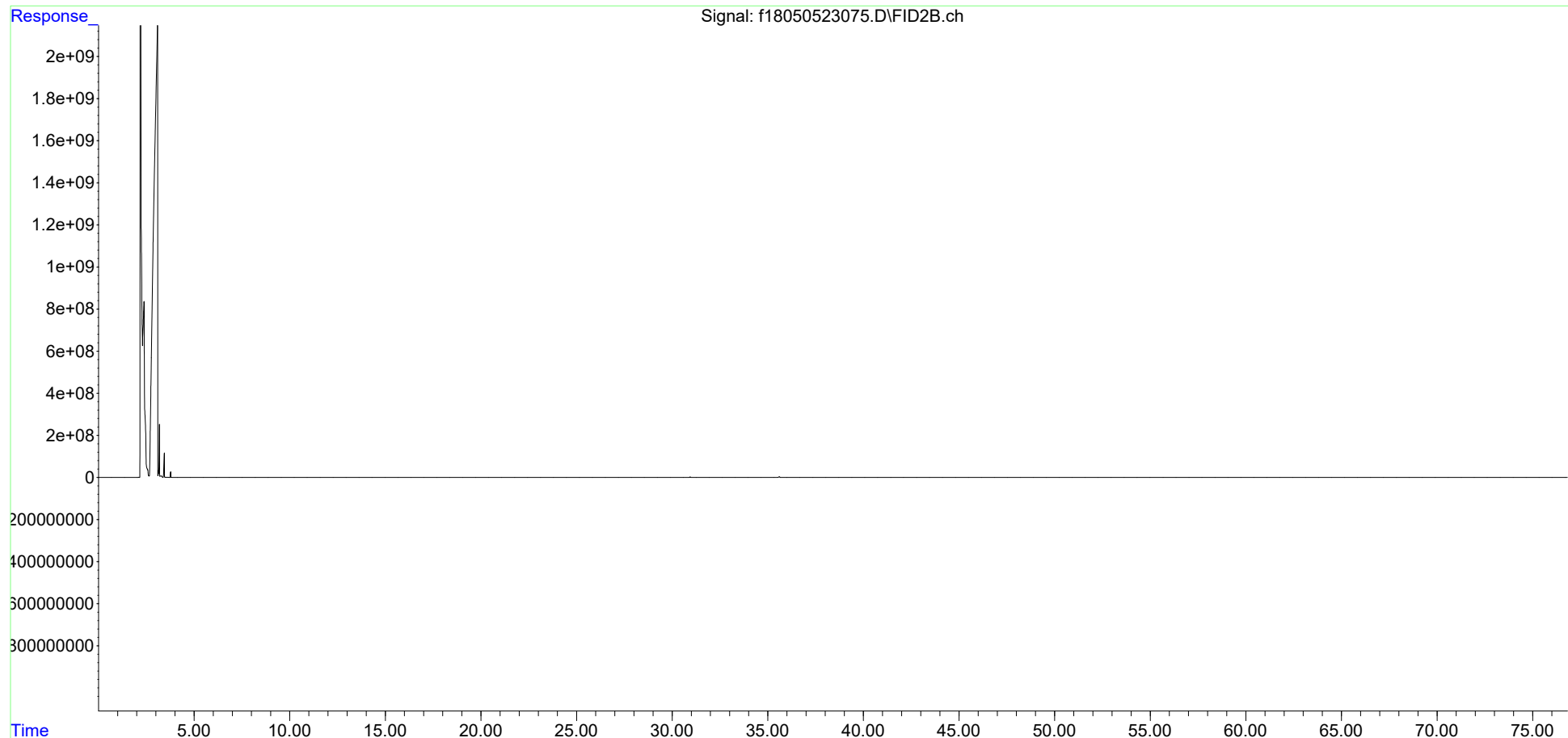
(f)=RT Delta > 1/2 Window

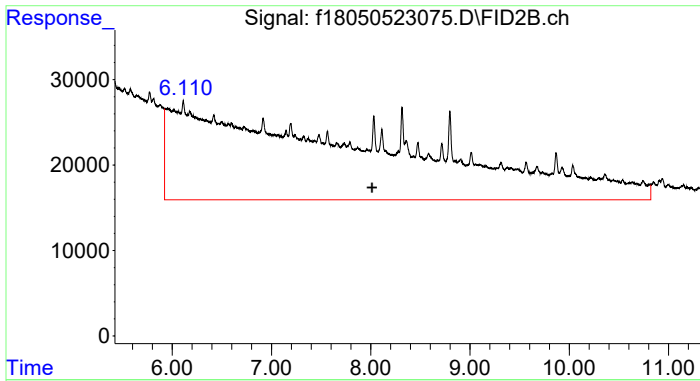
(m)=manual int.

Data Path : C:\Projects\Hawaii DOH\2. Laboratory Data\Alpha\WAF Study\L2317027\TPH\NF TPH\  
Data File : f18050523075.D  
Signal(s) : FID2B.ch  
Acq On : 07 May 2023 02:50 pm  
Operator : FID18:AMV  
Sample : L2317027-05F1  
Misc : WG1775373, WG1771478, ICAL19877  
ALS Vial : 88 Sample Multiplier: 1

Integration File: SHCINT2.E  
Quant Time: May 31 15:55:29 2023  
Quant Method : C:\Projects\Hawaii DOH\2. Laboratory Data\Alpha\WAF Study\L2317027\TPH\NF TPH\NF T  
... PH Quant.M  
Quant Title : FID Forensics  
QLast Update : Fri Sep 23 15:53:13 2022  
Response via : Initial Calibration  
Integrator: ChemStation

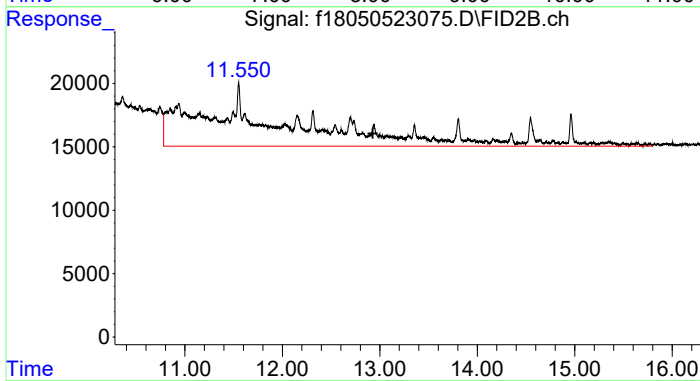
Volume Inj. : 1.0  
Signal Phase : Rtx-5MS  
Signal Info : 0.25mm





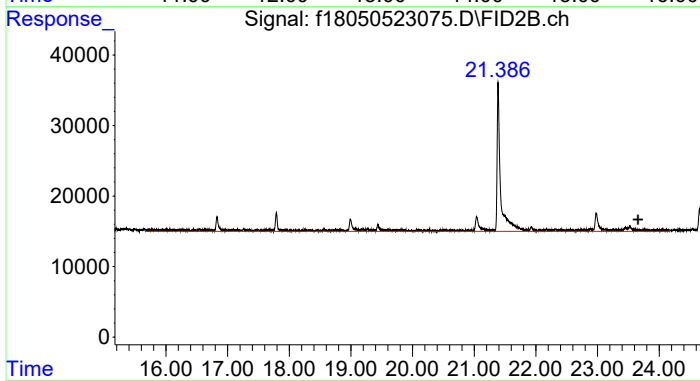
#4 > C8 to C10 Aliphatics

R.T.: 8.012 min  
 Delta R.T.: 0.000 min  
 Response: 16668529  
 Conc: 13.60 ug/mL m



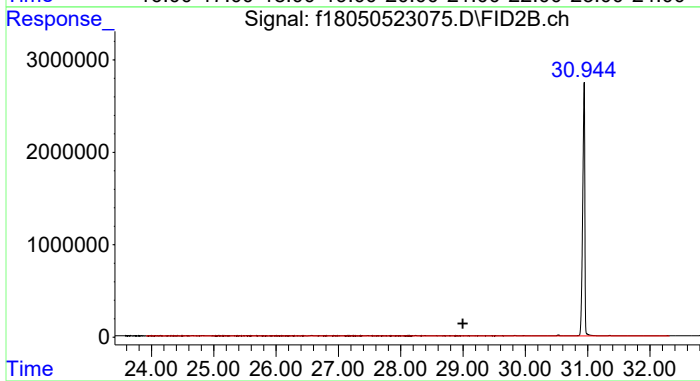
#5 > C10 to C12 Aliphatics

R.T.: 12.930 min  
 Delta R.T.: 0.000 min  
 Response: 3170169  
 Conc: 2.59 ug/ml m



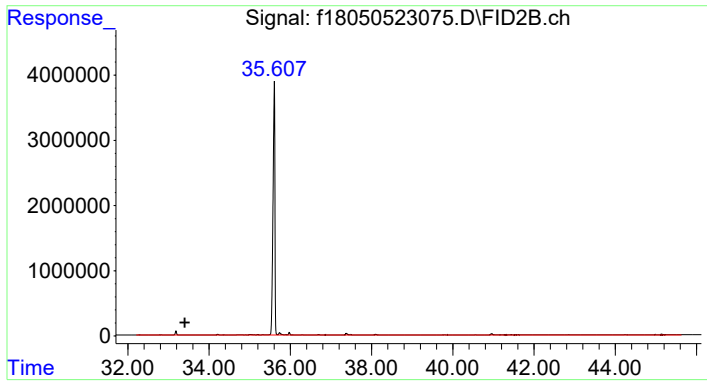
#6 > C12 to C16 Aliphatics

R.T.: 23.659 min  
 Delta R.T.: 0.000 min  
 Response: 1971858  
 Conc: 1.61 UG/ML m



#7 > C16 to C21 Aliphatics

R.T.: 28.995 min  
 Delta R.T.: 0.000 min  
 Response: 2931534  
 Conc: 2.39 UG/ML m



#8 > C21 to C32 Aliphatics

R.T.: 33.402 min  
Delta R.T.: 0.000 min  
Response: 17273325  
Conc: 14.09 UG/ML m



Data Path : C:\Projects\Hawaii DOH\2. Laboratory Data\Alpha\WAF Study\L2317027\TPH\NF TPH\  
 Data File : f18050823021.D  
 Signal(s) : FID2B.ch  
 Acq On : 08 May 2023 11:15 pm  
 Operator : FID18:AMV  
 Sample : L2317027-06F2  
 Misc : WG1776333,WG1771479,ICAL19877  
 ALS Vial : 61 Sample Multiplier: 1

Integration File: SHCINT2.E  
 Quant Time: May 30 13:10:40 2023  
 Quant Method : C:\Projects\Hawaii DOH\2. Laboratory Data\Alpha\WAF Study\L2317027\TPH\NF TPH\NF T  
 .. PH Quant.M  
 Quant Title : FID Forensics  
 QLast Update : Fri Sep 23 15:53:13 2022  
 Response via : Initial Calibration  
 Integrator: ChemStation

Volume Inj. : 1.0  
 Signal Phase : Rtx-5MS  
 Signal Info : 0.25mm

Blank Name : IB1805082301R  
 Blank File : f18050823009.D

Compound	R.T.	Response	Conc Units
-----			
Internal Standards			
1) I 5-alpha-androstane	30.943	65492620	50.000 ug/mL m
System Monitoring Compounds			
2) s ortho-terphenyl	28.965	137884040	100.707 ug/mL m
Spiked Amount 50.000	Range 50 - 130	Recovery	= 201.41%#
Target Compounds			
9) h > C8 to C10 Aromatics	7.704	46241059	37.476 UG/ML m
10) h > C10 to C12 Aromatics	12.274	83710694	67.842 UG/ML m
11) h > C12 to C16 Aromatics	17.385	64373749	52.171 UG/ML m
12) h > C16 to C21 Aromatics	28.995	8372652	6.786 UG/ML m
13) h > C21 to C32 Aromatics	34.889	21052895	17.062 UG/ML m

SemiQuant Compounds - Not Calibrated on this Instrument

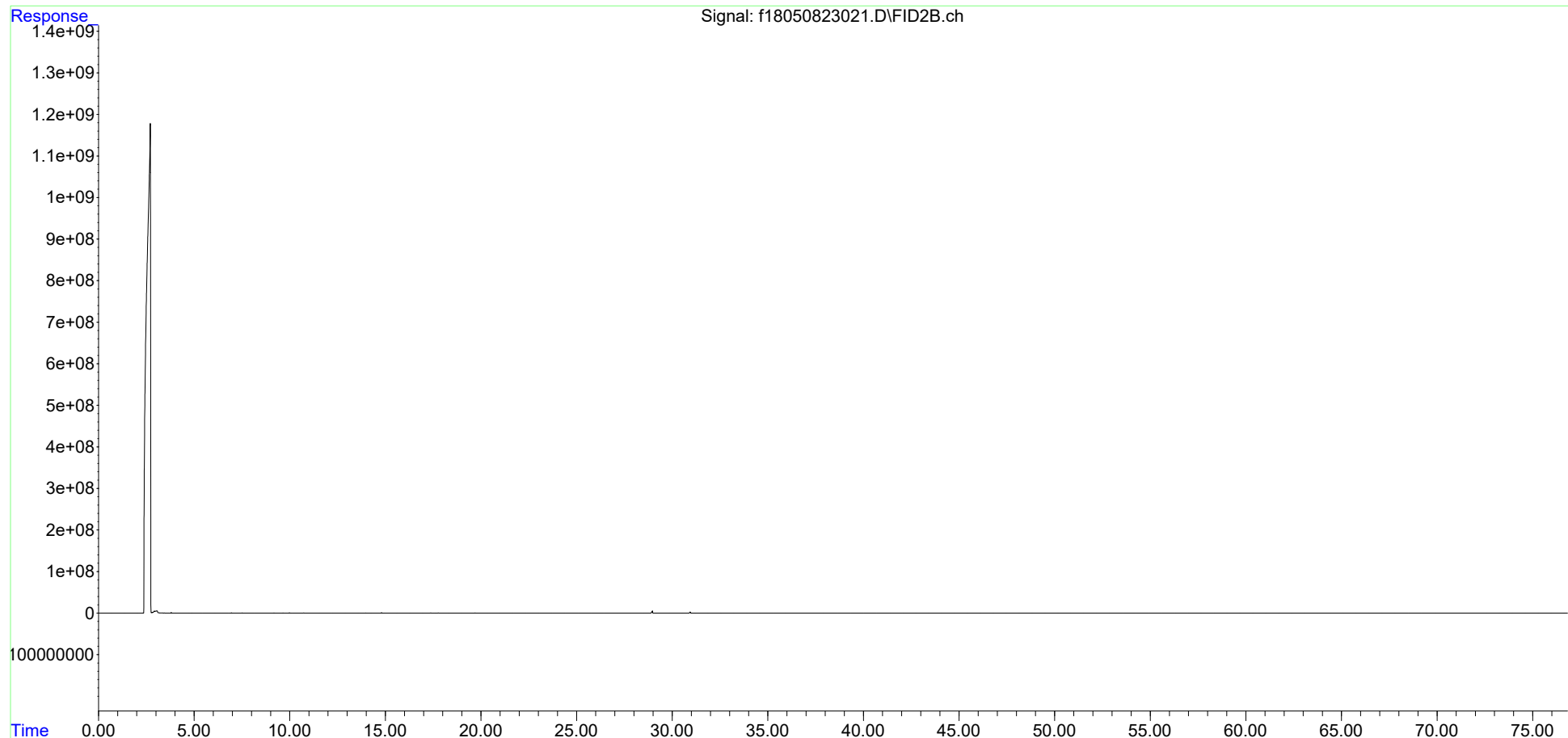
(f)=RT Delta > 1/2 Window

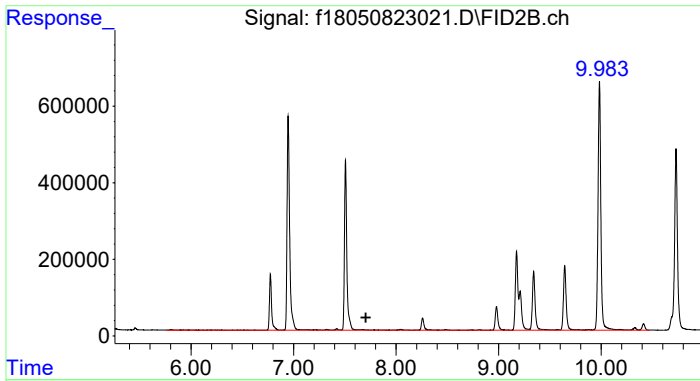
(m)=manual int.

Data Path : C:\Projects\Hawaii DOH\2. Laboratory Data\Alpha\WAF Study\L2317027\TPH\NF TPH\  
Data File : f18050823021.D  
Signal(s) : FID2B.ch  
Acq On : 08 May 2023 11:15 pm  
Operator : FID18:AMV  
Sample : L2317027-06F2  
Misc : WG1776333,WG1771479,ICAL19877  
ALS Vial : 61 Sample Multiplier: 1

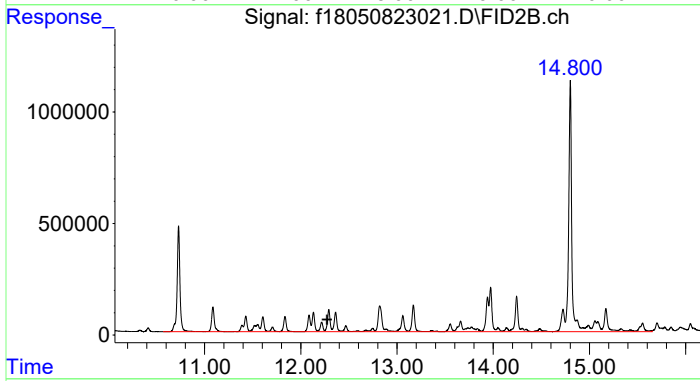
Integration File: SHCINT2.E  
Quant Time: May 30 13:10:40 2023  
Quant Method : C:\Projects\Hawaii DOH\2. Laboratory Data\Alpha\WAF Study\L2317027\TPH\NF TPH\NF T  
PH Quant.M  
Quant Title : FID Forensics  
QLast Update : Fri Sep 23 15:53:13 2022  
Response via : Initial Calibration  
Integrator: ChemStation

Volume Inj. : 1.0  
Signal Phase : Rtx-5MS  
Signal Info : 0.25mm

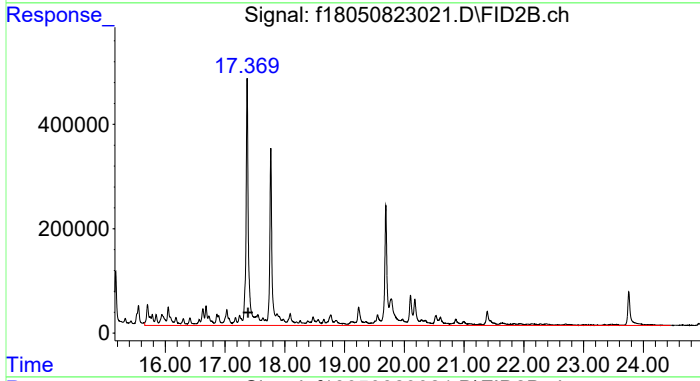




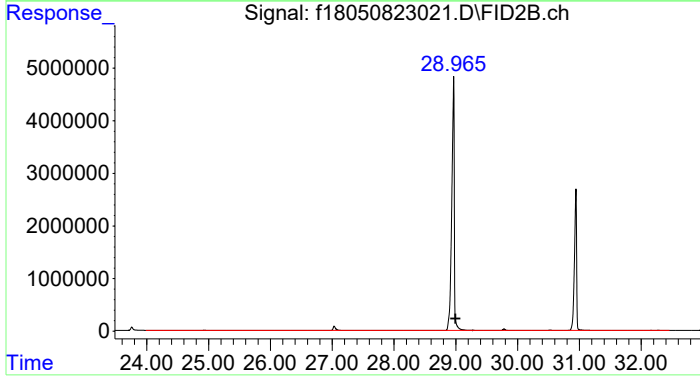
#9 > C8 to C10 Aromatics  
 R.T.: 7.704 min  
 Delta R.T.: 0.000 min  
 Response: 46241059  
 Conc: 37.48 UG/ML m



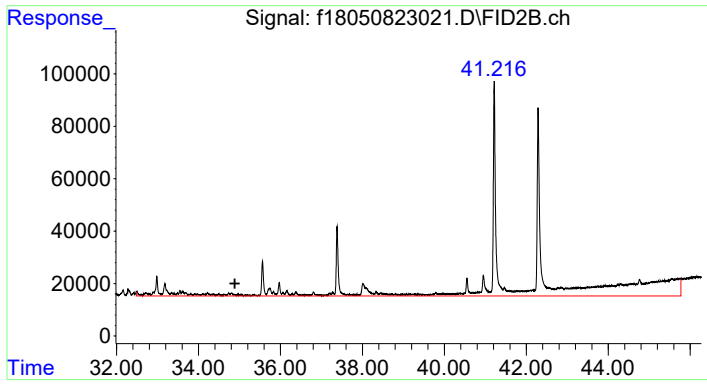
#10 > C10 to C12 Aromatics  
 R.T.: 12.274 min  
 Delta R.T.: 0.000 min  
 Response: 83710694  
 Conc: 67.84 UG/ML m



#11 > C12 to C16 Aromatics  
 R.T.: 17.385 min  
 Delta R.T.: 0.000 min  
 Response: 64373749  
 Conc: 52.17 UG/ML m



#12 > C16 to C21 Aromatics  
 R.T.: 28.995 min  
 Delta R.T.: 0.000 min  
 Response: 8372652  
 Conc: 6.79 UG/ML m



#13 > C21 to C32 Aromatics

R.T.: 34.889 min  
Delta R.T.: 0.000 min  
Response: 21052895  
Conc: 17.06 UG/ML m

Data Path : C:\Projects\Hawaii DOH\2. Laboratory Data\Alpha\WAF Study\L2317027\TPH\NF TPH\  
 Data File : f18042723049.D  
 Signal(s) : FID2B.ch  
 Acq On : 28 Apr 2023 07:22 pm  
 Operator : FID18:AMV  
 Sample : L2317027-07  
 Misc : WG1772069,WG1763893,ICAL19877  
 ALS Vial : 75 Sample Multiplier: 1

Integration File: SHCINT2.E  
 Quant Time: Jun 01 12:17:07 2023  
 Quant Method : C:\Projects\Hawaii DOH\2. Laboratory Data\Alpha\WAF Study\L2317027\TPH\NF TPH\NF T  
 .. PH Quant.M  
 Quant Title : FID Forensics  
 QLast Update : Fri Sep 23 15:53:13 2022  
 Response via : Initial Calibration  
 Integrator: ChemStation

Volume Inj. : 1.0  
 Signal Phase : Rtx-5MS  
 Signal Info : 0.25mm

Blank Name : IB1804272302R  
 Blank File : f18042723039.D

Compound	R.T.	Response	Conc Units
-----			
Internal Standards			
1) I 5-alpha-androstane	31.069	64991354	50.000 ug/mL m
System Monitoring Compounds			
2) s ortho-terphenyl	29.093	150071433	110.454 ug/mL m
Spiked Amount 50.000	Range 50 - 130	Recovery = 220.91%#	
3) s d50-Tetracosane	35.721	125531683	116.851 ug/mL m
Spiked Amount 50.000	Range 50 - 130	Recovery = 233.70%#	
Target Compounds			
4) h > C8 to C10 Aliphatics	8.012	597748988	488.176 ug/mL m
5) h > C10 to C12 Aliphatics	12.930	1004562007	820.416 ug/ml m
6) h > C12 to C16 Aliphatics	23.659	940079959	767.754 UG/ML m
7) h > C16 to C21 Aliphatics	28.995	102501821	83.712 UG/ML m
8) h > C21 to C32 Aliphatics	33.402	36028452	29.424 UG/ML m

SemiQuant Compounds - Not Calibrated on this Instrument

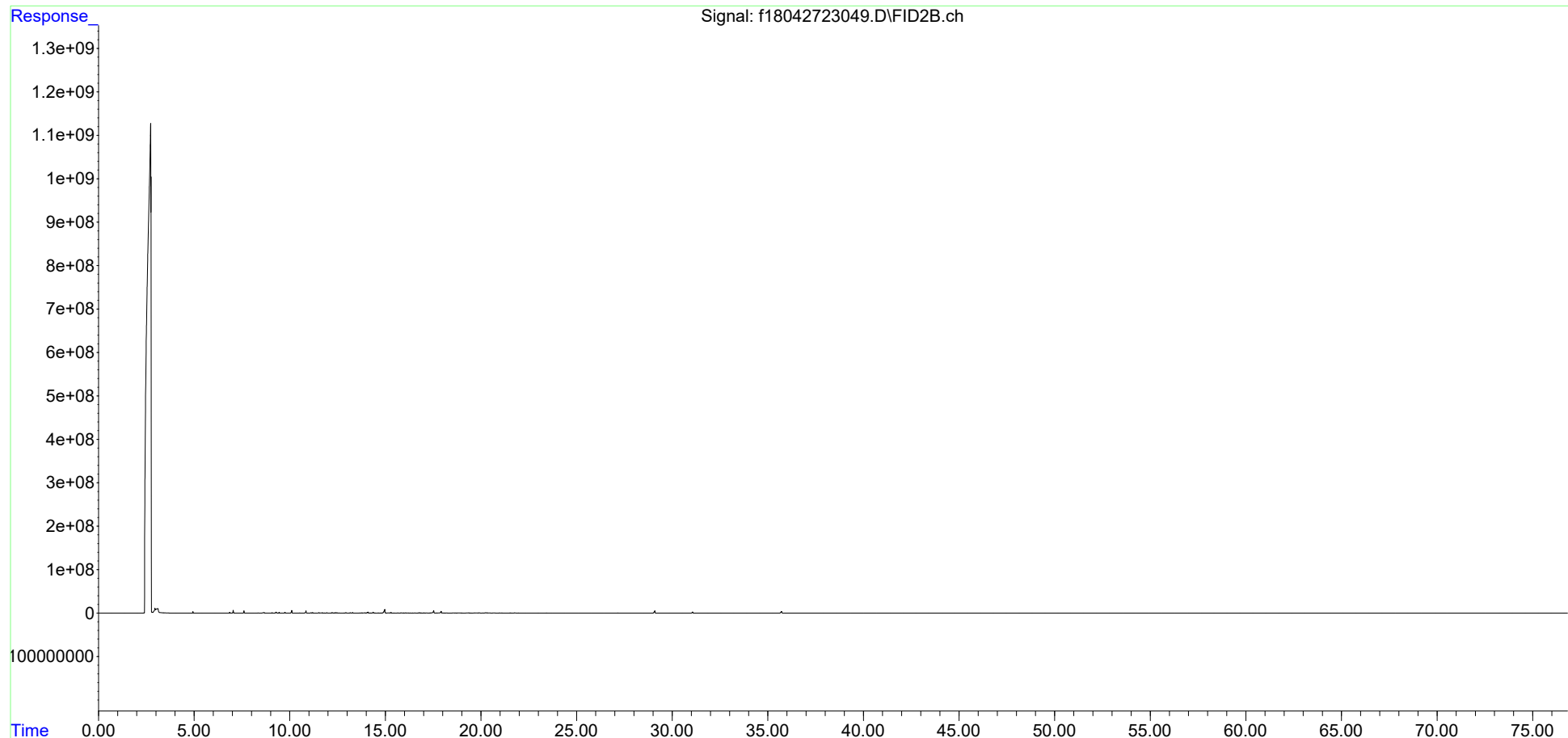
(f)=RT Delta > 1/2 Window

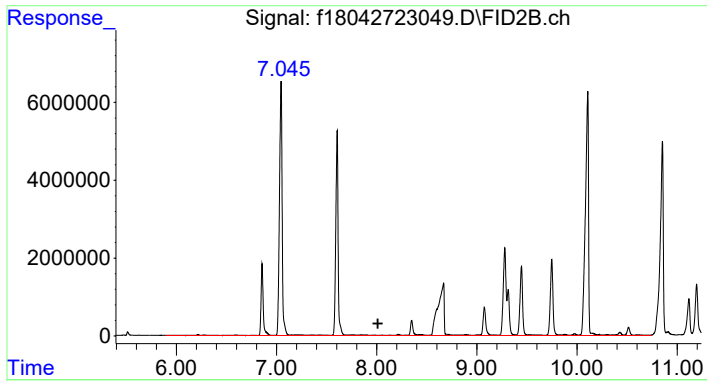
(m)=manual int.

Data Path : C:\Projects\Hawaii DOH\2. Laboratory Data\Alpha\WAF Study\L2317027\TPH\NF TPH\  
Data File : f18042723049.D  
Signal(s) : FID2B.ch  
Acq On : 28 Apr 2023 07:22 pm  
Operator : FID18:AMV  
Sample : L2317027-07  
Misc : WG1772069,WG1763893,ICAL19877  
ALS Vial : 75 Sample Multiplier: 1

Integration File: SHCINT2.E  
Quant Time: Jun 01 12:17:07 2023  
Quant Method : C:\Projects\Hawaii DOH\2. Laboratory Data\Alpha\WAF Study\L2317027\TPH\NF TPH\NF T  
... PH Quant.M  
Quant Title : FID Forensics  
QLast Update : Fri Sep 23 15:53:13 2022  
Response via : Initial Calibration  
Integrator: ChemStation

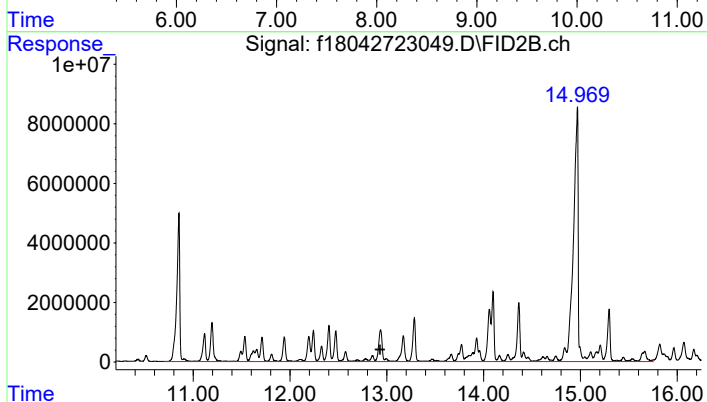
Volume Inj. : 1.0  
Signal Phase : Rtx-5MS  
Signal Info : 0.25mm





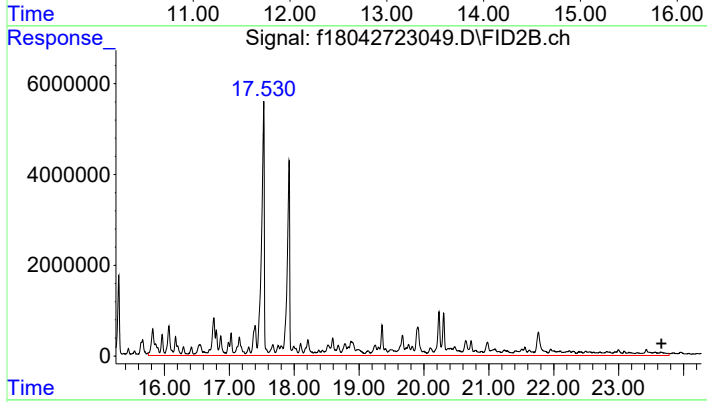
#4 > C8 to C10 Aliphatics

R.T.: 8.012 min  
 Delta R.T.: 0.000 min  
 Response: 597748988  
 Conc: 488.18 ug/mL m



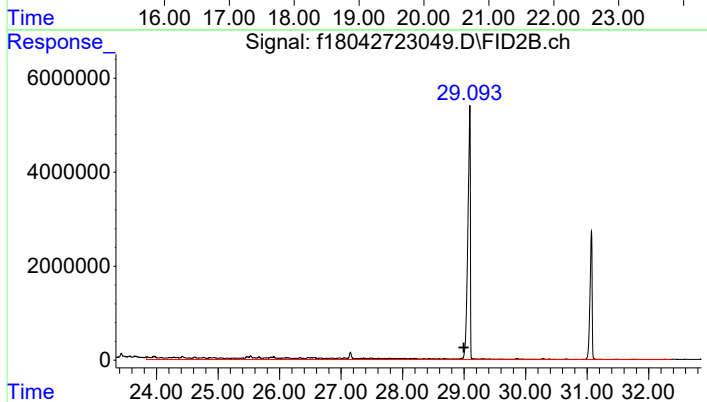
#5 > C10 to C12 Aliphatics

R.T.: 12.930 min  
 Delta R.T.: 0.000 min  
 Response: 1004562007  
 Conc: 820.42 ug/ml m



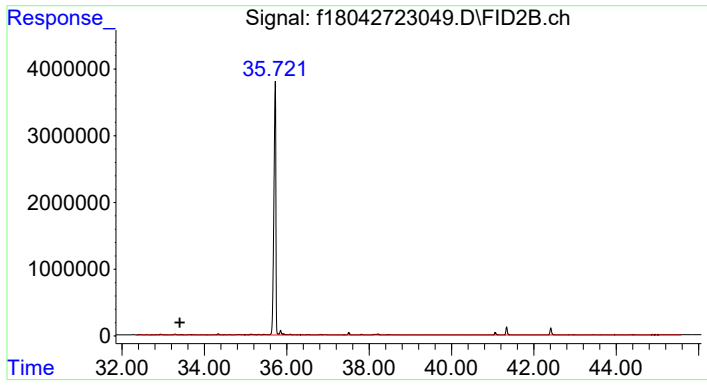
#6 > C12 to C16 Aliphatics

R.T.: 23.659 min  
 Delta R.T.: 0.000 min  
 Response: 940079959  
 Conc: 767.75 UG/ML m



#7 > C16 to C21 Aliphatics

R.T.: 28.995 min  
 Delta R.T.: 0.000 min  
 Response: 102501821  
 Conc: 83.71 UG/ML m



#8 > C21 to C32 Aliphatics

R.T.: 33.402 min  
Delta R.T.: 0.000 min  
Response: 36028452  
Conc: 29.42 UG/ML m



Data Path : C:\Projects\Hawaii DOH\2. Laboratory Data\Alpha\WAF Study\L2317027\TPH\NF TPH\  
 Data File : f18050523077.D  
 Signal(s) : FID2B.ch  
 Acq On : 07 May 2023 04:14 pm  
 Operator : FID18:AMV  
 Sample : L2317027-08F1  
 Misc : WG1775373,WG1771478,ICAL19877  
 ALS Vial : 89 Sample Multiplier: 1

Integration File: SHCINT2.E  
 Quant Time: May 31 16:02:55 2023  
 Quant Method : C:\Projects\Hawaii DOH\2. Laboratory Data\Alpha\WAF Study\L2317027\TPH\NF TPH\NF T  
 .. PH Quant.M  
 Quant Title : FID Forensics  
 QLast Update : Fri Sep 23 15:53:13 2022  
 Response via : Initial Calibration  
 Integrator: ChemStation

Volume Inj. : 1.0  
 Signal Phase : Rtx-5MS  
 Signal Info : 0.25mm

Blank Name : IB1805052303R  
 Blank File : f18050523061.D

Compound	R.T.	Response	Conc Units
-----			
Internal Standards			
1) I 5-alpha-androstane	30.943	68846897	50.000 ug/mL m
System Monitoring Compounds			
3) s d50-Tetracosane	35.607	128426640	112.851 ug/mL m
Spiked Amount 50.000	Range 50 - 130	Recovery	= 225.70%#
Target Compounds			
4) h > C8 to C10 Aliphatics	8.012	23195325	17.883 ug/mL m
5) h > C10 to C12 Aliphatics	12.930	7201046	5.552 ug/ml m
6) h > C12 to C16 Aliphatics	23.659	2602229	2.006 UG/ML m
7) h > C16 to C21 Aliphatics	28.995	2727965	2.103 UG/ML m
8) h > C21 to C32 Aliphatics	33.402	17330195	13.361 UG/ML m

SemiQuant Compounds - Not Calibrated on this Instrument

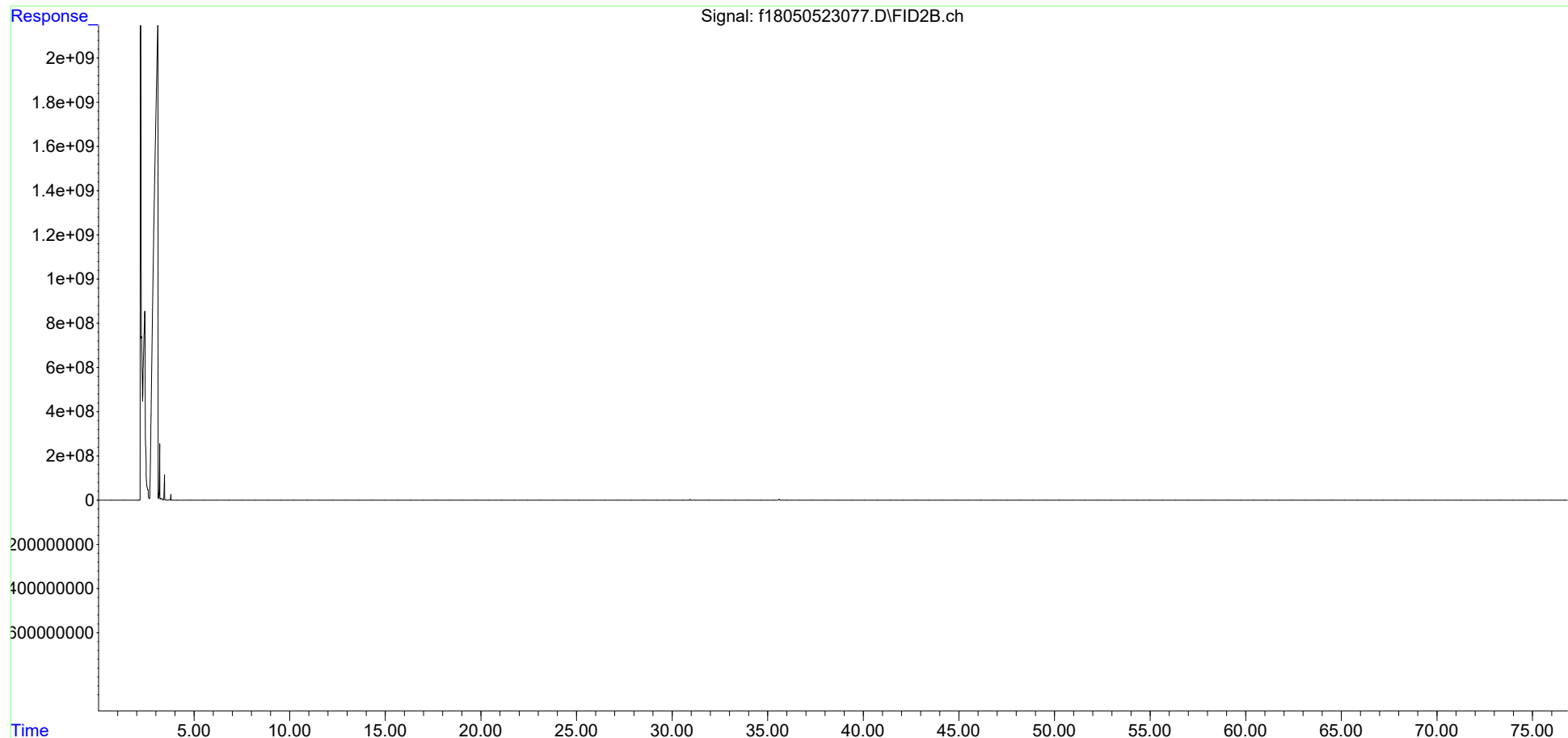
(f)=RT Delta > 1/2 Window

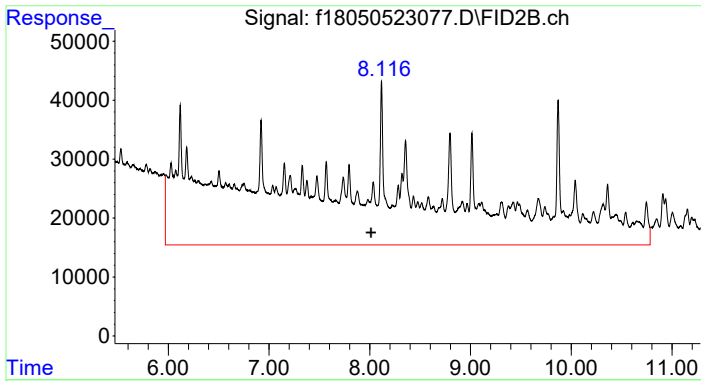
(m)=manual int.

Data Path : C:\Projects\Hawaii DOH\2. Laboratory Data\Alpha\WAF Study\L2317027\TPH\NF TPH\  
Data File : f18050523077.D  
Signal(s) : FID2B.ch  
Acq On : 07 May 2023 04:14 pm  
Operator : FID18:AMV  
Sample : L2317027-08F1  
Misc : WG1775373, WG1771478, ICAL19877  
ALS Vial : 89 Sample Multiplier: 1

Integration File: SHCINT2.E  
Quant Time: May 31 16:02:55 2023  
Quant Method : C:\Projects\Hawaii DOH\2. Laboratory Data\Alpha\WAF Study\L2317027\TPH\NF TPH\NF T  
... PH Quant.M  
Quant Title : FID Forensics  
QLast Update : Fri Sep 23 15:53:13 2022  
Response via : Initial Calibration  
Integrator: ChemStation

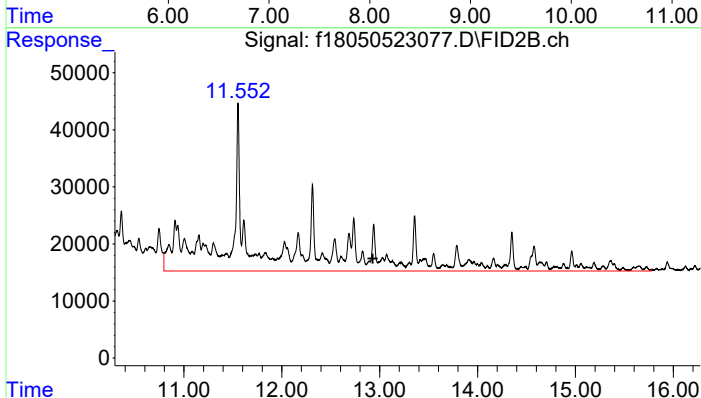
Volume Inj. : 1.0  
Signal Phase : Rtx-5MS  
Signal Info : 0.25mm





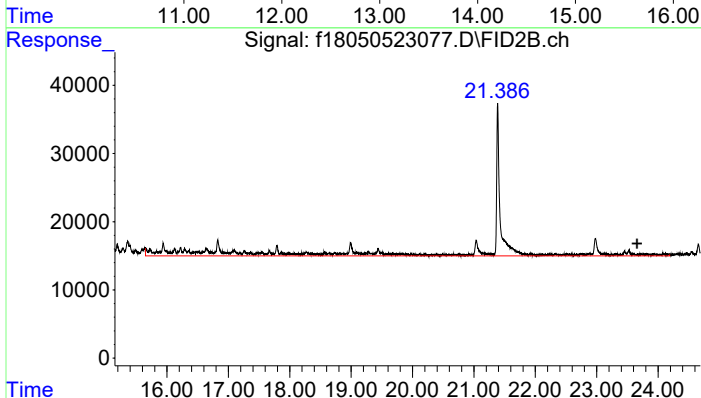
#4 > C8 to C10 Aliphatics

R.T.: 8.012 min  
 Delta R.T.: 0.000 min  
 Response: 23195325  
 Conc: 17.88 ug/mL m



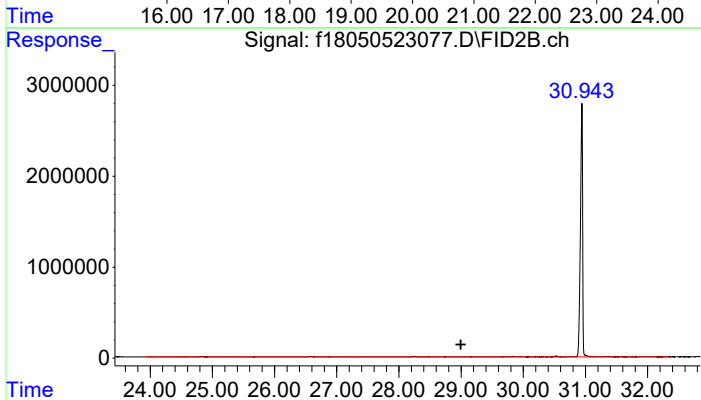
#5 > C10 to C12 Aliphatics

R.T.: 12.930 min  
 Delta R.T.: 0.000 min  
 Response: 7201046  
 Conc: 5.55 ug/ml m



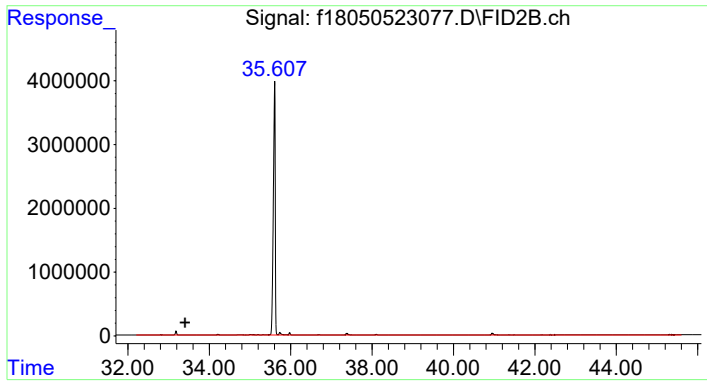
#6 > C12 to C16 Aliphatics

R.T.: 23.659 min  
 Delta R.T.: 0.000 min  
 Response: 2602229  
 Conc: 2.01 UG/ML m



#7 > C16 to C21 Aliphatics

R.T.: 28.995 min  
 Delta R.T.: 0.000 min  
 Response: 2727965  
 Conc: 2.10 UG/ML m



#8 > C21 to C32 Aliphatics

R.T.: 33.402 min  
Delta R.T.: 0.000 min  
Response: 17330195  
Conc: 13.36 UG/ML m

Data Path : C:\Projects\Hawaii DOH\2. Laboratory Data\Alpha\WAF Study\L2317027\TPH\NF TPH\  
 Data File : f18050823023.D  
 Signal(s) : FID2B.ch  
 Acq On : 09 May 2023 12:39 am  
 Operator : FID18:AMV  
 Sample : L2317027-09F2  
 Misc : WG1776333,WG1771479,ICAL19877  
 ALS Vial : 62 Sample Multiplier: 1

Integration File: SHCINT2.E  
 Quant Time: Jun 01 10:36:05 2023  
 Quant Method : C:\Projects\Hawaii DOH\2. Laboratory Data\Alpha\WAF Study\L2317027\TPH\NF TPH\NF T  
 .. PH Quant.M  
 Quant Title : FID Forensics  
 QLast Update : Fri Sep 23 15:53:13 2022  
 Response via : Initial Calibration  
 Integrator: ChemStation

Volume Inj. : 1.0  
 Signal Phase : Rtx-5MS  
 Signal Info : 0.25mm

Blank Name : IB1805082301R  
 Blank File : f18050823009.D

Compound	R.T.	Response	Conc Units
-----			
Internal Standards			
1) I 5-alpha-androstane	30.942	63074968	50.000 ug/mL m
System Monitoring Compounds			
2) s ortho-terphenyl	28.962	126843308	96.194 ug/mL m
Spiked Amount 50.000	Range 50 - 130	Recovery =	192.39%#
Target Compounds			
9) h > C8 to C10 Aromatics	7.704	335466354	282.296 UG/ML m
10) h > C10 to C12 Aromatics	12.274	627409542	527.967 UG/ML m
11) h > C12 to C16 Aromatics	17.385	403184711	339.281 UG/ML m
12) h > C16 to C21 Aromatics	28.995	9718501	8.178 UG/ML m
13) h > C21 to C32 Aromatics	34.889	22850747	19.229 UG/ML m

SemiQuant Compounds - Not Calibrated on this Instrument

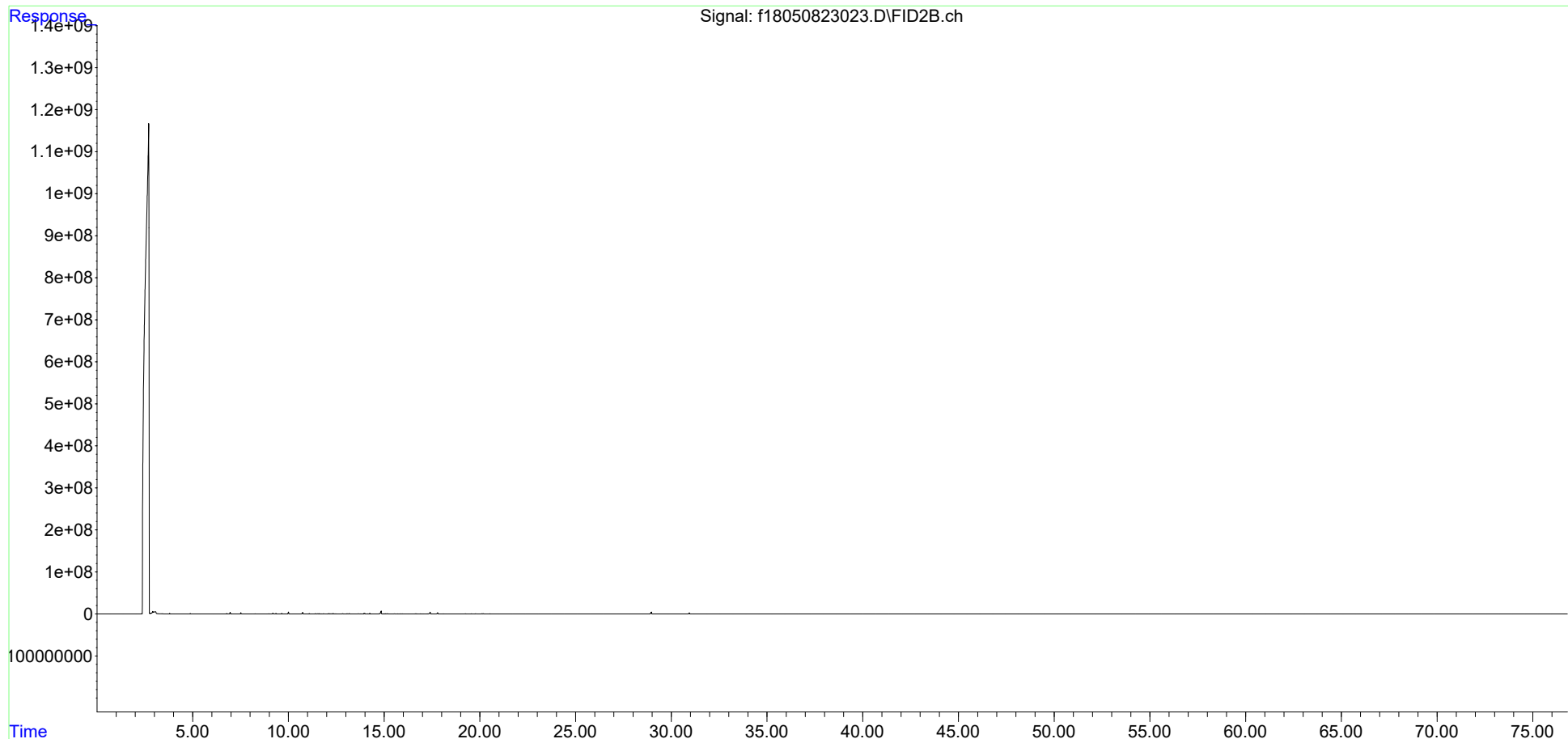
(f)=RT Delta > 1/2 Window

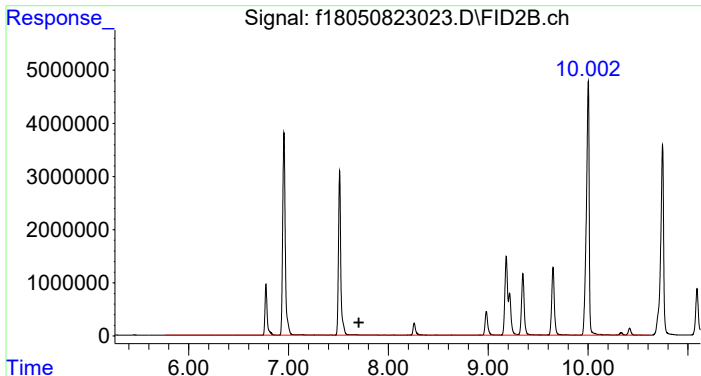
(m)=manual int.

Data Path : C:\Projects\Hawaii DOH\2. Laboratory Data\Alpha\WAF Study\L2317027\TPH\NF TPH\  
Data File : f18050823023.D  
Signal(s) : FID2B.ch  
Acq On : 09 May 2023 12:39 am  
Operator : FID18:AMV  
Sample : L2317027-09F2  
Misc : WG1776333, WG1771479, ICAL19877  
ALS Vial : 62 Sample Multiplier: 1

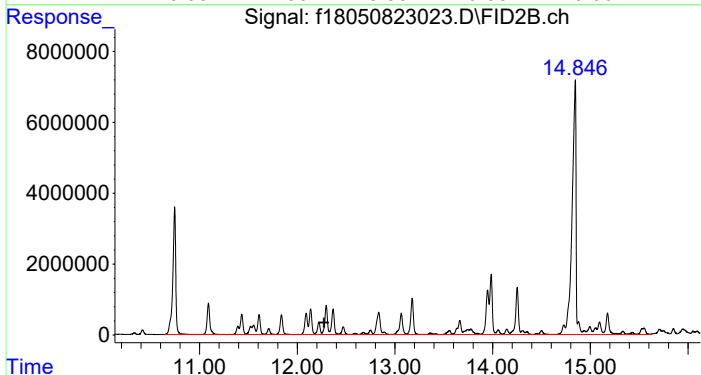
Integration File: SHCINT2.E  
Quant Time: Jun 01 10:36:05 2023  
Quant Method : C:\Projects\Hawaii DOH\2. Laboratory Data\Alpha\WAF Study\L2317027\TPH\NF TPH\NF T  
... PH Quant.M  
Quant Title : FID Forensics  
QLast Update : Fri Sep 23 15:53:13 2022  
Response via : Initial Calibration  
Integrator: ChemStation

Volume Inj. : 1.0  
Signal Phase : Rtx-5MS  
Signal Info : 0.25mm

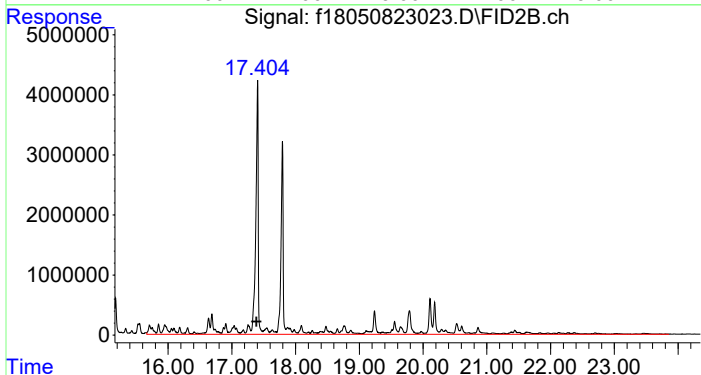




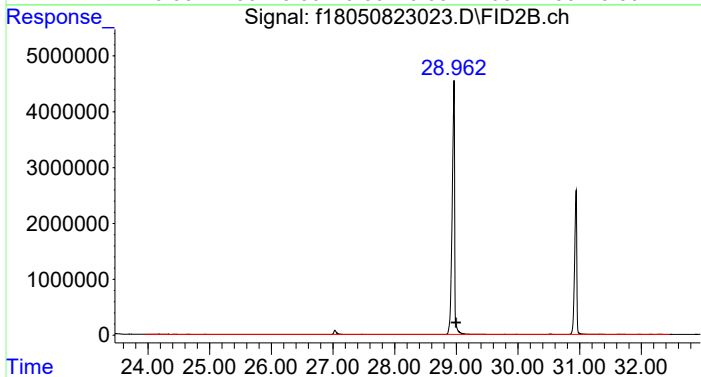
#9 > C8 to C10 Aromatics  
 R.T.: 7.704 min  
 Delta R.T.: 0.000 min  
 Response: 335466354  
 Conc: 282.30 UG/ML m



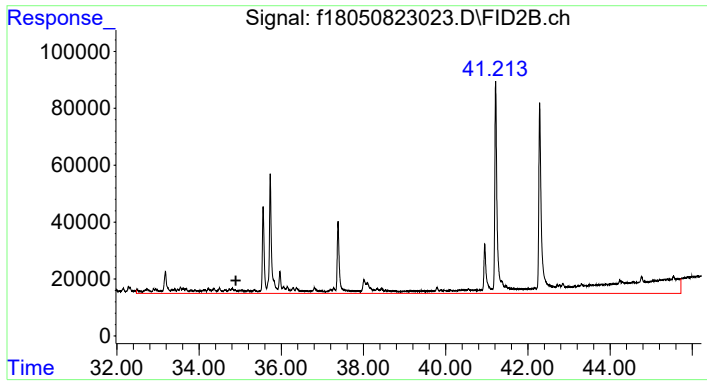
#10 > C10 to C12 Aromatics  
 R.T.: 12.274 min  
 Delta R.T.: 0.000 min  
 Response: 627409542  
 Conc: 527.97 UG/ML m



#11 > C12 to C16 Aromatics  
 R.T.: 17.385 min  
 Delta R.T.: 0.000 min  
 Response: 403184711  
 Conc: 339.28 UG/ML m



#12 > C16 to C21 Aromatics  
 R.T.: 28.995 min  
 Delta R.T.: 0.000 min  
 Response: 9718501  
 Conc: 8.18 UG/ML m



#13 > C21 to C32 Aromatics

R.T.: 34.889 min  
Delta R.T.: 0.000 min  
Response: 22850747  
Conc: 19.23 UG/ML m



Data Path : C:\Projects\Hawaii DOH\2. Laboratory Data\Alpha\WAF Study\L2317027\TPH\NF TPH\  
 Data File : f18042723051.D  
 Signal(s) : FID2B.ch  
 Acq On : 28 Apr 2023 08:46 pm  
 Operator : FID18:AMV  
 Sample : L2317027-10  
 Misc : WG1772069,WG1763893,ICAL19877  
 ALS Vial : 76 Sample Multiplier: 1

Integration File: SHCINT2.E  
 Quant Time: Jun 01 12:34:14 2023  
 Quant Method : C:\Projects\Hawaii DOH\2. Laboratory Data\Alpha\WAF Study\L2317027\TPH\NF TPH\NF T  
 .. PH Quant.M  
 Quant Title : FID Forensics  
 QLast Update : Fri Sep 23 15:53:13 2022  
 Response via : Initial Calibration  
 Integrator: ChemStation

Volume Inj. : 1.0  
 Signal Phase : Rtx-5MS  
 Signal Info : 0.25mm

Blank Name : IB1804272302R  
 Blank File : f18042723039.D

Compound	R.T.	Response	Conc Units
-----			
Internal Standards			
1) I 5-alpha-androstane	31.066	63333294	50.000 ug/mL m
System Monitoring Compounds			
2) s ortho-terphenyl	29.090	151685772	114.565 ug/mL m
Spiked Amount 50.000	Range 50 - 130	Recovery = 229.13%#	
3) s d50-Tetracosane	35.718	123097436	117.585 ug/mL m
Spiked Amount 50.000	Range 50 - 130	Recovery = 235.17%#	
Target Compounds			
4) h > C8 to C10 Aliphatics	8.012	732712422	614.065 ug/mL m
5) h > C10 to C12 Aliphatics	12.930	1077616213	903.119 ug/ml m
6) h > C12 to C16 Aliphatics	23.659	982209506	823.161 UG/ML m
7) h > C16 to C21 Aliphatics	28.995	106563557	89.308 UG/ML m
8) h > C21 to C32 Aliphatics	33.402	85189142	71.395 UG/ML m

SemiQuant Compounds - Not Calibrated on this Instrument

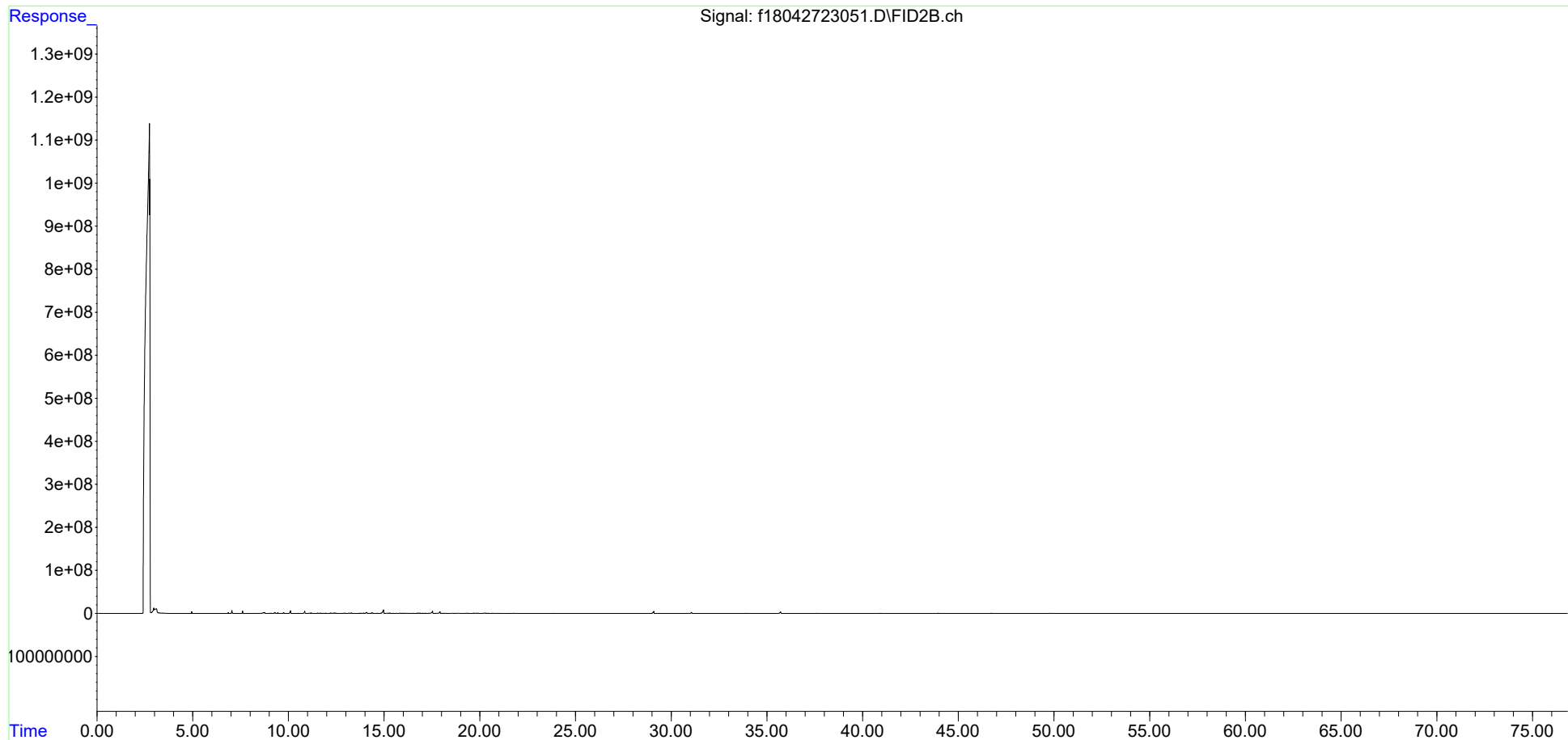
(f)=RT Delta > 1/2 Window

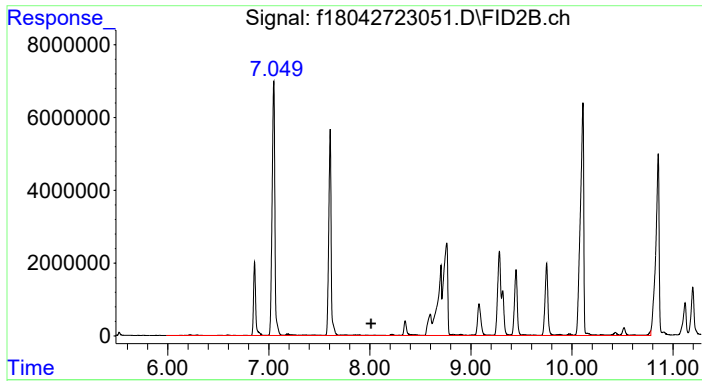
(m)=manual int.

Data Path : C:\Projects\Hawaii DOH\2. Laboratory Data\Alpha\WAF Study\L2317027\TPH\NF TPH\  
Data File : f18042723051.D  
Signal(s) : FID2B.ch  
Acq On : 28 Apr 2023 08:46 pm  
Operator : FID18:AMV  
Sample : L2317027-10  
Misc : WG1772069,WG1763893,ICAL19877  
ALS Vial : 76 Sample Multiplier: 1

Integration File: SHCINT2.E  
Quant Time: Jun 01 12:34:14 2023  
Quant Method : C:\Projects\Hawaii DOH\2. Laboratory Data\Alpha\WAF Study\L2317027\TPH\NF TPH\NF T  
... PH Quant.M  
Quant Title : FID Forensics  
QLast Update : Fri Sep 23 15:53:13 2022  
Response via : Initial Calibration  
Integrator: ChemStation

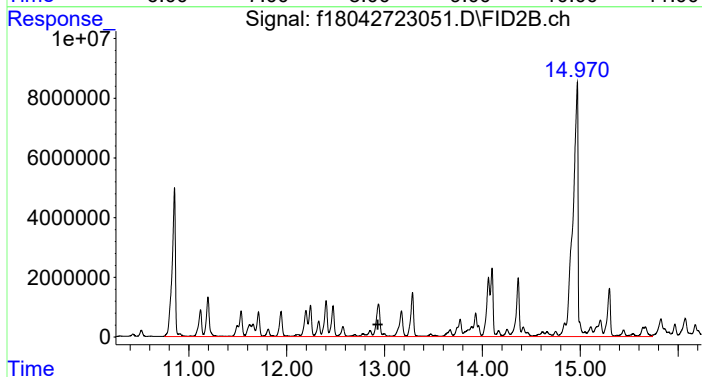
Volume Inj. : 1.0  
Signal Phase : Rtx-5MS  
Signal Info : 0.25mm





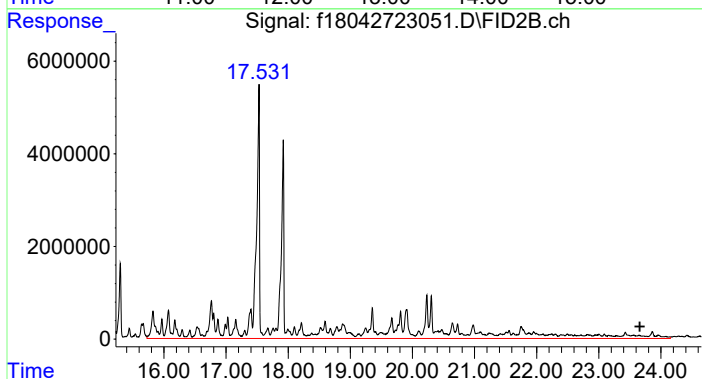
#4 > C8 to C10 Aliphatics

R.T.: 8.012 min  
 Delta R.T.: 0.000 min  
 Response: 732712422  
 Conc: 614.07 ug/mL m



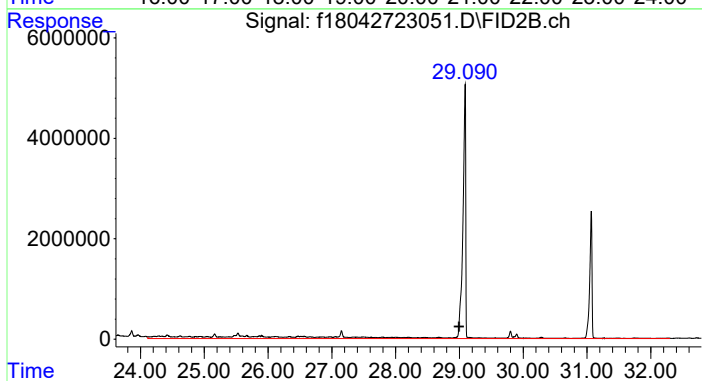
#5 > C10 to C12 Aliphatics

R.T.: 12.930 min  
 Delta R.T.: 0.000 min  
 Response: 1077616213  
 Conc: 903.12 ug/ml m



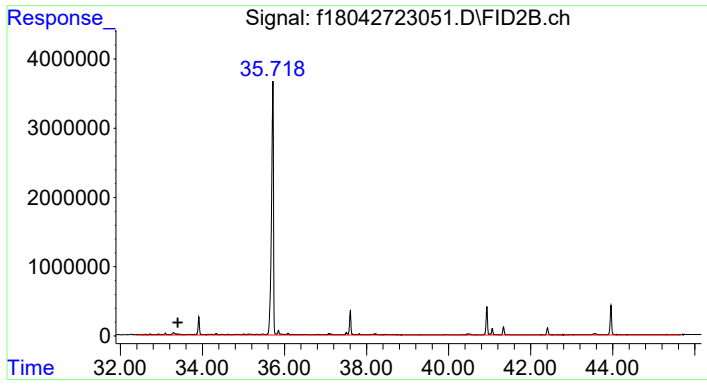
#6 > C12 to C16 Aliphatics

R.T.: 23.659 min  
 Delta R.T.: 0.000 min  
 Response: 982209506  
 Conc: 823.16 UG/ML m



#7 > C16 to C21 Aliphatics

R.T.: 28.995 min  
 Delta R.T.: 0.000 min  
 Response: 106563557  
 Conc: 89.31 UG/ML m



#8 > C21 to C32 Aliphatics

R.T.: 33.402 min  
Delta R.T.: 0.000 min  
Response: 85189142  
Conc: 71.39 UG/ML m

Data Path : C:\Projects\Hawaii DOH\2. Laboratory Data\Alpha\WAF Study\L2317027\TPH\NF TPH\  
 Data File : f18050523079.D  
 Signal(s) : FID2B.ch  
 Acq On : 07 May 2023 05:38 pm  
 Operator : FID18:AMV  
 Sample : L2317027-11F1  
 Misc : WG1775373,WG1771478,ICAL19877  
 ALS Vial : 90 Sample Multiplier: 1

Integration File: SHCINT2.E  
 Quant Time: May 31 16:06:48 2023  
 Quant Method : C:\Projects\Hawaii DOH\2. Laboratory Data\Alpha\WAF Study\L2317027\TPH\NF TPH\NF T  
 .. PH Quant.M  
 Quant Title : FID Forensics  
 QLast Update : Fri Sep 23 15:53:13 2022  
 Response via : Initial Calibration  
 Integrator: ChemStation

Volume Inj. : 1.0  
 Signal Phase : Rtx-5MS  
 Signal Info : 0.25mm

Blank Name : IB1805052303R  
 Blank File : f18050523061.D

Compound	R.T.	Response	Conc Units
-----			
Internal Standards			
1) I 5-alpha-androstane	30.943	65592857	50.000 ug/mL m
System Monitoring Compounds			
3) s d50-Tetracosane	35.606	124182264	114.535 ug/mL m
Spiked Amount 50.000	Range 50 - 130	Recovery	= 229.07%#
Target Compounds			
4) h > C8 to C10 Aliphatics	8.012	23621830	19.115 ug/mL m
5) h > C10 to C12 Aliphatics	12.930	6974380	5.644 ug/ml m
6) h > C12 to C16 Aliphatics	23.659	2624382	2.124 UG/ML m
7) h > C16 to C21 Aliphatics	28.995	2868998	2.322 UG/ML m
8) h > C21 to C32 Aliphatics	33.402	17407745	14.086 UG/ML m

SemiQuant Compounds - Not Calibrated on this Instrument

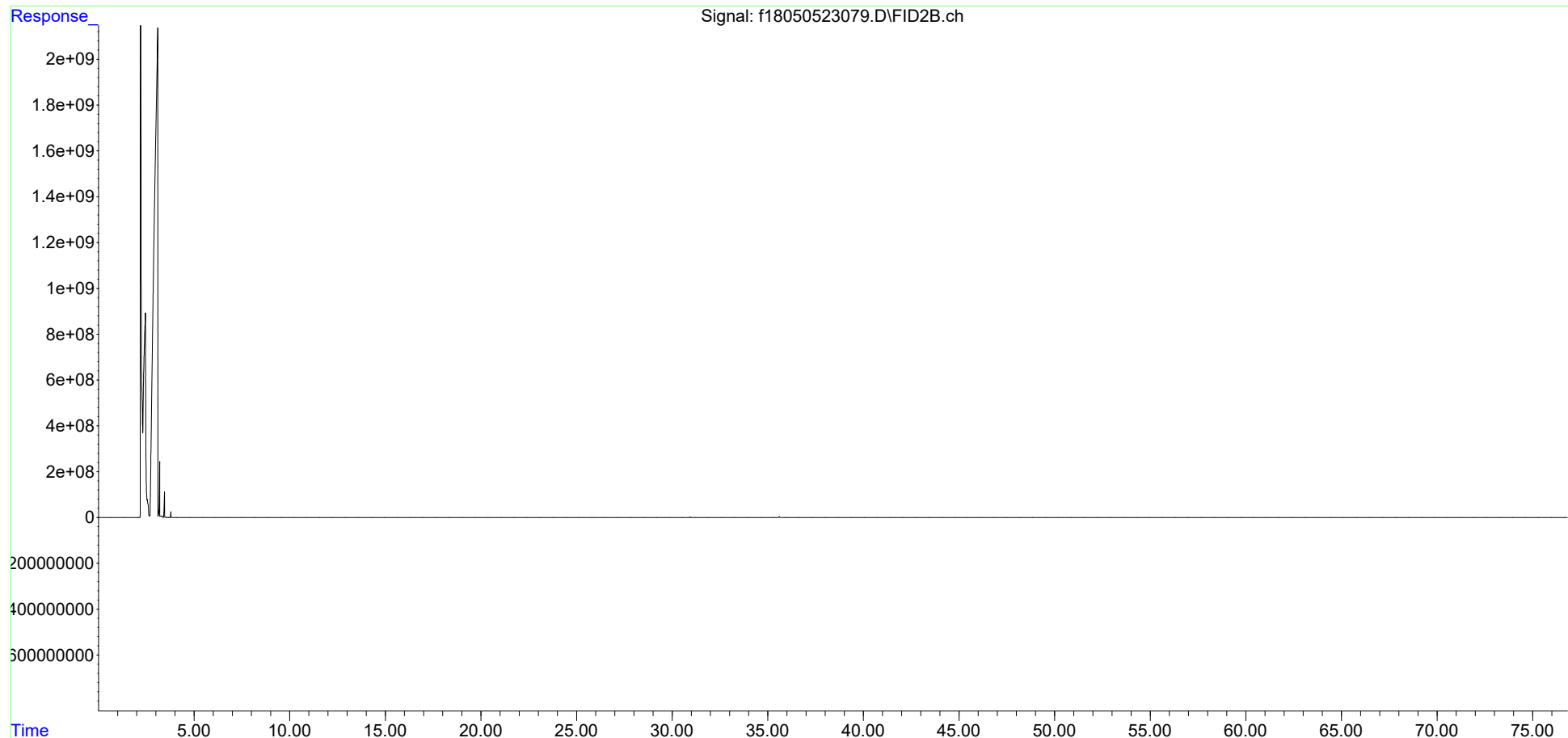
(f)=RT Delta > 1/2 Window

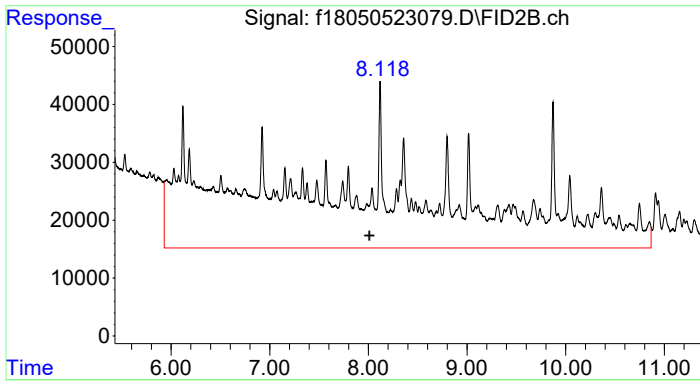
(m)=manual int.

Data Path : C:\Projects\Hawaii DOH\2. Laboratory Data\Alpha\WAF Study\L2317027\TPH\NF TPH\  
Data File : f18050523079.D  
Signal(s) : FID2B.ch  
Acq On : 07 May 2023 05:38 pm  
Operator : FID18:AMV  
Sample : L2317027-11F1  
Misc : WG1775373, WG1771478, ICAL19877  
ALS Vial : 90 Sample Multiplier: 1

Integration File: SHCINT2.E  
Quant Time: May 31 16:06:48 2023  
Quant Method : C:\Projects\Hawaii DOH\2. Laboratory Data\Alpha\WAF Study\L2317027\TPH\NF TPH\NF T  
PH Quant.M  
Quant Title : FID Forensics  
QLast Update : Fri Sep 23 15:53:13 2022  
Response via : Initial Calibration  
Integrator: ChemStation

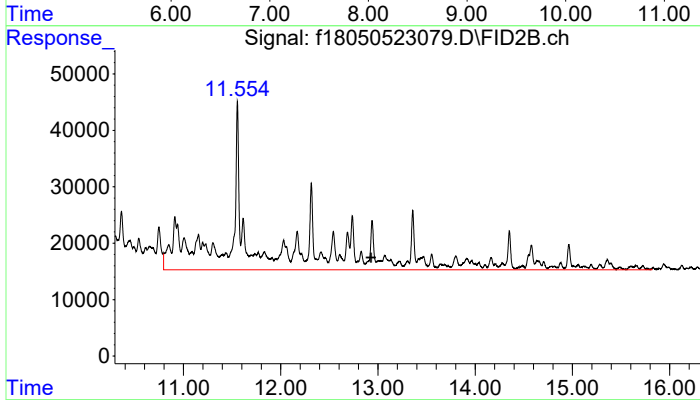
Volume Inj. : 1.0  
Signal Phase : Rtx-5MS  
Signal Info : 0.25mm





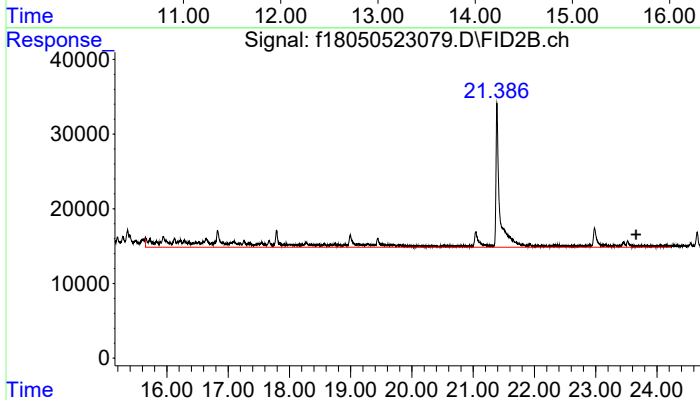
#4 > C8 to C10 Aliphatics

R.T.: 8.012 min  
 Delta R.T.: 0.000 min  
 Response: 23621830  
 Conc: 19.11 ug/mL m



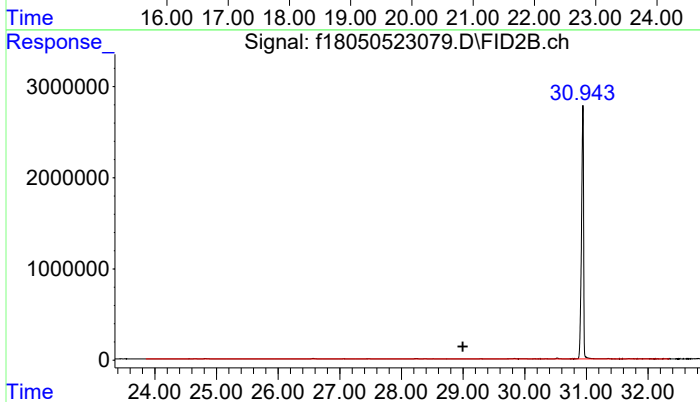
#5 > C10 to C12 Aliphatics

R.T.: 12.930 min  
 Delta R.T.: 0.000 min  
 Response: 6974380  
 Conc: 5.64 ug/ml m



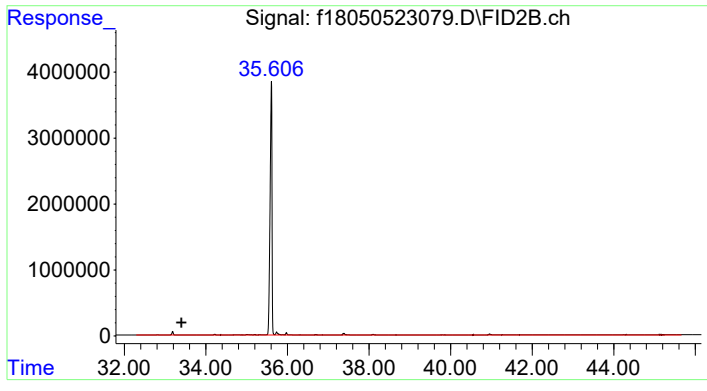
#6 > C12 to C16 Aliphatics

R.T.: 23.659 min  
 Delta R.T.: 0.000 min  
 Response: 2624382  
 Conc: 2.12 UG/ML m



#7 > C16 to C21 Aliphatics

R.T.: 28.995 min  
 Delta R.T.: 0.000 min  
 Response: 2868998  
 Conc: 2.32 UG/ML m



#8 > C21 to C32 Aliphatics

R.T.: 33.402 min  
Delta R.T.: 0.000 min  
Response: 17407745  
Conc: 14.09 UG/ML m



Data Path : C:\Projects\Hawaii DOH\2. Laboratory Data\Alpha\WAF Study\L2317027\TPH\NF TPH\  
 Data File : f18050823025.D  
 Signal(s) : FID2B.ch  
 Acq On : 09 May 2023 02:02 am  
 Operator : FID18:AMV  
 Sample : L2317027-12F2  
 Misc : WG1776333,WG1771479,ICAL19877  
 ALS Vial : 63 Sample Multiplier: 1

Integration File: SHCINT2.E  
 Quant Time: Jun 01 10:38:43 2023  
 Quant Method : C:\Projects\Hawaii DOH\2. Laboratory Data\Alpha\WAF Study\L2317027\TPH\NF TPH\NF T  
 .. PH Quant.M  
 Quant Title : FID Forensics  
 QLast Update : Fri Sep 23 15:53:13 2022  
 Response via : Initial Calibration  
 Integrator: ChemStation

Volume Inj. : 1.0  
 Signal Phase : Rtx-5MS  
 Signal Info : 0.25mm

Blank Name : IB1805082301R  
 Blank File : f18050823009.D

Compound	R.T.	Response	Conc Units
-----			
Internal Standards			
1) I 5-alpha-androstane	30.945	73178707	50.000 ug/mL m
System Monitoring Compounds			
2) s ortho-terphenyl	28.965	136421856	89.174 ug/mL m
Spiked Amount 50.000	Range 50 - 130	Recovery =	178.35%#
Target Compounds			
9) h > C8 to C10 Aromatics	7.704	380501948	275.985 UG/ML m
10) h > C10 to C12 Aromatics	12.274	720576743	522.647 UG/ML m
11) h > C12 to C16 Aromatics	17.385	467681735	339.218 UG/ML m
12) h > C16 to C21 Aromatics	28.995	13123106	9.518 UG/ML m
13) h > C21 to C32 Aromatics	34.889	26258839	19.046 UG/ML m

SemiQuant Compounds - Not Calibrated on this Instrument

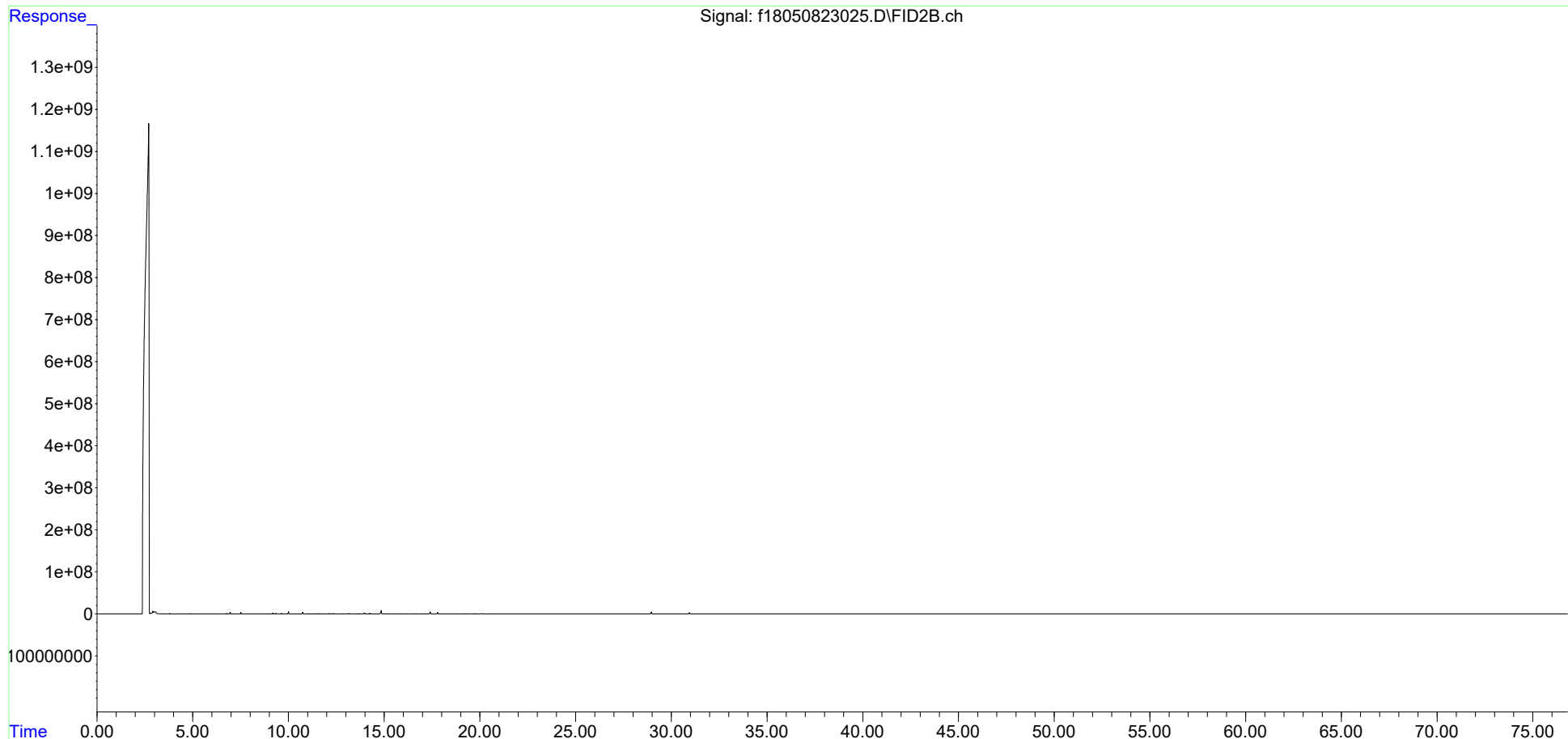
(f)=RT Delta > 1/2 Window

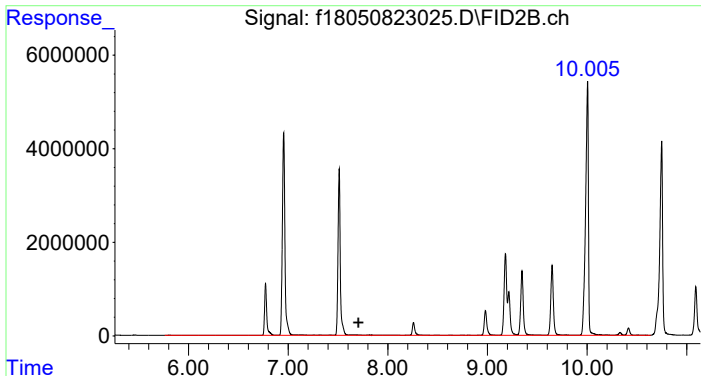
(m)=manual int.

Data Path : C:\Projects\Hawaii DOH\2. Laboratory Data\Alpha\WAF Study\L2317027\TPH\NF TPH\  
Data File : f18050823025.D  
Signal(s) : FID2B.ch  
Acq On : 09 May 2023 02:02 am  
Operator : FID18:AMV  
Sample : L2317027-12F2  
Misc : WG1776333,WG1771479,ICAL19877  
ALS Vial : 63 Sample Multiplier: 1

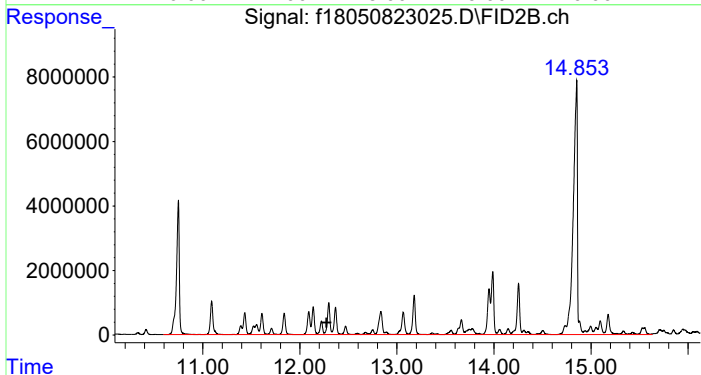
Integration File: SHCINT2.E  
Quant Time: Jun 01 10:38:43 2023  
Quant Method : C:\Projects\Hawaii DOH\2. Laboratory Data\Alpha\WAF Study\L2317027\TPH\NF TPH\NF T  
... PH Quant.M  
Quant Title : FID Forensics  
QLast Update : Fri Sep 23 15:53:13 2022  
Response via : Initial Calibration  
Integrator: ChemStation

Volume Inj. : 1.0  
Signal Phase : Rtx-5MS  
Signal Info : 0.25mm

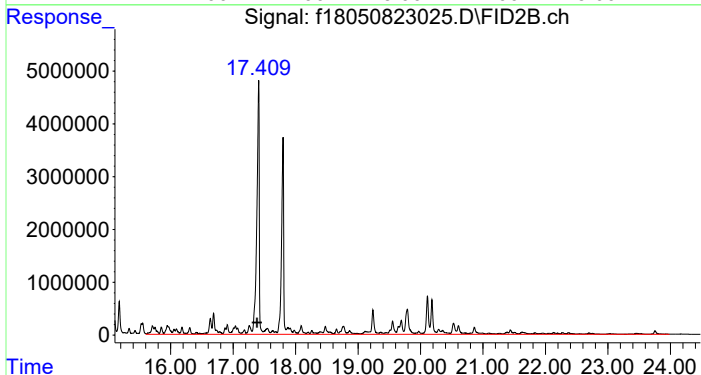




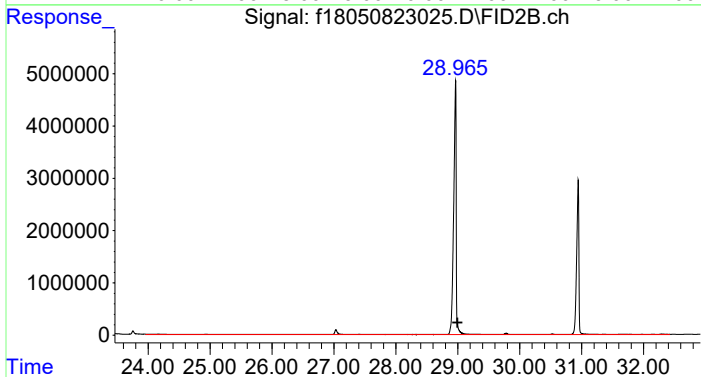
#9 > C8 to C10 Aromatics  
 R.T.: 7.704 min  
 Delta R.T.: 0.000 min  
 Response: 380501948  
 Conc: 275.98 UG/ML m



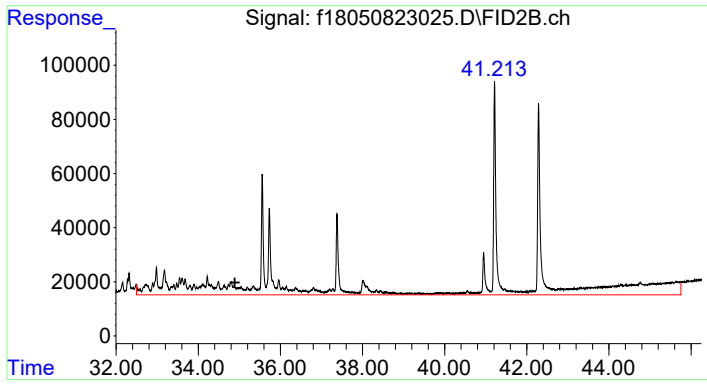
#10 > C10 to C12 Aromatics  
 R.T.: 12.274 min  
 Delta R.T.: 0.000 min  
 Response: 720576743  
 Conc: 522.65 UG/ML m



#11 > C12 to C16 Aromatics  
 R.T.: 17.385 min  
 Delta R.T.: 0.000 min  
 Response: 467681735  
 Conc: 339.22 UG/ML m



#12 > C16 to C21 Aromatics  
 R.T.: 28.995 min  
 Delta R.T.: 0.000 min  
 Response: 13123106  
 Conc: 9.52 UG/ML m



#13 > C21 to C32 Aromatics

R.T.: 34.889 min  
Delta R.T.: 0.000 min  
Response: 26258839  
Conc: 19.05 UG/ML m

Data Path : C:\Projects\Hawaii DOH\2. Laboratory Data\Alpha\WAF Study\L2317027\TPH\NF TPH\  
 Data File : f18042723059.D  
 Signal(s) : FID2B.ch  
 Acq On : 29 Apr 2023 02:21 am  
 Operator : FID18:AMV  
 Sample : L2317027-13  
 Misc : WG1772069,WG1767601,ICAL19877  
 ALS Vial : 80 Sample Multiplier: 1

Integration File: SHCINT2.E  
 Quant Time: Jun 01 12:49:22 2023  
 Quant Method : C:\Projects\Hawaii DOH\2. Laboratory Data\Alpha\WAF Study\L2317027\TPH\NF TPH\NF T  
 .. PH Quant.M  
 Quant Title : FID Forensics  
 QLast Update : Fri Sep 23 15:53:13 2022  
 Response via : Initial Calibration  
 Integrator: ChemStation

Volume Inj. : 1.0  
 Signal Phase : Rtx-5MS  
 Signal Info : 0.25mm

Blank Name : IB1804272302R  
 Blank File : f18042723039.D

Compound	R.T.	Response	Conc Units
Internal Standards			
1) I 5-alpha-androstane	31.069	70510259	50.000 ug/mL m
System Monitoring Compounds			
2) s ortho-terphenyl	29.094	170638769	115.762 ug/mL m
Spiked Amount 50.000	Range 50 - 130	Recovery = 231.52%#	
3) s d50-Tetracosane	35.720	139273749	119.496 ug/mL m
Spiked Amount 50.000	Range 50 - 130	Recovery = 238.99%#	
Target Compounds			
4) h > C8 to C10 Aliphatics	8.012	757971523	570.576 ug/mL m
5) h > C10 to C12 Aliphatics	12.930	1301920969	980.043 ug/ml m
6) h > C12 to C16 Aliphatics	23.659	1180760750	888.838 UG/ML m
7) h > C16 to C21 Aliphatics	28.995	107200560	80.697 UG/ML m
8) h > C21 to C32 Aliphatics	33.402	38747693	29.168 UG/ML m

SemiQuant Compounds - Not Calibrated on this Instrument

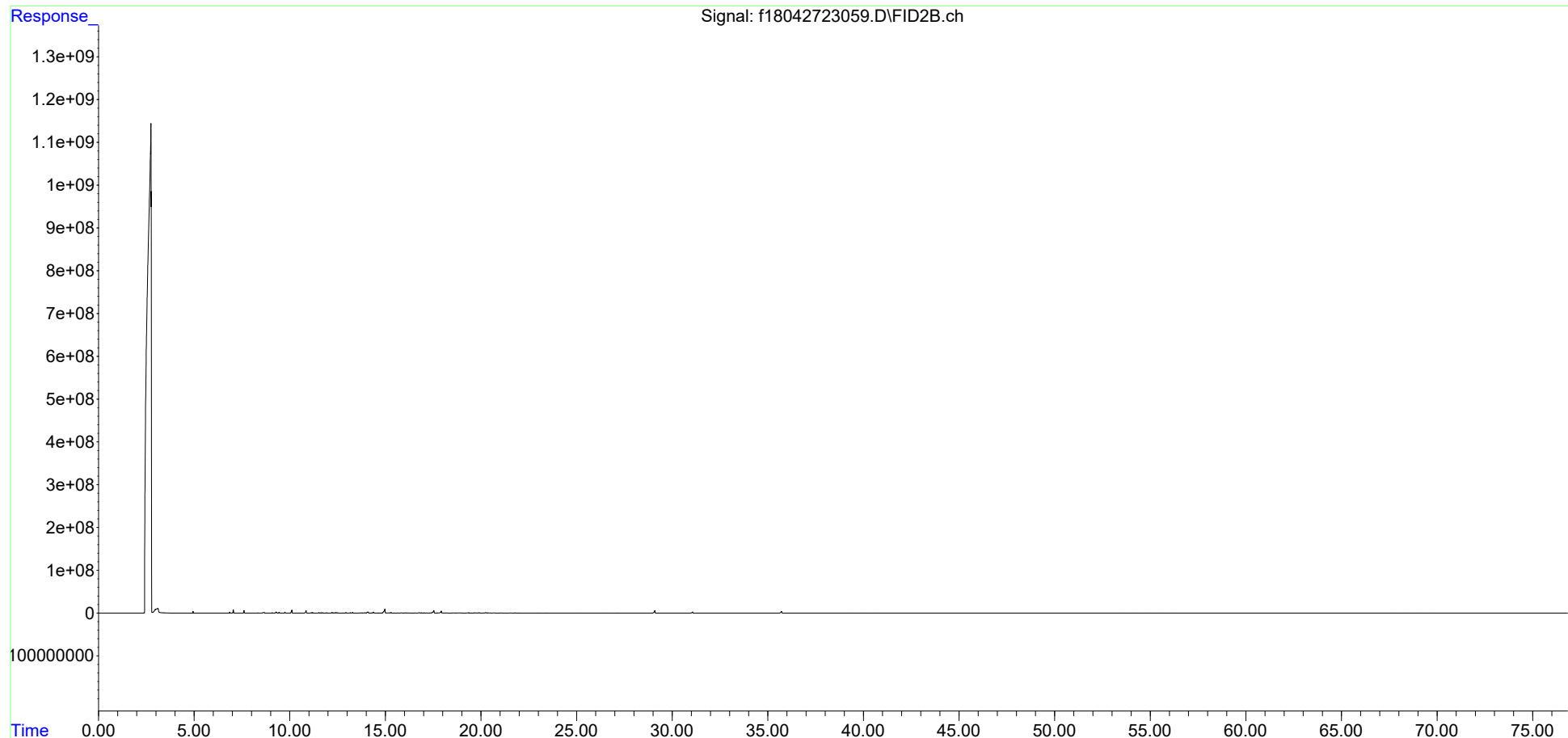
(f)=RT Delta > 1/2 Window

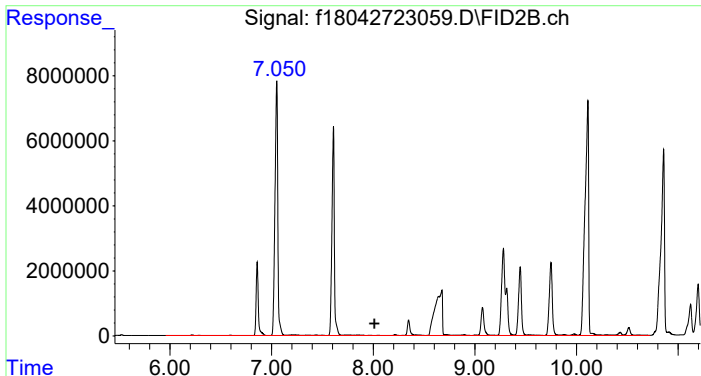
(m)=manual int.

Data Path : C:\Projects\Hawaii DOH\2. Laboratory Data\Alpha\WAF Study\L2317027\TPH\NF TPH\  
Data File : f18042723059.D  
Signal(s) : FID2B.ch  
Acq On : 29 Apr 2023 02:21 am  
Operator : FID18:AMV  
Sample : L2317027-13  
Misc : WG1772069,WG1767601,ICAL19877  
ALS Vial : 80 Sample Multiplier: 1

Integration File: SHCINT2.E  
Quant Time: Jun 01 12:49:22 2023  
Quant Method : C:\Projects\Hawaii DOH\2. Laboratory Data\Alpha\WAF Study\L2317027\TPH\NF TPH\NF T  
... PH Quant.M  
Quant Title : FID Forensics  
QLast Update : Fri Sep 23 15:53:13 2022  
Response via : Initial Calibration  
Integrator: ChemStation

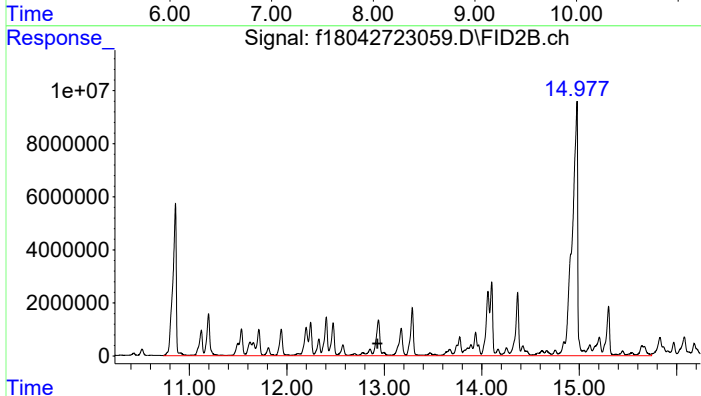
Volume Inj. : 1.0  
Signal Phase : Rtx-5MS  
Signal Info : 0.25mm





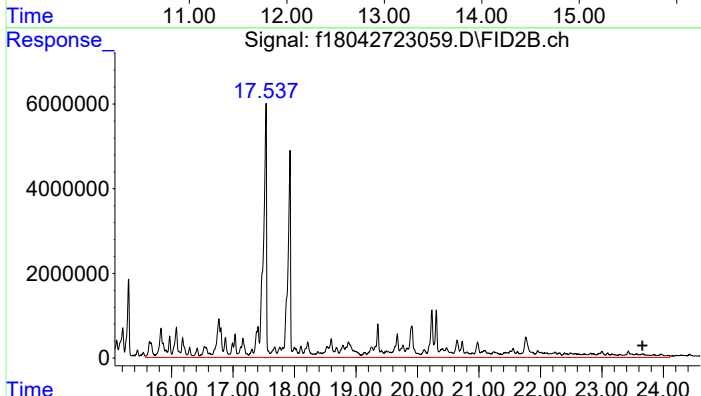
#4 > C8 to C10 Aliphatics

R.T.: 8.012 min  
 Delta R.T.: 0.000 min  
 Response: 757971523  
 Conc: 570.58 ug/mL m



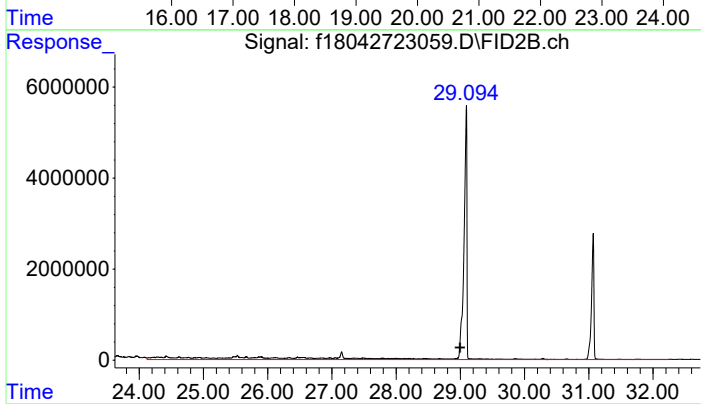
#5 > C10 to C12 Aliphatics

R.T.: 12.930 min  
 Delta R.T.: 0.000 min  
 Response: 1301920969  
 Conc: 980.04 ug/ml m



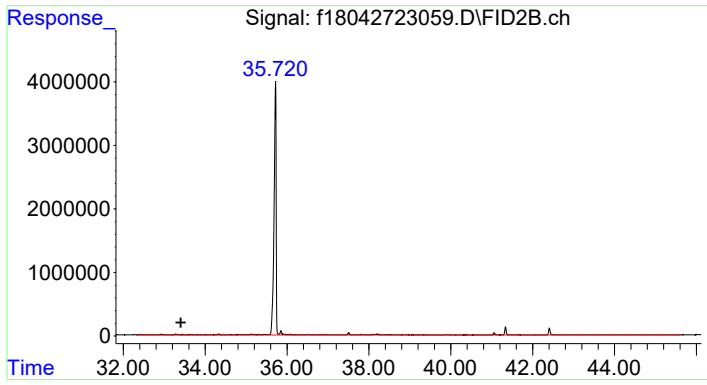
#6 > C12 to C16 Aliphatics

R.T.: 23.659 min  
 Delta R.T.: 0.000 min  
 Response: 1180760750  
 Conc: 888.84 UG/ML m



#7 > C16 to C21 Aliphatics

R.T.: 28.995 min  
 Delta R.T.: 0.000 min  
 Response: 107200560  
 Conc: 80.70 UG/ML m



#8 > C21 to C32 Aliphatics

R.T.: 33.402 min  
Delta R.T.: 0.000 min  
Response: 38747693  
Conc: 29.17 UG/ML m



Data Path : C:\Projects\Hawaii DOH\2. Laboratory Data\Alpha\WAF Study\L2317027\TPH\NF TPH\  
 Data File : f18050523081.D  
 Signal(s) : FID2B.ch  
 Acq On : 07 May 2023 07:02 pm  
 Operator : FID18:AMV  
 Sample : L2317027-14F1  
 Misc : WG1775373,WG1771480,ICAL19877  
 ALS Vial : 91 Sample Multiplier: 1

Integration File: SHCINT2.E  
 Quant Time: May 31 16:10:30 2023  
 Quant Method : C:\Projects\Hawaii DOH\2. Laboratory Data\Alpha\WAF Study\L2317027\TPH\NF TPH\NF T  
 .. PH Quant.M  
 Quant Title : FID Forensics  
 QLast Update : Fri Sep 23 15:53:13 2022  
 Response via : Initial Calibration  
 Integrator: ChemStation

Volume Inj. : 1.0  
 Signal Phase : Rtx-5MS  
 Signal Info : 0.25mm

Blank Name : IB1805052303R  
 Blank File : f18050523061.D

Compound	R.T.	Response	Conc Units
-----			
Internal Standards			
1) I 5-alpha-androstane	30.943	64810636	50.000 ug/mL m
System Monitoring Compounds			
3) s d50-Tetracosane	35.606	122924998	114.744 ug/mL m
Spiked Amount 50.000	Range 50 - 130	Recovery	= 229.49%#
Target Compounds			
4) h > C8 to C10 Aliphatics	8.012	7393406	6.055 ug/mL m
5) h > C10 to C12 Aliphatics	12.930	4913285	4.024 ug/ml m
6) h > C12 to C16 Aliphatics	23.659	2662702	2.181 UG/ML m
7) h > C16 to C21 Aliphatics	28.995	2712442	2.221 UG/ML m
8) h > C21 to C32 Aliphatics	33.402	18481976	15.136 UG/ML m

SemiQuant Compounds - Not Calibrated on this Instrument

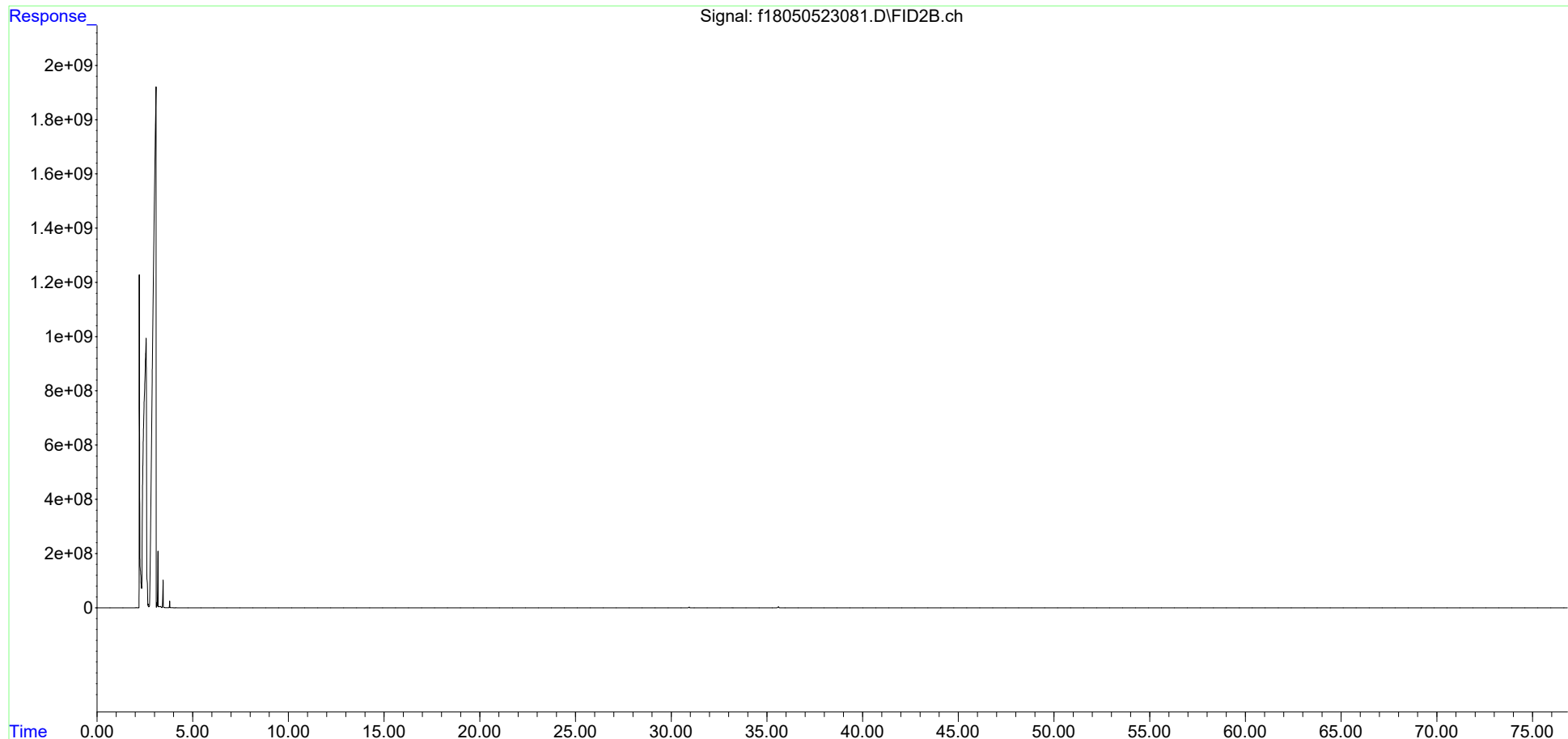
(f)=RT Delta > 1/2 Window

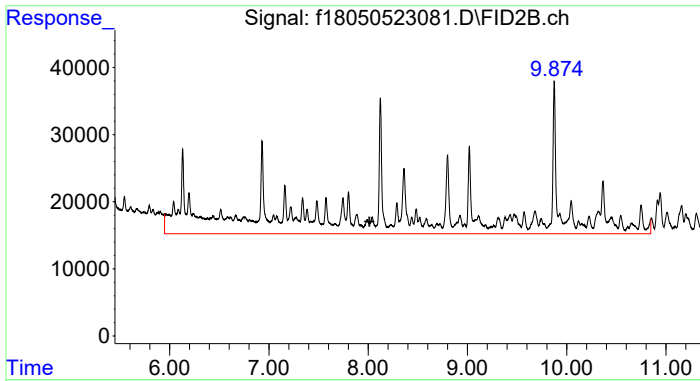
(m)=manual int.

Data Path : C:\Projects\Hawaii DOH\2. Laboratory Data\Alpha\WAF Study\L2317027\TPH\NF TPH\  
Data File : f18050523081.D  
Signal(s) : FID2B.ch  
Acq On : 07 May 2023 07:02 pm  
Operator : FID18:AMV  
Sample : L2317027-14F1  
Misc : WG1775373,WG1771480,ICAL19877  
ALS Vial : 91 Sample Multiplier: 1

Integration File: SHCINT2.E  
Quant Time: May 31 16:10:30 2023  
Quant Method : C:\Projects\Hawaii DOH\2. Laboratory Data\Alpha\WAF Study\L2317027\TPH\NF TPH\NF T  
... PH Quant.M  
Quant Title : FID Forensics  
QLast Update : Fri Sep 23 15:53:13 2022  
Response via : Initial Calibration  
Integrator: ChemStation

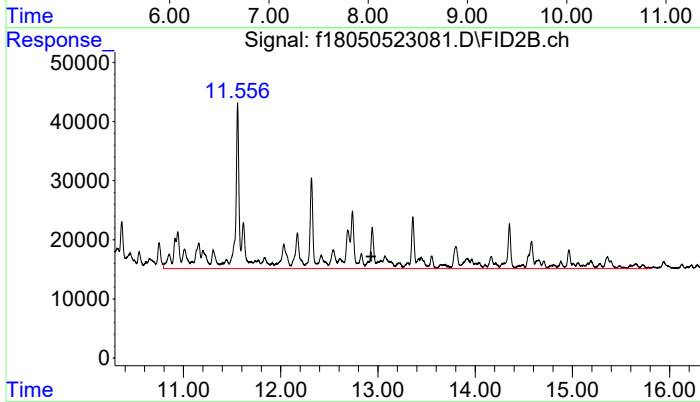
Volume Inj. : 1.0  
Signal Phase : Rtx-5MS  
Signal Info : 0.25mm





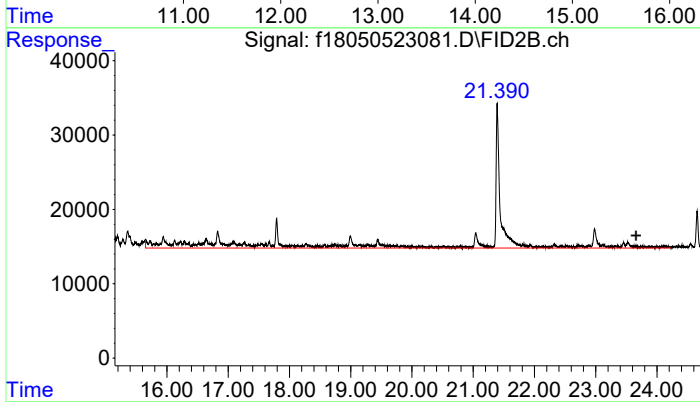
#4 > C8 to C10 Aliphatics

R.T.: 8.012 min  
 Delta R.T.: 0.000 min  
 Response: 7393406  
 Conc: 6.05 ug/mL m



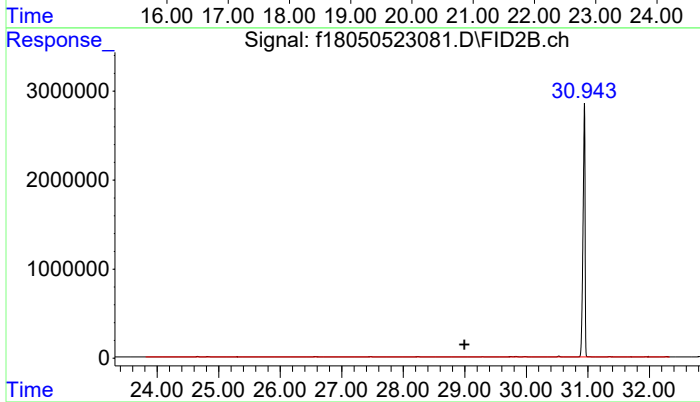
#5 > C10 to C12 Aliphatics

R.T.: 12.930 min  
 Delta R.T.: 0.000 min  
 Response: 4913285  
 Conc: 4.02 ug/ml m



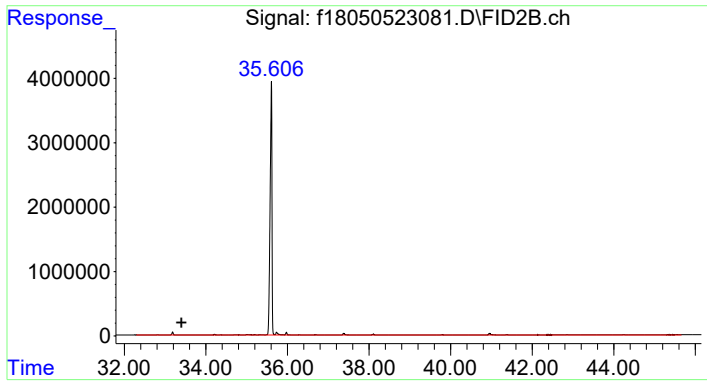
#6 > C12 to C16 Aliphatics

R.T.: 23.659 min  
 Delta R.T.: 0.000 min  
 Response: 2662702  
 Conc: 2.18 UG/ML m



#7 > C16 to C21 Aliphatics

R.T.: 28.995 min  
 Delta R.T.: 0.000 min  
 Response: 2712442  
 Conc: 2.22 UG/ML m



#8 > C21 to C32 Aliphatics

R.T.: 33.402 min  
Delta R.T.: 0.000 min  
Response: 18481976  
Conc: 15.14 UG/ML m

Data Path : C:\Projects\Hawaii DOH\2. Laboratory Data\Alpha\WAF Study\L2317027\TPH\NF TPH\  
 Data File : f18050823027.D  
 Signal(s) : FID2B.ch  
 Acq On : 09 May 2023 03:26 am  
 Operator : FID18:AMV  
 Sample : L2317027-15F2  
 Misc : WG1776333,WG1771481,ICAL19877  
 ALS Vial : 64 Sample Multiplier: 1

Integration File: SHCINT2.E  
 Quant Time: Jun 01 10:40:06 2023  
 Quant Method : C:\Projects\Hawaii DOH\2. Laboratory Data\Alpha\WAF Study\L2317027\TPH\NF TPH\NF T  
 .. PH Quant.M  
 Quant Title : FID Forensics  
 QLast Update : Fri Sep 23 15:53:13 2022  
 Response via : Initial Calibration  
 Integrator: ChemStation

Volume Inj. : 1.0  
 Signal Phase : Rtx-5MS  
 Signal Info : 0.25mm

Blank Name : IB1805082301R  
 Blank File : f18050823009.D

Compound	R.T.	Response	Conc Units
-----			
Internal Standards			
1) I 5-alpha-androstane	30.940	66742796	50.000 ug/mL m
System Monitoring Compounds			
2) s ortho-terphenyl	28.963	141573689	101.465 ug/mL m
Spiked Amount 50.000	Range 50 - 130	Recovery	= 202.93%#
Target Compounds			
9) h > C8 to C10 Aromatics	7.704	425692440	338.536 UG/ML m
10) h > C10 to C12 Aromatics	12.274	831701635	661.418 UG/ML m
11) h > C12 to C16 Aromatics	17.385	554518296	440.986 UG/ML m
12) h > C16 to C21 Aromatics	28.995	10982061	8.734 UG/ML m
13) h > C21 to C32 Aromatics	34.889	20066385	15.958 UG/ML m

SemiQuant Compounds - Not Calibrated on this Instrument

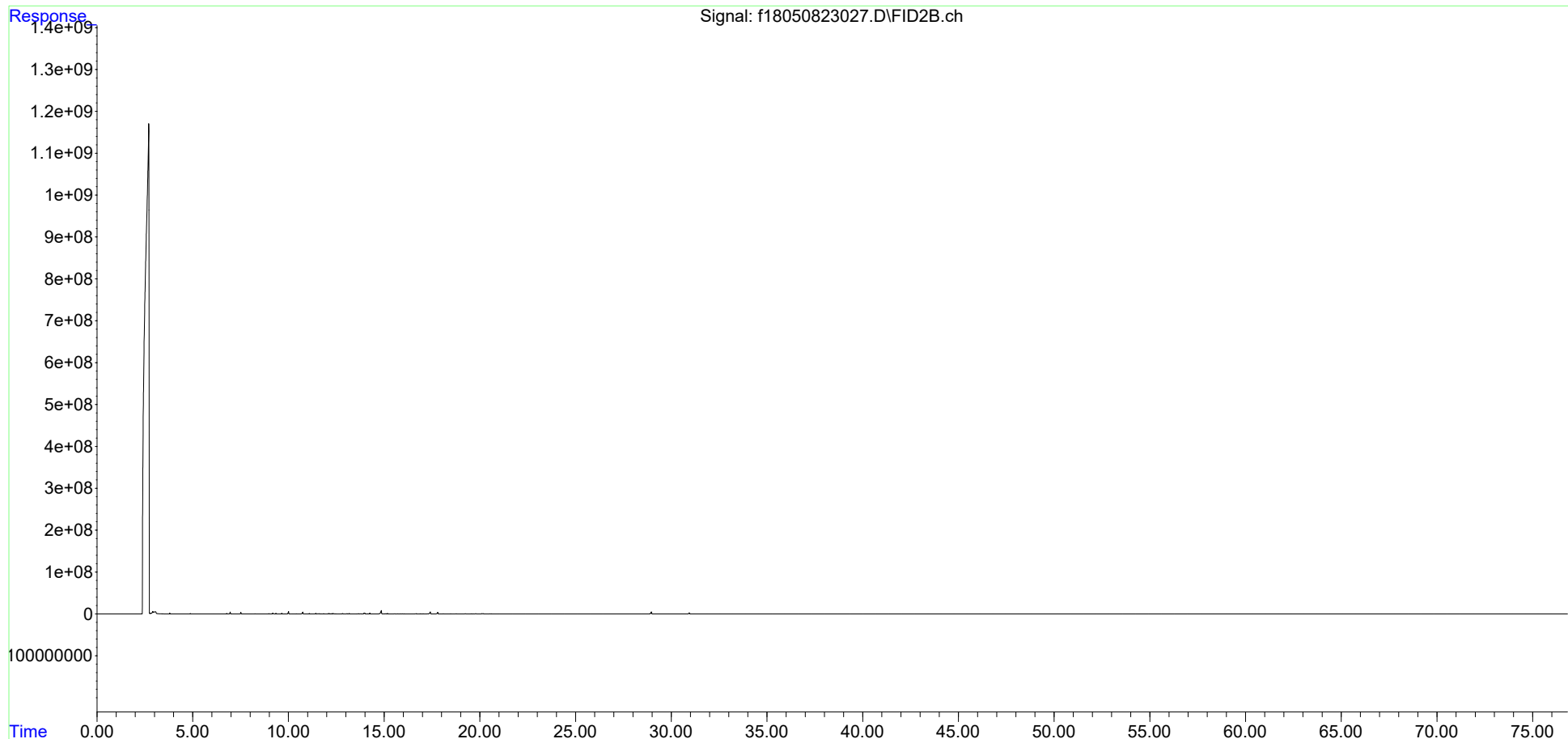
(f)=RT Delta > 1/2 Window

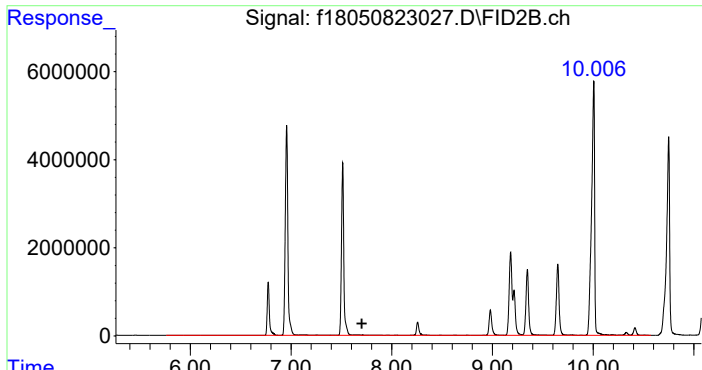
(m)=manual int.

Data Path : C:\Projects\Hawaii DOH\2. Laboratory Data\Alpha\WAF Study\L2317027\TPH\NF TPH\  
Data File : f18050823027.D  
Signal(s) : FID2B.ch  
Acq On : 09 May 2023 03:26 am  
Operator : FID18:AMV  
Sample : L2317027-15F2  
Misc : WG1776333,WG1771481,ICAL19877  
ALS Vial : 64 Sample Multiplier: 1

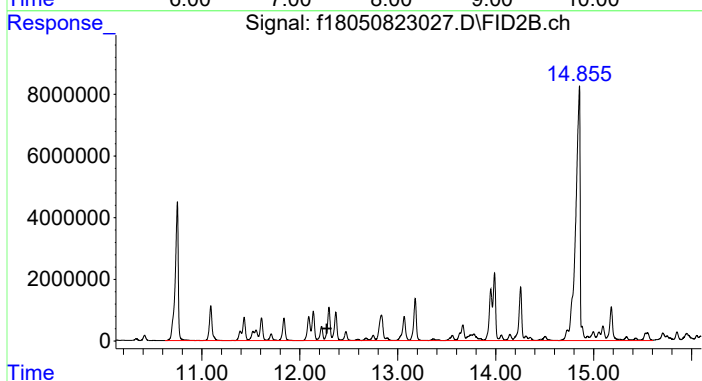
Integration File: SHCINT2.E  
Quant Time: Jun 01 10:40:06 2023  
Quant Method : C:\Projects\Hawaii DOH\2. Laboratory Data\Alpha\WAF Study\L2317027\TPH\NF TPH\NF T  
... PH Quant.M  
Quant Title : FID Forensics  
QLast Update : Fri Sep 23 15:53:13 2022  
Response via : Initial Calibration  
Integrator: ChemStation

Volume Inj. : 1.0  
Signal Phase : Rtx-5MS  
Signal Info : 0.25mm

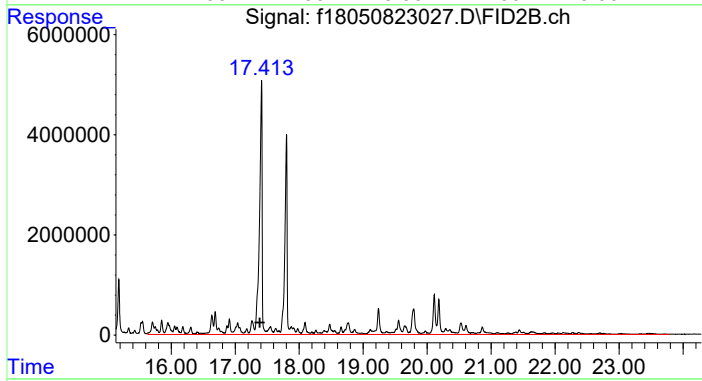




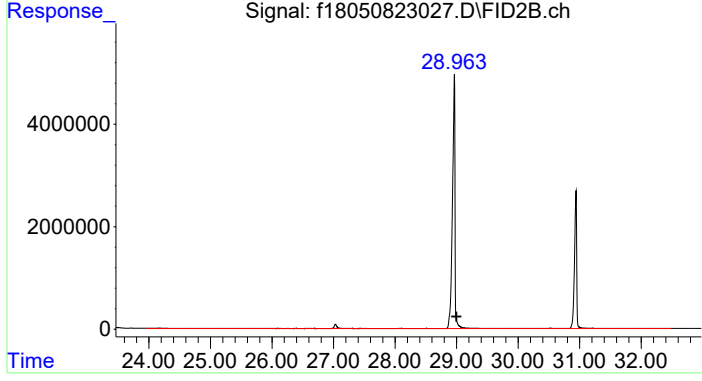
#9 > C8 to C10 Aromatics  
 R.T.: 7.704 min  
 Delta R.T.: 0.000 min  
 Response: 425692440  
 Conc: 338.54 UG/ML m



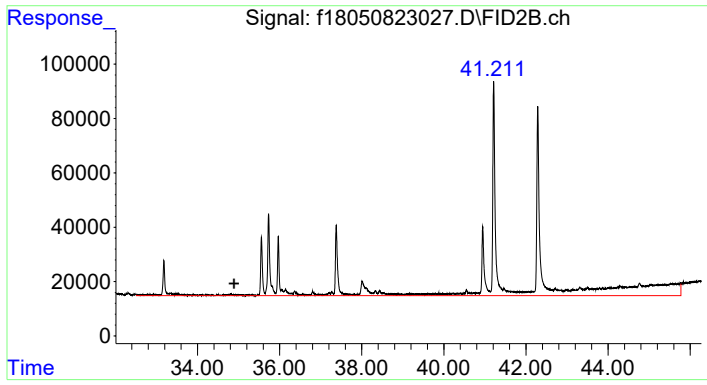
#10 > C10 to C12 Aromatics  
 R.T.: 12.274 min  
 Delta R.T.: 0.000 min  
 Response: 831701635  
 Conc: 661.42 UG/ML m



#11 > C12 to C16 Aromatics  
 R.T.: 17.385 min  
 Delta R.T.: 0.000 min  
 Response: 554518296  
 Conc: 440.99 UG/ML m



#12 > C16 to C21 Aromatics  
 R.T.: 28.995 min  
 Delta R.T.: 0.000 min  
 Response: 10982061  
 Conc: 8.73 UG/ML m



#13 > C21 to C32 Aromatics

R.T.: 34.889 min  
Delta R.T.: 0.000 min  
Response: 20066385  
Conc: 15.96 UG/ML m



Data Path : C:\Projects\Hawaii DOH\2. Laboratory Data\Alpha\WAF Study\L2317027\TPH\NF TPH\  
 Data File : f18042723061.D  
 Signal(s) : FID2B.ch  
 Acq On : 29 Apr 2023 03:45 am  
 Operator : FID18:AMV  
 Sample : L2317027-16  
 Misc : WG1772069,WG1767601,ICAL19877  
 ALS Vial : 81 Sample Multiplier: 1

Integration File: SHCINT2.E  
 Quant Time: Jun 01 12:54:15 2023  
 Quant Method : C:\Projects\Hawaii DOH\2. Laboratory Data\Alpha\WAF Study\L2317027\TPH\NF TPH\NF T  
 .. PH Quant.M  
 Quant Title : FID Forensics  
 QLast Update : Fri Sep 23 15:53:13 2022  
 Response via : Initial Calibration  
 Integrator: ChemStation

Volume Inj. : 1.0  
 Signal Phase : Rtx-5MS  
 Signal Info : 0.25mm

Blank Name : IB1804272302R  
 Blank File : f18042723039.D

Compound	R.T.	Response	Conc Units
Internal Standards			
1) I 5-alpha-androstane	31.073	75470006	50.000 ug/mL m
System Monitoring Compounds			
2) s ortho-terphenyl	29.096	158951192	100.746 ug/mL m
Spiked Amount 50.000	Range 50 - 130	Recovery = 201.49%#	
3) s d50-Tetracosane	35.723	130854466	104.894 ug/mL m
Spiked Amount 50.000	Range 50 - 130	Recovery = 209.79%#	
Target Compounds			
4) h > C8 to C10 Aliphatics	8.012	822815139	578.683 ug/mL m
5) h > C10 to C12 Aliphatics	12.930	1223296441	860.340 ug/ml m
6) h > C12 to C16 Aliphatics	23.659	1045437012	735.252 UG/ML m
7) h > C16 to C21 Aliphatics	28.995	117512309	82.646 UG/ML m
8) h > C21 to C32 Aliphatics	33.402	94251643	66.287 UG/ML m

SemiQuant Compounds - Not Calibrated on this Instrument

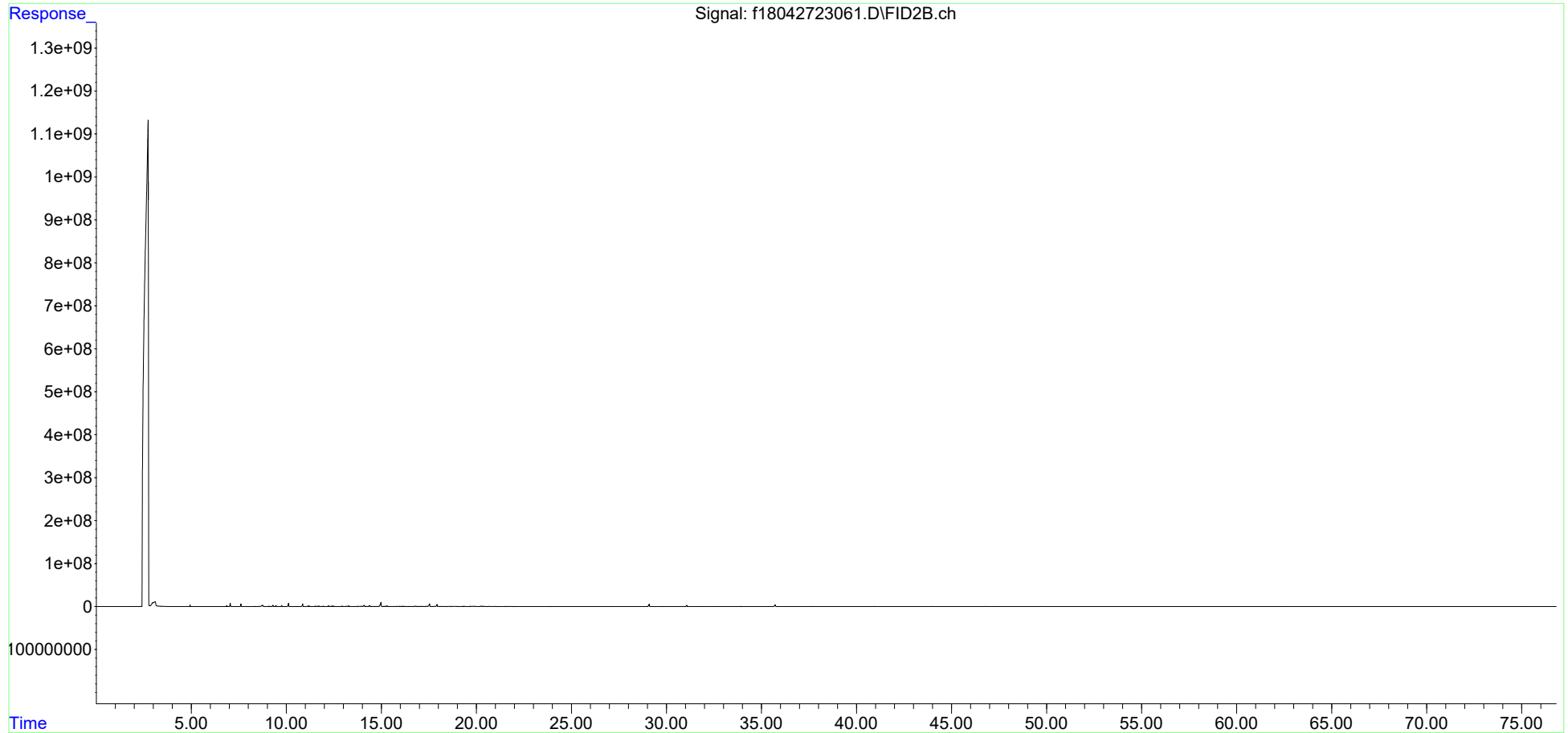
(f)=RT Delta > 1/2 Window

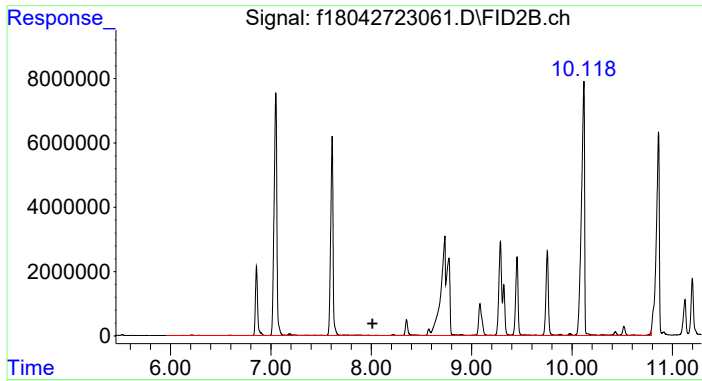
(m)=manual int.

Data Path : C:\Projects\Hawaii DOH\2. Laboratory Data\Alpha\WAF Study\L2317027\TPH\NF TPH\  
Data File : f18042723061.D  
Signal(s) : FID2B.ch  
Acq On : 29 Apr 2023 03:45 am  
Operator : FID18:AMV  
Sample : L2317027-16  
Misc : WG1772069,WG1767601,ICAL19877  
ALS Vial : 81 Sample Multiplier: 1

Integration File: SHCINT2.E  
Quant Time: Jun 01 12:54:15 2023  
Quant Method : C:\Projects\Hawaii DOH\2. Laboratory Data\Alpha\WAF Study\L2317027\TPH\NF TPH\NF T  
... PH Quant.M  
Quant Title : FID Forensics  
QLast Update : Fri Sep 23 15:53:13 2022  
Response via : Initial Calibration  
Integrator: ChemStation

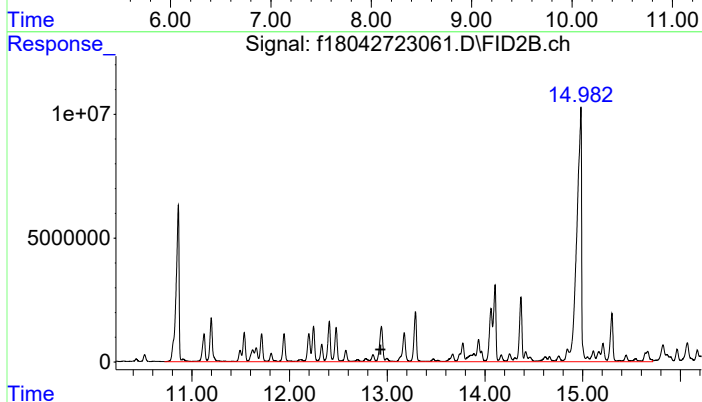
Volume Inj. : 1.0  
Signal Phase : Rtx-5MS  
Signal Info : 0.25mm





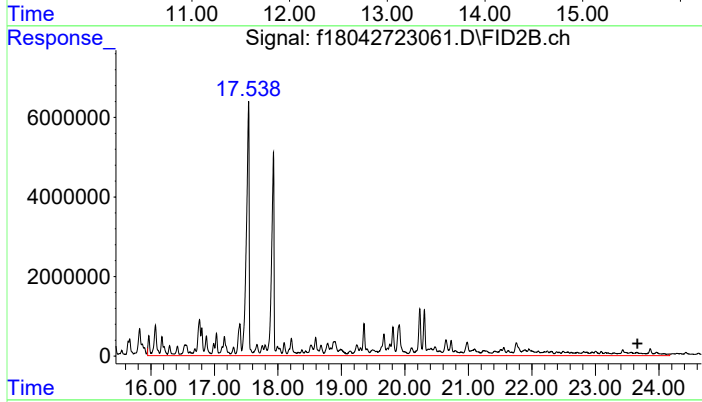
#4 > C8 to C10 Aliphatics

R.T.: 8.012 min  
 Delta R.T.: 0.000 min  
 Response: 822815139  
 Conc: 578.68 ug/mL m



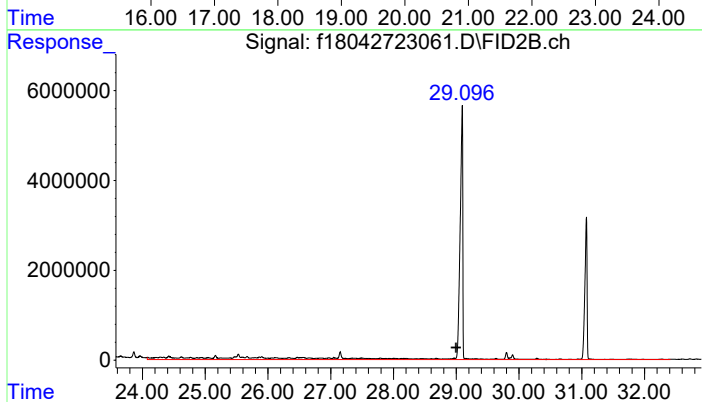
#5 > C10 to C12 Aliphatics

R.T.: 12.930 min  
 Delta R.T.: 0.000 min  
 Response: 1223296441  
 Conc: 860.34 ug/ml m



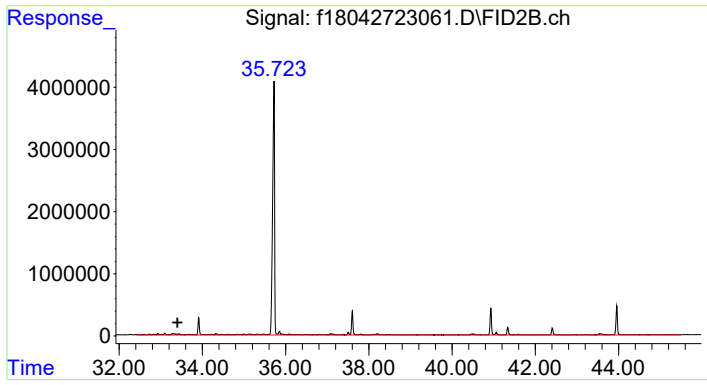
#6 > C12 to C16 Aliphatics

R.T.: 23.659 min  
 Delta R.T.: 0.000 min  
 Response: 1045437012  
 Conc: 735.25 UG/ML m



#7 > C16 to C21 Aliphatics

R.T.: 28.995 min  
 Delta R.T.: 0.000 min  
 Response: 117512309  
 Conc: 82.65 UG/ML m



#8 > C21 to C32 Aliphatics

R.T.: 33.402 min  
Delta R.T.: 0.000 min  
Response: 94251643  
Conc: 66.29 UG/ML m

Data Path : C:\Projects\Hawaii DOH\2. Laboratory Data\Alpha\WAF Study\L2317027\TPH\NF TPH\  
 Data File : f18050523083.D  
 Signal(s) : FID2B.ch  
 Acq On : 07 May 2023 08:26 pm  
 Operator : FID18:AMV  
 Sample : L2317027-17F1  
 Misc : WG1775373,WG1771480,ICAL19877  
 ALS Vial : 92 Sample Multiplier: 1

Integration File: SHCINT2.E  
 Quant Time: May 31 16:14:16 2023  
 Quant Method : C:\Projects\Hawaii DOH\2. Laboratory Data\Alpha\WAF Study\L2317027\TPH\NF TPH\NF T  
 .. PH Quant.M  
 Quant Title : FID Forensics  
 QLast Update : Fri Sep 23 15:53:13 2022  
 Response via : Initial Calibration  
 Integrator: ChemStation

Volume Inj. : 1.0  
 Signal Phase : Rtx-5MS  
 Signal Info : 0.25mm

Blank Name : IB1805052303R  
 Blank File : f18050523061.D

Compound	R.T.	Response	Conc Units
-----			
Internal Standards			
1) I 5-alpha-androstane	30.946	71531943	50.000 ug/mL m
System Monitoring Compounds			
3) s d50-Tetracosane	35.604	118295388	100.047 ug/mL m
Spiked Amount 50.000	Range 50 - 130	Recovery	= 200.09%#
Target Compounds			
4) h > C8 to C10 Aliphatics	8.012	7854311	5.828 ug/mL m
5) h > C10 to C12 Aliphatics	12.930	5296549	3.930 ug/ml m
6) h > C12 to C16 Aliphatics	23.659	2693496	1.999 UG/ML m
7) h > C16 to C21 Aliphatics	28.995	2476686	1.838 UG/ML m
8) h > C21 to C32 Aliphatics	33.402	20287001	15.053 UG/ML m

SemiQuant Compounds - Not Calibrated on this Instrument

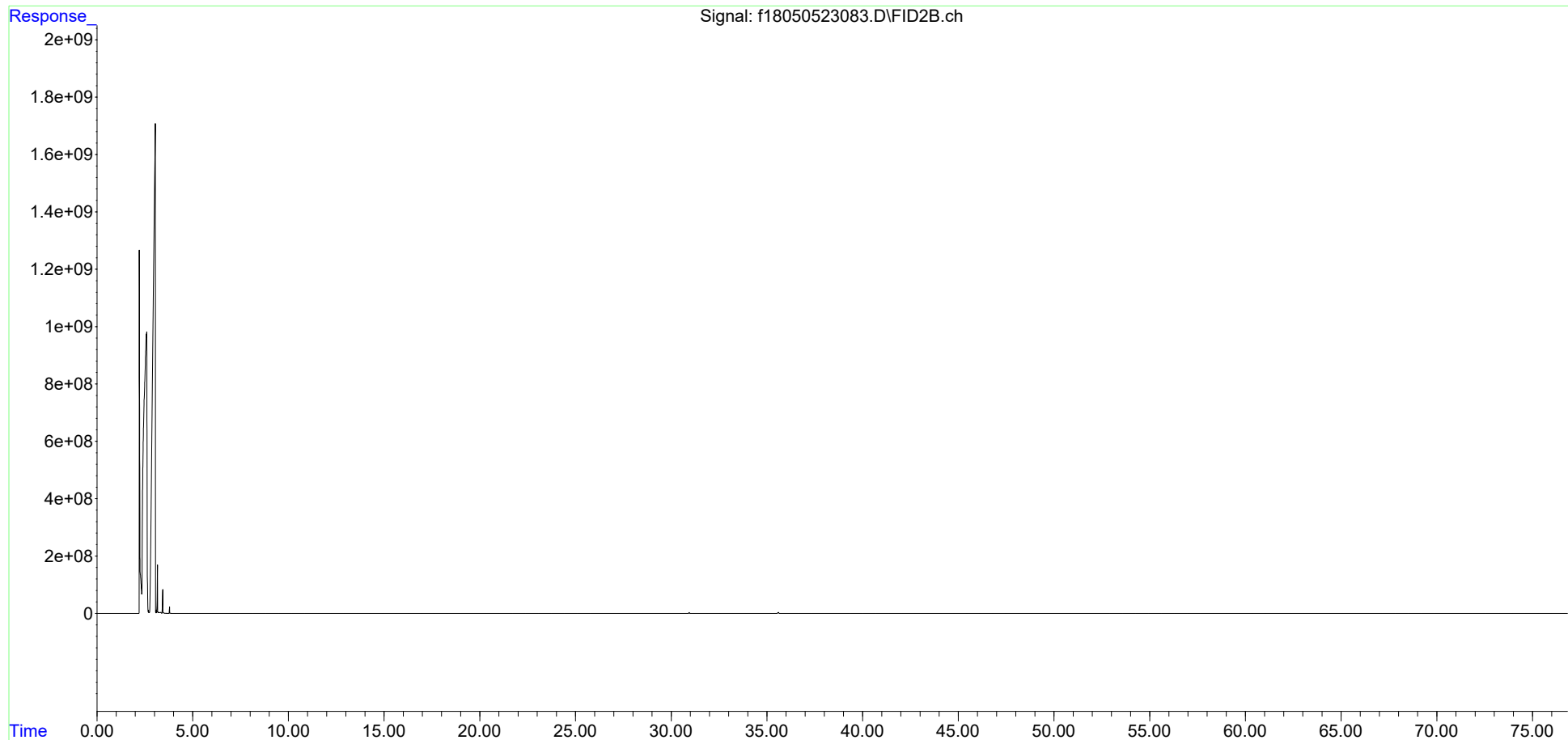
(f)=RT Delta > 1/2 Window

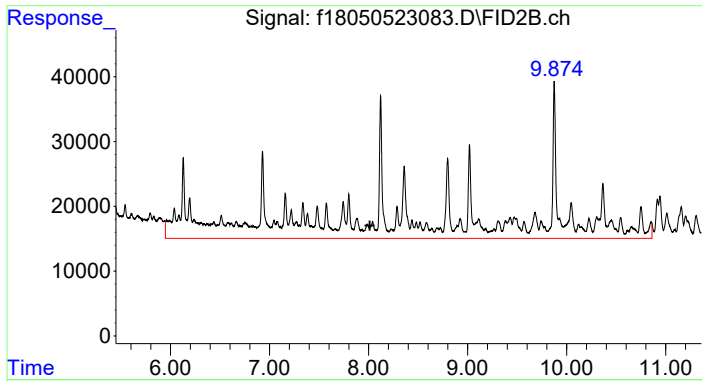
(m)=manual int.

Data Path : C:\Projects\Hawaii DOH\2. Laboratory Data\Alpha\WAF Study\L2317027\TPH\NF TPH\  
Data File : f18050523083.D  
Signal(s) : FID2B.ch  
Acq On : 07 May 2023 08:26 pm  
Operator : FID18:AMV  
Sample : L2317027-17F1  
Misc : WG1775373,WG1771480,ICAL19877  
ALS Vial : 92 Sample Multiplier: 1

Integration File: SHCINT2.E  
Quant Time: May 31 16:14:16 2023  
Quant Method : C:\Projects\Hawaii DOH\2. Laboratory Data\Alpha\WAF Study\L2317027\TPH\NF TPH\NF T  
... PH Quant.M  
Quant Title : FID Forensics  
QLast Update : Fri Sep 23 15:53:13 2022  
Response via : Initial Calibration  
Integrator: ChemStation

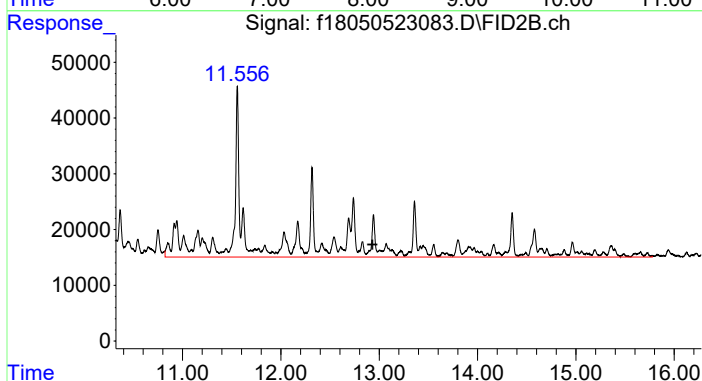
Volume Inj. : 1.0  
Signal Phase : Rtx-5MS  
Signal Info : 0.25mm





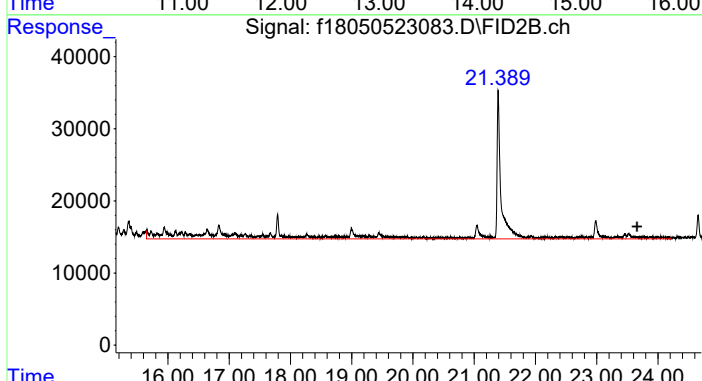
#4 > C8 to C10 Aliphatics

R.T.: 8.012 min  
 Delta R.T.: 0.000 min  
 Response: 7854311  
 Conc: 5.83 ug/mL m



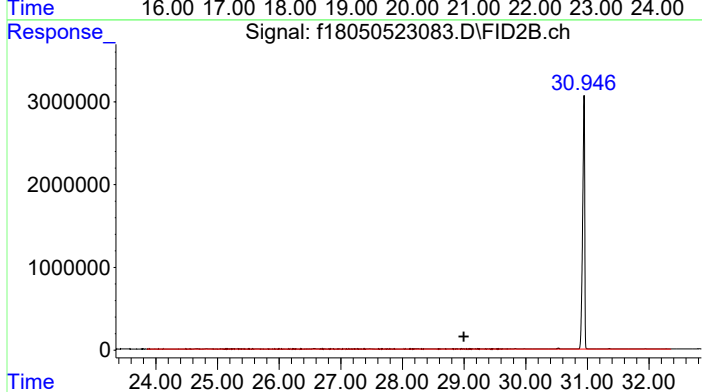
#5 > C10 to C12 Aliphatics

R.T.: 12.930 min  
 Delta R.T.: 0.000 min  
 Response: 5296549  
 Conc: 3.93 ug/ml m



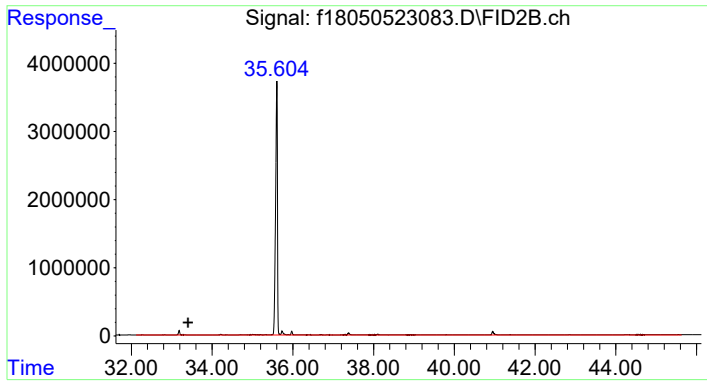
#6 > C12 to C16 Aliphatics

R.T.: 23.659 min  
 Delta R.T.: 0.000 min  
 Response: 2693496  
 Conc: 2.00 UG/ML m



#7 > C16 to C21 Aliphatics

R.T.: 28.995 min  
 Delta R.T.: 0.000 min  
 Response: 2476686  
 Conc: 1.84 UG/ML m



#8 > C21 to C32 Aliphatics

R.T.: 33.402 min  
Delta R.T.: 0.000 min  
Response: 20287001  
Conc: 15.05 UG/ML m



Data Path : C:\Projects\Hawaii DOH\2. Laboratory Data\Alpha\WAF Study\L2317027\TPH\NF TPH\  
 Data File : f18050823029.D  
 Signal(s) : FID2B.ch  
 Acq On : 09 May 2023 04:50 am  
 Operator : FID18:AMV  
 Sample : L2317027-18F2  
 Misc : WG1776333,WG1771481,ICAL19877  
 ALS Vial : 65 Sample Multiplier: 1

Integration File: SHCINT2.E  
 Quant Time: Jun 01 10:44:30 2023  
 Quant Method : C:\Projects\Hawaii DOH\2. Laboratory Data\Alpha\WAF Study\L2317027\TPH\NF TPH\NF T  
 .. PH Quant.M  
 Quant Title : FID Forensics  
 QLast Update : Fri Sep 23 15:53:13 2022  
 Response via : Initial Calibration  
 Integrator: ChemStation

Volume Inj. : 1.0  
 Signal Phase : Rtx-5MS  
 Signal Info : 0.25mm

Blank Name : IB1805082301R  
 Blank File : f18050823009.D

Compound	R.T.	Response	Conc Units
-----			
Internal Standards			
1) I 5-alpha-androstane	30.936	63529684	50.000 ug/mL m
System Monitoring Compounds			
2) s ortho-terphenyl	28.954	113371944	85.363 ug/mL m
Spiked Amount 50.000	Range 50 - 130	Recovery =	170.73%#
Target Compounds			
9) h > C8 to C10 Aromatics	7.704	347571159	290.389 UG/ML m
10) h > C10 to C12 Aromatics	12.274	659997269	551.415 UG/ML m
11) h > C12 to C16 Aromatics	17.385	436054799	364.315 UG/ML m
12) h > C16 to C21 Aromatics	28.995	11411098	9.534 UG/ML m
13) h > C21 to C32 Aromatics	34.889	21298104	17.794 UG/ML m

SemiQuant Compounds - Not Calibrated on this Instrument

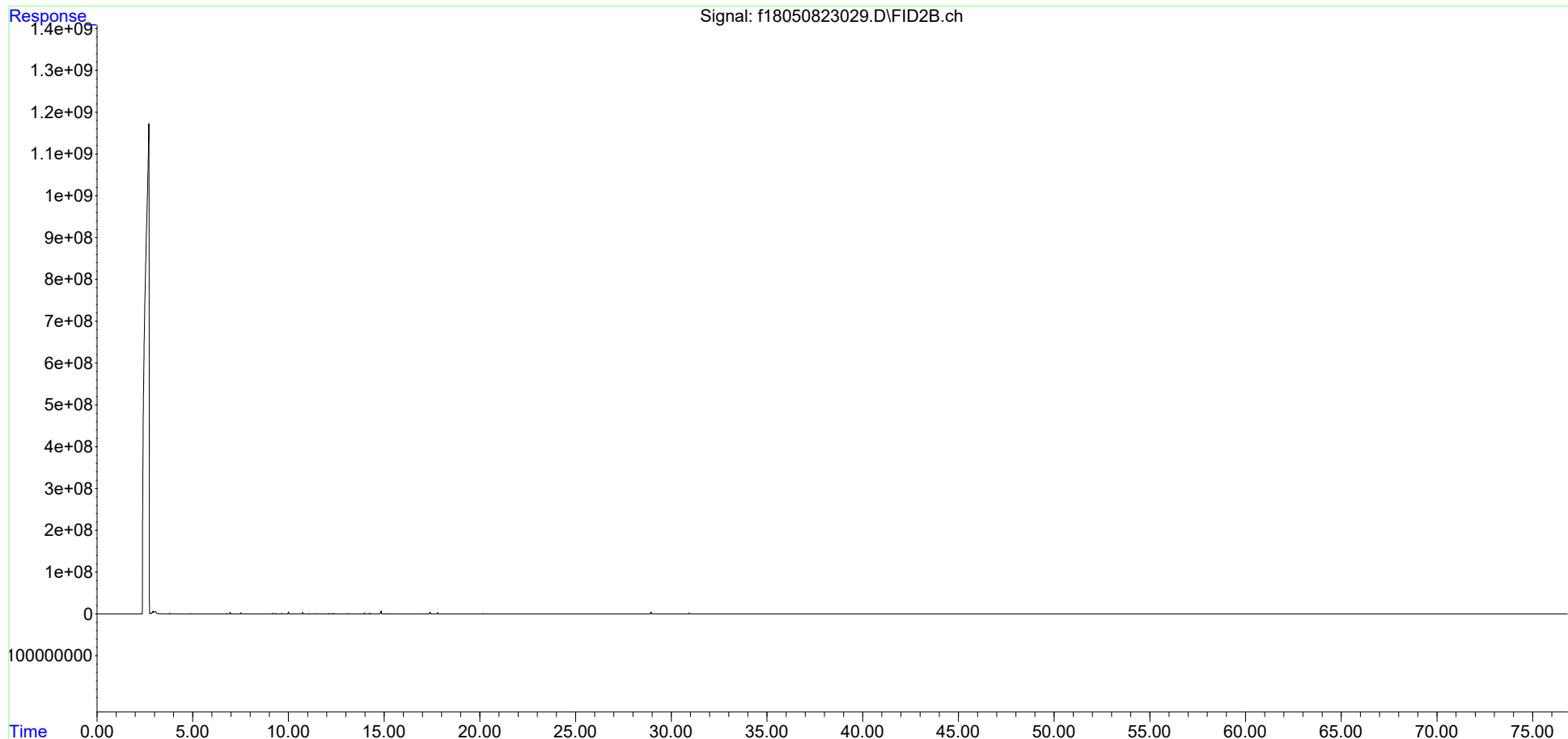
(f)=RT Delta > 1/2 Window

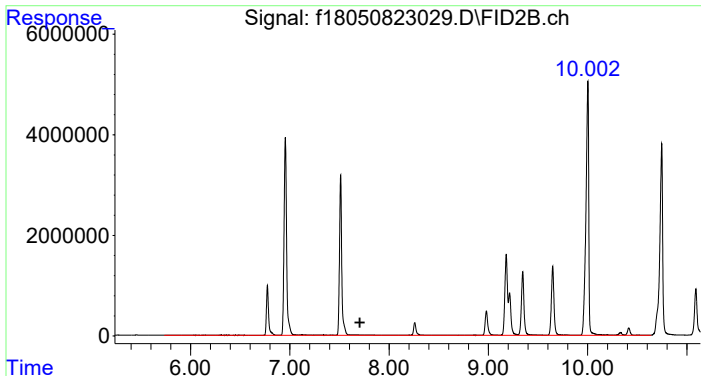
(m)=manual int.

Data Path : C:\Projects\Hawaii DOH\2. Laboratory Data\Alpha\WAF Study\L2317027\TPH\NF TPH\  
Data File : f18050823029.D  
Signal(s) : FID2B.ch  
Acq On : 09 May 2023 04:50 am  
Operator : FID18:AMV  
Sample : L2317027-18F2  
Misc : WG1776333,WG1771481,ICAL19877  
ALS Vial : 65 Sample Multiplier: 1

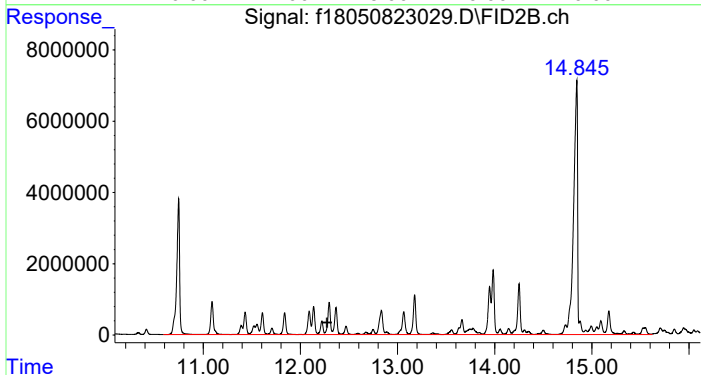
Integration File: SHCINT2.E  
Quant Time: Jun 01 10:44:30 2023  
Quant Method : C:\Projects\Hawaii DOH\2. Laboratory Data\Alpha\WAF Study\L2317027\TPH\NF TPH\NF T  
... PH Quant.M  
Quant Title : FID Forensics  
QLast Update : Fri Sep 23 15:53:13 2022  
Response via : Initial Calibration  
Integrator: ChemStation

Volume Inj. : 1.0  
Signal Phase : Rtx-5MS  
Signal Info : 0.25mm

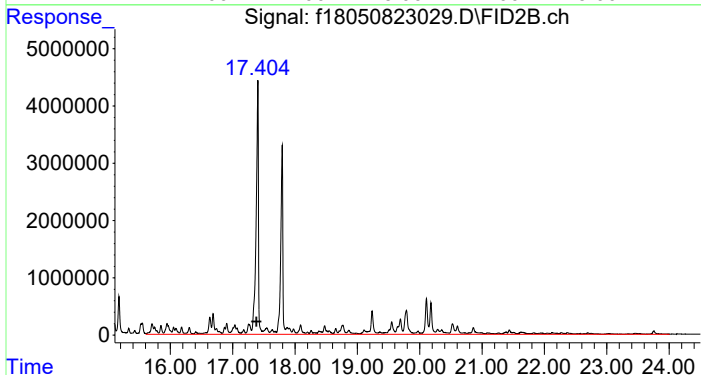




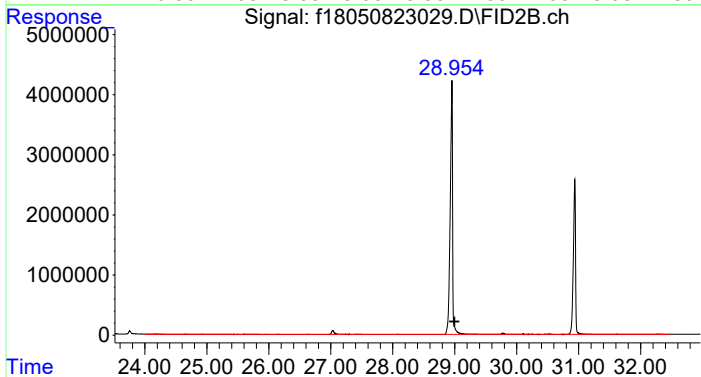
#9 > C8 to C10 Aromatics  
 R.T.: 7.704 min  
 Delta R.T.: 0.000 min  
 Response: 347571159  
 Conc: 290.39 UG/ML m



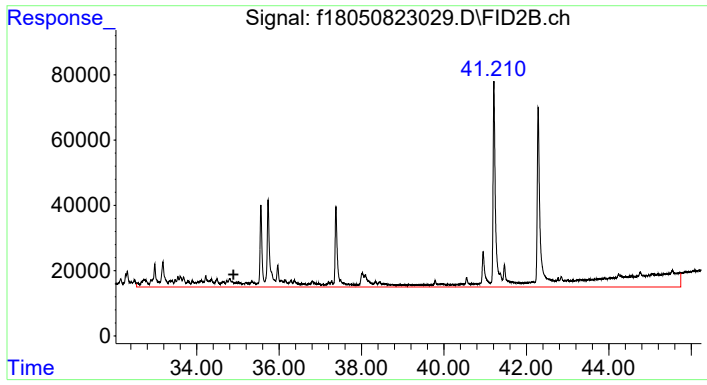
#10 > C10 to C12 Aromatics  
 R.T.: 12.274 min  
 Delta R.T.: 0.000 min  
 Response: 659997269  
 Conc: 551.41 UG/ML m



#11 > C12 to C16 Aromatics  
 R.T.: 17.385 min  
 Delta R.T.: 0.000 min  
 Response: 436054799  
 Conc: 364.32 UG/ML m



#12 > C16 to C21 Aromatics  
 R.T.: 28.995 min  
 Delta R.T.: 0.000 min  
 Response: 11411098  
 Conc: 9.53 UG/ML m



#13 > C21 to C32 Aromatics

R.T.: 34.889 min  
Delta R.T.: 0.000 min  
Response: 21298104  
Conc: 17.79 UG/ML m

Data Path : C:\Projects\Hawaii DOH\2. Laboratory Data\Alpha\WAF Study\L2317027\TPH\NF TPH\  
 Data File : f18042723041.D  
 Signal(s) : FID2B.ch  
 Acq On : 28 Apr 2023 01:47 pm  
 Operator : FID18:AMV  
 Sample : L2317027-19  
 Misc : WG1772069,WG1769453,ICAL19877  
 ALS Vial : 71 Sample Multiplier: 1

Integration File: SHCINT2.E  
 Quant Time: Jun 01 11:08:25 2023  
 Quant Method : C:\Projects\Hawaii DOH\2. Laboratory Data\Alpha\WAF Study\L2317027\TPH\NF TPH\NF T  
 .. PH Quant.M  
 Quant Title : FID Forensics  
 QLast Update : Wed May 31 16:55:59 2023  
 Response via : Initial Calibration  
 Integrator: ChemStation

Volume Inj. : 1.0  
 Signal Phase : Rtx-5MS  
 Signal Info : 0.25mm

Blank Name : IB1804272302R  
 Blank File : f18042723039.D

Compound	R.T.	Response	Conc Units
Internal Standards			
1) I 5-alpha-androstane	31.069	62994076	50.000 ug/mL m
System Monitoring Compounds			
2) s ortho-terphenyl	29.092	148399268	112.686 ug/mL m
Spiked Amount 50.000	Range 50 - 130	Recovery =	225.37%#
3) s d50-Tetracosane	35.719	121390728	116.580 ug/mL m
Spiked Amount 50.000	Range 50 - 130	Recovery =	233.16%#
Target Compounds			
4) h > C8 to C10 Aliphatics	8.012	605716426	510.367 ug/mL m
5) h > C10 to C12 Aliphatics	12.930	1078827868	909.003 ug/ml m
6) h > C12 to C16 Aliphatics	23.659	978090498	824.123 UG/ML m
7) h > C16 to C21 Aliphatics	28.995	94093217	79.281 UG/ML m
8) h > C21 to C32 Aliphatics	33.402	27172178	22.895 UG/ML m

SemiQuant Compounds - Not Calibrated on this Instrument

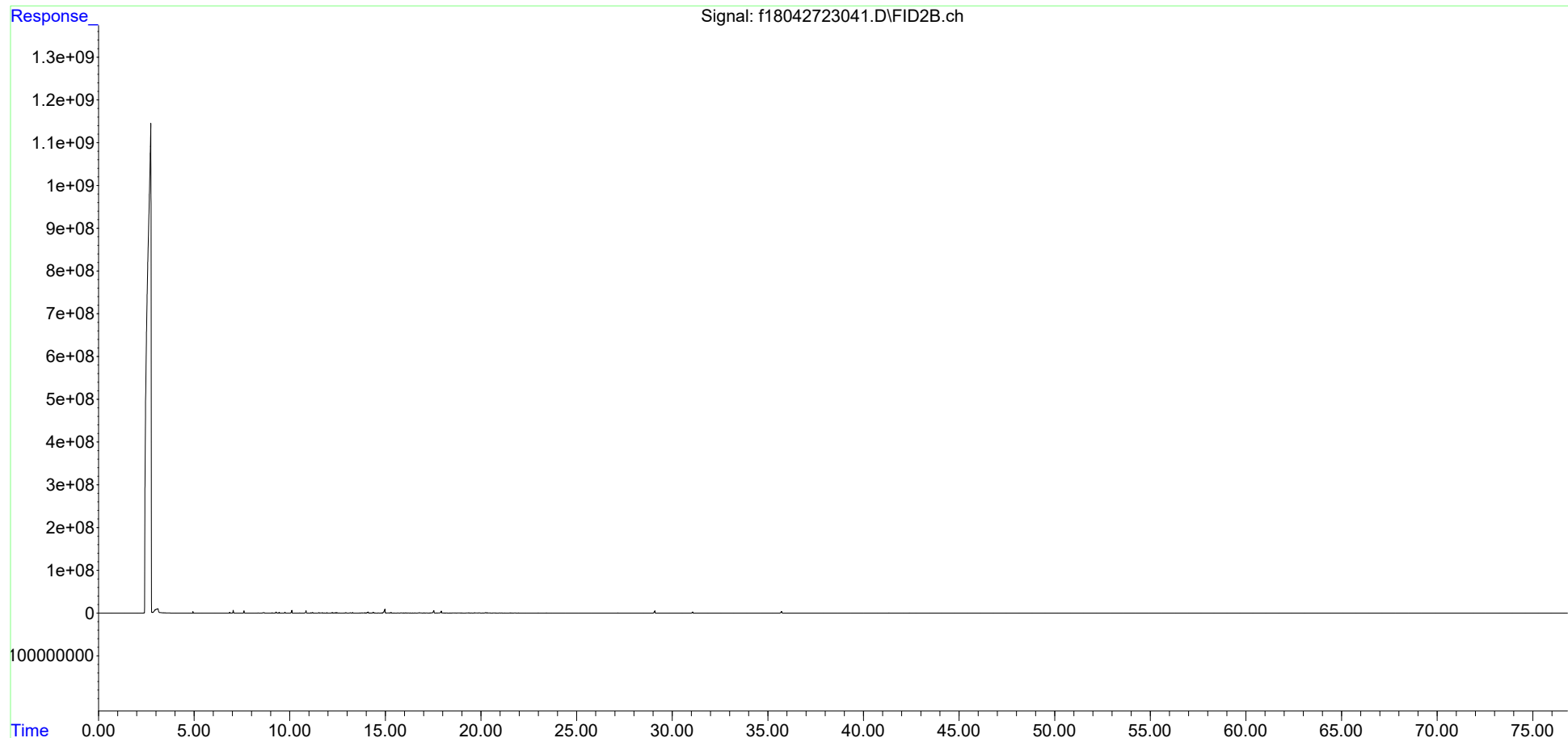
(f)=RT Delta > 1/2 Window

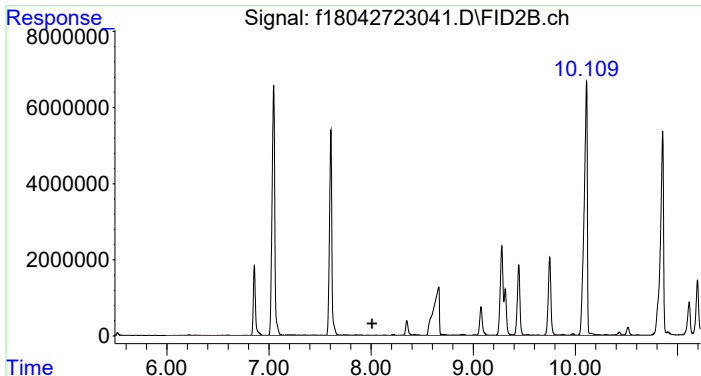
(m)=manual int.

Data Path : C:\Projects\Hawaii DOH\2. Laboratory Data\Alpha\WAF Study\L2317027\TPH\NF TPH\  
Data File : f18042723041.D  
Signal(s) : FID2B.ch  
Acq On : 28 Apr 2023 01:47 pm  
Operator : FID18:AMV  
Sample : L2317027-19  
Misc : WG1772069,WG1769453,ICAL19877  
ALS Vial : 71 Sample Multiplier: 1

Integration File: SHCINT2.E  
Quant Time: Jun 01 11:08:25 2023  
Quant Method : C:\Projects\Hawaii DOH\2. Laboratory Data\Alpha\WAF Study\L2317027\TPH\NF TPH\NF T  
... PH Quant.M  
Quant Title : FID Forensics  
QLast Update : Wed May 31 16:55:59 2023  
Response via : Initial Calibration  
Integrator: ChemStation

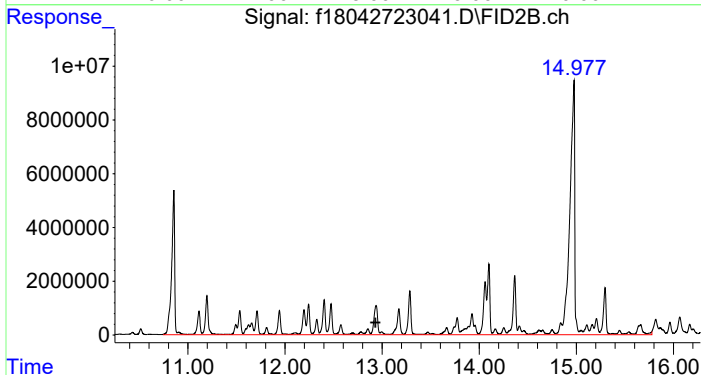
Volume Inj. : 1.0  
Signal Phase : Rtx-5MS  
Signal Info : 0.25mm





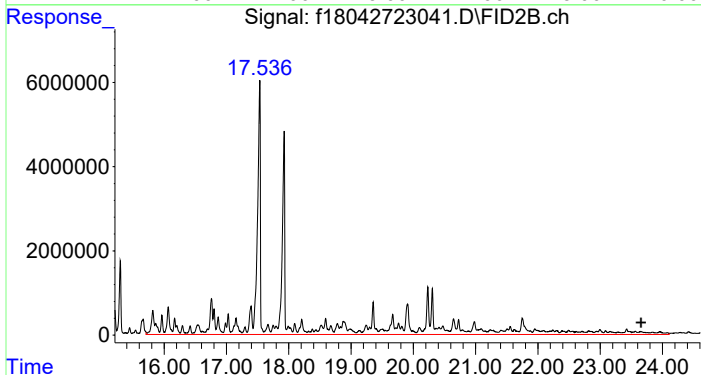
#4 > C8 to C10 Aliphatics

R.T.: 8.012 min  
 Delta R.T.: 0.000 min  
 Response: 605716426  
 Conc: 510.37 ug/mL m



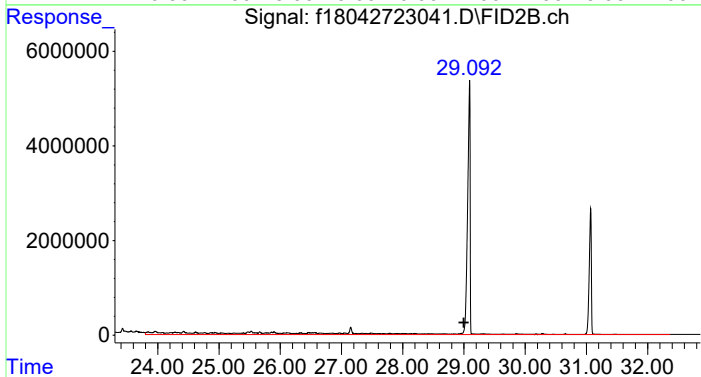
#5 > C10 to C12 Aliphatics

R.T.: 12.930 min  
 Delta R.T.: 0.000 min  
 Response: 1078827868  
 Conc: 909.00 ug/ml m



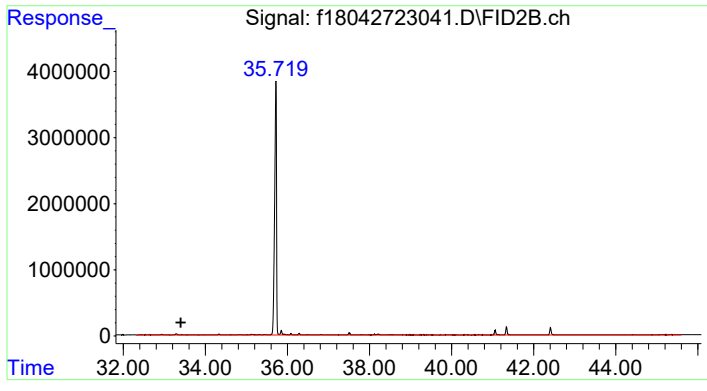
#6 > C12 to C16 Aliphatics

R.T.: 23.659 min  
 Delta R.T.: 0.000 min  
 Response: 978090498  
 Conc: 824.12 UG/ML m



#7 > C16 to C21 Aliphatics

R.T.: 28.995 min  
 Delta R.T.: 0.000 min  
 Response: 94093217  
 Conc: 79.28 UG/ML m



#8 > C21 to C32 Aliphatics

R.T.: 33.402 min  
Delta R.T.: 0.000 min  
Response: 27172178  
Conc: 22.89 UG/ML m



Data Path : C:\Projects\Hawaii DOH\2. Laboratory Data\Alpha\WAF Study\L2317027\TPH\NF TPH\  
 Data File : f18050523085.D  
 Signal(s) : FID2B.ch  
 Acq On : 07 May 2023 09:50 pm  
 Operator : FID18:AMV  
 Sample : L2317027-20F1  
 Misc : WG1775373,WG1771482,ICAL19877  
 ALS Vial : 93 Sample Multiplier: 1

Integration File: SHCINT2.E  
 Quant Time: May 31 16:16:50 2023  
 Quant Method : C:\Projects\Hawaii DOH\2. Laboratory Data\Alpha\WAF Study\L2317027\TPH\NF TPH\NF T  
 .. PH Quant.M  
 Quant Title : FID Forensics  
 QLast Update : Fri Sep 23 15:53:13 2022  
 Response via : Initial Calibration  
 Integrator: ChemStation

Volume Inj. : 1.0  
 Signal Phase : Rtx-5MS  
 Signal Info : 0.25mm

Blank Name : IB1805052303R  
 Blank File : f18050523061.D

Compound	R.T.	Response	Conc Units
-----			
Internal Standards			
1) I 5-alpha-androstane	30.944	69420315	50.000 ug/mL m
System Monitoring Compounds			
3) s d50-Tetracosane	35.607	127546679	111.152 ug/mL m
Spiked Amount 50.000	Range 50 - 130	Recovery	= 222.30%#
Target Compounds			
4) h > C8 to C10 Aliphatics	8.012	20429696	15.620 ug/mL m
5) h > C10 to C12 Aliphatics	12.930	7522338	5.751 ug/ml m
6) h > C12 to C16 Aliphatics	23.659	2635194	2.015 UG/ML m
7) h > C16 to C21 Aliphatics	28.995	2766915	2.116 UG/ML m
8) h > C21 to C32 Aliphatics	33.402	18643177	14.254 UG/ML m

SemiQuant Compounds - Not Calibrated on this Instrument

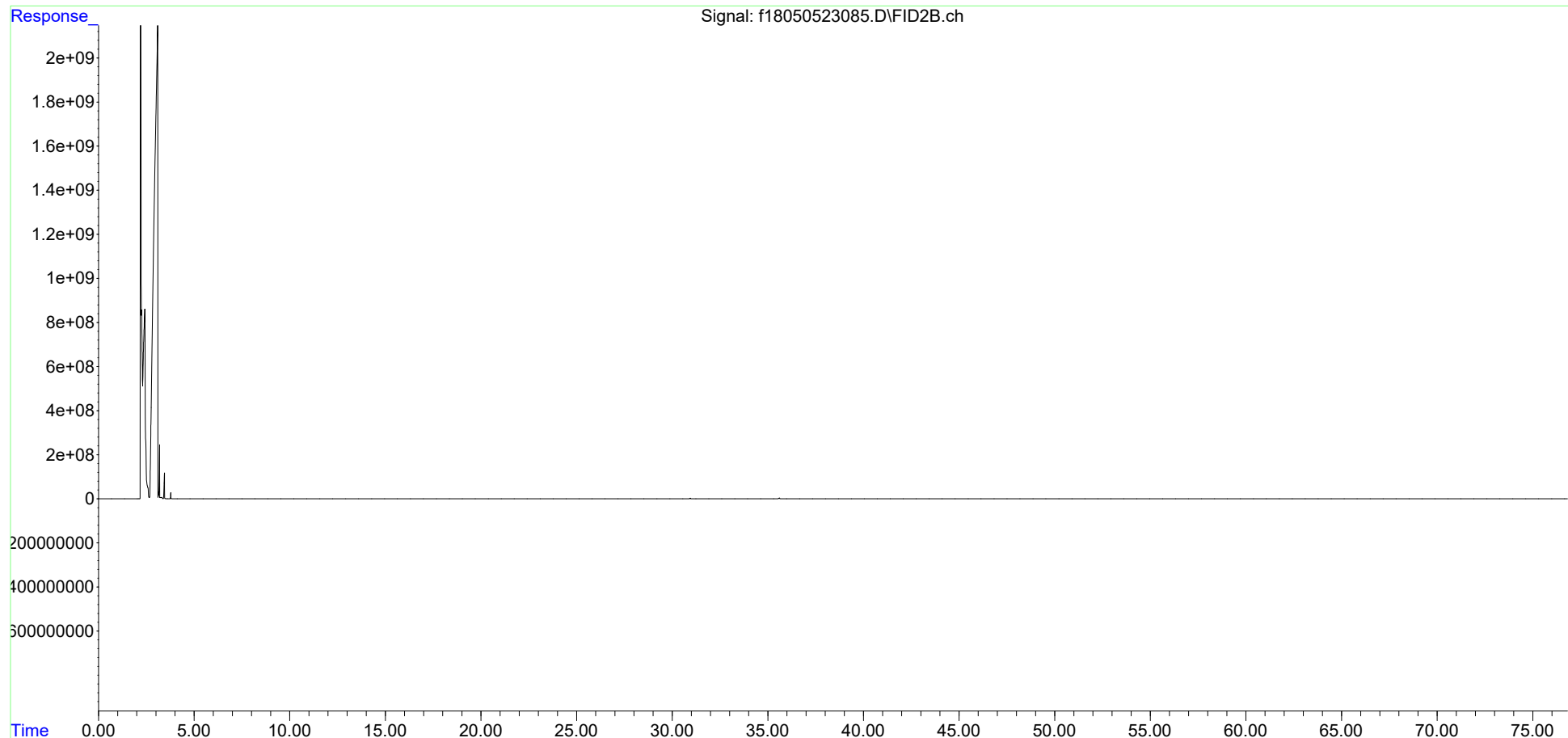
(f)=RT Delta > 1/2 Window

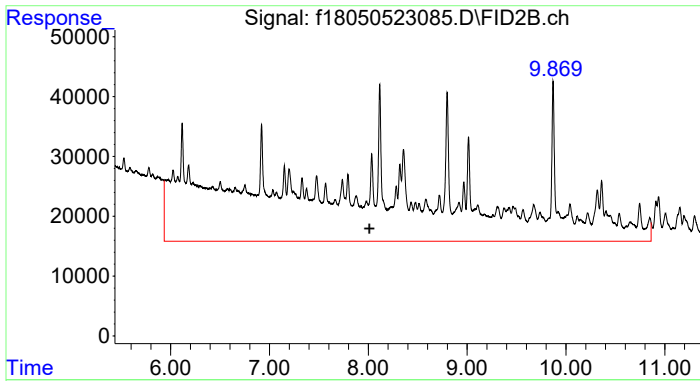
(m)=manual int.

Data Path : C:\Projects\Hawaii DOH\2. Laboratory Data\Alpha\WAF Study\L2317027\TPH\NF TPH\  
Data File : f18050523085.D  
Signal(s) : FID2B.ch  
Acq On : 07 May 2023 09:50 pm  
Operator : FID18:AMV  
Sample : L2317027-20F1  
Misc : WG1775373,WG1771482,ICAL19877  
ALS Vial : 93 Sample Multiplier: 1

Integration File: SHCINT2.E  
Quant Time: May 31 16:16:50 2023  
Quant Method : C:\Projects\Hawaii DOH\2. Laboratory Data\Alpha\WAF Study\L2317027\TPH\NF TPH\NF T  
... PH Quant.M  
Quant Title : FID Forensics  
QLast Update : Fri Sep 23 15:53:13 2022  
Response via : Initial Calibration  
Integrator: ChemStation

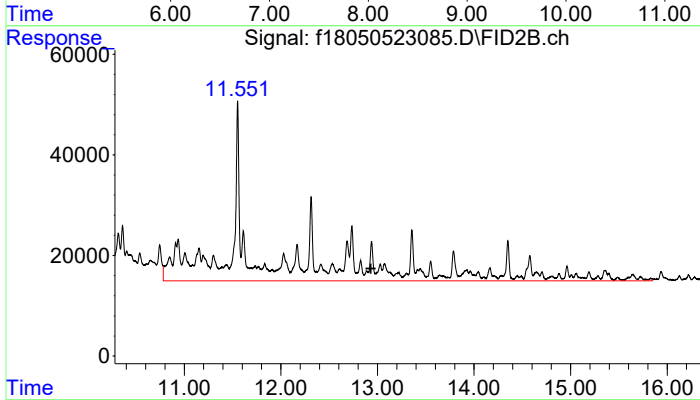
Volume Inj. : 1.0  
Signal Phase : Rtx-5MS  
Signal Info : 0.25mm





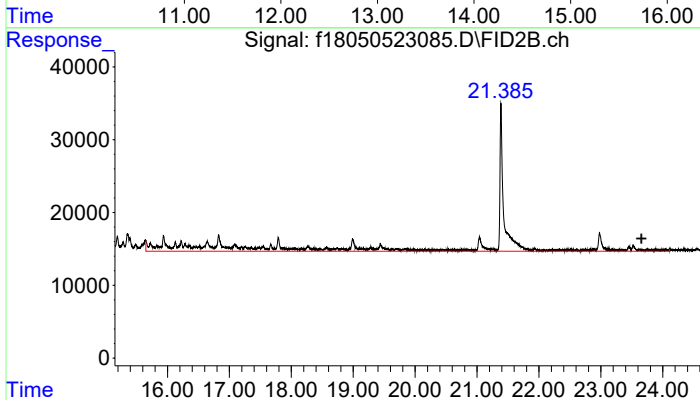
#4 > C8 to C10 Aliphatics

R.T.: 8.012 min  
 Delta R.T.: 0.000 min  
 Response: 20429696  
 Conc: 15.62 ug/mL m



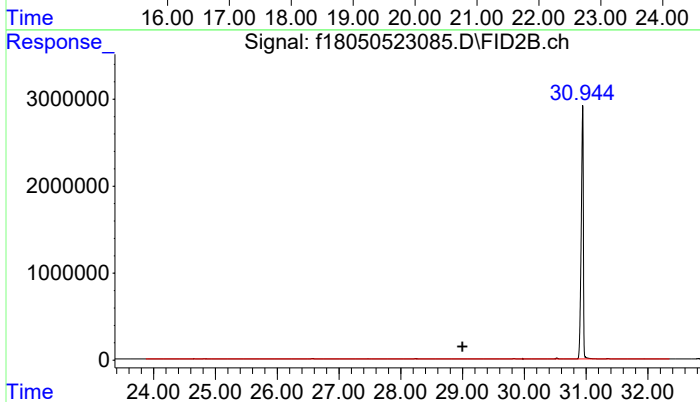
#5 > C10 to C12 Aliphatics

R.T.: 12.930 min  
 Delta R.T.: 0.000 min  
 Response: 7522338  
 Conc: 5.75 ug/ml m



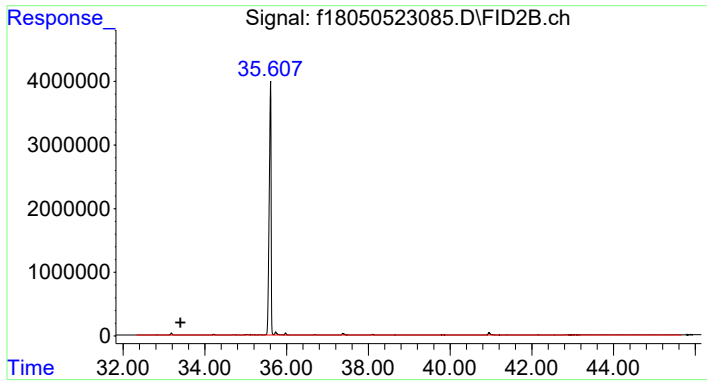
#6 > C12 to C16 Aliphatics

R.T.: 23.659 min  
 Delta R.T.: 0.000 min  
 Response: 2635194  
 Conc: 2.01 UG/ML m



#7 > C16 to C21 Aliphatics

R.T.: 28.995 min  
 Delta R.T.: 0.000 min  
 Response: 2766915  
 Conc: 2.12 UG/ML m



#8 > C21 to C32 Aliphatics

R.T.: 33.402 min  
Delta R.T.: 0.000 min  
Response: 18643177  
Conc: 14.25 UG/ML m

Data Path : C:\Projects\Hawaii DOH\2. Laboratory Data\Alpha\WAF Study\L2317027\TPH\NF TPH\  
 Data File : f18050823031.D  
 Signal(s) : FID2B.ch  
 Acq On : 09 May 2023 06:13 am  
 Operator : FID18:AMV  
 Sample : L2317027-21F2  
 Misc : WG1776333,WG1771483,ICAL19877  
 ALS Vial : 66 Sample Multiplier: 1

Integration File: SHCINT2.E  
 Quant Time: Jun 01 10:47:15 2023  
 Quant Method : C:\Projects\Hawaii DOH\2. Laboratory Data\Alpha\WAF Study\L2317027\TPH\NF TPH\NF T  
 .. PH Quant.M  
 Quant Title : FID Forensics  
 QLast Update : Fri Sep 23 15:53:13 2022  
 Response via : Initial Calibration  
 Integrator: ChemStation

Volume Inj. : 1.0  
 Signal Phase : Rtx-5MS  
 Signal Info : 0.25mm

Blank Name : IB1805082301R  
 Blank File : f18050823009.D

Compound	R.T.	Response	Conc Units
-----			
Internal Standards			
1) I 5-alpha-androstane	30.939	70101462	50.000 ug/mL m
System Monitoring Compounds			
2) s ortho-terphenyl	28.963	139256324	95.023 ug/mL m
Spiked Amount 50.000	Range 50 - 130	Recovery =	190.05%#
Target Compounds			
9) h > C8 to C10 Aromatics	7.704	367912437	278.567 UG/ML m
10) h > C10 to C12 Aromatics	12.274	764751881	579.037 UG/ML m
11) h > C12 to C16 Aromatics	17.385	522365167	395.512 UG/ML m
12) h > C16 to C21 Aromatics	28.995	11129677	8.427 UG/ML m
13) h > C21 to C32 Aromatics	34.889	23156577	17.533 UG/ML m

SemiQuant Compounds - Not Calibrated on this Instrument

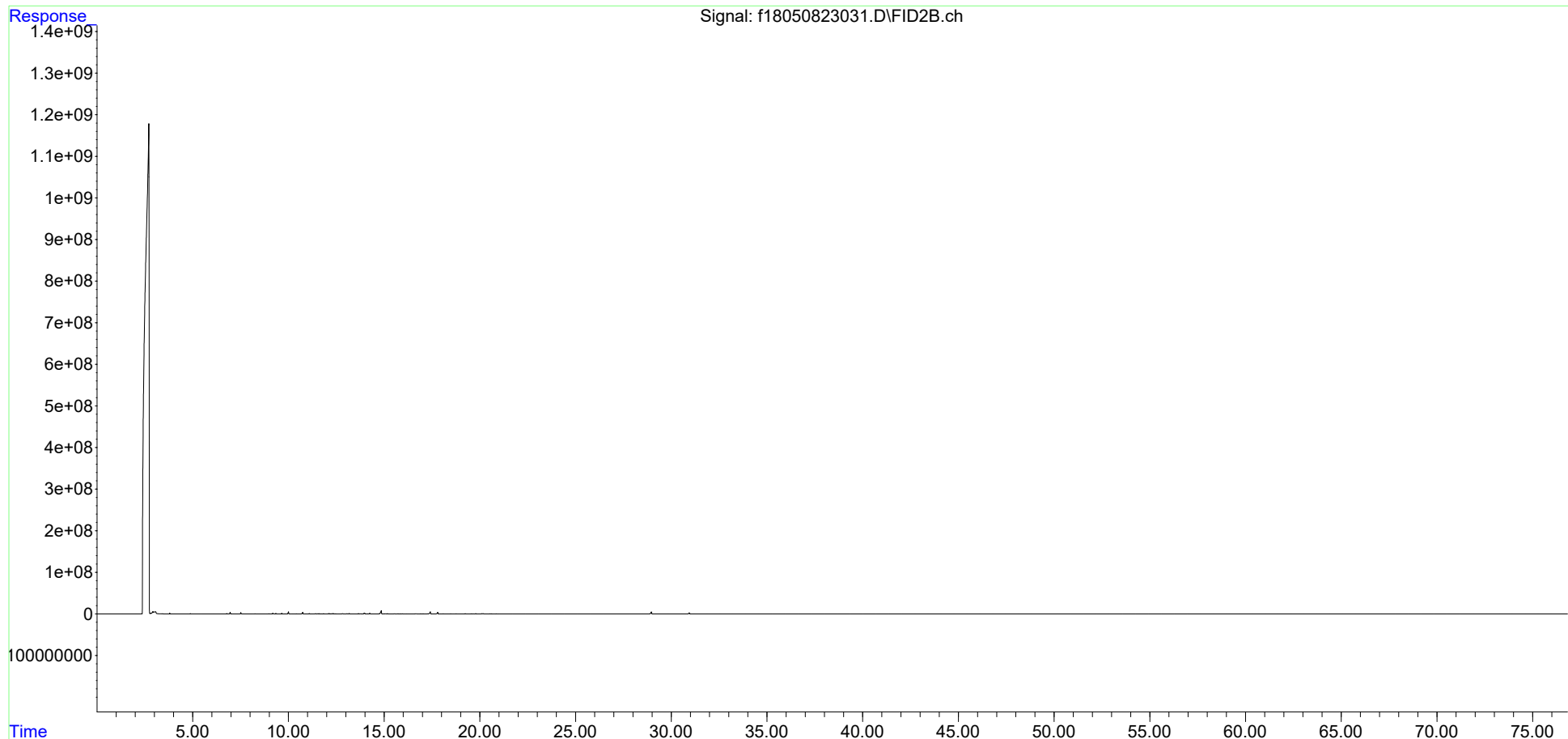
(f)=RT Delta > 1/2 Window

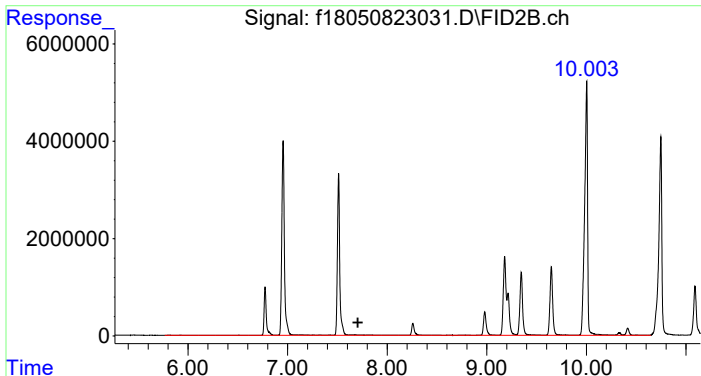
(m)=manual int.

Data Path : C:\Projects\Hawaii DOH\2. Laboratory Data\Alpha\WAF Study\L2317027\TPH\NF TPH\  
Data File : f18050823031.D  
Signal(s) : FID2B.ch  
Acq On : 09 May 2023 06:13 am  
Operator : FID18:AMV  
Sample : L2317027-21F2  
Misc : WG1776333,WG1771483,ICAL19877  
ALS Vial : 66 Sample Multiplier: 1

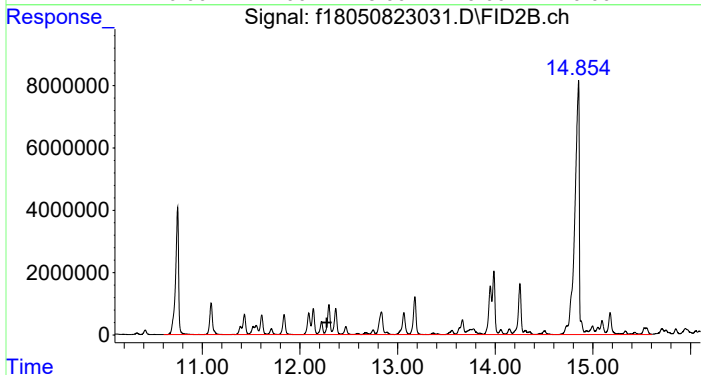
Integration File: SHCINT2.E  
Quant Time: Jun 01 10:47:15 2023  
Quant Method : C:\Projects\Hawaii DOH\2. Laboratory Data\Alpha\WAF Study\L2317027\TPH\NF TPH\NF T  
... PH Quant.M  
Quant Title : FID Forensics  
QLast Update : Fri Sep 23 15:53:13 2022  
Response via : Initial Calibration  
Integrator: ChemStation

Volume Inj. : 1.0  
Signal Phase : Rtx-5MS  
Signal Info : 0.25mm

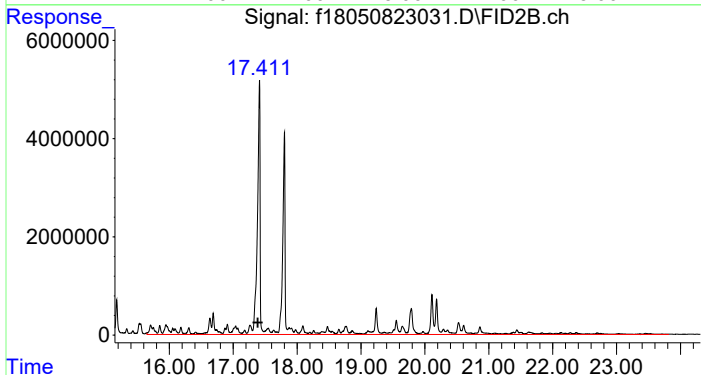




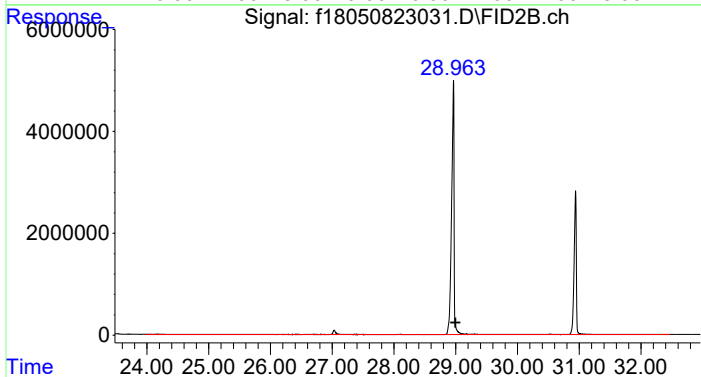
#9 > C8 to C10 Aromatics  
R.T.: 7.704 min  
Delta R.T.: 0.000 min  
Response: 367912437  
Conc: 278.57 UG/ML m



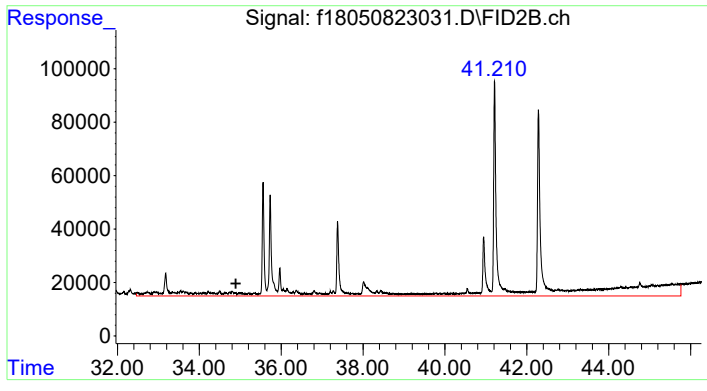
#10 > C10 to C12 Aromatics  
R.T.: 12.274 min  
Delta R.T.: 0.000 min  
Response: 764751881  
Conc: 579.04 UG/ML m



#11 > C12 to C16 Aromatics  
R.T.: 17.385 min  
Delta R.T.: 0.000 min  
Response: 522365167  
Conc: 395.51 UG/ML m



#12 > C16 to C21 Aromatics  
R.T.: 28.995 min  
Delta R.T.: 0.000 min  
Response: 11129677  
Conc: 8.43 UG/ML m



#13 > C21 to C32 Aromatics

R.T.: 34.889 min  
Delta R.T.: 0.000 min  
Response: 23156577  
Conc: 17.53 UG/ML m



Data Path : C:\Projects\Hawaii DOH\2. Laboratory Data\Alpha\WAF Study\L2317027\TPH\NF TPH\  
 Data File : f18042723043.D  
 Signal(s) : FID2B.ch  
 Acq On : 28 Apr 2023 03:11 pm  
 Operator : FID18:AMV  
 Sample : L2317027-22  
 Misc : WG1772069,WG1769453,ICAL19877  
 ALS Vial : 72 Sample Multiplier: 1

Integration File: SHCINT2.E

Quant Time: Jun 01 11:13:01 2023

Quant Method : C:\Projects\Hawaii DOH\2. Laboratory Data\Alpha\WAF Study\L2317027\TPH\NF TPH\NF T  
 .. PH Quant.M

Quant Title : FID Forensics

QLast Update : Fri Sep 23 15:53:13 2022

Response via : Initial Calibration

Integrator: ChemStation

Volume Inj. : 1.0

Signal Phase : Rtx-5MS

Signal Info : 0.25mm

Blank Name : IB1804272302R

Blank File : f18042723039.D

Compound	R.T.	Response	Conc Units
Internal Standards			
1) I 5-alpha-androstane	31.068	65695273	50.000 ug/mL m
System Monitoring Compounds			
2) s ortho-terphenyl	29.088	143011516	104.130 ug/mL m
Spiked Amount 50.000	Range 50 - 130	Recovery = 208.26%#	
3) s d50-Tetracosane	35.714	114028159	105.006 ug/mL m
Spiked Amount 50.000	Range 50 - 130	Recovery = 210.01%#	
Target Compounds			
4) h > C8 to C10 Aliphatics	8.012	677188641	547.127 ug/mL m
5) h > C10 to C12 Aliphatics	12.930	1064940106	860.407 ug/ml m
6) h > C12 to C16 Aliphatics	23.659	973851106	786.813 UG/ML m
7) h > C16 to C21 Aliphatics	28.995	96953118	78.332 UG/ML m
8) h > C21 to C32 Aliphatics	33.402	67547811	54.575 UG/ML m

SemiQuant Compounds - Not Calibrated on this Instrument

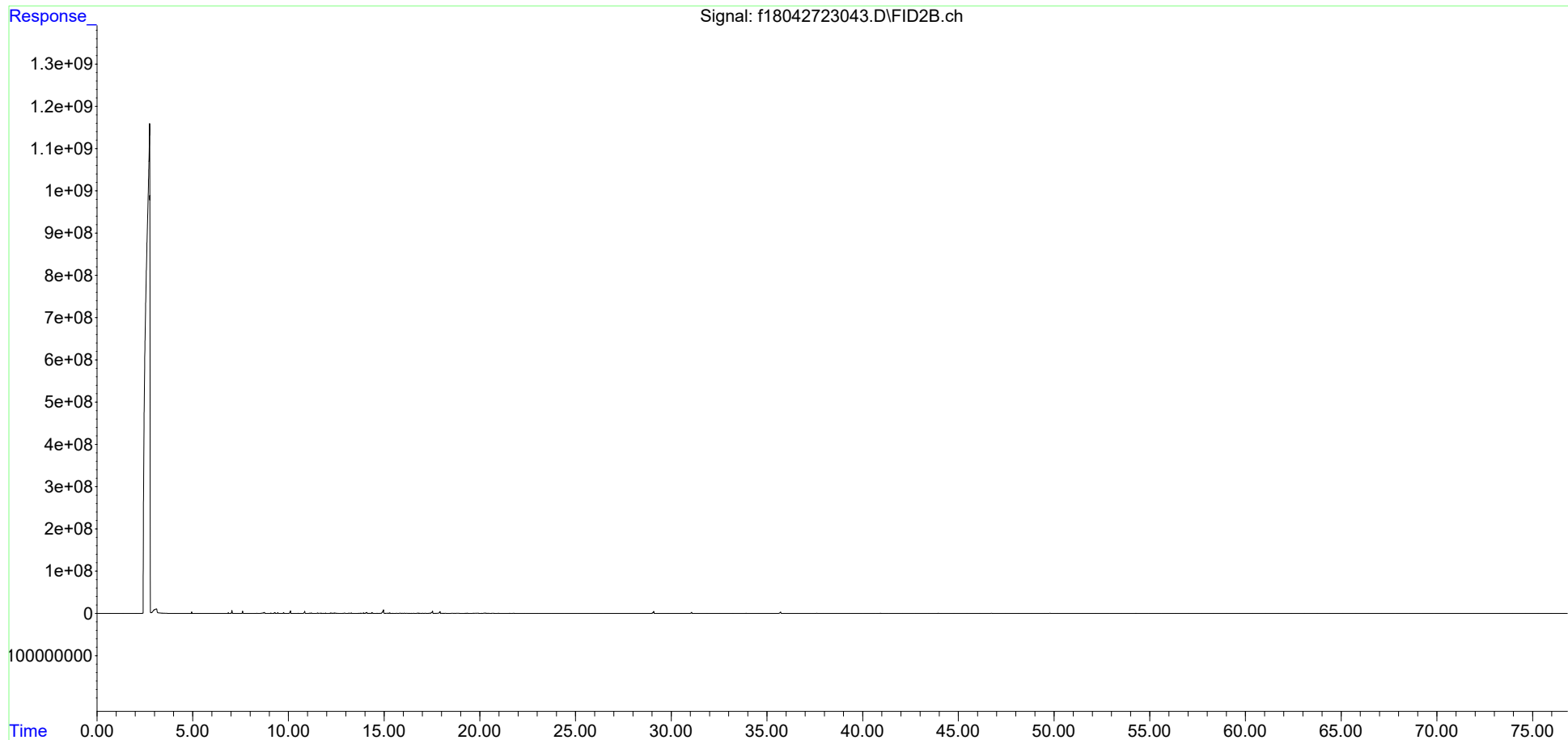
(f)=RT Delta > 1/2 Window

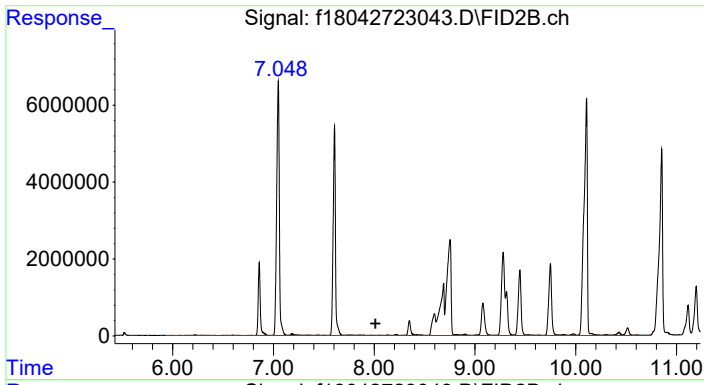
(m)=manual int.

Data Path : C:\Projects\Hawaii DOH\2. Laboratory Data\Alpha\WAF Study\L2317027\TPH\NF TPH\  
Data File : f18042723043.D  
Signal(s) : FID2B.ch  
Acq On : 28 Apr 2023 03:11 pm  
Operator : FID18:AMV  
Sample : L2317027-22  
Misc : WG1772069,WG1769453,ICAL19877  
ALS Vial : 72 Sample Multiplier: 1

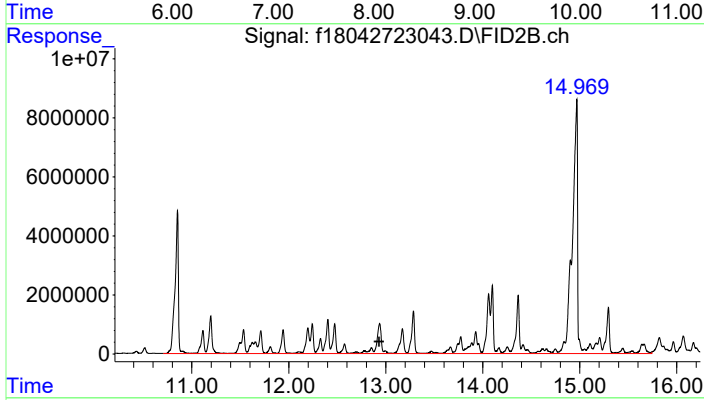
Integration File: SHCINT2.E  
Quant Time: Jun 01 11:13:01 2023  
Quant Method : C:\Projects\Hawaii DOH\2. Laboratory Data\Alpha\WAF Study\L2317027\TPH\NF TPH\NF T  
... PH Quant.M  
Quant Title : FID Forensics  
QLast Update : Fri Sep 23 15:53:13 2022  
Response via : Initial Calibration  
Integrator: ChemStation

Volume Inj. : 1.0  
Signal Phase : Rtx-5MS  
Signal Info : 0.25mm

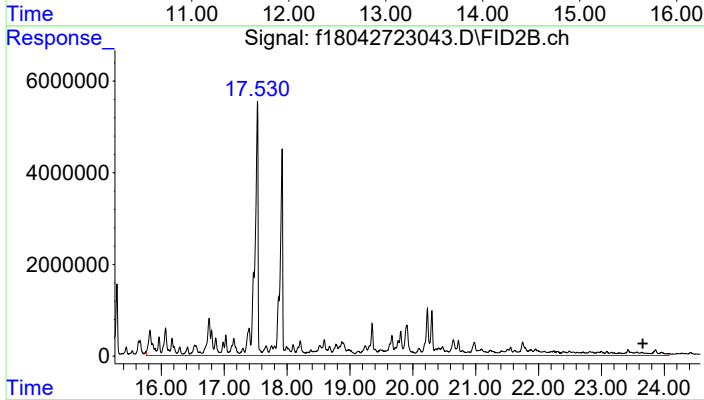




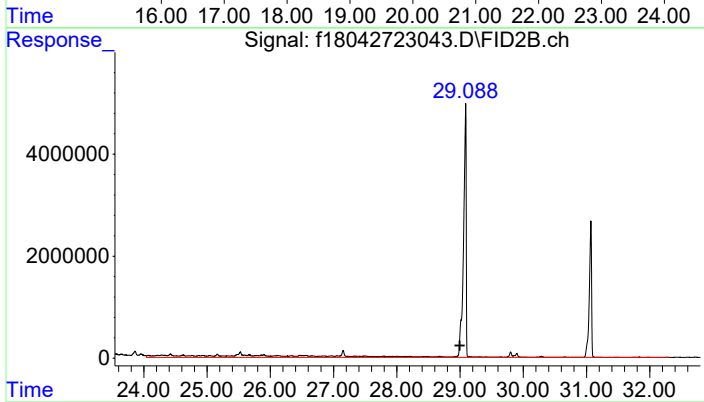
#4 > C8 to C10 Aliphatics  
 R.T.: 8.012 min  
 Delta R.T.: 0.000 min  
 Response: 677188641  
 Conc: 547.13 ug/mL m



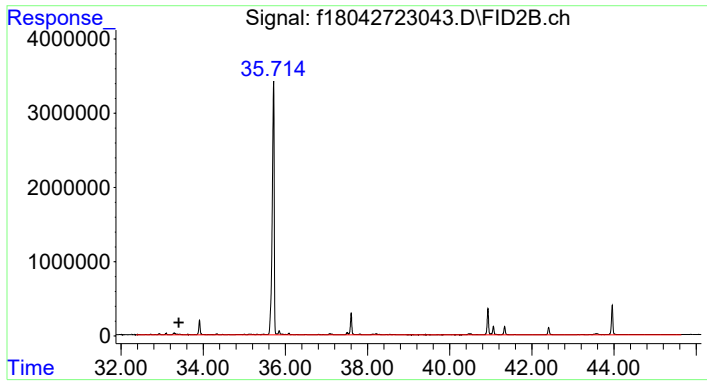
#5 > C10 to C12 Aliphatics  
 R.T.: 12.930 min  
 Delta R.T.: 0.000 min  
 Response: 1064940106  
 Conc: 860.41 ug/ml m



#6 > C12 to C16 Aliphatics  
 R.T.: 23.659 min  
 Delta R.T.: 0.000 min  
 Response: 973851106  
 Conc: 786.81 UG/ML m



#7 > C16 to C21 Aliphatics  
 R.T.: 28.995 min  
 Delta R.T.: 0.000 min  
 Response: 96953118  
 Conc: 78.33 UG/ML m



#8 > C21 to C32 Aliphatics

R.T.: 33.402 min  
Delta R.T.: 0.000 min  
Response: 67547811  
Conc: 54.57 UG/ML m

Data Path : C:\Projects\Hawaii DOH\2. Laboratory Data\Alpha\WAF Study\L2317027\TPH\NF TPH\  
 Data File : f18050823011.D  
 Signal(s) : FID2B.ch  
 Acq On : 08 May 2023 04:16 pm  
 Operator : FID18:AMV  
 Sample : L2317027-23F1  
 Misc : WG1776333,WG1771482,ICAL19877  
 ALS Vial : 56 Sample Multiplier: 1

Integration File: SHCINT2.E  
 Quant Time: May 29 22:31:01 2023  
 Quant Method : C:\Projects\Hawaii DOH\2. Laboratory Data\Alpha\WAF Study\L2317027\TPH\NF TPH\NF T  
 .. PH Quant.M  
 Quant Title : FID Forensics  
 QLast Update : Fri Sep 23 15:53:13 2022  
 Response via : Initial Calibration  
 Integrator: ChemStation

Volume Inj. : 1.0  
 Signal Phase : Rtx-5MS  
 Signal Info : 0.25mm

Blank Name : IB1805082301R  
 Blank File : f18050823009.D

Compound	R.T.	Response	Conc Units
-----			
Internal Standards			
1) I 5-alpha-androstane	30.943	62625273	50.000 ug/mL m
System Monitoring Compounds			
3) s d50-Tetracosane	35.602	107248716	103.605 ug/mL m
Spiked Amount 50.000	Range 50 - 130	Recovery	= 207.21%#
Target Compounds			
4) h > C8 to C10 Aliphatics	8.012	5518261	4.677 ug/mL m
5) h > C10 to C12 Aliphatics	12.930	4558164	3.863 ug/ml m
6) h > C12 to C16 Aliphatics	23.659	2510063	2.127 UG/ML m
7) h > C16 to C21 Aliphatics	28.995	4433803	3.758 UG/ML m
8) h > C21 to C32 Aliphatics	33.402	19275172	16.337 UG/ML m

SemiQuant Compounds - Not Calibrated on this Instrument

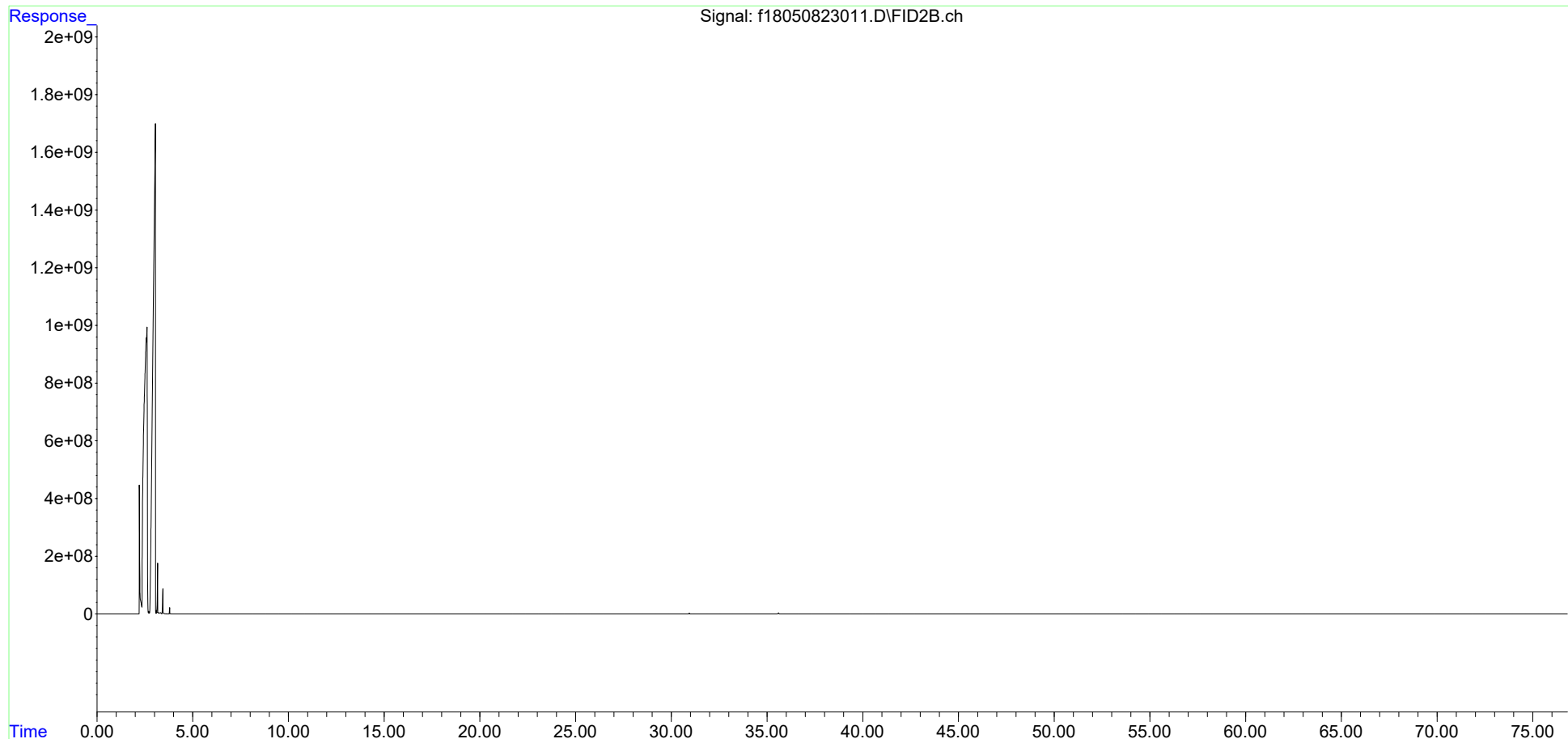
(f)=RT Delta > 1/2 Window

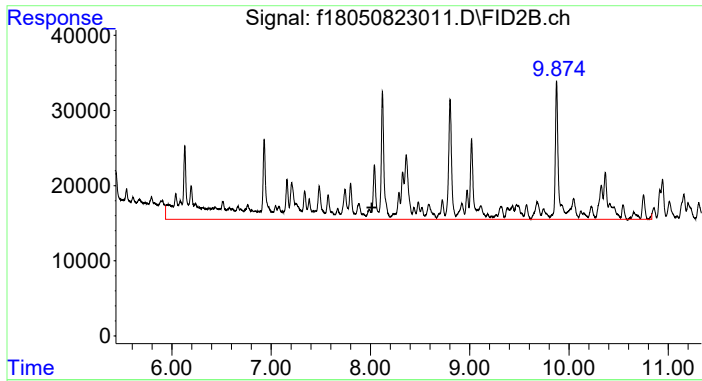
(m)=manual int.

Data Path : C:\Projects\Hawaii DOH\2. Laboratory Data\Alpha\WAF Study\L2317027\TPH\NF TPH\  
Data File : f18050823011.D  
Signal(s) : FID2B.ch  
Acq On : 08 May 2023 04:16 pm  
Operator : FID18:AMV  
Sample : L2317027-23F1  
Misc : WG1776333,WG1771482,ICAL19877  
ALS Vial : 56 Sample Multiplier: 1

Integration File: SHCINT2.E  
Quant Time: May 29 22:31:01 2023  
Quant Method : C:\Projects\Hawaii DOH\2. Laboratory Data\Alpha\WAF Study\L2317027\TPH\NF TPH\NF T  
... PH Quant.M  
Quant Title : FID Forensics  
QLast Update : Fri Sep 23 15:53:13 2022  
Response via : Initial Calibration  
Integrator: ChemStation

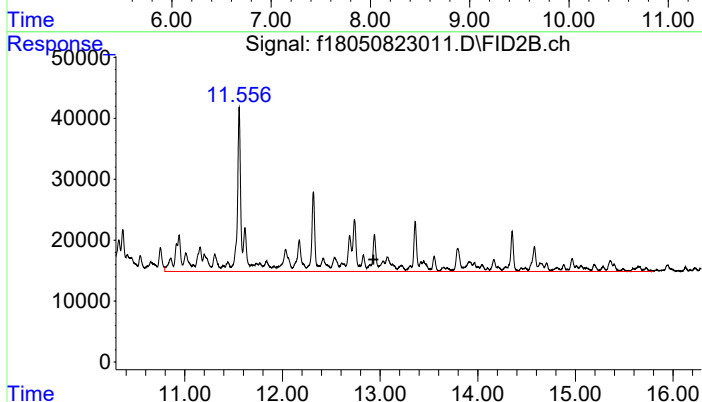
Volume Inj. : 1.0  
Signal Phase : Rtx-5MS  
Signal Info : 0.25mm





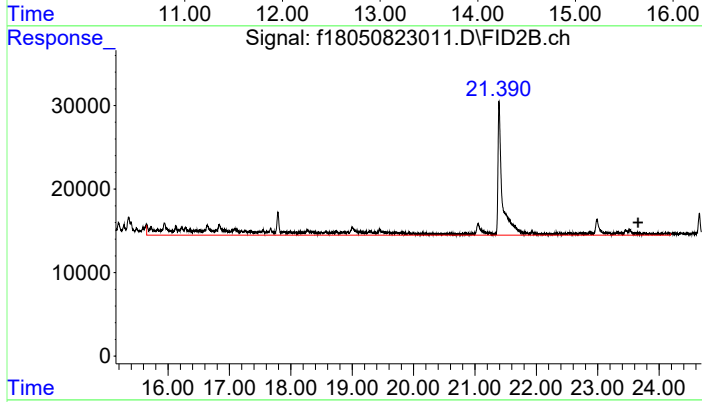
#4 > C8 to C10 Aliphatics

R.T.: 8.012 min  
 Delta R.T.: 0.000 min  
 Response: 5518261  
 Conc: 4.68 ug/mL m



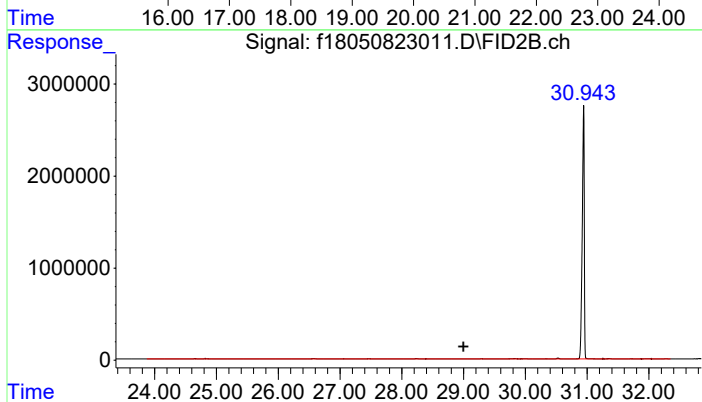
#5 > C10 to C12 Aliphatics

R.T.: 12.930 min  
 Delta R.T.: 0.000 min  
 Response: 4558164  
 Conc: 3.86 ug/ml m



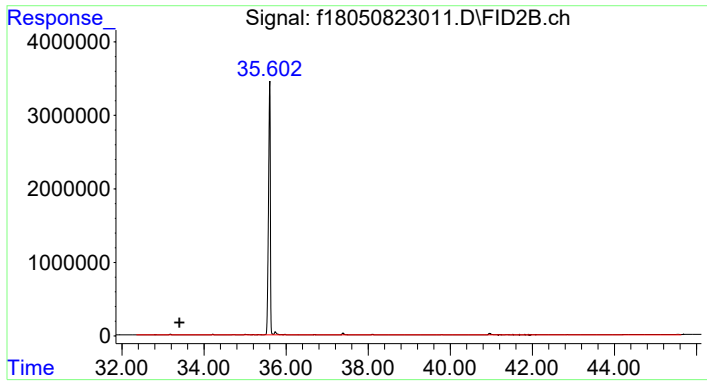
#6 > C12 to C16 Aliphatics

R.T.: 23.659 min  
 Delta R.T.: 0.000 min  
 Response: 2510063  
 Conc: 2.13 UG/ML m



#7 > C16 to C21 Aliphatics

R.T.: 28.995 min  
 Delta R.T.: 0.000 min  
 Response: 4433803  
 Conc: 3.76 UG/ML m



#8 > C21 to C32 Aliphatics

R.T.: 33.402 min  
Delta R.T.: 0.000 min  
Response: 19275172  
Conc: 16.34 UG/ML m



Data Path : C:\Projects\Hawaii DOH\2. Laboratory Data\Alpha\WAF Study\L2317027\TPH\NF TPH\  
 Data File : f18050823033.D  
 Signal(s) : FID2B.ch  
 Acq On : 09 May 2023 07:37 am  
 Operator : FID18:AMV  
 Sample : L2317027-24F2  
 Misc : WG1776333,WG1771483,ICAL19877  
 ALS Vial : 67 Sample Multiplier: 1

Integration File: SHCINT2.E  
 Quant Time: Jun 01 10:49:23 2023  
 Quant Method : C:\Projects\Hawaii DOH\2. Laboratory Data\Alpha\WAF Study\L2317027\TPH\NF TPH\NF T  
 .. PH Quant.M  
 Quant Title : FID Forensics  
 QLast Update : Fri Sep 23 15:53:13 2022  
 Response via : Initial Calibration  
 Integrator: ChemStation

Volume Inj. : 1.0  
 Signal Phase : Rtx-5MS  
 Signal Info : 0.25mm

Blank Name : IB1805082301R  
 Blank File : f18050823009.D

Compound	R.T.	Response	Conc Units
-----			
Internal Standards			
1) I 5-alpha-androstane	30.937	60780575	50.000 ug/mL m
System Monitoring Compounds			
2) s ortho-terphenyl	28.962	134068352	105.512 ug/mL m
Spiked Amount 50.000	Range 50 - 130	Recovery	= 211.02%#
Target Compounds			
9) h > C8 to C10 Aromatics	7.704	365052255	318.789 UG/ML m
10) h > C10 to C12 Aromatics	12.274	747572322	652.832 UG/ML m
11) h > C12 to C16 Aromatics	17.385	563953564	492.483 UG/ML m
12) h > C16 to C21 Aromatics	28.995	12336218	10.773 UG/ML m
13) h > C21 to C32 Aromatics	34.889	19759407	17.255 UG/ML m

SemiQuant Compounds - Not Calibrated on this Instrument

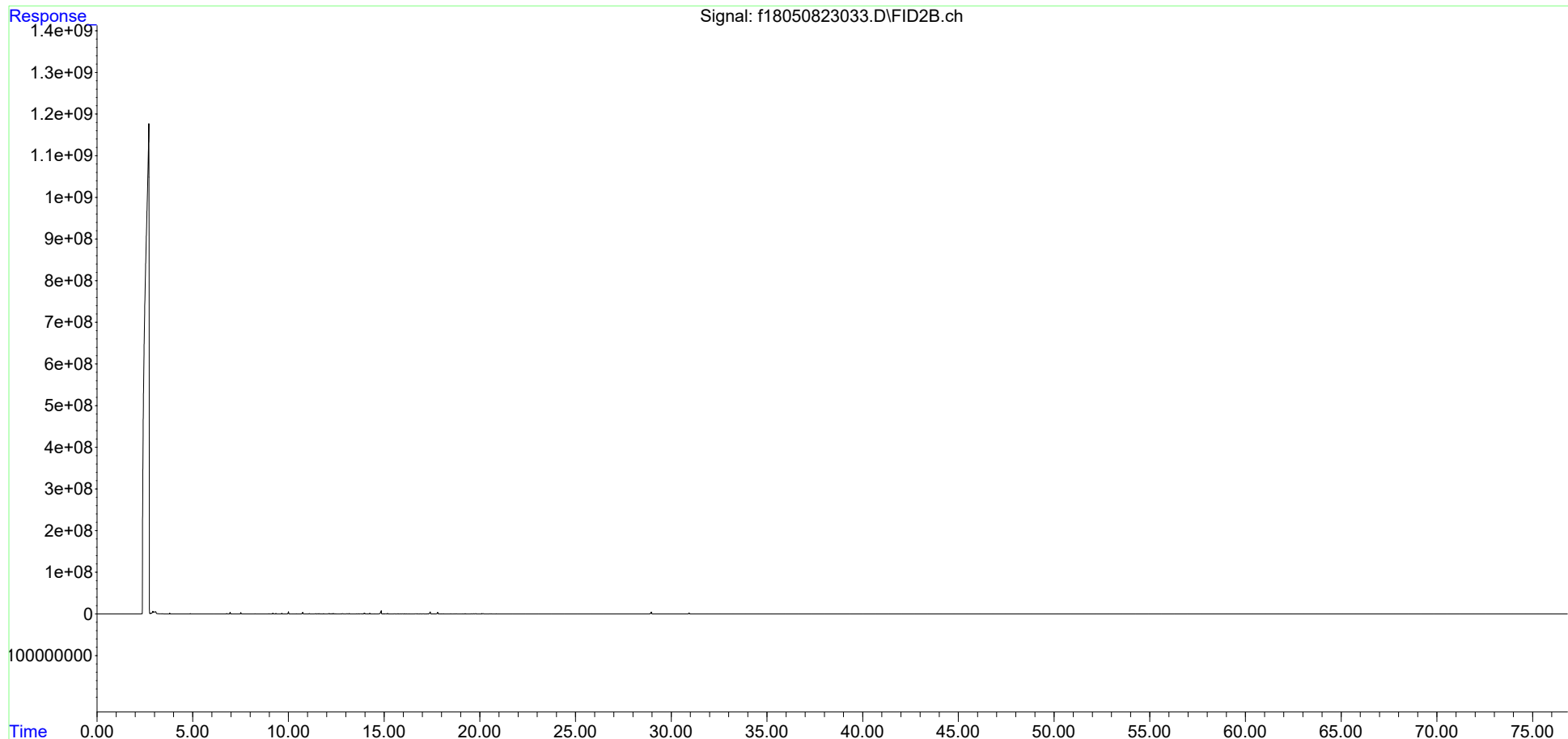
(f)=RT Delta > 1/2 Window

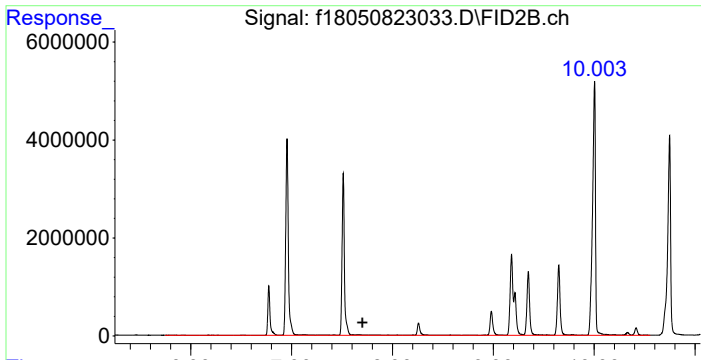
(m)=manual int.

Data Path : C:\Projects\Hawaii DOH\2. Laboratory Data\Alpha\WAF Study\L2317027\TPH\NF TPH\  
Data File : f18050823033.D  
Signal(s) : FID2B.ch  
Acq On : 09 May 2023 07:37 am  
Operator : FID18:AMV  
Sample : L2317027-24F2  
Misc : WG1776333,WG1771483,ICAL19877  
ALS Vial : 67 Sample Multiplier: 1

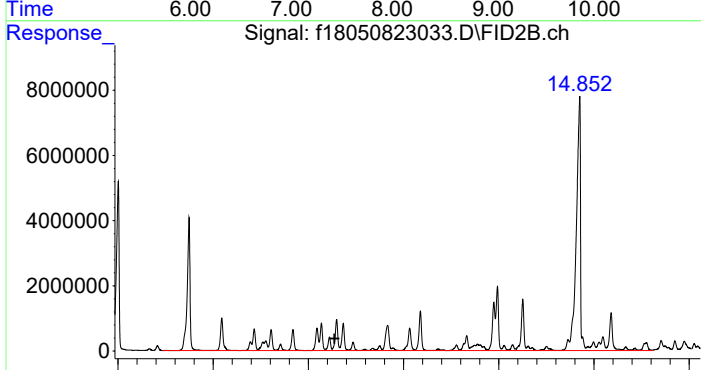
Integration File: SHCINT2.E  
Quant Time: Jun 01 10:49:23 2023  
Quant Method : C:\Projects\Hawaii DOH\2. Laboratory Data\Alpha\WAF Study\L2317027\TPH\NF TPH\NF T  
PH Quant.M  
Quant Title : FID Forensics  
QLast Update : Fri Sep 23 15:53:13 2022  
Response via : Initial Calibration  
Integrator: ChemStation

Volume Inj. : 1.0  
Signal Phase : Rtx-5MS  
Signal Info : 0.25mm

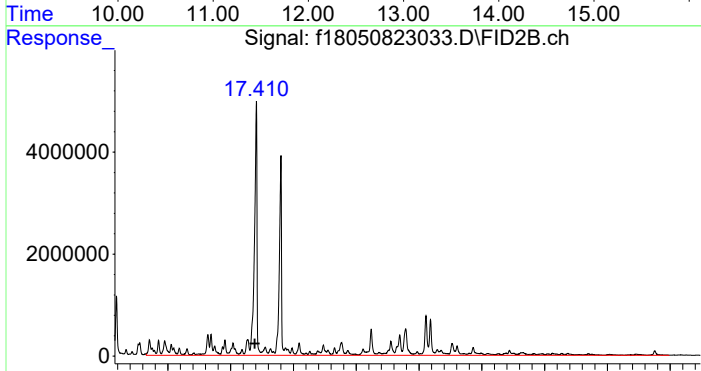




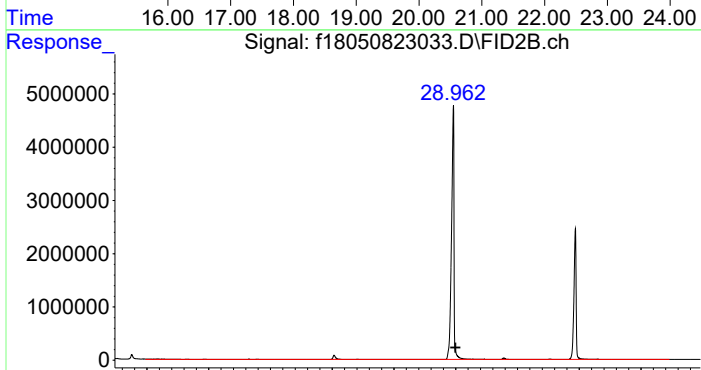
#9 > C8 to C10 Aromatics  
 R.T.: 7.704 min  
 Delta R.T.: 0.000 min  
 Response: 365052255  
 Conc: 318.79 UG/ML m



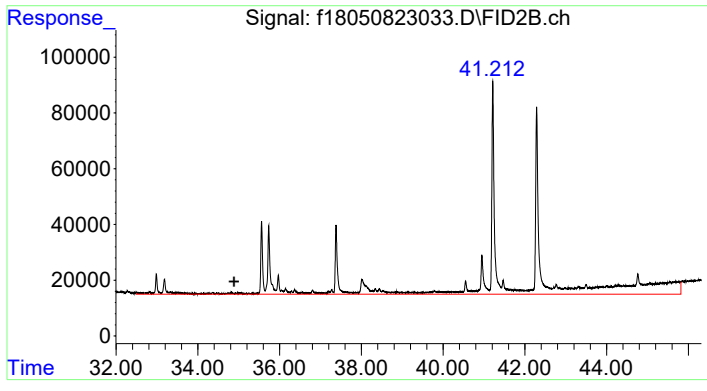
#10 > C10 to C12 Aromatics  
 R.T.: 12.274 min  
 Delta R.T.: 0.000 min  
 Response: 747572322  
 Conc: 652.83 UG/ML m



#11 > C12 to C16 Aromatics  
 R.T.: 17.385 min  
 Delta R.T.: 0.000 min  
 Response: 563953564  
 Conc: 492.48 UG/ML m



#12 > C16 to C21 Aromatics  
 R.T.: 28.995 min  
 Delta R.T.: 0.000 min  
 Response: 12336218  
 Conc: 10.77 UG/ML m



#13 > C21 to C32 Aromatics

R.T.: 34.889 min  
Delta R.T.: 0.000 min  
Response: 19759407  
Conc: 17.26 UG/ML m

Data Path : C:\Projects\Hawaii DOH\2. Laboratory Data\Alpha\WAF Study\L2317027\TPH\NF TPH\  
 Data File : f18042723053.D  
 Signal(s) : FID2B.ch  
 Acq On : 28 Apr 2023 10:10 pm  
 Operator : FID18:AMV  
 Sample : L2317027-25  
 Misc : WG1772069,WG1771320,ICAL19877  
 ALS Vial : 77 Sample Multiplier: 1

Integration File: SHCINT2.E  
 Quant Time: Jun 01 12:38:54 2023  
 Quant Method : C:\Projects\Hawaii DOH\2. Laboratory Data\Alpha\WAF Study\L2317027\TPH\NF TPH\NF T  
 .. PH Quant.M  
 Quant Title : FID Forensics  
 QLast Update : Fri Sep 23 15:53:13 2022  
 Response via : Initial Calibration  
 Integrator: ChemStation

Volume Inj. : 1.0  
 Signal Phase : Rtx-5MS  
 Signal Info : 0.25mm

Blank Name : IB1804272302R  
 Blank File : f18042723039.D

Compound	R.T.	Response	Conc Units
-----			
Internal Standards			
1) I 5-alpha-androstane	31.066	62448696	50.000 ug/mL m
System Monitoring Compounds			
2) s ortho-terphenyl	29.089	146122549	111.927 ug/mL m
Spiked Amount 50.000	Range 50 - 130	Recovery = 223.85%#	
3) s d50-Tetracosane	35.718	117583473	113.909 ug/mL m
Spiked Amount 50.000	Range 50 - 130	Recovery = 227.82%#	
Target Compounds			
4) h > C8 to C10 Aliphatics	8.012	639411782	543.463 ug/mL m
5) h > C10 to C12 Aliphatics	12.930	1104184186	938.493 ug/ml m
6) h > C12 to C16 Aliphatics	23.659	918994092	781.092 UG/ML m
7) h > C16 to C21 Aliphatics	28.995	77073469	65.508 UG/ML m
8) h > C21 to C32 Aliphatics	33.402	32253661	27.414 UG/ML m

SemiQuant Compounds - Not Calibrated on this Instrument

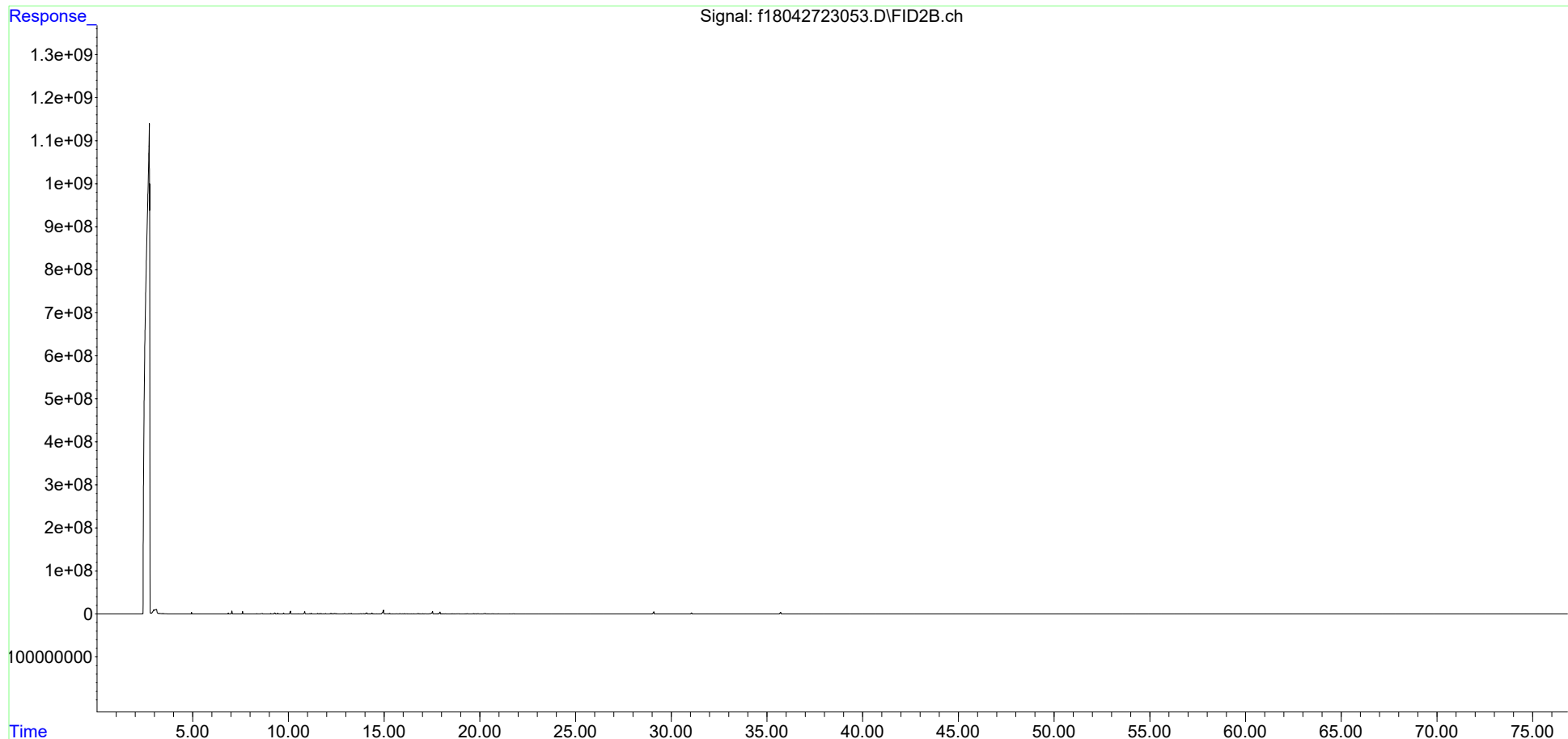
(f)=RT Delta > 1/2 Window

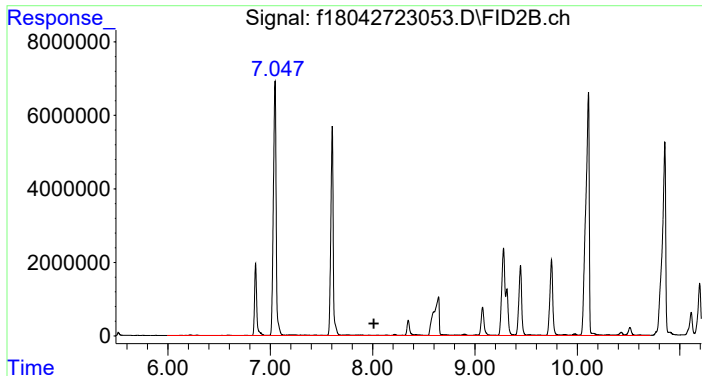
(m)=manual int.

Data Path : C:\Projects\Hawaii DOH\2. Laboratory Data\Alpha\WAF Study\L2317027\TPH\NF TPH\  
Data File : f18042723053.D  
Signal(s) : FID2B.ch  
Acq On : 28 Apr 2023 10:10 pm  
Operator : FID18:AMV  
Sample : L2317027-25  
Misc : WG1772069,WG1771320,ICAL19877  
ALS Vial : 77 Sample Multiplier: 1

Integration File: SHCINT2.E  
Quant Time: Jun 01 12:38:54 2023  
Quant Method : C:\Projects\Hawaii DOH\2. Laboratory Data\Alpha\WAF Study\L2317027\TPH\NF TPH\NF T  
... PH Quant.M  
Quant Title : FID Forensics  
QLast Update : Fri Sep 23 15:53:13 2022  
Response via : Initial Calibration  
Integrator: ChemStation

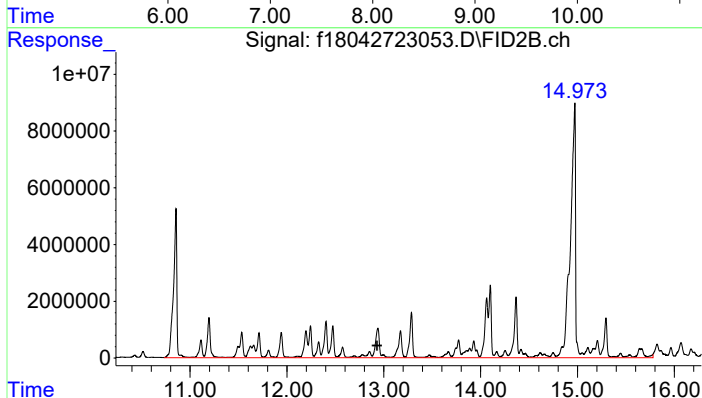
Volume Inj. : 1.0  
Signal Phase : Rtx-5MS  
Signal Info : 0.25mm





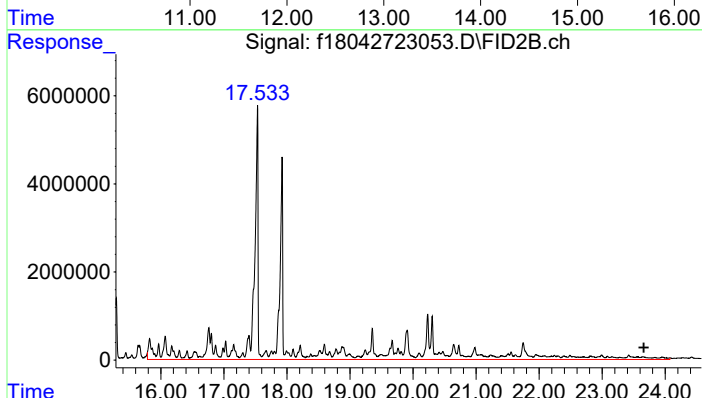
#4 > C8 to C10 Aliphatics

R.T.: 8.012 min  
Delta R.T.: 0.000 min  
Response: 639411782  
Conc: 543.46 ug/mL m



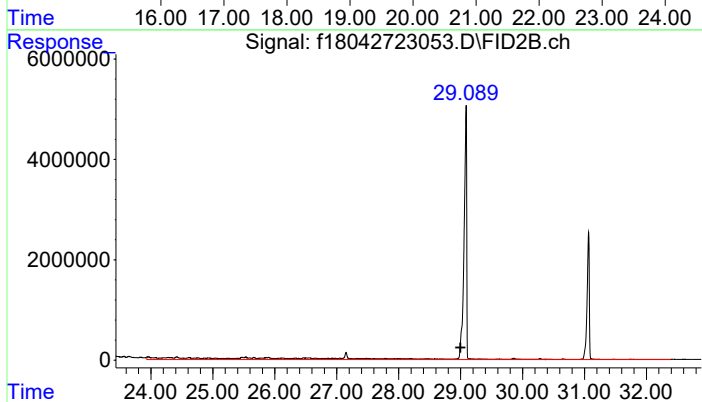
#5 > C10 to C12 Aliphatics

R.T.: 12.930 min  
Delta R.T.: 0.000 min  
Response: 1104184186  
Conc: 938.49 ug/ml m



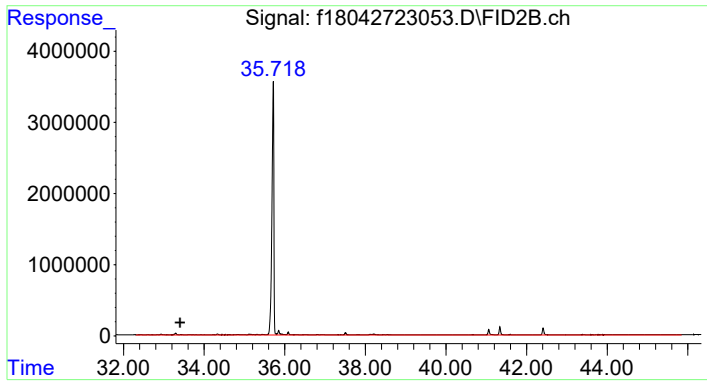
#6 > C12 to C16 Aliphatics

R.T.: 23.659 min  
Delta R.T.: 0.000 min  
Response: 918994092  
Conc: 781.09 UG/ML m



#7 > C16 to C21 Aliphatics

R.T.: 28.995 min  
Delta R.T.: 0.000 min  
Response: 77073469  
Conc: 65.51 UG/ML m



#8 > C21 to C32 Aliphatics

R.T.: 33.402 min  
Delta R.T.: 0.000 min  
Response: 32253661  
Conc: 27.41 UG/ML m



Data Path : C:\Projects\Hawaii DOH\2. Laboratory Data\Alpha\WAF Study\L2317027\TPH\NF TPH\  
 Data File : f18050823013.D  
 Signal(s) : FID2B.ch  
 Acq On : 08 May 2023 05:39 pm  
 Operator : FID18:AMV  
 Sample : L2317027-26F1  
 Misc : WG1776333,WG1771484,ICAL19877  
 ALS Vial : 57 Sample Multiplier: 1

Integration File: SHCINT2.E  
 Quant Time: May 29 22:33:45 2023  
 Quant Method : C:\Projects\Hawaii DOH\2. Laboratory Data\Alpha\WAF Study\L2317027\TPH\NF TPH\NF T  
 .. PH Quant.M  
 Quant Title : FID Forensics  
 QLast Update : Fri Sep 23 15:53:13 2022  
 Response via : Initial Calibration  
 Integrator: ChemStation

Volume Inj. : 1.0  
 Signal Phase : Rtx-5MS  
 Signal Info : 0.25mm

Blank Name : IB1805082301R  
 Blank File : f18050823009.D

Compound	R.T.	Response	Conc Units
-----			
Internal Standards			
1) I 5-alpha-androstane	30.942	65575878	50.000 ug/mL m
System Monitoring Compounds			
3) s d50-Tetracosane	35.602	115144461	106.227 ug/mL m
Spiked Amount 50.000	Range 50 - 130	Recovery	= 212.45%#
Target Compounds			
4) h > C8 to C10 Aliphatics	8.012	14025136	11.352 ug/mL m
5) h > C10 to C12 Aliphatics	12.930	6569803	5.318 ug/ml m
6) h > C12 to C16 Aliphatics	23.659	2527210	2.046 UG/ML m
7) h > C16 to C21 Aliphatics	28.995	2734323	2.213 UG/ML m
8) h > C21 to C32 Aliphatics	33.402	18919325	15.313 UG/ML m

SemiQuant Compounds - Not Calibrated on this Instrument

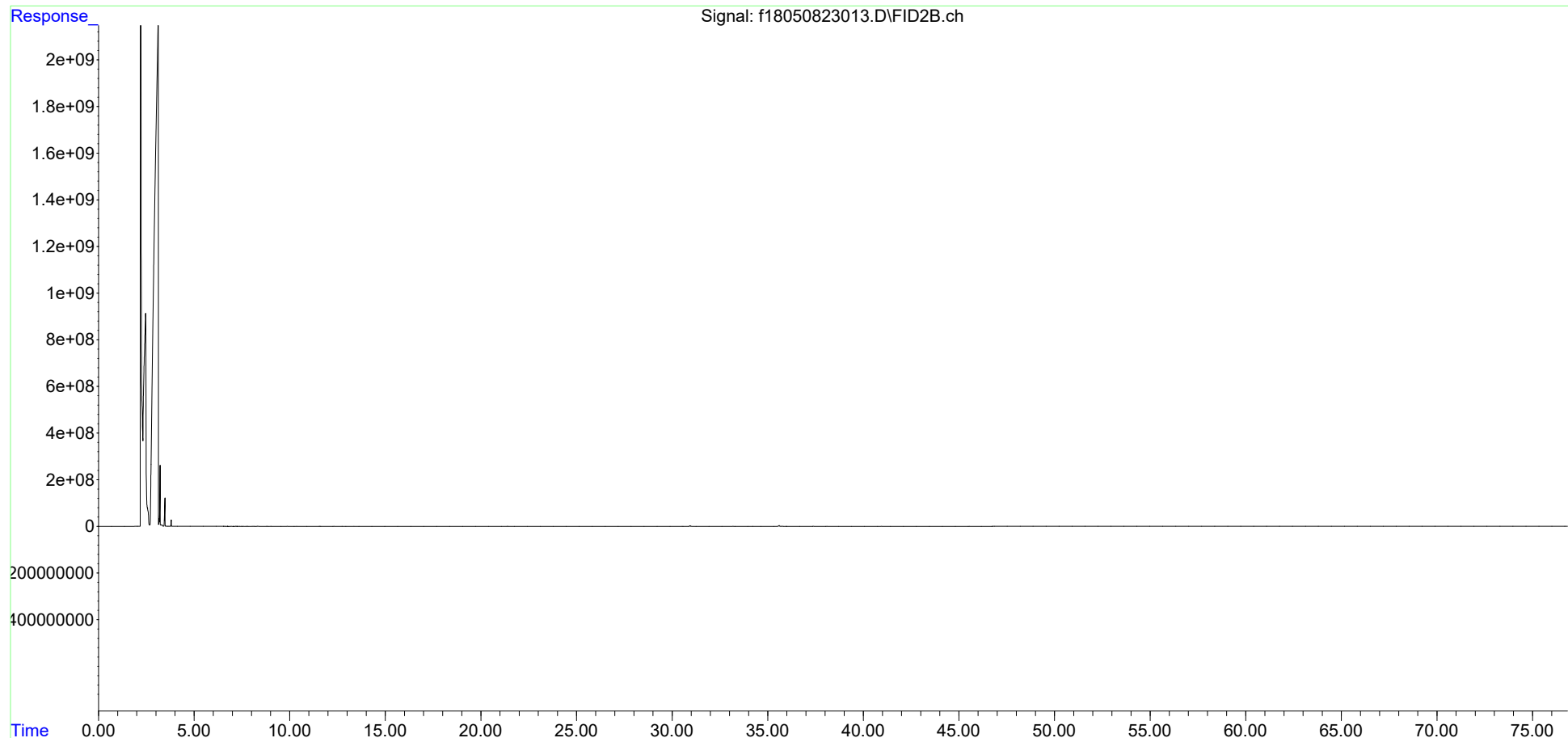
(f)=RT Delta > 1/2 Window

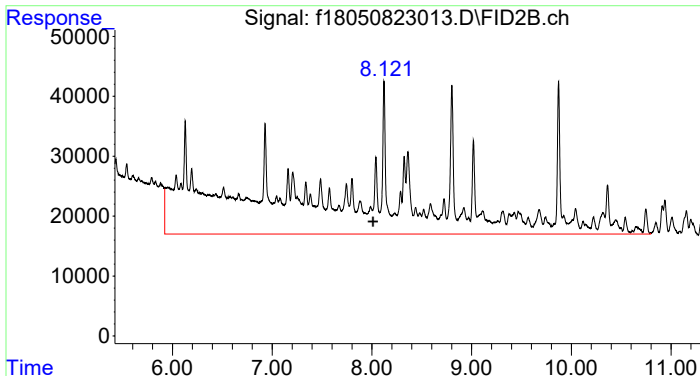
(m)=manual int.

Data Path : C:\Projects\Hawaii DOH\2. Laboratory Data\Alpha\WAF Study\L2317027\TPH\NF TPH\  
Data File : f18050823013.D  
Signal(s) : FID2B.ch  
Acq On : 08 May 2023 05:39 pm  
Operator : FID18:AMV  
Sample : L2317027-26F1  
Misc : WG1776333,WG1771484,ICAL19877  
ALS Vial : 57 Sample Multiplier: 1

Integration File: SHCINT2.E  
Quant Time: May 29 22:33:45 2023  
Quant Method : C:\Projects\Hawaii DOH\2. Laboratory Data\Alpha\WAF Study\L2317027\TPH\NF TPH\NF T  
PH Quant.M  
Quant Title : FID Forensics  
QLast Update : Fri Sep 23 15:53:13 2022  
Response via : Initial Calibration  
Integrator: ChemStation

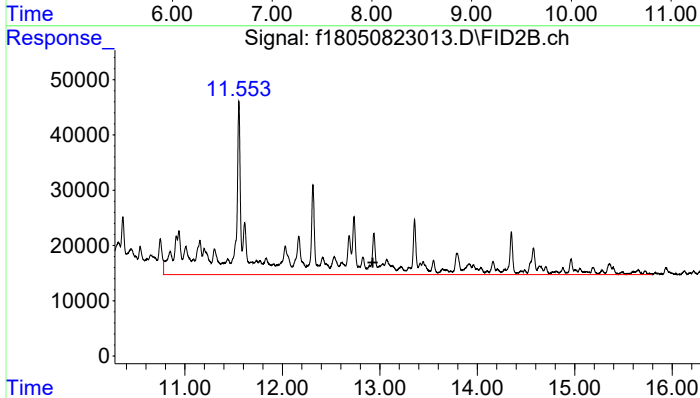
Volume Inj. : 1.0  
Signal Phase : Rtx-5MS  
Signal Info : 0.25mm





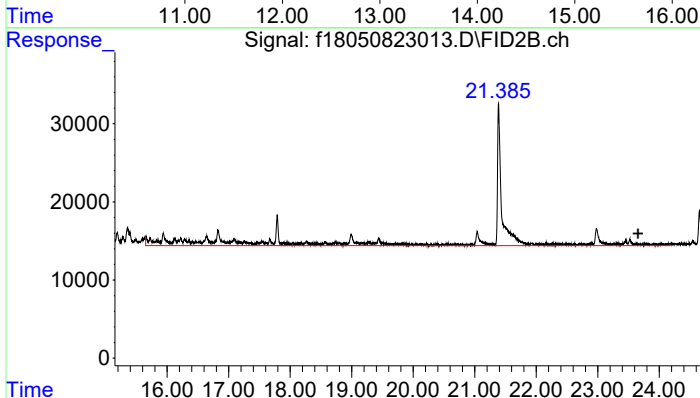
#4 > C8 to C10 Aliphatics

R.T.: 8.012 min  
 Delta R.T.: 0.000 min  
 Response: 14025136  
 Conc: 11.35 ug/mL m



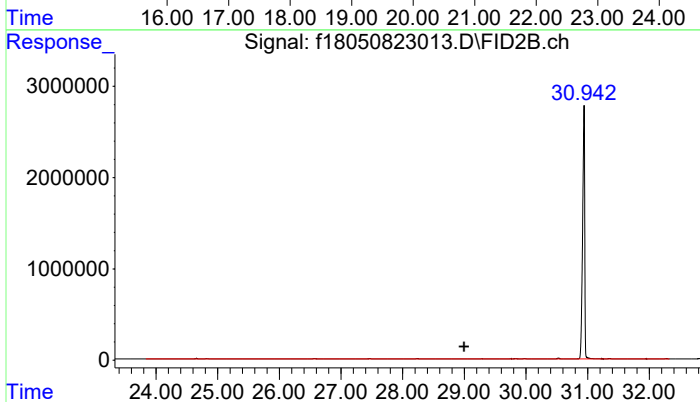
#5 > C10 to C12 Aliphatics

R.T.: 12.930 min  
 Delta R.T.: 0.000 min  
 Response: 6569803  
 Conc: 5.32 ug/ml m



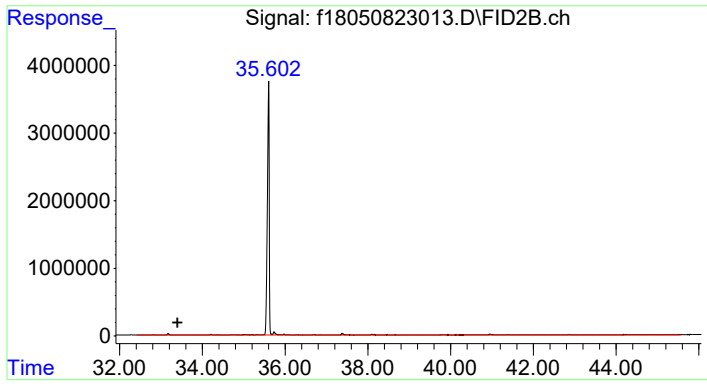
#6 > C12 to C16 Aliphatics

R.T.: 23.659 min  
 Delta R.T.: 0.000 min  
 Response: 2527210  
 Conc: 2.05 UG/ML m



#7 > C16 to C21 Aliphatics

R.T.: 28.995 min  
 Delta R.T.: 0.000 min  
 Response: 2734323  
 Conc: 2.21 UG/ML m



#8 > C21 to C32 Aliphatics

R.T.: 33.402 min  
Delta R.T.: 0.000 min  
Response: 18919325  
Conc: 15.31 UG/ML m

Data Path : C:\Projects\Hawaii DOH\2. Laboratory Data\Alpha\WAF Study\L2317027\TPH\NF TPH\  
 Data File : f18050823041.D  
 Signal(s) : FID2B.ch  
 Acq On : 09 May 2023 01:13 pm  
 Operator : FID18:AMV  
 Sample : L2317027-27F2  
 Misc : WG1776333,WG1771485,ICAL19877  
 ALS Vial : 71 Sample Multiplier: 1

Integration File: SHCINT2.E  
 Quant Time: Jun 01 10:52:31 2023  
 Quant Method : C:\Projects\Hawaii DOH\2. Laboratory Data\Alpha\WAF Study\L2317027\TPH\NF TPH\NF T  
 .. PH Quant.M  
 Quant Title : FID Forensics  
 QLast Update : Fri Sep 23 15:53:13 2022  
 Response via : Initial Calibration  
 Integrator: ChemStation

Volume Inj. : 1.0  
 Signal Phase : Rtx-5MS  
 Signal Info : 0.25mm

Blank Name : IB1805082302R  
 Blank File : f18050823039.D

Compound	R.T.	Response	Conc Units
-----			
Internal Standards			
1) I 5-alpha-androstane	30.938	61838272	50.000 ug/mL m
System Monitoring Compounds			
2) s ortho-terphenyl	28.962	140402900	108.607 ug/mL m
Spiked Amount 50.000	Range 50 - 130	Recovery	= 217.21%#
Target Compounds			
9) h > C8 to C10 Aromatics	7.704	412926022	354.428 UG/ML m
10) h > C10 to C12 Aromatics	12.274	793180466	680.813 UG/ML m
11) h > C12 to C16 Aromatics	17.385	522951239	448.866 UG/ML m
12) h > C16 to C21 Aromatics	28.995	11736701	10.074 UG/ML m
13) h > C21 to C32 Aromatics	34.889	24021667	20.619 UG/ML m

SemiQuant Compounds - Not Calibrated on this Instrument

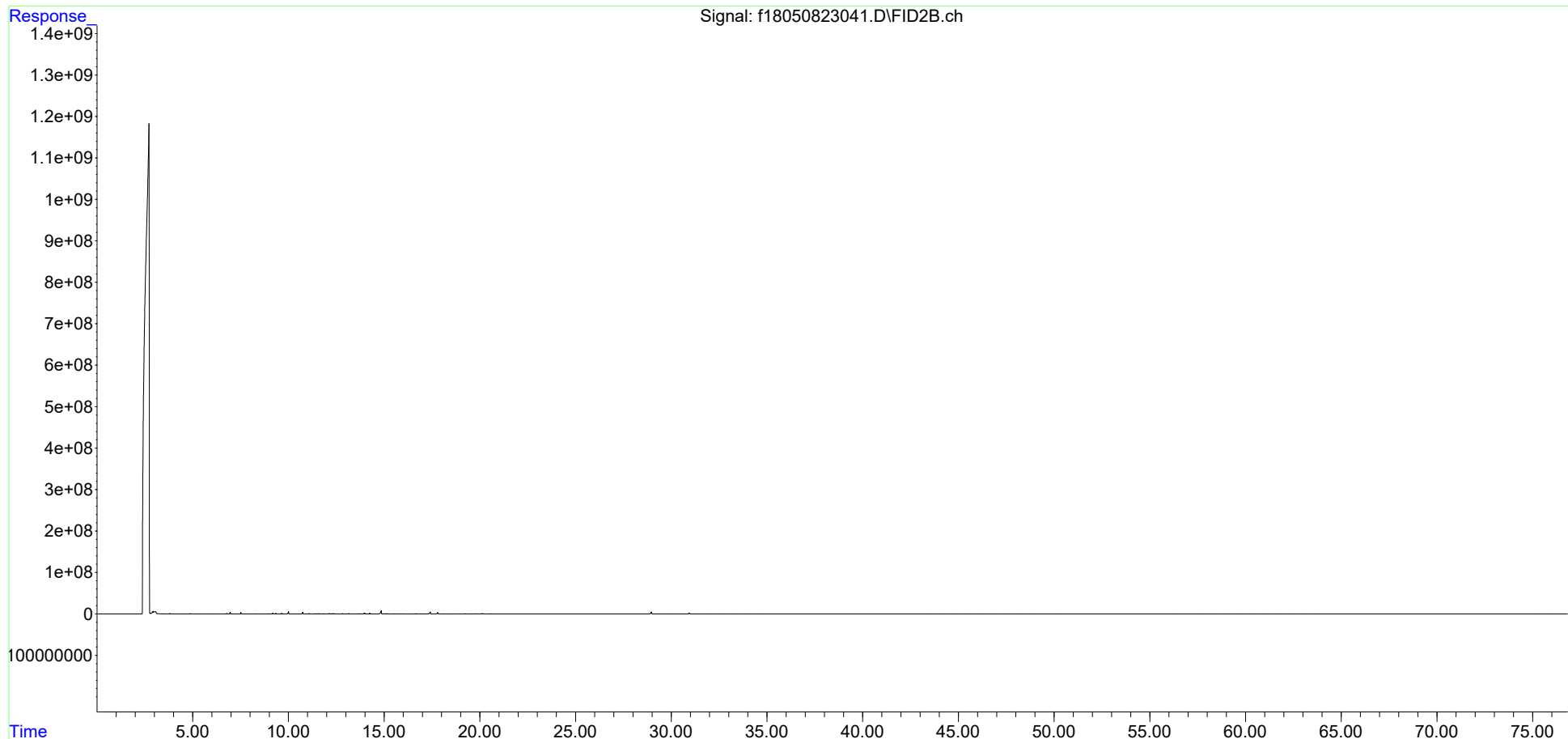
(f)=RT Delta > 1/2 Window

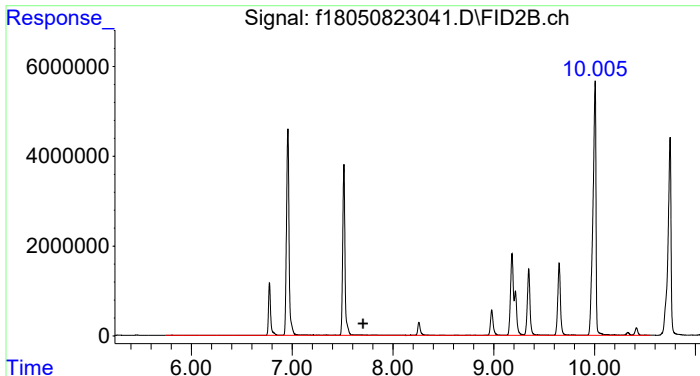
(m)=manual int.

Data Path : C:\Projects\Hawaii DOH\2. Laboratory Data\Alpha\WAF Study\L2317027\TPH\NF TPH\  
Data File : f18050823041.D  
Signal(s) : FID2B.ch  
Acq On : 09 May 2023 01:13 pm  
Operator : FID18:AMV  
Sample : L2317027-27F2  
Misc : WG1776333,WG1771485,ICAL19877  
ALS Vial : 71 Sample Multiplier: 1

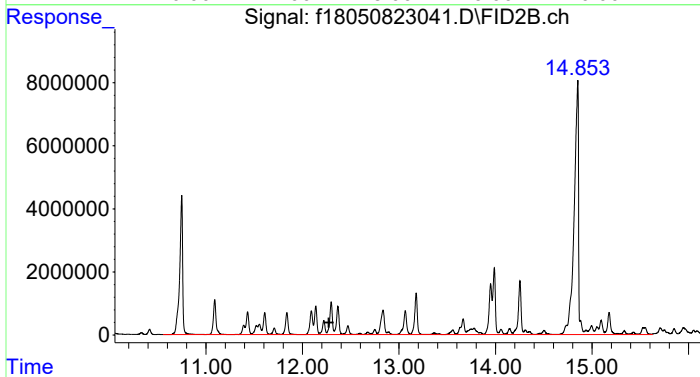
Integration File: SHCINT2.E  
Quant Time: Jun 01 10:52:31 2023  
Quant Method : C:\Projects\Hawaii DOH\2. Laboratory Data\Alpha\WAF Study\L2317027\TPH\NF TPH\NF T  
PH Quant.M  
Quant Title : FID Forensics  
QLast Update : Fri Sep 23 15:53:13 2022  
Response via : Initial Calibration  
Integrator: ChemStation

Volume Inj. : 1.0  
Signal Phase : Rtx-5MS  
Signal Info : 0.25mm

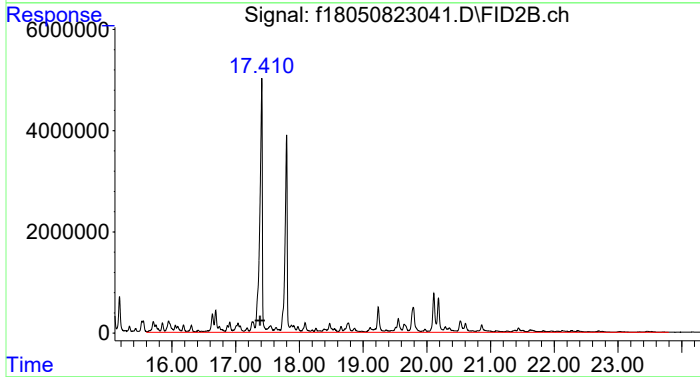




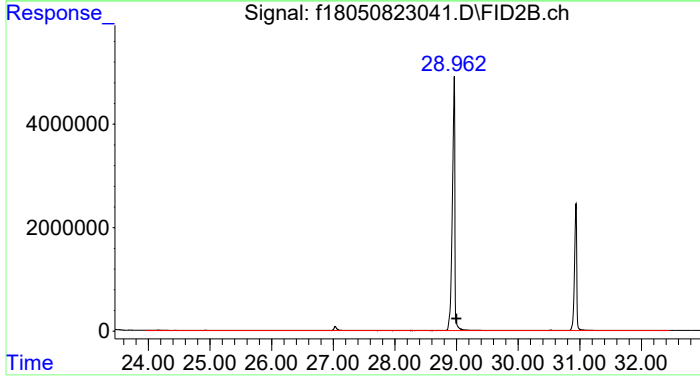
#9 > C8 to C10 Aromatics  
 R.T.: 7.704 min  
 Delta R.T.: 0.000 min  
 Response: 412926022  
 Conc: 354.43 UG/ML m



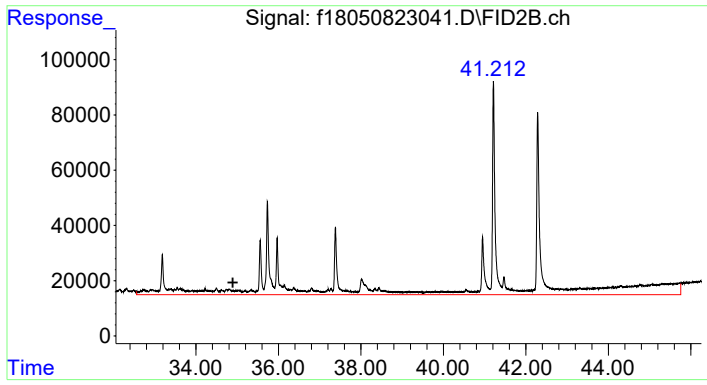
#10 > C10 to C12 Aromatics  
 R.T.: 12.274 min  
 Delta R.T.: 0.000 min  
 Response: 793180466  
 Conc: 680.81 UG/ML m



#11 > C12 to C16 Aromatics  
 R.T.: 17.385 min  
 Delta R.T.: 0.000 min  
 Response: 522951239  
 Conc: 448.87 UG/ML m



#12 > C16 to C21 Aromatics  
 R.T.: 28.995 min  
 Delta R.T.: 0.000 min  
 Response: 11736701  
 Conc: 10.07 UG/ML m



#13 > C21 to C32 Aromatics

R.T.: 34.889 min  
Delta R.T.: 0.000 min  
Response: 24021667  
Conc: 20.62 UG/ML m



Data Path : C:\Projects\Hawaii DOH\2. Laboratory Data\Alpha\WAF Study\L2317027\TPH\NF TPH\  
 Data File : f18042723055.D  
 Signal(s) : FID2B.ch  
 Acq On : 28 Apr 2023 11:34 pm  
 Operator : FID18:AMV  
 Sample : L2317027-28  
 Misc : WG1772069,WG1771320,ICAL19877  
 ALS Vial : 78 Sample Multiplier: 1

Integration File: SHCINT2.E  
 Quant Time: Jun 01 12:44:06 2023  
 Quant Method : C:\Projects\Hawaii DOH\2. Laboratory Data\Alpha\WAF Study\L2317027\TPH\NF TPH\NF T  
 .. PH Quant.M  
 Quant Title : FID Forensics  
 QLast Update : Fri Sep 23 15:53:13 2022  
 Response via : Initial Calibration  
 Integrator: ChemStation

Volume Inj. : 1.0  
 Signal Phase : Rtx-5MS  
 Signal Info : 0.25mm

Blank Name : IB1804272302R  
 Blank File : f18042723039.D

Compound	R.T.	Response	Conc Units
-----			
Internal Standards			
1) I 5-alpha-androstane	31.068	66208863	50.000 ug/mL m
System Monitoring Compounds			
2) s ortho-terphenyl	29.092	157684680	113.923 ug/mL m
Spiked Amount 50.000	Range 50 - 130	Recovery = 227.85%#	
3) s d50-Tetracosane	35.720	126195959	115.310 ug/mL m
Spiked Amount 50.000	Range 50 - 130	Recovery = 230.62%#	
Target Compounds			
4) h > C8 to C10 Aliphatics	8.012	798158712	639.862 ug/mL m
5) h > C10 to C12 Aliphatics	12.930	1207159739	967.746 ug/ml m
6) h > C12 to C16 Aliphatics	23.659	1059696815	849.529 UG/ML m
7) h > C16 to C21 Aliphatics	28.995	106500895	85.379 UG/ML m
8) h > C21 to C32 Aliphatics	33.402	85622710	68.641 UG/ML m

SemiQuant Compounds - Not Calibrated on this Instrument

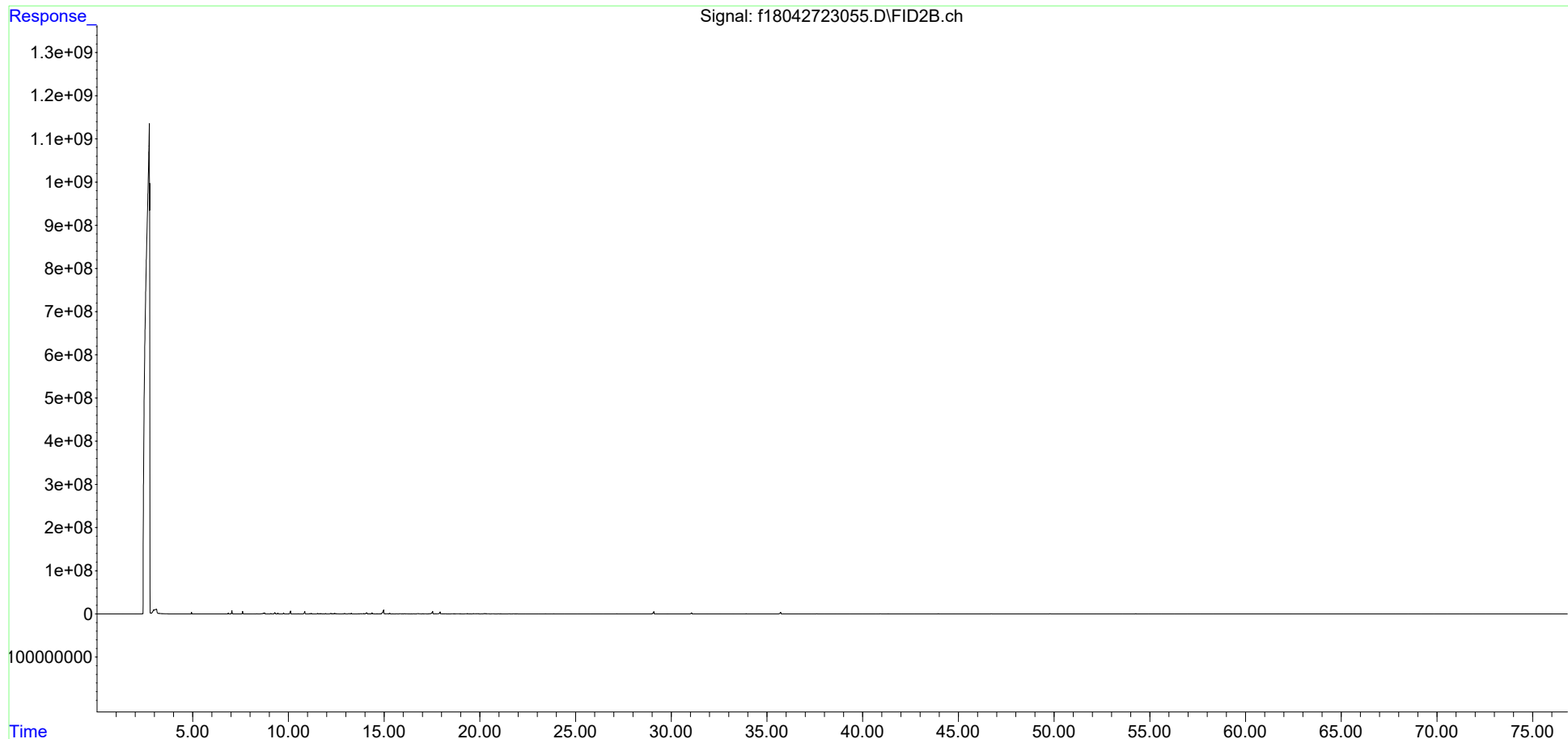
(f)=RT Delta > 1/2 Window

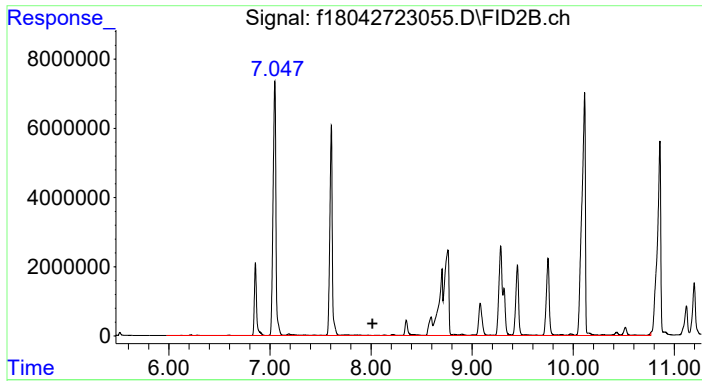
(m)=manual int.

Data Path : C:\Projects\Hawaii DOH\2. Laboratory Data\Alpha\WAF Study\L2317027\TPH\NF TPH\  
Data File : f18042723055.D  
Signal(s) : FID2B.ch  
Acq On : 28 Apr 2023 11:34 pm  
Operator : FID18:AMV  
Sample : L2317027-28  
Misc : WG1772069,WG1771320,ICAL19877  
ALS Vial : 78 Sample Multiplier: 1

Integration File: SHCINT2.E  
Quant Time: Jun 01 12:44:06 2023  
Quant Method : C:\Projects\Hawaii DOH\2. Laboratory Data\Alpha\WAF Study\L2317027\TPH\NF TPH\NF T  
... PH Quant.M  
Quant Title : FID Forensics  
QLast Update : Fri Sep 23 15:53:13 2022  
Response via : Initial Calibration  
Integrator: ChemStation

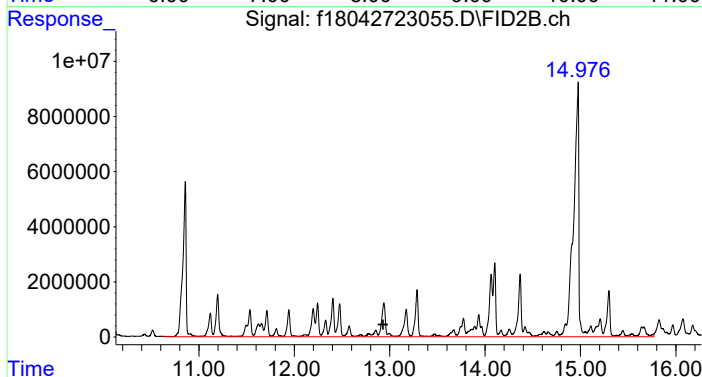
Volume Inj. : 1.0  
Signal Phase : Rtx-5MS  
Signal Info : 0.25mm





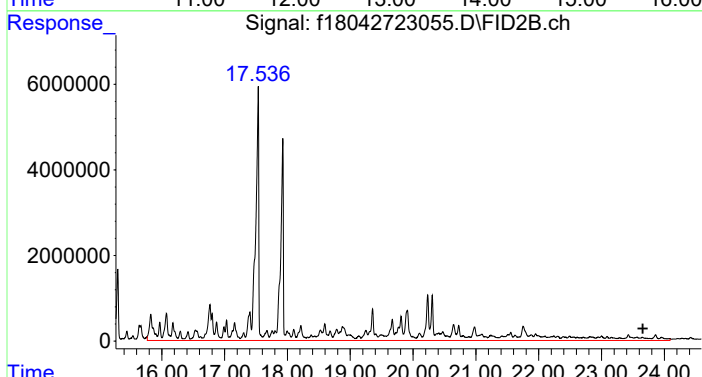
#4 > C8 to C10 Aliphatics

R.T.: 8.012 min  
 Delta R.T.: 0.000 min  
 Response: 798158712  
 Conc: 639.86 ug/mL m



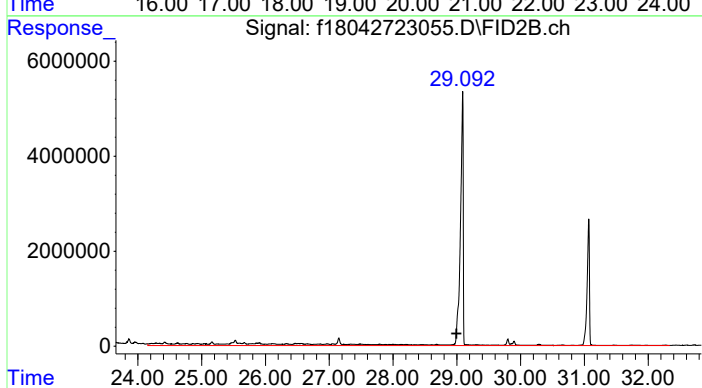
#5 > C10 to C12 Aliphatics

R.T.: 12.930 min  
 Delta R.T.: 0.000 min  
 Response: 1207159739  
 Conc: 967.75 ug/ml m



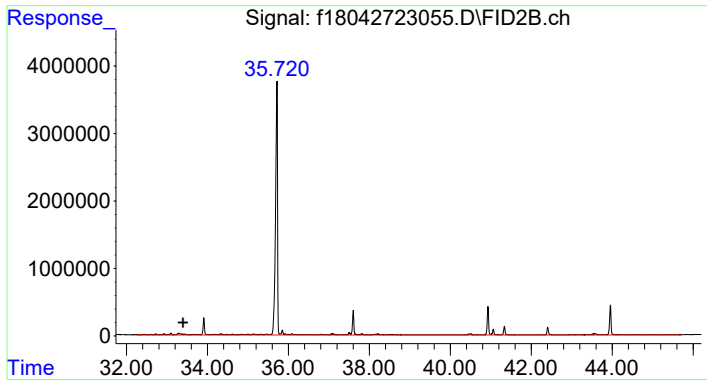
#6 > C12 to C16 Aliphatics

R.T.: 23.659 min  
 Delta R.T.: 0.000 min  
 Response: 1059696815  
 Conc: 849.53 UG/ML m



#7 > C16 to C21 Aliphatics

R.T.: 28.995 min  
 Delta R.T.: 0.000 min  
 Response: 106500895  
 Conc: 85.38 UG/ML m



#8 > C21 to C32 Aliphatics

R.T.: 33.402 min  
Delta R.T.: 0.000 min  
Response: 85622710  
Conc: 68.64 UG/ML m

Data Path : C:\Projects\Hawaii DOH\2. Laboratory Data\Alpha\WAF Study\L2317027\TPH\NF TPH\  
 Data File : f18050823015.D  
 Signal(s) : FID2B.ch  
 Acq On : 08 May 2023 07:03 pm  
 Operator : FID18:AMV  
 Sample : L2317027-29F1  
 Misc : WG1776333,WG1771484,ICAL19877  
 ALS Vial : 58 Sample Multiplier: 1

Integration File: SHCINT2.E  
 Quant Time: May 29 22:36:45 2023  
 Quant Method : C:\Projects\Hawaii DOH\2. Laboratory Data\Alpha\WAF Study\L2317027\TPH\NF TPH\NF T  
 .. PH Quant.M  
 Quant Title : FID Forensics  
 QLast Update : Fri Sep 23 15:53:13 2022  
 Response via : Initial Calibration  
 Integrator: ChemStation

Volume Inj. : 1.0  
 Signal Phase : Rtx-5MS  
 Signal Info : 0.25mm

Blank Name : IB1805082301R  
 Blank File : f18050823009.D

Compound	R.T.	Response	Conc Units
-----			
Internal Standards			
1) I 5-alpha-androstane	30.945	69076350	50.000 ug/mL m
System Monitoring Compounds			
3) s d50-Tetracosane	35.606	124425374	108.972 ug/mL m
Spiked Amount 50.000	Range 50 - 130	Recovery	= 217.94%#
Target Compounds			
4) h > C8 to C10 Aliphatics	8.012	8081919	6.210 ug/mL m
5) h > C10 to C12 Aliphatics	12.930	5098397	3.918 ug/ml m
6) h > C12 to C16 Aliphatics	23.659	2589580	1.990 UG/ML m
7) h > C16 to C21 Aliphatics	28.995	2529078	1.943 UG/ML m
8) h > C21 to C32 Aliphatics	33.402	18535277	14.242 UG/ML m

SemiQuant Compounds - Not Calibrated on this Instrument

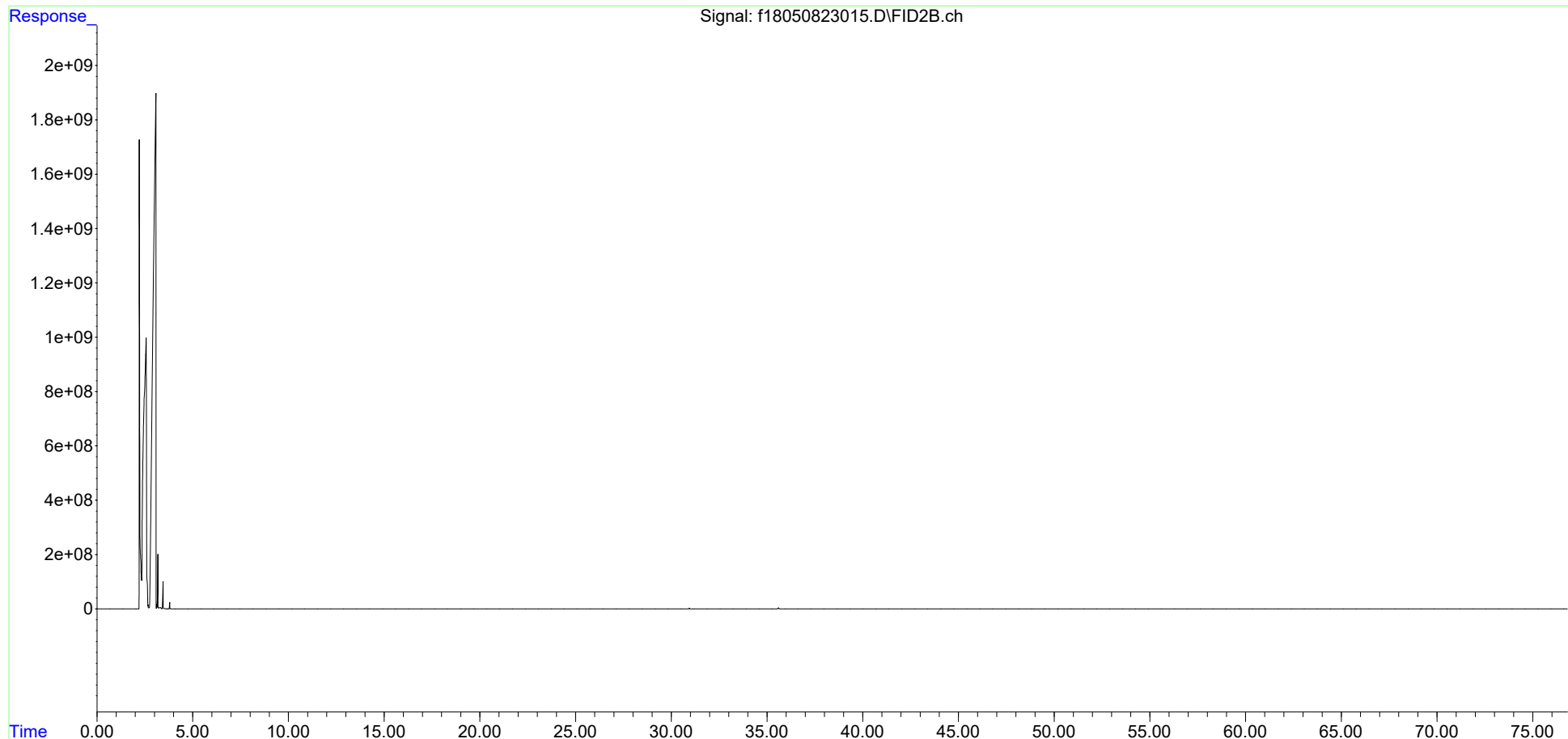
(f)=RT Delta > 1/2 Window

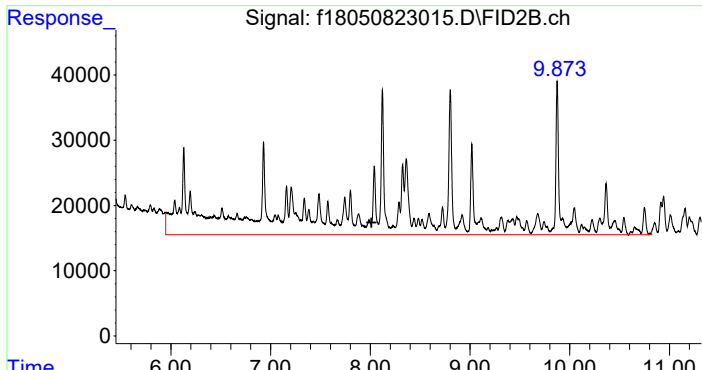
(m)=manual int.

Data Path : C:\Projects\Hawaii DOH\2. Laboratory Data\Alpha\WAF Study\L2317027\TPH\NF TPH\  
Data File : f18050823015.D  
Signal(s) : FID2B.ch  
Acq On : 08 May 2023 07:03 pm  
Operator : FID18:AMV  
Sample : L2317027-29F1  
Misc : WG1776333,WG1771484,ICAL19877  
ALS Vial : 58 Sample Multiplier: 1

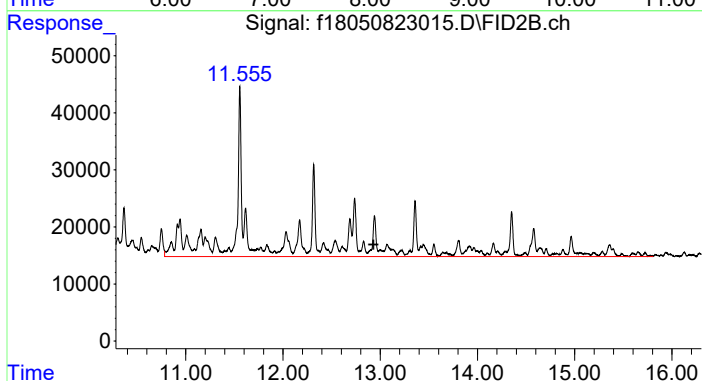
Integration File: SHCINT2.E  
Quant Time: May 29 22:36:45 2023  
Quant Method : C:\Projects\Hawaii DOH\2. Laboratory Data\Alpha\WAF Study\L2317027\TPH\NF TPH\NF T  
... PH Quant.M  
Quant Title : FID Forensics  
QLast Update : Fri Sep 23 15:53:13 2022  
Response via : Initial Calibration  
Integrator: ChemStation

Volume Inj. : 1.0  
Signal Phase : Rtx-5MS  
Signal Info : 0.25mm

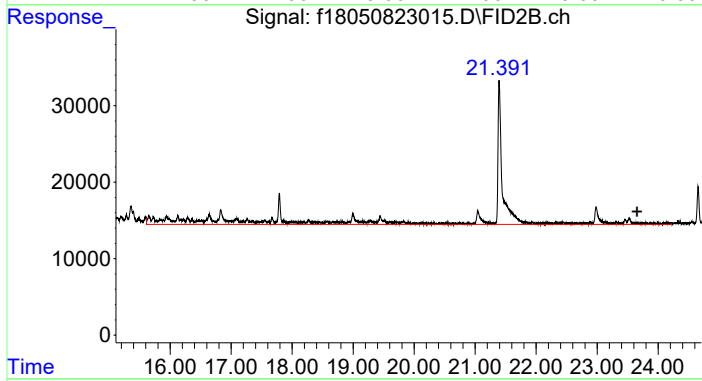




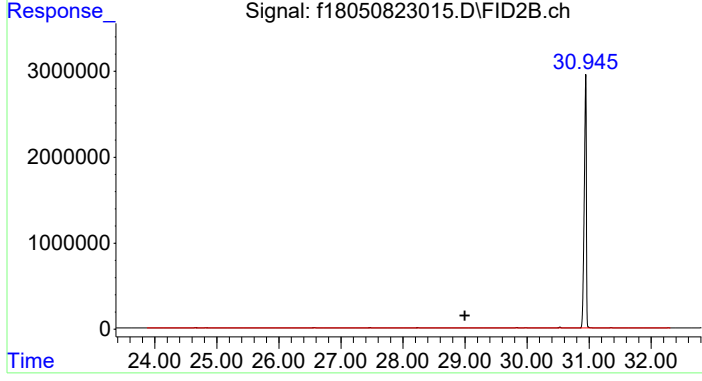
#4 > C8 to C10 Aliphatics  
 R.T.: 8.012 min  
 Delta R.T.: 0.000 min  
 Response: 8081919  
 Conc: 6.21 ug/mL m



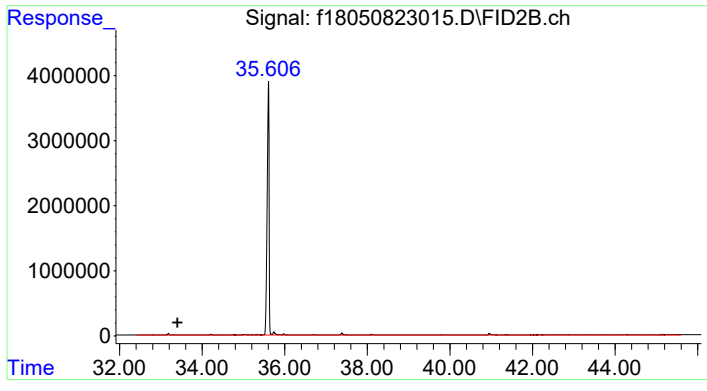
#5 > C10 to C12 Aliphatics  
 R.T.: 12.930 min  
 Delta R.T.: 0.000 min  
 Response: 5098397  
 Conc: 3.92 ug/ml m



#6 > C12 to C16 Aliphatics  
 R.T.: 23.659 min  
 Delta R.T.: 0.000 min  
 Response: 2589580  
 Conc: 1.99 UG/ML m



#7 > C16 to C21 Aliphatics  
 R.T.: 28.995 min  
 Delta R.T.: 0.000 min  
 Response: 2529078  
 Conc: 1.94 UG/ML m



#8 > C21 to C32 Aliphatics

R.T.: 33.402 min  
Delta R.T.: 0.000 min  
Response: 18535277  
Conc: 14.24 UG/ML m



Data Path : C:\Projects\Hawaii DOH\2. Laboratory Data\Alpha\WAF Study\L2317027\TPH\NF TPH\  
 Data File : f18050823043.D  
 Signal(s) : FID2B.ch  
 Acq On : 09 May 2023 02:36 pm  
 Operator : FID18:AMV  
 Sample : L2317027-30F2  
 Misc : WG1776333,WG1771485,ICAL19877  
 ALS Vial : 72 Sample Multiplier: 1

Integration File: SHCINT2.E  
 Quant Time: Jun 01 10:59:39 2023  
 Quant Method : C:\Projects\Hawaii DOH\2. Laboratory Data\Alpha\WAF Study\L2317027\TPH\NF TPH\NF T  
 .. PH Quant.M  
 Quant Title : FID Forensics  
 QLast Update : Fri Sep 23 15:53:13 2022  
 Response via : Initial Calibration  
 Integrator: ChemStation

Volume Inj. : 1.0  
 Signal Phase : Rtx-5MS  
 Signal Info : 0.25mm

Blank Name : IB1805082302R  
 Blank File : f18050823039.D

Compound	R.T.	Response	Conc Units
Internal Standards			
1) I 5-alpha-androstane	30.938	61675086	50.000 ug/mL m
System Monitoring Compounds			
2) s ortho-terphenyl	28.963	139572906	108.251 ug/mL m
Spiked Amount 50.000	Range 50 - 130	Recovery	= 216.50%#
Target Compounds			
9) h > C8 to C10 Aromatics	7.704	419464558	360.993 UG/ML m
10) h > C10 to C12 Aromatics	12.274	796613994	685.569 UG/ML m
11) h > C12 to C16 Aromatics	17.385	504610155	434.269 UG/ML m
12) h > C16 to C21 Aromatics	28.995	12027138	10.351 UG/ML m
13) h > C21 to C32 Aromatics	34.889	23241293	20.002 UG/ML m

SemiQuant Compounds - Not Calibrated on this Instrument

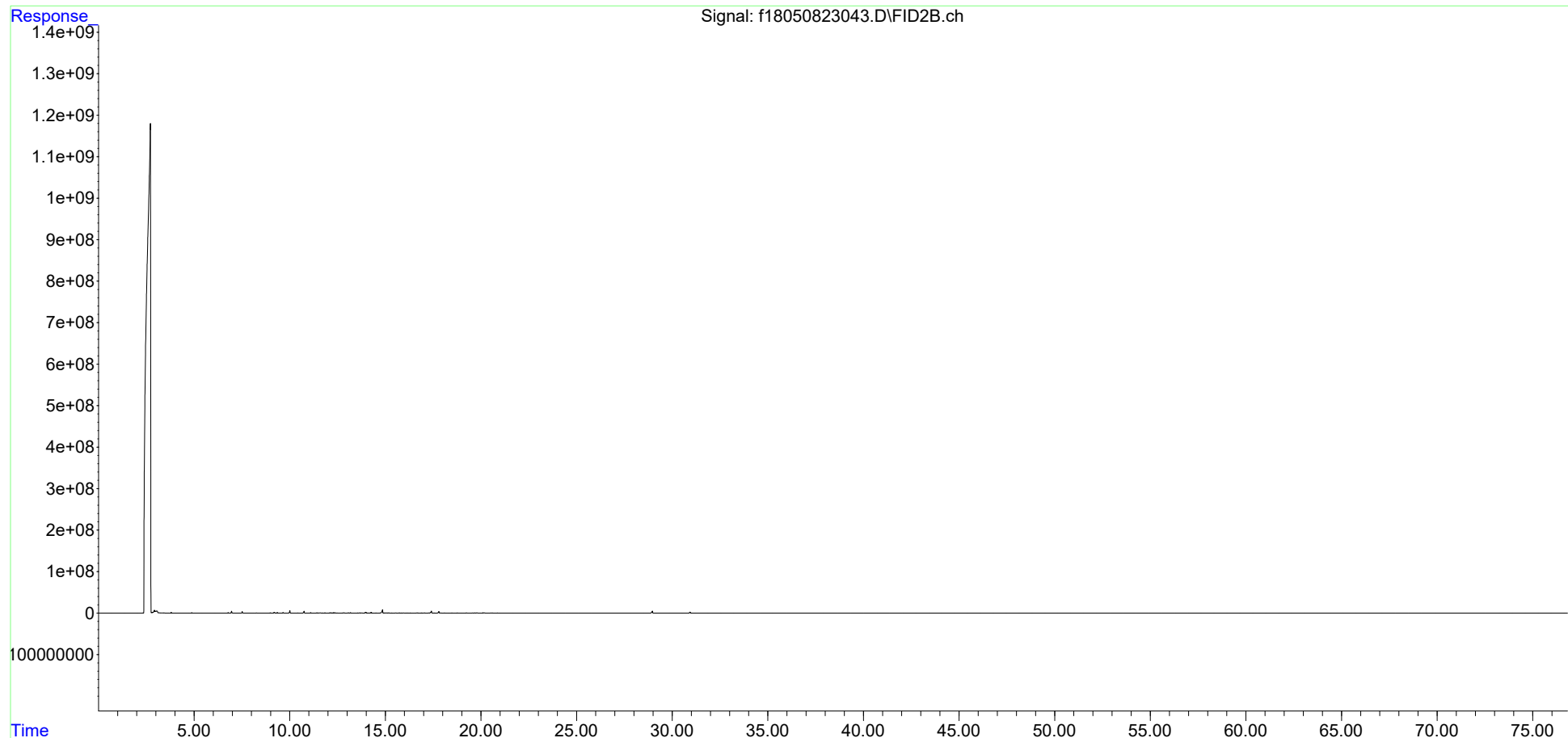
(f)=RT Delta > 1/2 Window

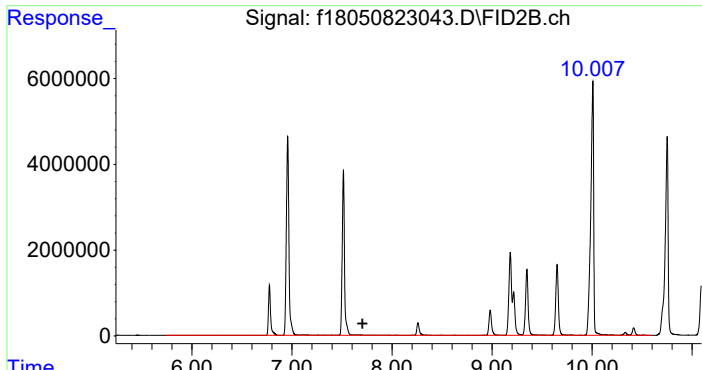
(m)=manual int.

Data Path : C:\Projects\Hawaii DOH\2. Laboratory Data\Alpha\WAF Study\L2317027\TPH\NF TPH\  
Data File : f18050823043.D  
Signal(s) : FID2B.ch  
Acq On : 09 May 2023 02:36 pm  
Operator : FID18:AMV  
Sample : L2317027-30F2  
Misc : WG1776333, WG1771485, ICAL19877  
ALS Vial : 72 Sample Multiplier: 1

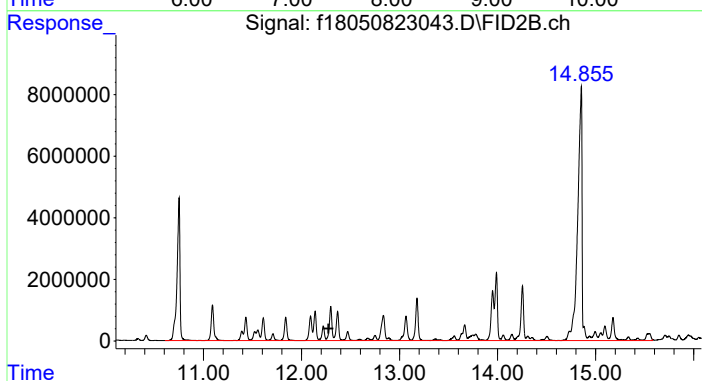
Integration File: SHCINT2.E  
Quant Time: Jun 01 10:59:39 2023  
Quant Method : C:\Projects\Hawaii DOH\2. Laboratory Data\Alpha\WAF Study\L2317027\TPH\NF TPH\NF T  
PH Quant.M  
Quant Title : FID Forensics  
QLast Update : Fri Sep 23 15:53:13 2022  
Response via : Initial Calibration  
Integrator: ChemStation

Volume Inj. : 1.0  
Signal Phase : Rtx-5MS  
Signal Info : 0.25mm

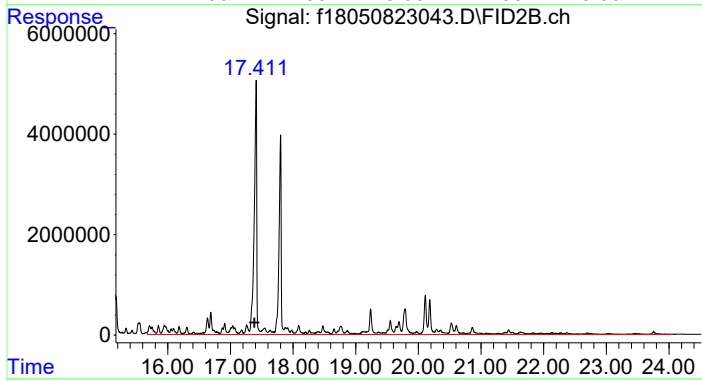




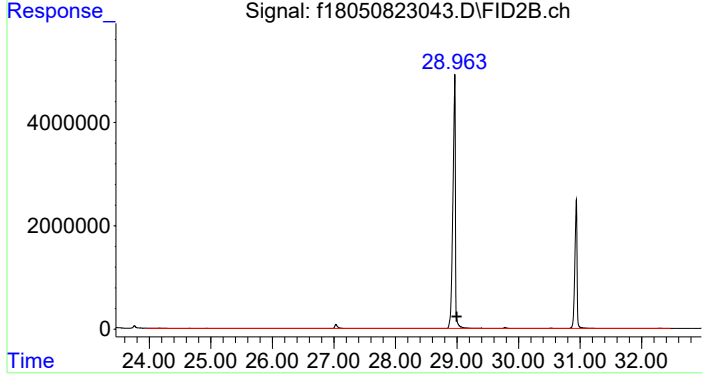
#9 > C8 to C10 Aromatics  
 R.T.: 7.704 min  
 Delta R.T.: 0.000 min  
 Response: 419464558  
 Conc: 360.99 UG/ML m



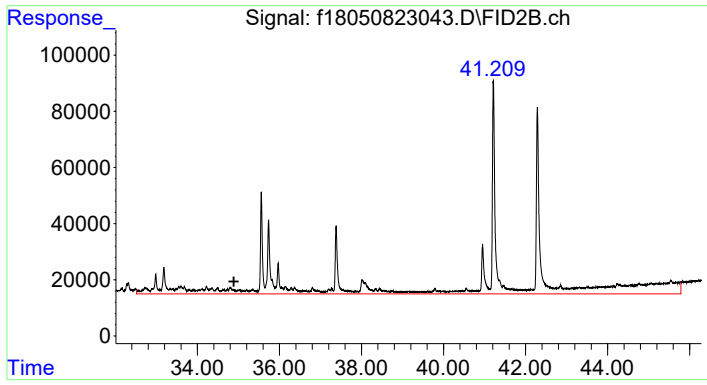
#10 > C10 to C12 Aromatics  
 R.T.: 12.274 min  
 Delta R.T.: 0.000 min  
 Response: 796613994  
 Conc: 685.57 UG/ML m



#11 > C12 to C16 Aromatics  
 R.T.: 17.385 min  
 Delta R.T.: 0.000 min  
 Response: 504610155  
 Conc: 434.27 UG/ML m



#12 > C16 to C21 Aromatics  
 R.T.: 28.995 min  
 Delta R.T.: 0.000 min  
 Response: 12027138  
 Conc: 10.35 UG/ML m



#13 > C21 to C32 Aromatics

R.T.: 34.889 min  
Delta R.T.: 0.000 min  
Response: 23241293  
Conc: 20.00 UG/ML m

Data Path : C:\Projects\Hawaii DOH\2. Laboratory Data\Alpha\WAF Study\L2317027\TPH\NF TPH\  
 Data File : f18042723039.D  
 Signal(s) : FID2B.ch  
 Acq On : 28 Apr 2023 12:23 pm  
 Operator : FID18:AMV  
 Sample : IB1804272302R  
 Misc :  
 ALS Vial : 70 Sample Multiplier: 1

Integration File: SHCINT2.E  
 Quant Time: May 31 16:48:17 2023  
 Quant Method : C:\Projects\Hawaii DOH\2. Laboratory Data\Alpha\WAF Study\L2317027\TPH\NF TPH\NF T  
 .. PH Quant.M  
 Quant Title : FID Forensics  
 QLast Update : Fri Sep 23 15:53:13 2022  
 Response via : Initial Calibration  
 Integrator: ChemStation

Volume Inj. : 1.0  
 Signal Phase : Rtx-5MS  
 Signal Info : 0.25mm

Blank Name : IB1804272301R  
 Blank File : f18042723009.D

Compound	R.T.	Response	Conc	Units
<b>Internal Standards</b>				
1) I 5-alpha-androstane	0.000	0	N.D.	ug/mL
<b>System Monitoring Compounds</b>				
2) s ortho-terphenyl	0.000	0	N.D.	ug/mL
Spiked Amount	50.000	Range	50 - 130	Recovery = 0.00%#
3) s d50-Tetracosane	0.000	0	N.D.	ug/mL
Spiked Amount	50.000	Range	50 - 130	Recovery = 0.00%#
<b>Target Compounds</b>				
4) h > C8 to C10 Aliphatics	8.012	4636049	N.D.	ug/mL m
5) h > C10 to C12 Aliphatics	12.930	2386879	N.D.	ug/mL m
6) h > C12 to C16 Aliphatics	23.659	1467152	N.D.	UG/ML m
7) h > C16 to C21 Aliphatics	28.995	3316219	N.D.	UG/ML m
8) h > C21 to C32 Aliphatics	33.402	14608554	N.D.	UG/ML m
9) h > C8 to C10 Aromatics	0.000	0	N.D.	UG/ML d
10) h > C10 to C12 Aromatics	0.000	0	N.D.	UG/ML d
11) h > C12 to C16 Aromatics	0.000	0	N.D.	UG/ML d
12) h > C16 to C21 Aromatics	0.000	0	N.D.	UG/ML d
13) h > C21 to C32 Aromatics	0.000	0	N.D.	UG/ML d

SemiQuant Compounds - Not Calibrated on this Instrument

(f)=RT Delta > 1/2 Window

(m)=manual int.

Data Path : C:\Projects\Hawaii DOH\2. Laboratory Data\Alpha\WAF Study\L2317027\TPH\NF TPH\  
 Data File : f18050523061.D  
 Signal(s) : FID2B.ch  
 Acq On : 07 May 2023 05:03 am  
 Operator : FID18:AMV  
 Sample : IB1805052303R  
 Misc :  
 ALS Vial : 81 Sample Multiplier: 1

Integration File: SHCINT2.E  
 Quant Time: May 29 21:40:46 2023  
 Quant Method : C:\Projects\Hawaii DOH\2. Laboratory Data\Alpha\WAF Study\L2317027\TPH\NF TPH\NF T  
 .. PH Quant.M  
 Quant Title : FID Forensics  
 QLast Update : Mon May 29 15:16:17 2023  
 Response via : Initial Calibration  
 Integrator: ChemStation

Volume Inj. : 1.0  
 Signal Phase : Rtx-5MS  
 Signal Info : 0.25mm

Blank Name : IB1805052302R  
 Blank File : f18050523031.D

Compound	R.T.	Response	Conc	Units
<b>Internal Standards</b>				
1) I 5-alpha-androstane	0.000	0	N.D.	ug/mL
<b>System Monitoring Compounds</b>				
2) s ortho-terphenyl	0.000	0	N.D.	ug/mL
Spiked Amount	50.000	Range	50 - 130	Recovery = 0.00%#
3) s d50-Tetracosane	0.000	0	N.D.	ug/mL
Spiked Amount	50.000	Range	50 - 130	Recovery = 0.00%#
<b>Target Compounds</b>				
4) h > C8 to C10 Aliphatics	8.012	2496176	N.D.	ug/mL m
5) h > C10 to C12 Aliphatics	12.930	696250	N.D.	ug/ml m
6) h > C12 to C16 Aliphatics	23.659	918700	N.D.	UG/ML m
7) h > C16 to C21 Aliphatics	28.995	1154105	N.D.	UG/ML m
8) h > C21 to C32 Aliphatics	33.402	11677041	N.D.	UG/ML m
9) h > C8 to C10 Aromatics	0.000	0	N.D.	UG/ML d
10) h > C10 to C12 Aromatics	0.000	0	N.D.	UG/ML d
11) h > C12 to C16 Aromatics	0.000	0	N.D.	UG/ML d
12) h > C16 to C21 Aromatics	0.000	0	N.D.	UG/ML d
13) h > C21 to C32 Aromatics	0.000	0	N.D.	UG/ML d

SemiQuant Compounds - Not Calibrated on this Instrument

(f)=RT Delta > 1/2 Window

(m)=manual int.

Data Path : C:\Projects\Hawaii DOH\2. Laboratory Data\Alpha\WAF Study\L2317027\TPH\NF TPH\  
 Data File : f18050823009.D  
 Signal(s) : FID2B.ch  
 Acq On : 08 May 2023 02:51 pm  
 Operator : FID18:AMV  
 Sample : IB1805082301R  
 Misc :  
 ALS Vial : 55 Sample Multiplier: 1

Integration File: SHCINT2.E  
 Quant Time: May 29 22:27:49 2023  
 Quant Method : C:\Projects\Hawaii DOH\2. Laboratory Data\Alpha\WAF Study\L2317027\TPH\NF TPH\NF T  
 .. PH Quant.M  
 Quant Title : FID Forensics  
 QLast Update : Fri Sep 23 15:53:13 2022  
 Response via : Initial Calibration  
 Integrator: ChemStation

Volume Inj. : 1.0  
 Signal Phase : Rtx-5MS  
 Signal Info : 0.25mm

Compound	R.T.	Response	Conc	Units
Internal Standards				
1) I 5-alpha-androstane	0.000	0	N.D.	ug/mL
System Monitoring Compounds				
2) s ortho-terphenyl	0.000	0	N.D.	ug/mL
Spiked Amount 50.000	Range 50 - 130	Recovery	=	0.00%#
3) s d50-Tetracosane	0.000	0	N.D.	ug/mL
Spiked Amount 50.000	Range 50 - 130	Recovery	=	0.00%#
Target Compounds				
4) h > C8 to C10 Aliphatics	8.012	1330844	N.D.	ug/mL m
5) h > C10 to C12 Aliphatics	12.930	767773	N.D.	ug/ml m
6) h > C12 to C16 Aliphatics	23.659	812679	N.D.	UG/ML m
7) h > C16 to C21 Aliphatics	28.995	1029837	N.D.	UG/ML m
8) h > C21 to C32 Aliphatics	33.402	14622711	N.D.	UG/ML m
9) h > C8 to C10 Aromatics	7.704	1238591	N.D.	UG/ML m
10) h > C10 to C12 Aromatics	0.000	0	N.D.	UG/ML d
11) h > C12 to C16 Aromatics	0.000	0	N.D.	UG/ML d
12) h > C16 to C21 Aromatics	0.000	0	N.D.	UG/ML d
13) h > C21 to C32 Aromatics	0.000	0	N.D.	UG/ML d

SemiQuant Compounds - Not Calibrated on this Instrument

(f)=RT Delta > 1/2 Window

(m)=manual int.

Data Path : C:\Projects\Hawaii DOH\2. Laboratory Data\Alpha\WAF Study\L2317027\TPH\NF TPH\  
 Data File : f18050823039.D  
 Signal(s) : FID2B.ch  
 Acq On : 09 May 2023 11:49 am  
 Operator : FID18:AMV  
 Sample : IB1805082302R  
 Misc :  
 ALS Vial : 70 Sample Multiplier: 1

Integration File: SHCINT2.E  
 Quant Time: May 30 14:18:34 2023  
 Quant Method : C:\Projects\Hawaii DOH\2. Laboratory Data\Alpha\WAF Study\L2317027\TPH\NF TPH\NF T  
 .. PH Quant.M  
 Quant Title : FID Forensics  
 QLast Update : Fri Sep 23 15:53:13 2022  
 Response via : Initial Calibration  
 Integrator: ChemStation

Volume Inj. : 1.0  
 Signal Phase : Rtx-5MS  
 Signal Info : 0.25mm

Blank Name : IB1805082301R  
 Blank File : f18050823009.D

Compound	R.T.	Response	Conc	Units
<b>Internal Standards</b>				
1) I 5-alpha-androstane	0.000	0	N.D.	ug/mL
<b>System Monitoring Compounds</b>				
2) s ortho-terphenyl	0.000	0	N.D.	ug/mL
Spiked Amount	50.000	Range	50 - 130	Recovery = 0.00%#
3) s d50-Tetracosane	0.000	0	N.D.	ug/mL
Spiked Amount	50.000	Range	50 - 130	Recovery = 0.00%#
<b>Target Compounds</b>				
4) h > C8 to C10 Aliphatics	8.012	1946956	N.D.	ug/mL m
5) h > C10 to C12 Aliphatics	12.930	796267	N.D.	ug/ml m
6) h > C12 to C16 Aliphatics	23.659	932192	N.D.	UG/ML m
7) h > C16 to C21 Aliphatics	28.995	1259571	N.D.	UG/ML m
8) h > C21 to C32 Aliphatics	33.402	11110953	N.D.	UG/ML m
9) h > C8 to C10 Aromatics	0.000	0	N.D.	UG/ML d
10) h > C10 to C12 Aromatics	0.000	0	N.D.	UG/ML d
11) h > C12 to C16 Aromatics	0.000	0	N.D.	UG/ML d
12) h > C16 to C21 Aromatics	0.000	0	N.D.	UG/ML d
13) h > C21 to C32 Aromatics	0.000	0	N.D.	UG/ML d

SemiQuant Compounds - Not Calibrated on this Instrument

(f)=RT Delta > 1/2 Window

(m)=manual int.



# EPA Method TO-15: Detailed Quant Reports Aliphatic and Aromatic Carbon Ranges

Data Path : C:\Projects\Hawaii DOH\2. Laboratory Data\Alpha\WAF Study\L2259785 (JP5)\TO15-LL\NF T  
 O-15\  
 Data File : r426775.D  
 Acq On : 27 Feb 2023 4:14 AM  
 Operator : AIRPIANO4:TJS  
 Sample : L2259785-04D,3,0.98,250  
 Misc : WG1748790,ICAL19759  
 ALS Vial : 0 Sample Multiplier: 1

Quant Time: Jun 06 13:41:59 2023

Quant Method : C:\Projects\Hawaii DOH\2. Laboratory Data\Alpha\WAF Study\L2259785 (JP5)\TO15-LL\N  
 F TO-15\TFS4 230222 NF.M

Quant Title : TO-14A/TO-15 SIM/Full Scan Analysis

QLast Update : Mon Jun 05 12:01:55 2023

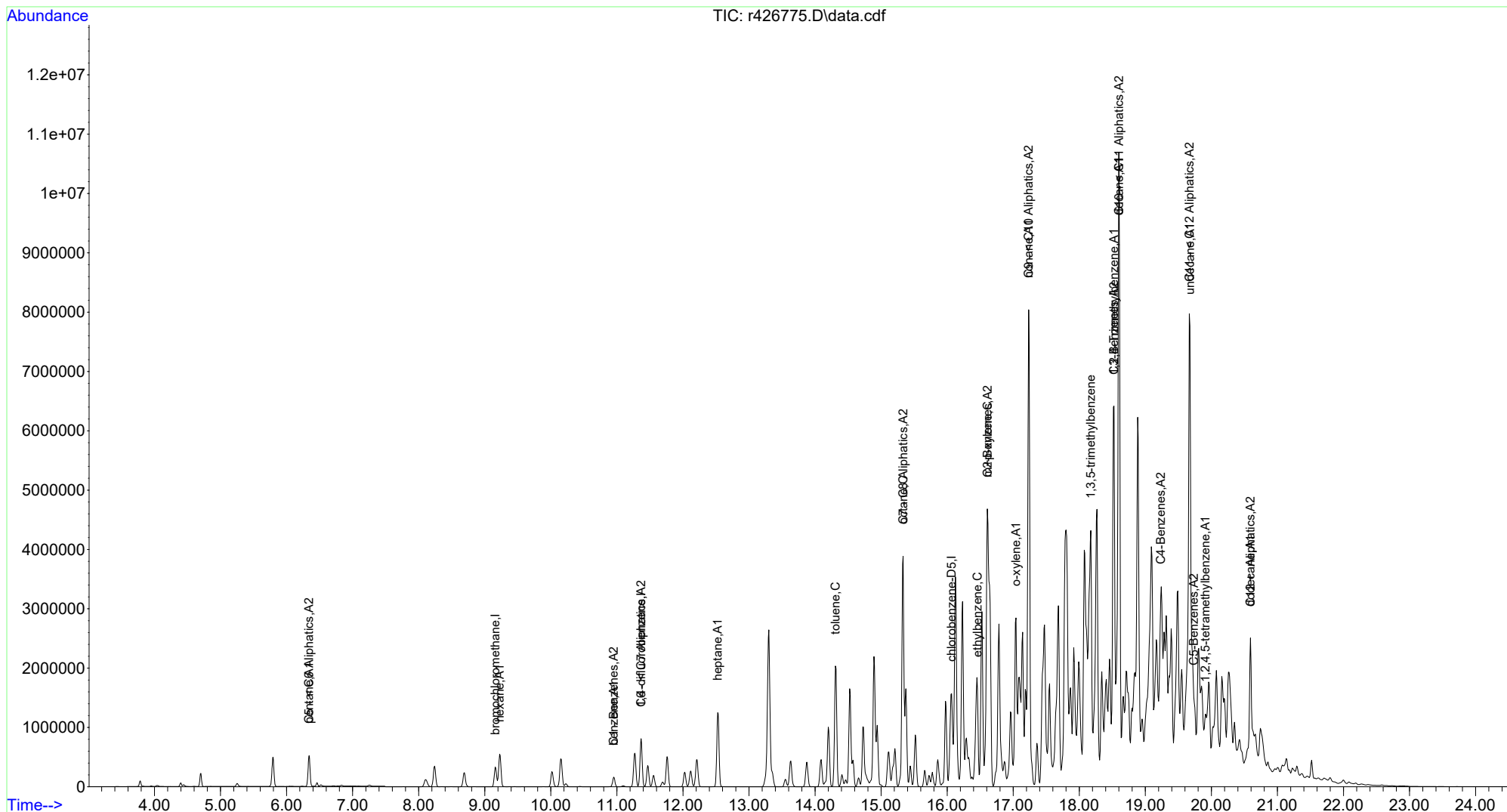
Response via : Initial Calibration

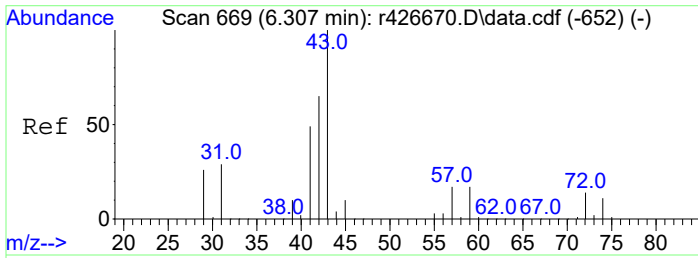
Compound	R.T.	QIon	Response	Conc	Units	Dev (Min)	
-----							
Internal Standards							
1) bromochloromethane	9.158	49	248810	10.00	ppbV	0.03	
4) 1,4-difluorobenzene	11.367	114	889778	10.00	ppbV	0.03	
11) chlorobenzene-D5	16.067	54	132204	10.00	ppbV	0.03	
Target Compounds							
							Qvalue
2) pentane	6.340	43	378322	15.73	ppbV		99
3) C5 - < C6 Aliphatics	6.340	TIC	4991728m	207.50	ppbV		
5) hexane	9.225	57	394391	12.92	ppbV #		11
6) C6 - < C7 Aliphatics	11.367	TIC	13543078m	443.61	ppbV		
7) benzene	10.953	78	189922	3.90	ppbV		97
8) C1 - Benzenes	10.953	78	189922	3.90	ppbV		97
9) heptane	12.527	43	661364	21.34	ppbV		97
10) C7 - C8 Aliphatics	15.333	TIC	49091659m	1583.91	ppbV		
12) toluene	14.308	91	1984125	31.80	ppbV		99
13) octane	15.333	85	1108010	46.00	ppbV		97
14) ethylbenzene	16.458	91	1403429	19.20	ppbV		99
15) m+p-xylene	16.608	91	3800341	64.52	ppbV		91
16) o-xylene	17.042	91	1949262m	33.63	ppbV		
17) C2-Benzenes	16.608	91	7168794m	123.69	ppbV		
18) nonane	17.233	43	3354625	74.22	ppbV		91
19) C9 - < C10 Aliphatics	17.233	TIC	147332226m	3259.81	ppbV		
20) 1,3,5-trimethylbenzene	18.175	105	1056933	15.42	ppbV		99
21) 1,2,4-Trimethylbenzene	18.525	105	2771183	42.11	ppbV #		54
22) C3-Benzenes	18.525	105	9806908m	149.01	ppbV		
23) decane	18.600	57	4671155	70.15	ppbV #		88
24) C10 - < C11 Aliphatics	18.600	TIC	117891520m	1770.40	ppbV		
25) undecane	19.675	57	3788325	53.42	ppbV		94
26) C11 - < C12 Aliphatics	19.667	TIC	70436189m	993.18	ppbV		
27) 1,2,4,5-tetramethylben...	19.908	119	222112	2.62	ppbV #		91
28) C4-Benzenes	19.233	134	2363149m	27.89	ppbV		
29) C5-Benzenes	19.733	148	656326m	7.74	ppbV		
30) dodecane	20.592	57	1120887	17.25	ppbV		95
31) C12 + Aliphatics	20.592	TIC	33943968m	522.50	ppbV		
-----							

(#) = qualifier out of range (m) = manual integration (+) = signals summed

Data Path : C:\Projects\Hawaii DOH\2. Laboratory Data\Alpha\WAF Study\L2259785 (JP5)\TO15-LL\NF T  
 ... O-15\  
 Data File : r426775.D  
 Acq On : 27 Feb 2023 4:14 AM  
 Operator : AIRPIANO4:TJS  
 Sample : L2259785-04D,3,0.98,250  
 Misc : WG1748790,ICAL19759  
 ALS Vial : 0 Sample Multiplier: 1

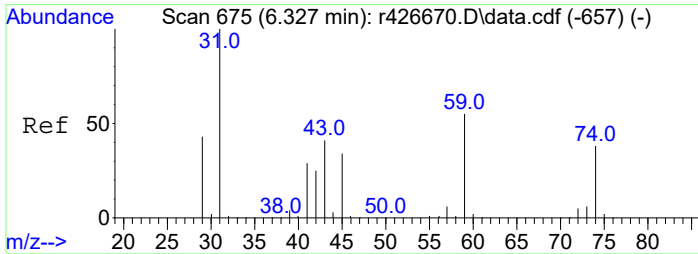
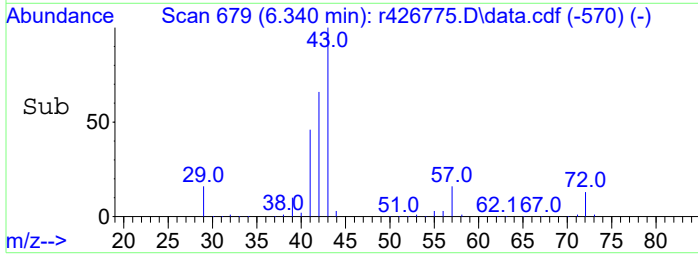
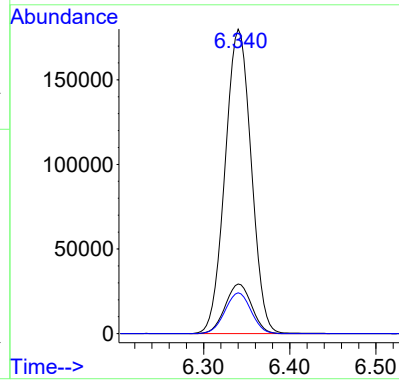
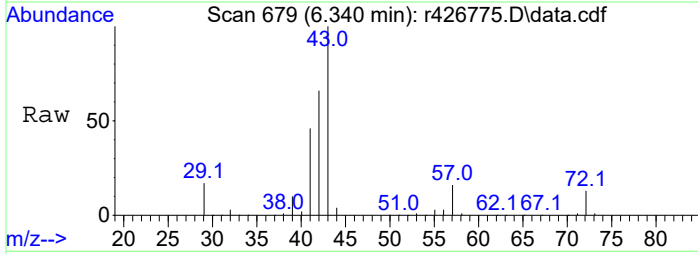
Quant Time: Jun 06 13:41:59 2023  
 Quant Method : C:\Projects\Hawaii DOH\2. Laboratory Data\Alpha\WAF Study\L2259785 (JP5)\TO15-LL\N  
 ... F TO-15\TFS4 230222 NF.M  
 Quant Title : TO-14A/TO-15 SIM/Full Scan Analysis  
 QLast Update : Mon Jun 05 12:01:55 2023  
 Response via : Initial Calibration





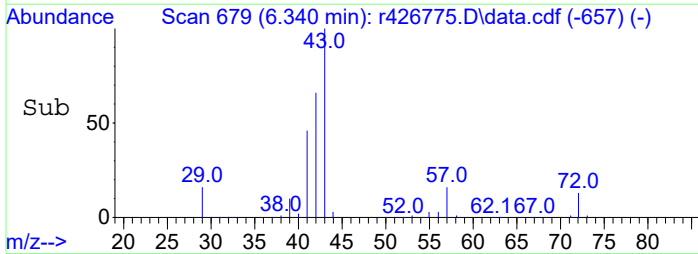
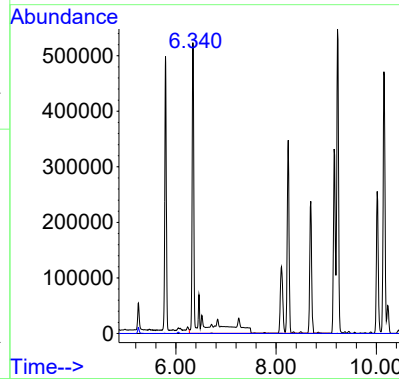
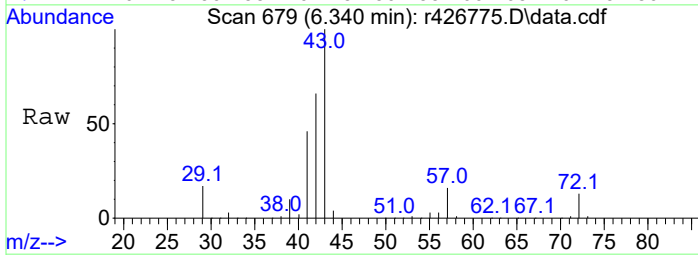
#2  
 pentane  
 Concen: 15.73 ppbV  
 RT: 6.340 min Scan# 679  
 Delta R.T. 0.033 min  
 Lab File: r426775.D  
 Acq: 27 Feb 2023 4:14 AM

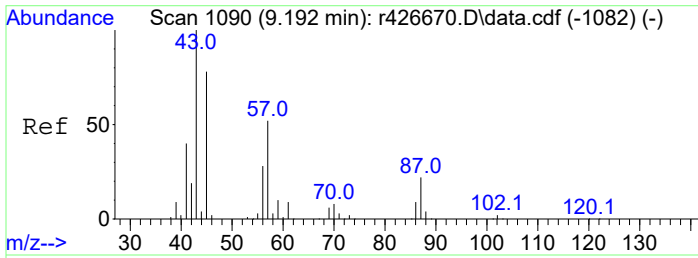
Tgt Ion	Resp	Lower	Upper
43	100		
57	16.3	13.4	20.0
72	13.4	11.0	16.4



#3  
 C5 - < C6 Aliphatics  
 Concen: 207.50 ppbV m  
 RT: 6.340 min Scan# 679  
 Delta R.T. 0.000 min  
 Lab File: r426775.D  
 Acq: 27 Feb 2023 4:14 AM

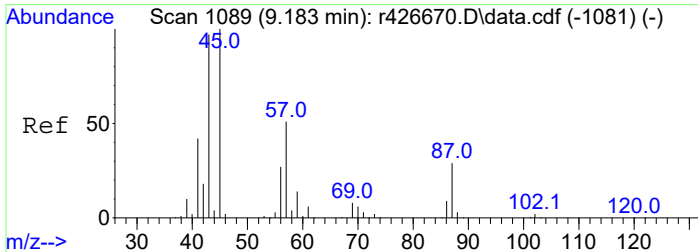
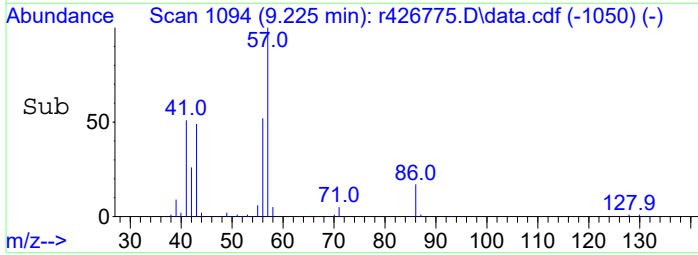
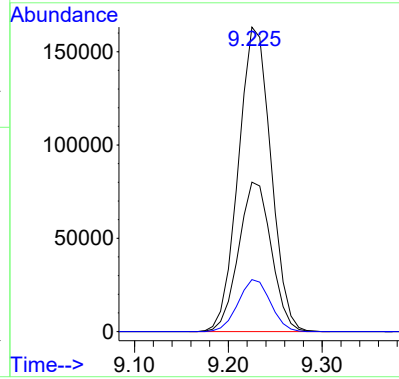
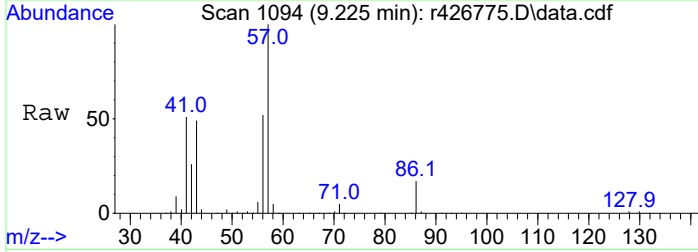
Tgt Ion	Resp	Lower	Upper
TIC	100		
59	0.0	0.0	0.0
45	0.0	0.0	0.0





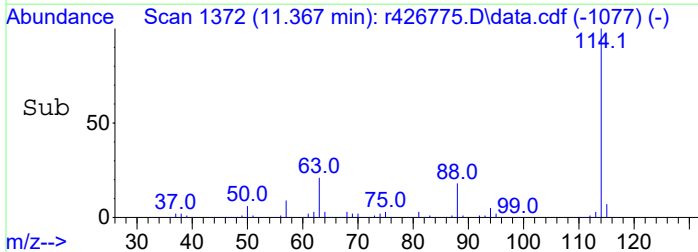
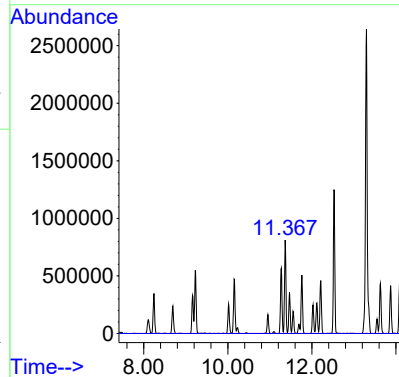
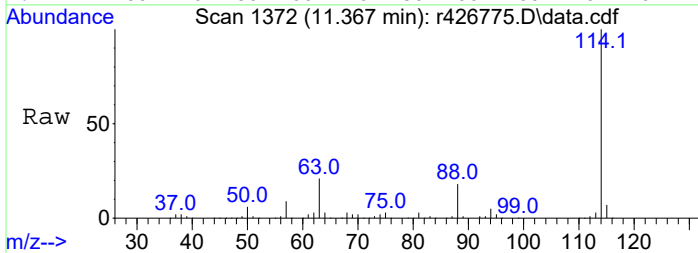
#5  
 hexane  
 Concen: 12.92 ppbV  
 RT: 9.225 min Scan# 1094  
 Delta R.T. 0.033 min  
 Lab File: r426775.D  
 Acq: 27 Feb 2023 4:14 AM

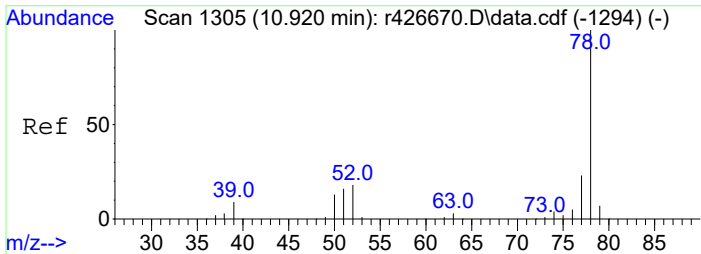
Tgt Ion:	Resp:	Lower	Upper
57	394391		
57	100		
43	49.1	154.3	231.5#
86	17.1	14.1	21.1



#6  
 C6 - < C7 Aliphatics  
 Concen: 443.61 ppbV m  
 RT: 11.367 min Scan# 1372  
 Delta R.T. -0.000 min  
 Lab File: r426775.D  
 Acq: 27 Feb 2023 4:14 AM

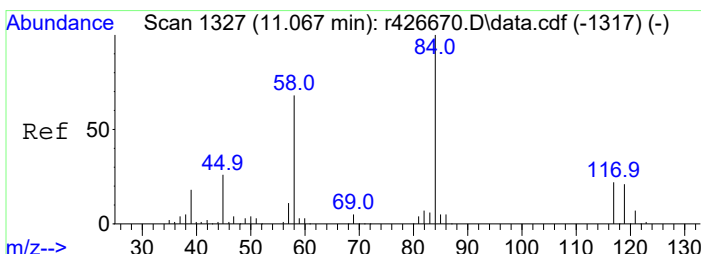
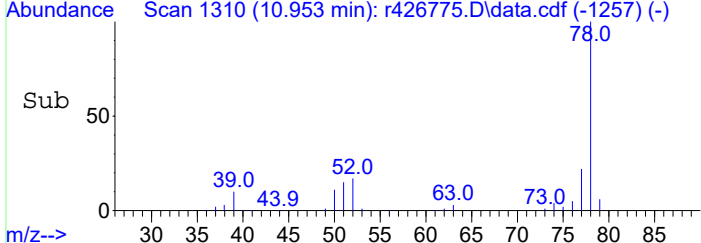
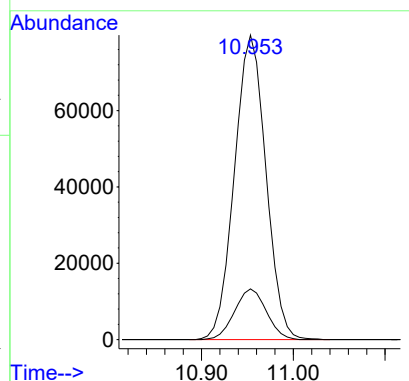
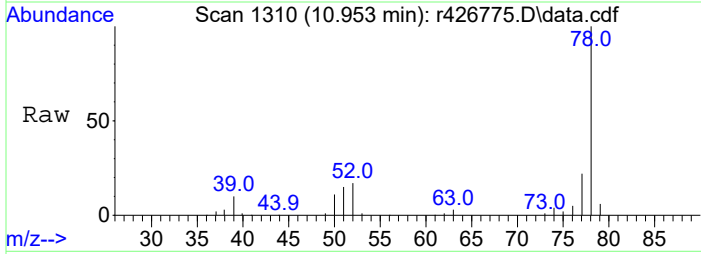
Tgt Ion:	Resp:	Lower	Upper
TIC	13543078		
TIC	100		
59	0.0	0.0	0.0
45	86500.0	8.6	12.8#





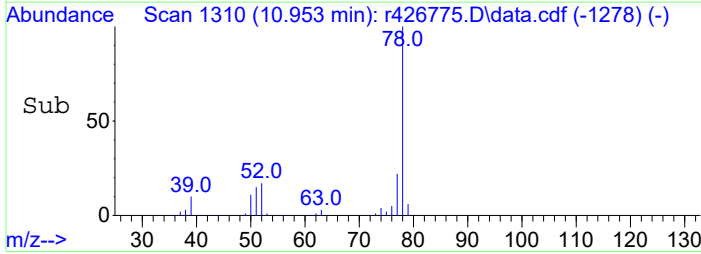
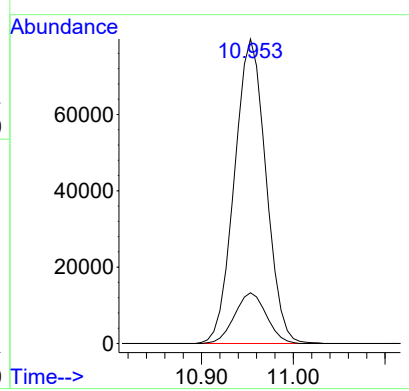
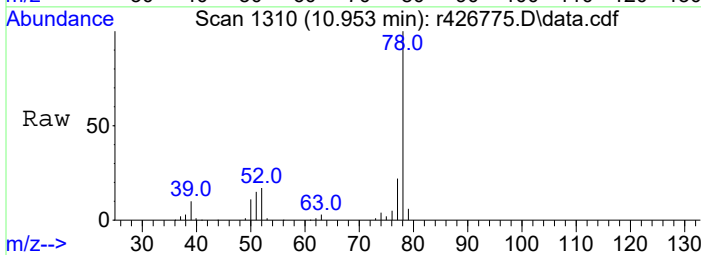
#7  
 benzene  
 Concen: 3.90 ppbV  
 RT: 10.953 min Scan# 1310  
 Delta R.T. 0.033 min  
 Lab File: r426775.D  
 Acq: 27 Feb 2023 4:14 AM

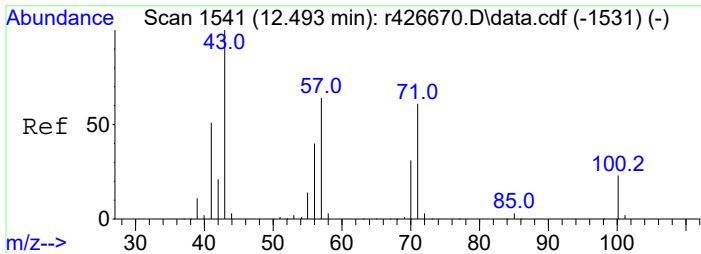
Tgt Ion	Resp	Lower	Upper
78	100		
52	16.7	14.2	21.4



#8  
 C1 - Benzenes  
 Concen: 3.90 ppbV  
 RT: 10.953 min Scan# 1310  
 Delta R.T. -0.114 min  
 Lab File: r426775.D  
 Acq: 27 Feb 2023 4:14 AM

Tgt Ion	Resp	Lower	Upper
78	100		
52	16.7	14.2	21.4

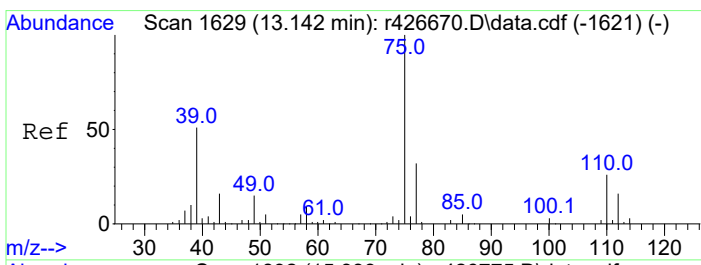
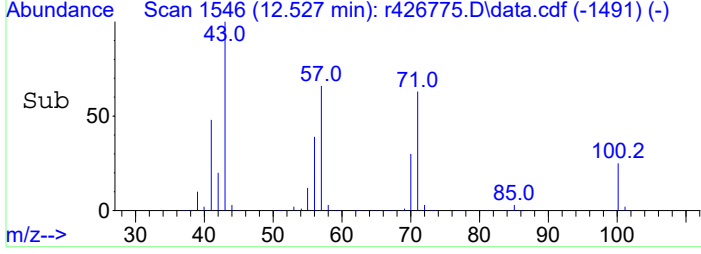
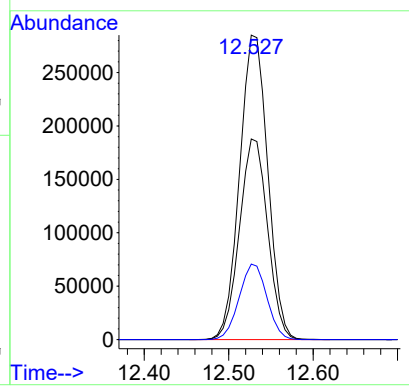
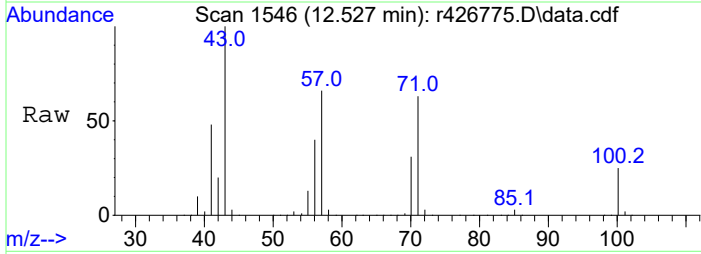




#9  
 heptane  
 Concen: 21.34 ppbV  
 RT: 12.527 min Scan# 1546  
 Delta R.T. 0.034 min  
 Lab File: r426775.D  
 Acq: 27 Feb 2023 4:14 AM

Tgt Ion: 43 Resp: 661364

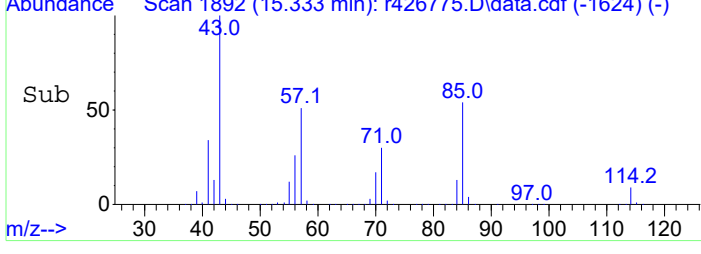
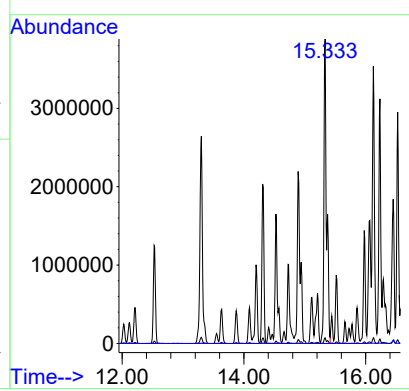
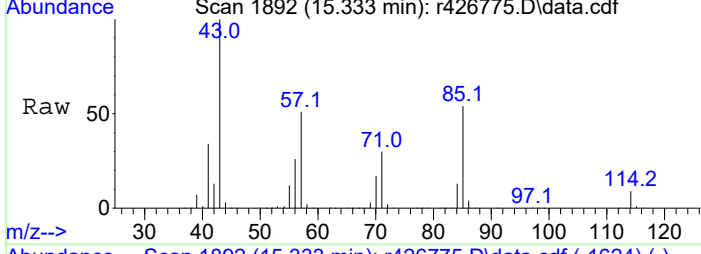
Ion	Ratio	Lower	Upper
43	100		
57	65.9	51.1	76.7
100	24.8	18.2	27.4

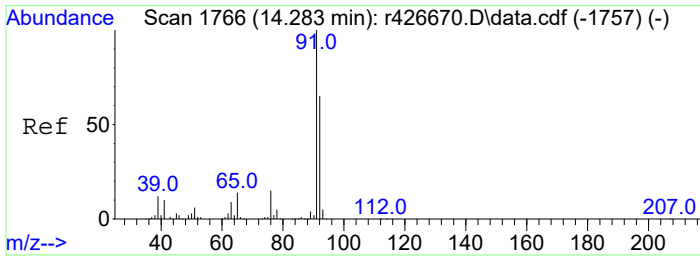


#10  
 C7 - C8 Aliphatics  
 Concen: 1583.91 ppbV m  
 RT: 15.333 min Scan# 1892  
 Delta R.T. 0.000 min  
 Lab File: r426775.D  
 Acq: 27 Feb 2023 4:14 AM

Tgt Ion:TIC Resp:49091659

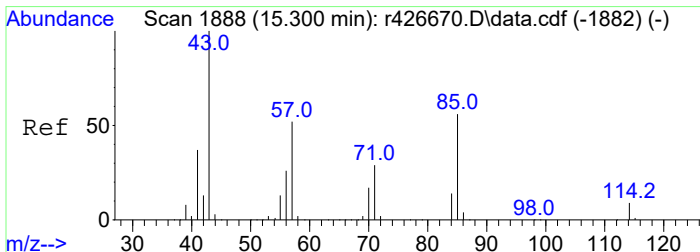
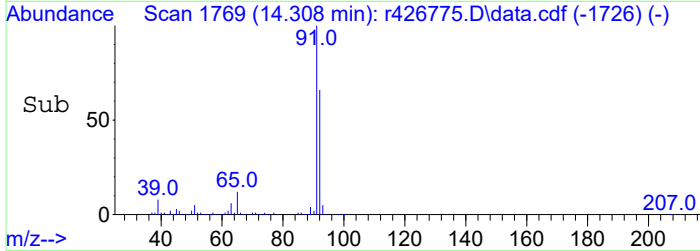
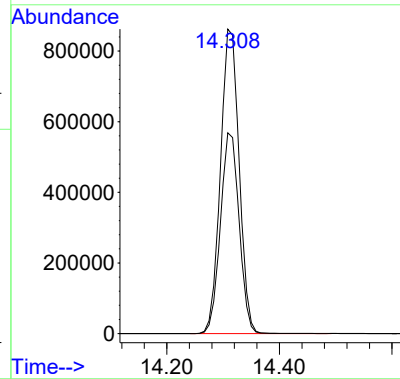
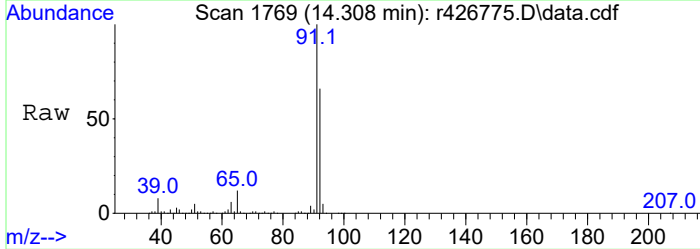
Ion	Ratio	Lower	Upper
TIC	100		
39	7105500.0	146.3	219.5#
77	72000.0	1.5	2.3#





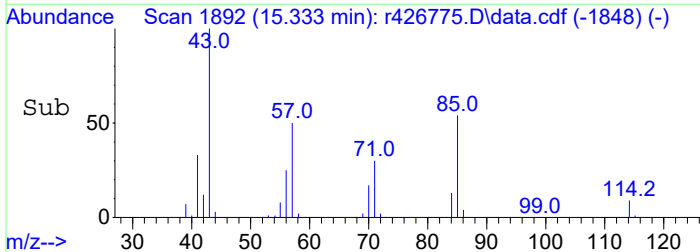
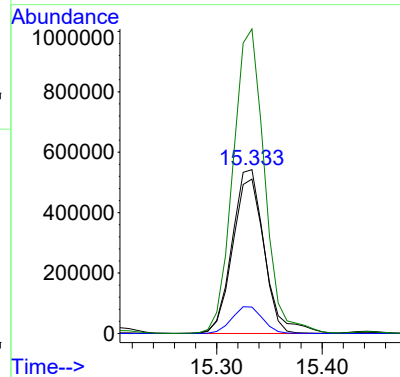
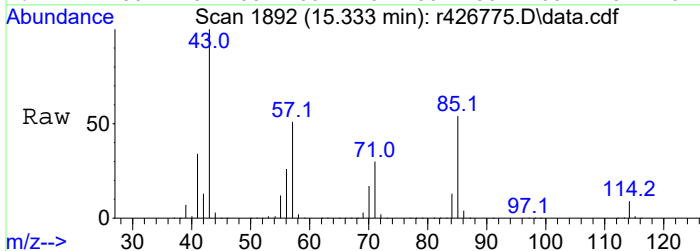
#12  
 toluene  
 Concen: 31.80 ppbV  
 RT: 14.308 min Scan# 1769  
 Delta R.T. 0.025 min  
 Lab File: r426775.D  
 Acq: 27 Feb 2023 4:14 AM

Tgt Ion: 91 Resp: 1984125  
 Ion Ratio Lower Upper  
 91 100  
 92 66.0 52.2 78.2

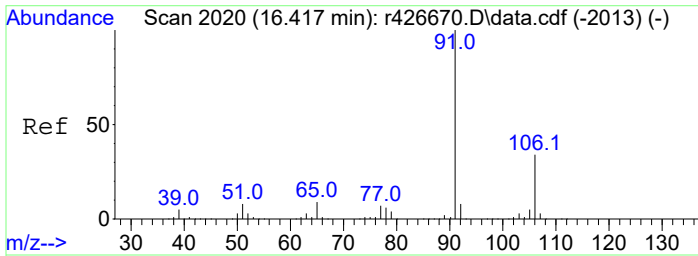


#13  
 octane  
 Concen: 46.00 ppbV  
 RT: 15.333 min Scan# 1892  
 Delta R.T. 0.033 min  
 Lab File: r426775.D  
 Acq: 27 Feb 2023 4:14 AM

Tgt Ion: 85 Resp: 1108010  
 Ion Ratio Lower Upper  
 85 100  
 57 94.3 74.0 111.0  
 114 16.1 12.2 18.4  
 43 185.9 144.2 216.2

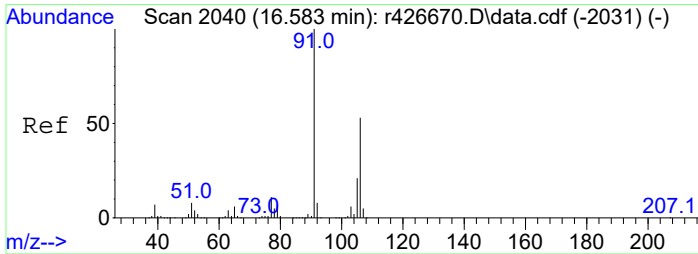
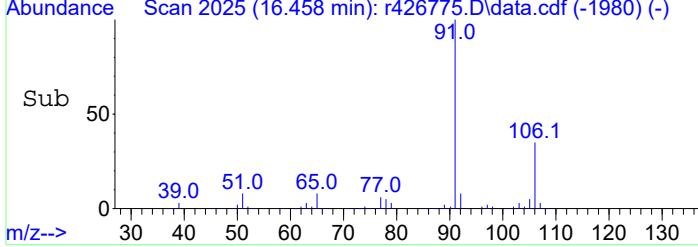
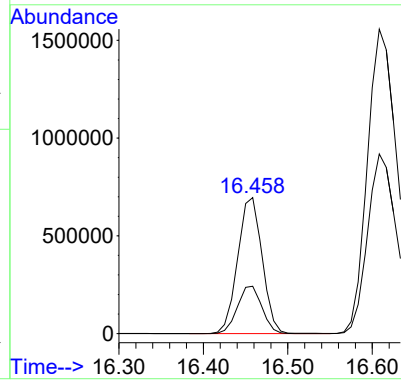
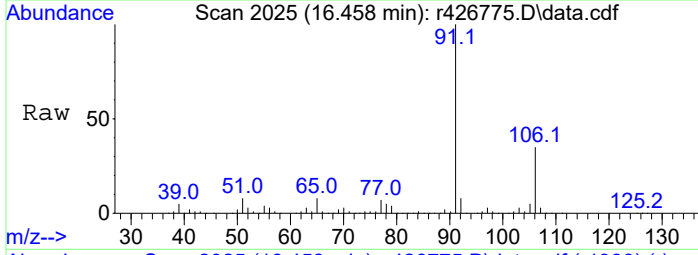






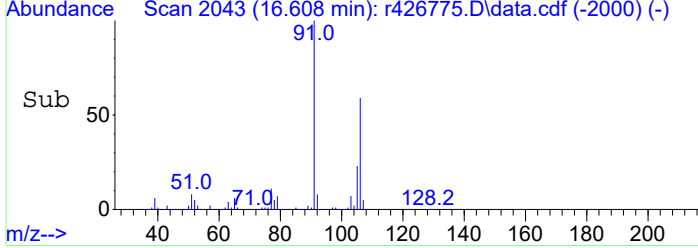
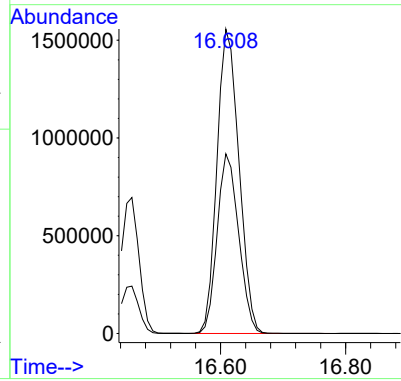
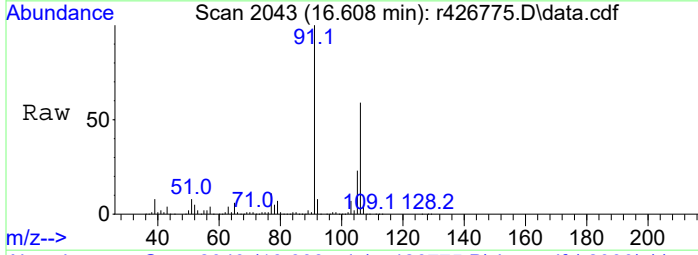
#14  
ethylbenzene  
Concen: 19.20 ppbV  
RT: 16.458 min Scan# 2025  
Delta R.T. 0.041 min  
Lab File: r426775.D  
Acq: 27 Feb 2023 4:14 AM

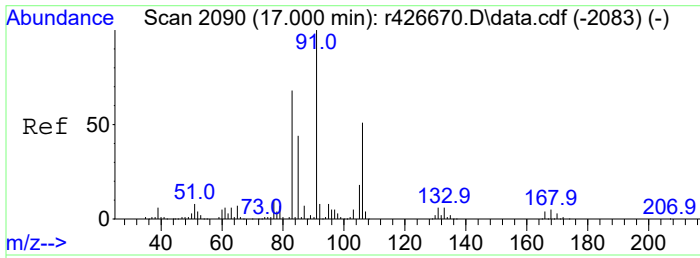
Tgt Ion: 91 Resp: 1403429  
Ion Ratio Lower Upper  
91 100  
106 34.8 27.5 41.3



#15  
m+p-xylene  
Concen: 64.52 ppbV  
RT: 16.608 min Scan# 2043  
Delta R.T. 0.025 min  
Lab File: r426775.D  
Acq: 27 Feb 2023 4:14 AM

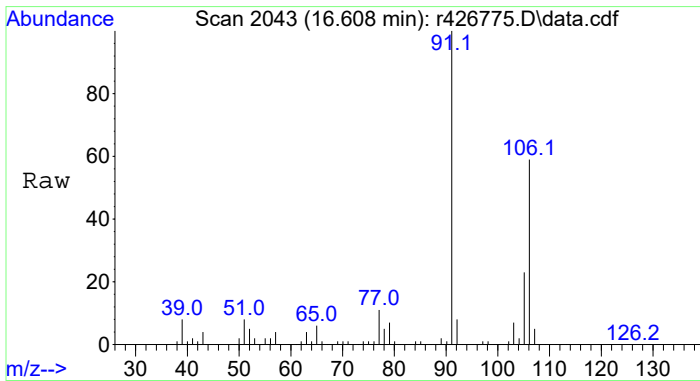
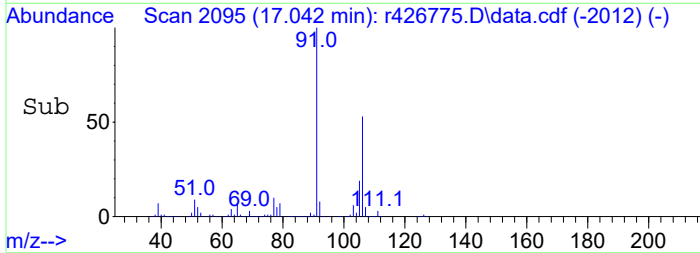
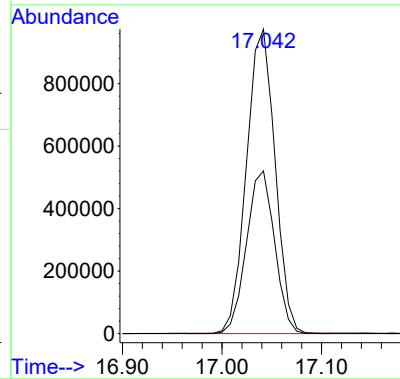
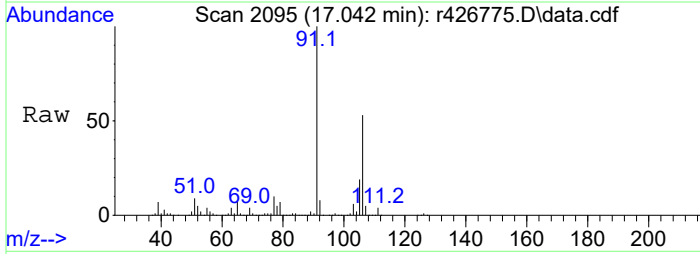
Tgt Ion: 91 Resp: 3800341  
Ion Ratio Lower Upper  
91 100  
106 59.0 42.1 63.1





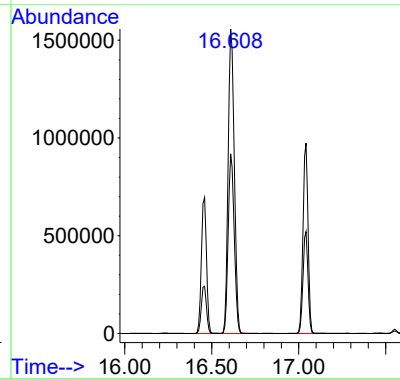
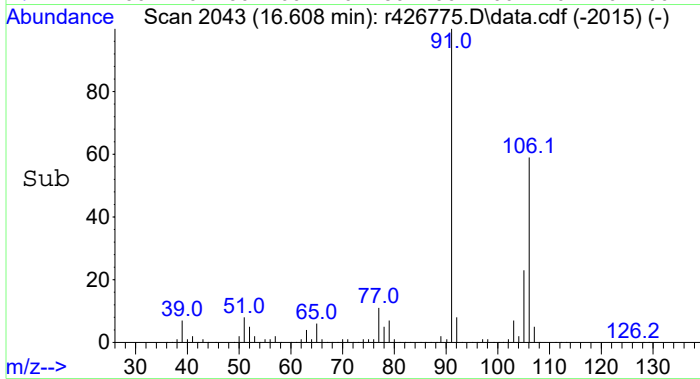
#16  
 o-xylene  
 Concen: 33.63 ppbV m  
 RT: 17.042 min Scan# 2095  
 Delta R.T. 0.434 min  
 Lab File: r426775.D  
 Acq: 27 Feb 2023 4:14 AM

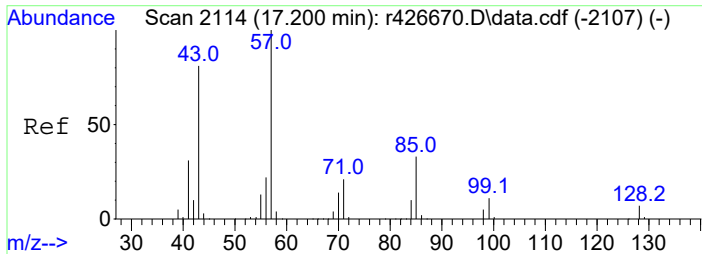
Tgt Ion: 91 Resp: 1949262  
 Ion Ratio Lower Upper  
 91 100  
 106 53.4 47.2 70.8



#17  
 C2-Benzenes  
 Concen: 123.69 ppbV m  
 RT: 16.608 min Scan# 2043  
 Delta R.T. 0.000 min  
 Lab File: r426775.D  
 Acq: 27 Feb 2023 4:14 AM

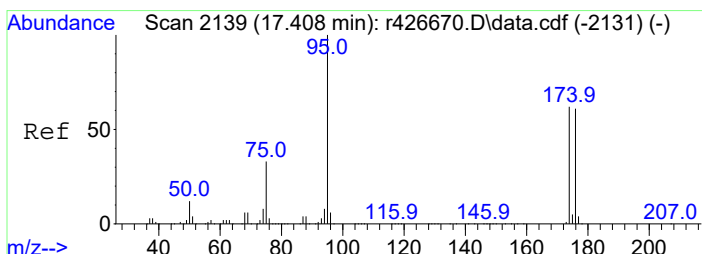
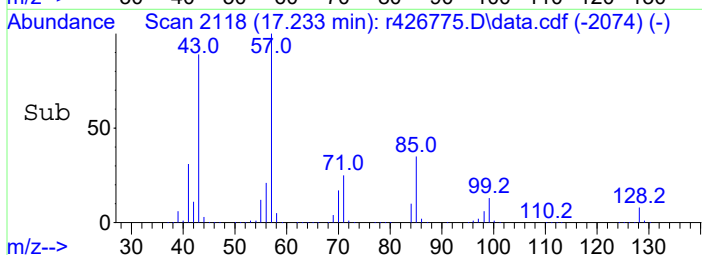
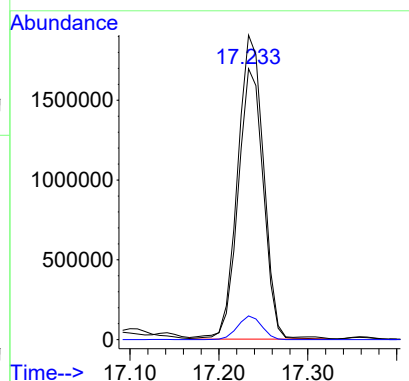
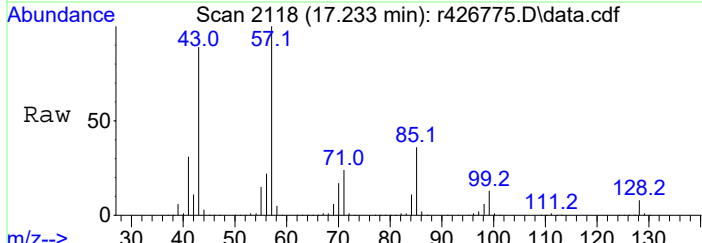
Tgt Ion: 91 Resp: 7168794  
 Ion Ratio Lower Upper  
 91 100  
 106 59.0 2660.0 3990.0#





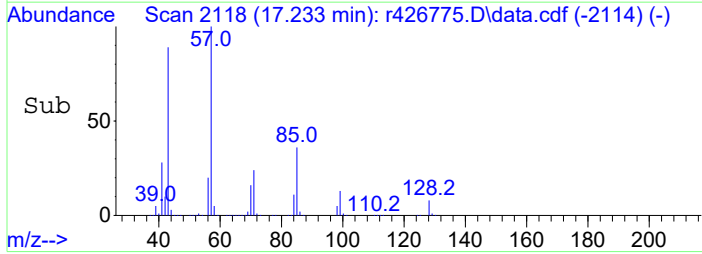
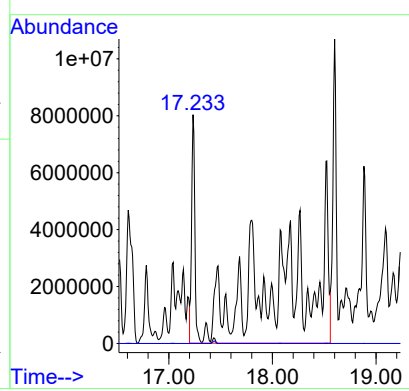
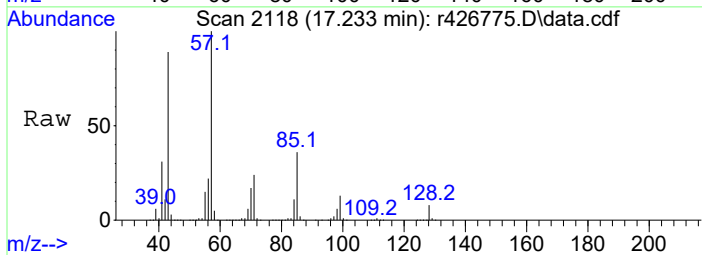
#18  
 nonane  
 Concen: 74.22 ppbV  
 RT: 17.233 min Scan# 2118  
 Delta R.T. 0.033 min  
 Lab File: r426775.D  
 Acq: 27 Feb 2023 4:14 AM

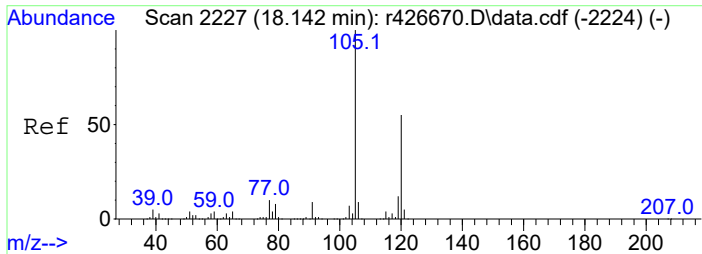
Tgt Ion:	Resp:	Lower	Upper
43	100		
57	112.4	98.4	147.6
128	8.7	6.6	10.0



#19  
 C9 - < C10 Aliphatics  
 Concen: 3259.81 ppbV m  
 RT: 17.233 min Scan# 2118  
 Delta R.T. 0.000 min  
 Lab File: r426775.D  
 Acq: 27 Feb 2023 4:14 AM

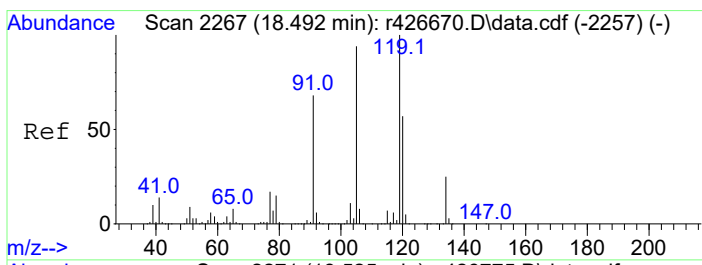
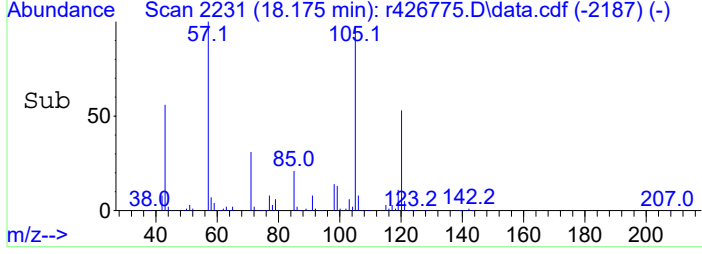
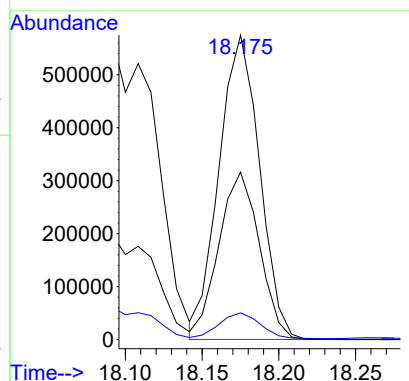
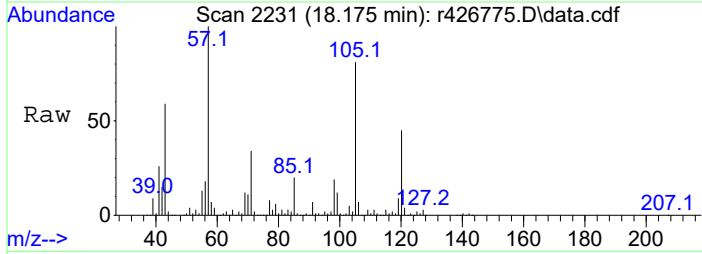
Tgt Ion:	Resp:	Lower	Upper
TIC	100		
174	0.0	0.0	0.0
75	0.0	0.0	0.0





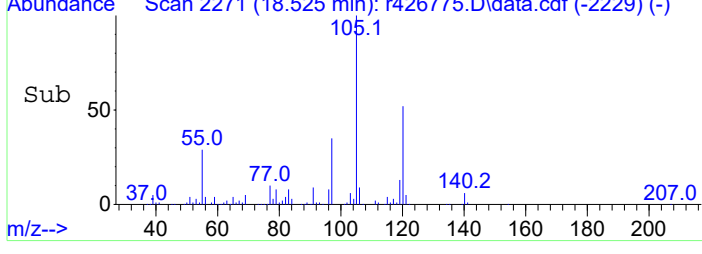
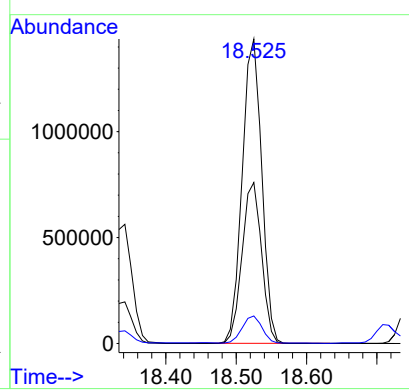
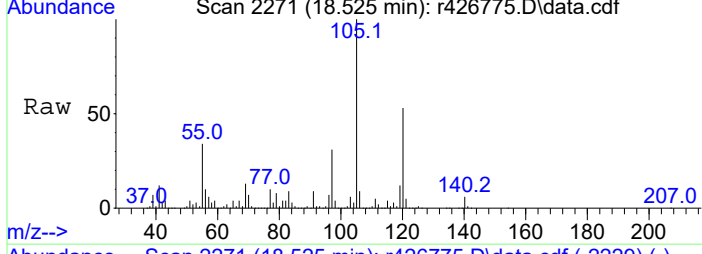
#20  
 1,3,5-trimethylbenzene  
 Concen: 15.42 ppbV  
 RT: 18.175 min Scan# 2231  
 Delta R.T. 0.033 min  
 Lab File: r426775.D  
 Acq: 27 Feb 2023 4:14 AM

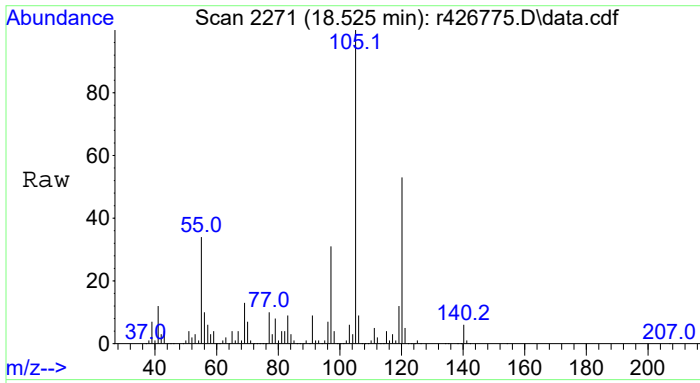
Tgt Ion	Resp	Lower	Upper
105	100		
120	55.0	43.7	65.5
91	8.8	7.6	11.4



#21  
 1,2,4-Trimethylbenzene  
 Concen: 42.11 ppbV  
 RT: 18.525 min Scan# 2271  
 Delta R.T. 0.033 min  
 Lab File: r426775.D  
 Acq: 27 Feb 2023 4:14 AM

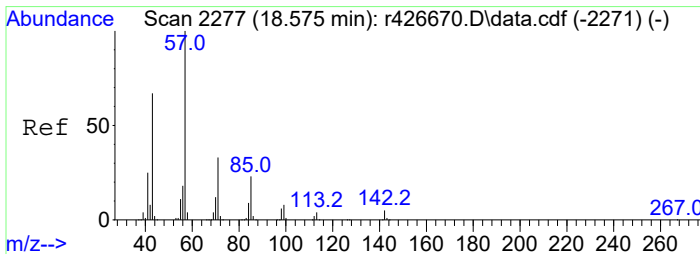
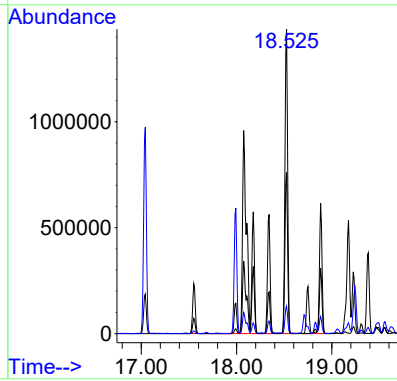
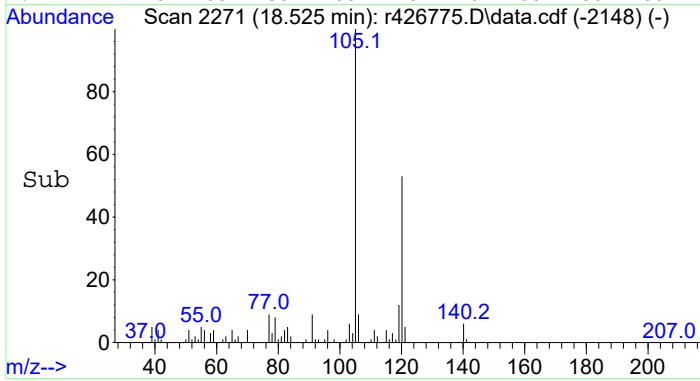
Tgt Ion	Resp	Lower	Upper
105	100		
120	52.9	48.6	73.0
91	9.0	58.3	87.5#





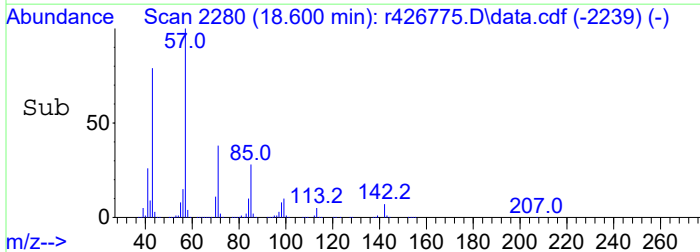
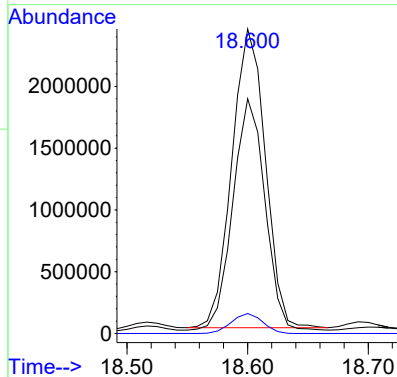
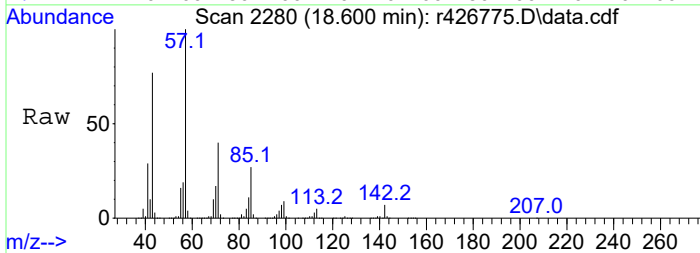
#22  
 C3-Benzenes  
 Concen: 149.01 ppbV m  
 RT: 18.525 min Scan# 2271  
 Delta R.T. 0.000 min  
 Lab File: r426775.D  
 Acq: 27 Feb 2023 4:14 AM

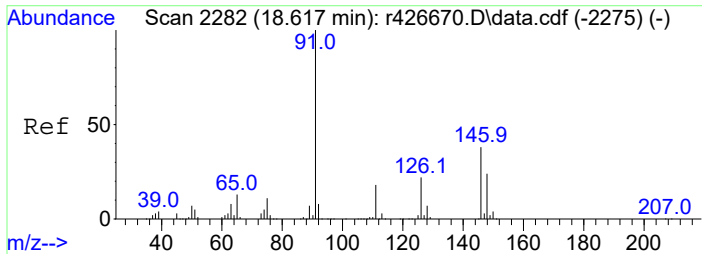
Tgt Ion	Ratio	Lower	Upper
105	100		
120	14.9	42.3	63.5#
91	2.5	7.2	10.8#



#23  
 decane  
 Concen: 70.15 ppbV  
 RT: 18.600 min Scan# 2280  
 Delta R.T. 0.025 min  
 Lab File: r426775.D  
 Acq: 27 Feb 2023 4:14 AM

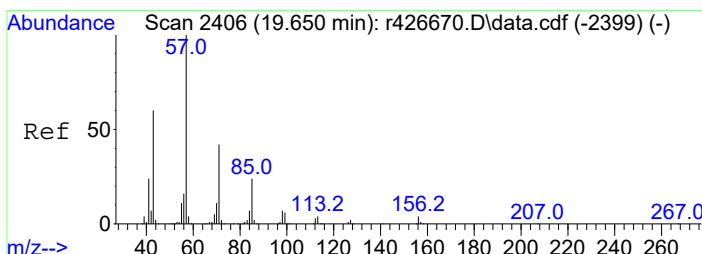
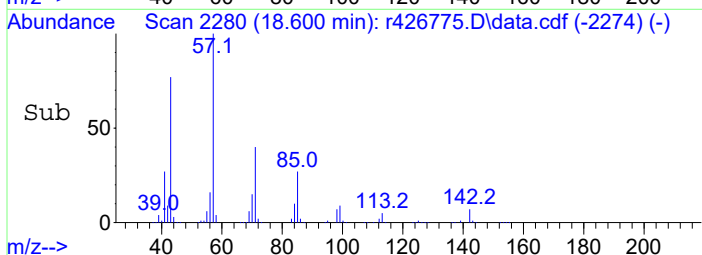
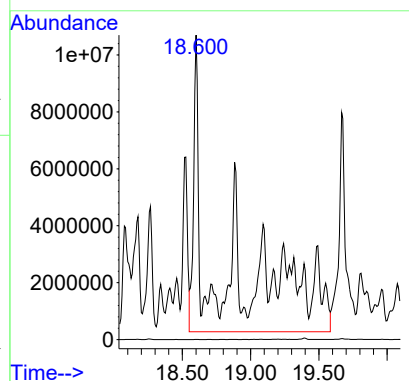
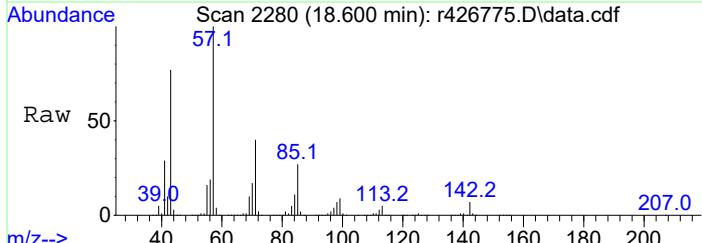
Tgt Ion	Ratio	Lower	Upper
57	100		
43	77.1	53.5	80.3
142	6.6	4.0	6.0#





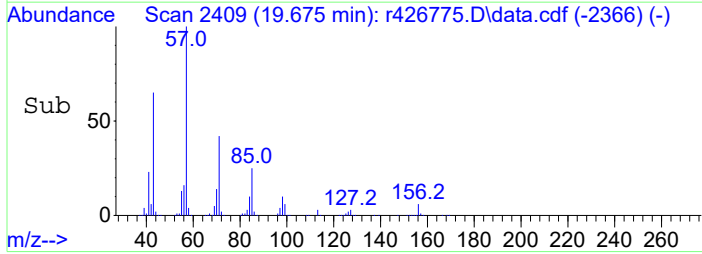
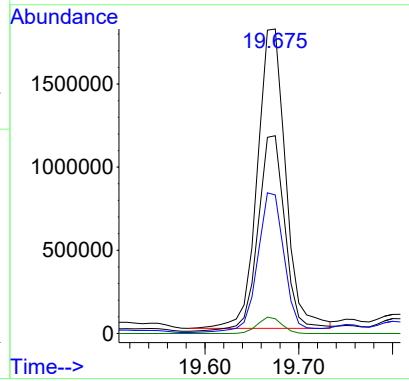
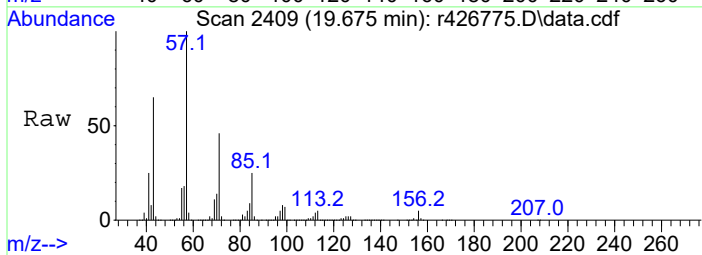
#24  
 C10 - < C11 Aliphatics  
 Concen: 1770.40 ppbV m  
 RT: 18.600 min Scan# 2280  
 Delta R.T. 0.000 min  
 Lab File: r426775.D  
 Acq: 27 Feb 2023 4:14 AM

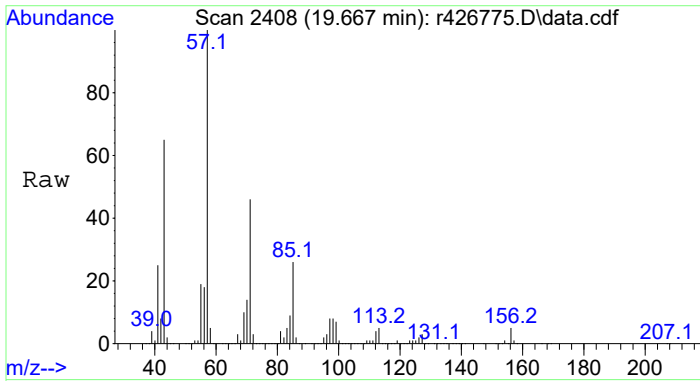
Tgt Ion:TIC Resp:117891520  
 Ion Ratio Lower Upper  
 TIC 100  
 126 358000.0 2.6 4.0#



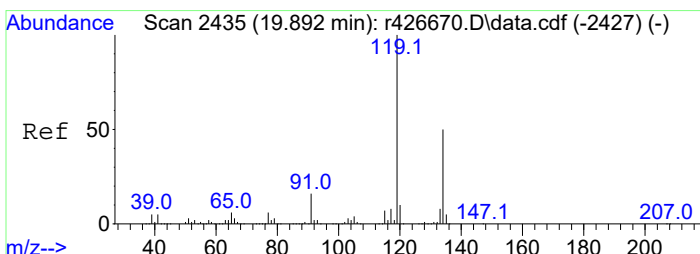
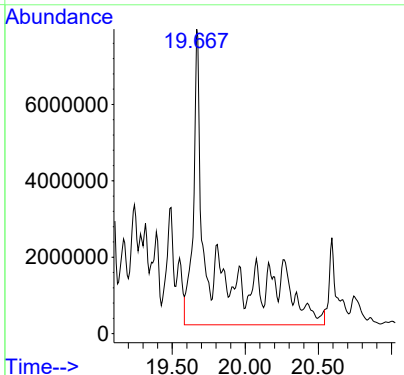
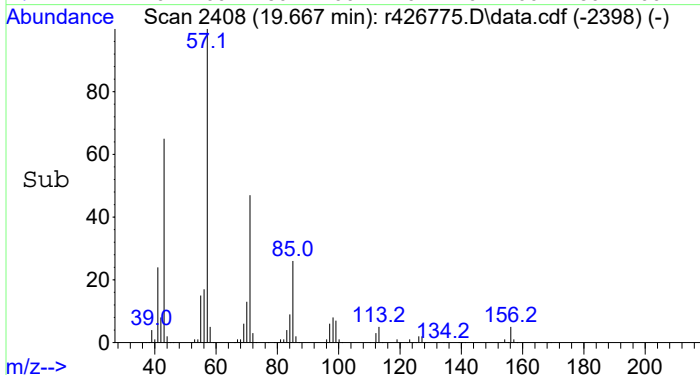
#25  
 undecane  
 Concen: 53.42 ppbV  
 RT: 19.675 min Scan# 2409  
 Delta R.T. 0.025 min  
 Lab File: r426775.D  
 Acq: 27 Feb 2023 4:14 AM

Tgt Ion: 57 Resp: 3788325  
 Ion Ratio Lower Upper  
 57 100  
 43 64.9 48.2 72.2  
 71 45.5 33.5 50.3  
 156 4.8 3.6 5.4



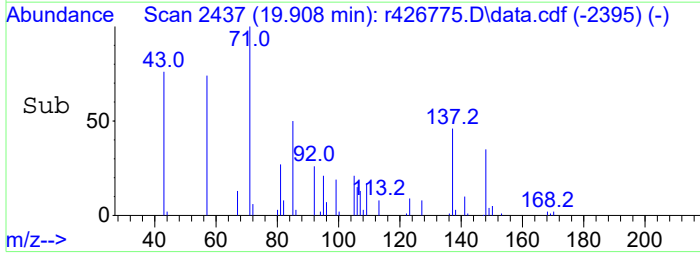
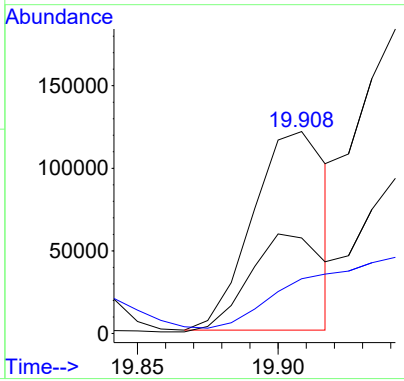
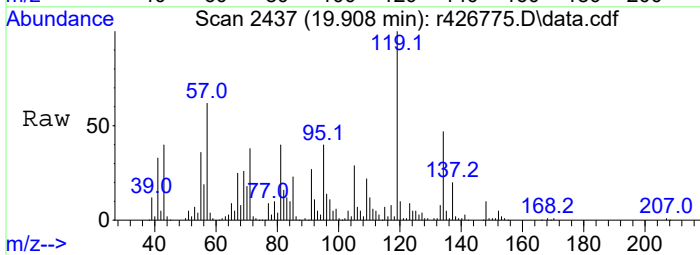


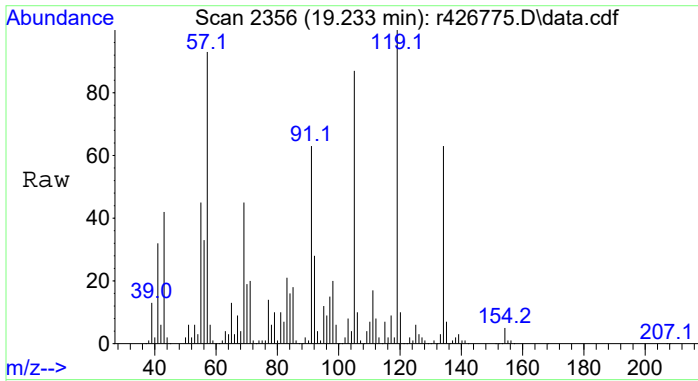
#26  
 C11 - < C12 Aliphatics  
 Concen: 993.18 ppbV m  
 RT: 19.667 min Scan# 2408  
 Delta R.T. -0.000 min  
 Lab File: r426775.D  
 Acq: 27 Feb 2023 4:14 AM  
 Tgt Ion:TIC Resp:70436189



#27  
 1,2,4,5-tetramethylbenzene  
 Concen: 2.62 ppbV  
 RT: 19.908 min Scan# 2437  
 Delta R.T. 0.016 min  
 Lab File: r426775.D  
 Acq: 27 Feb 2023 4:14 AM

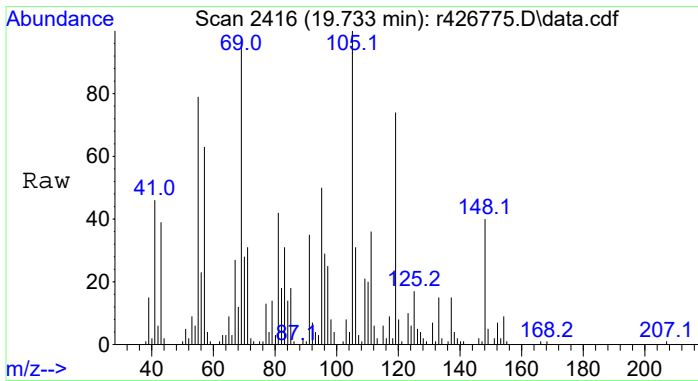
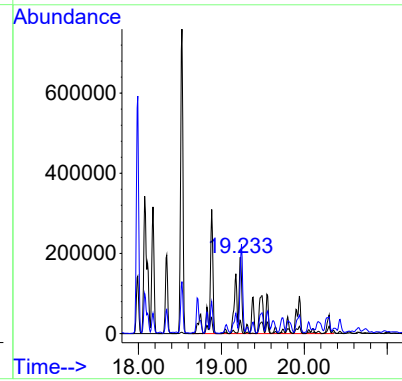
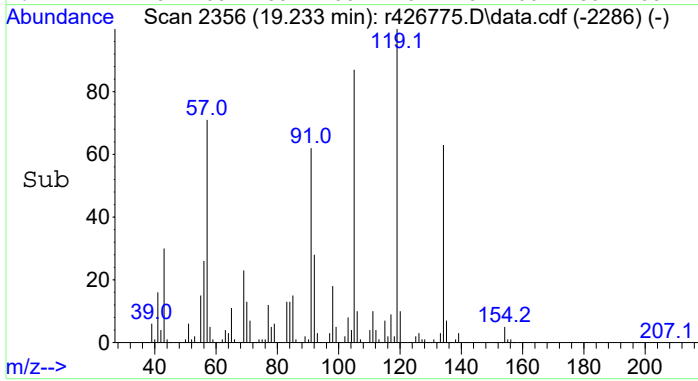
Tgt Ion:119 Resp: 222112  
 Ion Ratio Lower Upper  
 119 100  
 134 47.3 40.2 60.4  
 91 27.1 13.2 19.8#





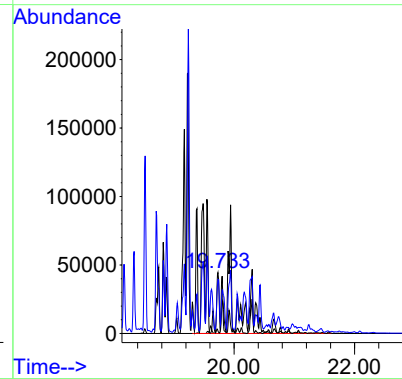
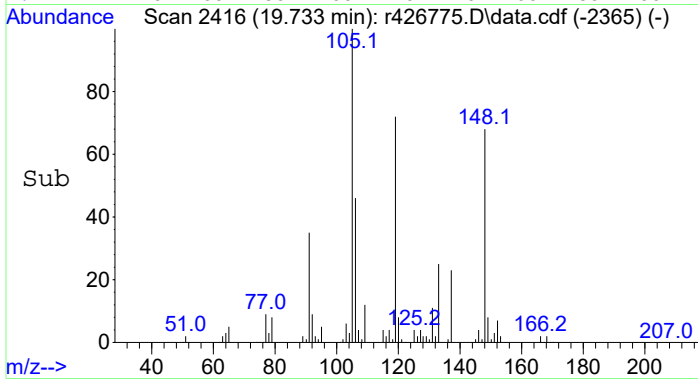
#28  
 C4-Benzenes  
 Concen: 27.89 ppbV m  
 RT: 19.233 min Scan# 2356  
 Delta R.T. 0.000 min  
 Lab File: r426775.D  
 Acq: 27 Feb 2023 4:14 AM

Tgt Ion	Resp	Lower	Upper
134	100		
120	2.6	12.5	18.7#
91	19.7	79.6	119.4#

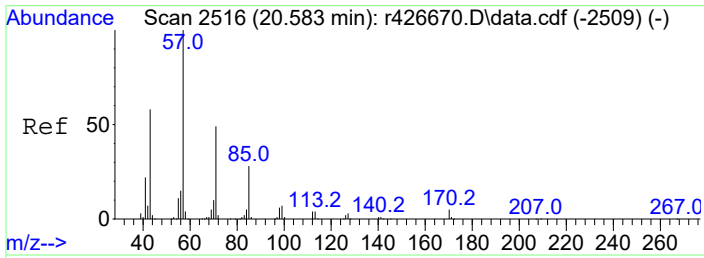


#29  
 C5-Benzenes  
 Concen: 7.74 ppbV m  
 RT: 19.733 min Scan# 2416  
 Delta R.T. 0.000 min  
 Lab File: r426775.D  
 Acq: 27 Feb 2023 4:14 AM

Tgt Ion	Resp	Lower	Upper
148	100		
134	0.0	3.4	5.0#
91	16.0	71.0	106.6#

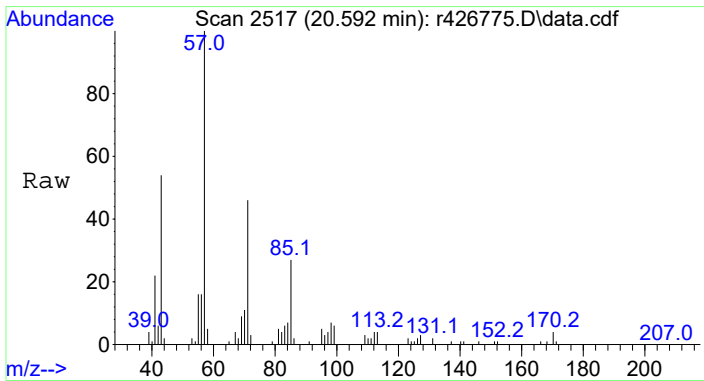
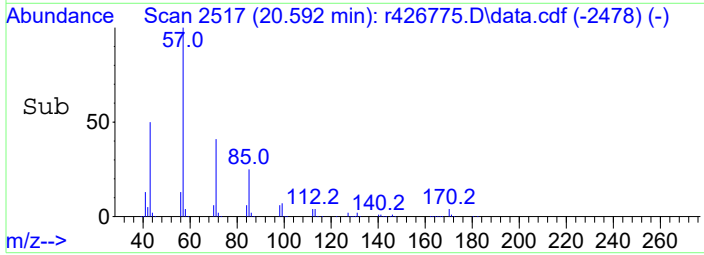
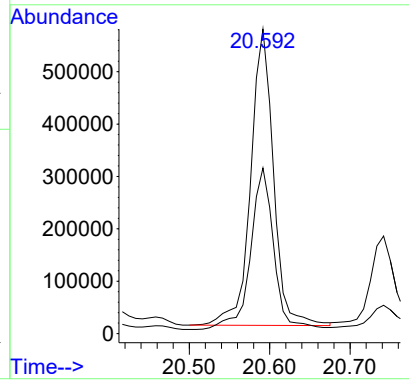
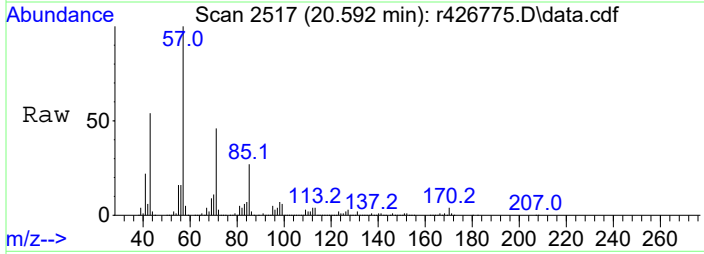






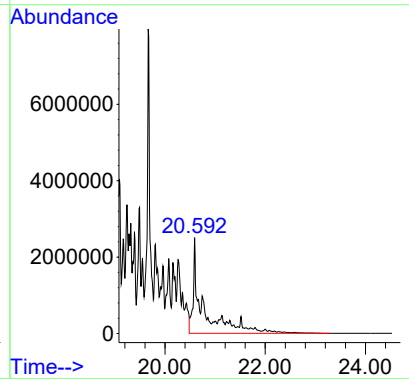
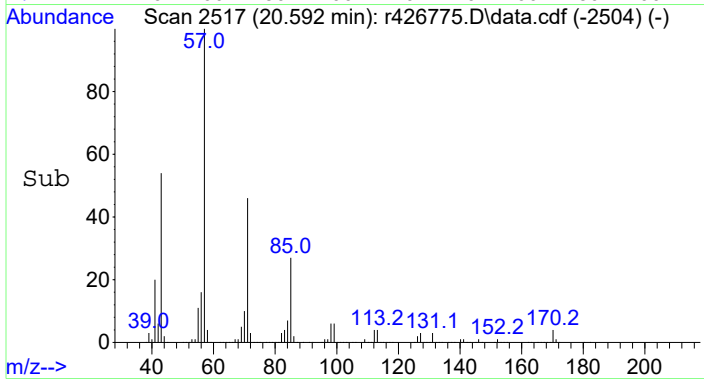
#30  
 dodecane  
 Concen: 17.25 ppbV  
 RT: 20.592 min Scan# 2517  
 Delta R.T. 0.009 min  
 Lab File: r426775.D  
 Acq: 27 Feb 2023 4:14 AM

Tgt Ion: 57 Resp: 1120887  
 Ion Ratio Lower Upper  
 57 100  
 43 54.4 46.3 69.5



#31  
 C12 + Aliphatics  
 Concen: 522.50 ppbV m  
 RT: 20.592 min Scan# 2517  
 Delta R.T. 0.000 min  
 Lab File: r426775.D  
 Acq: 27 Feb 2023 4:14 AM

Tgt Ion:TIC Resp:33943968



Data Path : C:\Projects\Hawaii DOH\2. Laboratory Data\Alpha\WAF Study\L2312543\TO15-LL\NF TO-15\  
 Data File : r1538209.D  
 Acq On : 30 Mar 2023 7:14 AM  
 Operator : AIRLAB15:RAY  
 Sample : L2312543-01D,3,15.46,250  
 Misc : WG1760370,ICAL19834  
 ALS Vial : 0 Sample Multiplier: 1

Quant Time: Jun 06 13:33:54 2023

Quant Method : C:\Projects\Hawaii DOH\2. Laboratory Data\Alpha\WAF Study\L2312543\TO15-LL\NF TO-15\TFS15 230322 NF.M

Quant Title : TO-14A/TO-15 SIM/Full Scan Analysis

QLast Update : Tue Jun 06 13:30:25 2023

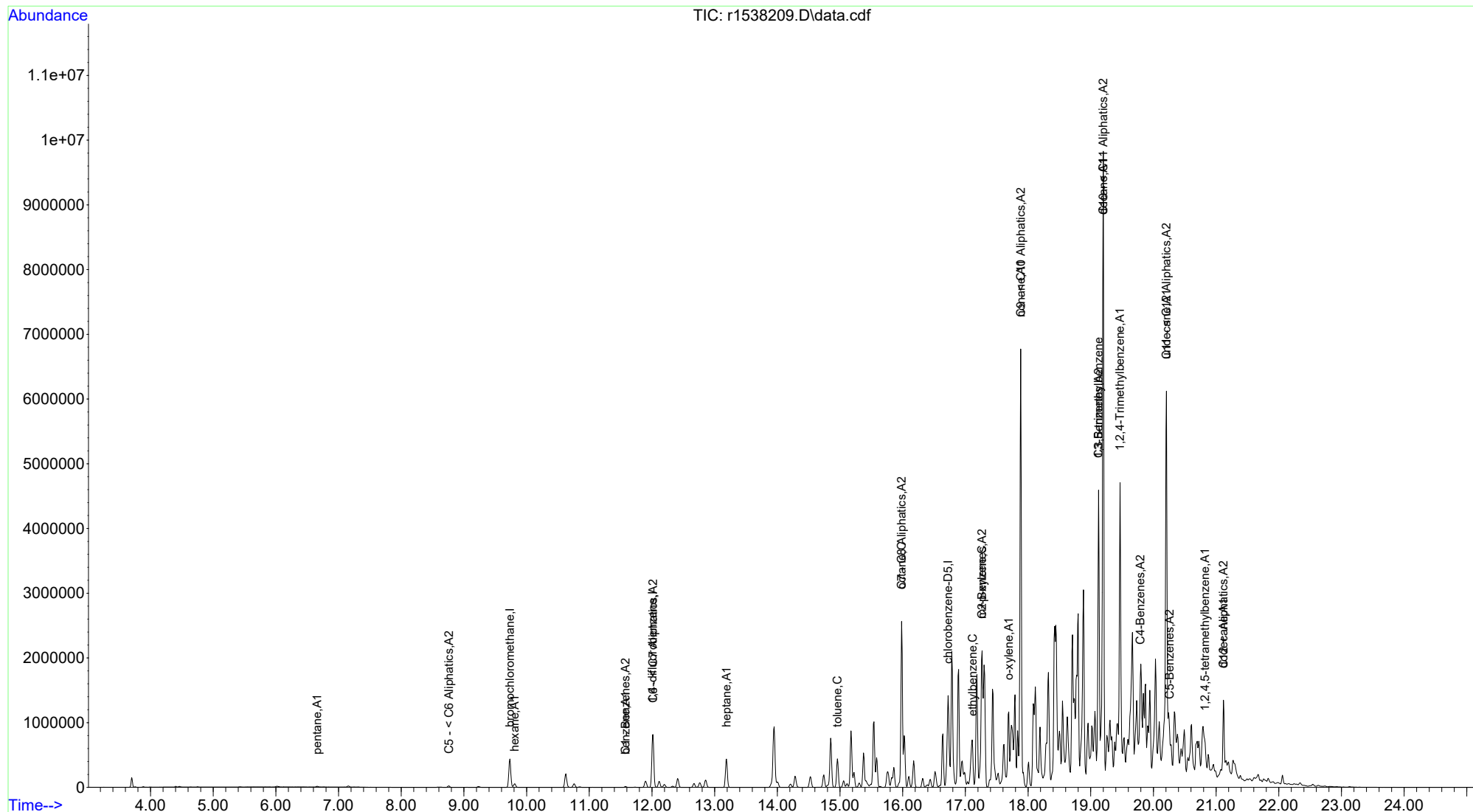
Response via : Initial Calibration

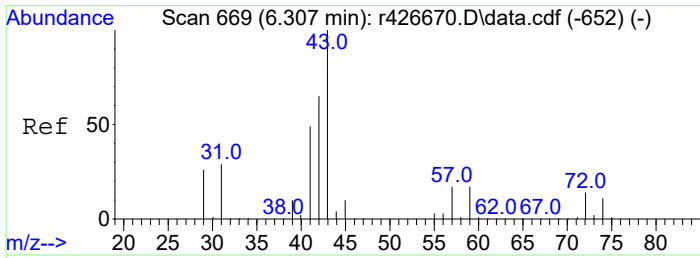
Compound	R.T.	QIon	Response	Conc	Units	Dev (Min)	
Internal Standards							
1) bromochloromethane	9.733	49	328564	10.00	ppbV	0.00	
4) 1,4-difluorobenzene	12.010	114	776306	10.00	ppbV	0.00	
11) chlorobenzene-D5	16.725	54	149068	10.00	ppbV	0.00	
Target Compounds							
							Qvalue
2) pentane	6.660	43	8006	0.22	ppbV	#	91
3) C5 - < C6 Aliphatics	8.758	TIC	140307m	3.84	ppbV		
5) hexane	9.808	57	27366	1.04	ppbV	#	30
6) C6 - < C7 Aliphatics	12.017	TIC	5135478m	195.05	ppbV		
7) benzene	11.577	78	14027	0.30	ppbV		97
8) C1 - Benzenes	11.577	78	14027	0.30	ppbV		100
9) heptane	13.190	43	261231	6.49	ppbV	#	71
10) C7 - C8 Aliphatics	15.983	TIC	20877733m	518.89	ppbV		
12) toluene	14.958	91	331324	5.54	ppbV		100
13) octane	15.983	85	461030	21.03	ppbV	#	45
14) ethylbenzene	17.117	91	427577	6.31	ppbV		100
15) m+p-xylene	17.267	91	1404301	25.54	ppbV		100
16) o-xylene	17.692	91	627114	11.31	ppbV		100
17) C2-Benzenes	17.267	91	2469239m	44.53	ppbV		
18) nonane	17.883	43	2685600	41.05	ppbV	#	64
19) C9 - < C10 Aliphatics	17.883	TIC	77232014m	1180.50	ppbV		
20) 1,3,5-trimethylbenzene	19.125	105	1312300	21.32	ppbV		100
21) 1,2,4-Trimethylbenzene	19.467	105	551364	9.02	ppbV		100
22) C3-Benzenes	19.125	105	4174964m	68.28	ppbV		
23) decane	19.200	57	2918740	44.90	ppbV		100
24) C10 - < C11 Aliphatics	19.200	TIC	62322163m	958.67	ppbV		
25) undecane	20.208	57	1999648	27.87	ppbV		100
26) C11 - < C12 Aliphatics	20.208	TIC	37079513m	516.80	ppbV		
27) 1,2,4,5-tetramethylben...	20.825	119	205692	4.39	ppbV		100
28) C4-Benzenes	19.792	134	995169m	21.23	ppbV		
29) C5-Benzenes	20.258	148	269243m	5.74	ppbV		
30) dodecane	21.117	57	436186	6.42	ppbV		100
31) C12 + Aliphatics	21.117	TIC	14092108m	207.32	ppbV		

(#) = qualifier out of range (m) = manual integration (+) = signals summed

Data Path : C:\Projects\Hawaii DOH\2. Laboratory Data\Alpha\WAF Study\L2312543\TO15-LL\NF TO-15\  
 Data File : r1538209.D  
 Acq On : 30 Mar 2023 7:14 AM  
 Operator : AIRLAB15:RAY  
 Sample : L2312543-01D,3,15.46,250  
 Misc : WG1760370,ICAL19834  
 ALS Vial : 0 Sample Multiplier: 1

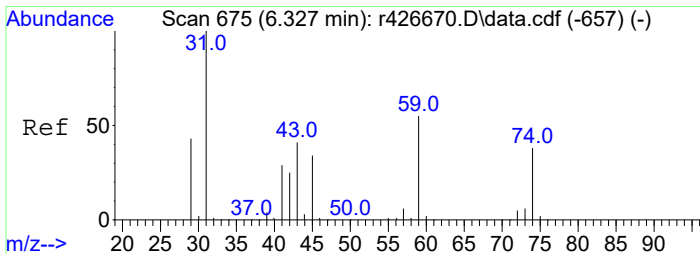
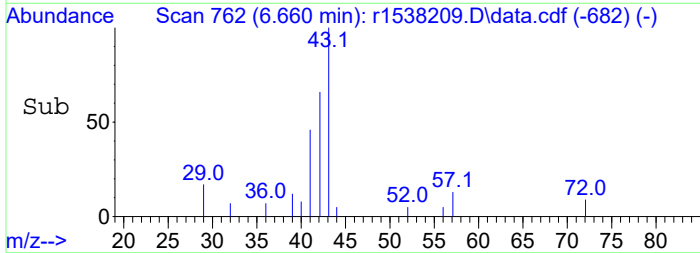
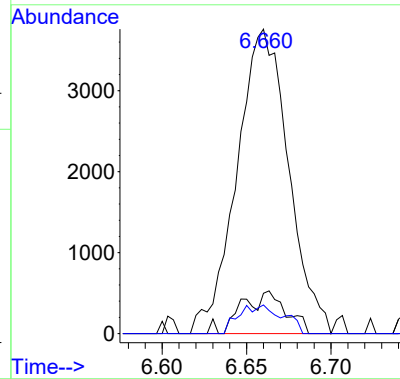
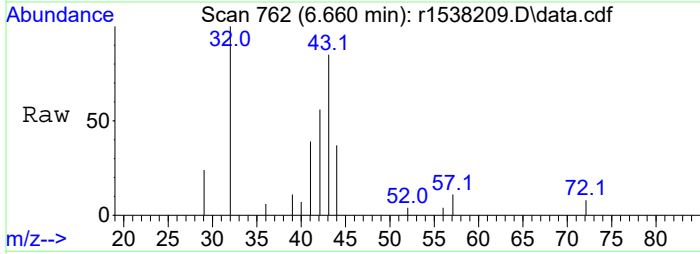
Quant Time: Jun 06 13:33:54 2023  
 Quant Method : C:\Projects\Hawaii DOH\2. Laboratory Data\Alpha\WAF Study\L2312543\TO15-LL\NF TO-1  
 ... 5\TFS15 230322 NF.M  
 Quant Title : TO-14A/TO-15 SIM/Full Scan Analysis  
 QLast Update : Tue Jun 06 13:30:25 2023  
 Response via : Initial Calibration





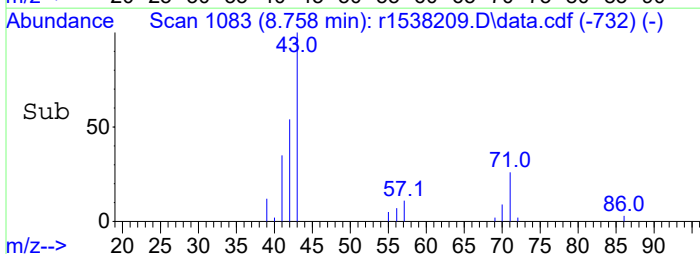
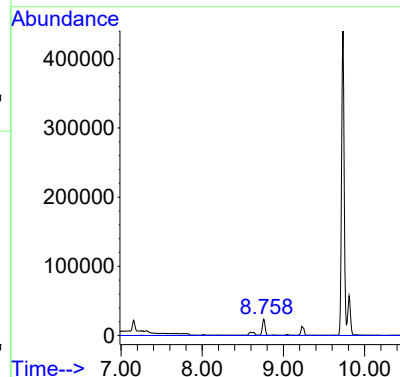
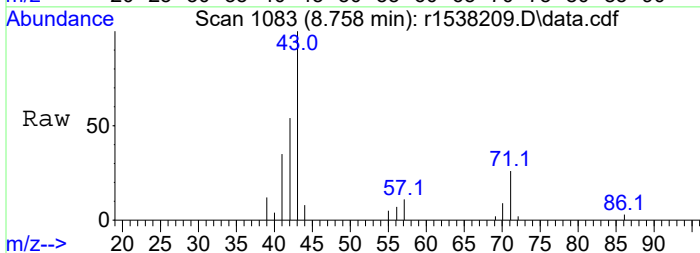
#2  
 pentane  
 Concen: 0.22 ppbV  
 RT: 6.660 min Scan# 762  
 Delta R.T. -0.062 min  
 Lab File: r1538209.D  
 Acq: 30 Mar 2023 7:14 AM

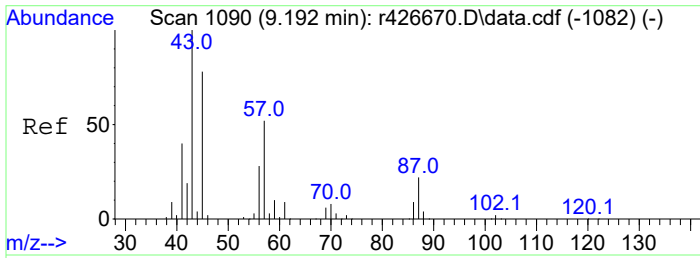
Tgt Ion:	Resp:	Lower	Upper
43	100		
57	13.2	13.4	20.0#
72	9.4	11.0	16.4#



#3  
 C5 - < C6 Aliphatics  
 Concen: 3.84 ppbV m  
 RT: 8.758 min Scan# 1083  
 Delta R.T. 0.000 min  
 Lab File: r1538209.D  
 Acq: 30 Mar 2023 7:14 AM

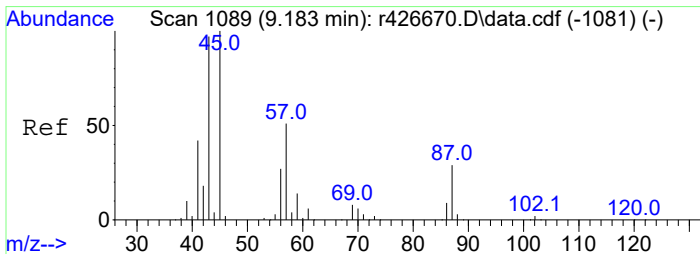
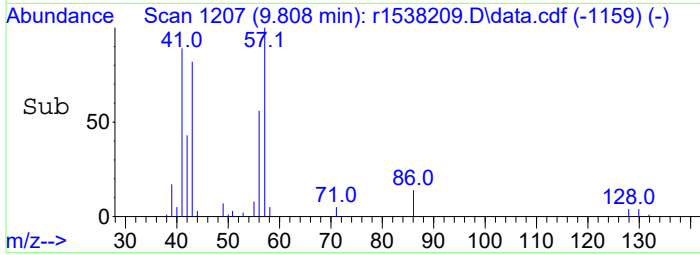
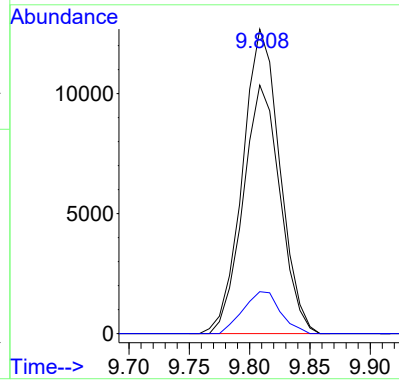
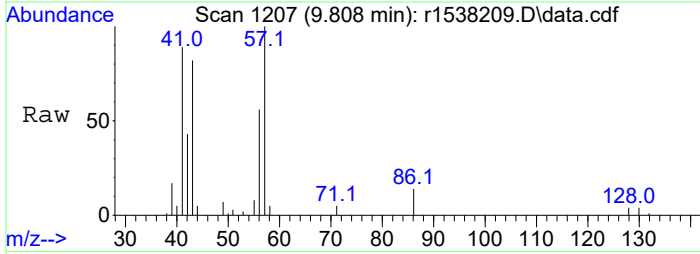
Tgt Ion:	TIC	Resp:	Lower	Upper
TIC	100	140307		
59	0.0	0.0	0.0	
45	0.0	0.0	0.0	





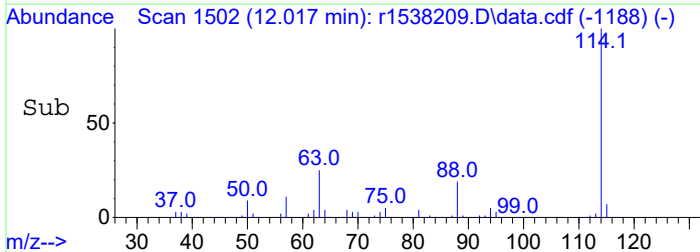
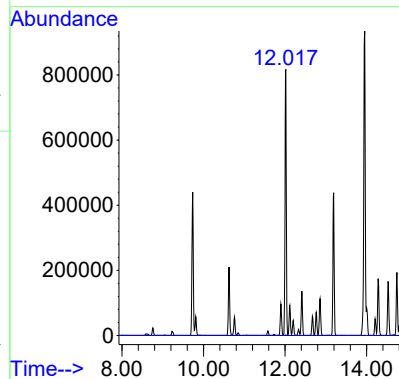
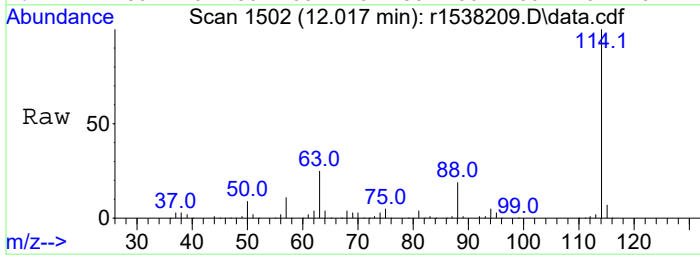
#5  
hexane  
Concen: 1.04 ppbV  
RT: 9.808 min Scan# 1207  
Delta R.T. 0.067 min  
Lab File: r1538209.D  
Acq: 30 Mar 2023 7:14 AM

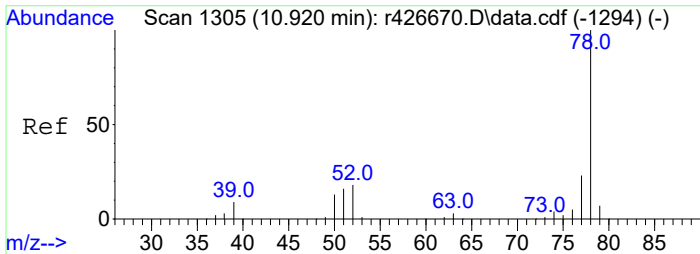
Tgt Ion:	Resp:	Lower	Upper
57	100		
43	81.6	154.3	231.5#
86	13.8	14.1	21.1#



#6  
C6 - < C7 Aliphatics  
Concen: 195.05 ppbV m  
RT: 12.017 min Scan# 1502  
Delta R.T. 0.000 min  
Lab File: r1538209.D  
Acq: 30 Mar 2023 7:14 AM

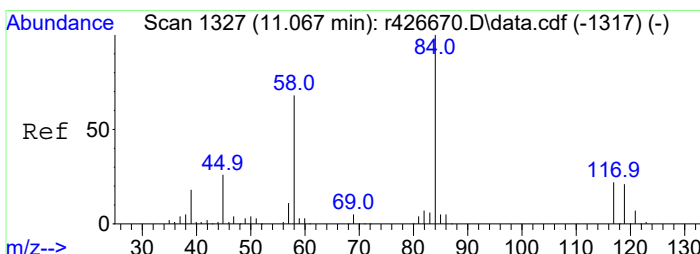
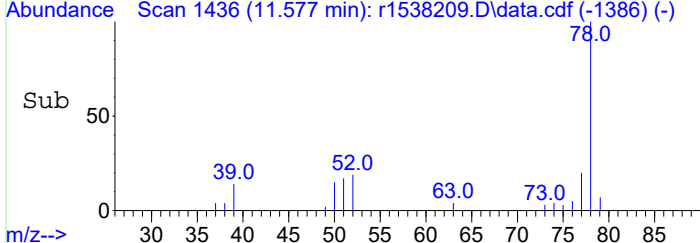
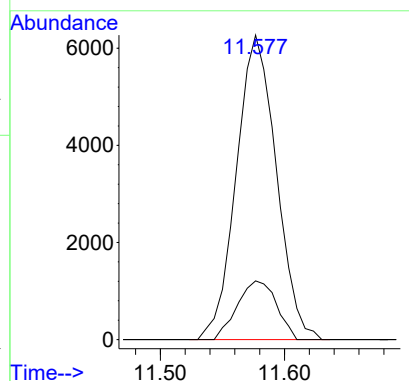
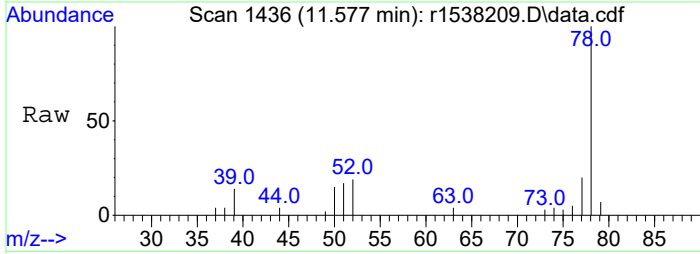
Tgt Ion:	Resp:	Lower	Upper
TIC	100		
59	0.0	0.0	0.0
45	142500.0	13.9	20.9#





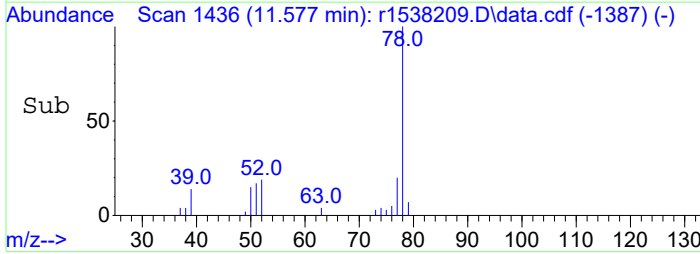
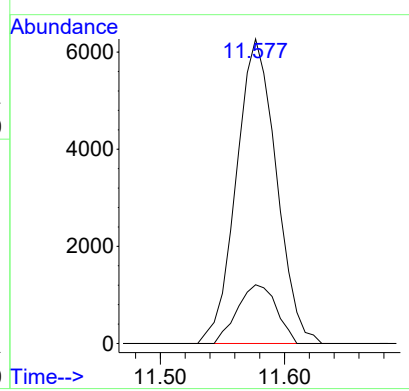
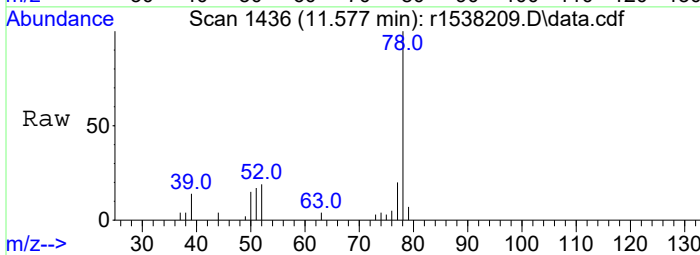
#7  
benzene  
Concen: 0.30 ppbV  
RT: 11.577 min Scan# 1436  
Delta R.T. 0.005 min  
Lab File: r1538209.D  
Acq: 30 Mar 2023 7:14 AM

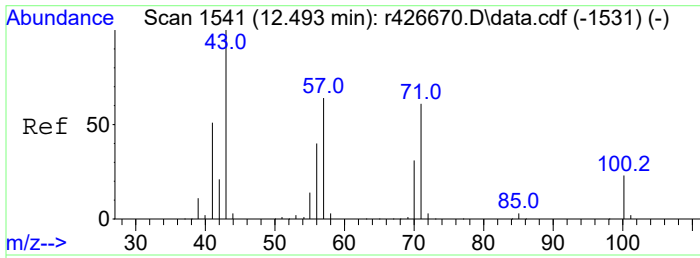
Tgt Ion	Resp	Lower	Upper
78	100		
52	19.3	14.2	21.4



#8  
C1 - Benzenes  
Concen: 0.30 ppbV  
RT: 11.577 min Scan# 1436  
Delta R.T. 0.000 min  
Lab File: r1538209.D  
Acq: 30 Mar 2023 7:14 AM

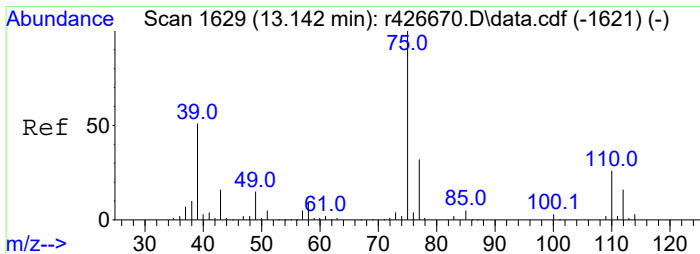
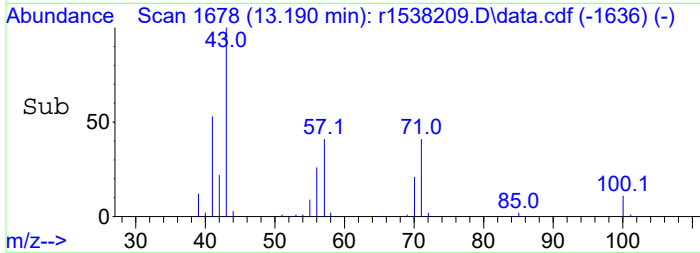
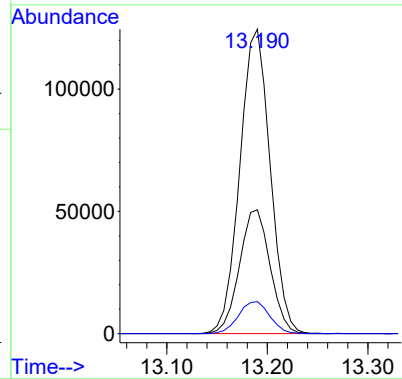
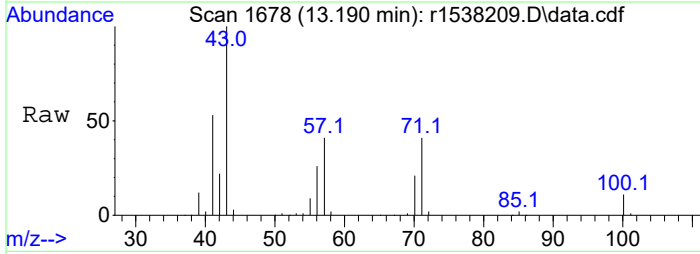
Tgt Ion	Resp	Lower	Upper
78	100		
52	19.3	15.4	23.2





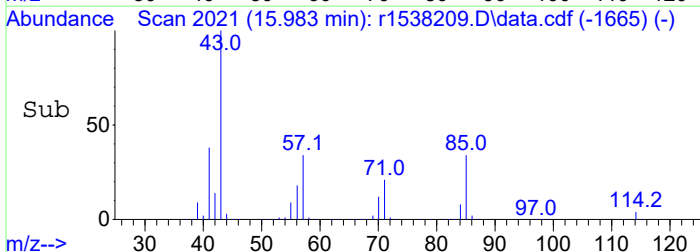
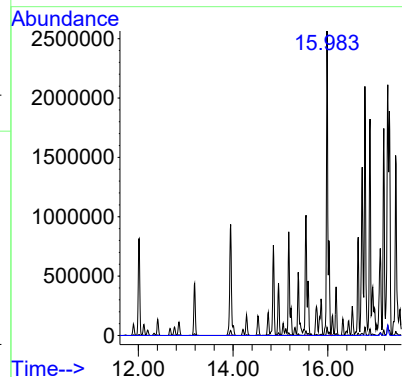
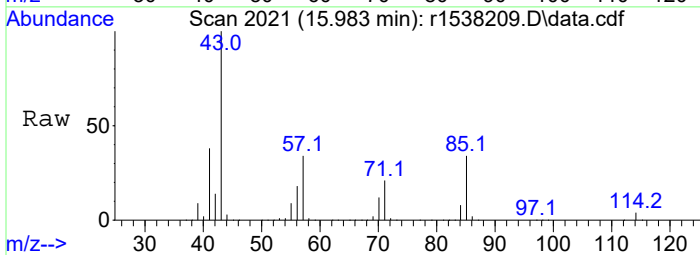
#9  
 heptane  
 Concen: 6.49 ppbV  
 RT: 13.190 min Scan# 1678  
 Delta R.T. -0.049 min  
 Lab File: r1538209.D  
 Acq: 30 Mar 2023 7:14 AM

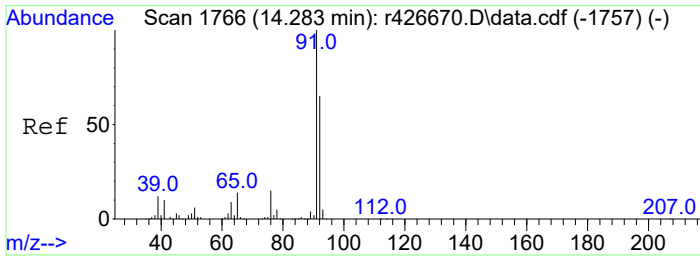
Tgt Ion	Resp	Lower	Upper
43	100		
57	40.7	51.1	76.7#
100	10.5	18.2	27.4#



#10  
 C7 - C8 Aliphatics  
 Concen: 518.89 ppbV m  
 RT: 15.983 min Scan# 2021  
 Delta R.T. 0.000 min  
 Lab File: r1538209.D  
 Acq: 30 Mar 2023 7:14 AM

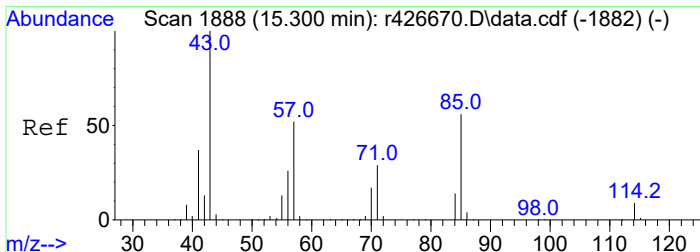
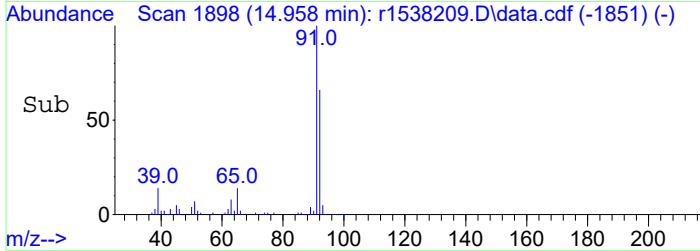
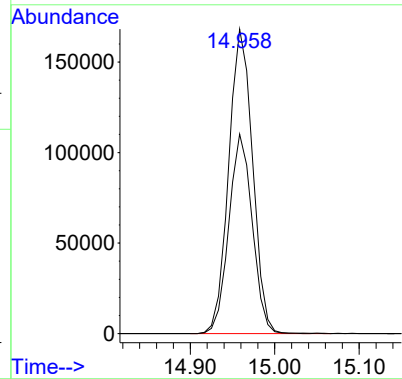
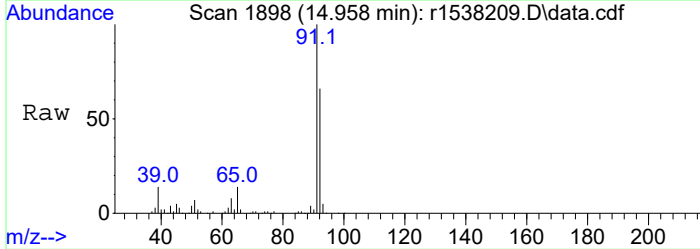
Tgt Ion	Resp	Lower	Upper
TIC	100		
39	6899200.0	215.3	322.9#
77	64700.0	2.0	3.0#





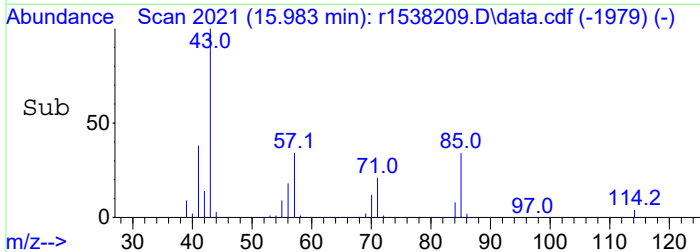
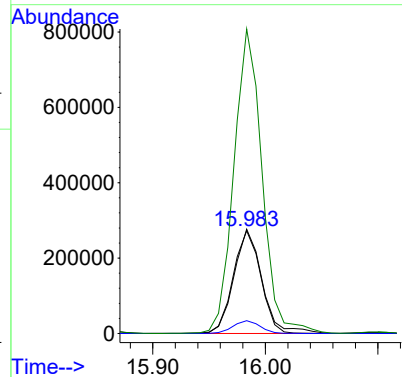
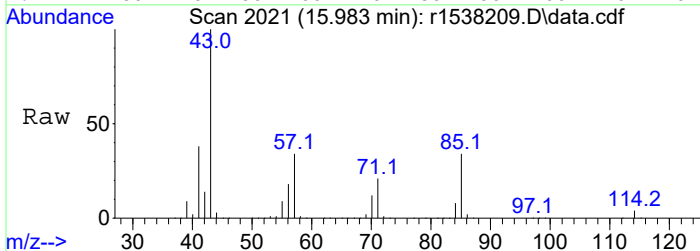
#12  
 toluene  
 Concen: 5.54 ppbV  
 RT: 14.958 min Scan# 1898  
 Delta R.T. 0.059 min  
 Lab File: r1538209.D  
 Acq: 30 Mar 2023 7:14 AM

Tgt Ion	Resp	Lower	Upper
91	100		
92	65.5	52.2	78.2

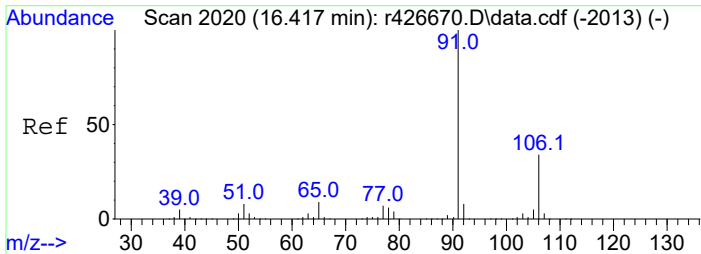


#13  
 octane  
 Concen: 21.03 ppbV  
 RT: 15.983 min Scan# 2021  
 Delta R.T. 0.023 min  
 Lab File: r1538209.D  
 Acq: 30 Mar 2023 7:14 AM

Tgt Ion	Resp	Lower	Upper
85	100		
57	101.5	74.0	111.0
114	12.4	12.2	18.4
43	296.2	144.2	216.2#

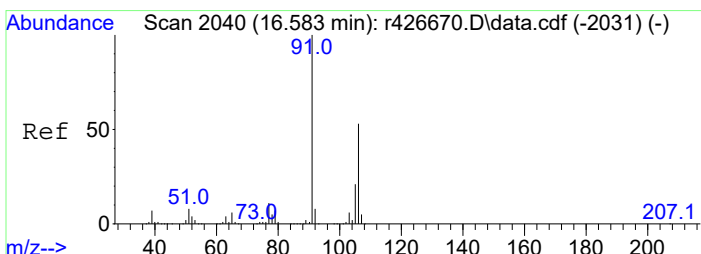
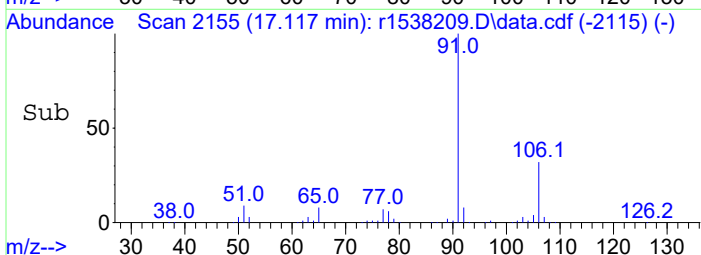
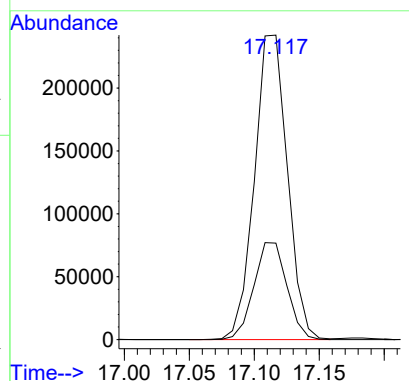
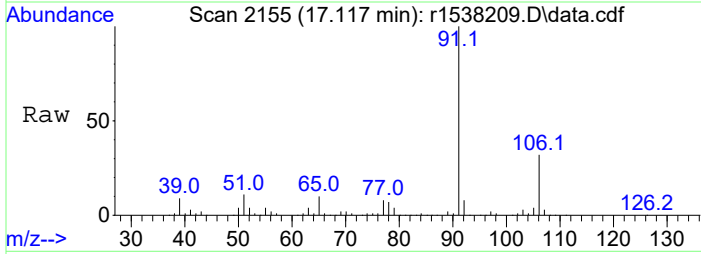






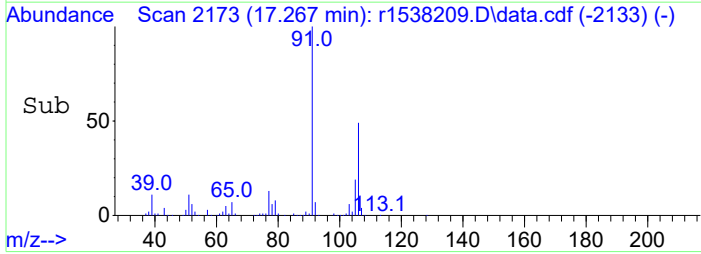
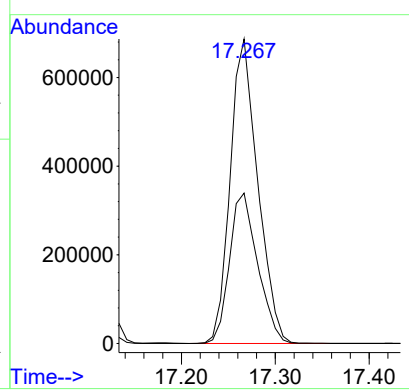
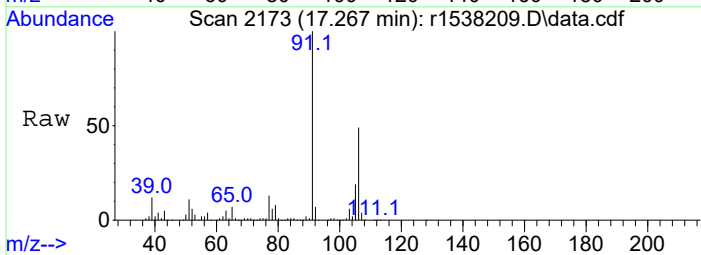
#14  
ethylbenzene  
Concen: 6.31 ppbV  
RT: 17.117 min Scan# 2155  
Delta R.T. -0.000 min  
Lab File: r1538209.D  
Acq: 30 Mar 2023 7:14 AM

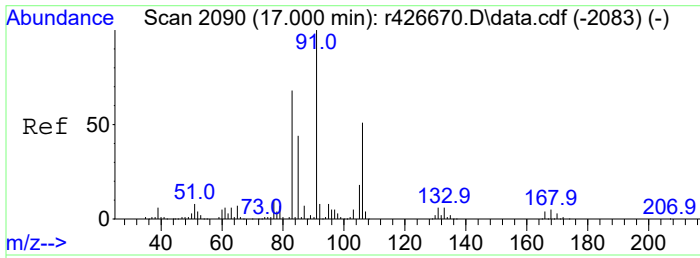
Tgt Ion: 91 Resp: 427577  
Ion Ratio Lower Upper  
91 100  
106 31.7 25.4 38.0



#15  
m+p-xylene  
Concen: 25.54 ppbV  
RT: 17.267 min Scan# 2173  
Delta R.T. -0.000 min  
Lab File: r1538209.D  
Acq: 30 Mar 2023 7:14 AM

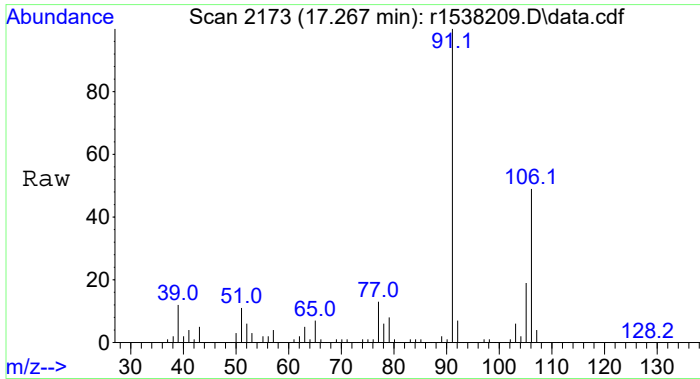
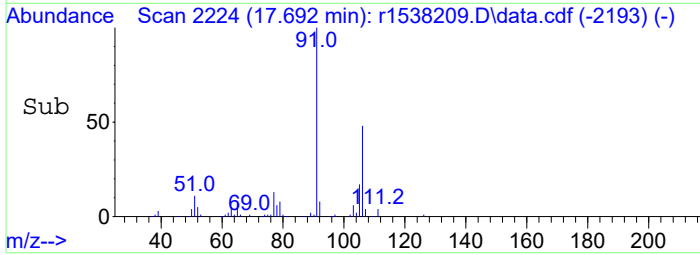
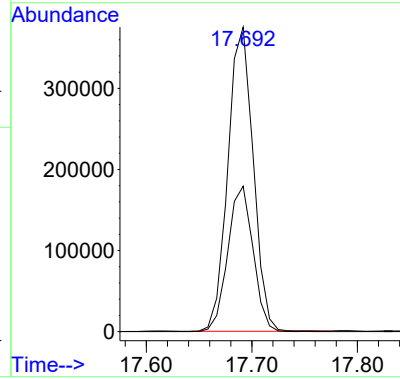
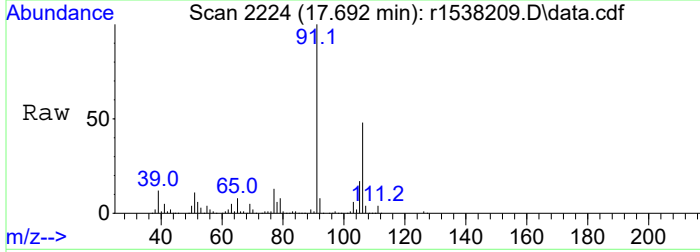
Tgt Ion: 91 Resp: 1404301  
Ion Ratio Lower Upper  
91 100  
106 49.4 39.5 59.3





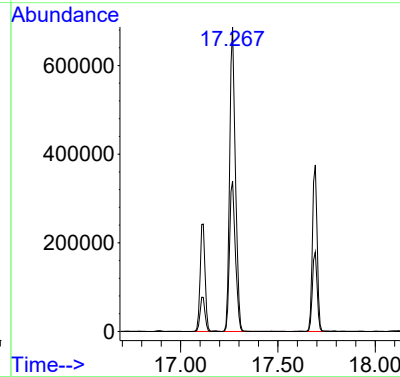
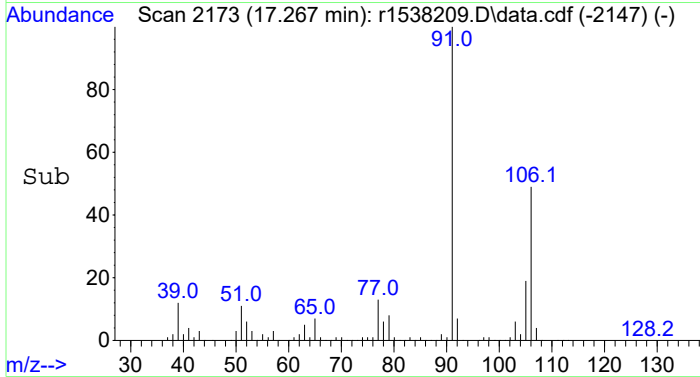
#16  
 o-xylene  
 Concen: 11.31 ppbV  
 RT: 17.692 min Scan# 2224  
 Delta R.T. -0.000 min  
 Lab File: r1538209.D  
 Acq: 30 Mar 2023 7:14 AM

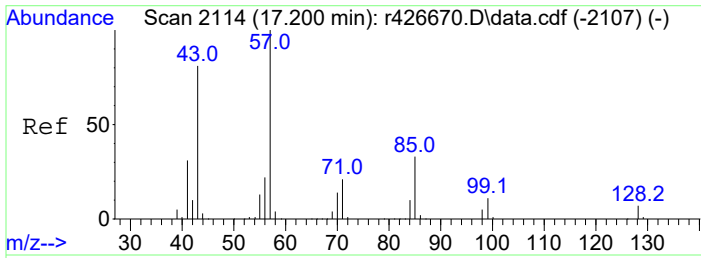
Tgt Ion: 91 Resp: 627114  
 Ion Ratio Lower Upper  
 91 100  
 106 47.8 38.2 57.4



#17  
 C2-Benzenes  
 Concen: 44.53 ppbV m  
 RT: 17.267 min Scan# 2173  
 Delta R.T. 0.000 min  
 Lab File: r1538209.D  
 Acq: 30 Mar 2023 7:14 AM

Tgt Ion: 91 Resp: 2469239  
 Ion Ratio Lower Upper  
 91 100  
 106 49.4 39.5 59.3

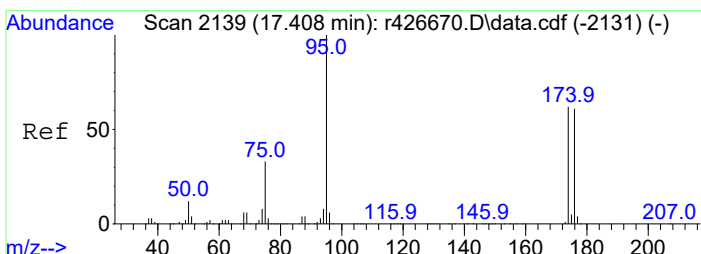
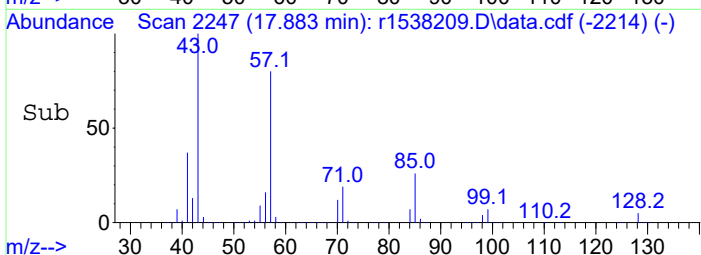
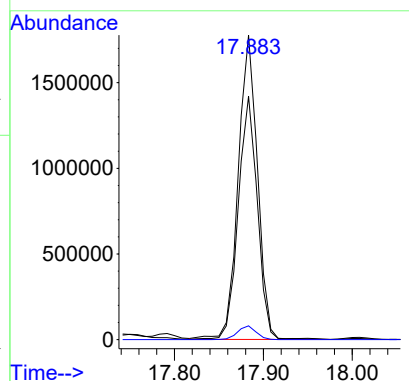
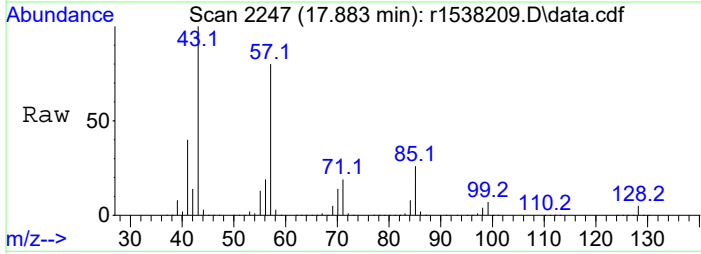




#18  
 nonane  
 Concen: 41.05 ppbV  
 RT: 17.883 min Scan# 2247  
 Delta R.T. -0.059 min  
 Lab File: r1538209.D  
 Acq: 30 Mar 2023 7:14 AM

Tgt Ion: 43 Resp: 2685600

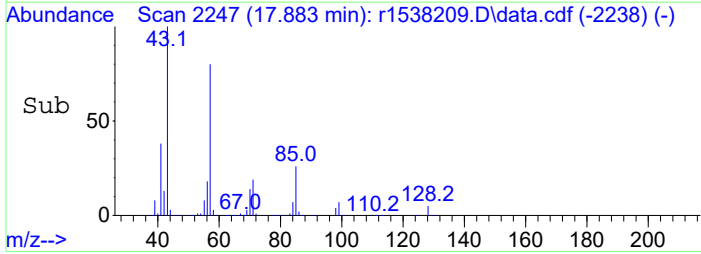
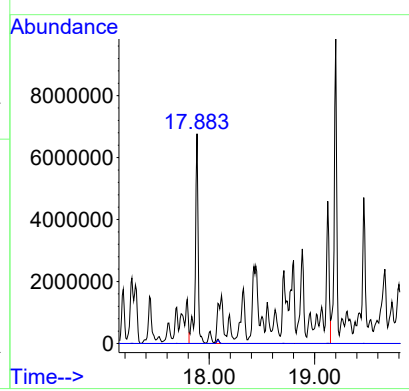
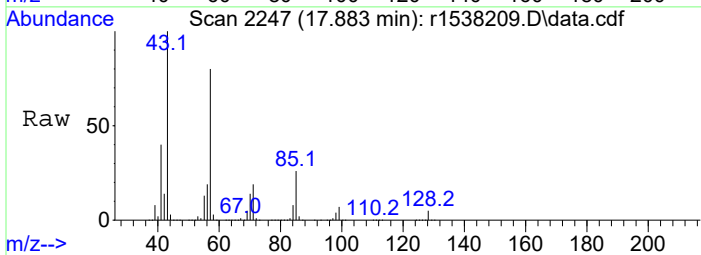
Ion	Ratio	Lower	Upper
43	100		
57	79.9	98.4	147.6#
128	4.5	6.6	10.0#

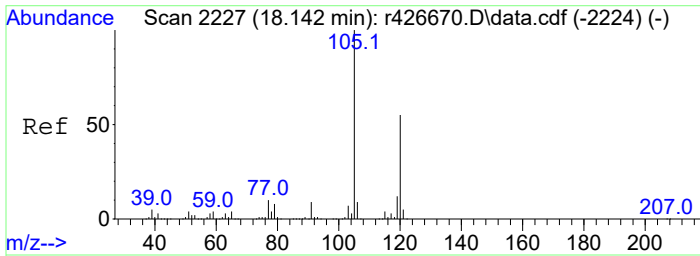


#19  
 C9 - < C10 Aliphatics  
 Concen: 1180.50 ppbV m  
 RT: 17.883 min Scan# 2247  
 Delta R.T. -1.317 min  
 Lab File: r1538209.D  
 Acq: 30 Mar 2023 7:14 AM

Tgt Ion:TIC Resp:77232014

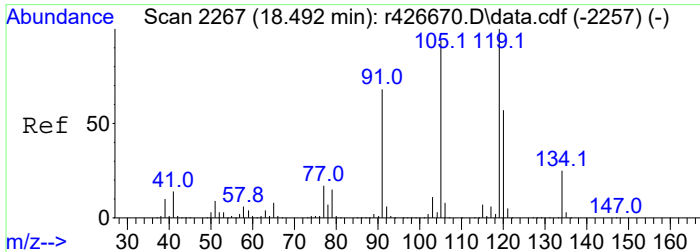
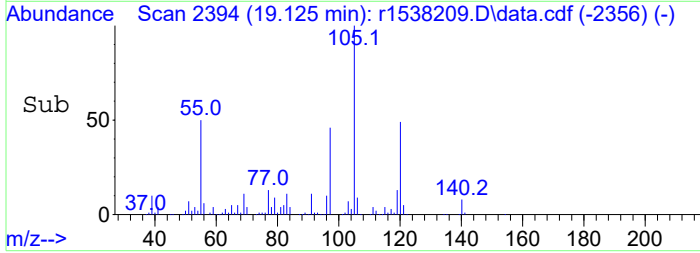
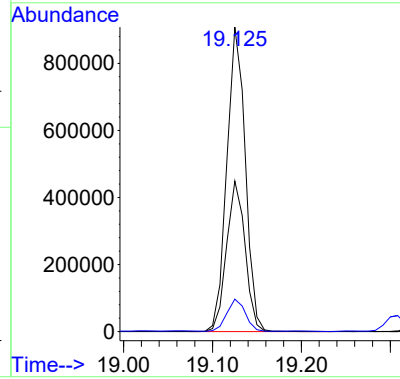
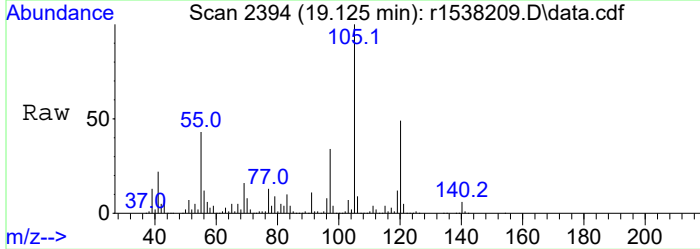
Ion	Ratio	Lower	Upper
TIC	100		
174	0.0	0.0	0.0
75	0.0	0.0	0.0





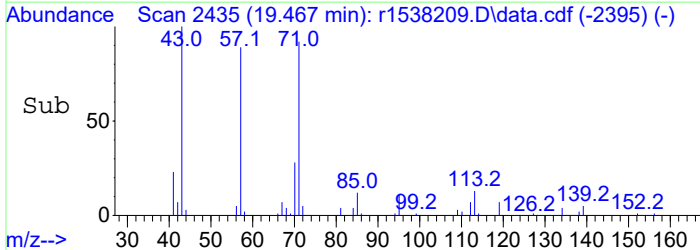
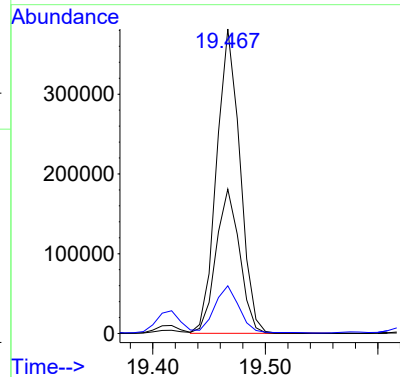
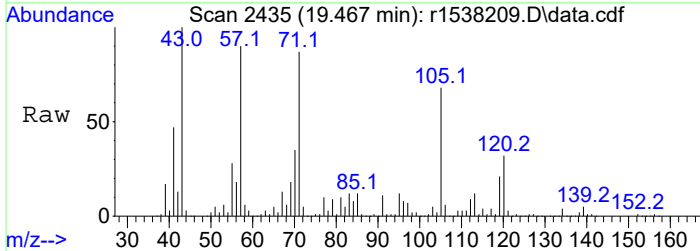
#20  
 1,3,5-trimethylbenzene  
 Concen: 21.32 ppbV  
 RT: 19.125 min Scan# 2394  
 Delta R.T. 0.000 min  
 Lab File: r1538209.D  
 Acq: 30 Mar 2023 7:14 AM

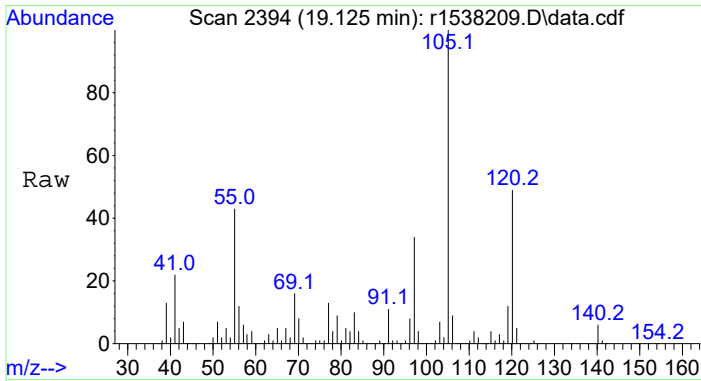
Tgt Ion	Resp	Lower	Upper
105	1312300		
105	100		
120	49.5	39.6	59.4
91	10.7	8.6	12.8



#21  
 1,2,4-Trimethylbenzene  
 Concen: 9.02 ppbV  
 RT: 19.467 min Scan# 2435  
 Delta R.T. -0.000 min  
 Lab File: r1538209.D  
 Acq: 30 Mar 2023 7:14 AM

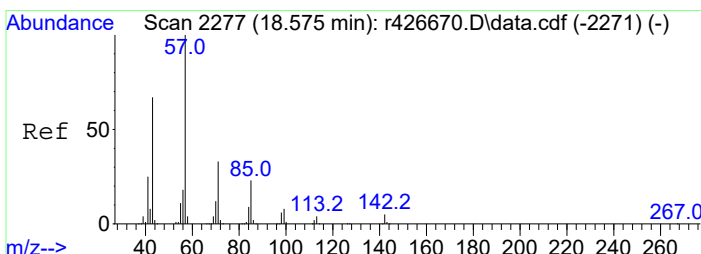
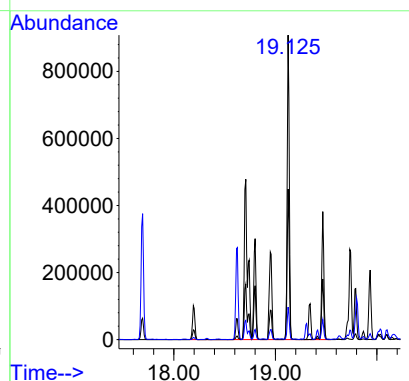
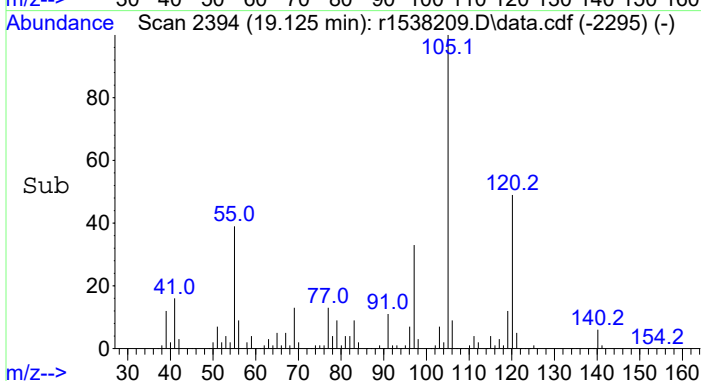
Tgt Ion	Resp	Lower	Upper
105	551364		
105	100		
120	47.4	37.9	56.9
91	15.6	12.5	18.7





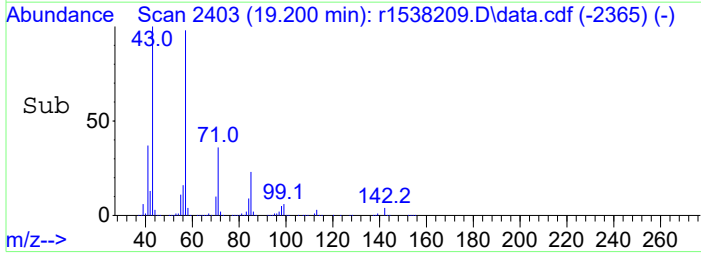
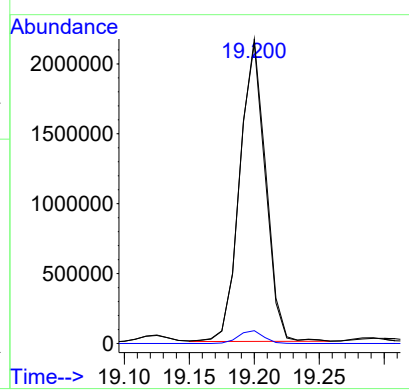
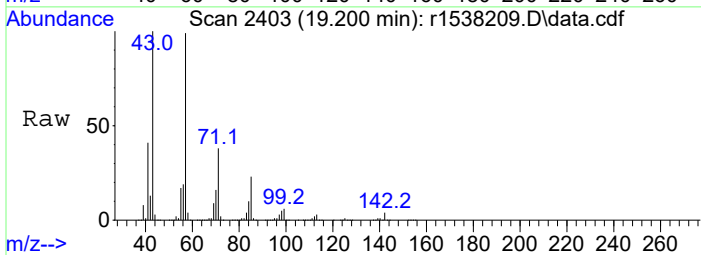
#22  
 C3-Benzenes  
 Concen: 68.28 ppbV m  
 RT: 19.125 min Scan# 2394  
 Delta R.T. -0.200 min  
 Lab File: r1538209.D  
 Acq: 30 Mar 2023 7:14 AM

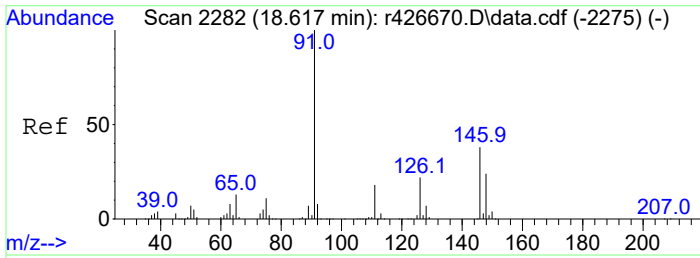
Tgt Ion	Resp	Lower	Upper
105	4174964	100	
120	0.0	42.3	63.5#
91	0.0	7.2	10.8#



#23  
 decane  
 Concen: 44.90 ppbV  
 RT: 19.200 min Scan# 2403  
 Delta R.T. 0.000 min  
 Lab File: r1538209.D  
 Acq: 30 Mar 2023 7:14 AM

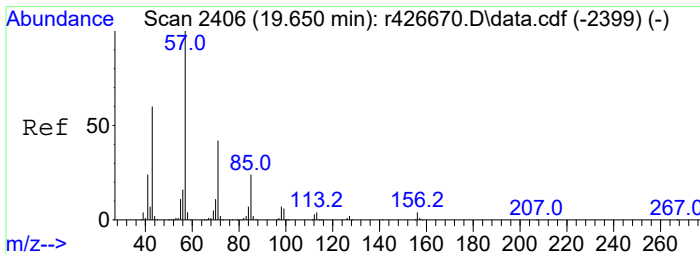
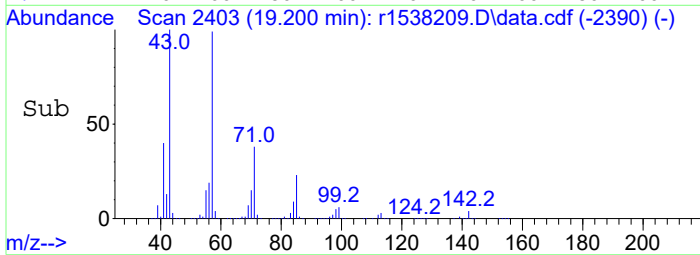
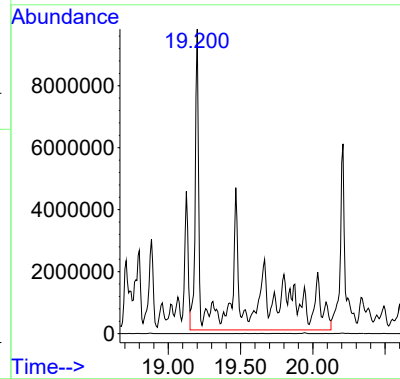
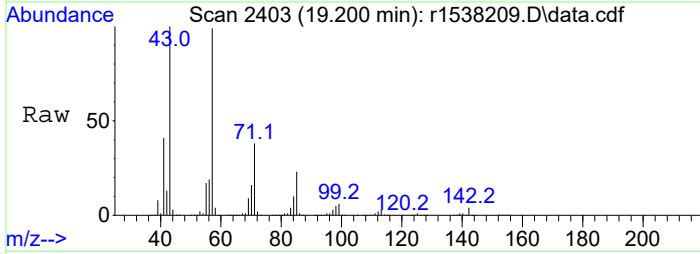
Tgt Ion	Resp	Lower	Upper
57	2918740	100	
43	101.5	81.2	121.8
142	4.3	3.4	5.2





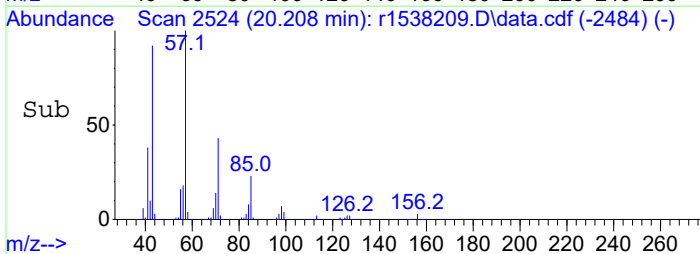
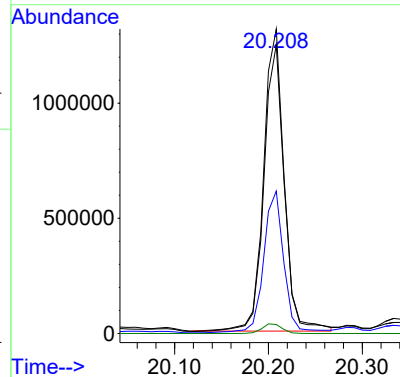
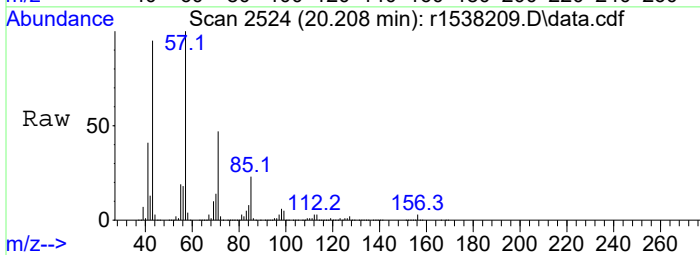
#24  
 C10 - < C11 Aliphatics  
 Concen: 958.67 ppbV m  
 RT: 19.200 min Scan# 2403  
 Delta R.T. 0.000 min  
 Lab File: r1538209.D  
 Acq: 30 Mar 2023 7:14 AM

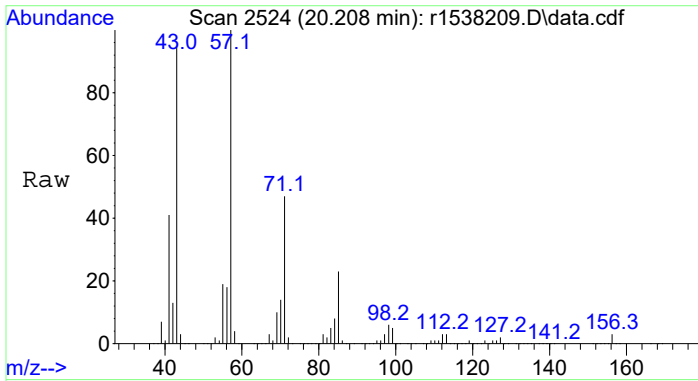
Tgt Ion:TIC Resp:62322163  
 Ion Ratio Lower Upper  
 TIC 100  
 126 271000.0 2.2 3.4#



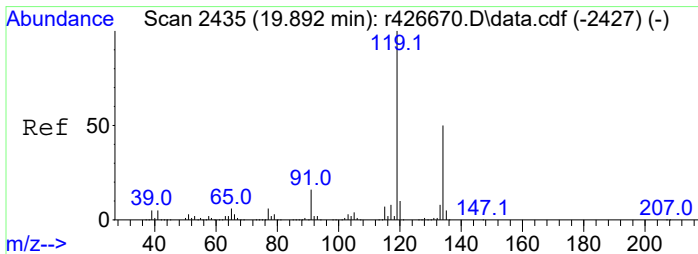
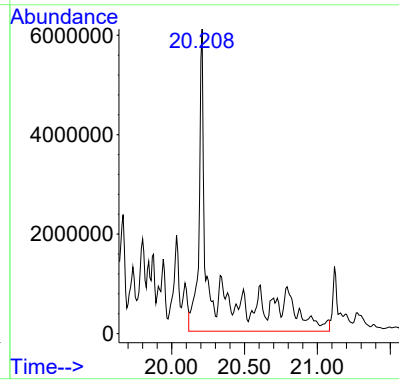
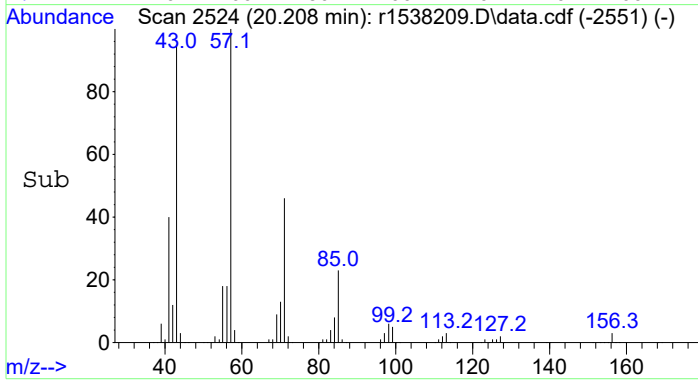
#25  
 undecane  
 Concen: 27.87 ppbV  
 RT: 20.208 min Scan# 2524  
 Delta R.T. 0.000 min  
 Lab File: r1538209.D  
 Acq: 30 Mar 2023 7:14 AM

Tgt Ion: 57 Resp: 1999648  
 Ion Ratio Lower Upper  
 57 100  
 43 94.8 75.8 113.8  
 71 46.8 37.4 56.2  
 156 3.0 2.4 3.6

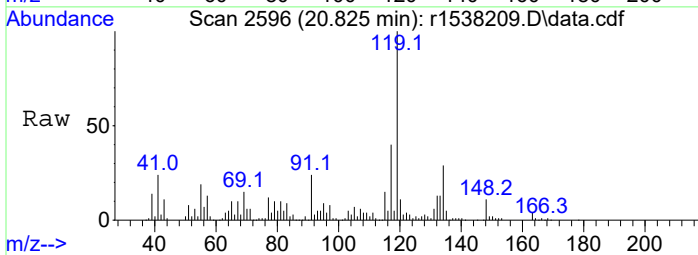




#26  
 C11 - < C12 Aliphatics  
 Concen: 516.80 ppbV m  
 RT: 20.208 min Scan# 2524  
 Delta R.T. -0.308 min  
 Lab File: r1538209.D  
 Acq: 30 Mar 2023 7:14 AM  
 Tgt Ion:TIC Resp:37079513

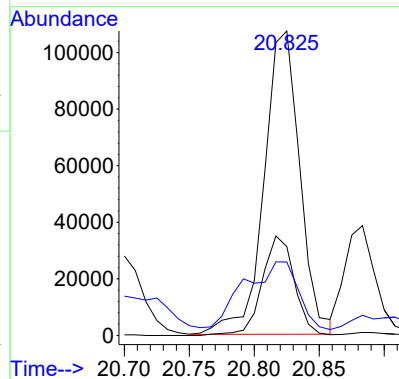
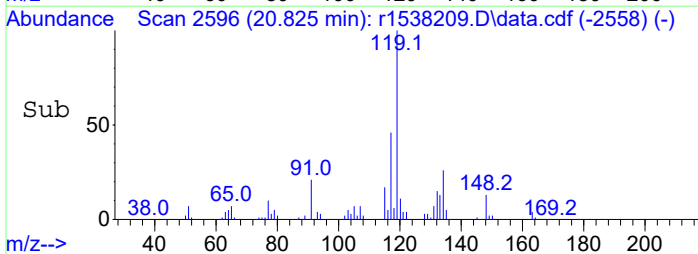


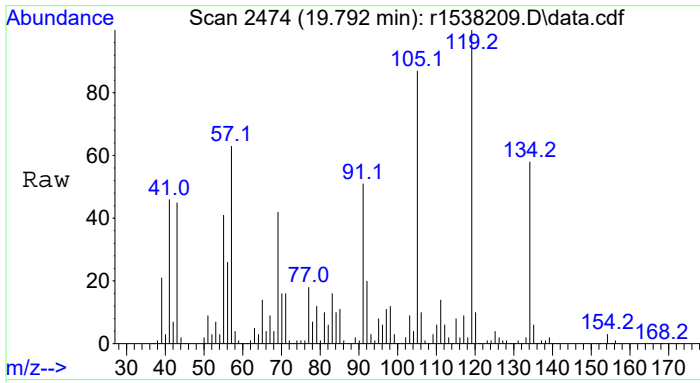
#27  
 1,2,4,5-tetramethylbenzene  
 Concen: 4.39 ppbV  
 RT: 20.825 min Scan# 2596  
 Delta R.T. 0.000 min  
 Lab File: r1538209.D  
 Acq: 30 Mar 2023 7:14 AM



Tgt Ion:119 Resp: 205692

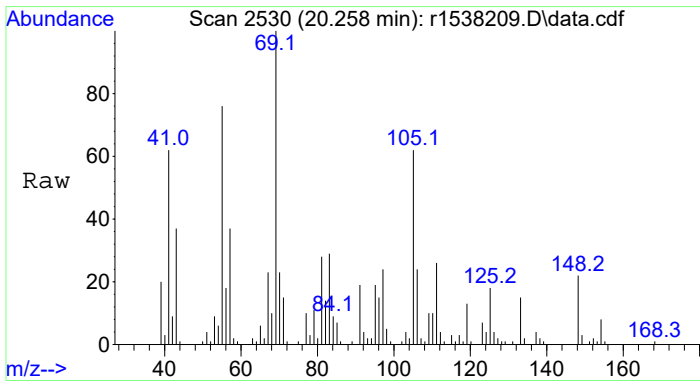
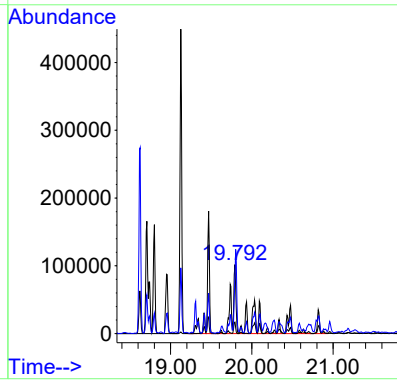
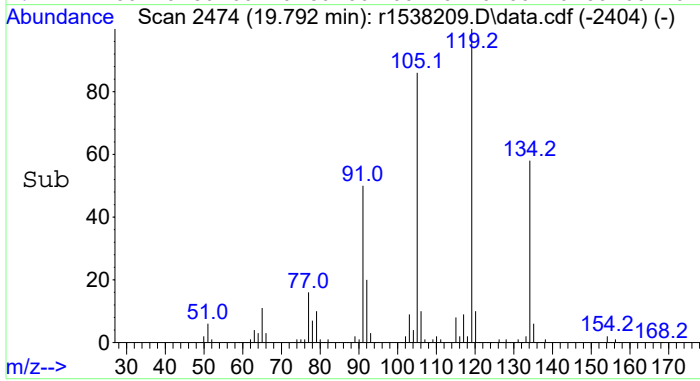
Ion	Ratio	Lower	Upper
119	100		
134	29.2	23.4	35.0
91	24.1	19.3	28.9





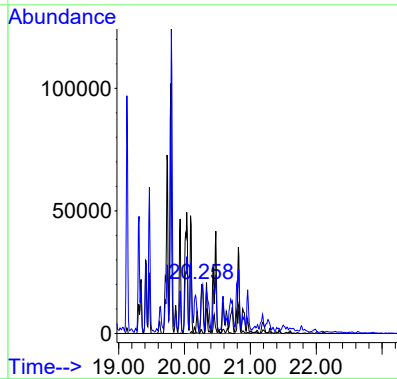
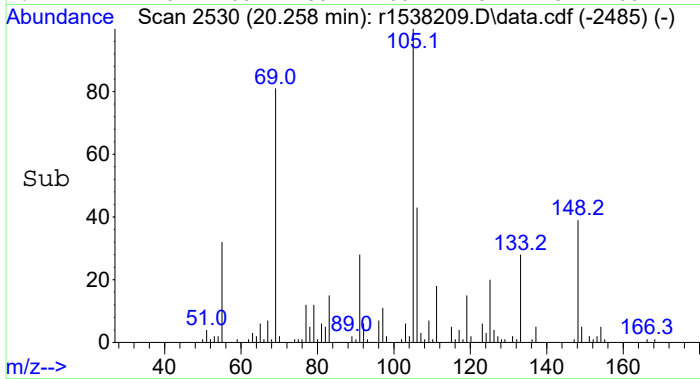
#28  
 C4-Benzenes  
 Concen: 21.23 ppbV m  
 RT: 19.792 min Scan# 2474  
 Delta R.T. 0.000 min  
 Lab File: r1538209.D  
 Acq: 30 Mar 2023 7:14 AM

Tgt Ion	Resp	Lower	Upper
134	100		
120	2.7	13.4	20.0#
91	22.2	69.9	104.9#

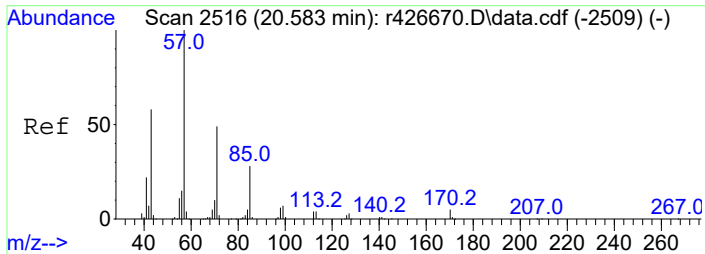


#29  
 C5-Benzenes  
 Concen: 5.74 ppbV m  
 RT: 20.258 min Scan# 2530  
 Delta R.T. 0.000 min  
 Lab File: r1538209.D  
 Acq: 30 Mar 2023 7:14 AM

Tgt Ion	Resp	Lower	Upper
148	100		
134	0.0	5.9	8.9#
91	0.0	69.5	104.3#

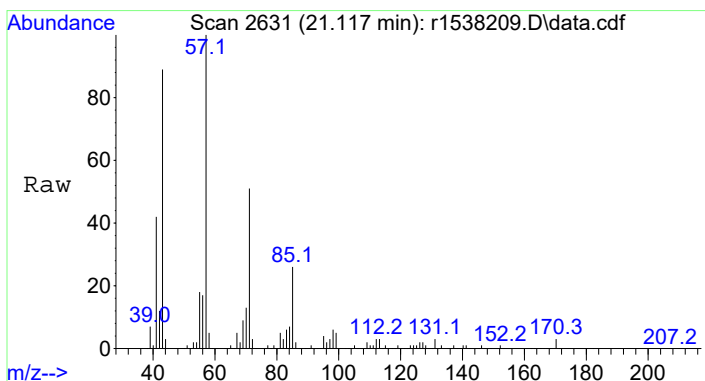
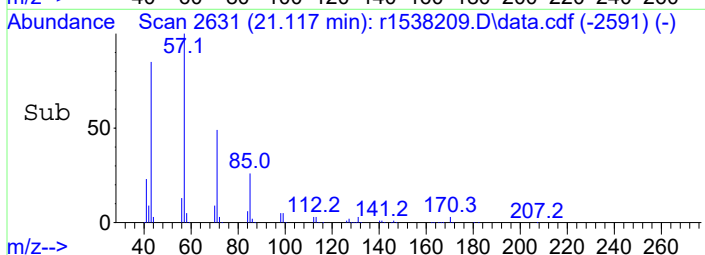
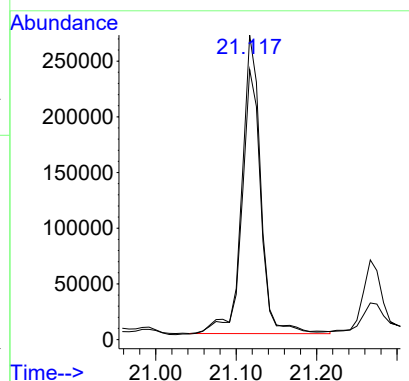
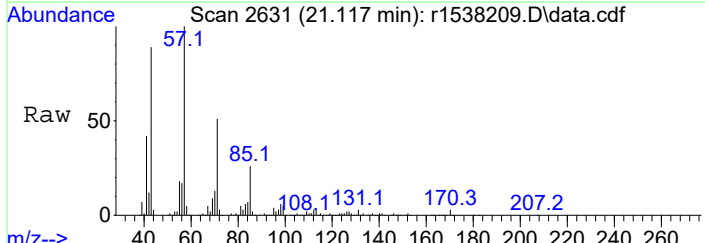






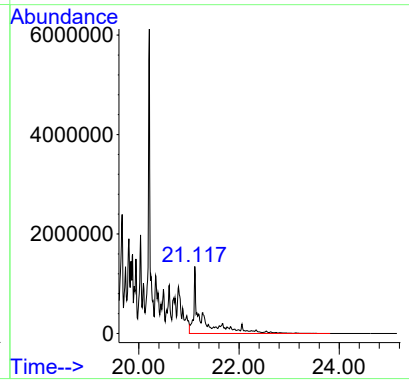
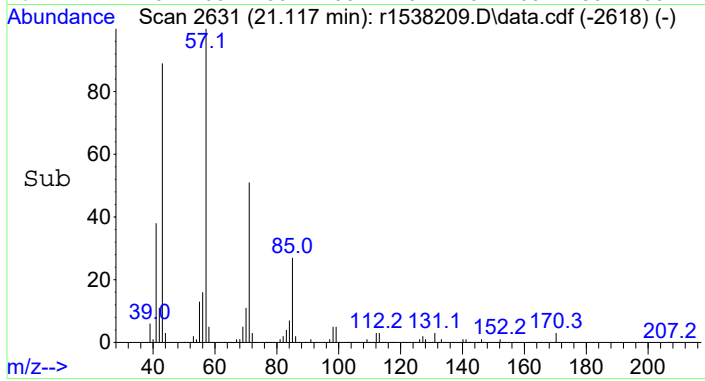
#30  
 dodecane  
 Concen: 6.42 ppbV  
 RT: 21.117 min Scan# 2631  
 Delta R.T. -0.000 min  
 Lab File: r1538209.D  
 Acq: 30 Mar 2023 7:14 AM

Tgt Ion: 57 Resp: 436186  
 Ion Ratio Lower Upper  
 57 100  
 43 88.7 71.0 106.4



#31  
 C12 + Aliphatics  
 Concen: 207.32 ppbV m  
 RT: 21.117 min Scan# 2631  
 Delta R.T. 0.000 min  
 Lab File: r1538209.D  
 Acq: 30 Mar 2023 7:14 AM

Tgt Ion:TIC Resp:14092108



Data Path : C:\Projects\Hawaii DOH\2. Laboratory Data\Alpha\WAF Study\L2312543\TO15-LL\NF TO-15\  
 Data File : r1538210.D  
 Acq On : 30 Mar 2023 7:54 AM  
 Operator : AIRLAB15:RAY  
 Sample : L2312543-02D,3,21.01,250  
 Misc : WG1760370,ICAL19834  
 ALS Vial : 0 Sample Multiplier: 1

Quant Time: Jun 06 13:35:55 2023

Quant Method : C:\Projects\Hawaii DOH\2. Laboratory Data\Alpha\WAF Study\L2312543\TO15-LL\NF TO-15\TFS15 230322 NF.M

Quant Title : TO-14A/TO-15 SIM/Full Scan Analysis

QLast Update : Tue Jun 06 13:30:25 2023

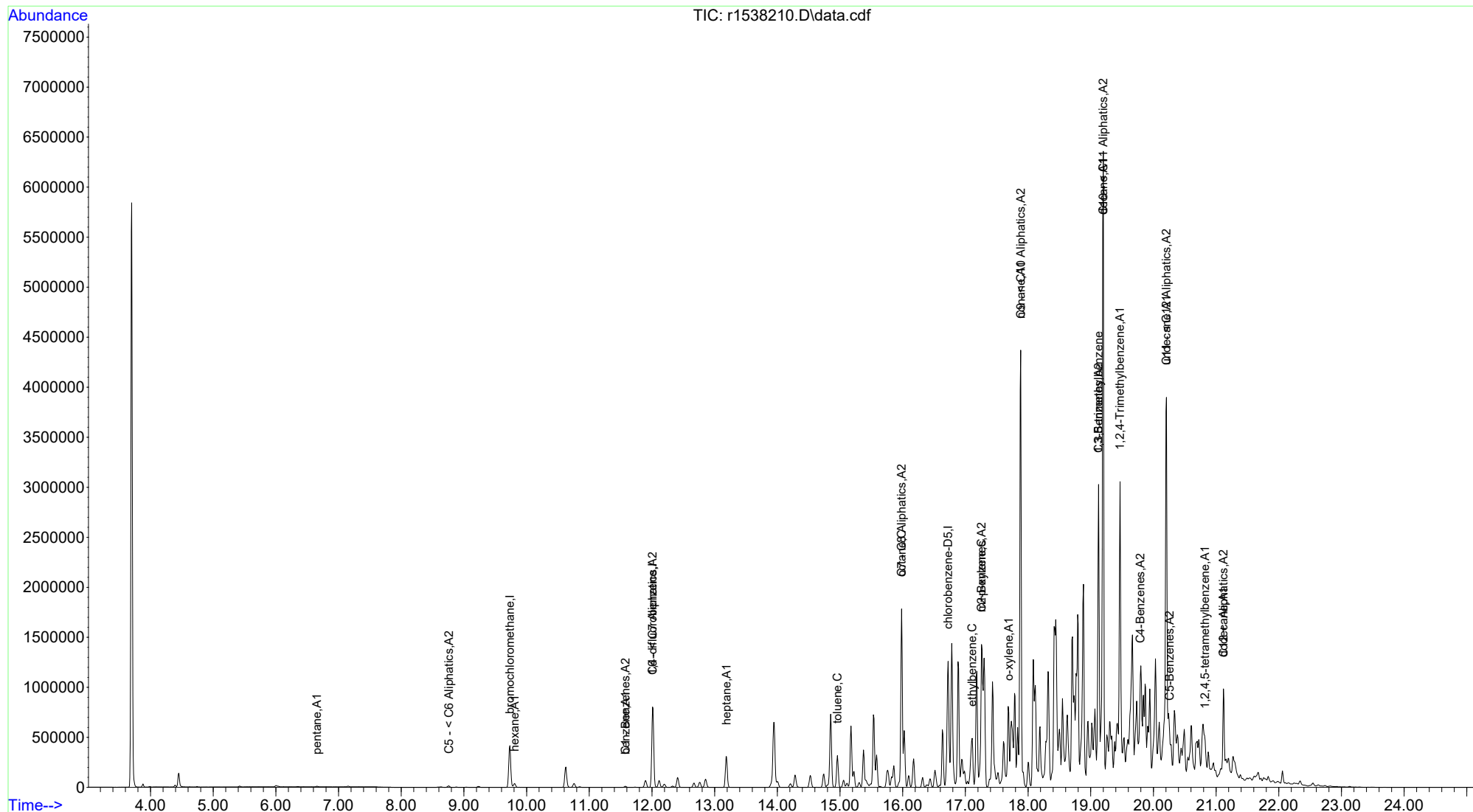
Response via : Initial Calibration

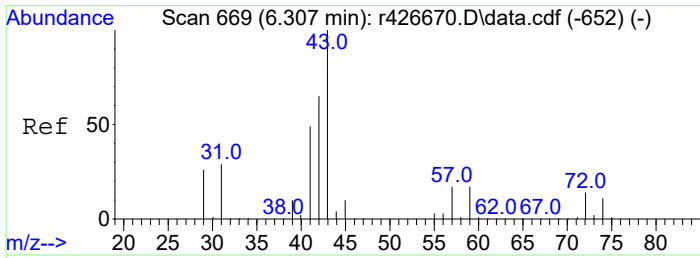
Compound	R.T.	QIon	Response	Conc	Units	Dev(Min)	
Internal Standards							
1) bromochloromethane	9.733	49	317642	10.00	ppbV	0.00	
4) 1,4-difluorobenzene	12.010	114	746520	10.00	ppbV	0.00	
11) chlorobenzene-D5	16.725	54	145988	10.00	ppbV	0.00	
Target Compounds							
							Qvalue
2) pentane	6.657	43	4361m	0.12	ppbV		
3) C5 - < C6 Aliphatics	8.758	TIC	105676m	2.99	ppbV		
5) hexane	9.808	57	18479	0.73	ppbV #		29
6) C6 - < C7 Aliphatics	12.010	TIC	4478431m	176.88	ppbV		
7) benzene	11.577	78	10663	0.24	ppbV		98
8) C1 - Benzenes	11.577	78	10663	0.24	ppbV		94
9) heptane	13.190	43	185860	4.80	ppbV #		71
10) C7 - C8 Aliphatics	15.983	TIC	15068477m	389.45	ppbV		
12) toluene	14.958	91	239239	4.08	ppbV		95
13) octane	15.983	85	320922	14.95	ppbV #		45
14) ethylbenzene	17.108	91	291725	4.39	ppbV		100
15) m+p-xylene	17.258	91	967293	17.96	ppbV		98
16) o-xylene	17.692	91	426805	7.86	ppbV		99
17) C2-Benzenes	17.258	91	1692987m	31.17	ppbV		
18) nonane	17.883	43	1815739	28.34	ppbV #		63
19) C9 - < C10 Aliphatics	17.883	TIC	51921544m	810.37	ppbV		
20) 1,3,5-trimethylbenzene	19.125	105	856208	14.21	ppbV		99
21) 1,2,4-Trimethylbenzene	19.467	105	360300	6.02	ppbV		100
22) C3-Benzenes	19.125	105	2741865m	45.79	ppbV		
23) decane	19.200	57	1935572	30.40	ppbV		98
24) C10 - < C11 Aliphatics	19.200	TIC	40907950m	642.54	ppbV		
25) undecane	20.208	57	1307840	18.61	ppbV		99
26) C11 - < C12 Aliphatics	20.208	TIC	23926118m	340.51	ppbV		
27) 1,2,4,5-tetramethylben...	20.825	119	147244	3.21	ppbV		96
28) C4-Benzenes	19.792	134	650874m	14.18	ppbV		
29) C5-Benzenes	20.258	148	188687m	4.11	ppbV		
30) dodecane	21.117	57	327882	4.93	ppbV		100
31) C12 + Aliphatics	21.117	TIC	10337849m	155.30	ppbV		

(#) = qualifier out of range (m) = manual integration (+) = signals summed

Data Path : C:\Projects\Hawaii DOH\2. Laboratory Data\Alpha\WAF Study\L2312543\TO15-LL\NF TO-15\  
 Data File : r1538210.D  
 Acq On : 30 Mar 2023 7:54 AM  
 Operator : AIRLAB15:RAY  
 Sample : L2312543-02D,3,21.01,250  
 Misc : WG1760370,ICAL19834  
 ALS Vial : 0 Sample Multiplier: 1

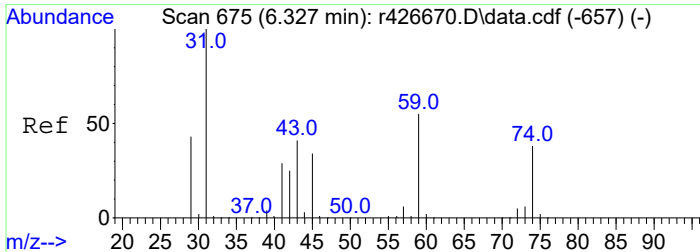
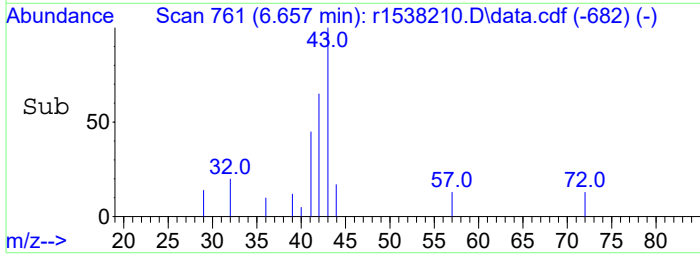
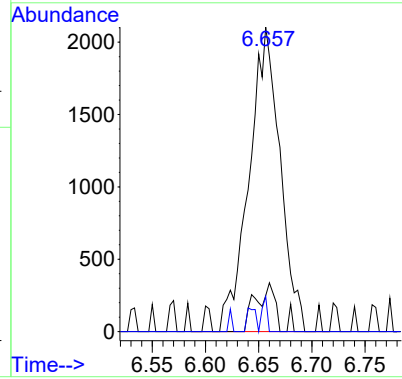
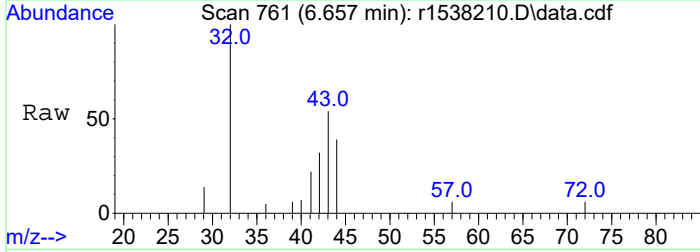
Quant Time: Jun 06 13:35:55 2023  
 Quant Method : C:\Projects\Hawaii DOH\2. Laboratory Data\Alpha\WAF Study\L2312543\TO15-LL\NF TO-15\  
 ... 5\TFS15 230322 NF.M  
 Quant Title : TO-14A/TO-15 SIM/Full Scan Analysis  
 QLast Update : Tue Jun 06 13:30:25 2023  
 Response via : Initial Calibration





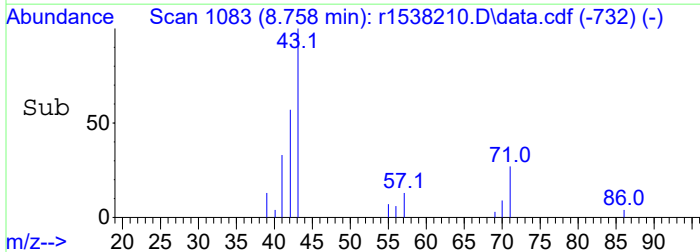
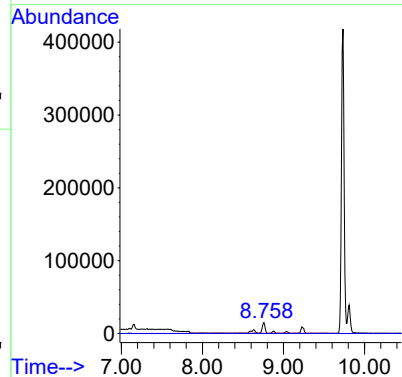
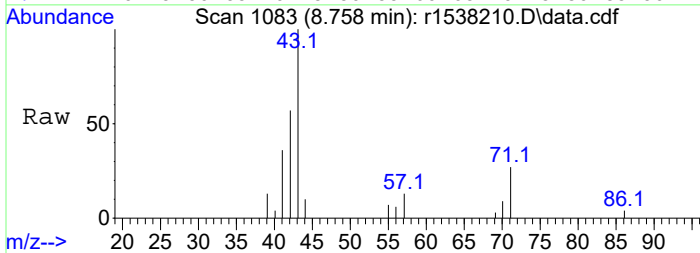
#2  
 pentane  
 Concen: 0.12 ppbV m  
 RT: 6.657 min Scan# 761  
 Delta R.T. -0.065 min  
 Lab File: r1538210.D  
 Acq: 30 Mar 2023 7:54 AM

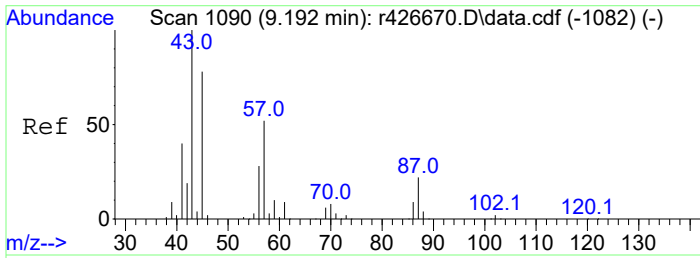
Tgt Ion	Resp	Lower	Upper
43	4361		
43	100		
57	11.8	13.4	20.0#
72	11.5	11.0	16.4



#3  
 C5 - < C6 Aliphatics  
 Concen: 2.99 ppbV m  
 RT: 8.758 min Scan# 1083  
 Delta R.T. 0.000 min  
 Lab File: r1538210.D  
 Acq: 30 Mar 2023 7:54 AM

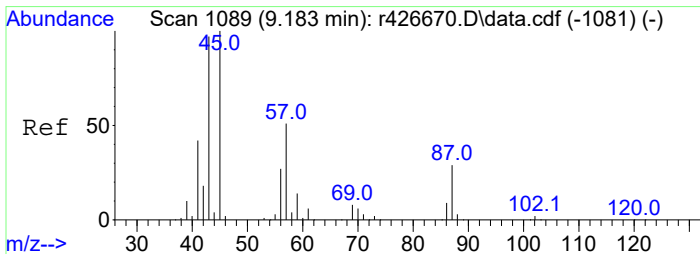
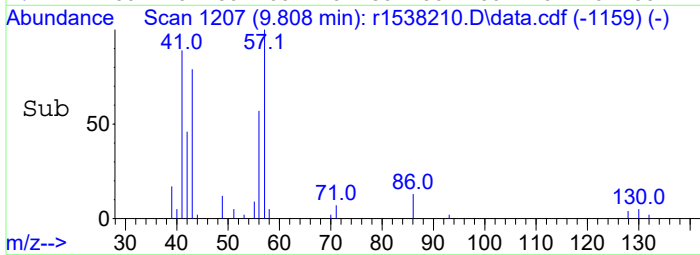
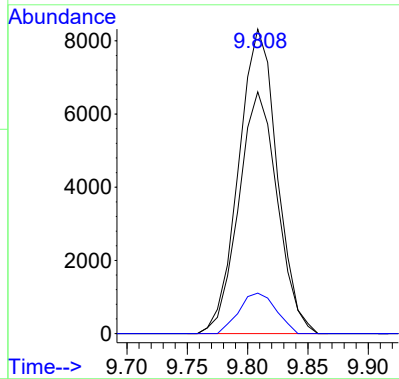
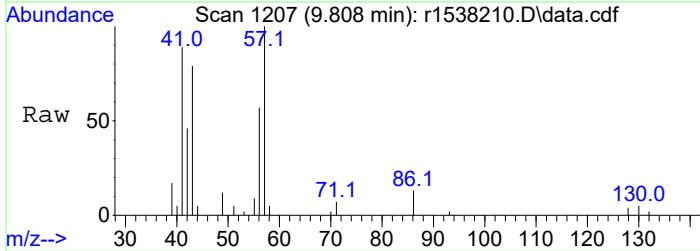
Tgt Ion	TIC	Resp	Lower	Upper
TIC	100	105676		
59	0.0	0.0	0.0	
45	0.0	0.0	0.0	





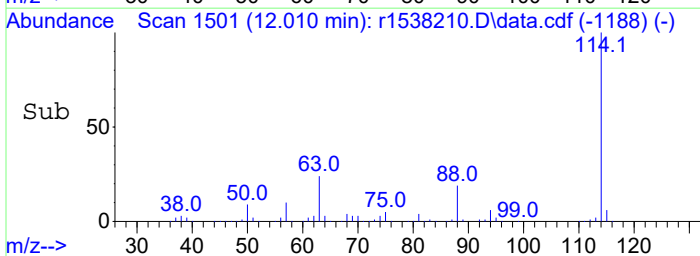
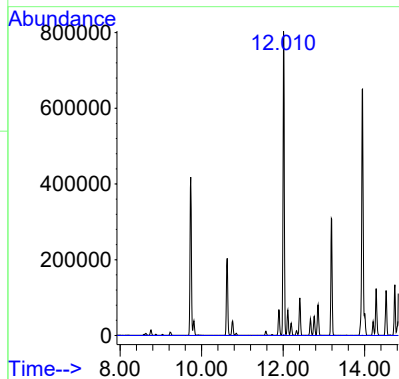
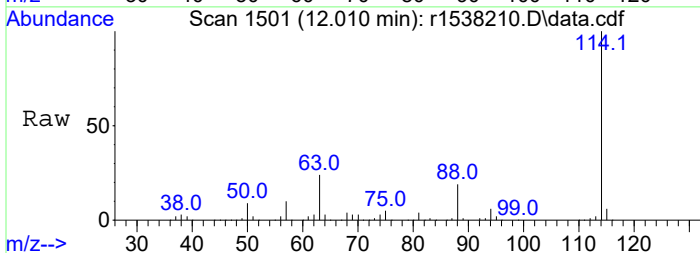
#5  
 hexane  
 Concen: 0.73 ppbV  
 RT: 9.808 min Scan# 1207  
 Delta R.T. 0.067 min  
 Lab File: r1538210.D  
 Acq: 30 Mar 2023 7:54 AM

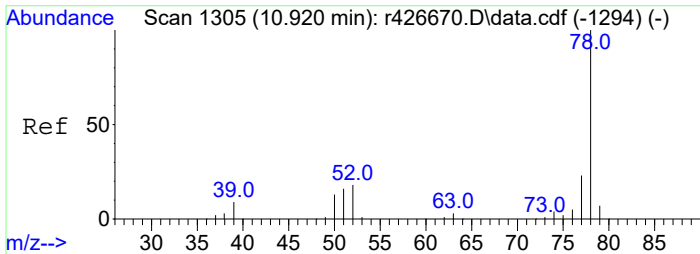
Tgt Ion:	Resp:	Lower	Upper
57	18479		
57	100		
43	79.4	154.3	231.5#
86	13.3	14.1	21.1#



#6  
 C6 - < C7 Aliphatics  
 Concen: 176.88 ppbV m  
 RT: 12.010 min Scan# 1501  
 Delta R.T. -0.007 min  
 Lab File: r1538210.D  
 Acq: 30 Mar 2023 7:54 AM

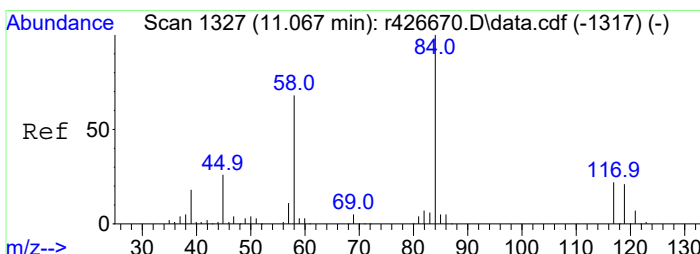
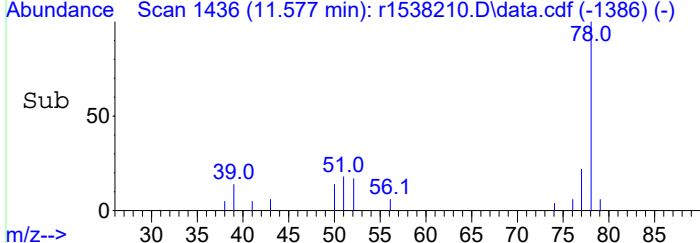
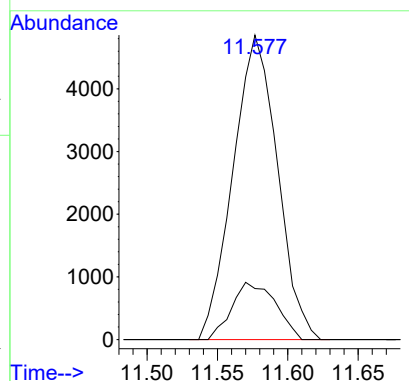
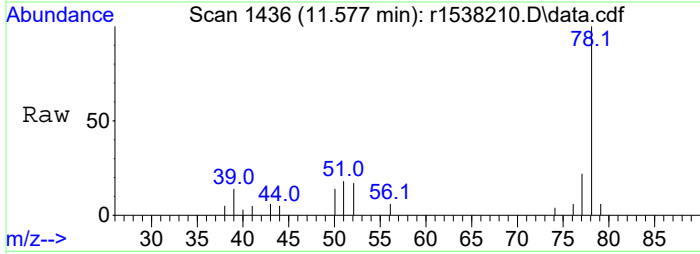
Tgt Ion:	Resp:	Lower	Upper
TIC	100		
59	0.0	0.0	0.0
45	167100.0	13.9	20.9#





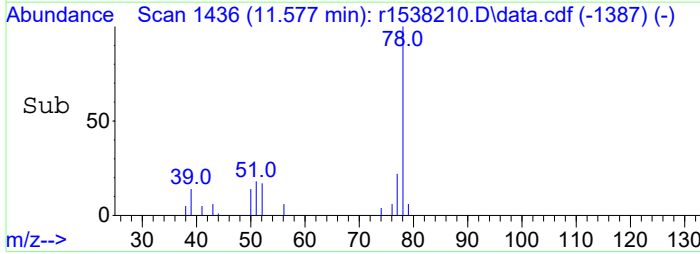
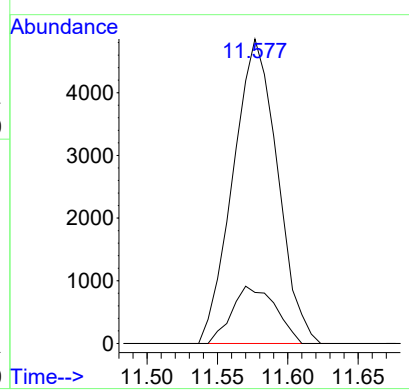
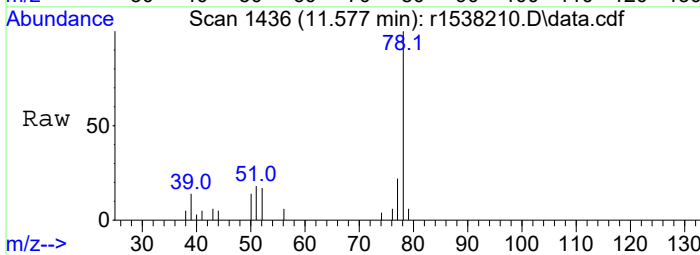
#7  
benzene  
Concen: 0.24 ppbV  
RT: 11.577 min Scan# 1436  
Delta R.T. 0.005 min  
Lab File: r1538210.D  
Acq: 30 Mar 2023 7:54 AM

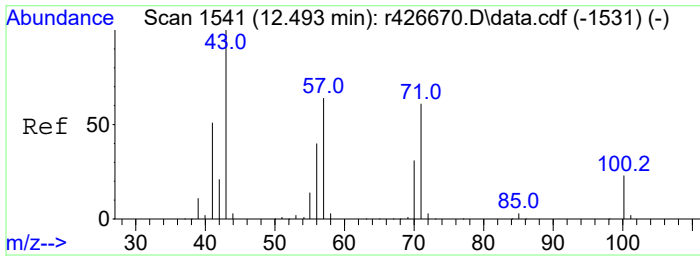
Tgt Ion	Resp	Lower	Upper
78	10663		
52	16.8	14.2	21.4



#8  
C1 - Benzenes  
Concen: 0.24 ppbV  
RT: 11.577 min Scan# 1436  
Delta R.T. 0.000 min  
Lab File: r1538210.D  
Acq: 30 Mar 2023 7:54 AM

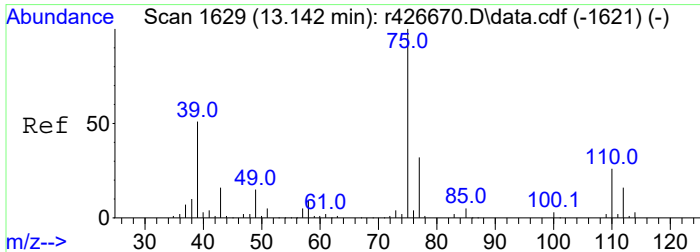
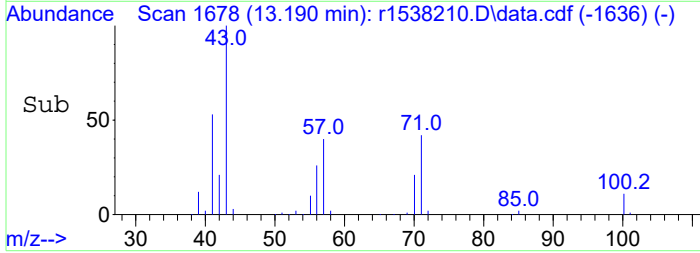
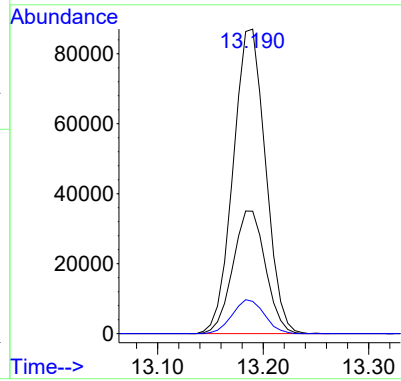
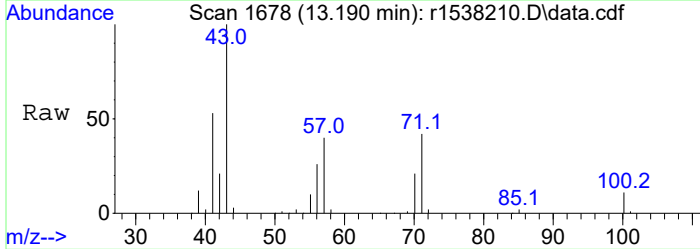
Tgt Ion	Resp	Lower	Upper
78	10663		
52	16.8	15.4	23.2





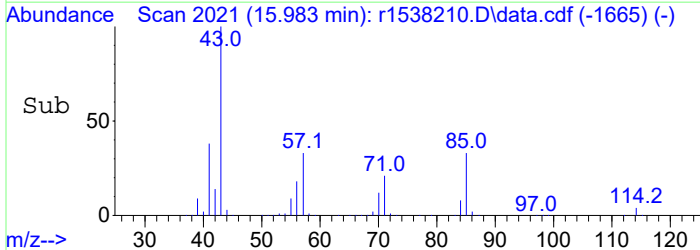
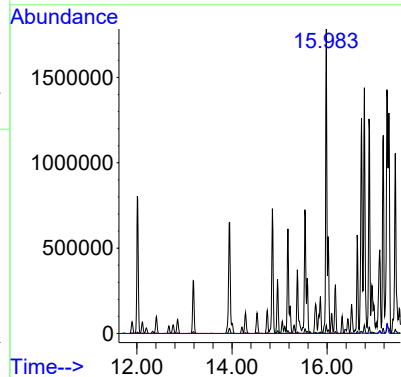
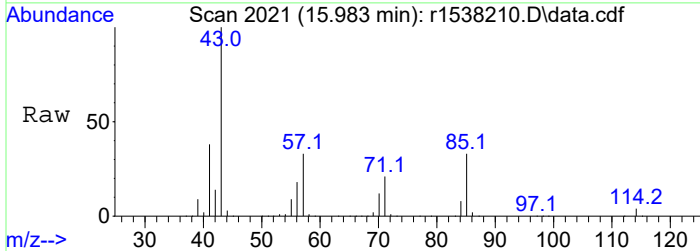
#9  
 heptane  
 Concen: 4.80 ppbV  
 RT: 13.190 min Scan# 1678  
 Delta R.T. -0.049 min  
 Lab File: r1538210.D  
 Acq: 30 Mar 2023 7:54 AM

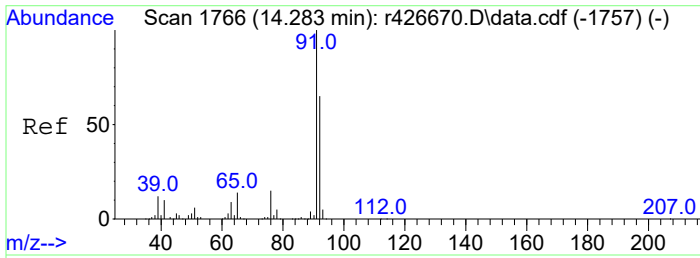
Tgt Ion:	43	57	100	Resp:	185860	Lower	Upper
Ion Ratio	100	40.2	10.6				
		51.1	18.2				
		76.7#	27.4#				



#10  
 C7 - C8 Aliphatics  
 Concen: 389.45 ppbV m  
 RT: 15.983 min Scan# 2021  
 Delta R.T. 0.000 min  
 Lab File: r1538210.D  
 Acq: 30 Mar 2023 7:54 AM

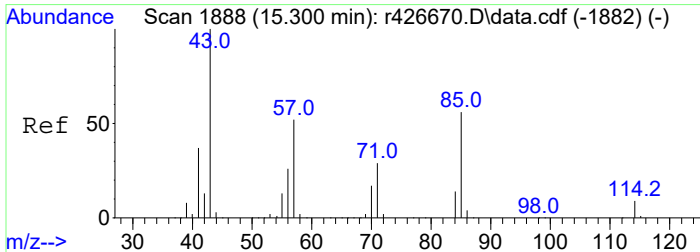
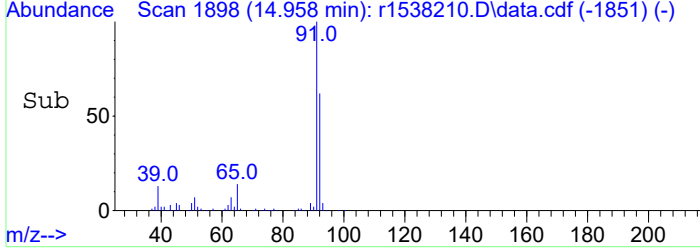
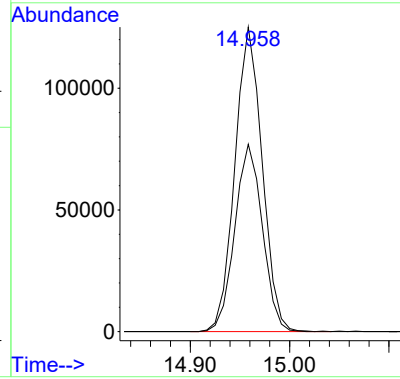
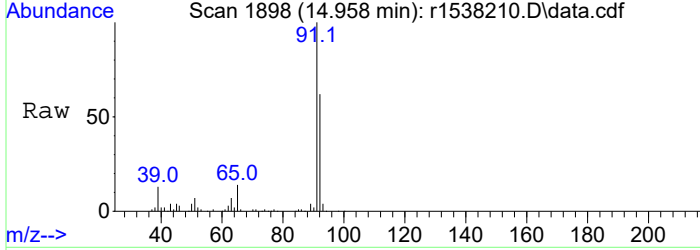
Tgt Ion:	39	77	Resp:	15068477	Lower	Upper
Ion Ratio	4811000.0	45100.0				
	215.3	2.0				
	322.9#	3.0#				





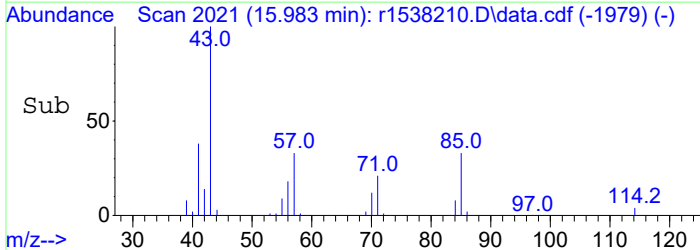
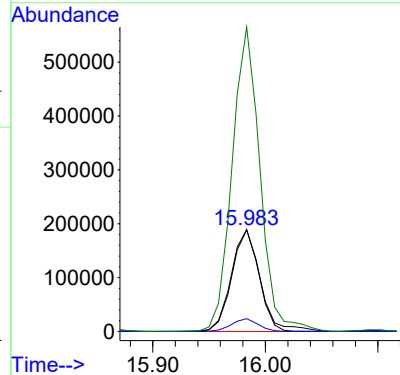
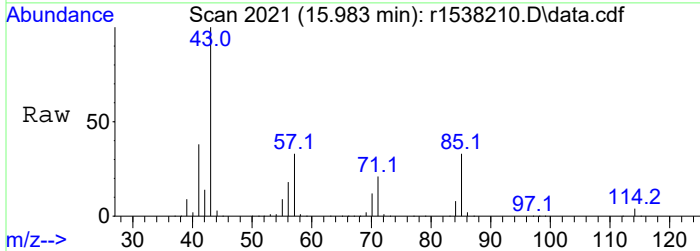
#12  
 toluene  
 Concen: 4.08 ppbV  
 RT: 14.958 min Scan# 1898  
 Delta R.T. 0.059 min  
 Lab File: r1538210.D  
 Acq: 30 Mar 2023 7:54 AM

Tgt Ion	Resp	Lower	Upper
91	100		
92	61.5	52.2	78.2

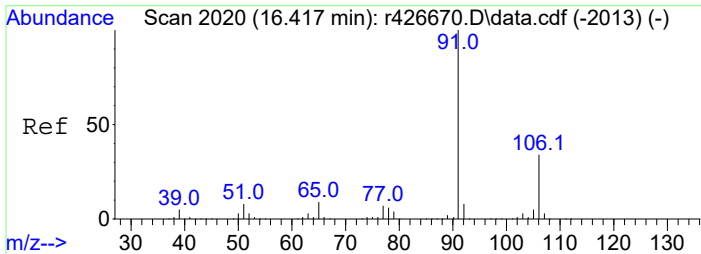


#13  
 octane  
 Concen: 14.95 ppbV  
 RT: 15.983 min Scan# 2021  
 Delta R.T. 0.023 min  
 Lab File: r1538210.D  
 Acq: 30 Mar 2023 7:54 AM

Tgt Ion	Resp	Lower	Upper
85	100		
57	99.8	74.0	111.0
114	12.6	12.2	18.4
43	298.9	144.2	216.2#

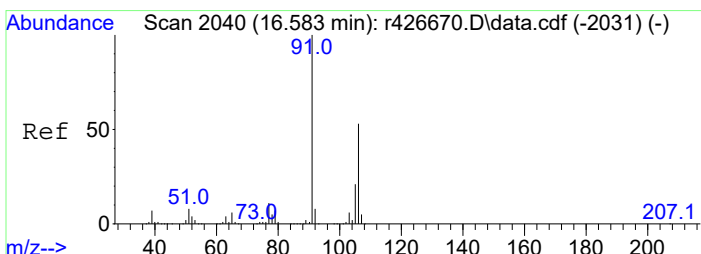
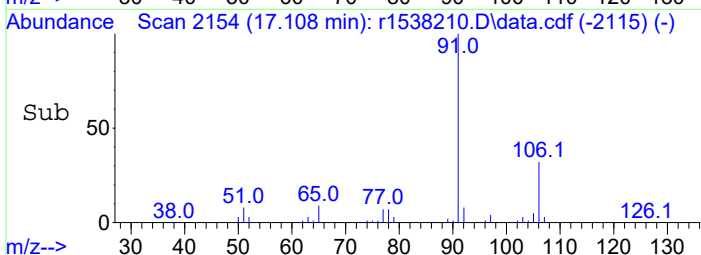
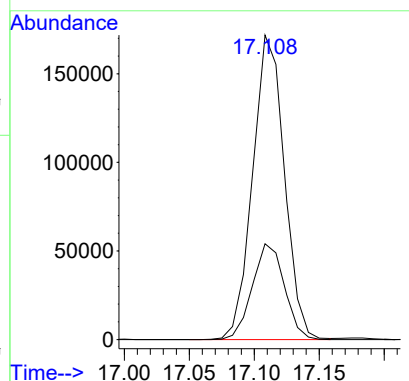
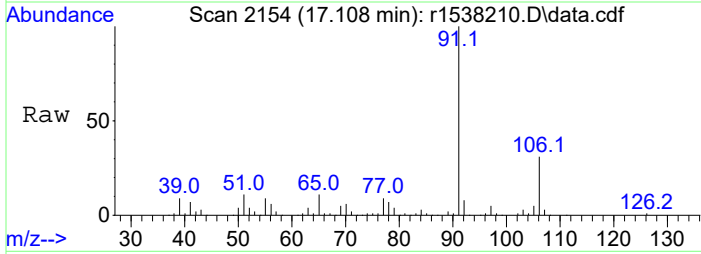






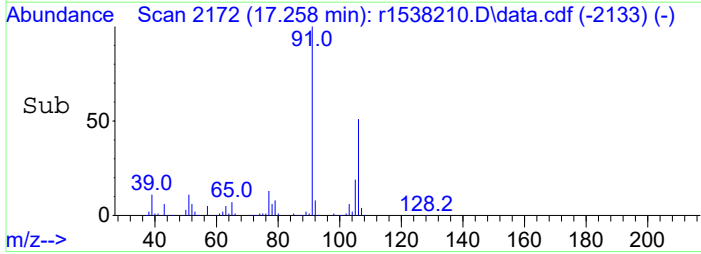
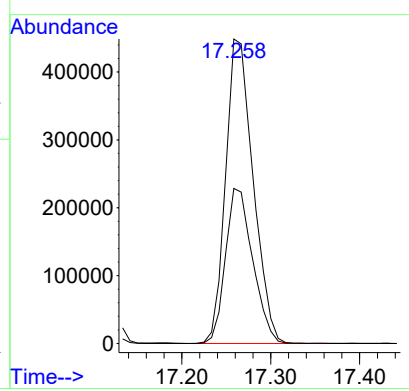
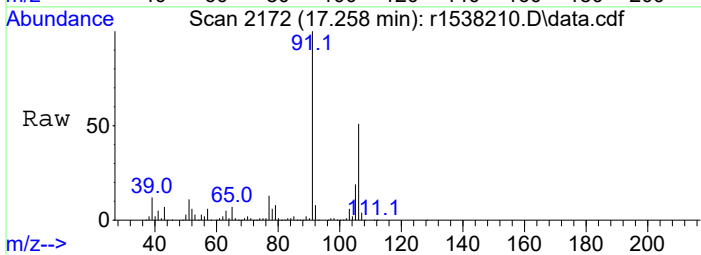
#14  
ethylbenzene  
Concen: 4.39 ppbV  
RT: 17.108 min Scan# 2154  
Delta R.T. -0.009 min  
Lab File: r1538210.D  
Acq: 30 Mar 2023 7:54 AM

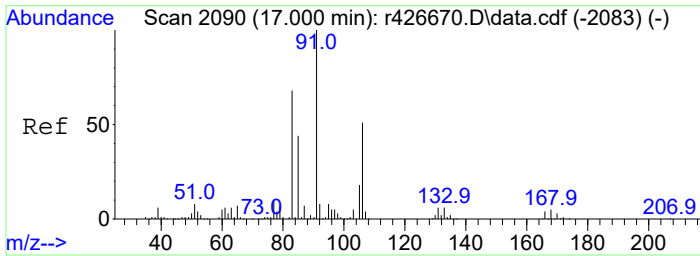
Tgt Ion	Resp	Lower	Upper
91	100		
106	31.5	25.4	38.0



#15  
m+p-xylene  
Concen: 17.96 ppbV  
RT: 17.258 min Scan# 2172  
Delta R.T. -0.009 min  
Lab File: r1538210.D  
Acq: 30 Mar 2023 7:54 AM

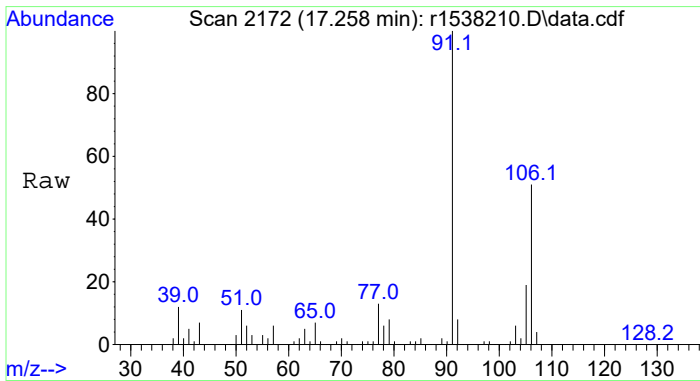
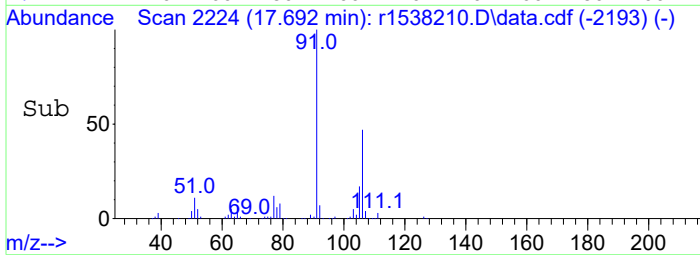
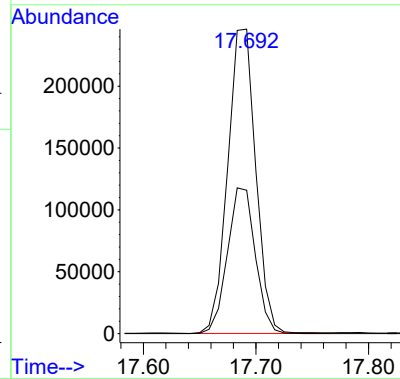
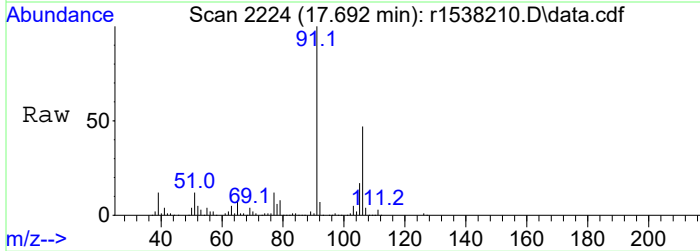
Tgt Ion	Resp	Lower	Upper
91	100		
106	50.9	39.5	59.3





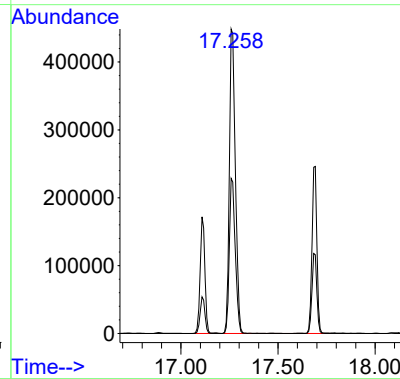
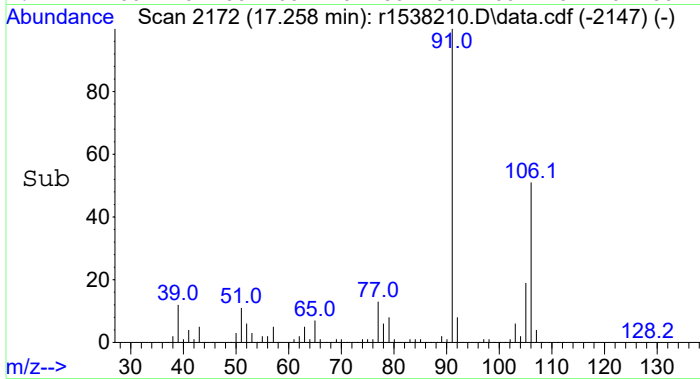
#16  
 o-xylene  
 Concen: 7.86 ppbV  
 RT: 17.692 min Scan# 2224  
 Delta R.T. -0.000 min  
 Lab File: r1538210.D  
 Acq: 30 Mar 2023 7:54 AM

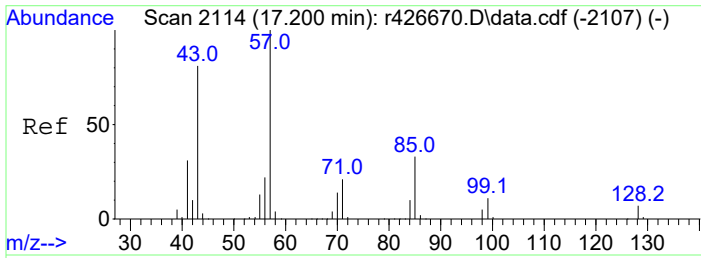
Tgt Ion: 91 Resp: 426805  
 Ion Ratio Lower Upper  
 91 100  
 106 47.1 38.2 57.4



#17  
 C2-Benzenes  
 Concen: 31.17 ppbV m  
 RT: 17.258 min Scan# 2172  
 Delta R.T. -0.008 min  
 Lab File: r1538210.D  
 Acq: 30 Mar 2023 7:54 AM

Tgt Ion: 91 Resp: 1692987  
 Ion Ratio Lower Upper  
 91 100  
 106 50.9 39.5 59.3

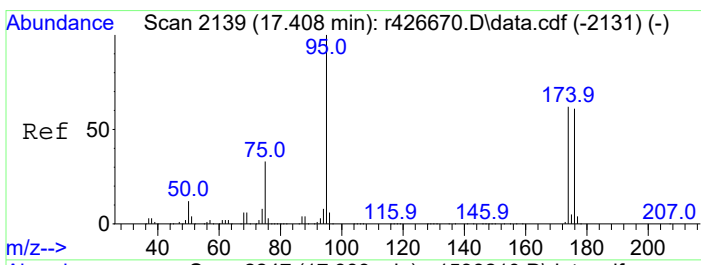
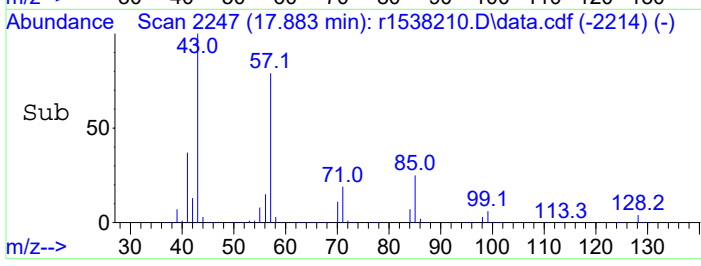
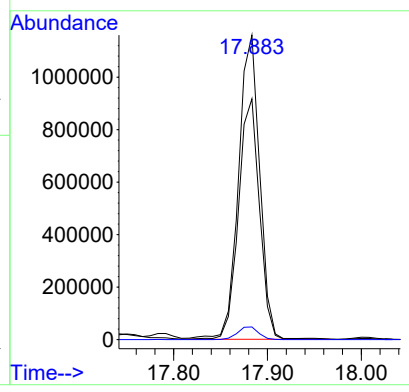
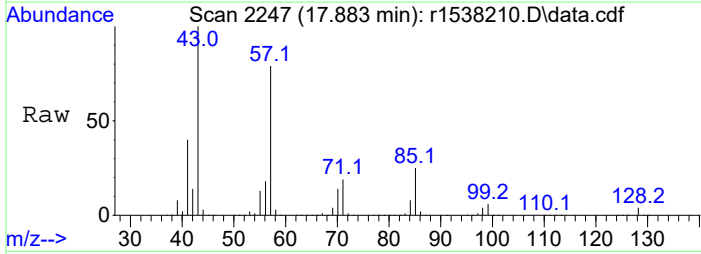




#18  
 nonane  
 Concen: 28.34 ppbV  
 RT: 17.883 min Scan# 2247  
 Delta R.T. -0.059 min  
 Lab File: r1538210.D  
 Acq: 30 Mar 2023 7:54 AM

Tgt Ion: 43 Resp: 1815739

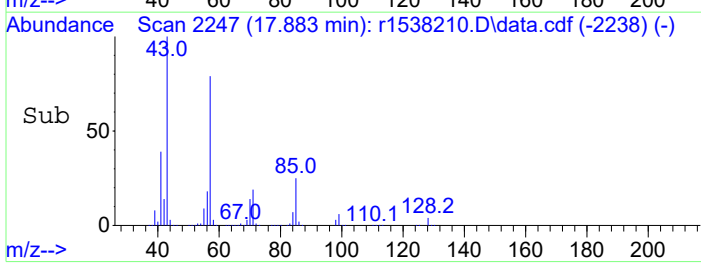
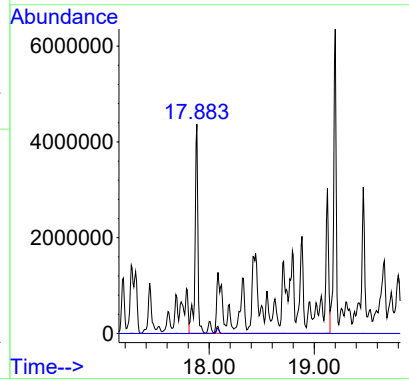
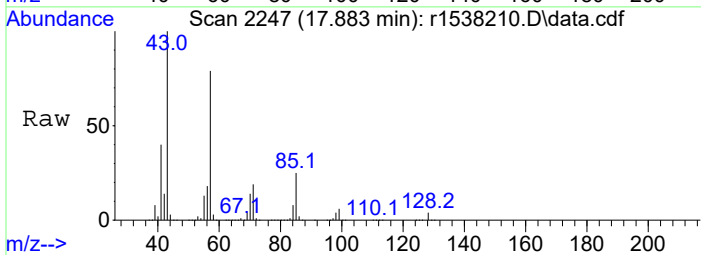
Ion	Ratio	Lower	Upper
43	100		
57	79.1	98.4	147.6#
128	4.2	6.6	10.0#

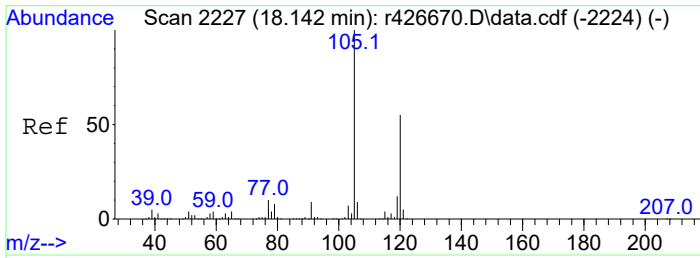


#19  
 C9 - < C10 Aliphatics  
 Concen: 810.37 ppbV m  
 RT: 17.883 min Scan# 2247  
 Delta R.T. -1.317 min  
 Lab File: r1538210.D  
 Acq: 30 Mar 2023 7:54 AM

Tgt Ion:TIC Resp:51921544

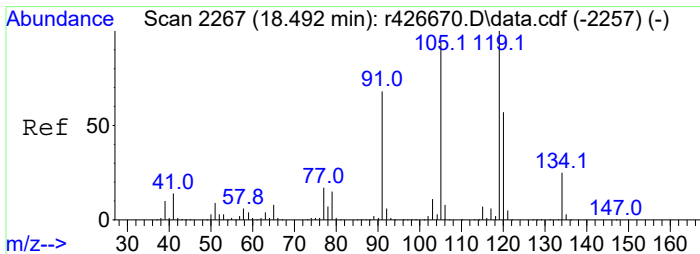
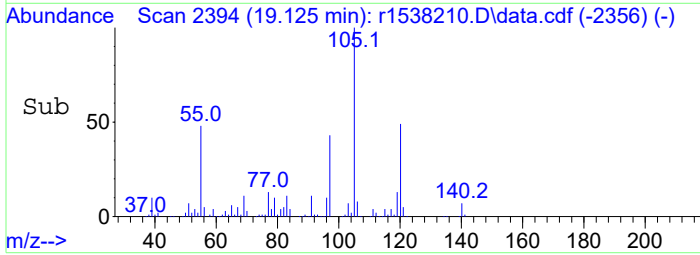
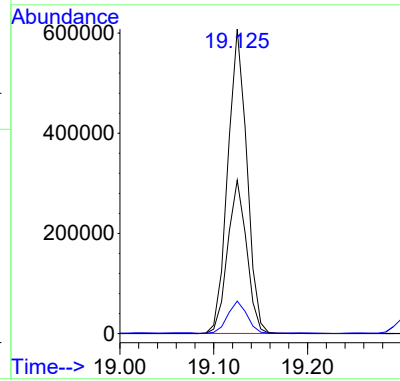
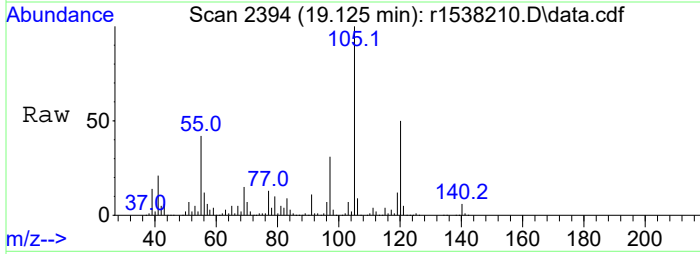
Ion	Ratio	Lower	Upper
TIC	100		
174	0.0	0.0	0.0
75	0.0	0.0	0.0





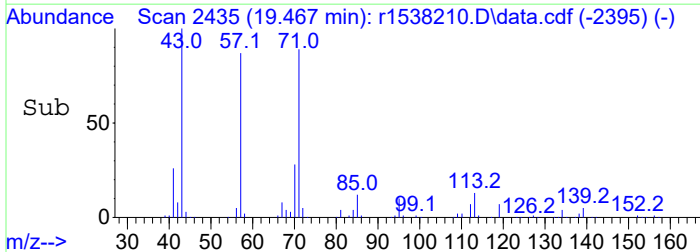
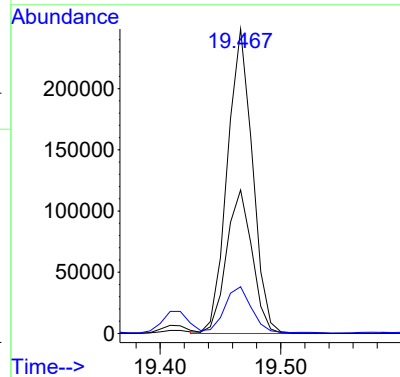
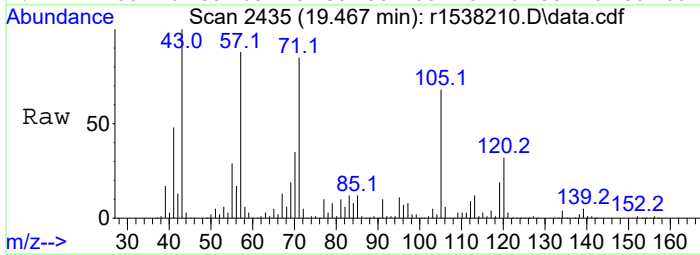
#20  
 1,3,5-trimethylbenzene  
 Concen: 14.21 ppbV  
 RT: 19.125 min Scan# 2394  
 Delta R.T. 0.000 min  
 Lab File: r1538210.D  
 Acq: 30 Mar 2023 7:54 AM

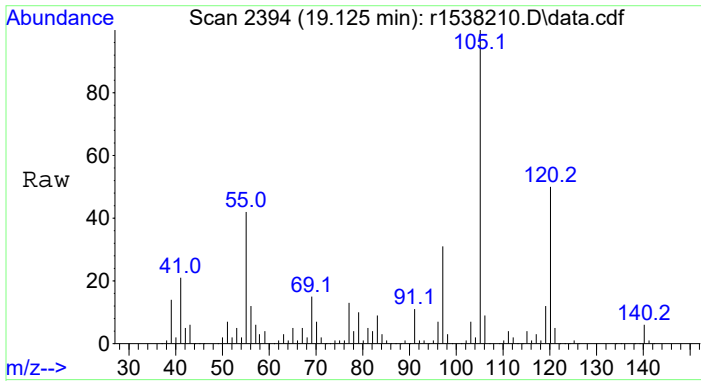
Tgt Ion	Resp	Lower	Upper
105	100		
120	50.4	39.6	59.4
91	10.7	8.6	12.8



#21  
 1,2,4-Trimethylbenzene  
 Concen: 6.02 ppbV  
 RT: 19.467 min Scan# 2435  
 Delta R.T. -0.000 min  
 Lab File: r1538210.D  
 Acq: 30 Mar 2023 7:54 AM

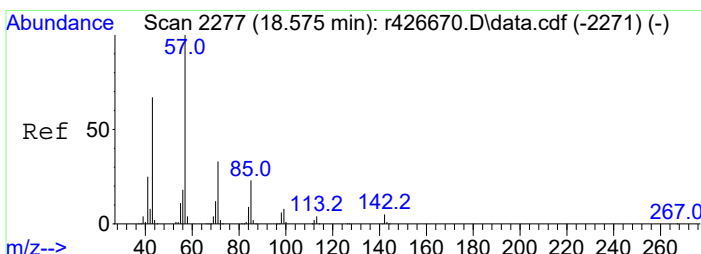
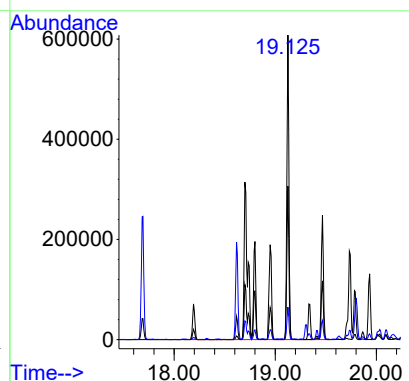
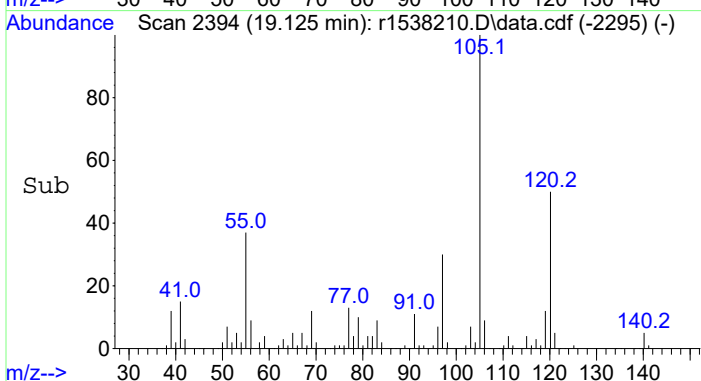
Tgt Ion	Resp	Lower	Upper
105	100		
120	47.2	37.9	56.9
91	15.4	12.5	18.7





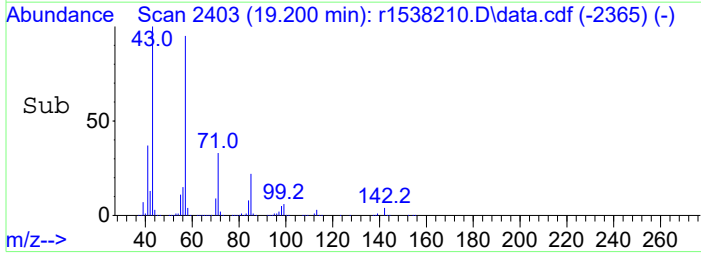
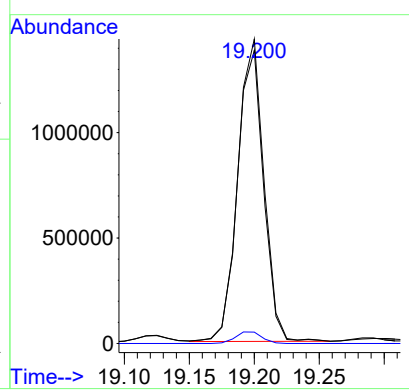
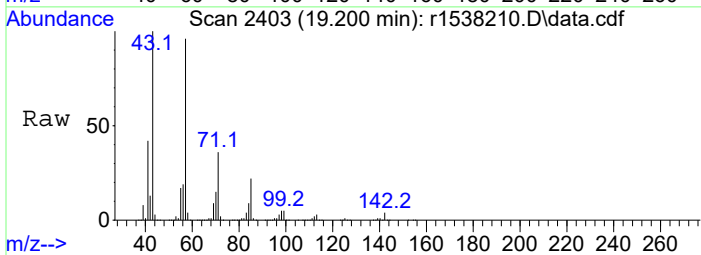
#22  
 C3-Benzenes  
 Concen: 45.79 ppbV m  
 RT: 19.125 min Scan# 2394  
 Delta R.T. -0.200 min  
 Lab File: r1538210.D  
 Acq: 30 Mar 2023 7:54 AM

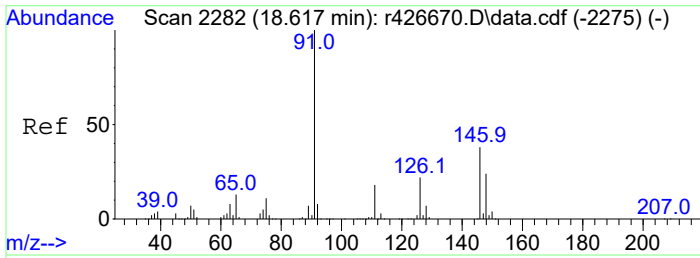
Tgt Ion	Resp	Lower	Upper
105	100		
120	0.0	42.3	63.5#
91	0.0	7.2	10.8#



#23  
 decane  
 Concen: 30.40 ppbV  
 RT: 19.200 min Scan# 2403  
 Delta R.T. 0.000 min  
 Lab File: r1538210.D  
 Acq: 30 Mar 2023 7:54 AM

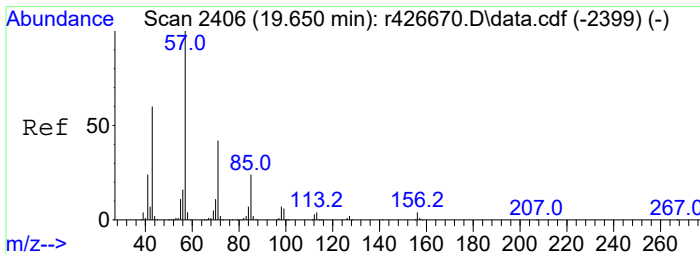
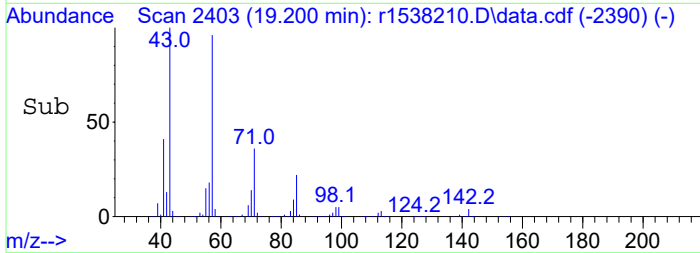
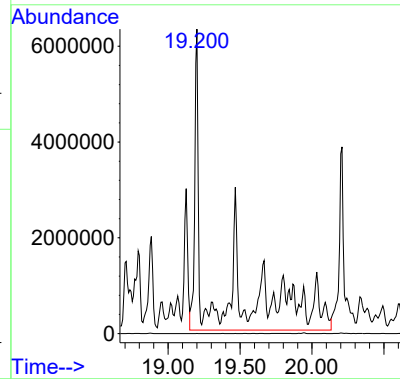
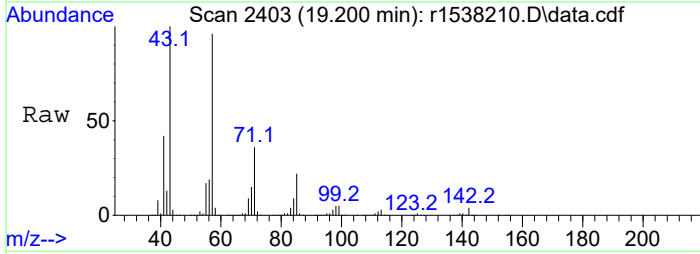
Tgt Ion	Resp	Lower	Upper
57	100		
43	103.9	81.2	121.8
142	3.9	3.4	5.2





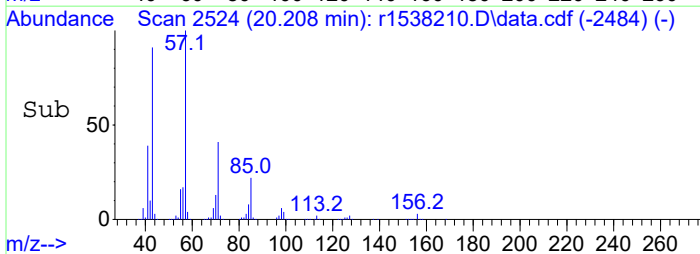
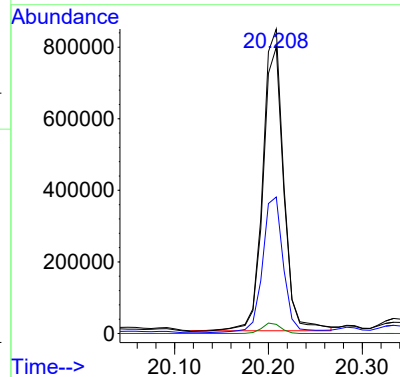
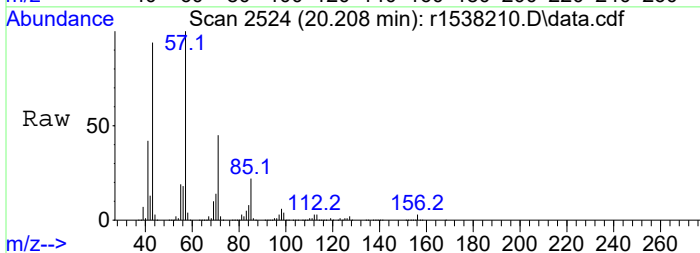
#24  
 C10 - < C11 Aliphatics  
 Concen: 642.54 ppbV m  
 RT: 19.200 min Scan# 2403  
 Delta R.T. 0.000 min  
 Lab File: r1538210.D  
 Acq: 30 Mar 2023 7:54 AM

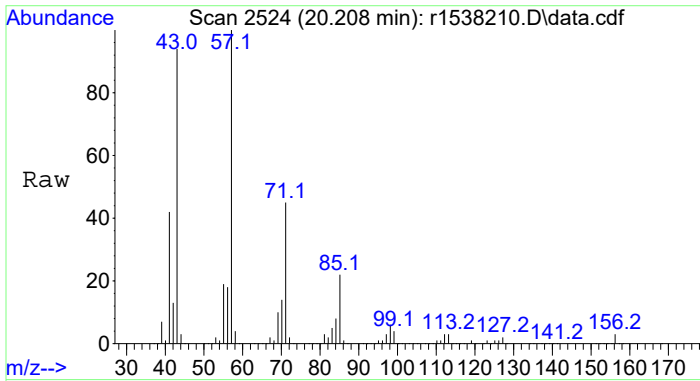
Tgt Ion:TIC Resp:40907950  
 Ion Ratio Lower Upper  
 TIC 100  
 126 163600.0 2.2 3.4#



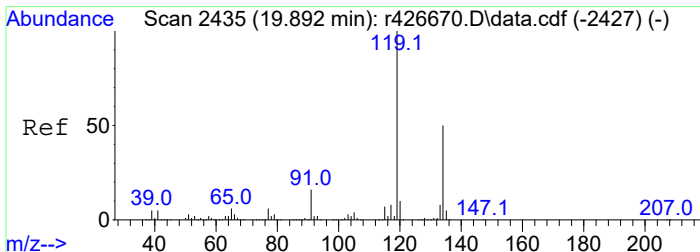
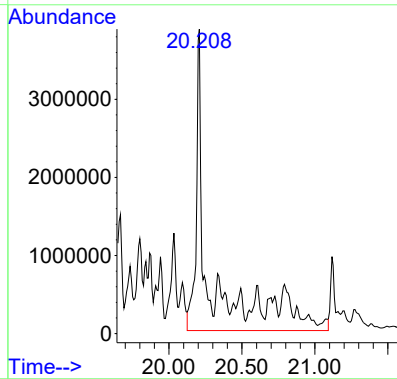
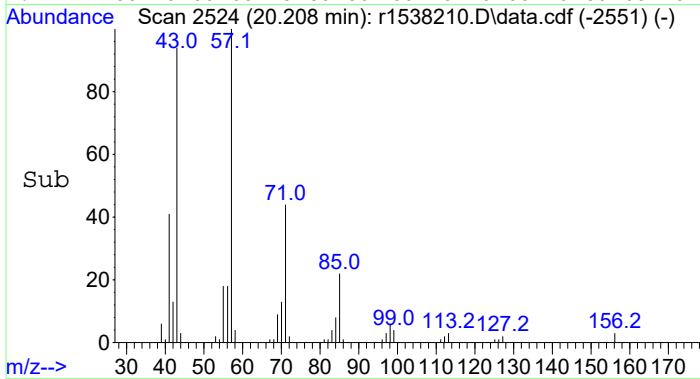
#25  
 undecane  
 Concen: 18.61 ppbV  
 RT: 20.208 min Scan# 2524  
 Delta R.T. 0.000 min  
 Lab File: r1538210.D  
 Acq: 30 Mar 2023 7:54 AM

Tgt Ion: 57 Resp: 1307840  
 Ion Ratio Lower Upper  
 57 100  
 43 94.0 75.8 113.8  
 71 44.8 37.4 56.2  
 156 3.0 2.4 3.6





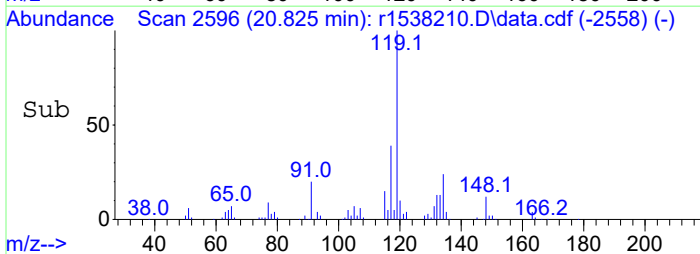
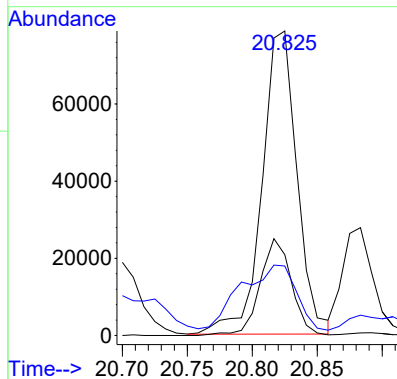
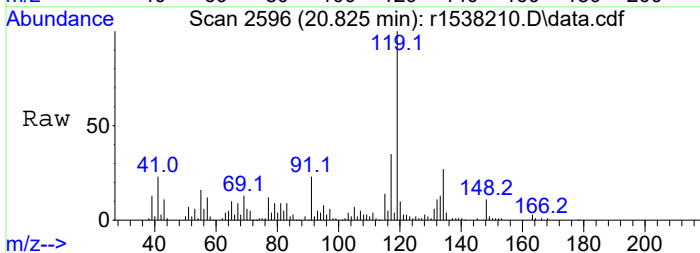
#26  
 C11 - < C12 Aliphatics  
 Concen: 340.51 ppbV m  
 RT: 20.208 min Scan# 2524  
 Delta R.T. -0.308 min  
 Lab File: r1538210.D  
 Acq: 30 Mar 2023 7:54 AM  
 Tgt Ion:TIC Resp:23926118

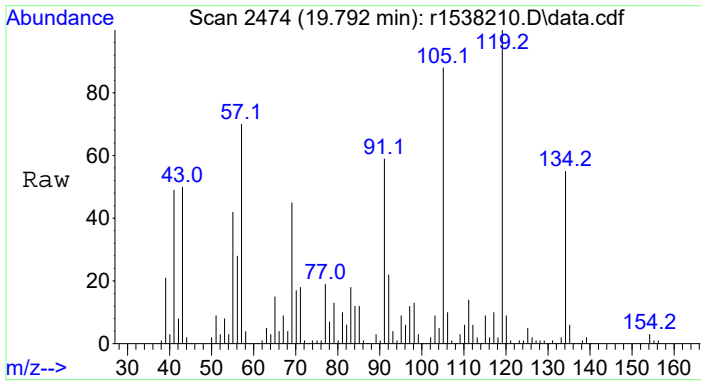


#27  
 1,2,4,5-tetramethylbenzene  
 Concen: 3.21 ppbV  
 RT: 20.825 min Scan# 2596  
 Delta R.T. 0.000 min  
 Lab File: r1538210.D  
 Acq: 30 Mar 2023 7:54 AM

Tgt Ion:119 Resp: 147244

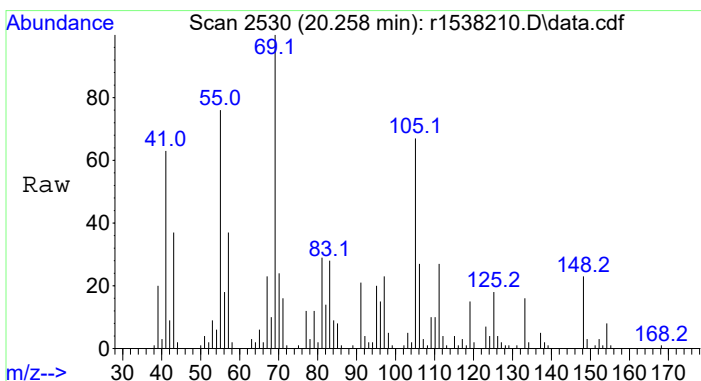
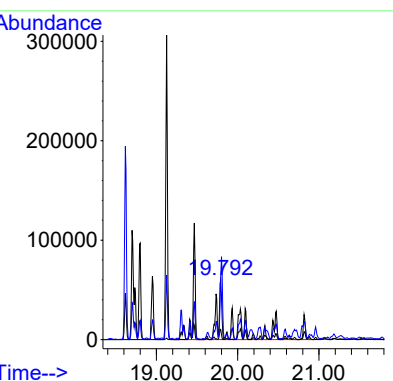
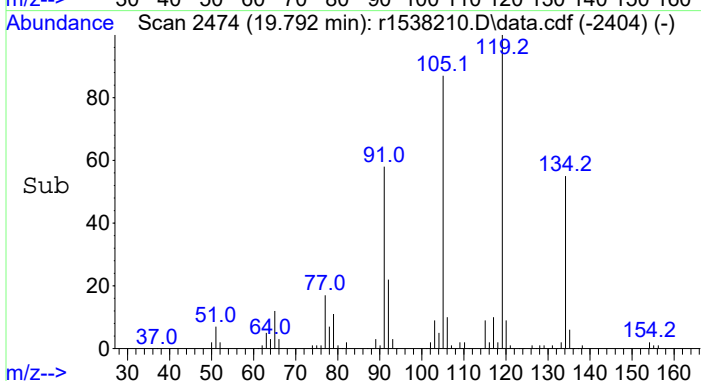
Ion	Ratio	Lower	Upper
119	100		
134	26.5	23.4	35.0
91	22.8	19.3	28.9





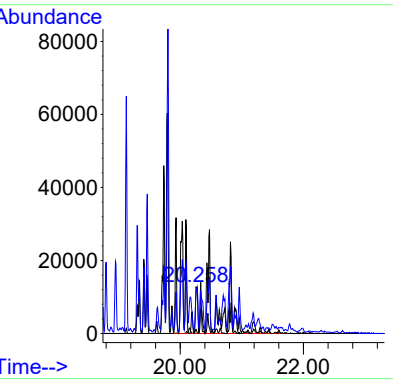
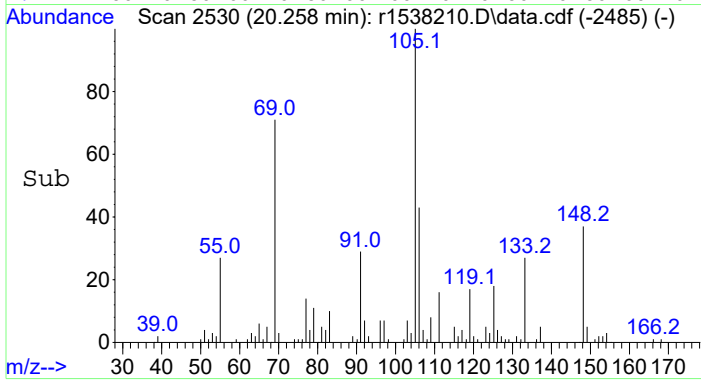
#28  
 C4-Benzenes  
 Concen: 14.18 ppbV m  
 RT: 19.792 min Scan# 2474  
 Delta R.T. 0.000 min  
 Lab File: r1538210.D  
 Acq: 30 Mar 2023 7:54 AM

Tgt Ion	Ratio	Lower	Upper
134	100		
120	2.6	13.4	20.0#
91	22.6	69.9	104.9#

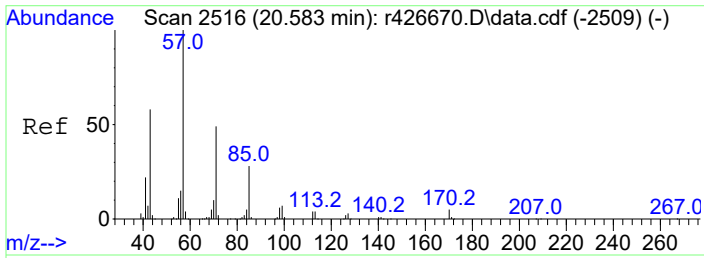


#29  
 C5-Benzenes  
 Concen: 4.11 ppbV m  
 RT: 20.258 min Scan# 2530  
 Delta R.T. 0.000 min  
 Lab File: r1538210.D  
 Acq: 30 Mar 2023 7:54 AM

Tgt Ion	Ratio	Lower	Upper
148	100		
134	0.0	5.9	8.9#
91	17.0	69.5	104.3#

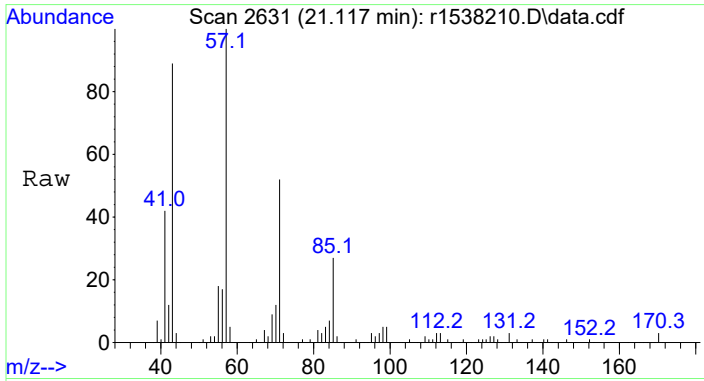
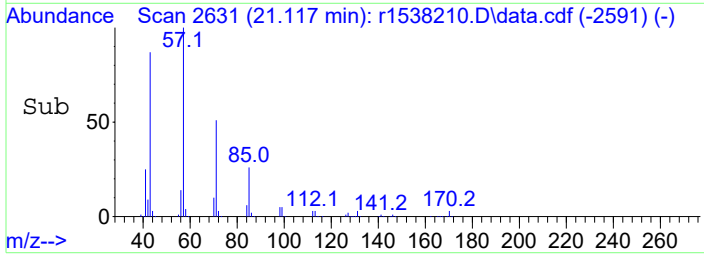
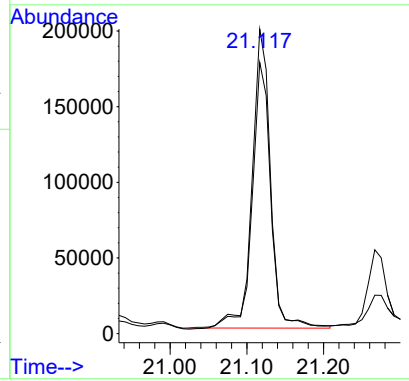
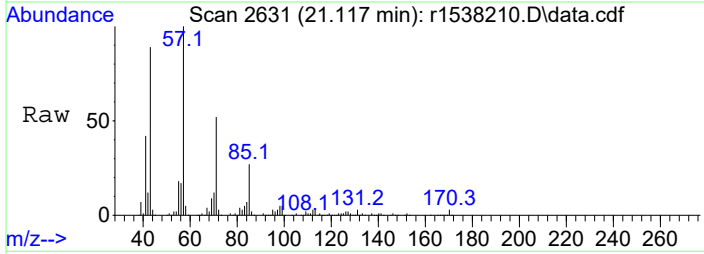






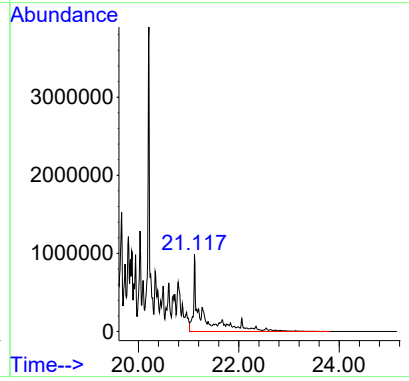
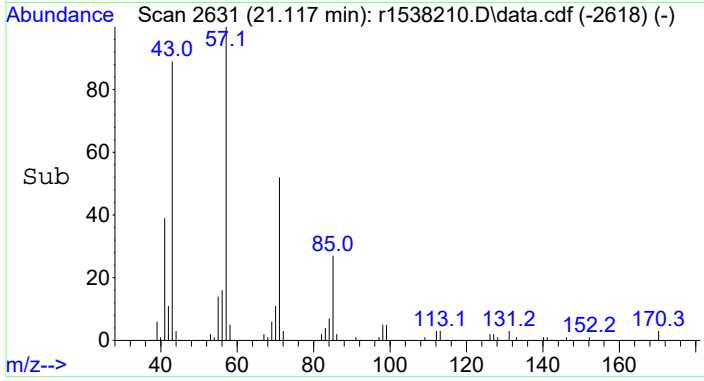
#30  
 dodecane  
 Concen: 4.93 ppbV  
 RT: 21.117 min Scan# 2631  
 Delta R.T. -0.000 min  
 Lab File: r1538210.D  
 Acq: 30 Mar 2023 7:54 AM

Tgt Ion: 57 Resp: 327882  
 Ion Ratio Lower Upper  
 57 100  
 43 89.0 71.0 106.4



#31  
 C12 + Aliphatics  
 Concen: 155.30 ppbV m  
 RT: 21.117 min Scan# 2631  
 Delta R.T. 0.000 min  
 Lab File: r1538210.D  
 Acq: 30 Mar 2023 7:54 AM

Tgt Ion:TIC Resp:10337849



Data Path : C:\Projects\Hawaii DOH\2. Laboratory Data\Alpha\WAF Study\L2321418\TO15-LL\NF TO-15\  
 Data File : r1922258.D  
 Acq On : 12 May 2023 1:51 AM  
 Operator : AIRLAB19:TJS  
 Sample : L2321418-01D,3,0.5,250  
 Misc : WG1777877,ICAL19974  
 ALS Vial : 0 Sample Multiplier: 1

Quant Time: Jun 06 12:34:44 2023

Quant Method : C:\Projects\Hawaii DOH\2. Laboratory Data\Alpha\WAF Study\L2321418\TO15-LL\NF TO-15\TFS19 230501 NF.M

Quant Title : TO-14A/TO-15 SIM/Full Scan Analysis

QLast Update : Tue Jun 06 11:57:14 2023

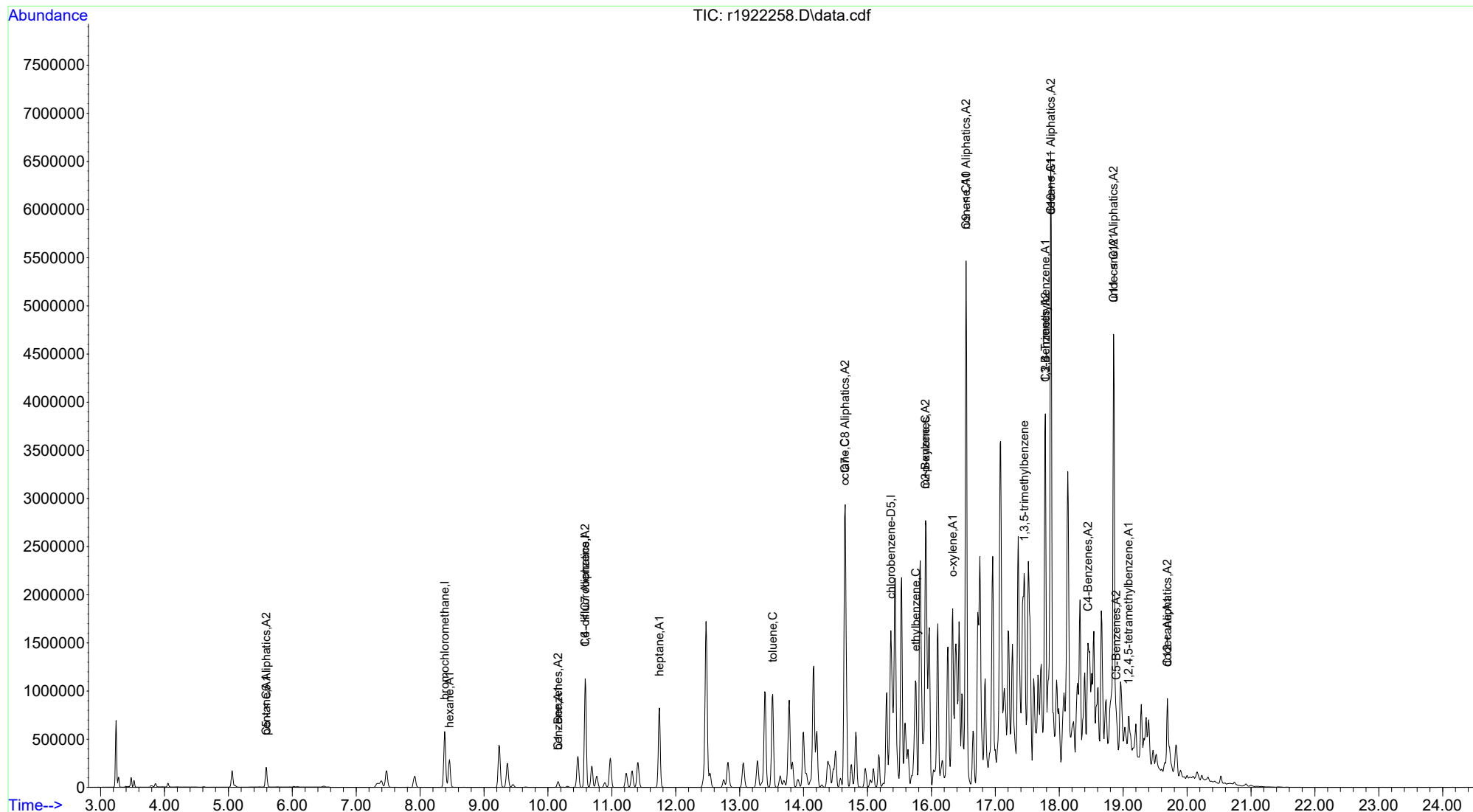
Response via : Initial Calibration

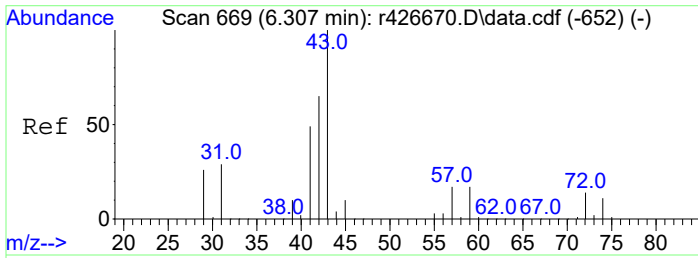
Compound	R.T.	QIon	Response	Conc	Units	Dev (Min)	
Internal Standards							
1) bromochloromethane	8.383	49	395792	10.00	ppbV	0.00	
4) 1,4-difluorobenzene	10.583	114	966230	10.00	ppbV	0.00	
11) chlorobenzene-D5	15.367	54	203180	10.00	ppbV	0.00	
Target Compounds							
							Qvalue
2) pentane	5.590	43	152755	4.63	ppbV		100
3) C5 - < C6 Aliphatics	5.590	TIC	2017868m	61.15	ppbV		
5) hexane	8.458	57	157356	4.28	ppbV		100
6) C6 - < C7 Aliphatics	10.583	TIC	9991282m	271.78	ppbV		
7) benzene	10.157	78	60565	1.01	ppbV		100
8) C1 - Benzenes	10.157	78	60565	1.01	ppbV		100
9) heptane	11.743	43	436694	9.00	ppbV		100
10) C7 - C8 Aliphatics	14.650	TIC	31223979m	643.52	ppbV		
12) toluene	13.517	91	854297	12.03	ppbV		100
13) octane	14.642	85	581068	20.15	ppbV		100
14) ethylbenzene	15.758	91	657748	7.67	ppbV		100
15) m+p-xylene	15.908	91	1971994	28.57	ppbV		100
16) o-xylene	16.333	91	923951	13.60	ppbV		100
17) C2-Benzenes	15.908	91	3572705m	52.59	ppbV		
18) nonane	16.542	43	2160405	31.29	ppbV		100
19) C9 - < C10 Aliphatics	16.542	TIC	86551252m	1253.64	ppbV		
20) 1,3,5-trimethylbenzene	17.450	105	477709	6.29	ppbV		100
21) 1,2,4-Trimethylbenzene	17.783	105	1291581	18.21	ppbV		100
22) C3-Benzenes	17.783	105	4339984m	61.20	ppbV		
23) decane	17.867	57	2340729	31.84	ppbV		100
24) C10 - < C11 Aliphatics	17.867	TIC	51944103m	706.61	ppbV		
25) undecane	18.850	57	1537893	19.41	ppbV		100
26) C11 - < C12 Aliphatics	18.850	TIC	30408288m	383.86	ppbV		
27) 1,2,4,5-tetramethylben...	19.083	119	118530	3.25	ppbV		100
28) C4-Benzenes	18.450	134	914716m	25.05	ppbV		
29) C5-Benzenes	18.892	148	193051m	5.29	ppbV		
30) dodecane	19.692	57	268166	3.82	ppbV		100
31) C12 + Aliphatics	19.692	TIC	9206074m	130.98	ppbV		

(#) = qualifier out of range (m) = manual integration (+) = signals summed

Data Path : C:\Projects\Hawaii DOH\2. Laboratory Data\Alpha\WAF Study\L2321418\TO15-LL\NF TO-15\  
 Data File : r1922258.D  
 Acq On : 12 May 2023 1:51 AM  
 Operator : AIRLAB19:TJS  
 Sample : L2321418-01D,3,0.5,250  
 Misc : WG1777877,ICAL19974  
 ALS Vial : 0 Sample Multiplier: 1

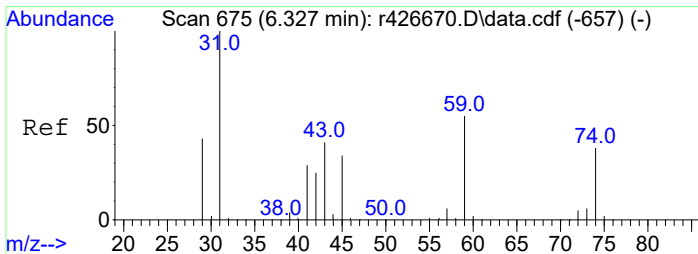
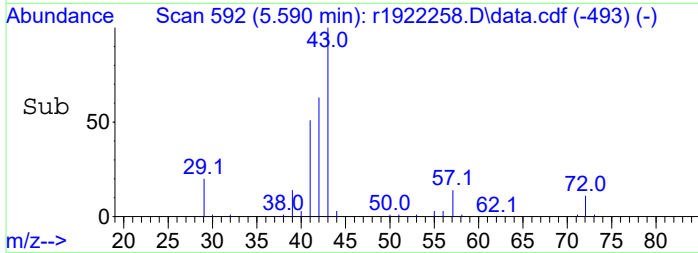
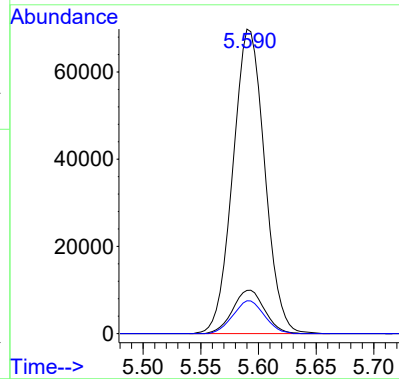
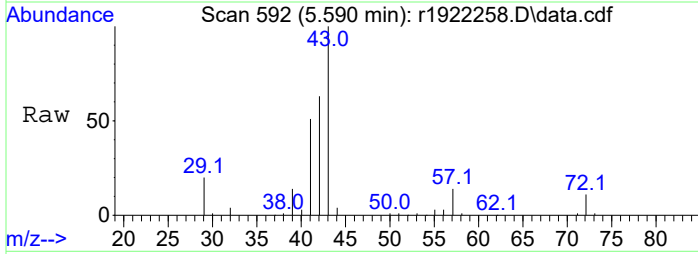
Quant Time: Jun 06 12:34:44 2023  
 Quant Method : C:\Projects\Hawaii DOH\2. Laboratory Data\Alpha\WAF Study\L2321418\TO15-LL\NF TO-15\  
 ... 5\TFS19 230501 NF.M  
 Quant Title : TO-14A/TO-15 SIM/Full Scan Analysis  
 QLast Update : Tue Jun 06 11:57:14 2023  
 Response via : Initial Calibration





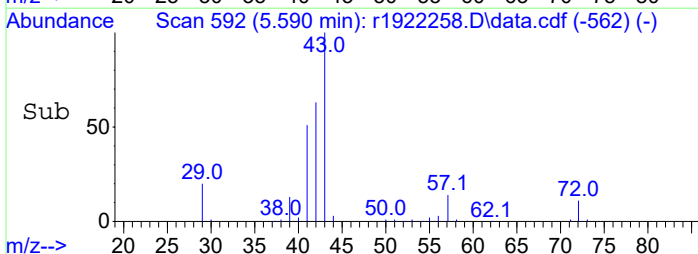
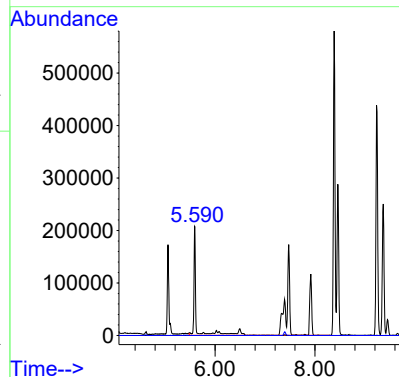
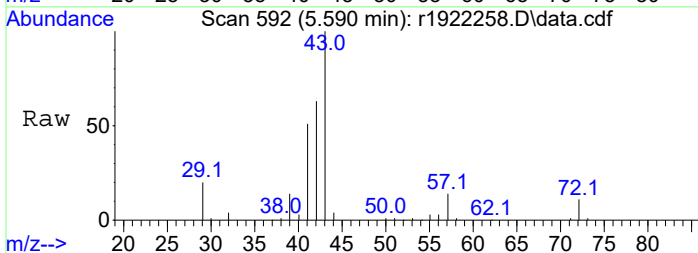
#2  
 pentane  
 Concen: 4.63 ppbV  
 RT: 5.590 min Scan# 592  
 Delta R.T. 0.000 min  
 Lab File: r1922258.D  
 Acq: 12 May 2023 1:51 AM

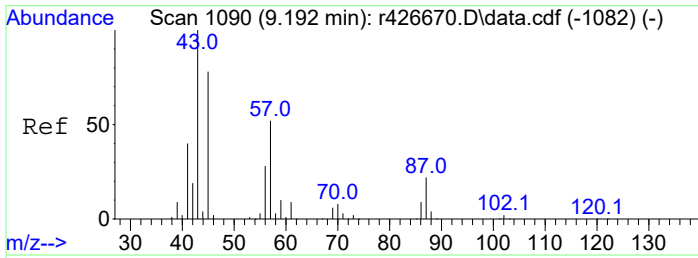
Tgt Ion	Resp	Lower	Upper
43	152755		
57	14.2	11.4	17.0
72	10.8	8.6	13.0



#3  
 C5 - < C6 Aliphatics  
 Concen: 61.15 ppbV m  
 RT: 5.590 min Scan# 592  
 Delta R.T. 0.000 min  
 Lab File: r1922258.D  
 Acq: 12 May 2023 1:51 AM

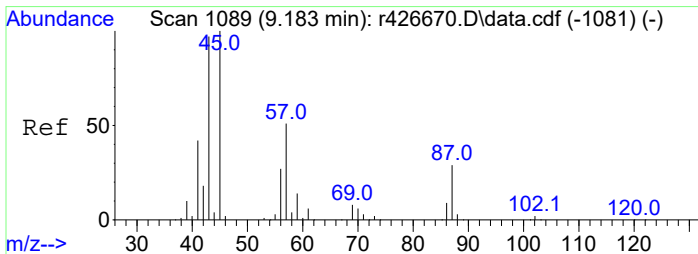
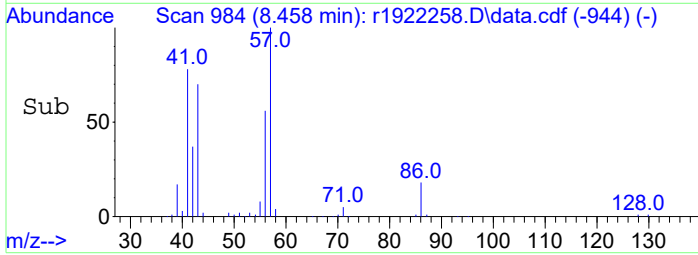
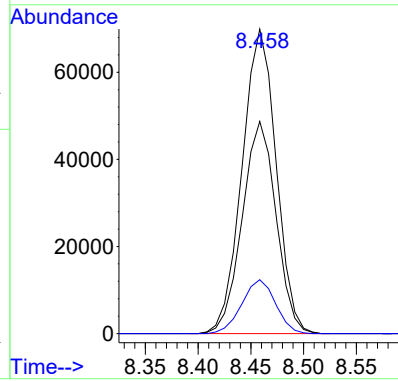
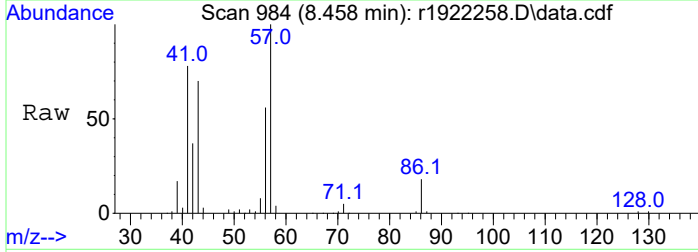
Tgt Ion	Resp	Lower	Upper
TIC	2017868		
59	0.0	0.0	0.0
45	0.0	0.0	0.0





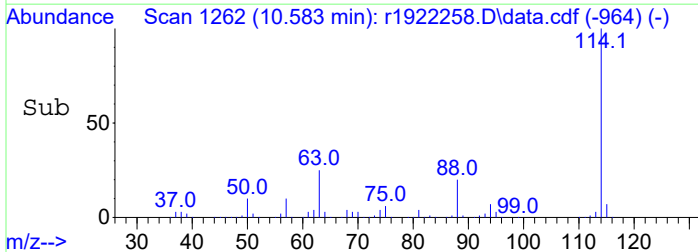
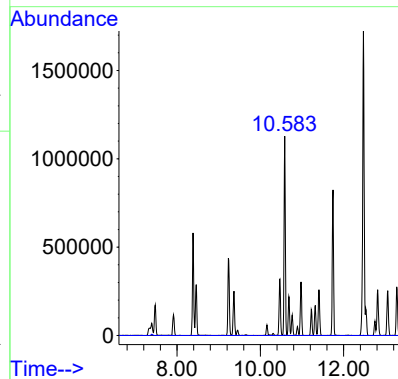
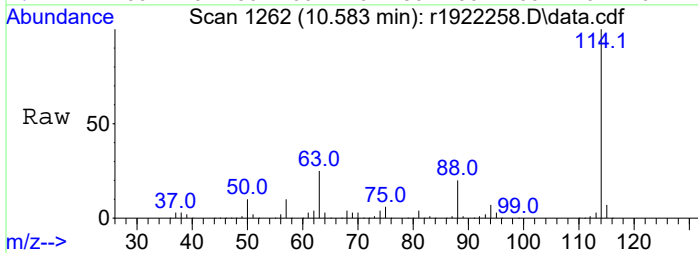
#5  
hexane  
Concen: 4.28 ppbV  
RT: 8.458 min Scan# 984  
Delta R.T. 0.000 min  
Lab File: r1922258.D  
Acq: 12 May 2023 1:51 AM

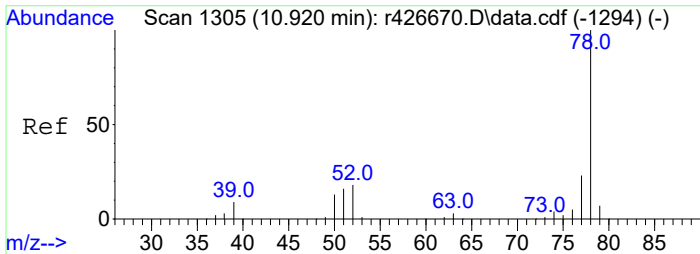
Tgt Ion:	Resp:	Lower	Upper
57	157356		
57	100		
43	69.7	55.8	83.6
86	17.7	14.2	21.2



#6  
C6 - < C7 Aliphatics  
Concen: 271.78 ppbV m  
RT: 10.583 min Scan# 1262  
Delta R.T. 0.000 min  
Lab File: r1922258.D  
Acq: 12 May 2023 1:51 AM

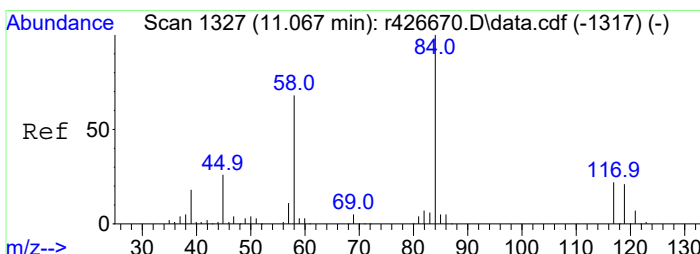
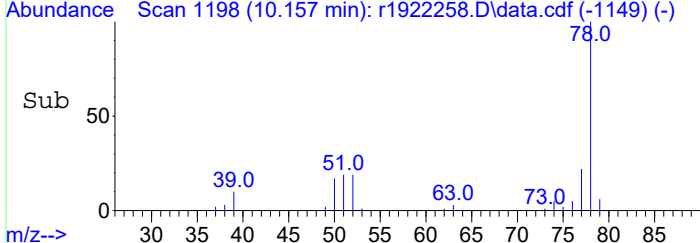
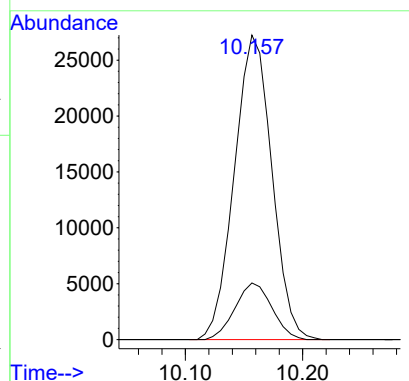
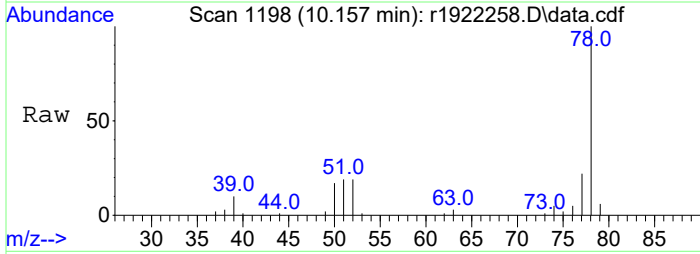
Tgt Ion:	TIC	Resp:	Lower	Upper
59	0.0	9991282	0.0	0.0
45	204600.0	14.5	21.7#	





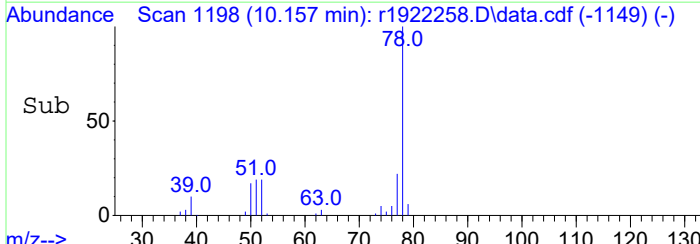
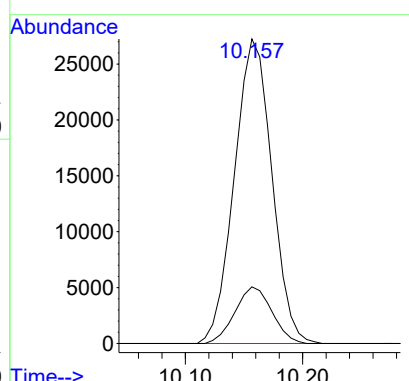
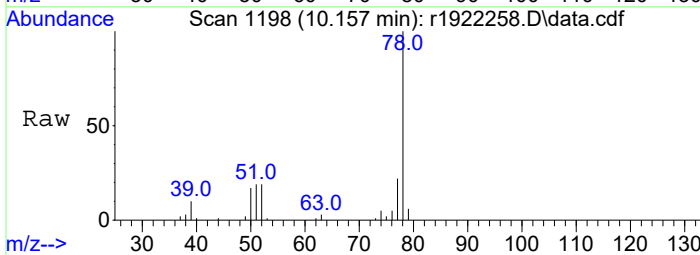
#7  
benzene  
Concen: 1.01 ppbV  
RT: 10.157 min Scan# 1198  
Delta R.T. 0.000 min  
Lab File: r1922258.D  
Acq: 12 May 2023 1:51 AM

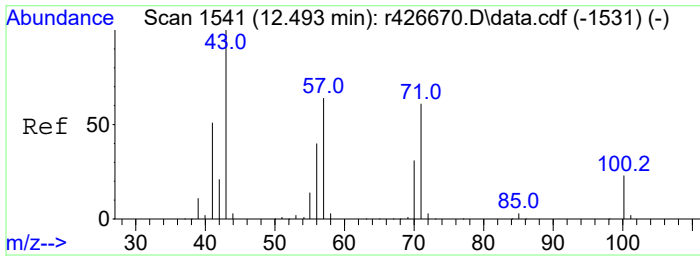
Tgt Ion	Resp	Lower	Upper
78	100		
52	18.6	14.9	22.3



#8  
C1 - Benzenes  
Concen: 1.01 ppbV  
RT: 10.157 min Scan# 1198  
Delta R.T. 0.000 min  
Lab File: r1922258.D  
Acq: 12 May 2023 1:51 AM

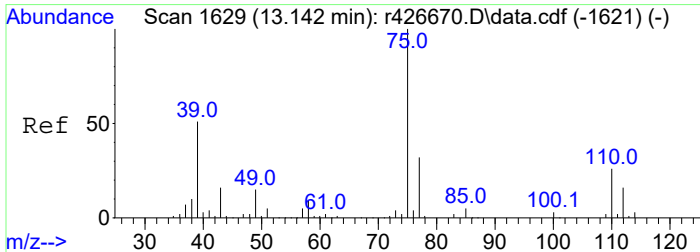
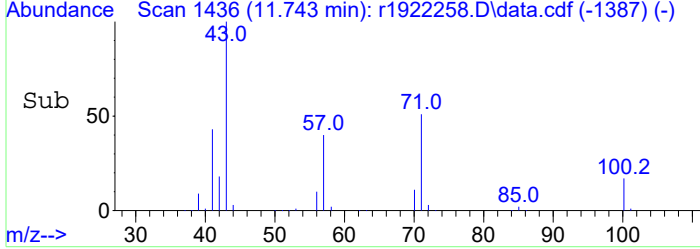
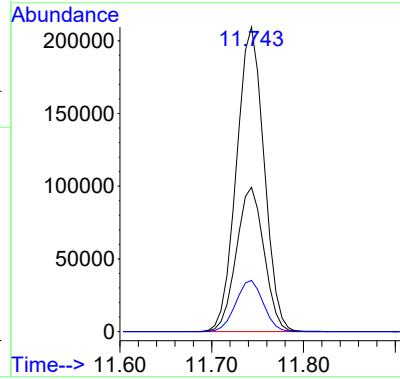
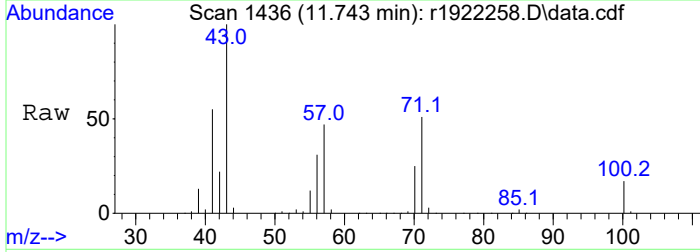
Tgt Ion	Resp	Lower	Upper
78	100		
52	18.6	14.9	22.3





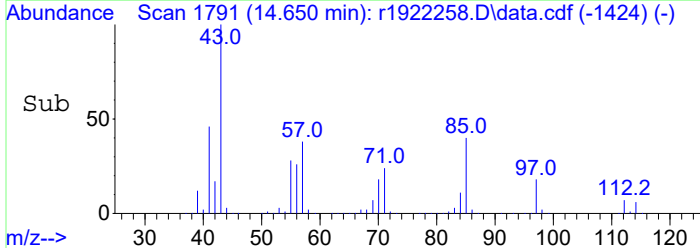
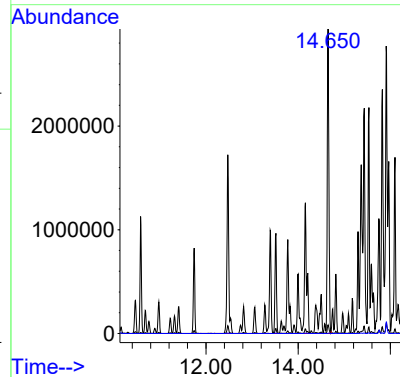
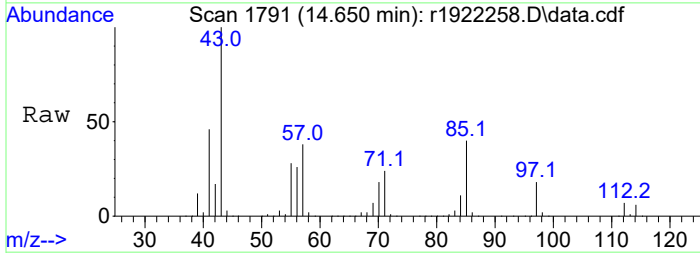
#9  
 heptane  
 Concen: 9.00 ppbV  
 RT: 11.743 min Scan# 1436  
 Delta R.T. 0.000 min  
 Lab File: r1922258.D  
 Acq: 12 May 2023 1:51 AM

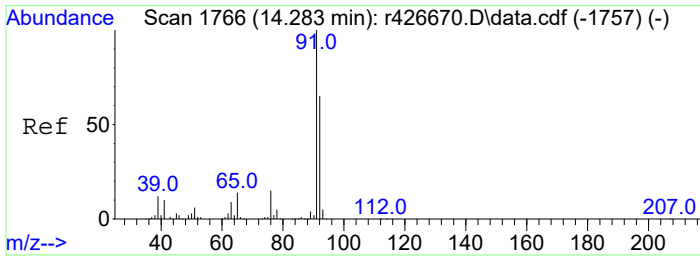
Tgt Ion:	43	57	71	100
Resp:	436694			
Ion Ratio	100	47.4	37.9	56.9
Lower				
Upper				



#10  
 C7 - C8 Aliphatics  
 Concen: 643.52 ppbV m  
 RT: 14.650 min Scan# 1791  
 Delta R.T. 0.000 min  
 Lab File: r1922258.D  
 Acq: 12 May 2023 1:51 AM

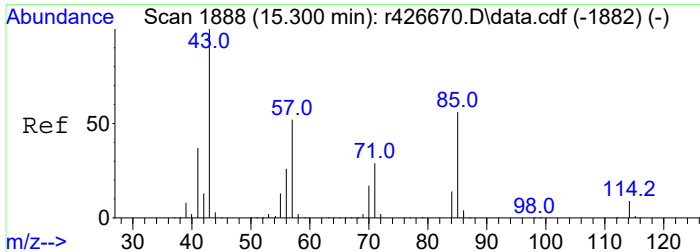
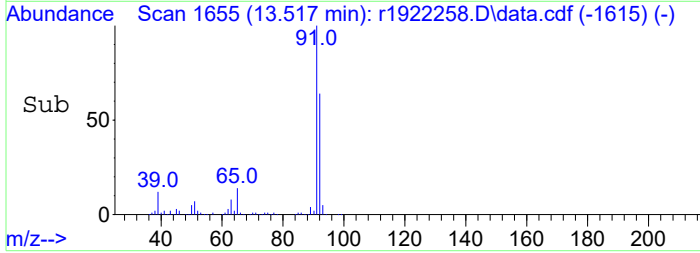
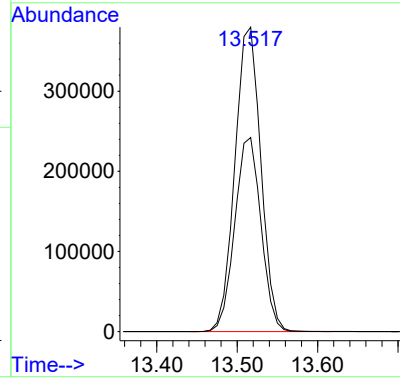
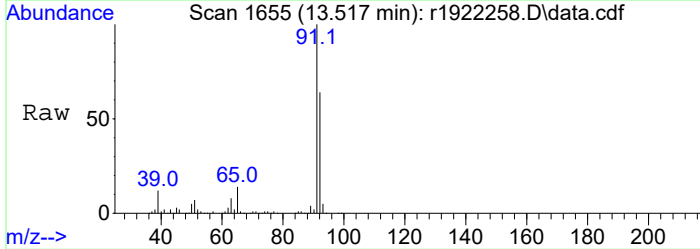
Tgt Ion:	39	77
Resp:	31223979	
Ion Ratio	100	8363800.0
Lower	227.8	5.8
Upper	341.8#	8.6#





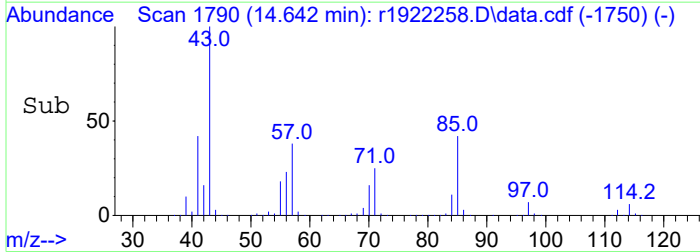
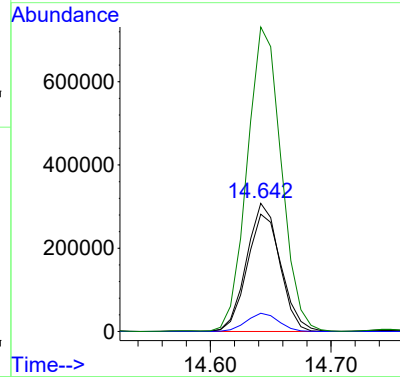
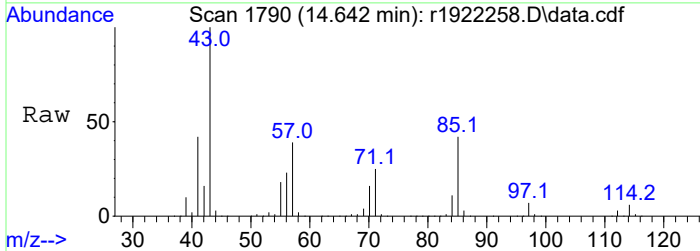
#12  
 toluene  
 Concen: 12.03 ppbV  
 RT: 13.517 min Scan# 1655  
 Delta R.T. 0.000 min  
 Lab File: r1922258.D  
 Acq: 12 May 2023 1:51 AM

Tgt Ion	Resp	Lower	Upper
91	100		
92	63.7	51.0	76.4

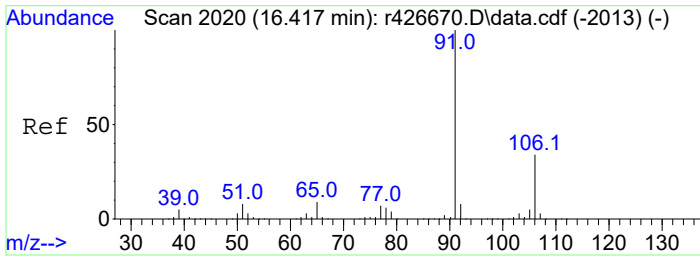


#13  
 octane  
 Concen: 20.15 ppbV  
 RT: 14.642 min Scan# 1790  
 Delta R.T. 0.000 min  
 Lab File: r1922258.D  
 Acq: 12 May 2023 1:51 AM

Tgt Ion	Resp	Lower	Upper
85	100		
57	91.5	73.2	109.8
114	14.2	11.4	17.0
43	237.5	190.0	285.0

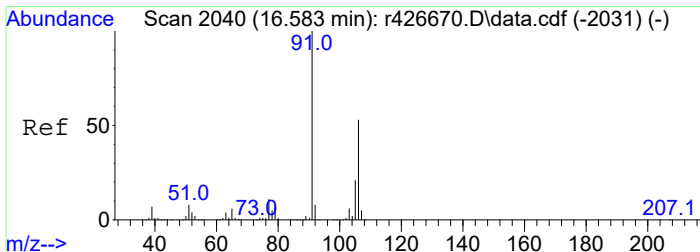
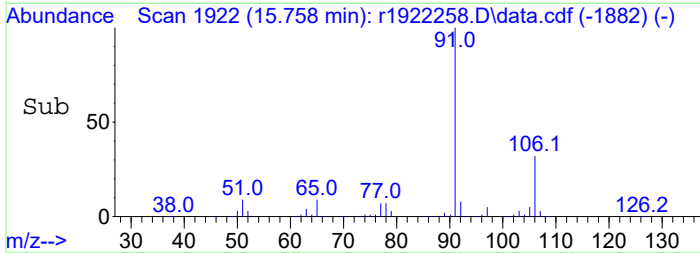
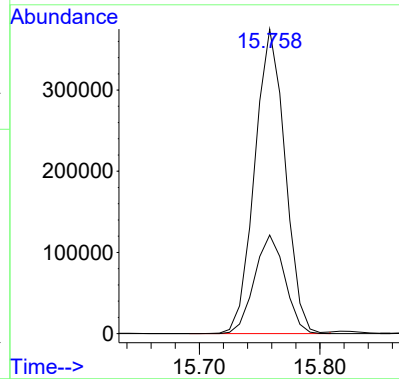
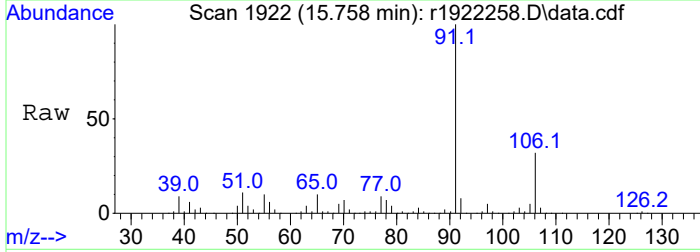






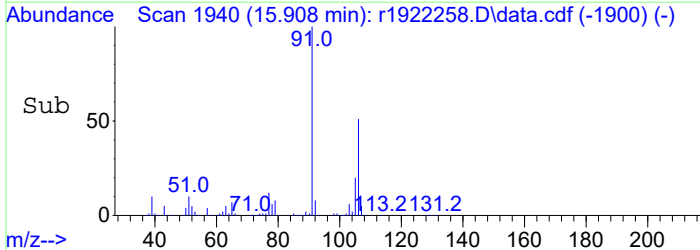
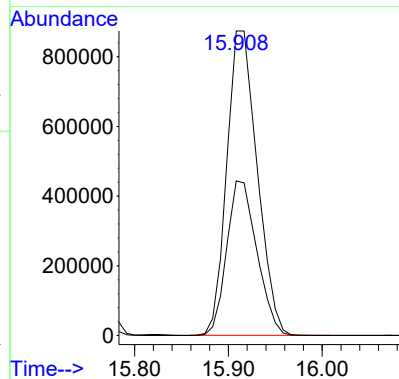
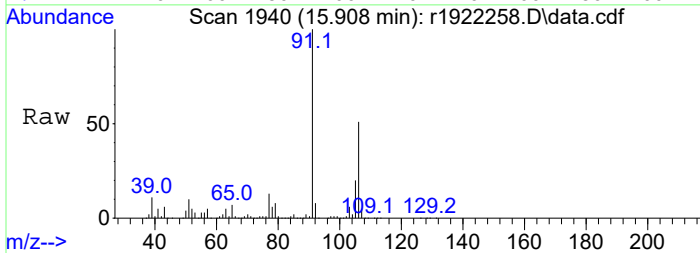
#14  
ethylbenzene  
Concen: 7.67 ppbV  
RT: 15.758 min Scan# 1922  
Delta R.T. 0.000 min  
Lab File: r1922258.D  
Acq: 12 May 2023 1:51 AM

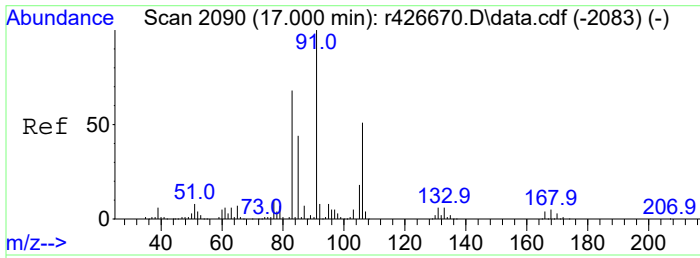
Tgt Ion: 91 Resp: 657748  
Ion Ratio Lower Upper  
91 100  
106 32.4 25.9 38.9



#15  
m+p-xylene  
Concen: 28.57 ppbV  
RT: 15.908 min Scan# 1940  
Delta R.T. 0.000 min  
Lab File: r1922258.D  
Acq: 12 May 2023 1:51 AM

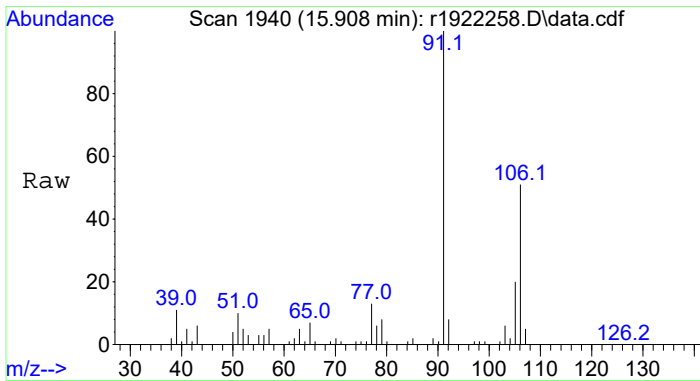
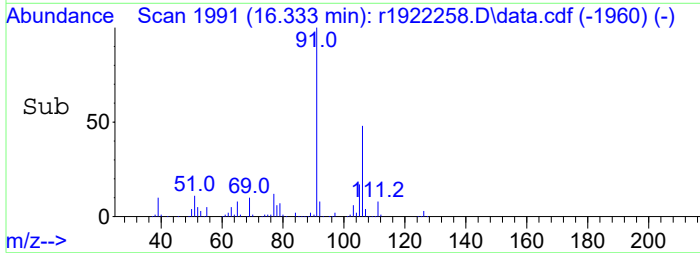
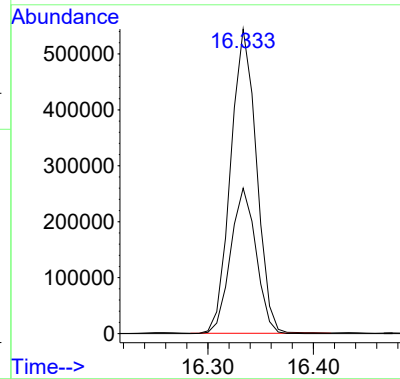
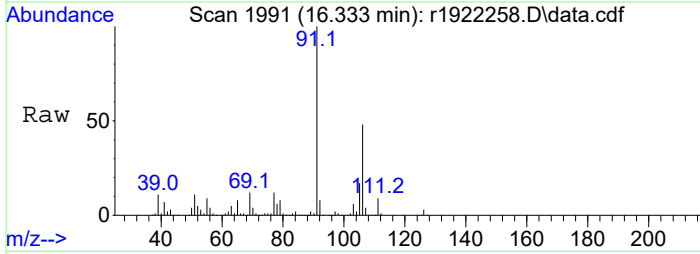
Tgt Ion: 91 Resp: 1971994  
Ion Ratio Lower Upper  
91 100  
106 50.8 40.6 61.0





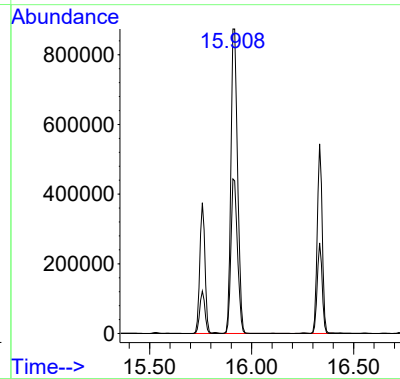
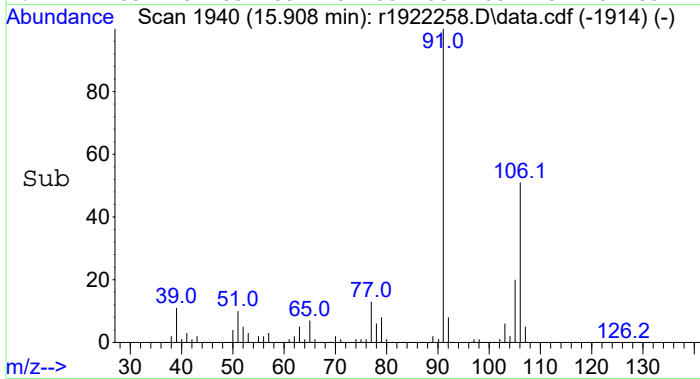
#16  
 o-xylene  
 Concen: 13.60 ppbV  
 RT: 16.333 min Scan# 1991  
 Delta R.T. 0.000 min  
 Lab File: r1922258.D  
 Acq: 12 May 2023 1:51 AM

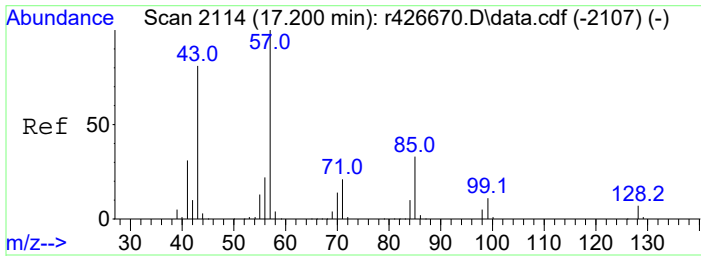
Tgt Ion: 91 Resp: 923951  
 Ion Ratio Lower Upper  
 91 100  
 106 47.8 38.2 57.4



#17  
 C2-Benzenes  
 Concen: 52.59 ppbV m  
 RT: 15.908 min Scan# 1940  
 Delta R.T. 0.000 min  
 Lab File: r1922258.D  
 Acq: 12 May 2023 1:51 AM

Tgt Ion: 91 Resp: 3572705  
 Ion Ratio Lower Upper  
 91 100  
 106 50.8 40.6 61.0

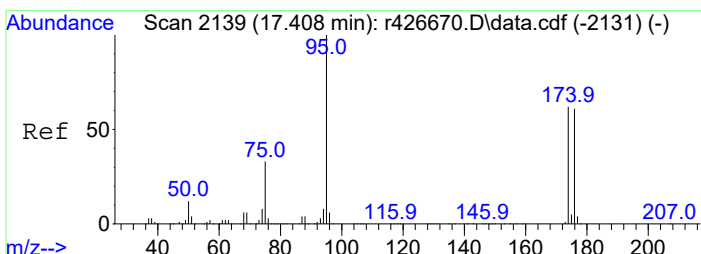
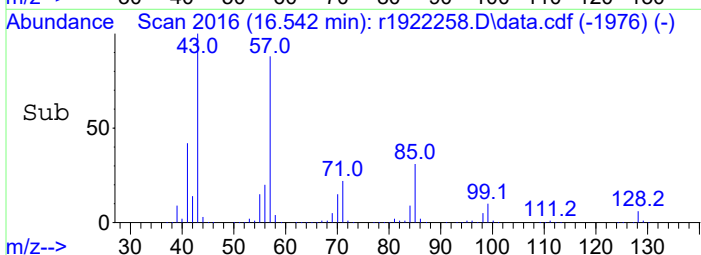
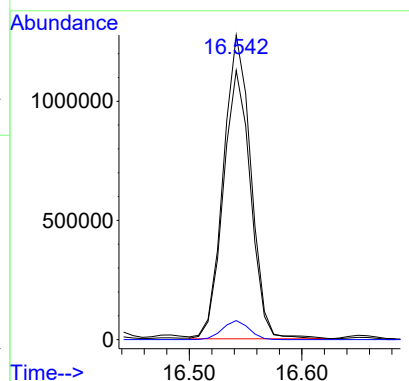
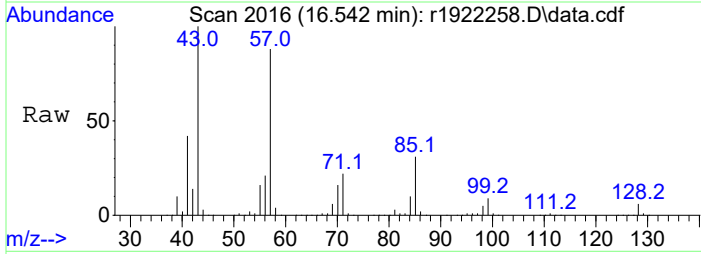




#18  
 nonane  
 Concen: 31.29 ppbV  
 RT: 16.542 min Scan# 2016  
 Delta R.T. 0.000 min  
 Lab File: r1922258.D  
 Acq: 12 May 2023 1:51 AM

Tgt Ion: 43 Resp: 2160405

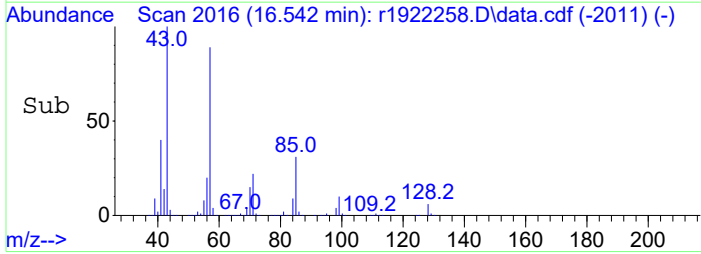
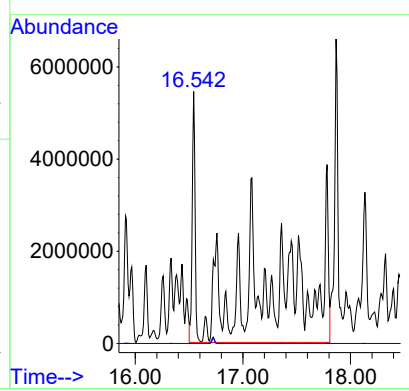
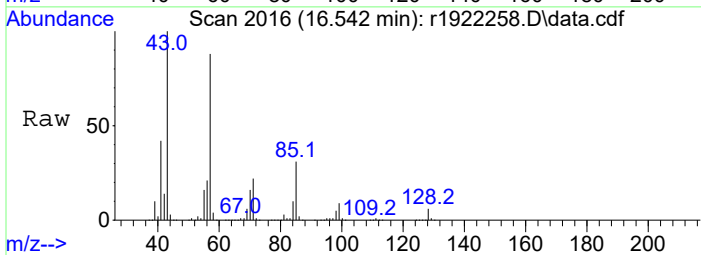
Ion	Ratio	Lower	Upper
43	100		
57	88.4	70.7	106.1
128	6.2	5.0	7.4

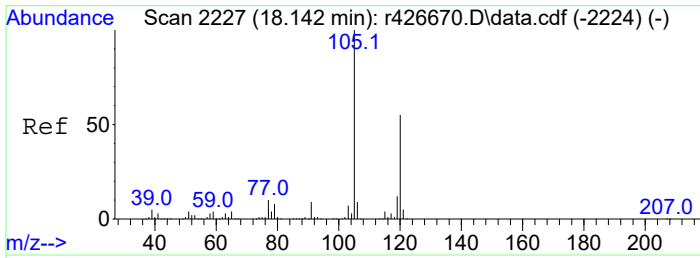


#19  
 C9 - < C10 Aliphatics  
 Concen: 1253.64 ppbV m  
 RT: 16.542 min Scan# 2016  
 Delta R.T. 0.000 min  
 Lab File: r1922258.D  
 Acq: 12 May 2023 1:51 AM

Tgt Ion: TIC Resp: 86551252

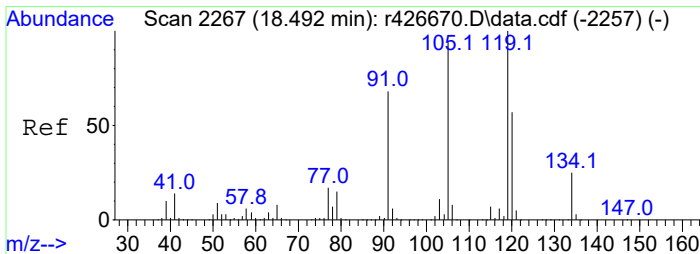
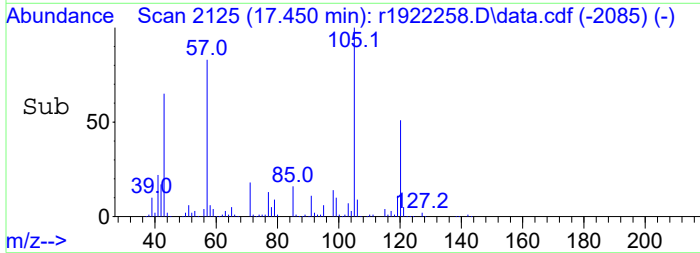
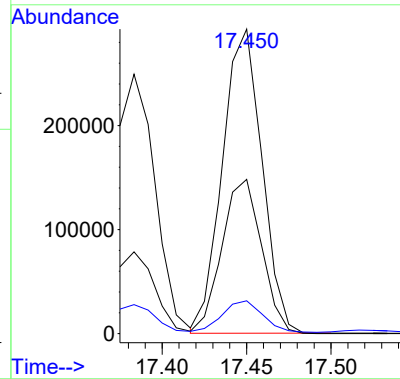
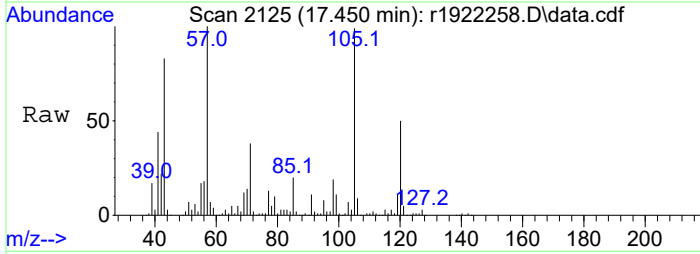
Ion	Ratio	Lower	Upper
TIC	100		
174	0.0	0.0	0.0
75	0.0	0.0	0.0





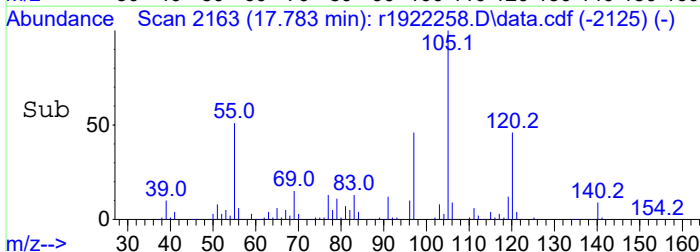
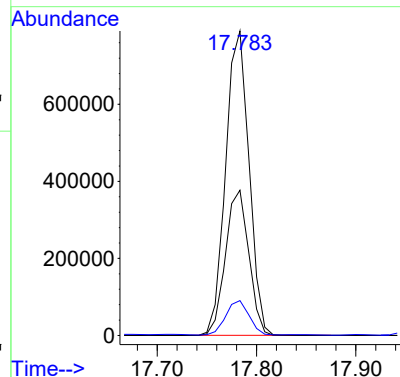
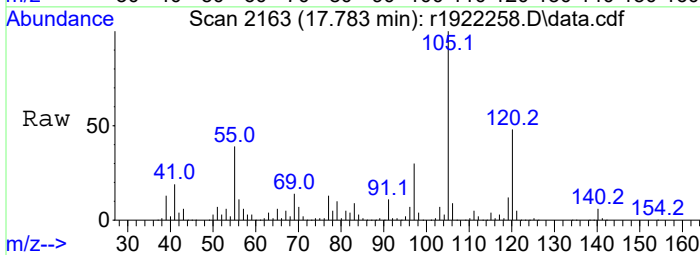
#20  
 1,3,5-trimethylbenzene  
 Concen: 6.29 ppbV  
 RT: 17.450 min Scan# 2125  
 Delta R.T. 0.000 min  
 Lab File: r1922258.D  
 Acq: 12 May 2023 1:51 AM

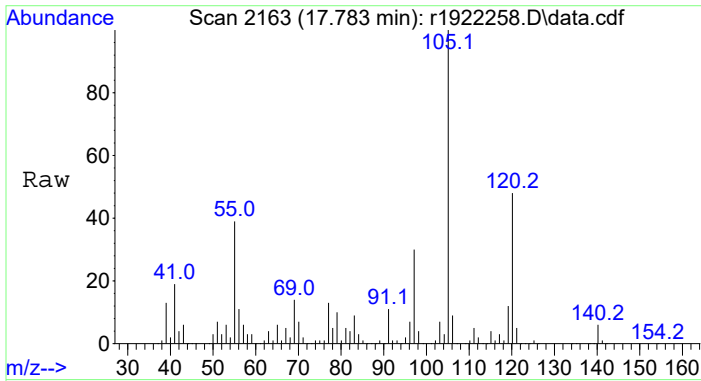
Tgt Ion	Resp	Lower	Upper
105	477709		
105	100		
120	50.7	40.6	60.8
91	10.8	8.6	13.0



#21  
 1,2,4-Trimethylbenzene  
 Concen: 18.21 ppbV  
 RT: 17.783 min Scan# 2163  
 Delta R.T. 0.000 min  
 Lab File: r1922258.D  
 Acq: 12 May 2023 1:51 AM

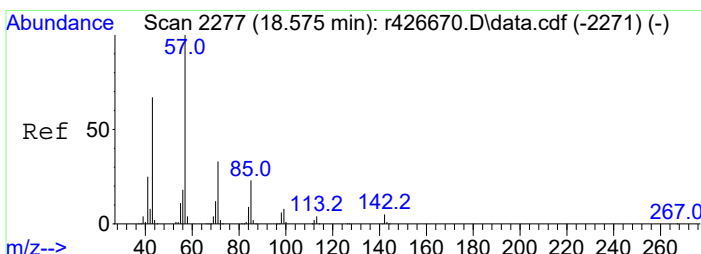
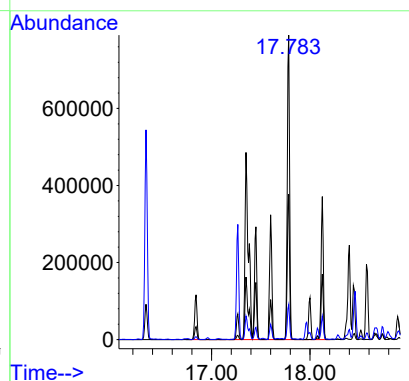
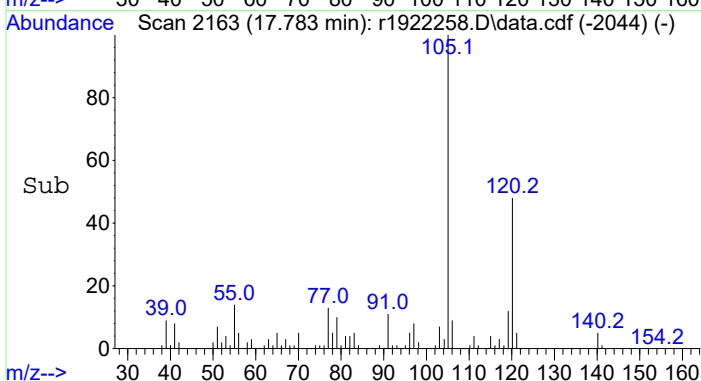
Tgt Ion	Resp	Lower	Upper
105	1291581		
105	100		
120	47.7	38.2	57.2
91	11.5	9.2	13.8





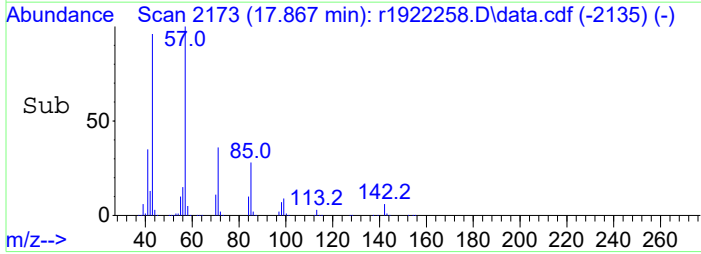
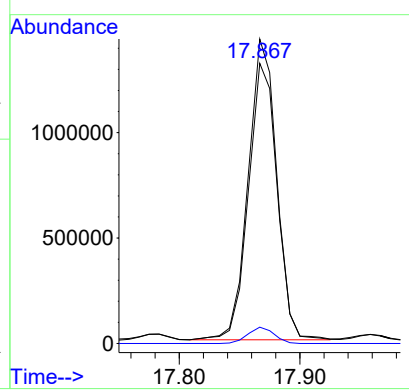
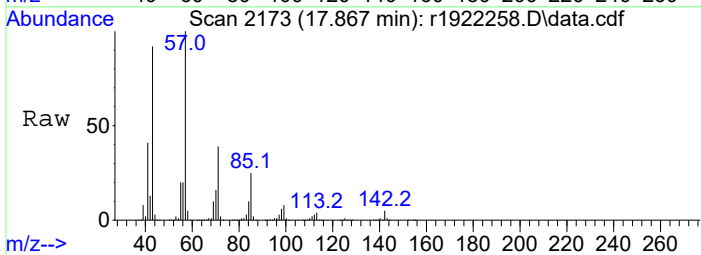
#22  
 C3-Benzenes  
 Concen: 61.20 ppbV m  
 RT: 17.783 min Scan# 2163  
 Delta R.T. 0.000 min  
 Lab File: r1922258.D  
 Acq: 12 May 2023 1:51 AM

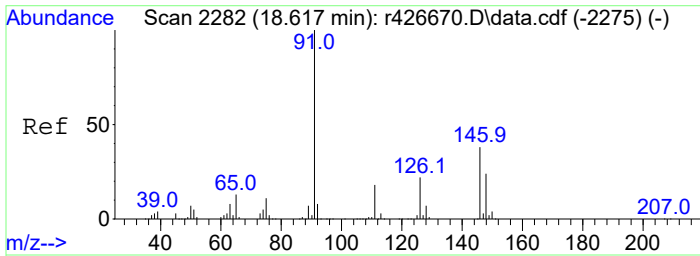
Tgt Ion	Resp	Lower	Upper
105	100		
120	14.2	38.2	57.2#
91	3.3	9.2	13.8#



#23  
 decane  
 Concen: 31.84 ppbV  
 RT: 17.867 min Scan# 2173  
 Delta R.T. 0.000 min  
 Lab File: r1922258.D  
 Acq: 12 May 2023 1:51 AM

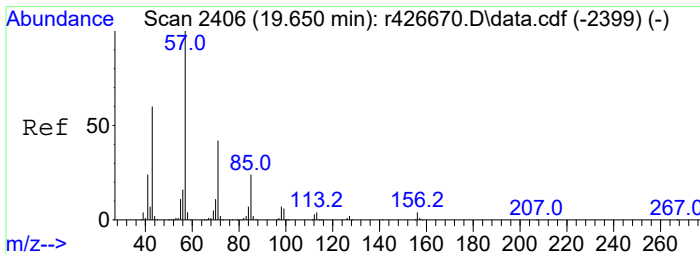
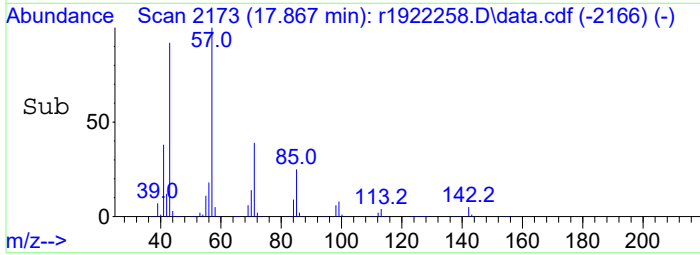
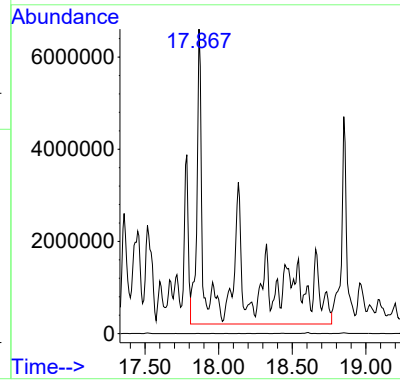
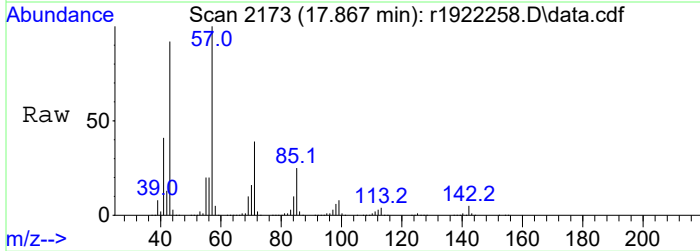
Tgt Ion	Resp	Lower	Upper
57	100		
43	92.0	73.6	110.4
142	5.3	4.2	6.4





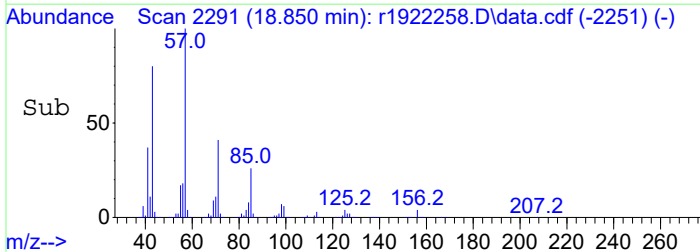
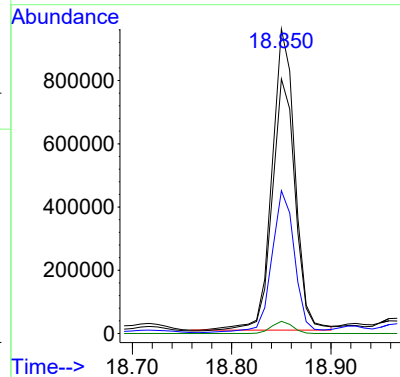
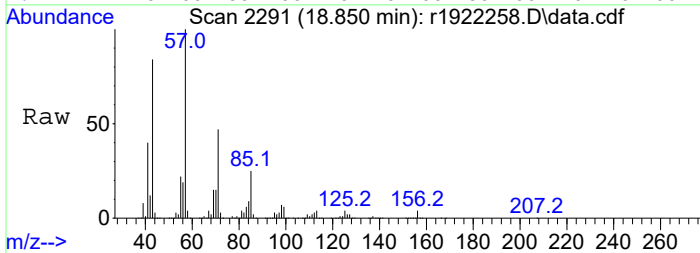
#24  
 C10 - < C11 Aliphatics  
 Concen: 706.61 ppbV m  
 RT: 17.867 min Scan# 2173  
 Delta R.T. 0.000 min  
 Lab File: r1922258.D  
 Acq: 12 May 2023 1:51 AM

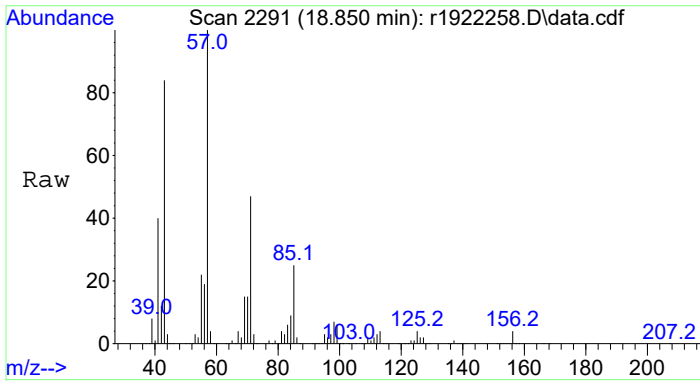
Tgt Ion:TIC Resp:51944103  
 Ion Ratio Lower Upper  
 TIC 100  
 126 179000.0 2.2 3.2#



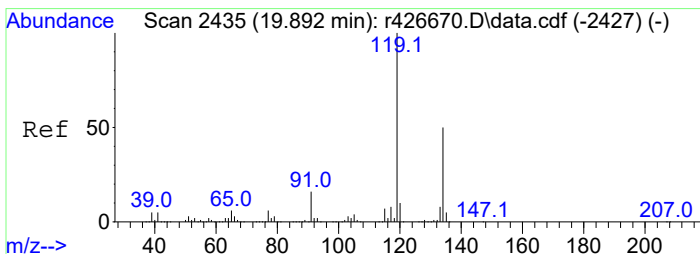
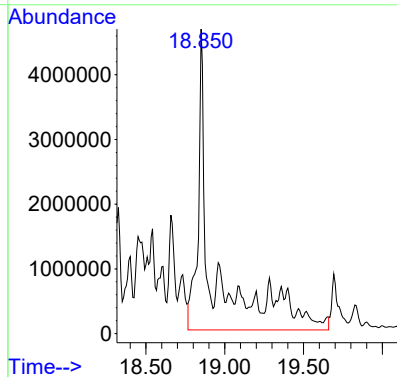
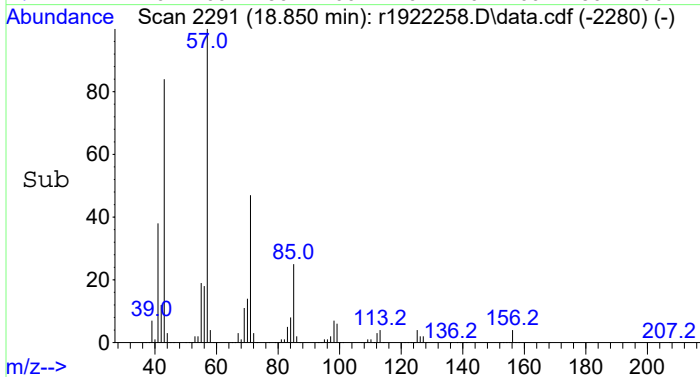
#25  
 undecane  
 Concen: 19.41 ppbV  
 RT: 18.850 min Scan# 2291  
 Delta R.T. 0.000 min  
 Lab File: r1922258.D  
 Acq: 12 May 2023 1:51 AM

Tgt Ion: 57 Resp: 1537893  
 Ion Ratio Lower Upper  
 57 100  
 43 83.6 66.9 100.3  
 71 46.9 37.5 56.3  
 156 4.0 3.2 4.8





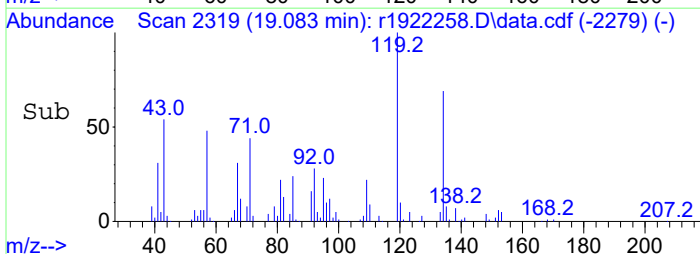
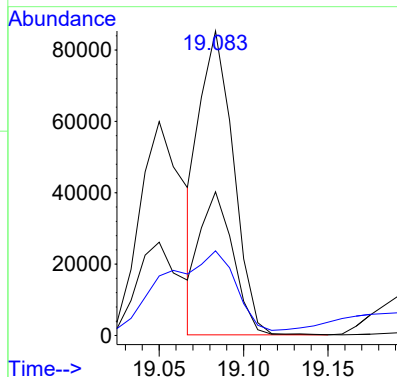
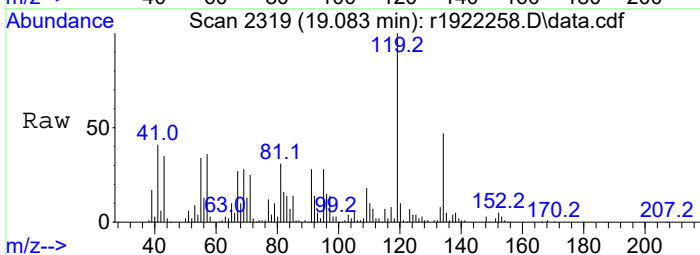
#26  
 C11 - < C12 Aliphatics  
 Concen: 383.86 ppbV m  
 RT: 18.850 min Scan# 2291  
 Delta R.T. 0.000 min  
 Lab File: r1922258.D  
 Acq: 12 May 2023 1:51 AM  
 Tgt Ion:TIC Resp:30408288

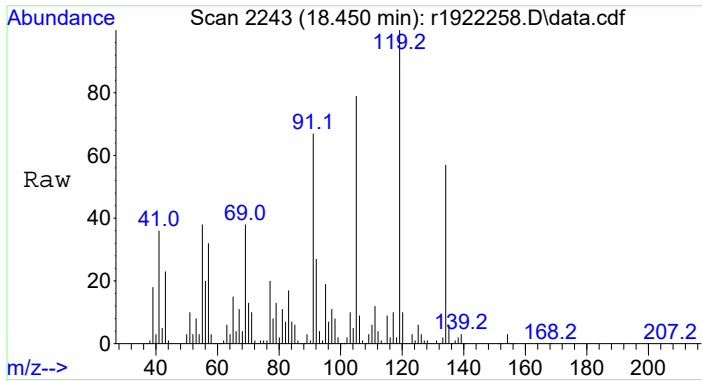


#27  
 1,2,4,5-tetramethylbenzene  
 Concen: 3.25 ppbV  
 RT: 19.083 min Scan# 2319  
 Delta R.T. 0.000 min  
 Lab File: r1922258.D  
 Acq: 12 May 2023 1:51 AM

Tgt Ion:119 Resp: 118530

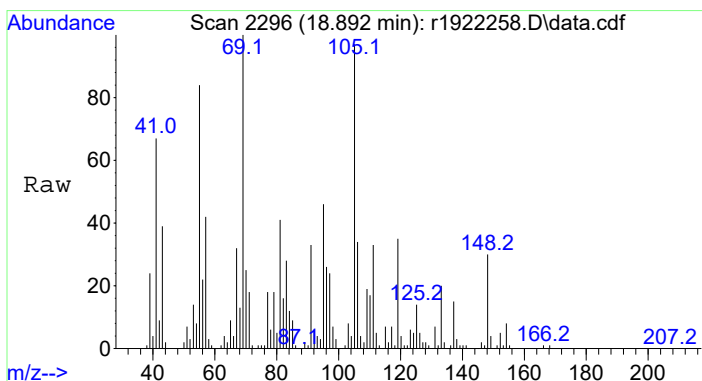
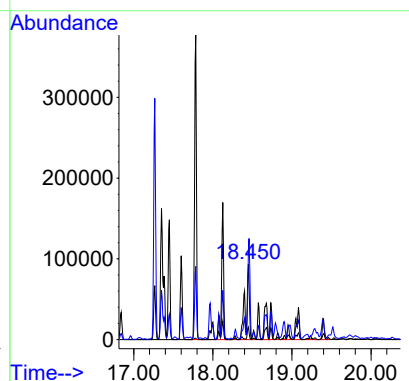
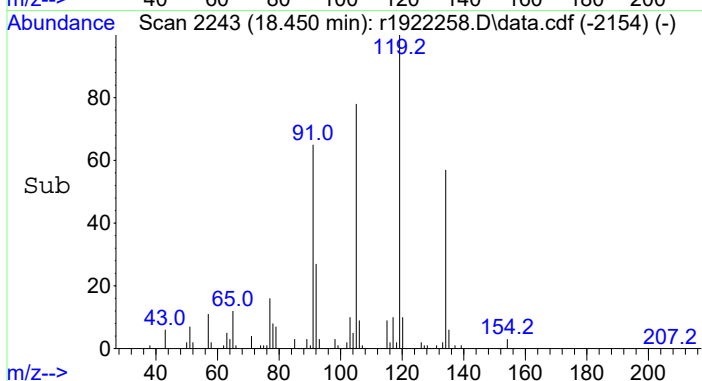
Ion	Ratio	Lower	Upper
119	100		
134	47.2	37.8	56.6
91	27.8	22.2	33.4





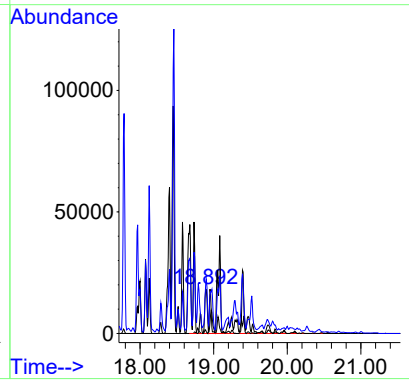
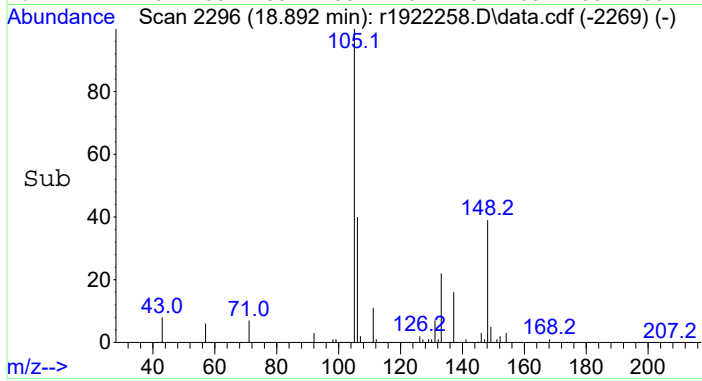
#28  
 C4-Benzenes  
 Concen: 25.05 ppbV m  
 RT: 18.450 min Scan# 2243  
 Delta R.T. 0.000 min  
 Lab File: r1922258.D  
 Acq: 12 May 2023 1:51 AM

Tgt Ion	Resp	Lower	Upper
134	100		
120	2.7	13.4	20.2#
91	24.2	93.0	139.6#

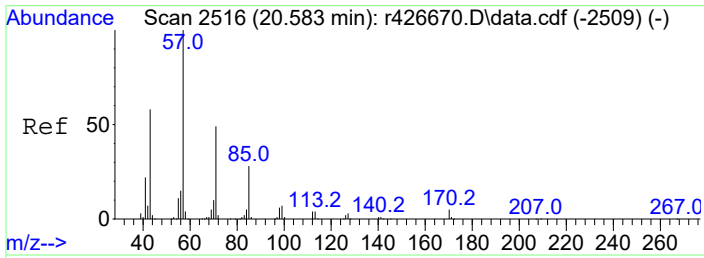


#29  
 C5-Benzenes  
 Concen: 5.29 ppbV m  
 RT: 18.892 min Scan# 2296  
 Delta R.T. 0.000 min  
 Lab File: r1922258.D  
 Acq: 12 May 2023 1:51 AM

Tgt Ion	Resp	Lower	Upper
148	100		
134	1.3	6.0	9.0#
91	22.0	88.3	132.5#

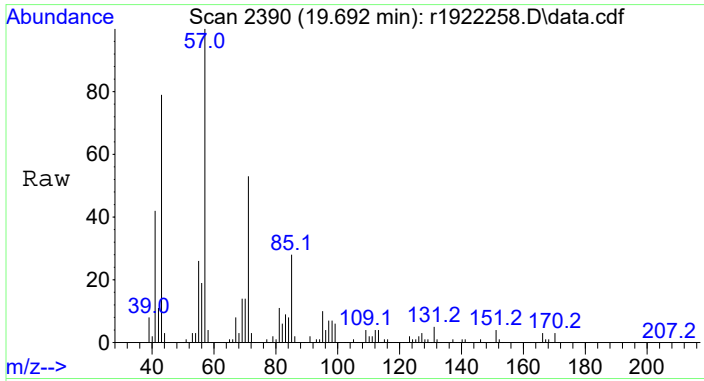
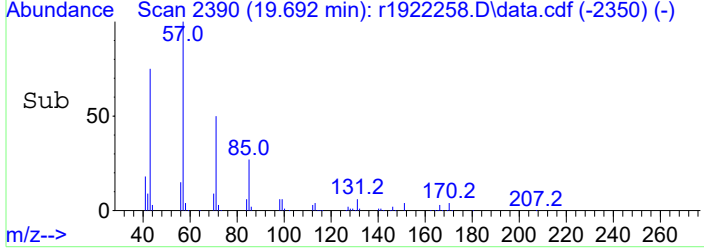
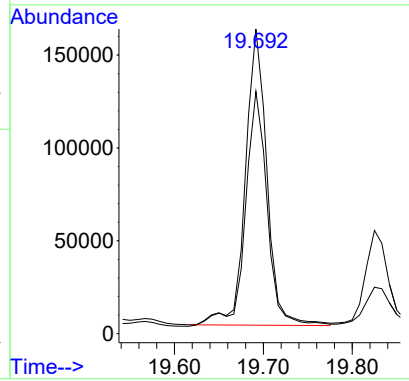
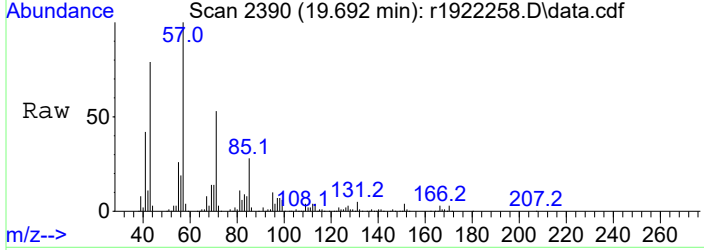






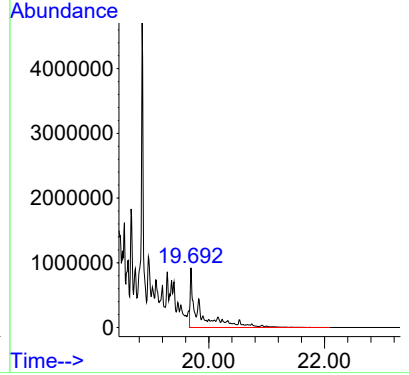
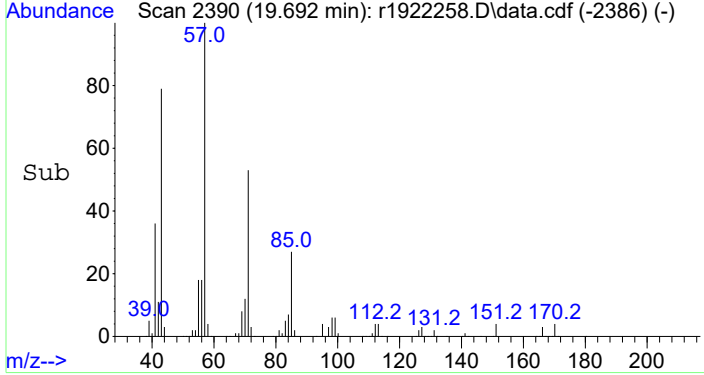
#30  
 dodecane  
 Concen: 3.82 ppbV  
 RT: 19.692 min Scan# 2390  
 Delta R.T. 0.000 min  
 Lab File: r1922258.D  
 Acq: 12 May 2023 1:51 AM

Tgt Ion: 57 Resp: 268166  
 Ion Ratio Lower Upper  
 57 100  
 43 79.5 63.6 95.4



#31  
 C12 + Aliphatics  
 Concen: 130.98 ppbV m  
 RT: 19.692 min Scan# 2390  
 Delta R.T. 0.000 min  
 Lab File: r1922258.D  
 Acq: 12 May 2023 1:51 AM

Tgt Ion:TIC Resp: 9206074



Data Path : C:\Projects\Hawaii DOH\2. Laboratory Data\Alpha\WAF Study\L2321418\TO15-LL\NF TO-15\  
 Data File : r1922260.D  
 Acq On : 12 May 2023 3:07 AM  
 Operator : AIRLAB19:TJS  
 Sample : L2321418-02D,3,0.5,250  
 Misc : WG1777877,ICAL19974  
 ALS Vial : 0 Sample Multiplier: 1

Quant Time: Jun 06 12:38:38 2023

Quant Method : C:\Projects\Hawaii DOH\2. Laboratory Data\Alpha\WAF Study\L2321418\TO15-LL\NF TO-15\TFS19 230501 NF.M

Quant Title : TO-14A/TO-15 SIM/Full Scan Analysis

QLast Update : Tue Jun 06 11:57:14 2023

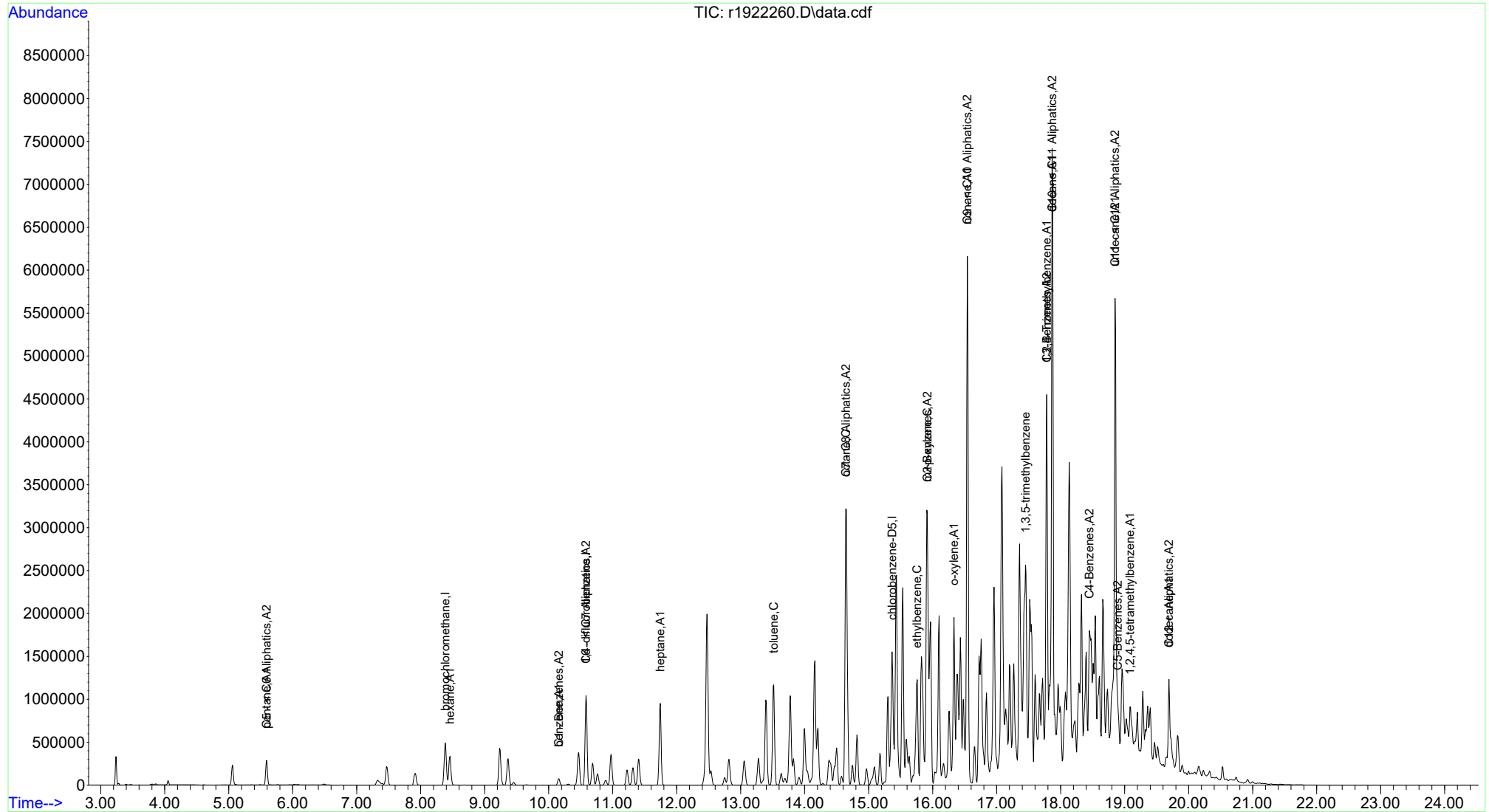
Response via : Initial Calibration

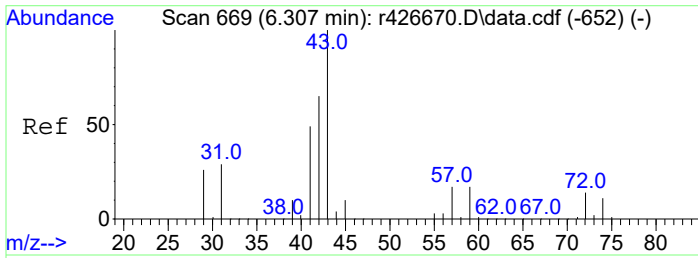
Compound	R.T.	QIon	Response	Conc	Units	Dev (Min)	
Internal Standards							
1) bromochloromethane	8.383	49	382620	10.00	ppbV	0.00	
4) 1,4-difluorobenzene	10.583	114	932389	10.00	ppbV	0.00	
11) chlorobenzene-D5	15.367	54	189947	10.00	ppbV	0.00	
Target Compounds							
							Qvalue
2) pentane	5.590	43	214695	6.73	ppbV		99
3) C5 - < C6 Aliphatics	5.590	TIC	2407785m	75.48	ppbV		
5) hexane	8.458	57	199482	5.62	ppbV		98
6) C6 - < C7 Aliphatics	10.583	TIC	10822137m	305.06	ppbV		
7) benzene	10.157	78	79671	1.37	ppbV		99
8) C1 - Benzenes	10.157	78	79671	1.37	ppbV		99
9) heptane	11.743	43	510576	10.90	ppbV		98
10) C7 - C8 Aliphatics	14.642	TIC	35322342m	754.41	ppbV		
12) toluene	13.517	91	1047525	15.77	ppbV		100
13) octane	14.642	85	670344	24.87	ppbV		99
14) ethylbenzene	15.758	91	781693	9.75	ppbV		97
15) m+p-xylene	15.917	91	2326858	36.06	ppbV		97
16) o-xylene	16.333	91	1096816	17.27	ppbV		97
17) C2-Benzenes	15.917	91	4221213m	66.46	ppbV		
18) nonane	16.542	43	2425977	37.59	ppbV		97
19) C9 - < C10 Aliphatics	16.542	TIC	85076998m	1318.14	ppbV		
20) 1,3,5-trimethylbenzene	17.450	105	590698	8.32	ppbV		98
21) 1,2,4-Trimethylbenzene	17.783	105	1571937	23.71	ppbV		99
22) C3-Benzenes	17.783	105	5340486m	80.56	ppbV		
23) decane	17.867	57	2777870	40.42	ppbV		98
24) C10 - < C11 Aliphatics	17.867	TIC	65099021m	947.26	ppbV		
25) undecane	18.850	57	1904516	25.72	ppbV		99
26) C11 - < C12 Aliphatics	18.850	TIC	37309837m	503.79	ppbV		
27) 1,2,4,5-tetramethylben...	19.083	119	152071	4.46	ppbV		97
28) C4-Benzenes	18.450	134	1168295m	34.23	ppbV		
29) C5-Benzenes	18.892	148	256410m	7.51	ppbV		
30) dodecane	19.692	57	359344	5.47	ppbV		99
31) C12 + Aliphatics	19.692	TIC	12717031m	193.53	ppbV		

(#) = qualifier out of range (m) = manual integration (+) = signals summed

Data Path : C:\Projects\Hawaii DOH\2. Laboratory Data\Alpha\WAF Study\L2321418\TO15-LL\NF TO-15\  
 Data File : r1922260.D  
 Acq On : 12 May 2023 3:07 AM  
 Operator : AIRLAB19:TJS  
 Sample : L2321418-02D,3,0.5,250  
 Misc : WG1777877,ICAL19974  
 ALS Vial : 0 Sample Multiplier: 1

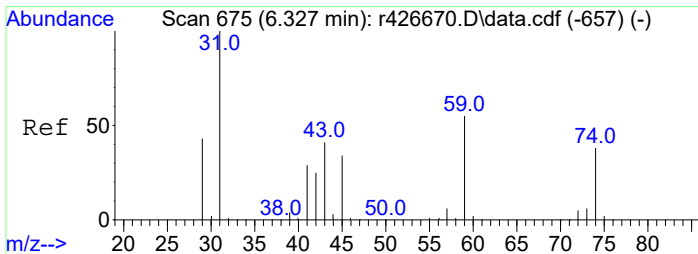
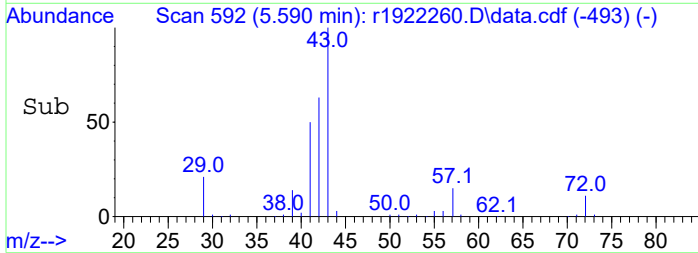
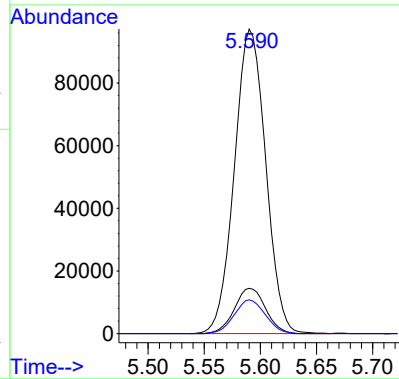
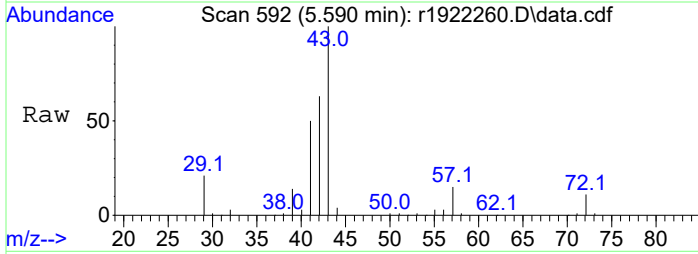
Quant Time: Jun 06 12:38:38 2023  
 Quant Method : C:\Projects\Hawaii DOH\2. Laboratory Data\Alpha\WAF Study\L2321418\TO15-LL\NF TO-15\  
 ... 5\TFS19 230501 NF.M  
 Quant Title : TO-14A/TO-15 SIM/Full Scan Analysis  
 QLast Update : Tue Jun 06 11:57:14 2023  
 Response via : Initial Calibration





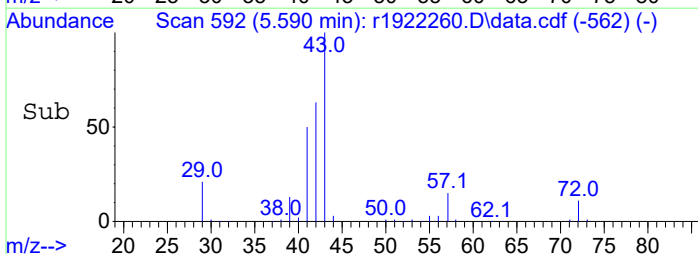
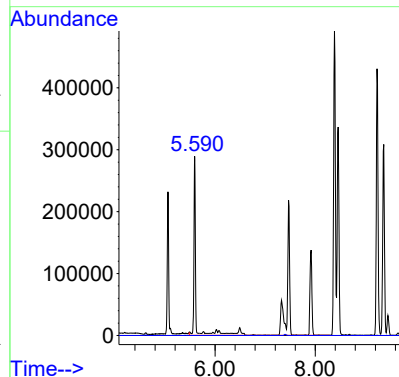
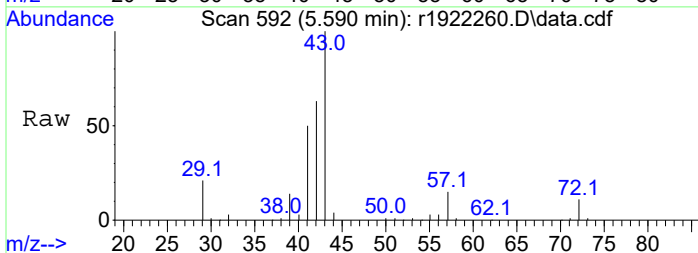
#2  
 pentane  
 Concen: 6.73 ppbV  
 RT: 5.590 min Scan# 592  
 Delta R.T. 0.000 min  
 Lab File: r1922260.D  
 Acq: 12 May 2023 3:07 AM

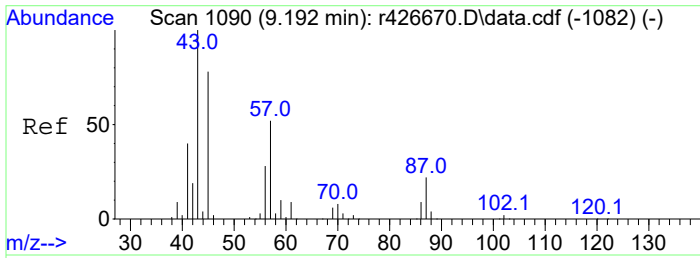
Tgt Ion	Resp	Lower	Upper
43	100		
57	14.9	11.4	17.0
72	11.1	8.6	13.0



#3  
 C5 - < C6 Aliphatics  
 Concen: 75.48 ppbV m  
 RT: 5.590 min Scan# 592  
 Delta R.T. 0.000 min  
 Lab File: r1922260.D  
 Acq: 12 May 2023 3:07 AM

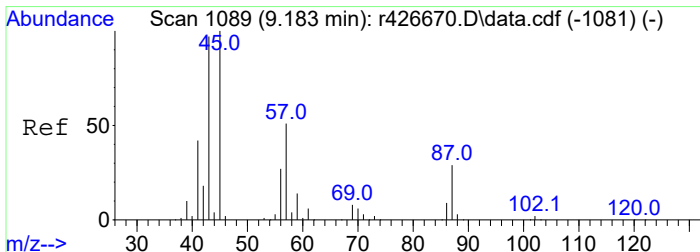
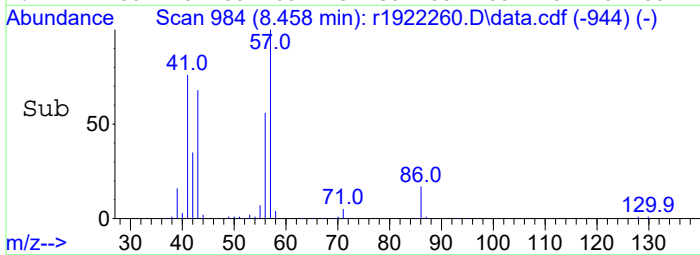
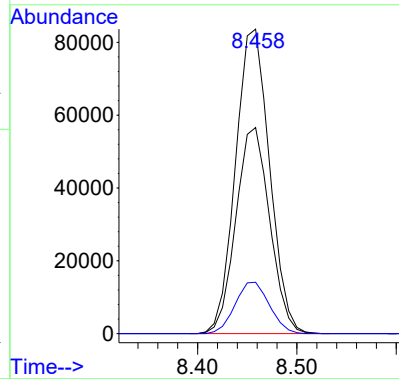
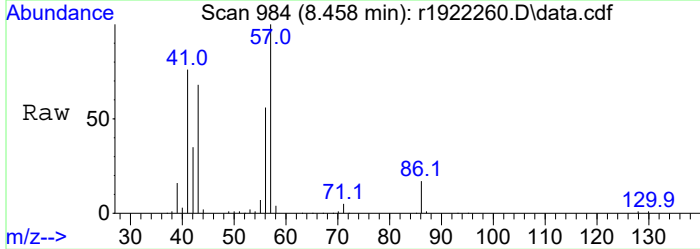
Tgt Ion	Resp	Lower	Upper
TIC	100		
59	0.0	0.0	0.0
45	0.0	0.0	0.0





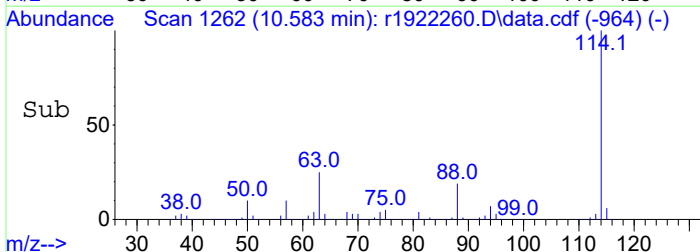
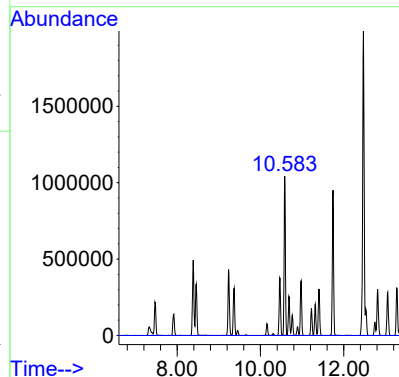
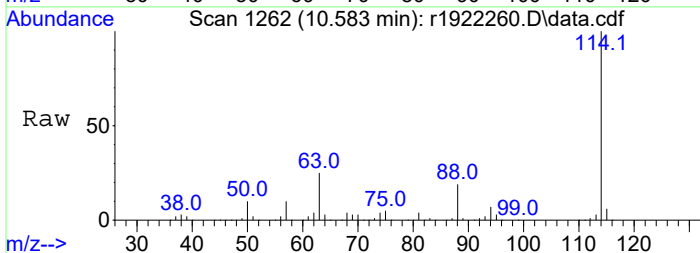
#5  
 hexane  
 Concen: 5.62 ppbV  
 RT: 8.458 min Scan# 984  
 Delta R.T. 0.000 min  
 Lab File: r1922260.D  
 Acq: 12 May 2023 3:07 AM

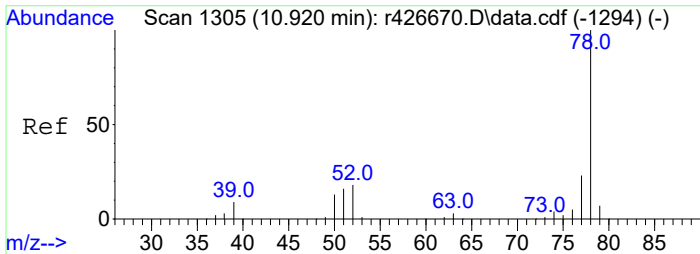
Tgt Ion:	Resp:	Lower	Upper
57	199482		
57	100		
43	67.7	55.8	83.6
86	16.9	14.2	21.2



#6  
 C6 - < C7 Aliphatics  
 Concen: 305.06 ppbV m  
 RT: 10.583 min Scan# 1262  
 Delta R.T. 0.000 min  
 Lab File: r1922260.D  
 Acq: 12 May 2023 3:07 AM

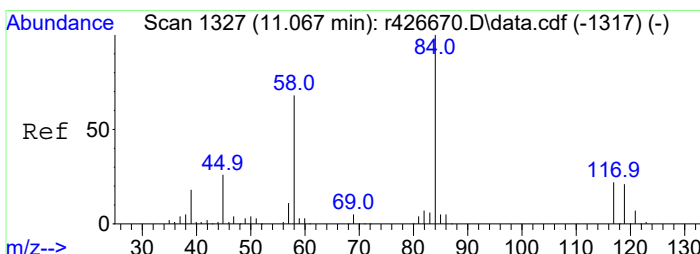
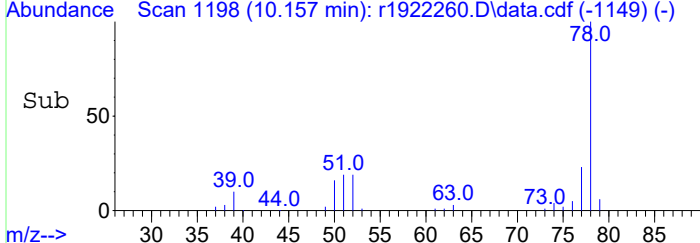
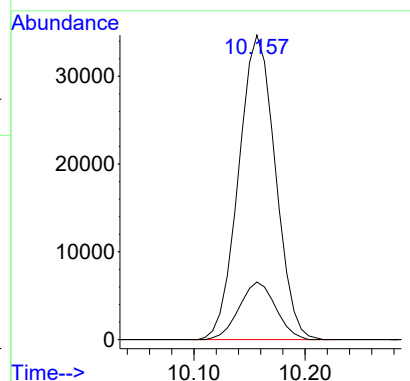
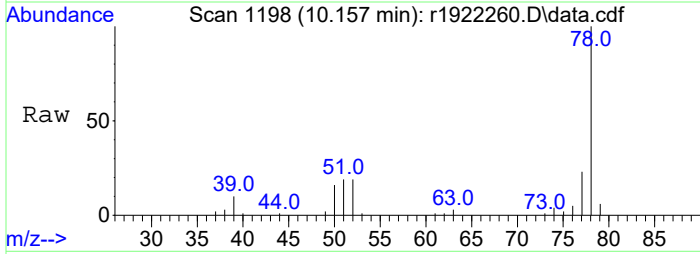
Tgt Ion:	Resp:	Lower	Upper
TIC	10822137		
TIC	100		
59	0.0	0.0	0.0
45	175900.0	14.5	21.7#





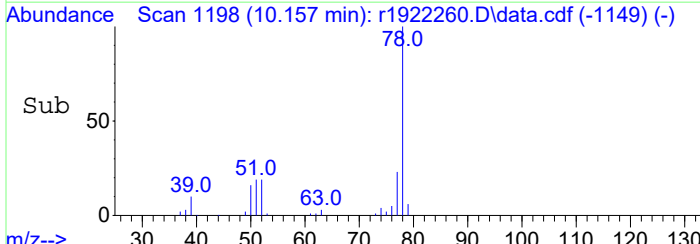
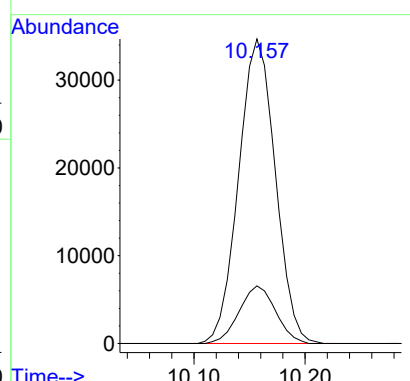
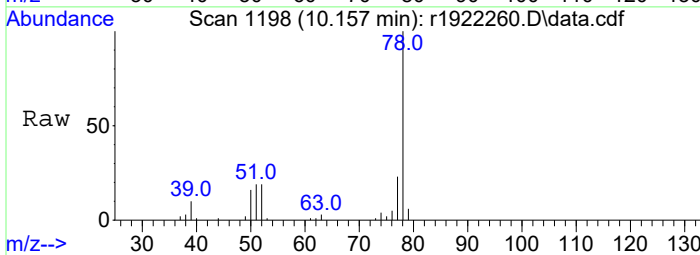
#7  
benzene  
Concen: 1.37 ppbV  
RT: 10.157 min Scan# 1198  
Delta R.T. 0.000 min  
Lab File: r1922260.D  
Acq: 12 May 2023 3:07 AM

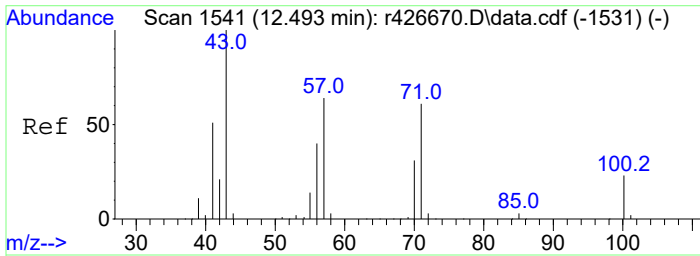
Tgt Ion	Resp	Lower	Upper
78	100		
52	18.9	14.9	22.3



#8  
C1 - Benzenes  
Concen: 1.37 ppbV  
RT: 10.157 min Scan# 1198  
Delta R.T. 0.000 min  
Lab File: r1922260.D  
Acq: 12 May 2023 3:07 AM

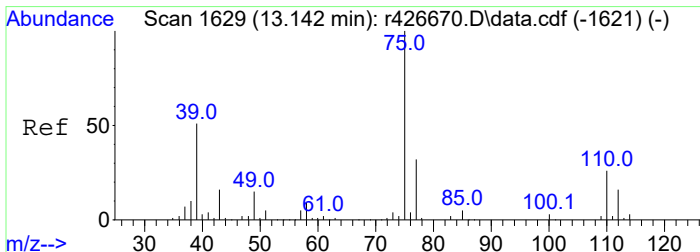
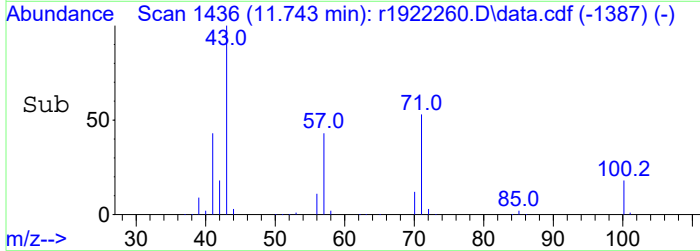
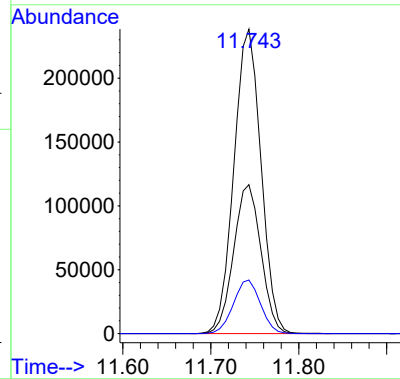
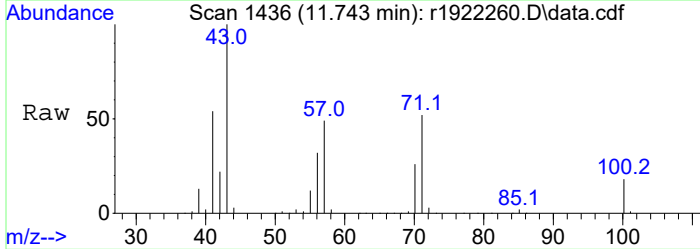
Tgt Ion	Resp	Lower	Upper
78	100		
52	18.9	14.9	22.3





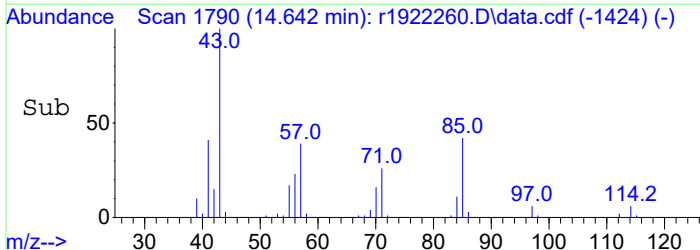
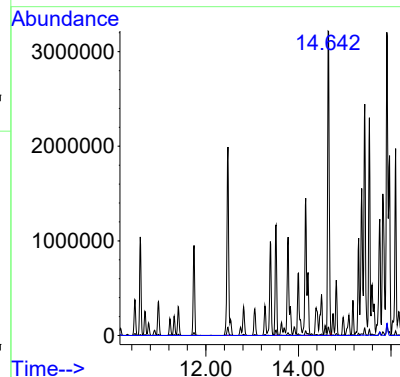
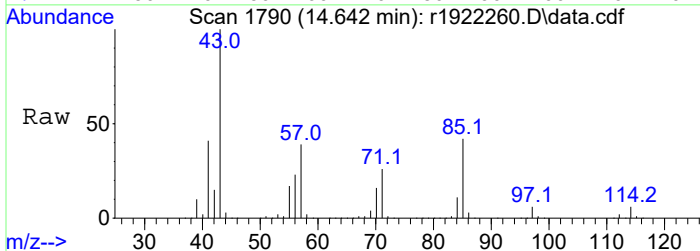
#9  
 heptane  
 Concen: 10.90 ppbV  
 RT: 11.743 min Scan# 1436  
 Delta R.T. 0.000 min  
 Lab File: r1922260.D  
 Acq: 12 May 2023 3:07 AM

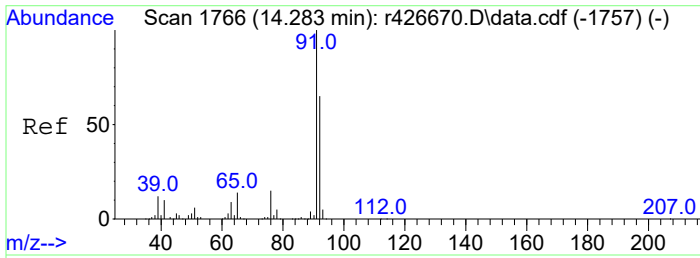
Tgt Ion:	Resp:	Lower	Upper
43	100		
57	48.9	37.9	56.9
100	17.6	13.4	20.2



#10  
 C7 - C8 Aliphatics  
 Concen: 754.41 ppbV m  
 RT: 14.642 min Scan# 1790  
 Delta R.T. -0.008 min  
 Lab File: r1922260.D  
 Acq: 12 May 2023 3:07 AM

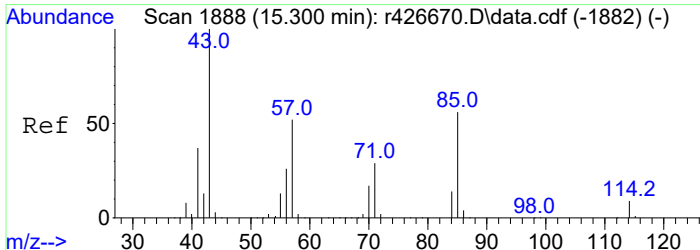
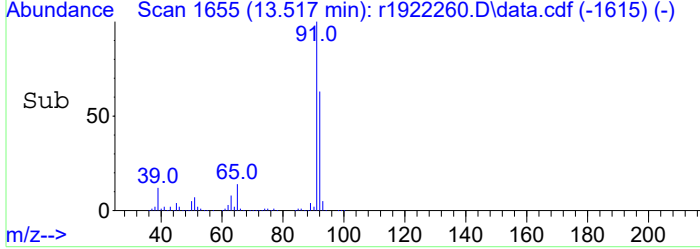
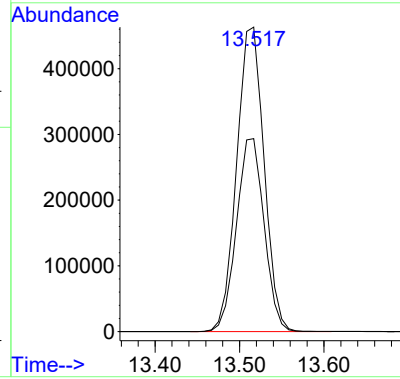
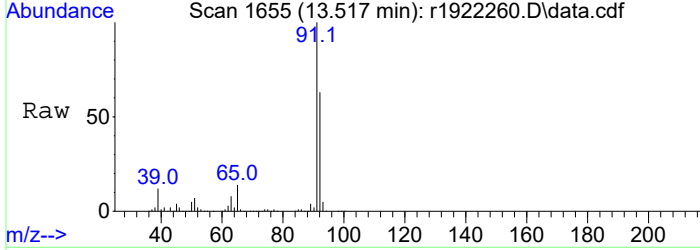
Tgt Ion:	Resp:	Lower	Upper
TIC	100		
39	8543400.0	227.8	341.8#
77	130200.0	5.8	8.6#





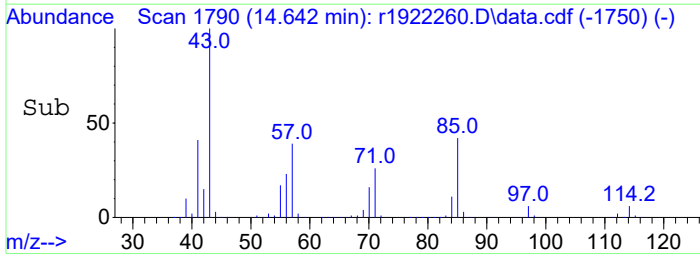
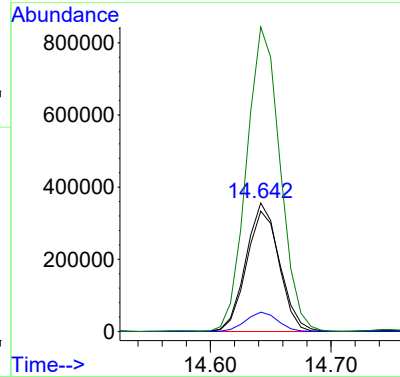
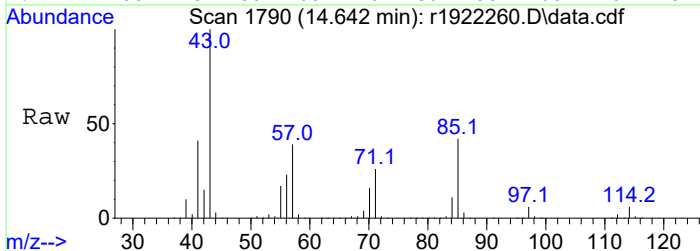
#12  
 toluene  
 Concen: 15.77 ppbV  
 RT: 13.517 min Scan# 1655  
 Delta R.T. 0.000 min  
 Lab File: r1922260.D  
 Acq: 12 May 2023 3:07 AM

Tgt Ion	Resp	Lower	Upper
91	100		
92	63.4	51.0	76.4

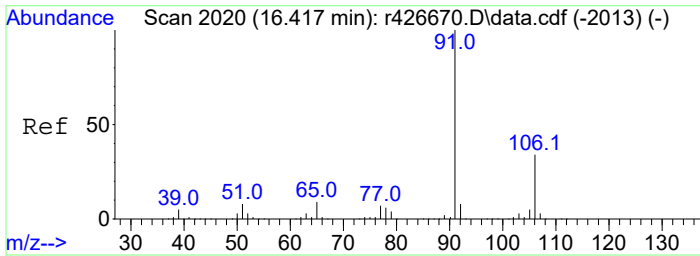


#13  
 octane  
 Concen: 24.87 ppbV  
 RT: 14.642 min Scan# 1790  
 Delta R.T. 0.000 min  
 Lab File: r1922260.D  
 Acq: 12 May 2023 3:07 AM

Tgt Ion	Resp	Lower	Upper
85	100		
57	93.6	73.2	109.8
114	15.1	11.4	17.0
43	237.0	190.0	285.0

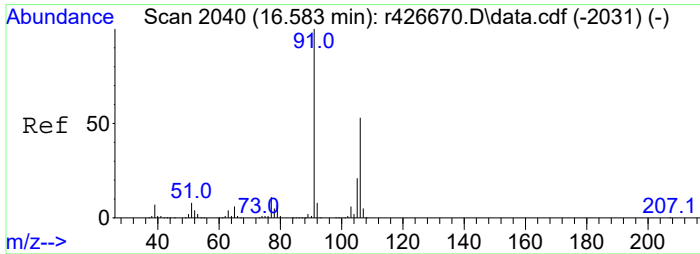
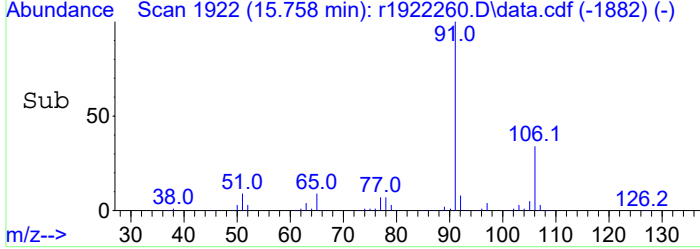
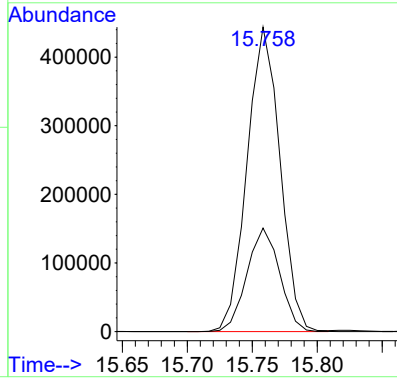
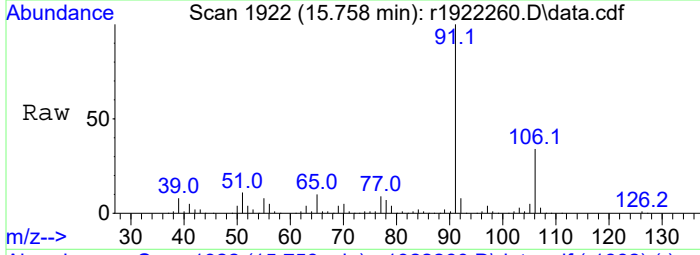






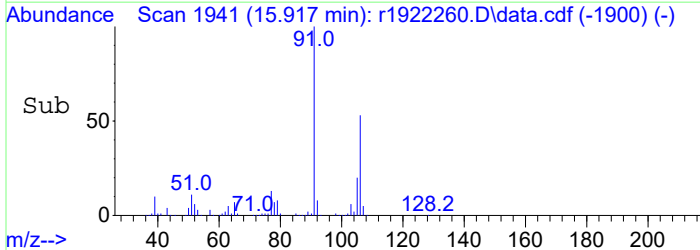
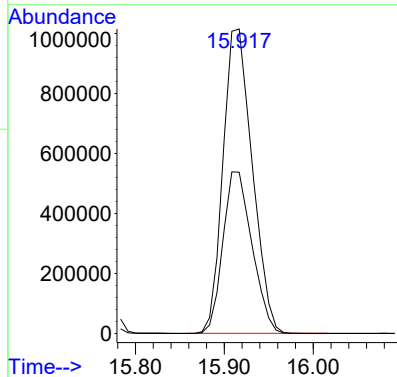
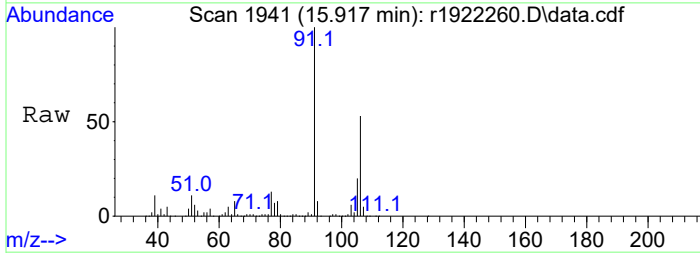
#14  
ethylbenzene  
Concen: 9.75 ppbV  
RT: 15.758 min Scan# 1922  
Delta R.T. 0.000 min  
Lab File: r1922260.D  
Acq: 12 May 2023 3:07 AM

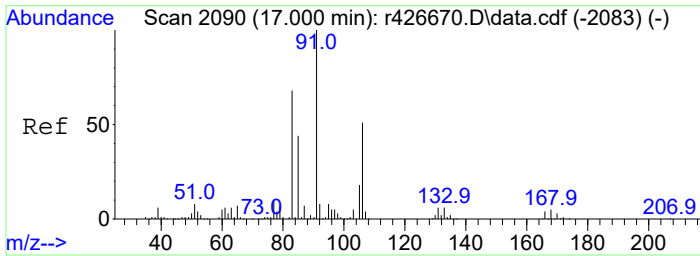
Tgt Ion: 91 Resp: 781693  
Ion Ratio Lower Upper  
91 100  
106 34.0 25.9 38.9



#15  
m+p-xylene  
Concen: 36.06 ppbV  
RT: 15.917 min Scan# 1941  
Delta R.T. 0.008 min  
Lab File: r1922260.D  
Acq: 12 May 2023 3:07 AM

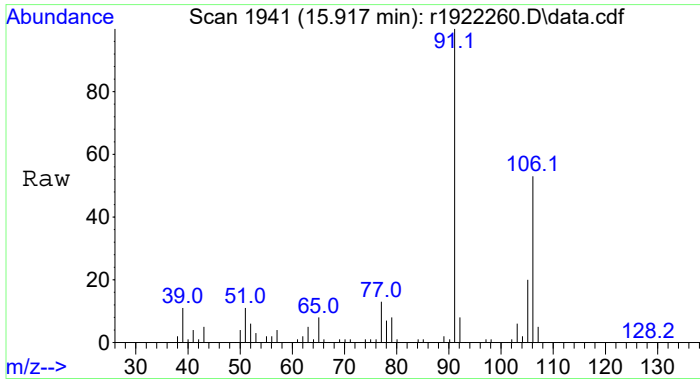
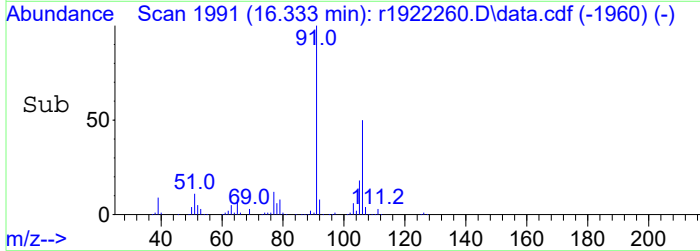
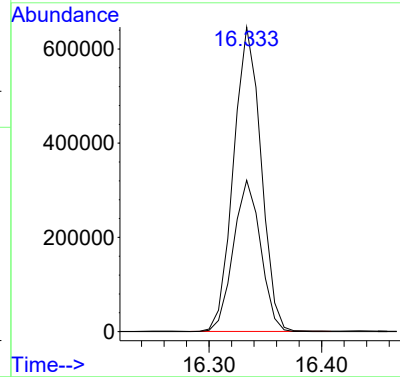
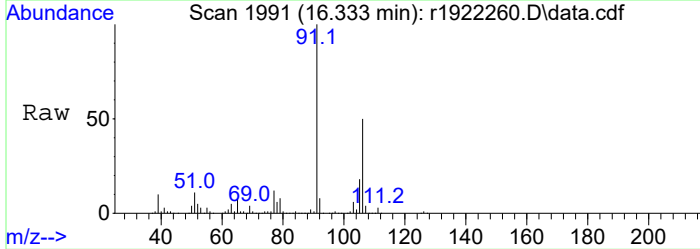
Tgt Ion: 91 Resp: 2326858  
Ion Ratio Lower Upper  
91 100  
106 53.0 40.6 61.0





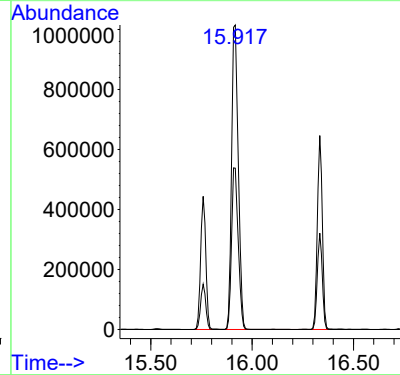
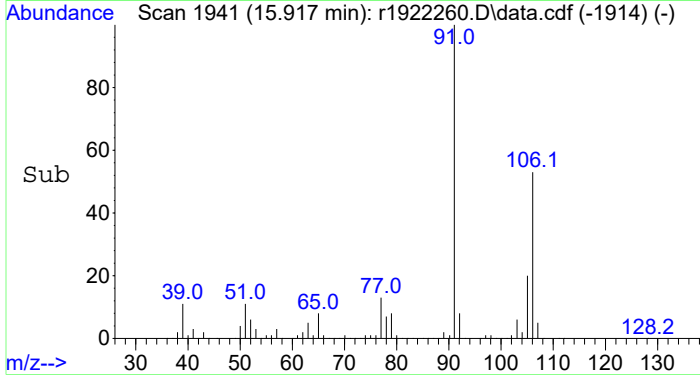
#16  
 o-xylene  
 Concen: 17.27 ppbV  
 RT: 16.333 min Scan# 1991  
 Delta R.T. 0.000 min  
 Lab File: r1922260.D  
 Acq: 12 May 2023 3:07 AM

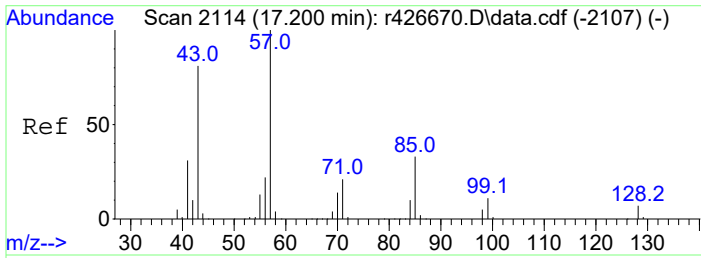
Tgt Ion: 91 Resp: 1096816  
 Ion Ratio Lower Upper  
 91 100  
 106 49.7 38.2 57.4



#17  
 C2-Benzenes  
 Concen: 66.46 ppbV m  
 RT: 15.917 min Scan# 1941  
 Delta R.T. 0.008 min  
 Lab File: r1922260.D  
 Acq: 12 May 2023 3:07 AM

Tgt Ion: 91 Resp: 4221213  
 Ion Ratio Lower Upper  
 91 100  
 106 53.0 40.6 61.0

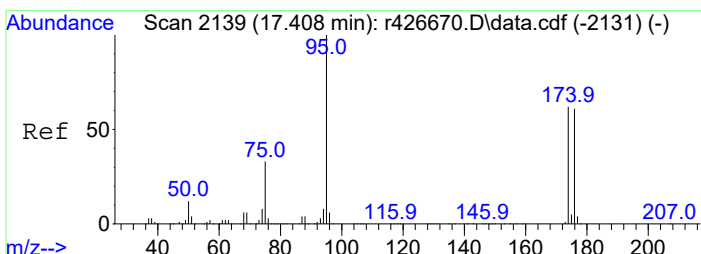
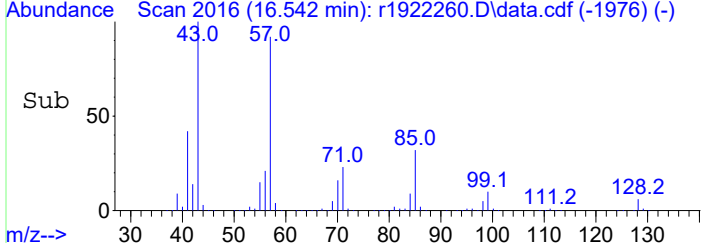
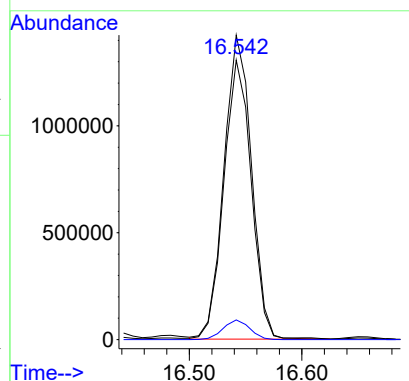
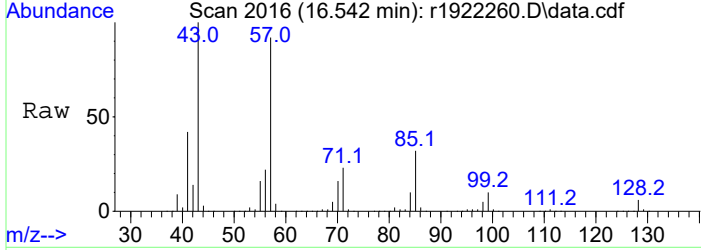




#18  
 nonane  
 Concen: 37.59 ppbV  
 RT: 16.542 min Scan# 2016  
 Delta R.T. 0.000 min  
 Lab File: r1922260.D  
 Acq: 12 May 2023 3:07 AM

Tgt Ion: 43 Resp: 2425977

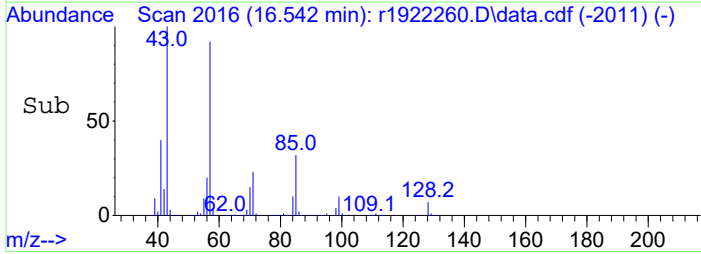
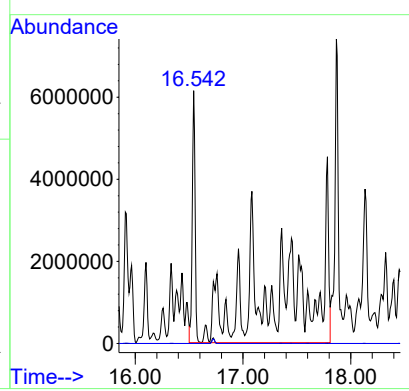
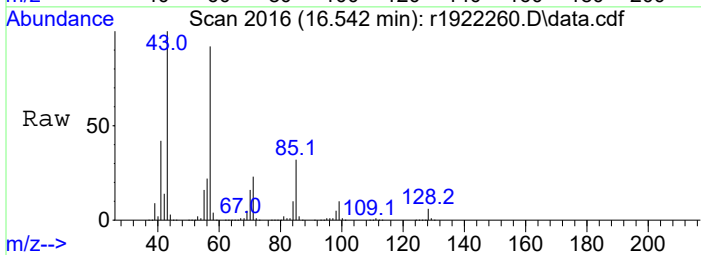
Ion	Ratio	Lower	Upper
43	100		
57	91.8	70.7	106.1
128	6.5	5.0	7.4

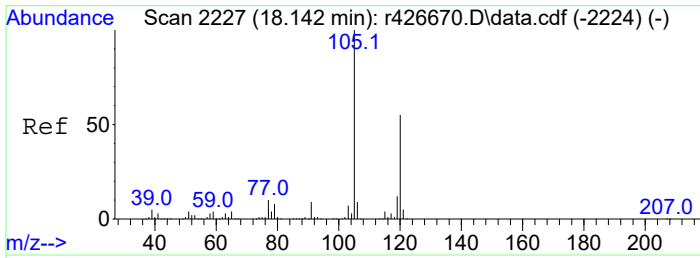


#19  
 C9 - < C10 Aliphatics  
 Concen: 1318.14 ppbV m  
 RT: 16.542 min Scan# 2016  
 Delta R.T. 0.000 min  
 Lab File: r1922260.D  
 Acq: 12 May 2023 3:07 AM

Tgt Ion:TIC Resp:85076998

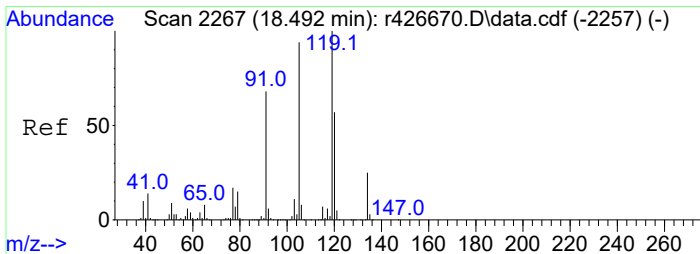
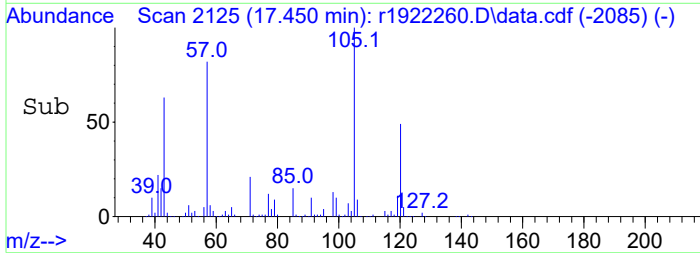
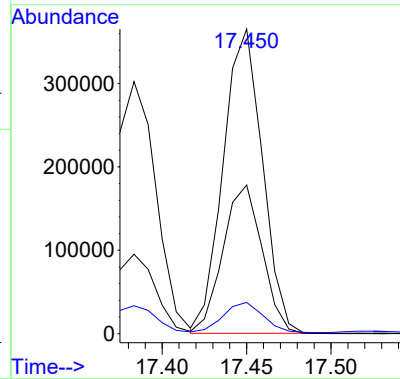
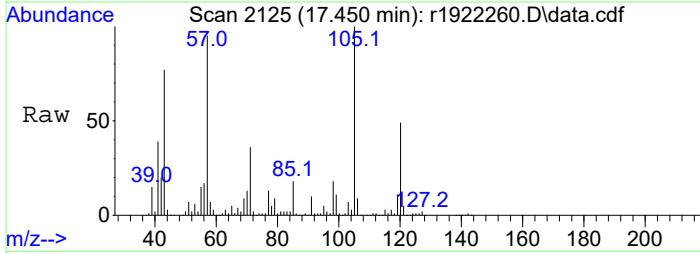
Ion	Ratio	Lower	Upper
TIC	100		
174	0.0	0.0	0.0
75	0.0	0.0	0.0





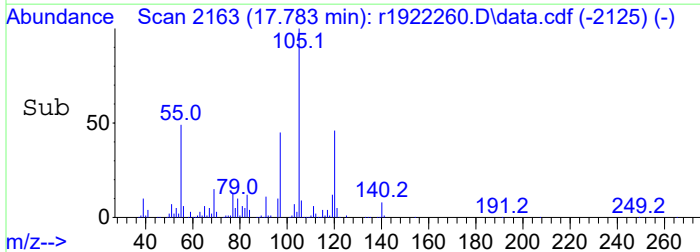
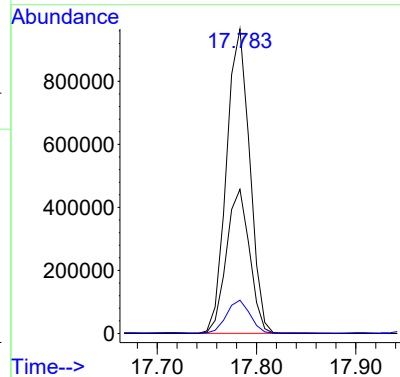
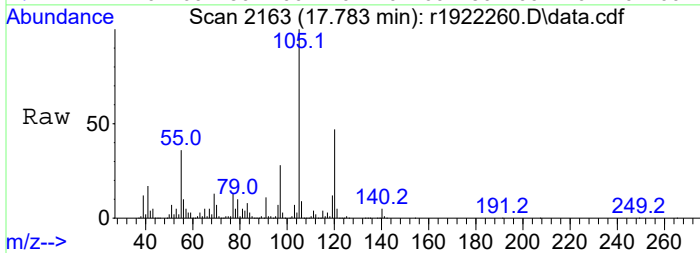
#20  
 1,3,5-trimethylbenzene  
 Concen: 8.32 ppbV  
 RT: 17.450 min Scan# 2125  
 Delta R.T. 0.000 min  
 Lab File: r1922260.D  
 Acq: 12 May 2023 3:07 AM

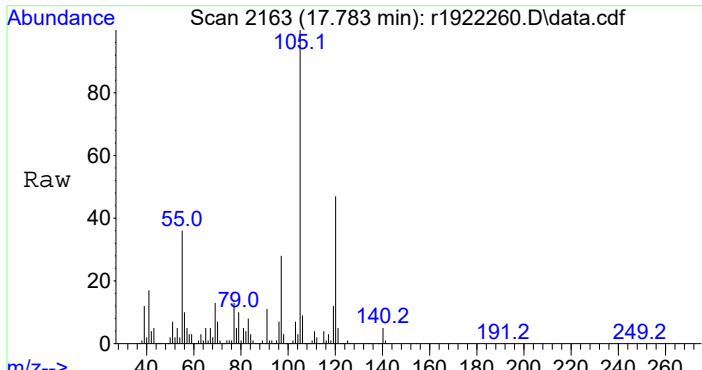
Tgt Ion	Resp	Lower	Upper
105	590698		
105	100		
120	48.8	40.6	60.8
91	10.2	8.6	13.0



#21  
 1,2,4-Trimethylbenzene  
 Concen: 23.71 ppbV  
 RT: 17.783 min Scan# 2163  
 Delta R.T. 0.000 min  
 Lab File: r1922260.D  
 Acq: 12 May 2023 3:07 AM

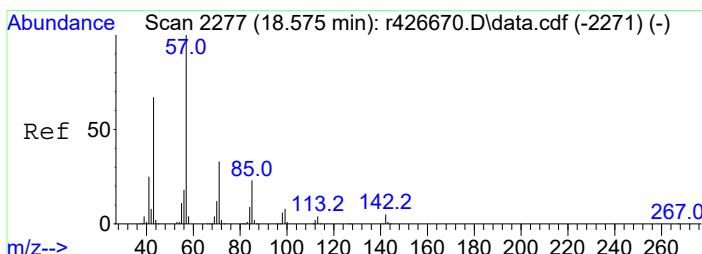
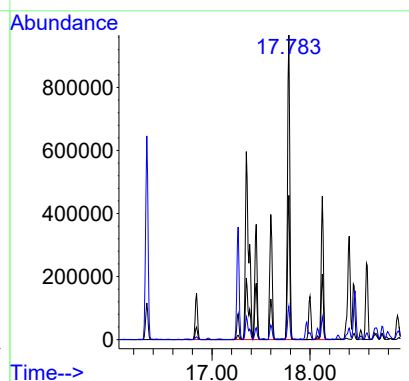
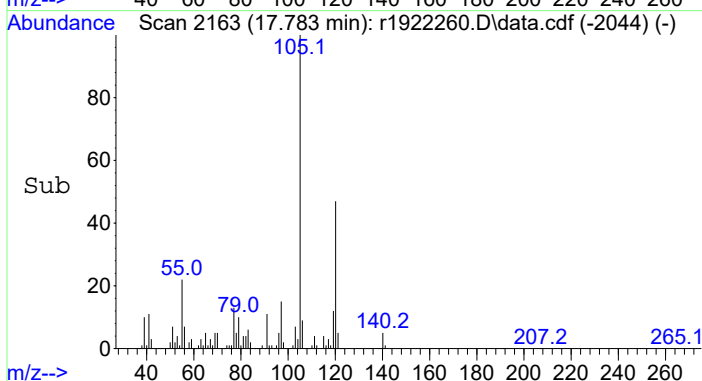
Tgt Ion	Resp	Lower	Upper
105	1571937		
105	100		
120	47.4	38.2	57.2
91	10.9	9.2	13.8





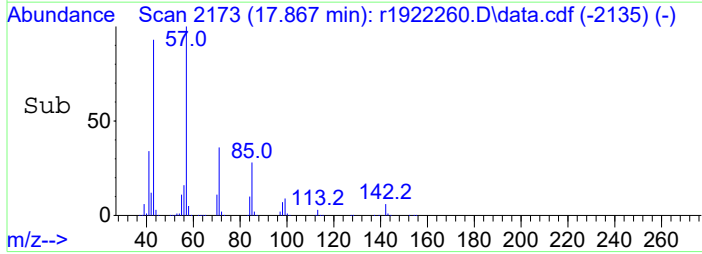
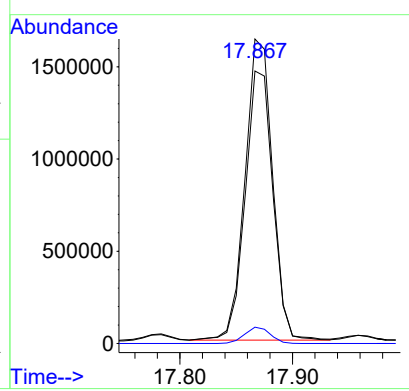
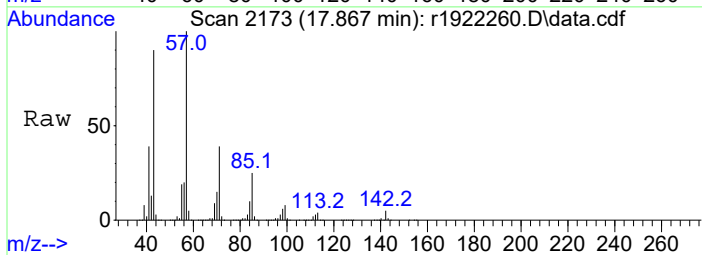
#22  
 C3-Benzenes  
 Concen: 80.56 ppbV m  
 RT: 17.783 min Scan# 2163  
 Delta R.T. 0.000 min  
 Lab File: r1922260.D  
 Acq: 12 May 2023 3:07 AM

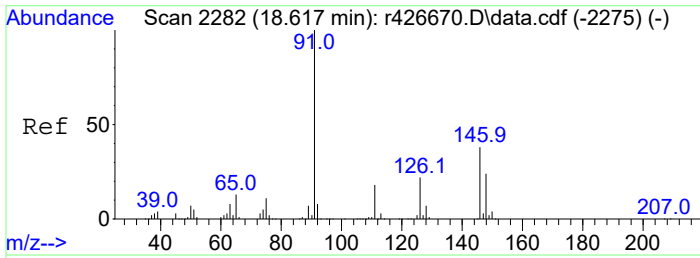
Tgt Ion	Ratio	Lower	Upper
105	100		
120	13.9	38.2	57.2#
91	3.2	9.2	13.8#



#23  
 decane  
 Concen: 40.42 ppbV  
 RT: 17.867 min Scan# 2173  
 Delta R.T. 0.000 min  
 Lab File: r1922260.D  
 Acq: 12 May 2023 3:07 AM

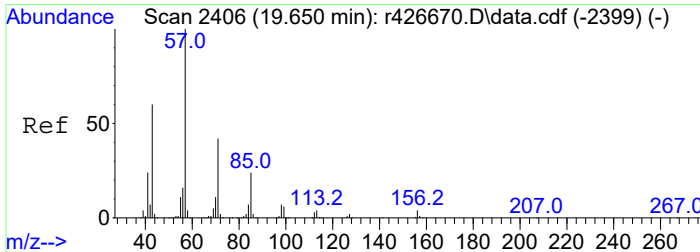
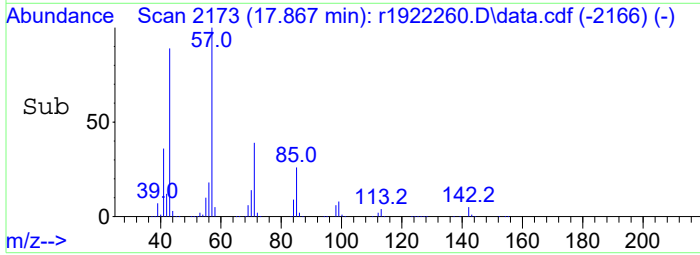
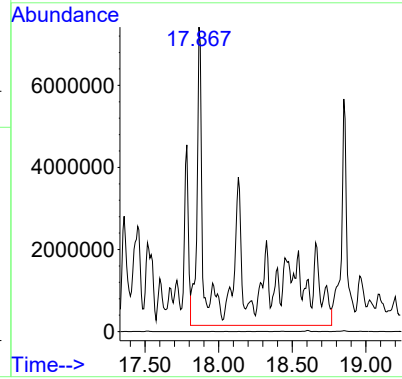
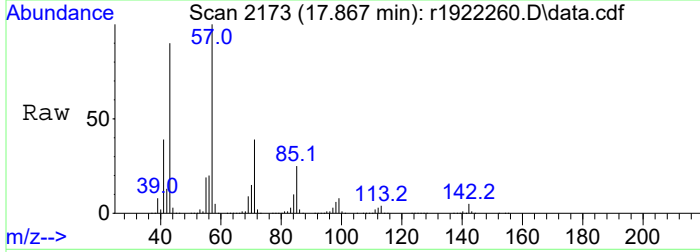
Tgt Ion	Ratio	Lower	Upper
57	100		
43	89.5	73.6	110.4
142	5.4	4.2	6.4





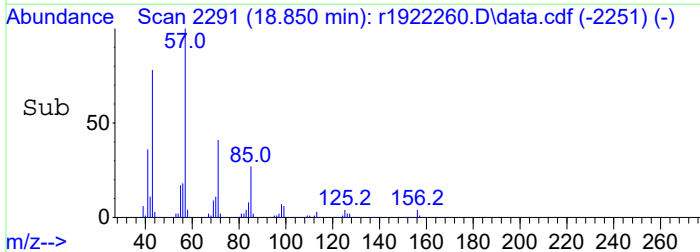
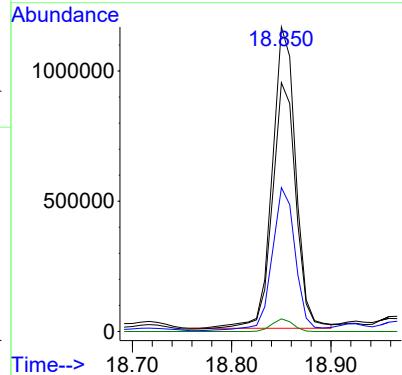
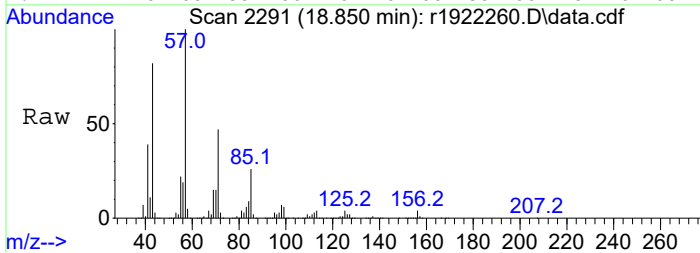
#24  
 C10 - < C11 Aliphatics  
 Concen: 947.26 ppbV m  
 RT: 17.867 min Scan# 2173  
 Delta R.T. 0.000 min  
 Lab File: r1922260.D  
 Acq: 12 May 2023 3:07 AM

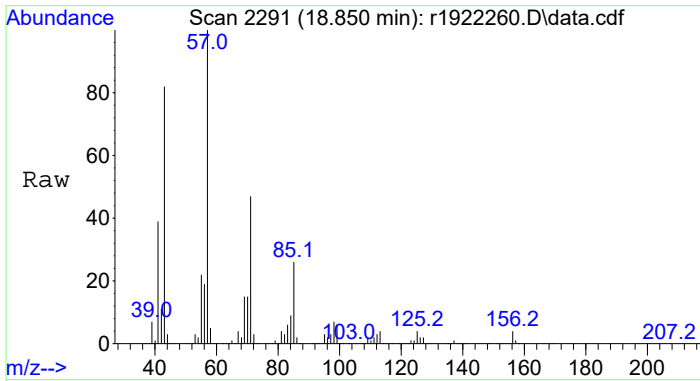
Tgt Ion:TIC Resp:65099021  
 Ion Ratio Lower Upper  
 TIC 100  
 126 178600.0 2.2 3.2#



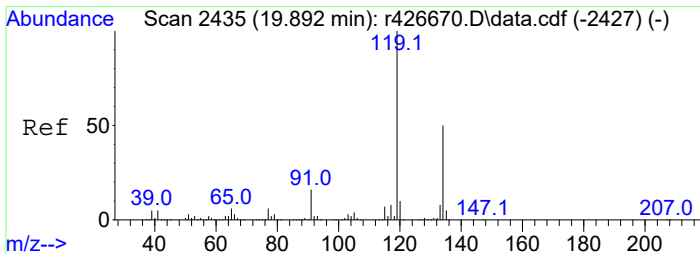
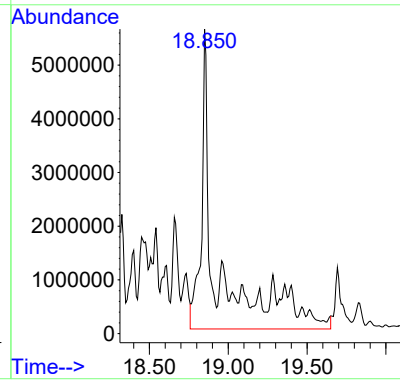
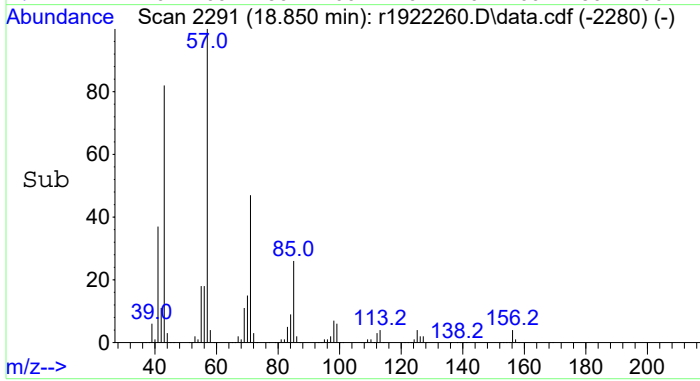
#25  
 undecane  
 Concen: 25.72 ppbV  
 RT: 18.850 min Scan# 2291  
 Delta R.T. 0.000 min  
 Lab File: r1922260.D  
 Acq: 12 May 2023 3:07 AM

Tgt Ion: 57 Resp: 1904516  
 Ion Ratio Lower Upper  
 57 100  
 43 81.7 66.9 100.3  
 71 47.3 37.5 56.3  
 156 4.1 3.2 4.8

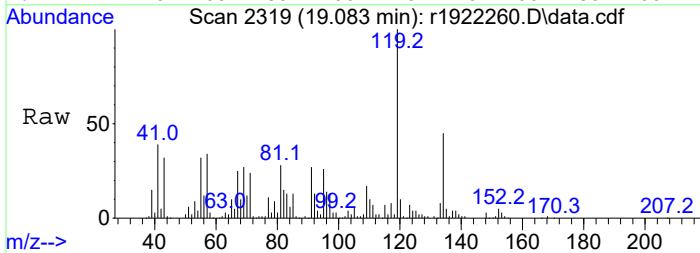




#26  
 C11 - < C12 Aliphatics  
 Concen: 503.79 ppbV m  
 RT: 18.850 min Scan# 2291  
 Delta R.T. 0.000 min  
 Lab File: r1922260.D  
 Acq: 12 May 2023 3:07 AM  
 Tgt Ion:TIC Resp:37309837

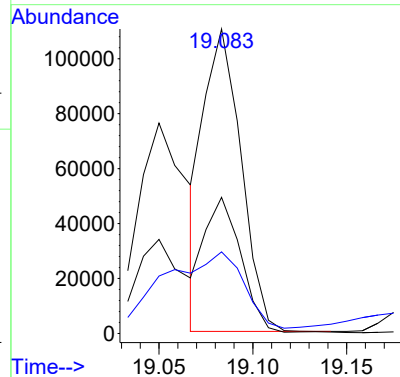
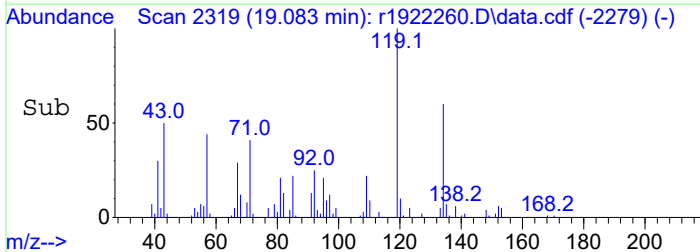


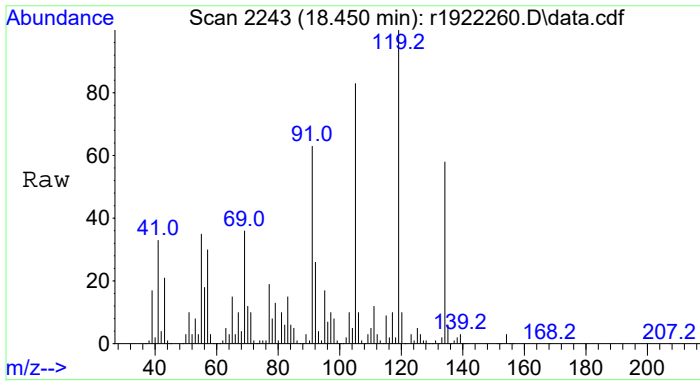
#27  
 1,2,4,5-tetramethylbenzene  
 Concen: 4.46 ppbV  
 RT: 19.083 min Scan# 2319  
 Delta R.T. 0.000 min  
 Lab File: r1922260.D  
 Acq: 12 May 2023 3:07 AM



Tgt Ion:119 Resp: 152071

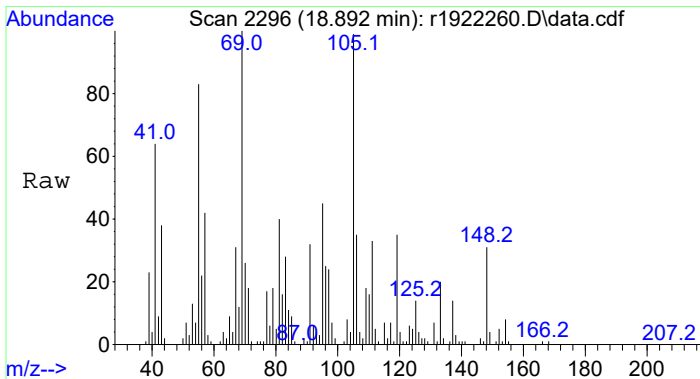
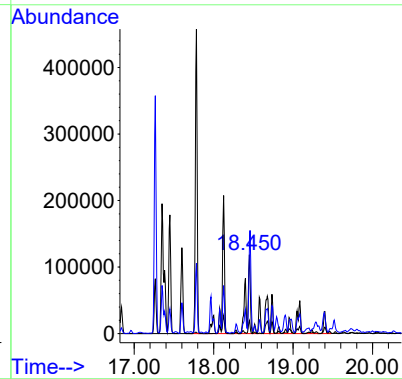
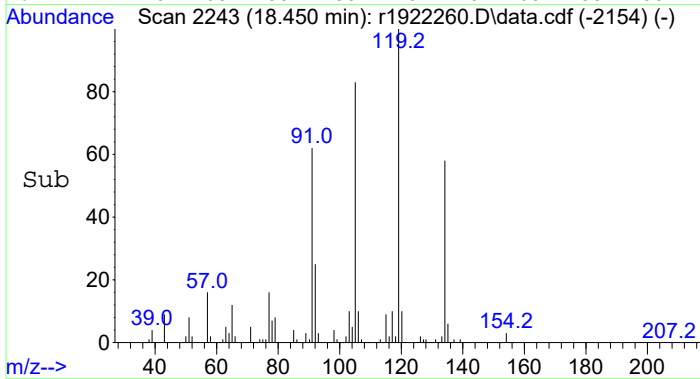
Ion	Ratio	Lower	Upper
119	100		
134	44.7	37.8	56.6
91	26.8	22.2	33.4





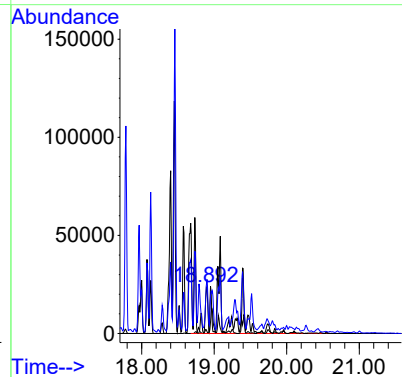
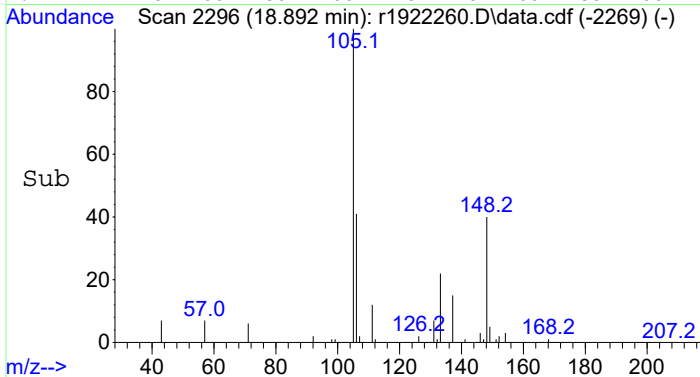
#28  
 C4-Benzenes  
 Concen: 34.23 ppbV m  
 RT: 18.450 min Scan# 2243  
 Delta R.T. 0.000 min  
 Lab File: r1922260.D  
 Acq: 12 May 2023 3:07 AM

Tgt Ion	Resp	Lower	Upper
134	100		
120	2.7	13.4	20.2#
91	22.9	93.0	139.6#

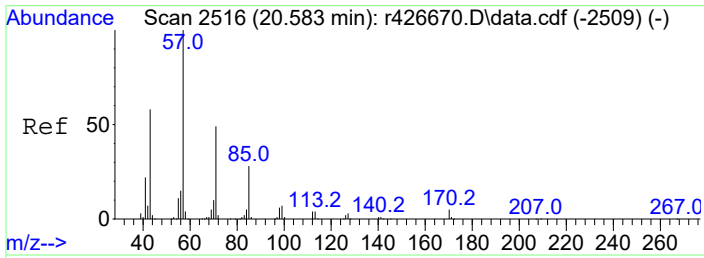


#29  
 C5-Benzenes  
 Concen: 7.51 ppbV m  
 RT: 18.892 min Scan# 2296  
 Delta R.T. 0.000 min  
 Lab File: r1922260.D  
 Acq: 12 May 2023 3:07 AM

Tgt Ion	Resp	Lower	Upper
148	100		
134	1.1	6.0	9.0#
91	21.0	88.3	132.5#

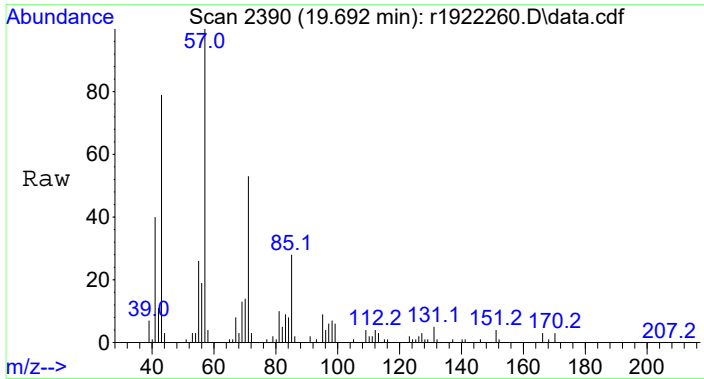
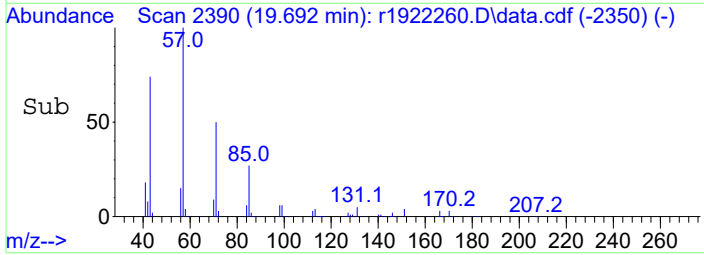
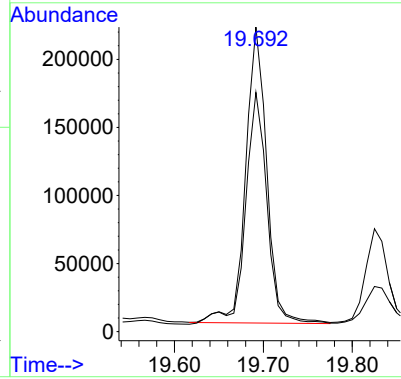
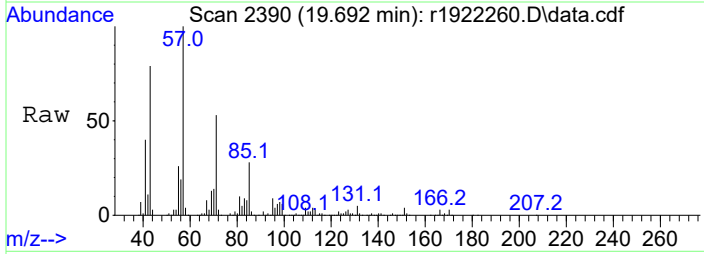






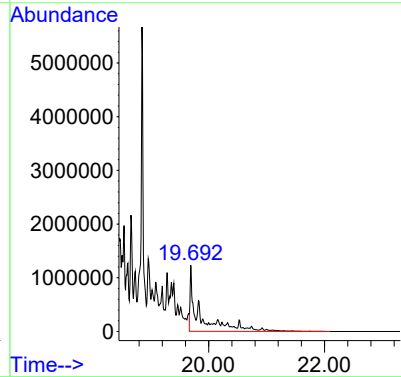
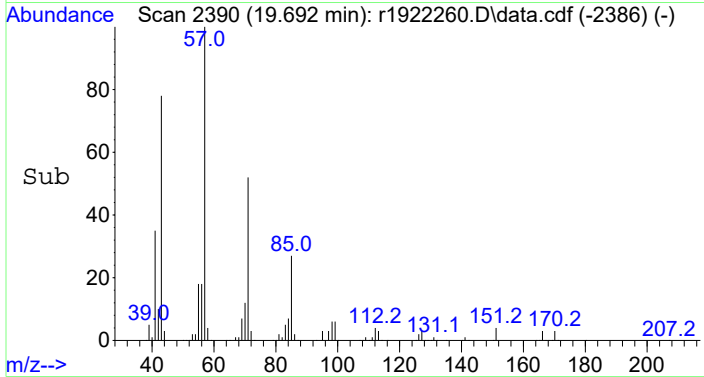
#30  
 dodecane  
 Concen: 5.47 ppbV  
 RT: 19.692 min Scan# 2390  
 Delta R.T. 0.000 min  
 Lab File: r1922260.D  
 Acq: 12 May 2023 3:07 AM

Tgt Ion: 57 Resp: 359344  
 Ion Ratio Lower Upper  
 57 100  
 43 78.6 63.6 95.4



#31  
 C12 + Aliphatics  
 Concen: 193.53 ppbV m  
 RT: 19.692 min Scan# 2390  
 Delta R.T. 0.000 min  
 Lab File: r1922260.D  
 Acq: 12 May 2023 3:07 AM

Tgt Ion:TIC Resp:12717031



# EPA Method 8270E: Detailed Quant Reports Additive and Dispersant Analysis

Data Path : C:\Projects\Hawaii DOH\2. Laboratory Data\Alpha\WAF Study\L2317027\FULLSCAN\  
 Data File : F206052309.D  
 Acq On : 5 Jun 2023 6:59 pm  
 Operator : PAH2:DP  
 Sample : L2317027-01  
 Misc :  
 ALS Vial : 8 Sample Multiplier: 1

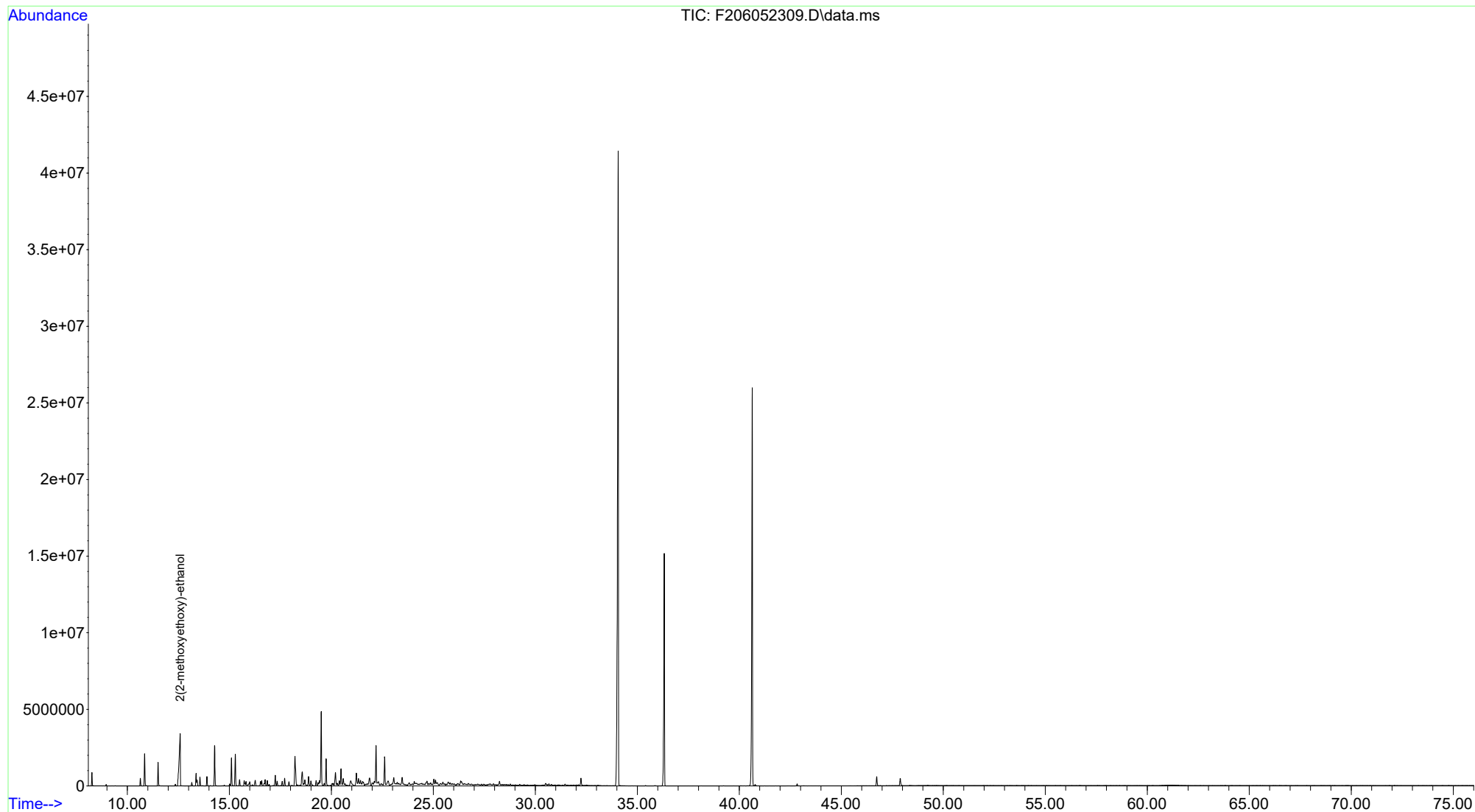
Quant Time: Jun 07 13:20:38 2023  
 Quant Method : C:\Projects\Hawaii DOH\2. Laboratory Data\Alpha\WAF Study\L2317027\FULLSCAN\Additi  
 ves.20230607.M  
 Quant Title : PIANO VOLATILES  
 QLast Update : Wed Jun 07 13:20:10 2023  
 Response via : Initial Calibration

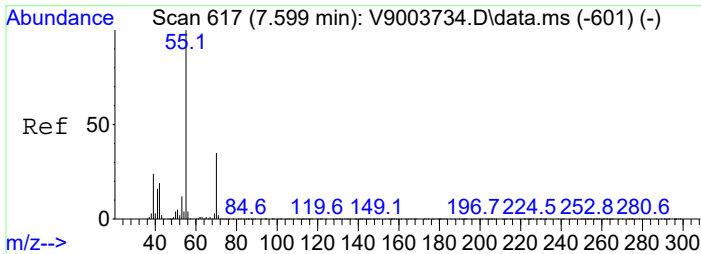
Compound	R.T.	QIon	Response	Conc	Units	Dev(Min)
-----						
Target Compounds						Qvalue
1) 2(2-methoxyethoxy)-eth...	12.585	45	3540779	20843.32	ug/L	# 100
-----						

(#) = qualifier out of range (m) = manual integration (+) = signals summed

Data Path : C:\Projects\Hawaii DOH\2. Laboratory Data\Alpha\WAF Study\L2317027\FULLSCAN\  
 Data File : F206052309.D  
 Acq On : 5 Jun 2023 6:59 pm  
 Operator : PAH2:DP  
 Sample : L2317027-01  
 Misc :  
 ALS Vial : 8 Sample Multiplier: 1

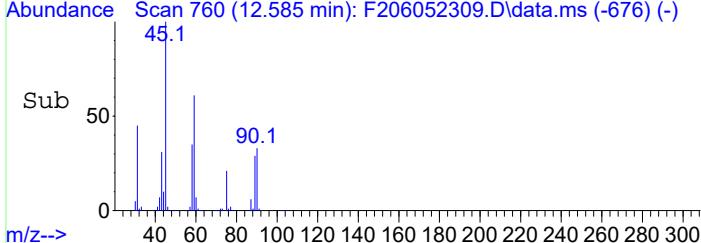
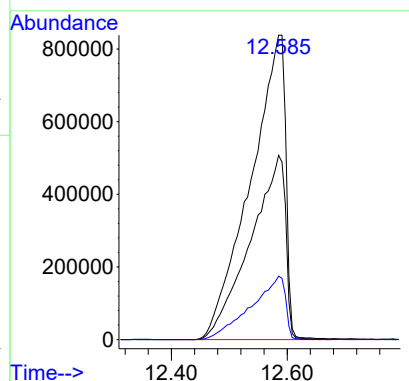
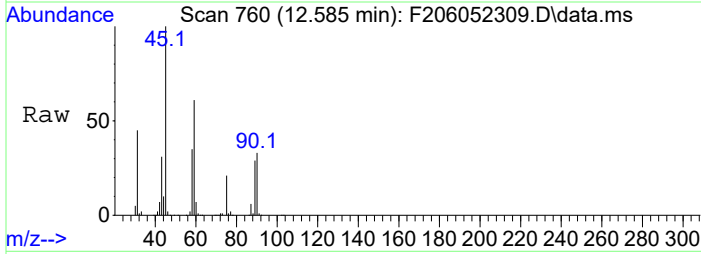
Quant Time: Jun 07 13:20:38 2023  
 Quant Method : C:\Projects\Hawaii DOH\2. Laboratory Data\Alpha\WAF Study\L2317027\FULLSCAN\Additi  
 ... ves.20230607.M  
 Quant Title : PIANO VOLATILES  
 QLast Update : Wed Jun 07 13:20:10 2023  
 Response via : Initial Calibration





#1  
 2(2-methoxyethoxy)-ethanol  
 Concen: 20843.32 ug/L  
 RT: 12.585 min Scan# 760  
 Delta R.T. 0.000 min  
 Lab File: F206052309.D  
 Acq: 5 Jun 2023 6:59 pm

Tgt Ion	Resp	Lower	Upper
45	3540779		
45	100		
59	60.6	60.6	60.6#
75	20.9	20.9	20.9#



Data Path : C:\Projects\Hawaii DOH\2. Laboratory Data\Alpha\WAF Study\L2317027\FULLSCAN\  
 Data File : F205142323.D  
 Acq On : 15 May 2023 5:23 pm  
 Operator : PAH2:DP  
 Sample : 12317027-04  
 Misc :  
 ALS Vial : 22 Sample Multiplier: 1

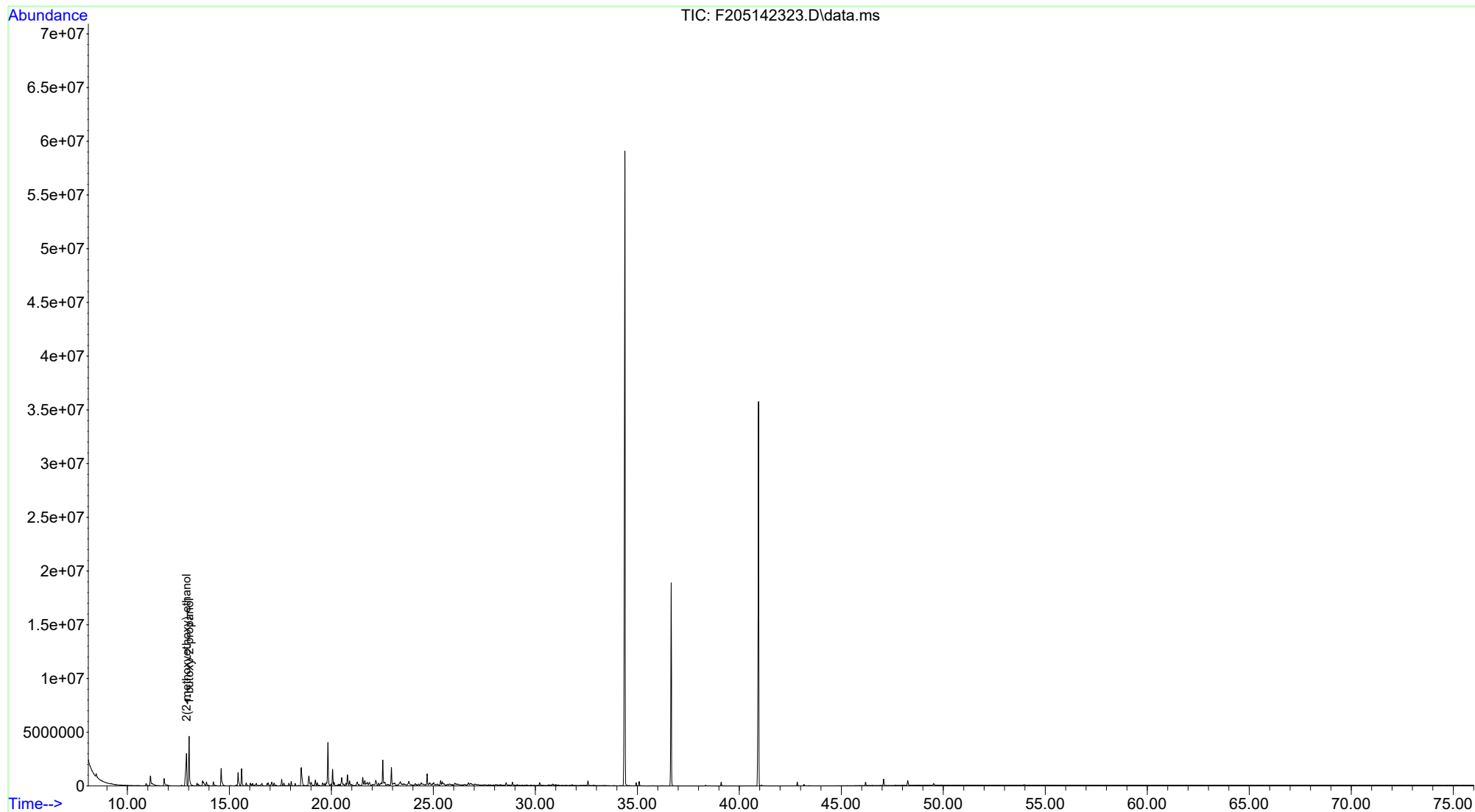
Quant Time: Jun 02 12:15:59 2023  
 Quant Method : C:\Projects\Hawaii DOH\2. Laboratory Data\Alpha\WAF Study\L2317027\FULLSCAN\Additi  
 ves.M  
 Quant Title : PIANO VOLATILES  
 QLast Update : Fri Jun 02 12:15:24 2023  
 Response via : Initial Calibration

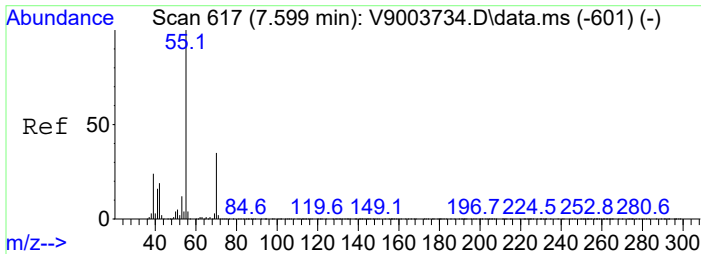
Compound	R.T.	QIon	Response	Conc	Units	Dev(Min)
-----						
Target Compounds						Qvalue
1) 2(2-methoxyethoxy)-eth...	12.899	45	2527066	19093.81	ug/L	# 100
2) 1-butoxy-2-propanol	13.024	45	1950359m	14736.37	ug/L	
-----						

(#) = qualifier out of range (m) = manual integration (+) = signals summed

Data Path : C:\Projects\Hawaii DOH\2. Laboratory Data\Alpha\WAF Study\L2317027\FULLSCAN\  
 Data File : F205142323.D  
 Acq On : 15 May 2023 5:23 pm  
 Operator : PAH2:DP  
 Sample : 12317027-04  
 Misc :  
 ALS Vial : 22 Sample Multiplier: 1

Quant Time: Jun 02 12:15:59 2023  
 Quant Method : C:\Projects\Hawaii DOH\2. Laboratory Data\Alpha\WAF Study\L2317027\FULLSCAN\Additi  
 ... ves.M  
 Quant Title : PIANO VOLATILES  
 QLast Update : Fri Jun 02 12:15:24 2023  
 Response via : Initial Calibration

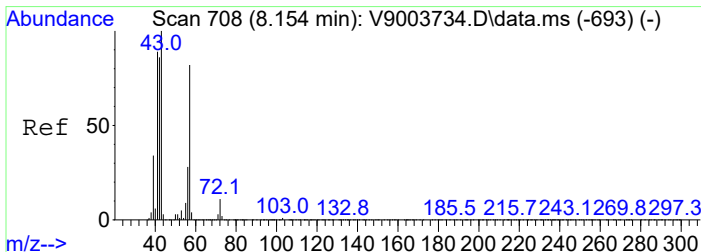
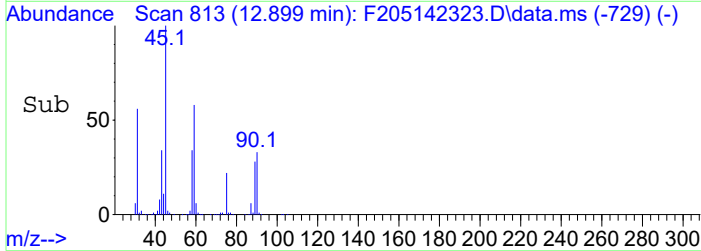
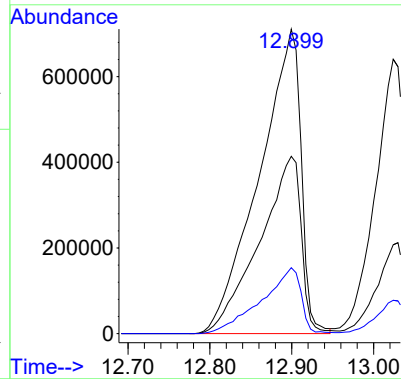
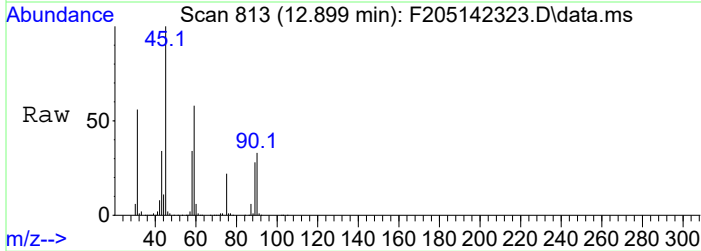




#1  
 2(2-methoxyethoxy)-ethanol  
 Concen: 19093.81 ug/L  
 RT: 12.899 min Scan# 813  
 Delta R.T. 0.000 min  
 Lab File: F205142323.D  
 Acq: 15 May 2023 5:23 pm

Tgt Ion: 45 Resp: 2527066

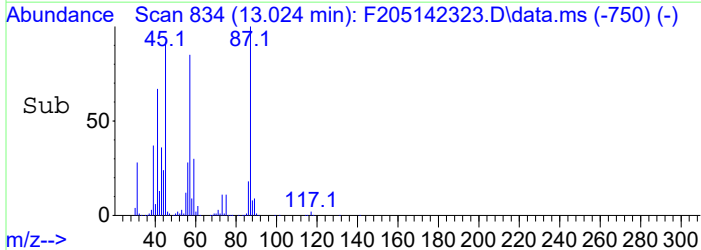
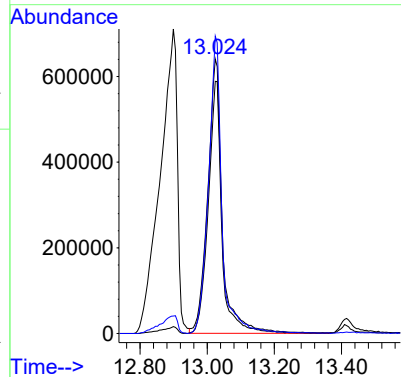
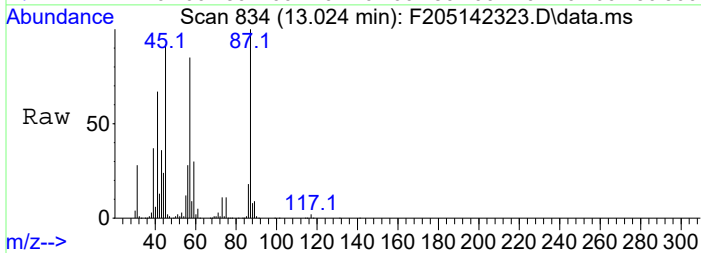
Ion	Ratio	Lower	Upper
45	100		
59	58.3	58.3	58.3#
75	21.6	21.6	21.6#



#2  
 1-butoxy-2-propanol  
 Concen: 14736.37 ug/L m  
 RT: 13.024 min Scan# 834  
 Delta R.T. -0.000 min  
 Lab File: F205142323.D  
 Acq: 15 May 2023 5:23 pm

Tgt Ion: 45 Resp: 1950359

Ion	Ratio	Lower	Upper
45	100		
57	91.9	91.9	91.9#
87	108.4	108.4	108.4#





Data Path : C:\Projects\Hawaii DOH\2. Laboratory Data\Alpha\WAF Study\L2317027\FULLSCAN\  
 Data File : F206052310.D  
 Acq On : 5 Jun 2023 8:23 pm  
 Operator : PAH2:DP  
 Sample : L2317027-07  
 Misc :  
 ALS Vial : 9 Sample Multiplier: 1

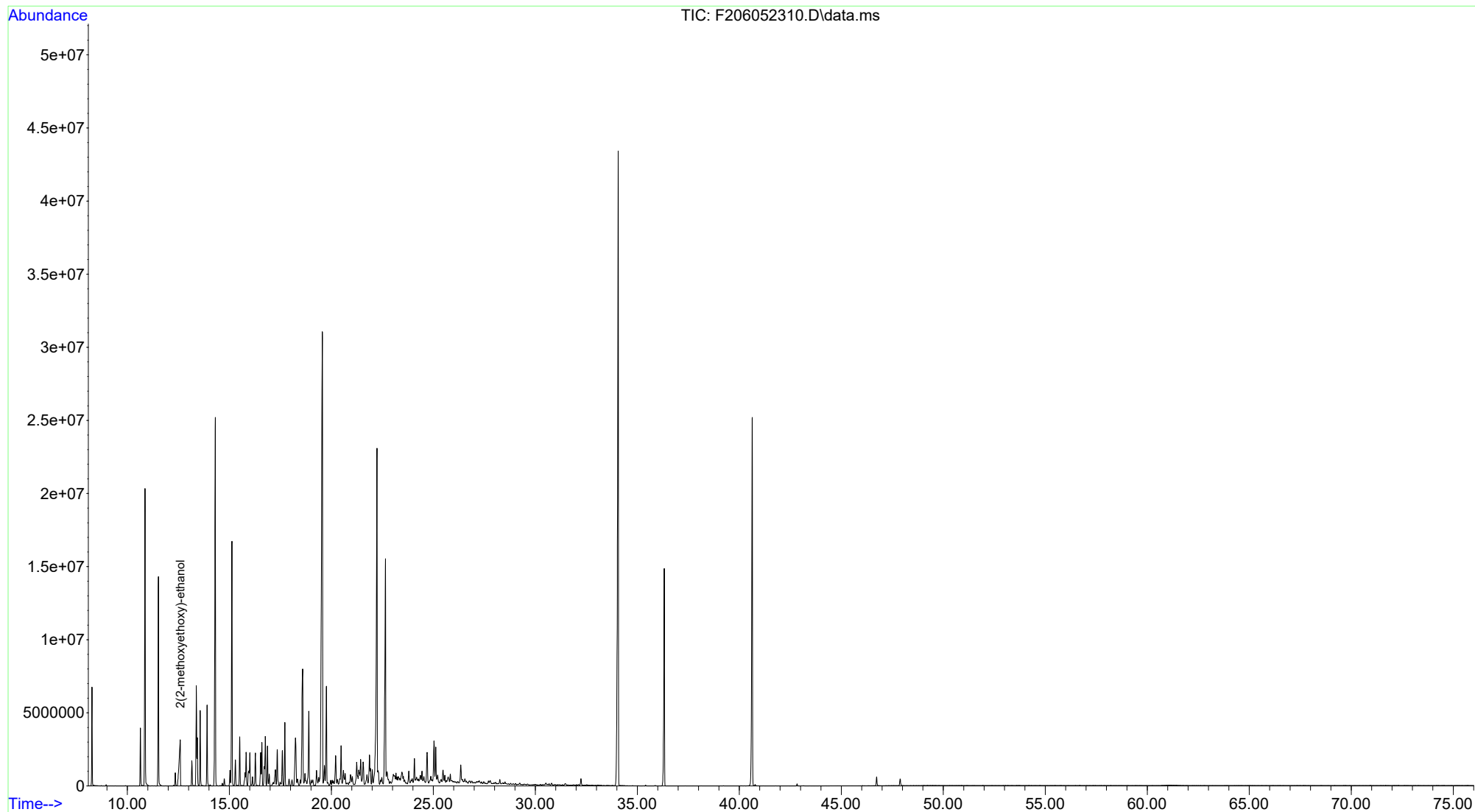
Quant Time: Jun 07 13:21:46 2023  
 Quant Method : C:\Projects\Hawaii DOH\2. Laboratory Data\Alpha\WAF Study\L2317027\FULLSCAN\Additi  
 ves.20230607.M  
 Quant Title : PIANO VOLATILES  
 QLast Update : Wed Jun 07 13:20:10 2023  
 Response via : Initial Calibration

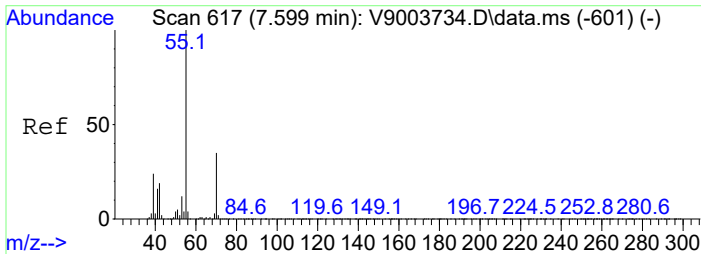
Compound	R.T.	QIon	Response	Conc	Units	Dev(Min)
-----						
Target Compounds						Qvalue
1) 2(2-methoxyethoxy)-eth...	12.591	45	3441396	20258.28	ug/L	# 99
-----						

(#) = qualifier out of range (m) = manual integration (+) = signals summed

Data Path : C:\Projects\Hawaii DOH\2. Laboratory Data\Alpha\WAF Study\L2317027\FULLSCAN\  
 Data File : F206052310.D  
 Acq On : 5 Jun 2023 8:23 pm  
 Operator : PAH2:DP  
 Sample : L2317027-07  
 Misc :  
 ALS Vial : 9 Sample Multiplier: 1

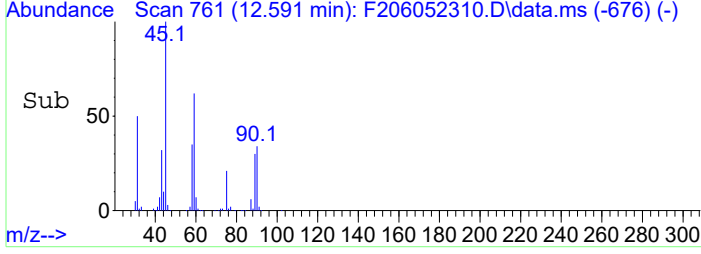
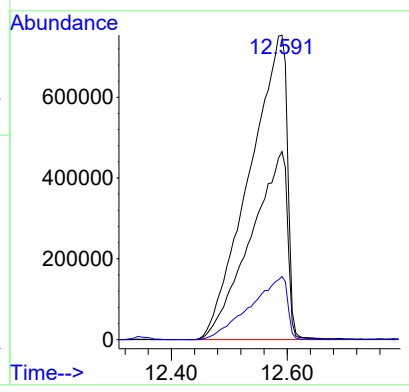
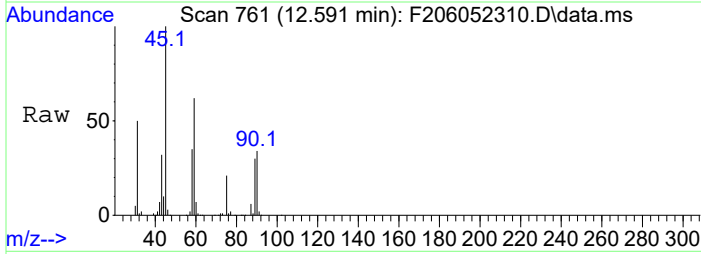
Quant Time: Jun 07 13:21:46 2023  
 Quant Method : C:\Projects\Hawaii DOH\2. Laboratory Data\Alpha\WAF Study\L2317027\FULLSCAN\Additi  
 ... ves.20230607.M  
 Quant Title : PIANO VOLATILES  
 QLast Update : Wed Jun 07 13:20:10 2023  
 Response via : Initial Calibration





#1  
 2(2-methoxyethoxy)-ethanol  
 Concen: 20258.28 ug/L  
 RT: 12.591 min Scan# 761  
 Delta R.T. 0.006 min  
 Lab File: F206052310.D  
 Acq: 5 Jun 2023 8:23 pm

Tgt Ion	Resp	Lower	Upper
45	100		
59	61.7	60.6	60.6#
75	20.7	20.9	20.9#



Data Path : C:\Projects\Hawaii DOH\2. Laboratory Data\Alpha\WAF Study\L2317027\FULLSCAN\  
 Data File : F205142324.D  
 Acq On : 15 May 2023 6:50 pm  
 Operator : PAH2:DP  
 Sample : 12317027-10  
 Misc :  
 ALS Vial : 23 Sample Multiplier: 1

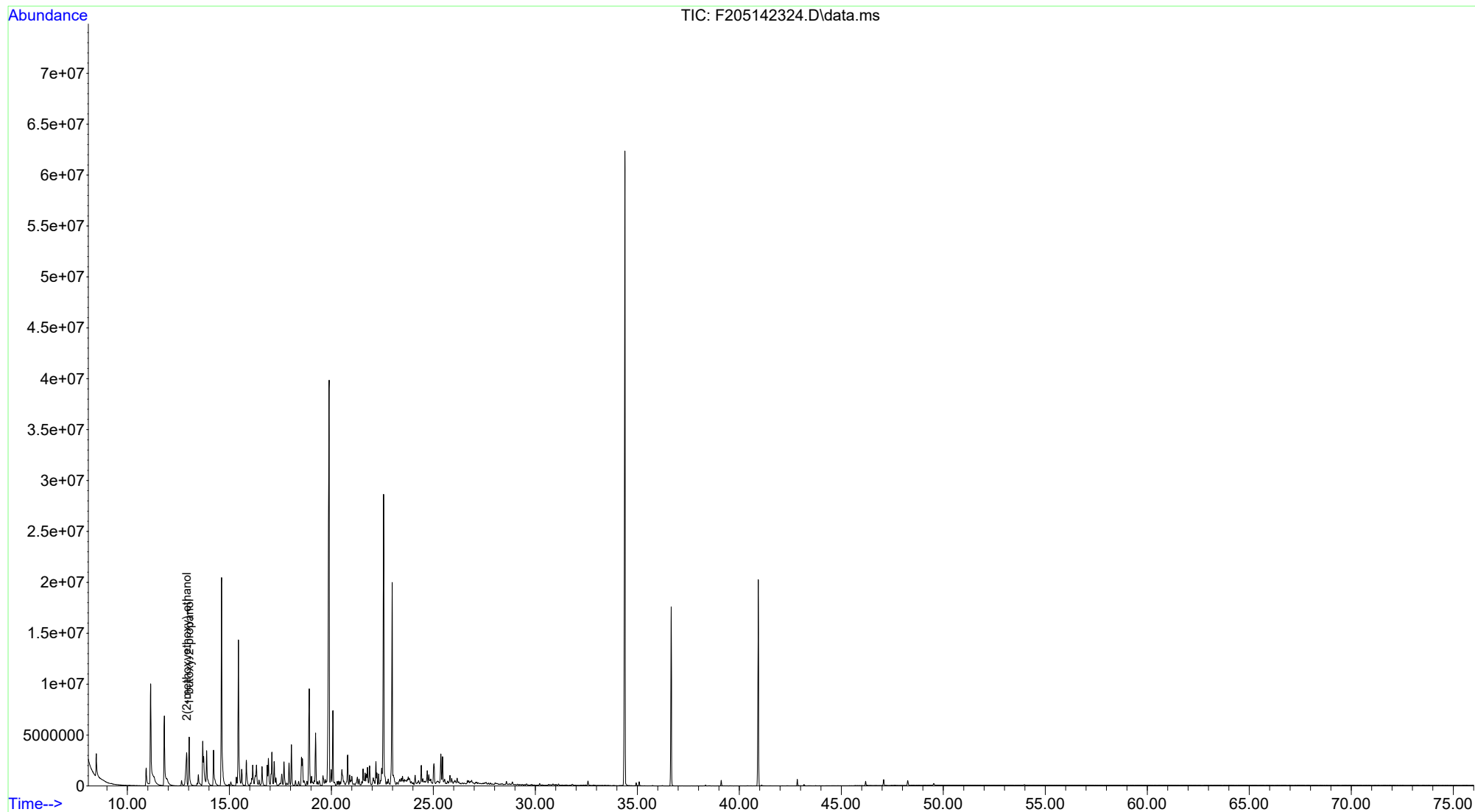
Quant Time: Jun 02 12:16:45 2023  
 Quant Method : C:\Projects\Hawaii DOH\2. Laboratory Data\Alpha\WAF Study\L2317027\FULLSCAN\Additi  
 ves.M  
 Quant Title : PIANO VOLATILES  
 QLast Update : Fri Jun 02 12:15:24 2023  
 Response via : Initial Calibration

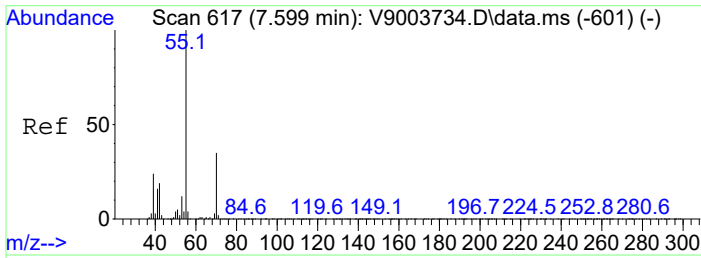
Compound	R.T.	QIon	Response	Conc	Units	Dev(Min)
-----						
Target Compounds						Qvalue
1) 2(2-methoxyethoxy)-eth...	12.905	45	2886798	21811.85	ug/L	# 99
2) 1-butoxy-2-propanol	13.030	45	2149979m	16244.65	ug/L	
-----						

(#) = qualifier out of range (m) = manual integration (+) = signals summed

Data Path : C:\Projects\Hawaii DOH\2. Laboratory Data\Alpha\WAF Study\L2317027\FULLSCAN\  
 Data File : F205142324.D  
 Acq On : 15 May 2023 6:50 pm  
 Operator : PAH2:DP  
 Sample : 12317027-10  
 Misc :  
 ALS Vial : 23 Sample Multiplier: 1

Quant Time: Jun 02 12:16:45 2023  
 Quant Method : C:\Projects\Hawaii DOH\2. Laboratory Data\Alpha\WAF Study\L2317027\FULLSCAN\Additi  
 ves.M  
 Quant Title : PIANO VOLATILES  
 QLast Update : Fri Jun 02 12:15:24 2023  
 Response via : Initial Calibration

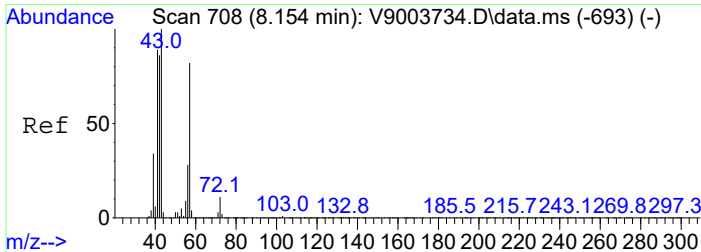
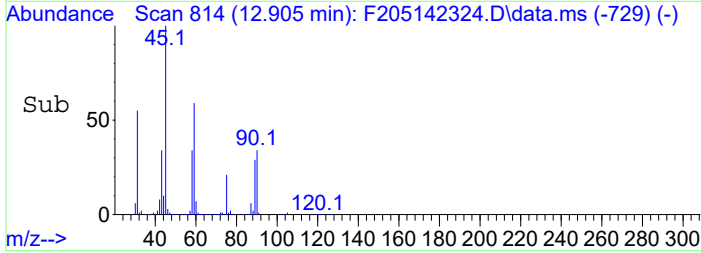
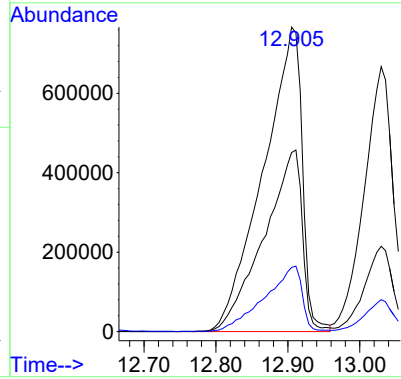
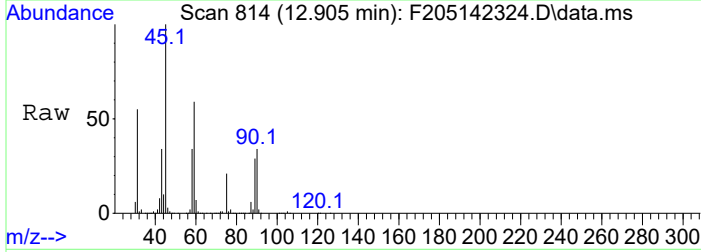




#1  
 2(2-methoxyethoxy)-ethanol  
 Concen: 21811.85 ug/L  
 RT: 12.905 min Scan# 814  
 Delta R.T. 0.006 min  
 Lab File: F205142324.D  
 Acq: 15 May 2023 6:50 pm

Tgt Ion: 45 Resp: 2886798

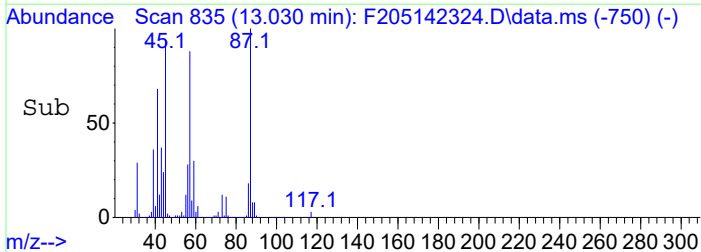
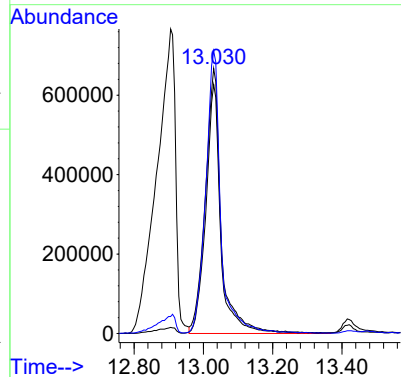
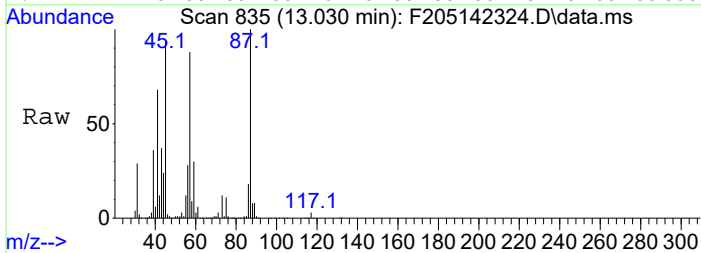
Ion	Ratio	Lower	Upper
45	100		
59	58.8	58.3	58.3#
75	21.1	21.6	21.6#



#2  
 1-butoxy-2-propanol  
 Concen: 16244.65 ug/L m  
 RT: 13.030 min Scan# 835  
 Delta R.T. 0.006 min  
 Lab File: F205142324.D  
 Acq: 15 May 2023 6:50 pm

Tgt Ion: 45 Resp: 2149979

Ion	Ratio	Lower	Upper
45	100		
57	93.9	91.9	91.9#
87	106.6	108.4	108.4#



Data Path : C:\Projects\Hawaii DOH\2. Laboratory Data\Alpha\WAF Study\L2317027\FULLSCAN\  
 Data File : F206052311.D  
 Acq On : 5 Jun 2023 9:47 pm  
 Operator : PAH2:DP  
 Sample : L2317027-13  
 Misc :  
 ALS Vial : 10 Sample Multiplier: 1

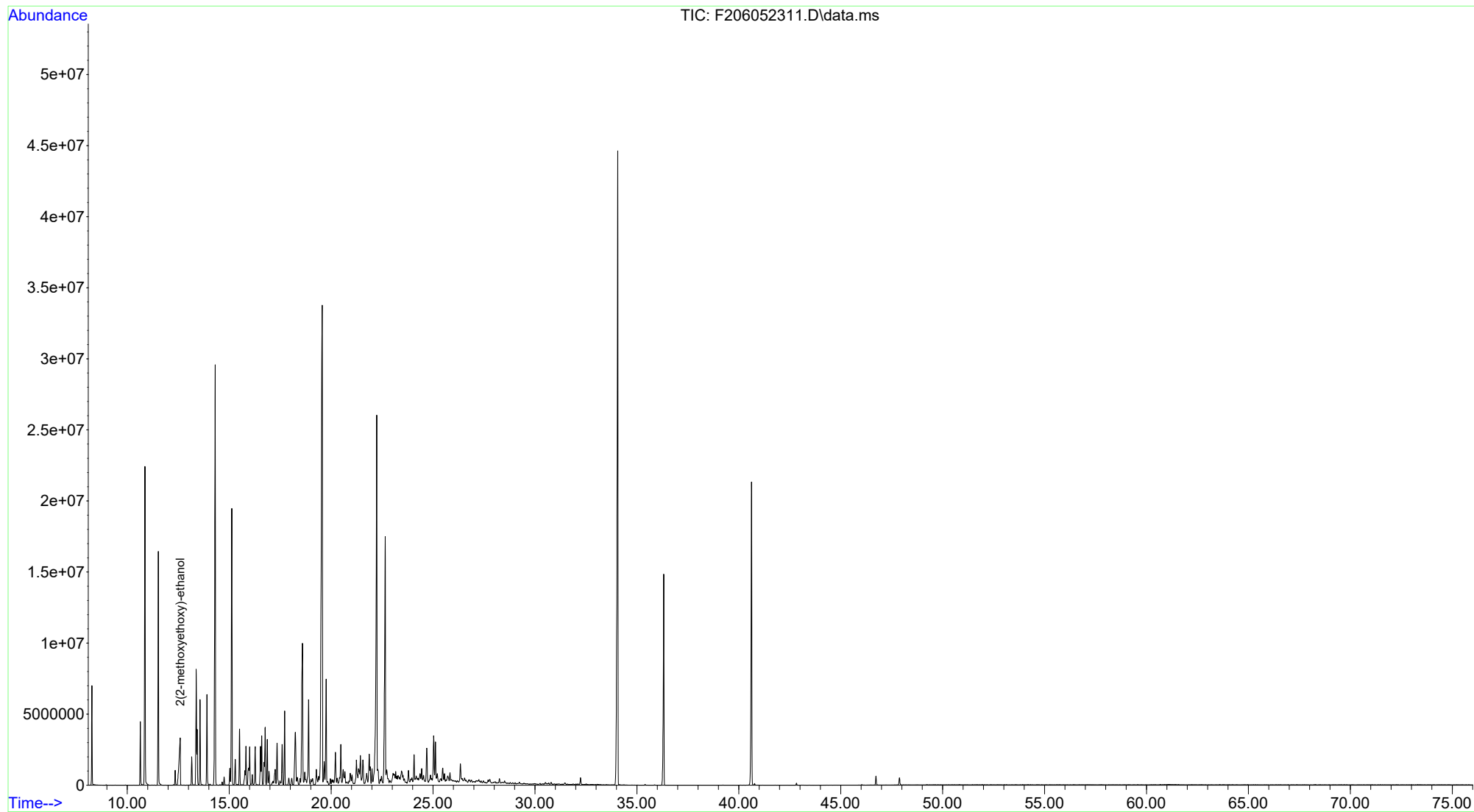
Quant Time: Jun 07 13:22:04 2023  
 Quant Method : C:\Projects\Hawaii DOH\2. Laboratory Data\Alpha\WAF Study\L2317027\FULLSCAN\Additi  
 ves.20230607.M  
 Quant Title : PIANO VOLATILES  
 QLast Update : Wed Jun 07 13:20:10 2023  
 Response via : Initial Calibration

Compound	R.T.	QIon	Response	Conc	Units	Dev(Min)
-----						
Target Compounds						Qvalue
1) 2(2-methoxyethoxy)-eth...	12.597	45	3681349	21670.80	ug/L	# 97
-----						

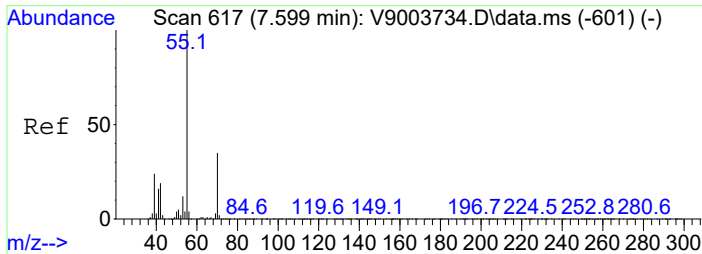
(#) = qualifier out of range (m) = manual integration (+) = signals summed

Data Path : C:\Projects\Hawaii DOH\2. Laboratory Data\Alpha\WAF Study\L2317027\FULLSCAN\  
 Data File : F206052311.D  
 Acq On : 5 Jun 2023 9:47 pm  
 Operator : PAH2:DP  
 Sample : L2317027-13  
 Misc :  
 ALS Vial : 10 Sample Multiplier: 1

Quant Time: Jun 07 13:22:04 2023  
 Quant Method : C:\Projects\Hawaii DOH\2. Laboratory Data\Alpha\WAF Study\L2317027\FULLSCAN\Additi  
 ... ves.20230607.M  
 Quant Title : PIANO VOLATILES  
 QLast Update : Wed Jun 07 13:20:10 2023  
 Response via : Initial Calibration



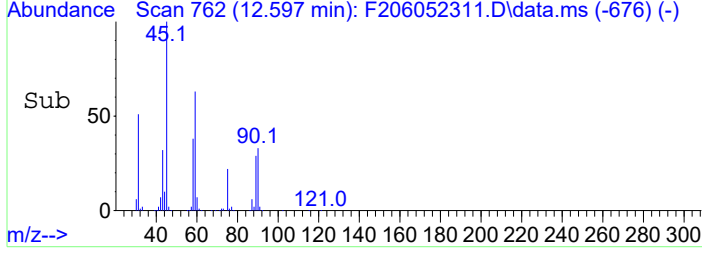
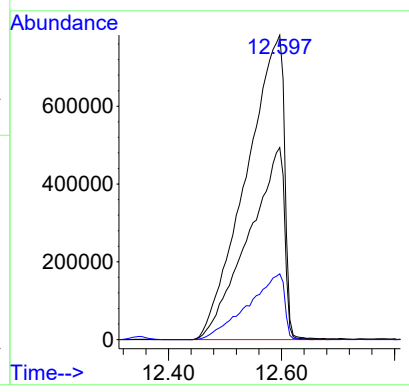
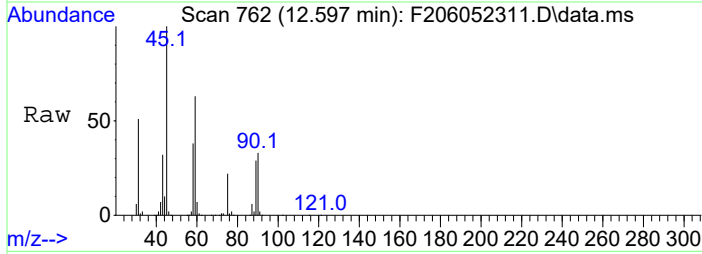




#1  
 2(2-methoxyethoxy)-ethanol  
 Concen: 21670.80 ug/L  
 RT: 12.597 min Scan# 762  
 Delta R.T. 0.012 min  
 Lab File: F206052311.D  
 Acq: 5 Jun 2023 9:47 pm

Tgt Ion: 45 Resp: 3681349

Ion	Ratio	Lower	Upper
45	100		
59	63.1	60.6	60.6#
75	21.6	20.9	20.9#



Data Path : C:\Projects\Hawaii DOH\2. Laboratory Data\Alpha\WAF Study\L2317027\FULLSCAN\  
 Data File : F205142325.D  
 Acq On : 15 May 2023 8:17 pm  
 Operator : PAH2:DP  
 Sample : 12317027-16  
 Misc :  
 ALS Vial : 24 Sample Multiplier: 1

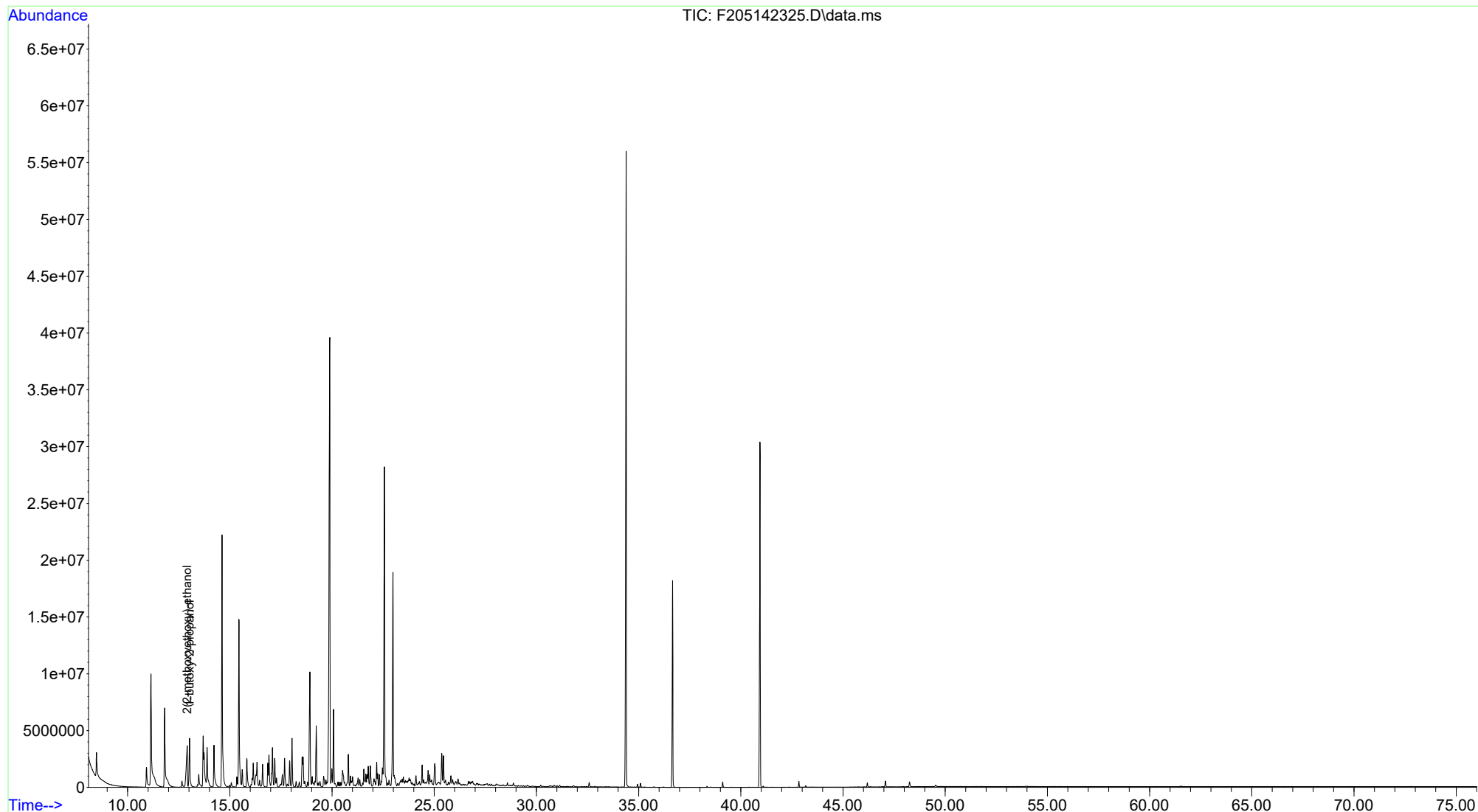
Quant Time: Jun 02 12:17:14 2023  
 Quant Method : C:\Projects\Hawaii DOH\2. Laboratory Data\Alpha\WAF Study\L2317027\FULLSCAN\Additi  
 ves.M  
 Quant Title : PIANO VOLATILES  
 QLast Update : Fri Jun 02 12:15:24 2023  
 Response via : Initial Calibration

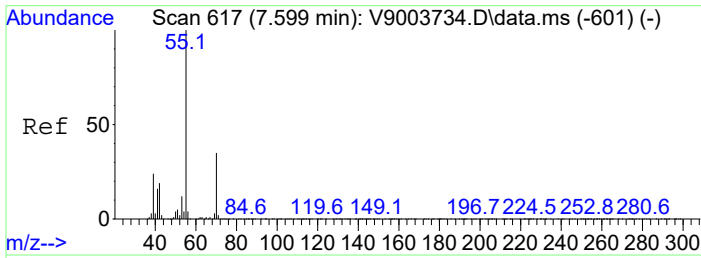
Compound	R.T.	QIon	Response	Conc	Units	Dev(Min)	Qvalue
-----							
Target Compounds							
1) 2(2-methoxyethoxy)-eth...	12.911	45	3298644	24923.64	ug/L	#	98
2) 1-butoxy-2-propanol	13.030	45	2006825m	15163.01	ug/L		
-----							

(#) = qualifier out of range (m) = manual integration (+) = signals summed

Data Path : C:\Projects\Hawaii DOH\2. Laboratory Data\Alpha\WAF Study\L2317027\FULLSCAN\  
 Data File : F205142325.D  
 Acq On : 15 May 2023 8:17 pm  
 Operator : PAH2:DP  
 Sample : 12317027-16  
 Misc :  
 ALS Vial : 24 Sample Multiplier: 1

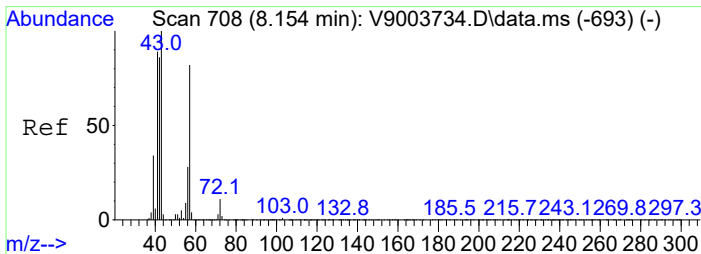
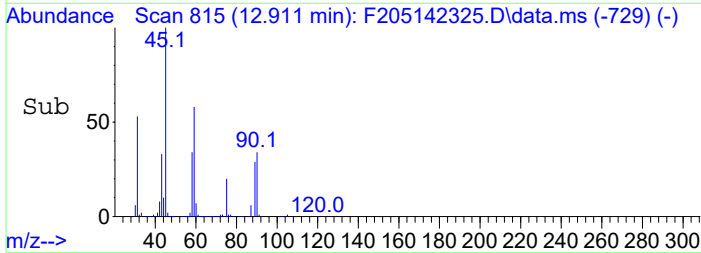
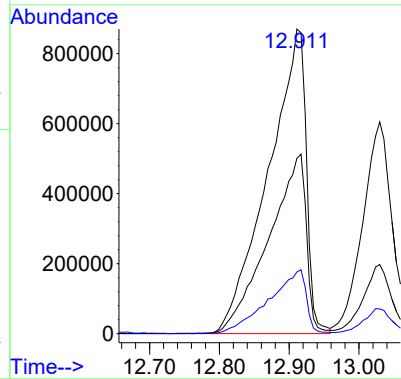
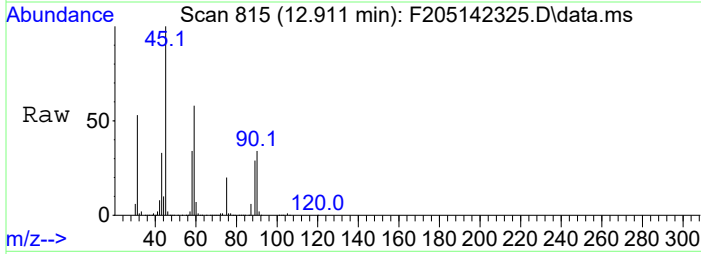
Quant Time: Jun 02 12:17:14 2023  
 Quant Method : C:\Projects\Hawaii DOH\2. Laboratory Data\Alpha\WAF Study\L2317027\FULLSCAN\Additi  
 ves.M  
 Quant Title : PIANO VOLATILES  
 QLast Update : Fri Jun 02 12:15:24 2023  
 Response via : Initial Calibration





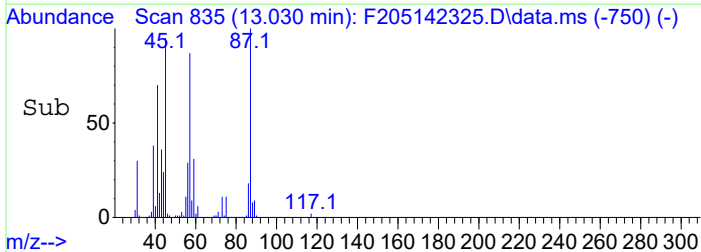
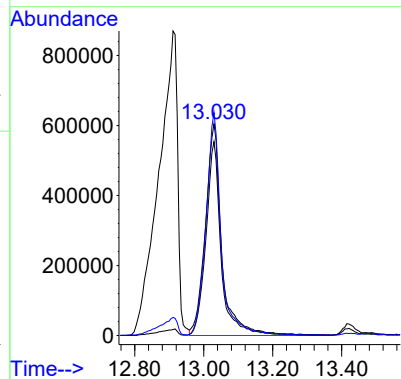
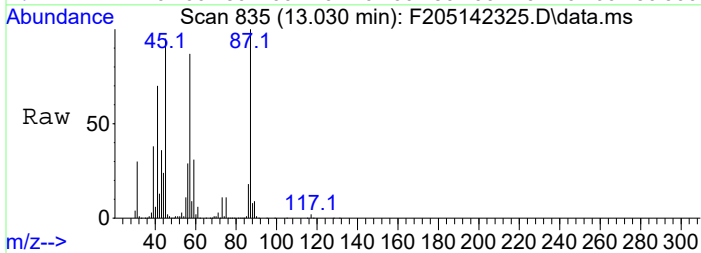
#1  
 2(2-methoxyethoxy)-ethanol  
 Concen: 24923.64 ug/L  
 RT: 12.911 min Scan# 815  
 Delta R.T. 0.012 min  
 Lab File: F205142325.D  
 Acq: 15 May 2023 8:17 pm

Tgt Ion	Resp	Lower	Upper
45	100		
59	57.6	58.3	58.3#
75	20.2	21.6	21.6#



#2  
 1-butoxy-2-propanol  
 Concen: 15163.01 ug/L m  
 RT: 13.030 min Scan# 835  
 Delta R.T. 0.006 min  
 Lab File: F205142325.D  
 Acq: 15 May 2023 8:17 pm

Tgt Ion	Resp	Lower	Upper
45	100		
57	91.6	91.9	91.9#
87	105.3	108.4	108.4#



Data Path : C:\Projects\Hawaii DOH\2. Laboratory Data\Alpha\WAF Study\L2317027\FULLSCAN\  
 Data File : F206052312.D  
 Acq On : 5 Jun 2023 11:11 pm  
 Operator : PAH2:DP  
 Sample : L2317027-19  
 Misc :  
 ALS Vial : 11 Sample Multiplier: 1

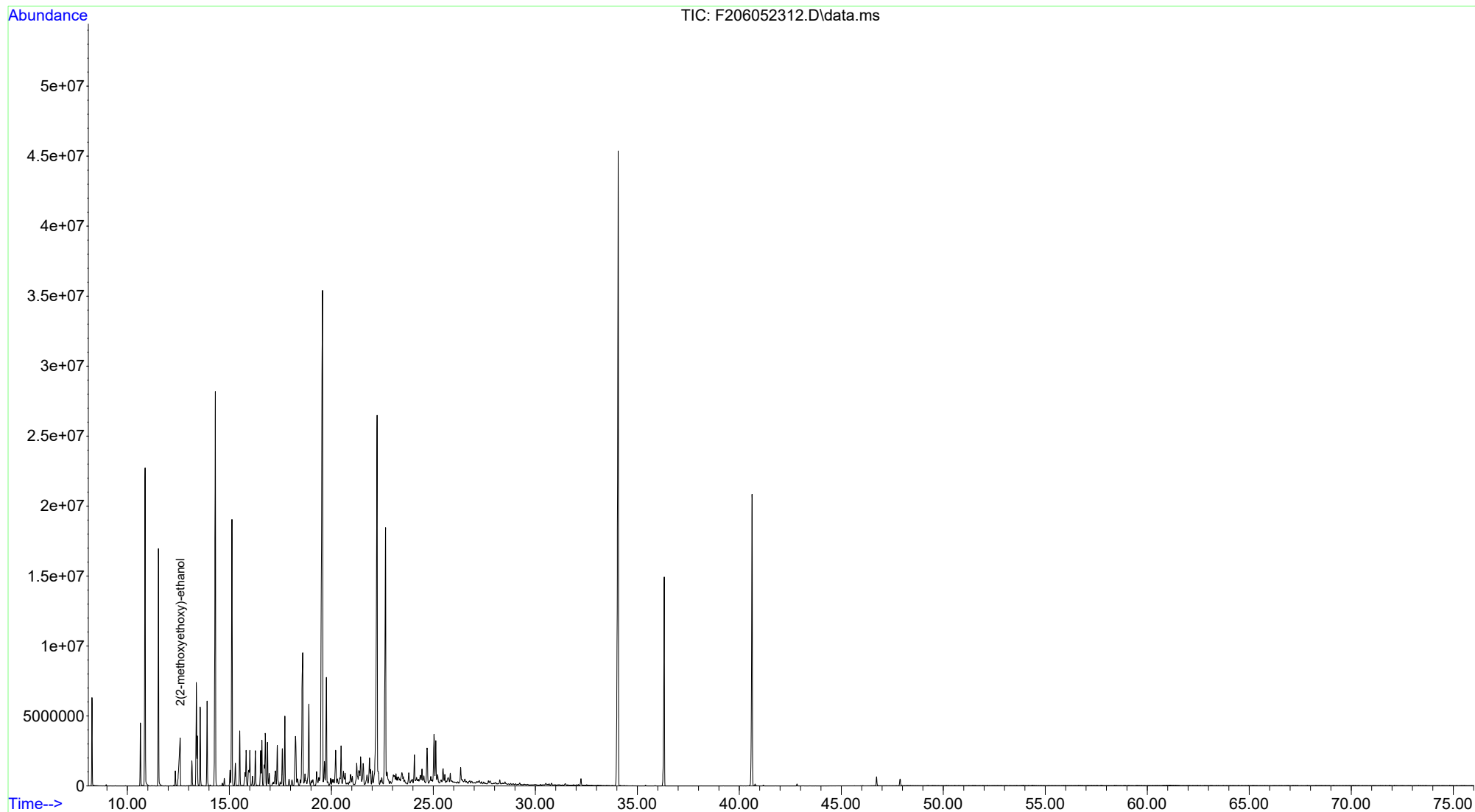
Quant Time: Jun 07 13:22:21 2023  
 Quant Method : C:\Projects\Hawaii DOH\2. Laboratory Data\Alpha\WAF Study\L2317027\FULLSCAN\Additi  
 ves.20230607.M  
 Quant Title : PIANO VOLATILES  
 QLast Update : Wed Jun 07 13:20:10 2023  
 Response via : Initial Calibration

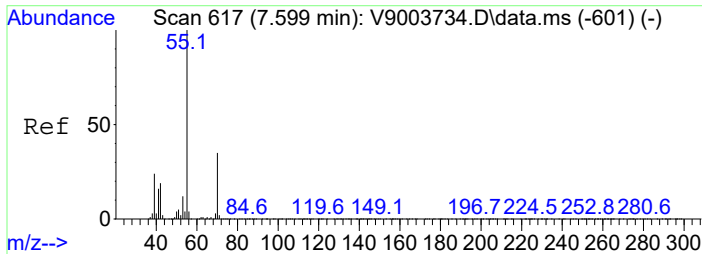
Compound	R.T.	QIon	Response	Conc	Units	Dev(Min)
-----						
Target Compounds						Qvalue
1) 2(2-methoxyethoxy)-eth...	12.591	45	3715413	21871.32	ug/L	# 99
-----						

(#) = qualifier out of range (m) = manual integration (+) = signals summed

Data Path : C:\Projects\Hawaii DOH\2. Laboratory Data\Alpha\WAF Study\L2317027\FULLSCAN\  
Data File : F206052312.D  
Acq On : 5 Jun 2023 11:11 pm  
Operator : PAH2:DP  
Sample : L2317027-19  
Misc :  
ALS Vial : 11 Sample Multiplier: 1

Quant Time: Jun 07 13:22:21 2023  
Quant Method : C:\Projects\Hawaii DOH\2. Laboratory Data\Alpha\WAF Study\L2317027\FULLSCAN\Additi  
... ves.20230607.M  
Quant Title : PIANO VOLATILES  
QLast Update : Wed Jun 07 13:20:10 2023  
Response via : Initial Calibration

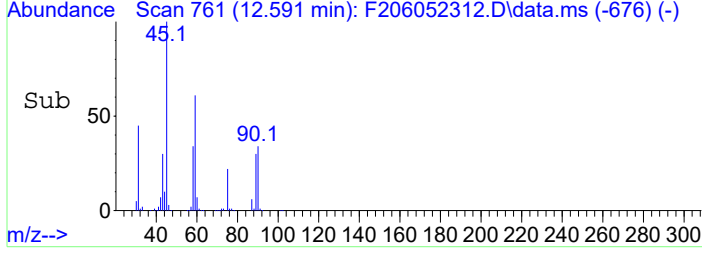
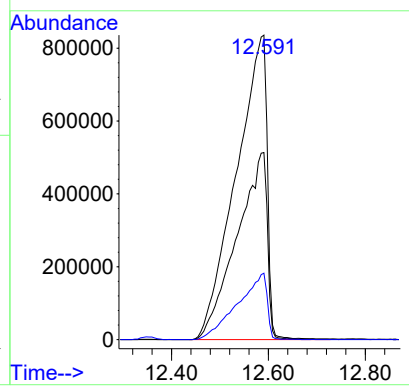
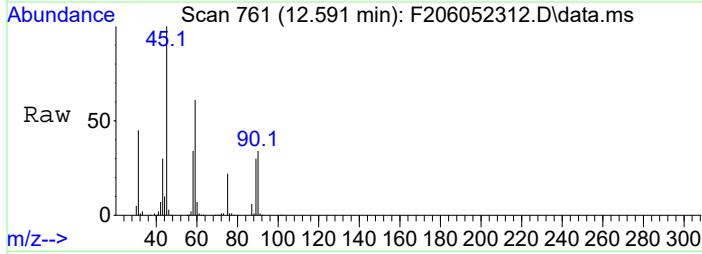




#1  
 2(2-methoxyethoxy)-ethanol  
 Concen: 21871.32 ug/L  
 RT: 12.591 min Scan# 761  
 Delta R.T. 0.006 min  
 Lab File: F206052312.D  
 Acq: 5 Jun 2023 11:11 pm

Tgt Ion: 45 Resp: 3715413

Ion	Ratio	Lower	Upper
45	100		
59	61.4	60.6	60.6#
75	21.8	20.9	20.9#



Data Path : C:\Projects\Hawaii DOH\2. Laboratory Data\Alpha\WAF Study\L2317027\FULLSCAN\  
 Data File : F205142326.D  
 Acq On : 15 May 2023 9:45 pm  
 Operator : PAH2:DP  
 Sample : 12317027-22  
 Misc :  
 ALS Vial : 25 Sample Multiplier: 1

Quant Time: Jun 02 12:17:45 2023  
 Quant Method : C:\Projects\Hawaii DOH\2. Laboratory Data\Alpha\WAF Study\L2317027\FULLSCAN\Additi  
 ves.M  
 Quant Title : PIANO VOLATILES  
 QLast Update : Fri Jun 02 12:15:24 2023  
 Response via : Initial Calibration

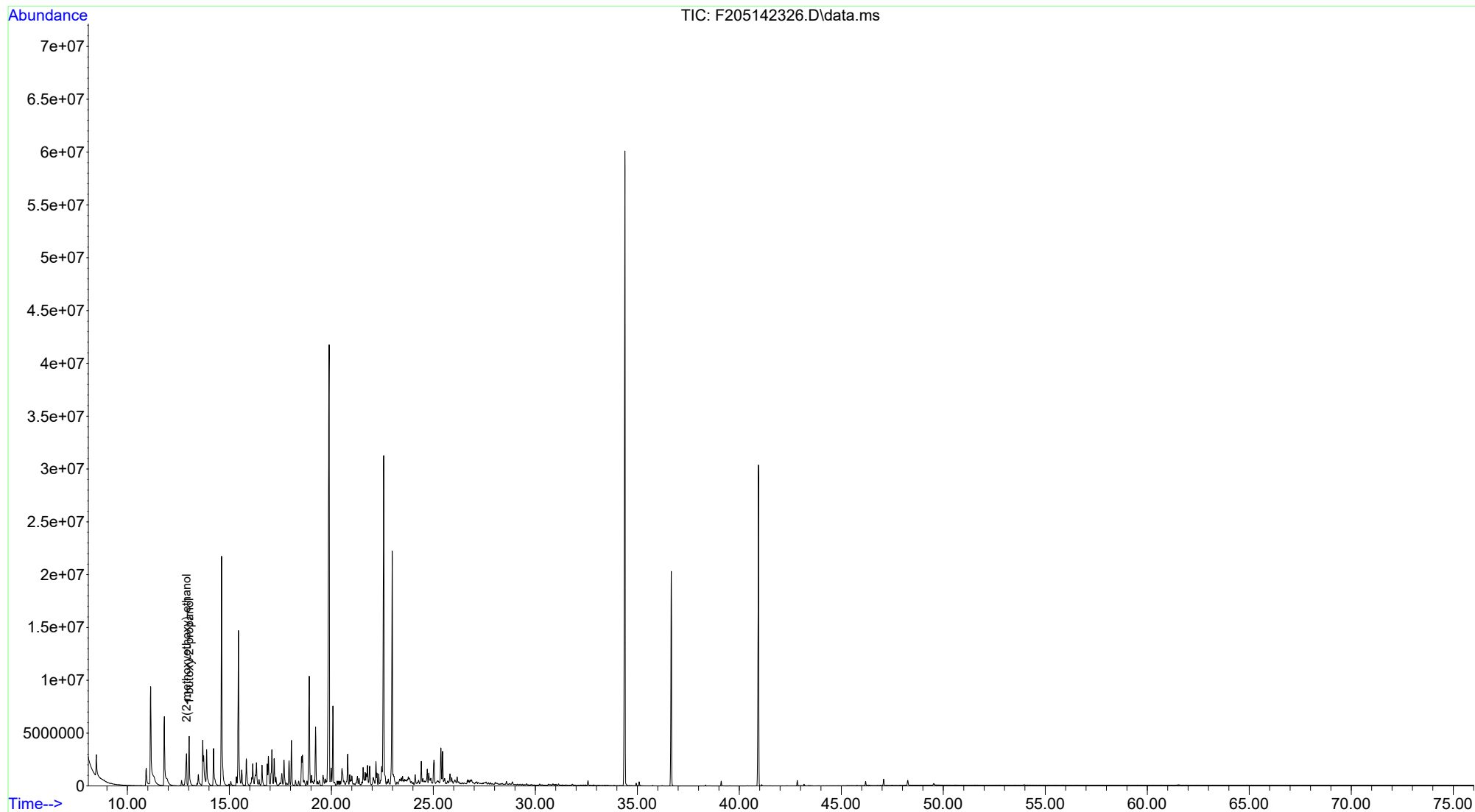
Compound	R.T.	QIon	Response	Conc	Units	Dev(Min)	
-----							
Target Compounds							Qvalue
1) 2(2-methoxyethoxy)-eth...	12.899	45	2589563	19566.02	ug/L	#	98
2) 1-butoxy-2-propanol	13.030	45	2127974m	16078.38	ug/L		
-----							

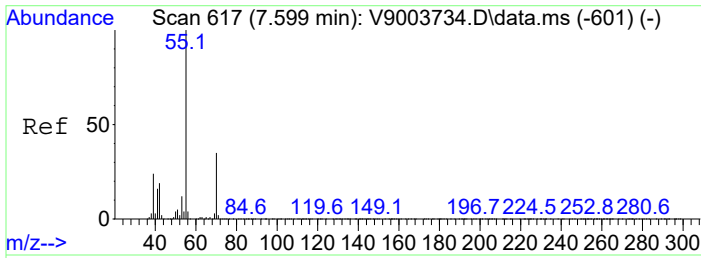
(#) = qualifier out of range (m) = manual integration (+) = signals summed



Data Path : C:\Projects\Hawaii DOH\2. Laboratory Data\Alpha\WAF Study\L2317027\FULLSCAN\  
 Data File : F205142326.D  
 Acq On : 15 May 2023 9:45 pm  
 Operator : PAH2:DP  
 Sample : 12317027-22  
 Misc :  
 ALS Vial : 25 Sample Multiplier: 1

Quant Time: Jun 02 12:17:45 2023  
 Quant Method : C:\Projects\Hawaii DOH\2. Laboratory Data\Alpha\WAF Study\L2317027\FULLSCAN\Additi  
 ... ves.M  
 Quant Title : PIANO VOLATILES  
 QLast Update : Fri Jun 02 12:15:24 2023  
 Response via : Initial Calibration

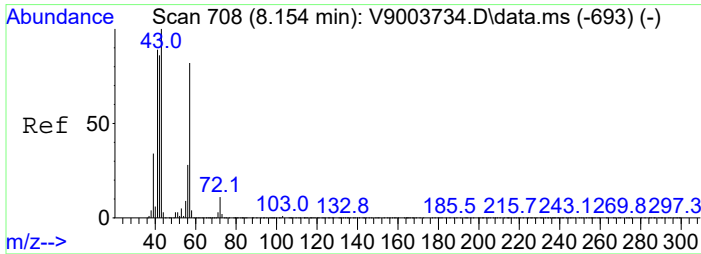
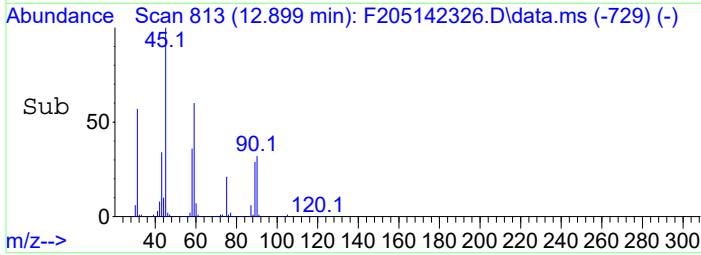
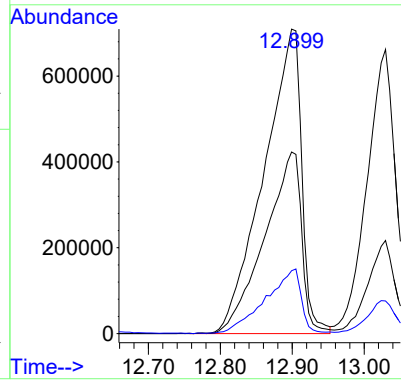
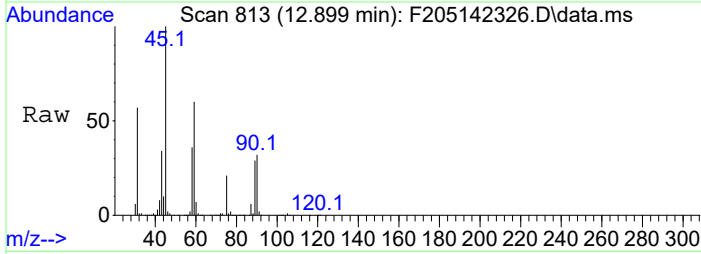




#1  
 2(2-methoxyethoxy)-ethanol  
 Concen: 19566.02 ug/L  
 RT: 12.899 min Scan# 813  
 Delta R.T. 0.000 min  
 Lab File: F205142326.D  
 Acq: 15 May 2023 9:45 pm

Tgt Ion: 45 Resp: 2589563

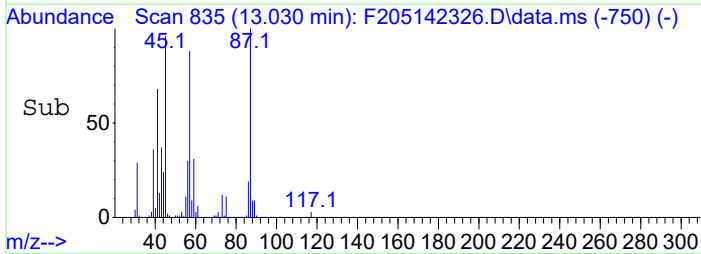
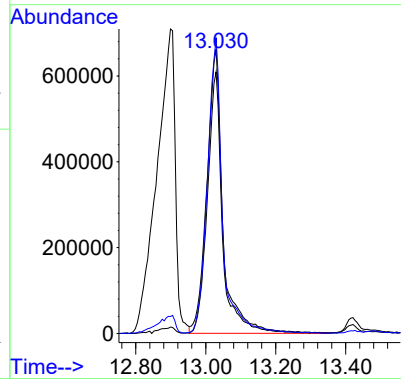
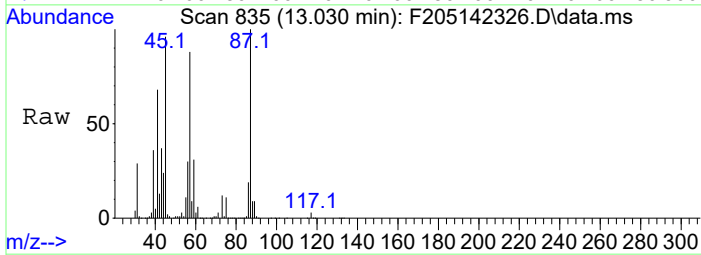
Ion	Ratio	Lower	Upper
45	100		
59	59.6	58.3	58.3#
75	20.7	21.6	21.6#



#2  
 1-butoxy-2-propanol  
 Concen: 16078.38 ug/L m  
 RT: 13.030 min Scan# 835  
 Delta R.T. 0.006 min  
 Lab File: F205142326.D  
 Acq: 15 May 2023 9:45 pm

Tgt Ion: 45 Resp: 2127974

Ion	Ratio	Lower	Upper
45	100		
57	92.1	91.9	91.9#
87	104.1	108.4	108.4#



Data Path : C:\Projects\Hawaii DOH\2. Laboratory Data\Alpha\WAF Study\L2317027\FULLSCAN\  
 Data File : F205142327.D  
 Acq On : 15 May 2023 11:12 pm  
 Operator : PAH2:DP  
 Sample : 12317027-28  
 Misc :  
 ALS Vial : 26 Sample Multiplier: 1

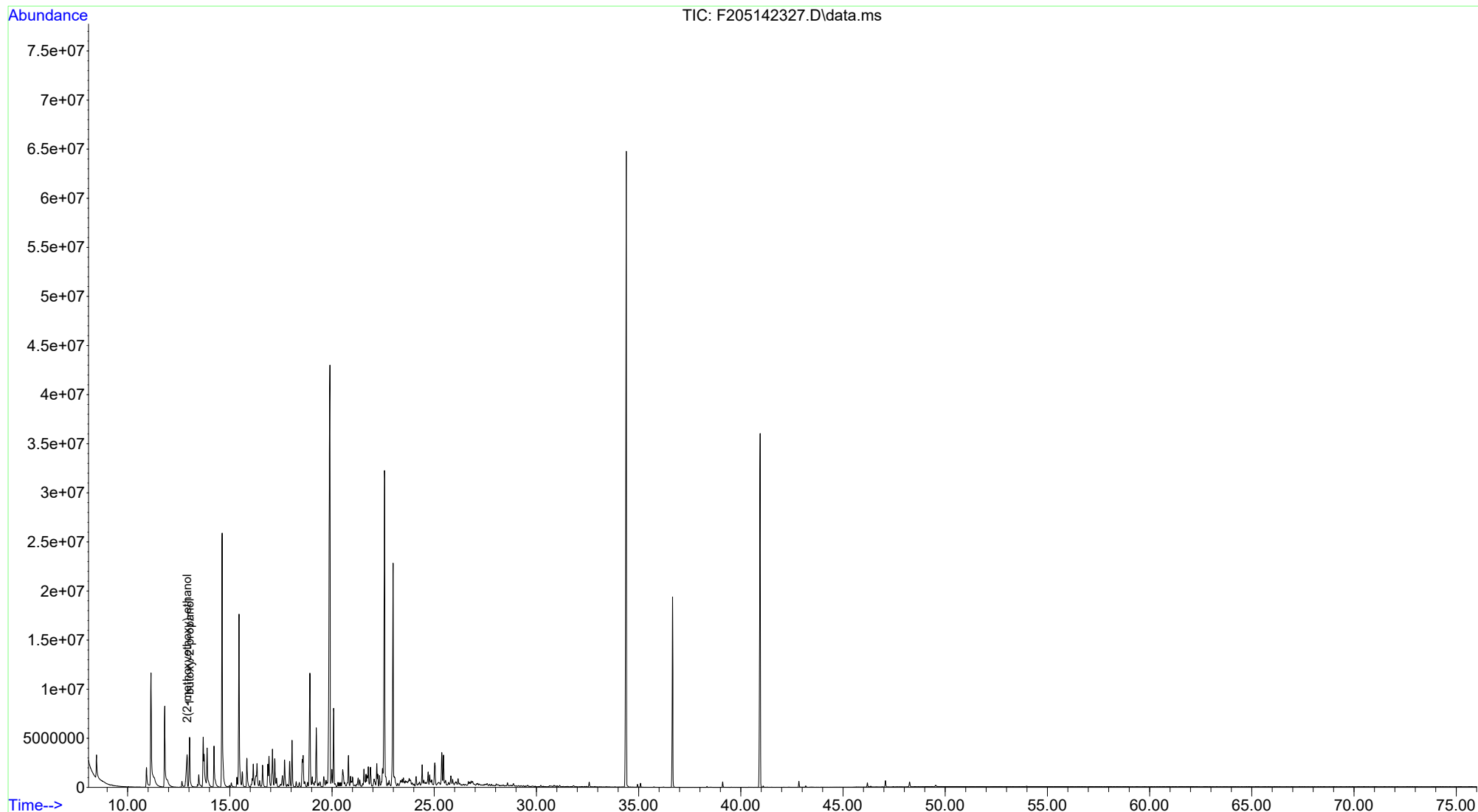
Quant Time: Jun 02 12:18:19 2023  
 Quant Method : C:\Projects\Hawaii DOH\2. Laboratory Data\Alpha\WAF Study\L2317027\FULLSCAN\Additi  
 ves.M  
 Quant Title : PIANO VOLATILES  
 QLast Update : Fri Jun 02 12:15:24 2023  
 Response via : Initial Calibration

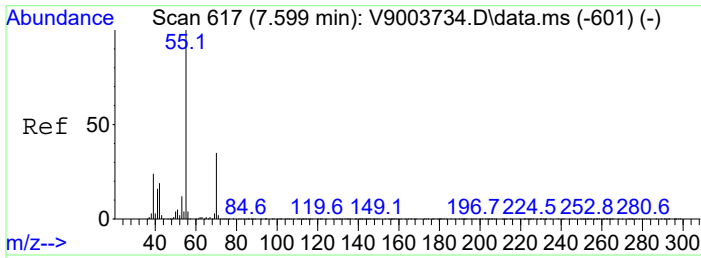
Compound	R.T.	QIon	Response	Conc	Units	Dev(Min)	Qvalue
-----							
Target Compounds							
1) 2(2-methoxyethoxy)-eth...	12.911	45	2924548	22097.08	ug/L	#	99
2) 1-butoxy-2-propanol	13.030	45	2290561m	17306.85	ug/L		
-----							

(#) = qualifier out of range (m) = manual integration (+) = signals summed

Data Path : C:\Projects\Hawaii DOH\2. Laboratory Data\Alpha\WAF Study\L2317027\FULLSCAN\  
 Data File : F205142327.D  
 Acq On : 15 May 2023 11:12 pm  
 Operator : PAH2:DP  
 Sample : 12317027-28  
 Misc :  
 ALS Vial : 26 Sample Multiplier: 1

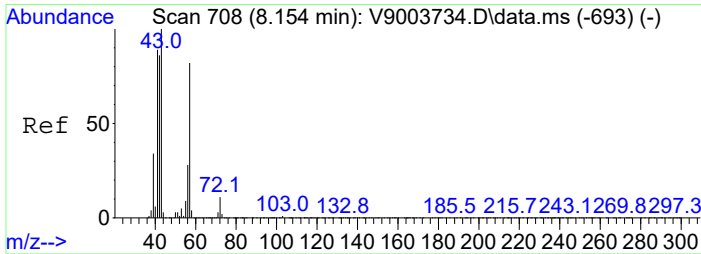
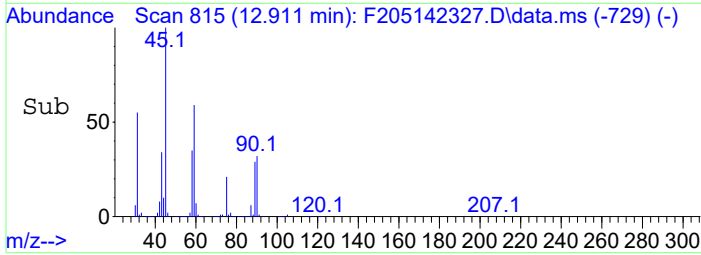
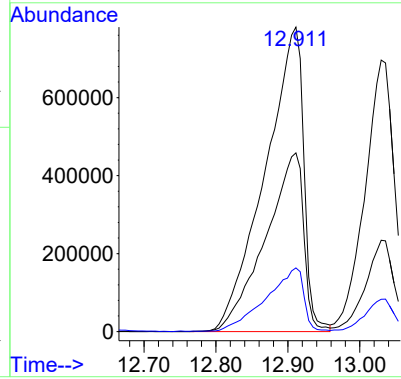
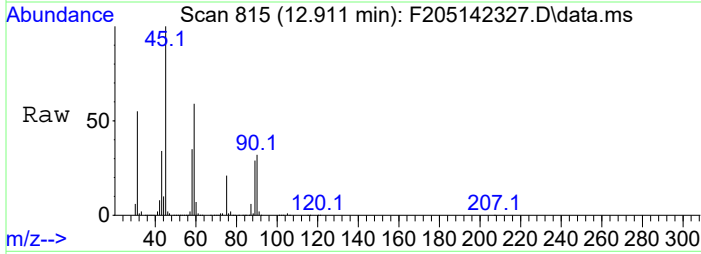
Quant Time: Jun 02 12:18:19 2023  
 Quant Method : C:\Projects\Hawaii DOH\2. Laboratory Data\Alpha\WAF Study\L2317027\FULLSCAN\Additi  
 ves.M  
 Quant Title : PIANO VOLATILES  
 QLast Update : Fri Jun 02 12:15:24 2023  
 Response via : Initial Calibration





#1  
 2(2-methoxyethoxy)-ethanol  
 Concen: 22097.08 ug/L  
 RT: 12.911 min Scan# 815  
 Delta R.T. 0.012 min  
 Lab File: F205142327.D  
 Acq: 15 May 2023 11:12 pm

Tgt Ion:	45	Resp:	2924548
Ion Ratio	Lower	Upper	
45	100		
59	58.7	58.3	58.3#
75	20.9	21.6	21.6#



#2  
 1-butoxy-2-propanol  
 Concen: 17306.85 ug/L m  
 RT: 13.030 min Scan# 835  
 Delta R.T. 0.006 min  
 Lab File: F205142327.D  
 Acq: 15 May 2023 11:12 pm

Tgt Ion:	45	Resp:	2290561
Ion Ratio	Lower	Upper	
45	100		
57	95.7	91.9	91.9#
87	106.8	108.4	108.4#

