



908 North Temperance Ave. ▽ Clovis, CA 93611 ▽ Phone 559-275-2175 ▽ Fax 559-275-4422

Certification Number: CA1312  
NELAP Certification number: CA00046  
DoD-ELAP Certificate number: 4064.01

## Data Validatable Report

March 31, 2022

AECOM  
1001 Bishop Street, Suite 1600  
Honolulu, Hawaii 96813

Attn: Alethea Ramos

Title: Report of Data: Case 96846-rev3

Project: 60571032 CV18F0126 Red Hill Fuel Storage, HI

Contract #: Prime contract # for DoD: NAVY CLEAN N62742-17-F-1800, CV18F0126  
Subcontract: 18S-22209-HI27

Dear Ms. Ramos:

Eight water samples were received July 16, 2021. Revised written results for the requested analyses are being provided on this March 31, 2022.

Revision: For the 8260B analysis, CCV summaries for 0719M26.D and 0719M29.M are included.

Revision 2: The 8270SIM analyte list was revised to reflect the COC.

Revision 3: For the 8260B-GRO analysis, CCV summary for file is 0719M05.D is included

Results in this report apply to the samples analyzed in accordance with the chain of custody document. This analytical report must be reproduced in its entirety.

If you have any questions or require further information, please contact your APPL Project Manager, Libby Cheeseborough, libby@applinc.com, at your convenience. Thank you for choosing APPL, Inc.

I certify that this data package is in compliance with the terms and conditions of the contract, both technically and for completeness, for other than the conditions detailed above. These test results meet all requirements of NELAC and DoD QSM. Release of the hard copy has been authorized by the Laboratory Manager or his designee, as verified by the following signature.

Loren Portwood, Laboratory Director  
APPL, Inc.

LP/lac  
Enclosure  
cc: File

Data Validation Package  
for  
60571032 CV18F0126 Red Hill Fuel Storage  
APPL SDG 96846  
TABLE OF CONTENTS

LABORATORY NAME: APPL, Inc.

Case Narrative	<u>3</u>
Sample Management Records	<u>7</u>
Sample Results	<u>13</u>
QC Forms	<u>50</u>
Method 8015B Calibration Data	<u>120</u>
Method 8015B Raw Data	<u>146</u>
Method 8015B Silica Gel Calibration Data	<u>167</u>
Method 8015B Silica Gel Raw Data	<u>205</u>
Method 8015B Blank Calibration Data	<u>227</u>
Method 8015B Blank Raw Data	<u>252</u>
Method 8270D SIM Calibration Data	<u>276</u>
Method 8270D SIM Raw Data	<u>311</u>
Method 8260B Calibration Data	<u>341</u>
Method 8260B Raw Data	<u>414</u>
Method 8260B GRO Calibration Data	<u>465</u>
Method 8260B GRO Raw Data	<u>527</u>

# **CASE NARRATIVE**

# Case Narrative

ARF: 96846

Project: 60571032 CV18F0126 Red Hill Fuel Storage. HI

## **Sample Receipt Information:**

Eight water samples were received July 16, 2021 at 2.1°C. The sample group was assigned Analytical Request Form (ARF) number 96846.

## **Sample Preparation and Analysis Information:**

For the EPA 8015B analysis, the sample was extracted according to EPA method 3520C. The sample extracts were silica gel cleaned according to APPL's SOP CLN004 and placed on hold.

For the EPA 8015B analysis, pre-extraction sample blanks were extracted according to EPA method 3520C before the method QC and field samples. The sample blanks are included in this report.

For the EPA 8270D SIM analysis, the sample was extracted according to EPA method 3520C.

For the EPA 8260B analysis, the samples were purged according to EPA method 5030B.

Only the portion of the injection log relative to these samples is included. A full sequence log is available upon request. Measurement uncertainty can be reported upon request.

## **Analytical Exceptions, Deviations and Abnormalities.**

**EPA 8015B:** The motor oil recovered above the control limit in the LCS/LCSD for both the silica gel cleaned and non cleaned extracts. The client was notified and requested that the information be included in the narrative.

**EPA 8015B SGC:** The silica gel cleaned extracts were injected fifty-three days after extraction.

**EPA 8270D SIM:** The surrogate 2-methylnaphthalene recovered above the upper control limit. No target analytes were detected in the associated sample. The client was notified.

qryCOC\_APPLCaseNarrativeReport

SDG	Received	Client ID	APPL ID	Collected DateTime	Matrix	Method	Method Description
96846	7/16/2021	ERH1532	BA36223	7/15/2021 10:10:00 AM	WATER	EPA 8260B	EPA 8260B BTEX WATER
96846	7/16/2021	ERH1532	BA36223	7/15/2021 10:10:00 AM	WATER	EPA 8260B	EPA 8260B GRO WATER
96846	7/16/2021	ERH1533	BA36224	7/15/2021 10:20:00 AM	WATER	EPA 8260B	EPA 8260B BTEX WATER
96846	7/16/2021	ERH1533	BA36224	7/15/2021 10:20:00 AM	WATER	EPA 8015B-eHL	EPA 8015B TPH WATER L-L SGC
96846	7/16/2021	ERH1533	BA36224	7/15/2021 10:20:00 AM	WATER	EPA 8015B-eHL	EPA 8015B TPH LIQ-LIQ
96846	7/16/2021	ERH1533	BA36224	7/15/2021 10:20:00 AM	WATER	EPA 8260B	EPA 8260B GRO WATER
96846	7/16/2021	ERH1533	BA36224	7/15/2021 10:20:00 AM	WATER	8270D-SIM	EPA 8270D SIM LIQ-LIQ
96846	7/16/2021	ERH1533 BLANK	BA36225	7/15/2021 10:20:00 AM	WATER	EPA 8015B-eHL	EPA 8015B TPH LIQ-LIQ
96846	7/16/2021	ERH1534	BA36226	7/15/2021 11:05:00 AM	WATER	EPA 8260B	EPA 8260B BTEX WATER
96846	7/16/2021	ERH1534	BA36226	7/15/2021 11:05:00 AM	WATER	EPA 8260B	EPA 8260B GRO WATER
96846	7/16/2021	ERH1535	BA36227	7/15/2021 11:15:00 AM	WATER	EPA 8260B	EPA 8260B BTEX WATER
96846	7/16/2021	ERH1535	BA36227	7/15/2021 11:15:00 AM	WATER	EPA 8015B-eHL	EPA 8015B TPH WATER L-L SGC
96846	7/16/2021	ERH1535	BA36227	7/15/2021 11:15:00 AM	WATER	EPA 8015B-eHL	EPA 8015B TPH LIQ-LIQ
96846	7/16/2021	ERH1535	BA36227	7/15/2021 11:15:00 AM	WATER	EPA 8260B	EPA 8260B GRO WATER
96846	7/16/2021	ERH1535	BA36227	7/15/2021 11:15:00 AM	WATER	8270D-SIM	EPA 8270D SIM LIQ-LIQ
96846	7/16/2021	ERH1535 BLANK	BA36228	7/15/2021 11:15:00 AM	WATER	EPA 8015B-eHL	EPA 8015B TPH LIQ-LIQ
96846	7/16/2021	ERH1536	BA36229	7/15/2021 12:20:00 PM	WATER	EPA 8260B	EPA 8260B BTEX WATER
96846	7/16/2021	ERH1536	BA36229	7/15/2021 12:20:00 PM	WATER	EPA 8260B	EPA 8260B GRO WATER
96846	7/16/2021	ERH1537	BA36230	7/15/2021 12:25:00 PM	WATER	EPA 8260B	EPA 8260B BTEX WATER
96846	7/16/2021	ERH1537	BA36230	7/15/2021 12:25:00 PM	WATER	EPA 8015B-eHL	EPA 8015B TPH WATER L-L SGC
96846	7/16/2021	ERH1537	BA36230	7/15/2021 12:25:00 PM	WATER	EPA 8015B-eHL	EPA 8015B TPH LIQ-LIQ
96846	7/16/2021	ERH1537	BA36230	7/15/2021 12:25:00 PM	WATER	EPA 8260B	EPA 8260B GRO WATER
96846	7/16/2021	ERH1537	BA36230	7/15/2021 12:25:00 PM	WATER	8270D-SIM	EPA 8270D SIM LIQ-LIQ
96846	7/16/2021	ERH1537 BLANK	BA36231	7/15/2021 12:25:00 PM	WATER	EPA 8015B-eHL	EPA 8015B TPH LIQ-LIQ
96846	7/16/2021	ERH1538	BA36232	7/15/2021 8:50:00 AM	WATER	EPA 8260B	EPA 8260B BTEX WATER
96846	7/16/2021	ERH1538	BA36232	7/15/2021 8:50:00 AM	WATER	EPA 8260B	EPA 8260B GRO WATER
96846	7/16/2021	ERH1539	BA36233	7/15/2021 8:55:00 AM	WATER	EPA 8260B	EPA 8260B BTEX WATER
96846	7/16/2021	ERH1539	BA36233	7/15/2021 8:55:00 AM	WATER	EPA 8015B-eHL	EPA 8015B TPH WATER L-L SGC
96846	7/16/2021	ERH1539	BA36233	7/15/2021 8:55:00 AM	WATER	EPA 8015B-eHL	EPA 8015B TPH LIQ-LIQ
96846	7/16/2021	ERH1539	BA36233	7/15/2021 8:55:00 AM	WATER	EPA 8260B	EPA 8260B GRO WATER
96846	7/16/2021	ERH1539	BA36233	7/15/2021 8:55:00 AM	WATER	8270D-SIM	EPA 8270D SIM LIQ-LIQ
96846	7/16/2021	ERH1539 BLANK	BA36234	7/15/2021 8:55:00 AM	WATER	EPA 8015B-eHL	EPA 8015B TPH LIQ-LIQ

## Abbreviations and Flags

FLAG	DESCRIPTION
#	Recovery or RPD outside control limits
*	Recovery or RPD outside control limits
B	Analyte detected in associated method blank
C1	Reason for correction: wrote incorrect response
C2	Reason for correction: calculated incorrectly
C3	Reason for correction: needs to be rechecked
C4	Reason for correction: data not usable
DO	Diluted out
E	Exceeds linear range
F	Estimated value
G1	Includes a wide range of hydrocarbons which does not match our gasoline standard
G10	Includes a match to hydrocarbon profiles within the range of mineral spirits
G11	Includes a match to hydrocarbon profiles within the range of JP-4
G12	Pattern does not match the gasoline standard; the carbon range for this sample is consistent with JP8
G13	Closely resembles the hydrocarbon profile of aviation gasoline
G14	Analyte concentration may be biased due to carry over
G2	Closely resembles the boiling point hydrocarbon profile consistent with weathered gasoline
G3	Includes higher boiling hydrocarbons
G4	Includes dominant peak(s) not indicative of petroleum hydrocarbons
G5	Is mainly dominant peak(s) not indicative of petroleum hydrocarbons
G6	Contains recognizable contaminant peak(s) which has been removed from quantitation
G7	Is mainly a match to hydrocarbons within the range of gasoline
G8	Closely resembles the boiling point hydrocarbon profile consistent with weathered gasoline
G9	Includes hydrocarbons within the range of kerosene
J	Estimated value
M	Matrix effect
MI1	Manual integration: integration does not follow baseline
MI2	Manual integration: non-target peak interference
MI3	Manual integration: to split a peak that was integrated as one peak by the computer
MI4	Manual integration: to integrate a split peak
MI5	Manual integration: the whole peak or part of the peak was not integrated
MI6	Manual integration: computer integrated wrong peak
MI7	Manual integration: other - explain
MDL	Method detection limit
ND	Not detected
NT	Non-target
Q	Acceptance criteria not met
T1 I	Includes wide range of hydrocarbons not indicative of diesel
T1 M	Is mainly wide range of hydrocarbons not necessarily indicative of diesel
T2 I	Includes lower boiling hydrocarbons, i.e. mineral spirits, kerosene, stoddard solvent, white gas
T2 M	Is mainly lower boiling hydrocarbons, i.e. mineral spirits, kerosene, stoddard solvent, white gas
T3 I	Includes higher boiling hydrocarbons, i.e. asphaltene, waster oil, motor oil, or weathered diesel fuel
T3 M	Is mainly higher boiling hydrocarbons, i.e. asphaltene, waster oil, motor oil, or weathered diesel fuel
T4 I	Includes dominant peak(s) not indicative of hydrocarbons
T4 M	Is mainly dominant peak(s) not indicative of hydrocarbons
T5	Contains recognizable contaminant peak(s) which has been removed from quantitation
T6	Is mainly a match to hydrocarbons within range of diesel fuel
T7	Closely resembles the boiling point hydrocarbon profile consistent with diesel fuel
T8	Includes a match to hydrocarbon profiles within range of diesel and kerosene fuel
T9 I	Includes non-diesel hydrocarbons within boiling point range of diesel fuel
T9 M	Is mainly non-diesel hydrocarbons within boiling point range of diesel fuel.
Y	Percent difference between primary and confirmation column > 40%

**SAMPLE RECORDS MANAGEMENT  
CHAIN OF CUSTODY,  
ARF, CRF, AND  
CLIENT COMMUNICATION**

# APPL - Analysis Request Form

96846

Client: AECOM  
 Address: 1001 Bishop Street, Suite 1600  
Honolulu, HI 96813  
 Attn: Alethea Ramos  
 Phone: 808-954-4536 Fax: 808-523-8950  
 Job: 60571032 CV18F0126 Red Hill Fuel Storage  
 PO #: 18S-22209-HI27 PO# 102604  
 Chain of Custody (Y/N): Y # 52646  
 RAD Screen (Y/N): Y pH (Y/N): Y  
 Turn Around Type: 1 WEEK

Received by: SSE   
 Date Received: 07/16/21 Time: 10:15  
 Delivered by: FEDEX  
 Shuttle Custody Seals (Y/N): Y Time Zone: -10  
 Chest Temp(s): 2.1°C  
 Color: VFRG/J-PurpBlk  
 Samples Chilled until Placed in Refrig/Freezer: Y  
 Project Manager: Libby Cheesebor  
 QC Report Type: DVP4DOD/EQUIS/HI  
 Due Date: 07/23/21

**Comments:**

*PM: login and F1s to Margie.Pascua@aecom.com & alethea.ramos@aecom.com*  
*AN: 7 day TAT for Form 1s; 21 day TAT for PKG STYLE 1; DOD v5.1; DOD Forms: LOD database*  
*Report MS/MSD/DUPs when AECOM sample used*  
*Wetlab: EPA 300 (NO3, Br,F,CL,SO4). EPA 353.2 (TOXN).*  
*8260: BTEX & TPH-G only; 8270 SIM: 1-methylnaphthalene, 2-methylnaphthalene & naphthalene only.*  
*TPH-D/O both with and w/o SGC, reverse surrog for SGC; DO NOT Q-DELETE.*  
*RSK: Methane only; 8011: EDB only; \$87DC53W5: report phenol only*  
*FR: email ftp info to Margie, alethea.ramos@aecom.com, Stella, tromeifanger@lab-data.com & jcanlas@la*  
*EDD: AECOM EQUIS EDD 2.5.3 to alethea.ramos@, Margie.Pascua@aecom.com, jecklund@lab-data.c*





Sample Distribution:

GC: 4-\$DOC53SGCW5LIQ, 4-\$DOC53W5LIQ, 4-\$SIM53LIQ51, 4-\$RHBLKETBLK  
Extractions: 4- LIQ003, 8- LIQ005, 4- LIQ005SGC  
VOA: 8-\$86BTOTXDOD5W, 8-\$GASBL, 8-\$GRO86BW

Charges:

Invoice To:

**ACCOUNTS PAYABLE**  
 1001 Bishop Street, Ste 1600  
 USAPImaging@aecom.com  
 mary.basano@aecom.com

Client ID	APPL ID	Sampled	Analyses Requested
1. ERH1532	BA36223W LCSD 	07/15/21 10:10	\$86BTOTXDOD5W, \$GASBL, \$GRO86BW -- See Comments
2. ERH1533	BA36224W LCSD 	07/15/21 10:20	\$86BTOTXDOD5W, \$DOC53SGCW5LIQ, \$DOC53W5LIQ, \$GASBL, \$GRO86BW, \$SIM53LIQ51 -- See Comments
3. ERH1533 BLANK	BA36225W LCSD 	07/15/21 10:20	\$RHBLKETBLK -- See Comments
4. ERH1534	BA36226W LCSD 	07/15/21 11:05	\$86BTOTXDOD5W, \$GASBL, \$GRO86BW -- See Comments



# APPL - Analysis Request Form

96846

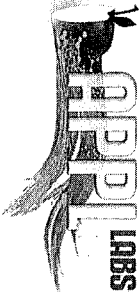
5. ERH1535	LCSD	BA36227W	07/15/21	11:15	\$86BTOTXDOD5W, \$DOC53SGCW5LIQ, \$DOC53W5LIQ, \$GASBL, \$GRO86BW, \$SIM53LIQ51 -- See Comments
6. ERH1535 BLANK	LCSD	BA36228W	07/15/21	11:15	\$RHBLKETBLK -- See Comments
7. ERH1536	LCSD	BA36229W	07/15/21	12:20	\$86BTOTXDOD5W, \$GASBL, \$GRO86BW -- See Comments
8. ERH1537	LCSD	BA36230W	07/15/21	12:25	\$86BTOTXDOD5W, \$DOC53SGCW5LIQ, \$DOC53W5LIQ, \$GASBL, \$GRO86BW, \$SIM53LIQ51 -- See Comments
9. ERH1537 BLANK	LCSD	BA36231W	07/15/21	12:25	\$RHBLKETBLK -- See Comments
10. ERH1538	LCSD	BA36232W	07/15/21	08:50	\$86BTOTXDOD5W, \$GASBL, \$GRO86BW -- See Comments
11. ERH1539	LCSD	BA36233W	07/15/21	08:55	\$86BTOTXDOD5W, \$DOC53SGCW5LIQ, \$DOC53W5LIQ, \$GASBL, \$GRO86BW, \$SIM53LIQ51 -- See Comments
12. ERH1539 BLANK	LCSD	BA36234W	07/15/21	08:55	\$RHBLKETBLK -- See Comments

# APPL Sample Receipt Form

ARF# 96846

Sample	Container Type	Count	p
BA36223	<sup>13</sup> VOAs - HCL	4	NA
BA36224	<sup>13</sup> VOAs - HCL	4	NA
	<sup>17</sup> Amber Liter	2	NA
	<sup>39</sup> Amber Liter, HCL prsvd	2	1.6
BA36225	<sup>39</sup> Amber Liter, HCL prsvd	1	NA
BA36226	<sup>13</sup> VOAs - HCL	4	NA
BA36227	<sup>13</sup> VOAs - HCL	4	NA
	<sup>17</sup> Amber Liter	2	NA
	<sup>39</sup> Amber Liter, HCL prsvd	2	1.6
BA36228	<sup>39</sup> Amber Liter, HCL prsvd	1	NA
BA36229	<sup>13</sup> VOAs - HCL	4	NA
BA36230	<sup>13</sup> VOAs - HCL	4	NA
	<sup>17</sup> Amber Liter	2	NA
	<sup>39</sup> Amber Liter, HCL prsvd	2	1.6
BA36231	<sup>39</sup> Amber Liter, HCL prsvd	1	NA
BA36232	<sup>13</sup> VOAs - HCL	4	NA
BA36233	<sup>13</sup> VOAs - HCL	4	NA
	<sup>17</sup> Amber Liter	2	NA
	<sup>39</sup> Amber Liter, HCL prsvd	2	1.6
BA36234	<sup>39</sup> Amber Liter, HCL prsvd	1	NA

Sample    Container Type    Count    p



APPL, Inc.  
 908 N Temperance Ave  
 Clovis, CA 93611  
 www.applinc.com  
 Phone: (559) 275-2175  
 Fax: (559) 275-4422  
 coc@applinc.com

CHAIN OF CUSTODY RECORD 9108410  
 C.O.C. 52646 1/1

PLEASE PRINT

PLEASE PRINT

PLEASE PRINT

Report to: \_\_\_\_\_  
 Company Name: AECOM  
 1001 Bishop St., Suite 1600  
 Honolulu, HI 96813  
 Attn: Alethea Ramos (808)521-3051  
 Alethea.Ramos@aecom.com  
 CV\_18F0126 / 60571032  
 Attn: \_\_\_\_\_  
 Email: \_\_\_\_\_

Invoice to: \_\_\_\_\_  
 Company Name: AECOM  
 1001 Bishop St., Suite 1600  
 Honolulu, HI 96813  
 Attn: Sherree Smith (808)521-3051  
 Sherree.Smith@aecom.com  
 USAImaging@aecom.com  
 Attn: \_\_\_\_\_  
 Email: \_\_\_\_\_

Project Name/Number: CV-18F0126 / 60571032  
 Sampler (Print): KL, MM, RL  
 Sampler (Signature): *[Signature]*

Date Shipped: 7/15/2021  
 Carrier: FedEx  
 Waybill No.: \_\_\_\_\_  
 Comments: \_\_\_\_\_

Sample Identification	Location	Date Collected	Time Collected	Time Zone	No. of Containers	Matrix			Analysis Requested/Method Number					Date Shipped	Carrier	Waybill No.	Comments
						Aq	Sed.	Soil	BTEX	TPH-G	TPH-D/O	TPH-D/O	PAHs				
ERH1532	Trip Blank	7/15/21	1010	HST	4	X			X	X	X	X	X	7/15/2021	FedEx		
ERH1533	RHMW-01R		1020		8	X			X	X	X	X	X				
ERH1534	Trip Blank		1105		4	X			X	X	X	X	X				
ERH1535	RHMW-02		1115		8	X			X	X	X	X	X				
ERH1536	Trip Blank		1220		4	X			X	X	X	X	X				
ERH1537	RHMW-03		1225		8	X			X	X	X	X	X				
ERH1538	Trip Blank		0850		4	X			X	X	X	X	X				
ERH1539	RHSF		0855		8	X			X	X	X	X	X				
<del>W2 7/15/2021</del>																	

Shuttle Temperature: 30.40/2.1°C  
 Turnaround Requested:  Check one week  3 days  24/48 Hrs.  Other: \_\_\_\_\_  
 Sample Disposal:  Return to client  Disposal by Lab (30-day retention)

Relinquished by sampler: \_\_\_\_\_ Date: \_\_\_\_\_ Time: \_\_\_\_\_  
 Relinquished by: \_\_\_\_\_ Date: \_\_\_\_\_ Time: \_\_\_\_\_

Relinquished by: WEIFENG ZHENG Date: 7/15/21 Time: 1300  
 Received by: \_\_\_\_\_ Date: 7-16-21 Time: 1015

White: Return to client with report  
 Yellow: Laboratory Copy  
 See reverse side for Container Preservative and Sampling Information

COOLER RECEIPT FORM

ARF: 96846

1) Project: 60571032 CV18F0126 Red Hill Fuel Storage Date Received: 07/16/21

2) Coolers: Number of Coolers: 1

3) YES Were custody seals present and intact? How many? 2 Name/Date on seal? SEE BELOW

4) YES Was there a shipping slip? Carrier name: FEDEX

5) Type of packing in cooler: X bubble wrap popcorn foam X plastic bags other X wet ice dry ice no ice gel ice

6) YES Were cooler temperatures acceptable?

7) Serial number of calibrated thermometer used: R3 CF:-1.9°C

8) Cooler temp(s): In °C. Thermometer Temp / Corrected Temp 1: 4.0/2.1 2: 3: 4: 5: 6: 7: 8: 9: 10: 11: 12:

Chain of custody:

9) YES Was a chain of custody received? 10) YES Were the custody papers complete/signed in the appropriate places?

Sample Labels:

11) YES Were all sample labels complete (sample ID, date/time of sampling, etc.)? 12) YES Did all container labels agree with custody papers?

Sample Containers:

13) YES Were all containers sealed in separate bags? 14) YES Did all containers arrive in good condition:(unbroken, no leakage, no cracked/broken lids)? 15) YES Were correct containers and preservatives used for the tests indicated? 16) YES Was a sufficient amount of sample sent for tests indicated? 17) Yes Were bubbles present in volatile samples? If yes, the following were received with air bubbles: Larger than a pea: Smaller than a pea: BA36230w04

Preservation Hold time:

18) Yes Was a sufficient amount of holding time remaining to analyze the samples? 19) Yes Was the pH taken of all non-VOA preserved samples and written on the sample container? 20) Yes Was the pH of acid preserved non-VOA samples < 2? 21) NA Was the pH of the "basic" preserved samples for Cyanide > 12, Sulfide >9, Hexchrom >9? 22) NO Were unpreserved VOA Vials received for VOA Dept analysis? 23) NA If "yes", are the unpreserved VOA vials noted in the ADD TEST FIELD on the ARF? pH strip lot number: HC029115 Lab notified if pH was not adequate:

Notes/Deficiencies:

CUSTODY SEAL

APPL, Inc. (559) 275-2175

Initials WZ Date 7/15/21

Personnel receiving samples: MS Second reviewer: Personnel labeling samples: MS Project manager notified: MS Date/Time of notification 07/16/21 Name of client notified: Date/Time of notification

## **SAMPLE RESULTS**

# EPA 8015B TPH WATER L-L SGC

AECOM  
1001 Bishop Street, Suite 1600  
Honolulu, HI 96813

APPL Inc.  
908 North Temperance Avenue  
Clovis, CA 93611

Attn: Alethea Ramos  
Project: 60571032 CV18F0126 Red Hill Fuel Storage

ARF: 96846  
**APPL ID: BA36224**  
QCG: #DOC53-210720A1-267849

**Sample ID: ERH1533**

Sample Collection Date: 07/15/21

Method	Analyte	Result	LOQ	LOD	DL	Units	Extraction Date	Analysis Date
EPA 8015B-e	DIESEL (C10-C24)	300.0 U	320	300.0	150.0	ug/L	07/20/21	09/11/21
EPA 8015B-e	OIL (C24-C40)	300.0 U	320	300.0	150.0	ug/L	07/20/21	09/11/21
EPA 8015B-e	SURROGATE: (R) DECANOIC ACID (S)	0.0	0-1			%	07/20/21	09/11/21
EPA 8015B-e	SURROGATE: OCTACOSANE (S)	81.6	60-142			%	07/20/21	09/11/21
EPA 8015B-e	SURROGATE: ORTHO-TERPHENYL (S)	69.2	56-125			%	07/20/21	09/11/21

Quant Method: DEC0911.M  
Run #: 911013  
Instrument: Apollo  
Sequence: 210911  
Dilution Factor: 1  
Initials: KAB

*Printed: 9/13/2021 10:30:45 AM  
APPL-F1-SC-NoMC-REG MDLs-DOD*

## EPA 8015B TPH LIQ-LIQ

AECOM  
1001 Bishop Street, Suite 1600  
Honolulu, HI 96813

Attn: Alethea Ramos

Project: 60571032 CV18F0126 Red Hill Fuel Storage

**Sample ID: ERH1533**

Sample Collection Date: 07/15/21

APPL Inc.  
908 North Temperance Avenue  
Clovis, CA 93611

ARF: 96846

**APPL ID: BA36224**

QCG: #DOC53-210720A-267432

Method	Analyte	Result	LOQ	LOD	DL	Units	Extraction Date	Analysis Date
EPA 8015B-e	DIESEL (C10-C24)	260 J	320	300.0	150.0	ug/L	07/20/21	08/25/21
EPA 8015B-e	OIL (C24-C40)	180 J	320	300.0	150.0	ug/L	07/20/21	08/25/21
EPA 8015B-e	SURROGATE: OCTACOSANE (S)	81.3	60-142			%	07/20/21	08/25/21
EPA 8015B-e	SURROGATE: ORTHO-TERPHENYL (S)	71.7	56-125			%	07/20/21	08/25/21

J = Estimated value.

Quant Method: DOC0823.M  
Run #: 824036  
Instrument: Apollo  
Sequence: 210824  
Dilution Factor: 1  
Initials: KAB

Printed: 9/13/2021 10:30:45 AM  
APPL-F1-SC-NoMC-REG MDLs-DOD

## EPA 8015B TPH LIQ-LIQ

AECOM  
1001 Bishop Street, Suite 1600  
Honolulu, HI 96813

Attn: Alethea Ramos

Project: 60571032 CV18F0126 Red Hill Fuel Storage

**Sample ID: ERH1533 BLANK**

Sample Collection Date: 07/15/21

APPL Inc.  
908 North Temperance Avenue  
Clovis, CA 93611

ARF: 96846

**APPL ID: BA36225**

QCG: #RHBLK-210719A-266791

Method	Analyte	Result	LOQ	LOD	DL	Units	Extraction Date	Analysis Date
EPA 8015B-e	DIESEL (C10-C24)	300.0 U	320	300.0	150.0	ug/L	07/19/21	07/30/21
EPA 8015B-e	OIL (C24-C40)	300.0 U	320	300.0	150.0	ug/L	07/19/21	07/30/21
EPA 8015B-e	SURROGATE: OCTACOSANE (S)	123	60-142			%	07/19/21	07/30/21
EPA 8015B-e	SURROGATE: ORTHO-TERPHENYL (S)	90.8	56-125			%	07/19/21	07/30/21

Quant Method: DOC0702.M  
Run #: 727119  
Instrument: Apollo  
Sequence: 210727  
Dilution Factor: 1  
Initials: LA

Printed: 9/13/2021 10:30:45 AM  
APPL-F1-SC-NoMC-REG MDLs-DOD



# EPA 8015B TPH WATER L-L SGC

AECOM  
1001 Bishop Street, Suite 1600  
Honolulu, HI 96813

APPL Inc.  
908 North Temperance Avenue  
Clovis, CA 93611

Attn: Alethea Ramos

Project: 60571032 CV18F0126 Red Hill Fuel Storage

ARF: 96846

**Sample ID: ERH1535**

**APPL ID: BA36227**

Sample Collection Date: 07/15/21

QCG: #DOC53-210720A1-267849

Method	Analyte	Result	LOQ	LOD	DL	Units	Extraction Date	Analysis Date
EPA 8015B-e	DIESEL (C10-C24)	660	320	300.0	150.0	ug/L	07/20/21	09/11/21
EPA 8015B-e	OIL (C24-C40)	300.0 U	320	300.0	150.0	ug/L	07/20/21	09/11/21
EPA 8015B-e	SURROGATE: (R) DECANOIC ACID (S)	0.0	0-1			%	07/20/21	09/11/21
EPA 8015B-e	SURROGATE: OCTACOSANE (S)	101	60-142			%	07/20/21	09/11/21
EPA 8015B-e	SURROGATE: ORTHO-TERPHENYL (S)	80.5	56-125			%	07/20/21	09/11/21

Quant Method: DEC0911.M  
Run #: 911014  
Instrument: Apollo  
Sequence: 210911  
Dilution Factor: 1  
Initials: KAB

Printed: 9/13/2021 10:30:45 AM  
APPL-F1-SC-NoMC-REG MDLs-DOD

## EPA 8015B TPH LIQ-LIQ

AECOM  
1001 Bishop Street, Suite 1600  
Honolulu, HI 96813

Attn: Alethea Ramos

Project: 60571032 CV18F0126 Red Hill Fuel Storage

**Sample ID: ERH1535**

Sample Collection Date: 07/15/21

APPL Inc.  
908 North Temperance Avenue  
Clovis, CA 93611

ARF: 96846

**APPL ID: BA36227**

QCG: #DOC53-210720A-267432

Method	Analyte	Result	LOQ	LOD	DL	Units	Extraction Date	Analysis Date
EPA 8015B-e	DIESEL (C10-C24)	2700	320	300.0	150.0	ug/L	07/20/21	08/25/21
EPA 8015B-e	OIL (C24-C40)	530	320	300.0	150.0	ug/L	07/20/21	08/25/21
EPA 8015B-e	SURROGATE: OCTACOSANE (S)	88.6	60-142			%	07/20/21	08/25/21
EPA 8015B-e	SURROGATE: ORTHO-TERPHENYL (S)	78.6	56-125			%	07/20/21	08/25/21

Quant Method: DOC0823.M  
Run #: 824037  
Instrument: Apollo  
Sequence: 210824  
Dilution Factor: 1  
Initials: KAB

Printed: 9/13/2021 10:30:45 AM  
APPL-F1-SC-NoMC-REG MDLs-DOD

## EPA 8015B TPH LIQ-LIQ

AECOM  
1001 Bishop Street, Suite 1600  
Honolulu, HI 96813

Attn: Alethea Ramos

Project: 60571032 CV18F0126 Red Hill Fuel Storage

**Sample ID: ERH1535 BLANK**

Sample Collection Date: 07/15/21

APPL Inc.  
908 North Temperance Avenue  
Clovis, CA 93611

ARF: 96846

**APPL ID: BA36228**

QCG: #RHBLK-210719A-266791

Method	Analyte	Result	LOQ	LOD	DL	Units	Extraction Date	Analysis Date
EPA 8015B-e	DIESEL (C10-C24)	300.0 U	320	300.0	150.0	ug/L	07/19/21	07/30/21
EPA 8015B-e	OIL (C24-C40)	250 J	320	300.0	150.0	ug/L	07/19/21	07/30/21
EPA 8015B-e	SURROGATE: OCTACOSANE (S)	122	60-142			%	07/19/21	07/30/21
EPA 8015B-e	SURROGATE: ORTHO-TERPHENYL (S)	90.0	56-125			%	07/19/21	07/30/21

J = Estimated value.

Quant Method: DOC0702.M
Run #: 727120
Instrument: Apollo
Sequence: 210727
Dilution Factor: 1
Initials: LA

Printed: 9/13/2021 10:30:45 AM  
APPL-F1-SC-NoMC-REG MDLs-DOD

# EPA 8015B TPH WATER L-L SGC

AECOM  
1001 Bishop Street, Suite 1600  
Honolulu, HI 96813

APPL Inc.  
908 North Temperance Avenue  
Clovis, CA 93611

Attn: Alethea Ramos  
Project: 60571032 CV18F0126 Red Hill Fuel Storage

ARF: 96846  
**APPL ID: BA36230**  
QCG: #DOC53-210720A1-267849

**Sample ID: ERH1537**

Sample Collection Date: 07/15/21

Method	Analyte	Result	LOQ	LOD	DL	Units	Extraction Date	Analysis Date
EPA 8015B-e	DIESEL (C10-C24)	300.0 U	320	300.0	150.0	ug/L	07/20/21	09/11/21
EPA 8015B-e	OIL (C24-C40)	300.0 U	320	300.0	150.0	ug/L	07/20/21	09/11/21
EPA 8015B-e	SURROGATE: (R) DECANOIC ACID (S)	0.0	0-1			%	07/20/21	09/11/21
EPA 8015B-e	SURROGATE: OCTACOSANE (S)	105	60-142			%	07/20/21	09/11/21
EPA 8015B-e	SURROGATE: ORTHO-TERPHENYL (S)	84.8	56-125			%	07/20/21	09/11/21

Quant Method: DEC0911.M
Run #: 911015
Instrument: Apollo
Sequence: 210911
Dilution Factor: 1
Initials: KAB

Printed: 9/13/2021 10:30:45 AM  
APPL-F1-SC-NoMC-REG MDLs-DOD

## EPA 8015B TPH LIQ-LIQ

AECOM  
1001 Bishop Street, Suite 1600  
Honolulu, HI 96813

Attn: Alethea Ramos

Project: 60571032 CV18F0126 Red Hill Fuel Storage

**Sample ID: ERH1537**

Sample Collection Date: 07/15/21

APPL Inc.  
908 North Temperance Avenue  
Clovis, CA 93611

ARF: 96846

**APPL ID: BA36230**

QCG: #DOC53-210720A-267432

Method	Analyte	Result	LOQ	LOD	DL	Units	Extraction Date	Analysis Date
EPA 8015B-e	DIESEL (C10-C24)	250 J	320	300.0	150.0	ug/L	07/20/21	08/25/21
EPA 8015B-e	OIL (C24-C40)	610	320	300.0	150.0	ug/L	07/20/21	08/25/21
EPA 8015B-e	SURROGATE: OCTACOSANE (S)	89.8	60-142			%	07/20/21	08/25/21
EPA 8015B-e	SURROGATE: ORTHO-TERPHENYL (S)	75.3	56-125			%	07/20/21	08/25/21

J = Estimated value.

Quant Method: DOC0823.M
Run #: 824038
Instrument: Apollo
Sequence: 210824
Dilution Factor: 1
Initials: KAB

Printed: 9/13/2021 10:30:45 AM  
APPL-F1-SC-NoMC-REG MDLs-DOD

## EPA 8015B TPH LIQ-LIQ

AECOM  
1001 Bishop Street, Suite 1600  
Honolulu, HI 96813

Attn: Alethea Ramos

Project: 60571032 CV18F0126 Red Hill Fuel Storage

**Sample ID: ERH1537 BLANK**

Sample Collection Date: 07/15/21

APPL Inc.  
908 North Temperance Avenue  
Clovis, CA 93611

ARF: 96846

**APPL ID: BA36231**

QCG: #RHBLK-210719A-266791

Method	Analyte	Result	LOQ	LOD	DL	Units	Extraction Date	Analysis Date
EPA 8015B-e	DIESEL (C10-C24)	300.0 U	320	300.0	150.0	ug/L	07/19/21	07/30/21
EPA 8015B-e	OIL (C24-C40)	300.0 U	320	300.0	150.0	ug/L	07/19/21	07/30/21
EPA 8015B-e	SURROGATE: OCTACOSANE (S)	114	60-142			%	07/19/21	07/30/21
EPA 8015B-e	SURROGATE: ORTHO-TERPHENYL (S)	83.0	56-125			%	07/19/21	07/30/21

Quant Method: DOC0702.M  
Run #: 727121  
Instrument: Apollo  
Sequence: 210727  
Dilution Factor: 1  
Initials: LA

Printed: 9/13/2021 10:30:45 AM  
APPL-F1-SC-NoMC-REG MDLs-DOD

# EPA 8015B TPH WATER L-L SGC

AECOM  
1001 Bishop Street, Suite 1600  
Honolulu, HI 96813

APPL Inc.  
908 North Temperance Avenue  
Clovis, CA 93611

Attn: Alethea Ramos

Project: 60571032 CV18F0126 Red Hill Fuel Storage

ARF: 96846

**Sample ID: ERH1539**

**APPL ID: BA36233**

Sample Collection Date: 07/15/21

QCG: #DOC53-210720A1-267849

Method	Analyte	Result	LOQ	LOD	DL	Units	Extraction Date	Analysis Date
EPA 8015B-e	DIESEL (C10-C24)	300.0 U	320	300.0	150.0	ug/L	07/20/21	09/11/21
EPA 8015B-e	OIL (C24-C40)	300.0 U	320	300.0	150.0	ug/L	07/20/21	09/11/21
EPA 8015B-e	SURROGATE: (R) DECANOIC ACID (S)	0.0	0-1			%	07/20/21	09/11/21
EPA 8015B-e	SURROGATE: OCTACOSANE (S)	84.8	60-142			%	07/20/21	09/11/21
EPA 8015B-e	SURROGATE: ORTHO-TERPHENYL (S)	66.7	56-125			%	07/20/21	09/11/21

Quant Method: DEC0911.M
Run #: 911016
Instrument: Apollo
Sequence: 210911
Dilution Factor: 1
Initials: KAB

Printed: 9/13/2021 10:30:45 AM  
APPL-F1-SC-NoMC-REG MDLs-DOD

## EPA 8015B TPH LIQ-LIQ

AECOM  
1001 Bishop Street, Suite 1600  
Honolulu, HI 96813

Attn: Alethea Ramos

Project: 60571032 CV18F0126 Red Hill Fuel Storage

**Sample ID: ERH1539**

Sample Collection Date: 07/15/21

APPL Inc.  
908 North Temperance Avenue  
Clovis, CA 93611

ARF: 96846

**APPL ID: BA36233**

QCG: #DOC53-210720A-267432

Method	Analyte	Result	LOQ	LOD	DL	Units	Extraction Date	Analysis Date
EPA 8015B-e	DIESEL (C10-C24)	300.0 U	320	300.0	150.0	ug/L	07/20/21	08/25/21
EPA 8015B-e	OIL (C24-C40)	480	320	300.0	150.0	ug/L	07/20/21	08/25/21
EPA 8015B-e	SURROGATE: OCTACOSANE (S)	92.5	60-142			%	07/20/21	08/25/21
EPA 8015B-e	SURROGATE: ORTHO-TERPHENYL (S)	78.4	56-125			%	07/20/21	08/25/21

Quant Method: DOC0823.M  
Run #: 824039  
Instrument: Apollo  
Sequence: 210824  
Dilution Factor: 1  
Initials: KAB

Printed: 9/13/2021 10:30:45 AM  
APPL-F1-SC-NoMC-REG MDLs-DOD



# EPA 8015B TPH LIQ-LIQ

AECOM  
1001 Bishop Street, Suite 1600  
Honolulu, HI 96813

Attn: Alethea Ramos

Project: 60571032 CV18F0126 Red Hill Fuel Storage

**Sample ID: ERH1539 BLANK**

Sample Collection Date: 07/15/21

APPL Inc.  
908 North Temperance Avenue  
Clovis, CA 93611

ARF: 96846

**APPL ID: BA36234**

QCG: #RHBLK-210719A-266791

Method	Analyte	Result	LOQ	LOD	DL	Units	Extraction Date	Analysis Date
EPA 8015B-e	DIESEL (C10-C24)	300.0 U	320	300.0	150.0	ug/L	07/19/21	07/30/21
EPA 8015B-e	OIL (C24-C40)	300.0 U	320	300.0	150.0	ug/L	07/19/21	07/30/21
EPA 8015B-e	SURROGATE: OCTACOSANE (S)	114	60-142			%	07/19/21	07/30/21
EPA 8015B-e	SURROGATE: ORTHO-TERPHENYL (S)	83.7	56-125			%	07/19/21	07/30/21

Quant Method: DOC0702.M  
Run #: 727122  
Instrument: Apollo  
Sequence: 210727  
Dilution Factor: 1  
Initials: LA

Printed: 9/13/2021 10:30:45 AM  
APPL-F1-SC-NoMC-REG MDLs-DOD

## EPA 8015B TPH LIQ-LIQ

AECOM  
1001 Bishop Street, Suite 1600  
Honolulu, HI 96813

Attn: Alethea Ramos

Project: 60571032 CV18F0126 Red Hill Fuel Storage

**Sample ID: ERH1533 BLANK**

Sample Collection Date: 07/15/21

APPL Inc.  
908 North Temperance Avenue  
Clovis, CA 93611

ARF: 96846

**APPL ID: BA36225**

QCG: #RHBLK-210719A-266791

Method	Analyte	Result	LOQ	LOD	DL	Units	Extraction Date	Analysis Date
EPA 8015B-e	DIESEL (C10-C24)	300.0 U	320	300.0	150.0	ug/L	07/19/21	07/30/21
EPA 8015B-e	OIL (C24-C40)	300.0 U	320	300.0	150.0	ug/L	07/19/21	07/30/21
EPA 8015B-e	SURROGATE: OCTACOSANE (S)	123	60-142			%	07/19/21	07/30/21
EPA 8015B-e	SURROGATE: ORTHO-TERPHENYL (S)	90.8	56-125			%	07/19/21	07/30/21

Quant Method: DOC0702.M
Run #: 727119
Instrument: Apollo
Sequence: 210727
Dilution Factor: 1
Initials: LA

Printed: 9/18/2021 1:18:59 PM  
APPL-F1-SC-NoMC-REG MDLs-DOD

## EPA 8015B TPH LIQ-LIQ

AECOM  
1001 Bishop Street, Suite 1600  
Honolulu, HI 96813

Attn: Alethea Ramos

Project: 60571032 CV18F0126 Red Hill Fuel Storage

**Sample ID: ERH1535 BLANK**

Sample Collection Date: 07/15/21

APPL Inc.  
908 North Temperance Avenue  
Clovis, CA 93611

ARF: 96846

**APPL ID: BA36228**

QCG: #RHBLK-210719A-266791

Method	Analyte	Result	LOQ	LOD	DL	Units	Extraction Date	Analysis Date
EPA 8015B-e	DIESEL (C10-C24)	300.0 U	320	300.0	150.0	ug/L	07/19/21	07/30/21
EPA 8015B-e	OIL (C24-C40)	250 J	320	300.0	150.0	ug/L	07/19/21	07/30/21
EPA 8015B-e	SURROGATE: OCTACOSANE (S)	122	60-142			%	07/19/21	07/30/21
EPA 8015B-e	SURROGATE: ORTHO-TERPHENYL (S)	90.0	56-125			%	07/19/21	07/30/21

J = Estimated value.

Quant Method: DOC0702.M
Run #: 727120
Instrument: Apollo
Sequence: 210727
Dilution Factor: 1
Initials: LA

Printed: 9/18/2021 1:18:59 PM  
APPL-F1-SC-NoMC-REG MDLs-DOD

## EPA 8015B TPH LIQ-LIQ

AECOM  
1001 Bishop Street, Suite 1600  
Honolulu, HI 96813

Attn: Alethea Ramos

Project: 60571032 CV18F0126 Red Hill Fuel Storage

**Sample ID: ERH1537 BLANK**

Sample Collection Date: 07/15/21

APPL Inc.  
908 North Temperance Avenue  
Clovis, CA 93611

ARF: 96846

**APPL ID: BA36231**

QCG: #RHBLK-210719A-266791

Method	Analyte	Result	LOQ	LOD	DL	Units	Extraction Date	Analysis Date
EPA 8015B-e	DIESEL (C10-C24)	300.0 U	320	300.0	150.0	ug/L	07/19/21	07/30/21
EPA 8015B-e	OIL (C24-C40)	300.0 U	320	300.0	150.0	ug/L	07/19/21	07/30/21
EPA 8015B-e	SURROGATE: OCTACOSANE (S)	114	60-142			%	07/19/21	07/30/21
EPA 8015B-e	SURROGATE: ORTHO-TERPHENYL (S)	83.0	56-125			%	07/19/21	07/30/21

Quant Method: DOC0702.M
Run #: 727121
Instrument: Apollo
Sequence: 210727
Dilution Factor: 1
Initials: LA

Printed: 9/18/2021 1:18:59 PM  
APPL-F1-SC-NoMC-REG MDLs-DOD

## EPA 8015B TPH LIQ-LIQ

AECOM  
1001 Bishop Street, Suite 1600  
Honolulu, HI 96813

Attn: Alethea Ramos

Project: 60571032 CV18F0126 Red Hill Fuel Storage

**Sample ID: ERH1539 BLANK**

Sample Collection Date: 07/15/21

APPL Inc.  
908 North Temperance Avenue  
Clovis, CA 93611

ARF: 96846

**APPL ID: BA36234**

QCG: #RHBLK-210719A-266791

Method	Analyte	Result	LOQ	LOD	DL	Units	Extraction Date	Analysis Date
EPA 8015B-e	DIESEL (C10-C24)	300.0 U	320	300.0	150.0	ug/L	07/19/21	07/30/21
EPA 8015B-e	OIL (C24-C40)	300.0 U	320	300.0	150.0	ug/L	07/19/21	07/30/21
EPA 8015B-e	SURROGATE: OCTACOSANE (S)	114	60-142			%	07/19/21	07/30/21
EPA 8015B-e	SURROGATE: ORTHO-TERPHENYL (S)	83.7	56-125			%	07/19/21	07/30/21

Quant Method: DOC0702.M
Run #: 727122
Instrument: Apollo
Sequence: 210727
Dilution Factor: 1
Initials: LA

Printed: 9/18/2021 1:18:59 PM  
APPL-F1-SC-NoMC-REG MDLs-DOD

# EPA 8270D SIM LIQ-LIQ

AECOM  
1001 Bishop Street, Suite 1600  
Honolulu, HI 96813

Attn: Alethea Ramos  
Project: 60571032 CV18F0126 Red Hill Fuel Storage

**Sample ID: ERH1533**  
Sample Collection Date: 07/15/21

APPL Inc.  
908 North Temperance Avenue  
Clovis, CA 93611

ARF: 96846  
**APPL ID: BA36224**  
QCG: #SIM53-210719A-266263

Method	Analyte	Result	LOQ	LOD	DL	Units	Extraction Date	Analysis Date
8270D-SIM	1-METHYLNAPHTHALENE	0.23	0.2	0.10	0.04	ug/L	07/19/21	07/22/21
8270D-SIM	2-METHYLNAPHTHALENE	0.10 U	0.2	0.10	0.04	ug/L	07/19/21	07/22/21
8270D-SIM	NAPHTHALENE	0.10 U	0.2	0.10	0.04	ug/L	07/19/21	07/22/21
8270D-SIM	SURROGATE: 2-METHYLNAPHTHALEN	101	39-114			%	07/19/21	07/22/21
8270D-SIM	SURROGATE: FLUORANTHENE-D10 (S	109	58-120			%	07/19/21	07/22/21

Quant Method: L0715.M
Run #: 0715L162
Instrument: Linus
Sequence: L210715
Dilution Factor: 1
Initials: LSI

Printed: 9/29/2021 8:33:19 AM  
APPL-F1-SC-NoMC-REG MDLs-DOD

# EPA 8270D SIM LIQ-LIQ

AECOM  
1001 Bishop Street, Suite 1600  
Honolulu, HI 96813

Attn: Alethea Ramos

Project: 60571032 CV18F0126 Red Hill Fuel Storage

**Sample ID: ERH1535**

Sample Collection Date: 07/15/21

APPL Inc.  
908 North Temperance Avenue  
Clovis, CA 93611

ARF: 96846

**APPL ID: BA36227**

QCG: #SIM53-210719A-266263

Method	Analyte	Result	LOQ	LOD	DL	Units	Extraction Date	Analysis Date
8270D-SIM	1-METHYLNAPHTHALENE	19	0.2	0.10	0.04	ug/L	07/19/21	07/22/21
8270D-SIM	2-METHYLNAPHTHALENE	11	0.2	0.10	0.04	ug/L	07/19/21	07/22/21
8270D-SIM	NAPHTHALENE	38	0.2	0.10	0.04	ug/L	07/19/21	07/22/21
8270D-SIM	SURROGATE: 2-METHYLNAPHTHALEN	103	39-114			%	07/19/21	07/22/21
8270D-SIM	SURROGATE: FLUORANTHENE-D10 (S	96.9	58-120			%	07/19/21	07/22/21

Quant Method: L0715.M
Run #: 0715L163
Instrument: Linus
Sequence: L210715
Dilution Factor: 1
Initials: LSI

Printed: 9/29/2021 8:33:19 AM  
APPL-F1-SC-NoMC-REG MDLs-DOD

# EPA 8270D SIM LIQ-LIQ

AECOM  
1001 Bishop Street, Suite 1600  
Honolulu, HI 96813

Attn: Alethea Ramos

Project: 60571032 CV18F0126 Red Hill Fuel Storage

**Sample ID: ERH1537**

Sample Collection Date: 07/15/21

APPL Inc.  
908 North Temperance Avenue  
Clovis, CA 93611

ARF: 96846

**APPL ID: BA36230**

QCG: #SIM53-210719A-266263

Method	Analyte	Result	LOQ	LOD	DL	Units	Extraction Date	Analysis Date
8270D-SIM	1-METHYLNAPHTHALENE	0.10 U	0.2	0.10	0.04	ug/L	07/19/21	07/22/21
8270D-SIM	2-METHYLNAPHTHALENE	0.10 U	0.2	0.10	0.04	ug/L	07/19/21	07/22/21
8270D-SIM	NAPHTHALENE	0.10 U	0.2	0.10	0.04	ug/L	07/19/21	07/22/21
8270D-SIM	SURROGATE: 2-METHYLNAPHTHALEN	111	39-114			%	07/19/21	07/22/21
8270D-SIM	SURROGATE: FLUORANTHENE-D10 (S	98.4	58-120			%	07/19/21	07/22/21

Quant Method: L0715.M
Run #: 0715L164
Instrument: Linus
Sequence: L210715
Dilution Factor: 1
Initials: LSI

Printed: 9/29/2021 8:33:19 AM  
APPL-F1-SC-NoMC-REG MDLs-DOD



## EPA 8270D SIM LIQ-LIQ

AECOM  
1001 Bishop Street, Suite 1600  
Honolulu, HI 96813

APPL Inc.  
908 North Temperance Avenue  
Clovis, CA 93611

Attn: Alethea Ramos

Project: 60571032 CV18F0126 Red Hill Fuel Storage

ARF: 96846

**Sample ID: ERH1539**

**APPL ID: BA36233**

Sample Collection Date: 07/15/21

QCG: #SIM53-210719A-266263

Method	Analyte	Result	LOQ	LOD	DL	Units	Extraction Date	Analysis Date
8270D-SIM	1-METHYLNAPHTHALENE	0.10 U	0.2	0.10	0.04	ug/L	07/19/21	07/22/21
8270D-SIM	2-METHYLNAPHTHALENE	0.10 U	0.2	0.10	0.04	ug/L	07/19/21	07/22/21
8270D-SIM	NAPHTHALENE	0.10 U	0.2	0.10	0.04	ug/L	07/19/21	07/22/21
8270D-SIM	SURROGATE: 2-METHYLNAPHTHALEN	118 #	39-114			%	07/19/21	07/22/21
8270D-SIM	SURROGATE: FLUORANTHENE-D10 (S	118	58-120			%	07/19/21	07/22/21

# = Recovery (or RPD) is outside QC limits.

Quant Method: L0715.M
Run #: 0715L165
Instrument: Linus
Sequence: L210715
Dilution Factor: 1
Initials: LSI

Printed: 9/29/2021 8:33:19 AM  
APPL-F1-SC-NoMC-REG MDLs-DOD

# EPA 8260B BTEX WATER

AECOM  
1001 Bishop Street, Suite 1600  
Honolulu, HI 96813

Attn: Alethea Ramos

Project: 60571032 CV18F0126 Red Hill Fuel Storage

**Sample ID: ERH1532**

Sample Collection Date: 07/15/21

APPL Inc.  
908 North Temperance Avenue  
Clovis, CA 93611

ARF: 96846

**APPL ID: BA36223**

QCG: #86BTO-210717AM-266543

Method	Analyte	Result	LOQ	LOD	DL	Units	Extraction Date	Analysis Date
EPA 8260B	BENZENE	0.30 U	1.0	0.30	0.15	ug/L	07/17/21	07/17/21
EPA 8260B	ETHYLBENZENE	0.50 U	1.0	0.50	0.23	ug/L	07/17/21	07/17/21
EPA 8260B	TOLUENE	0.30 U	1.0	0.30	0.15	ug/L	07/17/21	07/17/21
EPA 8260B	XYLENES (TOTAL)	0.30 U	2.0	0.30	0.15	ug/L	07/17/21	07/17/21
EPA 8260B	SURROGATE: 1,2-DICHLOROETHANE-	110	81-118			%	07/17/21	07/17/21
EPA 8260B	SURROGATE: 4-BROMOFLUOROBENZ	98.0	85-114			%	07/17/21	07/17/21
EPA 8260B	SURROGATE: DIBROMOFLUOROMETH	104	80-119			%	07/17/21	07/17/21
EPA 8260B	SURROGATE: TOLUENE-D8 (S)	97.4	89-112			%	07/17/21	07/17/21

Quant Method: M0716W.M  
Run #: 0717M15  
Instrument: Max  
Sequence: 210716  
Dilution Factor: 1  
Initials: JPR

Printed: 08/02/21 1:15:08 PM  
APPL-F1-SC-NoMC-REG MDLs-DOD

# EPA 8260B BTEX WATER

AECOM  
1001 Bishop Street, Suite 1600  
Honolulu, HI 96813

Attn: Alethea Ramos  
Project: 60571032 CV18F0126 Red Hill Fuel Storage

**Sample ID: ERH1533**

Sample Collection Date: 07/15/21

APPL Inc.  
908 North Temperance Avenue  
Clovis, CA 93611

ARF: 96846

**APPL ID: BA36224**

QCG: #86BTO-210717AM-266543

Method	Analyte	Result	LOQ	LOD	DL	Units	Extraction Date	Analysis Date
EPA 8260B	BENZENE	0.30 U	1.0	0.30	0.15	ug/L	07/17/21	07/17/21
EPA 8260B	ETHYLBENZENE	0.50 U	1.0	0.50	0.23	ug/L	07/17/21	07/17/21
EPA 8260B	TOLUENE	0.30 U	1.0	0.30	0.15	ug/L	07/17/21	07/17/21
EPA 8260B	XYLENES (TOTAL)	0.30 U	2.0	0.30	0.15	ug/L	07/17/21	07/17/21
EPA 8260B	SURROGATE: 1,2-DICHLOROETHANE-	113	81-118			%	07/17/21	07/17/21
EPA 8260B	SURROGATE: 4-BROMOFLUOROBENZ	100	85-114			%	07/17/21	07/17/21
EPA 8260B	SURROGATE: DIBROMOFLUOROMETH	107	80-119			%	07/17/21	07/17/21
EPA 8260B	SURROGATE: TOLUENE-D8 (S)	97.9	89-112			%	07/17/21	07/17/21

Quant Method: M0716W.M  
Run #: 0717M16  
Instrument: Max  
Sequence: 210716  
Dilution Factor: 1  
Initials: JPR

Printed: 08/02/21 1:15:08 PM  
APPL-F1-SC-NoMC-REG MDLs-DOD

## EPA 8260B BTEX WATER

AECOM  
1001 Bishop Street, Suite 1600  
Honolulu, HI 96813

Attn: Alethea Ramos  
Project: 60571032 CV18F0126 Red Hill Fuel Storage

**Sample ID: ERH1534**

Sample Collection Date: 07/15/21

APPL Inc.  
908 North Temperance Avenue  
Clovis, CA 93611

ARF: 96846

**APPL ID: BA36226**

QCG: #86BTO-210717AM-266543

Method	Analyte	Result	LOQ	LOD	DL	Units	Extraction Date	Analysis Date
EPA 8260B	BENZENE	0.30 U	1.0	0.30	0.15	ug/L	07/17/21	07/17/21
EPA 8260B	ETHYLBENZENE	0.50 U	1.0	0.50	0.23	ug/L	07/17/21	07/17/21
EPA 8260B	TOLUENE	0.30 U	1.0	0.30	0.15	ug/L	07/17/21	07/17/21
EPA 8260B	XYLENES (TOTAL)	0.30 U	2.0	0.30	0.15	ug/L	07/17/21	07/17/21
EPA 8260B	SURROGATE: 1,2-DICHLOROETHANE-	110	81-118			%	07/17/21	07/17/21
EPA 8260B	SURROGATE: 4-BROMOFLUOROBENZ	99.7	85-114			%	07/17/21	07/17/21
EPA 8260B	SURROGATE: DIBROMOFLUOROMETH	105	80-119			%	07/17/21	07/17/21
EPA 8260B	SURROGATE: TOLUENE-D8 (S)	96.6	89-112			%	07/17/21	07/17/21

Quant Method: M0716W.M  
Run #: 0717M17  
Instrument: Max  
Sequence: 210716  
Dilution Factor: 1  
Initials: JPR

Printed: 08/02/21 1:15:08 PM  
APPL-F1-SC-NoMC-REG MDLs-DOD

## EPA 8260B BTEX WATER

AECOM  
1001 Bishop Street, Suite 1600  
Honolulu, HI 96813

Attn: Alethea Ramos

Project: 60571032 CV18F0126 Red Hill Fuel Storage

**Sample ID: ERH1535**

Sample Collection Date: 07/15/21

APPL Inc.  
908 North Temperance Avenue  
Clovis, CA 93611

ARF: 96846

**APPL ID: BA36227**

QCG: #86BTO-210717AM-266543

Method	Analyte	Result	LOQ	LOD	DL	Units	Extraction Date	Analysis Date
EPA 8260B	BENZENE	0.30 U	1.0	0.30	0.15	ug/L	07/17/21	07/17/21
EPA 8260B	ETHYLBENZENE	0.50 U	1.0	0.50	0.23	ug/L	07/17/21	07/17/21
EPA 8260B	TOLUENE	0.30 U	1.0	0.30	0.15	ug/L	07/17/21	07/17/21
EPA 8260B	XYLENES (TOTAL)	0.30 U	2.0	0.30	0.15	ug/L	07/17/21	07/17/21
EPA 8260B	SURROGATE: 1,2-DICHLOROETHANE-	109	81-118			%	07/17/21	07/17/21
EPA 8260B	SURROGATE: 4-BROMOFLUOROBENZ	98.5	85-114			%	07/17/21	07/17/21
EPA 8260B	SURROGATE: DIBROMOFLUOROMETH	101	80-119			%	07/17/21	07/17/21
EPA 8260B	SURROGATE: TOLUENE-D8 (S)	98.1	89-112			%	07/17/21	07/17/21

Quant Method: M0716W.M  
Run #: 0717M18  
Instrument: Max  
Sequence: 210716  
Dilution Factor: 1  
Initials: JPR

Printed: 08/02/21 1:15:08 PM  
APPL-F1-SC-NoMC-REG MDLs-DOD

# EPA 8260B BTEX WATER

AECOM  
1001 Bishop Street, Suite 1600  
Honolulu, HI 96813

Attn: Alethea Ramos  
Project: 60571032 CV18F0126 Red Hill Fuel Storage

**Sample ID: ERH1536**

Sample Collection Date: 07/15/21

APPL Inc.  
908 North Temperance Avenue  
Clovis, CA 93611

ARF: 96846

**APPL ID: BA36229**

QCG: #86BTO-210718AM1-26653

Method	Analyte	Result	LOQ	LOD	DL	Units	Extraction Date	Analysis Date
EPA 8260B	BENZENE	0.30 U	1.0	0.30	0.15	ug/L	07/19/21	07/19/21
EPA 8260B	ETHYLBENZENE	0.50 U	1.0	0.50	0.23	ug/L	07/19/21	07/19/21
EPA 8260B	TOLUENE	0.30 U	1.0	0.30	0.15	ug/L	07/19/21	07/19/21
EPA 8260B	XYLENES (TOTAL)	0.30 U	2.0	0.30	0.15	ug/L	07/19/21	07/19/21
EPA 8260B	SURROGATE: 1,2-DICHLOROETHANE-	114	81-118			%	07/19/21	07/19/21
EPA 8260B	SURROGATE: 4-BROMOFLUOROBENZ	98.3	85-114			%	07/19/21	07/19/21
EPA 8260B	SURROGATE: DIBROMOFLUOROMETH	103	80-119			%	07/19/21	07/19/21
EPA 8260B	SURROGATE: TOLUENE-D8 (S)	96.6	89-112			%	07/19/21	07/19/21

Quant Method: M0716W.M  
Run #: 0719M10  
Instrument: Max  
Sequence: 210716  
Dilution Factor: 1  
Initials: JPR

Printed: 08/02/21 1:15:08 PM  
APPL-F1-SC-NoMC-REG MDLs-DOD

# EPA 8260B BTEX WATER

AECOM  
1001 Bishop Street, Suite 1600  
Honolulu, HI 96813

Attn: Alethea Ramos

Project: 60571032 CV18F0126 Red Hill Fuel Storage

**Sample ID: ERH1537**

Sample Collection Date: 07/15/21

APPL Inc.  
908 North Temperance Avenue  
Clovis, CA 93611

ARF: 96846

**APPL ID: BA36230**

QCG: #86BTO-210718BM-266536

Method	Analyte	Result	LOQ	LOD	DL	Units	Extraction Date	Analysis Date
EPA 8260B	BENZENE	0.30 U	1.0	0.30	0.15	ug/L	07/20/21	07/20/21
EPA 8260B	ETHYLBENZENE	0.50 U	1.0	0.50	0.23	ug/L	07/20/21	07/20/21
EPA 8260B	TOLUENE	0.30 U	1.0	0.30	0.15	ug/L	07/20/21	07/20/21
EPA 8260B	XYLENES (TOTAL)	0.30 U	2.0	0.30	0.15	ug/L	07/20/21	07/20/21
EPA 8260B	SURROGATE: 1,2-DICHLOROETHANE-	113	81-118			%	07/20/21	07/20/21
EPA 8260B	SURROGATE: 4-BROMOFLUOROBENZ	96.3	85-114			%	07/20/21	07/20/21
EPA 8260B	SURROGATE: DIBROMOFLUOROMETH	102	80-119			%	07/20/21	07/20/21
EPA 8260B	SURROGATE: TOLUENE-D8 (S)	94.9	89-112			%	07/20/21	07/20/21

Quant Method: M0716W.M  
Run #: 0719M36  
Instrument: Max  
Sequence: 210716  
Dilution Factor: 1  
Initials: JPR

Printed: 08/02/21 1:15:08 PM  
APPL-F1-SC-NoMC-REG MDLs-DOD

# EPA 8260B BTEX WATER

AECOM  
1001 Bishop Street, Suite 1600  
Honolulu, HI 96813

Attn: Alethea Ramos  
Project: 60571032 CV18F0126 Red Hill Fuel Storage

**Sample ID: ERH1538**

Sample Collection Date: 07/15/21

APPL Inc.  
908 North Temperance Avenue  
Clovis, CA 93611

ARF: 96846

**APPL ID: BA36232**

QCG: #86BTO-210718AM1-26653

Method	Analyte	Result	LOQ	LOD	DL	Units	Extraction Date	Analysis Date
EPA 8260B	BENZENE	0.30 U	1.0	0.30	0.15	ug/L	07/19/21	07/19/21
EPA 8260B	ETHYLBENZENE	0.50 U	1.0	0.50	0.23	ug/L	07/19/21	07/19/21
EPA 8260B	TOLUENE	0.30 U	1.0	0.30	0.15	ug/L	07/19/21	07/19/21
EPA 8260B	XYLENES (TOTAL)	0.30 U	2.0	0.30	0.15	ug/L	07/19/21	07/19/21
EPA 8260B	SURROGATE: 1,2-DICHLOROETHANE-	109	81-118			%	07/19/21	07/19/21
EPA 8260B	SURROGATE: 4-BROMOFLUOROBENZ	94.2	85-114			%	07/19/21	07/19/21
EPA 8260B	SURROGATE: DIBROMOFLUOROMETH	106	80-119			%	07/19/21	07/19/21
EPA 8260B	SURROGATE: TOLUENE-D8 (S)	93.8	89-112			%	07/19/21	07/19/21

Quant Method: M0716W.M  
Run #: 0719M11  
Instrument: Max  
Sequence: 210716  
Dilution Factor: 1  
Initials: JPR

Printed: 08/02/21 1:15:08 PM  
APPL-F1-SC-NoMC-REG MDLs-DOD



# EPA 8260B BTEX WATER

AECOM  
1001 Bishop Street, Suite 1600  
Honolulu, HI 96813

Attn: Alethea Ramos  
Project: 60571032 CV18F0126 Red Hill Fuel Storage

**Sample ID: ERH1539**

Sample Collection Date: 07/15/21

APPL Inc.  
908 North Temperance Avenue  
Clovis, CA 93611

ARF: 96846

**APPL ID: BA36233**

QCG: #86BTO-210718BM-266536

Method	Analyte	Result	LOQ	LOD	DL	Units	Extraction Date	Analysis Date
EPA 8260B	BENZENE	0.30 U	1.0	0.30	0.15	ug/L	07/20/21	07/20/21
EPA 8260B	ETHYLBENZENE	0.50 U	1.0	0.50	0.23	ug/L	07/20/21	07/20/21
EPA 8260B	TOLUENE	0.30 U	1.0	0.30	0.15	ug/L	07/20/21	07/20/21
EPA 8260B	XYLENES (TOTAL)	0.30 U	2.0	0.30	0.15	ug/L	07/20/21	07/20/21
EPA 8260B	SURROGATE: 1,2-DICHLOROETHANE-	113	81-118			%	07/20/21	07/20/21
EPA 8260B	SURROGATE: 4-BROMOFLUOROBENZ	95.4	85-114			%	07/20/21	07/20/21
EPA 8260B	SURROGATE: DIBROMOFLUOROMETH	106	80-119			%	07/20/21	07/20/21
EPA 8260B	SURROGATE: TOLUENE-D8 (S)	94.5	89-112			%	07/20/21	07/20/21

Quant Method: M0716W.M  
Run #: 0719M37  
Instrument: Max  
Sequence: 210716  
Dilution Factor: 1  
Initials: JPR

Printed: 08/02/21 1:15:08 PM  
APPL-F1-SC-NoMC-REG MDLs-DOD

# EPA 8260B GRO WATER

AECOM  
1001 Bishop Street, Suite 1600  
Honolulu, HI 96813

Attn: Alethea Ramos  
Project: 60571032 CV18F0126 Red Hill Fuel Storage

**Sample ID: ERH1532**

Sample Collection Date: 07/15/21

APPL Inc.  
908 North Temperance Avenue  
Clovis, CA 93611

ARF: 96846

**APPL ID: BA36223**

QCG: #GRO86-210717AM-266544

Method	Analyte	Result	LOQ	LOD	DL	Units	Extraction Date	Analysis Date
EPA 8260B	GASOLINE RANGE ORGANICS	18.0 U	20	18.0	8.6	ug/L	07/17/21	07/17/21
EPA 8260B	SURROGATE: 4-BROMOFLUOROBENZ	98.0	85-114			%	07/17/21	07/17/21

Quant Method: MGAS0716.M  
Run #: 0717M15  
Instrument: Max  
Sequence: 210716  
Dilution Factor: 1  
Initials: JPR

Printed: 08/02/21 1:20:11 PM  
APPL-F1-SC-NoMC-REG MDLs-DOD

# EPA 8260B GRO WATER

AECOM  
1001 Bishop Street, Suite 1600  
Honolulu, HI 96813

Attn: Alethea Ramos  
Project: 60571032 CV18F0126 Red Hill Fuel Storage

**Sample ID: ERH1533**

Sample Collection Date: 07/15/21

APPL Inc.  
908 North Temperance Avenue  
Clovis, CA 93611

ARF: 96846

**APPL ID: BA36224**

QCG: #GRO86-210717AM-266544

Method	Analyte	Result	LOQ	LOD	DL	Units	Extraction Date	Analysis Date
EPA 8260B	GASOLINE RANGE ORGANICS	18.0 U	20	18.0	8.6	ug/L	07/17/21	07/17/21
EPA 8260B	SURROGATE: 4-BROMOFLUOROBENZ	100	85-114			%	07/17/21	07/17/21

Quant Method: MGAS0716.M  
Run #: 0717M16  
Instrument: Max  
Sequence: 210716  
Dilution Factor: 1  
Initials: JPR

Printed: 08/02/21 1:20:11 PM  
APPL-F1-SC-NoMC-REG MDLs-DOD

# EPA 8260B GRO WATER

AECOM  
1001 Bishop Street, Suite 1600  
Honolulu, HI 96813

Attn: Alethea Ramos  
Project: 60571032 CV18F0126 Red Hill Fuel Storage

**Sample ID: ERH1534**

Sample Collection Date: 07/15/21

APPL Inc.  
908 North Temperance Avenue  
Clovis, CA 93611

ARF: 96846

**APPL ID: BA36226**

QCG: #GRO86-210717AM-266544

Method	Analyte	Result	LOQ	LOD	DL	Units	Extraction Date	Analysis Date
EPA 8260B	GASOLINE RANGE ORGANICS	18.0 U	20	18.0	8.6	ug/L	07/17/21	07/17/21
EPA 8260B	SURROGATE: 4-BROMOFLUOROBENZ	99.7	85-114			%	07/17/21	07/17/21

Quant Method: MGAS0716.M  
Run #: 0717M17  
Instrument: Max  
Sequence: 210716  
Dilution Factor: 1  
Initials: JPR

Printed: 08/02/21 1:20:11 PM  
APPL-F1-SC-NoMC-REG MDLs-DOD

# EPA 8260B GRO WATER

AECOM  
1001 Bishop Street, Suite 1600  
Honolulu, HI 96813

Attn: Alethea Ramos  
Project: 60571032 CV18F0126 Red Hill Fuel Storage

**Sample ID: ERH1535**

Sample Collection Date: 07/15/21

APPL Inc.  
908 North Temperance Avenue  
Clovis, CA 93611

ARF: 96846

**APPL ID: BA36227**

QCG: #GRO86-210717AM-266544

Method	Analyte	Result	LOQ	LOD	DL	Units	Extraction Date	Analysis Date
EPA 8260B	GASOLINE RANGE ORGANICS	18.0 U	20	18.0	8.6	ug/L	07/17/21	07/17/21
EPA 8260B	SURROGATE: 4-BROMOFLUOROBENZ	98.5	85-114			%	07/17/21	07/17/21

Quant Method: MGAS0716.M  
Run #: 0717M18  
Instrument: Max  
Sequence: 210716  
Dilution Factor: 1  
Initials: JPR

Printed: 08/02/21 1:20:11 PM  
APPL-F1-SC-NoMC-REG MDLs-DOD

# EPA 8260B GRO WATER

AECOM  
1001 Bishop Street, Suite 1600  
Honolulu, HI 96813

Attn: Alethea Ramos  
Project: 60571032 CV18F0126 Red Hill Fuel Storage

**Sample ID: ERH1536**

Sample Collection Date: 07/15/21

APPL Inc.  
908 North Temperance Avenue  
Clovis, CA 93611

ARF: 96846

**APPL ID: BA36229**

QCG: #GRO86-210718AM-266535

Method	Analyte	Result	LOQ	LOD	DL	Units	Extraction Date	Analysis Date
EPA 8260B	GASOLINE RANGE ORGANICS	18.0 U	20	18.0	8.6	ug/L	07/19/21	07/19/21
EPA 8260B	SURROGATE: 4-BROMOFLUOROBENZ	98.3	85-114			%	07/19/21	07/19/21

Quant Method: MGAS0716.M  
Run #: 0719M10  
Instrument: Max  
Sequence: 210716  
Dilution Factor: 1  
Initials: JPR

Printed: 08/02/21 1:20:11 PM  
APPL-F1-SC-NoMC-REG MDLs-DOD

# EPA 8260B GRO WATER

AECOM  
1001 Bishop Street, Suite 1600  
Honolulu, HI 96813

Attn: Alethea Ramos  
Project: 60571032 CV18F0126 Red Hill Fuel Storage

**Sample ID: ERH1537**

Sample Collection Date: 07/15/21

APPL Inc.  
908 North Temperance Avenue  
Clovis, CA 93611

ARF: 96846

**APPL ID: BA36230**

QCG: #GRO86-210718BM-266537

Method	Analyte	Result	LOQ	LOD	DL	Units	Extraction Date	Analysis Date
EPA 8260B	GASOLINE RANGE ORGANICS	18.0 U	20	18.0	8.6	ug/L	07/20/21	07/20/21
EPA 8260B	SURROGATE: 4-BROMOFLUOROBENZ	96.3	85-114			%	07/20/21	07/20/21

Quant Method: MGAS0716.M  
Run #: 0719M36  
Instrument: Max  
Sequence: 210716  
Dilution Factor: 1  
Initials: JPR

Printed: 08/02/21 1:20:11 PM  
APPL-F1-SC-NoMC-REG MDLs-DOD

# EPA 8260B GRO WATER

AECOM  
1001 Bishop Street, Suite 1600  
Honolulu, HI 96813

Attn: Alethea Ramos  
Project: 60571032 CV18F0126 Red Hill Fuel Storage

**Sample ID: ERH1538**

Sample Collection Date: 07/15/21

APPL Inc.  
908 North Temperance Avenue  
Clovis, CA 93611

ARF: 96846

**APPL ID: BA36232**

QCG: #GRO86-210718AM-266535

Method	Analyte	Result	LOQ	LOD	DL	Units	Extraction Date	Analysis Date
EPA 8260B	GASOLINE RANGE ORGANICS	18.0 U	20	18.0	8.6	ug/L	07/19/21	07/19/21
EPA 8260B	SURROGATE: 4-BROMOFLUOROBENZ	94.2	85-114			%	07/19/21	07/19/21

Quant Method: MGAS0716.M  
Run #: 0719M11  
Instrument: Max  
Sequence: 210716  
Dilution Factor: 1  
Initials: JPR

Printed: 08/02/21 1:20:11 PM  
APPL-F1-SC-NoMC-REG MDLs-DOD



# EPA 8260B GRO WATER

AECOM  
1001 Bishop Street, Suite 1600  
Honolulu, HI 96813

Attn: Alethea Ramos  
Project: 60571032 CV18F0126 Red Hill Fuel Storage

**Sample ID: ERH1539**

Sample Collection Date: 07/15/21

APPL Inc.  
908 North Temperance Avenue  
Clovis, CA 93611

ARF: 96846

**APPL ID: BA36233**

QCG: #GRO86-210718BM-266537

Method	Analyte	Result	LOQ	LOD	DL	Units	Extraction Date	Analysis Date
EPA 8260B	GASOLINE RANGE ORGANICS	18.0 U	20	18.0	8.6	ug/L	07/20/21	07/20/21
EPA 8260B	SURROGATE: 4-BROMOFLUOROBENZ	95.4	85-114			%	07/20/21	07/20/21

Quant Method: MGAS0716.M  
Run #: 0719M37  
Instrument: Max  
Sequence: 210716  
Dilution Factor: 1  
Initials: JPR

Printed: 08/02/21 1:20:11 PM  
APPL-F1-SC-NoMC-REG MDLs-DOD

# QC FORMS

# EPA 8015B-eHL

Form 2 & 8

## Surrogate Recovery

Lab Name: APPL, Inc.

SDG No: 96846

Case No: 96846

Date Analyzed: 8/25/2021

Matrix: WATER

Instrument: Apollo

APPL ID.	Client Sample No.	SURROGATE: OCTACOSANE (S)			SURROGATE: ORTHO-TERPHENYL (S)		
		Limits	Result	Qualifier	Limits	Result	Qualifier
210720A-BLK	Blank	60-142	84.2		56-125	76.6	
210720A-LCS	Lab Control Spike	60-142	94.7		56-125	90.0	
210720A-LCSD	Lab Control SpikeD	60-142	94.7		56-125	93.3	
BA36224	ERH1533	60-142	81.3		56-125	71.7	
BA36227	ERH1535	60-142	88.6		56-125	78.6	
BA36230	ERH1537	60-142	89.8		56-125	75.3	
BA36233	ERH1539	60-142	92.5		56-125	78.4	

Comments: Batch: #DOC53-210720A

Printed: 9/13/2021 10:30:19 AM  
Form 2 & 8, Surrogate Recovery Summary

# EPA 8015B-eHL

Form 2 & 8

## Surrogate Recovery

Lab Name: APPL, Inc.  
Case No: 96846  
Matrix: WATER

SDG No: 96846  
Date Analyzed: 9/11/2021  
Instrument: Apollo

APPL ID.	Client Sample No.	SURROGATE: (R) DECANOIC ACID (S)			SURROGATE: OCTACOSANE (S)		
		Limits	Result	Qualifier	Limits	Result	Qualifier
210720A1-BLK	Blank	0-1	0.0		60-142	100	
210720A1-LCS	Lab Control Spike	0-1	0.0		60-142	108	
210720A1-LCSD	Lab Control SpikeD	0-1	0.0		60-142	105	
BA36224	ERH1533	0-1	0.0		60-142	81.6	
BA36227	ERH1535	0-1	0.0		60-142	101	
BA36230	ERH1537	0-1	0.0		60-142	105	
BA36233	ERH1539	0-1	0.0		60-142	84.8	

Comments: Batch: #DOC53-210720A1

Printed: 9/13/2021 10:30:19 AM  
Form 2 & 8, Surrogate Recovery Summary

# EPA 8015B-eHL

Form 2 & 8

## Surrogate Recovery

Lab Name: APPL, Inc.  
Case No: 96846  
Matrix: WATER

SDG No: 96846  
Date Analyzed: 9/11/2021  
Instrument: Apollo

APPL ID.	Client Sample No.	SURROGATE: ORTHO-TERPHENYL (S)					
		Limits	Result	Qualifier	Limits	Result	Qualifier
210720A1-BLK	Blank	56-125	86.0				
210720A1-LCS	Lab Control Spike	56-125	96.0				
210720A1-LCSD	Lab Control SpikeD	56-125	94.7				
BA36224	ERH1533	56-125	69.2				
BA36227	ERH1535	56-125	80.5				
BA36230	ERH1537	56-125	84.8				
BA36233	ERH1539	56-125	66.7				

Comments: Batch: #DOC53-210720A1

Printed: 9/13/2021 10:30:19 AM  
Form 2 & 8, Surrogate Recovery Summary

# EPA 8015B-eHL

Form 2 & 8

## Surrogate Recovery

Lab Name: APPL, Inc.  
Case No: 96846  
Matrix: WATER

SDG No: 96846  
Date Analyzed: 7/29/2021  
Instrument: Apollo

APPL ID.	Client Sample No.	SURROGATE: OCTACOSANE (S)			SURROGATE: ORTHO-TERPHENYL (S)		
		Limits	Result	Qualifier	Limits	Result	Qualifier
210719A-BLK	Blank	60-142	116		56-125	85.4	
210719A-LCS	Lab Control Spike	60-142	121		56-125	89.3	
210719A-LCSD	Lab Control SpikeD	60-142	119		56-125	87.3	
BA36225	ERH1533 BLANK	60-142	123		56-125	90.8	
BA36228	ERH1535 BLANK	60-142	122		56-125	90.0	
BA36231	ERH1537 BLANK	60-142	114		56-125	83.0	
BA36234	ERH1539 BLANK	60-142	114		56-125	83.7	

Comments: Batch: #RHBLK-210719A

Printed: 9/18/2021 1:19:35 PM  
Form 2 & 8, Surrogate Recovery Summary

# EPA 8015B-eHL

Form 2 & 8

## Surrogate Recovery

Lab Name: APPL, Inc.  
Case No: 96846  
Matrix: WATER

SDG No: 96846  
Date Analyzed: 7/29/2021  
Instrument: Apollo

APPL ID.	Client Sample No.	SURROGATE: OCTACOSANE (S)			SURROGATE: ORTHO-TERPHENYL (S)		
		Limits	Result	Qualifier	Limits	Result	Qualifier
210719A-BLK	Blank	60-142	116		56-125	85.4	
210719A-LCS	Lab Control Spike	60-142	121		56-125	89.3	
210719A-LCSD	Lab Control SpikeD	60-142	119		56-125	87.3	
BA36225	ERH1533 BLANK	60-142	123		56-125	90.8	
BA36228	ERH1535 BLANK	60-142	122		56-125	90.0	
BA36231	ERH1537 BLANK	60-142	114		56-125	83.0	
BA36234	ERH1539 BLANK	60-142	114		56-125	83.7	

Comments: Batch: #RHBLK-210719A

Printed: 9/13/2021 10:30:19 AM  
Form 2 & 8, Surrogate Recovery Summary

# EPA 8015B-eH

Form 4

## Blank Summary

Lab Name: APPL, Inc.

SDG No: 96846

Case No: 96846

Date Analyzed: 8/25/2021

Matrix: WATER

Instrument: Apollo

Blank ID: 210720A-BLK

Time Analyzed: 0547

<b>APPL ID.</b>	<b>Client Sample No.</b>	<b>File ID.</b>	<b>Date Analyzed</b>
210720A-BLK	Blank	824032	8/25/2021 0547
210720A-LCS	Lab Control Spike	824033	8/25/2021 0616
210720A-LCSD	Lab Control Spiked	824034	8/25/2021 0644
BA36224	ERH1533	824036	8/25/2021 0741
BA36227	ERH1535	824037	8/25/2021 0810
BA36230	ERH1537	824038	8/25/2021 0838
BA36233	ERH1539	824039	8/25/2021 0907

Comments: Batch: #DOC53-210720A

Printed: 9/13/2021 10:30:06 AM  
Form 4, Blank Summary



# EPA 8015B-eH

Form 4

## Blank Summary

Lab Name: APPL, Inc.

SDG No: 96846

Case No: 96846

Date Analyzed: 9/11/2021

Matrix: WATER

Instrument: Apollo

Blank ID: 210720A1-BLK

Time Analyzed: 1410

<b>APPL ID.</b>	<b>Client Sample No.</b>	<b>File ID.</b>	<b>Date Analyzed</b>
210720A1-BLK	Blank	911010	9/11/2021 1410
210720A1-LCS	Lab Control Spike	911011	9/11/2021 1439
210720A1-LCSD	Lab Control Spiked	911012	9/11/2021 1507
BA36224	ERH1533	911013	9/11/2021 1536
BA36227	ERH1535	911014	9/11/2021 1604
BA36230	ERH1537	911015	9/11/2021 1633
BA36233	ERH1539	911016	9/11/2021 1701

Comments: Batch: #DOC53-210720A1

Printed: 9/13/2021 10:30:06 AM  
Form 4, Blank Summary

# EPA 8015B-eH

Form 4

## Blank Summary

Lab Name: APPL, Inc.

SDG No: 96846

Case No: 96846

Date Analyzed: 7/29/2021

Matrix: WATER

Instrument: Apollo

Blank ID: 210719A-BLK

Time Analyzed: 2301

<b>APPL ID.</b>	<b>Client Sample No.</b>	<b>File ID.</b>	<b>Date Analyzed</b>
210719A-BLK	Blank	727115	7/29/2021 2301
210719A-LCS	Lab Control Spike	727116	7/29/2021 2330
210719A-LCSD	Lab Control Spiked	727117	7/29/2021 2358
BA36225	ERH1533 BLANK	727119	7/30/2021 0055
BA36228	ERH1535 BLANK	727120	7/30/2021 0123
BA36231	ERH1537 BLANK	727121	7/30/2021 0151
BA36234	ERH1539 BLANK	727122	7/30/2021 0220

Comments: Batch: #RHBLK-210719A

Printed: 9/18/2021 1:19:15 PM  
Form 4, Blank Summary

**Method Blank**  
**EPA 8015B TPH LIQ-LIQ**

Blank Name/QCG: **210719W-36222 - 266791**  
Batch ID: #RHBLK-210719A

APPL Inc.  
908 North Temperance Avenue  
Clovis, CA 93611

Sample Type	Analyte	Result	LOQ	LOD	DL	Units	Extraction Date	Analysis Date
BLANK	DIESEL (C10-C24)	300.0 U	320	300.0	150.0	ug/L	7/19/2021	7/29/2021
BLANK	OIL (C24-C40)	300.0 U	320	300.0	150.0	ug/L	7/19/2021	7/29/2021
BLANK	SURROGATE: OCTACOSANE (S)	116	60-142			%	7/19/2021	7/29/2021
BLANK	SURROGATE: ORTHO-TERPHEN	85.4	56-125			%	7/19/2021	7/29/2021

Quant Method:DOC0702.M  
Run #:727115  
Instrument:Apollo  
Sequence:210727  
Initials:LA

GC SC-Blank-REG MDLs-DOD  
Printed: 9/13/2021 10:30:52 AM

**Method Blank**  
**EPA 8015B TPH LIQ-LIQ**

Blank Name/QCG: **210720W-36221 - 267432**  
Batch ID: #DOC53-210720A

APPL Inc.  
908 North Temperance Avenue  
Clovis, CA 93611

Sample Type	Analyte	Result	LOQ	LOD	DL	Units	Extraction Date	Analysis Date
BLANK	DIESEL (C10-C24)	300.0 U	320	300.0	150.0	ug/L	7/20/2021	8/25/2021
BLANK	OIL (C24-C40)	300.0 U	320	300.0	150.0	ug/L	7/20/2021	8/25/2021
BLANK	SURROGATE: OCTACOSANE (S)	84.2	60-142			%	7/20/2021	8/25/2021
BLANK	SURROGATE: ORTHO-TERPHEN	76.6	56-125			%	7/20/2021	8/25/2021

Quant Method:DOC0823.M  
Run #:824032  
Instrument:Apollo  
Sequence:210824  
Initials:KAB

GC SC-Blank-REG MDLs-DOD  
Printed: 9/13/2021 10:30:52 AM

**Method Blank**  
**EPA 8015B TPH WATER L-L SGC**

Blank Name/QCG: **210720W-36224 - 267849**  
Batch ID: #DOC53-210720A1

APPL Inc.  
908 North Temperance Avenue  
Clovis, CA 93611

Sample Type	Analyte	Result	LOQ	LOD	DL	Units	Extraction Date	Analysis Date
BLANK	DIESEL (C10-C24)	300.0 U	320	300.0	150.0	ug/L	7/20/2021	9/11/2021
BLANK	OIL (C24-C40)	300.0 U	320	300.0	150.0	ug/L	7/20/2021	9/11/2021
BLANK	SURROGATE: (R) DECANOIC AC	0.0	0-1			%	7/20/2021	9/11/2021
BLANK	SURROGATE: OCTACOSANE (S)	100	60-142			%	7/20/2021	9/11/2021
BLANK	SURROGATE: ORTHO-TERPHEN	86.0	56-125			%	7/20/2021	9/11/2021

Quant Method:DEC0911.M  
Run #:911010  
Instrument:Apollo  
Sequence:210911  
Initials:KAB

GC SC-Blank-REG MDLs-DOD  
Printed: 9/13/2021 10:30:52 AM

**Method Blank**  
**EPA 8015B TPH LIQ-LIQ**

Blank Name/QCG: **210719W-36222 - 266791**  
Batch ID: #RHBLK-210719A

APPL Inc.  
908 North Temperance Avenue  
Clovis, CA 93611

Sample Type	Analyte	Result	LOQ	LOD	DL	Units	Extraction Date	Analysis Date
BLANK	DIESEL (C10-C24)	300.0 U	320	300.0	150.0	ug/L	7/19/2021	7/29/2021
BLANK	OIL (C24-C40)	300.0 U	320	300.0	150.0	ug/L	7/19/2021	7/29/2021
BLANK	SURROGATE: OCTACOSANE (S)	116	60-142			%	7/19/2021	7/29/2021
BLANK	SURROGATE: ORTHO-TERPHEN	85.4	56-125			%	7/19/2021	7/29/2021

Quant Method: DOC0702.M  
Run #: 727115  
Instrument: Apollo  
Sequence: 210727  
Initials: LA

GC SC-Blank-REG MDLs-DOD  
Printed: 9/18/2021 1:19:43 PM

# EPA 8015B-eH

Form 4

## LCS Summary

Lab Name: APPL, Inc.  
Case No: 96846  
Matrix: WATER  
LCS ID: 210720A-LCS

SDG No: 96846  
Date Analyzed: 8/25/2021  
Instrument: Apollo  
Time Analyzed: 0616

<b>APPL ID.</b>	<b>Client Sample No.</b>	<b>File ID.</b>	<b>Date Analyzed</b>
210720A-BLK	Blank	824032	8/25/2021 0547
210720A-LCS	Lab Control Spike	824033	8/25/2021 0616
210720A-LCSD	Lab Control Spiked	824034	8/25/2021 0644
BA36224	ERH1533	824036	8/25/2021 0741
BA36227	ERH1535	824037	8/25/2021 0810
BA36230	ERH1537	824038	8/25/2021 0838
BA36233	ERH1539	824039	8/25/2021 0907

Comments: Batch: #DOC53-210720A

Printed: 9/13/2021 10:29:58 AM  
Form 4, LCS Summary

# EPA 8015B-eH

Form 4

## LCS Summary

Lab Name: APPL, Inc.

SDG No: 96846

Case No: 96846

Date Analyzed: 9/11/2021

Matrix: WATER

Instrument: Apollo

LCS ID: 210720A1-LCS

Time Analyzed: 1439

<b>APPL ID.</b>	<b>Client Sample No.</b>	<b>File ID.</b>	<b>Date Analyzed</b>
210720A1-BLK	Blank	911010	9/11/2021 1410
210720A1-LCS	Lab Control Spike	911011	9/11/2021 1439
210720A1-LCSD	Lab Control Spiked	911012	9/11/2021 1507
BA36224	ERH1533	911013	9/11/2021 1536
BA36227	ERH1535	911014	9/11/2021 1604
BA36230	ERH1537	911015	9/11/2021 1633
BA36233	ERH1539	911016	9/11/2021 1701

Comments: Batch: #DOC53-210720A1

Printed: 9/13/2021 10:29:58 AM  
Form 4, LCS Summary



# EPA 8015B-eH

Form 4

## LCS Summary

Lab Name: APPL, Inc.  
Case No: 96846  
Matrix: WATER  
LCS ID: 210719A-LCS

SDG No: 96846  
Date Analyzed: 7/29/2021  
Instrument: Apollo  
Time Analyzed: 2330

<b>APPL ID.</b>	<b>Client Sample No.</b>	<b>File ID.</b>	<b>Date Analyzed</b>
210719A-BLK	Blank	727115	7/29/2021 2301
210719A-LCS	Lab Control Spike	727116	7/29/2021 2330
210719A-LCSD	Lab Control Spiked	727117	7/29/2021 2358
BA36225	ERH1533 BLANK	727119	7/30/2021 0055
BA36228	ERH1535 BLANK	727120	7/30/2021 0123
BA36231	ERH1537 BLANK	727121	7/30/2021 0151
BA36234	ERH1539 BLANK	727122	7/30/2021 0220

Comments: Batch: #RHBLK-210719A

Printed: 9/18/2021 1:19:08 PM  
Form 4, LCS Summary

## Laboratory Control Spike Recoveries

### EPA 8015B TPH LIQ-LIQ

APPL ID: 210720W-36221 LCS - 267432

Batch ID: #DOC53-210720A

APPL Inc.

908 North Temperance Avenue

Clovis, CA 93611

Compound Name	Spike Lvl ug/L	SPK Result ug/L	DUP Result ug/L	SPK % Recovery	DUP % Recovery	Recovery Limits	RPD %	RPD Limits
DIESEL (C10-C24)	2000	2610	2630	131	132	36-132	0.76	30
OIL (C24-C40)	2000	2300	2390	115 #	120 #	41-113	3.8	30
SURROGATE: OCTACOSANE (S)	150	142	142	94.7	94.7	60-142		
SURROGATE: ORTHO-TERPHENYL (S)	150	135	140	90.0	93.3	56-125		

# = Recovery is outside QC limits.

Comments: \_\_\_\_\_

<u>Primary</u>	<u>SPK</u>	<u>DUP</u>
Quant Method :	DOC0823.M	DOC0823.M
Extraction Date :	7/20/2021	7/20/2021
Analysis Date :	8/25/2021	8/25/2021
Instrument :	Apollo	Apollo
Run :	824033	824034
Initials :	KAB	

## Laboratory Control Spike Recoveries

### EPA 8015B TPH WATER L-L SGC

APPL ID: 210720W-36224 LCS - 267849

Batch ID: #DOC53-210720A1

APPL Inc.

908 North Temperance Avenue

Clovis, CA 93611

Compound Name	Spike Lvl ug/L	SPK Result ug/L	DUP Result ug/L	SPK % Recovery	DUP % Recovery	Recovery Limits	RPD %	RPD Limits
DIESEL (C10-C24)	2000	2440	2540	122	127	36-132	4.0	30
OIL (C24-C40)	2000	2810	2850	141 #	143 #	41-113	1.4	30
-----								
SURROGATE: (R) DECANOIC ACID (S)	10.00	0	0	0.0	0.0	0-1		
SURROGATE: OCTACOSANE (S)	150	162	157	108	105	60-142		
SURROGATE: ORTHO-TERPHENYL (S)	150	144	142	96.0	94.7	56-125		
-----								

# = Recovery is outside QC limits.

Comments: \_\_\_\_\_

<u>Primary</u>	<u>SPK</u>	<u>DUP</u>
Quant Method :	DEC0911.M	DEC0911.M
Extraction Date :	7/20/2021	7/20/2021
Analysis Date :	9/11/2021	9/11/2021
Instrument :	Apollo	Apollo
Run :	911011	911012
Initials :	KAB	

## Laboratory Control Spike Recoveries

### EPA 8015B TPH LIQ-LIQ

APPL ID: 210719W-36222 LCS - 266791

Batch ID: #RHBLK-210719A

APPL Inc.

908 North Temperance Avenue

Clovis, CA 93611

Compound Name	Spike Lvl ug/L	SPK Result ug/L	DUP Result ug/L	SPK % Recovery	DUP % Recovery	Recovery Limits	RPD %	RPD Limits
DIESEL (C10-C24)	0	125	93.7	NA	NA	36-132		30
OIL (C24-C40)	0	145	103	NA	NA	41-113		30
<hr style="border-top: 1px dashed black;"/>								
SURROGATE: OCTACOSANE (S)	150	182	179	121	119	60-142		
SURROGATE: ORTHO-TERPHENYL (S)	150	134	131	89.3	87.3	56-125		
<hr style="border-top: 1px dashed black;"/>								

Comments: \_\_\_\_\_

<u>Primary</u>	<u>SPK</u>	<u>DUP</u>
Quant Method :	DOC0702.M	DOC0702.M
Extraction Date :	7/19/2021	7/19/2021
Analysis Date :	7/29/2021	7/29/2021
Instrument :	Apollo	Apollo
Run :	727116	727117
Initials :	LA	

# 8270D-SIM

Form 2 & 8

## Surrogate Recovery

Lab Name: APPL, Inc.  
Case No: 96846  
Matrix: WATER

SDG No: 96846  
Date Analyzed: 07/21/21  
Instrument: Linus

APPL ID.	Client Sample No.	SURROGATE: 2-METHYLNAPHTHALENE-D10 (S)			SURROGATE: FLUORANTHENE-D10 (S)		
		Limits	Result	Qualifier	Limits	Result	Qualifier
210719A-BLK	Blank	39-114	111		58-120	101	
210719A-LCS	Lab Control Spike	39-114	97.4		58-120	108	
210719A-LCSD	Lab Control SpikeD	39-114	109		58-120	105	
BA36224	ERH1533	39-114	101		58-120	109	
BA36227	ERH1535	39-114	103		58-120	96.9	
BA36230	ERH1537	39-114	111		58-120	98.4	
BA36233	ERH1539	39-114	118	#	58-120	118	

Comments: Batch: #SIM53-210719A

# = Recovery outside of Control Limits on Sample.

Printed: 07/23/21 3:42:36 PM  
Form 2 & 8, Surrogate Recovery Summary

# **8270D-SIM**

Form 4

## **Blank Summary**

Lab Name: APPL, Inc.

SDG No: 96846

Case No: 96846

Date Analyzed: 07/21/21

Matrix: WATER

Instrument: Linus

Blank ID: 210719A-BLK

Time Analyzed: 1443

<b>APPL ID.</b>	<b>Client Sample No.</b>	<b>File ID.</b>	<b>Date Analyzed</b>
210719A-BLK	Blank	0715L153	07/21/21 1443
210719A-LCS	Lab Control Spike	0715L154	07/21/21 1505
210719A-LCSD	Lab Control Spiked	0715L160	07/22/21 1220
BA36224	ERH1533	0715L162	07/22/21 1304
BA36227	ERH1535	0715L163	07/22/21 1326
BA36230	ERH1537	0715L164	07/22/21 1348
BA36233	ERH1539	0715L165	07/22/21 1410

Comments: Batch: #SIM53-210719A

Printed: 07/23/21 3:41:36 PM  
Form 4, Blank Summary

**Method Blank**  
**EPA 8270D SIM LIQ-LIQ**

Blank Name/QCG: **210719W-36221 - 266263**  
Batch ID: #SIM53-210719A

APPL Inc.  
908 North Temperance Avenue  
Clovis, CA 93611

Sample Type	Analyte	Result	LOQ	LOD	DL	Units	Extraction Date	Analysis Date
BLANK	1-METHYLNAPHTHALENE	0.10 U	0.2	0.10	0.04	ug/L	7/19/2021	7/21/2021
BLANK	2-METHYLNAPHTHALENE	0.10 U	0.2	0.10	0.04	ug/L	7/19/2021	7/21/2021
BLANK	NAPHTHALENE	0.10 U	0.2	0.10	0.04	ug/L	7/19/2021	7/21/2021
BLANK	SURROGATE: 2-METHYLNAPHT	111	39-114			%	7/19/2021	7/21/2021
BLANK	SURROGATE: FLUORANTHENE-	101	58-120			%	7/19/2021	7/21/2021

Quant Method: L0715.M  
Run #: 0715L153  
Instrument: Linus  
Sequence: L210715  
Initials: LSI

GC SC-Blank-REG MDLs-DOD  
Printed: 9/29/2021 8:33:47 AM

# **8270D-SIM**

Form 4

## **LCS Summary**

Lab Name: APPL, Inc.

SDG No: 96846

Case No: 96846

Date Analyzed: 07/21/21

Matrix: WATER

Instrument: Linus

LCS ID: 210719A-LCS

Time Analyzed: 1505

<b>APPL ID.</b>	<b>Client Sample No.</b>	<b>File ID.</b>	<b>Date Analyzed</b>
210719A-BLK	Blank	0715L153	07/21/21 1443
210719A-LCS	Lab Control Spike	0715L154	07/21/21 1505
210719A-LCSD	Lab Control Spiked	0715L160	07/22/21 1220
BA36224	ERH1533	0715L162	07/22/21 1304
BA36227	ERH1535	0715L163	07/22/21 1326
BA36230	ERH1537	0715L164	07/22/21 1348
BA36233	ERH1539	0715L165	07/22/21 1410

Comments: Batch: #SIM53-210719A

Printed: 07/23/21 3:41:33 PM  
Form 4, LCS Summary



# Laboratory Control Spike Recoveries

## EPA 8270D SIM LIQ-LIQ

APPL ID: 210719W-36221 LCS - 266263

Batch ID: #SIM53-210719A

APPL Inc.

908 North Temperance Avenue

Clovis, CA 93611

Compound Name	Spike Lvl ug/L	SPK Result ug/L	DUP Result ug/L	SPK % Recovery	DUP % Recovery	Recovery Limits	RPD %	RPD Limits
1-METHYLNAPHTHALENE	5.00	4.89	5.39	97.8	108	41-115	9.7	20
2-METHYLNAPHTHALENE	5.00	4.92	5.47	98.4	109	39-114	10.6	20
NAPHTHALENE	5.00	4.83	5.32	96.6	106	43-114	9.7	20
-----								
SURROGATE: 2-METHYLNAPHTHALEN	5.00	4.87	5.44	97.4	109	39-114		
SURROGATE: FLUORANTHENE-D10 (S)	5.00	5.41	5.27	108	105	58-120		
-----								

Comments: \_\_\_\_\_

<u>Primary</u>	<u>SPK</u>	<u>DUP</u>
Quant Method :	L0715.M	L0715.M
Extraction Date :	7/19/2021	7/19/2021
Analysis Date :	7/21/2021	7/22/2021
Instrument :	Linus	Linus
Run :	0715L154	0715L160
Initials :	LSI	

Form 5  
Tune Summary

Lab Name: APPL Inc.  
Case No: \_\_\_\_\_  
Matrix: Water  
ID: 0715L003.D

SDG No: \_\_\_\_\_  
Date Analyzed: 07/15/21  
Instrument: Linus  
Time Analyzed: 8:48

Client Sample No.	APPL ID.	File ID.	Date Analyzed
1	0.1 SIM 07/08/21	0715L004.D	07/15/21 9:04
2	0.2 SIM 07/08/21	0715L005.D	07/15/21 9:26
3	0.5 SIM 07/08/21	0715L006.D	07/15/21 9:48
4	1 SIM 07/08/21	0715L007.D	07/15/21 10:10
5	5 SIM 07/08/21	0715L008.D	07/15/21 10:32
6	10 SIM 07/08/21	0715L009.D	07/15/21 10:55
7	50 SIM 07/08/21	0715L010.D	07/15/21 11:17
8	100 SIM 07/08/21	0715L011.D	07/15/21 11:39
9	SS SIM 07/08/21	0715L012.D	07/15/21 12:01
10			
11			
12			
13			
14			
15			
16			
17			
18			
19			
20			
21			
22			

m/e

51 9.95 - 80.1% of mass 198	<u>59.2</u>
68 0 - 2.05% of mass 69	<u>0.0</u>
70 0 - 2% of mass 69	<u>0.5</u>
127 10 - 80% of mass 198	<u>61.7</u>
197 0 - 2% of mass 198	<u>0.0</u>
198 100 - 100% of mass 198	<u>100.0</u>
199 5 - 9% of mass 198	<u>6.6</u>
275 10 - 60% of mass 198	<u>20.7</u>
365 1 - 100% of mass 198	<u>3.2</u>
441 0.01 - 24% of mass 442	<u>17.9</u>
442 50 - 500% of mass 198	<u>56.6</u>
443 15 - 24% of mass 442	<u>19.1</u>

Form 5  
Tune Summary

Lab Name: APPL Inc.  
Case No: \_\_\_\_\_  
Matrix: Water  
ID: 0715L143.D

SDG No: \_\_\_\_\_  
Date Analyzed: 07/21/21  
Instrument: Linus  
Time Analyzed: 9:15

Client Sample No.	APPL ID.	File ID.	Date Analyzed
1		5 SIM 07/08/21 (1)	07/21/21 9:31
2	Blank	210719A BLK 1/1000	07/21/21 14:43
3	Lab Control Spike	210719A LCS-2 1/1000	07/21/21 15:05
4		5 SIM 07/08/21 (2)	07/21/21 15:27
5			
6			
7			
8			
9			
10			
11			
12			
13			
14			
15			
16			
17			
18			
19			
20			
21			
22			

m/e

51 9.95 - 80.1% of mass 198	<u>54.3</u>
68 0 - 2.05% of mass 69	<u>0.0</u>
70 0 - 2% of mass 69	<u>0.7</u>
127 10 - 80% of mass 198	<u>60.8</u>
197 0 - 2% of mass 198	<u>0.0</u>
198 100 - 100% of mass 198	<u>100.0</u>
199 5 - 9% of mass 198	<u>6.8</u>
275 10 - 60% of mass 198	<u>19.6</u>
365 1 - 100% of mass 198	<u>3.2</u>
441 0.01 - 24% of mass 442	<u>18.4</u>
442 50 - 500% of mass 198	<u>58.8</u>
443 15 - 24% of mass 442	<u>19.7</u>

Form 5  
Tune Summary

Lab Name: APPL Inc.  
Case No: 96846  
Matrix: Water  
ID: 0715L158.D

SDG No: 96846  
Date Analyzed: 07/22/21  
Instrument: Linus  
Time Analyzed: 9:16

Client Sample No.	APPL ID.	File ID.	Date Analyzed	
1		5 SIM 07/08/21 (1)	0715L159.D	07/22/21 9:32
2	Lab Control SpikeD	210719A LCSD-2 1/100	0715L160.D	07/22/21 12:20
3	ERH1533	BA36224W06 1/900	0715L162.D	07/22/21 13:04
4	ERH1535	BA36227W05 1/900	0715L163.D	07/22/21 13:26
5	ERH1537	BA36230W05 1/850	0715L164.D	07/22/21 13:48
6	ERH1539	BA36233W06 1/890	0715L165.D	07/22/21 14:10
7		5 SIM 07/08/21 (2)	0715L166.D	07/22/21 15:12
8				
9				
10				
11				
12				
13				
14				
15				
16				
17				
18				
19				
20				
21				
22				

m/e

51 9.95 - 80.1% of mass 198	<u>50.4</u>
68 0 - 2.05% of mass 69	<u>0.0</u>
70 0 - 2% of mass 69	<u>0.5</u>
127 10 - 80% of mass 198	<u>58.0</u>
197 0 - 2% of mass 198	<u>0.0</u>
198 100 - 100% of mass 198	<u>100.0</u>
199 5 - 9% of mass 198	<u>6.9</u>
275 10 - 60% of mass 198	<u>21.7</u>
365 1 - 100% of mass 198	<u>3.1</u>
441 0.01 - 24% of mass 442	<u>17.4</u>
442 50 - 500% of mass 198	<u>69.1</u>
443 15 - 24% of mass 442	<u>20.2</u>

8A  
INTERNAL STANDARD AREA AND RT SUMMARY

Lab Name: APPL Inc. Contract: \_\_\_\_\_  
 Lab Code: \_\_\_\_\_ SDG No.: \_\_\_\_\_  
 Lab File ID (Standard): 0715L144.D Date Analyzed: 07/21/21  
 Instrument ID: Linus Time Analyzed: 9:31  
 GC Column: \_\_\_\_\_ ID: \_\_\_\_\_ Heated Purge: (Y/N) \_\_\_\_\_

		Chrysene-D12(IS)		Perylene-D12(IS)			
		AREA #	RT #	AREA #	RT #	AREA #	RT #
	12 HOUR STD	48217	10.87	40842	13.26		
	UPPER LIMIT	96434	11.04	81684	13.43		
	LOWER LIMIT	24109	10.70	20421	13.09		
	SAMPLE NO.						
01	210719A BLK 1/1000	44523	10.88	38100	13.27		
02	210719A LCS-2 1/1000	45166	10.87	38517	13.25		
03	5 SIM 07/08/21 (2)	47116	10.87	39950	13.25		
04							
05							
06							
07							
08							
09							
10							
11							
12							
13							
14							
15							
16							
17							
18							
19							
20							
21							
22							

AREA UPPER LIMIT = +100% of internal standard area.  
 AREA LOWER LIMIT = -50% of internal standard area.  
 RT UPPER LIMIT = +0.17 minutes of internal standard RT  
 RT LOWER LIMIT = -0.17 minutes of internal standard RT

# Column used to flag values outside QC limits with an asterisk.  
 \* Values outside of QC limits.

8A  
INTERNAL STANDARD AREA AND RT SUMMARY

Lab Name: APPL Inc. Contract: \_\_\_\_\_  
 Lab Code: \_\_\_\_\_ SDG No.: \_\_\_\_\_  
 Lab File ID (Standard): 0715L144.D Date Analyzed: 07/21/21  
 Instrument ID: Linus Time Analyzed: 9:31  
 GC Column: \_\_\_\_\_ ID: \_\_\_\_\_ Heated Purge: (Y/N) \_\_\_\_\_

		Napthalene-D8(IS)		Acenaphthene-D10(IS)		Phenanthrene-D10(IS)	
		AREA #	RT #	AREA #	RT #	AREA #	RT #
	12 HOUR STD	42316	4.05	20272	6.05	32874	7.77
	UPPER LIMIT	84632	4.22	40544	6.22	65748	7.94
	LOWER LIMIT	21158	3.88	10136	5.88	16437	7.60
	SAMPLE NO.						
01	210719A BLK 1/1000	32568	4.06	16601	6.05	30241	7.77
02	210719A LCS-2 1/1000	36606	4.05	18349	6.05	29440	7.77
03	5 SIM 07/08/21 (2)	41854	4.05	20399	6.05	32125	7.77
04							
05							
06							
07							
08							
09							
10							
11							
12							
13							
14							
15							
16							
17							
18							
19							
20							
21							
22							

AREA UPPER LIMIT = +100% of internal standard area.  
 AREA LOWER LIMIT = -50% of internal standard area.  
 RT UPPER LIMIT = +0.17 minutes of internal standard RT  
 RT LOWER LIMIT = -0.17 minutes of internal standard RT

# Column used to flag values outside QC limits with an asterisk.  
 \* Values outside of QC limits.

8A  
INTERNAL STANDARD AREA AND RT SUMMARY

Lab Name: APPL Inc. Contract: \_\_\_\_\_  
 Lab Code: \_\_\_\_\_ SDG No.: \_\_\_\_\_  
 Lab File ID (Standard): 0715L159.D Date Analyzed: 07/22/21  
 Instrument ID: Linus Time Analyzed: 9:32  
 GC Column: \_\_\_\_\_ ID: \_\_\_\_\_ Heated Purge: (Y/N) \_\_\_\_\_

		Chrysene-D12(IS)		Perylene-D12(IS)			
		AREA #	RT #	AREA #	RT #	AREA #	RT #
12 HOUR STD		44736	10.87	38340	13.25		
UPPER LIMIT		89472	11.04	76680	13.42		
LOWER LIMIT		22368	10.70	19170	13.08		
SAMPLE							
NO.							
01	210719A LCSD-2 1/100	40678	10.88	35009	13.26		
02	BA36224W06 1/900	46666	10.87	40853	13.25		
03	BA36227W05 1/900	42904	10.87	37298	13.25		
04	BA36230W05 1/850	49532	10.87	43764	13.25		
05	BA36233W06 1/890	46236	10.87	40698	13.25		
06	5 SIM 07/08/21 (2)	49230	10.88	42865	13.27		
07							
08							
09							
10							
11							
12							
13							
14							
15							
16							
17							
18							
19							
20							
21							
22							

AREA UPPER LIMIT = +100% of internal standard area.  
 AREA LOWER LIMIT = -50% of internal standard area.  
 RT UPPER LIMIT = +0.17 minutes of internal standard RT  
 RT LOWER LIMIT = -0.17 minutes of internal standard RT

# Column used to flag values outside QC limits with an asterisk.  
 \* Values outside of QC limits.

8A  
INTERNAL STANDARD AREA AND RT SUMMARY

Lab Name: APPL Inc. Contract: \_\_\_\_\_  
 Lab Code: \_\_\_\_\_ SDG No.: \_\_\_\_\_  
 Lab File ID (Standard): 0715L159.D Date Analyzed: 07/22/21  
 Instrument ID: Linus Time Analyzed: 9:32  
 GC Column: \_\_\_\_\_ ID: \_\_\_\_\_ Heated Purge: (Y/N) \_\_\_\_\_

		Napthalene-D8(IS)		Acenaphthene-D10(IS)		Phenanthrene-D10(IS)	
		AREA #	RT #	AREA #	RT #	AREA #	RT #
12 HOUR STD		38938	4.05	18726	6.05	29967	7.77
UPPER LIMIT		77876	4.22	37452	6.22	59934	7.94
LOWER LIMIT		19469	3.88	9363	5.88	14984	7.60
SAMPLE NO.							
01	210719A LCSD-2 1/100	30844	4.05	15471	6.05	27366	7.77
02	BA36224W06 1/900	36348	4.05	18697	6.05	30997	7.76
03	BA36227W05 1/900	33809	4.05	17213	6.05	29468	7.77
04	BA36230W05 1/850	32710	4.05	18115	6.05	30746	7.77
05	BA36233W06 1/890	33511	4.05	17894	6.05	29799	7.77
06	5 SIM 07/08/21 (2)	45700	4.06	21461	6.05	34321	7.77
07							
08							
09							
10							
11							
12							
13							
14							
15							
16							
17							
18							
19							
20							
21							
22							

AREA UPPER LIMIT = +100% of internal standard area.  
 AREA LOWER LIMIT = -50% of internal standard area.  
 RT UPPER LIMIT = +0.17 minutes of internal standard RT  
 RT LOWER LIMIT = -0.17 minutes of internal standard RT

# Column used to flag values outside QC limits with an asterisk.  
 \* Values outside of QC limits.



# **EPA 8260B**

Form 2 & 8

## **Surrogate Recovery**

Lab Name: APPL, Inc.

SDG No: 96846

Case No: 96846

Date Analyzed: 07/17/21

Matrix: WATER

Instrument: Max

APPL ID.	Client Sample No.	SURROGATE: 1,2-DICHLOROETHANE-D4 (S)			SURROGATE: 4-BROMOFLUOROBENZENE (S)		
		Limits	Result	Qualifier	Limits	Result	Qualifier
210717AM-LCS	Lab Control Spike	81-118	107		85-114	102	
210717AM-LCSD	Lab Control SpikeD	81-118	112		85-114	97.2	
210717AM-BLK	Blank	81-118	108		85-114	99.1	
BA36223	ERH1532	81-118	110		85-114	98.0	
BA36224	ERH1533	81-118	113		85-114	100	
BA36226	ERH1534	81-118	110		85-114	99.7	
BA36227	ERH1535	81-118	109		85-114	98.5	

Comments: Batch: #86BTO-210717AM

Printed: 08/02/21 1:15:11 PM  
Form 2 & 8, Surrogate Recovery Summary

# EPA 8260B

Form 2 & 8

## Surrogate Recovery

Lab Name: APPL, Inc.  
Case No: 96846  
Matrix: WATER

SDG No: 96846  
Date Analyzed: 07/17/21  
Instrument: Max

APPL ID.	Client Sample No.	SURROGATE: DIBROMOFLUOROMETHANE (S)			SURROGATE: TOLUENE-D8 (S)		
		Limits	Result	Qualifier	Limits	Result	Qualifier
210717AM-LCS	Lab Control Spike	80-119	102		89-112	96.4	
210717AM-LCSD	Lab Control SpikeD	80-119	103		89-112	96.8	
210717AM-BLK	Blank	80-119	102		89-112	97.6	
BA36223	ERH1532	80-119	104		89-112	97.4	
BA36224	ERH1533	80-119	107		89-112	97.9	
BA36226	ERH1534	80-119	105		89-112	96.6	
BA36227	ERH1535	80-119	101		89-112	98.1	

Comments: Batch: #86BTO-210717AM

Printed: 08/02/21 1:15:11 PM  
Form 2 & 8, Surrogate Recovery Summary

# EPA 8260B

Form 2 & 8

## Surrogate Recovery

Lab Name: APPL, Inc.  
Case No: 96846  
Matrix: WATER

SDG No: 96846  
Date Analyzed: 07/19/21  
Instrument: Max

APPL ID.	Client Sample No.	SURROGATE: 1,2-DICHLOROETHANE-D4 (S)			SURROGATE: 4-BROMOFLUOROBENZENE (S)		
		Limits	Result	Qualifier	Limits	Result	Qualifier
210718AM1-LCS	Lab Control Spike	81-118	108		85-114	96.8	
210718AM1-LCSD	Lab Control SpikeD	81-118	117		85-114	96.0	
210718AM1-BLK	Blank	81-118	111		85-114	97.1	
BA36229	ERH1536	81-118	114		85-114	98.3	
BA36232	ERH1538	81-118	109		85-114	94.2	

Comments: Batch: #86BTO-210718AM

Printed: 08/02/21 1:15:11 PM  
Form 2 & 8, Surrogate Recovery Summary

# EPA 8260B

Form 2 & 8

## Surrogate Recovery

Lab Name: APPL, Inc.  
Case No: 96846  
Matrix: WATER

SDG No: 96846  
Date Analyzed: 07/19/21  
Instrument: Max

APPL ID.	Client Sample No.	SURROGATE: DIBROMOFLUOROMETHANE (S)			SURROGATE: TOLUENE-D8 (S)		
		Limits	Result	Qualifier	Limits	Result	Qualifier
210718AM1-LCS	Lab Control Spike	80-119	98.8		89-112	95.2	
210718AM1-LCSD	Lab Control SpikeD	80-119	102		89-112	96.0	
210718AM1-BLK	Blank	80-119	103		89-112	96.5	
BA36229	ERH1536	80-119	103		89-112	96.6	
BA36232	ERH1538	80-119	106		89-112	93.8	

Comments: Batch: #86BTO-210718AM

Printed: 08/02/21 1:15:11 PM  
Form 2 & 8, Surrogate Recovery Summary

# EPA 8260B

Form 2 & 8

## Surrogate Recovery

Lab Name: APPL, Inc.  
Case No: 96846  
Matrix: WATER

SDG No: 96846  
Date Analyzed: 07/19/21  
Instrument: Max

APPL ID.	Client Sample No.	SURROGATE: 1,2-DICHLOROETHANE-D4 (S)			SURROGATE: 4-BROMOFLUOROBENZENE (S)		
		Limits	Result	Qualifier	Limits	Result	Qualifier
210718BM-LCS	Lab Control Spike	81-118	115		85-114	97.6	
210718BM-LCSD	Lab Control SpikeD	81-118	115		85-114	96.4	
210718BM-BLK	Blank	81-118	111		85-114	94.9	
BA36230	ERH1537	81-118	113		85-114	96.3	
BA36233	ERH1539	81-118	113		85-114	95.4	

Comments: Batch: #86BTO-210718BM

Printed: 08/02/21 1:15:11 PM  
Form 2 & 8, Surrogate Recovery Summary

# EPA 8260B

Form 2 & 8

## Surrogate Recovery

Lab Name: APPL, Inc.  
Case No: 96846  
Matrix: WATER

SDG No: 96846  
Date Analyzed: 07/19/21  
Instrument: Max

APPL ID.	Client Sample No.	SURROGATE: DIBROMOFLUOROMETHANE (S)			SURROGATE: TOLUENE-D8 (S)		
		Limits	Result	Qualifier	Limits	Result	Qualifier
210718BM-LCS	Lab Control Spike	80-119	101		89-112	98.0	
210718BM-LCSD	Lab Control SpikeD	80-119	103		89-112	97.2	
210718BM-BLK	Blank	80-119	103		89-112	95.3	
BA36230	ERH1537	80-119	102		89-112	94.9	
BA36233	ERH1539	80-119	106		89-112	94.5	

Comments: Batch: #86BTO-210718BM

Printed: 08/02/21 1:15:11 PM  
Form 2 & 8, Surrogate Recovery Summary

# **EPA 8260B**

Form 4

## **Blank Summary**

Lab Name: APPL, Inc.  
Case No: 96846  
Matrix: WATER  
Blank ID: 210717AM-BLK

SDG No: 96846  
Date Analyzed: 07/17/21  
Instrument: Max  
Time Analyzed: 1639

<b>APPL ID.</b>	<b>Client Sample No.</b>	<b>File ID.</b>	<b>Date Analyzed</b>
210717AM-LCS	Lab Control Spike	0717M03	07/17/21 1419
210717AM-LCSD	Lab Control Spiked	0717M04	07/17/21 1447
210717AM-BLK	Blank	0717M08	07/17/21 1639
BA36223	ERH1532	0717M15	07/17/21 1955
BA36224	ERH1533	0717M16	07/17/21 2023
BA36226	ERH1534	0717M17	07/17/21 2051
BA36227	ERH1535	0717M18	07/17/21 2119

Comments: Batch: #86BTO-210717AM

Printed: 08/02/21 1:15:19 PM  
Form 4, Blank Summary

# EPA 8260B

Form 4

## Blank Summary

Lab Name: APPL, Inc.

SDG No: 96846

Case No: 96846

Date Analyzed: 07/19/21

Matrix: WATER

Instrument: Max

Blank ID: 210718AM1-BLK

Time Analyzed: 1309

<b>APPL ID.</b>	<b>Client Sample No.</b>	<b>File ID.</b>	<b>Date Analyzed</b>
210718AM1-LCS	Lab Control Spike	0719M03	07/19/21 1049
210718AM1-LCSD	Lab Control Spiked	0719M04	07/19/21 1117
210718AM1-BLK	Blank	0719M08	07/19/21 1309
BA36229	ERH1536	0719M10	07/19/21 1405
BA36232	ERH1538	0719M11	07/19/21 1433

Comments: Batch: #86BTO-210718AM

Printed: 08/02/21 1:15:19 PM  
Form 4, Blank Summary



# **EPA 8260B**

Form 4

## **Blank Summary**

Lab Name: APPL, Inc.  
Case No: 96846  
Matrix: WATER  
Blank ID: 210718BM-BLK

SDG No: 96846  
Date Analyzed: 07/20/21  
Instrument: Max  
Time Analyzed: 0144

<b>APPL ID.</b>	<b>Client Sample No.</b>	<b>File ID.</b>	<b>Date Analyzed</b>
210718BM-LCS	Lab Control Spike	0719M30	07/19/21 2324
210718BM-LCSD	Lab Control Spiked	0719M31	07/19/21 2352
210718BM-BLK	Blank	0719M35	07/20/21 0144
BA36230	ERH1537	0719M36	07/20/21 0212
BA36233	ERH1539	0719M37	07/20/21 0240

Comments: Batch: #86BTO-210718BM

Printed: 08/02/21 1:15:19 PM  
Form 4, Blank Summary

**Method Blank**  
**EPA 8260B BTEX WATER**

Blank Name/QCG: **210718W-36229 - 266533**  
Batch ID: #86BTO-210718AM1

APPL Inc.  
908 North Temperance Avenue  
Clovis, CA 93611

Sample Type	Analyte	Result	LOQ	LOD	DL	Units	Extraction Date	Analysis Date
BLANK	BENZENE	0.30 U	1.0	0.30	0.15	ug/L	07/19/21	07/19/21
BLANK	ETHYLBENZENE	0.50 U	1.0	0.50	0.23	ug/L	07/19/21	07/19/21
BLANK	TOLUENE	0.30 U	1.0	0.30	0.15	ug/L	07/19/21	07/19/21
BLANK	XYLENES (TOTAL)	0.30 U	2.0	0.30	0.15	ug/L	07/19/21	07/19/21
BLANK	SURROGATE: 1,2-DICHLOROET	111	81-118			%	07/19/21	07/19/21
BLANK	SURROGATE: 4-BROMOFLUORO	97.1	85-114			%	07/19/21	07/19/21
BLANK	SURROGATE: DIBROMOFLUOR	103	80-119			%	07/19/21	07/19/21
BLANK	SURROGATE: TOLUENE-D8 (S)	96.5	89-112			%	07/19/21	07/19/21

Quant Method:M0716W.M  
Run #:0719M08  
Instrument:Max  
Sequence:210716  
Initials:JPR

GC SC-Blank-REG MDLs-DOD  
Printed: 08/02/21 1:15:21 PM

**Method Blank**  
**EPA 8260B BTEX WATER**

Blank Name/QCG: **210718W-36230 - 266536**  
Batch ID: #86BTO-210718BM

APPL Inc.  
908 North Temperance Avenue  
Clovis, CA 93611

Sample Type	Analyte	Result	LOQ	LOD	DL	Units	Extraction Date	Analysis Date
BLANK	BENZENE	0.30 U	1.0	0.30	0.15	ug/L	07/20/21	07/20/21
BLANK	ETHYLBENZENE	0.50 U	1.0	0.50	0.23	ug/L	07/20/21	07/20/21
BLANK	TOLUENE	0.30 U	1.0	0.30	0.15	ug/L	07/20/21	07/20/21
BLANK	XYLENES (TOTAL)	0.30 U	2.0	0.30	0.15	ug/L	07/20/21	07/20/21
BLANK	SURROGATE: 1,2-DICHLOROET	111	81-118			%	07/20/21	07/20/21
BLANK	SURROGATE: 4-BROMOFLUORO	94.9	85-114			%	07/20/21	07/20/21
BLANK	SURROGATE: DIBROMOFLUOR	103	80-119			%	07/20/21	07/20/21
BLANK	SURROGATE: TOLUENE-D8 (S)	95.3	89-112			%	07/20/21	07/20/21

Quant Method:M0716W.M  
Run #:0719M35  
Instrument:Max  
Sequence:210716  
Initials:JPR

GC SC-Blank-REG MDLs-DOD  
Printed: 08/02/21 1:15:21 PM

**Method Blank**  
**EPA 8260B BTEX WATER**

Blank Name/QCG: **210717W-36223 - 266543**  
Batch ID: #86BTO-210717AM

APPL Inc.  
908 North Temperance Avenue  
Clovis, CA 93611

Sample Type	Analyte	Result	LOQ	LOD	DL	Units	Extraction Date	Analysis Date
BLANK	BENZENE	0.30 U	1.0	0.30	0.15	ug/L	07/17/21	07/17/21
BLANK	ETHYLBENZENE	0.50 U	1.0	0.50	0.23	ug/L	07/17/21	07/17/21
BLANK	TOLUENE	0.30 U	1.0	0.30	0.15	ug/L	07/17/21	07/17/21
BLANK	XYLENES (TOTAL)	0.30 U	2.0	0.30	0.15	ug/L	07/17/21	07/17/21
BLANK	SURROGATE: 1,2-DICHLOROET	108	81-118			%	07/17/21	07/17/21
BLANK	SURROGATE: 4-BROMOFLUORO	99.1	85-114			%	07/17/21	07/17/21
BLANK	SURROGATE: DIBROMOFLUOR	102	80-119			%	07/17/21	07/17/21
BLANK	SURROGATE: TOLUENE-D8 (S)	97.6	89-112			%	07/17/21	07/17/21

Quant Method:M0716W.M  
Run #:0717M08  
Instrument:Max  
Sequence:210716  
Initials:JPR

GC SC-Blank-REG MDLs-DOD  
Printed: 08/02/21 1:15:21 PM

# EPA 8260B

Form 4

## LCS Summary

Lab Name: APPL, Inc.

SDG No: 96846

Case No: 96846

Date Analyzed: 07/17/21

Matrix: WATER

Instrument: Max

LCS ID: 210717AM-LCS

Time Analyzed: 1419

<b>APPL ID.</b>	<b>Client Sample No.</b>	<b>File ID.</b>	<b>Date Analyzed</b>
210717AM-LCS	Lab Control Spike	0717M03	07/17/21 1419
210717AM-LCSD	Lab Control Spiked	0717M04	07/17/21 1447
210717AM-BLK	Blank	0717M08	07/17/21 1639
BA36223	ERH1532	0717M15	07/17/21 1955
BA36224	ERH1533	0717M16	07/17/21 2023
BA36226	ERH1534	0717M17	07/17/21 2051
BA36227	ERH1535	0717M18	07/17/21 2119

Comments: Batch: #86BTO-210717AM

Printed: 08/02/21 1:16:06 PM  
Form 4, LCS Summary

# EPA 8260B

Form 4

## LCS Summary

Lab Name: APPL, Inc.  
Case No: 96846  
Matrix: WATER  
LCS ID: 210718AM1-LCS

SDG No: 96846  
Date Analyzed: 07/19/21  
Instrument: Max  
Time Analyzed: 1049

<b>APPL ID.</b>	<b>Client Sample No.</b>	<b>File ID.</b>	<b>Date Analyzed</b>
210718AM1-LCS	Lab Control Spike	0719M03	07/19/21 1049
210718AM1-LCSD	Lab Control Spiked	0719M04	07/19/21 1117
210718AM1-BLK	Blank	0719M08	07/19/21 1309
BA36229	ERH1536	0719M10	07/19/21 1405
BA36232	ERH1538	0719M11	07/19/21 1433

Comments: Batch: #86BTO-210718AM

Printed: 08/02/21 1:16:06 PM  
Form 4, LCS Summary

# **EPA 8260B**

Form 4

## **LCS Summary**

Lab Name: APPL, Inc.  
Case No: 96846  
Matrix: WATER  
LCS ID: 210718BM-LCS

SDG No: 96846  
Date Analyzed: 07/19/21  
Instrument: Max  
Time Analyzed: 2324

<b>APPL ID.</b>	<b>Client Sample No.</b>	<b>File ID.</b>	<b>Date Analyzed</b>
210718BM-LCS	Lab Control Spike	0719M30	07/19/21 2324
210718BM-LCSD	Lab Control Spiked	0719M31	07/19/21 2352
210718BM-BLK	Blank	0719M35	07/20/21 0144
BA36230	ERH1537	0719M36	07/20/21 0212
BA36233	ERH1539	0719M37	07/20/21 0240

Comments: Batch: #86BTO-210718BM

Printed: 08/02/21 1:16:06 PM  
Form 4, LCS Summary

# Laboratory Control Spike Recoveries

## EPA 8260B BTEX WATER

APPL ID: 210717W-36223 LCS - 266543

Batch ID: #86BTO-210717AM

APPL Inc.

908 North Temperance Avenue

Clovis, CA 93611

Compound Name	Spike Lvl ug/L	SPK Result ug/L	DUP Result ug/L	SPK % Recovery	DUP % Recovery	Recovery Limits	RPD %	RPD Limits
BENZENE	10.00	9.54	9.08	95.4	90.8	79-120	4.9	20
ETHYLBENZENE	10.00	9.57	9.20	95.7	92.0	79-121	3.9	20
TOLUENE	10.00	9.55	9.20	95.5	92.0	80-121	3.7	20
XYLENES (TOTAL)	30.0	29.9	27.7	99.7	92.3	79-121	7.6	20
-----								
SURROGATE: 1,2-DICHLOROETHANE-D	25.0	26.8	28.0	107	112	81-118		
SURROGATE: 4-BROMOFLUOROBENZE	25.0	25.4	24.3	102	97.2	85-114		
SURROGATE: DIBROMOFLUOROMETH	25.0	25.6	25.7	102	103	80-119		
SURROGATE: TOLUENE-D8 (S)	25.0	24.1	24.2	96.4	96.8	89-112		
-----								

Comments: \_\_\_\_\_

<u>Primary</u>	<u>SPK</u>	<u>DUP</u>
Quant Method :	M0716W.M	M0716W.M
Extraction Date :	07/17/21	07/17/21
Analysis Date :	07/17/21	07/17/21
Instrument :	Max	Max
Run :	0717M03	0717M04
Initials :	JPR	



# Laboratory Control Spike Recoveries

## EPA 8260B BTEX WATER

APPL ID: 210719W-36229 LCS - 266533

Batch ID: #86BTO-210718AM1

APPL Inc.

908 North Temperance Avenue

Clovis, CA 93611

Compound Name	Spike Lvl ug/L	SPK Result ug/L	DUP Result ug/L	SPK % Recovery	DUP % Recovery	Recovery Limits	RPD %	RPD Limits
BENZENE	10.00	8.71	8.50	87.1	85.0	79-120	2.4	20
ETHYLBENZENE	10.00	8.87	7.99	88.7	79.9	79-121	10.4	20
TOLUENE	10.00	8.92	8.46	89.2	84.6	80-121	5.3	20
XYLENES (TOTAL)	30.0	27.3	25.0	91.0	83.3	79-121	8.8	20
-----								
SURROGATE: 1,2-DICHLOROETHANE-D	25.0	27.0	29.2	108	117	81-118		
SURROGATE: 4-BROMOFLUOROBENZE	25.0	24.2	24.0	96.8	96.0	85-114		
SURROGATE: DIBROMOFLUOROMETH	25.0	24.7	25.6	98.8	102	80-119		
SURROGATE: TOLUENE-D8 (S)	25.0	23.8	24.0	95.2	96.0	89-112		
-----								

Comments: \_\_\_\_\_

<u>Primary</u>	<u>SPK</u>	<u>DUP</u>
Quant Method :	M0716W.M	M0716W.M
Extraction Date :	07/19/21	07/19/21
Analysis Date :	07/19/21	07/19/21
Instrument :	Max	Max
Run :	0719M03	0719M04
Initials :	JPR	

# Laboratory Control Spike Recoveries

## EPA 8260B BTEX WATER

APPL ID: 210719W-36230 LCS - 266536

Batch ID: #86BTO-210718BM

APPL Inc.

908 North Temperance Avenue

Clovis, CA 93611

Compound Name	Spike Lvl ug/L	SPK Result ug/L	DUP Result ug/L	SPK % Recovery	DUP % Recovery	Recovery Limits	RPD %	RPD Limits
BENZENE	10.00	8.95	8.94	89.5	89.4	79-120	0.11	20
ETHYLBENZENE	10.00	9.23	8.98	92.3	89.8	79-121	2.7	20
TOLUENE	10.00	8.98	8.87	89.8	88.7	80-121	1.2	20
XYLENES (TOTAL)	30.0	28.2	27.4	94.0	91.3	79-121	2.9	20
-----								
SURROGATE: 1,2-DICHLOROETHANE-D	25.0	28.8	28.8	115	115	81-118		
SURROGATE: 4-BROMOFLUOROBENZE	25.0	24.4	24.1	97.6	96.4	85-114		
SURROGATE: DIBROMOFLUOROMETH	25.0	25.2	25.8	101	103	80-119		
SURROGATE: TOLUENE-D8 (S)	25.0	24.5	24.3	98.0	97.2	89-112		
-----								

Comments: \_\_\_\_\_

<u>Primary</u>	<u>SPK</u>	<u>DUP</u>
Quant Method :	M0716W.M	M0716W.M
Extraction Date :	07/19/21	07/19/21
Analysis Date :	07/19/21	07/19/21
Instrument :	Max	Max
Run :	0719M30	0719M31
Initials :	JPR	

Form 5  
Tune Summary

Lab Name: APPL Inc.  
Case No: \_\_\_\_\_  
Matrix: Water  
ID: 0716M04.D

SDG No: \_\_\_\_\_  
Date Analyzed: 7/16/2021  
Instrument: Max  
Time Analyzed: 12:23

Client Sample No.	APPL ID.	File ID.	Date Analyzed
1	0.3ug/L VOC STD 7/16	0716M06.D	7/16/2021 13:19
2	0.5ug/L VOC STD 7/16	0716M07.D	7/16/2021 13:47
3	1ug/L VOC STD 7/16/2	0716M08.D	7/16/2021 14:15
4	2ug/L VOC STD 7/16/2	0716M09.D	7/16/2021 14:42
5	5ug/L VOC STD 7/16/2	0716M10.D	7/16/2021 15:10
6	10ug/L VOC STD 7/16/	0716M11.D	7/16/2021 15:38
7	20ug/L VOC STD 7/16/	0716M12.D	7/16/2021 16:06
8	40ug/L VOC STD 7/16/	0716M13.D	7/16/2021 16:34
9	100ug/L VOC STD 7/16	0716M14.D	7/16/2021 17:03
10	(SS) 10ug/L VOC STD	0716M16.D	7/16/2021 17:58
11			
12			
13			
14			
15			
16			
17			
18			
19			
20			
21			
22			

m/e

50 15 - 40% of mass 95	15.2
75 30 - 60.04% of mass 95	45.1
95 100 - 200% of mass 95	100.0
96 5 - 9% of mass 95	6.5
173 0 - 2% of mass 174	0.8
174 50 - 200% of mass 95	119.4
175 5 - 9.02% of mass 174	7.7
176 94.9 - 101% of mass 174	96.0
177 5 - 9% of mass 176	6.5

Form 5  
Tune Summary

Lab Name: APPL Inc.  
 Case No: 96846  
 Matrix: Water  
 ID: 0717M00.D

SDG No: 96846  
 Date Analyzed: 7/17/2021  
 Instrument: Max  
 Time Analyzed: 13:04

	Client Sample No.	APPL ID.	File ID.	Date Analyzed
1		210717A CCV 10ug/L	0717M02.D	7/17/2021 13:51
2	Lab Control Spike	210717A LCS 10ug/L	0717M03.D	7/17/2021 14:19
3	Lab Control SpikeD	210717A LCSD 10ug/L	0717M04.D	7/17/2021 14:47
4	Blank	210717A BLK	0717M08.D	7/17/2021 16:39
5	ERH1532	BA36223W01	0717M15.D	7/17/2021 19:55
6	ERH1533	BA36224W01	0717M16.D	7/17/2021 20:23
7	ERH1534	BA36226W01	0717M17.D	7/17/2021 20:51
8	ERH1535	BA36227W01	0717M18.D	7/17/2021 21:19
9				
10				
11				
12				
13				
14				
15				
16				
17				
18				
19				
20				
21				
22				

m/e

50 15 - 40% of mass 95	<u>17.6</u>
75 30 - 60.04% of mass 95	<u>51.9</u>
95 100 - 200% of mass 95	<u>100.0</u>
96 5 - 9% of mass 95	<u>6.8</u>
173 0 - 2% of mass 174	<u>0.1</u>
174 50 - 200% of mass 95	<u>132.9</u>
175 5 - 9.02% of mass 174	<u>7.6</u>
176 94.9 - 101% of mass 174	<u>100.1</u>
177 5 - 9% of mass 176	<u>8.3</u>

Form 5  
Tune Summary

Lab Name: APPL Inc.  
Case No: 96846  
Matrix: Water  
ID: 0719M01.D

SDG No: 96846  
Date Analyzed: 7/19/2021  
Instrument: Max  
Time Analyzed: 9:53

Client Sample No.	APPL ID.	File ID.	Date Analyzed	
1		210718A CCV 10ug/L	0719M02.D	7/19/2021 10:21
2	Lab Control Spike	210718A LCS 10ug/L	0719M03.D	7/19/2021 10:49
3	Lab Control SpikeD	210718A LCSD 10ug/L	0719M04.D	7/19/2021 11:17
4	Blank	210718A BLK	0719M08.D	7/19/2021 13:09
5	ERH1536	BA36229W01	0719M10.D	7/19/2021 14:05
6	ERH1538	BA36232W01	0719M11.D	7/19/2021 14:33
7				
8				
9				
10				
11				
12				
13				
14				
15				
16				
17				
18				
19				
20				
21				
22				

m/e

50 15 - 40% of mass 95	<u>19.0</u>
75 30 - 60.04% of mass 95	<u>50.4</u>
95 100 - 200% of mass 95	<u>100.0</u>
96 5 - 9% of mass 95	<u>6.1</u>
173 0 - 2% of mass 174	<u>0.0</u>
174 50 - 200% of mass 95	<u>117.0</u>
175 5 - 9.02% of mass 174	<u>7.6</u>
176 94.9 - 101% of mass 174	<u>96.8</u>
177 5 - 9% of mass 176	<u>6.6</u>

Form 5  
Tune Summary

Lab Name: APPL Inc.  
Case No: 96846  
Matrix: Water  
ID: 0719M28.D

SDG No: 96846  
Date Analyzed: 7/19/2021  
Instrument: Max  
Time Analyzed: 22:28

Client Sample No.	APPL ID.	File ID.	Date Analyzed	
1		210718B CCV 10ug/L	0719M29.D	7/19/2021 22:56
2	Lab Control Spike	210718B LCS 10ug/L	0719M30.D	7/19/2021 23:24
3	Lab Control SpikeD	210718B LCSD 10ug/L	0719M31.D	7/19/2021 23:52
4	Blank	210718B BLK	0719M35.D	7/20/2021 1:44
5	ERH1537	BA36230W01	0719M36.D	7/20/2021 2:12
6	ERH1539	BA36233W01	0719M37.D	7/20/2021 2:40
7				
8				
9				
10				
11				
12				
13				
14				
15				
16				
17				
18				
19				
20				
21				
22				

m/e

50 15 - 40% of mass 95	<u>17.9</u>
75 30 - 60.04% of mass 95	<u>50.8</u>
95 100 - 200% of mass 95	<u>100.0</u>
96 5 - 9% of mass 95	<u>7.1</u>
173 0 - 2% of mass 174	<u>0.0</u>
174 50 - 200% of mass 95	<u>114.7</u>
175 5 - 9.02% of mass 174	<u>7.7</u>
176 94.9 - 101% of mass 174	<u>97.8</u>
177 5 - 9% of mass 176	<u>6.7</u>

8A  
INTERNAL STANDARD AREA AND RT SUMMARY

Lab Name: APPL Inc. Contract: \_\_\_\_\_  
 Lab Code: \_\_\_\_\_ SDG No.: \_\_\_\_\_  
 Lab File ID (Standard): 0716M12.D Date Analyzed: 07/16/21  
 Instrument ID: Max Time Analyzed: 16:06  
 GC Column: \_\_\_\_\_ ID: \_\_\_\_\_ Heated Purge: (Y/N) \_\_\_\_\_

	Fluorobenzene (IS)		Chlorobenzene-D5 (IS)		1,4-Dichlorobenzene-D (IS)		
	AREA #	RT #	AREA #	RT #	AREA #	RT #	
12 HOUR STD	319941	6.25	269109	9.44	166024	11.78	
UPPER LIMIT	639882	6.42	538218	9.61	332048	11.95	
LOWER LIMIT	159971	6.08	134555	9.27	83012	11.61	
SAMPLE NO.							
01	210717A CCV 10ug/L	270558	6.25	232038	9.44	144453	11.78
02	210717A LCS 10ug/L	270722	6.25	232943	9.45	147617	11.78
03	210717A LCSD 10ug/L	270311	6.25	231483	9.45	144345	11.78
04	210717A BLK	267521	6.25	224816	9.45	126626	11.78
05	BA36223W01	267013	6.25	228066	9.45	133887	11.78
06	BA36224W01	259770	6.25	222306	9.45	136099	11.78
07	BA36226W01	264934	6.25	224365	9.45	131601	11.78
08	BA36227W01	264715	6.25	223895	9.45	142169	11.78
09	Ending CCV 10ug/L 7/17	261699	6.25	223109	9.45	140729	11.78
10	210718A CCV 10ug/L	260370	6.25	225970	9.44	140042	11.78
11	210718A LCS 10ug/L	270578	6.25	231306	9.45	143833	11.78
12	210718A LCSD 10ug/L	262525	6.25	229173	9.45	142090	11.78
13	210718A BLK	258485	6.25	221847	9.45	134303	11.78
14	BA36229W01	257429	6.25	220583	9.45	128480	11.78
15	BA36232W01	255271	6.25	222636	9.45	130168	11.78
16	Ending CCV 10ug/L 7/18	257383	6.25	216568	9.45	134881	11.78
17	210718B CCV 10ug/L	252093	6.25	216808	9.45	137708	11.78
18	210718B LCS 10ug/L	258798	6.25	217592	9.45	138393	11.78
19	210718B LCSD 10ug/L	248919	6.25	217685	9.44	137235	11.78
20	210718B BLK	256862	6.25	218791	9.45	122695	11.78
21	BA36230W01	253726	6.25	216220	9.45	126602	11.78
22	BA36233W01	245407	6.25	215069	9.45	122649	11.78

AREA UPPER LIMIT = +100% of internal standard area.  
 AREA LOWER LIMIT = -50% of internal standard area.  
 RT UPPER LIMIT = +0.17 minutes of internal standard RT  
 RT LOWER LIMIT = -0.17 minutes of internal standard RT

# Column used to flag values outside QC limits with an asterisk.  
 \* Values outside of QC limits.

8A  
INTERNAL STANDARD AREA AND RT SUMMARY

Lab Name: APPL Inc. Contract: \_\_\_\_\_  
 Lab Code: \_\_\_\_\_ SDG No.: \_\_\_\_\_  
 Lab File ID (Standard): 0716M12.D Date Analyzed: 7/16/2021  
 Instrument ID: Max Time Analyzed: 16:06  
 GC Column: \_\_\_\_\_ ID: \_\_\_\_\_ Heated Purge: (Y/N) \_\_\_\_\_

	Fluorobenzene (IS)		Chlorobenzene-D5 (IS)		1,4-Dichlorobenzene-D (IS)	
	AREA #	RT #	AREA #	RT #	AREA #	RT #
12 HOUR STD	319941	6.25	269109	9.44	166024	11.78
UPPER LIMIT	639882	6.42	538218	9.61	332048	11.95
LOWER LIMIT	159971	6.08	134555	9.27	83012	11.61
SAMPLE NO.						
23 Ending CCV 10ug/L 7/18	236979	6.25	206792	9.45	130455	11.78
24						
25						
26						
27						
28						
29						
30						
31						
32						
33						
34						
35						
36						
37						
38						
39						
40						
41						
42						
43						
44						

AREA UPPER LIMIT = +100% of internal standard area.  
 AREA LOWER LIMIT = -50% of internal standard area.  
 RT UPPER LIMIT = +0.17 minutes of internal standard RT  
 RT LOWER LIMIT = -0.17 minutes of internal standard RT

# Column used to flag values outside QC limits with an asterisk.  
 \* Values outside of QC limits.



# EPA 8260B

Form 2 & 8

## Surrogate Recovery

Lab Name: APPL, Inc.  
Case No: 96846  
Matrix: WATER

SDG No: 96846  
Date Analyzed: 07/17/21  
Instrument: Max

APPL ID.	Client Sample No.	SURROGATE: 4-BROMOFLUOROBENZENE (S)			Limits	Result	Qualifier
		Limits	Result	Qualifier			
210717AM-LCS	Lab Control Spike	85-114	100				
210717AM-LCSD	Lab Control SpikeD	85-114	101				
210717AM-BLK	Blank	85-114	99.1				
BA36223	ERH1532	85-114	98.0				
BA36224	ERH1533	85-114	100				
BA36226	ERH1534	85-114	99.7				
BA36227	ERH1535	85-114	98.5				

Comments: Batch: #GRO86-210717AM

Printed: 08/02/21 1:20:13 PM  
Form 2 & 8, Surrogate Recovery Summary

# **EPA 8260B**

Form 2 & 8

## **Surrogate Recovery**

Lab Name: APPL, Inc.  
Case No: 96846  
Matrix: WATER

SDG No: 96846  
Date Analyzed: 07/19/21  
Instrument: Max

APPL ID.	Client Sample No.	SURROGATE: 4-BROMOFLUOROBENZENE (S)			Limits	Result	Qualifier
		Limits	Result	Qualifier			
210718AM-LCS	Lab Control Spike	85-114	99.6				
210718AM-LCSD	Lab Control SpikeD	85-114	98.0				
210718AM-BLK	Blank	85-114	97.1				
BA36229	ERH1536	85-114	98.3				
BA36232	ERH1538	85-114	94.2				

Comments: Batch: #GRO86-210718AM

# EPA 8260B

Form 2 & 8

## Surrogate Recovery

Lab Name: APPL, Inc.  
Case No: 96846  
Matrix: WATER

SDG No: 96846  
Date Analyzed: 07/20/21  
Instrument: Max

APPL ID.	Client Sample No.	SURROGATE: 4-BROMOFLUOROBENZENE (S)			Limits	Result	Qualifier
		Limits	Result	Qualifier			
210718BM-LCS	Lab Control Spike	85-114	98.4				
210718BM-LCSD	Lab Control SpikeD	85-114	98.8				
210718BM-BLK	Blank	85-114	94.9				
BA36230	ERH1537	85-114	96.3				
BA36233	ERH1539	85-114	95.4				

Comments: Batch: #GRO86-210718BM

# **EPA 8260B**

Form 4

## **Blank Summary**

Lab Name: APPL, Inc.  
Case No: 96846  
Matrix: WATER  
Blank ID: 210717AM-BLK

SDG No: 96846  
Date Analyzed: 07/17/21  
Instrument: Max  
Time Analyzed: 1639

<b>APPL ID.</b>	<b>Client Sample No.</b>	<b>File ID.</b>	<b>Date Analyzed</b>
210717AM-LCS	Lab Control Spike	0717M06	07/17/21 1543
210717AM-LCSD	Lab Control Spiked	0717M07	07/17/21 1611
210717AM-BLK	Blank	0717M08	07/17/21 1639
BA36223	ERH1532	0717M15	07/17/21 1955
BA36224	ERH1533	0717M16	07/17/21 2023
BA36226	ERH1534	0717M17	07/17/21 2051
BA36227	ERH1535	0717M18	07/17/21 2119

Comments: Batch: #GRO86-210717AM

Printed: 08/02/21 1:20:15 PM  
Form 4, Blank Summary

# **EPA 8260B**

Form 4

## **Blank Summary**

Lab Name: APPL, Inc.  
Case No: 96846  
Matrix: WATER  
Blank ID: 210718AM-BLK

SDG No: 96846  
Date Analyzed: 07/19/21  
Instrument: Max  
Time Analyzed: 1309

<b>APPL ID.</b>	<b>Client Sample No.</b>	<b>File ID.</b>	<b>Date Analyzed</b>
210718AM-LCS	Lab Control Spike	0719M06	07/19/21 1213
210718AM-LCSD	Lab Control Spiked	0719M07	07/19/21 1241
210718AM-BLK	Blank	0719M08	07/19/21 1309
BA36229	ERH1536	0719M10	07/19/21 1405
BA36232	ERH1538	0719M11	07/19/21 1433

Comments: Batch: #GRO86-210718AM

Printed: 08/02/21 1:20:15 PM  
Form 4, Blank Summary

# **EPA 8260B**

Form 4

## **Blank Summary**

Lab Name: APPL, Inc.  
Case No: 96846  
Matrix: WATER  
Blank ID: 210718BM-BLK

SDG No: 96846  
Date Analyzed: 07/20/21  
Instrument: Max  
Time Analyzed: 0144

<b>APPL ID.</b>	<b>Client Sample No.</b>	<b>File ID.</b>	<b>Date Analyzed</b>
210718BM-LCS	Lab Control Spike	0719M33	07/20/21 0048
210718BM-LCSD	Lab Control Spiked	0719M34	07/20/21 0116
210718BM-BLK	Blank	0719M35	07/20/21 0144
BA36230	ERH1537	0719M36	07/20/21 0212
BA36233	ERH1539	0719M37	07/20/21 0240

Comments: Batch: #GRO86-210718BM

Printed: 08/02/21 1:20:15 PM  
Form 4, Blank Summary

**Method Blank**  
**EPA 8260B GRO WATER**

Blank Name/QCG: **210718W-36057 - 266535**  
Batch ID: #GRO86-210718AM

APPL Inc.  
908 North Temperance Avenue  
Clovis, CA 93611

Sample Type	Analyte	Result	LOQ	LOD	DL	Units	Extraction Date	Analysis Date
BLANK	GASOLINE RANGE ORGANICS	18.0 U	20	18.0	8.6	ug/L	07/19/21	07/19/21
BLANK	SURROGATE: 4-BROMOFLUORO	97.1	85-114			%	07/19/21	07/19/21

Quant Method:MGAS0716.M  
Run #:0719M08  
Instrument:Max  
Sequence:210716  
Initials:JPR

GC SC-Blank-REG MDLs-DOD  
Printed: 08/02/21 1:20:18 PM

**Method Blank**  
**EPA 8260B GRO WATER**

Blank Name/QCG: **210718W-36230 - 266537**  
Batch ID: #GRO86-210718BM

APPL Inc.  
908 North Temperance Avenue  
Clovis, CA 93611

Sample Type	Analyte	Result	LOQ	LOD	DL	Units	Extraction Date	Analysis Date
BLANK	GASOLINE RANGE ORGANICS	18.0 U	20	18.0	8.6	ug/L	07/20/21	07/20/21
BLANK	SURROGATE: 4-BROMOFLUORO	94.9	85-114			%	07/20/21	07/20/21

Quant Method:MGAS0716.M  
Run #:0719M35  
Instrument:Max  
Sequence:210716  
Initials:JPR

GC SC-Blank-REG MDLs-DOD  
Printed: 08/02/21 1:20:18 PM



**Method Blank**  
**EPA 8260B GRO WATER**

Blank Name/QCG: **210717W-36223 - 266544**  
Batch ID: #GRO86-210717AM

APPL Inc.  
908 North Temperance Avenue  
Clovis, CA 93611

Sample Type	Analyte	Result	LOQ	LOD	DL	Units	Extraction Date	Analysis Date
BLANK	GASOLINE RANGE ORGANICS	18.0 U	20	18.0	8.6	ug/L	07/17/21	07/17/21
BLANK	SURROGATE: 4-BROMOFLUORO	99.1	85-114			%	07/17/21	07/17/21

Quant Method:MGAS0716.M  
Run #:0717M08  
Instrument:Max  
Sequence:210716  
Initials:JPR

GC SC-Blank-REG MDLs-DOD  
Printed: 08/02/21 1:20:18 PM

# EPA 8260B

Form 4

## LCS Summary

Lab Name: APPL, Inc.  
Case No: 96846  
Matrix: WATER  
LCS ID: 210717AM-LCS

SDG No: 96846  
Date Analyzed: 07/17/21  
Instrument: Max  
Time Analyzed: 1543

<b>APPL ID.</b>	<b>Client Sample No.</b>	<b>File ID.</b>	<b>Date Analyzed</b>
210717AM-LCS	Lab Control Spike	0717M06	07/17/21 1543
210717AM-LCSD	Lab Control Spiked	0717M07	07/17/21 1611
210717AM-BLK	Blank	0717M08	07/17/21 1639
BA36223	ERH1532	0717M15	07/17/21 1955
BA36224	ERH1533	0717M16	07/17/21 2023
BA36226	ERH1534	0717M17	07/17/21 2051
BA36227	ERH1535	0717M18	07/17/21 2119

Comments: Batch: #GRO86-210717AM

Printed: 08/02/21 1:20:21 PM  
Form 4, LCS Summary

# EPA 8260B

Form 4

## LCS Summary

Lab Name: APPL, Inc.  
Case No: 96846  
Matrix: WATER  
LCS ID: 210718AM-LCS

SDG No: 96846  
Date Analyzed: 07/19/21  
Instrument: Max  
Time Analyzed: 1213

<b>APPL ID.</b>	<b>Client Sample No.</b>	<b>File ID.</b>	<b>Date Analyzed</b>
210718AM-LCS	Lab Control Spike	0719M06	07/19/21 1213
210718AM-LCSD	Lab Control Spiked	0719M07	07/19/21 1241
210718AM-BLK	Blank	0719M08	07/19/21 1309
BA36229	ERH1536	0719M10	07/19/21 1405
BA36232	ERH1538	0719M11	07/19/21 1433

Comments: Batch: #GRO86-210718AM

Printed: 08/02/21 1:20:21 PM  
Form 4, LCS Summary

# EPA 8260B

Form 4

## LCS Summary

Lab Name: APPL, Inc.

SDG No: 96846

Case No: 96846

Date Analyzed: 07/20/21

Matrix: WATER

Instrument: Max

LCS ID: 210718BM-LCS

Time Analyzed: 0048

<b>APPL ID.</b>	<b>Client Sample No.</b>	<b>File ID.</b>	<b>Date Analyzed</b>
210718BM-LCS	Lab Control Spike	0719M33	07/20/21 0048
210718BM-LCSD	Lab Control Spiked	0719M34	07/20/21 0116
210718BM-BLK	Blank	0719M35	07/20/21 0144
BA36230	ERH1537	0719M36	07/20/21 0212
BA36233	ERH1539	0719M37	07/20/21 0240

Comments: Batch: #GRO86-210718BM

Printed: 08/02/21 1:20:21 PM  
Form 4, LCS Summary

# Laboratory Control Spike Recoveries

## EPA 8260B GRO WATER

APPL ID: 210717W-36223 LCS - 266544  
 Batch ID: #GRO86-210717AM

APPL Inc.  
 908 North Temperance Avenue  
 Clovis, CA 93611

Compound Name	Spike Lvl ug/L	SPK Result ug/L	DUP Result ug/L	SPK % Recovery	DUP % Recovery	Recovery Limits	RPD %	RPD Limits
GASOLINE RANGE ORGANICS	300	348	321	116	107	78-122	8.1	20
SURROGATE: 4-BROMOFLUOROBENZE	25.0	25.0	25.2	100	101	85-114		

Comments: \_\_\_\_\_

<u>Primary</u>	<u>SPK</u>	<u>DUP</u>
Quant Method :	MGAS0716.M	MGAS0716.M
Extraction Date :	07/17/21	07/17/21
Analysis Date :	07/17/21	07/17/21
Instrument :	Max	Max
Run :	0717M06	0717M07
Initials :	JPR	

# Laboratory Control Spike Recoveries

## EPA 8260B GRO WATER

APPL ID: 210719W-36057 LCS - 266535  
 Batch ID: #GRO86-210718AM

APPL Inc.  
 908 North Temperance Avenue  
 Clovis, CA 93611

Compound Name	Spike Lvl ug/L	SPK Result ug/L	DUP Result ug/L	SPK % Recovery	DUP % Recovery	Recovery Limits	RPD %	RPD Limits
GASOLINE RANGE ORGANICS	300	268	294	89.3	98.0	78-122	9.3	20
SURROGATE: 4-BROMOFLUOROBENZE	25.0	24.9	24.5	99.6	98.0	85-114		

Comments: \_\_\_\_\_

<u>Primary</u>	<u>SPK</u>	<u>DUP</u>
Quant Method :	MGAS0716.M	MGAS0716.M
Extraction Date :	07/19/21	07/19/21
Analysis Date :	07/19/21	07/19/21
Instrument :	Max	Max
Run :	0719M06	0719M07
Initials :	JPR	

# Laboratory Control Spike Recoveries

## EPA 8260B GRO WATER

APPL ID: 210720W-36230 LCS - 266537

Batch ID: #GRO86-210718BM

APPL Inc.

908 North Temperance Avenue

Clovis, CA 93611

Compound Name	Spike Lvl ug/L	SPK Result ug/L	DUP Result ug/L	SPK % Recovery	DUP % Recovery	Recovery Limits	RPD %	RPD Limits
GASOLINE RANGE ORGANICS	300	317	272	106	90.7	78-122	15.3	20
SURROGATE: 4-BROMOFLUOROBENZE	25.0	24.6	24.7	98.4	98.8	85-114		

Comments: \_\_\_\_\_

<u>Primary</u>	<u>SPK</u>	<u>DUP</u>
Quant Method :	MGAS0716.M	MGAS0716.M
Extraction Date :	07/20/21	07/20/21
Analysis Date :	07/20/21	07/20/21
Instrument :	Max	Max
Run :	0719M33	0719M34
Initials :	JPR	

# **ORGANICS**

## **Calibration Data**



TPH Extractables  
DOC0823

Form 6  
Initial Calibration

Lab Name: APPL, Inc.  
Case No: \_\_\_\_\_  
Matrix: Water

SDG No: \_\_\_\_\_  
Initial Cal. Date: 8/23/2021  
Instrument: Apollo

Initials: KA

823003.D    823004.D    823005.D    823006.D    823007.D    823008.D    823009.D

	Compound	1	2	3	4	5	6	7				Avg	%RSD	Type	r <sup>2</sup>	Q
1	HATML Diesel (C10-C24)	5178390	3314799	2393411	2117814	2081239		2147290				2872157	43	HATM	1.000	
2	HBTM Motor Oil (C24-C40)		2341319	1757653	1666238	1620332	1805322	1657277				1808023	15	HBTM		
3	SA Ortho-Terphenyl(S)	3565944	2794027	2683036	2584173	2476235	2582536	2582862				2752688	14	SA		
4	SA Octacosane(S)	2615496	2071028	2036167	1983348	1937095	2168069	2046820				2122575	11	SA		
5																
6																
7																
8																
9																
10																
11																
12																
13																
14																
15																
16																
17																
18																
19																
20																
21																
22																
23																
24																
25																
26																
27																
28																
29																
30																
31																
32																
33																
34																
35																

2.336817

Data File : G:\APOLLO\DATA\210823\823003.D Vial: 3  
 Acq On : 8-23-21 18:21:55 Operator: KA  
 Sample : DMO Curve 1 Inst : Apollo  
 Misc : water Multiplr: 1.00  
 IntFile : events.e  
 Quant Time: Aug 24 9:03 2021 Quant Results File: DOC0823.RES

Method : G:\APOLLO\DATA\210823\DOC0823.M (Chemstation Integrator)  
 Title : 8015 B&C  
 Last Update : Tue Aug 24 09:02:26 2021  
 Response via : Multiple Level Calibration

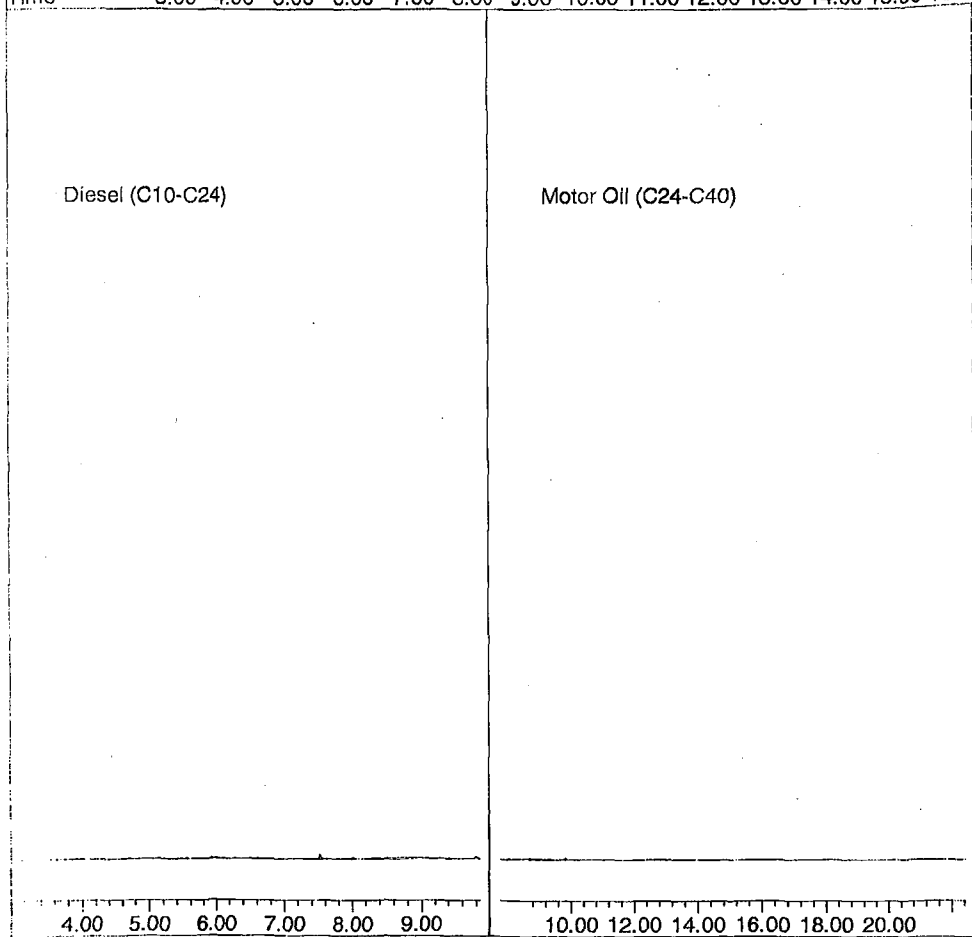
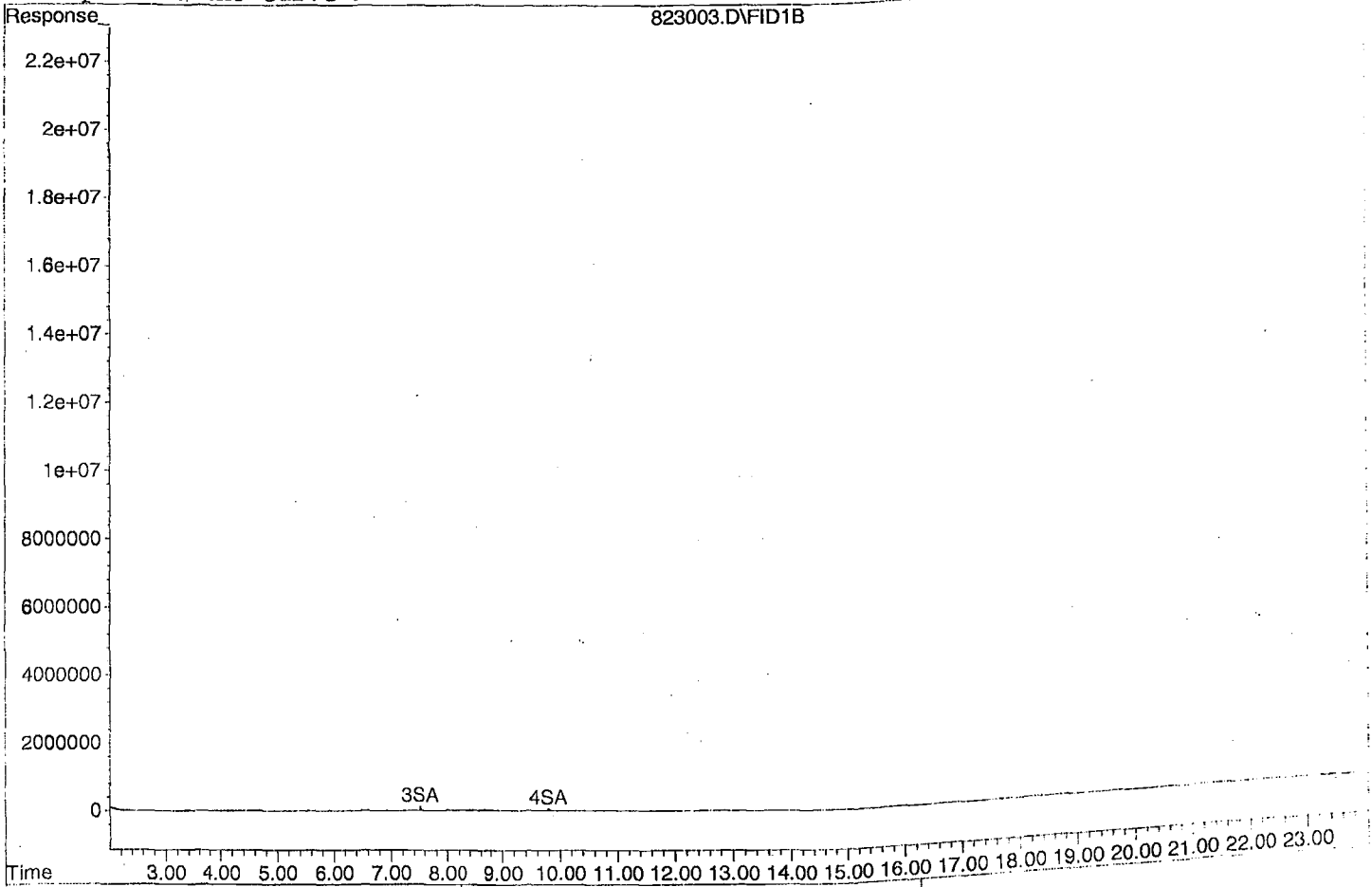
Volume Inj. : 2UL  
 Signal Phase : DB-5  
 Signal Info : FID02A

Compound	R.T.	Response	Conc Units
System Monitoring Compounds			
3) SA Ortho-Terphenyl(S)	7.52	1782972	0.324 ppb
Surrogate Spike 30.000		Recovery =	1.08%
4) SA Octacosane(S)	9.80	1307748	0.308 ppb
Surrogate Spike 30.000		Recovery =	1.03%
Target Compounds			
1) HATM Diesel (C10-C24)	6.48	51783897	5.622 ppb
2) HBTM Motor Oil (C24-C40)	15.05	49545102	13.701 ppb

Target Compounds

Data File: G:\APOLLO\DATA\210823\823003.D

Sample : DMO Curve 1



Data File : G:\APOLLO\DATA\210823\823004.D Vial: 4  
 Acq On : 8-23-21 18:50:30 Operator: KA  
 Sample : DMO Curve 2 Inst : Apollo  
 Misc : water Multiplr: 1.00  
 IntFile : events.e  
 Quant Time: Aug 24 9:03 2021 Quant Results File: DOC0823.RES

Method : G:\APOLLO\DATA\210823\DOC0823.M (Chemstation Integrator)  
 Title : 8015 B&C  
 Last Update : Tue Aug 24 09:02:26 2021  
 Response via : Multiple Level Calibration

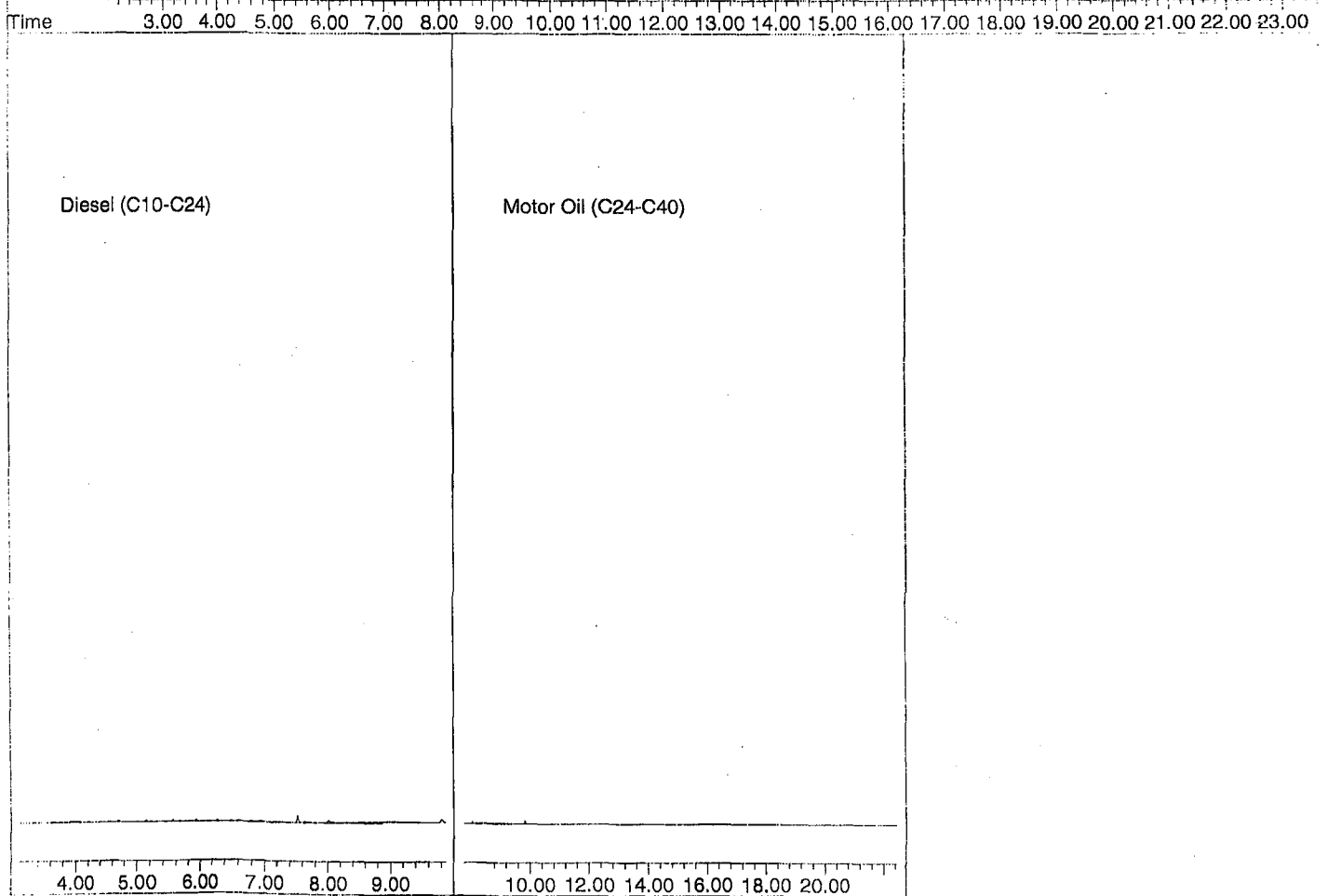

Volume Inj. : 2UL  
 Signal Phase : DB-5  
 Signal Info : FID02A

Compound	R.T.	Response	Conc Units
System Monitoring Compounds			
3) SA Ortho-Terphenyl(S)	7.52	2794027	0.508 ppb
Surrogate Spike 30.000		Recovery =	1.69%
4) SA Octacosane(S)	9.80	2071028	0.488 ppb
Surrogate Spike 30.000		Recovery =	1.63%
Target Compounds			
1) HMTM Diesel (C10-C24)	6.48	66295984	9.059 ppb
2) HBTM Motor Oil (C24-C40)	15.05	46826374	12.950 ppb

Target Compounds

Data File: G:\APOLLO\DATA\210823\823004.D

Sample : DMO Curve 2



Data File : G:\APOLLO\DATA\210823\823005.D Vial: 5  
 Acq On : 8-23-21 19:18:55 Operator: KA  
 Sample : DMO Curve 3 Inst : Apollo  
 Misc : water Multiplr: 1.00  
 IntFile : events.e  
 Quant Time: Aug 24 9:03 2021 Quant Results File: DOC0823.RES

Method : G:\APOLLO\DATA\210823\DOC0823.M (Chemstation Integrator)  
 Title : 8015 B&C  
 Last Update : Tue Aug 24 09:02:26 2021  
 Response via : Multiple Level Calibration

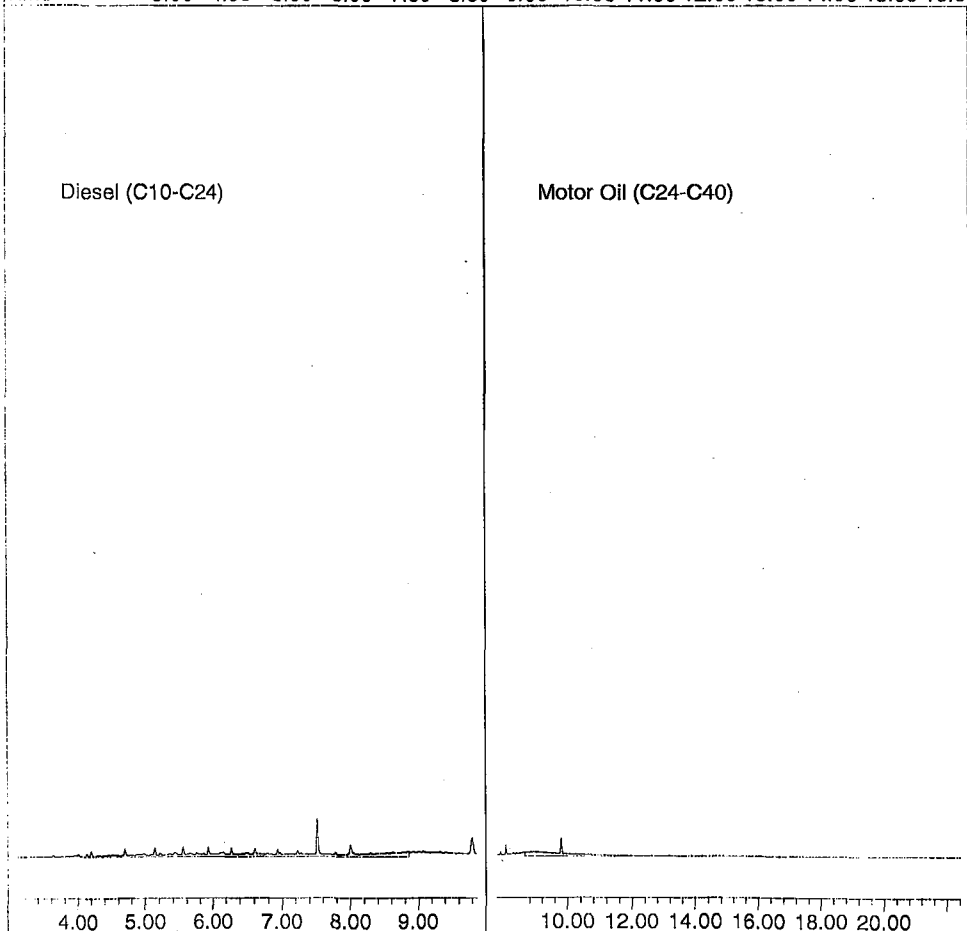
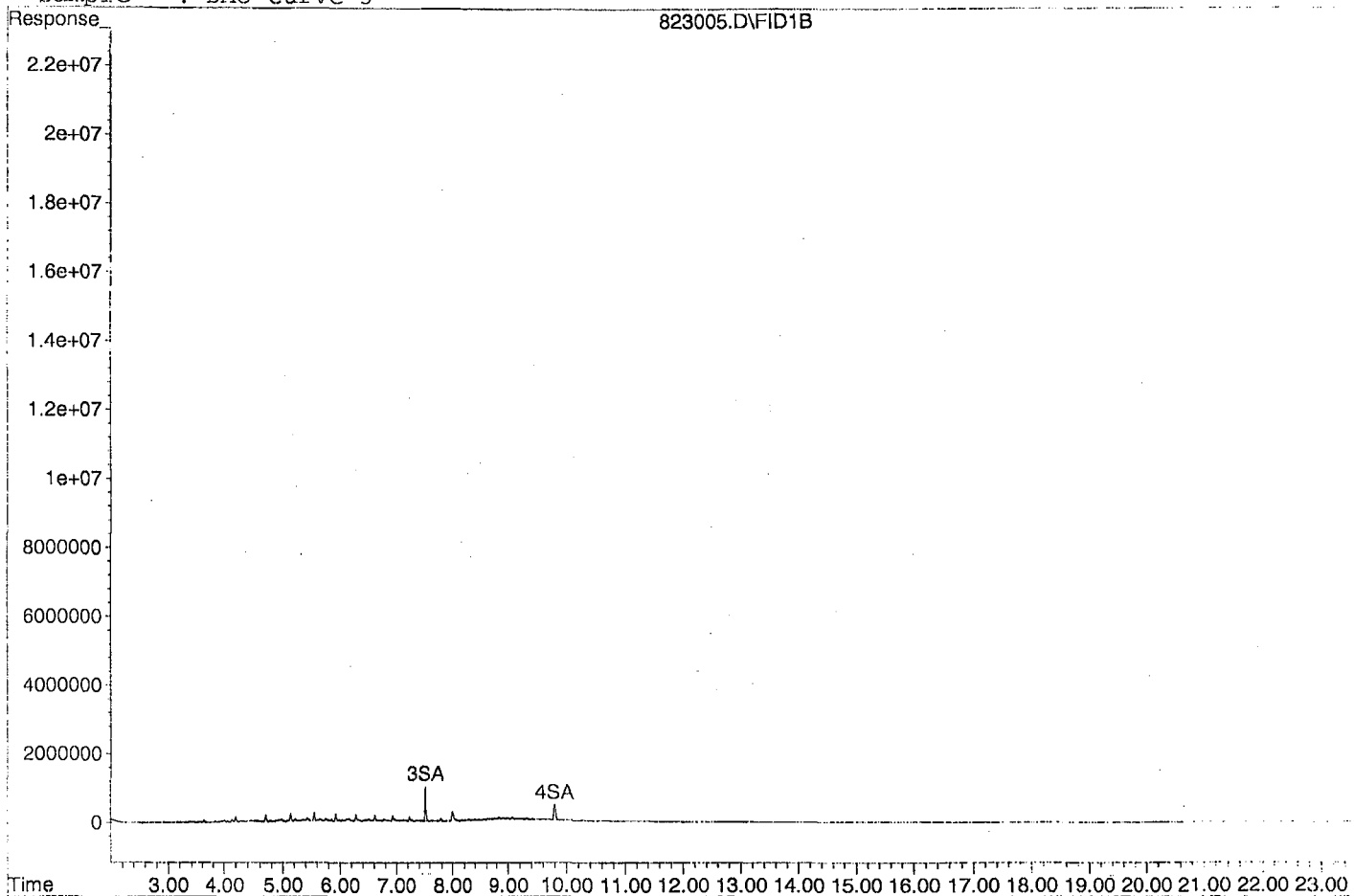
Volume Inj. : 2UL  
 Signal Phase : DB-5  
 Signal Info : FID02A

Compound	R.T.	Response	Conc Units
System Monitoring Compounds			
3) SA Ortho-Terphenyl(S)	7.52	13415180	2.437 ppb
Surrogate Spike 30.000		Recovery =	8.12%
4) SA Octacosane(S)	9.80	10180835	2.398 ppb
Surrogate Spike 30.000		Recovery =	7.99%
Target Compounds			
1) HATM Diesel (C10-C24)	6.48	239341099	50.034 ppb
2) HBPM Motor Oil (C24-C40)	15.05	175765333	48.607 ppb

Target Compounds

Data File: G:\APOLLO\DATA\210823\823005.D

Sample : DMO Curve 3



Data File : G:\APOLLO\DATA\210823\823006.D Vial: 6  
 Acq On : 8-23-21 19:47:24 Operator: KA  
 Sample : DMO Curve 4 Inst : Apollo  
 Misc : water Multiplr: 1.00  
 IntFile : events.e  
 Quant Time: Aug 24 9:03 2021 Quant Results File: DOC0823.RES

Method : G:\APOLLO\DATA\210823\DOC0823.M (Chemstation Integrator)  
 Title : 8015 B&C  
 Last Update : Tue Aug 24 09:02:26 2021  
 Response via : Multiple Level Calibration

Volume Inj. : 2UL  
 Signal Phase : DB-5  
 Signal Info : FID02A

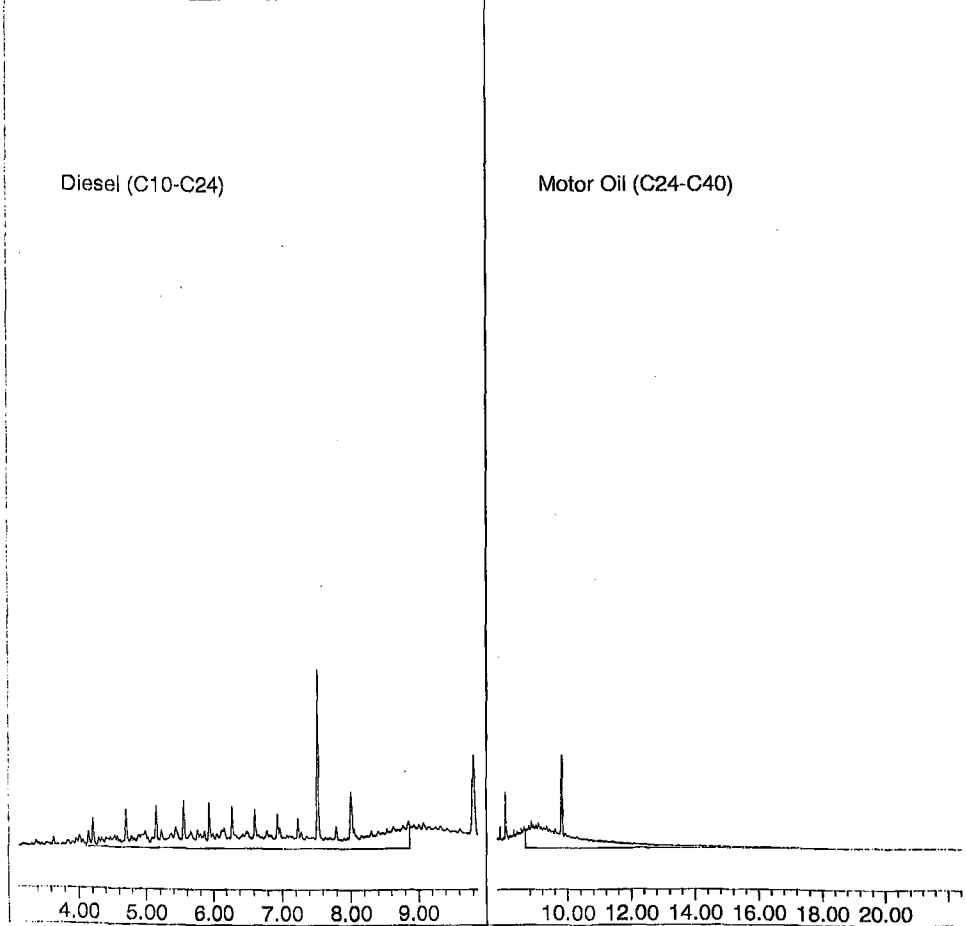
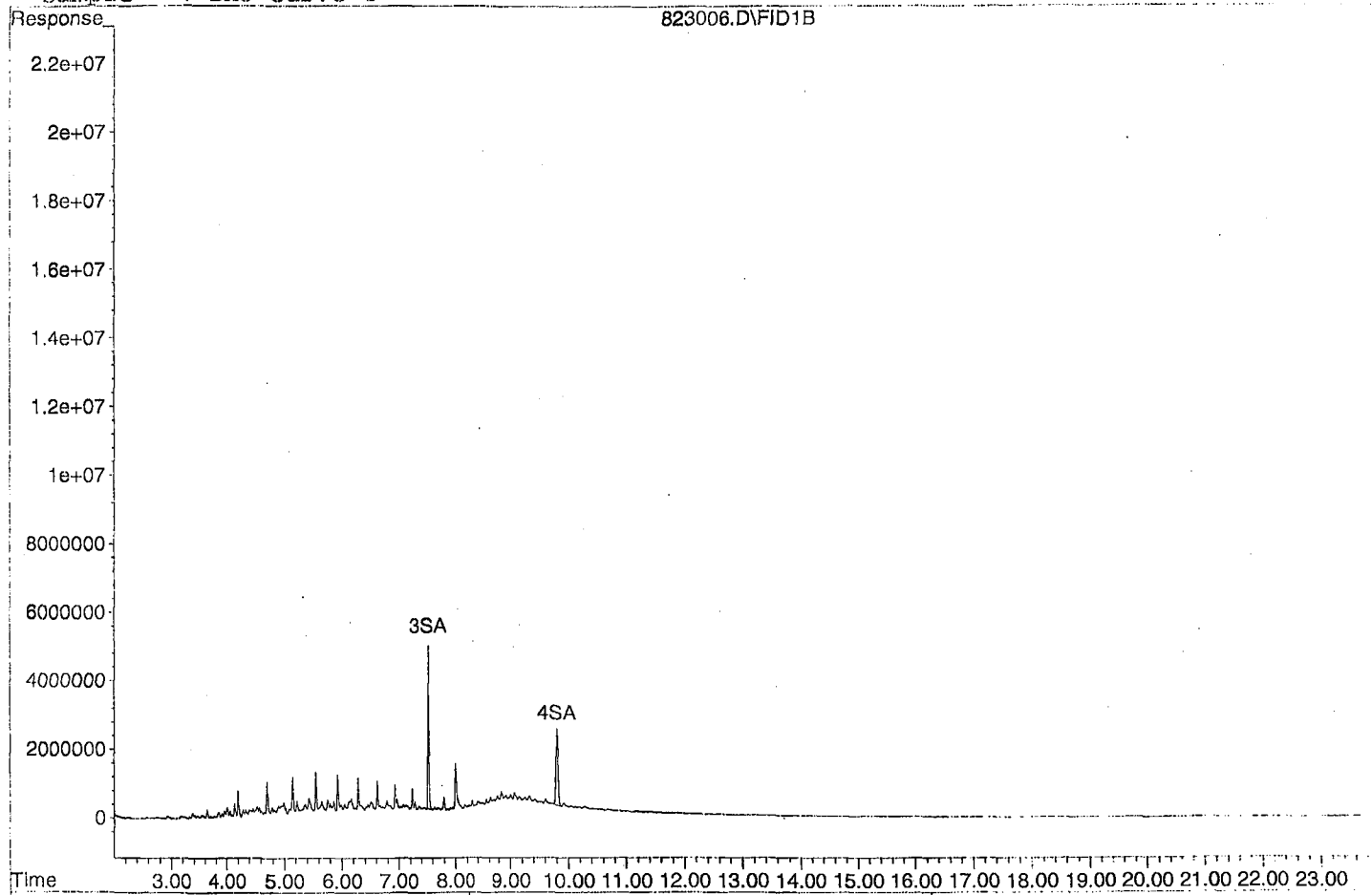
Compound	R.T.	Response	Conc Units
-----			
System Monitoring Compounds			
3) SA Ortho-Terphenyl(S)	7.52	64604332	11.735 ppb
Surrogate Spike 30.000		Recovery =	39.12%
4) SA Octacosane(S)	9.80	49583699	11.680 ppb
Surrogate Spike 30.000		Recovery =	38.93%
Target Compounds			
1) HAITM Diesel (C10-C24)	6.48	1058907009	244.099 ppb
2) HIBTM Motor Oil (C24-C40)	15.05	8331.19001	230.395 ppb

Target Compounds



Data File: G:\APOLLO\DATA\210823\823006.D

Sample : DMO Curve 4



Data File : G:\APOLLO\DATA\210823\823007.D Vial: 7  
 Acq On : 8-23-21 20:15:46 Operator: KA  
 Sample : DMO Curve 5 Inst : Apollo  
 Misc : water Multiplr: 1.00  
 IntFile : events.e  
 Quant Time: Aug 24 9:03 2021 Quant Results File: DOC0823.RES

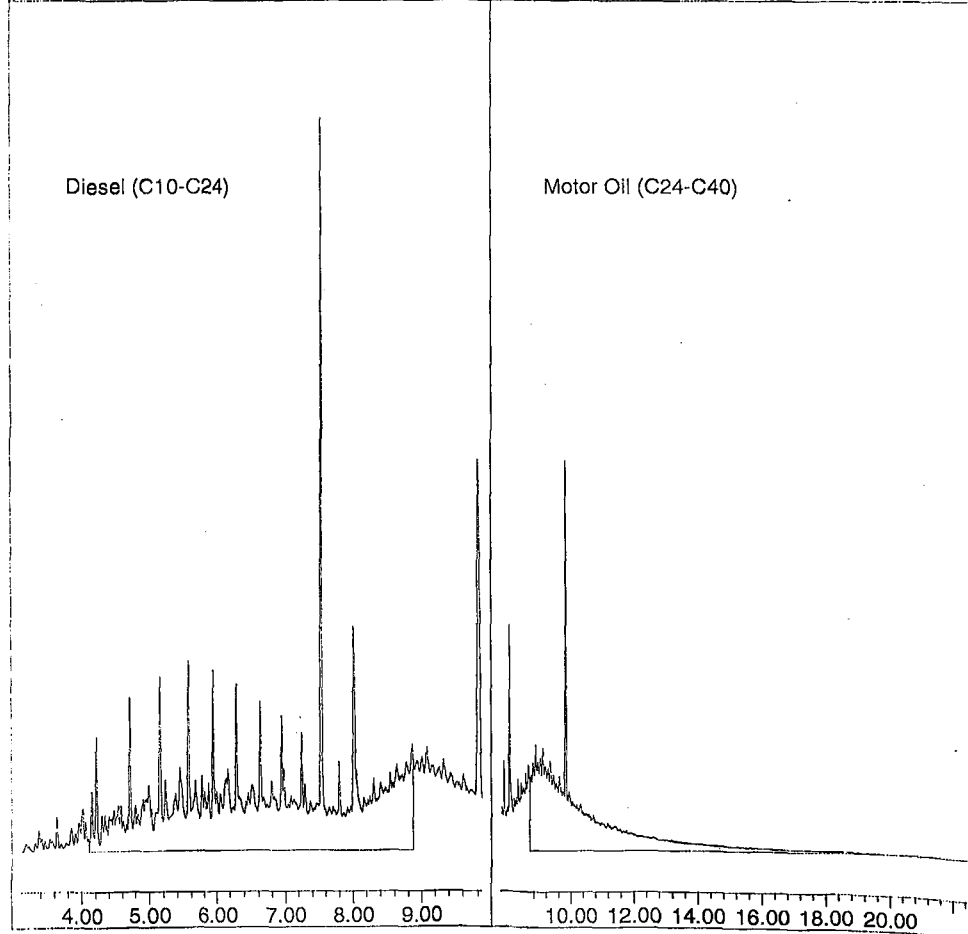
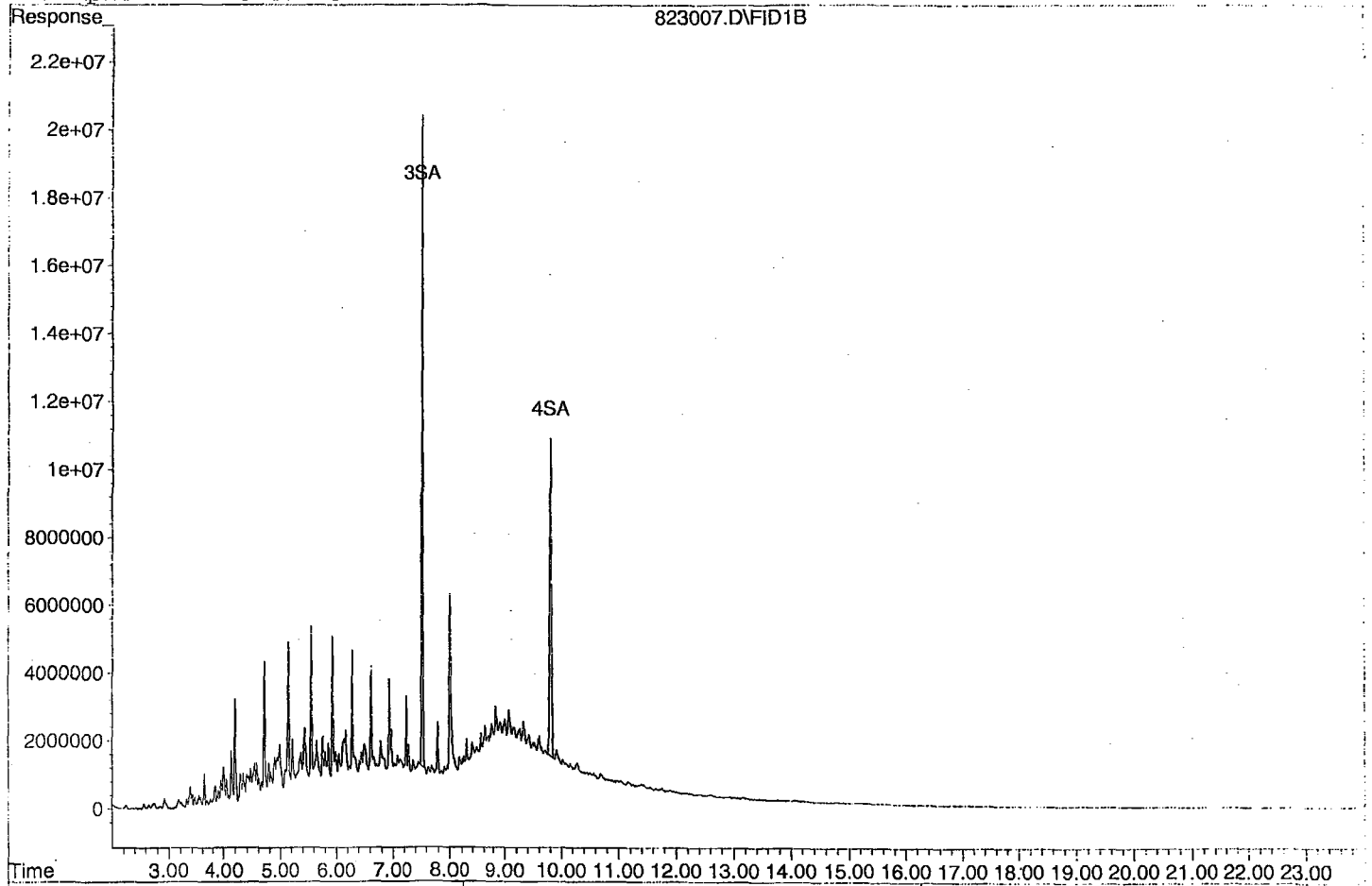
Method : G:\APOLLO\DATA\210823\DOC0823.M (Chemstation Integrator)  
 Title : 8015 B&C  
 Last Update : Tue Aug 24 09:02:26 2021  
 Response via : Multiple Level Calibration

Volume Inj. : 2UL  
 Signal Phase : DB-5  
 Signal Info : FID02A

Compound	R.T.	Response	Conc Units
-----			
System Monitoring Compounds			
3) SA Ortho-Terphenyl(S)	7.52	247623480	44.978 ppb
Surrogate Spike 30.000		Recovery =	149.93%
4) SA Octacosane(S)	9.81	193709477	45.631 ppb
Surrogate Spike 30.000		Recovery =	152.10%
Target Compounds			
1) HATM Diesel (C10-C24)	6.48	4162477075	978.995 ppb
2) HBTM Motor Oil (C24-C40)	15.05	3240663961	896.190 ppb

Target Compounds

Data File: G:\APOLLO\DATA\210823\823007.D  
Sample : DMO Curve 5



Data File : G:\APOLLO\DATA\210823\823008.D Vial: 8  
 Acq On : 8-23-21 20:44:20 Operator: KA  
 Sample : DMO Curve 6 Inst : Apollo  
 Misc : water Multiplr: 1.00  
 IntFile : events.e  
 Quant Time: Aug 24 9:03 2021 Quant Results File: DOC0823.RES

Method : G:\APOLLO\DATA\210823\DOC0823.M (Chemstation Integrator)  
 Title : 8015 B&C  
 Last Update : Tue Aug 24 09:02:26 2021  
 Response via : Multiple Level Calibration

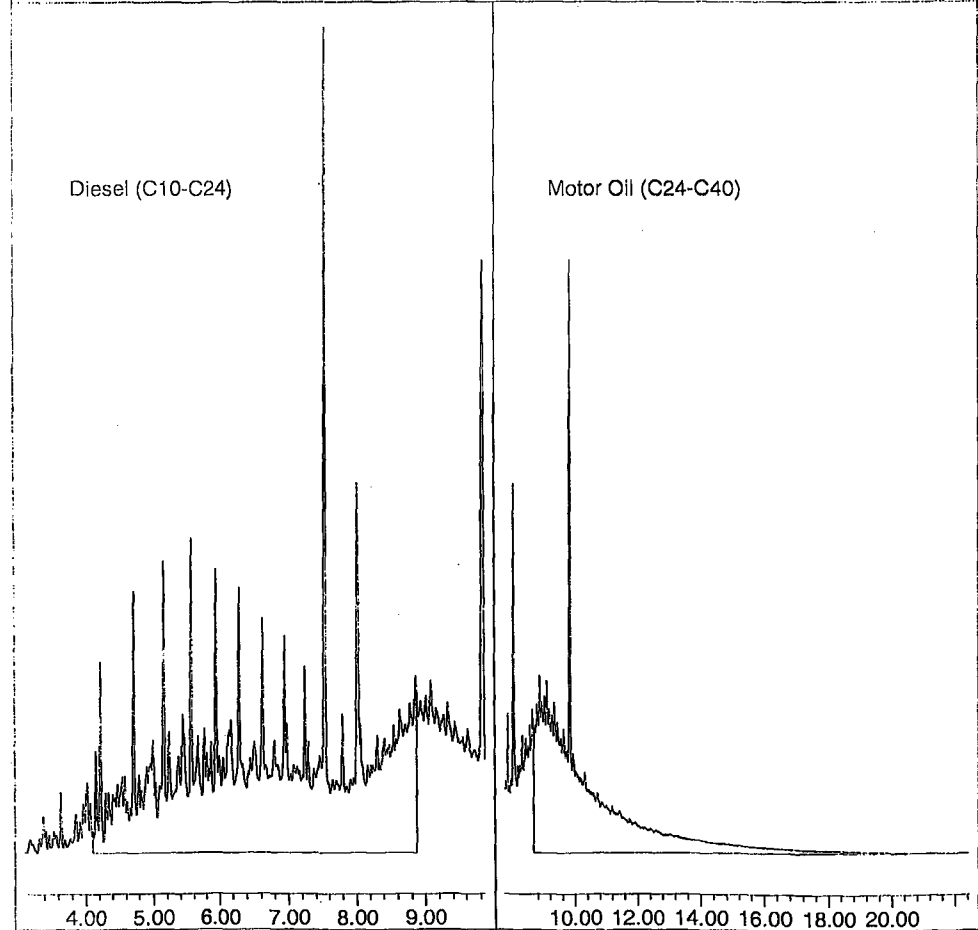
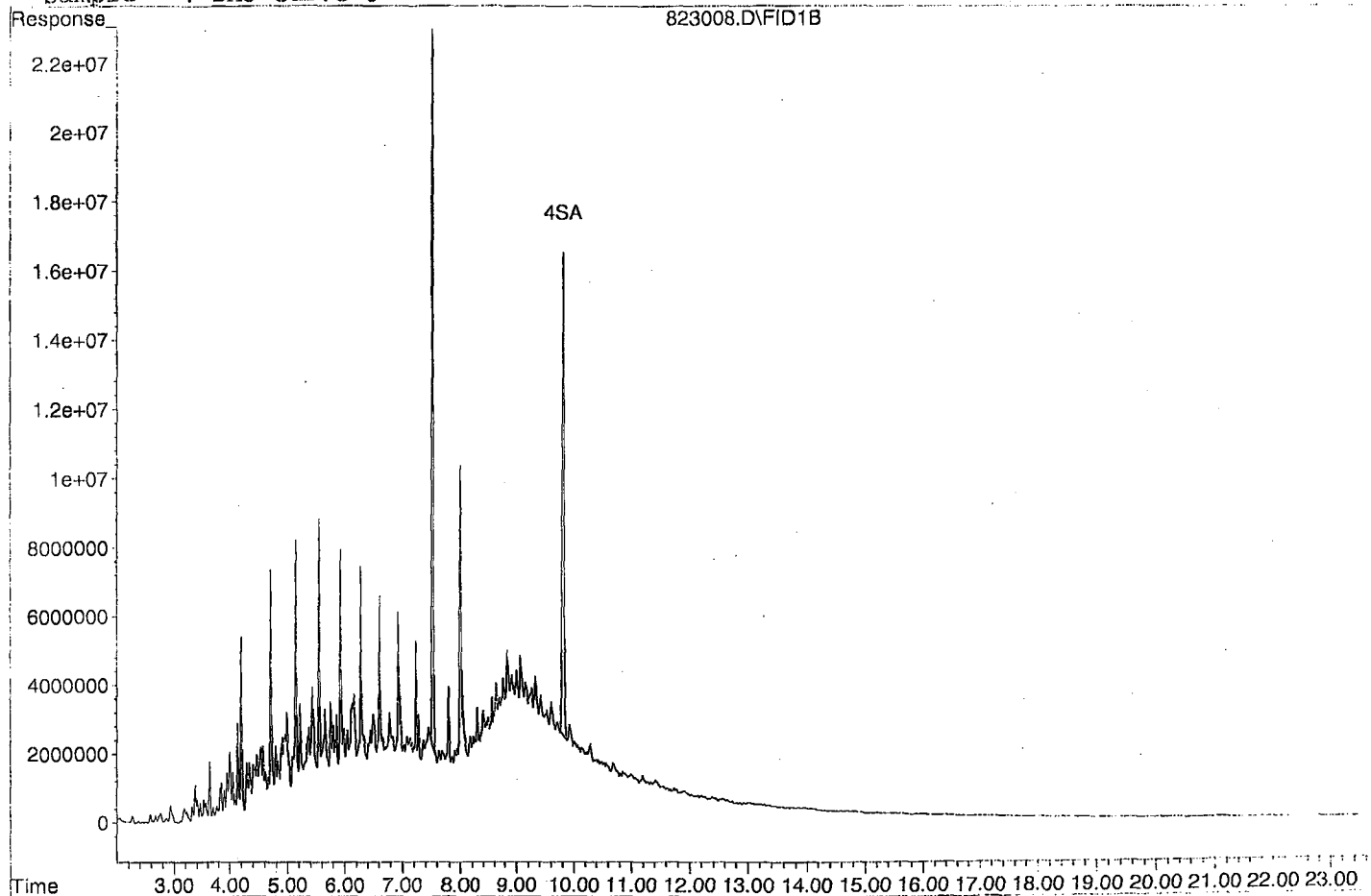
Volume Inj. : 2UL  
 Signal Phase : DB-5  
 Signal Info : FID02A

Compound	R.T.	Response	Conc Units
-----			
System Monitoring Compounds			
3) SA Ortho-Terphenyl(S)	7.52	387380335	70.364 ppb
Surrogate Spike 30.000		Recovery =	234.55%
4) SA Octacosane(S)	9.82	325210308	76.608 ppb
Surrogate Spike 30.000		Recovery =	255.36%
Target Compounds			
1) HATM Diesel (C10-C24)	6.48	7048711833	1662.427 ppb
2) HBTM Motor Oil (C24-C40)	15.05	5415964502	1497.758 ppb

Target Compounds

Data File: G:\APOLLO\DATA\210823\823008.D

Sample : DMO Curve 6



Data File : G:\APOLLO\DATA\210823\823009.D Vial: 9  
 Acq On : 8-23-21 21:12:52 Operator: KA  
 Sample : DMO Curve 7 Inst : Apollo  
 Misc : water Multiplr: 1.00  
 IntFile : events.e  
 Quant Time: Aug 24 9:03 2021 Quant Results File: DOC0823.RES

Method : G:\APOLLO\DATA\210823\DOC0823.M (Chemstation Integrator)  
 Title : 8015 B&C  
 Last Update : Tue Aug 24 09:02:26 2021  
 Response via : Multiple Level Calibration

Volume Inj. : 2UL  
 Signal Phase : DB-5  
 Signal Info : FID02A

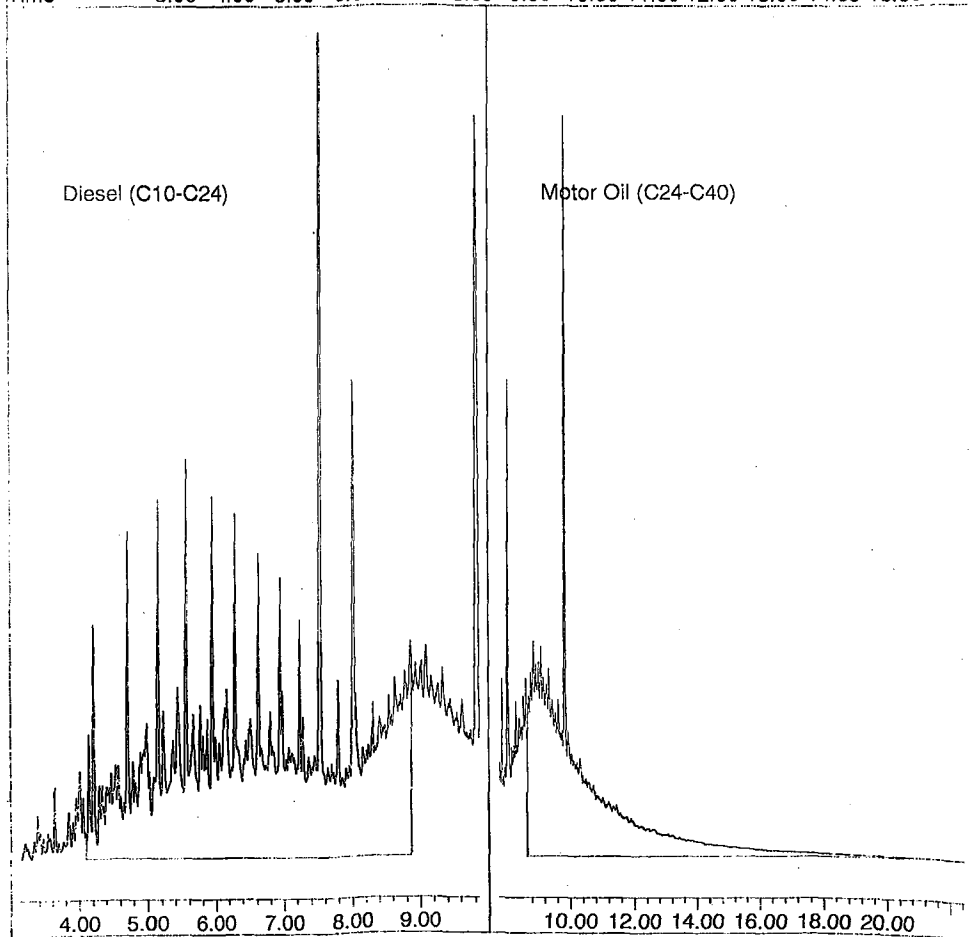
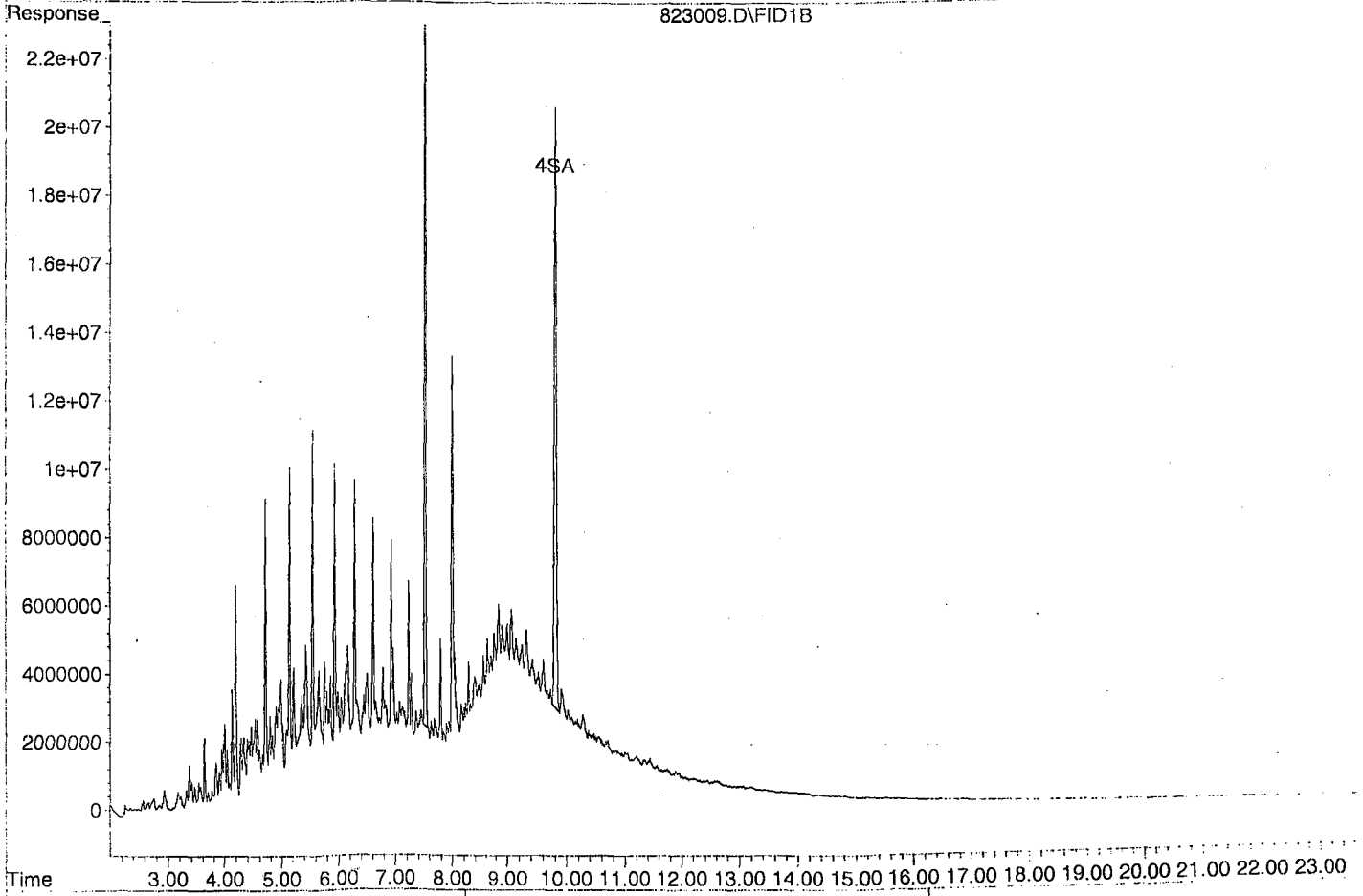
Compound	R.T.	Response	Conc Units
System Monitoring Compounds			
3) SA Ortho-Terphenyl(S)	7.53	516572475	93.831 ppb
Surrogate Spike 30.000		Recovery =	312.77%
4) SA Octacosane(S)	9.82	409363905	96.431 ppb
Surrogate Spike 30.000		Recovery =	321.44%
Target Compounds			
1) HATM Diesel (C10-C24)	6.48	8589160086	2027.191 ppb
2) HBTM Motor Oil (C24-C40)	15.05	6629109744	1833.248 ppb

Target Compounds

Quantitation Report

Data File: G:\APOLLO\DATA\210823\823009.D

Sample : DMO Curve 7



TPH Extractables  
DOC0823

Form 7

Second Source Calibration

Lab Name: APPL, Inc.

SDG No: \_\_\_\_\_

Case No: \_\_\_\_\_

Date Analyzed: 8/23/2021

Matrix: Water

Instrument: Apollo

Initial Cal. Date: 8/23/2021

Data File: 823010.D

	Compound	MEAN	CCRF	%D	%Drift
1	HATM Diesel (C10-C24)	2872160	2402860	16	HATML 11
2	HBTM Motor Oil (C24-C40)	1808020	1847660	2.2	HBTM
3					
4					
5					
6					
7					
8					
9					
10					
11					
12					
13					
14					
15					
16					
17					
18					
19					
20					
21					
22					
23					
24					
25					
26					
27					
28					
29					
30					
31					
32					
33					
34					
35					
36					
37					
38					
39					
40	Average			9.1	



Data File : G:\APOLLO\DATA\210823\823010.D Vial: 10  
 Acq On : 8-23-21 21:41:26 Operator: KA  
 Sample : DMO Second Source Inst : Apollo  
 Misc : water Multiplr: 1.00  
 IntFile : events.e  
 Quant Time: Aug 24 9:03 2021 Quant Results File: DOC0823.RES

Method : G:\APOLLO\DATA\210823\DOC0823.M (Chemstation Integrator)  
 Title : 8015 B&C  
 Last Update : Tue Aug 24 09:02:26 2021  
 Response via : Multiple Level Calibration

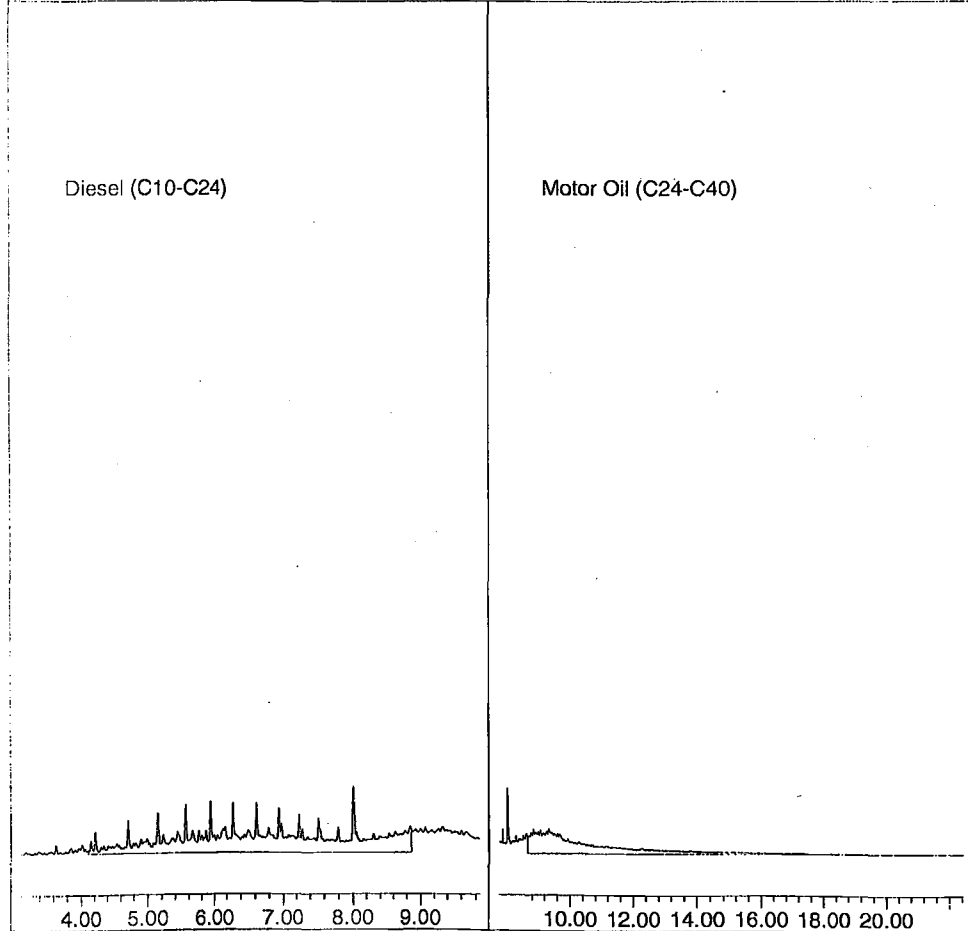
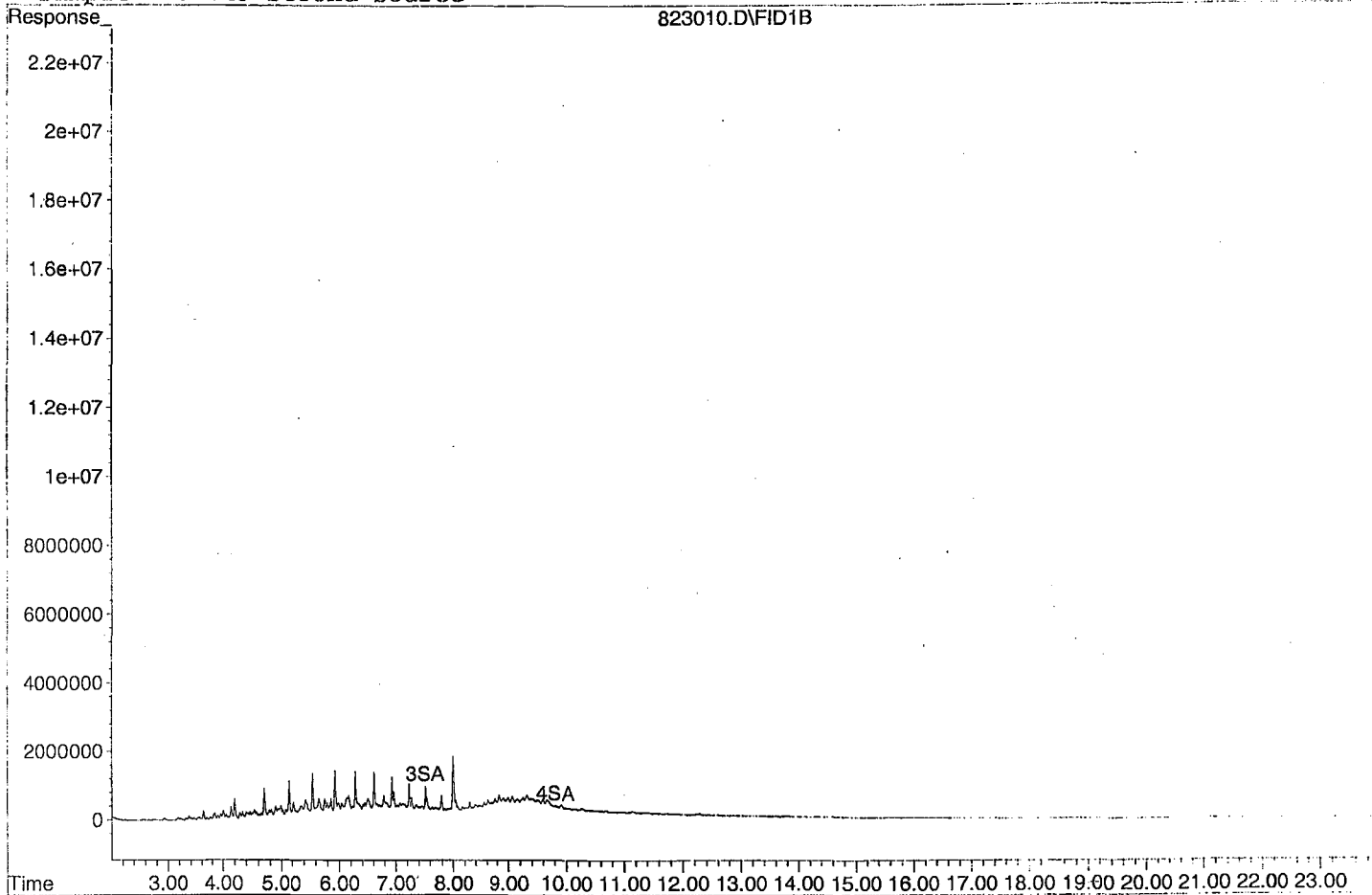
Volume Inj. : 2UL  
 Signal Phase : DB-5  
 Signal Info : FID02A

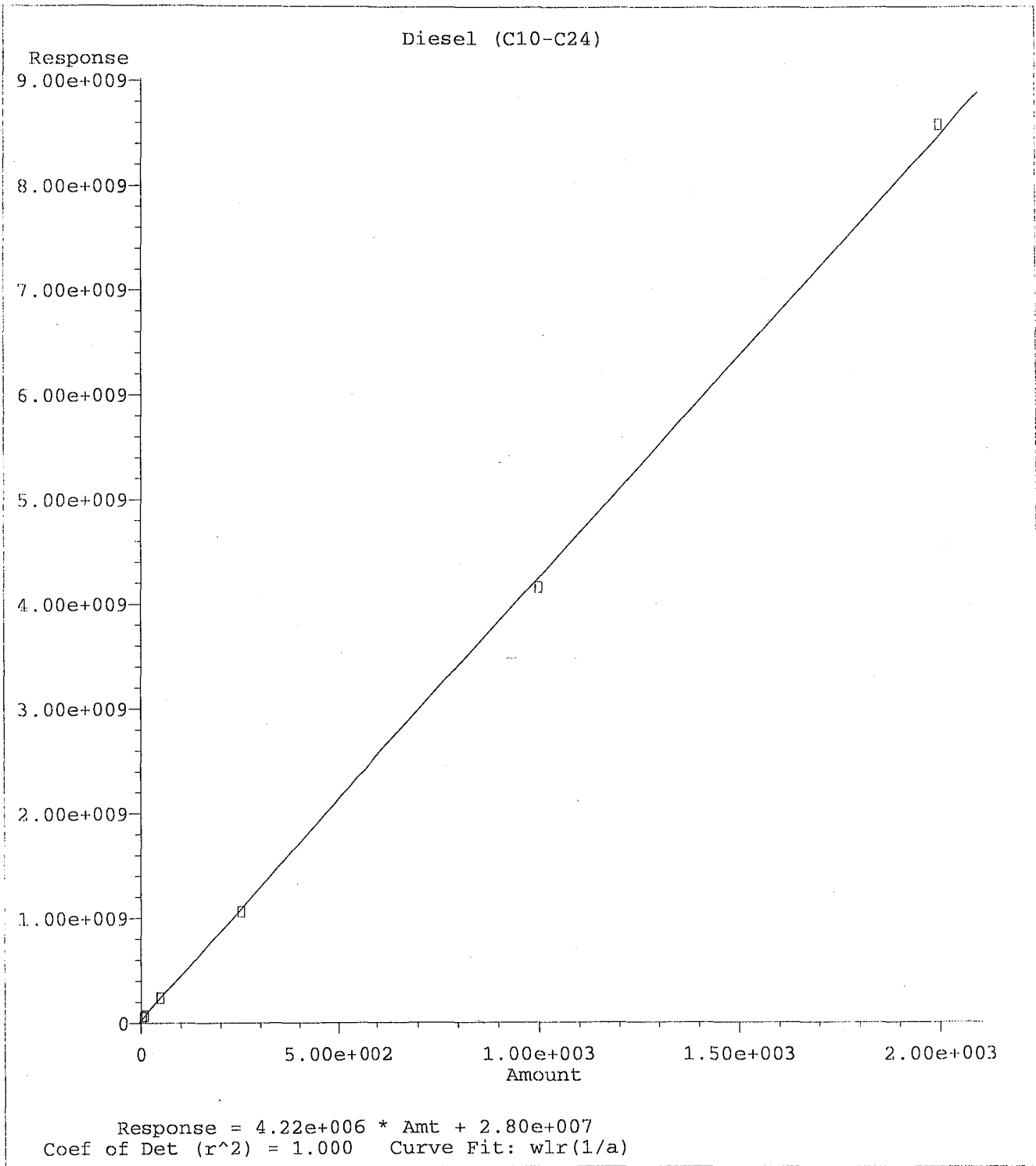
Compound	R.T.	Response	Conc Units
System Monitoring Compounds			
3) SA Ortho-Terphenyl(S)	7.52	4634646	0.842 ppb
Surrogate Spike 30.000		Recovery =	2.81%
4) SA Octacosane(S)	9.82	28821	0.007 ppb
Surrogate Spike 30.000		Recovery =	0.02%
Target Compounds			
1) HATM Diesel (C10-C24)	6.48	1201427982	277.847 ppb
2) HBTM Motor Oil (C24-C40)	15.05	923832014	255.481 ppb

Target Compounds

Data File: G:\APOLLO\DATA\210823\823010.D

Sample : DMO Second Source





Method Name: G:\APOLLO\DATA\210823\DOC0823.M  
Calibration Table Last Updated: Tue Aug 24 09:02:26 2021

TPH Extractables  
DOC0823

Form 7  
Continuing Calibration

Lab Name: APPL, Inc.  
Case No: \_\_\_\_\_  
Matrix: Water

SDG No: \_\_\_\_\_  
Date Analyzed: 8/25/2021  
Instrument: Apollo  
Initial Cal. Date: 8/23/2021  
Data File: 824031.D

		Compound	MEAN	CCRF	%D		%Drift
1	HATM	Diesel (C10-C24)	2872160	2251390	22	HATML	4.0
2	HBTM	Motor Oil (C24-C40)	1808560	1720290	4.9	HBTM	
3	SA	Ortho-Terphenyl(S)	2781050	2870310	3.2	SA	
4	SA	Octacosane(S)	2114990	2112770	0.11	SA	
5							
6							
7							
8							
9							
10							
11							
12							
13							
14							
15							
16							
17							
18							
19							
20							
21							
22							
23							
24							
25							
26							
27							
28							
29							
30							
31							
32							
33							
34							
35							
36							
37							
38							
39							
40							

Average

7.6

Data File : G:\APOLLO\DATA\210824\824031.D Vial: 31  
 Acq On : 8-25-21 5:19:13 Operator: KA  
 Sample : Diesel Motor Oil CCV 8/24/21 Inst : Apollo  
 Misc : water Multiplr: 1.00  
 IntFile : events.e  
 Quant Time: Aug 25 8:43 2021 Quant Results File: DOC0823.RES

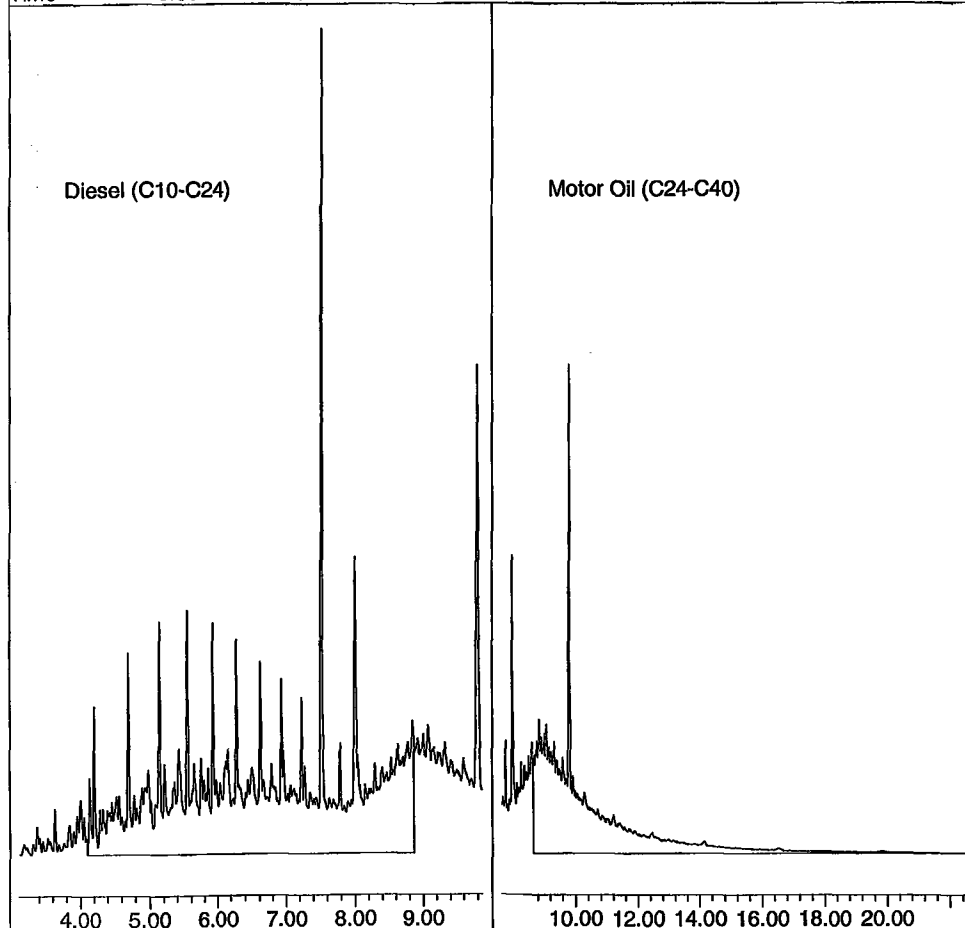
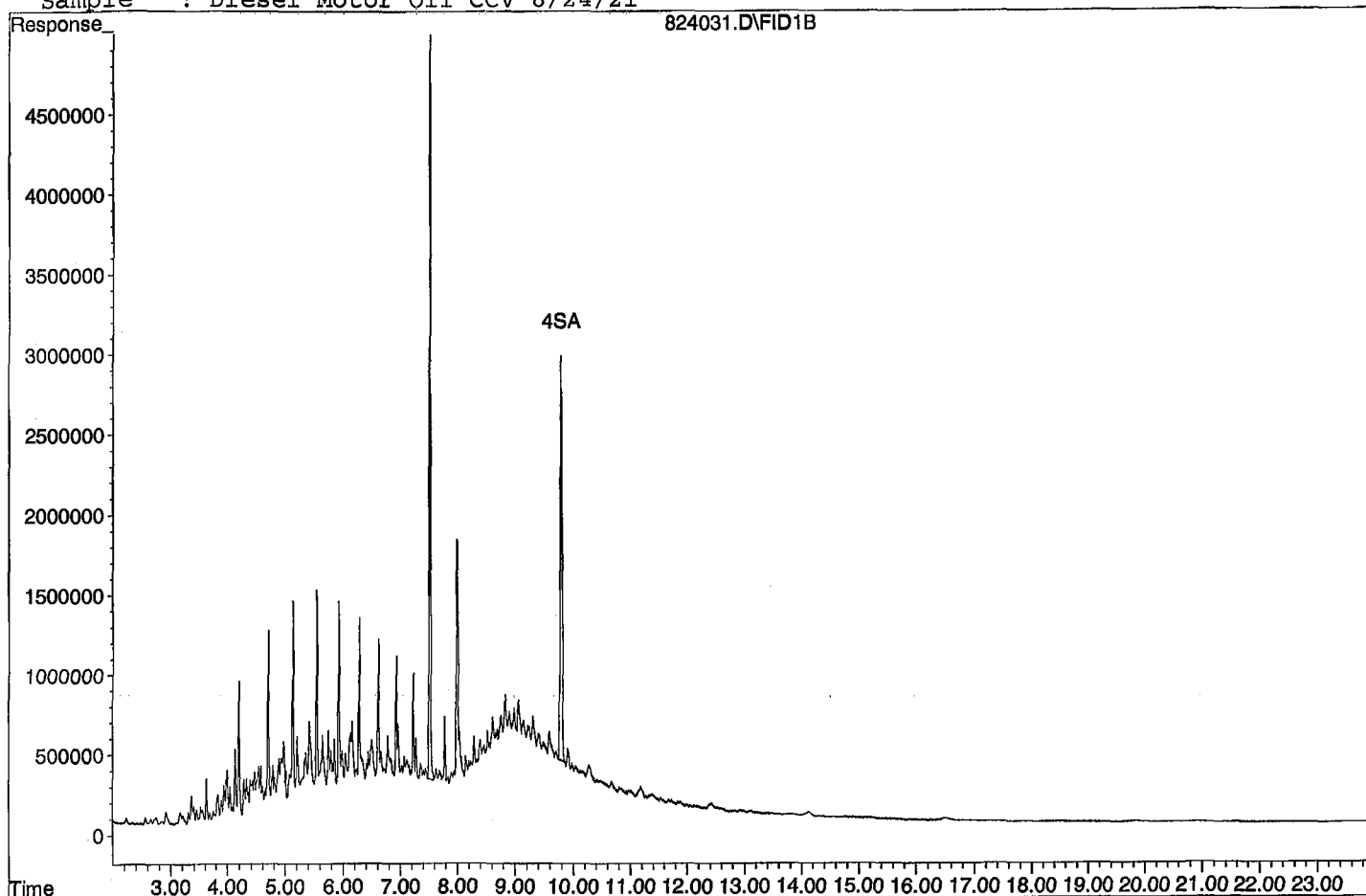
Method : G:\APOLLO\DATA\210823\DOC0823.M (Chemstation Integrator)  
 Title : 8015 B&C  
 Last Update : Sat Sep 11 12:43:54 2021  
 Response via : Multiple Level Calibration

Volume Inj. : 2UL  
 Signal Phase : DB-5  
 Signal Info : FID02A

Compound	R.T.	Response	Conc Units
-----			
System Monitoring Compounds			
3) SA Ortho-Terphenyl(S)	7.51	71757865	12.901 ppb
Surrogate Spike 30.000		Recovery =	43.00%
4) SA Octacosane(S)	9.79	52819242	12.487 ppb
Surrogate Spike 30.000		Recovery =	41.62%
Target Compounds			
1) HATM Diesel (C10-C24)	6.48	1125697220	259.915 ppb
2) HBTM Motor Oil (C24-C40)	15.05	860143811	237.797 ppb
Target Compounds			

Quantitation Report

Data File: G:\APOLLO\DATA\210824\824031.D  
Sample : Diesel Motor Oil CCV 8/24/21



TPH Extractables  
DOC0823

Form 7

Continuing Calibration

Lab Name: APPL, Inc.  
Case No: \_\_\_\_\_  
Matrix: Water

SDG No: \_\_\_\_\_  
Date Analyzed: 8/25/2021  
Instrument: Apollo  
Initial Cal. Date: 8/23/2021  
Data File: 824048.D

		Compound	MEAN	CCRF	%D		%Drift
1	HATM	Diesel (C10-C24)	2872160	2178690	24	HATML	0.52
2	HBTM	Motor Oil (C24-C40)	1808560	1640900	9.3	HBTM	
3	SA	Ortho-Terphenyl(S)	2781050	2698200	3.0	SA	
4	SA	Octacosane(S)	2114990	2057890	2.7	SA	
5							
6							
7							
8							
9							
10							
11							
12							
13							
14							
15							
16							
17							
18							
19							
20							
21							
22							
23							
24							
25							
26							
27							
28							
29							
30							
31							
32							
33							
34							
35							
36							
37							
38							
39							
40							

Average

9.8

Quantitation Report (QT Reviewed)

Data File : G:\APOLLO\DATA\210824\824048.D Vial: 48  
 Acq On : 8-25-21 13:24:22 Operator: KA  
 Sample : Diesel Motor Oil CCV 8/24/21 Inst : Apollo  
 Misc : water Multiplr: 1.00  
 IntFile : events.e  
 Quant Time: Aug 30 14:56 2021 Quant Results File: DOC0823.RES

Method : G:\APOLLO\DATA\210823\DOC0823.M (Chemstation Integrator)  
 Title : 8015 B&C  
 Last Update : Sat Sep 11 12:43:54 2021  
 Response via : Multiple Level Calibration

Volume Inj. : 2UL  
 Signal Phase : DB-5  
 Signal Info : FID02A

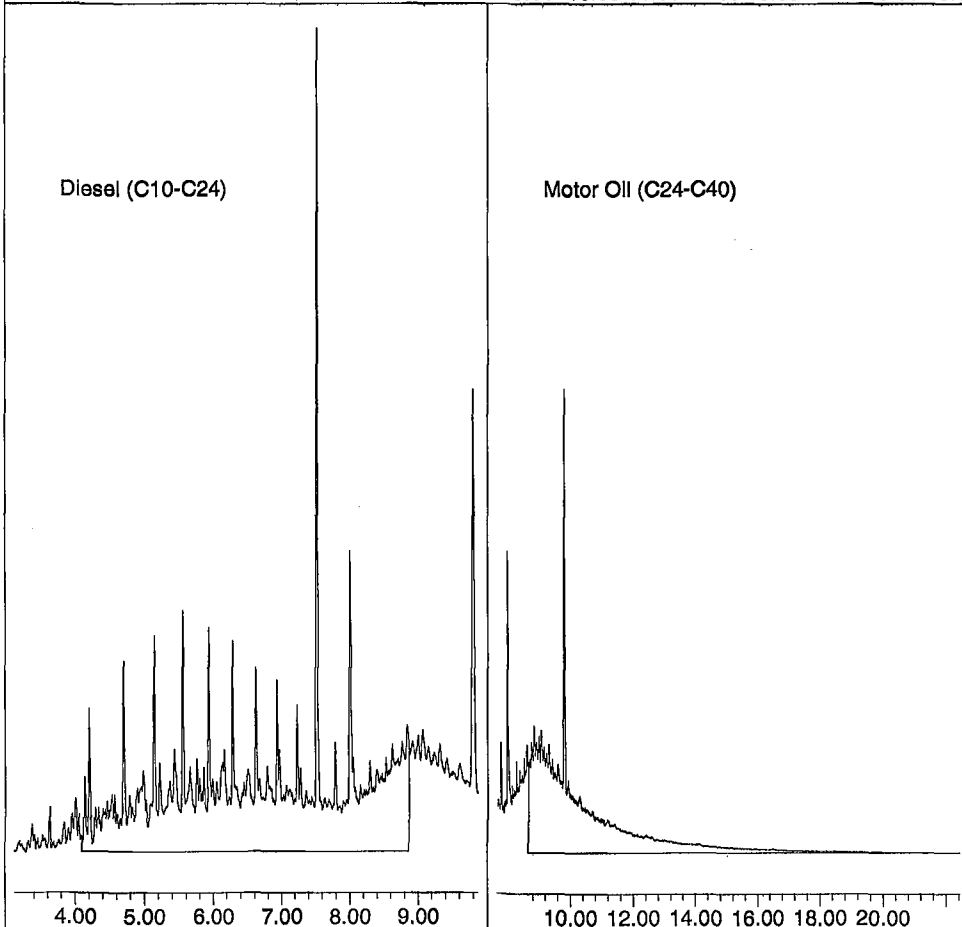
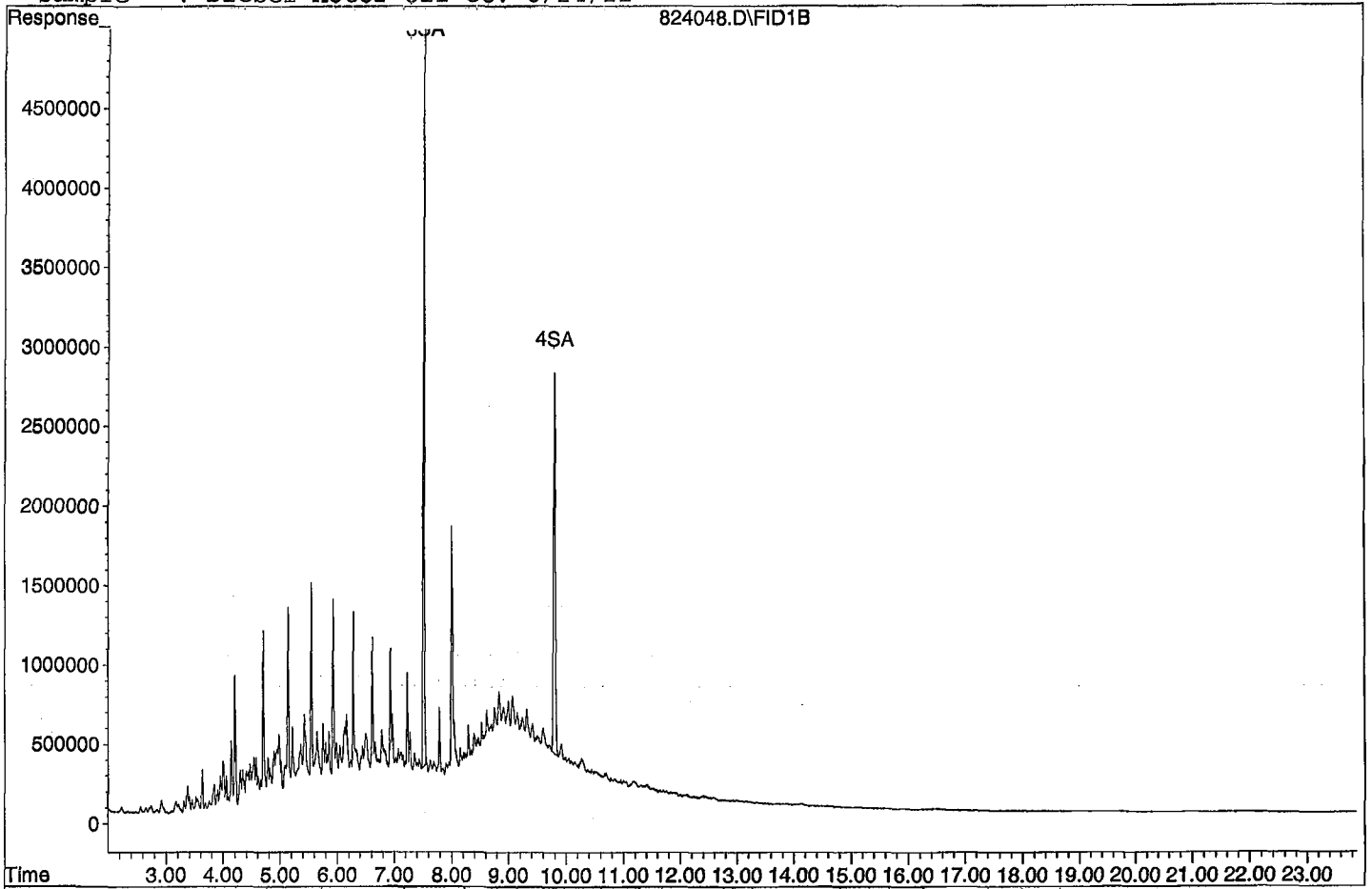
Compound	R.T.	Response	Conc Units
System Monitoring Compounds			
3) SA Ortho-Terphenyl (S)	7.51	67454926	12.128 ppb
Surrogate Spike 30.000		Recovery =	40.43%
4) SA Octacosane (S)	9.79	51447134	12.162 ppb
Surrogate Spike 30.000		Recovery =	40.54%
Target Compounds			
1) HATM Diesel (C10-C24)	6.48	1089345903	251.307 ppb
2) HBTM Motor Oil (C24-C40)	15.05	820450173	226.824 ppb

Target Compounds



Quantitation Report

Data File: G:\APOLLO\DATA\210824\824048.D  
Sample : Diesel Motor Oil CCV 8/24/21



# **ORGANICS**

## **Raw Data**

Data File : G:\APOLLO\DATA\210824\824036.D Vial: 36  
 Acq On : 8-25-21 7:41:39 Operator: KA  
 Sample : BA36224W07 5/1030 Inst : Apollo  
 Misc : water Multiplr: 4.85  
 IntFile : events.e  
 Quant Time: Aug 25 8:48 2021 Quant Results File: DOC0823.RES

Method : G:\APOLLO\DATA\210823\DOC0823.M (Chemstation Integrator)  
 Title : 8015 B&C  
 Last Update : Sat Sep 11 12:43:54 2021  
 Response via : Multiple Level Calibration

Volume Inj. : 2UL  
 Signal Phase : DB-5  
 Signal Info : FID02A

Compound	R.T.	Response	Conc Units
----------	------	----------	------------

System Monitoring Compounds

3) SA Ortho-Terphenyl(S)	7.52	119588854	104.372 ppb
Surrogate Spike 145.631		Recovery =	71.67%
4) SA Octacosane(S)	9.80	103193985	118.426 ppb
Surrogate Spike 145.631		Recovery =	81.32%

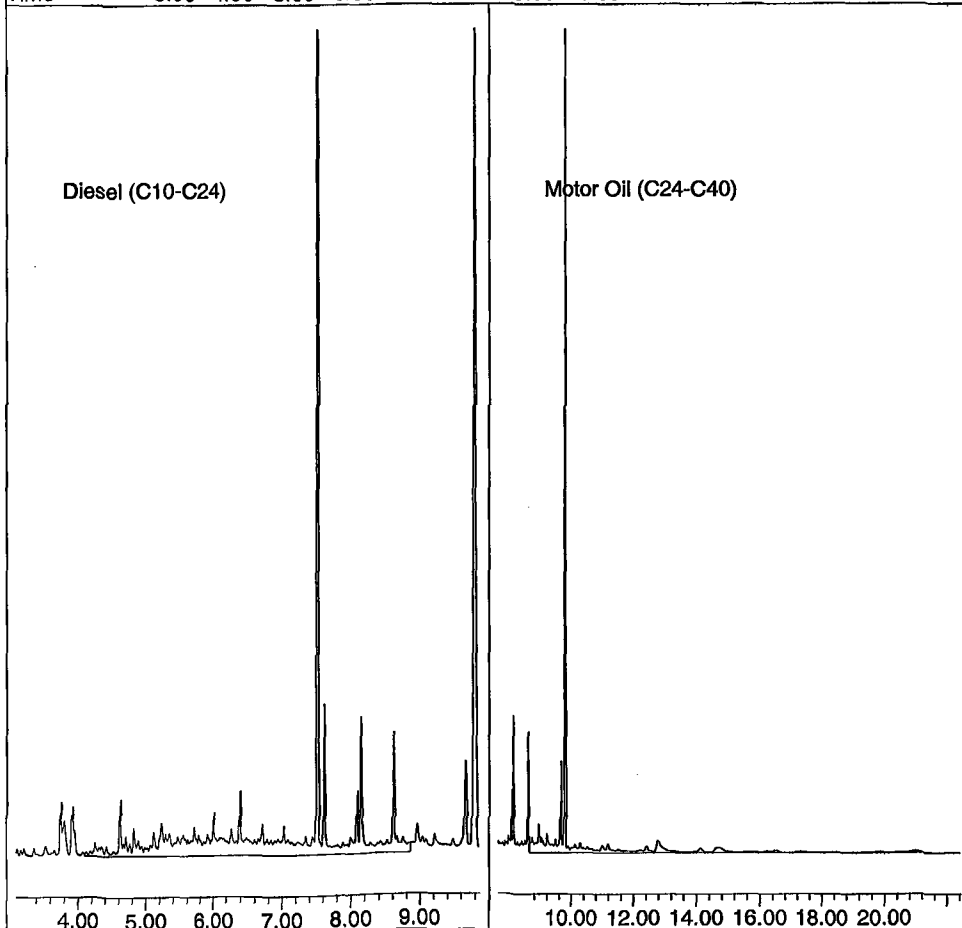
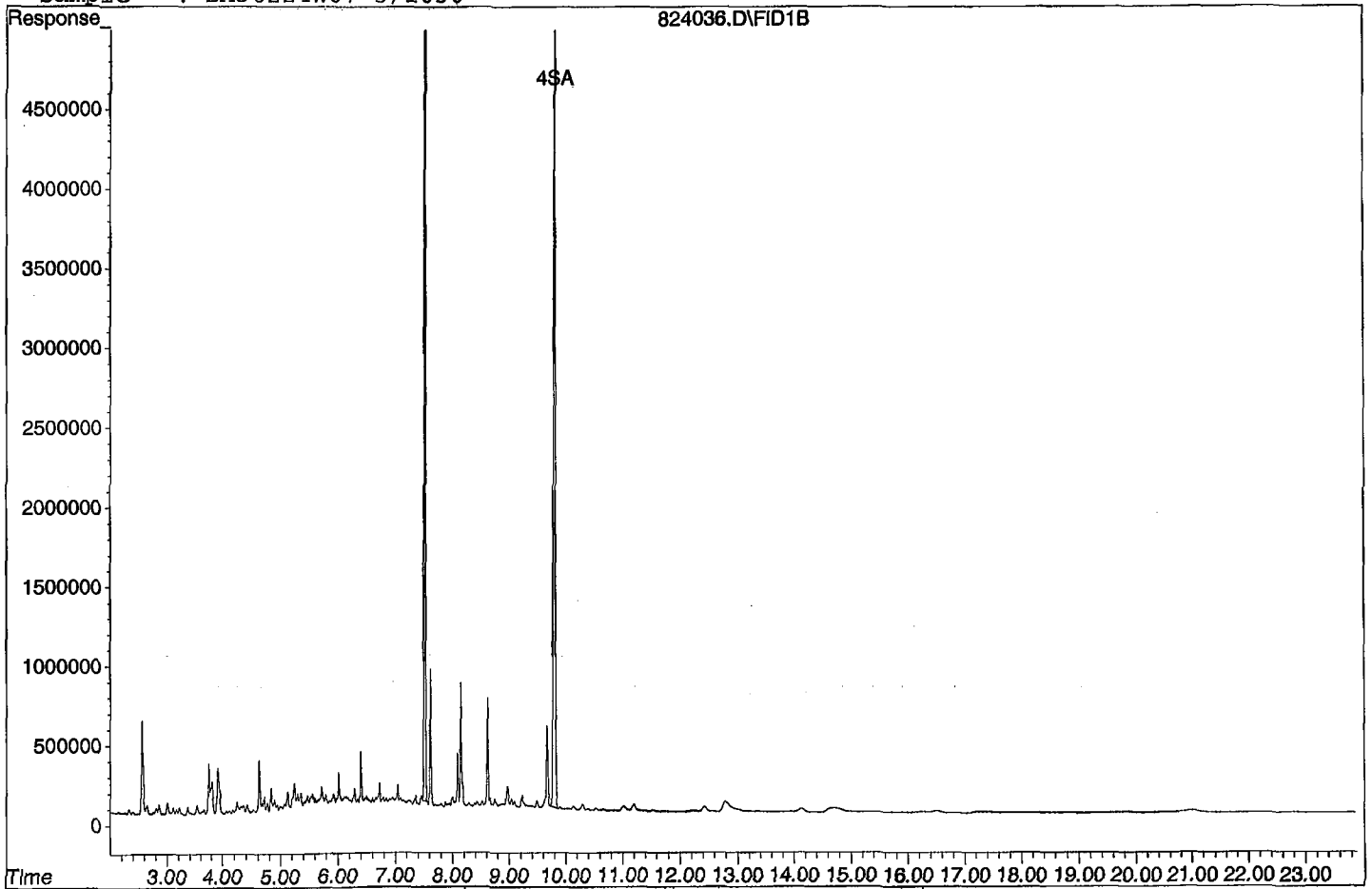
Target Compounds

1) HATM Diesel (C10-C24)	6.48	252900592	258.470 ppb
2) HBTM Motor Oil (C24-C40)	15.05	134250729	180.171 ppb

Target Compounds

Quantitation Report

Data File: G:\APOLLO\DATA\210824\824036.D  
Sample : BA36224W07 5/1030



Data File : G:\APOLLO\DATA\210824\824037.D Vial: 37  
 Acq On : 8-25-21 8:10:10 Operator: KA  
 Sample : BA36227W08 5/1000 Inst : Apollo  
 Misc : water Multiplr: 5.00  
 IntFile : events.e  
 Quant Time: Aug 25 8:48 2021 Quant Results File: DOC0823.RES

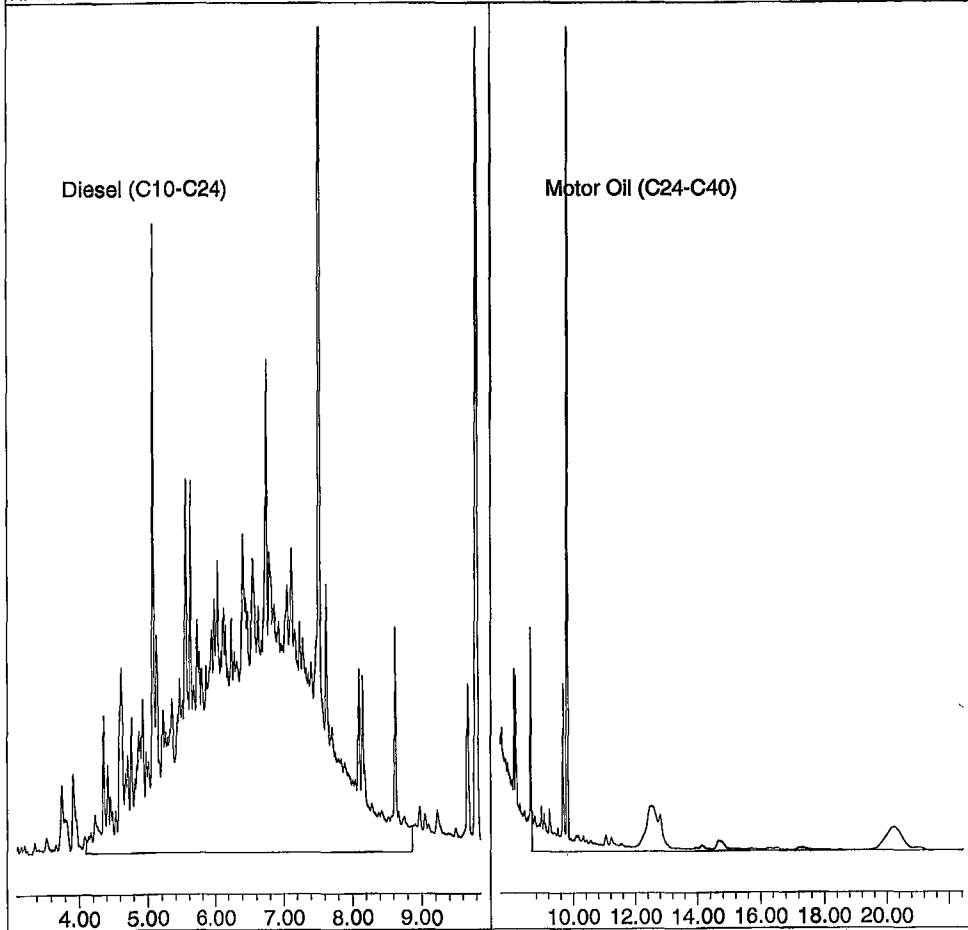
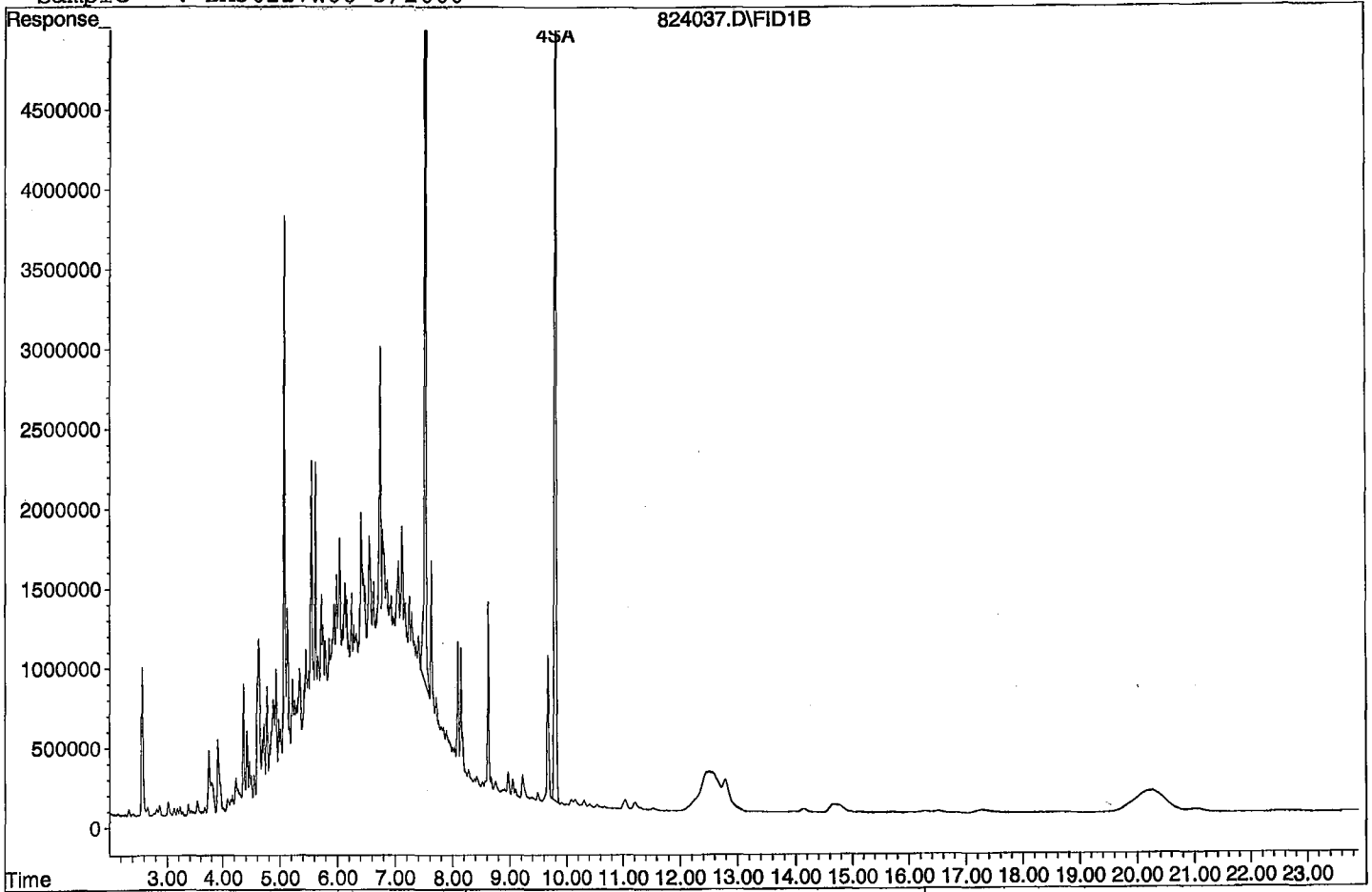
Method : G:\APOLLO\DATA\210823\DOC0823.M (Chemstation Integrator)  
 Title : 8015 B&C  
 Last Update : Sat Sep 11 12:43:54 2021  
 Response via : Multiple Level Calibration

Volume Inj. : 2UL  
 Signal Phase : DB-5  
 Signal Info : FID02A

Compound	R.T.	Response	Conc Units
-----			
System Monitoring Compounds			
3) SA Ortho-Terphenyl(S)	7.52	131172405	117.916 ppb
Surrogate Spike 150.000		Recovery =	78.61%
4) SA Octacosane(S)	9.80	112408486	132.871 ppb
Surrogate Spike 150.000		Recovery =	88.58%
Target Compounds			
1) HATM Diesel (C10-C24)	6.48	2317893376	2711.076 ppb
2) HBTM Motor Oil (C24-C40)	15.05	384154159	531.021 ppb
Target Compounds			

Quantitation Report

Data File: G:\APOLLO\DATA\210824\824037.D  
Sample : BA36227W08 5/1000



Quantitation Report (QT Reviewed)

Data File : G:\APOLLO\DATA\210824\824038.D Vial: 38  
 Acq On : 8-25-21 8:38:45 Operator: KA  
 Sample : BA36230W07 5/1040 Inst : Apollo  
 Misc : water Multiplr: 4.81  
 IntFile : events.e  
 Quant Time: Aug 30 14:38 2021 Quant Results File: DOC0823.RES

Method : G:\APOLLO\DATA\210823\DOC0823.M (Chemstation Integrator)  
 Title : 8015 B&C  
 Last Update : Sat Sep 11 12:43:54 2021  
 Response via : Multiple Level Calibration

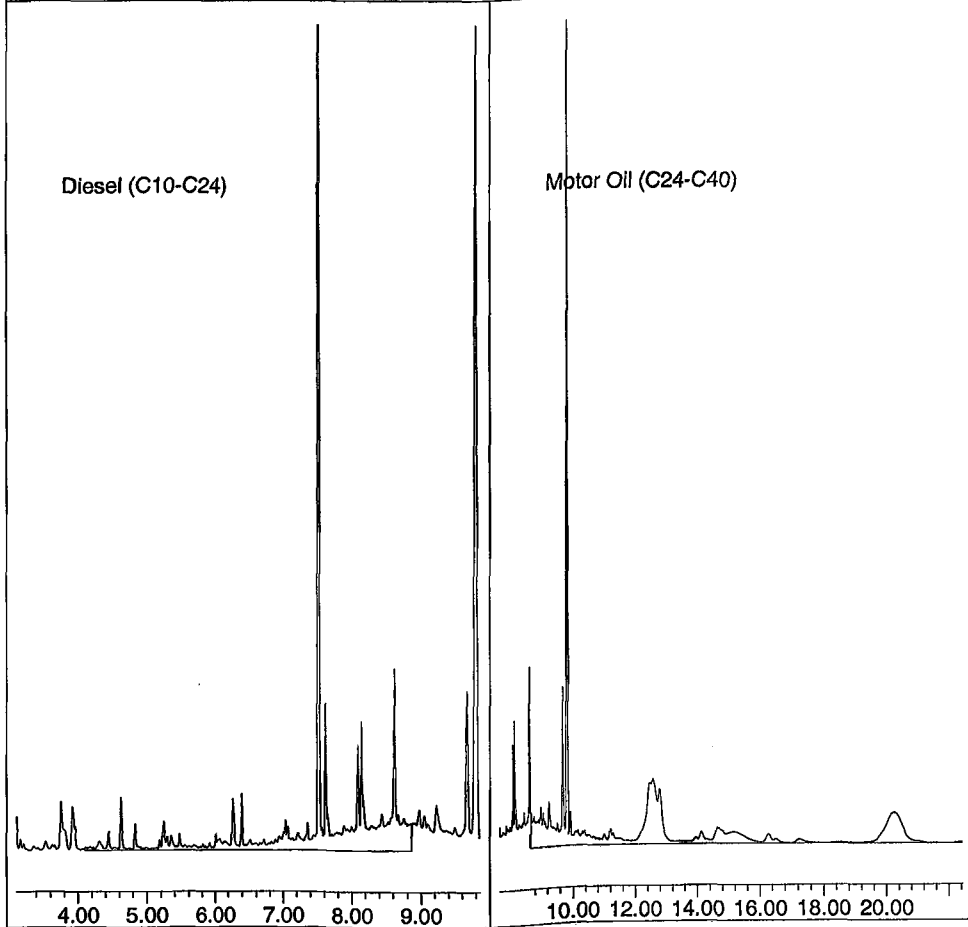
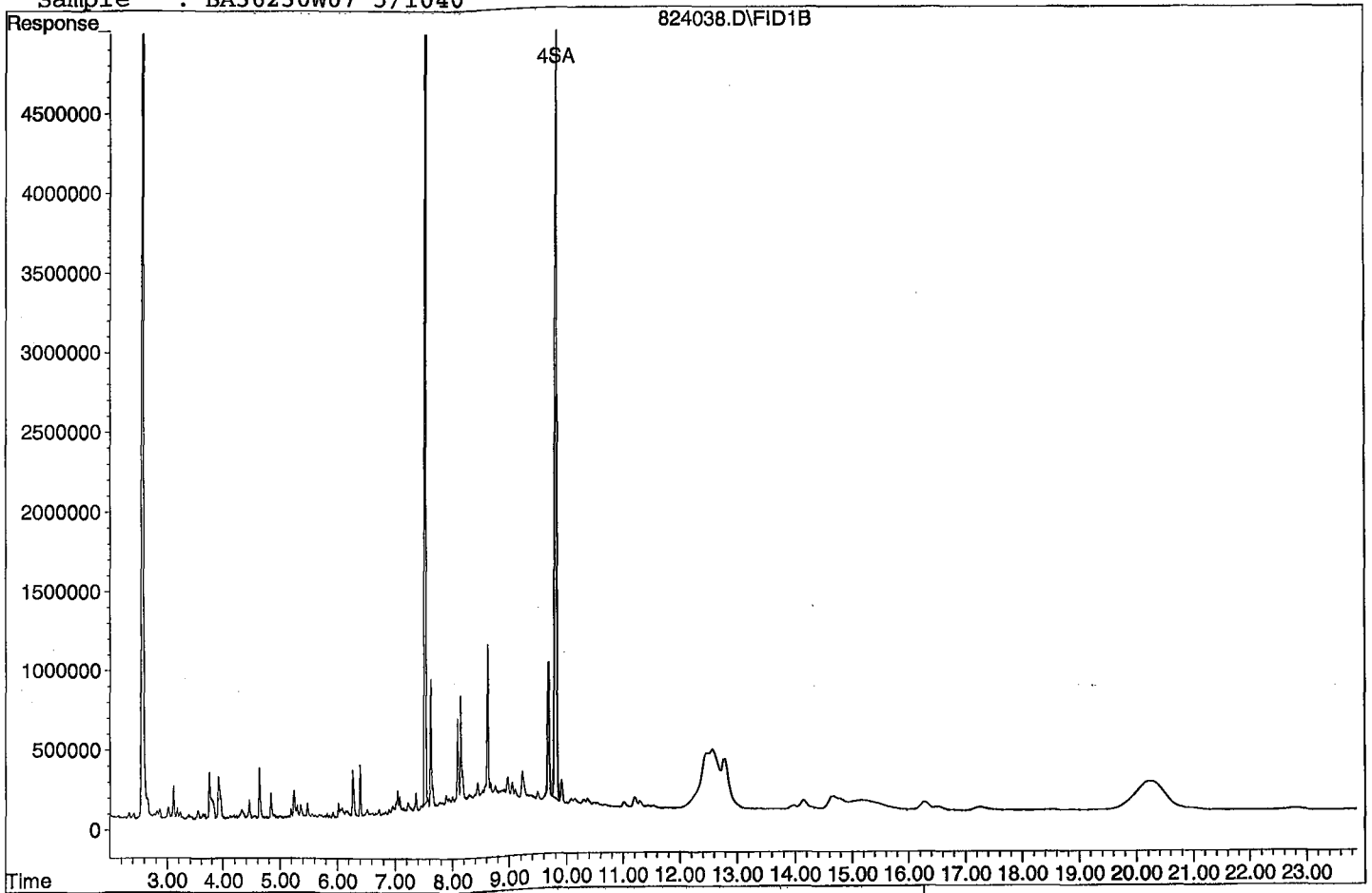
Volume Inj. : 2UL  
 Signal Phase : DB-5  
 Signal Info : FID02A

Compound	R.T.	Response	Conc Units
<b>System Monitoring Compounds</b>			
3) SA Ortho-Terphenyl(S)	7.51	125695973	108.647 ppb
Surrogate Spike 144.231		Recovery =	75.33%
4) SA Octacosane(S)	9.80	113969366	129.535 ppb
Surrogate Spike 144.231		Recovery =	89.81%
<b>Target Compounds</b>			
1) HATM Diesel (C10-C24)	6.48	251915013	254.863 ppb
2) HBTM Motor Oil (C24-C40)	15.05	461301991	613.138 ppb

Target Compounds

Quantitation Report

Data File: G:\APOLLO\DATA\210824\824038.D  
Sample : BA36230W07 5/1040





Quantitation Report (QT Reviewed)

Data File : G:\APOLLO\DATA\210824\824039.D Vial: 39  
 Acq On : 8-25-21 9:07:25 Operator: KA  
 Sample : BA36233W07 5/1040 Inst : Apollo  
 Misc : water Multiplr: 4.81  
 IntFile : events.e  
 Quant Time: Aug 30 14:39 2021 Quant Results File: DOC0823.RES

Method : G:\APOLLO\DATA\210823\DOC0823.M (Chemstation Integrator)  
 Title : 8015 B&C  
 Last Update : Sat Sep 11 12:43:54 2021  
 Response via : Multiple Level Calibration

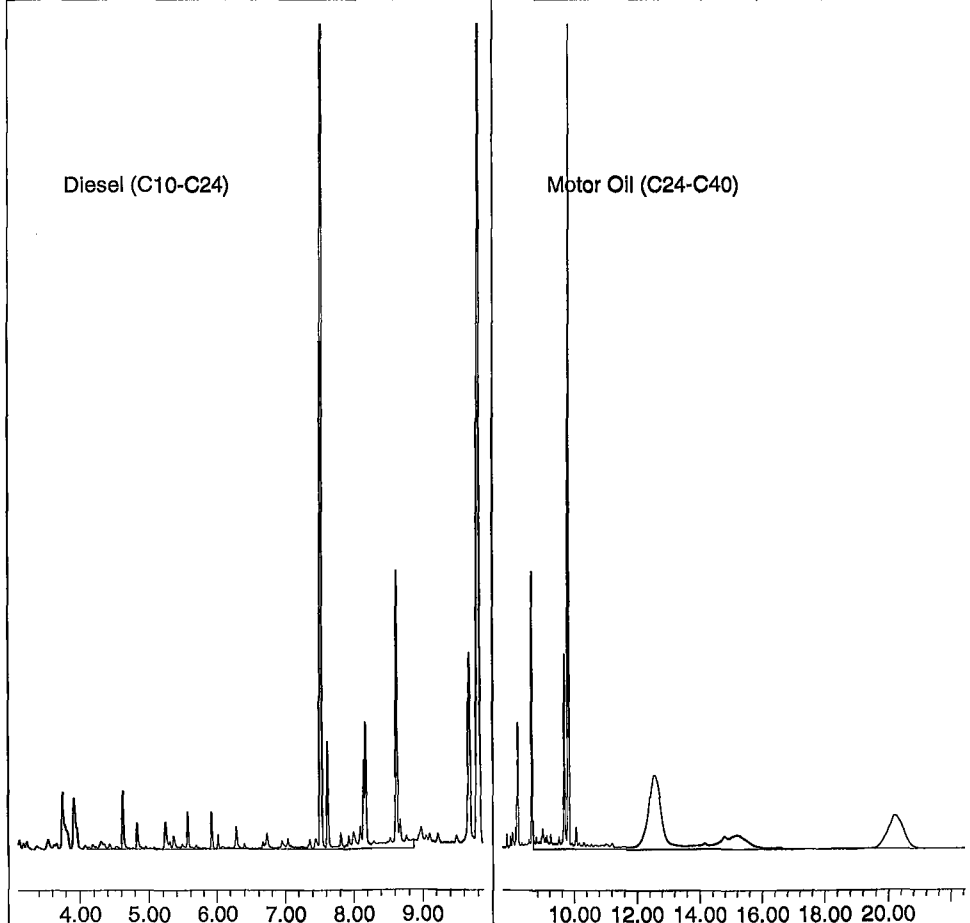
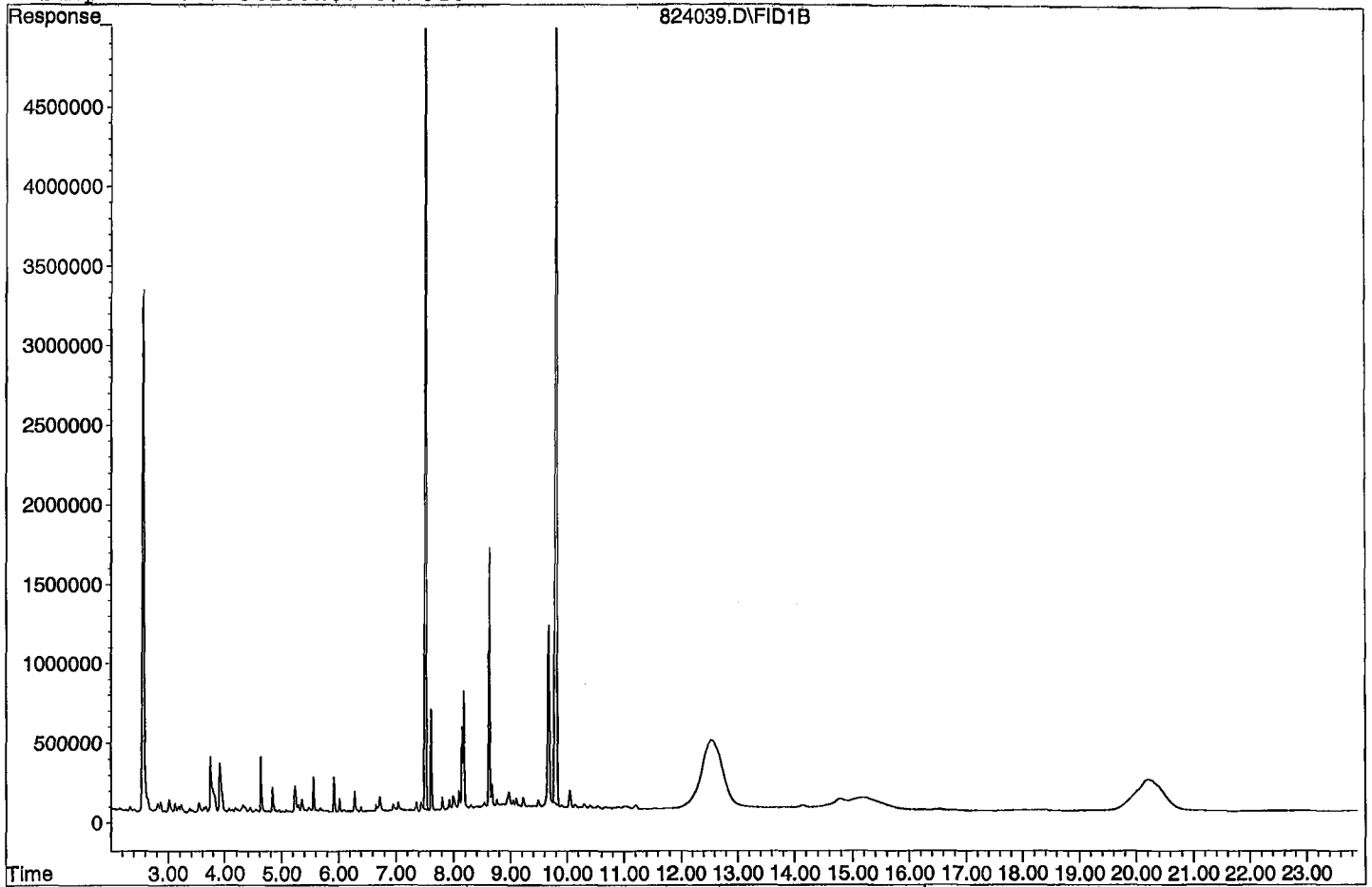
Volume Inj. : 2UL  
 Signal Phase : DB-5  
 Signal Info : FID02A

Compound	R.T.	Response	Conc Units
System Monitoring Compounds			
3) SA Ortho-Terphenyl(S)	7.52	130784521	113.046 ppb
Surrogate Spike 144.231		Recovery =	78.38%
4) SA Octacosane(S)	9.80	117419974	133.456 ppb
Surrogate Spike 144.231		Recovery =	92.53%
Target Compounds			
1) HATM Diesel (C10-C24)	6.48	122458564	107.487 ppb
2) HBTM Motor Oil (C24-C40)	15.05	361177455	480.057 ppb
Target Compounds			

Quantitation Report

Data File: G:\APOLLO\DATA\210824\824039.D

Sample : BA36233W07 5/1040



Data File : G:\APOLLO\DATA\210824\824032.D Vial: 32  
 Acq On : 8-25-21 5:47:43 Operator: KA  
 Sample : 210720A BLK 5/1000 Inst : Apollo  
 Misc : water Multiplr: 5.00  
 IntFile : events.e  
 Quant Time: Aug 30 14:34 2021 Quant Results File: DOC0823.RES

Method : G:\APOLLO\DATA\210823\DOC0823.M (Chemstation Integrator)  
 Title : 8015 B&C  
 Last Update : Sat Sep 11 12:43:54 2021  
 Response via : Multiple Level Calibration

Volume Inj. : 2UL  
 Signal Phase : DB-5  
 Signal Info : FID02A

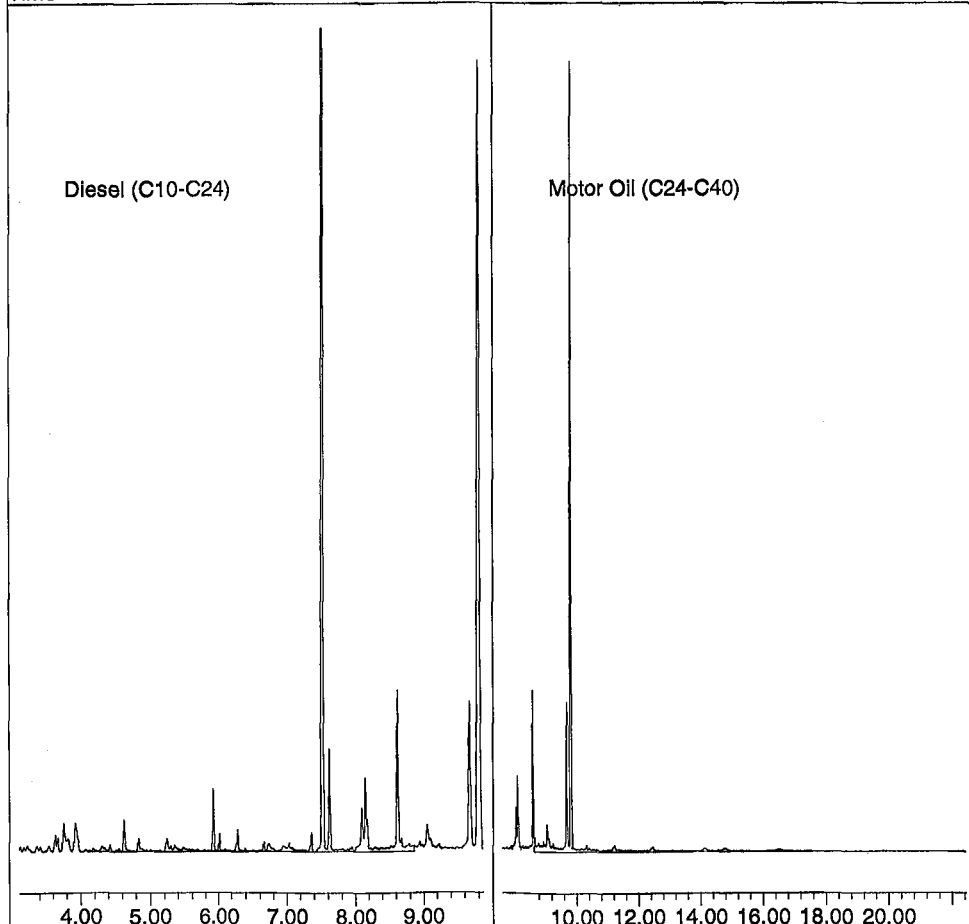
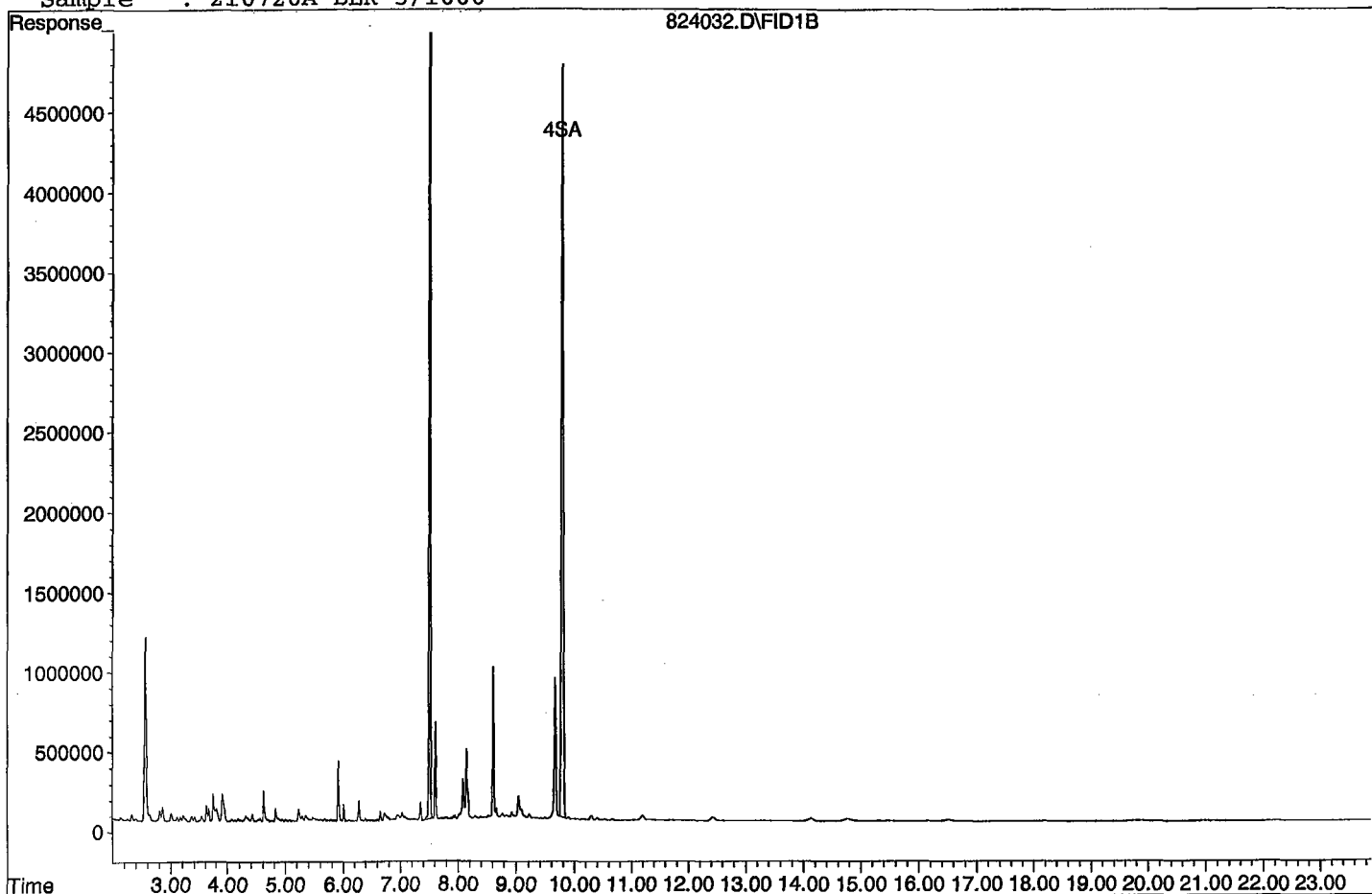
Compound	R.T.	Response	Conc Units
System Monitoring Compounds			
3) SA Ortho-Terphenyl(S)	7.52	127750891	114.841 ppb
Surrogate Spike 150.000		Recovery =	76.56%
4) SA Octacosane(S)	9.80	106858001	126.310 ppb
Surrogate Spike 150.000		Recovery =	84.21%
Target Compounds			
1) HATM Diesel (C10-C24)	6.48	85833592	68.425 ppb
2) HBTM Motor Oil (C24-C40)	15.05	85333965	117.958 ppb

Target Compounds

Quantitation Report

Data File: G:\APOLLO\DATA\210824\824032.D

Sample : 210720A BLK 5/1000



Data File : G:\APOLLO\DATA\210824\824033.D Vial: 33  
 Acq On : 8-25-21 6:16:14 Operator: KA  
 Sample : 210720A LCS-1 5/1000 Inst : Apollo  
 Misc : water Multiplr: 5.00  
 IntFile : events.e  
 Quant Time: Aug 25 8:47 2021 Quant Results File: DOC0823.RES

Method : G:\APOLLO\DATA\210823\DOC0823.M (Chemstation Integrator)  
 Title : 8015 B&C  
 Last Update : Sat Sep 11 12:43:54 2021  
 Response via : Multiple Level Calibration

Volume Inj. : 2UL  
 Signal Phase : DB-5  
 Signal Info : FID02A

Compound	R.T.	Response	Conc Units
-----			
System Monitoring Compounds			
3) SA Ortho-Terphenyl(S)	7.52	149885648	134.739 ppb
Surrogate Spike 150.000		Recovery =	89.83%
4) SA Octacosane(S)	9.80	120047136	141.900 ppb
Surrogate Spike 150.000		Recovery =	94.60%
Target Compounds			
1) HATM Diesel (C10-C24)	6.48	2234908976	2612.827 ppb
2) HBTM Motor Oil (C24-C40)	15.05	1662509780	2298.108 ppb

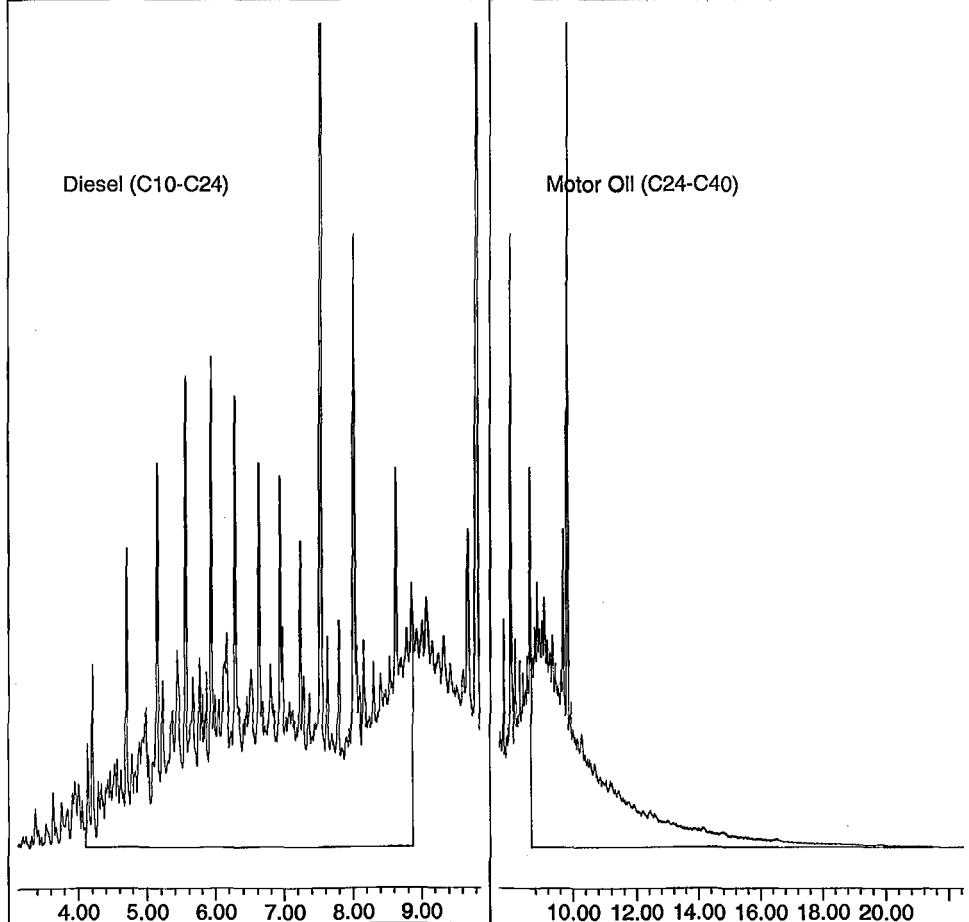
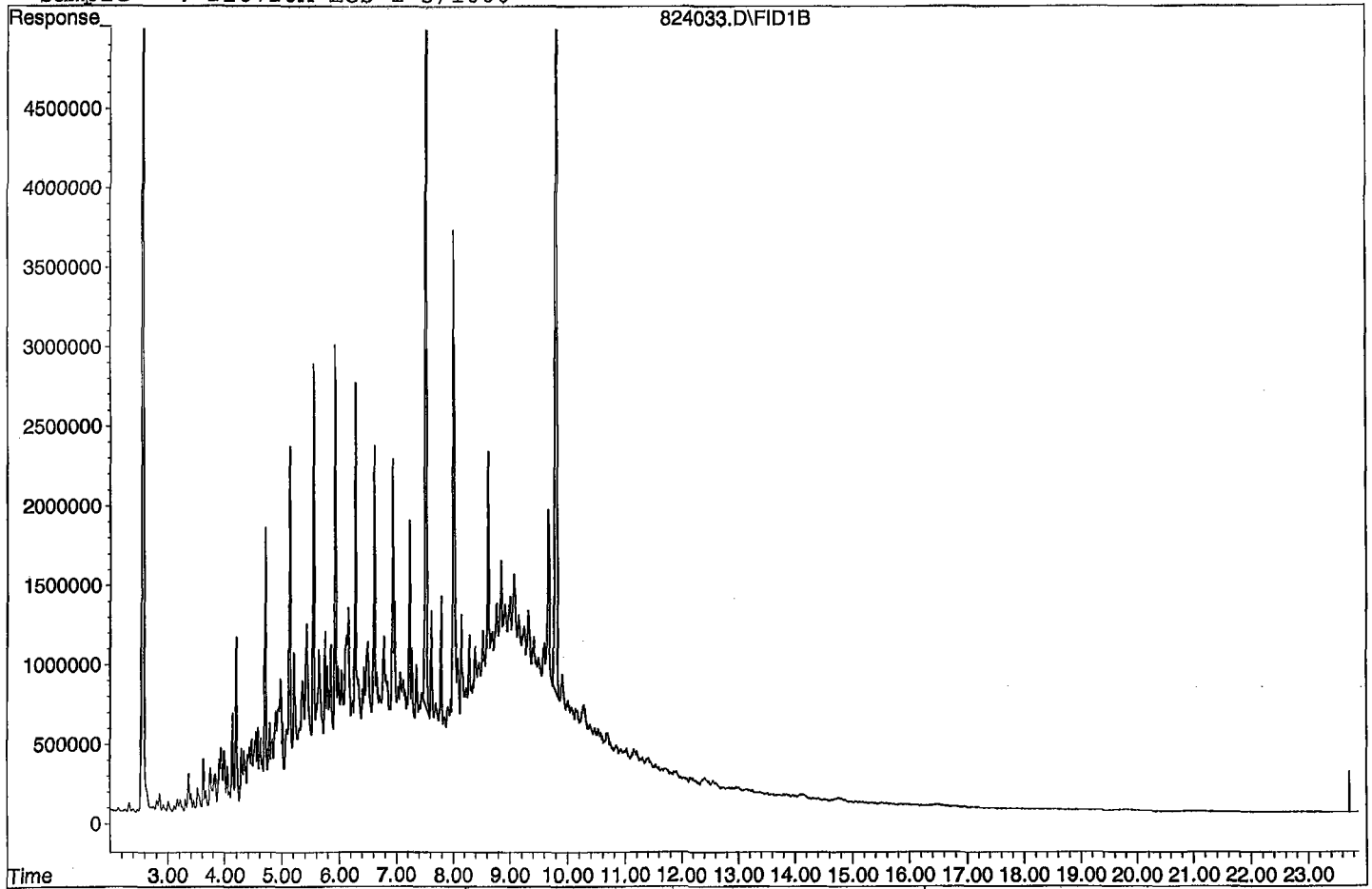
Target Compounds

Quantitation Report

Data File: G:\APOLLO\DATA\210824\824033.D

Sample : 210720A LCS-1 5/1000

824033.D\FID1B



Data File : G:\APOLLO\DATA\210824\824034.D Vial: 34  
 Acq On : 8-25-21 6:44:42 Operator: KA  
 Sample : 210720A LCSD-1 5/1000 Inst : Apollo  
 Misc : water Multiplr: 5.00  
 IntFile : events.e  
 Quant Time: Aug 25 8:48 2021 Quant Results File: DOC0823.RES

Method : G:\APOLLO\DATA\210823\DOC0823.M (Chemstation Integrator)  
 Title : 8015 B&C  
 Last Update : Sat Sep 11 12:43:54 2021  
 Response via : Multiple Level Calibration

Volume Inj. : 2µL  
 Signal Phase : DB-5  
 Signal Info : FID02A

Compound	R.T.	Response	Conc Units
System Monitoring Compounds			
3) SA Ortho-Terphenyl(S)	7.52	155813660	140.067 ppb
Surrogate Spike 150.000		Recovery =	93.38%
4) SA Octacosane(S)	9.80	120371329	142.283 ppb
Surrogate Spike 150.000		Recovery =	94.86%
Target Compounds			
1) HATM Diesel (C10-C24)	6.48	2249847192	2630.513 ppb
2) HBTM Motor Oil (C24-C40)	15.05	1731853823	2393.963 ppb

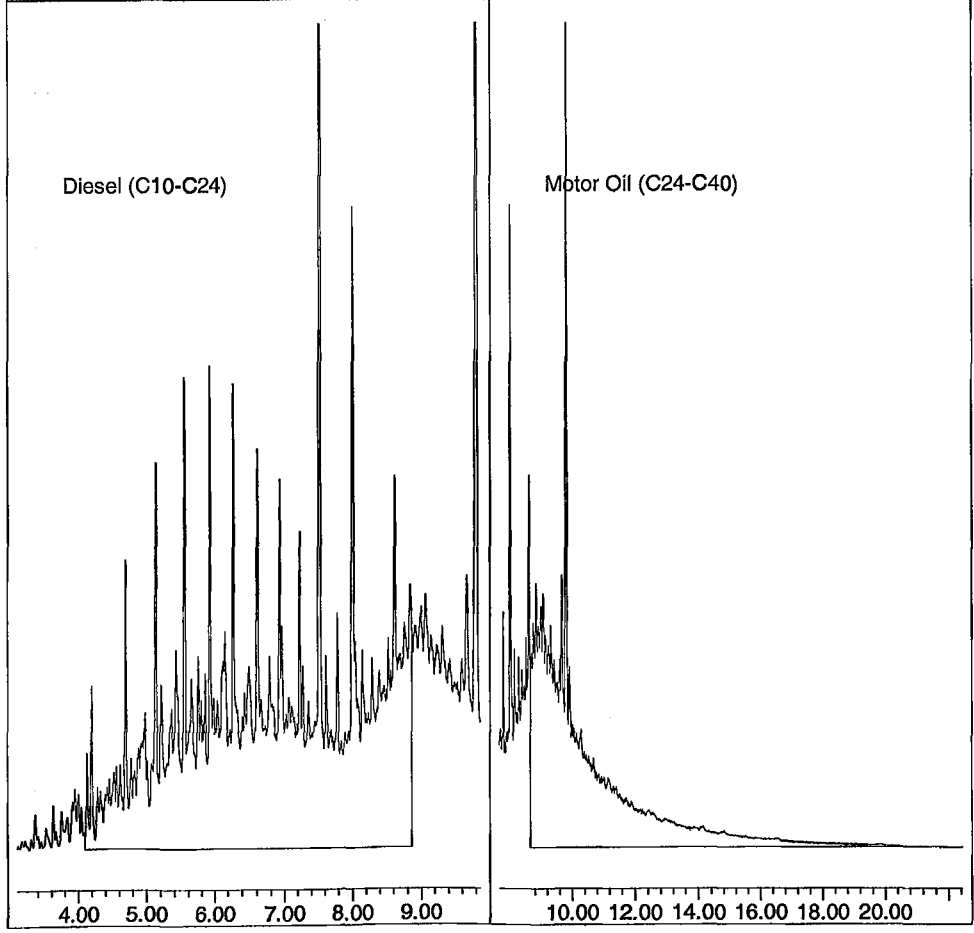
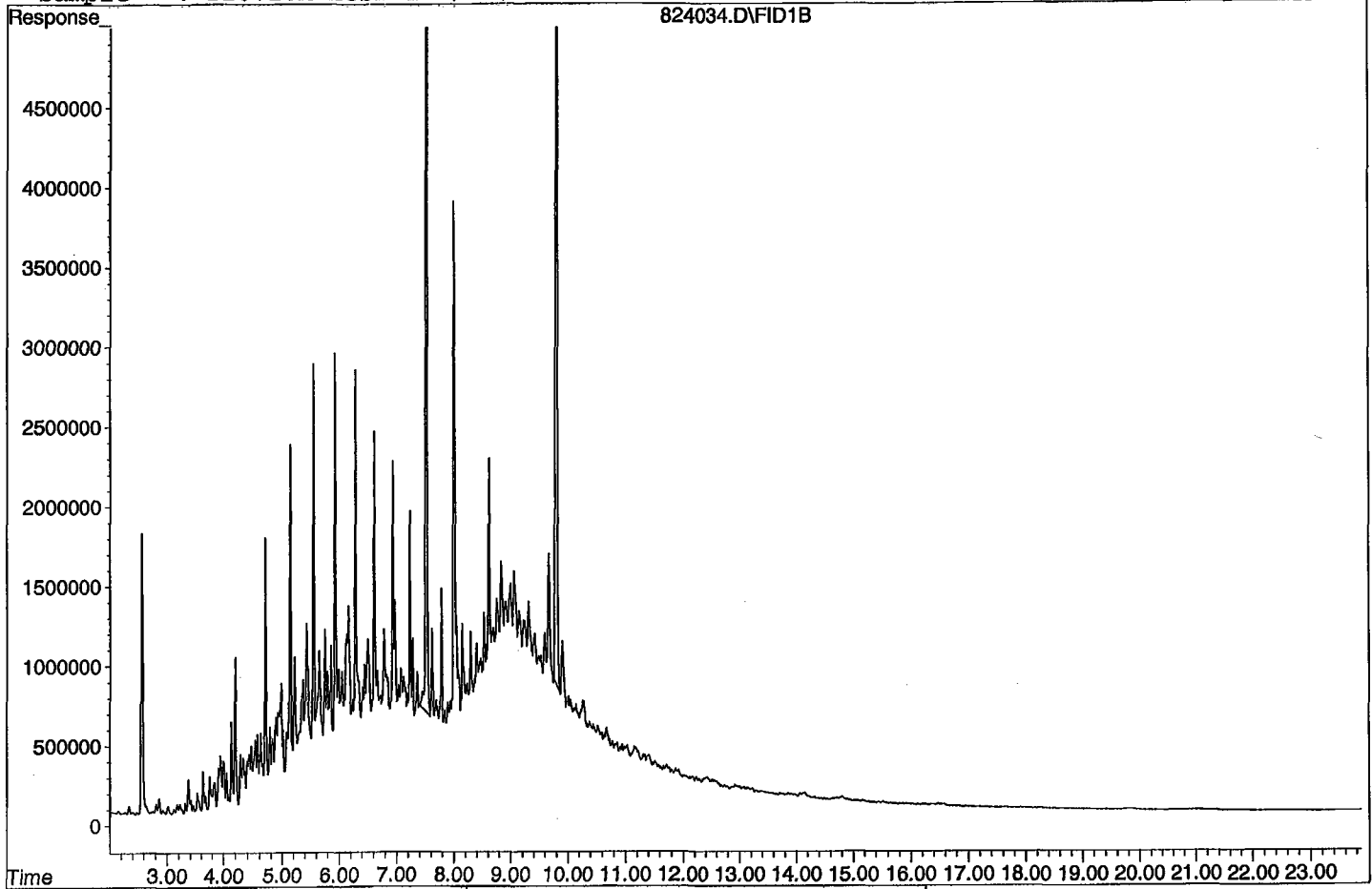
Target Compounds

Quantitation Report

Data File: G:\APOLLO\DATA\210824\824034.D

Sample : 210720A LCSD-1 5/1000

824034.D\FID1B





# Organic Extraction Worksheet

<b>Method</b>	Continuous Liq/Liq TPH- 3520C w/SGC	<b>Extraction Set</b>	210720A	<b>Extraction Method</b>	LIQ005SGC	<b>Units</b>	mL
Spiked ID 1	Diesel Motor Oil Mix 06/28/21-06/28/22	Surrogate ID 1	THC Surrogate 07/16/21-07/16/22				
Spiked ID 2	Decanoic 1000ug/mL Acid Solution	Surrogate ID 2					
Spiked ID 3		Surrogate ID 3					
Spiked ID 4		Surrogate ID 4					
Spiked ID 5		Surrogate ID 5					
Spiked ID 6		<b>Sufficient Vol for Matrix QC:</b>		NO			
Spiked ID 7		<b>Ext. Start Time:</b>		07/20/21 13:45			
Spiked ID 8		<b>Ext. End Time:</b>					
		<b>GC Requires Extract By:</b>					
		pH1	2			Water Bath Temp 1 °C	
		pH2				Water Bath Temp 2 °C	
		pH3				Water Bath Temp 3 °C	

Spiked By: YL

Date 7/20/2021

Witnessed By: CFM

Date 7/20/2021

Sample	Sample Container	Spike Amount	Spike ID	Surrogate Amount	Surrogate ID	Extract Amount	Final Volume	pH	Extract Date/Time	Comments
1 210720A Blk		0.050	2	0.250	1	1000	5	2	07/20/21 13:05	*
					equip					
2 210720A LCS-1		0.080,0.050	1,2	0.250	1	1000	5	2	07/20/21 13:05	*
					equip					
3 210720A LCSD-1		0.080,0.050	1,2	0.250	1	1000	5	2	07/20/21 13:05	*
					equip					
4 BA36221	BA36221W16	0.050	2	0.250	1	1040	5	2	07/20/21 13:05	96849 *
					equip					
5 BA36224	BA36224W07	0.050	2	0.250	1	1030	5	2	07/21/21 7:28	96846 *
					equip					
6 BA36227	BA36227W08	0.050	2	0.250	1	1000	5	2	07/21/21 7:28	96846 *
					equip					
7 BA36230	BA36230W07	0.050	2	0.250	1	1040	5	2	07/20/21 13:05	96846 *
					equip					
8 BA36233	BA36233W07	0.050	2	0.250	1	1040	5	2	07/20/21 13:05	96846 *
					equip					

Solvent and Lot#	
1+1 HCL (5mLs)	60282
PH Strips	HC148594
Dichloromethane (DCM)	60338
Filter Paper	400181
Sodium Sulfate	2020120870
SILICA GEL (*)	*

Extraction COC Transfer	
Extraction lab employee Initials	YL
GC analyst's initials	CW
Date	
Time	
Refrigerator	Hobart

Technician's Initials	
Scanned By	YL
Sample Preparation	YL
Extraction	YL
Concentration	DS, YL
Modified	7/21/2021 10:58:34 AM

Reviewed By:

Date

# Diesel / Motor Oil Calibration Curve

Prepared: 8/23/2021

Expires: 8/23/2022

Prepared By (Initials): KA

Methylene  
Chloride  
Lot No. 60338

Initial Standard Information							Final Standard Information			
Name of Initial Standard (QAU Label)	Supplier	Conc. (ug/mL)	APPL Mix Name	Reference to APPL Prep Date and Lot #'s	Exp. Date	Exp. Date (Manufacturer)	Aliquot From Stock	Final Volume	Solvent	Final Standard Conc. (ug/mL)
Diesel / Motor Oil - 2	APPL	10	Diesel / Motor Oil - 1	Perp'd: 08/23/21 A0164485- 52662, A0165510- 52666, CL16893- 52844	8/23/2022	10/31/2027 12/31/2027 5/31/2026	100uL	200uL	MC	5
Diesel / Motor Oil - 3		50	Diesel / Motor Oil - 2				200uL	1mL	MC	10
Diesel / Motor Oil Calibration STD	Restek	2,000	Diesel / Motor Oil - 3				25uL	1mL	MC	50
			Diesel / Motor Oil - 4				125uL	1mL	MC	250
			Diesel / Motor Oil - 5				500uL	1mL	MC	1000
			Diesel / Motor Oil - 6				750uL	1mL	MC	1500
			Diesel / Motor Oil - 7				100uL	100uL	N/A	2,000

**Diesel / Motor Oil Second Source**

**Prepared: 7/21/2020**

**Expires: 7/21/2021**

**Prepared By (Initials): SS**

**Methylene  
Chloride  
Lot No. 58059**

Initial Standard Information							Final Standard Information			
Name of Initial Standard (QAU Label)	Supplier	Supplier Part No.	Conc. (ug/mL)	Lot Number - QA Number	Exp. Date (1 yr.)	Exp. Date (Manufacturer)	Aliquot From Stock	Final Volume	Solvent	Final Standard Conc. (ug/mL)
Diesel Fuel #2 Second Source	Phenova	AL0-101287	50,000	CL13327-40550	7/21/2021	2/28/2022	50uL	10mL	MC	250
Motor Oil Second Source	Absolute	51094	50,000	010918-39581	7/21/2021	1/9/2023	50uL			

**Diesel Motor Oil CCV**

Prepared By (Ir KA)

**Prep Date** 8/24/2021  
**Exp Date** 8/24/2022

Methylene Chloride  
 Lot No. 60338

Initial Standard Information						Final Standard Information			
Name of Initial Standard (QAU Label)	Supplier	APPL Mix name	Conc.(ug/mL)	Reference to APPL Prep Date and Lot #'s	Exp Date	Aliquot from Stock	Final Volume	Solvent	Final Standard Conc (ug/mL)
Diesel-Motor Oil Standard	Restek	Diesel Motor Oil CCV	2000	Perp'd: 09/05/20 A0156490-156569-51860, A0155668-160024-51534, CL15440-500953	8/24/2022	1250 uL	10mL	MC	250

Diesel Motor Oil Mix										
Prepared: 6/28/2021					Prepared By (Initials): MB					
Expires: 6/28/2022										
Initial Standard Information							Final Standard Information			
Name of Initial Standard (QAU Label)	Supplier	Supplier Part No.	Conc. (ug/mL)	Lot Number - QA Number	Exp. Date (1 yr.)	Exp. Date (Manufacturer)	Aliquot From Stock	Final Volume	Solvent	Final Standard Conc. (ug/mL)
Diesel Fuel #2	Restek	31258	50,000	A0164485-52482,52484,52483,52480	6/28/2022	2/28/2027	4.00 mL	8.0 mL	NA	25,000
Motor Oil Composite	Restek	31464	50,000	A0166510-52485,52486,52487,52484	6/28/2022	9/30/2027	4.00 mL			25,000

Name of Final Standard **THC Surrogate**      Prep'd By (Initials) **MA**

Prep Date **7/16/2021**

Exp Date **7/16/2022**

Initial Standard Information						Final Standard Information				
Name of Initial Standard (QAU Label)	Supplier	Supplier Part No.	Conc.(mg /L)	Lot # with QA # (or reference to APPL prep date)	EXP DATE (1Yr)	Exp Date (Manufacturer)	Aliquot from Stock	Final Volume	Solvent + Lot# (or APPL Prep Date)	Final Standard Conc (range)
O-terphenyl/ Octacosane Mix	Phhenova	LO-13016	600 mg/L	CL15902-50968	7/1/2022	10/31/2025	NA	NA	NA	600 mg/L

## Injection Log

Directory: G:\APOLLO\DATA\210823\

Line	Vial	FileName	Multiplier	SampleName	Misc Info	Injected
1	3	823003.D	1	DMO Curve 1	water	8-23-21 18:21:55
2	4	823004.D	1	DMO Curve 2	water	8-23-21 18:50:30
3	5	823005.D	1	DMO Curve 3	water	8-23-21 19:18:55
4	6	823006.D	1	DMO Curve 4	water	8-23-21 19:47:24
5	7	823007.D	1	DMO Curve 5	water	8-23-21 20:15:46
6	8	823008.D	1	DMO Curve 6	water	8-23-21 20:44:20
7	9	823009.D	1	DMO Curve 7	water	8-23-21 21:12:52
8	10	823010.D	1	DMO Second Source	water	8-23-21 21:41:26
9	31	824031.D	1	Diesel Motor Oil CCV 8/24/21	water	8-25-21 5:19:13
10	32	824032.D	5	210720A BLK 5/1000	water	8-25-21 5:47:43
11	33	824033.D	5	210720A LCS-1 5/1000	water	8-25-21 6:16:14
12	34	824034.D	5	210720A LCSD-1 5/1000	water	8-25-21 6:44:42
13	36	824036.D	4.85437	BA36224W07 5/1030	water	8-25-21 7:41:39
14	37	824037.D	5	BA36227W08 5/1000	water	8-25-21 8:10:10
15	38	824038.D	4.80769	BA36230W07 5/1040	water	8-25-21 8:38:45
16	39	824039.D	4.80769	BA36233W07 5/1040	water	8-25-21 9:07:25
17	48	824048.D	1	Diesel Motor Oil CCV 8/24/21	water	8-25-21 13:24:22

**ORGANICS**  
**Calibration Data**

TPH Extractables  
DOC0831

Form 6  
Initial Calibration

Lab Name: APPL, Inc. \_\_\_\_\_

SDG No: \_\_\_\_\_

Case No: \_\_\_\_\_

Initial Cal. Date: 8/30/2021 \_\_\_\_\_

Matrix: Water \_\_\_\_\_

Instrument: Apollo \_\_\_\_\_

Initials: KA \_\_\_\_\_

830004.D    830005.D    830006.D    830007.D    830008.D    830009.D    830010.D

	Compound	1	2	3	4	5	6	7				Avg	%RSD	Type	r <sup>2</sup>	Q
1	HATM Diesel (C10-C24)	1996096	2096504	2044980	1954573	1978127	1986289	2080607				2019597	2.7	HATM		
2	HBTML Motor Oil (C24-C40)	4145119	2435540	1673061	1536974	1493779	1466134	1500171				2035825	49	HBTM	1.000	
3	SA Ortho-Terphenyl(S)	2853226	2657484	2628989	2539846	2469795	2419311	2566361				2590716	5.5	SA		
4	SA Octacosane(S)	2110335	1874119	1915976	1916647	1876549	1864260	1926753				1926377	4.4	SA		
5																
6																
7																
8																
9																
10																
11																
12																
13																
14																
15																
16																
17																
18																
19																
20																
21																
22																
23																
24																
25																
26																
27																
28																
29																
30																
31																
32																
33																
34																
35																

1.751305



Data File : G:\APOLLO\DATA\210830\830004.D Vial: 4  
 Acq On : 8-30-21 14:23:31 Operator: KA  
 Sample : DMO STD Curve 1 Inst : Apollo  
 Misc : water Multiplr: 1.00  
 IntFile : events.e  
 Quant Time: Sep 8 12:55 2021 Quant Results File: DOC0830.RES

Method : G:\APOLLO\DATA\210830\DOC0830.M (Chemstation Integrator)  
 Title : 8015 B&C  
 Last Update : Tue Aug 31 09:20:02 2021  
 Response via : Multiple Level Calibration

Volume Inj. : 2UL  
 Signal Phase : DB-5  
 Signal Info : FID02A

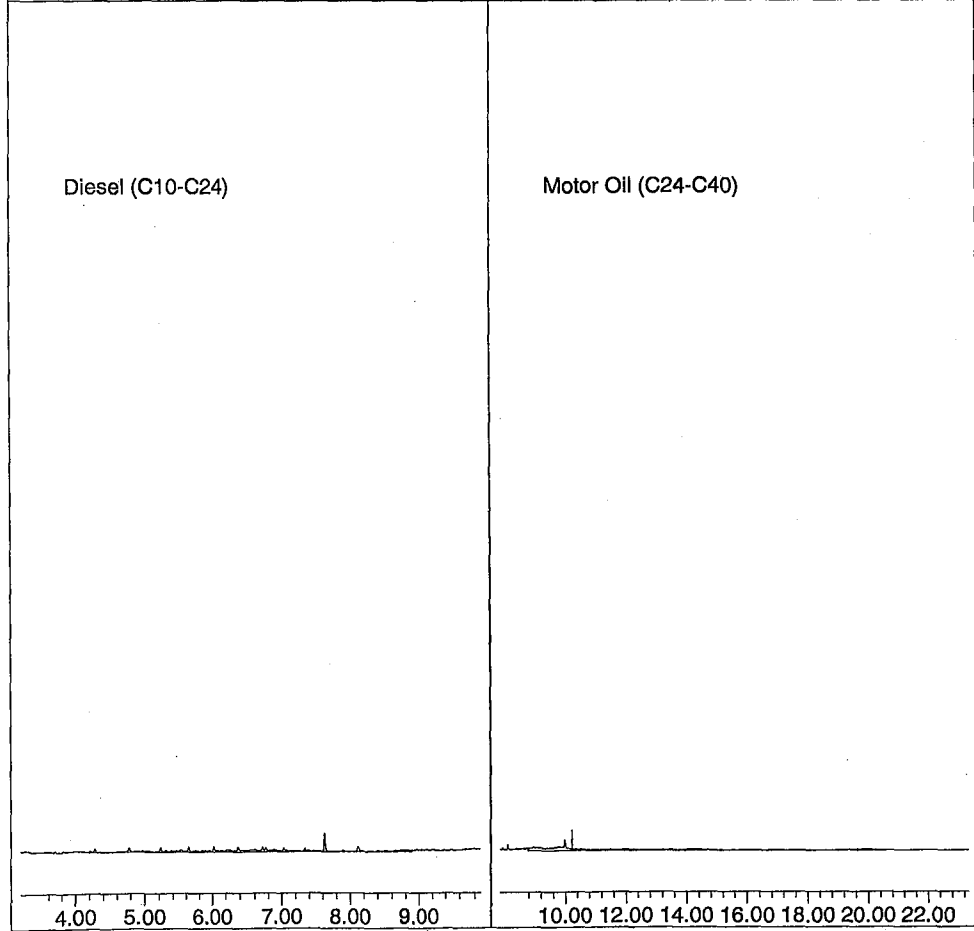
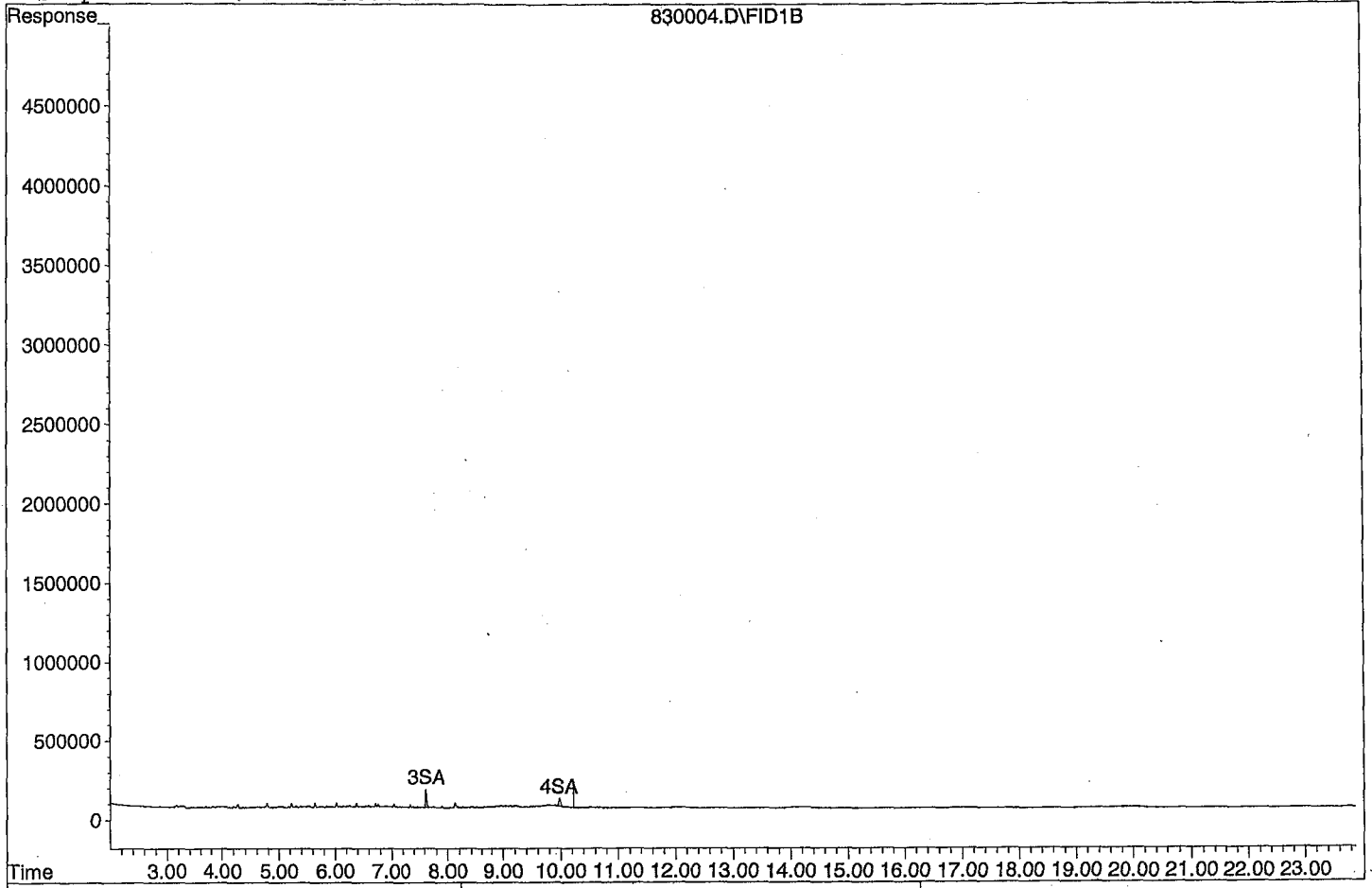
Compound	R.T.	Response	Conc Units
System Monitoring Compounds			
3) SA Ortho-Terphenyl(S)	7.63	1426613	0.275 ppb
Surrogate Spike 30.000		Recovery =	0.92%
4) SA Octacosane(S)	9.98	1055167	0.274 ppb
Surrogate Spike 30.000		Recovery =	0.91%
Target Compounds			
1) HATM Diesel (C10-C24)	6.54	19960961	4.942 ppb
2) HBTM Motor Oil (C24-C40)	15.55	41451191	5.936 ppb

Target Compounds

Quantitation Report

Data File: G:\APOLLO\DATA\210830\830004.D

Sample : DMO STD Curve 1



Data File : G:\APOLLO\DATA\210830\830005.D Vial: 5  
 Acq On : 8-30-21 14:52:00 Operator: KA  
 Sample : DMO STD Curve 2 Inst : Apollo  
 Misc : water Multiplr: 1.00  
 IntFile : events.e  
 Quant Time: Sep 8 12:55 2021 Quant Results File: DOC0830.RES

Method : G:\APOLLO\DATA\210830\DOC0830.M (Chemstation Integrator)  
 Title : 8015 B&C  
 Last Update : Tue Aug 31 09:20:02 2021  
 Response via : Multiple Level Calibration



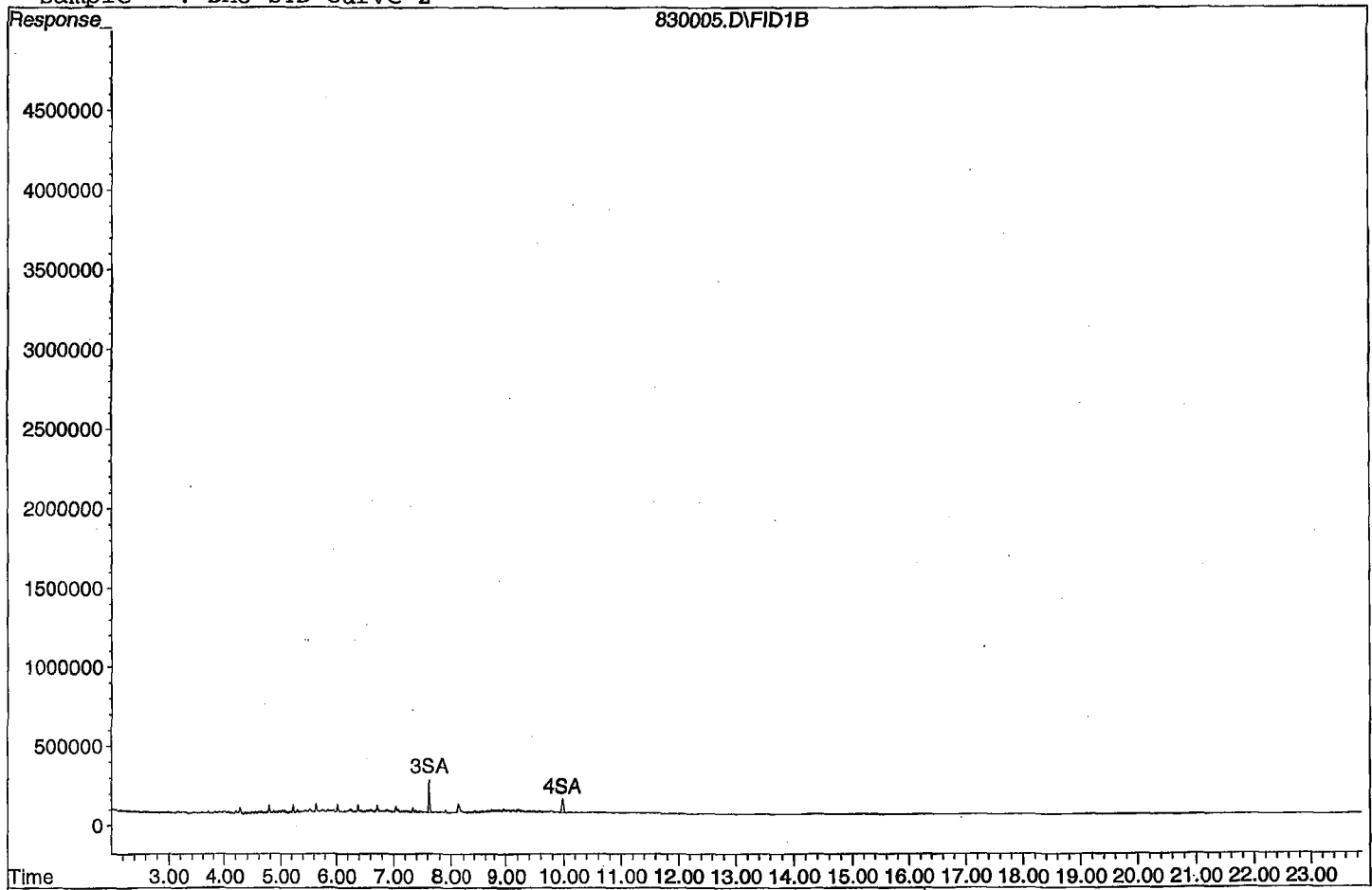
Volume Inj. : 2UL  
 Signal Phase : DB-5  
 Signal Info : FID02A

Compound	R.T.	Response	Conc Units
System Monitoring Compounds			
3) SA Ortho-Terphenyl(S)	7.63	2657484	0.513 ppb
Surrogate Spike 30.000		Recovery =	1.71%
4) SA Octacosane(S)	9.98	1874119	0.486 ppb
Surrogate Spike 30.000		Recovery =	1.62%
Target Compounds			
1) HATM Diesel (C10-C24)	6.54	41930088	10.381 ppb
2) HBTM Motor Oil (C24-C40)	15.55	48710805	8.390 ppb

Target Compounds

Quantitation Report

Data File: G:\APOLLO\DATA\210830\830005.D  
Sample : DMO STD Curve 2



Data File : G:\APOLLO\DATA\210830\830006.D Vial: 6  
 Acq On : 8-30-21 15:20:31 Operator: KA  
 Sample : DMO STD Curve 3 Inst : Apollo  
 Misc : water Multiplr: 1.00  
 IntFile : events.e  
 Quant Time: Sep 8 12:55 2021 Quant Results File: DOC0830.RES

Method : G:\APOLLO\DATA\210830\DOC0830.M (Chemstation Integrator)  
 Title : 8015 B&C  
 Last Update : Tue Aug 31 09:20:02 2021  
 Response via : Multiple Level Calibration

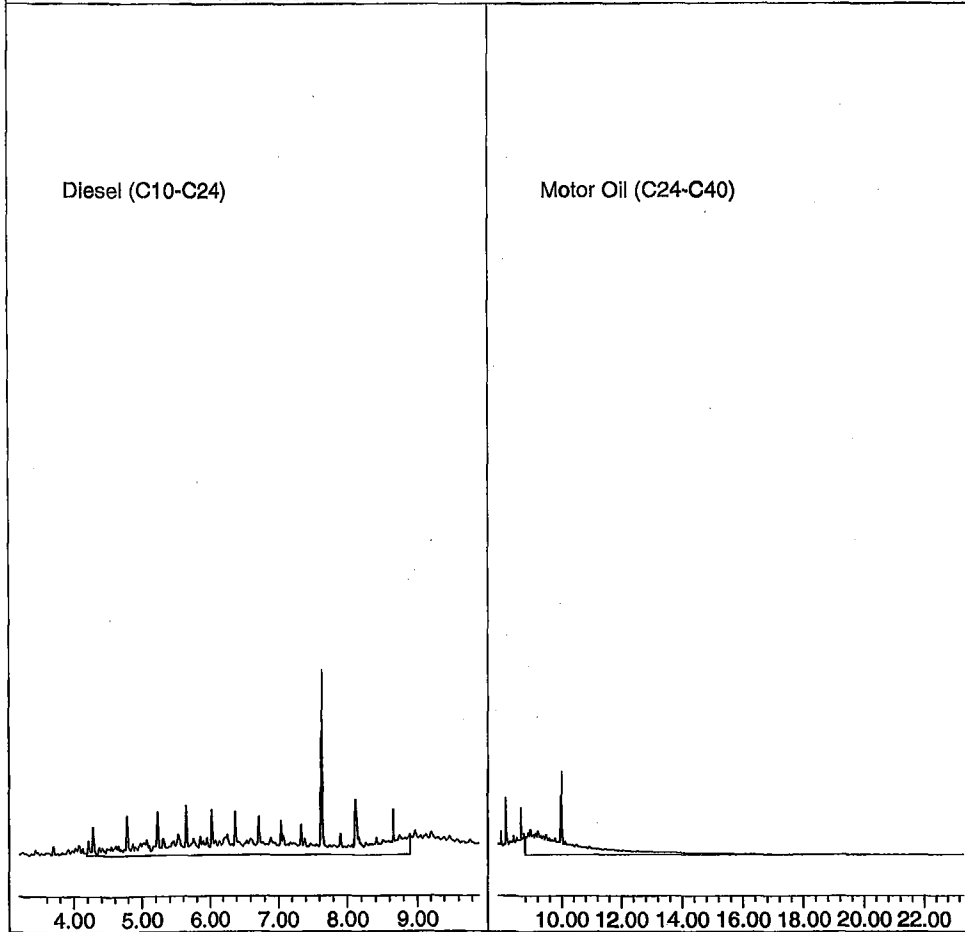
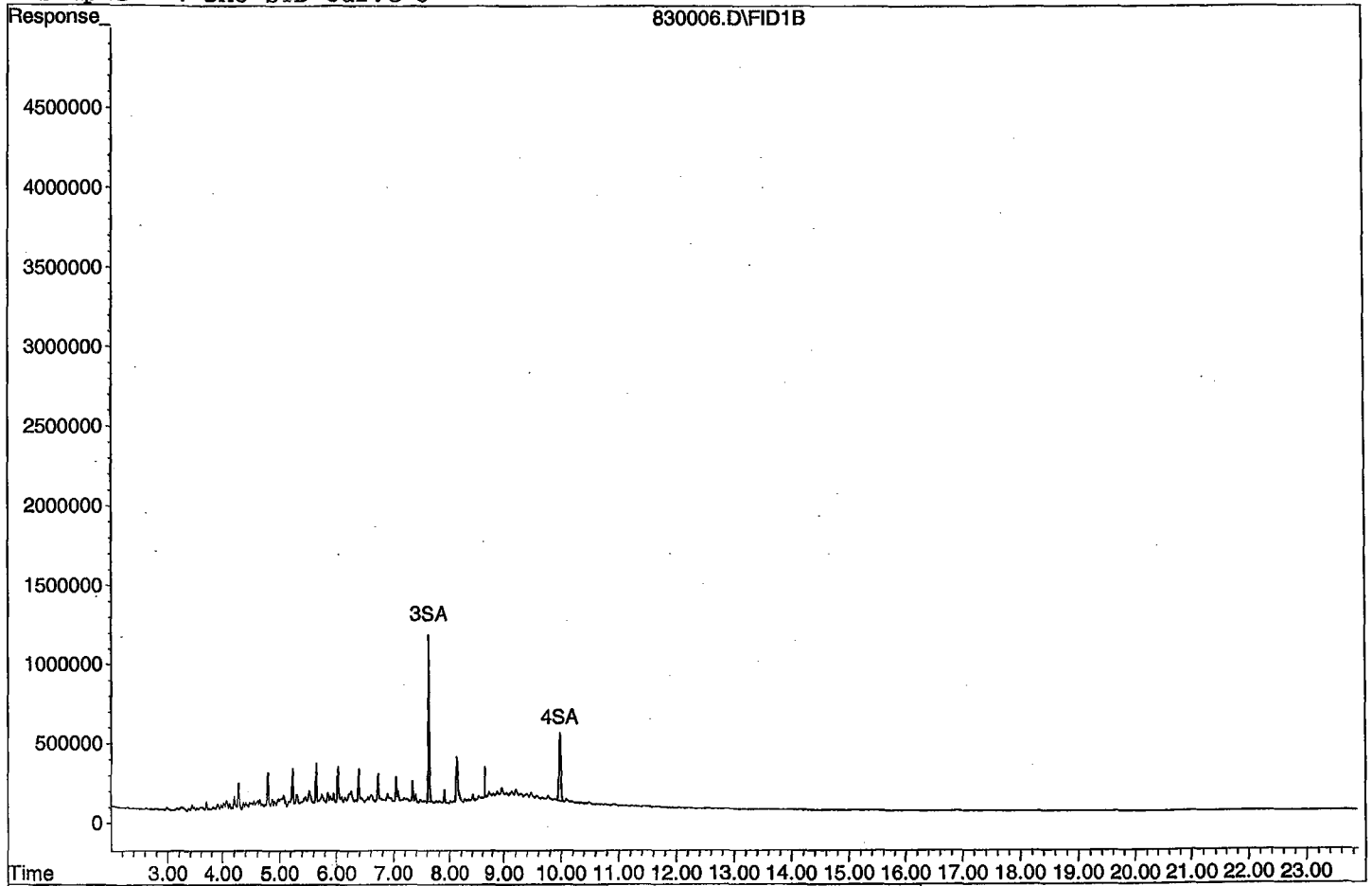
Volume Inj. : 2UL  
 Signal Phase : DB-5  
 Signal Info : FID02A

Compound	R.T.	Response	Conc Units
-----			
System Monitoring Compounds			
3) SA Ortho-Terphenyl(S)	7.63	13144947	2.537 ppb
Surrogate Spike 30.000		Recovery =	8.46%
4) SA Octacosane(S)	9.98	9579881	2.487 ppb
Surrogate Spike 30.000		Recovery =	8.29%
Target Compounds			
1) HATM Diesel (C10-C24)	6.54	204498046	50.628 ppb
2) HBTM Motor Oil (C24-C40)	15.55	167306131	48.476 ppb

Target Compounds

Quantitation Report

Data File: G:\APOLLO\DATA\210830\830006.D  
Sample : DMO STD Curve 3



Data File : G:\APOLLO\DATA\210830\830007.D Vial: 7  
 Acq On : 8-30-21 15:48:59 Operator: KA  
 Sample : DMO STD Curve 4 Inst : Apollo  
 Misc : water Multiplr: 1.00  
 IntFile : events.e  
 Quant Time: Sep 8 12:55 2021 Quant Results File: DOC0830.RES

Method : G:\APOLLO\DATA\210830\DOC0830.M (Chemstation Integrator)  
 Title : 8015 B&C  
 Last Update : Tue Aug 31 09:20:02 2021  
 Response via : Multiple Level Calibration

Volume Inj. : 2UL  
 Signal Phase : DB-5  
 Signal Info : FID02A

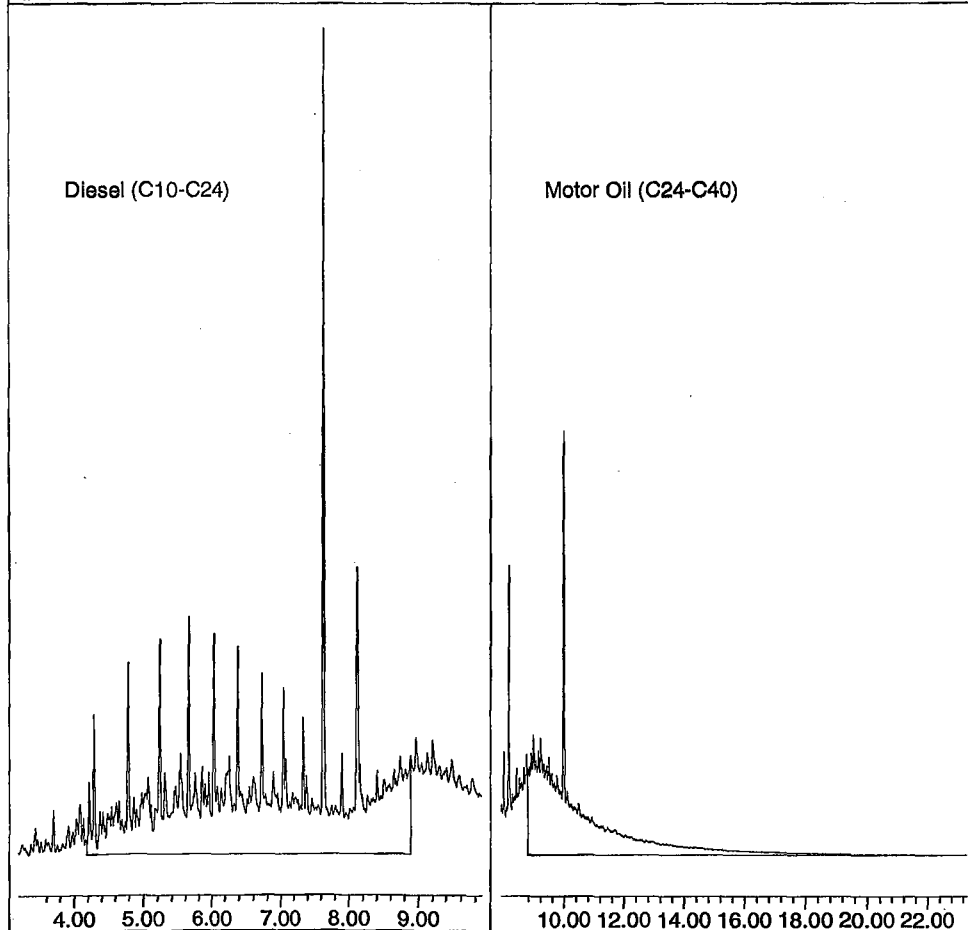
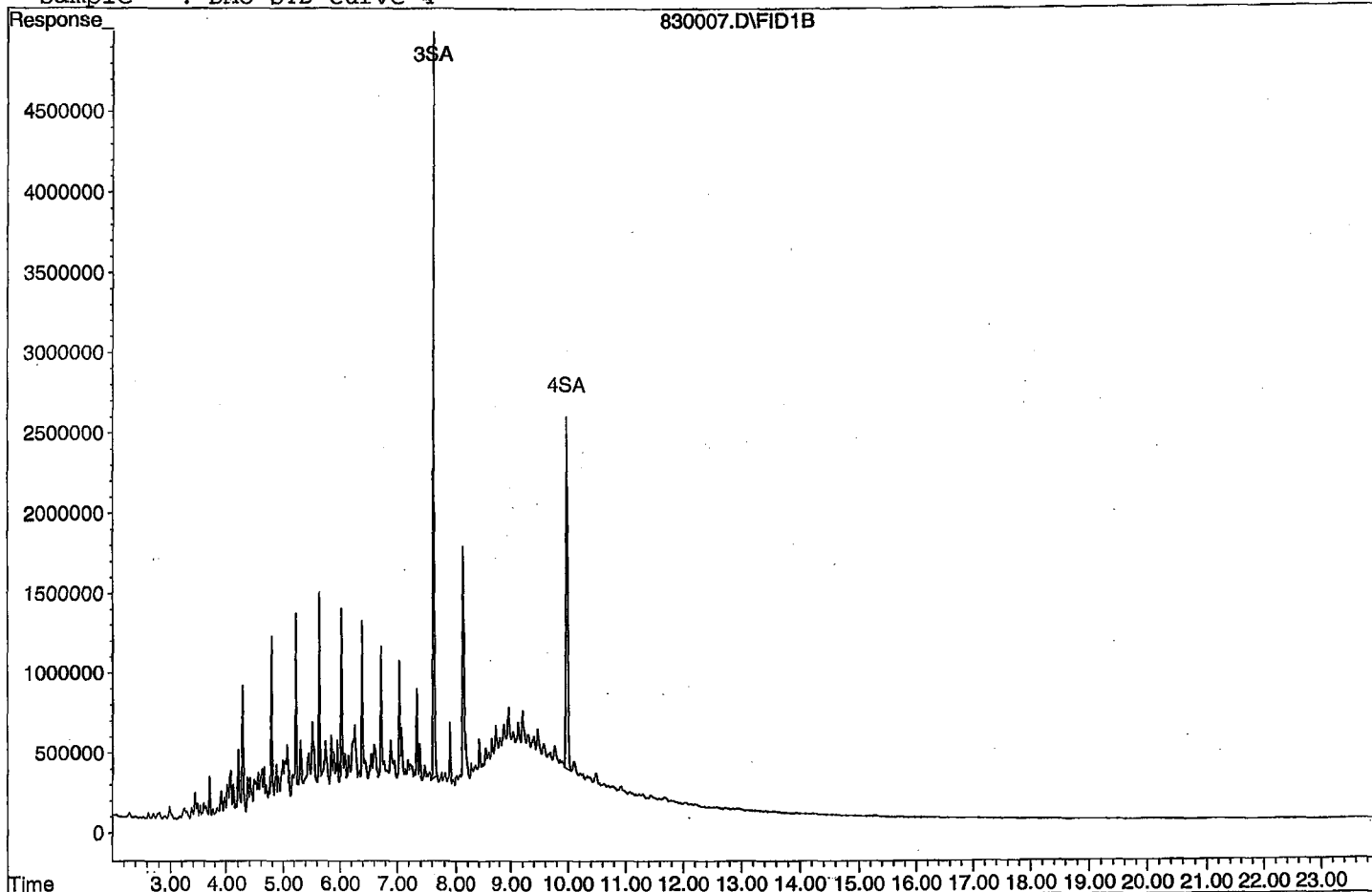
Compound	R.T.	Response	Conc Units
System Monitoring Compounds			
3) SA Ortho-Terphenyl(S)	7.63	63496153	12.255 ppb
Surrogate Spike 30.000		Recovery =	40.85%
4) SA Octacosane(S)	9.98	47916187	12.437 ppb
Surrogate Spike 30.000		Recovery =	41.46%
Target Compounds			
1) HATM Diesel (C10-C24)	6.54	977286267	241.951 ppb
2) HBTM Motor Oil (C24-C40)	15.55	768486801	251.677 ppb

Target Compounds

Quantitation Report

Data File: G:\APOLLO\DATA\210830\830007.D

Sample : DMO STD Curve 4





Data File : G:\APOLLO\DATA\210830\830008.D Vial: 8  
 Acq On : 8-30-21 16:17:29 Operator: KA  
 Sample : DMO STD Curve 5 Inst : Apollo  
 Misc : water Multiplr: 1.00  
 IntFile : events.e  
 Quant Time: Sep 8 12:55 2021 Quant Results File: DOC0830.RES

Method : G:\APOLLO\DATA\210830\DOC0830.M (Chemstation Integrator)  
 Title : 8015 B&C  
 Last Update : Tue Aug 31 09:20:02 2021  
 Response via : Multiple Level Calibration

Volume Inj. : 2UL  
 Signal Phase : DB-5  
 Signal Info : FID02A

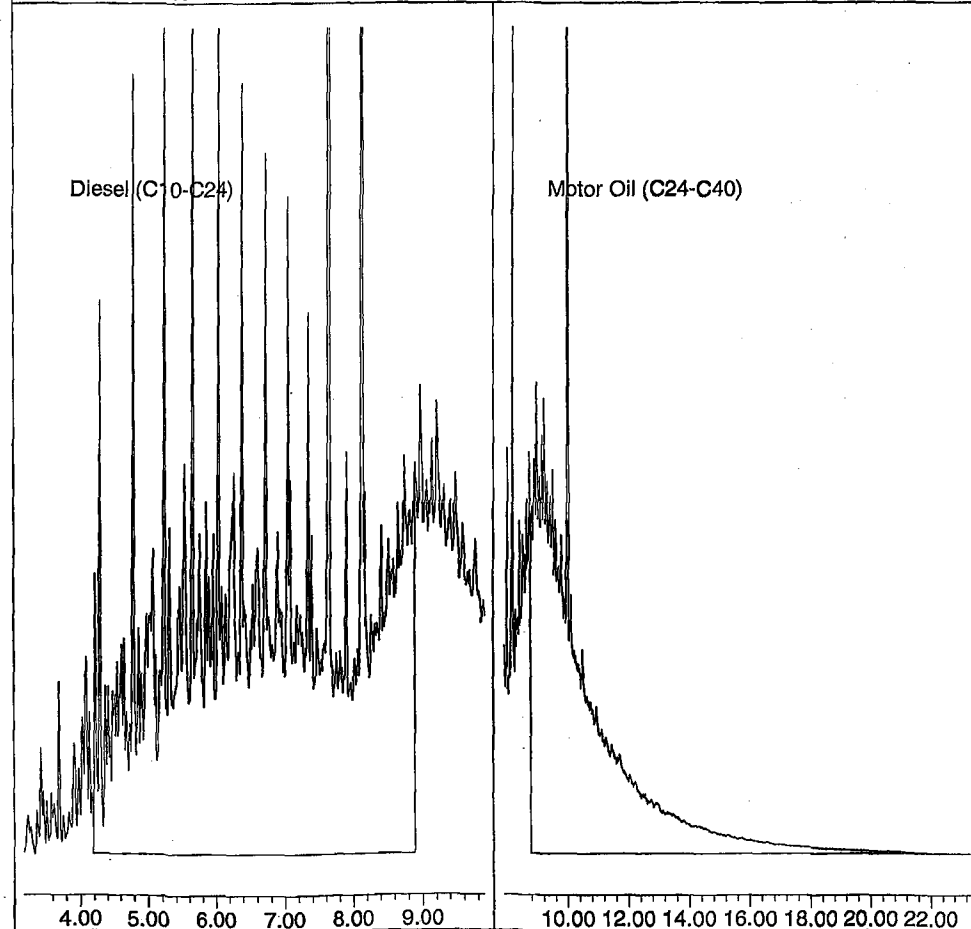
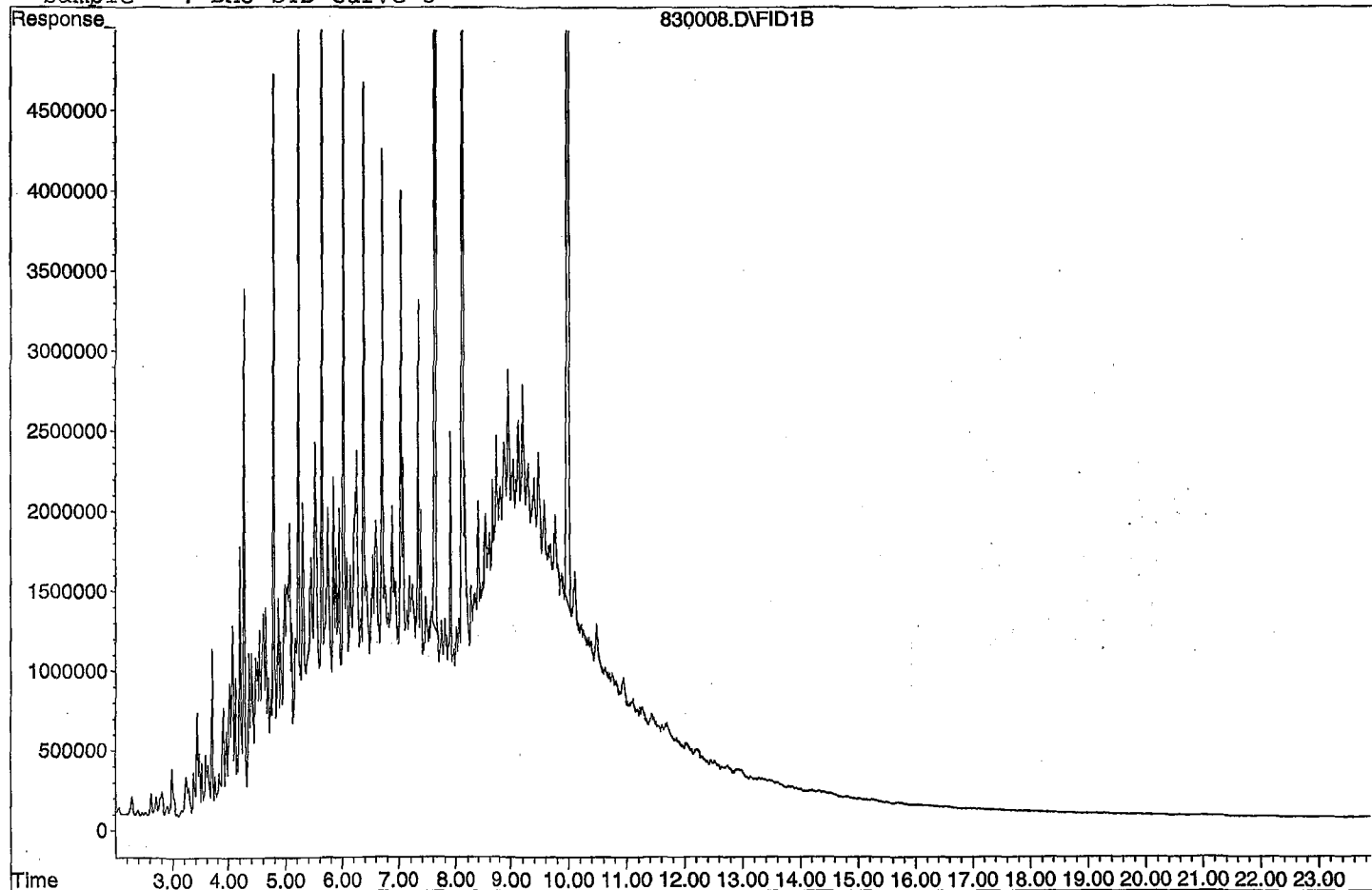
Compound	R.T.	Response	Conc Units
System Monitoring Compounds			
3) SA Ortho-Terphenyl(S)	7.63	246979512	47.666 ppb
Surrogate Spike 30.000		Recovery =	158.89%
4) SA Octacosane(S)	9.99	187654879	48.707 ppb
Surrogate Spike 30.000		Recovery =	162.36%
Target Compounds			
1) HATM Diesel (C10-C24)	6.54	3956253906	979.466 ppb
2) HBTM Motor Oil (C24-C40)	15.55	2987558435	1001.733 ppb

Target Compounds

Quantitation Report

Data File: G:\APOLLO\DATA\210830\830008.D

Sample : DMO STD Curve 5



Data File : G:\APOLLO\DATA\210830\830009.D Vial: 9  
 Acq On : 8-30-21 16:45:57 Operator: KA  
 Sample : DMO STD Curve 6 Inst : Apollo  
 Misc : water Multiplr: 1.00  
 IntFile : events.e  
 Quant Time: Sep 8 12:55 2021 Quant Results File: DOC0830.RES

Method : G:\APOLLO\DATA\210830\DOC0830.M (Chemstation Integrator)  
 Title : 8015 B&C  
 Last Update : Tue Aug 31 09:20:02 2021  
 Response via : Multiple Level Calibration

Volume Inj. : 2UL  
 Signal Phase : DB-5  
 Signal Info : FID02A

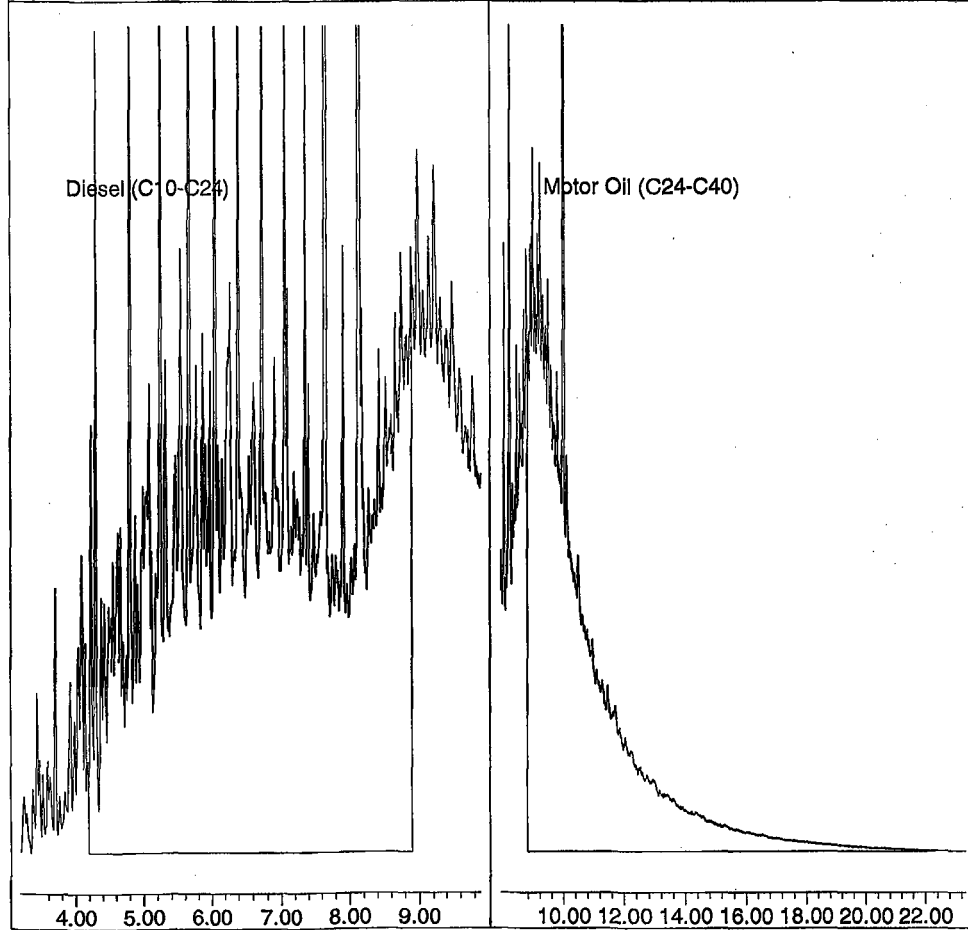
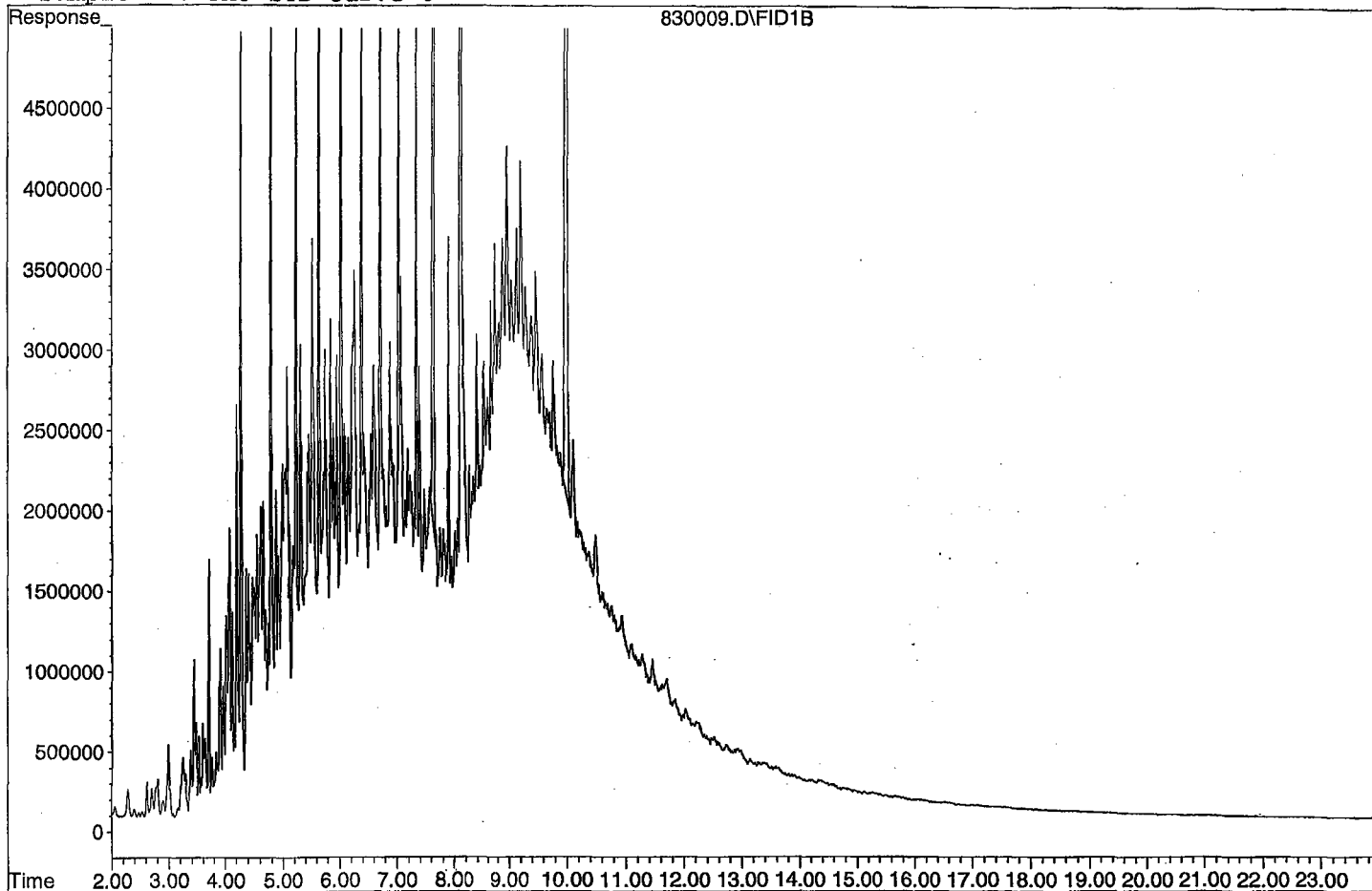
Compound	R.T.	Response	Conc Units
System Monitoring Compounds			
3) SA Ortho-Terphenyl(S)	7.63	362896579	70.038 ppb
Surrogate Spike 30.000		Recovery =	233.46%
4) SA Octacosane(S)	10.00	279638971	72.582 ppb
Surrogate Spike 30.000		Recovery =	241.94%
Target Compounds			
1) HATM Diesel (C10-C24)	6.54	5958866170	1475.261 ppb
2) HBTM Motor Oil (C24-C40)	15.55	4398400914	1478.604 ppb

Target Compounds

Quantitation Report

Data File: G:\APOLLO\DATA\210830\830009.D

Sample : DMO STD Curve 6



Data File : G:\APOLLO\DATA\210830\830010.D Vial: 10  
 Acq On : 8-30-21 17:14:26 Operator: KA  
 Sample : DMO STD Curve 7 Inst : Apollo  
 Misc : water Multiplr: 1.00  
 IntFile : events.e  
 Quant Time: Sep 8 12:55 2021 Quant Results File: DOC0830.RES

Method : G:\APOLLO\DATA\210830\DOC0830.M (Chemstation Integrator)  
 Title : 8015 B&C  
 Last Update : Tue Aug 31 09:20:02 2021  
 Response via : Multiple Level Calibration

Volume Inj. : 2UL  
 Signal Phase : DB-5  
 Signal Info : FID02A

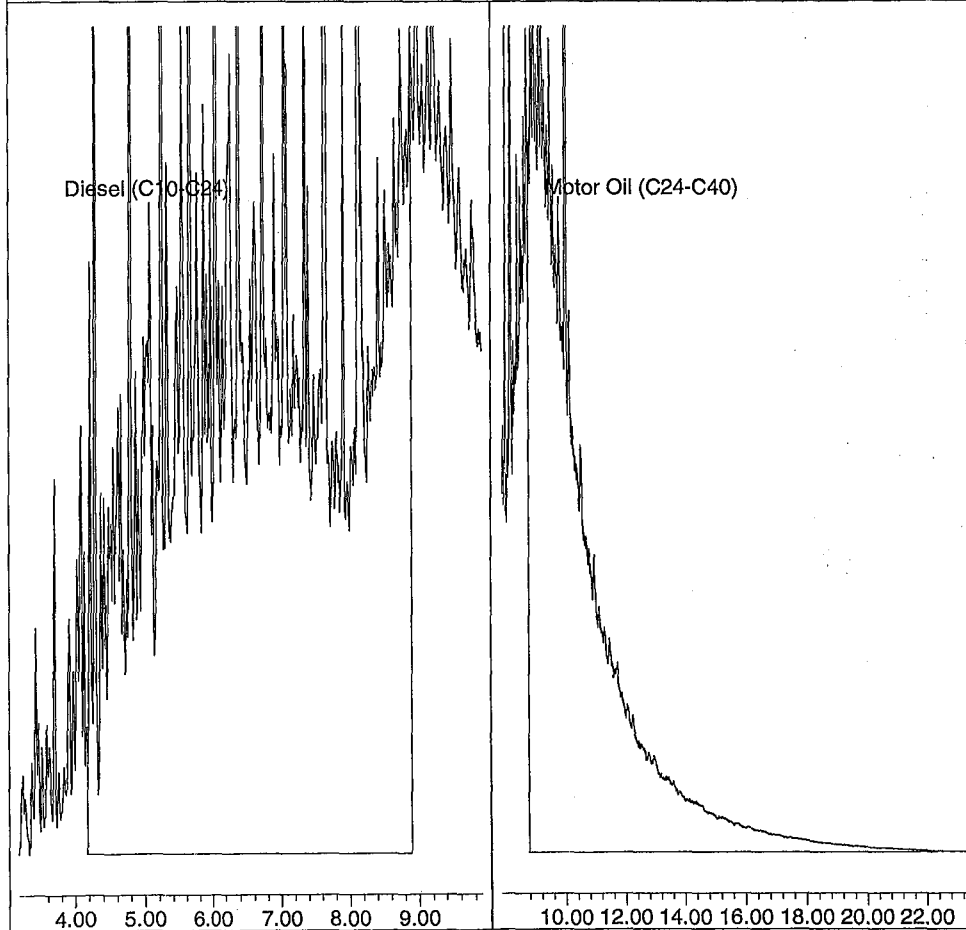
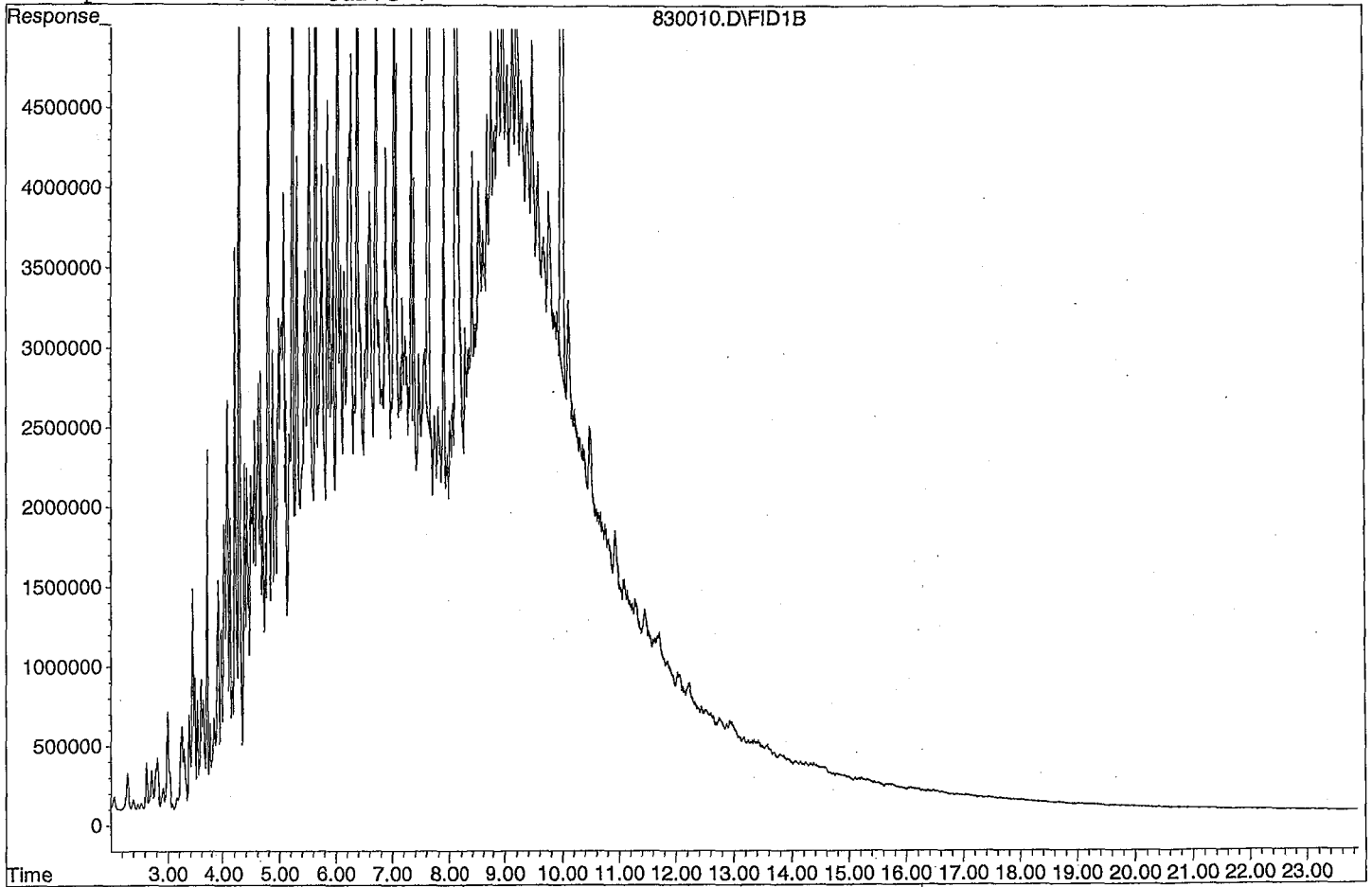
Compound	R.T.	Response	Conc Units
System Monitoring Compounds			
3) SA Ortho-Terphenyl(S)	7.64	513272150	99.060 ppb
Surrogate Spike 30.000		Recovery =	330.20%
4) SA Octacosane(S)	10.00	385350648	100.020 ppb
Surrogate Spike 30.000		Recovery =	333.40%
Target Compounds			
1) HATM Diesel (C10-C24)	6.54	8322428096	2060.418 ppb
2) HBTM Motor Oil (C24-C40)	15.55	6000685216	2020.183 ppb

Target Compounds

Quantitation Report

Data File: G:\APOLLO\DATA\210830\830010.D

Sample : DMO STD Curve 7



TPH Extractables  
DOC0831

Form 7

Second Source Calibration

Lab Name: APPL, Inc.  
Case No: \_\_\_\_\_  
Matrix: Water

SDG No: \_\_\_\_\_  
Date Analyzed: 8/30/2021  
Instrument: Apollo  
Initial Cal. Date: 8/30/2021  
Data File: 830011.D

	Compound	MEAN	CCRF	%D	%Drift
1	HATM Diesel (C10-C24)	2019600	2221630	10	HATM
2	HBTM Motor Oil (C24-C40)	2035830	1633780	20	HBTML 7.2
3					
4					
5					
6					
7					
8					
9					
10					
11					
12					
13					
14					
15					
16					
17					
18					
19					
20					
21					
22					
23					
24					
25					
26					
27					
28					
29					
30					
31					
32					
33					
34					
35					
36					
37					
38					
39					
40	Average			15.0	

Data File : G:\APOLLO\DATA\210830\830011.D Vial: 11  
 Acq On : 8-30-21 17:43:02 Operator: KA  
 Sample : DMO Second Source Inst : Apollo  
 Misc : water Multiplr: 1.00  
 IntFile : events.e  
 Quant Time: Sep 8 12:55 2021 Quant Results File: DOC0830.RES

Method : G:\APOLLO\DATA\210830\DOC0830.M (Chemstation Integrator)  
 Title : 8015 B&C  
 Last Update : Tue Aug 31 09:20:02 2021  
 Response via : Multiple Level Calibration

Volume Inj. : 2UL  
 Signal Phase : DB-5  
 Signal Info : FID02A

Compound	R.T.	Response	Conc Units
System Monitoring Compounds			
3) SA Ortho-Terphenyl(S)	7.62	4475122	0.864 ppb
Surrogate Spike 30.000		Recovery =	2.88%
4) SA Octacosane(S)	9.98	-56148	N.D. ppb
Surrogate Spike 30.000		Recovery =	0.00%
Target Compounds			
1) HATM Diesel (C10-C24)	6.54	1110816428	275.009 ppb
2) HBTM Motor Oil (C24-C40)	15.55	816892430	268.039 ppb


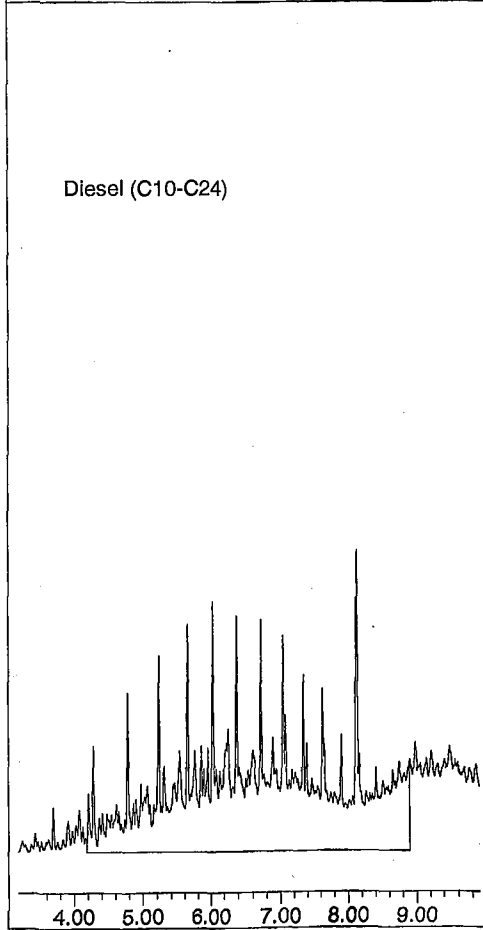
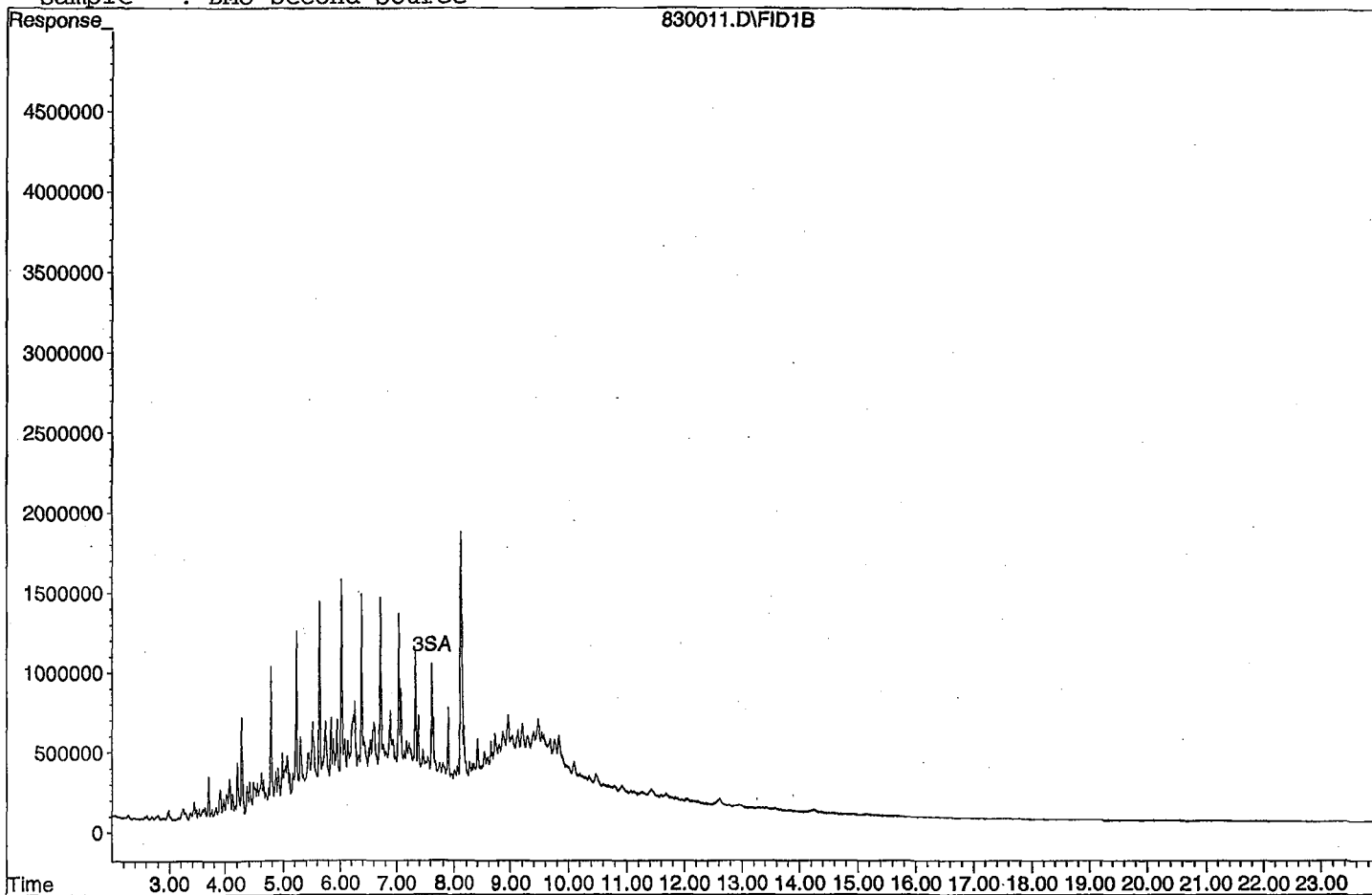
Target Compounds



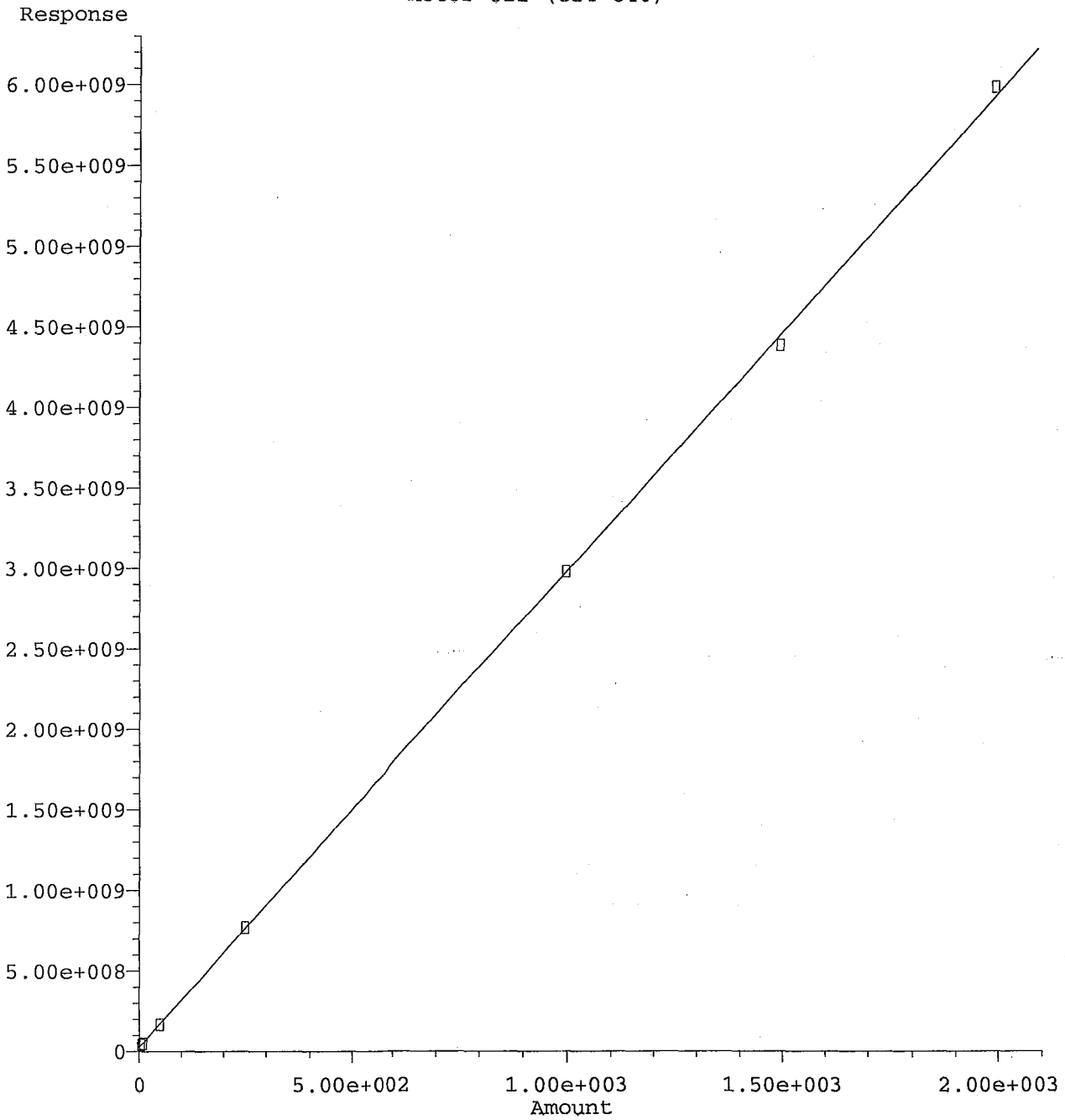
Quantitation Report

Data File: G:\APOLLO\DATA\210830\830011.D

Sample : DMO Second Source



Motor Oil (C24-C40)



Response =  $2.96e+006 * Amt + 2.39e+007$   
Coef of Det ( $r^2$ ) = 1.000 Curve Fit: wlr(1/a)

Method Name: G:\APOLLO\DATA\210830\DOC0830.M  
Calibration Table Last Updated: Tue Aug 31 09:20:02 2021

TPH Extractables  
DEC0712

Form 6  
Initial Calibration

Lab Name: APPL, Inc. \_\_\_\_\_

SDG No: \_\_\_\_\_

Case No: \_\_\_\_\_

Initial Cal. Date: 9/11/2021 \_\_\_\_\_

Matrix: Water \_\_\_\_\_

Instrument: Apollo \_\_\_\_\_

Initials: \_\_\_\_\_

911002.D    911003.D    911004.D    911005.D    911006.D    911007.D

		Compound	1	2	3	4	5	6					Avg	%RSD	Type	r <sup>2</sup>	Q
1	SC	Decanoic Acid(S)		1084261	1313446	1384667	1522107	1509937					1362884	13	SC		
2																	
3																	
4																	
5																	
6																	
7																	
8																	
9																	
10																	
11																	
12																	
13																	
14																	
15																	
16																	
17																	
18																	
19																	
20																	
21																	
22																	
23																	
24																	
25																	
26																	
27																	
28																	
29																	
30																	
31																	
32																	
33																	
34																	
35																	

0.374319

Data File : G:\APOLLO\DATA\210911\911003.D Vial: 3  
 Acq On : 9-11-21 10:51:11 Operator: KA  
 Sample : Decanoic Acid STD 2 Inst : Apollo  
 Misc : water Multiplr: 1.00  
 IntFile : events.e  
 Quant Time: Sep 13 9:30 2021 Quant Results File: DEC0911.RES

Method : G:\APOLLO\DATA\210808\DEC0911.M (Chemstation Integrator)  
 Title : 8015 B&C  
 Last Update : Mon Sep 13 09:30:16 2021  
 Response via : Multiple Level Calibration

Volume Inj. : 2UL  
 Signal Phase : DB-5  
 Signal Info : FID02A

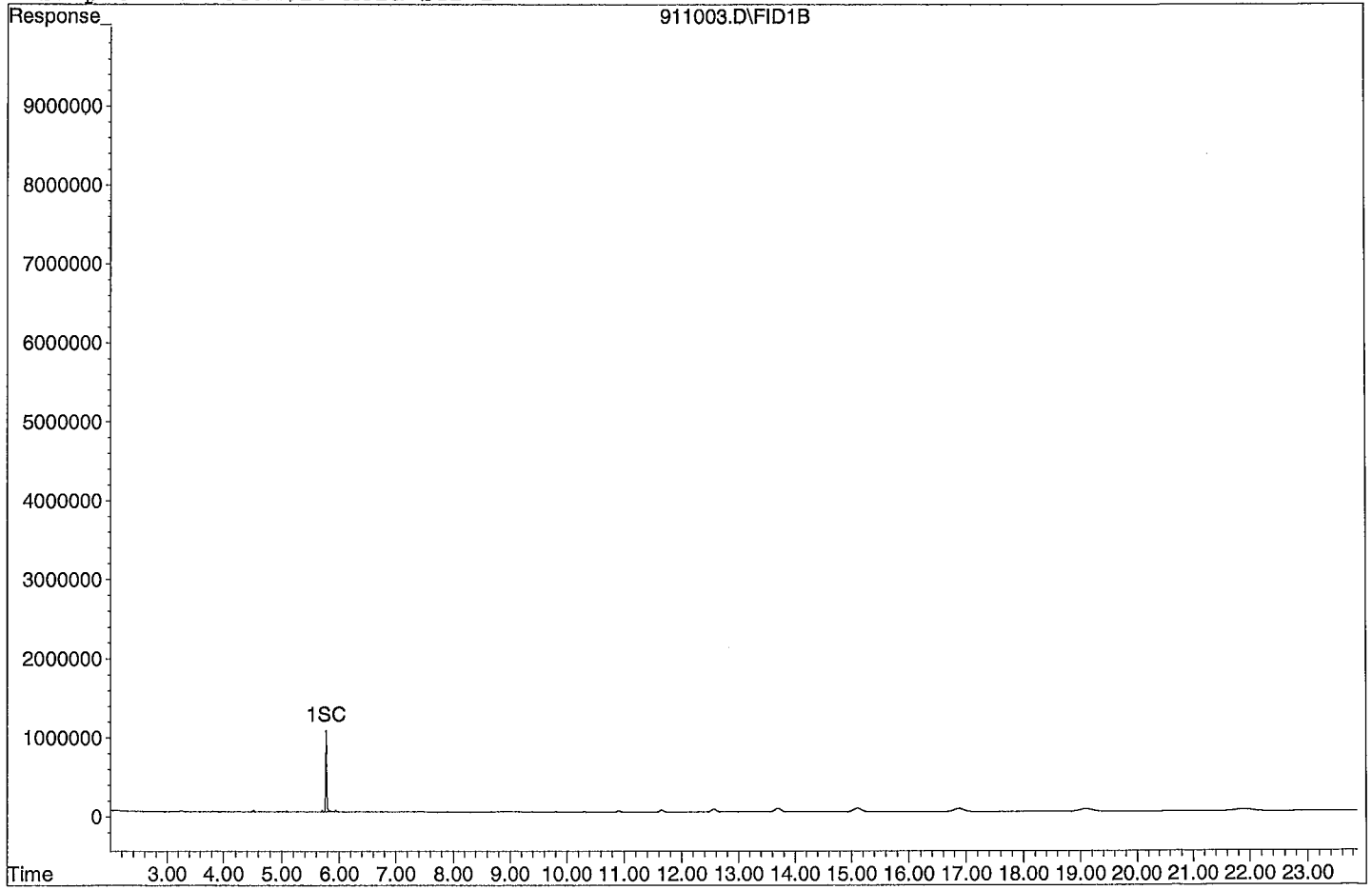
Compound	R.T.	Response	Conc Units
-----			
System Monitoring Compounds			
1) SC Decanoic Acid(S)	5.77	13011132	5.070 ppb
Surrogate Spike 24.000		Recovery =	21.13%

Target Compounds

Target Compounds

Quantitation Report

Data File: G:\APOLLO\DATA\210911\911003.D  
Sample : Decanoic Acid STD 2



Data File : G:\APOLLO\DATA\210911\911004.D Vial: 4  
 Acq On : 9-11-21 11:19:39 Operator: KA  
 Sample : Decanoic Acid STD 3 Inst : Apollo  
 Misc : water Multiplr: 1.00  
 IntFile : events.e  
 Quant Time: Sep 13 9:30 2021 Quant Results File: DEC0911.RES

Method : G:\APOLLO\DATA\210808\DEC0911.M (Chemstation Integrator)  
 Title : 8015 B&C  
 Last Update : Sat Sep 18 12:03:07 2021  
 Response via : Multiple Level Calibration

Volume Inj. : 2UL  
 Signal Phase : DB-5  
 Signal Info : FID02A

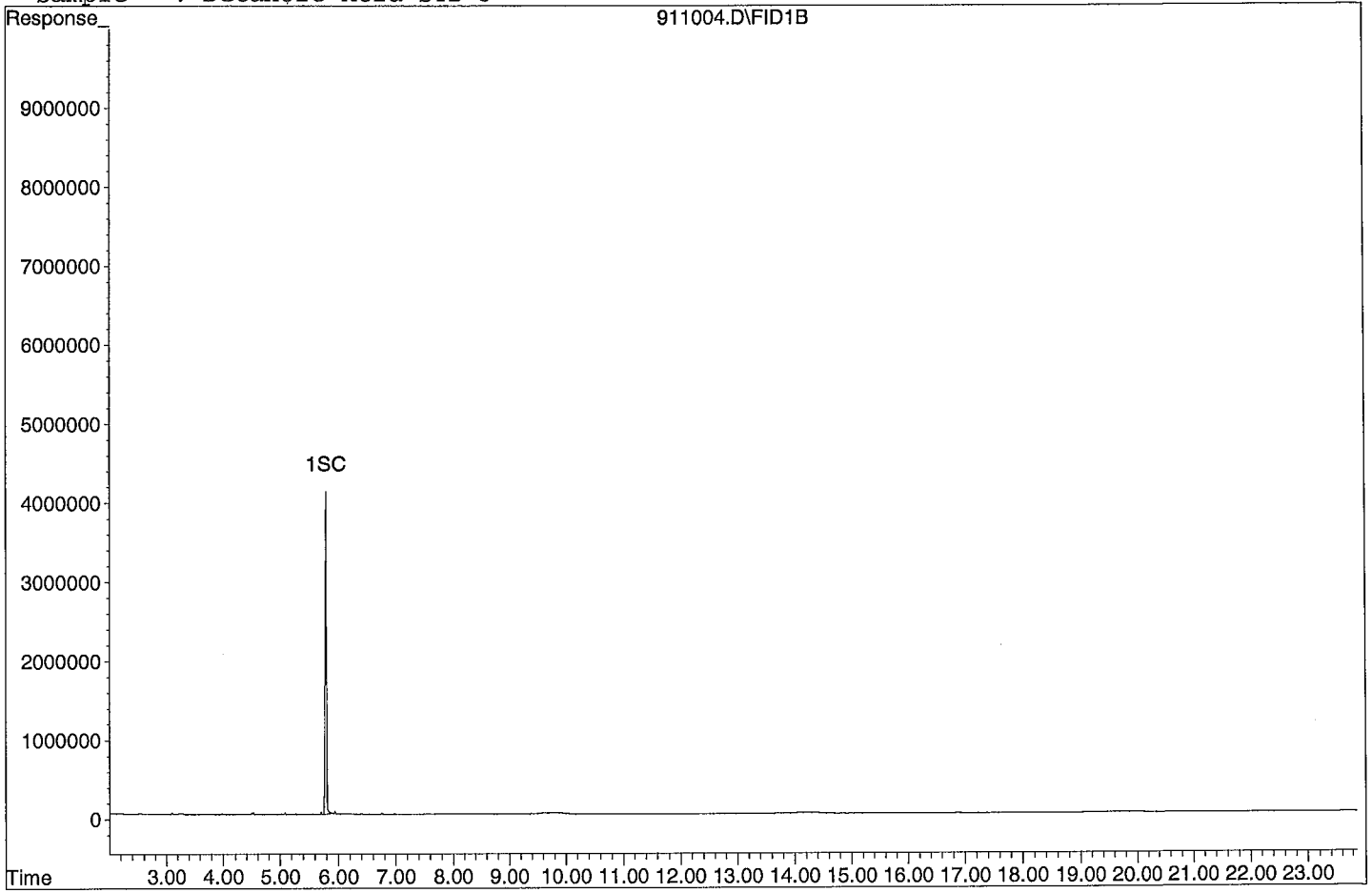
Compound	R.T.	Response	Conc Units
-----			
System Monitoring Compounds			
1) SC Decanoic Acid(S)	5.79	63045408	24.568 ppb
Surrogate Spike 24.000		Recovery =	102.37%

Target Compounds

Target Compounds

Quantitation Report

Data File: G:\APOLLO\DATA\210911\911004.D  
Sample : Decanoic Acid STD 3



Data File : G:\APOLLO\DATA\210911\911005.D Vial: 5  
 Acq On : 9-11-21 11:48:04 Operator: KA  
 Sample : Decanoic Acid STD 4 Inst : Apollo  
 Misc : water Multiplr: 1.00  
 IntFile : events.e  
 Quant Time: Sep 13 9:30 2021 Quant Results File: DEC0911.RES

Method : G:\APOLLO\DATA\210808\DEC0911.M (Chemstation Integrator)  
 Title : 8015 B&C  
 Last Update : Sat Sep 18 12:03:07 2021  
 Response via : Multiple Level Calibration

Volume Inj. : 2UL  
 Signal Phase : DB-5  
 Signal Info : FID02A

Compound	R.T.	Response	Conc Units
System Monitoring Compounds			
1) SC Decanoic Acid(S)	5.80	99696015	38.851 ppb
Surrogate Spike 24.000		Recovery =	161.88%

Target Compounds

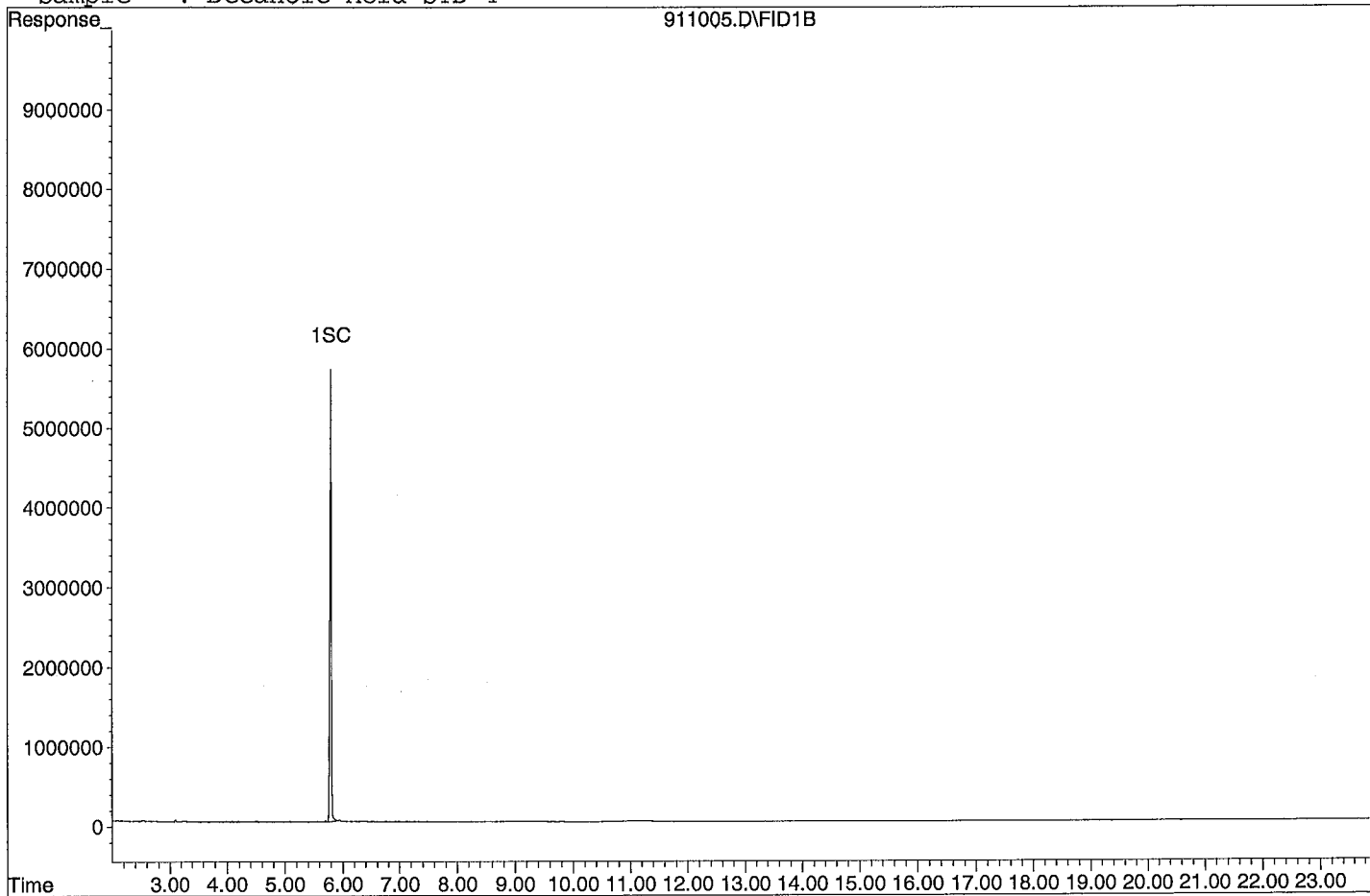
Target Compounds



Quantitation Report

Data File: G:\APOLLO\DATA\210911\911005.D

Sample : Decanoic Acid STD 4



Quantitation Report (Not Reviewed)

Data File : G:\APOLLO\DATA\210911\911007.D Vial: 7  
 Acq On : 9-11-21 12:45:02 Operator: KA  
 Sample : Decanoic Acid STD 6 Inst : Apollo  
 Misc : water Multiplr: 1.00  
 IntFile : events.e  
 Quant Time: Sep 13 9:31 2021 Quant Results File: DEC0911.RES

Method : G:\APOLLO\DATA\210808\DEC0911.M (Chemstation Integrator)  
 Title : 8015 B&C  
 Last Update : Sat Sep 18 12:03:07 2021  
 Response via : Multiple Level Calibration

Volume Inj. : 2UL  
 Signal Phase : DB-5  
 Signal Info : FID02A

Compound	R.T.	Response	Conc Units
-----			
System Monitoring Compounds			
1) SC Decanoic Acid(S)	5.81	181192435	70.609 ppb
Surrogate Spike 24.000		Recovery =	294.20%

Target Compounds

Target Compounds

TPH Extractables  
DOC0831

Form 7  
Continuing Calibration

Lab Name: APPL, Inc.  
Case No: \_\_\_\_\_  
Matrix: Water

SDG No: \_\_\_\_\_  
Date Analyzed: 9/11/2021  
Instrument: Apollo  
Initial Cal. Date: 8/30/2021  
Data File: 911008.D

	Compound	MEAN	CCRF	%D	%Drift
1	HATM Diesel (C10-C24)	2019600	2217540	9.8	HATM
2	HBTM Motor Oil (C24-C40)	2035830	1814610	11	HBTML 19
3	SA Ortho-Terphenyl(S)	2590720	2815570	8.7	SA
4	SA Octacosane(S)	1926380	2124380	10	SA
5					
6					
7					
8					
9					
10					
11					
12					
13					
14					
15					
16					
17					
18					
19					
20					
21					
22					
23					
24					
25					
26					
27					
28					
29					
30					
31					
32					
33					
34					
35					
36					
37					
38					
39					
40	Average			9.9	

Data File : G:\APOLLO\DATA\210911\911008.D Vial: 8  
 Acq On : 9-11-21 13:13:32 Operator: KA  
 Sample : Diesel Motor Oil CCV 9/3/21 Inst : Apollo  
 Misc : water Multiplr: 1.00  
 IntFile : events.e  
 Quant Time: Sep 13 9:34 2021 Quant Results File: DOC0830.RES

Method : G:\APOLLO\DATA\210830\DOC0830.M (Chemstation Integrator)  
 Title : 8015 B&C  
 Last Update : Wed Sep 08 17:28:40 2021  
 Response via : Multiple Level Calibration

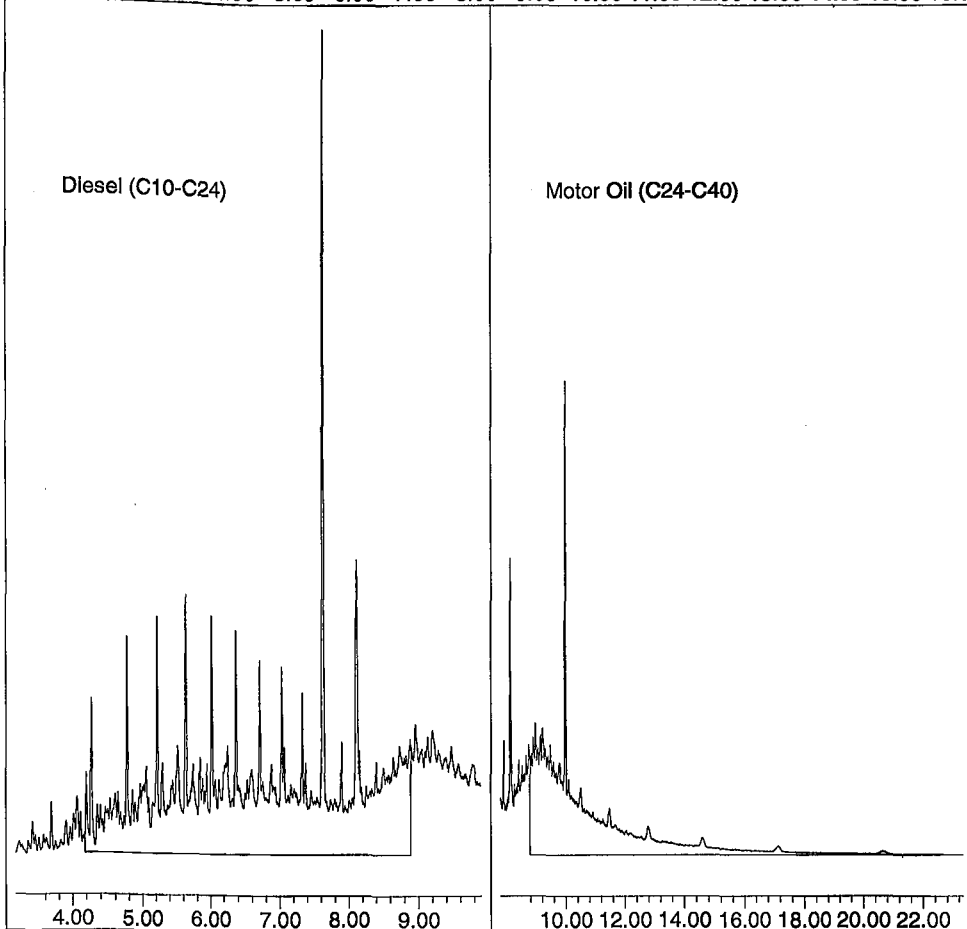
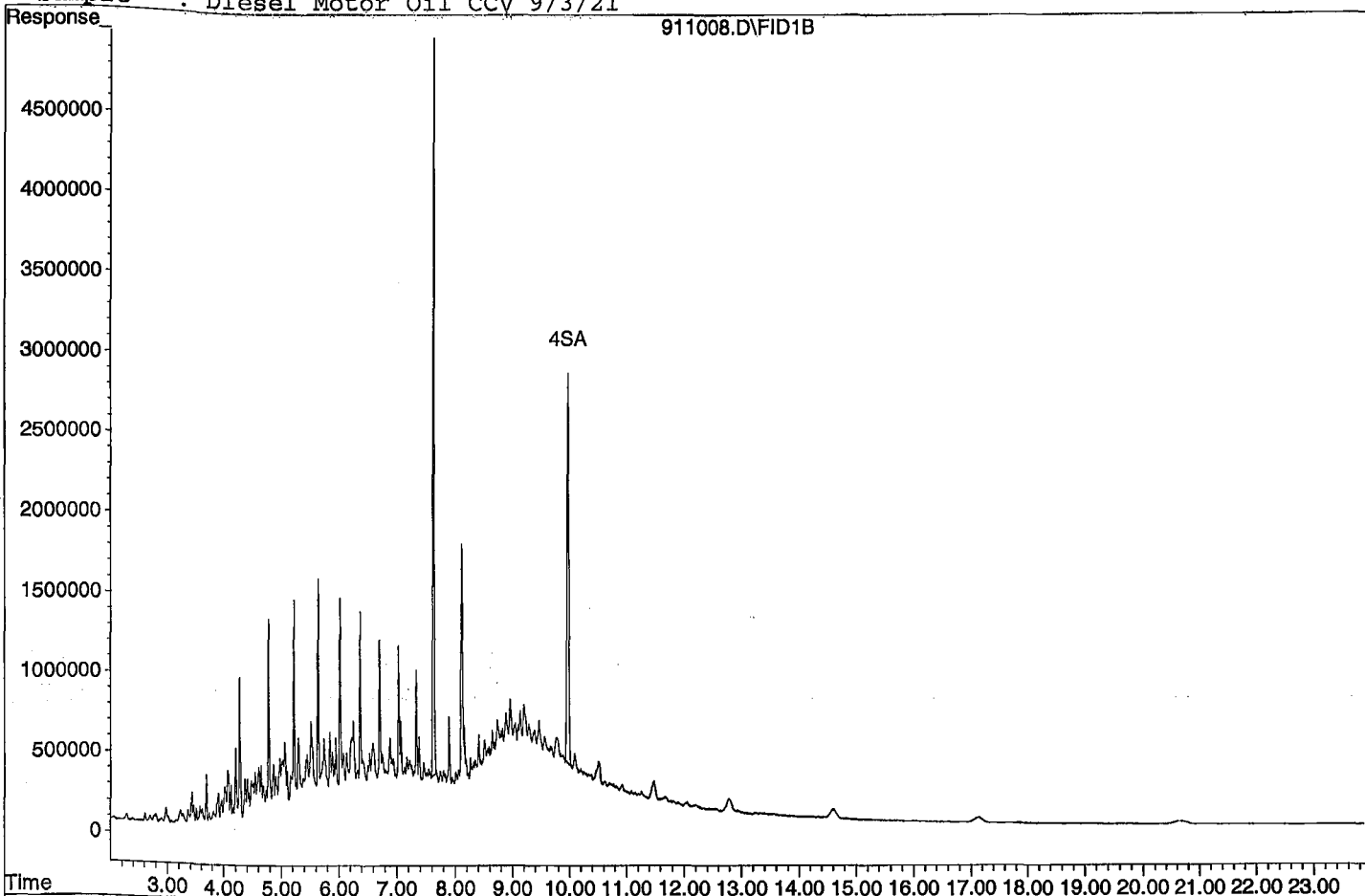
Volume Inj. : 2UL  
 Signal Phase : DB-5  
 Signal Info : FID02A

Compound	R.T.	Response	Conc Units
<b>System Monitoring Compounds</b>			
3) SA Ortho-Terphenyl(S)	7.62	70389317	13.585 ppb
Surrogate Spike 30.000		Recovery =	45.28%
4) SA Octacosane(S)	9.97	53109386	13.785 ppb
Surrogate Spike 30.000		Recovery =	45.95%
<b>Target Compounds</b>			
1) HATM Diesel (C10-C24)	6.54	1108770914	274.503 ppb
2) HBTM Motor Oil (C24-C40)	15.55	907303690	298.598 ppb
<b>Target Compounds</b>			

Quantitation Report

Data File: G:\APOLLO\DATA\210911\911008.D

Sample : Diesel Motor Oil CCV 9/3/21



TPH Extractables  
DEC0911

Form 7

Continuing Calibration

Lab Name: APPL, Inc.  
Case No: \_\_\_\_\_  
Matrix: Water

SDG No: \_\_\_\_\_  
Date Analyzed: 9/11/2021  
Instrument: Apollo  
Initial Cal. Date: 9/11/2021  
Data File: 911009.D

	Compound	MEAN	CCRF	%D	%Drift
1	SC Decanoic Acid(S)	1283070	1385800	8.0	SC
2					
3					
4					
5					
6					
7					
8					
9					
10					
11					
12					
13					
14					
15					
16					
17					
18					
19					
20					
21					
22					
23					
24					
25					
26					
27					
28					
29					
30					
31					
32					
33					
34					
35					
36					
37					
38					
39					
40	Average			8.0	

Quantitation Report (Not Reviewed)

Data File : G:\APOLLO\DATA\210911\911009.D Vial: 9  
 Acq On : 9-11-21 13:42:01 Operator: KA  
 Sample : Decanoic Acid CCV 8/20/21 Inst : Apollo  
 Misc : water Multiplr: 1.00  
 IntFile : events.e  
 Quant Time: Sep 13 9:32 2021 Quant Results File: DEC0911.RES

Method : G:\APOLLO\DATA\210911\DEC0911.M (Chemstation Integrator)  
 Title : 8015 B&C  
 Last Update : Mon Sep 13 09:30:16 2021  
 Response via : Multiple Level Calibration

Volume Inj. : 2UL  
 Signal Phase : DB-5  
 Signal Info : FID02A

Compound	R.T.	Response	Conc Units
System Monitoring Compounds			
1) SC Decanoic Acid(S)	5.80	99777791	38.882 ppb
Surrogate Spike 24.000		Recovery =	162.01%
Target Compounds			
Target Compounds			

TPH Extractables  
DOC0831

Form 7  
Continuing Calibration

Lab Name: APPL, Inc.  
Case No: \_\_\_\_\_  
Matrix: Water

SDG No: \_\_\_\_\_  
Date Analyzed: 9/11/2021  
Instrument: Apollo  
Initial Cal. Date: 8/30/2021  
Data File: 911017.D

		Compound	MEAN	CCRF	%D	%Drift	
1	HATM	Diesel (C10-C24)	2019600	2246290	11	HATM	
2	HBTM	Motor Oil (C24-C40)	2035830	1806970	11	HBTML	19
3	SA	Ortho-Terphenyl(S)	2590720	2837500	9.5	SA	
4	SA	Octacosane(S)	1926380	2174080	13	SA	
5							
6							
7							
8							
9							
10							
11							
12							
13							
14							
15							
16							
17							
18							
19							
20							
21							
22							
23							
24							
25							
26							
27							
28							
29							
30							
31							
32							
33							
34							
35							
36							
37							
38							
39							
40		Average			11.1		



Quantitation Report (Not Reviewed)

Data File : G:\APOLLO\DATA\210911\911017.D Vial: 17  
 Acq On : 9-11-21 17:30:27 Operator: KA  
 Sample : Diesel Motor Oil CCV 9/3/21 Inst : Apollo  
 Misc : water Multiplr: 1.00  
 IntFile : events.e  
 Quant Time: Sep 13 9:35 2021 Quant Results File: DOC0830.RES

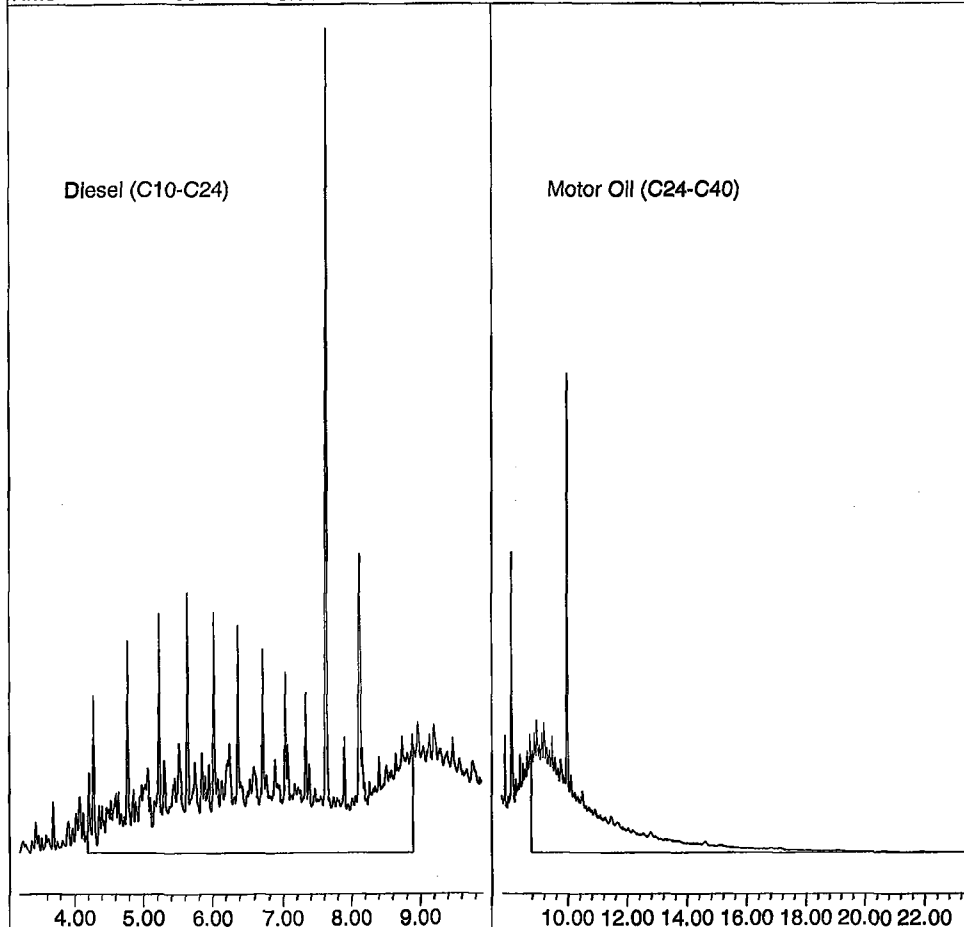
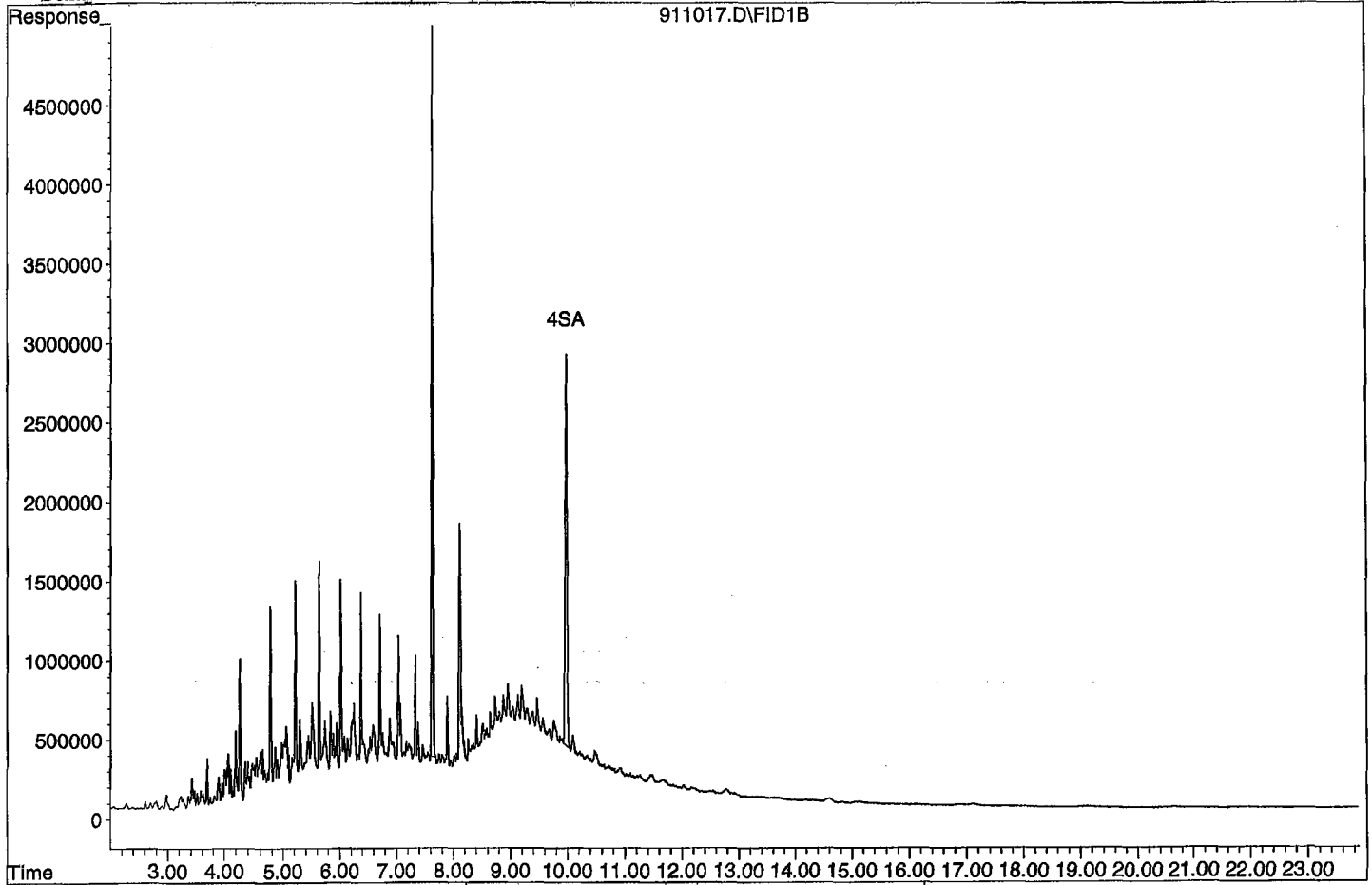
Method : G:\APOLLO\DATA\210830\DOC0830.M (Chemstation Integrator)  
 Title : 8015 B&C  
 Last Update : Wed Sep 08 17:28:40 2021  
 Response via : Multiple Level Calibration

Volume Inj. : 2UL  
 Signal Phase : DB-5  
 Signal Info : FID02A

Compound	R.T.	Response	Conc Units
System Monitoring Compounds			
3) SA Ortho-Terphenyl (S)	7.62	70937460	13.691 ppb
Surrogate Spike 30.000		Recovery =	45.64%
4) SA Octacosane (S)	9.97	54351899	14.107 ppb
Surrogate Spike 30.000		Recovery =	47.02%
Target Compounds			
1) HATM Diesel (C10-C24)	6.54	1123143274	278.061 ppb
2) HBTM Motor Oil (C24-C40)	15.55	903485635	297.308 ppb
Target Compounds			

Quantitation Report

Data File: G:\APOLLO\DATA\210911\911017.D  
Sample : Diesel Motor Oil CCV 9/3/21



TPH Extractables  
DEC0911

Form 7  
Continuing Calibration

Lab Name: APPL, Inc.  
Case No: \_\_\_\_\_  
Matrix: Water

SDG No: \_\_\_\_\_  
Date Analyzed: 9/11/2021  
Instrument: Apollo  
Initial Cal. Date: 9/11/2021  
Data File: 911018.D

		Compound	MEAN	CCRF	%D	%Drift
1	SC	Decanoic Acid(S)	1283070	1341690	4.6	SC
2						
3						
4						
5						
6						
7						
8						
9						
10						
11						
12						
13						
14						
15						
16						
17						
18						
19						
20						
21						
22						
23						
24						
25						
26						
27						
28						
29						
30						
31						
32						
33						
34						
35						
36						
37						
38						
39						
40						

Average

4.6

Quantitation Report (Not Reviewed)

Data File : G:\APOLLO\DATA\210911\911018.D Vial: 18  
 Acq On : 9-11-21 17:59:01 Operator: KA  
 Sample : Decanoic Acid CCV 8/20/21 Inst : Apollo  
 Misc : water Multiplr: 1.00  
 IntFile : events.e  
 Quant Time: Sep 13 9:43 2021 Quant Results File: DEC0911.RES

Method : G:\APOLLO\DATA\210911\DEC0911.M (Chemstation Integrator)  
 Title : 8015 B&C  
 Last Update : Mon Sep 13 09:30:16 2021  
 Response via : Multiple Level Calibration

Volume Inj. : 2UL  
 Signal Phase : DB-5  
 Signal Info : FID02A

Compound	R.T.	Response	Conc Units
----------	------	----------	------------

System Monitoring Compounds			
1) SC Decanoic Acid(S)	5.80	96602033	37.645 ppb
Surrogate Spike 24.000		Recovery =	156.85%

Target Compounds

Target Compounds

# **ORGANICS**

## **Raw Data**

Data File : G:\APOLLO\DATA\210911\911013.D Vial: 13  
 Acq On : 9-11-21 15:36:16 Operator: KA  
 Sample : BA36224W07 5/1030 SG Inst : Apollo  
 Misc : water Multiplr: 4.85  
 IntFile : events.e  
 Quant Time: Sep 13 9:55 2021 Quant Results File: DOC0830.RES

Method : G:\APOLLO\DATA\210830\DOC0830.M (Chemstation Integrator)  
 Title : 8015 B&C  
 Last Update : Wed Sep 08 17:28:40 2021  
 Response via : Multiple Level Calibration

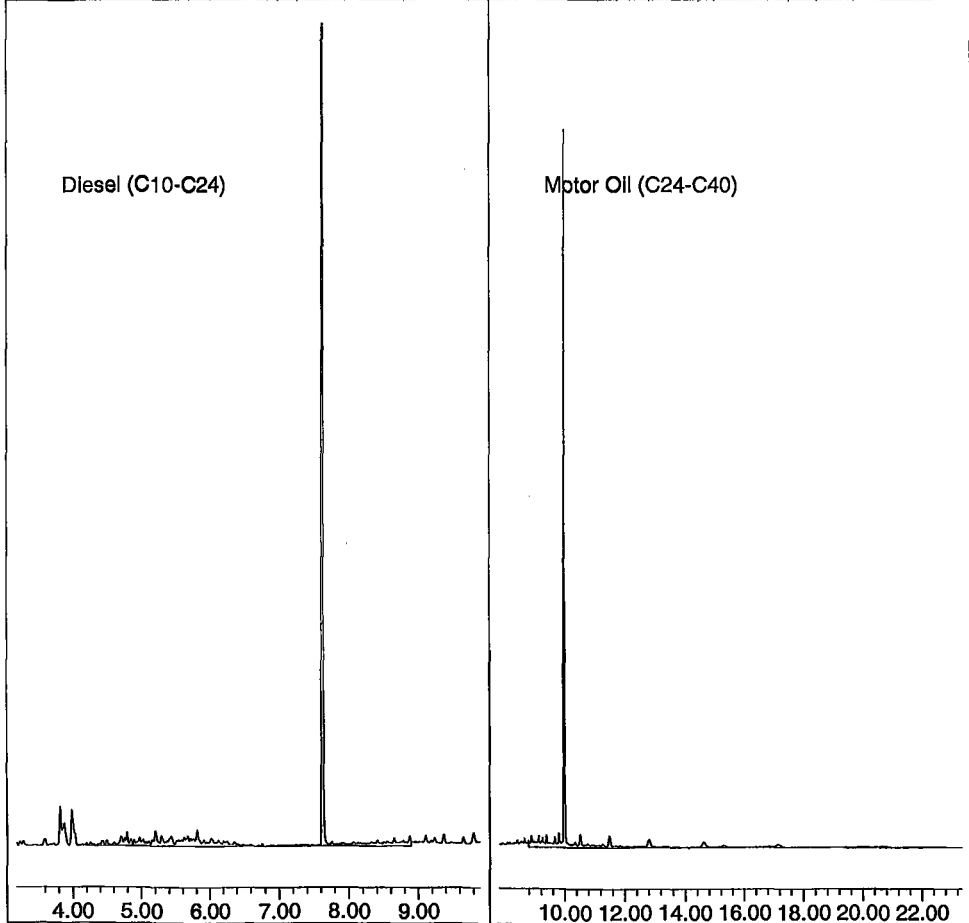
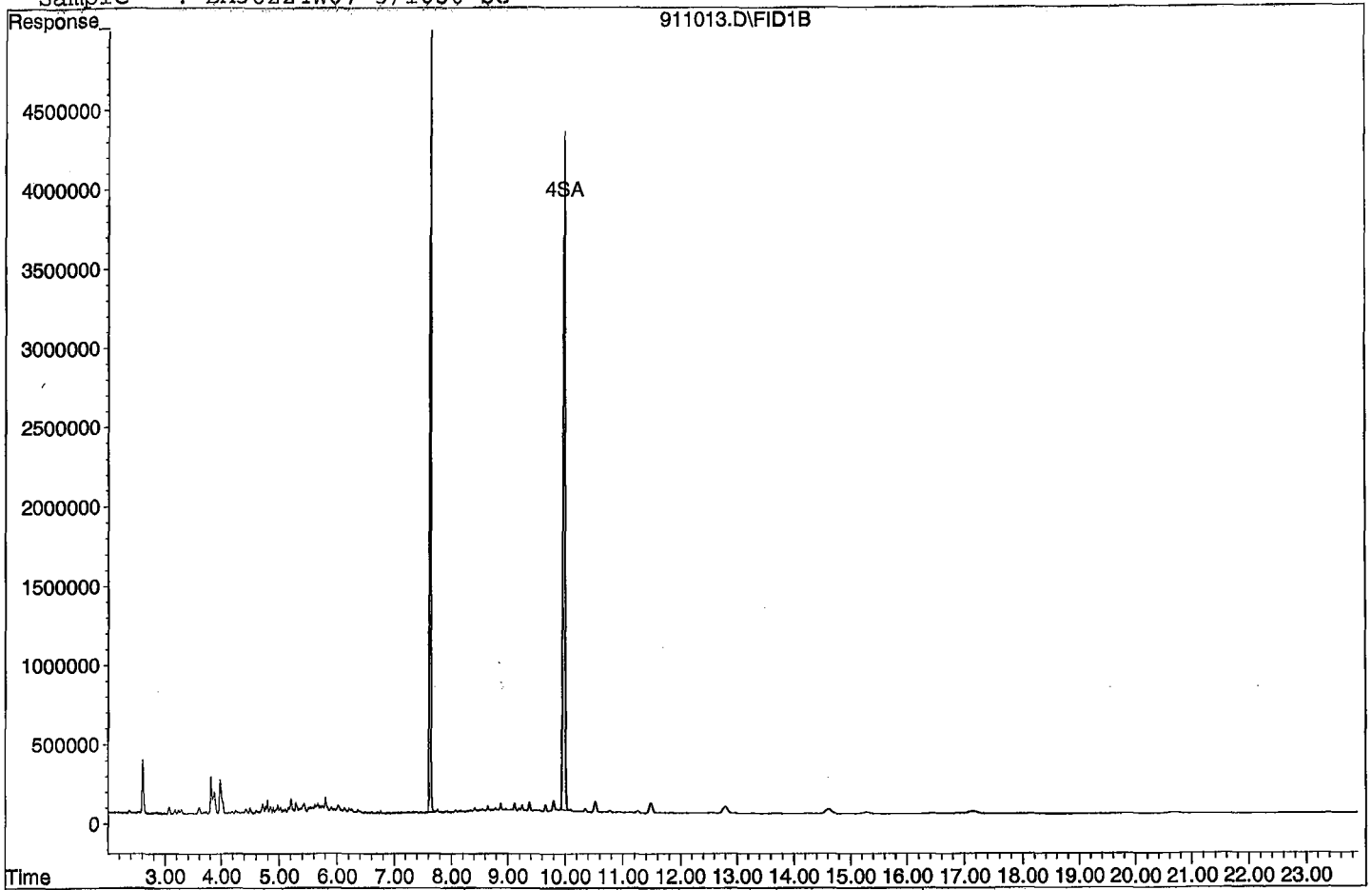
Volume Inj. : 2UL  
 Signal Phase : DB-5  
 Signal Info : FID02A

Compound	R.T.	Response	Conc Units
-----			
System Monitoring Compounds			
3) SA Ortho-Terphenyl(S)	7.62	107494776	100.710 ppb
Surrogate Spike 145.631		Recovery =	69.15%
4) SA Octacosane(S)	9.97	94326416	118.849 ppb
Surrogate Spike 145.631		Recovery =	81.61%
Target Compounds			
1) HATM Diesel (C10-C24)	6.54	55204690	66.346 ppb
2) HBTM Motor Oil (C24-C40)	15.55	78220937	89.148 ppb

Target Compounds

Quantitation Report

Data File: G:\APOLLO\DATA\210911\911013.D  
Sample : BA36224W07 5/1030 SG



Data File : G:\APOLLO\DATA\210911\911014.D Vial: 14  
 Acq On : 9-11-21 16:04:48 Operator: KA  
 Sample : BA36227W08 5/1000 SG Inst : Apollo  
 Misc : water Multiplr: 5.00  
 IntFile : events.e  
 Quant Time: Sep 13 9:55 2021 Quant Results File: DOC0830.RES

Method : G:\APOLLO\DATA\210830\DOC0830.M (Chemstation Integrator)  
 Title : 8015 B&C  
 Last Update : Wed Sep 08 17:28:40 2021  
 Response via : Multiple Level Calibration

Volume Inj. : 2UL  
 Signal Phase : DB-5  
 Signal Info : FID02A

Compound	R.T.	Response	Conc Units
----------	------	----------	------------

System Monitoring Compounds			
3) SA Ortho-Terphenyl(S)	7.62	125166852	120.784 ppb
Surrogate Spike 150.000		Recovery =	80.52%
4) SA Octacosane(S)	9.97	116517387	151.213 ppb
Surrogate Spike 150.000		Recovery =	100.81%

Target Compounds			
1) HATM Diesel (C10-C24)	6.54	533581786	660.505 ppb
2) HBTM Motor Oil (C24-C40)	15.55	80524673	95.716 ppb

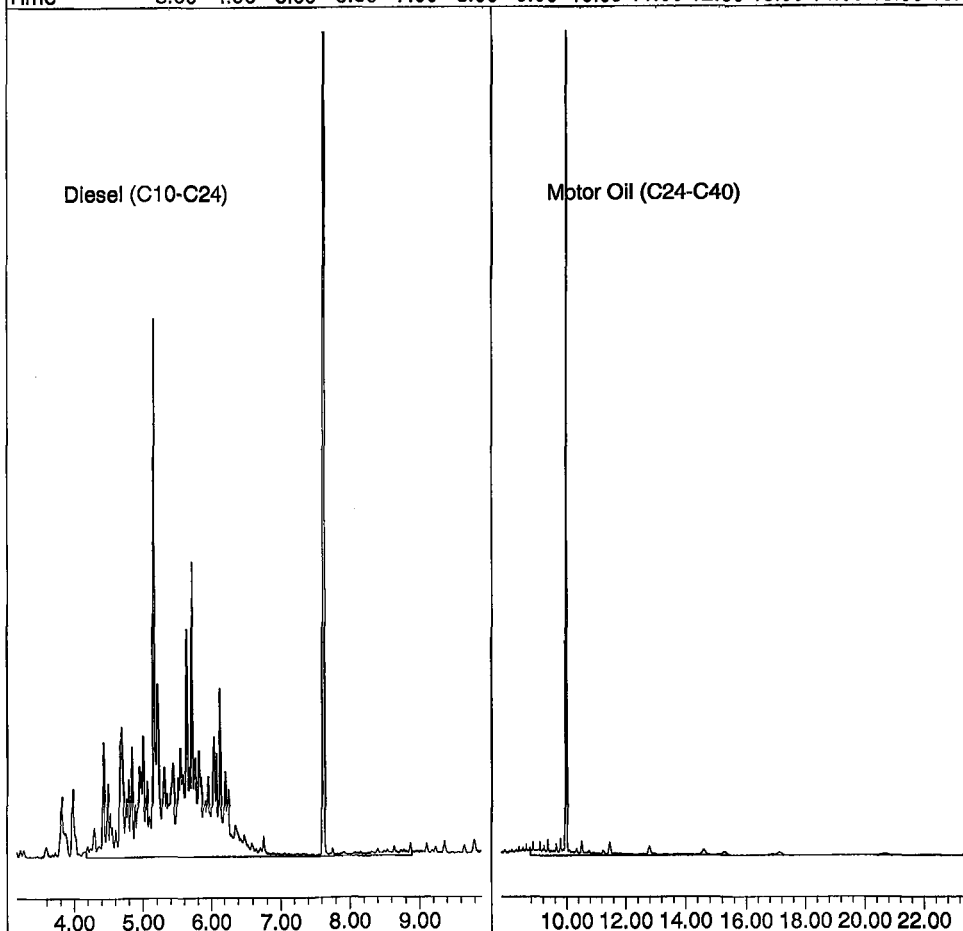
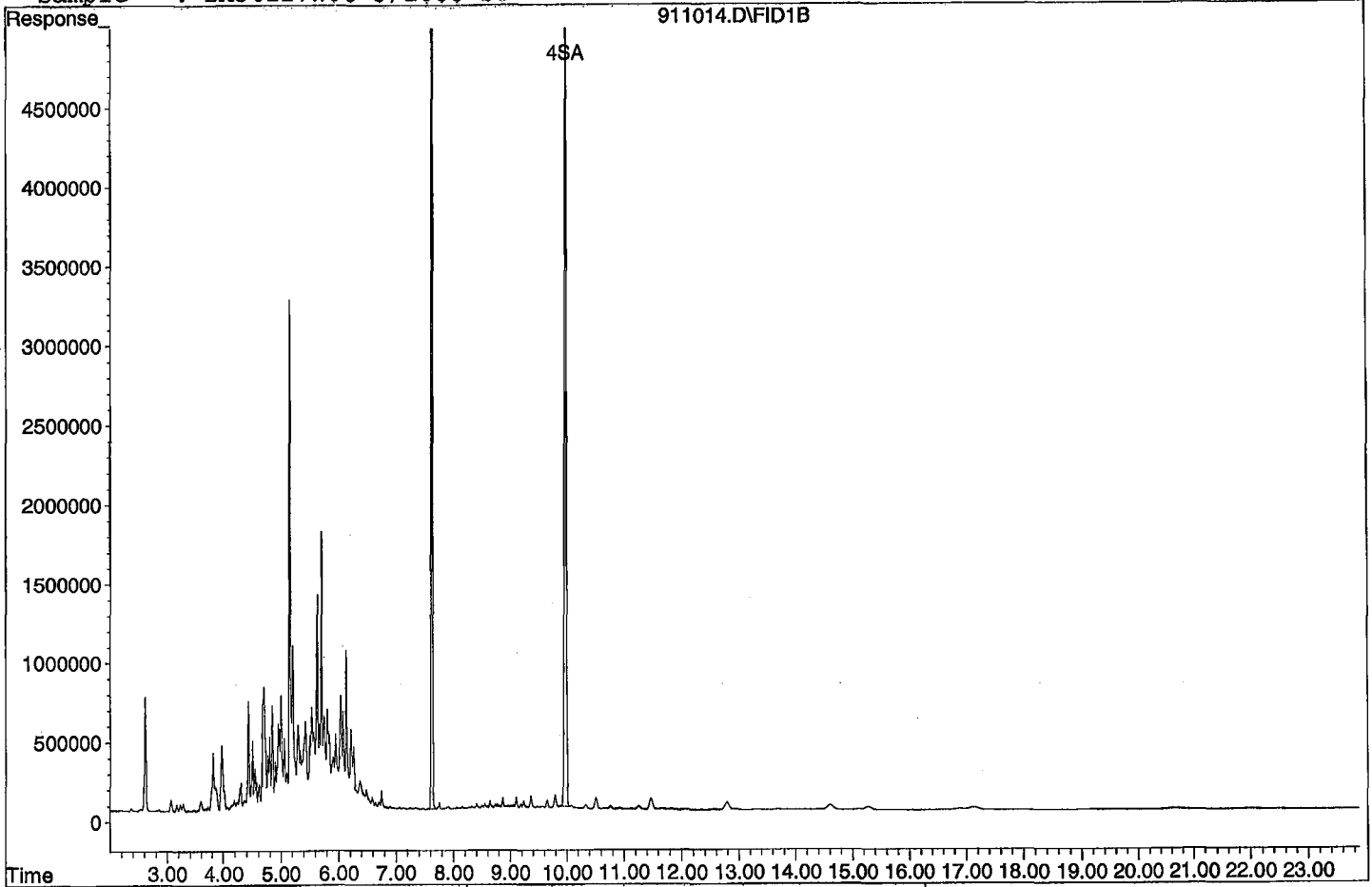
Target Compounds



Quantitation Report

Data File: G:\APOLLO\DATA\210911\911014.D  
Sample : BA36227W08 5/1000 SG

911014.D\FID1B



Data File : G:\APOLLO\DATA\210911\911015.D Vial: 15  
 Acq On : 9-11-21 16:33:25 Operator: KA  
 Sample : BA36230W07 5/1040 SG Inst : Apollo  
 Misc : water Multiplr: 4.81  
 IntFile : events.e  
 Quant Time: Sep 13 9:57 2021 Quant Results File: DOC0830.RES

Method : G:\APOLLO\DATA\210830\DOC0830.M (Chemstation Integrator)  
 Title : 8015 B&C  
 Last Update : Wed Sep 08 17:28:40 2021  
 Response via : Multiple Level Calibration

Volume Inj. : 2UL  
 Signal Phase : DB-5  
 Signal Info : FID02A

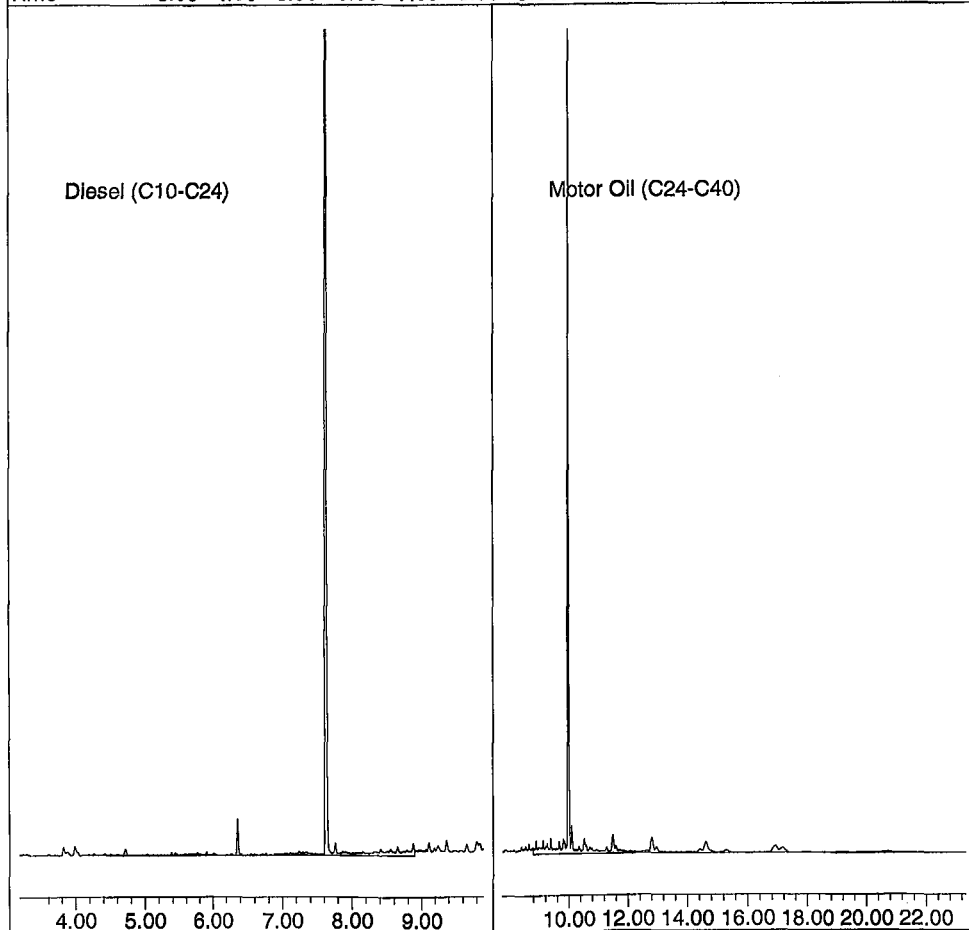
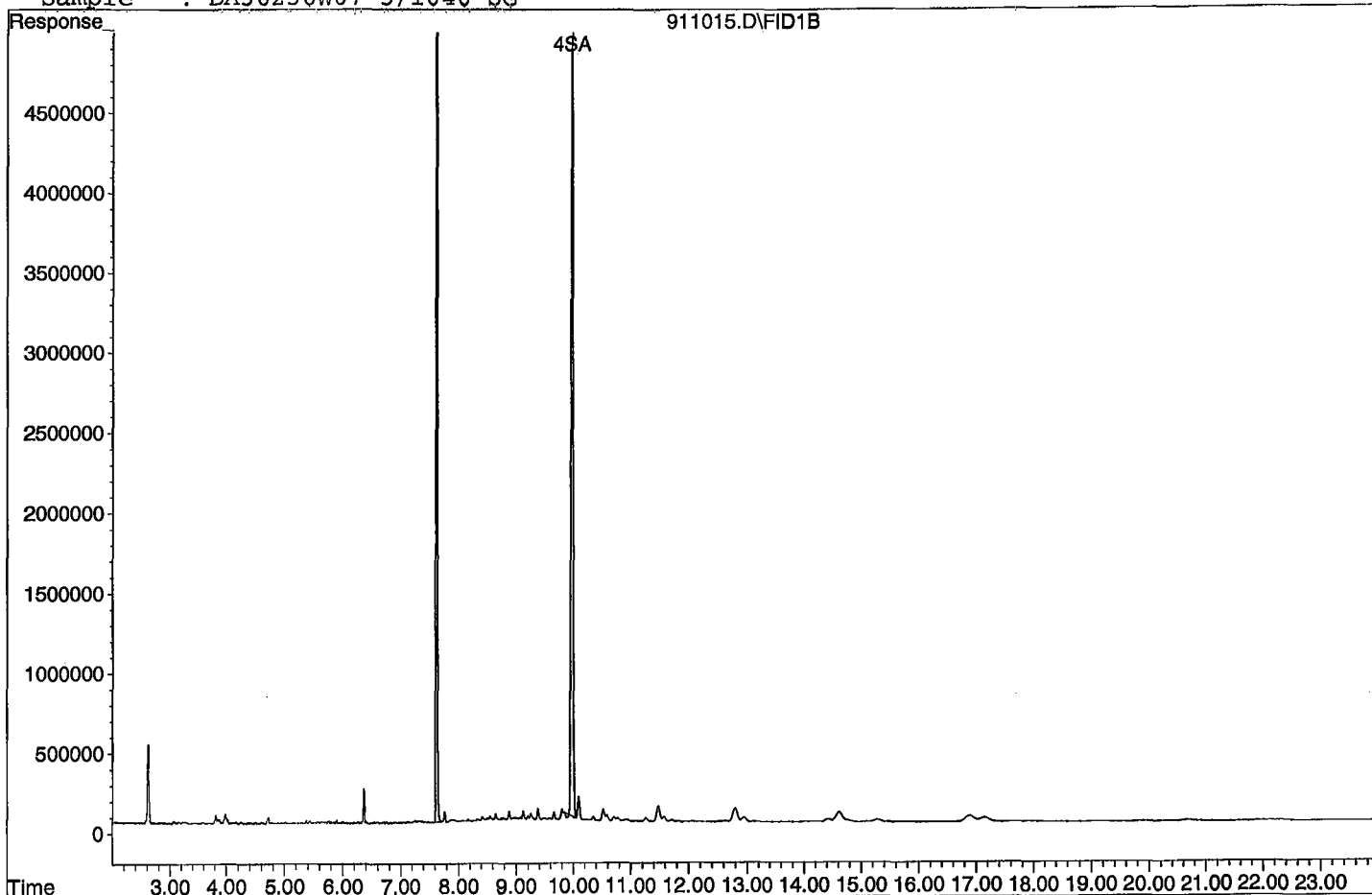
Compound	R.T.	Response	Conc Units
-----			
System Monitoring Compounds			
3) SA Ortho-Terphenyl(S)	7.62	131792835	122.286 ppb
Surrogate Spike 144.231		Recovery =	84.78%
4) SA Octacosane(S)	9.98	121023802	151.021 ppb
Surrogate Spike 144.231		Recovery =	104.71%
Target Compounds			
1) HATM Diesel (C10-C24)	6.54	31064267	36.975 ppb
2) HBTM Motor Oil (C24-C40)	15.55	108613062	137.678 ppb

Target Compounds

Quantitation Report

Data File: G:\APOLLO\DATA\210911\911015.D

Sample : BA36230W07 5/1040 SG



Data File : G:\APOLLO\DATA\210911\911016.D Vial: 16  
 Acq On : 9-11-21 17:01:57 Operator: KA  
 Sample : BA36233W07 5/1040 SG Inst : Apollo  
 Misc : water Multiplr: 4.81  
 IntFile : events.e  
 Quant Time: Sep 13 9:57 2021 Quant Results File: DOC0830.RES

Method : G:\APOLLO\DATA\210830\DOC0830.M (Chemstation Integrator)  
 Title : 8015 B&C  
 Last Update : Wed Sep 08 17:28:40 2021  
 Response via : Multiple Level Calibration

Volume Inj. : 2UL  
 Signal Phase : DB-5  
 Signal Info : FID02A

Compound	R.T.	Response	Conc Units
System Monitoring Compounds			
3) SA Ortho-Terphenyl(S)	7.62	103666307	96.189 ppb
Surrogate Spike 144.231		Recovery =	66.69%
4) SA Octacosane(S)	9.97	97976585	122.261 ppb
Surrogate Spike 144.231		Recovery =	84.77%
Target Compounds			
1) HATM Diesel (C10-C24)	6.54	13870814	16.510 ppb
2) HBTM Motor Oil (C24-C40)	15.55	54029162	48.979 ppb

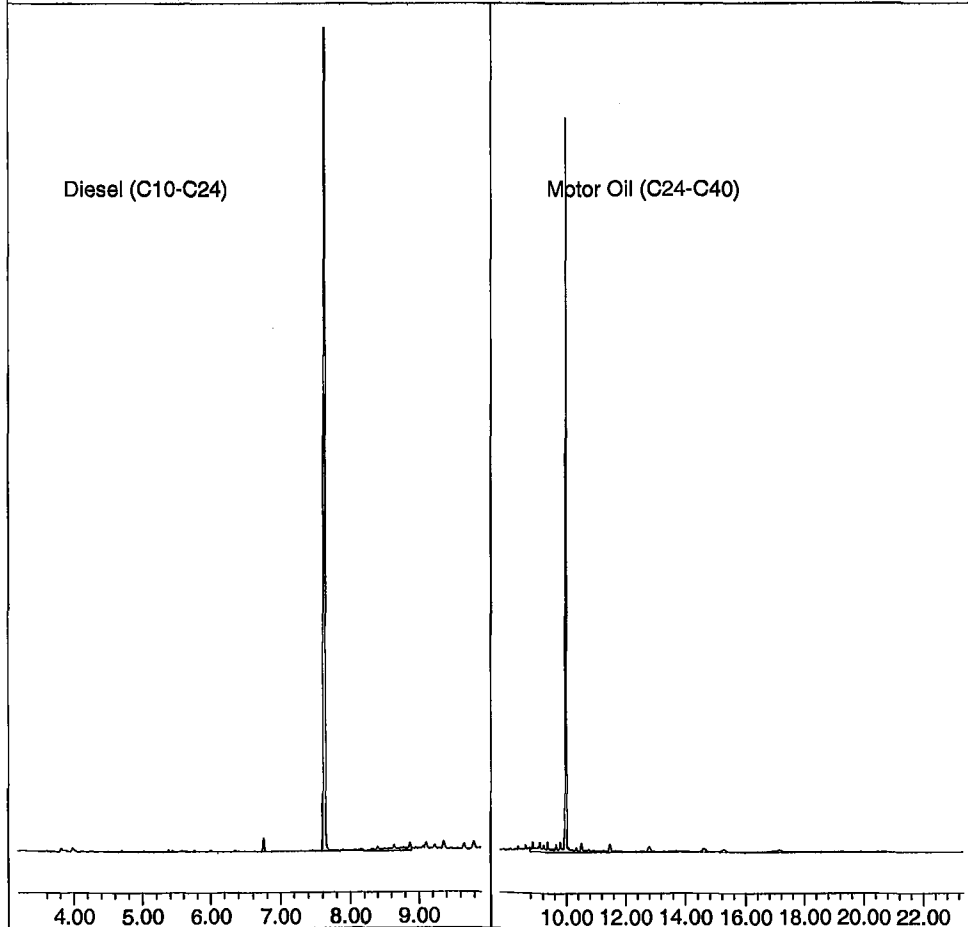
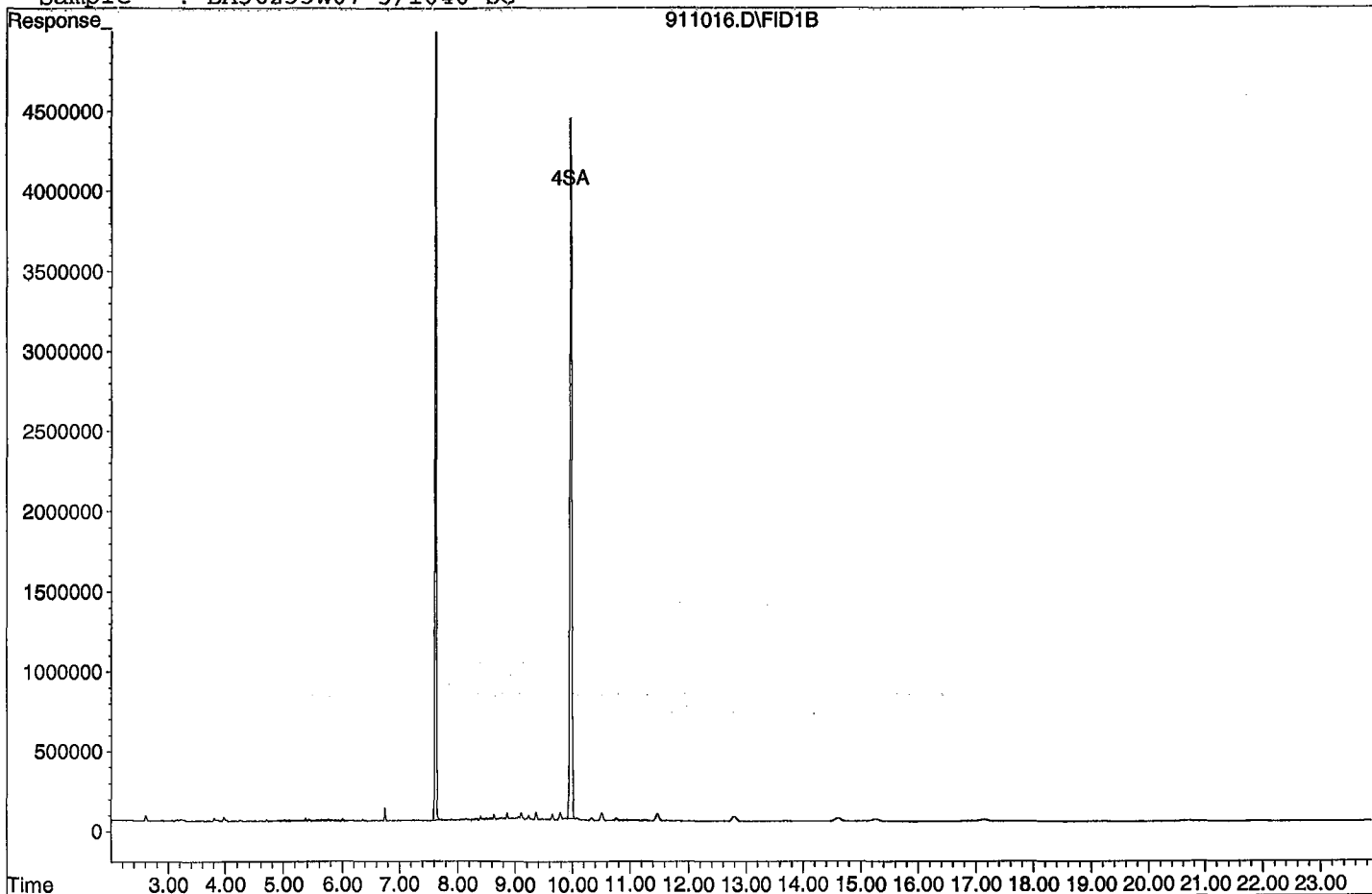
Target Compounds

Quantitation Report

Data File: G:\APOLLO\DATA\210911\911016.D

Sample : BA36233W07 5/1040 SG

911016.D\FID1B



Quantitation Report (QT Reviewed)

Data File : G:\APOLLO\DATA\210911\911010.D Vial: 10  
 Acq On : 9-11-21 14:10:33 Operator: KA  
 Sample : 210720A BLK 5/1000 SG Inst : Apollo  
 Misc : water Multiplr: 5.00  
 IntFile : events.e  
 Quant Time: Sep 13 9:47 2021 Quant Results File: DOC0830.RES

Method : G:\APOLLO\DATA\210830\DOC0830.M (Chemstation Integrator)  
 Title : 8015 B&C  
 Last Update : Wed Sep 08 17:28:40 2021  
 Response via : Multiple Level Calibration

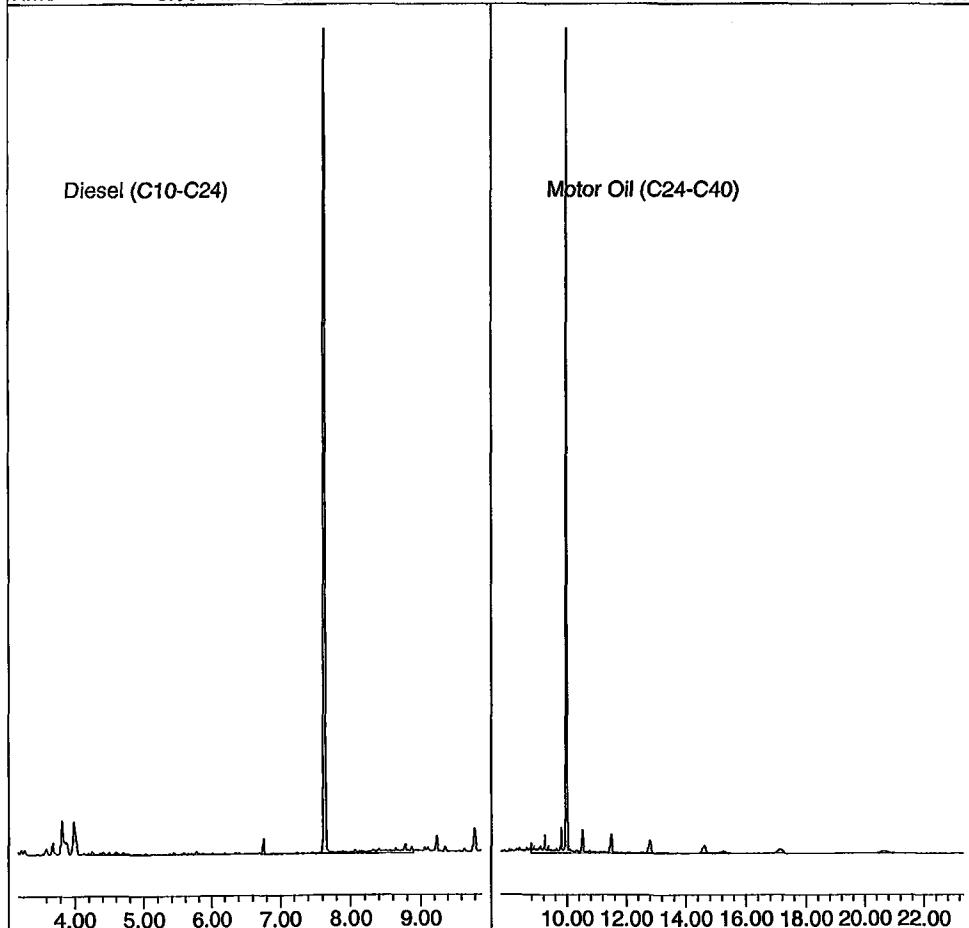
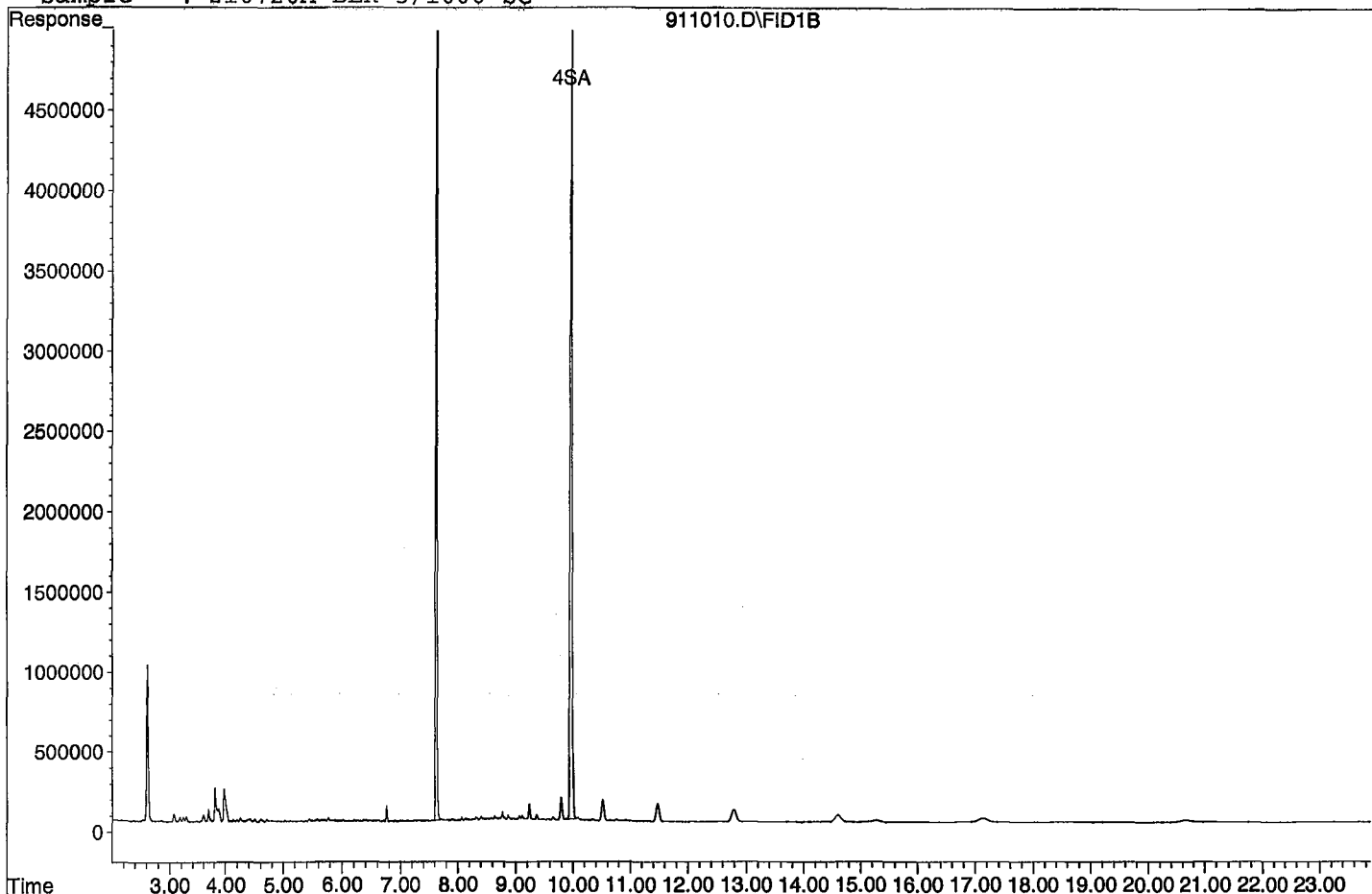
Volume Inj. : 2UL  
 Signal Phase : DB-5  
 Signal Info : FID02A

Compound	R.T.	Response	Conc Units
System Monitoring Compounds			
3) SA Ortho-Terphenyl(S)	7.62	133639628	128.960 ppb
Surrogate Spike 150.000		Recovery =	85.97%
4) SA Octacosane(S)	9.97	115704720	150.158 ppb
Surrogate Spike 150.000		Recovery =	100.11%
Target Compounds			
1) HATM Diesel (C10-C24)	6.54	19656494	24.332 ppb
2) HBTM Motor Oil (C24-C40)	15.55	60639055	62.109 ppb
Target Compounds			

Quantitation Report

Data File: G:\APOLLO\DATA\210911\911010.D

Sample : 210720A BLK 5/1000 SG



Data File : G:\APOLLO\DATA\210911\911011.D Vial: 11  
 Acq On : 9-11-21 14:39:01 Operator: KA  
 Sample : 210720A LCS-1 5/1000 SG Inst : Apollo  
 Misc : water Multiplr: 5.00  
 IntFile : events.e  
 Quant Time: Sep 13 9:52 2021 Quant Results File: DOC0830.RES

Method : G:\APOLLO\DATA\210830\DOC0830.M (Chemstation Integrator)  
 Title : 8015 B&C  
 Last Update : Wed Sep 08 17:28:40 2021  
 Response via : Multiple Level Calibration

Volume Inj. : 2UL  
 Signal Phase : DB-5  
 Signal Info : FID02A

Compound	R.T.	Response	Conc Units
<b>System Monitoring Compounds</b>			
3) SA Ortho-Terphenyl(S)	7.62	148759175	143.550 ppb
Surrogate Spike 150.000		Recovery =	95.70%
4) SA Octacosane(S)	9.98	124881368	162.068 ppb
Surrogate Spike 150.000		Recovery =	108.05%
<b>Target Compounds</b>			
1) HATM Diesel (C10-C24)	6.54	1972308359	2441.463 ppb
2) HBTM Motor Oil (C24-C40)	15.55	1686712690	2810.209 ppb

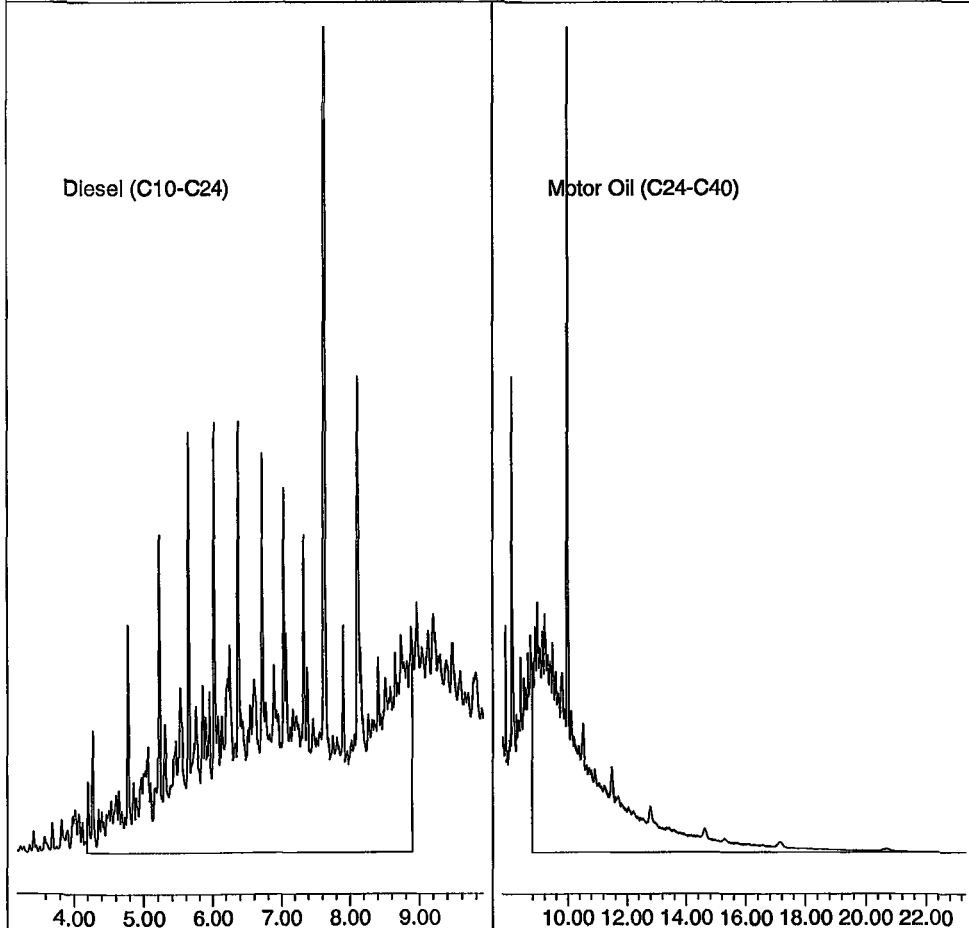
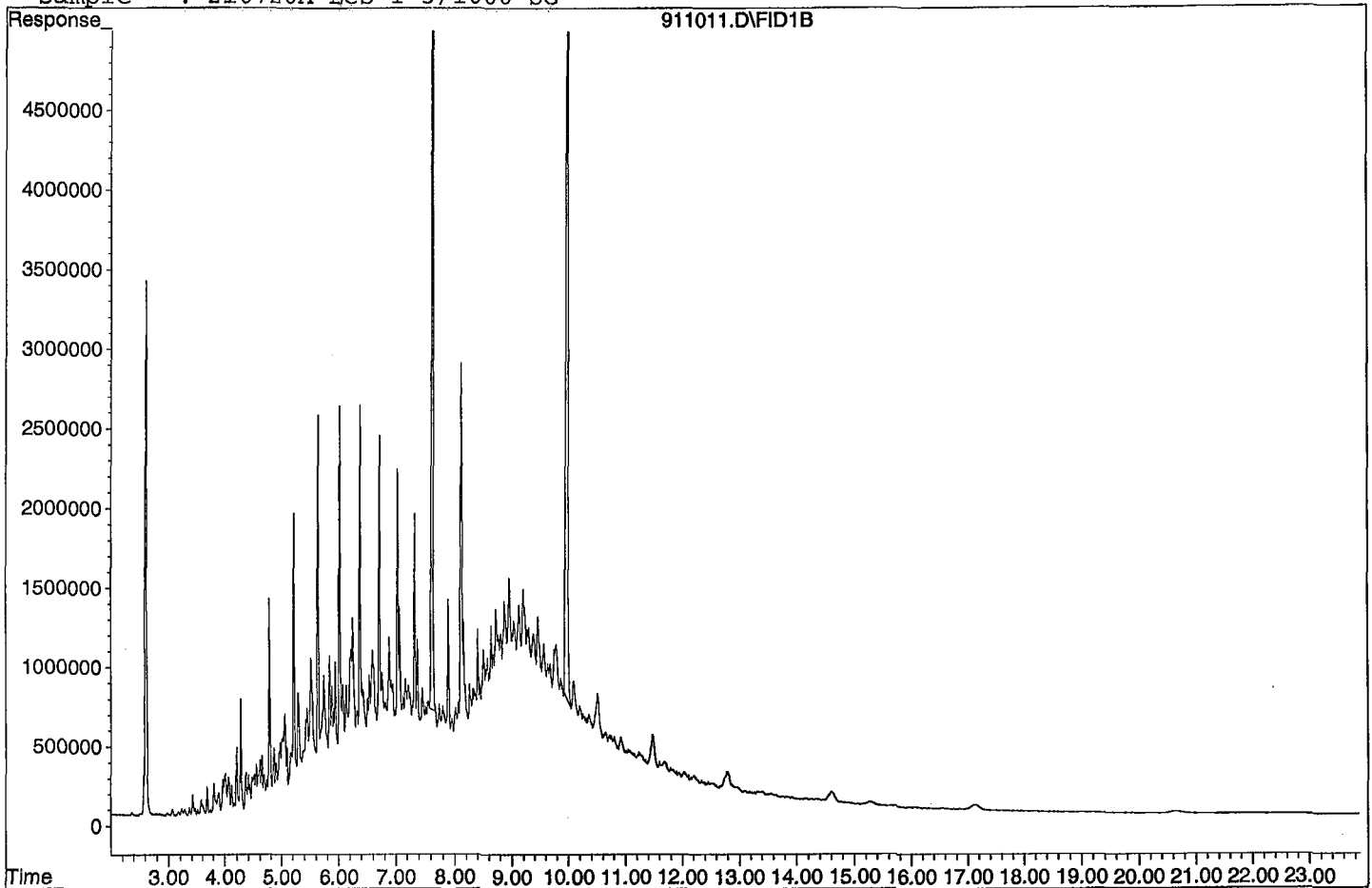
Target Compounds



Quantitation Report

Data File: G:\APOLLO\DATA\210911\911011.D

Sample : 210720A LCS-1 5/1000 SG



Data File : G:\APOLLO\DATA\210911\911012.D Vial: 12  
 Acq On : 9-11-21 15:07:35 Operator: KA  
 Sample : 210720A LCSD-1 5/1000 SG Inst : Apollo  
 Misc : water Multiplr: 5.00  
 IntFile : events.e  
 Quant Time: Sep 13 9:54 2021 Quant Results File: DOC0830.RES

Method : G:\APOLLO\DATA\210830\DOC0830.M (Chemstation Integrator)  
 Title : 8015 B&C  
 Last Update : Wed Sep 08 17:28:40 2021  
 Response via : Multiple Level Calibration

Volume Inj. : 2UL  
 Signal Phase : DB-5  
 Signal Info : FID02A

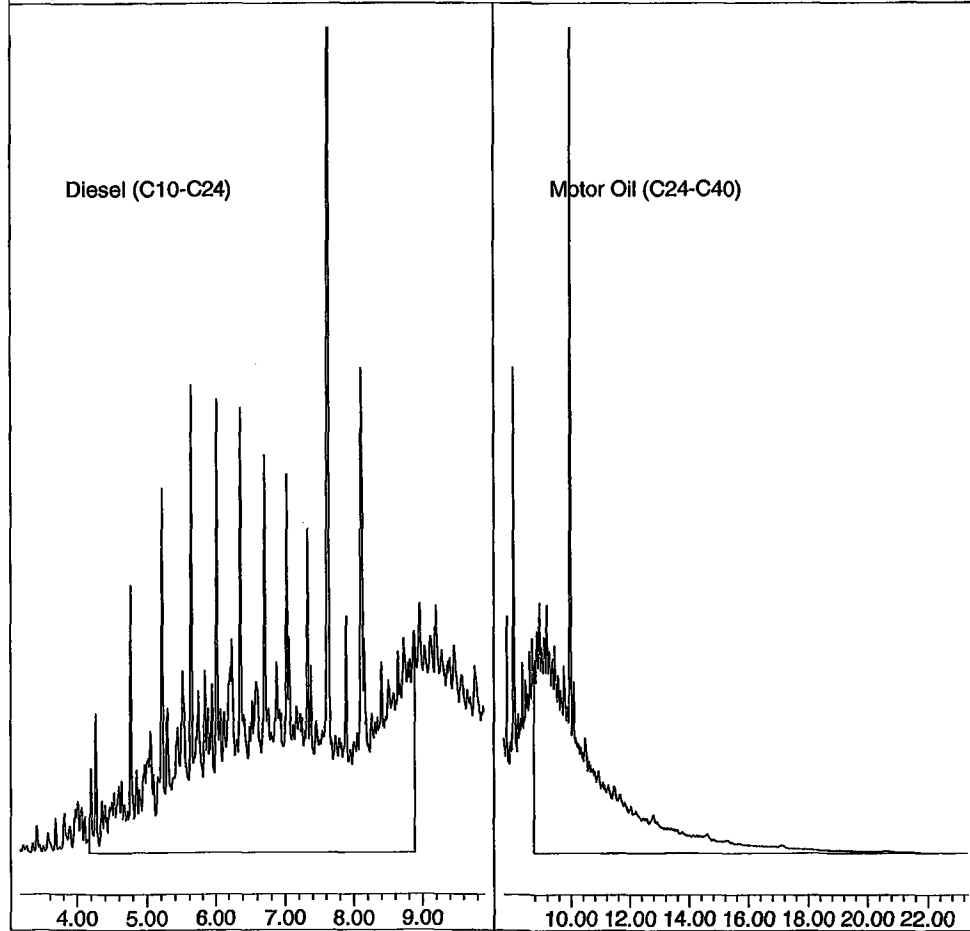
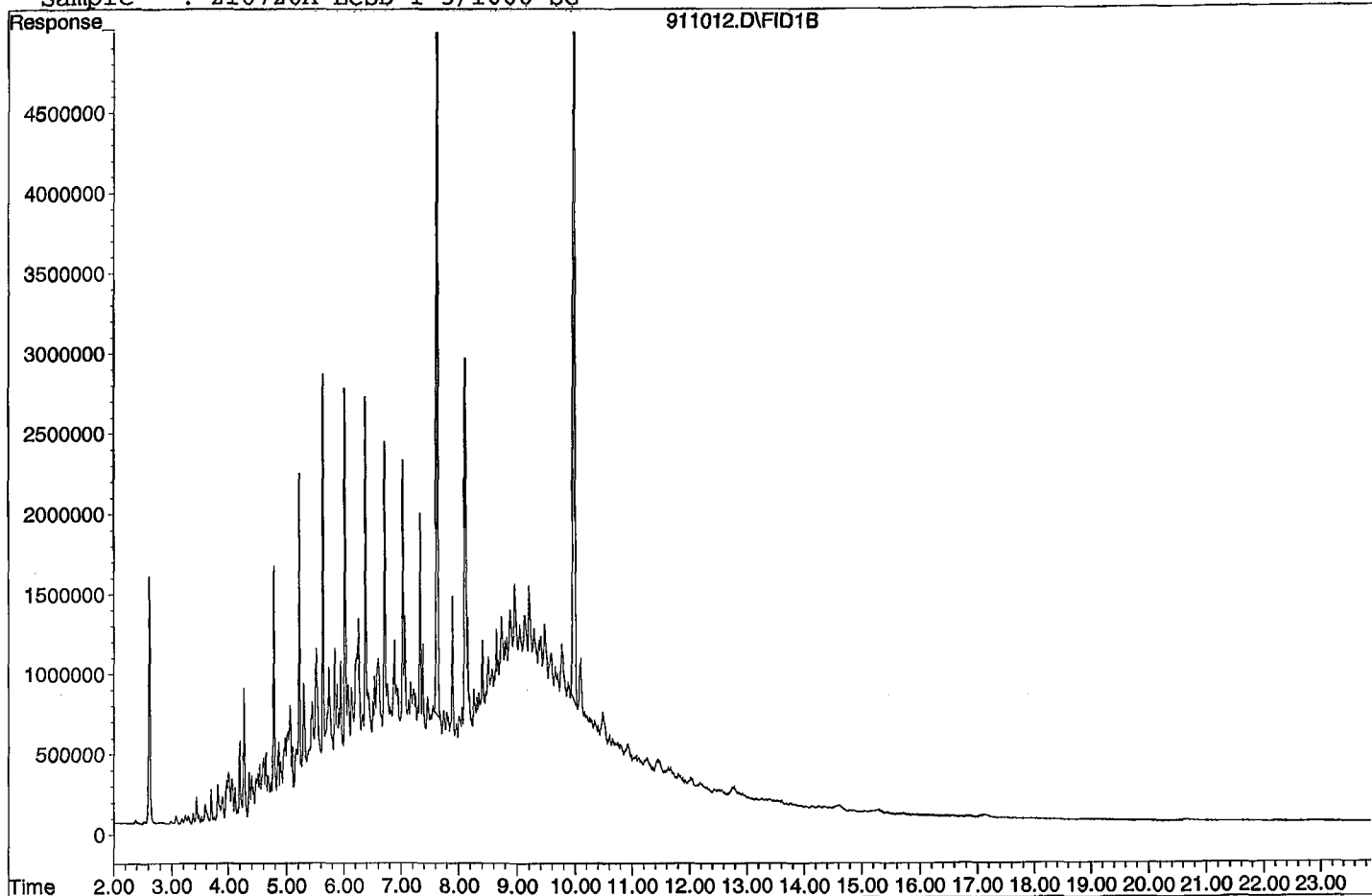
Compound	R.T.	Response	Conc Units
System Monitoring Compounds			
3) SA Ortho-Terphenyl(S)	7.62	146861258	141.719 ppb
Surrogate Spike 150.000		Recovery =	94.48%
4) SA Octacosane(S)	9.98	120932262	156.943 ppb
Surrogate Spike 150.000		Recovery =	104.63%
Target Compounds			
1) HATM Diesel (C10-C24)	6.54	2054358503	2543.031 ppb
2) HBTM Motor Oil (C24-C40)	15.55	1709196009	2848.206 ppb

Target Compounds

Quantitation Report

Data File: G:\APOLLO\DATA\210911\911012.D

Sample : 210720A LCSD-1 5/1000 SG



# Organic Extraction Worksheet

<b>Method</b>	Continuous Liq/Liq TPH- 3520C w/SGC	<b>Extraction Set</b>	210720A	<b>Extraction Method</b>	LIQ005SGC	<b>Units</b>	mL
Spiked ID 1	Diesel Motor Oil Mix 06/28/21-06/28/22	Surrogate ID 1	THC Surrogate 07/16/21-07/16/22				
Spiked ID 2	Decanoic 1000ug/mL Acid Solution	Surrogate ID 2					
Spiked ID 3		Surrogate ID 3					
Spiked ID 4		Surrogate ID 4					
Spiked ID 5		Surrogate ID 5					
Spiked ID 6		Sufficient Vol for Matrix QC:		NO			
Spiked ID 7		Ext. Start Time:		07/20/21 13:45			
Spiked ID 8		Ext. End Time:					
<b>GC Requires Extract By:</b>							
pH1	2				Water Bath Temp 1 °C		
pH2					Water Bath Temp 2 °C		
pH3					Water Bath Temp 3 °C		

Spiked By: YL

Date 7/20/2021

Witnessed By: CFM

Date 7/20/2021

Sample	Sample Container	Spike Amount	Spike ID	Surrogate Amount	Surrogate ID	Extract Amount	Final Volume	pH	Extract Date/Time	Comments
1 210720A Blk		0.050	2	0.250	1	1000	5	2	07/20/21 13:05	*
						equip				
2 210720A LCS-1		0.080,0.050	1,2	0.250	1	1000	5	2	07/20/21 13:05	*
						equip				
3 210720A LCSD-1		0.080,0.050	1,2	0.250	1	1000	5	2	07/20/21 13:05	*
						equip				
4 BA36221	BA36221W16	0.050	2	0.250	1	1040	5	2	07/20/21 13:05	96849 *
						equip				
5 BA36224	BA36224W07	0.050	2	0.250	1	1030	5	2	07/21/21 7:28	96846 *
						equip				
6 BA36227	BA36227W08	0.050	2	0.250	1	1000	5	2	07/21/21 7:28	96846 *
						equip				
7 BA36230	BA36230W07	0.050	2	0.250	1	1040	5	2	07/20/21 13:05	96846 *
						equip				
8 BA36233	BA36233W07	0.050	2	0.250	1	1040	5	2	07/20/21 13:05	96846 *
						equip				

Solvent and Lot#	
1+1 HCL (5mLs)	60282
PH Strips	HC148594
Dichloromethane (DCM)	60338
Filter Paper	400181
Sodium Sulfate	2020120870
SILICA GEL (*)	*

Extraction COC Transfer	
Extraction lab employee Initials	YL
GC analyst's initials	CW
Date	
Time	
Refrigerator	Hobart

Technician's Initials	
Scanned By	YL
Sample Preparation	YL
Extraction	YL
Concentration	DS, YL
Modified	7/21/2021 10:58:34 AM

Reviewed By:

Date

## Diesel / Motor Oil Calibration Curve

**Prepared:** 8/23/2021

**Expires:** 8/23/2022

**Prepared By (Initials):** KA

**Methylene  
Chloride  
Lot No. 60338**

Initial Standard Information							Final Standard Information			
Name of Initial Standard (QAU Label)	Supplier	Conc. (ug/mL)	APPL Mix Name	Reference to APPL Prep Date and Lot #'s	Exp. Date	Exp. Date (Manufacturer)	Aliquot From Stock	Final Volume	Solvent	Final Standard Conc. (ug/mL)
Diesel / Motor Oil - 2	APPL	10	Diesel / Motor Oil - 1	Perp'd: 08/23/21 A0164485- 52662, A0165510- 52666, CL16893- 52844	8/23/2022	10/31/2027 12/31/2027 5/31/2026	100uL	200uL	MC	5
Diesel / Motor Oil - 3		50	Diesel / Motor Oil - 2				200uL	1mL	MC	10
Diesel / Motor Oil Calibration STD	Restek	2,000	Diesel / Motor Oil - 3				25uL	1mL	MC	50
			Diesel / Motor Oil - 4				125uL	1mL	MC	250
			Diesel / Motor Oil - 5				500uL	1mL	MC	1000
			Diesel / Motor Oil - 6				750uL	1mL	MC	1500
			Diesel / Motor Oil - 7				100uL	100uL	N/A	2,000

**Diesel / Motor Oil Second Source**

Prepared: 7/21/2020

Expires: 7/21/2021

Prepared By (Initials): SS

Methylene  
Chloride  
Lot No. 58059

Initial Standard Information							Final Standard Information			
Name of Initial Standard (QAU Label)	Supplier	Supplier Part No.	Conc. (ug/mL)	Lot Number - QA Number	Exp. Date (1 yr.)	Exp. Date (Manufacturer)	Aliquot From Stock	Final Volume	Solvent	Final Standard Conc. (ug/mL)
Diesel Fuel #2 Second Source	Phenova	AL0-101287	50,000	CL13327-40550	7/21/2021	2/28/2022	50uL	10mL	MC	250
Motor Oil Second Source	Absolute	51094	50,000	010918-39581	7/21/2021	1/9/2023	50uL			

# Decanoic Acid Calibration Curve

Prep'd By (Initials) MB

**Prep Date** 7/12/2021

**Exp Date** 7/12/2022

						Final Standard Information			
Name of Initial Standard (from container Label)	Supplier	Supplier P/N# (or APPL Mix Name)	Conc.(ug/mL)	prep date	Exp Date	Aliquot from Stock	Final Volume	Solvent	Final Standard Conc (ug/mL)
Decanoic Acid Standard	O2Si	Decanoic Acid 1	60	7/12/2021	7/12/2022	50 uL	1mL	MC	3
Decanoic Acid Standard	O2Si	Decanoic Acid 2	60	7/12/2021	7/12/2022	100 uL	1 mL	MC	6
Decanoic Acid Standard	O2Si	Decanoic Acid 3	60	7/12/2021	7/12/2022	400 uL	1mL	MC	24
Decanoic Acid Standard	O2Si	Decanoic Acid 4	60	7/12/2021	7/12/2022	600 uL	1mL	MC	36
Decanoic Acid Standard	O2Si	Decanoic Acid 5	60	7/12/2021	7/12/2022	800 uL	1 mL	MC	48
Decanoic Acid Standard	O2Si	Decanoic Acid 6	60	7/12/2021	7/12/2022	100 uL	100uL	MC	60

**Diesel / Motor Oil CCV**

Prepared: 9/3/2021

Expires: 9/3/2022

Prepared By (Initials): KAMethylene  
Chloride

Lot No. 61117

Initial Standard Information							Final Standard			
Name of Initial Standard (QAU Label)	Supplier	APPL Mix Name	Conc. (ug/mL)	Reference to APPL Prep Date and Lot #'s	Exp. Date	Exp. Date (Manufacturer)	Aliquot From Stock	Final Volume	Solvent	Final Standard Conc. (ug/mL)
Diesel / Motor Oil STD	Restek	Diesel / Motor Oil CCV	2,000	Perp'd: 9/03/21 A0164485-52822, A0168842-52820, CL16893-52844	8/23/2022	10/31/2027 03/31/2028 5/31/2026	1250uL	10mL	MC	250

**Decanoic Acid CCV**

Prepared: 8/20/2021

Expires: 8/20/2022

Prepared By (Initials): KAMethylene  
Chloride

Lot No. 60338

Initial Standard Information							Final Standard			
Name of Initial Standard (QAU Label)	Supplier	Supplier Part No.	Conc. (ug/mL)	Lot Number - QA Number	Exp. Date	Exp. Date (Manufacturer)	Aliquot From Stock	Final Volume	Solvent	Final Standard Conc. (ug/mL)
Decanoic Acid	O2SI	72766	1,000	070821-52687	8/20/2022	7/8/2024	360uL	10mL	MC	36



Diesel Motor Oil Mix										
Prepared: 6/28/2021						Prepared By (Initials): MB				
Expires: 6/28/2022										
Initial Standard Information						Final Standard Information				
Name of Initial Standard (QAU Label)	Supplier	Supplier Part No.	Conc. (ug/mL)	Lot Number - QA Number	Exp. Date (1 yr.)	Exp. Date (Manufacturer)	Aliquot From Stock	Final Volume	Solvent	Final Standard Conc. (ug/mL)
Diesel Fuel #2	Restek	31258	50,000	A0164485-52482,52484,52483,52480	6/28/2022	2/28/2027	4.00 mL	8.0 mL	NA	25,000
Motor Oil Composite	Restek	31464	50,000	A0166510-52485,52486,52487,52484	6/28/2022	9/30/2027	4.00 mL			25,000

Name of Final Standard THC Surrogate Prep'd By (Initials) MA

Prep Date 7/16/2021

Exp Date 7/16/2022

Initial Standard Information						Final Standard Information				
Name of Initial Standard (QAU Label)	Supplier	Supplier Part No.	Conc.(mg /L)	Lot # with QA # (or reference to APPL prep date)	EXP DATE (1Yr)	Exp Date (Manufacturer)	Aliquot from Stock	Final Volume	Solvent + Lot# (or APPL Prep Date)	Final Standard Conc (range)
O-terphenyl/Octacosane Mix	Phhenova	LO-13016	600 mg/L	CL15902-50968	7/1/2022	10/31/2025	NA	NA	NA	600 mg/L

Name of Final Standard Decanoic Acid Spike Prep'd By (Initials) MB

Prep Date 6/29/2021

Exp Date 6/29/2021

Initial Standard Information						Final Standard Information			
Name of Initial Standard (from container Label)	Supplier	Supplier P/N# (or APPL Mix Name)	Conc.(range)	Lot # with QA # (or reference to APPL prep date)	Manufacturer Exp Date	Aliquot from Stock	Final Volume	Final Solvent + Lot# (or APPL Prep Date)	Final Standard Conc (range)
Decanoic Acid Spike	Absolute	72766	1000ug/mL	061821-52503	8/3/2023	NA	NA	NA	1000 ug/mL

## Injection Log

Directory: G:\APOLLO\DATA\210830\

Line	Vial	FileName	Multiplier	SampleName	Misc Info	Injected
1	4	830004.D	1	DMO STD Curve 1	water	8-30-21 14:23:31
2	5	830005.D	1	DMO STD Curve 2	water	8-30-21 14:52:00
3	6	830006.D	1	DMO STD Curve 3	water	8-30-21 15:20:31
4	7	830007.D	1	DMO STD Curve 4	water	8-30-21 15:48:59
5	8	830008.D	1	DMO STD Curve 5	water	8-30-21 16:17:29
6	9	830009.D	1	DMO STD Curve 6	water	8-30-21 16:45:57
7	10	830010.D	1	DMO STD Curve 7	water	8-30-21 17:14:26
8	11	830011.D	1	DMO Second Source	water	8-30-21 17:43:02
9	2	911002.D	1	Decanoic Acid STD 1	water	9-11-21 10:22:53
10	3	911003.D	1	Decanoic Acid STD 2	water	9-11-21 10:51:11
11	4	911004.D	1	Decanoic Acid STD 3	water	9-11-21 11:19:39
12	5	911005.D	1	Decanoic Acid STD 4	water	9-11-21 11:48:04
13	6	911006.D	1	Decanoic Acid STD 5	water	9-11-21 12:16:37
14	7	911007.D	1	Decanoic Acid STD 6	water	9-11-21 12:45:02
15	8	911008.D	1	Diesel Motor Oil CCV 9/3/21	water	9-11-21 13:13:32
16	9	911009.D	1	Decanoic Acid CCV 8/20/21	water	9-11-21 13:42:01
17	10	911010.D	5	210720A BLK 5/1000 SG	water	9-11-21 14:10:33
18	11	911011.D	5	210720A LCS-1 5/1000 SG	water	9-11-21 14:39:01
19	12	911012.D	5	210720A LCSD-1 5/1000 SG	water	9-11-21 15:07:35
20	13	911013.D	4.85437	BA36224W07 5/1030 SG	water	9-11-21 15:36:16
21	14	911014.D	5	BA36227W08 5/1000 SG	water	9-11-21 16:04:48
22	15	911015.D	4.80769	BA36230W07 5/1040 SG	water	9-11-21 16:33:25
23	16	911016.D	4.80769	BA36233W07 5/1040 SG	water	9-11-21 17:01:57
24	17	911017.D	1	Diesel Motor Oil CCV 9/3/21	water	9-11-21 17:30:27
25	18	911018.D	1	Decanoic Acid CCV 8/20/21	water	9-11-21 17:59:01

**ORGANICS**  
**Calibration Data**

TPH Extractables  
DOC0702

Form 6  
Initial Calibration

Lab Name: APPL, Inc.

Case No: \_\_\_\_\_

Matrix: Water

SDG No: \_\_\_\_\_

Initial Cal. Date: 07/02/21

Instrument: Apollo

Initials: MB

702005.D    702006.D    702007.D    702008.D    702009.D    702010.D    702011.D

	Compound	1	2	3	4	5	6	7				Avg	%RSD	Type	r^2	Q
1	HATM Diesel (C10-C24)	3016894	1951949	2014939	2067917	2039722	2119264	2139867				2192936	17	HATM		
2	HBTM Motor Oil (C24-C40)		1676406	1491952	1522421	1492860	1546113	1554117				1547312	4.4	HBTM		
3	SA Ortho-Terphenyl(S)	2636466	2540006	2431557	2529925	2422677	2435838	2499496				2499423	3.1	SA		
4	SA Octacosane(S)	1728504	1650255	1588691	1695307	1644244	1699403	1705536				1673134	2.9	SA		
5																
6																
7																
8																
9																
10																
11																
12																
13																
14																
15																
16																
17																
18																
19																
20																
21																
22																
23																
24																
25																
26																
27																
28																
29																
30																
31																
32																
33																
34																
35																

0.776978

Data File : G:\APOLLO\DATA\210702\702005.D Vial: 5  
 Acq On : 7-2-21 14:35:23 Operator: MB  
 Sample : DMO STD-1 07/02/21 Inst : Apollo  
 Misc : water Multiplr: 1.00  
 IntFile : events.e  
 Quant Time: Jul 6 8:47 2021 Quant Results File: DOC0702.RES

Method : G:\APOLLO\DATA\210702\DOC0702.M (Chemstation Integrator)  
 Title : 8015 B&C  
 Last Update : Tue Jul 06 08:45:30 2021  
 Response via : Multiple Level Calibration

Volume Inj. : 2UL  
 Signal Phase : DB-5  
 Signal Info : FID02A



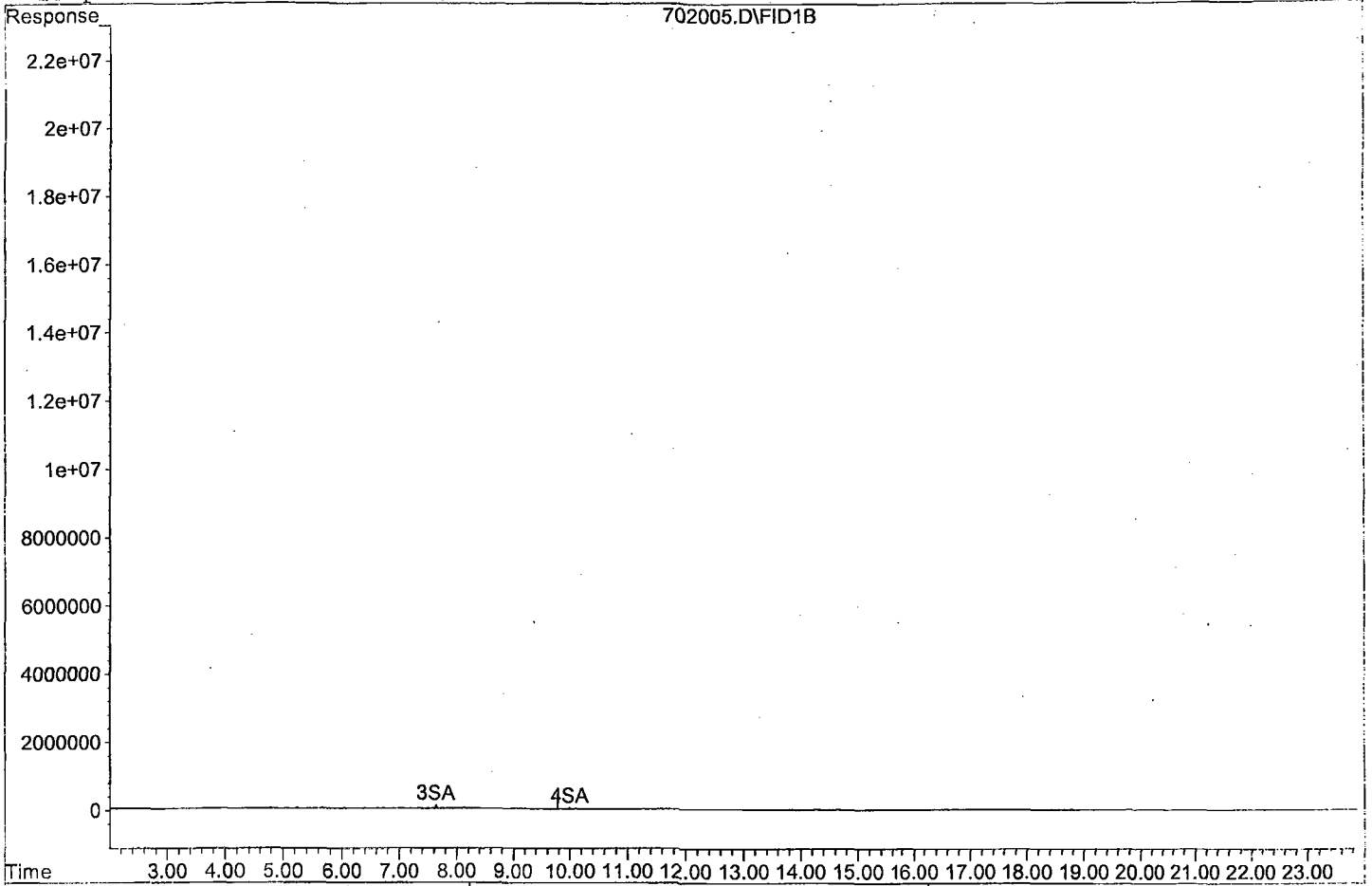
Compound	R.T.	Response	Conc Units
System Monitoring Compounds			
3) SA Ortho-Terphenyl(S)	7.63	1318233	0.264 ppb
Surrogate Spike 30.000		Recovery =	0.88%
4) SA Octacosane(S)	9.99	864252	0.258 ppb
Surrogate Spike 30.000		Recovery =	0.86%
Target Compounds			
1) HATM Diesel (C10-C24)	6.59	30168940	6.879 ppb
2) HBTM Motor Oil (C24-C40)	15.58	26926949	8.701 ppb

Target Compounds

Quantitation Report

Data File: G:\APOLLO\DATA\210702\702005.D

Sample : DMO STD-1 07/02/21



Data File : G:\APOLLO\DATA\210702\702006.D Vial: 6  
 Acq On : 7-2-21 15:03:41 Operator: MB  
 Sample : DMO STD-2 07/02/21 Inst : Apollo  
 Misc : water Multiplr: 1.00  
 IntFile : events.e  
 Quant Time: Jul 6 8:47 2021 Quant Results File: DOC0702.RES

Method : G:\APOLLO\DATA\210702\DOC0702.M (Chemstation Integrator)  
 Title : 8015 B&C  
 Last Update : Tue Jul 06 08:45:30 2021  
 Response via : Multiple Level Calibration

Volume Inj. : 2UL  
 Signal Phase : DB-5  
 Signal Info : FID02A

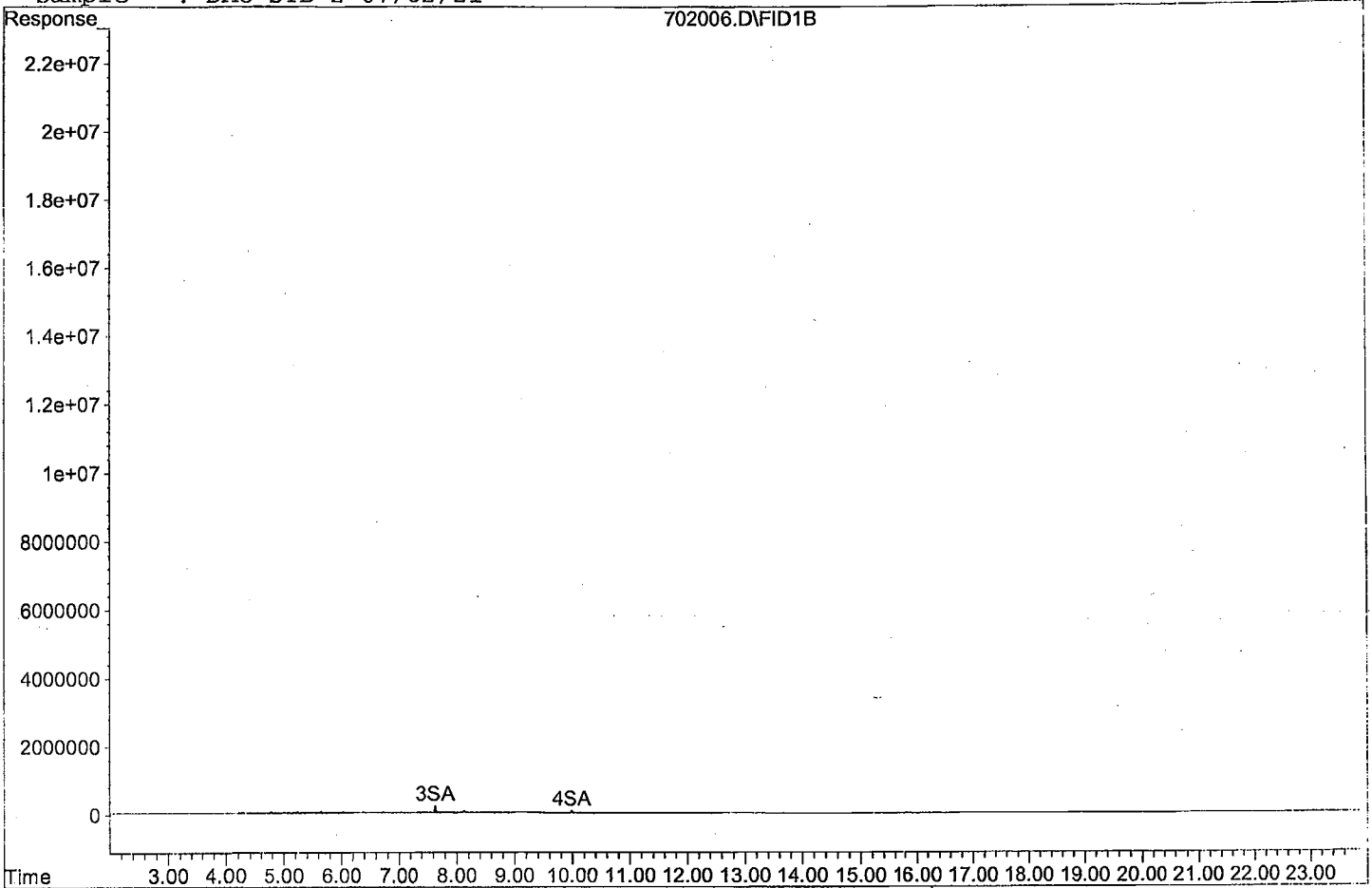
Compound	R.T.	Response	Conc Units
System Monitoring Compounds			
3) SA Ortho-Terphenyl(S)	7.63	2540006	0.508 ppb
Surrogate Spike 30.000		Recovery =	1.69%
4) SA Octacosane(S)	9.99	1650255	0.493 ppb
Surrogate Spike 30.000		Recovery =	1.64%
Target Compounds			
1) HATM Diesel (C10-C24)	6.59	39038983	8.901 ppb
2) HBTM Motor Oil (C24-C40)	15.58	33528117	10.834 ppb

Target Compounds

Quantitation Report

Data File: G:\APOLLO\DATA\210702\702006.D

Sample : DMO STD-2 07/02/21



Time (min)	Response
4.00	Baseline
5.00	Baseline
6.00	Baseline
7.00	Baseline
8.00	Baseline
9.00	Baseline
10.00	Baseline
11.00	Baseline
12.00	Baseline
13.00	Baseline
14.00	Baseline
15.00	Baseline
16.00	Baseline
17.00	Baseline
18.00	Baseline
19.00	Baseline
20.00	Baseline
21.00	Baseline
22.00	Baseline

Diesel (C10-C24)

Motor Oil (C24-C40)



Data File : G:\APOLLO\DATA\210702\702007.D Vial: 7  
 Acq On : 7-2-21 15:32:00 Operator: MB  
 Sample : DMO STD-3 07/02/21 Inst : Apollo  
 Misc : water Multiplr: 1.00  
 IntFile : events.e  
 Quant Time: Jul 6 8:47 2021 Quant Results File: DOC0702.RES

Method : G:\APOLLO\DATA\210702\DOC0702.M (Chemstation Integrator)  
 Title : 8015 B&C  
 Last Update : Tue Jul 06 08:45:30 2021  
 Response via : Multiple Level Calibration

Volume Inj. : 2UL  
 Signal Phase : DB-5  
 Signal Info : FID02A



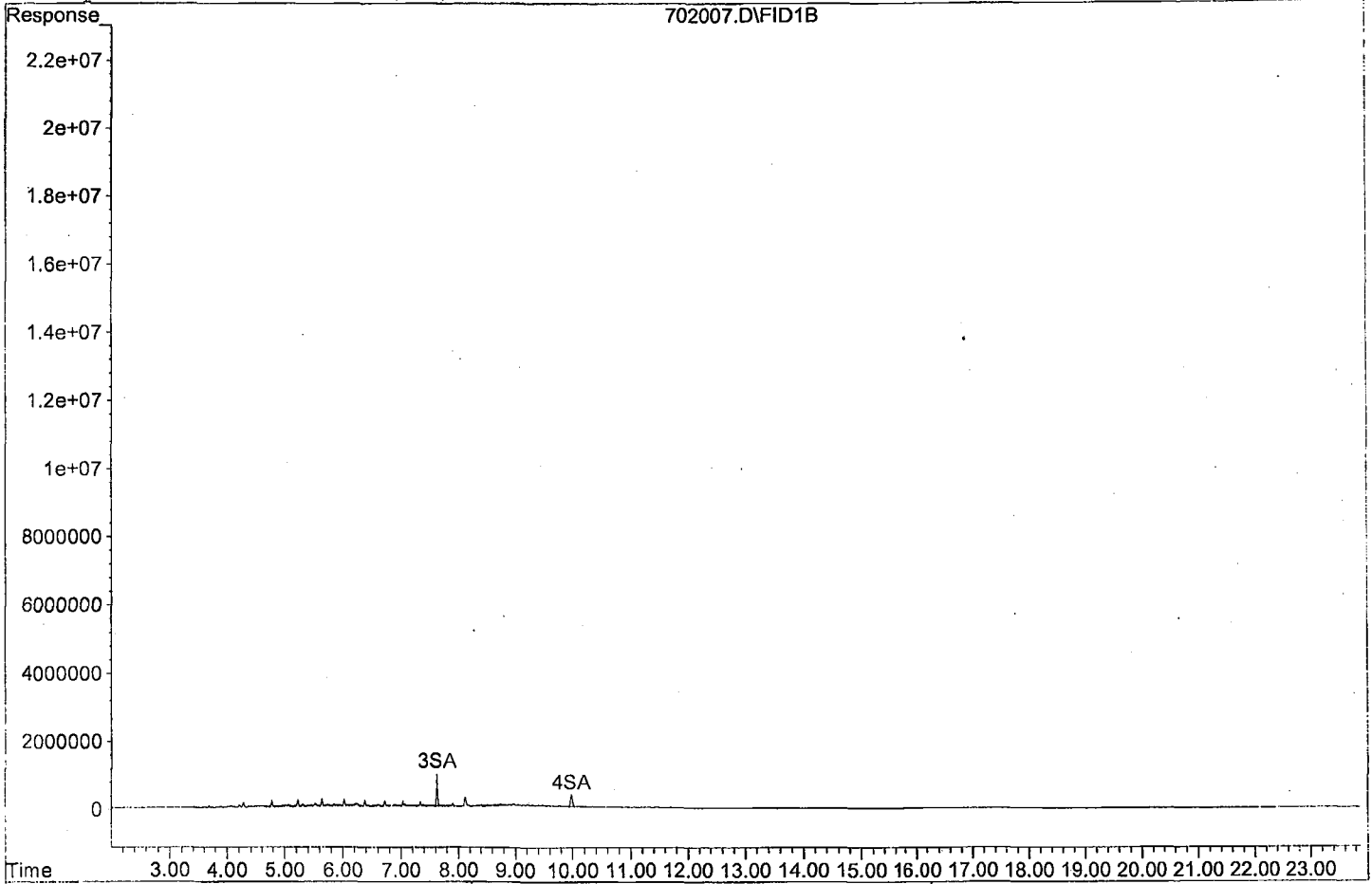
Compound	R.T.	Response	Conc Units
System Monitoring Compounds			
3) SA Ortho-Terphenyl(S)	7.63	12157783	2.432 ppb
Surrogate Spike 30.000		Recovery =	8.11%
4) SA Octacosane(S)	9.99	7943456	2.374 ppb
Surrogate Spike 30.000		Recovery =	7.91%
Target Compounds			
1) HATM Diesel (C10-C24)	6.59	201493934	45.942 ppb
2) HBTM Motor Oil (C24-C40)	15.58	149195183	48.211 ppb

Target Compounds

Quantitation Report

Data File: G:\APOLLO\DATA\210702\702007.D

Sample : DMO STD-3 07/02/21



Data File : G:\APOLLO\DATA\210702\702008.D Vial: 8  
 Acq On : 7-2-21 16:01:03 Operator: MB  
 Sample : DMO STD-4 07/02/21 Inst : Apollo  
 Misc : water Multiplr: 1.00  
 IntFile : events.e  
 Quant Time: Jul 6 8:47 2021 Quant Results File: DOC0702.RES

Method : G:\APOLLO\DATA\210702\DOC0702.M (Chemstation Integrator)  
 Title : 8015 B&C  
 Last Update : Tue Jul 06 08:45:30 2021  
 Response via : Multiple Level Calibration



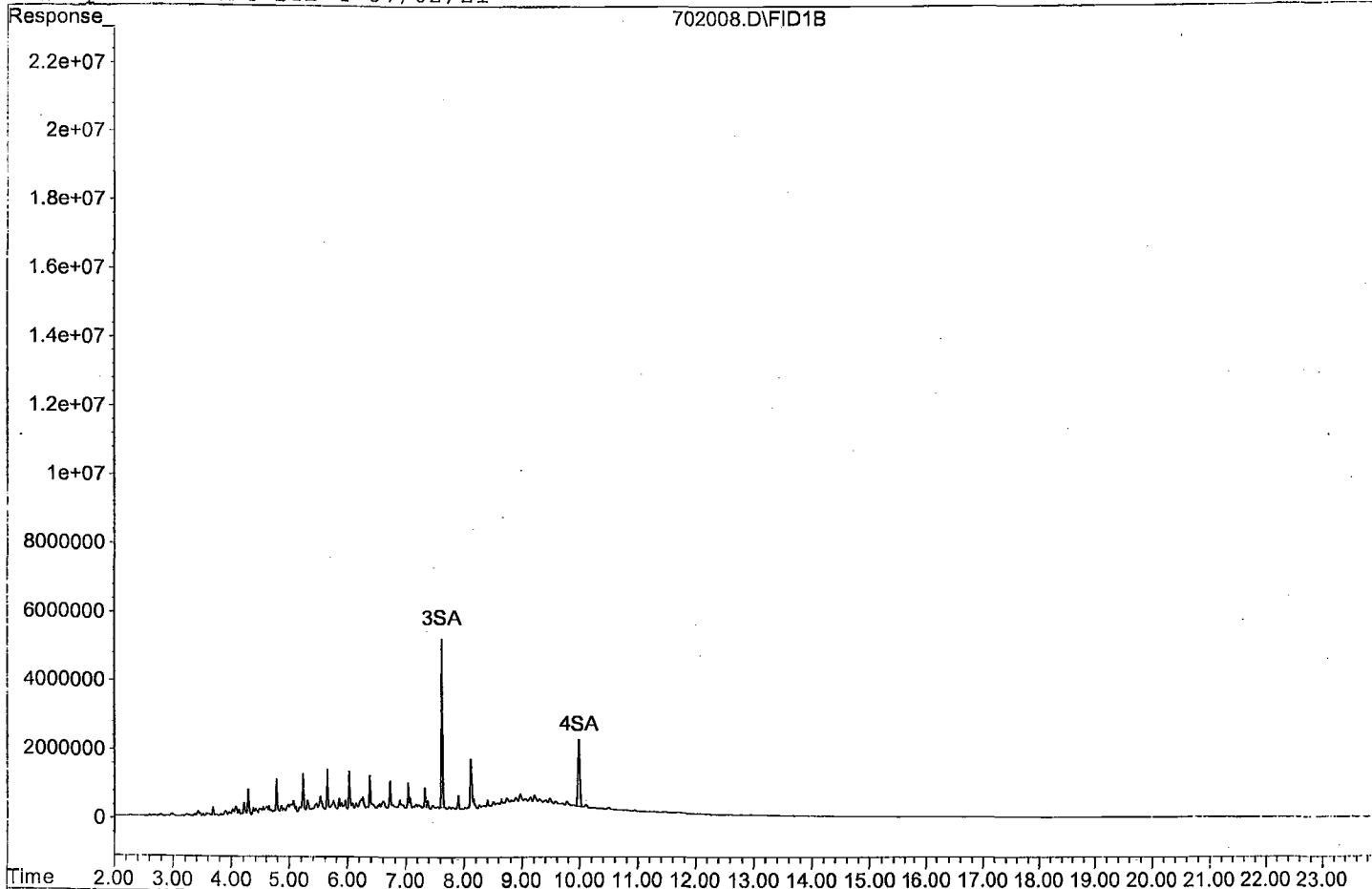
Volume Inj. : 2UL  
 Signal Phase : DB-5  
 Signal Info : FID02A

Compound	R.T.	Response	Conc Units
System Monitoring Compounds			
3) SA Ortho-Terphenyl(S)	7.63	63248117	12.653 ppb
Surrogate Spike 30.000		Recovery =	42.18%
4) SA Octacosane(S)	9.99	42382685	12.666 ppb
Surrogate Spike 30.000		Recovery =	42.22%
Target Compounds			
1) HATM Diesel (C10-C24)	6.59	1033958317	235.747 ppb
2) HBTM Motor Oil (C24-C40)	15.58	761210432	245.978 ppb

Target Compounds

Quantitation Report

Data File: G:\APOLLO\DATA\210702\702008.D  
Sample : DMO STD-4 07/02/21



Data File : G:\APOLLO\DATA\210702\702009.D Vial: 9  
 Acq On : 7-2-21 16:29:22 Operator: MB  
 Sample : DMO STD-5 07/02/21 Inst : Apollo  
 Misc : water Multiplr: 1.00  
 IntFile : events.e  
 Quant Time: Jul 6 8:47 2021 Quant Results File: DOC0702.RES

Method : G:\APOLLO\DATA\210702\DOC0702.M (Chemstation Integrator)  
 Title : 8015 B&C  
 Last Update : Tue Jul 06 08:45:30 2021  
 Response via : Multiple Level Calibration

Volume Inj. : 2UL  
 Signal Phase : DB-5  
 Signal Info : FID02A

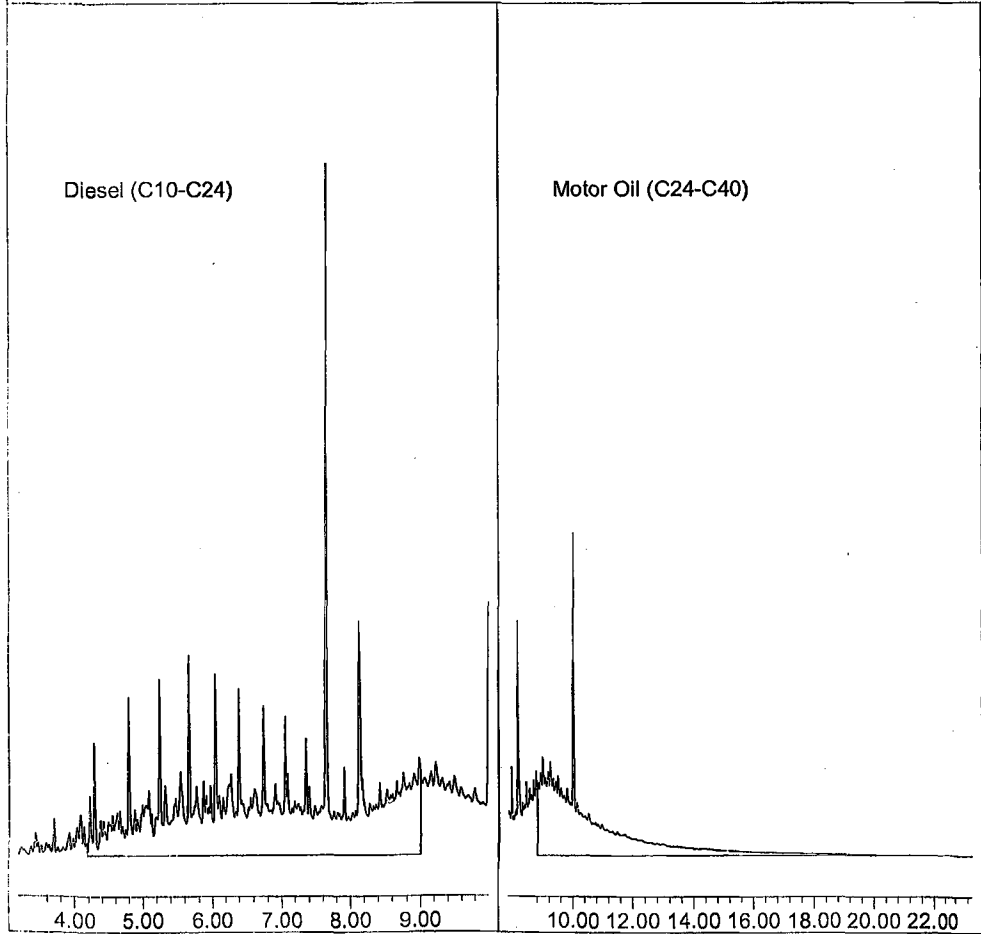
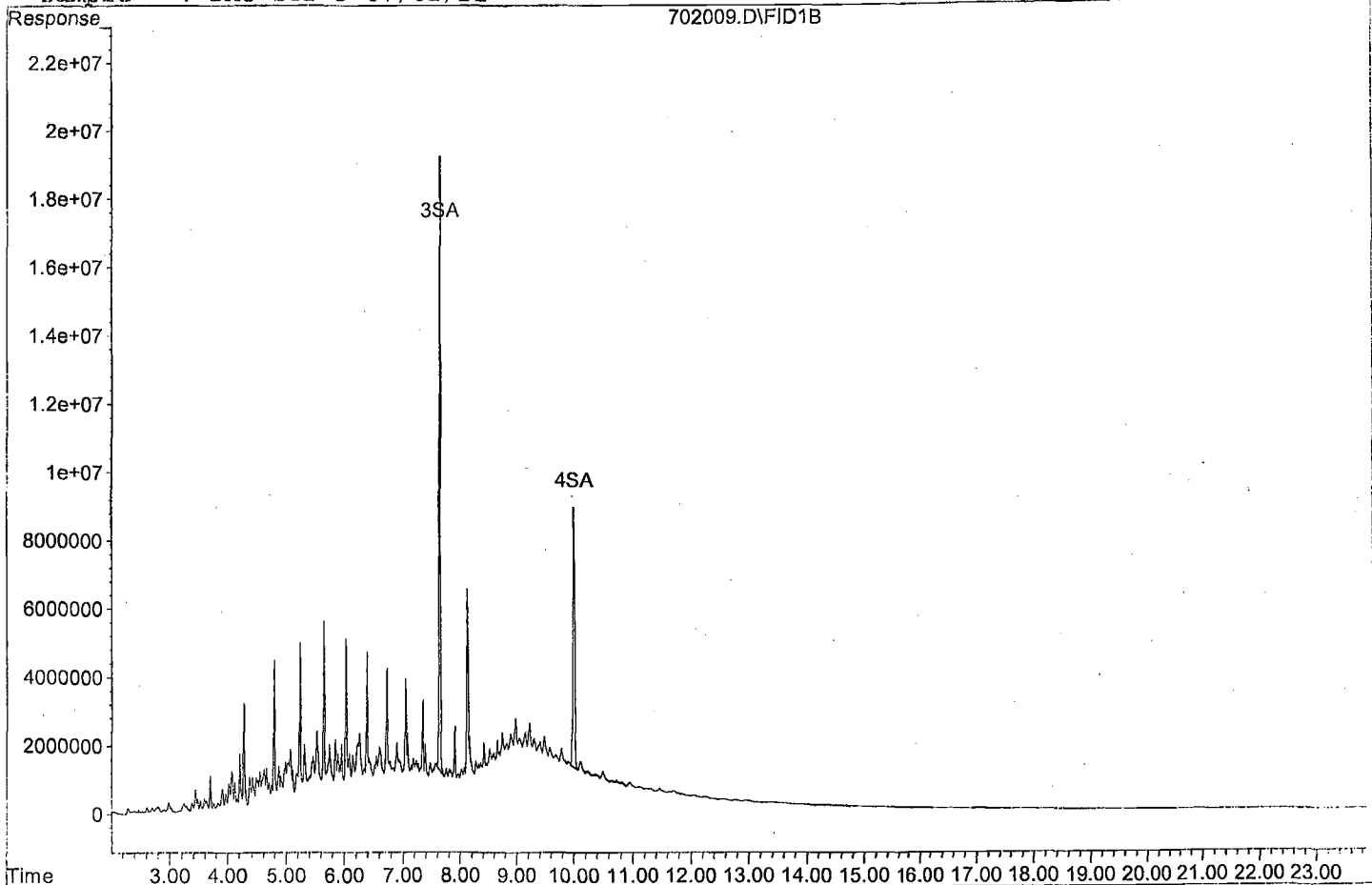
Compound	R.T.	Response	Conc Units
<b>System Monitoring Compounds</b>			
3) SA Ortho-Terphenyl(S)	7.64	242267738	48.465 ppb
Surrogate Spike 30.000		Recovery =	161.55%
4) SA Octacosane(S)	10.00	164424401	49.137 ppb
Surrogate Spike 30.000		Recovery =	163.79%
<b>Target Compounds</b>			
1) HATM Diesel (C10-C24)	6.59	4079443154	930.133 ppb
2) HBTM Motor Oil (C24-C40)	15.58	2985720309	964.809 ppb

Target Compounds

Quantitation Report

Data File: G:\APOLLO\DATA\210702\702009.D

Sample : DMO STD-5 07/02/21



Quantitation Report (Not Reviewed)

Data File : G:\APOLLO\DATA\210702\702010.D Vial: 10  
 Acq On : 7-2-21 16:57:44 Operator: MB  
 Sample : DMO STD-6 07/02/21 Inst : Apollo  
 Misc : water Multiplr: 1.00  
 IntFile : events.e  
 Quant Time: Jul 6 8:47 2021 Quant Results File: DOC0702.RES

Method : G:\APOLLO\DATA\210702\DOC0702.M (Chemstation Integrator)  
 Title : 8015 B&C  
 Last Update : Tue Jul 06 08:45:30 2021  
 Response via : Multiple Level Calibration

Volume Inj. : 2UL  
 Signal Phase : DB-5  
 Signal Info : FID02A

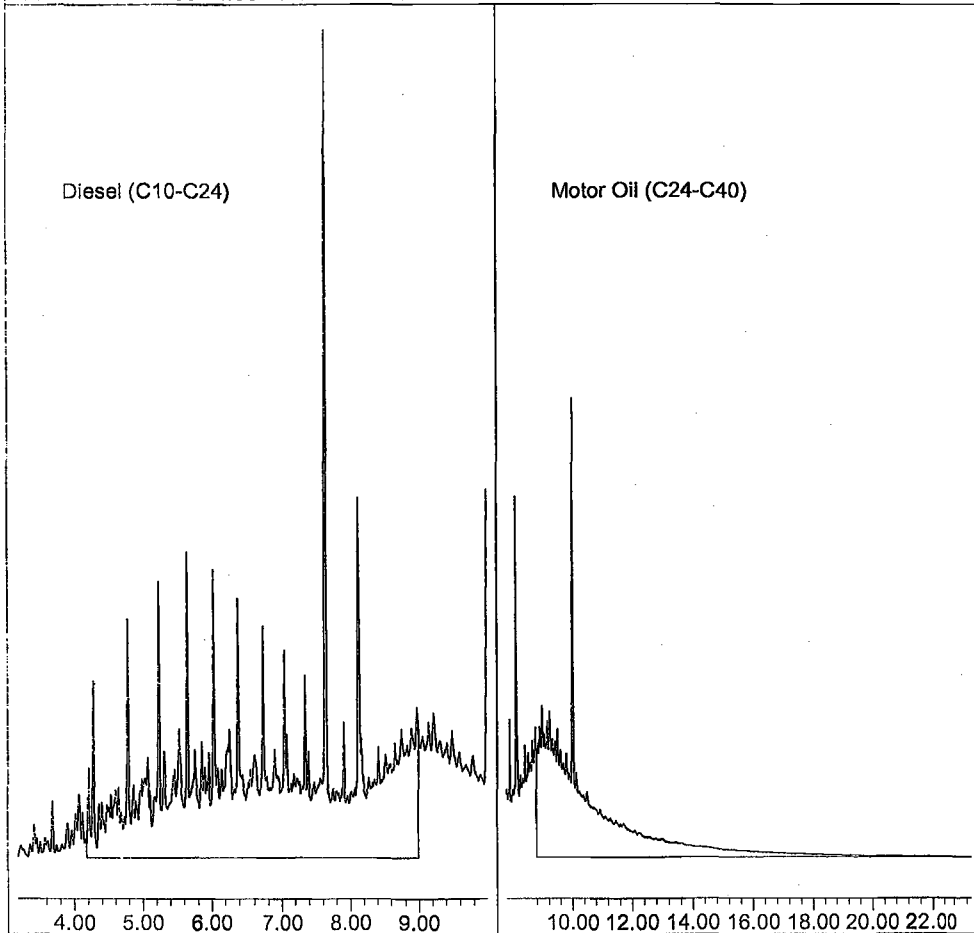
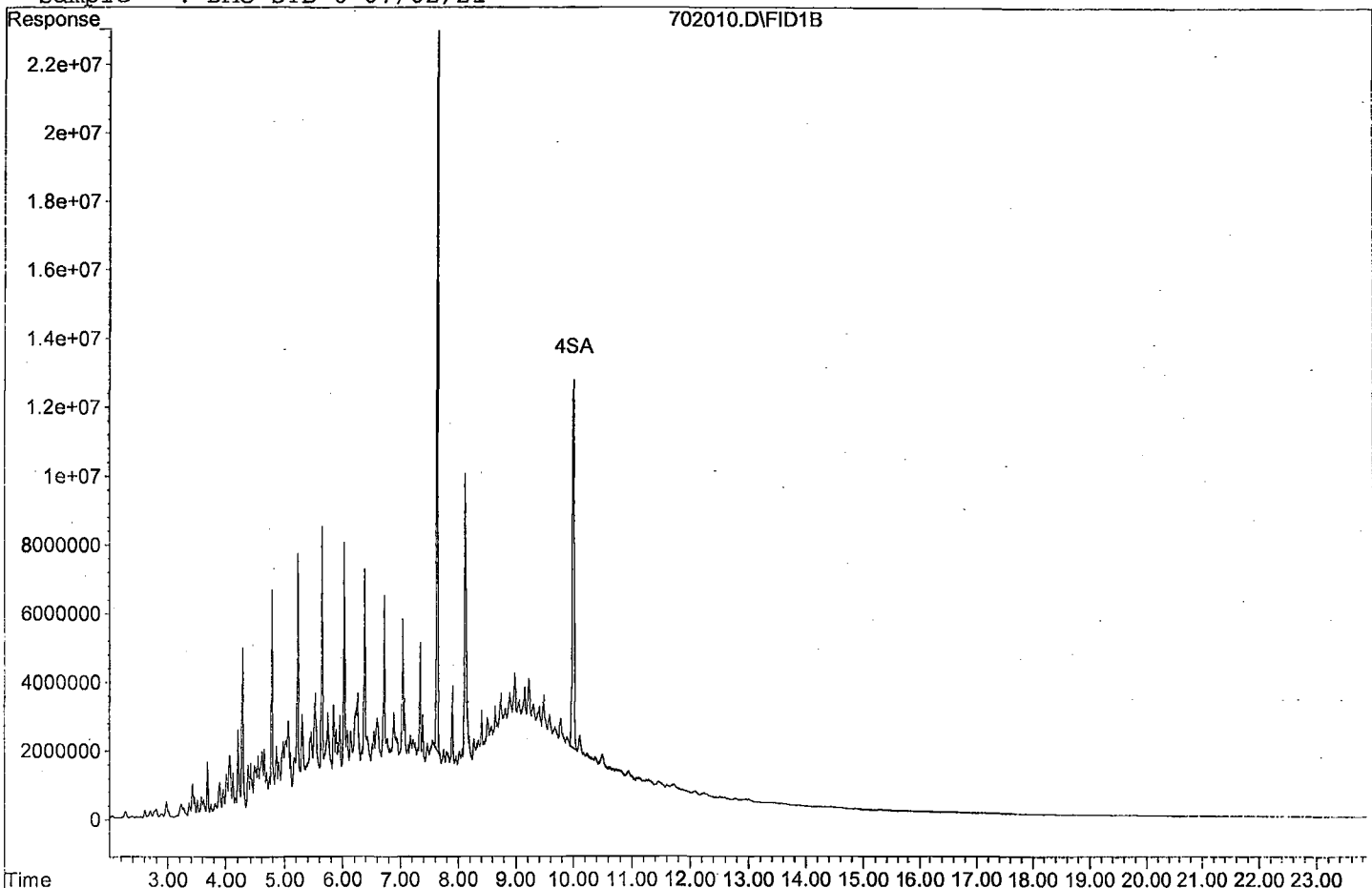
Compound	R.T.	Response	Conc Units
System Monitoring Compounds			
3) SA Ortho-Terphenyl (S)	7.64	365375654	73.092 ppb
Surrogate Spike 30.000		Recovery =	243.64%
4) SA Octacosane (S)	10.00	254910432	76.178 ppb
Surrogate Spike 30.000		Recovery =	253.93%
Target Compounds			
1) HATM Diesel (C10-C24)	6.59	6357793272	1449.608 ppb
2) HBTM Motor Oil (C24-C40)	15.58	4638339387	1498.838 ppb

Target Compounds

Quantitation Report

Data File: G:\APOLLO\DATA\210702\702010.D

Sample : DMO STD-6 07/02/21





Quantitation Report (Not Reviewed)

Data File : G:\APOLLO\DATA\210702\702011.D Vial: 11  
 Acq On : 7-2-21 17:26:03 Operator: MB  
 Sample : DMO STD-7 07/02/21 Inst : Apollo  
 Misc : water Multiplr: 1.00  
 IntFile : events.e  
 Quant Time: Jul 6 8:47 2021 Quant Results File: DOC0702.RES

Method : G:\APOLLO\DATA\210702\DOC0702.M (Chemstation Integrator)  
 Title : 8015 B&C  
 Last Update : Tue Jul 06 08:45:30 2021  
 Response via : Multiple Level Calibration

Volume Inj. : 2UL  
 Signal Phase : DB-5  
 Signal Info : FID02A

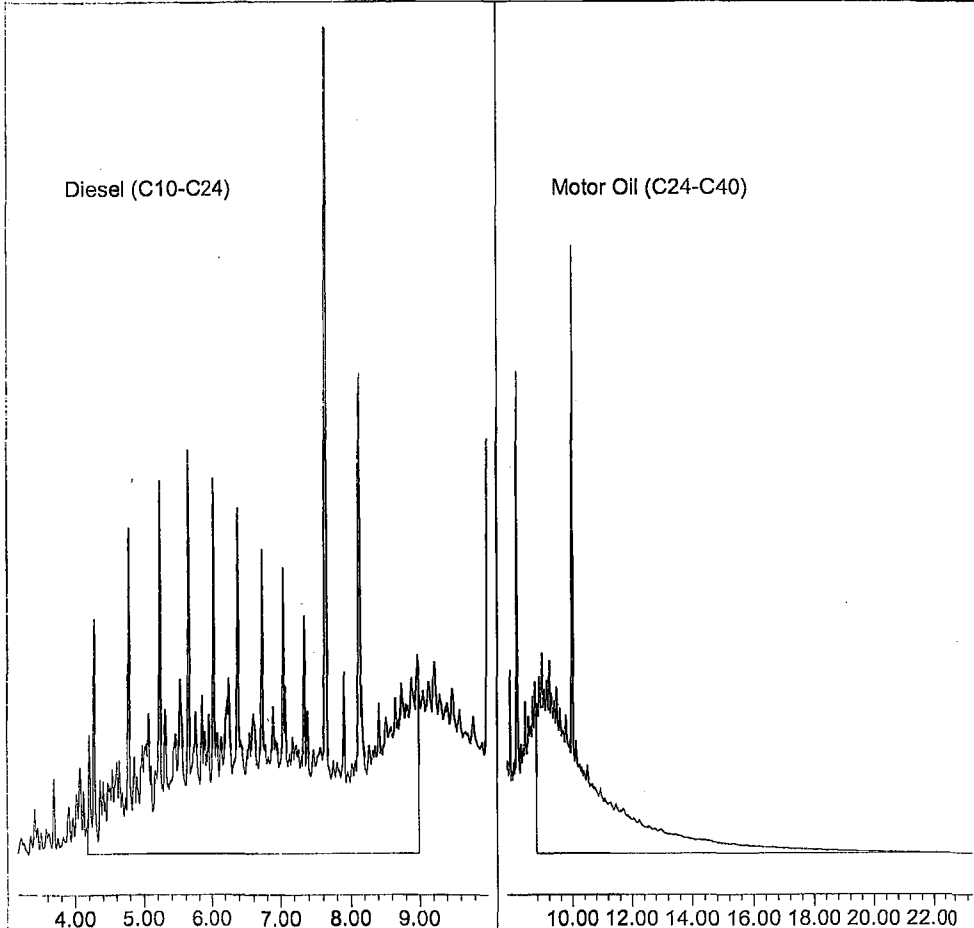
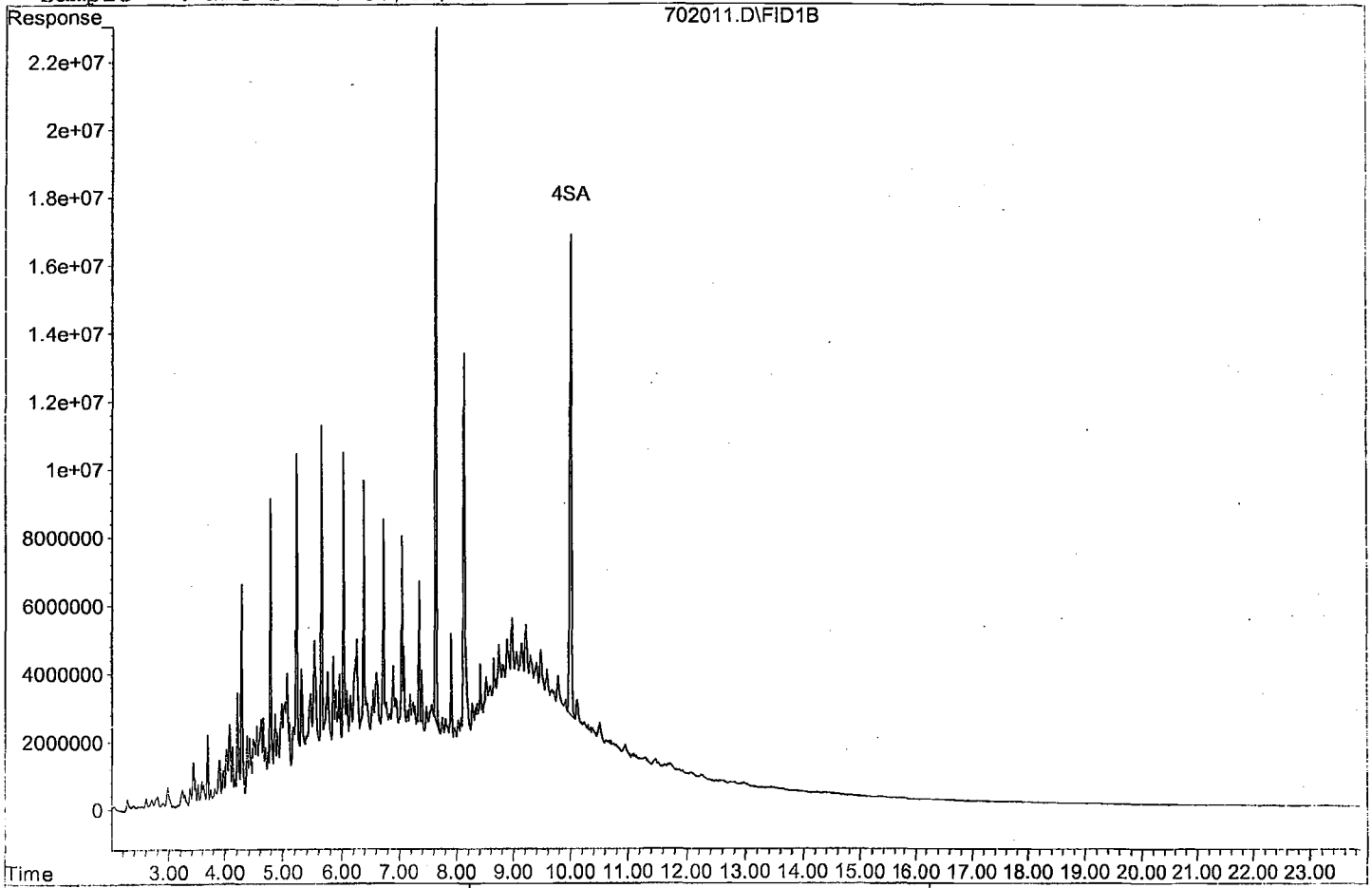
Compound	R.T.	Response	Conc Units
System Monitoring Compounds			
3) SA Ortho-Terphenyl(S)	7.64	499899155	100.003 ppb
Surrogate Spike 30.000		Recovery =	333.34%
4) SA Octacosane(S)	10.01	341107264	101.937 ppb
Surrogate Spike 30.000		Recovery =	339.79%
Target Compounds			
1) HATM Diesel (C10-C24)	6.59	8559469801	1951.600 ppb
2) HBTM Motor Oil (C24-C40)	15.58	6216469170	2008.797 ppb

Target Compounds

Quantitation Report

Data File: G:\APOLLO\DATA\210702\702011.D

Sample : DMO STD-7 07/02/21



TPH Extractables  
DOC0702

Form 7

Second Source Calibration

Lab Name: APPL, Inc.  
Case No: \_\_\_\_\_  
Matrix: Water

SDG No: \_\_\_\_\_  
Date Analyzed: 07/02/21  
Instrument: Apollo  
Initial Cal. Date: 07/02/21  
Data File: 702012.D

		Compound	MEAN	CCRF	%D	%Drift
1	HATM	Diesel (C10-C24)	2192940	2197080	0.19	HATM
2	HBTM	Motor Oil (C24-C40)	1547310	1697380	9.7	HBTM
3						
4						
5						
6						
7						
8						
9						
10						
11						
12						
13						
14						
15						
16						
17						
18						
19						
20						
21						
22						
23						
24						
25						
26						
27						
28						
29						
30						
31						
32						
33						
34						
35						
36						
37						
38						
39						
40						

Average

4.9

Data File : G:\APOLLO\DATA\210702\702012.D Vial: 12  
 Acq On : 7-2-21 17:54:24 Operator: MB  
 Sample : DMO STD-SS 07/02/21 Inst : Apollo  
 Misc : water Multiplr: 1.00  
 IntFile : events.e  
 Quant Time: Jul 6 8:49 2021 Quant Results File: DOC0702.RES

Method : G:\APOLLO\DATA\210702\DOC0702.M (Chemstation Integrator)  
 Title : 8015 B&C  
 Last Update : Tue Jul 06 08:45:30 2021  
 Response via : Multiple Level Calibration

Volume Inj. : 2UL  
 Signal Phase : DB-5  
 Signal Info : FID02A



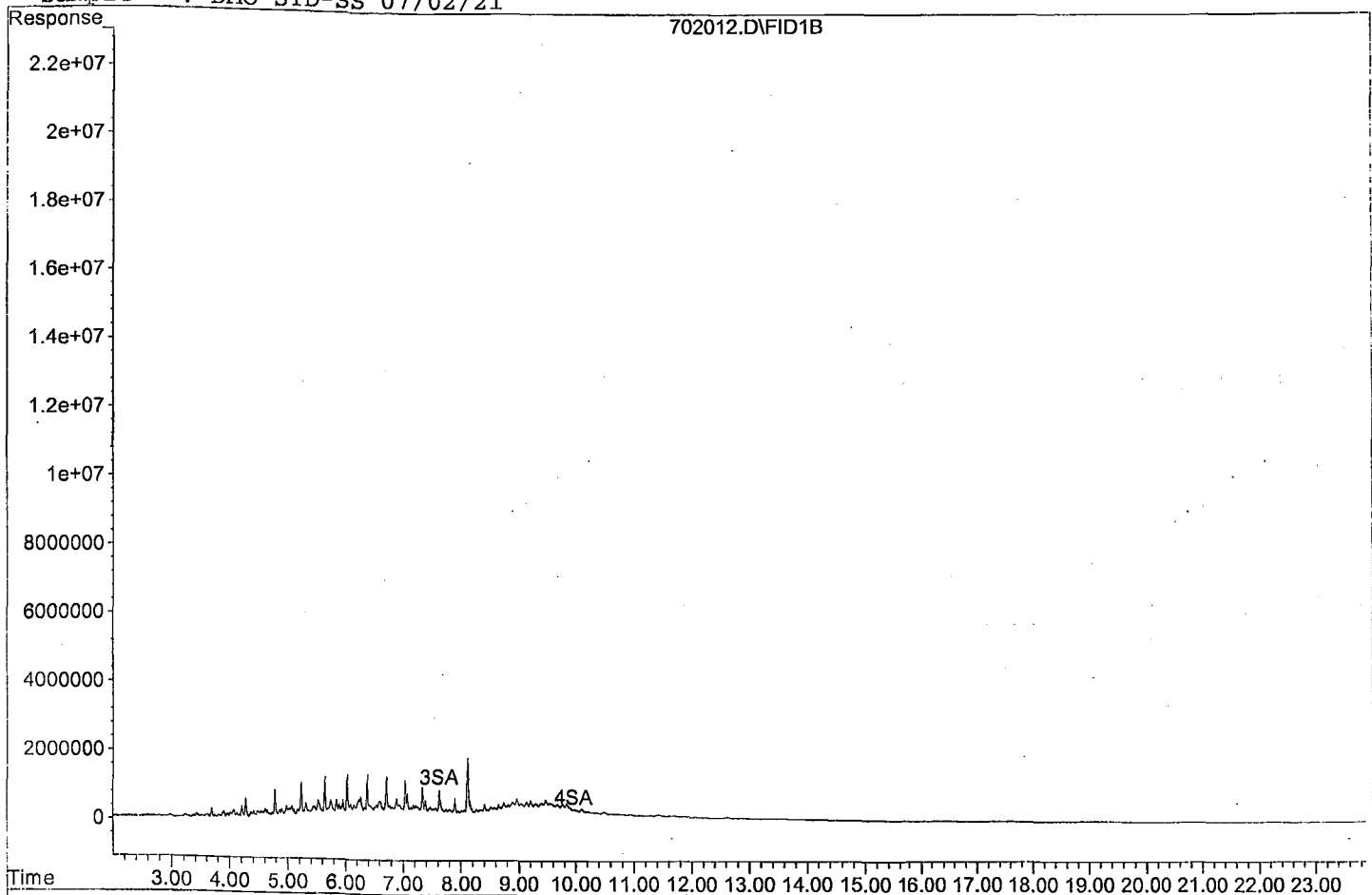
Compound	R.T.	Response	Conc Units
System Monitoring Compounds			
3) SA Ortho-Terphenyl(S)	7.63	4247288	0.850 ppb
Surrogate Spike 30.000		Recovery =	2.83%
4) SA Octacosane(S)	9.97	108123	0.032 ppb
Surrogate Spike 30.000		Recovery =	0.11%
Target Compounds			
1) HATM Diesel (C10-C24)	6.59	1098540957	250.473 ppb
2) HBTM Motor Oil (C24-C40)	15.58	848692375	274.247 ppb

Target Compounds

Quantitation Report

Data File: G:\APOLLO\DATA\210702\702012.D

Sample : DMO STD-SS 07/02/21



TPH Extractables  
DOC0702

Form 7  
Continuing Calibration

Lab Name: APPL, Inc.

SDG No: \_\_\_\_\_

Case No: \_\_\_\_\_

Date Analyzed: 7/29/2021

Matrix: Water

Instrument: Apollo

Initial Cal. Date: 7/2/2021

Data File: 727114.D

		Compound	MEAN	CCRF	%D	%Drift
1	HATM	Diesel (C10-C24)	2192940	2373760	8.2	HATM
2	HBTM	Motor Oil (C24-C40)	1547310	1660990	7.3	HBTM
3	SA	Ortho-Terphenyl(S)	2499420	2864760	15	SA
4	SA	Octacosane(S)	1673130	1832090	9.5	SA
5						
6						
7						
8						
9						
10						
11						
12						
13						
14						
15						
16						
17						
18						
19						
20						
21						
22						
23						
24						
25						
26						
27						
28						
29						
30						
31						
32						
33						
34						
35						
36						
37						
38						
39						
40		Average			10.0	

Quantitation Report (Not Reviewed)

Data File : G:\APOLLO\DATA\210727\727114.D Vial: 14  
 Acq On : 7-29-21 22:33:30 Operator: KA  
 Sample : Diesel Motor Oil CCV-7/15/21 Inst : Apollo  
 Misc : water Multiplr: 1.00  
 IntFile : events.e  
 Quant Time: Aug 7 8:18 2021 Quant Results File: DQC0702.RES

Method : G:\APOLLO\DATA\210727\DOC0702.M (Chemstation Integrator)  
 Title : 8015 B&C  
 Last Update : Sat Sep 11 11:29:27 2021  
 Response via : Multiple Level Calibration

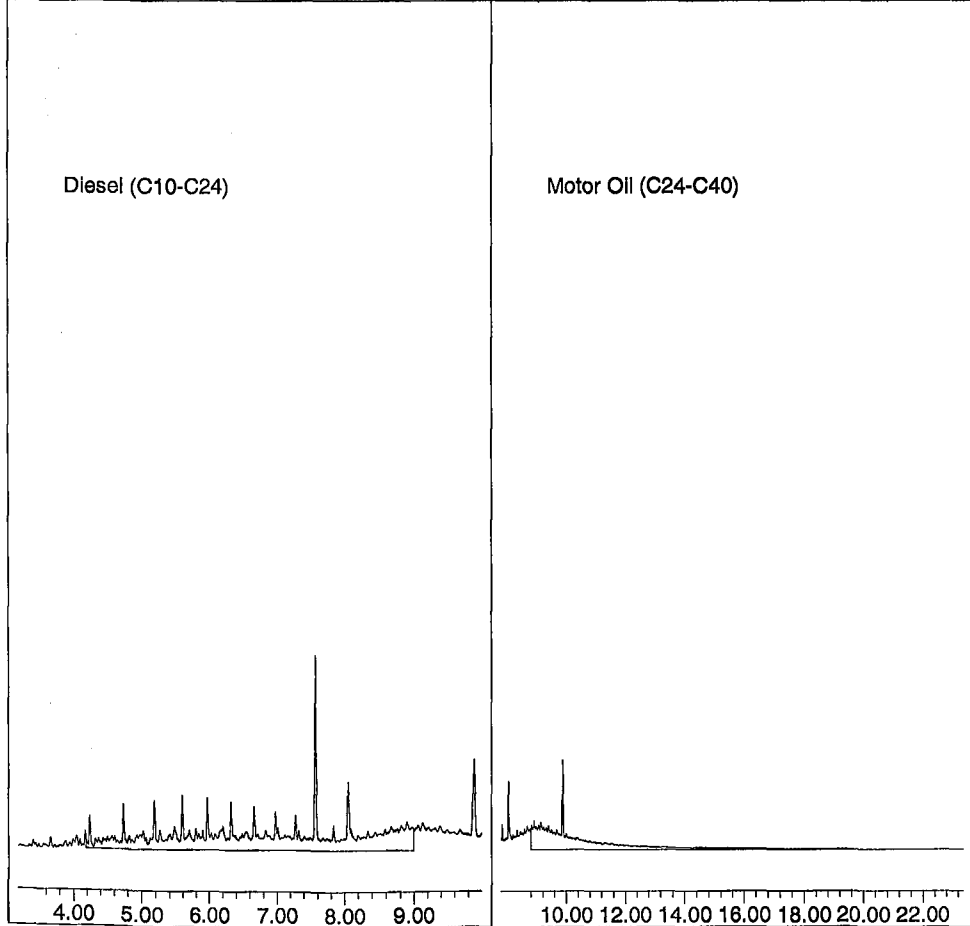
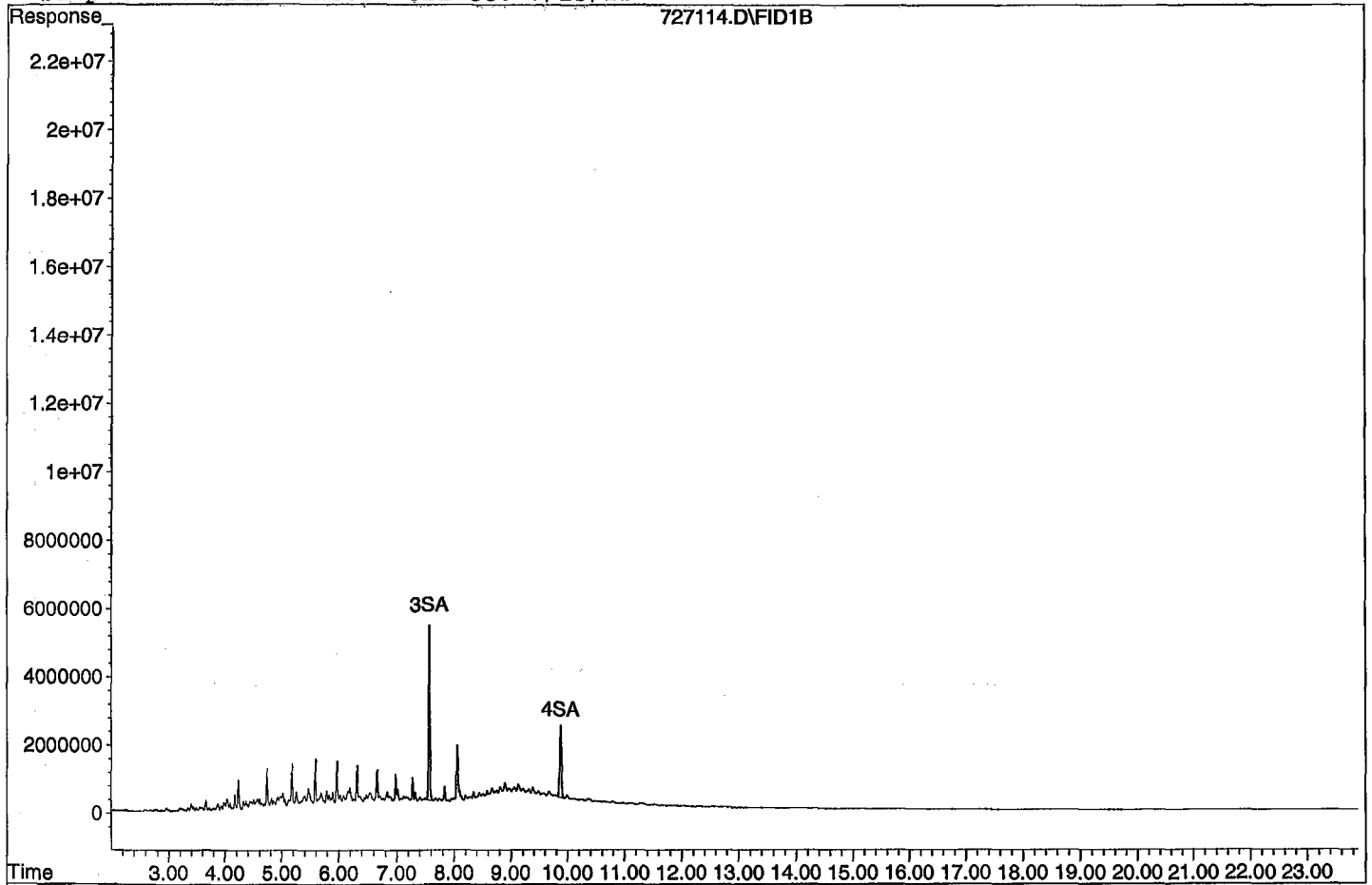
Volume Inj. : 2UL  
 Signal Phase : DB-5  
 Signal Info : FID02A

Compound	R.T.	Response	Conc Units
<b>System Monitoring Compounds</b>			
3) SA Ortho-Terphenyl(S)	7.56	71618975	14.327 ppb
Surrogate Spike 30.000		Recovery =	47.76%
4) SA Octacosane(S)	9.88	45802186	13.688 ppb
Surrogate Spike 30.000		Recovery =	45.63%
<b>Target Compounds</b>			
1) HATM Diesel (C10-C24)	6.59	1186878937	270.614 ppb
2) HBTM Motor Oil (C24-C40)	15.58	830494739	268.367 ppb
<b>Target Compounds</b>			

Quantitation Report

Data File: G:\APOLLO\DATA\210727\727114.D

Sample : Diesel Motor Oil CCV-7/15/21





TPH Extractables  
DOC0702

Form 7  
Continuing Calibration

Lab Name: APPL, Inc.  
Case No: \_\_\_\_\_  
Matrix: Water

SDG No: \_\_\_\_\_  
Date Analyzed: 7/30/2021  
Instrument: Apollo  
Initial Cal. Date: 7/2/2021  
Data File: 727123.D

		Compound	MEAN	CCRF	%D	%Drift
1	HATM	Diesel (C10-C24)	2192940	2380230	8.5	HATM
2	HBTM	Motor Oil (C24-C40)	1547310	1675740	8.3	HBTM
3	SA	Ortho-Terphenyl(S)	2499420	2859900	14	SA
4	SA	Octacosane(S)	1673130	1824830	9.1	SA
5						
6						
7						
8						
9						
10						
11						
12						
13						
14						
15						
16						
17						
18						
19						
20						
21						
22						
23						
24						
25						
26						
27						
28						
29						
30						
31						
32						
33						
34						
35						
36						
37						
38						
39						
40		Average			10.0	

Quantitation Report (Not Reviewed)

Data File : G:\APOLLO\DATA\210727\727123.D Vial: 23  
 Acq On : 7-30-21 2:48:38 Operator: KA  
 Sample : Diesel Motor Oil CCV-7/15/21 Inst : Apollo  
 Misc : water Multiplr: 1.00  
 IntFile : events.e  
 Quant Time: Aug 7 8:18 2021 Quant Results File: DOC0702.RES

Method : G:\APOLLO\DATA\210727\DOC0702.M (Chemstation Integrator)  
 Title : 8015 B&C  
 Last Update : Sat Sep 11 11:29:27 2021  
 Response via : Multiple Level Calibration

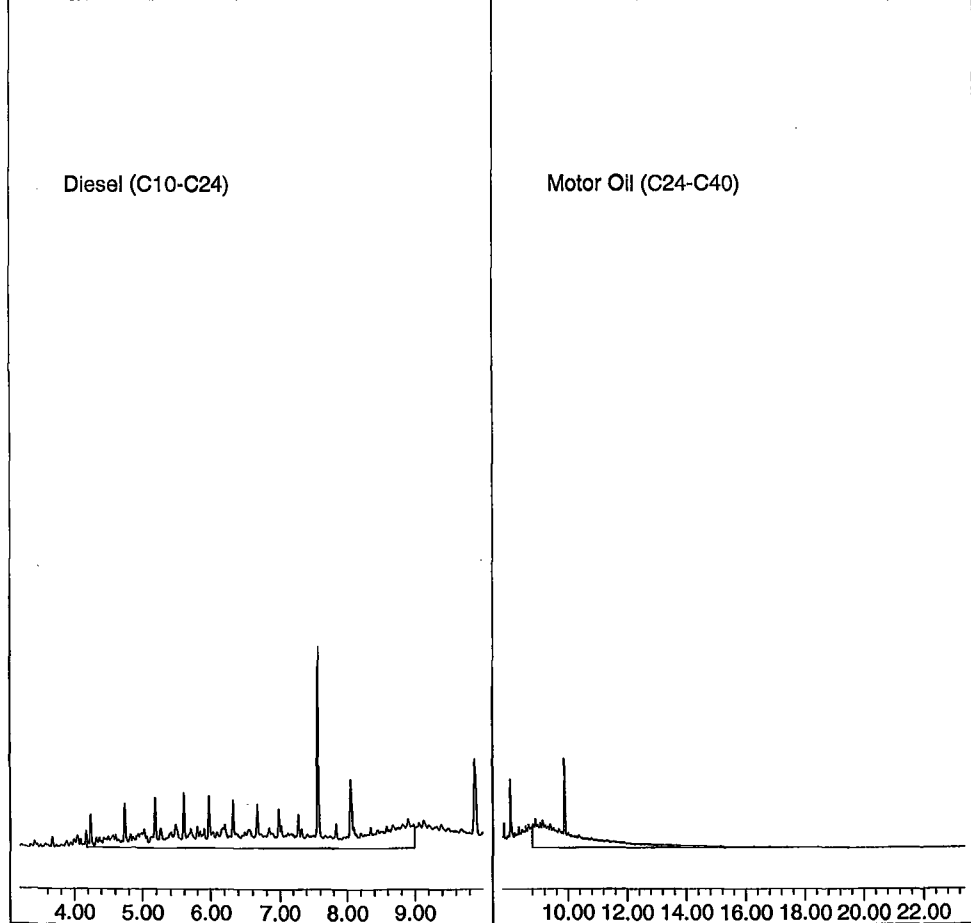
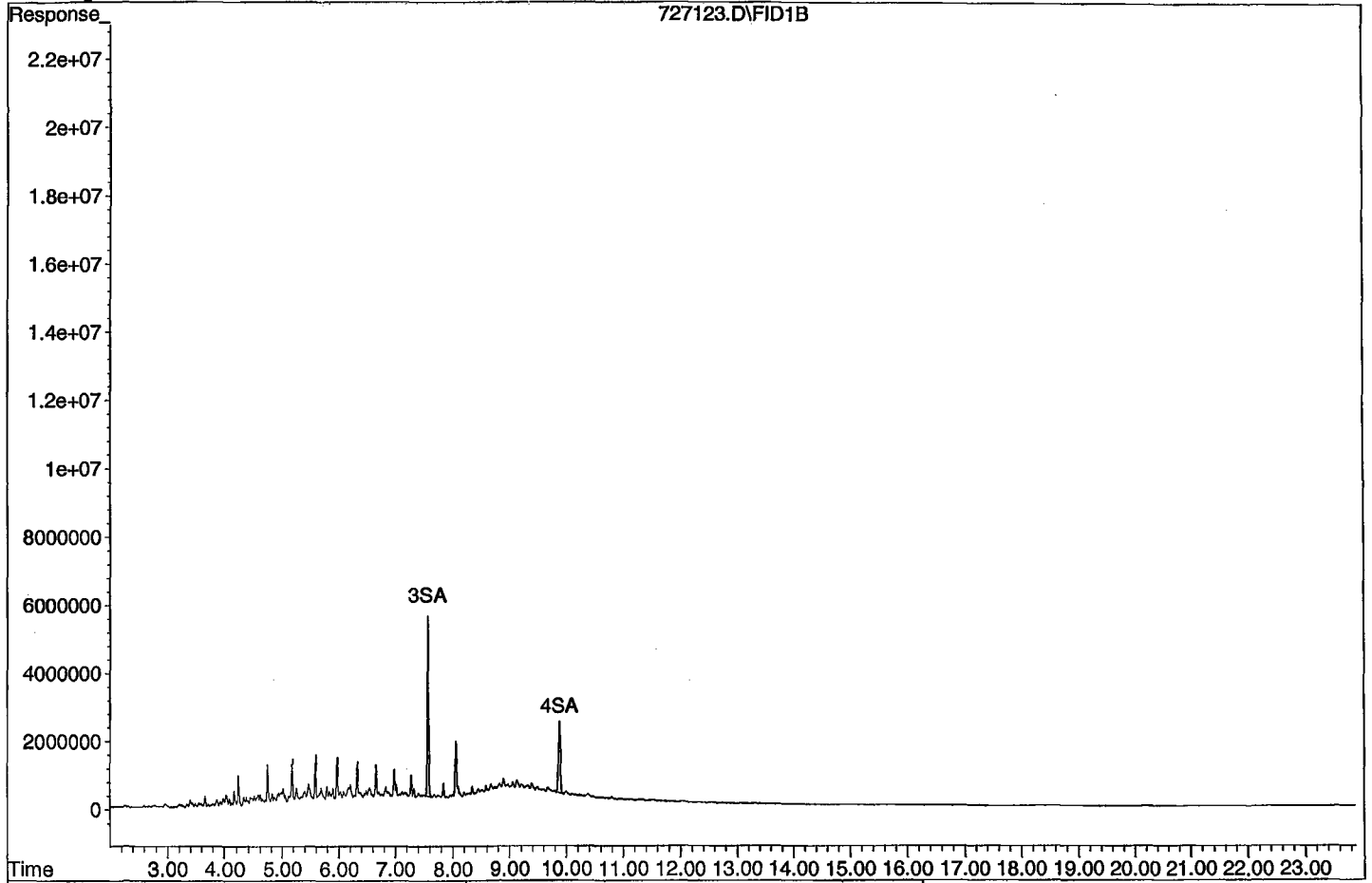
Volume Inj. : 2UL  
 Signal Phase : DB-5  
 Signal Info : FID02A

Compound	R.T.	Response	Conc Units
<b>System Monitoring Compounds</b>			
3) SA Ortho-Terphenyl(S)	7.56	71497472	14.303 ppb
Surrogate Spike 30.000		Recovery =	47.68%
4) SA Octacosane(S)	9.88	45620736	13.633 ppb
Surrogate Spike 30.000		Recovery =	45.44%
<b>Target Compounds</b>			
1) HATM Diesel (C10-C24)	6.59	1190113974	271.352 ppb
2) HBTM Motor Oil (C24-C40)	15.58	837870219	270.750 ppb
<b>Target Compounds</b>			

Quantitation Report

Data File: G:\APOLLO\DATA\210727\727123.D

Sample : Diesel Motor Oil CCV-7/15/21



# **ORGANICS**

## **Raw Data**

Data File : G:\APOLLO\DATA\210727\727118.D Vial: 18  
 Acq On : 7-30-21 0:26:46 Operator: KA  
 Sample : BA36222W01 5/1000 Inst : Apollo  
 Misc : water Multiplr: 5.00  
 IntFile : events.e  
 Quant Time: Aug 7 8:18 2021 Quant Results File: DOC0702.RES

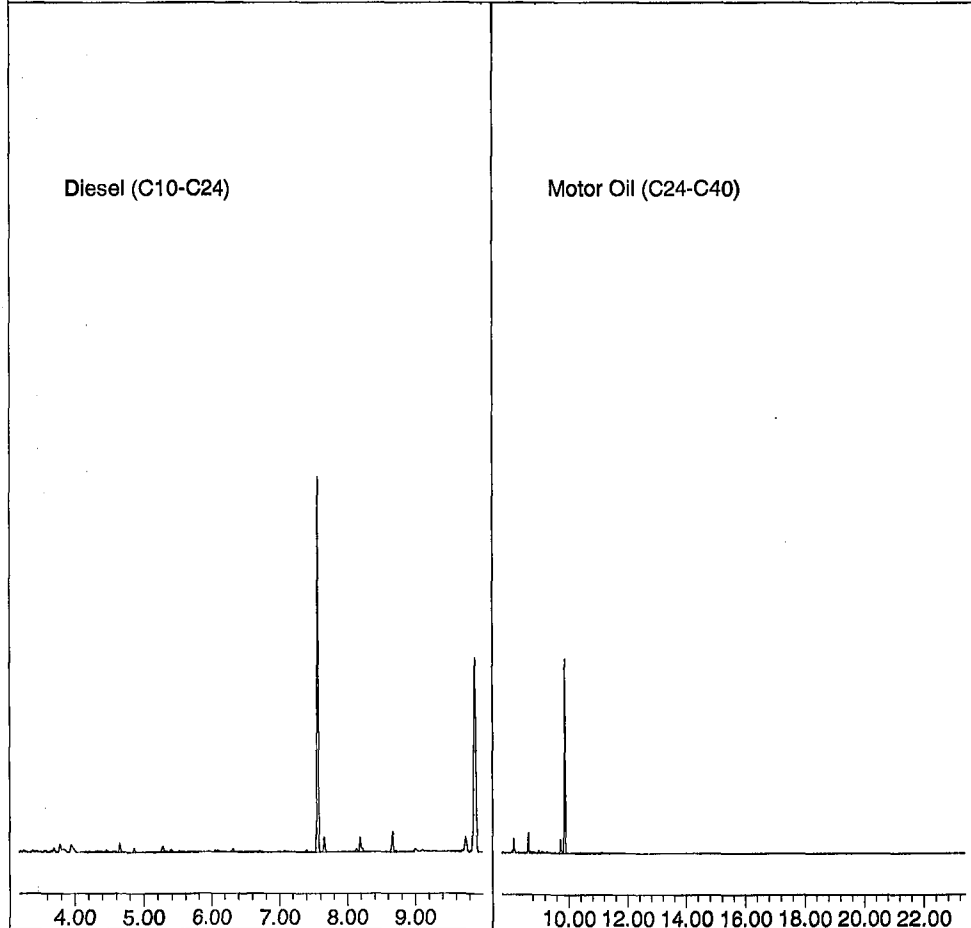
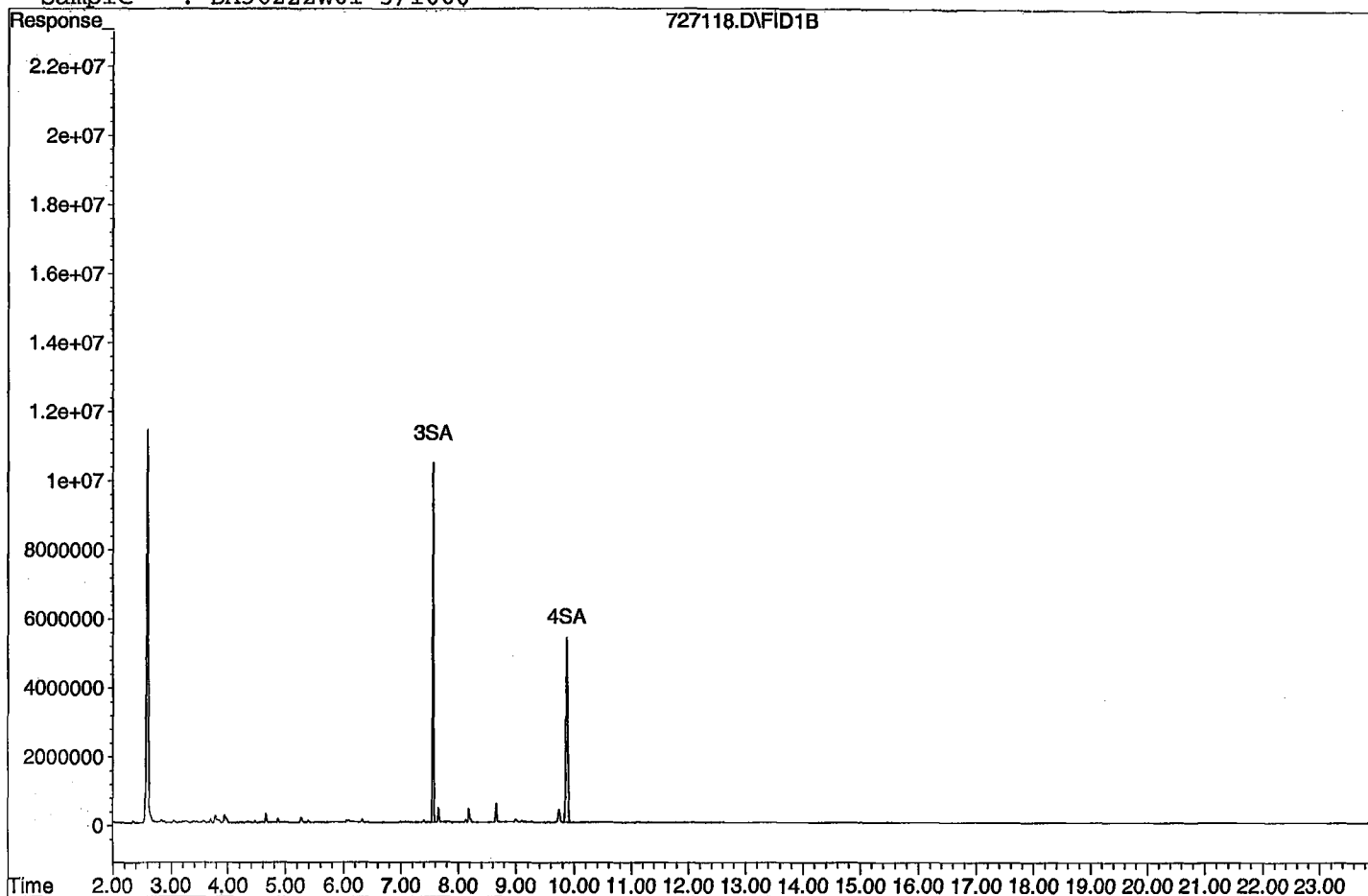
Method : G:\APOLLO\DATA\210727\DOC0702.M (Chemstation Integrator)  
 Title : 8015 B&C  
 Last Update : Sat Sep 11 11:29:27 2021  
 Response via : Multiple Level Calibration

Volume Inj. : 2UL  
 Signal Phase : DB-5  
 Signal Info : FID02A

Compound	R.T.	Response	Conc Units
System Monitoring Compounds			
3) SA Ortho-Terphenyl(S)	7.57	127223041	127.252 ppb
Surrogate Spike 150.000		Recovery =	84.83%
4) SA Octacosane(S)	9.88	116471695	174.032 ppb
Surrogate Spike 150.000		Recovery =	116.02%
Target Compounds			
1) HATM Diesel (C10-C24)	6.59	72005157	82.088 ppb
2) HBTM Motor Oil (C24-C40)	15.58	43162469	69.738 ppb
Target Compounds			

Quantitation Report

Data File: G:\APOLLO\DATA\210727\727118.D  
Sample : BA36222W01 5/1000



Quantitation Report (QT Reviewed)

Data File : G:\APOLLO\DATA\210727\727119.D Vial: 19  
 Acq On : 7-30-21 0:55:06 Operator: KA  
 Sample : BA36225W01 5/1000 Inst : Apollo  
 Misc : water Multiplr: 5.00  
 IntFile : events.e  
 Quant Time: Aug 7 8:18 2021 Quant Results File: DOC0702.RES

Method : G:\APOLLO\DATA\210727\DOC0702.M (Chemstation Integrator)  
 Title : 8015 B&C  
 Last Update : Sat Sep 11 11:29:27 2021  
 Response via : Multiple Level Calibration

Volume Inj. : 2UL  
 Signal Phase : DB-5  
 Signal Info : FID02A

Compound	R.T.	Response	Conc Units
System Monitoring Compounds			
3) SA Ortho-Terphenyl(S)	7.57	136215074	136.246 ppb
Surrogate Spike 150.000		Recovery =	90.83%
4) SA Octacosane(S)	9.88	123894254	185.123 ppb
Surrogate Spike 150.000		Recovery =	123.42%
Target Compounds			
1) HATM Diesel (C10-C24)	6.59	85596276	97.582 ppb
2) HBTM Motor Oil (C24-C40)	15.58	58821280	95.038 ppb



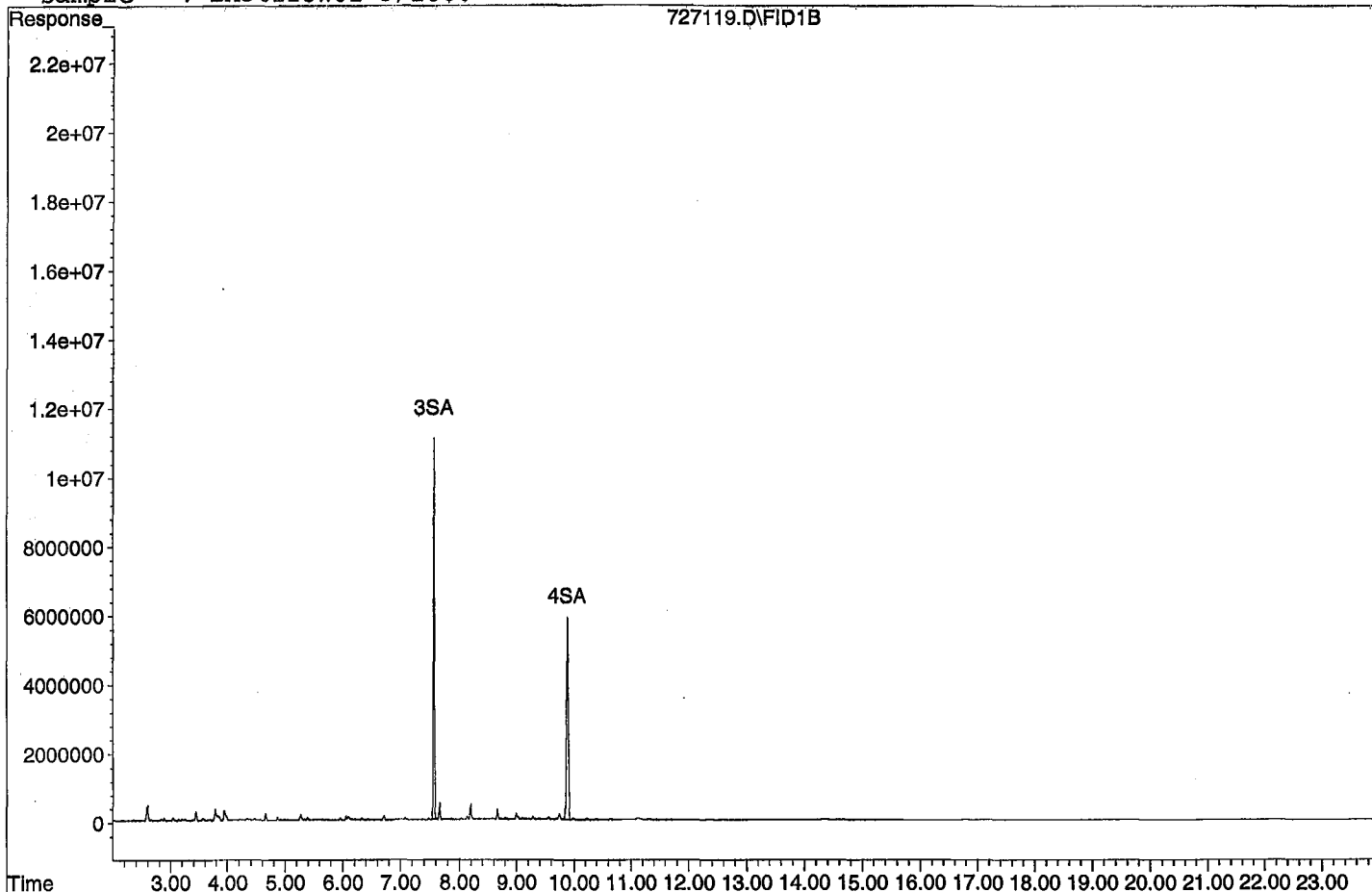
Target Compounds

Quantitation Report

Data File: G:\APOLLO\DATA\210727\727119.D

Sample : BA36225W01 5/1000

727119.D\FID1B





Quantitation Report (QT Reviewed)

Data File : G:\APOLLO\DATA\210727\727120.D Vial: 20  
 Acq On : 7-30-21 1:23:27 Operator: KA  
 Sample : BA36228W01 5/1000 Inst : Apollo  
 Misc : water Multiplr: 5.00  
 IntFile : events.e  
 Quant Time: Aug 7 8:18 2021 Quant Results File: DOC0702.RES

Method : G:\APOLLO\DATA\210727\DOC0702.M (Chemstation Integrator)  
 Title : 8015 B&C  
 Last Update : Sat Sep 11 11:29:27 2021  
 Response via : Multiple Level Calibration

Volume Inj. : 2UL  
 Signal Phase : DB-5  
 Signal Info : FID02A

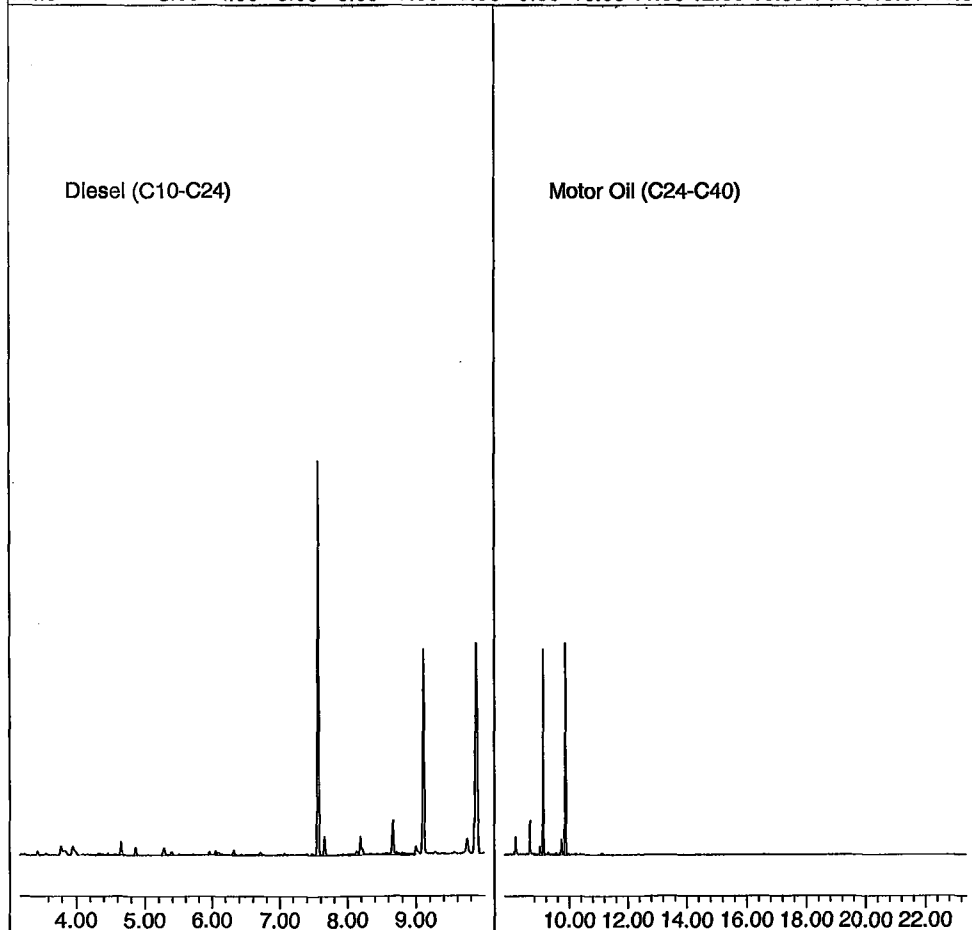
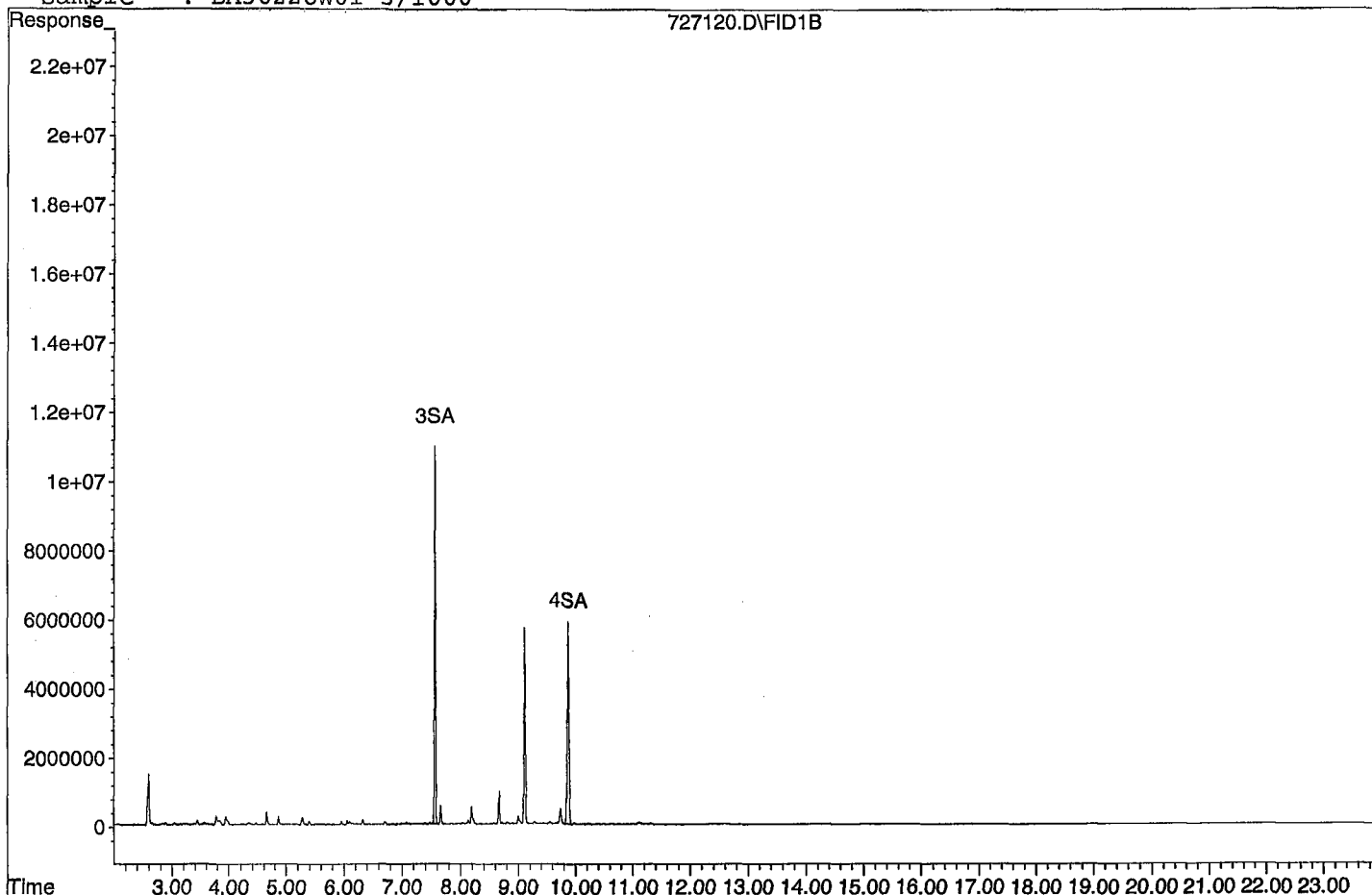
Compound	R.T.	Response	Conc Units
System Monitoring Compounds			
3) SA Ortho-Terphenyl(S)	7.57	135017874	135.049 ppb
Surrogate Spike 150.000		Recovery =	90.03%
4) SA Octacosane(S)	9.88	122274000	182.702 ppb
Surrogate Spike 150.000		Recovery =	121.80%
Target Compounds			
1) HATM Diesel (C10-C24)	6.59	107816845	122.914 ppb
2) HBTM Motor Oil (C24-C40)	15.58	152227338	245.955 ppb

Target Compounds

Quantitation Report

Data File: G:\APOLLO\DATA\210727\727120.D

Sample : BA36228W01 5/1000



Quantitation Report (QT Reviewed)

Data File : G:\APOLLO\DATA\210727\727121.D Vial: 21  
 Acq On : 7-30-21 1:51:49 Operator: KA  
 Sample : BA36231W01 5/1000 Inst : Apollo  
 Misc : water Multiplr: 5.00  
 IntFile : events.e  
 Quant Time: Aug 7 8:18 2021 Quant Results File: DOC0702.RES

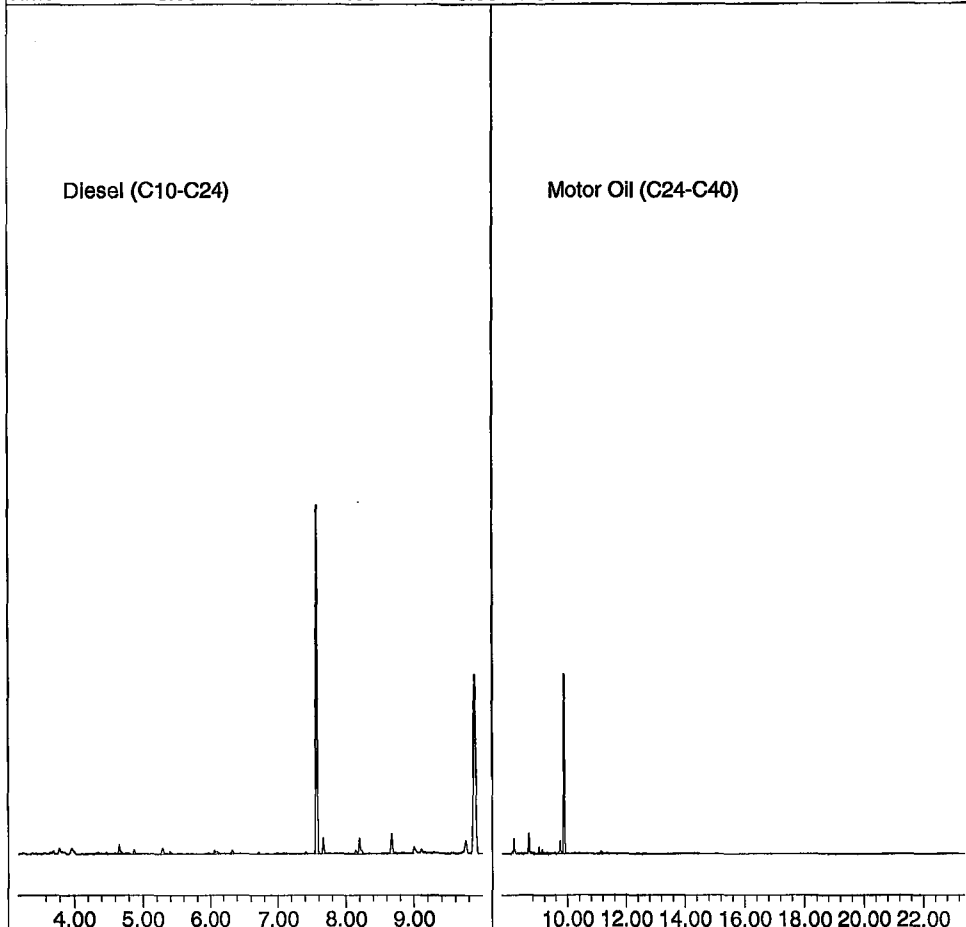
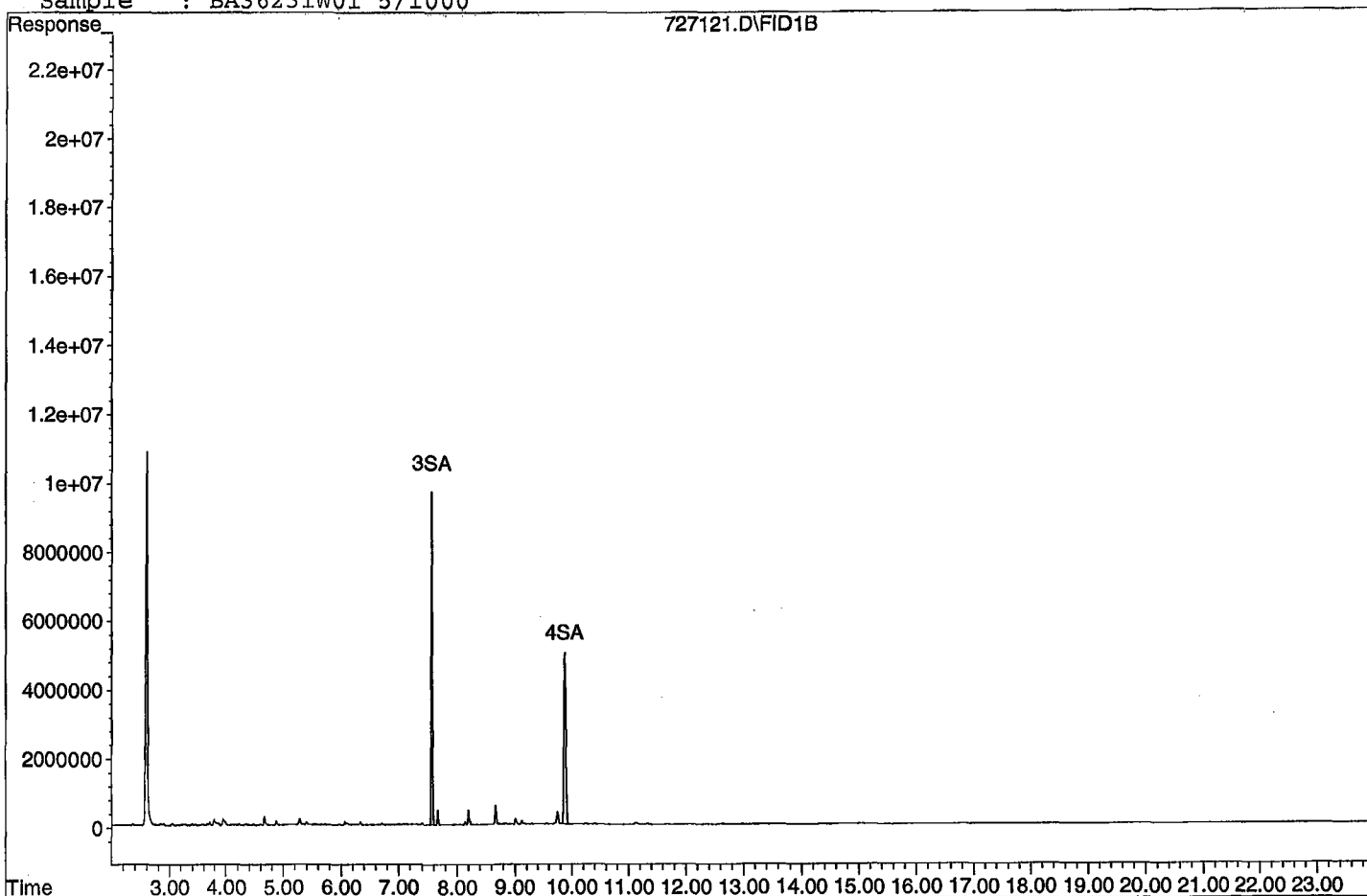
Method : G:\APOLLO\DATA\210727\DOC0702.M (Chemstation Integrator)  
 Title : 8015 B&C  
 Last Update : Sat Sep 11 11:29:27 2021  
 Response via : Multiple Level Calibration

Volume Inj. : 2UL  
 Signal Phase : DB-5  
 Signal Info : FID02A

Compound	R.T.	Response	Conc Units
<b>System Monitoring Compounds</b>			
3) SA Ortho-Terphenyl(S)	7.57	124392267	124.421 ppb
Surrogate Spike 150.000		Recovery =	82.95%
4) SA Octacosane(S)	9.88	114679479	171.354 ppb
Surrogate Spike 150.000		Recovery =	114.24%
<b>Target Compounds</b>			
1) HATM Diesel (C10-C24)	6.59	80172680	91.399 ppb
2) HBTM Motor Oil (C24-C40)	15.58	54573988	88.176 ppb
<b>Target Compounds</b>			

Quantitation Report

Data File: G:\APOLLO\DATA\210727\727121.D  
Sample : BA36231W01 5/1000



Quantitation Report (QT Reviewed)

Data File : G:\APOLLO\DATA\210727\727122.D Vial: 22  
 Acq On : 7-30-21 2:20:11 Operator: KA  
 Sample : BA36234W01 5/1000 Inst : Apollo  
 Misc : water Multiplr: 5.00  
 IntFile : events.e  
 Quant Time: Aug 7 8:18 2021 Quant Results File: DOC0702.RES

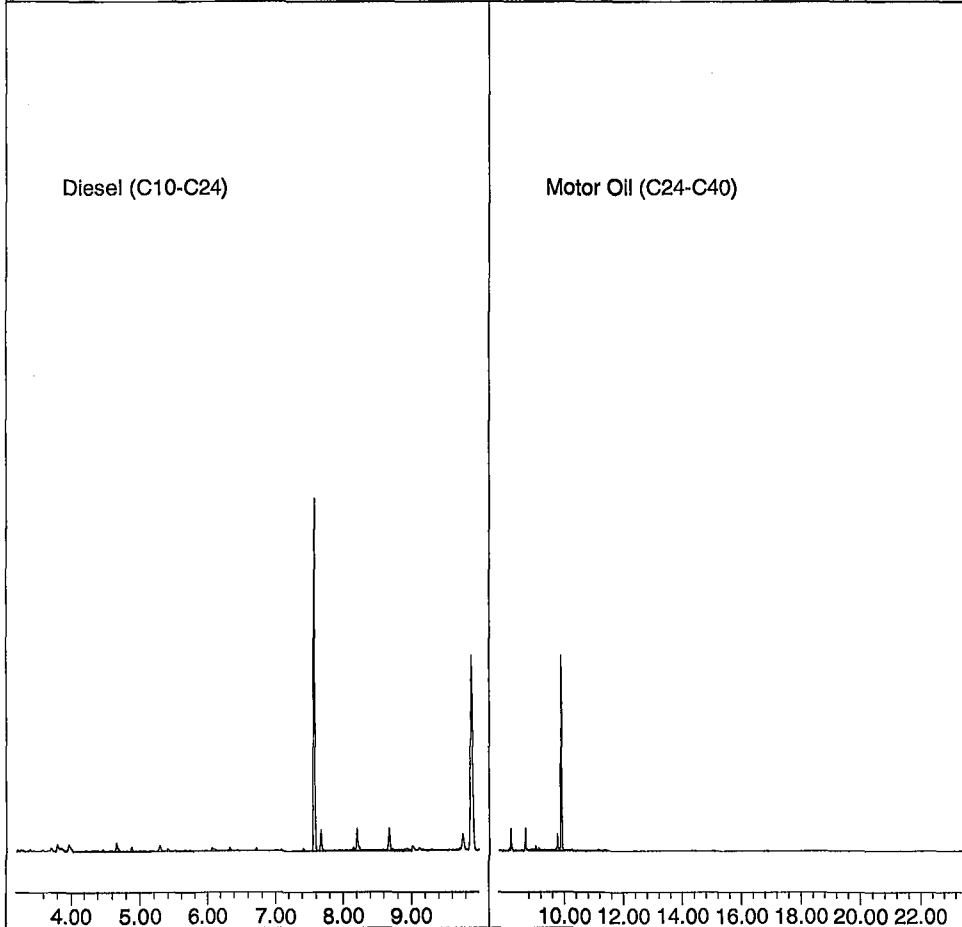
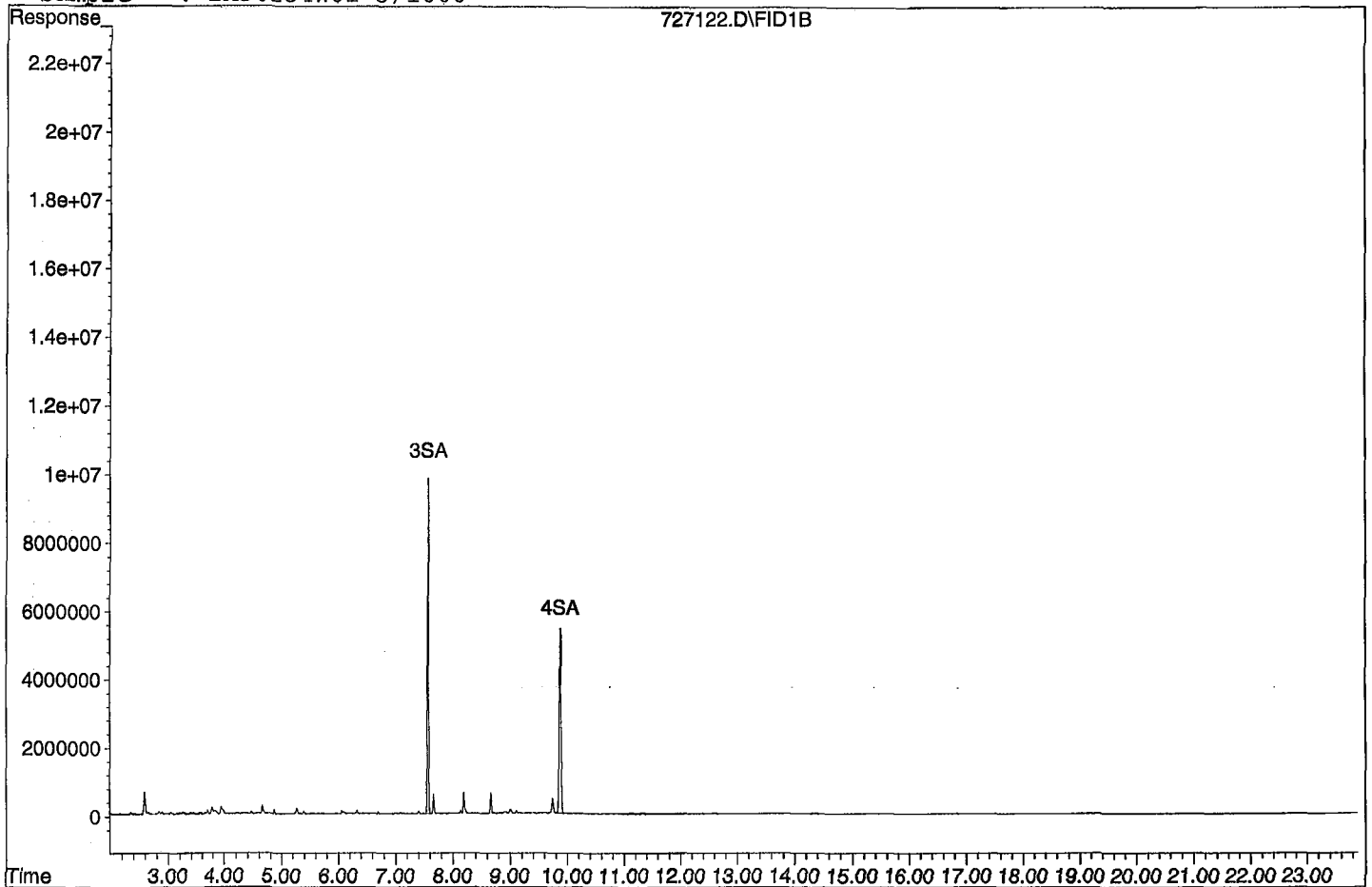
Method : G:\APOLLO\DATA\210727\DOC0702.M (Chemstation Integrator)  
 Title : 8015 B&C  
 Last Update : Sat Sep 11 11:29:27 2021  
 Response via : Multiple Level Calibration

Volume Inj. : 2UL  
 Signal Phase : DB-5  
 Signal Info : FID02A

Compound	R.T.	Response	Conc Units
<b>System Monitoring Compounds</b>			
3) SA Ortho-Terphenyl(S)	7.57	125535227	125.564 ppb
Surrogate Spike 150.000		Recovery =	83.71%
4) SA Octacosane(S)	9.88	114794000	171.525 ppb
Surrogate Spike 150.000		Recovery =	114.35%
<b>Target Compounds</b>			
1) HATM Diesel (C10-C24)	6.59	81379241	92.774 ppb
2) HBTM Motor Oil (C24-C40)	15.58	51137095	82.622 ppb
<b>Target Compounds</b>			

Quantitation Report

Data File: G:\APOLLO\DATA\210727\727122.D  
Sample : BA36234W01 5/1000



Quantitation Report (QT Reviewed)

Data File : G:\APOLLO\DATA\210727\727115.D Vial: 15  
 Acq On : 7-29-21 23:01:52 Operator: KA  
 Sample : 210719A BLK 5/1000 Inst : Apollo  
 Misc : water Multiplr: 5.00  
 IntFile : events.e  
 Quant Time: Aug 7 8:18 2021 Quant Results File: DOC0702.RES

Method : G:\APOLLO\DATA\210727\DOC0702.M (Chemstation Integrator)  
 Title : 8015 B&C  
 Last Update : Sat Sep 11 11:29:27 2021  
 Response via : Multiple Level Calibration

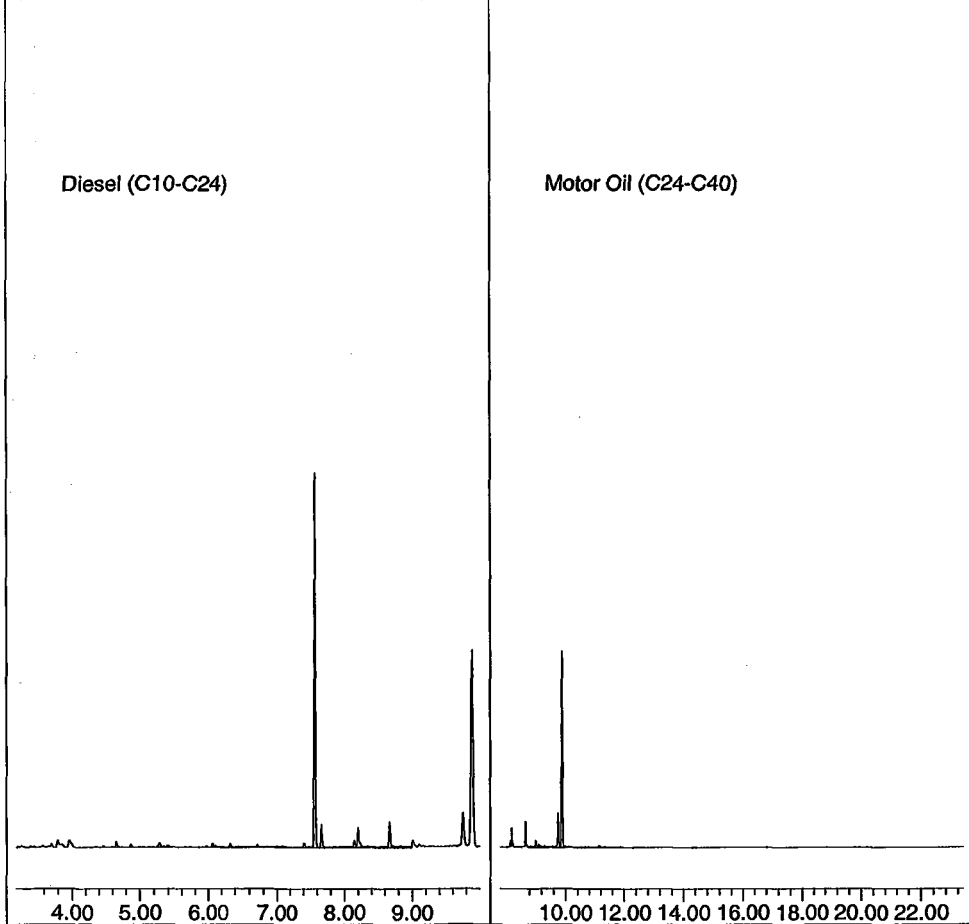
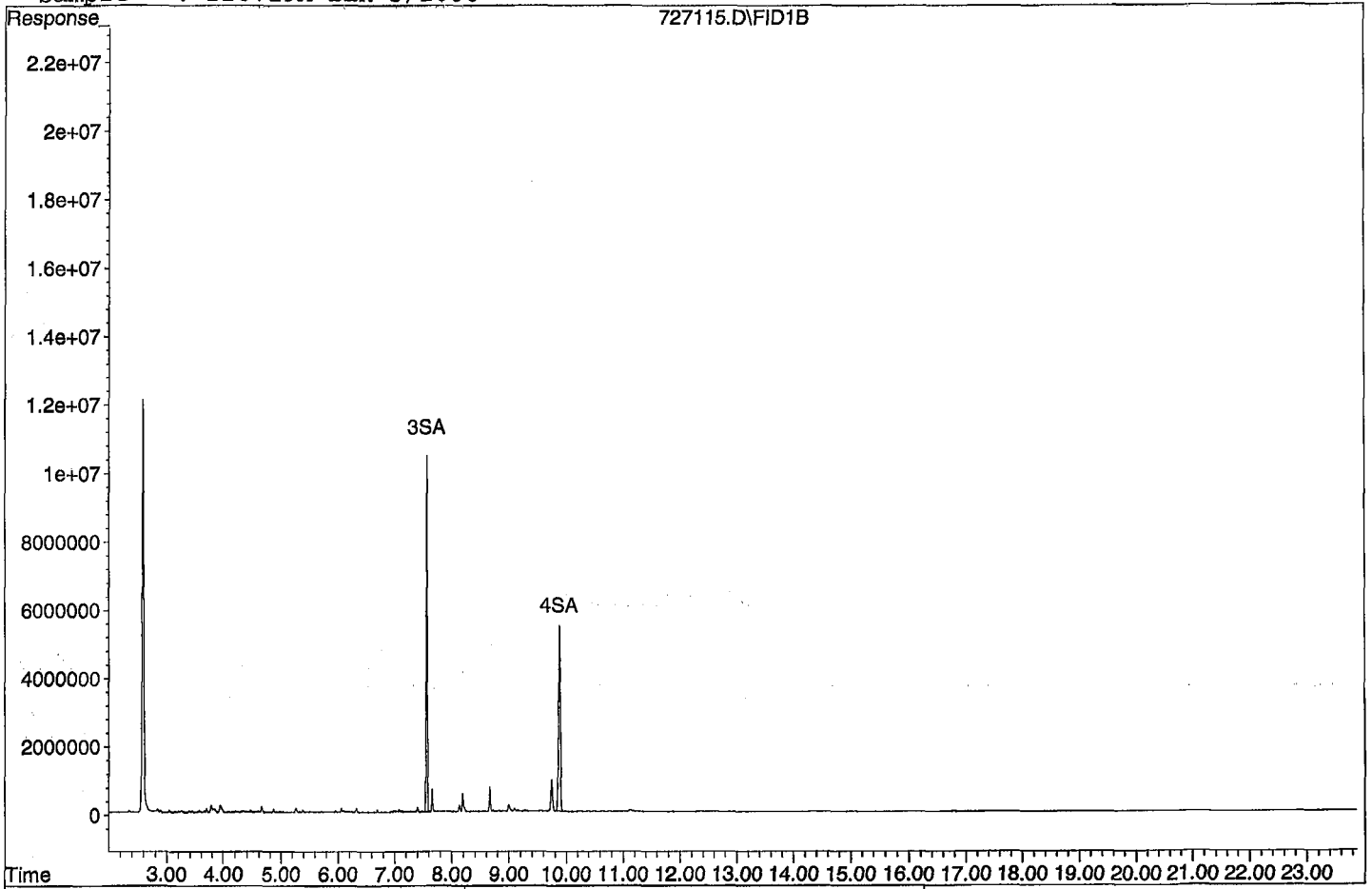
Volume Inj. : 2UL  
 Signal Phase : DB-5  
 Signal Info : FID02A

Compound	R.T.	Response	Conc Units
System Monitoring Compounds			
3) SA Ortho-Terphenyl(S)	7.57	128125960	128.156 ppb
Surrogate Spike 150.000		Recovery =	85.44%
4) SA Octacosane(S)	9.88	116511026	174.091 ppb
Surrogate Spike 150.000		Recovery =	116.06%
Target Compounds			
1) HATM Diesel (C10-C24)	6.59	88098205	100.434 ppb
2) HBTM Motor Oil (C24-C40)	15.58	77268157	124.843 ppb

Target Compounds

Quantitation Report

Data File: G:\APOLLO\DATA\210727\727115.D  
Sample : 210719A BLK 5/1000





Quantitation Report (QT Reviewed)

Data File : G:\APOLLO\DATA\210727\727116.D Vial: 16  
 Acq On : 7-29-21 23:30:10 Operator: KA  
 Sample : 210719A LCS-1 5/1000 Inst : Apollo  
 Misc : water Multiplr: 5.00  
 IntFile : events.e  
 Quant Time: Aug 7 8:18 2021 Quant Results File: DOC0702.RES

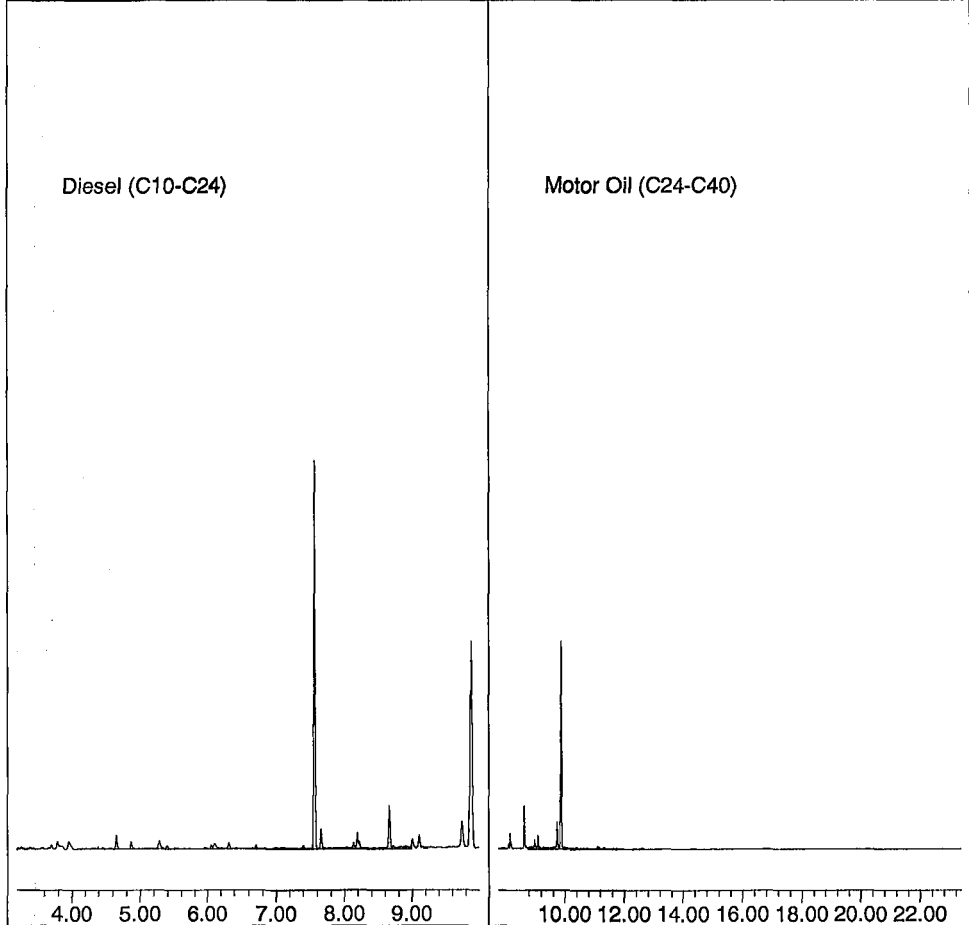
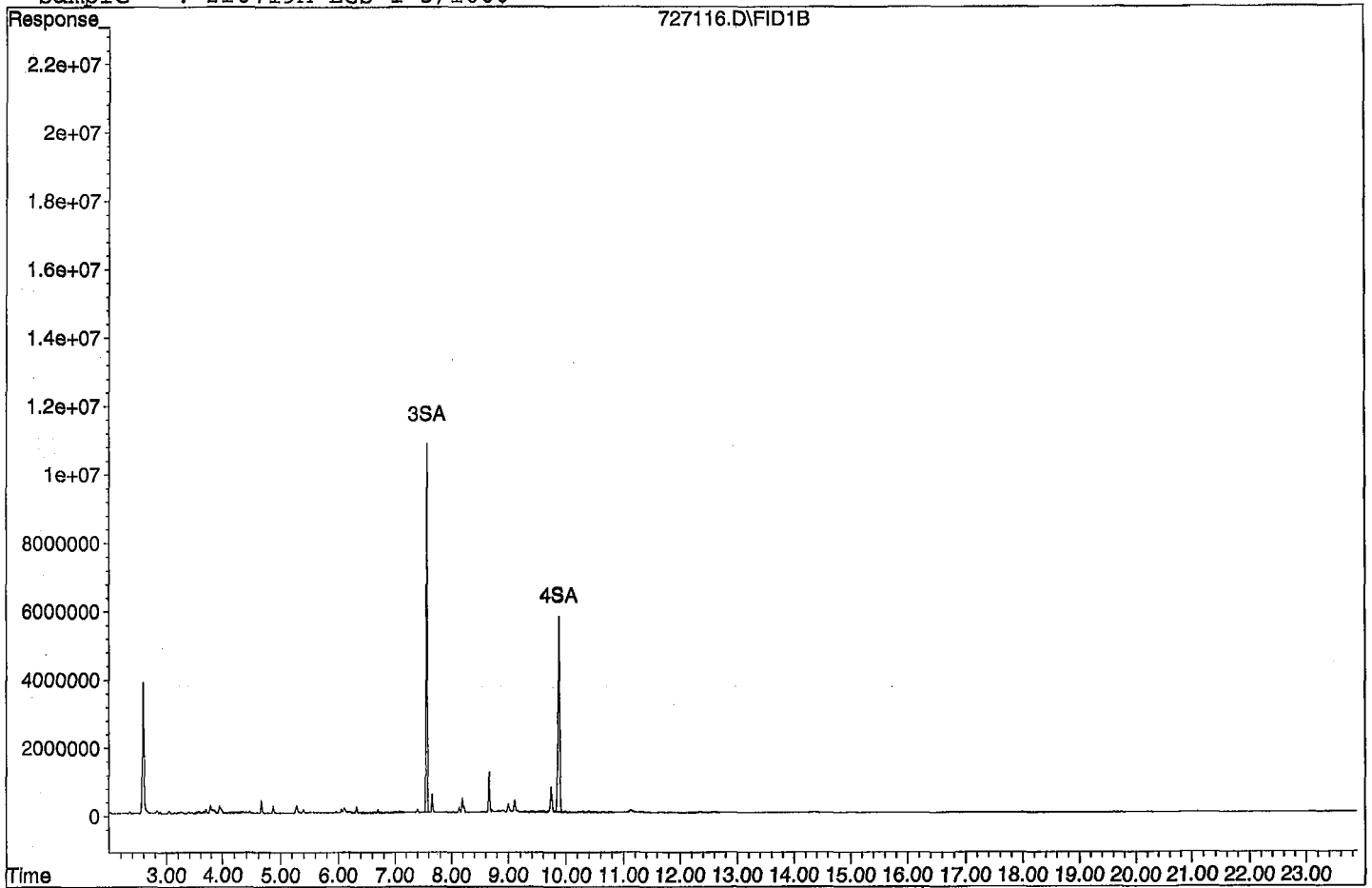
Method : G:\APOLLO\DATA\210727\DOC0702.M (Chemstation Integrator)  
 Title : 8015 B&C  
 Last Update : Sat Sep 11 11:29:27 2021  
 Response via : Multiple Level Calibration

Volume Inj. : 2UL  
 Signal Phase : DB-5  
 Signal Info : FID02A

Compound	R.T.	Response	Conc Units
<b>System Monitoring Compounds</b>			
3) SA Ortho-Terphenyl (S)	7.57	133736082	133.767 ppb
Surrogate Spike 150.000		Recovery =	89.18%
4) SA Octacosane (S)	9.88	121969953	182.248 ppb
Surrogate Spike 150.000		Recovery =	121.50%
<b>Target Compounds</b>			
1) HATM Diesel (C10-C24)	6.59	109602428	124.949 ppb
2) HBTM Motor Oil (C24-C40)	15.58	89521884	144.641 ppb
<b>Target Compounds</b>			

Quantitation Report

Data File: G:\APOLLO\DATA\210727\727116.D  
Sample : 210719A LCS-1 5/1000



Quantitation Report (QT Reviewed)

Data File : G:\APOLLO\DATA\210727\727117.D Vial: 17  
 Acq On : 7-29-21 23:58:29 Operator: KA  
 Sample : 210719A LCSD-1 5/1000 Inst : Apollo  
 Misc : water Multiplr: 5.00  
 IntFile : events.e  
 Quant Time: Aug 7 8:18 2021 Quant Results File: DOC0702.RES

Method : G:\APOLLO\DATA\210727\DOC0702.M (Chemstation Integrator)  
 Title : 8015 B&C  
 Last Update : Sat Sep 11 11:29:27 2021  
 Response via : Multiple Level Calibration

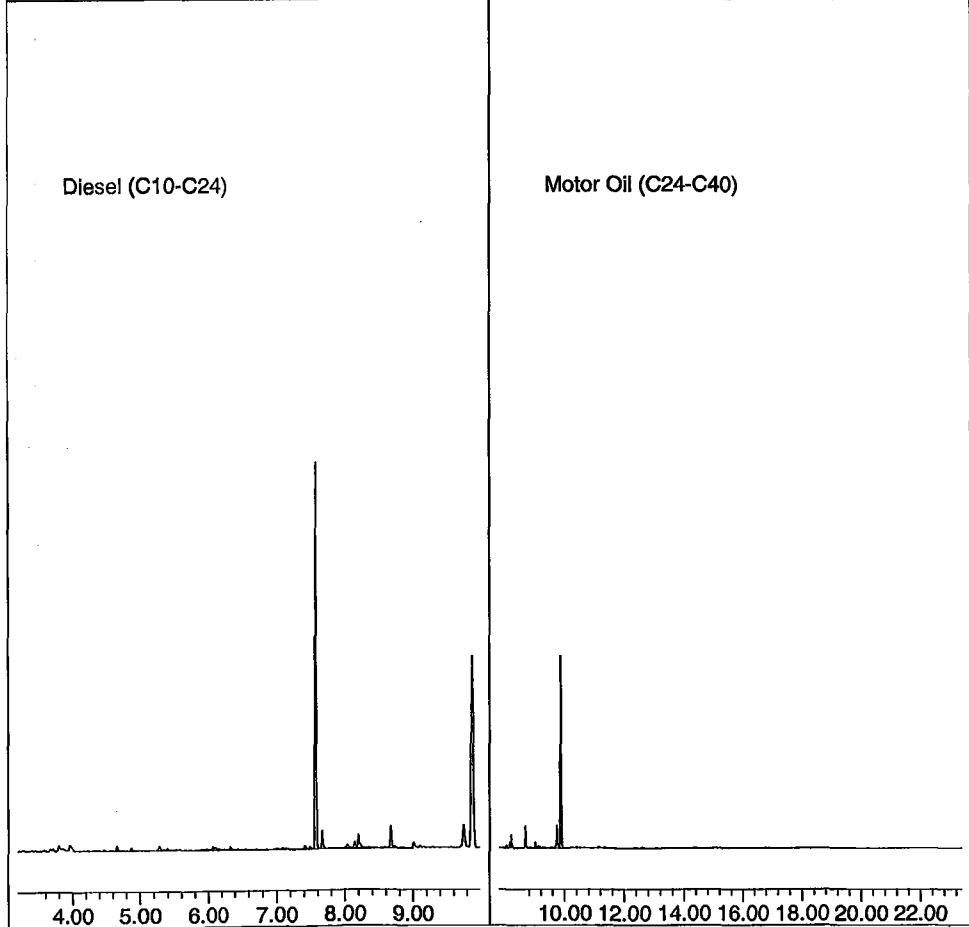
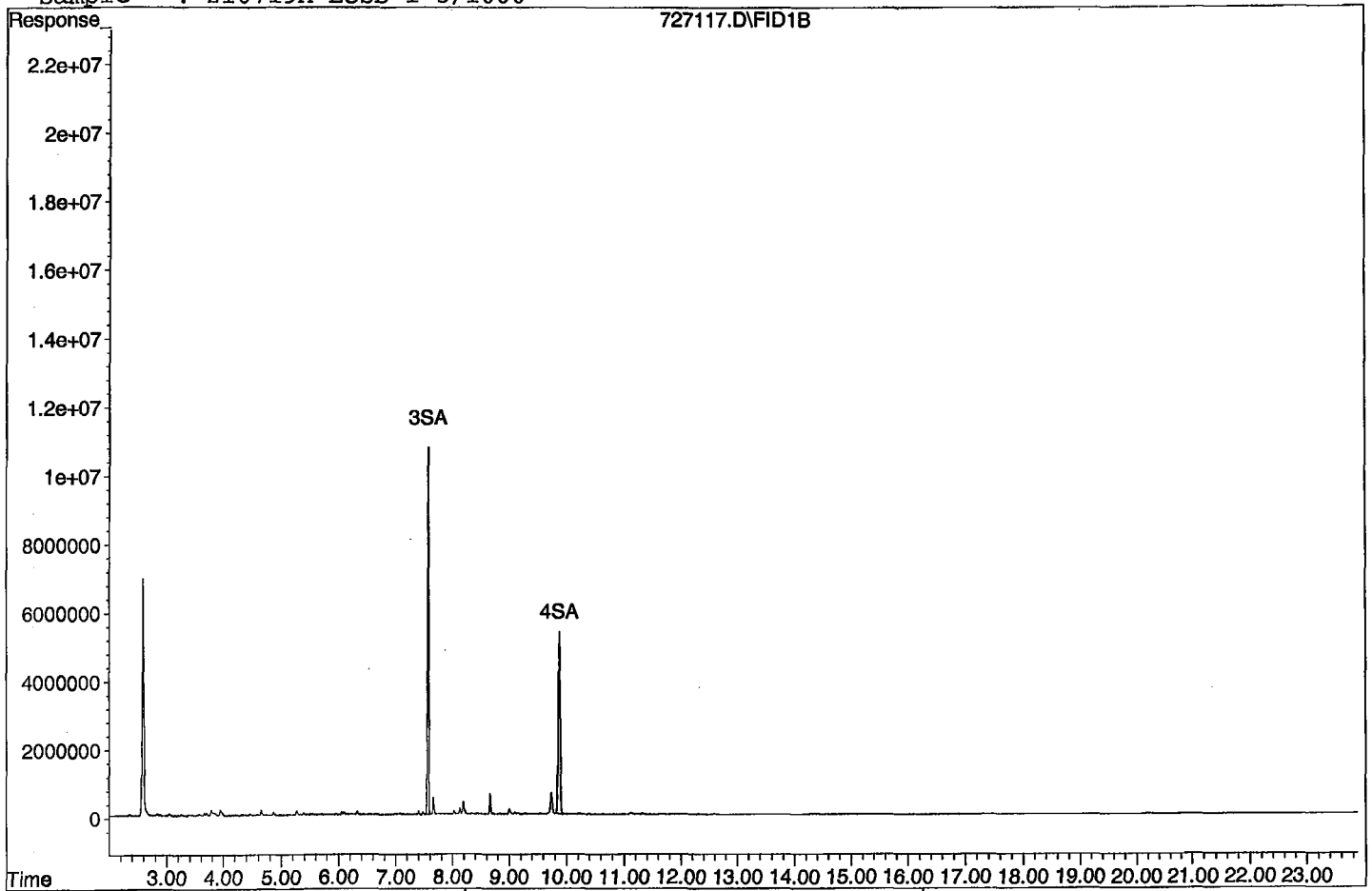
Volume Inj. : 2UL  
 Signal Phase : DB-5  
 Signal Info : FID02A

Compound	R.T.	Response	Conc Units
<b>System Monitoring Compounds</b>			
3) SA Ortho-Terphenyl(S)	7.57	130848222	130.878 ppb
Surrogate Spike 150.000		Recovery =	87.25%
4) SA Octacosane(S)	9.88	119996600	179.299 ppb
Surrogate Spike 150.000		Recovery =	119.53%
<b>Target Compounds</b>			
1) HATM Diesel (C10-C24)	6.59	82173705	93.680 ppb
2) HBTM Motor Oil (C24-C40)	15.58	63466285	102.543 ppb

Target Compounds

Quantitation Report

Data File: G:\APOLLO\DATA\210727\727117.D  
Sample : 210719A LCSD-1 5/1000



# Organic Extraction Worksheet

<b>Method</b>	Continuous Liq/Liq TPH-Diesel/MO 3520C	<b>Extraction Set</b>	210719A	<b>Extraction Method</b>	LIQ005	<b>Units</b>	mL
Spiked ID 1		Surrogate ID 1	THC Surrogate	7-6-21	7-6-22		
Spiked ID 2		Surrogate ID 2	THC Surrogate	7-2-21	7-2-22		
Spiked ID 3		Surrogate ID 3					
Spiked ID 4		Surrogate ID 4					
Spiked ID 5		Surrogate ID 5					
Spiked ID 6		Sufficient Vol for Matrix QC:		NO			
Spiked ID 7		Ext. Start Time:		07/19/21 15:45			
Spiked ID 8		Ext. End Time:		07/20/21 10:10			
<b>GC Requires Extract By:</b>							
pH1	2	07/19/21 13:30	Water Bath Temp 1 °C				
pH2	2	07/20/21 8:05	Water Bath Temp 2 °C				
pH3			Water Bath Temp 3 °C				

Spiked By: YL

Date 7/19/2021

Witnessed By: KA

Date 7/19/2021

Sample	Sample Container	Spike Amount	Spike ID	Surrogate Amount	Surrogate ID	Extract Amount	Final Volume	pH	Extract Date/Time	Comments
1 210719A Blk				0.250	1	1000	5	2	07/19/21 13:40	
					equip					
2 210719A LCS-1				0.250	1	1000	5	2	07/19/21 13:40	
					equip					
3 210719A LCSD-1				0.250	1	1000	5	2	07/19/21 13:40	
					equip					
4 BA36222	BA36222W01			0.250	1	1000	5	2	07/19/21 13:40	96849
					equip					
5 BA36225	BA36225W01			0.250	2	1000	5	2	07/20/21 8:16	96846
					equip					
6 BA36228	BA36228W01			0.250	2	1000	5	2	07/20/21 8:16	96846
					equip					
7 BA36231	BA36231W01			0.250	1	1000	5	2	07/19/21 13:40	96846
					equip					
8 BA36234	BA36234W01			0.250	1	1000	5	2	07/19/21 13:40	96846
					equip					

Solvent and Lot#	
1+1 HCL (5mLs)	60282
PH Strips	HC148594
Dicholormethane	60338
Filter Paper	400181
Sodium Sulfate	2020120870

Extraction COC Transfer	
Extraction lab employee Initials	YL
GC analyst's initials	CW
Date	
Time	
Refrigerator	Hobart

Technician's Initials	
Scanned By	YL
Sample Preparation	YL
Extraction	YL
Concentration	DS
Modified	7/21/2021 10:56:23 AM

Reviewed By: KY

Date 7/22/2021

**Diesel Motor Oil Calibration Curve**

Prep'd By (Initials) **MB**

Prep Date **7/2/2021**

Exp Date **7/2/2022**

						Final Standard Information			
Name of Initial Standard (from container Label)	Supplier	Supplier P/N# (or APPL Mix Name)	Conc.(ug/mL)	Lot # with QA # (or reference to APPL prep date)	Exp Date	Allquot from Stock	Final Volume	Solvent	Final Standard Conc (ug/mL)
Diesel Motor Oil Calibration STD -2	AAPL	Diesel /Motor Oil 1	10	4/21/2021	5/6/2022	100 uL	200 uL	MC	5
Diesel Motor Oil Calibration STD-3	AAPL	Diesel /Motor Oil 2	50	4/21/2021	5/6/2022	200 uL	1 mL	MC	10
Diesel Motor Oil Calibration STD	Restek	Diesel /Motor Oil 3	2000	4/21/2021	5/6/2022	25 uL	1mL	MC	50
Diesel Motor Oil Calibration STD	Restek	Diesel /Motor Oil 4	2000	4/21/2021	5/6/2022	125 uL	1mL	MC	250
Diesel Motor Oil Calibration STD	Restek	Diesel /Motor Oil 5	2000	4/21/2021	5/6/2022	500 uL	1 mL	MC	1000
Diesel Motor Oil Calibration STD	Restek	Diesel /Motor Oil 6	2000	4/21/2021	5/6/2022	750 uL	1 mL	MC	1500
Diesel Motor Oil Calibration STD	Restek	Diesel /Motor Oil 7	2000	4/21/2021	5/6/2022	100uL	100 uL	MC	2000

## Diesel / Motor Oil Second Source

Prepared: 7/2/2020

Expires: 7/2/2021

Prepared By (Initials): SS

Methylene  
Chloride

Lot No. 58059

### Initial Standard Information

### Final Standard Information

Name of Initial Standard (QAU Label)	Supplier	Supplier Part No.	Conc. (ug/mL)	Lot Number - QA Number	Exp. Date (1 yr.)	Exp. Date (Manufacturer)	Aliquot From Stock	Final Volume	Solvent	Final Standard Conc. (ug/mL)
Diesel Fuel #2 Second Source	Phenova	AL0-101287	50,000	CL13327-40550	7/2/2021	2/28/2022	50uL	10mL	MC	250
Motor Oil Second Source	Absolute	51094	50,000	010918-39581	7/2/2021	1/9/2023	50uL			

Standard THC Surrogate  
 Prep Date 7/1/2021  
 Exp Date 7/1/2022

Prep'd By (Initials) LS (KY)

Initial Standard Information						Final Standard Information				Final Standard Conc (range)
Name of Initial Standard (QAU Label)	Supplier	Supplier Part No.	Conc.(mg/L)	Lot # with QA # (or reference to APPL prep date)	EXP DATE (1Yr)	Exp Date (Manufacturer)	Aliquot from Stock	Final Volume	Final Solvent + Lot# (or APPL Prep Date)	
O-terphenyl/ Octacosane Mix	Phenova	ALO-130161	600 mg/L	CL15902-52325	7/1/2022	10/31/2025	NA	NA	NA	600 mg/L



Name of Final Standard **THC Surrogate**  
 Prep Date **7/6/2021**  
 Exp Date **7/6/2022**

Prep'd By (Initials) **MB**

Initial Standard Information						Final Standard Information				
Name of Initial Standard (QAU Label)	Supplier	Supplier Part No.	Conc.(mg/L)	Lot # with QA # (or reference to APPL prep date)	EXP DATE (1Yr)	Exp Date (Manufacture r)	Allquot from Stock	Final Volume	Final Solvent + Lot# (or APPL Prep Date)	Final Standard Conc (range)
<i>O-terphenyl/ Octacosane Mix</i>	Phhenova	ALO-130161	600 mg/L	CL159020-52326	7/6/2022	10/3/2025	NA	NA	NA	600 mg/L

Diesel Motor Oil CCV	Diesel Motor Oil CCV
Prep Date	8/5/2021
Exp Date	8/5/2022
Methylene Chloride Lot No.	59353

Prepared By (Initials): KA

Initial Standard Information						Final Standard Information			
Name of Initial Standard (QAU Label)	Supplier	APPL Mix name	Conc.(ug/mL)	Reference to APPL Prep Date and Lot #'s	Exp Date	Aliquot from Stock	Final Volume	Solvent	Final Standard Conc (ug/mL)
Diesel-Motor Oil Standard	Restek	Diesel Motor Oil CCV	2000	Perp'd: 09/05/20 A0156490-156569- 51860, A0155668- 160024-51534, CL15440-500953	8/5/2022	1250 uL	10mL	MC	250

## Injection Log

Directory: G:\APOLLO\DATA\210702\

Line	Vial	FileName	Multiplier	SampleName	Misc Info	Injected
1	5	702005.D	1	DMO STD-1 07/02/21	water	7-2-21 14:35:23
2	6	702006.D	1	DMO STD-2 07/02/21	water	7-2-21 15:03:41
3	7	702007.D	1	DMO STD-3 07/02/21	water	7-2-21 15:32:00
4	8	702008.D	1	DMO STD-4 07/02/21	water	7-2-21 16:01:03
5	9	702009.D	1	DMO STD-5 07/02/21	water	7-2-21 16:29:22
6	10	702010.D	1	DMO STD-6 07/02/21	water	7-2-21 16:57:44
7	11	702011.D	1	DMO STD-7 07/02/21	water	7-2-21 17:26:03
8	12	702012.D	1	DMO STD-SS 07/02/21	water	7-2-21 17:54:24
9	14	727114.D	1	Diesel Motor Oil CCV-7/15/21	water	7-29-21 22:33:30
10	15	727115.D	5	210719A BLK 5/1000	water	7-29-21 23:01:52
11	16	727116.D	5	210719A LCS-1 5/1000	water	7-29-21 23:30:10
12	17	727117.D	5	210719A LCSD-1 5/1000	water	7-29-21 23:58:29
13	19	727119.D	5	BA36225W01 5/1000	water	7-30-21 0:55:06
14	20	727120.D	5	BA36228W01 5/1000	water	7-30-21 1:23:27
15	21	727121.D	5	BA36231W01 5/1000	water	7-30-21 1:51:49
16	22	727122.D	5	BA36234W01 5/1000	water	7-30-21 2:20:11
17	23	727123.D	1	Diesel Motor Oil CCV-7/15/21	water	7-30-21 2:48:38

# **ORGANICS**

## **Calibration Data**

PAH by GCMS SIM  
EPA 8270 SIM

Form 6  
Initial Calibration

Lab Name: APPL, Inc.

SDG No: \_\_\_\_\_

Case No: \_\_\_\_\_

Initial Cal. Date: 07/15/21

Matrix: \_\_\_\_\_

Instrument: Linus

Initials: MA

0715L004.D 0715L005.D 0715L006.D 0715L007.D 0715L008.D 0715L009.D 0715L010.D 0715L011.D

	Compound	0.1	0.2	0.5	1	5	10	50	100		Avg	%RSD	Type	r <sup>2</sup>	Q	MRF
1	I Naphthalene-D8(IS)															
2	TM Naphthalene	1.257	1.260	1.246	1.216	1.169	1.100	1.113	1.047		1.2	6.9	TM			0.700
3	S 2-Methylnaphthalene-D10 (2M)	1.239	1.257	1.232	1.222	1.131	1.199	1.098	1.077		1.2	5.9	S			
4	TM 2-Methylnaphthalene	0.7305	0.7238	0.7496	0.7220	0.7135	0.6858	0.6454	0.5605		0.69	8.9	TM			0.400
5	TM 1-Methylnaphthalene	0.7705	0.7476	0.7699	0.7451	0.7235	0.6853	0.6403	0.5499		0.70	11	TM			
6	I Acenaphthene-D10(IS)															
7	TM Acenaphthylene	4.989	5.144	5.085	4.999	5.120	4.805	4.385	3.583		4.8	11	TM			0.900
8	*TM Acenaphthene	1.472	1.465	1.373	1.330	1.351	1.224	1.075	0.9328		1.3	15	*TM			0.900
9	TM Fluorene	1.688	1.692	1.703	1.635	1.683	1.591	1.371	1.214		1.6	12	TM			0.900
10	I Phenanthrene-D10(IS)															
11	TM Phenanthrene	1.508	1.490	1.497	1.440	1.413	1.377	1.144	0.9430		1.4	15	TM			0.700
12	TM Anthracene	1.328	1.313	1.335	1.309	1.340	1.291	1.073	0.8556		1.2	14	TM			0.700
13	S Fluoranthene-D10 (FRT)	1.955	1.983	1.974	2.003	1.875	2.031	1.885	1.678		1.9	5.9	S			
14	*TM Fluoranthene	2.111	2.170	2.261	2.247	2.226	2.161	1.716	1.406		2.0	15	*TM			0.600
15	I Chrysene-D12(IS)															
16	TM Pyrene	1.531	1.551	1.590	1.541	1.534	1.462	1.341	1.240		1.5	8.2	TM			0.600
17	TM Benz (a) anthracene	1.367	1.318	1.340	1.282	1.331	1.304	1.302	1.219		1.3	3.4	TM			0.800
18	TM Chrysene	1.552	1.512	1.496	1.419	1.393	1.313	1.193	1.032		1.4	13	TM			0.700
19	TM Indeno (1,2,3-cd) pyrene	1.265	1.247	1.256	1.231	1.313	1.299	1.341	1.265		1.3	2.9	TM			0.500
20	I Perylene-D12(IS)															
21	TM Benzo (b) fluoranthene	1.208	1.100	1.221	1.296	1.394	1.346	1.364	1.307		1.3	7.6	TM			0.700
22	TM Benzo (k) fluoranthene	1.498	1.577	1.548	1.432	1.496	1.458	1.058	1.182		1.4	13	TM			0.700
23	*TM Benzo (a) pyrene	1.162	1.085	1.229	1.232	1.312	1.284	1.271	1.154		1.2	6.3	*TM			0.700
24	TM Dibenz (a,h) anthracene	1.053	1.113	1.137	1.153	1.229	1.193	1.117	1.041		1.1	5.7	TM			0.400
25	TM Benzo (g,h,i) perylene	1.232	1.233	1.229	1.224	1.291	1.252	1.187	1.112		1.2	4.3	TM			0.500
26																
27																
28																
29																
30																
31																
32																
33																
34																
35																

Data File : M:\LINUS\DATA\L210715\0715L004.D Vial: 4  
 Acq On : 15 Jul 21 9:04 Operator: LS  
 Sample : 0.1 SIM 07/08/21 Inst : Linus  
 Misc : Multiplr: 1.00

Quant Time: Jul 15 12:01 2021 Quant Results File: L0715.RES

Quant Method : M:\LINUS\DATA\L210715\L0715.M (RTE Integrator)  
 Title : EPA 8270  
 Last Update : Thu Jul 15 11:59:44 2021  
 Response via : Initial Calibration  
 DataAcq Meth : SIM\_2

Internal Standards	R.T.	QIon	Response	Conc	Units	Dev(Min)
1) Napthalene-D8 (IS)	4.05	136	37575	2.50000	ppb	0.00
6) Acenaphthene-D10 (IS)	6.05	164	18144	2.50000	ppb	0.00
10) Phenanthrene-D10 (IS)	7.77	188	29646	2.50000	ppb	0.01
15) Chrysene-D12 (IS)	10.87	240	41394	2.50000	ppb	0.00
20) Perylene-D12 (IS)	13.25	264	37425	2.50000	ppb	0.00
System Monitoring Compounds						
3) 2-Methylnaphthalene-D10 (2)	4.83	152	931	0.05241	ppb	0.01
Spiked Amount	5.000		Recovery	=	1.040%	
13) Fluoranthene-D10 (FRT)	9.16	212	1159	0.05082	ppb	0.01
Spiked Amount	5.000		Recovery	=	1.020%	
Target Compounds						
2) Naphthalene	4.07	128	1889	0.10687	ppb	99
4) 2-Methylnaphthalene	4.87	142	1098	0.10566	ppb	97
5) 1-Methylnaphthalene	4.97	142	1158	0.10944	ppb	97
7) Acenaphthylene	5.89	152	3621	0.10473	ppb	99
8) Acenaphthene	6.08	154	1068	0.11517	ppb	98
9) Fluorene	6.69	166	1225	0.10736	ppb	99
11) Phenanthrene	7.80	178	1788	0.11158	ppb	99
12) Anthracene	7.86	178	1575	0.10793	ppb	96
14) Fluoranthene	9.18	202	2503	0.10361	ppb	96
16) Pyrene	9.43	202	2535	0.10389	ppb	# 89
17) Benz (a) anthracene	10.86	228	2263	0.10450	ppb	98
18) Chrysene	10.90	228	2570	0.11381	ppb	99
19) Indeno (1,2,3-cd) pyrene	14.76	276	2095	0.09907	ppb	# 87
21) Benzo (b) fluoranthene	12.58	252	1809	0.09444	ppb	98
22) Benzo (k) fluoranthene	12.64	252	2243	0.10655	ppb	97
23) Benzo (a) pyrene	13.16	252	1739	0.09553	ppb	97
24) Dibenz (a,h) anthracene	14.79	278	1576	0.09322	ppb	96
25) Benzo (g,h,i) perylene	15.11	276	1845	0.10102	ppb	96

(#) = qualifier out of range (m) = manual integration

Quantitation Report

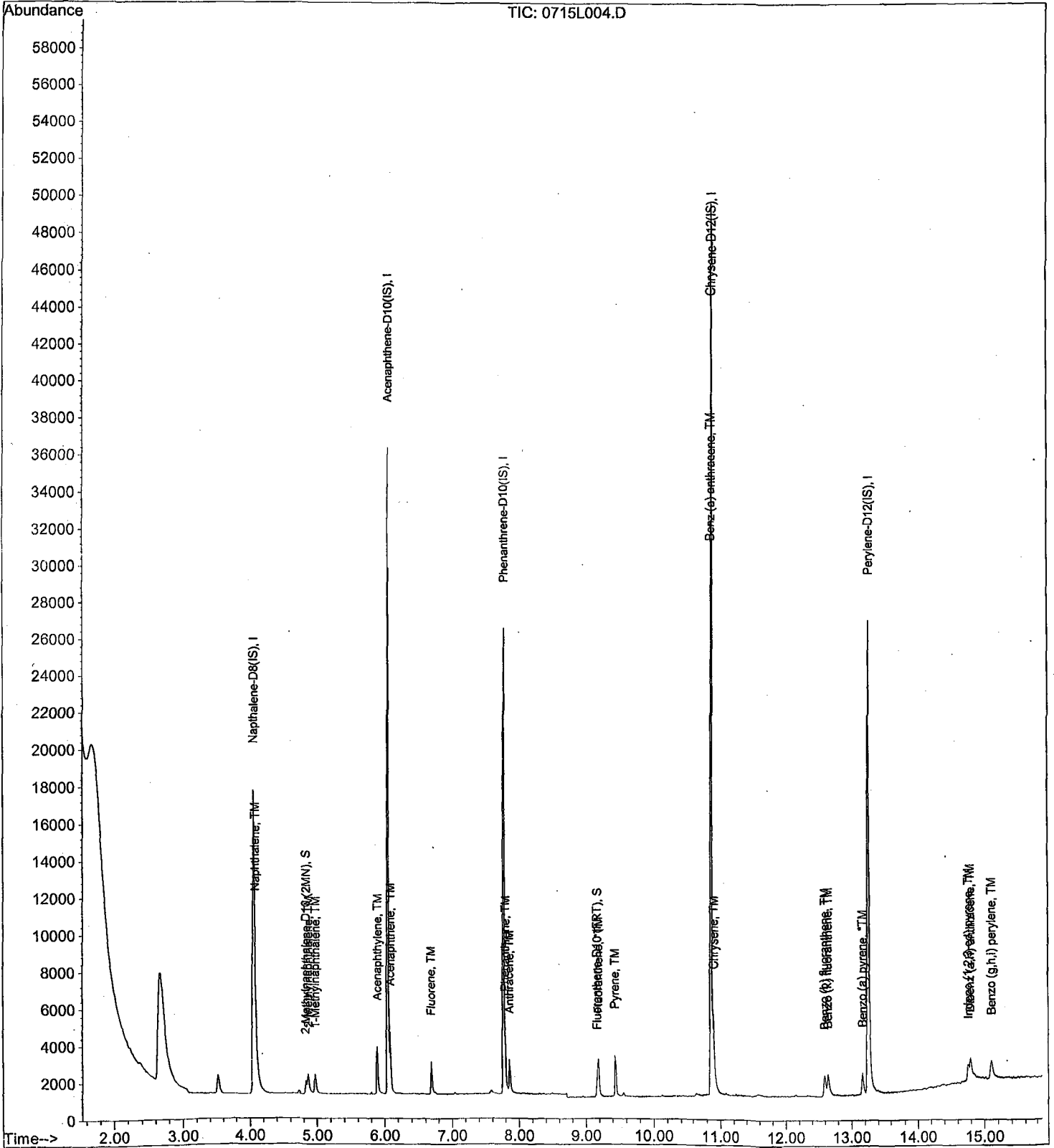
Data File : M:\LINUS\DATA\L210715\0715L004.D  
Acq On : 15 Jul 21 9:04  
Sample : 0.1 SIM 07/08/21  
Misc :

Vial: 4  
Operator: LS  
Inst : Linus  
Multiplr: 1.00

Quant Time: Jul 15 12:01 2021

Quant Results File: L0715.RES

Method : M:\LINUS\DATA\L210715\L0715.M (RTE Integrator)  
Title : EPA 8270  
Last Update : Thu Jul 15 11:59:44 2021  
Response via : Initial Calibration



Data File : M:\LINUS\DATA\L210715\0715L005.D Vial: 5  
 Acq On : 15 Jul 21 9:26 Operator: LS  
 Sample : 0.2 SIM 07/08/21 Inst : Linus  
 Misc : Multiplr: 1.00

Quant Time: Jul 15 12:01 2021 Quant Results File: L0715.RES

Quant Method : M:\LINUS\DATA\L210715\L0715.M (RTE Integrator)  
 Title : EPA 8270  
 Last Update : Thu Jul 15 11:59:44 2021  
 Response via : Initial Calibration  
 DataAcq Meth : SIM\_2

Internal Standards	R.T.	QIon	Response	Conc	Units	Dev(Min)
1) Napthalene-D8 (IS)	4.05	136	35629	2.50000	ppb	0.00
6) Acenaphthene-D10 (IS)	6.05	164	17068	2.50000	ppb	0.00
10) Phenanthrene-D10 (IS)	7.77	188	28139	2.50000	ppb	0.01
15) Chrysene-D12 (IS)	10.87	240	39487	2.50000	ppb	0.00
20) Perylene-D12 (IS)	13.25	264	35556	2.50000	ppb	0.00
System Monitoring Compounds						
3) 2-Methylnaphthalene-D10 (2)	4.83	152	1792	0.10639	ppb	0.01
Spiked Amount	5.000		Recovery	=	2.120%	
13) Fluoranthene-D10 (FRT)	9.16	212	2232	0.10312	ppb	0.01
Spiked Amount	5.000		Recovery	=	2.060%	
Target Compounds						
2) Naphthalene	4.07	128	3591	0.21425	ppb	98
4) 2-Methylnaphthalene	4.87	142	2063	0.20937	ppb	99
5) 1-Methylnaphthalene	4.96	142	2131	0.21239	ppb	98
7) Acenaphthylene	5.88	152	7024	0.21596	ppb	98
8) Acenaphthene	6.08	154	2000	0.22927	ppb	97
9) Fluorene	6.69	166	2311	0.21530	ppb	97
11) Phenanthrene	7.80	178	3355	0.22058	ppb	99
12) Anthracene	7.86	178	2955	0.21334	ppb	99
14) Fluoranthene	9.17	202	4886	0.21307	ppb	# 93
16) Pyrene	9.43	202	4900	0.21052	ppb	# 90
17) Benz (a) anthracene	10.86	228	4165	0.20162	ppb	99
18) Chrysene	10.90	228	4777	0.22175	ppb	98
19) Indeno (1,2,3-cd) pyrene	14.75	276	3940	0.19531	ppb	# 97
21) Benzo (b) fluoranthene	12.58	252	3130	0.17199	ppb	97
22) Benzo (k) fluoranthene	12.64	252	4487	0.22436	ppb	96
23) Benzo (a) pyrene	13.16	252	3087	0.17849	ppb	100
24) Dibenz (a,h) anthracene	14.79	278	3166	0.19712	ppb	96
25) Benzo (g,h,i) perylene	15.10	276	3507	0.20212	ppb	98

(#) = qualifier out of range (m) = manual integration



Quantitation Report


Data File : M:\LINUS\DATA\L210715\0715L005.D  
Acq On : 15 Jul 21 9:26  
Sample : 0.2 SIM 07/08/21  
Misc :

Vial: 5  
Operator: LS  
Inst : Linus  
Multiplr: 1.00

Quant Time: Jul 15 12:01 2021

Quant Results File: L0715.RES

Method : M:\LINUS\DATA\L210715\L0715.M (RTE Integrator)  
Title : EPA 8270  
Last Update : Thu Jul 15 11:59:44 2021  
Response via : Initial Calibration



Quantitation Report (Not Reviewed)

Data File : M:\LINUS\DATA\L210715\0715L006.D  
 Acq On : 15 Jul 21 9:48  
 Sample : 0.5 SIM 07/08/21  
 Misc :

Vial: 6  
 Operator: LS  
 Inst : Linus  
 Multiplr: 1.00

Quant Time: Jul 15 12:01 2021

Quant Results File: L0715.RES

Quant Method : M:\LINUS\DATA\L210715\L0715.M (RTE Integrator)  
 Title : EPA 8270  
 Last Update : Thu Jul 15 11:59:44 2021  
 Response via : Initial Calibration  
 DataAcq Meth : SIM\_2

Internal Standards	R.T.	QIon	Response	Conc	Units	Dev(Min)
1) Napthalene-D8 (IS)	4.05	136	35237	2.50000	ppb	0.00
6) Acenaphthene-D10 (IS)	6.05	164	17128	2.50000	ppb	0.00
10) Phenanthrene-D10 (IS)	7.77	188	27537	2.50000	ppb	0.01
15) Chrysene-D12 (IS)	10.87	240	39592	2.50000	ppb	0.00
20) Perylene-D12 (IS)	13.25	264	35596	2.50000	ppb	0.00
<b>System Monitoring Compounds</b>						
3) 2-Methylnaphthalene-D10 (2)	4.83	152	4340	0.26053	ppb	0.01
Spiked Amount	5.000		Recovery	=	5.220%	
13) Fluoranthene-D10 (FRT)	9.15	212	5435	0.25658	ppb	0.00
Spiked Amount	5.000		Recovery	=	5.140%	
<b>Target Compounds</b>						
						Qvalue
2) Naphthalene	4.07	128	8783	0.52985	ppb	99
4) 2-Methylnaphthalene	4.85	142	5283	0.54212	ppb	100
5) 1-Methylnaphthalene	4.96	142	5426	0.54682	ppb	98
7) Acenaphthylene	5.88	152	17418	0.53366	ppb	99
8) Acenaphthene	6.08	154	4703	0.53724	ppb	96
9) Fluorene	6.69	166	5834	0.54161	ppb	98
11) Phenanthrene	7.80	178	8242	0.55372	ppb	99
12) Anthracene	7.86	178	7355	0.54262	ppb	99
14) Fluoranthene	9.17	202	12453	0.55494	ppb	96
16) Pyrene	9.43	202	12589	0.53943	ppb	96
17) Benz (a) anthracene	10.86	228	10607	0.51211	ppb	99
18) Chrysene	10.90	228	11846	0.54845	ppb	99
19) Indeno (1,2,3-cd) pyrene	14.75	276	9946	0.49172	ppb	# 92
21) Benzo (b) fluoranthene	12.58	252	8693	0.47712	ppb	97
22) Benzo (k) fluoranthene	12.63	252	11018	0.55031	ppb	98
23) Benzo (a) pyrene	13.15	252	8748	0.50524	ppb	96
24) Dibenz (a,h) anthracene	14.78	278	8092	0.50325	ppb	97
25) Benzo (g,h,i) perylene	15.10	276	8749	0.50366	ppb	93

(#) = qualifier out of range (m) = manual integration  
 0715L006.D L0715.M Wed Jul 21 11:23:23 2021

Quantitation Report


Data File : M:\LINUS\DATA\L210715\0715L006.D  
Acq On : 15 Jul 21 9:48  
Sample : 0.5 SIM 07/08/21  
Misc :

Vial: 6  
Operator: LS  
Inst : Linus  
Multiplr: 1.00

Quant Time: Jul 15 12:01 2021

Quant Results File: L0715.RES

Method : M:\LINUS\DATA\L210715\L0715.M (RTE Integrator)  
Title : EPA 8270  
Last Update : Thu Jul 15 11:59:44 2021  
Response via : Initial Calibration



Quantitation Report (Not Reviewed)

Data File : M:\LINUS\DATA\L210715\0715L007.D  
 Acq On : 15 Jul 21 10:10  
 Sample : 1 SIM 07/08/21  
 Misc :

Vial: 7  
 Operator: LS  
 Inst : Linus  
 Multiplr: 1.00

Quant Time: Jul 15 12:01 2021

Quant Results File: L0715.RES

Quant Method : M:\LINUS\DATA\L210715\L0715.M (RTE Integrator)  
 Title : EPA 8270  
 Last Update : Thu Jul 15 11:59:44 2021  
 Response via : Initial Calibration  
 DataAcq Meth : SIM\_2

Internal Standards	R.T.	QIon	Response	Conc	Units	Dev(Min)
1) Napthalene-D8 (IS)	4.05	136	38292	2.50000	ppb	0.00
6) Acenaphthene-D10 (IS)	6.05	164	18623	2.50000	ppb	0.00
10) Phenanthrene-D10 (IS)	7.77	188	29963	2.50000	ppb	0.01
15) Chrysene-D12 (IS)	10.87	240	43524	2.50000	ppb	0.00
20) Perylene-D12 (IS)	13.25	264	38871	2.50000	ppb	0.00
<b>System Monitoring Compounds</b>						
3) 2-Methylnaphthalene-D10 (2)	4.82	152	9356	0.51684	ppb	0.00
Spiked Amount	5.000		Recovery	=	10.340%	
13) Fluoranthene-D10 (FRT)	9.15	212	12003	0.52077	ppb	0.00
Spiked Amount	5.000		Recovery	=	10.420%	
<b>Target Compounds</b>						
						Qvalue
2) Naphthalene	4.07	128	18630	1.03422	ppb	98
4) 2-Methylnaphthalene	4.85	142	11058	1.04419	ppb	97
5) 1-Methylnaphthalene	4.96	142	11413	1.05841	ppb	99
7) Acenaphthylene	5.88	152	37240	1.04938	ppb	99
8) Acenaphthene	6.08	154	9909	1.04107	ppb	97
9) Fluorene	6.69	166	12181	1.04006	ppb	96
11) Phenanthrene	7.80	178	17262	1.06581	ppb	99
12) Anthracene	7.86	178	15687	1.06361	ppb	98
14) Fluoranthene	9.17	202	26927	1.10278	ppb	99
16) Pyrene	9.43	202	26820	1.04539	ppb	98
17) Benz (a) anthracene	10.86	228	22324	0.98044	ppb	99
18) Chrysene	10.90	228	24706	1.04050	ppb	99
19) Indeno (1,2,3-cd) pyrene	14.75	276	21431	0.96381	ppb	# 87
21) Benzo (b) fluoranthene	12.57	252	20143	1.01241	ppb	99
22) Benzo (k) fluoranthene	12.63	252	22266	1.01841	ppb	99
23) Benzo (a) pyrene	13.15	252	19153	1.01299	ppb	100
24) Dibenz (a,h) anthracene	14.78	278	17922	1.02067	ppb	98
25) Benzo (g,h,i) perylene	15.08	276	19030	1.00321	ppb	100

Quantitation Report

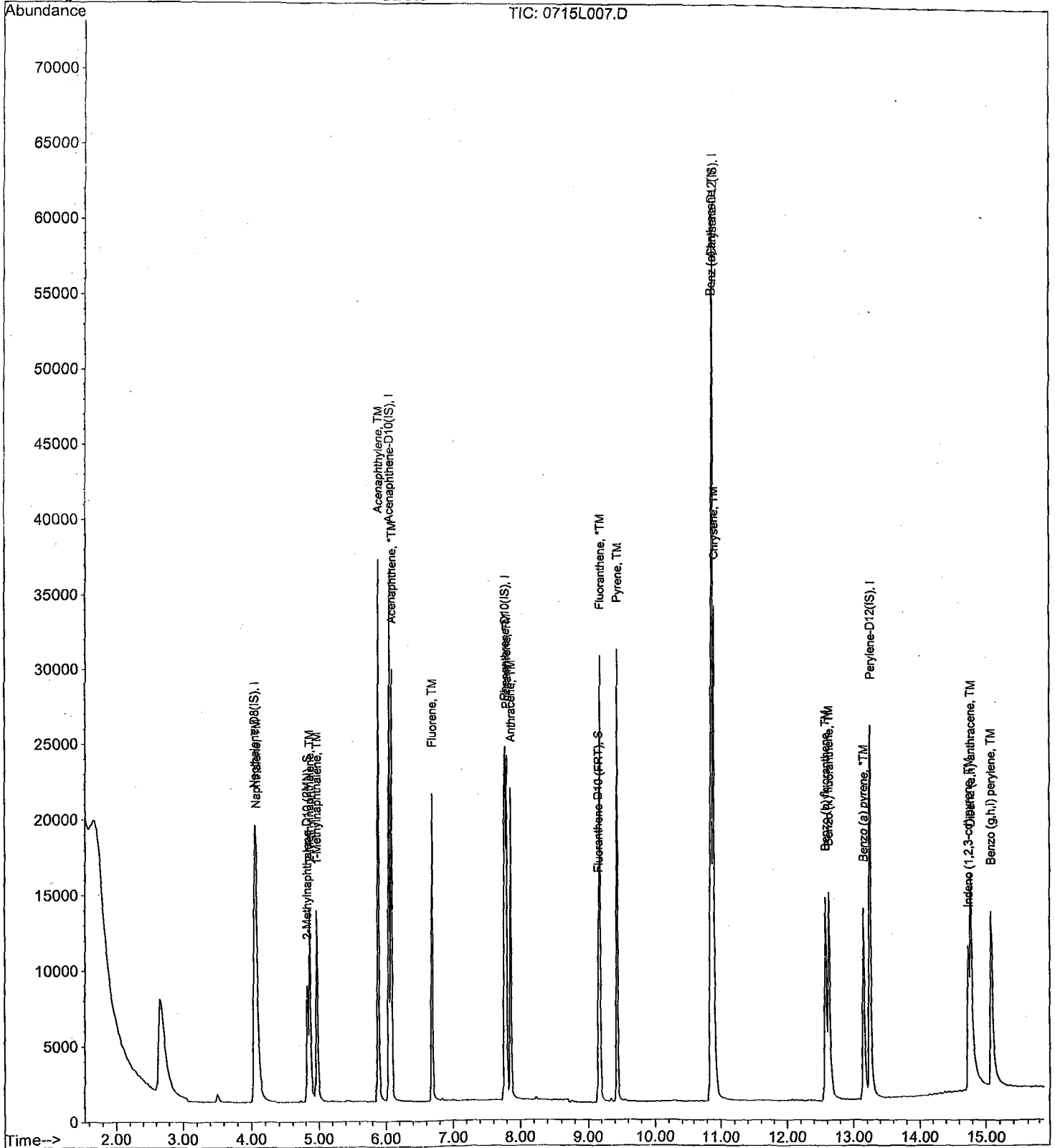
Data File : M:\LINUS\DATA\L210715\0715L007.D  
Acq On : 15 Jul 21 10:10  
Sample : 1 SIM 07/08/21  
Misc :

Vial: 7  
Operator: LS  
Inst : Linus  
Multiplr: 1.00

Quant Time: Jul 15 12:01 2021

Quant Results File: L0715.RES

Method : M:\LINUS\DATA\L210715\L0715.M (RTE Integrator)  
Title : EPA 8270  
Last Update : Thu Jul 15 11:59:44 2021  
Response via : Initial Calibration



Quantitation Report (Not Reviewed)

Data File : M:\LINUS\DATA\L210715\0715L008.D  
 Acq On : 15 Jul 21 10:32  
 Sample : 5 SIM 07/08/21  
 Misc :

Vial: 8  
 Operator: LS  
 Inst : Linus  
 Multiplr: 1.00

Quant Time: Jul 15 12:01 2021

Quant Results File: L0715.RES

Quant Method : M:\LINUS\DATA\L210715\L0715.M (RTE Integrator)  
 Title : EPA 8270  
 Last Update : Thu Jul 15 11:59:44 2021  
 Response via : Initial Calibration  
 DataAcq Meth : SIM\_2

Internal Standards	R.T.	QIon	Response	Conc	Units	Dev(Min)
1) Naphthalene-D8 (IS)	4.05	136	34900	2.50000	ppb	0.00
6) Acenaphthene-D10 (IS)	6.05	164	16606	2.50000	ppb	0.00
10) Phenanthrene-D10 (IS)	7.76	188	27860	2.50000	ppb	0.00
15) Chrysene-D12 (IS)	10.87	240	41147	2.50000	ppb	0.00
20) Perylene-D12 (IS)	13.25	264	36706	2.50000	ppb	0.00
<b>System Monitoring Compounds</b>						
3) 2-Methylnaphthalene-D10 (2)	4.82	152	39468	2.39217	ppb	0.00
Spiked Amount	5.000		Recovery	=	47.840%	
13) Fluoranthene-D10 (FRT)	9.15	212	52239	2.43756	ppb	0.00
Spiked Amount	5.000		Recovery	=	48.760%	
<b>Target Compounds</b>						
						Qvalue
2) Naphthalene	4.07	128	81609	4.97072	ppb	100
4) 2-Methylnaphthalene	4.85	142	49805	5.16010	ppb	100
5) 1-Methylnaphthalene	4.96	142	50499	5.13829	ppb	100
7) Acenaphthylene	5.88	152	170062	5.37421	ppb	100
8) Acenaphthene	6.08	154	44879	5.28784	ppb	100
9) Fluorene	6.69	166	55904	5.35305	ppb	100
11) Phenanthrene	7.80	178	78705	5.22631	ppb	100
12) Anthracene	7.86	178	74665	5.44458	ppb	100
14) Fluoranthene	9.17	202	124013	5.46226	ppb	100
16) Pyrene	9.43	202	126257	5.20554	ppb	100
17) Benz (a) anthracene	10.86	228	109532	5.08837	ppb	100
18) Chrysene	10.90	228	114640	5.10702	ppb	100
19) Indeno (1,2,3-cd) pyrene	14.74	276	108069	5.14090	ppb	100
21) Benzo (b) fluoranthene	12.57	252	102359	5.44815	ppb	100
22) Benzo (k) fluoranthene	12.63	252	109857	5.32104	ppb	100
23) Benzo (a) pyrene	13.15	252	96348	5.39634	ppb	100
24) Dibenz (a,h) anthracene	14.78	278	90207	5.44038	ppb	100
25) Benzo (g,h,i) perylene	15.08	276	94778	5.29114	ppb	100

(#) = qualifier out of range (m) = manual integration

Quantitation Report


Data File : M:\LINUS\DATA\L210715\0715L008.D  
Acq On : 15 Jul 21 10:32  
Sample : 5 SIM 07/08/21  
Misc :

Vial: 8  
Operator: LS  
Inst : Linus  
Multiplr: 1.00

Quant Time: Jul 15 12:01 2021

Quant Results File: L0715.RES

Method : M:\LINUS\DATA\L210715\L0715.M (RTE Integrator)  
Title : EPA 8270  
Last Update : Thu Jul 15 11:59:44 2021  
Response via : Initial Calibration



Quantitation Report (Not Reviewed)

Data File : M:\LINUS\DATA\L210715\0715L009.D  
 Acq On : 15 Jul 21 10:55  
 Sample : 10 SIM 07/08/21  
 Misc :

Vial: 9  
 Operator: LS  
 Inst : Linus  
 Multiplr: 1.00

Quant Time: Jul 15 12:01 2021

Quant Results File: L0715.RES

Quant Method : M:\LINUS\DATA\L210715\L0715.M (RTE Integrator)  
 Title : EPA 8270  
 Last Update : Thu Jul 15 11:59:44 2021  
 Response via : Initial Calibration  
 DataAcq Meth : SIM\_2

Internal Standards	R.T.	QIon	Response	Conc	Units	Dev(Min)
1) Naphthalene-D8 (IS)	4.05	136	35868	2.50000	ppb	0.00
6) Acenaphthene-D10 (IS)	6.05	164	17432	2.50000	ppb	0.00
10) Phenanthrene-D10 (IS)	7.77	188	28073	2.50000	ppb	0.01
15) Chrysene-D12 (IS)	10.87	240	41890	2.50000	ppb	0.00
20) Perylene-D12 (IS)	13.25	264	38066	2.50000	ppb	0.00

System Monitoring Compounds	R.T.	QIon	Response	Conc	Units	Dev(Min)
3) 2-Methylnaphthalene-D10 (2)	4.82	152	86019	5.07295	ppb	0.00
Spiked Amount	5.000		Recovery	=	101.460%	
13) Fluoranthene-D10 (FRT)	9.15	212	114053	5.28152	ppb	0.00
Spiked Amount	5.000		Recovery	=	105.640%	

Target Compounds	R.T.	QIon	Response	Conc	Units	Qvalue
2) Naphthalene	4.07	128	157861	9.35565	ppb	100
4) 2-Methylnaphthalene	4.85	142	98389	9.91860	ppb	99
5) 1-Methylnaphthalene	4.96	142	98317	9.73381	ppb	99
7) Acenaphthylene	5.88	152	335060	10.08667	ppb	100
8) Acenaphthene	6.08	154	85339	9.57857	ppb	98
9) Fluorene	6.69	166	110925	10.11826	ppb	99
11) Phenanthrene	7.80	178	154599	10.18808	ppb	99
12) Anthracene	7.86	178	144986	10.49218	ppb	99
14) Fluoranthene	9.17	202	242662	10.60717	ppb	98
16) Pyrene	9.43	202	244903	9.91819	ppb	99
17) Benz (a) anthracene	10.86	228	218547	9.97265	ppb	99
18) Chrysene	10.90	228	220049	9.62894	ppb	99
19) Indeno (1,2,3-cd) pyrene	14.75	276	217707	10.17274	ppb	# 82
21) Benzo (b) fluoranthene	12.58	252	204889	10.51578	ppb	96
22) Benzo (k) fluoranthene	12.63	252	221936	10.36564	ppb	99
23) Benzo (a) pyrene	13.15	252	195436	10.55507	ppb	99
24) Dibenz (a,h) anthracene	14.78	278	181638	10.56321	ppb	98
25) Benzo (g,h,i) perylene	15.10	276	190634	10.26223	ppb	# 90

(#) = qualifier out of range (m) = manual integration



Quantitation Report


Data File : M:\LINUS\DATA\L210715\0715L009.D  
Acq On : 15 Jul 21 10:55  
Sample : 10 SIM 07/08/21  
Misc :

Vial: 9  
Operator: LS  
Inst : Linus  
Multiplr: 1.00

Quant Time: Jul 15 12:01 2021

Quant Results File: L0715.RES

Method : M:\LINUS\DATA\L210715\L0715.M (RTE Integrator)  
Title : EPA 8270  
Last Update : Thu Jul 15 11:59:44 2021  
Response via : Initial Calibration



Quantitation Report (Not Reviewed)

Data File : M:\LINUS\DATA\L210715\0715L010.D Vial: 10  
 Acq On : 15 Jul 21 11:17 Operator: LS  
 Sample : 50 SIM 07/08/21 Inst : Linus  
 Misc : Multiplr: 1.00

Quant Time: Jul 15 12:01 2021 Quant Results File: L0715.RES

Quant Method : M:\LINUS\DATA\L210715\L0715.M (RTE Integrator)  
 Title : EPA 8270  
 Last Update : Thu Jul 15 11:59:44 2021  
 Response via : Initial Calibration  
 DataAcq Meth : SIM\_2

Internal Standards	R.T.	QIon	Response	Conc	Units	Dev (Min)
1) Napthalene-D8 (IS)	4.05	136	36547	2.50000	ppb	0.00
6) Acenaphthene-D10 (IS)	6.05	164	17383	2.50000	ppb	0.00
10) Phenanthrene-D10 (IS)	7.77	188	29211	2.50000	ppb	0.01
15) Chrysene-D12 (IS)	10.88	240	39425	2.50000	ppb	0.01
20) Perylene-D12 (IS)	13.26	264	37524	2.50000	ppb	0.01
System Monitoring Compounds						
3) 2-Methylnaphthalene-D10 (2)	4.82	152	401356	23.23009	ppb	0.00
Spiked Amount	5.000		Recovery	=	464.600%	
13) Fluoranthene-D10 (FRT)	9.16	212	550772	24.51130	ppb	0.01
Spiked Amount	5.000		Recovery	=	490.220%	
Target Compounds						
						Qvalue
2) Naphthalene	4.07	128	813650	47.32519	ppb	99
4) 2-Methylnaphthalene	4.85	142	471771	46.67566	ppb	100
5) 1-Methylnaphthalene	4.96	142	467996	45.47282	ppb	99
7) Acenaphthylene	5.88	152	1524552	46.02460	ppb	100
8) Acenaphthene	6.08	154	373563	42.04744	ppb	95
9) Fluorene	6.69	166	476607	43.59728	ppb	97
11) Phenanthrene	7.80	178	668058	42.30991	ppb	97
12) Anthracene	7.86	178	626693	43.58499	ppb	98
14) Fluoranthene	9.18	202	1002621	42.11889	ppb	96
16) Pyrene	9.44	202	1057437	45.50211	ppb	97
17) Benz (a) anthracene	10.87	228	1026510	49.76999	ppb	98
18) Chrysene	10.92	228	940494	43.72743	ppb	98
19) Indeno (1,2,3-cd) pyrene	14.77	276	1057002	52.47832	ppb	# 97
21) Benzo (b) fluoranthene	12.61	252	1023928	53.31142	ppb	98
22) Benzo (k) fluoranthene	12.61	252	794214	37.63000	ppb	97
23) Benzo (a) pyrene	13.18	252	953842	52.25902	ppb	95
24) Dibenz (a,h) anthracene	14.81	278	837991	49.43750	ppb	97
25) Benzo (g,h,i) perylene	15.14	276	890985	48.65641	ppb	# 91

(#) = qualifier out of range (m) = manual integration

Quantitation Report


Data File : M:\LINUS\DATA\L210715\0715L010.D  
Acq On : 15 Jul 21 11:17  
Sample : 50 SIM 07/08/21  
Misc :

Vial: 10  
Operator: LS  
Inst : Linus  
Multiplr: 1.00

Quant Time: Jul 15 12:01 2021

Quant Results File: L0715.RES

Method : M:\LINUS\DATA\L210715\L0715.M (RTE Integrator)  
Title : EPA 8270  
Last Update : Thu Jul 15 11:59:44 2021  
Response via : Initial Calibration



Quantitation Report (QT Reviewed)

Data File : M:\LINUS\DATA\L210715\0715L011.D Vial: 11  
 Acq On : 15 Jul 21 11:39 Operator: LS  
 Sample : 100 SIM 07/08/21 Inst : Linus  
 Misc : Multiplr: 1.00

Quant Time: Jul 15 11:57 2021 Quant Results File: L0715.RES

Quant Method : M:\LINUS\DATA\L210715\L0715.M (RTE Integrator)  
 Title : EPA 8270  
 Last Update : Thu Jul 15 11:46:14 2021  
 Response via : Initial Calibration  
 DataAcq Meth : SIM\_2

Internal Standards	R.T.	QIon	Response	Conc	Units	Dev(Min)
1) Napthalene-D8 (IS)	4.05	136	36883	2.50000	ppb	0.00
6) Acenaphthene-D10 (IS)	6.05	164	18122	2.50000	ppb	0.00
10) Phenanthrene-D10 (IS)	7.77	188	29730	2.50000	ppb	0.01
15) Chrysene-D12 (IS)	10.89	240	37481	2.50000	ppb	0.02
20) Perylene-D12 (IS)	13.27	264	36407	2.50000	ppb	0.02
System Monitoring Compounds						
3) 2-Methylnaphthalene-D10 (2)	4.82	152	794559	45.52658	ppb	0.00
Spiked Amount	5.000		Recovery	=	910.540%	
13) Fluoranthene-D10 (FRT)	9.16	212	997955	44.13325	ppb	0.01
Spiked Amount	5.000		Recovery	=	882.660%	
Target Compounds						
2) Naphthalene	4.07	128	1544178	89.58960	ppb	99
4) 2-Methylnaphthalene	4.85	142	826986	80.69037	ppb	99
5) 1-Methylnaphthalene	4.97	142	811288	77.77037	ppb	96
7) Acenaphthylene	5.89	152	2597584	75.02671	ppb	99
8) Acenaphthene	6.10	154	676149	72.52712	ppb	96
9) Fluorene	6.69	166	880169	76.71349	ppb	97
11) Phenanthrene	7.81	178	1121420	69.30355	ppb	97
12) Anthracene	7.87	178	1017515	68.86605	ppb	97
14) Fluoranthene	9.19	202	1672602	69.01829	ppb	99
16) Pyrene	9.45	202	1858619	84.00631	ppb	100
17) Benz (a) anthracene	10.88	228	1827248	93.64884	ppb	97
18) Chrysene	10.93	228	1547735	75.43253	ppb	97
19) Indeno (1,2,3-cd) pyrene	14.81	276	1896751	97.96829	ppb	# 90
21) Benzo (b) fluoranthene	12.63	252	1903776	101.37883	ppb	97
22) Benzo (k) fluoranthene	12.69	252	1720612m	83.19054	ppb	96
23) Benzo (a) pyrene	13.20	252	1680263	93.93694	ppb	98
24) Dibenz (a,h) anthracene	14.85	278	1516110	90.39323	ppb	# 91
25) Benzo (g,h,i) perylene	15.17	276	1618716	89.57454	ppb	98

(#) = qualifier out of range (m) = manual integration

Quantitation Report


Data File : M:\LINUS\DATA\L210715\0715L011.D  
Acq On : 15 Jul 21 11:39  
Sample : 100 SIM 07/08/21  
Misc :

Vial: 11  
Operator: LS  
Inst : Linus  
Multiplr: 1.00

Quant Time: Jul 15 11:57 2021

Quant Results File: L0715.RES

Method : M:\LINUS\DATA\L210715\L0715.M (RTE Integrator)  
Title : EPA 8270  
Last Update : Thu Jul 15 11:59:44 2021  
Response via : Initial Calibration

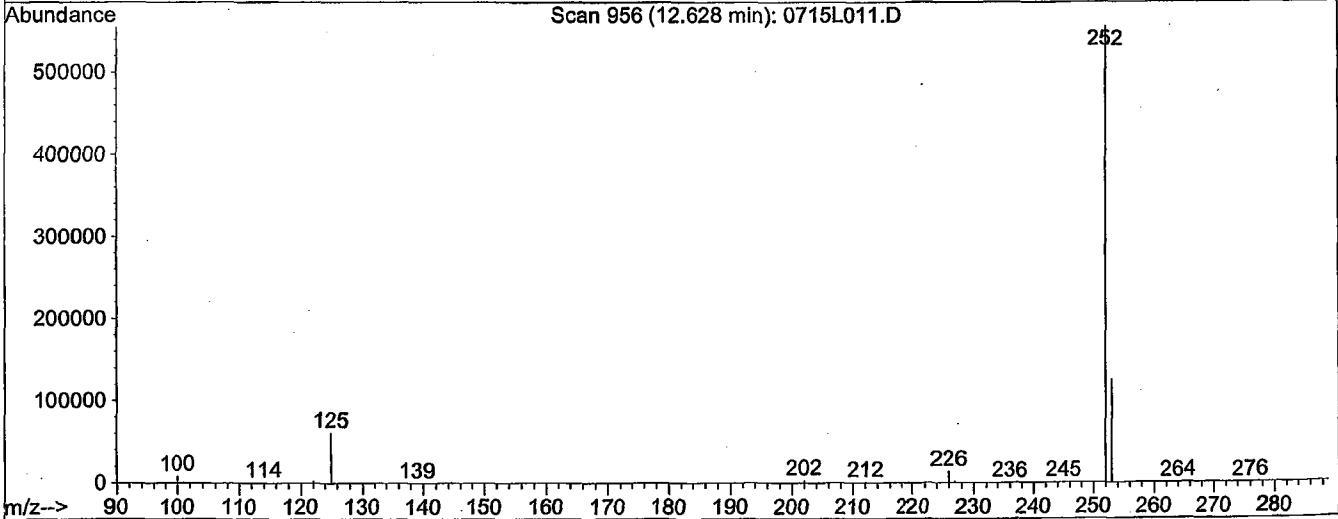
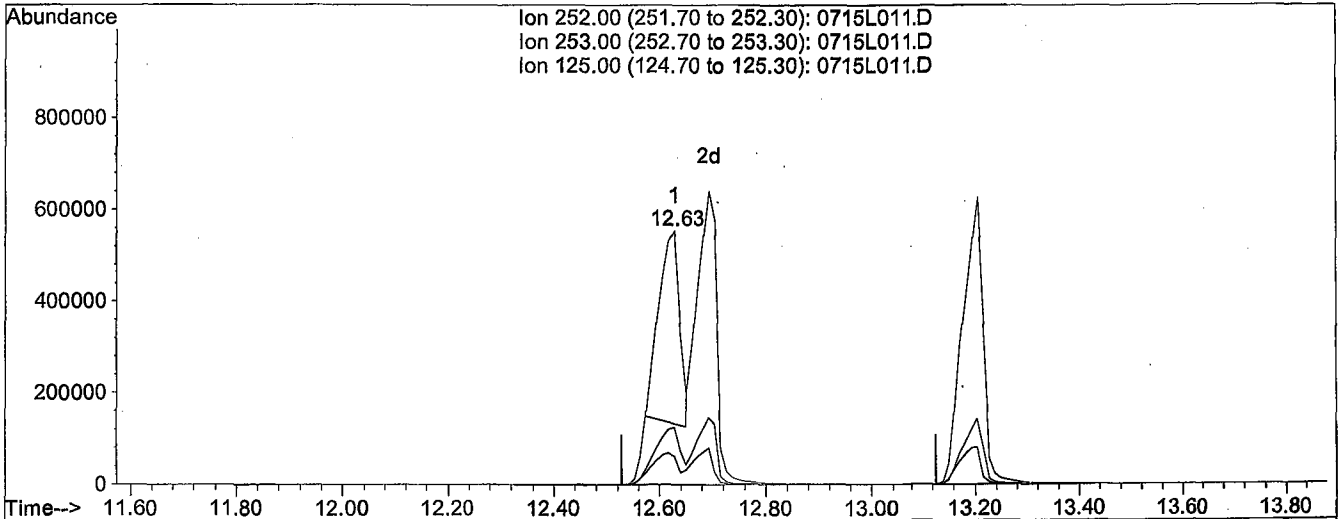


Quantitation Report

Data File : M:\LINUS\DATA\L210715\0715L011.D  
 Acq On : 15 Jul 21 11:39  
 Sample : 100 SIM 07/08/21  
 Misc :  
 Quant Time: Jul 15 11:55 2021

Vial: 11  
 Operator: LS  
 Inst : Linus  
 Multiplr: 1.00  
 Quant Results File: temp.res

Method : M:\LINUS\DATA\L210715\L0715.M (RTE Integrator)  
 Title : EPA 8270  
 Last Update : Thu Jul 15 11:46:14 2021  
 Response via : Multiple Level Calibration



(22) Benzo (k) fluoranthene (TM)

12.63min 54.6037ppb

response 1129357

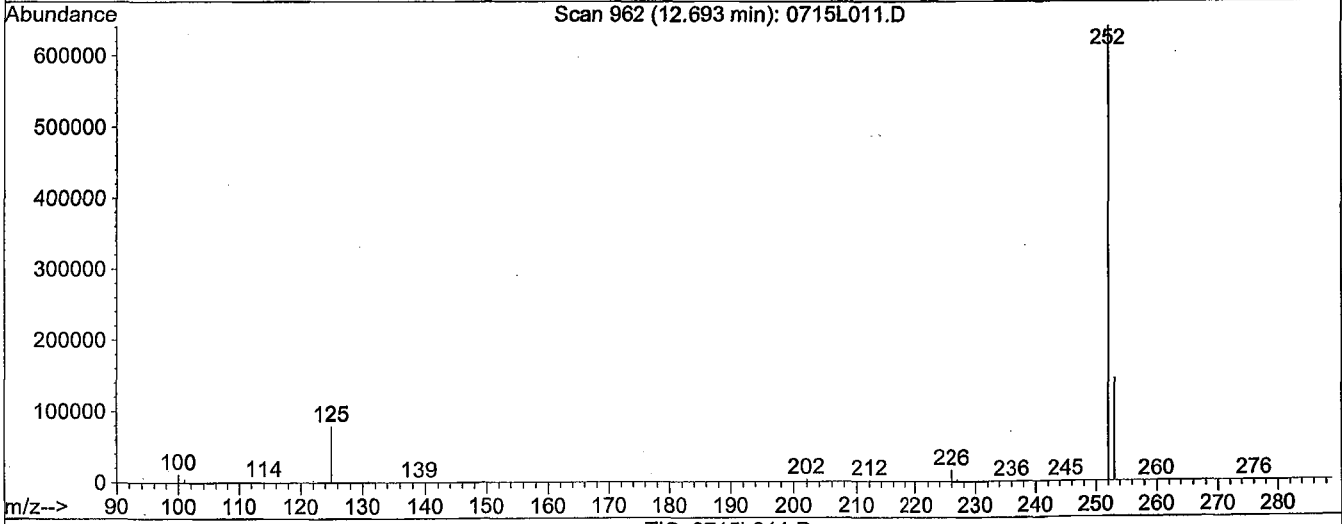
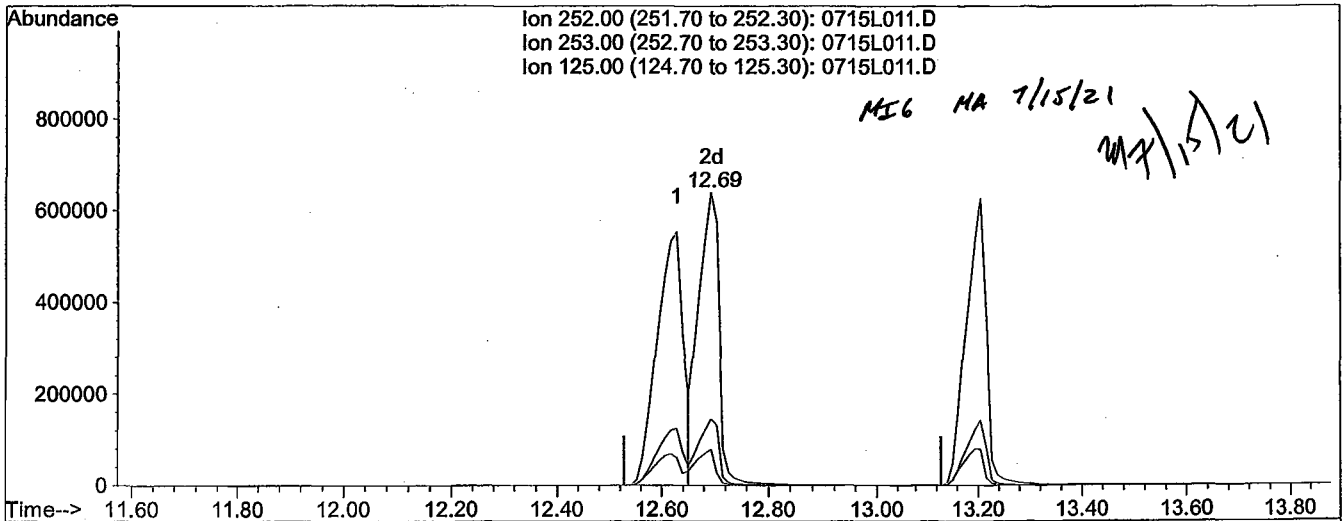
Ion	Exp%	Act%
252.00	100	100
253.00	21.80	23.01
125.00	11.60	9.12
0.00	0.00	0.00

Quantitation Report

Data File : M:\LINUS\DATA\L210715\0715L011.D  
 Acq On : 15 Jul 21 11:39  
 Sample : 100 SIM 07/08/21  
 Misc :  
 Quant Time: Jul 15 11:57 2021

Vial: 11  
 Operator: LS  
 Inst : Linus  
 Multiplr: 1.00  
 Quant Results File: temp.res

Method : M:\LINUS\DATA\L210715\L0715.M (RTE Integrator)  
 Title : EPA 8270  
 Last Update : Thu Jul 15 11:46:14 2021  
 Response via : Multiple Level Calibration



(22) Benzo (k) fluoranthene (TM)

12.69min 83.1905ppb m

response 1720612

Ion	Exp%	Act%
252.00	100	100
253.00	21.80	22.72
125.00	11.60	12.41
0.00	0.00	0.00

PAH by GCMS SIM  
EPA 8270 SIM

Form 7

Second Source Calibration

Lab Name: APPL, Inc.  
Case No: \_\_\_\_\_  
Matrix: \_\_\_\_\_

SDG No: \_\_\_\_\_  
Date Analyzed: 07/15/21  
Instrument: Linus  
Initial Cal. Date: 07/15/21  
Data File: 0715L012.D

		Compound	MEAN	CCRF	%D	%Drift
1	TM	Naphthalene	1.176	1.134	3.6	TM
2	TM	2-Methylnaphthalene	0.6914	0.6741	2.5	TM
3	TM	1-Methylnaphthalene	0.7040	0.6729	4.4	TM
4	TM	Acenaphthylene	4.764	4.857	1.9	TM
5	*TM	Acenaphthene	1.278	1.247	2.4	*TM
6	TM	Fluorene	1.572	1.574	0.12	TM
7	TM	Phenanthrene	1.351	1.313	2.8	TM
8	TM	Anthracene	1.231	1.319	7.2	TM
9	*TM	Fluoranthene	2.037	2.089	2.5	*TM
10	TM	Pyrene	1.474	1.455	1.3	TM
11	TM	Benz (a) anthracene	1.308	1.270	2.9	TM
12	TM	Chrysene	1.364	1.261	7.5	TM
13	TM	Indeno (1,2,3-cd) pyrene	1.277	1.265	0.97	TM
14	TM	Benzo (b) fluoranthene	1.280	1.335	4.3	TM
15	TM	Benzo (k) fluoranthene	1.406	1.404	0.14	TM
16	*TM	Benzo (a) pyrene	1.216	1.304	7.2	*TM
17	TM	Dibenz (a,h) anthracene	1.129	1.171	3.7	TM
18	TM	Benzo (g,h,i) perylene	1.220	1.228	0.64	TM
19						
20						
21						
22						
23						
24						
25						
26						
27						
28						
29						
30						
31						
32						
33						
34						
35						
36						
37						
38						

Average

3.1

PAH by GCMS SIM  
EPA 8270 SIM



Quantitation Report (Not Reviewed)

Data File : M:\LINUS\DATA\L210715\0715L012.D  
 Acq On : 15 Jul 21 12:01  
 Sample : SS SIM 07/08/21  
 Misc :

Vial: 12  
 Operator: LS  
 Inst : Linus  
 Multiplr: 1.00

Quant Time: Jul 15 12:31 2021

Quant Results File: L0715.RES

Quant Method : M:\LINUS\DATA\L210715\L0715.M (RTE Integrator)  
 Title : EPA 8270  
 Last Update : Thu Jul 15 11:59:44 2021  
 Response via : Initial Calibration  
 DataAcq Meth : SIM\_2

Internal Standards	R.T.	QIon	Response	Conc	Units	Dev (Min)
1) Napthalene-D8 (IS)	4.05	136	37378	2.500	ppb	0.00
6) Acenaphthene-D10 (IS)	6.05	164	17835	2.500	ppb	0.00
10) Phenanthrene-D10 (IS)	7.76	188	29548	2.500	ppb	0.00
15) Chrysene-D12 (IS)	10.87	240	43782	2.500	ppb	0.00
20) Perylene-D12 (IS)	13.25	264	38667	2.500	ppb	0.00
System Monitoring Compounds						
3) 2-Methylnaphthalene-D10 (2)	4.82	152	17	0.001	ppb	0.00
Spiked Amount	5.000		Recovery	=	0.020%	
13) Fluoranthene-D10 (FRT)	9.15	212	215	0.009	ppb	0.00
Spiked Amount	5.000		Recovery	=	0.180%	
Target Compounds						
2) Naphthalene	4.07	128	84756	4.820	ppb	99
4) 2-Methylnaphthalene	4.85	142	50390	4.875	ppb	99
5) 1-Methylnaphthalene	4.96	142	50302	4.779	ppb	100
7) Acenaphthylene	5.88	152	173233	5.097	ppb	100
8) Acenaphthene	6.08	154	44498	4.882	ppb	100
9) Fluorene	6.69	166	56146	5.006	ppb	98
11) Phenanthrene	7.80	178	77621	4.860	ppb	99
12) Anthracene	7.86	178	77939	5.359	ppb	100
14) Fluoranthene	9.17	202	123463	5.127	ppb	100
16) Pyrene	9.43	202	127364	4.935	ppb	98
17) Benz (a) anthracene	10.86	228	111240	4.857	ppb	99
18) Chrysene	10.90	228	110421	4.623	ppb	100
19) Indeno (1,2,3-cd) pyrene	14.74	276	110758	4.952	ppb	97
21) Benzo (b) fluoranthene	12.57	252	103205	5.215	ppb	99
22) Benzo (k) fluoranthene	12.63	252	108595	4.993	ppb	99
23) Benzo (a) pyrene	13.15	252	100824	5.361	ppb	99
24) Dibenz (a,h) anthracene	14.78	278	90571	5.185	ppb	99
25) Benzo (g,h,i) perylene	15.08	276	94948	5.032	ppb	98

Quantitation Report


Data File : M:\LINUS\DATA\L210715\0715L012.D  
Acq On : 15 Jul 21 12:01  
Sample : SS SIM 07/08/21  
Misc :

Vial: 12  
Operator: LS  
Inst : Linus  
Multiplr: 1.00

Quant Time: Jul 15 12:31 2021

Quant Results File: L0715.RES

Method : M:\LINUS\DATA\L210715\L0715.M (RTE Integrator)  
Title : EPA 8270  
Last Update : Thu Jul 15 11:59:44 2021  
Response via : Initial Calibration



PAH by GCMS SIM  
EPA 8270 SIM

Form 7

Continuing Calibration

Lab Name: APPL, Inc.  
Case No: \_\_\_\_\_  
Matrix: \_\_\_\_\_

SDG No: \_\_\_\_\_  
Date Analyzed: 07/21/21  
Instrument: Linus  
Initial Cal. Date: 07/15/21  
Data File: 0715L144.D

		Compound	MEAN	CCRF	%D	%Drift
1	I	Napthalene-D8(IS)	ISTD			I
2	TM	Napthalene	1.176	1.168	0.67	TM
3	S	2-Methylnapthalene-D10 (2MN)	1.182	1.215	2.8	S
4	TM	2-Methylnapthalene	0.6914	0.7358	6.4	TM
5	TM	1-Methylnapthalene	0.7040	0.7341	4.3	TM
6	I	Acenaphthene-D10(IS)	ISTD			I
7	TM	Acenaphthylene	4.764	5.308	11	TM
8	*TM	Acenaphthene	1.278	1.344	5.2	*TM
9	TM	Fluorene	1.572	1.740	11	TM
10	I	Phenanthrene-D10(IS)	ISTD			I
11	TM	Phenanthrene	1.351	1.452	7.5	TM
12	TM	Anthracene	1.231	1.389	13	TM
13	S	Fluoranthene-D10 (FRT)	1.923	2.074	7.9	S
14	*TM	Fluoranthene	2.037	2.291	12	*TM
15	I	Chrysene-D12(IS)	ISTD			I
16	TM	Pyrene	1.474	1.602	8.7	TM
17	TM	Benz (a) anthracene	1.308	1.398	6.9	TM
18	TM	Chrysene	1.364	1.402	2.8	TM
19	TM	Indeno (1,2,3-cd) pyrene	1.277	1.298	1.6	TM
20	I	Perylene-D12(IS)	ISTD			I
21	TM	Benzo (b) fluoranthene	1.280	1.525	19	TM
22	TM	Benzo (k) fluoranthene	1.406	1.493	6.2	TM
23	*TM	Benzo (a) pyrene	1.216	1.378	13	*TM
24	TM	Dibenz (a,h) anthracene	1.129	1.299	15	TM
25	TM	Benzo (g,h,i) perylene	1.220	1.357	11	TM
26						
27						
28						
29						
30						
31						
32						
33						
34						
35						
36						
37						
38						
39						
40						

Average

8.3

Quantitation Report (Not Reviewed)

Data File : M:\LINUS\DATA\L210715\0715L144.D Vial: 44  
 Acq On : 21 Jul 21 9:31 Operator: LS  
 Sample : 5 SIM 07/08/21 (1) Inst : Linus  
 Misc : Multiplr: 1.00

Quant Time: Jul 21 10:02 2021

Quant Results File: L0715.RES

Quant Method : M:\LINUS\DATA\L210715\L0715.M (RTE Integrator)  
 Title : EPA 8270  
 Last Update : Thu Jul 15 11:59:44 2021  
 Response via : Initial Calibration  
 DataAcq Meth : SIM\_2

Internal Standards	R.T.	QIon	Response	Conc	Units	Dev (Min)
1) Napthalene-D8 (IS)	4.05	136	42316	2.500	ppb	0.00
6) Acenaphthene-D10 (IS)	6.05	164	20272	2.500	ppb	0.00
10) Phenanthrene-D10 (IS)	7.77	188	32874	2.500	ppb	0.01
15) Chrysene-D12 (IS)	10.87	240	48217	2.500	ppb	0.00
20) Perylene-D12 (IS)	13.26	264	40842	2.500	ppb	0.01
<b>System Monitoring Compounds</b>						
3) 2-Methylnaphthalene-D10 (2)	4.82	152	51396	2.569	ppb	0.00
Spiked Amount	5.000		Recovery	=	51.380%	
13) Fluoranthene-D10 (FRT)	9.16	212	68195	2.697	ppb	0.01
Spiked Amount	5.000		Recovery	=	53.940%	
<b>Target Compounds</b>						
2) Naphthalene	4.07	128	98871	4.967	ppb	99
4) 2-Methylnaphthalene	4.85	142	62271	5.321	ppb	99
5) 1-Methylnaphthalene	4.96	142	62125	5.213	ppb	97
7) Acenaphthylene	5.88	152	215191	5.571	ppb	99
8) Acenaphthene	6.08	154	54500	5.260	ppb	93
9) Fluorene	6.69	166	70553	5.534	ppb	97
11) Phenanthrene	7.80	178	95493	5.374	ppb	99
12) Anthracene	7.86	178	91319	5.643	ppb	98
14) Fluoranthene	9.18	202	150613	5.622	ppb	# 91
16) Pyrene	9.43	202	154521	5.437	ppb	# 86
17) Benz (a) anthracene	10.86	228	134790	5.344	ppb	97
18) Chrysene	10.90	228	135180	5.139	ppb	# 94
19) Indeno (1,2,3-cd) pyrene	14.75	276	125195	5.082	ppb	# 93
21) Benzo (b) fluoranthene	12.58	252	124554	5.958	ppb	99
22) Benzo (k) fluoranthene	12.64	252	121992	5.310	ppb	99
23) Benzo (a) pyrene	13.16	252	112533	5.665	ppb	98
24) Dibenz (a,h) anthracene	14.79	278	106076	5.750	ppb	99
25) Benzo (g,h,i) perylene	15.10	276	110838	5.561	ppb	96

Quantitation Report


Data File : M:\LINUS\DATA\L210715\0715L144.D  
Acq On : 21 Jul 21 9:31  
Sample : 5 SIM 07/08/21 (1)  
Misc :

Vial: 44  
Operator: LS  
Inst : Linus  
Multiplr: 1.00

Quant Time: Jul 21 10:02 2021

Quant Results File: L0715.RES

Method : M:\LINUS\DATA\L210715\L0715.M (RTE Integrator)  
Title : EPA 8270  
Last Update : Thu Jul 15 11:59:44 2021  
Response via : Initial Calibration



PAH by GCMS SIM  
EPA 8270 SIM

Form 7

Ending Continuing Calibration

Lab Name: APPL, Inc.

SDG No: \_\_\_\_\_

Case No: \_\_\_\_\_

Date Analyzed: 07/21/21

Matrix: \_\_\_\_\_

Instrument: Linus

Initial Cal. Date: 07/15/21

Data File: 0715L155.D

		Compound	MEAN	CCRF	%D	%Drift
1	I	Napthalene-D8(IS)	ISTD			I
2	TM	Naphthalene	1.176	1.211	3.0	TM
3	S	2-Methylnaphthalene-D10 (2MN)	1.182	1.215	2.8	S
4	TM	2-Methylnaphthalene	0.6914	0.7413	7.2	TM
5	TM	1-Methylnaphthalene	0.7040	0.7487	6.3	TM
6	I	Acenaphthene-D10(IS)	ISTD			I
7	TM	Acenaphthylene	4.764	5.150	8.1	TM
8	*TM	Acenaphthene	1.278	1.318	3.1	*TM
9	TM	Fluorene	1.572	1.654	5.2	TM
10	I	Phenanthrene-D10(IS)	ISTD			I
11	TM	Phenanthrene	1.351	1.467	8.6	TM
12	TM	Anthracene	1.231	1.381	12	TM
13	S	Fluoranthene-D10 (FRT)	1.923	2.077	8.0	S
14	*TM	Fluoranthene	2.037	2.332	14	*TM
15	I	Chrysene-D12(IS)	ISTD			I
16	TM	Pyrene	1.474	1.600	8.6	TM
17	TM	Benz (a) anthracene	1.308	1.377	5.3	TM
18	TM	Chrysene	1.364	1.402	2.8	TM
19	TM	Indeno (1,2,3-cd) pyrene	1.277	1.239	3.0	TM
20	I	Perylene-D12(IS)	ISTD			I
21	TM	Benzo (b) fluoranthene	1.280	1.425	11	TM
22	TM	Benzo (k) fluoranthene	1.406	1.553	10	TM
23	*TM	Benzo (a) pyrene	1.216	1.349	11	*TM
24	TM	Dibenz (a,h) anthracene	1.129	1.237	9.6	TM
25	TM	Benzo (g,h,i) perylene	1.220	1.269	4.0	TM
26						
27						
28						
29						
30						
31						
32						
33						
34						
35						
36						
37						
38						
39						
40						

Average

7.2

Data File : M:\LINUS\DATA\L210715\0715L155.D Vial: 55  
 Acq On : 21 Jul 21 15:27 Operator: LS  
 Sample : 5 SIM 07/08/21 (2) Inst : Linus  
 Misc : Multiplr: 1.00

Quant Time: Jul 21 15:54 2021 Quant Results File: L0715.RES

Quant Method : M:\LINUS\DATA\L210715\L0715.M (RTE Integrator)  
 Title : EPA 8270  
 Last Update : Thu Jul 15 11:59:44 2021  
 Response via : Initial Calibration  
 DataAcq Meth : SIM\_2

Internal Standards	R.T.	QIon	Response	Conc	Units	Dev(Min)
1) Naphthalene-D8 (IS)	4.05	136	41854	2.50000	ppb	0.00
6) Acenaphthene-D10 (IS)	6.05	164	20399	2.50000	ppb	0.00
10) Phenanthrene-D10 (IS)	7.77	188	32125	2.50000	ppb	0.01
15) Chrysene-D12 (IS)	10.87	240	47116	2.50000	ppb	0.00
20) Perylene-D12 (IS)	13.25	264	39950	2.50000	ppb	0.00
System Monitoring Compounds						
3) 2-Methylnaphthalene-D10 (2)	4.82	152	50861	2.57052	ppb	0.00
Spiked Amount	5.000		Recovery	=	51.420%	
13) Fluoranthene-D10 (FRT)	9.15	212	66711	2.69957	ppb	0.00
Spiked Amount	5.000		Recovery	=	54.000%	
Target Compounds						
						Qvalue
2) Naphthalene	4.07	128	101389	5.14944	ppb	100
4) 2-Methylnaphthalene	4.85	142	62054	5.36098	ppb	100
5) 1-Methylnaphthalene	4.96	142	62668	5.31704	ppb	98
7) Acenaphthylene	5.88	152	210112	5.40523	ppb	100
8) Acenaphthene	6.08	154	53765	5.15693	ppb	97
9) Fluorene	6.69	166	67489	5.26075	ppb	99
11) Phenanthrene	7.80	178	94279	5.42933	ppb	99
12) Anthracene	7.86	178	88757	5.61291	ppb	99
14) Fluoranthene	9.17	202	149839	5.72359	ppb	96
16) Pyrene	9.43	202	150800	5.42977	ppb	97
17) Benz (a) anthracene	10.86	228	129739	5.26354	ppb	98
18) Chrysene	10.90	228	132111	5.13973	ppb	# 97
19) Indeno (1,2,3-cd) pyrene	14.75	276	116767	4.85096	ppb	94
21) Benzo (b) fluoranthene	12.58	252	113866	5.56849	ppb	97
22) Benzo (k) fluoranthene	12.64	252	124101	5.52286	ppb	98
23) Benzo (a) pyrene	13.15	252	107756	5.54522	ppb	97
24) Dibenz (a,h) anthracene	14.78	278	98854	5.47777	ppb	# 91
25) Benzo (g,h,i) perylene	15.10	276	101366	5.19941	ppb	98

(#) = qualifier out of range (m) = manual integration

Quantitation Report


Data File : M:\LINUS\DATA\L210715\0715L155.D  
Acq On : 21 Jul 21 15:27  
Sample : 5 SIM 07/08/21 (2)  
Misc :

Vial: 55  
Operator: LS  
Inst : Linus  
Multiplr: 1.00

Quant Time: Jul 21 15:54 2021

Quant Results File: L0715.RES

Method : M:\LINUS\DATA\L210715\L0715.M (RTE Integrator)  
Title : EPA 8270  
Last Update : Thu Jul 15 11:59:44 2021  
Response via : Initial Calibration





PAH by GCMS SIM  
EPA 8270 SIM

Form 7

Continuing Calibration

Lab Name: APPL, Inc.

SDG No: \_\_\_\_\_

Case No: \_\_\_\_\_

Date Analyzed: 07/22/21

Matrix: \_\_\_\_\_

Instrument: Linus

Initial Cal. Date: 07/15/21

Data File: 0715L159.D

		Compound	MEAN	CCRF	%D	%Drift
1	I	Napthalene-D8(IS)	ISTD			I
2	TM	Napthalene	1.176	1.163	1.1	TM
3	S	2-Methylnaphthalene-D10 (2MN)	1.182	1.217	3.0	S
4	TM	2-Methylnaphthalene	0.6914	0.7222	4.5	TM
5	TM	1-Methylnaphthalene	0.7040	0.7330	4.1	TM
6	I	Acenaphthene-D10(IS)	ISTD			I
7	TM	Acenaphthylene	4.764	5.256	10	TM
8	*TM	Acenaphthene	1.278	1.345	5.3	*TM
9	TM	Fluorene	1.572	1.690	7.5	TM
10	I	Phenanthrene-D10(IS)	ISTD			I
11	TM	Phenanthrene	1.351	1.476	9.2	TM
12	TM	Anthracene	1.231	1.388	13	TM
13	S	Fluoranthene-D10 (FRT)	1.923	2.070	7.7	S
14	*TM	Fluoranthene	2.037	2.332	14	*TM
15	I	Chrysene-D12(IS)	ISTD			I
16	TM	Pyrene	1.474	1.600	8.6	TM
17	TM	Benz (a) anthracene	1.308	1.370	4.7	TM
18	TM	Chrysene	1.364	1.390	1.9	TM
19	TM	Indeno (1,2,3-cd) pyrene	1.277	1.253	1.9	TM
20	I	Perylene-D12(IS)	ISTD			I
21	TM	Benzo (b) fluoranthene	1.280	1.425	11	TM
22	TM	Benzo (k) fluoranthene	1.406	1.539	9.5	TM
23	*TM	Benzo (a) pyrene	1.216	1.334	9.7	*TM
24	TM	Dibenz (a,h) anthracene	1.129	1.234	9.3	TM
25	TM	Benzo (g,h,i) perylene	1.220	1.289	5.6	TM
26						
27						
28						
29						
30						
31						
32						
33						
34						
35						
36						
37						
38						
39						
40						

Average

7.1

Data File : M:\LINUS\DATA\L210715\0715L159.D  
 Acq On : 22 Jul 21 9:32  
 Sample : 5 SIM 07/08/21 (1)  
 Misc :

Vial: 59  
 Operator: LS  
 Inst : Linus  
 Multiplr: 1.00

Quant Time: Jul 22 9:49 2021

Quant Results File: L0715.RES

Quant Method : M:\LINUS\DATA\L210715\L0715.M (RTE Integrator)  
 Title : EPA 8270  
 Last Update : Thu Jul 15 11:59:44 2021  
 Response via : Initial Calibration  
 DataAcq Meth : SIM\_2

Internal Standards	R.T.	QIon	Response	Conc	Units	Dev(Min)
1) Napthalene-D8 (IS)	4.05	136	38938	2.50000	ppb	0.00
6) Acenaphthene-D10 (IS)	6.05	164	18726	2.50000	ppb	0.00
10) Phenanthrene-D10 (IS)	7.77	188	29967	2.50000	ppb	0.01
15) Chrysene-D12 (IS)	10.87	240	44736	2.50000	ppb	0.00
20) Perylene-D12 (IS)	13.25	264	38340	2.50000	ppb	0.00
System Monitoring Compounds						
3) 2-Methylnaphthalene-D10 (2)	4.82	152	47379	2.57386	ppb	0.00
Spiked Amount	5.000		Recovery	=	51.480%	
13) Fluoranthene-D10 (FRT)	9.15	212	62045	2.69156	ppb	0.00
Spiked Amount	5.000		Recovery	=	53.840%	
Target Compounds						
						Qvalue
2) Naphthalene	4.07	128	90554	4.94357	ppb	100
4) 2-Methylnaphthalene	4.85	142	56241	5.22264	ppb	99
5) 1-Methylnaphthalene	4.96	142	57085	5.20607	ppb	100
7) Acenaphthylene	5.88	152	196849	5.51646	ppb	100
8) Acenaphthene	6.08	154	50371	5.26303	ppb	97
9) Fluorene	6.69	166	63280	5.37335	ppb	99
11) Phenanthrene	7.80	178	88471	5.46175	ppb	99
12) Anthracene	7.86	178	83208	5.64092	ppb	99
14) Fluoranthene	9.17	202	139771	5.72348	ppb	97
16) Pyrene	9.43	202	143123	5.42751	ppb	97
17) Benz (a) anthracene	10.86	228	122548	5.23631	ppb	99
18) Chrysene	10.90	228	124363	5.09570	ppb	99
19) Indeno (1,2,3-cd) pyrene	14.75	276	112145	4.90680	ppb	94
21) Benzo (b) fluoranthene	12.58	252	109276	5.56843	ppb	98
22) Benzo (k) fluoranthene	12.64	252	118038	5.47363	ppb	98
23) Benzo (a) pyrene	13.15	252	102292	5.48509	ppb	97
24) Dibenz (a,h) anthracene	14.78	278	94629	5.46385	ppb	# 92
25) Benzo (g,h,i) perylene	15.10	276	98806	5.28093	ppb	96

Quantitation Report


Data File : M:\LINUS\DATA\L210715\0715L159.D  
Acq On : 22 Jul 21 9:32  
Sample : 5 SIM 07/08/21 (1)  
Misc :

Vial: 59  
Operator: LS  
Inst : Linus  
Multiplr: 1.00

Quant Time: Jul 22 9:49 2021

Quant Results File: L0715.RES

Method : M:\LINUS\DATA\L210715\L0715.M (RTE Integrator)  
Title : EPA 8270  
Last Update : Thu Jul 15 11:59:44 2021  
Response via : Initial Calibration



PAH by GCMS SIM  
EPA 8270 SIM

Form 7

Ending Continuing Calibration

Lab Name: APPL, Inc.  
Case No: \_\_\_\_\_  
Matrix: \_\_\_\_\_

SDG No: \_\_\_\_\_  
Date Analyzed: 07/22/21  
Instrument: Linus  
Initial Cal. Date: 07/15/21  
Data File: 0715L166.D

	Compound	MEAN	CCRF	%D	%Drift
1	I Naphthalene-D8(IS)	ISTD			I
2	TM Naphthalene	1.176	1.163	1.1	TM
3	S 2-Methylnaphthalene-D10 (2MN)	1.182	1.175	0.56	S
4	TM 2-Methylnaphthalene	0.6914	0.7248	4.8	TM
5	TM 1-Methylnaphthalene	0.7040	0.7171	1.9	TM
6	I Acenaphthene-D10(IS)	ISTD			I
7	TM Acenaphthylene	4.764	5.094	6.9	TM
8	*TM Acenaphthene	1.278	1.315	2.9	*TM
9	TM Fluorene	1.572	1.670	6.2	TM
10	I Phenanthrene-D10(IS)	ISTD			I
11	TM Phenanthrene	1.351	1.394	3.1	TM
12	TM Anthracene	1.231	1.347	9.5	TM
13	S Fluoranthene-D10 (FRT)	1.923	2.029	5.5	S
14	*TM Fluoranthene	2.037	2.232	9.5	*TM
15	I Chrysene-D12(IS)	ISTD			I
16	TM Pyrene	1.474	1.613	9.5	TM
17	TM Benz (a) anthracene	1.308	1.389	6.2	TM
18	TM Chrysene	1.364	1.377	0.95	TM
19	TM Indeno (1,2,3-cd) pyrene	1.277	1.249	2.2	TM
20	I Perylene-D12(IS)	ISTD			I
21	TM Benzo (b) fluoranthene	1.280	1.468	15	TM
22	TM Benzo (k) fluoranthene	1.406	1.431	1.7	TM
23	*TM Benzo (a) pyrene	1.216	1.326	9.1	*TM
24	TM Dibenz (a,h) anthracene	1.129	1.203	6.5	TM
25	TM Benzo (g,h,i) perylene	1.220	1.239	1.5	TM
26					
27					
28					
29					
30					
31					
32					
33					
34					
35					
36					
37					
38					
39					
40					

Average

5.2

Data File : M:\LINUS\DATA\L210715\0715L166.D Vial: 66  
 Acq On : 22 Jul 21 15:12 Operator: LS  
 Sample : 5 SIM 07/08/21 (2) Inst : Linus  
 Misc : Multiplr: 1.00

Quant Time: Jul 22 15:38 2021 Quant Results File: L0715.RES

Quant Method : M:\LINUS\DATA\L210715\L0715.M (RTE Integrator)  
 Title : EPA 8270  
 Last Update : Thu Jul 15 11:59:44 2021  
 Response via : Initial Calibration  
 DataAcq Meth : SIM\_2

Internal Standards	R.T.	QIon	Response	Conc	Units	Dev(Min)
1) Naphthalene-D8 (IS)	4.06	136	45700	2.50000	ppb	0.01
6) Acenaphthene-D10 (IS)	6.05	164	21461	2.50000	ppb	0.00
10) Phenanthrene-D10 (IS)	7.77	188	34321	2.50000	ppb	0.01
15) Chrysene-D12 (IS)	10.88	240	49230	2.50000	ppb	0.01
20) Perylene-D12 (IS)	13.27	264	42865	2.50000	ppb	0.02
System Monitoring Compounds						
3) 2-Methylnaphthalene-D10 (2)	4.83	152	53707	2.48592	ppb	0.01
Spiked Amount	5.000		Recovery	=	49.720%	
13) Fluoranthene-D10 (FRT)	9.16	212	69628	2.63733	ppb	0.01
Spiked Amount	5.000		Recovery	=	52.740%	
Target Compounds						
						Qvalue
2) Naphthalene	4.07	128	106336	4.94619	ppb	99
4) 2-Methylnaphthalene	4.87	142	66243	5.24125	ppb	97
5) 1-Methylnaphthalene	4.97	142	65547	5.09329	ppb	97
7) Acenaphthylene	5.89	152	218633	5.34612	ppb	99
8) Acenaphthene	6.08	154	56428	5.14452	ppb	88
9) Fluorene	6.69	166	71667	5.30998	ppb	94
11) Phenanthrene	7.80	178	95678	5.15735	ppb	97
12) Anthracene	7.86	178	92480	5.47415	ppb	97
14) Fluoranthene	9.18	202	153183	5.47693	ppb	99
16) Pyrene	9.44	202	158860	5.47436	ppb	97
17) Benz (a) anthracene	10.87	228	136737	5.30924	ppb	99
18) Chrysene	10.91	228	135564	5.04759	ppb	98
19) Indeno (1,2,3-cd) pyrene	14.76	276	123015	4.89107	ppb	# 96
21) Benzo (b) fluoranthene	12.60	252	125837	5.73542	ppb	99
22) Benzo (k) fluoranthene	12.65	252	122647	5.08698	ppb	99
23) Benzo (a) pyrene	13.17	252	113686	5.45253	ppb	98
24) Dibenz (a,h) anthracene	14.80	278	103099	5.32449	ppb	99
25) Benzo (g,h,i) perylene	15.11	276	106182	5.07606	ppb	99

Quantitation Report


Data File : M:\LINUS\DATA\L210715\0715L166.D  
Acq On : 22 Jul 21 15:12  
Sample : 5 SIM 07/08/21 (2)  
Misc :

Vial: 66  
Operator: LS  
Inst : Linus  
Multiplr: 1.00

Quant Time: Jul 22 15:38 2021

Quant Results File: L0715.RES

Method : M:\LINUS\DATA\L210715\L0715.M (RTE Integrator)  
Title : EPA 8270  
Last Update : Thu Jul 15 11:59:44 2021  
Response via : Initial Calibration



# **ORGANICS**

## **Raw Data**

Data File : M:\LINUS\DATA\L210715\0715L162.D Vial: 62  
 Acq On : 22 Jul 21 13:04 Operator: LS  
 Sample : BA36224W06 1/900 Inst : Linus  
 Misc : Multiplr: 1.11

Quant Time: Jul 23 10:46 2021 Quant Results File: L0715.RES

Quant Method : M:\LINUS\DATA\L210715\L0715.M (RTE Integrator)  
 Title : EPA 8270  
 Last Update : Thu Jul 15 11:59:44 2021  
 Response via : Initial Calibration  
 DataAcq Meth : SIM\_2

Internal Standards	R.T.	QIon	Response	Conc	Units	Dev(Min)
1) Napthalene-D8 (IS)	4.05	136	36348	2.50	ppb	0.00
6) Acenaphthene-D10 (IS)	6.05	164	18697	2.50	ppb	0.00
10) Phenanthrene-D10 (IS)	7.76	188	30997	2.50	ppb	0.00
15) Chrysene-D12 (IS)	10.87	240	46666	2.50	ppb	0.00
20) Perylene-D12 (IS)	13.25	264	40853	2.50	ppb	0.00
System Monitoring Compounds						
3) 2-Methylnaphthalene-D10 (2)	4.82	152	86349	5.58	ppb	0.00
Spiked Amount	5.556		Recovery	=	100.512%	
13) Fluoranthene-D10 (FRT)	9.15	212	129909	6.05	ppb	0.00
Spiked Amount	5.556		Recovery	=	108.972%	
Target Compounds						Qvalue
5) 1-Methylnaphthalene	4.96	142	2131	0.23	ppb	94



Quantitation Report


Data File : M:\LINUS\DATA\L210715\0715L162.D  
Acq On : 22 Jul 21 13:04  
Sample : BA36224W06 1/900  
Misc :

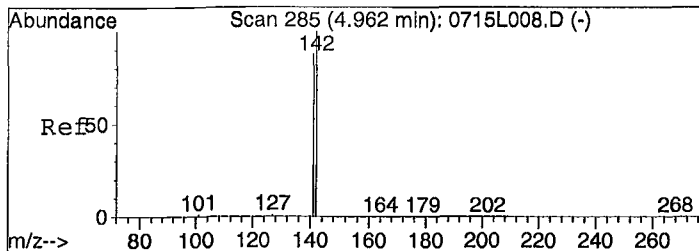
Vial: 62  
Operator: LS  
Inst : Linus  
Multiplr: 1.11

Quant Time: Jul 23 10:46 2021

Quant Results File: L0715.RES

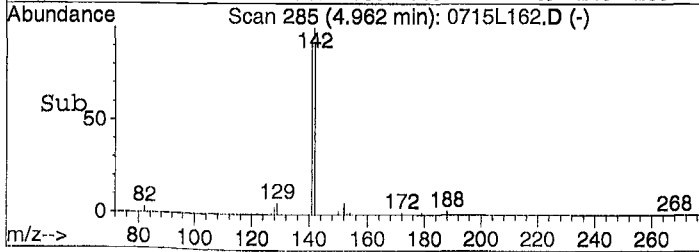
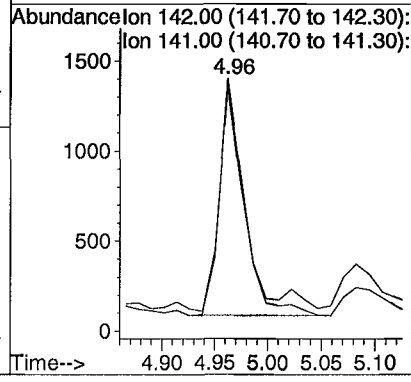
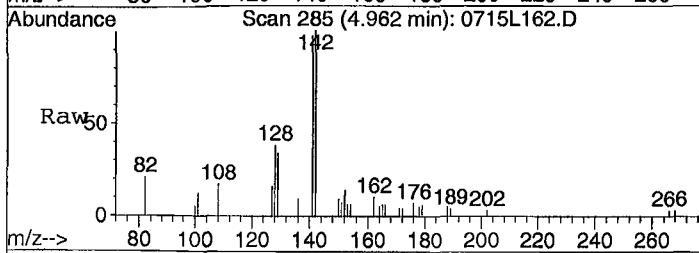
Method : M:\LINUS\DATA\L210715\L0715.M (RTE Integrator)  
Title : EPA 8270  
Last Update : Thu Jul 15 11:59:44 2021  
Response via : Initial Calibration





#5  
 1-Methylnaphthalene  
 Concen: 0.23 ppb  
 RT: 4.96 min Scan# 285  
 Delta R.T. 0.00 min  
 Lab File: 0715L162.D  
 Acq: 22 Jul 21 13:04

Tgt Ion	Ratio	Lower	Upper
142	100		
141	93.6	61.7	114.5



Data File : M:\LINUS\DATA\L210715\0715L163.D Vial: 63  
 Acq On : 22 Jul 21 13:26 Operator: LS  
 Sample : BA36227W05 1/900 Inst : Linus  
 Misc : Multiplr: 1.11

Quant Time: Jul 23 10:49 2021 Quant Results File: L0715.RES

Quant Method : M:\LINUS\DATA\L210715\L0715.M (RTE Integrator)  
 Title : EPA 8270  
 Last Update : Thu Jul 15 11:59:44 2021  
 Response via : Initial Calibration  
 DataAcq Meth : SIM\_2

Internal Standards	R.T.	QIon	Response	Conc	Units	Dev(Min)
1) Napthalene-D8 (IS)	4.05	136	33809	2.50	ppb	0.00
6) Acenaphthene-D10 (IS)	6.05	164	17213	2.50	ppb	0.00
10) Phenanthrene-D10 (IS)	7.77	188	29468	2.50	ppb	0.01
15) Chrysene-D12 (IS)	10.87	240	42904	2.50	ppb	0.00
20) Perylene-D12 (IS)	13.25	264	37298	2.50	ppb	0.00
System Monitoring Compounds						
3) 2-Methylnaphthalene-D10 (2)	4.82	152	82034	5.70	ppb	0.00
Spiked Amount	5.556		Recovery	=	102.654%	
13) Fluoranthene-D10 (FRT)	9.16	212	109839	5.38	ppb	0.01
Spiked Amount	5.556		Recovery	=	96.912%	
Target Compounds						
2) Naphthalene	4.07	128	538329	37.61	ppb	97
4) 2-Methylnaphthalene	4.85	142	91452	10.87	ppb	99
5) 1-Methylnaphthalene	4.96	142	158953	18.55	ppb	98

Quantitation Report

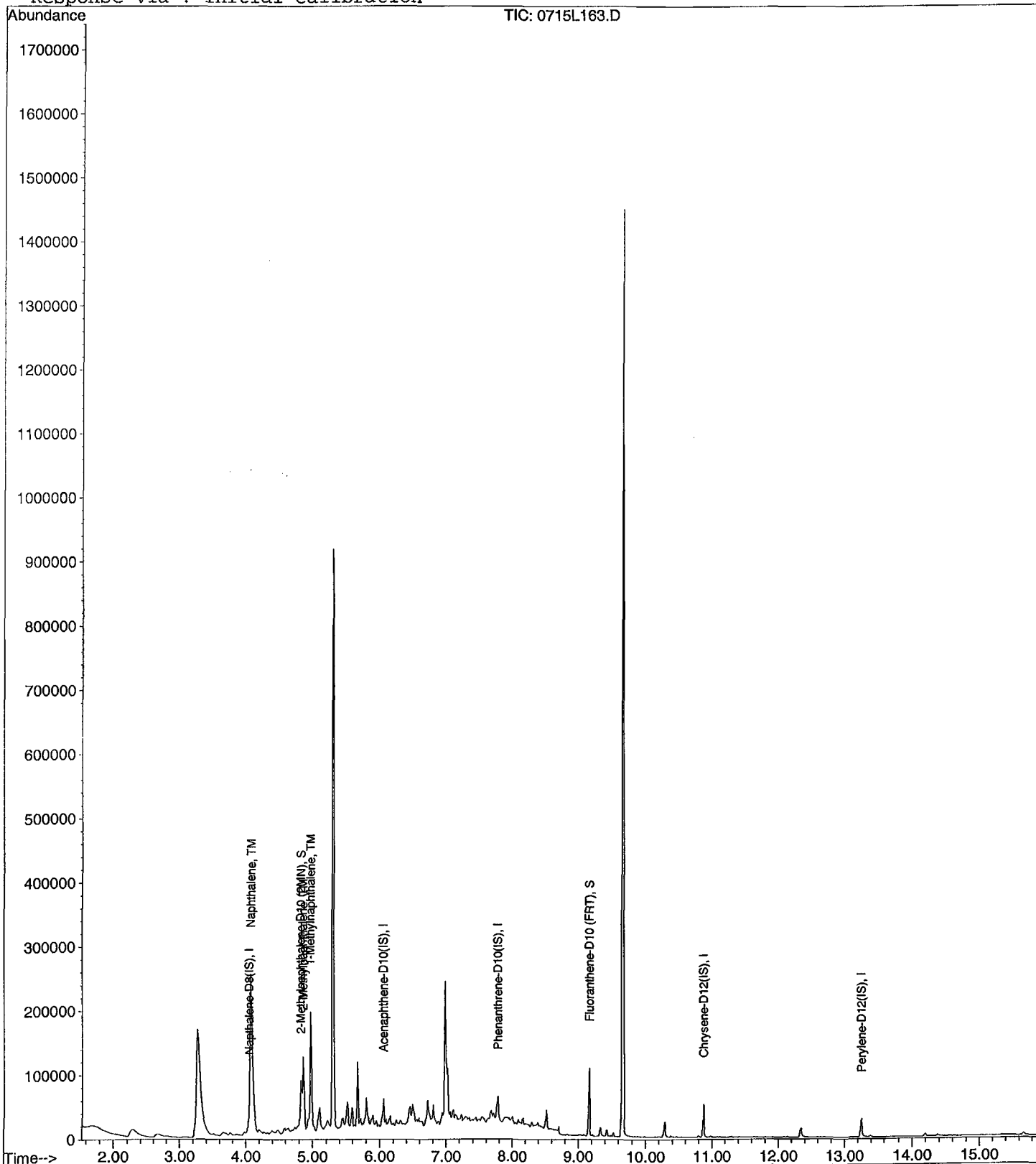
Data File : M:\LINUS\DATA\L210715\0715L163.D  
Acq On : 22 Jul 21 13:26  
Sample : BA36227W05 1/900  
Misc :

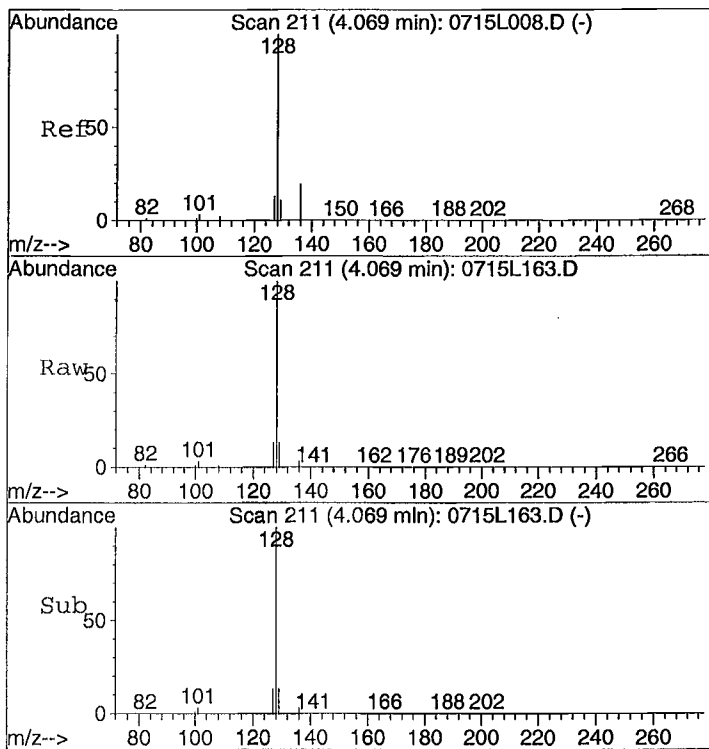
Vial: 63  
Operator: LS  
Inst : Linus  
Multiplr: 1.11

Quant Time: Jul 23 10:49 2021

Quant Results File: L0715.RES

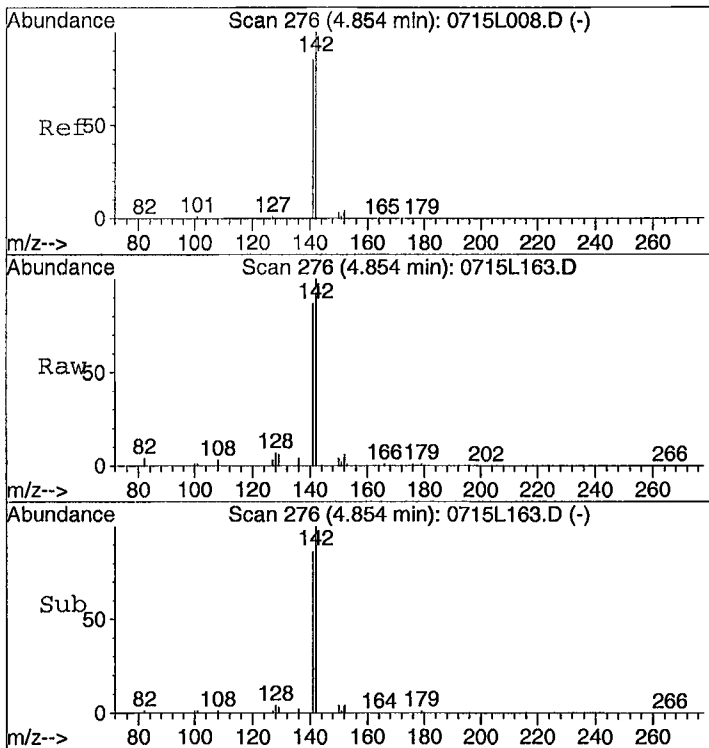
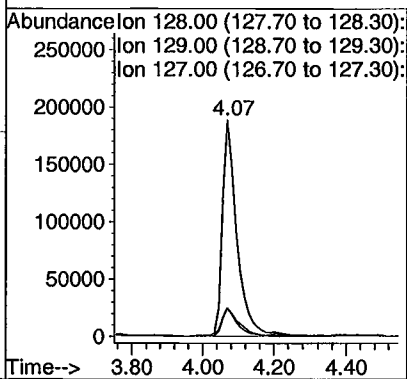
Method : M:\LINUS\DATA\L210715\L0715.M (RTE Integrator)  
Title : EPA 8270  
Last Update : Thu Jul 15 11:59:44 2021  
Response via : Initial Calibration





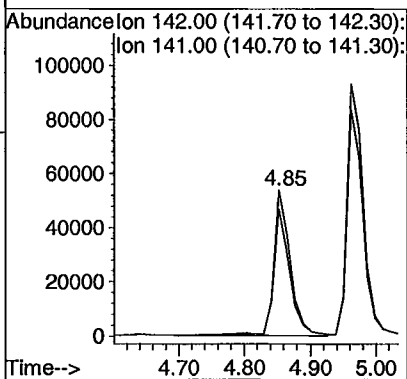
#2  
 Naphthalene  
 Concen: 37.61 ppb  
 RT: 4.07 min Scan# 211  
 Delta R.T. 0.00 min  
 Lab File: 0715L163.D  
 Acq: 22 Jul 21 13:26

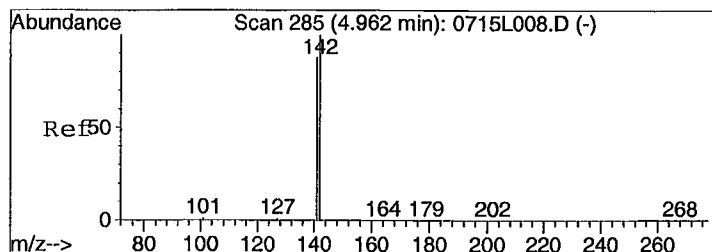
Tgt Ion	Ratio	Lower	Upper
128	100		
129	12.9	7.6	14.2
127	13.2	8.9	16.5



#4  
 2-Methylnaphthalene  
 Concen: 10.87 ppb  
 RT: 4.85 min Scan# 276  
 Delta R.T. 0.00 min  
 Lab File: 0715L163.D  
 Acq: 22 Jul 21 13:26

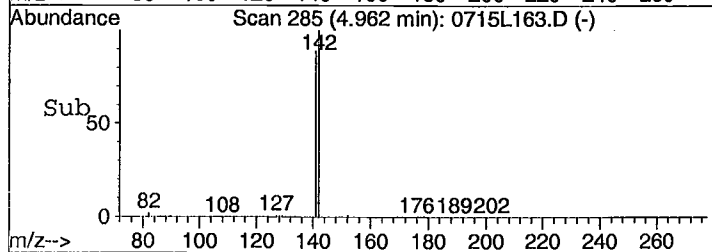
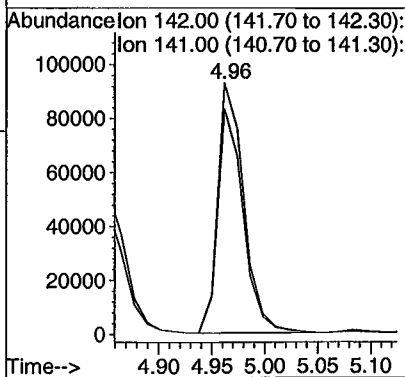
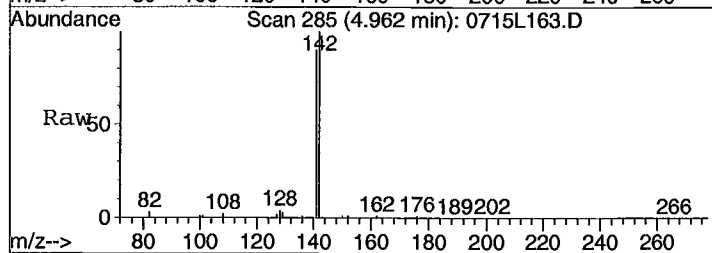
Tgt Ion	Ratio	Lower	Upper
142	100		
141	86.6	59.9	111.2





#5  
 1-Methylnaphthalene  
 Concen: 18.55 ppb  
 RT: 4.96 min Scan# 285  
 Delta R.T. 0.00 min  
 Lab File: 0715L163.D  
 Acq: 22 Jul 21 13:26

Tgt Ion: 142 Resp: 158953  
 Ion Ratio Lower Upper  
 142 100  
 141 89.6 61.7 114.5



Quantitation Report (QT Reviewed)

Data File : M:\LINUS\DATA\L210715\0715L164.D Vial: 64  
 Acq On : 22 Jul 21 13:48 Operator: LS  
 Sample : BA36230W05 1/850 Inst : Linus  
 Misc : Multiplr: 1.18

Quant Time: Jul 23 10:49 2021 Quant Results File: L0715.RES

Quant Method : M:\LINUS\DATA\L210715\L0715.M (RTE Integrator)  
 Title : EPA 8270  
 Last Update : Thu Jul 15 11:59:44 2021  
 Response via : Initial Calibration  
 DataAcq Meth : SIM\_2

Internal Standards	R.T.	QIon	Response	Conc	Units	Dev(Min)
1) Napthalene-D8 (IS)	4.05	136	32710	2.50	ppb	0.00
6) Acenaphthene-D10 (IS)	6.05	164	18115	2.50	ppb	0.00
10) Phenanthrene-D10 (IS)	7.77	188	30746	2.50	ppb	0.01
15) Chrysene-D12 (IS)	10.87	240	49532	2.50	ppb	0.00
20) Perylene-D12 (IS)	13.25	264	43764	2.50	ppb	0.00

System Monitoring Compounds

3) 2-Methylnaphthalene-D10 (2)	4.82	152	85957	6.54	ppb	0.00
Spiked Amount	5.882		Recovery	=	111.180%	
13) Fluoranthene-D10 (FRT)	9.15	212	116367	5.79	ppb	0.00
Spiked Amount	5.882		Recovery	=	98.396%	

Target Compounds Qvalue

Quantitation Report


Data File : M:\LINUS\DATA\L210715\0715L164.D  
Acq On : 22 Jul 21 13:48  
Sample : BA36230W05 1/850  
Misc :

Vial: 64  
Operator: LS  
Inst : Linus  
Multiplr: 1.18

Quant Time: Jul 23 10:49 2021

Quant Results File: L0715.RES

Method : M:\LINUS\DATA\L210715\L0715.M (RTE Integrator)  
Title : EPA 8270  
Last Update : Thu Jul 15 11:59:44 2021  
Response via : Initial Calibration





Data File : M:\LINUS\DATA\L210715\0715L165.D Vial: 65  
 Acq On : 22 Jul 21 14:10 Operator: LS  
 Sample : BA36233W06 1/890 Inst : Linus  
 Misc : Multiplr: 1.12

Quant Time: Jul 23 10:50 2021 Quant Results File: L0715.RES

Quant Method : M:\LINUS\DATA\L210715\L0715.M (RTE Integrator)  
 Title : EPA 8270  
 Last Update : Thu Jul 15 11:59:44 2021  
 Response via : Initial Calibration  
 DataAcq Meth : SIM\_2

Internal Standards	R.T.	QIon	Response	Conc	Units	Dev(Min)
1) Napthalene-D8 (IS)	4.05	136	33511	2.50	ppb	0.00
6) Acenaphthene-D10 (IS)	6.05	164	17894	2.50	ppb	0.00
10) Phenanthrene-D10 (IS)	7.77	188	29799	2.50	ppb	0.01
15) Chrysene-D12 (IS)	10.87	240	46236	2.50	ppb	0.00
20) Perylene-D12 (IS)	13.25	264	40698	2.50	ppb	0.00

System Monitoring Compounds						
3) 2-Methylnaphthalene-D10 (2)	4.82	152	93768	6.65	ppb	0.00
Spiked Amount	5.618		Recovery	=	118.370%	
13) Fluoranthene-D10 (FRT)	9.15	212	134889	6.61	ppb	0.00
Spiked Amount	5.618		Recovery	=	117.694%	

Target Compounds Qvalue

Quantitation Report


Data File : M:\LINUS\DATA\L210715\0715L165.D  
Acq On : 22 Jul 21 14:10  
Sample : BA36233W06 1/890  
Misc :

Vial: 65  
Operator: LS  
Inst : Linus  
Multiplr: 1.12

Quant Time: Jul 23 10:50 2021

Quant Results File: L0715.RES

Method : M:\LINUS\DATA\L210715\L0715.M (RTE Integrator)  
Title : EPA 8270  
Last Update : Thu Jul 15 11:59:44 2021  
Response via : Initial Calibration



Data File : M:\LINUS\DATA\L210715\0715L153.D Vial: 53  
 Acq On : 21 Jul 21 14:43 Operator: LS  
 Sample : 210719A BLK 1/1000 Inst : Linus  
 Misc : Multiplr: 1.00

Quant Time: Jul 23 10:57 2021 Quant Results File: L0715.RES

Quant Method : M:\LINUS\DATA\L210715\L0715.M (RTE Integrator)  
 Title : EPA 8270  
 Last Update : Thu Jul 15 11:59:44 2021  
 Response via : Initial Calibration  
 DataAcq Meth : SIM\_2

Internal Standards	R.T.	QIon	Response	Conc	Units	Dev(Min)
1) Napthalene-D8 (IS)	4.06	136	32568	2.50	ppb	0.01
6) Acenaphthene-D10 (IS)	6.05	164	16601	2.50	ppb	0.00
10) Phenanthrene-D10 (IS)	7.77	188	30241	2.50	ppb	0.01
15) Chrysene-D12 (IS)	10.88	240	44523	2.50	ppb	0.01
20) Perylene-D12 (IS)	13.27	264	38100	2.50	ppb	0.02
System Monitoring Compounds						
3) 2-Methylnaphthalene-D10 (2)	4.83	152	85656	5.56	ppb	0.01
Spiked Amount	5.000		Recovery	=	111.260%	
13) Fluoranthene-D10 (FRT)	9.16	212	117601	5.06	ppb	0.01
Spiked Amount	5.000		Recovery	=	101.100%	
Target Compounds						Qvalue

Quantitation Report


Data File : M:\LINUS\DATA\L210715\0715L153.D  
Acq On : 21 Jul 21 14:43  
Sample : 210719A BLK 1/1000  
Misc :

Vial: 53  
Operator: LS  
Inst : Linus  
Multiplr: 1.00

Quant Time: Jul 23 10:57 2021

Quant Results File: L0715.RES

Method : M:\LINUS\DATA\L210715\L0715.M (RTE Integrator)  
Title : EPA 8270  
Last Update : Thu Jul 15 11:59:44 2021  
Response via : Initial Calibration



Data File : M:\LINUS\DATA\L210715\0715L154.D Vial: 54  
 Acq On : 21 Jul 21 15:05 Operator: LS  
 Sample : 210719A LCS-2 1/1000 Inst : Linus  
 Misc : Multiplr: 1.00

Quant Time: Jul 23 9:32 2021 Quant Results File: L0715.RES

Quant Method : M:\LINUS\DATA\L210715\L0715.M (RTE Integrator)  
 Title : EPA 8270  
 Last Update : Thu Jul 15 11:59:44 2021  
 Response via : Initial Calibration  
 DataAcq Meth : SIM\_2

Internal Standards	R.T.	QIon	Response	Conc	Units	Dev(Min)
1) Napthalene-D8 (IS)	4.05	136	36606	2.50	ppb	0.00
6) Acenaphthene-D10 (IS)	6.05	164	18349	2.50	ppb	0.00
10) Phenanthrene-D10 (IS)	7.77	188	29440	2.50	ppb	0.01
15) Chrysene-D12 (IS)	10.87	240	45166	2.50	ppb	0.00
20) Perylene-D12 (IS)	13.25	264	38517	2.50	ppb	0.00
<b>System Monitoring Compounds</b>						
3) 2-Methylnaphthalene-D10 (2)	4.82	152	84252	4.87	ppb	0.00
Spiked Amount	5.000		Recovery	=	97.380%	
13) Fluoranthene-D10 (FRT)	9.15	212	122518	5.41	ppb	0.00
Spiked Amount	5.000		Recovery	=	108.200%	
<b>Target Compounds</b>						
						Qvalue
2) Naphthalene	4.07	128	83254	4.83	ppb	99
4) 2-Methylnaphthalene	4.85	142	49834	4.92	ppb	99
5) 1-Methylnaphthalene	4.96	142	50399	4.89	ppb	98
7) Acenaphthylene	5.88	152	167214	4.78	ppb	99
8) Acenaphthene	6.08	154	44166	4.71	ppb	99
9) Fluorene	6.69	166	58455	5.07	ppb	99
11) Phenanthrene	7.80	178	81313	5.11	ppb	99
12) Anthracene	7.86	178	65272	4.50	ppb	99
14) Fluoranthene	9.17	202	131830	5.49	ppb	94
16) Pyrene	9.43	202	137769	5.17	ppb	96
17) Benz (a) anthracene	10.86	228	118427	5.01	ppb	99
18) Chrysene	10.90	228	118518	4.81	ppb	# 98
19) Indeno (1,2,3-cd) pyrene	14.75	276	106409	4.61	ppb	94
21) Benzo (b) fluoranthene	12.58	252	105707	5.36	ppb	98
22) Benzo (k) fluoranthene	12.64	252	114840	5.30	ppb	98
23) Benzo (a) pyrene	13.16	252	91740	4.90	ppb	97
24) Dibenz (a,h) anthracene	14.79	278	89893	5.17	ppb	98
25) Benzo (g,h,i) perylene	15.10	276	91596	4.87	ppb	98

Quantitation Report


Data File : M:\LINUS\DATA\L210715\0715L154.D  
 Acq On : 21 Jul 21 15:05  
 Sample : 210719A LCS-2 1/1000  
 Misc :

Vial: 54  
 Operator: LS  
 Inst : Linus  
 Multiplr: 1.00

Quant Time: Jul 23 9:32 2021

Quant Results File: L0715.RES

Method : M:\LINUS\DATA\L210715\L0715.M (RTE Integrator)  
 Title : EPA 8270  
 Last Update : Thu Jul 15 11:59:44 2021  
 Response via : Initial Calibration



Data File : M:\LINUS\DATA\L210715\0715L160.D Vial: 60  
 Acq On : 22 Jul 21 12:20 Operator: LS  
 Sample : 210719A LCSD-2 1/1000 Inst : Linus  
 Misc : Multiplr: 1.00

Quant Time: Jul 23 9:32 2021 Quant Results File: L0715.RES

Quant Method : M:\LINUS\DATA\L210715\L0715.M (RTE Integrator)  
 Title : EPA 8270  
 Last Update : Thu Jul 15 11:59:44 2021  
 Response via : Initial Calibration  
 DataAcq Meth : SIM\_2

Internal Standards	R.T.	QIon	Response	Conc	Units	Dev(Min)
1) Naphthalene-D8 (IS)	4.05	136	30844	2.50	ppb	0.00
6) Acenaphthene-D10 (IS)	6.05	164	15471	2.50	ppb	0.00
10) Phenanthrene-D10 (IS)	7.77	188	27366	2.50	ppb	0.01
15) Chrysene-D12 (IS)	10.88	240	40678	2.50	ppb	0.01
20) Perylene-D12 (IS)	13.26	264	35009	2.50	ppb	0.01
<b>System Monitoring Compounds</b>						
3) 2-Methylnaphthalene-D10 (2)	4.82	152	79347	5.44	ppb	0.00
Spiked Amount	5.000		Recovery	=	108.840%	
13) Fluoranthene-D10 (FRT)	9.16	212	110993	5.27	ppb	0.01
Spiked Amount	5.000		Recovery	=	105.460%	
<b>Target Compounds</b>						<b>Qvalue</b>
2) Naphthalene	4.07	128	77185	5.32	ppb	99
4) 2-Methylnaphthalene	4.85	142	46625	5.47	ppb	99
5) 1-Methylnaphthalene	4.97	142	46809	5.39	ppb	96
7) Acenaphthylene	5.88	152	155433	5.27	ppb	99
8) Acenaphthene	6.08	154	40973	5.18	ppb	93
9) Fluorene	6.69	166	54322	5.58	ppb	96
11) Phenanthrene	7.80	178	74322	5.02	ppb	99
12) Anthracene	7.86	178	68027	5.05	ppb	98
14) Fluoranthene	9.18	202	117082	5.25	ppb	93
16) Pyrene	9.44	202	118199	4.93	ppb	94
17) Benz (a) anthracene	10.87	228	108500	5.10	ppb	100
18) Chrysene	10.91	228	102421	4.62	ppb	100
19) Indeno (1,2,3-cd) pyrene	14.76	276	93987	4.52	ppb	91
21) Benzo (b) fluoranthene	12.60	252	92366	5.15	ppb	98
22) Benzo (k) fluoranthene	12.65	252	104413	5.30	ppb	98
23) Benzo (a) pyrene	13.17	252	84061	4.94	ppb	98
24) Dibenz (a,h) anthracene	14.79	278	79419	5.02	ppb	# 94
25) Benzo (g,h,i) perylene	15.11	276	81912	4.79	ppb	95

Quantitation Report


Data File : M:\LINUS\DATA\L210715\0715L160.D  
 Acq On : 22 Jul 21 12:20  
 Sample : 210719A LCSD-2 1/1000  
 Misc :

Vial: 60  
 Operator: LS  
 Inst : Linus  
 Multiplr: 1.00

Quant Time: Jul 23 9:32 2021

Quant Results File: L0715.RES

Method : M:\LINUS\DATA\L210715\L0715.M (RTE Integrator)  
 Title : EPA 8270  
 Last Update : Thu Jul 15 11:59:44 2021  
 Response via : Initial Calibration



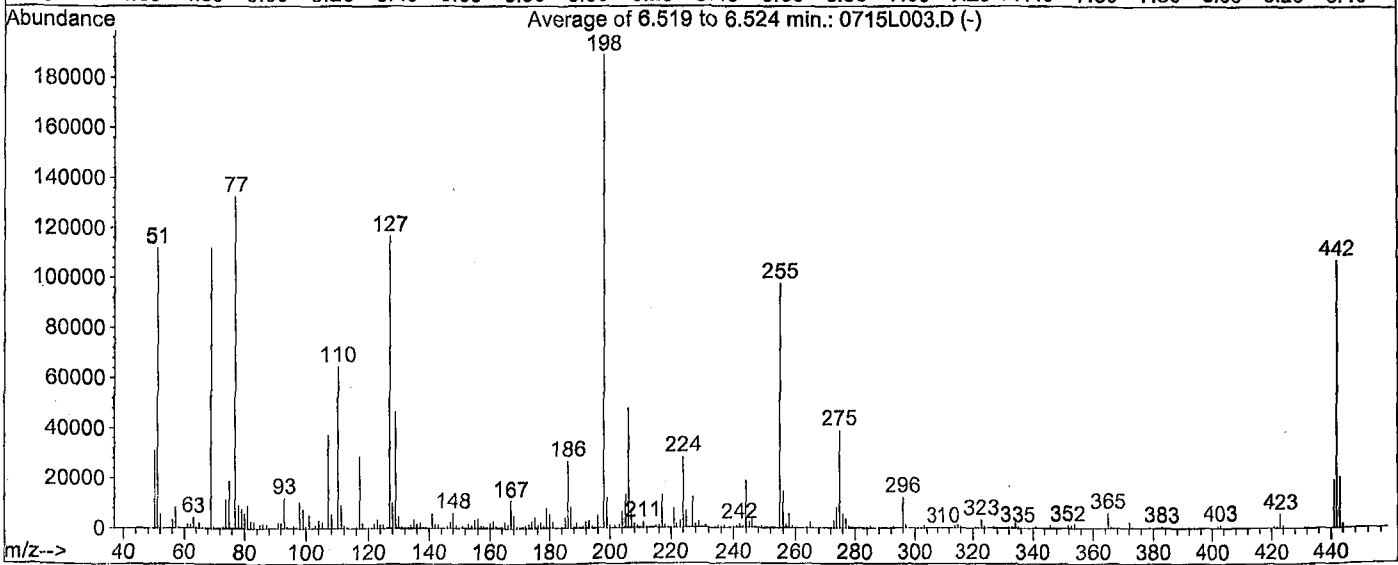
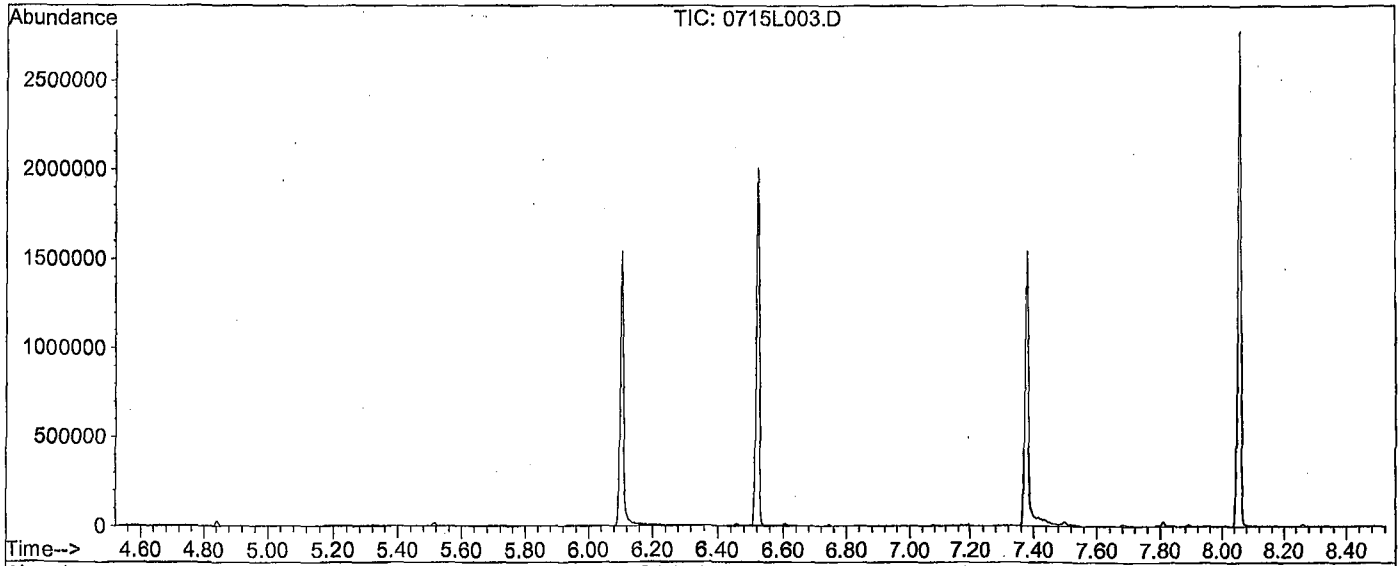


DFTPP

Data File : M:\LINUS\DATA\L210715\0715L003.D  
 Acq On : 15 Jul 21 8:48  
 Sample : SV TUNE 7/2/21  
 Misc :

Vial: 3  
 Operator: LS  
 Inst : Linus  
 Multiplr: 1.00

Method : M:\LINUS\DATA\L210715\L0324.M (RTE Integrator)  
 Title : EPA 8270



AutoFind: Scans 1580, 1581, 1582; Background Corrected with Scan 1572

Target Mass	Rel. to Mass	Lower Limit%	Upper Limit%	Rel. Abn%	Raw Abn	Result Pass/Fail
51	198	10	80	59.2	111892	PASS
68	69	0.00	2	0.0	0	PASS
70	69	0.00	2	0.5	615	PASS
127	198	10	80	61.7	116643	PASS
197	198	0.00	2	0.0	0	PASS
198	198	100	100	100.0	188928	PASS
199	198	5	9	6.6	12463	PASS
275	198	10	60	20.7	39029	PASS
365	198	1	100	3.2	6011	PASS
441	442	0.01	24	17.9	19195	PASS
442	198	50	500	56.6	107027	PASS
443	442	15	24	19.1	20450	PASS

M:\LINUS\DATA\L210715\0715L003.D

Data File Name: 0715L003.D  
Data File Path: M:\LINUS\DATA\L210715\  
Operator: LS  
Date Acquired: 15 Jul 2021 08:48  
Method File: DFTPP2.M  
Sample Name: SV TUNE 7/2/21  
Vial Number: 3  
Instrument Name: Linus

#	Name	Ret Time	Target Response
1)	DDT	8.08	19115000
2)	DDD	7.83	189890
3)	DDE	7.55	0

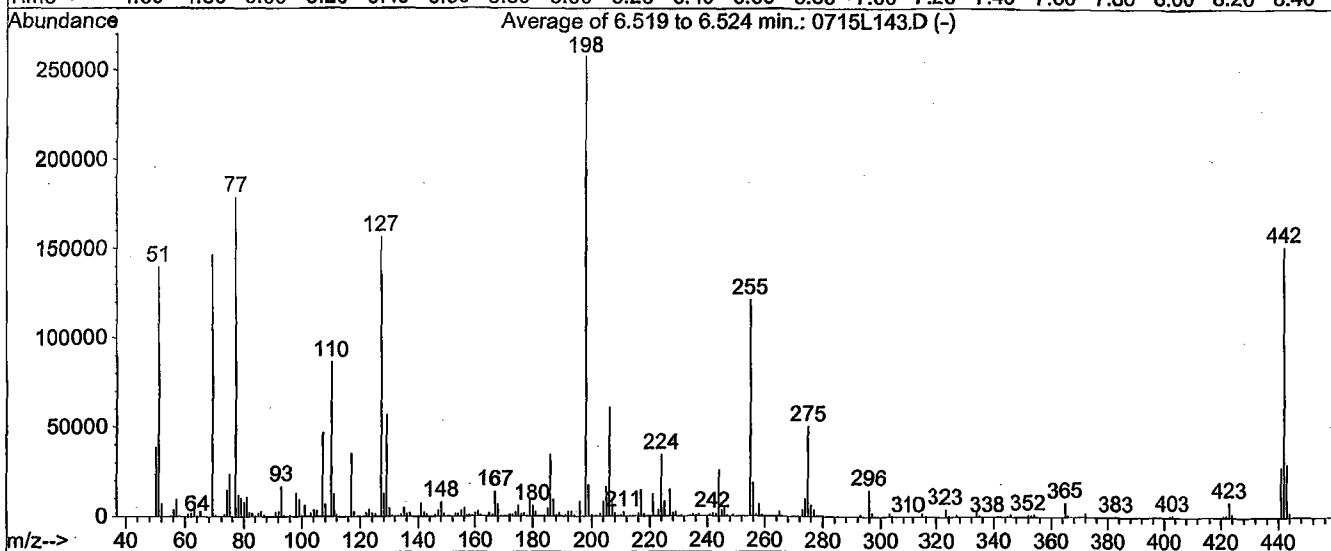
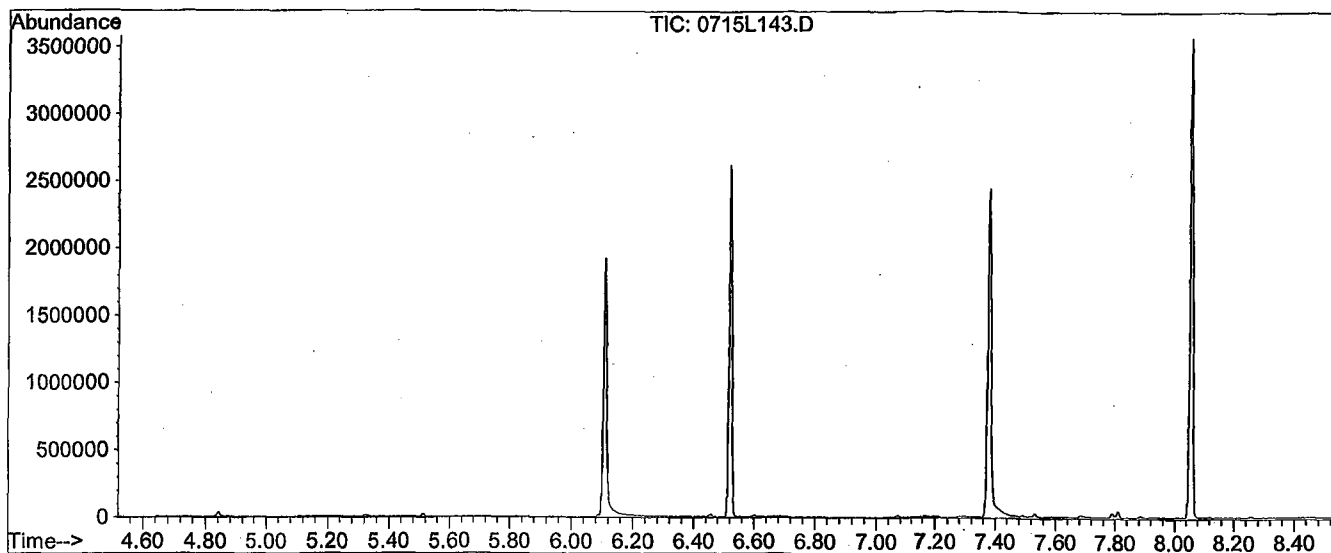
Breakdown 0.98

DFTPP

Data File : M:\LINUS\DATA\L210715\0715L143.D  
 Acq On : 21 Jul 21 9:15  
 Sample : SV TUNE 7/2/21  
 Misc :

Vial: 43  
 Operator: LS  
 Inst : Linus  
 Multiplr: 1.00

Method : M:\LINUS\DATA\L210715\L0715.M (RTE Integrator)  
 Title : EPA 8270



AutoFind: Scans 1580, 1581, 1582; Background Corrected with Scan 1572

Target Mass	Rel. to Mass	Lower Limit%	Upper Limit%	Rel. Abn%	Raw Abn	Result Pass/Fail
51	198	10	80	54.3	139978	PASS
68	69	0.00	2	0.0	0	PASS
70	69	0.00	2	0.7	956	PASS
127	198	10	80	60.8	156843	PASS
197	198	0.00	2	0.0	0	PASS
198	198	100	100	100.0	257877	PASS
199	198	5	9	6.8	17582	PASS
275	198	10	60	19.6	50443	PASS
365	198	1	100	3.2	8160	PASS
441	442	0.01	24	18.4	27880	PASS
442	198	50	500	58.8	151595	PASS
443	442	15	24	19.7	29824	PASS

M:\LINUS\DATA\L210715\0715L143.D

Data File Name: 0715L143.D  
Data File Path: M:\LINUS\DATA\L210715\  
Operator: LS  
Date Acquired: 21 Jul 2021 09:15  
Method File: DFTPP2.M  
Sample Name: SV TUNE 7/2/21  
Vial Number: 43  
Instrument Name: Linus

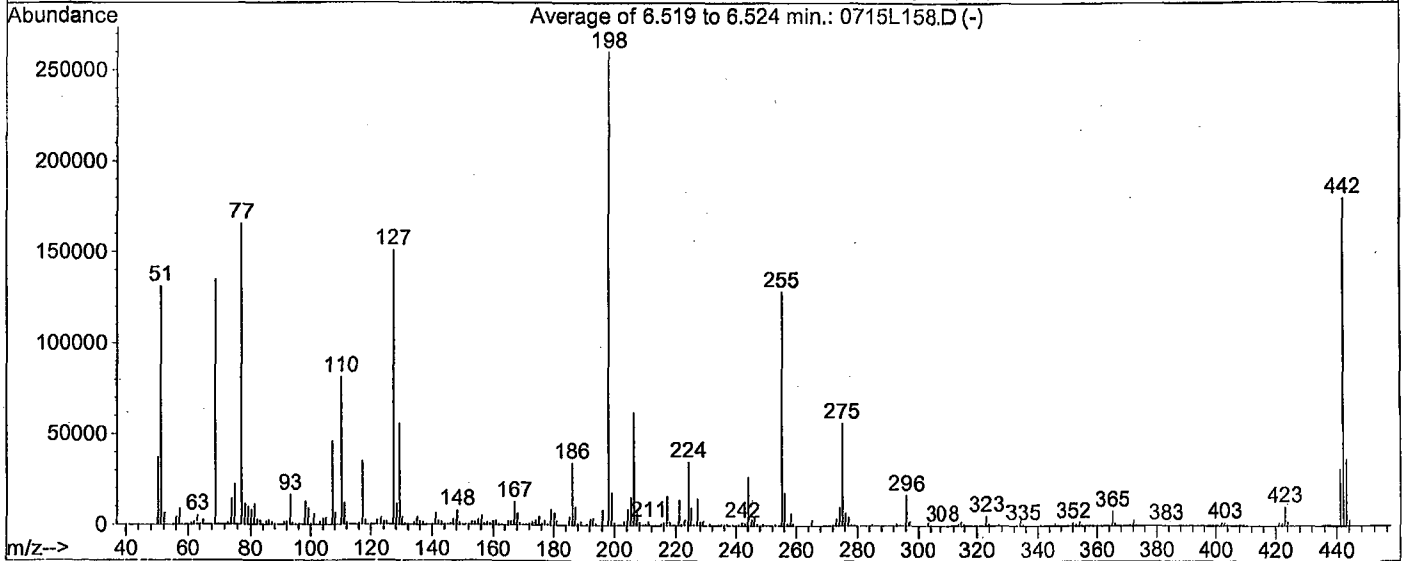
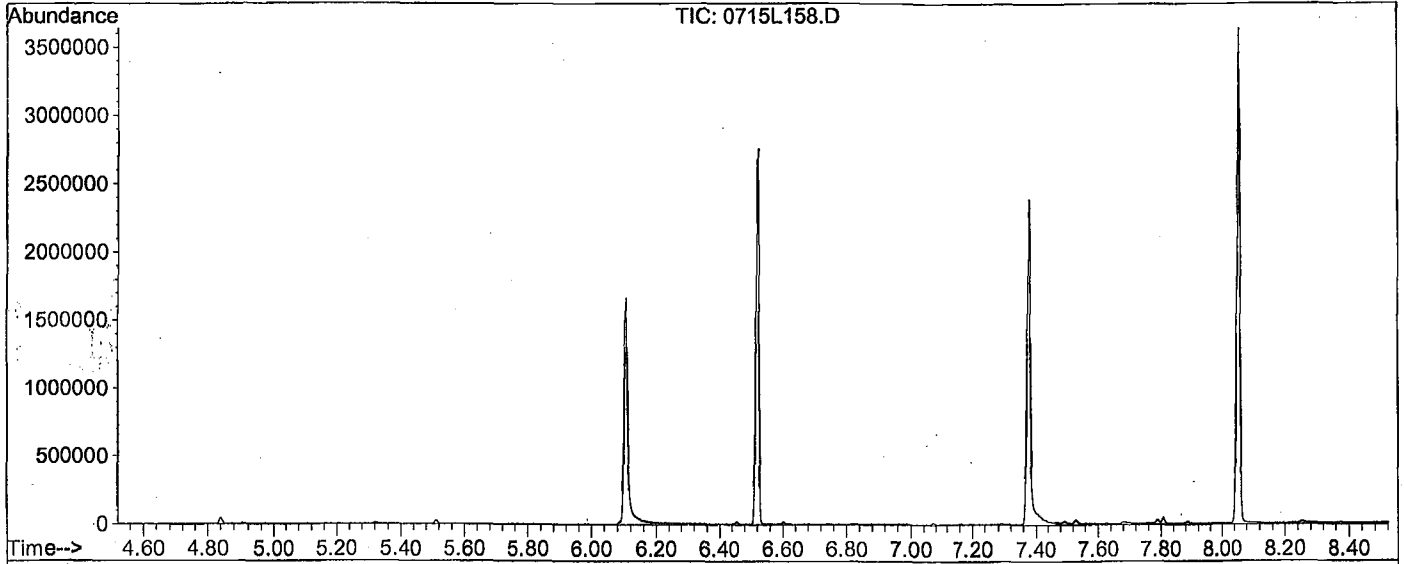
#	Name	Ret Time	Target Response
1)	DDT	8.08	25947900
2)	DDD	7.83	301463
3)	DDE	7.55	167182

Breakdown 1.77

Data File : M:\LINUS\DATA\L210715\0715L158.D  
 Acq On : 22 Jul 21 9:16  
 Sample : SV TUNE 7/2/21  
 Misc :

Vial: 58  
 Operator: LS  
 Inst : Linus  
 Multiplr: 1.00

Method : M:\LINUS\DATA\L210715\L0715.M (RTE Integrator)  
 Title : EPA 8270



AutoFind: Scans 1580, 1581, 1582; Background Corrected with Scan 1571

Target Mass	Rel. to Mass	Lower Limit%	Upper Limit%	Rel. Abn%	Raw Abn	Result Pass/Fail
51	198	10	80	50.4	131186	PASS
68	69	0.00	2	0.0	0	PASS
70	69	0.00	2	0.5	649	PASS
127	198	10	80	58.0	150957	PASS
197	198	0.00	2	0.0	0	PASS
198	198	100	100	100.0	260416	PASS
199	198	5	9	6.9	18032	PASS
275	198	10	60	21.7	56499	PASS
365	198	1	100	3.1	8100	PASS
441	442	0.01	24	17.4	31304	PASS
442	198	50	500	69.1	180053	PASS
443	442	15	24	20.2	36317	PASS

Data File Name: 0715L158.D  
Data File Path: M:\LINUS\DATA\L210715\  
Operator: LS  
Date Acquired: 22 Jul 2021 09:16  
Method File: DFTPP2.M  
Sample Name: SV TUNE 7/2/21  
Vial Number: 58  
Instrument Name: Linus

#	Name	Ret Time	Target Response
1)	DDT	8.08	25714300
2)	DDD	7.83	308998
3)	DDE	7.55	211019

Breakdown 1.98

Name of Final Standard

SIM Curve

Prep'd By (Initials)

LS

Prep Date

07/08/21

Exp Date

06/17/22

Initial Standard Information						Final Standard Information			
Name of Initial Standard (from container Label)	Supplier	Supplier P/N# (or APPL Mix Name)	Conc. (range)	Lot # with QA # (or reference to APPL prep date)	Exp Date	Aliquot from Stock	Final Volume	Final Solvent + Lot# (or APPL Prep Date)	Final Standard Conc (range)
1.0 ug/mL SIM	APPL	1.0 ug/mL SIM	1.0 ug/mL	07/08/21	06/17/22	10 uL	100uL	MC 60338 90uL	0.1 ug/mL
SIM Internal Standard	APPL	SIM Internal Standard	125 ug/mL	06/17/21	06/17/22	2 uL	*	*	2.5ug/mL
1.0 ug/mL SIM	APPL	1.0 ug/mL SIM	1.0 ug/mL	07/08/21	06/17/22	20 uL	100uL	MC 60338 80uL	0.2 ug/mL
SIM Internal Standard	APPL	SIM Internal Standard	125 ug/mL	06/17/21	06/17/22	2 uL	*	*	2.5ug/mL
5.0 ug/mL SIM	APPL	5.0 ug/mL SIM	5.0 ug/mL	07/08/21	06/17/22	10 uL	100uL	MC 60338 90uL	0.5 ug/mL
SIM Internal Standard	APPL	SIM Internal Standard	125 ug/mL	06/17/21	06/17/22	2 uL	*	*	2.5ug/mL
5.0 ug/mL SIM	APPL	5.0 ug/mL SIM	5.0 ug/mL	07/08/21	06/17/22	20 uL	100uL	MC 60338 80 uL	1.0 ug/mL
SIM Internal Standard	APPL	SIM Internal Standard	125 ug/mL	06/17/21	06/17/22	2 uL	*	*	2.5ug/mL
SIM STOCK	APPL	SIM STOCK	200 ug/mL	06/17/21	06/17/22	5 uL	200uL	MC 60338 190 uL	5.0 ug/mL
SIM SURROGATE	APPL	SIM SURR	100 ug/mL	06/17/21	06/17/22	5 uL	*	*	2.5ug/mL
SIM Internal Standard	APPL	SIM Internal Standard	125 ug/mL	06/17/21	06/17/22	4 uL	*	*	2.5ug/mL
SIM STOCK	APPL	SIM STOCK	200 ug/mL	06/17/21	06/17/22	5 uL	100 uL	MC 60338 90 uL	10 ug/mL
SIM SURROGATE	APPL	SIM SURR	100 ug/mL	06/17/21	06/17/22	5 uL	*	*	5 ug/mL
SIM Internal Standard	APPL	SIM Internal Standard	125 ug/mL	06/17/21	06/17/22	2 uL	*	*	2.5ug/mL
SIM STOCK	APPL	SIM STOCK	200 ug/mL	06/17/21	06/17/22	25 uL	100uL	MC 60338 50 uL	50 ug/mL
SIM SURROGATE	APPL	SIM SURR	100 ug/mL	06/17/21	06/17/22	25 uL	*	*	25 ug/mL
SIM Internal Standard	APPL	SIM Internal Standard	125 ug/mL	06/17/21	06/17/22	2 uL	*	*	2.5ug/mL
SIM STOCK	APPL	SIM STOCK	200 ug/mL	06/17/21	06/17/22	50 uL	100uL	na	100 ug/mL
SIM SURROGATE	APPL	SIM SURR	100 ug/mL	06/17/21	06/17/22	50 uL	*	*	50 ug/mL
SIM Internal Standard	APPL	SIM Internal Standard	125 ug/mL	06/17/21	06/17/22	2 uL	*	*	2.5ug/mL

Name of Final Standard

8270 PAH SIM Second Source

Prep'd By (Initials)

LS

Prep Date

07/08/21

Exp Date

06/17/22

Initial Standard Information						Final Standard Information			
Name of Initial Standard (from container Label)	Supplier	Supplier P/N# (or APPL Mix Name)	Conc. (range)	Lot # with QA # (or reference to APPL prep date)	Exp Date	Aliquot from Stock	Final Volume	Final Solvent + Lot# (or APPL Prep Date)	Final Standard Conc (range)
PAH SIM SS Stock	Phenova	AL0-130490	200 ug/mL	06/17/21	06/17/22	5 uL	200uL	MC 60338 195uL	5 ug/mL
SIM Internal Standard	APPL	SIM Internal Standard	125 ug/mL	06/17/21	06/17/22	4 uL	*	*	2.5ug/mL

335 of 500

Name of Final Standard PAH SIM Stock (Ampule)  
 Prep Date 06/17/21  
 Exp Date 06/17/22

Prep'd By (Initials) LS

Initial Standard Information					Final Standard Information				
Name of Initial Standard (from container Label)	Supplier	Supplier P/N# (or APPL Mix Name)	Conc.(range)	Lot # with QA # (or reference to APPL prep date)	Exp Date	Aliquot from Stock	Final Volume	Final Solvent + Lot# (or APPL Prep Date)	Final Standard Conc (range)
Custom PAH SIM Mix	Phenova	ALO-130490	200 ug/mL	CL13121-52443	12/31/22	1000 uL	1mL	NA	200 ug/mL

Name of Final Standard SIM Surrogate  
 Prep Date 06/17/21  
 Exp Date 06/17/22

Prep'd By (Initials) LS

Initial Standard Information					Final Standard Information				
Name of Initial Standard (from container Label)	Supplier	Supplier P/N# (or APPL Mix Name)	Conc.(range)	Lot # with QA # (or reference to APPL prep date)	Exp Date	Aliquot from Stock	Final Volume	Final Solvent + Lot# (or APPL Prep Date)	Final Standard Conc (range)
Sim Surrogate Deuterated	Restek	33913	2000 ug/mL	A0161454-50793	05/31/26	1 mL	20 mL	Acetone #0246130	100 ug/mL

Name of Final Standard 8270 SIM PAH Internal Standard  
 Prep Date 06/17/21  
 Exp Date 06/17/22

Prep'd By (Initials) LS

Initial Standard Information					Final Standard Information				
Name of Initial Standard (from container Label)	Supplier	Supplier P/N# (or APPL Mix Name)	Conc.(range)	Lot # with QA # (or reference to APPL prep date)	Exp Date	Aliquot from Stock	Final Volume	Final Solvent + Lot# (or APPL Prep Date)	Final Standard Conc (range)
SV Internal Standard	Restek	31206	2000 ug/mL	A0162879-50593	06/30/26	625uL	10mL	MC 60338	125 ug/mL

Name of Final Standard SIM SS Stock (Ampule second source)  
 Prep Date 06/17/21  
 Exp Date 06/17/22

Prep'd By LS

Initial Standard Information					Final Standard Information				
Name of Initial Standard (from container Label)	Supplier	Supplier P/N# (or APPL Mix Name)	Conc.(range)	Lot # with QA # (or reference to APPL prep date)	Exp Date	Aliquot from Stock	Final Volume	Final Solvent + Lot# (or APPL Prep Date)	Final Standard Conc (range)
Custom PAH SIM Mix	Phenova	ALO-130490	200 ug/mL	CL13117-51757	12/31/22	1000 uL	1mL	NA	200 ug/mL



Name of Final Standard **SIM Surrogate**  
 Prep Date **04/08/21**  
 Exp Date **04/08/22**

Prep'd By (Initials) **LS**

Initial Standard Information						Final Standard Information			
Name of Initial Standard (from container Label)	Supplier	Supplier P/N# (or APPL Mix Name)	Conc.(range)	Lot # with QA # (or reference to APPL prep date)	Exp Date	Aliquot from Stock	Final Volume	Final Solvent + Lot# (or APPL Prep Date)	Final Standard Conc (range)
Sim Surrogate Deuterated	Restek	33913	2000 ug/mL	A0161454-50791, 50792, 50794	05/31/26	2.5mL	50 mL	Acetone #241320	100 ug/mL

Name of Final Standard SIM Spike  
 Prep Date 05/28/21  
 Exp Date 05/28/22

Prep'd By (Initials) LS

Initial Standard Information						Final Standard Information			
Name of Initial Standard (from container Label)	Supplier	Supplier P/N# (or APPL Mix Name)	Conc. (range)	Lot # with QA # (or reference to APPL prep date)	Exp Date	Aliquot from Stock	Final Volume	Final Solvent + Lot# (or APPL Prep Date)	Final Standard Conc (range)
Custom PAH Sim Mix	Phenova	AL0-130490	200 ug/mL	CL13121- 50767 50768 50769 50770	12/31/22	5 mL	25 mL	Acetone 0246130	40 ug/mL

# Organic Extraction Worksheet











<b>Method</b>	Continuous Liquid/Liquid SVOC 3520C	<b>Extraction Set</b>	210719A	<b>Extraction Method</b>	LIQ003	<b>Units</b>	mL
Spiked ID 1	8270T Spike 6-15-21 3-25-22	Surrogate ID 1	8270 Surrogate 3-8-21 3-8-22				
Spiked ID 2	Sim Spike 5-28-21 5-28-22	Surrogate ID 2	SIM Surrogate 11-30-20-11-30-21				
Spiked ID 3		Surrogate ID 3					
Spiked ID 4		Surrogate ID 4					
Spiked ID 5		Surrogate ID 5					
Spiked ID 6		Sufficient Vol for Matrix QC:		NO			
Spiked ID 7		Ext. Start Time:		07/19/21 13:48			
Spiked ID 8		Ext. End Time:		07/21/21 7:00			
<b>GC Requires Extract By:</b>							
pH1	2	07/19/21 13:50	Water Bath Temp 1 °C	75/73 e-wb6 °C			
pH2	14	07/20/21 11:25	Water Bath Temp 2 °C				
pH3	2	07/20/21 8:25	Water Bath Temp 3 °C				

Spiked By: YL

Date 07/19/21

Witnessed By: KA

Date 07/19/21

Sample	Sample Container	Spike Amount	Spike ID	Surrogate Amount	Surrogate ID	Extract Amount	Final Volume	pH	Extract Date/Time	Comments
1	210719A Bk			0.200,0.050	1,2	1000	1	2/1	07/19/21 13:48	
					equip	E-HP12 e-wb6				
2	210719A LCS-1	1	1	0.200	1	1000	1	2/1	07/19/21 13:48	
					equip	E-HP13 E-WB6				
3	210719A LCS-2	0.125	2	0.050	2	1000	1	2/1	07/19/21 13:48	
					equip	E-HP14 E-WB6				
4	210719A LCSD-1	1	1	0.200	1	1000	1	2/1	07/19/21 13:48	
					equip	E-HP15 E-WB6				
5	210719A LCSD-2	0.125	2	0.050	2	1000	1	2/1	07/20/21 8:21	pH 14 07/21/21 08:07
					equip	E-HP16 E-WB6				
6	BA36221 BA36221W13			0.200,0.050	1,2	880	1	2/1	07/20/21 8:21	96849 pH 14 07/21/21 08:07
					equip	E-HP19 E-WB6				
7	BA36224 BA36224W06			0.200,0.050	1,2	900	1	2/1	07/19/21 13:48	96846
					equip	E-HP20 E-WB6				
8	BA36227 BA36227W05			0.200,0.050	1,2	900	1	2/1	07/20/21 8:21	96846 pH 14 07/21/21 08:07
					equip	E-HP21 E-WB6				
9	BA36230 BA36230W05			0.200,0.050	1,2	850	1	2/1	07/20/21 8:21	96846 pH 14 07/21/21 08:07
					equip	E-HP22 E-WB6				
10	BA36233 BA36233W06			0.200,0.050	1,2	890	1	2/1	07/19/21 13:48	96846
					equip	E-HP23 E-WB6				

Solvent and Lot#	
PH Strips	HC148594
Dichloromethane (DCM)	60338
1+1 H2SO4 (10mLs)	4-7-21
10N NaOH (40mLs)	4-3-21
Filter Paper	400181
Na2SO4	2020120870

Extraction COC Transfer	
Extraction lab employee Initials	KY
GC analyst's initials	LS
Date	7/22/21
Time	11:2
Refrigerator	GC_C

Technician's Initials	
Scanned By	YL
Sample Preparation	YL
Extraction	YL
Concentration	YL
Modified	07/23/21 1:25:47 PM

Reviewed By: KY

Date 07/23/21

## Injection Log

Directory: M:\LINUS\DATA\L210715\

Line	Vial	FileName	Multiplier	SampleName	Misc Info	Injected
1	3	0715L003.D	1	SV TUNE 7/2/21		15 Jul 21 8:48
2	4	0715L004.D	1	0.1 SIM 07/08/21		15 Jul 21 9:04
3	5	0715L005.D	1	0.2 SIM 07/08/21		15 Jul 21 9:26
4	6	0715L006.D	1	0.5 SIM 07/08/21		15 Jul 21 9:48
5	7	0715L007.D	1	1 SIM 07/08/21		15 Jul 21 10:10
6	8	0715L008.D	1	5 SIM 07/08/21		15 Jul 21 10:32
7	9	0715L009.D	1	10 SIM 07/08/21		15 Jul 21 10:55
8	10	0715L010.D	1	50 SIM 07/08/21		15 Jul 21 11:17
9	11	0715L011.D	1	100 SIM 07/08/21		15 Jul 21 11:39
10	12	0715L012.D	1	SS SIM 07/08/21		15 Jul 21 12:01
11	43	0715L143.D	1	SV TUNE 7/2/21		21 Jul 21 9:15
12	44	0715L144.D	1	5 SIM 07/08/21 (1)		21 Jul 21 9:31
13	53	0715L153.D	1	210719A BLK 1/1000		21 Jul 21 14:43
14	54	0715L154.D	1	210719A LCS-2 1/1000		21 Jul 21 15:05
15	55	0715L155.D	1	5 SIM 07/08/21 (2)		21 Jul 21 15:27
16	58	0715L158.D	1	SV TUNE 7/2/21		22 Jul 21 9:16
17	59	0715L159.D	1	5 SIM 07/08/21 (1)		22 Jul 21 9:32
18	60	0715L160.D	1	210719A LCSD-2 1/1000		22 Jul 21 12:20
19	62	0715L162.D	1.11111	BA36224W06 1/900		22 Jul 21 13:04
20	63	0715L163.D	1.11111	BA36227W05 1/900		22 Jul 21 13:26
21	64	0715L164.D	1.17647	BA36230W05 1/850		22 Jul 21 13:48
22	65	0715L165.D	1.1236	BA36233W06 1/890		22 Jul 21 14:10
23	66	0715L166.D	1	5 SIM 07/08/21 (2)		22 Jul 21 15:12

# **ORGANICS**

## **Calibration Data**

VOLATILE ORGANIC ANALYSIS BY  
EPA METHOD 8260B

**Form 6**  
**Initial Calibration**

Lab Name: APPL, Inc. \_\_\_\_\_  
Case No: \_\_\_\_\_  
Matrix: \_\_\_\_\_

SDG No: \_\_\_\_\_  
Initial Cal. Date: 7/16/2021  
Instrument: Max

Initials: \_\_\_\_\_

0716M06.D 0716M07.D 0716M08.D 0716M09.D 0716M10.D 0716M11.D 0716M12.D 0716M13.D 0716M14.D

	Compound	1	2	3	4	5	6	7	8	9	Avg	%RSD	Type	r^2	Q	MRF
1	I Fluorobenzene (IS)															
2	TM Chlorotrifluoroethene												TM			
3	TM Dichlorodifluoromethane			0.1261	0.1562	0.1392	0.1552	0.1439	0.1752	0.1601	0.15	11	TM			
4	TM Freon 114		0.1042	0.1055	0.1100	0.1087	0.1149	0.1219	0.1282	0.1127	0.11	7.3	TM			
5	TM**L Chloromethane			0.2083	0.1349	0.1320	0.1311	0.1330	0.1397	0.1244	0.14	20	TM**	0.997		
6	TM* Vinyl chloride			0.1225	0.1187	0.1211	0.1258	0.1250	0.1476	0.1332	0.13	7.8	TM*			
7	TM 2-Chloro-1,1,1-trifluoroethane												TM			
8	TM Bromomethane			0.0837	0.0817	0.0633	0.0704	0.0728	0.0875	0.0841	0.08	11	TM			
9	TML Chloroethane			0.0873	0.1084	0.0671	0.0688	0.0720	0.0737	0.0618	0.08	21	TM	0.994		
10	TM Dichlorofluoromethane		0.3011	0.2150	0.2569	0.2204	0.2307	0.2323	0.2562	0.2268	0.24	12	TM			
11	TM Trichlorofluoromethane	0.1838	0.1639	0.1727	0.1906	0.2227	0.2237	0.2219	0.2600	0.2356	0.21	15	TM			
12	TM 2,2-Dichloro-1,1,1-trifluoroethane												TM			
13	TM Acrolein			0.0157	0.0123	0.0152	0.0153	0.0149	0.0155	0.0152	0.01	7.9	TM			
14	TM Acetone	0.0478	0.0392	0.0390	0.0404	0.0338	0.0358	0.0361	0.0353	0.0325	0.04	12	TM			
15	TML Freon-113		0.0803	0.0748	0.1314	0.1150	0.1207	0.1157	0.1375	0.1179	0.11	20	TM	0.996		
16	TM Acetonitrile			0.0133	0.0110	0.0123	0.0140	0.0126	0.0129	0.0136	0.01	7.7	TM			
17	TM 2-propanol												TM			
18	TM* 1,1-DCE		0.1833	0.1808	0.1902	0.1882	0.1779	0.1852	0.2150	0.1885	0.19	6.1	TM*			
19	TM t-Butanol		0.0101	0.0097	0.0104	0.0113	0.0118	0.0121	0.0114	0.0151	0.01	15	TM			
20	TML Methyl Acetate			0.1917	0.0915	0.0931	0.0775	0.0748	0.0917	0.0777	0.10	41	TM	0.990		
21	TML Iodomethane			0.1235	0.1240	0.1448	0.1638	0.1815			0.15	17	TM	0.998		
22	TM Acrylonitrile			0.0351	0.0336	0.0477	0.0441	0.0452	0.0485	0.0410	0.04	14	TM			
23	TM 2-Methylpentane												TM			
24	TM Methylene chloride		0.1918	0.1580	0.1507	0.1369	0.1309	0.1254	0.1408	0.1271	0.15	15	TM			
25	TM Carbon disulfide	0.1891	0.2491	0.1923	0.2198	0.1943	0.1973	0.2192	0.2345	0.2029	0.21	9.9	TM			
26	TM Methyl t-butyl ether (MtBE)		0.5236	0.4879	0.4174	0.3698	0.3953	0.4147	0.4526	0.3900	0.43	12	TM			
27	TM Trans-1,2-DCE			0.1611	0.1377	0.1542	0.1338	0.1342	0.1583	0.1387	0.15	8.2	TM			
28	TM 3-Methylpentane												TM			
29	TM Diisopropyl Ether		0.4632	0.3902	0.3693	0.3786	0.3691	0.3839	0.4112	0.3624	0.39	8.4	TM			
30	TM** 1,1-DCA		0.2342	0.2090	0.2370	0.2290	0.2265	0.2367	0.2659	0.2355	0.23	6.7	TM**			
31	TML Vinyl Acetate			0.1357	0.1620	0.2072	0.1849	0.2074	0.2386	0.1964	0.19	18	TM	0.992		
32	TM Ethyl tert Butyl Ether		0.3974	0.3688	0.3949	0.3914	0.3906	0.4115	0.4560	0.4039	0.40	6.3	TM			
33	TML Methylcyclopentane												TM		*	
34	TM MEK (2-Butanone)		0.0616	0.0493	0.0451	0.0458	0.0442	0.0482	0.0460	0.0439	0.05	12	TM			
35	TM Cis-1,2-DCE		0.2089	0.1651	0.1578	0.1516	0.1516	0.1597	0.1694	0.1518	0.16	12	TM			

VOLATILE ORGANIC ANALYSIS BY  
EPA METHOD 8260B

**Form 6**  
**Initial Calibration**

Lab Name: APPL, Inc. \_\_\_\_\_  
Case No: \_\_\_\_\_  
Matrix: \_\_\_\_\_

SDG No: \_\_\_\_\_  
Initial Cal. Date: 7/16/2021 \_\_\_\_\_  
Instrument: Max \_\_\_\_\_

Initials: \_\_\_\_\_

		Compound	1	2	3	4	5	6	7	8	9		Avg	%RSD	Type		Q	MRF
36	TM	2,2-Dichloropropane			0.3077	0.2437	0.2427	0.2175	0.2179	0.2456	0.2135		0.24	13	TM			
37	TM*	Chloroform		0.3737	0.2906	0.2836	0.2448	0.2603	0.2494	0.2933	0.2617		0.28	15	TM*			
38	TM	Bromochloromethane		0.0801	0.1087	0.1018	0.1068	0.1034	0.1111	0.1254	0.1074		0.11	12	TM			
39	S	Dibromofluoromethane(S)	0.3198	0.3081	0.2761	0.2644	0.2768	0.2759	0.2830	0.2819	0.2641		0.28	6.6	S			
40	TM	1,1,1-TCA		0.3662	0.2765	0.2417	0.2502	0.2586	0.2587	0.2887	0.2513		0.27	15	TM			
41	TM	Cyclohexane		0.1364	0.1094	0.1323	0.1085	0.1132	0.0961	0.1197	0.0959		0.11	13	TM			
42	TM	1,1-Dichloropropene		0.1659	0.1699	0.1854	0.1612	0.1661	0.1693	0.1980	0.1748		0.17	7.0	TM			
43	TM	2,2,4-Trimethylpentane		0.2972	0.3406	0.2672	0.3036	0.3074	0.2791	0.3436	0.2920		0.30	8.9	TM			
44	S	1,2-DCA-D4(S)	0.1840	0.1666	0.1576	0.1490	0.1643	0.1634	0.1736	0.1658	0.1544		0.16	6.3	S			
45	TM	Carbon Tetrachloride	0.1513	0.2235	0.2158	0.2110	0.2176	0.2322	0.2186	0.2673	0.2318		0.22	14	TM			
46	TM	Tert Amyl Methyl Ether	0.5161	0.5234	0.4576	0.3727	0.3875	0.3763	0.3827	0.4261	0.3699		0.42	15	TM			
47	TM	1,2-DCA		0.2023	0.2051	0.1898	0.2213	0.2044	0.2013	0.2307	0.2062		0.21	6.1	TM			
48	TM	Benzene	0.4979	0.6484	0.5374	0.5102	0.5112	0.5155	0.5278	0.5964	0.5187		0.54	9.2	TM			
49	TM	TCE		0.2021	0.1877	0.1619	0.1323	0.1504	0.1436	0.1606	0.1433		0.16	15	TM			
50	TM	2-Pentanone	0.0969	0.0798	0.0723	0.0692	0.0739	0.0781	0.0735	0.0750	0.0701		0.08	11	TM			
51	TM*	1,2-Dichloropropane	0.0490	0.0761	0.0783	0.0708	0.0735	0.0690	0.0667	0.0791	0.0663		0.07	13	TM*			
52	TM	Bromodichloromethane		0.2362	0.2643	0.2061	0.1970	0.2043	0.1938	0.2299	0.2037		0.22	11	TM			
53	TM	Methyl Cyclohexane		0.2561	0.1942	0.1847	0.1845	0.1987	0.1963	0.2241	0.1973		0.20	12	TM			
54	TM	Dibromomethane			0.0682	0.0906	0.0813	0.0852	0.0801	0.0928	0.0810		0.08	9.8	TM			
55	TM	MIBK (methyl isobutyl ketone)	0.1091	0.1042	0.0874	0.0886	0.0924	0.0890	0.0938	0.0955	0.0911		0.09	7.8	TM			
56	TML	1-Bromo-2-chloroethane		0.0340	0.0161	0.0263	0.0339	0.0280	0.0264	0.0311	0.0283		0.03	20	TM	0.998		
57	TM	2-Chloroethyl vinyl ether													TM			
58	TM	Cis-1,3-Dichloropropene			0.1345	0.1440	0.1250	0.1191	0.1160	0.1339	0.1187		0.13	8.2	TM			
59	TM*	Toluene	0.6548	0.6486	0.5818	0.5898	0.5694	0.5586	0.5502	0.6489	0.5624		0.60	7.2	TM*			
60	TM	Trans-1,3-Dichloropropene		0.2452	0.2059	0.2127	0.2156	0.2069	0.2078	0.2502	0.2069		0.22	8.3	TM			
61	TML	1,1,2-TCA	0.1663	0.1374	0.1462	0.0911	0.0866	0.0963	0.0918	0.1018	0.0914		0.11	26	TM	0.998		
62	TM	2-Hexanone	0.0768	0.0526	0.0541	0.0569	0.0588	0.0562	0.0616	0.0632	0.0564		0.06	12	TM			
63	I	Chlorobenzene-D5 (IS)																
64	S	Toluene-D8(S)	1.389	1.244	1.152	1.132	1.165	1.157	1.151	1.120	1.075		1.2	7.8	S			
65	TM	1,2-EDB		0.1751	0.1575	0.1497	0.1624	0.1503	0.1491	0.1715	0.1471		0.16	6.9	TM			
66	TM	Tetrachloroethene	0.1632	0.1059	0.1219	0.1208	0.1039	0.1166	0.1179	0.1315	0.1128		0.12	15	TM			
67	TM	1-Chlorohexane			0.2996	0.2356	0.2274	0.2027	0.2039	0.2333	0.1979		0.23	15	TM			
68	TM	1,1,1,2-Tetrachloroethane		0.2312	0.2126	0.1860	0.2074	0.2014	0.1949	0.2265	0.1987		0.21	7.5	TM			
69	TM	m&p-Xylene	0.2920	0.3463	0.3376	0.3105	0.3208	0.3067	0.3164	0.3493	0.3073		0.32	6.1	TM			
70	TM	o-Xylene	0.3788	0.3357	0.2888	0.2984	0.3213	0.3118	0.3159	0.3489	0.3074		0.32	8.6	TM			

VOLATILE ORGANIC ANALYSIS BY  
EPA METHOD 8260B

**Form 6**  
**Initial Calibration**

Lab Name: APPL, Inc. \_\_\_\_\_  
Case No: \_\_\_\_\_  
Matrix: \_\_\_\_\_

SDG No: \_\_\_\_\_  
Initial Cal. Date: 7/16/2021 \_\_\_\_\_  
Instrument: Max \_\_\_\_\_

Initials: \_\_\_\_\_

		Compound	1	2	3	4	5	6	7	8	9		Avg	%RSD	Type		Q	MRF
71	TM	Styrene	0.5865	0.5017	0.5329	0.5108	0.5505	0.5070	0.5202	0.5803	0.5080		0.53	6.1	TM			
72	S	4-Bromofluorobenzene(S)	0.5344	0.4970	0.4700	0.4405	0.4545	0.4642	0.4559	0.4505	0.4172		0.46	7.3	S			
73	TM	1,3-Dichloropropane	0.2142	0.2616	0.2085	0.2194	0.2249	0.2305	0.2284	0.2572	0.2276		0.23	7.8	TM			
74	TM	Dibromochloromethane	0.2454	0.2896	0.1993	0.2001	0.1956	0.2034	0.1984	0.2277	0.2004		0.22	15	TM			
75	TM**	Chlorobenzene	0.3900	0.5376	0.4986	0.4277	0.4751	0.4735	0.4619	0.5314	0.4741		0.47	9.8	TM**			
76	TM*	Ethylbenzene	0.8375	0.8516	0.7379	0.8070	0.7723	0.7589	0.7512	0.8722	0.7634		0.79	6.1	TM*			
77	TM**	Bromoform	0.1570	0.1805	0.1823	0.1336	0.1581	0.1564	0.1648	0.1836	0.1556		0.16	10.0	TM**			
78	I	1,4-Dichlorobenzene-D (IS)																
79	TM	Isopropylbenzene	1.424	1.587	1.435	1.318	1.343	1.342	1.285	1.479	1.342		1.4	6.8	TM			
80	TM**L	1,1,2,2-Tetrachloroethane		0.3441	0.3747	0.3180	0.2469	0.2664	0.2645	0.2858	0.2514		0.29	16	TM**	0.997		
81	TM	1,2,3-Trichloropropane		0.0983	0.1387	0.1189	0.1132	0.1145	0.0967	0.1194	0.0939		0.11	13	TM			
82	TM	t-1,4-Dichloro-2-Butene		0.0781	0.1108	0.0766	0.0802	0.0787	0.0733	0.0891	0.0721		0.08	15	TM			
83	TM	Bromobenzene	0.5011	0.5360	0.4987	0.4018	0.4245	0.4064	0.3966	0.4586	0.4014		0.45	12	TM			
84	TM	n-Propylbenzene	1.179	1.631	1.466	1.399	1.412	1.408	1.370	1.566	1.423		1.4	8.9	TM			
85	TM	4-Ethyltoluene	1.260	1.275	1.323	1.245	1.266	1.276	1.281	1.432	1.276		1.3	4.4	TM			
86	TM	2-Chlorotoluene	1.067	1.038	1.130	1.092	1.023	1.043	1.003	0.9993	0.8850		1.0	6.7	TM			
87	TM	1,3,5-Trimethylbenzene	0.9744	1.163	1.184	1.117	1.186	1.123	1.073	1.241	1.116		1.1	6.8	TM			
88	TM	4-Chlorotoluene	1.041	1.216	1.083	1.103	1.050	1.034	0.9986	1.102	0.9982		1.1	6.3	TM			
89	TM	Tert-Butylbenzene		0.6892	0.4733	0.5759	0.6127	0.6623	0.6423	0.7585	0.6751		0.64	13	TM			
90	TM	1,2,4-Trimethylbenzene	1.061	1.110	1.089	1.005	1.113	1.084	1.103	1.277	1.150		1.1	6.7	TM			
91	TM	Sec-Butylbenzene	1.058	1.211	1.014	1.131	1.176	1.228	1.238	1.460	1.344		1.2	11	TM			
92	TM	p-Isopropyltoluene			0.8309	0.9974	1.023	1.138	1.131				1.0	12	TM			
93	TM	Benzyl Chloride	0.5930	0.4283	0.4533	0.3644	0.4437	0.3970	0.3980	0.4898	0.4640		0.45	15	TM			
94	TM	1,3-DCB	0.6443	0.8618	0.7560	0.6374	0.7418	0.7007	0.7015	0.7886	0.7193		0.73	9.6	TM			
95	TM	1,4-DCB	0.6792	0.5999	0.7148	0.7777	0.6976	0.7051	0.6929	0.8200	0.7277		0.71	8.7	TM			
96	TM	n-Butylbenzene	0.5442	0.7384	0.5548	0.5403	0.6787	0.6730	0.7394				0.64	14	TM			
97	TM	1,2-DCB	0.6227	0.5630	0.5800	0.5915	0.6561	0.6759	0.6739	0.7871	0.7260		0.65	11	TM			
98	TM	Hexachloroethane	0.2408	0.2754	0.2795	0.2588	0.2362	0.2245	0.2317	0.2663	0.2448		0.25	7.9	TM			
99	TM	1,2-Dibromo-3-chloropropane			0.0613	0.0649	0.0723	0.0731	0.0730	0.0915			0.07	14	TM			
100	TML	1,2,4-Trichlorobenzene			0.1273	0.1937	0.2556	0.2996	0.3586	0.5148	0.5618		0.33	49	TM	0.996		
101	TML	Hexachlorobutadiene		0.1629	0.1417	0.1405	0.1940	0.2159	0.2251	0.3173	0.3126		0.21	33	TM	0.997		
102	TML	Naphthalene			0.1462	0.1426	0.1991	0.2278	0.2798	0.4328	0.5020		0.28	51	TM	0.993		
103	TML	1,2,3-Trichlorobenzene			0.0997	0.1606	0.2234	0.2329	0.2998	0.4270	0.4755		0.27	50	TM	0.995		
104																		
105																		



Data File : M:\MAX\DATA\210716\0716M06.D  
 Acq On : 16 Jul 21 13:19  
 Sample : 0.3ug/L VOC STD 7/16/21  
 Misc : IS&S 6/4/21

Vial: 6  
 Operator: LP,DG,CH  
 Inst : Max  
 Multiplr: 1.00

Quant Time: Jul 17 14:22 2021

Quant Results File: M0716W.RES

Quant Method : M:\MAX\DATA\210716\M0716W.M (RTE Integrator)  
 Title : METHOD 8260B  
 Last Update : Sat Jul 17 14:22:13 2021  
 Response via : Initial Calibration  
 DataAcq Meth : M8260\_071621

Internal Standards	R.T.	QIon	Response	Conc	Units	Dev(Min)
1) Fluorobenzene (IS)	6.25	96	362330	25.00	ppb	0.00
63) Chlorobenzene-D5 (IS)	9.45	117	296128	25.00	ppb	0.00
78) 1,4-Dichlorobenzene-D (IS)	11.78	152	162319	25.00	ppb	0.00
<b>System Monitoring Compounds</b>						
39) Dibromofluoromethane(S)	5.46	111	23176	5.64	ppb	0.00
Spiked Amount	25.000		Recovery	=	22.576%	
44) 1,2-DCA-D4 (S)	5.85	65	13331	5.60	ppb	0.00
Spiked Amount	25.000		Recovery	=	22.400%	
64) Toluene-D8 (S)	7.98	98	82252	5.90	ppb	0.00
Spiked Amount	25.000		Recovery	=	23.616%	
72) 4-Bromofluorobenzene(S)	10.63	95	31651	5.75	ppb	0.00
Spiked Amount	25.000		Recovery	=	22.992%	
<b>Target Compounds</b>						
3) Dichlorodifluoromethane	1.10	85	697	0.32	ppb	92
4) Freon 114	1.19	85	489	0.30	ppb	# 61
5) Chloromethane	1.24	50	1793	0.51	ppb	92
6) Vinyl chloride	1.32	62	517	0.28	ppb	# 42
8) Bromomethane	1.58	94	420	0.37	ppb	# 26
9) Chloroethane	1.67	64	1461	-0.36	ppb	# 48
10) Dichlorofluoromethane	2.01	67	1231	0.35	ppb	# 74
11) Trichlorofluoromethane	1.90	101	799	0.26	ppb	80
13) Acrolein	2.32	56	2465	11.45	ppb	# 72
14) Acetone	2.51	43	3461	6.32	ppb	91
15) Freon-113	2.39	151	495	-0.13	ppb	# 28
16) Acetonitrile	2.81	41	2586	13.93	ppb	# 66
18) 1,1-DCE	2.39	61	966	0.35	ppb	# 69
19) t-Butanol	3.24	59	1519	9.13	ppb	# 67
20) Methyl Acetate	2.78	43	2477	1.18	ppb	# 44
21) Iodomethane	2.53	142	327	0.88	ppb	# 45
22) Acrylonitrile	3.28	53	482	0.79	ppb	# 38
24) Methylene chloride	2.95	84	1064	0.51	ppb	87
25) Carbon disulfide	2.59	76	822	0.27	ppb	# 46
26) Methyl t-butyl ether (MtBE)	3.33	73	1882	0.30	ppb	# 76
27) Trans-1,2-DCE	3.29	96	712	0.34	ppb	# 58
29) Diisopropyl Ether	4.10	45	2213	0.39	ppb	# 75
30) 1,1-DCA	3.91	63	942	0.28	ppb	# 82
31) Vinyl Acetate	4.09	43	559	-0.58	ppb	# 71
32) Ethyl tert Butyl Ether	4.67	59	1616	0.28	ppb	# 89
34) MEK (2-Butanone)	4.90	43	5112	7.35	ppb	# 90
35) Cis-1,2-DCE	4.80	96	955	0.40	ppb	# 38
36) 2,2-Dichloropropane	4.77	77	936	0.27	ppb	# 84
37) Chloroform	5.25	83	1446	0.35	ppb	# 72
38) Bromochloromethane	5.12	130	371	0.24	ppb	# 2
40) 1,1,1-TCA	5.44	97	1574	0.40	ppb	# 67
41) Cyclohexane	5.48	41	818	0.50	ppb	# 28
42) 1,1-Dichloropropene	5.64	75	684	0.27	ppb	# 56
43) 2,2,4-Trimethylpentane	6.04	57	881	0.20	ppb	# 1
45) Carbon Tetrachloride	5.63	117	658	0.21	ppb	# 79
46) Tert Amyl Methyl Ether	6.12	73	2244	0.37	ppb	# 51
48) Benzene	5.90	78	2165	0.28	ppb	96
49) TCE	6.67	95	1111	0.48	ppb	90
50) 2-Pentanone	6.95	43	14044	12.66	ppb	# 77
51) 1,2-Dichloropropane	6.92	63	213	0.21	ppb	# 1

(#) = qualifier out of range (m) = manual integration  
 0716M06.D M0716W.M Sat Sep 18 11:13:45 of 580

Data File : M:\MAX\DATA\210716\0716M06.D  
 Acq On : 16 Jul 21 13:19  
 Sample : 0.3ug/L VOC STD 7/16/21  
 Misc : IS&S 6/4/21

Vial: 6  
 Operator: LP,DG,CH  
 Inst : Max  
 Multiplr: 1.00

Quant Time: Jul 17 14:22 2021

Quant Results File: M0716W.RES

Quant Method : M:\MAX\DATA\210716\M0716W.M (RTE Integrator)  
 Title : METHOD 8260B  
 Last Update : Sat Jul 17 14:22:13 2021  
 Response via : Initial Calibration  
 DataAcq Meth : M8260\_071621

Compound	R.T.	QIon	Response	Conc	Unit	Qvalue
52) Bromodichloromethane	7.24	83	1317	0.42	ppb	83
53) Methyl Cyclohexane	6.86	83	1135	0.38	ppb #	54
54) Dibromomethane	7.03	93	426	0.36	ppb #	37
55) MIBK (methyl isobutyl ket	7.93	43	7903	5.77	ppb #	86
56) 1-Bromo-2-chloroethane	7.62	144	48	-0.07	ppb #	7
58) Cis-1,3-Dichloropropene	7.72	39	1277	0.69	ppb #	36
59) Toluene	8.05	91	2847	0.33	ppb	87
60) Trans-1,3-Dichloropropene	8.32	75	1159	0.37	ppb	83
62) 2-Hexanone	8.79	43	5563	6.44	ppb #	79
65) 1,2-EDB	8.97	107	499	0.27	ppb #	52
66) Tetrachloroethene	8.60	164	580	0.40	ppb #	77
67) 1-Chlorohexane	9.49	91	1319	0.49	ppb #	50
68) 1,1,1,2-Tetrachloroethane	9.57	131	713	0.29	ppb	85
69) m&p-Xylene	9.72	106	2075	0.55	ppb #	59
70) o-Xylene	10.12	106	1346	0.35	ppb #	37
71) Styrene	10.13	104	2084	0.33	ppb #	95
73) 1,3-Dichloropropane	8.65	76	761	0.28	ppb	91
74) Dibromochloromethane	8.89	129	872	0.34	ppb #	69
75) Chlorobenzene	9.48	112	1386	0.25	ppb	94
76) Ethylbenzene	9.61	91	2976	0.32	ppb	93
77) Bromoform	10.30	173	558	0.29	ppb #	32
79) Isopropylbenzene	10.48	105	2774	0.31	ppb #	84
80) 1,1,2,2-Tetrachloroethane	10.78	83	1164	-0.14	ppb #	21
81) 1,2,3-Trichloropropane	10.84	110	345	0.48	ppb #	80
83) Bromobenzene	10.77	156	976	0.34	ppb #	62
84) n-Propylbenzene	10.90	91	2296	0.25	ppb #	81
85) 4-Ethyltoluene	11.02	105	2455	0.29	ppb	91
86) 2-Chlorotoluene	10.97	91	2078	0.31	ppb #	77
87) 1,3,5-Trimethylbenzene	11.08	105	1898	0.26	ppb #	34
88) 4-Chlorotoluene	11.08	91	2028	0.29	ppb	100
89) Tert-Butylbenzene	11.40	119	837	0.20	ppb #	60
90) 1,2,4-Trimethylbenzene	11.45	105	2067	0.29	ppb #	77
91) Sec-Butylbenzene	11.62	105	2060	0.26	ppb	92
92) p-Isopropyltoluene	11.79	119	1498	0.23	ppb #	61
93) Benzyl Chloride	11.95	91	1155	0.40	ppb #	86
94) 1,3-DCB	11.81	146	1255	0.27	ppb	95
95) 1,4-DCB	11.72	146	1323	0.29	ppb #	82
96) n-Butylbenzene	12.19	91	1060	0.26	ppb #	88
97) 1,2-DCB	12.17	146	1213	0.29	ppb	92
98) Hexachloroethane	12.40	117	469	0.29	ppb #	21
100) 1,2,4-Trichlorobenzene	13.79	180	437	3.47	ppb #	51
101) Hexachlorobutadiene	13.95	225	127	1.88	ppb #	42
102) Naphthalene	14.02	128	468	4.17	ppb #	66
103) 1,2,3-Trichlorobenzene	14.27	180	110	3.56	ppb #	17

Quantitation Report

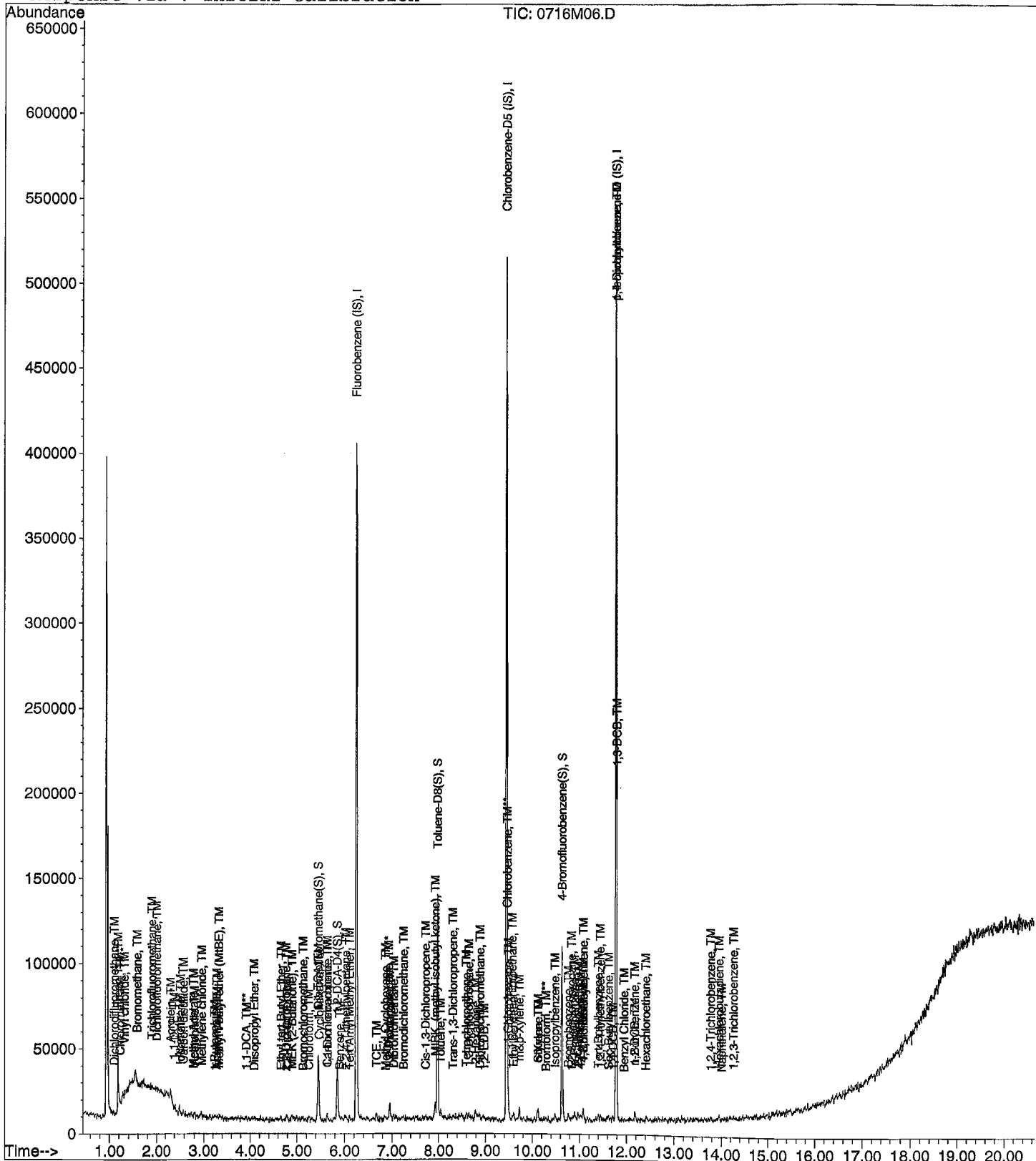
Data File : M:\MAX\DATA\210716\0716M06.D  
Acq On : 16 Jul 21 13:19  
Sample : 0.3ug/L VOC STD 7/16/21  
Misc : IS&S 6/4/21

Vial: 6  
Operator: LP,DG,CH  
Inst : Max  
Multiplr: 1.00

Quant Time: Jul 17 14:22 2021

Quant Results File: M0716W.RES

Method : M:\MAX\DATA\210716\M0716W.M (RTE Integrator)  
Title : METHOD 8260B  
Last Update : Sat Jul 17 14:22:13 2021  
Response via : Initial Calibration



Data File : M:\MAX\DATA\210716\0716M07.D  
 Acq On : 16 Jul 21 13:47  
 Sample : 0.5ug/L VOC STD 7/16/21  
 Misc : IS&S 6/4/21

Vial: 7  
 Operator: LP,DG,CH  
 Inst : Max  
 Multiplr: 1.00

Quant Time: Jul 17 14:22 2021

Quant Results File: M0716W.RES

Quant Method : M:\MAX\DATA\210716\M0716W.M (RTE Integrator)  
 Title : METHOD 8260B  
 Last Update : Sat Jul 17 14:22:13 2021  
 Response via : Initial Calibration  
 DataAcq Meth : M8260\_071621

Internal Standards	R.T.	QIon	Response	Conc	Units	Dev(Min)
1) Fluorobenzene (IS)	6.25	96	345611	25.00	ppb	0.00
63) Chlorobenzene-D5 (IS)	9.45	117	286109	25.00	ppb	0.00
78) 1,4-Dichlorobenzene-D (IS)	11.78	152	155608	25.00	ppb	0.00
System Monitoring Compounds						
39) Dibromofluoromethane(S)	5.46	111	21295	5.44	ppb	0.00
Spiked Amount	25.000		Recovery	=	21.744%	
44) 1,2-DCA-D4 (S)	5.85	65	11514	5.07	ppb	0.00
Spiked Amount	25.000		Recovery	=	20.280%	
64) Toluene-D8 (S)	7.98	98	71179	5.29	ppb	0.00
Spiked Amount	25.000		Recovery	=	21.152%	
72) 4-Bromofluorobenzene(S)	10.64	95	28437	5.34	ppb	0.00
Spiked Amount	25.000		Recovery	=	21.380%	
Target Compounds						
3) Dichlorodifluoromethane	1.10	85	867	0.42	ppb	# 76
4) Freon 114	1.19	85	720	0.46	ppb	91
5) Chloromethane	1.23	50	1555	0.43	ppb	97
6) Vinyl chloride	1.32	62	927	0.53	ppb	# 42
8) Bromomethane	1.59	94	680	0.63	ppb	# 73
9) Chloroethane	1.65	64	1594	-0.12	ppb	# 53
10) Dichlorofluoromethane	1.86	67	2081	0.62	ppb	94
11) Trichlorofluoromethane	1.90	101	1133	0.39	ppb	# 72
13) Acrolein	2.32	56	8102	39.45	ppb	# 71
14) Acetone	2.50	43	5424	10.38	ppb	84
15) Freon-113	2.39	151	555	-0.08	ppb	# 77
16) Acetonitrile	2.81	41	6292	35.53	ppb	# 91
18) 1,1-DCE	2.39	61	1267	0.49	ppb	# 83
19) t-Butanol	3.23	59	3479	21.93	ppb	# 72
21) Iodomethane	2.54	142	734	1.04	ppb	# 57
22) Acrylonitrile	3.30	53	1059	1.82	ppb	# 21
24) Methylene chloride	2.95	84	1326	0.66	ppb	83
25) Carbon disulfide	2.59	76	1722	0.59	ppb	# 74
26) Methyl t-butyl ether (MtBE)	3.34	73	3619	0.61	ppb	97
27) Trans-1,2-DCE	3.30	96	1575	0.78	ppb	# 72
29) Diisopropyl Ether	4.11	45	3202	0.59	ppb	# 80
30) 1,1-DCA	3.91	63	1619	0.50	ppb	# 62
31) Vinyl Acetate	4.09	43	1577	-0.21	ppb	# 71
32) Ethyl tert Butyl Ether	4.65	59	2747	0.49	ppb	95
34) MEK (2-Butanone)	4.89	43	8512	12.82	ppb	# 95
35) Cis-1,2-DCE	4.79	96	1444	0.64	ppb	# 62
36) 2,2-Dichloropropane	4.78	77	2882	0.86	ppb	# 57
37) Chloroform	5.26	83	2583	0.66	ppb	# 65
38) Bromochloromethane	5.10	130	554	0.38	ppb	# 69
40) 1,1,1-TCA	5.43	97	2531	0.67	ppb	# 64
41) Cyclohexane	5.47	41	943	0.60	ppb	# 34
42) 1,1-Dichloropropene	5.65	75	1147	0.48	ppb	87
43) 2,2,4-Trimethylpentane	6.02	57	2054	0.49	ppb	# 48
45) Carbon Tetrachloride	5.64	117	1545	0.51	ppb	# 76
46) Tert Amyl Methyl Ether	6.12	73	3618	0.62	ppb	# 67
47) 1,2-DCA	5.95	62	1398	0.49	ppb	# 46
48) Benzene	5.89	78	4482	0.60	ppb	91
49) TCE	6.67	95	1397	0.63	ppb	# 88
50) 2-Pentanone	6.95	43	27591	26.08	ppb	100
51) 1,2-Dichloropropane	6.92	63	526	0.54	ppb	# 80

(#) = qualifier out of range (m) = manual integration  
 0716M07.D M0716W.M Sat Sep 18 11:12:48 of 580

Data File : M:\MAX\DATA\210716\0716M07.D  
 Acq On : 16 Jul 21 13:47  
 Sample : 0.5ug/L VOC STD 7/16/21  
 Misc : IS&S 6/4/21

Vial: 7  
 Operator: LP,DG,CH  
 Inst : Max  
 Multiplr: 1.00

Quant Time: Jul 17 14:22 2021

Quant Results File: M0716W.RES

Quant Method : M:\MAX\DATA\210716\M0716W.M (RTE Integrator)  
 Title : METHOD 8260B  
 Last Update : Sat Jul 17 14:22:13 2021  
 Response via : Initial Calibration  
 DataAcq Meth : M8260\_071621

Compound	R.T.	QIon	Response	Conc	Unit	Qvalue
52) Bromodichloromethane	7.24	83	1633	0.54	ppb	83
53) Methyl Cyclohexane	6.86	83	1770	0.63	ppb #	52
54) Dibromomethane	7.03	93	847	0.74	ppb #	33
55) MIBK (methyl isobutyl ket	7.93	43	14399	11.01	ppb #	93
56) 1-Bromo-2-chloroethane	7.55	144	235	0.41	ppb #	64
58) Cis-1,3-Dichloropropene	7.72	39	1546	0.88	ppb #	72
59) Toluene	8.06	91	4483	0.54	ppb	96
60) Trans-1,3-Dichloropropene	8.31	75	1695	0.56	ppb #	79
61) 1,1,2-TCA	8.49	83	950	0.24	ppb	97
62) 2-Hexanone	8.79	43	7271	8.82	ppb #	86
65) 1,2-EDB	8.98	107	1002	0.55	ppb	87
66) Tetrachloroethene	8.60	164	606	0.44	ppb #	82
67) 1-Chlorohexane	9.48	91	1603	0.61	ppb #	77
68) 1,1,1,2-Tetrachloroethane	9.57	131	1323	0.56	ppb	85
69) m&p-Xylene	9.72	106	3963	1.08	ppb	85
70) o-Xylene	10.12	106	1921	0.52	ppb #	56
71) Styrene	10.13	104	2871	0.47	ppb #	75
73) 1,3-Dichloropropane	8.66	76	1497	0.57	ppb	98
74) Dibromochloromethane	8.88	129	1657	0.66	ppb	88
75) Chlorobenzene	9.48	112	3076	0.57	ppb	91
76) Ethylbenzene	9.60	91	4873	0.54	ppb	87
77) Bromoform	10.30	173	1033	0.55	ppb	85
79) Isopropylbenzene	10.49	105	4939	0.57	ppb	92
80) 1,1,2,2-Tetrachloroethane	10.80	83	1071	-0.17	ppb #	79
81) 1,2,3-Trichloropropane	10.84	110	306	0.44	ppb #	82
82) t-1,4-Dichloro-2-Butene	10.87	53	243	0.47	ppb #	26
83) Bromobenzene	10.77	156	1668	0.60	ppb	86
84) n-Propylbenzene	10.90	91	5075	0.57	ppb	94
85) 4-Ethyltoluene	11.01	105	3967	0.49	ppb #	70
86) 2-Chlorotoluene	10.97	91	3231	0.50	ppb	96
87) 1,3,5-Trimethylbenzene	11.08	105	3618	0.51	ppb	90
88) 4-Chlorotoluene	11.08	91	3783	0.57	ppb	99
89) Tert-Butylbenzene	11.40	119	2145	0.54	ppb	87
90) 1,2,4-Trimethylbenzene	11.45	105	3455	0.50	ppb	91
91) Sec-Butylbenzene	11.62	105	3769	0.50	ppb #	84
92) p-Isopropyltoluene	11.77	119	2748	0.43	ppb	95
93) Benzyl Chloride	11.96	91	1333	0.48	ppb #	77
94) 1,3-DCB	11.81	146	2682	0.59	ppb	94
95) 1,4-DCB	11.71	146	1867	0.42	ppb #	40
96) n-Butylbenzene	12.18	91	2298	0.58	ppb #	72
97) 1,2-DCB	12.17	146	1752	0.43	ppb #	59
98) Hexachloroethane	12.42	117	857	0.55	ppb #	45
99) 1,2-Dibromo-3-chloropropan	12.96	157	122	0.27	ppb #	18
100) 1,2,4-Trichlorobenzene	13.78	180	591	3.52	ppb #	62
101) Hexachlorobutadiene	13.96	225	507	2.08	ppb #	76
102) Naphthalene	14.02	128	583	4.22	ppb #	66
103) 1,2,3-Trichlorobenzene	14.26	180	241	3.60	ppb #	77

Quantitation Report

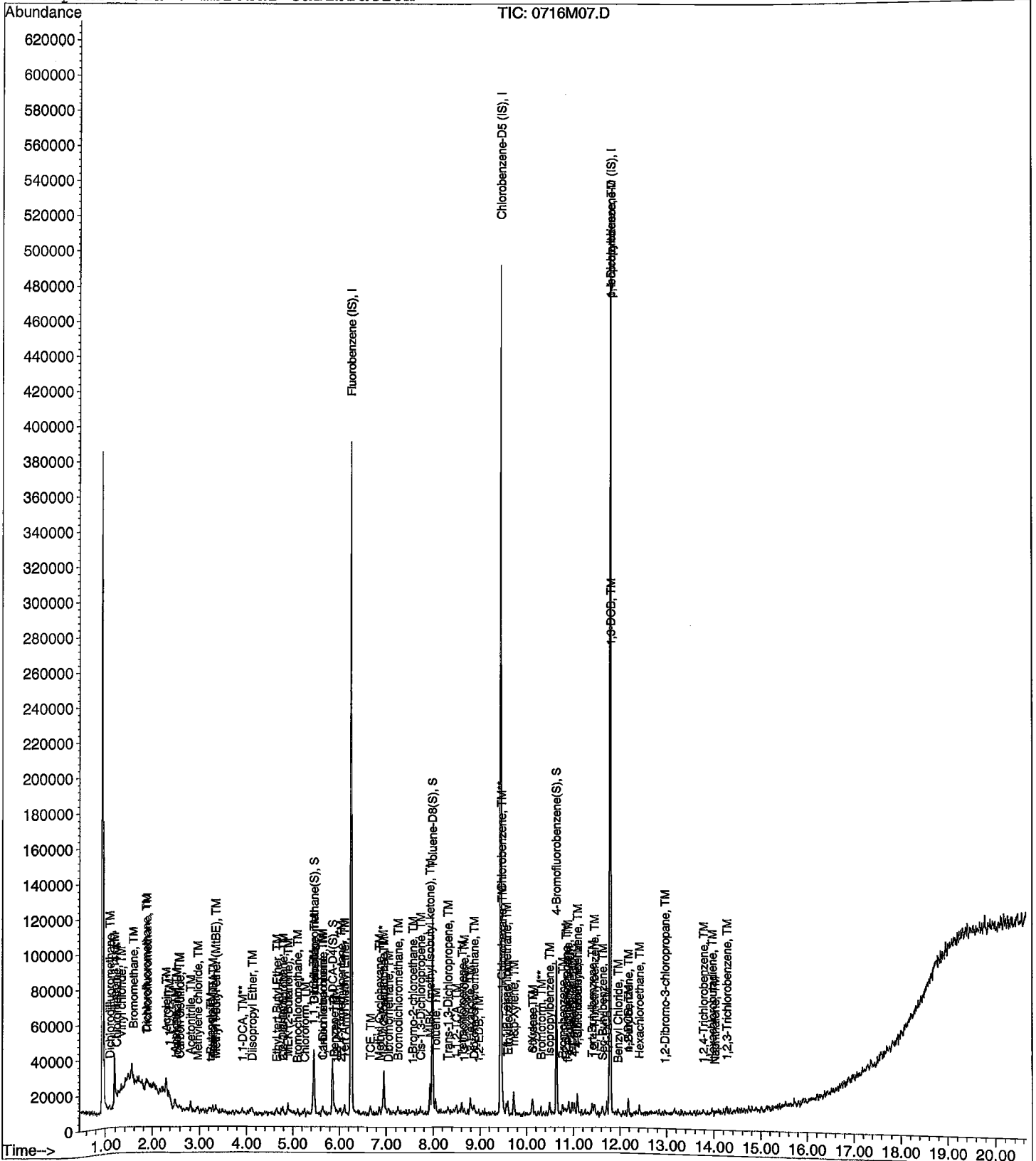
Data File : M:\MAX\DATA\210716\0716M07.D  
Acq On : 16 Jul 21 13:47  
Sample : 0.5ug/L VOC STD 7/16/21  
Misc : IS&S 6/4/21

Vial: 7  
Operator: LP,DG,CH  
Inst : Max  
Multiplr: 1.00

Quant Time: Jul 17 14:22 2021

Quant Results File: M0716W.RES

Method : M:\MAX\DATA\210716\M0716W.M (RTE Integrator)  
Title : METHOD 8260B  
Last Update : Sat Jul 17 14:22:13 2021  
Response via : Initial Calibration



Data File : M:\MAX\DATA\210716\0716M08.D  
 Acq On : 16 Jul 21 14:15  
 Sample : 1ug/L VOC STD 7/16/21  
 Misc : IS&S 6/4/21

Vial: 8  
 Operator: LP,DG,CH  
 Inst : Max  
 Multiplr: 1.00

Quant Time: Jul 17 14:22 2021

Quant Results File: M0716W.RES

Quant Method : M:\MAX\DATA\210716\M0716W.M (RTE Integrator)  
 Title : METHOD 8260B  
 Last Update : Sat Jul 17 14:22:13 2021  
 Response via : Initial Calibration  
 DataAcq Meth : M8260\_071621

Internal Standards	R.T.	QIon	Response	Conc	Units	Dev (Min)
1) Fluorobenzene (IS)	6.25	96	342091	25.00	ppb	0.00
63) Chlorobenzene-D5 (IS)	9.45	117	280649	25.00	ppb	0.00
78) 1,4-Dichlorobenzene-D (IS)	11.78	152	155915	25.00	ppb	0.00
<b>System Monitoring Compounds</b>						
39) Dibromofluoromethane(S)	5.46	111	37775	9.74	ppb	0.00
Spiked Amount	25.000		Recovery	=	38.972%	
44) 1,2-DCA-D4 (S)	5.85	65	21560	9.59	ppb	0.00
Spiked Amount	25.000		Recovery	=	38.368%	
64) Toluene-D8 (S)	7.98	98	129289	9.79	ppb	0.00
Spiked Amount	25.000		Recovery	=	39.168%	
72) 4-Bromofluorobenzene(S)	10.63	95	52760	10.11	ppb	0.00
Spiked Amount	25.000		Recovery	=	40.436%	
<b>Target Compounds</b>						
3) Dichlorodifluoromethane	1.10	85	1726	0.84	ppb	# 36
4) Freon 114	1.19	85	1444	0.93	ppb	80
5) Chloromethane	1.23	50	2850	1.18	ppb	# 77
6) Vinyl chloride	1.32	62	1676	0.96	ppb	# 47
8) Bromomethane	1.59	94	1145	1.08	ppb	89
9) Chloroethane	1.68	64	1195	-0.57	ppb	# 65
10) Dichlorofluoromethane	1.86	67	2942	0.89	ppb	# 79
11) Trichlorofluoromethane	1.90	101	2363	0.83	ppb	93
13) Acrolein	2.32	56	10772	53.00	ppb	97
14) Acetone	2.49	43	10686	20.67	ppb	91
15) Freon-113	2.40	151	1024	0.21	ppb	# 85
16) Acetonitrile	2.81	41	9083	51.82	ppb	94
18) 1,1-DCE	2.39	61	2474	0.96	ppb	96
19) t-Butanol	3.22	59	6658	42.41	ppb	# 91
20) Methyl Acetate	2.88	43	2623	1.44	ppb	# 60
21) Iodomethane	2.54	142	1690	1.42	ppb	# 62
22) Acrylonitrile	3.30	53	480	0.83	ppb	90
24) Methylene chloride	2.95	84	2162	1.09	ppb	90
25) Carbon disulfide	2.59	76	2631	0.91	ppb	94
26) Methyl t-butyl ether (MtBE)	3.35	73	6676	1.13	ppb	92
27) Trans-1,2-DCE	3.29	96	2204	1.11	ppb	77
29) Diisopropyl Ether	4.11	45	5340	1.00	ppb	94
30) 1,1-DCA	3.91	63	2860	0.89	ppb	# 90
31) Vinyl Acetate	4.08	43	1857	-0.10	ppb	# 82
32) Ethyl tert Butyl Ether	4.66	59	5047	0.92	ppb	# 68
34) MEK (2-Butanone)	4.89	43	13483	20.52	ppb	# 90
35) Cis-1,2-DCE	4.79	96	2259	1.00	ppb	# 70
36) 2,2-Dichloropropane	4.77	77	4211	1.28	ppb	91
37) Chloroform	5.25	83	3977	1.03	ppb	95
38) Bromochloromethane	5.11	130	1487	1.03	ppb	# 78
40) 1,1,1-TCA	5.43	97	3784	1.01	ppb	89
41) Cyclohexane	5.47	41	1497	0.96	ppb	# 51
42) 1,1-Dichloropropene	5.65	75	2325	0.98	ppb	# 84
43) 2,2,4-Trimethylpentane	6.02	57	4661	1.12	ppb	# 86
45) Carbon Tetrachloride	5.62	117	2953	0.99	ppb	# 66
46) Tert Amyl Methyl Ether	6.11	73	6261	1.08	ppb	# 96
47) 1,2-DCA	5.94	62	2806	0.99	ppb	# 76
48) Benzene	5.90	78	7353	0.99	ppb	96
49) TCE	6.67	95	2569	1.17	ppb	90
50) 2-Pentanone	6.95	43	49475	47.24	ppb	95

(#) = qualifier out of range (m) = manual integration  
 0716M08.D M0716W.M Sat Sep 18 11:12:57 of 580

Data File : M:\MAX\DATA\210716\0716M08.D  
 Acq On : 16 Jul 21 14:15  
 Sample : 1ug/L VOC STD 7/16/21  
 Misc : IS&S 6/4/21

Vial: 8  
 Operator: LP,DG,CH  
 Inst : Max  
 Multiplr: 1.00

Quant Time: Jul 17 14:22 2021

Quant Results File: M0716W.RES

Quant Method : M:\MAX\DATA\210716\M0716W.M (RTE Integrator)  
 Title : METHOD 8260B  
 Last Update : Sat Jul 17 14:22:13 2021  
 Response via : Initial Calibration  
 DataAcq Meth : M8260\_071621

Compound	R.T.	QIon	Response	Conc	Unit	Qvalue
51) 1,2-Dichloropropane	6.92	63	1072	1.12	ppb	# 80
52) Bromodichloromethane	7.24	83	3616	1.22	ppb	91
53) Methyl Cyclohexane	6.86	83	2657	0.95	ppb	77
54) Dibromomethane	7.04	93	933	0.82	ppb	85
55) MIBK (methyl isobutyl ket	7.93	43	23914	18.48	ppb	95
56) 1-Bromo-2-chloroethane	7.56	144	220	0.38	ppb	# 7
58) Cis-1,3-Dichloropropene	7.72	39	1840	1.06	ppb	# 84
59) Toluene	8.05	91	7961	0.98	ppb	82
60) Trans-1,3-Dichloropropene	8.32	75	2818	0.94	ppb	99
61) 1,1,2-TCA	8.49	83	2000	1.08	ppb	# 63
62) 2-Hexanone	8.79	43	14800	18.14	ppb	93
65) 1,2-EDB	8.97	107	1768	1.00	ppb	96
66) Tetrachloroethene	8.60	164	1368	1.00	ppb	93
67) 1-Chlorohexane	9.49	91	3363	1.31	ppb	# 82
68) 1,1,1,2-Tetrachloroethane	9.56	131	2387	1.03	ppb	80
69) m&p-Xylene	9.72	106	7579	2.10	ppb	99
70) o-Xylene	10.12	106	3242	0.89	ppb	91
71) Styrene	10.13	104	5982	1.00	ppb	84
73) 1,3-Dichloropropane	8.66	76	2341	0.91	ppb	# 58
74) Dibromochloromethane	8.88	129	2237	0.92	ppb	76
75) Chlorobenzene	9.47	112	5597	1.05	ppb	91
76) Ethylbenzene	9.60	91	8284	0.93	ppb	94
77) Bromoform	10.30	173	2046	1.11	ppb	92
79) Isopropylbenzene	10.49	105	8950	1.03	ppb	95
80) 1,1,2,2-Tetrachloroethane	10.80	83	2337	0.63	ppb	# 69
81) 1,2,3-Trichloropropane	10.84	110	865	1.24	ppb	85
82) t-1,4-Dichloro-2-Butene	10.86	53	691	1.35	ppb	83
83) Bromobenzene	10.77	156	3110	1.12	ppb	83
84) n-Propylbenzene	10.90	91	9143	1.03	ppb	97
85) 4-Ethyltoluene	11.01	105	8254	1.02	ppb	99
86) 2-Chlorotoluene	10.97	91	7049	1.10	ppb	96
87) 1,3,5-Trimethylbenzene	11.08	105	7383	1.05	ppb	91
88) 4-Chlorotoluene	11.08	91	6753	1.01	ppb	97
89) Tert-Butylbenzene	11.40	119	2952	0.74	ppb	92
90) 1,2,4-Trimethylbenzene	11.45	105	6791	0.98	ppb	83
91) Sec-Butylbenzene	11.62	105	6323	0.84	ppb	91
92) p-Isopropyltoluene	11.77	119	5182	0.81	ppb	92
93) Benzyl Chloride	11.96	91	2827	1.01	ppb	# 89
94) 1,3-DCB	11.80	146	4715	1.04	ppb	# 87
95) 1,4-DCB	11.72	146	4458	1.00	ppb	92
96) n-Butylbenzene	12.18	91	3460	0.87	ppb	# 80
97) 1,2-DCB	12.18	146	3617	0.89	ppb	90
98) Hexachloroethane	12.42	117	1743	1.11	ppb	# 73
99) 1,2-Dibromo-3-chloropropan	12.96	157	382	0.84	ppb	# 36
100) 1,2,4-Trichlorobenzene	13.78	180	794	3.57	ppb	# 69
101) Hexachlorobutadiene	13.96	225	884	2.27	ppb	# 66
102) Naphthalene	14.03	128	912	4.32	ppb	# 70
103) 1,2,3-Trichlorobenzene	14.26	180	622	3.73	ppb	# 51



Quantitation Report

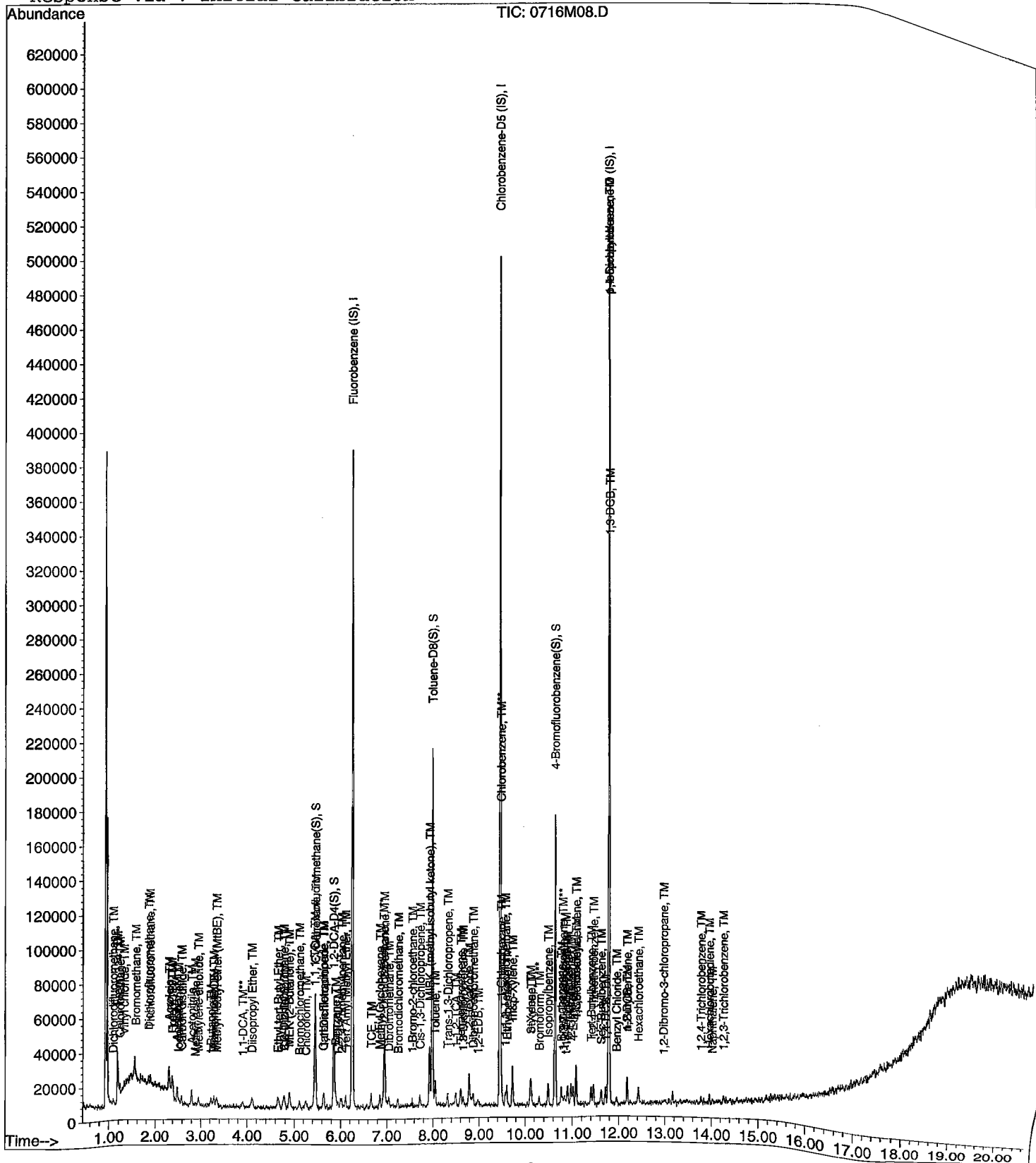
Data File : M:\MAX\DATA\210716\0716M08.D  
Acq On : 16 Jul 21 14:15  
Sample : 1ug/L VOC STD 7/16/21  
Misc : IS&S 6/4/21

Vial: 8  
Operator: LP,DG,CH  
Inst : Max  
Multiplr: 1.00

Quant Time: Jul 17 14:22 2021

Quant Results File: M0716W.RES

Method : M:\MAX\DATA\210716\M0716W.M (RTE Integrator)  
Title : METHOD 8260B  
Last Update : Sat Jul 17 14:22:13 2021  
Response via : Initial Calibration



Data File : M:\MAX\DATA\210716\0716M09.D  
 Acq On : 16 Jul 21 14:42  
 Sample : 2ug/L VOC STD 7/16/21  
 Misc : IS&S 6/4/21

Vial: 9  
 Operator: LP,DG,CH  
 Inst : Max  
 Multiplr: 1.00

Quant Time: Jul 17 14:22 2021

Quant Results File: M0716W.RES

Quant Method : M:\MAX\DATA\210716\M0716W.M (RTE Integrator)  
 Title : METHOD 8260B  
 Last Update : Sat Jul 17 14:22:13 2021  
 Response via : Initial Calibration  
 DataAcq Meth : M8260\_071621

Internal Standards	R.T.	QIon	Response	Conc	Units	Dev(Min)
1) Fluorobenzene (IS)	6.25	96	348675	25.00	ppb	0.00
63) Chlorobenzene-D5 (IS)	9.45	117	283319	25.00	ppb	0.00
78) 1,4-Dichlorobenzene-D (IS)	11.78	152	162781	25.00	ppb	0.00
<b>System Monitoring Compounds</b>						
39) Dibromofluoromethane(S)	5.46	111	36877	9.33	ppb	0.00
Spiked Amount	25.000		Recovery	=	37.328%	
44) 1,2-DCA-D4(S)	5.85	65	20776	9.07	ppb	0.00
Spiked Amount	25.000		Recovery	=	36.272%	
64) Toluene-D8(S)	7.98	98	128339	9.63	ppb	0.00
Spiked Amount	25.000		Recovery	=	38.516%	
72) 4-Bromofluorobenzene(S)	10.63	95	49923	9.48	ppb	0.00
Spiked Amount	25.000		Recovery	=	37.904%	
<b>Target Compounds</b>						
						Qvalue
3) Dichlorodifluoromethane	1.10	85	4358	2.07	ppb	95
4) Freon 114	1.19	85	3068	1.94	ppb	91
5) Chloromethane	1.23	50	3764	1.66	ppb	# 82
6) Vinyl chloride	1.32	62	3310	1.86	ppb	# 78
8) Bromomethane	1.59	94	2278	2.10	ppb	98
9) Chloroethane	1.68	64	3023	1.51	ppb	# 80
10) Dichlorofluoromethane	1.86	67	7165	2.12	ppb	98
11) Trichlorofluoromethane	1.90	101	5316	1.83	ppb	87
13) Acrolein	2.32	56	12848	62.02	ppb	97
14) Acetone	2.50	43	16908	32.08	ppb	# 79
15) Freon-113	2.41	151	3665	1.78	ppb	89
16) Acetonitrile	2.81	41	11548	64.64	ppb	95
18) 1,1-DCE	2.39	61	5306	2.02	ppb	95
19) t-Butanol	3.23	59	10845	67.77	ppb	93
20) Methyl Acetate	2.87	43	2552	1.33	ppb	# 67
21) Iodomethane	2.54	142	3458	2.09	ppb	97
22) Acrylonitrile	3.30	53	938	1.59	ppb	# 92
24) Methylene chloride	2.95	84	4205	2.08	ppb	94
25) Carbon disulfide	2.59	76	6131	2.08	ppb	99
26) Methyl t-butyl ether (MtBE)	3.35	73	11642	1.93	ppb	# 87
27) Trans-1,2-DCE	3.29	96	3840	1.89	ppb	81
29) Diisopropyl Ether	4.11	45	10300	1.89	ppb	# 91
30) 1,1-DCA	3.91	63	6611	2.02	ppb	97
31) Vinyl Acetate	4.08	43	4519	0.84	ppb	93
32) Ethyl tert Butyl Ether	4.65	59	11016	1.97	ppb	97
34) MEK (2-Butanone)	4.89	43	18889	28.21	ppb	# 94
35) Cis-1,2-DCE	4.79	96	4402	1.92	ppb	87
36) 2,2-Dichloropropane	4.76	77	6797	2.02	ppb	# 90
37) Chloroform	5.25	83	7911	2.01	ppb	91
38) Bromochloromethane	5.11	130	2840	1.93	ppb	97
40) 1,1,1-TCA	5.44	97	6743	1.76	ppb	# 81
41) Cyclohexane	5.48	41	3691	2.32	ppb	86
42) 1,1-Dichloropropene	5.65	75	5172	2.13	ppb	# 83
43) 2,2,4-Trimethylpentane	6.01	57	7454	1.76	ppb	# 75
45) Carbon Tetrachloride	5.64	117	5886	1.93	ppb	96
46) Tert Amyl Methyl Ether	6.11	73	10397	1.76	ppb	99
47) 1,2-DCA	5.94	62	5295	1.83	ppb	93
48) Benzene	5.90	78	14231	1.89	ppb	96
49) TCE	6.67	95	4515	2.02	ppb	86
50) 2-Pentanone	6.95	43	72359	67.79	ppb	92

(#) = qualifier out of range (m) = manual integration  
 0716M09.D M0716W.M Sat Sep 18 11:13:54 of 580

Data File : M:\MAX\DATA\210716\0716M09.D  
 Acq On : 16 Jul 21 14:42  
 Sample : 2ug/L VOC STD 7/16/21  
 Misc : IS&S 6/4/21

Vial: 9  
 Operator: LP,DG,CH  
 Inst : Max  
 Multiplr: 1.00

Quant Time: Jul 17 14:22 2021

Quant Results File: M0716W.RES

Quant Method : M:\MAX\DATA\210716\M0716W.M (RTE Integrator)  
 Title : METHOD 8260B  
 Last Update : Sat Jul 17 14:22:13 2021  
 Response via : Initial Calibration  
 DataAcq Meth : M8260\_071621

Compound	R.T.	QIon	Response	Conc	Unit	Qvalue
51) 1,2-Dichloropropane	6.92	63	1974	2.03	ppb	99
52) Bromodichloromethane	7.24	83	5748	1.90	ppb	88
53) Methyl Cyclohexane	6.86	83	5151	1.81	ppb	94
54) Dibromomethane	7.05	93	2527	2.19	ppb	98
55) MIBK (methyl isobutyl ket	7.93	43	37090	28.12	ppb	# 90
56) 1-Bromo-2-chloroethane	7.55	144	733	1.65	ppb	82
58) Cis-1,3-Dichloropropene	7.72	39	4017	2.26	ppb	78
59) Toluene	8.05	91	16452	1.98	ppb	89
60) Trans-1,3-Dichloropropene	8.32	75	5933	1.94	ppb	90
61) 1,1,2-TCA	8.49	83	2541	1.47	ppb	76
62) 2-Hexanone	8.78	43	23811	28.63	ppb	92
65) 1,2-EDB	8.97	107	3393	1.90	ppb	# 77
66) Tetrachloroethene	8.60	164	2737	1.99	ppb	91
67) 1-Chlorohexane	9.48	91	5339	2.06	ppb	94
68) 1,1,1,2-Tetrachloroethane	9.57	131	4215	1.79	ppb	87
69) m&p-Xylene	9.72	106	14074	3.87	ppb	94
70) o-Xylene	10.11	106	6764	1.85	ppb	98
71) Styrene	10.13	104	11577	1.92	ppb	88
73) 1,3-Dichloropropane	8.66	76	4972	1.91	ppb	91
74) Dibromochloromethane	8.88	129	4536	1.84	ppb	85
75) Chlorobenzene	9.47	112	9693	1.80	ppb	# 81
76) Ethylbenzene	9.60	91	18291	2.03	ppb	97
77) Bromoform	10.30	173	3029	1.63	ppb	84
79) Isopropylbenzene	10.49	105	17160	1.89	ppb	100
80) 1,1,2,2-Tetrachloroethane	10.81	83	4141	1.66	ppb	88
81) 1,2,3-Trichloropropane	10.84	110	1548	2.13	ppb	# 75
82) t-1,4-Dichloro-2-Butene	10.85	53	998	1.86	ppb	# 64
83) Bromobenzene	10.77	156	5232	1.80	ppb	96
84) n-Propylbenzene	10.90	91	18212	1.96	ppb	92
85) 4-Ethyltoluene	11.01	105	16210	1.93	ppb	92
86) 2-Chlorotoluene	10.97	91	14217	2.12	ppb	96
87) 1,3,5-Trimethylbenzene	11.08	105	14545	1.98	ppb	84
88) 4-Chlorotoluene	11.08	91	14360	2.06	ppb	92
89) Tert-Butylbenzene	11.40	119	7499	1.81	ppb	97
90) 1,2,4-Trimethylbenzene	11.45	105	13088	1.81	ppb	99
91) Sec-Butylbenzene	11.62	105	14724	1.87	ppb	92
92) p-Isopropyltoluene	11.77	119	12988	1.95	ppb	# 87
93) Benzyl Chloride	11.95	91	4746	1.63	ppb	# 78
94) 1,3-DCB	11.80	146	8300	1.75	ppb	91
95) 1,4-DCB	11.72	146	10128	2.18	ppb	98
96) n-Butylbenzene	12.18	91	7036	1.69	ppb	85
97) 1,2-DCB	12.18	146	7703	1.81	ppb	# 93
98) Hexachloroethane	12.42	117	3370	2.06	ppb	# 77
99) 1,2-Dibromo-3-chloropropan	12.96	157	845	1.79	ppb	# 71
100) 1,2,4-Trichlorobenzene	13.78	180	2523	4.03	ppb	# 74
101) Hexachlorobutadiene	13.95	225	1830	2.71	ppb	91
102) Naphthalene	14.02	128	1857	4.59	ppb	# 93
103) 1,2,3-Trichlorobenzene	14.26	180	2092	4.18	ppb	92



Data File : M:\MAX\DATA\210716\0716M10.D  
 Acq On : 16 Jul 21 15:10  
 Sample : 5ug/L VOC STD 7/16/21  
 Misc : IS&S 6/4/21

Vial: 10  
 Operator: LP,DG,CH  
 Inst : Max  
 Multiplr: 1.00

Quant Time: Jul 17 14:22 2021

Quant Results File: M0716W.RES

Quant Method : M:\MAX\DATA\210716\M0716W.M (RTE Integrator)  
 Title : METHOD 8260B  
 Last Update : Sat Jul 17 14:22:13 2021  
 Response via : Initial Calibration  
 DataAcq Meth : M8260\_071621

Internal Standards	R.T.	QIon	Response	Conc	Units	Dev(Min)
1) Fluorobenzene (IS)	6.25	96	340623	25.00	ppb	0.00
63) Chlorobenzene-D5 (IS)	9.45	117	279540	25.00	ppb	0.00
78) 1,4-Dichlorobenzene-D (IS)	11.78	152	165703	25.00	ppb	0.00
<b>System Monitoring Compounds</b>						
39) Dibromofluoromethane(S)	5.46	111	94293	24.42	ppb	0.00
Spiked Amount	25.000		Recovery	=	97.700%	
44) 1,2-DCA-D4 (S)	5.85	65	55960	25.00	ppb	0.00
Spiked Amount	25.000		Recovery	=	100.012%	
64) Toluene-D8 (S)	7.98	98	325652	24.76	ppb	0.00
Spiked Amount	25.000		Recovery	=	99.052%	
72) 4-Bromofluorobenzene(S)	10.63	95	127051	24.44	ppb	0.00
Spiked Amount	25.000		Recovery	=	97.764%	
<b>Target Compounds</b>						
3) Dichlorodifluoromethane	1.10	85	9484	4.61	ppb	96
4) Freon 114	1.19	85	7402	4.80	ppb	100
5) Chloromethane	1.23	50	8993	4.71	ppb	90
6) Vinyl chloride	1.32	62	8252	4.74	ppb	99
8) Bromomethane	1.58	94	4313	4.08	ppb	99
9) Chloroethane	1.68	64	4574	3.43	ppb	# 82
10) Dichlorofluoromethane	1.86	67	15015	4.55	ppb	96
11) Trichlorofluoromethane	1.90	101	15168	5.34	ppb	93
13) Acrolein	2.32	56	20654	102.05	ppb	99
14) Acetone	2.50	43	18441	35.82	ppb	91
15) Freon-113	2.41	151	7837	4.39	ppb	98
16) Acetonitrile	2.80	41	16760	96.03	ppb	98
18) 1,1-DCE	2.39	61	12818	4.99	ppb	97
19) t-Butanol	3.23	59	15351	98.20	ppb	92
20) Methyl Acetate	2.88	43	6343	4.93	ppb	96
21) Iodomethane	2.54	142	9863	4.65	ppb	97
22) Acrylonitrile	3.29	53	3252	5.66	ppb	# 61
24) Methylene chloride	2.95	84	9326	4.71	ppb	89
25) Carbon disulfide	2.59	76	13239	4.61	ppb	95
26) Methyl t-butyl ether (MtBE)	3.35	73	25193	4.29	ppb	96
27) Trans-1,2-DCE	3.29	96	10502	5.30	ppb	86
29) Diisopropyl Ether	4.11	45	25789	4.84	ppb	91
30) 1,1-DCA	3.91	63	15603	4.89	ppb	# 89
31) Vinyl Acetate	4.08	43	14118	4.41	ppb	100
32) Ethyl tert Butyl Ether	4.66	59	26666	4.87	ppb	99
34) MEK (2-Butanone)	4.89	43	24958	38.15	ppb	99
35) Cis-1,2-DCE	4.78	96	10326	4.61	ppb	80
36) 2,2-Dichloropropane	4.76	77	16537	5.03	ppb	99
37) Chloroform	5.25	83	16677	4.34	ppb	98
38) Bromochloromethane	5.10	130	7273	5.06	ppb	# 81
40) 1,1,1-TCA	5.43	97	17042	4.57	ppb	# 83
41) Cyclohexane	5.48	41	7391	4.76	ppb	84
42) 1,1-Dichloropropene	5.65	75	10983	4.64	ppb	86
43) 2,2,4-Trimethylpentane	6.02	57	20680	5.00	ppb	96
45) Carbon Tetrachloride	5.63	117	14821	4.97	ppb	90
46) Tert Amyl Methyl Ether	6.10	73	26397	4.57	ppb	# 97
47) 1,2-DCA	5.94	62	15074	5.33	ppb	97
48) Benzene	5.90	78	34827	4.73	ppb	93
49) TCE	6.67	95	9012	4.13	ppb	# 76
50) 2-Pentanone	6.95	43	100652	96.52	ppb	96

(#) = qualifier out of range (m) = manual integration  
 0716M10.D M0716W.M Sat Sep 18 11:12:57 of 580

Data File : M:\MAX\DATA\210716\0716M10.D  
 Acq On : 16 Jul 21 15:10  
 Sample : 5ug/L VOC STD 7/16/21  
 Misc : IS&S 6/4/21

Vial: 10  
 Operator: LP,DG,CH  
 Inst : Max  
 Multiplr: 1.00

Quant Time: Jul 17 14:22 2021

Quant Results File: M0716W.RES

Quant Method : M:\MAX\DATA\210716\M0716W.M (RTE Integrator)  
 Title : METHOD 8260B  
 Last Update : Sat Jul 17 14:22:13 2021  
 Response via : Initial Calibration  
 DataAcq Meth : M8260\_071621

Compound	R.T.	QIon	Response	Conc	Unit	Qvalue
51) 1,2-Dichloropropane	6.91	63	5008	5.26	ppb	# 93
52) Bromodichloromethane	7.24	83	13418	4.54	ppb	94
53) Methyl Cyclohexane	6.86	83	12570	4.51	ppb	# 72
54) Dibromomethane	7.04	93	5538	4.91	ppb	82
55) MIBK (methyl isobutyl ket	7.93	43	50357	39.08	ppb	95
56) 1-Bromo-2-chloroethane	7.56	144	2306	5.74	ppb	80
58) Cis-1,3-Dichloropropene	7.72	39	8513	4.91	ppb	88
59) Toluene	8.05	91	38788	4.78	ppb	94
60) Trans-1,3-Dichloropropene	8.31	75	14687	4.92	ppb	95
61) 1,1,2-TCA	8.49	83	5897	4.19	ppb	81
62) 2-Hexanone	8.78	43	32070	39.48	ppb	98
65) 1,2-EDB	8.97	107	9080	5.14	ppb	86
66) Tetrachloroethene	8.60	164	5809	4.27	ppb	84
67) 1-Chlorohexane	9.48	91	12713	4.97	ppb	87
68) 1,1,1,2-Tetrachloroethane	9.57	131	11593	5.00	ppb	95
69) m&p-Xylene	9.72	106	35870	10.00	ppb	94
70) o-Xylene	10.11	106	17963	4.97	ppb	80
71) Styrene	10.13	104	30778	5.16	ppb	93
73) 1,3-Dichloropropane	8.66	76	12574	4.88	ppb	# 82
74) Dibromochloromethane	8.87	129	10938	4.49	ppb	99
75) Chlorobenzene	9.47	112	26560	5.01	ppb	91
76) Ethylbenzene	9.60	91	43176	4.86	ppb	95
77) Bromoform	10.30	173	8838	4.83	ppb	89
79) Isopropylbenzene	10.49	105	44503	4.81	ppb	94
80) 1,1,2,2-Tetrachloroethane	10.80	83	8183	4.02	ppb	# 80
81) 1,2,3-Trichloropropane	10.83	110	3751	5.07	ppb	99
82) t-1,4-Dichloro-2-Butene	10.86	53	2657	4.87	ppb	93
83) Bromobenzene	10.77	156	14068	4.75	ppb	92
84) n-Propylbenzene	10.90	91	46806	4.94	ppb	89
85) 4-Ethyltoluene	11.01	105	41968	4.90	ppb	91
86) 2-Chlorotoluene	10.97	91	33891	4.96	ppb	95
87) 1,3,5-Trimethylbenzene	11.08	105	39317	5.25	ppb	95
88) 4-Chlorotoluene	11.08	91	34785	4.91	ppb	99
89) Tert-Butylbenzene	11.40	119	20304	4.82	ppb	94
90) 1,2,4-Trimethylbenzene	11.45	105	36894	5.01	ppb	99
91) Sec-Butylbenzene	11.62	105	38967	4.87	ppb	96
92) p-Isopropyltoluene	11.77	119	33899	4.99	ppb	95
93) Benzyl Chloride	11.95	91	14704	4.95	ppb	97
94) 1,3-DCB	11.81	146	24583	5.10	ppb	93
95) 1,4-DCB	11.71	146	23118	4.89	ppb	# 93
96) n-Butylbenzene	12.18	91	22494	5.32	ppb	91
97) 1,2-DCB	12.17	146	21745	5.02	ppb	97
98) Hexachloroethane	12.42	117	7829	4.71	ppb	95
99) 1,2-Dibromo-3-chloropropan	12.96	157	2397	4.98	ppb	# 90
100) 1,2,4-Trichlorobenzene	13.78	180	8472	5.58	ppb	95
101) Hexachlorobutadiene	13.96	225	6430	4.87	ppb	91
102) Naphthalene	14.02	128	6597	5.97	ppb	100
103) 1,2,3-Trichlorobenzene	14.27	180	7402	5.82	ppb	80

Quantitation Report

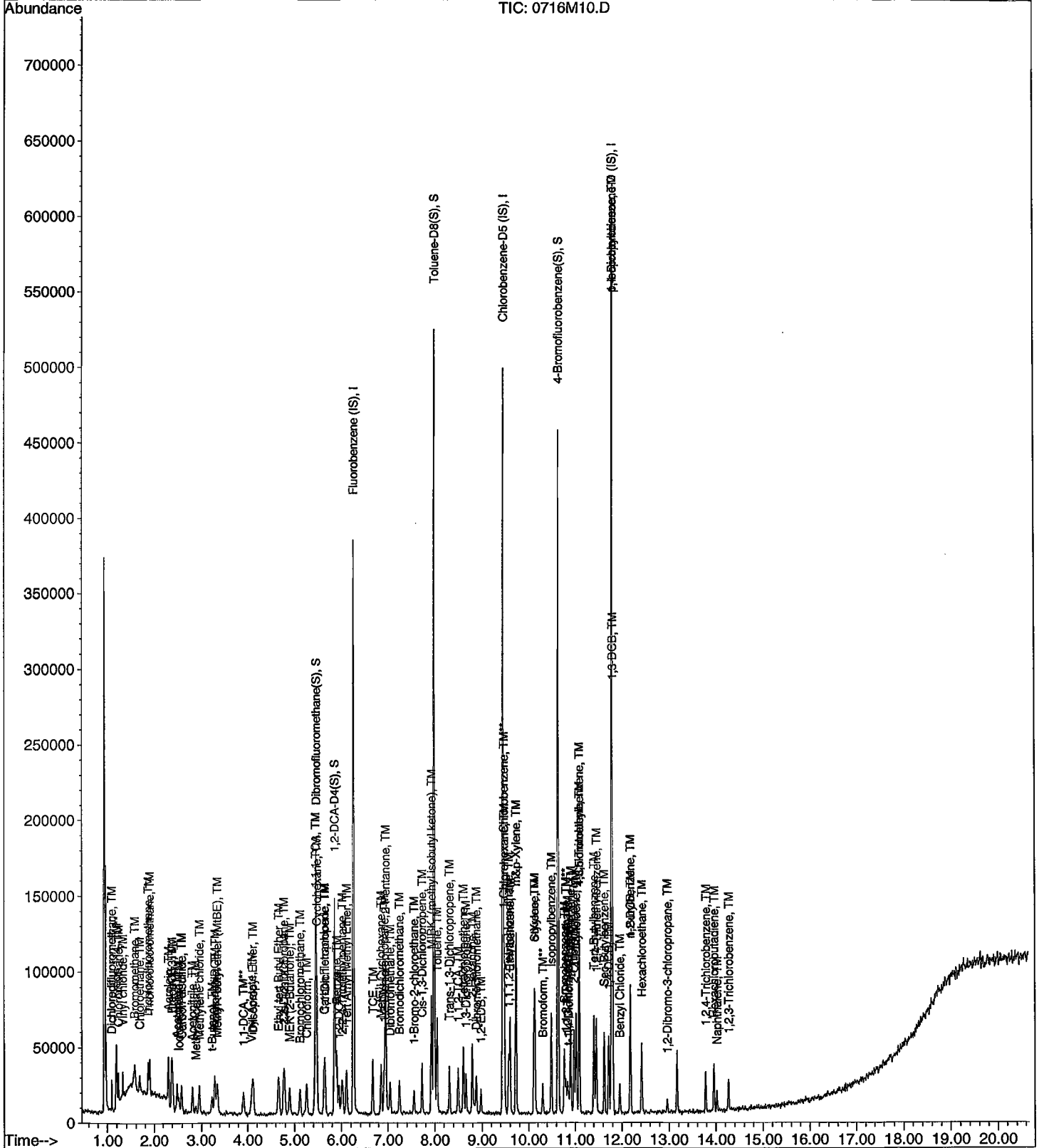
Data File : M:\MAX\DATA\210716\0716M10.D  
 Acq On : 16 Jul 21 15:10  
 Sample : 5ug/L VOC STD 7/16/21  
 Misc : IS&S 6/4/21

Vial: 10  
 Operator: LP,DG,CH  
 Inst : Max  
 Multiplr: 1.00

Quant Time: Jul 17 14:22 2021

Quant Results File: M0716W.RES

Method : M:\MAX\DATA\210716\M0716W.M (RTE Integrator)  
 Title : METHOD 8260B  
 Last Update : Sat Jul 17 14:22:13 2021  
 Response via : Initial Calibration



Data File : M:\MAX\DATA\210716\0716M11.D  
 Acq On : 16 Jul 21 15:38  
 Sample : 10ug/L VOC STD 7/16/21  
 Misc : IS&S 6/4/21

Vial: 11  
 Operator: LP,DG,CH  
 Inst : Max  
 Multiplr: 1.00

Quant Time: Jul 17 14:22 2021

Quant Results File: M0716W.RES

Quant Method : M:\MAX\DATA\210716\M0716W.M (RTE Integrator)  
 Title : METHOD 8260B  
 Last Update : Sat Jul 17 14:22:13 2021  
 Response via : Initial Calibration  
 DataAcq Meth : M8260\_071621

Internal Standards	R.T.	QIon	Response	Conc	Units	Dev(Min)
1) Fluorobenzene (IS)	6.25	96	328983	25.00	ppb	0.00
63) Chlorobenzene-D5 (IS)	9.45	117	275295	25.00	ppb	0.00
78) 1,4-Dichlorobenzene-D (IS)	11.78	152	165657	25.00	ppb	0.00

System Monitoring Compounds

39) Dibromofluoromethane(S)	5.45	111	90752	24.34	ppb	0.00
Spiked Amount	25.000		Recovery	=	97.356%	
44) 1,2-DCA-D4 (S)	5.85	65	53744	24.86	ppb	0.00
Spiked Amount	25.000		Recovery	=	99.452%	
64) Toluene-D8 (S)	7.98	98	318597	24.60	ppb	0.00
Spiked Amount	25.000		Recovery	=	98.400%	
72) 4-Bromofluorobenzene(S)	10.63	95	127801	24.96	ppb	0.00
Spiked Amount	25.000		Recovery	=	99.856%	

Target Compounds

	R.T.	QIon	Response	Conc	Units	Qvalue
3) Dichlorodifluoromethane	1.10	85	20419	10.29	ppb	100
4) Freon 114	1.19	85	15119	10.14	ppb	100
5) Chloromethane	1.23	50	17249	9.81	ppb	100
6) Vinyl chloride	1.32	62	16549	9.85	ppb	100
8) Bromomethane	1.58	94	9265	9.07	ppb	100
9) Chloroethane	1.68	64	9047	9.11	ppb	98
10) Dichlorofluoromethane	1.86	67	30352	9.51	ppb	100
11) Trichlorofluoromethane	1.90	101	29442	10.74	ppb	100
13) Acrolein	2.32	56	25107	128.44	ppb	100
14) Acetone	2.50	43	23556	47.37	ppb	100
15) Freon-113	2.40	151	15883	9.67	ppb	100
16) Acetonitrile	2.80	41	23071	136.87	ppb	100
18) 1,1-DCE	2.39	61	23414	9.43	ppb	100
19) t-Butanol	3.23	59	19390	128.42	ppb	100
20) Methyl Acetate	2.88	43	10195	8.86	ppb	100
21) Iodomethane	2.53	142	21558	9.56	ppb	100
22) Acrylonitrile	3.30	53	5806	10.46	ppb	100
24) Methylene chloride	2.95	84	17232	9.02	ppb	100
25) Carbon disulfide	2.59	76	25968	9.35	ppb	100
26) Methyl t-butyl ether (MtBE)	3.34	73	52023	9.16	ppb	100
27) Trans-1,2-DCE	3.29	96	17606	9.20	ppb	100
29) Diisopropyl Ether	4.11	45	48576	9.44	ppb	100
30) 1,1-DCA	3.91	63	29812	9.67	ppb	100
31) Vinyl Acetate	4.08	43	24334	8.47	ppb	93
32) Ethyl tert Butyl Ether	4.66	59	51404	9.72	ppb	100
34) MEK (2-Butanone)	4.89	43	29101	46.06	ppb	100
35) Cis-1,2-DCE	4.79	96	19948	9.22	ppb	100
36) 2,2-Dichloropropane	4.77	77	28624	9.02	ppb	100
37) Chloroform	5.25	83	34255	9.22	ppb	100
38) Bromochloromethane	5.11	130	13604	9.79	ppb	100
40) 1,1,1-TCA	5.43	97	34035	9.44	ppb	100
41) Cyclohexane	5.47	41	14897	9.94	ppb	100
42) 1,1-Dichloropropene	5.65	75	21856	9.55	ppb	100
43) 2,2,4-Trimethylpentane	6.02	57	40448	10.12	ppb	100
45) Carbon Tetrachloride	5.63	117	30560	10.61	ppb	100
46) Tert Amyl Methyl Ether	6.11	73	49520	8.88	ppb	100
47) 1,2-DCA	5.94	62	26899	9.85	ppb	100
48) Benzene	5.90	78	67839	9.54	ppb	100
49) TCE	6.67	95	19791	9.39	ppb	100
50) 2-Pentanone	6.95	43	128535	127.62	ppb	100



Data File : M:\MAX\DATA\210716\0716M11.D  
 Acq On : 16 Jul 21 15:38  
 Sample : 10ug/L VOC STD 7/16/21  
 Misc : IS&S 6/4/21

Vial: 11  
 Operator: LP,DG,CH  
 Inst : Max  
 Multiplr: 1.00

Quant Time: Jul 17 14:22 2021

Quant Results File: M0716W.RES

Quant Method : M:\MAX\DATA\210716\M0716W.M (RTE Integrator)  
 Title : METHOD 8260B  
 Last Update : Sat Jul 17 14:22:13 2021  
 Response via : Initial Calibration  
 DataAcq Meth : M8260\_071621

Compound	R.T.	QIon	Response	Conc	Unit	Qvalue
51) 1,2-Dichloropropane	6.92	63	9085	9.88	ppb	100
52) Bromodichloromethane	7.24	83	26883	9.42	ppb	100
53) Methyl Cyclohexane	6.86	83	26143	9.72	ppb	100
54) Dibromomethane	7.04	93	11215	10.30	ppb	85
55) MIBK (methyl isobutyl ket	7.93	43	58572	47.07	ppb	100
56) 1-Bromo-2-chloroethane	7.55	144	3686	9.63	ppb	100
58) Cis-1,3-Dichloropropene	7.72	39	15669	9.35	ppb	100
59) Toluene	8.05	91	73506	9.37	ppb	100
60) Trans-1,3-Dichloropropene	8.31	75	27233	9.45	ppb	100
61) 1,1,2-TCA	8.49	83	12675	9.95	ppb	100
62) 2-Hexanone	8.79	43	36961	47.11	ppb	100
65) 1,2-EDB	8.97	107	16546	9.52	ppb	100
66) Tetrachloroethene	8.60	164	12839	9.59	ppb	100
67) 1-Chlorohexane	9.48	91	22326	8.87	ppb	100
68) 1,1,1,2-Tetrachloroethane	9.57	131	22175	9.71	ppb	100
69) m&p-Xylene	9.72	106	67542	19.12	ppb	100
70) o-Xylene	10.11	106	34338	9.65	ppb	100
71) Styrene	10.13	104	55834	9.51	ppb	100
73) 1,3-Dichloropropane	8.65	76	25379	10.01	ppb	100
74) Dibromochloromethane	8.88	129	22398	9.34	ppb	100
75) Chlorobenzene	9.47	112	52143	9.98	ppb	100
76) Ethylbenzene	9.60	91	83567	9.55	ppb	100
77) Bromoform	10.30	173	17217	9.56	ppb	100
79) Isopropylbenzene	10.49	105	88954	9.62	ppb	100
80) 1,1,2,2-Tetrachloroethane	10.80	83	17653	9.67	ppb	100
81) 1,2,3-Trichloropropane	10.84	110	7587	10.25	ppb	100
82) t-1,4-Dichloro-2-Butene	10.86	53	5213	9.55	ppb	100
83) Bromobenzene	10.77	156	26926	9.09	ppb	100
84) n-Propylbenzene	10.90	91	93314	9.86	ppb	100
85) 4-Ethyltoluene	11.01	105	84520	9.87	ppb	100
86) 2-Chlorotoluene	10.97	91	69095	10.11	ppb	100
87) 1,3,5-Trimethylbenzene	11.08	105	74434	9.93	ppb	100
88) 4-Chlorotoluene	11.08	91	68520	9.67	ppb	100
89) Tert-Butylbenzene	11.40	119	43888	10.41	ppb	100
90) 1,2,4-Trimethylbenzene	11.45	105	71812	9.76	ppb	100
91) Sec-Butylbenzene	11.62	105	81377	10.18	ppb	100
92) p-Isopropyltoluene	11.77	119	75391	11.11	ppb	100
93) Benzyl Chloride	11.95	91	26307	8.86	ppb	100
94) 1,3-DCB	11.81	146	46432	9.63	ppb	100
95) 1,4-DCB	11.71	146	46720	9.89	ppb	100
96) n-Butylbenzene	12.18	91	44595	10.54	ppb	100
97) 1,2-DCB	12.17	146	44789	10.35	ppb	100
98) Hexachloroethane	12.42	117	14878	8.95	ppb	100
99) 1,2-Dibromo-3-chloropropan	12.96	157	4842	10.05	ppb	100
100) 1,2,4-Trichlorobenzene	13.78	180	19855	8.57	ppb	100
101) Hexachlorobutadiene	13.96	225	14306	8.62	ppb	100
102) Naphthalene	14.02	128	15094	8.47	ppb	100
103) 1,2,3-Trichlorobenzene	14.26	180	15435	8.32	ppb	100

Quantitation Report

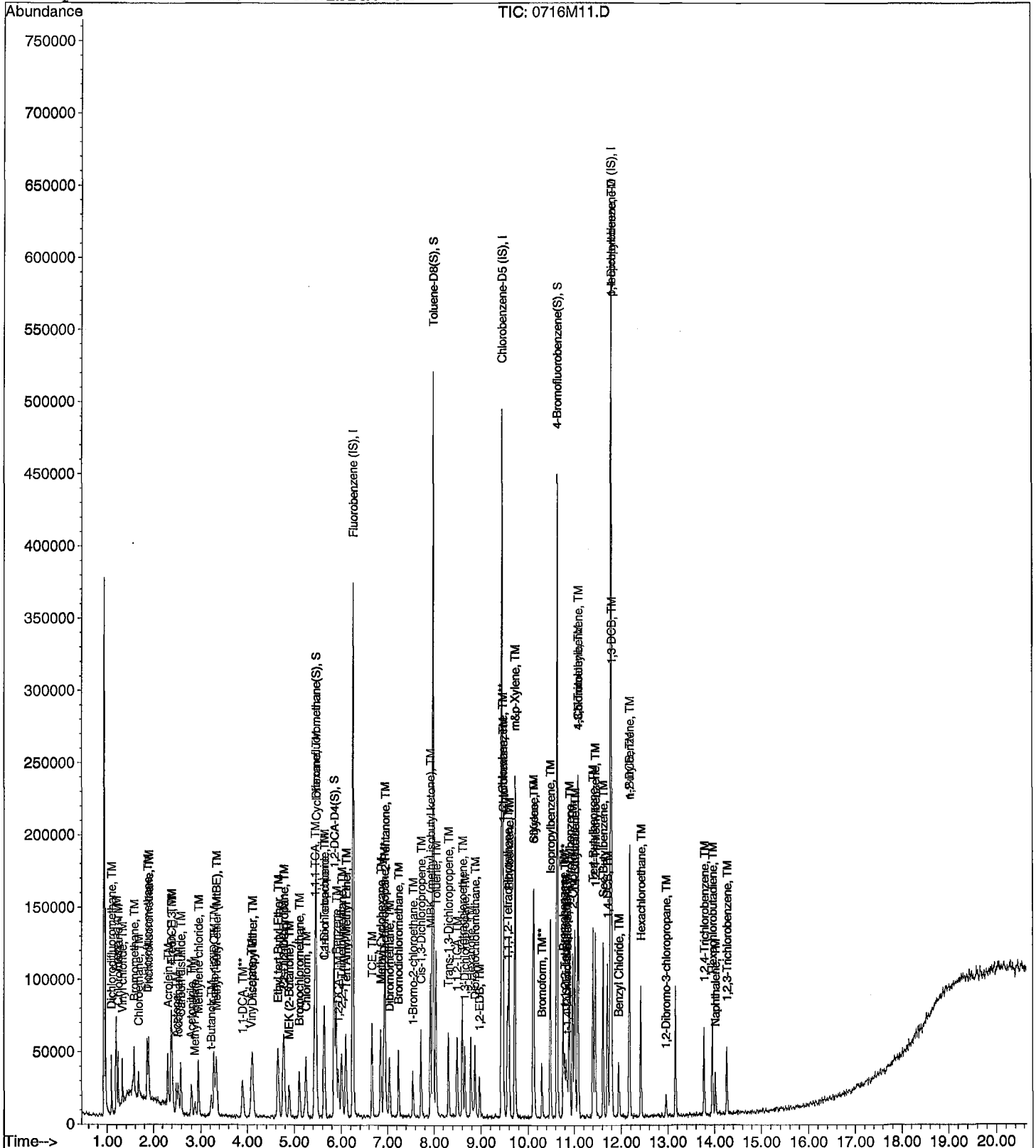
Data File : M:\MAX\DATA\210716\0716M11.D  
Acq On : 16 Jul 21 15:38  
Sample : 10ug/L VOC STD 7/16/21  
Misc : IS&S 6/4/21

Vial: 11  
Operator: LP,DG,CH  
Inst : Max  
Multiplr: 1.00

Quant Time: Jul 17 14:22 2021

Quant Results File: M0716W.RES

Method : M:\MAX\DATA\210716\M0716W.M (RTE Integrator)  
Title : METHOD 8260B  
Last Update : Sat Jul 17 14:22:13 2021  
Response via : Initial Calibration



Data File : M:\MAX\DATA\210716\0716M12.D  
 Acq On : 16 Jul 21 16:06  
 Sample : 20ug/L VOC STD 7/16/21  
 Misc : IS&S 6/4/21

Vial: 12  
 Operator: LP,DG,CH  
 Inst : Max  
 Multiplr: 1.00

Quant Time: Jul 17 14:22 2021

Quant Results File: M0716W.RES

Quant Method : M:\MAX\DATA\210716\M0716W.M (RTE Integrator)  
 Title : METHOD 8260B  
 Last Update : Sat Jul 17 14:22:13 2021  
 Response via : Initial Calibration  
 DataAcq Meth : M8260\_071621

Internal Standards	R.T.	QIon	Response	Conc	Units	Dev(Min)
1) Fluorobenzene (IS)	6.25	96	319941	25.00	ppb	0.00
63) Chlorobenzene-D5 (IS)	9.44	117	269109	25.00	ppb	0.00
78) 1,4-Dichlorobenzene-D (IS)	11.78	152	166024	25.00	ppb	0.00
<b>System Monitoring Compounds</b>						
39) Dibromofluoromethane(S)	5.46	111	181114	49.95	ppb	0.00
Spiked Amount	25.000		Recovery	=	199.784%	
44) 1,2-DCA-D4 (S)	5.85	65	111056	52.83	ppb	0.00
Spiked Amount	25.000		Recovery	=	211.312%	
64) Toluene-D8 (S)	7.98	98	619471	48.93	ppb	0.00
Spiked Amount	25.000		Recovery	=	195.720%	
72) 4-Bromofluorobenzene(S)	10.63	95	245348	49.03	ppb	0.00
Spiked Amount	25.000		Recovery	=	196.108%	
<b>Target Compounds</b>						
3) Dichlorodifluoromethane	1.10	85	36839	19.08	ppb	91
4) Freon 114	1.19	85	31210	21.53	ppb	95
5) Chloromethane	1.23	50	34044	20.37	ppb	91
6) Vinyl chloride	1.32	62	31991	19.58	ppb	97
8) Bromomethane	1.58	94	18632	18.75	ppb	88
9) Chloroethane	1.67	64	18431	21.25	ppb	94
10) Dichlorofluoromethane	1.86	67	59465	19.17	ppb	96
11) Trichlorofluoromethane	1.90	101	56794	21.30	ppb	100
13) Acrolein	2.32	56	28554	150.21	ppb	100
14) Acetone	2.49	43	27735	57.35	ppb	92
15) Freon-113	2.41	151	29608	18.91	ppb	94
16) Acetonitrile	2.80	41	24111	147.08	ppb	93
18) 1,1-DCE	2.39	61	47412	19.64	ppb	98
19) t-Butanol	3.23	59	23218	158.12	ppb	# 90
20) Methyl Acetate	2.87	43	19149	18.03	ppb	91
21) Iodomethane	2.54	142	46462	20.28	ppb	98
22) Acrylonitrile	3.30	53	11557	21.41	ppb	# 63
24) Methylene chloride	2.95	84	32102	17.27	ppb	89
25) Carbon disulfide	2.59	76	56112	20.78	ppb	99
26) Methyl t-butyl ether (MtBE)	3.34	73	106143	19.23	ppb	98
27) Trans-1,2-DCE	3.29	96	34341	18.45	ppb	91
29) Diisopropyl Ether	4.11	45	98257	19.64	ppb	90
30) 1,1-DCA	3.91	63	60582	20.21	ppb	100
31) Vinyl Acetate	4.08	43	53094	19.97	ppb	96
32) Ethyl tert Butyl Ether	4.65	59	105317	20.48	ppb	99
34) MEK (2-Butanone)	4.89	43	36981	60.19	ppb	# 89
35) Cis-1,2-DCE	4.79	96	40869	19.42	ppb	85
36) 2,2-Dichloropropane	4.77	77	55784	18.07	ppb	95
37) Chloroform	5.25	83	63832	17.68	ppb	96
38) Bromochloromethane	5.11	130	28446	21.05	ppb	84
40) 1,1,1-TCA	5.43	97	66222	18.89	ppb	95
41) Cyclohexane	5.48	41	24592	16.87	ppb	81
42) 1,1-Dichloropropene	5.65	75	43320	19.47	ppb	93
43) 2,2,4-Trimethylpentane	6.02	57	71442	18.37	ppb	92
45) Carbon Tetrachloride	5.63	117	55954	19.98	ppb	99
46) Tert Amyl Methyl Ether	6.10	73	97948	18.07	ppb	# 97
47) 1,2-DCA	5.95	62	51524	19.39	ppb	100
48) Benzene	5.90	78	135097	19.53	ppb	97
49) TCE	6.67	95	36747	17.92	ppb	95
50) 2-Pentanone	6.95	43	141047	144.01	ppb	96

(#) = qualifier out of range (m) = manual integration  
 0716M12.D M0716W.M Sat Sep 18 11:12:43 2021

Data File : M:\MAX\DATA\210716\0716M12.D  
 Acq On : 16 Jul 21 16:06  
 Sample : 20ug/L VOC STD 7/16/21  
 Misc : IS&S 6/4/21

Vial: 12  
 Operator: LP,DG,CH  
 Inst : Max  
 Multiplr: 1.00

Quant Time: Jul 17 14:22 2021

Quant Results File: M0716W.RES

Quant Method : M:\MAX\DATA\210716\M0716W.M (RTE Integrator)  
 Title : METHOD 8260B  
 Last Update : Sat Jul 17 14:22:13 2021  
 Response via : Initial Calibration  
 DataAcq Meth : M8260\_071621

Compound	R.T.	QIon	Response	Conc	Unit	Qvalue
51) 1,2-Dichloropropane	6.92	63	17064	19.09	ppb	97
52) Bromodichloromethane	7.24	83	49603	17.87	ppb	89
53) Methyl Cyclohexane	6.85	83	50244	19.20	ppb	95
54) Dibromomethane	7.04	93	20507	19.37	ppb	99
55) MIBK (methyl isobutyl ket	7.93	43	72059	59.54	ppb	98
56) 1-Bromo-2-chloroethane	7.55	144	6754	18.31	ppb	93
58) Cis-1,3-Dichloropropene	7.72	39	29678	18.22	ppb	95
59) Toluene	8.05	91	140817	18.46	ppb	96
60) Trans-1,3-Dichloropropene	8.31	75	53176	18.98	ppb	87
61) 1,1,2-TCA	8.49	83	23509	19.44	ppb	91
62) 2-Hexanone	8.78	43	47334	62.03	ppb	97
65) 1,2-EDB	8.97	107	32104	18.90	ppb	98
66) Tetrachloroethene	8.60	164	25392	19.40	ppb	97
67) 1-Chlorohexane	9.48	91	43899	17.84	ppb	93
68) 1,1,1,2-Tetrachloroethane	9.57	131	41950	18.80	ppb	97
69) m&p-Xylene	9.72	106	136214	39.45	ppb	96
70) o-Xylene	10.11	106	68007	19.56	ppb	99
71) Styrene	10.13	104	111989	19.52	ppb	91
73) 1,3-Dichloropropane	8.66	76	49165	19.84	ppb	99
74) Dibromochloromethane	8.87	129	42703	18.22	ppb	94
75) Chlorobenzene	9.47	112	99451	19.47	ppb	94
76) Ethylbenzene	9.60	91	161726	18.91	ppb	100
77) Bromoform	10.30	173	35477	20.15	ppb	99
79) Isopropylbenzene	10.49	105	170634	18.42	ppb	97
80) 1,1,2,2-Tetrachloroethane	10.80	83	35130	20.03	ppb	90
81) 1,2,3-Trichloropropane	10.83	110	12842	17.31	ppb	92
82) t-1,4-Dichloro-2-Butene	10.86	53	9735	17.80	ppb	# 65
83) Bromobenzene	10.77	156	52672	17.74	ppb	97
84) n-Propylbenzene	10.90	91	181923	19.18	ppb	99
85) 4-Ethyltoluene	11.01	105	170152	19.82	ppb	97
86) 2-Chlorotoluene	10.97	91	133167	19.45	ppb	100
87) 1,3,5-Trimethylbenzene	11.08	105	142564	18.98	ppb	97
88) 4-Chlorotoluene	11.08	91	132637	18.68	ppb	99
89) Tert-Butylbenzene	11.40	119	85304	20.19	ppb	95
90) 1,2,4-Trimethylbenzene	11.45	105	146506	19.87	ppb	100
91) Sec-Butylbenzene	11.62	105	164388	20.52	ppb	94
92) p-Isopropyltoluene	11.77	119	150220	22.09	ppb	97
93) Benzyl Chloride	11.95	91	52859	17.77	ppb	94
94) 1,3-DCB	11.80	146	93168	19.27	ppb	94
95) 1,4-DCB	11.71	146	92033	19.44	ppb	98
96) n-Butylbenzene	12.18	91	98203	23.16	ppb	96
97) 1,2-DCB	12.17	146	89508	20.64	ppb	98
98) Hexachloroethane	12.42	117	30770	18.47	ppb	90
99) 1,2-Dibromo-3-chloropropan	12.96	157	9702	20.10	ppb	91
100) 1,2,4-Trichlorobenzene	13.78	180	47624	15.84	ppb	97
101) Hexachlorobutadiene	13.96	225	29892	15.99	ppb	93
102) Naphthalene	14.02	128	37160	14.94	ppb	95
103) 1,2,3-Trichlorobenzene	14.26	180	39815	15.86	ppb	88



Data File : M:\MAX\DATA\210716\0716M13.D  
 Acq On : 16 Jul 21 16:34  
 Sample : 40ug/L VOC STD 7/16/21  
 Misc : IS&S 6/4/21

Vial: 13  
 Operator: LP,DG,CH  
 Inst : Max  
 Multiplr: 1.00

Quant Time: Jul 17 14:23 2021

Quant Results File: M0716W.RES

Quant Method : M:\MAX\DATA\210716\M0716W.M (RTE Integrator)  
 Title : METHOD 8260B  
 Last Update : Sat Jul 17 14:22:13 2021  
 Response via : Initial Calibration  
 DataAcq Meth : M8260\_071621

Internal Standards	R.T.	QIon	Response	Conc	Units	Dev(Min)
1) Fluorobenzene (IS)	6.25	96	314744	25.00	ppb	0.00
63) Chlorobenzene-D5 (IS)	9.45	117	268992	25.00	ppb	0.00
78) 1,4-Dichlorobenzene-D (IS)	11.78	152	164156	25.00	ppb	0.00
<b>System Monitoring Compounds</b>						
39) Dibromofluoromethane(S)	5.46	111	177456	49.75	ppb	0.00
Spiked Amount	25.000		Recovery	=	198.984%	
44) 1,2-DCA-D4 (S)	5.85	65	104352	50.46	ppb	0.00
Spiked Amount	25.000		Recovery	=	201.836%	
64) Toluene-D8 (S)	7.98	98	602548	47.61	ppb	0.00
Spiked Amount	25.000		Recovery	=	190.456%	
72) 4-Bromofluorobenzene(S)	10.63	95	242355	48.45	ppb	0.00
Spiked Amount	25.000		Recovery	=	193.800%	
<b>Target Compounds</b>						
3) Dichlorodifluoromethane	1.10	85	88249	46.46	ppb	93
4) Freon 114	1.19	85	64585	45.29	ppb	99
5) Chloromethane	1.23	50	70328	43.28	ppb	90
6) Vinyl chloride	1.32	62	74346	46.25	ppb	99
8) Bromomethane	1.58	94	44056	45.08	ppb	97
9) Chloroethane	1.67	64	37104	45.55	ppb	91
10) Dichlorofluoromethane	1.86	67	129032	42.28	ppb	98
11) Trichlorofluoromethane	1.89	101	130941	49.93	ppb	94
13) Acrolein	2.32	56	34135	182.53	ppb	96
14) Acetone	2.50	43	35593	74.81	ppb	98
15) Freon-113	2.40	151	69233	45.52	ppb	93
16) Acetonitrile	2.81	41	28343	175.75	ppb	# 85
18) 1,1-DCE	2.39	61	108256	45.58	ppb	95
19) t-Butanol	3.23	59	25087	173.67	ppb	98
20) Methyl Acetate	2.87	43	46180	45.65	ppb	95
21) Iodomethane	2.54	142	108230	46.97	ppb	98
22) Acrylonitrile	3.30	53	24436	46.01	ppb	# 70
24) Methylene chloride	2.95	84	70895	38.78	ppb	# 83
25) Carbon disulfide	2.59	76	118104	44.47	ppb	99
26) Methyl t-butyl ether (MtBE)	3.34	73	227932	41.97	ppb	96
27) Trans-1,2-DCE	3.29	96	79704	43.54	ppb	98
29) Diisopropyl Ether	4.11	45	207053	42.06	ppb	92
30) 1,1-DCA	3.90	63	133893	45.40	ppb	97
31) Vinyl Acetate	4.09	43	120176	46.97	ppb	95
32) Ethyl tert Butyl Ether	4.65	59	229618	45.39	ppb	95
34) MEK (2-Butanone)	4.89	43	46360	76.70	ppb	97
35) Cis-1,2-DCE	4.79	96	85319	41.20	ppb	97
36) 2,2-Dichloropropane	4.77	77	123674	40.72	ppb	93
37) Chloroform	5.25	83	147727	41.58	ppb	91
38) Bromochloromethane	5.11	130	63162	47.51	ppb	# 86
40) 1,1,1-TCA	5.43	97	145377	42.14	ppb	93
41) Cyclohexane	5.47	41	60280	42.02	ppb	85
42) 1,1-Dichloropropene	5.65	75	99691	45.55	ppb	94
43) 2,2,4-Trimethylpentane	6.02	57	173035	45.24	ppb	86
45) Carbon Tetrachloride	5.63	117	134632	48.88	ppb	97
46) Tert Amyl Methyl Ether	6.10	73	214581	40.24	ppb	# 96
47) 1,2-DCA	5.94	62	116184	44.45	ppb	99
48) Benzene	5.90	78	300361	44.15	ppb	97
49) TCE	6.67	95	80871	40.09	ppb	88
50) 2-Pentanone	6.95	43	165162	171.41	ppb	96

(#) = qualifier out of range (m) = manual integration  
 0716M13.D M0716W.M Sat Sep 18 11:12:07 2021

Data File : M:\MAX\DATA\210716\0716M13.D  
 Acq On : 16 Jul 21 16:34  
 Sample : 40ug/L VOC STD 7/16/21  
 Misc : IS&S 6/4/21

Vial: 13  
 Operator: LP,DG,CH  
 Inst : Max  
 Multiplr: 1.00

Quant Time: Jul 17 14:23 2021

Quant Results File: M0716W.RES

Quant Method : M:\MAX\DATA\210716\M0716W.M (RTE Integrator)  
 Title : METHOD 8260B  
 Last Update : Sat Jul 17 14:22:13 2021  
 Response via : Initial Calibration  
 DataAcq Meth : M8260\_071621

Compound	R.T.	QIon	Response	Conc	Unit	Qvalue
51) 1,2-Dichloropropane	6.92	63	39816	45.27	ppb	98
52) Bromodichloromethane	7.24	83	115787	42.40	ppb	97
53) Methyl Cyclohexane	6.86	83	112832	43.83	ppb	86
54) Dibromomethane	7.04	93	46746	44.87	ppb	98
55) MIBK (methyl isobutyl ket	7.93	43	96201	80.80	ppb	96
56) 1-Bromo-2-chloroethane	7.55	144	15655	43.39	ppb	91
58) Cis-1,3-Dichloropropene	7.72	39	67455	42.09	ppb	97
59) Toluene	8.05	91	326796	43.55	ppb	99
60) Trans-1,3-Dichloropropene	8.31	75	125984	45.71	ppb	92
61) 1,1,2-TCA	8.49	83	51260	43.70	ppb	82
62) 2-Hexanone	8.78	43	63672	84.82	ppb	94
65) 1,2-EDB	8.97	107	73807	43.46	ppb	99
66) Tetrachloroethene	8.60	164	56600	43.25	ppb	96
67) 1-Chlorohexane	9.48	91	100410	40.82	ppb	96
68) 1,1,1,2-Tetrachloroethane	9.57	131	97495	43.70	ppb	94
69) m&p-Xylene	9.72	106	300659	87.12	ppb	100
70) o-Xylene	10.11	106	150169	43.21	ppb	100
71) Styrene	10.13	104	249739	43.54	ppb	96
73) 1,3-Dichloropropane	8.66	76	110688	44.68	ppb	92
74) Dibromochloromethane	8.87	129	98014	41.83	ppb	96
75) Chlorobenzene	9.47	112	228723	44.81	ppb	96
76) Ethylbenzene	9.60	91	375369	43.90	ppb	99
77) Bromoform	10.30	173	79004	44.90	ppb	91
79) Isopropylbenzene	10.49	105	388502	42.41	ppb	95
80) 1,1,2,2-Tetrachloroethane	10.80	83	75058	44.27	ppb	89
81) 1,2,3-Trichloropropane	10.83	110	31358	42.76	ppb	99
82) t-1,4-Dichloro-2-Butene	10.86	53	23413	43.29	ppb	86
83) Bromobenzene	10.77	156	120464	41.02	ppb	94
84) n-Propylbenzene	10.90	91	411374	43.87	ppb	100
85) 4-Ethyltoluene	11.01	105	376139	44.31	ppb	97
86) 2-Chlorotoluene	10.97	91	262456	38.77	ppb	99
87) 1,3,5-Trimethylbenzene	11.08	105	326074	43.91	ppb	100
88) 4-Chlorotoluene	11.08	91	289423	41.22	ppb	99
89) Tert-Butylbenzene	11.40	119	199232	47.69	ppb	95
90) 1,2,4-Trimethylbenzene	11.45	105	335463	46.02	ppb	100
91) Sec-Butylbenzene	11.62	105	383438	48.40	ppb	95
92) p-Isopropyltoluene	11.77	119	359167	53.42	ppb	97
93) Benzyl Chloride	11.95	91	128648	43.74	ppb	95
94) 1,3-DCB	11.80	146	207132	43.34	ppb	96
95) 1,4-DCB	11.71	146	215379	46.02	ppb	93
96) n-Butylbenzene	12.18	91	254960	60.82	ppb	93
97) 1,2-DCB	12.17	146	206744	48.22	ppb	97
98) Hexachloroethane	12.42	117	69932	42.45	ppb	99
99) 1,2-Dibromo-3-chloropropan	12.96	157	24037	50.36	ppb	95
100) 1,2,4-Trichlorobenzene	13.78	180	135220	39.22	ppb	96
101) Hexachlorobutadiene	13.96	225	83342	41.77	ppb	96
102) Naphthalene	14.02	128	113672	37.79	ppb	97
103) 1,2,3-Trichlorobenzene	14.26	180	112148	38.68	ppb	98

Quantitation Report

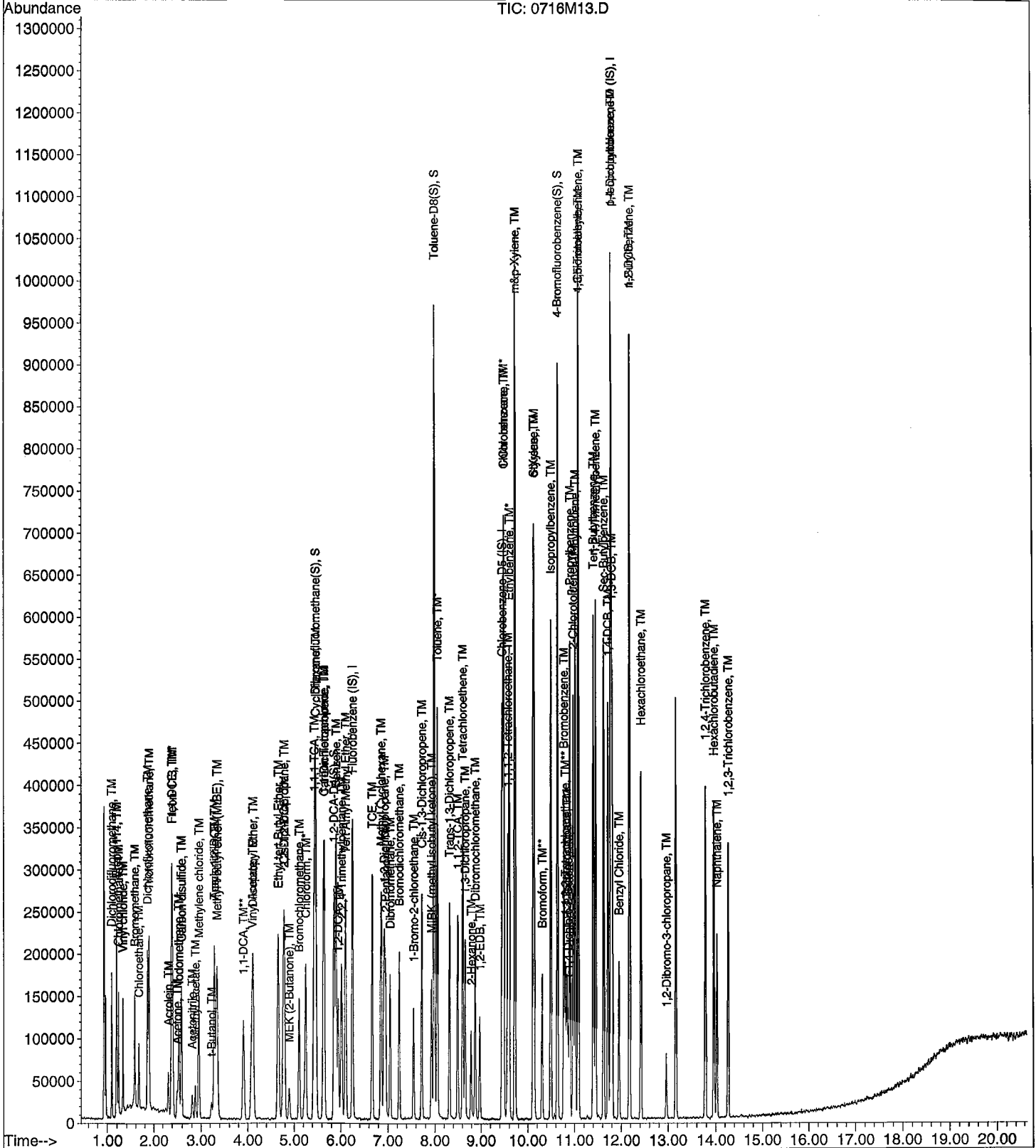
Data File : M:\MAX\DATA\210716\0716M13.D  
 Acq On : 16 Jul 21 16:34  
 Sample : 40ug/L VOC STD 7/16/21  
 Misc : IS&S 6/4/21

Vial: 13  
 Operator: LP,DG,CH  
 Inst : Max  
 Multiplr: 1.00

Quant Time: Jul 17 14:23 2021

Quant Results File: M0716W.RES

Method : M:\MAX\DATA\210716\M0716W.M (RTE Integrator)  
 Title : METHOD 8260B  
 Last Update : Sat Jul 17 14:22:13 2021  
 Response via : Initial Calibration





Data File : M:\MAX\DATA\210716\0716M14.D  
 Acq On : 16 Jul 21 17:03  
 Sample : 100ug/L VOC STD 7/16/21  
 Misc : IS&S 6/4/21

Vial: 14  
 Operator: LP,DG,CH  
 Inst : Max  
 Multiplr: 1.00

Quant Time: Jul 17 14:23 2021

Quant Results File: M0716W.RES

Quant Method : M:\MAX\DATA\210716\M0716W.M (RTE Integrator)  
 Title : METHOD 8260B  
 Last Update : Sat Jul 17 14:22:13 2021  
 Response via : Initial Calibration  
 DataAcq Meth : M8260\_071621

Internal Standards	R.T.	QIon	Response	Conc	Units	Dev(Min)
1) Fluorobenzene (IS)	6.25	96	307663	25.00	ppb	0.00
63) Chlorobenzene-D5 (IS)	9.45	117	259987	25.00	ppb	0.00
78) 1,4-Dichlorobenzene-D (IS)	11.78	152	154097	25.00	ppb	0.00
<b>System Monitoring Compounds</b>						
39) Dibromofluoromethane(S)	5.46	111	325057	93.22	ppb	0.00
Spiked Amount	25.000		Recovery	=	372.876%	
44) 1,2-DCA-D4(S)	5.85	65	189952	93.96	ppb	0.00
Spiked Amount	25.000		Recovery	=	375.856%	
64) Toluene-D8(S)	7.98	98	1118022	91.41	ppb	0.00
Spiked Amount	25.000		Recovery	=	365.632%	
72) 4-Bromofluorobenzene(S)	10.63	95	433815	89.73	ppb	0.00
Spiked Amount	25.000		Recovery	=	358.916%	
<b>Target Compounds</b>						<b>Qvalue</b>
3) Dichlorodifluoromethane	1.09	85	197055	106.14	ppb	92
4) Freon 114	1.19	85	138706	99.51	ppb	100
5) Chloromethane	1.23	50	153147	96.98	ppb	94
6) Vinyl chloride	1.32	62	163911	104.31	ppb	100
8) Bromomethane	1.58	94	103440	108.28	ppb	95
9) Chloroethane	1.67	64	76079	97.72	ppb	91
10) Dichlorofluoromethane	1.86	67	279141	93.57	ppb	99
11) Trichlorofluoromethane	1.89	101	289958	113.10	ppb	99
13) Acrolein	2.32	56	37319	204.15	ppb	94
14) Acetone	2.50	43	40055	86.13	ppb	99
15) Freon-113	2.40	151	145127	98.09	ppb	99
16) Acetonitrile	2.81	41	33477	212.36	ppb	# 82
18) 1,1-DCE	2.39	61	231965	99.92	ppb	95
19) t-Butanol	3.23	59	37134	262.99	ppb	99
20) Methyl Acetate	2.87	43	95560	97.76	ppb	90
21) Iodomethane	2.53	142	239240	105.27	ppb	97
22) Acrylonitrile	3.30	53	50496	97.27	ppb	# 76
24) Methylene chloride	2.95	84	156358	87.50	ppb	87
25) Carbon disulfide	2.59	76	249728	96.19	ppb	97
26) Methyl t-butyl ether (MtBE)	3.34	73	480008	90.41	ppb	99
27) Trans-1,2-DCE	3.29	96	170745	95.42	ppb	99
29) Diisopropyl Ether	4.10	45	445983	92.69	ppb	91
30) 1,1-DCA	3.90	63	289850	100.55	ppb	98
31) Vinyl Acetate	4.08	43	241640	97.43	ppb	95
32) Ethyl tert Butyl Ether	4.65	59	497115	100.53	ppb	97
34) MEK (2-Butanone)	4.89	43	54025	91.43	ppb	97
35) Cis-1,2-DCE	4.79	96	186759	92.27	ppb	93
36) 2,2-Dichloropropane	4.77	77	262698	88.49	ppb	99
37) Chloroform	5.25	83	322031	92.73	ppb	96
38) Bromochloromethane	5.11	130	132148	101.70	ppb	85
40) 1,1,1-TCA	5.43	97	309281	91.72	ppb	93
41) Cyclohexane	5.48	41	118000	84.15	ppb	77
42) 1,1-Dichloropropene	5.65	75	215124	100.56	ppb	92
43) 2,2,4-Trimethylpentane	6.02	57	359294	96.09	ppb	85
45) Carbon Tetrachloride	5.63	117	285208	105.92	ppb	97
46) Tert Amyl Methyl Ether	6.10	73	455253	87.33	ppb	# 96
47) 1,2-DCA	5.94	62	253728	99.30	ppb	97
48) Benzene	5.90	78	638310	95.98	ppb	97
49) TCE	6.67	95	176310	89.41	ppb	92
50) 2-Pentanone	6.95	43	172614	183.27	ppb	94

(#) = qualifier out of range (m) = manual integration  
 0716M14.D M0716W.M Sat Sep 18 11:12:49 2021

Data File : M:\MAX\DATA\210716\0716M14.D  
 Acq On : 16 Jul 21 17:03  
 Sample : 100ug/L VOC STD 7/16/21  
 Misc : IS&S 6/4/21

Vial: 14  
 Operator: LP,DG,CH  
 Inst : Max  
 Multiplr: 1.00

Quant Time: Jul 17 14:23 2021

Quant Results File: M0716W.RES

Quant Method : M:\MAX\DATA\210716\M0716W.M (RTE Integrator)  
 Title : METHOD 8260B  
 Last Update : Sat Jul 17 14:22:13 2021  
 Response via : Initial Calibration  
 DataAcq Meth : M8260\_071621

Compound	R.T.	QIon	Response	Conc	Unit	Qvalue
51) 1,2-Dichloropropane	6.92	63	81568	94.87	ppb	98
52) Bromodichloromethane	7.24	83	250734	93.93	ppb	99
53) Methyl Cyclohexane	6.85	83	242767	96.48	ppb	92
54) Dibromomethane	7.04	93	99652	97.86	ppb	100
55) MIBK (methyl isobutyl ket	7.93	43	112131	96.35	ppb	98
56) 1-Bromo-2-chloroethane	7.55	144	34834	99.00	ppb	88
58) Cis-1,3-Dichloropropene	7.72	39	146024	93.21	ppb	98
59) Toluene	8.05	91	692073	94.35	ppb	99
60) Trans-1,3-Dichloropropene	8.31	75	254662	94.53	ppb	90
61) 1,1,2-TCA	8.49	83	112425	98.69	ppb	90
62) 2-Hexanone	8.78	43	69375	94.55	ppb	94
65) 1,2-EDB	8.97	107	152992	93.21	ppb	94
66) Tetrachloroethene	8.60	164	117344	92.78	ppb	93
67) 1-Chlorohexane	9.48	91	205804	86.56	ppb	97
68) 1,1,1,2-Tetrachloroethane	9.57	131	206658	95.85	ppb	100
69) m&p-Xylene	9.72	106	639136	191.61	ppb	98
70) o-Xylene	10.11	106	319672	95.17	ppb	95
71) Styrene	10.13	104	528247	95.29	ppb	# 96
73) 1,3-Dichloropropane	8.66	76	236647	98.84	ppb	95
74) Dibromochloromethane	8.87	129	208424	92.03	ppb	100
75) Chlorobenzene	9.47	112	492990	99.92	ppb	95
76) Ethylbenzene	9.60	91	793853	96.06	ppb	97
77) Bromoform	10.30	173	161794	95.14	ppb	92
79) Isopropylbenzene	10.49	105	826974	96.18	ppb	99
80) 1,1,2,2-Tetrachloroethane	10.80	83	154947	98.38	ppb	94
81) 1,2,3-Trichloropropane	10.83	110	57866	84.05	ppb	92
82) t-1,4-Dichloro-2-Butene	10.86	53	44461	87.57	ppb	# 72
83) Bromobenzene	10.77	156	247427	89.76	ppb	100
84) n-Propylbenzene	10.90	91	877053	99.63	ppb	99
85) 4-Ethyltoluene	11.01	105	786501	98.71	ppb	98
86) 2-Chlorotoluene	10.97	91	545482	85.83	ppb	99
87) 1,3,5-Trimethylbenzene	11.08	105	688017	98.70	ppb	98
88) 4-Chlorotoluene	11.08	91	615308	93.35	ppb	96
89) Tert-Butylbenzene	11.40	119	416128	106.12	ppb	95
90) 1,2,4-Trimethylbenzene	11.45	105	708588	103.54	ppb	99
91) Sec-Butylbenzene	11.62	105	828266	111.38	ppb	96
92) p-Isopropyltoluene	11.77	119	793436	125.71	ppb	97
93) Benzyl Chloride	11.95	91	285990	103.58	ppb	92
94) 1,3-DCB	11.81	146	443387	98.82	ppb	97
95) 1,4-DCB	11.71	146	448559	102.10	ppb	97
96) n-Butylbenzene	12.18	91	578979	147.14	ppb	92
97) 1,2-DCB	12.17	146	447494	111.19	ppb	97
98) Hexachloroethane	12.42	117	150914	97.59	ppb	95
99) 1,2-Dibromo-3-chloropropan	12.96	157	56603	126.34	ppb	97
100) 1,2,4-Trichlorobenzene	13.78	180	346265	101.19	ppb	97
101) Hexachlorobutadiene	13.96	225	192701	100.21	ppb	96
102) Naphthalene	14.02	128	309440	101.92	ppb	98
103) 1,2,3-Trichlorobenzene	14.26	180	293114	101.41	ppb	98

Quantitation Report

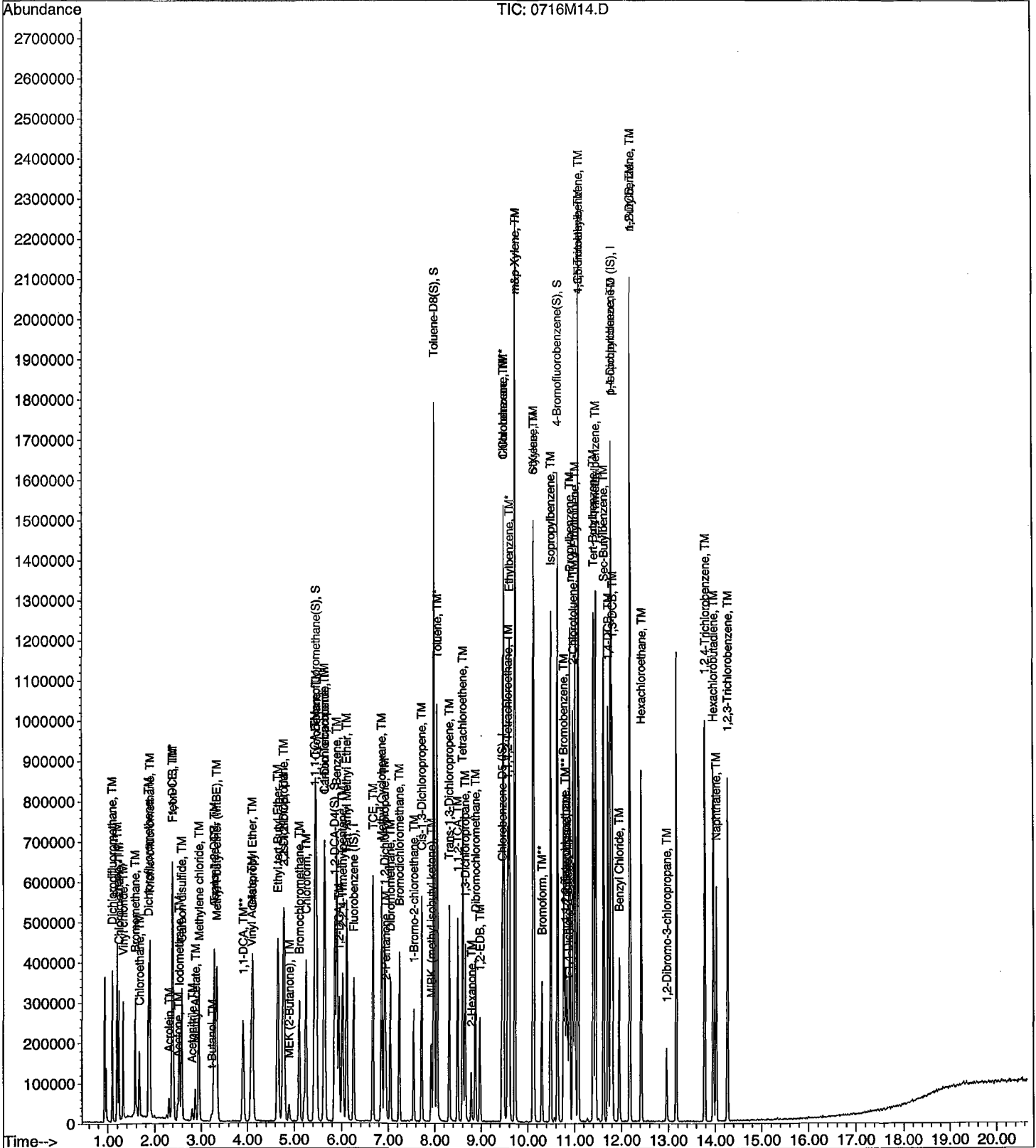
Data File : M:\MAX\DATA\210716\0716M14.D  
Acq On : 16 Jul 21 17:03  
Sample : 100ug/L VOC STD 7/16/21  
Misc : IS&S 6/4/21

Vial: 14  
Operator: LP,DG,CH  
Inst : Max  
Multiplr: 1.00

Quant Time: Jul 17 14:23 2021

Quant Results File: M0716W.RES

Method : M:\MAX\DATA\210716\M0716W.M (RTE Integrator)  
Title : METHOD 8260B  
Last Update : Sat Jul 17 14:22:13 2021  
Response via : Initial Calibration



VOLATILE ORGANIC ANALYSIS BY  
EPA METHOD 8260B

Form 7

Second Source Calibration

Lab Name: APPL, Inc.

SDG No: \_\_\_\_\_

Case No: \_\_\_\_\_

Date Analyzed: 7/16/2021

Matrix: \_\_\_\_\_

Instrument: Max

Initial Cal. Date: 7/16/2021

Data File: 0716M16.D

		Compound	MEAN	CCRF	%D	%Drift
1	TM	Chlorotrifluoroethene	0.0000	0.0153	0.00	TM
2	TM	Dichlorodifluoromethane	0.1509	0.1549	2.7	TM
3	TM	Freon 114	0.1133	0.1222	7.9	TM
4	TM**L	Chloromethane	0.1433	0.1332	7.1	TM**L 0.23
5	TM*	Vinyl chloride	0.1277	0.1280	0.27	TM*
6	TM	2-Chloro-1,1,1-trifluoroethane	0.0000	0.0014	0.00	TM
7	TM	Bromomethane	0.0776	0.0834	7.4	TM
8	TML	Chloroethane	0.0770	0.0725	5.9	TML 2.9
9	TM	Dichlorofluoromethane	0.2424	0.2314	4.5	TM
10	TM	Trichlorofluoromethane	0.2083	0.2429	17	TM
11	TM	2,2-Dichloro-1,1,1-trifluoroethane	0.0000	0.0035	0.00	TM
12	TM	Acrolein	0.0149	0.0145	2.3	TM
13	TM	Acetone	0.0378	0.0403	6.5	TM
14	TML	Freon-113	0.1117	0.1221	9.4	TML 2.1
15	TM	Acetonitrile	0.0128	0.0130	1.4	TM
16	TM	2-propanol	0.0000	0.0006	0.00	TM
17	TM*	1,1-DCE	0.1886	0.1783	5.5	TM*
18	TM	t-Butanol	0.0115	0.0125	8.9	TM
19	TML	Methyl Acetate	0.0997	0.0803	19	TML 7.9
20	TML	Iodomethane	0.1475	0.1395	5.4	TML 17
21	TM	Acrylonitrile	0.0422	0.0488	16	TM
22	TM	2-Methylpentane	0.0000	0.0010	0.00	TM
23	TM	Methylene chloride	0.1452	0.1410	2.9	TM
24	TM	Carbon disulfide	0.2110	0.2190	3.8	TM
25	TM	Methyl t-butyl ether (MtBE)	0.4314	0.4113	4.7	TM
26	TM	Trans-1,2-DCE	0.1454	0.1384	4.9	TM
27	TM	3-Methylpentane	0.0000	0.0027	0.00	TM
28	TM	Diisopropyl Ether	0.3910	0.3843	1.7	TM
29	TM**	1,1-DCA	0.2342	0.2286	2.4	TM**
30	TML	Vinyl Acetate	0.1903	0.2196	15	TML 2.1
31	TM	Ethyl tert Butyl Ether	0.4018	0.4147	3.2	TM
32	TML	Methylcyclopentane	0.0000	0.0182	0.00	TML
33	TM	MEK (2-Butanone)	0.0480	0.0466	3.0	TM
34	TM	Cis-1,2-DCE	0.1645	0.1580	3.9	TM
35	TM	2,2-Dichloropropane	0.2412	0.2139	11	TM
36	TM*	Chloroform	0.2822	0.2630	6.8	TM*
37	TM	Bromochloromethane	0.1056	0.1131	7.1	TM
38	TM	1,1,1-TCA	0.2740	0.2485	9.3	TM
39	TM	Cyclohexane	0.1139	0.1115	2.2	TM
40	TM	1,1-Dichloropropene	0.1738	0.1673	3.8	TM

Average

5.3

VOLATILE ORGANIC ANALYSIS BY  
EPA METHOD 8260B

Form 7

Second Source Calibration

Lab Name: APPL, Inc.

SDG No: \_\_\_\_\_

Case No: \_\_\_\_\_

Date Analyzed: 7/16/2021

Matrix: 0

Instrument: Max

Cal. Date: 7/16/2021

Data File: 0716M16.D

		Compound	MEAN	CCRF	%D	%Drift
41	TM	2,2,4-Trimethylpentane	0.3038	0.3120	2.7	TM
42	TM	Carbon Tetrachloride	0.2188	0.2145	2.0	TM
43	TM	Tert Amyl Methyl Ether	0.4236	0.4022	5.0	TM
44	TM	1,2-DCA	0.2076	0.2190	5.5	TM
45	TM	Benzene	0.5404	0.5265	2.6	TM
46	TM	TCE	0.1602	0.1439	10	TM
47	TM	2-Pentanone	0.0765	0.0778	1.7	TM
48	TM*	1,2-Dichloropropane	0.0699	0.0698	0.13	TM*
49	TM	Bromodichloromethane	0.2169	0.2095	3.4	TM
50	TM	Methyl Cyclohexane	0.2045	0.2040	0.21	TM
51	TM	Dibromomethane	0.0827	0.0844	2.0	TM
52	TM	MIBK (methyl isobutyl ketone)	0.0946	0.0954	0.86	TM
53	TML	1-Bromo-2-chloroethane	0.0280	0.0300	7.0	TML 3.1
54	TM	2-Chloroethyl vinyl ether	0.0000	0.0990	0.00	TM
55	TM	Cis-1,3-Dichloropropene	0.1273	0.1230	3.4	TM
56	TM*	Toluene	0.5960	0.5810	2.5	TM*
57	TM	Trans-1,3-Dichloropropene	0.2189	0.2253	2.9	TM
58	TML	1,1,2-TCA	0.1121	0.0937	16	TML 3.3
59	TM	2-Hexanone	0.0596	0.0602	0.95	TM
60	TM	1,2-EDB	0.1578	0.1575	0.21	TM
61	TM	Tetrachloroethene	0.1216	0.1138	6.5	TM
62	TM	1-Chlorohexane	0.2286	0.2023	12	TM
63	TM	1,1,1,2-Tetrachloroethane	0.2073	0.2093	0.93	TM
64	TM	m&p-Xylene	0.3207	0.3109	3.1	TM
65	TM	o-Xylene	0.3230	0.3140	2.8	TM
66	TM	Styrene	0.5331	0.5367	0.68	TM
67	TM	1,3-Dichloropropane	0.2302	0.2360	2.5	TM
68	TM	Dibromochloromethane	0.2178	0.2051	5.8	TM
69	TM**	Chlorobenzene	0.4744	0.4882	2.9	TM**
70	TM*	Ethylbenzene	0.7947	0.7884	0.79	TM*
71	TM**	Bromoform	0.1635	0.1795	9.7	TM**
72	TM	Isopropylbenzene	1.395	1.310	6.1	TM
73	TM**L	1,1,2,2-Tetrachloroethane	0.2940	0.2836	3.5	TM**L 3.5
74	TM	1,2,3-Trichloropropane	0.1117	0.1091	2.4	TM
75	TM	t-1,4-Dichloro-2-Butene	0.0824	0.0847	2.8	TM
76	TM	Bromobenzene	0.4472	0.4312	3.6	TM
77	TM	n-Propylbenzene	1.428	1.402	1.9	TM
78	TM	4-Ethyltoluene	1.293	1.303	0.77	TM
79	TM	2-Chlorotoluene	1.031	1.034	0.27	TM
80	TM	1,3,5-Trimethylbenzene	1.131	1.186	4.8	TM
		Average			3.6	

VOLATILE ORGANIC ANALYSIS BY  
EPA METHOD 8260B

Form 7

Second Source Calibration

Lab Name: APPL, Inc.

SDG No: \_\_\_\_\_

Case No: \_\_\_\_\_

Date Analyzed: 7/16/2021

Matrix: 0

Instrument: Max

Cal. Date: 7/16/2021

Data File: 0716M16.D

		Compound	MEAN	CCRF	%D	%Drift	
81	TM	4-Chlorotoluene	1.069	1.073	0.32	TM	
82	TM	Tert-Butylbenzene	0.6362	0.6598	3.7	TM	
83	TM	1,2,4-Trimethylbenzene	1.110	1.140	2.7	TM	
84	TM	Sec-Butylbenzene	1.206	1.237	2.5	TM	
85	TM	p-Isopropyltoluene	1.024	1.127	10	TM	
86	TM	Benzyl Chloride	0.4479	0.3719	17	TM	
87	TM	1,3-DCB	0.7279	0.7448	2.3	TM	
88	TM	1,4-DCB	0.7128	0.7404	3.9	TM	
89	TM	n-Butylbenzene	0.6384	0.7311	15	TM	
90	TM	1,2-DCB	0.6529	0.7508	15	TM	
91	TM	Hexachloroethane	0.2509	0.2551	1.7	TM	
92	TM	1,2-Dibromo-3-chloropropane	0.0727	0.0791	8.8	TM	
93	TML	1,2,4-Trichlorobenzene	0.3302	0.3355	1.6	TML	8.1
94	TML	Hexachlorobutadiene	0.2138	0.2323	8.7	TML	8.7
95	TML	Naphthalene	0.2758	0.2929	6.2	TML	2.6
96	TML	1,2,3-Trichlorobenzene	0.2741	0.2647	3.4	TML	10
97							
98							
99							
100							
101							
102							
103							
104							
105							
106							
107							
108							
109							
110							
111							
112							
113							
114							
115							
116							
117							
118							
119							
120							

Average

6.4

Data File : M:\MAX\DATA\210716\0716M16.D  
 Acq On : 16 Jul 21 17:58  
 Sample : (SS) 10ug/L VOC STD 7/16/21  
 Misc : IS&S 6/4/21

Vial: 16  
 Operator: LP,DG,CH  
 Inst : Max  
 Multiplr: 1.00

Quant Time: Jul 17 14:23 2021

Quant Results File: M0716W.RES

Quant Method : M:\MAX\DATA\210716\M0716W.M (RTE Integrator)  
 Title : METHOD 8260B  
 Last Update : Sat Jul 17 14:22:13 2021  
 Response via : Initial Calibration  
 DataAcq Meth : M8260\_071621

Internal Standards	R.T.	QIon	Response	Conc	Units	Dev(Min)
1) Fluorobenzene (IS)	6.25	96	308155	25.00	ppb	0.00
63) Chlorobenzene-D5 (IS)	9.45	117	258727	25.00	ppb	0.00
78) 1,4-Dichlorobenzene-D (IS)	11.78	152	156704	25.00	ppb	0.00

System Monitoring Compounds

39) Dibromofluoromethane(S)	5.45	111	87305	25.00	ppb	0.00
Spiked Amount	25.000		Recovery	=	99.988%	
44) 1,2-DCA-D4(S)	5.85	65	53072	26.21	ppb	0.00
Spiked Amount	25.000		Recovery	=	104.844%	
64) Toluene-D8(S)	7.98	98	297493	24.44	ppb	0.00
Spiked Amount	25.000		Recovery	=	97.764%	
72) 4-Bromofluorobenzene(S)	10.63	95	122424	25.45	ppb	0.00
Spiked Amount	25.000		Recovery	=	101.780%	

Target Compounds

	R.T.	QIon	Response	Conc	Units	Qvalue
3) Dichlorodifluoromethane	1.09	85	19097	10.27	ppb	97
4) Freon 114	1.19	85	15067	10.79	ppb	87
5) Chloromethane	1.23	50	16422	9.98	ppb	90
6) Vinyl chloride	1.32	62	15782	10.03	ppb	93
8) Bromomethane	1.58	94	10277	10.74	ppb	100
9) Chloroethane	1.68	64	8937	9.71	ppb	92
10) Dichlorofluoromethane	1.86	67	28524	9.55	ppb	100
11) Trichlorofluoromethane	1.90	101	29942	11.66	ppb	99
13) Acrolein	2.32	56	22369	122.17	ppb	100
14) Acetone	2.50	43	24809	53.26	ppb	96
15) Freon-113	2.41	151	15056	9.79	ppb	95
16) Acetonitrile	2.80	41	20008	126.72	ppb	# 82
18) 1,1-DCE	2.39	61	21977	9.45	ppb	90
19) t-Butanol	3.23	59	19244	136.07	ppb	97
20) Methyl Acetate	2.87	43	9896	9.21	ppb	96
21) Iodomethane	2.54	142	17193	8.26	ppb	96
22) Acrylonitrile	3.29	53	6012	11.56	ppb	94
24) Methylene chloride	2.95	84	17377	9.71	ppb	95
25) Carbon disulfide	2.59	76	27000	10.38	ppb	95
26) Methyl t-butyl ether (MtBE)	3.35	73	50692	9.53	ppb	99
27) Trans-1,2-DCE	3.29	96	17054	9.51	ppb	97
29) Diisopropyl Ether	4.11	45	47374	9.83	ppb	# 86
30) 1,1-DCA	3.91	63	28176	9.76	ppb	97
31) Vinyl Acetate	4.08	43	27066	10.21	ppb	96
32) Ethyl tert Butyl Ether	4.65	59	51121	10.32	ppb	98
34) MEK (2-Butanone)	4.89	43	28703	48.50	ppb	# 96
35) Cis-1,2-DCE	4.79	96	19478	9.61	ppb	96
36) 2,2-Dichloropropane	4.77	77	26362	8.87	ppb	93
37) Chloroform	5.25	83	32418	9.32	ppb	94
38) Bromochloromethane	5.11	130	13944	10.71	ppb	87
40) 1,1,1-TCA	5.43	97	30630	9.07	ppb	99
41) Cyclohexane	5.48	41	13738	9.78	ppb	86
42) 1,1-Dichloropropene	5.65	75	20616	9.62	ppb	92
43) 2,2,4-Trimethylpentane	6.02	57	38457	10.27	ppb	94
45) Carbon Tetrachloride	5.63	117	26443	9.80	ppb	97
46) Tert Amyl Methyl Ether	6.10	73	49580	9.50	ppb	# 95
47) 1,2-DCA	5.94	62	26995	10.55	ppb	96
48) Benzene	5.90	78	64899	9.74	ppb	98
49) TCE	6.67	95	17733	8.98	ppb	92
50) 2-Pentanone	6.95	43	119888	127.08	ppb	93

(#) = qualifier out of range (m) = manual integration  
 0716M16.D M0716W.M Sat Sep 18 11:13:51 2021

Data File : M:\MAX\DATA\210716\0716M16.D  
 Acq On : 16 Jul 21 17:58  
 Sample : (SS) 10ug/L VOC STD 7/16/21  
 Misc : IS&S 6/4/21

Vial: 16  
 Operator: LP,DG,CH  
 Inst : Max  
 Multiplr: 1.00

Quant Time: Jul 17 14:23 2021

Quant Results File: M0716W.RES

Quant Method : M:\MAX\DATA\210716\M0716W.M (RTE Integrator)  
 Title : METHOD 8260B  
 Last Update : Sat Jul 17 14:22:13 2021  
 Response via : Initial Calibration  
 DataAcq Meth : M8260\_071621

Compound	R.T.	QIon	Response	Conc	Unit	Qvalue
51) 1,2-Dichloropropane	6.92	63	8600	9.99	ppb	100
52) Bromodichloromethane	7.24	83	25828	9.66	ppb	96
53) Methyl Cyclohexane	6.85	83	25150	9.98	ppb	99
54) Dibromomethane	7.04	93	10408	10.20	ppb	97
55) MIBK (methyl isobutyl ket	7.93	43	58787	50.43	ppb	96
56) 1-Bromo-2-chloroethane	7.55	144	3694	10.31	ppb	79
58) Cis-1,3-Dichloropropene	7.72	39	15165	9.66	ppb	94
59) Toluene	8.05	91	71612	9.75	ppb	97
60) Trans-1,3-Dichloropropene	8.31	75	27774	10.29	ppb	84
61) 1,1,2-TCA	8.49	83	11553	9.67	ppb	93
62) 2-Hexanone	8.78	43	37095	50.47	ppb	97
65) 1,2-EDB	8.97	107	16300	9.98	ppb	88
66) Tetrachloroethene	8.60	164	11773	9.35	ppb	91
67) 1-Chlorohexane	9.48	91	20936	8.85	ppb	97
68) 1,1,1,2-Tetrachloroethane	9.57	131	21657	10.09	ppb	98
69) m&p-Xylene	9.72	106	64355	19.39	ppb	94
70) o-Xylene	10.11	106	32494	9.72	ppb	100
71) Styrene	10.13	104	55543	10.07	ppb	# 97
73) 1,3-Dichloropropane	8.66	76	24423	10.25	ppb	95
74) Dibromochloromethane	8.87	129	21223	9.42	ppb	93
75) Chlorobenzene	9.48	112	50520	10.29	ppb	96
76) Ethylbenzene	9.60	91	81592	9.92	ppb	100
77) Bromoform	10.30	173	18574	10.97	ppb	95
79) Isopropylbenzene	10.49	105	82091	9.39	ppb	99
80) 1,1,2,2-Tetrachloroethane	10.80	83	17776	10.35	ppb	98
81) 1,2,3-Trichloropropane	10.83	110	6836	9.76	ppb	99
82) t-1,4-Dichloro-2-Butene	10.86	53	5306	10.28	ppb	98
83) Bromobenzene	10.77	156	27031	9.64	ppb	91
84) n-Propylbenzene	10.90	91	87851	9.81	ppb	98
85) 4-Ethyltoluene	11.01	105	81652	10.08	ppb	95
86) 2-Chlorotoluene	10.97	91	64798	10.03	ppb	95
87) 1,3,5-Trimethylbenzene	11.08	105	74309	10.48	ppb	93
88) 4-Chlorotoluene	11.08	91	67245	10.03	ppb	94
89) Tert-Butylbenzene	11.40	119	41360	10.37	ppb	99
90) 1,2,4-Trimethylbenzene	11.45	105	71439	10.27	ppb	99
91) Sec-Butylbenzene	11.62	105	77509	10.25	ppb	100
92) p-Isopropyltoluene	11.77	119	70623	11.00	ppb	95
93) Benzyl Chloride	11.95	91	23310	8.30	ppb	96
94) 1,3-DCB	11.81	146	46686	10.23	ppb	92
95) 1,4-DCB	11.71	146	46407	10.39	ppb	98
96) n-Butylbenzene	12.18	91	45828	11.45	ppb	93
97) 1,2-DCB	12.17	146	47063	11.50	ppb	94
98) Hexachloroethane	12.42	117	15993	10.17	ppb	86
99) 1,2-Dibromo-3-chloropropan	12.96	157	4959	10.88	ppb	94
100) 1,2,4-Trichlorobenzene	13.78	180	21027	9.19	ppb	99
101) Hexachlorobutadiene	13.96	225	14563	9.13	ppb	93
102) Naphthalene	14.02	128	18360	9.74	ppb	97
103) 1,2,3-Trichlorobenzene	14.26	180	16593	8.97	ppb	98



Quantitation Report

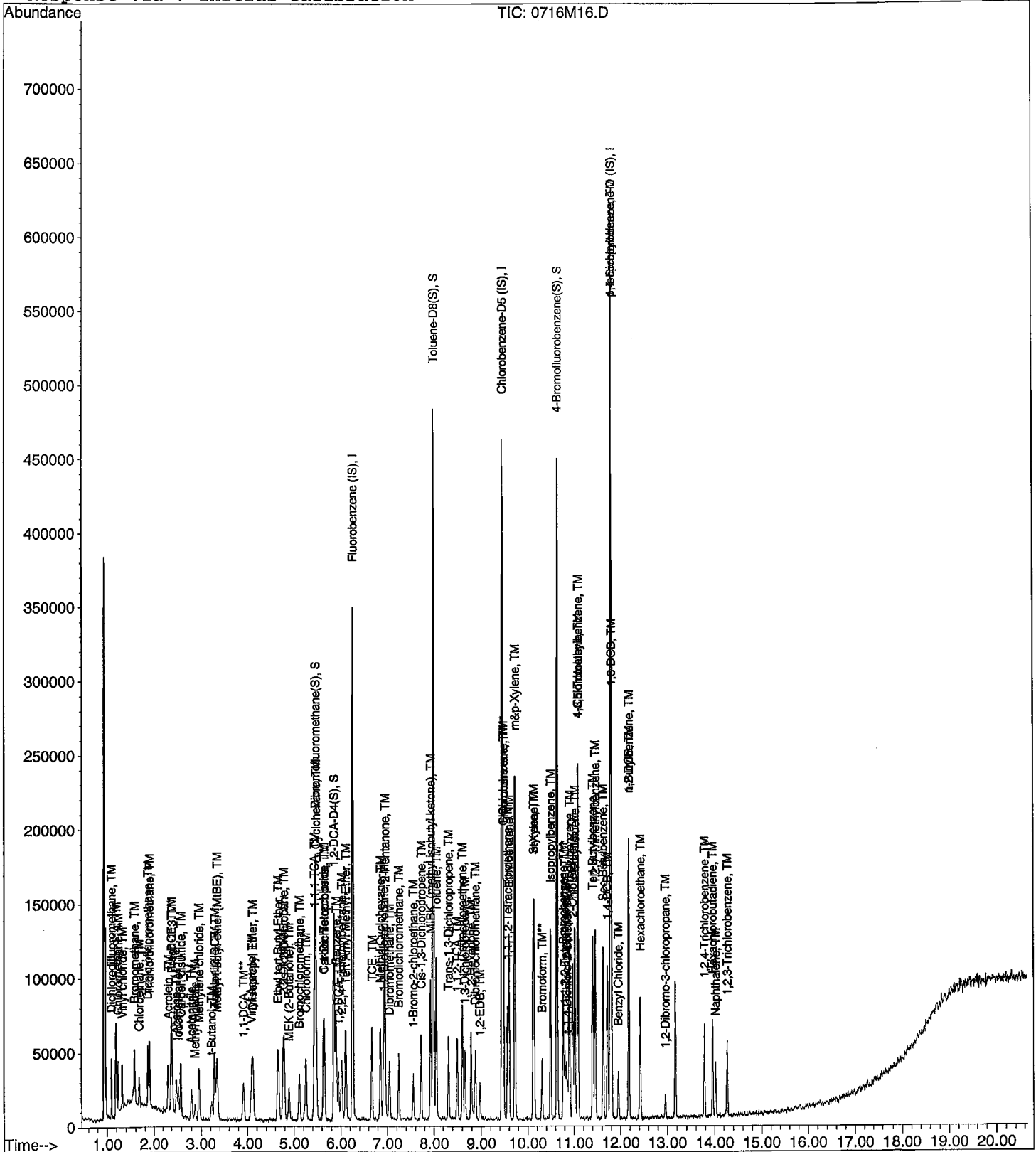
Data File : M:\MAX\DATA\210716\0716M16.D  
Acq On : 16 Jul 21 17:58  
Sample : (SS) 10ug/L VOC STD 7/16/21  
Misc : IS&S 6/4/21

Vial: 16  
Operator: LP,DG,CH  
Inst : Max  
Multiplr: 1.00

Quant Time: Jul 17 14:23 2021

Quant Results File: M0716W.RES

Method : M:\MAX\DATA\210716\M0716W.M (RTE Integrator)  
Title : METHOD 8260B  
Last Update : Sat Jul 17 14:22:13 2021  
Response via : Initial Calibration



VOLATILE ORGANIC ANALYSIS BY  
EPA METHOD 8260B

Form 7

Continuing Calibration

Lab Name: APPL, Inc.

SDG No: \_\_\_\_\_

Case No: \_\_\_\_\_

Date Analyzed: 7/17/2021

Matrix: \_\_\_\_\_

Instrument: Max

Initial Cal. Date: 7/16/2021

Data File: 0717M02.D

		Compound	MEAN	CCRF	%D	%Drift
1	I	Fluorobenzene (IS)	ISTD			I
2	TM	Chlorotrifluoroethene	0.0000	0.0145	0.00	TM
3	TM	Dichlorodifluoromethane	0.1509	0.1630	8.0	TM
4	TM	Freon 114	0.1133	0.1139	0.56	TM
5	TM**L	Chloromethane	0.1433	0.1086	24	TM**L 19
6	TM*	Vinyl chloride	0.1277	0.1166	8.7	TM*
7	TM	2-Chloro-1,1,1-trifluoroethane	0.0000	0.0033	0.00	TM
8	TM	Bromomethane	0.0776	0.0622	20	TM
9	TML	Chloroethane	0.0770	0.0671	13	TML 12
10	TM	Dichlorofluoromethane	0.2424	0.1992	18	TM
11	TM	Trichlorofluoromethane	0.2083	0.2337	12	TM
12	TM	2,2-Dichloro-1,1,1-trifluoroethane	0.0000	0.0002	0.00	TM
13	TM	Acrolein	0.0149	0.0131	12	TM
14	TM	Acetone	0.0378	0.0314	17	TM
15	TML	Freon-113	0.1117	0.1128	1.0	TML 9.9
16	TM	Acetonitrile	0.0128	0.0111	14	TM
17	TM	2-propanol	0.0000	0.0007	0.00	TM
18	TM*	1,1-DCE	0.1886	0.1727	8.4	TM*
19	TM	t-Butanol	0.0115	0.0111	3.2	TM
20	TML	Methyl Acetate	0.0997	0.0740	26	TML 16
21	TML	Iodomethane	0.1475	0.1265	14	TML 24*
22	TM	Acrylonitrile	0.0422	0.0422	0.11	TM
23	TM	2-Methylpentane	0.0000	0.0012	0.00	TM
24	TM	Methylene chloride	0.1452	0.1321	9.0	TM
25	TM	Carbon disulfide	0.2110	0.1697	20	TM
26	TM	Methyl t-butyl ether (MtBE)	0.4314	0.3757	13	TM
27	TM	Trans-1,2-DCE	0.1454	0.1314	9.6	TM
28	TM	3-Methylpentane	0.0000	0.0011	0.00	TM
29	TM	Diisopropyl Ether	0.3910	0.3310	15	TM
30	TM**	1,1-DCA	0.2342	0.2203	6.0	TM**
31	TML	Vinyl Acetate	0.1903	0.1819	4.5	TML 17
32	TM	Ethyl tert Butyl Ether	0.4018	0.3755	6.6	TM
33	TML	Methylcyclopentane	0.0000	0.0158	0.00	TML
34	TM	MEK (2-Butanone)	0.0480	0.0417	13	TM
35	TM	Cis-1,2-DCE	0.1645	0.1465	11	TM
36	TM	2,2-Dichloropropane	0.2412	0.2387	1.0	TM
37	TM*	Chloroform	0.2822	0.2555	9.4	TM*
38	TM	Bromochloromethane	0.1056	0.1060	0.43	TM
39	S	Dibromofluoromethane(S)	0.2833	0.2940	3.8	S
40	TM	1,1,1-TCA	0.2740	0.2371	13	TM

Average

8.6

VOLATILE ORGANIC ANALYSIS BY  
EPA METHOD 8260B

Form 7

Continuing Calibration

Lab Name: APPL, Inc.  
Case No: \_\_\_\_\_  
Matrix: 0

SDG No: \_\_\_\_\_  
Date Analyzed: 7/17/2021  
Instrument: Max  
Cal. Date: 7/16/2021  
Data File: 0717M02.D

		Compound	MEAN	CCRF	%D	%Drift
41	TM	Cyclohexane	0.1139	0.0978	14	TM
42	TM	1,1-Dichloropropene	0.1738	0.1688	2.9	TM
43	TM	2,2,4-Trimethylpentane	0.3038	0.2771	8.8	TM
44	S	1,2-DCA-D4(S)	0.1643	0.1848	13	S
45	TM	Carbon Tetrachloride	0.2188	0.2306	5.4	TM
46	TM	Tert Amyl Methyl Ether	0.4236	0.3474	18	TM
47	TM	1,2-DCA	0.2076	0.2131	2.6	TM
48	TM	Benzene	0.5404	0.5016	7.2	TM
49	TM	TCE	0.1602	0.1352	16	TM
50	TM	2-Pentanone	0.0765	0.0686	10	TM
51	TM*	1,2-Dichloropropane	0.0699	0.0657	5.9	TM*
52	TM	Bromodichloromethane	0.2169	0.2072	4.5	TM
53	TM	Methyl Cyclohexane	0.2045	0.1810	11	TM
54	TM	Dibromomethane	0.0827	0.0809	2.3	TM
55	TM	MIBK (methyl isobutyl ketone)	0.0946	0.0873	7.6	TM
56	TML	1-Bromo-2-chloroethane	0.0280	0.0289	3.2	TML 0.66
57	TM	2-Chloroethyl vinyl ether	0.0000	0.0917	0.00	TM
58	TM	Cis-1,3-Dichloropropene	0.1273	0.1157	9.1	TM
59	TM*	Toluene	0.5960	0.5185	13	TM*
60	TM	Trans-1,3-Dichloropropene	0.2189	0.1967	10	TM
61	TML	1,1,2-TCA	0.1121	0.0913	19	TML 5.9
62	TM	2-Hexanone	0.0596	0.0573	4.0	TM
63	I	Chlorobenzene-D5 (IS)	ISTD			I
64	S	Toluene-D8(S)	1.176	1.128	4.1	S
65	TM	1,2-EDB	0.1578	0.1456	7.7	TM
66	TM	Tetrachloroethene	0.1216	0.1096	9.9	TM
67	TM	1-Chlorohexane	0.2286	0.1825	20	TM
68	TM	1,1,1,2-Tetrachloroethane	0.2073	0.2021	2.5	TM
69	TM	m&p-Xylene	0.3207	0.3062	4.5	TM
70	TM	o-Xylene	0.3230	0.2742	15	TM
71	TM	Styrene	0.5331	0.4720	11	TM
72	S	4-Bromofluorobenzene(S)	0.4649	0.4572	1.7	S
73	TM	1,3-Dichloropropane	0.2302	0.2245	2.5	TM
74	TM	Dibromochloromethane	0.2178	0.1992	8.5	TM
75	TM**	Chlorobenzene	0.4744	0.4527	4.6	TM**
76	TM*	Ethylbenzene	0.7947	0.7242	8.9	TM*
77	TM**	Bromoform	0.1635	0.1606	1.8	TM**
78	I	1,4-Dichlorobenzene-D (IS)	ISTD			I
79	TM	Isopropylbenzene	1.395	1.261	9.6	TM
80	TM**L	1,1,2,2-Tetrachloroethane	0.2940	0.2550	13	TM**L 7.8

Average

8.2

VOLATILE ORGANIC ANALYSIS BY  
EPA METHOD 8260B

Form 7

Continuing Calibration

Lab Name: APPL, Inc.  
Case No: \_\_\_\_\_  
Matrix: 0

SDG No: \_\_\_\_\_  
Date Analyzed: 7/17/2021  
Instrument: Max  
Cal. Date: 7/16/2021  
Data File: 0717M02.D

		Compound	MEAN	CCRF	%D	%Drift
81	TM	1,2,3-Trichloropropane	0.1117	0.1004	10	TM
82	TM	t-1,4-Dichloro-2-Butene	0.0824	0.0840	2.0	TM
83	TM	Bromobenzene	0.4472	0.3893	13	TM
84	TM	n-Propylbenzene	1.428	1.221	15	TM
85	TM	4-Ethyltoluene	1.293	1.141	12	TM
86	TM	2-Chlorotoluene	1.031	0.9453	8.3	TM
87	TM	1,3,5-Trimethylbenzene	1.131	1.010	11	TM
88	TM	4-Chlorotoluene	1.069	0.9414	12	TM
89	TM	Tert-Butylbenzene	0.6362	0.6048	4.9	TM
90	TM	1,2,4-Trimethylbenzene	1.110	1.008	9.2	TM
91	TM	Sec-Butylbenzene	1.206	1.121	7.1	TM
92	TM	p-Isopropyltoluene	1.024	1.016	0.75	TM
93	TM	Benzyl Chloride	0.4479	0.4325	3.4	TM
94	TM	1,3-DCB	0.7279	0.6820	6.3	TM
95	TM	1,4-DCB	0.7128	0.6849	3.9	TM
96	TM	n-Butylbenzene	0.6384	0.6572	2.9	TM
97	TM	1,2-DCB	0.6529	0.6430	1.5	TM
98	TM	Hexachloroethane	0.2509	0.2242	11	TM
99	TM	1,2-Dibromo-3-chloropropane	0.0727	0.0686	5.6	TM
100	TML	1,2,4-Trichlorobenzene	0.3302	0.3088	6.5	TML
101	TML	Hexachlorobutadiene	0.2138	0.2133	0.21	TML
102	TML	Naphthalene	0.2758	0.2284	17	TML
103	TML	1,2,3-Trichlorobenzene	0.2741	0.2271	17	TML
104						
105						
106						
107						
108						
109						
110						
111						
112						
113						
114						
115						
116						
117						
118						
119						
120						

Average

7.9

Data File : M:\MAX\DATA\210716\0717M02.D  
 Acq On : 17 Jul 21 13:51  
 Sample : 210717A CCV 10ug/L  
 Misc : IS&S 6/4/21

Vial: 2  
 Operator: LP,DG,CH  
 Inst : Max  
 Multiplr: 1.00

Quant Time: Jul 17 14:22 2021

Quant Results File: M0716W.RES

Quant Method : M:\MAX\DATA\210716\M0716W.M (RTE Integrator)  
 Title : METHOD 8260B  
 Last Update : Sat Jul 17 14:22:13 2021  
 Response via : Initial Calibration  
 DataAcq Meth : M8260\_071621

Internal Standards	R.T.	QIon	Response	Conc	Units	Dev(Min)
1) Fluorobenzene (IS)	6.25	96	270558	25.00	ppb	0.00
63) Chlorobenzene-D5 (IS)	9.44	117	232038	25.00	ppb	0.00
78) 1,4-Dichlorobenzene-D (IS)	11.78	152	144453	25.00	ppb	0.00

System Monitoring Compounds

39) Dibromofluoromethane(S)	5.45	111	79540	25.94	ppb	0.00
Spiked Amount	25.000		Recovery	=	103.756%	
44) 1,2-DCA-D4(S)	5.85	65	50000	28.13	ppb	0.00
Spiked Amount	25.000		Recovery	=	112.504%	
64) Toluene-D8(S)	7.98	98	261638	23.97	ppb	0.00
Spiked Amount	25.000		Recovery	=	95.872%	
72) 4-Bromofluorobenzene(S)	10.63	95	106094	24.59	ppb	0.00
Spiked Amount	25.000		Recovery	=	98.348%	

Target Compounds

	R.T.	QIon	Response	Conc	Units	Qvalue
3) Dichlorodifluoromethane	1.09	85	17637	10.80	ppb	96
4) Freon 114	1.19	85	12327	10.06	ppb	94
5) Chloromethane	1.23	50	11755	8.05	ppb	91
6) Vinyl chloride	1.32	62	12618	9.13	ppb	96
8) Bromomethane	1.58	94	6735	8.02	ppb	98
9) Chloroethane	1.68	64	7262	8.84	ppb	# 89
10) Dichlorofluoromethane	1.86	67	21560	8.22	ppb	96
11) Trichlorofluoromethane	1.90	101	25296	11.22	ppb	97
13) Acrolein	2.32	56	17700	110.10	ppb	98
14) Acetone	2.50	43	16987	41.54	ppb	87
15) Freon-113	2.40	151	12210	9.01	ppb	93
16) Acetonitrile	2.80	41	14985	108.09	ppb	88
18) 1,1-DCE	2.39	61	18691	9.16	ppb	89
19) t-Butanol	3.22	59	15024	120.99	ppb	95
20) Methyl Acetate	2.87	43	8005	8.41	ppb	86
21) Iodomethane	2.54	142	13693	7.56	ppb	93
22) Acrylonitrile	3.30	53	4570	10.01	ppb	# 86
24) Methylene chloride	2.95	84	14293	9.10	ppb	91
25) Carbon disulfide	2.59	76	18368	8.05	ppb	97
26) Methyl t-butyl ether (MtBE)	3.35	73	40663	8.71	ppb	95
27) Trans-1,2-DCE	3.29	96	14220	9.04	ppb	95
29) Diisopropyl Ether	4.10	45	35820	8.47	ppb	# 86
30) 1,1-DCA	3.90	63	23838	9.40	ppb	# 92
31) Vinyl Acetate	4.08	43	19681	8.32	ppb	92
32) Ethyl tert Butyl Ether	4.65	59	40637	9.34	ppb	# 88
34) MEK (2-Butanone)	4.88	43	22542	43.38	ppb	# 90
35) Cis-1,2-DCE	4.79	96	15852	8.91	ppb	95
36) 2,2-Dichloropropane	4.77	77	25837	9.90	ppb	91
37) Chloroform	5.25	83	27656	9.06	ppb	98
38) Bromochloromethane	5.10	130	11476	10.04	ppb	# 73
40) 1,1,1-TCA	5.43	97	25656	8.65	ppb	94
41) Cyclohexane	5.47	41	10587	8.59	ppb	86
42) 1,1-Dichloropropene	5.65	75	18264	9.71	ppb	94
43) 2,2,4-Trimethylpentane	6.02	57	29987	9.12	ppb	96
45) Carbon Tetrachloride	5.63	117	24960	10.54	ppb	98
46) Tert Amyl Methyl Ether	6.10	73	37599	8.20	ppb	# 92
47) 1,2-DCA	5.94	62	23061	10.26	ppb	94
48) Benzene	5.90	78	54282	9.28	ppb	98
49) TCE	6.67	95	14634	8.44	ppb	95
50) 2-Pentanone	6.94	43	92734	111.96	ppb	99

(#) = qualifier out of range (m) = manual integration  
 0717M02.D M0716W.M Sat Sep 18 11:14:55 2021

Data File : M:\MAX\DATA\210716\0717M02.D  
 Acq On : 17 Jul 21 13:51  
 Sample : 210717A CCV 10ug/L  
 Misc : IS&S 6/4/21

Vial: 2  
 Operator: LP,DG,CH  
 Inst : Max  
 Multiplr: 1.00

Quant Time: Jul 17 14:22 2021

Quant Results File: M0716W.RES

Quant Method : M:\MAX\DATA\210716\M0716W.M (RTE Integrator)  
 Title : METHOD 8260B  
 Last Update : Sat Jul 17 14:22:13 2021  
 Response via : Initial Calibration  
 DataAcq Meth : M8260\_071621

Compound	R.T.	QIon	Response	Conc	Unit	Qvalue
51) 1,2-Dichloropropane	6.92	63	7115	9.41	ppb	96
52) Bromodichloromethane	7.24	83	22423	9.55	ppb	93
53) Methyl Cyclohexane	6.85	83	19587	8.85	ppb	87
54) Dibromomethane	7.04	93	8752	9.77	ppb	88
55) MIBK (methyl isobutyl ket	7.92	43	47260	46.18	ppb	98
56) 1-Bromo-2-chloroethane	7.55	144	3126	9.93	ppb	91
58) Cis-1,3-Dichloropropene	7.72	39	12520	9.09	ppb	93
59) Toluene	8.05	91	56109	8.70	ppb	91
60) Trans-1,3-Dichloropropene	8.31	75	21286	8.98	ppb	94
61) 1,1,2-TCA	8.49	83	9886	9.41	ppb	97
62) 2-Hexanone	8.78	43	30984	48.02	ppb	96
65) 1,2-EDB	8.97	107	13516	9.23	ppb	96
66) Tetrachloroethene	8.60	164	10172	9.01	ppb	95
67) 1-Chlorohexane	9.48	91	16935	7.98	ppb	95
68) 1,1,1,2-Tetrachloroethane	9.57	131	18762	9.75	ppb	89
69) m&p-Xylene	9.72	106	56840	19.09	ppb	89
70) o-Xylene	10.11	106	25451	8.49	ppb	82
71) Styrene	10.13	104	43806	8.85	ppb	96
73) 1,3-Dichloropropane	8.65	76	20833	9.75	ppb	99
74) Dibromochloromethane	8.87	129	18493	9.15	ppb	98
75) Chlorobenzene	9.47	112	42013	9.54	ppb	97
76) Ethylbenzene	9.60	91	67219	9.11	ppb	95
77) Bromoform	10.30	173	14906	9.82	ppb	89
79) Isopropylbenzene	10.49	105	72843	9.04	ppb	98
80) 1,1,2,2-Tetrachloroethane	10.80	83	14735	9.22	ppb	# 84
81) 1,2,3-Trichloropropane	10.84	110	5800	8.99	ppb	90
82) t-1,4-Dichloro-2-Butene	10.86	53	4853	10.20	ppb	91
83) Bromobenzene	10.77	156	22497	8.71	ppb	100
84) n-Propylbenzene	10.90	91	70553	8.55	ppb	99
85) 4-Ethyltoluene	11.01	105	65942	8.83	ppb	95
86) 2-Chlorotoluene	10.97	91	54619	9.17	ppb	94
87) 1,3,5-Trimethylbenzene	11.08	105	58342	8.93	ppb	98
88) 4-Chlorotoluene	11.08	91	54394	8.80	ppb	100
89) Tert-Butylbenzene	11.40	119	34944	9.51	ppb	94
90) 1,2,4-Trimethylbenzene	11.45	105	58228	9.08	ppb	99
91) Sec-Butylbenzene	11.62	105	64759	9.29	ppb	99
92) p-Isopropyltoluene	11.77	119	58721	9.92	ppb	94
93) Benzyl Chloride	11.95	91	24993	9.66	ppb	94
94) 1,3-DCB	11.81	146	39406	9.37	ppb	94
95) 1,4-DCB	11.71	146	39574	9.61	ppb	91
96) n-Butylbenzene	12.18	91	37973	10.29	ppb	92
97) 1,2-DCB	12.17	146	37155	9.85	ppb	99
98) Hexachloroethane	12.42	117	12953	8.94	ppb	94
99) 1,2-Dibromo-3-chloropropan	12.96	157	3963	9.44	ppb	89
100) 1,2,4-Trichlorobenzene	13.78	180	17844	8.73	ppb	99
101) Hexachlorobutadiene	13.96	225	12326	8.53	ppb	93
102) Naphthalene	14.02	128	13195	8.49	ppb	# 91
103) 1,2,3-Trichlorobenzene	14.26	180	13125	8.20	ppb	97

(#) = qualifier out of range (m) = manual integration  
 0717M02.D M0716W.M Sat Sep 18 11:14:56 2021

Quantitation Report

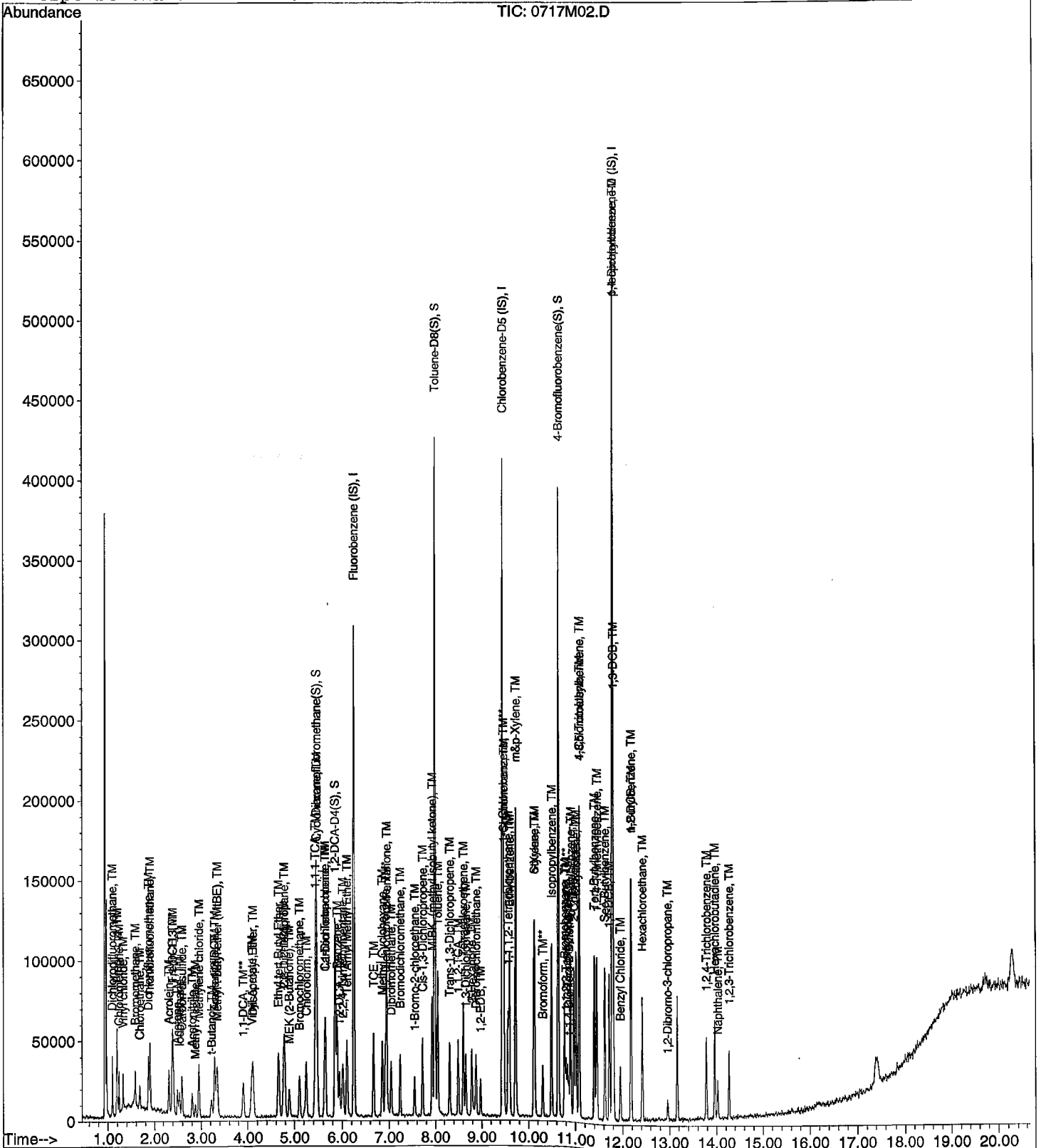
Data File : M:\MAX\DATA\210716\0717M02.D  
Acq On : 17 Jul 21 13:51  
Sample : 210717A CCV 10ug/L  
Misc : IS&S 6/4/21

Vial: 2  
Operator: LP,DG,CH  
Inst : Max  
Multiplr: 1.00

Quant Time: Jul 17 14:22 2021

Quant Results File: M0716W.RES

Method : M:\MAX\DATA\210716\M0716W.M (RTE Integrator)  
Title : METHOD 8260B  
Last Update : Sat Jul 17 14:22:13 2021  
Response via : Initial Calibration



VOLATILE ORGANIC ANALYSIS BY  
EPA METHOD 8260B

Form 7

Ending Continuing Calibration

Lab Name: APPL, Inc.

SDG No: \_\_\_\_\_

Case No: \_\_\_\_\_

Date Analyzed: 7/18/2021

Matrix: \_\_\_\_\_

Instrument: Max

Initial Cal. Date: 7/16/2021

Data File: 0717M26.D

		Compound	MEAN	CCRF	%D	%Drift
1	I	Fluorobenzene (IS)	ISTD			I
2	TM	Chlorotrifluoroethene	0.0000	0.0012	0.00	TM
3	TM	Dichlorodifluoromethane	0.1509	0.1624	7.6	TM
4	TM	Freon 114	0.1133	0.1091	3.7	TM
5	TM**L	Chloromethane	0.1433	0.1120	22	TM**L 17
6	TM*	Vinyl chloride	0.1277	0.1131	11	TM*
7	TM	2-Chloro-1,1,1-trifluoroethane	0.0000	0.0029	0.00	TM
8	TM	Bromomethane	0.0776	0.0683	12	TM
9	TML	Chloroethane	0.0770	0.0651	15	TML 15
10	TM	Dichlorofluoromethane	0.2424	0.2130	12	TM
11	TM	Trichlorofluoromethane	0.2083	0.2407	16	TM
12	TM	2,2-Dichloro-1,1,1-trifluoroethane	0.0000	0.0007	0.00	TM
13	TM	Acrolein	0.0149	0.0111	25	TM
14	TM	Acetone	0.0378	0.0315	17	TM
15	TML	Freon-113	0.1117	0.1167	4.5	TML 6.6
16	TM	Acetonitrile	0.0128	0.0115	10	TM
17	TM	2-propanol	0.0000	0.0004	0.00	TM
18	TM*	1,1-DCE	0.1886	0.1751	7.2	TM*
19	TM	t-Butanol	0.0115	0.0100	12	TM
20	TML	Methyl Acetate	0.0997	0.1033	3.6	TML 21
21	TML	Iodomethane	0.1475	0.1113	25	TML 33
22	TM	Acrylonitrile	0.0422	0.0380	9.9	TM
23	TM	2-Methylpentane	0.0000	0.0091	0.00	TM
24	TM	Methylene chloride	0.1452	0.1310	9.8	TM
25	TM	Carbon disulfide	0.2110	0.1927	8.6	TM
26	TM	Methyl t-butyl ether (MtBE)	0.4314	0.3891	9.8	TM
27	TM	Trans-1,2-DCE	0.1454	0.1364	6.2	TM
28	TM	3-Methylpentane	0.0000	0.0008	0.00	TM
29	TM	Diisopropyl Ether	0.3910	0.3490	11	TM
30	TM**	1,1-DCA	0.2342	0.2167	7.5	TM**
31	TML	Vinyl Acetate	0.1903	0.1600	16	TML 28
32	TM	Ethyl tert Butyl Ether	0.4018	0.3712	7.6	TM
33	TML	Methylcyclopentane	0.0000	0.0177	0.00	TML
34	TM	MEK (2-Butanone)	0.0480	0.0377	21	TM
35	TM	Cis-1,2-DCE	0.1645	0.1462	11	TM
36	TM	2,2-Dichloropropane	0.2412	0.1987	18	TM
37	TM*	Chloroform	0.2822	0.2580	8.6	TM*
38	TM	Bromochloromethane	0.1056	0.1144	8.3	TM
39	S	Dibromofluoromethane(S)	0.2833	0.2900	2.4	S
40	TM	1,1,1-TCA	0.2740	0.2589	5.5	TM

Average

9.4



VOLATILE ORGANIC ANALYSIS BY  
EPA METHOD 8260B

Form 7

Ending Continuing Calibration

Lab Name: APPL, Inc.  
Case No: \_\_\_\_\_  
Matrix: 0

SDG No: \_\_\_\_\_  
Date Analyzed: 7/18/2021  
Instrument: Max  
Cal. Date: 7/16/2021  
Data File: 0717M26.D

		Compound	MEAN	CCRF	%D	%Drift
41	TM	Cyclohexane	0.1139	0.0996	13	TM
42	TM	1,1-Dichloropropene	0.1738	0.1676	3.6	TM
43	TM	2,2,4-Trimethylpentane	0.3038	0.2710	11	TM
44	S	1,2-DCA-D4(S)	0.1643	0.1766	7.5	S
45	TM	Carbon Tetrachloride	0.2188	0.2385	9.0	TM
46	TM	Tert Amyl Methyl Ether	0.4236	0.3661	14	TM
47	TM	1,2-DCA	0.2076	0.2292	10	TM
48	TM	Benzene	0.5404	0.4927	8.8	TM
49	TM	TCE	0.1602	0.1458	9.0	TM
50	TM	2-Pentanone	0.0765	0.0690	9.9	TM
51	TM*	1,2-Dichloropropane	0.0699	0.0656	6.1	TM*
52	TM	Bromodichloromethane	0.2169	0.2206	1.7	TM
53	TM	Methyl Cyclohexane	0.2045	0.1786	13	TM
54	TM	Dibromomethane	0.0827	0.0821	0.78	TM
55	TM	MIBK (methyl isobutyl ketone)	0.0946	0.0848	10	TM
56	TML	1-Bromo-2-chloroethane	0.0280	0.0291	3.9	TML 0.09
57	TM	2-Chloroethyl vinyl ether	0.0000	0.0887	0.00	TM
58	TM	Cis-1,3-Dichloropropene	0.1273	0.1164	8.5	TM
59	TM*	Toluene	0.5960	0.5449	8.6	TM*
60	TM	Trans-1,3-Dichloropropene	0.2189	0.2006	8.4	TM
61	TML	1,1,2-TCA	0.1121	0.0867	23	TML 11
62	TM	2-Hexanone	0.0596	0.0546	8.4	TM
63	I	Chlorobenzene-D5 (IS)	ISTD			I
64	S	Toluene-D8(S)	1.176	1.144	2.8	S
65	TM	1,2-EDB	0.1578	0.1384	12	TM
66	TM	Tetrachloroethene	0.1216	0.1133	6.8	TM
67	TM	1-Chlorohexane	0.2286	0.1804	21	TM
68	TM	1,1,1,2-Tetrachloroethane	0.2073	0.2076	0.15	TM
69	TM	m&p-Xylene	0.3207	0.2971	7.4	TM
70	TM	o-Xylene	0.3230	0.3229	0.04	TM
71	TM	Styrene	0.5331	0.5074	4.8	TM
72	S	4-Bromofluorobenzene(S)	0.4649	0.4519	2.8	S
73	TM	1,3-Dichloropropane	0.2302	0.2259	1.9	TM
74	TM	Dibromochloromethane	0.2178	0.1925	12	TM
75	TM**	Chlorobenzene	0.4744	0.4669	1.6	TM**
76	TM*	Ethylbenzene	0.7947	0.7540	5.1	TM*
77	TM**	Bromoform	0.1635	0.1578	3.5	TM**
78	I	1,4-Dichlorobenzene-D (IS)	ISTD			I
79	TM	Isopropylbenzene	1.395	1.216	13	TM
80	TM**L	1,1,2,2-Tetrachloroethane	0.2940	0.2113	28	TM**L 25

Average

8.2

VOLATILE ORGANIC ANALYSIS BY  
EPA METHOD 8260B

Form 7

Ending Continuing Calibration

Lab Name: APPL, Inc.

SDG No: \_\_\_\_\_

Case No: \_\_\_\_\_

Date Analyzed: 7/18/2021

Matrix: 0

Instrument: Max

Cal. Date: 7/16/2021

Data File: 0717M26.D

		Compound	MEAN	CCRF	%D	%Drift	
81	TM	1,2,3-Trichloropropane	0.1117	0.0959	14	TM	
82	TM	t-1,4-Dichloro-2-Butene	0.0824	0.0666	19	TM	
83	TM	Bromobenzene	0.4472	0.4005	10	TM	
84	TM	n-Propylbenzene	1.428	1.217	15	TM	
85	TM	4-Ethyltoluene	1.293	1.190	7.9	TM	
86	TM	2-Chlorotoluene	1.031	0.8543	17	TM	
87	TM	1,3,5-Trimethylbenzene	1.131	1.057	6.6	TM	
88	TM	4-Chlorotoluene	1.069	0.9942	7.0	TM	
89	TM	Tert-Butylbenzene	0.6362	0.5732	9.9	TM	
90	TM	1,2,4-Trimethylbenzene	1.110	1.026	7.5	TM	
91	TM	Sec-Butylbenzene	1.206	1.161	3.8	TM	
92	TM	p-Isopropyltoluene	1.024	1.005	1.8	TM	
93	TM	Benzyl Chloride	0.4479	0.2920	35	TM	
94	TM	1,3-DCB	0.7279	0.6948	4.6	TM	
95	TM	1,4-DCB	0.7128	0.6808	4.5	TM	
96	TM	n-Butylbenzene	0.6384	0.6564	2.8	TM	
97	TM	1,2-DCB	0.6529	0.6642	1.7	TM	
98	TM	Hexachloroethane	0.2509	0.2301	8.3	TM	
99	TM	1,2-Dibromo-3-chloropropane	0.0727	0.0700	3.8	TM	
100	TML	1,2,4-Trichlorobenzene	0.3302	0.2807	15	TML	18
101	TML	Hexachlorobutadiene	0.2138	0.2091	2.2	TML	16
102	TML	Naphthalene	0.2758	0.2033	26	TML	20
103	TML	1,2,3-Trichlorobenzene	0.2741	0.2152	22	TML	20
104							
105							
106							
107							
108							
109							
110							
111							
112							
113							
114							
115							
116							
117							
118							
119							
120							

Average

10.7

Quantitation Report (Not Reviewed)

Data File : M:\MAX\DATA\210716\0717M26.D  
 Acq On : 18 Jul 21 1:02  
 Sample : Ending CCV 10ug/L 7/17/21  
 Misc : IS&S 6/4/21

Vial: 26  
 Operator: LP,DG,CH  
 Inst : Max  
 Multiplr: 1.00

Quant Time: Jul 19 7:08 2021

Quant Results File: M0716W.RES

Quant Method : M:\MAX\DATA\210716\M0716W.M (RTE Integrator)  
 Title : METHOD 8260B  
 Last Update : Sat Jul 17 14:22:13 2021  
 Response via : Initial Calibration  
 DataAcq Meth : M8260\_071621

Internal Standards	R.T.	QIon	Response	Conc	Units	Dev(Min)
1) Fluorobenzene (IS)	6.25	96	261699	25.00	ppb	0.00
63) Chlorobenzene-D5 (IS)	9.45	117	223109	25.00	ppb	0.00
78) 1,4-Dichlorobenzene-D (IS)	11.78	152	140729	25.00	ppb	0.00

System Monitoring Compounds	R.T.	QIon	Response	Conc	Units	Dev(Min)
39) Dibromofluoromethane(S)	5.45	111	75899	25.59	ppb	0.00
Spiked Amount 25.000			Recovery =	102.356%		
44) 1,2-DCA-D4(S)	5.85	65	46208	26.87	ppb	0.00
Spiked Amount 25.000			Recovery =	107.488%		
64) Toluene-D8(S)	7.98	98	255185	24.31	ppb	0.00
Spiked Amount 25.000			Recovery =	97.248%		
72) 4-Bromofluorobenzene(S)	10.63	95	100821	24.30	ppb	0.00
Spiked Amount 25.000			Recovery =	97.200%		

Target Compounds	R.T.	QIon	Response	Conc	Units	Qvalue
3) Dichlorodifluoromethane	1.10	85	16999	10.76	ppb	# 84
4) Freon 114	1.19	85	11423	9.63	ppb	95
5) Chloromethane	1.23	50	11721	8.31	ppb	97
6) Vinyl chloride	1.32	62	11838	8.86	ppb	97
8) Bromomethane	1.58	94	7145	8.79	ppb	96
9) Chloroethane	1.68	64	6818	8.52	ppb	97
10) Dichlorofluoromethane	1.86	67	22298	8.79	ppb	92
11) Trichlorofluoromethane	1.90	101	25201	11.56	ppb	99
13) Acrolein	2.32	56	14496	93.23	ppb	95
14) Acetone	2.49	43	16498	41.71	ppb	88
15) Freon-113	2.41	151	12219	9.34	ppb	89
16) Acetonitrile	2.80	41	15004	111.89	ppb	# 88
18) 1,1-DCE	2.39	61	18328	9.28	ppb	95
19) t-Butanol	3.22	59	13139	109.40	ppb	98
20) Methyl Acetate	2.87	43	10812	12.14	ppb	97
21) Iodomethane	2.53	142	11646	6.74	ppb	94
22) Acrylonitrile	3.30	53	3979	9.01	ppb	# 95
24) Methylene chloride	2.95	84	13711	9.02	ppb	96
25) Carbon disulfide	2.59	76	20176	9.14	ppb	99
26) Methyl t-butyl ether (MtBE)	3.34	73	40731	9.02	ppb	94
27) Trans-1,2-DCE	3.29	96	14282	9.38	ppb	96
29) Diisopropyl Ether	4.11	45	36533	8.93	ppb	91
30) 1,1-DCA	3.90	63	22682	9.25	ppb	95
31) Vinyl Acetate	4.10	43	16744	7.22	ppb	# 78
32) Ethyl tert Butyl Ether	4.66	59	38861	9.24	ppb	100
34) MEK (2-Butanone)	4.89	43	19749	39.29	ppb	95
35) Cis-1,2-DCE	4.78	96	15302	8.89	ppb	91
36) 2,2-Dichloropropane	4.76	77	20798	8.24	ppb	99
37) Chloroform	5.25	83	27007	9.14	ppb	92
38) Bromochloromethane	5.11	130	11974	10.83	ppb	# 76
40) 1,1,1-TCA	5.43	97	27104	9.45	ppb	89
41) Cyclohexane	5.48	41	10431	8.75	ppb	89
42) 1,1-Dichloropropene	5.65	75	17542	9.64	ppb	91
43) 2,2,4-Trimethylpentane	6.02	57	28371	8.92	ppb	97
45) Carbon Tetrachloride	5.63	117	24971	10.90	ppb	91
46) Tert Amyl Methyl Ether	6.10	73	38324	8.64	ppb	# 98
47) 1,2-DCA	5.94	62	23990	11.04	ppb	94
48) Benzene	5.90	78	51573	9.12	ppb	96
49) TCE	6.67	95	15261	9.10	ppb	95
50) 2-Pentanone	6.94	43	90243	112.64	ppb	93

(#) = qualifier out of range (m) = manual integration  
 0717M26.D M0716W.M Sat Sep 18 11:15:10 2021

Data File : M:\MAX\DATA\210716\0717M26.D  
 Acq On : 18 Jul 21 1:02  
 Sample : Ending CCV 10ug/L 7/17/21  
 Misc : IS&S 6/4/21

Vial: 26  
 Operator: LP,DG,CH  
 Inst : Max  
 Multiplr: 1.00

Quant Time: Jul 19 7:08 2021

Quant Results File: M0716W.RES

Quant Method : M:\MAX\DATA\210716\M0716W.M (RTE Integrator)  
 Title : METHOD 8260B  
 Last Update : Sat Jul 17 14:22:13 2021  
 Response via : Initial Calibration  
 DataAcq Meth : M8260\_071621

Compound	R.T.	QIon	Response	Conc	Unit	Qvalue
51) 1,2-Dichloropropane	6.92	63	6865	9.39	ppb	100
52) Bromodichloromethane	7.24	83	23097	10.17	ppb	99
53) Methyl Cyclohexane	6.85	83	18696	8.74	ppb	99
54) Dibromomethane	7.04	93	8594	9.92	ppb	95
55) MIBK (methyl isobutyl ket	7.92	43	44405	44.86	ppb	94
56) 1-Bromo-2-chloroethane	7.55	144	3046	10.01	ppb	81
58) Cis-1,3-Dichloropropene	7.72	39	12189	9.15	ppb	# 92
59) Toluene	8.05	91	57035	9.14	ppb	98
60) Trans-1,3-Dichloropropene	8.31	75	20997	9.16	ppb	92
61) 1,1,2-TCA	8.49	83	9071	8.90	ppb	93
62) 2-Hexanone	8.78	43	28598	45.82	ppb	94
65) 1,2-EDB	8.97	107	12349	8.77	ppb	90
66) Tetrachloroethene	8.60	164	10113	9.32	ppb	94
67) 1-Chlorohexane	9.48	91	16099	7.89	ppb	94
68) 1,1,1,2-Tetrachloroethane	9.57	131	18530	10.01	ppb	93
69) m&p-Xylene	9.72	106	53035	18.53	ppb	96
70) o-Xylene	10.11	106	28814	10.00	ppb	87
71) Styrene	10.13	104	45285	9.52	ppb	99
73) 1,3-Dichloropropane	8.66	76	20161	9.81	ppb	98
74) Dibromochloromethane	8.88	129	17179	8.84	ppb	98
75) Chlorobenzene	9.47	112	41667	9.84	ppb	95
76) Ethylbenzene	9.60	91	67289	9.49	ppb	96
77) Bromoform	10.30	173	14086	9.65	ppb	83
79) Isopropylbenzene	10.49	105	68446	8.72	ppb	91
80) 1,1,2,2-Tetrachloroethane	10.80	83	11892	7.49	ppb	93
81) 1,2,3-Trichloropropane	10.83	110	5400	8.59	ppb	93
82) t-1,4-Dichloro-2-Butene	10.86	53	3749	8.09	ppb	# 76
83) Bromobenzene	10.77	156	22543	8.95	ppb	90
84) n-Propylbenzene	10.90	91	68516	8.52	ppb	100
85) 4-Ethyltoluene	11.02	105	66988	9.21	ppb	97
86) 2-Chlorotoluene	10.97	91	48088	8.29	ppb	98
87) 1,3,5-Trimethylbenzene	11.08	105	59482	9.34	ppb	96
88) 4-Chlorotoluene	11.08	91	55965	9.30	ppb	97
89) Tert-Butylbenzene	11.40	119	32264	9.01	ppb	93
90) 1,2,4-Trimethylbenzene	11.45	105	57783	9.25	ppb	96
91) Sec-Butylbenzene	11.62	105	65359	9.62	ppb	94
92) p-Isopropyltoluene	11.77	119	56595	9.82	ppb	93
93) Benzyl Chloride	11.95	91	16439	6.52	ppb	98
94) 1,3-DCB	11.81	146	39109	9.54	ppb	95
95) 1,4-DCB	11.71	146	38325	9.55	ppb	86
96) n-Butylbenzene	12.18	91	36950	10.28	ppb	89
97) 1,2-DCB	12.18	146	37387	10.17	ppb	98
98) Hexachloroethane	12.42	117	12950	9.17	ppb	97
99) 1,2-Dibromo-3-chloropropan	12.96	157	3938	9.62	ppb	# 86
100) 1,2,4-Trichlorobenzene	13.78	180	15803	8.24	ppb	93
101) Hexachlorobutadiene	13.96	225	11773	8.40	ppb	99
102) Naphthalene	14.02	128	11443	8.00	ppb	97
103) 1,2,3-Trichlorobenzene	14.26	180	12113	7.95	ppb	90

Quantitation Report

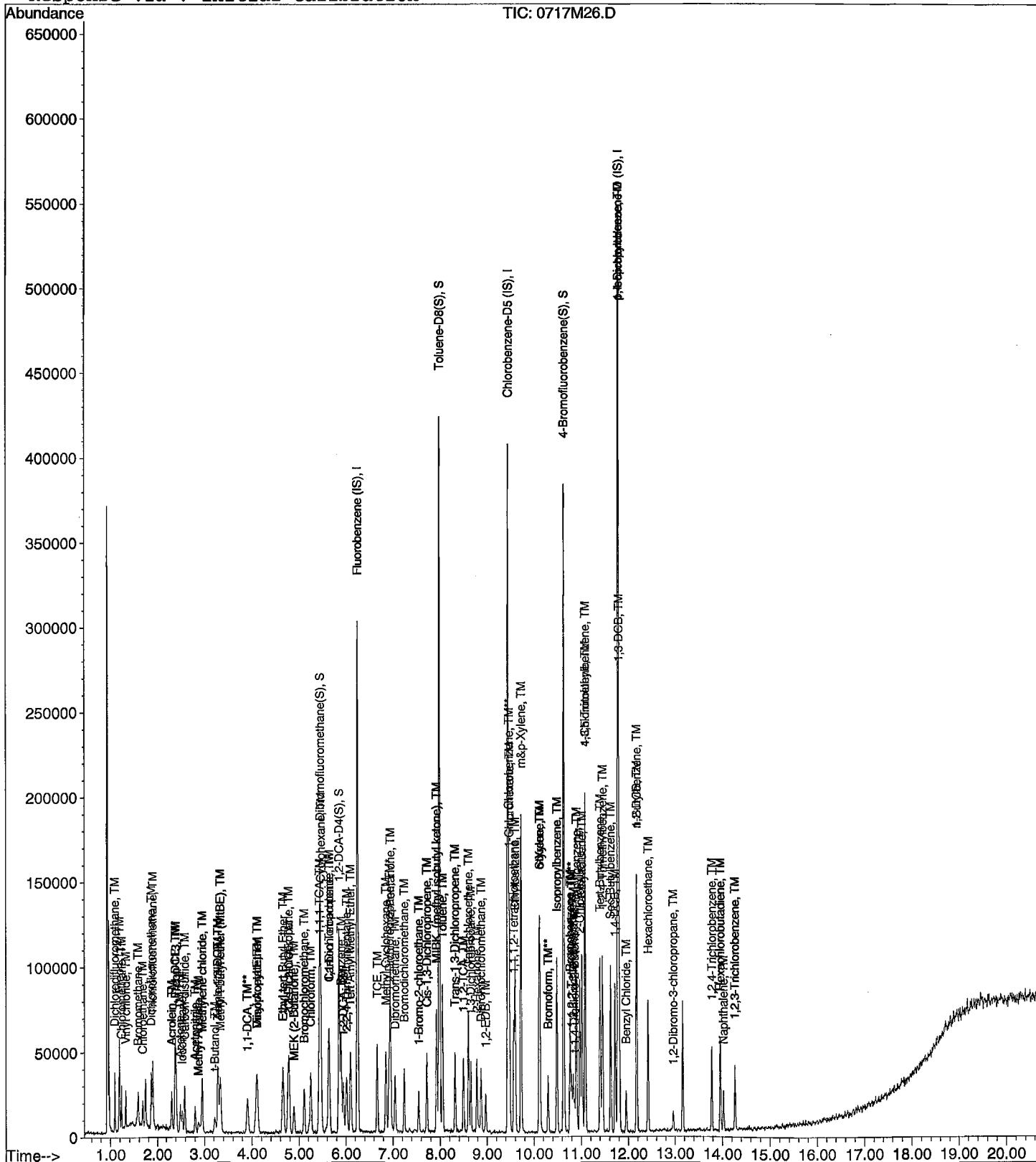
Data File : M:\MAX\DATA\210716\0717M26.D  
Acq On : 18 Jul 21 1:02  
Sample : Ending CCV 10ug/L 7/17/21  
Misc : IS&S 6/4/21

Vial: 26  
Operator: LP,DG,CH  
Inst : Max  
Multiplr: 1.00

Quant Time: Jul 19 7:08 2021

Quant Results File: M0716W.RES

Method : M:\MAX\DATA\210716\M0716W.M (RTE Integrator)  
Title : METHOD 8260B  
Last Update : Sat Jul 17 14:22:13 2021  
Response via : Initial Calibration



VOLATILE ORGANIC ANALYSIS BY  
EPA METHOD 8260B

Form 7

Continuing Calibration

Lab Name: APPL, Inc.

SDG No: \_\_\_\_\_

Case No: \_\_\_\_\_

Date Analyzed: 7/19/2021

Matrix: \_\_\_\_\_

Instrument: Max

Initial Cal. Date: 7/16/2021

Data File: 0719M02.D

		Compound	MEAN	CCRF	%D	%Drift	
1	I	Fluorobenzene (IS)	ISTD			I	
2	TM	Chlorotrifluoroethene	0.0000	0.0133	0.00	TM	
3	TM	Dichlorodifluoromethane	0.1509	0.1660	10	TM	
4	TM	Freon 114	0.1133	0.1025	9.5	TM	
5	TM**L	Chloromethane	0.1433	0.1199	16	TM**L	11
6	TM*	Vinyl chloride	0.1277	0.1195	6.4	TM*	
7	TM	2-Chloro-1,1,1-trifluoroethane	0.0000	0.0027	0.00	TM	
8	TM	Bromomethane	0.0776	0.0705	9.1	TM	
9	TML	Chloroethane	0.0770	0.0506	34	TML	38 *
10	TM	Dichlorofluoromethane	0.2424	0.2170	10	TM	
11	TM	Trichlorofluoromethane	0.2083	0.2520	21	TM	*
12	TM	2,2-Dichloro-1,1,1-trifluoroethane	0.0000	0.0013	0.00	TM	
13	TM	Acrolein	0.0149	0.0127	14	TM	
14	TM	Acetone	0.0378	0.0323	14	TM	
15	TML	Freon-113	0.1117	0.1052	5.8	TML	16
16	TM	Acetonitrile	0.0128	0.0119	7.5	TM	
17	TM	2-propanol	0.0000	0.0004	0.00	TM	
18	TM*	1,1-DCE	0.1886	0.1727	8.4	TM*	
19	TM	t-Butanol	0.0115	0.0102	11	TM	
20	TML	Methyl Acetate	0.0997	0.0720	28	TML	18
21	TML	Iodomethane	0.1475	0.1014	31	TML	38 *
22	TM	Acrylonitrile	0.0422	0.0361	14	TM	
23	TM	2-Methylpentane	0.0000	0.0005	0.00	TM	
24	TM	Methylene chloride	0.1452	0.1255	14	TM	
25	TM	Carbon disulfide	0.2110	0.1790	15	TM	
26	TM	Methyl t-butyl ether (MtBE)	0.4314	0.3813	12	TM	
27	TM	Trans-1,2-DCE	0.1454	0.1286	12	TM	
28	TM	3-Methylpentane	0.0000	0.0007	0.00	TM	
29	TM	Diisopropyl Ether	0.3910	0.3345	14	TM	
30	TM**	1,1-DCA	0.2342	0.2091	11	TM**	
31	TML	Vinyl Acetate	0.1903	0.1932	1.5	TML	11
32	TM	Ethyl tert Butyl Ether	0.4018	0.3711	7.6	TM	
33	TML	Methylcyclopentane	0.0000	0.0197	0.00	TML	
34	TM	MEK (2-Butanone)	0.0480	0.0424	12	TM	
35	TM	Cis-1,2-DCE	0.1645	0.1510	8.2	TM	
36	TM	2,2-Dichloropropane	0.2412	0.2391	0.90	TM	
37	TM*	Chloroform	0.2822	0.2500	11	TM*	
38	TM	Bromochloromethane	0.1056	0.1079	2.2	TM	
39	S	Dibromofluoromethane(S)	0.2833	0.2940	3.8	S	
40	TM	1,1,1-TCA	0.2740	0.2592	5.4	TM	
Average					9.8		

VOLATILE ORGANIC ANALYSIS BY  
EPA METHOD 8260B

Form 7

Continuing Calibration

Lab Name: APPL, Inc.  
Case No: \_\_\_\_\_  
Matrix: 0

SDG No: \_\_\_\_\_  
Date Analyzed: 7/19/2021  
Instrument: Max  
Cal. Date: 7/16/2021  
Data File: 0719M02.D

		Compound	MEAN	CCRF	%D	%Drift
41	TM	Cyclohexane	0.1139	0.0988	13	TM
42	TM	1,1-Dichloropropene	0.1738	0.1650	5.1	TM
43	TM	2,2,4-Trimethylpentane	0.3038	0.2524	17	TM
44	S	1,2-DCA-D4(S)	0.1643	0.1816	11	S
45	TM	Carbon Tetrachloride	0.2188	0.2444	12	TM
46	TM	Tert Amyl Methyl Ether	0.4236	0.3698	13	TM
47	TM	1,2-DCA	0.2076	0.2223	7.0	TM
48	TM	Benzene	0.5404	0.4948	8.4	TM
49	TM	TCE	0.1602	0.1372	14	TM
50	TM	2-Pentanone	0.0765	0.0702	8.3	TM
51	TM*	1,2-Dichloropropane	0.0699	0.0656	6.1	TM*
52	TM	Bromodichloromethane	0.2169	0.2167	0.11	TM
53	TM	Methyl Cyclohexane	0.2045	0.1678	18	TM
54	TM	Dibromomethane	0.0827	0.0868	4.9	TM
55	TM	MIBK (methyl isobutyl ketone)	0.0946	0.0873	7.7	TM
56	TML	1-Bromo-2-chloroethane	0.0280	0.0315	12	TML 8.4
57	TM	2-Chloroethyl vinyl ether	0.0000	0.0913	0.00	TM
58	TM	Cis-1,3-Dichloropropene	0.1273	0.1223	3.9	TM
59	TM*	Toluene	0.5960	0.5327	11	TM*
60	TM	Trans-1,3-Dichloropropene	0.2189	0.2048	6.4	TM
61	TML	1,1,2-TCA	0.1121	0.0799	29	TML 18
62	TM	2-Hexanone	0.0596	0.0572	4.0	TM
63	I	Chlorobenzene-D5 (IS)	ISTD			I
64	S	Toluene-D8(S)	1.176	1.120	4.8	S
65	TM	1,2-EDB	0.1578	0.1402	11	TM
66	TM	Tetrachloroethene	0.1216	0.1142	6.1	TM
67	TM	1-Chlorohexane	0.2286	0.1727	24	TM *
68	TM	1,1,1,2-Tetrachloroethane	0.2073	0.2099	1.3	TM
69	TM	m&p-Xylene	0.3207	0.2919	9.0	TM
70	TM	o-Xylene	0.3230	0.3117	3.5	TM
71	TM	Styrene	0.5331	0.4960	7.0	TM
72	S	4-Bromofluorobenzene(S)	0.4649	0.4481	3.6	S
73	TM	1,3-Dichloropropane	0.2302	0.2196	4.6	TM
74	TM	Dibromochloromethane	0.2178	0.2054	5.7	TM
75	TM**	Chlorobenzene	0.4744	0.4705	0.82	TM**
76	TM*	Ethylbenzene	0.7947	0.6986	12	TM*
77	TM**	Bromoform	0.1635	0.1571	4.0	TM**
78	I	1,4-Dichlorobenzene-D (IS)	ISTD			I
79	TM	Isopropylbenzene	1.395	1.233	12	TM
80	TM**L	1,1,2,2-Tetrachloroethane	0.2940	0.2384	19	TM**L 14
Average					9.0	

VOLATILE ORGANIC ANALYSIS BY  
EPA METHOD 8260B

Form 7

Continuing Calibration

Lab Name: APPL, Inc.

SDG No: \_\_\_\_\_

Case No: \_\_\_\_\_

Date Analyzed: 7/19/2021

Matrix: 0

Instrument: Max

Cal. Date: 7/16/2021

Data File: 0719M02.D

		Compound	MEAN	CCRF	%D	%Drift	
81	TM	1,2,3-Trichloropropane	0.1117	0.0970	13	TM	
82	TM	t-1,4-Dichloro-2-Butene	0.0824	0.0710	14	TM	
83	TM	Bromobenzene	0.4472	0.4035	9.8	TM	
84	TM	n-Propylbenzene	1.428	1.273	11	TM	
85	TM	4-Ethyltoluene	1.293	1.187	8.2	TM	
86	TM	2-Chlorotoluene	1.031	0.9502	7.8	TM	
87	TM	1,3,5-Trimethylbenzene	1.131	1.032	8.8	TM	
88	TM	4-Chlorotoluene	1.069	0.9869	7.7	TM	
89	TM	Tert-Butylbenzene	0.6362	0.6151	3.3	TM	
90	TM	1,2,4-Trimethylbenzene	1.110	1.018	8.3	TM	
91	TM	Sec-Butylbenzene	1.206	1.146	5.0	TM	
92	TM	p-Isopropyltoluene	1.024	1.025	0.12	TM	
93	TM	Benzyl Chloride	0.4479	0.4166	7.0	TM	
94	TM	1,3-DCB	0.7279	0.7118	2.2	TM	
95	TM	1,4-DCB	0.7128	0.7382	3.6	TM	
96	TM	n-Butylbenzene	0.6384	0.6535	2.4	TM	
97	TM	1,2-DCB	0.6529	0.6637	1.7	TM	
98	TM	Hexachloroethane	0.2509	0.2410	3.9	TM	
99	TM	1,2-Dibromo-3-chloropropane	0.0727	0.0692	4.8	TM	
100	TML	1,2,4-Trichlorobenzene	0.3302	0.2996	9.3	TML	14
101	TML	Hexachlorobutadiene	0.2138	0.2187	2.3	TML	13
102	TML	Naphthalene	0.2758	0.2060	25	TML	20
103	TML	1,2,3-Trichlorobenzene	0.2741	0.2463	10	TML	14
104							
105							
106							
107							
108							
109							
110							
111							
112							
113							
114							
115							
116							
117							
118							
119							
120							

Average

7.4



Quantitation Report (Not Reviewed)

Data File : M:\MAX\DATA\210716\0719M02.D  
 Acq On : 19 Jul 21 10:21  
 Sample : 210718A CCV 10ug/L  
 Misc : IS&S 6/4/21

Vial: 2  
 Operator: LP,DG,CH  
 Inst : Max  
 Multiplr: 1.00

Quant Time: Jul 19 10:45 2021

Quant Results File: M0716W.RES

Quant Method : M:\MAX\DATA\210716\M0716W.M (RTE Integrator)  
 Title : METHOD 8260B  
 Last Update : Sat Jul 17 14:22:13 2021  
 Response via : Initial Calibration  
 DataAcq Meth : M8260\_071621

Internal Standards	R.T.	QIon	Response	Conc	Units	Dev(Min)
1) Fluorobenzene (IS)	6.25	96	260370	25.00	ppb	0.00
63) Chlorobenzene-D5 (IS)	9.44	117	225970	25.00	ppb	0.00
78) 1,4-Dichlorobenzene-D (IS)	11.78	152	140042	25.00	ppb	0.00

System Monitoring Compounds

39) Dibromofluoromethane(S)	5.45	111	76543	25.94	ppb	0.00
Spiked Amount	25.000		Recovery	=	103.752%	
44) 1,2-DCA-D4(S)	5.85	65	47280	27.64	ppb	0.00
Spiked Amount	25.000		Recovery	=	110.544%	
64) Toluene-D8(S)	7.98	98	253087	23.81	ppb	0.00
Spiked Amount	25.000		Recovery	=	95.228%	
72) 4-Bromofluorobenzene(S)	10.63	95	101260	24.10	ppb	0.00
Spiked Amount	25.000		Recovery	=	96.388%	

Target Compounds

Target Compounds	R.T.	QIon	Response	Conc	Units	Qvalue
3) Dichlorodifluoromethane	1.10	85	17284	11.00	ppb	90
4) Freon 114	1.19	85	10673	9.05	ppb	92
5) Chloromethane	1.23	50	12492	8.94	ppb	91
6) Vinyl chloride	1.32	62	12442	9.36	ppb	98
8) Bromomethane	1.58	94	7346	9.09	ppb	95
9) Chloroethane	1.68	64	5270	6.18	ppb	# 74
10) Dichlorofluoromethane	1.86	67	22602	8.95	ppb	97
11) Trichlorofluoromethane	1.90	101	26250	12.10	ppb	95
13) Acrolein	2.32	56	16537	106.89	ppb	97
14) Acetone	2.49	43	16829	42.76	ppb	93
15) Freon-113	2.41	151	10958	8.38	ppb	95
16) Acetonitrile	2.80	41	15433	115.68	ppb	93
18) 1,1-DCE	2.39	61	17990	9.16	ppb	93
19) t-Butanol	3.22	59	13284	111.17	ppb	# 89
20) Methyl Acetate	2.87	43	7500	8.16	ppb	96
21) Iodomethane	2.53	142	10561	6.21	ppb	94
22) Acrylonitrile	3.30	53	3760	8.56	ppb	# 72
24) Methylene chloride	2.95	84	13074	8.64	ppb	89
25) Carbon disulfide	2.59	76	18640	8.48	ppb	99
26) Methyl t-butyl ether (MtBE)	3.34	73	39711	8.84	ppb	98
27) Trans-1,2-DCE	3.29	96	13389	8.84	ppb	93
29) Diisopropyl Ether	4.11	45	34840	8.56	ppb	95
30) 1,1-DCA	3.90	63	21781	8.93	ppb	97
31) Vinyl Acetate	4.09	43	20117	8.88	ppb	96
32) Ethyl tert Butyl Ether	4.65	59	38651	9.24	ppb	97
34) MEK (2-Butanone)	4.88	43	22092	44.18	ppb	93
35) Cis-1,2-DCE	4.79	96	15724	9.18	ppb	91
36) 2,2-Dichloropropane	4.77	77	24899	9.91	ppb	95
37) Chloroform	5.25	83	26041	8.86	ppb	100
38) Bromochloromethane	5.10	130	11239	10.22	ppb	87
40) 1,1,1-TCA	5.43	97	26995	9.46	ppb	# 93
41) Cyclohexane	5.47	41	10291	8.67	ppb	96
42) 1,1-Dichloropropene	5.65	75	17185	9.49	ppb	90
43) 2,2,4-Trimethylpentane	6.02	57	26285	8.31	ppb	95
45) Carbon Tetrachloride	5.63	117	25450	11.17	ppb	95
46) Tert Amyl Methyl Ether	6.10	73	38513	8.73	ppb	# 97
47) 1,2-DCA	5.94	62	23148	10.70	ppb	100
48) Benzene	5.89	78	51530	9.16	ppb	95
49) TCE	6.66	95	14294	8.57	ppb	89
50) 2-Pentanone	6.94	43	91357	114.61	ppb	92

(#) = qualifier out of range (m) = manual integration  
 0719M02.D M0716W.M Sat Sep 18 11:16:52 2021

Data File : M:\MAX\DATA\210716\0719M02.D  
 Acq On : 19 Jul 21 10:21  
 Sample : 210718A CCV 10ug/L  
 Misc : IS&S 6/4/21

Vial: 2  
 Operator: LP,DG,CH  
 Inst : Max  
 Multiplr: 1.00

Quant Time: Jul 19 10:45 2021

Quant Results File: M0716W.RES

Quant Method : M:\MAX\DATA\210716\M0716W.M (RTE Integrator)  
 Title : METHOD 8260B  
 Last Update : Sat Jul 17 14:22:13 2021  
 Response via : Initial Calibration  
 DataAcq Meth : M8260\_071621

Compound	R.T.	QIon	Response	Conc	Unit	Qvalue
51) 1,2-Dichloropropane	6.92	63	6833	9.39	ppb	98
52) Bromodichloromethane	7.24	83	22566	9.99	ppb	99
53) Methyl Cyclohexane	6.85	83	17478	8.21	ppb	94
54) Dibromomethane	7.04	93	9041	10.49	ppb	94
55) MIBK (methyl isobutyl ket	7.92	43	45460	46.16	ppb	93
56) 1-Bromo-2-chloroethane	7.55	144	3277	10.84	ppb	77
58) Cis-1,3-Dichloropropene	7.72	39	12734	9.61	ppb	97
59) Toluene	8.05	91	55476	8.94	ppb	93
60) Trans-1,3-Dichloropropene	8.31	75	21334	9.36	ppb	87
61) 1,1,2-TCA	8.49	83	8322	8.17	ppb	# 70
62) 2-Hexanone	8.78	43	29795	47.98	ppb	90
65) 1,2-EDB	8.97	107	12674	8.88	ppb	97
66) Tetrachloroethene	8.60	164	10319	9.39	ppb	95
67) 1-Chlorohexane	9.48	91	15614	7.56	ppb	93
68) 1,1,1,2-Tetrachloroethane	9.57	131	18976	10.13	ppb	89
69) m&p-Xylene	9.72	106	52772	18.20	ppb	99
70) o-Xylene	10.11	106	28177	9.65	ppb	85
71) Styrene	10.13	104	44832	9.30	ppb	99
73) 1,3-Dichloropropane	8.65	76	19848	9.54	ppb	97
74) Dibromochloromethane	8.87	129	18569	9.43	ppb	89
75) Chlorobenzene	9.47	112	42529	9.92	ppb	97
76) Ethylbenzene	9.60	91	63146	8.79	ppb	96
77) Bromoform	10.30	173	14196	9.60	ppb	91
79) Isopropylbenzene	10.49	105	69066	8.84	ppb	99
80) 1,1,2,2-Tetrachloroethane	10.80	83	13357	8.56	ppb	# 81
81) 1,2,3-Trichloropropane	10.83	110	5436	8.69	ppb	88
82) t-1,4-Dichloro-2-Butene	10.86	53	3978	8.62	ppb	87
83) Bromobenzene	10.77	156	22601	9.02	ppb	96
84) n-Propylbenzene	10.90	91	71323	8.92	ppb	98
85) 4-Ethyltoluene	11.01	105	66472	9.18	ppb	90
86) 2-Chlorotoluene	10.97	91	53229	9.22	ppb	89
87) 1,3,5-Trimethylbenzene	11.08	105	57800	9.12	ppb	95
88) 4-Chlorotoluene	11.08	91	55285	9.23	ppb	99
89) Tert-Butylbenzene	11.40	119	34456	9.67	ppb	94
90) 1,2,4-Trimethylbenzene	11.45	105	57011	9.17	ppb	99
91) Sec-Butylbenzene	11.62	105	64206	9.50	ppb	93
92) p-Isopropyltoluene	11.77	119	57428	10.01	ppb	95
93) Benzyl Chloride	11.95	91	23336	9.30	ppb	99
94) 1,3-DCB	11.81	146	39870	9.78	ppb	94
95) 1,4-DCB	11.71	146	41350	10.36	ppb	98
96) n-Butylbenzene	12.18	91	36606	10.24	ppb	92
97) 1,2-DCB	12.17	146	37181	10.17	ppb	98
98) Hexachloroethane	12.42	117	13499	9.61	ppb	88
99) 1,2-Dibromo-3-chloropropan	12.96	157	3875	9.52	ppb	88
100) 1,2,4-Trichlorobenzene	13.78	180	16780	8.57	ppb	98
101) Hexachlorobutadiene	13.96	225	12250	8.70	ppb	95
102) Naphthalene	14.02	128	11539	8.05	ppb	98
103) 1,2,3-Trichlorobenzene	14.26	180	13795	8.59	ppb	94

Quantitation Report

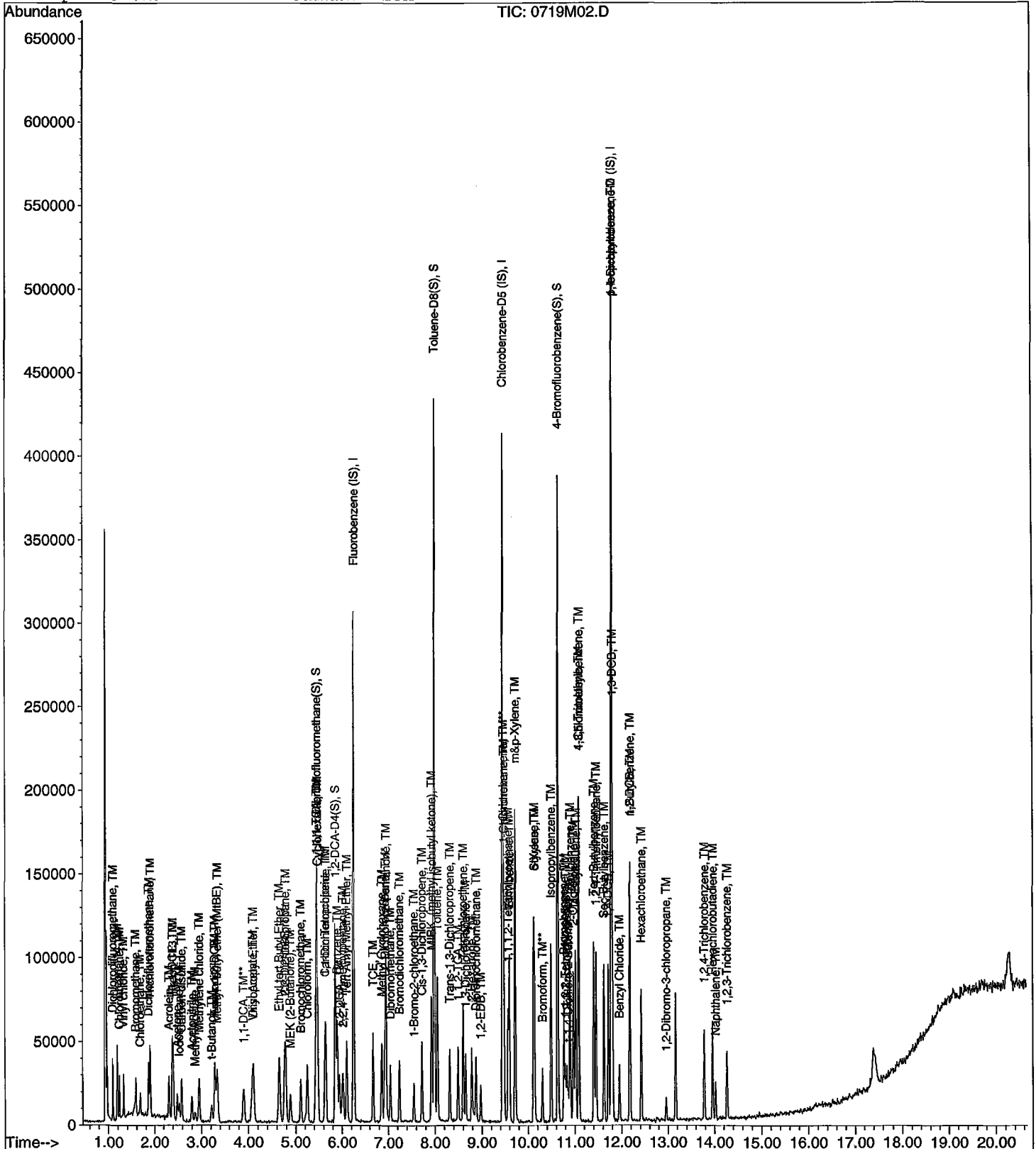
Data File : M:\MAX\DATA\210716\0719M02.D  
Acq On : 19 Jul 21 10:21  
Sample : 210718A CCV 10ug/L  
Misc : IS&S 6/4/21

Vial: 2  
Operator: LP,DG,CH  
Inst : Max  
Multiplr: 1.00

Quant Time: Jul 19 10:45 2021

Quant Results File: M0716W.RES

Method : M:\MAX\DATA\210716\M0716W.M (RTE Integrator)  
Title : METHOD 8260B  
Last Update : Sat Jul 17 14:22:13 2021  
Response via : Initial Calibration



VOLATILE ORGANIC ANALYSIS BY  
EPA METHOD 8260B

Form 7

Continuing Calibration

Lab Name: APPL, Inc.  
Case No: \_\_\_\_\_  
Matrix: \_\_\_\_\_

SDG No: \_\_\_\_\_  
Date Analyzed: 7/19/2021  
Instrument: Max  
Initial Cal. Date: 7/16/2021  
Data File: 0719M26.D

		Compound	MEAN	CCRF	%D	%Drift
1	I	Fluorobenzene (IS)	ISTD			I
2	TM	Chlorotrifluoroethene	0.0000	0.0144	0.00	TM
3	TM	Dichlorodifluoromethane	0.1509	0.1607	6.5	TM
4	TM	Freon 114	0.1133	0.0942	17	TM
5	TM**L	Chloromethane	0.1433	0.1141	20	TM**L 15
6	TM*	Vinyl chloride	0.1277	0.1140	11	TM*
7	TM	2-Chloro-1,1,1-trifluoroethane	0.0000	0.0035	0.00	TM
8	TM	Bromomethane	0.0776	0.0634	18	TM
9	TML	Chloroethane	0.0770	0.0615	20	TML 21 *
10	TM	Dichlorofluoromethane	0.2424	0.2102	13	TM
11	TM	Trichlorofluoromethane	0.2083	0.2762	33	TM *
12	TM	2,2-Dichloro-1,1,1-trifluoroethane	0.0000	0.0002	0.00	TM
13	TM	Acrolein	0.0149	0.0124	16	TM
14	TM	Acetone	0.0378	0.0320	15	TM
15	TML	Freon-113	0.1117	0.1102	1.4	TML 12
16	TM	Acetonitrile	0.0128	0.0118	7.9	TM
17	TM	2-propanol	0.0000	0.0003	0.00	TM
18	TM*	1,1-DCE	0.1886	0.1769	6.2	TM*
19	TM	t-Butanol	0.0115	0.0103	11	TM
20	TML	Methyl Acetate	0.0997	0.0731	27	TML 17
21	TML	Iodomethane	0.1475	0.1143	23	TML 31 *
22	TM	Acrylonitrile	0.0422	0.0356	16	TM
23	TM	2-Methylpentane	0.0000	0.0004	0.00	TM
24	TM	Methylene chloride	0.1452	0.1161	20	TM
25	TM	Carbon disulfide	0.2110	0.1898	10	TM
26	TM	Methyl t-butyl ether (MtBE)	0.4314	0.3871	10	TM
27	TM	Trans-1,2-DCE	0.1454	0.1360	6.5	TM
28	TM	3-Methylpentane	0.0000	0.0009	0.00	TM
29	TM	Diisopropyl Ether	0.3910	0.3337	15	TM
30	TM**	1,1-DCA	0.2342	0.2180	6.9	TM**
31	TM	Ethyl tert Butyl Ether	0.4018	0.3766	6.3	TM
32	TML	Methylcyclopentane	0.0000	0.0166	0.00	TML
33	TM	MEK (2-Butanone)	0.0480	0.0419	13	TM
34	TM	Cis-1,2-DCE	0.1645	0.1499	8.9	TM
35	TM	2,2-Dichloropropane	0.2412	0.1981	18	TM
36	TM*	Chloroform	0.2822	0.2661	5.7	TM*
37	TM	Bromochloromethane	0.1056	0.1048	0.74	TM
38	S	Dibromofluoromethane(S)	0.2833	0.2956	4.3	S
39	TM	1,1,1-TCA	0.2740	0.2446	11	TM
40	TM	Cyclohexane	0.1139	0.0875	23	TM *

Average

10.8

VOLATILE ORGANIC ANALYSIS BY  
EPA METHOD 8260B

Form 7

Continuing Calibration

Lab Name: APPL, Inc.  
Case No: \_\_\_\_\_  
Matrix: 0

SDG No: \_\_\_\_\_  
Date Analyzed: 7/19/2021  
Instrument: Max  
Cal. Date: 7/16/2021  
Data File: 0719M26.D

		Compound	MEAN	CCRF	%D	%Drift	
41	TM	1,1-Dichloropropene	0.1738	0.1768	1.7	TM	
42	TM	2,2,4-Trimethylpentane	0.3038	0.2374	22	TM	*
43	S	1,2-DCA-D4(S)	0.1643	0.1813	10	S	
44	TM	Carbon Tetrachloride	0.2188	0.2485	14	TM	
45	TM	Tert Amyl Methyl Ether	0.4236	0.3609	15	TM	
46	TM	1,2-DCA	0.2076	0.2100	1.1	TM	
47	TM	Benzene	0.5404	0.5335	1.3	TM	
48	TM	TCE	0.1602	0.1431	11	TM	
49	TM	2-Pentanone	0.0765	0.0712	7.0	TM	
50	TM*	1,2-Dichloropropane	0.0699	0.0688	1.6	TM*	
51	TM	Bromodichloromethane	0.2169	0.2013	7.2	TM	
52	TM	Methyl Cyclohexane	0.2045	0.1645	20	TM	
53	TM	Dibromomethane	0.0827	0.0863	4.2	TM	
54	TM	MIBK (methyl isobutyl ketone)	0.0946	0.0909	3.9	TM	
55	TML	1-Bromo-2-chloroethane	0.0280	0.0244	13	TML	16
56	TM	2-Chloroethyl vinyl ether	0.0000	0.0951	0.00	TM	
57	TM	Cis-1,3-Dichloropropene	0.1273	0.1159	9.0	TM	
58	TM*	Toluene	0.5960	0.5702	4.3	TM*	
59	TM	Trans-1,3-Dichloropropene	0.2189	0.2029	7.3	TM	
60	TML	1,1,2-TCA	0.1121	0.0900	20	TML	7.4
61	TM	2-Hexanone	0.0596	0.0571	4.3	TM	
62	I	Chlorobenzene-D5 (IS)	ISTD			I	
63	S	Toluene-D8(S)	1.176	1.137	3.3	S	
64	TM	1,2-EDB	0.1578	0.1410	11	TM	
65	TM	Tetrachloroethene	0.1216	0.1233	1.4	TM	
66	TM	1-Chlorohexane	0.2286	0.1878	18	TM	
67	TM	1,1,1,2-Tetrachloroethane	0.2073	0.2105	1.5	TM	
68	TM	m&p-Xylene	0.3207	0.2950	8.0	TM	
69	TM	o-Xylene	0.3230	0.3018	6.6	TM	
70	TM	Styrene	0.5331	0.4960	6.9	TM	
71	S	4-Bromofluorobenzene(S)	0.4649	0.4488	3.5	S	
72	TM	1,3-Dichloropropane	0.2302	0.2235	2.9	TM	
73	TM	Dibromochloromethane	0.2178	0.2037	6.5	TM	
74	TM**	Chlorobenzene	0.4744	0.4576	3.5	TM**	
75	TM*	Ethylbenzene	0.7947	0.7257	8.7	TM*	
76	TM**	Bromoform	0.1635	0.1606	1.8	TM**	
77	I	1,4-Dichlorobenzene-D (IS)	ISTD			I	
78	TM	Isopropylbenzene	1.395	1.214	13	TM	
79	TM**L	1,1,2,2-Tetrachloroethane	0.2940	0.2279	22	TM**L	19
80	TM	1,2,3-Trichloropropane	0.1117	0.0989	11	TM	

Average

8.1

VOLATILE ORGANIC ANALYSIS BY  
EPA METHOD 8260B

Form 7

Continuing Calibration

Lab Name: APPL, Inc.  
Case No: \_\_\_\_\_  
Matrix: 0

SDG No: \_\_\_\_\_  
Date Analyzed: 7/19/2021  
Instrument: Max  
Cal. Date: 7/16/2021  
Data File: 0719M26.D

		Compound	MEAN	CCRF	%D	%Drift	
81	TM	t-1,4-Dichloro-2-Butene	0.0824	0.0586	29	TM	*
82	TM	Bromobenzene	0.4472	0.4072	9.0	TM	
83	TM	n-Propylbenzene	1.428	1.299	9.1	TM	
84	TM	4-Ethyltoluene	1.293	1.251	3.3	TM	
85	TM	2-Chlorotoluene	1.031	0.9366	9.2	TM	
86	TM	1,3,5-Trimethylbenzene	1.131	1.024	9.4	TM	
87	TM	4-Chlorotoluene	1.069	0.9731	9.0	TM	
88	TM	Tert-Butylbenzene	0.6362	0.5901	7.2	TM	
89	TM	1,2,4-Trimethylbenzene	1.110	1.049	5.5	TM	
90	TM	Sec-Butylbenzene	1.206	1.191	1.3	TM	
91	TM	p-Isopropyltoluene	1.024	1.083	5.8	TM	
92	TM	Benzyl Chloride	0.4479	0.2880	36	TM	*
93	TM	1,3-DCB	0.7279	0.6988	4.0	TM	
94	TM	1,4-DCB	0.7128	0.6984	2.0	TM	
95	TM	n-Butylbenzene	0.6384	0.6620	3.7	TM	
96	TM	1,2-DCB	0.6529	0.6729	3.1	TM	
97	TM	Hexachloroethane	0.2509	0.2451	2.3	TM	
98	TM	1,2-Dibromo-3-chloropropane	0.0727	0.0726	0.09	TM	
99	TML	1,2,4-Trichlorobenzene	0.3302	0.3173	3.9	TML	11
100	TML	Hexachlorobutadiene	0.2138	0.2443	14	TML	4.9
101	TML	Naphthalene	0.2758	0.2464	11	TML	12
102	TML	1,2,3-Trichlorobenzene	0.2741	0.2730	0.41	TML	8.6
103							
104							
105							
106							
107							
108							
109							
110							
111							
112							
113							
114							
115							
116							
117							
118							
119							
120							

Average

8.1

Data File : M:\MAX\DATA\210716\0719M26.D  
 Acq On : 19 Jul 21 21:32  
 Sample : Ending CCV 10ug/L 7/18/21  
 Misc : IS&S 6/4/21

Vial: 26  
 Operator: LP,DG,CH  
 Inst : Max  
 Multiplr: 1.00

Quant Time: Jul 20 7:21 2021

Quant Results File: M0716W.RES

Quant Method : M:\MAX\DATA\210716\M0716W.M (RTE Integrator)  
 Title : METHOD 8260B  
 Last Update : Sat Jul 17 14:22:13 2021  
 Response via : Initial Calibration  
 DataAcq Meth : M8260\_071621

Internal Standards	R.T.	QIon	Response	Conc	Units	Dev(Min)
1) Fluorobenzene (IS)	6.25	96	257383	25.00	ppb	0.00
63) Chlorobenzene-D5 (IS)	9.45	117	216568	25.00	ppb	0.00
78) 1,4-Dichlorobenzene-D (IS)	11.78	152	134881	25.00	ppb	0.00
System Monitoring Compounds						
39) Dibromofluoromethane(S)	5.45	111	76089	26.08	ppb	0.00
Spiked Amount	25.000		Recovery	=	104.332%	
44) 1,2-DCA-D4(S)	5.85	65	46656	27.59	ppb	0.00
Spiked Amount	25.000		Recovery	=	110.352%	
64) Toluene-D8(S)	7.98	98	246193	24.16	ppb	0.00
Spiked Amount	25.000		Recovery	=	96.656%	
72) 4-Bromofluorobenzene(S)	10.63	95	97200	24.14	ppb	0.00
Spiked Amount	25.000		Recovery	=	96.540%	
Target Compounds						Qvalue
3) Dichlorodifluoromethane	1.09	85	16542	10.65	ppb	# 87
4) Freon 114	1.19	85	9700	8.32	ppb	97
5) Chloromethane	1.23	50	11742	8.48	ppb	100
6) Vinyl chloride	1.32	62	11740	8.93	ppb	93
8) Bromomethane	1.58	94	6529	8.17	ppb	85
9) Chloroethane	1.67	64	6329	7.93	ppb	93
10) Dichlorofluoromethane	1.86	67	21642	8.67	ppb	95
11) Trichlorofluoromethane	1.90	101	28434	13.26	ppb	98
13) Acrolein	2.32	56	15969	104.42	ppb	89
14) Acetone	2.49	43	16447	42.28	ppb	98
15) Freon-113	2.41	151	11341	8.79	ppb	91
16) Acetonitrile	2.80	41	15180	115.10	ppb	96
18) 1,1-DCE	2.39	61	18215	9.38	ppb	88
19) t-Butanol	3.22	59	13212	111.85	ppb	97
20) Methyl Acetate	2.87	43	7528	8.30	ppb	# 79
21) Iodomethane	2.53	142	11764	6.90	ppb	96
22) Acrylonitrile	3.30	53	3663	8.43	ppb	# 84
24) Methylene chloride	2.95	84	11953	8.00	ppb	87
25) Carbon disulfide	2.59	76	19536	9.00	ppb	99
26) Methyl t-butyl ether (MtBE)	3.34	73	39851	8.97	ppb	94
27) Trans-1,2-DCE	3.29	96	14002	9.35	ppb	97
29) Diisopropyl Ether	4.10	45	34359	8.54	ppb	# 89
30) 1,1-DCA	3.91	63	22443	9.31	ppb	95
32) Ethyl tert Butyl Ether	4.65	59	38768	9.37	ppb	93
34) MEK (2-Butanone)	4.88	43	21584	43.67	ppb	# 92
35) Cis-1,2-DCE	4.79	96	15433	9.11	ppb	96
36) 2,2-Dichloropropane	4.77	77	20397	8.21	ppb	95
37) Chloroform	5.25	83	27394	9.43	ppb	99
38) Bromochloromethane	5.11	130	10790	9.93	ppb	88
40) 1,1,1-TCA	5.43	97	25181	8.93	ppb	92
41) Cyclohexane	5.47	41	9004	7.68	ppb	# 57
42) 1,1-Dichloropropene	5.65	75	18204	10.17	ppb	87
43) 2,2,4-Trimethylpentane	6.02	57	24443	7.81	ppb	94
45) Carbon Tetrachloride	5.63	117	25579	11.36	ppb	96
46) Tert Amyl Methyl Ether	6.10	73	37152	8.52	ppb	# 90
47) 1,2-DCA	5.94	62	21621	10.11	ppb	96
48) Benzene	5.90	78	54926	9.87	ppb	94
49) TCE	6.67	95	14728	8.93	ppb	92
50) 2-Pentanone	6.94	43	91587	116.24	ppb	96
51) 1,2-Dichloropropane	6.92	63	7079	9.84	ppb	97

(#) = qualifier out of range (m) = manual integration  
 0719M26.D M0716W.M Fri Mar 25 10:13:39 2021

Data File : M:\MAX\DATA\210716\0719M26.D  
 Acq On : 19 Jul 21 21:32  
 Sample : Ending CCV 10ug/L 7/18/21  
 Misc : IS&S 6/4/21

Vial: 26  
 Operator: LP,DG,CH  
 Inst : Max  
 Multiplr: 1.00

Quant Time: Jul 20 7:21 2021

Quant Results File: M0716W.RES

Quant Method : M:\MAX\DATA\210716\M0716W.M (RTE Integrator)  
 Title : METHOD 8260B  
 Last Update : Sat Jul 17 14:22:13 2021  
 Response via : Initial Calibration  
 DataAcq Meth : M8260\_071621

Compound	R.T.	QIon	Response	Conc	Unit	Qvalue
52) Bromodichloromethane	7.24	83	20724	9.28	ppb	94
53) Methyl Cyclohexane	6.85	83	16938	8.05	ppb	86
54) Dibromomethane	7.04	93	8880	10.42	ppb	99
55) MIBK (methyl isobutyl ket	7.92	43	46775	48.04	ppb #	91
56) 1-Bromo-2-chloroethane	7.55	144	2510	8.36	ppb #	70
58) Cis-1,3-Dichloropropene	7.72	39	11930	9.10	ppb	96
59) Toluene	8.05	91	58702	9.57	ppb	97
60) Trans-1,3-Dichloropropene	8.31	75	20889	9.27	ppb	97
61) 1,1,2-TCA	8.49	83	9265	9.26	ppb	92
62) 2-Hexanone	8.78	43	29372	47.85	ppb	95
65) 1,2-EDB	8.97	107	12214	8.93	ppb	97
66) Tetrachloroethene	8.60	164	10685	10.14	ppb	94
67) 1-Chlorohexane	9.48	91	16267	8.21	ppb	88
68) 1,1,1,2-Tetrachloroethane	9.57	131	18237	10.15	ppb	95
69) m&p-Xylene	9.72	106	51111	18.40	ppb	99
70) o-Xylene	10.11	106	26146	9.34	ppb	83
71) Styrene	10.13	104	42971	9.31	ppb #	89
73) 1,3-Dichloropropane	8.66	76	19357	9.71	ppb	98
74) Dibromochloromethane	8.87	129	17644	9.35	ppb	89
75) Chlorobenzene	9.47	112	39643	9.65	ppb	96
76) Ethylbenzene	9.60	91	62865	9.13	ppb	99
77) Bromoform	10.30	173	13914	9.82	ppb	80
79) Isopropylbenzene	10.49	105	65505	8.70	ppb	99
80) 1,1,2,2-Tetrachloroethane	10.80	83	12297	8.15	ppb #	79
81) 1,2,3-Trichloropropane	10.83	110	5338	8.86	ppb	93
82) t-1,4-Dichloro-2-Butene	10.86	53	3162	7.12	ppb #	77
83) Bromobenzene	10.77	156	21968	9.10	ppb	91
84) n-Propylbenzene	10.90	91	70058	9.09	ppb	100
85) 4-Ethyltoluene	11.01	105	67472	9.67	ppb	100
86) 2-Chlorotoluene	10.97	91	50532	9.08	ppb	92
87) 1,3,5-Trimethylbenzene	11.08	105	55257	9.06	ppb	90
88) 4-Chlorotoluene	11.08	91	52501	9.10	ppb	96
89) Tert-Butylbenzene	11.40	119	31840	9.28	ppb	97
90) 1,2,4-Trimethylbenzene	11.45	105	56619	9.45	ppb	98
91) Sec-Butylbenzene	11.62	105	64279	9.87	ppb	95
92) p-Isopropyltoluene	11.77	119	58432	10.58	ppb	95
93) Benzyl Chloride	11.95	91	15536	6.43	ppb #	83
94) 1,3-DCB	11.81	146	37702	9.60	ppb	96
95) 1,4-DCB	11.71	146	37679	9.80	ppb	95
96) n-Butylbenzene	12.18	91	35715	10.37	ppb	93
97) 1,2-DCB	12.17	146	36306	10.31	ppb	98
98) Hexachloroethane	12.42	117	13226	9.77	ppb	95
99) 1,2-Dibromo-3-chloropropan	12.96	157	3918	9.99	ppb	92
100) 1,2,4-Trichlorobenzene	13.78	180	17118	8.88	ppb	87
101) Hexachlorobutadiene	13.96	225	13178	9.51	ppb	95
102) Naphthalene	14.02	128	13294	8.84	ppb	96
103) 1,2,3-Trichlorobenzene	14.26	180	14730	9.14	ppb	86



Quantitation Report

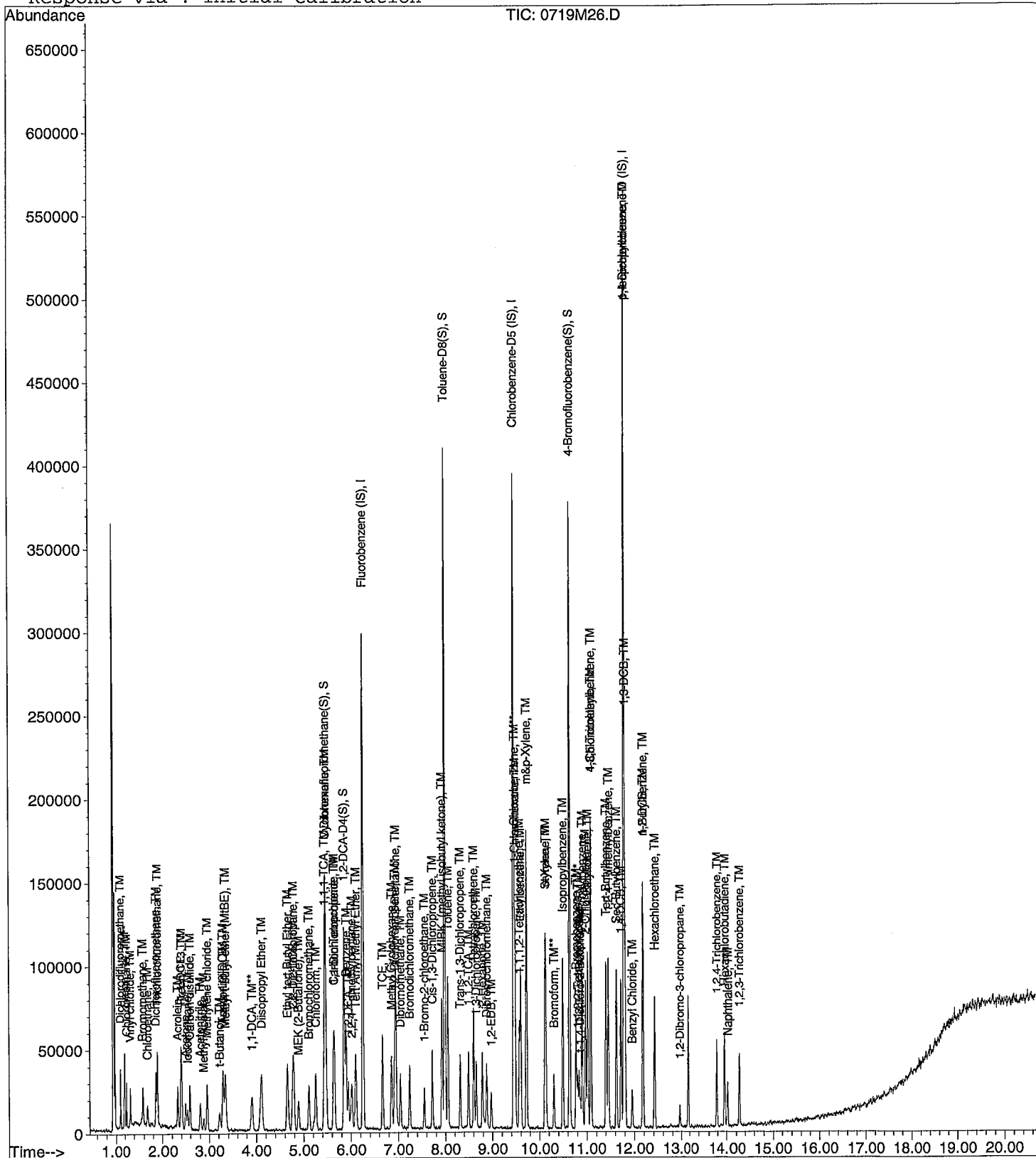
Data File : M:\MAX\DATA\210716\0719M26.D  
 Acq On : 19 Jul 21 21:32  
 Sample : Ending CCV 10ug/L 7/18/21  
 Misc : IS&S 6/4/21

Vial: 26  
 Operator: LP,DG,CH  
 Inst : Max  
 Multiplr: 1.00

Quant Time: Jul 20 7:21 2021

Quant Results File: M0716W.RES

Method : M:\MAX\DATA\210716\M0716W.M (RTE Integrator)  
 Title : METHOD 8260B  
 Last Update : Sat Jul 17 14:22:13 2021  
 Response via : Initial Calibration



VOLATILE ORGANIC ANALYSIS BY  
EPA METHOD 8260B

Form 7

Continuing Calibration

Lab Name: APPL, Inc.  
Case No: \_\_\_\_\_  
Matrix: \_\_\_\_\_

SDG No: \_\_\_\_\_  
Date Analyzed: 7/19/2021  
Instrument: Max  
Initial Cal. Date: 7/16/2021  
Data File: 0719M29.D

		Compound	MEAN	CCRF	%D	%Drift	
1	I	Fluorobenzene (IS)	ISTD			I	
2	TM	Chlorotrifluoroethene	0.0000	0.0168	0.00	TM	
3	TM	Dichlorodifluoromethane	0.1509	0.1624	7.7	TM	
4	TM	Freon 114	0.1133	0.1242	9.6	TM	
5	TM**L	Chloromethane	0.1433	0.1291	10.0	TM**L	3.5
6	TM*	Vinyl chloride	0.1277	0.1261	1.3	TM*	
7	TM	2-Chloro-1,1,1-trifluoroethane	0.0000	0.0031	0.00	TM	
8	TM	Bromomethane	0.0776	0.0773	0.37	TM	
9	TML	Chloroethane	0.0770	0.0623	19	TML	19
10	TM	Dichlorofluoromethane	0.2424	0.2495	2.9	TM	
11	TM	Trichlorofluoromethane	0.2083	0.2767	33	TM	*
12	TM	2,2-Dichloro-1,1,1-trifluoroethane	0.0000	0.0010	0.00	TM	
13	TM	Acrolein	0.0149	0.0135	9.4	TM	
14	TM	Acetone	0.0378	0.0332	12	TM	
15	TML	Freon-113	0.1117	0.1231	10	TML	1.3
16	TM	Acetonitrile	0.0128	0.0122	4.4	TM	
17	TM	2-propanol	0.0000	0.0005	0.00	TM	
18	TM*	1,1-DCE	0.1886	0.1909	1.2	TM*	
19	TM	t-Butanol	0.0115	0.0119	3.4	TM	
20	TML	Methyl Acetate	0.0997	0.0879	12	TML	1.8
21	TML	Iodomethane	0.1475	0.1247	15	TML	25 *
22	TM	Acrylonitrile	0.0422	0.0457	8.4	TM	
23	TM	2-Methylpentane	0.0000	0.0006	0.00	TM	
24	TM	Methylene chloride	0.1452	0.1482	2.1	TM	
25	TM	Carbon disulfide	0.2110	0.2084	1.2	TM	
26	TM	Methyl t-butyl ether (MtBE)	0.4314	0.4577	6.1	TM	
27	TM	Trans-1,2-DCE	0.1454	0.1570	8.0	TM	
28	TM	3-Methylpentane	0.0000	0.0005	0.00	TM	
29	TM	Diisopropyl Ether	0.3910	0.3884	0.67	TM	
30	TM**	1,1-DCA	0.2342	0.2559	9.2	TM**	
31	TML	Vinyl Acetate	0.1903	0.2200	16	TML	2.3
32	TM	Ethyl tert Butyl Ether	0.4018	0.4518	12	TM	
33	TML	Methylcyclopentane	0.0000	0.0217	0.00	TML	
34	TM	MEK (2-Butanone)	0.0480	0.0407	15	TM	
35	TM	Cis-1,2-DCE	0.1645	0.1673	1.7	TM	
36	TM	2,2-Dichloropropane	0.2412	0.2358	2.3	TM	
37	TM*	Chloroform	0.2822	0.3047	8.0	TM*	
38	TM	Bromochloromethane	0.1056	0.1321	25	TM	*
39	S	Dibromofluoromethane(S)	0.2833	0.2964	4.6	S	
40	TM	1,1,1-TCA	0.2740	0.3141	15	TM	

Average

7.3

VOLATILE ORGANIC ANALYSIS BY  
EPA METHOD 8260B

Form 7

Continuing Calibration

Lab Name: APPL, Inc.  
Case No: \_\_\_\_\_  
Matrix: 0

SDG No: \_\_\_\_\_  
Date Analyzed: 7/19/2021  
Instrument: Max  
Cal. Date: 7/16/2021  
Data File: 0719M29.D

		Compound	MEAN	CCRF	%D	%Drift	
41	TM	Cyclohexane	0.1139	0.1013	11	TM	
42	TM	1,1-Dichloropropene	0.1738	0.1824	4.9	TM	
43	TM	2,2,4-Trimethylpentane	0.3038	0.2787	8.3	TM	
44	S	1,2-DCA-D4(S)	0.1643	0.1877	14	S	
45	TM	Carbon Tetrachloride	0.2188	0.2696	23	TM	*
46	TM	Tert Amyl Methyl Ether	0.4236	0.4181	1.3	TM	
47	TM	1,2-DCA	0.2076	0.2571	24	TM	*
48	TM	Benzene	0.5404	0.5734	6.1	TM	
49	TM	TCE	0.1602	0.1693	5.7	TM	
50	TM	2-Pentanone	0.0765	0.0712	6.9	TM	
51	TM*	1,2-Dichloropropane	0.0699	0.0741	6.0	TM*	
52	TM	Bromodichloromethane	0.2169	0.2417	11	TM	
53	TM	Methyl Cyclohexane	0.2045	0.1891	7.5	TM	
54	TM	Dibromomethane	0.0827	0.1026	24	TM	*
55	TM	MIBK (methyl isobutyl ketone)	0.0946	0.0886	6.4	TM	
56	TML	1-Bromo-2-chloroethane	0.0280	0.0325	16	TML	12
57	TM	2-Chloroethyl vinyl ether	0.0000	0.0914	0.00	TM	
58	TM	Cis-1,3-Dichloropropene	0.1273	0.1354	6.4	TM	
59	TM*	Toluene	0.5960	0.6230	4.5	TM*	
60	TM	Trans-1,3-Dichloropropene	0.2189	0.2405	9.9	TM	
61	TML	1,1,2-TCA	0.1121	0.0930	17	TML	4.1
62	TM	2-Hexanone	0.0596	0.0567	4.8	TM	
63	I	Chlorobenzene-D5 (IS)	ISTD			I	
64	S	Toluene-D8(S)	1.176	1.156	1.7	S	
65	TM	1,2-EDB	0.1578	0.1703	7.9	TM	
66	TM	Tetrachloroethene	0.1216	0.1392	14	TM	
67	TM	1-Chlorohexane	0.2286	0.2155	5.7	TM	
68	TM	1,1,1,2-Tetrachloroethane	0.2073	0.2434	17	TM	
69	TM	m&p-Xylene	0.3207	0.3481	8.5	TM	
70	TM	o-Xylene	0.3230	0.3479	7.7	TM	
71	TM	Styrene	0.5331	0.5736	7.6	TM	
72	S	4-Bromofluorobenzene(S)	0.4649	0.4544	2.3	S	
73	TM	1,3-Dichloropropane	0.2302	0.2707	18	TM	
74	TM	Dibromochloromethane	0.2178	0.2368	8.8	TM	
75	TM**	Chlorobenzene	0.4744	0.5389	14	TM**	
76	TM*	Ethylbenzene	0.7947	0.8223	3.5	TM*	
77	TM**	Bromoform	0.1635	0.1876	15	TM**	
78	I	1,4-Dichlorobenzene-D (IS)	ISTD			I	
79	TM	Isopropylbenzene	1.395	1.427	2.3	TM	
80	TM**L	1,1,2,2-Tetrachloroethane	0.2940	0.2720	7.5	TM**L	1.1

Average

9.5

VOLATILE ORGANIC ANALYSIS BY  
EPA METHOD 8260B

Form 7

Continuing Calibration

Lab Name: APPL, Inc.  
Case No: \_\_\_\_\_  
Matrix: 0

SDG No: \_\_\_\_\_  
Date Analyzed: 7/19/2021  
Instrument: Max  
Cal. Date: 7/16/2021  
Data File: 0719M29.D

		Compound	MEAN	CCRF	%D	%Drift
81	TM	1,2,3-Trichloropropane	0.1117	0.1148	2.8	TM
82	TM	t-1,4-Dichloro-2-Butene	0.0824	0.0817	0.86	TM
83	TM	Bromobenzene	0.4472	0.4516	0.98	TM
84	TM	n-Propylbenzene	1.428	1.455	1.9	TM
85	TM	4-Ethyltoluene	1.293	1.333	3.1	TM
86	TM	2-Chlorotoluene	1.031	1.086	5.4	TM
87	TM	1,3,5-Trimethylbenzene	1.131	1.177	4.0	TM
88	TM	4-Chlorotoluene	1.069	1.124	5.1	TM
89	TM	Tert-Butylbenzene	0.6362	0.6888	8.3	TM
90	TM	1,2,4-Trimethylbenzene	1.110	1.151	3.7	TM
91	TM	Sec-Butylbenzene	1.206	1.289	6.8	TM
92	TM	p-Isopropyltoluene	1.024	1.175	15	TM
93	TM	Benzyl Chloride	0.4479	0.2991	33	TM
94	TM	1,3-DCB	0.7279	0.7857	7.9	TM
95	TM	1,4-DCB	0.7128	0.7781	9.2	TM
96	TM	n-Butylbenzene	0.6384	0.7325	15	TM
97	TM	1,2-DCB	0.6529	0.7551	16	TM
98	TM	Hexachloroethane	0.2509	0.2515	0.24	TM
99	TM	1,2-Dibromo-3-chloropropane	0.0727	0.0833	15	TM
100	TML	1,2,4-Trichlorobenzene	0.3302	0.3449	4.4	TML 6.4
101	TML	Hexachlorobutadiene	0.2138	0.2364	11	TML 7.4
102	TML	Naphthalene	0.2758	0.2259	18	TML 16
103	TML	1,2,3-Trichlorobenzene	0.2741	0.2776	1.3	TML 7.6
104						
105						
106						
107						
108						
109						
110						
111						
112						
113						
114						
115						
116						
117						
118						
119						
120						

Average

8.2

Data File : M:\MAX\DATA\210716\0719M29.D  
 Acq On : 19 Jul 21 22:56  
 Sample : 210718B CCV 10ug/L  
 Misc : IS&S 6/4/21

Vial: 29  
 Operator: LP,DG,CH  
 Inst : Max  
 Multiplr: 1.00

Quant Time: Jul 20 9:16 2021

Quant Results File: M0716W.RES

Quant Method : M:\MAX\DATA\210716\M0716W.M (RTE Integrator)  
 Title : METHOD 8260B  
 Last Update : Sat Jul 17 14:22:13 2021  
 Response via : Initial Calibration  
 DataAcq Meth : M8260\_071621

Internal Standards	R.T.	QIon	Response	Conc	Units	Dev(Min)
1) Fluorobenzene (IS)	6.25	96	252093	25.000	ppb	0.00
63) Chlorobenzene-D5 (IS)	9.45	117	216808	25.000	ppb	0.00
78) 1,4-Dichlorobenzene-D (IS)	11.78	152	137708	25.000	ppb	0.00

System Monitoring Compounds	R.T.	QIon	Response	Conc	Units	Dev(Min)
39) Dibromofluoromethane(S)	5.45	111	74730	26.155	ppb	0.00
Spiked Amount	25.000		Recovery	=	104.620%	
44) 1,2-DCA-D4(S)	5.85	65	47328	28.573	ppb	0.00
Spiked Amount	25.000		Recovery	=	114.292%	
64) Toluene-D8(S)	7.98	98	250654	24.574	ppb	0.00
Spiked Amount	25.000		Recovery	=	98.296%	
72) 4-Bromofluorobenzene(S)	10.63	95	98523	24.437	ppb	0.00
Spiked Amount	25.000		Recovery	=	97.748%	

Target Compounds	R.T.	QIon	Response	Conc	Units	Qvalue
3) Dichlorodifluoromethane	1.10	85	16377	10.765	ppb	# 87
4) Freon 114	1.19	85	12521	10.963	ppb	98
5) Chloromethane	1.23	50	13014	9.651	ppb	93
6) Vinyl chloride	1.32	62	12712	9.873	ppb	95
8) Bromomethane	1.58	94	7799	9.963	ppb	99
9) Chloroethane	1.68	64	6282	8.066	ppb	94
10) Dichlorofluoromethane	1.86	67	25162	10.293	ppb	92
11) Trichlorofluoromethane	1.90	101	27904	13.284	ppb	96
13) Acrolein	2.32	56	16956	113.202	ppb	94
14) Acetone	2.49	43	16740	43.931	ppb	99
15) Freon-113	2.41	151	12410	9.867	ppb	94
16) Acetonitrile	2.80	41	15429	119.447	ppb	95
18) 1,1-DCE	2.39	61	19247	10.118	ppb	98
19) t-Butanol	3.22	59	14949	129.209	ppb	# 85
20) Methyl Acetate	2.87	43	8863	10.183	ppb	96
21) Iodomethane	2.54	142	12579	7.464	ppb	92
22) Acrylonitrile	3.29	53	4610	10.838	ppb	# 73
24) Methylene chloride	2.95	84	14943	10.205	ppb	94
25) Carbon disulfide	2.59	76	21016	9.880	ppb	99
26) Methyl t-butyl ether (MtBE)	3.34	73	46155	10.610	ppb	97
27) Trans-1,2-DCE	3.29	96	15833	10.798	ppb	96
29) Diisopropyl Ether	4.10	45	39162	9.933	ppb	93
30) 1,1-DCA	3.90	63	25800	10.923	ppb	95
31) Vinyl Acetate	4.08	43	22188	10.229	ppb	96
32) Ethyl tert Butyl Ether	4.65	59	45555	11.243	ppb	98
34) MEK (2-Butanone)	4.88	43	20531	42.407	ppb	94
35) Cis-1,2-DCE	4.79	96	16866	10.169	ppb	93
36) 2,2-Dichloropropane	4.77	77	23777	9.774	ppb	97
37) Chloroform	5.25	83	30722	10.797	ppb	94
38) Bromochloromethane	5.10	130	13318	12.508	ppb	# 79
40) 1,1,1-TCA	5.43	97	31677	11.465	ppb	97
41) Cyclohexane	5.48	41	10219	8.894	ppb	73
42) 1,1-Dichloropropene	5.65	75	18390	10.492	ppb	98
43) 2,2,4-Trimethylpentane	6.02	57	28103	9.173	ppb	96
45) Carbon Tetrachloride	5.63	117	27182	12.320	ppb	93
46) Tert Amyl Methyl Ether	6.10	73	42165	9.872	ppb	# 96
47) 1,2-DCA	5.94	62	25928	12.384	ppb	# 88
48) Benzene	5.90	78	57821	10.611	ppb	94
49) TCE	6.67	95	17076	10.569	ppb	97
50) 2-Pentanone	6.94	43	89765	116.314	ppb	96
51) 1,2-Dichloropropane	6.92	63	7468	10.601	ppb	99
52) Bromodichloromethane	7.24	83	24376	11.145	ppb	97

Data File : M:\MAX\DATA\210716\0719M29.D  
 Acq On : 19 Jul 21 22:56  
 Sample : 210718B CCV 10ug/L  
 Misc : IS&S 6/4/21

Vial: 29  
 Operator: LP,DG,CH  
 Inst : Max  
 Multiplr: 1.00

Quant Time: Jul 20 9:16 2021

Quant Results File: M0716W.RES

Quant Method : M:\MAX\DATA\210716\M0716W.M (RTE Integrator)

Title : METHOD 8260B  
 Last Update : Sat Jul 17 14:22:13 2021  
 Response via : Initial Calibration  
 DataAcq Meth : M8260\_071621

Compound	R.T.	QIon	Response	Conc	Unit	Qvalue
53) Methyl Cyclohexane	6.85	83	19064	9.246	ppb	81
54) Dibromomethane	7.04	93	10341	12.394	ppb	96
55) MIBK (methyl isobutyl ket	7.92	43	44647	46.818	ppb	93
56) 1-Bromo-2-chloroethane	7.55	144	3282	11.218	ppb	93
58) Cis-1,3-Dichloropropene	7.72	39	13652	10.636	ppb	94
59) Toluene	8.05	91	62822	10.452	ppb	100
60) Trans-1,3-Dichloropropene	8.31	75	24249	10.985	ppb	# 81
61) 1,1,2-TCA	8.49	83	9375	9.588	ppb	# 73
62) 2-Hexanone	8.78	43	28605	47.578	ppb	94
65) 1,2-EDB	8.97	107	14770	10.790	ppb	96
66) Tetrachloroethene	8.60	164	12068	11.442	ppb	94
67) 1-Chlorohexane	9.48	91	18690	9.426	ppb	94
68) 1,1,1,2-Tetrachloroethane	9.57	131	21111	11.741	ppb	95
69) m&p-Xylene	9.72	106	60378	21.706	ppb	99
70) o-Xylene	10.11	106	30175	10.772	ppb	98
71) Styrene	10.13	104	49748	10.761	ppb	98
73) 1,3-Dichloropropane	8.66	76	23472	11.755	ppb	95
74) Dibromochloromethane	8.87	129	20540	10.876	ppb	98
75) Chlorobenzene	9.47	112	46734	11.359	ppb	97
76) Ethylbenzene	9.60	91	71316	10.348	ppb	94
77) Bromoform	10.30	173	16266	11.469	ppb	96
79) Isopropylbenzene	10.49	105	78589	10.228	ppb	97
80) 1,1,2,2-Tetrachloroethane	10.80	83	14981	9.887	ppb	93
81) 1,2,3-Trichloropropane	10.83	110	6324	10.279	ppb	94
82) t-1,4-Dichloro-2-Butene	10.86	53	4498	9.914	ppb	92
83) Bromobenzene	10.77	156	24875	10.098	ppb	98
84) n-Propylbenzene	10.90	91	80152	10.189	ppb	100
85) 4-Ethyltoluene	11.01	105	73434	10.313	ppb	95
86) 2-Chlorotoluene	10.97	91	59840	10.537	ppb	96
87) 1,3,5-Trimethylbenzene	11.08	105	64807	10.403	ppb	97
88) 4-Chlorotoluene	11.08	91	61924	10.512	ppb	99
89) Tert-Butylbenzene	11.40	119	37944	10.828	ppb	96
90) 1,2,4-Trimethylbenzene	11.45	105	63410	10.369	ppb	100
91) Sec-Butylbenzene	11.62	105	70987	10.682	ppb	99
92) p-Isopropyltoluene	11.77	119	64739	11.478	ppb	96
93) Benzyl Chloride	11.95	91	16473	6.676	ppb	96
94) 1,3-DCB	11.81	146	43277	10.793	ppb	94
95) 1,4-DCB	11.71	146	42861	10.917	ppb	90
96) n-Butylbenzene	12.18	91	40348	11.474	ppb	88
97) 1,2-DCB	12.18	146	41595	11.565	ppb	98
98) Hexachloroethane	12.42	117	13853	10.024	ppb	86
99) 1,2-Dibromo-3-chloropropan	12.96	157	4589	11.462	ppb	# 86
100) 1,2,4-Trichlorobenzene	13.78	180	18996	9.358	ppb	93
101) Hexachlorobutadiene	13.96	225	13021	9.261	ppb	97
102) Naphthalene	14.02	128	12441	8.437	ppb	100
103) 1,2,3-Trichlorobenzene	14.26	180	15292	9.236	ppb	87

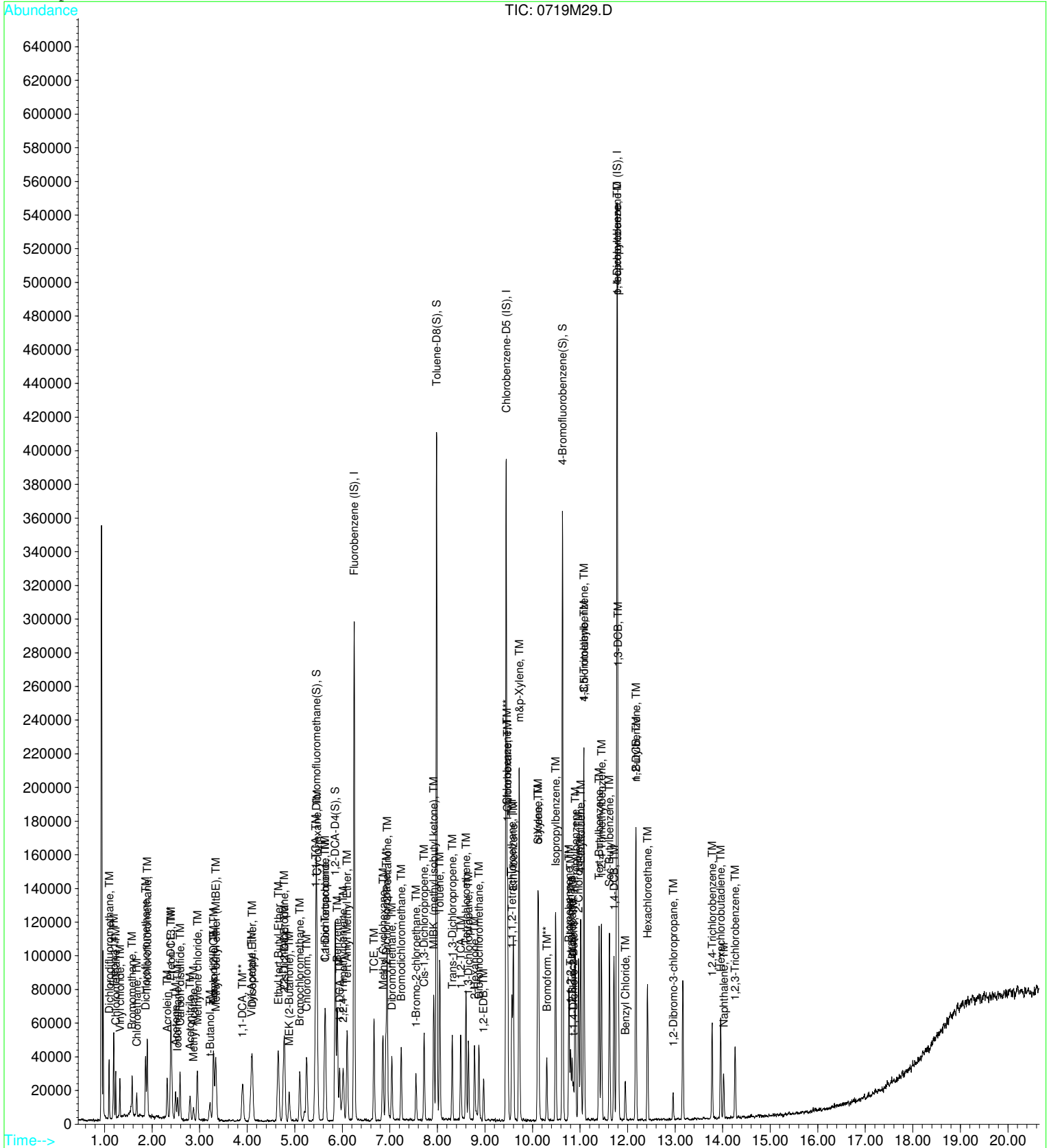
Data File : M:\MAX\DATA\210716\0719M29.D  
Acq On : 19 Jul 21 22:56  
Sample : 210718B CCV 10ug/L  
Misc : IS&S 6/4/21

Vial: 29  
Operator: LP,DG,CH  
Inst : Max  
Multiplr: 1.00

Quant Time: Jul 20 9:16 2021

Quant Results File: M0716W.RES

Method : M:\MAX\DATA\210716\M0716W.M (RTE Integrator)  
Title : METHOD 8260B  
Last Update : Sat Jul 17 14:22:13 2021  
Response via : Initial Calibration



VOLATILE ORGANIC ANALYSIS BY  
EPA METHOD 8260B

Form 7

Ending Continuing Calibration

Lab Name: APPL, Inc.

SDG No: \_\_\_\_\_

Case No: \_\_\_\_\_

Date Analyzed: 7/20/2021

Matrix: \_\_\_\_\_

Instrument: Max

Initial Cal. Date: 7/16/2021

Data File: 0719M52.D

		Compound	MEAN	CCRF	%D	%Drift
1	I	Fluorobenzene (IS)	ISTD			I
2	TM	Chlorotrifluoroethene	0.0000	0.0014	0.00	TM
3	TM	Dichlorodifluoromethane	0.1509	0.1534	1.7	TM
4	TM	Freon 114	0.1133	0.0876	23	TM
5	TM**L	Chloromethane	0.1433	0.1094	24	TM**L 19
6	TM*	Vinyl chloride	0.1277	0.1143	10	TM*
7	TM	2-Chloro-1,1,1-trifluoroethane	0.0000	0.0028	0.00	TM
8	TM	Bromomethane	0.0776	0.0597	23	TM
9	TML	Chloroethane	0.0770	0.0621	19	TML 20
10	TM	Dichlorofluoromethane	0.2424	0.2122	12	TM
11	TM	Trichlorofluoromethane	0.2083	0.2623	26	TM
12	TM	2,2-Dichloro-1,1,1-trifluoroethane	0.0000	0.0002	0.00	TM
13	TM	Acrolein	0.0149	0.0102	31	TM
14	TM	Acetone	0.0378	0.0353	6.6	TM
15	TML	Freon-113	0.1117	0.1065	4.6	TML 15
16	TM	Acetonitrile	0.0128	0.0119	7.0	TM
17	TM	2-propanol	0.0000	0.0007	0.00	TM
18	TM*	1,1-DCE	0.1886	0.1751	7.2	TM*
19	TM	t-Butanol	0.0115	0.0111	3.6	TM
20	TML	Methyl Acetate	0.0997	0.0700	30	TML 21
21	TML	Iodomethane	0.1475	0.0757	49	TML 52*
22	TM	Acrylonitrile	0.0422	0.0424	0.61	TM
23	TM	2-Methylpentane	0.0000	0.0005	0.00	TM
24	TM	Methylene chloride	0.1452	0.1222	16	TM
25	TM	Carbon disulfide	0.2110	0.1792	15	TM
26	TM	Methyl t-butyl ether (MtBE)	0.4314	0.4075	5.5	TM
27	TM	Trans-1,2-DCE	0.1454	0.1390	4.4	TM
28	TM	3-Methylpentane	0.0000	0.0002	0.00	TM
29	TM	Diisopropyl Ether	0.3910	0.3181	19	TM
30	TM**	1,1-DCA	0.2342	0.2255	3.8	TM**
31	TM	Ethyl tert Butyl Ether	0.4018	0.3904	2.8	TM
32	TML	Methylcyclopentane	0.0000	0.0235	0.00	TML
33	TM	MEK (2-Butanone)	0.0480	0.0449	6.4	TM
34	TM	Cis-1,2-DCE	0.1645	0.1567	4.7	TM
35	TM	2,2-Dichloropropane	0.2412	0.1610	33	TM
36	TM*	Chloroform	0.2822	0.2629	6.8	TM*
37	TM	Bromochloromethane	0.1056	0.1017	3.7	TM
38	S	Dibromofluoromethane(S)	0.2833	0.3039	7.3	S
39	TM	1,1,1-TCA	0.2740	0.2701	1.4	TM
40	TM	Cyclohexane	0.1139	0.0932	18	TM

Average

10.9



VOLATILE ORGANIC ANALYSIS BY  
EPA METHOD 8260B

Form 7

Ending Continuing Calibration

Lab Name: APPL, Inc.

SDG No: \_\_\_\_\_

Case No: \_\_\_\_\_

Date Analyzed: 7/20/2021

Matrix: 0

Instrument: Max

Cal. Date: 7/16/2021

Data File: 0719M52.D

		Compound	MEAN	CCRF	%D	%Drift	
41	TM	1,1-Dichloropropene	0.1738	0.1632	6.1	TM	
42	TM	2,2,4-Trimethylpentane	0.3038	0.2227	27	TM	
43	S	1,2-DCA-D4(S)	0.1643	0.1944	18	S	
44	TM	Carbon Tetrachloride	0.2188	0.2589	18	TM	
45	TM	Tert Amyl Methyl Ether	0.4236	0.3618	15	TM	
46	TM	1,2-DCA	0.2076	0.2196	5.8	TM	
47	TM	Benzene	0.5404	0.4837	11	TM	
48	TM	TCE	0.1602	0.1523	4.9	TM	
49	TM	2-Pentanone	0.0765	0.0717	6.3	TM	
50	TM*	1,2-Dichloropropane	0.0699	0.0631	9.7	TM*	
51	TM	Bromodichloromethane	0.2169	0.2028	6.5	TM	
52	TM	Methyl Cyclohexane	0.2045	0.1590	22	TM	
53	TM	Dibromomethane	0.0827	0.0809	2.2	TM	
54	TM	MIBK (methyl isobutyl ketone)	0.0946	0.0933	1.4	TM	
55	TML	1-Bromo-2-chloroethane	0.0280	0.0307	9.8	TML	5.8
56	TM	2-Chloroethyl vinyl ether	0.0000	0.0972	0.00	TM	
57	TM	Cis-1,3-Dichloropropene	0.1273	0.1116	12	TM	
58	TM*	Toluene	0.5960	0.5359	10	TM*	
59	TM	Trans-1,3-Dichloropropene	0.2189	0.1998	8.7	TM	
60	TML	1,1,2-TCA	0.1121	0.0867	23	TML	11
61	TM	2-Hexanone	0.0596	0.0595	0.20	TM	
62	I	Chlorobenzene-D5 (IS)	ISTD			I	
63	S	Toluene-D8(S)	1.176	1.145	2.6	S	
64	TM	1,2-EDB	0.1578	0.1441	8.7	TM	
65	TM	Tetrachloroethene	0.1216	0.1242	2.1	TM	
66	TM	1-Chlorohexane	0.2286	0.1688	26	TM	
67	TM	1,1,1,2-Tetrachloroethane	0.2073	0.1938	6.5	TM	
68	TM	m&p-Xylene	0.3207	0.2975	7.2	TM	
69	TM	o-Xylene	0.3230	0.3011	6.8	TM	
70	TM	Styrene	0.5331	0.4902	8.0	TM	
71	S	4-Bromofluorobenzene(S)	0.4649	0.4593	1.2	S	
72	TM	1,3-Dichloropropane	0.2302	0.2140	7.0	TM	
73	TM	Dibromochloromethane	0.2178	0.1942	11	TM	
74	TM**	Chlorobenzene	0.4744	0.4463	5.9	TM**	
75	TM*	Ethylbenzene	0.7947	0.6993	12	TM*	
76	TM**	Bromoform	0.1635	0.1646	0.66	TM**	
77	I	1,4-Dichlorobenzene-D (IS)	ISTD			I	
78	TM	Isopropylbenzene	1.395	1.185	15	TM	
79	TM**L	1,1,2,2-Tetrachloroethane	0.2940	0.1871	36	TM**L	35
80	TM	1,2,3-Trichloropropane	0.1117	0.1085	2.9	TM	

Average

9.9

VOLATILE ORGANIC ANALYSIS BY  
EPA METHOD 8260B

Form 7

Ending Continuing Calibration

Lab Name: APPL, Inc.

SDG No: \_\_\_\_\_

Case No: \_\_\_\_\_

Date Analyzed: 7/20/2021

Matrix: 0

Instrument: Max

Cal. Date: 7/16/2021

Data File: 0719M52.D

		Compound	MEAN	CCRF	%D	%Drift
81	TM	t-1,4-Dichloro-2-Butene	0.0824	0.0512	38	TM
82	TM	Bromobenzene	0.4472	0.3738	16	TM
83	TM	n-Propylbenzene	1.428	1.261	12	TM
84	TM	4-Ethyltoluene	1.293	1.110	14	TM
85	TM	2-Chlorotoluene	1.031	0.8925	13	TM
86	TM	1,3,5-Trimethylbenzene	1.131	0.9943	12	TM
87	TM	4-Chlorotoluene	1.069	0.9170	14	TM
88	TM	Tert-Butylbenzene	0.6362	0.5899	7.3	TM
89	TM	1,2,4-Trimethylbenzene	1.110	0.9857	11	TM
90	TM	Sec-Butylbenzene	1.206	1.104	8.5	TM
91	TM	p-Isopropyltoluene	1.024	1.035	1.1	TM
92	TM	Benzyl Chloride	0.4479	0.1810	60	TM
93	TM	1,3-DCB	0.7279	0.6766	7.0	TM
94	TM	1,4-DCB	0.7128	0.6632	7.0	TM
95	TM	n-Butylbenzene	0.6384	0.6366	0.28	TM
96	TM	1,2-DCB	0.6529	0.6535	0.09	TM
97	TM	Hexachloroethane	0.2509	0.2273	9.4	TM
98	TM	1,2-Dibromo-3-chloropropane	0.0727	0.0849	17	TM
99	TML	1,2,4-Trichlorobenzene	0.3302	0.2680	19	TML
100	TML	Hexachlorobutadiene	0.2138	0.1869	13	TML
101	TML	Naphthalene	0.2758	0.1984	28	TML
102	TML	1,2,3-Trichlorobenzene	0.2741	0.2284	17	TML
103						
104						
105						
106						
107						
108						
109						
110						
111						
112						
113						
114						
115						
116						
117						
118						
119						
120						

Average

14.8

Quantitation Report (Not Reviewed)

Data File : M:\MAX\DATA\210716\0719M52.D  
 Acq On : 20 Jul 21 9:39  
 Sample : Ending CCV 10ug/L 7/18/21  
 Misc : IS&S 6/4/21

Vial: 52  
 Operator: LP,DG,CH  
 Inst : Max  
 Multiplr: 1.00

Quant Time: Jul 20 10:14 2021

Quant Results File: M0716W.RES

Quant Method : M:\MAX\DATA\210716\M0716W.M (RTE Integrator)  
 Title : METHOD 8260B  
 Last Update : Sat Jul 17 14:22:13 2021  
 Response via : Initial Calibration  
 DataAcq Meth : M8260\_071621

Internal Standards	R.T.	QIon	Response	Conc	Units	Dev (Min)
1) Fluorobenzene (IS)	6.25	96	236979	25.00	ppb	0.00
63) Chlorobenzene-D5 (IS)	9.45	117	206792	25.00	ppb	0.00
78) 1,4-Dichlorobenzene-D (IS)	11.78	152	130455	25.00	ppb	0.00

System Monitoring Compounds	R.T.	QIon	Response	Conc	Units	Dev (Min)
39) Dibromofluoromethane(S)	5.45	111	72029	26.82	ppb	0.00
Spiked Amount	25.000		Recovery	=	107.268%	
44) 1,2-DCA-D4 (S)	5.85	65	46064	29.58	ppb	0.00
Spiked Amount	25.000		Recovery	=	118.332%	
64) Toluene-D8 (S)	7.98	98	236843	24.35	ppb	0.00
Spiked Amount	25.000		Recovery	=	97.380%	
72) 4-Bromofluorobenzene(S)	10.63	95	94982	24.70	ppb	0.00
Spiked Amount	25.000		Recovery	=	98.796%	

Target Compounds	R.T.	QIon	Response	Conc	Units	Qvalue
3) Dichlorodifluoromethane	1.09	85	14543	10.17	ppb	# 78
4) Freon 114	1.19	85	8308	7.74	ppb	96
5) Chloromethane	1.23	50	10367	8.11	ppb	100
6) Vinyl chloride	1.32	62	10834	8.95	ppb	95
8) Bromomethane	1.58	94	5658	7.69	ppb	99
9) Chloroethane	1.68	64	5882	8.03	ppb	92
10) Dichlorofluoromethane	1.86	67	20111	8.75	ppb	88
11) Trichlorofluoromethane	1.90	101	24868	12.59	ppb	98
13) Acrolein	2.31	56	12086	85.83	ppb	# 82
14) Acetone	2.49	43	16734	46.72	ppb	89
15) Freon-113	2.41	151	10093	8.48	ppb	94
16) Acetonitrile	2.80	41	14122	116.30	ppb	94
18) 1,1-DCE	2.39	61	16602	9.28	ppb	88
19) t-Butanol	3.21	59	13102	120.47	ppb	97
20) Methyl Acetate	2.87	43	6636	7.91	ppb	91
21) Iodomethane	2.53	142	7171	4.82	ppb	89
22) Acrylonitrile	3.29	53	4023	10.06	ppb	# 90
24) Methylene chloride	2.95	84	11587	8.42	ppb	91
25) Carbon disulfide	2.59	76	16984	8.49	ppb	97
26) Methyl t-butyl ether (MtBE)	3.33	73	38627	9.45	ppb	95
27) Trans-1,2-DCE	3.29	96	13174	9.56	ppb	90
29) Diisopropyl Ether	4.10	45	30156	8.14	ppb	91
30) 1,1-DCA	3.90	63	21371	9.62	ppb	97
32) Ethyl tert Butyl Ether	4.65	59	37011	9.72	ppb	94
34) MEK (2-Butanone)	4.88	43	21289	46.78	ppb	# 91
35) Cis-1,2-DCE	4.79	96	14854	9.53	ppb	85
36) 2,2-Dichloropropane	4.77	77	15260	6.67	ppb	# 78
37) Chloroform	5.25	83	24919	9.32	ppb	98
38) Bromochloromethane	5.10	130	9643	9.63	ppb	92
40) 1,1,1-TCA	5.43	97	25600	9.86	ppb	96
41) Cyclohexane	5.48	41	8836	8.18	ppb	94
42) 1,1-Dichloropropene	5.65	75	15474	9.39	ppb	91
43) 2,2,4-Trimethylpentane	6.02	57	21114	7.33	ppb	95
45) Carbon Tetrachloride	5.63	117	24542	11.83	ppb	# 78
46) Tert Amyl Methyl Ether	6.10	73	34292	8.54	ppb	# 95
47) 1,2-DCA	5.94	62	20815	10.58	ppb	98
48) Benzene	5.89	78	45846	8.95	ppb	# 90
49) TCE	6.67	95	14441	9.51	ppb	88
50) 2-Pentanone	6.94	43	84972	117.13	ppb	98
51) 1,2-Dichloropropane	6.92	63	5977	9.03	ppb	95

(#) = qualifier out of range (m) = manual integration  
 0719M52.D M0716W.M Sat Sep 18 11:17:34 2021

Data File : M:\MAX\DATA\210716\0719M52.D  
 Acq On : 20 Jul 21 9:39  
 Sample : Ending CCV 10ug/L 7/18/21  
 Misc : IS&S 6/4/21

Vial: 52  
 Operator: LP,DG,CH  
 Inst : Max  
 Multiplr: 1.00

Quant Time: Jul 20 10:14 2021

Quant Results File: M0716W.RES

Quant Method : M:\MAX\DATA\210716\M0716W.M (RTE Integrator)  
 Title : METHOD 8260B  
 Last Update : Sat Jul 17 14:22:13 2021  
 Response via : Initial Calibration  
 DataAcq Meth : M8260\_071621

Compound	R.T.	QIon	Response	Conc	Unit	Qvalue
52) Bromodichloromethane	7.24	83	19219	9.35	ppb	97
53) Methyl Cyclohexane	6.85	83	15069	7.77	ppb	84
54) Dibromomethane	7.04	93	7670	9.78	ppb	95
55) MIBK (methyl isobutyl ket	7.92	43	44212	49.32	ppb	98
56) 1-Bromo-2-chloroethane	7.55	144	2914	10.58	ppb	81
58) Cis-1,3-Dichloropropene	7.72	39	10575	8.76	ppb	84
59) Toluene	8.05	91	50802	8.99	ppb	95
60) Trans-1,3-Dichloropropene	8.31	75	18943	9.13	ppb	91
61) 1,1,2-TCA	8.49	83	8222	8.91	ppb	84
62) 2-Hexanone	8.78	43	28203	49.90	ppb	97
65) 1,2-EDB	8.97	107	11921	9.13	ppb	98
66) Tetrachloroethene	8.60	164	10274	10.21	ppb	93
67) 1-Chlorohexane	9.48	91	13961	7.38	ppb	94
68) 1,1,1,2-Tetrachloroethane	9.57	131	16034	9.35	ppb	95
69) m&p-Xylene	9.72	106	49218	18.55	ppb	100
70) o-Xylene	10.11	106	24903	9.32	ppb	97
71) Styrene	10.13	104	40549	9.20	ppb	# 94
73) 1,3-Dichloropropane	8.66	76	17705	9.30	ppb	96
74) Dibromochloromethane	8.88	129	16066	8.92	ppb	98
75) Chlorobenzene	9.47	112	36916	9.41	ppb	98
76) Ethylbenzene	9.60	91	57841	8.80	ppb	98
77) Bromoform	10.30	173	13616	10.07	ppb	92
79) Isopropylbenzene	10.49	105	61859	8.50	ppb	96
80) 1,1,2,2-Tetrachloroethane	10.81	83	9765	6.54	ppb	88
81) 1,2,3-Trichloropropane	10.83	110	5660	9.71	ppb	89
82) t-1,4-Dichloro-2-Butene	10.86	53	2671	6.21	ppb	# 64
83) Bromobenzene	10.77	156	19505	8.36	ppb	90
84) n-Propylbenzene	10.90	91	65805	8.83	ppb	99
85) 4-Ethyltoluene	11.01	105	57901	8.58	ppb	96
86) 2-Chlorotoluene	10.97	91	46573	8.66	ppb	94
87) 1,3,5-Trimethylbenzene	11.08	105	51883	8.79	ppb	94
88) 4-Chlorotoluene	11.08	91	47852	8.57	ppb	96
89) Tert-Butylbenzene	11.40	119	30784	9.27	ppb	97
90) 1,2,4-Trimethylbenzene	11.45	105	51435	8.88	ppb	99
91) Sec-Butylbenzene	11.62	105	57589	9.15	ppb	96
92) p-Isopropyltoluene	11.77	119	54025	10.11	ppb	96
93) Benzyl Chloride	11.95	91	9443	4.04	ppb	# 80
94) 1,3-DCB	11.80	146	35308	9.30	ppb	94
95) 1,4-DCB	11.71	146	34607	9.30	ppb	94
96) n-Butylbenzene	12.18	91	33220	9.97	ppb	91
97) 1,2-DCB	12.17	146	34102	10.01	ppb	94
98) Hexachloroethane	12.42	117	11862	9.06	ppb	93
99) 1,2-Dibromo-3-chloropropan	12.96	157	4428	11.67	ppb	91
100) 1,2,4-Trichlorobenzene	13.78	180	13987	8.02	ppb	88
101) Hexachlorobutadiene	13.96	225	9752	7.70	ppb	91
102) Naphthalene	14.02	128	10355	7.90	ppb	98
103) 1,2,3-Trichlorobenzene	14.26	180	11918	8.22	ppb	97

(#) = qualifier out of range (m) = manual integration  
 0719M52.D M0716W.M Sat Sep 18 11:17:54 2021

Quantitation Report

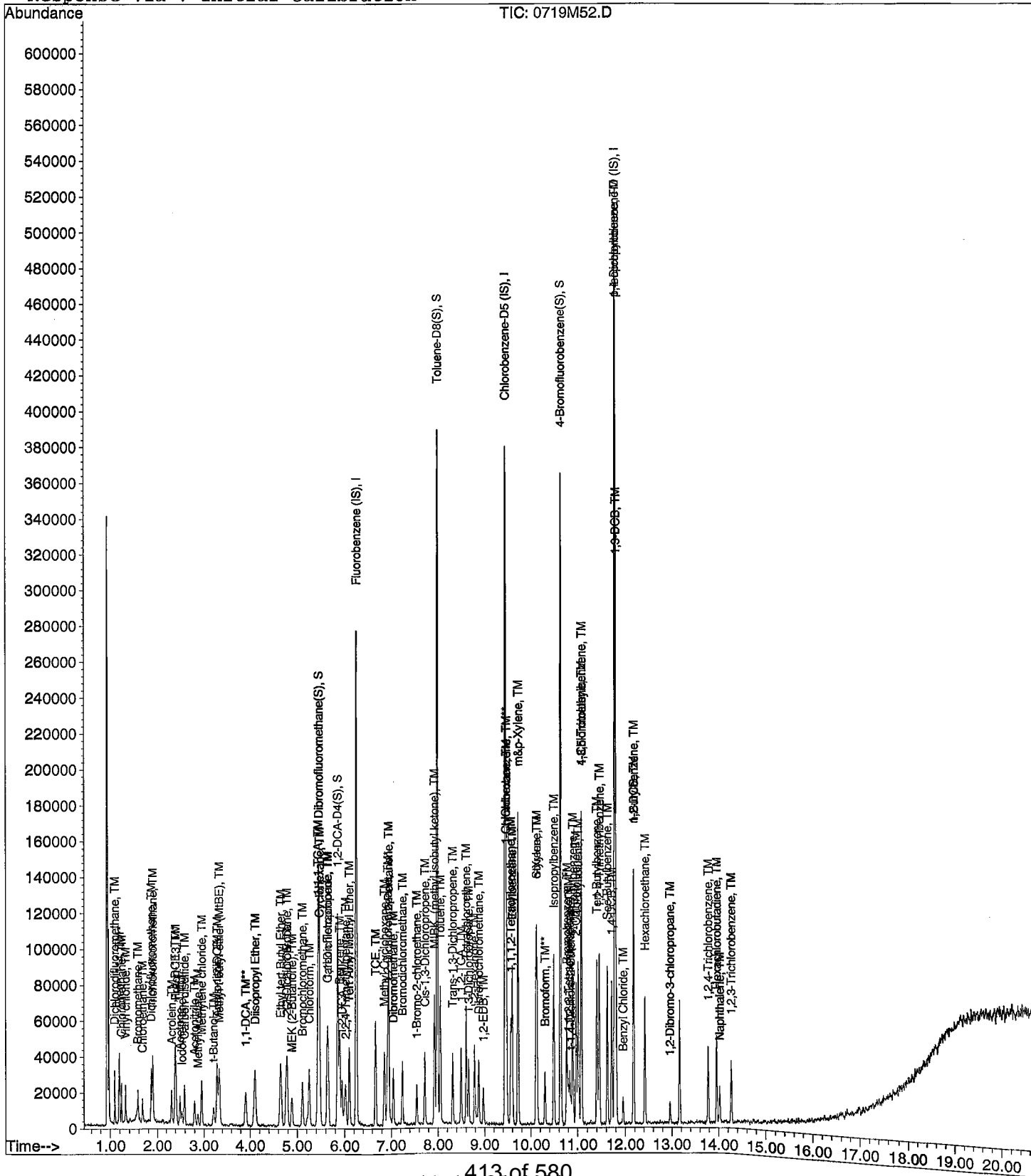
Data File : M:\MAX\DATA\210716\0719M52.D  
Acq On : 20 Jul 21 9:39  
Sample : Ending CCV 10ug/L 7/18/21  
Misc : IS&S 6/4/21

Vial: 52  
Operator: LP,DG,CH  
Inst : Max  
Multiplr: 1.00

Quant Time: Jul 20 10:14 2021

Quant Results File: M0716W.RES

Method : M:\MAX\DATA\210716\M0716W.M (RTE Integrator)  
Title : METHOD 8260B  
Last Update : Sat Jul 17 14:22:13 2021  
Response via : Initial Calibration



# **ORGANICS**

## **Raw Data**

Data File : M:\MAX\DATA\210716\0717M15.D  
 Acq On : 17 Jul 21 19:55  
 Sample : BA36223W01  
 Misc : IS&S 6/4/21

Vial: 15  
 Operator: LP,DG,CH  
 Inst : Max  
 Multiplr: 1.00

Quant Time: Aug 2 12:43 2021

Quant Results File: M0716W.RES

Quant Method : M:\MAX\DATA\210716\M0716W.M (RTE Integrator)  
 Title : METHOD 8260B  
 Last Update : Sat Jul 17 14:22:13 2021  
 Response via : Initial Calibration  
 DataAcq Meth : M8260\_071621

Internal Standards	R.T.	QIon	Response	Conc	Units	Dev (Min)
1) Fluorobenzene (IS)	6.25	96	267013	25.00	ppb	0.00
63) Chlorobenzene-D5 (IS)	9.45	117	228066	25.00	ppb	0.00
78) 1,4-Dichlorobenzene-D (IS)	11.78	152	133887	25.00	ppb	0.00
System Monitoring Compounds						
39) Dibromofluoromethane(S)	5.46	111	78632	25.98	ppb	0.00
Spiked Amount	25.000		Recovery	=	103.932%	
44) 1,2-DCA-D4(S)	5.85	65	48320	27.54	ppb	0.00
Spiked Amount	25.000		Recovery	=	110.164%	
64) Toluene-D8(S)	7.98	98	261158	24.34	ppb	0.00
Spiked Amount	25.000		Recovery	=	97.360%	
72) 4-Bromofluorobenzene(S)	10.63	95	103917	24.50	ppb	0.00
Spiked Amount	25.000		Recovery	=	98.008%	

Target Compounds Qvalue

Quantitation Report


Data File : M:\MAX\DATA\210716\0717M15.D  
Acq On : 17 Jul 21 19:55  
Sample : BA36223W01  
Misc : IS&S 6/4/21

Vial: 15  
Operator: LP,DG,CH  
Inst : Max  
Multiplr: 1.00

Quant Time: Aug 2 12:43 2021

Quant Results File: M0716W.RES

Method : M:\MAX\DATA\210716\M0716W.M (RTE Integrator)  
Title : METHOD 8260B  
Last Update : Sat Jul 17 14:22:13 2021  
Response via : Initial Calibration





Quantitation Report (QT Reviewed)

Data File : M:\MAX\DATA\210716\0717M16.D  
 Acq On : 17 Jul 21 20:23  
 Sample : BA36224W01  
 Misc : IS&S 6/4/21

Vial: 16  
 Operator: LP,DG,CH  
 Inst : Max  
 Multiplr: 1.00

Quant Time: Aug 2 12:44 2021

Quant Results File: M0716W.RES

Quant Method : M:\MAX\DATA\210716\M0716W.M (RTE Integrator)  
 Title : METHOD 8260B  
 Last Update : Sat Jul 17 14:22:13 2021  
 Response via : Initial Calibration  
 DataAcq Meth : M8260\_071621

Internal Standards	R.T.	QIon	Response	Conc	Units	Dev (Min)
1) Fluorobenzene (IS)	6.25	96	259770	25.00	ppb	0.00
63) Chlorobenzene-D5 (IS)	9.45	117	222306	25.00	ppb	0.00
78) 1,4-Dichlorobenzene-D (IS)	11.78	152	136099	25.00	ppb	0.00
System Monitoring Compounds						
39) Dibromofluoromethane(S)	5.45	111	78518	26.67	ppb	0.00
Spiked Amount	25.000		Recovery	=	106.676%	
44) 1,2-DCA-D4(S)	5.85	65	48400	28.36	ppb	0.00
Spiked Amount	25.000		Recovery	=	113.424%	
64) Toluene-D8(S)	7.98	98	256011	24.48	ppb	0.00
Spiked Amount	25.000		Recovery	=	97.916%	
72) 4-Bromofluorobenzene(S)	10.63	95	103662	25.08	ppb	0.00
Spiked Amount	25.000		Recovery	=	100.300%	

Target Compounds

Qvalue

Quantitation Report


Data File : M:\MAX\DATA\210716\0717M16.D  
Acq On : 17 Jul 21 20:23  
Sample : BA36224W01  
Misc : IS&S 6/4/21

Vial: 16  
Operator: LP,DG,CH  
Inst : Max  
Multiplr: 1.00

Quant Time: Aug 2 12:44 2021

Quant Results File: M0716W.RES

Method : M:\MAX\DATA\210716\M0716W.M (RTE Integrator)  
Title : METHOD 8260B  
Last Update : Sat Jul 17 14:22:13 2021  
Response via : Initial Calibration



Quantitation Report (QT Reviewed)

Data File : M:\MAX\DATA\210716\0717M17.D  
 Acq On : 17 Jul 21 20:51  
 Sample : BA36226W01  
 Misc : IS&S 6/4/21

Vial: 17  
 Operator: LP,DG,CH  
 Inst : Max  
 Multiplr: 1.00

Quant Time: Aug 2 12:46 2021

Quant Results File: M0716W.RES

Quant Method : M:\MAX\DATA\210716\M0716W.M (RTE Integrator)  
 Title : METHOD 8260B  
 Last Update : Sat Jul 17 14:22:13 2021  
 Response via : Initial Calibration  
 DataAcq Meth : M8260\_071621

Internal Standards	R.T.	QIon	Response	Conc	Units	Dev(Min)
1) Fluorobenzene (IS)	6.25	96	264934	25.00	ppb	0.00
63) Chlorobenzene-D5 (IS)	9.45	117	224365	25.00	ppb	0.00
78) 1,4-Dichlorobenzene-D (IS)	11.78	152	131601	25.00	ppb	0.00
<b>System Monitoring Compounds</b>						
39) Dibromofluoromethane(S)	5.46	111	78604	26.18	ppb	0.00
Spiked Amount	25.000		Recovery	=	104.708%	
44) 1,2-DCA-D4(S)	5.85	65	47880	27.50	ppb	0.00
Spiked Amount	25.000		Recovery	=	110.020%	
64) Toluene-D8(S)	7.98	98	254858	24.15	ppb	0.00
Spiked Amount	25.000		Recovery	=	96.580%	
72) 4-Bromofluorobenzene(S)	10.63	95	103948	24.91	ppb	0.00
Spiked Amount	25.000		Recovery	=	99.656%	

Target Compounds Qvalue

Quantitation Report


Data File : M:\MAX\DATA\210716\0717M17.D  
Acq On : 17 Jul 21 20:51  
Sample : BA36226W01  
Misc : IS&S 6/4/21

Vial: 17  
Operator: LP,DG,CH  
Inst : Max  
Multiplr: 1.00

Quant Time: Aug 2 12:46 2021

Quant Results File: M0716W.RES

Method : M:\MAX\DATA\210716\M0716W.M (RTE Integrator)  
Title : METHOD 8260B  
Last Update : Sat Jul 17 14:22:13 2021  
Response via : Initial Calibration



Quantitation Report (QT Reviewed)

Data File : M:\MAX\DATA\210716\0717M18.D  
 Acq On : 17 Jul 21 21:19  
 Sample : BA36227W01  
 Misc : IS&S 6/4/21

Vial: 18  
 Operator: LP,DG,CH  
 Inst : Max  
 Multiplr: 1.00

Quant Time: Aug 2 12:51 2021

Quant Results File: M0716W.RES

Quant Method : M:\MAX\DATA\210716\M0716W.M (RTE Integrator)  
 Title : METHOD 8260B  
 Last Update : Sat Jul 17 14:22:13 2021  
 Response via : Initial Calibration  
 DataAcq Meth : M8260\_071621

Internal Standards	R.T.	QIon	Response	Conc	Units	Dev(Min)
1) Fluorobenzene (IS)	6.25	96	264715	25.00	ppb	0.00
63) Chlorobenzene-D5 (IS)	9.45	117	223895	25.00	ppb	0.00
78) 1,4-Dichlorobenzene-D (IS)	11.78	152	142169	25.00	ppb	0.00
System Monitoring Compounds						
39) Dibromofluoromethane(S)	5.46	111	75542	25.18	ppb	0.00
Spiked Amount	25.000		Recovery	=	100.716%	
44) 1,2-DCA-D4(S)	5.85	65	47304	27.20	ppb	0.00
Spiked Amount	25.000		Recovery	=	108.784%	
64) Toluene-D8(S)	7.98	98	258251	24.52	ppb	0.00
Spiked Amount	25.000		Recovery	=	98.072%	
72) 4-Bromofluorobenzene(S)	10.63	95	102548	24.63	ppb	0.00
Spiked Amount	25.000		Recovery	=	98.520%	
Target Compounds						Qvalue
79) Isopropylbenzene	10.49	105	11470	1.45	ppb	91
84) n-Propylbenzene	10.90	91	18965	2.34	ppb	99
89) Tert-Butylbenzene	11.40	119	2385	0.66	ppb #	86
91) Sec-Butylbenzene	11.62	105	15287	2.23	ppb	97
96) n-Butylbenzene	12.18	91	9785	2.70	ppb	94
102) Naphthalene	14.02	128	70512	28.21	ppb	99

(#) = qualifier out of range (m) = manual integration  
 0717M18.D M0716W.M Sat Sep 18 11:19:52 2021

Quantitation Report


Data File : M:\MAX\DATA\210716\0717M18.D  
Acq On : 17 Jul 21 21:19  
Sample : BA36227W01  
Misc : IS&S 6/4/21

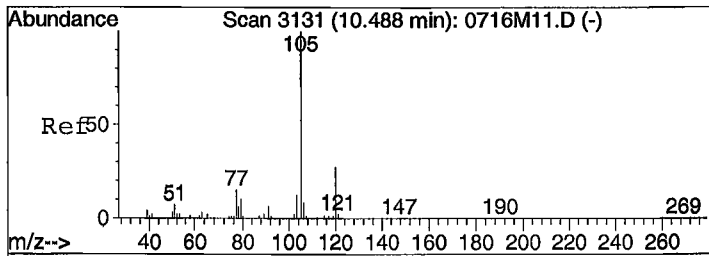
Vial: 18  
Operator: LP,DG,CH  
Inst : Max  
Multiplr: 1.00

Quant Time: Aug 2 12:51 2021

Quant Results File: M0716W.RES

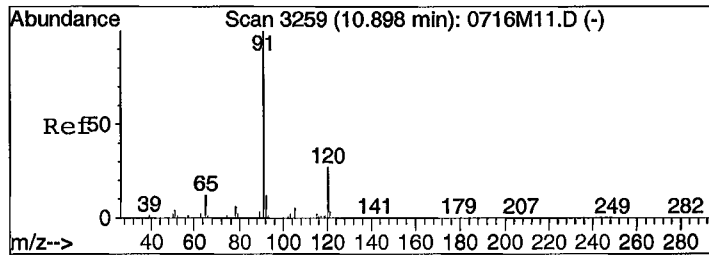
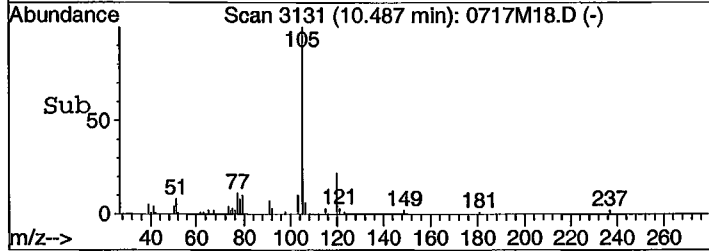
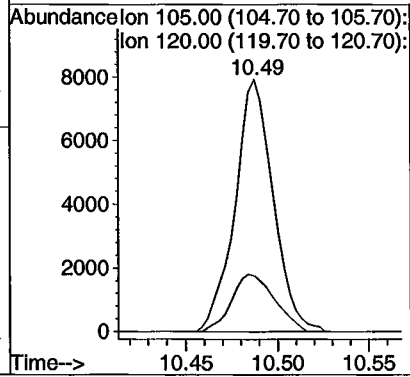
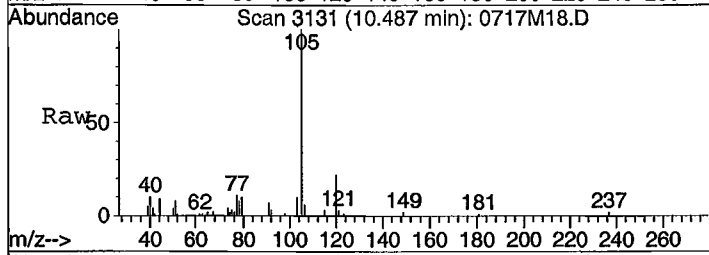
Method : M:\MAX\DATA\210716\M0716W.M (RTE Integrator)  
Title : METHOD 8260B  
Last Update : Sat Jul 17 14:22:13 2021  
Response via : Initial Calibration





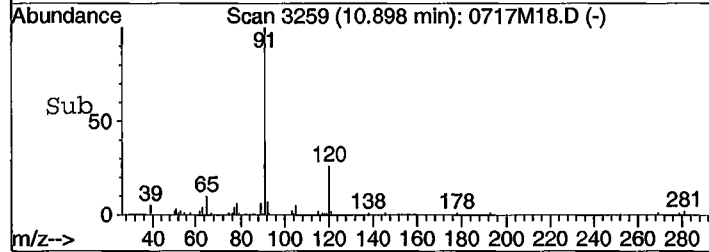
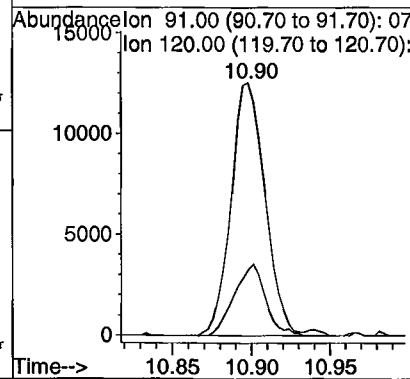
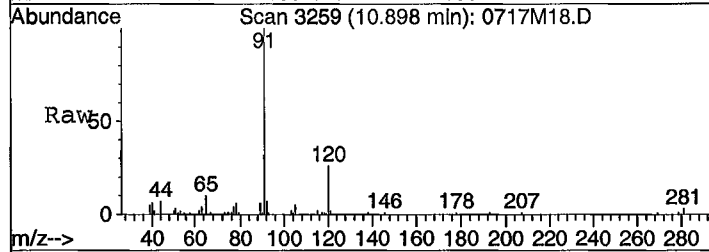
#79  
 Isopropylbenzene  
 Concen: 1.45 ppb  
 RT: 10.49 min Scan# 3131  
 Delta R.T. -0.00 min  
 Lab File: 0717M18.D  
 Acq: 17 Jul 21 21:19

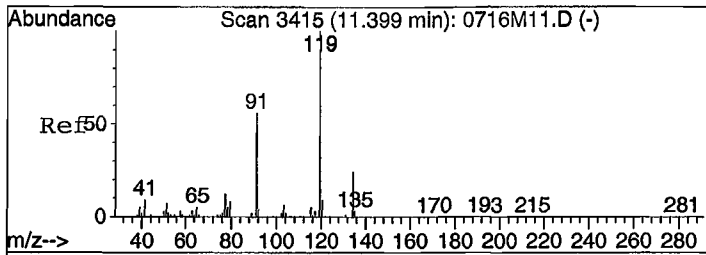
Tgt Ion: 105 Resp: 11470  
 Ion Ratio Lower Upper  
 105 100  
 120 22.1 21.6 32.4



#84  
 n-Propylbenzene  
 Concen: 2.34 ppb  
 RT: 10.90 min Scan# 3259  
 Delta R.T. 0.00 min  
 Lab File: 0717M18.D  
 Acq: 17 Jul 21 21:19

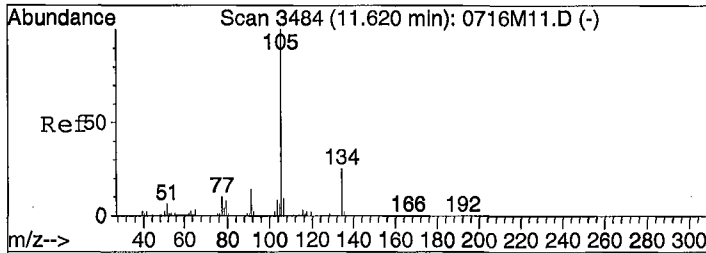
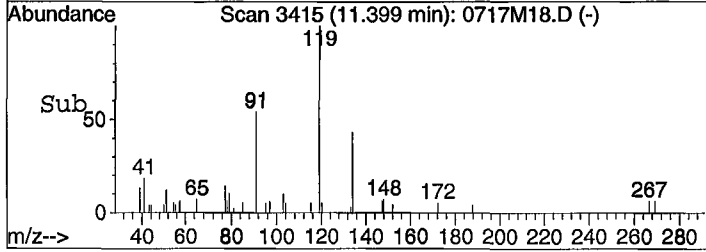
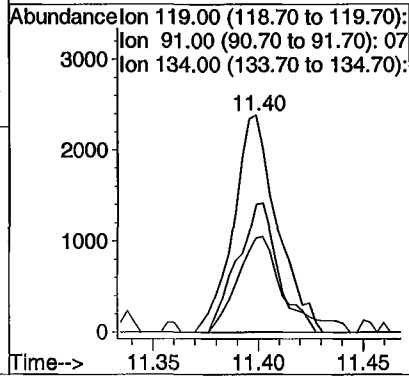
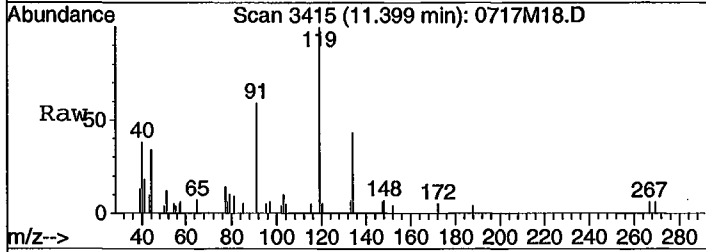
Tgt Ion: 91 Resp: 18965  
 Ion Ratio Lower Upper  
 91 100  
 120 26.1 18.7 34.7





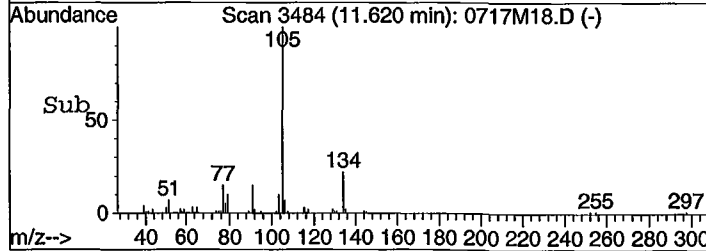
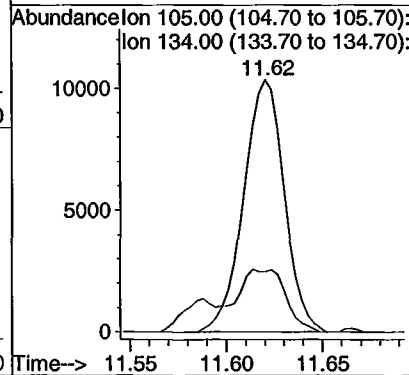
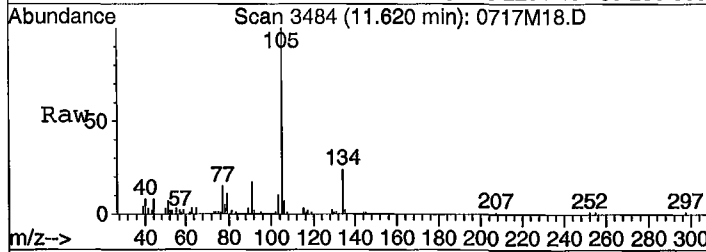
#89  
 Tert-Butylbenzene  
 Concen: 0.66 ppb  
 RT: 11.40 min Scan# 3415  
 Delta R.T. 0.00 min  
 Lab File: 0717M18.D  
 Acq: 17 Jul 21 21:19

Tgt Ion	Resp	Lower	Upper
119	2385	100	100
91	58.8	39.6	73.4
134	43.5	16.9	31.5#

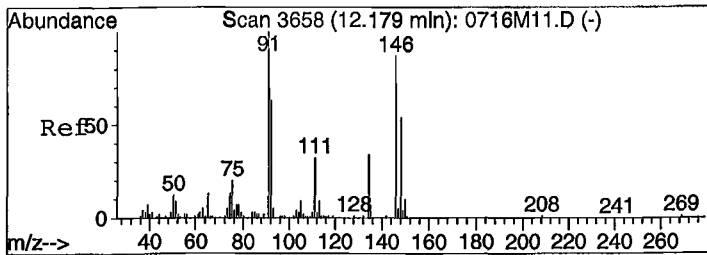


#91  
 Sec-Butylbenzene  
 Concen: 2.23 ppb  
 RT: 11.62 min Scan# 3484  
 Delta R.T. -0.00 min  
 Lab File: 0717M18.D  
 Acq: 17 Jul 21 21:19

Tgt Ion	Resp	Lower	Upper
105	15287	100	100
134	23.9	17.9	33.2

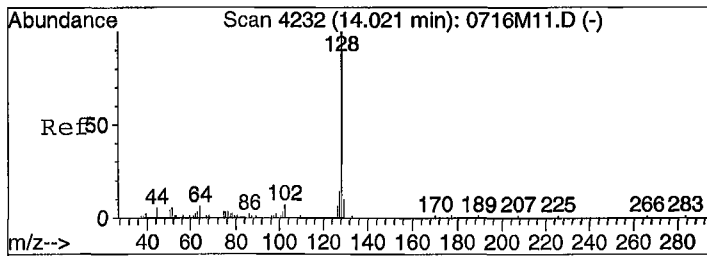
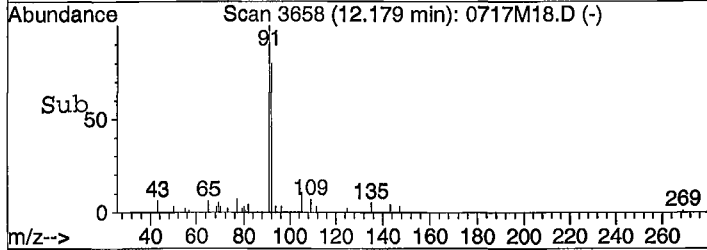
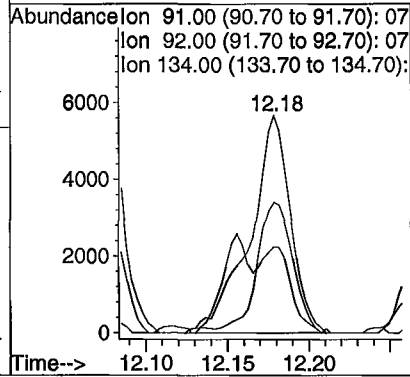
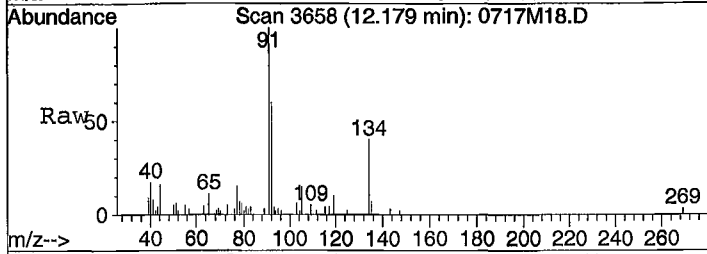






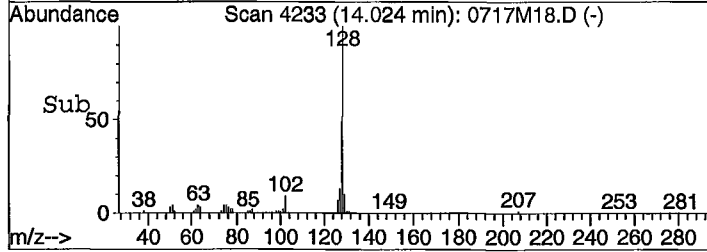
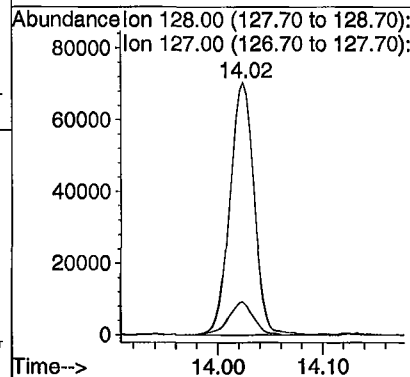
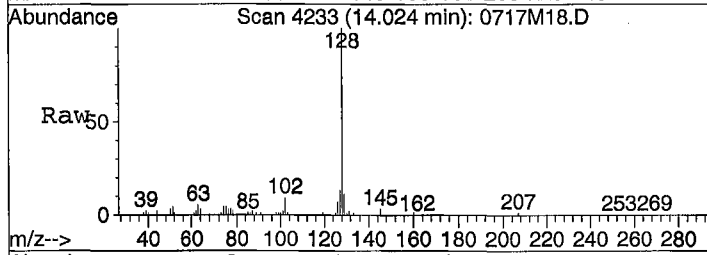
#96  
 n-Butylbenzene  
 Concen: 2.70 ppb  
 RT: 12.18 min Scan# 3658  
 Delta R.T. 0.00 min  
 Lab File: 0717M18.D  
 Acq: 17 Jul 21 21:19

Tgt Ion	Resp	Lower	Upper
91	9785		
92	60.2	44.5	82.6
134	39.6	23.9	44.3



#102  
 Naphthalene  
 Concen: 28.21 ppb  
 RT: 14.02 min Scan# 4233  
 Delta R.T. 0.00 min  
 Lab File: 0717M18.D  
 Acq: 17 Jul 21 21:19

Tgt Ion	Resp	Lower	Upper
128	70512		
127	13.1	10.9	16.3



Quantitation Report (QT Reviewed)

Data File : M:\MAX\DATA\210716\0719M10.D  
 Acq On : 19 Jul 21 14:05  
 Sample : BA36229W01  
 Misc : IS&S 6/4/21

Vial: 10  
 Operator: LP,DG,CH  
 Inst : Max  
 Multiplr: 1.00

Quant Time: Jul 20 8:20 2021

Quant Results File: M0716W.RES

Quant Method : M:\MAX\DATA\210716\M0716W.M (RTE Integrator)  
 Title : METHOD 8260B  
 Last Update : Sat Jul 17 14:22:13 2021  
 Response via : Initial Calibration  
 DataAcq Meth : M8260\_071621

Internal Standards	R.T.	QIon	Response	Conc	Units	Dev(Min)
1) Fluorobenzene (IS)	6.25	96	257429	25.00	ppb	0.00
63) Chlorobenzene-D5 (IS)	9.45	117	220583	25.00	ppb	0.00
78) 1,4-Dichlorobenzene-D (IS)	11.78	152	128480	25.00	ppb	0.00
<b>System Monitoring Compounds</b>						
39) Dibromofluoromethane(S)	5.46	111	75114	25.74	ppb	0.00
Spiked Amount	25.000		Recovery	=	102.976%	
44) 1,2-DCA-D4(S)	5.85	65	48152	28.47	ppb	0.00
Spiked Amount	25.000		Recovery	=	113.872%	
64) Toluene-D8(S)	7.98	98	250570	24.15	ppb	0.00
Spiked Amount	25.000		Recovery	=	96.584%	
72) 4-Bromofluorobenzene(S)	10.63	95	100763	24.56	ppb	0.00
Spiked Amount	25.000		Recovery	=	98.260%	
Target Compounds						Qvalue

Quantitation Report


Data File : M:\MAX\DATA\210716\0719M10.D  
Acq On : 19 Jul 21 14:05  
Sample : BA36229W01  
Misc : IS&S 6/4/21

Vial: 10  
Operator: LP,DG,CH  
Inst : Max  
Multiplr: 1.00

Quant Time: Jul 20 8:20 2021

Quant Results File: M0716W.RES

Method : M:\MAX\DATA\210716\M0716W.M (RTE Integrator)  
Title : METHOD 8260B  
Last Update : Sat Jul 17 14:22:13 2021  
Response via : Initial Calibration



Quantitation Report (QT Reviewed)

Data File : M:\MAX\DATA\210716\0719M11.D  
 Acq On : 19 Jul 21 14:33  
 Sample : BA36232W01  
 Misc : IS&S 6/4/21

Vial: 11  
 Operator: LP,DG,CH  
 Inst : Max  
 Multiplr: 1.00

Quant Time: Jul 20 8:22 2021

Quant Results File: M0716W.RES

Quant Method : M:\MAX\DATA\210716\M0716W.M (RTE Integrator)  
 Title : METHOD 8260B  
 Last Update : Sat Jul 17 14:22:13 2021  
 Response via : Initial Calibration  
 DataAcq Meth : M8260\_071621

Internal Standards	R.T.	QIon	Response	Conc	Units	Dev(Min)
1) Fluorobenzene (IS)	6.25	96	255271	25.00	ppb	0.00
63) Chlorobenzene-D5 (IS)	9.45	117	222636	25.00	ppb	0.00
78) 1,4-Dichlorobenzene-D (IS)	11.78	152	130168	25.00	ppb	0.00
<b>System Monitoring Compounds</b>						
39) Dibromofluoromethane(S)	5.45	111	76692	26.51	ppb	0.00
Spiked Amount	25.000		Recovery	=	106.032%	
44) 1,2-DCA-D4(S)	5.85	65	45640	27.21	ppb	0.00
Spiked Amount	25.000		Recovery	=	108.844%	
64) Toluene-D8(S)	7.98	98	245661	23.45	ppb	0.00
Spiked Amount	25.000		Recovery	=	93.816%	
72) 4-Bromofluorobenzene(S)	10.64	95	97460	23.54	ppb	0.00
Spiked Amount	25.000		Recovery	=	94.160%	

Target Compounds

Qvalue

Quantitation Report

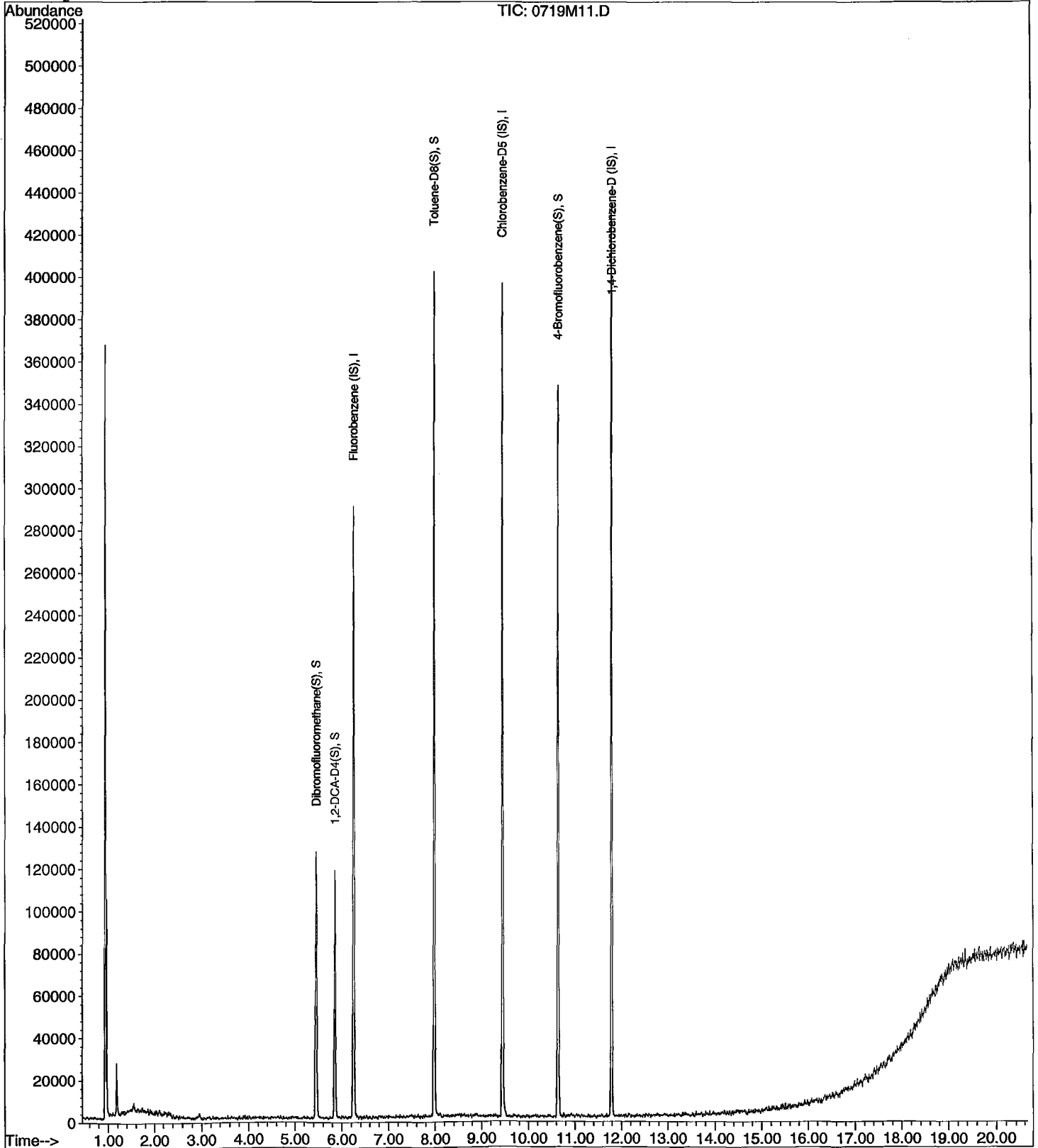
Data File : M:\MAX\DATA\210716\0719M11.D  
Acq On : 19 Jul 21 14:33  
Sample : BA36232W01  
Misc : IS&S 6/4/21

Vial: 11  
Operator: LP,DG,CH  
Inst : Max  
Multiplr: 1.00

Quant Time: Jul 20 8:22 2021

Quant Results File: M0716W.RES

Method : M:\MAX\DATA\210716\M0716W.M (RTE Integrator)  
Title : METHOD 8260B  
Last Update : Sat Jul 17 14:22:13 2021  
Response via : Initial Calibration



Quantitation Report (QT Reviewed)

Data File : M:\MAX\DATA\210716\0719M36.D  
 Acq On : 20 Jul 21 2:12  
 Sample : BA36230W01  
 Misc : IS&S 6/4/21

Vial: 36  
 Operator: LP,DG,CH  
 Inst : Max  
 Multiplr: 1.00

Quant Time: Jul 20 9:40 2021

Quant Results File: M0716W.RES

Quant Method : M:\MAX\DATA\210716\M0716W.M (RTE Integrator)  
 Title : METHOD 8260B  
 Last Update : Sat Jul 17 14:22:13 2021  
 Response via : Initial Calibration  
 DataAcq Meth : M8260\_071621

Internal Standards	R.T.	QIon	Response	Conc	Units	Dev (Min)
1) Fluorobenzene (IS)	6.25	96	253726	25.00	ppb	0.00
63) Chlorobenzene-D5 (IS)	9.45	117	216220	25.00	ppb	0.00
78) 1,4-Dichlorobenzene-D (IS)	11.78	152	126602	25.00	ppb	0.00
<b>System Monitoring Compounds</b>						
39) Dibromofluoromethane(S)	5.45	111	73031	25.40	ppb	0.00
Spiked Amount	25.000		Recovery	=	101.584%	
44) 1,2-DCA-D4(S)	5.85	65	47232	28.33	ppb	0.00
Spiked Amount	25.000		Recovery	=	113.324%	
64) Toluene-D8(S)	7.98	98	241301	23.72	ppb	0.00
Spiked Amount	25.000		Recovery	=	94.888%	
72) 4-Bromofluorobenzene(S)	10.63	95	96756	24.06	ppb	0.00
Spiked Amount	25.000		Recovery	=	96.256%	

Target Compounds

Qvalue

Quantitation Report


Data File : M:\MAX\DATA\210716\0719M36.D  
Acq On : 20 Jul 21 2:12  
Sample : BA36230W01  
Misc : IS&S 6/4/21

Vial: 36  
Operator: LP,DG,CH  
Inst : Max  
Multiplr: 1.00

Quant Time: Jul 20 9:40 2021

Quant Results File: M0716W.RES

Method : M:\MAX\DATA\210716\M0716W.M (RTE Integrator)  
Title : METHOD 8260B  
Last Update : Sat Jul 17 14:22:13 2021  
Response via : Initial Calibration



Data File : M:\MAX\DATA\210716\0719M37.D  
 Acq On : 20 Jul 21 2:40  
 Sample : BA36233W01  
 Misc : IS&S 6/4/21

Vial: 37  
 Operator: LP,DG,CH  
 Inst : Max  
 Multiplr: 1.00

Quant Time: Jul 20 9:41 2021

Quant Results File: M0716W.RES

Quant Method : M:\MAX\DATA\210716\M0716W.M (RTE Integrator)  
 Title : METHOD 8260B  
 Last Update : Sat Jul 17 14:22:13 2021  
 Response via : Initial Calibration  
 DataAcq Meth : M8260\_071621

Internal Standards	R.T.	QIon	Response	Conc	Units	Dev (Min)
1) Fluorobenzene (IS)	6.25	96	245407	25.00	ppb	0.00
63) Chlorobenzene-D5 (IS)	9.45	117	215069	25.00	ppb	0.00
78) 1,4-Dichlorobenzene-D (IS)	11.78	152	122649	25.00	ppb	0.00
<b>System Monitoring Compounds</b>						
39) Dibromofluoromethane(S)	5.45	111	73732	26.51	ppb	0.00
Spiked Amount	25.000		Recovery	=	106.036%	
44) 1,2-DCA-D4(S)	5.85	65	45720	28.35	ppb	0.00
Spiked Amount	25.000		Recovery	=	113.416%	
64) Toluene-D8(S)	7.98	98	239064	23.63	ppb	0.00
Spiked Amount	25.000		Recovery	=	94.512%	
72) 4-Bromofluorobenzene(S)	10.63	95	95399	23.85	ppb	0.00
Spiked Amount	25.000		Recovery	=	95.412%	
Target Compounds						Qvalue



Quantitation Report

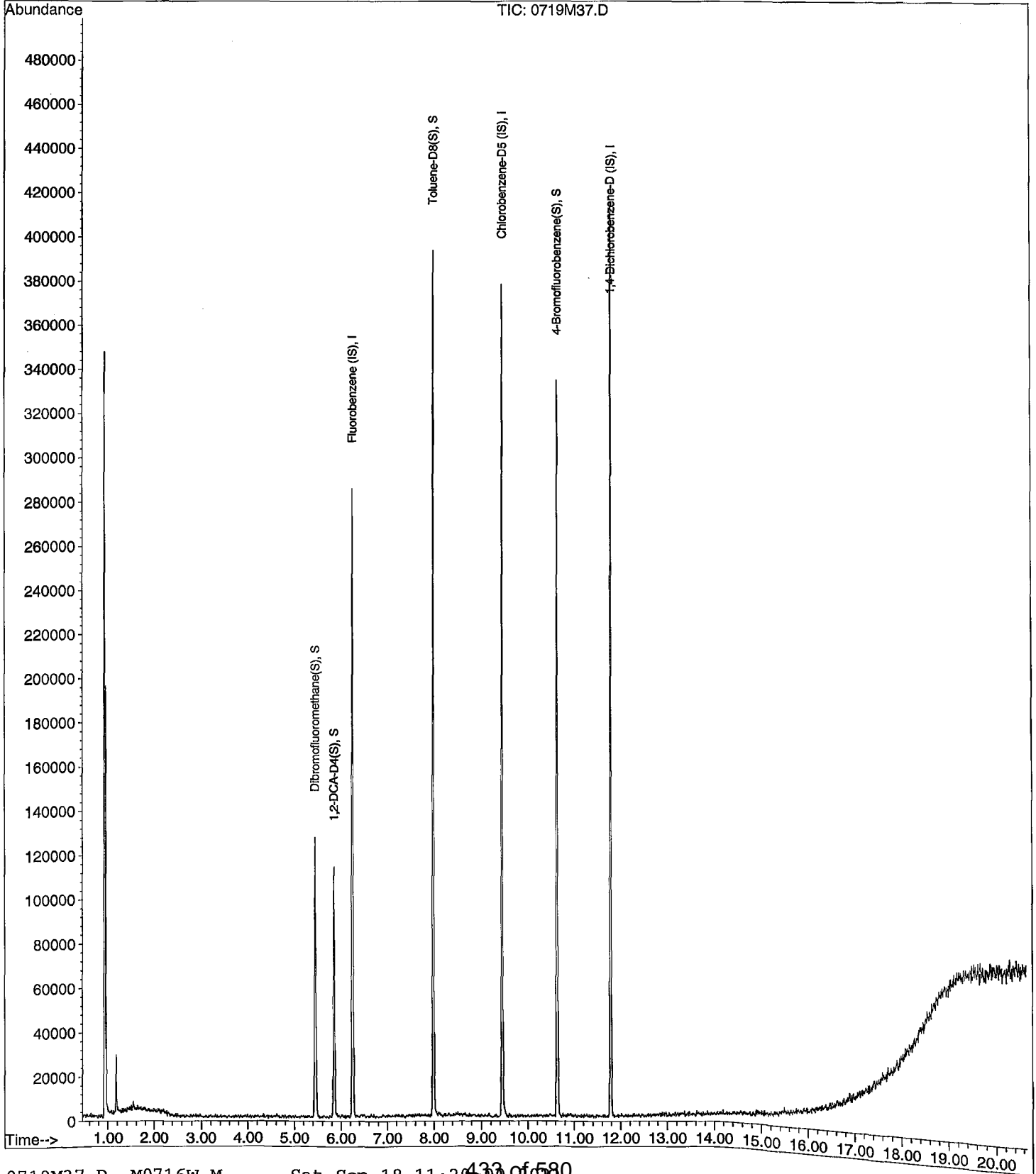
Data File : M:\MAX\DATA\210716\0719M37.D  
Acq On : 20 Jul 21 2:40  
Sample : BA36233W01  
Misc : IS&S 6/4/21

Vial: 37  
Operator: LP,DG,CH  
Inst : Max  
Multiplr: 1.00

Quant Time: Jul 20 9:41 2021

Quant Results File: M0716W.RES

Method : M:\MAX\DATA\210716\M0716W.M (RTE Integrator)  
Title : METHOD 8260B  
Last Update : Sat Jul 17 14:22:13 2021  
Response via : Initial Calibration



Quantitation Report (QT Reviewed)

Data File : M:\MAX\DATA\210716\0717M08.D  
 Acq On : 17 Jul 21 16:39  
 Sample : 210717A BLK  
 Misc : IS&S 6/4/21

Vial: 8  
 Operator: LP,DG,CH  
 Inst : Max  
 Multiplr: 1.00

Quant Time: Jul 19 7:12 2021

Quant Results File: M0716W.RES

Quant Method : M:\MAX\DATA\210716\M0716W.M (RTE Integrator)  
 Title : METHOD 8260B  
 Last Update : Sat Jul 17 14:22:13 2021  
 Response via : Initial Calibration  
 DataAcq Meth : M8260\_071621

Internal Standards	R.T.	QIon	Response	Conc	Units	Dev (Min)
1) Fluorobenzene (IS)	6.25	96	267521	25.00	ppb	0.00
63) Chlorobenzene-D5 (IS)	9.45	117	224816	25.00	ppb	0.00
78) 1,4-Dichlorobenzene-D (IS)	11.78	152	126626	25.00	ppb	0.00
<b>System Monitoring Compounds</b>						
39) Dibromofluoromethane(S)	5.46	111	77508	25.56	ppb	0.00
Spiked Amount	25.000		Recovery	=	102.252%	
44) 1,2-DCA-D4(S)	5.85	65	47280	26.90	ppb	0.00
Spiked Amount	25.000		Recovery	=	107.592%	
64) Toluene-D8(S)	7.98	98	258050	24.40	ppb	0.00
Spiked Amount	25.000		Recovery	=	97.592%	
72) 4-Bromofluorobenzene(S)	10.63	95	103564	24.77	ppb	0.00
Spiked Amount	25.000		Recovery	=	99.088%	

Target Compounds

Qvalue

Quantitation Report

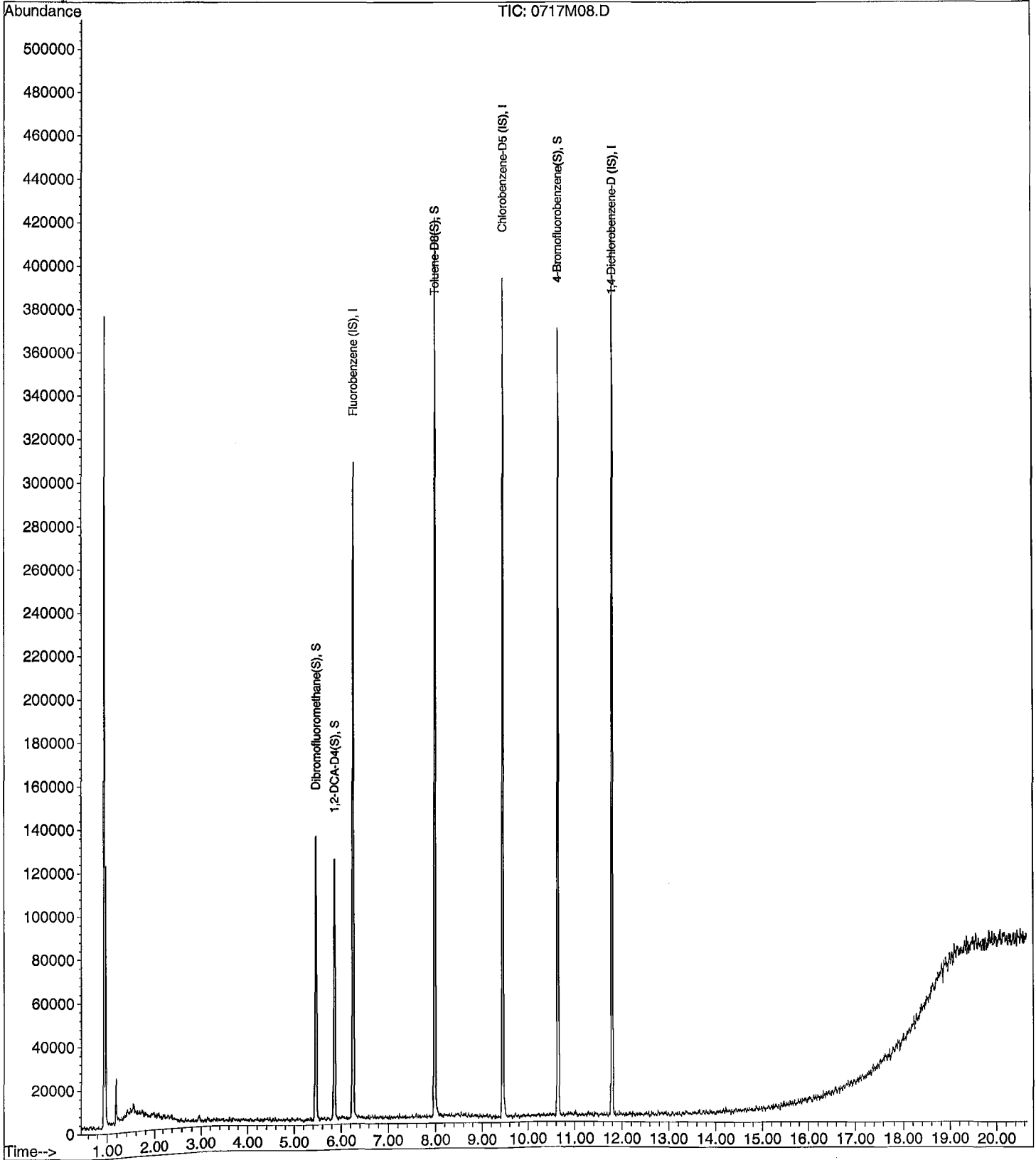
Data File : M:\MAX\DATA\210716\0717M08.D  
Acq On : 17 Jul 21 16:39  
Sample : 210717A BLK  
Misc : IS&S 6/4/21

Vial: 8  
Operator: LP,DG,CH  
Inst : Max  
Multiplr: 1.00

Quant Time: Jul 19 7:12 2021

Quant Results File: M0716W.RES

Method : M:\MAX\DATA\210716\M0716W.M (RTE Integrator)  
Title : METHOD 8260B  
Last Update : Sat Jul 17 14:22:13 2021  
Response via : Initial Calibration



Quantitation Report (Not Reviewed)

Data File : M:\MAX\DATA\210716\0717M03.D  
 Acq On : 17 Jul 21 14:19  
 Sample : 210717A LCS 10ug/L  
 Misc : IS&S 6/4/21

Vial: 3  
 Operator: LP,DG,CH  
 Inst : Max  
 Multiplr: 1.00

Quant Time: Jul 19 7:08 2021

Quant Results File: M0716W.RES

Quant Method : M:\MAX\DATA\210716\M0716W.M (RTE Integrator)  
 Title : METHOD 8260B  
 Last Update : Sat Jul 17 14:22:13 2021  
 Response via : Initial Calibration  
 DataAcq Meth : M8260\_071621

Internal Standards	R.T.	QIon	Response	Conc	Units	Dev(Min)
1) Fluorobenzene (IS)	6.25	96	270722	25.00	ppb	0.00
63) Chlorobenzene-D5 (IS)	9.45	117	232943	25.00	ppb	0.00
78) 1,4-Dichlorobenzene-D (IS)	11.78	152	147617	25.00	ppb	0.00
<b>System Monitoring Compounds</b>						
39) Dibromofluoromethane(S)	5.45	111	78619	25.62	ppb	0.00
Spiked Amount	25.000		Recovery	=	102.492%	
44) 1,2-DCA-D4(S)	5.85	65	47720	26.83	ppb	0.00
Spiked Amount	25.000		Recovery	=	107.308%	
64) Toluene-D8(S)	7.98	98	263979	24.09	ppb	0.00
Spiked Amount	25.000		Recovery	=	96.352%	
72) 4-Bromofluorobenzene(S)	10.63	95	109855	25.36	ppb	0.00
Spiked Amount	25.000		Recovery	=	101.440%	
<b>Target Compounds</b>						
3) Dichlorodifluoromethane	1.10	85	18628	11.40	ppb	# 86
4) Freon 114	1.19	85	13408	10.93	ppb	100
5) Chloromethane	1.23	50	12612	8.66	ppb	96
6) Vinyl chloride	1.32	62	14280	10.33	ppb	96
8) Bromomethane	1.58	94	7611	9.05	ppb	93
9) Chloroethane	1.68	64	6924	8.33	ppb	98
10) Dichlorofluoromethane	1.86	67	24856	9.47	ppb	100
11) Trichlorofluoromethane	1.90	101	27275	12.09	ppb	93
13) Acrolein	2.32	56	17378	108.04	ppb	93
14) Acetone	2.50	43	18085	44.20	ppb	95
15) Freon-113	2.40	151	14372	10.67	ppb	91
16) Acetonitrile	2.80	41	16931	122.06	ppb	# 92
18) 1,1-DCE	2.39	61	21287	10.42	ppb	96
19) t-Butanol	3.22	59	14884	119.79	ppb	# 88
20) Methyl Acetate	2.87	43	9037	9.62	ppb	90
21) Iodomethane	2.53	142	15825	8.61	ppb	98
22) Acrylonitrile	3.29	53	4061	8.89	ppb	# 69
24) Methylene chloride	2.96	84	14133	8.99	ppb	89
25) Carbon disulfide	2.59	76	20256	8.87	ppb	97
26) Methyl t-butyl ether (MtBE)	3.34	73	41215	8.82	ppb	93
27) Trans-1,2-DCE	3.29	96	14328	9.10	ppb	96
29) Diisopropyl Ether	4.11	45	38561	9.11	ppb	98
30) 1,1-DCA	3.90	63	24426	9.63	ppb	# 92
31) Vinyl Acetate	4.08	43	20567	8.72	ppb	98
32) Ethyl tert Butyl Ether	4.66	59	42328	9.73	ppb	92
34) MEK (2-Butanone)	4.89	43	24328	46.79	ppb	# 91
35) Cis-1,2-DCE	4.79	96	16269	9.13	ppb	84
36) 2,2-Dichloropropane	4.76	77	27509	10.53	ppb	93
37) Chloroform	5.25	83	28561	9.35	ppb	91
38) Bromochloromethane	5.11	130	11666	10.20	ppb	87
40) 1,1,1-TCA	5.43	97	28938	9.75	ppb	# 88
41) Cyclohexane	5.47	41	11602	9.40	ppb	88
42) 1,1-Dichloropropene	5.65	75	18387	9.77	ppb	93
43) 2,2,4-Trimethylpentane	6.02	57	32784	9.96	ppb	96
45) Carbon Tetrachloride	5.63	117	27216	11.49	ppb	100
46) Tert Amyl Methyl Ether	6.10	73	41293	9.00	ppb	# 95
47) 1,2-DCA	5.94	62	23416	10.41	ppb	96
48) Benzene	5.90	78	55815	9.54	ppb	96
49) TCE	6.67	95	16479	9.50	ppb	92
50) 2-Pentanone	6.95	43	99859	120.49	ppb	92

(#) = qualifier out of range (m) = manual integration  
 0717M03.D M0716W.M Sat Sep 18 11:18:47 2021

Data File : M:\MAX\DATA\210716\0717M03.D  
 Acq On : 17 Jul 21 14:19  
 Sample : 210717A LCS 10ug/L  
 Misc : IS&S 6/4/21

Vial: 3  
 Operator: LP,DG,CH  
 Inst : Max  
 Multiplr: 1.00

Quant Time: Jul 19 7:08 2021

Quant Results File: M0716W.RES

Quant Method : M:\MAX\DATA\210716\M0716W.M (RTE Integrator)  
 Title : METHOD 8260B  
 Last Update : Sat Jul 17 14:22:13 2021  
 Response via : Initial Calibration  
 DataAcq Meth : M8260\_071621

Compound	R.T.	QIon	Response	Conc	Unit	Qvalue
51) 1,2-Dichloropropane	6.92	63	7438	9.83	ppb	97
52) Bromodichloromethane	7.24	83	23737	10.11	ppb	93
53) Methyl Cyclohexane	6.85	83	21007	9.49	ppb	91
54) Dibromomethane	7.04	93	9206	10.27	ppb	90
55) MIBK (methyl isobutyl ket	7.92	43	50669	49.48	ppb	99
56) 1-Bromo-2-chloroethane	7.55	144	3104	9.86	ppb	87
58) Cis-1,3-Dichloropropene	7.72	39	13439	9.75	ppb	96
59) Toluene	8.05	91	61670	9.55	ppb	96
60) Trans-1,3-Dichloropropene	8.31	75	24306	10.25	ppb	84
61) 1,1,2-TCA	8.49	83	9683	9.20	ppb	88
62) 2-Hexanone	8.78	43	32161	49.81	ppb	97
65) 1,2-EDB	8.97	107	14641	9.96	ppb	95
66) Tetrachloroethene	8.60	164	10982	9.69	ppb	94
67) 1-Chlorohexane	9.48	91	18827	8.84	ppb	92
68) 1,1,1,2-Tetrachloroethane	9.57	131	19619	10.16	ppb	92
69) m&p-Xylene	9.72	106	59717	19.98	ppb	99
70) o-Xylene	10.11	106	29985	9.96	ppb	100
71) Styrene	10.13	104	49246	9.91	ppb	98
73) 1,3-Dichloropropane	8.66	76	21918	10.22	ppb	97
74) Dibromochloromethane	8.87	129	19167	9.45	ppb	96
75) Chlorobenzene	9.47	112	44381	10.04	ppb	96
76) Ethylbenzene	9.60	91	70826	9.57	ppb	95
77) Bromoform	10.30	173	16021	10.51	ppb	95
79) Isopropylbenzene	10.49	105	74374	9.03	ppb	94
80) 1,1,2,2-Tetrachloroethane	10.80	83	13549	8.21	ppb	96
81) 1,2,3-Trichloropropane	10.83	110	5369	8.14	ppb	95
82) t-1,4-Dichloro-2-Butene	10.86	53	4337	8.92	ppb	94
83) Bromobenzene	10.77	156	23189	8.78	ppb	99
84) n-Propylbenzene	10.90	91	81134	9.62	ppb	99
85) 4-Ethyltoluene	11.01	105	73538	9.63	ppb	99
86) 2-Chlorotoluene	10.97	91	50814	8.35	ppb	93
87) 1,3,5-Trimethylbenzene	11.08	105	64708	9.69	ppb	93
88) 4-Chlorotoluene	11.08	91	57997	9.18	ppb	99
89) Tert-Butylbenzene	11.40	119	37424	9.96	ppb	98
90) 1,2,4-Trimethylbenzene	11.45	105	62816	9.58	ppb	100
91) Sec-Butylbenzene	11.62	105	71575	10.05	ppb	97
92) p-Isopropyltoluene	11.77	119	67186	11.11	ppb	93
93) Benzyl Chloride	11.95	91	25138	9.50	ppb	94
94) 1,3-DCB	11.81	146	42451	9.88	ppb	92
95) 1,4-DCB	11.71	146	41469	9.85	ppb	99
96) n-Butylbenzene	12.18	91	42040	11.15	ppb	89
97) 1,2-DCB	12.18	146	39874	10.34	ppb	98
98) Hexachloroethane	12.42	117	12868	8.69	ppb	94
99) 1,2-Dibromo-3-chloropropan	12.96	157	3711	8.65	ppb	94
100) 1,2,4-Trichlorobenzene	13.78	180	18998	8.96	ppb	96
101) Hexachlorobutadiene	13.96	225	14173	9.38	ppb	94
102) Naphthalene	14.02	128	13537	8.50	ppb	99
103) 1,2,3-Trichlorobenzene	14.26	180	15764	9.02	ppb	94

Quantitation Report

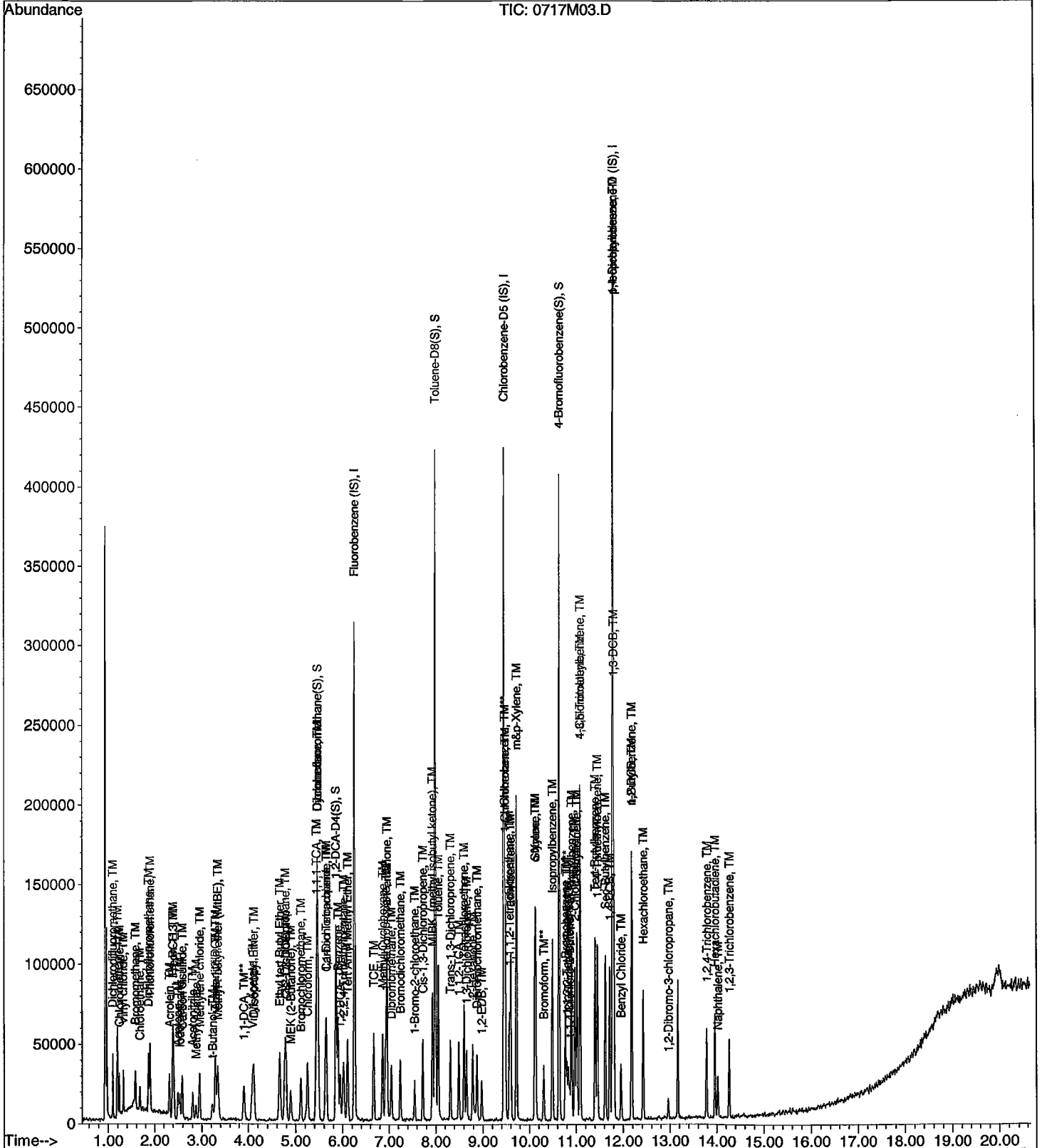
Data File : M:\MAX\DATA\210716\0717M03.D  
 Acq On : 17 Jul 21 14:19  
 Sample : 210717A LCS 10ug/L  
 Misc : IS&S 6/4/21

Vial: 3  
 Operator: LP,DG,CH  
 Inst : Max  
 Multiplr: 1.00

Quant Time: Jul 19 7:08 2021

Quant Results File: M0716W.RES

Method : M:\MAX\DATA\210716\M0716W.M (RTE Integrator)  
 Title : METHOD 8260B  
 Last Update : Sat Jul 17 14:22:13 2021  
 Response via : Initial Calibration



Data File : M:\MAX\DATA\210716\0717M04.D  
 Acq On : 17 Jul 21 14:47  
 Sample : 210717A LCSD 10ug/L  
 Misc : IS&S 6/4/21

Vial: 4  
 Operator: LP,DG,CH  
 Inst : Max  
 Multiplr: 1.00

Quant Time: Jul 19 7:08 2021

Quant Results File: M0716W.RES

Quant Method : M:\MAX\DATA\210716\M0716W.M (RTE Integrator)  
 Title : METHOD 8260B  
 Last Update : Sat Jul 17 14:22:13 2021  
 Response via : Initial Calibration  
 DataAcq Meth : M8260\_071621

Internal Standards	R.T.	QIon	Response	Conc	Units	Dev(Min)
1) Fluorobenzene (IS)	6.25	96	270311	25.00	ppb	0.00
63) Chlorobenzene-D5 (IS)	9.45	117	231483	25.00	ppb	0.00
78) 1,4-Dichlorobenzene-D (IS)	11.78	152	144345	25.00	ppb	0.00

System Monitoring Compounds

39) Dibromofluoromethane(S)	5.46	111	78625	25.66	ppb	0.00
Spiked Amount	25.000		Recovery	=	102.656%	
44) 1,2-DCA-D4(S)	5.85	65	49800	28.04	ppb	0.00
Spiked Amount	25.000		Recovery	=	112.156%	
64) Toluene-D8(S)	7.98	98	263806	24.22	ppb	0.00
Spiked Amount	25.000		Recovery	=	96.896%	
72) 4-Bromofluorobenzene(S)	10.63	95	104808	24.35	ppb	0.00
Spiked Amount	25.000		Recovery	=	97.392%	

Target Compounds

	R.T.	QIon	Response	Conc	Units	Qvalue
3) Dichlorodifluoromethane	1.10	85	16610	10.18	ppb	# 82
4) Freon 114	1.19	85	11766	9.61	ppb	79
5) Chloromethane	1.23	50	13129	9.05	ppb	89
6) Vinyl chloride	1.32	62	12201	8.84	ppb	96
8) Bromomethane	1.58	94	7240	8.63	ppb	99
9) Chloroethane	1.68	64	6807	8.17	ppb	90
10) Dichlorofluoromethane	1.86	67	24880	9.49	ppb	98
11) Trichlorofluoromethane	1.90	101	26300	11.68	ppb	94
13) Acrolein	2.32	56	18254	113.65	ppb	95
14) Acetone	2.50	43	17745	43.43	ppb	92
15) Freon-113	2.41	151	13088	9.70	ppb	# 88
16) Acetonitrile	2.80	41	16551	119.50	ppb	92
18) 1,1-DCE	2.39	61	19744	9.68	ppb	# 87
19) t-Butanol	3.22	59	16008	129.04	ppb	98
20) Methyl Acetate	2.87	43	8309	8.78	ppb	# 76
21) Iodomethane	2.54	142	15315	8.37	ppb	# 95
22) Acrylonitrile	3.29	53	4026	8.83	ppb	# 77
24) Methylene chloride	2.95	84	14380	9.16	ppb	90
25) Carbon disulfide	2.59	76	21344	9.36	ppb	98
26) Methyl t-butyl ether (MtBE)	3.34	73	42565	9.13	ppb	98
27) Trans-1,2-DCE	3.29	96	15592	9.92	ppb	95
29) Diisopropyl Ether	4.11	45	36331	8.59	ppb	98
30) 1,1-DCA	3.91	63	23248	9.18	ppb	# 93
31) Vinyl Acetate	4.07	43	18275	7.68	ppb	93
32) Ethyl tert Butyl Ether	4.65	59	40271	9.27	ppb	# 89
34) MEK (2-Butanone)	4.89	43	23874	45.99	ppb	# 91
35) Cis-1,2-DCE	4.79	96	16971	9.54	ppb	74
36) 2,2-Dichloropropane	4.77	77	25872	9.92	ppb	98
37) Chloroform	5.25	83	28096	9.21	ppb	98
38) Bromochloromethane	5.11	130	11657	10.21	ppb	# 84
40) 1,1,1-TCA	5.43	97	28353	9.57	ppb	94
41) Cyclohexane	5.47	41	10741	8.72	ppb	95
42) 1,1-Dichloropropene	5.65	75	17995	9.57	ppb	98
43) 2,2,4-Trimethylpentane	6.02	57	31762	9.67	ppb	96
45) Carbon Tetrachloride	5.63	117	25980	10.98	ppb	92
46) Tert Amyl Methyl Ether	6.11	73	40467	8.84	ppb	# 96
47) 1,2-DCA	5.94	62	22106	9.85	ppb	95
48) Benzene	5.90	78	53034	9.08	ppb	93
49) TCE	6.67	95	15780	9.11	ppb	96
50) 2-Pentanone	6.95	43	97033	117.26	ppb	95

(#) = qualifier out of range (m) = manual integration  
 0717M04.D M0716W.M Sat Sep 18 11:18:49 2021

Data File : M:\MAX\DATA\210716\0717M04.D  
 Acq On : 17 Jul 21 14:47  
 Sample : 210717A LCSD 10ug/L  
 Misc : IS&S 6/4/21

Vial: 4  
 Operator: LP,DG,CH  
 Inst : Max  
 Multiplr: 1.00

Quant Time: Jul 19 7:08 2021

Quant Results File: M0716W.RES

Quant Method : M:\MAX\DATA\210716\M0716W.M (RTE Integrator)  
 Title : METHOD 8260B  
 Last Update : Sat Jul 17 14:22:13 2021  
 Response via : Initial Calibration  
 DataAcq Meth : M8260\_071621

Compound	R.T.	QIon	Response	Conc	Unit	Qvalue
51) 1,2-Dichloropropane	6.92	63	6885	9.11	ppb	99
52) Bromodichloromethane	7.24	83	21575	9.20	ppb	98
53) Methyl Cyclohexane	6.86	83	19894	9.00	ppb	98
54) Dibromomethane	7.04	93	9487	10.60	ppb	91
55) MIBK (methyl isobutyl ket	7.92	43	47985	46.93	ppb	96
56) 1-Bromo-2-chloroethane	7.55	144	3132	9.96	ppb	97
58) Cis-1,3-Dichloropropene	7.72	39	12432	9.03	ppb	92
59) Toluene	8.05	91	59314	9.20	ppb	98
60) Trans-1,3-Dichloropropene	8.32	75	22400	9.46	ppb	91
61) 1,1,2-TCA	8.49	83	8810	8.34	ppb	# 70
62) 2-Hexanone	8.78	43	30871	47.89	ppb	94
65) 1,2-EDB	8.97	107	13660	9.35	ppb	95
66) Tetrachloroethene	8.60	164	10503	9.33	ppb	92
67) 1-Chlorohexane	9.48	91	17772	8.40	ppb	95
68) 1,1,1,2-Tetrachloroethane	9.57	131	17993	9.37	ppb	89
69) m&p-Xylene	9.72	106	53605	18.05	ppb	93
70) o-Xylene	10.11	106	28803	9.63	ppb	99
71) Styrene	10.13	104	47193	9.56	ppb	95
73) 1,3-Dichloropropane	8.66	76	20286	9.52	ppb	97
74) Dibromochloromethane	8.88	129	18010	8.93	ppb	93
75) Chlorobenzene	9.48	112	44312	10.09	ppb	98
76) Ethylbenzene	9.60	91	67716	9.20	ppb	99
77) Bromoform	10.30	173	15045	9.94	ppb	87
79) Isopropylbenzene	10.49	105	74180	9.21	ppb	92
80) 1,1,2,2-Tetrachloroethane	10.80	83	13895	8.65	ppb	# 91
81) 1,2,3-Trichloropropane	10.83	110	5844	9.06	ppb	# 71
82) t-1,4-Dichloro-2-Butene	10.87	53	4629	9.73	ppb	# 67
83) Bromobenzene	10.77	156	23200	8.98	ppb	97
84) n-Propylbenzene	10.90	91	76343	9.26	ppb	98
85) 4-Ethyltoluene	11.01	105	71539	9.58	ppb	97
86) 2-Chlorotoluene	10.97	91	56442	9.48	ppb	97
87) 1,3,5-Trimethylbenzene	11.08	105	63029	9.65	ppb	90
88) 4-Chlorotoluene	11.08	91	55862	9.05	ppb	89
89) Tert-Butylbenzene	11.40	119	34752	9.46	ppb	99
90) 1,2,4-Trimethylbenzene	11.45	105	63166	9.85	ppb	99
91) Sec-Butylbenzene	11.62	105	65457	9.40	ppb	96
92) p-Isopropyltoluene	11.77	119	63704	10.77	ppb	96
93) Benzyl Chloride	11.95	91	24986	9.66	ppb	# 88
94) 1,3-DCB	11.81	146	40024	9.52	ppb	95
95) 1,4-DCB	11.71	146	41592	10.11	ppb	96
96) n-Butylbenzene	12.18	91	39345	10.67	ppb	93
97) 1,2-DCB	12.17	146	38582	10.23	ppb	96
98) Hexachloroethane	12.42	117	12501	8.63	ppb	93
99) 1,2-Dibromo-3-chloropropan	12.96	157	4255	10.14	ppb	90
100) 1,2,4-Trichlorobenzene	13.78	180	18442	8.91	ppb	88
101) Hexachlorobutadiene	13.96	225	14253	9.59	ppb	90
102) Naphthalene	14.02	128	13796	8.69	ppb	94
103) 1,2,3-Trichlorobenzene	14.26	180	13907	8.48	ppb	94



Quantitation Report

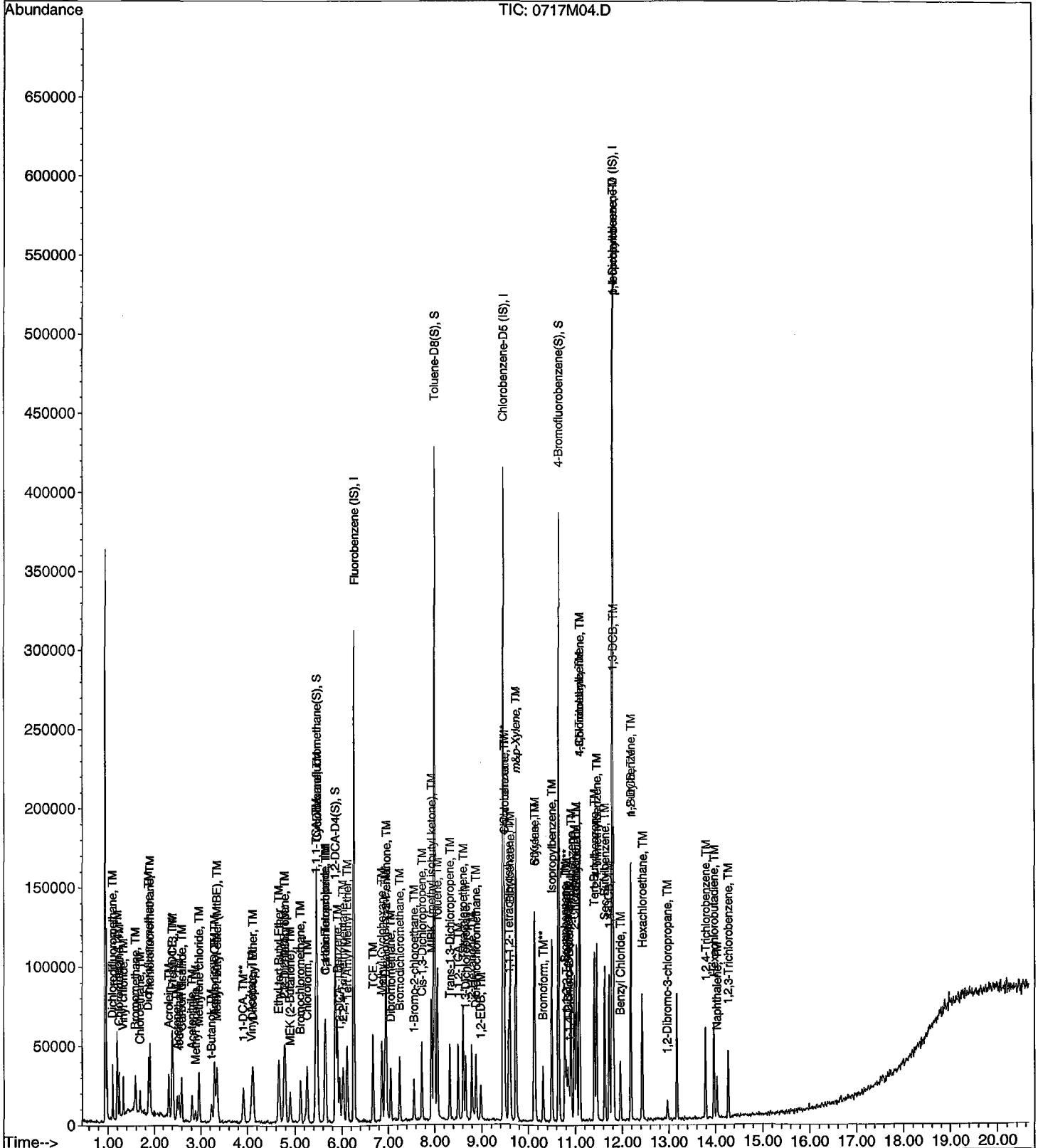
Data File : M:\MAX\DATA\210716\0717M04.D  
Acq On : 17 Jul 21 14:47  
Sample : 210717A LCSD 10ug/L  
Misc : IS&S 6/4/21

Vial: 4  
Operator: LP,DG,CH  
Inst : Max  
Multiplr: 1.00

Quant Time: Jul 19 7:08 2021

Quant Results File: M0716W.RES

Method : M:\MAX\DATA\210716\M0716W.M (RTE Integrator)  
Title : METHOD 8260B  
Last Update : Sat Jul 17 14:22:13 2021  
Response via : Initial Calibration



Quantitation Report (QT Reviewed)

Data File : M:\MAX\DATA\210716\0719M08.D  
 Acq On : 19 Jul 21 13:09  
 Sample : 210718A BLK  
 Misc : IS&S 6/4/21

Vial: 8  
 Operator: LP,DG,CH  
 Inst : Max  
 Multiplr: 1.00

Quant Time: Jul 20 7:47 2021

Quant Results File: M0716W.RES

Quant Method : M:\MAX\DATA\210716\M0716W.M (RTE Integrator)  
 Title : METHOD 8260B  
 Last Update : Sat Jul 17 14:22:13 2021  
 Response via : Initial Calibration  
 DataAcq Meth : M8260\_071621

Internal Standards	R.T.	QIon	Response	Conc	Units	Dev(Min)
1) Fluorobenzene (IS)	6.25	96	258485	25.00	ppb	0.00
63) Chlorobenzene-D5 (IS)	9.45	117	221847	25.00	ppb	0.00
78) 1,4-Dichlorobenzene-D (IS)	11.78	152	134303	25.00	ppb	0.00
System Monitoring Compounds						
39) Dibromofluoromethane(S)	5.46	111	75745	25.85	ppb	0.00
Spiked Amount	25.000		Recovery	=	103.420%	
44) 1,2-DCA-D4(S)	5.85	65	47192	27.79	ppb	0.00
Spiked Amount	25.000		Recovery	=	111.144%	
64) Toluene-D8(S)	7.98	98	251682	24.11	ppb	0.00
Spiked Amount	25.000		Recovery	=	96.460%	
72) 4-Bromofluorobenzene(S)	10.63	95	100114	24.27	ppb	0.00
Spiked Amount	25.000		Recovery	=	97.068%	
Target Compounds						Qvalue

Quantitation Report


Data File : M:\MAX\DATA\210716\0719M08.D  
Acq On : 19 Jul 21 13:09  
Sample : 210718A BLK  
Misc : IS&S 6/4/21

Vial: 8  
Operator: LP,DG,CH  
Inst : Max  
Multiplr: 1.00

Quant Time: Jul 20 7:47 2021

Quant Results File: M0716W.RES

Method : M:\MAX\DATA\210716\M0716W.M (RTE Integrator)  
Title : METHOD 8260B  
Last Update : Sat Jul 17 14:22:13 2021  
Response via : Initial Calibration



Data File : M:\MAX\DATA\210716\0719M03.D  
 Acq On : 19 Jul 21 10:49  
 Sample : 210718A LCS 10ug/L  
 Misc : IS&S 6/4/21

Vial: 3  
 Operator: LP,DG,CH  
 Inst : Max  
 Multiplr: 1.00

Quant Time: Jul 19 11:15 2021

Quant Results File: M0716W.RES

Quant Method : M:\MAX\DATA\210716\M0716W.M (RTE Integrator)  
 Title : METHOD 8260B  
 Last Update : Sat Jul 17 14:22:13 2021  
 Response via : Initial Calibration  
 DataAcq Meth : M8260\_071621

Internal Standards	R.T.	QIon	Response	Conc	Units	Dev(Min)
1) Fluorobenzene (IS)	6.25	96	270578	25.00	ppb	0.00
63) Chlorobenzene-D5 (IS)	9.45	117	231306	25.00	ppb	0.00
78) 1,4-Dichlorobenzene-D (IS)	11.78	152	143833	25.00	ppb	0.00

System Monitoring Compounds

39) Dibromofluoromethane(S)	5.46	111	75883	24.74	ppb	0.00
Spiked Amount	25.000		Recovery	=	98.976%	
44) 1,2-DCA-D4(S)	5.85	65	48056	27.03	ppb	0.00
Spiked Amount	25.000		Recovery	=	108.120%	
64) Toluene-D8(S)	7.98	98	259252	23.82	ppb	0.00
Spiked Amount	25.000		Recovery	=	95.296%	
72) 4-Bromofluorobenzene(S)	10.63	95	103926	24.16	ppb	0.00
Spiked Amount	25.000		Recovery	=	96.644%	

Target Compounds

	R.T.	QIon	Response	Conc	Units	Qvalue
3) Dichlorodifluoromethane	1.10	85	17773	10.88	ppb	93
4) Freon 114	1.19	85	10615	8.66	ppb	97
5) Chloromethane	1.23	50	12117	8.31	ppb	98
6) Vinyl chloride	1.32	62	13130	9.50	ppb	100
8) Bromomethane	1.58	94	7178	8.54	ppb	98
9) Chloroethane	1.68	64	6278	7.37	ppb	100
10) Dichlorofluoromethane	1.86	67	21933	8.36	ppb	91
11) Trichlorofluoromethane	1.90	101	26735	11.86	ppb	100
13) Acrolein	2.32	56	15967	99.32	ppb	96
14) Acetone	2.49	43	17181	42.01	ppb	90
15) Freon-113	2.41	151	11016	8.09	ppb	87
16) Acetonitrile	2.80	41	15900	114.68	ppb	92
18) 1,1-DCE	2.39	61	18015	8.82	ppb	94
19) t-Butanol	3.21	59	13917	112.07	ppb	98
20) Methyl Acetate	2.87	43	7942	8.34	ppb	95
21) Iodomethane	2.54	142	11099	6.27	ppb	# 93
22) Acrylonitrile	3.30	53	4132	9.05	ppb	95
24) Methylene chloride	2.95	84	12245	7.79	ppb	88
25) Carbon disulfide	2.59	76	19768	8.66	ppb	95
26) Methyl t-butyl ether (MtBE)	3.34	73	40209	8.61	ppb	94
27) Trans-1,2-DCE	3.29	96	13488	8.57	ppb	95
29) Diisopropyl Ether	4.10	45	35000	8.27	ppb	# 91
30) 1,1-DCA	3.90	63	23545	9.29	ppb	97
31) Vinyl Acetate	4.08	43	19170	8.08	ppb	98
32) Ethyl tert Butyl Ether	4.65	59	38241	8.79	ppb	90
34) MEK (2-Butanone)	4.88	43	21731	41.82	ppb	# 97
35) Cis-1,2-DCE	4.78	96	16284	9.15	ppb	82
36) 2,2-Dichloropropane	4.77	77	25868	9.91	ppb	99
37) Chloroform	5.25	83	28372	9.29	ppb	99
38) Bromochloromethane	5.11	130	11018	9.64	ppb	# 81
40) 1,1,1-TCA	5.43	97	26988	9.10	ppb	91
41) Cyclohexane	5.48	41	9368	7.60	ppb	92
42) 1,1-Dichloropropene	5.65	75	17870	9.50	ppb	83
43) 2,2,4-Trimethylpentane	6.02	57	27055	8.23	ppb	96
45) Carbon Tetrachloride	5.63	117	23743	10.03	ppb	92
46) Tert Amyl Methyl Ether	6.10	73	39112	8.53	ppb	98
47) 1,2-DCA	5.94	62	20932	9.31	ppb	100
48) Benzene	5.90	78	50934	8.71	ppb	97
49) TCE	6.67	95	14624	8.43	ppb	90
50) 2-Pentanone	6.95	43	92020	111.09	ppb	93

(#) = qualifier out of range (m) = manual integration  
 0719M03.D M0716W.M Sat Sep 18 11:18:45 2021

Data File : M:\MAX\DATA\210716\0719M03.D  
 Acq On : 19 Jul 21 10:49  
 Sample : 210718A LCS 10ug/L  
 Misc : IS&S 6/4/21

Vial: 3  
 Operator: LP,DG,CH  
 Inst : Max  
 Multiplr: 1.00

Quant Time: Jul 19 11:15 2021

Quant Results File: M0716W.RES

Quant Method : M:\MAX\DATA\210716\M0716W.M (RTE Integrator)  
 Title : METHOD 8260B  
 Last Update : Sat Jul 17 14:22:13 2021  
 Response via : Initial Calibration  
 DataAcq Meth : M8260\_071621

Compound	R.T.	QIon	Response	Conc	Unit	Qvalue
51) 1,2-Dichloropropane	6.92	63	6915	9.15	ppb	99
52) Bromodichloromethane	7.24	83	21819	9.29	ppb	93
53) Methyl Cyclohexane	6.85	83	17864	8.07	ppb	96
54) Dibromomethane	7.04	93	8030	8.97	ppb	94
55) MIBK (methyl isobutyl ket	7.92	43	46058	45.00	ppb	# 95
56) 1-Bromo-2-chloroethane	7.55	144	3118	9.91	ppb	# 71
58) Cis-1,3-Dichloropropene	7.72	39	12671	9.20	ppb	89
59) Toluene	8.05	91	57566	8.92	ppb	98
60) Trans-1,3-Dichloropropene	8.32	75	21668	9.15	ppb	81
61) 1,1,2-TCA	8.49	83	9597	9.12	ppb	94
62) 2-Hexanone	8.78	43	28521	44.20	ppb	# 90
65) 1,2-EDB	8.97	107	12951	8.87	ppb	90
66) Tetrachloroethene	8.60	164	11376	10.11	ppb	94
67) 1-Chlorohexane	9.48	91	17356	8.21	ppb	90
68) 1,1,1,2-Tetrachloroethane	9.57	131	17981	9.37	ppb	95
69) m&p-Xylene	9.72	106	53394	17.99	ppb	92
70) o-Xylene	10.11	106	27799	9.30	ppb	97
71) Styrene	10.13	104	45312	9.19	ppb	93
73) 1,3-Dichloropropane	8.65	76	19017	8.93	ppb	95
74) Dibromochloromethane	8.87	129	17618	8.74	ppb	96
75) Chlorobenzene	9.47	112	43226	9.85	ppb	97
76) Ethylbenzene	9.60	91	65231	8.87	ppb	98
77) Bromoform	10.30	173	15032	9.93	ppb	91
79) Isopropylbenzene	10.49	105	69812	8.70	ppb	99
80) 1,1,2,2-Tetrachloroethane	10.80	83	13951	8.72	ppb	85
81) 1,2,3-Trichloropropane	10.83	110	5679	8.84	ppb	87
82) t-1,4-Dichloro-2-Butene	10.86	53	4052	8.55	ppb	# 70
83) Bromobenzene	10.77	156	23584	9.17	ppb	94
84) n-Propylbenzene	10.90	91	74578	9.08	ppb	95
85) 4-Ethyltoluene	11.01	105	69538	9.35	ppb	100
86) 2-Chlorotoluene	10.97	91	54875	9.25	ppb	91
87) 1,3,5-Trimethylbenzene	11.08	105	59550	9.15	ppb	99
88) 4-Chlorotoluene	11.08	91	54385	8.84	ppb	100
89) Tert-Butylbenzene	11.40	119	32616	8.91	ppb	90
90) 1,2,4-Trimethylbenzene	11.45	105	59695	9.35	ppb	97
91) Sec-Butylbenzene	11.62	105	63571	9.16	ppb	97
92) p-Isopropyltoluene	11.77	119	60024	10.19	ppb	95
93) Benzyl Chloride	11.95	91	22148	8.59	ppb	92
94) 1,3-DCB	11.81	146	39864	9.52	ppb	94
95) 1,4-DCB	11.71	146	40723	9.93	ppb	94
96) n-Butylbenzene	12.18	91	37617	10.24	ppb	89
97) 1,2-DCB	12.17	146	37662	10.03	ppb	98
98) Hexachloroethane	12.42	117	13400	9.28	ppb	88
99) 1,2-Dibromo-3-chloropropan	12.96	157	3831	9.16	ppb	86
100) 1,2,4-Trichlorobenzene	13.78	180	17718	8.72	ppb	99
101) Hexachlorobutadiene	13.96	225	13268	9.08	ppb	94
102) Naphthalene	14.02	128	12705	8.34	ppb	97
103) 1,2,3-Trichlorobenzene	14.26	180	12947	8.15	ppb	96

Quantitation Report

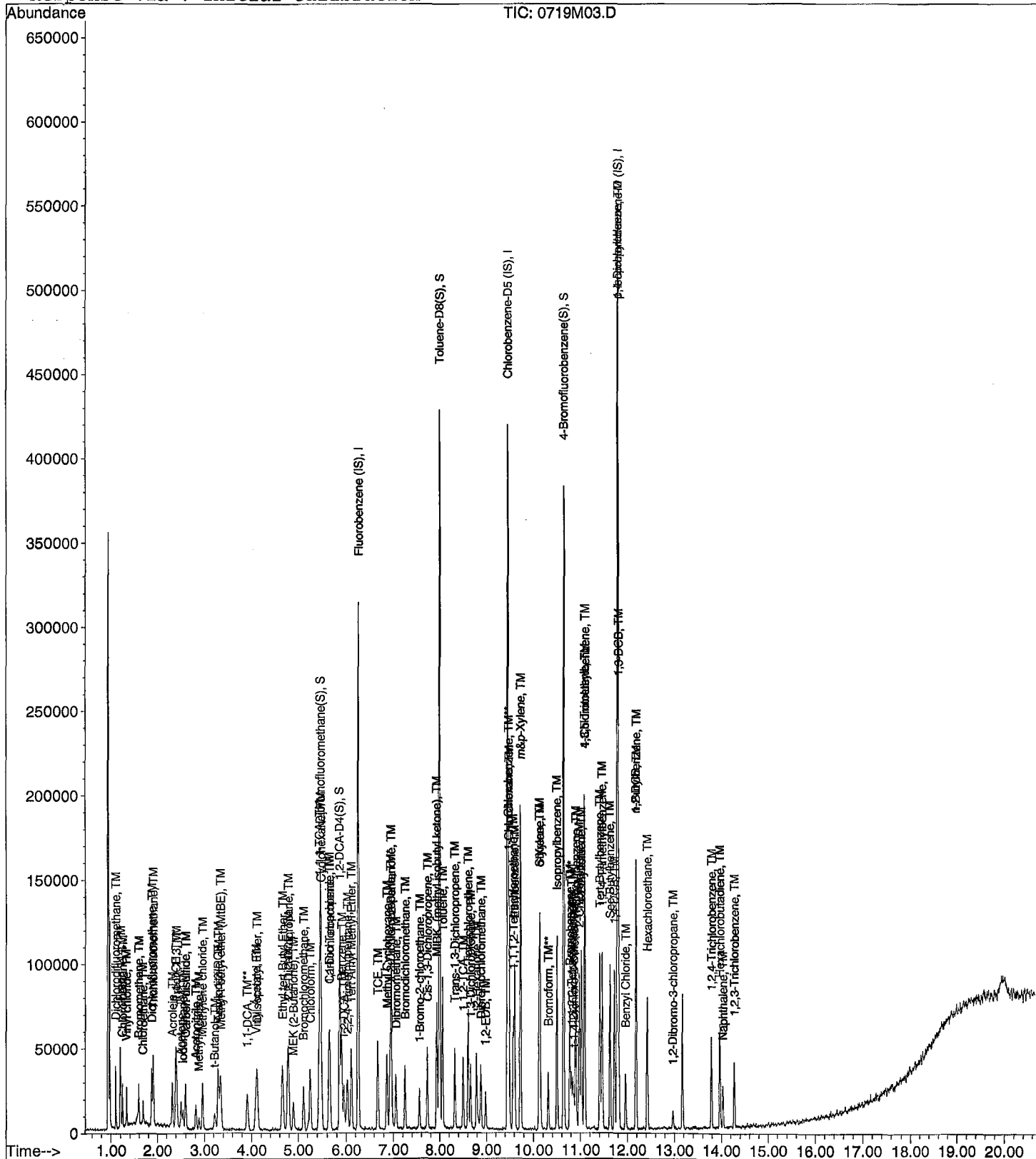
Data File : M:\MAX\DATA\210716\0719M03.D  
Acq On : 19 Jul 21 10:49  
Sample : 210718A LCS 10ug/L  
Misc : IS&S 6/4/21

Vial: 3  
Operator: LP,DG,CH  
Inst : Max  
Multiplr: 1.00

Quant Time: Jul 19 11:15 2021

Quant Results File: M0716W.RES

Method : M:\MAX\DATA\210716\M0716W.M (RTE Integrator)  
Title : METHOD 8260B  
Last Update : Sat Jul 17 14:22:13 2021  
Response via : Initial Calibration



Data File : M:\MAX\DATA\210716\0719M04.D  
 Acq On : 19 Jul 21 11:17  
 Sample : 210718A LCSD 10ug/L  
 Misc : IS&S 6/4/21

Vial: 4  
 Operator: LP,DG,CH  
 Inst : Max  
 Multiplr: 1.00

Quant Time: Jul 20 7:20 2021

Quant Results File: M0716W.RES

Quant Method : M:\MAX\DATA\210716\M0716W.M (RTE Integrator)  
 Title : METHOD 8260B  
 Last Update : Sat Jul 17 14:22:13 2021  
 Response via : Initial Calibration  
 DataAcq Meth : M8260\_071621

Internal Standards	R.T.	QIon	Response	Conc	Units	Dev(Min)
1) Fluorobenzene (IS)	6.25	96	262525	25.00	ppb	0.00
63) Chlorobenzene-D5 (IS)	9.45	117	229173	25.00	ppb	0.00
78) 1,4-Dichlorobenzene-D (IS)	11.78	152	142090	25.00	ppb	0.00
<b>System Monitoring Compounds</b>						
39) Dibromofluoromethane(S)	5.46	111	76070	25.57	ppb	0.00
Spiked Amount	25.000		Recovery	=	102.264%	
44) 1,2-DCA-D4(S)	5.85	65	50312	29.17	ppb	0.00
Spiked Amount	25.000		Recovery	=	116.668%	
64) Toluene-D8(S)	7.98	98	258838	24.01	ppb	0.00
Spiked Amount	25.000		Recovery	=	96.032%	
72) 4-Bromofluorobenzene(S)	10.63	95	102152	23.97	ppb	0.00
Spiked Amount	25.000		Recovery	=	95.880%	
<b>Target Compounds</b>						
3) Dichlorodifluoromethane	1.10	85	13146	8.30	ppb	# 89
4) Freon 114	1.19	85	8295	6.97	ppb	98
5) Chloromethane	1.23	50	10454	7.34	ppb	91
6) Vinyl chloride	1.32	62	10572	7.88	ppb	93
8) Bromomethane	1.58	94	5495	6.74	ppb	99
9) Chloroethane	1.68	64	5674	6.73	ppb	96
10) Dichlorofluoromethane	1.86	67	19272	7.57	ppb	96
11) Trichlorofluoromethane	1.90	101	19709	9.01	ppb	93
13) Acrolein	2.32	56	16027	102.75	ppb	98
14) Acetone	2.50	43	16590	41.81	ppb	89
15) Freon-113	2.41	151	9649	7.26	ppb	# 80
16) Acetonitrile	2.80	41	14298	106.29	ppb	96
18) 1,1-DCE	2.39	61	15166	7.66	ppb	93
19) t-Butanol	3.21	59	12928	107.30	ppb	99
20) Methyl Acetate	2.87	43	8302	9.06	ppb	# 81
21) Iodomethane	2.54	142	9644	5.69	ppb	# 80
22) Acrylonitrile	3.30	53	4122	9.31	ppb	# 77
24) Methylene chloride	2.95	84	11888	7.80	ppb	93
25) Carbon disulfide	2.59	76	16045	7.24	ppb	99
26) Methyl t-butyl ether (MtBE)	3.33	73	40474	8.93	ppb	94
27) Trans-1,2-DCE	3.28	96	11903	7.80	ppb	93
29) Diisopropyl Ether	4.10	45	32768	7.98	ppb	# 82
30) 1,1-DCA	3.91	63	21505	8.74	ppb	98
31) Vinyl Acetate	4.08	43	17953	7.77	ppb	# 91
32) Ethyl tert Butyl Ether	4.65	59	38497	9.12	ppb	99
34) MEK (2-Butanone)	4.89	43	21896	43.43	ppb	# 94
35) Cis-1,2-DCE	4.79	96	14168	8.20	ppb	97
36) 2,2-Dichloropropane	4.77	77	22685	8.95	ppb	98
37) Chloroform	5.25	83	25761	8.69	ppb	99
38) Bromochloromethane	5.11	130	10808	9.75	ppb	84
40) 1,1,1-TCA	5.43	97	23880	8.30	ppb	92
41) Cyclohexane	5.48	41	8515	7.12	ppb	94
42) 1,1-Dichloropropene	5.65	75	15011	8.22	ppb	90
43) 2,2,4-Trimethylpentane	6.02	57	21505	6.74	ppb	90
45) Carbon Tetrachloride	5.63	117	21474	9.35	ppb	84
46) Tert Amyl Methyl Ether	6.10	73	39184	8.81	ppb	97
47) 1,2-DCA	5.94	62	21934	10.06	ppb	96
48) Benzene	5.90	78	48216	8.50	ppb	96
49) TCE	6.67	95	14103	8.38	ppb	96
50) 2-Pentanone	6.95	43	89015	110.76	ppb	95

(#) = qualifier out of range (m) = manual integration  
 0719M04.D M0716W.M Sat Sep 18 11:24:18 2021

Data File : M:\MAX\DATA\210716\0719M04.D  
Acq On : 19 Jul 21 11:17  
Sample : 210718A LCSD 10ug/L  
Misc : IS&S 6/4/21

Vial: 4  
Operator: LP,DG,CH  
Inst : Max  
Multiplr: 1.00

Quant Time: Jul 20 7:20 2021

Quant Results File: M0716W.RES

Quant Method : M:\MAX\DATA\210716\M0716W.M (RTE Integrator)  
Title : METHOD 8260B  
Last Update : Sat Jul 17 14:22:13 2021  
Response via : Initial Calibration  
DataAcq Meth : M8260\_071621

Compound	R.T.	QIon	Response	Conc	Unit	Qvalue
51) 1,2-Dichloropropane	6.92	63	6444	8.78	ppb	100
52) Bromodichloromethane	7.24	83	20236	8.88	ppb	98
53) Methyl Cyclohexane	6.86	83	14035	6.54	ppb	88
54) Dibromomethane	7.04	93	8894	10.24	ppb	84
55) MIBK (methyl isobutyl ket	7.92	43	43121	43.42	ppb	94
56) 1-Bromo-2-chloroethane	7.55	144	2795	9.14	ppb	82
58) Cis-1,3-Dichloropropene	7.72	39	12471	9.33	ppb	86
59) Toluene	8.05	91	52975	8.46	ppb	94
60) Trans-1,3-Dichloropropene	8.31	75	19570	8.51	ppb	99
61) 1,1,2-TCA	8.49	83	9303	9.11	ppb	96
62) 2-Hexanone	8.78	43	30367	48.50	ppb	97
65) 1,2-EDB	8.97	107	12588	8.70	ppb	86
66) Tetrachloroethene	8.60	164	9155	8.21	ppb	95
67) 1-Chlorohexane	9.48	91	14427	6.88	ppb	93
68) 1,1,1,2-Tetrachloroethane	9.57	131	16087	8.46	ppb	94
69) m&p-Xylene	9.72	106	48818	16.60	ppb	96
70) o-Xylene	10.11	106	24831	8.39	ppb	98
71) Styrene	10.13	104	41253	8.44	ppb	# 97
73) 1,3-Dichloropropane	8.66	76	19179	9.09	ppb	92
74) Dibromochloromethane	8.87	129	16972	8.50	ppb	92
75) Chlorobenzene	9.47	112	38651	8.89	ppb	98
76) Ethylbenzene	9.60	91	58175	7.99	ppb	99
77) Bromoform	10.30	173	15203	10.14	ppb	99
79) Isopropylbenzene	10.49	105	60966	7.69	ppb	98
80) 1,1,2,2-Tetrachloroethane	10.80	83	13674	8.65	ppb	93
81) 1,2,3-Trichloropropane	10.83	110	5769	9.09	ppb	# 76
82) t-1,4-Dichloro-2-Butene	10.86	53	4288	9.16	ppb	93
83) Bromobenzene	10.77	156	20803	8.18	ppb	98
84) n-Propylbenzene	10.90	91	65014	8.01	ppb	99
85) 4-Ethyltoluene	11.01	105	57929	7.88	ppb	90
86) 2-Chlorotoluene	10.97	91	49256	8.41	ppb	99
87) 1,3,5-Trimethylbenzene	11.08	105	53455	8.32	ppb	95
88) 4-Chlorotoluene	11.08	91	49058	8.07	ppb	94
89) Tert-Butylbenzene	11.40	119	28928	8.00	ppb	96
90) 1,2,4-Trimethylbenzene	11.45	105	51930	8.23	ppb	96
91) Sec-Butylbenzene	11.62	105	53617	7.82	ppb	94
92) p-Isopropyltoluene	11.77	119	50810	8.73	ppb	99
93) Benzyl Chloride	11.95	91	21880	8.59	ppb	97
94) 1,3-DCB	11.81	146	36005	8.70	ppb	98
95) 1,4-DCB	11.71	146	35834	8.85	ppb	98
96) n-Butylbenzene	12.18	91	33057	9.11	ppb	87
97) 1,2-DCB	12.18	146	35316	9.52	ppb	96
98) Hexachloroethane	12.42	117	10777	7.56	ppb	92
99) 1,2-Dibromo-3-chloropropan	12.96	157	4499	10.89	ppb	# 88
100) 1,2,4-Trichlorobenzene	13.78	180	17181	8.62	ppb	97
101) Hexachlorobutadiene	13.96	225	9959	7.34	ppb	94
102) Naphthalene	14.02	128	14182	8.90	ppb	98
103) 1,2,3-Trichlorobenzene	14.26	180	12725	8.13	ppb	97

(#) = qualifier out of range (m) = manual integration  
0719M04.D M0716W.M Sat Sep 18 11:24:19 2021



Quantitation Report

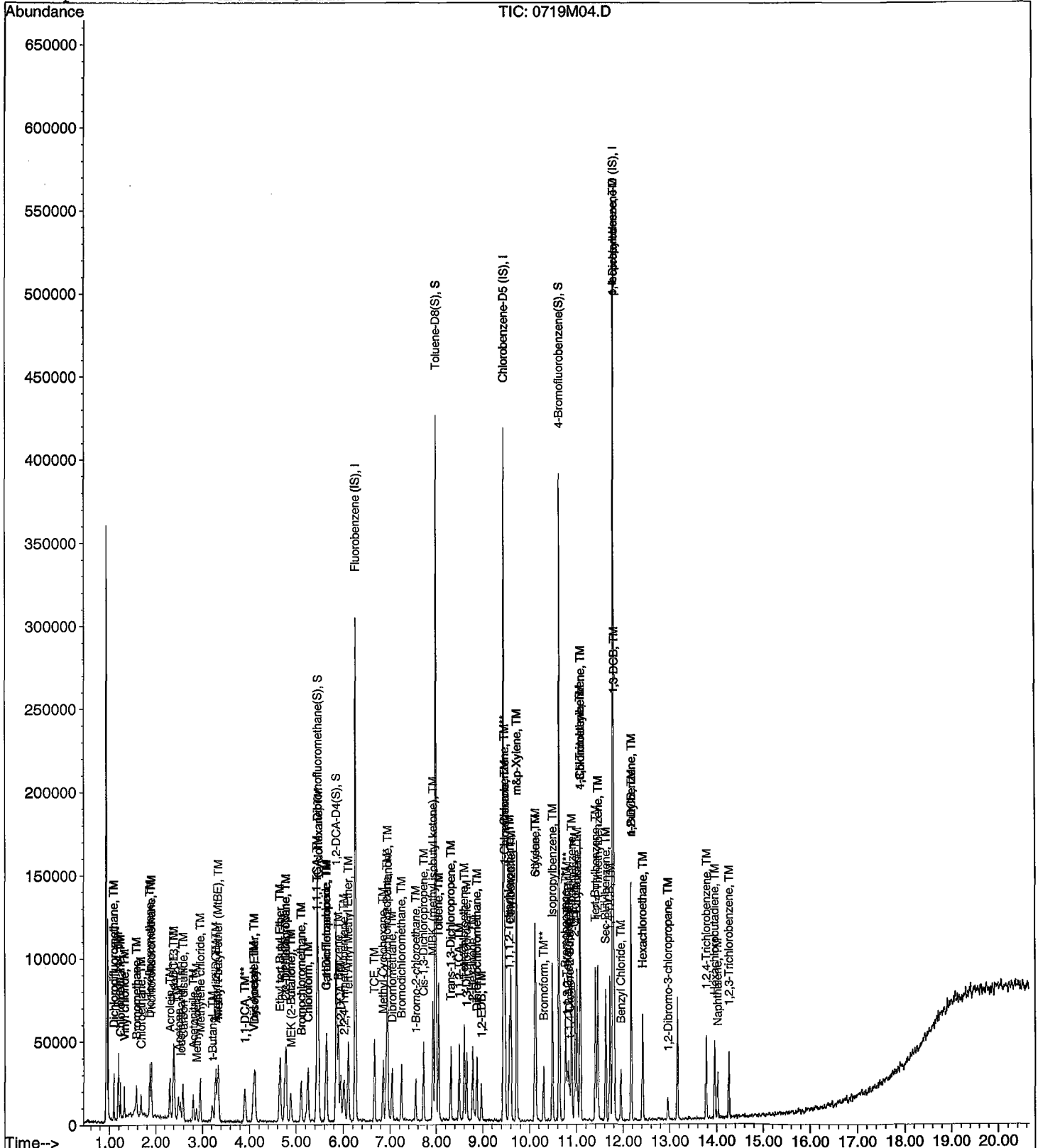
Data File : M:\MAX\DATA\210716\0719M04.D  
Acq On : 19 Jul 21 11:17  
Sample : 210718A LCSD 10ug/L  
Misc : IS&S 6/4/21

Vial: 4  
Operator: LP,DG,CH  
Inst : Max  
Multiplr: 1.00

Quant Time: Jul 20 7:20 2021

Quant Results File: M0716W.RES

Method : M:\MAX\DATA\210716\M0716W.M (RTE Integrator)  
Title : METHOD 8260B  
Last Update : Sat Jul 17 14:22:13 2021  
Response via : Initial Calibration



Quantitation Report (QT Reviewed)

Data File : M:\MAX\DATA\210716\0719M35.D  
 Acq On : 20 Jul 21 1:44  
 Sample : 210718B BLK  
 Misc : IS&S 6/4/21

Vial: 35  
 Operator: LP,DG,CH  
 Inst : Max  
 Multiplr: 1.00

Quant Time: Jul 20 10:17 2021

Quant Results File: M0716W.RES

Quant Method : M:\MAX\DATA\210716\M0716W.M (RTE Integrator)  
 Title : METHOD 8260B  
 Last Update : Sat Jul 17 14:22:13 2021  
 Response via : Initial Calibration  
 DataAcq Meth : M8260\_071621

Internal Standards	R.T.	QIon	Response	Conc	Units	Dev(Min)
1) Fluorobenzene (IS)	6.25	96	256862	25.00	ppb	0.00
63) Chlorobenzene-D5 (IS)	9.45	117	218791	25.00	ppb	0.00
78) 1,4-Dichlorobenzene-D (IS)	11.78	152	122695	25.00	ppb	0.00
<b>System Monitoring Compounds</b>						
39) Dibromofluoromethane(S)	5.45	111	75085	25.79	ppb	0.00
Spiked Amount	25.000		Recovery	=	103.164%	
44) 1,2-DCA-D4(S)	5.85	65	46840	27.75	ppb	0.00
Spiked Amount	25.000		Recovery	=	111.012%	
64) Toluene-D8(S)	7.98	98	245168	23.82	ppb	0.00
Spiked Amount	25.000		Recovery	=	95.276%	
72) 4-Bromofluorobenzene(S)	10.63	95	96495	23.72	ppb	0.00
Spiked Amount	25.000		Recovery	=	94.868%	

Target Compounds

Qvalue

Quantitation Report

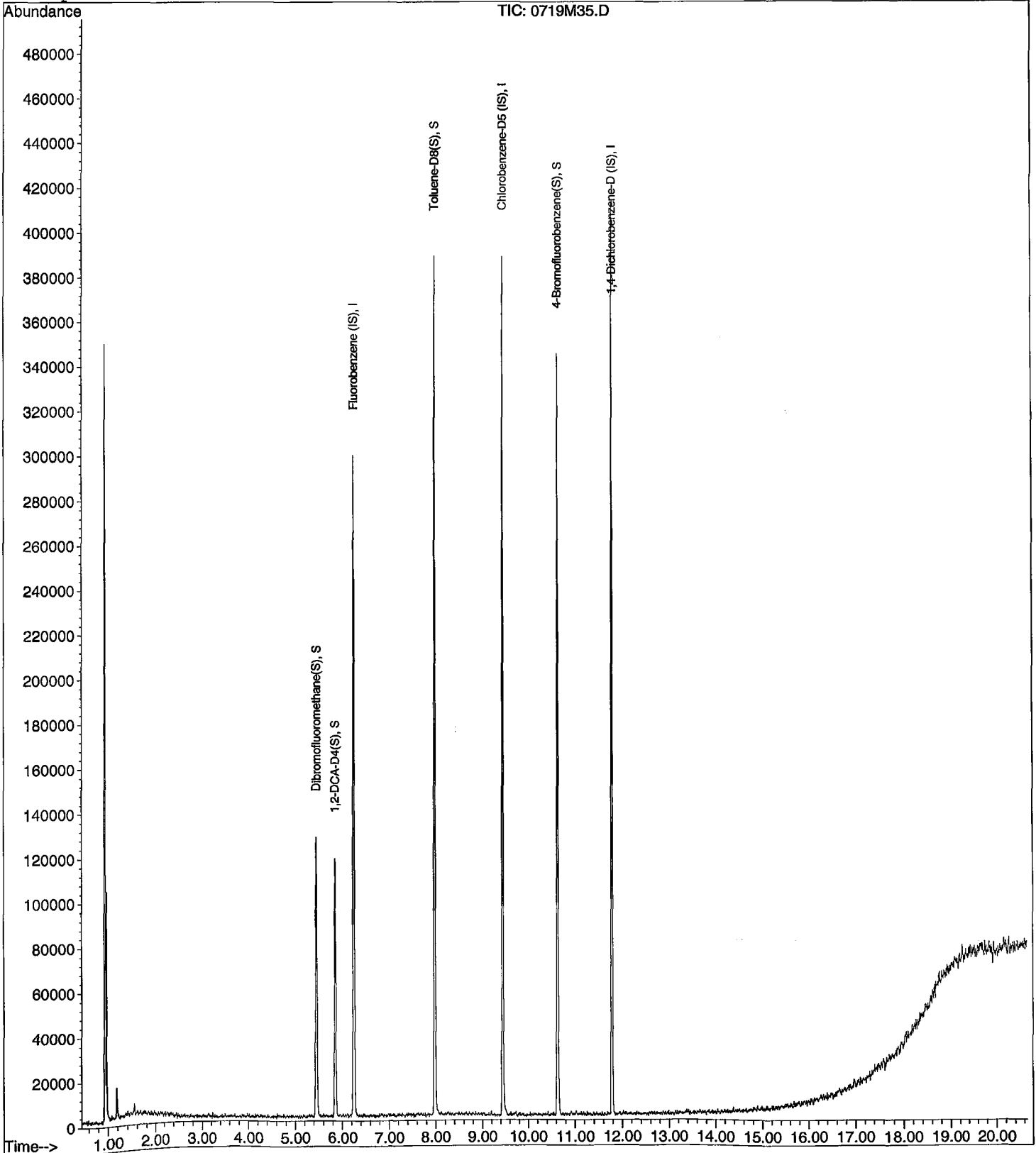
Data File : M:\MAX\DATA\210716\0719M35.D  
Acq On : 20 Jul 21 1:44  
Sample : 210718B BLK  
Misc : IS&S 6/4/21

Vial: 35  
Operator: LP,DG,CH  
Inst : Max  
Multiplr: 1.00

Quant Time: Jul 20 10:17 2021

Quant Results File: M0716W.RES

Method : M:\MAX\DATA\210716\M0716W.M (RTE Integrator)  
Title : METHOD 8260B  
Last Update : Sat Jul 17 14:22:13 2021  
Response via : Initial Calibration



Data File : M:\MAX\DATA\210716\0719M30.D  
 Acq On : 19 Jul 21 23:24  
 Sample : 210718B LCS 10ug/L  
 Misc : IS&S 6/4/21

Vial: 30  
 Operator: LP,DG,CH  
 Inst : Max  
 Multiplr: 1.00

Quant Time: Jul 20 9:16 2021

Quant Results File: M0716W.RES

Quant Method : M:\MAX\DATA\210716\M0716W.M (RTE Integrator)  
 Title : METHOD 8260B  
 Last Update : Sat Jul 17 14:22:13 2021  
 Response via : Initial Calibration  
 DataAcq Meth : M8260\_071621

Internal Standards	R.T.	QIon	Response	Conc	Units	Dev (Min)
1) Fluorobenzene (IS)	6.25	96	258798	25.00	ppb	0.00
63) Chlorobenzene-D5 (IS)	9.45	117	217592	25.00	ppb	0.00
78) 1,4-Dichlorobenzene-D (IS)	11.78	152	138393	25.00	ppb	0.00
<b>System Monitoring Compounds</b>						
39) Dibromofluoromethane(S)	5.45	111	73973	25.22	ppb	0.00
Spiked Amount				25.000		
				Recovery	=	100.876%
44) 1,2-DCA-D4 (S)	5.85	65	49024	28.83	ppb	0.00
Spiked Amount				25.000		
				Recovery	=	115.320%
64) Toluene-D8(S)	7.98	98	250952	24.52	ppb	0.00
Spiked Amount				25.000		
				Recovery	=	98.060%
72) 4-Bromofluorobenzene(S)	10.63	95	98609	24.37	ppb	0.00
Spiked Amount				25.000		
				Recovery	=	97.480%
<b>Target Compounds</b>						
						Qvalue
3) Dichlorodifluoromethane	1.10	85	17041	10.91	ppb	99
4) Freon 114	1.19	85	9795	8.35	ppb	96
5) Chloromethane	1.23	50	11094	7.94	ppb	98
6) Vinyl chloride	1.32	62	12186	9.22	ppb	100
8) Bromomethane	1.58	94	7907	9.84	ppb	# 77
9) Chloroethane	1.68	64	6132	7.57	ppb	# 87
10) Dichlorofluoromethane	1.86	67	21037	8.38	ppb	93
11) Trichlorofluoromethane	1.90	101	24083	11.17	ppb	88
13) Acrolein	2.32	56	14908	96.95	ppb	96
14) Acetone	2.49	43	15958	40.79	ppb	98
15) Freon-113	2.41	151	10949	8.42	ppb	94
16) Acetonitrile	2.80	41	15135	114.14	ppb	# 94
18) 1,1-DCE	2.39	61	17356	8.89	ppb	94
19) t-Butanol	3.22	59	13147	110.69	ppb	98
20) Methyl Acetate	2.87	43	7790	8.57	ppb	96
21) Iodomethane	2.53	142	11801	6.89	ppb	90
22) Acrylonitrile	3.30	53	3715	8.51	ppb	90
24) Methylene chloride	2.95	84	12793	8.51	ppb	91
25) Carbon disulfide	2.59	76	17856	8.18	ppb	97
26) Methyl t-butyl ether (MtBE)	3.34	73	37808	8.47	ppb	99
27) Trans-1,2-DCE	3.29	96	12154	8.07	ppb	98
29) Diisopropyl Ether	4.10	45	33506	8.28	ppb	# 84
30) 1,1-DCA	3.90	63	21129	8.71	ppb	# 92
32) Ethyl tert Butyl Ether	4.65	59	36862	8.86	ppb	97
34) MEK (2-Butanone)	4.89	43	20726	41.70	ppb	96
35) Cis-1,2-DCE	4.79	96	14879	8.74	ppb	90
36) 2,2-Dichloropropane	4.77	77	20121	8.06	ppb	93
37) Chloroform	5.25	83	27696	9.48	ppb	95
38) Bromochloromethane	5.11	130	10458	9.57	ppb	# 84
40) 1,1,1-TCA	5.43	97	26829	9.46	ppb	94
41) Cyclohexane	5.48	41	9459	8.02	ppb	88
42) 1,1-Dichloropropene	5.65	75	15834	8.80	ppb	90
43) 2,2,4-Trimethylpentane	6.02	57	23173	7.37	ppb	94
45) Carbon Tetrachloride	5.63	117	24608	10.86	ppb	97
46) Tert Amyl Methyl Ether	6.10	73	36893	8.41	ppb	# 97
47) 1,2-DCA	5.94	62	22331	10.39	ppb	96
48) Benzene	5.90	78	50050	8.95	ppb	95
49) TCE	6.67	95	14764	8.90	ppb	93
50) 2-Pentanone	6.94	43	89127	112.50	ppb	94
51) 1,2-Dichloropropane	6.92	63	6872	9.50	ppb	95

(#) = qualifier out of range (m) = manual integration  
 0719M30.D M0716W.M Sat Sep 18 11:14:52 of 580

Quantitation Report (Not Reviewed)

Data File : M:\MAX\DATA\210716\0719M30.D  
 Acq On : 19 Jul 21 23:24  
 Sample : 210718B LCS 10ug/L  
 Misc : IS&S 6/4/21

Vial: 30  
 Operator: LP,DG,CH  
 Inst : Max  
 Multiplr: 1.00

Quant Time: Jul 20 9:16 2021

Quant Results File: M0716W.RES

Quant Method : M:\MAX\DATA\210716\M0716W.M (RTE Integrator)  
 Title : METHOD 8260B  
 Last Update : Sat Jul 17 14:22:13 2021  
 Response via : Initial Calibration  
 DataAcq Meth : M8260\_071621

Compound	R.T.	QIon	Response	Conc	Unit	Qvalue
52) Bromodichloromethane	7.24	83	20413	9.09	ppb	99
53) Methyl Cyclohexane	6.86	83	16697	7.89	ppb	94
54) Dibromomethane	7.04	93	8105	9.46	ppb	84
55) MIBK (methyl isobutyl ket	7.92	43	43274	44.20	ppb	97
56) 1-Bromo-2-chloroethane	7.55	144	3284	10.93	ppb #	57
58) Cis-1,3-Dichloropropene	7.72	39	11922	9.05	ppb	86
59) Toluene	8.05	91	55384	8.98	ppb	99
60) Trans-1,3-Dichloropropene	8.32	75	20378	8.99	ppb	91
61) 1,1,2-TCA	8.49	83	9124	9.06	ppb	89
62) 2-Hexanone	8.78	43	29433	47.69	ppb	94
65) 1,2-EDB	8.97	107	12258	8.92	ppb	95
66) Tetrachloroethene	8.60	164	9393	8.87	ppb	94
67) 1-Chlorohexane	9.48	91	15340	7.71	ppb #	89
68) 1,1,1,2-Tetrachloroethane	9.57	131	16729	9.27	ppb	99
69) m&p-Xylene	9.72	106	52462	18.79	ppb	97
70) o-Xylene	10.11	106	26486	9.42	ppb	90
71) Styrene	10.13	104	45299	9.76	ppb	88
73) 1,3-Dichloropropane	8.66	76	18759	9.36	ppb	96
74) Dibromochloromethane	8.88	129	17542	9.26	ppb	90
75) Chlorobenzene	9.47	112	41088	9.95	ppb	96
76) Ethylbenzene	9.60	91	63832	9.23	ppb	98
77) Bromoform	10.30	173	14211	9.98	ppb	99
79) Isopropylbenzene	10.49	105	65327	8.46	ppb	95
80) 1,1,2,2-Tetrachloroethane	10.80	83	10891	6.92	ppb	96
81) 1,2,3-Trichloropropane	10.83	110	5925	9.58	ppb	95
82) t-1,4-Dichloro-2-Butene	10.86	53	3080	6.76	ppb	97
83) Bromobenzene	10.77	156	22037	8.90	ppb	92
84) n-Propylbenzene	10.90	91	70080	8.86	ppb	98
85) 4-Ethyltoluene	11.01	105	63206	8.83	ppb	95
86) 2-Chlorotoluene	10.97	91	51801	9.08	ppb	93
87) 1,3,5-Trimethylbenzene	11.08	105	55003	8.79	ppb	96
88) 4-Chlorotoluene	11.08	91	51924	8.77	ppb	97
89) Tert-Butylbenzene	11.40	119	30440	8.64	ppb	89
90) 1,2,4-Trimethylbenzene	11.45	105	57708	9.39	ppb	95
91) Sec-Butylbenzene	11.62	105	62215	9.32	ppb	95
92) p-Isopropyltoluene	11.77	119	56725	10.01	ppb	97
93) Benzyl Chloride	11.95	91	14639	5.90	ppb	95
94) 1,3-DCB	11.81	146	37060	9.20	ppb	97
95) 1,4-DCB	11.71	146	37783	9.58	ppb	97
96) n-Butylbenzene	12.18	91	35640	10.08	ppb	90
97) 1,2-DCB	12.18	146	37123	10.27	ppb	93
98) Hexachloroethane	12.42	117	12716	9.16	ppb	89
99) 1,2-Dibromo-3-chloropropan	12.96	157	4321	10.74	ppb #	80
100) 1,2,4-Trichlorobenzene	13.78	180	16735	8.62	ppb	98
101) Hexachlorobutadiene	13.96	225	12693	9.04	ppb	97
102) Naphthalene	14.02	128	12344	8.38	ppb	96
103) 1,2,3-Trichlorobenzene	14.26	180	13110	8.40	ppb	97

Quantitation Report

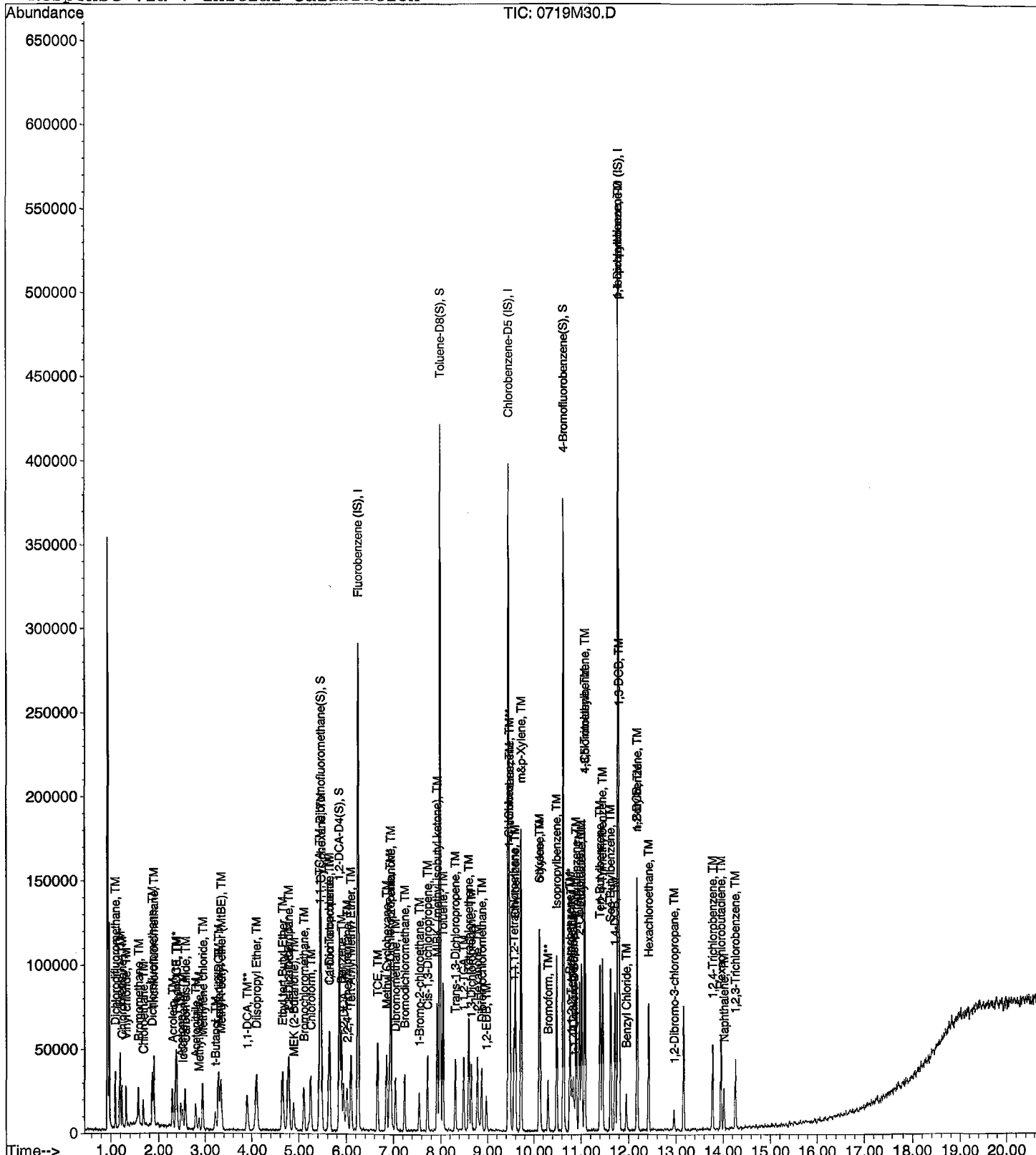
Data File : M:\MAX\DATA\210716\0719M30.D  
Acq On : 19 Jul 21 23:24  
Sample : 210718B LCS 10ug/L  
Misc : IS&S 6/4/21

Vial: 30  
Operator: LP,DG,CH  
Inst : Max  
Multiplr: 1.00

Quant Time: Jul 20 9:16 2021

Quant Results File: M0716W.RES

Method : M:\MAX\DATA\210716\M0716W.M (RTE Integrator)  
Title : METHOD 8260B  
Last Update : Sat Jul 17 14:22:13 2021  
Response via : Initial Calibration



Data File : M:\MAX\DATA\210716\0719M31.D  
 Acq On : 19 Jul 21 23:52  
 Sample : 210718B LCSD 10ug/L  
 Misc : IS&S 6/4/21

Vial: 31  
 Operator: LP,DG,CH  
 Inst : Max  
 Multiplr: 1.00

Quant Time: Jul 20 9:16 2021

Quant Results File: M0716W.RES

Quant Method : M:\MAX\DATA\210716\M0716W.M (RTE Integrator)  
 Title : METHOD 8260B  
 Last Update : Sat Jul 17 14:22:13 2021  
 Response via : Initial Calibration  
 DataAcq Meth : M8260\_071621

Internal Standards	R.T.	QIon	Response	Conc	Units	Dev (Min)
1) Fluorobenzene (IS)	6.25	96	248919	25.00	ppb	0.00
63) Chlorobenzene-D5 (IS)	9.44	117	217685	25.00	ppb	0.00
78) 1,4-Dichlorobenzene-D (IS)	11.78	152	137235	25.00	ppb	0.00
<b>System Monitoring Compounds</b>						
39) Dibromofluoromethane(S)	5.45	111	72918	25.85	ppb	0.00
Spiked Amount	25.000		Recovery	=	103.384%	
44) 1,2-DCA-D4 (S)	5.85	65	47072	28.78	ppb	0.00
Spiked Amount	25.000		Recovery	=	115.120%	
64) Toluene-D8 (S)	7.98	98	248722	24.29	ppb	0.00
Spiked Amount	25.000		Recovery	=	97.148%	
72) 4-Bromofluorobenzene (S)	10.63	95	97760	24.15	ppb	0.00
Spiked Amount	25.000		Recovery	=	96.600%	
<b>Target Compounds</b>						
						<b>Qvalue</b>
3) Dichlorodifluoromethane	1.09	85	15018	10.00	ppb	92
4) Freon 114	1.19	85	9440	8.37	ppb	97
5) Chloromethane	1.23	50	11011	8.20	ppb	93
6) Vinyl chloride	1.32	62	10647	8.37	ppb	96
8) Bromomethane	1.58	94	6591	8.53	ppb	92
9) Chloroethane	1.67	64	5743	7.32	ppb	100
10) Dichlorofluoromethane	1.86	67	21866	9.06	ppb	93
11) Trichlorofluoromethane	1.90	101	25415	12.25	ppb	99
13) Acrolein	2.31	56	16332	110.43	ppb	89
14) Acetone	2.49	43	16875	44.85	ppb	89
15) Freon-113	2.41	151	11060	8.87	ppb	89
16) Acetonitrile	2.80	41	15531	121.77	ppb	98
18) 1,1-DCE	2.39	61	18319	9.75	ppb	94
19) t-Butanol	3.22	59	12957	113.42	ppb	# 89
20) Methyl Acetate	2.87	43	7105	8.08	ppb	84
21) Iodomethane	2.53	142	11204	6.81	ppb	87
22) Acrylonitrile	3.30	53	4121	9.81	ppb	# 84
24) Methylene chloride	2.95	84	11878	8.22	ppb	96
25) Carbon disulfide	2.59	76	18784	8.94	ppb	93
26) Methyl t-butyl ether (MtBE)	3.34	73	37469	8.72	ppb	99
27) Trans-1,2-DCE	3.29	96	13620	9.41	ppb	92
29) Diisopropyl Ether	4.10	45	34604	8.89	ppb	# 89
30) 1,1-DCA	3.90	63	21467	9.20	ppb	92
31) Vinyl Acetate	4.08	43	19880	9.21	ppb	92
32) Ethyl tert Butyl Ether	4.65	59	36987	9.24	ppb	95
34) MEK (2-Butanone)	4.88	43	20523	42.93	ppb	# 97
35) Cis-1,2-DCE	4.79	96	15096	9.22	ppb	89
36) 2,2-Dichloropropane	4.77	77	19512	8.12	ppb	100
37) Chloroform	5.25	83	25856	9.20	ppb	89
38) Bromochloromethane	5.11	130	11215	10.67	ppb	# 75
40) 1,1,1-TCA	5.43	97	25078	9.19	ppb	# 83
41) Cyclohexane	5.48	41	8936	7.88	ppb	95
42) 1,1-Dichloropropene	5.65	75	16053	9.28	ppb	99
43) 2,2,4-Trimethylpentane	6.02	57	22451	7.42	ppb	94
45) Carbon Tetrachloride	5.63	117	24127	11.08	ppb	88
46) Tert Amyl Methyl Ether	6.10	73	35207	8.35	ppb	96
47) 1,2-DCA	5.94	62	21399	10.35	ppb	100
48) Benzene	5.90	78	48129	8.94	ppb	99
49) TCE	6.67	95	13871	8.69	ppb	93
50) 2-Pentanone	6.94	43	86345	113.31	ppb	95

(#) = qualifier out of range (m) = manual integration  
 0719M31.D M0716W.M Sat Sep 18 11:14:55 of 580

Data File : M:\MAX\DATA\210716\0719M31.D  
 Acq On : 19 Jul 21 23:52  
 Sample : 210718B LCSD 10ug/L  
 Misc : IS&S 6/4/21

Vial: 31  
 Operator: LP,DG,CH  
 Inst : Max  
 Multiplr: 1.00

Quant Time: Jul 20 9:16 2021

Quant Results File: M0716W.RES

Quant Method : M:\MAX\DATA\210716\M0716W.M (RTE Integrator)  
 Title : METHOD 8260B  
 Last Update : Sat Jul 17 14:22:13 2021  
 Response via : Initial Calibration  
 DataAcq Meth : M8260\_071621

Compound	R.T.	QIon	Response	Conc	Unit	Qvalue
51) 1,2-Dichloropropane	6.92	63	7224	10.39	ppb	95
52) Bromodichloromethane	7.24	83	20683	9.58	ppb	92
53) Methyl Cyclohexane	6.85	83	16777	8.24	ppb	88
54) Dibromomethane	7.04	93	7683	9.33	ppb	94
55) MIBK (methyl isobutyl ket	7.92	43	43699	46.41	ppb	98
56) 1-Bromo-2-chloroethane	7.55	144	2979	10.30	ppb	86
58) Cis-1,3-Dichloropropene	7.72	39	11276	8.90	ppb	92
59) Toluene	8.05	91	52646	8.87	ppb	98
60) Trans-1,3-Dichloropropene	8.31	75	20318	9.32	ppb	99
61) 1,1,2-TCA	8.49	83	9260	9.59	ppb	91
62) 2-Hexanone	8.78	43	27552	46.41	ppb	98
65) 1,2-EDB	8.97	107	11667	8.49	ppb	91
66) Tetrachloroethene	8.60	164	8733	8.25	ppb #	85
67) 1-Chlorohexane	9.48	91	15924	8.00	ppb	93
68) 1,1,1,2-Tetrachloroethane	9.57	131	17218	9.54	ppb	94
69) m&p-Xylene	9.72	106	51402	18.40	ppb	96
70) o-Xylene	10.11	106	25396	9.03	ppb	85
71) Styrene	10.13	104	41421	8.92	ppb #	95
73) 1,3-Dichloropropane	8.65	76	18525	9.24	ppb	98
74) Dibromochloromethane	8.88	129	17869	9.42	ppb	91
75) Chlorobenzene	9.47	112	39546	9.57	ppb	97
76) Ethylbenzene	9.60	91	62118	8.98	ppb	99
77) Bromoform	10.30	173	13826	9.71	ppb	97
79) Isopropylbenzene	10.49	105	64550	8.43	ppb	98
80) 1,1,2,2-Tetrachloroethane	10.80	83	12484	8.13	ppb	94
81) 1,2,3-Trichloropropane	10.83	110	5245	8.55	ppb	84
82) t-1,4-Dichloro-2-Butene	10.86	53	3409	7.54	ppb	91
83) Bromobenzene	10.77	156	21814	8.89	ppb	94
84) n-Propylbenzene	10.90	91	68092	8.69	ppb	98
85) 4-Ethyltoluene	11.01	105	61877	8.72	ppb	97
86) 2-Chlorotoluene	10.97	91	52146	9.21	ppb	97
87) 1,3,5-Trimethylbenzene	11.08	105	56880	9.16	ppb	92
88) 4-Chlorotoluene	11.08	91	50618	8.62	ppb	94
89) Tert-Butylbenzene	11.40	119	32240	9.23	ppb	99
90) 1,2,4-Trimethylbenzene	11.45	105	54898	9.01	ppb	99
91) Sec-Butylbenzene	11.62	105	62128	9.38	ppb	99
92) p-Isopropyltoluene	11.77	119	55740	9.92	ppb	95
93) Benzyl Chloride	11.95	91	13722	5.58	ppb	93
94) 1,3-DCB	11.81	146	36720	9.19	ppb	95
95) 1,4-DCB	11.71	146	38160	9.75	ppb	99
96) n-Butylbenzene	12.18	91	33509	9.56	ppb	94
97) 1,2-DCB	12.18	146	36403	10.16	ppb	97
98) Hexachloroethane	12.42	117	12325	8.95	ppb	92
99) 1,2-Dibromo-3-chloropropan	12.96	157	3371	8.45	ppb	98
100) 1,2,4-Trichlorobenzene	13.78	180	16268	8.51	ppb	98
101) Hexachlorobutadiene	13.96	225	12150	8.79	ppb	90
102) Naphthalene	14.02	128	12926	8.62	ppb	99
103) 1,2,3-Trichlorobenzene	14.26	180	12162	8.08	ppb	95



Quantitation Report

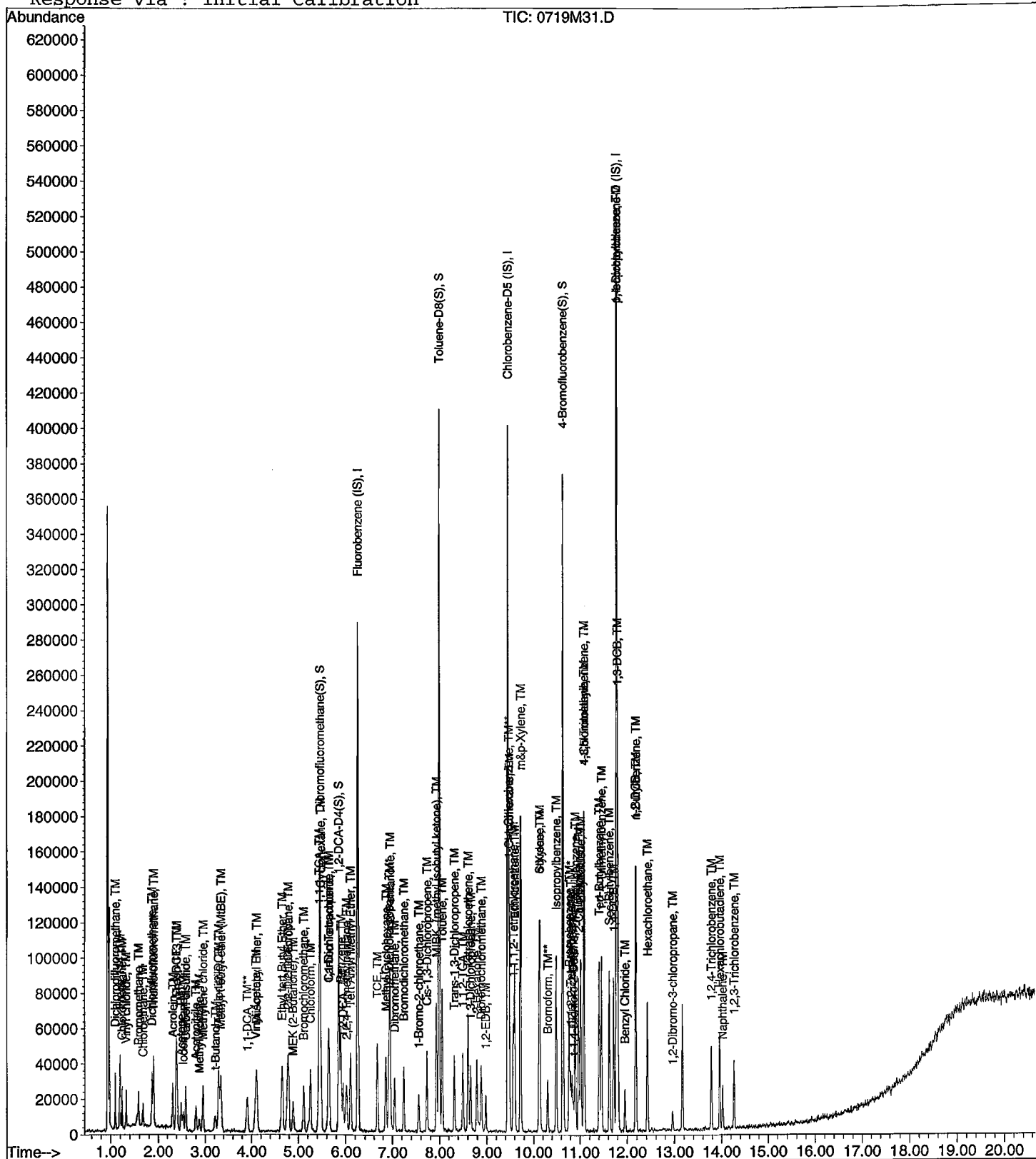
Data File : M:\MAX\DATA\210716\0719M31.D  
Acq On : 19 Jul 21 23:52  
Sample : 210718B LCSD 10ug/L  
Misc : IS&S 6/4/21

Vial: 31  
Operator: LP,DG,CH  
Inst : Max  
Multiplr: 1.00

Quant Time: Jul 20 9:16 2021

Quant Results File: M0716W.RES

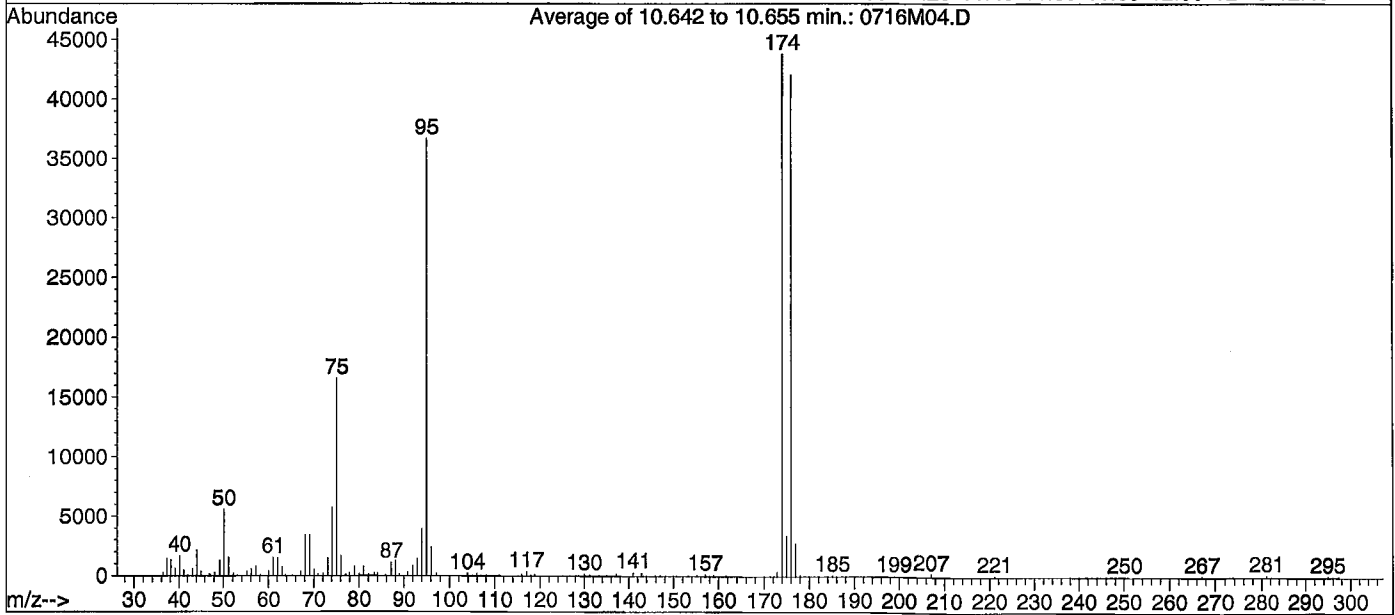
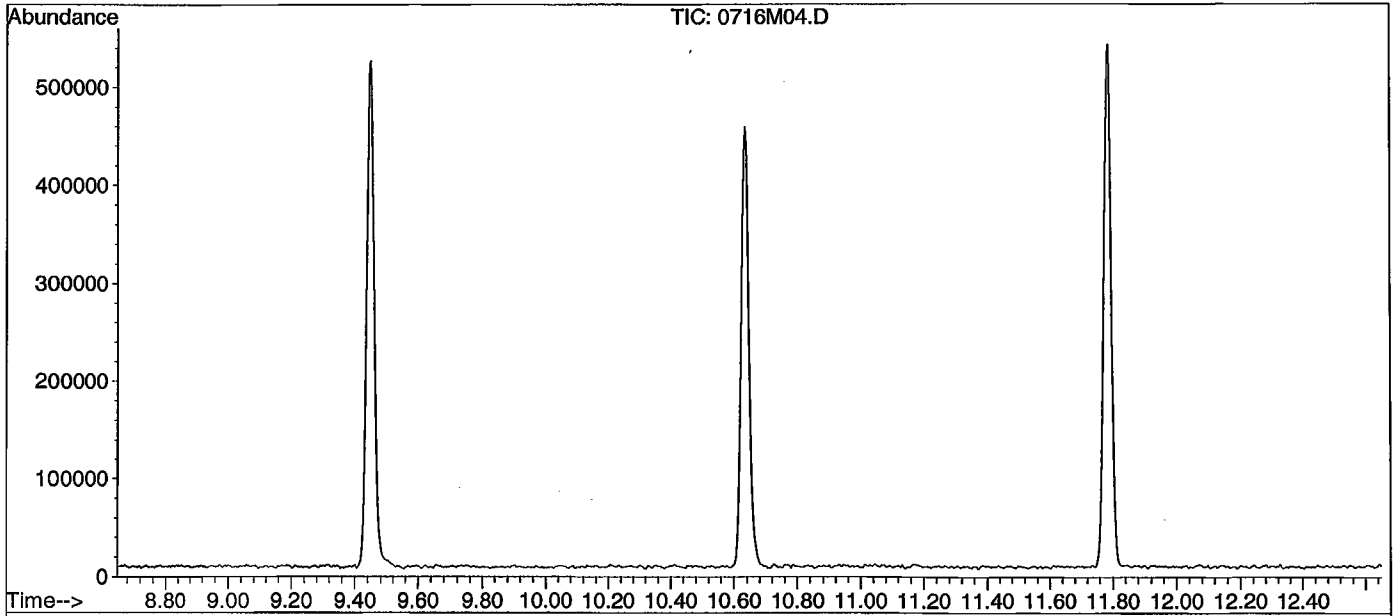
Method : M:\MAX\DATA\210716\M0716W.M (RTE Integrator)  
Title : METHOD 8260B  
Last Update : Sat Jul 17 14:22:13 2021  
Response via : Initial Calibration



Data File : M:\MAX\DATA\210716\0716M04.D  
 Acq On : 16 Jul 21 12:23  
 Sample : 25ug/L BFB STD 3/23/21  
 Misc : IS&S 6/4/21

Vial: 4  
 Operator: LP,DG,CH  
 Inst : Max  
 Multiplr: 1.00

Method : M:\MAX\DATA\210716\M0716W.M (RTE Integrator)  
 Title : METHOD 8260B



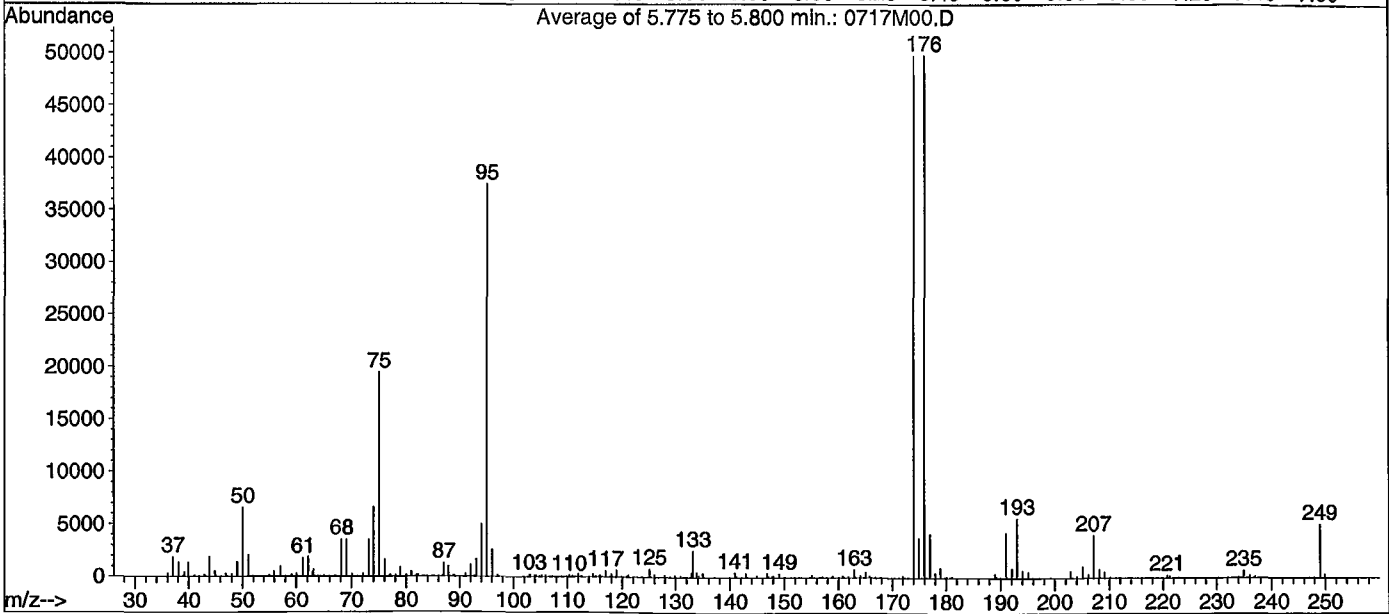
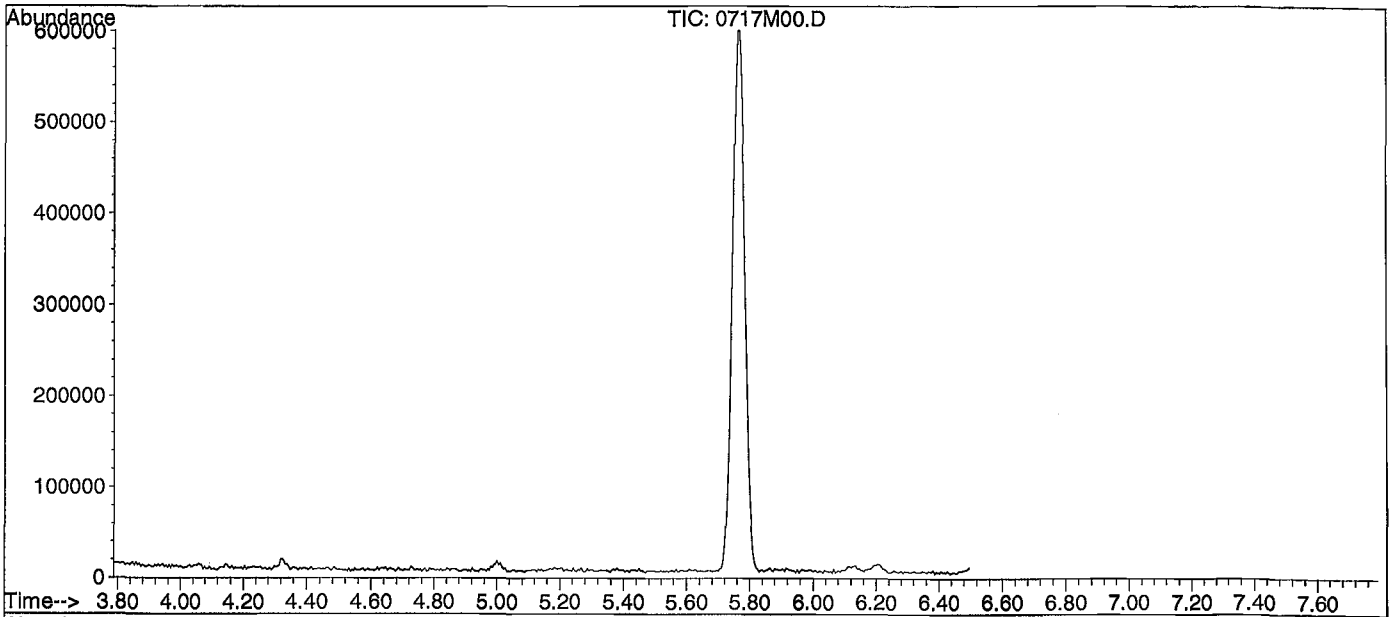
Spectrum Information: Average of 10.642 to 10.655 min.

Target Mass	Rel. to Mass	Lower Limit%	Upper Limit%	Rel. Abn%	Raw Abn	Result Pass/Fail
50	95	15	40	15.2	5555	PASS
75	95	30	60	45.1	16534	PASS
95	95	100	200	100.0	36627	PASS
96	95	5	9	6.5	2394	PASS
173	174	0.00	2	0.8	356	PASS
174	95	50	200	119.4	43726	PASS
175	174	5	9	7.7	3360	PASS
176	174	95	101	96.0	41971	PASS
177	176	5	9	6.5	2748	PASS

Data File : M:\MAX\DATA\210716\0717M00.D  
 Acq On : 17 Jul 21 13:04  
 Sample : 25ug/L BFB STD 3/23/21  
 Misc : 2ul

Vial: 1  
 Operator: LP,DG,CH  
 Inst : Max  
 Multiplr: 1.00

Method : M:\MAX\DATA\210716\M0716W.M (RTE Integrator)  
 Title : METHOD 8260B



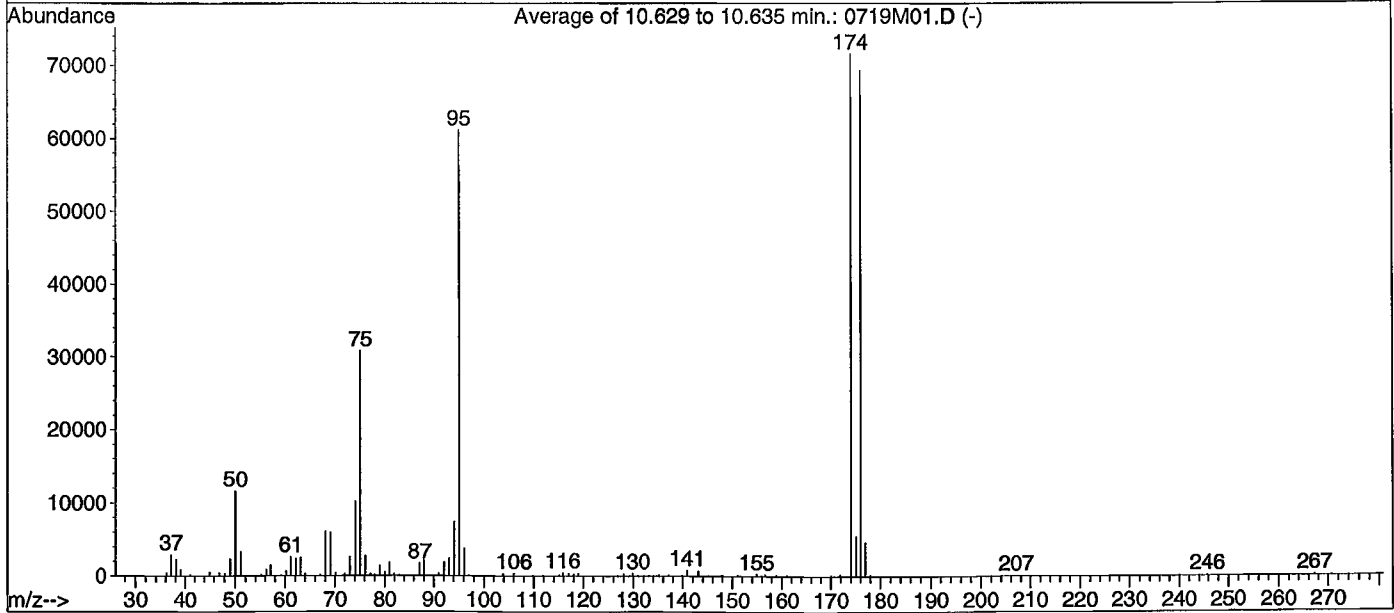
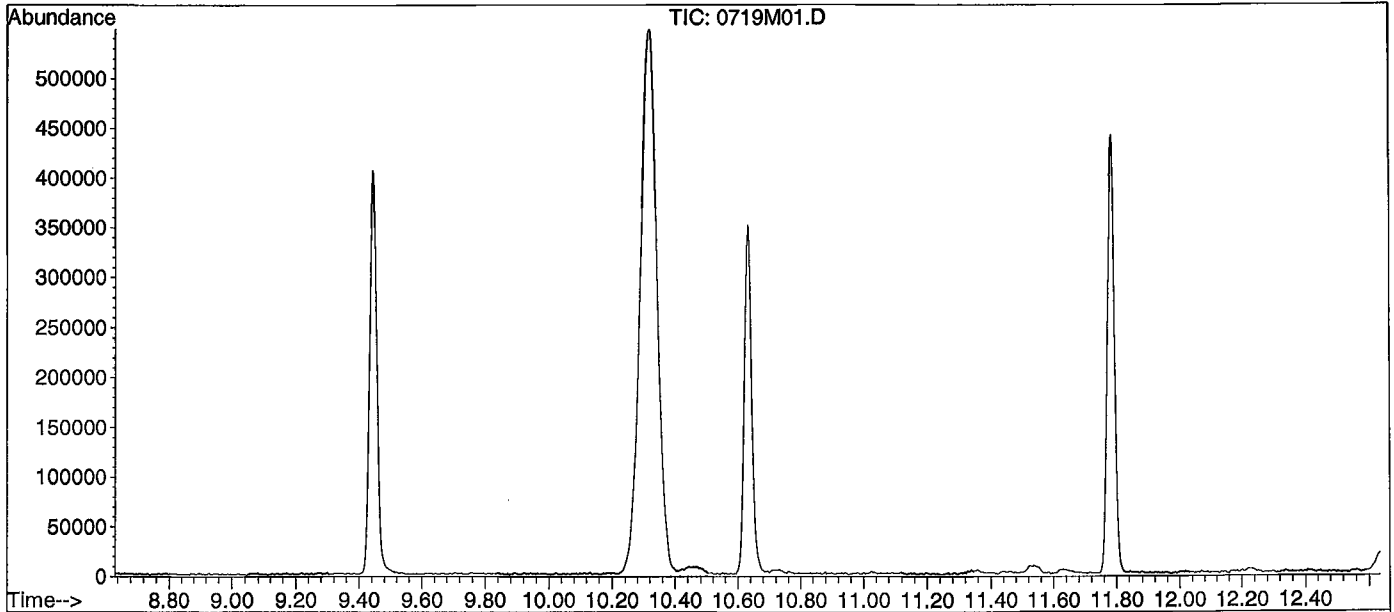
Spectrum Information: Average of 5.775 to 5.800 min.

Target Mass	Rel. to Mass	Lower Limit%	Upper Limit%	Rel. Abn%	Raw Abn	Result Pass/Fail
50	95	15	40	17.6	6569	PASS
75	95	30	60	51.9	19434	PASS
95	95	100	200	100.0	37430	PASS
96	95	5	9	6.8	2548	PASS
173	174	0.00	2	0.1	61	PASS
174	95	50	200	132.9	49760	PASS
175	174	5	9	7.6	3783	PASS
176	174	95	101	100.1	49811	PASS
177	176	5	9	8.3	4140	PASS

Data File : M:\MAX\DATA\210716\0719M01.D  
 Acq On : 19 Jul 21 9:53  
 Sample : 25ug/L BFB STD 3/23/21  
 Misc : IS&S 6/4/21

Vial: 1  
 Operator: LP,DG,CH  
 Inst : Max  
 Multiplr: 1.00

Method : M:\MAX\DATA\210716\M0716W.M (RTE Integrator)  
 Title : METHOD 8260B



Spectrum Information: Average of 10.629 to 10.635 min.

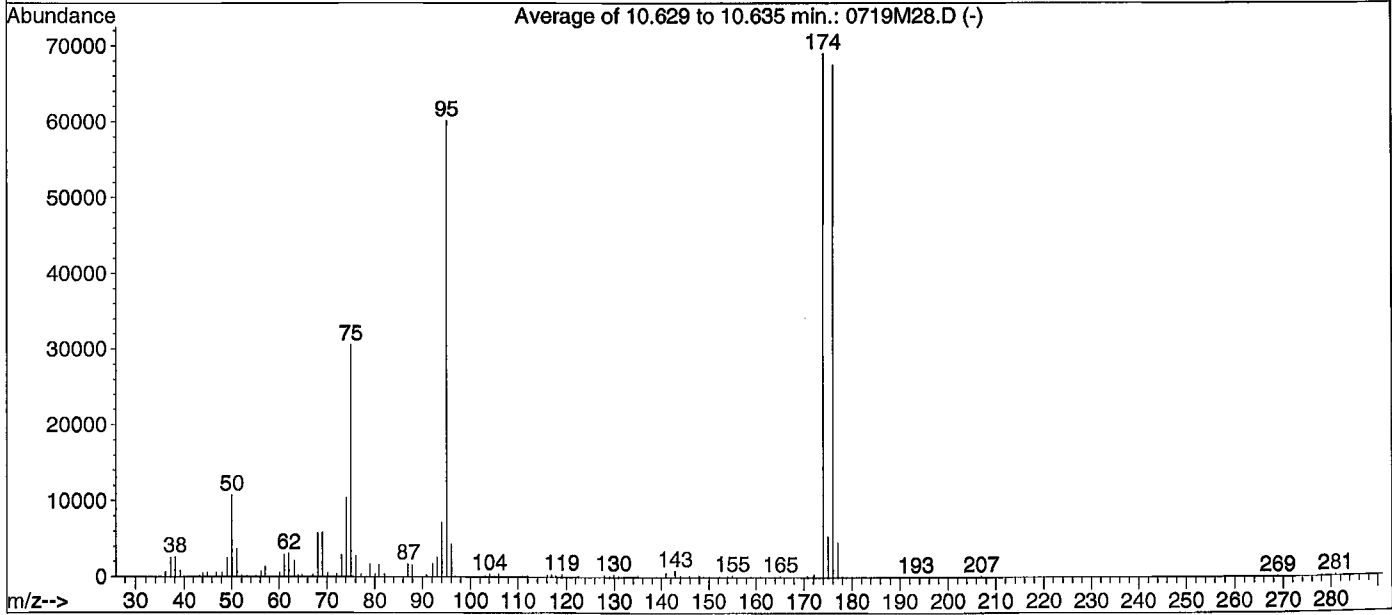
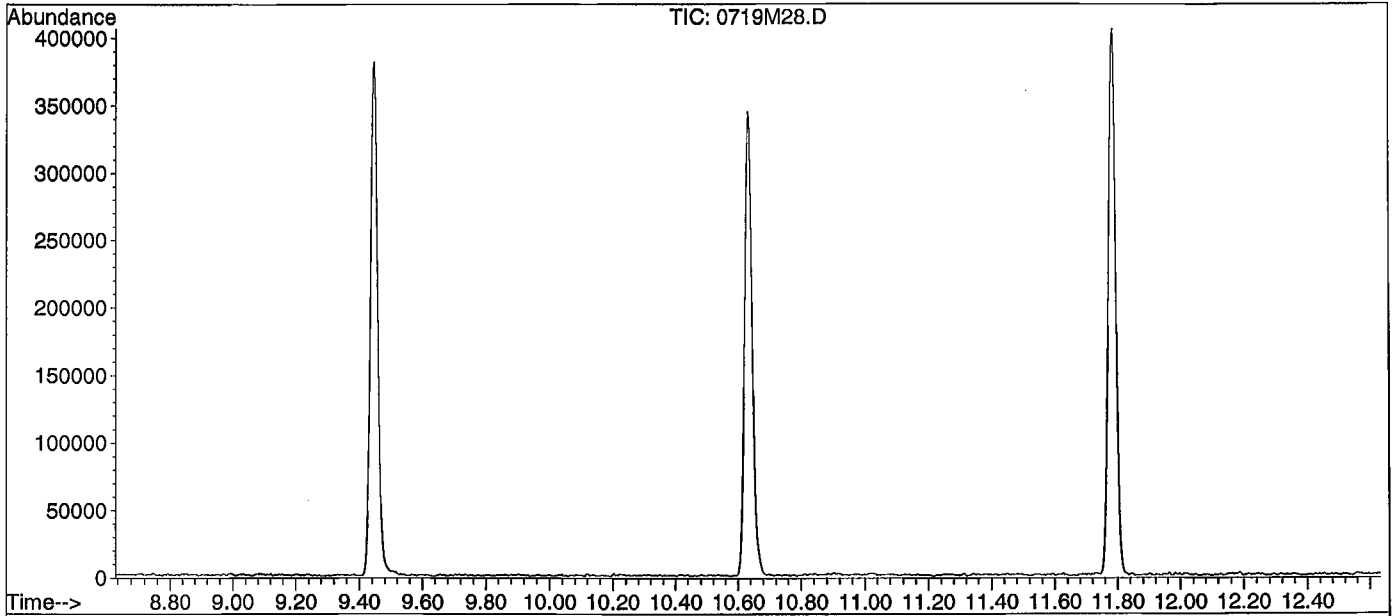
Target Mass	Rel. to Mass	Lower Limit%	Upper Limit%	Rel. Abn%	Raw Abn	Result Pass/Fail
50	95	15	40	19.0	11614	PASS
75	95	30	60	50.4	30803	PASS
95	95	100	200	100.0	61176	PASS
96	95	5	9	6.1	3737	PASS
173	174	0.00	2	0.0	0	PASS
174	95	50	200	117.0	71549	PASS
175	174	5	9	7.6	5437	PASS
176	174	95	101	96.8	69272	PASS
177	176	5	9	6.6	4602	PASS

BFB

Data File : M:\MAX\DATA\210716\0719M28.D  
 Acq On : 19 Jul 21 22:28  
 Sample : 25ug/L BFB STD 3/23/21  
 Misc : IS&S 6/4/21

Vial: 28  
 Operator: LP,DG,CH  
 Inst : Max  
 Multiplr: 1.00

Method : M:\MAX\DATA\210716\M0716W.M (RTE Integrator)  
 Title : METHOD 8260B



Spectrum Information: Average of 10.629 to 10.635 min.

Target Mass	Rel. to Mass	Lower Limit%	Upper Limit%	Rel. Abn%	Raw Abn	Result Pass/Fail
50	95	15	40	17.9	10751	PASS
75	95	30	60	50.8	30536	PASS
95	95	100	200	100.0	60141	PASS
96	95	5	9	7.1	4272	PASS
173	174	0.00	2	0.0	0	PASS
174	95	50	200	114.7	68992	PASS
175	174	5	9	7.7	5315	PASS
176	174	95	101	97.8	67453	PASS
177	176	5	9	6.7	4553	PASS

**MAX 8260 Standard Prep**

MAX 8260 Water Calibration Curve										
0.3ug/L										
Prepared: 7/16/2021										
Expires: 7/28/2021										
Initial Standard Information							Final Standard Information			
Name of Initial Standard (QAU Label)	Supplier	APPL Mix Name	Conc. (ug/mL)	Reference To APPL Prep Date	Exp. Date	Exp. Date (Manufacturers)	Aliquot From Stock	Final Volume	Solvent	Final Standard Conc. (ug/L)
VOA STD. 9	Various	0.3ug/L	5	Prepared 07/14/21	9/12/2021	N/A	3uL	50mL	P&T Water	0.3
VOA STD. 1	Absolute		50	Prepared 07/14/21	9/12/2021	N/A	5uL			5
VOA STD. 2	Phenova		100	Prepared 07/14/21	9/12/2021	N/A	2.5uL			5
VOA STD. TBA	Various		250	Prepared 07/14/21	7/28/2021	N/A	2uL			10
0.5ug/L										
Prepared: 7/16/2021										
Expires: 7/28/2021										
Initial Standard Information							Final Standard Information			
Name of Initial Standard (QAU Label)	Supplier	APPL Mix Name	Conc. (ug/mL)	Reference To APPL Prep Date	Exp. Date	Exp. Date (Manufacturers)	Aliquot From Stock	Final Volume	Solvent	Final Standard Conc. (ug/L)
VOA STD. 9	Various	0.5ug/L	5	Prepared 07/14/21	9/12/2021	N/A	5uL	50mL	P&T Water	0.5
VOA STD. 1	Absolute		50	Prepared 07/14/21	9/12/2021	N/A	10uL			10
VOA STD. 2	Phenova		100	Prepared 07/14/21	9/12/2021	N/A	5uL			10
VOA STD. TBA	Various		250	Prepared 07/14/21	7/28/2021	N/A	5uL			25
1.0ug/L										
Prepared: 7/16/2021										
Expires: 7/28/2021										
Initial Standard Information							Final Standard Information			
Name of Initial Standard (QAU Label)	Supplier	APPL Mix Name	Conc. (ug/mL)	Reference To APPL Prep Date	Exp. Date	Exp. Date (Manufacturers)	Aliquot From Stock	Final Volume	Solvent	Final Standard Conc. (ug/L)
VOA STD. 9	Various	1.0ug/L	5	Prepared 07/14/21	9/12/2021	N/A	10uL	50mL	P&T Water	1
VOA STD. 1	Absolute		50	Prepared 07/14/21	9/12/2021	N/A	20uL			20
VOA STD. 2	Phenova		100	Prepared 07/14/21	9/12/2021	N/A	10uL			20
VOA STD. TBA	Various		250	Prepared 07/14/21	7/28/2021	N/A	10uL			50
2.0ug/L										
Prepared: 7/16/2021										
Expires: 7/28/2021										
Initial Standard Information							Final Standard Information			
Name of Initial Standard (QAU Label)	Supplier	APPL Mix Name	Conc. (ug/mL)	Reference To APPL Prep Date	Exp. Date	Exp. Date (Manufacturers)	Aliquot From Stock	Final Volume	Solvent	Final Standard Conc. (ug/L)
VOA STD. 9	Various	2.0ug/L	5	Prepared 07/14/21	9/12/2021	N/A	20uL	50mL	P&T Water	2
VOA STD. 1	Absolute		50	Prepared 07/14/21	9/12/2021	N/A	30uL			30
VOA STD. 2	Phenova		100	Prepared 07/14/21	9/12/2021	N/A	15uL			30
VOA STD. TBA	Various		250	Prepared 07/14/21	7/28/2021	N/A	15uL			75
5ug/L										
Prepared: 7/16/2021										
Expires: 7/28/2021										
Initial Standard Information							Final Standard Information			
Name of Initial Standard (QAU Label)	Supplier	APPL Mix Name	Conc. (ug/mL)	Reference To APPL Prep Date	Exp. Date	Exp. Date (Manufacturers)	Aliquot From Stock	Final Volume	Solvent	Final Standard Conc. (ug/L)
VOA STD. 7	Various	5ug/L	50	Prepared 07/14/21	9/12/2021	N/A	5uL	50mL	P&T Water	5
VOA STD. 8	Phenova		50	Prepared 07/14/21	7/28/2021	N/A	5uL			5
VOA STD. 1	Absolute		50	Prepared 07/14/21	9/12/2021	N/A	40uL			40
VOA STD. 2	Phenova		100	Prepared 07/14/21	9/12/2021	N/A	20uL			20
VOA STD. TBA	Various		250	Prepared 07/14/21	7/28/2021	N/A	20uL			100
10ug/L										
Prepared: 7/16/2021										
Expires: 7/28/2021										
Initial Standard Information							Final Standard Information			
Name of Initial Standard (QAU Label)	Supplier	APPL Mix Name	Conc. (ug/mL)	Reference To APPL Prep Date	Exp. Date	Exp. Date (Manufacturers)	Aliquot From Stock	Final Volume	Solvent	Final Standard Conc. (ug/L)
VOA STD. 7	Various	10ug/L	50	Prepared 07/14/21	9/12/2021	N/A	10uL	50mL	P&T Water	10
VOA STD. 8	Phenova		50	Prepared 07/14/21	7/28/2021	N/A	10uL			10
VOA STD. 1	Absolute		50	Prepared 07/14/21	9/12/2021	N/A	50uL			50
VOA STD. 2	Phenova		100	Prepared 07/14/21	9/12/2021	N/A	25uL			50
VOA STD. TBA	Various		250	Prepared 07/14/21	7/28/2021	N/A	25uL			125

20ug/L										
Prepared: 7/16/2021										
Expires: 7/28/2021										
Initial Standard Information							Final Standard Information			
Name of Initial Standard (QAU Label)	Supplier	APPL Mix Name	Conc. (ug/mL)	Reference To APPL Prep Date	Exp. Date	Exp. Date (Manufacturers)	Aliquot From Stock	Final Volume	Solvent	Final Standard Conc. (ug/L)
VOA STD. 7	Various	20ug/L	50	Prepared 07/14/21	9/12/2021	N/A	20uL	50mL	P&T Water	20
VOA STD. 8	Phenova		50	Prepared 07/14/21	7/28/2021	N/A	20uL			20
VOA STD. 1	Absolute		50	Prepared 07/14/21	9/12/2021	N/A	60uL			60
VOA STD. 2	Phenova		100	Prepared 07/14/21	9/12/2021	N/A	30uL			60
VOA STD. TBA	Various		250	Prepared 07/14/21	7/28/2021	N/A	30uL			150
40ug/L										
Prepared: 7/16/2021										
Expires: 7/28/2021										
Initial Standard Information							Final Standard Information			
Name of Initial Standard (QAU Label)	Supplier	APPL Mix Name	Conc. (ug/mL)	Reference To APPL Prep Date	Exp. Date	Exp. Date (Manufacturers)	Aliquot From Stock	Final Volume	Solvent	Final Standard Conc. (ug/L)
VOA STD. 7	Various	40ug/L	50	Prepared 07/14/21	9/12/2021	N/A	40uL	50mL	P&T Water	40
VOA STD. 8	Phenova		50	Prepared 07/14/21	7/28/2021	N/A	40uL			40
VOA STD. 1	Absolute		50	Prepared 07/14/21	9/12/2021	N/A	80uL			80
VOA STD. 2	Phenova		100	Prepared 07/14/21	9/12/2021	N/A	40uL			80
VOA STD. TBA	Various		250	Prepared 07/14/21	7/28/2021	N/A	35uL			175
100ug/L										
Prepared: 7/16/2021										
Expires: 7/28/2021										
Initial Standard Information							Final Standard Information			
Name of Initial Standard (QAU Label)	Supplier	APPL Mix Name	Conc. (ug/mL)	Reference To APPL Prep Date	Exp. Date	Exp. Date (Manufacturers)	Aliquot From Stock	Final Volume	Solvent	Final Standard Conc. (ug/L)
VOA STD. 7	Various	100ug/L	50	Prepared 07/14/21	9/12/2021	N/A	100uL	50mL	P&T Water	100
VOA STD. 8	Phenova		50	Prepared 07/14/21	7/28/2021	N/A	100uL			100
VOA STD. 1	Absolute		50	Prepared 07/14/21	9/12/2021	N/A	100uL			100
VOA STD. 2	Phenova		100	Prepared 07/14/21	9/12/2021	N/A	50uL			100
VOA STD. TBA	Various		250	Prepared 07/14/21	7/28/2021	N/A	40uL			200
MAX 8260 Water Second Source (SS)										
Prepared: 7/16/2021										
Expires: 7/28/2021										
Initial Standard Information							Final Standard Information			
Name of Initial Standard (QAU Label)	Supplier	APPL Mix Name	Conc. (ug/mL)	Reference To APPL Prep Date	Exp. Date	Exp. Date (Manufacturers)	Aliquot From Stock	Final Volume	Solvent	Final Standard Conc. (ug/L)
VOA STD. 3	Phenova	8260 Water SS	100	Prepared 07/14/21	9/12/2021	N/A	25uL	50mL	P&T Water	50
VOA STD. GASES	Phenova	8260 Water SS	50	Prepared 07/14/21	9/12/2021	N/A	10uL			10
VOA STD. 0	Phenova	8260 Water SS	50	Prepared 07/14/21	9/12/2021	N/A	10uL			10
VOA STD. 2-CEVE	Absolute	8260 Water SS	50	Prepared 07/14/21	7/14/2021	N/A	50uL			50
VOA STD. 6	Various	8260 Water SS	50	Prepared 07/14/21	7/28/2021	N/A	10uL			10
VOA STD. TBA	Various	8260 Water SS	250	Prepared 07/14/21	7/28/2021	N/A	25uL			250
8260 Water Continuing Calibrations (CCV)/ Lab Control Spikes (LCS)										
Prepared: 7/16/2021										
Expires: 7/17/2021										
Initial Standard Information							Final Standard Information			
Name of Initial Standard (QAU Label)	Supplier	APPL Mix Name	Conc. (ug/mL)	Reference To APPL Prep Date	Exp. Date	Exp. Date (Manufacturers)	Aliquot From Stock	Final Volume	Solvent	Final Standard Conc. (ug/L)
VOA STD. 7	Various	CCV/ LCS	50	Prepared 07/14/21	9/12/2021	N/A	10uL	50mL	P&T Water	10
VOA STD. 8	Phenova	CCV/ LCS	50	Prepared 07/14/21	7/28/2021	N/A	10uL			10
VOA STD. 1	Absolute	CCV/ LCS	50	Prepared 07/14/21	9/12/2021	N/A	50uL			50
VOA STD. 2	Phenova	CCV/ LCS	100	Prepared 07/14/21	9/12/2021	N/A	25uL			50
VOA STD. TBA	Various	CCV/ LCS	250	Prepared 07/14/21	7/28/2021	N/A	25uL			250

## Injection Log

Directory: M:\MAX\DATA\210716\

Line	Vial	FileName	Multiplier	SampleName	Misc Info	Injected
1	4	0716M04.D	1	25ug/L BFB STD 3/23/21	IS&S 6/4/21	16 Jul 21 12:23
2	6	0716M06.D	1	0.3ug/L VOC STD 7/16/21	IS&S 6/4/21	16 Jul 21 13:19
3	7	0716M07.D	1	0.5ug/L VOC STD 7/16/21	IS&S 6/4/21	16 Jul 21 13:47
4	8	0716M08.D	1	1ug/L VOC STD 7/16/21	IS&S 6/4/21	16 Jul 21 14:15
5	9	0716M09.D	1	2ug/L VOC STD 7/16/21	IS&S 6/4/21	16 Jul 21 14:42
6	10	0716M10.D	1	5ug/L VOC STD 7/16/21	IS&S 6/4/21	16 Jul 21 15:10
7	11	0716M11.D	1	10ug/L VOC STD 7/16/21	IS&S 6/4/21	16 Jul 21 15:38
8	12	0716M12.D	1	20ug/L VOC STD 7/16/21	IS&S 6/4/21	16 Jul 21 16:06
9	13	0716M13.D	1	40ug/L VOC STD 7/16/21	IS&S 6/4/21	16 Jul 21 16:34
10	14	0716M14.D	1	100ug/L VOC STD 7/16/21	IS&S 6/4/21	16 Jul 21 17:03
11	1	0717M00.D	1	25ug/L BFB STD 3/23/21	2ul	17 Jul 21 13:04
12	2	0717M02.D	1	210717A CCV 10ug/L	IS&S 6/4/21	17 Jul 21 13:51
13	3	0717M03.D	1	210717A LCS 10ug/L	IS&S 6/4/21	17 Jul 21 14:19
14	4	0717M04.D	1	210717A LCSD 10ug/L	IS&S 6/4/21	17 Jul 21 14:47
15	8	0717M08.D	1	210717A BLK	IS&S 6/4/21	17 Jul 21 16:39
16	15	0717M15.D	1	BA36223W01	IS&S 6/4/21	17 Jul 21 19:55
17	16	0717M16.D	1	BA36224W01	IS&S 6/4/21	17 Jul 21 20:23
18	17	0717M17.D	1	BA36226W01	IS&S 6/4/21	17 Jul 21 20:51
19	18	0717M18.D	1	BA36227W01	IS&S 6/4/21	17 Jul 21 21:19
20	26	0717M26.D	1	Ending CCV 10ug/L 7/17/21	IS&S 6/4/21	18 Jul 21 1:02
21	1	0719M01.D	1	25ug/L BFB STD 3/23/21	IS&S 6/4/21	19 Jul 21 9:53
22	2	0719M02.D	1	210718A CCV 10ug/L	IS&S 6/4/21	19 Jul 21 10:21
23	3	0719M03.D	1	210718A LCS 10ug/L	IS&S 6/4/21	19 Jul 21 10:49
24	4	0719M04.D	1	210718A LCSD 10ug/L	IS&S 6/4/21	19 Jul 21 11:17
25	8	0719M08.D	1	210718A BLK	IS&S 6/4/21	19 Jul 21 13:09
26	10	0719M10.D	1	BA36229W01	IS&S 6/4/21	19 Jul 21 14:05
27	11	0719M11.D	1	BA36232W01	IS&S 6/4/21	19 Jul 21 14:33
28	26	0719M26.D	1	Ending CCV 10ug/L 7/18/21	IS&S 6/4/21	19 Jul 21 21:32
29	28	0719M28.D	1	25ug/L BFB STD 3/23/21	IS&S 6/4/21	19 Jul 21 22:28
30	29	0719M29.D	1	210718B CCV 10ug/L	IS&S 6/4/21	19 Jul 21 22:56
31	30	0719M30.D	1	210718B LCS 10ug/L	IS&S 6/4/21	19 Jul 21 23:24
32	31	0719M31.D	1	210718B LCSD 10ug/L	IS&S 6/4/21	19 Jul 21 23:52
33	35	0719M35.D	1	210718B BLK	IS&S 6/4/21	20 Jul 21 1:44
34	36	0719M36.D	1	BA36230W01	IS&S 6/4/21	20 Jul 21 2:12
35	37	0719M37.D	1	BA36233W01	IS&S 6/4/21	20 Jul 21 2:40
36	52	0719M52.D	1	Ending CCV 10ug/L 7/18/21	IS&S 6/4/21	20 Jul 21 9:39



**ORGANICS**

**Calibration Data**

VOLATILE ORGANIC ANALYSIS  
VOLATILE ORGANIC COMPOUNDS

Form 6  
Initial Calibration

Lab Name: APPL, Inc.  
Case No: \_\_\_\_\_  
Matrix: \_\_\_\_\_

SDG No: \_\_\_\_\_  
Initial Cal. Date: 7/16/2021  
Instrument: Max

Initials: \_\_\_\_\_

0716M17.D    0716M18.D    0716M19.D    0716M20.D    0716M21.D    0716M22.D    0716M23.D

	Compound	1	2	3	4	5	6	7				Avg	%RSD	Type	r <sup>2</sup>	Q	MRF
1	I Fluorobenzene (IS)																
2	TMHBL Gasoline C6-C10	15.3	6.438	3.348	1.378	0.9016	0.7684	0.6729				4.1	130	TMHB	0.998		
3	TMHB Chlorobenzene-D5 (IS)																
4	TMHB 1,4-Dichlorobenzene (IS)																
5																	
6																	
7																	
8																	
9																	
10																	
11																	
12																	
13																	
14																	
15																	
16																	
17																	
18																	
19																	
20																	
21																	
22																	
23																	
24																	
25																	
26																	
27																	
28																	
29																	
30																	
31																	
32																	
33																	
34																	
35																	

Quantitation Report (QT Reviewed)

Data File : M:\MAX\DATA\210716\0716M17.D  
 Acq On : 16 Jul 21 18:26  
 Sample : 20ug/L GAS STD 7/16/21  
 Misc : IS&S 6/4/21

Vial: 17  
 Operator: LP,DG,CH  
 Inst : Max  
 Multiplr: 1.00

Quant Time: Jul 19 12:20 2021

Quant Results File: MGAS0716.RES

Quant Method : M:\MAX\DATA\210716\MGAS0716.M (RTE Integrator)  
 Title : METHOD 8260B  
 Last Update : Mon Jul 19 12:18:48 2021  
 Response via : Initial Calibration  
 DataAcq Meth : M8260\_071621

Internal Standards	R.T.	QIon	Response	Conc	Units	Dev(Min)
1) Fluorobenzene (IS)	6.25	TIC	332629	25.00	ppb	0.00
3) Chlorobenzene-D5 (IS)	11.78	TIC	307864m	25.00	ppb	0.00
4) 1,4-Dichlorobenzene (IS)	10.94	TIC	18964m	25.00	ppb	0.00

System Monitoring Compounds

Target Compounds	R.T.	QIon	Response	Conc	Units	Qvalue
2) Gasoline C6-C10	7.98	TIC	4067329m	129.05	ppb	100

Quantitation Report

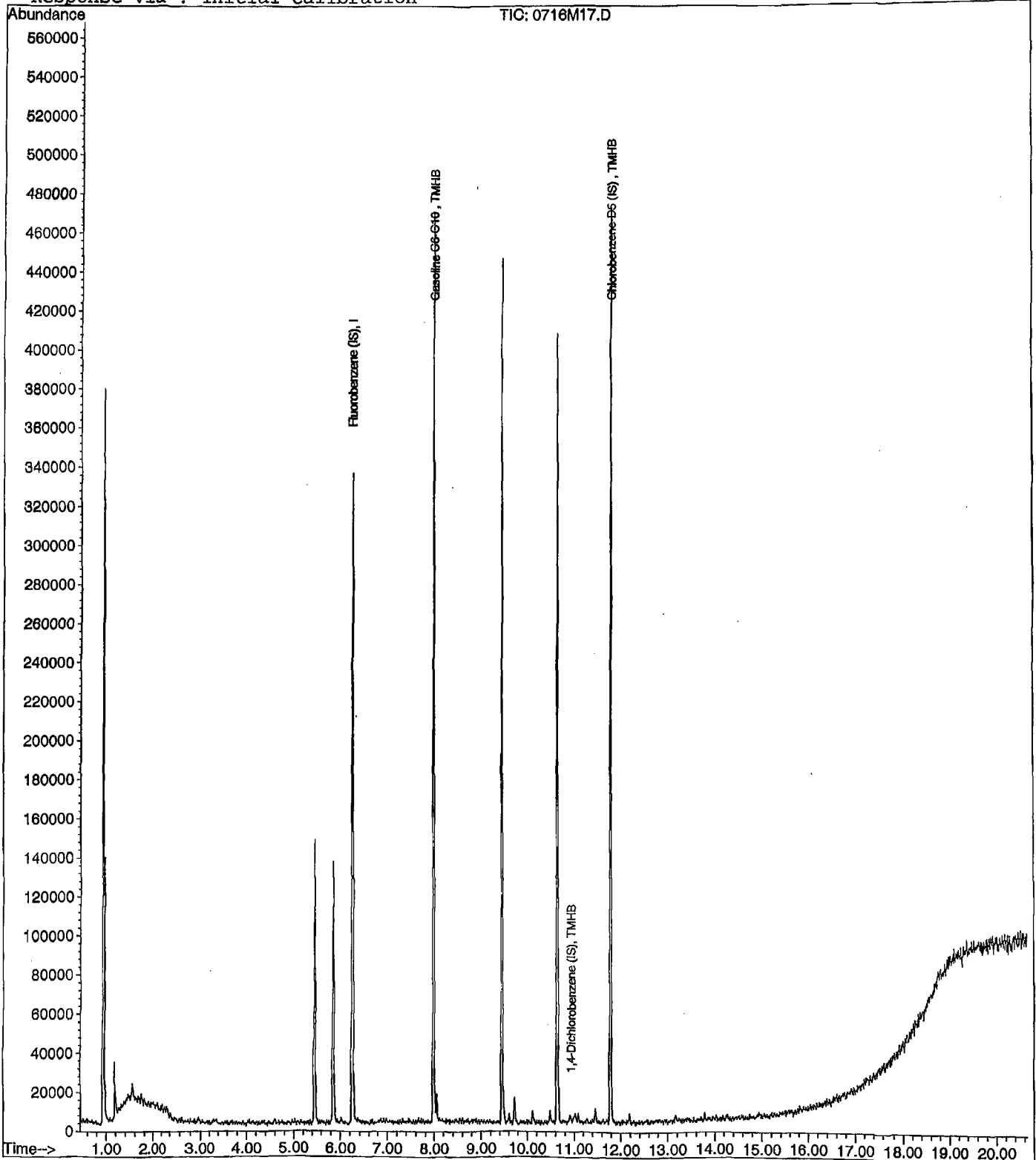
Data File : M:\MAX\DATA\210716\0716M17.D  
Acq On : 16 Jul 21 18:26  
Sample : 20ug/L GAS STD 7/16/21  
Misc : IS&S 6/4/21

Vial: 17  
Operator: LP,DG,CH  
Inst : Max  
Multiplr: 1.00

Quant Time: Jul 19 12:20 2021

Quant Results File: MGAS0716.RES

Method : M:\MAX\DATA\210716\MGAS0716.M (RTE Integrator)  
Title : METHOD 8260B  
Last Update : Mon Jul 19 12:28:22 2021  
Response via : Initial Calibration



Quantitation Report (QT Reviewed)

Data File : M:\MAX\DATA\210716\0716M18.D  
 Acq On : 16 Jul 21 18:54  
 Sample : 50ug/L GAS STD 7/16/21  
 Misc : IS&S 6/4/21

Vial: 18  
 Operator: LP,DG,CH  
 Inst : Max  
 Multiplr: 1.00

Quant Time: Jul 19 12:20 2021

Quant Results File: MGAS0716.RES

Quant Method : M:\MAX\DATA\210716\MGAS0716.M (RTE Integrator)  
 Title : METHOD 8260B  
 Last Update : Mon Jul 19 12:18:48 2021  
 Response via : Initial Calibration  
 DataAcq Meth : M8260\_071621

Internal Standards	R.T.	QIon	Response	Conc	Units	Dev(Min)
1) Fluorobenzene (IS)	6.25	TIC	332259	25.00	ppb	0.00
3) Chlorobenzene-D5 (IS)	11.78	TIC	295163m	25.00	ppb	0.00
4) 1,4-Dichlorobenzene (IS)	10.94	TIC	42170m	25.00	ppb	0.00

System Monitoring Compounds

Target Compounds	R.T.	QIon	Response	Conc	Units	Qvalue
2) Gasoline C6-C10	7.98	TIC	4278198m	156.28	ppb	100

Quantitation Report

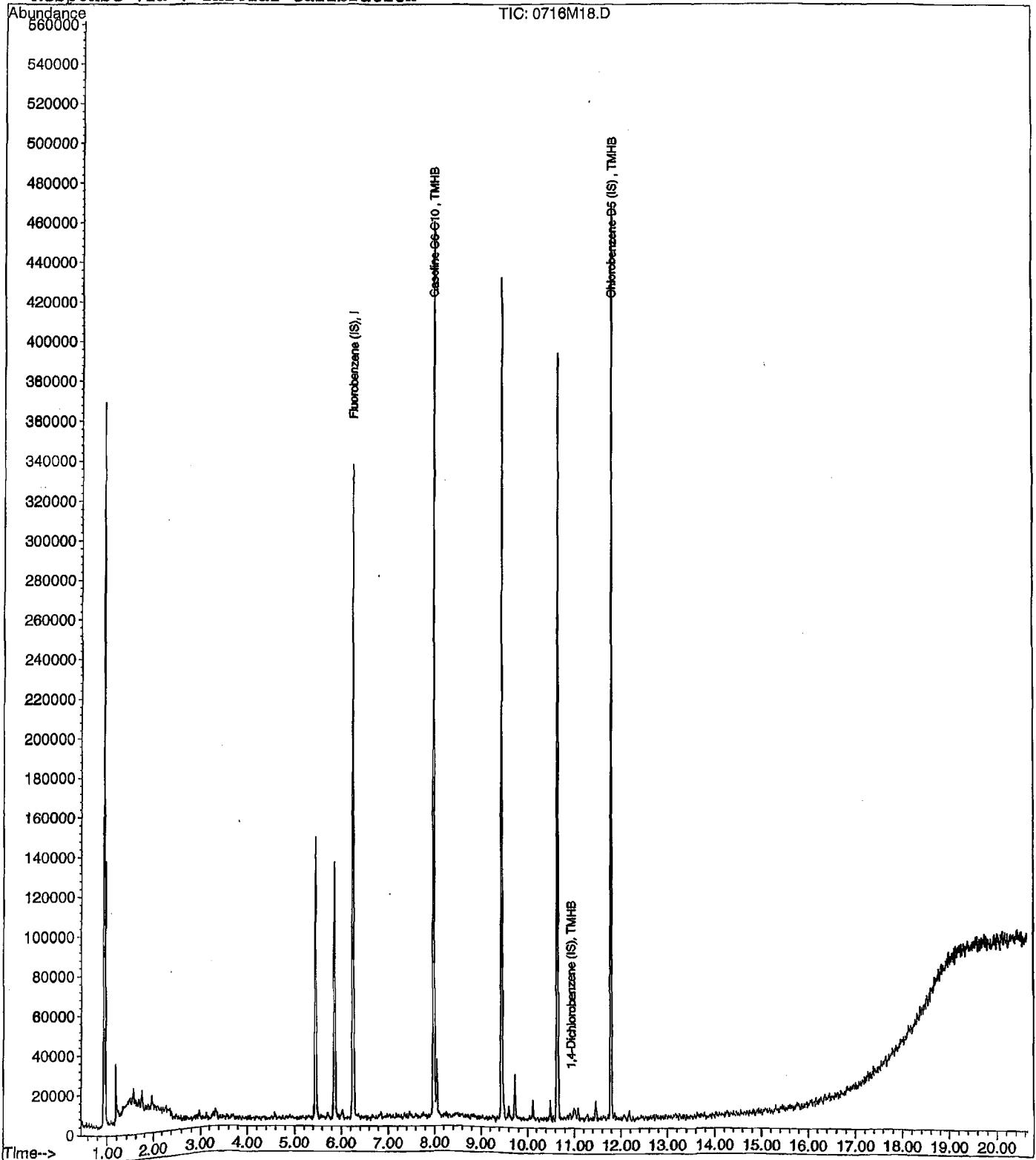
Data File : M:\MAX\DATA\210716\0716M18.D  
Acq On : 16 Jul 21 18:54  
Sample : 50ug/L GAS STD 7/16/21  
Misc : IS&S 6/4/21

Vial: 18  
Operator: LP,DG,CH  
Inst : Max  
Multiplr: 1.00

Quant Time: Jul 19 12:20 2021

Quant Results File: MGAS0716.RES

Method : M:\MAX\DATA\210716\MGAS0716.M (RTE Integrator)  
Title : METHOD 8260B  
Last Update : Mon Jul 19 12:28:22 2021  
Response via : Initial Calibration



Quantitation Report (QT Reviewed)

Data File : M:\MAX\DATA\210716\0716M19.D  
 Acq On : 16 Jul 21 19:22  
 Sample : 100ug/L GAS STD 7/16/21  
 Misc : IS&S 6/4/21

Vial: 19  
 Operator: LP, DG, CH  
 Inst : Max  
 Multiplr: 1.00

Quant Time: Jul 19 12:21 2021

Quant Results File: MGAS0716.RES

Quant Method : M:\MAX\DATA\210716\MGAS0716.M (RTE Integrator)  
 Title : METHOD 8260B  
 Last Update : Mon Jul 19 12:18:48 2021  
 Response via : Initial Calibration  
 DataAcq Meth : M8260\_071621

Internal Standards	R.T.	QIon	Response	Conc	Units	Dev(Min)
1) Fluorobenzene (IS)	6.25	TIC	326996	25.00	ppb	0.00
3) Chlorobenzene-D5 (IS)	11.78	TIC	298608m	25.00	ppb	0.00
4) 1,4-Dichlorobenzene (IS)	10.94	TIC	55158m	25.00	ppb	0.00

System Monitoring Compounds

Target Compounds	R.T.	QIon	Response	Conc	Units	Qvalue
2) Gasoline C6-C10	7.98	TIC	4378748m	177.89	ppb	100

Quantitation Report

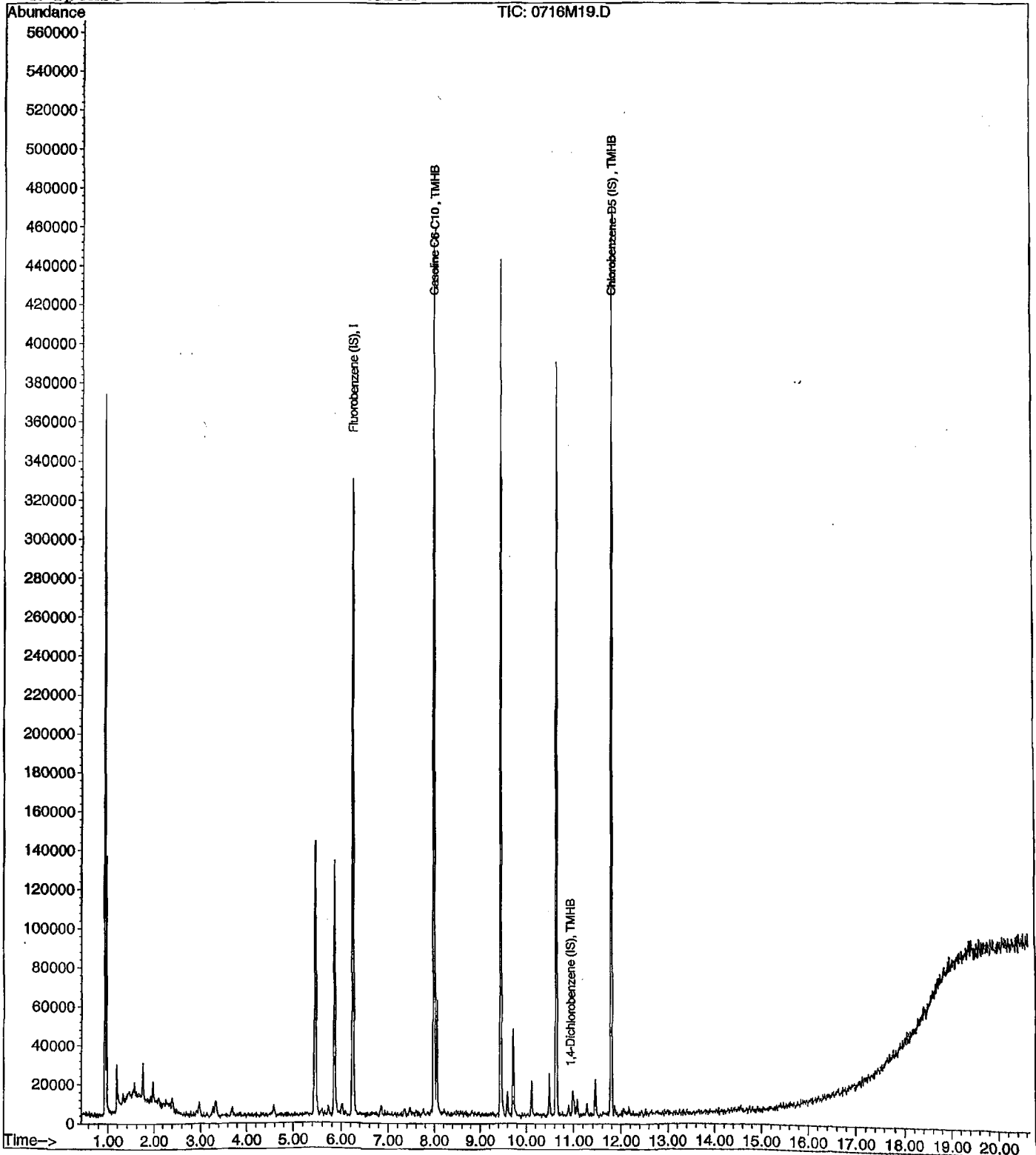
Data File : M:\MAX\DATA\210716\0716M19.D  
Acq On : 16 Jul 21 19:22  
Sample : 100ug/L GAS STD 7/16/21  
Misc : IS&S 6/4/21

Vial: 19  
Operator: LP,DG,CH  
Inst : Max  
Multiplr: 1.00

Quant Time: Jul 19 12:21 2021

Quant Results File: MGAS0716.RES

Method : M:\MAX\DATA\210716\MGAS0716.M (RTE Integrator)  
Title : METHOD 8260B  
Last Update : Mon Jul 19 12:28:22 2021  
Response via : Initial Calibration





Quantitation Report (QT Reviewed)

Data File : M:\MAX\DATA\210716\0716M20.D  
 Acq On : 16 Jul 21 19:50  
 Sample : 300ug/L GAS STD 7/16/21  
 Misc : IS&S 6/4/21

Vial: 20  
 Operator: LP,DG,CH  
 Inst : Max  
 Multiplr: 1.00

Quant Time: Jul 19 12:23 2021

Quant Results File: MGAS0716.RES

Quant Method : M:\MAX\DATA\210716\MGAS0716.M (RTE Integrator)  
 Title : METHOD 8260B  
 Last Update : Mon Jul 19 12:18:48 2021  
 Response via : Initial Calibration  
 DataAcq Meth : M8260\_071621

Internal Standards	R.T.	QIon	Response	Conc	Units	Dev(Min)
1) Fluorobenzene (IS)	6.25	TIC	329414	25.00	ppb	0.00
3) Chlorobenzene-D5 (IS)	11.78	TIC	314672m	25.00	ppb	0.00
4) 1,4-Dichlorobenzene (IS)	10.94	TIC	113615m	25.00	ppb	0.00

System Monitoring Compounds

Target Compounds	R.T.	QIon	Response	Conc	Units	Qvalue
2) Gasoline C6-C10	7.98	TIC	5448217m	310.12	ppb	100

Quantitation Report

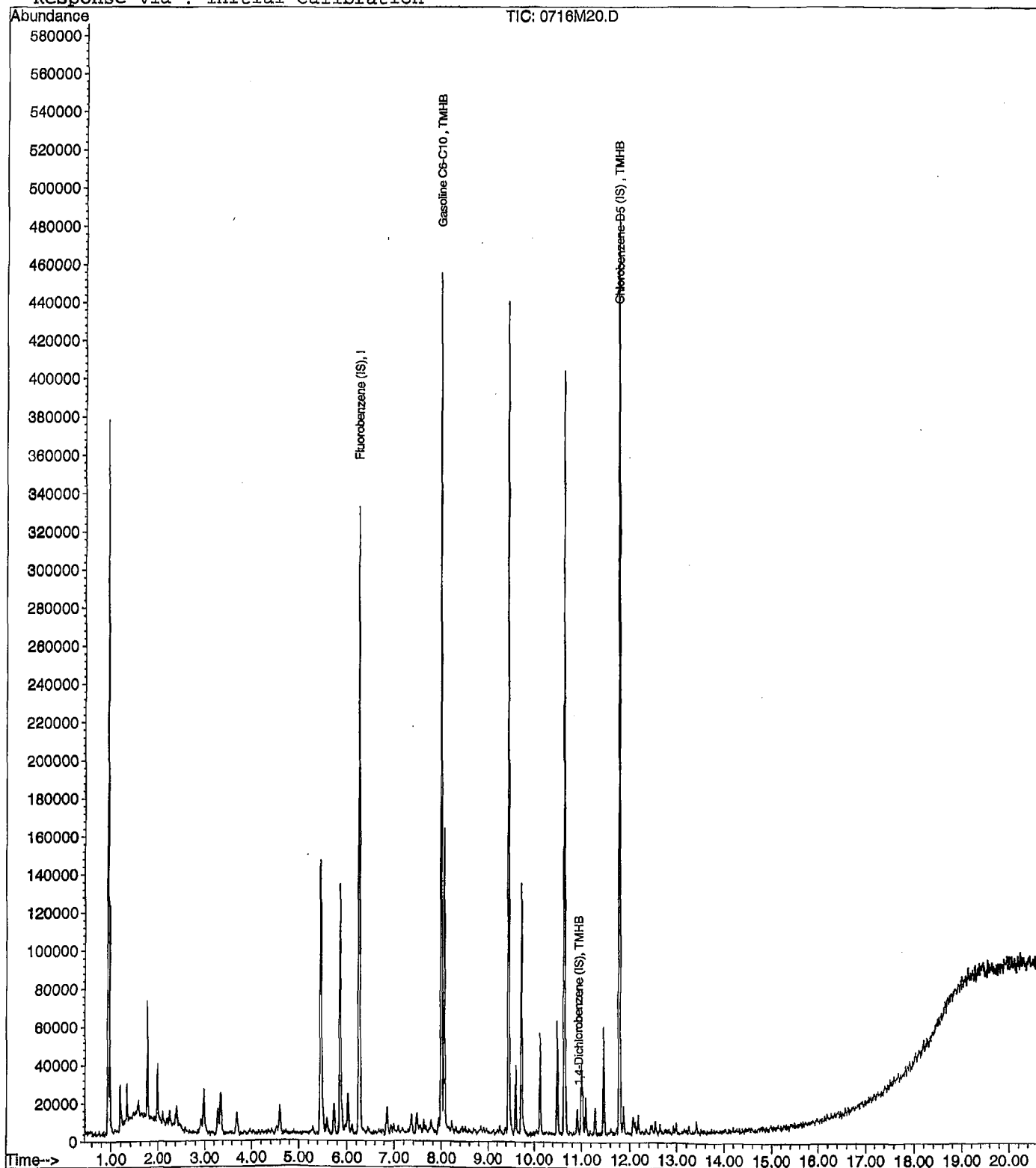
Data File : M:\MAX\DATA\210716\0716M20.D  
Acq On : 16 Jul 21 19:50  
Sample : 300ug/L GAS STD 7/16/21  
Misc : IS&S 6/4/21

Vial: 20  
Operator: LP,DG,CH  
Inst : Max  
Multiplr: 1.00

Quant Time: Jul 19 12:23 2021

Quant Results File: MGAS0716.RES

Method : M:\MAX\DATA\210716\MGAS0716.M (RTE Integrator)  
Title : METHOD 8260B  
Last Update : Mon Jul 19 12:28:22 2021  
Response via : Initial Calibration



Quantitation Report (QT Reviewed)

Data File : M:\MAX\DATA\210716\0716M21.D  
 Acq On : 16 Jul 21 20:18  
 Sample : 600ug/L GAS STD 7/16/21  
 Misc : IS&S 6/4/21

Vial: 21  
 Operator: LP,DG,CH  
 Inst : Max  
 Multiplr: 1.00

Quant Time: Jul 19 12:23 2021

Quant Results File: MGAS0716.RES

Quant Method : M:\MAX\DATA\210716\MGAS0716.M (RTE Integrator)  
 Title : METHOD 8260B  
 Last Update : Mon Jul 19 12:18:48 2021  
 Response via : Initial Calibration  
 DataAcq Meth : M8260\_071621

Internal Standards	R.T.	QIon	Response	Conc	Units	Dev(Min)
1) Fluorobenzene (IS)	6.25	TIC	333099	25.00	ppb	0.00
3) Chlorobenzene-D5 (IS)	11.78	TIC	349344m	25.00	ppb	0.00
4) 1,4-Dichlorobenzene (IS)	10.94	TIC	222503m	25.00	ppb	0.00

System Monitoring Compounds

Target Compounds	R.T.	QIon	Response	Conc	Units	Qvalue
2) Gasoline C6-C10	7.98	TIC	7207436m	524.25	ppb	100

Quantitation Report

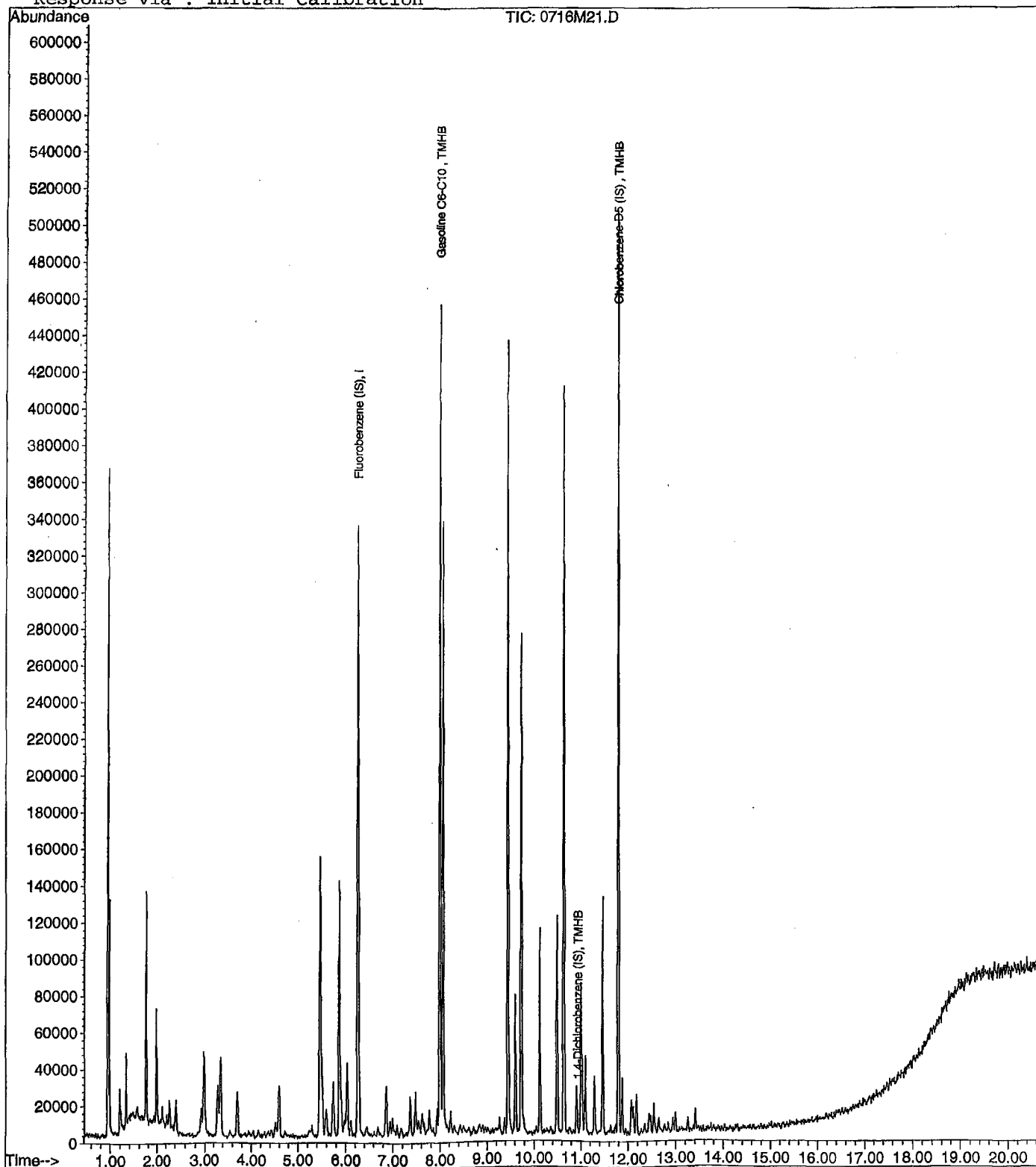
Data File : M:\MAX\DATA\210716\0716M21.D  
Acq On : 16 Jul 21 20:18  
Sample : 600ug/L GAS STD 7/16/21  
Misc : IS&S 6/4/21

Vial: 21  
Operator: LP,DG,CH  
Inst : Max  
Multiplr: 1.00

Quant Time: Jul 19 12:23 2021

Quant Results File: MGAS0716.RES

Method : M:\MAX\DATA\210716\MGAS0716.M (RTE Integrator)  
Title : METHOD 8260B  
Last Update : Mon Jul 19 12:28:22 2021  
Response via : Initial Calibration



Quantitation Report (QT Reviewed)

Data File : M:\MAX\DATA\210716\0716M22.D  
 Acq On : 16 Jul 21 20:46  
 Sample : 800ug/L GAS STD 7/16/21  
 Misc : IS&S 6/4/21

Vial: 22  
 Operator: LP,DG,CH  
 Inst : Max  
 Multiplr: 1.00

Quant Time: Jul 19 12:27 2021

Quant Results File: MGAS0716.RES

Quant Method : M:\MAX\DATA\210716\MGAS0716.M (RTE Integrator)  
 Title : METHOD 8260B  
 Last Update : Mon Jul 19 12:18:48 2021  
 Response via : Initial Calibration  
 DataAcq Meth : M8260\_071621

Internal Standards	R.T.	QIon	Response	Conc	Units	Dev (Min)
1) Fluorobenzene (IS)	6.25	TIC	329179	25.00	ppb	0.00
3) Chlorobenzene-D5 (IS)	11.78	TIC	380841m	25.00	ppb	0.00
4) 1,4-Dichlorobenzene (IS)	10.94	TIC	288561m	25.00	ppb	0.00

System Monitoring Compounds

Target Compounds	R.T.	QIon	Response	Conc	Units	Qvalue
2) Gasoline C6-C10	7.98	TIC	8093770m	648.16	ppb	100

Quantitation Report

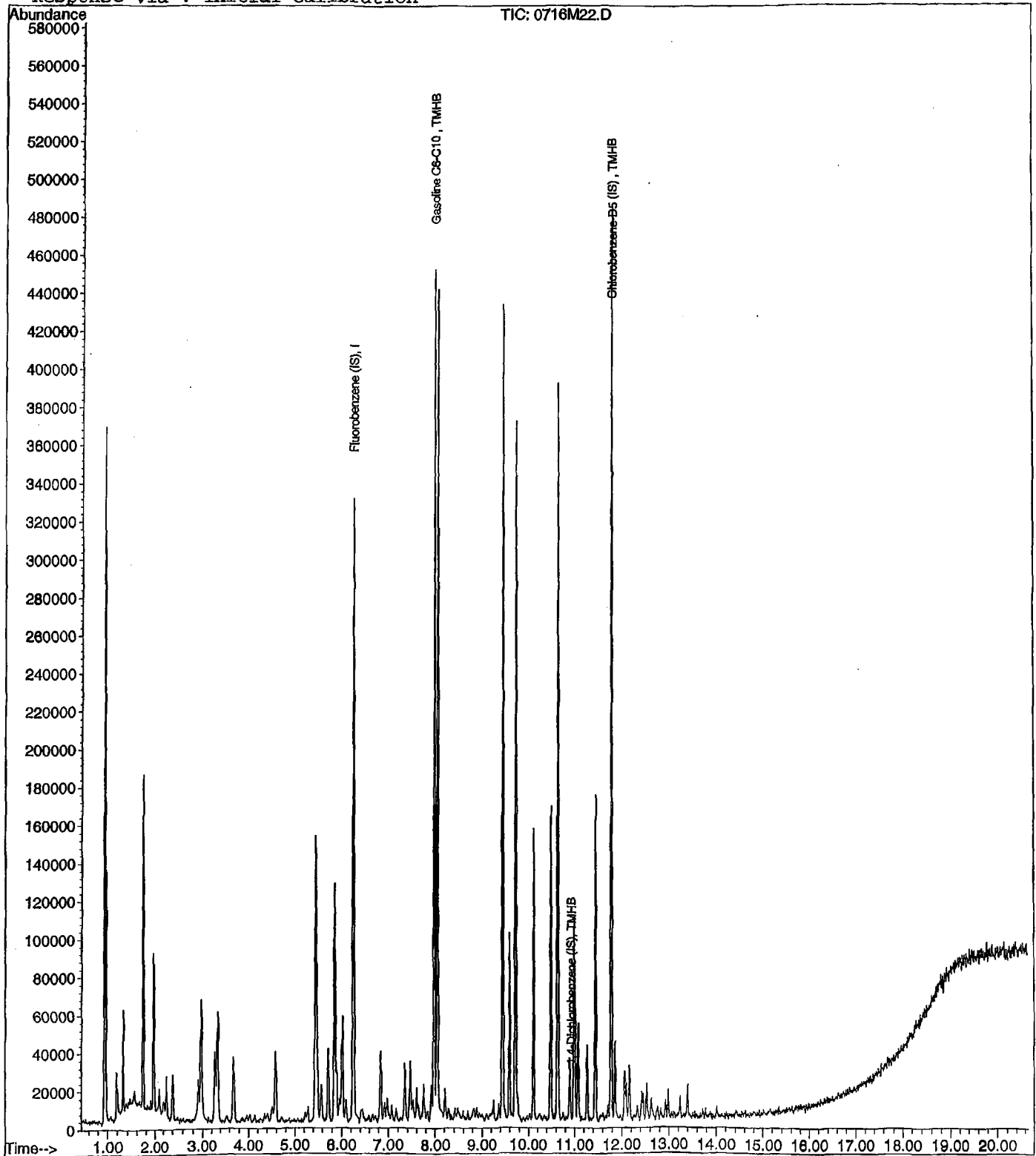
Data File : M:\MAX\DATA\210716\0716M22.D  
Acq On : 16 Jul 21 20:46  
Sample : 800ug/L GAS STD 7/16/21  
Misc : IS&S 6/4/21

Vial: 22  
Operator: LP,DG,CH  
Inst : Max  
Multiplr: 1.00

Quant Time: Jul 19 12:27 2021

Quant Results File: MGAS0716.RES

Method : M:\MAX\DATA\210716\MGAS0716.M (RTE Integrator)  
Title : METHOD 8260B  
Last Update : Mon Jul 19 12:28:22 2021  
Response via : Initial Calibration



Quantitation Report (QT Reviewed)

Data File : M:\MAX\DATA\210716\0716M23.D  
 Acq On : 16 Jul 21 21:14  
 Sample : 1000ug/L GAS STD 7/16/21  
 Misc : IS&S 6/4/21

Vial: 23  
 Operator: LP,DG,CH  
 Inst : Max  
 Multiplr: 1.00

Quant Time: Jul 19 12:28 2021

Quant Results File: MGAS0716.RES

Quant Method : M:\MAX\DATA\210716\MGAS0716.M (RTE Integrator)  
 Title : METHOD 8260B  
 Last Update : Mon Jul 19 12:18:48 2021  
 Response via : Initial Calibration  
 DataAcq Meth : M8260\_071621

Internal Standards	R.T.	QIon	Response	Conc	Units	Dev(Min)
1) Fluorobenzene (IS)	6.25	TIC	326372	25.00	ppb	0.00
3) Chlorobenzene-D5 (IS)	11.78	TIC	391214m	25.00	ppb	0.00
4) 1,4-Dichlorobenzene (IS)	10.94	TIC	353886m	25.00	ppb	0.00

System Monitoring Compounds

Target Compounds	R.T.	QIon	Response	Conc	Units	Qvalue
2) Gasoline C6-C10	8.05	TIC	8784717m	745.96	ppb	100

Quantitation Report

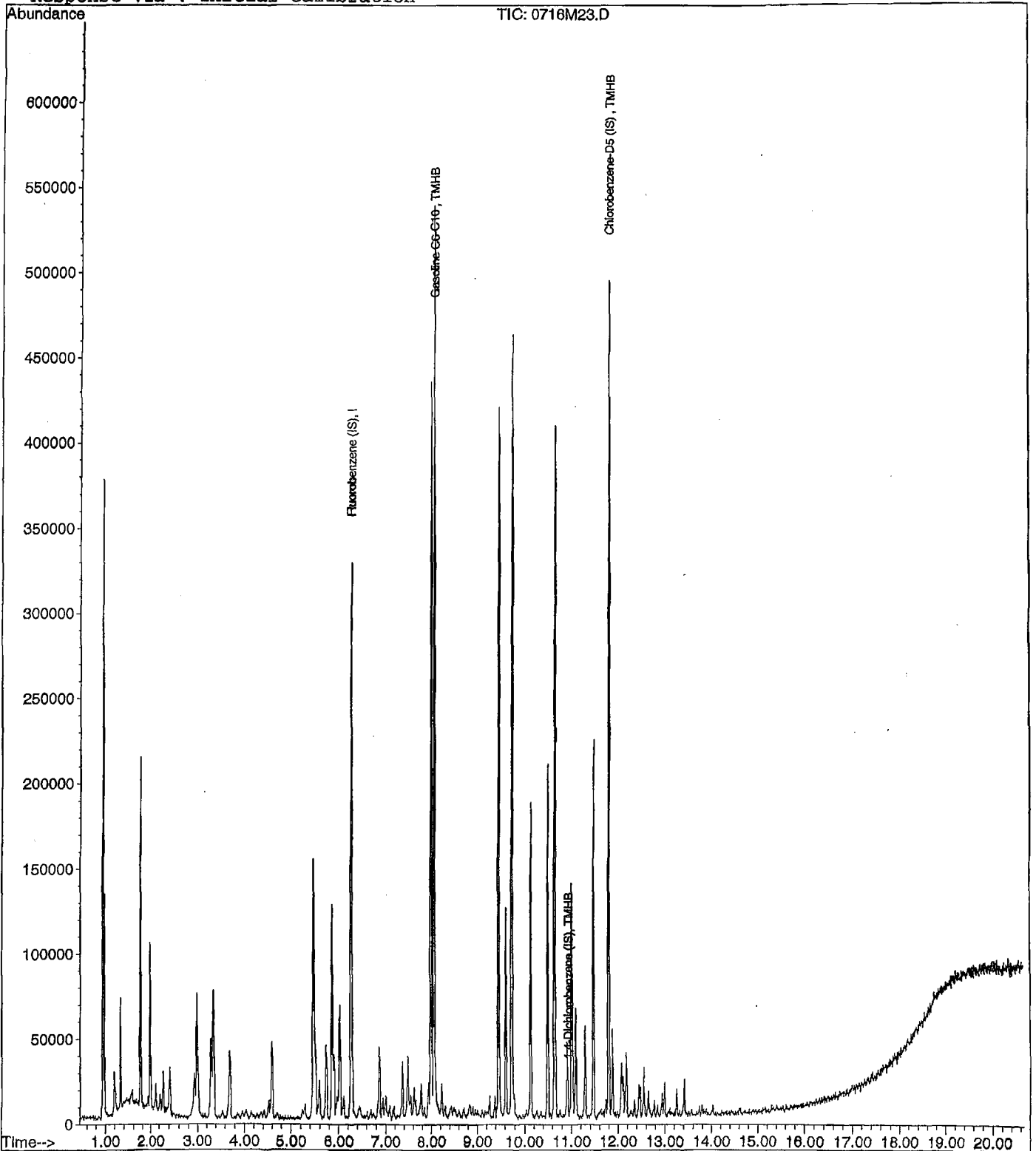
Data File : M:\MAX\DATA\210716\0716M23.D  
Acq On : 16 Jul 21 21:14  
Sample : 1000ug/L GAS STD 7/16/21  
Misc : IS&S 6/4/21

Vial: 23  
Operator: LP,DG,CH  
Inst : Max  
Multiplr: 1.00

Quant Time: Jul 19 12:28 2021

Quant Results File: MGAS0716.RES

Method : M:\MAX\DATA\210716\MGAS0716.M (RTE Integrator)  
Title : METHOD 8260B  
Last Update : Mon Jul 19 12:28:22 2021  
Response via : Initial Calibration





VOLATILE ORGANIC ANALYSIS BY  
EPA METHOD 8260B

Form 6  
Initial Calibration

Lab Name: APPL, Inc. \_\_\_\_\_

SDG No: \_\_\_\_\_

Case No: \_\_\_\_\_

Initial Cal. Date: 7/16/2021 \_\_\_\_\_

Matrix: \_\_\_\_\_

Instrument: Max \_\_\_\_\_

Initials: \_\_\_\_\_

0716M06.D    0716M07.D    0716M08.D    0716M09.D    0716M10.D    0716M11.D    0716M12.D    0716M13.D    0716M14.D

		Compound	1	2	3	4	5	6	7	8	9	Avg	%RSD	Type	r <sup>2</sup>	Q	MRF
1	I	Fluorobenzene (IS)															
2	S	Dibromofluoromethane(S)	0.3198	0.3081	0.2761	0.2644	0.2768	0.2759	0.2830	0.2819	0.2641	0.28	6.6	S			
3	S	1,2-DCA-D4(S)	0.1840	0.1666	0.1576	0.1490	0.1643	0.1634	0.1736	0.1658	0.1544	0.16	6.3	S			
4	I	Chlorobenzene-D5 (IS)															
5	S	Toluene-D8(S)	1.389	1.244	1.152	1.132	1.165	1.157	1.151	1.120	1.075	1.2	7.8	S			
6	S	4-Bromofluorobenzene(S)	0.5344	0.4970	0.4700	0.4405	0.4545	0.4642	0.4559	0.4505	0.4172	0.46	7.3	S			
7	I	1,4-Dichlorobenzene-D (IS)															
8																	
9																	
10																	
11																	
12																	
13																	
14																	
15																	
16																	
17																	
18																	
19																	
20																	
21																	
22																	
23																	
24																	
25																	
26																	
27																	
28																	
29																	
30																	
31																	
32																	
33																	
34																	
35																	

Quantitation Report (Not Reviewed)

Data File : M:\MAX\DATA\210716\0716M06.D  
 Acq On : 16 Jul 21 13:19  
 Sample : 0.3ug/L VOC STD 7/16/21  
 Misc : IS&S 6/4/21

Vial: 6  
 Operator: LP, DG, CH  
 Inst : Max  
 Multiplr: 1.00

Quant Time: Aug 29 14:24 2021

Quant Results File: M0716SUR.RES

Quant Method : M:\MAX\DATA\210716\M0716SUR.M (RTE Integrator)  
 Title : METHOD 8260B  
 Last Update : Sat Jul 17 14:22:13 2021  
 Response via : Initial Calibration  
 DataAcq Meth : M8260\_071621

Internal Standards	R.T.	QIon	Response	Conc	Units	Dev(Min)
1) Fluorobenzene (IS)	6.25	96	362330	25.00	ppb	0.00
4) Chlorobenzene-D5 (IS)	9.45	117	296128	25.00	ppb	0.00
7) 1,4-Dichlorobenzene-D (IS)	11.78	152	162319	25.00	ppb	0.00
System Monitoring Compounds						
2) Dibromofluoromethane(S)	5.46	111	23176	5.64	ppb	0.00
Spiked Amount	25.000		Recovery	=	22.576%	
3) 1,2-DCA-D4(S)	5.85	65	13331	5.60	ppb	0.00
Spiked Amount	25.000		Recovery	=	22.400%	
5) Toluene-D8(S)	7.98	98	82252	5.90	ppb	0.00
Spiked Amount	25.000		Recovery	=	23.616%	
6) 4-Bromofluorobenzene(S)	10.63	95	31651	5.75	ppb	0.00
Spiked Amount	25.000		Recovery	=	22.992%	

Target Compounds

Qvalue

Quantitation Report

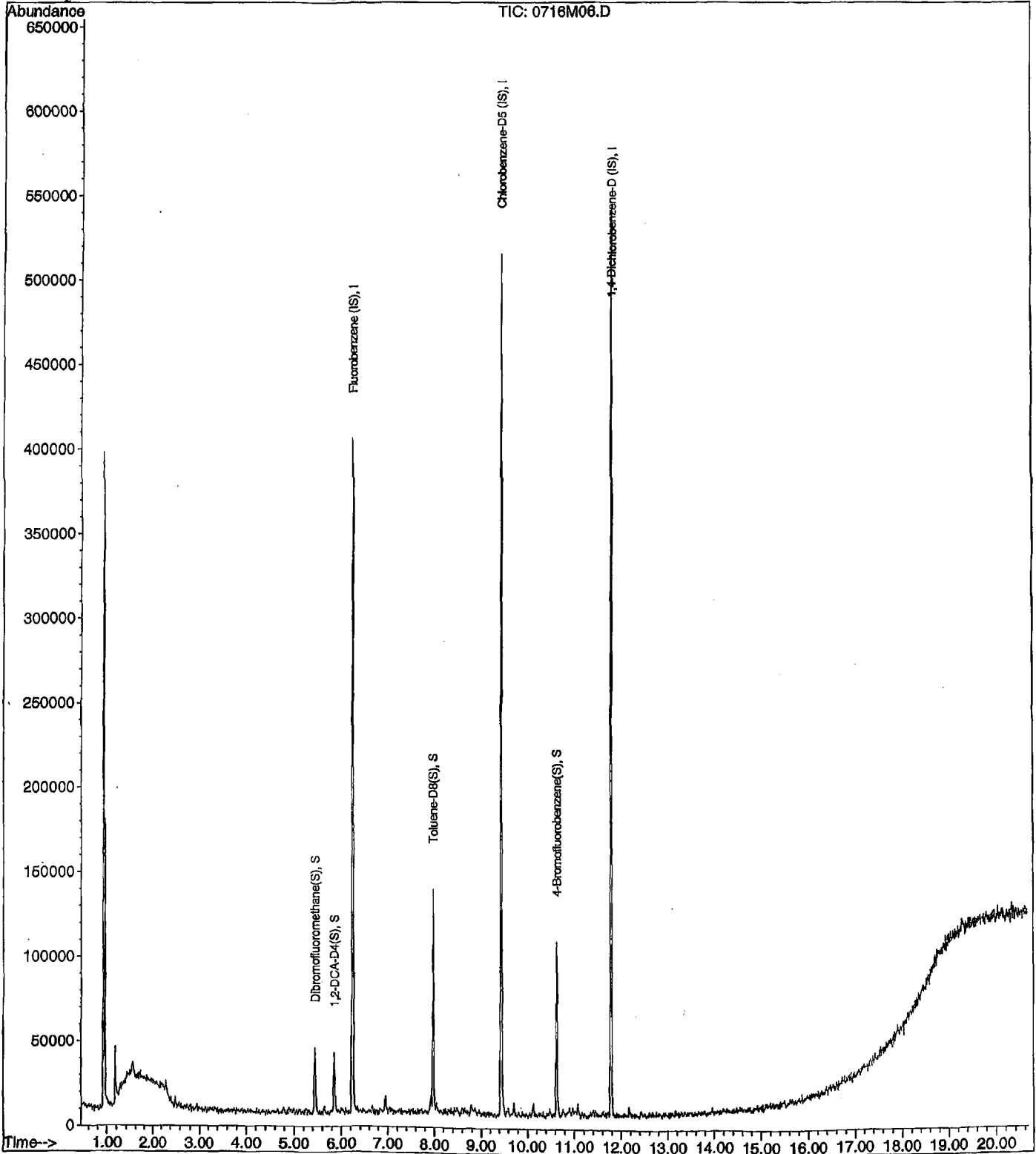
Data File : M:\MAX\DATA\210716\0716M06.D  
Acq On : 16 Jul 21 13:19  
Sample : 0.3ug/L VOC STD 7/16/21  
Misc : IS&S 6/4/21

Vial: 6  
Operator: LP,DG,CH  
Inst : Max  
Multiplr: 1.00

Quant Time: Aug 29 14:24 2021

Quant Results File: M0716SUR.RES

Method : M:\MAX\DATA\210716\M0716SUR.M (RTE Integrator)  
Title : METHOD 8260B  
Last Update : Sat Jul 17 14:22:13 2021  
Response via : Initial Calibration



Quantitation Report (Not Reviewed)

Data File : M:\MAX\DATA\210716\0716M07.D  
 Acq On : 16 Jul 21 13:47  
 Sample : 0.5ug/L VOC STD 7/16/21  
 Misc : IS&S 6/4/21

Vial: 7  
 Operator: LP,DG,CH  
 Inst : Max  
 Multiplr: 1.00

Quant Time: Aug 29 14:24 2021

Quant Results File: M0716SUR.RES

Quant Method : M:\MAX\DATA\210716\M0716SUR.M (RTE Integrator)  
 Title : METHOD 8260B  
 Last Update : Sat Jul 17 14:22:13 2021  
 Response via : Initial Calibration  
 DataAcq Meth : M8260\_071621

Internal Standards	R.T.	QIon	Response	Conc	Units	Dev(Min)
1) Fluorobenzene (IS)	6.25	96	345611	25.00	ppb	0.00
4) Chlorobenzene-D5 (IS)	9.45	117	286109	25.00	ppb	0.00
7) 1,4-Dichlorobenzene-D (IS)	11.78	152	155608	25.00	ppb	0.00
System Monitoring Compounds						
2) Dibromofluoromethane(S)	5.46	111	21295	5.44	ppb	0.00
Spiked Amount	25.000		Recovery	=	21.744%	
3) 1,2-DCA-D4 (S)	5.85	65	11514	5.07	ppb	0.00
Spiked Amount	25.000		Recovery	=	20.280%	
5) Toluene-D8 (S)	7.98	98	71179	5.29	ppb	0.00
Spiked Amount	25.000		Recovery	=	21.152%	
6) 4-Bromofluorobenzene(S)	10.64	95	28437	5.34	ppb	0.00
Spiked Amount	25.000		Recovery	=	21.380%	

Target Compounds

Qvalue

Quantitation Report

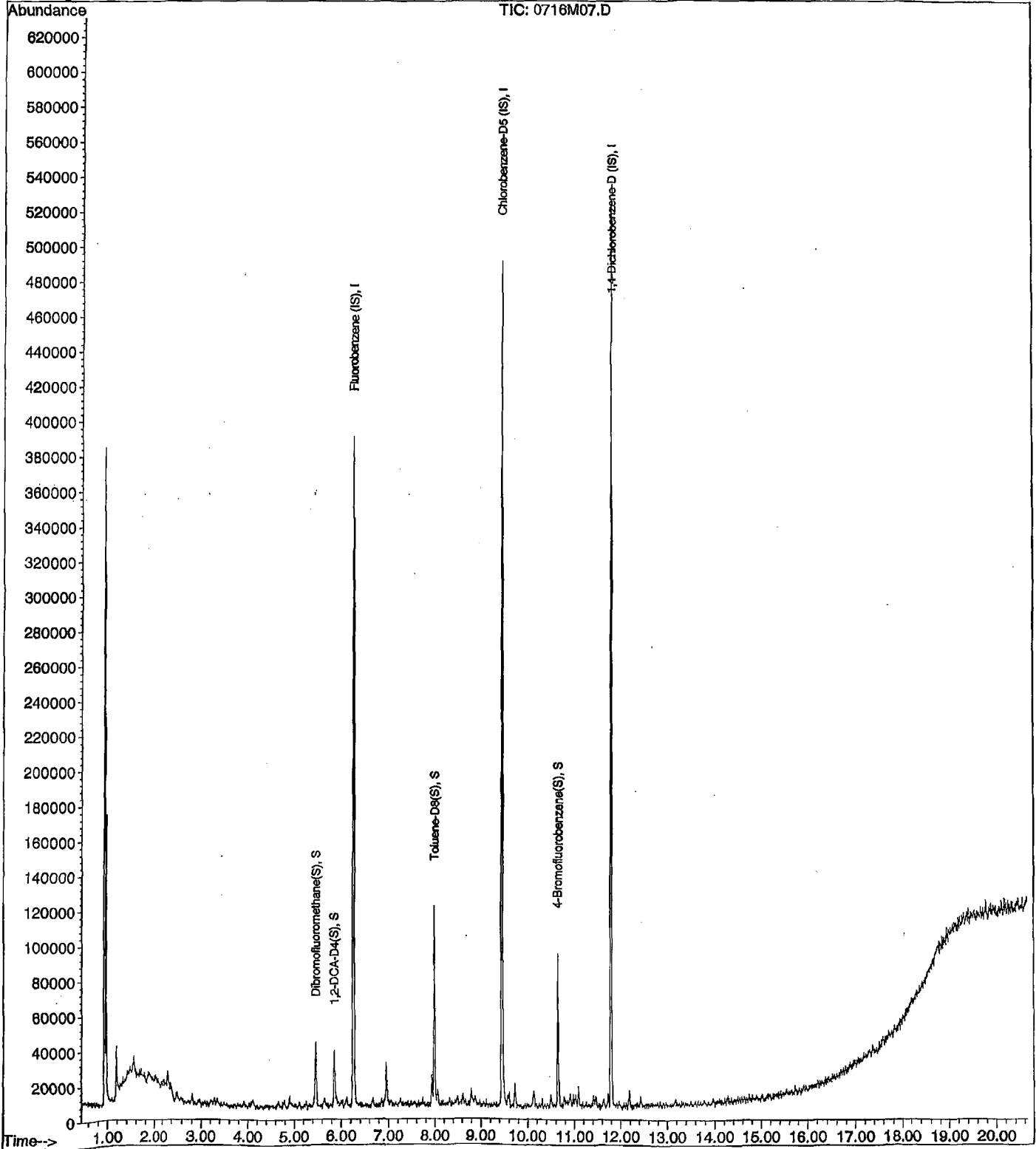
Data File : M:\MAX\DATA\210716\0716M07.D  
Acq On : 16 Jul 21 13:47  
Sample : 0.5ug/L VOC STD 7/16/21  
Misc : IS&S 6/4/21

Vial: 7  
Operator: LP,DG,CH  
Inst : Max  
Multiplr: 1.00

Quant Time: Aug 29 14:24 2021

Quant Results File: M0716SUR.RES

Method : M:\MAX\DATA\210716\M0716SUR.M (RTE Integrator)  
Title : METHOD 8260B  
Last Update : Sat Jul 17 14:22:13 2021  
Response via : Initial Calibration



Quantitation Report (Not Reviewed)

Data File : M:\MAX\DATA\210716\0716M08.D  
 Acq On : 16 Jul 21 14:15  
 Sample : 1ug/L VOC STD 7/16/21  
 Misc : IS&S 6/4/21

Vial: 8  
 Operator: LP,DG,CH  
 Inst : Max  
 Multiplr: 1.00

Quant Time: Aug 29 14:24 2021

Quant Results File: M0716SUR.RES

Quant Method : M:\MAX\DATA\210716\M0716SUR.M (RTE Integrator)  
 Title : METHOD 8260B  
 Last Update : Sat Jul 17 14:22:13 2021  
 Response via : Initial Calibration  
 DataAcq Meth : M8260\_071621

Internal Standards	R.T.	QIon	Response	Conc	Units	Dev(Min)
1) Fluorobenzene (IS)	6.25	96	342091	25.00	ppb	0.00
4) Chlorobenzene-D5 (IS)	9.45	117	280649	25.00	ppb	0.00
7) 1,4-Dichlorobenzene-D (IS)	11.78	152	155915	25.00	ppb	0.00
<b>System Monitoring Compounds</b>						
2) Dibromofluoromethane(S)	5.46	111	37775	9.74	ppb	0.00
Spiked Amount	25.000		Recovery	=	38.972%	
3) 1,2-DCA-D4(S)	5.85	65	21560	9.59	ppb	0.00
Spiked Amount	25.000		Recovery	=	38.368%	
5) Toluene-D8(S)	7.98	98	129289	9.79	ppb	0.00
Spiked Amount	25.000		Recovery	=	39.168%	
6) 4-Bromofluorobenzene(S)	10.63	95	52760	10.11	ppb	0.00
Spiked Amount	25.000		Recovery	=	40.436%	

Target Compounds

Qvalue

Quantitation Report

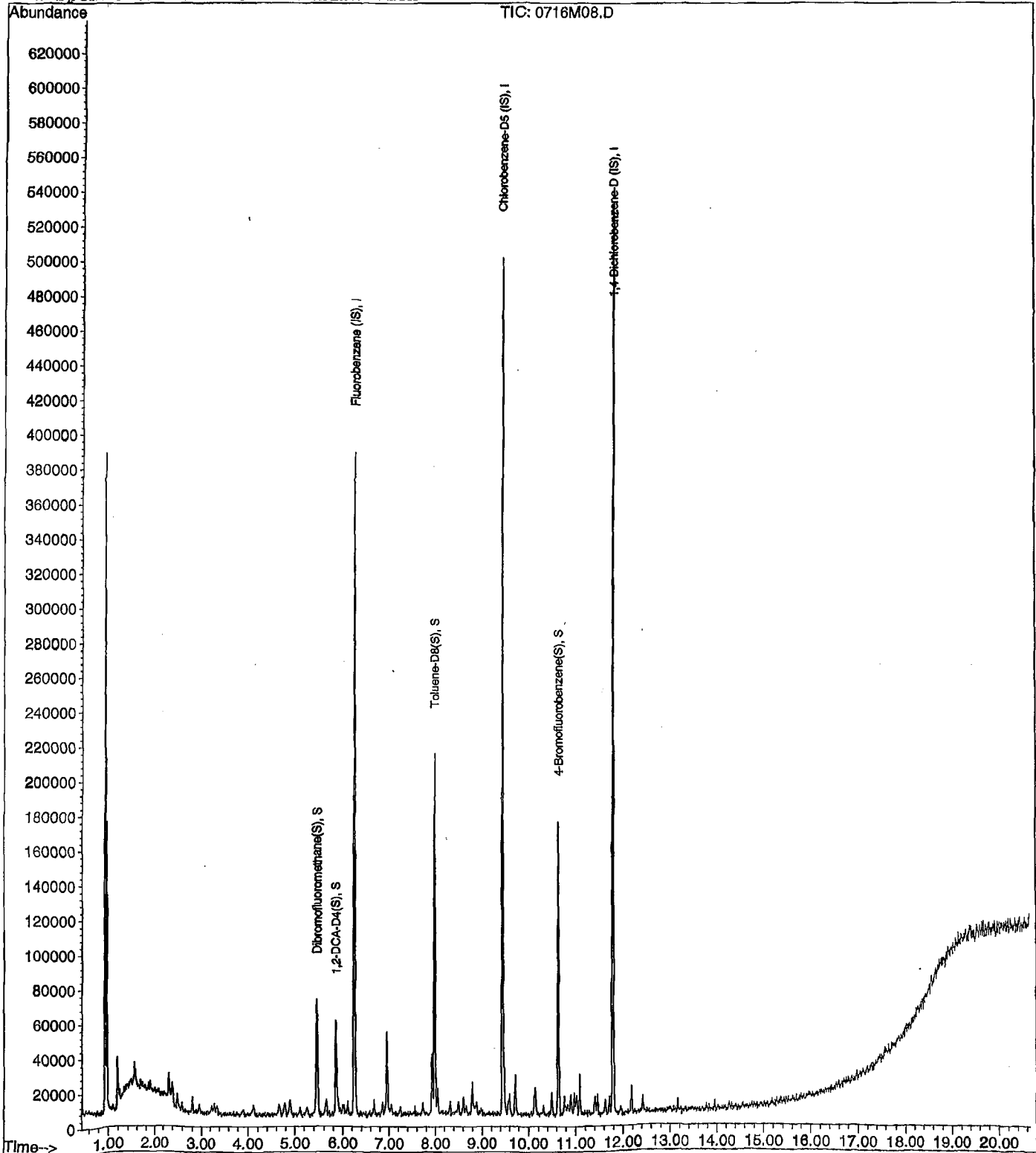
Data File : M:\MAX\DATA\210716\0716M08.D  
Acq On : 16 Jul 21 14:15  
Sample : 1ug/L VOC STD 7/16/21  
Misc : IS&S 6/4/21

Vial: 8  
Operator: LP, DG, CH  
Inst : Max  
Multiplr: 1.00

Quant Time: Aug 29 14:24 2021

Quant Results File: M0716SUR.RES

Method : M:\MAX\DATA\210716\M0716SUR.M (RTE Integrator)  
Title : METHOD 8260B  
Last Update : Sat Jul 17 14:22:13 2021  
Response via : Initial Calibration



Quantitation Report (Not Reviewed)

Data File : M:\MAX\DATA\210716\0716M09.D  
 Acq On : 16 Jul 21 14:42  
 Sample : 2ug/L VOC STD 7/16/21  
 Misc : IS&S 6/4/21

Vial: 9  
 Operator: LP,DG,CH  
 Inst : Max  
 Multiplr: 1.00

Quant Time: Aug 29 14:25 2021

Quant Results File: M0716SUR.RES

Quant Method : M:\MAX\DATA\210716\M0716SUR.M (RTE Integrator)  
 Title : METHOD 8260B  
 Last Update : Sat Jul 17 14:22:13 2021  
 Response via : Initial Calibration  
 DataAcq Meth : M8260\_071621

Internal Standards	R.T.	QIon	Response	Conc	Units	Dev(Min)
1) Fluorobenzene (IS)	6.25	96	348675	25.00	ppb	0.00
4) Chlorobenzene-D5 (IS)	9.45	117	283319	25.00	ppb	0.00
7) 1,4-Dichlorobenzene-D (IS)	11.78	152	162781	25.00	ppb	0.00
System Monitoring Compounds						
2) Dibromofluoromethane(S)	5.46	111	36877	9.33	ppb	0.00
Spiked Amount	25.000		Recovery	=	37.328%	
3) 1,2-DCA-D4 (S)	5.85	65	20776	9.07	ppb	0.00
Spiked Amount	25.000		Recovery	=	36.272%	
5) Toluene-D8 (S)	7.98	98	128339	9.63	ppb	0.00
Spiked Amount	25.000		Recovery	=	38.516%	
6) 4-Bromofluorobenzene (S)	10.63	95	49923	9.48	ppb	0.00
Spiked Amount	25.000		Recovery	=	37.904%	

Target Compounds

Qvalue



Quantitation Report

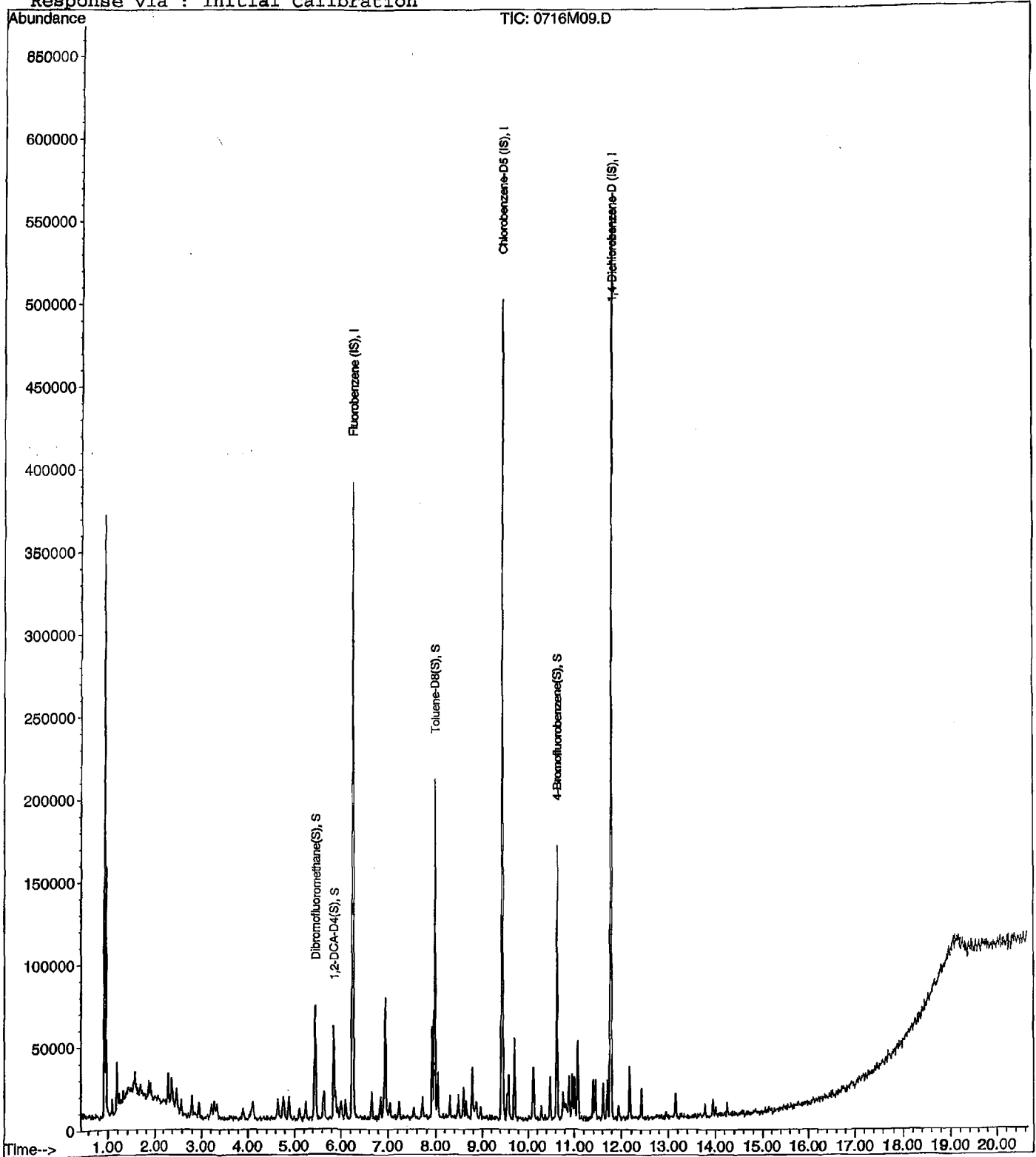
Data File : M:\MAX\DATA\210716\0716M09.D  
Acq On : 16 Jul 21 14:42  
Sample : 2ug/L VOC STD 7/16/21  
Misc : IS&S 6/4/21

Vial: 9  
Operator: LP,DG,CH  
Inst : Max  
Multiplr: 1.00

Quant Time: Aug 29 14:25 2021

Quant Results File: M0716SUR.RES

Method : M:\MAX\DATA\210716\M0716SUR.M (RTE Integrator)  
Title : METHOD 8260B  
Last Update : Sat Jul 17 14:22:13 2021  
Response via : Initial Calibration



Quantitation Report (Not Reviewed)

Data File : M:\MAX\DATA\210716\0716M10.D  
 Acq On : 16 Jul 21 15:10  
 Sample : 5ug/L VOC STD 7/16/21  
 Misc : IS&S 6/4/21

Vial: 10  
 Operator: LP,DG,CH  
 Inst : Max  
 Multiplr: 1.00

Quant Time: Aug 29 14:25 2021

Quant Results File: M0716SUR.RES

Quant Method : M:\MAX\DATA\210716\M0716SUR.M (RTE Integrator)  
 Title : METHOD 8260B  
 Last Update : Sat Jul 17 14:22:13 2021  
 Response via : Initial Calibration  
 DataAcq Meth : M8260\_071621

Internal Standards	R.T.	QIon	Response	Conc	Units	Dev(Min)
1) Fluorobenzene (IS)	6.25	96	340623	25.00	ppb	0.00
4) Chlorobenzene-D5 (IS)	9.45	117	279540	25.00	ppb	0.00
7) 1,4-Dichlorobenzene-D (IS)	11.78	152	165703	25.00	ppb	0.00
System Monitoring Compounds						
2) Dibromofluoromethane(S)	5.46	111	94293	24.42	ppb	0.00
Spiked Amount	25.000		Recovery	=	97.700%	
3) 1,2-DCA-D4(S)	5.85	65	55960	25.00	ppb	0.00
Spiked Amount	25.000		Recovery	=	100.012%	
5) Toluene-D8(S)	7.98	98	325652	24.76	ppb	0.00
Spiked Amount	25.000		Recovery	=	99.052%	
6) 4-Bromofluorobenzene(S)	10.63	95	127051	24.44	ppb	0.00
Spiked Amount	25.000		Recovery	=	97.764%	

Target Compounds

Qvalue

Quantitation Report

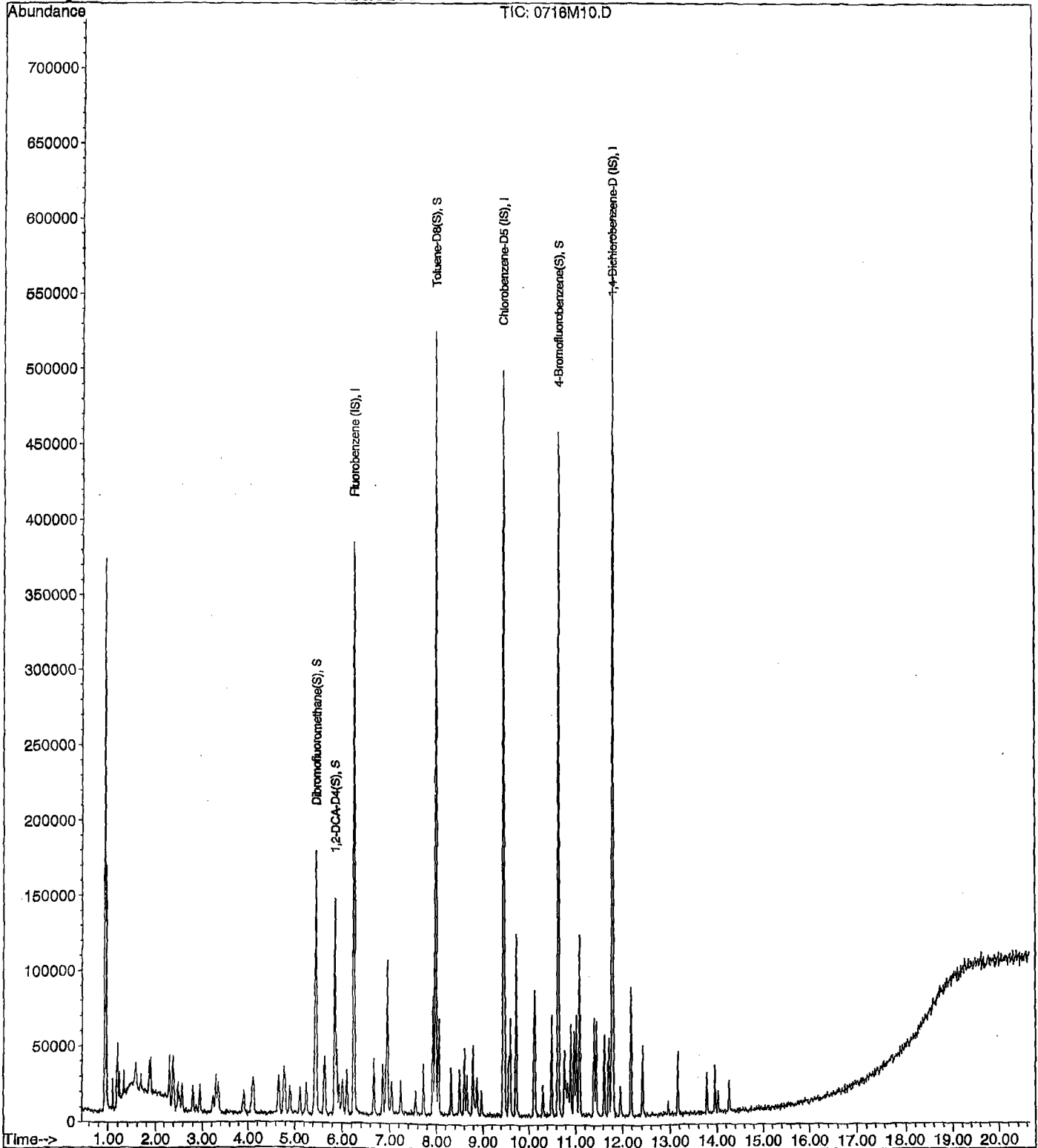
Data File : M:\MAX\DATA\210716\0716M10.D  
Acq On : 16 Jul 21 15:10  
Sample : 5ug/L VOC STD 7/16/21  
Misc : IS&S 6/4/21

Vial: 10  
Operator: LP,DG,CH  
Inst : Max  
Multiplr: 1.00

Quant Time: Aug 29 14:25 2021

Quant Results File: M0716SUR.RES

Method : M:\MAX\DATA\210716\M0716SUR.M (RTE Integrator)  
Title : METHOD 8260B  
Last Update : Sat Jul 17 14:22:13 2021  
Response via : Initial Calibration



Quantitation Report (Not Reviewed)

Data File : M:\MAX\DATA\210716\0716M11.D  
 Acq On : 16 Jul 21 15:38  
 Sample : 10ug/L VOC STD 7/16/21  
 Misc : IS&S 6/4/21

Vial: 11  
 Operator: LP,DG,CH  
 Inst : Max  
 Multiplr: 1.00

Quant Time: Aug 29 14:25 2021

Quant Results File: M0716SUR.RES

Quant Method : M:\MAX\DATA\210716\M0716SUR.M (RTE Integrator)  
 Title : METHOD 8260B  
 Last Update : Sat Jul 17 14:22:13 2021  
 Response via : Initial Calibration  
 DataAcq Meth : M8260\_071621

Internal Standards	R.T.	QIon	Response	Conc	Units	Dev(Min)
1) Fluorobenzene (IS)	6.25	96	328983	25.00	ppb	0.00
4) Chlorobenzene-D5 (IS)	9.45	117	275295	25.00	ppb	0.00
7) 1,4-Dichlorobenzene-D (IS)	11.78	152	165657	25.00	ppb	0.00
<b>System Monitoring Compounds</b>						
2) Dibromofluoromethane(S)	5.45	111	90752	24.34	ppb	0.00
Spiked Amount				25.000		
			Recovery	=		97.356%
3) 1,2-DCA-D4(S)	5.85	65	53744	24.86	ppb	0.00
Spiked Amount				25.000		
			Recovery	=		99.452%
5) Toluene-D8(S)	7.98	98	318597	24.60	ppb	0.00
Spiked Amount				25.000		
			Recovery	=		98.400%
6) 4-Bromofluorobenzene(S)	10.63	95	127801	24.96	ppb	0.00
Spiked Amount				25.000		
			Recovery	=		99.856%

Target Compounds Qvalue

Quantitation Report

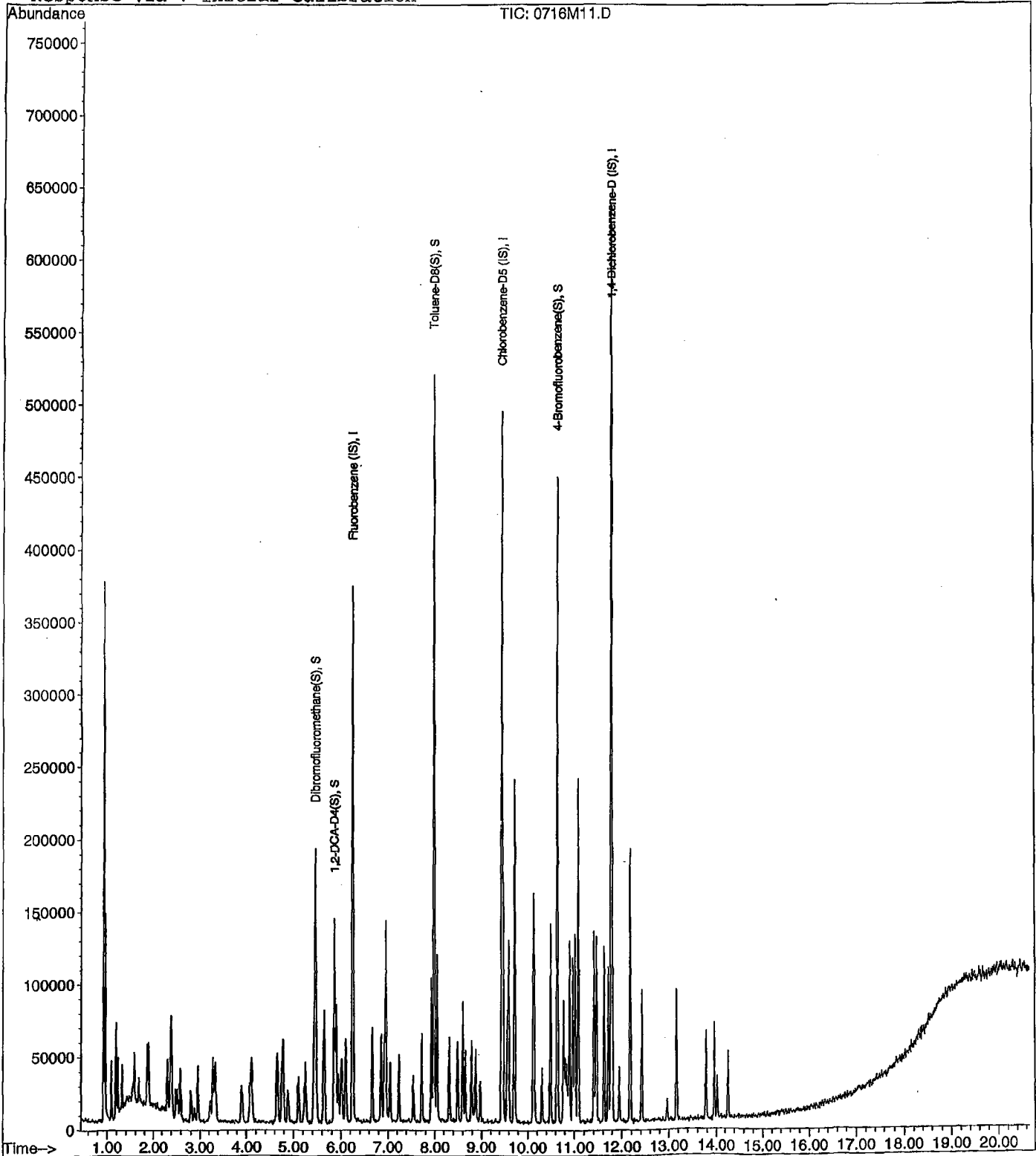
Data File : M:\MAX\DATA\210716\0716M11.D  
Acq On : 16 Jul 21 15:38  
Sample : 10ug/L VOC STD 7/16/21  
Misc : IS&S 6/4/21

Vial: 11  
Operator: LP,DG,CH  
Inst : Max  
Multiplr: 1.00

Quant Time: Aug 29 14:25 2021

Quant Results File: M0716SUR.RES

Method : M:\MAX\DATA\210716\M0716SUR.M (RTE Integrator)  
Title : METHOD 8260B  
Last Update : Sat Jul 17 14:22:13 2021  
Response via : Initial Calibration



Quantitation Report (Not Reviewed)

Data File : M:\MAX\DATA\210716\0716M12.D  
 Acq On : 16 Jul 21 16:06  
 Sample : 20ug/L VOC STD 7/16/21  
 Misc : IS&S 6/4/21

Vial: 12  
 Operator: LP,DG,CH  
 Inst : Max  
 Multiplr: 1.00

Quant Time: Aug 29 14:25 2021

Quant Results File: M0716SUR.RES

Quant Method : M:\MAX\DATA\210716\M0716SUR.M (RTE Integrator)  
 Title : METHOD 8260B  
 Last Update : Sat Jul 17 14:22:13 2021  
 Response via : Initial Calibration  
 DataAcq-Meth : M8260\_071621

Internal Standards	R.T.	QIon	Response	Conc	Units	Dev(Min)
1) Fluorobenzene (IS)	6.25	96	319941	25.00	ppb	0.00
4) Chlorobenzene-D5 (IS)	9.44	117	269109	25.00	ppb	0.00
7) 1,4-Dichlorobenzene-D (IS)	11.78	152	166024	25.00	ppb	0.00
System Monitoring Compounds						
2) Dibromofluoromethane(S)	5.46	111	181114	49.95	ppb	0.00
Spiked Amount	25.000		Recovery	=	199.784%	
3) 1,2-DCA-D4(S)	5.85	65	111056	52.83	ppb	0.00
Spiked Amount	25.000		Recovery	=	211.312%	
5) Toluene-D8(S)	7.98	98	619471	48.93	ppb	0.00
Spiked Amount	25.000		Recovery	=	195.720%	
6) 4-Bromofluorobenzene(S)	10.63	95	245348	49.03	ppb	0.00
Spiked Amount	25.000		Recovery	=	196.108%	

Target Compounds

Qvalue

Quantitation Report

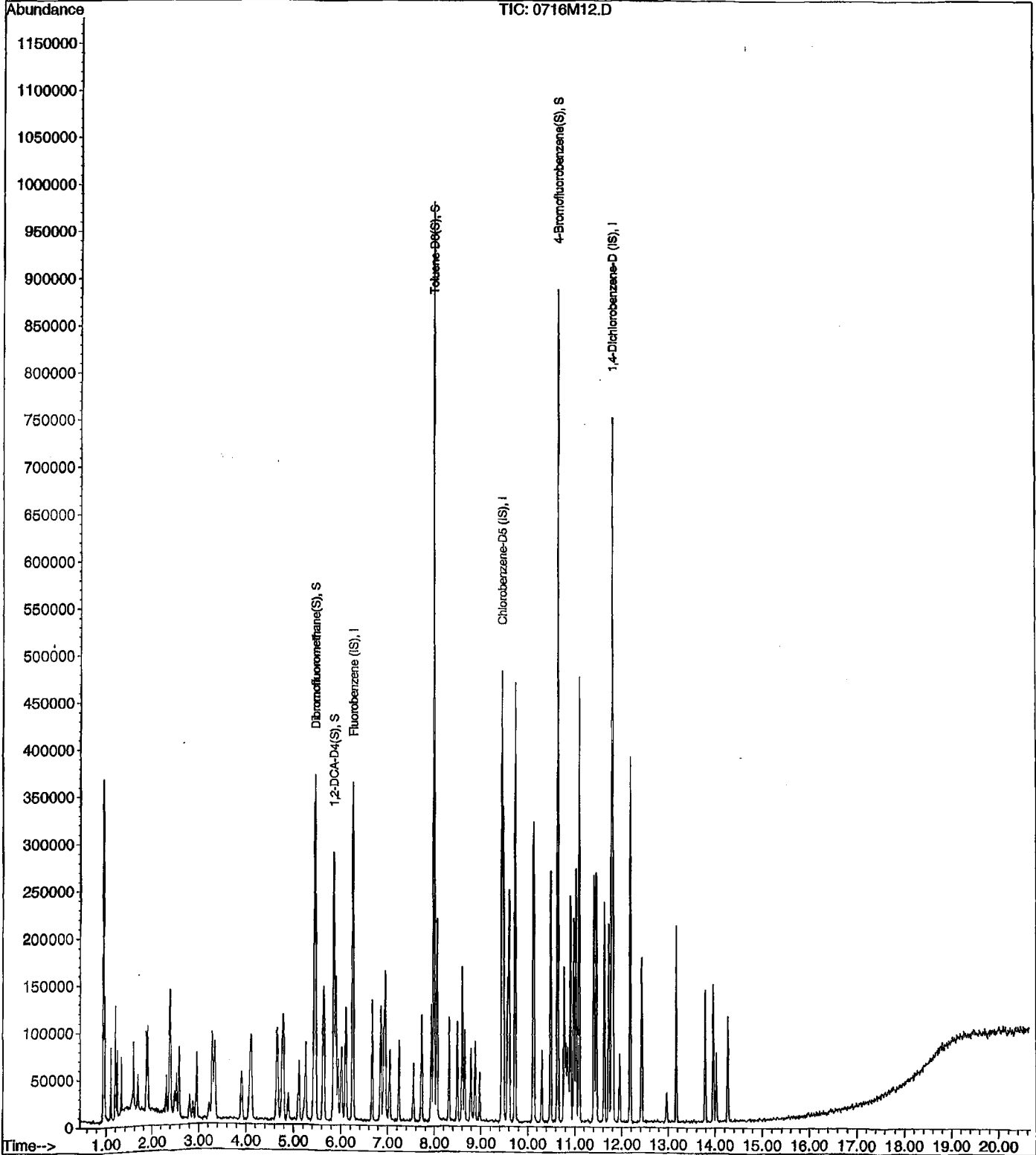
Data File : M:\MAX\DATA\210716\0716M12.D  
Acq On : 16 Jul 21 16:06  
Sample : 20ug/L VOC STD 7/16/21  
Misc : IS&S 6/4/21

Vial: 12  
Operator: LP,DG,CH  
Inst : Max  
Multiplr: 1.00

Quant Time: Aug 29 14:25 2021

Quant Results File: M0716SUR.RES

Method : M:\MAX\DATA\210716\M0716SUR.M (RTE Integrator)  
Title : METHOD 8260B  
Last Update : Sat Jul 17 14:22:13 2021  
Response via : Initial Calibration



Quantitation Report (Not Reviewed)

Data File : M:\MAX\DATA\210716\0716M13.D  
 Acq On : 16 Jul 21 16:34  
 Sample : 40ug/L VOC STD 7/16/21  
 Misc : IS&S 6/4/21

Vial: 13  
 Operator: LP,DG,CH  
 Inst : Max  
 Multiplr: 1.00

Quant Time: Aug 29 14:25 2021

Quant Results File: M0716SUR.RES

Quant Method : M:\MAX\DATA\210716\M0716SUR.M (RTE Integrator)  
 Title : METHOD 8260B  
 Last Update : Sat Jul 17 14:22:13 2021  
 Response via : Initial Calibration  
 DataAcq Meth : M8260\_071621

Internal Standards	R.T.	QIon	Response	Conc	Units	Dev(Min)
1) Fluorobenzene (IS)	6.25	96	314744	25.00	ppb	0.00
4) Chlorobenzene-D5 (IS)	9.45	117	268992	25.00	ppb	0.00
7) 1,4-Dichlorobenzene-D (IS)	11.78	152	164156	25.00	ppb	0.00
<b>System Monitoring Compounds</b>						
2) Dibromofluoromethane(S)	5.46	111	177456	49.75	ppb	0.00
Spiked Amount				25.000		
					Recovery =	198.984%
3) 1,2-DCA-D4(S)	5.85	65	104352	50.46	ppb	0.00
Spiked Amount				25.000		
					Recovery =	201.836%
5) Toluene-D8(S)	7.98	98	602548	47.61	ppb	0.00
Spiked Amount				25.000		
					Recovery =	190.456%
6) 4-Bromofluorobenzene(S)	10.63	95	242355	48.45	ppb	0.00
Spiked Amount				25.000		
					Recovery =	193.800%

Target Compounds

Qvalue



Quantitation Report

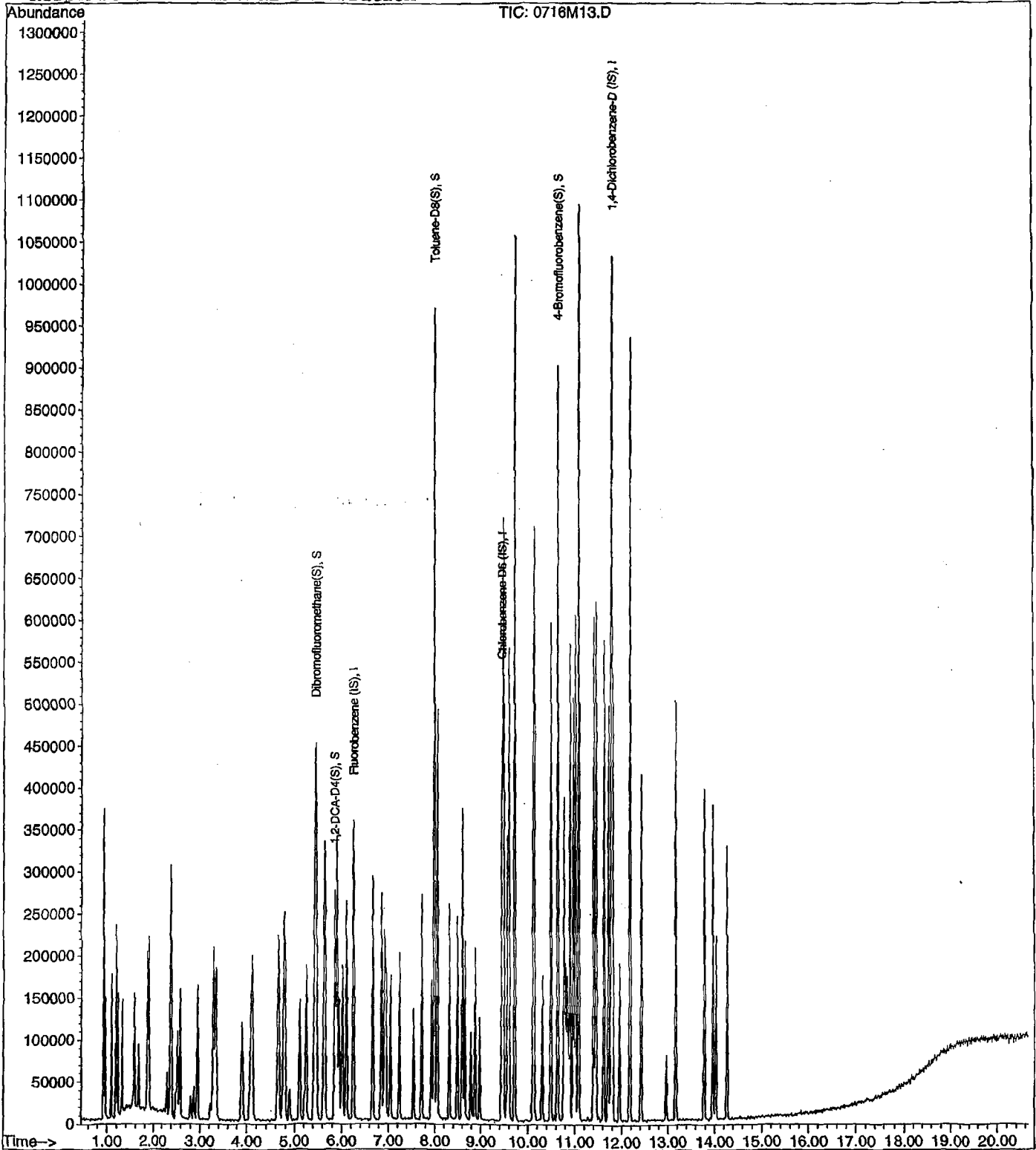
Data File : M:\MAX\DATA\210716\0716M13.D  
Acq On : 16 Jul 21 16:34  
Sample : 40ug/L VOC STD 7/16/21  
Misc : IS&S 6/4/21

Vial: 13  
Operator: LP,DG,CH  
Inst : Max  
Multiplr: 1.00

Quant Time: Aug 29 14:25 2021

Quant Results File: M0716SUR.RES

Method : M:\MAX\DATA\210716\M0716SUR.M (RTE Integrator)  
Title : METHOD 8260B  
Last Update : Sat Jul 17 14:22:13 2021  
Response via : Initial Calibration



Quantitation Report (Not Reviewed)

Data File : M:\MAX\DATA\210716\0716M14.D  
 Acq On : 16 Jul 21 17:03  
 Sample : 100ug/L VOC STD 7/16/21  
 Misc : IS&S 6/4/21

Vial: 14  
 Operator: LP,DG,CH  
 Inst : Max  
 Multiplr: 1.00

Quant Time: Aug 29 14:25 2021

Quant Results File: M0716SUR.RES

Quant Method : M:\MAX\DATA\210716\M0716SUR.M (RTE Integrator)  
 Title : METHOD 8260B  
 Last Update : Sat Jul 17 14:22:13 2021  
 Response via : Initial Calibration  
 DataAcq Meth : M8260\_071621

Internal Standards	R.T.	QI on	Response	Conc	Units	Dev (Min)
1) Fluorobenzene (IS)	6.25	96	307663	25.00	ppb	0.00
4) Chlorobenzene-D5 (IS)	9.45	117	259987	25.00	ppb	0.00
7) 1,4-Dichlorobenzene-D (IS)	11.78	152	154097	25.00	ppb	0.00
<b>System Monitoring Compounds</b>						
2) Dibromofluoromethane (S)	5.46	111	325057	93.22	ppb	0.00
Spiked Amount				25.000		
			Recovery	=	372.876%	
3) 1,2-DCA-D4 (S)	5.85	65	189952	93.96	ppb	0.00
Spiked Amount				25.000		
			Recovery	=	375.856%	
5) Toluene-D8 (S)	7.98	98	1118022	91.41	ppb	0.00
Spiked Amount				25.000		
			Recovery	=	365.632%	
6) 4-Bromofluorobenzene (S)	10.63	95	433815	89.73	ppb	0.00
Spiked Amount				25.000		
			Recovery	=	358.916%	

Target Compounds

Qvalue

Quantitation Report


Data File : M:\MAX\DATA\210716\0716M14.D  
Acq On : 16 Jul 21 17:03  
Sample : 100ug/L VOC STD 7/16/21  
Misc : IS&S 6/4/21

Vial: 14  
Operator: LP,DG,CH  
Inst : Max  
Multiplr: 1.00

Quant Time: Aug 29 14:25 2021

Quant Results File: M0716SUR.RES

Method : M:\MAX\DATA\210716\M0716SUR.M (RTE Integrator)  
Title : METHOD 8260B  
Last Update : Sat Jul 17 14:22:13 2021  
Response via : Initial Calibration



VOLATILE ORGANIC ANALYSIS  
VOLATILE ORGANIC COMPOUNDS

Form 7

Second Source Calibration

Lab Name: APPL, Inc.  
Case No: \_\_\_\_\_  
Matrix: \_\_\_\_\_

SDG No: \_\_\_\_\_  
Date Analyzed: 7/16/2021  
Instrument: Max  
Initial Cal. Date: 7/16/2021  
Data File: 0716M25.D

	Compound	MEAN	CCRF	%D	%Drift	
1	TMHB Gasoline C6-C10	4.113	1.458	65	TMHBL	19
2						
3						
4						
5						
6						
7						
8						
9						
10						
11						
12						
13						
14						
15						
16						
17						
18						
19						
20						
21						
22						
23						
24						
25						
26						
27						
28						
29						
30						
31						
32						
33						
34						
35						
36						
37						
38						
39						
40	Average			65.0		

Quantitation Report (QT Reviewed)

Data File : M:\MAX\DATA\210716\0716M25.D Vial: 25  
 Acq On : 16 Jul 21 22:10 Operator: LP,DG,CH  
 Sample : (SS)/LCS 300ug/L GAS STD 7/16/21 Inst : Max  
 Misc : IS&S 6/4/21 Multiplr: 1.00

Quant Time: Jul 19 12:29 2021 Quant Results File: MGAS0716.RES

Quant Method : M:\MAX\DATA\210716\MGAS0716.M (RTE Integrator)  
 Title : METHOD 8260B  
 Last Update : Mon Jul 19 12:28:22 2021  
 Response via : Initial Calibration  
 DataAcq Meth : M8260\_071621

Internal Standards	R.T.	QIon	Response	Conc	Units	Dev(Min)
1) Fluorobenzene (IS)	6.25	TIC	320786	25.00	ppb	0.00
3) Chlorobenzene-D5 (IS)	11.78	TIC	315731m	25.00	ppb	0.00
4) 1,4-Dichlorobenzene (IS)	10.94	TIC	148600m	25.00	ppb	0.00

System Monitoring Compounds

Target Compounds	R.T.	QIon	Response	Conc	Units	Qvalue
2) Gasoline C6-C10	7.98	TIC	5613778m	357.15	ppb	100

Quantitation Report

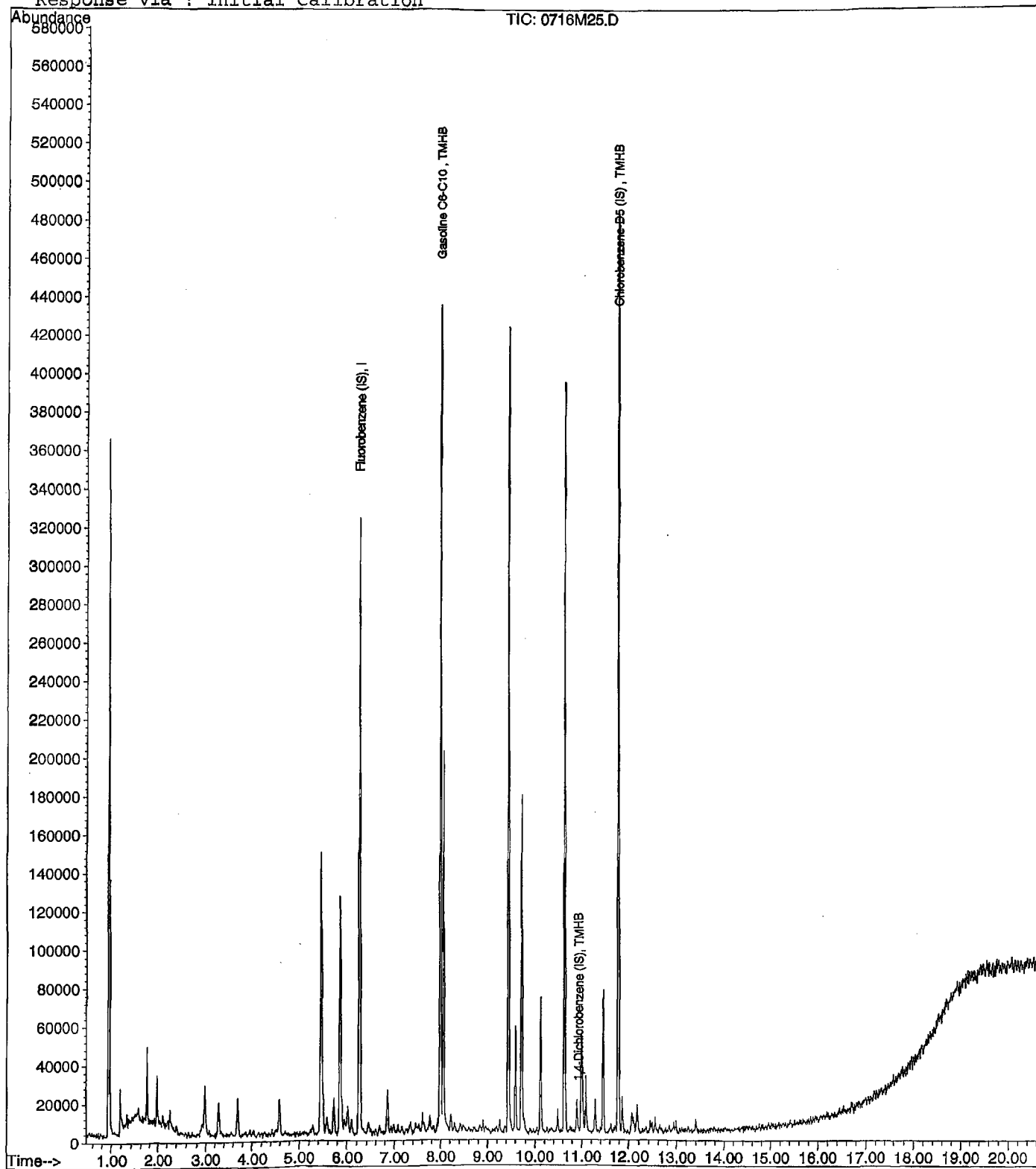
Data File : M:\MAX\DATA\210716\0716M25.D  
Acq On : 16 Jul 21 22:10  
Sample : (SS)/LCS 300ug/L GAS STD 7/16/21  
Misc : IS&S 6/4/21

Vial: 25  
Operator: LP,DG,CH  
Inst : Max  
Multiplr: 1.00

Quant Time: Jul 19 12:29 2021

Quant Results File: MGAS0716.RES

Method : M:\MAX\DATA\210716\MGAS0716.M (RTE Integrator)  
Title : METHOD 8260B  
Last Update : Mon Jul 19 12:28:22 2021  
Response via : Initial Calibration



VOLATILE ORGANIC ANALYSIS  
VOLATILE ORGANIC COMPOUNDS

Form 7

Continuing Calibration

Lab Name: APPL, Inc.  
Case No: \_\_\_\_\_  
Matrix: \_\_\_\_\_

SDG No: \_\_\_\_\_  
Date Analyzed: 7/17/2021  
Instrument: Max  
Initial Cal. Date: 7/16/2021  
Data File: 0717M05.D

	Compound	MEAN	CCRF	%D	%Drift
1	Fluorobenzene (IS)	ISTD			
2	TMHB Gasoline C6-C10	4.113	1.439	65	TMHBL 14
3	TMHB Chlorobenzene-D5 (IS)	ISTD			TMHB
4	TMHB 1,4-Dichlorobenzene (IS)	ISTD			TMHB
5					
6					
7					
8					
9					
10					
11					
12					
13					
14					
15					
16					
17					
18					
19					
20					
21					
22					
23					
24					
25					
26					
27					
28					
29					
30					
31					
32					
33					
34					
35					
36					
37					
38					
39					
40	Average			65.0	

Quantitation Report (Not Reviewed)

Data File : M:\MAX\DATA\210716\0717M05.D  
 Acq On : 17 Jul 21 15:15  
 Sample : 210717A CCV 300ug/L  
 Misc : IS&S 6/4/21  
 MS Integration Params: LSCINT.P  
 Quant Time: Aug 2 13:03 2021

Vial: 5  
 Operator: LP,DG,CH  
 Inst : Max  
 Multiplr: 1.00000

Quant Results File: M0716SUR.RES

Quant Method : M:\MAX\DATA\210716\M0716SUR.M (RTE Integrator)  
 Title : METHOD 8260B  
 Last Update : Sat Jul 17 14:22:13 2021  
 Response via : Initial Calibration  
 DataAcq Meth : M8260\_071621

Internal Standards	R.T.	QIon	Response	Conc	Units	Dev(Min)
1) Fluorobenzene (IS)	6.25	96	272775	25.00	ppb	0.00
4) Chlorobenzene-D5 (IS)	9.45	117	228421	25.00	ppb	0.00
7) 1,4-Dichlorobenzene-D (IS)	11.78	152	141112	25.00	ppb	0.00
System Monitoring Compounds						
2) Dibromofluoromethane(S)	5.45	111	78376	25.35	ppb	0.00
Spiked Amount			Recovery	=	101.404%	
3) 1,2-DCA-D4 (S)	5.85	65	48008	26.79	ppb	0.00
Spiked Amount			Recovery	=	107.144%	
5) Toluene-D8 (S)	7.98	98	262870	24.46	ppb	0.00
Spiked Amount			Recovery	=	97.848%	
6) 4-Bromofluorobenzene(S)	10.63	95	107967	25.42	ppb	0.00
Spiked Amount			Recovery	=	101.672%	

Target Compounds Qvalue

---

(#) = qualifier out of range (m) = manual integration  
 0717M05.D M0716SUR.M Thu Mar 31 14:41:45 2022



Quantitation Report (QT Reviewed)

Data File : M:\MAX\DATA\210716\0717M05.D  
 Acq On : 17 Jul 21 15:15  
 Sample : 210717A CCV 300ug/L  
 Misc : IS&S 6/4/21

Vial: 5  
 Operator: LP,DG,CH  
 Inst : Max  
 Multiplr: 1.00

Quant Time: Jul 19 12:33 2021

Quant Results File: MGAS0716.RES

Quant Method : M:\MAX\DATA\210716\MGAS0716.M (RTE Integrator)  
 Title : METHOD 8260B  
 Last Update : Mon Jul 19 12:28:22 2021  
 Response via : Initial Calibration  
 DataAcq Meth : M8260\_071621

Internal Standards	R.T.	QIon	Response	Conc	Units	Dev(Min)
1) Fluorobenzene (IS)	6.25	TIC	310803	25.00	ppb	0.00
3) Chlorobenzene-D5 (IS)	11.78	TIC	326406m	25.00	ppb	0.00
4) 1,4-Dichlorobenzene (IS)	10.94	TIC	150352m	25.00	ppb	0.00

System Monitoring Compounds

Target Compounds	R.T.	QIon	Response	Conc	Units	Qvalue
2) Gasoline C6-C10	7.98	TIC	5365135m	341.63	ppb	100

Quantitation Report

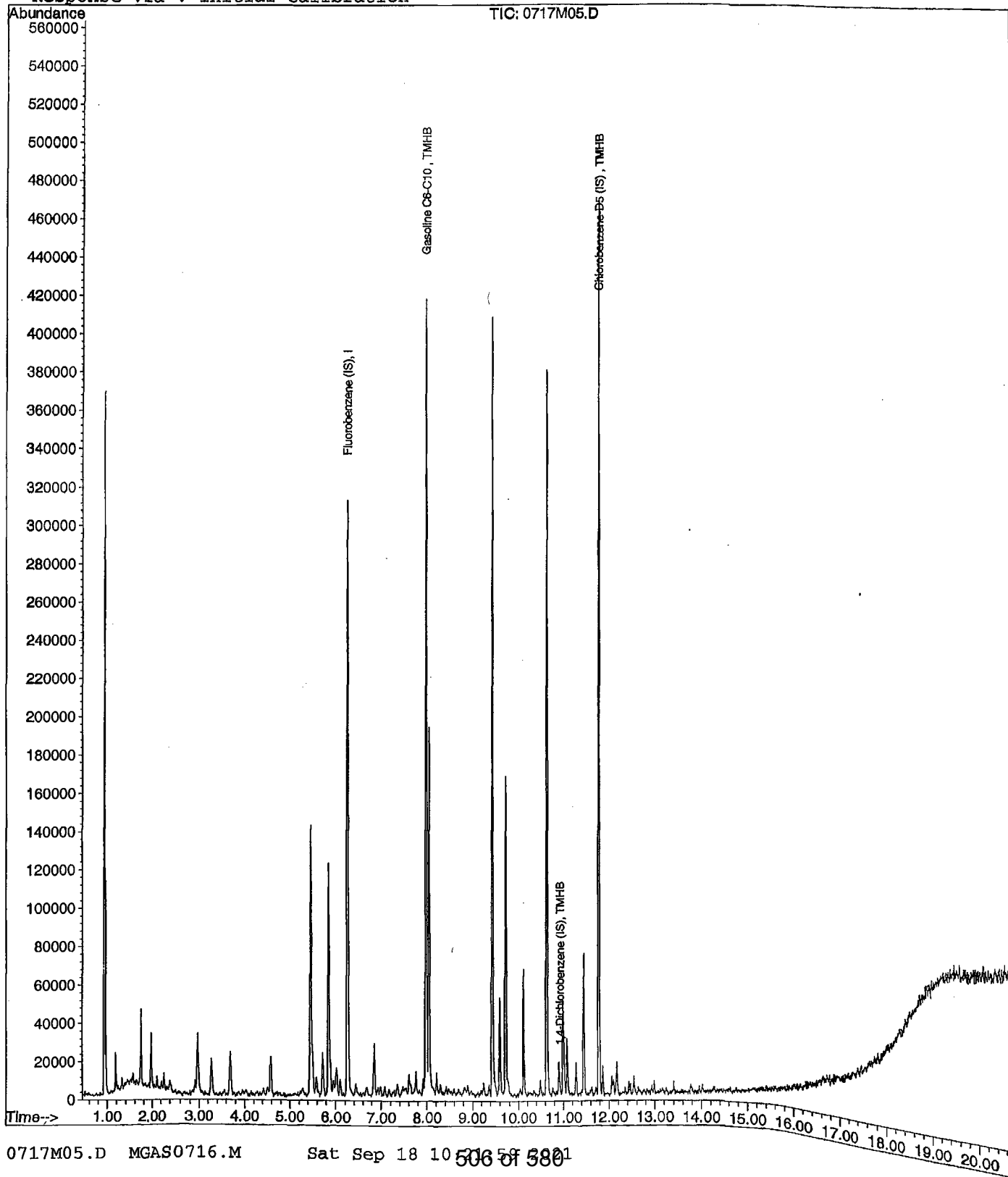
Data File : M:\MAX\DATA\210716\0717M05.D  
Acq On : 17 Jul 21 15:15  
Sample : 210717A CCV 300ug/L  
Misc : IS&S 6/4/21

Vial: 5  
Operator: LP,DG,CH  
Inst : Max  
Multiplr: 1.00

Quant Time: Jul 19 12:33 2021

Quant Results File: MGAS0716.RES

Method : M:\MAX\DATA\210716\MGAS0716.M (RTE Integrator)  
Title : METHOD 8260B  
Last Update : Mon Jul 19 12:28:22 2021  
Response via : Initial Calibration



VOLATILE ORGANIC ANALYSIS  
VOLATILE ORGANIC COMPOUNDS

Form 7

Continuing Calibration

Lab Name: APPL, Inc.  
Case No: \_\_\_\_\_  
Matrix: \_\_\_\_\_

SDG No: \_\_\_\_\_  
Date Analyzed: 7/18/2021  
Instrument: Max  
Initial Cal. Date: 7/16/2021  
Data File: 0717M27.D

	Compound	MEAN	CCRF	%D		%Drift
1	Fluorobenzene (IS)	ISTD			I	
2	TMHB Gasoline C6-C10	4.113	1.400	66	TMHBL	3.8
3	TMHB Chlorobenzene-D5 (IS)	ISTD			TMHB	
4	TMHB 1,4-Dichlorobenzene (IS)	ISTD			TMHB	
5						
6						
7						
8						
9						
10						
11						
12						
13						
14						
15						
16						
17						
18						
19						
20						
21						
22						
23						
24						
25						
26						
27						
28						
29						
30						
31						
32						
33						
34						
35						
36						
37						
38						
39						
40	Average			66.0		

Data File : M:\MAX\DATA\210716\0717M27.D  
 Acq On : 18 Jul 21 1:30  
 Sample : Ending CCV 300ug/L 7/17/21  
 Misc : IS&S 6/4/21  
 MS Integration Params: LSCINT.P  
 Quant Time: Aug 29 14:20 2021

Vial: 27  
 Operator: LP,DG,CH  
 Inst : Max  
 Multiplr: 1.00000

Quant Results File: M0716SUR.RES

Quant Method : M:\MAX\DATA\210716\M0716SUR.M (RTE Integrator)  
 Title : METHOD 8260B  
 Last Update : Sat Jul 17 14:22:13 2021  
 Response via : Initial Calibration  
 DataAcq Meth : M8260\_071621

Internal Standards	R.T.	QIon	Response	Conc	Units	Dev(Min)
1) Fluorobenzene (IS)	6.25	96	259844	25.00	ppb	0.00
4) Chlorobenzene-D5 (IS)	9.45	117	222094	25.00	ppb	0.00
7) 1,4-Dichlorobenzene-D (IS)	11.78	152	133055	25.00	ppb	0.00

System Monitoring Compounds

2) Dibromofluoromethane(S)	5.45	111	76433	25.95	ppb	0.00
Spiked Amount 25.000			Recovery =	103.812%		
3) 1,2-DCA-D4(S)	5.85	65	46136	27.02	ppb	0.00
Spiked Amount 25.000			Recovery =	108.088%		
5) Toluene-D8(S)	7.98	98	253002	24.21	ppb	0.00
Spiked Amount 25.000			Recovery =	96.856%		
6) 4-Bromofluorobenzene(S)	10.63	95	105499	25.54	ppb	0.00
Spiked Amount 25.000			Recovery =	102.176%		

Target Compounds

Qvalue

(#) = qualifier out of range (m) = manual integration  
 0717M27.D M0716SUR.M Thu Mar 31 14:42:56 2022

Quantitation Report (QT Reviewed)

Data File : M:\MAX\DATA\210716\0717M27.D  
 Acq On : 18 Jul 21 1:30  
 Sample : Ending CCV 300ug/L 7/17/21  
 Misc : IS&S 6/4/21

Vial: 27  
 Operator: LP,DG,CH  
 Inst : Max  
 Multiplr: 1.00

Quant Time: Jul 19 12:35 2021

Quant Results File: MGAS0716.RES

Quant Method : M:\MAX\DATA\210716\MGAS0716.M (RTE Integrator)  
 Title : METHOD 8260B  
 Last Update : Mon Jul 19 12:28:22 2021  
 Response via : Initial Calibration  
 DataAcq Meth : M8260\_071621

Internal Standards	R.T.	QIon	Response	Conc	Units	Dev(Min)
1) Fluorobenzene (IS)	6.25	TIC	301165	25.00	ppb	0.00
3) Chlorobenzene-D5 (IS)	11.78	TIC	290248m	25.00	ppb	0.00
4) 1,4-Dichlorobenzene (IS)	10.94	TIC	132088m	25.00	ppb	0.00

System Monitoring Compounds

Target Compounds	R.T.	QIon	Response	Conc	Units	Qvalue
2) Gasoline C6-C10	7.98	TIC	5058608m	311.29	ppb	100

Quantitation Report

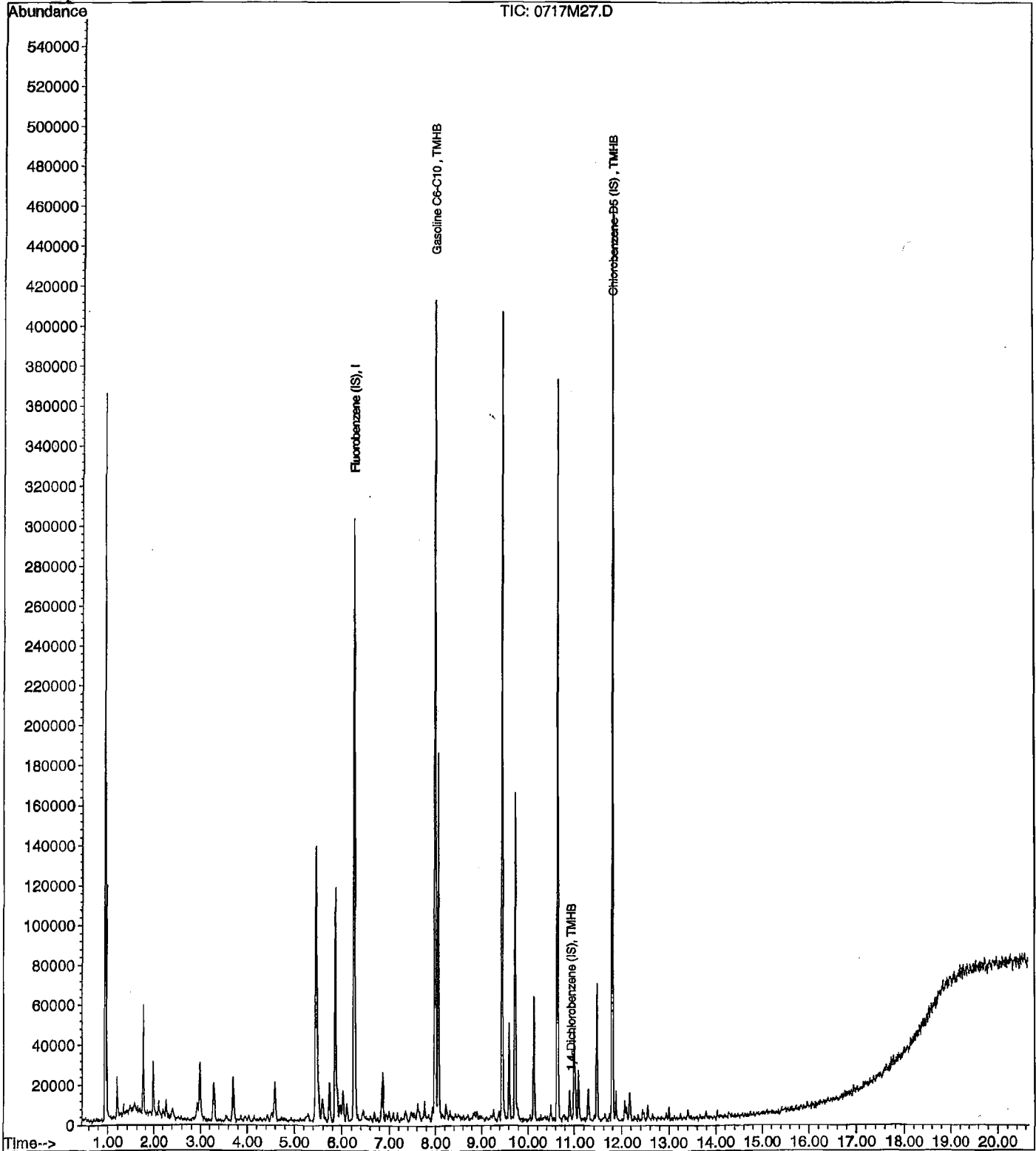
Data File : M:\MAX\DATA\210716\0717M27.D  
Acq On : 18 Jul 21 1:30  
Sample : Ending CCV 300ug/L 7/17/21  
Misc : IS&S 6/4/21

Vial: 27  
Operator: LP,DG,CH  
Inst : Max  
Multiplr: 1.00

Quant Time: Jul 19 12:35 2021

Quant Results File: MGAS0716.RES

Method : M:\MAX\DATA\210716\MGAS0716.M (RTE Integrator)  
Title : METHOD 8260B  
Last Update : Mon Jul 19 12:28:22 2021  
Response via : Initial Calibration



VOLATILE ORGANIC ANALYSIS  
VOLATILE ORGANIC COMPOUNDS

Form 7

Continuing Calibration

Lab Name: APPL, Inc.  
Case No: \_\_\_\_\_  
Matrix: \_\_\_\_\_

SDG No: \_\_\_\_\_  
Date Analyzed: 7/19/2021  
Instrument: Max  
Initial Cal. Date: 7/16/2021  
Data File: 0719M05.D

	Compound	MEAN	CCRF	%D	%Drift
1	Fluorobenzene (IS)	ISTD			
2	TMHB Gasoline C6-C10	4.113	1.332	68	TMHBL 14
3	TMHB Chlorobenzene-D5 (IS)	ISTD			TMHB
4	TMHB 1,4-Dichlorobenzene (IS)	ISTD			TMHB
5					
6					
7					
8					
9					
10					
11					
12					
13					
14					
15					
16					
17					
18					
19					
20					
21					
22					
23					
24					
25					
26					
27					
28					
29					
30					
31					
32					
33					
34					
35					
36					
37					
38					
39					
40	Average			68.0	

Quantitation Report (Not Reviewed)

Data File : M:\MAX\DATA\210716\0719M05.D  
 Acq On : 19 Jul 21 11:45  
 Sample : 210718A CCV 300ug/L  
 Misc : IS&S 6/4/21

Vial: 5  
 Operator: LP,DG,CH  
 Inst : Max  
 Multiplr: 1.00

Quant Time: Aug 2 11:36 2021

Quant Results File: M0716SUR.RES

Quant Method : M:\MAX\DATA\210716\M0716SUR.M (RTE Integrator)  
 Title : METHOD 8260B  
 Last Update : Sat Jul 17 14:22:13 2021  
 Response via : Initial Calibration  
 DataAcq Meth : M8260\_071621

Internal Standards	R.T.	QIon	Response	Conc	Units	Dev(Min)
1) Fluorobenzene (IS)	6.25	96	263482	25.00	ppb	0.00
4) Chlorobenzene-D5 (IS)	9.45	117	220381	25.00	ppb	0.00
7) 1,4-Dichlorobenzene-D (IS)	11.78	152	135728	25.00	ppb	0.00
<b>System Monitoring Compounds</b>						
2) Dibromofluoromethane(S)	5.45	111	75276	25.21	ppb	0.00
Spiked Amount 25.000			Recovery =	100.828%		
3) 1,2-DCA-D4 (S)	5.85	65	44304	25.59	ppb	0.00
Spiked Amount 25.000			Recovery =	102.364%		
5) Toluene-D8 (S)	7.98	98	249926	24.11	ppb	0.00
Spiked Amount 25.000			Recovery =	96.424%		
6) 4-Bromofluorobenzene (S)	10.63	95	102241	24.95	ppb	0.00
Spiked Amount 25.000			Recovery =	99.792%		

Target Compounds

Qvalue



Data File : M:\MAX\DATA\210716\0719M05.D  
 Acq On : 19 Jul 21 11:45  
 Sample : 210718A CCV 300ug/L  
 Misc : IS&S 6/4/21

Vial: 5  
 Operator: LP,DG,CH  
 Inst : Max  
 Multiplr: 1.00

Quant Time: Jul 19 12:36 2021

Quant Results File: MGAS0716.RES

Quant Method : M:\MAX\DATA\210716\MGAS0716.M (RTE Integrator)  
 Title : METHOD 8260B  
 Last Update : Mon Jul 19 12:28:22 2021  
 Response via : Initial Calibration  
 DataAcq Meth : M8260\_071621

Internal Standards	R.T.	QIon	Response	Conc	Units	Dev(Min)
1) Fluorobenzene (IS)	6.25	TIC	300948	25.00	ppb	0.00
3) Chlorobenzene-D5 (IS)	11.78	TIC	291282m	25.00	ppb	0.00
4) 1,4-Dichlorobenzene (IS)	10.94	TIC	114877m	25.00	ppb	0.00

System Monitoring Compounds

Target Compounds	R.T.	QIon	Response	Conc	Units	Qvalue
2) Gasoline C6-C10	7.98	TIC	4809051m	258.02	ppb	100

Quantitation Report

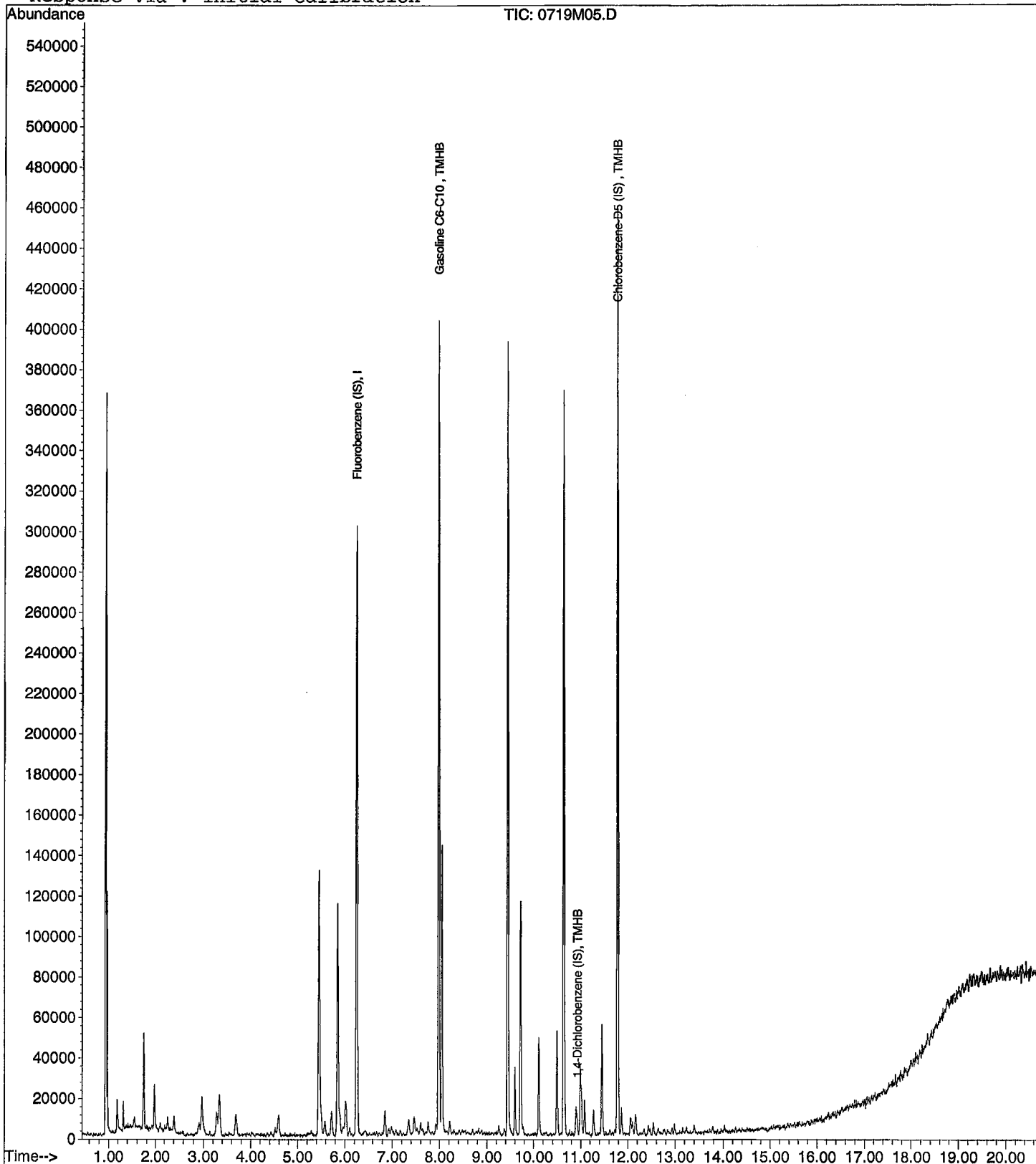
Data File : M:\MAX\DATA\210716\0719M05.D  
Acq On : 19 Jul 21 11:45  
Sample : 210718A CCV 300ug/L  
Misc : IS&S 6/4/21

Vial: 5  
Operator: LP,DG,CH  
Inst : Max  
Multiplr: 1.00

Quant Time: Jul 19 12:36 2021

Quant Results File: MGAS0716.RES

Method : M:\MAX\DATA\210716\MGAS0716.M (RTE Integrator)  
Title : METHOD 8260B  
Last Update : Mon Jul 19 12:28:22 2021  
Response via : Initial Calibration



**VOLATILE ORGANIC ANALYSIS  
VOLATILE ORGANIC COMPOUNDS**

Form 7

**Continuing Calibration**

Lab Name: APPL, Inc.

SDG No: \_\_\_\_\_

Case No: \_\_\_\_\_

Date Analyzed: 7/19/2021

Matrix: \_\_\_\_\_

Instrument: Max

Initial Cal. Date: 7/16/2021

Data File: 0719M27.D

	Compound	MEAN	CCRF	%D	%Drift	
1	Fluorobenzene (IS)	ISTD				
2	TMHB Gasoline C6-C10	4.113	1.373	67	TMHBL	3.2
3	TMHB Chlorobenzene-D5 (IS)	ISTD			TMHB	
4	TMHB 1,4-Dichlorobenzene (IS)	ISTD			TMHB	
5						
6						
7						
8						
9						
10						
11						
12						
13						
14						
15						
16						
17						
18						
19						
20						
21						
22						
23						
24						
25						
26						
27						
28						
29						
30						
31						
32						
33						
34						
35						
36						
37						
38						
39						
40	Average			67.0		

Average

67.0

Data File : M:\MAX\DATA\210716\0719M27.D  
 Acq On : 19 Jul 21 22:00  
 Sample : Ending CCY 300ug/L 7/18/21  
 Misc : IS&S 6/4/21  
 MS Integration Params: LSCINT.P  
 Quant Time: Aug 2 11:36 2021

Vial: 27  
 Operator: LP,DG,CH  
 Inst : Max  
 Multiplr: 1.00000

Quant Results File: M0716SUR.RES

Quant Method : M:\MAX\DATA\210716\M0716SUR.M (RTE Integrator)  
 Title : METHOD 8260B  
 Last Update : Sat Jul 17 14:22:13 2021  
 Response via : Initial Calibration  
 DataAcq Meth : M8260\_071621

Internal Standards	R.T.	QIon	Response	Conc	Units	Dev (Min)
1) Fluorobenzene (IS)	6.25	96	256251	25.00	ppb	0.00
4) Chlorobenzene-D5 (IS)	9.45	117	213409	25.00	ppb	0.00
7) 1,4-Dichlorobenzene-D (IS)	11.78	152	130601	25.00	ppb	0.00

System Monitoring Compounds

2) Dibromofluoromethane(S)	5.45	111	74481	25.64	ppb	0.00
Spiked Amount						
						Recovery = 102.580%
3) 1,2-DCA-D4(S)	5.85	65	45312	26.91	ppb	0.00
Spiked Amount						
						Recovery = 107.648%
5) Toluene-D8(S)	7.98	98	247133	24.62	ppb	0.00
Spiked Amount						
						Recovery = 98.460%
6) 4-Bromofluorobenzene(S)	10.63	95	100298	25.27	ppb	0.00
Spiked Amount						
						Recovery = 101.092%

Target Compounds

Qvalue

(#) = qualifier out of range (m) = manual integration  
 0719M27.D M0716SUR.M Thu Mar 31 14:54:09 2022

Quantitation Report (QT Reviewed)

Data File : M:\MAX\DATA\210716\0719M27.D  
 Acq On : 19 Jul 21 22:00  
 Sample : Ending CCV 300ug/L 7/18/21  
 Misc : IS&S 6/4/21

Vial: 27  
 Operator: LP,DG,CH  
 Inst : Max  
 Multiplr: 1.00

Quant Time: Jul 20 9:20 2021

Quant Results File: MGAS0716.RES

Quant Method : M:\MAX\DATA\210716\MGAS0716.M (RTE Integrator)  
 Title : METHOD 8260B  
 Last Update : Mon Jul 19 12:28:22 2021  
 Response via : Initial Calibration  
 DataAcq Meth : M8260\_071621

Internal Standards	R.T.	QIon	Response	Conc	Units	Dev(Min)
1) Fluorobenzene (IS)	6.25	TIC	297763	25.00	ppb	0.00
3) Chlorobenzene-D5 (IS)	11.78	TIC	283228m	25.00	ppb	0.00
4) 1,4-Dichlorobenzene (IS)	10.94	TIC	96142m	25.00	ppb	0.00

System Monitoring Compounds

Target Compounds	R.T.	QIon	Response	Conc	Units	Qvalue
2) Gasoline C6-C10	7.98	TIC	4905880m	290.37	ppb	100

Quantitation Report

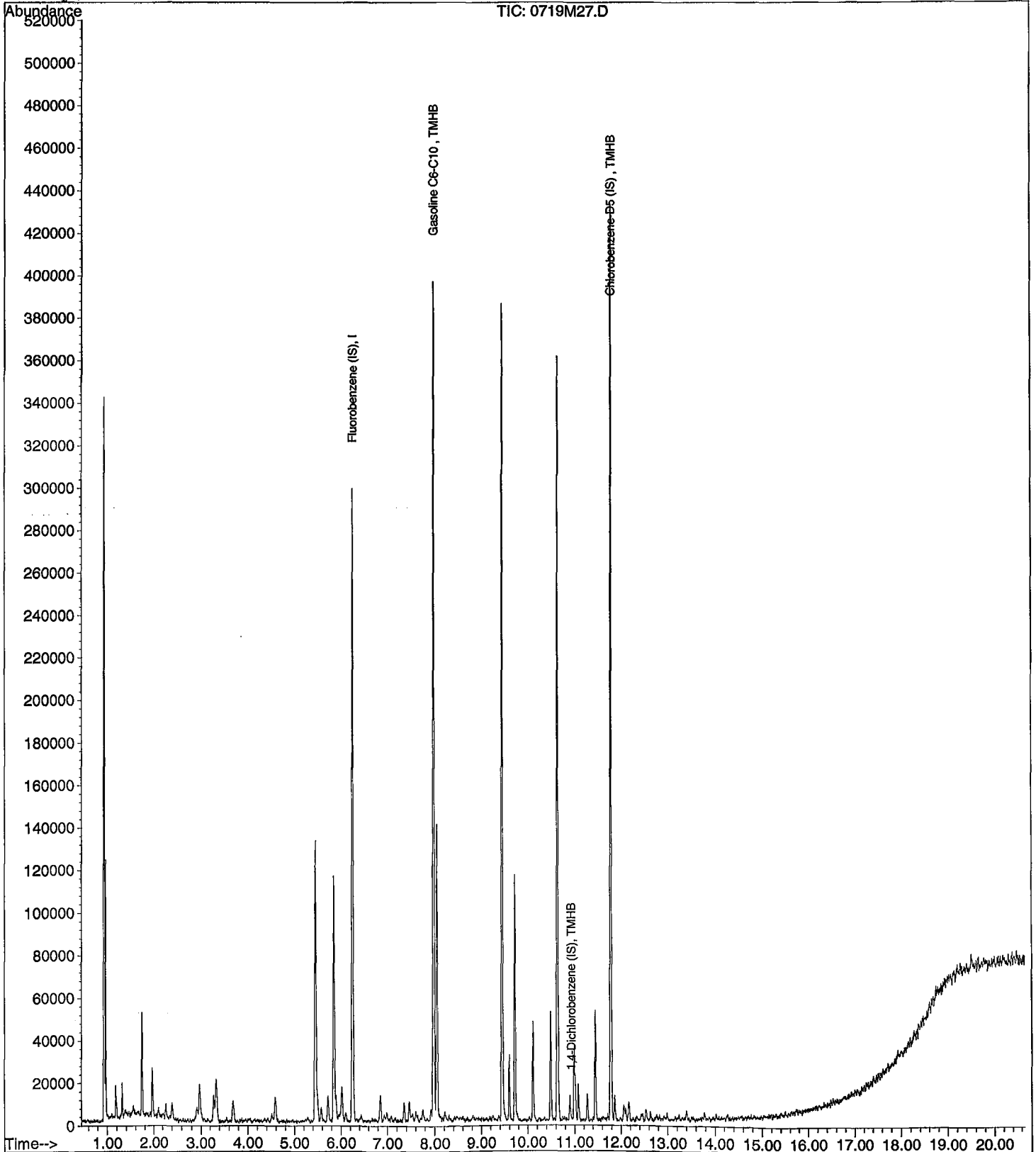
Data File : M:\MAX\DATA\210716\0719M27.D  
Acq On : 19 Jul 21 22:00  
Sample : Ending CCV 300ug/L 7/18/21  
Misc : IS&S 6/4/21

Vial: 27  
Operator: LP,DG,CH  
Inst : Max  
Multiplr: 1.00

Quant Time: Jul 20 9:20 2021

Quant Results File: MGAS0716.RES

Method : M:\MAX\DATA\210716\MGAS0716.M (RTE Integrator)  
Title : METHOD 8260B  
Last Update : Mon Jul 19 12:28:22 2021  
Response via : Initial Calibration



**VOLATILE ORGANIC ANALYSIS  
VOLATILE ORGANIC COMPOUNDS**

Form 7

**Continuing Calibration**

Lab Name: APPL, Inc.  
Case No: \_\_\_\_\_  
Matrix: \_\_\_\_\_

SDG No: \_\_\_\_\_  
Date Analyzed: 7/20/2021  
Instrument: Max  
Initial Cal. Date: 7/16/2021  
Data File: 0719M32.D

	Compound	MEAN	CCRF	%D	%Drift
1	Fluorobenzene (IS)	ISTD			
2	TMHB Gasoline C6-C10	4.113	1.376	67	TMHBL 2.5
3	TMHB Chlorobenzene-D5 (IS)	ISTD			TMHB
4	TMHB 1,4-Dichlorobenzene (IS)	ISTD			TMHB
5					
6					
7					
8					
9					
10					
11					
12					
13					
14					
15					
16					
17					
18					
19					
20					
21					
22					
23					
24					
25					
26					
27					
28					
29					
30					
31					
32					
33					
34					
35					
36					
37					
38					
39					
40	Average			67.0	

Quantitation Report (Not Reviewed)

Data File : M:\MAX\DATA\210716\0719M32.D  
 Acq On : 20 Jul 21 00:20  
 Sample : 210718B CCV 300ug/L  
 Misc : IS&S 6/4/21

Vial: 32  
 Operator: LP,DG,CH  
 Inst : Max  
 Multiplr: 1.00

Quant Time: Aug 2 12:00 2021

Quant Results File: M0716SUR.RES

Quant Method : M:\MAX\DATA\210716\M0716SUR.M (RTE Integrator)  
 Title : METHOD 8260B  
 Last Update : Sat Jul 17 14:22:13 2021  
 Response via : Initial Calibration  
 DataAcq Meth : M8260\_071621

Internal Standards	R.T.	QIon	Response	Conc	Units	Dev(Min)
1) Fluorobenzene (IS)	6.25	96	255516	25.00	ppb	0.00
4) Chlorobenzene-D5 (IS)	9.45	117	217306	25.00	ppb	0.00
7) 1,4-Dichlorobenzene-D (IS)	11.78	152	130722	25.00	ppb	0.00
System Monitoring Compounds						
2) Dibromofluoromethane(S)	5.45	111	74480	25.72	ppb	0.00
Spiked Amount	25.000		Recovery	=	102.872%	
3) 1,2-DCA-D4 (S)	5.85	65	48144	28.68	ppb	0.00
Spiked Amount	25.000		Recovery	=	114.704%	
5) Toluene-D8 (S)	7.98	98	251672	24.62	ppb	0.00
Spiked Amount	25.000		Recovery	=	98.472%	
6) 4-Bromofluorobenzene(S)	10.63	95	98543	24.39	ppb	0.00
Spiked Amount	25.000		Recovery	=	97.544%	

Target Compounds

Qvalue



Quantitation Report (QT Reviewed)

Data File : M:\MAX\DATA\210716\0719M32.D  
 Acq On : 20 Jul 21 00:20  
 Sample : 210718B CCV 300ug/L  
 Misc : IS&S 6/4/21

Vial: 32  
 Operator: LP,DG,CH  
 Inst : Max  
 Multiplr: 1.00

Quant Time: Jul 20 9:20 2021

Quant Results File: MGAS0716.RES

Quant Method : M:\MAX\DATA\210716\MGAS0716.M (RTE Integrator)  
 Title : METHOD 8260B  
 Last Update : Mon Jul 19 12:28:22 2021  
 Response via : Initial Calibration  
 DataAcq Meth : M8260\_071621

Internal Standards	R.T.	QIon	Response	Conc	Units	Dev (Min)
1) Fluorobenzene (IS)	6.25	TIC	294622	25.00	ppb	0.00
3) Chlorobenzene-D5 (IS)	11.78	TIC	282461m	25.00	ppb	0.00
4) 1,4-Dichlorobenzene (IS)	10.94	TIC	96491m	25.00	ppb	0.00

System Monitoring Compounds

Target Compounds	R.T.	QIon	Response	Conc	Units	Qvalue
2) Gasoline C6-C10	7.98	TIC	4863512m	292.44	ppb	100

Quantitation Report

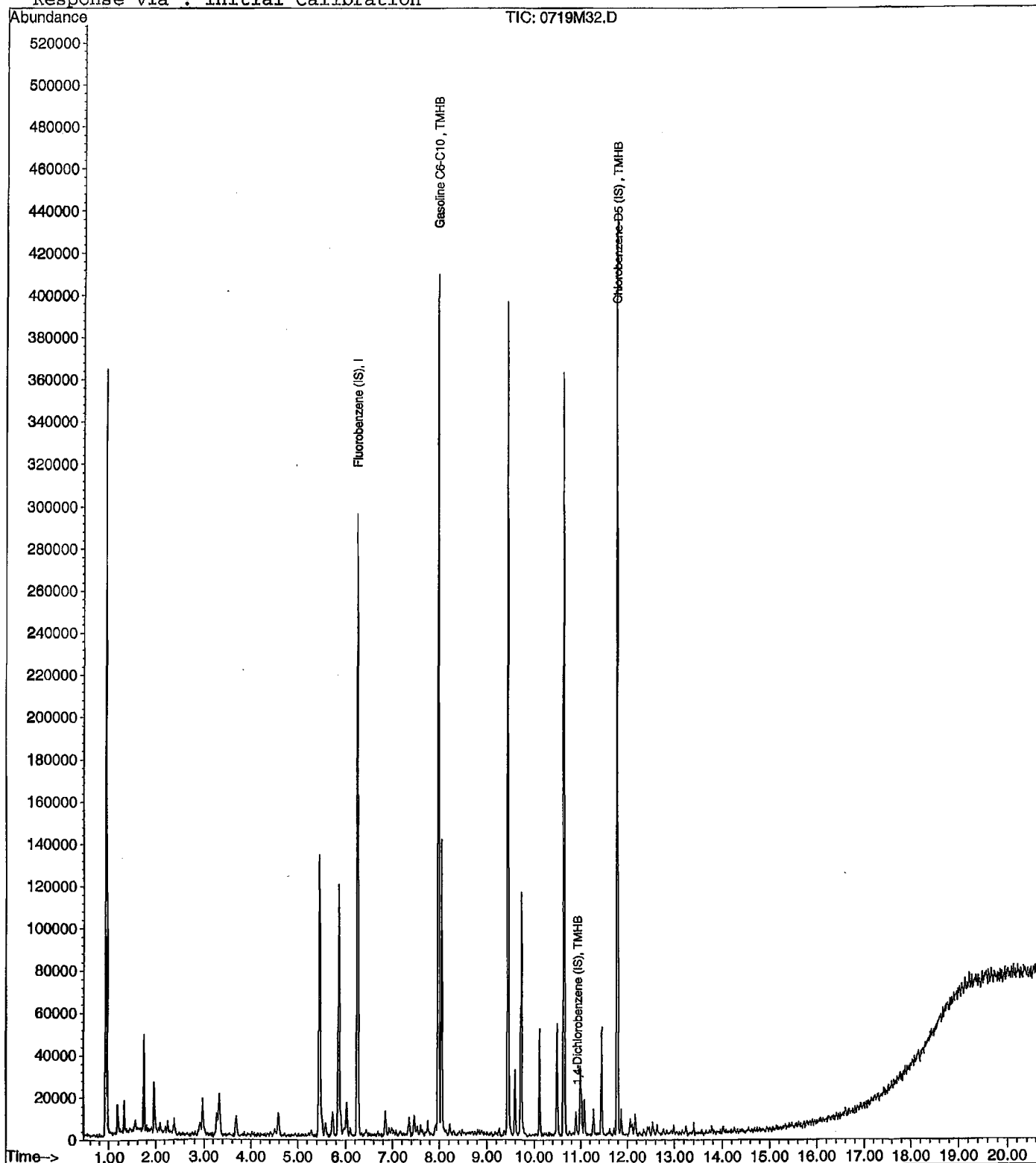
Data File : M:\MAX\DATA\210716\0719M32.D  
Acq On : 20 Jul 21 00:20  
Sample : 210718B CCV 300ug/L  
Misc : IS&S 6/4/21

Vial: 32  
Operator: LP,DG,CH  
Inst : Max  
Multiplr: 1.00

Quant Time: Jul 20 9:20 2021

Quant Results File: MGAS0716.RES

Method : M:\MAX\DATA\210716\MGAS0716.M (RTE Integrator)  
Title : METHOD 8260B  
Last Update : Mon Jul 19 12:28:22 2021  
Response via : Initial Calibration



VOLATILE ORGANIC ANALYSIS  
VOLATILE ORGANIC COMPOUNDS

Form 7

Continuing Calibration

Lab Name: APPL, Inc.  
Case No: \_\_\_\_\_  
Matrix: \_\_\_\_\_

SDG No: \_\_\_\_\_  
Date Analyzed: 7/20/2021  
Instrument: Max  
Initial Cal. Date: 7/16/2021  
Data File: 0719M53.D

	Compound	MEAN	CCRF	%D	%Drift
1	Fluorobenzene (IS)	ISTD			
2	TMHB Gasoline C6-C10	4.113	1.332	68	TMHBL 14
3	TMHB Chlorobenzene-D5 (IS)	ISTD			TMHB
4	TMHB 1,4-Dichlorobenzene (IS)	ISTD			TMHB
5					
6					
7					
8					
9					
10					
11					
12					
13					
14					
15					
16					
17					
18					
19					
20					
21					
22					
23					
24					
25					
26					
27					
28					
29					
30					
31					
32					
33					
34					
35					
36					
37					
38					
39					
40	Average			68.0	

Quantitation Report (Not Reviewed)

Data File : M:\MAX\DATA\210716\0719M53.D  
 Acq On : 20 Jul 21 10:07  
 Sample : Ending CCV 300ug/L 7/18/21  
 Misc : IS&S 6/4/21  
 MS Integration Params: LSCINT.P  
 Quant Time: Sep 18 10:57 2021

Vial: 53  
 Operator: LP,DG,CH  
 Inst : Max  
 Multiplr: 1.00000

Quant Results File: M0716SUR.RES

Quant Method : M:\MAX\DATA\210716\M0716SUR.M (RTE Integrator)  
 Title : METHOD 8260B  
 Last Update : Sat Jul 17 14:22:13 2021  
 Response via : Initial Calibration  
 DataAcq Meth : M8260\_071621

Internal Standards	R.T.	QIon	Response	Conc	Units	Dev(Min)
1) Fluorobenzene (IS)	6.25	96	243289	25.00	ppb	0.00
4) Chlorobenzene-D5 (IS)	9.45	117	209004	25.00	ppb	0.00
7) 1,4-Dichlorobenzene-D (IS)	11.78	152	130288	25.00	ppb	0.00
System Monitoring Compounds						
2) Dibromofluoromethane(S)	5.45	111	70411	25.54	ppb	0.00
Spiked Amount	25.000		Recovery	=	102.140%	
3) 1,2-DCA-D4(S)	5.85	65	46096	28.84	ppb	0.00
Spiked Amount	25.000		Recovery	=	115.344%	
5) Toluene-D8(S)	7.98	98	235162	23.92	ppb	0.00
Spiked Amount	25.000		Recovery	=	95.664%	
6) 4-Bromofluorobenzene(S)	10.63	95	95329	24.53	ppb	0.00
Spiked Amount	25.000		Recovery	=	98.108%	

Target Compounds Qvalue

(#) = qualifier out of range (m) = manual integration  
 0719M53.D M0716SUR.M Sat Sep 18 10:57:25 2021

Quantitation Report (QT Reviewed)

Data File : M:\MAX\DATA\210716\0719M53.D  
 Acq On : 20 Jul 21 10:07  
 Sample : Ending CCV 300ug/L 7/18/21  
 Misc : IS&S 6/4/21

Vial: 53  
 Operator: LP,DG,CH  
 Inst : Max  
 Multiplr: 1.00

Quant Time: Sep 18 10:45 2021

Quant Results File: MGAS0716.RES

Quant Method : M:\MAX\DATA\210716\MGAS0716.M (RTE Integrator)  
 Title : METHOD 8260B  
 Last Update : Mon Jul 19 12:28:22 2021  
 Response via : Initial Calibration  
 DataAcq Meth : M8260\_071621

Internal Standards	R.T.	QIon	Response	Conc	Units	Dev(Min)
1) Fluorobenzene (IS)	6.25	TIC	286696	25.00	ppb	0.00
3) Chlorobenzene-D5 (IS)	11.78	TIC	276994m	25.00	ppb	0.00
4) 1,4-Dichlorobenzene (IS)	10.94	TIC	89925m	25.00	ppb	0.00

System Monitoring Compounds

Target Compounds	R.T.	QIon	Response	Conc	Units	Qvalue
2) Gasoline C6-C10	7.98	TIC	4583881m	258.61	ppb	100

Quantitation Report

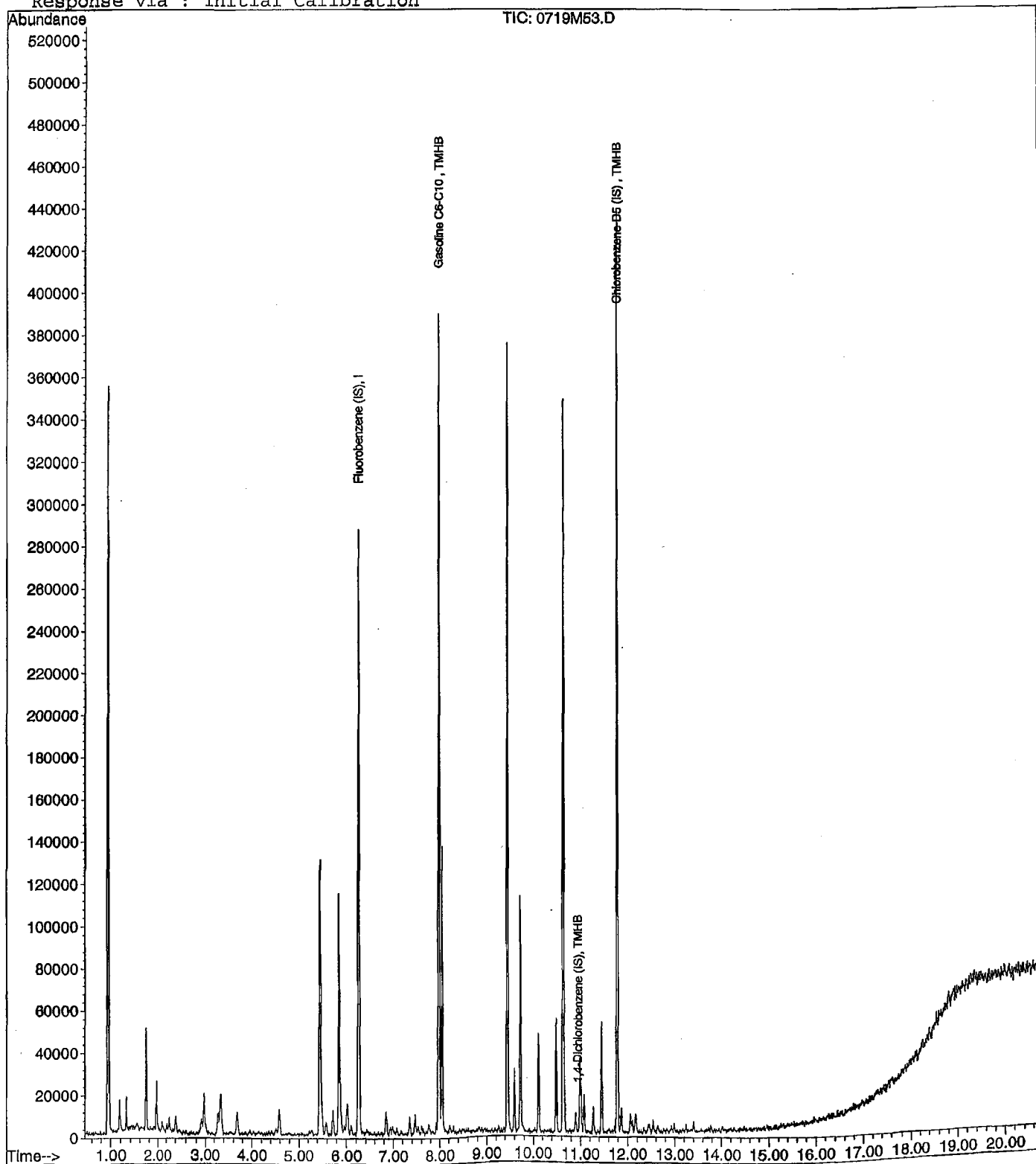
Data File : M:\MAX\DATA\210716\0719M53.D  
Acq On : 20 Jul 21 10:07  
Sample : Ending CCV 300ug/L 7/18/21  
Misc : IS&S 6/4/21

Vial: 53  
Operator: LP,DG,CH  
Inst : Max  
Multiplr: 1.00

Quant Time: Sep 18 10:45 2021

Quant Results File: MGAS0716.RES

Method : M:\MAX\DATA\210716\MGAS0716.M (RTE Integrator)  
Title : METHOD 8260B  
Last Update : Mon Jul 19 12:28:22 2021  
Response via : Initial Calibration



# **ORGANICS**

## **Raw Data**

Quantitation Report (Not Reviewed)

Data File : M:\MAX\DATA\210716\0717M15.D  
 Acq On : 17 Jul 21 19:55  
 Sample : BA36223W01  
 Misc : IS&S 6/4/21  
 MS Integration Params: LSCINT.P  
 Quant Time: Aug 2 13:03 2021

Vial: 15  
 Operator: LP,DG,CH  
 Inst : Max  
 Multiplr: 1.00000

Quant Results File: M0716SUR.RES

Quant Method : M:\MAX\DATA\210716\M0716SUR.M (RTE Integrator)  
 Title : METHOD 8260B  
 Last Update : Sat Jul 17 14:22:13 2021  
 Response via : Initial Calibration  
 DataAcq Meth : M8260\_071621

Internal Standards	R.T.	QIon	Response	Conc	Units	Dev(Min)
1) Fluorobenzene (IS)	6.25	96	267013	25.00	ppb	0.00
4) Chlorobenzene-D5 (IS)	9.45	117	228066	25.00	ppb	0.00
7) 1,4-Dichlorobenzene-D (IS)	11.78	152	133887	25.00	ppb	0.00
System Monitoring Compounds						
2) Dibromofluoromethane(S)	5.46	111	78632	25.98	ppb	0.00
Spiked Amount	25.000		Recovery	=	103.932%	
3) 1,2-DCA-D4(S)	5.85	65	48320	27.54	ppb	0.00
Spiked Amount	25.000		Recovery	=	110.164%	
5) Toluene-D8(S)	7.98	98	261158	24.34	ppb	0.00
Spiked Amount	25.000		Recovery	=	97.360%	
6) 4-Bromofluorobenzene(S)	10.63	95	103917	24.50	ppb	0.00
Spiked Amount	25.000		Recovery	=	98.008%	

Target Compounds Qvalue

(#) = qualifier out of range (m) = manual integration  
 0717M15.D M0716SUR.M Sat Sep 18 10:51:49 2021



Quantitation Report (QT Reviewed)

Data File : M:\MAX\DATA\210716\0717M15.D  
 Acq On : 17 Jul 21 19:55  
 Sample : BA36223W01  
 Misc : IS&S 6/4/21

Vial: 15  
 Operator: LP,DG,CH  
 Inst : Max  
 Multiplr: 1.00

Quant Time: Aug 2 13:01 2021

Quant Results File: MGAS0716.RES

Quant Method : M:\MAX\DATA\210716\MGAS0716.M (RTE Integrator)  
 Title : METHOD 8260B  
 Last Update : Mon Jul 19 12:28:22 2021  
 Response via : Initial Calibration  
 DataAcq Meth : M8260\_071621

Internal Standards	R.T.	QIon	Response	Conc	Units	Dev(Min)
1) Fluorobenzene (IS)	6.25	TIC	310584	25.00	ppb	0.00
3) Chlorobenzene-D5 (IS)	11.78	TIC	255414m	25.00	ppb	0.00
4) 1,4-Dichlorobenzene (IS)	10.94	TIC	8354m	25.00	ppb	0.00

System Monitoring Compounds

Target Compounds

Qvalue

Quantitation Report


Data File : M:\MAX\DATA\210716\0717M15.D  
Acq On : 17 Jul 21 19:55  
Sample : BA36223W01  
Misc : IS&S 6/4/21

Vial: 15  
Operator: LP,DG,CH  
Inst : Max  
Multiplr: 1.00

Quant Time: Aug 2 13:01 2021

Quant Results File: MGAS0716.RES

Method : M:\MAX\DATA\210716\MGAS0716.M (RTE Integrator)  
Title : METHOD 8260B  
Last Update : Mon Jul 19 12:28:22 2021  
Response via : Initial Calibration



Quantitation Report (Not Reviewed)

Data File : M:\MAX\DATA\210716\0717M16.D  
 Acq On : 17 Jul 21 20:23  
 Sample : BA36224W01  
 Misc : IS&S 6/4/21

Vial: 16  
 Operator: LP,DG,CH  
 Inst : Max  
 Multiplr: 1.00

Quant Time: Aug 2 13:03 2021

Quant Results File: M0716SUR.RES

Quant Method : M:\MAX\DATA\210716\M0716SUR.M (RTE Integrator)  
 Title : METHOD 8260B  
 Last Update : Sat Jul 17 14:22:13 2021  
 Response via : Initial Calibration  
 DataAcq Meth : M8260\_071621

Internal Standards	R.T.	QIon	Response	Conc	Units	Dev (Min)
1) Fluorobenzene (IS)	6.25	96	259770	25.00	ppb	0.00
4) Chlorobenzene-D5 (IS)	9.45	117	222306	25.00	ppb	0.00
7) 1,4-Dichlorobenzene-D (IS)	11.78	152	136099	25.00	ppb	0.00
System Monitoring Compounds						
2) Dibromofluoromethane(S)	5.45	111	78518	26.67	ppb	0.00
Spiked Amount						Recovery = 106.676%
3) 1,2-DCA-D4(S)	5.85	65	48400	28.36	ppb	0.00
Spiked Amount						Recovery = 113.424%
5) Toluene-D8(S)	7.98	98	256011	24.48	ppb	0.00
Spiked Amount						Recovery = 97.916%
6) 4-Bromofluorobenzene(S)	10.63	95	103662	25.08	ppb	0.00
Spiked Amount						Recovery = 100.300%

Target Compounds

Qvalue

Quantitation Report (QT Reviewed)

Data File : M:\MAX\DATA\210716\0717M16.D  
 Acq On : 17 Jul 21 20:23  
 Sample : BA36224W01  
 Misc : IS&S 6/4/21

Vial: 16  
 Operator: LP,DG,CH  
 Inst : Max  
 Multiplr: 1.00

Quant Time: Aug 2 13:01 2021

Quant Results File: MGAS0716.RES

Quant Method : M:\MAX\DATA\210716\MGAS0716.M (RTE Integrator)  
 Title : METHOD 8260B  
 Last Update : Mon Jul 19 12:28:22 2021  
 Response via : Initial Calibration  
 DataAcq Meth : M8260\_071621

Internal Standards	R.T.	QIon	Response	Conc	Units	Dev(Min)
1) Fluorobenzene (IS)	6.25	TIC	296260	25.00	ppb	0.00
3) Chlorobenzene-D5 (IS)	11.78	TIC	263350m	25.00	ppb	0.00
4) 1,4-Dichlorobenzene (IS)	10.94	TIC	8449m	25.00	ppb	0.00

System Monitoring Compounds

Target Compounds

Qvalue

Quantitation Report

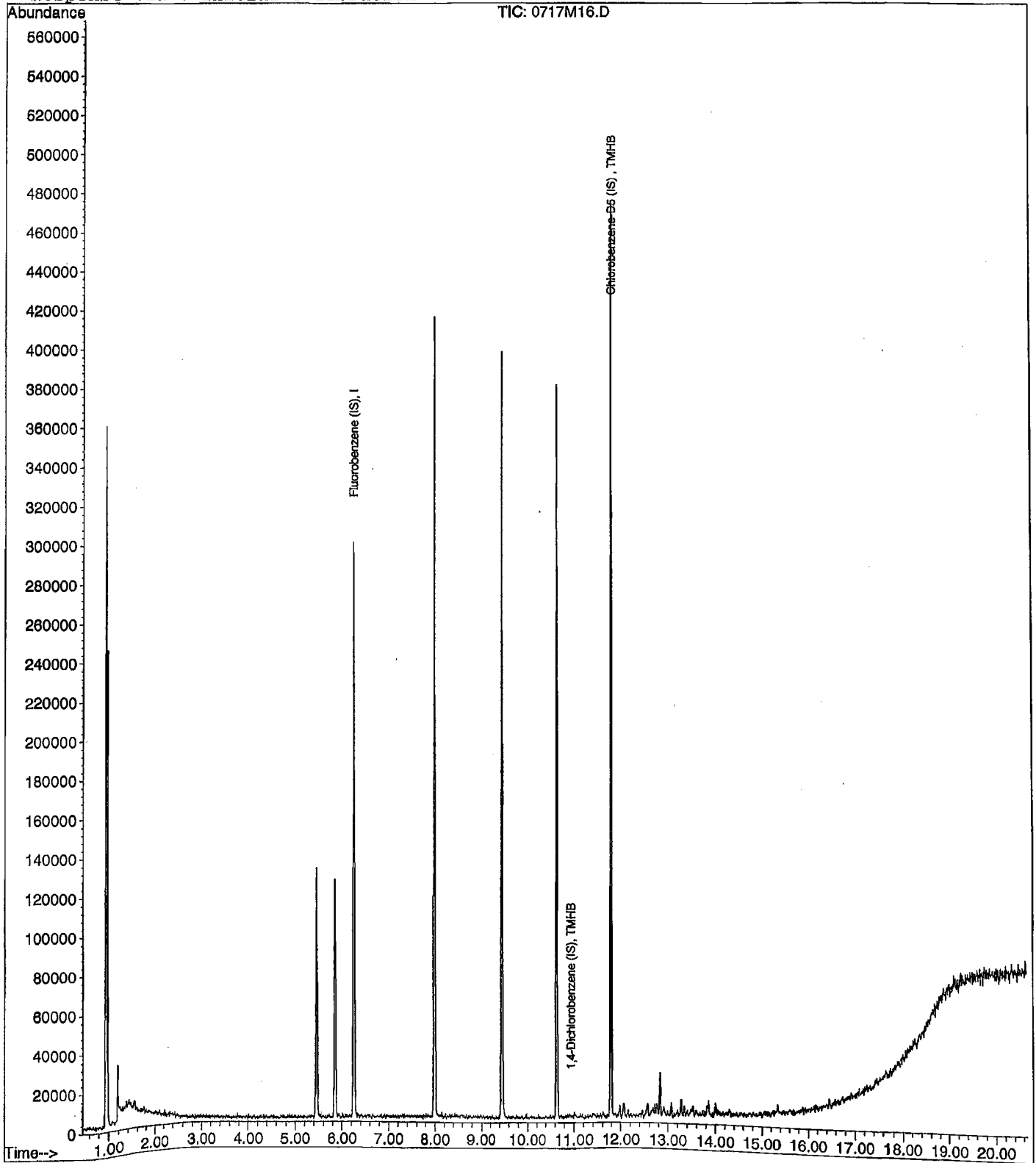
Data File : M:\MAX\DATA\210716\0717M16.D  
Acq On : 17 Jul 21 20:23  
Sample : BA36224W01  
Misc : IS&S 6/4/21

Vial: 16  
Operator: LP,DG,CH  
Inst : Max  
Multiplr: 1.00

Quant Time: Aug 2 13:01 2021

Quant Results File: MGAS0716.RES

Method : M:\MAX\DATA\210716\MGAS0716.M (RTE Integrator)  
Title : METHOD 8260B  
Last Update : Mon Jul 19 12:28:22 2021  
Response via : Initial Calibration



Quantitation Report (Not Reviewed)

Data File : M:\MAX\DATA\210716\0717M17.D  
 Acq On : 17 Jul 21 20:51  
 Sample : BA36226W01  
 Misc : IS&S 6/4/21

Vial: 17  
 Operator: LP,DG,CH  
 Inst : Max  
 Multiplr: 1.00

Quant Time: Aug 2 13:03 2021

Quant Results File: M0716SUR.RES

Quant Method : M:\MAX\DATA\210716\M0716SUR.M (RTE Integrator)  
 Title : METHOD 8260B  
 Last Update : Sat Jul 17 14:22:13 2021  
 Response via : Initial Calibration  
 DataAcq Meth : M8260\_071621

Internal Standards	R.T.	QIon	Response	Conc	Units	Dev(Min)
1) Fluorobenzene (IS)	6.25	96	264934	25.00	ppb	0.00
4) Chlorobenzene-D5 (IS)	9.45	117	224365	25.00	ppb	0.00
7) 1,4-Dichlorobenzene-D (IS)	11.78	152	131601	25.00	ppb	0.00
<b>System Monitoring Compounds</b>						
2) Dibromofluoromethane(S)	5.46	111	78604	26.18	ppb	0.00
Spiked Amount						Recovery = 104.708%
3) 1,2-DCA-D4(S)	5.85	65	47880	27.50	ppb	0.00
Spiked Amount						Recovery = 110.020%
5) Toluene-D8(S)	7.98	98	254858	24.15	ppb	0.00
Spiked Amount						Recovery = 96.580%
6) 4-Bromofluorobenzene(S)	10.63	95	103948	24.91	ppb	0.00
Spiked Amount						Recovery = 99.656%

Target Compounds

Qvalue

Quantitation Report (QT Reviewed)

Data File : M:\MAX\DATA\210716\0717M17.D  
 Acq On : 17 Jul 21 20:51  
 Sample : BA36226W01  
 Misc : IS&S 6/4/21

Vial: 17  
 Operator: LP,DG,CH  
 Inst : Max  
 Multiplr: 1.00

Quant Time: Aug 2 13:02 2021

Quant Results File: MGAS0716.RES

Quant Method : M:\MAX\DATA\210716\MGAS0716.M (RTE Integrator)  
 Title : METHOD 8260B  
 Last Update : Mon Jul 19 12:28:22 2021  
 Response via : Initial Calibration  
 DataAcq Meth : M8260\_071621

Internal Standards	R.T.	QIon	Response	Conc	Units	Dev(Min)
1) Fluorobenzene (IS)	6.25	TIC	296695	25.00	ppb	0.00
3) Chlorobenzene-D5 (IS)	11.78	TIC	265625m	25.00	ppb	0.00
4) 1,4-Dichlorobenzene (IS)	10.94	TIC	8880m	25.00	ppb	0.00

System Monitoring Compounds

Target Compounds

Qvalue

Quantitation Report

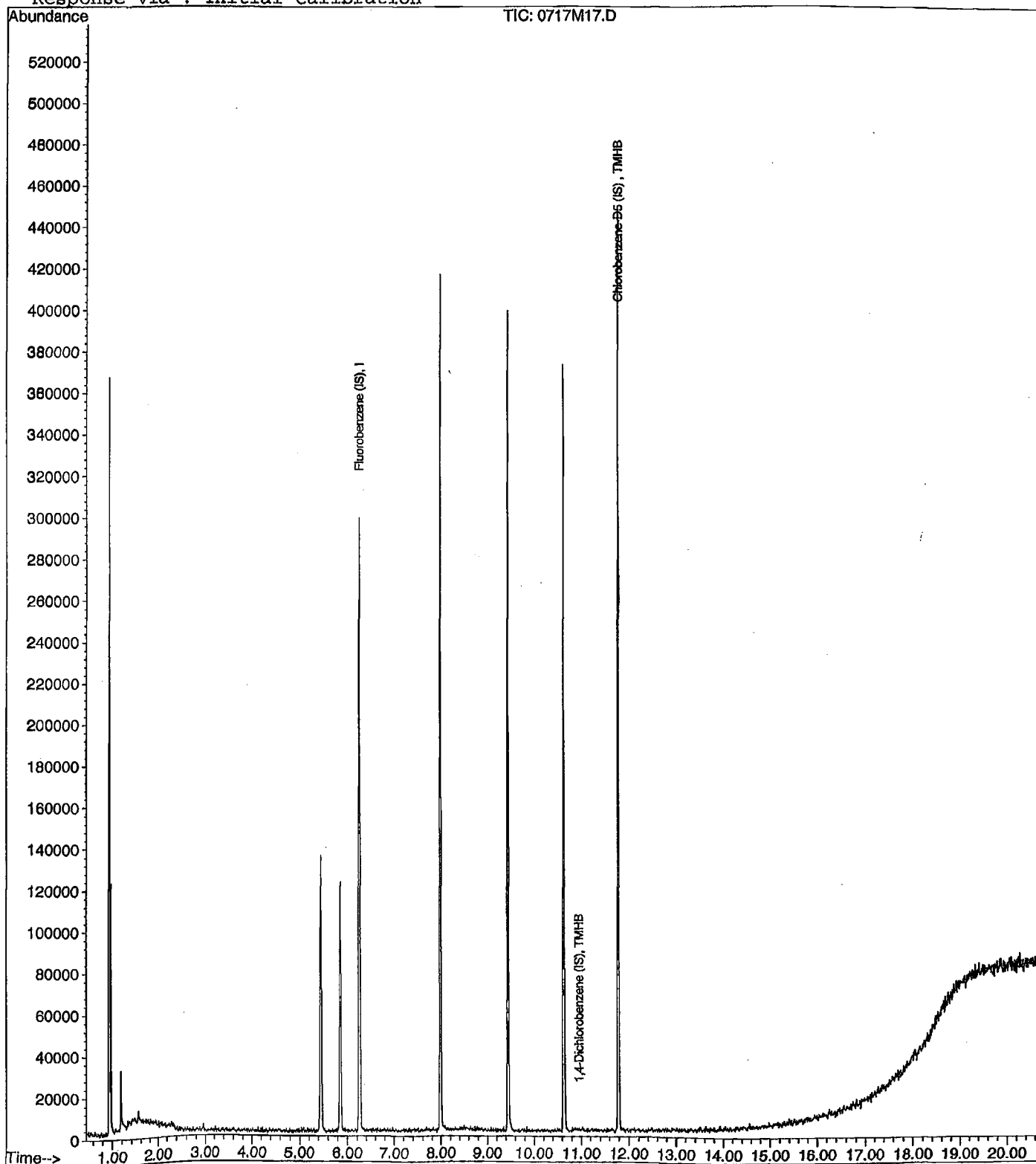
Data File : M:\MAX\DATA\210716\0717M17.D  
Acq On : 17 Jul 21 20:51  
Sample : BA36226W01  
Misc : IS&S 6/4/21

Vial: 17  
Operator: LP,DG,CH  
Inst : Max  
Multiplr: 1.00

Quant Time: Aug 2 13:02 2021

Quant Results File: MGAS0716.RES

Method : M:\MAX\DATA\210716\MGAS0716.M (RTE Integrator)  
Title : METHOD 8260B  
Last Update : Mon Jul 19 12:28:22 2021  
Response via : Initial Calibration





Quantitation Report (Not Reviewed)

Data File : M:\MAX\DATA\210716\0717M18.D  
 Acq On : 17 Jul 21 21:19  
 Sample : BA36227W01  
 Misc : IS&S 6/4/21

Vial: 18  
 Operator: LP,DG,CH  
 Inst : Max  
 Multiplr: 1.00

Quant Time: Aug 2 13:03 2021

Quant Results File: M0716SUR.RES

Quant Method : M:\MAX\DATA\210716\M0716SUR.M (RTE Integrator)  
 Title : METHOD 8260B  
 Last Update : Sat Jul 17 14:22:13 2021  
 Response via : Initial Calibration  
 DataAcq Meth : M8260\_071621

Internal Standards	R.T.	QIon	Response	Conc	Units	Dev(Min)
1) Fluorobenzene (IS)	6.25	96	264715	25.00	ppb	0.00
4) Chlorobenzene-D5 (IS)	9.45	117	223895	25.00	ppb	0.00
7) 1,4-Dichlorobenzene-D (IS)	11.78	152	142169	25.00	ppb	0.00
<b>System Monitoring Compounds</b>						
2) Dibromofluoromethane(S)	5.46	111	75542	25.18	ppb	0.00
Spiked Amount 25.000			Recovery =	100.716%		
3) 1,2-DCA-D4(S)	5.85	65	47304	27.20	ppb	0.00
Spiked Amount 25.000			Recovery =	108.784%		
5) Toluene-D8(S)	7.98	98	258251	24.52	ppb	0.00
Spiked Amount 25.000			Recovery =	98.072%		
6) 4-Bromofluorobenzene(S)	10.63	95	102548	24.63	ppb	0.00
Spiked Amount 25.000			Recovery =	98.520%		

Target Compounds

Qvalue

Quantitation Report (QT Reviewed)

Data File : M:\MAX\DATA\210716\0717M18.D  
 Acq On : 17 Jul 21 21:19  
 Sample : BA36227W01  
 Misc : IS&S 6/4/21

Vial: 18  
 Operator: LP,DG,CH  
 Inst : Max  
 Multiplr: 1.00

Quant Time: Aug 2 13:02 2021

Quant Results File: MGAS0716.RES

Quant Method : M:\MAX\DATA\210716\MGAS0716.M (RTE Integrator)  
 Title : METHOD 8260B  
 Last Update : Mon Jul 19 12:28:22 2021  
 Response via : Initial Calibration  
 DataAcq Meth : M8260\_071621

Internal Standards	R.T.	QIon	Response	Conc	Units	Dev(Min)
1) Fluorobenzene (IS)	6.25	TIC	305846	25.00	ppb	0.00
3) Chlorobenzene-D5 (IS)	11.78	TIC	319956m	25.00	ppb	0.00
4) 1,4-Dichlorobenzene (IS)	10.94	TIC	41696m	25.00	ppb	0.00

System Monitoring Compounds

Target Compounds

Qvalue

Quantitation Report

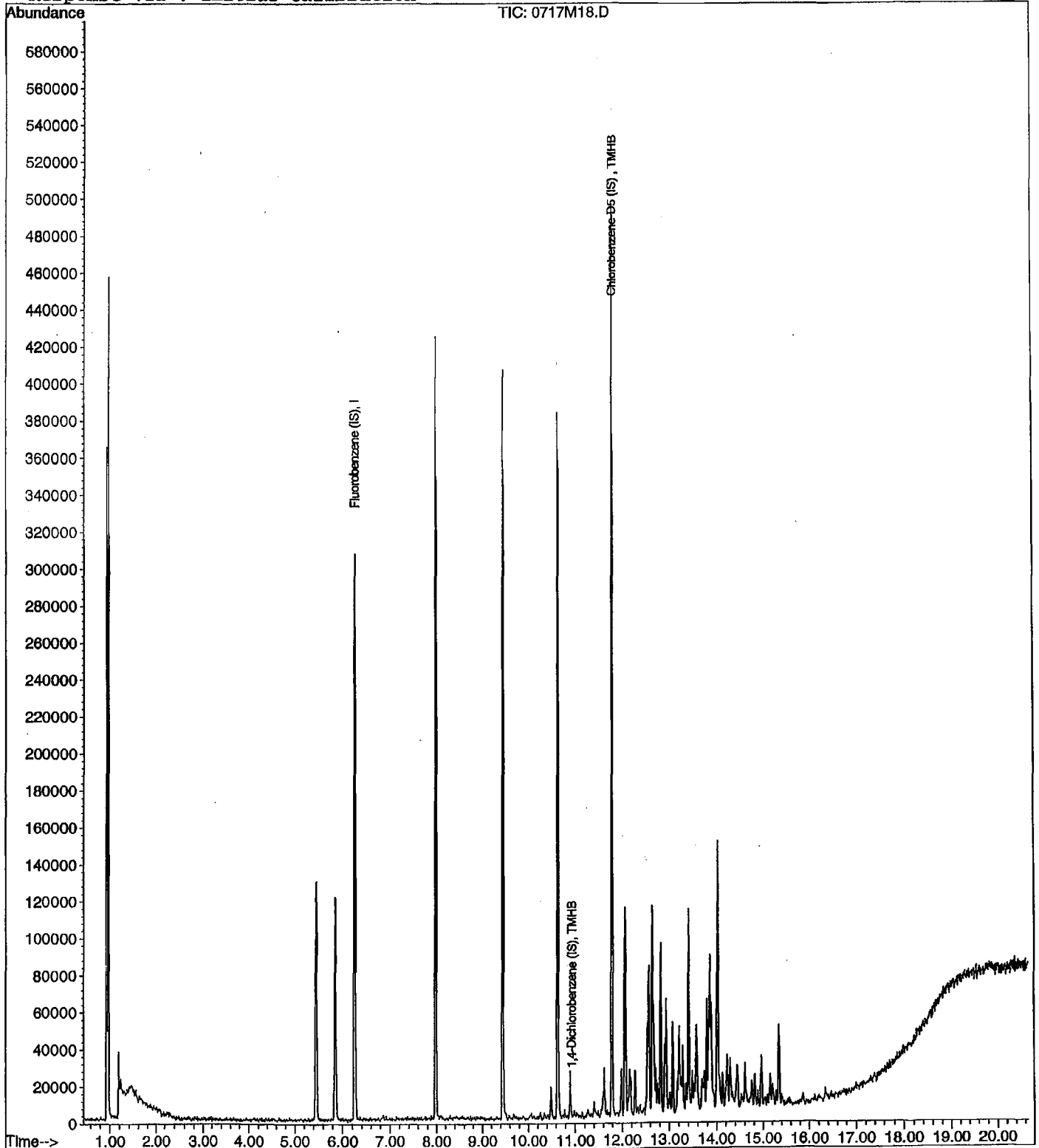
Data File : M:\MAX\DATA\210716\0717M18.D  
Acq On : 17 Jul 21 21:19  
Sample : BA36227W01  
Misc : IS&S 6/4/21

Vial: 18  
Operator: LP,DG,CH  
Inst : Max  
Multiplr: 1.00

Quant Time: Aug 2 13:02 2021

Quant Results File: MGAS0716.RES

Method : M:\MAX\DATA\210716\MGAS0716.M (RTE Integrator)  
Title : METHOD 8260B  
Last Update : Mon Jul 19 12:28:22 2021  
Response via : Initial Calibration



Quantitation Report (Not Reviewed)

Data File : M:\MAX\DATA\210716\0719M10.D  
 Acq On : 19 Jul 21 14:05  
 Sample : BA36229W01  
 Misc : IS&S 6/4/21

Vial: 10  
 Operator: LP,DG,CH  
 Inst : Max  
 Multiplr: 1.00

Quant Time: Aug 2 11:36 2021

Quant Results File: M0716SUR.RES

Quant Method : M:\MAX\DATA\210716\M0716SUR.M (RTE Integrator)  
 Title : METHOD 8260B  
 Last Update : Sat Jul 17 14:22:13 2021  
 Response via : Initial Calibration  
 DataAcq Meth : M8260\_071621

Internal Standards	R.T.	QIon	Response	Conc	Units	Dev(Min)
1) Fluorobenzene (IS)	6.25	96	257429	25.00	ppb	0.00
4) Chlorobenzene-D5 (IS)	9.45	117	220583	25.00	ppb	0.00
7) 1,4-Dichlorobenzene-D (IS)	11.78	152	128480	25.00	ppb	0.00
<b>System Monitoring Compounds</b>						
2) Dibromofluoromethane(S)	5.46	111	75114	25.74	ppb	0.00
Spiked Amount	25.000		Recovery	=	102.976%	
3) 1,2-DCA-D4(S)	5.85	65	48152	28.47	ppb	0.00
Spiked Amount	25.000		Recovery	=	113.872%	
5) Toluene-D8(S)	7.98	98	250570	24.15	ppb	0.00
Spiked Amount	25.000		Recovery	=	96.584%	
6) 4-Bromofluorobenzene(S)	10.63	95	100763	24.56	ppb	0.00
Spiked Amount	25.000		Recovery	=	98.260%	

Target Compounds Qvalue

Quantitation Report (QT Reviewed)

Data File : M:\MAX\DATA\210716\0719M10.D  
 Acq On : 19 Jul 21 14:05  
 Sample : BA36229W01  
 Misc : IS&S 6/4/21

Vial: 10  
 Operator: LP,DG,CH  
 Inst : Max  
 Multiplr: 1.00

Quant Time: Aug 2 11:35 2021

Quant Results File: MGAS0716.RES

Quant Method : M:\MAX\DATA\210716\MGAS0716.M (RTE Integrator)  
 Title : METHOD 8260B  
 Last Update : Mon Jul 19 12:28:22 2021  
 Response via : Initial Calibration  
 DataAcq Meth : M8260\_071621

Internal Standards	R.T.	QIon	Response	Conc	Units	Dev(Min)
1) Fluorobenzene (IS)	6.25	TIC	296507	25.00	ppb	0.00
3) Chlorobenzene-D5 (IS)	11.78	TIC	251370m	25.00	ppb	0.00
4) 1,4-Dichlorobenzene (IS)	10.94	TIC	7802m	25.00	ppb	0.00

System Monitoring Compounds

Target Compounds

Qvalue

Quantitation Report


Data File : M:\MAX\DATA\210716\0719M10.D  
Acq On : 19 Jul 21 14:05  
Sample : BA36229W01  
Misc : IS&S 6/4/21

Vial: 10  
Operator: LP,DG,CH  
Inst : Max  
Multiplr: 1.00

Quant Time: Aug 2 11:35 2021

Quant Results File: MGAS0716.RES

Method : M:\MAX\DATA\210716\MGAS0716.M (RTE Integrator)  
Title : METHOD 8260B  
Last Update : Mon Jul 19 12:28:22 2021  
Response via : Initial Calibration



Quantitation Report (Not Reviewed)

Data File : M:\MAX\DATA\210716\0719M11.D  
 Acq On : 19 Jul 21 14:33  
 Sample : BA36232W01  
 Misc : IS&S 6/4/21

Vial: 11  
 Operator: LP,DG,CH  
 Inst : Max  
 Multiplr: 1.00

Quant Time: Aug 2 11:36 2021

Quant Results File: M0716SUR.RES

Quant Method : M:\MAX\DATA\210716\M0716SUR.M (RTE Integrator)  
 Title : METHOD 8260B  
 Last Update : Sat Jul 17 14:22:13 2021  
 Response via : Initial Calibration  
 DataAcq Meth : M8260\_071621

Internal Standards	R.T.	QIon	Response	Conc	Units	Dev(Min)
1) Fluorobenzene (IS)	6.25	96	255271	25.00	ppb	0.00
4) Chlorobenzene-D5 (IS)	9.45	117	222636	25.00	ppb	0.00
7) 1,4-Dichlorobenzene-D (IS)	11.78	152	130168	25.00	ppb	0.00
<b>System Monitoring Compounds</b>						
2) Dibromofluoromethane(S)	5.45	111	76692	26.51	ppb	0.00
Spiked Amount 25.000			Recovery =	106.032%		
3) 1,2-DCA-D4(S)	5.85	65	45640	27.21	ppb	0.00
Spiked Amount 25.000			Recovery =	108.844%		
5) Toluene-D8(S)	7.98	98	245661	23.45	ppb	0.00
Spiked Amount 25.000			Recovery =	93.816%		
6) 4-Bromofluorobenzene(S)	10.64	95	97460	23.54	ppb	0.00
Spiked Amount 25.000			Recovery =	94.160%		

Target Compounds

Qvalue

Quantitation Report (QT Reviewed)

Data File : M:\MAX\DATA\210716\0719M11.D  
 Acq On : 19 Jul 21 14:33  
 Sample : BA36232W01  
 Misc : IS&S 6/4/21

Vial: 11  
 Operator: LP,DG,CH  
 Inst : Max  
 Multiplr: 1.00

Quant Time: Aug 2 11:35 2021

Quant Results File: MGAS0716.RES

Quant Method : M:\MAX\DATA\210716\MGAS0716.M (RTE Integrator)  
 Title : METHOD 8260B  
 Last Update : Mon Jul 19 12:28:22 2021  
 Response via : Initial Calibration  
 DataAcq Meth : M8260\_071621

Internal Standards	R.T.	QIon	Response	Conc	Units	Dev(Min)
1) Fluorobenzene (IS)	6.25	TIC	288822	25.00	ppb	0.00
3) Chlorobenzene-D5 (IS)	11.78	TIC	257405m	25.00	ppb	0.00
4) 1,4-Dichlorobenzene (IS)	10.94	TIC	13837m	25.00	ppb	0.00

System Monitoring Compounds

Target Compounds

Qvalue



Quantitation Report

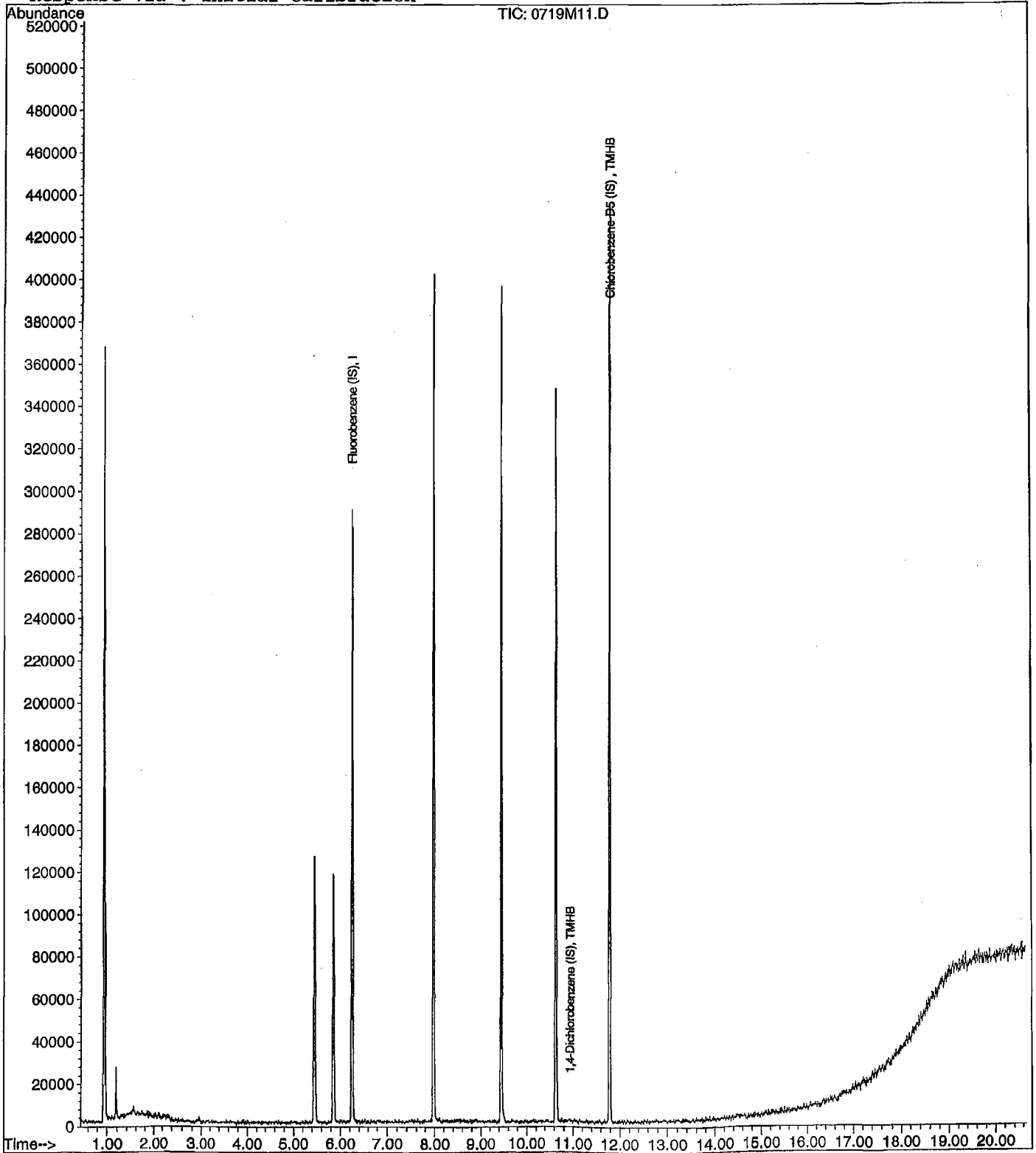
Data File : M:\MAX\DATA\210716\0719M11.D  
Acq On : 19 Jul 21 14:33  
Sample : BA36232W01  
Misc : IS&S 6/4/21

Vial: 11  
Operator: LP,DG,CH  
Inst : Max  
Multiplr: 1.00

Quant Time: Aug 2 11:35 2021

Quant Results File: MGAS0716.RES

Method : M:\MAX\DATA\210716\MGAS0716.M (RTE Integrator)  
Title : METHOD 8260B  
Last Update : Mon Jul 19 12:28:22 2021  
Response via : Initial Calibration



Quantitation Report (Not Reviewed)

Data File : M:\MAX\DATA\210716\0719M36.D  
 Acq On : 20 Jul 21 2:12  
 Sample : BA36230W01  
 Misc : IS&S 6/4/21

Vial: 36  
 Operator: LP,DG,CH  
 Inst : Max  
 Multiplr: 1.00

Quant Time: Aug 2 12:00 2021

Quant Results File: M0716SUR.RES

Quant Method : M:\MAX\DATA\210716\M0716SUR.M (RTE Integrator)  
 Title : METHOD 8260B  
 Last Update : Sat Jul 17 14:22:13 2021  
 Response via : Initial Calibration  
 DataAcq Meth : M8260\_071621

Internal Standards	R.T.	QIon	Response	Conc	Units	Dev(Min)
1) Fluorobenzene (IS)	6.25	96	253726	25.00	ppb	0.00
4) Chlorobenzene-D5 (IS)	9.45	117	216220	25.00	ppb	0.00
7) 1,4-Dichlorobenzene-D (IS)	11.78	152	126602	25.00	ppb	0.00
System Monitoring Compounds						
2) Dibromofluoromethane (S)	5.45	111	73031	25.40	ppb	0.00
Spiked Amount	25.000		Recovery	=	101.584%	
3) 1,2-DCA-D4 (S)	5.85	65	47232	28.33	ppb	0.00
Spiked Amount	25.000		Recovery	=	113.324%	
5) Toluene-D8 (S)	7.98	98	241301	23.72	ppb	0.00
Spiked Amount	25.000		Recovery	=	94.888%	
6) 4-Bromofluorobenzene (S)	10.63	95	96756	24.06	ppb	0.00
Spiked Amount	25.000		Recovery	=	96.256%	

Target Compounds Qvalue

Quantitation Report (QT Reviewed)

Data File : M:\MAX\DATA\210716\0719M36.D  
 Acq On : 20 Jul 21 2:12  
 Sample : BA36230W01  
 Misc : IS&S 6/4/21

Vial: 36  
 Operator: LP,DG,CH  
 Inst : Max  
 Multiplr: 1.00

Quant Time: Aug 2 11:51 2021

Quant Results File: MGAS0716.RES

Quant Method : M:\MAX\DATA\210716\MGAS0716.M (RTE Integrator)  
 Title : METHOD 8260B  
 Last Update : Mon Jul 19 12:28:22 2021  
 Response via : Initial Calibration  
 DataAcq Meth : M8260\_071621

Internal Standards	R.T.	QIon	Response	Conc	Units	Dev(Min)
1) Fluorobenzene (IS)	6.25	TIC	284589	25.00	ppb	0.00
3) Chlorobenzene-D5 (IS)	11.78	TIC	257300m	25.00	ppb	0.00
4) 1,4-Dichlorobenzene (IS)	10.94	TIC	11362m	25.00	ppb	0.00

System Monitoring Compounds

Target Compounds

Qvalue

Quantitation Report

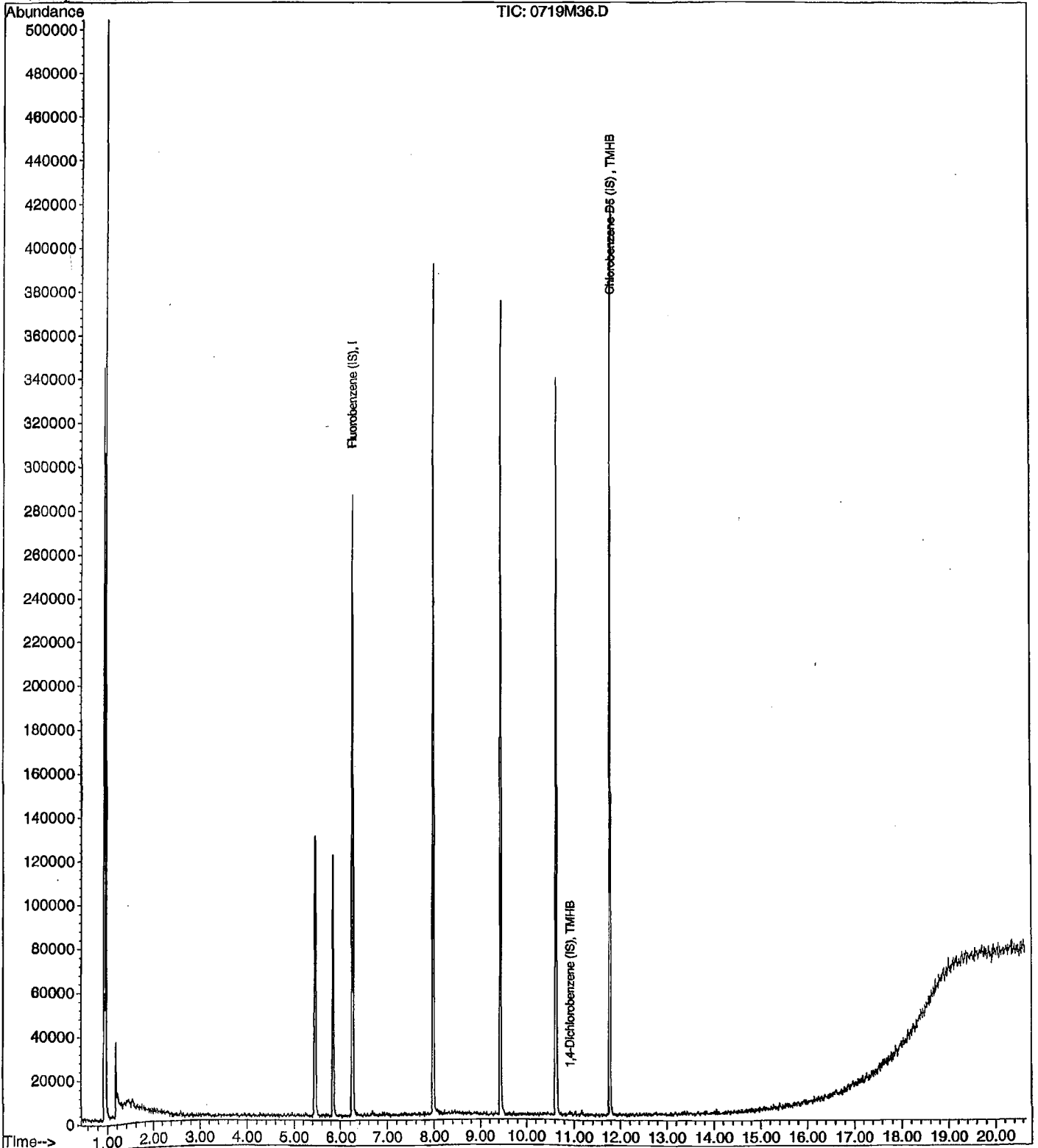
Data File : M:\MAX\DATA\210716\0719M36.D  
Acq On : 20 Jul 21 2:12  
Sample : BA36230W01  
Misc : IS&S 6/4/21

Vial: 36  
Operator: LP,DG,CH  
Inst : Max  
Multiplr: 1.00

Quant Time: Aug 2 11:51 2021

Quant Results File: MGAS0716.RES

Method : M:\MAX\DATA\210716\MGAS0716.M (RTE Integrator)  
Title : METHOD 8260B  
Last Update : Mon Jul 19 12:28:22 2021  
Response via : Initial Calibration



Quantitation Report (Not Reviewed)

Data File : M:\MAX\DATA\210716\0719M37.D  
 Acq On : 20 Jul 21 2:40  
 Sample : BA36233W01  
 Misc : IS&S 6/4/21

Vial: 37  
 Operator: LP,DG,CH  
 Inst : Max  
 Multiplr: 1.00

Quant Time: Aug 2 12:00 2021

Quant Results File: M0716SUR.RES

Quant Method : M:\MAX\DATA\210716\M0716SUR.M (RTE Integrator)  
 Title : METHOD 8260B  
 Last Update : Sat Jul 17 14:22:13 2021  
 Response via : Initial Calibration  
 DataAcq Meth : M8260\_071621

Internal Standards	R.T.	QIon	Response	Conc	Units	Dev(Min)
1) Fluorobenzene (IS)	6.25	96	245407	25.00	ppb	0.00
4) Chlorobenzene-D5 (IS)	9.45	117	215069	25.00	ppb	0.00
7) 1,4-Dichlorobenzene-D (IS)	11.78	152	122649	25.00	ppb	0.00
System Monitoring Compounds						
2) Dibromofluoromethane(S)	5.45	111	73732	26.51	ppb	0.00
Spiked Amount	25.000		Recovery	=	106.036%	
3) 1,2-DCA-D4(S)	5.85	65	45720	28.35	ppb	0.00
Spiked Amount	25.000		Recovery	=	113.416%	
5) Toluene-D8(S)	7.98	98	239064	23.63	ppb	0.00
Spiked Amount	25.000		Recovery	=	94.512%	
6) 4-Bromofluorobenzene(S)	10.63	95	95399	23.85	ppb	0.00
Spiked Amount	25.000		Recovery	=	95.412%	

Target Compounds

Qvalue

Quantitation Report (QT Reviewed)

Data File : M:\MAX\DATA\210716\0719M37.D  
Acq On : 20 Jul 21 2:40  
Sample : BA36233W01  
Misc : IS&S 6/4/21

Vial: 37  
Operator: LP,DG,CH  
Inst : Max  
Multiplr: 1.00

Quant Time: Aug 2 11:51 2021

Quant Results File: MGAS0716.RES

Quant Method : M:\MAX\DATA\210716\MGAS0716.M (RTE Integrator)  
Title : METHOD 8260B  
Last Update : Mon Jul 19 12:28:22 2021  
Response via : Initial Calibration  
DataAcq Meth : M8260\_071621

Internal Standards	R.T.	QIon	Response	Conc	Units	Dev (Min)
1) Fluorobenzene (IS)	6.25	TIC	284318	25.00	ppb	0.00
3) Chlorobenzene-D5 (IS)	11.78	TIC	245888m	25.00	ppb	0.00
4) 1,4-Dichlorobenzene (IS)	10.94	TIC	9154m	25.00	ppb	0.00

System Monitoring Compounds

Target Compounds

Qvalue

Quantitation Report

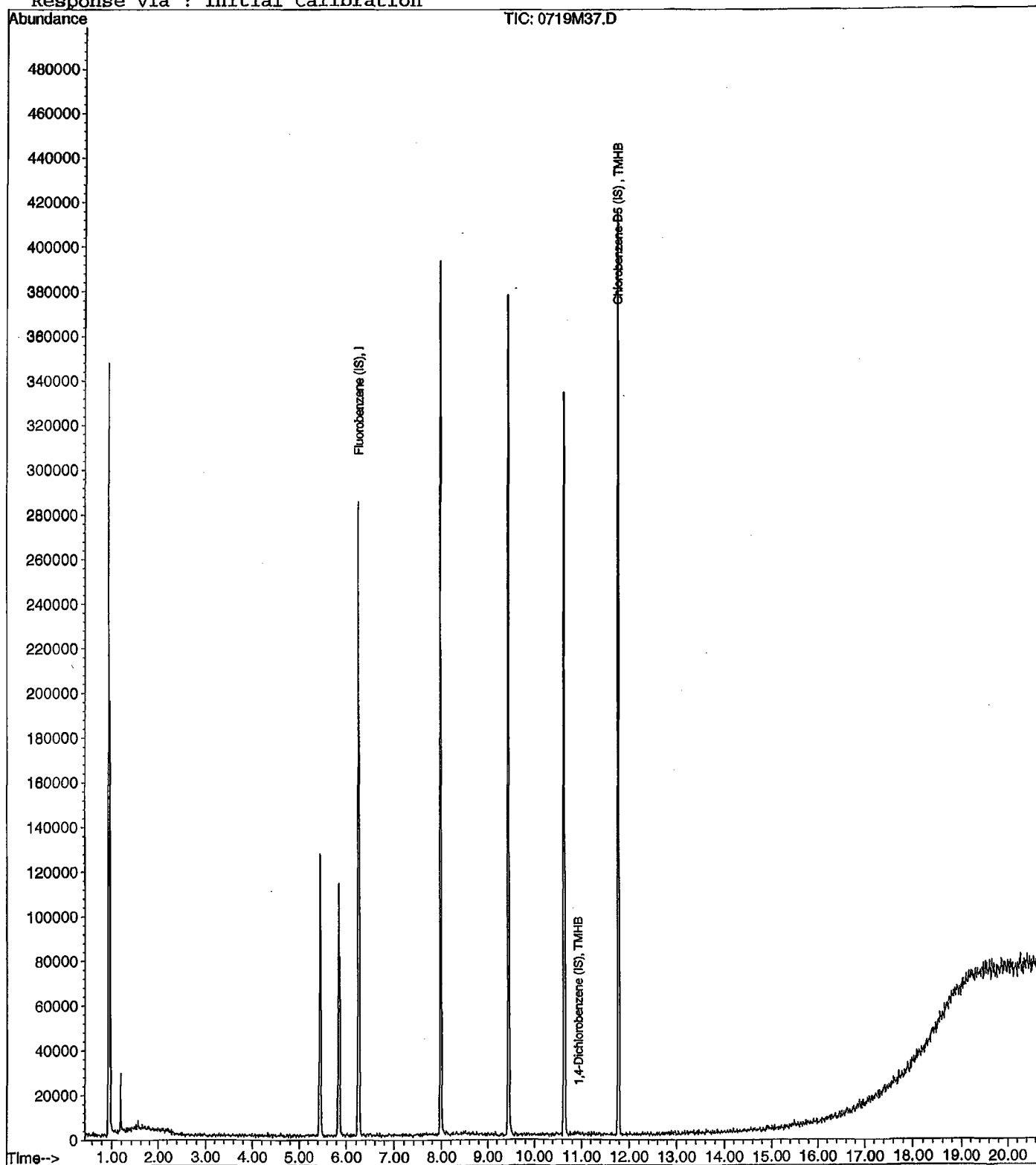
Data File : M:\MAX\DATA\210716\0719M37.D  
Acq On : 20 Jul 21 2:40  
Sample : BA36233W01  
Misc : IS&S 6/4/21

Vial: 37  
Operator: LP,DG,CH  
Inst : Max  
Multiplr: 1.00

Quant Time: Aug 2 11:51 2021

Quant Results File: MGAS0716.RES

Method : M:\MAX\DATA\210716\MGAS0716.M (RTE Integrator)  
Title : METHOD 8260B  
Last Update : Mon Jul 19 12:28:22 2021  
Response via : Initial Calibration



Quantitation Report (Not Reviewed)

Data File : M:\MAX\DATA\210716\0717M08.D  
 Acq On : 17 Jul 21 16:39  
 Sample : 210717A BLK  
 Misc : IS&S 6/4/21  
 MS Integration Params: LSCINT.P  
 Quant Time: Aug 2 13:03 2021

Vial: 8  
 Operator: LP,DG,CH  
 Inst : Max  
 Multiplr: 1.00000

Quant Results File: M0716SUR.RES

Quant Method : M:\MAX\DATA\210716\M0716SUR.M (RTE Integrator)  
 Title : METHOD 8260B  
 Last Update : Sat Jul 17 14:22:13 2021  
 Response via : Initial Calibration  
 DataAcq Meth : M8260\_071621

Internal Standards	R.T.	QIon	Response	Conc	Units	Dev(Min)
1) Fluorobenzene (IS)	6.25	96	267521	25.00	ppb	0.00
4) Chlorobenzene-D5 (IS)	9.45	117	224816	25.00	ppb	0.00
7) 1,4-Dichlorobenzene-D (IS)	11.78	152	126626	25.00	ppb	0.00
System Monitoring Compounds						
2) Dibromofluoromethane(S)	5.46	111	77508	25.56	ppb	0.00
Spiked Amount						
						Recovery = 102.252%
3) 1,2-DCA-D4(S)	5.85	65	47280	26.90	ppb	0.00
Spiked Amount						
						Recovery = 107.592%
5) Toluene-D8(S)	7.98	98	258050	24.40	ppb	0.00
Spiked Amount						
						Recovery = 97.592%
6) 4-Bromofluorobenzene(S)	10.63	95	103564	24.77	ppb	0.00
Spiked Amount						
						Recovery = 99.088%
Target Compounds						Qvalue

(#) = qualifier out of range (m) = manual integration  
 0717M08.D M0716SUR.M Sat Sep 18 10:26:11 2021



Quantitation Report (QT Reviewed)

Data File : M:\MAX\DATA\210716\0717M08.D  
 Acq On : 17 Jul 21 16:39  
 Sample : 210717A BLK  
 Misc : IS&S 6/4/21

Vial: 8  
 Operator: LP,DG,CH  
 Inst : Max  
 Multiplr: 1.00

Quant Time: Sep 18 10:39 2021

Quant Results File: MGAS0716.RES

Quant Method : M:\MAX\DATA\210716\MGAS0716.M (RTE Integrator)  
 Title : METHOD 8260B  
 Last Update : Mon Jul 19 12:28:22 2021  
 Response via : Initial Calibration  
 DataAcq Meth : M8260\_071621

Internal Standards	R.T.	QIon	Response	Conc	Units	Dev(Min)
1) Fluorobenzene (IS)	6.25	TIC	304961	25.00	ppb	0.00
3) Chlorobenzene-D5 (IS)	11.78	TIC	253547m	25.00	ppb	0.00
4) 1,4-Dichlorobenzene (IS)	10.94	TIC	9931m	25.00	ppb	0.00

System Monitoring Compounds

Target Compounds

Qvalue

Quantitation Report

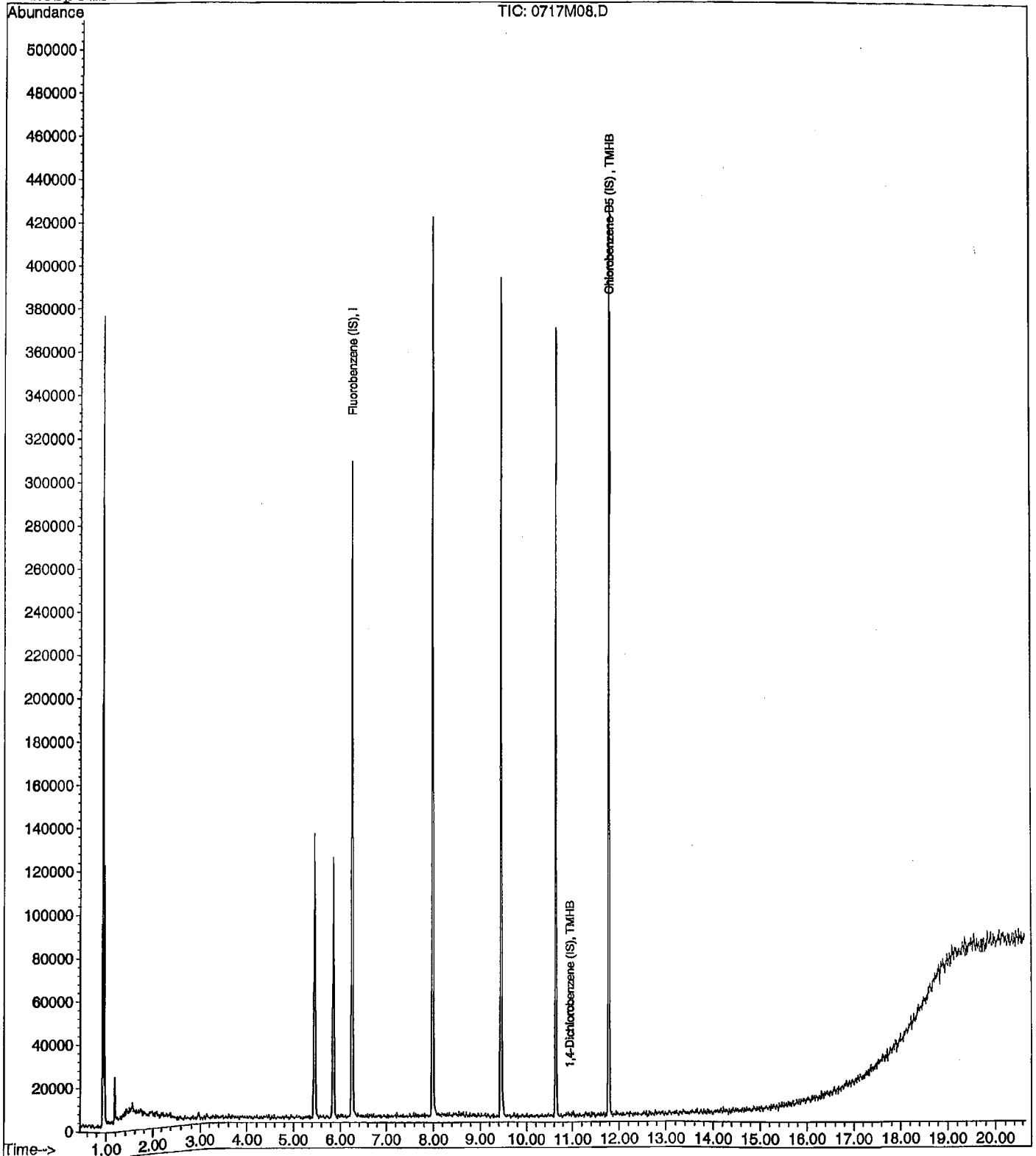
Data File : M:\MAX\DATA\210716\0717M08.D  
Acq On : 17 Jul 21 16:39  
Sample : 210717A BLK  
Misc : IS&S 6/4/21

Vial: 8  
Operator: LP,DG,CH  
Inst : Max  
Multiplr: 1.00

Quant Time: Sep 18 10:39 2021

Quant Results File: MGAS0716.RES

Method : M:\MAX\DATA\210716\MGAS0716.M (RTE Integrator)  
Title : METHOD 8260B  
Last Update : Mon Jul 19 12:28:22 2021  
Response via : Initial Calibration



Quantitation Report (Not Reviewed)

Data File : M:\MAX\DATA\210716\0717M06.D  
 Acq On : 17 Jul 21 15:43  
 Sample : 210717A LCS 300ug/L  
 Misc : IS&S 6/4/21  
 MS Integration Params: LSCINT.P  
 Quant Time: Aug 2 13:03 2021

Vial: 6  
 Operator: LP,DG,CH  
 Inst : Max  
 Multiplr: 1.00000

Quant Results File: M0716SUR.RES

Quant Method : M:\MAX\DATA\210716\M0716SUR.M (RTE Integrator)  
 Title : METHOD 8260B  
 Last Update : Sat Jul 17 14:22:13 2021  
 Response via : Initial Calibration  
 DataAcq Meth : M8260\_071621

Internal Standards	R.T.	QIon	Response	Conc	Units	Dev (Min)
1) Fluorobenzene (IS)	6.25	96	268861	25.00	ppb	0.00
4) Chlorobenzene-D5 (IS)	9.45	117	229414	25.00	ppb	0.00
7) 1,4-Dichlorobenzene-D (IS)	11.78	152	142248	25.00	ppb	0.00
System Monitoring Compounds						
2) Dibromofluoromethane(S)	5.46	111	77629	25.48	ppb	0.00
Spiked Amount						Recovery = 101.900%
3) 1,2-DCA-D4(S)	5.85	65	47456	26.86	ppb	0.00
Spiked Amount						Recovery = 107.452%
5) Toluene-D8(S)	7.98	98	267926	24.82	ppb	0.00
Spiked Amount						Recovery = 99.296%
6) 4-Bromofluorobenzene(S)	10.64	95	106476	24.96	ppb	0.00
Spiked Amount						Recovery = 99.832%
Target Compounds						Qvalue

(#) = qualifier out of range (m) = manual integration  
 0717M06.D M0716SUR.M Sat Sep 18 10:23:53 2021

Quantitation Report (QT Reviewed)

Data File : M:\MAX\DATA\210716\0717M06.D  
Acq On : 17 Jul 21 15:43  
Sample : 210717A LCS 300ug/L  
Misc : IS&S 6/4/21

Vial: 6  
Operator: LP,DG,CH  
Inst : Max  
Multiplr: 1.00

Quant Time: Aug 30 8:38 2021

Quant Results File: MGAS0716.RES

Quant Method : M:\MAX\DATA\210716\MGAS0716.M (RTE Integrator)  
Title : METHOD 8260B  
Last Update : Mon Jul 19 12:28:22 2021  
Response via : Initial Calibration  
DataAcq Meth : M8260\_071621

Internal Standards	R.T.	QIon	Response	Conc	Units	Dev(Min)
1) Fluorobenzene (IS)	6.25	TIC	309377	25.00	ppb	0.00
3) Chlorobenzene-D5 (IS)	11.78	TIC	303635m	25.00	ppb	0.00
4) 1,4-Dichlorobenzene (IS)	10.94	TIC	143153m	25.00	ppb	0.00

System Monitoring Compounds

Target Compounds	R.T.	QIon	Response	Conc	Units	Qvalue
2) Gasoline C6-C10	7.98	TIC	5298443m	332.77	ppb	100

Quantitation Report

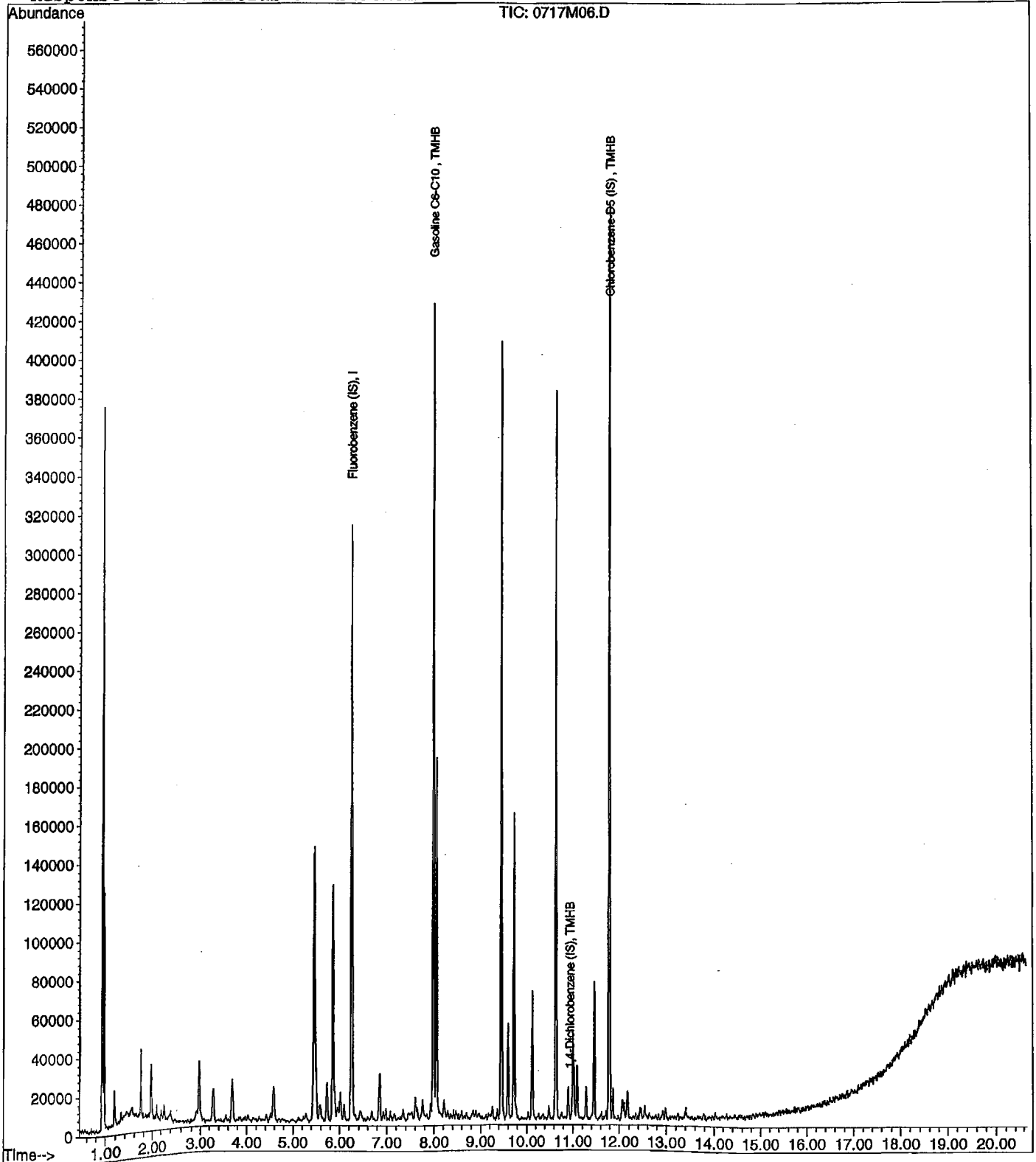
Data File : M:\MAX\DATA\210716\0717M06.D  
Acq On : 17 Jul 21 15:43  
Sample : 210717A LCS 300ug/L  
Misc : IS&S 6/4/21

Vial: 6  
Operator: LP,DG,CH  
Inst : Max  
Multiplr: 1.00

Quant Time: Aug 30 8:38 2021

Quant Results File: MGAS0716.RES

Method : M:\MAX\DATA\210716\MGAS0716.M (RTE Integrator)  
Title : METHOD 8260B  
Last Update : Mon Jul 19 12:28:22 2021  
Response via : Initial Calibration



Quantitation Report (Not Reviewed)

Data File : M:\MAX\DATA\210716\0717M07.D  
 Acq On : 17 Jul 21 16:11  
 Sample : 210717A LCSD 300ug/L  
 Misc : IS&S 6/4/21  
 MS Integration Params: LSCINT.P  
 Quant Time: Aug 2 13:03 2021

Vial: 7  
 Operator: LP,DG,CH  
 Inst : Max  
 Multiplr: 1.00000

Quant Results File: M0716SUR.RES

Quant Method : M:\MAX\DATA\210716\M0716SUR.M (RTE Integrator)  
 Title : METHOD 8260B  
 Last Update : Sat Jul 17 14:22:13 2021  
 Response via : Initial Calibration  
 DataAcq Meth : M8260\_071621

Internal Standards	R.T.	QIon	Response	Conc	Units	Dev(Min)
1) Fluorobenzene (IS)	6.25	96	271451	25.00	ppb	0.00
4) Chlorobenzene-D5 (IS)	9.45	117	234509	25.00	ppb	0.00
7) 1,4-Dichlorobenzene-D (IS)	11.78	152	143918	25.00	ppb	0.00
<b>System Monitoring Compounds</b>						
2) Dibromofluoromethane(S)	5.46	111	79036	25.69	ppb	0.00
Spiked Amount	25.000		Recovery	=	102.756%	
3) 1,2-DCA-D4(S)	5.85	65	50936	28.56	ppb	0.00
Spiked Amount	25.000		Recovery	=	114.232%	
5) Toluene-D8(S)	7.98	98	270227	24.49	ppb	0.00
Spiked Amount	25.000		Recovery	=	97.976%	
6) 4-Bromofluorobenzene(S)	10.63	95	110034	25.23	ppb	0.00
Spiked Amount	25.000		Recovery	=	100.928%	

Target Compounds Qvalue

(#) = qualifier out of range (m) = manual integration  
 0717M07.D M0716SUR.M Sat Sep 18 10:24:32 2021

Quantitation Report (QT Reviewed)

Data File : M:\MAX\DATA\210716\0717M07.D  
 Acq On : 17 Jul 21 16:11  
 Sample : 210717A LCSD 300ug/L  
 Misc : IS&S 6/4/21

Vial: 7  
 Operator: LP,DG,CH  
 Inst : Max  
 Multiplr: 1.00

Quant Time: Jul 19 12:34 2021

Quant Results File: MGAS0716.RES

Quant Method : M:\MAX\DATA\210716\MGAS0716.M (RTE Integrator)  
 Title : METHOD 8260B  
 Last Update : Mon Jul 19 12:28:22 2021  
 Response via : Initial Calibration  
 DataAcq Meth : M8260\_071621

Internal Standards	R.T.	QIon	Response	Conc	Units	Dev(Min)
1) Fluorobenzene (IS)	6.25	TIC	313640	25.00	ppb	0.00
3) Chlorobenzene-D5 (IS)	11.78	TIC	308276m	25.00	ppb	0.00
4) 1,4-Dichlorobenzene (IS)	10.94	TIC	140108m	25.00	ppb	0.00

System Monitoring Compounds

Target Compounds	R.T.	QIon	Response	Conc	Units	Qvalue
2) Gasoline C6-C10	7.98	TIC	5316716m	321.39	ppb	100

Quantitation Report

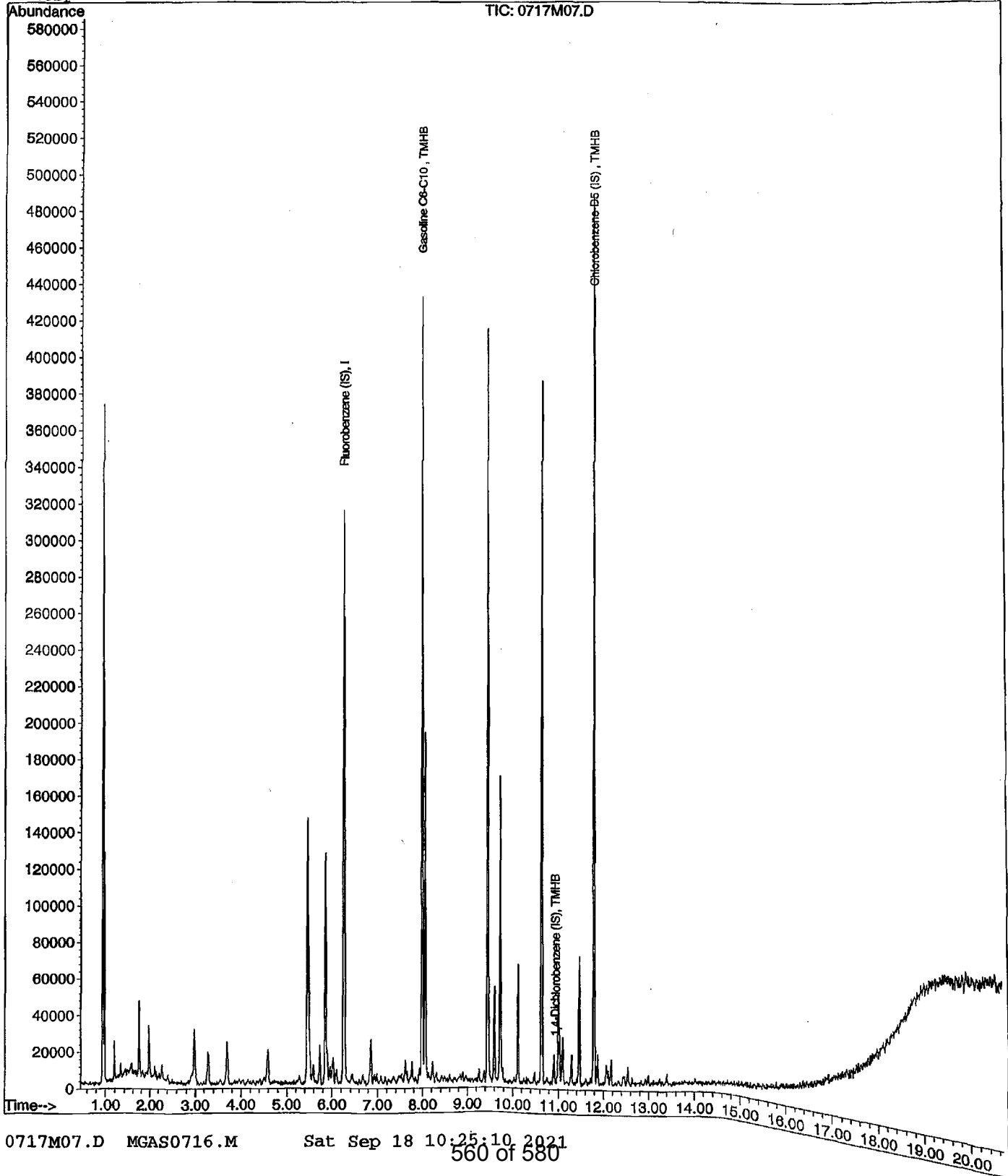
Data File : M:\MAX\DATA\210716\0717M07.D  
Acq On : 17 Jul 21 16:11  
Sample : 210717A LCSD 300ug/L  
Misc : IS&S 6/4/21

Vial: 7  
Operator: LP,DG,CH  
Inst : Max  
Multiplr: 1.00

Quant Time: Jul 19 12:34 2021

Quant Results File: MGAS0716.RES

Method : M:\MAX\DATA\210716\MGAS0716.M (RTE Integrator)  
Title : METHOD 8260B  
Last Update : Mon Jul 19 12:28:22 2021  
Response via : Initial Calibration





Quantitation Report (Not Reviewed)

Data File : M:\MAX\DATA\210716\0719M08.D  
 Acq On : 19 Jul 21 13:09  
 Sample : 210718A BLK  
 Misc : IS&S 6/4/21

Vial: 8  
 Operator: LP,DG,CH  
 Inst : Max  
 Multiplr: 1.00

Quant Time: Aug 2 11:36 2021

Quant Results File: M0716SUR.RES

Quant Method : M:\MAX\DATA\210716\M0716SUR.M (RTE Integrator)  
 Title : METHOD 8260B  
 Last Update : Sat Jul 17 14:22:13 2021  
 Response via : Initial Calibration  
 DataAcq Meth : M8260\_071621

Internal Standards	R.T.	QIon	Response	Conc	Units	Dev(Min)
1) Fluorobenzene (IS)	6.25	96	258485	25.00	ppb	0.00
4) Chlorobenzene-D5 (IS)	9.45	117	221847	25.00	ppb	0.00
7) 1,4-Dichlorobenzene-D (IS)	11.78	152	134303	25.00	ppb	0.00
<b>System Monitoring Compounds</b>						
2) Dibromofluoromethane(S)	5.46	111	75745	25.85	ppb	0.00
Spiked Amount	25.000					
					Recovery =	103.420%
3) 1,2-DCA-D4(S)	5.85	65	47192	27.79	ppb	0.00
Spiked Amount	25.000					
					Recovery =	111.144%
5) Toluene-D8(S)	7.98	98	251682	24.11	ppb	0.00
Spiked Amount	25.000					
					Recovery =	96.460%
6) 4-Bromofluorobenzene(S)	10.63	95	100114	24.27	ppb	0.00
Spiked Amount	25.000					
					Recovery =	97.068%

Target Compounds

Qvalue

Quantitation Report (QT Reviewed)

Data File : M:\MAX\DATA\210716\0719M08.D  
 Acq On : 19 Jul 21 13:09  
 Sample : 210718A BLK  
 Misc : IS&S 6/4/21

Vial: 8  
 Operator: LP,DG,CH  
 Inst : Max  
 Multiplr: 1.00

Quant Time: Aug 2 11:35 2021

Quant Results File: MGAS0716.RES

Quant Method : M:\MAX\DATA\210716\MGAS0716.M (RTE Integrator)  
 Title : METHOD 8260B  
 Last Update : Mon Jul 19 12:28:22 2021  
 Response via : Initial Calibration  
 DataAcq Meth : M8260\_071621

Internal Standards	R.T.	QIon	Response	Conc	Units	Dev (Min)
1) Fluorobenzene (IS)	6.25	TIC	296344	25.00	ppb	0.00
3) Chlorobenzene-D5 (IS)	11.78	TIC	264620m	25.00	ppb	0.00
4) 1,4-Dichlorobenzene (IS)	10.94	TIC	9739m	25.00	ppb	0.00

System Monitoring Compounds

Target Compounds Qvalue

Quantitation Report

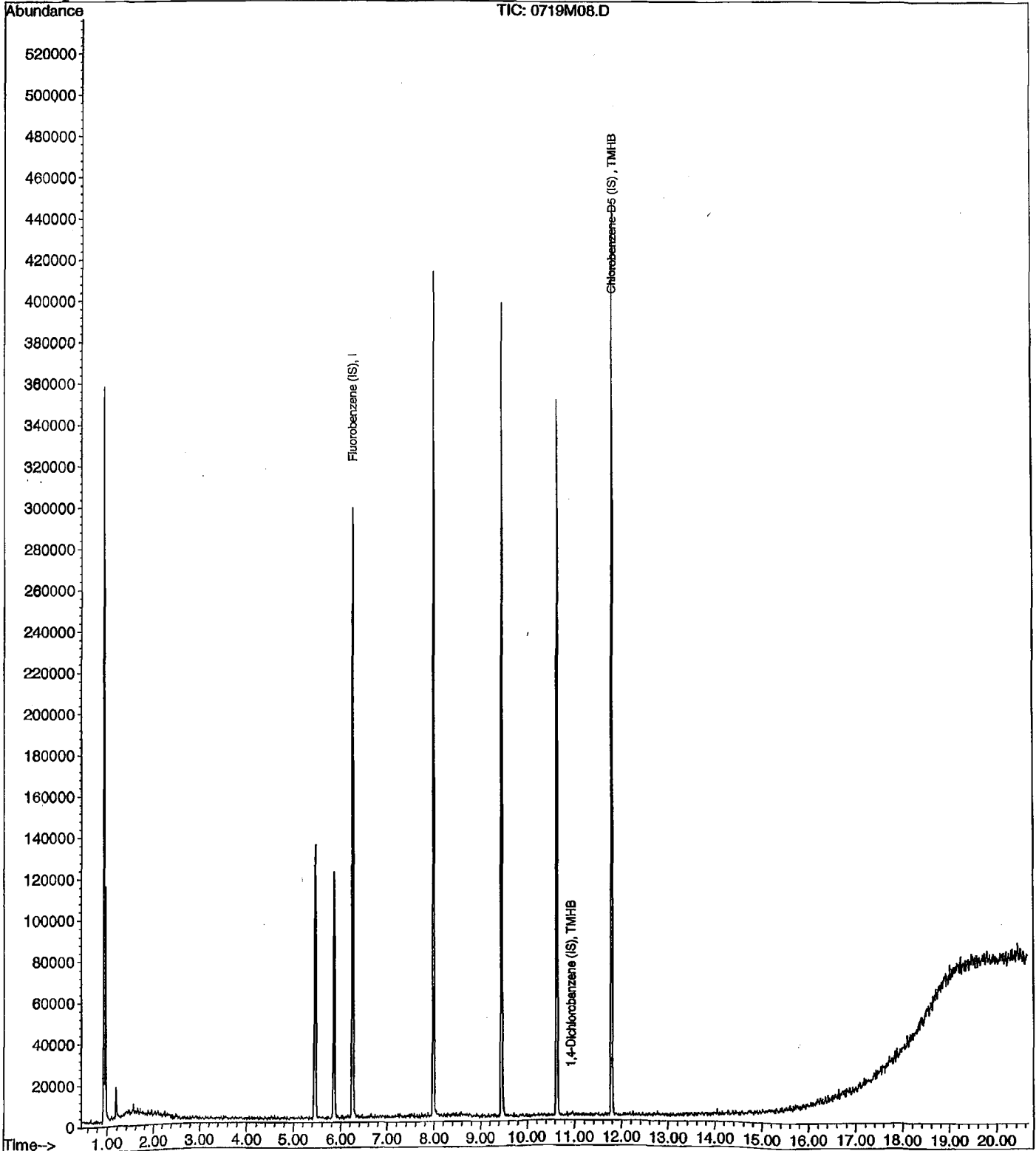
Data File : M:\MAX\DATA\210716\0719M08.D  
Acq On : 19 Jul 21 13:09  
Sample : 210718A BLK  
Misc : IS&S 6/4/21

Vial: 8  
Operator: LP,DG,CH  
Inst : Max  
Multiplr: 1.00

Quant Time: Aug 2 11:35 2021

Quant Results File: MGAS0716.RES

Method : M:\MAX\DATA\210716\MGAS0716.M (RTE Integrator)  
Title : METHOD 8260B  
Last Update : Mon Jul 19 12:28:22 2021  
Response via : Initial Calibration



Quantitation Report (Not Reviewed)

Data File : M:\MAX\DATA\210716\0719M06.D  
 Acq On : 19 Jul 21 12:13  
 Sample : 210718A LCS 300ug/L  
 Misc : IS&S 6/4/21

Vial: 6  
 Operator: LP,DG,CH  
 Inst : Max  
 Multiplr: 1.00

Quant Time: Aug 2 11:36 2021

Quant Results File: M0716SUR.RES

Quant Method : M:\MAX\DATA\210716\M0716SUR.M (RTE Integrator)  
 Title : METHOD 8260B  
 Last Update : Sat Jul 17 14:22:13 2021  
 Response via : Initial Calibration  
 DataAcq Meth : M8260\_071621

Internal Standards	R.T.	QIon	Response	Conc	Units	Dev(Min)
1) Fluorobenzene (IS)	6.25	96	256821	25.00	ppb	0.00
4) Chlorobenzene-D5 (IS)	9.45	117	218833	25.00	ppb	0.00
7) 1,4-Dichlorobenzene-D (IS)	11.78	152	132270	25.00	ppb	0.00
System Monitoring Compounds						
2) Dibromofluoromethane(S)	5.45	111	75733	26.02	ppb	0.00
Spiked Amount	25.000		Recovery	=	104.072%	
3) 1,2-DCA-D4(S)	5.85	65	46856	27.77	ppb	0.00
Spiked Amount	25.000		Recovery	=	111.068%	
5) Toluene-D8(S)	7.98	98	248724	24.16	ppb	0.00
Spiked Amount	25.000		Recovery	=	96.640%	
6) 4-Bromofluorobenzene(S)	10.63	95	101179	24.86	ppb	0.00
Spiked Amount	25.000		Recovery	=	99.452%	

Target Compounds Qvalue

Quantitation Report (QT Reviewed)

Data File : M:\MAX\DATA\210716\0719M06.D  
 Acq On : 19 Jul 21 12:13  
 Sample : 210718A LCS 300ug/L  
 Misc : IS&S 6/4/21

Vial: 6  
 Operator: LP,DG,CH  
 Inst : Max  
 Multiplr: 1.00

Quant Time: Jul 19 12:37 2021

Quant Results File: MGAS0716.RES

Quant Method : M:\MAX\DATA\210716\MGAS0716.M (RTE Integrator)  
 Title : METHOD 8260B  
 Last Update : Mon Jul 19 12:28:22 2021  
 Response via : Initial Calibration  
 DataAcq Meth : M8260\_071621

Internal Standards	R.T.	QIon	Response	Conc	Units	Dev(Min)
1) Fluorobenzene (IS)	6.25	TIC	294481	25.00	ppb	0.00
3) Chlorobenzene-D5 (IS)	11.78	TIC	288520m	25.00	ppb	0.00
4) 1,4-Dichlorobenzene (IS)	10.94	TIC	122439m	25.00	ppb	0.00

System Monitoring Compounds

Target Compounds	R.T.	QIon	Response	Conc	Units	Qvalue
2) Gasoline C6-C10	7.98	TIC	4749111m	267.63	ppb	100

Quantitation Report

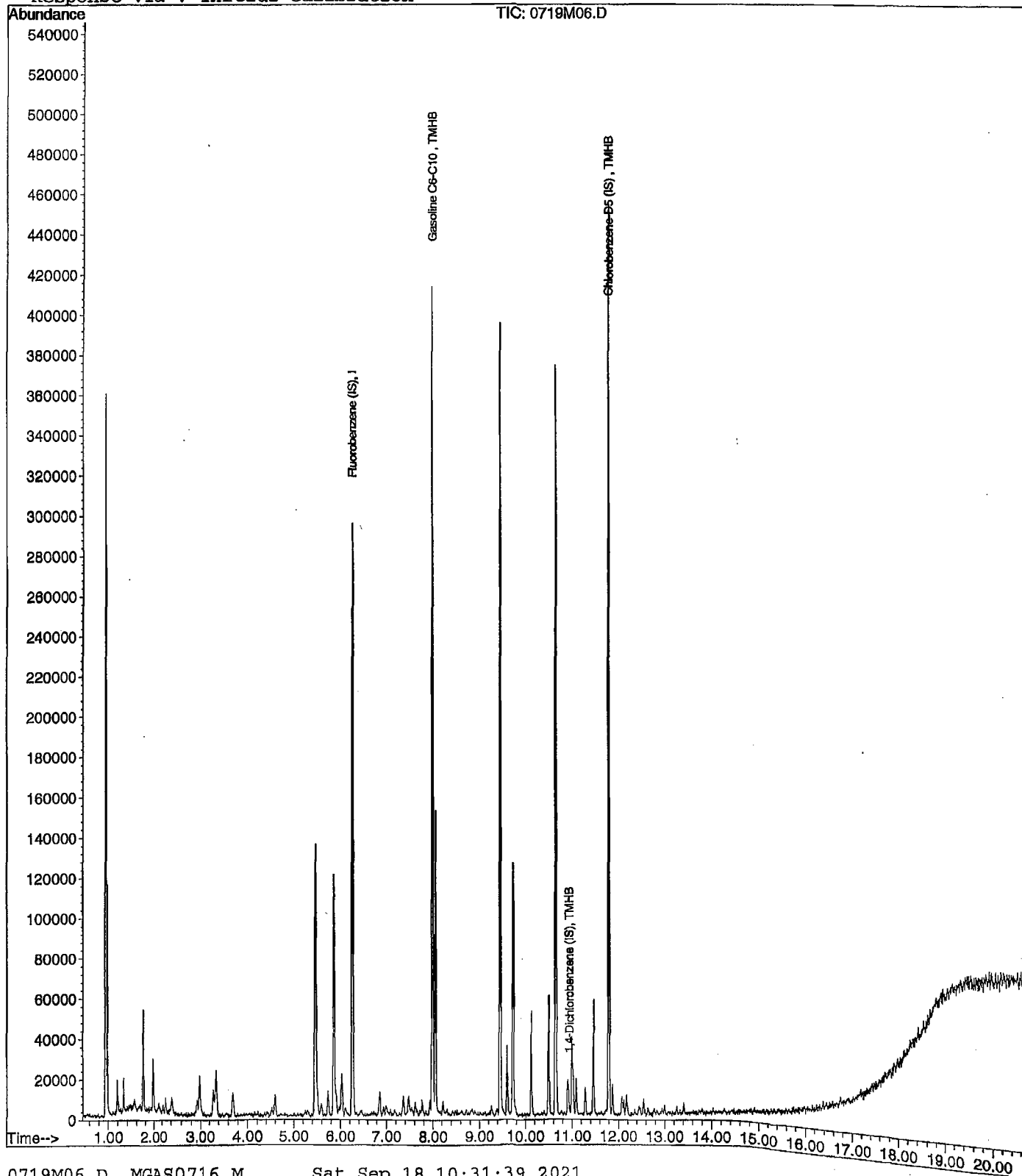
Data File : M:\MAX\DATA\210716\0719M06.D  
Acq On : 19 Jul 21 12:13  
Sample : 210718A LCS 300ug/L  
Misc : IS&S 6/4/21

Vial: 6  
Operator: LP,DG,CH  
Inst : Max  
Multiplr: 1.00

Quant Time: Jul 19 12:37 2021

Quant Results File: MGAS0716.RES

Method : M:\MAX\DATA\210716\MGAS0716.M (RTE Integrator)  
Title : METHOD 8260B  
Last Update : Mon Jul 19 12:28:22 2021  
Response via : Initial Calibration



Quantitation Report (Not Reviewed)

Data File : M:\MAX\DATA\210716\0719M07.D  
 Acq On : 19 Jul 21 12:41  
 Sample : 210718A LCSD 300ug/L  
 Misc : IS&S 6/4/21

Vial: 7  
 Operator: LP,DG,CH  
 Inst : Max  
 Multiplr: 1.00

Quant Time: Aug 2 11:36 2021

Quant Results File: M0716SUR.RES

Quant Method : M:\MAX\DATA\210716\M0716SUR.M (RTE Integrator)  
 Title : METHOD 8260B  
 Last Update : Sat Jul 17 14:22:13 2021  
 Response via : Initial Calibration  
 DataAcq Meth : M8260\_071621

Internal Standards	R.T.	QIon	Response	Conc	Units	Dev(Min)
1) Fluorobenzene (IS)	6.25	96	263288	25.00	ppb	0.00
4) Chlorobenzene-D5 (IS)	9.45	117	222968	25.00	ppb	0.00
7) 1,4-Dichlorobenzene-D (IS)	11.78	152	137225	25.00	ppb	0.00
System Monitoring Compounds						
2) Dibromofluoromethane(S)	5.45	111	76730	25.71	ppb	0.00
Spiked Amount	25.000		Recovery	=	102.852%	
3) 1,2-DCA-D4(S)	5.85	65	47720	27.58	ppb	0.00
Spiked Amount	25.000		Recovery	=	110.336%	
5) Toluene-D8(S)	7.98	98	255947	24.40	ppb	0.00
Spiked Amount	25.000		Recovery	=	97.600%	
6) 4-Bromofluorobenzene(S)	10.63	95	101763	24.54	ppb	0.00
Spiked Amount	25.000		Recovery	=	98.172%	

Target Compounds

Qvalue

Quantitation Report (QT Reviewed)

Data File : M:\MAX\DATA\210716\0719M07.D  
Acq On : 19 Jul 21 12:41  
Sample : 210718A LCSD 300ug/L  
Misc : IS&S 6/4/21

Vial: 7  
Operator: LP,DG,CH  
Inst : Max  
Multiplr: 1.00

Quant Time: Jul 20 9:19 2021

Quant Results File: MGAS0716.RES

Quant Method : M:\MAX\DATA\210716\MGAS0716.M (RTE Integrator)  
Title : METHOD 8260B  
Last Update : Mon Jul 19 12:28:22 2021  
Response via : Initial Calibration  
DataAcq Meth : M8260\_071621

Internal Standards	R.T.	QIon	Response	Conc	Units	Dev(Min)
1) Fluorobenzene (IS)	6.25	TIC	301687	25.00	ppb	0.00
3) Chlorobenzene-D5 (IS)	11.78	TIC	289486m	25.00	ppb	0.00
4) 1,4-Dichlorobenzene (IS)	10.94	TIC	104454m	25.00	ppb	0.00

System Monitoring Compounds

Target Compounds	R.T.	QIon	Response	Conc	Units	Qvalue
2) Gasoline C6-C10	7.98	TIC	4989331m	294.43	ppb	100



Quantitation Report

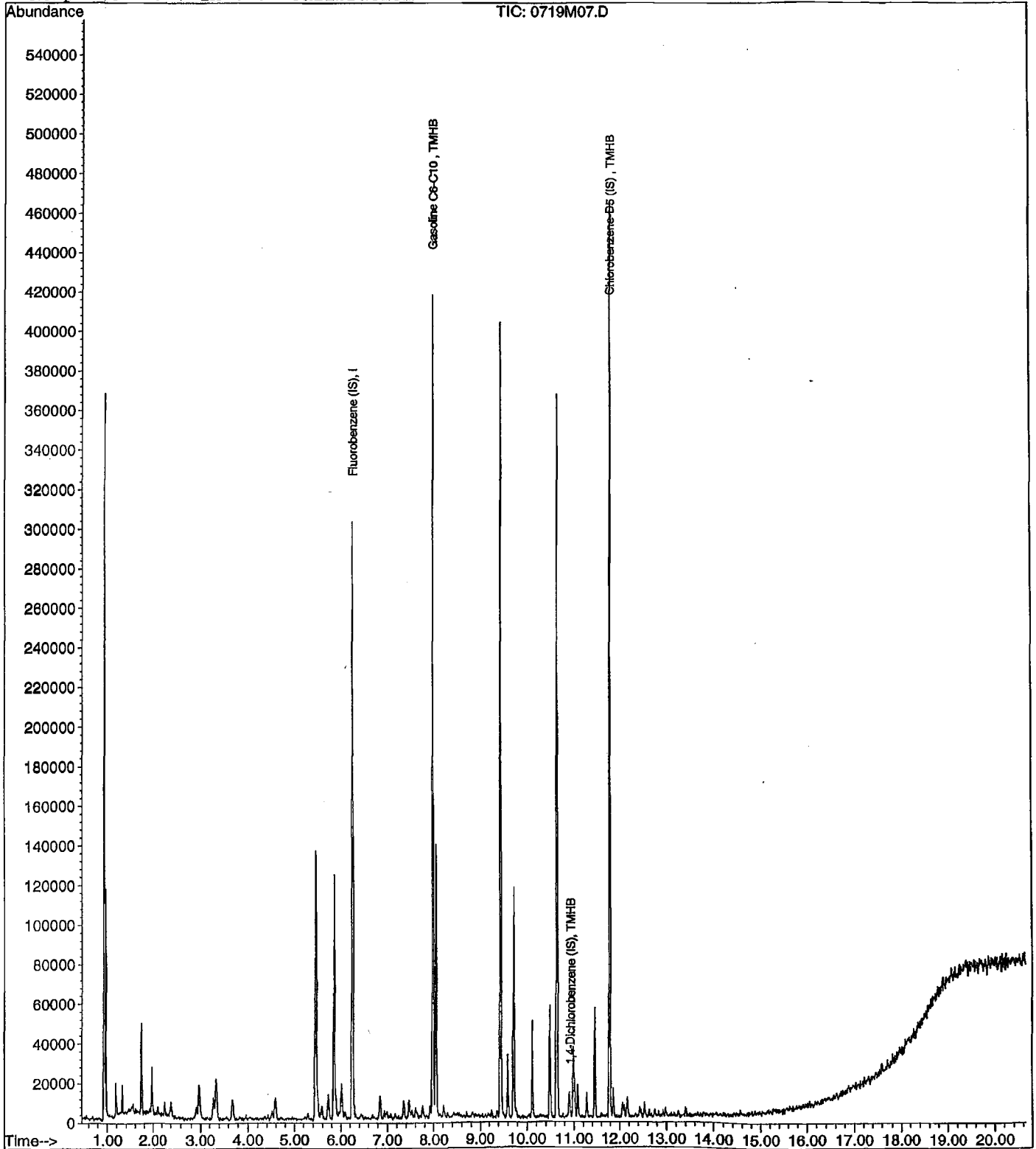
Data File : M:\MAX\DATA\210716\0719M07.D  
Acq On : 19 Jul 21 12:41  
Sample : 210718A LCSD 300ug/L  
Misc : IS&S 6/4/21

Vial: 7  
Operator: LP,DG,CH  
Inst : Max  
Multiplr: 1.00

Quant Time: Jul 20 9:19 2021

Quant Results File: MGAS0716.RES

Method : M:\MAX\DATA\210716\MGAS0716.M (RTE Integrator)  
Title : METHOD 8260B  
Last Update : Mon Jul 19 12:28:22 2021  
Response via : Initial Calibration



Quantitation Report (Not Reviewed)

Data File : M:\MAX\DATA\210716\0719M35.D  
 Acq On : 20 Jul 21 1:44  
 Sample : 210718B BLK  
 Misc : IS&S 6/4/21

Vial: 35  
 Operator: LP,DG,CH  
 Inst : Max  
 Multiplr: 1.00

Quant Time: Aug 2 12:00 2021

Quant Results File: M0716SUR.RES

Quant Method : M:\MAX\DATA\210716\M0716SUR.M (RTE Integrator)  
 Title : METHOD 8260B  
 Last Update : Sat Jul 17 14:22:13 2021  
 Response via : Initial Calibration  
 DataAcq Meth : M8260\_071621

Internal Standards	R.T.	QIon	Response	Conc	Units	Dev(Min)
1) Fluorobenzene (IS)	6.25	96	256862	25.00	ppb	0.00
4) Chlorobenzene-D5 (IS)	9.45	117	218791	25.00	ppb	0.00
7) 1,4-Dichlorobenzene-D (IS)	11.78	152	122695	25.00	ppb	0.00
<b>System Monitoring Compounds</b>						
2) Dibromofluoromethane(S)	5.45	111	75085	25.79	ppb	0.00
Spiked Amount				25.000		
				Recovery	=	103.164%
3) 1,2-DCA-D4 (S)	5.85	65	46840	27.75	ppb	0.00
Spiked Amount				25.000		
				Recovery	=	111.012%
5) Toluene-D8 (S)	7.98	98	245168	23.82	ppb	0.00
Spiked Amount				25.000		
				Recovery	=	95.276%
6) 4-Bromofluorobenzene (S)	10.63	95	96495	23.72	ppb	0.00
Spiked Amount				25.000		
				Recovery	=	94.868%
Target Compounds						Qvalue

Quantitation Report (QT Reviewed)

Data File : M:\MAX\DATA\210716\0719M35.D  
 Acq On : 20 Jul 21 1:44  
 Sample : 210718B BLK  
 Misc : IS&S 6/4/21

Vial: 35  
 Operator: LP,DG,CH  
 Inst : Max  
 Multiplr: 1.00

Quant Time: Aug 2 11:51 2021

Quant Results File: MGAS0716.RES

Quant Method : M:\MAX\DATA\210716\MGAS0716.M (RTE Integrator)  
 Title : METHOD 8260B  
 Last Update : Mon Jul 19 12:28:22 2021  
 Response via : Initial Calibration  
 DataAcq Meth : M8260\_071621

Internal Standards	R.T.	QIon	Response	Conc	Units	Dev (Min)
1) Fluorobenzene (IS)	6.25	TIC	297023	25.00	ppb	0.00
3) Chlorobenzene-D5 (IS)	11.78	TIC	245899m	25.00	ppb	0.00
4) 1,4-Dichlorobenzene (IS)	10.94	TIC	13166m	25.00	ppb	0.00

System Monitoring Compounds

Target Compounds

Qvalue

Quantitation Report

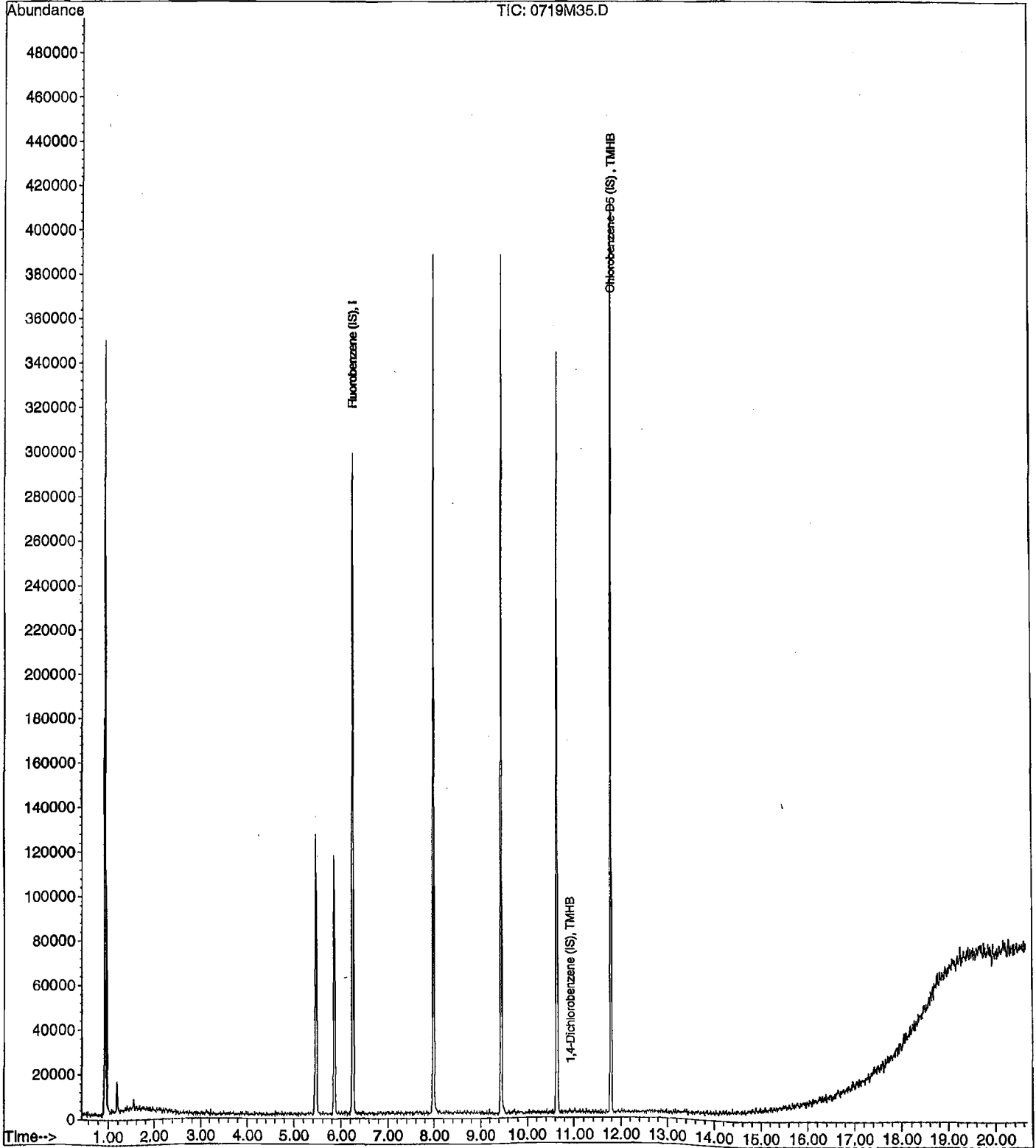
Data File : M:\MAX\DATA\210716\0719M35.D  
Acq On : 20 Jul 21 1:44  
Sample : 210718B BLK  
Misc : IS&S 6/4/21

Vial: 35  
Operator: LP,DG,CH  
Inst : Max  
Multiplr: 1.00

Quant Time: Aug 2 11:51 2021

Quant Results File: MGAS0716.RES

Method : M:\MAX\DATA\210716\MGAS0716.M (RTE Integrator)  
Title : METHOD 8260B  
Last Update : Mon Jul 19 12:28:22 2021  
Response via : Initial Calibration



Quantitation Report (Not Reviewed)

Data File : M:\MAX\DATA\210716\0719M33.D  
 Acq On : 20 Jul 21 00:48  
 Sample : 210718B LCS 300ug/L  
 Misc : IS&S 6/4/21

Vial: 33  
 Operator: LP,DG,CH  
 Inst : Max  
 Multiplr: 1.00

Quant Time: Aug 2 12:00 2021

Quant Results File: M0716SUR.RES

Quant Method : M:\MAX\DATA\210716\M0716SUR.M (RTE Integrator)  
 Title : METHOD 8260B  
 Last Update : Sat Jul 17 14:22:13 2021  
 Response via : Initial Calibration  
 DataAcq Meth : M8260\_071621

Internal Standards	R.T.	QIon	Response	Conc	Units	Dev(Min)
1) Fluorobenzene (IS)	6.25	96	257971	25.00	ppb	0.00
4) Chlorobenzene-D5 (IS)	9.45	117	219462	25.00	ppb	0.00
7) 1,4-Dichlorobenzene-D (IS)	11.78	152	130876	25.00	ppb	0.00
<b>System Monitoring Compounds</b>						
2) Dibromofluoromethane(S)	5.45	111	74240	25.39	ppb	0.00
Spiked Amount 25.000			Recovery =	101.564%		
3) 1,2-DCA-D4 (S)	5.85	65	49416	29.15	ppb	0.00
Spiked Amount 25.000			Recovery =	116.612%		
5) Toluene-D8 (S)	7.98	98	247140	23.94	ppb	0.00
Spiked Amount 25.000			Recovery =	95.748%		
6) 4-Bromofluorobenzene (S)	10.63	95	100515	24.63	ppb	0.00
Spiked Amount 25.000			Recovery =	98.516%		

Target Compounds

Qvalue

Quantitation Report (QT Reviewed)

Data File : M:\MAX\DATA\210716\0719M33.D  
 Acq On : 20 Jul 21 00:48  
 Sample : 210718B LCS 300ug/L  
 Misc : IS&S 6/4/21

Vial: 33  
 Operator: LP,DG,CH  
 Inst : Max  
 Multiplr: 1.00

Quant Time: Jul 20 9:21 2021

Quant Results File: MGAS0716.RES

Quant Method : M:\MAX\DATA\210716\MGAS0716.M (RTE Integrator)  
 Title : METHOD 8260B  
 Last Update : Mon Jul 19 12:28:22 2021  
 Response via : Initial Calibration  
 DataAcq Meth : M8260\_071621

Internal Standards	R.T.	QIon	Response	Conc	Units	Dev(Min)
1) Fluorobenzene (IS)	6.25	TIC	293702	25.00	ppb	0.00
3) Chlorobenzene-D5 (IS)	11.78	TIC	293402m	25.00	ppb	0.00
4) 1,4-Dichlorobenzene (IS)	10.94	TIC	99990m	25.00	ppb	0.00

System Monitoring Compounds

Target Compounds	R.T.	QIon	Response	Conc	Units	Qvalue
2) Gasoline C6-C10	7.98	TIC	4959450m	317.11	ppb	100

Quantitation Report

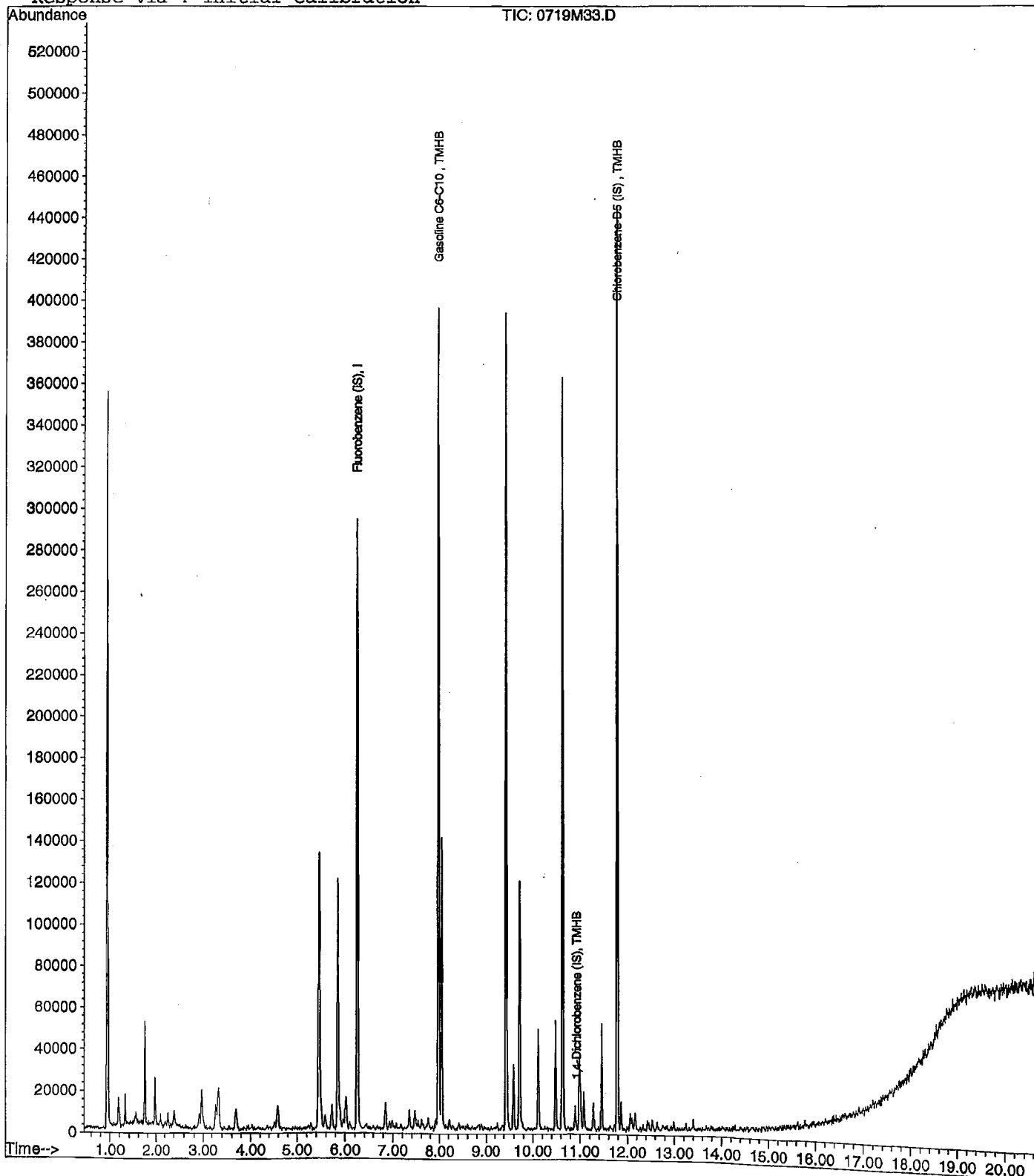
Data File : M:\MAX\DATA\210716\0719M33.D  
Acq On : 20 Jul 21 00:48  
Sample : 210718B LCS 300ug/L  
Misc : IS&S 6/4/21

Vial: 33  
Operator: LP,DG,CH  
Inst : Max  
Multiplr: 1.00

Quant Time: Jul 20 9:21 2021

Quant Results File: MGAS0716.RES

Method : M:\MAX\DATA\210716\MGAS0716.M (RTE Integrator)  
Title : METHOD 8260B  
Last Update : Mon Jul 19 12:28:22 2021  
Response via : Initial Calibration



Quantitation Report (Not Reviewed)

Data File : M:\MAX\DATA\210716\0719M34.D  
 Acq On : 20 Jul 21 1:16  
 Sample : 210718B LCSD 300ug/L  
 Misc : IS&S 6/4/21

Vial: 34  
 Operator: LP,DG,CH  
 Inst : Max  
 Multiplr: 1.00

Quant Time: Aug 2 12:00 2021

Quant Results File: M0716SUR.RES

Quant Method : M:\MAX\DATA\210716\M0716SUR.M (RTE Integrator)  
 Title : METHOD 8260B  
 Last Update : Sat Jul 17 14:22:13 2021  
 Response via : Initial Calibration  
 DataAcq Meth : M8260\_071621

Internal Standards	R.T.	QIon	Response	Conc	Units	Dev(Min)
1) Fluorobenzene (IS)	6.25	96	257245	25.00	ppb	0.00
4) Chlorobenzene-D5 (IS)	9.45	117	218982	25.00	ppb	0.00
7) 1,4-Dichlorobenzene-D (IS)	11.78	152	133349	25.00	ppb	0.00
System Monitoring Compounds						
2) Dibromofluoromethane(S)	5.45	111	75882	26.03	ppb	0.00
Spiked Amount						
			Recovery	=	104.104%	
3) 1,2-DCA-D4(S)	5.85	65	47072	27.85	ppb	0.00
Spiked Amount						
			Recovery	=	111.396%	
5) Toluene-D8(S)	7.98	98	247157	23.99	ppb	0.00
Spiked Amount						
			Recovery	=	95.964%	
6) 4-Bromofluorobenzene(S)	10.63	95	100447	24.67	ppb	0.00
Spiked Amount						
			Recovery	=	98.668%	

Target Compounds

Qvalue



Quantitation Report (QT Reviewed)

Data File : M:\MAX\DATA\210716\0719M34.D  
 Acq On : 20 Jul 21 1:16  
 Sample : 210718B LCSD 300ug/L  
 Misc : IS&S 6/4/21

Vial: 34  
 Operator: LP,DG,CH  
 Inst : Max  
 Multiplr: 1.00

Quant Time: Jul 20 9:21 2021

Quant Results File: MGAS0716.RES

Quant Method : M:\MAX\DATA\210716\MGAS0716.M (RTE Integrator)  
 Title : METHOD 8260B  
 Last Update : Mon Jul 19 12:28:22 2021  
 Response via : Initial Calibration  
 DataAcq Meth : M8260\_071621

Internal Standards	R.T.	QIon	Response	Conc	Units	Dev(Min)
1) Fluorobenzene (IS)	6.25	TIC	299716	25.00	ppb	0.00
3) Chlorobenzene-D5 (IS)	11.78	TIC	294019m	25.00	ppb	0.00
4) 1,4-Dichlorobenzene (IS)	10.94	TIC	85468m	25.00	ppb	0.00

System Monitoring Compounds

Target Compounds	R.T.	QIon	Response	Conc	Units	Qvalue
2) Gasoline C6-C10	7.98	TIC	4853601m	271.99	ppb	100

Quantitation Report

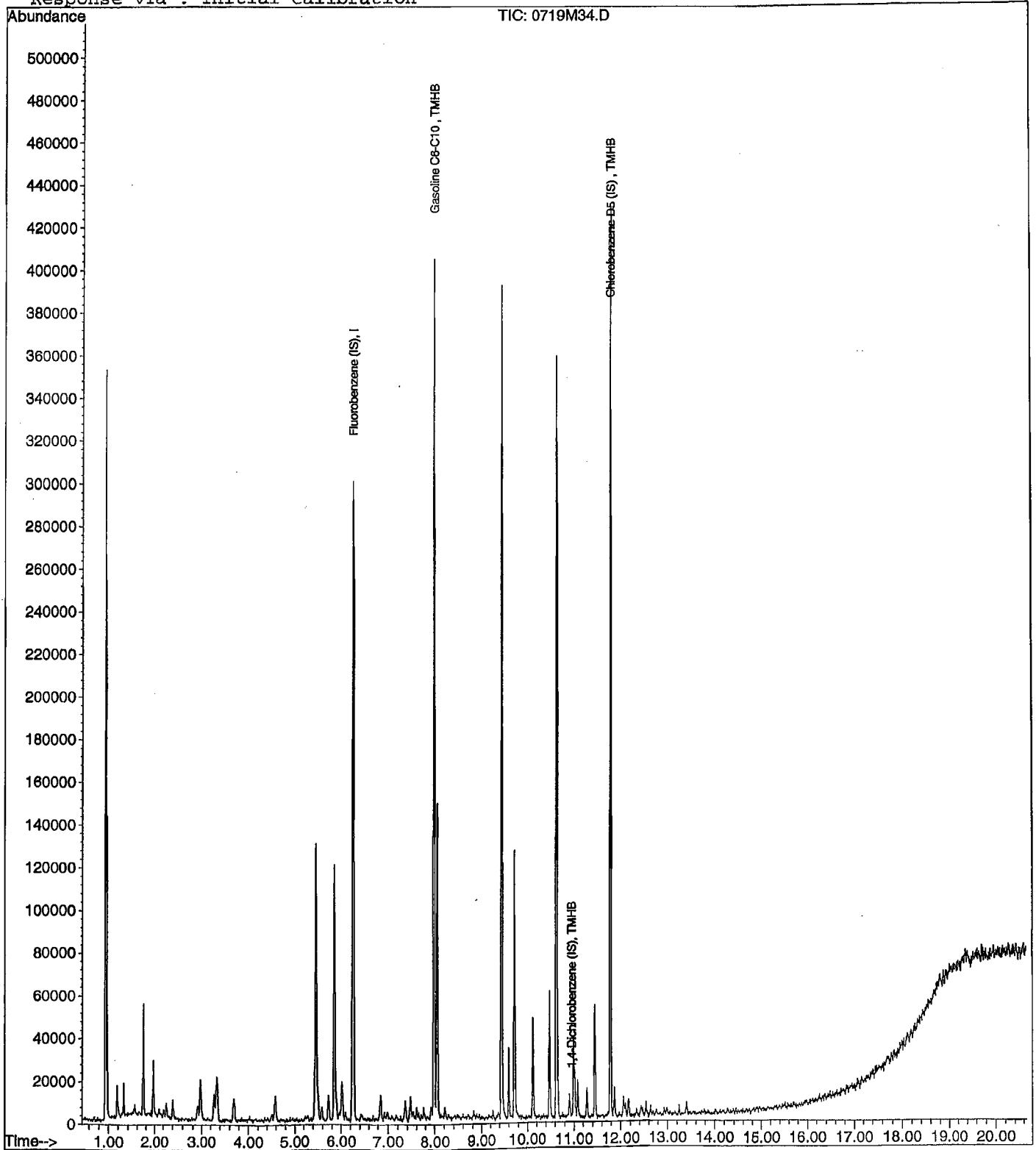
Data File : M:\MAX\DATA\210716\0719M34.D  
Acq On : 20 Jul 21 1:16  
Sample : 210718B LCSD 300ug/L  
Misc : IS&S 6/4/21

Vial: 34  
Operator: LP,DG,CH  
Inst : Max  
Multiplr: 1.00

Quant Time: Jul 20 9:21 2021

Quant Results File: MGAS0716.RES

Method : M:\MAX\DATA\210716\MGAS0716.M (RTE Integrator)  
Title : METHOD 8260B  
Last Update : Mon Jul 19 12:28:22 2021  
Response via : Initial Calibration



### MAX Gas Standard Prep

Gas Primary Working Standard										
Prepared: 6/23/2021						Prepared By (Initials): CH				
Expires: 1/4/2022										
Methanol Lot No.										
Initial Standard Information						Final Standard Information				
Name of Initial Standard (QAU Label)	Supplier	Supplier P/N#	Conc. (ug/mL)	Lot Number - QA Number	Exp. Date (1 yr)	Exp. Date (Manufacturers)	Allquot From Stock	Final Volume	Solvent	Final Standard Conc. (ug/mL)
50,000ug/mL Gas STD	Restek	30205	50,000	A0132443	1/4/2022	12/31/2024	80uL	2mL	Methanol	2,000
Gas Second Source (SS) Working Standard										
Prepared: 3/31/2021						Prepared By (Initials): CH				
Expires: 1/31/1930										
Methanol Lot No.										
Initial Standard Information						Final Standard Information				
Name of Initial Standard (QAU Label)	Supplier	Supplier P/N#	Conc. (ug/mL)	Lot Number - QA Number	Exp. Date	Exp. Date (Manufacturers)	Allquot From Stock	Final Volume	Solvent	Final Standard Conc. (ug/mL)
Gasoline (50,000ppm)	Phenova	ALO-101543	50,000	CL14915-51175	1/4/2022	1/31/1930	80uL	2mL	Methanol	2,000
MAX Gas Calibration Curve										
Prepared: 7/16/2021						Prepared By (Initials): CH				
Expires: 9/14/2021										
Initial Standard Information						Final Standard Information				
Name of Initial Standard (QAU Label)	Supplier	APPL Mix Name	Conc. (ug/mL)	Reference To APPL Prep Date	Exp. Date	Exp. Date (Manufacturers)	Allquot From Stock	Final Volume	Solvent	Final Standard Conc. (ug/L)
VOA Gases Standards	Phenova	20ug/L	2,000	Prepared 06/23/21	1/4/2022	N/A	1uL	100mL	P&T Water	20
VOA Gases Standards	Phenova	50ug/L	2,000	Prepared 06/23/21	1/4/2022	N/A	2.5uL	100mL	P&T Water	50
VOA Gases Standards	Phenova	100ug/L	2,000	Prepared 06/23/21	1/4/2022	N/A	5uL	100mL	P&T Water	100
VOA Gases Standards	Phenova	300ug/L	2,000	Prepared 06/23/21	1/4/2022	N/A	15uL	100mL	P&T Water	300
VOA Gases Standards	Phenova	600ug/L	2,000	Prepared 06/23/21	1/4/2022	N/A	30uL	100mL	P&T Water	600
VOA Gases Standards	Phenova	800ug/L	2,000	Prepared 06/23/21	1/4/2022	N/A	40uL	100mL	P&T Water	800
VOA Gases Standards	Phenova	1,000ug/L	2,000	Prepared 06/23/21	1/4/2022	N/A	50uL	100mL	P&T Water	1,000
Zeus Gas Second Source										
Prepared: 7/16/2021						Prepared By (Initials): CH				
Expires: 9/14/2021										
Initial Standard Information						Final Standard Information				
Name of Initial Standard (QAU Label)	Supplier	APPL Mix Name	Conc. (ug/mL)	Reference To APPL Prep Date	Exp. Date	Exp. Date (Manufacturers)	Allquot From Stock	Final Volume	Solvent	Final Standard Conc. (ug/L)
50,000ug/mL Gas STD	Phenova	SS 300ug/L	2,000	Prepared 03/31/21	1/31/1930	N/A	15uL	100mL	P&T Water	300
MAX Gas Continuing Calibrations/Lab Control Spikes										
Prepared: 7/16/2021						Prepared By (Initials): CH				
Expires: 7/17/2021										
Initial Standard Information						Final Standard Information				
Name of Initial Standard (QAU Label)	Supplier	Supplier P/N#	Conc. (ug/mL)	Lot Number - QA Number	Exp. Date (1 yr)	Exp. Date (Manufacturers)	Allquot From Stock	Final Volume	Solvent	Final Standard Conc. (ug/mL)
VOA Gases Standards	Phenova	300ug/L	2,000	Prepared 06/23/21	1/4/2022	N/A	15uL	100mL	P&T Water	300

## Injection Log

Directory: M:\MAX\DATA\210716\

Line	Vial	FileName	Multiplier	SampleName	Misc Info	Injected
1	6	0716M06.D	1	0.3ug/L VOC STD 7/16/21	IS&S 6/4/21	16 Jul 21 13:19
2	7	0716M07.D	1	0.5ug/L VOC STD 7/16/21	IS&S 6/4/21	16 Jul 21 13:47
3	8	0716M08.D	1	1ug/L VOC STD 7/16/21	IS&S 6/4/21	16 Jul 21 14:15
4	9	0716M09.D	1	2ug/L VOC STD 7/16/21	IS&S 6/4/21	16 Jul 21 14:42
5	10	0716M10.D	1	5ug/L VOC STD 7/16/21	IS&S 6/4/21	16 Jul 21 15:10
6	11	0716M11.D	1	10ug/L VOC STD 7/16/21	IS&S 6/4/21	16 Jul 21 15:38
7	12	0716M12.D	1	20ug/L VOC STD 7/16/21	IS&S 6/4/21	16 Jul 21 16:06
8	13	0716M13.D	1	40ug/L VOC STD 7/16/21	IS&S 6/4/21	16 Jul 21 16:34
9	14	0716M14.D	1	100ug/L VOC STD 7/16/21	IS&S 6/4/21	16 Jul 21 17:03
10	17	0716M17.D	1	20ug/L GAS STD 7/16/21	IS&S 6/4/21	16 Jul 21 18:26
11	18	0716M18.D	1	50ug/L GAS STD 7/16/21	IS&S 6/4/21	16 Jul 21 18:54
12	19	0716M19.D	1	100ug/L GAS STD 7/16/21	IS&S 6/4/21	16 Jul 21 19:22
13	20	0716M20.D	1	300ug/L GAS STD 7/16/21	IS&S 6/4/21	16 Jul 21 19:50
14	21	0716M21.D	1	600ug/L GAS STD 7/16/21	IS&S 6/4/21	16 Jul 21 20:18
15	22	0716M22.D	1	800ug/L GAS STD 7/16/21	IS&S 6/4/21	16 Jul 21 20:46
16	23	0716M23.D	1	1000ug/L GAS STD 7/16/21	IS&S 6/4/21	16 Jul 21 21:14
17	25	0716M25.D	1	(SS)/LCS 300ug/L GAS STD 7/16/21	IS&S 6/4/21	16 Jul 21 22:10
18	5	0717M05.D	1	210717A CCV 300ug/L	IS&S 6/4/21	17 Jul 21 15:15
19	6	0717M06.D	1	210717A LCS 300ug/L	IS&S 6/4/21	17 Jul 21 15:43
20	7	0717M07.D	1	210717A LCSD 300ug/L	IS&S 6/4/21	17 Jul 21 16:11
21	8	0717M08.D	1	210717A BLK	IS&S 6/4/21	17 Jul 21 16:39
22	15	0717M15.D	1	BA36223W01	IS&S 6/4/21	17 Jul 21 19:55
23	16	0717M16.D	1	BA36224W01	IS&S 6/4/21	17 Jul 21 20:23
24	17	0717M17.D	1	BA36226W01	IS&S 6/4/21	17 Jul 21 20:51
25	18	0717M18.D	1	BA36227W01	IS&S 6/4/21	17 Jul 21 21:19
26	27	0717M27.D	1	Ending CCV 300ug/L 7/17/21	IS&S 6/4/21	18 Jul 21 1:30
27	5	0719M05.D	1	210718A CCV 300ug/L	IS&S 6/4/21	19 Jul 21 11:45
28	6	0719M06.D	1	210718A LCS 300ug/L	IS&S 6/4/21	19 Jul 21 12:13
29	7	0719M07.D	1	210718A LCSD 300ug/L	IS&S 6/4/21	19 Jul 21 12:41
30	8	0719M08.D	1	210718A BLK	IS&S 6/4/21	19 Jul 21 13:09
31	10	0719M10.D	1	BA36229W01	IS&S 6/4/21	19 Jul 21 14:05
32	11	0719M11.D	1	BA36232W01	IS&S 6/4/21	19 Jul 21 14:33
33	27	0719M27.D	1	Ending CCV 300ug/L 7/18/21	IS&S 6/4/21	19 Jul 21 22:00
34	32	0719M32.D	1	210718B CCV 300ug/L	IS&S 6/4/21	20 Jul 21 00:20
35	33	0719M33.D	1	210718B LCS 300ug/L	IS&S 6/4/21	20 Jul 21 00:48
36	34	0719M34.D	1	210718B LCSD 300ug/L	IS&S 6/4/21	20 Jul 21 1:16
37	35	0719M35.D	1	210718B BLK	IS&S 6/4/21	20 Jul 21 1:44
38	36	0719M36.D	1	BA36230W01	IS&S 6/4/21	20 Jul 21 2:12
39	37	0719M37.D	1	BA36233W01	IS&S 6/4/21	20 Jul 21 2:40
40	53	0719M53.D	1	Ending CCV 300ug/L 7/18/21	IS&S 6/4/21	20 Jul 21 10:07