



908 N. Temperance Ave., Clovis, CA 93611 - Phone 559-275-2175 - www.applinc.com

NELAP Certification Number: CA00046
DoD-ELAP Certification Number 4064.01
State Certification Number:

April 11, 2023

Watson Tanji
AECOM Honolulu
1001 Bishop Street, Suite 1600
Honolulu, HI 96813

RE: Red Hill AFFF Assessment Sampling
23C0204

Enclosed are the results of analyses for samples received by our laboratory on 3/24/2023. If you have any questions concerning this report, please feel free to contact me.

I certify that this data package is in compliance with the terms and conditions of the contract, both technically and for completeness. These test results meet all requirements of NELAC and DoD QSM. Release of the hard copy has been authorized by the Laboratory Manager or designee, as verified by the following signature.

Sincerely,

Karen Volpendesta
Project Manager

Table of Contents

Cover Letter	1
Case Narrative	4
Sample Results	6
QC Results	16
Notes and Definitions	21
Login Summary	22
Chain of Custody	23
Other Documents or Sub Lab Data	27
Fraction (PFAS)	28
Sample Data (EPA 1633)	29
Sample Results (23C0204-01RE2)	30
Sample Results (23C0204-02RE2)	39
Sample Results (23C0204-03RE2)	48
Sample Results (23C0204-04RE2)	57
Sample Results (23C0204-05RE2)	66
Quality Control (EPA 1633)	75
Surrogate Summary (BCD0035)	76
Method Blank Summary (BCD0035)	84
Method Blank Results (BCD0035)	85
Laboratory Control Recovery (BCD0035)	87
Calibration Summary (EPA 1633)	89
Calibration (SC01216)	98
Calibration (SC01366)	100
Initial Calibration Verification (SC01216)	157
Initial Calibration Verification (SC01366)	167

Table of Contents (continued)

CCV (SC01217)	190
CCV (SC01240)	192
CCV (SC01368)	194
Isomer check and TDCA (SC01217)	269
Isomer check and TDCA (SC01240)	277
Isomer check and TDCA (SC01368)	285
Quality Control Raw Data (EPA 1633)	298
QC Results (BCD0035)	299
Preparation Bench Sheet (BCD0035)	326
Injection Log (SC01216)	330
Injection Log (SC01217)	331
Injection Log (SC01240)	332
Injection Log (SC01366)	333
Injection Log (SC01368)	334
Standard Traceability	335

AECOM Honolulu
1001 Bishop Street, Suite 1600
Honolulu, HI 96813

Project: Red Hill AFFF Assessment Sampling
Project Number: Red Hill AFFF Assessment Sampling / 60697810
Project Manager: Watson Tanji

Reported: 04/11/2023 11:17

Data Validatable Report

Work Order Case Narrative

The samples were received in good condition at 10.1 degrees C. Authorization to proceed with analysis was received by email on March, 27, 2023.

Analysis Case Narrative

EPA 1633: Manual integrations were performed for this method in accordance with APPL's SOP. Chromatograms after manual integration are enclosed for specific samples and analytes. Abbreviated flags for technical justification are listed on the chromatogram.

Eleven analytes recovered above the upper control limit in the BCC0442-MRL1. Samples were reextracted and this data set was excluded.

The analyte PFOS recovered above the upper control limits in the BCD0035-MRL1. No sample volume remains for reextraction.

Samples in this Report

Lab ID	Sample	Matrix	Date Sampled	Date Received
23C0204-01	AF-RHMW16-WGN01LF-2303W3	Water	03/20/2023 12:00	03/24/2023
23C0204-02	AF-RHMW12A-WGN01LF-2303W3	Water	03/20/2023 09:30	03/24/2023
23C0204-03	AF-RHMW12A-WGFD01LF-2303W3	Water	03/20/2023 09:30	03/24/2023
23C0204-04	AF-RHMW06-WGN01LF-2303W3	Water	03/20/2023 12:10	03/24/2023
23C0204-05	AF-RHMW04-WGN01LF-2303W3	Water	03/20/2023 10:20	03/24/2023

AECOM Honolulu
 1001 Bishop Street, Suite 1600
 Honolulu, HI 96813

Project: Red Hill AFFF Assessment Sampling
 Project Number: Red Hill AFFF Assessment Sampling / 60697810
 Project Manager: Watson Tanji

Reported: 04/11/2023 11:17

Containers Received

Lab ID	Container Type	Count	Preservation Check
23C0204-01	500mL P	2	
23C0204-02	500mL P	2	
23C0204-03	500mL P	2	
23C0204-04	500mL P	2	
23C0204-05	500mL P	2	

AECOM Honolulu
1001 Bishop Street, Suite 1600
Honolulu, HI 96813

Project: Red Hill AFFF Assessment Sampling
Project Number: Red Hill AFFF Assessment Sampling / 60697810
Project Manager: Watson Tanji

Reported: 04/11/2023 11:17

Sample Results

Sample: AF-RHMW16-WGN01LF-2303W3
23C0204-01 (Water)

Per- and Polyfluoroalkyl Substances

Analyte	Result /Qual	LOQ	LOD	DL	Units	Date Analyzed	DF	Method	Prep Batch
PFBA	0.71 U	1.4	0.71	0.19	ng/L	04/07/23	1	EPA 1633	BCD0035
PFPEA	0.36 U	0.71	0.36	0.058	ng/L	04/07/23	1	EPA 1633	BCD0035
PFHXA	0.18 U	0.36	0.18	0.049	ng/L	04/07/23	1	EPA 1633	BCD0035
PFHPA	0.18 U	0.36	0.18	0.036	ng/L	04/07/23	1	EPA 1633	BCD0035
PFOA	0.27 U	0.36	0.27	0.14	ng/L	04/07/23	1	EPA 1633	BCD0035
PFNA	0.18 U	0.36	0.18	0.073	ng/L	04/07/23	1	EPA 1633	BCD0035
PFDA	0.18 U	0.36	0.18	0.090	ng/L	04/07/23	1	EPA 1633	BCD0035
PFUnA	0.27 U	0.36	0.27	0.14	ng/L	04/07/23	1	EPA 1633	BCD0035
PFDOA	0.18 U	0.36	0.18	0.099	ng/L	04/07/23	1	EPA 1633	BCD0035
PFTRDA	0.27 U	0.36	0.27	0.18	ng/L	04/07/23	1	EPA 1633	BCD0035
PFTEDA	0.27 U	0.36	0.27	0.18	ng/L	04/07/23	1	EPA 1633	BCD0035
PFBS	0.18 U	0.36	0.18	0.033	ng/L	04/07/23	1	EPA 1633	BCD0035
PFPEs	0.18 U	0.36	0.18	0.056	ng/L	04/07/23	1	EPA 1633	BCD0035
PFHXS	0.18 U	0.36	0.18	0.028	ng/L	04/07/23	1	EPA 1633	BCD0035
PFHPS	0.18 U	0.36	0.18	0.046	ng/L	04/07/23	1	EPA 1633	BCD0035
PFOS	0.28 J	0.36	0.18	0.057	ng/L	04/07/23	1	EPA 1633	BCD0035
PFNS	0.18 U	0.36	0.18	0.11	ng/L	04/07/23	1	EPA 1633	BCD0035
PFDS	0.27 U	0.36	0.27	0.13	ng/L	04/07/23	1	EPA 1633	BCD0035
PFDOS	0.18 U	0.36	0.18	0.11	ng/L	04/07/23	1	EPA 1633	BCD0035
4:2FTS	0.71 U	1.4	0.71	0.26	ng/L	04/07/23	1	EPA 1633	BCD0035
6:2FTS	0.71 U	1.4	0.71	0.28	ng/L	04/07/23	1	EPA 1633	BCD0035
8:2FTS	0.71 U	1.4	0.71	0.073	ng/L	04/07/23	1	EPA 1633	BCD0035
PFOSA	0.15 J	0.36	0.18	0.093	ng/L	04/07/23	1	EPA 1633	BCD0035
NMeFOSA	0.71 U	1.4	0.71	0.42	ng/L	04/07/23	1	EPA 1633	BCD0035
NEtFOSA	0.71 U	1.4	0.71	0.37	ng/L	04/07/23	1	EPA 1633	BCD0035
NMeFOSAA	0.18 U	0.36	0.18	0.094	ng/L	04/07/23	1	EPA 1633	BCD0035
NEtFOSAA	0.18 U	0.36	0.18	0.10	ng/L	04/07/23	1	EPA 1633	BCD0035
NMeFOSE	1.1 U	1.4	1.1	0.90	ng/L	04/07/23	1	EPA 1633	BCD0035
NEtFOSE	1.1 U	1.4	1.1	0.93	ng/L	04/07/23	1	EPA 1633	BCD0035
HFPO-DA	0.36 U	0.71	0.36	0.16	ng/L	04/07/23	1	EPA 1633	BCD0035
ADONA	0.36 U	0.71	0.36	0.11	ng/L	04/07/23	1	EPA 1633	BCD0035
PFEESA	0.36 U	0.71	0.36	0.097	ng/L	04/07/23	1	EPA 1633	BCD0035
PFMPA	0.36 U	0.71	0.36	0.048	ng/L	04/07/23	1	EPA 1633	BCD0035
PFMBA	0.36 U	0.71	0.36	0.081	ng/L	04/07/23	1	EPA 1633	BCD0035
NFDHA	0.36 U	0.71	0.36	0.27	ng/L	04/07/23	1	EPA 1633	BCD0035
9CL-PF3ONS	0.36 U	0.71	0.36	0.19	ng/L	04/07/23	1	EPA 1633	BCD0035
11CL-PF3OUDS	0.36 U	0.71	0.36	0.18	ng/L	04/07/23	1	EPA 1633	BCD0035
3:3FTCA	0.71 U	1.4	0.71	0.51	ng/L	04/07/23	1	EPA 1633	BCD0035
5:3FTCA	0.71 U	1.4	0.71	0.39	ng/L	04/07/23	1	EPA 1633	BCD0035
7:3FTCA	0.71 U	1.4	0.71	0.49	ng/L	04/07/23	1	EPA 1633	BCD0035
<hr/>									
Surrogate: 13C4-PFBA	101%		10-130			04/07/23	1	EPA 1633	BCD0035
Surrogate: 13C5-PFPEA	127%		35-150			04/07/23	1	EPA 1633	BCD0035
Surrogate: 13C5-PFHXA	127%		55-150			04/07/23	1	EPA 1633	BCD0035
Surrogate: 13C4-PFHPA	131%		55-150			04/07/23	1	EPA 1633	BCD0035
Surrogate: 13C8-PFOA	121%		60-140			04/07/23	1	EPA 1633	BCD0035

AECOM Honolulu
1001 Bishop Street, Suite 1600
Honolulu, HI 96813

Project: Red Hill AFFF Assessment Sampling
Project Number: Red Hill AFFF Assessment Sampling / 60697810
Project Manager: Watson Tanji

Reported: 04/11/2023 11:17

Sample Results (Continued)

Sample: AF-RHMW16-WGN01LF-2303W3 (Continued) 23C0204-01 (Water)

Per- and Polyfluoroalkyl Substances (Continued)

Analyte	Result /Qual	LOQ	LOD	DL	Units	Date Analyzed	DF	Method	Prep Batch
Surrogate: 13C9-PFNA	115%		55-140			04/07/23	1	EPA 1633	BCD0035
Surrogate: 13C6-PFDA	119%		50-140			04/07/23	1	EPA 1633	BCD0035
Surrogate: 13C7-PFUnA	131%		30-140			04/07/23	1	EPA 1633	BCD0035
Surrogate: 13C2-PFDOA	122%		10-150			04/07/23	1	EPA 1633	BCD0035
Surrogate: 13C2-PFTEDA	120%		10-130			04/07/23	1	EPA 1633	BCD0035
Surrogate: 13C3-PFBS	121%		55-150			04/07/23	1	EPA 1633	BCD0035
Surrogate: 13C3-PFHXS	113%		55-150			04/07/23	1	EPA 1633	BCD0035
Surrogate: 13C8-PFOS	101%		45-140			04/07/23	1	EPA 1633	BCD0035
Surrogate: 13C2-4:2FTS	134%		60-200			04/07/23	1	EPA 1633	BCD0035
Surrogate: 13C2-6:2FTS	124%		60-200			04/07/23	1	EPA 1633	BCD0035
Surrogate: 13C2-8:2FTS	108%		50-200			04/07/23	1	EPA 1633	BCD0035
Surrogate: 13C8-PFOA	95.6%		30-130			04/07/23	1	EPA 1633	BCD0035
Surrogate: D3-NMEFOA	61.9%		15-130			04/07/23	1	EPA 1633	BCD0035
Surrogate: D5-NETFOA	64.0%		10-130			04/07/23	1	EPA 1633	BCD0035
Surrogate: D3-NMEFOA	105%		45-200			04/07/23	1	EPA 1633	BCD0035
Surrogate: D5-NETFOA	100%		10-200			04/07/23	1	EPA 1633	BCD0035
Surrogate: D7-NMEFOSE	64.2%		10-150			04/07/23	1	EPA 1633	BCD0035
Surrogate: D9-NETFOSE	81.5%		10-150			04/07/23	1	EPA 1633	BCD0035
Surrogate: 13C3-HFPO-DA	137%		25-160			04/07/23	1	EPA 1633	BCD0035

AECOM Honolulu
1001 Bishop Street, Suite 1600
Honolulu, HI 96813

Project: Red Hill AFFF Assessment Sampling
Project Number: Red Hill AFFF Assessment Sampling / 60697810
Project Manager: Watson Tanji

Reported: 04/11/2023 11:17

Sample Results (Continued)

**Sample: AF-RHMW12A-WGN01LF-2303W3
23C0204-02 (Water)**

Per- and Polyfluoroalkyl Substances

Analyte	Result /Qual	LOQ	LOD	DL	Units	Date Analyzed	DF	Method	Prep Batch
PFBA	1.4 J	1.5	0.73	0.19	ng/L	04/07/23	1	EPA 1633	BCD0035
PFPEA	4.7	0.73	0.37	0.060	ng/L	04/07/23	1	EPA 1633	BCD0035
PFHXA	1.4	0.37	0.18	0.050	ng/L	04/07/23	1	EPA 1633	BCD0035
PFHPA	0.35 J	0.37	0.18	0.038	ng/L	04/07/23	1	EPA 1633	BCD0035
PFOA	0.27 U	0.37	0.27	0.14	ng/L	04/07/23	1	EPA 1633	BCD0035
PFNA	0.18 U	0.37	0.18	0.075	ng/L	04/07/23	1	EPA 1633	BCD0035
PFDA	0.18 U	0.37	0.18	0.093	ng/L	04/07/23	1	EPA 1633	BCD0035
PFUnA	0.27 U	0.37	0.27	0.15	ng/L	04/07/23	1	EPA 1633	BCD0035
PFDOA	0.18 U	0.37	0.18	0.10	ng/L	04/07/23	1	EPA 1633	BCD0035
PFTRDA	0.27 U	0.37	0.27	0.19	ng/L	04/07/23	1	EPA 1633	BCD0035
PFTEDA	0.27 U	0.37	0.27	0.18	ng/L	04/07/23	1	EPA 1633	BCD0035
PFBS	0.18 U	0.37	0.18	0.034	ng/L	04/07/23	1	EPA 1633	BCD0035
PFPEs	0.18 U	0.37	0.18	0.057	ng/L	04/07/23	1	EPA 1633	BCD0035
PFHXS	0.18 U	0.37	0.18	0.029	ng/L	04/07/23	1	EPA 1633	BCD0035
PFHPS	0.18 U	0.37	0.18	0.047	ng/L	04/07/23	1	EPA 1633	BCD0035
PFOS	0.95	0.37	0.18	0.058	ng/L	04/07/23	1	EPA 1633	BCD0035
PFNS	0.18 U	0.37	0.18	0.11	ng/L	04/07/23	1	EPA 1633	BCD0035
PFDS	0.27 U	0.37	0.27	0.14	ng/L	04/07/23	1	EPA 1633	BCD0035
PFDOS	0.18 U	0.37	0.18	0.11	ng/L	04/07/23	1	EPA 1633	BCD0035
4:2FTS	0.73 U	1.5	0.73	0.27	ng/L	04/07/23	1	EPA 1633	BCD0035
6:2FTS	1.8	1.5	0.73	0.29	ng/L	04/07/23	1	EPA 1633	BCD0035
8:2FTS	0.73 U	1.5	0.73	0.075	ng/L	04/07/23	1	EPA 1633	BCD0035
PFOSA	0.54	0.37	0.18	0.095	ng/L	04/07/23	1	EPA 1633	BCD0035
NMeFOSA	0.73 U	1.5	0.73	0.43	ng/L	04/07/23	1	EPA 1633	BCD0035
NEtFOSA	0.73 U	1.5	0.73	0.38	ng/L	04/07/23	1	EPA 1633	BCD0035
NMeFOSAA	0.18 U	0.37	0.18	0.097	ng/L	04/07/23	1	EPA 1633	BCD0035
NEtFOSAA	0.18 U	0.37	0.18	0.11	ng/L	04/07/23	1	EPA 1633	BCD0035
NMeFOSE	1.1 U	1.5	1.1	0.93	ng/L	04/07/23	1	EPA 1633	BCD0035
NEtFOSE	1.1 U	1.5	1.1	0.96	ng/L	04/07/23	1	EPA 1633	BCD0035
HFPO-DA	0.37 U	0.73	0.37	0.16	ng/L	04/07/23	1	EPA 1633	BCD0035
ADONA	0.37 U	0.73	0.37	0.11	ng/L	04/07/23	1	EPA 1633	BCD0035
PFEESA	0.37 U	0.73	0.37	0.10	ng/L	04/07/23	1	EPA 1633	BCD0035
PFMPA	0.37 U	0.73	0.37	0.049	ng/L	04/07/23	1	EPA 1633	BCD0035
PFMBA	0.37 U	0.73	0.37	0.083	ng/L	04/07/23	1	EPA 1633	BCD0035
NFDHA	0.37 U	0.73	0.37	0.28	ng/L	04/07/23	1	EPA 1633	BCD0035
9CL-PF3ONS	0.37 U	0.73	0.37	0.19	ng/L	04/07/23	1	EPA 1633	BCD0035
11CL-PF3OUDS	0.37 U	0.73	0.37	0.19	ng/L	04/07/23	1	EPA 1633	BCD0035
3:3FTCA	0.73 U	1.5	0.73	0.53	ng/L	04/07/23	1	EPA 1633	BCD0035
5:3FTCA	0.73 U	1.5	0.73	0.41	ng/L	04/07/23	1	EPA 1633	BCD0035
7:3FTCA	0.73 U	1.5	0.73	0.51	ng/L	04/07/23	1	EPA 1633	BCD0035
<hr/>									
Surrogate: 13C4-PFBA	95.0%		10-130			04/07/23	1	EPA 1633	BCD0035
Surrogate: 13C5-PFPEA	95.5%		35-150			04/07/23	1	EPA 1633	BCD0035
Surrogate: 13C5-PFHXA	100%		55-150			04/07/23	1	EPA 1633	BCD0035
Surrogate: 13C4-PFHPA	98.4%		55-150			04/07/23	1	EPA 1633	BCD0035
Surrogate: 13C8-PFOA	102%		60-140			04/07/23	1	EPA 1633	BCD0035

AECOM Honolulu
1001 Bishop Street, Suite 1600
Honolulu, HI 96813

Project: Red Hill AFFF Assessment Sampling
Project Number: Red Hill AFFF Assessment Sampling / 60697810
Project Manager: Watson Tanji

Reported: 04/11/2023 11:17

Sample Results (Continued)

Sample: AF-RHMW12A-WGN01LF-2303W3 (Continued)
23C0204-02 (Water)

Per- and Polyfluoroalkyl Substances (Continued)

Analyte	Result /Qual	LOQ	LOD	DL	Units	Date Analyzed	DF	Method	Prep Batch
Surrogate: 13C9-PFNA	104%		55-140			04/07/23	1	EPA 1633	BCD0035
Surrogate: 13C6-PFDA	106%		50-140			04/07/23	1	EPA 1633	BCD0035
Surrogate: 13C7-PFUnA	117%		30-140			04/07/23	1	EPA 1633	BCD0035
Surrogate: 13C2-PFDOA	108%		10-150			04/07/23	1	EPA 1633	BCD0035
Surrogate: 13C2-PFTEDA	100%		10-130			04/07/23	1	EPA 1633	BCD0035
Surrogate: 13C3-PFBS	127%		55-150			04/07/23	1	EPA 1633	BCD0035
Surrogate: 13C3-PFHXS	111%		55-150			04/07/23	1	EPA 1633	BCD0035
Surrogate: 13C8-PFOS	92.1%		45-140			04/07/23	1	EPA 1633	BCD0035
Surrogate: 13C2-4:2FTS	134%		60-200			04/07/23	1	EPA 1633	BCD0035
Surrogate: 13C2-6:2FTS	116%		60-200			04/07/23	1	EPA 1633	BCD0035
Surrogate: 13C2-8:2FTS	108%		50-200			04/07/23	1	EPA 1633	BCD0035
Surrogate: 13C8-PFOA	89.9%		30-130			04/07/23	1	EPA 1633	BCD0035
Surrogate: D3-NMEFOA	43.6%		15-130			04/07/23	1	EPA 1633	BCD0035
Surrogate: D5-NETFOA	40.7%		10-130			04/07/23	1	EPA 1633	BCD0035
Surrogate: D3-NMEFOA	96.1%		45-200			04/07/23	1	EPA 1633	BCD0035
Surrogate: D5-NETFOA	113%		10-200			04/07/23	1	EPA 1633	BCD0035
Surrogate: D7-NMEFOSE	53.7%		10-150			04/07/23	1	EPA 1633	BCD0035
Surrogate: D9-NETFOSE	72.4%		10-150			04/07/23	1	EPA 1633	BCD0035
Surrogate: 13C3-HFPO-DA	95.8%		25-160			04/07/23	1	EPA 1633	BCD0035

AECOM Honolulu
1001 Bishop Street, Suite 1600
Honolulu, HI 96813

Project: Red Hill AFFF Assessment Sampling
Project Number: Red Hill AFFF Assessment Sampling / 60697810
Project Manager: Watson Tanji

Reported: 04/11/2023 11:17

Sample Results (Continued)

**Sample: AF-RHMW12A-WGFD01LF-2303W3
23C0204-03 (Water)**

Per- and Polyfluoroalkyl Substances

Analyte	Result /Qual	LOQ	LOD	DL	Units	Date Analyzed	DF	Method	Prep Batch
PFBA	1.3 J	1.6	0.80	0.21	ng/L	04/07/23	1	EPA 1633	BCD0035
PFPEA	4.7	0.80	0.40	0.065	ng/L	04/07/23	1	EPA 1633	BCD0035
PFHXA	1.3	0.40	0.20	0.055	ng/L	04/07/23	1	EPA 1633	BCD0035
PFHPA	0.35 J	0.40	0.20	0.041	ng/L	04/07/23	1	EPA 1633	BCD0035
PFOA	0.30 U	0.40	0.30	0.15	ng/L	04/07/23	1	EPA 1633	BCD0035
PFNA	0.20 U	0.40	0.20	0.082	ng/L	04/07/23	1	EPA 1633	BCD0035
PFDA	0.20 U	0.40	0.20	0.10	ng/L	04/07/23	1	EPA 1633	BCD0035
PFUnA	0.30 U	0.40	0.30	0.16	ng/L	04/07/23	1	EPA 1633	BCD0035
PFDOA	0.20 U	0.40	0.20	0.11	ng/L	04/07/23	1	EPA 1633	BCD0035
PFTRDA	0.30 U	0.40	0.30	0.20	ng/L	04/07/23	1	EPA 1633	BCD0035
PFTEDA	0.30 U	0.40	0.30	0.20	ng/L	04/07/23	1	EPA 1633	BCD0035
PFBS	0.20 U	0.40	0.20	0.037	ng/L	04/07/23	1	EPA 1633	BCD0035
PFPEs	0.20 U	0.40	0.20	0.063	ng/L	04/07/23	1	EPA 1633	BCD0035
PFHXS	0.20 U	0.40	0.20	0.032	ng/L	04/07/23	1	EPA 1633	BCD0035
PFHPS	0.20 U	0.40	0.20	0.051	ng/L	04/07/23	1	EPA 1633	BCD0035
PFOS	0.20 U	0.40	0.20	0.063	ng/L	04/07/23	1	EPA 1633	BCD0035
PFNS	0.20 U	0.40	0.20	0.12	ng/L	04/07/23	1	EPA 1633	BCD0035
PFDS	0.30 U	0.40	0.30	0.15	ng/L	04/07/23	1	EPA 1633	BCD0035
PFDOS	0.20 U	0.40	0.20	0.12	ng/L	04/07/23	1	EPA 1633	BCD0035
4:2FTS	0.80 U	1.6	0.80	0.29	ng/L	04/07/23	1	EPA 1633	BCD0035
6:2FTS	1.7	1.6	0.80	0.31	ng/L	04/07/23	1	EPA 1633	BCD0035
8:2FTS	0.80 U	1.6	0.80	0.082	ng/L	04/07/23	1	EPA 1633	BCD0035
PFOSA	0.48	0.40	0.20	0.10	ng/L	04/07/23	1	EPA 1633	BCD0035
NMeFOSA	0.80 U	1.6	0.80	0.47	ng/L	04/07/23	1	EPA 1633	BCD0035
NEtFOSA	0.80 U	1.6	0.80	0.41	ng/L	04/07/23	1	EPA 1633	BCD0035
NMeFOSAA	0.20 U	0.40	0.20	0.11	ng/L	04/07/23	1	EPA 1633	BCD0035
NEtFOSAA	0.20 U	0.40	0.20	0.11	ng/L	04/07/23	1	EPA 1633	BCD0035
NMeFOSE	1.2 U	1.6	1.2	1.0	ng/L	04/07/23	1	EPA 1633	BCD0035
NEtFOSE	1.2 U	1.6	1.2	1.0	ng/L	04/07/23	1	EPA 1633	BCD0035
HFPO-DA	0.40 U	0.80	0.40	0.17	ng/L	04/07/23	1	EPA 1633	BCD0035
ADONA	0.40 U	0.80	0.40	0.12	ng/L	04/07/23	1	EPA 1633	BCD0035
PFEESA	0.40 U	0.80	0.40	0.11	ng/L	04/07/23	1	EPA 1633	BCD0035
PFMPA	0.40 U	0.80	0.40	0.054	ng/L	04/07/23	1	EPA 1633	BCD0035
PFMBA	0.40 U	0.80	0.40	0.091	ng/L	04/07/23	1	EPA 1633	BCD0035
NFDHA	0.40 U	0.80	0.40	0.30	ng/L	04/07/23	1	EPA 1633	BCD0035
9CL-PF3ONS	0.40 U	0.80	0.40	0.21	ng/L	04/07/23	1	EPA 1633	BCD0035
11CL-PF3OUDS	0.40 U	0.80	0.40	0.21	ng/L	04/07/23	1	EPA 1633	BCD0035
3:3FTCA	0.80 U	1.6	0.80	0.57	ng/L	04/07/23	1	EPA 1633	BCD0035
5:3FTCA	0.80 U	1.6	0.80	0.44	ng/L	04/07/23	1	EPA 1633	BCD0035
7:3FTCA	0.80 U	1.6	0.80	0.55	ng/L	04/07/23	1	EPA 1633	BCD0035
<hr/>									
Surrogate: 13C4-PFBA	98.8%		10-130			04/07/23	1	EPA 1633	BCD0035
Surrogate: 13C5-PFPEA	108%		35-150			04/07/23	1	EPA 1633	BCD0035
Surrogate: 13C5-PFHXA	107%		55-150			04/07/23	1	EPA 1633	BCD0035
Surrogate: 13C4-PFHPA	107%		55-150			04/07/23	1	EPA 1633	BCD0035
Surrogate: 13C8-PFOA	106%		60-140			04/07/23	1	EPA 1633	BCD0035

AECOM Honolulu
1001 Bishop Street, Suite 1600
Honolulu, HI 96813

Project: Red Hill AFFF Assessment Sampling
Project Number: Red Hill AFFF Assessment Sampling / 60697810
Project Manager: Watson Tanji

Reported: 04/11/2023 11:17

Sample Results (Continued)

Sample: AF-RHMW12A-WGFD01LF-2303W3 (Continued)
23C0204-03 (Water)

Per- and Polyfluoroalkyl Substances (Continued)

Analyte	Result /Qual	LOQ	LOD	DL	Units	Date Analyzed	DF	Method	Prep Batch
Surrogate: 13C9-PFNA	101%		55-140			04/07/23	1	EPA 1633	BCD0035
Surrogate: 13C6-PFDA	99.4%		50-140			04/07/23	1	EPA 1633	BCD0035
Surrogate: 13C7-PFUnA	102%		30-140			04/07/23	1	EPA 1633	BCD0035
Surrogate: 13C2-PFDOA	110%		10-150			04/07/23	1	EPA 1633	BCD0035
Surrogate: 13C2-PFTEDA	98.2%		10-130			04/07/23	1	EPA 1633	BCD0035
Surrogate: 13C3-PFBS	111%		55-150			04/07/23	1	EPA 1633	BCD0035
Surrogate: 13C3-PFHXS	106%		55-150			04/07/23	1	EPA 1633	BCD0035
Surrogate: 13C8-PFOS	101%		45-140			04/07/23	1	EPA 1633	BCD0035
Surrogate: 13C2-4:2FTS	120%		60-200			04/07/23	1	EPA 1633	BCD0035
Surrogate: 13C2-6:2FTS	112%		60-200			04/07/23	1	EPA 1633	BCD0035
Surrogate: 13C2-8:2FTS	100%		50-200			04/07/23	1	EPA 1633	BCD0035
Surrogate: 13C8-PFOA	95.5%		30-130			04/07/23	1	EPA 1633	BCD0035
Surrogate: D3-NMEFOA	47.9%		15-130			04/07/23	1	EPA 1633	BCD0035
Surrogate: D5-NETFOA	46.3%		10-130			04/07/23	1	EPA 1633	BCD0035
Surrogate: D3-NMEFOA	97.8%		45-200			04/07/23	1	EPA 1633	BCD0035
Surrogate: D5-NETFOA	103%		10-200			04/07/23	1	EPA 1633	BCD0035
Surrogate: D7-NMEFOSE	60.1%		10-150			04/07/23	1	EPA 1633	BCD0035
Surrogate: D9-NETFOSE	74.4%		10-150			04/07/23	1	EPA 1633	BCD0035
Surrogate: 13C3-HFPO-DA	105%		25-160			04/07/23	1	EPA 1633	BCD0035

AECOM Honolulu
1001 Bishop Street, Suite 1600
Honolulu, HI 96813

Project: Red Hill AFFF Assessment Sampling
Project Number: Red Hill AFFF Assessment Sampling / 60697810
Project Manager: Watson Tanji

Reported: 04/11/2023 11:17

Sample Results (Continued)

**Sample: AF-RHMW06-WGN01LF-2303W3
23C0204-04 (Water)**

Per- and Polyfluoroalkyl Substances

Analyte	Result /Qual	LOQ	LOD	DL	Units	Date Analyzed	DF	Method	Prep Batch
PFBA	0.38 J	1.4	0.69	0.18	ng/L	04/07/23	1	EPA 1633	BCD0035
PFPEA	0.53 J	0.69	0.35	0.056	ng/L	04/07/23	1	EPA 1633	BCD0035
PFHXA	0.31 J	0.35	0.17	0.048	ng/L	04/07/23	1	EPA 1633	BCD0035
PFHPA	0.37 IR2	0.35	0.17	0.035	ng/L	04/07/23	1	EPA 1633	BCD0035
PFOA	0.26 U	0.35	0.26	0.13	ng/L	04/07/23	1	EPA 1633	BCD0035
PFNA	0.17 U	0.35	0.17	0.071	ng/L	04/07/23	1	EPA 1633	BCD0035
PFDA	0.17 U	0.35	0.17	0.088	ng/L	04/07/23	1	EPA 1633	BCD0035
PFUnA	0.26 U	0.35	0.26	0.14	ng/L	04/07/23	1	EPA 1633	BCD0035
PFDOA	0.17 U	0.35	0.17	0.097	ng/L	04/07/23	1	EPA 1633	BCD0035
PFTRDA	0.26 U	0.35	0.26	0.18	ng/L	04/07/23	1	EPA 1633	BCD0035
PFTEDA	0.26 U	0.35	0.26	0.17	ng/L	04/07/23	1	EPA 1633	BCD0035
PFBS	0.089 J	0.35	0.17	0.032	ng/L	04/07/23	1	EPA 1633	BCD0035
PFPEs	0.17 U	0.35	0.17	0.054	ng/L	04/07/23	1	EPA 1633	BCD0035
PFHXS	0.17 U	0.35	0.17	0.027	ng/L	04/07/23	1	EPA 1633	BCD0035
PFHPS	0.17 U	0.35	0.17	0.044	ng/L	04/07/23	1	EPA 1633	BCD0035
PFOS	0.10 J	0.35	0.17	0.055	ng/L	04/07/23	1	EPA 1633	BCD0035
PFNS	0.17 U	0.35	0.17	0.11	ng/L	04/07/23	1	EPA 1633	BCD0035
PFDS	0.26 U	0.35	0.26	0.13	ng/L	04/07/23	1	EPA 1633	BCD0035
PFDOS	0.17 U	0.35	0.17	0.11	ng/L	04/07/23	1	EPA 1633	BCD0035
4:2FTS	0.69 U	1.4	0.69	0.25	ng/L	04/07/23	1	EPA 1633	BCD0035
6:2FTS	0.69 U	1.4	0.69	0.27	ng/L	04/07/23	1	EPA 1633	BCD0035
8:2FTS	0.69 U	1.4	0.69	0.071	ng/L	04/07/23	1	EPA 1633	BCD0035
PFOSA	0.17 U	0.35	0.17	0.090	ng/L	04/07/23	1	EPA 1633	BCD0035
NMeFOSA	0.69 U	1.4	0.69	0.41	ng/L	04/07/23	1	EPA 1633	BCD0035
NEtFOSA	0.69 U	1.4	0.69	0.36	ng/L	04/07/23	1	EPA 1633	BCD0035
NMeFOSAA	0.17 U	0.35	0.17	0.091	ng/L	04/07/23	1	EPA 1633	BCD0035
NEtFOSAA	0.17 U	0.35	0.17	0.099	ng/L	04/07/23	1	EPA 1633	BCD0035
NMeFOSE	1.0 U	1.4	1.0	0.87	ng/L	04/07/23	1	EPA 1633	BCD0035
NEtFOSE	1.0 U	1.4	1.0	0.91	ng/L	04/07/23	1	EPA 1633	BCD0035
HFPO-DA	0.35 U	0.69	0.35	0.15	ng/L	04/07/23	1	EPA 1633	BCD0035
ADONA	0.35 U	0.69	0.35	0.11	ng/L	04/07/23	1	EPA 1633	BCD0035
PFEESA	0.35 U	0.69	0.35	0.094	ng/L	04/07/23	1	EPA 1633	BCD0035
PFMPA	0.35 U	0.69	0.35	0.047	ng/L	04/07/23	1	EPA 1633	BCD0035
PFMBA	0.35 U	0.69	0.35	0.079	ng/L	04/07/23	1	EPA 1633	BCD0035
NFDHA	0.35 U	0.69	0.35	0.26	ng/L	04/07/23	1	EPA 1633	BCD0035
9CL-PF3ONS	0.35 U	0.69	0.35	0.18	ng/L	04/07/23	1	EPA 1633	BCD0035
11CL-PF3OUDS	0.35 U	0.69	0.35	0.18	ng/L	04/07/23	1	EPA 1633	BCD0035
3:3FTCA	0.69 U	1.4	0.69	0.50	ng/L	04/07/23	1	EPA 1633	BCD0035
5:3FTCA	0.69 U	1.4	0.69	0.38	ng/L	04/07/23	1	EPA 1633	BCD0035
7:3FTCA	0.69 U	1.4	0.69	0.48	ng/L	04/07/23	1	EPA 1633	BCD0035
<hr/>									
Surrogate: 13C4-PFBA	93.3%		10-130			04/07/23	1	EPA 1633	BCD0035
Surrogate: 13C5-PFPEA	92.1%		35-150			04/07/23	1	EPA 1633	BCD0035
Surrogate: 13C5-PFHXA	97.5%		55-150			04/07/23	1	EPA 1633	BCD0035
Surrogate: 13C4-PFHPA	98.4%		55-150			04/07/23	1	EPA 1633	BCD0035
Surrogate: 13C8-PFOA	111%		60-140			04/07/23	1	EPA 1633	BCD0035

AECOM Honolulu
1001 Bishop Street, Suite 1600
Honolulu, HI 96813

Project: Red Hill AFFF Assessment Sampling
Project Number: Red Hill AFFF Assessment Sampling / 60697810
Project Manager: Watson Tanji

Reported: 04/11/2023 11:17

Sample Results (Continued)

Sample: AF-RHMW06-WGN01LF-2303W3 (Continued) 23C0204-04 (Water)

Per- and Polyfluoroalkyl Substances (Continued)

Analyte	Result /Qual	LOQ	LOD	DL	Units	Date Analyzed	DF	Method	Prep Batch
Surrogate: 13C9-PFNA	98.6%		55-140			04/07/23	1	EPA 1633	BCD0035
Surrogate: 13C6-PFDA	107%		50-140			04/07/23	1	EPA 1633	BCD0035
Surrogate: 13C7-PFUnA	114%		30-140			04/07/23	1	EPA 1633	BCD0035
Surrogate: 13C2-PFDOA	96.8%		10-150			04/07/23	1	EPA 1633	BCD0035
Surrogate: 13C2-PFTEDA	102%		10-130			04/07/23	1	EPA 1633	BCD0035
Surrogate: 13C3-PFBS	121%		55-150			04/07/23	1	EPA 1633	BCD0035
Surrogate: 13C3-PFHXS	110%		55-150			04/07/23	1	EPA 1633	BCD0035
Surrogate: 13C8-PFOS	103%		45-140			04/07/23	1	EPA 1633	BCD0035
Surrogate: 13C2-4:2FTS	128%		60-200			04/07/23	1	EPA 1633	BCD0035
Surrogate: 13C2-6:2FTS	108%		60-200			04/07/23	1	EPA 1633	BCD0035
Surrogate: 13C2-8:2FTS	113%		50-200			04/07/23	1	EPA 1633	BCD0035
Surrogate: 13C8-PFOA	99.1%		30-130			04/07/23	1	EPA 1633	BCD0035
Surrogate: D3-NMEFOA	56.6%		15-130			04/07/23	1	EPA 1633	BCD0035
Surrogate: D5-NETFOA	56.6%		10-130			04/07/23	1	EPA 1633	BCD0035
Surrogate: D3-NMEFOA	104%		45-200			04/07/23	1	EPA 1633	BCD0035
Surrogate: D5-NETFOA	103%		10-200			04/07/23	1	EPA 1633	BCD0035
Surrogate: D7-NMEFOSE	66.3%		10-150			04/07/23	1	EPA 1633	BCD0035
Surrogate: D9-NETFOSE	80.6%		10-150			04/07/23	1	EPA 1633	BCD0035
Surrogate: 13C3-HFPO-DA	97.5%		25-160			04/07/23	1	EPA 1633	BCD0035

AECOM Honolulu
1001 Bishop Street, Suite 1600
Honolulu, HI 96813

Project: Red Hill AFFF Assessment Sampling
Project Number: Red Hill AFFF Assessment Sampling / 60697810
Project Manager: Watson Tanji

Reported: 04/11/2023 11:17

Sample Results (Continued)

**Sample: AF-RHMW04-WGN01LF-2303W3
23C0204-05 (Water)**

Per- and Polyfluoroalkyl Substances

Analyte	Result /Qual	LOQ	LOD	DL	Units	Date Analyzed	DF	Method	Prep Batch
PFBA	0.69 U	1.4	0.69	0.18	ng/L	04/07/23	1	EPA 1633	BCD0035
PFPEA	0.35 U	0.69	0.35	0.056	ng/L	04/07/23	1	EPA 1633	BCD0035
PFHXA	0.17 U	0.35	0.17	0.048	ng/L	04/07/23	1	EPA 1633	BCD0035
PFHPA	0.17 U	0.35	0.17	0.036	ng/L	04/07/23	1	EPA 1633	BCD0035
PFOA	0.26 U	0.35	0.26	0.13	ng/L	04/07/23	1	EPA 1633	BCD0035
PFNA	0.17 U	0.35	0.17	0.071	ng/L	04/07/23	1	EPA 1633	BCD0035
PFDA	0.17 U	0.35	0.17	0.088	ng/L	04/07/23	1	EPA 1633	BCD0035
PFUnA	0.26 U	0.35	0.26	0.14	ng/L	04/07/23	1	EPA 1633	BCD0035
PFDOA	0.17 U	0.35	0.17	0.097	ng/L	04/07/23	1	EPA 1633	BCD0035
PFTRDA	0.26 U	0.35	0.26	0.18	ng/L	04/07/23	1	EPA 1633	BCD0035
PFTEDA	0.26 U	0.35	0.26	0.17	ng/L	04/07/23	1	EPA 1633	BCD0035
PFBS	0.17 U	0.35	0.17	0.032	ng/L	04/07/23	1	EPA 1633	BCD0035
PFPEs	0.17 U	0.35	0.17	0.054	ng/L	04/07/23	1	EPA 1633	BCD0035
PFHXS	0.17 U	0.35	0.17	0.027	ng/L	04/07/23	1	EPA 1633	BCD0035
PFHPS	0.17 U	0.35	0.17	0.045	ng/L	04/07/23	1	EPA 1633	BCD0035
PFOS	0.17 U	0.35	0.17	0.055	ng/L	04/07/23	1	EPA 1633	BCD0035
PFNS	0.17 U	0.35	0.17	0.11	ng/L	04/07/23	1	EPA 1633	BCD0035
PFDS	0.26 U	0.35	0.26	0.13	ng/L	04/07/23	1	EPA 1633	BCD0035
PFDOS	0.17 U	0.35	0.17	0.11	ng/L	04/07/23	1	EPA 1633	BCD0035
4:2FTS	0.69 U	1.4	0.69	0.25	ng/L	04/07/23	1	EPA 1633	BCD0035
6:2FTS	0.69 U	1.4	0.69	0.27	ng/L	04/07/23	1	EPA 1633	BCD0035
8:2FTS	0.69 U	1.4	0.69	0.071	ng/L	04/07/23	1	EPA 1633	BCD0035
PFOSA	0.17 U	0.35	0.17	0.090	ng/L	04/07/23	1	EPA 1633	BCD0035
NMeFOSA	0.69 U	1.4	0.69	0.41	ng/L	04/07/23	1	EPA 1633	BCD0035
NEtFOSA	0.69 U	1.4	0.69	0.36	ng/L	04/07/23	1	EPA 1633	BCD0035
NMeFOSAA	0.17 U	0.35	0.17	0.092	ng/L	04/07/23	1	EPA 1633	BCD0035
NEtFOSAA	0.17 U	0.35	0.17	0.10	ng/L	04/07/23	1	EPA 1633	BCD0035
NMeFOSE	1.0 U	1.4	1.0	0.88	ng/L	04/07/23	1	EPA 1633	BCD0035
NEtFOSE	1.0 U	1.4	1.0	0.91	ng/L	04/07/23	1	EPA 1633	BCD0035
HFPO-DA	0.35 U	0.69	0.35	0.15	ng/L	04/07/23	1	EPA 1633	BCD0035
ADONA	0.35 U	0.69	0.35	0.11	ng/L	04/07/23	1	EPA 1633	BCD0035
PFEESA	0.35 U	0.69	0.35	0.095	ng/L	04/07/23	1	EPA 1633	BCD0035
PFMPA	0.35 U	0.69	0.35	0.047	ng/L	04/07/23	1	EPA 1633	BCD0035
PFMBA	0.35 U	0.69	0.35	0.079	ng/L	04/07/23	1	EPA 1633	BCD0035
NFDHA	0.35 U	0.69	0.35	0.26	ng/L	04/07/23	1	EPA 1633	BCD0035
9CL-PF3ONS	0.35 U	0.69	0.35	0.18	ng/L	04/07/23	1	EPA 1633	BCD0035
11CL-PF3OUDS	0.35 U	0.69	0.35	0.18	ng/L	04/07/23	1	EPA 1633	BCD0035
3:3FTCA	0.69 U	1.4	0.69	0.50	ng/L	04/07/23	1	EPA 1633	BCD0035
5:3FTCA	0.69 U	1.4	0.69	0.38	ng/L	04/07/23	1	EPA 1633	BCD0035
7:3FTCA	0.69 U	1.4	0.69	0.48	ng/L	04/07/23	1	EPA 1633	BCD0035
<hr/>									
Surrogate: 13C4-PFBA	95.7%		10-130			04/07/23	1	EPA 1633	BCD0035
Surrogate: 13C5-PFPEA	107%		35-150			04/07/23	1	EPA 1633	BCD0035
Surrogate: 13C5-PFHXA	100%		55-150			04/07/23	1	EPA 1633	BCD0035
Surrogate: 13C4-PFHPA	106%		55-150			04/07/23	1	EPA 1633	BCD0035
Surrogate: 13C8-PFOA	96.0%		60-140			04/07/23	1	EPA 1633	BCD0035

AECOM Honolulu
1001 Bishop Street, Suite 1600
Honolulu, HI 96813

Project: Red Hill AFFF Assessment Sampling
Project Number: Red Hill AFFF Assessment Sampling / 60697810
Project Manager: Watson Tanji

Reported: 04/11/2023 11:17

Sample Results (Continued)

Sample: AF-RHMW04-WGN01LF-2303W3 (Continued) 23C0204-05 (Water)

Per- and Polyfluoroalkyl Substances (Continued)

Analyte	Result /Qual	LOQ	LOD	DL	Units	Date Analyzed	DF	Method	Prep Batch
Surrogate: 13C9-PFNA	106%		55-140			04/07/23	1	EPA 1633	BCD0035
Surrogate: 13C6-PFDA	96.3%		50-140			04/07/23	1	EPA 1633	BCD0035
Surrogate: 13C7-PFUnA	109%		30-140			04/07/23	1	EPA 1633	BCD0035
Surrogate: 13C2-PFDOA	93.5%		10-150			04/07/23	1	EPA 1633	BCD0035
Surrogate: 13C2-PFTEDA	101%		10-130			04/07/23	1	EPA 1633	BCD0035
Surrogate: 13C3-PFBS	110%		55-150			04/07/23	1	EPA 1633	BCD0035
Surrogate: 13C3-PFHXS	101%		55-150			04/07/23	1	EPA 1633	BCD0035
Surrogate: 13C8-PFOS	93.6%		45-140			04/07/23	1	EPA 1633	BCD0035
Surrogate: 13C2-4:2FTS	125%		60-200			04/07/23	1	EPA 1633	BCD0035
Surrogate: 13C2-6:2FTS	112%		60-200			04/07/23	1	EPA 1633	BCD0035
Surrogate: 13C2-8:2FTS	99.3%		50-200			04/07/23	1	EPA 1633	BCD0035
Surrogate: 13C8-PFOA	94.7%		30-130			04/07/23	1	EPA 1633	BCD0035
Surrogate: D3-NMEFOA	58.4%		15-130			04/07/23	1	EPA 1633	BCD0035
Surrogate: D5-NETFOA	55.5%		10-130			04/07/23	1	EPA 1633	BCD0035
Surrogate: D3-NMEFOA	97.5%		45-200			04/07/23	1	EPA 1633	BCD0035
Surrogate: D5-NETFOA	96.0%		10-200			04/07/23	1	EPA 1633	BCD0035
Surrogate: D7-NMEFOSE	63.6%		10-150			04/07/23	1	EPA 1633	BCD0035
Surrogate: D9-NETFOSE	75.2%		10-150			04/07/23	1	EPA 1633	BCD0035
Surrogate: 13C3-HFPO-DA	106%		25-160			04/07/23	1	EPA 1633	BCD0035

AECOM Honolulu
1001 Bishop Street, Suite 1600
Honolulu, HI 96813

Project: Red Hill AFFF Assessment Sampling
Project Number: Red Hill AFFF Assessment Sampling / 60697810
Project Manager: Watson Tanji

Reported: 04/11/2023 11:17

Quality Control

Per- and Polyfluoroalkyl Substances

Analyte	Result/Qual	LOQ	LOD	MDL	Spike Level	Source Result	%REC	%REC Limits	RPD	RPD Limit
---------	-------------	-----	-----	-----	-------------	---------------	------	-------------	-----	-----------

Method: EPA 1633

Batch: BCD0035 - EPA 1633

Blank (BCD0035-BLK1)

Prepared: 04/04/23 12:20 Analyzed: 04/07/23 17:34

	ng/L			
PFBA	0.80 U	1.6	0.80	0.21
PFPEA	0.40 U	0.80	0.40	0.065
PFHXA	0.20 U	0.40	0.20	0.055
PFHPA	0.20 U	0.40	0.20	0.041
PFOA	0.30 U	0.40	0.30	0.15
PFNA	0.20 U	0.40	0.20	0.082
PFDA	0.20 U	0.40	0.20	0.10
PFUnA	0.30 U	0.40	0.30	0.16
PFDOA	0.20 U	0.40	0.20	0.11
PFTRDA	0.30 U	0.40	0.30	0.20
PFTEDA	0.30 U	0.40	0.30	0.20
PFBS	0.20 U	0.40	0.20	0.037
PFPEs	0.20 U	0.40	0.20	0.063
PFHXS	0.20 U	0.40	0.20	0.032
PFHPS	0.20 U	0.40	0.20	0.051
PFOS	0.20 U	0.40	0.20	0.064
PFNS	0.20 U	0.40	0.20	0.12
PFDS	0.30 U	0.40	0.30	0.15
PFDOS	0.20 U	0.40	0.20	0.12
4:2FTS	0.80 U	1.6	0.80	0.29
6:2FTS	0.80 U	1.6	0.80	0.31
8:2FTS	0.80 U	1.6	0.80	0.082
PFOSA	0.20 U	0.40	0.20	0.10
NMeFOSA	0.80 U	1.6	0.80	0.47
NEtFOSA	0.80 U	1.6	0.80	0.41
NMeFOSAA	0.20 U	0.40	0.20	0.11
NEtFOSAA	0.20 U	0.40	0.20	0.11
NMeFOSE	1.2 U	1.6	1.2	1.0
NEtFOSE	1.2 U	1.6	1.2	1.0
HFPO-DA	0.40 U	0.80	0.40	0.17
ADONA	0.40 U	0.80	0.40	0.12
PFEESA	0.40 U	0.80	0.40	0.11
PFMPA	0.40 U	0.80	0.40	0.054
PFMBA	0.40 U	0.80	0.40	0.091
NFDHA	0.40 U	0.80	0.40	0.30
9CL-PF3ONS	0.40 U	0.80	0.40	0.21
11CL-PF3OUDS	0.40 U	0.80	0.40	0.21
3:3FTCA	0.80 U	1.6	0.80	0.57
5:3FTCA	0.80 U	1.6	0.80	0.44
7:3FTCA	0.80 U	1.6	0.80	0.55

Surrogates

13C4-PFBA	34.1	32.0	107	10-130
13C5-PFPEA	20.5	16.0	128	35-150
13C5-PFHXA	9.91	8.00	124	55-150

AECOM Honolulu
1001 Bishop Street, Suite 1600
Honolulu, HI 96813

Project: Red Hill AFFF Assessment Sampling
Project Number: Red Hill AFFF Assessment Sampling / 60697810
Project Manager: Watson Tanji

Reported: 04/11/2023 11:17

Quality Control (Continued)

Per- and Polyfluoroalkyl Substances (Continued)

Analyte	Result/Qual	LOQ	LOD	MDL	Spike Level	Source Result	%REC	%REC Limits	RPD	RPD Limit
Blank (BCD0035-BLK1)						Prepared: 04/04/23 12:20 Analyzed: 04/07/23 17:34				
	ng/L									
<i>Surrogates</i>										
13C4-PFHPA	9.84				8.00		123	55-150		
13C8-PFOA	8.56				8.00		107	60-140		
13C9-PFNA	4.83				4.00		121	55-140		
13C6-PFDA	4.31				4.00		108	50-140		
13C7-PFUnA	4.49				4.00		112	30-140		
13C2-PFDOA	4.06				4.00		102	10-150		
13C2-PFTEDA	4.13				4.00		103	10-130		
13C3-PFBS	8.45				8.00		106	55-150		
13C3-PFHXS	8.37				8.00		105	55-150		
13C8-PFOS	7.83				8.00		97.9	45-140		
13C2-4:2FTS	18.4				16.0		115	60-200		
13C2-6:2FTS	17.9				16.0		112	60-200		
13C2-8:2FTS	17.6				16.0		110	50-200		
13C8-PFOA	7.69				8.00		96.2	30-130		
D3-NMEFOA	4.55				8.00		56.9	15-130		
D5-NETFOA	4.86				8.00		60.8	10-130		
D3-NMEFOSAA	16.0				16.0		100	45-200		
D5-NETFOSAA	15.3				16.0		95.6	10-200		
D7-NMEFOSE	58.2				80.0		72.8	10-150		
D9-NETFOSE	67.4				80.0		84.2	10-150		
13C3-HFPO-DA	39.4				32.0		123	25-160		

LCS (BCD0035-BS1)

Prepared: 04/04/23 12:20 Analyzed: 04/07/23 17:47

Analyte	Result/Qual	LOQ	LOD	MDL	Spike Level	Source Result	%REC	%REC Limits	RPD	RPD Limit
	ng/L									
PFBA	16.7				16.0		104	58-148		
PFPEA	7.86				8.00		98.2	54-152		
PFHXA	4.39				4.00		110	55-152		
PFHPA	4.41				4.00		110	54-154		
PFOA	3.99				4.00		99.9	52-161		
PFNA	4.44				4.00		111	59-149		
PFDA	3.74				4.00		93.4	52-147		
PFUnA	3.83				4.00		95.8	48-159		
PFDOA	4.66				4.00		116	64-142		
PFTRDA	4.40				4.00		110	49-148		
PFTEDA	4.22				4.00		105	47-161		
PFBS	3.65				3.54		103	62-144		
PFPEA	3.88				3.76		103	59-151		
PFHXS	3.55				3.66		97.0	57-146		
PFHPS	3.61				3.82		94.4	55-152		
PFOS	3.54				3.72		95.2	58-149		
PFNS	3.80				3.84		98.9	52-148		
PFDS	3.83				3.86		99.3	51-147		
PFDOS	3.78				3.88		97.5	36-145		
4:2FTS	14.1				15.0		94.2	67-146		
6:2FTS	16.4				15.2		108	61-151		
8:2FTS	17.3				15.4		112	63-152		
PFOSA	4.20				4.00		105	61-148		

AECOM Honolulu
1001 Bishop Street, Suite 1600
Honolulu, HI 96813

Project: Red Hill AFFF Assessment Sampling
Project Number: Red Hill AFFF Assessment Sampling / 60697810
Project Manager: Watson Tanji

Reported: 04/11/2023 11:17

Quality Control (Continued)

Per- and Polyfluoroalkyl Substances (Continued)

Analyte	Result/Qual	LOQ	LOD	MDL	Spike Level	Source Result	%REC	%REC Limits	RPD	RPD Limit
LCS (BCD0035-BS1)						Prepared: 04/04/23 12:20 Analyzed: 04/07/23 17:47				
	ng/L									
NMeFOSA	17.7				16.0		111	63-145		
NETFOSA	16.7				16.0		104	65-139		
NMeFOSAA	3.95				4.00		98.9	58-144		
NETFOSAA	4.20				4.00		105	59-146		
NMeFOSE	15.9				16.0		99.4	71-136		
NETFOSE	15.4				16.0		96.2	69-137		
HFPO-DA	8.10				8.00		101	63-144		
ADONA	8.22				7.56		109	68-146		
PFEESA	7.19				7.12		101	56-151		
PFMPA	7.40				8.00		92.5	51-145		
PFMBA	7.36				8.00		92.0	55-148		
NFDHA	8.02				8.00		100	48-161		
9CL-PF3ONS	7.72				7.48		103	56-156		
11CL-PF3OUDS	7.22				7.56		95.6	46-156		
3:3FTCA	13.9				16.0		87.0	62-129		
5:3FTCA	17.0				16.0		106	63-134		
7:3FTCA	14.6				16.0		91.4	50-138		
Surrogates										
13C4-PFBA	33.0				32.0		103	10-130		
13C5-PFPEA	20.1				16.0		126	35-150		
13C5-PFHXA	9.65				8.00		121	55-150		
13C4-PFHFA	9.36				8.00		117	55-150		
13C8-PFOA	8.51				8.00		106	60-140		
13C9-PFNA	4.10				4.00		103	55-140		
13C6-PFDA	4.61				4.00		115	50-140		
13C7-PFUa	4.98				4.00		125	30-140		
13C2-PFDOA	4.37				4.00		109	10-150		
13C2-PFTEDA	4.37				4.00		109	10-130		
13C3-PFBS	8.39				8.00		105	55-150		
13C3-PFHXS	8.28				8.00		104	55-150		
13C8-PFOS	8.06				8.00		101	45-140		
13C2-4:2FTS	17.4				16.0		109	60-200		
13C2-6:2FTS	17.1				16.0		107	60-200		
13C2-8:2FTS	16.2				16.0		101	50-200		
13C8-PFOA	7.36				8.00		92.0	30-130		
D3-NMEFOSA	3.79				8.00		47.4	15-130		
D5-NETFOSA	3.92				8.00		49.0	10-130		
D3-NMEFOSAA	15.3				16.0		95.3	45-200		
D5-NETFOSAA	15.1				16.0		94.2	10-200		
D7-NMEFOSE	56.9				80.0		71.1	10-150		
D9-NETFOSAE	63.8				80.0		79.7	10-150		
13C3-HFPO-DA	39.1				32.0		122	25-160		

AECOM Honolulu
1001 Bishop Street, Suite 1600
Honolulu, HI 96813

Project: Red Hill AFFF Assessment Sampling
Project Number: Red Hill AFFF Assessment Sampling / 60697810
Project Manager: Watson Tanji

Reported: 04/11/2023 11:17

Quality Control (Continued)

Per- and Polyfluoroalkyl Substances (Continued)

Analyte	Result/Qual	LOQ	LOD	MDL	Spike Level	Source Result	%REC	%REC Limits	RPD	RPD Limit
MRL Check (BCD0035-MRL1)						Prepared: 04/04/23 12:20 Analyzed: 04/07/23 18:00				
	ng/L									
PFBA	1.61				1.60		100	44-157		
PFPEA	0.770 J				0.800		96.2	57-148		
PFHXA	0.458				0.400		114	62-149		
PFHPA	0.413				0.400		103	56-150		
PFOA	0.416				0.400		104	57-161		
PFNA	0.433				0.400		108	53-157		
PFDA	0.456				0.400		114	43-158		
PFUnA	0.418				0.400		104	50-155		
PFDOA	0.512				0.400		128	60-141		
PFTRDA	0.428				0.400		107	52-140		
PFTEDA	0.368 J				0.400		91.9	52-156		
PFBS	0.425				0.354		120	63-145		
PFPEs	0.352 J				0.376		93.6	58-144		
PFHXS	0.574				0.366		157	44-158		
PFHPS	0.417				0.382		109	51-150		
PFOS	1.20 BS2, MI4				0.372		323	43-162		
PFNS	0.341 J				0.384		88.8	46-151		
PFDS	0.330 J				0.386		85.5	50-144		
PFDOS	0.344 J				0.388		88.7	30-138		
4:2FTS	1.49 J				1.50		99.0	52-158		
6:2FTS	1.49 J				1.52		97.9	48-158		
8:2FTS	1.30 J				1.54		84.5	46-165		
PFOSA	0.455				0.400		114	47-163		
NMeFOSA	1.83				1.60		114	54-155		
NEtFOSA	1.64				1.60		103	49-156		
NMeFOSAA	0.423				0.400		106	32-160		
NEtFOSAA	0.432				0.400		108	51-154		
NMeFOSE	1.68				1.60		105	56-151		
NEtFOSE	1.55 J				1.60		96.8	60-147		
HFPO-DA	0.775 J				0.800		96.8	58-154		
ADONA	0.843				0.756		112	61-148		
PFEESA	0.661 J				0.712		92.8	56-144		
PFMPA	0.742 J				0.800		92.7	48-150		
PFMBA	0.834				0.800		104	49-154		
NFDHA	0.772 J				0.800		96.6	47-160		
9CL-PF3ONS	0.799 J				0.748		107	44-167		
11CL-PF3OUDS	0.732 J				0.756		96.8	36-158		
3:3FTCA	1.50 J				1.60		93.4	32-161		
5:3FTCA	1.32 J IR2,				1.60		82.5	39-156		
7:3FTCA	1.58 J				1.60		98.7	36-149		
Surrogates										
13C4-PFBA	34.4				32.0		108	10-130		
13C5-PFPEA	20.0				16.0		125	35-150		
13C5-PFHXA	9.84				8.00		123	55-150		
13C4-PFHPA	10.1				8.00		126	55-150		
13C8-PFOA	8.45				8.00		106	60-140		
13C9-PFNA	4.15				4.00		104	55-140		

AECOM Honolulu
1001 Bishop Street, Suite 1600
Honolulu, HI 96813

Project: Red Hill AFFF Assessment Sampling
Project Number: Red Hill AFFF Assessment Sampling / 60697810
Project Manager: Watson Tanji

Reported: 04/11/2023 11:17

Quality Control (Continued)

Per- and Polyfluoroalkyl Substances (Continued)

Analyte	Result/Qual	LOQ	LOD	MDL	Spike Level	Source Result	%REC	%REC Limits	RPD	RPD Limit
MRL Check (BCD0035-MRL1)						Prepared: 04/04/23 12:20 Analyzed: 04/07/23 18:00				
	ng/L									
Surrogates										
13C6-PFDA	4.30				4.00		107	50-140		
13C7-PFUnA	4.41				4.00		110	30-140		
13C2-PFDOA	3.79				4.00		94.7	10-150		
13C2-PFTEDA	4.29				4.00		107	10-130		
13C3-PFBS	8.96				8.00		112	55-150		
13C3-PFHXS	9.04				8.00		113	55-150		
13C8-PFOS	8.16				8.00		102	45-140		
13C2-4:2FTS	21.9				16.0		137	60-200		
13C2-6:2FTS	19.2				16.0		120	60-200		
13C2-8:2FTS	17.7				16.0		111	50-200		
13C8-PFOA	7.73				8.00		96.6	30-130		
D3-NMEFOA	4.08				8.00		51.1	15-130		
D5-NETFOA	4.39				8.00		54.8	10-130		
D3-NMEFOSAA	15.6				16.0		97.3	45-200		
D5-NETFOSAA	15.7				16.0		97.8	10-200		
D7-NMEFOSE	53.7				80.0		67.1	10-150		
D9-NETFOSE	59.4				80.0		74.3	10-150		
13C3-HFPO-DA	39.1				32.0		122	25-160		

AECOM Honolulu
1001 Bishop Street, Suite 1600
Honolulu, HI 96813

Project: Red Hill AFFF Assessment Sampling
Project Number: Red Hill AFFF Assessment Sampling / 60697810
Project Manager: Watson Tanji

Reported: 04/11/2023 11:17

Notes and Definitions

Item	Definition
BS2	Blank spike recovered above the upper control limit
CV2	Calibration verification recovered above the upper control limit
IR1	Ion ratio below the lower control limit
IR2	Ion ratio above the upper control limit
IS1	Internal standard recovered below the lower control limit
J	Estimated value
MI2	Manual integration, non-target peak interference
MI4	Manual integration, peak unsplit
S2	Surrogate recovered above the upper control limit
U	Not detected
Dry	Sample results reported on a dry weight basis.
DF	Dilution Factor
LOD	Limit of Detection
LOQ	Limit of Quantitation
DL	Detection Limit
*	Value outside control limits
RPD	Relative Percent Difference
%REC	Percent Recovery
Source	Sample that was matrix spiked or duplicated.
LOQ, Limit of Quantitation = Method Reporting Limit (MRL).	



WORK ORDER

23C0204

Printed: 04/11/2023 11:17 am

Project: Red Hill AFFF Assessment Sampling
Project Number: Red Hill AFFF Assessment Sampling / 60697810
Project Manager: Karen Volpendesta
PO Number: 150712

Report To:
 AECOM Honolulu
 Watson Tanji
 1001 Bishop Street, Suite 1600
 Honolulu, HI 96813
 Phone: (808) 954-4512
 Fax: (808) 523-8950

Invoice To:
 AECOM Honolulu
 Watson Tanji
 1001 Bishop Street, Suite 1600
 Honolulu, HI 96813
 Phone: (808) 954-4512
 Fax: (808) 523-8950

Date Received: 03/24/2023 02:55 PM
 Date Due: 03/31/2023 (5.00 day TAT)

Logged In By: Megan Salata
 Received By: Lincoln Hooper

Analysis	Comments
----------	----------

23C0204

Sample Receipt Log

Default Cooler

Samples Received at: **10.1°C**

Custody Seals	Yes	Were all containers sealed in separate bags?	Yes
Containers Intact	Yes	Did all containers arrive in good condition?	Yes
COC/Labels Agree	Yes	Correct containers/preserv. for tests indicated?	Yes
Preservation Confirmed	No	Sufficient volume sent for tests requested?	Yes
Received On Ice	Yes	Were bubbles absent in volatile samples?	No
Was a chain of custody received?	Yes	Sufficient remaining holding time for analyses?	Yes
COCs complete/signed in the appropriate places?	Yes	pH of non-VOA preserved containers documented?	No
Sample labels complete? Sample ID, date/time, etc.	Yes	Unpreserved vials received for VOA analysis?	No
Did all container labels agree with COCs?	Yes	If "yes", are unpreserved VOA vials noted on ARF?	No

CUSTODY SEAL
AECOM (808)-521-3051

Initials: PC Date: 3/20/22

PFAS

SAMPLE DATA

FORM I ANALYSIS DATA SHEET

AF-RHMW16-WGN01LF-2303W3

Laboratory:	APPL, LLC	Work Order:	23C0204
Client:	AECOM	Project:	Red Hill AFFF Assessment Sampling / 60697810
Matrix:	Water	Laboratory ID:	23C0204-01RE2
		File ID:	S2023-04-07B (10)
Sampled:	03/20/23 12:00	Prepared:	04/04/23 12:20
		Analyzed:	04/07/23 18:13
Solids:		Preparation:	EPA 1633
		Dilution:	1
Initial/Final:	562.11 mL / 2 mL	Instrument:	Saphira
Batch:	BCD0035	Sequence:	SC01368
		Calibration:	2315001

COMPOUND	CONC. (ng/L)	LOQ	LOD	DL	Q
PFBA	0.71 U	1.4	0.71	0.19	
PFPEA	0.36 U	0.71	0.36	0.058	
PFHXA	0.18 U	0.36	0.18	0.049	
PFHPA	0.18 U	0.36	0.18	0.036	
PFOA	0.27 U	0.36	0.27	0.14	
PFNA	0.18 U	0.36	0.18	0.073	
PFDA	0.18 U	0.36	0.18	0.090	
PFUnA	0.27 U	0.36	0.27	0.14	
PFDOA	0.18 U	0.36	0.18	0.099	
PFTRDA	0.27 U	0.36	0.27	0.18	
PFTEDA	0.27 U	0.36	0.27	0.18	
PFBS	0.18 U	0.36	0.18	0.033	
PFPEs	0.18 U	0.36	0.18	0.056	
PFHXS	0.18 U	0.36	0.18	0.028	
PFHPS	0.18 U	0.36	0.18	0.046	
PFOS	0.28 J	0.36	0.18	0.057	
PFNS	0.18 U	0.36	0.18	0.11	
PFDS	0.27 U	0.36	0.27	0.13	
PFDOS	0.18 U	0.36	0.18	0.11	
4:2FTS	0.71 U	1.4	0.71	0.26	
6:2FTS	0.71 U	1.4	0.71	0.28	
8:2FTS	0.71 U	1.4	0.71	0.073	
PFOSA	0.15 J	0.36	0.18	0.093	
NMeFOSA	0.71 U	1.4	0.71	0.42	
NEtFOSA	0.71 U	1.4	0.71	0.37	
NMeFOSAA	0.18 U	0.36	0.18	0.094	
NEtFOSAA	0.18 U	0.36	0.18	0.10	
NMeFOSE	1.1 U	1.4	1.1	0.90	
NEtFOSE	1.1 U	1.4	1.1	0.93	
HFPO-DA	0.36 U	0.71	0.36	0.16	

FORM I ANALYSIS DATA SHEET

AF-RHMW16-WGN01LF-2303W3

Laboratory:	APPL, LLC	Work Order:	23C0204
Client:	AECOM	Project:	Red Hill AFFF Assessment Sampling / 60697810
Matrix:	Water	Laboratory ID:	23C0204-01RE2
		File ID:	S2023-04-07B (10)
Sampled:	03/20/23 12:00	Prepared:	04/04/23 12:20
		Analyzed:	04/07/23 18:13
Solids:		Preparation:	EPA 1633
		Dilution:	1
Initial/Final:	562.11 mL / 2 mL	Instrument:	Saphira
Batch:	BCD0035	Sequence:	SC01368
		Calibration:	2315001

COMPOUND	CONC. (ng/L)	LOQ	LOD	DL	Q
ADONA	0.36 U	0.71	0.36	0.11	
PFEESA	0.36 U	0.71	0.36	0.097	
PFMPA	0.36 U	0.71	0.36	0.048	
PFMBA	0.36 U	0.71	0.36	0.081	
NFDHA	0.36 U	0.71	0.36	0.27	
9CL-PF3ONS	0.36 U	0.71	0.36	0.19	
11CL-PF3OUDS	0.36 U	0.71	0.36	0.18	
3:3FTCA	0.71 U	1.4	0.71	0.51	
5:3FTCA	0.71 U	1.4	0.71	0.39	
7:3FTCA	0.71 U	1.4	0.71	0.49	



Chemist: ABK
 Instrument: Saphira
 Type: Sciex Q3 5500

Sample I.D.: 23C0204-01RE2
 DF, IV: 1, 10.0µL
 Acquisition Method: 1633 2023-03-28.dam

Quant Method: 1633 - S2023-04-07A
 Path: S2023-04-07B (10)
 Acquired: 2023/04/07 - 18:13

Analyte	(Q1 / Q3) Area Counts*min	R.T. (R.T [min], R.R.T.) (ΔRT-[min], ΔRT-CV[min], ΔRT ion[s])	S / N	Ion Ratio IR Vs MP% IR Vs CV%	Concentration [True] ng/mL	Q.C. Rec. {Area%CV}	Primary Transition	Confirmation Transition	Flag
PFBA	(213.0 / 169.0) N/A	(N/A, N/A) (N/A, N/A, N/A)	N/A	N/A 0.0 0.0	0.0000	N/A			
PFPeA	(263.0 / 219.0) N/A (263.0 / 69.0) N/A	(N/A, N/A) (N/A, N/A, N/A)	N/A N/A	N/A 0.0 0.0	0.0000	N/A			
PFHxA	(313.0 / 269.0) N/A (313.0 / 119.0) N/A	(N/A, N/A) (N/A, N/A, N/A)	N/A N/A	N/A 0.0 0.0	0.0000	N/A			
PFHpA	(363.0 / 319.0) N/A (363.0 / 169.0) N/A	(N/A, N/A) (N/A, N/A, N/A)	N/A N/A	N/A 0.0 0.0	0.0000	N/A			
PFOA	(413.0 / 369.0) 8972 (413.0 / 169.0) 3368	(6.42, 1.00) (0.00, N/A, -0.9)	28.0 899.7	0.3754 111.6 117.6	0.0263	N/A			
PFNA	(463.0 / 419.0) N/A (463.0 / 169.0) N/A	(N/A, N/A) (N/A, N/A, N/A)	N/A N/A	N/A 0.0 0.0	0.0000	N/A			
PFDA	(513.0 / 469.0) N/A (513.0 / 169.0) N/A	(N/A, N/A) (N/A, N/A, N/A)	N/A N/A	N/A 0.0 0.0	0.0000	N/A			
PFUnA	(563.0 / 519.0) N/A (563.0 / 169.0) N/A	(N/A, N/A) (N/A, N/A, N/A)	N/A N/A	N/A 0.0 0.0	0.0000	N/A			
PFDoA	(613.0 / 569.0) N/A (613.0 / 169.0) N/A	(N/A, N/A) (N/A, N/A, N/A)	N/A N/A	N/A 0.0 0.0	0.0000	N/A			
PFTrDA	(663.0 / 619.0) N/A (663.0 / 169.0) N/A	(N/A, N/A) (N/A, N/A, N/A)	N/A N/A	N/A 0.0 0.0	0.0000	N/A			
PFTeDA	(713.0 / 669.0) N/A (713.0 / 169.0) N/A	(N/A, N/A) (N/A, N/A, N/A)	N/A N/A	N/A 0.0 0.0	0.0000	N/A			



Chemist: ABK
 Instrument: Saphira
 Type: Sciex Q3 5500

Sample I.D.: 23C0204-01RE2
 DF, IV: 1, 10.0µL
 Acquisition Method: 1633 2023-03-28.dam

Quant Method: 1633 - S2023-04-07A
 Path: S2023-04-07B (10)
 Acquired: 2023/04/07 - 18:13

Analyte	(Q1 / Q3) Area Counts*min	R.T. (R.T [min], R.R.T.) (Δ RT-[min], Δ RT- CV[min], Δ RT ion[s])	S / N	Ion Ratio IR Vs MP% IR Vs CV%	Concentration [True] ng/mL	Q.C. Rec. {Area%CV}	Primary Transition	Confirmation Transition	Flag
PFBS	(299.0 / 80.0) N/A (299.0 / 99.0) N/A	(N/A, N/A) (N/A, N/A, N/A)	N/A N/A	N/A 0.0 0.0	0.0000	N/A			
PFPeS	(349.0 / 80.0) N/A (349.0 / 99.0) N/A	(N/A, N/A) (N/A, N/A, N/A)	N/A N/A	N/A 0.0 0.0	0.0000	N/A			
PFHxS	(399.0 / 80.0) N/A (399.0 / 99.0) N/A	(N/A, N/A) (N/A, N/A, N/A)	N/A N/A	N/A 0.0 0.0	0.0000	N/A			
PFHpS	(449.0 / 80.0) N/A (449.0 / 99.0) N/A	(N/A, N/A) (N/A, N/A, N/A)	N/A N/A	N/A 0.0 0.0	0.0000	N/A			
PFOS	(499.0 / 80.0) 80823 (499.0 / 99.0) 20490	(7.76, 1.00) (0.00, N/A, -1.0)	444.2 501076.2	0.2535 116.8 108.9	0.0792	N/A			
PFNS	(549.0 / 80.0) N/A (549.0 / 99.0) N/A	(N/A, N/A) (N/A, N/A, N/A)	N/A N/A	N/A 0.0 0.0	0.0000	N/A			
PFDS	(599.0 / 80.0) N/A (599.0 / 99.0) N/A	(N/A, N/A) (N/A, N/A, N/A)	N/A N/A	N/A 0.0 0.0	0.0000	N/A			
PFDoS	(699.0 / 80.0) N/A (699.0 / 99.0) N/A	(N/A, N/A) (N/A, N/A, N/A)	N/A N/A	N/A 0.0 0.0	0.0000	N/A			
4:2FTS	(327.0 / 307.0) N/A (327.0 / 81.0) N/A	(N/A, N/A) (N/A, N/A, N/A)	N/A N/A	N/A 0.0 0.0	0.0000	N/A			
6:2FTS	(427.0 / 407.0) N/A (427.0 / 81.0) N/A	(N/A, N/A) (N/A, N/A, N/A)	N/A N/A	N/A 0.0 0.0	0.0000	N/A			
8:2FTS	(527.0 / 507.0) N/A (527.0 / 81.0) N/A	(N/A, N/A) (N/A, N/A, N/A)	N/A N/A	N/A 0.0 0.0	0.0000	N/A			



Chemist: ABK
 Instrument: Saphira
 Type: Sciex Q3 5500

Sample I.D.: 23C0204-01RE2
 DF, IV: 1, 10.0µL
 Acquisition Method: 1633 2023-03-28.dam

Quant Method: 1633 - S2023-04-07A
 Path: S2023-04-07B (10)
 Acquired: 2023/04/07 - 18:13

Analyte	(Q1 / Q3) Area Counts*min	R.T. (R.T [min], R.R.T.) (ΔRT-[min], ΔRT-CV[min], ΔRT ion[s])	S / N	Ion Ratio IR Vs MP% IR Vs CV%	Concentration [True] ng/mL	Q.C. Rec. {Area%CV}	Primary Transition	Confirmation Transition	Flag
PFOSA	(498.0 / 78.0) 51004 (498.0 / 478.0) 3019	(9.75, 1.00) (0.00, N/A, 0.0)	272.9 47.5	0.0592 242.4 254.7	0.0420	N/A			
NMeFOSA	(512.0 / 219.0) N/A (512.0 / 169.0) N/A	(N/A, N/A) (N/A, N/A, N/A)	N/A N/A	N/A 0.0 0.0	0.0000	N/A			
NEtFOSA	(526.0 / 219.0) N/A (526.0 / 169.0) N/A	(N/A, N/A) (N/A, N/A, N/A)	N/A N/A	N/A 0.0 0.0	0.0000	N/A			
NMeFOSAA	(570.0 / 419.0) N/A (570.0 / 483.0) N/A	(N/A, N/A) (N/A, N/A, N/A)	N/A N/A	N/A 0.0 0.0	0.0000	N/A			
NEtFOSAA	(584.0 / 419.0) N/A (584.0 / 526.0) N/A	(N/A, N/A) (N/A, N/A, N/A)	N/A N/A	N/A 0.0 0.0	0.0000	N/A			
NMeFOSE	(616.0 / 59.0) N/A	(N/A, N/A) (N/A, N/A, N/A)	N/A	N/A 0.0 0.0	0.0000	N/A			
NEtFOSE	(630.0 / 59.0) N/A	(N/A, N/A) (N/A, N/A, N/A)	N/A	N/A 0.0 0.0	0.0000	N/A			
HFPO-DA	(285.0 / 169.0) N/A (285.0 / 185.0) N/A	(N/A, N/A) (N/A, N/A, N/A)	N/A N/A	N/A 0.0 0.0	0.0000	N/A			
ADONA	(377.0 / 85.0) N/A (377.0 / 251.0) N/A	(N/A, N/A) (N/A, N/A, N/A)	N/A N/A	N/A 0.0 0.0	0.0000	N/A			
9Cl-Pf3ONS	(531.0 / 351.0) N/A (533.0 / 353.0) N/A	(N/A, N/A) (N/A, N/A, N/A)	N/A N/A	N/A 0.0 0.0	0.0000	N/A			
11Cl-Pf3OUDS	(631.0 / 451.0) N/A (633.0 / 453.0) N/A	(N/A, N/A) (N/A, N/A, N/A)	N/A N/A	N/A 0.0 0.0	0.0000	N/A			



Chemist: ABK
 Instrument: Saphira
 Type: Sciex Q3 5500

Sample I.D.: 23C0204-01RE2
 DF, IV: 1, 10.0µL
 Acquisition Method: 1633 2023-03-28.dam

Quant Method: 1633 - S2023-04-07A
 Path: S2023-04-07B (10)
 Acquired: 2023/04/07 - 18:13

Analyte	(Q1 / Q3) Area Counts*min	R.T. (R.T [min], R.R.T.) (ΔRT-[min], ΔRT- CV[min], ΔRT ion[s])	S / N	Ion Ratio IR Vs MP% IR Vs CV%	Concentration [True] ng/mL	Q.C. Rec. {Area%CV}	Primary Transition	Confirmation Transition	Flag
3:3FTCA	(241.0 / 177.0) N/A (241.0 / 117.0) N/A	(N/A, N/A) (N/A, N/A, N/A)	N/A N/A	N/A 0.0 0.0	0.0000	N/A			
5:3FTCA	(341.0 / 236.7) N/A (341.0 / 217.0) N/A	(N/A, N/A) (N/A, N/A, N/A)	N/A N/A	N/A 0.0 0.0	0.0000	N/A			
7:3FTCA	(441.0 / 317.0) N/A (441.0 / 337.0) N/A	(N/A, N/A) (N/A, N/A, N/A)	N/A N/A	N/A 0.0 0.0	0.0000	N/A			
PFEESA	(315.0 / 135.0) N/A (315.0 / 83.0) N/A	(N/A, N/A) (N/A, N/A, N/A)	N/A N/A	N/A 0.0 0.0	0.0000	N/A			
PFMPA	(229.0 / 85.0) N/A	(N/A, N/A) (N/A, N/A, N/A)	N/A	N/A 0.0 0.0	0.0000	N/A			
PFMBA	(279.0 / 85.0) N/A	(N/A, N/A) (N/A, N/A, N/A)	N/A	N/A 0.0 0.0	0.0000	N/A			
NFDHA	(295.0 / 201.0) N/A (295.0 / 85.0) N/A	(N/A, N/A) (N/A, N/A, N/A)	N/A N/A	N/A 0.0 0.0	0.0000	N/A			
TDCA	(499.0 / 80.0) N/A	(N/A, N/A) (N/A, N/A, N/A)	N/A	N/A 0.0 0.0	0.0000	N/A			
13C3_PFBA_IIS	(216.0 / 172.0) 119600	(3.42, N/A) (N/A, -0.01, N/A)	1602.7	N/A	1.0491 [1.0000]	104.9% { 112.6% }			
13C2_PFHxA_IIS	(315.0 / 270.0) 115125	(5.10, N/A) (N/A, -0.04, N/A)	1957.6	N/A	0.8342 [1.0000]	83.4% { 94.2% }			
13C4_PFOA_IIS	(417.0 / 372.0) 276534	(6.42, N/A) (N/A, 0.01, N/A)	5537.9	N/A	0.8903 [1.0000]	89.0% { 102.7% }			

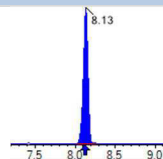
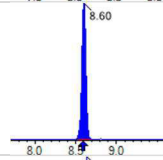
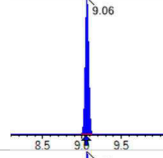
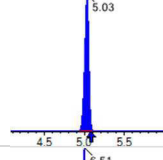
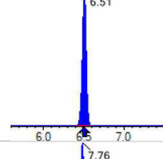
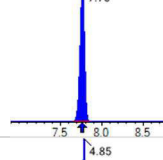
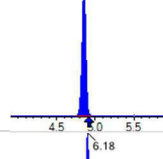
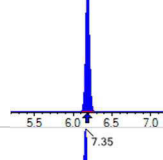
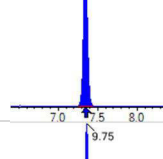
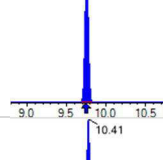
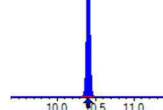


Chemist: ABK
 Instrument: Saphira
 Type: Sciex Q3 5500

Sample I.D.: 23C0204-01RE2
 DF, IV: 1, 10.0µL
 Acquisition Method: 1633 2023-03-28.dam

Quant Method: 1633 - S2023-04-07A
 Path: S2023-04-07B (10)
 Acquired: 2023/04/07 - 18:13

Analyte	(Q1 / Q3) Area Counts*min	R.T. (R.T [min], R.R.T.) (ΔRT-I[min], ΔRT-CV[min], ΔRT ion[s])	S / N	Ion Ratio IR Vs MP% IR Vs CV%	Concentration [True] ng/mL	Q.C. Rec. {Area%CV}	Primary Transition	Confirmation Transition	Flag
13C5_PFNA_IIS	(468.0 / 423.0) 265831	(7.03, N/A) (N/A, 0.00, N/A)	26213.9	N/A	0.9017 [1.0000]	90.2% { 92.1% }			
13C2_PFDA_IIS	(515.0 / 470.1) 268633	(7.59, N/A) (N/A, 0.00, N/A)	238.6	N/A	0.8666 [1.0000]	86.7% { 89.2% }			
18O2_PFHxS_IIS	(403.0 / 83.9) 421388	(6.50, N/A) (N/A, 0.00, N/A)	3297.8	N/A	0.9394 [1.0000]	93.9% { 98.0% }			
13C4_PFOS_IIS	(503.0 / 79.9) 726327	(7.76, N/A) (N/A, 0.00, N/A)	1468.0	N/A	1.0437 [1.0000]	104.4% { 112.8% }			
13C4_PFBA_EIS	(217.0 / 172.0) 1033795	(3.42, N/A) (N/A, -0.01, N/A)	6118.2	N/A	8.0597 [8.0000]	100.7% { 105.1% }			
13C5_PFPeA_EIS	(268.0 / 223.0) 922835	(4.20, N/A) (N/A, -0.09, N/A)	3090.6	N/A	5.0773 [4.0000]	126.9% { 110.6% }			
13C5_PFHxA_EIS	(318.0 / 273.0) 561435	(5.10, N/A) (N/A, -0.04, N/A)	2510.2	N/A	2.5489 [2.0000]	127.4% { 118.0% }			
13C4_PFHpA_EIS	(367.0 / 322.0) 577772	(5.79, N/A) (N/A, 0.01, N/A)	3060.6	N/A	2.6194 [2.0000]	131.0% { 114.6% }			
13C8_PFOA_EIS	(421.0 / 376.0) 687499	(6.42, N/A) (N/A, 0.00, N/A)	12943.4	N/A	2.4151 [2.0000]	120.8% { 112.5% }			
13C9_PFNA_EIS	(472.0 / 427.0) 296612	(7.03, N/A) (N/A, 0.00, N/A)	2354.7	N/A	1.1454 [1.0000]	114.5% { 100.3% }			
13C6_PFDA_EIS	(519.0 / 474.0) 349046	(7.59, N/A) (N/A, 0.00, N/A)	1356.4	N/A	1.1895 [1.0000]	119.0% { 98.9% }			

Analyte	(Q1 / Q3) Area Counts*min	R.T. (R.T [min], R.R.T.) (Δ RT-[min], Δ RT- CV[min], Δ RT ion[s])	S / N	Ion Ratio IR Vs MP% IR Vs CV%	Concentration [True] ng/mL	Q.C. Rec. {Area%CV}	Primary Transition	Confirmation Transition	Flag
13C7_PFUa_EIS	(570.0 / 525.0) 371400	(8.13, N/A) (N/A, 0.01, N/A)	3171.6	N/A	1.3129 [1.0000]	131.3% { 119.3% }			
13C2_PFDa_EIS	(615.0 / 570.0) 311988	(8.60, N/A) (N/A, 0.01, N/A)	1684.6	N/A	1.2196 [1.0000]	122.0% { 111.8% }			
13C2_PFTeDA_EIS	(715.0 / 670.0) 294399	(9.06, N/A) (N/A, 0.01, N/A)	1600.1	N/A	1.2015 [1.0000]	120.2% { 111.0% }			
13C3_PFBs_EIS	(302.0 / 80.0) 1330227	(5.03, N/A) (N/A, -0.05, N/A)	3956.1	N/A	2.4170 [2.0000]	120.9% { 112.5% }			
13C3_PFHxS_EIS	(402.0 / 80.0) 888444	(6.51, N/A) (N/A, 0.00, N/A)	2300.0	N/A	2.2553 [2.0000]	112.8% { 114.0% }			
13C8_PFOS_EIS	(507.0 / 80.0) 1793466	(7.76, N/A) (N/A, 0.00, N/A)	3026.9	N/A	2.0283 [2.0000]	101.4% { 113.9% }			
13C2_4:2FTS_EIS	(329.0 / 81.0) 269274	(4.85, N/A) (N/A, -0.05, N/A)	1418.2	N/A	5.3447 [4.0000]	133.6% { 132.9% }			
13C2_6:2FTS_EIS	(429.0 / 81.0) 332798	(6.18, N/A) (N/A, 0.00, N/A)	2312.8	N/A	4.9762 [4.0000]	124.4% { 132.9% }			
13C2_8:2FTS_EIS	(529.0 / 81.0) 356559	(7.35, N/A) (N/A, -0.01, N/A)	1277.8	N/A	4.3309 [4.0000]	108.3% { 110.5% }			
13C8_PFOsa_EIS	(506.0 / 78.0) 2861972	(9.75, N/A) (N/A, 0.01, N/A)	3151.4	N/A	1.9130 [2.0000]	95.6% { 100.6% }			
D3_NMeFOsa_EIS	(515.0 / 169.0) 419978	(10.41, N/A) (N/A, 0.01, N/A)	2489.7	N/A	1.2377 [2.0000]	61.9% { 68.2% }			



Chemist: ABK
 Instrument: Saphira
 Type: Sciex Q3 5500

Sample I.D.: 23C0204-01RE2
 DF, IV: 1, 10.0µL
 Acquisition Method: 1633 2023-03-28.dam

Quant Method: 1633 - S2023-04-07A
 Path: S2023-04-07B (10)
 Acquired: 2023/04/07 - 18:13

Analyte	(Q1 / Q3) Area Counts*min	R.T. (R.T [min], R.R.T.) (ΔRT-I[min], ΔRT-CV[min], ΔRT ion[s])	S / N	Ion Ratio IR Vs MP% IR Vs CV%	Concentration [True] ng/mL	Q.C. Rec. {Area%CV}	Primary Transition	Confirmation Transition	Flag
D5_NEiFOSA_EIS	(531.0 / 169.0) 355541	(10.58 , N/A) (N/A , 0.00 , N/A)	2483.8	N/A	1.2797 [2.0000]	64.0% { 65.0% }			
D3_MeFOSAA_EIS	(573.0 / 419.0) 781444	(7.73 , N/A) (N/A , 0.00 , N/A)	1871.3	N/A	4.2117 [4.0000]	105.3% { 116.2% }			
D5_EiFOSAA_EIS	(589.0 / 419.0) 612216	(7.99 , N/A) (N/A , 0.00 , N/A)	15686.9	N/A	4.0179 [4.0000]	100.4% { 110.4% }			
D7_NMeFOSE_EIS	(623.0 / 58.9) 1400482	(10.34 , N/A) (N/A , 0.01 , N/A)	1596.3	N/A	12.8465 [20.0000]	64.2% { 68.1% }			
D9_NEiFOSE_EIS	(639.0 / 58.9) 2351961	(10.52 , N/A) (N/A , 0.01 , N/A)	2424.1	N/A	16.3043 [20.0000]	81.5% { 86.8% }			
13C3_HFPODA_EIS	(287.0 / 169.0) 1235018	(5.37 , N/A) (N/A , -0.02 , N/A)	3362.6	N/A	10.9265 [8.0000]	136.6% { 125.3% }			

FORM I

ANALYSIS DATA SHEET

AF-RHMW12A-WGN01LF-2303W3

Laboratory:	APPL, LLC	Work Order:	23C0204
Client:	AECOM	Project:	Red Hill AFFF Assessment Sampling / 60697810
Matrix:	Water	Laboratory ID:	23C0204-02RE2
		File ID:	S2023-04-07B (12)
Sampled:	03/20/23 09:30	Prepared:	04/04/23 12:20
		Analyzed:	04/07/23 18:39
Solids:		Preparation:	EPA 1633
		Dilution:	1
Initial/Final:	546.07 mL / 2 mL	Instrument:	Saphira
Batch:	BCD0035	Sequence:	SC01368
		Calibration:	2315001

COMPOUND	CONC. (ng/L)	LOQ	LOD	DL	Q
PFBA	1.4 J	1.5	0.73	0.19	
PFPEA	4.7	0.73	0.37	0.060	
PFHXA	1.4	0.37	0.18	0.050	
PFHPA	0.35 J	0.37	0.18	0.038	
PFOA	0.27 U	0.37	0.27	0.14	
PFNA	0.18 U	0.37	0.18	0.075	
PFDA	0.18 U	0.37	0.18	0.093	
PFUnA	0.27 U	0.37	0.27	0.15	
PFDOA	0.18 U	0.37	0.18	0.10	
PFTRDA	0.27 U	0.37	0.27	0.19	
PFTEDA	0.27 U	0.37	0.27	0.18	
PFBS	0.18 U	0.37	0.18	0.034	
PFPEs	0.18 U	0.37	0.18	0.057	
PFHXS	0.18 U	0.37	0.18	0.029	
PFHPS	0.18 U	0.37	0.18	0.047	
PFOS	0.95	0.37	0.18	0.058	
PFNS	0.18 U	0.37	0.18	0.11	
PFDS	0.27 U	0.37	0.27	0.14	
PFDOS	0.18 U	0.37	0.18	0.11	
4:2FTS	0.73 U	1.5	0.73	0.27	
6:2FTS	1.8	1.5	0.73	0.29	
8:2FTS	0.73 U	1.5	0.73	0.075	
PFOSA	0.54	0.37	0.18	0.095	
NMeFOSA	0.73 U	1.5	0.73	0.43	
NEtFOSA	0.73 U	1.5	0.73	0.38	
NMeFOSAA	0.18 U	0.37	0.18	0.097	
NEtFOSAA	0.18 U	0.37	0.18	0.11	
NMeFOSE	1.1 U	1.5	1.1	0.93	
NEtFOSE	1.1 U	1.5	1.1	0.96	
HFPO-DA	0.37 U	0.73	0.37	0.16	

FORM I

ANALYSIS DATA SHEET

AF-RHMW12A-WGN01LF-2303W3

Laboratory:	APPL, LLC	Work Order:	23C0204
Client:	AECOM	Project:	Red Hill AFFF Assessment Sampling / 60697810
Matrix:	Water	Laboratory ID:	23C0204-02RE2
		File ID:	S2023-04-07B (12)
Sampled:	03/20/23 09:30	Prepared:	04/04/23 12:20
		Analyzed:	04/07/23 18:39
Solids:		Preparation:	EPA 1633
		Dilution:	1
Initial/Final:	546.07 mL / 2 mL	Instrument:	Saphira
Batch:	BCD0035	Sequence:	SC01368
		Calibration:	2315001

COMPOUND	CONC. (ng/L)	LOQ	LOD	DL	Q
ADONA	0.37 U	0.73	0.37	0.11	
PFEESA	0.37 U	0.73	0.37	0.10	
PFMPA	0.37 U	0.73	0.37	0.049	
PFMBA	0.37 U	0.73	0.37	0.083	
NFDHA	0.37 U	0.73	0.37	0.28	
9CL-PF3ONS	0.37 U	0.73	0.37	0.19	
11CL-PF3OUDS	0.37 U	0.73	0.37	0.19	
3:3FTCA	0.73 U	1.5	0.73	0.53	
5:3FTCA	0.73 U	1.5	0.73	0.41	
7:3FTCA	0.73 U	1.5	0.73	0.51	



Chemist: ABK
 Instrument: Saphira
 Type: Sciex Q3 5500

Sample I.D.: 23C0204-02RE2
 DF, IV: 1, 10.0µL
 Acquisition Method: 1633 2023-03-28.dam

Quant Method: 1633 - S2023-04-07A
 Path: S2023-04-07B (12)
 Acquired: 2023/04/07 - 18:39

Analyte	(Q1 / Q3) Area Counts*min	R.T. (R.T [min], R.R.T.) (ΔRT-I[min], ΔRT-CV[min], ΔRT ion[s])	S / N	Ion Ratio IR Vs MP% IR Vs CV%	Concentration [True] ng/mL	Q.C. Rec. {Area%CV}	Primary Transition	Confirmation Transition	Flag
PFBA	(213.0 / 169.0) 46066	(3.45, 1.00) (0.00, N/A, 0.0)	89.1	N/A 0.0 0.0	0.3867	N/A			
PFPeA	(263.0 / 219.0) 291670 (263.0 / 69.0) 3770	(4.29, 1.00) (0.00, N/A, 0.0)	885.4 77.1	0.0129 104.9 105.1	1.2773	N/A			
PFHxA	(313.0 / 269.0) 113992 (313.0 / 119.0) 9686	(5.14, 1.00) (0.00, N/A, 0.4)	301.1 3735.5	0.0850 84.1 89.9	0.3825	N/A			
PFHpA	(363.0 / 319.0) 24951 (363.0 / 169.0) 8255	(5.79, 1.00) (0.00, N/A, -0.1)	350.3 56412.6	0.3308 111.5 99.5	0.0957	N/A			
PFOA	(413.0 / 369.0) N/A (413.0 / 169.0) N/A	(N/A, N/A) (N/A, N/A, N/A)	N/A N/A	N/A 0.0 0.0	0.0000	N/A			
PFNA	(463.0 / 419.0) N/A (463.0 / 169.0) N/A	(N/A, N/A) (N/A, N/A, N/A)	N/A N/A	N/A 0.0 0.0	0.0000	N/A			
PFDA	(513.0 / 469.0) N/A (513.0 / 169.0) N/A	(N/A, N/A) (N/A, N/A, N/A)	N/A N/A	N/A 0.0 0.0	0.0000	N/A			
PFUnA	(563.0 / 519.0) N/A (563.0 / 169.0) N/A	(N/A, N/A) (N/A, N/A, N/A)	N/A N/A	N/A 0.0 0.0	0.0000	N/A			
PFDoA	(613.0 / 569.0) N/A (613.0 / 169.0) N/A	(N/A, N/A) (N/A, N/A, N/A)	N/A N/A	N/A 0.0 0.0	0.0000	N/A			
PFTrDA	(663.0 / 619.0) N/A (663.0 / 169.0) N/A	(N/A, N/A) (N/A, N/A, N/A)	N/A N/A	N/A 0.0 0.0	0.0000	N/A			
PFTeDA	(713.0 / 669.0) N/A (713.0 / 169.0) N/A	(N/A, N/A) (N/A, N/A, N/A)	N/A N/A	N/A 0.0 0.0	0.0000	N/A			



Chemist: ABK
 Instrument: Saphira
 Type: Sciex Q3 5500

Sample I.D.: 23C0204-02RE2
 DF, IV: 1, 10.0µL
 Acquisition Method: 1633 2023-03-28.dam

Quant Method: 1633 - S2023-04-07A
 Path: S2023-04-07B (12)
 Acquired: 2023/04/07 - 18:39

Analyte	(Q1 / Q3) Area Counts*min	R.T. (R.T [min], R.R.T.) (Δ RT-[min], Δ RT-CV[min], Δ RT ion[s])	S / N	Ion Ratio IR Vs MP% IR Vs CV%	Concentration [True] ng/mL	Q.C. Rec. {Area%CV}	Primary Transition	Confirmation Transition	Flag
PFBS	(299.0 / 80.0) N/A (299.0 / 99.0) N/A	(N/A, N/A) (N/A, N/A, N/A)	N/A N/A	N/A 0.0 0.0	0.0000	N/A			
PFPeS	(349.0 / 80.0) N/A (349.0 / 99.0) N/A	(N/A, N/A) (N/A, N/A, N/A)	N/A N/A	N/A 0.0 0.0	0.0000	N/A			
PFHxS	(399.0 / 80.0) N/A (399.0 / 99.0) N/A	(N/A, N/A) (N/A, N/A, N/A)	N/A N/A	N/A 0.0 0.0	0.0000	N/A			
PFHpS	(449.0 / 80.0) N/A (449.0 / 99.0) N/A	(N/A, N/A) (N/A, N/A, N/A)	N/A N/A	N/A 0.0 0.0	0.0000	N/A			
PFOS	(499.0 / 80.0) 268381 (499.0 / 99.0) 61475	(7.76, 1.00) (0.00, N/A, -0.2)	1527.0 205.6	0.2291 105.5 98.4	0.2590	N/A			
PFNS	(549.0 / 80.0) N/A (549.0 / 99.0) N/A	(N/A, N/A) (N/A, N/A, N/A)	N/A N/A	N/A 0.0 0.0	0.0000	N/A			
PFDS	(599.0 / 80.0) N/A (599.0 / 99.0) N/A	(N/A, N/A) (N/A, N/A, N/A)	N/A N/A	N/A 0.0 0.0	0.0000	N/A			
PFDoS	(699.0 / 80.0) N/A (699.0 / 99.0) N/A	(N/A, N/A) (N/A, N/A, N/A)	N/A N/A	N/A 0.0 0.0	0.0000	N/A			
4:2FTS	(327.0 / 307.0) N/A (327.0 / 81.0) N/A	(N/A, N/A) (N/A, N/A, N/A)	N/A N/A	N/A 0.0 0.0	0.0000	N/A			
6:2FTS	(427.0 / 407.0) 61886 (427.0 / 81.0) 45506	(6.18, 1.00) (0.00, N/A, 0.3)	24838.8 211.5	0.7353 103.6 101.7	0.4895	N/A			
8:2FTS	(527.0 / 507.0) N/A (527.0 / 81.0) N/A	(N/A, N/A) (N/A, N/A, N/A)	N/A N/A	N/A 0.0 0.0	0.0000	N/A			



Chemist: ABK
 Instrument: Saphira
 Type: Sciex Q3 5500

Sample I.D.: 23C0204-02RE2
 DF, IV: 1, 10.0µL
 Acquisition Method: 1633 2023-03-28.dam

Quant Method: 1633 - S2023-04-07A
 Path: S2023-04-07B (12)
 Acquired: 2023/04/07 - 18:39

Analyte	(Q1 / Q3) Area Counts*min	R.T. (R.T [min], R.R.T.) (ΔRT-[min], ΔRT-CV[min], ΔRT ion[s])	S / N	Ion Ratio IR Vs MP% IR Vs CV%	Concentration [True] ng/mL	Q.C. Rec. {Area%CV}	Primary Transition	Confirmation Transition	Flag
PFOSA	(498.0 / 78.0) 187874 (498.0 / 478.0) 6286	(9.75, 1.00) (0.00, N/A, -0.1)	1018.8 83.6	0.0335 137.0 144.0	0.1471	N/A			
NMeFOSA	(512.0 / 219.0) N/A (512.0 / 169.0) N/A	(N/A, N/A) (N/A, N/A, N/A)	N/A N/A	N/A 0.0 0.0	0.0000	N/A			
NEtFOSA	(526.0 / 219.0) N/A (526.0 / 169.0) N/A	(N/A, N/A) (N/A, N/A, N/A)	N/A N/A	N/A 0.0 0.0	0.0000	N/A			
NMeFOSAA	(570.0 / 419.0) N/A (570.0 / 483.0) N/A	(N/A, N/A) (N/A, N/A, N/A)	N/A N/A	N/A 0.0 0.0	0.0000	N/A			
NEtFOSAA	(584.0 / 419.0) N/A (584.0 / 526.0) N/A	(N/A, N/A) (N/A, N/A, N/A)	N/A N/A	N/A 0.0 0.0	0.0000	N/A			
NMeFOSE	(616.0 / 59.0) N/A	(N/A, N/A) (N/A, N/A, N/A)	N/A	N/A 0.0 0.0	0.0000	N/A			
NEtFOSE	(630.0 / 59.0) N/A	(N/A, N/A) (N/A, N/A, N/A)	N/A	N/A 0.0 0.0	0.0000	N/A			
HFPO-DA	(285.0 / 169.0) N/A (285.0 / 185.0) N/A	(N/A, N/A) (N/A, N/A, N/A)	N/A N/A	N/A 0.0 0.0	0.0000	N/A			
ADONA	(377.0 / 85.0) N/A (377.0 / 251.0) N/A	(N/A, N/A) (N/A, N/A, N/A)	N/A N/A	N/A 0.0 0.0	0.0000	N/A			
9Cl-Pf3ONS	(531.0 / 351.0) N/A (533.0 / 353.0) N/A	(N/A, N/A) (N/A, N/A, N/A)	N/A N/A	N/A 0.0 0.0	0.0000	N/A			
11Cl-PF3OUDS	(631.0 / 451.0) N/A (633.0 / 453.0) N/A	(N/A, N/A) (N/A, N/A, N/A)	N/A N/A	N/A 0.0 0.0	0.0000	N/A			

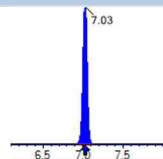
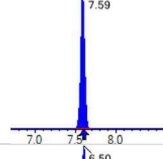
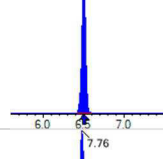
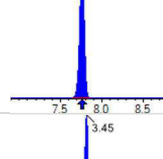
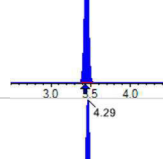
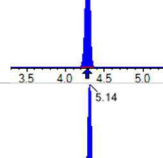
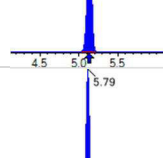
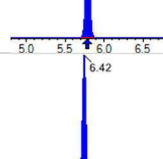
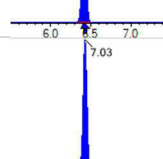
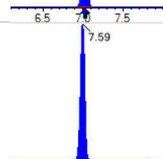



Chemist: ABK
 Instrument: Saphira
 Type: Sciex Q3 5500

Sample I.D.: 23C0204-02RE2
 DF, IV: 1, 10.0µL
 Acquisition Method: 1633 2023-03-28.dam

Quant Method: 1633 - S2023-04-07A
 Path: S2023-04-07B (12)
 Acquired: 2023/04/07 - 18:39

Analyte	(Q1 / Q3) Area Counts*min	R.T. (R.T [min], R.R.T.) (ΔRT-[min], ΔRT-CV[min], ΔRT ion[s])	S / N	Ion Ratio IR Vs MP% IR Vs CV%	Concentration [True] ng/mL	Q.C. Rec. {Area%CV}	Primary Transition	Confirmation Transition	Flag
3:3FTCA	(241.0 / 177.0) N/A (241.0 / 117.0) N/A	(N/A, N/A) (N/A, N/A, N/A)	N/A N/A	N/A 0.0 0.0	0.0000	N/A			
5:3FTCA	(341.0 / 236.7) N/A (341.0 / 217.0) N/A	(N/A, N/A) (N/A, N/A, N/A)	N/A N/A	N/A 0.0 0.0	0.0000	N/A			
7:3FTCA	(441.0 / 317.0) N/A (441.0 / 337.0) N/A	(N/A, N/A) (N/A, N/A, N/A)	N/A N/A	N/A 0.0 0.0	0.0000	N/A			
PFEESA	(315.0 / 135.0) N/A (315.0 / 83.0) N/A	(N/A, N/A) (N/A, N/A, N/A)	N/A N/A	N/A 0.0 0.0	0.0000	N/A			
PFMPA	(229.0 / 85.0) N/A	(N/A, N/A) (N/A, N/A, N/A)	N/A	N/A 0.0 0.0	0.0000	N/A			
PFMBA	(279.0 / 85.0) N/A	(N/A, N/A) (N/A, N/A, N/A)	N/A	N/A 0.0 0.0	0.0000	N/A			
NFDHA	(295.0 / 201.0) N/A (295.0 / 85.0) N/A	(N/A, N/A) (N/A, N/A, N/A)	N/A N/A	N/A 0.0 0.0	0.0000	N/A			
TDCA	(499.0 / 80.0) N/A	(N/A, N/A) (N/A, N/A, N/A)	N/A	N/A 0.0 0.0	0.0000	N/A			
13C3_PFBA_IIS	(216.0 / 172.0) 134548	(3.45, N/A) (N/A, 0.02, N/A)	1468.6	N/A	1.1802 [1.0000]	118.0% { 126.7% }			
13C2_PFHxA_IIS	(315.0 / 270.0) 161132	(5.14, N/A) (N/A, 0.00, N/A)	7784.6	N/A	1.1676 [1.0000]	116.8% { 131.9% }			
13C4_PFOA_IIS	(417.0 / 372.0) 322530	(6.42, N/A) (N/A, 0.00, N/A)	8634.4	N/A	1.0384 [1.0000]	103.8% { 119.7% }			

Analyte	(Q1 / Q3) Area Counts*min	R.T. (R.T [min], R.R.T.) (Δ RT-[min], Δ RT- CV[min], Δ RT ion[s])	S / N	Ion Ratio IR Vs MP% IR Vs CV%	Concentration [True] ng/mL	Q.C. Rec. {Area%CV}	Primary Transition	Confirmation Transition	Flag
13C5_PFNA_IIS	(468.0 / 423.0) 323068	(7.03, N/A) (N/A, 0.00, N/A)	2533.1	N/A	1.0959 [1.0000]	109.6% { 112.0% }			
13C2_PFDA_IIS	(515.0 / 470.1) 314623	(7.59, N/A) (N/A, -0.01, N/A)	3293.1	N/A	1.0149 [1.0000]	101.5% { 104.4% }			
18O2_PFHxS_IIS	(403.0 / 83.9) 445946	(6.50, N/A) (N/A, 0.00, N/A)	10712.6	N/A	0.9941 [1.0000]	99.4% { 103.7% }			
13C4_PFOS_IIS	(503.0 / 79.9) 812096	(7.76, N/A) (N/A, 0.00, N/A)	1357.4	N/A	1.1670 [1.0000]	116.7% { 126.1% }			
13C4_PFBA_EIS	(217.0 / 172.0) 1096155	(3.45, N/A) (N/A, 0.02, N/A)	4951.8	N/A	7.5965 [8.0000]	95.0% { 111.5% }			
13C5_PFPeA_EIS	(268.0 / 223.0) 972163	(4.29, N/A) (N/A, 0.00, N/A)	2956.9	N/A	3.8215 [4.0000]	95.5% { 116.5% }			
13C5_PFHxA_EIS	(318.0 / 273.0) 619331	(5.14, N/A) (N/A, 0.00, N/A)	2474.9	N/A	2.0089 [2.0000]	100.4% { 130.1% }			
13C4_PFHpA_EIS	(367.0 / 322.0) 607649	(5.79, N/A) (N/A, 0.01, N/A)	2239.5	N/A	1.9683 [2.0000]	98.4% { 120.5% }			
13C8_PFOA_EIS	(421.0 / 376.0) 674841	(6.42, N/A) (N/A, 0.00, N/A)	4100.7	N/A	2.0326 [2.0000]	101.6% { 110.4% }			
13C9_PFNA_EIS	(472.0 / 427.0) 328728	(7.03, N/A) (N/A, 0.00, N/A)	2578.2	N/A	1.0445 [1.0000]	104.4% { 111.2% }			
13C6_PFDA_EIS	(519.0 / 474.0) 363701	(7.59, N/A) (N/A, -0.01, N/A)	10050.3	N/A	1.0583 [1.0000]	105.8% { 103.1% }			



Chemist: ABK
 Instrument: Saphira
 Type: Sciex Q3 5500

Sample I.D.: 23C0204-02RE2
 DF, IV: 1, 10.0µL
 Acquisition Method: 1633 2023-03-28.dam

Quant Method: 1633 - S2023-04-07A
 Path: S2023-04-07B (12)
 Acquired: 2023/04/07 - 18:39

Analyte	(Q1 / Q3) Area Counts*min	R.T. (R.T [min], R.R.T.) (Δ RT-[min], Δ RT- CV[min], Δ RT ion[s])	S / N	Ion Ratio IR Vs MP% IR Vs CV%	Concentration [True] ng/mL	Q.C. Rec. {Area%CV}	Primary Transition	Confirmation Transition	Flag
13C7_PFUa_EIS	(570.0 / 525.0) 388611	(8.12, N/A) (N/A, 0.00, N/A)	2853.6	N/A	1.1730 [1.0000]	117.3% { 124.8% }			
13C2_PFDa_EIS	(615.0 / 570.0) 323501	(8.58, N/A) (N/A, 0.00, N/A)	3075.6	N/A	1.0798 [1.0000]	108.0% { 115.9% }			
13C2_PFTeDA_EIS	(715.0 / 670.0) 288292	(9.05, N/A) (N/A, 0.00, N/A)	1390.3	N/A	1.0046 [1.0000]	100.5% { 108.7% }			
13C3_PFBs_EIS	(302.0 / 80.0) 1482443	(5.08, N/A) (N/A, 0.01, N/A)	1492.7	N/A	2.5452 [2.0000]	127.3% { 125.4% }			
13C3_PFHxS_EIS	(402.0 / 80.0) 922113	(6.50, N/A) (N/A, 0.00, N/A)	2364.1	N/A	2.2119 [2.0000]	110.6% { 118.3% }			
13C8_PFOS_EIS	(507.0 / 80.0) 1821799	(7.76, N/A) (N/A, -0.01, N/A)	2608.4	N/A	1.8427 [2.0000]	92.1% { 115.7% }			
13C2_4:2FTS_EIS	(329.0 / 81.0) 285022	(4.91, N/A) (N/A, 0.00, N/A)	726.5	N/A	5.3458 [4.0000]	133.6% { 140.6% }			
13C2_6:2FTS_EIS	(429.0 / 81.0) 327957	(6.18, N/A) (N/A, 0.00, N/A)	1153.9	N/A	4.6338 [4.0000]	115.8% { 131.0% }			
13C2_8:2FTS_EIS	(529.0 / 81.0) 377037	(7.34, N/A) (N/A, -0.01, N/A)	1317.4	N/A	4.3275 [4.0000]	108.2% { 116.9% }			
13C8_PFOsa_EIS	(506.0 / 78.0) 3007383	(9.75, N/A) (N/A, 0.00, N/A)	4275.6	N/A	1.7979 [2.0000]	89.9% { 105.7% }			
D3_NMeFOsa_EIS	(515.0 / 169.0) 331022	(10.40, N/A) (N/A, 0.00, N/A)	1793.1	N/A	0.8725 [2.0000]	43.6% { 53.8% }			



Chemist: ABK
 Instrument: Saphira
 Type: Sciex Q3 5500

Sample I.D.: 23C0204-02RE2
 DF, IV: 1, 10.0µL
 Acquisition Method: 1633 2023-03-28.dam

Quant Method: 1633 - S2023-04-07A
 Path: S2023-04-07B (12)
 Acquired: 2023/04/07 - 18:39

Analyte	(Q1 / Q3) Area Counts*min	R.T. (R.T [min], R.R.T.) (ΔRT-I[min], ΔRT- CV[min], ΔRT ion[s])	S / N	Ion Ratio IR Vs MP% IR Vs CV%	Concentration [True] ng/mL	Q.C. Rec. {Area%CV}	Primary Transition	Confirmation Transition	Flag
D5_NEiFOSA_EIS	(531.0 / 169.0) 252722	(10.58 , N/A) (N/A , 0.00 , N/A)	2463.1	N/A	0.8136 [2.0000]	40.7% { 46.2% }			
D3_MeFOSAA_EIS	(573.0 / 419.0) 797041	(7.73 , N/A) (N/A , 0.00 , N/A)	2203.7	N/A	3.8420 [4.0000]	96.1% { 118.5% }			
D5_EiFOSAA_EIS	(589.0 / 419.0) 773379	(7.98 , N/A) (N/A , 0.00 , N/A)	63506.3	N/A	4.5396 [4.0000]	113.5% { 139.5% }			
D7_NMeFOSE_EIS	(623.0 / 58.9) 1308544	(10.33 , N/A) (N/A , 0.00 , N/A)	1364.4	N/A	10.7355 [20.0000]	53.7% { 63.6% }			
D9_NEiFOSE_EIS	(639.0 / 58.9) 2333973	(10.51 , N/A) (N/A , 0.00 , N/A)	1511.9	N/A	14.4708 [20.0000]	72.4% { 86.1% }			
13C3_HFPODA_EIS	(287.0 / 169.0) 1212218	(5.39 , N/A) (N/A , 0.00 , N/A)	2788.1	N/A	7.6627 [8.0000]	95.8% { 122.9% }			

FORM I

ANALYSIS DATA SHEET

AF-RHMW12A-WGFD01LF-2303W3

Laboratory:	APPL, LLC	Work Order:	23C0204
Client:	AECOM	Project:	Red Hill AFFF Assessment Sampling / 60697810
Matrix:	Water	Laboratory ID:	23C0204-03RE2
		File ID:	S2023-04-07B (14)
Sampled:	03/20/23 09:30	Prepared:	04/04/23 12:20
		Analyzed:	04/07/23 19:04
Solids:		Preparation:	EPA 1633
		Dilution:	1
Initial/Final:	500.72 mL / 2 mL	Instrument:	Saphira
Batch:	BCD0035	Sequence:	SC01368
		Calibration:	2315001

COMPOUND	CONC. (ng/L)	LOQ	LOD	DL	Q
PFBA	1.3 J	1.6	0.80	0.21	
PFPEA	4.7	0.80	0.40	0.065	
PFHXA	1.3	0.40	0.20	0.055	
PFHPA	0.35 J	0.40	0.20	0.041	
PFOA	0.30 U	0.40	0.30	0.15	
PFNA	0.20 U	0.40	0.20	0.082	
PFDA	0.20 U	0.40	0.20	0.10	
PFUnA	0.30 U	0.40	0.30	0.16	
PFDOA	0.20 U	0.40	0.20	0.11	
PFTRDA	0.30 U	0.40	0.30	0.20	
PFTEDA	0.30 U	0.40	0.30	0.20	
PFBS	0.20 U	0.40	0.20	0.037	
PFPEs	0.20 U	0.40	0.20	0.063	
PFHXS	0.20 U	0.40	0.20	0.032	
PFHPS	0.20 U	0.40	0.20	0.051	
PFOS	0.20 U	0.40	0.20	0.063	
PFNS	0.20 U	0.40	0.20	0.12	
PFDS	0.30 U	0.40	0.30	0.15	
PFDOS	0.20 U	0.40	0.20	0.12	
4:2FTS	0.80 U	1.6	0.80	0.29	
6:2FTS	1.7	1.6	0.80	0.31	
8:2FTS	0.80 U	1.6	0.80	0.082	
PFOSA	0.48	0.40	0.20	0.10	
NMeFOSA	0.80 U	1.6	0.80	0.47	
NEtFOSA	0.80 U	1.6	0.80	0.41	
NMeFOSAA	0.20 U	0.40	0.20	0.11	
NEtFOSAA	0.20 U	0.40	0.20	0.11	
NMeFOSE	1.2 U	1.6	1.2	1.0	
NEtFOSE	1.2 U	1.6	1.2	1.0	
HFPO-DA	0.40 U	0.80	0.40	0.17	

FORM I

ANALYSIS DATA SHEET

AF-RHMW12A-WGFD01LF-2303W3

Laboratory:	APPL, LLC	Work Order:	23C0204
Client:	AECOM	Project:	Red Hill AFFF Assessment Sampling / 60697810
Matrix:	Water	Laboratory ID:	23C0204-03RE2
		File ID:	S2023-04-07B (14)
Sampled:	03/20/23 09:30	Prepared:	04/04/23 12:20
		Analyzed:	04/07/23 19:04
Solids:		Preparation:	EPA 1633
		Dilution:	1
Initial/Final:	500.72 mL / 2 mL	Instrument:	Saphira
Batch:	BCD0035	Sequence:	SC01368
		Calibration:	2315001

COMPOUND	CONC. (ng/L)	LOQ	LOD	DL	Q
ADONA	0.40 U	0.80	0.40	0.12	
PFEESA	0.40 U	0.80	0.40	0.11	
PFMPA	0.40 U	0.80	0.40	0.054	
PFMBA	0.40 U	0.80	0.40	0.091	
NFDHA	0.40 U	0.80	0.40	0.30	
9CL-PF3ONS	0.40 U	0.80	0.40	0.21	
11CL-PF3OUDS	0.40 U	0.80	0.40	0.21	
3:3FTCA	0.80 U	1.6	0.80	0.57	
5:3FTCA	0.80 U	1.6	0.80	0.44	
7:3FTCA	0.80 U	1.6	0.80	0.55	



Chemist: ABK
 Instrument: Saphira
 Type: Sciex Q3 5500

Sample I.D.: 23C0204-03RE2
 DF, IV: 1, 10.0µL
 Acquisition Method: 1633 2023-03-28.dam

Quant Method: 1633 - S2023-04-07A
 Path: S2023-04-07B (14)
 Acquired: 2023/04/07 - 19:04

Analyte	(Q1 / Q3) Area Counts*min	R.T. (R.T [min], R.R.T.) (ΔRT-[min], ΔRT-CV[min], ΔRT ion[s])	S / N	Ion Ratio IR Vs MP% IR Vs CV%	Concentration [True] ng/mL	Q.C. Rec. {Area%CV}	Primary Transition	Confirmation Transition	Flag
PFBA	(213.0 / 169.0) 37623	(3.46, 1.00) (0.00, N/A, 0.0)	95.8	N/A 0.0 0.0	0.3338	N/A			
PFPeA	(263.0 / 219.0) 257316 (263.0 / 69.0) 2530	(4.26, 1.00) (0.00, N/A, -0.6)	757.1 57.2	0.0098 79.8 80.0	1.1730	N/A			
PFHxA	(313.0 / 269.0) 88997 (313.0 / 119.0) 11488	(5.11, 1.00) (0.00, N/A, -0.3)	332.0 845595.0	0.1291 127.8 136.6	0.3309	N/A			
PFHpA	(363.0 / 319.0) 20828 (363.0 / 169.0) 6005	(5.79, 1.00) (0.00, N/A, 0.0)	580.7 542.8	0.2883 97.2 86.7	0.0867	N/A			
PFOA	(413.0 / 369.0) 8146 (413.0 / 169.0) 3900	(6.43, 1.00) (0.00, N/A, 0.2)	19.6 1728.4	0.4788 142.3 150.0	0.0260	N/A			
PFNA	(463.0 / 419.0) N/A (463.0 / 169.0) N/A	(N/A, N/A) (N/A, N/A, N/A)	N/A N/A	N/A 0.0 0.0	0.0000	N/A			
PFDA	(513.0 / 469.0) N/A (513.0 / 169.0) N/A	(N/A, N/A) (N/A, N/A, N/A)	N/A N/A	N/A 0.0 0.0	0.0000	N/A			
PFUnA	(563.0 / 519.0) N/A (563.0 / 169.0) N/A	(N/A, N/A) (N/A, N/A, N/A)	N/A N/A	N/A 0.0 0.0	0.0000	N/A			
PFDoA	(613.0 / 569.0) N/A (613.0 / 169.0) N/A	(N/A, N/A) (N/A, N/A, N/A)	N/A N/A	N/A 0.0 0.0	0.0000	N/A			
PFTrDA	(663.0 / 619.0) N/A (663.0 / 169.0) N/A	(N/A, N/A) (N/A, N/A, N/A)	N/A N/A	N/A 0.0 0.0	0.0000	N/A			
PFTeDA	(713.0 / 669.0) N/A (713.0 / 169.0) N/A	(N/A, N/A) (N/A, N/A, N/A)	N/A N/A	N/A 0.0 0.0	0.0000	N/A			



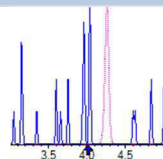
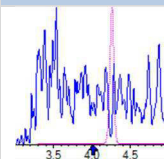
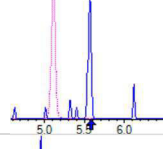
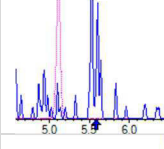
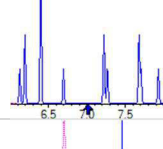

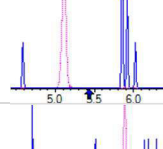
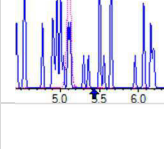
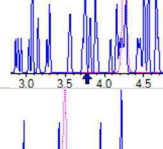
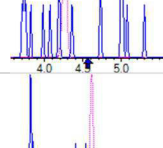
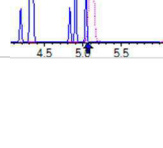
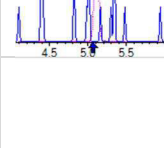
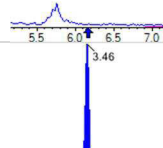
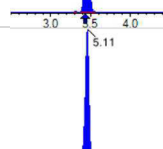
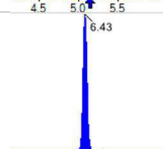

Chemist: ABK
 Instrument: Saphira
 Type: Sciex Q3 5500

Sample I.D.: 23C0204-03RE2
 DF, IV: 1, 10.0µL
 Acquisition Method: 1633 2023-03-28.dam

Quant Method: 1633 - S2023-04-07A
 Path: S2023-04-07B (14)
 Acquired: 2023/04/07 - 19:04

Analyte	(Q1 / Q3) Area Counts*min	R.T. (R.T [min], R.R.T.) (ΔRT-I[min], ΔRT-CV[min], ΔRT ion[s])	S / N	Ion Ratio IR Vs MP% IR Vs CV%	Concentration [True] ng/mL	Q.C. Rec. {Area%CV}	Primary Transition	Confirmation Transition	Flag
PFBS	(299.0 / 80.0) N/A (299.0 / 99.0) N/A	(N/A, N/A) (N/A, N/A, N/A)	N/A N/A	N/A 0.0 0.0	0.0000	N/A			
PFPeS	(349.0 / 80.0) N/A (349.0 / 99.0) N/A	(N/A, N/A) (N/A, N/A, N/A)	N/A N/A	N/A 0.0 0.0	0.0000	N/A			
PFHxS	(399.0 / 80.0) N/A (399.0 / 99.0) N/A	(N/A, N/A) (N/A, N/A, N/A)	N/A N/A	N/A 0.0 0.0	0.0000	N/A			
PFHpS	(449.0 / 80.0) N/A (449.0 / 99.0) N/A	(N/A, N/A) (N/A, N/A, N/A)	N/A N/A	N/A 0.0 0.0	0.0000	N/A			
PFOS	(499.0 / 80.0) N/A (499.0 / 99.0) N/A	(N/A, N/A) (N/A, N/A, N/A)	N/A N/A	N/A 0.0 0.0	0.0000	N/A			
PFNS	(549.0 / 80.0) N/A (549.0 / 99.0) N/A	(N/A, N/A) (N/A, N/A, N/A)	N/A N/A	N/A 0.0 0.0	0.0000	N/A			
PFDS	(599.0 / 80.0) N/A (599.0 / 99.0) N/A	(N/A, N/A) (N/A, N/A, N/A)	N/A N/A	N/A 0.0 0.0	0.0000	N/A			
PFDoS	(699.0 / 80.0) N/A (699.0 / 99.0) N/A	(N/A, N/A) (N/A, N/A, N/A)	N/A N/A	N/A 0.0 0.0	0.0000	N/A			
4:2FTS	(327.0 / 307.0) N/A (327.0 / 81.0) N/A	(N/A, N/A) (N/A, N/A, N/A)	N/A N/A	N/A 0.0 0.0	0.0000	N/A			
6:2FTS	(427.0 / 407.0) 53831 (427.0 / 81.0) 38815	(6.19, 1.00) (0.00, N/A, 0.0)	3236.1 218.5	0.7211 101.6 99.7	0.4377	N/A			
8:2FTS	(527.0 / 507.0) N/A (527.0 / 81.0) N/A	(N/A, N/A) (N/A, N/A, N/A)	N/A N/A	N/A 0.0 0.0	0.0000	N/A			

Analyte	(Q1 / Q3) Area Counts*min	R.T. (R.T [min], R.R.T.) (ΔRT-I[min], ΔRT-CV[min], ΔRT ion[s])	S / N	Ion Ratio IR Vs MP% IR Vs CV%	Concentration [True] ng/mL	Q.C. Rec. {Area%CV}	Primary Transition	Confirmation Transition	Flag
PFOSA	(498.0 / 78.0) 146538 (498.0 / 478.0) 3354	(9.76 , 1.00) (0.00 , N/A , -0.3)	777.4 52.3	0.0229 93.7 98.5	0.1207	N/A			
NMeFOSA	(512.0 / 219.0) N/A (512.0 / 169.0) N/A	(N/A , N/A) (N/A , N/A , N/A)	N/A N/A	N/A 0.0 0.0	0.0000	N/A			
NEtFOSA	(526.0 / 219.0) N/A (526.0 / 169.0) N/A	(N/A , N/A) (N/A , N/A , N/A)	N/A N/A	N/A 0.0 0.0	0.0000	N/A			
NMeFOSAA	(570.0 / 419.0) N/A (570.0 / 483.0) N/A	(N/A , N/A) (N/A , N/A , N/A)	N/A N/A	N/A 0.0 0.0	0.0000	N/A			
NEtFOSAA	(584.0 / 419.0) N/A (584.0 / 526.0) N/A	(N/A , N/A) (N/A , N/A , N/A)	N/A N/A	N/A 0.0 0.0	0.0000	N/A			
NMeFOSE	(616.0 / 59.0) N/A	(N/A , N/A) (N/A , N/A , N/A)	N/A	N/A 0.0 0.0	0.0000	N/A			
NEtFOSE	(630.0 / 59.0) N/A	(N/A , N/A) (N/A , N/A , N/A)	N/A	N/A 0.0 0.0	0.0000	N/A			
HFPO-DA	(285.0 / 169.0) N/A (285.0 / 185.0) N/A	(N/A , N/A) (N/A , N/A , N/A)	N/A N/A	N/A 0.0 0.0	0.0000	N/A			
ADONA	(377.0 / 85.0) N/A (377.0 / 251.0) N/A	(N/A , N/A) (N/A , N/A , N/A)	N/A N/A	N/A 0.0 0.0	0.0000	N/A			
9Cl-Pf3ONS	(531.0 / 351.0) N/A (533.0 / 353.0) N/A	(N/A , N/A) (N/A , N/A , N/A)	N/A N/A	N/A 0.0 0.0	0.0000	N/A			
11Cl-Pf3OUDS	(631.0 / 451.0) N/A (633.0 / 453.0) N/A	(N/A , N/A) (N/A , N/A , N/A)	N/A N/A	N/A 0.0 0.0	0.0000	N/A			

Analyte	(Q1 / Q3) Area Counts*min	R.T. (R.T [min], R.R.T.) (Δ RT-[min], Δ RT- CV[min], Δ RT ion[s])	S / N	Ion Ratio IR Vs MP% IR Vs CV%	Concentration [True] ng/mL	Q.C. Rec. {Area%CV}	Primary Transition	Confirmation Transition	Flag
3:3FTCA	(241.0 / 177.0) N/A (241.0 / 117.0) N/A	(N/A, N/A) (N/A, N/A, N/A)	N/A N/A	N/A 0.0 0.0	0.0000	N/A			
5:3FTCA	(341.0 / 236.7) N/A (341.0 / 217.0) N/A	(N/A, N/A) (N/A, N/A, N/A)	N/A N/A	N/A 0.0 0.0	0.0000	N/A			
7:3FTCA	(441.0 / 317.0) N/A (441.0 / 337.0) N/A	(N/A, N/A) (N/A, N/A, N/A)	N/A N/A	N/A 0.0 0.0	0.0000	N/A			
PFEESA	(315.0 / 135.0) N/A (315.0 / 83.0) N/A	(N/A, N/A) (N/A, N/A, N/A)	N/A N/A	N/A 0.0 0.0	0.0000	N/A			
PFMPA	(229.0 / 85.0) N/A	(N/A, N/A) (N/A, N/A, N/A)	N/A	N/A 0.0 0.0	0.0000	N/A			
PFMBA	(279.0 / 85.0) N/A	(N/A, N/A) (N/A, N/A, N/A)	N/A	N/A 0.0 0.0	0.0000	N/A			
NFDHA	(295.0 / 201.0) N/A (295.0 / 85.0) N/A	(N/A, N/A) (N/A, N/A, N/A)	N/A N/A	N/A 0.0 0.0	0.0000	N/A			
TDCA	(499.0 / 80.0) N/A	(N/A, N/A) (N/A, N/A, N/A)	N/A	N/A 0.0 0.0	0.0000	N/A			
13C3_PFBA_IIS	(216.0 / 172.0) 122366	(3.46, N/A) (N/A, 0.03, N/A)	1370.2	N/A	1.0733 [1.0000]	107.3% { 115.2% }			
13C2_PFHxA_IIS	(315.0 / 270.0) 136398	(5.11, N/A) (N/A, -0.03, N/A)	968.8	N/A	0.9884 [1.0000]	98.8% { 111.7% }			
13C4_PFOA_IIS	(417.0 / 372.0) 288564	(6.43, N/A) (N/A, 0.01, N/A)	2782.5	N/A	0.9290 [1.0000]	92.9% { 107.1% }			

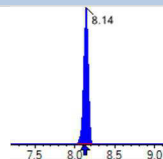
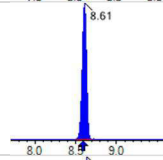
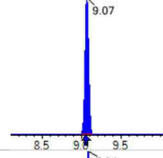
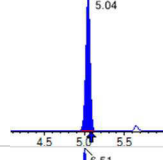
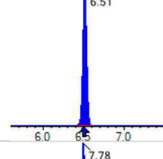
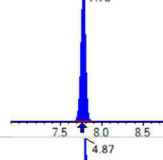
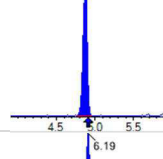
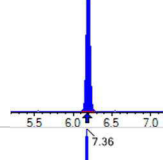
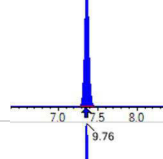
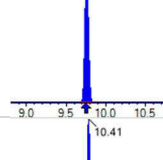
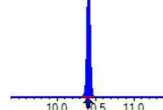


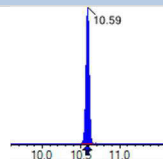
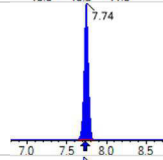
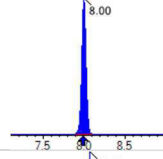
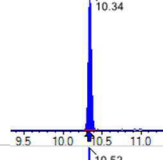
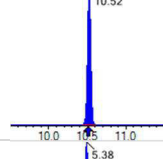
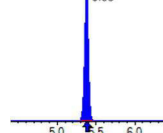
Chemist: ABK
 Instrument: Saphira
 Type: Sciex Q3 5500

Sample I.D.: 23C0204-03RE2
 DF, IV: 1, 10.0µL
 Acquisition Method: 1633 2023-03-28.dam

Quant Method: 1633 - S2023-04-07A
 Path: S2023-04-07B (14)
 Acquired: 2023/04/07 - 19:04

Analyte	(Q1 / Q3) Area Counts*min	R.T. (R.T [min], R.R.T.) (ΔRT-[min], ΔRT-CV[min], ΔRT ion[s])	S / N	Ion Ratio IR Vs MP% IR Vs CV%	Concentration [True] ng/mL	Q.C. Rec. {Area%CV}	Primary Transition	Confirmation Transition	Flag
13C5_PFNA_IIS	(468.0 / 423.0) 299495	(7.04, N/A) (N/A, 0.01, N/A)	697.0	N/A	1.0159 [1.0000]	101.6% { 103.8% }			
13C2_PFDA_IIS	(515.0 / 470.1) 293873	(7.60, N/A) (N/A, 0.01, N/A)	3157.1	N/A	0.9480 [1.0000]	94.8% { 97.5% }			
18O2_PFHxS_IIS	(403.0 / 83.9) 447088	(6.51, N/A) (N/A, 0.01, N/A)	17384.8	N/A	0.9967 [1.0000]	99.7% { 104.0% }			
13C4_PFOS_IIS	(503.0 / 79.9) 726156	(7.78, N/A) (N/A, 0.02, N/A)	1208.2	N/A	1.0435 [1.0000]	104.3% { 112.7% }			
13C4_PFBA_EIS	(217.0 / 172.0) 1037120	(3.46, N/A) (N/A, 0.03, N/A)	5316.6	N/A	7.9029 [8.0000]	98.8% { 105.5% }			
13C5_PFPeA_EIS	(268.0 / 223.0) 933900	(4.26, N/A) (N/A, -0.03, N/A)	2945.2	N/A	4.3368 [4.0000]	108.4% { 111.9% }			
13C5_PFHxA_EIS	(318.0 / 273.0) 558863	(5.11, N/A) (N/A, -0.02, N/A)	2346.6	N/A	2.1415 [2.0000]	107.1% { 117.4% }			
13C4_PFHpA_EIS	(367.0 / 322.0) 559799	(5.80, N/A) (N/A, 0.01, N/A)	2975.9	N/A	2.1421 [2.0000]	107.1% { 111.0% }			
13C8_PFOA_EIS	(421.0 / 376.0) 631568	(6.43, N/A) (N/A, 0.01, N/A)	3164.9	N/A	2.1262 [2.0000]	106.3% { 103.3% }			
13C9_PFNA_EIS	(472.0 / 427.0) 295935	(7.04, N/A) (N/A, 0.01, N/A)	2621.4	N/A	1.0143 [1.0000]	101.4% { 100.1% }			
13C6_PFDA_EIS	(519.0 / 474.0) 319055	(7.61, N/A) (N/A, 0.01, N/A)	2589.6	N/A	0.9940 [1.0000]	99.4% { 90.4% }			

Analyte	(Q1 / Q3) Area Counts*min	R.T. (R.T [min], R.R.T.) (Δ RT-[min], Δ RT- CV[min], Δ RT ion[s])	S / N	Ion Ratio IR Vs MP% IR Vs CV%	Concentration [True] ng/mL	Q.C. Rec. {Area%CV}	Primary Transition	Confirmation Transition	Flag
13C7_PFUa_EIS	(570.0 / 525.0) 315110	(8.14, N/A) (N/A, 0.01, N/A)	13818.4	N/A	1.0183 [1.0000]	101.8% { 101.2% }			
13C2_PFDa_EIS	(615.0 / 570.0) 307036	(8.61, N/A) (N/A, 0.02, N/A)	2530.3	N/A	1.0972 [1.0000]	109.7% { 110.0% }			
13C2_PFTeDA_EIS	(715.0 / 670.0) 263130	(9.07, N/A) (N/A, 0.01, N/A)	2044.8	N/A	0.9817 [1.0000]	98.2% { 99.2% }			
13C3_PFBs_EIS	(302.0 / 80.0) 1298422	(5.04, N/A) (N/A, -0.04, N/A)	1397.5	N/A	2.2236 [2.0000]	111.2% { 109.8% }			
13C3_PFHxS_EIS	(402.0 / 80.0) 882716	(6.51, N/A) (N/A, 0.01, N/A)	2466.3	N/A	2.1120 [2.0000]	105.6% { 113.3% }			
13C8_PFOS_EIS	(507.0 / 80.0) 1786387	(7.78, N/A) (N/A, 0.01, N/A)	2489.5	N/A	2.0207 [2.0000]	101.0% { 113.5% }			
13C2_4:2FTS_EIS	(329.0 / 81.0) 257342	(4.87, N/A) (N/A, -0.04, N/A)	712.9	N/A	4.8143 [4.0000]	120.4% { 127.0% }			
13C2_6:2FTS_EIS	(429.0 / 81.0) 319023	(6.19, N/A) (N/A, 0.01, N/A)	1295.6	N/A	4.4960 [4.0000]	112.4% { 127.4% }			
13C2_8:2FTS_EIS	(529.0 / 81.0) 349472	(7.36, N/A) (N/A, 0.01, N/A)	1970.5	N/A	4.0009 [4.0000]	100.0% { 108.3% }			
13C8_PFOsa_EIS	(506.0 / 78.0) 2858250	(9.76, N/A) (N/A, 0.01, N/A)	3514.7	N/A	1.9109 [2.0000]	95.5% { 100.5% }			
D3_NMeFOsa_EIS	(515.0 / 169.0) 324909	(10.41, N/A) (N/A, 0.01, N/A)	1867.4	N/A	0.9577 [2.0000]	47.9% { 52.8% }			

Analyte	(Q1 / Q3) Area Counts*min	R.T. (R.T [min], R.R.T.) (Δ RT-I[μ min], Δ RT-CV[μ min], Δ RT ion[s])	S / N	Ion Ratio IR Vs MP% IR Vs CV%	Concentration [True] ng/mL	Q.C. Rec. {Area%CV}	Primary Transition	Confirmation Transition	Flag
D5_NEiFOSA_EIS	(531.0 / 169.0) 257034	(10.59, N/A) (N/A, 0.01, N/A)	2123.7	N/A	0.9254 [2.0000]	46.3% { 47.0% }			
D3_MeFOSAA_EIS	(573.0 / 419.0) 726039	(7.74, N/A) (N/A, 0.01, N/A)	2503.0	N/A	3.9140 [4.0000]	97.8% { 108.0% }			
D5_EiFOSAA_EIS	(589.0 / 419.0) 629038	(8.00, N/A) (N/A, 0.01, N/A)	10349.3	N/A	4.1293 [4.0000]	103.2% { 113.4% }			
D7_NMeFOSE_EIS	(623.0 / 58.9) 1309512	(10.34, N/A) (N/A, 0.01, N/A)	1252.4	N/A	12.0149 [20.0000]	60.1% { 63.7% }			
D9_NEiFOSE_EIS	(639.0 / 58.9) 2146643	(10.52, N/A) (N/A, 0.01, N/A)	1289.4	N/A	14.8845 [20.0000]	74.4% { 79.2% }			
13C3_HFPODA_EIS	(287.0 / 169.0) 1128112	(5.38, N/A) (N/A, -0.01, N/A)	3183.0	N/A	8.4241 [8.0000]	105.3% { 114.4% }			

FORM I

ANALYSIS DATA SHEET

AF-RHMW06-WGN01LF-2303W3

Laboratory:	APPL, LLC	Work Order:	23C0204
Client:	AECOM	Project:	Red Hill AFFF Assessment Sampling / 60697810
Matrix:	Water	Laboratory ID:	23C0204-04RE2
		File ID:	S2023-04-07B (16)
Sampled:	03/20/23 12:10	Prepared:	04/04/23 12:20
		Analyzed:	04/07/23 19:30
Solids:		Preparation:	EPA 1633
		Dilution:	1
Initial/Final:	578.08 mL / 2 mL	Instrument:	Saphira
Batch:	BCD0035	Sequence:	SC01368
		Calibration:	2315001

COMPOUND	CONC. (ng/L)	LOQ	LOD	DL	Q
PFBA	0.38 J	1.4	0.69	0.18	
PFPEA	0.53 J	0.69	0.35	0.056	
PFHXA	0.31 J	0.35	0.17	0.048	
PFHPA	0.37	0.35	0.17	0.035	IR2
PFOA	0.26 U	0.35	0.26	0.13	
PFNA	0.17 U	0.35	0.17	0.071	
PFDA	0.17 U	0.35	0.17	0.088	
PFUnA	0.26 U	0.35	0.26	0.14	
PFDOA	0.17 U	0.35	0.17	0.097	
PFTRDA	0.26 U	0.35	0.26	0.18	
PFTEDA	0.26 U	0.35	0.26	0.17	
PFBS	0.089 J	0.35	0.17	0.032	
PFPEs	0.17 U	0.35	0.17	0.054	
PFHXS	0.17 U	0.35	0.17	0.027	
PFHPS	0.17 U	0.35	0.17	0.044	
PFOS	0.10 J	0.35	0.17	0.055	
PFNS	0.17 U	0.35	0.17	0.11	
PFDS	0.26 U	0.35	0.26	0.13	
PFDOS	0.17 U	0.35	0.17	0.11	
4:2FTS	0.69 U	1.4	0.69	0.25	
6:2FTS	0.69 U	1.4	0.69	0.27	
8:2FTS	0.69 U	1.4	0.69	0.071	
PFOSA	0.17 U	0.35	0.17	0.090	
NMeFOSA	0.69 U	1.4	0.69	0.41	
NEtFOSA	0.69 U	1.4	0.69	0.36	
NMeFOSAA	0.17 U	0.35	0.17	0.091	
NEtFOSAA	0.17 U	0.35	0.17	0.099	
NMeFOSE	1.0 U	1.4	1.0	0.87	
NEtFOSE	1.0 U	1.4	1.0	0.91	
HFPO-DA	0.35 U	0.69	0.35	0.15	

FORM I ANALYSIS DATA SHEET

AF-RHMW06-WGN01LF-2303W3

Laboratory:	APPL, LLC	Work Order:	23C0204
Client:	AECOM	Project:	Red Hill AFFF Assessment Sampling / 60697810
Matrix:	Water	Laboratory ID:	23C0204-04RE2
		File ID:	S2023-04-07B (16)
Sampled:	03/20/23 12:10	Prepared:	04/04/23 12:20
		Analyzed:	04/07/23 19:30
Solids:		Preparation:	EPA 1633
		Dilution:	1
Initial/Final:	578.08 mL / 2 mL	Instrument:	Saphira
Batch:	BCD0035	Sequence:	SC01368
		Calibration:	2315001

COMPOUND	CONC. (ng/L)	LOQ	LOD	DL	Q
ADONA	0.35 U	0.69	0.35	0.11	
PFEESA	0.35 U	0.69	0.35	0.094	
PFMPA	0.35 U	0.69	0.35	0.047	
PFMBA	0.35 U	0.69	0.35	0.079	
NFDHA	0.35 U	0.69	0.35	0.26	
9CL-PF3ONS	0.35 U	0.69	0.35	0.18	
11CL-PF3OUDS	0.35 U	0.69	0.35	0.18	
3:3FTCA	0.69 U	1.4	0.69	0.50	
5:3FTCA	0.69 U	1.4	0.69	0.38	
7:3FTCA	0.69 U	1.4	0.69	0.48	



Chemist: ABK
 Instrument: Saphira
 Type: Sciex Q3 5500

Sample I.D.: 23C0204-04RE2
 DF, IV: 1, 10.0µL
 Acquisition Method: 1633 2023-03-28.dam

Quant Method: 1633 - S2023-04-07A
 Path: S2023-04-07B (16)
 Acquired: 2023/04/07 - 19:30

Analyte	(Q1 / Q3) Area Counts*min	R.T. (R.T [min], R.R.T.) (ΔRT-[min], ΔRT-CV[min], ΔRT ion[s])	S / N	Ion Ratio IR Vs MP% IR Vs CV%	Concentration [True] ng/mL	Q.C. Rec. {Area%CV}	Primary Transition	Confirmation Transition	Flag
PFBA	(213.0 / 169.0) 11665	(3.44, 1.00) (0.00, N/A, 0.0)	43.7	N/A 0.0 0.0	0.1086	N/A			
PFPeA	(263.0 / 219.0) 33057 (263.0 / 69.0) 526	(4.29, 1.00) (0.00, N/A, 2.9)	166.5 66.0	0.0159 129.1 129.4	0.1537	N/A			
PFHxA	(313.0 / 269.0) 25646 (313.0 / 119.0) 2315	(5.14, 1.00) (0.01, N/A, 0.4)	117.2 224471.2	0.0903 89.4 95.5	0.0908	N/A			
PFHpA	(363.0 / 319.0) 27371 (363.0 / 169.0) 13320	(5.79, 1.00) (0.00, N/A, 1.0)	356.2 37869.5	0.4867 164.0 146.4	0.1075	N/A			IR2.
PFOA	(413.0 / 369.0) 8913 (413.0 / 169.0) 4021	(6.43, 1.00) (0.01, N/A, -2.3)	23.6 139840.4	0.4511 134.1 141.3	0.0263	N/A			
PFNA	(463.0 / 419.0) N/A (463.0 / 169.0) N/A	(N/A, N/A) (N/A, N/A, N/A)	N/A N/A	N/A 0.0 0.0	0.0000	N/A			
PFDA	(513.0 / 469.0) N/A (513.0 / 169.0) N/A	(N/A, N/A) (N/A, N/A, N/A)	N/A N/A	N/A 0.0 0.0	0.0000	N/A			
PFUnA	(563.0 / 519.0) N/A (563.0 / 169.0) N/A	(N/A, N/A) (N/A, N/A, N/A)	N/A N/A	N/A 0.0 0.0	0.0000	N/A			
PFDoA	(613.0 / 569.0) N/A (613.0 / 169.0) N/A	(N/A, N/A) (N/A, N/A, N/A)	N/A N/A	N/A 0.0 0.0	0.0000	N/A			
PFTrDA	(663.0 / 619.0) N/A (663.0 / 169.0) N/A	(N/A, N/A) (N/A, N/A, N/A)	N/A N/A	N/A 0.0 0.0	0.0000	N/A			
PFTeDA	(713.0 / 669.0) N/A (713.0 / 169.0) N/A	(N/A, N/A) (N/A, N/A, N/A)	N/A N/A	N/A 0.0 0.0	0.0000	N/A			



Chemist: ABK
 Instrument: Saphira
 Type: Sciex Q3 5500

Sample I.D.: 23C0204-04RE2
 DF, IV: 1, 10.0µL
 Acquisition Method: 1633 2023-03-28.dam

Quant Method: 1633 - S2023-04-07A
 Path: S2023-04-07B (16)
 Acquired: 2023/04/07 - 19:30

Analyte	(Q1 / Q3) Area Counts*min	R.T. (R.T [min], R.R.T.) (ΔRT-[min], ΔRT-CV[min], ΔRT ion[s])	S / N	Ion Ratio IR Vs MP% IR Vs CV%	Concentration [True] ng/mL	Q.C. Rec. {Area%CV}	Primary Transition	Confirmation Transition	Flag
PFBS	(299.0 / 80.0) 12730 (299.0 / 99.0) 5784	(5.08 , 1.00) (0.01 , N/A , -0.4)	84.2 124.6	0.4544 69.3 68.8	0.0256	N/A			
PFPeS	(349.0 / 80.0) N/A (349.0 / 99.0) N/A	(N/A , N/A) (N/A , N/A , N/A)	N/A N/A	N/A 0.0 0.0	0.0000	N/A			
PFHxS	(399.0 / 80.0) N/A (399.0 / 99.0) N/A	(N/A , N/A) (N/A , N/A , N/A)	N/A N/A	N/A 0.0 0.0	0.0000	N/A			
PFHpS	(449.0 / 80.0) N/A (449.0 / 99.0) N/A	(N/A , N/A) (N/A , N/A , N/A)	N/A N/A	N/A 0.0 0.0	0.0000	N/A			
PFOS	(499.0 / 80.0) 31143 (499.0 / 99.0) 8060	(7.77 , 1.00) (0.00 , N/A , -0.4)	77.0 578.4	0.2588 119.2 111.2	0.0296	N/A			
PFNS	(549.0 / 80.0) N/A (549.0 / 99.0) N/A	(N/A , N/A) (N/A , N/A , N/A)	N/A N/A	N/A 0.0 0.0	0.0000	N/A			
PFDS	(599.0 / 80.0) N/A (599.0 / 99.0) N/A	(N/A , N/A) (N/A , N/A , N/A)	N/A N/A	N/A 0.0 0.0	0.0000	N/A			
PFDoS	(699.0 / 80.0) N/A (699.0 / 99.0) N/A	(N/A , N/A) (N/A , N/A , N/A)	N/A N/A	N/A 0.0 0.0	0.0000	N/A			
4:2FTS	(327.0 / 307.0) N/A (327.0 / 81.0) N/A	(N/A , N/A) (N/A , N/A , N/A)	N/A N/A	N/A 0.0 0.0	0.0000	N/A			
6:2FTS	(427.0 / 407.0) N/A (427.0 / 81.0) N/A	(N/A , N/A) (N/A , N/A , N/A)	N/A N/A	N/A 0.0 0.0	0.0000	N/A			
8:2FTS	(527.0 / 507.0) N/A (527.0 / 81.0) N/A	(N/A , N/A) (N/A , N/A , N/A)	N/A N/A	N/A 0.0 0.0	0.0000	N/A			



Chemist: ABK
 Instrument: Saphira
 Type: Sciex Q3 5500

Sample I.D.: 23C0204-04RE2
 DF, IV: 1, 10.0µL
 Acquisition Method: 1633 2023-03-28.dam

Quant Method: 1633 - S2023-04-07A
 Path: S2023-04-07B (16)
 Acquired: 2023/04/07 - 19:30

Analyte	(Q1 / Q3) Area Counts*min	R.T. (R.T [min], R.R.T.) (ΔRT-[min], ΔRT-CV[min], ΔRT ion[s])	S / N	Ion Ratio IR Vs MP% IR Vs CV%	Concentration [True] ng/mL	Q.C. Rec. {Area%CV}	Primary Transition	Confirmation Transition	Flag
PFOSA	(498.0 / 78.0) 24415 (498.0 / 478.0) 631	(9.75 , 1.00) (0.00 , N/A , -1.4)	163.6 17.3	0.0259 105.9 111.3	0.0191	N/A			
NMeFOSA	(512.0 / 219.0) N/A (512.0 / 169.0) N/A	(N/A , N/A) (N/A , N/A , N/A)	N/A N/A	N/A 0.0 0.0	0.0000	N/A			
NEtFOSA	(526.0 / 219.0) N/A (526.0 / 169.0) N/A	(N/A , N/A) (N/A , N/A , N/A)	N/A N/A	N/A 0.0 0.0	0.0000	N/A			
NMeFOSAA	(570.0 / 419.0) N/A (570.0 / 483.0) N/A	(N/A , N/A) (N/A , N/A , N/A)	N/A N/A	N/A 0.0 0.0	0.0000	N/A			
NEtFOSAA	(584.0 / 419.0) N/A (584.0 / 526.0) N/A	(N/A , N/A) (N/A , N/A , N/A)	N/A N/A	N/A 0.0 0.0	0.0000	N/A			
NMeFOSE	(616.0 / 59.0) N/A	(N/A , N/A) (N/A , N/A , N/A)	N/A	N/A 0.0 0.0	0.0000	N/A			
NEtFOSE	(630.0 / 59.0) N/A	(N/A , N/A) (N/A , N/A , N/A)	N/A	N/A 0.0 0.0	0.0000	N/A			
HFPO-DA	(285.0 / 169.0) N/A (285.0 / 185.0) N/A	(N/A , N/A) (N/A , N/A , N/A)	N/A N/A	N/A 0.0 0.0	0.0000	N/A			
ADONA	(377.0 / 85.0) N/A (377.0 / 251.0) N/A	(N/A , N/A) (N/A , N/A , N/A)	N/A N/A	N/A 0.0 0.0	0.0000	N/A			
9Cl-Pf3ONS	(531.0 / 351.0) N/A (533.0 / 353.0) N/A	(N/A , N/A) (N/A , N/A , N/A)	N/A N/A	N/A 0.0 0.0	0.0000	N/A			
11Cl-Pf3OUDS	(631.0 / 451.0) N/A (633.0 / 453.0) N/A	(N/A , N/A) (N/A , N/A , N/A)	N/A N/A	N/A 0.0 0.0	0.0000	N/A			

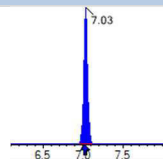
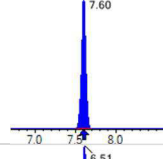
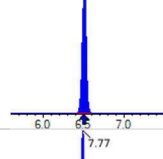
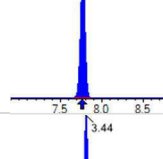
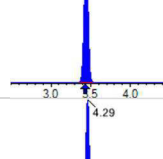
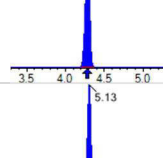
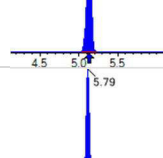
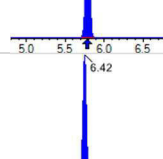
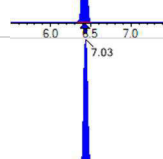
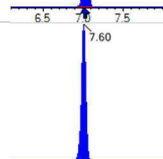



Chemist: ABK
 Instrument: Saphira
 Type: Sciex Q3 5500

Sample I.D.: 23C0204-04RE2
 DF, IV: 1, 10.0µL
 Acquisition Method: 1633 2023-03-28.dam

Quant Method: 1633 - S2023-04-07A
 Path: S2023-04-07B (16)
 Acquired: 2023/04/07 - 19:30

Analyte	(Q1 / Q3) Area Counts*min	R.T. (R.T [min], R.R.T.) (ΔRT-I[min], ΔRT-CV[min], ΔRT ion[s])	S / N	Ion Ratio IR Vs MP% IR Vs CV%	Concentration [True] ng/mL	Q.C. Rec. {Area%CV}	Primary Transition	Confirmation Transition	Flag
3:3FTCA	(241.0 / 177.0) N/A (241.0 / 117.0) N/A	(N/A, N/A) (N/A, N/A, N/A)	N/A N/A	N/A 0.0 0.0	0.0000	N/A			
5:3FTCA	(341.0 / 236.7) N/A (341.0 / 217.0) N/A	(N/A, N/A) (N/A, N/A, N/A)	N/A N/A	N/A 0.0 0.0	0.0000	N/A			
7:3FTCA	(441.0 / 317.0) N/A (441.0 / 337.0) N/A	(N/A, N/A) (N/A, N/A, N/A)	N/A N/A	N/A 0.0 0.0	0.0000	N/A			
PFEESA	(315.0 / 135.0) N/A (315.0 / 83.0) N/A	(N/A, N/A) (N/A, N/A, N/A)	N/A N/A	N/A 0.0 0.0	0.0000	N/A			
PFMPA	(229.0 / 85.0) N/A	(N/A, N/A) (N/A, N/A, N/A)	N/A	N/A 0.0 0.0	0.0000	N/A			
PFMBA	(279.0 / 85.0) N/A	(N/A, N/A) (N/A, N/A, N/A)	N/A	N/A 0.0 0.0	0.0000	N/A			
NFDHA	(295.0 / 201.0) N/A (295.0 / 85.0) N/A	(N/A, N/A) (N/A, N/A, N/A)	N/A N/A	N/A 0.0 0.0	0.0000	N/A			
TDCA	(499.0 / 80.0) N/A	(N/A, N/A) (N/A, N/A, N/A)	N/A	N/A 0.0 0.0	0.0000	N/A			
13C3_PFBA_IIS	(216.0 / 172.0) 123426	(3.44, N/A) (N/A, 0.02, N/A)	1590.2	N/A	1.0826 [1.0000]	108.3% { 116.2% }			
13C2_PFHxA_IIS	(315.0 / 270.0) 157429	(5.14, N/A) (N/A, 0.00, N/A)	2425.9	N/A	1.1408 [1.0000]	114.1% { 128.9% }			
13C4_PFOA_IIS	(417.0 / 372.0) 299685	(6.42, N/A) (N/A, 0.01, N/A)	8055.9	N/A	0.9648 [1.0000]	96.5% { 111.2% }			

Analyte	(Q1 / Q3) Area Counts*min	R.T. (R.T [min], R.R.T.) (Δ RT-[min], Δ RT- CV[min], Δ RT ion[s])	S / N	Ion Ratio IR Vs MP% IR Vs CV%	Concentration [True] ng/mL	Q.C. Rec. {Area%CV}	Primary Transition	Confirmation Transition	Flag
13C5_PFNA_IIS	(468.0 / 423.0) 323875	(7.03, N/A) (N/A, 0.01, N/A)	105642.6	N/A	1.0986 [1.0000]	109.9% { 112.2% }			
13C2_PFDA_IIS	(515.0 / 470.1) 304882	(7.60, N/A) (N/A, 0.01, N/A)	5043.0	N/A	0.9835 [1.0000]	98.3% { 101.2% }			
18O2_PFHxS_IIS	(403.0 / 83.9) 441864	(6.51, N/A) (N/A, 0.01, N/A)	10151.2	N/A	0.9850 [1.0000]	98.5% { 102.8% }			
13C4_PFOS_IIS	(503.0 / 79.9) 737373	(7.77, N/A) (N/A, 0.01, N/A)	1559.0	N/A	1.0596 [1.0000]	106.0% { 114.5% }			
13C4_PFBA_EIS	(217.0 / 172.0) 988005	(3.44, N/A) (N/A, 0.02, N/A)	5401.4	N/A	7.4640 [8.0000]	93.3% { 100.5% }			
13C5_PFPeA_EIS	(268.0 / 223.0) 915676	(4.29, N/A) (N/A, 0.00, N/A)	3395.3	N/A	3.6842 [4.0000]	92.1% { 109.7% }			
13C5_PFHxA_EIS	(318.0 / 273.0) 587106	(5.13, N/A) (N/A, 0.00, N/A)	1893.5	N/A	1.9492 [2.0000]	97.5% { 123.4% }			
13C4_PFHpA_EIS	(367.0 / 322.0) 593781	(5.79, N/A) (N/A, 0.01, N/A)	2542.0	N/A	1.9686 [2.0000]	98.4% { 117.8% }			
13C8_PFOA_EIS	(421.0 / 376.0) 682736	(6.42, N/A) (N/A, 0.01, N/A)	12969.5	N/A	2.2131 [2.0000]	110.7% { 111.7% }			
13C9_PFNA_EIS	(472.0 / 427.0) 311210	(7.03, N/A) (N/A, 0.01, N/A)	9791.3	N/A	0.9864 [1.0000]	98.6% { 105.3% }			
13C6_PFDA_EIS	(519.0 / 474.0) 355729	(7.60, N/A) (N/A, 0.01, N/A)	12407.3	N/A	1.0682 [1.0000]	106.8% { 100.8% }			



Chemist: ABK
 Instrument: Saphira
 Type: Sciex Q3 5500

Sample I.D.: 23C0204-04RE2
 DF, IV: 1, 10.0µL
 Acquisition Method: 1633 2023-03-28.dam

Quant Method: 1633 - S2023-04-07A
 Path: S2023-04-07B (16)
 Acquired: 2023/04/07 - 19:30

Analyte	(Q1 / Q3) Area Counts*min	R.T. (R.T [min], R.R.T.) (ΔRT-I[min], ΔRT-CV[min], ΔRT ion[s])	S / N	Ion Ratio IR Vs MP% IR Vs CV%	Concentration [True] ng/mL	Q.C. Rec. {Area%CV}	Primary Transition	Confirmation Transition	Flag
13C7_PFUa_EIS	(570.0 / 525.0) 365202	(8.13, N/A) (N/A, 0.01, N/A)	1148.4	N/A	1.1375 [1.0000]	113.8% { 117.3% }			
13C2_PFDa_EIS	(615.0 / 570.0) 281016	(8.60, N/A) (N/A, 0.01, N/A)	959.5	N/A	0.9679 [1.0000]	96.8% { 100.7% }			
13C2_PFTeDA_EIS	(715.0 / 670.0) 283156	(9.06, N/A) (N/A, 0.01, N/A)	1574.0	N/A	1.0183 [1.0000]	101.8% { 106.8% }			
13C3_PFBs_EIS	(302.0 / 80.0) 1393846	(5.08, N/A) (N/A, 0.00, N/A)	2756.9	N/A	2.4152 [2.0000]	120.8% { 117.9% }			
13C3_PFHxS_EIS	(402.0 / 80.0) 905425	(6.51, N/A) (N/A, 0.01, N/A)	4517.9	N/A	2.1919 [2.0000]	109.6% { 116.2% }			
13C8_PFOS_EIS	(507.0 / 80.0) 1848787	(7.77, N/A) (N/A, 0.01, N/A)	2646.4	N/A	2.0595 [2.0000]	103.0% { 117.4% }			
13C2_4:2FTS_EIS	(329.0 / 81.0) 271105	(4.91, N/A) (N/A, 0.00, N/A)	939.7	N/A	5.1317 [4.0000]	128.3% { 133.8% }			
13C2_6:2FTS_EIS	(429.0 / 81.0) 304198	(6.19, N/A) (N/A, 0.01, N/A)	1804.3	N/A	4.3378 [4.0000]	108.4% { 121.5% }			
13C2_8:2FTS_EIS	(529.0 / 81.0) 391198	(7.36, N/A) (N/A, 0.01, N/A)	2367.9	N/A	4.5315 [4.0000]	113.3% { 121.3% }			
13C8_PFOsa_EIS	(506.0 / 78.0) 3010624	(9.75, N/A) (N/A, 0.01, N/A)	2984.4	N/A	1.9822 [2.0000]	99.1% { 105.9% }			
D3_NMeFOsa_EIS	(515.0 / 169.0) 389790	(10.41, N/A) (N/A, 0.01, N/A)	1871.1	N/A	1.1315 [2.0000]	56.6% { 63.3% }			



Chemist: ABK
 Instrument: Saphira
 Type: Sciex Q3 5500

Sample I.D.: 23C0204-04RE2
 DF, IV: 1, 10.0µL
 Acquisition Method: 1633 2023-03-28.dam

Quant Method: 1633 - S2023-04-07A
 Path: S2023-04-07B (16)
 Acquired: 2023/04/07 - 19:30

Analyte	(Q1 / Q3) Area Counts*min	R.T. (R.T [min], R.R.T.) (ΔRT-I[min], ΔRT- CV[min], ΔRT ion[s])	S / N	Ion Ratio IR Vs MP% IR Vs CV%	Concentration [True] ng/mL	Q.C. Rec. {Area%CV}	Primary Transition	Confirmation Transition	Flag
D5_NEiFOSA_EIS	(531.0 / 169.0) 319190	(10.58 , N/A) (N/A , 0.01 , N/A)	2580.9	N/A	1.1317 [2.0000]	56.6% { 58.4% }			
D3_MeFOSAA_EIS	(573.0 / 419.0) 783212	(7.74 , N/A) (N/A , 0.01 , N/A)	2935.3	N/A	4.1580 [4.0000]	103.9% { 116.5% }			
D5_EiFOSAA_EIS	(589.0 / 419.0) 634870	(8.00 , N/A) (N/A , 0.01 , N/A)	13972.1	N/A	4.1042 [4.0000]	102.6% { 114.5% }			
D7_NMeFOSE_EIS	(623.0 / 58.9) 1467515	(10.34 , N/A) (N/A , 0.01 , N/A)	1177.2	N/A	13.2598 [20.0000]	66.3% { 71.4% }			
D9_NEiFOSE_EIS	(639.0 / 58.9) 2360479	(10.52 , N/A) (N/A , 0.01 , N/A)	1857.4	N/A	16.1182 [20.0000]	80.6% { 87.1% }			
13C3_HFPODA_EIS	(287.0 / 169.0) 1206185	(5.38 , N/A) (N/A , 0.00 , N/A)	2789.0	N/A	7.8039 [8.0000]	97.5% { 122.3% }			

FORM I

ANALYSIS DATA SHEET

AF-RHMW04-WGN01LF-2303W3

Laboratory:	APPL, LLC	Work Order:	23C0204
Client:	AECOM	Project:	Red Hill AFFF Assessment Sampling / 60697810
Matrix:	Water	Laboratory ID:	23C0204-05RE2
		File ID:	S2023-04-07B (18)
Sampled:	03/20/23 10:20	Prepared:	04/04/23 12:20
		Analyzed:	04/07/23 19:56
Solids:		Preparation:	EPA 1633
		Dilution:	1
Initial/Final:	575.77 mL / 2 mL	Instrument:	Saphira
Batch:	BCD0035	Sequence:	SC01368
		Calibration:	2315001

COMPOUND	CONC. (ng/L)	LOQ	LOD	DL	Q
PFBA	0.69 U	1.4	0.69	0.18	
PFPEA	0.35 U	0.69	0.35	0.056	
PFHXA	0.17 U	0.35	0.17	0.048	
PFHPA	0.17 U	0.35	0.17	0.036	
PFOA	0.26 U	0.35	0.26	0.13	
PFNA	0.17 U	0.35	0.17	0.071	
PFDA	0.17 U	0.35	0.17	0.088	
PFUnA	0.26 U	0.35	0.26	0.14	
PFDOA	0.17 U	0.35	0.17	0.097	
PFTRDA	0.26 U	0.35	0.26	0.18	
PFTEDA	0.26 U	0.35	0.26	0.17	
PFBS	0.17 U	0.35	0.17	0.032	
PFPEs	0.17 U	0.35	0.17	0.054	
PFHXS	0.17 U	0.35	0.17	0.027	
PFHPS	0.17 U	0.35	0.17	0.045	
PFOS	0.17 U	0.35	0.17	0.055	
PFNS	0.17 U	0.35	0.17	0.11	
PFDS	0.26 U	0.35	0.26	0.13	
PFDOS	0.17 U	0.35	0.17	0.11	
4:2FTS	0.69 U	1.4	0.69	0.25	
6:2FTS	0.69 U	1.4	0.69	0.27	
8:2FTS	0.69 U	1.4	0.69	0.071	
PFOSA	0.17 U	0.35	0.17	0.090	
NMeFOSA	0.69 U	1.4	0.69	0.41	
NEtFOSA	0.69 U	1.4	0.69	0.36	
NMeFOSAA	0.17 U	0.35	0.17	0.092	
NEtFOSAA	0.17 U	0.35	0.17	0.10	
NMeFOSE	1.0 U	1.4	1.0	0.88	
NEtFOSE	1.0 U	1.4	1.0	0.91	
HFPO-DA	0.35 U	0.69	0.35	0.15	

FORM I

ANALYSIS DATA SHEET

AF-RHMW04-WGN01LF-2303W3

Laboratory:	APPL, LLC	Work Order:	23C0204
Client:	AECOM	Project:	Red Hill AFFF Assessment Sampling / 60697810
Matrix:	Water	Laboratory ID:	23C0204-05RE2
		File ID:	S2023-04-07B (18)
Sampled:	03/20/23 10:20	Prepared:	04/04/23 12:20
		Analyzed:	04/07/23 19:56
Solids:		Preparation:	EPA 1633
		Dilution:	1
Initial/Final:	575.77 mL / 2 mL	Instrument:	Saphira
Batch:	BCD0035	Sequence:	SC01368
		Calibration:	2315001

COMPOUND	CONC. (ng/L)	LOQ	LOD	DL	Q
ADONA	0.35 U	0.69	0.35	0.11	
PFEESA	0.35 U	0.69	0.35	0.095	
PFMPA	0.35 U	0.69	0.35	0.047	
PFMBA	0.35 U	0.69	0.35	0.079	
NFDHA	0.35 U	0.69	0.35	0.26	
9CL-PF3ONS	0.35 U	0.69	0.35	0.18	
11CL-PF3OUDS	0.35 U	0.69	0.35	0.18	
3:3FTCA	0.69 U	1.4	0.69	0.50	
5:3FTCA	0.69 U	1.4	0.69	0.38	
7:3FTCA	0.69 U	1.4	0.69	0.48	



Chemist: ABK
 Instrument: Saphira
 Type: Sciex Q3 5500

Sample I.D.: 23C0204-05RE2
 DF, IV: 1, 10.0µL
 Acquisition Method: 1633 2023-03-28.dam

Quant Method: 1633 - S2023-04-07A
 Path: S2023-04-07B (18)
 Acquired: 2023/04/07 - 19:56

Analyte	(Q1 / Q3) Area Counts*min	R.T. (R.T [min], R.R.T.) (ΔRT-[min], ΔRT-CV[min], ΔRT ion[s])	S / N	Ion Ratio IR Vs MP% IR Vs CV%	Concentration [True] ng/mL	Q.C. Rec. {Area%CV}	Primary Transition	Confirmation Transition	Flag
PFBA	(213.0 / 169.0) N/A	(N/A, N/A) (N/A, N/A, N/A)	N/A	N/A 0.0 0.0	0.0000	N/A			
PFPeA	(263.0 / 219.0) N/A (263.0 / 69.0) N/A	(N/A, N/A) (N/A, N/A, N/A)	N/A N/A	N/A 0.0 0.0	0.0000	N/A			
PFHxA	(313.0 / 269.0) N/A (313.0 / 119.0) N/A	(N/A, N/A) (N/A, N/A, N/A)	N/A N/A	N/A 0.0 0.0	0.0000	N/A			
PFHpA	(363.0 / 319.0) N/A (363.0 / 169.0) N/A	(N/A, N/A) (N/A, N/A, N/A)	N/A N/A	N/A 0.0 0.0	0.0000	N/A			
PFOA	(413.0 / 369.0) N/A (413.0 / 169.0) N/A	(N/A, N/A) (N/A, N/A, N/A)	N/A N/A	N/A 0.0 0.0	0.0000	N/A			
PFNA	(463.0 / 419.0) N/A (463.0 / 169.0) N/A	(N/A, N/A) (N/A, N/A, N/A)	N/A N/A	N/A 0.0 0.0	0.0000	N/A			
PFDA	(513.0 / 469.0) N/A (513.0 / 169.0) N/A	(N/A, N/A) (N/A, N/A, N/A)	N/A N/A	N/A 0.0 0.0	0.0000	N/A			
PFUnA	(563.0 / 519.0) N/A (563.0 / 169.0) N/A	(N/A, N/A) (N/A, N/A, N/A)	N/A N/A	N/A 0.0 0.0	0.0000	N/A			
PFDoA	(613.0 / 569.0) N/A (613.0 / 169.0) N/A	(N/A, N/A) (N/A, N/A, N/A)	N/A N/A	N/A 0.0 0.0	0.0000	N/A			
PFTrDA	(663.0 / 619.0) N/A (663.0 / 169.0) N/A	(N/A, N/A) (N/A, N/A, N/A)	N/A N/A	N/A 0.0 0.0	0.0000	N/A			
PFTeDA	(713.0 / 669.0) N/A (713.0 / 169.0) N/A	(N/A, N/A) (N/A, N/A, N/A)	N/A N/A	N/A 0.0 0.0	0.0000	N/A			



Chemist: ABK
 Instrument: Saphira
 Type: Sciex Q3 5500

Sample I.D.: 23C0204-05RE2
 DF, IV: 1, 10.0µL
 Acquisition Method: 1633 2023-03-28.dam

Quant Method: 1633 - S2023-04-07A
 Path: S2023-04-07B (18)
 Acquired: 2023/04/07 - 19:56

Analyte	(Q1 / Q3) Area Counts*min	R.T. (R.T [min], R.R.T.) (ΔRT-I[min], ΔRT-CV[min], ΔRT ion[s])	S / N	Ion Ratio IR Vs MP% IR Vs CV%	Concentration [True] ng/mL	Q.C. Rec. {Area%CV}	Primary Transition	Confirmation Transition	Flag
PFBS	(299.0 / 80.0) N/A (299.0 / 99.0) N/A	(N/A , N/A) (N/A , N/A , N/A)	N/A N/A	N/A 0.0 0.0	0.0000	N/A			
PFPeS	(349.0 / 80.0) N/A (349.0 / 99.0) N/A	(N/A , N/A) (N/A , N/A , N/A)	N/A N/A	N/A 0.0 0.0	0.0000	N/A			
PFHxS	(399.0 / 80.0) N/A (399.0 / 99.0) N/A	(N/A , N/A) (N/A , N/A , N/A)	N/A N/A	N/A 0.0 0.0	0.0000	N/A			
PFHpS	(449.0 / 80.0) N/A (449.0 / 99.0) N/A	(N/A , N/A) (N/A , N/A , N/A)	N/A N/A	N/A 0.0 0.0	0.0000	N/A			
PFOS	(499.0 / 80.0) N/A (499.0 / 99.0) N/A	(N/A , N/A) (N/A , N/A , N/A)	N/A N/A	N/A 0.0 0.0	0.0000	N/A			
PFNS	(549.0 / 80.0) N/A (549.0 / 99.0) N/A	(N/A , N/A) (N/A , N/A , N/A)	N/A N/A	N/A 0.0 0.0	0.0000	N/A			
PFDS	(599.0 / 80.0) N/A (599.0 / 99.0) N/A	(N/A , N/A) (N/A , N/A , N/A)	N/A N/A	N/A 0.0 0.0	0.0000	N/A			
PFDoS	(699.0 / 80.0) N/A (699.0 / 99.0) N/A	(N/A , N/A) (N/A , N/A , N/A)	N/A N/A	N/A 0.0 0.0	0.0000	N/A			
4:2FTS	(327.0 / 307.0) N/A (327.0 / 81.0) N/A	(N/A , N/A) (N/A , N/A , N/A)	N/A N/A	N/A 0.0 0.0	0.0000	N/A			
6:2FTS	(427.0 / 407.0) N/A (427.0 / 81.0) N/A	(N/A , N/A) (N/A , N/A , N/A)	N/A N/A	N/A 0.0 0.0	0.0000	N/A			
8:2FTS	(527.0 / 507.0) N/A (527.0 / 81.0) N/A	(N/A , N/A) (N/A , N/A , N/A)	N/A N/A	N/A 0.0 0.0	0.0000	N/A			

Analyte	(Q1 / Q3) Area Counts*min	R.T. (R.T [min], R.R.T.) (ΔRT-I[min], ΔRT-CV[min], ΔRT ion[s])	S / N	Ion Ratio IR Vs MP% IR Vs CV%	Concentration [True] ng/mL	Q.C. Rec. {Area%CV}	Primary Transition	Confirmation Transition	Flag
PFOSA	(498.0 / 78.0) N/A (498.0 / 478.0) N/A	(N/A, N/A) (N/A, N/A, N/A)	N/A N/A	N/A 0.0 0.0	0.0000	N/A			
NMeFOSA	(512.0 / 219.0) N/A (512.0 / 169.0) N/A	(N/A, N/A) (N/A, N/A, N/A)	N/A N/A	N/A 0.0 0.0	0.0000	N/A			
NEtFOSA	(526.0 / 219.0) N/A (526.0 / 169.0) N/A	(N/A, N/A) (N/A, N/A, N/A)	N/A N/A	N/A 0.0 0.0	0.0000	N/A			
NMeFOSAA	(570.0 / 419.0) N/A (570.0 / 483.0) N/A	(N/A, N/A) (N/A, N/A, N/A)	N/A N/A	N/A 0.0 0.0	0.0000	N/A			
NEtFOSAA	(584.0 / 419.0) N/A (584.0 / 526.0) N/A	(N/A, N/A) (N/A, N/A, N/A)	N/A N/A	N/A 0.0 0.0	0.0000	N/A			
NMeFOSE	(616.0 / 59.0) N/A	(N/A, N/A) (N/A, N/A, N/A)	N/A	N/A 0.0 0.0	0.0000	N/A			
NEtFOSE	(630.0 / 59.0) N/A	(N/A, N/A) (N/A, N/A, N/A)	N/A	N/A 0.0 0.0	0.0000	N/A			
HFPO-DA	(285.0 / 169.0) N/A (285.0 / 185.0) N/A	(N/A, N/A) (N/A, N/A, N/A)	N/A N/A	N/A 0.0 0.0	0.0000	N/A			
ADONA	(377.0 / 85.0) N/A (377.0 / 251.0) N/A	(N/A, N/A) (N/A, N/A, N/A)	N/A N/A	N/A 0.0 0.0	0.0000	N/A			
9Cl-Pf3ONS	(531.0 / 351.0) N/A (533.0 / 353.0) N/A	(N/A, N/A) (N/A, N/A, N/A)	N/A N/A	N/A 0.0 0.0	0.0000	N/A			
11Cl-Pf3OUDS	(631.0 / 451.0) N/A (633.0 / 453.0) N/A	(N/A, N/A) (N/A, N/A, N/A)	N/A N/A	N/A 0.0 0.0	0.0000	N/A			

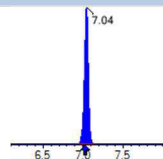
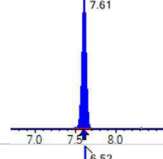
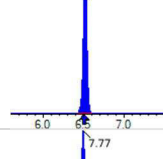
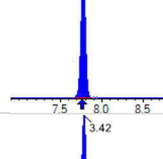
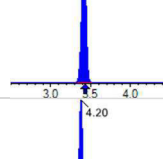
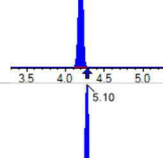
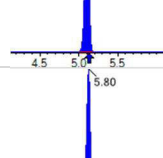
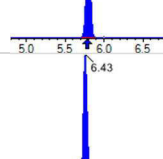
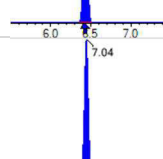
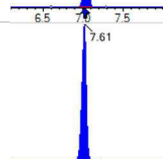



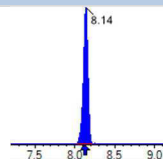
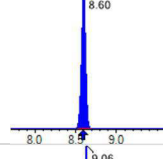
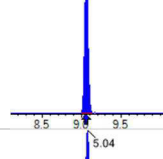
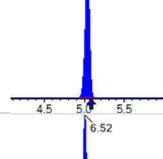
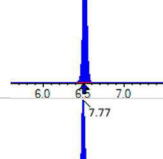
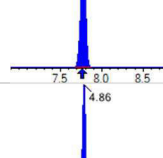
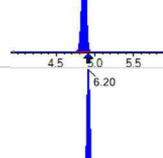
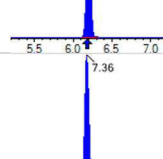
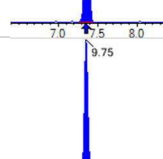
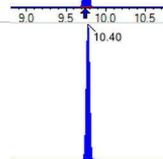

Chemist: ABK
 Instrument: Saphira
 Type: Sciex Q3 5500

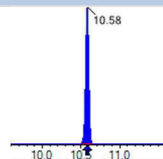
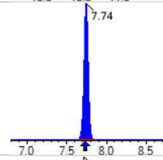
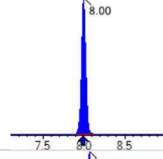
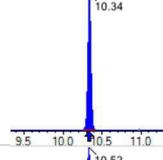
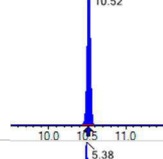
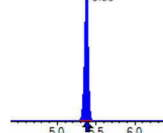
Sample I.D.: 23C0204-05RE2
 DF, IV: 1, 10.0µL
 Acquisition Method: 1633 2023-03-28.dam

Quant Method: 1633 - S2023-04-07A
 Path: S2023-04-07B (18)
 Acquired: 2023/04/07 - 19:56

Analyte	(Q1 / Q3) Area Counts*min	R.T. (R.T [min], R.R.T.) (ΔRT-[min], ΔRT-CV[min], ΔRT ion[s])	S / N	Ion Ratio IR Vs MP% IR Vs CV%	Concentration [True] ng/mL	Q.C. Rec. {Area%CV}	Primary Transition	Confirmation Transition	Flag
3:3FTCA	(241.0 / 177.0) N/A (241.0 / 117.0) N/A	(N/A, N/A) (N/A, N/A, N/A)	N/A N/A	N/A 0.0 0.0	0.0000	N/A			
5:3FTCA	(341.0 / 236.7) N/A (341.0 / 217.0) N/A	(N/A, N/A) (N/A, N/A, N/A)	N/A N/A	N/A 0.0 0.0	0.0000	N/A			
7:3FTCA	(441.0 / 317.0) N/A (441.0 / 337.0) N/A	(N/A, N/A) (N/A, N/A, N/A)	N/A N/A	N/A 0.0 0.0	0.0000	N/A			
PFEESA	(315.0 / 135.0) N/A (315.0 / 83.0) N/A	(N/A, N/A) (N/A, N/A, N/A)	N/A N/A	N/A 0.0 0.0	0.0000	N/A			
PFMPA	(229.0 / 85.0) N/A	(N/A, N/A) (N/A, N/A, N/A)	N/A	N/A 0.0 0.0	0.0000	N/A			
PFMBA	(279.0 / 85.0) N/A	(N/A, N/A) (N/A, N/A, N/A)	N/A	N/A 0.0 0.0	0.0000	N/A			
NFDHA	(295.0 / 201.0) N/A (295.0 / 85.0) N/A	(N/A, N/A) (N/A, N/A, N/A)	N/A N/A	N/A 0.0 0.0	0.0000	N/A			
TDCA	(499.0 / 80.0) N/A	(N/A, N/A) (N/A, N/A, N/A)	N/A	N/A 0.0 0.0	0.0000	N/A			
13C3_PFBA_IIS	(216.0 / 172.0) 118874	(3.42, N/A) (N/A, -0.01, N/A)	1656.4	N/A	1.0427 [1.0000]	104.3% { 111.9% }			
13C2_PFHxA_IIS	(315.0 / 270.0) 140101	(5.11, N/A) (N/A, -0.03, N/A)	4871.5	N/A	1.0152 [1.0000]	101.5% { 114.7% }			
13C4_PFOA_IIS	(417.0 / 372.0) 298615	(6.43, N/A) (N/A, 0.02, N/A)	6116.1	N/A	0.9614 [1.0000]	96.1% { 110.8% }			

Analyte	(Q1 / Q3) Area Counts*min	R.T. (R.T [min], R.R.T.) (Δ RT-[min], Δ RT- CV[min], Δ RT ion[s])	S / N	Ion Ratio IR Vs MP% IR Vs CV%	Concentration [True] ng/mL	Q.C. Rec. {Area%CV}	Primary Transition	Confirmation Transition	Flag
13C5_PFNA_IIS	(468.0 / 423.0) 286139	(7.04, N/A) (N/A, 0.02, N/A)	7394.1	N/A	0.9706 [1.0000]	97.1% { 99.2% }			
13C2_PFDA_IIS	(515.0 / 470.1) 315654	(7.61, N/A) (N/A, 0.01, N/A)	2645.6	N/A	1.0182 [1.0000]	101.8% { 104.8% }			
18O2_PFHxS_IIS	(403.0 / 83.9) 453630	(6.52, N/A) (N/A, 0.02, N/A)	8275.8	N/A	1.0113 [1.0000]	101.1% { 105.5% }			
13C4_PFOS_IIS	(503.0 / 79.9) 758417	(7.77, N/A) (N/A, 0.01, N/A)	2236.5	N/A	1.0898 [1.0000]	109.0% { 117.7% }			
13C4_PFBA_EIS	(217.0 / 172.0) 975902	(3.42, N/A) (N/A, -0.01, N/A)	5240.0	N/A	7.6549 [8.0000]	95.7% { 99.3% }			
13C5_PFPeA_EIS	(268.0 / 223.0) 946448	(4.20, N/A) (N/A, -0.08, N/A)	3592.2	N/A	4.2790 [4.0000]	107.0% { 113.4% }			
13C5_PFHxA_EIS	(318.0 / 273.0) 537094	(5.10, N/A) (N/A, -0.03, N/A)	3885.3	N/A	2.0037 [2.0000]	100.2% { 112.8% }			
13C4_PFHpA_EIS	(367.0 / 322.0) 568989	(5.80, N/A) (N/A, 0.02, N/A)	2245.9	N/A	2.1197 [2.0000]	106.0% { 112.9% }			
13C8_PFOA_EIS	(421.0 / 376.0) 590461	(6.43, N/A) (N/A, 0.01, N/A)	5200.5	N/A	1.9209 [2.0000]	96.0% { 96.6% }			
13C9_PFNA_EIS	(472.0 / 427.0) 295009	(7.04, N/A) (N/A, 0.01, N/A)	6203.7	N/A	1.0583 [1.0000]	105.8% { 99.8% }			
13C6_PFDA_EIS	(519.0 / 474.0) 331866	(7.61, N/A) (N/A, 0.01, N/A)	1787.5	N/A	0.9625 [1.0000]	96.3% { 94.1% }			

Analyte	(Q1 / Q3) Area Counts*min	R.T. (R.T [min], R.R.T.) (Δ RT-[min], Δ RT- CV[min], Δ RT ion[s])	S / N	Ion Ratio IR Vs MP% IR Vs CV%	Concentration [True] ng/mL	Q.C. Rec. {Area%CV}	Primary Transition	Confirmation Transition	Flag
13C7_PFUa_EIS	(570.0 / 525.0) 362168	(8.14, N/A) (N/A, 0.01, N/A)	30211.4	N/A	1.0896 [1.0000]	109.0% { 116.3% }			
13C2_PFDa_EIS	(615.0 / 570.0) 280968	(8.60, N/A) (N/A, 0.01, N/A)	47653.7	N/A	0.9347 [1.0000]	93.5% { 100.7% }			
13C2_PFTeDA_EIS	(715.0 / 670.0) 291063	(9.06, N/A) (N/A, 0.01, N/A)	2187.3	N/A	1.0110 [1.0000]	101.1% { 109.7% }			
13C3_PFBs_EIS	(302.0 / 80.0) 1306587	(5.04, N/A) (N/A, -0.04, N/A)	2820.0	N/A	2.2053 [2.0000]	110.3% { 110.5% }			
13C3_PFHxS_EIS	(402.0 / 80.0) 857729	(6.52, N/A) (N/A, 0.01, N/A)	3000.2	N/A	2.0226 [2.0000]	101.1% { 110.1% }			
13C8_PFOS_EIS	(507.0 / 80.0) 1729099	(7.77, N/A) (N/A, 0.01, N/A)	2573.0	N/A	1.8727 [2.0000]	93.6% { 109.8% }			
13C2_4:2FTS_EIS	(329.0 / 81.0) 272102	(4.86, N/A) (N/A, -0.05, N/A)	1643.5	N/A	5.0170 [4.0000]	125.4% { 134.2% }			
13C2_6:2FTS_EIS	(429.0 / 81.0) 323631	(6.20, N/A) (N/A, 0.01, N/A)	1415.0	N/A	4.4952 [4.0000]	112.4% { 129.3% }			
13C2_8:2FTS_EIS	(529.0 / 81.0) 352128	(7.36, N/A) (N/A, 0.01, N/A)	1055.2	N/A	3.9731 [4.0000]	99.3% { 109.2% }			
13C8_PFOsa_EIS	(506.0 / 78.0) 2958056	(9.75, N/A) (N/A, 0.01, N/A)	4166.0	N/A	1.8935 [2.0000]	94.7% { 104.0% }			
D3_NMeFOsa_EIS	(515.0 / 169.0) 413792	(10.40, N/A) (N/A, 0.01, N/A)	2245.5	N/A	1.1679 [2.0000]	58.4% { 67.2% }			

Analyte	(Q1 / Q3) Area Counts*min	R.T. (R.T [min], R.R.T.) (Δ RT-I[μ min], Δ RT- CV[μ min], Δ RT ion[s])	S / N	Ion Ratio IR Vs MP% IR Vs CV%	Concentration [True] ng/mL	Q.C. Rec. {Area%CV}	Primary Transition	Confirmation Transition	Flag
D5_NEIFOSA_EIS	(531.0 / 169.0) 322201	(10.58, N/A) (N/A, 0.01, N/A)	2394.4	N/A	1.1107 [2.0000]	55.5% { 58.9% }			
D3_MeFOSAA_EIS	(573.0 / 419.0) 755282	(7.74, N/A) (N/A, 0.01, N/A)	2164.9	N/A	3.8984 [4.0000]	97.5% { 112.3% }			
D5_EiFOSAA_EIS	(589.0 / 419.0) 610779	(8.00, N/A) (N/A, 0.01, N/A)	5545.8	N/A	3.8389 [4.0000]	96.0% { 110.2% }			
D7_NMeFOSE_EIS	(623.0 / 58.9) 1448410	(10.34, N/A) (N/A, 0.01, N/A)	1568.0	N/A	12.7240 [20.0000]	63.6% { 70.4% }			
D9_NEiFOSE_EIS	(639.0 / 58.9) 2266856	(10.52, N/A) (N/A, 0.01, N/A)	1890.3	N/A	15.0494 [20.0000]	75.2% { 83.6% }			
13C3_HFPODA_EIS	(287.0 / 169.0) 1162284	(5.38, N/A) (N/A, -0.01, N/A)	3824.5	N/A	8.4499 [8.0000]	105.6% { 117.9% }			

QUALITY CONTROL

SURROGATE SUMMARY SHEET

EPA 1633

Client: AECOM
 Work Order: 23C0204
 Project: Red Hill AFFF Assessment Sampling / 60697810

Surrogate Compound	Spike level	% Recovery	Recovery Limits	Q
AF-RHMW16-WGN01LF-2303W3 (23C0204-01RE2) ng/L		Lab File ID: S2023-04-07B (10)		Analyzed: 04/07/23 18:13
13C4-PFBA	28.5	101	10 - 130	
13C5-PFPEA	14.2	127	35 - 150	
13C5-PFHXA	7.12	127	55 - 150	
13C4-PFHFA	7.12	131	55 - 150	
13C8-PFOA	7.12	121	60 - 140	
13C9-PFNA	3.56	115	55 - 140	
13C6-PFDA	3.56	119	50 - 140	
13C7-PFUnA	3.56	131	30 - 140	
13C2-PFDOA	3.56	122	10 - 150	
13C2-PFTEDA	3.56	120	10 - 130	
13C3-PFBS	7.12	121	55 - 150	
13C3-PFHXS	7.12	113	55 - 150	
13C8-PFOS	7.12	101	45 - 140	
13C2-4:2FTS	14.2	134	60 - 200	
13C2-6:2FTS	14.2	124	60 - 200	
13C2-8:2FTS	14.2	108	50 - 200	
13C8-PFOSA	7.12	95.6	30 - 130	
D3-NMEFOSA	7.12	61.9	15 - 130	
D5-NETFOSA	7.12	64.0	10 - 130	
D3-NMEFOSAA	14.2	105	45 - 200	
D5-NETFOSAA	14.2	100	10 - 200	
D7-NMEFOSE	71.2	64.2	10 - 150	
D9-NETFOSSE	71.2	81.5	10 - 150	
13C3-HFPO-DA	28.5	137	25 - 160	

SURROGATE SUMMARY SHEET

EPA 1633

Client: AECOM
 Work Order: 23C0204
 Project: Red Hill AFFF Assessment Sampling / 60697810

Surrogate Compound	Spike level	% Recovery	Recovery Limits	Q
AF-RHMW12A-WGN01LF-2303W3 (23C0204-02RE2) . ng/l				Analyzed: 04/07/23 18:39
	Lab File ID: S2023-04-07B (12)			
13C4-PFBA	29.3	95.0	10 - 130	
13C5-PFPEA	14.7	95.5	35 - 150	
13C5-PFHXA	7.33	100	55 - 150	
13C4-PFHFA	7.33	98.4	55 - 150	
13C8-PFOA	7.33	102	60 - 140	
13C9-PFNA	3.66	104	55 - 140	
13C6-PFDA	3.66	106	50 - 140	
13C7-PFUnA	3.66	117	30 - 140	
13C2-PFDOA	3.66	108	10 - 150	
13C2-PFTEDA	3.66	100	10 - 130	
13C3-PFBS	7.33	127	55 - 150	
13C3-PFHXS	7.33	111	55 - 150	
13C8-PFOS	7.33	92.1	45 - 140	
13C2-4:2FTS	14.7	134	60 - 200	
13C2-6:2FTS	14.7	116	60 - 200	
13C2-8:2FTS	14.7	108	50 - 200	
13C8-PFOSA	7.33	89.9	30 - 130	
D3-NMEFOSA	7.33	43.6	15 - 130	
D5-NETFOSA	7.33	40.7	10 - 130	
D3-NMEFOSAA	14.7	96.1	45 - 200	
D5-NETFOSAA	14.7	113	10 - 200	
D7-NMEFOSE	73.3	53.7	10 - 150	
D9-NETFOSSE	73.3	72.4	10 - 150	
13C3-HFPO-DA	29.3	95.8	25 - 160	

SURROGATE SUMMARY SHEET

EPA 1633

Client: AECOM
 Work Order: 23C0204
 Project: Red Hill AFFF Assessment Sampling / 60697810

Surrogate Compound	Spike level	% Recovery	Recovery Limits	Q
AF-RHMW12A-WGFD01LF-2303W3 (23C0204-03RE2) $\mu\text{g/L}$ Lab File ID: S2023-04-07B (14)				Analyzed: 04/07/23 19:04
13C4-PFBA	32.0	98.8	10 - 130	
13C5-PFPEA	16.0	108	35 - 150	
13C5-PFHXA	7.99	107	55 - 150	
13C4-PFHFA	7.99	107	55 - 150	
13C8-PFOA	7.99	106	60 - 140	
13C9-PFNA	3.99	101	55 - 140	
13C6-PFDA	3.99	99.4	50 - 140	
13C7-PFUnA	3.99	102	30 - 140	
13C2-PFDOA	3.99	110	10 - 150	
13C2-PFTEDA	3.99	98.2	10 - 130	
13C3-PFBS	7.99	111	55 - 150	
13C3-PFHXS	7.99	106	55 - 150	
13C8-PFOS	7.99	101	45 - 140	
13C2-4:2FTS	16.0	120	60 - 200	
13C2-6:2FTS	16.0	112	60 - 200	
13C2-8:2FTS	16.0	100	50 - 200	
13C8-PFOSA	7.99	95.5	30 - 130	
D3-NMEFOSA	7.99	47.9	15 - 130	
D5-NETFOSA	7.99	46.3	10 - 130	
D3-NMEFOSAA	16.0	97.8	45 - 200	
D5-NETFOSAA	16.0	103	10 - 200	
D7-NMEFOSE	79.9	60.1	10 - 150	
D9-NETFOSSE	79.9	74.4	10 - 150	
13C3-HFPO-DA	32.0	105	25 - 160	

SURROGATE SUMMARY SHEET

EPA 1633

Client: AECOM
 Work Order: 23C0204
 Project: Red Hill AFFF Assessment Sampling / 60697810

Surrogate Compound	Spike level	% Recovery	Recovery Limits	Q
AF-RHMW06-WGN01LF-2303W3 (23C0204-04RE2) ng/L		Lab File ID: S2023-04-07B (16)		Analyzed: 04/07/23 19:30
13C4-PFBA	27.7	93.3	10 - 130	
13C5-PFPEA	13.8	92.1	35 - 150	
13C5-PFHXA	6.92	97.5	55 - 150	
13C4-PFHFA	6.92	98.4	55 - 150	
13C8-PFOA	6.92	111	60 - 140	
13C9-PFNA	3.46	98.6	55 - 140	
13C6-PFDA	3.46	107	50 - 140	
13C7-PFUnA	3.46	114	30 - 140	
13C2-PFDOA	3.46	96.8	10 - 150	
13C2-PFTEDA	3.46	102	10 - 130	
13C3-PFBS	6.92	121	55 - 150	
13C3-PFHXS	6.92	110	55 - 150	
13C8-PFOS	6.92	103	45 - 140	
13C2-4:2FTS	13.8	128	60 - 200	
13C2-6:2FTS	13.8	108	60 - 200	
13C2-8:2FTS	13.8	113	50 - 200	
13C8-PFOSA	6.92	99.1	30 - 130	
D3-NMEFOSA	6.92	56.6	15 - 130	
D5-NETFOSA	6.92	56.6	10 - 130	
D3-NMEFOSAA	13.8	104	45 - 200	
D5-NETFOSAA	13.8	103	10 - 200	
D7-NMEFOSE	69.2	66.3	10 - 150	
D9-NETFOSSE	69.2	80.6	10 - 150	
13C3-HFPO-DA	27.7	97.5	25 - 160	

SURROGATE SUMMARY SHEET

EPA 1633

Client: AECOM
 Work Order: 23C0204
 Project: Red Hill AFFF Assessment Sampling / 60697810

Surrogate Compound	Spike level	% Recovery	Recovery Limits	Q
AF-RHMW04-WGN01LF-2303W3 (23C0204-05RE2) ng/L		Lab File ID: S2023-04-07B (18)		Analyzed: 04/07/23 19:56
13C4-PFBA	27.8	95.7	10 - 130	
13C5-PFPEA	13.9	107	35 - 150	
13C5-PFHXA	6.95	100	55 - 150	
13C4-PFHFA	6.95	106	55 - 150	
13C8-PFOA	6.95	96.0	60 - 140	
13C9-PFNA	3.47	106	55 - 140	
13C6-PFDA	3.47	96.3	50 - 140	
13C7-PFUnA	3.47	109	30 - 140	
13C2-PFDOA	3.47	93.5	10 - 150	
13C2-PFTEDA	3.47	101	10 - 130	
13C3-PFBS	6.95	110	55 - 150	
13C3-PFHXS	6.95	101	55 - 150	
13C8-PFOS	6.95	93.6	45 - 140	
13C2-4:2FTS	13.9	125	60 - 200	
13C2-6:2FTS	13.9	112	60 - 200	
13C2-8:2FTS	13.9	99.3	50 - 200	
13C8-PFOSA	6.95	94.7	30 - 130	
D3-NMEFOSA	6.95	58.4	15 - 130	
D5-NETFOSA	6.95	55.5	10 - 130	
D3-NMEFOSAA	13.9	97.5	45 - 200	
D5-NETFOSAA	13.9	96.0	10 - 200	
D7-NMEFOSE	69.5	63.6	10 - 150	
D9-NETFOSSE	69.5	75.2	10 - 150	
13C3-HFPO-DA	27.8	106	25 - 160	

SURROGATE SUMMARY SHEET

EPA 1633

Client: AECOM
 Work Order: 23C0204
 Project: Red Hill AFFF Assessment Sampling / 60697810

Surrogate Compound	Spike level	% Recovery	Recovery Limits	Q
Blank (BCD0035-BLK1) . ng/L	Lab File ID: S2023-04-07B (7)			Analyzed: 04/07/23 17:34
13C4-PFBA	32.0	107	10 - 130	
13C5-PFPEA	16.0	128	35 - 150	
13C5-PFHXA	8.00	124	55 - 150	
13C4-PFHPA	8.00	123	55 - 150	
13C8-PFOA	8.00	107	60 - 140	
13C9-PFNA	4.00	121	55 - 140	
13C6-PFDA	4.00	108	50 - 140	
13C7-PFUnA	4.00	112	30 - 140	
13C2-PFDOA	4.00	102	10 - 150	
13C2-PFTEDA	4.00	103	10 - 130	
13C3-PFBS	8.00	106	55 - 150	
13C3-PFHXS	8.00	105	55 - 150	
13C8-PFOS	8.00	97.9	45 - 140	
13C2-4:2FTS	16.0	115	60 - 200	
13C2-6:2FTS	16.0	112	60 - 200	
13C2-8:2FTS	16.0	110	50 - 200	
13C8-PFOSA	8.00	96.2	30 - 130	
D3-NMEFOSA	8.00	56.9	15 - 130	
D5-NETFOSA	8.00	60.8	10 - 130	
D3-NMEFOSAA	16.0	100	45 - 200	
D5-NETFOSAA	16.0	95.6	10 - 200	
D7-NMEFOSE	80.0	72.8	10 - 150	
D9-NETFOSE	80.0	84.2	10 - 150	
13C3-HFPO-DA	32.0	123	25 - 160	

SURROGATE SUMMARY SHEET

EPA 1633

Client: AECOM
 Work Order: 23C0204
 Project: Red Hill AFFF Assessment Sampling / 60697810

Surrogate Compound	Spike level	% Recovery	Recovery Limits	Q
LCS (BCD0035-BS1) . ng/L	Lab File ID: S2023-04-07B (8)			Analyzed: 04/07/23 17:47
13C4-PFBA	32.0	103	10 - 130	
13C5-PFPEA	16.0	126	35 - 150	
13C5-PFHXA	8.00	121	55 - 150	
13C4-PFHPA	8.00	117	55 - 150	
13C8-PFOA	8.00	106	60 - 140	
13C9-PFNA	4.00	103	55 - 140	
13C6-PFDA	4.00	115	50 - 140	
13C7-PFUnA	4.00	125	30 - 140	
13C2-PFDOA	4.00	109	10 - 150	
13C2-PFTEDA	4.00	109	10 - 130	
13C3-PFBS	8.00	105	55 - 150	
13C3-PFHXS	8.00	104	55 - 150	
13C8-PFOS	8.00	101	45 - 140	
13C2-4:2FTS	16.0	109	60 - 200	
13C2-6:2FTS	16.0	107	60 - 200	
13C2-8:2FTS	16.0	101	50 - 200	
13C8-PFOSA	8.00	92.0	30 - 130	
D3-NMEFOSA	8.00	47.4	15 - 130	
D5-NETFOSA	8.00	49.0	10 - 130	
D3-NMEFOSAA	16.0	95.3	45 - 200	
D5-NETFOSAA	16.0	94.2	10 - 200	
D7-NMEFOSE	80.0	71.1	10 - 150	
D9-NETFOSE	80.0	79.7	10 - 150	
13C3-HFPO-DA	32.0	122	25 - 160	

SURROGATE SUMMARY SHEET

EPA 1633

Client: AECOM
 Work Order: 23C0204
 Project: Red Hill AFFF Assessment Sampling / 60697810

Surrogate Compound	Spike level	% Recovery	Recovery Limits	Q
MRL Check (BCD0035-MRL1) . ng/L				
		Lab File ID: S2023-04-07B (9)		Analyzed: 04/07/23 18:00
13C4-PFBA	32.0	108	10 - 130	
13C5-PFPEA	16.0	125	35 - 150	
13C5-PFHXA	8.00	123	55 - 150	
13C4-PFHPA	8.00	126	55 - 150	
13C8-PFOA	8.00	106	60 - 140	
13C9-PFNA	4.00	104	55 - 140	
13C6-PFDA	4.00	107	50 - 140	
13C7-PFUnA	4.00	110	30 - 140	
13C2-PFDOA	4.00	94.7	10 - 150	
13C2-PFTEDA	4.00	107	10 - 130	
13C3-PFBS	8.00	112	55 - 150	
13C3-PFHXS	8.00	113	55 - 150	
13C8-PFOS	8.00	102	45 - 140	
13C2-4:2FTS	16.0	137	60 - 200	
13C2-6:2FTS	16.0	120	60 - 200	
13C2-8:2FTS	16.0	111	50 - 200	
13C8-PFOSA	8.00	96.6	30 - 130	
D3-NMEFOSA	8.00	51.1	15 - 130	
D5-NETFOSA	8.00	54.8	10 - 130	
D3-NMEFOSAA	16.0	97.3	45 - 200	
D5-NETFOSAA	16.0	97.8	10 - 200	
D7-NMEFOSE	80.0	67.1	10 - 150	
D9-NETFOSE	80.0	74.3	10 - 150	
13C3-HFPO-DA	32.0	122	25 - 160	

METHOD BLANK SUMMARY

EPA 1633

Laboratory:	APPL, LLC	Work Order:	23C0204
Client:	AECOM	Project:	Red Hill AFFF Assessment Sampling / 60697810
Blank ID:	BCD0035-BLK1	Batch:	BCD0035
		Prepared:	04/04/2023 12:20

Client Sample ID	Laboratory Sample ID	Lab File ID	Time Analyzed
LCS	BCD0035-BS1	S2023-04-07B (8)	17:47
MRL Check	BCD0035-MRL1	S2023-04-07B (9)	18:00
AF-RHMW16-WGN01LF-2303W3	23C0204-01RE2	S2023-04-07B (10)	18:13
AF-RHMW12A-WGN01LF-2303W3	23C0204-02RE2	S2023-04-07B (12)	18:39
AF-RHMW12A-WGFD01LF-2303W3	23C0204-03RE2	S2023-04-07B (14)	19:04
AF-RHMW06-WGN01LF-2303W3	23C0204-04RE2	S2023-04-07B (16)	19:30
AF-RHMW04-WGN01LF-2303W3	23C0204-05RE2	S2023-04-07B (18)	19:56

ANALYSIS DATA SHEET

Blank

Laboratory:	APPL, LLC	Work Order:	23C0204
Client:	AECOM	Project:	Red Hill AFFF Assessment Sampling / 60697810
Matrix:	Water	Laboratory ID:	BCD0035-BLK1
Sampled:		Prepared:	04/04/23 12:20
Solids:		Preparation:	EPA 1633
Batch:	BCD0035	Sequence:	SC01368
Column:	1	Calibration:	2315001
		Instrument:	Saphira
		File ID:	S2023-04-07B (7)
		Analyzed:	04/07/23 17:34
		Dilution:	1

COMPOUND	CONC. (ng/L)	LOQ	LOD	DL	Q
PFBA	0.80 U	1.6	0.80	0.21	U
PFPEA	0.40 U	0.80	0.40	0.065	U
PFHXA	0.20 U	0.40	0.20	0.055	U
PFHPA	0.20 U	0.40	0.20	0.041	U
PFOA	0.30 U	0.40	0.30	0.15	U
PFNA	0.20 U	0.40	0.20	0.082	U
PFDA	0.20 U	0.40	0.20	0.10	U
PFUnA	0.30 U	0.40	0.30	0.16	U
PFDOA	0.20 U	0.40	0.20	0.11	U
PFTRDA	0.30 U	0.40	0.30	0.20	U
PFTEDA	0.30 U	0.40	0.30	0.20	U
PFBS	0.20 U	0.40	0.20	0.037	U
PFPEs	0.20 U	0.40	0.20	0.063	U
PFHXS	0.20 U	0.40	0.20	0.032	U
PFHPS	0.20 U	0.40	0.20	0.051	U
PFOS	0.20 U	0.40	0.20	0.064	U
PFNS	0.20 U	0.40	0.20	0.12	U
PFDS	0.30 U	0.40	0.30	0.15	U
PFDOS	0.20 U	0.40	0.20	0.12	U
4:2FTS	0.80 U	1.6	0.80	0.29	U
6:2FTS	0.80 U	1.6	0.80	0.31	U
8:2FTS	0.80 U	1.6	0.80	0.082	U
PFOSA	0.20 U	0.40	0.20	0.10	U
NMeFOSA	0.80 U	1.6	0.80	0.47	U
NEtFOSA	0.80 U	1.6	0.80	0.41	U
NMeFOSAA	0.20 U	0.40	0.20	0.11	U
NEtFOSAA	0.20 U	0.40	0.20	0.11	U
NMeFOSE	1.2 U	1.6	1.2	1.0	U
NEtFOSE	1.2 U	1.6	1.2	1.0	U
HFPO-DA	0.40 U	0.80	0.40	0.17	U

ANALYSIS DATA SHEET

Blank

Laboratory:	APPL, LLC	Work Order:	23C0204
Client:	AECOM	Project:	Red Hill AFFF Assessment Sampling / 60697810
Matrix:	Water	Laboratory ID:	BCD0035-BLK1
Sampled:		Prepared:	04/04/23 12:20
Solids:		Preparation:	EPA 1633
Batch:	BCD0035	Sequence:	SC01368
Column:	1	Calibration:	2315001
			Instrument: Saphira
			File ID: S2023-04-07B (7)
			Analyzed: 04/07/23 17:34
			Dilution: 1

COMPOUND	CONC. (ng/L)	LOQ	LOD	DL	Q
ADONA	0.40 U	0.80	0.40	0.12	U
PFEESA	0.40 U	0.80	0.40	0.11	U
PFMPA	0.40 U	0.80	0.40	0.054	U
PFMBA	0.40 U	0.80	0.40	0.091	U
NFDHA	0.40 U	0.80	0.40	0.30	U
9CL-PF3ONS	0.40 U	0.80	0.40	0.21	U
11CL-PF3OUDS	0.40 U	0.80	0.40	0.21	U
3:3FTCA	0.80 U	1.6	0.80	0.57	U
5:3FTCA	0.80 U	1.6	0.80	0.44	U
7:3FTCA	0.80 U	1.6	0.80	0.55	U

LCS / LCS DUPLICATE RECOVERY

EPA 1633

Laboratory: APPL, LLC

Work Order: 23C0204

Client: AECOM

Project: Red Hill AFFF Assessment Sampling / 60697810

Matrix: Water

Preparation: EPA 1633

Batch: BCD0035

Laboratory ID: BCD0035-BS1

Column:

ANALYTE	SPIKE ADDED (ng/L)	LCS CONCENTRATION (ng/L)	LCS % REC.	QC LIMITS REC.
PFBA	16.0	16.7	104	58 - 148
PFPEA	8.00	7.86	98.2	54 - 152
PFHXA	4.00	4.39	110	55 - 152
PFHPA	4.00	4.41	110	54 - 154
PFOA	4.00	3.99	99.9	52 - 161
PFNA	4.00	4.44	111	59 - 149
PFDA	4.00	3.74	93.4	52 - 147
PFUnA	4.00	3.83	95.8	48 - 159
PFDOA	4.00	4.66	116	64 - 142
PFTRDA	4.00	4.40	110	49 - 148
PFTEDA	4.00	4.22	105	47 - 161
PFBS	3.54	3.65	103	62 - 144
PFPEs	3.76	3.88	103	59 - 151
PFHXS	3.66	3.55	97.0	57 - 146
PFHPS	3.82	3.61	94.4	55 - 152
PFOS	3.72	3.54	95.2	58 - 149
PFNS	3.84	3.80	98.9	52 - 148
PFDS	3.86	3.83	99.3	51 - 147
PFDOS	3.88	3.78	97.5	36 - 145
4:2FTS	15.0	14.1	94.2	67 - 146
6:2FTS	15.2	16.4	108	61 - 151
8:2FTS	15.4	17.3	112	63 - 152
PFOSA	4.00	4.20	105	61 - 148
NMeFOSA	16.0	17.7	111	63 - 145
NEtFOSA	16.0	16.7	104	65 - 139
NMeFOSAA	4.00	3.95	98.9	58 - 144
NEtFOSAA	4.00	4.20	105	59 - 146
NMeFOSE	16.0	15.9	99.4	71 - 136
NEtFOSE	16.0	15.4	96.2	69 - 137
HFPO-DA	8.00	8.10	101	63 - 144
ADONA	7.56	8.22	109	68 - 146
PFEESA	7.12	7.19	101	56 - 151
PFMPA	8.00	7.40	92.5	51 - 145
PFMBA	8.00	7.36	92.0	55 - 148

LCS / LCS DUPLICATE RECOVERY

EPA 1633

Laboratory: APPL, LLC

Work Order: 23C0204

Client: AECOM

Project: Red Hill AFFF Assessment Sampling / 60697810

Matrix: Water

Preparation: EPA 1633

Batch: BCD0035

Laboratory ID: BCD0035-BS1

Column:

ANALYTE	SPIKE ADDED (ng/L)	LCS CONCENTRATION (ng/L)	LCS % REC.	QC LIMITS REC.
NFDHA	8.00	8.02	100	48 - 161
9CL-PF3ONS	7.48	7.72	103	56 - 156
11CL-PF3OUDS	7.56	7.22	95.6	46 - 156
3:3FTCA	16.0	13.9	87.0	62 - 129
5:3FTCA	16.0	17.0	106	63 - 134
7:3FTCA	16.0	14.6	91.4	50 - 138

CALIBRATION SUMMARY

Analyte	(Q1 / Q3)	Internal Standard	Multiplier	AcidFactor	Function	Qualifier
PFBA	(213.0 / 169.0)	13C4_PFBA_EIS	4.0000	1.0000	y = 0.43686 x (std. dev. = 0.00909) (weighting: None)	%RSE=2.1
PFPeA	(263.0 / 219.0)	13C5_PFPeA_EIS	2.0000	1.0000	y = 0.47635 x (std. dev. = 0.02526) (weighting: None)	%RSE=5.3
PFHxA	(313.0 / 269.0)	13C5_PFHxA_EIS	1.0000	1.0000	y = 0.44601 x (std. dev. = 0.01103) (weighting: None)	%RSE=2.5
PFHpA	(363.0 / 319.0)	13C4_PFHpA_EIS	1.0000	1.0000	y = 0.45028 x (std. dev. = 0.01209) (weighting: None)	%RSE=2.7
PFOA	(413.0 / 369.0)	13C8_PFOA_EIS	1.0000	1.0000	y = 0.47637 x (std. dev. = 0.02861) (weighting: None)	%RSE=6.0
PFNA	(463.0 / 419.0)	13C9_PFNA_EIS	1.0000	1.0000	y = 0.88105 x (std. dev. = 0.05597) (weighting: None)	%RSE=6.4
PFDA	(513.0 / 469.0)	13C6_PFDA_EIS	1.0000	1.0000	y = 0.94807 x (std. dev. = 0.06923) (weighting: None)	%RSE=7.3
PFUnA	(563.0 / 519.0)	13C7_PFUnA_EIS	1.0000	1.0000	y = 0.80292 x (std. dev. = 0.04853) (weighting: None)	%RSE=6.0
PFDoA	(613.0 / 569.0)	13C2_PFDoA_EIS	1.0000	1.0000	y = 0.83711 x (std. dev. = 0.04669) (weighting: None)	%RSE=5.6
PFTTrDA	(663.0 / 619.0)	13C2_PFDoA_EIS	1.0000	1.0000	y = 0.74583 x (std. dev. = 0.06481) (weighting: None)	%RSE=8.7
PFTeDA	(713.0 / 669.0)	13C2_PFTeDA_EIS	1.0000	1.0000	y = 0.86075 x (std. dev. = 0.03724) (weighting: None)	%RSE=4.3
PFBS	(299.0 / 80.0)	13C3_PFBS_EIS	1.0000	0.8847	y = 0.29211 x (std. dev. = 0.00608) (weighting: None)	%RSE=2.1
PFPeS	(349.0 / 80.0)	13C3_PFHxS_EIS	1.0000	0.9384	y = 0.81068 x (std. dev. = 0.04203) (weighting: None)	%RSE=5.2
PFHxS	(399.0 / 80.0)	13C3_PFHxS_EIS	1.0000	0.9110	y = 0.72923 x (std. dev. = 0.02044) (weighting: None)	%RSE=2.8
PFHpS	(449.0 / 80.0)	13C8_PFOS_EIS	1.0000	0.9514	y = 0.42583 x (std. dev. = 0.02138) (weighting: None)	%RSE=5.0
PFOS	(499.0 / 80.0)	13C8_PFOS_EIS	1.0000	0.9275	y = 0.51823 x (std. dev. = 0.01313) (weighting: None)	%RSE=2.5
PFNS	(549.0 / 80.0)	13C8_PFOS_EIS	1.0000	0.9599	y = 0.54035 x (std. dev. = 0.02620) (weighting: None)	%RSE=4.8
PFDS	(599.0 / 80.0)	13C8_PFOS_EIS	1.0000	0.9631	y = 0.60770 x (std. dev. = 0.03468) (weighting: None)	%RSE=5.7
PFDoS	(699.0 / 80.0)	13C8_PFOS_EIS	1.0000	0.9696	y = 0.50538 x (std. dev. = 0.02533) (weighting: None)	%RSE=5.0
4:2FTS	(327.0 / 307.0)	13C2_4:2FTS_EIS	4.0000	0.9345	y = 2.82868 x (std. dev. = 0.20737) (weighting: None)	%RSE=7.3
6:2FTS	(427.0 / 407.0)	13C2_6:2FTS_EIS	4.0000	0.9490	y = 1.39395 x (std. dev. = 0.07109) (weighting: None)	%RSE=5.1
8:2FTS	(527.0 / 507.0)	13C2_8:2FTS_EIS	4.0000	0.9583	y = 1.37301 x (std. dev. = 0.11032) (weighting: None)	%RSE=8.0
PFOSA	(498.0 / 78.0)	13C8_PFOSA_EIS	1.0000	1.0000	y = 0.41602 x (std. dev. = 0.02618) (weighting: None)	%RSE=6.3
NMeFOSA	(512.0 / 219.0)	D3_NMeFOSA_EIS	4.0000	1.0000	y = 1.70065 x (std. dev. = 0.20327) (weighting: None)	%RSE=12.0
NEiFOSA	(526.0 / 219.0)	D5_NEiFOSA_EIS	4.0000	1.0000	y = 2.09929 x (std. dev. = 0.05348) (weighting: None)	%RSE=2.5
NMeFOSAA	(570.0 / 419.0)	D3_MeFOSAA_EIS	1.0000	1.0000	y = 0.21941 x (std. dev. = 0.02363) (weighting: None)	%RSE=10.8
NEiFOSAA	(584.0 / 419.0)	D5_EiFOSAA_EIS	1.0000	1.0000	y = 0.23613 x (std. dev. = 0.03823) (weighting: None)	%RSE=16.2
NMeFOSE	(616.0 / 59.0)	D7_NMeFOSE_EIS	4.0000	1.0000	y = 0.21836 x (std. dev. = 0.00561) (weighting: None)	%RSE=2.6
NEiFOSE	(630.0 / 59.0)	D9_NEiFOSE_EIS	4.0000	1.0000	y = 0.20179 x (std. dev. = 0.00821) (weighting: None)	%RSE=4.1
HFPO-DA	(285.0 / 169.0)	13C3_HFPODA_EIS	2.0000	1.0000	y = 0.21118 x (std. dev. = 0.01643) (weighting: None)	%RSE=7.8
ADONA	(377.0 / 85.0)	13C3_HFPODA_EIS	2.0000	0.9427	y = 0.76938 x (std. dev. = 0.06398) (weighting: None)	%RSE=8.3
9Cl-Pf3ONS	(531.0 / 351.0)	13C3_HFPODA_EIS	2.0000	0.9333	y = 2.07483 x (std. dev. = 0.25907) (weighting: None)	%RSE=12.5
11Cl-Pf3OUDS	(631.0 / 451.0)	13C3_HFPODA_EIS	2.0000	0.9432	y = 1.34695 x (std. dev. = 0.14453) (weighting: None)	%RSE=10.7
3:3FTCA	(241.0 / 177.0)	13C5_PFPeA_EIS	4.0000	1.0000	y = 0.02599 x (std. dev. = 0.00254) (weighting: None)	%RSE=9.8
5:3FTCA	(341.0 / 236.7)	13C5_PFHxA_EIS	4.0000	1.0000	y = 0.31322 x (std. dev. = 0.02640) (weighting: None)	%RSE=8.4
7:3FTCA	(441.0 / 317.0)	13C5_PFHxA_EIS	4.0000	1.0000	y = 0.49960 x (std. dev. = 0.04686) (weighting: None)	%RSE=9.4
PFEESA	(315.0 / 135.0)	13C5_PFHxA_EIS	2.0000	0.8925	y = 0.96326 x (std. dev. = 0.05749) (weighting: None)	%RSE=6.0
PFMPA	(229.0 / 85.0)	13C5_PFPeA_EIS	2.0000	1.0000	y = 0.11067 x (std. dev. = 0.00686) (weighting: None)	%RSE=6.2
PFMBA	(279.0 / 85.0)	13C5_PFPeA_EIS	2.0000	1.0000	y = 0.37186 x (std. dev. = 0.01956) (weighting: None)	%RSE=5.3
NFDHA	(295.0 / 201.0)	13C5_PFHxA_EIS	2.0000	1.0000	y = 0.53125 x (std. dev. = 0.02588) (weighting: None)	%RSE=4.9
TDCA	(499.0 / 80.0)	13C8_PFOS_EIS	1.0000	1.0000	y = 0.52097 x (std. dev. = 0.03341) (weighting: None)	%RSE=6.4
13C3_PFBA_IIS	(216.0 / 172.0)	13C3_PFBA_IIS	1.0000	1.0000	y = 194309.4566 x	%RSD=14.7
13C2_PFHxA_IIS	(315.0 / 270.0)	13C2_PFHxA_IIS	1.0000	1.0000	y = 268611.0739 x	%RSD=7.5
13C4_PFOA_IIS	(417.0 / 372.0)	13C4_PFOA_IIS	1.0000	1.0000	y = 449732.8927 x	%RSD=8.5
13C5_PFNA_IIS	(468.0 / 423.0)	13C5_PFNA_IIS	1.0000	1.0000	y = 402245.3321 x	%RSD=9.7
13C2_PFDA_IIS	(515.0 / 470.1)	13C2_PFDA_IIS	1.0000	1.0000	y = 404897.0955 x	%RSD=7.2
18O2_PFHxS_IIS	(403.0 / 83.9)	18O2_PFHxS_IIS	1.0000	1.0000	y = 642600.1384 x	%RSD=6.7

Analyte	(Q1 / Q3)	Internal Standard	Multiplier	AcidFactor	Function	Qualifier
13C4_PFOS_IIS	(503.0 / 79.9)	13C4_PFOS_IIS	1.0000	1.0000	y = 789840.3208 x	%RSD=6.7
13C4_PFBA_EIS	(217.0 / 172.0)	13C3_PFBA_IIS	8.0000	1.0000	y = 8.3567 x	%RSD=4.2
13C5_PFPeA_EIS	(268.0 / 223.0)	13C2_PFHxA_IIS	4.0000	1.0000	y = 4.7044 x	%RSD=5.1
13C5_PFHxA_EIS	(318.0 / 273.0)	13C2_PFHxA_IIS	2.0000	1.0000	y = 2.8604 x	%RSD=5.9
13C4_PFHpA_EIS	(367.0 / 322.0)	13C2_PFHxA_IIS	2.0000	1.0000	y = 2.3783 x	%RSD=4.0
13C8_PFOA_EIS	(421.0 / 376.0)	13C4_PFOA_IIS	2.0000	1.0000	y = 1.8304 x	%RSD=4.2
13C9_PFNA_EIS	(472.0 / 427.0)	13C5_PFNA_IIS	1.0000	1.0000	y = 0.9155 x	%RSD=4.6
13C6_PFDA_EIS	(519.0 / 474.0)	13C2_PFDA_IIS	1.0000	1.0000	y = 1.0757 x	%RSD=5.1
13C7_PFUa_EIS	(570.0 / 525.0)	13C2_PFDA_IIS	1.0000	1.0000	y = 1.1204 x	%RSD=7.6
13C2_PFDa_EIS	(615.0 / 570.0)	13C2_PFDA_IIS	1.0000	1.0000	y = 1.0584 x	%RSD=6.4
13C2_PFTeDA_EIS	(715.0 / 670.0)	13C2_PFDA_IIS	1.0000	1.0000	y = 1.0395 x	%RSD=10.0
13C3_PFBS_EIS	(302.0 / 80.0)	18O2_PFHxS_IIS	2.0000	1.0000	y = 2.9523 x	%RSD=6.4
13C3_PFHxS_EIS	(402.0 / 80.0)	18O2_PFHxS_IIS	2.0000	1.0000	y = 1.6743 x	%RSD=3.3
13C8_PFOS_EIS	(507.0 / 80.0)	13C4_PFOS_IIS	2.0000	1.0000	y = 2.3642 x	%RSD=3.9
13C2_4:2FTS_EIS	(329.0 / 81.0)	18O2_PFHxS_IIS	4.0000	1.0000	y = 0.5986 x	%RSD=6.7
13C2_6:2FTS_EIS	(429.0 / 81.0)	18O2_PFHxS_IIS	4.0000	1.0000	y = 0.6958 x	%RSD=3.2
13C2_8:2FTS_EIS	(529.0 / 81.0)	18O2_PFHxS_IIS	4.0000	1.0000	y = 0.7849 x	%RSD=5.4
13C8_PFOA_EIS	(506.0 / 78.0)	13C4_PFOS_IIS	2.0000	1.0000	y = 4.3488 x	%RSD=5.8
D3_NMeFOSA_EIS	(515.0 / 169.0)	13C4_PFOS_IIS	2.0000	1.0000	y = 0.9646 x	%RSD=9.3
D5_NEtFOSA_EIS	(531.0 / 169.0)	13C4_PFOS_IIS	2.0000	1.0000	y = 0.8358 x	%RSD=3.4
D3_MeFOSAA_EIS	(573.0 / 419.0)	13C4_PFOS_IIS	4.0000	1.0000	y = 1.0671 x	%RSD=4.4
D5_EtFOSAA_EIS	(589.0 / 419.0)	13C4_PFOS_IIS	4.0000	1.0000	y = 0.8466 x	%RSD=6.7
D7_NMeFOSE_EIS	(623.0 / 58.9)	13C4_PFOS_IIS	20.0000	1.0000	y = 2.9687 x	%RSD=3.8
D9_NEtFOSE_EIS	(639.0 / 58.9)	13C4_PFOS_IIS	20.0000	1.0000	y = 3.9143 x	%RSD=8.0
13C3_HFPODA_EIS	(287.0 / 169.0)	13C2_PFHxA_IIS	8.0000	1.0000	y = 5.4587 x	%RSD=6.1

x= Concentration Analyte

$$y = \text{Area Ratio} = \frac{\text{Area Analyte}}{\text{Area Internal Standard}}$$

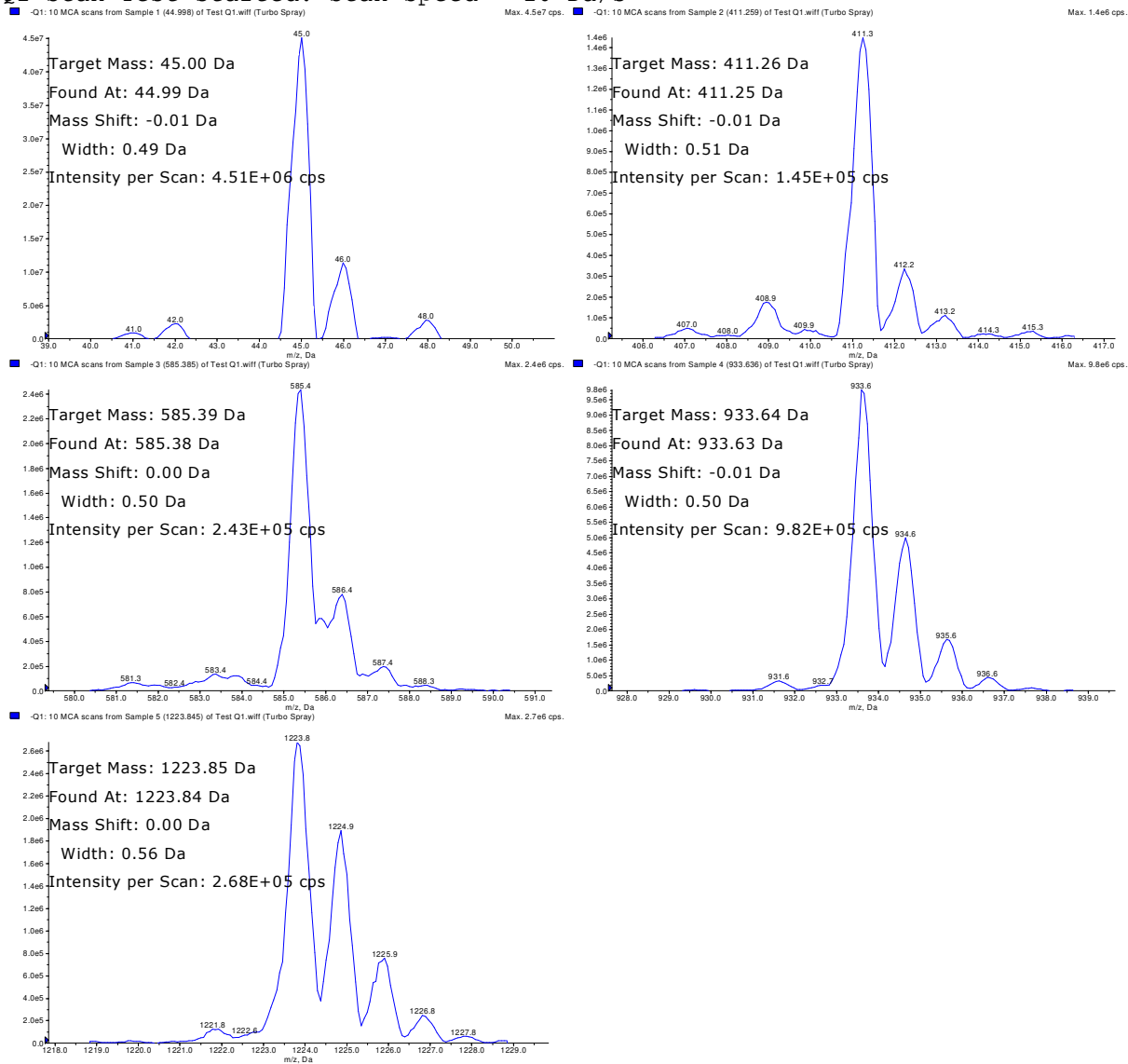
$$\text{Acid Factor} = \frac{\text{Molecular weight Acid}}{\text{Molecular weight Salt}}$$

$$\text{Multiplier} = \frac{\text{Concentration of Analyte in curve standard mix}}{\text{Concentration of PFOA}}$$

$$\text{Result} \left(\frac{\text{ng}}{\text{ml}} \right) = x * \text{Multiplier} * \text{Acid Factor}$$

Tune 2021-11-23 Q1 NEG @ 10Da/s

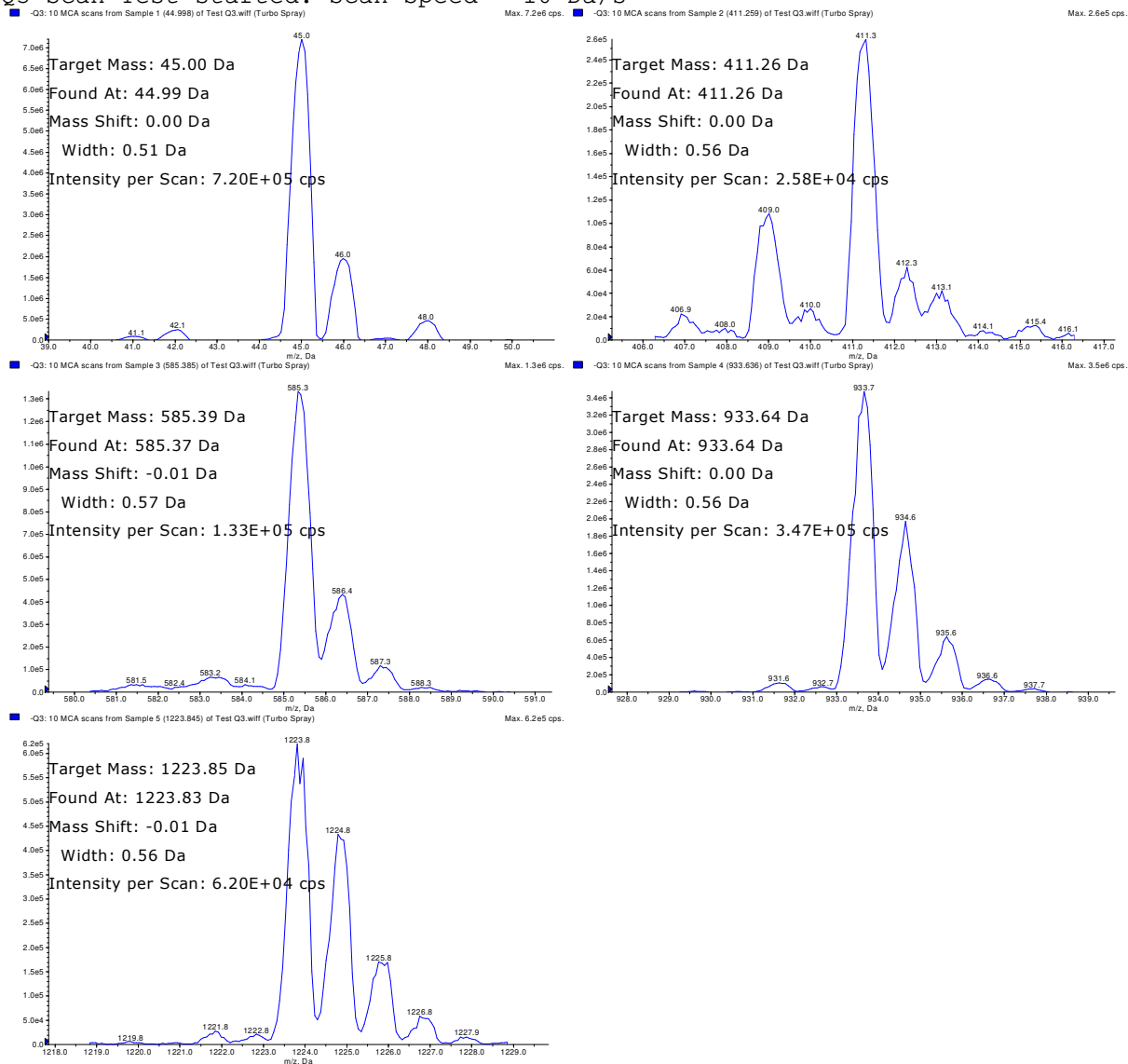
Q1 Scan Test started. Scan Speed = 10 Da/s



Target Mass	Found At	Delta	Width	Intensity	0.4<Width<0.6
45.00	44.99	-0.01	0.49	4.51E+06	PASS
411.26	411.25	-0.01	0.51	1.45E+05	PASS
585.39	585.38	0.00	0.50	2.43E+05	PASS
933.64	933.63	-0.01	0.50	9.82E+05	PASS
1223.85	1223.84	0.00	0.56	2.68E+05	PASS

Tune 2021-11-23 Q3 NEG @ 10Da/s

Q3 Scan Test started. Scan Speed = 10 Da/s



Target Mass	Found At	Delta	Width	Intensity	0.4<Width<0.6
45.00	44.99	0.00	0.51	7.20E+05	PASS
411.26	411.26	0.00	0.56	2.58E+04	PASS
585.39	585.37	-0.01	0.57	1.33E+05	PASS
933.64	933.64	0.00	0.56	3.47E+05	PASS
1223.85	1223.83	-0.01	0.56	6.20E+04	PASS

Analyte	(Q1 / Q3)	Internal Standard	Multiplier	AcidFactor	Function	Qualifier
PFBA	(213.0 / 169.0)	13C4_PFBA_EIS	4.0000	1.0000	y = 0.43469 x (std. dev. = 0.01229) (weighting: None)	%RSE=2.8
PFPeA	(263.0 / 219.0)	13C5_PFPeA_EIS	2.0000	1.0000	y = 0.46979 x (std. dev. = 0.01929) (weighting: None)	%RSE=4.1
PFHxA	(313.0 / 269.0)	13C5_PFHxA_EIS	1.0000	1.0000	y = 0.48124 x (std. dev. = 0.02821) (weighting: None)	%RSE=5.9
PFHpA	(363.0 / 319.0)	13C4_PFHpA_EIS	1.0000	1.0000	y = 0.42894 x (std. dev. = 0.03192) (weighting: None)	%RSE=7.4
PFOA	(413.0 / 369.0)	13C8_PFOA_EIS	1.0000	1.0000	y = 0.49661 x (std. dev. = 0.06193) (weighting: None)	%RSE=12.5
PFNA	(463.0 / 419.0)	13C9_PFNA_EIS	1.0000	1.0000	y = 0.90364 x (std. dev. = 0.06805) (weighting: None)	%RSE=7.5
PFDA	(513.0 / 469.0)	13C6_PFDA_EIS	1.0000	1.0000	y = 0.99037 x (std. dev. = 0.02988) (weighting: None)	%RSE=3.0
PFUnA	(563.0 / 519.0)	13C7_PFUnA_EIS	1.0000	1.0000	y = 0.89593 x (std. dev. = 0.07931) (weighting: None)	%RSE=8.9
PFDoA	(613.0 / 569.0)	13C2_PFDoA_EIS	1.0000	1.0000	y = 0.86901 x (std. dev. = 0.04523) (weighting: None)	%RSE=5.2
PFTTrDA	(663.0 / 619.0)	13C2_PFTTrDA_EIS	1.0000	1.0000	y = 0.80458 x (std. dev. = 0.10401) (weighting: None)	%RSE=12.9
PFTeDA	(713.0 / 669.0)	13C2_PFTeDA_EIS	1.0000	1.0000	y = 0.89669 x (std. dev. = 0.02906) (weighting: None)	%RSE=3.2
PFBS	(299.0 / 80.0)	13C3_PFBS_EIS	1.0000	0.8847	y = 0.31588 x (std. dev. = 0.01382) (weighting: None)	%RSE=4.4
PFPeS	(349.0 / 80.0)	13C3_PFPeS_EIS	1.0000	0.9384	y = 0.83878 x (std. dev. = 0.05754) (weighting: None)	%RSE=6.9
PFHxS	(399.0 / 80.0)	13C3_PFHxS_EIS	1.0000	0.9110	y = 0.66743 x (std. dev. = 0.04093) (weighting: None)	%RSE=6.1
PFHpS	(449.0 / 80.0)	13C8_PFOA_EIS	1.0000	0.9514	y = 0.39687 x (std. dev. = 0.02398) (weighting: None)	%RSE=6.0
PFOS	(499.0 / 80.0)	13C8_PFOA_EIS	1.0000	0.9275	y = 0.52748 x (std. dev. = 0.05200) (weighting: None)	%RSE=9.9
PFNS	(549.0 / 80.0)	13C8_PFOA_EIS	1.0000	0.9599	y = 0.48124 x (std. dev. = 0.02028) (weighting: None)	%RSE=4.2
PFDS	(599.0 / 80.0)	13C8_PFOA_EIS	1.0000	0.9631	y = 0.58486 x (std. dev. = 0.04689) (weighting: None)	%RSE=8.0
PFDoS	(699.0 / 80.0)	13C8_PFOA_EIS	1.0000	0.9696	y = 0.47448 x (std. dev. = 0.02516) (weighting: None)	%RSE=5.3
4:2FTS	(327.0 / 307.0)	13C2_4:2FTS_EIS	4.0000	0.9345	y = 2.86754 x (std. dev. = 0.22784) (weighting: None)	%RSE=7.9
6:2FTS	(427.0 / 407.0)	13C2_6:2FTS_EIS	4.0000	0.9490	y = 1.46346 x (std. dev. = 0.11522) (weighting: None)	%RSE=7.9
8:2FTS	(527.0 / 507.0)	13C2_8:2FTS_EIS	4.0000	0.9583	y = 1.35654 x (std. dev. = 0.13432) (weighting: None)	%RSE=9.9
PFOSA	(498.0 / 78.0)	13C8_PFOA_EIS	1.0000	1.0000	y = 0.42460 x (std. dev. = 0.03657) (weighting: None)	%RSE=8.6
NMeFOSA	(512.0 / 219.0)	D3_NMeFOSA_EIS	4.0000	1.0000	y = 1.63914 x (std. dev. = 0.18071) (weighting: None)	%RSE=11.0
NEiFOSA	(526.0 / 219.0)	D5_NEiFOSA_EIS	4.0000	1.0000	y = 2.16664 x (std. dev. = 0.06455) (weighting: None)	%RSE=3.0
NMeFOSAA	(570.0 / 419.0)	D3_MeFOSAA_EIS	1.0000	1.0000	y = 0.20663 x (std. dev. = 0.00889) (weighting: None)	%RSE=4.3
NEiFOSAA	(584.0 / 419.0)	D5_EiFOSAA_EIS	1.0000	1.0000	y = 0.22005 x (std. dev. = 0.01761) (weighting: None)	%RSE=8.0
NMeFOSE	(616.0 / 59.0)	D7_NMeFOSE_EIS	4.0000	1.0000	y = 0.20752 x (std. dev. = 0.00574) (weighting: None)	%RSE=2.8
NEiFOSE	(630.0 / 59.0)	D9_NEiFOSE_EIS	4.0000	1.0000	y = 0.19573 x (std. dev. = 0.00496) (weighting: None)	%RSE=2.5
HFPO-DA	(285.0 / 169.0)	13C3_HFPODA_EIS	2.0000	1.0000	y = 0.23809 x (std. dev. = 0.01009) (weighting: None)	%RSE=4.2
ADONA	(377.0 / 85.0)	13C3_HFPODA_EIS	2.0000	0.9427	y = 0.82053 x (std. dev. = 0.07790) (weighting: None)	%RSE=9.5
9Cl-Pf3ONS	(531.0 / 351.0)	13C3_HFPODA_EIS	2.0000	0.9333	y = 2.40818 x (std. dev. = 0.35080) (weighting: None)	%RSE=14.6
11Cl-Pf3OUDS	(631.0 / 451.0)	13C3_HFPODA_EIS	2.0000	0.9432	y = 1.60382 x (std. dev. = 0.22125) (weighting: None)	%RSE=13.8
3:3FTCA	(241.0 / 177.0)	13C5_PFPeA_EIS	4.0000	1.0000	y = 0.04019 x (std. dev. = 0.00292) (weighting: None)	%RSE=7.3
5:3FTCA	(341.0 / 236.7)	13C5_PFHxA_EIS	4.0000	1.0000	y = 0.33306 x (std. dev. = 0.02816) (weighting: None)	%RSE=8.5
7:3FTCA	(441.0 / 317.0)	13C5_PFHxA_EIS	4.0000	1.0000	y = 0.60655 x (std. dev. = 0.03541) (weighting: None)	%RSE=5.8
PFEESA	(315.0 / 135.0)	13C5_PFHxA_EIS	2.0000	0.8925	y = 1.12744 x (std. dev. = 0.13527) (weighting: None)	%RSE=12.0
PFMPA	(229.0 / 85.0)	13C5_PFPeA_EIS	2.0000	1.0000	y = 0.10483 x (std. dev. = 0.00704) (weighting: None)	%RSE=6.7
PFMBA	(279.0 / 85.0)	13C5_PFPeA_EIS	2.0000	1.0000	y = 0.32807 x (std. dev. = 0.01738) (weighting: None)	%RSE=5.3
NFDHA	(295.0 / 201.0)	13C5_PFHxA_EIS	2.0000	1.0000	y = 0.48569 x (std. dev. = 0.03203) (weighting: None)	%RSE=6.6
TDCA	(499.0 / 80.0)	13C8_PFOA_EIS	1.0000	1.0000	y = 0.47803 x (std. dev. = 0.05012) (weighting: None)	%RSE=10.5
13C3_PFBA_IIS	(216.0 / 172.0)	13C3_PFBA_IIS	1.0000	1.0000	y = 114005.5553 x	%RSD=15.3
13C2_PFHxA_IIS	(315.0 / 270.0)	13C2_PFHxA_IIS	1.0000	1.0000	y = 138002.2916 x	%RSD=12.7
13C4_PFOA_IIS	(417.0 / 372.0)	13C4_PFOA_IIS	1.0000	1.0000	y = 310603.8337 x	%RSD=7.0
13C5_PFNA_IIS	(468.0 / 423.0)	13C5_PFNA_IIS	1.0000	1.0000	y = 294801.9603 x	%RSD=4.7
13C2_PFDA_IIS	(515.0 / 470.1)	13C2_PFDA_IIS	1.0000	1.0000	y = 309997.1649 x	%RSD=8.4
18O2_PFHxS_IIS	(403.0 / 83.9)	18O2_PFHxS_IIS	1.0000	1.0000	y = 448574.2140 x	%RSD=4.2

Analyte	(Q1 / Q3)	Internal Standard	Multiplier	AcidFactor	Function	Qualifier
13C4_PFOS_IIS	(503.0 / 79.9)	13C4_PFOS_IIS	1.0000	1.0000	y = 695912.8076 x	%RSD=9.3
13C4_PFBA_EIS	(217.0 / 172.0)	13C3_PFBA_IIS	8.0000	1.0000	y = 8.5797 x	%RSD=4.7
13C5_PFPeA_EIS	(268.0 / 223.0)	13C2_PFHxA_IIS	4.0000	1.0000	y = 6.3151 x	%RSD=9.1
13C5_PFHxA_EIS	(318.0 / 273.0)	13C2_PFHxA_IIS	2.0000	1.0000	y = 3.8265 x	%RSD=8.6
13C4_PFHpA_EIS	(367.0 / 322.0)	13C2_PFHxA_IIS	2.0000	1.0000	y = 3.8319 x	%RSD=9.9
13C8_PFOA_EIS	(421.0 / 376.0)	13C4_PFOA_IIS	2.0000	1.0000	y = 2.0588 x	%RSD=5.2
13C9_PFNA_EIS	(472.0 / 427.0)	13C5_PFNA_IIS	1.0000	1.0000	y = 0.9742 x	%RSD=4.5
13C6_PFDA_EIS	(519.0 / 474.0)	13C2_PFDA_IIS	1.0000	1.0000	y = 1.0923 x	%RSD=6.3
13C7_PFUhA_EIS	(570.0 / 525.0)	13C2_PFDA_IIS	1.0000	1.0000	y = 1.0530 x	%RSD=6.0
13C2_PFDaA_EIS	(615.0 / 570.0)	13C2_PFDA_IIS	1.0000	1.0000	y = 0.9523 x	%RSD=5.3
13C2_PFTeDA_EIS	(715.0 / 670.0)	13C2_PFDA_IIS	1.0000	1.0000	y = 0.9121 x	%RSD=7.3
13C3_PFBS_EIS	(302.0 / 80.0)	18O2_PFHxS_IIS	2.0000	1.0000	y = 2.6121 x	%RSD=8.3
13C3_PFHxS_EIS	(402.0 / 80.0)	18O2_PFHxS_IIS	2.0000	1.0000	y = 1.8697 x	%RSD=5.2
13C8_PFOS_EIS	(507.0 / 80.0)	13C4_PFOS_IIS	2.0000	1.0000	y = 2.4348 x	%RSD=4.2
13C2_4:2FTS_EIS	(329.0 / 81.0)	18O2_PFHxS_IIS	4.0000	1.0000	y = 0.4782 x	%RSD=7.4
13C2_6:2FTS_EIS	(429.0 / 81.0)	18O2_PFHxS_IIS	4.0000	1.0000	y = 0.6348 x	%RSD=5.5
13C2_8:2FTS_EIS	(529.0 / 81.0)	18O2_PFHxS_IIS	4.0000	1.0000	y = 0.7815 x	%RSD=6.9
13C8_PFOsA_EIS	(506.0 / 78.0)	13C4_PFOS_IIS	2.0000	1.0000	y = 4.1196 x	%RSD=4.6
D3_NMeFOSA_EIS	(515.0 / 169.0)	13C4_PFOS_IIS	2.0000	1.0000	y = 0.9344 x	%RSD=13.2
D5_NEtFOSA_EIS	(531.0 / 169.0)	13C4_PFOS_IIS	2.0000	1.0000	y = 0.7650 x	%RSD=6.8
D3_MeFOSAA_EIS	(573.0 / 419.0)	13C4_PFOS_IIS	4.0000	1.0000	y = 1.0218 x	%RSD=4.8
D5_EtFOSAA_EIS	(589.0 / 419.0)	13C4_PFOS_IIS	4.0000	1.0000	y = 0.8391 x	%RSD=7.8
D7_NMeFOSE_EIS	(623.0 / 58.9)	13C4_PFOS_IIS	20.0000	1.0000	y = 3.0019 x	%RSD=5.9
D9_NEtFOSE_EIS	(639.0 / 58.9)	13C4_PFOS_IIS	20.0000	1.0000	y = 3.9722 x	%RSD=6.1
13C3_HFPODA_EIS	(287.0 / 169.0)	13C2_PFHxA_IIS	8.0000	1.0000	y = 7.8543 x	%RSD=8.8

x= Concentration Analyte

$$y = \text{Area Ratio} = \frac{\text{Area Analyte}}{\text{Area Internal Standard}}$$

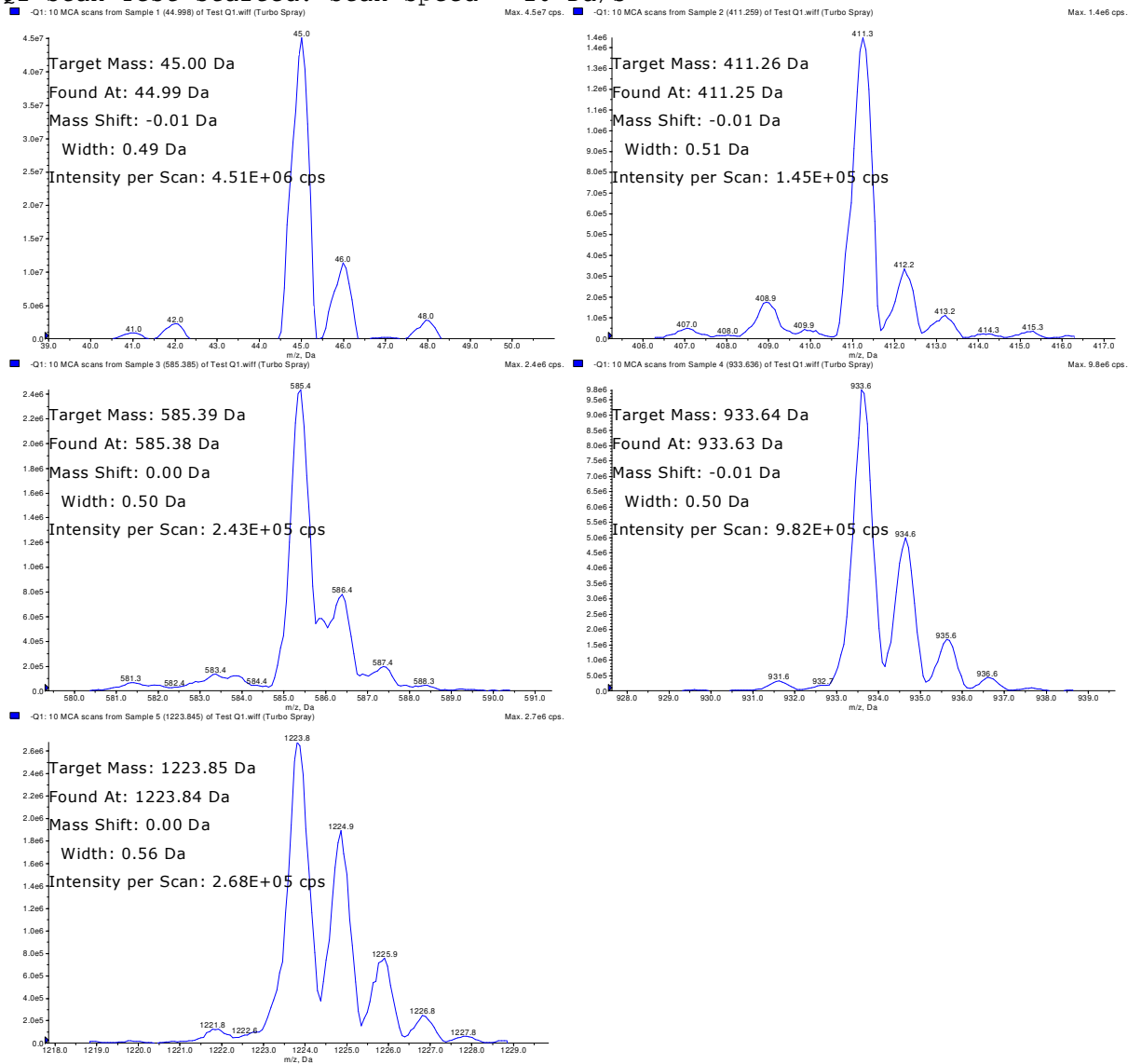
$$\text{Acid Factor} = \frac{\text{Molecular weight Acid}}{\text{Molecular weight Salt}}$$

$$\text{Multiplier} = \frac{\text{Concentration of Analyte in curve standard mix}}{\text{Concentration of PFOA}}$$

$$\text{Result} \left(\frac{\text{ng}}{\text{ml}} \right) = x * \text{Multiplier} * \text{Acid Factor}$$

Tune 2021-11-23 Q1 NEG @ 10Da/s

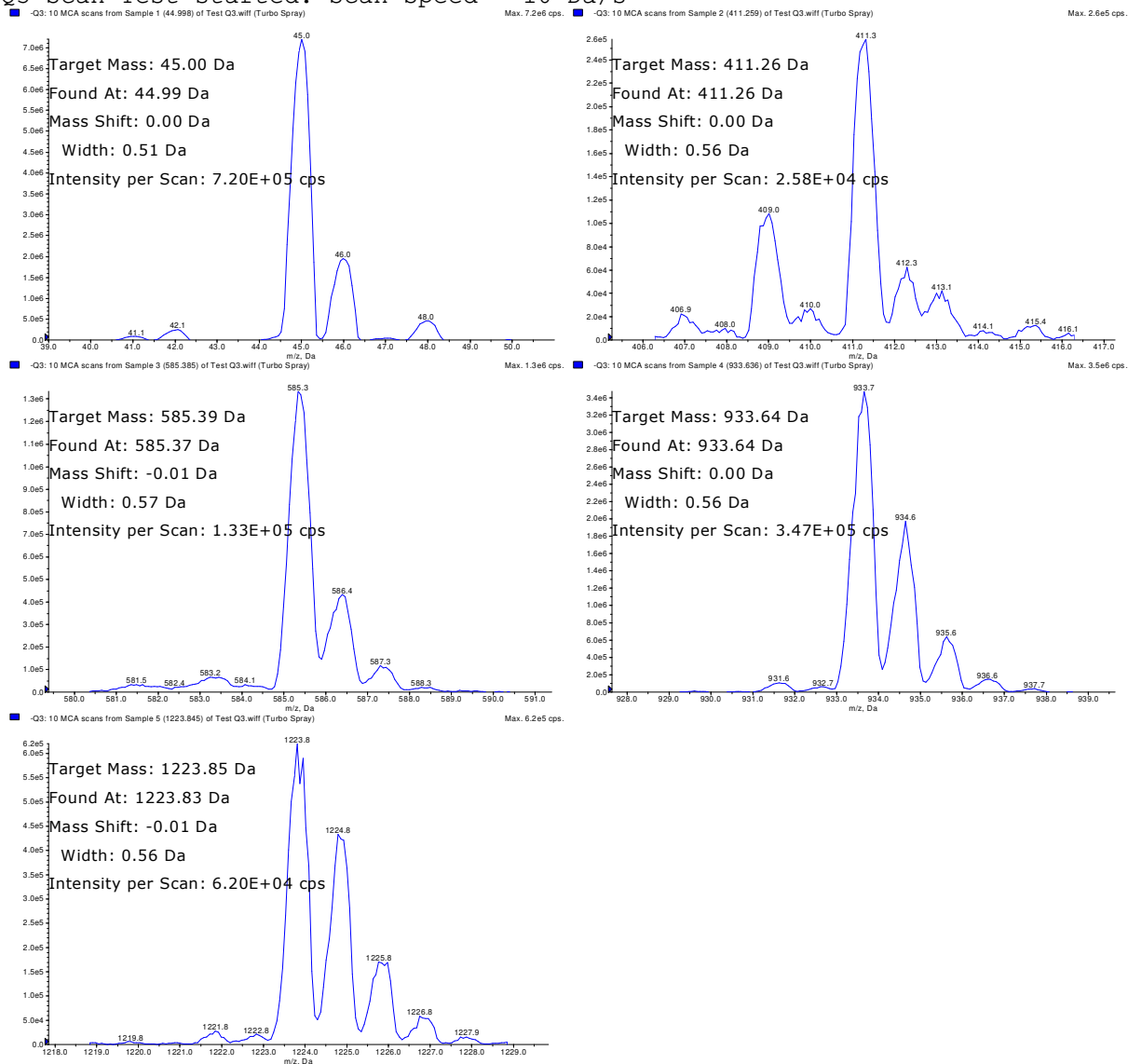
Q1 Scan Test started. Scan Speed = 10 Da/s



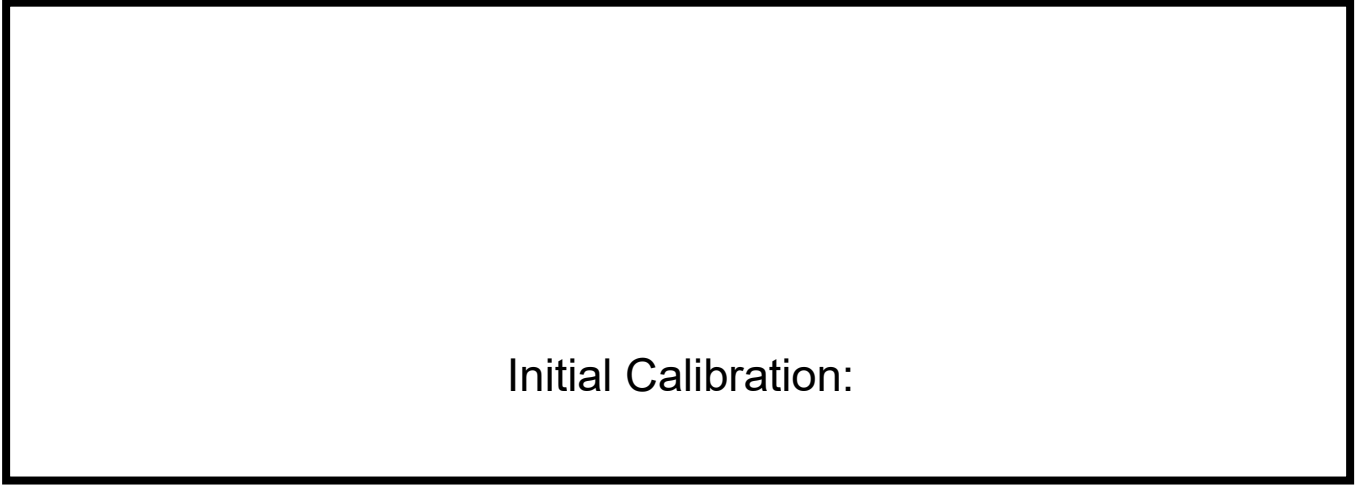
Target Mass	Found At	Delta	Width	Intensity	0.4<Width<0.6
45.00	44.99	-0.01	0.49	4.51E+06	PASS
411.26	411.25	-0.01	0.51	1.45E+05	PASS
585.39	585.38	0.00	0.50	2.43E+05	PASS
933.64	933.63	-0.01	0.50	9.82E+05	PASS
1223.85	1223.84	0.00	0.56	2.68E+05	PASS

Tune 2021-11-23 Q3 NEG @ 10Da/s

Q3 Scan Test started. Scan Speed = 10 Da/s



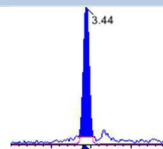
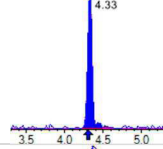
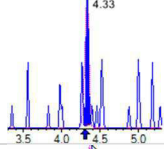
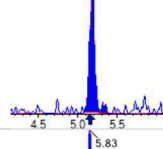
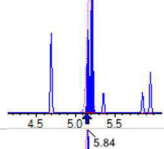
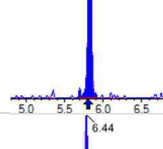
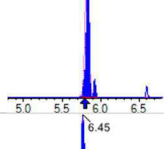
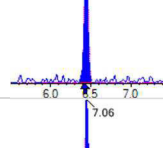
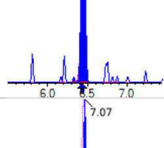
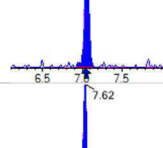
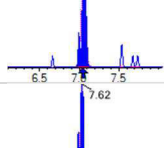
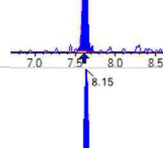
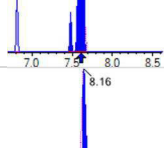
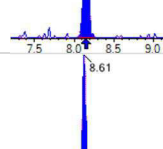
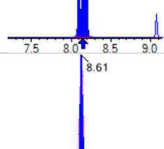
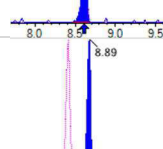
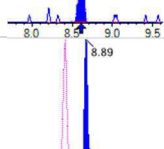
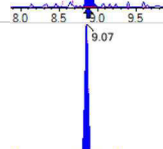
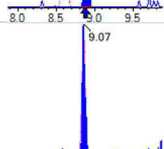


Target Mass	Found At	Delta	Width	Intensity	0.4<Width<0.6
45.00	44.99	0.00	0.51	7.20E+05	PASS
411.26	411.26	0.00	0.56	2.58E+04	PASS
585.39	585.37	-0.01	0.57	1.33E+05	PASS
933.64	933.64	0.00	0.56	3.47E+05	PASS
1223.85	1223.83	-0.01	0.56	6.20E+04	PASS



Initial Calibration:

EPA 1633

Initial Calibration: SC01366

Analyte	(Q1 / Q3) Area Counts*min	R.T. (R.T [min], R.R.T.) (Δ RT-I[μ min], Δ RT-CVmin, Δ RT ion[s])	S / N	Ion Ratio IR Vs MP% IR Vs CV%	Concentration True ng/mL	Q.C. Rec. {Area%CV}	Primary Transition	Confirmation Transition	Flag
PFBA	(213.0 / 169.0) 48492	(3.44, 1.00) (0.00, N/A, 0.0)	57.5	N/A 0.0 0.0	0.3981	N/A			
PFPeA	(263.0 / 219.0) 49063 (263.0 / 69.0) 503	(4.33, 1.00) (0.00, N/A, -0.3)	270.3 24.0	0.0103 83.3 83.3	0.2149	N/A			
PFHxA	(313.0 / 269.0) 28552 (313.0 / 119.0) 1932	(5.18, 1.00) (0.00, N/A, -1.5)	103.3 6859.1	0.0677 67.0 67.0	0.1128	N/A			
PFHpA	(363.0 / 319.0) 24943 (363.0 / 169.0) 8968	(5.83, 1.00) (0.00, N/A, -0.6)	1309.4 561.6	0.3595 121.2 121.2	0.1095	N/A			
PFOA	(413.0 / 369.0) 44024 (413.0 / 169.0) 12430	(6.44, 1.00) (0.00, N/A, -0.1)	144.9 37104.7	0.2823 83.9 83.9	0.1285	N/A			
PFNA	(463.0 / 419.0) 25086 (463.0 / 169.0) 4627	(7.06, 1.00) (0.00, N/A, -0.7)	383.9 21100.6	0.1844 82.0 82.0	0.1008	N/A			
PFDA	(513.0 / 469.0) 34128 (513.0 / 169.0) 4219	(7.62, 1.00) (0.00, N/A, 0.2)	159.9 133737.4	0.1236 102.7 102.7	0.0988	N/A			
PFUnA	(563.0 / 519.0) 35698 (563.0 / 169.0) 2858	(8.15, 1.00) (0.00, N/A, -0.7)	173.8 303.1	0.0801 77.5 77.5	0.1164	N/A			
PFDoA	(613.0 / 569.0) 24163 (613.0 / 169.0) 6290	(8.61, 1.00) (0.00, N/A, -0.2)	283.5 248.4	0.2603 174.2 174.2	0.0930	N/A			IR2,
PFTrDA	(663.0 / 619.0) 27778 (663.0 / 169.0) 7358	(8.89, 1.03) (N/A, 0.01, 0.0)	207.0 864.7	0.2649 103.3 103.3	0.1154	N/A			
PFTeDA	(713.0 / 669.0) 27262 (713.0 / 169.0) 7795	(9.07, 1.00) (0.00, N/A, 0.1)	135.9 85.6	0.2859 143.4 143.4	0.0993	N/A			



Chemist: DAG
Instrument: Saphira
Type: Sciex Q3 5500

Sample I.D.: SC01366-CAL1
DF, IV: 1, 10.0µL
Acquisition Method: 1633 2023-03-28.dam

Quant Method: 1633 - S2023-04-07A
Path: S2023-04-07A (1)
Acquired: 2023/04/07 - 12:38

Analyte	(Q1 / Q3) Area Counts*min	R.T. (R.T [min], R.R.T.) (Δ RT-I[μ min], Δ RT-CVmin, Δ RT ion[s])	S / N	Ion Ratio IR Vs MP% IR Vs CV%	Concentration True ng/mL	Q.C. Rec. {Area%CV}	Primary Transition	Confirmation Transition	Flag
PFBS	(299.0 / 80.0) 42306 (299.0 / 99.0) 25520	(5.13, 1.00) (0.00, N/A, 0.0)	193305.7 4761.9	0.6032 92.0 92.0	0.0945	N/A			
PFPeS	(349.0 / 80.0) 77406 (349.0 / 99.0) 27694	(5.85, 0.90) (N/A, 0.03, 0.0)	4338.7 1439135.1	0.3578 105.3 105.3	0.0990	N/A			
PFHxS	(399.0 / 80.0) 50373 (399.0 / 99.0) 28140	(6.53, 1.00) (0.01, N/A, 0.6)	697.1 1431.7	0.5586 156.1 156.1	0.0786	N/A			IR2,
PFHpS	(449.0 / 80.0) 78243 (449.0 / 99.0) 12286	(7.19, 0.92) (N/A, 0.02, -0.2)	3590975.5 4903.3	0.1570 55.8 55.8	0.1071	N/A			
PFOS	(499.0 / 80.0) 113939 (499.0 / 99.0) 17688	(7.79, 1.00) (0.00, N/A, 0.1)	12257.1 104.5	0.1552 71.5 71.5	0.1144	N/A			
PFNS	(549.0 / 80.0) 80330 (549.0 / 99.0) 23210	(8.34, 1.07) (N/A, 0.01, -0.6)	3604758.2 811.8	0.2889 113.5 113.5	0.0915	N/A			
PFDS	(599.0 / 80.0) 107319 (599.0 / 99.0) 24689	(8.74, 1.12) (N/A, 0.01, 0.1)	20905.9 53757.2	0.2301 96.2 96.2	0.1009	N/A			
PFDoS	(699.0 / 80.0) 84236 (699.0 / 99.0) 19893	(9.14, 1.17) (N/A, 0.00, 0.0)	629.5 174.1	0.2362 105.4 105.4	0.0983	N/A			
4:2FTS	(327.0 / 307.0) 65917 (327.0 / 81.0) 36472	(4.95, 1.00) (0.00, N/A, 0.0)	924.0 199.9	0.5533 91.7 91.7	0.4279	N/A			
6:2FTS	(427.0 / 407.0) 43161 (427.0 / 81.0) 31255	(6.21, 1.00) (0.00, N/A, 0.0)	108529.3 1927.0	0.7242 102.1 102.1	0.3931	N/A			
8:2FTS	(527.0 / 507.0) 57541 (527.0 / 81.0) 35681	(7.38, 1.00) (0.00, N/A, 0.2)	355.8 1730.1	0.6201 81.1 81.1	0.4464	N/A			



Chemist: DAG
Instrument: Saphira
Type: Sciex Q3 5500

Sample I.D.: SC01366-CAL1
DF, IV: 1, 10.0µL
Acquisition Method: 1633 2023-03-28.dam

Quant Method: 1633 - S2023-04-07A
Path: S2023-04-07A (1)
Acquired: 2023/04/07 - 12:38

Analyte	(Q1 / Q3) Area Counts*min	R.T. (R.T [min], R.R.T.) (Δ RT-I[μ min], Δ RT-CVmin, Δ RT ion[s])	S / N	Ion Ratio IR Vs MP% IR Vs CV%	Concentration True ng/mL	Q.C. Rec. {Area%CV}	Primary Transition	Confirmation Transition	Flag
PFOSA	(498.0 / 78.0) 137323 (498.0 / 478.0) 6574	(9.76, 1.00) (0.00, N/A, -0.3)	706.3 92.3	0.0479 196.0 196.0	0.1117	N/A			
NMeFOSA	(512.0 / 219.0) 101871 (512.0 / 169.0) 92324	(10.41, 1.00) (0.00, N/A, 1.2)	856.2 666.0	0.9063 106.7 106.7	0.4226	N/A			
NEIFOSA	(526.0 / 219.0) 113691 (526.0 / 169.0) 144924	(10.58, 1.00) (0.00, N/A, 0.9)	890.9 1009.4	1.2747 101.2 101.2	0.4067	N/A			
NMeFOSAA	(570.0 / 419.0) 15448 (570.0 / 483.0) 6923	(7.77, 1.00) (0.00, N/A, 0.1)	3404.7 1520.9	0.4481 87.2 87.2	0.0994	N/A			
NEIFOSAA	(584.0 / 419.0) 14356 (584.0 / 526.0) 9416	(8.02, 1.00) (0.00, N/A, -1.0)	391.5 24216.7	0.6559 107.3 107.3	0.1131	N/A			
NMeFOSE	(616.0 / 59.0) 39948	(10.35, 1.00) (0.01, N/A, 0.0)	112.5	N/A 0.0 0.0	0.3809	N/A			
NEtFOSE	(630.0 / 59.0) 53616	(10.53, 1.00) (0.01, N/A, 0.0)	129.9	N/A 0.0 0.0	0.4101	N/A			
HFPO-DA	(285.0 / 169.0) 28094 (285.0 / 185.0) 75340	(5.43, 1.00) (0.00, N/A, 0.3)	6632.5 471.1	2.6817 91.5 91.5	0.2116	N/A			
ADONA	(377.0 / 85.0) 99737 (377.0 / 251.0) 13113	(6.06, 1.12) (N/A, 0.02, 0.1)	480.8 929373.6	0.1315 126.7 126.7	0.2055	N/A			
9CI-Pf3ONS	(531.0 / 351.0) 320421 (533.0 / 353.0) 82373	(8.21, 1.51) (N/A, 0.01, -0.1)	791.9 183.5	0.2571 79.7 79.7	0.2226	N/A			
11CI-PF3OUDS	(631.0 / 451.0) 214753 (633.0 / 453.0) 79632	(8.93, 1.64) (N/A, 0.00, 0.0)	1585.4 964.5	0.3708 108.6 108.6	0.2264	N/A			



Chemist: DAG
 Instrument: Saphira
 Type: Sciex Q3 5500

Sample I.D.: SC01366-CAL1
 DF, IV: 1, 10.0µL
 Acquisition Method: 1633 2023-03-28.dam

Quant Method: 1633 - S2023-04-07A
 Path: S2023-04-07A (1)
 Acquired: 2023/04/07 - 12:38

Analyte	(Q1 / Q3) Area Counts*min	R.T. (R.T [min], R.R.T.) (Δ RT-I[μ min], Δ RT-CVmin, Δ RT ion[s])	S / N	Ion Ratio IR Vs MP% IR Vs CV%	Concentration True ng/mL	Q.C. Rec. {Area%CV}	Primary Transition	Confirmation Transition	Flag
3:3FTCA	(241.0 / 177.0) 3938 (241.0 / 117.0) 4218	(4.07, 0.94) (N/A, 0.05, 0.4)	173.1 41.5	1.0711 69.6 69.6	0.4031	N/A			
5:3FTCA	(341.0 / 236.7) 16096 (341.0 / 217.0) 32581	(5.61, 1.08) (N/A, 0.03, -1.3)	157.6 166.6	2.0241 108.2 108.2	0.3674	N/A			
7:3FTCA	(441.0 / 317.0) 33147 (441.0 / 337.0) 28001	(7.06, 1.36) (N/A, 0.03, -0.8)	160.9 65705.5	0.8448 102.6 102.6	0.4155	N/A			
PFEESA	(315.0 / 135.0) 63022 (315.0 / 83.0) 11684	(5.48, 1.06) (N/A, 0.04, 0.0)	7412.8 43.4	0.1854 77.5 77.5	0.1896	N/A			
PFMPA	(229.0 / 85.0) 11433	(3.79, 0.88) (N/A, 0.02, 0.0)	367.5	N/A 0.0 0.0	0.2244	N/A			
PFMBA	(279.0 / 85.0) 30916	(4.61, 1.06) (N/A, 0.04, 0.0)	890.7	N/A 0.0 0.0	0.1939	N/A			
NFDHA	(295.0 / 201.0) 27118 (295.0 / 85.0) 25938	(5.09, 0.98) (N/A, 0.03, -0.3)	4311.7 4147.2	0.9565 97.9 97.9	0.2122	N/A			
TDCA	(499.0 / 80.0) 103109	(7.79, 1.00) (N/A, 0.01, 0.0)	2115.0	N/A 0.0 0.0	0.1231	N/A			
13C3_PFBA_IIS	(216.0 / 172.0) 128079	(3.44, N/A) (N/A, 0.02, N/A)	1543.8	N/A	1.1234 [1.0000]	112.3% {119.5%}			
13C2_PFHxA_IIS	(315.0 / 270.0) 162901	(5.18, N/A) (N/A, 0.03, N/A)	5038.8	N/A	1.1804 [1.0000]	118.0% {141.4%}			
13C4_PFOA_IIS	(417.0 / 372.0) 333573	(6.44, N/A) (N/A, 0.02, N/A)	7129.4	N/A	1.0740 [1.0000]	107.4% {119.9%}			

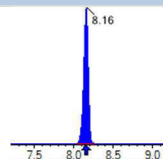
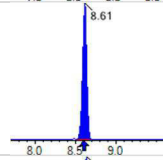
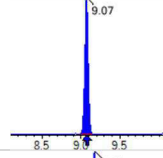
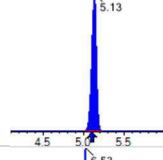
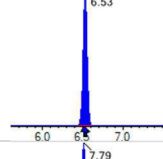
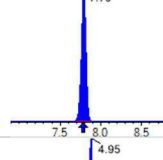
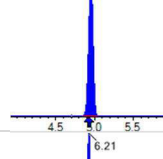
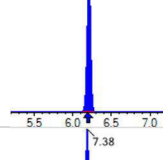
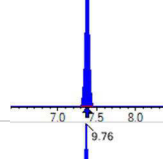
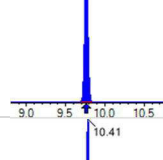
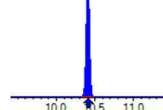


Chemist: DAG
 Instrument: Saphira
 Type: Sciex Q3 5500

Sample I.D.: SC01366-CAL1
 DF, IV: 1, 10.0µL
 Acquisition Method: 1633 2023-03-28.dam

Quant Method: 1633 - S2023-04-07A
 Path: S2023-04-07A (1)
 Acquired: 2023/04/07 - 12:38

Analyte	(Q1 / Q3) Area Counts*min	R.T. (R.T [min], R.R.T.) (ΔRT-I[min], ΔRT-CVmin, ΔRT ion[s])	S / N	Ion Ratio IR Vs MP% IR Vs CV%	Concentration True ng/mL	Q.C. Rec. {Area%CV}	Primary Transition	Confirmation Transition	Flag
13C5_PFNA_IIS	(468.0 / 423.0) 298303	(7.06, N/A) (N/A, 0.01, N/A)	7096.1	N/A	1.0119 [1.0000]	101.2% {109.3%}			
13C2_PFDA_IIS	(515.0 / 470.1) 331052	(7.62, N/A) (N/A, 0.01, N/A)	3604.9	N/A	1.0679 [1.0000]	106.8% {120.8%}			
18O2_PFHxS_IIS	(403.0 / 83.9) 442410	(6.53, N/A) (N/A, 0.02, N/A)	48795.8	N/A	0.9863 [1.0000]	98.6% {105.1%}			
13C4_PFOS_IIS	(503.0 / 79.9) 742256	(7.79, N/A) (N/A, 0.01, N/A)	2069.6	N/A	1.0666 [1.0000]	106.7% {122.4%}			
13C4_PFBA_EIS	(217.0 / 172.0) 1120803	(3.44, N/A) (N/A, 0.02, N/A)	4947.6	N/A	8.1596 [8.0000]	102.0% {118.7%}			
13C5_PFPeA_EIS	(268.0 / 223.0) 972118	(4.33, N/A) (N/A, 0.03, N/A)	3373.1	N/A	3.7799 [4.0000]	94.5% {117.4%}			
13C5_PFHxA_EIS	(318.0 / 273.0) 526125	(5.18, N/A) (N/A, 0.03, N/A)	4803.4	N/A	1.6881 [2.0000]	84.4% {108.1%}			
13C4_PFHpA_EIS	(367.0 / 322.0) 531240	(5.82, N/A) (N/A, 0.03, N/A)	2438.7	N/A	1.7021 [2.0000]	85.1% {106.4%}			
13C8_PFOA_EIS	(421.0 / 376.0) 689699	(6.44, N/A) (N/A, 0.01, N/A)	3902.1	N/A	2.0086 [2.0000]	100.4% {122.8%}			
13C9_PFNA_EIS	(472.0 / 427.0) 275336	(7.06, N/A) (N/A, 0.02, N/A)	9940.3	N/A	0.9475 [1.0000]	94.7% {102.0%}			
13C6_PFDA_EIS	(519.0 / 474.0) 348931	(7.62, N/A) (N/A, 0.01, N/A)	3182.1	N/A	0.9649 [1.0000]	96.5% {105.5%}			

Analyte	(Q1 / Q3) Area Counts*min	R.T. (R.T [min], R.R.T.) (Δ RT-[min], Δ RT- CVmin, Δ RT ion[s])	S / N	Ion Ratio IR Vs MP% IR Vs CV%	Concentration True ng/mL	Q.C. Rec. {Area%CV}	Primary Transition	Confirmation Transition	Flag
13C7_PFUa_EIS	(570.0 / 525.0) 342278	(8.16, N/A) (N/A, 0.01, N/A)	7596.0	N/A	0.9818 [1.0000]	98.2% {107.9%}			
13C2_PFDa_EIS	(615.0 / 570.0) 299050	(8.61, N/A) (N/A, 0.01, N/A)	1263.0	N/A	0.9486 [1.0000]	94.9% {112.1%}			
13C2_PFTeDA_EIS	(715.0 / 670.0) 306154	(9.07, N/A) (N/A, 0.01, N/A)	1950.5	N/A	1.0139 [1.0000]	101.4% {108.7%}			
13C3_PFBs_EIS	(302.0 / 80.0) 1254516	(5.13, N/A) (N/A, 0.04, N/A)	2557.9	N/A	2.1711 [2.0000]	108.6% {115.8%}			
13C3_PFHxS_EIS	(402.0 / 80.0) 874637	(6.53, N/A) (N/A, 0.01, N/A)	2977.0	N/A	2.1148 [2.0000]	105.7% {109.2%}			
13C8_PFOS_EIS	(507.0 / 80.0) 1751602	(7.79, N/A) (N/A, 0.01, N/A)	3448.2	N/A	1.9384 [2.0000]	96.9% {111.0%}			
13C2_4:2FTS_EIS	(329.0 / 81.0) 200824	(4.95, N/A) (N/A, 0.03, N/A)	1426.3	N/A	3.7967 [4.0000]	94.9% {102.0%}			
13C2_6:2FTS_EIS	(429.0 / 81.0) 284836	(6.21, N/A) (N/A, 0.02, N/A)	3105.7	N/A	4.0566 [4.0000]	101.4% {107.4%}			
13C2_8:2FTS_EIS	(529.0 / 81.0) 364194	(7.38, N/A) (N/A, 0.02, N/A)	3131.9	N/A	4.2135 [4.0000]	105.3% {111.2%}			
13C8_PFOsa_EIS	(506.0 / 78.0) 2896712	(9.76, N/A) (N/A, 0.01, N/A)	4046.0	N/A	1.8946 [2.0000]	94.7% {106.2%}			
D3_NMeFOsa_EIS	(515.0 / 169.0) 588242	(10.41, N/A) (N/A, 0.00, N/A)	2822.6	N/A	1.6964 [2.0000]	84.8% {96.7%}			



Chemist: DAG
 Instrument: Saphira
 Type: Sciex Q3 5500

Sample I.D.: SC01366-CAL1
 DF, IV: 1, 10.0µL
 Acquisition Method: 1633 2023-03-28.dam

Quant Method: 1633 - S2023-04-07A
 Path: S2023-04-07A (1)
 Acquired: 2023/04/07 - 12:38

Analyte	(Q1 / Q3) Area Counts*min	R.T. (R.T [min], R.R.T.) (ΔRT-I[min], ΔRT-CVmin, ΔRT ion[s])	S / N	Ion Ratio IR Vs MP% IR Vs CV%	Concentration True ng/mL	Q.C. Rec. {Area%CV}	Primary Transition	Confirmation Transition	Flag
D5_NEiFOSA_EIS	(531.0 / 169.0) 516085	(10.58, N/A) (N/A, 0.00, N/A)	2614.9	N/A	1.8177 [2.0000]	90.9% {99.0%}			
D3_MeFOSAA_EIS	(573.0 / 419.0) 751813	(7.76, N/A) (N/A, 0.02, N/A)	2402.9	N/A	3.9650 [4.0000]	99.1% {114.7%}			
D5_EiFOSAA_EIS	(589.0 / 419.0) 576822	(8.02, N/A) (N/A, 0.02, N/A)	61604.5	N/A	3.7044 [4.0000]	92.6% {106.7%}			
D7_NMeFOSE_EIS	(623.0 / 58.9) 2021692	(10.34, N/A) (N/A, 0.00, N/A)	1924.4	N/A	18.1469 [20.0000]	90.7% {102.9%}			
D9_NEiFOSE_EIS	(639.0 / 58.9) 2671822	(10.52, N/A) (N/A, 0.00, N/A)	2016.6	N/A	18.1241 [20.0000]	90.6% {102.8%}			
13C3_HFPODA_EIS	(287.0 / 169.0) 1115463	(5.43, N/A) (N/A, 0.04, N/A)	1807.3	N/A	6.9745 [8.0000]	87.2% {108.5%}			

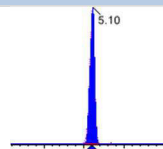
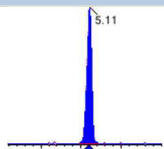
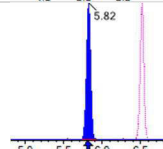
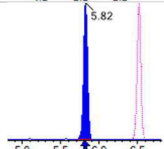
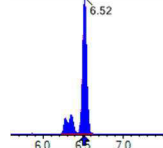
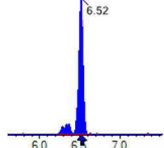
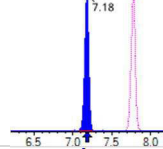
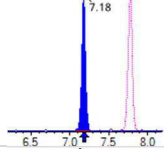
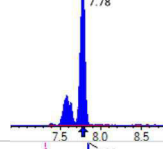
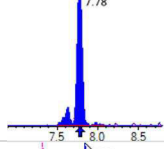
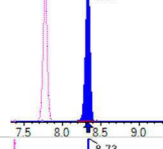
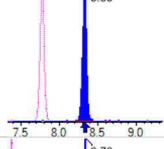
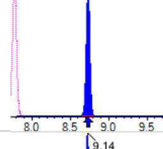
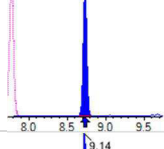
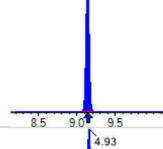
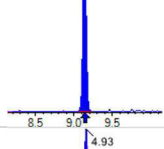
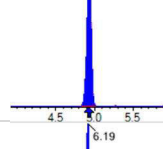
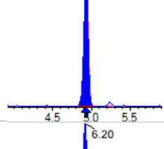
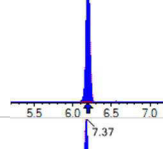
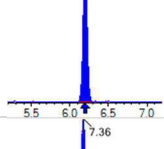
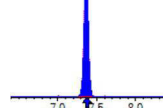
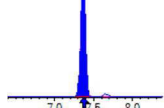


Chemist: DAG
 Instrument: Saphira
 Type: Sciex Q3 5500

Sample I.D.: SC01366-CAL2
 DF, IV: 1, 10.0µL
 Acquisition Method: 1633 2023-03-28.dam

Quant Method: 1633 - S2023-04-07A
 Path: S2023-04-07A (2)
 Acquired: 2023/04/07 - 12:51

Analyte	(Q1 / Q3) Area Counts*min	R.T. (R.T [min], R.R.T.) (ΔRT-[min], ΔRT-CV[min], ΔRT ion[s])	S / N	Ion Ratio IR Vs MP% IR Vs CV%	Concentration [True] ng/mL	Q.C. Rec. {Area%CV}	Primary Transition	Confirmation Transition	Flag
PFBA	(213.0 / 169.0) 239052	(3.44, 1.00) (0.00, N/A, 0.0)	134.8	N/A 0.0 0.0	1.9687	N/A			
PFPeA	(263.0 / 219.0) 219775 (263.0 / 69.0) 3116	(4.31, 1.00) (0.00, N/A, 0.2)	1080.8 47.8	0.0142 115.1 115.1	1.0454	N/A			
PFHxA	(313.0 / 269.0) 140214 (313.0 / 119.0) 11154	(5.16, 1.00) (0.00, N/A, 0.5)	605.4 6191.9	0.0796 78.7 78.7	0.5150	N/A			
PFHpA	(363.0 / 319.0) 129024 (363.0 / 169.0) 42018	(5.81, 1.00) (0.00, N/A, 0.0)	19430.5 2229584.2	0.3257 109.7 109.7	0.5241	N/A			
PFOA	(413.0 / 369.0) 158895 (413.0 / 169.0) 52419	(6.43, 1.00) (0.00, N/A, -0.2)	452.4 12268.5	0.3299 98.0 98.0	0.4848	N/A			
PFNA	(463.0 / 419.0) 138052 (463.0 / 169.0) 28148	(7.05, 1.00) (0.00, N/A, 0.6)	22732.2 47149.7	0.2039 90.7 90.7	0.5159	N/A			
PFDA	(513.0 / 469.0) 181938 (513.0 / 169.0) 22856	(7.61, 1.00) (0.00, N/A, 0.0)	497.5 325947.2	0.1256 104.3 104.3	0.4942	N/A			
PFUnA	(563.0 / 519.0) 149629 (563.0 / 169.0) 19612	(8.14, 1.00) (0.00, N/A, -0.1)	662.2 45207.8	0.1311 126.9 126.9	0.4665	N/A			
PFDoA	(613.0 / 569.0) 134851 (613.0 / 169.0) 16211	(8.60, 1.00) (0.00, N/A, -0.2)	640.0 752.1	0.1202 80.4 80.4	0.5103	N/A			
PFTrDA	(663.0 / 619.0) 142519 (663.0 / 169.0) 37029	(8.87, 1.03) (N/A, -0.01, -0.1)	752.0 410.6	0.2598 101.3 101.3	0.5825	N/A			
PFTeDA	(713.0 / 669.0) 139998 (713.0 / 169.0) 29408	(9.06, 1.00) (0.00, N/A, -0.1)	743.8 375.5	0.2101 105.4 105.4	0.5161	N/A			

Analyte	(Q1 / Q3) Area Counts*min	R.T. (R.T [min], R.R.T.) (Δ RT-[min], Δ RT- CV[min], Δ RT ion[s])	S / N	Ion Ratio IR Vs MP% IR Vs CV%	Concentration [True] ng/mL	Q.C. Rec. {Area%CV}	Primary Transition	Confirmation Transition	Flag
PFBS	(299.0 / 80.0) 197989 (299.0 / 99.0) 126033	(5.10, 1.00) (0.00, N/A, 0.0)	305000.7 1708.2	0.6366 97.1 97.1	0.4543	N/A			
PFPeS	(349.0 / 80.0) 377971 (349.0 / 99.0) 130959	(5.82, 0.89) (N/A, 0.01, 0.0)	5810880.7 12833.1	0.3465 102.0 102.0	0.4906	N/A			
PFHxS	(399.0 / 80.0) 304491 (399.0 / 99.0) 101241	(6.52, 1.00) (0.00, N/A, 0.2)	32758.7 24174.2	0.3325 92.9 92.9	0.4822	N/A			
PFHpS	(449.0 / 80.0) 350544 (449.0 / 99.0) 99728	(7.18, 0.92) (N/A, 0.00, 0.1)	51158.0 1641.9	0.2845 101.2 101.2	0.4574	N/A			
PFOS	(499.0 / 80.0) 478809 (499.0 / 99.0) 102851	(7.78, 1.00) (0.00, N/A, 0.1)	5331.9 595.7	0.2148 99.0 99.0	0.4583	N/A			
PFNS	(549.0 / 80.0) 421485 (549.0 / 99.0) 123885	(8.33, 1.07) (N/A, 0.00, 0.1)	36214.6 1270.0	0.2939 115.5 115.5	0.4576	N/A			
PFDS	(599.0 / 80.0) 543924 (599.0 / 99.0) 121487	(8.73, 1.12) (N/A, 0.00, 0.1)	5474.8 5362.3	0.2234 93.4 93.4	0.4875	N/A			
PFDoS	(699.0 / 80.0) 423864 (699.0 / 99.0) 100373	(9.14, 1.17) (N/A, 0.00, 0.0)	1831.9 489.2	0.2368 105.7 105.7	0.4714	N/A			
4:2FTS	(327.0 / 307.0) 329939 (327.0 / 81.0) 194157	(4.93, 1.00) (0.00, N/A, 0.0)	1756.4 637.5	0.5885 97.6 97.6	1.7740	N/A			
6:2FTS	(427.0 / 407.0) 209032 (427.0 / 81.0) 153375	(6.19, 1.00) (0.00, N/A, -0.2)	3168.3 876.6	0.7337 103.4 103.4	1.9564	N/A			
8:2FTS	(527.0 / 507.0) 236226 (527.0 / 81.0) 163156	(7.37, 1.00) (0.00, N/A, 0.0)	3168.5 1493.4	0.6907 90.3 90.3	2.0432	N/A			



Chemist: DAG
 Instrument: Saphira
 Type: Sciex Q3 5500

Sample I.D.: SC01366-CAL2
 DF, IV: 1, 10.0µL
 Acquisition Method: 1633 2023-03-28.dam

Quant Method: 1633 - S2023-04-07A
 Path: S2023-04-07A (2)
 Acquired: 2023/04/07 - 12:51

Analyte	(Q1 / Q3) Area Counts*min	R.T. (R.T [min], R.R.T.) (ΔRT-[min], ΔRT-CV[min], ΔRT ion[s])	S / N	Ion Ratio IR Vs MP% IR Vs CV%	Concentration [True] ng/mL	Q.C. Rec. {Area%CV}	Primary Transition	Confirmation Transition	Flag
PFOSA	(498.0 / 78.0) 674300 (498.0 / 478.0) 14516	(9.75, 1.00) (0.00, N/A, 0.0)	1945.2 217.6	0.0215 88.1 88.1	0.5209	N/A			
NMeFOSA	(512.0 / 219.0) 562131 (512.0 / 169.0) 479468	(10.41, 1.00) (0.00, N/A, 1.3)	3062.1 2233.7	0.8529 100.4 100.4	2.1643	N/A			
NEtFOSA	(526.0 / 219.0) 600731 (526.0 / 169.0) 758571	(10.58, 1.00) (-0.01, N/A, 0.9)	3254.4 2583.7	1.2627 100.2 100.2	2.0193	N/A			
NMeFOSAA	(570.0 / 419.0) 77090 (570.0 / 483.0) 29965	(7.75, 1.00) (0.00, N/A, 0.2)	9492.2 37853.6	0.3887 75.6 75.6	0.4944	N/A			
NEtFOSAA	(584.0 / 419.0) 59148 (584.0 / 526.0) 42371	(8.01, 1.00) (0.01, N/A, 0.1)	7673.9 1096.7	0.7164 117.2 117.2	0.4474	N/A			
NMeFOSE	(616.0 / 59.0) 229007	(10.35, 1.00) (0.01, N/A, 0.0)	613.3	N/A 0.0 0.0	1.9889	N/A			
NEtFOSE	(630.0 / 59.0) 282165	(10.53, 1.00) (0.01, N/A, 0.0)	483.0	N/A 0.0 0.0	1.9853	N/A			
HFPO-DA	(285.0 / 169.0) 137872 (285.0 / 185.0) 363744	(5.40, 1.00) (0.00, N/A, 0.0)	15013.7 1269.5	2.6383 90.0 90.0	1.0261	N/A			
ADONA	(377.0 / 85.0) 472592 (377.0 / 251.0) 46750	(6.04, 1.12) (N/A, 0.01, -0.2)	2591.0 861.6	0.0989 95.3 95.3	0.9621	N/A			
9CI-Pf3ONS	(531.0 / 351.0) 1444728 (533.0 / 353.0) 414598	(8.20, 1.52) (N/A, 0.00, 0.0)	1983.8 1225.1	0.2870 88.9 88.9	0.9921	N/A			
11CI-Pf3OUDS	(631.0 / 451.0) 966039 (633.0 / 453.0) 334909	(8.92, 1.65) (N/A, 0.00, 0.0)	3872.4 1827.8	0.3467 101.6 101.6	1.0067	N/A			



Chemist: DAG
 Instrument: Saphira
 Type: Sciex Q3 5500

Sample I.D.: SC01366-CAL2
 DF, IV: 1, 10.0µL
 Acquisition Method: 1633 2023-03-28.dam

Quant Method: 1633 - S2023-04-07A
 Path: S2023-04-07A (2)
 Acquired: 2023/04/07 - 12:51

Analyte	(Q1 / Q3) Area Counts*min	R.T. (R.T [min], R.R.T.) (Δ RT-I[μ min], Δ RT-CV[μ min], Δ RT ion[s])	S / N	Ion Ratio IR Vs MP% IR Vs CV%	Concentration [True] ng/mL	Q.C. Rec. {Area%CV}	Primary Transition	Confirmation Transition	Flag
3:3FTCA	(241.0 / 177.0) 19099 (241.0 / 117.0) 27577	(4.03, 0.94) (N/A, 0.01, 0.0)	429.4 234.3	1.4439 93.8 93.8	2.1237	N/A			
5:3FTCA	(341.0 / 236.7) 103285 (341.0 / 217.0) 158823	(5.59, 1.08) (N/A, 0.01, -0.2)	2510.7 388.6	1.5377 82.2 82.2	2.1923	N/A			
7:3FTCA	(441.0 / 317.0) 167096 (441.0 / 337.0) 138736	(7.03, 1.36) (N/A, 0.00, 0.2)	826.4 580.3	0.8303 100.8 100.8	1.9476	N/A			
PFEESA	(315.0 / 135.0) 297292 (315.0 / 83.0) 72449	(5.46, 1.06) (N/A, 0.01, -0.2)	2131016.1 303.6	0.2437 101.9 101.9	0.8319	N/A			
PFMPA	(229.0 / 85.0) 47943	(3.78, 0.88) (N/A, 0.01, 0.0)	1489.3	N/A 0.0 0.0	1.0220	N/A			
PFMBA	(279.0 / 85.0) 161723	(4.58, 1.06) (N/A, 0.01, 0.0)	1934.6	N/A 0.0 0.0	1.1016	N/A			
NFDHA	(295.0 / 201.0) 129268 (295.0 / 85.0) 144114	(5.07, 0.98) (N/A, 0.01, 0.0)	1890.0 1046.2	1.1148 114.2 114.2	0.9408	N/A			
TDCA	(499.0 / 80.0) 448375	(7.77, 1.00) (N/A, 0.00, 0.0)	6886.1	N/A 0.0 0.0	0.5105	N/A			
13C3_PFBA_IIS	(216.0 / 172.0) 125631	(3.44, N/A) (N/A, 0.01, N/A)	1788.5	N/A	1.1020 [1.0000]	110.2% { 117.2% }			
13C2_PFHxA_IIS	(315.0 / 270.0) 141707	(5.16, N/A) (N/A, 0.01, N/A)	763.9	N/A	1.0268 [1.0000]	102.7% { 123.0% }			
13C4_PFOA_IIS	(417.0 / 372.0) 316434	(6.43, N/A) (N/A, 0.01, N/A)	8901.1	N/A	1.0188 [1.0000]	101.9% { 113.7% }			

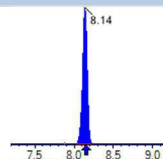
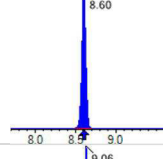
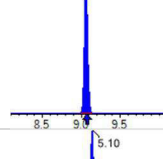
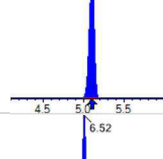
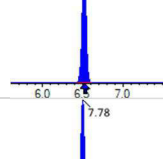
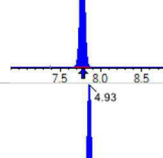
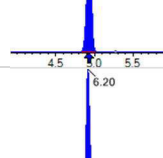
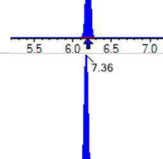
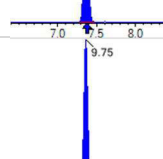
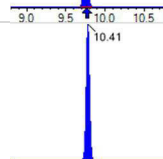



Chemist: DAG
 Instrument: Saphira
 Type: Sciex Q3 5500

Sample I.D.: SC01366-CAL2
 DF, IV: 1, 10.0µL
 Acquisition Method: 1633 2023-03-28.dam

Quant Method: 1633 - S2023-04-07A
 Path: S2023-04-07A (2)
 Acquired: 2023/04/07 - 12:51

Analyte	(Q1 / Q3) Area Counts*min	R.T. (R.T [min], R.R.T.) (ΔRT-I[min], ΔRT-CV[min], ΔRT ion[s])	S / N	Ion Ratio IR Vs MP% IR Vs CV%	Concentration [True] ng/mL	Q.C. Rec. {Area%CV}	Primary Transition	Confirmation Transition	Flag
13C5_PFNA_IIS	(468.0 / 423.0) 289884	(7.04, N/A) (N/A, 0.00, N/A)	3586.9	N/A	0.9833 [1.0000]	98.3% { 106.2% }			
13C2_PFDA_IIS	(515.0 / 470.1) 317926	(7.61, N/A) (N/A, 0.00, N/A)	3354.8	N/A	1.0256 [1.0000]	102.6% { 116.0% }			
18O2_PFHxS_IIS	(403.0 / 83.9) 435163	(6.52, N/A) (N/A, 0.00, N/A)	5402.9	N/A	0.9701 [1.0000]	97.0% { 103.4% }			
13C4_PFOS_IIS	(503.0 / 79.9) 739673	(7.78, N/A) (N/A, 0.00, N/A)	2051.5	N/A	1.0629 [1.0000]	106.3% { 122.0% }			
13C4_PFBA_EIS	(217.0 / 172.0) 1117377	(3.43, N/A) (N/A, 0.01, N/A)	5293.5	N/A	8.2932 [8.0000]	103.7% { 118.3% }			
13C5_PFPeA_EIS	(268.0 / 223.0) 894991	(4.31, N/A) (N/A, 0.01, N/A)	3458.6	N/A	4.0004 [4.0000]	100.0% { 108.1% }			
13C5_PFHxA_EIS	(318.0 / 273.0) 565796	(5.16, N/A) (N/A, 0.01, N/A)	2880.1	N/A	2.0869 [2.0000]	104.3% { 116.2% }			
13C4_PFHpA_EIS	(367.0 / 322.0) 573946	(5.80, N/A) (N/A, 0.01, N/A)	2372.5	N/A	2.1140 [2.0000]	105.7% { 115.0% }			
13C8_PFOA_EIS	(421.0 / 376.0) 659958	(6.43, N/A) (N/A, 0.00, N/A)	3923.3	N/A	2.0260 [2.0000]	101.3% { 117.5% }			
13C9_PFNA_EIS	(472.0 / 427.0) 296114	(7.04, N/A) (N/A, 0.00, N/A)	4823.1	N/A	1.0486 [1.0000]	104.9% { 109.6% }			
13C6_PFDA_EIS	(519.0 / 474.0) 371711	(7.61, N/A) (N/A, 0.00, N/A)	8160.8	N/A	1.0704 [1.0000]	107.0% { 112.4% }			

Analyte	(Q1 / Q3) Area Counts*min	R.T. (R.T [min], R.R.T.) (Δ RT-[min], Δ RT- CV[min], Δ RT ion[s])	S / N	Ion Ratio IR Vs MP% IR Vs CV%	Concentration [True] ng/mL	Q.C. Rec. {Area%CV}	Primary Transition	Confirmation Transition	Flag
13C7_PFUa_EIS	(570.0 / 525.0) 358009	(8.14, N/A) (N/A, -0.01, N/A)	3930.6	N/A	1.0694 [1.0000]	106.9% { 112.8% }			
13C2_PFDa_EIS	(615.0 / 570.0) 304093	(8.60, N/A) (N/A, 0.00, N/A)	2050.6	N/A	1.0044 [1.0000]	100.4% { 114.0% }			
13C2_PFTeDA_EIS	(715.0 / 670.0) 302498	(9.06, N/A) (N/A, -0.01, N/A)	1461.0	N/A	1.0432 [1.0000]	104.3% { 107.4% }			
13C3_PFBs_EIS	(302.0 / 80.0) 1220575	(5.10, N/A) (N/A, 0.01, N/A)	3215.8	N/A	2.1476 [2.0000]	107.4% { 112.7% }			
13C3_PFHxS_EIS	(402.0 / 80.0) 861863	(6.52, N/A) (N/A, 0.00, N/A)	7088.7	N/A	2.1186 [2.0000]	105.9% { 107.6% }			
13C8_PFOS_EIS	(507.0 / 80.0) 1837197	(7.78, N/A) (N/A, 0.00, N/A)	2913.0	N/A	2.0402 [2.0000]	102.0% { 116.4% }			
13C2_4:2FTS_EIS	(329.0 / 81.0) 242446	(4.93, N/A) (N/A, 0.01, N/A)	1507.4	N/A	4.6599 [4.0000]	116.5% { 123.1% }			
13C2_6:2FTS_EIS	(429.0 / 81.0) 277157	(6.20, N/A) (N/A, 0.01, N/A)	2968.3	N/A	4.0130 [4.0000]	100.3% { 104.5% }			
13C2_8:2FTS_EIS	(529.0 / 81.0) 326686	(7.36, N/A) (N/A, 0.00, N/A)	1603.8	N/A	3.8425 [4.0000]	96.1% { 99.8% }			
13C8_PFOsa_EIS	(506.0 / 78.0) 3048619	(9.75, N/A) (N/A, 0.00, N/A)	2803.3	N/A	2.0010 [2.0000]	100.0% { 111.8% }			
D3_NMeFOsa_EIS	(515.0 / 169.0) 633808	(10.41, N/A) (N/A, 0.00, N/A)	2797.2	N/A	1.8341 [2.0000]	91.7% { 104.2% }			



Chemist: DAG
 Instrument: Saphira
 Type: Sciex Q3 5500

Sample I.D.: SC01366-CAL2
 DF, IV: 1, 10.0µL
 Acquisition Method: 1633 2023-03-28.dam

Quant Method: 1633 - S2023-04-07A
 Path: S2023-04-07A (2)
 Acquired: 2023/04/07 - 12:51

Analyte	(Q1 / Q3) Area Counts*min	R.T. (R.T [min], R.R.T.) (ΔRT-I[min], ΔRT- CV[min], ΔRT ion[s])	S / N	Ion Ratio IR Vs MP% IR Vs CV%	Concentration [True] ng/mL	Q.C. Rec. {Area%CV}	Primary Transition	Confirmation Transition	Flag
D5_NEiFOSA_EIS	(531.0 / 169.0) 549222	(10.58 , N/A) (N/A , 0.00 , N/A)	2665.6	N/A	1.9412 [2.0000]	97.1% { 105.4% }			
D3_MeFOSAA_EIS	(573.0 / 419.0) 754679	(7.75 , N/A) (N/A , 0.00 , N/A)	2632.2	N/A	3.9940 [4.0000]	99.9% { 115.1% }			
D5_EiFOSAA_EIS	(589.0 / 419.0) 600763	(8.00 , N/A) (N/A , 0.00 , N/A)	4873.3	N/A	3.8716 [4.0000]	96.8% { 111.2% }			
D7_NMeFOSE_EIS	(623.0 / 58.9) 2219383	(10.34 , N/A) (N/A , 0.00 , N/A)	1655.0	N/A	19.9909 [20.0000]	100.0% { 113.0% }			
D9_NEiFOSE_EIS	(639.0 / 58.9) 2904511	(10.52 , N/A) (N/A , 0.00 , N/A)	1597.9	N/A	19.7714 [20.0000]	98.9% { 111.7% }			
13C3_HFPODA_EIS	(287.0 / 169.0) 1128658	(5.41 , N/A) (N/A , 0.01 , N/A)	3598.1	N/A	8.1124 [8.0000]	101.4% { 109.8% }			



Chemist: DAG
 Instrument: Saphira
 Type: Sciex Q3 5500

Sample I.D.: SC01366-CAL3
 DF, IV: 1, 10.0µL
 Acquisition Method: 1633 2023-03-28.dam

Quant Method: 1633 - S2023-04-07A
 Path: S2023-04-07A (3)
 Acquired: 2023/04/07 - 13:04

Analyte	(Q1 / Q3) Area Counts*min	R.T. (R.T [min], R.R.T.) (Δ RT-[min], Δ RT- CV[min], Δ RT ion[s])	S / N	Ion Ratio IR Vs MP% IR Vs CV%	Concentration [True] ng/mL	Q.C. Rec. {Area%CV}	Primary Transition	Confirmation Transition	Flag
PFBA	(213.0 / 169.0) 457112	(3.42, 1.00) (0.00, N/A, 0.0)	164.2	N/A 0.0 0.0	3.8401	N/A			
PFPeA	(263.0 / 219.0) 417041 (263.0 / 69.0) 6122	(4.29, 1.00) (0.00, N/A, -0.2)	1692.5 215.2	0.0147 119.2 119.2	1.9520	N/A			
PFHxA	(313.0 / 269.0) 257117 (313.0 / 119.0) 24045	(5.15, 1.00) (0.00, N/A, -0.2)	1386.6 5914.0	0.0935 92.6 92.6	0.9400	N/A			
PFHpA	(363.0 / 319.0) 199442 (363.0 / 169.0) 69421	(5.79, 1.00) (0.00, N/A, 0.1)	1847.4 4133.9	0.3481 117.3 117.3	0.8566	N/A			
PFOA	(413.0 / 369.0) 300612 (413.0 / 169.0) 97777	(6.42, 1.00) (0.00, N/A, -0.1)	861.2 25619.2	0.3253 96.7 96.7	0.8730	N/A			
PFNA	(463.0 / 419.0) 251120 (463.0 / 169.0) 56073	(7.04, 1.00) (0.00, N/A, 0.1)	41423.4 2462.3	0.2233 99.3 99.3	0.8801	N/A			
PFDA	(513.0 / 469.0) 350187 (513.0 / 169.0) 33302	(7.60, 1.00) (0.00, N/A, 0.2)	872.9 10347.1	0.0951 79.0 79.0	1.0305	N/A			
PFUnA	(563.0 / 519.0) 282561 (563.0 / 169.0) 39163	(8.13, 1.00) (0.00, N/A, -0.3)	774.9 810.6	0.1386 134.2 134.2	0.8799	N/A			
PFDoA	(613.0 / 569.0) 277833 (613.0 / 169.0) 39884	(8.59, 1.00) (0.00, N/A, 0.1)	1701.6 820.2	0.1436 96.1 96.1	0.9772	N/A			
PFTTrDA	(663.0 / 619.0) 223140 (663.0 / 169.0) 63368	(8.87, 1.03) (N/A, -0.01, -0.1)	947.6 941.9	0.2840 110.8 110.8	0.8476	N/A			
PFTeDA	(713.0 / 669.0) 249437 (713.0 / 169.0) 51503	(9.06, 1.00) (0.00, N/A, 0.3)	1003.9 613.6	0.2065 103.6 103.6	0.9930	N/A			

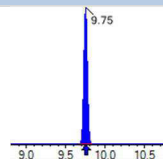
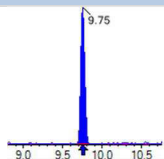
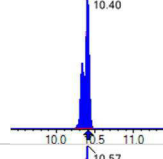
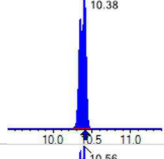
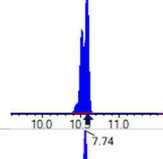
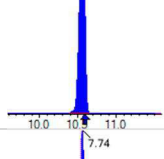
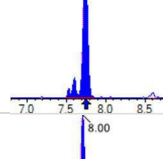
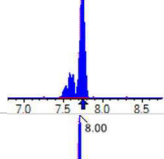
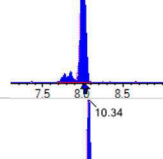
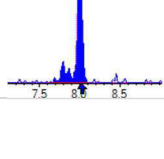
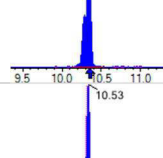
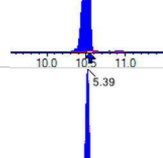
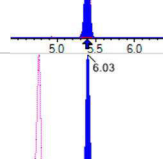
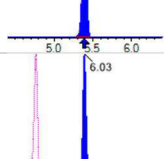
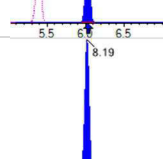
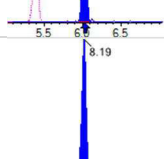
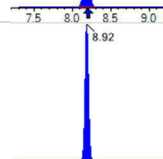
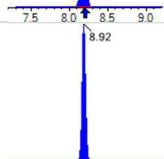

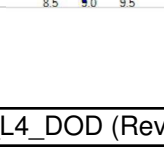


Chemist: DAG
 Instrument: Saphira
 Type: Sciex Q3 5500

Sample I.D.: SC01366-CAL3
 DF, IV: 1, 10.0µL
 Acquisition Method: 1633 2023-03-28.dam

Quant Method: 1633 - S2023-04-07A
 Path: S2023-04-07A (3)
 Acquired: 2023/04/07 - 13:04

Analyte	(Q1 / Q3) Area Counts*min	R.T. (R.T [min], R.R.T.) (Δ RT-[min], Δ RT- CV[min], Δ RT ion[s])	S / N	Ion Ratio IR Vs MP% IR Vs CV%	Concentration [True] ng/mL	Q.C. Rec. {Area%CV}	Primary Transition	Confirmation Transition	Flag
PFBS	(299.0 / 80.0) 382428 (299.0 / 99.0) 250065	(5.09, 1.00) (0.00, N/A, -0.1)	9893.9 458974.0	0.6539 99.7 99.7	0.8401	N/A			
PFPeS	(349.0 / 80.0) 704055 (349.0 / 99.0) 236955	(5.81, 0.89) (N/A, 0.00, 0.0)	11926.6 56003.0	0.3366 99.0 99.0	0.8943	N/A			
PFHxS	(399.0 / 80.0) 591990 (399.0 / 99.0) 213444	(6.51, 1.00) (0.00, N/A, 0.2)	1135.0 2014.2	0.3606 100.7 100.7	0.9174	N/A			
PFHpS	(449.0 / 80.0) 692644 (449.0 / 99.0) 167447	(7.17, 0.92) (N/A, -0.01, 0.0)	6572.2 425865.4	0.2418 86.0 86.0	0.9342	N/A			
PFOS	(499.0 / 80.0) 896848 (499.0 / 99.0) 202286	(7.77, 1.00) (0.00, N/A, 0.0)	6389.4 1704.1	0.2256 103.9 103.9	0.8872	N/A			
PFNS	(549.0 / 80.0) 842067 (549.0 / 99.0) 197635	(8.32, 1.07) (N/A, -0.01, 0.1)	3413.7 7795.5	0.2347 92.2 92.2	0.9450	N/A			
PFDS	(599.0 / 80.0) 1012211 (599.0 / 99.0) 242757	(8.73, 1.12) (N/A, -0.01, 0.0)	9828.2 3038.3	0.2398 100.3 100.3	0.9378	N/A			
PFDoS	(699.0 / 80.0) 799431 (699.0 / 99.0) 198334	(9.13, 1.18) (N/A, -0.01, -0.1)	3715.2 953.8	0.2481 110.8 110.8	0.9191	N/A			
4:2FTS	(327.0 / 307.0) 614358 (327.0 / 81.0) 388473	(4.92, 1.00) (0.00, N/A, 0.1)	2480.2 1400.7	0.6323 104.8 104.8	3.7563	N/A			
6:2FTS	(427.0 / 407.0) 432111 (427.0 / 81.0) 318277	(6.19, 1.00) (0.00, N/A, 0.1)	1960.0 8393.0	0.7366 103.8 103.8	4.1568	N/A			
8:2FTS	(527.0 / 507.0) 460126 (527.0 / 81.0) 359187	(7.36, 1.00) (0.00, N/A, 0.1)	2213.7 1899.6	0.7806 102.1 102.1	3.8229	N/A			

Analyte	(Q1 / Q3) Area Counts*min	R.T. (R.T [min], R.R.T.) (Δ RT-[min], Δ RT- CV[min], Δ RT ion[s])	S / N	Ion Ratio IR Vs MP% IR Vs CV%	Concentration [True] ng/mL	Q.C. Rec. {Area%CV}	Primary Transition	Confirmation Transition	Flag
PFOSA	(498.0 / 78.0) 1271930 (498.0 / 478.0) 31585	(9.75, 1.00) (0.00, N/A, 0.0)	2915.5 390.2	0.0248 101.7 101.7	0.9743	N/A			
NMeFOFA	(512.0 / 219.0) 1100210 (512.0 / 169.0) 953688	(10.40, 1.00) (0.00, N/A, 1.2)	3765.5 3406.9	0.8668 102.1 102.1	4.2310	N/A			
NEtFOFA	(526.0 / 219.0) 1186400 (526.0 / 169.0) 1494444	(10.57, 1.00) (-0.01, N/A, 0.9)	4914.7 3628.7	1.2596 100.0 100.0	3.9272	N/A			
NMeFOSAA	(570.0 / 419.0) 152213 (570.0 / 483.0) 73022	(7.74, 1.00) (0.01, N/A, 0.0)	3047.0 398.3	0.4797 93.3 93.3	0.9912	N/A			
NEtFOSAA	(584.0 / 419.0) 126462 (584.0 / 526.0) 74065	(8.00, 1.00) (0.01, N/A, 0.2)	19083.3 430.9	0.5857 95.8 95.8	0.9846	N/A			
NMeFOSE	(616.0 / 59.0) 447485	(10.34, 1.00) (0.01, N/A, 0.0)	854.9	N/A 0.0 0.0	3.9303	N/A			
NEtFOSE	(630.0 / 59.0) 546102	(10.53, 1.00) (0.01, N/A, 0.0)	730.2	N/A 0.0 0.0	3.8353	N/A			
HFPO-DA	(285.0 / 169.0) 275264 (285.0 / 185.0) 669168	(5.39, 1.00) (0.00, N/A, -0.2)	2974.9 2015.2	2.4310 82.9 82.9	2.0545	N/A			
ADONA	(377.0 / 85.0) 947076 (377.0 / 251.0) 90472	(6.03, 1.12) (N/A, 0.00, 0.2)	2854.6 2870.2	0.0955 92.1 92.1	1.9336	N/A			
9CI-Pf3ONS	(531.0 / 351.0) 2717519 (533.0 / 353.0) 868746	(8.19, 1.52) (N/A, -0.01, -0.1)	3338.8 2091.0	0.3197 99.1 99.1	1.8715	N/A			
11CI-PF3OUDS	(631.0 / 451.0) 1836733 (633.0 / 453.0) 640223	(8.92, 1.65) (N/A, -0.01, 0.0)	3859.3 1482.1	0.3486 102.1 102.1	1.9196	N/A			

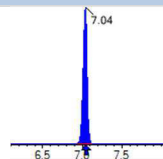
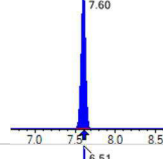
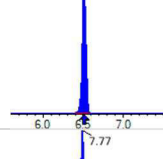
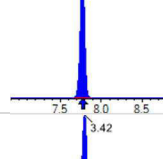
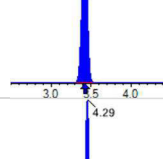
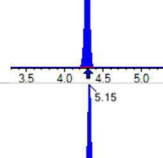
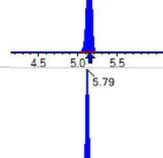
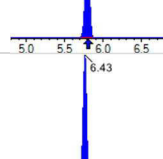
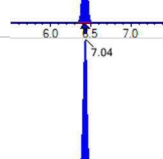
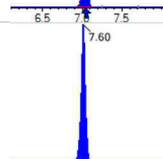



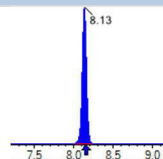
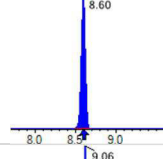
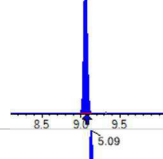
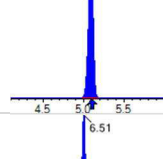
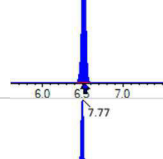
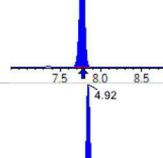
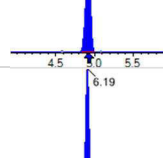
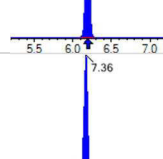
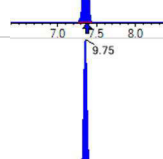
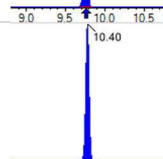

Chemist: DAG
 Instrument: Saphira
 Type: Sciex Q3 5500

Sample I.D.: SC01366-CAL3
 DF, IV: 1, 10.0µL
 Acquisition Method: 1633 2023-03-28.dam

Quant Method: 1633 - S2023-04-07A
 Path: S2023-04-07A (3)
 Acquired: 2023/04/07 - 13:04

Analyte	(Q1 / Q3) Area Counts*min	R.T. (R.T [min], R.R.T.) (ΔRT-I[min], ΔRT-CV[min], ΔRT ion[s])	S / N	Ion Ratio IR Vs MP% IR Vs CV%	Concentration [True] ng/mL	Q.C. Rec. {Area%CV}	Primary Transition	Confirmation Transition	Flag
3:3FTCA	(241.0 / 177.0) 34428 (241.0 / 117.0) 54252	(4.02, 0.94) (N/A, 0.00, 0.2)	682.5 388.0	1.5758 102.4 102.4	3.7670	N/A			
5:3FTCA	(341.0 / 236.7) 167500 (341.0 / 217.0) 307785	(5.58, 1.08) (N/A, 0.00, 0.1)	790.5 583.2	1.8375 98.2 98.2	3.5392	N/A			
7:3FTCA	(441.0 / 317.0) 307210 (441.0 / 337.0) 255900	(7.02, 1.36) (N/A, -0.01, 0.1)	648.8 873.5	0.8330 101.2 101.2	3.5644	N/A			
PFEESA	(315.0 / 135.0) 590847 (315.0 / 83.0) 139860	(5.44, 1.06) (N/A, 0.00, 0.1)	3541.8 522.6	0.2367 99.0 99.0	1.6457	N/A			
PFMPA	(229.0 / 85.0) 92506	(3.77, 0.88) (N/A, -0.01, 0.0)	2161.7	N/A 0.0 0.0	1.9404	N/A			
PFMBA	(279.0 / 85.0) 281425	(4.57, 1.06) (N/A, 0.00, 0.0)	2991.3	N/A 0.0 0.0	1.8863	N/A			
NFDHA	(295.0 / 201.0) 287243 (295.0 / 85.0) 275023	(5.06, 0.98) (N/A, 0.00, 0.3)	2893.8 1208.8	0.9575 98.0 98.0	2.0811	N/A			
TDCA	(499.0 / 80.0) 823476	(7.77, 1.00) (N/A, -0.01, 0.0)	12235.3	N/A 0.0 0.0	0.9692	N/A			
13C3_PFBA_IIS	(216.0 / 172.0) 127762	(3.42, N/A) (N/A, -0.01, N/A)	1625.4	N/A	1.1207 [1.0000]	112.1% { 119.2% }			
13C2_PFHxA_IIS	(315.0 / 270.0) 157083	(5.15, N/A) (N/A, -0.01, N/A)	9326.6	N/A	1.1383 [1.0000]	113.8% { 136.4% }			
13C4_PFOA_IIS	(417.0 / 372.0) 308346	(6.42, N/A) (N/A, 0.00, N/A)	2403.8	N/A	0.9927 [1.0000]	99.3% { 110.8% }			

Analyte	(Q1 / Q3) Area Counts*min	R.T. (R.T [min], R.R.T.) (Δ RT-[min], Δ RT- CV[min], Δ RT ion[s])	S / N	Ion Ratio IR Vs MP% IR Vs CV%	Concentration [True] ng/mL	Q.C. Rec. {Area%CV}	Primary Transition	Confirmation Transition	Flag
13C5_PFNA_IIS	(468.0 / 423.0) 300811	(7.04, N/A) (N/A, 0.00, N/A)	527.5	N/A	1.0204 [1.0000]	102.0% { 110.2% }			
13C2_PFDA_IIS	(515.0 / 470.1) 333760	(7.60, N/A) (N/A, -0.01, N/A)	30474.0	N/A	1.0767 [1.0000]	107.7% { 121.7% }			
18O2_PFHxS_IIS	(403.0 / 83.9) 454780	(6.51, N/A) (N/A, 0.00, N/A)	15126.3	N/A	1.0138 [1.0000]	101.4% { 108.1% }			
13C4_PFOS_IIS	(503.0 / 79.9) 766887	(7.77, N/A) (N/A, -0.01, N/A)	2174.1	N/A	1.1020 [1.0000]	110.2% { 126.5% }			
13C4_PFBA_EIS	(217.0 / 172.0) 1095366	(3.42, N/A) (N/A, 0.00, N/A)	4613.6	N/A	7.9942 [8.0000]	99.9% { 116.0% }			
13C5_PFPeA_EIS	(268.0 / 223.0) 909552	(4.29, N/A) (N/A, 0.00, N/A)	3326.5	N/A	3.6676 [4.0000]	91.7% { 109.8% }			
13C5_PFHxA_EIS	(318.0 / 273.0) 568378	(5.15, N/A) (N/A, 0.00, N/A)	2920.9	N/A	1.8912 [2.0000]	94.6% { 116.7% }			
13C4_PFHpA_EIS	(367.0 / 322.0) 542798	(5.79, N/A) (N/A, 0.00, N/A)	5301.4	N/A	1.8035 [2.0000]	90.2% { 108.8% }			
13C8_PFOA_EIS	(421.0 / 376.0) 693421	(6.43, N/A) (N/A, 0.00, N/A)	10489.7	N/A	2.1846 [2.0000]	109.2% { 123.4% }			
13C9_PFNA_EIS	(472.0 / 427.0) 315749	(7.04, N/A) (N/A, 0.00, N/A)	1751.5	N/A	1.0775 [1.0000]	107.7% { 116.9% }			
13C6_PFDA_EIS	(519.0 / 474.0) 343139	(7.60, N/A) (N/A, -0.01, N/A)	536.6	N/A	0.9412 [1.0000]	94.1% { 103.7% }			

Analyte	(Q1 / Q3) Area Counts*min	R.T. (R.T [min], R.R.T.) (Δ RT-[min], Δ RT- CV[min], Δ RT ion[s])	S / N	Ion Ratio IR Vs MP% IR Vs CV%	Concentration [True] ng/mL	Q.C. Rec. {Area%CV}	Primary Transition	Confirmation Transition	Flag
13C7_PFUa_EIS	(570.0 / 525.0) 358414	(8.13, N/A) (N/A, -0.01, N/A)	1972.4	N/A	1.0198 [1.0000]	102.0% { 112.9% }			
13C2_PFDa_EIS	(615.0 / 570.0) 327184	(8.60, N/A) (N/A, -0.01, N/A)	1925.6	N/A	1.0294 [1.0000]	102.9% { 122.7% }			
13C2_PFTeDA_EIS	(715.0 / 670.0) 280133	(9.06, N/A) (N/A, -0.01, N/A)	1332.7	N/A	0.9202 [1.0000]	92.0% { 99.5% }			
13C3_PFBs_EIS	(302.0 / 80.0) 1275054	(5.09, N/A) (N/A, 0.00, N/A)	3321.6	N/A	2.1466 [2.0000]	107.3% { 117.7% }			
13C3_PFHxS_EIS	(402.0 / 80.0) 880731	(6.51, N/A) (N/A, 0.00, N/A)	3030.4	N/A	2.0716 [2.0000]	103.6% { 110.0% }			
13C8_PFOS_EIS	(507.0 / 80.0) 1777446	(7.77, N/A) (N/A, -0.01, N/A)	1997.2	N/A	1.9038 [2.0000]	95.2% { 112.6% }			
13C2_4:2FTS_EIS	(329.0 / 81.0) 213210	(4.92, N/A) (N/A, 0.00, N/A)	983.0	N/A	3.9212 [4.0000]	98.0% { 108.2% }			
13C2_6:2FTS_EIS	(429.0 / 81.0) 269651	(6.19, N/A) (N/A, 0.00, N/A)	11263.8	N/A	3.7359 [4.0000]	93.4% { 101.7% }			
13C2_8:2FTS_EIS	(529.0 / 81.0) 340098	(7.36, N/A) (N/A, 0.00, N/A)	2093.1	N/A	3.8277 [4.0000]	95.7% { 103.9% }			
13C8_PFOsa_EIS	(506.0 / 78.0) 3074488	(9.75, N/A) (N/A, -0.01, N/A)	3332.7	N/A	1.9463 [2.0000]	97.3% { 112.7% }			
D3_NMeFOsa_EIS	(515.0 / 169.0) 634567	(10.40, N/A) (N/A, -0.01, N/A)	2581.8	N/A	1.7712 [2.0000]	88.6% { 104.4% }			



Chemist: DAG
 Instrument: Saphira
 Type: Sciex Q3 5500

Sample I.D.: SC01366-CAL3
 DF, IV: 1, 10.0µL
 Acquisition Method: 1633 2023-03-28.dam

Quant Method: 1633 - S2023-04-07A
 Path: S2023-04-07A (3)
 Acquired: 2023/04/07 - 13:04

Analyte	(Q1 / Q3) Area Counts*min	R.T. (R.T [min], R.R.T.) (ΔRT-I[min], ΔRT- CV[min], ΔRT ion[s])	S / N	Ion Ratio IR Vs MP% IR Vs CV%	Concentration [True] ng/mL	Q.C. Rec. {Area%CV}	Primary Transition	Confirmation Transition	Flag
D5_NEIFOSA_EIS	(531.0 / 169.0) 557721	(10.58 , N/A) (N/A , -0.01 , N/A)	2722.7	N/A	1.9013 [2.0000]	95.1% { 107.0% }			
D3_MeFOSAA_EIS	(573.0 / 419.0) 743232	(7.74 , N/A) (N/A , -0.01 , N/A)	2102.5	N/A	3.7939 [4.0000]	94.8% { 113.4% }			
D5_EiFOSAA_EIS	(589.0 / 419.0) 583686	(7.99 , N/A) (N/A , -0.01 , N/A)	5631.9	N/A	3.6281 [4.0000]	90.7% { 108.0% }			
D7_NMeFOSE_EIS	(623.0 / 58.9) 2194567	(10.33 , N/A) (N/A , -0.01 , N/A)	2172.3	N/A	19.0659 [20.0000]	95.3% { 111.7% }			
D9_NEIFOSE_EIS	(639.0 / 58.9) 2909809	(10.51 , N/A) (N/A , -0.01 , N/A)	2275.6	N/A	19.1045 [20.0000]	95.5% { 111.9% }			
13C3_HFPODA_EIS	(287.0 / 169.0) 1125440	(5.39 , N/A) (N/A , 0.00 , N/A)	2933.7	N/A	7.2975 [8.0000]	91.2% { 109.4% }			



Chemist: DAG
 Instrument: Saphira
 Type: Sciex Q3 5500

Sample I.D.: SC01366-CAL4
 DF, IV: 1, 10.0µL
 Acquisition Method: 1633 2023-03-28.dam

Quant Method: 1633 - S2023-04-07A
 Path: S2023-04-07A (4)
 Acquired: 2023/04/07 - 13:16

Analyte	(Q1 / Q3) Area Counts*min	R.T. (R.T [min], R.R.T.) (ΔRT-I[min], ΔRT-CV[min], ΔRT ion[s])	S / N	Ion Ratio IR Vs MP% IR Vs CV%	Concentration [True] ng/mL	Q.C. Rec. {Area%CV}	Primary Transition	Confirmation Transition	Flag
PFBA	(213.0 / 169.0) 910942	(3.43, 1.00) (0.00, N/A, 0.0)	158.4	N/A 0.0 0.0	8.2357	N/A			
PFPeA	(263.0 / 219.0) 805306 (263.0 / 69.0) 10942	(4.30, 1.00) (0.00, N/A, -0.1)	2879.8 224.7	0.0136 110.3 110.3	3.9460	N/A			
PFHxA	(313.0 / 269.0) 515778 (313.0 / 119.0) 54790	(5.15, 1.00) (0.00, N/A, 0.1)	2257.3 1763709.4	0.1062 105.1 105.1	1.9931	N/A			
PFHpA	(363.0 / 319.0) 496936 (363.0 / 169.0) 152496	(5.80, 1.00) (0.00, N/A, 0.0)	4300.9 21062.9	0.3069 103.4 103.4	2.0632	N/A			
PFOA	(413.0 / 369.0) 645595 (413.0 / 169.0) 216452	(6.43, 1.00) (0.00, N/A, 0.0)	1353.3 568413.7	0.3353 99.6 99.6	2.0147	N/A			
PFNA	(463.0 / 419.0) 591439 (463.0 / 169.0) 130684	(7.04, 1.00) (0.00, N/A, 0.0)	14660.3 5633102.9	0.2210 98.3 98.3	2.1732	N/A			
PFDA	(513.0 / 469.0) 690041 (513.0 / 169.0) 75288	(7.61, 1.00) (0.00, N/A, 0.1)	1507.4 214.0	0.1091 90.6 90.6	2.0302	N/A			
PFUnA	(563.0 / 519.0) 636580 (563.0 / 169.0) 77564	(8.14, 1.00) (0.00, N/A, -0.1)	1523.5 823.0	0.1218 118.0 118.0	2.1053	N/A			
PFDoA	(613.0 / 569.0) 543486 (613.0 / 169.0) 97132	(8.60, 1.00) (0.00, N/A, 0.0)	1866.4 6312.6	0.1787 119.6 119.6	2.0251	N/A			
PFTrDA	(663.0 / 619.0) 521699 (663.0 / 169.0) 130260	(8.87, 1.03) (N/A, -0.01, 0.0)	1941.4 1004.0	0.2497 97.4 97.4	2.0996	N/A			
PFTeDA	(713.0 / 669.0) 533897 (713.0 / 169.0) 115867	(9.06, 1.00) (0.00, N/A, 0.1)	1929.7 831.4	0.2170 108.9 108.9	2.1248	N/A			

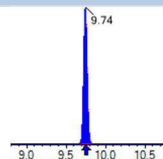
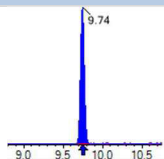
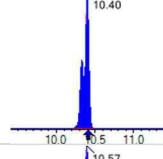
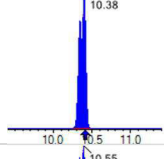
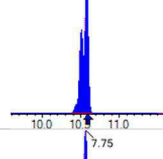
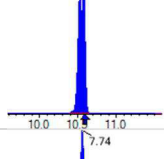
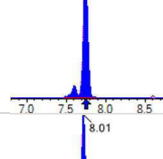
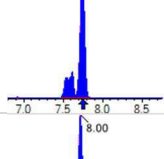
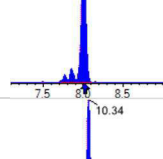
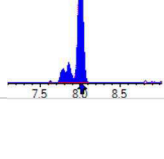
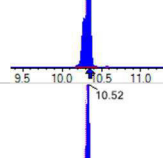
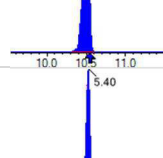
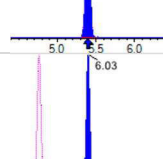
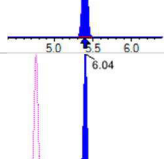
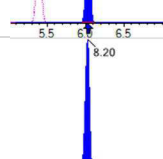
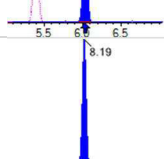
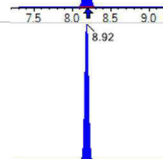
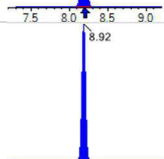

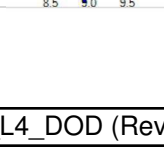


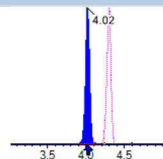
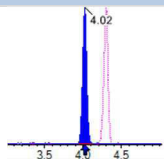
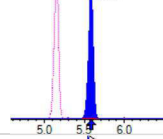
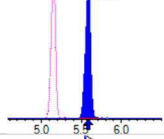
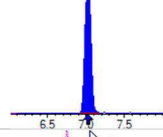
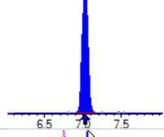
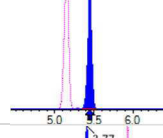
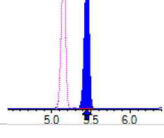
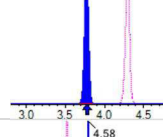
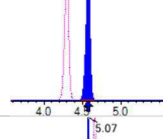
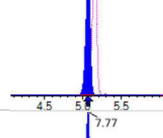
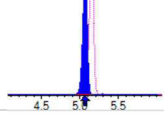
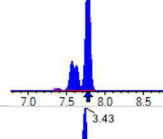
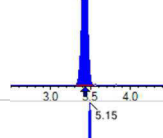
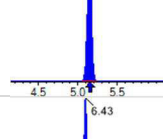
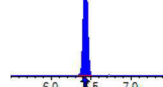
Chemist: DAG
 Instrument: Saphira
 Type: Sciex Q3 5500

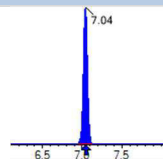
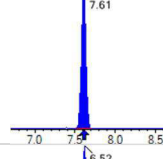
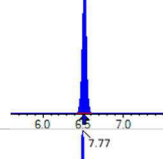
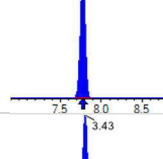
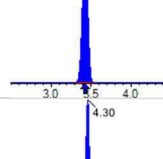
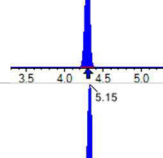
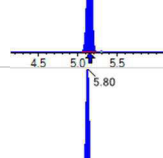
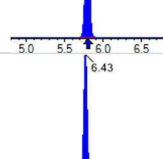
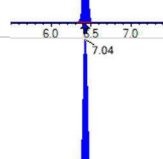
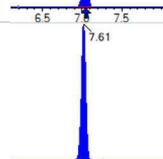

Sample I.D.: SC01366-CAL4
 DF, IV: 1, 10.0µL
 Acquisition Method: 1633 2023-03-28.dam

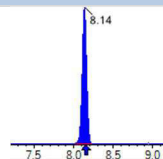
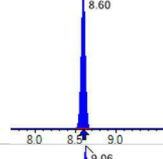
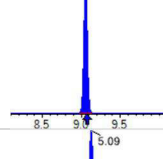
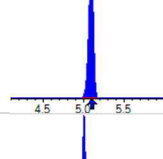
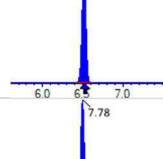
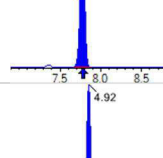
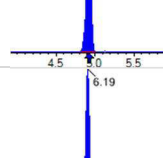
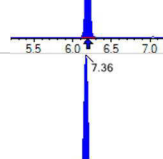
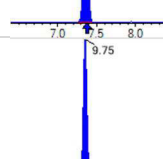
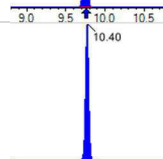

Quant Method: 1633 - S2023-04-07A
 Path: S2023-04-07A (4)
 Acquired: 2023/04/07 - 13:16

Analyte	(Q1 / Q3) Area Counts*min	R.T. (R.T [min], R.R.T.) (ΔRT-[min], ΔRT-CV[min], ΔRT ion[s])	S / N	Ion Ratio IR Vs MP% IR Vs CV%	Concentration [True] ng/mL	Q.C. Rec. {Area%CV}	Primary Transition	Confirmation Transition	Flag
PFBS	(299.0 / 80.0) 784265 (299.0 / 99.0) 486683	(5.09, 1.00) (0.00, N/A, -0.2)	1970.8 12274.1	0.6206 94.6 94.6	1.7274	N/A			
PFPeS	(349.0 / 80.0) 1493935 (349.0 / 99.0) 567471	(5.81, 0.89) (N/A, 0.00, 0.0)	1403231.4 22643.4	0.3798 111.8 111.8	1.9608	N/A			
PFHxS	(399.0 / 80.0) 1164011 (399.0 / 99.0) 448652	(6.51, 1.00) (0.00, N/A, 0.0)	1682.8 1536.7	0.3854 107.7 107.7	1.8639	N/A			
PFHpS	(449.0 / 80.0) 1412454 (449.0 / 99.0) 398935	(7.17, 0.92) (N/A, 0.00, 0.0)	5263.0 2323.0	0.2824 100.5 100.5	1.9920	N/A			
PFOS	(499.0 / 80.0) 1809371 (499.0 / 99.0) 416984	(7.78, 1.00) (0.00, N/A, 0.0)	10029.1 1912.0	0.2305 106.2 106.2	1.8717	N/A			
PFNS	(549.0 / 80.0) 1753305 (549.0 / 99.0) 441977	(8.33, 1.07) (N/A, 0.00, 0.1)	20428.0 4587.5	0.2521 99.0 99.0	2.0574	N/A			
PFDS	(599.0 / 80.0) 2277746 (599.0 / 99.0) 529640	(8.73, 1.12) (N/A, -0.01, 0.1)	6179.7 6623.7	0.2325 97.2 97.2	2.2066	N/A			
PFDoS	(699.0 / 80.0) 1699709 (699.0 / 99.0) 393434	(9.13, 1.17) (N/A, -0.01, 0.0)	2852.2 1925.2	0.2315 103.4 103.4	2.0433	N/A			
4:2FTS	(327.0 / 307.0) 1240436 (327.0 / 81.0) 780961	(4.92, 1.00) (0.00, N/A, 0.0)	4130.2 1838.0	0.6296 104.4 104.4	7.5241	N/A			
6:2FTS	(427.0 / 407.0) 925666 (427.0 / 81.0) 658870	(6.19, 1.00) (0.00, N/A, 0.0)	5110.1 2224.2	0.7118 100.3 100.3	8.0442	N/A			
8:2FTS	(527.0 / 507.0) 1022051 (527.0 / 81.0) 716755	(7.36, 1.00) (0.00, N/A, 0.0)	71391.8 5545.4	0.7013 91.7 91.7	8.0548	N/A			

Analyte	(Q1 / Q3) Area Counts*min	R.T. (R.T [min], R.R.T.) (Δ RT-[min], Δ RT- CV[min], Δ RT ion[s])	S / N	Ion Ratio IR Vs MP% IR Vs CV%	Concentration [True] ng/mL	Q.C. Rec. {Area%CV}	Primary Transition	Confirmation Transition	Flag
PFOSA	(498.0 / 78.0) 2677114 (498.0 / 478.0) 67017	(9.74, 1.00) (0.00, N/A, -0.1)	4764.8 693.0	0.0250 102.5 102.5	2.0900	N/A			
NMeFOSA	(512.0 / 219.0) 2295942 (512.0 / 169.0) 1970683	(10.40, 1.00) (0.00, N/A, 1.2)	4660.9 5600.5	0.8583 101.1 101.1	8.5568	N/A			
NEIFOSA	(526.0 / 219.0) 2508492 (526.0 / 169.0) 3099432	(10.57, 1.00) (-0.01, N/A, 0.9)	5203.9 5618.6	1.2356 98.1 98.1	8.2699	N/A			
NMeFOSAA	(570.0 / 419.0) 332783 (570.0 / 483.0) 141618	(7.75, 1.00) (0.00, N/A, 0.2)	48987.8 343.2	0.4256 82.8 82.8	2.1310	N/A			
NEIFOSAA	(584.0 / 419.0) 268165 (584.0 / 526.0) 163469	(8.01, 1.00) (0.01, N/A, 0.1)	19580.1 3522.2	0.6096 99.7 99.7	2.1097	N/A			
NMeFOSE	(616.0 / 59.0) 953908	(10.34, 1.00) (0.01, N/A, 0.0)	1294.5	N/A 0.0 0.0	8.0886	N/A			
NEtFOSE	(630.0 / 59.0) 1175188	(10.52, 1.00) (0.01, N/A, 0.0)	1007.1	N/A 0.0 0.0	8.2981	N/A			
HFPO-DA	(285.0 / 169.0) 543928 (285.0 / 185.0) 1452564	(5.40, 1.00) (0.00, N/A, -0.1)	4336.2 3697.6	2.6705 91.1 91.1	4.0866	N/A			
ADONA	(377.0 / 85.0) 1912046 (377.0 / 251.0) 188440	(6.03, 1.12) (N/A, 0.00, -0.2)	3225.4 1251.2	0.0986 95.0 95.0	3.9295	N/A			
9CI-Pf3ONS	(531.0 / 351.0) 5873365 (533.0 / 353.0) 1792900	(8.20, 1.52) (N/A, 0.00, 0.2)	3757.3 2268.0	0.3053 94.6 94.6	4.0715	N/A			
11CI-PF3OUDS	(631.0 / 451.0) 3746224 (633.0 / 453.0) 1298440	(8.92, 1.65) (N/A, -0.01, 0.0)	5444.7 2814.7	0.3466 101.5 101.5	3.9410	N/A			

Analyte	(Q1 / Q3) Area Counts*min	R.T. (R.T [min], R.R.T.) (Δ RT-[min], Δ RT- CV[min], Δ RT ion[s])	S / N	Ion Ratio IR Vs MP% IR Vs CV%	Concentration [True] ng/mL	Q.C. Rec. {Area%CV}	Primary Transition	Confirmation Transition	Flag
3:3FTCA	(241.0 / 177.0) 68407 (241.0 / 117.0) 106733	(4.02, 0.94) (N/A, 0.00, -0.1)	1303.4 797.5	1.5603 101.4 101.4	7.8358	N/A			
5:3FTCA	(341.0 / 236.7) 373531 (341.0 / 217.0) 615384	(5.58, 1.08) (N/A, 0.00, -0.1)	1528.1 1236.3	1.6475 88.1 88.1	8.3422	N/A			
7:3FTCA	(441.0 / 317.0) 650684 (441.0 / 337.0) 570518	(7.02, 1.36) (N/A, 0.00, -0.1)	825.5 845.5	0.8768 106.5 106.5	7.9796	N/A			
PFEESA	(315.0 / 135.0) 1471039 (315.0 / 83.0) 293478	(5.45, 1.06) (N/A, 0.00, -0.1)	3366.0 924.9	0.1995 83.4 83.4	4.3308	N/A			
PFMPA	(229.0 / 85.0) 189721	(3.77, 0.88) (N/A, 0.00, 0.0)	2482.2	N/A 0.0 0.0	4.1662	N/A			
PFMBA	(279.0 / 85.0) 599622	(4.58, 1.06) (N/A, 0.00, 0.0)	4547.3	N/A 0.0 0.0	4.2074	N/A			
NFDHA	(295.0 / 201.0) 554069 (295.0 / 85.0) 545507	(5.07, 0.98) (N/A, 0.00, 0.0)	2954.1 2106.0	0.9845 100.8 100.8	4.2429	N/A			
TDCA	(499.0 / 80.0) 1660427	(7.77, 1.00) (N/A, 0.00, 0.0)	19869.1	N/A 0.0 0.0	2.0434	N/A			
13C3_PFBA_IIS	(216.0 / 172.0) 130727	(3.43, N/A) (N/A, 0.00, N/A)	1521.9	N/A	1.1467 [1.0000]	114.7% { 122.0% }			
13C2_PFHxA_IIS	(315.0 / 270.0) 150406	(5.15, N/A) (N/A, 0.00, N/A)	162723.3	N/A	1.0899 [1.0000]	109.0% { 130.6% }			
13C4_PFOA_IIS	(417.0 / 372.0) 338518	(6.43, N/A) (N/A, 0.00, N/A)	290373.0	N/A	1.0899 [1.0000]	109.0% { 121.7% }			

Analyte	(Q1 / Q3) Area Counts*min	R.T. (R.T [min], R.R.T.) (Δ RT-[min], Δ RT- CV[min], Δ RT ion[s])	S / N	Ion Ratio IR Vs MP% IR Vs CV%	Concentration [True] ng/mL	Q.C. Rec. {Area%CV}	Primary Transition	Confirmation Transition	Flag
13C5_PFNA_IIS	(468.0 / 423.0) 312130	(7.04, N/A) (N/A, 0.00, N/A)	2540412.3	N/A	1.0588 [1.0000]	105.9% { 114.4% }			
13C2_PFDA_IIS	(515.0 / 470.1) 340237	(7.61, N/A) (N/A, 0.00, N/A)	1348.8	N/A	1.0975 [1.0000]	109.8% { 124.1% }			
18O2_PFHxS_IIS	(403.0 / 83.9) 471743	(6.52, N/A) (N/A, 0.00, N/A)	3570.1	N/A	1.0517 [1.0000]	105.2% { 112.1% }			
13C4_PFOS_IIS	(503.0 / 79.9) 717973	(7.77, N/A) (N/A, 0.00, N/A)	1995.6	N/A	1.0317 [1.0000]	103.2% { 118.4% }			
13C4_PFBA_EIS	(217.0 / 172.0) 1017820	(3.43, N/A) (N/A, 0.00, N/A)	4265.9	N/A	7.2598 [8.0000]	90.7% { 107.8% }			
13C5_PFPeA_EIS	(268.0 / 223.0) 868822	(4.30, N/A) (N/A, 0.00, N/A)	3182.1	N/A	3.6589 [4.0000]	91.5% { 104.9% }			
13C5_PFHxA_EIS	(318.0 / 273.0) 537749	(5.15, N/A) (N/A, 0.00, N/A)	1384.6	N/A	1.8687 [2.0000]	93.4% { 110.4% }			
13C4_PFHpA_EIS	(367.0 / 322.0) 561532	(5.80, N/A) (N/A, 0.00, N/A)	2961.9	N/A	1.9486 [2.0000]	97.4% { 112.5% }			
13C8_PFOA_EIS	(421.0 / 376.0) 645252	(6.43, N/A) (N/A, 0.00, N/A)	3541.5	N/A	1.8517 [2.0000]	92.6% { 114.9% }			
13C9_PFNA_EIS	(472.0 / 427.0) 301176	(7.04, N/A) (N/A, 0.00, N/A)	1461.8	N/A	0.9905 [1.0000]	99.0% { 111.5% }			
13C6_PFDA_EIS	(519.0 / 474.0) 343193	(7.61, N/A) (N/A, 0.00, N/A)	22766.2	N/A	0.9235 [1.0000]	92.3% { 103.8% }			

Analyte	(Q1 / Q3) Area Counts*min	R.T. (R.T [min], R.R.T.) (Δ RT-[min], Δ RT- CV[min], Δ RT ion[s])	S / N	Ion Ratio IR Vs MP% IR Vs CV%	Concentration [True] ng/mL	Q.C. Rec. {Area%CV}	Primary Transition	Confirmation Transition	Flag
13C7_PFUa_EIS	(570.0 / 525.0) 337485	(8.14, N/A) (N/A, -0.01, N/A)	1850.9	N/A	0.9420 [1.0000]	94.2% { 106.3% }			
13C2_PFDa_EIS	(615.0 / 570.0) 308832	(8.60, N/A) (N/A, -0.01, N/A)	1236.7	N/A	0.9532 [1.0000]	95.3% { 115.8% }			
13C2_PFTeDA_EIS	(715.0 / 670.0) 280221	(9.06, N/A) (N/A, -0.01, N/A)	2028.9	N/A	0.9030 [1.0000]	90.3% { 99.5% }			
13C3_PFBs_EIS	(302.0 / 80.0) 1271624	(5.09, N/A) (N/A, 0.00, N/A)	2970.1	N/A	2.0639 [2.0000]	103.2% { 117.4% }			
13C3_PFHxS_EIS	(402.0 / 80.0) 852373	(6.52, N/A) (N/A, 0.00, N/A)	2615.7	N/A	1.9328 [2.0000]	96.6% { 106.5% }			
13C8_PFOS_EIS	(507.0 / 80.0) 1699832	(7.78, N/A) (N/A, 0.00, N/A)	2189.5	N/A	1.9447 [2.0000]	97.2% { 107.7% }			
13C2_4:2FTS_EIS	(329.0 / 81.0) 214912	(4.92, N/A) (N/A, 0.00, N/A)	1092.9	N/A	3.8104 [4.0000]	95.3% { 109.1% }			
13C2_6:2FTS_EIS	(429.0 / 81.0) 298494	(6.19, N/A) (N/A, 0.00, N/A)	9384.0	N/A	3.9868 [4.0000]	99.7% { 112.6% }			
13C2_8:2FTS_EIS	(529.0 / 81.0) 358544	(7.36, N/A) (N/A, 0.00, N/A)	1958.4	N/A	3.8902 [4.0000]	97.3% { 109.5% }			
13C8_PFOsa_EIS	(506.0 / 78.0) 3016795	(9.75, N/A) (N/A, -0.01, N/A)	3122.5	N/A	2.0399 [2.0000]	102.0% { 110.6% }			
D3_NMeFOsa_EIS	(515.0 / 169.0) 654775	(10.40, N/A) (N/A, -0.01, N/A)	3090.2	N/A	1.9521 [2.0000]	97.6% { 107.7% }			



Chemist: DAG
 Instrument: Saphira
 Type: Sciex Q3 5500

Sample I.D.: SC01366-CAL4
 DF, IV: 1, 10.0µL
 Acquisition Method: 1633 2023-03-28.dam

Quant Method: 1633 - S2023-04-07A
 Path: S2023-04-07A (4)
 Acquired: 2023/04/07 - 13:16

Analyte	(Q1 / Q3) Area Counts*min	R.T. (R.T [min], R.R.T.) (ΔRT-I[min], ΔRT- CV[min], ΔRT ion[s])	S / N	Ion Ratio IR Vs MP% IR Vs CV%	Concentration [True] ng/mL	Q.C. Rec. {Area%CV}	Primary Transition	Confirmation Transition	Flag
D5_NEiFOSA_EIS	(531.0 / 169.0) 559999	(10.57 , N/A) (N/A , -0.01 , N/A)	3088.0	N/A	2.0391 [2.0000]	102.0% { 107.5% }			
D3_MeFOSAA_EIS	(573.0 / 419.0) 755760	(7.74 , N/A) (N/A , 0.00 , N/A)	2926.8	N/A	4.1206 [4.0000]	103.0% { 115.3% }			
D5_EiFOSAA_EIS	(589.0 / 419.0) 577632	(8.00 , N/A) (N/A , 0.00 , N/A)	11323.0	N/A	3.8351 [4.0000]	95.9% { 106.9% }			
D7_NMeFOSE_EIS	(623.0 / 58.9) 2273179	(10.33 , N/A) (N/A , -0.01 , N/A)	2185.8	N/A	21.0943 [20.0000]	105.5% { 115.7% }			
D9_NEiFOSE_EIS	(639.0 / 58.9) 2894164	(10.51 , N/A) (N/A , -0.01 , N/A)	1491.1	N/A	20.2964 [20.0000]	101.5% { 111.3% }			
13C3_HFPODA_EIS	(287.0 / 169.0) 1118070	(5.40 , N/A) (N/A , 0.00 , N/A)	2085.2	N/A	7.5715 [8.0000]	94.6% { 108.7% }			



Chemist: DAG
 Instrument: Saphira
 Type: Sciex Q3 5500

Sample I.D.: SC01366-CAL5
 DF, IV: 1, 10.0µL
 Acquisition Method: 1633 2023-03-28.dam

Quant Method: 1633 - S2023-04-07A
 Path: S2023-04-07A (5)
 Acquired: 2023/04/07 - 13:29

Analyte	(Q1 / Q3) Area Counts*min	R.T. (R.T [min], R.R.T.) (ΔRT-[min], ΔRT-CV[min], ΔRT ion[s])	S / N	Ion Ratio IR Vs MP% IR Vs CV%	Concentration [True] ng/mL	Q.C. Rec. {Area%CV}	Primary Transition	Confirmation Transition	Flag
PFBA	(213.0 / 169.0) 2108476	(3.42, 1.00) (0.00, N/A, 0.0)	169.3	N/A 0.0 0.0	20.5454	N/A			
PFPeA	(263.0 / 219.0) 1954211 (263.0 / 69.0) 24072	(4.30, 1.00) (0.00, N/A, -0.2)	5799.9 988.0	0.0123 100.0 100.0	10.0454	N/A			
PFHxA	(313.0 / 269.0) 1176104 (313.0 / 119.0) 118820	(5.15, 1.00) (0.00, N/A, 0.1)	3730.8 5665.9	0.1010 100.0 100.0	5.0192	N/A			
PFHpA	(363.0 / 319.0) 1085284 (363.0 / 169.0) 322037	(5.80, 1.00) (0.00, N/A, 0.1)	7473.1 57396.9	0.2967 100.0 100.0	5.0697	N/A			
PFOA	(413.0 / 369.0) 1437905 (413.0 / 169.0) 483894	(6.43, 1.00) (0.00, N/A, 0.0)	2225.8 726976.5	0.3365 100.0 100.0	5.1542	N/A			
PFNA	(463.0 / 419.0) 1229530 (463.0 / 169.0) 276482	(7.04, 1.00) (0.00, N/A, -0.1)	7200.2 1080.4	0.2249 100.0 100.0	5.0382	N/A			
PFDA	(513.0 / 469.0) 1589892 (513.0 / 169.0) 191475	(7.61, 1.00) (0.00, N/A, 0.0)	2898.4 871.0	0.1204 100.0 100.0	4.8531	N/A			
PFUnA	(563.0 / 519.0) 1445990 (563.0 / 169.0) 149299	(8.14, 1.00) (0.00, N/A, 0.0)	3276.6 1030.2	0.1033 100.0 100.0	5.0857	N/A			
PFDoA	(613.0 / 569.0) 1255493 (613.0 / 169.0) 187637	(8.60, 1.00) (0.00, N/A, -0.1)	3208.2 877.6	0.1495 100.0 100.0	5.4161	N/A			
PFTrDA	(663.0 / 619.0) 1105045 (663.0 / 169.0) 283290	(8.88, 1.03) (N/A, 0.00, 0.2)	3491.8 1225.5	0.2564 100.0 100.0	5.1488	N/A			
PFTeDA	(713.0 / 669.0) 1248534 (713.0 / 169.0) 248884	(9.07, 1.00) (0.00, N/A, 0.1)	2642.6 937.6	0.1993 100.0 100.0	4.9444	N/A			



Chemist: DAG
 Instrument: Saphira
 Type: Sciex Q3 5500

Sample I.D.: SC01366-CAL5
 DF, IV: 1, 10.0µL
 Acquisition Method: 1633 2023-03-28.dam

Quant Method: 1633 - S2023-04-07A
 Path: S2023-04-07A (5)
 Acquired: 2023/04/07 - 13:29

Analyte	(Q1 / Q3) Area Counts*min	R.T. (R.T [min], R.R.T.) (ΔRT-[min], ΔRT-CV[min], ΔRT ion[s])	S / N	Ion Ratio IR Vs MP% IR Vs CV%	Concentration [True] ng/mL	Q.C. Rec. {Area%CV}	Primary Transition	Confirmation Transition	Flag
PFBS	(299.0 / 80.0) 1802111 (299.0 / 99.0) 1181912	(5.09, 1.00) (0.00, N/A, -0.1)	28759.6 5717.5	0.6558 100.0 100.0	4.6609	N/A			
PFPeS	(349.0 / 80.0) 3536186 (349.0 / 99.0) 1201637	(5.81, 0.89) (N/A, 0.00, 0.1)	329263.3 8152.4	0.3398 100.0 100.0	4.9413	N/A			
PFHxS	(399.0 / 80.0) 2724263 (399.0 / 99.0) 975053	(6.51, 1.00) (0.00, N/A, -0.1)	102197.7 2678.0	0.3579 100.0 100.0	4.6443	N/A			
PFHpS	(449.0 / 80.0) 3120064 (449.0 / 99.0) 877260	(7.18, 0.92) (N/A, 0.00, 0.0)	27913500.2 16482.5	0.2812 100.0 100.0	4.7378	N/A			
PFOS	(499.0 / 80.0) 4153608 (499.0 / 99.0) 901603	(7.78, 1.00) (0.00, N/A, 0.0)	23995.7 2113.0	0.2171 100.0 100.0	4.6262	N/A			
PFNS	(549.0 / 80.0) 3988190 (549.0 / 99.0) 1015007	(8.33, 1.07) (N/A, 0.00, 0.0)	10425.7 125937.0	0.2545 100.0 100.0	5.0388	N/A			
PFDS	(599.0 / 80.0) 4762806 (599.0 / 99.0) 1138878	(8.74, 1.12) (N/A, 0.00, 0.1)	8276.7 4896.4	0.2391 100.0 100.0	4.9680	N/A			
PFDoS	(699.0 / 80.0) 4015159 (699.0 / 99.0) 899228	(9.14, 1.18) (N/A, 0.00, 0.0)	5765.2 3017.6	0.2240 100.0 100.0	5.1970	N/A			
4:2FTS	(327.0 / 307.0) 3000111 (327.0 / 81.0) 1809706	(4.92, 1.00) (0.00, N/A, 0.1)	3699.1 2769.9	0.6032 100.0 100.0	19.8562	N/A			
6:2FTS	(427.0 / 407.0) 1890332 (427.0 / 81.0) 1341081	(6.19, 1.00) (0.00, N/A, 0.0)	3514.7 4690.0	0.7094 100.0 100.0	18.4916	N/A			
8:2FTS	(527.0 / 507.0) 2184249 (527.0 / 81.0) 1669985	(7.36, 1.00) (0.00, N/A, -0.1)	4181.5 3212.8	0.7646 100.0 100.0	18.8500	N/A			

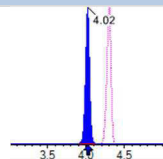
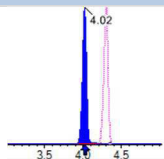
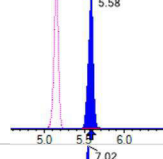
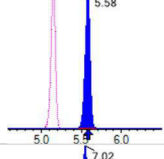
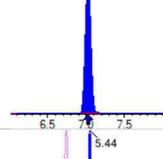
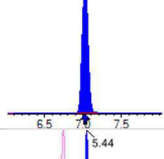
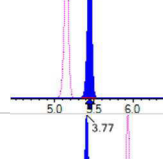
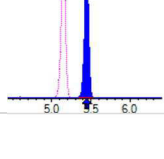
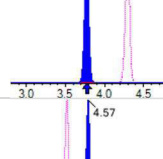
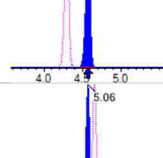
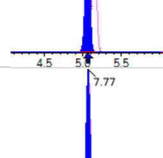
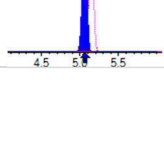
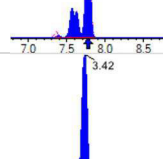
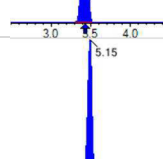
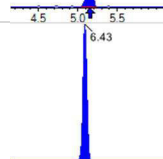



Chemist: DAG
 Instrument: Saphira
 Type: Sciex Q3 5500

Sample I.D.: SC01366-CAL5
 DF, IV: 1, 10.0µL
 Acquisition Method: 1633 2023-03-28.dam

Quant Method: 1633 - S2023-04-07A
 Path: S2023-04-07A (5)
 Acquired: 2023/04/07 - 13:29

Analyte	(Q1 / Q3) Area Counts*min	R.T. (R.T [min], R.R.T.) (Δ RT-[min], Δ RT- CV[min], Δ RT ion[s])	S / N	Ion Ratio IR Vs MP% IR Vs CV%	Concentration [True] ng/mL	Q.C. Rec. {Area%CV}	Primary Transition	Confirmation Transition	Flag
PFOSA	(498.0 / 78.0) 6194031 (498.0 / 478.0) 151276	(9.76, 1.00) (0.00, N/A, 0.0)	5940.2 1461.6	0.0244 100.0 100.0	5.3487	N/A			
NMeFOSA	(512.0 / 219.0) 5269342 (512.0 / 169.0) 4475301	(10.41, 1.00) (0.00, N/A, 1.2)	5192.0 6034.3	0.8493 100.0 100.0	21.1467	N/A			
NEIFOSA	(526.0 / 219.0) 5831316 (526.0 / 169.0) 7345117	(10.58, 1.00) (0.00, N/A, 1.0)	8432.9 6636.1	1.2596 100.0 100.0	20.6620	N/A			
NMeFOSAA	(570.0 / 419.0) 643753 (570.0 / 483.0) 330984	(7.75, 1.00) (0.00, N/A, 0.0)	4042.6 510.4	0.5141 100.0 100.0	4.7525	N/A			
NEIFOSAA	(584.0 / 419.0) 582979 (584.0 / 526.0) 356273	(8.01, 1.00) (0.01, N/A, 0.0)	2330.2 977.3	0.6111 100.0 100.0	4.9028	N/A			
NMeFOSE	(616.0 / 59.0) 2075345	(10.35, 1.00) (0.01, N/A, 0.0)	2076.4	N/A 0.0 0.0	20.3658	N/A			
NEtFOSE	(630.0 / 59.0) 2577940	(10.53, 1.00) (0.01, N/A, 0.0)	1264.6	N/A 0.0 0.0	20.2623	N/A			
HFPO-DA	(285.0 / 169.0) 1189265 (285.0 / 185.0) 3485809	(5.39, 1.00) (0.00, N/A, 0.0)	3173.1 3376.3	2.9311 100.0 100.0	9.7146	N/A			
ADONA	(377.0 / 85.0) 4613817 (377.0 / 251.0) 478716	(6.03, 1.12) (N/A, 0.00, 0.0)	5491.2 1861.0	0.1038 100.0 100.0	10.3093	N/A			
9CI-Pf3ONS	(531.0 / 351.0) 12976878 (533.0 / 353.0) 4186782	(8.20, 1.52) (N/A, 0.00, 0.0)	6824.6 4167.5	0.3226 100.0 100.0	9.7808	N/A			
11CI-PF3OUDS	(631.0 / 451.0) 8640893 (633.0 / 453.0) 2949638	(8.93, 1.65) (N/A, 0.00, 0.0)	5222.0 3742.1	0.3414 100.0 100.0	9.8833	N/A			

Analyte	(Q1 / Q3) Area Counts*min	R.T. (R.T [min], R.R.T.) (Δ RT-[min], Δ RT- CV[min], Δ RT ion[s])	S / N	Ion Ratio IR Vs MP% IR Vs CV%	Concentration [True] ng/mL	Q.C. Rec. {Area%CV}	Primary Transition	Confirmation Transition	Flag
3:3FTCA	(241.0 / 177.0) 163911 (241.0 / 117.0) 252257	(4.02, 0.94) (N/A, 0.00, 0.0)	1816.3 1038.6	1.5390 100.0 100.0	19.6963	N/A			
5:3FTCA	(341.0 / 236.7) 786050 (341.0 / 217.0) 1470664	(5.58, 1.08) (N/A, 0.00, 0.2)	1430.0 1550.1	1.8710 100.0 100.0	19.3879	N/A			
7:3FTCA	(441.0 / 317.0) 1522611 (441.0 / 337.0) 1253632	(7.02, 1.36) (N/A, 0.00, -0.1)	1526.3 1514.6	0.8233 100.0 100.0	20.6218	N/A			
PFEESA	(315.0 / 135.0) 2957225 (315.0 / 83.0) 707169	(5.44, 1.06) (N/A, 0.00, 0.0)	3888.3 1331.2	0.2391 100.0 100.0	9.6152	N/A			
PFMPA	(229.0 / 85.0) 449123	(3.77, 0.88) (N/A, 0.00, 0.0)	3734.9	N/A 0.0 0.0	10.3462	N/A			
PFMBA	(279.0 / 85.0) 1377295	(4.57, 1.06) (N/A, 0.00, 0.0)	4229.4	N/A 0.0 0.0	10.1382	N/A			
NFDHA	(295.0 / 201.0) 1226986 (295.0 / 85.0) 1198262	(5.06, 0.98) (N/A, 0.00, 0.0)	3526.6 4203.9	0.9766 100.0 100.0	10.3767	N/A			
TDCA	(499.0 / 80.0) 3796430	(7.77, 1.00) (N/A, 0.00, 0.0)	31597.4	N/A 0.0 0.0	5.0305	N/A			
13C3_PFBA_IIS	(216.0 / 172.0) 107184	(3.42, N/A) (N/A, 0.00, N/A)	1496.3	N/A	0.9402 [1.0000]	94.0% { 100.0% }			
13C2_PFHxA_IIS	(315.0 / 270.0) 115205	(5.15, N/A) (N/A, 0.00, N/A)	987.4	N/A	0.8348 [1.0000]	83.5% { 100.0% }			
13C4_PFOA_IIS	(417.0 / 372.0) 278201	(6.43, N/A) (N/A, 0.00, N/A)	3446.2	N/A	0.8957 [1.0000]	89.6% { 100.0% }			

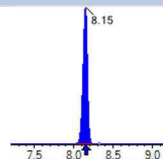
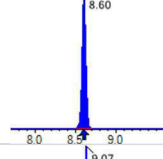
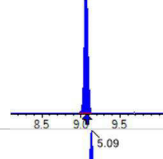
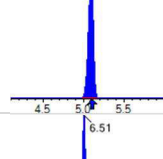
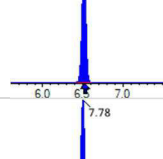
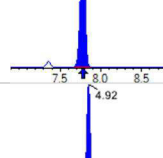
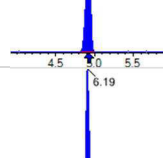
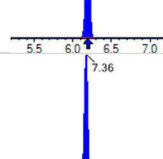
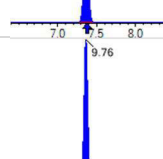
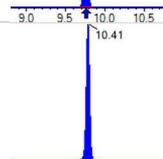



Chemist: DAG
 Instrument: Saphira
 Type: Sciex Q3 5500

Sample I.D.: SC01366-CAL5
 DF, IV: 1, 10.0µL
 Acquisition Method: 1633 2023-03-28.dam

Quant Method: 1633 - S2023-04-07A
 Path: S2023-04-07A (5)
 Acquired: 2023/04/07 - 13:29

Analyte	(Q1 / Q3) Area Counts*min	R.T. (R.T [min], R.R.T.) (ΔRT-[min], ΔRT-CV[min], ΔRT ion[s])	S / N	Ion Ratio IR Vs MP% IR Vs CV%	Concentration [True] ng/mL	Q.C. Rec. {Area%CV}	Primary Transition	Confirmation Transition	Flag
13C5_PFNA_IIS	(468.0 / 423.0) 272909	(7.04, N/A) (N/A, 0.00, N/A)	2249.3	N/A	0.9257 [1.0000]	92.6% { 100.0% }			
13C2_PFDA_IIS	(515.0 / 470.1) 274149	(7.61, N/A) (N/A, 0.00, N/A)	1906.0	N/A	0.8844 [1.0000]	88.4% { 100.0% }			
18O2_PFHxS_IIS	(403.0 / 83.9) 420806	(6.51, N/A) (N/A, 0.00, N/A)	2471.0	N/A	0.9381 [1.0000]	93.8% { 100.0% }			
13C4_PFOS_IIS	(503.0 / 79.9) 606469	(7.78, N/A) (N/A, 0.00, N/A)	1757.3	N/A	0.8715 [1.0000]	87.1% { 100.0% }			
13C4_PFBA_EIS	(217.0 / 172.0) 944355	(3.42, N/A) (N/A, 0.00, N/A)	4480.7	N/A	8.2153 [8.0000]	102.7% { 100.0% }			
13C5_PFPeA_EIS	(268.0 / 223.0) 828199	(4.30, N/A) (N/A, 0.00, N/A)	3950.0	N/A	4.5535 [4.0000]	113.8% { 100.0% }			
13C5_PFHxA_EIS	(318.0 / 273.0) 486916	(5.15, N/A) (N/A, 0.00, N/A)	2059.3	N/A	2.2091 [2.0000]	110.5% { 100.0% }			
13C4_PFHpA_EIS	(367.0 / 322.0) 499076	(5.80, N/A) (N/A, 0.00, N/A)	62118.3	N/A	2.2611 [2.0000]	113.1% { 100.0% }			
13C8_PFOA_EIS	(421.0 / 376.0) 561765	(6.43, N/A) (N/A, 0.00, N/A)	38205.1	N/A	1.9616 [2.0000]	98.1% { 100.0% }			
13C9_PFNA_EIS	(472.0 / 427.0) 270066	(7.04, N/A) (N/A, 0.00, N/A)	18758.6	N/A	1.0158 [1.0000]	101.6% { 100.0% }			
13C6_PFDA_EIS	(519.0 / 474.0) 330788	(7.61, N/A) (N/A, 0.00, N/A)	5688.3	N/A	1.1046 [1.0000]	110.5% { 100.0% }			

Analyte	(Q1 / Q3) Area Counts*min	R.T. (R.T [min], R.R.T.) (Δ RT-[min], Δ RT- CV[min], Δ RT ion[s])	S / N	Ion Ratio IR Vs MP% IR Vs CV%	Concentration [True] ng/mL	Q.C. Rec. {Area%CV}	Primary Transition	Confirmation Transition	Flag
13C7_PFUa_EIS	(570.0 / 525.0) 317351	(8.15, N/A) (N/A, 0.00, N/A)	2300.0	N/A	1.0993 [1.0000]	109.9% { 100.0% }			
13C2_PFDa_EIS	(615.0 / 570.0) 266749	(8.60, N/A) (N/A, 0.00, N/A)	3318.9	N/A	1.0218 [1.0000]	102.2% { 100.0% }			
13C2_PFTeDA_EIS	(715.0 / 670.0) 281608	(9.07, N/A) (N/A, 0.00, N/A)	1212.6	N/A	1.1262 [1.0000]	112.6% { 100.0% }			
13C3_PFBs_EIS	(302.0 / 80.0) 1082946	(5.09, N/A) (N/A, 0.00, N/A)	2265.7	N/A	1.9704 [2.0000]	98.5% { 100.0% }			
13C3_PFHxS_EIS	(402.0 / 80.0) 800621	(6.51, N/A) (N/A, 0.00, N/A)	3232.8	N/A	2.0352 [2.0000]	101.8% { 100.0% }			
13C8_PFOS_EIS	(507.0 / 80.0) 1578724	(7.78, N/A) (N/A, 0.00, N/A)	1502.0	N/A	2.1382 [2.0000]	106.9% { 100.0% }			
13C2_4:2FTS_EIS	(329.0 / 81.0) 196963	(4.92, N/A) (N/A, 0.00, N/A)	1370.0	N/A	3.9148 [4.0000]	97.9% { 100.0% }			
13C2_6:2FTS_EIS	(429.0 / 81.0) 265172	(6.19, N/A) (N/A, 0.00, N/A)	8158.5	N/A	3.9705 [4.0000]	99.3% { 100.0% }			
13C2_8:2FTS_EIS	(529.0 / 81.0) 327426	(7.36, N/A) (N/A, 0.00, N/A)	2256.9	N/A	3.9826 [4.0000]	99.6% { 100.0% }			
13C8_PFOsa_EIS	(506.0 / 78.0) 2727370	(9.76, N/A) (N/A, 0.00, N/A)	4314.4	N/A	2.1833 [2.0000]	109.2% { 100.0% }			
D3_NMeFOsa_EIS	(515.0 / 169.0) 608077	(10.41, N/A) (N/A, 0.00, N/A)	2422.6	N/A	2.1462 [2.0000]	107.3% { 100.0% }			

Analyte	(Q1 / Q3) Area Counts*min	R.T. (R.T [min], R.R.T.) (ΔRT-I[min], ΔRT-CV[min], ΔRT ion[s])	S / N	Ion Ratio IR Vs MP% IR Vs CV%	Concentration [True] ng/mL	Q.C. Rec. {Area%CV}	Primary Transition	Confirmation Transition	Flag
D5_NEiFOSA_EIS	(531.0 / 169.0) 521036	(10.58 , N/A) (N/A , 0.00 , N/A)	3271.0	N/A	2.2461 [2.0000]	112.3% { 100.0% }			
D3_MeFOSAA_EIS	(573.0 / 419.0) 655557	(7.75 , N/A) (N/A , 0.00 , N/A)	4259.3	N/A	4.2315 [4.0000]	105.8% { 100.0% }			
D5_EiFOSAA_EIS	(589.0 / 419.0) 540357	(8.00 , N/A) (N/A , 0.00 , N/A)	6381.1	N/A	4.2472 [4.0000]	106.2% { 100.0% }			
D7_NMeFOSE_EIS	(623.0 / 58.9) 1964221	(10.34 , N/A) (N/A , 0.00 , N/A)	1986.4	N/A	21.5785 [20.0000]	107.9% { 100.0% }			
D9_NEiFOSE_EIS	(639.0 / 58.9) 2600016	(10.52 , N/A) (N/A , 0.00 , N/A)	1731.1	N/A	21.5859 [20.0000]	107.9% { 100.0% }			
13C3_HFPODA_EIS	(287.0 / 169.0) 1028346	(5.39 , N/A) (N/A , 0.00 , N/A)	2282.9	N/A	9.0918 [8.0000]	113.6% { 100.0% }			



Chemist: DAG
 Instrument: Saphira
 Type: Sciex Q3 5500

Sample I.D.: SC01366-CAL6
 DF, IV: 1, 10.0µL
 Acquisition Method: 1633 2023-03-28.dam

Quant Method: 1633 - S2023-04-07A
 Path: S2023-04-07A (6)
 Acquired: 2023/04/07 - 13:42

Analyte	(Q1 / Q3) Area Counts*min	R.T. (R.T [min], R.R.T.) (ΔRT-I[min], ΔRT-CV[min], ΔRT ion[s])	S / N	Ion Ratio IR Vs MP% IR Vs CV%	Concentration [True] ng/mL	Q.C. Rec. {Area%CV}	Primary Transition	Confirmation Transition	Flag
PFBA	(213.0 / 169.0) 4137145	(3.42, 1.00) (0.00, N/A, 0.0)	173.8	N/A 0.0 0.0	39.0447	N/A			
PFPeA	(263.0 / 219.0) 4079423 (263.0 / 69.0) 47224	(4.29, 1.00) (0.00, N/A, -0.2)	5273.8 673.9	0.0116 94.0 94.0	19.2046	N/A			
PFHxA	(313.0 / 269.0) 2422517 (313.0 / 119.0) 250424	(5.15, 1.00) (0.00, N/A, 0.1)	4174.1 5182.5	0.1034 102.3 102.3	9.6649	N/A			
PFHpA	(363.0 / 319.0) 2350235 (363.0 / 169.0) 716791	(5.79, 1.00) (0.00, N/A, 0.0)	12339.1 10449559.0	0.3050 102.8 102.8	10.1277	N/A			
PFOA	(413.0 / 369.0) 3004802 (413.0 / 169.0) 965220	(6.43, 1.00) (0.00, N/A, 0.0)	3779.9 146164.9	0.3212 95.5 95.5	9.4021	N/A			
PFNA	(463.0 / 419.0) 2700643 (463.0 / 169.0) 560207	(7.04, 1.00) (0.00, N/A, 0.0)	14903.7 1688.8	0.2074 92.2 92.2	10.5988	N/A			
PFDA	(513.0 / 469.0) 3428550 (513.0 / 169.0) 365934	(7.60, 1.00) (0.00, N/A, 0.0)	3774.5 2121.5	0.1067 88.6 88.6	10.3428	N/A			
PFUnA	(563.0 / 519.0) 2875576 (563.0 / 169.0) 312321	(8.14, 1.00) (0.00, N/A, 0.2)	3184.1 1246.8	0.1086 105.2 105.2	10.4313	N/A			
PFDoA	(613.0 / 569.0) 2524868 (613.0 / 169.0) 411124	(8.60, 1.00) (0.00, N/A, 0.1)	3459.0 4786450.3	0.1628 109.0 109.0	10.4391	N/A			
PFTrDA	(663.0 / 619.0) 2299591 (663.0 / 169.0) 588368	(8.87, 1.03) (N/A, 0.00, -0.1)	3523.3 2826.4	0.2559 99.8 99.8	10.2690	N/A			
PFTeDA	(713.0 / 669.0) 2462700 (713.0 / 169.0) 550384	(9.06, 1.00) (0.00, N/A, 0.0)	4206.1 2347.4	0.2235 112.1 112.1	9.8279	N/A			

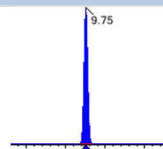
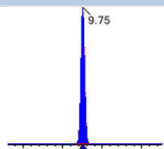
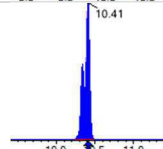
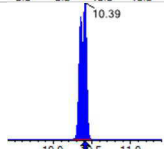
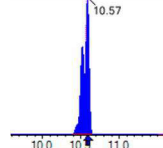
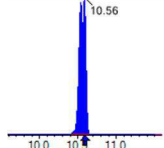
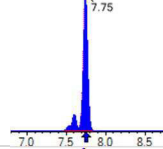
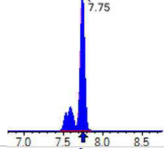
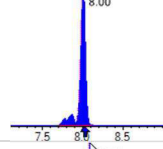
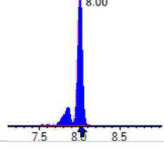
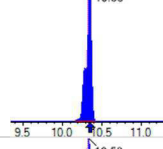
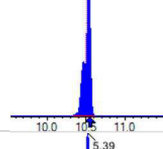
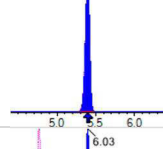
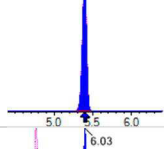
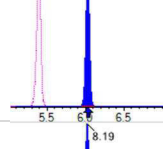
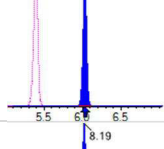
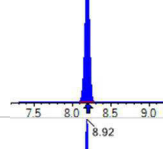
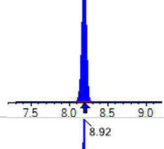
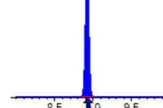
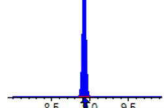


Chemist: DAG
 Instrument: Saphira
 Type: Sciex Q3 5500

Sample I.D.: SC01366-CAL6
 DF, IV: 1, 10.0µL
 Acquisition Method: 1633 2023-03-28.dam

Quant Method: 1633 - S2023-04-07A
 Path: S2023-04-07A (6)
 Acquired: 2023/04/07 - 13:42

Analyte	(Q1 / Q3) Area Counts*min	R.T. (R.T [min], R.R.T.) (ΔRT-[min], ΔRT-CV[min], ΔRT ion[s])	S / N	Ion Ratio IR Vs MP% IR Vs CV%	Concentration [True] ng/mL	Q.C. Rec. {Area%CV}	Primary Transition	Confirmation Transition	Flag
PFBS	(299.0 / 80.0) 3702104 (299.0 / 99.0) 2388521	(5.09, 1.00) (0.00, N/A, 0.0)	7938.9 47310.7	0.6452 98.4 98.4	8.7370	N/A			
PFPeS	(349.0 / 80.0) 7207893 (349.0 / 99.0) 2412334	(5.81, 0.89) (N/A, 0.00, -0.1)	28531.7 2014324.4	0.3347 98.5 98.5	9.6865	N/A			
PFHxS	(399.0 / 80.0) 5690594 (399.0 / 99.0) 2091102	(6.51, 1.00) (0.00, N/A, 0.0)	12557.3 26251909.2	0.3675 102.7 102.7	9.3300	N/A			
PFHpS	(449.0 / 80.0) 6759451 (449.0 / 99.0) 1839751	(7.17, 0.92) (N/A, -0.01, -0.1)	33964.0 2001494.7	0.2722 96.8 96.8	9.2668	N/A			
PFOS	(499.0 / 80.0) 8761497 (499.0 / 99.0) 1924914	(7.77, 1.00) (0.00, N/A, 0.1)	8370.0 2626.4	0.2197 101.2 101.2	8.8102	N/A			
PFNS	(549.0 / 80.0) 8455970 (549.0 / 99.0) 2081465	(8.33, 1.07) (N/A, -0.01, 0.1)	14151.8 2247953.0	0.2462 96.7 96.7	9.6455	N/A			
PFDS	(599.0 / 80.0) 10089561 (599.0 / 99.0) 2259174	(8.73, 1.12) (N/A, -0.01, 0.0)	8984.7 10396.5	0.2239 93.6 93.6	9.5016	N/A			
PFDoS	(699.0 / 80.0) 8591847 (699.0 / 99.0) 1886362	(9.14, 1.18) (N/A, 0.00, 0.0)	6150.0 3981.8	0.2196 98.0 98.0	10.0403	N/A			
4:2FTS	(327.0 / 307.0) 6027171 (327.0 / 81.0) 3751262	(4.92, 1.00) (0.00, N/A, -0.1)	4769.5 3150.2	0.6224 103.2 103.2	36.8946	N/A			
6:2FTS	(427.0 / 407.0) 4327687 (427.0 / 81.0) 3070742	(6.19, 1.00) (0.00, N/A, 0.1)	3191.0 3326.7	0.7096 100.0 100.0	38.7240	N/A			
8:2FTS	(527.0 / 507.0) 4533218 (527.0 / 81.0) 3418453	(7.36, 1.00) (0.00, N/A, 0.0)	3319.0 4906.2	0.7541 98.6 98.6	37.5366	N/A			

Analyte	(Q1 / Q3) Area Counts*min	R.T. (R.T [min], R.R.T.) (Δ RT-[min], Δ RT- CV[min], Δ RT ion[s])	S / N	Ion Ratio IR Vs MP% IR Vs CV%	Concentration [True] ng/mL	Q.C. Rec. {Area%CV}	Primary Transition	Confirmation Transition	Flag
PFOSA	(498.0 / 78.0) 12174649 (498.0 / 478.0) 285205	(9.75, 1.00) (0.00, N/A, 0.1)	5751.8 1597.4	0.0234 95.9 95.9	9.7357	N/A			
NMeFOSA	(512.0 / 219.0) 10909503 (512.0 / 169.0) 8990993	(10.41, 1.00) (0.00, N/A, 1.2)	6710.1 5350.5	0.8241 97.0 97.0	40.2762	N/A			
NEIFOSA	(526.0 / 219.0) 11756415 (526.0 / 169.0) 14705540	(10.57, 1.00) (-0.01, N/A, 0.8)	10168.2 10806.6	1.2509 99.3 99.3	40.1900	N/A			
NMeFOSAA	(570.0 / 419.0) 1491185 (570.0 / 483.0) 709541	(7.75, 1.00) (0.01, N/A, 0.0)	2722.1 707.8	0.4758 92.5 92.5	10.5116	N/A			
NEIFOSAA	(584.0 / 419.0) 1306042 (584.0 / 526.0) 777437	(8.00, 1.00) (0.01, N/A, 0.1)	5463.1 1945.1	0.5953 97.4 97.4	9.9616	N/A			
NMeFOSE	(616.0 / 59.0) 4475552	(10.35, 1.00) (0.01, N/A, 0.0)	2839.4	N/A 0.0 0.0	39.5890	N/A			
NEtFOSE	(630.0 / 59.0) 5490977	(10.53, 1.00) (0.01, N/A, 0.0)	1580.7	N/A 0.0 0.0	39.8890	N/A			
HFPO-DA	(285.0 / 169.0) 2612074 (285.0 / 185.0) 6949073	(5.39, 1.00) (0.00, N/A, 0.0)	2283.0 4230.4	2.6604 90.8 90.8	20.1645	N/A			
ADONA	(377.0 / 85.0) 8744798 (377.0 / 251.0) 843221	(6.03, 1.12) (N/A, 0.00, -0.1)	5163.4 1886.9	0.0964 92.9 92.9	18.4660	N/A			
9CI-Pf3ONS	(531.0 / 351.0) 25985195 (533.0 / 353.0) 8249782	(8.19, 1.52) (N/A, -0.01, 0.0)	6261.0 4447.2	0.3175 98.4 98.4	18.5090	N/A			
11CI-PF3OUDS	(631.0 / 451.0) 17424801 (633.0 / 453.0) 6095209	(8.92, 1.65) (N/A, 0.00, -0.1)	5823.4 5399.6	0.3498 102.5 102.5	18.8350	N/A			

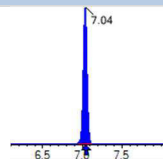
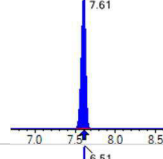
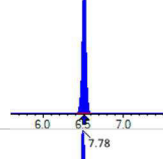
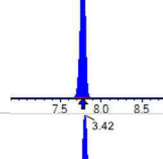
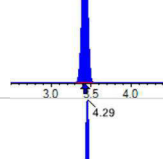
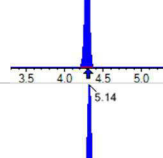
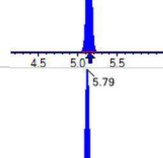
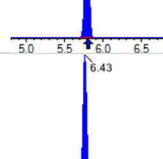
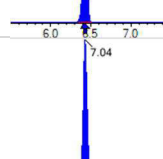
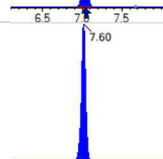



Chemist: DAG
 Instrument: Saphira
 Type: Sciex Q3 5500

Sample I.D.: SC01366-CAL6
 DF, IV: 1, 10.0µL
 Acquisition Method: 1633 2023-03-28.dam

Quant Method: 1633 - S2023-04-07A
 Path: S2023-04-07A (6)
 Acquired: 2023/04/07 - 13:42

Analyte	(Q1 / Q3) Area Counts*min	R.T. (R.T [min], R.R.T.) (Δ RT-[min], Δ RT- CV[min], Δ RT ion[s])	S / N	Ion Ratio IR Vs MP% IR Vs CV%	Concentration [True] ng/mL	Q.C. Rec. {Area%CV}	Primary Transition	Confirmation Transition	Flag
3:3FTCA	(241.0 / 177.0) 343300 (241.0 / 117.0) 520162	(4.02, 0.94) (N/A, 0.00, 0.0)	1996.0 1631.9	1.5152 98.5 98.5	37.7799	N/A			
5:3FTCA	(341.0 / 236.7) 1707427 (341.0 / 217.0) 3062777	(5.58, 1.08) (N/A, 0.00, 0.1)	1395.2 2194.1	1.7938 95.9 95.9	39.3701	N/A			
7:3FTCA	(441.0 / 317.0) 3113758 (441.0 / 337.0) 2698859	(7.02, 1.36) (N/A, -0.01, 0.0)	1806.3 2170.3	0.8668 105.3 105.3	39.4245	N/A			
PFEESA	(315.0 / 135.0) 6009504 (315.0 / 83.0) 1398503	(5.44, 1.06) (N/A, 0.00, 0.0)	3655.6 2823.9	0.2327 97.3 97.3	18.2665	N/A			
PFMPA	(229.0 / 85.0) 889868	(3.77, 0.88) (N/A, 0.00, 0.0)	4853.2	N/A 0.0 0.0	18.7739	N/A			
PFMBA	(279.0 / 85.0) 2861616	(4.57, 1.06) (N/A, 0.00, 0.0)	5021.5	N/A 0.0 0.0	19.2911	N/A			
NFDHA	(295.0 / 201.0) 2588280 (295.0 / 85.0) 2490318	(5.06, 0.98) (N/A, 0.00, 0.0)	1596.2 3526.4	0.9622 98.5 98.5	20.4632	N/A			
TDCA	(499.0 / 80.0) 7635163	(7.77, 1.00) (N/A, 0.00, 0.0)	38436.2	N/A 0.0 0.0	9.1341	N/A			
13C3_PFBA_IIS	(216.0 / 172.0) 108393	(3.42, N/A) (N/A, 0.00, N/A)	1241.1	N/A	0.9508 [1.0000]	95.1% { 101.1% }			
13C2_PFHxA_IIS	(315.0 / 270.0) 127143	(5.15, N/A) (N/A, 0.00, N/A)	8720.3	N/A	0.9213 [1.0000]	92.1% { 110.4% }			
13C4_PFOA_IIS	(417.0 / 372.0) 313965	(6.42, N/A) (N/A, 0.00, N/A)	880.9	N/A	1.0108 [1.0000]	101.1% { 112.9% }			

Analyte	(Q1 / Q3) Area Counts*min	R.T. (R.T [min], R.R.T.) (Δ RT-[min], Δ RT- CV[min], Δ RT ion[s])	S / N	Ion Ratio IR Vs MP% IR Vs CV%	Concentration [True] ng/mL	Q.C. Rec. {Area%CV}	Primary Transition	Confirmation Transition	Flag
13C5_PFNA_IIS	(468.0 / 423.0) 290702	(7.04, N/A) (N/A, -0.01, N/A)	9114.2	N/A	0.9861 [1.0000]	98.6% { 106.5% }			
13C2_PFDA_IIS	(515.0 / 470.1) 316089	(7.61, N/A) (N/A, 0.00, N/A)	45475.6	N/A	1.0197 [1.0000]	102.0% { 115.3% }			
18O2_PFHxS_IIS	(403.0 / 83.9) 477248	(6.51, N/A) (N/A, 0.00, N/A)	5406.8	N/A	1.0639 [1.0000]	106.4% { 113.4% }			
13C4_PFOS_IIS	(503.0 / 79.9) 720608	(7.78, N/A) (N/A, 0.00, N/A)	2173.5	N/A	1.0355 [1.0000]	103.5% { 118.8% }			
13C4_PFBA_EIS	(217.0 / 172.0) 975037	(3.42, N/A) (N/A, 0.00, N/A)	4588.8	N/A	8.3876 [8.0000]	104.8% { 103.2% }			
13C5_PFPeA_EIS	(268.0 / 223.0) 904320	(4.29, N/A) (N/A, 0.00, N/A)	2616.5	N/A	4.5052 [4.0000]	112.6% { 109.2% }			
13C5_PFHxA_EIS	(318.0 / 273.0) 520847	(5.14, N/A) (N/A, 0.00, N/A)	2827.7	N/A	2.1411 [2.0000]	107.1% { 107.0% }			
13C4_PFHpA_EIS	(367.0 / 322.0) 541012	(5.79, N/A) (N/A, 0.00, N/A)	2643.8	N/A	2.2209 [2.0000]	111.0% { 108.4% }			
13C8_PFOA_EIS	(421.0 / 376.0) 643544	(6.43, N/A) (N/A, 0.00, N/A)	10374.8	N/A	1.9912 [2.0000]	99.6% { 114.6% }			
13C9_PFNA_EIS	(472.0 / 427.0) 281978	(7.04, N/A) (N/A, 0.00, N/A)	2841.1	N/A	0.9957 [1.0000]	99.6% { 104.4% }			
13C6_PFDA_EIS	(519.0 / 474.0) 334715	(7.60, N/A) (N/A, 0.00, N/A)	2745.4	N/A	0.9695 [1.0000]	96.9% { 101.2% }			



Chemist: DAG
 Instrument: Saphira
 Type: Sciex Q3 5500

Sample I.D.: SC01366-CAL6
 DF, IV: 1, 10.0µL
 Acquisition Method: 1633 2023-03-28.dam

Quant Method: 1633 - S2023-04-07A
 Path: S2023-04-07A (6)
 Acquired: 2023/04/07 - 13:42

Analyte	(Q1 / Q3) Area Counts*min	R.T. (R.T [min], R.R.T.) (Δ RT-[min], Δ RT- CV[min], Δ RT ion[s])	S / N	Ion Ratio IR Vs MP% IR Vs CV%	Concentration [True] ng/mL	Q.C. Rec. {Area%CV}	Primary Transition	Confirmation Transition	Flag
13C7_PFUa_EIS	(570.0 / 525.0) 307689	(8.14, N/A) (N/A, -0.01, N/A)	2482.2	N/A	0.9244 [1.0000]	92.4% { 97.0% }			
13C2_PFDa_EIS	(615.0 / 570.0) 278327	(8.60, N/A) (N/A, -0.01, N/A)	1412.7	N/A	0.9247 [1.0000]	92.5% { 104.3% }			
13C2_PFTeDA_EIS	(715.0 / 670.0) 279452	(9.06, N/A) (N/A, 0.00, N/A)	1618.7	N/A	0.9693 [1.0000]	96.9% { 99.2% }			
13C3_PFBs_EIS	(302.0 / 80.0) 1186802	(5.09, N/A) (N/A, 0.00, N/A)	1942.4	N/A	1.9040 [2.0000]	95.2% { 109.6% }			
13C3_PFHxS_EIS	(402.0 / 80.0) 832485	(6.51, N/A) (N/A, 0.00, N/A)	2593.0	N/A	1.8659 [2.0000]	93.3% { 104.0% }			
13C8_PFOS_EIS	(507.0 / 80.0) 1748624	(7.77, N/A) (N/A, 0.00, N/A)	1491.8	N/A	1.9932 [2.0000]	99.7% { 110.8% }			
13C2_4:2FTS_EIS	(329.0 / 81.0) 212958	(4.92, N/A) (N/A, 0.00, N/A)	1647.5	N/A	3.7322 [4.0000]	93.3% { 108.1% }			
13C2_6:2FTS_EIS	(429.0 / 81.0) 289895	(6.19, N/A) (N/A, 0.00, N/A)	2562.5	N/A	3.8273 [4.0000]	95.7% { 109.3% }			
13C2_8:2FTS_EIS	(529.0 / 81.0) 341251	(7.36, N/A) (N/A, 0.00, N/A)	2412.0	N/A	3.6599 [4.0000]	91.5% { 104.2% }			
13C8_PFOsa_EIS	(506.0 / 78.0) 2945179	(9.75, N/A) (N/A, 0.00, N/A)	4771.2	N/A	1.9842 [2.0000]	99.2% { 108.0% }			
D3_NMeFOsa_EIS	(515.0 / 169.0) 661000	(10.41, N/A) (N/A, 0.00, N/A)	2146.6	N/A	1.9634 [2.0000]	98.2% { 108.7% }			



Chemist: DAG
 Instrument: Saphira
 Type: Sciex Q3 5500

Sample I.D.: SC01366-CAL6
 DF, IV: 1, 10.0µL
 Acquisition Method: 1633 2023-03-28.dam

Quant Method: 1633 - S2023-04-07A
 Path: S2023-04-07A (6)
 Acquired: 2023/04/07 - 13:42

Analyte	(Q1 / Q3) Area Counts*min	R.T. (R.T [min], R.R.T.) (ΔRT-I[min], ΔRT- CV[min], ΔRT ion[s])	S / N	Ion Ratio IR Vs MP% IR Vs CV%	Concentration [True] ng/mL	Q.C. Rec. {Area%CV}	Primary Transition	Confirmation Transition	Flag
D5_NEIFOSA_EIS	(531.0 / 169.0) 540046	(10.58 , N/A) (N/A , 0.00 , N/A)	3661.6	N/A	1.9593 [2.0000]	98.0% { 103.6% }			
D3_MeFOSAA_EIS	(573.0 / 419.0) 686560	(7.74 , N/A) (N/A , -0.01 , N/A)	2052.9	N/A	3.7297 [4.0000]	93.2% { 104.7% }			
D5_EiFOSAA_EIS	(589.0 / 419.0) 595800	(8.00 , N/A) (N/A , 0.00 , N/A)	108608.4	N/A	3.9412 [4.0000]	98.5% { 110.3% }			
D7_NMeFOSE_EIS	(623.0 / 58.9) 2179079	(10.34 , N/A) (N/A , 0.00 , N/A)	1502.2	N/A	20.1472 [20.0000]	100.7% { 110.9% }			
D9_NEIFOSE_EIS	(639.0 / 58.9) 2813121	(10.52 , N/A) (N/A , 0.00 , N/A)	1563.9	N/A	19.6559 [20.0000]	98.3% { 108.2% }			
13C3_HFPODA_EIS	(287.0 / 169.0) 1088141	(5.39 , N/A) (N/A , 0.00 , N/A)	2277.7	N/A	8.7171 [8.0000]	109.0% { 105.8% }			

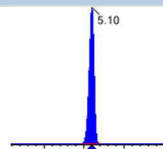
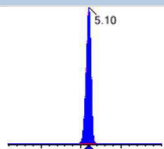
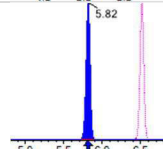
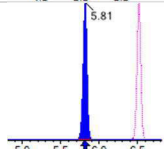
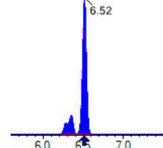
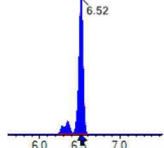
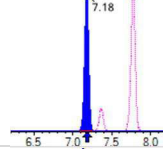
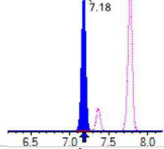
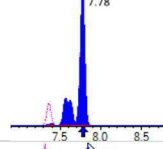
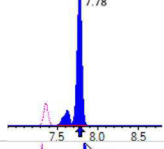
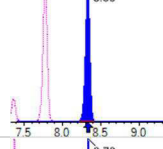
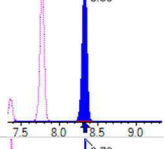
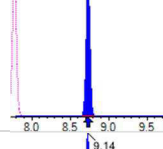
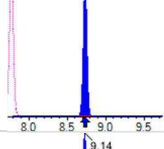
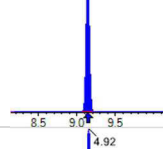
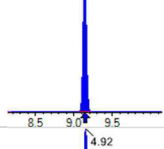
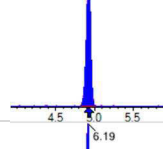
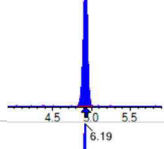
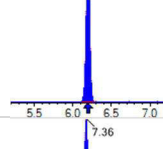
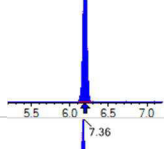
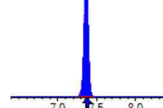
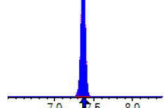


Chemist: DAG
 Instrument: Saphira
 Type: Sciex Q3 5500

Sample I.D.: SC01366-CAL7
 DF, IV: 1, 10.0µL
 Acquisition Method: 1633 2023-03-28.dam

Quant Method: 1633 - S2023-04-07A
 Path: S2023-04-07A (7)
 Acquired: 2023/04/07 - 13:55

Analyte	(Q1 / Q3) Area Counts*min	R.T. (R.T [min], R.R.T.) (Δ RT-[min], Δ RT- CV[min], Δ RT ion[s])	S / N	Ion Ratio IR Vs MP% IR Vs CV%	Concentration [True] ng/mL	Q.C. Rec. {Area%CV}	Primary Transition	Confirmation Transition	Flag
PFBA	(213.0 / 169.0) 7339533	(3.42, 1.00) (0.00, N/A, 0.0)	191.1	N/A 0.0 0.0	79.1626	N/A			
PFPeA	(263.0 / 219.0) 7422142 (263.0 / 69.0) 85322	(4.30, 1.00) (0.00, N/A, 0.0)	7230.7 1054.4	0.0115 93.3 93.3	38.2835	N/A			
PFHxA	(313.0 / 269.0) 4722065 (313.0 / 119.0) 425728	(5.15, 1.00) (0.00, N/A, 0.0)	7569.6 99096.5	0.0902 89.2 89.2	19.4364	N/A			
PFHpA	(363.0 / 319.0) 3972105 (363.0 / 169.0) 1252436	(5.80, 1.00) (0.00, N/A, -0.1)	12349.0 1477486.7	0.3153 106.3 106.3	18.5379	N/A			
PFOA	(413.0 / 369.0) 5820558 (413.0 / 169.0) 1784110	(6.43, 1.00) (0.00, N/A, 0.0)	5573.4 12530.2	0.3065 91.1 91.1	19.1004	N/A			
PFNA	(463.0 / 419.0) 4741031 (463.0 / 169.0) 1004985	(7.04, 1.00) (0.00, N/A, 0.1)	10364.8 5146.1	0.2120 94.3 94.3	17.8186	N/A			
PFDA	(513.0 / 469.0) 6376236 (513.0 / 169.0) 670152	(7.61, 1.00) (0.00, N/A, 0.0)	3873.1 2714.9	0.1051 87.3 87.3	20.4475	N/A			
PFUnA	(563.0 / 519.0) 4937936 (563.0 / 169.0) 616134	(8.14, 1.00) (0.00, N/A, 0.1)	4424.9 2601.2	0.1248 120.8 120.8	19.2052	N/A			
PFDoA	(613.0 / 569.0) 4718327 (613.0 / 169.0) 786442	(8.60, 1.00) (0.00, N/A, 0.2)	3793.9 2750.8	0.1667 111.5 111.5	18.7257	N/A			
PFTrDA	(663.0 / 619.0) 4141204 (663.0 / 169.0) 1081180	(8.87, 1.03) (N/A, 0.00, 0.0)	4906.2 2994.0	0.2611 101.8 101.8	17.7513	N/A			
PFTeDA	(713.0 / 669.0) 4463058 (713.0 / 169.0) 953117	(9.06, 1.00) (0.00, N/A, -0.1)	3403.5 2565.8	0.2136 107.1 107.1	19.8027	N/A			

Analyte	(Q1 / Q3) Area Counts*min	R.T. (R.T [min], R.R.T.) (Δ RT-[min], Δ RT- CV[min], Δ RT ion[s])	S / N	Ion Ratio IR Vs MP% IR Vs CV%	Concentration [True] ng/mL	Q.C. Rec. {Area%CV}	Primary Transition	Confirmation Transition	Flag
PFBS	(299.0 / 80.0) 6766675 (299.0 / 99.0) 4330616	(5.10, 1.00) (0.00, N/A, 0.0)	9890.2 20261.2	0.6400 97.6 97.6	17.0514	N/A			
PFPeS	(349.0 / 80.0) 13221875 (349.0 / 99.0) 4693253	(5.82, 0.89) (N/A, 0.00, 0.0)	21498.6 31346.9	0.3550 104.5 104.5	17.7434	N/A			
PFHxS	(399.0 / 80.0) 10757565 (399.0 / 99.0) 3894350	(6.52, 1.00) (0.00, N/A, 0.1)	6775.2 33958500.0	0.3620 101.1 101.1	17.6127	N/A			
PFHpS	(449.0 / 80.0) 12608485 (449.0 / 99.0) 3443559	(7.18, 0.92) (N/A, 0.00, 0.0)	26541.0 46341.8	0.2731 97.1 97.1	18.7213	N/A			
PFOS	(499.0 / 80.0) 15869282 (499.0 / 99.0) 3613244	(7.78, 1.00) (0.00, N/A, 0.0)	7363.0 1238076.9	0.2277 104.9 104.9	17.2829	N/A			
PFNS	(549.0 / 80.0) 15452116 (549.0 / 99.0) 3820418	(8.33, 1.07) (N/A, 0.00, 0.0)	14719.7 30307.7	0.2472 97.1 97.1	19.0899	N/A			
PFDS	(599.0 / 80.0) 17061128 (599.0 / 99.0) 4264171	(8.73, 1.12) (N/A, 0.00, 0.0)	11648.1 9727.1	0.2499 104.5 104.5	17.4015	N/A			
PFDoS	(699.0 / 80.0) 15095220 (699.0 / 99.0) 3488262	(9.14, 1.18) (N/A, 0.00, 0.0)	5543.8 4413.5	0.2311 103.2 103.2	19.1053	N/A			
4:2FTS	(327.0 / 307.0) 11903801 (327.0 / 81.0) 7183153	(4.92, 1.00) (0.00, N/A, 0.1)	5578.9 3843.3	0.6034 100.0 100.0	72.5899	N/A			
6:2FTS	(427.0 / 407.0) 7641529 (427.0 / 81.0) 5327307	(6.19, 1.00) (0.00, N/A, 0.0)	3155.2 3748.5	0.6972 98.3 98.3	71.3488	N/A			
8:2FTS	(527.0 / 507.0) 8829373 (527.0 / 81.0) 6884176	(7.36, 1.00) (0.00, N/A, 0.0)	4002.0 4835.9	0.7797 102.0 102.0	71.1124	N/A			

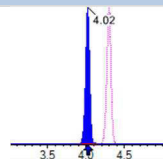
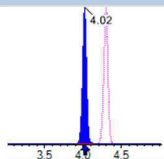
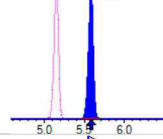
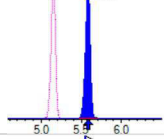
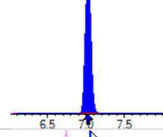
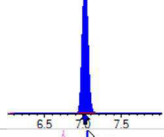
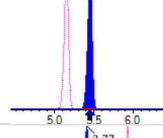
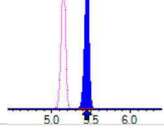
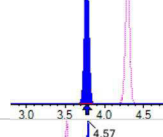
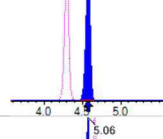
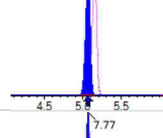
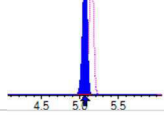
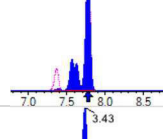
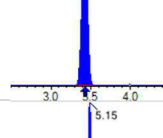
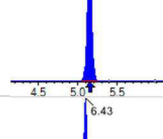
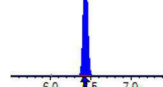


Chemist: DAG
 Instrument: Saphira
 Type: Sciex Q3 5500

Sample I.D.: SC01366-CAL7
 DF, IV: 1, 10.0µL
 Acquisition Method: 1633 2023-03-28.dam

Quant Method: 1633 - S2023-04-07A
 Path: S2023-04-07A (7)
 Acquired: 2023/04/07 - 13:55

Analyte	(Q1 / Q3) Area Counts*min	R.T. (R.T [min], R.R.T.) (ΔRT-[min], ΔRT-CV[min], ΔRT ion[s])	S / N	Ion Ratio IR Vs MP% IR Vs CV%	Concentration [True] ng/mL	Q.C. Rec. {Area%CV}	Primary Transition	Confirmation Transition	Flag
PFOSA	(498.0 / 78.0) 21270156 (498.0 / 478.0) 545447	(9.75, 1.00) (0.00, N/A, 0.0)	6446.4 2582.4	0.0256 105.0 105.0	18.6763	N/A			
NMeFOSA	(512.0 / 219.0) 19832904 (512.0 / 169.0) 16659342	(10.40, 1.00) (0.00, N/A, 1.1)	7577.1 5949.3	0.8400 98.9 98.9	72.1793	N/A			
NEtFOSA	(526.0 / 219.0) 21425299 (526.0 / 169.0) 26679925	(10.57, 1.00) (-0.01, N/A, 0.8)	18770.0 16843.7	1.2453 98.9 98.9	77.2641	N/A			
NMeFOSAA	(570.0 / 419.0) 2650103 (570.0 / 483.0) 1280964	(7.75, 1.00) (0.00, N/A, 0.0)	2560.4 751.3	0.4834 94.0 94.0	18.8789	N/A			
NEtFOSAA	(584.0 / 419.0) 2399835 (584.0 / 526.0) 1390785	(8.01, 1.00) (0.01, N/A, 0.0)	2601.5 2716.3	0.5795 94.8 94.8	18.0251	N/A			
NMeFOSE	(616.0 / 59.0) 8135902	(10.35, 1.00) (0.01, N/A, 0.0)	3828.0	N/A 0.0 0.0	80.4269	N/A			
NEtFOSE	(630.0 / 59.0) 10160557	(10.53, 1.00) (0.01, N/A, 0.0)	1903.3	N/A 0.0 0.0	78.1393	N/A			
HFPO-DA	(285.0 / 169.0) 4623929 (285.0 / 185.0) 12747948	(5.40, 1.00) (0.00, N/A, -0.1)	3328.7 4998.2	2.7570 94.1 94.1	38.0427	N/A			
ADONA	(377.0 / 85.0) 15924740 (377.0 / 251.0) 1730435	(6.04, 1.12) (N/A, 0.00, 0.0)	5895.2 2591.5	0.1087 104.7 104.7	35.8387	N/A			
9CI-Pf3ONS	(531.0 / 351.0) 44667283 (533.0 / 353.0) 15442894	(8.19, 1.52) (N/A, 0.00, 0.0)	5816.5 6465.7	0.3457 107.2 107.2	33.9081	N/A			
11CI-PF3OUDS	(631.0 / 451.0) 29245969 (633.0 / 453.0) 10545901	(8.92, 1.65) (N/A, 0.00, 0.0)	5115.8 5013.4	0.3606 105.6 105.6	33.6916	N/A			

Analyte	(Q1 / Q3) Area Counts*min	R.T. (R.T [min], R.R.T.) (Δ RT-I[μ min], Δ RT-CV[μ min], Δ RT ion[s])	S / N	Ion Ratio IR Vs MP% IR Vs CV%	Concentration [True] ng/mL	Q.C. Rec. {Area%CV}	Primary Transition	Confirmation Transition	Flag
3:3FTCA	(241.0 / 177.0) 619295 (241.0 / 117.0) 999642	(4.02, 0.94) (N/A, 0.00, 0.1)	2384.2 2330.2	1.6142 104.9 104.9	74.6724	N/A			
5:3FTCA	(341.0 / 236.7) 3272240 (341.0 / 217.0) 6079290	(5.58, 1.08) (N/A, 0.00, 0.0)	2196.4 3018.2	1.8578 99.3 99.3	77.8433	N/A			
7:3FTCA	(441.0 / 317.0) 6062286 (441.0 / 337.0) 4970756	(7.02, 1.36) (N/A, 0.00, 0.0)	2456.0 2547.8	0.8199 99.6 99.6	79.1898	N/A			
PFEESA	(315.0 / 135.0) 10774783 (315.0 / 83.0) 2446764	(5.45, 1.06) (N/A, 0.00, 0.0)	3608.5 3537.8	0.2271 95.0 95.0	33.7891	N/A			
PFMPA	(229.0 / 85.0) 1595617	(3.77, 0.88) (N/A, 0.00, 0.0)	4936.9	N/A 0.0 0.0	36.8835	N/A			
PFMBA	(279.0 / 85.0) 5317137	(4.57, 1.06) (N/A, 0.00, 0.0)	4936.5	N/A 0.0 0.0	39.2734	N/A			
NFDHA	(295.0 / 201.0) 4672619 (295.0 / 85.0) 4584372	(5.06, 0.98) (N/A, 0.00, 0.0)	3346.0 4135.3	0.9811 100.5 100.5	38.1132	N/A			
TDCA	(499.0 / 80.0) 13883272	(7.77, 1.00) (N/A, 0.00, 0.0)	55992.3	N/A 0.0 0.0	17.9883	N/A			
13C3_PFBA_IIS	(216.0 / 172.0) 104308	(3.43, N/A) (N/A, 0.00, N/A)	991.7	N/A	0.9149 [1.0000]	91.5% { 97.3% }			
13C2_PFHxA_IIS	(315.0 / 270.0) 126728	(5.15, N/A) (N/A, 0.00, N/A)	807.2	N/A	0.9183 [1.0000]	91.8% { 110.0% }			
13C4_PFOA_IIS	(417.0 / 372.0) 314343	(6.43, N/A) (N/A, 0.01, N/A)	3092.8	N/A	1.0120 [1.0000]	101.2% { 113.0% }			



Chemist: DAG
Instrument: Saphira

Sample I.D.: SC01366-CAL7
DF, IV: 1, 10.0µL

Quant Method: 1633 - S2023-04-07A
Path: S2023-04-07A (7)

Type: Sciex Q3 5500

Acquisition Method: 1633 2023-03-28.dam

Acquired: 2023/04/07 - 13:55

Analyte	(Q1 / Q3) Area Counts*min	R.T. (R.T [min], R.R.T.) (ΔRT-[min], ΔRT-CV[min], ΔRT ion[s])	S / N	Ion Ratio IR Vs MP% IR Vs CV%	Concentration [True] ng/mL	Q.C. Rec. {Area%CV}	Primary Transition	Confirmation Transition	Flag
13C5_PFNA_IIS	(468.0 / 423.0) 312224	(7.04, N/A) (N/A, 0.00, N/A)	37538.6	N/A	1.0591 [1.0000]	105.9% { 114.4% }			
13C2_PFDA_IIS	(515.0 / 470.1) 281046	(7.61, N/A) (N/A, 0.00, N/A)	344606.3	N/A	0.9066 [1.0000]	90.7% { 102.5% }			
18O2_PFHxS_IIS	(403.0 / 83.9) 444848	(6.52, N/A) (N/A, 0.00, N/A)	1773.8	N/A	0.9917 [1.0000]	99.2% { 105.7% }			
13C4_PFOS_IIS	(503.0 / 79.9) 681178	(7.78, N/A) (N/A, 0.00, N/A)	2910.2	N/A	0.9788 [1.0000]	97.9% { 112.3% }			
13C4_PFBA_EIS	(217.0 / 172.0) 853161	(3.42, N/A) (N/A, 0.00, N/A)	4355.8	N/A	7.6266 [8.0000]	95.3% { 90.3% }			
13C5_PFPeA_EIS	(268.0 / 223.0) 825367	(4.30, N/A) (N/A, 0.00, N/A)	3324.3	N/A	4.1253 [4.0000]	103.1% { 99.7% }			
13C5_PFHxA_EIS	(318.0 / 273.0) 504845	(5.15, N/A) (N/A, 0.00, N/A)	1924.7	N/A	2.0822 [2.0000]	104.1% { 103.7% }			
13C4_PFHpA_EIS	(367.0 / 322.0) 499537	(5.80, N/A) (N/A, 0.00, N/A)	2336.1	N/A	2.0574 [2.0000]	102.9% { 100.1% }			
13C8_PFOA_EIS	(421.0 / 376.0) 613633	(6.43, N/A) (N/A, 0.00, N/A)	3785.4	N/A	1.8964 [2.0000]	94.8% { 109.2% }			
13C9_PFNA_EIS	(472.0 / 427.0) 294445	(7.04, N/A) (N/A, 0.00, N/A)	3080.2	N/A	0.9681 [1.0000]	96.8% { 109.0% }			
13C6_PFDA_EIS	(519.0 / 474.0) 314867	(7.61, N/A) (N/A, 0.00, N/A)	2171.6	N/A	1.0257 [1.0000]	102.6% { 95.2% }			



Chemist: DAG
 Instrument: Saphira
 Type: Sciex Q3 5500

Sample I.D.: SC01366-CAL7
 DF, IV: 1, 10.0µL
 Acquisition Method: 1633 2023-03-28.dam

Quant Method: 1633 - S2023-04-07A
 Path: S2023-04-07A (7)
 Acquired: 2023/04/07 - 13:55

Analyte	(Q1 / Q3) Area Counts*min	R.T. (R.T [min], R.R.T.) (ΔRT-[min], ΔRT- CV[min], ΔRT ion[s])	S / N	Ion Ratio IR Vs MP% IR Vs CV%	Concentration [True] ng/mL	Q.C. Rec. {Area%CV}	Primary Transition	Confirmation Transition	Flag
13C7_PFUa_EIS	(570.0 / 525.0) 286980	(8.14, N/A) (N/A, -0.01, N/A)	4010.8	N/A	0.9697 [1.0000]	97.0% { 90.4% }			
13C2_PFDa_EIS	(615.0 / 570.0) 289952	(8.60, N/A) (N/A, 0.00, N/A)	3179036.9	N/A	1.0834 [1.0000]	108.3% { 108.7% }			
13C2_PFTeDA_EIS	(715.0 / 670.0) 251342	(9.06, N/A) (N/A, 0.00, N/A)	1532.4	N/A	0.9805 [1.0000]	98.1% { 89.3% }			
13C3_PFBs_EIS	(302.0 / 80.0) 1111503	(5.10, N/A) (N/A, 0.00, N/A)	3461.0	N/A	1.9131 [2.0000]	95.7% { 102.6% }			
13C3_PFHxS_EIS	(402.0 / 80.0) 833662	(6.52, N/A) (N/A, 0.00, N/A)	3063.1	N/A	2.0047 [2.0000]	100.2% { 104.1% }			
13C8_PFOS_EIS	(507.0 / 80.0) 1614520	(7.78, N/A) (N/A, 0.00, N/A)	1104.4	N/A	1.9469 [2.0000]	97.3% { 102.3% }			
13C2_4:2FTS_EIS	(329.0 / 81.0) 213772	(4.92, N/A) (N/A, 0.00, N/A)	660.7	N/A	4.0193 [4.0000]	100.5% { 108.5% }			
13C2_6:2FTS_EIS	(429.0 / 81.0) 277817	(6.19, N/A) (N/A, 0.00, N/A)	1302.8	N/A	3.9350 [4.0000]	98.4% { 104.8% }			
13C2_8:2FTS_EIS	(529.0 / 81.0) 350838	(7.36, N/A) (N/A, 0.00, N/A)	2330.4	N/A	4.0367 [4.0000]	100.9% { 107.2% }			
13C8_PFOsa_EIS	(506.0 / 78.0) 2682259	(9.75, N/A) (N/A, 0.00, N/A)	4571.8	N/A	1.9117 [2.0000]	95.6% { 98.3% }			
D3_NMeFOsa_EIS	(515.0 / 169.0) 670530	(10.40, N/A) (N/A, 0.00, N/A)	2574.5	N/A	2.1070 [2.0000]	105.4% { 110.3% }			

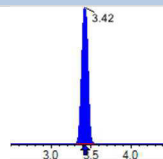
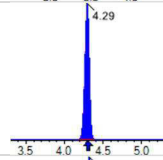
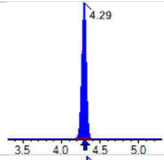
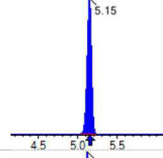
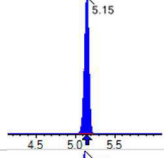
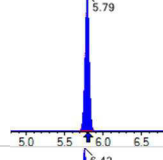
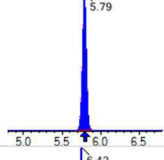
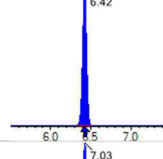
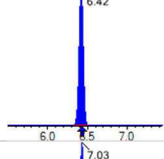
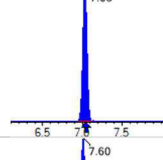
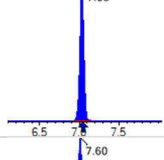
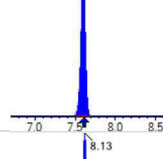
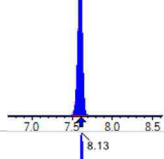
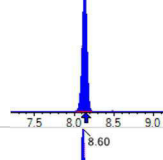
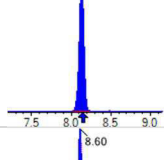
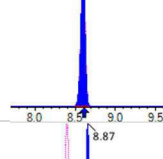
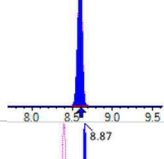
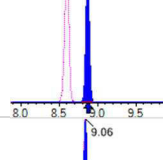
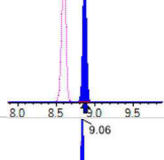
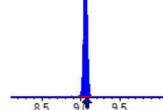
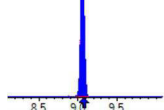


Chemist: DAG
 Instrument: Saphira
 Type: Sciex Q3 5500

Sample I.D.: SC01366-CAL7
 DF, IV: 1, 10.0µL
 Acquisition Method: 1633 2023-03-28.dam

Quant Method: 1633 - S2023-04-07A
 Path: S2023-04-07A (7)
 Acquired: 2023/04/07 - 13:55

Analyte	(Q1 / Q3) Area Counts*min	R.T. (R.T [min], R.R.T.) (ΔRT-I[min], ΔRT-CV[min], ΔRT ion[s])	S / N	Ion Ratio IR Vs MP% IR Vs CV%	Concentration [True] ng/mL	Q.C. Rec. {Area%CV}	Primary Transition	Confirmation Transition	Flag
D5_NEiFOSA_EIS	(531.0 / 169.0) 511945	(10.58, N/A) (N/A, 0.00, N/A)	3359.7	N/A	1.9648 [2.0000]	98.2% { 98.3% }			
D3_MeFOSAA_EIS	(573.0 / 419.0) 679362	(7.74, N/A) (N/A, 0.00, N/A)	2130.9	N/A	3.9042 [4.0000]	97.6% { 103.6% }			
D5_EiFOSAA_EIS	(589.0 / 419.0) 605026	(8.00, N/A) (N/A, 0.00, N/A)	121191.3	N/A	4.2339 [4.0000]	105.8% { 112.0% }			
D7_NMeFOSE_EIS	(623.0 / 58.9) 1949866	(10.34, N/A) (N/A, 0.00, N/A)	1673.3	N/A	19.0715 [20.0000]	95.4% { 99.3% }			
D9_NEiFOSE_EIS	(639.0 / 58.9) 2657298	(10.52, N/A) (N/A, 0.00, N/A)	1814.8	N/A	19.6419 [20.0000]	98.2% { 102.2% }			
13C3_HFPODA_EIS	(287.0 / 169.0) 1021004	(5.40, N/A) (N/A, 0.00, N/A)	2694.4	N/A	8.2061 [8.0000]	102.6% { 99.3% }			

Analyte	(Q1 / Q3) Area Counts*min	R.T. (R.T [min], R.R.T.) (Δ RT-[min], Δ RT- CV[min], Δ RT ion[s])	S / N	Ion Ratio IR Vs MP% IR Vs CV%	Concentration [True] ng/mL	Q.C. Rec. {Area%CV}	Primary Transition	Confirmation Transition	Flag
PFBA	(213.0 / 169.0) 15599390	(3.42, 1.00) (0.00, N/A, 0.0)	187.1	N/A 0.0 0.0	207.5854	N/A			
PFPeA	(263.0 / 219.0) 16828799 (263.0 / 69.0) 189772	(4.29, 1.00) (0.00, N/A, 0.0)	7985.4 2112.8	0.0113 91.5 91.5	99.5891	N/A			
PFHxA	(313.0 / 269.0) 11078769 (313.0 / 119.0) 1033038	(5.15, 1.00) (0.00, N/A, 0.0)	6461.6 14440.5	0.0932 92.3 92.3	48.1840	N/A			
PFHpA	(363.0 / 319.0) 9699593 (363.0 / 169.0) 3020270	(5.79, 1.00) (0.00, N/A, 0.0)	12321.6 2396048.7	0.3114 104.9 104.9	50.7702	N/A			
PFOA	(413.0 / 369.0) 14044804 (413.0 / 169.0) 4396067	(6.42, 1.00) (0.00, N/A, 0.0)	7466.7 17106.4	0.3130 93.0 93.0	46.9316	N/A			
PFNA	(463.0 / 419.0) 12259620 (463.0 / 169.0) 2683636	(7.03, 1.00) (0.00, N/A, 0.0)	14825.8 1974578.2	0.2189 97.3 97.3	51.7363	N/A			
PFDA	(513.0 / 469.0) 14702262 (513.0 / 169.0) 1616940	(7.60, 1.00) (0.00, N/A, 0.0)	5746.6 3636.4	0.1100 91.3 91.3	47.5564	N/A			
PFUnA	(563.0 / 519.0) 12720580 (563.0 / 169.0) 1408135	(8.13, 1.00) (0.00, N/A, 0.0)	4373.7 5698.4	0.1107 107.2 107.2	47.4891	N/A			
PFDoA	(613.0 / 569.0) 12186034 (613.0 / 169.0) 1859893	(8.60, 1.00) (0.00, N/A, -0.1)	4452.8 4425.3	0.1526 102.1 102.1	49.8246	N/A			
PFTrDA	(663.0 / 619.0) 9498083 (663.0 / 169.0) 2468531	(8.87, 1.03) (N/A, -0.01, 0.0)	4636.0 3273.0	0.2599 101.4 101.4	41.9441	N/A			
PFTeDA	(713.0 / 669.0) 11676314 (713.0 / 169.0) 2214122	(9.06, 1.00) (0.00, N/A, 0.0)	4580.6 2396.9	0.1896 95.1 95.1	47.8751	N/A			



Chemist: DAG
Instrument: Saphira
Type: Sciex Q3 5500

Sample I.D.: SC01366-CAL8
DF, IV: 1, 10.0µL
Acquisition Method: 1633 2023-03-28.dam

Quant Method: 1633 - S2023-04-07A
Path: S2023-04-07A (8)
Acquired: 2023/04/07 - 14:08

Analyte	(Q1 / Q3) Area Counts*min	R.T. (R.T [min], R.R.T.) (Δ RT-[min], Δ RT- CV[min], Δ RT ion[s])	S / N	Ion Ratio IR Vs MP% IR Vs CV%	Concentration [True] ng/mL	Q.C. Rec. {Area%CV}	Primary Transition	Confirmation Transition	Flag
PFBS	(299.0 / 80.0) 14946971 (299.0 / 99.0) 9507818	(5.09, 1.00) (0.00, N/A, 0.0)	6196.6 7158.5	0.6361 97.0 97.0	43.1221	N/A			
PFPeS	(349.0 / 80.0) 27979537 (349.0 / 99.0) 10448204	(5.81, 0.89) (N/A, 0.00, -0.1)	14797.7 306670.7	0.3734 109.9 109.9	40.8440	N/A			
PFHxS	(399.0 / 80.0) 26543216 (399.0 / 99.0) 9692750	(6.51, 1.00) (0.00, N/A, 0.1)	5835.4 36624.9	0.3652 102.0 102.0	47.2726	N/A			
PFHpS	(449.0 / 80.0) 27879625 (449.0 / 99.0) 8194590	(7.17, 0.92) (N/A, -0.01, 0.0)	13549.8 97357.3	0.2939 104.5 104.5	44.2569	N/A			
PFOS	(499.0 / 80.0) 37197635 (499.0 / 99.0) 8923938	(7.77, 1.00) (0.00, N/A, 0.0)	10329.5 311206.9	0.2399 110.5 110.5	43.3110	N/A			
PFNS	(549.0 / 80.0) 35913504 (549.0 / 99.0) 9093815	(8.32, 1.07) (N/A, -0.01, 0.1)	11185.3 13609.7	0.2532 99.5 99.5	47.4348	N/A			
PFDS	(599.0 / 80.0) 39707069 (599.0 / 99.0) 10407303	(8.73, 1.12) (N/A, -0.01, 0.0)	12452.6 11550.4	0.2621 109.6 109.6	43.2981	N/A			
PFDoS	(699.0 / 80.0) 32943252 (699.0 / 99.0) 8535984	(9.13, 1.18) (N/A, -0.01, 0.0)	6064.6 5086.7	0.2591 115.7 115.7	44.5762	N/A			
4:2FTS	(327.0 / 307.0) 27447016 (327.0 / 81.0) 17212458	(4.92, 1.00) (0.00, N/A, 0.0)	5845.9 4195.8	0.6271 104.0 104.0	163.4748	N/A			
6:2FTS	(427.0 / 407.0) 19398364 (427.0 / 81.0) 14473198	(6.19, 1.00) (0.00, N/A, 0.0)	4023.6 5707.2	0.7461 105.2 105.2	160.4455	N/A			
8:2FTS	(527.0 / 507.0) 22107200 (527.0 / 81.0) 16634991	(7.35, 1.00) (0.00, N/A, 0.0)	5619.5 5248.9	0.7525 98.4 98.4	159.2370	N/A			

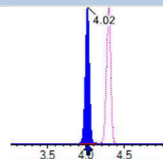
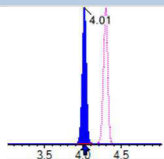
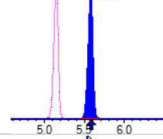
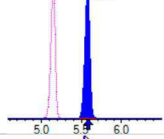
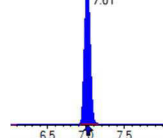
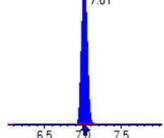
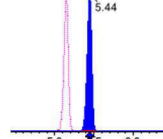
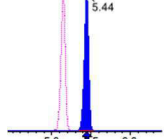
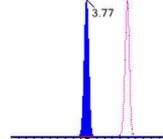
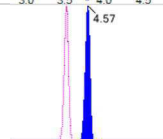
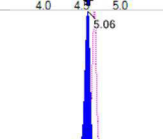
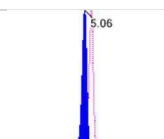
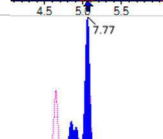
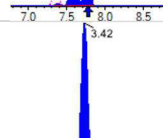
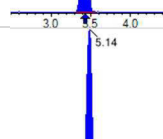
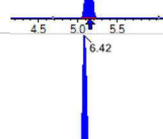


Chemist: DAG
Instrument: Saphira
Type: Sciex Q3 5500

Sample I.D.: SC01366-CAL8
DF, IV: 1, 10.0µL
Acquisition Method: 1633 2023-03-28.dam

Quant Method: 1633 - S2023-04-07A
Path: S2023-04-07A (8)
Acquired: 2023/04/07 - 14:08

Analyte	(Q1 / Q3) Area Counts*min	R.T. (R.T [min], R.R.T.) (ΔRT-[min], ΔRT-CV[min], ΔRT ion[s])	S / N	Ion Ratio IR Vs MP% IR Vs CV%	Concentration [True] ng/mL	Q.C. Rec. {Area%CV}	Primary Transition	Confirmation Transition	Flag
PFOSA	(498.0 / 78.0) 44630791 (498.0 / 478.0) 1312216	(9.75, 1.00) (0.00, N/A, 0.1)	5554.8 3676.1	0.0294 120.4 120.4	42.2595	N/A			
NMeFOSA	(512.0 / 219.0) 44025150 (512.0 / 169.0) 37650479	(10.39, 1.00) (-0.01, N/A, 0.9)	5845.8 5055.9	0.8552 100.7 100.7	153.4951	N/A			
NEIFOSA	(526.0 / 219.0) 49900734 (526.0 / 169.0) 58759131	(10.56, 1.00) (-0.01, N/A, 0.5)	17902.7 17124.8	1.1775 93.5 93.5	190.8758	N/A			
NMeFOSAA	(570.0 / 419.0) 6757220 (570.0 / 483.0) 3241891	(7.74, 1.00) (0.00, N/A, 0.1)	4042.9 718.4	0.4798 93.3 93.3	50.7265	N/A			
NEIFOSAA	(584.0 / 419.0) 6556423 (584.0 / 526.0) 3684115	(8.00, 1.00) (0.01, N/A, -0.1)	3507.1 3772.2	0.5619 91.9 91.9	52.8395	N/A			
NMeFOSE	(616.0 / 59.0) 20175253	(10.34, 1.00) (0.01, N/A, 0.0)	4781.3	N/A 0.0 0.0	209.2682	N/A			
NEtFOSE	(630.0 / 59.0) 25092502	(10.53, 1.00) (0.01, N/A, 0.0)	1233.5	N/A 0.0 0.0	199.7919	N/A			
HFPO-DA	(285.0 / 169.0) 10794302 (285.0 / 185.0) 28076283	(5.39, 1.00) (0.00, N/A, 0.0)	3525.3 4970.7	2.6010 88.7 88.7	93.6348	N/A			
ADONA	(377.0 / 85.0) 31727885 (377.0 / 251.0) 3906574	(6.03, 1.12) (N/A, 0.00, 0.0)	6240.2 4249.6	0.1231 118.7 118.7	75.2843	N/A			
9CI-Pf3ONS	(531.0 / 351.0) 81940107 (533.0 / 353.0) 33062518	(8.19, 1.52) (N/A, -0.01, 0.0)	5481.0 5016.8	0.4035 125.1 125.1	65.5833	N/A			
11CI-PF3OUDS	(631.0 / 451.0) 56749065 (633.0 / 453.0) 22753460	(8.92, 1.65) (N/A, -0.01, 0.0)	5293.6 4101.3	0.4009 117.5 117.5	68.9282	N/A			

Analyte	(Q1 / Q3) Area Counts*min	R.T. (R.T [min], R.R.T.) (Δ RT-[min], Δ RT- CV[min], Δ RT ion[s])	S / N	Ion Ratio IR Vs MP% IR Vs CV%	Concentration [True] ng/mL	Q.C. Rec. {Area%CV}	Primary Transition	Confirmation Transition	Flag
3:3FTCA	(241.0 / 177.0) 1657351 (241.0 / 117.0) 2530702	(4.02, 0.94) (N/A, 0.00, 0.0)	2344.2 2806.3	1.5270 99.2 99.2	229.2730	N/A			
5:3FTCA	(341.0 / 236.7) 8998775 (341.0 / 217.0) 15394399	(5.58, 1.08) (N/A, 0.00, 0.1)	2394.3 2734.9	1.7107 91.4 91.4	226.1973	N/A			
7:3FTCA	(441.0 / 317.0) 15829017 (441.0 / 337.0) 13429923	(7.01, 1.36) (N/A, -0.01, 0.0)	2311.4 2355.7	0.8484 103.0 103.0	218.4814	N/A			
PFEESA	(315.0 / 135.0) 22165191 (315.0 / 83.0) 5365601	(5.44, 1.06) (N/A, 0.00, 0.0)	5564.7 3807.0	0.2421 101.2 101.2	73.4459	N/A			
PFMPA	(229.0 / 85.0) 3577985	(3.77, 0.88) (N/A, 0.00, 0.0)	6567.1	N/A 0.0 0.0	94.8896	N/A			
PFMBA	(279.0 / 85.0) 11491588	(4.57, 1.06) (N/A, 0.00, 0.0)	5560.8	N/A 0.0 0.0	97.3816	N/A			
NFDHA	(295.0 / 201.0) 10245632 (295.0 / 85.0) 10272542	(5.06, 0.98) (N/A, 0.00, 0.0)	3704.7 4510.8	1.0026 102.7 102.7	88.3042	N/A			
TDCA	(499.0 / 80.0) 33847298	(7.77, 1.00) (N/A, -0.01, 0.0)	68190.7	N/A 0.0 0.0	46.8862	N/A			
13C3_PFBA_IIS	(216.0 / 172.0) 79960	(3.42, N/A) (N/A, 0.00, N/A)	991.0	N/A	0.7014 [1.0000]	70.1% { 74.6% }			
13C2_PFHxA_IIS	(315.0 / 270.0) 122845	(5.14, N/A) (N/A, -0.01, N/A)	3587.3	N/A	0.8902 [1.0000]	89.0% { 106.6% }			
13C4_PFOA_IIS	(417.0 / 372.0) 281450	(6.42, N/A) (N/A, 0.00, N/A)	1261.5	N/A	0.9061 [1.0000]	90.6% { 101.2% }			

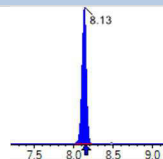
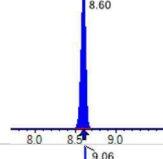
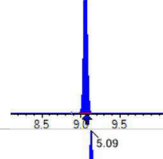
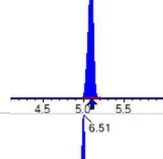
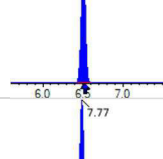
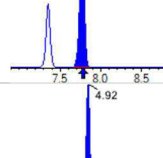
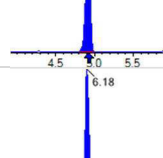
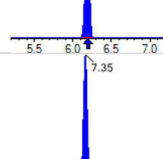
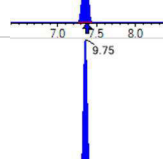
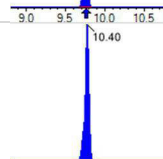



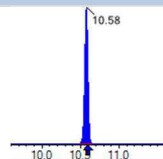
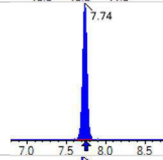
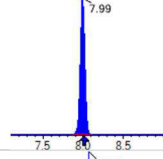
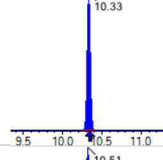
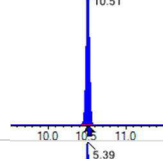
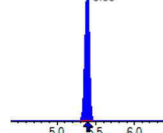
Chemist: DAG
 Instrument: Saphira
 Type: Sciex Q3 5500

Sample I.D.: SC01366-CAL8
 DF, IV: 1, 10.0µL
 Acquisition Method: 1633 2023-03-28.dam

Quant Method: 1633 - S2023-04-07A
 Path: S2023-04-07A (8)
 Acquired: 2023/04/07 - 14:08

Analyte	(Q1 / Q3) Area Counts*min	R.T. (R.T [min], R.R.T.) (ΔRT-[min], ΔRT- CV[min], ΔRT ion[s])	S / N	Ion Ratio IR Vs MP% IR Vs CV%	Concentration [True] ng/mL	Q.C. Rec. {Area%CV}	Primary Transition	Confirmation Transition	Flag
13C5_PFNA_IIS	(468.0 / 423.0) 281452	(7.03, N/A) (N/A, -0.01, N/A)	48566.1	N/A	0.9547 [1.0000]	95.5% { 103.1% }			
13C2_PFDA_IIS	(515.0 / 470.1) 285719	(7.60, N/A) (N/A, -0.01, N/A)	1427.1	N/A	0.9217 [1.0000]	92.2% { 104.2% }			
18O2_PFHxS_IIS	(403.0 / 83.9) 441596	(6.51, N/A) (N/A, 0.00, N/A)	1409.4	N/A	0.9844 [1.0000]	98.4% { 104.9% }			
13C4_PFOS_IIS	(503.0 / 79.9) 592259	(7.77, N/A) (N/A, -0.01, N/A)	1621.6	N/A	0.8511 [1.0000]	85.1% { 97.7% }			
13C4_PFBA_EIS	(217.0 / 172.0) 691502	(3.42, N/A) (N/A, 0.00, N/A)	3654.9	N/A	8.0638 [8.0000]	100.8% { 73.2% }			
13C5_PFPeA_EIS	(268.0 / 223.0) 719401	(4.29, N/A) (N/A, 0.00, N/A)	3056.9	N/A	3.7093 [4.0000]	92.7% { 86.9% }			
13C5_PFHxA_EIS	(318.0 / 273.0) 477783	(5.15, N/A) (N/A, 0.00, N/A)	4985.5	N/A	2.0328 [2.0000]	101.6% { 98.1% }			
13C4_PFHpA_EIS	(367.0 / 322.0) 445402	(5.79, N/A) (N/A, -0.01, N/A)	73326.1	N/A	1.8924 [2.0000]	94.6% { 89.2% }			
13C8_PFOA_EIS	(421.0 / 376.0) 602609	(6.42, N/A) (N/A, -0.01, N/A)	2563.3	N/A	2.0799 [2.0000]	104.0% { 107.3% }			
13C9_PFNA_EIS	(472.0 / 427.0) 262232	(7.03, N/A) (N/A, -0.01, N/A)	8906.0	N/A	0.9564 [1.0000]	95.6% { 97.1% }			
13C6_PFDA_EIS	(519.0 / 474.0) 312160	(7.60, N/A) (N/A, -0.01, N/A)	2063.4	N/A	1.0002 [1.0000]	100.0% { 94.4% }			

Analyte	(Q1 / Q3) Area Counts*min	R.T. (R.T [min], R.R.T.) (Δ RT-[min], Δ RT- CV[min], Δ RT ion[s])	S / N	Ion Ratio IR Vs MP% IR Vs CV%	Concentration [True] ng/mL	Q.C. Rec. {Area%CV}	Primary Transition	Confirmation Transition	Flag
13C7_PFUa_EIS	(570.0 / 525.0) 298977	(8.13, N/A) (N/A, -0.01, N/A)	4077.8	N/A	0.9937 [1.0000]	99.4% { 94.2% }			
13C2_PFDa_EIS	(615.0 / 570.0) 281446	(8.60, N/A) (N/A, -0.01, N/A)	1715.7	N/A	1.0344 [1.0000]	103.4% { 105.5% }			
13C2_PFTeDA_EIS	(715.0 / 670.0) 271990	(9.06, N/A) (N/A, -0.01, N/A)	1651.6	N/A	1.0437 [1.0000]	104.4% { 96.6% }			
13C3_PFBs_EIS	(302.0 / 80.0) 970839	(5.09, N/A) (N/A, 0.00, N/A)	2671.5	N/A	1.6833 [2.0000]	84.2% { 89.6% }			
13C3_PFHxS_EIS	(402.0 / 80.0) 766383	(6.51, N/A) (N/A, -0.01, N/A)	2420.7	N/A	1.8564 [2.0000]	92.8% { 95.7% }			
13C8_PFOS_EIS	(507.0 / 80.0) 1510153	(7.77, N/A) (N/A, -0.01, N/A)	724.8	N/A	2.0945 [2.0000]	104.7% { 95.7% }			
13C2_4:2FTS_EIS	(329.0 / 81.0) 218870	(4.92, N/A) (N/A, -0.01, N/A)	1270.0	N/A	4.1455 [4.0000]	103.6% { 111.1% }			
13C2_6:2FTS_EIS	(429.0 / 81.0) 313619	(6.18, N/A) (N/A, -0.01, N/A)	3300.8	N/A	4.4748 [4.0000]	111.9% { 118.3% }			
13C2_8:2FTS_EIS	(529.0 / 81.0) 392294	(7.35, N/A) (N/A, -0.01, N/A)	4053.0	N/A	4.5470 [4.0000]	113.7% { 119.8% }			
13C8_PFOsa_EIS	(506.0 / 78.0) 2487321	(9.75, N/A) (N/A, -0.01, N/A)	3651.6	N/A	2.0389 [2.0000]	101.9% { 91.2% }			
D3_NMeFOsa_EIS	(515.0 / 169.0) 699925	(10.40, N/A) (N/A, -0.01, N/A)	2242.6	N/A	2.5296 [2.0000]	126.5% { 115.1% }			

Analyte	(Q1 / Q3) Area Counts*min	R.T. (R.T [min], R.R.T.) (Δ RT-I[μ min], Δ RT- CV[μ min], Δ RT ion[s])	S / N	Ion Ratio IR Vs MP% IR Vs CV%	Concentration [True] ng/mL	Q.C. Rec. {Area%CV}	Primary Transition	Confirmation Transition	Flag
D5_NEiFOSA_EIS	(531.0 / 169.0) 482648	(10.58, N/A) (N/A, -0.01, N/A)	3171.3	N/A	2.1305 [2.0000]	106.5% { 92.6% }			
D3_MeFOSAA_EIS	(573.0 / 419.0) 644686	(7.74, N/A) (N/A, -0.01, N/A)	1711.4	N/A	4.2611 [4.0000]	106.5% { 98.3% }			
D5_EiFOSAA_EIS	(589.0 / 419.0) 563870	(7.99, N/A) (N/A, -0.01, N/A)	18253.8	N/A	4.5384 [4.0000]	113.5% { 104.4% }			
D7_NMeFOSE_EIS	(623.0 / 58.9) 1858303	(10.33, N/A) (N/A, -0.01, N/A)	1845.4	N/A	20.9048 [20.0000]	104.5% { 94.6% }			
D9_NEiFOSE_EIS	(639.0 / 58.9) 2566601	(10.51, N/A) (N/A, -0.01, N/A)	1371.5	N/A	21.8198 [20.0000]	109.1% { 98.7% }			
13C3_HFPODA_EIS	(287.0 / 169.0) 968377	(5.39, N/A) (N/A, 0.00, N/A)	2274.1	N/A	8.0291 [8.0000]	100.4% { 94.2% }			

SECOND-SOURCE CALIBRATION VERIFICATION**EPA 1633****Laboratory:** APPL, LLC**SDG:****Client:** AECOM**Project:** Red Hill AFFF Assessment Sampling / 6069**Calibration:** 2313008**Laboratory ID:** SC01216-SCV1**Sequence:** SC01216**Standard ID:** 23C0366

ANALYTE	EXPECTED (ng/mL)	FOUND (ng/mL)	% DRIFT	QC LIMIT
PFBA	8.00	8.48	5.9	30.00
PFPEA	4.00	4.22	5.5	30.00
PFHXA	2.00	2.08	4.2	30.00
PFHPA	2.00	2.04	1.8	30.00
PFOA	2.00	2.14	6.9	30.00
PFNA	2.00	2.32	15.9	30.00
PFDA	2.00	2.17	8.5	30.00
PFUnA	2.00	2.14	6.9	30.00
PFDOA	2.00	2.17	8.7	30.00
PFTRDA	2.00	2.34	16.8	30.00
PFTEDA	2.00	2.25	12.6	30.00
PFBS	1.77	1.97	11.4	30.00
PFPEs	1.88	2.04	8.5	30.00
PFHXS	1.83	1.93	5.7	30.00
PFHPS	1.91	1.93	1.0	30.00
PFOS	1.86	1.81	-2.6	30.00
PFNS	1.92	1.98	3.0	30.00
PFDS	1.93	2.04	5.8	30.00
PFDOS	1.94	2.05	5.8	30.00
4:2FTS	7.50	7.80	4.0	30.00
6:2FTS	7.60	9.19	20.9	30.00
8:2FTS	7.68	8.30	8.1	30.00
PFOSA	2.00	2.26	12.8	30.00
NMeFOSA	8.00	8.76	9.6	30.00
NEtFOSA	8.00	7.21	-9.9	30.00
NMeFOSAA	2.00	2.00	-0.03	30.00
NEtFOSAA	2.00	1.97	-1.4	30.00

SECOND-SOURCE CALIBRATION VERIFICATION**EPA 1633****Laboratory:** APPL, LLC**SDG:****Client:** AECOM**Project:** Red Hill AFFF Assessment Sampling / 6069**Calibration:** 2313008**Laboratory ID:** SC01216-SCV1**Sequence:** SC01216**Standard ID:** 23C0366

NMeFOSE	8.00	8.73	9.1	30.00
NEtFOSE	8.00	9.19	14.9	30.00
HFPO-DA	4.00	4.28	7.0	30.00
ADONA	3.78	3.99	5.7	30.00
PFEESA	3.56	4.03	13.3	30.00
PFMPA	4.00	4.32	8.1	30.00
PFMBA	4.00	4.28	7.1	30.00
NFDHA	4.00	4.65	16.2	30.00
9CL-PF3ONS	3.74	4.19	12.1	30.00
11CL-PF3OUDS	3.78	4.17	10.2	30.00
3:3FTCA	8.00	8.98	12.3	30.00
5:3FTCA	8.00	8.00	0.05	30.00
7:3FTCA	8.00	8.06	0.8	30.00
13C4-PFBA	8.00	7.53	-5.9	30.00
13C5-PFPEA	4.00	3.67	-8.3	30.00
13C5-PFHXA	2.00	1.79	-10.6	30.00
13C4-PFHPA	2.00	1.89	-5.3	30.00
13C8-PFOA	2.00	1.83	-8.3	30.00
13C9-PFNA	1.00	0.905	-9.5	30.00
13C6-PFDA	1.00	0.952	-4.8	30.00
13C7-PFUnA	1.00	0.919	-8.1	30.00
13C2-PFDOA	1.00	0.900	-10.0	30.00
13C2-PFTEDA	1.00	0.905	-9.5	30.00
13C3-PFBS	2.00	1.95	-2.7	30.00
13C3-PFHXS	2.00	2.00	-0.1	30.00
13C8-PFOS	2.00	1.90	-5.2	30.00
13C2-4:2FTS	4.00	3.91	-2.2	30.00
13C2-6:2FTS	4.00	3.56	-11.0	30.00
13C2-8:2FTS	4.00	3.65	-8.9	30.00

SECOND-SOURCE CALIBRATION VERIFICATION**EPA 1633****Laboratory:** APPL, LLC**SDG:****Client:** AECOM**Project:** Red Hill AFFF Assessment Sampling / 6069**Calibration:** 2313008**Laboratory ID:** SC01216-SCV1**Sequence:** SC01216**Standard ID:** 23C0366

13C8-PFOSA	2.00	1.84	-7.9	30.00
D3-NMEFOSA	2.00	1.85	-7.4	30.00
D5-NETFOSA	2.00	1.98	-1.1	30.00
D3-NMEFOSAA	4.00	3.93	-1.7	30.00
D5-NETFOSAA	4.00	3.56	-11.0	30.00
D7-NMEFOSE	20.0	20.2	1.1	30.00
D9-NETFOSAE	20.0	18.1	-9.3	30.00
13C3-HFPO-DA	8.00	7.84	-2.0	30.00

* Values outside of QC limits



Chemist: DAG
 Instrument: Saphira
 Type: Sciex Q3 5500

Sample I.D.: SC01216-SCV1
 DF, IV: 1, 10.0µL
 Acquisition Method: 1633 2023-03-28.dam

Quant Method: 1633 - S2023-03-28B
 Path: S2023-03-28B (10)
 Acquired: 2023/03/28 - 21:45

Analyte	(Q1 / Q3) Area Counts*min	R.T. (R.T [min], R.R.T.) (ΔRT-[min], ΔRT-CV[min], ΔRT ion[s])	S / N	Ion Ratio IR Vs MP% IR Vs CV%	Concentration [True] ng/mL	Q.C. Rec. {Area%CV}	Primary Transition	Confirmation Transition	Flag
PFBA	(213.0 / 169.0) 1430781	(3.44, 1.00) (0.00, N/A, 0.0)	174.6	N/A 0.0 0.0	8.4753	N/A			
PFPeA	(263.0 / 219.0) 1218034 (263.0 / 69.0) 14001	(4.30, 1.00) (0.00, N/A, -0.1)	2647.9 314.8	0.0115 108.6 108.6	4.2182	N/A			
PFHxA	(313.0 / 269.0) 667815 (313.0 / 119.0) 69359	(5.07, 1.00) (0.00, N/A, 0.3)	1448.5 539.0	0.1039 100.8 100.8	2.0838	N/A			
PFHpA	(363.0 / 319.0) 579951 (363.0 / 169.0) 163907	(5.78, 1.00) (0.00, N/A, 0.1)	4765.0 37117.9	0.2826 89.1 89.1	2.0359	N/A			
PFOA	(413.0 / 369.0) 779078 (413.0 / 169.0) 266353	(6.44, 1.00) (0.00, N/A, 0.1)	1308.4 9637.8	0.3419 99.8 99.8	2.1386	N/A			
PFNA	(463.0 / 419.0) 672361 (463.0 / 169.0) 141579	(7.05, 1.00) (0.00, N/A, -0.2)	5046.0 4414691.9	0.2106 96.4 96.4	2.3175	N/A			
PFDA	(513.0 / 469.0) 853235 (513.0 / 169.0) 82113	(7.63, 1.00) (0.00, N/A, 0.2)	1147.1 1100.9	0.0962 87.8 87.8	2.1698	N/A			
PFUnA	(563.0 / 519.0) 715397 (563.0 / 169.0) 85647	(8.20, 1.00) (0.00, N/A, 0.1)	1239.1 1213.1	0.1197 95.7 95.7	2.1381	N/A			
PFDoA	(613.0 / 569.0) 702548 (613.0 / 169.0) 105523	(8.64, 1.00) (0.00, N/A, 0.0)	1369.6 3187.7	0.1502 96.0 96.0	2.1748	N/A			
PFTrDA	(663.0 / 619.0) 672397 (663.0 / 169.0) 153517	(8.90, 1.03) (N/A, -0.01, 0.0)	2118.7 1369.4	0.2283 96.9 96.9	2.3362	N/A			
PFTeDA	(713.0 / 669.0) 737913 (713.0 / 169.0) 136038	(9.08, 1.00) (0.00, N/A, -0.1)	1551.7 670.5	0.1844 95.0 95.0	2.2517	N/A			



Chemist: DAG
Instrument: Saphira
Type: Sciex Q3 5500

Sample I.D.: SC01216-SCV1
DF, IV: 1, 10.0µL
Acquisition Method: 1633 2023-03-28.dam

Quant Method: 1633 - S2023-03-28B
Path: S2023-03-28B (10)
Acquired: 2023/03/28 - 21:45

Analyte	(Q1 / Q3) Area Counts*min	R.T. (R.T [min], R.R.T.) (Δ RT-[min], Δ RT- CV[min], Δ RT ion[s])	S / N	Ion Ratio IR Vs MP% IR Vs CV%	Concentration [True] ng/mL	Q.C. Rec. {Area%CV}	Primary Transition	Confirmation Transition	Flag
PFBS	(299.0 / 80.0) 1145961 (299.0 / 99.0) 725270	(5.01, 1.00) (0.00, N/A, 0.1)	18080204.0 4496.4	0.6329 94.5 94.5	1.9720	N/A			
PFPeS	(349.0 / 80.0) 1806648 (349.0 / 99.0) 650901	(5.80, 0.89) (N/A, -0.01, -0.2)	241401.7 3823.9	0.3603 101.9 101.9	2.0395	N/A			
PFHxS	(399.0 / 80.0) 1587534 (399.0 / 99.0) 529483	(6.53, 1.00) (0.00, N/A, 0.1)	107729.8 11345019.3	0.3335 98.8 98.8	1.9342	N/A			
PFHpS	(449.0 / 80.0) 1637445 (449.0 / 99.0) 425976	(7.19, 0.92) (N/A, -0.01, 0.0)	6748.1 6829.5	0.2601 90.4 90.4	1.9284	N/A			
PFOS	(499.0 / 80.0) 1920132 (499.0 / 99.0) 426393	(7.82, 1.00) (0.00, N/A, 0.0)	1120.1 508.7	0.2221 97.4 97.4	1.8114	N/A			
PFNS	(549.0 / 80.0) 2112898 (549.0 / 99.0) 506479	(8.40, 1.07) (N/A, -0.01, 0.0)	145068.7 3827.5	0.2397 103.2 103.2	1.9784	N/A			
PFDS	(599.0 / 80.0) 2444966 (599.0 / 99.0) 546114	(8.77, 1.12) (N/A, -0.01, 0.0)	9311.3 4408.7	0.2234 102.3 102.3	2.0425	N/A			
PFDoS	(699.0 / 80.0) 2029826 (699.0 / 99.0) 476684	(9.16, 1.17) (N/A, -0.01, 0.1)	3438.7 1522.6	0.2348 104.6 104.6	2.0526	N/A			
4:2FTS	(327.0 / 307.0) 2117893 (327.0 / 81.0) 1295948	(4.86, 1.00) (0.00, N/A, -0.1)	2665.4 948.1	0.6119 98.7 98.7	7.7993	N/A			
6:2FTS	(427.0 / 407.0) 1280628 (427.0 / 81.0) 960772	(6.20, 1.00) (0.00, N/A, 0.0)	2089.3 1360.6	0.7502 104.8 104.8	9.1903	N/A			
8:2FTS	(527.0 / 507.0) 1304178 (527.0 / 81.0) 951340	(7.38, 1.00) (0.00, N/A, 0.1)	1915.6 2028.6	0.7295 102.6 102.6	8.3022	N/A			

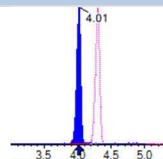
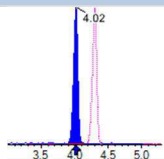
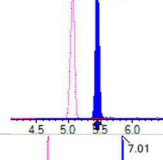
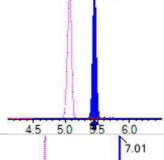
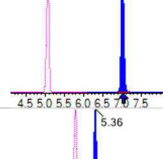
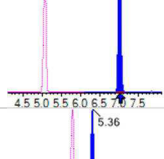
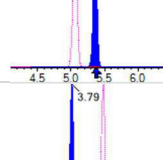
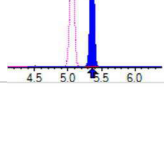
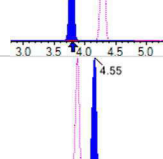
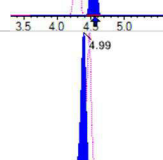
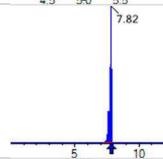

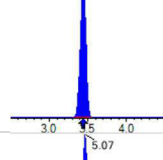
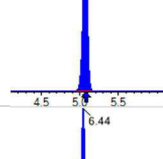
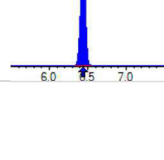
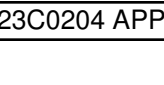


Chemist: DAG
 Instrument: Saphira
 Type: Sciex Q3 5500

Sample I.D.: SC01216-SCV1
 DF, IV: 1, 10.0µL
 Acquisition Method: 1633 2023-03-28.dam

Quant Method: 1633 - S2023-03-28B
 Path: S2023-03-28B (10)
 Acquired: 2023/03/28 - 21:45

Analyte	(Q1 / Q3) Area Counts*min	R.T. (R.T [min], R.R.T.) (ΔRT-[min], ΔRT-CV[min], ΔRT ion[s])	S / N	Ion Ratio IR Vs MP% IR Vs CV%	Concentration [True] ng/mL	Q.C. Rec. {Area%CV}	Primary Transition	Confirmation Transition	Flag
PFOSA	(498.0 / 78.0) 3181655 (498.0 / 478.0) 70071	(9.79, 1.00) (0.00, N/A, 0.0)	3346.3 533.1	0.0220 96.5 96.5	2.2561	N/A			
NMeFOSA	(512.0 / 219.0) 2816692 (512.0 / 169.0) 2055639	(10.39, 1.00) (0.00, N/A, 0.0)	7467.6 6604.6	0.7298 84.8 84.8	8.7650	N/A			
NEIFOSA	(526.0 / 219.0) 2645265 (526.0 / 169.0) 2873206	(10.56, 1.00) (0.01, N/A, 0.0)	7897.4 5093.1	1.0862 86.0 86.0	7.2060	N/A			
NMeFOSAA	(570.0 / 419.0) 389447 (570.0 / 483.0) 169589	(7.79, 1.00) (0.01, N/A, 0.3)	1236.8 356.0	0.4355 89.1 89.1	1.9995	N/A			
NEIFOSAA	(584.0 / 419.0) 297067 (584.0 / 526.0) 190296	(8.08, 1.00) (0.01, N/A, -0.4)	38945.5 1467.3	0.6406 109.2 109.2	1.9724	N/A			
NMeFOSE	(616.0 / 59.0) 1210353	(10.33, 1.00) (0.01, N/A, 0.0)	2096.1	N/A 0.0 0.0	8.7303	N/A			
NEtFOSE	(630.0 / 59.0) 1393452	(10.50, 1.00) (0.01, N/A, 0.0)	2343.4	N/A 0.0 0.0	9.1941	N/A			
HFPO-DA	(285.0 / 169.0) 679008 (285.0 / 185.0) 1755993	(5.32, 1.00) (0.00, N/A, 0.1)	1475.8 2125.6	2.5861 91.6 91.6	4.2796	N/A			
ADONA	(377.0 / 85.0) 2449198 (377.0 / 251.0) 252638	(6.04, 1.14) (N/A, -0.01, 0.0)	3129.5 2858.1	0.1032 99.0 99.0	3.9942	N/A			
9CI-Pf3ONS	(531.0 / 351.0) 7000121 (533.0 / 353.0) 1988939	(8.27, 1.56) (N/A, -0.01, 0.0)	4364.1 3145.3	0.2841 93.4 93.4	4.1908	N/A			
11CI-PF3OUDS	(631.0 / 451.0) 4470712 (633.0 / 453.0) 1493317	(8.95, 1.68) (N/A, -0.01, 0.1)	5056.6 3611.8	0.3340 98.4 98.4	4.1668	N/A			

Analyte	(Q1 / Q3) Area Counts*min	R.T. (R.T [min], R.R.T.) (Δ RT-[min], Δ RT- CV[min], Δ RT ion[s])	S / N	Ion Ratio IR Vs MP% IR Vs CV%	Concentration [True] ng/mL	Q.C. Rec. {Area%CV}	Primary Transition	Confirmation Transition	Flag
3:3FTCA	(241.0 / 177.0) 70758 (241.0 / 117.0) 150713	(4.01, 0.93) (N/A, 0.00, 0.0)	592.4 642.0	2.1300 94.1 94.1	8.9817	N/A			
5:3FTCA	(341.0 / 236.7) 450352 (341.0 / 217.0) 784387	(5.45, 1.08) (N/A, -0.01, -0.1)	937.9 1022.1	1.7417 104.5 104.5	8.0041	N/A			
7:3FTCA	(441.0 / 317.0) 723636 (441.0 / 337.0) 671928	(7.01, 1.38) (N/A, -0.01, -0.2)	997.1 1122.9	0.9285 111.8 111.8	8.0631	N/A			
PFEESA	(315.0 / 135.0) 1563461 (315.0 / 83.0) 419137	(5.36, 1.06) (N/A, -0.01, -0.1)	4111.1 1108.9	0.2681 106.0 106.0	4.0319	N/A			
PFMPA	(229.0 / 85.0) 290010	(3.79, 0.88) (N/A, 0.00, 0.0)	2257.5	N/A 0.0 0.0	4.3229	N/A			
PFMBA	(279.0 / 85.0) 965415	(4.55, 1.06) (N/A, 0.00, 0.0)	2508.7	N/A 0.0 0.0	4.2828	N/A			
NFDHA	(295.0 / 201.0) 887141 (295.0 / 85.0) 896714	(4.99, 0.99) (N/A, 0.00, 0.1)	2141.5 1923.8	1.0108 101.4 101.4	4.6480	N/A			
TDCA	(499.0 / 80.0) 1909971	(7.82, 1.00) (N/A, -0.01, 0.0)	80313.7	N/A 0.0 0.0	1.9324	N/A			
13C3_PFBA_IIS	(216.0 / 172.0) 196552	(3.44, N/A) (N/A, -0.01, N/A)	1529.5	N/A	1.0115 [1.0000]	101.2% { 99.0% }			
13C2_PFHxA_IIS	(315.0 / 270.0) 280978	(5.07, N/A) (N/A, 0.00, N/A)	1373.1	N/A	1.0460 [1.0000]	104.6% { 107.2% }			
13C4_PFOA_IIS	(417.0 / 372.0) 455621	(6.44, N/A) (N/A, -0.01, N/A)	5995.0	N/A	1.0131 [1.0000]	101.3% { 98.0% }			

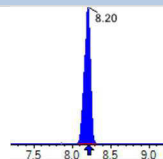
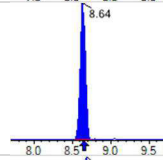
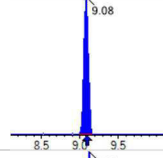
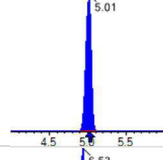
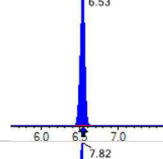
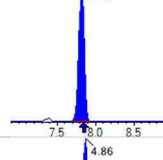
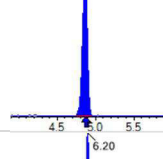
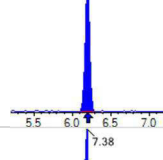
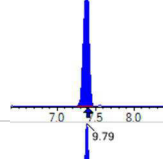
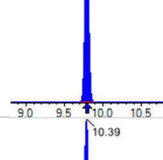
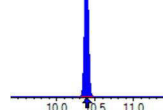


Chemist: DAG
 Instrument: Saphira
 Type: Sciex Q3 5500

Sample I.D.: SC01216-SCV1
 DF, IV: 1, 10.0µL
 Acquisition Method: 1633 2023-03-28.dam

Quant Method: 1633 - S2023-03-28B
 Path: S2023-03-28B (10)
 Acquired: 2023/03/28 - 21:45

Analyte	(Q1 / Q3) Area Counts*min	R.T. (R.T [min], R.R.T.) (ΔRT-I[min], ΔRT-CV[min], ΔRT ion[s])	S / N	Ion Ratio IR Vs MP% IR Vs CV%	Concentration [True] ng/mL	Q.C. Rec. {Area%CV}	Primary Transition	Confirmation Transition	Flag
13C5_PFNA_IIS	(468.0 / 423.0) 397328	(7.05, N/A) (N/A, -0.01, N/A)	1463.4	N/A	0.9878 [1.0000]	98.8% { 99.8% }			
13C2_PFDA_IIS	(515.0 / 470.1) 404906	(7.64, N/A) (N/A, -0.01, N/A)	3804.5	N/A	1.0000 [1.0000]	100.0% { 91.7% }			
18O2_PFHxS_IIS	(403.0 / 83.9) 613028	(6.53, N/A) (N/A, -0.01, N/A)	2486.1	N/A	0.9540 [1.0000]	95.4% { 96.8% }			
13C4_PFOS_IIS	(503.0 / 79.9) 846371	(7.82, N/A) (N/A, -0.01, N/A)	1954.6	N/A	1.0716 [1.0000]	107.2% { 103.0% }			
13C4_PFBA_EIS	(217.0 / 172.0) 1545721	(3.44, N/A) (N/A, -0.01, N/A)	5925.1	N/A	7.5285 [8.0000]	94.1% { 93.6% }			
13C5_PFPeA_EIS	(268.0 / 223.0) 1212363	(4.30, N/A) (N/A, 0.00, N/A)	3145.1	N/A	3.6688 [4.0000]	91.7% { 93.6% }			
13C5_PFHxA_EIS	(318.0 / 273.0) 718545	(5.07, N/A) (N/A, 0.00, N/A)	2491.8	N/A	1.7881 [2.0000]	89.4% { 95.8% }			
13C4_PFHpA_EIS	(367.0 / 322.0) 632626	(5.78, N/A) (N/A, -0.01, N/A)	2591.1	N/A	1.8934 [2.0000]	94.7% { 97.9% }			
13C8_PFOA_EIS	(421.0 / 376.0) 764743	(6.44, N/A) (N/A, -0.01, N/A)	2966.6	N/A	1.8340 [2.0000]	91.7% { 93.5% }			
13C9_PFNA_EIS	(472.0 / 427.0) 329291	(7.05, N/A) (N/A, -0.01, N/A)	2716.1	N/A	0.9052 [1.0000]	90.5% { 91.1% }			
13C6_PFDA_EIS	(519.0 / 474.0) 414766	(7.64, N/A) (N/A, -0.01, N/A)	2090.9	N/A	0.9522 [1.0000]	95.2% { 94.5% }			

Analyte	(Q1 / Q3) Area Counts*min	R.T. (R.T [min], R.R.T.) (Δ RT-[min], Δ RT- CV[min], Δ RT ion[s])	S / N	Ion Ratio IR Vs MP% IR Vs CV%	Concentration [True] ng/mL	Q.C. Rec. {Area%CV}	Primary Transition	Confirmation Transition	Flag
13C7_PFUa_EIS	(570.0 / 525.0) 416729	(8.20, N/A) (N/A, -0.01, N/A)	1547.5	N/A	0.9186 [1.0000]	91.9% { 91.8% }			
13C2_PFDa_EIS	(615.0 / 570.0) 385905	(8.64, N/A) (N/A, -0.01, N/A)	1252.0	N/A	0.9004 [1.0000]	90.0% { 95.4% }			
13C2_PFTeDA_EIS	(715.0 / 670.0) 380728	(9.08, N/A) (N/A, -0.01, N/A)	1832.0	N/A	0.9045 [1.0000]	90.5% { 90.3% }			
13C3_PFBs_EIS	(302.0 / 80.0) 1760055	(5.01, N/A) (N/A, 0.00, N/A)	2888.7	N/A	1.9450 [2.0000]	97.3% { 91.8% }			
13C3_PFHxS_EIS	(402.0 / 80.0) 1025350	(6.53, N/A) (N/A, -0.01, N/A)	2671.1	N/A	1.9979 [2.0000]	99.9% { 95.1% }			
13C8_PFOS_EIS	(507.0 / 80.0) 1897175	(7.82, N/A) (N/A, -0.01, N/A)	1523.0	N/A	1.8963 [2.0000]	94.8% { 101.5% }			
13C2_4:2FTS_EIS	(329.0 / 81.0) 358853	(4.86, N/A) (N/A, 0.00, N/A)	802.8	N/A	3.9119 [4.0000]	97.8% { 92.7% }			
13C2_6:2FTS_EIS	(429.0 / 81.0) 379482	(6.20, N/A) (N/A, -0.01, N/A)	620.3	N/A	3.5588 [4.0000]	89.0% { 82.9% }			
13C2_8:2FTS_EIS	(529.0 / 81.0) 438555	(7.38, N/A) (N/A, -0.01, N/A)	1267.0	N/A	3.6455 [4.0000]	91.1% { 90.5% }			
13C8_PFOsa_EIS	(506.0 / 78.0) 3389876	(9.79, N/A) (N/A, -0.01, N/A)	6929.0	N/A	1.8420 [2.0000]	92.1% { 95.3% }			
D3_NMeFOsa_EIS	(515.0 / 169.0) 758850	(10.39, N/A) (N/A, -0.01, N/A)	2924.2	N/A	1.8517 [2.0000]	92.6% { 95.0% }			



Chemist: DAG
 Instrument: Saphira
 Type: Sciex Q3 5500

Sample I.D.: SC01216-SCV1
 DF, IV: 1, 10.0µL
 Acquisition Method: 1633 2023-03-28.dam

Quant Method: 1633 - S2023-03-28B
 Path: S2023-03-28B (10)
 Acquired: 2023/03/28 - 21:45

Analyte	(Q1 / Q3) Area Counts*min	R.T. (R.T [min] , R.R.T.) (ΔRT-I[min], ΔRT- CV[min], ΔRT ion[s])	S / N	Ion Ratio IR Vs MP% IR Vs CV%	Concentration [True] ng/mL	Q.C. Rec. {Area%CV}	Primary Transition	Confirmation Transition	Flag
D5_NEiFOSA_EIS	(531.0 / 169.0) 699460	(10.55 , N/A) (N/A , -0.01 , N/A)	3169.7	N/A	1.9775 [2.0000]	98.9% { 99.2% }			
D3_MeFOSAA_EIS	(573.0 / 419.0) 887714	(7.78 , N/A) (N/A , -0.01 , N/A)	2261.1	N/A	3.9316 [4.0000]	98.3% { 106.1% }			
D5_EiFOSAA_EIS	(589.0 / 419.0) 637839	(8.07 , N/A) (N/A , -0.01 , N/A)	7245945.2	N/A	3.5606 [4.0000]	89.0% { 92.1% }			
D7_NMeFOSE_EIS	(623.0 / 58.9) 2539588	(10.32 , N/A) (N/A , -0.01 , N/A)	2648.6	N/A	20.2145 [20.0000]	101.1% { 103.3% }			
D9_NEiFOSE_EIS	(639.0 / 58.9) 3004231	(10.49 , N/A) (N/A , -0.01 , N/A)	1668.3	N/A	18.1363 [20.0000]	90.7% { 87.2% }			
13C3_HFPODA_EIS	(287.0 / 169.0) 1502643	(5.31 , N/A) (N/A , -0.01 , N/A)	3570.7	N/A	7.8377 [8.0000]	98.0% { 99.2% }			

SECOND-SOURCE CALIBRATION VERIFICATION**EPA 1633****Laboratory:** APPL, LLC**SDG:****Client:** AECOM**Project:** Red Hill AFFF Assessment Sampling / 6069**Calibration:** 2315001**Laboratory ID:** SC01366-SCV1**Sequence:** SC01366**Standard ID:** 23C0366

ANALYTE	EXPECTED (ng/mL)	FOUND (ng/mL)	% DRIFT	QC LIMIT
PFBA	8.00	8.71	8.9	30.00
PFPEA	4.00	4.40	10.0	30.00
PFHXA	2.00	2.06	3.1	30.00
PFHPA	2.00	2.38	18.8	30.00
PFOA	2.00	2.12	6.1	30.00
PFNA	2.00	2.01	0.4	30.00
PFDA	2.00	1.96	-1.8	30.00
PFUnA	2.00	1.96	-2.2	30.00
PFDOA	2.00	2.31	15.6	30.00
PFTRDA	2.00	2.26	13.1	30.00
PFTEDA	2.00	2.34	16.8	30.00
PFBS	1.77	1.97	11.1	30.00
PFPEs	1.88	2.05	9.1	30.00
PFHXS	1.83	1.93	5.5	30.00
PFHPS	1.91	2.04	6.8	30.00
PFOS	1.86	1.86	-0.1	30.00
PFNS	1.92	2.06	7.4	30.00
PFDS	1.93	2.15	11.6	30.00
PFDOS	1.94	2.08	7.1	30.00
4:2FTS	7.50	7.62	1.6	30.00
6:2FTS	7.60	8.60	13.2	30.00
8:2FTS	7.68	8.09	5.3	30.00
PFOSA	2.00	2.18	9.2	30.00
NMeFOSA	8.00	9.10	13.7	30.00
NEtFOSA	8.00	7.46	-6.8	30.00
NMeFOSAA	2.00	2.19	9.5	30.00
NEtFOSAA	2.00	2.25	12.7	30.00

SECOND-SOURCE CALIBRATION VERIFICATION**EPA 1633****Laboratory:** APPL, LLC**SDG:****Client:** AECOM**Project:** Red Hill AFFF Assessment Sampling / 6069**Calibration:** 2315001**Laboratory ID:** SC01366-SCV1**Sequence:** SC01366**Standard ID:** 23C0366

NMeFOSE	8.00	9.16	14.5	30.00
NEtFOSE	8.00	8.96	12.0	30.00
HFPO-DA	4.00	4.60	14.9	30.00
ADONA	3.78	4.80	27.0	30.00
PFEESA	3.56	4.20	17.9	30.00
PFMPA	4.00	4.56	14.0	30.00
PFMBA	4.00	4.75	18.7	30.00
NFDHA	4.00	4.62	15.5	30.00
9CL-PF3ONS	3.74	4.33	15.8	30.00
11CL-PF3OUDS	3.78	4.39	16.2	30.00
3:3FTCA	8.00	8.33	4.1	30.00
5:3FTCA	8.00	9.29	16.1	30.00
7:3FTCA	8.00	8.39	4.8	30.00
13C4-PFBA	8.00	7.50	-6.2	30.00
13C5-PFPEA	4.00	3.98	-0.6	30.00
13C5-PFHXA	2.00	2.01	0.5	30.00
13C4-PFHPA	2.00	1.95	-2.4	30.00
13C8-PFOA	2.00	1.78	-11.1	30.00
13C9-PFNA	1.00	1.05	4.9	30.00
13C6-PFDA	1.00	0.987	-1.3	30.00
13C7-PFUnA	1.00	1.08	8.0	30.00
13C2-PFDOA	1.00	0.976	-2.4	30.00
13C2-PFTEDA	1.00	0.916	-8.4	30.00
13C3-PFBS	2.00	1.88	-5.9	30.00
13C3-PFHXS	2.00	1.86	-7.2	30.00
13C8-PFOS	2.00	1.77	-11.7	30.00
13C2-4:2FTS	4.00	4.19	4.7	30.00
13C2-6:2FTS	4.00	3.66	-8.4	30.00
13C2-8:2FTS	4.00	3.48	-13.0	30.00

SECOND-SOURCE CALIBRATION VERIFICATION**EPA 1633****Laboratory:** APPL, LLC**SDG:****Client:** AECOM**Project:** Red Hill AFFF Assessment Sampling / 6069**Calibration:** 2315001**Laboratory ID:** SC01366-SCV1**Sequence:** SC01366**Standard ID:** 23C0366

13C8-PFOSA	2.00	1.72	-13.8	30.00
D3-NMEFOSA	2.00	1.69	-15.5	30.00
D5-NETFOSA	2.00	1.88	-6.1	30.00
D3-NMEFOSAA	4.00	3.66	-8.5	30.00
D5-NETFOSAA	4.00	3.30	-17.4	30.00
D7-NMEFOSE	20.0	17.4	-13.0	30.00
D9-NETFOSAE	20.0	18.5	-7.6	30.00
13C3-HFPO-DA	8.00	7.88	-1.5	30.00

* Values outside of QC limits



Chemist: DAG
 Instrument: Saphira
 Type: Sciex Q3 5500

Sample I.D.: SC01366-SCV1
 DF, IV: 1, 10.0µL
 Acquisition Method: 1633 2023-03-28.dam

Quant Method: 1633 - S2023-04-07A
 Path: S2023-04-07A (10)
 Acquired: 2023/04/07 - 15:51

Analyte	(Q1 / Q3) Area Counts*min	R.T. (R.T [min], R.R.T.) (Δ RT-[min], Δ RT-CV[min], Δ RT ion[s])	S / N	Ion Ratio IR Vs MP% IR Vs CV%	Concentration [True] ng/mL	Q.C. Rec. {Area%CV}	Primary Transition	Confirmation Transition	Flag
PFBA	(213.0 / 169.0) 974387	(3.42, 1.00) (0.00, N/A, 0.0)	207.1	N/A 0.0 0.0	8.7107	N/A			
PFPeA	(263.0 / 219.0) 864381 (263.0 / 69.0) 11187	(4.29, 1.00) (0.00, N/A, 0.2)	2399.6 222.7	0.0129 105.1 105.1	4.4003	N/A			
PFHxA	(313.0 / 269.0) 507916 (313.0 / 119.0) 50251	(5.14, 1.00) (0.00, N/A, 0.2)	1543.9 3348.5	0.0989 97.9 97.9	2.0618	N/A			
PFHpA	(363.0 / 319.0) 507612 (363.0 / 169.0) 153481	(5.79, 1.00) (0.00, N/A, 0.0)	17472.9 7554.6	0.3024 101.9 101.9	2.3760	N/A			
PFOA	(413.0 / 369.0) 635762 (413.0 / 169.0) 214976	(6.43, 1.00) (0.00, N/A, 0.1)	1341.1 9545.0	0.3381 100.5 100.5	2.1217	N/A			
PFNA	(463.0 / 419.0) 565319 (463.0 / 169.0) 130545	(7.04, 1.00) (0.00, N/A, 0.1)	5446.9 3579.8	0.2309 102.7 102.7	2.0071	N/A			
PFDA	(513.0 / 469.0) 653192 (513.0 / 169.0) 84467	(7.61, 1.00) (0.00, N/A, 0.1)	1443.2 150387.6	0.1293 107.4 107.4	1.9640	N/A			
PFUnA	(563.0 / 519.0) 620603 (563.0 / 169.0) 81958	(8.14, 1.00) (0.00, N/A, 0.0)	1434.4 1047.7	0.1321 127.9 127.9	1.9553	N/A			
PFDoA	(613.0 / 569.0) 581986 (613.0 / 169.0) 96646	(8.60, 1.00) (0.00, N/A, -0.1)	1909.9 1175.5	0.1661 111.1 111.1	2.3128	N/A			
PFTrDA	(663.0 / 619.0) 527154 (663.0 / 169.0) 139194	(8.87, 1.03) (N/A, -0.01, -0.1)	1946.0 1086.6	0.2640 103.0 103.0	2.2626	N/A			
PFTeDA	(713.0 / 669.0) 545061 (713.0 / 169.0) 114112	(9.06, 1.00) (0.00, N/A, 0.0)	1744.1 727.0	0.2094 105.0 105.0	2.3355	N/A			

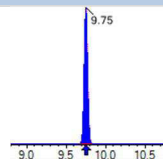
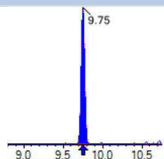
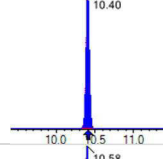
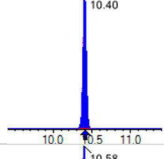
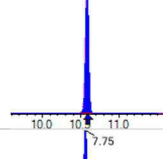
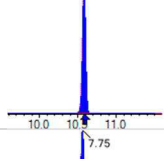
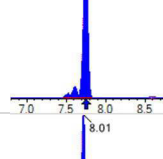
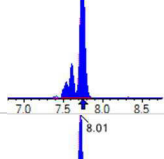
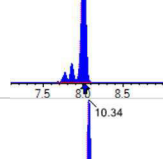
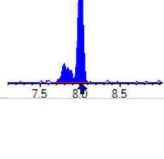
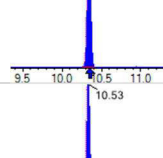
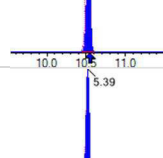
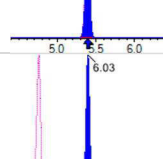
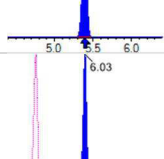
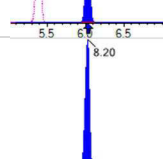
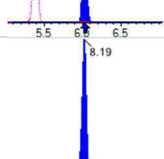
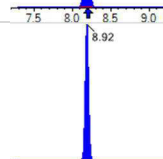
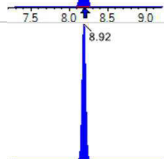

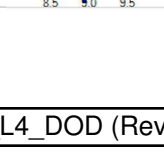


Chemist: DAG
Instrument: Saphira
Type: Sciex Q3 5500

Sample I.D.: SC01366-SCV1
DF, IV: 1, 10.0µL
Acquisition Method: 1633 2023-03-28.dam

Quant Method: 1633 - S2023-04-07A
Path: S2023-04-07A (10)
Acquired: 2023/04/07 - 15:51

Analyte	(Q1 / Q3) Area Counts*min	R.T. (R.T [min], R.R.T.) (ΔRT-[min], ΔRT-CV[min], ΔRT ion[s])	S / N	Ion Ratio IR Vs MP% IR Vs CV%	Concentration [True] ng/mL	Q.C. Rec. {Area%CV}	Primary Transition	Confirmation Transition	Flag
PFBS	(299.0 / 80.0) 806702 (299.0 / 99.0) 515984	(5.09, 1.00) (0.00, N/A, -0.1)	57642.7 3342.8	0.6396 97.5 97.5	1.9667	N/A			
PFPeS	(349.0 / 80.0) 1487348 (349.0 / 99.0) 546876	(5.81, 0.89) (N/A, 0.00, 0.0)	1904499.1 17314.3	0.3677 108.2 108.2	2.0516	N/A			
PFHxS	(399.0 / 80.0) 1147292 (399.0 / 99.0) 409371	(6.51, 1.00) (0.00, N/A, 0.0)	1686.2 7848.3	0.3568 99.7 99.7	1.9307	N/A			
PFHpS	(449.0 / 80.0) 1439766 (449.0 / 99.0) 406390	(7.17, 0.92) (N/A, 0.00, 0.0)	19427297.5 12657854.1	0.2823 100.4 100.4	2.0396	N/A			
PFOS	(499.0 / 80.0) 1787589 (499.0 / 99.0) 421486	(7.78, 1.00) (0.00, N/A, 0.1)	110095.4 3973.0	0.2358 108.6 108.6	1.8574	N/A			
PFNS	(549.0 / 80.0) 1750061 (549.0 / 99.0) 456211	(8.33, 1.07) (N/A, -0.01, 0.1)	25143.3 81121.7	0.2607 102.4 102.4	2.0627	N/A			
PFDS	(599.0 / 80.0) 2212460 (599.0 / 99.0) 504836	(8.73, 1.12) (N/A, -0.01, 0.0)	5734.3 6429.8	0.2282 95.4 95.4	2.1529	N/A			
PFDoS	(699.0 / 80.0) 1721070 (699.0 / 99.0) 401335	(9.13, 1.17) (N/A, -0.01, 0.1)	3259.1 1436.0	0.2332 104.1 104.1	2.0782	N/A			
4:2FTS	(327.0 / 307.0) 1369029 (327.0 / 81.0) 786889	(4.91, 1.00) (0.00, N/A, -0.1)	2353.3 1790.9	0.5748 95.3 95.3	7.6217	N/A			
6:2FTS	(427.0 / 407.0) 901610 (427.0 / 81.0) 641806	(6.19, 1.00) (0.00, N/A, 0.0)	3947.1 2839.2	0.7118 100.3 100.3	8.6038	N/A			
8:2FTS	(527.0 / 507.0) 910191 (527.0 / 81.0) 679896	(7.36, 1.00) (0.00, N/A, 0.1)	3182.7 3825.1	0.7470 97.7 97.7	8.0889	N/A			

Analyte	(Q1 / Q3) Area Counts*min	R.T. (R.T [min], R.R.T.) (Δ RT-[min], Δ RT- CV[min], Δ RT ion[s])	S / N	Ion Ratio IR Vs MP% IR Vs CV%	Concentration [True] ng/mL	Q.C. Rec. {Area%CV}	Primary Transition	Confirmation Transition	Flag
PFOSA	(498.0 / 78.0) 2592347 (498.0 / 478.0) 58387	(9.75, 1.00) (0.00, N/A, 0.0)	4509.6 770.9	0.0225 92.2 92.2	2.1848	N/A			
NMeFOSA	(512.0 / 219.0) 2316479 (512.0 / 169.0) 1683648	(10.40, 1.00) (0.00, N/A, 0.0)	8916.2 5515.1	0.7268 85.6 85.6	9.0960	N/A			
NEIFOSA	(526.0 / 219.0) 2282363 (526.0 / 169.0) 2344865	(10.58, 1.00) (0.01, N/A, 0.0)	7619.6 8829.3	1.0274 81.6 81.6	7.4566	N/A			
NMeFOSAA	(570.0 / 419.0) 332875 (570.0 / 483.0) 163075	(7.75, 1.00) (0.00, N/A, 0.1)	23833.8 276.1	0.4899 95.3 95.3	2.1895	N/A			
NEIFOSAA	(584.0 / 419.0) 270614 (584.0 / 526.0) 158082	(8.01, 1.00) (0.01, N/A, -0.1)	451.5 685.0	0.5842 95.6 95.6	2.2541	N/A			
NMeFOSE	(616.0 / 59.0) 976496	(10.34, 1.00) (0.01, N/A, 0.0)	1934.7	N/A 0.0 0.0	9.1607	N/A			
NEtFOSE	(630.0 / 59.0) 1266539	(10.53, 1.00) (0.01, N/A, 0.0)	1682.0	N/A 0.0 0.0	8.9615	N/A			
HFPO-DA	(285.0 / 169.0) 563567 (285.0 / 185.0) 1534676	(5.39, 1.00) (0.00, N/A, 0.0)	1702.6 2930.1	2.7231 92.9 92.9	4.5960	N/A			
ADONA	(377.0 / 85.0) 2152743 (377.0 / 251.0) 204197	(6.03, 1.12) (N/A, 0.00, 0.0)	3642.8 7925.4	0.0949 91.4 91.4	4.8022	N/A			
9CI-Pf3ONS	(531.0 / 351.0) 5755614 (533.0 / 353.0) 1815685	(8.20, 1.52) (N/A, 0.00, 0.1)	3586.6 2539.0	0.3155 97.8 97.8	4.3309	N/A			
11CI-PF3OUDS	(631.0 / 451.0) 3847923 (633.0 / 453.0) 1351492	(8.92, 1.65) (N/A, -0.01, 0.0)	3378.0 2831.4	0.3512 102.9 102.9	4.3939	N/A			



Chemist: DAG
 Instrument: Saphira
 Type: Sciex Q3 5500

Sample I.D.: SC01366-SCV1
 DF, IV: 1, 10.0µL
 Acquisition Method: 1633 2023-03-28.dam

Quant Method: 1633 - S2023-04-07A
 Path: S2023-04-07A (10)
 Acquired: 2023/04/07 - 15:51

Analyte	(Q1 / Q3) Area Counts*min	R.T. (R.T [min], R.R.T.) (ΔRT-[min], ΔRT-CV[min], ΔRT ion[s])	S / N	Ion Ratio IR Vs MP% IR Vs CV%	Concentration [True] ng/mL	Q.C. Rec. {Area%CV}	Primary Transition	Confirmation Transition	Flag
3:3FTCA	(241.0 / 177.0) 69980 (241.0 / 117.0) 106123	(4.01, 0.94) (N/A, 0.00, 0.1)	1278.6 633.9	1.5165 98.5 98.5	8.3277	N/A			
5:3FTCA	(341.0 / 236.7) 396011 (341.0 / 217.0) 617845	(5.57, 1.08) (N/A, -0.01, 0.0)	1327.7 985.5	1.5602 83.4 83.4	9.2910	N/A			
7:3FTCA	(441.0 / 317.0) 651016 (441.0 / 337.0) 541519	(7.03, 1.37) (N/A, 0.00, 0.1)	1149.6 1742.4	0.8318 101.0 101.0	8.3869	N/A			
PFEESA	(315.0 / 135.0) 1357379 (315.0 / 83.0) 281173	(5.44, 1.06) (N/A, 0.00, 0.0)	5161.4 646.9	0.2071 86.6 86.6	4.1980	N/A			
PFMPA	(229.0 / 85.0) 199875	(3.77, 0.88) (N/A, 0.00, 0.0)	3191.8	N/A 0.0 0.0	4.5599	N/A			
PFMBA	(279.0 / 85.0) 651283	(4.57, 1.06) (N/A, -0.01, 0.0)	3863.6	N/A 0.0 0.0	4.7477	N/A			
NFDHA	(295.0 / 201.0) 574450 (295.0 / 85.0) 568619	(5.06, 0.98) (N/A, 0.00, 0.0)	3850.6 3233.6	0.9898 101.4 101.4	4.6211	N/A			
TDCA	(499.0 / 80.0) 1668507	(7.77, 1.00) (N/A, 0.00, 0.0)	19655.9	N/A 0.0 0.0	2.0625	N/A			
13C3_PFBa_IIS	(216.0 / 172.0) 127910	(3.42, N/A) (N/A, 0.00, N/A)	1553.1	N/A	1.1220 [1.0000]	112.2% { 119.3% }			
13C2_PFHxA_IIS	(315.0 / 270.0) 133161	(5.14, N/A) (N/A, -0.01, N/A)	19818.0	N/A	0.9649 [1.0000]	96.5% { 115.6% }			
13C4_PFOA_IIS	(417.0 / 372.0) 329554	(6.43, N/A) (N/A, 0.00, N/A)	2821.0	N/A	1.0610 [1.0000]	106.1% { 118.5% }			

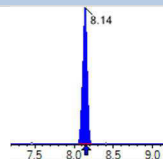
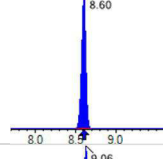
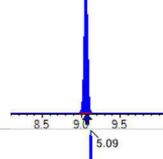
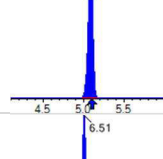
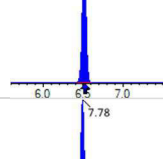
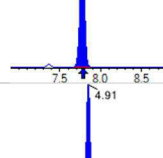
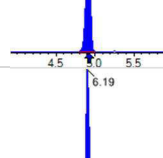
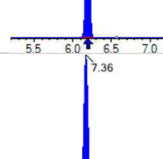
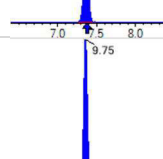
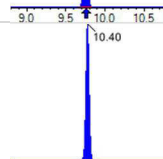



Chemist: DAG
 Instrument: Saphira
 Type: Sciex Q3 5500

Sample I.D.: SC01366-SCV1
 DF, IV: 1, 10.0µL
 Acquisition Method: 1633 2023-03-28.dam

Quant Method: 1633 - S2023-04-07A
 Path: S2023-04-07A (10)
 Acquired: 2023/04/07 - 15:51

Analyte	(Q1 / Q3) Area Counts*min	R.T. (R.T [min], R.R.T.) (ΔRT-[min], ΔRT-CV[min], ΔRT ion[s])	S / N	Ion Ratio IR Vs MP% IR Vs CV%	Concentration [True] ng/mL	Q.C. Rec. {Area%CV}	Primary Transition	Confirmation Transition	Flag
13C5_PFNA_IIS	(468.0 / 423.0) 304916	(7.04, N/A) (N/A, 0.00, N/A)	3402.8	N/A	1.0343 [1.0000]	103.4% { 111.7% }			
13C2_PFDA_IIS	(515.0 / 470.1) 311572	(7.61, N/A) (N/A, 0.00, N/A)	2255.7	N/A	1.0051 [1.0000]	100.5% { 113.7% }			
18O2_PFHxS_IIS	(403.0 / 83.9) 467501	(6.51, N/A) (N/A, 0.00, N/A)	3682.8	N/A	1.0422 [1.0000]	104.2% { 111.1% }			
13C4_PFOS_IIS	(503.0 / 79.9) 787042	(7.77, N/A) (N/A, 0.00, N/A)	2274.5	N/A	1.1309 [1.0000]	113.1% { 129.8% }			
13C4_PFBA_EIS	(217.0 / 172.0) 1029345	(3.42, N/A) (N/A, 0.00, N/A)	4731.8	N/A	7.5037 [8.0000]	93.8% { 109.0% }			
13C5_PFPeA_EIS	(268.0 / 223.0) 836286	(4.29, N/A) (N/A, -0.01, N/A)	2951.5	N/A	3.9780 [4.0000]	99.4% { 101.0% }			
13C5_PFHxA_EIS	(318.0 / 273.0) 511894	(5.14, N/A) (N/A, 0.00, N/A)	3221.7	N/A	2.0092 [2.0000]	100.5% { 105.1% }			
13C4_PFHpA_EIS	(367.0 / 322.0) 498081	(5.79, N/A) (N/A, 0.00, N/A)	2773.3	N/A	1.9523 [2.0000]	97.6% { 99.8% }			
13C8_PFOA_EIS	(421.0 / 376.0) 603381	(6.43, N/A) (N/A, 0.00, N/A)	12365.4	N/A	1.7786 [2.0000]	88.9% { 107.4% }			
13C9_PFNA_EIS	(472.0 / 427.0) 311694	(7.04, N/A) (N/A, 0.00, N/A)	10781.4	N/A	1.0493 [1.0000]	104.9% { 115.4% }			
13C6_PFDA_EIS	(519.0 / 474.0) 335812	(7.60, N/A) (N/A, 0.00, N/A)	291137.1	N/A	0.9867 [1.0000]	98.7% { 101.5% }			

Analyte	(Q1 / Q3) Area Counts*min	R.T. (R.T [min], R.R.T.) (Δ RT-[min], Δ RT- CV[min], Δ RT ion[s])	S / N	Ion Ratio IR Vs MP% IR Vs CV%	Concentration [True] ng/mL	Q.C. Rec. {Area%CV}	Primary Transition	Confirmation Transition	Flag
13C7_PFUa_EIS	(570.0 / 525.0) 354265	(8.14, N/A) (N/A, -0.01, N/A)	1801.9	N/A	1.0798 [1.0000]	108.0% { 111.6% }			
13C2_PFDa_EIS	(615.0 / 570.0) 289570	(8.60, N/A) (N/A, 0.00, N/A)	3052.9	N/A	0.9760 [1.0000]	97.6% { 108.6% }			
13C2_PFTeDA_EIS	(715.0 / 670.0) 260269	(9.06, N/A) (N/A, -0.01, N/A)	1641.3	N/A	0.9159 [1.0000]	91.6% { 92.4% }			
13C3_PFBs_EIS	(302.0 / 80.0) 1148846	(5.09, N/A) (N/A, 0.00, N/A)	2310.3	N/A	1.8815 [2.0000]	94.1% { 106.1% }			
13C3_PFHxS_EIS	(402.0 / 80.0) 811056	(6.51, N/A) (N/A, 0.00, N/A)	2965.2	N/A	1.8558 [2.0000]	92.8% { 101.3% }			
13C8_PFOS_EIS	(507.0 / 80.0) 1692266	(7.78, N/A) (N/A, 0.00, N/A)	1632.4	N/A	1.7662 [2.0000]	88.3% { 107.2% }			
13C2_4:2FTS_EIS	(329.0 / 81.0) 234154	(4.91, N/A) (N/A, -0.01, N/A)	1608.6	N/A	4.1892 [4.0000]	104.7% { 118.9% }			
13C2_6:2FTS_EIS	(429.0 / 81.0) 271826	(6.19, N/A) (N/A, 0.00, N/A)	1022.9	N/A	3.6636 [4.0000]	91.6% { 102.5% }			
13C2_8:2FTS_EIS	(529.0 / 81.0) 317954	(7.36, N/A) (N/A, 0.00, N/A)	4626.0	N/A	3.4811 [4.0000]	87.0% { 97.1% }			
13C8_PFOsa_EIS	(506.0 / 78.0) 2794537	(9.75, N/A) (N/A, -0.01, N/A)	4848.6	N/A	1.7238 [2.0000]	86.2% { 102.5% }			
D3_NMeFOsa_EIS	(515.0 / 169.0) 621475	(10.40, N/A) (N/A, -0.01, N/A)	2388.7	N/A	1.6902 [2.0000]	84.5% { 102.2% }			



Chemist: DAG
 Instrument: Saphira
 Type: Sciex Q3 5500

Sample I.D.: SC01366-SCV1
 DF, IV: 1, 10.0µL
 Acquisition Method: 1633 2023-03-28.dam

Quant Method: 1633 - S2023-04-07A
 Path: S2023-04-07A (10)
 Acquired: 2023/04/07 - 15:51

Analyte	(Q1 / Q3) Area Counts*min	R.T. (R.T [min], R.R.T.) (ΔRT-I[min], ΔRT-CV[min], ΔRT ion[s])	S / N	Ion Ratio IR Vs MP% IR Vs CV%	Concentration [True] ng/mL	Q.C. Rec. {Area%CV}	Primary Transition	Confirmation Transition	Flag
D5_NEiFOSA_EIS	(531.0 / 169.0) 565092	(10.58 , N/A) (N/A , -0.01 , N/A)	3278.7	N/A	1.8771 [2.0000]	93.9% { 108.5% }			
D3_MeFOSAA_EIS	(573.0 / 419.0) 735773	(7.74 , N/A) (N/A , 0.00 , N/A)	2324.3	N/A	3.6596 [4.0000]	91.5% { 112.2% }			
D5_EiFOSAA_EIS	(589.0 / 419.0) 545566	(8.00 , N/A) (N/A , 0.00 , N/A)	465073.6	N/A	3.3043 [4.0000]	82.6% { 101.0% }			
D7_NMeFOSE_EIS	(623.0 / 58.9) 2054677	(10.33 , N/A) (N/A , -0.01 , N/A)	1586.7	N/A	17.3935 [20.0000]	87.0% { 104.6% }			
D9_NEiFOSE_EIS	(639.0 / 58.9) 2888224	(10.51 , N/A) (N/A , -0.01 , N/A)	1625.5	N/A	18.4772 [20.0000]	92.4% { 111.1% }			
13C3_HFPODA_EIS	(287.0 / 169.0) 1030046	(5.39 , N/A) (N/A , 0.00 , N/A)	2326.0	N/A	7.8788 [8.0000]	98.5% { 100.2% }			

LOW-CONCENTRATION CALIBRATION VERIFICATION

Laboratory:

SDG:

Client:

Project:

Calibration:

Laboratory ID:

Sequence:

Standard ID:

ANALYTE	EXPECTED	FOUND	% DRIFT	QC LIMIT

* Values outside of QC limits

LOW-CONCENTRATION CALIBRATION VERIFICATION

Laboratory:

SDG:

Client:

Project:

Calibration:

Laboratory ID:

Sequence:

Standard ID:

ANALYTE	EXPECTED	FOUND	% DRIFT	QC LIMIT

* Values outside of QC limits

LOW-CONCENTRATION CALIBRATION VERIFICATION

EPA 1633

Laboratory: APPL, LLC

SDG:

Client: AECOM

Project: Red Hill AFFF Assessment Sampling / 6069

Calibration: 2315001

Laboratory ID: SC01368-LCV1

Sequence: SC01368

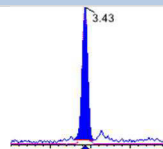
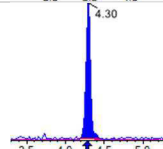
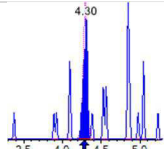
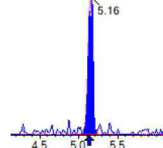
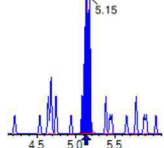
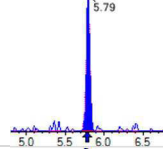
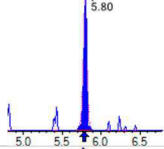
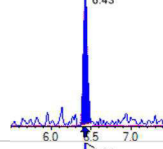
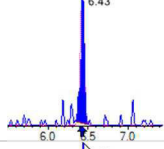
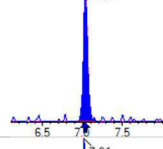
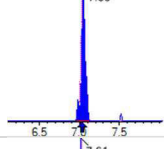
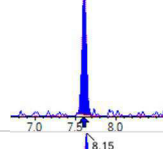
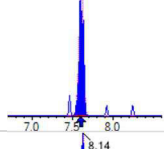
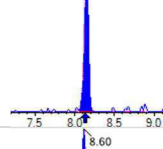
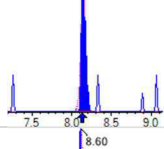
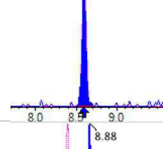
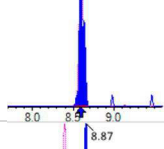
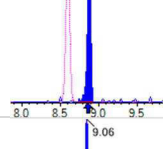
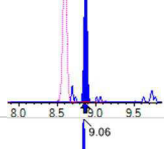
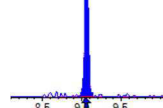
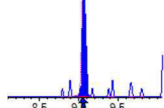
Standard ID: 23C0358

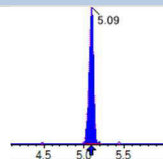
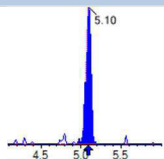
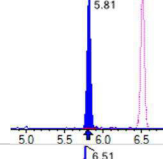
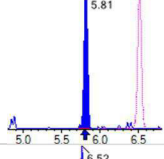
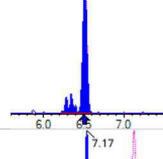
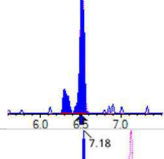
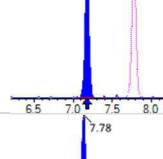
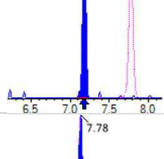
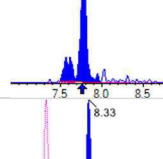
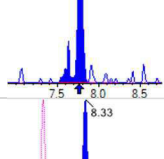
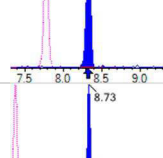
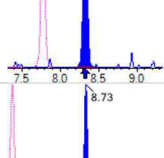
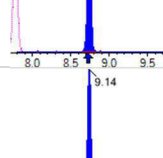
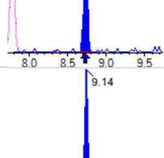
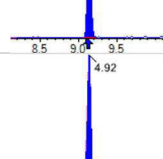
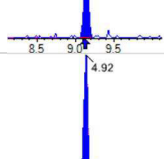
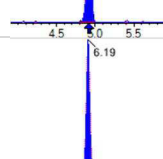
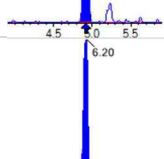
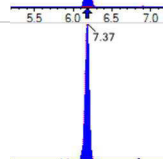
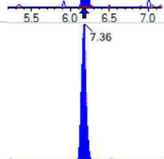

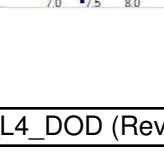
ANALYTE	EXPECTED (ng/mL)	FOUND (ng/mL)	% DRIFT	QC LIMIT
PFBA	0.400	0.445	11.2	30.00
PFPEA	0.200	0.228	13.8	30.00
PFHXA	0.100	0.0967	-3.3	30.00
PFHPA	0.100	0.0929	-7.1	30.00
PFOA	0.100	0.0916	-8.4	30.00
PFNA	0.100	0.0976	-2.4	30.00
PFDA	0.100	0.0943	-5.7	30.00
PFUnA	0.100	0.117	17.4	30.00
PFDOA	0.100	0.0990	-1.0	30.00
PFTRDA	0.100	0.125	25.2	30.00
PFTEDA	0.100	0.117	17.0	30.00
PFBS	0.0885	0.0918	3.7	30.00
PFPEs	0.0940	0.110	16.6	30.00
PFHXS	0.0915	0.103	12.1	30.00
PFHPS	0.0955	0.0841	-12.0	30.00
PFOS	0.0930	0.0904	-2.8	30.00
PFNS	0.0960	0.0952	-0.9	30.00
PFDS	0.0965	0.0928	-3.8	30.00
PFDOS	0.0970	0.0986	1.6	30.00
4:2FTS	0.375	0.362	-3.5	30.00
6:2FTS	0.380	0.431	13.4	30.00
8:2FTS	0.384	0.439	14.4	30.00
PFOSA	0.100	0.102	1.6	30.00
NMeFOSA	0.400	0.457	14.1	30.00
NEtFOSA	0.400	0.427	6.9	30.00
NMeFOSAA	0.100	0.109	8.7	30.00
NEtFOSAA	0.100	0.0996	-0.4	30.00
NMeFOSE	0.400	0.445	11.3	30.00

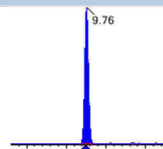
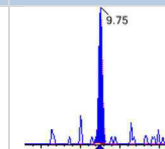
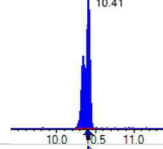
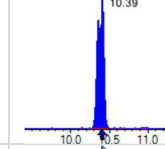
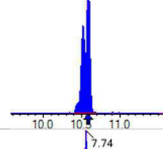
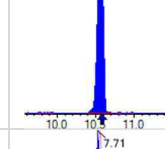
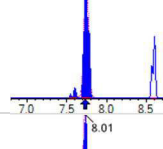
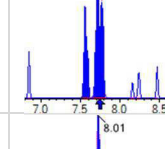
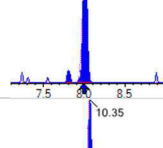
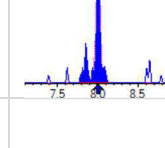
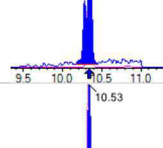
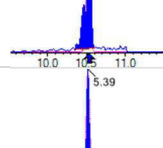
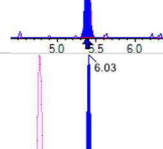
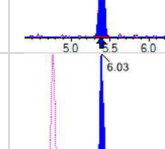
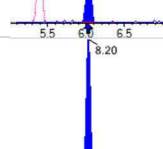
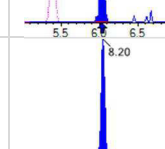
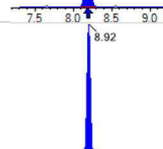
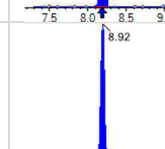

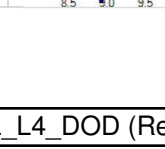
LOW-CONCENTRATION CALIBRATION VERIFICATION**EPA 1633****Laboratory:** APPL, LLC**SDG:****Client:** AECOM**Project:** Red Hill AFFF Assessment Sampling / 6069**Calibration:** 2315001**Laboratory ID:** SC01368-LCV1**Sequence:** SC01368**Standard ID:** 23C0358

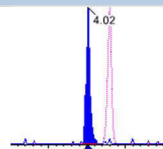
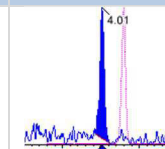
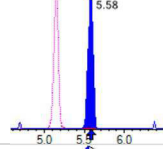
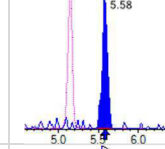
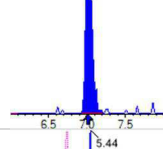
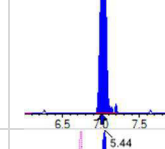
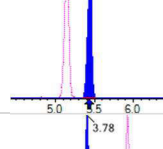
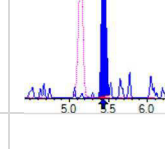
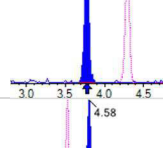
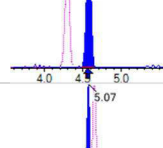
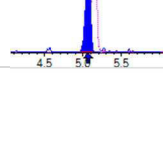
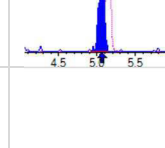
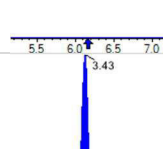
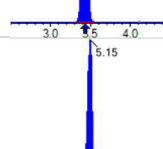
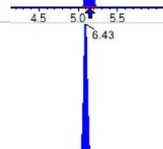
NEtFOSE	0.400	0.388	-3.1	30.00
HFPO-DA	0.200	0.198	-0.9	30.00
ADONA	0.189	0.202	6.7	30.00
PFEESA	0.178	0.205	14.9	30.00
PFMPA	0.200	0.215	7.3	30.00
PFMBA	0.200	0.214	7.0	30.00
NFDHA	0.200	0.249	24.3	30.00
9CL-PF3ONS	0.187	0.206	10.3	30.00
11CL-PF3OUDS	0.189	0.195	3.1	30.00
3:3FTCA	0.400	0.478	19.6	30.00
5:3FTCA	0.400	0.508	27.0	30.00
7:3FTCA	0.400	0.388	-2.9	30.00

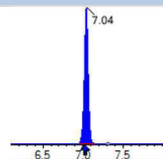
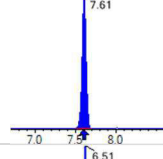
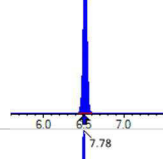
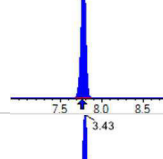
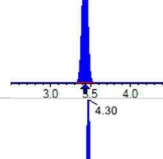
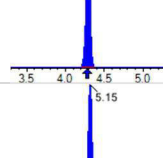
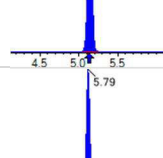
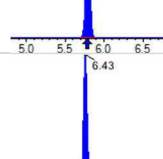
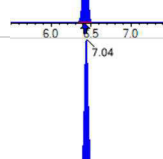
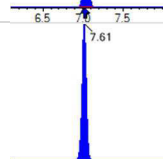

* Values outside of QC limits

Analyte	(Q1 / Q3) Area Counts*min	R.T. (R.T [min], R.R.T.) (Δ RT-[min], Δ RT- CV[min], Δ RT ion[s])	S / N	Ion Ratio IR Vs MP% IR Vs CV%	Concentration [True] ng/mL	Q.C. Rec. {Area%CV}	Primary Transition	Confirmation Transition	Flag
PFBA	(213.0 / 169.0) 54363	(3.43, 1.00) (0.00, N/A, 0.0)	65.7	N/A 0.0 0.0	0.4448 [0.4000]	111.2%			
PFPeA	(263.0 / 219.0) 51364 (263.0 / 69.0) 642	(4.30, 1.00) (0.00, N/A, -0.4)	250.2 480.0	0.0125 101.5 101.7	0.2277 [0.2000]	113.8%			
PFHxA	(313.0 / 269.0) 25780 (313.0 / 119.0) 3757	(5.16, 1.00) (0.01, N/A, 0.3)	123.9 1002.4	0.1457 144.3 154.2	0.0967 [0.1000]	96.7%			IR2,
PFHpA	(363.0 / 319.0) 22695 (363.0 / 169.0) 10132	(5.79, 1.00) (0.00, N/A, -0.3)	578.4 599.2	0.4465 150.5 134.3	0.0929 [0.1000]	92.9%			IR2,
PFOA	(413.0 / 369.0) 30743 (413.0 / 169.0) 10662	(6.43, 1.00) (0.00, N/A, -0.4)	99.8 64.2	0.3468 103.1 108.6	0.0916 [0.1000]	91.6%			
PFNA	(463.0 / 419.0) 28502 (463.0 / 169.0) 7842	(7.04, 1.00) (-0.01, N/A, -0.7)	1477.8 2664.5	0.2751 122.4 129.4	0.0976 [0.1000]	97.6%			
PFDA	(513.0 / 469.0) 32885 (513.0 / 169.0) 5580	(7.61, 1.00) (0.00, N/A, -0.1)	121.0 78.1	0.1697 140.9 159.7	0.0943 [0.1000]	94.3%			IR2,
PFUnA	(563.0 / 519.0) 38461 (563.0 / 169.0) 3607	(8.15, 1.00) (0.01, N/A, 0.3)	187.0 1026.2	0.0938 90.8 76.0	0.1174 [0.1000]	117.4%			
PFDoA	(613.0 / 569.0) 26284 (613.0 / 169.0) 5295	(8.60, 1.00) (0.00, N/A, -0.2)	159.0 36218.8	0.2015 134.8 122.5	0.0990 [0.1000]	99.0%			
PFTrDA	(663.0 / 619.0) 30769 (663.0 / 169.0) 7467	(8.88, 1.03) (N/A, 0.02, 0.5)	225.7 185.2	0.2427 94.7 97.0	0.1252 [0.1000]	125.2%			
PFTeDA	(713.0 / 669.0) 32038 (713.0 / 169.0) 4202	(9.06, 1.00) (0.00, N/A, -0.1)	186.6 125.7	0.1312 65.8 60.5	0.1170 [0.1000]	117.0%			

Analyte	(Q1 / Q3) Area Counts*min	R.T. (R.T [min], R.R.T.) (Δ RT-[min], Δ RT- CV[min], Δ RT ion[s])	S / N	Ion Ratio IR Vs MP% IR Vs CV%	Concentration [True] ng/mL	Q.C. Rec. {Area%CV}	Primary Transition	Confirmation Transition	Flag
PFBS	(299.0 / 80.0) 41123 (299.0 / 99.0) 29915	(5.09, 1.00) (0.00, N/A, -0.3)	3755.2 1839.6	0.7275 110.9 110.2	0.0918 [0.0885]	103.7%			
PFPeS	(349.0 / 80.0) 84569 (349.0 / 99.0) 30584	(5.81, 0.89) (N/A, 0.01, 0.0)	564.3 269.3	0.3616 106.4 96.2	0.1096 [0.0938]	116.8%			
PFHxS	(399.0 / 80.0) 64871 (399.0 / 99.0) 22634	(6.51, 1.00) (0.00, N/A, -0.2)	792.7 307.2	0.3489 97.5 96.9	0.1025 [0.0911]	112.5%			
PFHpS	(449.0 / 80.0) 66748 (449.0 / 99.0) 21245	(7.17, 0.92) (N/A, 0.01, -0.2)	2326.4 9287.2	0.3183 113.2 107.7	0.0841 [0.0951]	88.4%			
PFOS	(499.0 / 80.0) 97873 (499.0 / 99.0) 19559	(7.78, 1.00) (0.00, N/A, 0.2)	152.8 200.8	0.1998 92.1 85.9	0.0904 [0.0927]	97.5%			
PFNS	(549.0 / 80.0) 90809 (549.0 / 99.0) 25887	(8.33, 1.07) (N/A, 0.02, 0.4)	224857.4 744.9	0.2851 112.0 115.0	0.0952 [0.0960]	99.2%			
PFDS	(599.0 / 80.0) 107300 (599.0 / 99.0) 26448	(8.73, 1.12) (N/A, 0.01, 0.0)	26482.3 518.0	0.2465 103.1 107.4	0.0928 [0.0963]	96.4%			
PFDoS	(699.0 / 80.0) 91802 (699.0 / 99.0) 18373	(9.14, 1.18) (N/A, 0.01, 0.0)	715.6 244.2	0.2001 89.4 88.2	0.0986 [0.0970]	101.7%			
4:2FTS	(327.0 / 307.0) 70053 (327.0 / 81.0) 47073	(4.92, 1.00) (0.00, N/A, 0.2)	735.9 267.1	0.6720 111.4 116.5	0.3621 [0.3738]	96.9%			
6:2FTS	(427.0 / 407.0) 51774 (427.0 / 81.0) 34108	(6.19, 1.00) (0.00, N/A, -0.2)	10677.1 558.7	0.6588 92.9 91.1	0.4307 [0.3796]	113.5%			
8:2FTS	(527.0 / 507.0) 55953 (527.0 / 81.0) 40315	(7.37, 1.00) (0.01, N/A, 0.6)	13360.4 66173.0	0.7205 94.2 98.3	0.4393 [0.3833]	114.6%			

Analyte	(Q1 / Q3) Area Counts*min	R.T. (R.T [min], R.R.T.) (Δ RT-[min], Δ RT- CV[min], Δ RT ion[s])	S / N	Ion Ratio IR Vs MP% IR Vs CV%	Concentration [True] ng/mL	Q.C. Rec. {Area%CV}	Primary Transition	Confirmation Transition	Flag
PFOSA	(498.0 / 78.0) 132471 (498.0 / 478.0) 2704	(9.76, 1.00) (0.00, N/A, 0.1)	764.6 54.8	0.0204 83.6 87.8	0.1016 [0.1000]	101.6%			
NMeFOSA	(512.0 / 219.0) 124401 (512.0 / 169.0) 102269	(10.41, 1.00) (0.00, N/A, 1.1)	955.5 916.9	0.8221 96.8 96.6	0.4566 [0.4000]	114.1%			
NEtFOSA	(526.0 / 219.0) 137155 (526.0 / 169.0) 160817	(10.57, 1.00) (-0.01, N/A, 0.7)	1288.0 913.7	1.1725 93.1 91.3	0.4274 [0.4000]	106.9%			
NMeFOSAA	(570.0 / 419.0) 17098 (570.0 / 483.0) 7130	(7.74, 1.00) (0.00, N/A, 1.7)	40377.6 11630.3	0.4170 81.1 93.6	0.1087 [0.1000]	108.7%			
NEtFOSAA	(584.0 / 419.0) 13345 (584.0 / 526.0) 9986	(8.01, 1.00) (0.01, N/A, 0.4)	581833.3 35047.4	0.7483 122.4 123.3	0.0996 [0.1000]	99.6%			
NMeFOSE	(616.0 / 59.0) 52420	(10.35, 1.00) (0.01, N/A, 0.0)	159.1	N/A 0.0 0.0	0.4454 [0.4000]	111.3%			
NEtFOSE	(630.0 / 59.0) 58115	(10.53, 1.00) (0.01, N/A, 0.0)	170.0	N/A 0.0 0.0	0.3875 [0.4000]	96.9%			
HFPO-DA	(285.0 / 169.0) 26791 (285.0 / 185.0) 70102	(5.39, 1.00) (0.00, N/A, 0.0)	359.1 372.2	2.6166 89.3 95.6	0.1982 [0.2000]	99.1%			
ADONA	(377.0 / 85.0) 99662 (377.0 / 251.0) 10872	(6.03, 1.12) (N/A, 0.01, 0.3)	513.9 5334.0	0.1091 105.1 114.9	0.2017 [0.1885]	107.0%			
9CI-Pf3ONS	(531.0 / 351.0) 302301 (533.0 / 353.0) 88632	(8.20, 1.52) (N/A, 0.02, 0.2)	891.6 429.8	0.2932 90.9 92.0	0.2063 [0.1867]	110.5%			
11CI-PF3OUDS	(631.0 / 451.0) 188203 (633.0 / 453.0) 73087	(8.92, 1.65) (N/A, 0.01, 0.0)	1183.9 804.5	0.3883 113.8 111.4	0.1949 [0.1886]	103.3%			

Analyte	(Q1 / Q3) Area Counts*min	R.T. (R.T [min], R.R.T.) (Δ RT-[min], Δ RT- CV[min], Δ RT ion[s])	S / N	Ion Ratio IR Vs MP% IR Vs CV%	Concentration [True] ng/mL	Q.C. Rec. {Area%CV}	Primary Transition	Confirmation Transition	Flag
3:3FTCA	(241.0 / 177.0) 4617 (241.0 / 117.0) 5369	(4.02, 0.93) (N/A, 0.01, 0.1)	222.6 42.4	1.1629 75.6 79.5	0.4783 [0.4000]	119.6%			
5:3FTCA	(341.0 / 236.7) 23423 (341.0 / 217.0) 38517	(5.58, 1.08) (N/A, 0.01, -0.2)	65640.1 95.4	1.6444 87.9 96.9	0.5079 [0.4000]	127.0%			
7:3FTCA	(441.0 / 317.0) 32608 (441.0 / 337.0) 32786	(7.02, 1.36) (N/A, 0.01, -0.5)	171.0 781.8	1.0055 122.1 124.7	0.3882 [0.4000]	97.1%			
PFEESA	(315.0 / 135.0) 71574 (315.0 / 83.0) 14449	(5.44, 1.06) (N/A, 0.01, 0.1)	818.4 55.0	0.2019 84.4 87.7	0.2046 [0.1785]	114.6%			
PFMPA	(229.0 / 85.0) 10800	(3.78, 0.88) (N/A, 0.01, 0.0)	305.6	N/A 0.0 0.0	0.2145 [0.2000]	107.3%			
PFMBA	(279.0 / 85.0) 33710	(4.58, 1.07) (N/A, 0.01, 0.0)	516.9	N/A 0.0 0.0	0.2140 [0.2000]	107.0%			
NFDHA	(295.0 / 201.0) 33437 (295.0 / 85.0) 27992	(5.07, 0.98) (N/A, 0.02, 0.1)	355.5 336.3	0.8372 85.7 92.1	0.2486 [0.2000]	124.3%			
TDCA	(499.0 / 80.0) N/A	(N/A, N/A) (N/A, N/A, N/A)	N/A	N/A 0.0 0.0	0.0000 [0.1000]	N/A%			CV2,
13C3_PFBA_IIS	(216.0 / 172.0) 129497	(3.43, N/A) (N/A, 0.00, N/A)	1476.0	N/A	1.1359 [1.0000]	113.6% {121.9%}			
13C2_PFHxA_IIS	(315.0 / 270.0) 121133	(5.15, N/A) (N/A, 0.01, N/A)	5848.3	N/A	0.8778 [1.0000]	87.8% {99.2%}			
13C4_PFOA_IIS	(417.0 / 372.0) 312576	(6.43, N/A) (N/A, 0.01, N/A)	7396.8	N/A	1.0063 [1.0000]	100.6% {116.0%}			

Analyte	(Q1 / Q3) Area Counts*min	R.T. (R.T [min], R.R.T.) (Δ RT-[min], Δ RT- CV[min], Δ RT ion[s])	S / N	Ion Ratio IR Vs MP% IR Vs CV%	Concentration [True] ng/mL	Q.C. Rec. {Area%CV}	Primary Transition	Confirmation Transition	Flag
13C5_PFNA_IIS	(468.0 / 423.0) 322414	(7.04, N/A) (N/A, 0.02, N/A)	1627.9	N/A	1.0937 [1.0000]	109.4% { 111.7% }			
13C2_PFDA_IIS	(515.0 / 470.1) 323833	(7.61, N/A) (N/A, 0.01, N/A)	9236.6	N/A	1.0446 [1.0000]	104.5% { 107.5% }			
18O2_PFHxS_IIS	(403.0 / 83.9) 463293	(6.51, N/A) (N/A, 0.01, N/A)	3085.1	N/A	1.0328 [1.0000]	103.3% { 107.8% }			
13C4_PFOS_IIS	(503.0 / 79.9) 767512	(7.78, N/A) (N/A, 0.02, N/A)	1887.2	N/A	1.1029 [1.0000]	110.3% { 119.2% }			
13C4_PFBA_EIS	(217.0 / 172.0) 1124725	(3.43, N/A) (N/A, 0.00, N/A)	5679.1	N/A	8.0985 [8.0000]	101.2% { 114.4% }			
13C5_PFPeA_EIS	(268.0 / 223.0) 960467	(4.30, N/A) (N/A, 0.01, N/A)	3653.6	N/A	5.0223 [4.0000]	125.6% { 115.1% }			
13C5_PFHxA_EIS	(318.0 / 273.0) 553877	(5.15, N/A) (N/A, 0.01, N/A)	2340.1	N/A	2.3899 [2.0000]	119.5% { 116.4% }			
13C4_PFHpA_EIS	(367.0 / 322.0) 569291	(5.79, N/A) (N/A, 0.01, N/A)	3036.9	N/A	2.4530 [2.0000]	122.6% { 112.9% }			
13C8_PFOA_EIS	(421.0 / 376.0) 675619	(6.43, N/A) (N/A, 0.01, N/A)	3078.9	N/A	2.0997 [2.0000]	105.0% { 110.5% }			
13C9_PFNA_EIS	(472.0 / 427.0) 323016	(7.04, N/A) (N/A, 0.01, N/A)	8117.3	N/A	1.0284 [1.0000]	102.8% { 109.3% }			
13C6_PFDA_EIS	(519.0 / 474.0) 352178	(7.61, N/A) (N/A, 0.01, N/A)	6160.2	N/A	0.9956 [1.0000]	99.6% { 99.8% }			



Chemist: ABK
 Instrument: Saphira
 Type: Sciex Q3 5500

Sample I.D.: SC01368-LCV1
 DF, IV: 1, 10.0µL
 Acquisition Method: 1633 2023-03-28.dam

Quant Method: 1633 - S2023-04-07A
 Path: S2023-04-07B (2)
 Acquired: 2023/04/07 - 16:30

Analyte	(Q1 / Q3) Area Counts*min	R.T. (R.T [min], R.R.T.) (ΔRT-I[min], ΔRT-CV[min], ΔRT ion[s])	S / N	Ion Ratio IR Vs MP% IR Vs CV%	Concentration [True] ng/mL	Q.C. Rec. {Area%CV}	Primary Transition	Confirmation Transition	Flag
13C7_PFUa_EIS	(570.0 / 525.0) 365712	(8.14, N/A) (N/A, 0.02, N/A)	9455.8	N/A	1.0724 [1.0000]	107.2% { 117.4% }			
13C2_PFDa_EIS	(615.0 / 570.0) 305472	(8.60, N/A) (N/A, 0.01, N/A)	3456.5	N/A	0.9906 [1.0000]	99.1% { 109.5% }			
13C2_PFTeDA_EIS	(715.0 / 670.0) 305462	(9.06, N/A) (N/A, 0.01, N/A)	1552.6	N/A	1.0342 [1.0000]	103.4% { 115.2% }			
13C3_PFBs_EIS	(302.0 / 80.0) 1254916	(5.09, N/A) (N/A, 0.01, N/A)	2121.4	N/A	2.0739 [2.0000]	103.7% { 106.1% }			
13C3_PFHxS_EIS	(402.0 / 80.0) 863582	(6.51, N/A) (N/A, 0.01, N/A)	2448.9	N/A	1.9939 [2.0000]	99.7% { 110.8% }			
13C8_PFOS_EIS	(507.0 / 80.0) 1903134	(7.78, N/A) (N/A, 0.02, N/A)	2308.6	N/A	2.0368 [2.0000]	101.8% { 120.9% }			
13C2_4:2FTS_EIS	(329.0 / 81.0) 252233	(4.92, N/A) (N/A, 0.01, N/A)	1441.0	N/A	4.5536 [4.0000]	113.8% { 124.4% }			
13C2_6:2FTS_EIS	(429.0 / 81.0) 311791	(6.19, N/A) (N/A, 0.01, N/A)	2020.1	N/A	4.2404 [4.0000]	106.0% { 124.5% }			
13C2_8:2FTS_EIS	(529.0 / 81.0) 359922	(7.37, N/A) (N/A, 0.01, N/A)	6059.2	N/A	3.9764 [4.0000]	99.4% { 111.6% }			
13C8_PFOsa_EIS	(506.0 / 78.0) 3069342	(9.76, N/A) (N/A, 0.01, N/A)	3011.7	N/A	1.9415 [2.0000]	97.1% { 107.9% }			
D3_NMeFOsa_EIS	(515.0 / 169.0) 664878	(10.41, N/A) (N/A, 0.01, N/A)	2535.4	N/A	1.8543 [2.0000]	92.7% { 108.0% }			



Chemist: ABK
 Instrument: Saphira
 Type: Sciex Q3 5500

Sample I.D.: SC01368-LCV1
 DF, IV: 1, 10.0µL
 Acquisition Method: 1633 2023-03-28.dam

Quant Method: 1633 - S2023-04-07A
 Path: S2023-04-07B (2)
 Acquired: 2023/04/07 - 16:30

Analyte	(Q1 / Q3) Area Counts*min	R.T. (R.T [min], R.R.T.) (ΔRT-I[min], ΔRT- CV[min], ΔRT ion[s])	S / N	Ion Ratio IR Vs MP% IR Vs CV%	Concentration [True] ng/mL	Q.C. Rec. {Area%CV}	Primary Transition	Confirmation Transition	Flag
D5_NEiFOSA_EIS	(531.0 / 169.0) 592401	(10.58 , N/A) (N/A , 0.01 , N/A)	2698.5	N/A	2.0179 [2.0000]	100.9% { 108.3% }			
D3_MeFOSAA_EIS	(573.0 / 419.0) 760983	(7.75 , N/A) (N/A , 0.01 , N/A)	2941.6	N/A	3.8813 [4.0000]	97.0% { 113.2% }			
D5_EiFOSAA_EIS	(589.0 / 419.0) 608922	(8.00 , N/A) (N/A , 0.02 , N/A)	106105.7	N/A	3.7819 [4.0000]	94.5% { 109.8% }			
D7_NMeFOSE_EIS	(623.0 / 58.9) 2268600	(10.34 , N/A) (N/A , 0.01 , N/A)	1692.5	N/A	19.6931 [20.0000]	98.5% { 110.3% }			
D9_NEiFOSE_EIS	(639.0 / 58.9) 3064666	(10.52 , N/A) (N/A , 0.01 , N/A)	1931.9	N/A	20.1049 [20.0000]	100.5% { 113.1% }			
13C3_HFPODA_EIS	(287.0 / 169.0) 1135516	(5.39 , N/A) (N/A , 0.01 , N/A)	2763.7	N/A	9.5480 [8.0000]	119.4% { 115.2% }			

INITIAL AND CONTINUING CALIBRATION CHECK

Laboratory:

Work Order:

Client:

Project:

Instrument ID:

Calibration:

Standard ID:

Sequence:

Lab Sample ID	Analyte	True	Found	%R	Units	Control Limit
---------------	---------	------	-------	----	-------	---------------

+/- %

INITIAL AND CONTINUING CALIBRATION CHECK

Laboratory:

Client:

Instrument ID:

Standard ID:

Work Order:

Project:

Calibration:

Sequence:

INITIAL AND CONTINUING CALIBRATION CHECK

Laboratory:

Work Order:

Client:

Project:

Instrument ID:

Calibration:

Standard ID:

Sequence:

Lab Sample ID	Analyte	True	Found	%R	Units	Control Limit
---------------	---------	------	-------	----	-------	---------------

+/- %

INITIAL AND CONTINUING CALIBRATION CHECK

Laboratory:

Client:

Instrument ID:

Standard ID:

Work Order:

Project:

Calibration:

Sequence:

INITIAL AND CONTINUING CALIBRATION CHECK

EPA 1633

Laboratory: APPL, LLC
 Client: AECOM
 Instrument ID: Saphira
 Standard ID: 23C0362

Work Order: 23C0204
 Project: Red Hill AFFF Assessment Sampling / 60697810
 Calibration: 2315001
 Sequence: SC01368

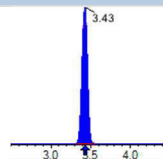
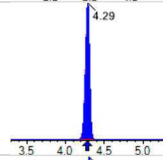
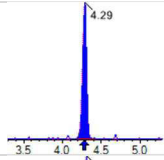
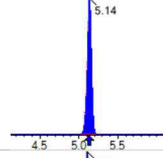
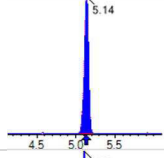
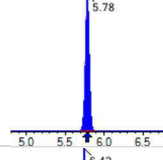
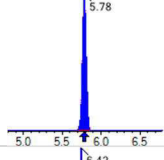
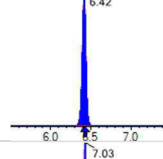
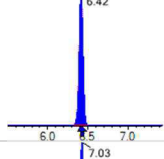
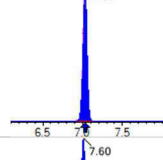
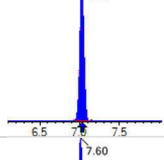
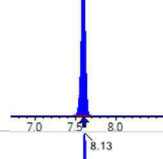
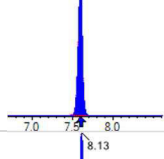
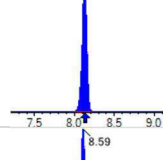
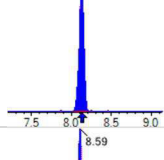
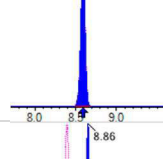
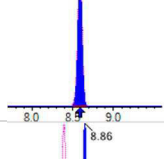
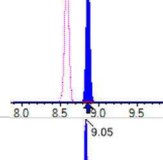
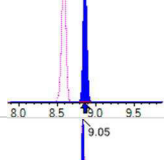
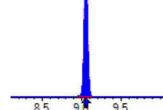
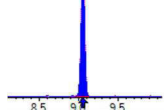
Lab Sample ID	Analyte	True	Found	%R	Units	Control Limit
SC01368-CCV1	PFBA	20.0	20.5	103	ng/mL	+/- 30.00%
	PFPEA	10.0	10.5	105	ng/mL	+/- 30.00%
	PFHXA	5.00	5.38	108	ng/mL	+/- 30.00%
	PFHPA	5.00	5.09	102	ng/mL	+/- 30.00%
	PFOA	5.00	5.00	99.9	ng/mL	+/- 30.00%
	PFNA	5.00	4.92	98.4	ng/mL	+/- 30.00%
	PFDA	5.00	4.97	99.4	ng/mL	+/- 30.00%
	PFUnA	5.00	4.84	96.8	ng/mL	+/- 30.00%
	PFDOA	5.00	5.21	104	ng/mL	+/- 30.00%
	PFTRDA	5.00	5.29	106	ng/mL	+/- 30.00%
	PFTEDA	5.00	5.30	106	ng/mL	+/- 30.00%
	PFBS	4.42	4.41	99.8	ng/mL	+/- 30.00%
	PFPEs	4.70	4.89	104	ng/mL	+/- 30.00%
	PFHXS	4.58	4.72	103	ng/mL	+/- 30.00%
	PFHPS	4.78	5.00	105	ng/mL	+/- 30.00%
	PFOS	4.65	4.71	101	ng/mL	+/- 30.00%
	PFNS	4.80	5.24	109	ng/mL	+/- 30.00%
	PFDS	4.82	5.13	107	ng/mL	+/- 30.00%
	PFDOS	4.85	5.18	107	ng/mL	+/- 30.00%
	4:2FTS	18.8	20.4	109	ng/mL	+/- 30.00%
	6:2FTS	19.0	20.5	108	ng/mL	+/- 30.00%
	8:2FTS	19.2	19.8	103	ng/mL	+/- 30.00%
	PFOSA	5.00	5.22	104	ng/mL	+/- 30.00%
	NMeFOSA	20.0	22.0	110	ng/mL	+/- 30.00%
	NEtFOSA	20.0	20.8	104	ng/mL	+/- 30.00%
	NMeFOSAA	5.00	5.52	110	ng/mL	+/- 30.00%
	NEtFOSAA	5.00	4.93	98.5	ng/mL	+/- 30.00%
	NMeFOSE	20.0	20.3	102	ng/mL	+/- 30.00%
	NEtFOSE	20.0	20.5	103	ng/mL	+/- 30.00%
	HFPO-DA	10.0	10.7	107	ng/mL	+/- 30.00%

INITIAL AND CONTINUING CALIBRATION CHECK

EPA 1633

Laboratory:	APPL, LLC	Work Order:	23C0204
Client:	AECOM	Project:	Red Hill AFFF Assessment Sampling / 60697810
Instrument ID:	Saphira	Calibration:	2315001
Standard ID:	23C0362	Sequence:	SC01368

Lab Sample ID	Analyte	True	Found	%R	Units	Control Limit
SC01368-CCV1	ADONA	9.45	11.2	118	ng/mL	+/- 30.00%
	PFEESA	8.90	10.0	112	ng/mL	+/- 30.00%
	PFMPA	10.0	11.2	112	ng/mL	+/- 30.00%
	PFMBA	10.0	10.7	107	ng/mL	+/- 30.00%
	NFDHA	10.0	11.2	112	ng/mL	+/- 30.00%
	9CL-PF3ONS	9.35	10.2	109	ng/mL	+/- 30.00%
	11CL-PF3OUDS	9.45	10.5	111	ng/mL	+/- 30.00%
	3:3FTCA	20.0	19.8	98.9	ng/mL	+/- 30.00%
	5:3FTCA	20.0	21.7	108	ng/mL	+/- 30.00%
	7:3FTCA	20.0	21.5	108	ng/mL	+/- 30.00%

Analyte	(Q1 / Q3) Area Counts*min	R.T. (R.T [min], R.R.T.) (Δ RT-[min], Δ RT- CV[min], Δ RT ion[s])	S / N	Ion Ratio IR Vs MP% IR Vs CV%	Concentration [True] ng/mL	Q.C. Rec. {Area%CV}	Primary Transition	Confirmation Transition	Flag
PFBA	(213.0 / 169.0) 2195103	(3.43, 1.00) (0.00, N/A, 0.0)	209.2	N/A 0.0 0.0	20.5429 [20.0000]	102.7%			
PFPeA	(263.0 / 219.0) 2062981 (263.0 / 69.0) 25369	(4.29, 1.00) (0.00, N/A, -0.1)	4179.6 2715.5	0.0123 99.8 100.0	10.5225 [10.0000]	105.2%			
PFHxA	(313.0 / 269.0) 1231282 (313.0 / 119.0) 116345	(5.14, 1.00) (0.00, N/A, -0.1)	3012.4 1981.6	0.0945 93.5 100.0	5.3757 [5.0000]	107.5%			
PFHpA	(363.0 / 319.0) 1101037 (363.0 / 169.0) 366129	(5.78, 1.00) (0.00, N/A, 0.0)	5349.3 11226532.5	0.3325 112.1 100.0	5.0911 [5.0000]	101.8%			
PFOA	(413.0 / 369.0) 1516233 (413.0 / 169.0) 484170	(6.42, 1.00) (0.00, N/A, 0.0)	2888.7 482165.8	0.3193 94.9 100.0	4.9958 [5.0000]	99.9%			
PFNA	(463.0 / 419.0) 1314003 (463.0 / 169.0) 279314	(7.03, 1.00) (0.00, N/A, 0.2)	36959.4 470171.6	0.2126 94.5 100.0	4.9181 [5.0000]	98.4%			
PFDA	(513.0 / 469.0) 1735736 (513.0 / 169.0) 184444	(7.60, 1.00) (0.00, N/A, -0.1)	2067.7 254878.9	0.1063 88.2 100.0	4.9682 [5.0000]	99.4%			
PFUnA	(563.0 / 519.0) 1350252 (563.0 / 169.0) 166724	(8.13, 1.00) (0.00, N/A, -0.1)	2239.6 1144.8	0.1235 119.6 100.0	4.8395 [5.0000]	96.8%			
PFDoA	(613.0 / 569.0) 1263390 (613.0 / 169.0) 207694	(8.59, 1.00) (0.00, N/A, 0.0)	2221.6 51018.9	0.1644 110.0 100.0	5.2105 [5.0000]	104.2%			
PFTrDA	(663.0 / 619.0) 1188506 (663.0 / 169.0) 297401	(8.86, 1.03) (N/A, 0.00, 0.1)	2638.4 1964.7	0.2502 97.6 100.0	5.2941 [5.0000]	105.9%			
PFTeDA	(713.0 / 669.0) 1260458 (713.0 / 169.0) 273393	(9.05, 1.00) (0.00, N/A, 0.0)	2651.2 1075.8	0.2169 108.8 100.0	5.2994 [5.0000]	106.0%			

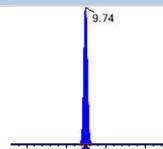
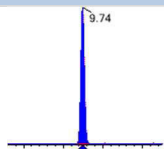
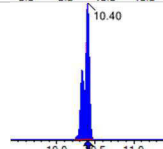
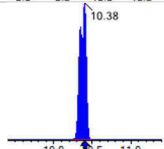
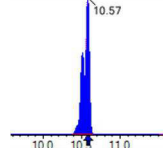
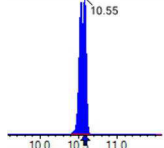
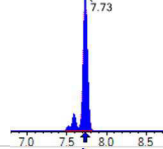
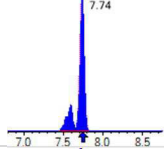
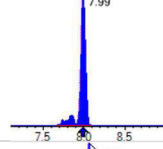
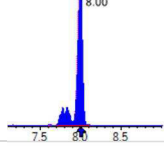
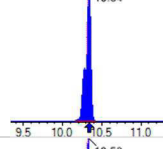
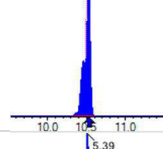
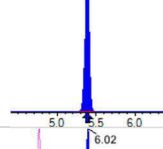
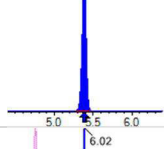
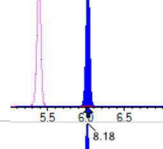
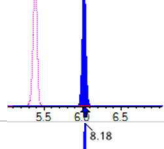
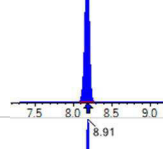
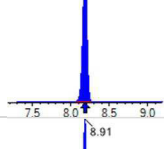
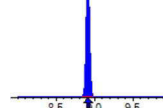
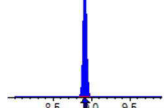


Chemist: ABK
Instrument: Saphira
Type: Sciex Q3 5500

Sample I.D.: SC01368-CCV1
DF, IV: 1, 10.0µL
Acquisition Method: 1633 2023-03-28.dam

Quant Method: 1633 - S2023-04-07A
Path: S2023-04-07B (3)
Acquired: 2023/04/07 - 16:43

Analyte	(Q1 / Q3) Area Counts*min	R.T. (R.T [min], R.R.T.) (Δ RT-[min], Δ RT- CV[min], Δ RT ion[s])	S / N	Ion Ratio IR Vs MP% IR Vs CV%	Concentration [True] ng/mL	Q.C. Rec. {Area%CV}	Primary Transition	Confirmation Transition	Flag
PFBS	(299.0 / 80.0) 1862884 (299.0 / 99.0) 1229639	(5.08, 1.00) (0.00, N/A, -0.1)	30296.6 4794.4	0.6601 100.6 100.0	4.4122 [4.4237]	99.7%			
PFPeS	(349.0 / 80.0) 3404392 (349.0 / 99.0) 1279536	(5.80, 0.89) (N/A, 0.00, 0.0)	4284.6 3035.8	0.3758 110.6 100.0	4.8883 [4.6919]	104.2%			
PFHxS	(399.0 / 80.0) 2691707 (399.0 / 99.0) 969307	(6.50, 1.00) (0.00, N/A, 0.0)	121488.5 4405.5	0.3601 100.6 100.0	4.7153 [4.5549]	103.5%			
PFHpS	(449.0 / 80.0) 3281726 (449.0 / 99.0) 969423	(7.16, 0.92) (N/A, 0.00, 0.0)	22605578.6 22481281.4	0.2954 105.1 100.0	4.9966 [4.7570]	105.0%			
PFOS	(499.0 / 80.0) 4220290 (499.0 / 99.0) 982260	(7.76, 1.00) (0.00, N/A, 0.1)	9672.4 1668.7	0.2327 107.2 100.0	4.7131 [4.6375]	101.6%			
PFNS	(549.0 / 80.0) 4136879 (549.0 / 99.0) 1025366	(8.32, 1.07) (N/A, 0.00, 0.1)	233550.7 66904.4	0.2479 97.4 100.0	5.2408 [4.7994]	109.2%			
PFDS	(599.0 / 80.0) 4908761 (599.0 / 99.0) 1126869	(8.72, 1.12) (N/A, 0.00, 0.0)	10423.4 5257.9	0.2296 96.0 100.0	5.1340 [4.8155]	106.6%			
PFDoS	(699.0 / 80.0) 3988202 (699.0 / 99.0) 904582	(9.13, 1.18) (N/A, 0.00, 0.1)	5288.3 3246.2	0.2268 101.3 100.0	5.1760 [4.8478]	106.8%			
4:2FTS	(327.0 / 307.0) 3173133 (327.0 / 81.0) 1830950	(4.91, 1.00) (0.00, N/A, 0.1)	3119.6 2324.3	0.5770 95.7 100.0	20.4080 [18.6906]	109.2%			
6:2FTS	(427.0 / 407.0) 1983188 (427.0 / 81.0) 1434066	(6.18, 1.00) (0.00, N/A, 0.1)	2290.4 2601.6	0.7231 101.9 100.0	20.5476 [18.9808]	108.3%			
8:2FTS	(527.0 / 507.0) 2254533 (527.0 / 81.0) 1652354	(7.35, 1.00) (0.00, N/A, 0.0)	3941.8 3446.0	0.7329 95.9 100.0	19.7507 [19.1658]	103.1%			

Analyte	(Q1 / Q3) Area Counts*min	R.T. (R.T [min], R.R.T.) (Δ RT-[min], Δ RT- CV[min], Δ RT ion[s])	S / N	Ion Ratio IR Vs MP% IR Vs CV%	Concentration [True] ng/mL	Q.C. Rec. {Area%CV}	Primary Transition	Confirmation Transition	Flag
PFOSA	(498.0 / 78.0) 6301099 (498.0 / 478.0) 146411	(9.74, 1.00) (0.00, N/A, 0.0)	6444.7 1174.7	0.0232 95.1 100.0	5.2183 [5.0000]	104.4%			
NMeFOSA	(512.0 / 219.0) 5553278 (512.0 / 169.0) 4728038	(10.40, 1.00) (0.00, N/A, 1.3)	4665.1 5248.4	0.8514 100.2 100.0	22.0143 [20.0000]	110.1%			
NEFOSA	(526.0 / 219.0) 6159203 (526.0 / 169.0) 7909768	(10.57, 1.00) (0.00, N/A, 1.0)	8351.3 8330.9	1.2842 102.0 100.0	20.7934 [20.0000]	104.0%			
NMeFOSAA	(570.0 / 419.0) 766382 (570.0 / 483.0) 341572	(7.73, 1.00) (0.00, N/A, -0.3)	3527.5 590.0	0.4457 86.7 100.0	5.5163 [5.0000]	110.3%			
NEFOSAA	(584.0 / 419.0) 601091 (584.0 / 526.0) 364812	(7.99, 1.00) (0.01, N/A, -0.2)	43608.8 2603.9	0.6069 99.3 100.0	4.9263 [5.0000]	98.5%			
NMeFOSE	(616.0 / 59.0) 2169721	(10.34, 1.00) (0.01, N/A, 0.0)	2359.4	N/A 0.0 0.0	20.3342 [20.0000]	101.7%			
NEtFOSE	(630.0 / 59.0) 2719323	(10.53, 1.00) (0.01, N/A, 0.0)	1184.5	N/A 0.0 0.0	20.5005 [20.0000]	102.5%			
HFPO-DA	(285.0 / 169.0) 1260357 (285.0 / 185.0) 3449433	(5.39, 1.00) (0.00, N/A, 0.1)	1831.2 3376.8	2.7369 93.4 100.0	10.7371 [10.0000]	107.4%			
ADONA	(377.0 / 85.0) 4787172 (377.0 / 251.0) 454494	(6.02, 1.12) (N/A, 0.00, 0.0)	3933.9 3075.7	0.0949 91.5 100.0	11.1556 [9.4270]	118.3%			
9CI-Pf3ONS	(531.0 / 351.0) 13014548 (533.0 / 353.0) 4145606	(8.18, 1.52) (N/A, 0.00, 0.1)	4357.9 3960.0	0.3185 98.7 100.0	10.2301 [9.3325]	109.6%			
11CI-PF3OUDS	(631.0 / 451.0) 8818606 (633.0 / 453.0) 3073207	(8.91, 1.65) (N/A, 0.00, 0.0)	6702.8 6771.3	0.3485 102.1 100.0	10.5194 [9.4321]	111.5%			



Chemist: ABK
Instrument: Saphira

Sample I.D.: SC01368-CCV1

DF, IV: 1, 10.0µL

Quant Method: 1633 - S2023-04-07A

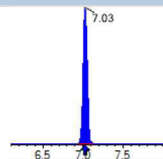
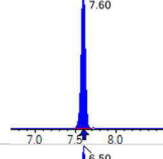
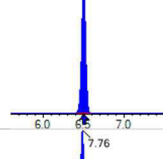
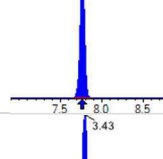
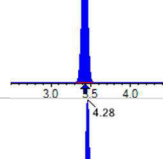
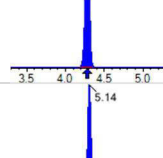
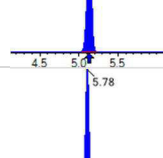
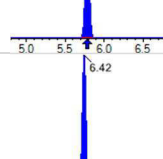
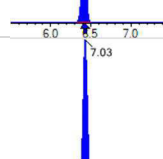
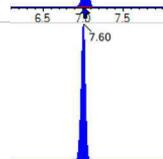

Path: S2023-04-07B (3)

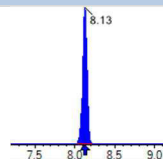
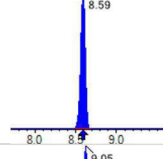
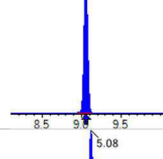
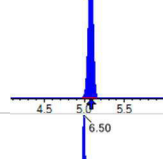
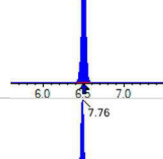
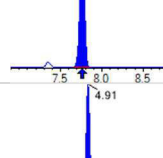
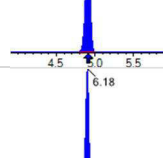
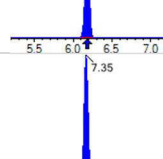
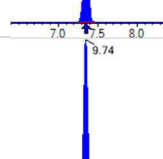
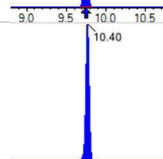

Type: Sciex Q3 5500

Acquisition Method: 1633 2023-03-28.dam

Acquired: 2023/04/07 - 16:43

Analyte	(Q1 / Q3) Area Counts*min	R.T. (R.T [min], R.R.T.) (Δ RT-[min], Δ RT- CV[min], Δ RT ion[s])	S / N	Ion Ratio IR Vs MP% IR Vs CV%	Concentration [True] ng/mL	Q.C. Rec. {Area%CV}	Primary Transition	Confirmation Transition	Flag
3:3FTCA	(241.0 / 177.0) 165944 (241.0 / 117.0) 242725	(4.01, 0.94) (N/A, 0.00, 0.0)	1639.4 1099.6	1.4627 95.0 100.0	19.7864 [20.0000]	98.9%			
5:3FTCA	(341.0 / 236.7) 859067 (341.0 / 217.0) 1457607	(5.57, 1.08) (N/A, 0.00, 0.2)	1160.1 1439.8	1.6967 90.7 100.0	21.6769 [20.0000]	108.4%			
7:3FTCA	(441.0 / 317.0) 1552099 (441.0 / 337.0) 1251038	(7.01, 1.36) (N/A, 0.00, 0.0)	1754.9 1426.0	0.8060 97.9 100.0	21.5054 [20.0000]	107.5%			
PFEESA	(315.0 / 135.0) 3006373 (315.0 / 83.0) 691957	(5.44, 1.06) (N/A, 0.00, 0.0)	3633.8 1811.3	0.2302 96.2 100.0	10.0001 [8.9246]	112.1%			
PFMPA	(229.0 / 85.0) 489970	(3.77, 0.88) (N/A, 0.00, 0.0)	4398.9	N/A 0.0 0.0	11.1999 [10.0000]	112.0%			
PFMBA	(279.0 / 85.0) 1464646	(4.56, 1.06) (N/A, 0.00, 0.0)	3616.4	N/A 0.0 0.0	10.6978 [10.0000]	107.0%			
NFDHA	(295.0 / 201.0) 1296534 (295.0 / 85.0) 1178834	(5.05, 0.98) (N/A, 0.00, 0.0)	2336.9 2660.1	0.9092 93.1 100.0	11.2174 [10.0000]	112.2%			
TDCA	(499.0 / 80.0) N/A	(N/A, N/A) (N/A, N/A, N/A)	N/A	N/A 0.0 0.0	0.0000 [5.0000]	N/A%			CV2,
13C3_PFBA_IIS	(216.0 / 172.0) 106210	(3.43, N/A) (N/A, 0.00, N/A)	1256.2	N/A	0.9316 [1.0000]	93.2% { 100.0% }			
13C2_PFHxA_IIS	(315.0 / 270.0) 122159	(5.14, N/A) (N/A, 0.00, N/A)	13510.4	N/A	0.8852 [1.0000]	88.5% { 100.0% }			
13C4_PFOA_IIS	(417.0 / 372.0) 269394	(6.42, N/A) (N/A, 0.00, N/A)	10986.9	N/A	0.8673 [1.0000]	86.7% { 100.0% }			

Analyte	(Q1 / Q3) Area Counts*min	R.T. (R.T [min], R.R.T.) (Δ RT-[min], Δ RT- CV[min], Δ RT ion[s])	S / N	Ion Ratio IR Vs MP% IR Vs CV%	Concentration [True] ng/mL	Q.C. Rec. {Area%CV}	Primary Transition	Confirmation Transition	Flag
13C5_PFNA_IIS	(468.0 / 423.0) 288569	(7.03, N/A) (N/A, 0.00, N/A)	4645831.6	N/A	0.9789 [1.0000]	97.9% { 100.0% }			
13C2_PFDA_IIS	(515.0 / 470.1) 301313	(7.60, N/A) (N/A, 0.00, N/A)	313.8	N/A	0.9720 [1.0000]	97.2% { 100.0% }			
18O2_PFHxS_IIS	(403.0 / 83.9) 429911	(6.50, N/A) (N/A, 0.00, N/A)	2192.3	N/A	0.9584 [1.0000]	95.8% { 100.0% }			
13C4_PFOS_IIS	(503.0 / 79.9) 644118	(7.76, N/A) (N/A, 0.00, N/A)	2918.0	N/A	0.9256 [1.0000]	92.6% { 100.0% }			
13C4_PFBA_EIS	(217.0 / 172.0) 983275	(3.43, N/A) (N/A, 0.00, N/A)	4401.6	N/A	8.6323 [8.0000]	107.9% { 100.0% }			
13C5_PFPeA_EIS	(268.0 / 223.0) 834653	(4.28, N/A) (N/A, 0.00, N/A)	3181.8	N/A	4.3277 [4.0000]	108.2% { 100.0% }			
13C5_PFHxA_EIS	(318.0 / 273.0) 475953	(5.14, N/A) (N/A, 0.00, N/A)	2612.3	N/A	2.0364 [2.0000]	101.8% { 100.0% }			
13C4_PFHpA_EIS	(367.0 / 322.0) 504195	(5.78, N/A) (N/A, 0.00, N/A)	13558.5	N/A	2.1542 [2.0000]	107.7% { 100.0% }			
13C8_PFOA_EIS	(421.0 / 376.0) 611154	(6.42, N/A) (N/A, 0.00, N/A)	2422.2	N/A	2.2038 [2.0000]	110.2% { 100.0% }			
13C9_PFNA_EIS	(472.0 / 427.0) 295665	(7.03, N/A) (N/A, 0.00, N/A)	4141745.0	N/A	1.0518 [1.0000]	105.2% { 100.0% }			
13C6_PFDA_EIS	(519.0 / 474.0) 352769	(7.60, N/A) (N/A, 0.00, N/A)	261.4	N/A	1.0718 [1.0000]	107.2% { 100.0% }			

Analyte	(Q1 / Q3) Area Counts*min	R.T. (R.T [min], R.R.T.) (Δ RT-[min], Δ RT- CV[min], Δ RT ion[s])	S / N	Ion Ratio IR Vs MP% IR Vs CV%	Concentration [True] ng/mL	Q.C. Rec. {Area%CV}	Primary Transition	Confirmation Transition	Flag
13C7_PFUa_EIS	(570.0 / 525.0) 311415	(8.13, N/A) (N/A, 0.00, N/A)	2184.1	N/A	0.9815 [1.0000]	98.1% { 100.0% }			
13C2_PFDoA_EIS	(615.0 / 570.0) 279021	(8.59, N/A) (N/A, 0.00, N/A)	7892.3	N/A	0.9724 [1.0000]	97.2% { 100.0% }			
13C2_PFTeDA_EIS	(715.0 / 670.0) 265249	(9.05, N/A) (N/A, 0.00, N/A)	1349.9	N/A	0.9652 [1.0000]	96.5% { 100.0% }			
13C3_PFBs_EIS	(302.0 / 80.0) 1182564	(5.08, N/A) (N/A, 0.00, N/A)	2298.5	N/A	2.1061 [2.0000]	105.3% { 100.0% }			
13C3_PFHxS_EIS	(402.0 / 80.0) 779143	(6.50, N/A) (N/A, 0.00, N/A)	2287.3	N/A	1.9387 [2.0000]	96.9% { 100.0% }			
13C8_PFOS_EIS	(507.0 / 80.0) 1574488	(7.76, N/A) (N/A, 0.00, N/A)	1921.3	N/A	2.0079 [2.0000]	100.4% { 100.0% }			
13C2_4:2FTS_EIS	(329.0 / 81.0) 202689	(4.91, N/A) (N/A, 0.00, N/A)	2032.2	N/A	3.9433 [4.0000]	98.6% { 100.0% }			
13C2_6:2FTS_EIS	(429.0 / 81.0) 250362	(6.18, N/A) (N/A, 0.00, N/A)	2613.0	N/A	3.6693 [4.0000]	91.7% { 100.0% }			
13C2_8:2FTS_EIS	(529.0 / 81.0) 322550	(7.35, N/A) (N/A, 0.00, N/A)	1624.5	N/A	3.8402 [4.0000]	96.0% { 100.0% }			
13C8_PFOsa_EIS	(506.0 / 78.0) 2843890	(9.74, N/A) (N/A, 0.00, N/A)	4997.4	N/A	2.1435 [2.0000]	107.2% { 100.0% }			
D3_NMeFOsa_EIS	(515.0 / 169.0) 615586	(10.40, N/A) (N/A, 0.00, N/A)	3048.8	N/A	2.0457 [2.0000]	102.3% { 100.0% }			



Chemist: ABK
 Instrument: Saphira
 Type: Sciex Q3 5500

Sample I.D.: SC01368-CCV1
 DF, IV: 1, 10.0µL
 Acquisition Method: 1633 2023-03-28.dam

Quant Method: 1633 - S2023-04-07A
 Path: S2023-04-07B (3)
 Acquired: 2023/04/07 - 16:43

Analyte	(Q1 / Q3) Area Counts*min	R.T. (R.T [min], R.R.T.) (ΔRT-I[min], ΔRT-CV[min], ΔRT ion[s])	S / N	Ion Ratio IR Vs MP% IR Vs CV%	Concentration [True] ng/mL	Q.C. Rec. {Area%CV}	Primary Transition	Confirmation Transition	Flag
D5_NEiFOSA_EIS	(531.0 / 169.0) 546856	(10.58 , N/A) (N/A , 0.00 , N/A)	3007.4	N/A	2.2196 [2.0000]	111.0% { 100.0% }			
D3_MeFOSAA_EIS	(573.0 / 419.0) 672370	(7.73 , N/A) (N/A , 0.00 , N/A)	1767.6	N/A	4.0863 [4.0000]	102.2% { 100.0% }			
D5_EiFOSAA_EIS	(589.0 / 419.0) 554480	(7.99 , N/A) (N/A , 0.00 , N/A)	5414.3	N/A	4.1035 [4.0000]	102.6% { 100.0% }			
D7_NMeFOSE_EIS	(623.0 / 58.9) 2056733	(10.33 , N/A) (N/A , 0.00 , N/A)	1601.3	N/A	21.2742 [20.0000]	106.4% { 100.0% }			
D9_NEiFOSE_EIS	(639.0 / 58.9) 2710750	(10.51 , N/A) (N/A , 0.00 , N/A)	1913.3	N/A	21.1899 [20.0000]	105.9% { 100.0% }			
13C3_HFPODA_EIS	(287.0 / 169.0) 986036	(5.39 , N/A) (N/A , 0.00 , N/A)	2547.6	N/A	8.2214 [8.0000]	102.8% { 100.0% }			

INITIAL AND CONTINUING CALIBRATION CHECK

EPA 1633

Laboratory: APPL, LLC
 Client: AECOM
 Instrument ID: Saphira
 Standard ID: 23C0362

Work Order: 23C0204
 Project: Red Hill AFFF Assessment Sampling / 60697810
 Calibration: 2315001
 Sequence: SC01368

Lab Sample ID	Analyte	True	Found	%R	Units	Control Limit
SC01368-CCV2	PFBA	20.0	20.5	102	ng/mL	+/- 30.00%
	PFPEA	10.0	9.82	98.2	ng/mL	+/- 30.00%
	PFHXA	5.00	4.73	94.7	ng/mL	+/- 30.00%
	PFHPA	5.00	5.02	100	ng/mL	+/- 30.00%
	PFOA	5.00	4.93	98.6	ng/mL	+/- 30.00%
	PFNA	5.00	5.11	102	ng/mL	+/- 30.00%
	PFDA	5.00	4.55	90.9	ng/mL	+/- 30.00%
	PFUnA	5.00	4.74	94.8	ng/mL	+/- 30.00%
	PFDOA	5.00	5.12	102	ng/mL	+/- 30.00%
	PFTRDA	5.00	4.92	98.4	ng/mL	+/- 30.00%
	PFTEDA	5.00	5.23	105	ng/mL	+/- 30.00%
	PFBS	4.42	4.60	104	ng/mL	+/- 30.00%
	PFPEs	4.70	5.07	108	ng/mL	+/- 30.00%
	PFHXS	4.58	4.79	105	ng/mL	+/- 30.00%
	PFHPS	4.78	4.80	100	ng/mL	+/- 30.00%
	PFOS	4.65	4.59	98.6	ng/mL	+/- 30.00%
	PFNS	4.80	5.35	111	ng/mL	+/- 30.00%
	PFDS	4.82	5.06	105	ng/mL	+/- 30.00%
	PFDOS	4.85	5.17	107	ng/mL	+/- 30.00%
	4:2FTS	18.8	18.2	96.9	ng/mL	+/- 30.00%
	6:2FTS	19.0	20.0	105	ng/mL	+/- 30.00%
	8:2FTS	19.2	19.7	103	ng/mL	+/- 30.00%
	PFOSA	5.00	5.34	107	ng/mL	+/- 30.00%
	NMeFOSA	20.0	21.5	108	ng/mL	+/- 30.00%
	NEtFOSA	20.0	21.3	106	ng/mL	+/- 30.00%
	NMeFOSAA	5.00	5.24	105	ng/mL	+/- 30.00%
	NEtFOSAA	5.00	5.42	108	ng/mL	+/- 30.00%
	NMeFOSE	20.0	20.3	101	ng/mL	+/- 30.00%
	NEtFOSE	20.0	20.2	101	ng/mL	+/- 30.00%
	HFPO-DA	10.0	10.5	105	ng/mL	+/- 30.00%

INITIAL AND CONTINUING CALIBRATION CHECK

EPA 1633

Laboratory:	APPL, LLC	Work Order:	23C0204
Client:	AECOM	Project:	Red Hill AFFF Assessment Sampling / 60697810
Instrument ID:	Saphira	Calibration:	2315001
Standard ID:	23C0362	Sequence:	SC01368

Lab Sample ID	Analyte	True	Found	%R	Units	Control Limit
SC01368-CCV2	ADONA	9.45	10.0	106	ng/mL	+/- 30.00%
	PFEESA	8.90	8.84	99.3	ng/mL	+/- 30.00%
	PFMPA	10.0	9.64	96.4	ng/mL	+/- 30.00%
	PFMBA	10.0	9.99	99.9	ng/mL	+/- 30.00%
	NFDHA	10.0	10.1	101	ng/mL	+/- 30.00%
	9CL-PF3ONS	9.35	10.3	110	ng/mL	+/- 30.00%
	11CL-PF3OUDS	9.45	9.78	104	ng/mL	+/- 30.00%
	3:3FTCA	20.0	17.4	87.0	ng/mL	+/- 30.00%
	5:3FTCA	20.0	19.2	96.0	ng/mL	+/- 30.00%
	7:3FTCA	20.0	19.2	96.0	ng/mL	+/- 30.00%

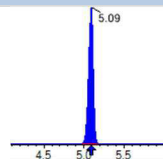
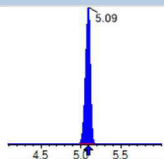
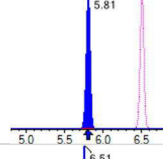
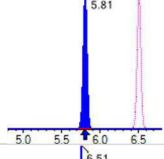
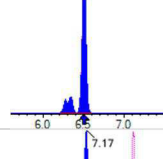
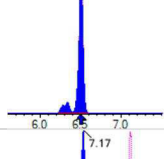
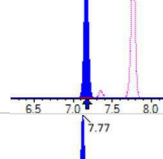
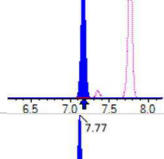
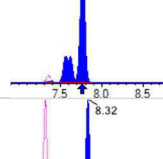
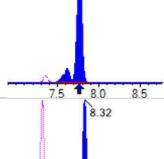
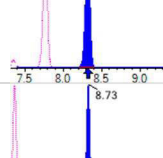
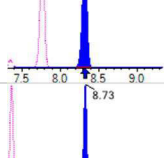
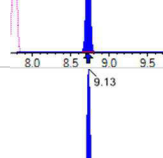
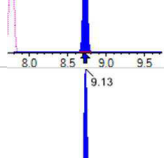
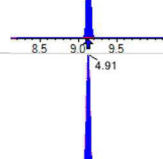
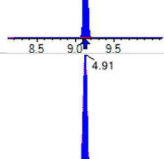
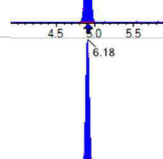
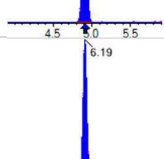
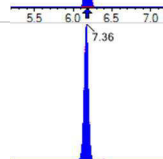
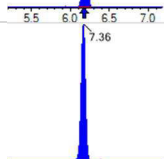

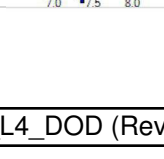


Chemist: ABK
 Instrument: Saphira
 Type: Sciex Q3 5500

Sample I.D.: SC01368-CCV2
 DF, IV: 1, 10.0µL
 Acquisition Method: 1633 2023-03-28.dam

Quant Method: 1633 - S2023-04-07A
 Path: S2023-04-07B (26)
 Acquired: 2023/04/07 - 21:39

Analyte	(Q1 / Q3) Area Counts*min	R.T. (R.T [min], R.R.T.) (ΔRT-[min], ΔRT- CV[min], ΔRT ion[s])	S / N	Ion Ratio IR Vs MP% IR Vs CV%	Concentration [True] ng/mL	Q.C. Rec. {Area%CV}	Primary Transition	Confirmation Transition	Flag
PFBA	(213.0 / 169.0) 2070994	(3.43, 1.00) (0.00, N/A, 0.0)	223.6	N/A 0.0 0.0	20.4566 [20.0000]	102.3%			
PFPeA	(263.0 / 219.0) 1949392 (263.0 / 69.0) 21981	(4.29, 1.00) (0.00, N/A, -0.1)	4432.3 21205.0	0.0113 91.5 91.7	9.8150 [10.0000]	98.2%			
PFHxA	(313.0 / 269.0) 1192494 (313.0 / 119.0) 115244	(5.14, 1.00) (0.00, N/A, 0.0)	2868.8 3604092.3	0.0966 95.7 102.3	4.7334 [5.0000]	94.7%			
PFHpA	(363.0 / 319.0) 1124193 (363.0 / 169.0) 322661	(5.79, 1.00) (0.00, N/A, 0.1)	8575.4 12783699.3	0.2870 96.7 86.3	5.0188 [5.0000]	100.4%			
PFOA	(413.0 / 369.0) 1369053 (413.0 / 169.0) 434106	(6.42, 1.00) (0.00, N/A, 0.1)	2204.6 15451334.3	0.3171 94.2 99.3	4.9286 [5.0000]	98.6%			
PFNA	(463.0 / 419.0) 1262549 (463.0 / 169.0) 264007	(7.03, 1.00) (0.00, N/A, 0.1)	5850.4 402627.2	0.2091 93.0 98.4	5.1098 [5.0000]	102.2%			
PFDA	(513.0 / 469.0) 1579522 (513.0 / 169.0) 186193	(7.60, 1.00) (0.00, N/A, -0.1)	2281.0 1689.2	0.1179 97.9 110.9	4.5469 [5.0000]	90.9%			
PFUnA	(563.0 / 519.0) 1401940 (563.0 / 169.0) 178478	(8.13, 1.00) (0.00, N/A, -0.1)	1858.5 808.0	0.1273 123.3 103.1	4.7392 [5.0000]	94.8%			
PFDoA	(613.0 / 569.0) 1300211 (613.0 / 169.0) 224846	(8.59, 1.00) (0.00, N/A, -0.1)	3167.2 1876.1	0.1729 115.7 105.2	5.1236 [5.0000]	102.5%			
PFTrDA	(663.0 / 619.0) 1155502 (663.0 / 169.0) 285734	(8.87, 1.03) (N/A, 0.00, 0.0)	2556.3 1445.8	0.2473 96.5 98.8	4.9179 [5.0000]	98.4%			
PFTeDA	(713.0 / 669.0) 1247097 (713.0 / 169.0) 264055	(9.05, 1.00) (0.00, N/A, -0.2)	2482.7 1587.2	0.2117 106.2 97.6	5.2262 [5.0000]	104.5%			

Analyte	(Q1 / Q3) Area Counts*min	R.T. (R.T [min], R.R.T.) (Δ RT-[min], Δ RT- CV[min], Δ RT ion[s])	S / N	Ion Ratio IR Vs MP% IR Vs CV%	Concentration [True] ng/mL	Q.C. Rec. {Area%CV}	Primary Transition	Confirmation Transition	Flag
PFBS	(299.0 / 80.0) 1835800 (299.0 / 99.0) 1126371	(5.09, 1.00) (0.00, N/A, -0.1)	17775900.3 4425.3	0.6136 93.6 93.0	4.5972 [4.4237]	103.9%			
PFPeS	(349.0 / 80.0) 3500362 (349.0 / 99.0) 1201121	(5.81, 0.89) (N/A, 0.00, 0.1)	3610.7 2545.7	0.3431 101.0 91.3	5.0739 [4.6919]	108.1%			
PFHxS	(399.0 / 80.0) 2708180 (399.0 / 99.0) 997365	(6.51, 1.00) (0.00, N/A, 0.0)	174317.8 2515.6	0.3683 102.9 102.3	4.7893 [4.5549]	105.1%			
PFHpS	(449.0 / 80.0) 3185561 (449.0 / 99.0) 861351	(7.17, 0.92) (N/A, 0.00, 0.0)	51559861.9 26137.5	0.2704 96.2 91.5	4.7956 [4.7570]	100.8%			
PFOS	(499.0 / 80.0) 4153492 (499.0 / 99.0) 930920	(7.77, 1.00) (0.00, N/A, 0.1)	6273.4 4067.5	0.2241 103.3 96.3	4.5862 [4.6375]	98.9%			
PFNS	(549.0 / 80.0) 4269033 (549.0 / 99.0) 1023777	(8.32, 1.07) (N/A, 0.00, 0.1)	14754.1 850107.4	0.2398 94.2 96.8	5.3472 [4.7994]	111.4%			
PFDS	(599.0 / 80.0) 4896029 (599.0 / 99.0) 1135287	(8.73, 1.12) (N/A, 0.01, 0.0)	10688.8 22374.8	0.2319 97.0 101.0	5.0630 [4.8155]	105.1%			
PFDoS	(699.0 / 80.0) 4027826 (699.0 / 99.0) 951325	(9.13, 1.18) (N/A, 0.00, 0.0)	2952.1 2573.5	0.2362 105.5 104.1	5.1686 [4.8478]	106.6%			
4:2FTS	(327.0 / 307.0) 3126784 (327.0 / 81.0) 1961971	(4.91, 1.00) (0.00, N/A, 0.0)	4115.0 3025.3	0.6275 104.0 108.7	18.2255 [18.6906]	97.5%			
6:2FTS	(427.0 / 407.0) 2198488 (427.0 / 81.0) 1532086	(6.18, 1.00) (0.00, N/A, -0.1)	2350.6 3712.3	0.6969 98.2 96.4	19.9833 [18.9808]	105.3%			
8:2FTS	(527.0 / 507.0) 2298174 (527.0 / 81.0) 1811656	(7.36, 1.00) (0.00, N/A, 0.0)	3348.6 2812.0	0.7883 103.1 107.6	19.7114 [19.1658]	102.8%			

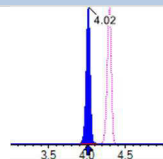
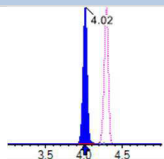
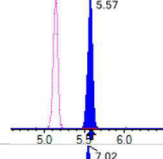
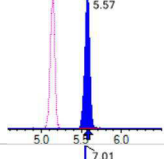
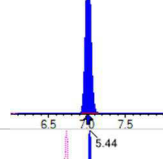
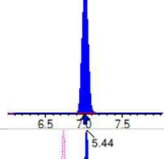
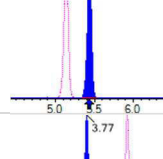
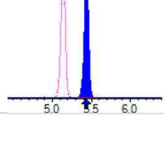
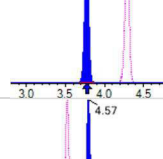
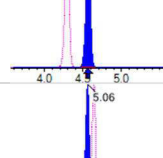
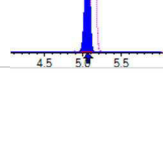
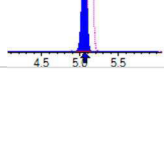
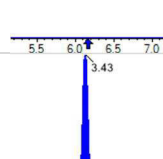
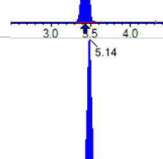
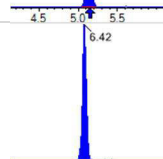


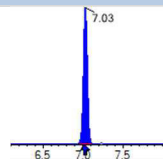
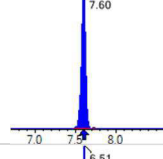
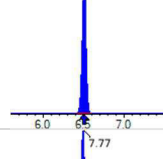
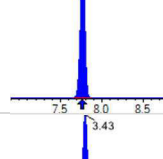
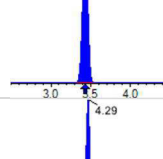
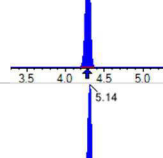
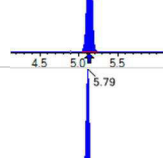
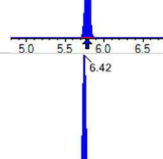
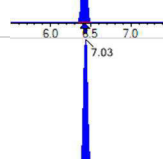
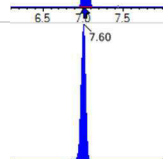

Chemist: ABK
 Instrument: Saphira
 Type: Sciex Q3 5500

Sample I.D.: SC01368-CCV2
 DF, IV: 1, 10.0µL
 Acquisition Method: 1633 2023-03-28.dam

Quant Method: 1633 - S2023-04-07A
 Path: S2023-04-07B (26)
 Acquired: 2023/04/07 - 21:39

Analyte	(Q1 / Q3) Area Counts*min	R.T. (R.T [min], R.R.T.) (ΔRT-I[min], ΔRT-CV[min], ΔRT ion[s])	S / N	Ion Ratio IR Vs MP% IR Vs CV%	Concentration [True] ng/mL	Q.C. Rec. {Area%CV}	Primary Transition	Confirmation Transition	Flag
PFOSA	(498.0 / 78.0) 6352490 (498.0 / 478.0) 149232	(9.75, 1.00) (0.00, N/A, 0.0)	5202.2 1008.6	0.0235 96.2 101.1	5.3367 [5.0000]	106.7%			
NMeFOSA	(512.0 / 219.0) 5605621 (512.0 / 169.0) 4659001	(10.40, 1.00) (0.00, N/A, 1.2)	5734.9 4553.2	0.8311 97.9 97.6	21.5235 [20.0000]	107.6%			
NEIFOSA	(526.0 / 219.0) 6158921 (526.0 / 169.0) 7870933	(10.57, 1.00) (-0.01, N/A, 0.9)	7796.3 7206.9	1.2780 101.5 99.5	21.2901 [20.0000]	106.5%			
NMeFOSAA	(570.0 / 419.0) 746996 (570.0 / 483.0) 339286	(7.74, 1.00) (0.00, N/A, -0.1)	4332.6 470.7	0.4542 88.3 101.9	5.2443 [5.0000]	104.9%			
NEIFOSAA	(584.0 / 419.0) 649386 (584.0 / 526.0) 347810	(8.00, 1.00) (0.01, N/A, 0.0)	2645.1 1640.0	0.5356 87.6 88.2	5.4151 [5.0000]	108.3%			
NMeFOSE	(616.0 / 59.0) 2223646	(10.34, 1.00) (0.01, N/A, 0.0)	2086.1	N/A 0.0 0.0	20.2702 [20.0000]	101.4%			
NEtFOSE	(630.0 / 59.0) 2809321	(10.53, 1.00) (0.01, N/A, 0.0)	1380.5	N/A 0.0 0.0	20.1835 [20.0000]	100.9%			
HFPO-DA	(285.0 / 169.0) 1279495 (285.0 / 185.0) 3315169	(5.39, 1.00) (0.00, N/A, 0.0)	1932.2 4668.3	2.5910 88.4 94.7	10.4528 [10.0000]	104.5%			
ADONA	(377.0 / 85.0) 4478539 (377.0 / 251.0) 455627	(6.02, 1.12) (N/A, 0.00, 0.0)	5668.1 4619.5	0.1017 98.1 107.2	10.0080 [9.4270]	106.2%			
9CI-Pf3ONS	(531.0 / 351.0) 13694187 (533.0 / 353.0) 4132005	(8.19, 1.52) (N/A, 0.00, 0.0)	4513.8 3593.6	0.3017 93.5 94.7	10.3224 [9.3325]	110.6%			
11CI-PF3OUDS	(631.0 / 451.0) 8551488 (633.0 / 453.0) 3090502	(8.91, 1.65) (N/A, 0.00, 0.0)	5891.3 4523.2	0.3614 105.9 103.7	9.7820 [9.4321]	103.7%			

Analyte	(Q1 / Q3) Area Counts*min	R.T. (R.T [min], R.R.T.) (Δ RT-[min], Δ RT- CV[min], Δ RT ion[s])	S / N	Ion Ratio IR Vs MP% IR Vs CV%	Concentration [True] ng/mL	Q.C. Rec. {Area%CV}	Primary Transition	Confirmation Transition	Flag
3:3FTCA	(241.0 / 177.0) 147884 (241.0 / 117.0) 242252	(4.02, 0.94) (N/A, 0.01, 0.0)	1313.6 1196.4	1.6381 106.4 112.0	17.4058 [20.0000]	87.0%			
5:3FTCA	(341.0 / 236.7) 837093 (341.0 / 217.0) 1471789	(5.57, 1.08) (N/A, 0.00, 0.0)	1346.7 1529.3	1.7582 94.0 103.6	19.2035 [20.0000]	96.0%			
7:3FTCA	(441.0 / 317.0) 1524502 (441.0 / 337.0) 1223721	(7.02, 1.36) (N/A, 0.01, 0.0)	1569.8 1754.3	0.8027 97.5 99.6	19.2040 [20.0000]	96.0%			
PFEESA	(315.0 / 135.0) 2921624 (315.0 / 83.0) 649003	(5.44, 1.06) (N/A, 0.00, 0.1)	3350.1 2128.5	0.2221 92.9 96.5	8.8353 [8.9246]	99.0%			
PFMPA	(229.0 / 85.0) 427083	(3.77, 0.88) (N/A, 0.01, 0.0)	4441.8	N/A 0.0 0.0	9.6366 [10.0000]	96.4%			
PFMBA	(279.0 / 85.0) 1385348	(4.57, 1.06) (N/A, 0.01, 0.0)	3462.9	N/A 0.0 0.0	9.9882 [10.0000]	99.9%			
NFDHA	(295.0 / 201.0) 1282106 (295.0 / 85.0) 1255533	(5.06, 0.98) (N/A, 0.01, 0.1)	2383.0 2521.4	0.9793 100.3 107.7	10.0848 [10.0000]	100.8%			
TDCA	(499.0 / 80.0) N/A	(N/A, N/A) (N/A, N/A, N/A)	N/A	N/A 0.0 0.0	0.0000 [5.0000]	N/A%			CV2,
13C3_PFBA_IIS	(216.0 / 172.0) 108038	(3.43, N/A) (N/A, 0.00, N/A)	1451.9	N/A	0.9477 [1.0000]	94.8% { 101.7% }			
13C2_PFHxA_IIS	(315.0 / 270.0) 118770	(5.14, N/A) (N/A, 0.00, N/A)	6423.9	N/A	0.8606 [1.0000]	86.1% { 97.2% }			
13C4_PFOA_IIS	(417.0 / 372.0) 291356	(6.42, N/A) (N/A, 0.00, N/A)	1375.1	N/A	0.9380 [1.0000]	93.8% { 108.2% }			

Analyte	(Q1 / Q3) Area Counts*min	R.T. (R.T [min], R.R.T.) (Δ RT-[min], Δ RT- CV[min], Δ RT ion[s])	S / N	Ion Ratio IR Vs MP% IR Vs CV%	Concentration [True] ng/mL	Q.C. Rec. {Area%CV}	Primary Transition	Confirmation Transition	Flag
13C5_PFNA_IIS	(468.0 / 423.0) 270031	(7.03, N/A) (N/A, 0.00, N/A)	7408.3	N/A	0.9160 [1.0000]	91.6% { 93.6% }			
13C2_PFDA_IIS	(515.0 / 470.1) 271102	(7.60, N/A) (N/A, 0.00, N/A)	5061.2	N/A	0.8745 [1.0000]	87.5% { 90.0% }			
18O2_PFHxS_IIS	(403.0 / 83.9) 426398	(6.51, N/A) (N/A, 0.01, N/A)	5267.4	N/A	0.9506 [1.0000]	95.1% { 99.2% }			
13C4_PFOS_IIS	(503.0 / 79.9) 644984	(7.77, N/A) (N/A, 0.01, N/A)	2794.0	N/A	0.9268 [1.0000]	92.7% { 100.1% }			
13C4_PFBA_EIS	(217.0 / 172.0) 931599	(3.43, N/A) (N/A, 0.01, N/A)	5239.6	N/A	8.0403 [8.0000]	100.5% { 94.7% }			
13C5_PFPeA_EIS	(268.0 / 223.0) 845549	(4.29, N/A) (N/A, 0.01, N/A)	3065.2	N/A	4.5093 [4.0000]	112.7% { 101.3% }			
13C5_PFHxA_EIS	(318.0 / 273.0) 523514	(5.14, N/A) (N/A, 0.00, N/A)	2607.4	N/A	2.3038 [2.0000]	115.2% { 110.0% }			
13C4_PFHpA_EIS	(367.0 / 322.0) 522213	(5.79, N/A) (N/A, 0.01, N/A)	4320.3	N/A	2.2949 [2.0000]	114.7% { 103.6% }			
13C8_PFOA_EIS	(421.0 / 376.0) 559351	(6.42, N/A) (N/A, 0.00, N/A)	2952.6	N/A	1.8650 [2.0000]	93.2% { 91.5% }			
13C9_PFNA_EIS	(472.0 / 427.0) 273432	(7.03, N/A) (N/A, 0.00, N/A)	5682.7	N/A	1.0394 [1.0000]	103.9% { 92.5% }			
13C6_PFDA_EIS	(519.0 / 474.0) 350762	(7.60, N/A) (N/A, 0.00, N/A)	2017.2	N/A	1.1845 [1.0000]	118.5% { 99.4% }			



Chemist: ABK
 Instrument: Saphira
 Type: Sciex Q3 5500

Sample I.D.: SC01368-CCV2
 DF, IV: 1, 10.0µL
 Acquisition Method: 1633 2023-03-28.dam

Quant Method: 1633 - S2023-04-07A
 Path: S2023-04-07B (26)
 Acquired: 2023/04/07 - 21:39

Analyte	(Q1 / Q3) Area Counts*min	R.T. (R.T [min], R.R.T.) (ΔRT-[min], ΔRT-CV[min], ΔRT ion[s])	S / N	Ion Ratio IR Vs MP% IR Vs CV%	Concentration [True] ng/mL	Q.C. Rec. {Area%CV}	Primary Transition	Confirmation Transition	Flag
13C7_PFUa_EIS	(570.0 / 525.0) 330177	(8.13, N/A) (N/A, 0.00, N/A)	48441.2	N/A	1.1566 [1.0000]	115.7% { 106.0% }			
13C2_PFDa_EIS	(615.0 / 570.0) 292024	(8.59, N/A) (N/A, 0.00, N/A)	3253.4	N/A	1.1312 [1.0000]	113.1% { 104.7% }			
13C2_PFTeDA_EIS	(715.0 / 670.0) 266114	(9.05, N/A) (N/A, 0.00, N/A)	1668.7	N/A	1.0762 [1.0000]	107.6% { 100.3% }			
13C3_PFBs_EIS	(302.0 / 80.0) 1118484	(5.09, N/A) (N/A, 0.01, N/A)	2749.4	N/A	2.0084 [2.0000]	100.4% { 94.6% }			
13C3_PFHxS_EIS	(402.0 / 80.0) 771802	(6.51, N/A) (N/A, 0.00, N/A)	3350.6	N/A	1.9362 [2.0000]	96.8% { 99.1% }			
13C8_PFOS_EIS	(507.0 / 80.0) 1592426	(7.77, N/A) (N/A, 0.01, N/A)	1592.3	N/A	2.0280 [2.0000]	101.4% { 101.1% }			
13C2_4:2FTS_EIS	(329.0 / 81.0) 223645	(4.91, N/A) (N/A, 0.00, N/A)	1024.2	N/A	4.3869 [4.0000]	109.7% { 110.3% }			
13C2_6:2FTS_EIS	(429.0 / 81.0) 285379	(6.19, N/A) (N/A, 0.00, N/A)	6972.6	N/A	4.2170 [4.0000]	105.4% { 114.0% }			
13C2_8:2FTS_EIS	(529.0 / 81.0) 329449	(7.36, N/A) (N/A, 0.00, N/A)	1764.3	N/A	3.9546 [4.0000]	98.9% { 102.1% }			
13C8_PFOsa_EIS	(506.0 / 78.0) 2803442	(9.75, N/A) (N/A, 0.00, N/A)	4822.8	N/A	2.1102 [2.0000]	105.5% { 98.6% }			
D3_NMeFOsa_EIS	(515.0 / 169.0) 635559	(10.40, N/A) (N/A, 0.00, N/A)	2390.6	N/A	2.1092 [2.0000]	105.5% { 103.2% }			



Chemist: ABK
 Instrument: Saphira
 Type: Sciex Q3 5500

Sample I.D.: SC01368-CCV2
 DF, IV: 1, 10.0µL
 Acquisition Method: 1633 2023-03-28.dam

Quant Method: 1633 - S2023-04-07A
 Path: S2023-04-07B (26)
 Acquired: 2023/04/07 - 21:39

Analyte	(Q1 / Q3) Area Counts*min	R.T. (R.T [min], R.R.T.) (ΔRT-I[min], ΔRT-CV[min], ΔRT ion[s])	S / N	Ion Ratio IR Vs MP% IR Vs CV%	Concentration [True] ng/mL	Q.C. Rec. {Area%CV}	Primary Transition	Confirmation Transition	Flag
D5_NEiFOSA_EIS	(531.0 / 169.0) 534073	(10.58 , N/A) (N/A , 0.00 , N/A)	3364.3	N/A	2.1648 [2.0000]	108.2% { 97.7% }			
D3_MeFOSAA_EIS	(573.0 / 419.0) 689353	(7.74 , N/A) (N/A , 0.00 , N/A)	1341.2	N/A	4.1839 [4.0000]	104.6% { 102.5% }			
D5_EiFOSAA_EIS	(589.0 / 419.0) 544961	(7.99 , N/A) (N/A , 0.00 , N/A)	72650.5	N/A	4.0276 [4.0000]	100.7% { 98.3% }			
D7_NMeFOSE_EIS	(623.0 / 58.9) 2114506	(10.33 , N/A) (N/A , 0.00 , N/A)	1744.6	N/A	21.8424 [20.0000]	109.2% { 102.8% }			
D9_NEiFOSE_EIS	(639.0 / 58.9) 2844443	(10.52 , N/A) (N/A , 0.00 , N/A)	1468.1	N/A	22.2050 [20.0000]	111.0% { 104.9% }			
13C3_HFPODA_EIS	(287.0 / 169.0) 1028242	(5.39 , N/A) (N/A , 0.00 , N/A)	3239.1	N/A	8.8180 [8.0000]	110.2% { 104.3% }			

INITIAL AND CONTINUING CALIBRATION CHECK

EPA 1633

Laboratory: APPL, LLC
 Client: AECOM
 Instrument ID: Saphira
 Standard ID: 23C0362

Work Order: 23C0204
 Project: Red Hill AFFF Assessment Sampling / 60697810
 Calibration: 2315001
 Sequence: SC01368

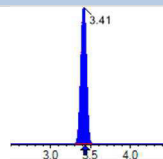
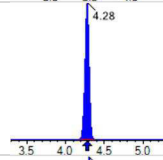
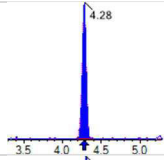
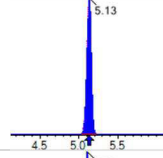
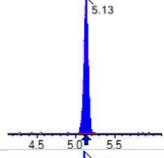
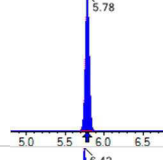
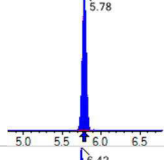
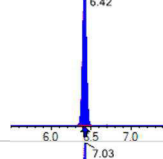
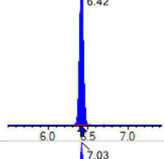
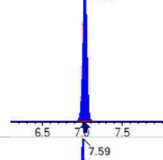
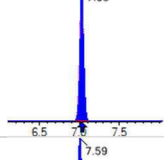
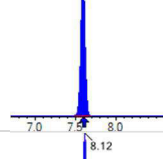
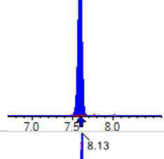
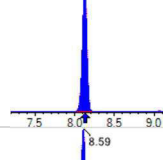
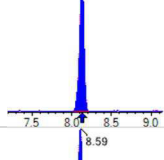
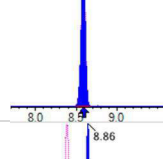
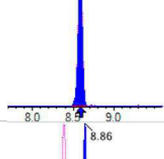
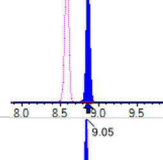
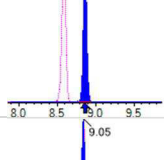
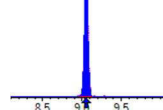
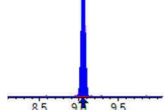
Lab Sample ID	Analyte	True	Found	%R	Units	Control Limit
SC01368-CCV3	PFBA	20.0	20.9	105	ng/mL	+/- 30.00%
	PFPEA	10.0	9.85	98.5	ng/mL	+/- 30.00%
	PFHXA	5.00	4.90	97.9	ng/mL	+/- 30.00%
	PFHPA	5.00	5.39	108	ng/mL	+/- 30.00%
	PFOA	5.00	4.90	97.9	ng/mL	+/- 30.00%
	PFNA	5.00	5.41	108	ng/mL	+/- 30.00%
	PFDA	5.00	5.24	105	ng/mL	+/- 30.00%
	PFUnA	5.00	5.24	105	ng/mL	+/- 30.00%
	PFDOA	5.00	5.22	104	ng/mL	+/- 30.00%
	PFTRDA	5.00	4.92	98.4	ng/mL	+/- 30.00%
	PFTEDA	5.00	5.52	110	ng/mL	+/- 30.00%
	PFBS	4.42	4.65	105	ng/mL	+/- 30.00%
	PFPEs	4.70	4.80	102	ng/mL	+/- 30.00%
	PFHXS	4.58	4.53	98.8	ng/mL	+/- 30.00%
	PFHPS	4.78	5.13	107	ng/mL	+/- 30.00%
	PFOS	4.65	4.67	100	ng/mL	+/- 30.00%
	PFNS	4.80	5.17	108	ng/mL	+/- 30.00%
	PFDS	4.82	5.15	107	ng/mL	+/- 30.00%
	PFDOS	4.85	4.94	102	ng/mL	+/- 30.00%
	4:2FTS	18.8	19.3	103	ng/mL	+/- 30.00%
	6:2FTS	19.0	20.5	108	ng/mL	+/- 30.00%
	8:2FTS	19.2	19.8	103	ng/mL	+/- 30.00%
	PFOSA	5.00	5.06	101	ng/mL	+/- 30.00%
	NMeFOSA	20.0	21.9	110	ng/mL	+/- 30.00%
	NEtFOSA	20.0	20.9	104	ng/mL	+/- 30.00%
	NMeFOSAA	5.00	4.53	90.7	ng/mL	+/- 30.00%
	NEtFOSAA	5.00	5.12	102	ng/mL	+/- 30.00%
	NMeFOSE	20.0	19.9	99.6	ng/mL	+/- 30.00%
	NEtFOSE	20.0	19.8	99.2	ng/mL	+/- 30.00%
	HFPO-DA	10.0	10.3	103	ng/mL	+/- 30.00%

INITIAL AND CONTINUING CALIBRATION CHECK

EPA 1633

Laboratory:	APPL, LLC	Work Order:	23C0204
Client:	AECOM	Project:	Red Hill AFFF Assessment Sampling / 60697810
Instrument ID:	Saphira	Calibration:	2315001
Standard ID:	23C0362	Sequence:	SC01368

Lab Sample ID	Analyte	True	Found	%R	Units	Control Limit
SC01368-CCV3	ADONA	9.45	11.0	116	ng/mL	+/- 30.00%
	PFEESA	8.90	9.91	111	ng/mL	+/- 30.00%
	PFMPA	10.0	9.81	98.1	ng/mL	+/- 30.00%
	PFMBA	10.0	10.0	100	ng/mL	+/- 30.00%
	NFDHA	10.0	11.2	112	ng/mL	+/- 30.00%
	9CL-PF3ONS	9.35	10.8	115	ng/mL	+/- 30.00%
	11CL-PF3OUDS	9.45	10.4	111	ng/mL	+/- 30.00%
	3:3FTCA	20.0	18.8	94.0	ng/mL	+/- 30.00%
	5:3FTCA	20.0	20.2	101	ng/mL	+/- 30.00%
	7:3FTCA	20.0	20.9	104	ng/mL	+/- 30.00%

Analyte	(Q1 / Q3) Area Counts*min	R.T. (R.T [min], R.R.T.) (Δ RT-[min], Δ RT- CV[min], Δ RT ion[s])	S / N	Ion Ratio IR Vs MP% IR Vs CV%	Concentration [True] ng/mL	Q.C. Rec. {Area%CV}	Primary Transition	Confirmation Transition	Flag
PFBA	(213.0 / 169.0) 1997471	(3.41, 1.00) (0.00, N/A, 0.0)	220.0	N/A 0.0 0.0	20.9239 [20.0000]	104.6%			
PFPeA	(263.0 / 219.0) 1791309 (263.0 / 69.0) 21101	(4.28, 1.00) (0.00, N/A, -0.1)	4035.9 2702.2	0.0118 95.6 95.8	9.8467 [10.0000]	98.5%			
PFHxA	(313.0 / 269.0) 1033495 (313.0 / 119.0) 113098	(5.13, 1.00) (0.00, N/A, 0.0)	2733.1 20528.9	0.1094 108.3 115.8	4.8970 [5.0000]	97.9%			
PFHpA	(363.0 / 319.0) 1056759 (363.0 / 169.0) 314840	(5.78, 1.00) (0.00, N/A, 0.0)	14222.2 58671.1	0.2979 100.4 89.6	5.3879 [5.0000]	107.8%			
PFOA	(413.0 / 369.0) 1376139 (413.0 / 169.0) 435875	(6.42, 1.00) (0.00, N/A, 0.1)	2297.7 1029787.4	0.3167 94.1 99.2	4.8973 [5.0000]	97.9%			
PFNA	(463.0 / 419.0) 1212562 (463.0 / 169.0) 260452	(7.03, 1.00) (0.00, N/A, 0.2)	8895.6 3674.9	0.2148 95.5 101.0	5.4070 [5.0000]	108.1%			
PFDA	(513.0 / 469.0) 1549351 (513.0 / 169.0) 177586	(7.59, 1.00) (0.00, N/A, 0.0)	2141.0 1648.8	0.1146 95.2 107.9	5.2434 [5.0000]	104.9%			
PFUnA	(563.0 / 519.0) 1335646 (563.0 / 169.0) 153929	(8.12, 1.00) (0.00, N/A, -0.2)	2742.7 1062.7	0.1152 111.6 93.3	5.2441 [5.0000]	104.9%			
PFDoA	(613.0 / 569.0) 1205177 (613.0 / 169.0) 193916	(8.59, 1.00) (0.00, N/A, 0.0)	2878.9 1547.8	0.1609 107.7 97.9	5.2235 [5.0000]	104.5%			
PFTrDA	(663.0 / 619.0) 1050808 (663.0 / 169.0) 298458	(8.86, 1.03) (N/A, 0.00, 0.0)	2055.6 2043.8	0.2840 110.8 113.5	4.9191 [5.0000]	98.4%			
PFTeDA	(713.0 / 669.0) 1188532 (713.0 / 169.0) 243089	(9.05, 1.00) (0.00, N/A, -0.1)	2361.0 963.1	0.2045 102.6 94.3	5.5217 [5.0000]	110.4%			

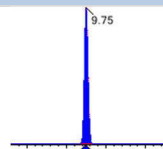
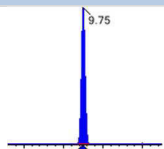
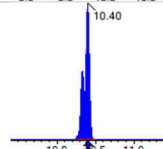
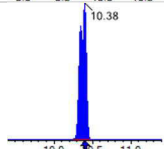
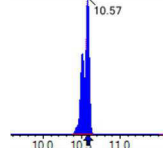
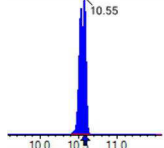
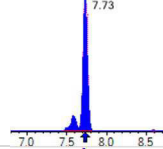
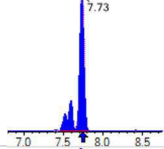
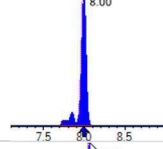
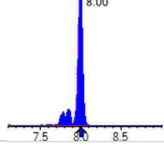
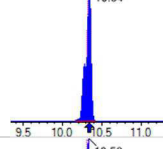
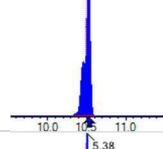
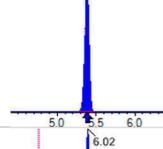
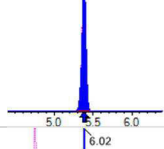
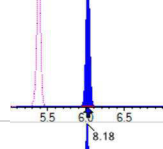
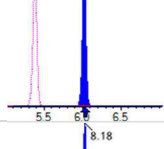
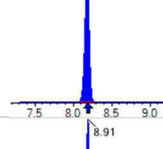
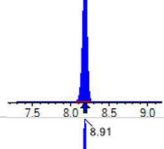
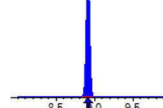
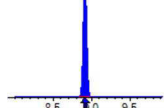


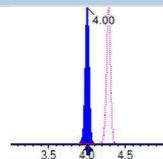
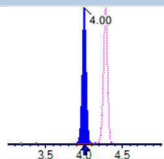
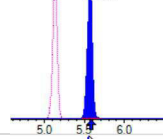
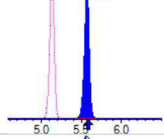
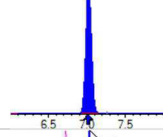
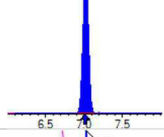
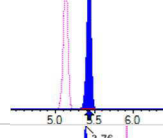
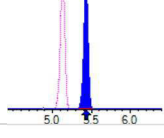
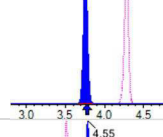
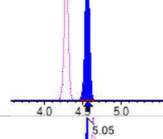
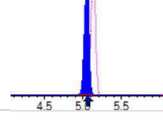
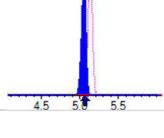
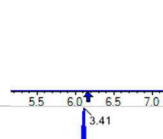
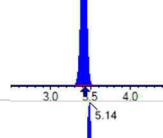
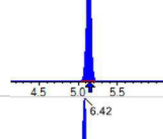
Chemist: ABK
Instrument: Saphira
Type: Sciex Q3 5500

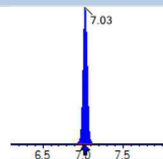
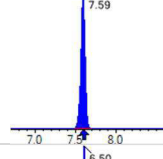
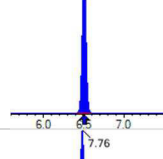
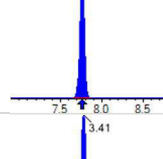
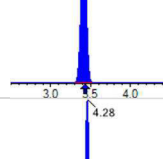
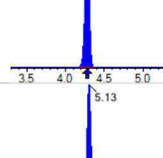
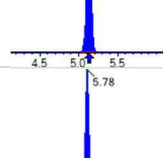
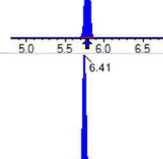
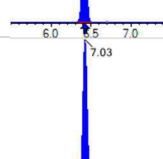
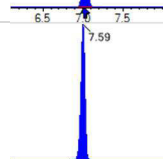

Sample I.D.: SC01368-CCV3
DF, IV: 1, 10.0µL
Acquisition Method: 1633 2023-03-28.dam

Quant Method: 1633 - S2023-04-07A
Path: S2023-04-07B (45)
Acquired: 2023/04/08 - 01:44

Analyte	(Q1 / Q3) Area Counts*min	R.T. (R.T [min], R.R.T.) (Δ RT-[min], Δ RT- CV[min], Δ RT ion[s])	S / N	Ion Ratio IR Vs MP% IR Vs CV%	Concentration [True] ng/mL	Q.C. Rec. {Area%CV}	Primary Transition	Confirmation Transition	Flag
PFBS	(299.0 / 80.0) 1668506 (299.0 / 99.0) 1056129	(5.08, 1.00) (0.00, N/A, 0.0)	8576.3 4393.6	0.6330 96.5 95.9	4.6520 [4.4237]	105.2%			
PFPeS	(349.0 / 80.0) 3132644 (349.0 / 99.0) 1197804	(5.80, 0.89) (N/A, 0.00, 0.0)	3522.8 3453.6	0.3824 112.5 101.7	4.7986 [4.6919]	102.3%			
PFHxS	(399.0 / 80.0) 2421995 (399.0 / 99.0) 871674	(6.50, 1.00) (0.00, N/A, 0.0)	8427.5 14514239.1	0.3599 100.6 99.9	4.5264 [4.5549]	99.4%			
PFHpS	(449.0 / 80.0) 3126885 (449.0 / 99.0) 878561	(7.16, 0.92) (N/A, 0.00, 0.0)	4301.2 91575.5	0.2810 99.9 95.1	5.1261 [4.7570]	107.8%			
PFOS	(499.0 / 80.0) 3883581 (499.0 / 99.0) 899624	(7.76, 1.00) (0.00, N/A, 0.0)	5303.3 2068.6	0.2316 106.7 99.5	4.6698 [4.6375]	100.7%			
PFNS	(549.0 / 80.0) 3792512 (549.0 / 99.0) 956326	(8.32, 1.07) (N/A, 0.00, 0.0)	39559.2 27221531.4	0.2522 99.1 101.7	5.1731 [4.7994]	107.8%			
PFDS	(599.0 / 80.0) 4573194 (599.0 / 99.0) 1083373	(8.72, 1.12) (N/A, 0.00, 0.0)	11577.1 9937.2	0.2369 99.1 103.2	5.1499 [4.8155]	106.9%			
PFDoS	(699.0 / 80.0) 3536742 (699.0 / 99.0) 858196	(9.13, 1.18) (N/A, 0.00, -0.1)	5261.2 3461.1	0.2427 108.3 107.0	4.9422 [4.8478]	101.9%			
4:2FTS	(327.0 / 307.0) 3092824 (327.0 / 81.0) 1888508	(4.91, 1.00) (0.00, N/A, 0.1)	3951.8 2834.0	0.6106 101.2 105.8	19.2853 [18.6906]	103.2%			
6:2FTS	(427.0 / 407.0) 2137839 (427.0 / 81.0) 1513395	(6.18, 1.00) (0.00, N/A, 0.1)	3629.7 3053.7	0.7079 99.8 97.9	20.4928 [18.9808]	108.0%			
8:2FTS	(527.0 / 507.0) 2227006 (527.0 / 81.0) 1744591	(7.35, 1.00) (0.00, N/A, 0.1)	4349.4 3657.8	0.7834 102.5 106.9	19.8359 [19.1658]	103.5%			

Analyte	(Q1 / Q3) Area Counts*min	R.T. (R.T [min], R.R.T.) (Δ RT-[min], Δ RT- CV[min], Δ RT ion[s])	S / N	Ion Ratio IR Vs MP% IR Vs CV%	Concentration [True] ng/mL	Q.C. Rec. {Area%CV}	Primary Transition	Confirmation Transition	Flag
PFOSA	(498.0 / 78.0) 5591027 (498.0 / 478.0) 137477	(9.75, 1.00) (0.00, N/A, -0.1)	5875.2 1651.2	0.0246 100.7 105.8	5.0590 [5.0000]	101.2%			
NMeFOSA	(512.0 / 219.0) 5296301 (512.0 / 169.0) 4402982	(10.40, 1.00) (0.00, N/A, 1.3)	7383.5 7431.3	0.8313 97.9 97.6	21.9397 [20.0000]	109.7%			
NEIFOSA	(526.0 / 219.0) 5985583 (526.0 / 169.0) 7338213	(10.57, 1.00) (0.00, N/A, 1.1)	9672.2 8736.6	1.2260 97.3 95.5	20.8798 [20.0000]	104.4%			
NMeFOSAA	(570.0 / 419.0) 731989 (570.0 / 483.0) 328102	(7.73, 1.00) (0.00, N/A, 0.0)	3581.4 350.9	0.4482 87.2 100.6	4.5328 [5.0000]	90.7%			
NEIFOSAA	(584.0 / 419.0) 639070 (584.0 / 526.0) 361288	(8.00, 1.00) (0.01, N/A, 0.0)	13499.1 2529.0	0.5653 92.5 93.1	5.1242 [5.0000]	102.5%			
NMeFOSE	(616.0 / 59.0) 2001584	(10.34, 1.00) (0.01, N/A, 0.0)	1944.3	N/A 0.0 0.0	19.9285 [20.0000]	99.6%			
NEtFOSE	(630.0 / 59.0) 2522439	(10.52, 1.00) (0.01, N/A, 0.0)	1253.7	N/A 0.0 0.0	19.8411 [20.0000]	99.2%			
HFPO-DA	(285.0 / 169.0) 1113800 (285.0 / 185.0) 3247476	(5.38, 1.00) (0.00, N/A, 0.0)	2200.2 4610.1	2.9157 99.5 106.5	10.3466 [10.0000]	103.5%			
ADONA	(377.0 / 85.0) 4323034 (377.0 / 251.0) 408959	(6.02, 1.12) (N/A, 0.00, -0.1)	5102.0 2749.9	0.0946 91.2 99.6	10.9850 [9.4270]	116.5%			
9CI-Pf3ONS	(531.0 / 351.0) 12566291 (533.0 / 353.0) 3818545	(8.18, 1.52) (N/A, 0.00, -0.1)	3788.4 4086.2	0.3039 94.2 95.4	10.7709 [9.3325]	115.4%			
11CI-PF3OUDS	(631.0 / 451.0) 8030822 (633.0 / 453.0) 2975231	(8.91, 1.66) (N/A, 0.00, 0.0)	4975.3 5516.5	0.3705 108.5 106.3	10.4459 [9.4321]	110.7%			

Analyte	(Q1 / Q3) Area Counts*min	R.T. (R.T [min], R.R.T.) (Δ RT-[min], Δ RT- CV[min], Δ RT ion[s])	S / N	Ion Ratio IR Vs MP% IR Vs CV%	Concentration [True] ng/mL	Q.C. Rec. {Area%CV}	Primary Transition	Confirmation Transition	Flag
3:3FTCA	(241.0 / 177.0) 146333 (241.0 / 117.0) 235831	(4.00, 0.93) (N/A, -0.01, 0.0)	1385.5 1181.4	1.6116 104.7 110.2	18.8036 [20.0000]	94.0%			
5:3FTCA	(341.0 / 236.7) 736672 (341.0 / 217.0) 1376853	(5.57, 1.09) (N/A, 0.00, 0.0)	2099.8 1678.4	1.8690 99.9 110.2	20.1739 [20.0000]	100.9%			
7:3FTCA	(441.0 / 317.0) 1386954 (441.0 / 337.0) 1198893	(7.02, 1.37) (N/A, 0.01, -0.1)	1642.0 1622.1	0.8644 105.0 107.2	20.8561 [20.0000]	104.3%			
PFEESA	(315.0 / 135.0) 2744062 (315.0 / 83.0) 653188	(5.43, 1.06) (N/A, 0.00, 0.0)	3735.9 1947.3	0.2380 99.5 103.4	9.9061 [8.9246]	111.0%			
PFMPA	(229.0 / 85.0) 398115	(3.76, 0.88) (N/A, -0.01, 0.0)	4264.5	N/A 0.0 0.0	9.8073 [10.0000]	98.1%			
PFMBA	(279.0 / 85.0) 1270399	(4.55, 1.06) (N/A, -0.01, 0.0)	3835.6	N/A 0.0 0.0	9.9999 [10.0000]	100.0%			
NFDHA	(295.0 / 201.0) 1192895 (295.0 / 85.0) 1132066	(5.05, 0.98) (N/A, 0.00, 0.0)	3011.5 2532.2	0.9490 97.2 104.4	11.2010 [10.0000]	112.0%			
TDCA	(499.0 / 80.0) N/A	(N/A, N/A) (N/A, N/A, N/A)	N/A	N/A 0.0 0.0	0.0000 [5.0000]	N/A%			CV2,
13C3_PFBA_IIS	(216.0 / 172.0) 98913	(3.41, N/A) (N/A, -0.01, N/A)	1344.4	N/A	0.8676 [1.0000]	86.8% { 93.1% }			
13C2_PFHxA_IIS	(315.0 / 270.0) 90015	(5.14, N/A) (N/A, 0.00, N/A)	2541172.1	N/A	0.6523 [1.0000]	65.2% { 73.7% }			IS1,
13C4_PFOA_IIS	(417.0 / 372.0) 257654	(6.42, N/A) (N/A, 0.00, N/A)	27009.1	N/A	0.8295 [1.0000]	83.0% { 95.6% }			

Analyte	(Q1 / Q3) Area Counts*min	R.T. (R.T [min], R.R.T.) (Δ RT-[min], Δ RT- CV[min], Δ RT ion[s])	S / N	Ion Ratio IR Vs MP% IR Vs CV%	Concentration [True] ng/mL	Q.C. Rec. {Area%CV}	Primary Transition	Confirmation Transition	Flag
13C5_PFNA_IIS	(468.0 / 423.0) 257267	(7.03, N/A) (N/A, 0.00, N/A)	11085.1	N/A	0.8727 [1.0000]	87.3% { 89.2% }			
13C2_PFDA_IIS	(515.0 / 470.1) 291217	(7.59, N/A) (N/A, 0.00, N/A)	42062.6	N/A	0.9394 [1.0000]	93.9% { 96.6% }			
18O2_PFHxS_IIS	(403.0 / 83.9) 385130	(6.50, N/A) (N/A, 0.00, N/A)	4478.3	N/A	0.8586 [1.0000]	85.9% { 89.6% }			
13C4_PFOS_IIS	(503.0 / 79.9) 620058	(7.76, N/A) (N/A, 0.00, N/A)	1519.2	N/A	0.8910 [1.0000]	89.1% { 96.3% }			
13C4_PFBA_EIS	(217.0 / 172.0) 878455	(3.41, N/A) (N/A, -0.01, N/A)	5046.3	N/A	8.2810 [8.0000]	103.5% { 89.3% }			
13C5_PFPeA_EIS	(268.0 / 223.0) 774481	(4.28, N/A) (N/A, 0.00, N/A)	3408.9	N/A	5.4498 [4.0000]	136.2% { 92.8% }			S2,
13C5_PFHxA_EIS	(318.0 / 273.0) 438550	(5.13, N/A) (N/A, 0.00, N/A)	1933.2	N/A	2.5464 [2.0000]	127.3% { 92.1% }			
13C4_PFHpA_EIS	(367.0 / 322.0) 457257	(5.78, N/A) (N/A, 0.00, N/A)	4162.8	N/A	2.6513 [2.0000]	132.6% { 90.7% }			S2,
13C8_PFOA_EIS	(421.0 / 376.0) 565841	(6.41, N/A) (N/A, 0.00, N/A)	2614.0	N/A	2.1334 [2.0000]	106.7% { 92.6% }			
13C9_PFNA_EIS	(472.0 / 427.0) 248171	(7.03, N/A) (N/A, 0.00, N/A)	6412.0	N/A	0.9902 [1.0000]	99.0% { 83.9% }			
13C6_PFDA_EIS	(519.0 / 474.0) 298361	(7.59, N/A) (N/A, 0.00, N/A)	1431.9	N/A	0.9380 [1.0000]	93.8% { 84.6% }			

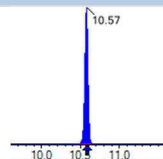
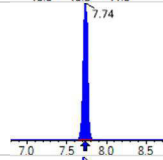
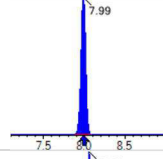
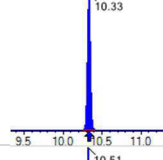
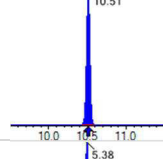
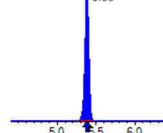


Chemist: ABK
 Instrument: Saphira
 Type: Sciex Q3 5500

Sample I.D.: SC01368-CCV3
 DF, IV: 1, 10.0µL
 Acquisition Method: 1633 2023-03-28.dam

Quant Method: 1633 - S2023-04-07A
 Path: S2023-04-07B (45)
 Acquired: 2023/04/08 - 01:44

Analyte	(Q1 / Q3) Area Counts*min	R.T. (R.T [min], R.R.T.) (ΔRT-I[min], ΔRT-CV[min], ΔRT ion[s])	S / N	Ion Ratio IR Vs MP% IR Vs CV%	Concentration [True] ng/mL	Q.C. Rec. {Area%CV}	Primary Transition	Confirmation Transition	Flag
13C7_PFUa_EIS	(570.0 / 525.0) 284282	(8.13, N/A) (N/A, 0.00, N/A)	4066.5	N/A	0.9270 [1.0000]	92.7% { 91.3% }			
13C2_PFDa_EIS	(615.0 / 570.0) 265502	(8.59, N/A) (N/A, 0.00, N/A)	42193.3	N/A	0.9574 [1.0000]	95.7% { 95.2% }			
13C2_PFTeDA_EIS	(715.0 / 670.0) 240045	(9.06, N/A) (N/A, 0.01, N/A)	1742.0	N/A	0.9037 [1.0000]	90.4% { 90.5% }			
13C3_PFBs_EIS	(302.0 / 80.0) 1004569	(5.08, N/A) (N/A, 0.00, N/A)	2981.3	N/A	1.9971 [2.0000]	99.9% { 84.9% }			
13C3_PFHxS_EIS	(402.0 / 80.0) 730341	(6.50, N/A) (N/A, 0.00, N/A)	3288.8	N/A	2.0285 [2.0000]	101.4% { 93.7% }			
13C8_PFOS_EIS	(507.0 / 80.0) 1462313	(7.76, N/A) (N/A, 0.00, N/A)	1781.2	N/A	1.9372 [2.0000]	96.9% { 92.9% }			
13C2_4:2FTS_EIS	(329.0 / 81.0) 209060	(4.91, N/A) (N/A, 0.00, N/A)	1228.6	N/A	4.5402 [4.0000]	113.5% { 103.1% }			
13C2_6:2FTS_EIS	(429.0 / 81.0) 270607	(6.18, N/A) (N/A, 0.00, N/A)	2073.4	N/A	4.4272 [4.0000]	110.7% { 108.1% }			
13C2_8:2FTS_EIS	(529.0 / 81.0) 317243	(7.35, N/A) (N/A, 0.00, N/A)	3716.7	N/A	4.2162 [4.0000]	105.4% { 98.4% }			
13C8_PFOsa_EIS	(506.0 / 78.0) 2602858	(9.75, N/A) (N/A, 0.01, N/A)	5230.5	N/A	2.0380 [2.0000]	101.9% { 91.5% }			
D3_NMeFOsa_EIS	(515.0 / 169.0) 589098	(10.40, N/A) (N/A, 0.00, N/A)	2662.4	N/A	2.0336 [2.0000]	101.7% { 95.7% }			

Analyte	(Q1 / Q3) Area Counts*min	R.T. (R.T [min], R.R.T.) (ΔRT-I[min], ΔRT-CV[min], ΔRT ion[s])	S / N	Ion Ratio IR Vs MP% IR Vs CV%	Concentration [True] ng/mL	Q.C. Rec. {Area%CV}	Primary Transition	Confirmation Transition	Flag
D5_NEiFOSA_EIS	(531.0 / 169.0) 529243	(10.57, N/A) (N/A, 0.00, N/A)	2720.2	N/A	2.2314 [2.0000]	111.6% { 96.8% }			
D3_MeFOSAA_EIS	(573.0 / 419.0) 781547	(7.74, N/A) (N/A, 0.00, N/A)	3165.4	N/A	4.9341 [4.0000]	123.4% { 116.2% }			
D5_EiFOSAA_EIS	(589.0 / 419.0) 566752	(7.99, N/A) (N/A, 0.00, N/A)	965989.7	N/A	4.3570 [4.0000]	108.9% { 102.2% }			
D7_NMeFOSE_EIS	(623.0 / 58.9) 1935978	(10.33, N/A) (N/A, 0.00, N/A)	2064.8	N/A	20.8021 [20.0000]	104.0% { 94.1% }			
D9_NEiFOSE_EIS	(639.0 / 58.9) 2598051	(10.51, N/A) (N/A, 0.00, N/A)	1526.4	N/A	21.0969 [20.0000]	105.5% { 95.8% }			
13C3_HFPODA_EIS	(287.0 / 169.0) 904264	(5.38, N/A) (N/A, 0.00, N/A)	2107.9	N/A	10.2320 [8.0000]	127.9% { 91.7% }			

INTENTIONALLY LEFT BLANK

INTENTIONALLY LEFT BLANK

INTENTIONALLY LEFT BLANK

ANALYSIS SEQUENCE BLANKS

Laboratory: APPL, LLC
 Client: AECOM
 Sequence: SC01366
 Calibration: 2315001

SDG:
 Project: Red Hill AFFF Assessment Sam
 Instrument: Saphira

Lab Sample ID	Analyte	Found	Units	RL	C
SC01366-ICB1	PFBA	0.00	ng/mL	0.40	U
	PFPEA	0.00	ng/mL	0.20	U
	PFHXA	0.00	ng/mL	0.10	U
	PFHPA	0.00	ng/mL	0.10	U
	PFOA	0.00	ng/mL	0.10	U
	PFNA	0.00	ng/mL	0.10	U
	PFDA	0.00	ng/mL	0.10	U
	PFUnA	0.00	ng/mL	0.10	U
	PFDOA	0.00	ng/mL	0.10	U
	PFTRDA	0.00	ng/mL	0.10	U
	PFTEDA	0.00	ng/mL	0.10	U
	PFBS	0.00	ng/mL	0.10	U
	PFPEs	0.00	ng/mL	0.10	U
	PFHXS	0.00	ng/mL	0.10	U
	PFHPS	0.00	ng/mL	0.10	U
	PFOS	0.00	ng/mL	0.10	U
	PFNS	0.00	ng/mL	0.10	U
	PFDS	0.00	ng/mL	0.10	U
	PFDOS	0.00	ng/mL	0.10	U
	4:2FTS	0.00	ng/mL	0.40	U
	6:2FTS	0.00	ng/mL	0.40	U
	8:2FTS	0.00	ng/mL	0.40	U
	PFOSA	0.00	ng/mL	0.10	U
	NMeFOSA	0.00	ng/mL	0.40	U
	NEtFOSA	0.00	ng/mL	0.40	U
	NMeFOSAA	0.00	ng/mL	0.10	U
	NEtFOSAA	0.00	ng/mL	0.10	U
	NMeFOSE	0.00	ng/mL	0.40	U
	NEtFOSE	0.00	ng/mL	0.40	U
	HFPO-DA	0.00	ng/mL	0.20	U
	ADONA	0.00	ng/mL	0.20	U
	PFEESA	0.00	ng/mL	0.20	U
	PFMPA	0.00	ng/mL	0.20	U

ANALYSIS SEQUENCE BLANKS

Laboratory: APPL, LLC
 Client: AECOM
 Sequence: SC01366
 Calibration: 2315001

SDG:
 Project: Red Hill AFFF Assessment Sam
 Instrument: Saphira

Lab Sample ID	Analyte	Found	Units	RL	C
SC01366-ICB1	PFMBA	0.00	ng/mL	0.20	U
	NFDHA	0.00	ng/mL	0.20	U
	9CL-PF3ONS	0.00	ng/mL	0.20	U
	11CL-PF3OUDS	0.00	ng/mL	0.20	U
	3:3FTCA	0.00	ng/mL	0.40	U
	5:3FTCA	0.00	ng/mL	0.40	U
	7:3FTCA	0.00	ng/mL	0.40	U
	13C4-PFBA	8.15	ng/mL		
	13C5-PFPEA	4.53	ng/mL		
	13C5-PFHXA	2.17	ng/mL		
	13C4-PFHPA	2.22	ng/mL		
	13C8-PFOA	1.94	ng/mL		
	13C9-PFNA	0.984	ng/mL		
	13C6-PFDA	1.04	ng/mL		
	13C7-PFUnA	1.10	ng/mL		
	13C2-PFDOA	1.04	ng/mL		
	13C2-PFTEDA	1.07	ng/mL		
	13C3-PFBS	2.08	ng/mL		
	13C3-PFHXS	1.98	ng/mL		
	13C8-PFOS	1.96	ng/mL		
	13C2-4:2FTS	4.37	ng/mL		
	13C2-6:2FTS	4.29	ng/mL		
	13C2-8:2FTS	3.96	ng/mL		
	13C8-PFOSA	1.99	ng/mL		
	D3-NMEFOSA	1.89	ng/mL		
	D5-NETFOSA	2.05	ng/mL		
	D3-NMEFOSAA	3.91	ng/mL		
	D5-NETFOSAA	3.93	ng/mL		
	D7-NMEFOSE	20.2	ng/mL		
	D9-NETFOSE	21.0	ng/mL		
	13C3-HFPO-DA	8.47	ng/mL		



Chemist: DAG
 Instrument: Saphira
 Type: Sciex Q3 5500

Sample I.D.: SC01366-ICB1
 DF, IV: 1, 10.0µL
 Acquisition Method: 1633 2023-03-28.dam

Quant Method: 1633 - S2023-04-07A
 Path: S2023-04-07A (9)
 Acquired: 2023/04/07 - 15:38

Analyte	(Q1 / Q3) Area Counts*min	R.T. (R.T [min], R.R.T.) (ΔRT-[min], ΔRT-CV[min], ΔRT ion[s])	S / N	Ion Ratio IR Vs MP% IR Vs CV%	Concentration [True] ng/mL	Q.C. Rec. {Area%CV}	Primary Transition	Confirmation Transition	Flag
PFBA	(213.0 / 169.0) N/A	(N/A, N/A) (N/A, N/A, N/A)	N/A	N/A 0.0 0.0	0.0000	N/A			
PFPeA	(263.0 / 219.0) N/A (263.0 / 69.0) N/A	(N/A, N/A) (N/A, N/A, N/A)	N/A N/A	N/A 0.0 0.0	0.0000	N/A			
PFHxA	(313.0 / 269.0) N/A (313.0 / 119.0) N/A	(N/A, N/A) (N/A, N/A, N/A)	N/A N/A	N/A 0.0 0.0	0.0000	N/A			
PFHpA	(363.0 / 319.0) N/A (363.0 / 169.0) N/A	(N/A, N/A) (N/A, N/A, N/A)	N/A N/A	N/A 0.0 0.0	0.0000	N/A			
PFOA	(413.0 / 369.0) N/A (413.0 / 169.0) N/A	(N/A, N/A) (N/A, N/A, N/A)	N/A N/A	N/A 0.0 0.0	0.0000	N/A			
PFNA	(463.0 / 419.0) N/A (463.0 / 169.0) N/A	(N/A, N/A) (N/A, N/A, N/A)	N/A N/A	N/A 0.0 0.0	0.0000	N/A			
PFDA	(513.0 / 469.0) N/A (513.0 / 169.0) N/A	(N/A, N/A) (N/A, N/A, N/A)	N/A N/A	N/A 0.0 0.0	0.0000	N/A			
PFUnA	(563.0 / 519.0) N/A (563.0 / 169.0) N/A	(N/A, N/A) (N/A, N/A, N/A)	N/A N/A	N/A 0.0 0.0	0.0000	N/A			
PFDoA	(613.0 / 569.0) N/A (613.0 / 169.0) N/A	(N/A, N/A) (N/A, N/A, N/A)	N/A N/A	N/A 0.0 0.0	0.0000	N/A			
PFTrDA	(663.0 / 619.0) N/A (663.0 / 169.0) N/A	(N/A, N/A) (N/A, N/A, N/A)	N/A N/A	N/A 0.0 0.0	0.0000	N/A			
PFTeDA	(713.0 / 669.0) N/A (713.0 / 169.0) N/A	(N/A, N/A) (N/A, N/A, N/A)	N/A N/A	N/A 0.0 0.0	0.0000	N/A			



Chemist: DAG
 Instrument: Saphira
 Type: Sciex Q3 5500

Sample I.D.: SC01366-ICB1
 DF, IV: 1, 10.0µL
 Acquisition Method: 1633 2023-03-28.dam

Quant Method: 1633 - S2023-04-07A
 Path: S2023-04-07A (9)
 Acquired: 2023/04/07 - 15:38

Analyte	(Q1 / Q3) Area Counts*min	R.T. (R.T [min], R.R.T.) (Δ RT-[min], Δ RT- CV[min], Δ RT ion[s])	S / N	Ion Ratio IR Vs MP% IR Vs CV%	Concentration [True] ng/mL	Q.C. Rec. {Area%CV}	Primary Transition	Confirmation Transition	Flag
PFBS	(299.0 / 80.0) N/A (299.0 / 99.0) N/A	(N/A, N/A) (N/A, N/A, N/A)	N/A N/A	N/A 0.0 0.0	0.0000	N/A			
PFPeS	(349.0 / 80.0) N/A (349.0 / 99.0) N/A	(N/A, N/A) (N/A, N/A, N/A)	N/A N/A	N/A 0.0 0.0	0.0000	N/A			
PFHxS	(399.0 / 80.0) N/A (399.0 / 99.0) N/A	(N/A, N/A) (N/A, N/A, N/A)	N/A N/A	N/A 0.0 0.0	0.0000	N/A			
PFHpS	(449.0 / 80.0) N/A (449.0 / 99.0) N/A	(N/A, N/A) (N/A, N/A, N/A)	N/A N/A	N/A 0.0 0.0	0.0000	N/A			
PFOS	(499.0 / 80.0) N/A (499.0 / 99.0) N/A	(N/A, N/A) (N/A, N/A, N/A)	N/A N/A	N/A 0.0 0.0	0.0000	N/A			
PFNS	(549.0 / 80.0) N/A (549.0 / 99.0) N/A	(N/A, N/A) (N/A, N/A, N/A)	N/A N/A	N/A 0.0 0.0	0.0000	N/A			
PFDS	(599.0 / 80.0) N/A (599.0 / 99.0) N/A	(N/A, N/A) (N/A, N/A, N/A)	N/A N/A	N/A 0.0 0.0	0.0000	N/A			
PFDoS	(699.0 / 80.0) N/A (699.0 / 99.0) N/A	(N/A, N/A) (N/A, N/A, N/A)	N/A N/A	N/A 0.0 0.0	0.0000	N/A			
4:2FTS	(327.0 / 307.0) N/A (327.0 / 81.0) N/A	(N/A, N/A) (N/A, N/A, N/A)	N/A N/A	N/A 0.0 0.0	0.0000	N/A			
6:2FTS	(427.0 / 407.0) N/A (427.0 / 81.0) N/A	(N/A, N/A) (N/A, N/A, N/A)	N/A N/A	N/A 0.0 0.0	0.0000	N/A			
8:2FTS	(527.0 / 507.0) N/A (527.0 / 81.0) N/A	(N/A, N/A) (N/A, N/A, N/A)	N/A N/A	N/A 0.0 0.0	0.0000	N/A			



Chemist: DAG
Instrument: Saphira

Sample I.D.: SC01366-ICB1
DF, IV: 1, 10.0µL

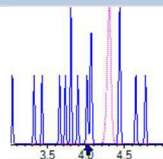
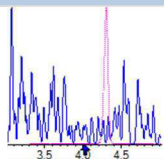
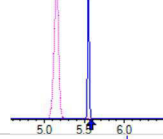
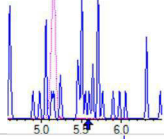
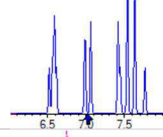
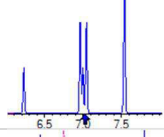
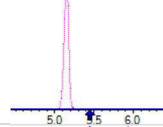
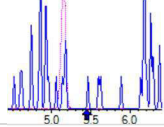
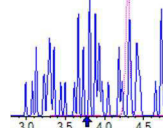
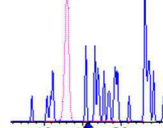
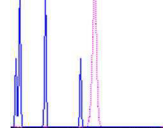
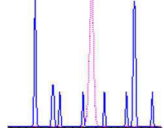
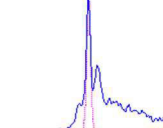
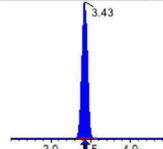
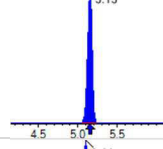
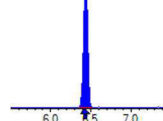
Quant Method: 1633 - S2023-04-07A
Path: S2023-04-07A (9)

Type: Sciex Q3 5500

Acquisition Method: 1633 2023-03-28.dam

Acquired: 2023/04/07 - 15:38

Analyte	(Q1 / Q3) Area Counts*min	R.T. (R.T [min], R.R.T.) (Δ RT-[min], Δ RT-CV[min], Δ RT ion[s])	S / N	Ion Ratio IR Vs MP% IR Vs CV%	Concentration [True] ng/mL	Q.C. Rec. {Area%CV}	Primary Transition	Confirmation Transition	Flag
PFOSA	(498.0 / 78.0) N/A (498.0 / 478.0) N/A	(N/A, N/A) (N/A, N/A, N/A)	N/A N/A	N/A 0.0 0.0	0.0000	N/A			
NMeFOSA	(512.0 / 219.0) N/A (512.0 / 169.0) N/A	(N/A, N/A) (N/A, N/A, N/A)	N/A N/A	N/A 0.0 0.0	0.0000	N/A			
NEtFOSA	(526.0 / 219.0) N/A (526.0 / 169.0) N/A	(N/A, N/A) (N/A, N/A, N/A)	N/A N/A	N/A 0.0 0.0	0.0000	N/A			
NMeFOSAA	(570.0 / 419.0) N/A (570.0 / 483.0) N/A	(N/A, N/A) (N/A, N/A, N/A)	N/A N/A	N/A 0.0 0.0	0.0000	N/A			
NEtFOSAA	(584.0 / 419.0) N/A (584.0 / 526.0) N/A	(N/A, N/A) (N/A, N/A, N/A)	N/A N/A	N/A 0.0 0.0	0.0000	N/A			
NMeFOSE	(616.0 / 59.0) N/A	(N/A, N/A) (N/A, N/A, N/A)	N/A	N/A 0.0 0.0	0.0000	N/A			
NEtFOSE	(630.0 / 59.0) N/A	(N/A, N/A) (N/A, N/A, N/A)	N/A	N/A 0.0 0.0	0.0000	N/A			
HFPO-DA	(285.0 / 169.0) N/A (285.0 / 185.0) N/A	(N/A, N/A) (N/A, N/A, N/A)	N/A N/A	N/A 0.0 0.0	0.0000	N/A			
ADONA	(377.0 / 85.0) N/A (377.0 / 251.0) N/A	(N/A, N/A) (N/A, N/A, N/A)	N/A N/A	N/A 0.0 0.0	0.0000	N/A			
9Cl-Pf3ONS	(531.0 / 351.0) N/A (533.0 / 353.0) N/A	(N/A, N/A) (N/A, N/A, N/A)	N/A N/A	N/A 0.0 0.0	0.0000	N/A			
11Cl-Pf3OUDS	(631.0 / 451.0) N/A (633.0 / 453.0) N/A	(N/A, N/A) (N/A, N/A, N/A)	N/A N/A	N/A 0.0 0.0	0.0000	N/A			

Analyte	(Q1 / Q3) Area Counts*min	R.T. (R.T [min], R.R.T.) (Δ RT-[min], Δ RT- CV[min], Δ RT ion[s])	S / N	Ion Ratio IR Vs MP% IR Vs CV%	Concentration [True] ng/mL	Q.C. Rec. {Area%CV}	Primary Transition	Confirmation Transition	Flag
3:3FTCA	(241.0 / 177.0) N/A (241.0 / 117.0) N/A	(N/A, N/A) (N/A, N/A, N/A)	N/A N/A	N/A 0.0 0.0	0.0000	N/A			
5:3FTCA	(341.0 / 236.7) N/A (341.0 / 217.0) N/A	(N/A, N/A) (N/A, N/A, N/A)	N/A N/A	N/A 0.0 0.0	0.0000	N/A			
7:3FTCA	(441.0 / 317.0) N/A (441.0 / 337.0) N/A	(N/A, N/A) (N/A, N/A, N/A)	N/A N/A	N/A 0.0 0.0	0.0000	N/A			
PFEESA	(315.0 / 135.0) N/A (315.0 / 83.0) N/A	(N/A, N/A) (N/A, N/A, N/A)	N/A N/A	N/A 0.0 0.0	0.0000	N/A			
PFMPA	(229.0 / 85.0) N/A	(N/A, N/A) (N/A, N/A, N/A)	N/A	N/A 0.0 0.0	0.0000	N/A			
PFMBA	(279.0 / 85.0) N/A	(N/A, N/A) (N/A, N/A, N/A)	N/A	N/A 0.0 0.0	0.0000	N/A			
NFDHA	(295.0 / 201.0) N/A (295.0 / 85.0) N/A	(N/A, N/A) (N/A, N/A, N/A)	N/A N/A	N/A 0.0 0.0	0.0000	N/A			
TDCA	(499.0 / 80.0) N/A	(N/A, N/A) (N/A, N/A, N/A)	N/A	N/A 0.0 0.0	0.0000	N/A			
13C3_PFBA_IIS	(216.0 / 172.0) 128455	(3.43, N/A) (N/A, 0.00, N/A)	1367.6	N/A	1.1267 [1.0000]	112.7% { 119.8% }			
13C2_PFHxA_IIS	(315.0 / 270.0) 127300	(5.15, N/A) (N/A, 0.00, N/A)	240837.2	N/A	0.9225 [1.0000]	92.2% { 110.5% }			
13C4_PFOA_IIS	(417.0 / 372.0) 329657	(6.44, N/A) (N/A, 0.01, N/A)	1435.0	N/A	1.0613 [1.0000]	106.1% { 118.5% }			

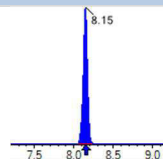
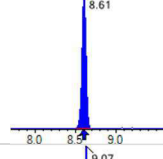
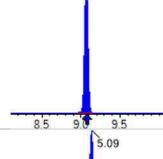
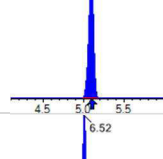
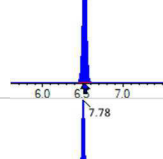
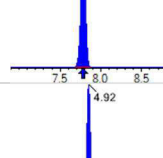
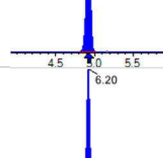
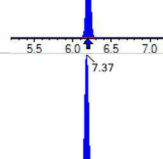
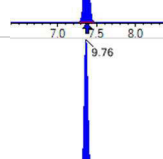
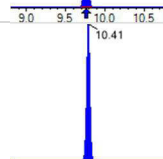



Chemist: DAG
 Instrument: Saphira
 Type: Sciex Q3 5500

Sample I.D.: SC01366-ICB1
 DF, IV: 1, 10.0µL
 Acquisition Method: 1633 2023-03-28.dam

Quant Method: 1633 - S2023-04-07A
 Path: S2023-04-07A (9)
 Acquired: 2023/04/07 - 15:38

Analyte	(Q1 / Q3) Area Counts*min	R.T. (R.T [min], R.R.T.) (ΔRT-I[min], ΔRT-CV[min], ΔRT ion[s])	S / N	Ion Ratio IR Vs MP% IR Vs CV%	Concentration [True] ng/mL	Q.C. Rec. {Area%CV}	Primary Transition	Confirmation Transition	Flag
13C5_PFNA_IIS	(468.0 / 423.0) 330157	(7.05, N/A) (N/A, 0.01, N/A)	1529.6	N/A	1.1199 [1.0000]	112.0% { 121.0% }			
13C2_PFDA_IIS	(515.0 / 470.1) 312869	(7.61, N/A) (N/A, 0.01, N/A)	3155416.5	N/A	1.0093 [1.0000]	100.9% { 114.1% }			
18O2_PFHxS_IIS	(403.0 / 83.9) 456621	(6.52, N/A) (N/A, 0.01, N/A)	3146.2	N/A	1.0179 [1.0000]	101.8% { 108.5% }			
13C4_PFOS_IIS	(503.0 / 79.9) 768965	(7.78, N/A) (N/A, 0.01, N/A)	1546.4	N/A	1.1050 [1.0000]	110.5% { 126.8% }			
13C4_PFBA_EIS	(217.0 / 172.0) 1123300	(3.43, N/A) (N/A, 0.00, N/A)	4907.9	N/A	8.1538 [8.0000]	101.9% { 118.9% }			
13C5_PFPeA_EIS	(268.0 / 223.0) 910213	(4.30, N/A) (N/A, 0.00, N/A)	3981.2	N/A	4.5289 [4.0000]	113.2% { 109.9% }			
13C5_PFHxA_EIS	(318.0 / 273.0) 528073	(5.15, N/A) (N/A, 0.00, N/A)	2537.5	N/A	2.1682 [2.0000]	108.4% { 108.5% }			
13C4_PFHpA_EIS	(367.0 / 322.0) 541759	(5.80, N/A) (N/A, 0.01, N/A)	2297.9	N/A	2.2212 [2.0000]	111.1% { 108.6% }			
13C8_PFOA_EIS	(421.0 / 376.0) 657259	(6.44, N/A) (N/A, 0.01, N/A)	10875.6	N/A	1.9368 [2.0000]	96.8% { 117.0% }			
13C9_PFNA_EIS	(472.0 / 427.0) 316600	(7.05, N/A) (N/A, 0.01, N/A)	647.7	N/A	0.9844 [1.0000]	98.4% { 117.2% }			
13C6_PFDA_EIS	(519.0 / 474.0) 356339	(7.61, N/A) (N/A, 0.01, N/A)	38728.5	N/A	1.0427 [1.0000]	104.3% { 107.7% }			

Analyte	(Q1 / Q3) Area Counts*min	R.T. (R.T [min], R.R.T.) (Δ RT-[min], Δ RT- CV[min], Δ RT ion[s])	S / N	Ion Ratio IR Vs MP% IR Vs CV%	Concentration [True] ng/mL	Q.C. Rec. {Area%CV}	Primary Transition	Confirmation Transition	Flag
13C7_PFUa_EIS	(570.0 / 525.0) 362690	(8.15, N/A) (N/A, 0.00, N/A)	2525.3	N/A	1.1009 [1.0000]	110.1% { 114.3% }			
13C2_PFDa_EIS	(615.0 / 570.0) 309493	(8.61, N/A) (N/A, 0.00, N/A)	1502.3	N/A	1.0388 [1.0000]	103.9% { 116.0% }			
13C2_PFTeDA_EIS	(715.0 / 670.0) 306587	(9.07, N/A) (N/A, 0.00, N/A)	2272.5	N/A	1.0744 [1.0000]	107.4% { 108.9% }			
13C3_PFBs_EIS	(302.0 / 80.0) 1240931	(5.09, N/A) (N/A, 0.00, N/A)	2490.7	N/A	2.0808 [2.0000]	104.0% { 114.6% }			
13C3_PFHxS_EIS	(402.0 / 80.0) 846088	(6.52, N/A) (N/A, 0.01, N/A)	3773.7	N/A	1.9821 [2.0000]	99.1% { 105.7% }			
13C8_PFOS_EIS	(507.0 / 80.0) 1830807	(7.78, N/A) (N/A, 0.01, N/A)	2554.0	N/A	1.9557 [2.0000]	97.8% { 116.0% }			
13C2_4:2FTS_EIS	(329.0 / 81.0) 238445	(4.92, N/A) (N/A, 0.00, N/A)	1608.0	N/A	4.3676 [4.0000]	109.2% { 121.1% }			
13C2_6:2FTS_EIS	(429.0 / 81.0) 310660	(6.20, N/A) (N/A, 0.01, N/A)	11382.6	N/A	4.2867 [4.0000]	107.2% { 117.2% }			
13C2_8:2FTS_EIS	(529.0 / 81.0) 353452	(7.37, N/A) (N/A, 0.01, N/A)	10014.3	N/A	3.9619 [4.0000]	99.0% { 107.9% }			
13C8_PFOsa_EIS	(506.0 / 78.0) 3152224	(9.76, N/A) (N/A, 0.00, N/A)	3227.0	N/A	1.9902 [2.0000]	99.5% { 115.6% }			
D3_NMeFOsa_EIS	(515.0 / 169.0) 677573	(10.41, N/A) (N/A, 0.00, N/A)	2614.2	N/A	1.8861 [2.0000]	94.3% { 111.4% }			

Analyte	(Q1 / Q3) Area Counts*min	R.T. (R.T [min], R.R.T.) (ΔRT-I[min], ΔRT-CV[min], ΔRT ion[s])	S / N	Ion Ratio IR Vs MP% IR Vs CV%	Concentration [True] ng/mL	Q.C. Rec. {Area%CV}	Primary Transition	Confirmation Transition	Flag
D5_NEiFOSA_EIS	(531.0 / 169.0) 603975	(10.59 , N/A) (N/A , 0.00 , N/A)	2997.1	N/A	2.0534 [2.0000]	102.7% { 115.9% }			
D3_MeFOSAA_EIS	(573.0 / 419.0) 767144	(7.75 , N/A) (N/A , 0.00 , N/A)	3012.1	N/A	3.9053 [4.0000]	97.6% { 117.0% }			
D5_EiFOSAA_EIS	(589.0 / 419.0) 634232	(8.01 , N/A) (N/A , 0.00 , N/A)	6503.8	N/A	3.9316 [4.0000]	98.3% { 117.4% }			
D7_NMeFOSE_EIS	(623.0 / 58.9) 2326788	(10.34 , N/A) (N/A , 0.00 , N/A)	1849.6	N/A	20.1600 [20.0000]	100.8% { 118.5% }			
D9_NEiFOSE_EIS	(639.0 / 58.9) 3205825	(10.52 , N/A) (N/A , 0.00 , N/A)	1559.5	N/A	20.9912 [20.0000]	105.0% { 123.3% }			
13C3_HFPODA_EIS	(287.0 / 169.0) 1058863	(5.40 , N/A) (N/A , 0.01 , N/A)	1877.9	N/A	8.4721 [8.0000]	105.9% { 103.0% }			

ANALYSIS SEQUENCE BLANKS

Laboratory: APPL, LLC
 Client: AECOM
 Sequence: SC01368
 Calibration: 2315001

SDG:
 Project: Red Hill AFFF Assessment Sam
 Instrument: Saphira

Lab Sample ID	Analyte	Found	Units	RL	C
SC01368-CCB1	PFBA	0.00	ng/mL	0.40	U
	PFPEA	0.00	ng/mL	0.20	U
	PFHXA	0.00	ng/mL	0.10	U
	PFHPA	0.00	ng/mL	0.10	U
	PFOA	0.00	ng/mL	0.10	U
	PFNA	0.00	ng/mL	0.10	U
	PFDA	0.00	ng/mL	0.10	U
	PFUnA	0.00	ng/mL	0.10	U
	PFDOA	0.00	ng/mL	0.10	U
	PFTRDA	0.00	ng/mL	0.10	U
	PFTEDA	0.00	ng/mL	0.10	U
	PFBS	0.00	ng/mL	0.10	U
	PFPEs	0.00	ng/mL	0.10	U
	PFHXS	0.00	ng/mL	0.10	U
	PFHPS	0.00	ng/mL	0.10	U
	PFOS	0.00	ng/mL	0.10	U
	PFNS	0.00	ng/mL	0.10	U
	PFDS	0.00	ng/mL	0.10	U
	PFDOS	0.00	ng/mL	0.10	U
	4:2FTS	0.00	ng/mL	0.40	U
	6:2FTS	0.00	ng/mL	0.40	U
	8:2FTS	0.00	ng/mL	0.40	U
	PFOSA	0.00	ng/mL	0.10	U
	NMeFOSA	0.00	ng/mL	0.40	U
	NEtFOSA	0.00	ng/mL	0.40	U
	NMeFOSAA	0.00	ng/mL	0.10	U
	NEtFOSAA	0.00	ng/mL	0.10	U
	NMeFOSE	0.00	ng/mL	0.40	U
	NEtFOSE	0.00	ng/mL	0.40	U
	HFPO-DA	0.00	ng/mL	0.20	U
	ADONA	0.00	ng/mL	0.20	U
	PFEESA	0.00	ng/mL	0.20	U
	PFMPA	0.00	ng/mL	0.20	U

ANALYSIS SEQUENCE BLANKS

Laboratory: APPL, LLC
 Client: AECOM
 Sequence: SC01368
 Calibration: 2315001

SDG:
 Project: Red Hill AFFF Assessment Sam
 Instrument: Saphira

Lab Sample ID	Analyte	Found	Units	RL	C
SC01368-CCB1	PFMBA	0.00	ng/mL	0.20	U
	NFDHA	0.00	ng/mL	0.20	U
	9CL-PF3ONS	0.00	ng/mL	0.20	U
	11CL-PF3OUDS	0.00	ng/mL	0.20	U
	3:3FTCA	0.00	ng/mL	0.40	U
	5:3FTCA	0.00	ng/mL	0.40	U
	7:3FTCA	0.00	ng/mL	0.40	U
	13C4-PFBA	8.20	ng/mL		
	13C5-PFPEA	4.83	ng/mL		
	13C5-PFHXA	2.28	ng/mL		
	13C4-PFHPA	2.36	ng/mL		
	13C8-PFOA	2.05	ng/mL		
	13C9-PFNA	1.00	ng/mL		
	13C6-PFDA	1.11	ng/mL		
	13C7-PFUnA	1.20	ng/mL		
	13C2-PFDOA	1.13	ng/mL		
	13C2-PFTEDA	1.15	ng/mL		
	13C3-PFBS	2.06	ng/mL		
	13C3-PFHXS	1.96	ng/mL		
	13C8-PFOS	1.84	ng/mL		
	13C2-4:2FTS	4.51	ng/mL		
	13C2-6:2FTS	3.90	ng/mL		
	13C2-8:2FTS	3.69	ng/mL		
	13C8-PFOSA	1.98	ng/mL		
	D3-NMEFOSA	1.85	ng/mL		
	D5-NETFOSA	2.07	ng/mL		
	D3-NMEFOSAA	3.63	ng/mL		
	D5-NETFOSAA	3.65	ng/mL		
	D7-NMEFOSE	19.5	ng/mL		
	D9-NETFOSSE	19.9	ng/mL		
	13C3-HFPO-DA	9.11	ng/mL		



Chemist: ABK
 Instrument: Saphira
 Type: Sciex Q3 5500

Sample I.D.: SC01368-CCB1
 DF, IV: 1, 10.0µL
 Acquisition Method: 1633 2023-03-28.dam

Quant Method: 1633 - S2023-04-07A
 Path: S2023-04-07B (1)
 Acquired: 2023/04/07 - 16:17

Analyte	(Q1 / Q3) Area Counts*min	R.T. (R.T [min], R.R.T.) (ΔRT-I[min], ΔRT-CVmin, ΔRT ion[s])	S / N	Ion Ratio IR Vs MP% IR Vs CV%	Concentration True ng/mL	Q.C. Rec. {Area%CV}	Primary Transition	Confirmation Transition	Flag
PFBA	(213.0 / 169.0) N/A	(N/A, N/A) (N/A, N/A, N/A)	N/A	N/A 0.0 0.0	0.0000	N/A			
PFPeA	(263.0 / 219.0) N/A (263.0 / 69.0) N/A	(N/A, N/A) (N/A, N/A, N/A)	N/A N/A	N/A 0.0 0.0	0.0000	N/A			
PFHxA	(313.0 / 269.0) N/A (313.0 / 119.0) N/A	(N/A, N/A) (N/A, N/A, N/A)	N/A N/A	N/A 0.0 0.0	0.0000	N/A			
PFHpA	(363.0 / 319.0) N/A (363.0 / 169.0) N/A	(N/A, N/A) (N/A, N/A, N/A)	N/A N/A	N/A 0.0 0.0	0.0000	N/A			
PFOA	(413.0 / 369.0) N/A (413.0 / 169.0) N/A	(N/A, N/A) (N/A, N/A, N/A)	N/A N/A	N/A 0.0 0.0	0.0000	N/A			
PFNA	(463.0 / 419.0) N/A (463.0 / 169.0) N/A	(N/A, N/A) (N/A, N/A, N/A)	N/A N/A	N/A 0.0 0.0	0.0000	N/A			
PFDA	(513.0 / 469.0) N/A (513.0 / 169.0) N/A	(N/A, N/A) (N/A, N/A, N/A)	N/A N/A	N/A 0.0 0.0	0.0000	N/A			
PFUnA	(563.0 / 519.0) N/A (563.0 / 169.0) N/A	(N/A, N/A) (N/A, N/A, N/A)	N/A N/A	N/A 0.0 0.0	0.0000	N/A			
PFDoA	(613.0 / 569.0) N/A (613.0 / 169.0) N/A	(N/A, N/A) (N/A, N/A, N/A)	N/A N/A	N/A 0.0 0.0	0.0000	N/A			
PFTTrDA	(663.0 / 619.0) N/A (663.0 / 169.0) N/A	(N/A, N/A) (N/A, N/A, N/A)	N/A N/A	N/A 0.0 0.0	0.0000	N/A			
PFTeDA	(713.0 / 669.0) N/A (713.0 / 169.0) N/A	(N/A, N/A) (N/A, N/A, N/A)	N/A N/A	N/A 0.0 0.0	0.0000	N/A			



Chemist: ABK
 Instrument: Saphira
 Type: Sciex Q3 5500

Sample I.D.: SC01368-CCB1
 DF, IV: 1, 10.0µL
 Acquisition Method: 1633 2023-03-28.dam

Quant Method: 1633 - S2023-04-07A
 Path: S2023-04-07B (1)
 Acquired: 2023/04/07 - 16:17

Analyte	(Q1 / Q3) Area Counts*min	R.T. (R.T [min], R.R.T.) (ΔRT-I[min], ΔRT-CVmin, ΔRT ion[s])	S / N	Ion Ratio IR Vs MP% IR Vs CV%	Concentration True ng/mL	Q.C. Rec. {Area%CV}	Primary Transition	Confirmation Transition	Flag
PFBS	(299.0 / 80.0) N/A (299.0 / 99.0) N/A	(N/A, N/A) (N/A, N/A, N/A)	N/A N/A	N/A 0.0 0.0	0.0000	N/A			
PFPeS	(349.0 / 80.0) N/A (349.0 / 99.0) N/A	(N/A, N/A) (N/A, N/A, N/A)	N/A N/A	N/A 0.0 0.0	0.0000	N/A			
PFHxS	(399.0 / 80.0) N/A (399.0 / 99.0) N/A	(N/A, N/A) (N/A, N/A, N/A)	N/A N/A	N/A 0.0 0.0	0.0000	N/A			
PFHpS	(449.0 / 80.0) N/A (449.0 / 99.0) N/A	(N/A, N/A) (N/A, N/A, N/A)	N/A N/A	N/A 0.0 0.0	0.0000	N/A			
PFOS	(499.0 / 80.0) N/A (499.0 / 99.0) N/A	(N/A, N/A) (N/A, N/A, N/A)	N/A N/A	N/A 0.0 0.0	0.0000	N/A			
PFNS	(549.0 / 80.0) N/A (549.0 / 99.0) N/A	(N/A, N/A) (N/A, N/A, N/A)	N/A N/A	N/A 0.0 0.0	0.0000	N/A			
PFDS	(599.0 / 80.0) N/A (599.0 / 99.0) N/A	(N/A, N/A) (N/A, N/A, N/A)	N/A N/A	N/A 0.0 0.0	0.0000	N/A			
PFDoS	(699.0 / 80.0) N/A (699.0 / 99.0) N/A	(N/A, N/A) (N/A, N/A, N/A)	N/A N/A	N/A 0.0 0.0	0.0000	N/A			
4:2FTS	(327.0 / 307.0) N/A (327.0 / 81.0) N/A	(N/A, N/A) (N/A, N/A, N/A)	N/A N/A	N/A 0.0 0.0	0.0000	N/A			
6:2FTS	(427.0 / 407.0) N/A (427.0 / 81.0) N/A	(N/A, N/A) (N/A, N/A, N/A)	N/A N/A	N/A 0.0 0.0	0.0000	N/A			
8:2FTS	(527.0 / 507.0) N/A (527.0 / 81.0) N/A	(N/A, N/A) (N/A, N/A, N/A)	N/A N/A	N/A 0.0 0.0	0.0000	N/A			

Analyte	(Q1 / Q3) Area Counts*min	R.T. (R.T [min], R.R.T.) (ΔRT-I[min], ΔRT-CVmin, ΔRT ion[s])	S / N	Ion Ratio IR Vs MP% IR Vs CV%	Concentration True ng/mL	Q.C. Rec. {Area%CV}	Primary Transition	Confirmation Transition	Flag
PFOSA	(498.0 / 78.0) N/A (498.0 / 478.0) N/A	(N/A, N/A) (N/A, N/A, N/A)	N/A N/A	N/A 0.0 0.0	0.0000	N/A			
NMeFOSA	(512.0 / 219.0) N/A (512.0 / 169.0) N/A	(N/A, N/A) (N/A, N/A, N/A)	N/A N/A	N/A 0.0 0.0	0.0000	N/A			
NEtFOSA	(526.0 / 219.0) N/A (526.0 / 169.0) N/A	(N/A, N/A) (N/A, N/A, N/A)	N/A N/A	N/A 0.0 0.0	0.0000	N/A			
NMeFOSAA	(570.0 / 419.0) N/A (570.0 / 483.0) N/A	(N/A, N/A) (N/A, N/A, N/A)	N/A N/A	N/A 0.0 0.0	0.0000	N/A			
NEtFOSAA	(584.0 / 419.0) N/A (584.0 / 526.0) N/A	(N/A, N/A) (N/A, N/A, N/A)	N/A N/A	N/A 0.0 0.0	0.0000	N/A			
NMeFOSE	(616.0 / 59.0) N/A	(N/A, N/A) (N/A, N/A, N/A)	N/A	N/A 0.0 0.0	0.0000	N/A			
NEtFOSE	(630.0 / 59.0) N/A	(N/A, N/A) (N/A, N/A, N/A)	N/A	N/A 0.0 0.0	0.0000	N/A			
HFPO-DA	(285.0 / 169.0) N/A (285.0 / 185.0) N/A	(N/A, N/A) (N/A, N/A, N/A)	N/A N/A	N/A 0.0 0.0	0.0000	N/A			
ADONA	(377.0 / 85.0) N/A (377.0 / 251.0) N/A	(N/A, N/A) (N/A, N/A, N/A)	N/A N/A	N/A 0.0 0.0	0.0000	N/A			
9CI-Pf3ONS	(531.0 / 351.0) N/A (533.0 / 353.0) N/A	(N/A, N/A) (N/A, N/A, N/A)	N/A N/A	N/A 0.0 0.0	0.0000	N/A			
11CI-Pf3OUDS	(631.0 / 451.0) N/A (633.0 / 453.0) N/A	(N/A, N/A) (N/A, N/A, N/A)	N/A N/A	N/A 0.0 0.0	0.0000	N/A			



Chemist: ABK
 Instrument: Saphira
 Type: Sciex Q3 5500

Sample I.D.: SC01368-CCB1
 DF, IV: 1, 10.0µL
 Acquisition Method: 1633 2023-03-28.dam

Quant Method: 1633 - S2023-04-07A
 Path: S2023-04-07B (1)
 Acquired: 2023/04/07 - 16:17

Analyte	(Q1 / Q3) Area Counts*min	R.T. (R.T [min], R.R.T.) (ΔRT-I[min], ΔRT-CVmin, ΔRT ion[s])	S / N	Ion Ratio IR Vs MP% IR Vs CV%	Concentration True ng/mL	Q.C. Rec. {Area%CV}	Primary Transition	Confirmation Transition	Flag
3:3FTCA	(241.0 / 177.0) N/A (241.0 / 117.0) N/A	(N/A, N/A) (N/A, N/A, N/A)	N/A N/A	N/A 0.0 0.0	0.0000	N/A			
5:3FTCA	(341.0 / 236.7) N/A (341.0 / 217.0) N/A	(N/A, N/A) (N/A, N/A, N/A)	N/A N/A	N/A 0.0 0.0	0.0000	N/A			
7:3FTCA	(441.0 / 317.0) N/A (441.0 / 337.0) N/A	(N/A, N/A) (N/A, N/A, N/A)	N/A N/A	N/A 0.0 0.0	0.0000	N/A			
PFEESA	(315.0 / 135.0) N/A (315.0 / 83.0) N/A	(N/A, N/A) (N/A, N/A, N/A)	N/A N/A	N/A 0.0 0.0	0.0000	N/A			
PFMPA	(229.0 / 85.0) N/A	(N/A, N/A) (N/A, N/A, N/A)	N/A	N/A 0.0 0.0	0.0000	N/A			
PFMBA	(279.0 / 85.0) N/A	(N/A, N/A) (N/A, N/A, N/A)	N/A	N/A 0.0 0.0	0.0000	N/A			
NFDHA	(295.0 / 201.0) N/A (295.0 / 85.0) N/A	(N/A, N/A) (N/A, N/A, N/A)	N/A N/A	N/A 0.0 0.0	0.0000	N/A			
TDCA	(499.0 / 80.0) N/A	(N/A, N/A) (N/A, N/A, N/A)	N/A	N/A 0.0 0.0	0.0000	N/A			
13C3_PFBA_IIS	(216.0 / 172.0) 125586	(3.43, N/A) (N/A, 0.01, N/A)	1616.3	N/A	1.1016 [1.0000]	110.2% {118.2%}			
13C2_PFHxA_IIS	(315.0 / 270.0) 121275	(5.15, N/A) (N/A, 0.01, N/A)	1779.7	N/A	0.8788 [1.0000]	87.9% {99.3%}			
13C4_PFOA_IIS	(417.0 / 372.0) 289439	(6.43, N/A) (N/A, 0.01, N/A)	4218.6	N/A	0.9319 [1.0000]	93.2% {107.4%}			



Chemist: ABK
 Instrument: Saphira
 Type: Sciex Q3 5500

Sample I.D.: SC01368-CCB1
 DF, IV: 1, 10.0µL
 Acquisition Method: 1633 2023-03-28.dam

Quant Method: 1633 - S2023-04-07A
 Path: S2023-04-07B (1)
 Acquired: 2023/04/07 - 16:17

Analyte	(Q1 / Q3) Area Counts*min	R.T. (R.T [min], R.R.T.) (ΔRT-I[min], ΔRT-CVmin, ΔRT ion[s])	S / N	Ion Ratio IR Vs MP% IR Vs CV%	Concentration True ng/mL	Q.C. Rec. {Area%CV}	Primary Transition	Confirmation Transition	Flag
13C5_PFNA_IIS	(468.0 / 423.0) 313878	(7.04, N/A) (N/A, 0.02, N/A)	284.6	N/A	1.0647 [1.0000]	106.5% {108.8%}			
13C2_PFDA_IIS	(515.0 / 470.1) 284958	(7.61, N/A) (N/A, 0.01, N/A)	195245.8	N/A	0.9192 [1.0000]	91.9% {94.6%}			
18O2_PFHxS_IIS	(403.0 / 83.9) 463101	(6.52, N/A) (N/A, 0.02, N/A)	3652.3	N/A	1.0324 [1.0000]	103.2% {107.7%}			
13C4_PFOS_IIS	(503.0 / 79.9) 777391	(7.78, N/A) (N/A, 0.01, N/A)	2119.8	N/A	1.1171 [1.0000]	111.7% {120.7%}			
13C4_PFBA_EIS	(217.0 / 172.0) 1104108	(3.43, N/A) (N/A, 0.01, N/A)	4656.9	N/A	8.1976 [8.0000]	102.5% {112.3%}			
13C5_PFPeA_EIS	(268.0 / 223.0) 925715	(4.30, N/A) (N/A, 0.01, N/A)	3073.6	N/A	4.8349 [4.0000]	120.9% {110.9%}			
13C5_PFHxA_EIS	(318.0 / 273.0) 528664	(5.14, N/A) (N/A, 0.01, N/A)	2484.7	N/A	2.2784 [2.0000]	113.9% {111.1%}			
13C4_PFHpA_EIS	(367.0 / 322.0) 549318	(5.79, N/A) (N/A, 0.01, N/A)	2513.8	N/A	2.3641 [2.0000]	118.2% {108.9%}			
13C8_PFOA_EIS	(421.0 / 376.0) 611895	(6.43, N/A) (N/A, 0.01, N/A)	2551.8	N/A	2.0537 [2.0000]	102.7% {100.1%}			
13C9_PFNA_EIS	(472.0 / 427.0) 306909	(7.05, N/A) (N/A, 0.02, N/A)	9248.8	N/A	1.0037 [1.0000]	100.4% {103.8%}			
13C6_PFDA_EIS	(519.0 / 474.0) 345484	(7.61, N/A) (N/A, 0.01, N/A)	2608.8	N/A	1.1100 [1.0000]	111.0% {97.9%}			

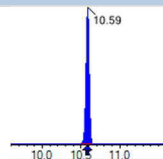
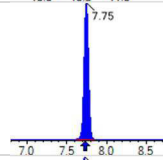
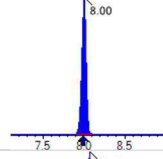
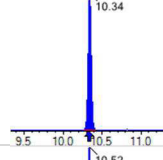
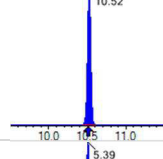
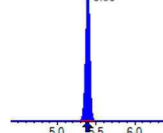


Chemist: ABK
 Instrument: Saphira
 Type: Sciex Q3 5500

Sample I.D.: SC01368-CCB1
 DF, IV: 1, 10.0µL
 Acquisition Method: 1633 2023-03-28.dam

Quant Method: 1633 - S2023-04-07A
 Path: S2023-04-07B (1)
 Acquired: 2023/04/07 - 16:17

Analyte	(Q1 / Q3) Area Counts*min	R.T. (R.T [min], R.R.T.) (ΔRT-I[min], ΔRT-CVmin, ΔRT ion[s])	S / N	Ion Ratio IR Vs MP% IR Vs CV%	Concentration True ng/mL	Q.C. Rec. {Area%CV}	Primary Transition	Confirmation Transition	Flag
13C7_PFUa_EIS	(570.0 / 525.0) 359971	(8.14, N/A) (N/A, 0.01, N/A)	3236.4	N/A	1.1996 [1.0000]	120.0% {115.6%}			
13C2_PFDa_EIS	(615.0 / 570.0) 306570	(8.60, N/A) (N/A, 0.01, N/A)	1987.6	N/A	1.1298 [1.0000]	113.0% {109.9%}			
13C2_PFTeDA_EIS	(715.0 / 670.0) 299588	(9.06, N/A) (N/A, 0.01, N/A)	2091.6	N/A	1.1527 [1.0000]	115.3% {112.9%}			
13C3_PFBs_EIS	(302.0 / 80.0) 1243245	(5.09, N/A) (N/A, 0.01, N/A)	2843.5	N/A	2.0555 [2.0000]	102.8% {105.1%}			
13C3_PFHxS_EIS	(402.0 / 80.0) 850540	(6.51, N/A) (N/A, 0.01, N/A)	6238.8	N/A	1.9646 [2.0000]	98.2% {109.2%}			
13C8_PFOS_EIS	(507.0 / 80.0) 1743639	(7.78, N/A) (N/A, 0.02, N/A)	2167.1	N/A	1.8424 [2.0000]	92.1% {110.7%}			
13C2_4:2FTS_EIS	(329.0 / 81.0) 249929	(4.91, N/A) (N/A, 0.01, N/A)	1266.7	N/A	4.5139 [4.0000]	112.8% {123.3%}			
13C2_6:2FTS_EIS	(429.0 / 81.0) 286499	(6.19, N/A) (N/A, 0.01, N/A)	2646.0	N/A	3.8980 [4.0000]	97.5% {114.4%}			
13C2_8:2FTS_EIS	(529.0 / 81.0) 334298	(7.37, N/A) (N/A, 0.01, N/A)	50106.7	N/A	3.6948 [4.0000]	92.4% {103.6%}			
13C8_PFOsa_EIS	(506.0 / 78.0) 3170797	(9.76, N/A) (N/A, 0.01, N/A)	4710.1	N/A	1.9802 [2.0000]	99.0% {111.5%}			
D3_NMeFOsa_EIS	(515.0 / 169.0) 671854	(10.41, N/A) (N/A, 0.01, N/A)	2981.2	N/A	1.8499 [2.0000]	92.5% {109.1%}			

Analyte	(Q1 / Q3) Area Counts*min	R.T. (R.T [min], R.R.T.) (Δ RT-I[μ min], Δ RT- CVmin, Δ RT ion[s])	S / N	Ion Ratio IR Vs MP% IR Vs CV%	Concentration True ng/mL	Q.C. Rec. {Area%CV}	Primary Transition	Confirmation Transition	Flag
D5_NEIFOSA_EIS	(531.0 / 169.0) 616507	(10.59, N/A) (N/A, 0.01, N/A)	3433.8	N/A	2.0733 [2.0000]	103.7% {112.7%}			
D3_MeFOSAA_EIS	(573.0 / 419.0) 720855	(7.75, N/A) (N/A, 0.01, N/A)	2837.1	N/A	3.6299 [4.0000]	90.7% {107.2%}			
D5_EiFOSAA_EIS	(589.0 / 419.0) 596044	(8.00, N/A) (N/A, 0.02, N/A)	74570528.5	N/A	3.6549 [4.0000]	91.4% {107.5%}			
D7_NMeFOSE_EIS	(623.0 / 58.9) 2270802	(10.34, N/A) (N/A, 0.01, N/A)	1652.3	N/A	19.4617 [20.0000]	97.3% {110.4%}			
D9_NEIFOSE_EIS	(639.0 / 58.9) 3074655	(10.52, N/A) (N/A, 0.01, N/A)	2466.6	N/A	19.9141 [20.0000]	99.6% {113.4%}			
13C3_HFPODA_EIS	(287.0 / 169.0) 1084188	(5.39, N/A) (N/A, 0.01, N/A)	3333.3	N/A	9.1057 [8.0000]	113.8% {110.0%}			

ANALYSIS SEQUENCE BLANKS

Laboratory: APPL, LLC
 Client: AECOM
 Sequence: SC01368
 Calibration: 2315001

SDG:
 Project: Red Hill AFFF Assessment Sam
 Instrument: Saphira

Lab Sample ID	Analyte	Found	Units	RL	C
SC01368-CCB2	PFBA	0.00	ng/mL	0.40	U
	PFPEA	0.00	ng/mL	0.20	U
	PFHXA	0.00	ng/mL	0.10	U
	PFHPA	0.00	ng/mL	0.10	U
	PFOA	0.00	ng/mL	0.10	U
	PFNA	0.00	ng/mL	0.10	U
	PFDA	0.00	ng/mL	0.10	U
	PFUnA	0.00	ng/mL	0.10	U
	PFDOA	0.00	ng/mL	0.10	U
	PFTRDA	0.00	ng/mL	0.10	U
	PFTEDA	0.00	ng/mL	0.10	U
	PFBS	0.00	ng/mL	0.10	U
	PFPEs	0.00	ng/mL	0.10	U
	PFHXS	0.00	ng/mL	0.10	U
	PFHPS	0.00	ng/mL	0.10	U
	PFOS	0.00	ng/mL	0.10	U
	PFNS	0.00	ng/mL	0.10	U
	PFDS	0.00	ng/mL	0.10	U
	PFDOS	0.00	ng/mL	0.10	U
	4:2FTS	0.00	ng/mL	0.40	U
	6:2FTS	0.00	ng/mL	0.40	U
	8:2FTS	0.00	ng/mL	0.40	U
	PFOSA	0.00	ng/mL	0.10	U
	NMeFOSA	0.00	ng/mL	0.40	U
	NEtFOSA	0.00	ng/mL	0.40	U
	NMeFOSAA	0.00	ng/mL	0.10	U
	NEtFOSAA	0.00	ng/mL	0.10	U
	NMeFOSE	0.00	ng/mL	0.40	U
	NEtFOSE	0.00	ng/mL	0.40	U
	HFPO-DA	0.00	ng/mL	0.20	U
	ADONA	0.00	ng/mL	0.20	U
	PFEESA	0.00	ng/mL	0.20	U
	PFMPA	0.00	ng/mL	0.20	U

ANALYSIS SEQUENCE BLANKS

Laboratory: APPL, LLC
 Client: AECOM
 Sequence: SC01368
 Calibration: 2315001

SDG:
 Project: Red Hill AFFF Assessment Sam
 Instrument: Saphira

Lab Sample ID	Analyte	Found	Units	RL	C
SC01368-CCB2	PFMBA	0.00	ng/mL	0.20	U
	NFDHA	0.00	ng/mL	0.20	U
	9CL-PF3ONS	0.00	ng/mL	0.20	U
	11CL-PF3OUDS	0.00	ng/mL	0.20	U
	3:3FTCA	0.00	ng/mL	0.40	U
	5:3FTCA	0.00	ng/mL	0.40	U
	7:3FTCA	0.00	ng/mL	0.40	U
	13C4-PFBA	8.28	ng/mL		
	13C5-PFPEA	4.72	ng/mL		
	13C5-PFHXA	2.37	ng/mL		
	13C4-PFHPA	2.42	ng/mL		
	13C8-PFOA	2.14	ng/mL		
	13C9-PFNA	1.00	ng/mL		
	13C6-PFDA	1.07	ng/mL		
	13C7-PFUnA	0.993	ng/mL		
	13C2-PFDOA	0.955	ng/mL		
	13C2-PFTEDA	1.01	ng/mL		
	13C3-PFBS	2.23	ng/mL		
	13C3-PFHXS	2.09	ng/mL		
	13C8-PFOS	1.98	ng/mL		
	13C2-4:2FTS	5.14	ng/mL		
	13C2-6:2FTS	4.23	ng/mL		
	13C2-8:2FTS	3.98	ng/mL		
	13C8-PFOSA	2.03	ng/mL		
	D3-NMEFOSA	1.96	ng/mL		
	D5-NETFOSA	2.15	ng/mL		
	D3-NMEFOSAA	4.24	ng/mL		
	D5-NETFOSAA	3.86	ng/mL		
	D7-NMEFOSE	19.7	ng/mL		
	D9-NETFOSSE	20.6	ng/mL		
	13C3-HFPO-DA	9.02	ng/mL		



Chemist: ABK
 Instrument: Saphira
 Type: Sciex Q3 5500

Sample I.D.: SC01368-CCB2
 DF, IV: 1, 10.0µL
 Acquisition Method: 1633 2023-03-28.dam

Quant Method: 1633 - S2023-04-07A
 Path: S2023-04-07B (6)
 Acquired: 2023/04/07 - 17:21

Analyte	(Q1 / Q3) Area Counts*min	R.T. (R.T [min], R.R.T.) (ΔRT-[min], ΔRT-CV[min], ΔRT ion[s])	S / N	Ion Ratio IR Vs MP% IR Vs CV%	Concentration [True] ng/mL	Q.C. Rec. {Area%CV}	Primary Transition	Confirmation Transition	Flag
PFBA	(213.0 / 169.0) N/A	(N/A, N/A) (N/A, N/A, N/A)	N/A	N/A 0.0 0.0	0.0000	N/A			
PFPeA	(263.0 / 219.0) N/A (263.0 / 69.0) N/A	(N/A, N/A) (N/A, N/A, N/A)	N/A N/A	N/A 0.0 0.0	0.0000	N/A			
PFHxA	(313.0 / 269.0) N/A (313.0 / 119.0) N/A	(N/A, N/A) (N/A, N/A, N/A)	N/A N/A	N/A 0.0 0.0	0.0000	N/A			
PFHpA	(363.0 / 319.0) N/A (363.0 / 169.0) N/A	(N/A, N/A) (N/A, N/A, N/A)	N/A N/A	N/A 0.0 0.0	0.0000	N/A			
PFOA	(413.0 / 369.0) N/A (413.0 / 169.0) N/A	(N/A, N/A) (N/A, N/A, N/A)	N/A N/A	N/A 0.0 0.0	0.0000	N/A			
PFNA	(463.0 / 419.0) N/A (463.0 / 169.0) N/A	(N/A, N/A) (N/A, N/A, N/A)	N/A N/A	N/A 0.0 0.0	0.0000	N/A			
PFDA	(513.0 / 469.0) N/A (513.0 / 169.0) N/A	(N/A, N/A) (N/A, N/A, N/A)	N/A N/A	N/A 0.0 0.0	0.0000	N/A			
PFUnA	(563.0 / 519.0) N/A (563.0 / 169.0) N/A	(N/A, N/A) (N/A, N/A, N/A)	N/A N/A	N/A 0.0 0.0	0.0000	N/A			
PFDoA	(613.0 / 569.0) N/A (613.0 / 169.0) N/A	(N/A, N/A) (N/A, N/A, N/A)	N/A N/A	N/A 0.0 0.0	0.0000	N/A			
PFTrDA	(663.0 / 619.0) N/A (663.0 / 169.0) N/A	(N/A, N/A) (N/A, N/A, N/A)	N/A N/A	N/A 0.0 0.0	0.0000	N/A			
PFTeDA	(713.0 / 669.0) N/A (713.0 / 169.0) N/A	(N/A, N/A) (N/A, N/A, N/A)	N/A N/A	N/A 0.0 0.0	0.0000	N/A			

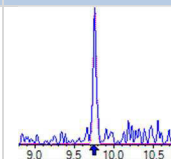
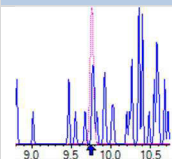
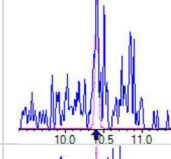
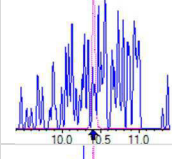
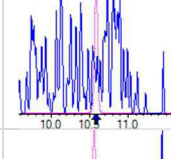
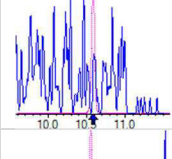
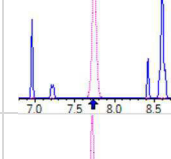
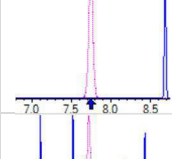
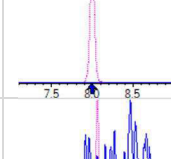
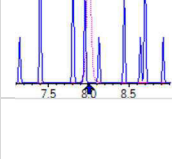
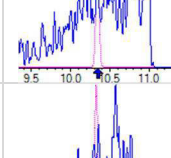
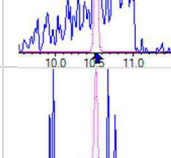
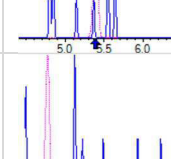
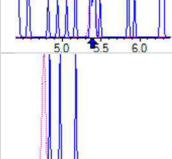
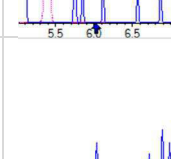
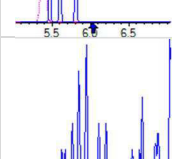
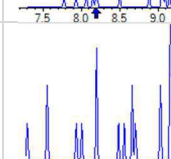
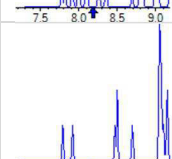

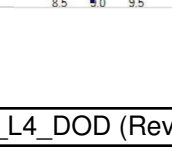


Chemist: ABK
 Instrument: Saphira
 Type: Sciex Q3 5500

Sample I.D.: SC01368-CCB2
 DF, IV: 1, 10.0µL
 Acquisition Method: 1633 2023-03-28.dam

Quant Method: 1633 - S2023-04-07A
 Path: S2023-04-07B (6)
 Acquired: 2023/04/07 - 17:21

Analyte	(Q1 / Q3) Area Counts*min	R.T. (R.T [min], R.R.T.) (ΔRT-I[min], ΔRT-CV[min], ΔRT ion[s])	S / N	Ion Ratio IR Vs MP% IR Vs CV%	Concentration [True] ng/mL	Q.C. Rec. {Area%CV}	Primary Transition	Confirmation Transition	Flag
PFBS	(299.0 / 80.0) N/A (299.0 / 99.0) N/A	(N/A, N/A) (N/A, N/A, N/A)	N/A N/A	N/A 0.0 0.0	0.0000	N/A			
PFPeS	(349.0 / 80.0) N/A (349.0 / 99.0) N/A	(N/A, N/A) (N/A, N/A, N/A)	N/A N/A	N/A 0.0 0.0	0.0000	N/A			
PFHxS	(399.0 / 80.0) N/A (399.0 / 99.0) N/A	(N/A, N/A) (N/A, N/A, N/A)	N/A N/A	N/A 0.0 0.0	0.0000	N/A			
PFHpS	(449.0 / 80.0) N/A (449.0 / 99.0) N/A	(N/A, N/A) (N/A, N/A, N/A)	N/A N/A	N/A 0.0 0.0	0.0000	N/A			
PFOS	(499.0 / 80.0) N/A (499.0 / 99.0) N/A	(N/A, N/A) (N/A, N/A, N/A)	N/A N/A	N/A 0.0 0.0	0.0000	N/A			
PFNS	(549.0 / 80.0) N/A (549.0 / 99.0) N/A	(N/A, N/A) (N/A, N/A, N/A)	N/A N/A	N/A 0.0 0.0	0.0000	N/A			
PFDS	(599.0 / 80.0) N/A (599.0 / 99.0) N/A	(N/A, N/A) (N/A, N/A, N/A)	N/A N/A	N/A 0.0 0.0	0.0000	N/A			
PFDoS	(699.0 / 80.0) N/A (699.0 / 99.0) N/A	(N/A, N/A) (N/A, N/A, N/A)	N/A N/A	N/A 0.0 0.0	0.0000	N/A			
4:2FTS	(327.0 / 307.0) N/A (327.0 / 81.0) N/A	(N/A, N/A) (N/A, N/A, N/A)	N/A N/A	N/A 0.0 0.0	0.0000	N/A			
6:2FTS	(427.0 / 407.0) N/A (427.0 / 81.0) N/A	(N/A, N/A) (N/A, N/A, N/A)	N/A N/A	N/A 0.0 0.0	0.0000	N/A			
8:2FTS	(527.0 / 507.0) N/A (527.0 / 81.0) N/A	(N/A, N/A) (N/A, N/A, N/A)	N/A N/A	N/A 0.0 0.0	0.0000	N/A			

Analyte	(Q1 / Q3) Area Counts*min	R.T. (R.T [min], R.R.T.) (ΔRT-I[min], ΔRT-CV[min], ΔRT ion[s])	S / N	Ion Ratio IR Vs MP% IR Vs CV%	Concentration [True] ng/mL	Q.C. Rec. {Area%CV}	Primary Transition	Confirmation Transition	Flag
PFOSA	(498.0 / 78.0) N/A (498.0 / 478.0) N/A	(N/A, N/A) (N/A, N/A, N/A)	N/A N/A	N/A 0.0 0.0	0.0000	N/A			
NMeFOSA	(512.0 / 219.0) N/A (512.0 / 169.0) N/A	(N/A, N/A) (N/A, N/A, N/A)	N/A N/A	N/A 0.0 0.0	0.0000	N/A			
NEtFOSA	(526.0 / 219.0) N/A (526.0 / 169.0) N/A	(N/A, N/A) (N/A, N/A, N/A)	N/A N/A	N/A 0.0 0.0	0.0000	N/A			
NMeFOSAA	(570.0 / 419.0) N/A (570.0 / 483.0) N/A	(N/A, N/A) (N/A, N/A, N/A)	N/A N/A	N/A 0.0 0.0	0.0000	N/A			
NEtFOSAA	(584.0 / 419.0) N/A (584.0 / 526.0) N/A	(N/A, N/A) (N/A, N/A, N/A)	N/A N/A	N/A 0.0 0.0	0.0000	N/A			
NMeFOSE	(616.0 / 59.0) N/A	(N/A, N/A) (N/A, N/A, N/A)	N/A	N/A 0.0 0.0	0.0000	N/A			
NEtFOSE	(630.0 / 59.0) N/A	(N/A, N/A) (N/A, N/A, N/A)	N/A	N/A 0.0 0.0	0.0000	N/A			
HFPO-DA	(285.0 / 169.0) N/A (285.0 / 185.0) N/A	(N/A, N/A) (N/A, N/A, N/A)	N/A N/A	N/A 0.0 0.0	0.0000	N/A			
ADONA	(377.0 / 85.0) N/A (377.0 / 251.0) N/A	(N/A, N/A) (N/A, N/A, N/A)	N/A N/A	N/A 0.0 0.0	0.0000	N/A			
9CI-Pf3ONS	(531.0 / 351.0) N/A (533.0 / 353.0) N/A	(N/A, N/A) (N/A, N/A, N/A)	N/A N/A	N/A 0.0 0.0	0.0000	N/A			
11CI-Pf3OUDS	(631.0 / 451.0) N/A (633.0 / 453.0) N/A	(N/A, N/A) (N/A, N/A, N/A)	N/A N/A	N/A 0.0 0.0	0.0000	N/A			



Chemist: ABK
 Instrument: Saphira
 Type: Sciex Q3 5500

Sample I.D.: SC01368-CCB2
 DF, IV: 1, 10.0µL
 Acquisition Method: 1633 2023-03-28.dam

Quant Method: 1633 - S2023-04-07A
 Path: S2023-04-07B (6)
 Acquired: 2023/04/07 - 17:21

Analyte	(Q1 / Q3) Area Counts*min	R.T. (R.T [min], R.R.T.) (ΔRT-I[min], ΔRT-CV[min], ΔRT ion[s])	S / N	Ion Ratio IR Vs MP% IR Vs CV%	Concentration [True] ng/mL	Q.C. Rec. {Area%CV}	Primary Transition	Confirmation Transition	Flag
3:3FTCA	(241.0 / 177.0) N/A (241.0 / 117.0) N/A	(N/A, N/A) (N/A, N/A, N/A)	N/A N/A	N/A 0.0 0.0	0.0000	N/A			
5:3FTCA	(341.0 / 236.7) N/A (341.0 / 217.0) N/A	(N/A, N/A) (N/A, N/A, N/A)	N/A N/A	N/A 0.0 0.0	0.0000	N/A			
7:3FTCA	(441.0 / 317.0) N/A (441.0 / 337.0) N/A	(N/A, N/A) (N/A, N/A, N/A)	N/A N/A	N/A 0.0 0.0	0.0000	N/A			
PFEESA	(315.0 / 135.0) N/A (315.0 / 83.0) N/A	(N/A, N/A) (N/A, N/A, N/A)	N/A N/A	N/A 0.0 0.0	0.0000	N/A			
PFMPA	(229.0 / 85.0) N/A	(N/A, N/A) (N/A, N/A, N/A)	N/A	N/A 0.0 0.0	0.0000	N/A			
PFMBA	(279.0 / 85.0) N/A	(N/A, N/A) (N/A, N/A, N/A)	N/A	N/A 0.0 0.0	0.0000	N/A			
NFDHA	(295.0 / 201.0) N/A (295.0 / 85.0) N/A	(N/A, N/A) (N/A, N/A, N/A)	N/A N/A	N/A 0.0 0.0	0.0000	N/A			
TDCA	(499.0 / 80.0) N/A	(N/A, N/A) (N/A, N/A, N/A)	N/A	N/A 0.0 0.0	0.0000	N/A			
13C3_PFBA_IIS	(216.0 / 172.0) 122594	(3.43, N/A) (N/A, 0.00, N/A)	1827.4	N/A	1.0753 [1.0000]	107.5% { 115.4% }			
13C2_PFHxA_IIS	(315.0 / 270.0) 121164	(5.15, N/A) (N/A, 0.01, N/A)	263647.2	N/A	0.8780 [1.0000]	87.8% { 99.2% }			
13C4_PFOA_IIS	(417.0 / 372.0) 297268	(6.42, N/A) (N/A, 0.01, N/A)	4363.0	N/A	0.9571 [1.0000]	95.7% { 110.3% }			

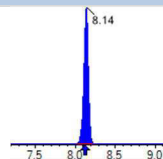
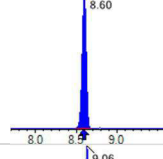
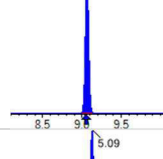
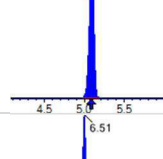
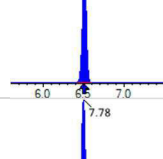
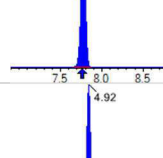
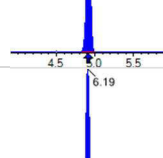
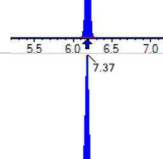
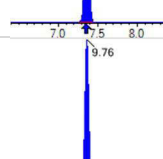
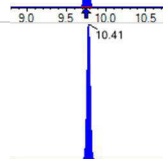



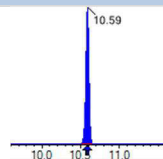
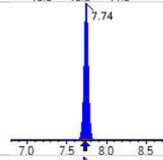
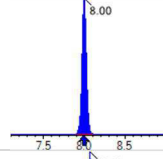
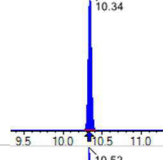
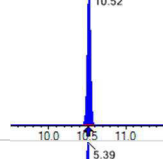
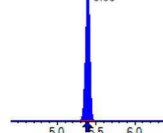
Chemist: ABK
 Instrument: Saphira
 Type: Sciex Q3 5500

Sample I.D.: SC01368-CCB2
 DF, IV: 1, 10.0µL
 Acquisition Method: 1633 2023-03-28.dam

Quant Method: 1633 - S2023-04-07A
 Path: S2023-04-07B (6)
 Acquired: 2023/04/07 - 17:21

Analyte	(Q1 / Q3) Area Counts*min	R.T. (R.T [min], R.R.T.) (ΔRT-[min], ΔRT-CV[min], ΔRT ion[s])	S / N	Ion Ratio IR Vs MP% IR Vs CV%	Concentration [True] ng/mL	Q.C. Rec. {Area%CV}	Primary Transition	Confirmation Transition	Flag
13C5_PFNA_IIS	(468.0 / 423.0) 302448	(7.04, N/A) (N/A, 0.01, N/A)	1971.6	N/A	1.0259 [1.0000]	102.6% { 104.8% }			
13C2_PFDA_IIS	(515.0 / 470.1) 322450	(7.61, N/A) (N/A, 0.01, N/A)	9589.9	N/A	1.0402 [1.0000]	104.0% { 107.0% }			
18O2_PFHxS_IIS	(403.0 / 83.9) 438018	(6.51, N/A) (N/A, 0.01, N/A)	13377.9	N/A	0.9765 [1.0000]	97.6% { 101.9% }			
13C4_PFOS_IIS	(503.0 / 79.9) 734093	(7.78, N/A) (N/A, 0.01, N/A)	2987.0	N/A	1.0549 [1.0000]	105.5% { 114.0% }			
13C4_PFBA_EIS	(217.0 / 172.0) 1088723	(3.43, N/A) (N/A, 0.00, N/A)	5526.1	N/A	8.2807 [8.0000]	103.5% { 110.7% }			
13C5_PFPeA_EIS	(268.0 / 223.0) 903184	(4.30, N/A) (N/A, 0.01, N/A)	3083.5	N/A	4.7215 [4.0000]	118.0% { 108.2% }			
13C5_PFHxA_EIS	(318.0 / 273.0) 549771	(5.15, N/A) (N/A, 0.01, N/A)	2239.0	N/A	2.3716 [2.0000]	118.6% { 115.5% }			
13C4_PFHpA_EIS	(367.0 / 322.0) 560920	(5.79, N/A) (N/A, 0.01, N/A)	40573.2	N/A	2.4163 [2.0000]	120.8% { 111.3% }			
13C8_PFOA_EIS	(421.0 / 376.0) 653458	(6.42, N/A) (N/A, 0.01, N/A)	3856.4	N/A	2.1354 [2.0000]	106.8% { 106.9% }			
13C9_PFNA_EIS	(472.0 / 427.0) 294497	(7.04, N/A) (N/A, 0.01, N/A)	369328.9	N/A	0.9995 [1.0000]	100.0% { 99.6% }			
13C6_PFDA_EIS	(519.0 / 474.0) 375449	(7.61, N/A) (N/A, 0.01, N/A)	2473.4	N/A	1.0660 [1.0000]	106.6% { 106.4% }			

Analyte	(Q1 / Q3) Area Counts*min	R.T. (R.T [min], R.R.T.) (Δ RT-[min], Δ RT- CV[min], Δ RT ion[s])	S / N	Ion Ratio IR Vs MP% IR Vs CV%	Concentration [True] ng/mL	Q.C. Rec. {Area%CV}	Primary Transition	Confirmation Transition	Flag
13C7_PFUa_EIS	(570.0 / 525.0) 337072	(8.14, N/A) (N/A, 0.01, N/A)	47128.3	N/A	0.9927 [1.0000]	99.3% { 108.2% }			
13C2_PFDa_EIS	(615.0 / 570.0) 293238	(8.60, N/A) (N/A, 0.01, N/A)	30432.5	N/A	0.9550 [1.0000]	95.5% { 105.1% }			
13C2_PFTeDA_EIS	(715.0 / 670.0) 297198	(9.06, N/A) (N/A, 0.01, N/A)	1730.8	N/A	1.0105 [1.0000]	101.1% { 112.0% }			
13C3_PFBs_EIS	(302.0 / 80.0) 1277916	(5.09, N/A) (N/A, 0.01, N/A)	3250.5	N/A	2.2338 [2.0000]	111.7% { 108.1% }			
13C3_PFHxS_EIS	(402.0 / 80.0) 856224	(6.51, N/A) (N/A, 0.01, N/A)	2173.1	N/A	2.0910 [2.0000]	104.6% { 109.9% }			
13C8_PFOS_EIS	(507.0 / 80.0) 1770758	(7.78, N/A) (N/A, 0.01, N/A)	3969.5	N/A	1.9814 [2.0000]	99.1% { 112.5% }			
13C2_4:2FTS_EIS	(329.0 / 81.0) 269150	(4.92, N/A) (N/A, 0.01, N/A)	1391.3	N/A	5.1394 [4.0000]	128.5% { 132.8% }			
13C2_6:2FTS_EIS	(429.0 / 81.0) 293814	(6.19, N/A) (N/A, 0.01, N/A)	4202.0	N/A	4.2265 [4.0000]	105.7% { 117.4% }			
13C2_8:2FTS_EIS	(529.0 / 81.0) 340901	(7.37, N/A) (N/A, 0.01, N/A)	2447.6	N/A	3.9836 [4.0000]	99.6% { 105.7% }			
13C8_PFOsa_EIS	(506.0 / 78.0) 3074272	(9.76, N/A) (N/A, 0.01, N/A)	5011.2	N/A	2.0331 [2.0000]	101.7% { 108.1% }			
D3_NMeFOsa_EIS	(515.0 / 169.0) 671732	(10.41, N/A) (N/A, 0.01, N/A)	3600.9	N/A	1.9587 [2.0000]	97.9% { 109.1% }			

Analyte	(Q1 / Q3) Area Counts*min	R.T. (R.T [min], R.R.T.) (ΔRT-I[min], ΔRT-CV[min], ΔRT ion[s])	S / N	Ion Ratio IR Vs MP% IR Vs CV%	Concentration [True] ng/mL	Q.C. Rec. {Area%CV}	Primary Transition	Confirmation Transition	Flag
D5_NEiFOSA_EIS	(531.0 / 169.0) 603330	(10.59 , N/A) (N/A , 0.01 , N/A)	4533.4	N/A	2.1487 [2.0000]	107.4% { 110.3% }			
D3_MeFOSAA_EIS	(573.0 / 419.0) 794215	(7.74 , N/A) (N/A , 0.01 , N/A)	1758.7	N/A	4.2352 [4.0000]	105.9% { 118.1% }			
D5_EiFOSAA_EIS	(589.0 / 419.0) 594779	(8.00 , N/A) (N/A , 0.01 , N/A)	4547.8	N/A	3.8622 [4.0000]	96.6% { 107.3% }			
D7_NMeFOSE_EIS	(623.0 / 58.9) 2171856	(10.34 , N/A) (N/A , 0.01 , N/A)	1829.5	N/A	19.7115 [20.0000]	98.6% { 105.6% }			
D9_NEiFOSE_EIS	(639.0 / 58.9) 3000302	(10.52 , N/A) (N/A , 0.01 , N/A)	1634.0	N/A	20.5787 [20.0000]	102.9% { 110.7% }			
13C3_HFPODA_EIS	(287.0 / 169.0) 1072741	(5.39 , N/A) (N/A , 0.01 , N/A)	2465.9	N/A	9.0178 [8.0000]	112.7% { 108.8% }			

ANALYSIS SEQUENCE BLANKS

Laboratory: APPL, LLC
 Client: AECOM
 Sequence: SC01368
 Calibration: 2315001

SDG:
 Project: Red Hill AFFF Assessment Sam
 Instrument: Saphira

Lab Sample ID	Analyte	Found	Units	RL	C
SC01368-CCB3	PFBA	0.00	ng/mL	0.40	U
	PFPEA	0.00	ng/mL	0.20	U
	PFHXA	0.00	ng/mL	0.10	U
	PFHPA	0.00	ng/mL	0.10	U
	PFOA	0.00	ng/mL	0.10	U
	PFNA	0.00	ng/mL	0.10	U
	PFDA	0.00	ng/mL	0.10	U
	PFUnA	0.00	ng/mL	0.10	U
	PFDOA	0.00	ng/mL	0.10	U
	PFTRDA	0.00	ng/mL	0.10	U
	PFTEDA	0.00	ng/mL	0.10	U
	PFBS	0.00	ng/mL	0.10	U
	PFPEs	0.00	ng/mL	0.10	U
	PFHXS	0.00	ng/mL	0.10	U
	PFHPS	0.00	ng/mL	0.10	U
	PFOS	0.00	ng/mL	0.10	U
	PFNS	0.00	ng/mL	0.10	U
	PFDS	0.00	ng/mL	0.10	U
	PFDOS	0.00	ng/mL	0.10	U
	4:2FTS	0.00	ng/mL	0.40	U
	6:2FTS	0.00	ng/mL	0.40	U
	8:2FTS	0.00	ng/mL	0.40	U
	PFOSA	0.00	ng/mL	0.10	U
	NMeFOSA	0.00	ng/mL	0.40	U
	NEtFOSA	0.00	ng/mL	0.40	U
	NMeFOSAA	0.00	ng/mL	0.10	U
	NEtFOSAA	0.00	ng/mL	0.10	U
	NMeFOSE	0.00	ng/mL	0.40	U
	NEtFOSE	0.00	ng/mL	0.40	U
	HFPO-DA	0.00	ng/mL	0.20	U
	ADONA	0.00	ng/mL	0.20	U
	PFEESA	0.00	ng/mL	0.20	U
	PFMPA	0.00	ng/mL	0.20	U

ANALYSIS SEQUENCE BLANKS

Laboratory: APPL, LLC
 Client: AECOM
 Sequence: SC01368
 Calibration: 2315001

SDG:
 Project: Red Hill AFFF Assessment Sam
 Instrument: Saphira

Lab Sample ID	Analyte	Found	Units	RL	C
SC01368-CCB3	PFMBA	0.00	ng/mL	0.20	U
	NFDHA	0.00	ng/mL	0.20	U
	9CL-PF3ONS	0.00	ng/mL	0.20	U
	11CL-PF3OUDS	0.00	ng/mL	0.20	U
	3:3FTCA	0.00	ng/mL	0.40	U
	5:3FTCA	0.00	ng/mL	0.40	U
	7:3FTCA	0.00	ng/mL	0.40	U
	13C4-PFBA	8.28	ng/mL		
	13C5-PFPEA	4.42	ng/mL		
	13C5-PFHXA	2.18	ng/mL		
	13C4-PFHPA	2.16	ng/mL		
	13C8-PFOA	2.12	ng/mL		
	13C9-PFNA	0.911	ng/mL		
	13C6-PFDA	1.10	ng/mL		
	13C7-PFUnA	1.12	ng/mL		
	13C2-PFDOA	1.12	ng/mL		
	13C2-PFTEDA	1.08	ng/mL		
	13C3-PFBS	2.11	ng/mL		
	13C3-PFHXS	2.11	ng/mL		
	13C8-PFOS	1.93	ng/mL		
	13C2-4:2FTS	5.32	ng/mL		
	13C2-6:2FTS	4.22	ng/mL		
	13C2-8:2FTS	4.28	ng/mL		
	13C8-PFOSA	2.06	ng/mL		
	D3-NMEFOSA	1.98	ng/mL		
	D5-NETFOSA	2.17	ng/mL		
	D3-NMEFOSAA	4.18	ng/mL		
	D5-NETFOSAA	4.01	ng/mL		
	D7-NMEFOSE	20.8	ng/mL		
	D9-NETFOSSE	21.6	ng/mL		
	13C3-HFPO-DA	8.79	ng/mL		



Chemist: ABK
 Instrument: Saphira
 Type: Sciex Q3 5500

Sample I.D.: SC01368-CCB3
 DF, IV: 1, 10.0µL
 Acquisition Method: 1633 2023-03-28.dam

Quant Method: 1633 - S2023-04-07A
 Path: S2023-04-07B (27)
 Acquired: 2023/04/07 - 21:52

Analyte	(Q1 / Q3) Area Counts*min	R.T. (R.T [min], R.R.T.) (Δ RT-[min], Δ RT- CV[min], Δ RT ion[s])	S / N	Ion Ratio IR Vs MP% IR Vs CV%	Concentration [True] ng/mL	Q.C. Rec. {Area%CV}	Primary Transition	Confirmation Transition	Flag
PFBA	(213.0 / 169.0) N/A	(N/A, N/A) (N/A, N/A, N/A)	N/A	N/A 0.0 0.0	0.0000	N/A			
PFPeA	(263.0 / 219.0) N/A (263.0 / 69.0) N/A	(N/A, N/A) (N/A, N/A, N/A)	N/A N/A	N/A 0.0 0.0	0.0000	N/A			
PFHxA	(313.0 / 269.0) N/A (313.0 / 119.0) N/A	(N/A, N/A) (N/A, N/A, N/A)	N/A N/A	N/A 0.0 0.0	0.0000	N/A			
PFHpA	(363.0 / 319.0) N/A (363.0 / 169.0) N/A	(N/A, N/A) (N/A, N/A, N/A)	N/A N/A	N/A 0.0 0.0	0.0000	N/A			
PFOA	(413.0 / 369.0) N/A (413.0 / 169.0) N/A	(N/A, N/A) (N/A, N/A, N/A)	N/A N/A	N/A 0.0 0.0	0.0000	N/A			
PFNA	(463.0 / 419.0) N/A (463.0 / 169.0) N/A	(N/A, N/A) (N/A, N/A, N/A)	N/A N/A	N/A 0.0 0.0	0.0000	N/A			
PFDA	(513.0 / 469.0) N/A (513.0 / 169.0) N/A	(N/A, N/A) (N/A, N/A, N/A)	N/A N/A	N/A 0.0 0.0	0.0000	N/A			
PFUnA	(563.0 / 519.0) N/A (563.0 / 169.0) N/A	(N/A, N/A) (N/A, N/A, N/A)	N/A N/A	N/A 0.0 0.0	0.0000	N/A			
PFDoA	(613.0 / 569.0) N/A (613.0 / 169.0) N/A	(N/A, N/A) (N/A, N/A, N/A)	N/A N/A	N/A 0.0 0.0	0.0000	N/A			
PFTTrDA	(663.0 / 619.0) N/A (663.0 / 169.0) N/A	(N/A, N/A) (N/A, N/A, N/A)	N/A N/A	N/A 0.0 0.0	0.0000	N/A			
PFTeDA	(713.0 / 669.0) N/A (713.0 / 169.0) N/A	(N/A, N/A) (N/A, N/A, N/A)	N/A N/A	N/A 0.0 0.0	0.0000	N/A			



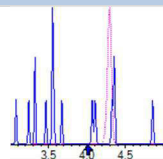
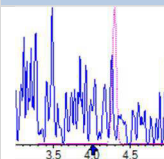
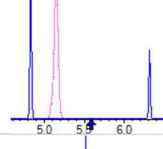
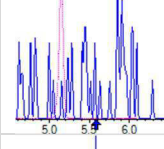
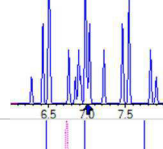
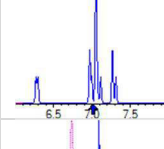
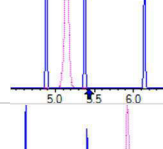
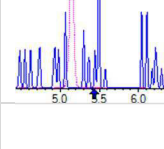
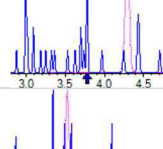
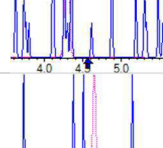
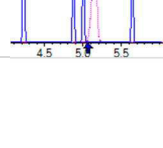
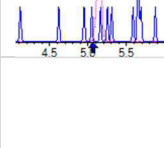
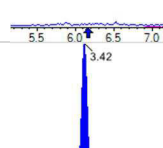
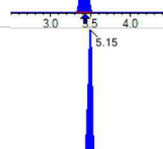
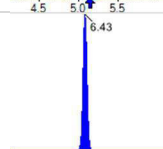
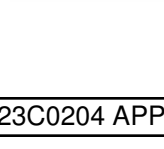
Chemist: ABK
 Instrument: Saphira
 Type: Sciex Q3 5500

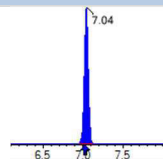
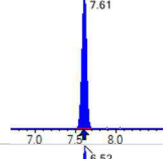
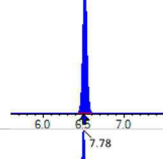
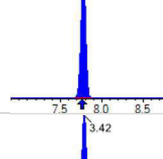
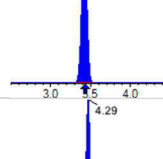
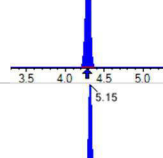
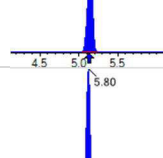
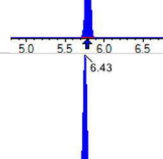
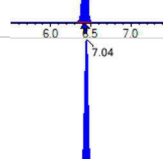
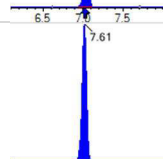

Sample I.D.: SC01368-CCB3
 DF, IV: 1, 10.0µL
 Acquisition Method: 1633 2023-03-28.dam

Quant Method: 1633 - S2023-04-07A
 Path: S2023-04-07B (27)
 Acquired: 2023/04/07 - 21:52

Analyte	(Q1 / Q3) Area Counts*min	R.T. (R.T [min], R.R.T.) (ΔRT-I[min], ΔRT-CV[min], ΔRT ion[s])	S / N	Ion Ratio IR Vs MP% IR Vs CV%	Concentration [True] ng/mL	Q.C. Rec. {Area%CV}	Primary Transition	Confirmation Transition	Flag
PFBS	(299.0 / 80.0) N/A (299.0 / 99.0) N/A	(N/A , N/A) (N/A , N/A , N/A)	N/A N/A	N/A 0.0 0.0	0.0000	N/A			
PFPeS	(349.0 / 80.0) N/A (349.0 / 99.0) N/A	(N/A , N/A) (N/A , N/A , N/A)	N/A N/A	N/A 0.0 0.0	0.0000	N/A			
PFHxS	(399.0 / 80.0) N/A (399.0 / 99.0) N/A	(N/A , N/A) (N/A , N/A , N/A)	N/A N/A	N/A 0.0 0.0	0.0000	N/A			
PFHpS	(449.0 / 80.0) N/A (449.0 / 99.0) N/A	(N/A , N/A) (N/A , N/A , N/A)	N/A N/A	N/A 0.0 0.0	0.0000	N/A			
PFOS	(499.0 / 80.0) N/A (499.0 / 99.0) N/A	(N/A , N/A) (N/A , N/A , N/A)	N/A N/A	N/A 0.0 0.0	0.0000	N/A			
PFNS	(549.0 / 80.0) N/A (549.0 / 99.0) N/A	(N/A , N/A) (N/A , N/A , N/A)	N/A N/A	N/A 0.0 0.0	0.0000	N/A			
PFDS	(599.0 / 80.0) N/A (599.0 / 99.0) N/A	(N/A , N/A) (N/A , N/A , N/A)	N/A N/A	N/A 0.0 0.0	0.0000	N/A			
PFDoS	(699.0 / 80.0) N/A (699.0 / 99.0) N/A	(N/A , N/A) (N/A , N/A , N/A)	N/A N/A	N/A 0.0 0.0	0.0000	N/A			
4:2FTS	(327.0 / 307.0) N/A (327.0 / 81.0) N/A	(N/A , N/A) (N/A , N/A , N/A)	N/A N/A	N/A 0.0 0.0	0.0000	N/A			
6:2FTS	(427.0 / 407.0) N/A (427.0 / 81.0) N/A	(N/A , N/A) (N/A , N/A , N/A)	N/A N/A	N/A 0.0 0.0	0.0000	N/A			
8:2FTS	(527.0 / 507.0) N/A (527.0 / 81.0) N/A	(N/A , N/A) (N/A , N/A , N/A)	N/A N/A	N/A 0.0 0.0	0.0000	N/A			

Analyte	(Q1 / Q3) Area Counts*min	R.T. (R.T [min], R.R.T.) (ΔRT-I[min], ΔRT-CV[min], ΔRT ion[s])	S / N	Ion Ratio IR Vs MP% IR Vs CV%	Concentration [True] ng/mL	Q.C. Rec. {Area%CV}	Primary Transition	Confirmation Transition	Flag
PFOSA	(498.0 / 78.0) N/A (498.0 / 478.0) N/A	(N/A, N/A) (N/A, N/A, N/A)	N/A N/A	N/A 0.0 0.0	0.0000	N/A			
NMeFOSA	(512.0 / 219.0) N/A (512.0 / 169.0) N/A	(N/A, N/A) (N/A, N/A, N/A)	N/A N/A	N/A 0.0 0.0	0.0000	N/A			
NEtFOSA	(526.0 / 219.0) N/A (526.0 / 169.0) N/A	(N/A, N/A) (N/A, N/A, N/A)	N/A N/A	N/A 0.0 0.0	0.0000	N/A			
NMeFOSAA	(570.0 / 419.0) N/A (570.0 / 483.0) N/A	(N/A, N/A) (N/A, N/A, N/A)	N/A N/A	N/A 0.0 0.0	0.0000	N/A			
NEtFOSAA	(584.0 / 419.0) N/A (584.0 / 526.0) N/A	(N/A, N/A) (N/A, N/A, N/A)	N/A N/A	N/A 0.0 0.0	0.0000	N/A			
NMeFOSE	(616.0 / 59.0) N/A	(N/A, N/A) (N/A, N/A, N/A)	N/A	N/A 0.0 0.0	0.0000	N/A			
NEtFOSE	(630.0 / 59.0) N/A	(N/A, N/A) (N/A, N/A, N/A)	N/A	N/A 0.0 0.0	0.0000	N/A			
HFPO-DA	(285.0 / 169.0) N/A (285.0 / 185.0) N/A	(N/A, N/A) (N/A, N/A, N/A)	N/A N/A	N/A 0.0 0.0	0.0000	N/A			
ADONA	(377.0 / 85.0) N/A (377.0 / 251.0) N/A	(N/A, N/A) (N/A, N/A, N/A)	N/A N/A	N/A 0.0 0.0	0.0000	N/A			
9Cl-Pf3ONS	(531.0 / 351.0) N/A (533.0 / 353.0) N/A	(N/A, N/A) (N/A, N/A, N/A)	N/A N/A	N/A 0.0 0.0	0.0000	N/A			
11Cl-Pf3OUDS	(631.0 / 451.0) N/A (633.0 / 453.0) N/A	(N/A, N/A) (N/A, N/A, N/A)	N/A N/A	N/A 0.0 0.0	0.0000	N/A			

Analyte	(Q1 / Q3) Area Counts*min	R.T. (R.T [min], R.R.T.) (Δ RT-[min], Δ RT- CV[min], Δ RT ion[s])	S / N	Ion Ratio IR Vs MP% IR Vs CV%	Concentration [True] ng/mL	Q.C. Rec. {Area%CV}	Primary Transition	Confirmation Transition	Flag
3:3FTCA	(241.0 / 177.0) N/A (241.0 / 117.0) N/A	(N/A, N/A) (N/A, N/A, N/A)	N/A N/A	N/A 0.0 0.0	0.0000	N/A			
5:3FTCA	(341.0 / 236.7) N/A (341.0 / 217.0) N/A	(N/A, N/A) (N/A, N/A, N/A)	N/A N/A	N/A 0.0 0.0	0.0000	N/A			
7:3FTCA	(441.0 / 317.0) N/A (441.0 / 337.0) N/A	(N/A, N/A) (N/A, N/A, N/A)	N/A N/A	N/A 0.0 0.0	0.0000	N/A			
PFEESA	(315.0 / 135.0) N/A (315.0 / 83.0) N/A	(N/A, N/A) (N/A, N/A, N/A)	N/A N/A	N/A 0.0 0.0	0.0000	N/A			
PFMPA	(229.0 / 85.0) N/A	(N/A, N/A) (N/A, N/A, N/A)	N/A	N/A 0.0 0.0	0.0000	N/A			
PFMBA	(279.0 / 85.0) N/A	(N/A, N/A) (N/A, N/A, N/A)	N/A	N/A 0.0 0.0	0.0000	N/A			
NFDHA	(295.0 / 201.0) N/A (295.0 / 85.0) N/A	(N/A, N/A) (N/A, N/A, N/A)	N/A N/A	N/A 0.0 0.0	0.0000	N/A			
TDCA	(499.0 / 80.0) N/A	(N/A, N/A) (N/A, N/A, N/A)	N/A	N/A 0.0 0.0	0.0000	N/A			
13C3_PFBA_IIS	(216.0 / 172.0) 113938	(3.42, N/A) (N/A, -0.01, N/A)	1458.4	N/A	0.9994 [1.0000]	99.9% { 107.3% }			
13C2_PFHxA_IIS	(315.0 / 270.0) 124989	(5.15, N/A) (N/A, 0.01, N/A)	867.8	N/A	0.9057 [1.0000]	90.6% { 102.3% }			
13C4_PFOA_IIS	(417.0 / 372.0) 285828	(6.43, N/A) (N/A, 0.01, N/A)	2811.2	N/A	0.9202 [1.0000]	92.0% { 106.1% }			

Analyte	(Q1 / Q3) Area Counts*min	R.T. (R.T [min], R.R.T.) (Δ RT-[min], Δ RT- CV[min], Δ RT ion[s])	S / N	Ion Ratio IR Vs MP% IR Vs CV%	Concentration [True] ng/mL	Q.C. Rec. {Area%CV}	Primary Transition	Confirmation Transition	Flag
13C5_PFNA_IIS	(468.0 / 423.0) 288227	(7.04, N/A) (N/A, 0.01, N/A)	7569.9	N/A	0.9777 [1.0000]	97.8% { 99.9% }			
13C2_PFDA_IIS	(515.0 / 470.1) 291345	(7.61, N/A) (N/A, 0.01, N/A)	2293.4	N/A	0.9398 [1.0000]	94.0% { 96.7% }			
18O2_PFHxS_IIS	(403.0 / 83.9) 421879	(6.52, N/A) (N/A, 0.01, N/A)	4311.5	N/A	0.9405 [1.0000]	94.0% { 98.1% }			
13C4_PFOS_IIS	(503.0 / 79.9) 741729	(7.78, N/A) (N/A, 0.01, N/A)	1894.5	N/A	1.0658 [1.0000]	106.6% { 115.2% }			
13C4_PFBA_EIS	(217.0 / 172.0) 1011489	(3.42, N/A) (N/A, -0.01, N/A)	5305.0	N/A	8.2777 [8.0000]	103.5% { 102.9% }			
13C5_PFPeA_EIS	(268.0 / 223.0) 873075	(4.29, N/A) (N/A, 0.01, N/A)	2738.3	N/A	4.4245 [4.0000]	110.6% { 104.6% }			
13C5_PFHxA_EIS	(318.0 / 273.0) 521833	(5.15, N/A) (N/A, 0.01, N/A)	2153.2	N/A	2.1822 [2.0000]	109.1% { 109.6% }			
13C4_PFHpA_EIS	(367.0 / 322.0) 518169	(5.80, N/A) (N/A, 0.01, N/A)	2258.3	N/A	2.1638 [2.0000]	108.2% { 102.8% }			
13C8_PFOA_EIS	(421.0 / 376.0) 622826	(6.43, N/A) (N/A, 0.01, N/A)	34314.3	N/A	2.1168 [2.0000]	105.8% { 101.9% }			
13C9_PFNA_EIS	(472.0 / 427.0) 255817	(7.04, N/A) (N/A, 0.01, N/A)	2049.7	N/A	0.9111 [1.0000]	91.1% { 86.5% }			
13C6_PFDA_EIS	(519.0 / 474.0) 349501	(7.61, N/A) (N/A, 0.01, N/A)	277358.0	N/A	1.0982 [1.0000]	109.8% { 99.1% }			



Chemist: ABK
 Instrument: Saphira
 Type: Sciex Q3 5500

Sample I.D.: SC01368-CCB3
 DF, IV: 1, 10.0µL
 Acquisition Method: 1633 2023-03-28.dam

Quant Method: 1633 - S2023-04-07A
 Path: S2023-04-07B (27)
 Acquired: 2023/04/07 - 21:52

Analyte	(Q1 / Q3) Area Counts*min	R.T. (R.T [min], R.R.T.) (ΔRT-[min], ΔRT-CV[min], ΔRT ion[s])	S / N	Ion Ratio IR Vs MP% IR Vs CV%	Concentration [True] ng/mL	Q.C. Rec. {Area%CV}	Primary Transition	Confirmation Transition	Flag
13C7_PFUa_EIS	(570.0 / 525.0) 343921	(8.14, N/A) (N/A, 0.02, N/A)	1834.7	N/A	1.1210 [1.0000]	112.1% { 110.4% }			
13C2_PFDa_EIS	(615.0 / 570.0) 309489	(8.60, N/A) (N/A, 0.01, N/A)	1603.2	N/A	1.1155 [1.0000]	111.6% { 110.9% }			
13C2_PFTeDA_EIS	(715.0 / 670.0) 286793	(9.06, N/A) (N/A, 0.01, N/A)	1211.7	N/A	1.0792 [1.0000]	107.9% { 108.1% }			
13C3_PFBs_EIS	(302.0 / 80.0) 1163887	(5.09, N/A) (N/A, 0.01, N/A)	2558.8	N/A	2.1123 [2.0000]	105.6% { 98.4% }			
13C3_PFHxS_EIS	(402.0 / 80.0) 832263	(6.51, N/A) (N/A, 0.01, N/A)	3366.0	N/A	2.1103 [2.0000]	105.5% { 106.8% }			
13C8_PFOS_EIS	(507.0 / 80.0) 1738689	(7.78, N/A) (N/A, 0.01, N/A)	3818.4	N/A	1.9255 [2.0000]	96.3% { 110.4% }			
13C2_4:2FTS_EIS	(329.0 / 81.0) 268490	(4.92, N/A) (N/A, 0.01, N/A)	1667.1	N/A	5.3230 [4.0000]	133.1% { 132.5% }			S2,
13C2_6:2FTS_EIS	(429.0 / 81.0) 282459	(6.19, N/A) (N/A, 0.01, N/A)	2961.9	N/A	4.2186 [4.0000]	105.5% { 112.8% }			
13C2_8:2FTS_EIS	(529.0 / 81.0) 352477	(7.37, N/A) (N/A, 0.01, N/A)	1801.3	N/A	4.2764 [4.0000]	106.9% { 109.3% }			
13C8_PFOsa_EIS	(506.0 / 78.0) 3145995	(9.76, N/A) (N/A, 0.01, N/A)	5269.3	N/A	2.0592 [2.0000]	103.0% { 110.6% }			
D3_NMeFOsa_EIS	(515.0 / 169.0) 685232	(10.41, N/A) (N/A, 0.01, N/A)	2488.5	N/A	1.9775 [2.0000]	98.9% { 111.3% }			



Chemist: ABK
 Instrument: Saphira
 Type: Sciex Q3 5500

Sample I.D.: SC01368-CCB3
 DF, IV: 1, 10.0µL
 Acquisition Method: 1633 2023-03-28.dam

Quant Method: 1633 - S2023-04-07A
 Path: S2023-04-07B (27)
 Acquired: 2023/04/07 - 21:52

Analyte	(Q1 / Q3) Area Counts*min	R.T. (R.T [min], R.R.T.) (ΔRT-I[min], ΔRT- CV[min], ΔRT ion[s])	S / N	Ion Ratio IR Vs MP% IR Vs CV%	Concentration [True] ng/mL	Q.C. Rec. {Area%CV}	Primary Transition	Confirmation Transition	Flag
D5_NEiFOSA_EIS	(531.0 / 169.0) 615557	(10.58 , N/A) (N/A , 0.01 , N/A)	3730.8	N/A	2.1696 [2.0000]	108.5% { 112.6% }			
D3_MeFOSAA_EIS	(573.0 / 419.0) 791939	(7.75 , N/A) (N/A , 0.01 , N/A)	2607.9	N/A	4.1796 [4.0000]	104.5% { 117.8% }			
D5_EiFOSAA_EIS	(589.0 / 419.0) 623458	(8.00 , N/A) (N/A , 0.02 , N/A)	122321.5	N/A	4.0068 [4.0000]	100.2% { 112.4% }			
D7_NMeFOSE_EIS	(623.0 / 58.9) 2312945	(10.34 , N/A) (N/A , 0.01 , N/A)	1513.8	N/A	20.7759 [20.0000]	103.9% { 112.5% }			
D9_NEiFOSE_EIS	(639.0 / 58.9) 3181503	(10.52 , N/A) (N/A , 0.01 , N/A)	1968.0	N/A	21.5969 [20.0000]	108.0% { 117.4% }			
13C3_HFPODA_EIS	(287.0 / 169.0) 1078420	(5.39 , N/A) (N/A , 0.01 , N/A)	2475.7	N/A	8.7881 [8.0000]	109.9% { 109.4% }			

ANALYSIS SEQUENCE BLANKS

Laboratory: APPL, LLC
 Client: AECOM
 Sequence: SC01368
 Calibration: 2315001

SDG:
 Project: Red Hill AFFF Assessment Sam
 Instrument: Saphira

Lab Sample ID	Analyte	Found	Units	RL	C
SC01368-CCB4	PFBA	0.00	ng/mL	0.40	U
	PFPEA	0.00	ng/mL	0.20	U
	PFHXA	0.00	ng/mL	0.10	U
	PFHPA	0.00	ng/mL	0.10	U
	PFOA	0.00	ng/mL	0.10	U
	PFNA	0.00	ng/mL	0.10	U
	PFDA	0.00	ng/mL	0.10	U
	PFUnA	0.00	ng/mL	0.10	U
	PFDOA	0.00	ng/mL	0.10	U
	PFTRDA	0.00	ng/mL	0.10	U
	PFTEDA	0.00	ng/mL	0.10	U
	PFBS	0.00	ng/mL	0.10	U
	PFPEs	0.00	ng/mL	0.10	U
	PFHXS	0.00	ng/mL	0.10	U
	PFHPS	0.00	ng/mL	0.10	U
	PFOS	0.0234	ng/mL	0.10	U
	PFNS	0.00	ng/mL	0.10	U
	PFDS	0.00	ng/mL	0.10	U
	PFDOS	0.00	ng/mL	0.10	U
	4:2FTS	0.00	ng/mL	0.40	U
	6:2FTS	0.00	ng/mL	0.40	U
	8:2FTS	0.00	ng/mL	0.40	U
	PFOSA	0.00	ng/mL	0.10	U
	NMeFOSA	0.00	ng/mL	0.40	U
	NEtFOSA	0.00	ng/mL	0.40	U
	NMeFOSAA	0.00	ng/mL	0.10	U
	NEtFOSAA	0.00	ng/mL	0.10	U
	NMeFOSE	0.00	ng/mL	0.40	U
	NEtFOSE	0.00	ng/mL	0.40	U
	HFPO-DA	0.00	ng/mL	0.20	U
	ADONA	0.00	ng/mL	0.20	U
	PFEESA	0.00	ng/mL	0.20	U
	PFMPA	0.00	ng/mL	0.20	U

ANALYSIS SEQUENCE BLANKS

Laboratory: APPL, LLC
 Client: AECOM
 Sequence: SC01368
 Calibration: 2315001

SDG:
 Project: Red Hill AFFF Assessment Sam
 Instrument: Saphira

Lab Sample ID	Analyte	Found	Units	RL	C
SC01368-CCB4	PFMBA	0.00	ng/mL	0.20	U
	NFDHA	0.00	ng/mL	0.20	U
	9CL-PF3ONS	0.00	ng/mL	0.20	U
	11CL-PF3OUDS	0.00	ng/mL	0.20	U
	3:3FTCA	0.00	ng/mL	0.40	U
	5:3FTCA	0.00	ng/mL	0.40	U
	7:3FTCA	0.00	ng/mL	0.40	U
	13C4-PFBA	8.47	ng/mL		
	13C5-PFPEA	5.21	ng/mL		
	13C5-PFHXA	2.61	ng/mL		
	13C4-PFHPA	2.67	ng/mL		
	13C8-PFOA	2.15	ng/mL		
	13C9-PFNA	0.978	ng/mL		
	13C6-PFDA	1.01	ng/mL		
	13C7-PFUnA	1.06	ng/mL		
	13C2-PFDOA	0.945	ng/mL		
	13C2-PFTEDA	0.945	ng/mL		
	13C3-PFBS	2.10	ng/mL		
	13C3-PFHXS	2.05	ng/mL		
	13C8-PFOS	1.98	ng/mL		
	13C2-4:2FTS	5.40	ng/mL		
	13C2-6:2FTS	4.80	ng/mL		
	13C2-8:2FTS	4.41	ng/mL		
	13C8-PFOSA	2.11	ng/mL		
	D3-NMEFOSA	2.02	ng/mL		
	D5-NETFOSA	2.28	ng/mL		
	D3-NMEFOSAA	4.35	ng/mL		
	D5-NETFOSAA	4.05	ng/mL		
	D7-NMEFOSE	21.4	ng/mL		
	D9-NETFOSSE	21.6	ng/mL		
	13C3-HFPO-DA	10.2	ng/mL		



Chemist: ABK
 Instrument: Saphira
 Type: Sciex Q3 5500

Sample I.D.: SC01368-CCB4
 DF, IV: 1, 10.0µL
 Acquisition Method: 1633 2023-03-28.dam

Quant Method: 1633 - S2023-04-07A
 Path: S2023-04-07B (46)
 Acquired: 2023/04/08 - 01:57

Analyte	(Q1 / Q3) Area Counts*min	R.T. (R.T [min], R.R.T.) (ΔRT-[min], ΔRT-CV[min], ΔRT ion[s])	S / N	Ion Ratio IR Vs MP% IR Vs CV%	Concentration [True] ng/mL	Q.C. Rec. {Area%CV}	Primary Transition	Confirmation Transition	Flag
PFBA	(213.0 / 169.0) N/A	(N/A, N/A) (N/A, N/A, N/A)	N/A	N/A 0.0 0.0	0.0000	N/A			
PFPeA	(263.0 / 219.0) N/A (263.0 / 69.0) N/A	(N/A, N/A) (N/A, N/A, N/A)	N/A N/A	N/A 0.0 0.0	0.0000	N/A			
PFHxA	(313.0 / 269.0) N/A (313.0 / 119.0) N/A	(N/A, N/A) (N/A, N/A, N/A)	N/A N/A	N/A 0.0 0.0	0.0000	N/A			
PFHpA	(363.0 / 319.0) N/A (363.0 / 169.0) N/A	(N/A, N/A) (N/A, N/A, N/A)	N/A N/A	N/A 0.0 0.0	0.0000	N/A			
PFOA	(413.0 / 369.0) N/A (413.0 / 169.0) N/A	(N/A, N/A) (N/A, N/A, N/A)	N/A N/A	N/A 0.0 0.0	0.0000	N/A			
PFNA	(463.0 / 419.0) N/A (463.0 / 169.0) N/A	(N/A, N/A) (N/A, N/A, N/A)	N/A N/A	N/A 0.0 0.0	0.0000	N/A			
PFDA	(513.0 / 469.0) N/A (513.0 / 169.0) N/A	(N/A, N/A) (N/A, N/A, N/A)	N/A N/A	N/A 0.0 0.0	0.0000	N/A			
PFUnA	(563.0 / 519.0) N/A (563.0 / 169.0) N/A	(N/A, N/A) (N/A, N/A, N/A)	N/A N/A	N/A 0.0 0.0	0.0000	N/A			
PFDoA	(613.0 / 569.0) N/A (613.0 / 169.0) N/A	(N/A, N/A) (N/A, N/A, N/A)	N/A N/A	N/A 0.0 0.0	0.0000	N/A			
PFTrDA	(663.0 / 619.0) N/A (663.0 / 169.0) N/A	(N/A, N/A) (N/A, N/A, N/A)	N/A N/A	N/A 0.0 0.0	0.0000	N/A			
PFTeDA	(713.0 / 669.0) N/A (713.0 / 169.0) N/A	(N/A, N/A) (N/A, N/A, N/A)	N/A N/A	N/A 0.0 0.0	0.0000	N/A			

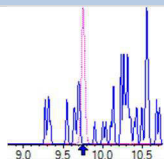
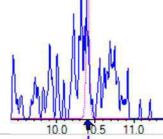
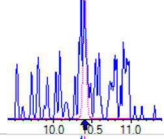
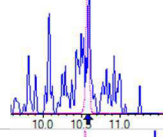
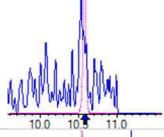
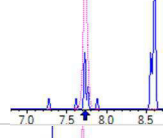
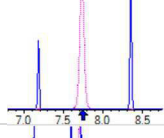
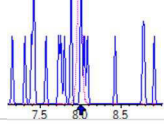
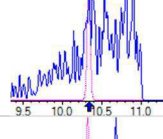
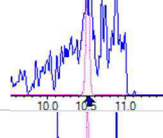
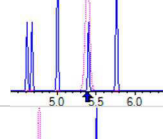
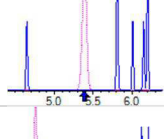
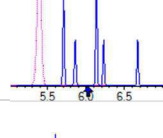
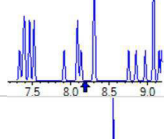
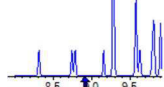


Chemist: ABK
 Instrument: Saphira
 Type: Sciex Q3 5500

Sample I.D.: SC01368-CCB4
 DF, IV: 1, 10.0µL
 Acquisition Method: 1633 2023-03-28.dam

Quant Method: 1633 - S2023-04-07A
 Path: S2023-04-07B (46)
 Acquired: 2023/04/08 - 01:57

Analyte	(Q1 / Q3) Area Counts*min	R.T. (R.T [min], R.R.T.) (ΔRT-[min], ΔRT-CV[min], ΔRT ion[s])	S / N	Ion Ratio IR Vs MP% IR Vs CV%	Concentration [True] ng/mL	Q.C. Rec. {Area%CV}	Primary Transition	Confirmation Transition	Flag
PFBS	(299.0 / 80.0) N/A (299.0 / 99.0) N/A	(N/A, N/A) (N/A, N/A, N/A)	N/A N/A	N/A 0.0 0.0	0.0000	N/A			
PFPeS	(349.0 / 80.0) N/A (349.0 / 99.0) N/A	(N/A, N/A) (N/A, N/A, N/A)	N/A N/A	N/A 0.0 0.0	0.0000	N/A			
PFHxS	(399.0 / 80.0) N/A (399.0 / 99.0) N/A	(N/A, N/A) (N/A, N/A, N/A)	N/A N/A	N/A 0.0 0.0	0.0000	N/A			
PFHpS	(449.0 / 80.0) N/A (449.0 / 99.0) N/A	(N/A, N/A) (N/A, N/A, N/A)	N/A N/A	N/A 0.0 0.0	0.0000	N/A			
PFOS	(499.0 / 80.0) 22091 (499.0 / 99.0) 6375	(7.76, 1.00) (-0.01, N/A, -0.1)	19.3 70.8	0.2886 132.9 124.0	0.0234	N/A			M12 ABK 4/10/23
PFNS	(549.0 / 80.0) N/A (549.0 / 99.0) N/A	(N/A, N/A) (N/A, N/A, N/A)	N/A N/A	N/A 0.0 0.0	0.0000	N/A			
PFDS	(599.0 / 80.0) N/A (599.0 / 99.0) N/A	(N/A, N/A) (N/A, N/A, N/A)	N/A N/A	N/A 0.0 0.0	0.0000	N/A			
PFDoS	(699.0 / 80.0) N/A (699.0 / 99.0) N/A	(N/A, N/A) (N/A, N/A, N/A)	N/A N/A	N/A 0.0 0.0	0.0000	N/A			
4:2FTS	(327.0 / 307.0) N/A (327.0 / 81.0) N/A	(N/A, N/A) (N/A, N/A, N/A)	N/A N/A	N/A 0.0 0.0	0.0000	N/A			
6:2FTS	(427.0 / 407.0) N/A (427.0 / 81.0) N/A	(N/A, N/A) (N/A, N/A, N/A)	N/A N/A	N/A 0.0 0.0	0.0000	N/A			
8:2FTS	(527.0 / 507.0) N/A (527.0 / 81.0) N/A	(N/A, N/A) (N/A, N/A, N/A)	N/A N/A	N/A 0.0 0.0	0.0000	N/A			

Analyte	(Q1 / Q3) Area Counts*min	R.T. (R.T [min], R.R.T.) (ΔRT-I[min], ΔRT-CV[min], ΔRT ion[s])	S / N	Ion Ratio IR Vs MP% IR Vs CV%	Concentration [True] ng/mL	Q.C. Rec. {Area%CV}	Primary Transition	Confirmation Transition	Flag
PFOSA	(498.0 / 78.0) N/A (498.0 / 478.0) N/A	(N/A, N/A) (N/A, N/A, N/A)	N/A N/A	N/A 0.0 0.0	0.0000	N/A			
NMeFOSA	(512.0 / 219.0) N/A (512.0 / 169.0) N/A	(N/A, N/A) (N/A, N/A, N/A)	N/A N/A	N/A 0.0 0.0	0.0000	N/A			
NEtFOSA	(526.0 / 219.0) N/A (526.0 / 169.0) N/A	(N/A, N/A) (N/A, N/A, N/A)	N/A N/A	N/A 0.0 0.0	0.0000	N/A			
NMeFOSAA	(570.0 / 419.0) N/A (570.0 / 483.0) N/A	(N/A, N/A) (N/A, N/A, N/A)	N/A N/A	N/A 0.0 0.0	0.0000	N/A			
NEtFOSAA	(584.0 / 419.0) N/A (584.0 / 526.0) N/A	(N/A, N/A) (N/A, N/A, N/A)	N/A N/A	N/A 0.0 0.0	0.0000	N/A			
NMeFOSE	(616.0 / 59.0) N/A	(N/A, N/A) (N/A, N/A, N/A)	N/A	N/A 0.0 0.0	0.0000	N/A			
NEtFOSE	(630.0 / 59.0) N/A	(N/A, N/A) (N/A, N/A, N/A)	N/A	N/A 0.0 0.0	0.0000	N/A			
HFPO-DA	(285.0 / 169.0) N/A (285.0 / 185.0) N/A	(N/A, N/A) (N/A, N/A, N/A)	N/A N/A	N/A 0.0 0.0	0.0000	N/A			
ADONA	(377.0 / 85.0) N/A (377.0 / 251.0) N/A	(N/A, N/A) (N/A, N/A, N/A)	N/A N/A	N/A 0.0 0.0	0.0000	N/A			
9CI-Pf3ONS	(531.0 / 351.0) N/A (533.0 / 353.0) N/A	(N/A, N/A) (N/A, N/A, N/A)	N/A N/A	N/A 0.0 0.0	0.0000	N/A			
11CI-Pf3OUDS	(631.0 / 451.0) N/A (633.0 / 453.0) N/A	(N/A, N/A) (N/A, N/A, N/A)	N/A N/A	N/A 0.0 0.0	0.0000	N/A			



Chemist: ABK
 Instrument: Saphira
 Type: Sciex Q3 5500

Sample I.D.: SC01368-CCB4
 DF, IV: 1, 10.0µL
 Acquisition Method: 1633 2023-03-28.dam

Quant Method: 1633 - S2023-04-07A
 Path: S2023-04-07B (46)
 Acquired: 2023/04/08 - 01:57

Analyte	(Q1 / Q3) Area Counts*min	R.T. (R.T [min], R.R.T.) (ΔRT-[min], ΔRT-CV[min], ΔRT ion[s])	S / N	Ion Ratio IR Vs MP% IR Vs CV%	Concentration [True] ng/mL	Q.C. Rec. {Area%CV}	Primary Transition	Confirmation Transition	Flag
3:3FTCA	(241.0 / 177.0) N/A (241.0 / 117.0) N/A	(N/A, N/A) (N/A, N/A, N/A)	N/A N/A	N/A 0.0 0.0	0.0000	N/A			
5:3FTCA	(341.0 / 236.7) N/A (341.0 / 217.0) N/A	(N/A, N/A) (N/A, N/A, N/A)	N/A N/A	N/A 0.0 0.0	0.0000	N/A			
7:3FTCA	(441.0 / 317.0) N/A (441.0 / 337.0) N/A	(N/A, N/A) (N/A, N/A, N/A)	N/A N/A	N/A 0.0 0.0	0.0000	N/A			
PFEESA	(315.0 / 135.0) N/A (315.0 / 83.0) N/A	(N/A, N/A) (N/A, N/A, N/A)	N/A N/A	N/A 0.0 0.0	0.0000	N/A			
PFMPA	(229.0 / 85.0) N/A	(N/A, N/A) (N/A, N/A, N/A)	N/A	N/A 0.0 0.0	0.0000	N/A			
PFMBA	(279.0 / 85.0) N/A	(N/A, N/A) (N/A, N/A, N/A)	N/A	N/A 0.0 0.0	0.0000	N/A			
NFDHA	(295.0 / 201.0) N/A (295.0 / 85.0) N/A	(N/A, N/A) (N/A, N/A, N/A)	N/A N/A	N/A 0.0 0.0	0.0000	N/A			
TDCA	(499.0 / 80.0) N/A	(N/A, N/A) (N/A, N/A, N/A)	N/A	N/A 0.0 0.0	0.0000	N/A			
13C3_PFBA_IIS	(216.0 / 172.0) 108542	(3.43, N/A) (N/A, 0.00, N/A)	1565.5	N/A	0.9521 [1.0000]	95.2% { 102.2% }			
13C2_PFHxA_IIS	(315.0 / 270.0) 99422	(5.14, N/A) (N/A, 0.00, N/A)	15279.6	N/A	0.7204 [1.0000]	72.0% { 81.4% }			
13C4_PFOA_IIS	(417.0 / 372.0) 263683	(6.42, N/A) (N/A, 0.00, N/A)	436.7	N/A	0.8489 [1.0000]	84.9% { 97.9% }			

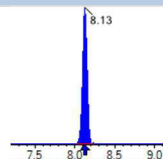
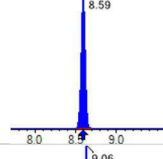
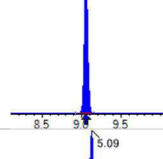
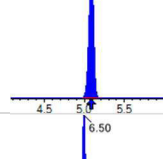
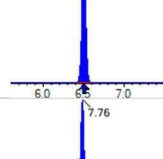
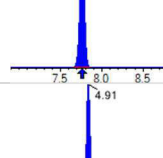
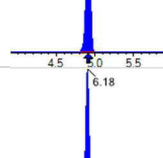
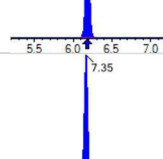
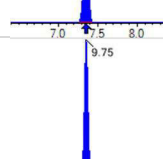
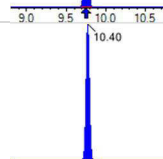



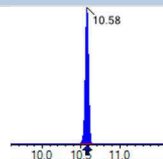
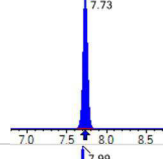
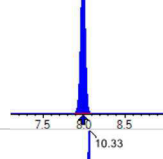
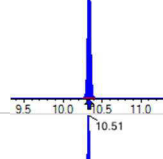
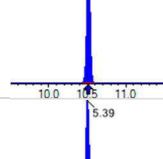
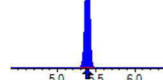
Chemist: ABK
 Instrument: Saphira
 Type: Sciex Q3 5500

Sample I.D.: SC01368-CCB4
 DF, IV: 1, 10.0µL
 Acquisition Method: 1633 2023-03-28.dam

Quant Method: 1633 - S2023-04-07A
 Path: S2023-04-07B (46)
 Acquired: 2023/04/08 - 01:57

Analyte	(Q1 / Q3) Area Counts*min	R.T. (R.T [min], R.R.T.) (ΔRT-[min], ΔRT-CV[min], ΔRT ion[s])	S / N	Ion Ratio IR Vs MP% IR Vs CV%	Concentration [True] ng/mL	Q.C. Rec. {Area%CV}	Primary Transition	Confirmation Transition	Flag
13C5_PFNA_IIS	(468.0 / 423.0) 288149	(7.03, N/A) (N/A, 0.00, N/A)	43319.9	N/A	0.9774 [1.0000]	97.7% { 99.9% }			
13C2_PFDA_IIS	(515.0 / 470.1) 306373	(7.60, N/A) (N/A, 0.00, N/A)	1586.1	N/A	0.9883 [1.0000]	98.8% { 101.7% }			
18O2_PFHxS_IIS	(403.0 / 83.9) 411663	(6.50, N/A) (N/A, 0.00, N/A)	3872.4	N/A	0.9177 [1.0000]	91.8% { 95.8% }			
13C4_PFOS_IIS	(503.0 / 79.9) 691148	(7.76, N/A) (N/A, 0.00, N/A)	2991.4	N/A	0.9932 [1.0000]	99.3% { 107.3% }			
13C4_PFBA_EIS	(217.0 / 172.0) 986266	(3.43, N/A) (N/A, 0.00, N/A)	5656.8	N/A	8.4725 [8.0000]	105.9% { 100.3% }			
13C5_PFPeA_EIS	(268.0 / 223.0) 817144	(4.29, N/A) (N/A, 0.00, N/A)	3077.7	N/A	5.2059 [4.0000]	130.1% { 97.9% }			S2,
13C5_PFHxA_EIS	(318.0 / 273.0) 495561	(5.14, N/A) (N/A, 0.00, N/A)	3146.9	N/A	2.6052 [2.0000]	130.3% { 104.1% }			S2,
13C4_PFHpA_EIS	(367.0 / 322.0) 509493	(5.79, N/A) (N/A, 0.01, N/A)	3943.5	N/A	2.6747 [2.0000]	133.7% { 101.1% }			S2,
13C8_PFOA_EIS	(421.0 / 376.0) 584814	(6.42, N/A) (N/A, 0.00, N/A)	1833.7	N/A	2.1545 [2.0000]	107.7% { 95.7% }			
13C9_PFNA_EIS	(472.0 / 427.0) 274461	(7.03, N/A) (N/A, 0.00, N/A)	318490.4	N/A	0.9777 [1.0000]	97.8% { 92.8% }			
13C6_PFDA_EIS	(519.0 / 474.0) 338277	(7.59, N/A) (N/A, 0.00, N/A)	2671.9	N/A	1.0108 [1.0000]	101.1% { 95.9% }			

Analyte	(Q1 / Q3) Area Counts*min	R.T. (R.T [min], R.R.T.) (Δ RT-[min], Δ RT- CV[min], Δ RT ion[s])	S / N	Ion Ratio IR Vs MP% IR Vs CV%	Concentration [True] ng/mL	Q.C. Rec. {Area%CV}	Primary Transition	Confirmation Transition	Flag
13C7_PFUa_EIS	(570.0 / 525.0) 341185	(8.13, N/A) (N/A, 0.00, N/A)	44513.7	N/A	1.0575 [1.0000]	105.8% { 109.6% }			
13C2_PFDa_EIS	(615.0 / 570.0) 275603	(8.59, N/A) (N/A, 0.00, N/A)	2300.6	N/A	0.9447 [1.0000]	94.5% { 98.8% }			
13C2_PFTeDA_EIS	(715.0 / 670.0) 263967	(9.06, N/A) (N/A, 0.00, N/A)	1593.0	N/A	0.9446 [1.0000]	94.5% { 99.5% }			
13C3_PFBs_EIS	(302.0 / 80.0) 1130850	(5.09, N/A) (N/A, 0.01, N/A)	3194.1	N/A	2.1033 [2.0000]	105.2% { 95.6% }			
13C3_PFHxS_EIS	(402.0 / 80.0) 787227	(6.50, N/A) (N/A, 0.00, N/A)	3597.3	N/A	2.0456 [2.0000]	102.3% { 101.0% }			
13C8_PFOS_EIS	(507.0 / 80.0) 1662223	(7.76, N/A) (N/A, 0.00, N/A)	3508.7	N/A	1.9755 [2.0000]	98.8% { 105.6% }			
13C2_4:2FTS_EIS	(329.0 / 81.0) 265796	(4.91, N/A) (N/A, 0.01, N/A)	1811.1	N/A	5.4003 [4.0000]	135.0% { 131.1% }			S2,
13C2_6:2FTS_EIS	(429.0 / 81.0) 313731	(6.18, N/A) (N/A, 0.00, N/A)	1720.5	N/A	4.8019 [4.0000]	120.0% { 125.3% }			
13C2_8:2FTS_EIS	(529.0 / 81.0) 354565	(7.35, N/A) (N/A, 0.00, N/A)	4865.7	N/A	4.4085 [4.0000]	110.2% { 109.9% }			
13C8_PFOsa_EIS	(506.0 / 78.0) 3003018	(9.75, N/A) (N/A, 0.01, N/A)	4522.3	N/A	2.1094 [2.0000]	105.5% { 105.6% }			
D3_NMeFOsa_EIS	(515.0 / 169.0) 653075	(10.40, N/A) (N/A, 0.00, N/A)	3098.0	N/A	2.0226 [2.0000]	101.1% { 106.1% }			

Analyte	(Q1 / Q3) Area Counts*min	R.T. (R.T [min], R.R.T.) (Δ RT-I[μ min], Δ RT- CV[μ min], Δ RT ion[s])	S / N	Ion Ratio IR Vs MP% IR Vs CV%	Concentration [True] ng/mL	Q.C. Rec. {Area%CV}	Primary Transition	Confirmation Transition	Flag
D5_NEIFOSA_EIS	(531.0 / 169.0) 603074	(10.58, N/A) (N/A, 0.00, N/A)	2914.5	N/A	2.2812 [2.0000]	114.1% { 110.3% }			
D3_MeFOSAA_EIS	(573.0 / 419.0) 767356	(7.73, N/A) (N/A, 0.00, N/A)	2084.6	N/A	4.3463 [4.0000]	108.7% { 114.1% }			
D5_EiFOSAA_EIS	(589.0 / 419.0) 587529	(7.99, N/A) (N/A, 0.00, N/A)	66440.0	N/A	4.0522 [4.0000]	101.3% { 106.0% }			
D7_NMeFOSE_EIS	(623.0 / 58.9) 2223612	(10.33, N/A) (N/A, 0.00, N/A)	2110.4	N/A	21.4352 [20.0000]	107.2% { 108.1% }			
D9_NEIFOSE_EIS	(639.0 / 58.9) 2965345	(10.51, N/A) (N/A, 0.00, N/A)	1943.3	N/A	21.6027 [20.0000]	108.0% { 109.4% }			
13C3_HFPODA_EIS	(287.0 / 169.0) 995128	(5.39, N/A) (N/A, 0.00, N/A)	3242.5	N/A	10.1947 [8.0000]	127.4% { 100.9% }			



Chemist: HGH
 Instrument: Saphira
 Type: Sciex Q3 5500

Sample I.D.: SC01217-PEM1
 DF, IV: 1, 10.0µL
 Acquisition Method: 1633 2023-03-28.dam

Quant Method: 1633 - S2023-03-28B
 Path: S2023-03-28C (4)
 Acquired: 2023/03/28 - 22:49

Analyte	(Q1 / Q3) Area Counts*min	R.T. (R.T [min], R.R.T.) (ΔRT-[min], ΔRT-CV[min], ΔRT ion[s])	S / N	Ion Ratio IR Vs MP% IR Vs CV%	Concentration [True] ng/mL	Q.C. Rec. {Area%CV}	Primary Transition	Confirmation Transition	Flag
PFBA	(213.0 / 169.0) N/A	(N/A, N/A) (N/A, N/A, N/A)	N/A	N/A 0.0 0.0	0.0000	N/A			
PFPeA	(263.0 / 219.0) N/A (263.0 / 69.0) N/A	(N/A, N/A) (N/A, N/A, N/A)	N/A N/A	N/A 0.0 0.0	0.0000	N/A			
PFHxA	(313.0 / 269.0) N/A (313.0 / 119.0) N/A	(N/A, N/A) (N/A, N/A, N/A)	N/A N/A	N/A 0.0 0.0	0.0000	N/A			
PFHpA	(363.0 / 319.0) N/A (363.0 / 169.0) N/A	(N/A, N/A) (N/A, N/A, N/A)	N/A N/A	N/A 0.0 0.0	0.0000	N/A			
PFOA	(413.0 / 369.0) 3065912 (413.0 / 169.0) 1007017	(6.43, 1.00) (0.00, N/A, 0.0)	2261.4 3448.4	0.3285 95.9 108.5	8.6175	N/A			
PFNA	(463.0 / 419.0) N/A (463.0 / 169.0) N/A	(N/A, N/A) (N/A, N/A, N/A)	N/A N/A	N/A 0.0 0.0	0.0000	N/A			
PFDA	(513.0 / 469.0) N/A (513.0 / 169.0) N/A	(N/A, N/A) (N/A, N/A, N/A)	N/A N/A	N/A 0.0 0.0	0.0000	N/A			
PFUnA	(563.0 / 519.0) N/A (563.0 / 169.0) N/A	(N/A, N/A) (N/A, N/A, N/A)	N/A N/A	N/A 0.0 0.0	0.0000	N/A			
PFDoA	(613.0 / 569.0) N/A (613.0 / 169.0) N/A	(N/A, N/A) (N/A, N/A, N/A)	N/A N/A	N/A 0.0 0.0	0.0000	N/A			
PFTrDA	(663.0 / 619.0) N/A (663.0 / 169.0) N/A	(N/A, N/A) (N/A, N/A, N/A)	N/A N/A	N/A 0.0 0.0	0.0000	N/A			
PFTeDA	(713.0 / 669.0) N/A (713.0 / 169.0) N/A	(N/A, N/A) (N/A, N/A, N/A)	N/A N/A	N/A 0.0 0.0	0.0000	N/A			



Chemist: HGH
 Instrument: Saphira
 Type: Sciex Q3 5500

Sample I.D.: SC01217-PEM1
 DF, IV: 1, 10.0µL
 Acquisition Method: 1633 2023-03-28.dam

Quant Method: 1633 - S2023-03-28B
 Path: S2023-03-28C (4)
 Acquired: 2023/03/28 - 22:49

Analyte	(Q1 / Q3) Area Counts*min	R.T. (R.T [min], R.R.T.) (ΔRT-I[min], ΔRT-CV[min], ΔRT ion[s])	S / N	Ion Ratio IR Vs MP% IR Vs CV%	Concentration [True] ng/mL	Q.C. Rec. {Area%CV}	Primary Transition	Confirmation Transition	Flag
PFBS	(299.0 / 80.0) N/A (299.0 / 99.0) N/A	(N/A, N/A) (N/A, N/A, N/A)	N/A N/A	N/A 0.0 0.0	0.0000	N/A			
PFPeS	(349.0 / 80.0) N/A (349.0 / 99.0) N/A	(N/A, N/A) (N/A, N/A, N/A)	N/A N/A	N/A 0.0 0.0	0.0000	N/A			
PFHxS	(399.0 / 80.0) N/A (399.0 / 99.0) N/A	(N/A, N/A) (N/A, N/A, N/A)	N/A N/A	N/A 0.0 0.0	0.0000	N/A			
PFHpS	(449.0 / 80.0) N/A (449.0 / 99.0) N/A	(N/A, N/A) (N/A, N/A, N/A)	N/A N/A	N/A 0.0 0.0	0.0000	N/A			
PFOS	(499.0 / 80.0) N/A (499.0 / 99.0) N/A	(N/A, N/A) (N/A, N/A, N/A)	N/A N/A	N/A 0.0 0.0	0.0000	N/A			
PFNS	(549.0 / 80.0) N/A (549.0 / 99.0) N/A	(N/A, N/A) (N/A, N/A, N/A)	N/A N/A	N/A 0.0 0.0	0.0000	N/A			
PFDS	(599.0 / 80.0) N/A (599.0 / 99.0) N/A	(N/A, N/A) (N/A, N/A, N/A)	N/A N/A	N/A 0.0 0.0	0.0000	N/A			
PFDoS	(699.0 / 80.0) N/A (699.0 / 99.0) N/A	(N/A, N/A) (N/A, N/A, N/A)	N/A N/A	N/A 0.0 0.0	0.0000	N/A			
4:2FTS	(327.0 / 307.0) N/A (327.0 / 81.0) N/A	(N/A, N/A) (N/A, N/A, N/A)	N/A N/A	N/A 0.0 0.0	0.0000	N/A			
6:2FTS	(427.0 / 407.0) N/A (427.0 / 81.0) N/A	(N/A, N/A) (N/A, N/A, N/A)	N/A N/A	N/A 0.0 0.0	0.0000	N/A			
8:2FTS	(527.0 / 507.0) N/A (527.0 / 81.0) N/A	(N/A, N/A) (N/A, N/A, N/A)	N/A N/A	N/A 0.0 0.0	0.0000	N/A			

Analyte	(Q1 / Q3) Area Counts*min	R.T. (R.T [min], R.R.T.) (ΔRT-[min], ΔRT-CV[min], ΔRT ion[s])	S / N	Ion Ratio IR Vs MP% IR Vs CV%	Concentration [True] ng/mL	Q.C. Rec. {Area%CV}	Primary Transition	Confirmation Transition	Flag
PFOSA	(498.0 / 78.0) 14865433 (498.0 / 478.0) 337787	(9.79 , 1.00) (-0.01 , N/A , 0.0)	4261.9 1464.4	0.0227 99.5 100.8	10.6292	N/A			
NMeFOSA	(512.0 / 219.0) 3081030 (512.0 / 169.0) 2590451	(10.38 , 1.00) (0.00 , N/A , 0.9)	5147.8 6299.1	0.8408 97.7 99.8	9.1241	N/A			
NEtFOSA	(526.0 / 219.0) 3518526 (526.0 / 169.0) 4476168	(10.55 , 1.00) (-0.01 , N/A , 0.8)	5844.6 5408.1	1.2722 100.7 100.8	8.6907	N/A			
NMeFOSAA	(570.0 / 419.0) N/A (570.0 / 483.0) N/A	(N/A , N/A) (N/A , N/A , N/A)	N/A N/A	N/A 0.0 0.0	0.0000	N/A			
NEtFOSAA	(584.0 / 419.0) N/A (584.0 / 526.0) N/A	(N/A , N/A) (N/A , N/A , N/A)	N/A N/A	N/A 0.0 0.0	0.0000	N/A			
NMeFOSE	(616.0 / 59.0) 1426584	(10.33 , 1.00) (0.01 , N/A , 0.0)	2141.9	N/A 0.0 0.0	10.0786	N/A			
NEtFOSE	(630.0 / 59.0) 1751551	(10.50 , 1.00) (0.01 , N/A , 0.0)	1133.5	N/A 0.0 0.0	10.2480	N/A			
HFPO-DA	(285.0 / 169.0) N/A (285.0 / 185.0) N/A	(N/A , N/A) (N/A , N/A , N/A)	N/A N/A	N/A 0.0 0.0	0.0000	N/A			
ADONA	(377.0 / 85.0) N/A (377.0 / 251.0) N/A	(N/A , N/A) (N/A , N/A , N/A)	N/A N/A	N/A 0.0 0.0	0.0000	N/A			
9CI-Pf3ONS	(531.0 / 351.0) N/A (533.0 / 353.0) N/A	(N/A , N/A) (N/A , N/A , N/A)	N/A N/A	N/A 0.0 0.0	0.0000	N/A			
11CI-PF3OUDS	(631.0 / 451.0) N/A (633.0 / 453.0) N/A	(N/A , N/A) (N/A , N/A , N/A)	N/A N/A	N/A 0.0 0.0	0.0000	N/A			



Chemist: HGH
 Instrument: Saphira
 Type: Sciex Q3 5500

Sample I.D.: SC01217-PEM1
 DF, IV: 1, 10.0µL
 Acquisition Method: 1633 2023-03-28.dam

Quant Method: 1633 - S2023-03-28B
 Path: S2023-03-28C (4)
 Acquired: 2023/03/28 - 22:49

Analyte	(Q1 / Q3) Area Counts*min	R.T. (R.T [min], R.R.T.) (ΔRT-I[min], ΔRT-CV[min], ΔRT ion[s])	S / N	Ion Ratio IR Vs MP% IR Vs CV%	Concentration [True] ng/mL	Q.C. Rec. {Area%CV}	Primary Transition	Confirmation Transition	Flag
3:3FTCA	(241.0 / 177.0) N/A (241.0 / 117.0) N/A	(N/A, N/A) (N/A, N/A, N/A)	N/A N/A	N/A 0.0 0.0	0.0000	N/A			
5:3FTCA	(341.0 / 236.7) N/A (341.0 / 217.0) N/A	(N/A, N/A) (N/A, N/A, N/A)	N/A N/A	N/A 0.0 0.0	0.0000	N/A			
7:3FTCA	(441.0 / 317.0) N/A (441.0 / 337.0) N/A	(N/A, N/A) (N/A, N/A, N/A)	N/A N/A	N/A 0.0 0.0	0.0000	N/A			
PFEESA	(315.0 / 135.0) N/A (315.0 / 83.0) N/A	(N/A, N/A) (N/A, N/A, N/A)	N/A N/A	N/A 0.0 0.0	0.0000	N/A			
PFMPA	(229.0 / 85.0) N/A	(N/A, N/A) (N/A, N/A, N/A)	N/A	N/A 0.0 0.0	0.0000	N/A			
PFMBA	(279.0 / 85.0) N/A	(N/A, N/A) (N/A, N/A, N/A)	N/A	N/A 0.0 0.0	0.0000	N/A			
NFDHA	(295.0 / 201.0) N/A (295.0 / 85.0) N/A	(N/A, N/A) (N/A, N/A, N/A)	N/A N/A	N/A 0.0 0.0	0.0000	N/A			
TDCA	(499.0 / 80.0) N/A	(N/A, N/A) (N/A, N/A, N/A)	N/A	N/A 0.0 0.0	0.0000	N/A			
13C3_PFBA_IIS	(216.0 / 172.0) 189950	(3.44, N/A) (N/A, 0.00, N/A)	1822.4	N/A	0.9776 [1.0000]	97.8% { 103.0% }			
13C2_PFHxA_IIS	(315.0 / 270.0) 258298	(5.07, N/A) (N/A, 0.00, N/A)	3381.9	N/A	0.9616 [1.0000]	96.2% { 91.3% }			
13C4_PFOA_IIS	(417.0 / 372.0) 397297	(6.44, N/A) (N/A, -0.01, N/A)	5925951.9	N/A	0.8834 [1.0000]	88.3% { 100.4% }			

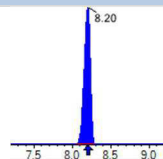
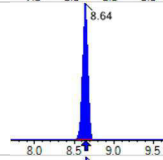
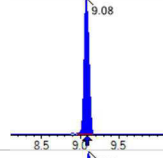
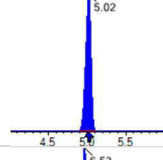
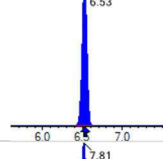
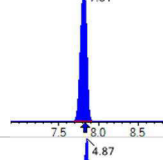
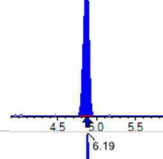
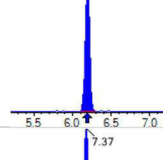
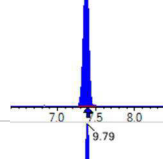
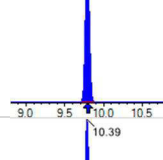
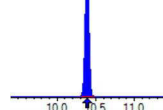


Chemist: HGH
 Instrument: Saphira
 Type: Sciex Q3 5500

Sample I.D.: SC01217-PEM1
 DF, IV: 1, 10.0µL
 Acquisition Method: 1633 2023-03-28.dam

Quant Method: 1633 - S2023-03-28B
 Path: S2023-03-28C (4)
 Acquired: 2023/03/28 - 22:49

Analyte	(Q1 / Q3) Area Counts*min	R.T. (R.T [min], R.R.T.) (ΔRT-[min], ΔRT-CV[min], ΔRT ion[s])	S / N	Ion Ratio IR Vs MP% IR Vs CV%	Concentration [True] ng/mL	Q.C. Rec. {Area%CV}	Primary Transition	Confirmation Transition	Flag
13C5_PFNA_IIS	(468.0 / 423.0) 377630	(7.05, N/A) (N/A, -0.01, N/A)	3342.7	N/A	0.9388 [1.0000]	93.9% { 93.1% }			
13C2_PFDA_IIS	(515.0 / 470.1) 378391	(7.63, N/A) (N/A, -0.01, N/A)	1607.6	N/A	0.9345 [1.0000]	93.5% { 96.8% }			
18O2_PFHxS_IIS	(403.0 / 83.9) 549380	(6.53, N/A) (N/A, -0.01, N/A)	3487.4	N/A	0.8549 [1.0000]	85.5% { 89.4% }			
13C4_PFOS_IIS	(503.0 / 79.9) 763230	(7.81, N/A) (N/A, -0.01, N/A)	1400.9	N/A	0.9663 [1.0000]	96.6% { 99.5% }			
13C4_PFBA_EIS	(217.0 / 172.0) 1539389	(3.44, N/A) (N/A, 0.00, N/A)	5183.3	N/A	7.7582 [8.0000]	97.0% { 101.2% }			
13C5_PFPeA_EIS	(268.0 / 223.0) 1185998	(4.30, N/A) (N/A, 0.00, N/A)	3032.8	N/A	3.9041 [4.0000]	97.6% { 97.5% }			
13C5_PFHxA_EIS	(318.0 / 273.0) 698918	(5.07, N/A) (N/A, 0.00, N/A)	5472.5	N/A	1.8920 [2.0000]	94.6% { 101.5% }			
13C4_PFHpA_EIS	(367.0 / 322.0) 606715	(5.78, N/A) (N/A, -0.01, N/A)	3125.8	N/A	1.9753 [2.0000]	98.8% { 93.5% }			
13C8_PFOA_EIS	(421.0 / 376.0) 746850	(6.43, N/A) (N/A, -0.01, N/A)	1832.2	N/A	2.0540 [2.0000]	102.7% { 91.8% }			
13C9_PFNA_EIS	(472.0 / 427.0) 345189	(7.05, N/A) (N/A, -0.01, N/A)	5449.3	N/A	0.9984 [1.0000]	99.8% { 100.7% }			
13C6_PFDA_EIS	(519.0 / 474.0) 391221	(7.63, N/A) (N/A, -0.01, N/A)	1121.5	N/A	0.9611 [1.0000]	96.1% { 95.2% }			

Analyte	(Q1 / Q3) Area Counts*min	R.T. (R.T [min], R.R.T.) (Δ RT-[min], Δ RT- CV[min], Δ RT ion[s])	S / N	Ion Ratio IR Vs MP% IR Vs CV%	Concentration [True] ng/mL	Q.C. Rec. {Area%CV}	Primary Transition	Confirmation Transition	Flag
13C7_PFUa_EIS	(570.0 / 525.0) 401494	(8.20, N/A) (N/A, 0.00, N/A)	236.9	N/A	0.9470 [1.0000]	94.7% { 93.7% }			
13C2_PFDa_EIS	(615.0 / 570.0) 363582	(8.64, N/A) (N/A, -0.01, N/A)	1720.1	N/A	0.9078 [1.0000]	90.8% { 98.5% }			
13C2_PFTeDA_EIS	(715.0 / 670.0) 362785	(9.08, N/A) (N/A, -0.01, N/A)	1136.1	N/A	0.9223 [1.0000]	92.2% { 88.2% }			
13C3_PFBs_EIS	(302.0 / 80.0) 1809248	(5.02, N/A) (N/A, 0.00, N/A)	2585.7	N/A	2.2310 [2.0000]	111.6% { 102.1% }			
13C3_PFHxS_EIS	(402.0 / 80.0) 988631	(6.53, N/A) (N/A, -0.01, N/A)	2100.9	N/A	2.1496 [2.0000]	107.5% { 93.3% }			
13C8_PFOS_EIS	(507.0 / 80.0) 1875222	(7.81, N/A) (N/A, -0.01, N/A)	2610.8	N/A	2.0785 [2.0000]	103.9% { 104.0% }			
13C2_4:2FTS_EIS	(329.0 / 81.0) 348619	(4.87, N/A) (N/A, 0.00, N/A)	772.5	N/A	4.2406 [4.0000]	106.0% { 99.9% }			
13C2_6:2FTS_EIS	(429.0 / 81.0) 395587	(6.19, N/A) (N/A, 0.00, N/A)	747.4	N/A	4.1397 [4.0000]	103.5% { 101.7% }			
13C2_8:2FTS_EIS	(529.0 / 81.0) 437321	(7.37, N/A) (N/A, -0.01, N/A)	1286.4	N/A	4.0565 [4.0000]	101.4% { 99.0% }			
13C8_PFOsa_EIS	(506.0 / 78.0) 3361759	(9.79, N/A) (N/A, -0.01, N/A)	4640.5	N/A	2.0257 [2.0000]	101.3% { 96.7% }			
D3_NMeFOsa_EIS	(515.0 / 169.0) 794238	(10.39, N/A) (N/A, -0.01, N/A)	3088.7	N/A	2.1577 [2.0000]	107.9% { 98.3% }			



Chemist: HGH
 Instrument: Saphira
 Type: Sciex Q3 5500

Sample I.D.: SC01217-PEM1
 DF, IV: 1, 10.0µL
 Acquisition Method: 1633 2023-03-28.dam

Quant Method: 1633 - S2023-03-28B
 Path: S2023-03-28C (4)
 Acquired: 2023/03/28 - 22:49

Analyte	(Q1 / Q3) Area Counts*min	R.T. (R.T [min], R.R.T.) (ΔRT-I[min], ΔRT-CV[min], ΔRT ion[s])	S / N	Ion Ratio IR Vs MP% IR Vs CV%	Concentration [True] ng/mL	Q.C. Rec. {Area%CV}	Primary Transition	Confirmation Transition	Flag
D5_NEiFOSA_EIS	(531.0 / 169.0) 771427	(10.55, N/A) (N/A, -0.01, N/A)	3515.7	N/A	2.4186 [2.0000]	120.9% { 106.5% }			
D3_MeFOSAA_EIS	(573.0 / 419.0) 842569	(7.78, N/A) (N/A, -0.01, N/A)	2234.7	N/A	4.1382 [4.0000]	103.5% { 98.5% }			
D5_EiFOSAA_EIS	(589.0 / 419.0) 621961	(8.06, N/A) (N/A, -0.01, N/A)	462641.1	N/A	3.8502 [4.0000]	96.3% { 91.0% }			
D7_NMeFOSE_EIS	(623.0 / 58.9) 2592833	(10.32, N/A) (N/A, -0.01, N/A)	1777.3	N/A	22.8865 [20.0000]	114.4% { 99.3% }			
D9_NEiFOSE_EIS	(639.0 / 58.9) 3387920	(10.49, N/A) (N/A, -0.01, N/A)	1508.2	N/A	22.6805 [20.0000]	113.4% { 99.4% }			
13C3_HFPODA_EIS	(287.0 / 169.0) 1495915	(5.31, N/A) (N/A, 0.00, N/A)	2881.6	N/A	8.4877 [8.0000]	106.1% { 97.5% }			



Chemist: HGH
 Instrument: Saphira
 Type: Sciex Q3 5500

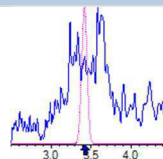
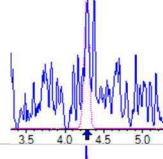
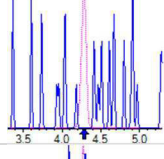
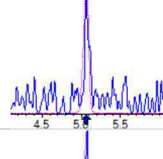
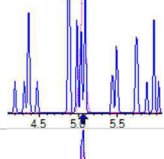
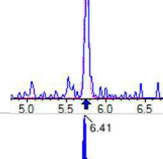
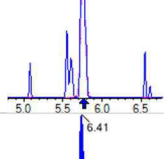
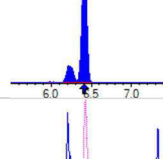
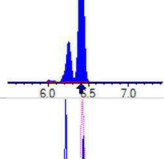
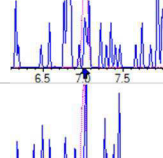
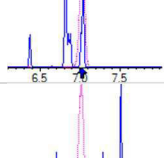
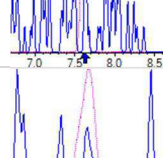
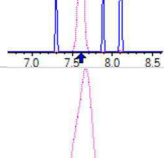
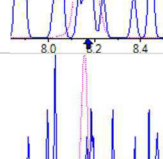
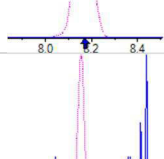
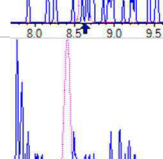
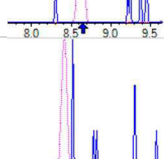
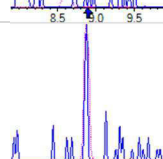
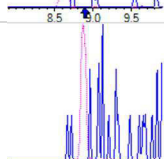

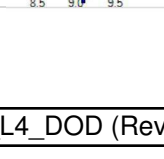
Sample I.D.: SC01217-PEM2
 DF, IV: 1, 10.0µL
 Acquisition Method: 1633 2023-03-28.dam

Quant Method: 1633 - S2023-03-28B
 Path: S2023-03-28C (5)
 Acquired: 2023/03/28 - 23:02

Analyte	(Q1 / Q3) Area Counts*min	R.T. (R.T [min] , R.R.T.) (ΔRT-I[min], ΔRT-CV[min], ΔRT ion[s])	S / N	Ion Ratio IR Vs MP% IR Vs CV%	Concentration [True] ng/mL	Q.C. Rec. {Area%CV}	Primary Transition	Confirmation Transition	Flag
PFOS	(499.0 / 80.0) 27862 (499.0 / 99.0) 2114298	(7.41 , 0.95) (-0.40 , N/A , -24.3)	6.6	75.8859 33285.6 34375.1	0.0278	N/A			
TDCA	(499.0 / 80.0) 6646306	(6.15 , 0.79) (N/A , #Value! , 0.0)	133982.9	N/A 0.0 0.0	7.1134	N/A			

R.T.PFOS – R.T.TDCA > 1 minute

7.41 - 6.15 = 1.26 Pass

Analyte	(Q1 / Q3) Area Counts*min	R.T. (R.T [min], R.R.T.) (ΔRT-[min], ΔRT-CV[min], ΔRT ion[s])	S / N	Ion Ratio IR Vs MP% IR Vs CV%	Concentration [True] ng/mL	Q.C. Rec. {Area%CV}	Primary Transition	Confirmation Transition	Flag
PFBA	(213.0 / 169.0) N/A	(N/A, N/A) (N/A, N/A, N/A)	N/A	N/A 0.0 0.0	0.0000	N/A			
PFPeA	(263.0 / 219.0) N/A (263.0 / 69.0) N/A	(N/A, N/A) (N/A, N/A, N/A)	N/A N/A	N/A 0.0 0.0	0.0000	N/A			
PFHxA	(313.0 / 269.0) N/A (313.0 / 119.0) N/A	(N/A, N/A) (N/A, N/A, N/A)	N/A N/A	N/A 0.0 0.0	0.0000	N/A			
PFHpA	(363.0 / 319.0) N/A (363.0 / 169.0) N/A	(N/A, N/A) (N/A, N/A, N/A)	N/A N/A	N/A 0.0 0.0	0.0000	N/A			
PFOA	(413.0 / 369.0) 2756780 (413.0 / 169.0) 956133	(6.41, 1.00) (0.00, N/A, 0.0)	2056.8 2185.4	0.3468 101.3 111.9	8.2220	N/A			
PFNA	(463.0 / 419.0) N/A (463.0 / 169.0) N/A	(N/A, N/A) (N/A, N/A, N/A)	N/A N/A	N/A 0.0 0.0	0.0000	N/A			
PFDA	(513.0 / 469.0) N/A (513.0 / 169.0) N/A	(N/A, N/A) (N/A, N/A, N/A)	N/A N/A	N/A 0.0 0.0	0.0000	N/A			
PFUnA	(563.0 / 519.0) N/A (563.0 / 169.0) N/A	(N/A, N/A) (N/A, N/A, N/A)	N/A N/A	N/A 0.0 0.0	0.0000	N/A			
PFDoA	(613.0 / 569.0) N/A (613.0 / 169.0) N/A	(N/A, N/A) (N/A, N/A, N/A)	N/A N/A	N/A 0.0 0.0	0.0000	N/A			
PFTrDA	(663.0 / 619.0) N/A (663.0 / 169.0) N/A	(N/A, N/A) (N/A, N/A, N/A)	N/A N/A	N/A 0.0 0.0	0.0000	N/A			
PFTeDA	(713.0 / 669.0) N/A (713.0 / 169.0) N/A	(N/A, N/A) (N/A, N/A, N/A)	N/A N/A	N/A 0.0 0.0	0.0000	N/A			

Analyte	(Q1 / Q3) Area Counts*min	R.T. (R.T [min], R.R.T.) (ΔRT-[min], ΔRT-CV[min], ΔRT ion[s])	S / N	Ion Ratio IR Vs MP% IR Vs CV%	Concentration [True] ng/mL	Q.C. Rec. {Area%CV}	Primary Transition	Confirmation Transition	Flag
PFBS	(299.0 / 80.0) N/A (299.0 / 99.0) N/A	(N/A, N/A) (N/A, N/A, N/A)	N/A N/A	N/A 0.0 0.0	0.0000	N/A			
PFPeS	(349.0 / 80.0) N/A (349.0 / 99.0) N/A	(N/A, N/A) (N/A, N/A, N/A)	N/A N/A	N/A 0.0 0.0	0.0000	N/A			
PFHxS	(399.0 / 80.0) N/A (399.0 / 99.0) N/A	(N/A, N/A) (N/A, N/A, N/A)	N/A N/A	N/A 0.0 0.0	0.0000	N/A			
PFHpS	(449.0 / 80.0) N/A (449.0 / 99.0) N/A	(N/A, N/A) (N/A, N/A, N/A)	N/A N/A	N/A 0.0 0.0	0.0000	N/A			
PFOS	(499.0 / 80.0) N/A (499.0 / 99.0) N/A	(N/A, N/A) (N/A, N/A, N/A)	N/A N/A	N/A 0.0 0.0	0.0000	N/A			
PFNS	(549.0 / 80.0) N/A (549.0 / 99.0) N/A	(N/A, N/A) (N/A, N/A, N/A)	N/A N/A	N/A 0.0 0.0	0.0000	N/A			
PFDS	(599.0 / 80.0) N/A (599.0 / 99.0) N/A	(N/A, N/A) (N/A, N/A, N/A)	N/A N/A	N/A 0.0 0.0	0.0000	N/A			
PFDoS	(699.0 / 80.0) N/A (699.0 / 99.0) N/A	(N/A, N/A) (N/A, N/A, N/A)	N/A N/A	N/A 0.0 0.0	0.0000	N/A			
4:2FTS	(327.0 / 307.0) N/A (327.0 / 81.0) N/A	(N/A, N/A) (N/A, N/A, N/A)	N/A N/A	N/A 0.0 0.0	0.0000	N/A			
6:2FTS	(427.0 / 407.0) N/A (427.0 / 81.0) N/A	(N/A, N/A) (N/A, N/A, N/A)	N/A N/A	N/A 0.0 0.0	0.0000	N/A			
8:2FTS	(527.0 / 507.0) N/A (527.0 / 81.0) N/A	(N/A, N/A) (N/A, N/A, N/A)	N/A N/A	N/A 0.0 0.0	0.0000	N/A			



Chemist: HGH
 Instrument: Saphira
 Type: Sciex Q3 5500

Sample I.D.: SC01240-PEM1
 DF, IV: 1, 10.0µL
 Acquisition Method: 1633 2023-03-28.dam

Quant Method: 1633 - S2023-03-28B
 Path: S2023-03-29B (4)
 Acquired: 2023/03/30 - 02:09

Analyte	(Q1 / Q3) Area Counts*min	R.T. (R.T [min], R.R.T.) (ΔRT-[min], ΔRT-CV[min], ΔRT ion[s])	S / N	Ion Ratio IR Vs MP% IR Vs CV%	Concentration [True] ng/mL	Q.C. Rec. {Area%CV}	Primary Transition	Confirmation Transition	Flag
PFOSA	(498.0 / 78.0) 14332965 (498.0 / 478.0) 332746	(9.78 , 1.00) (-0.01 , N/A , -0.1)	3555.1 1048.4	0.0232 101.7 107.4	10.7960	N/A			
NMeFOSA	(512.0 / 219.0) 2849109 (512.0 / 169.0) 2431559	(10.38 , 1.00) (0.00 , N/A , 0.9)	4501.3 5732.5	0.8534 99.1 101.1	8.9880	N/A			
NEtFOSA	(526.0 / 219.0) 3244787 (526.0 / 169.0) 4120787	(10.54 , 1.00) (-0.01 , N/A , 0.6)	6938.6 6073.1	1.2700 100.6 99.0	8.8460	N/A			
NMeFOSAA	(570.0 / 419.0) N/A (570.0 / 483.0) N/A	(N/A , N/A) (N/A , N/A , N/A)	N/A N/A	N/A 0.0 0.0	0.0000	N/A			
NEtFOSAA	(584.0 / 419.0) N/A (584.0 / 526.0) N/A	(N/A , N/A) (N/A , N/A , N/A)	N/A N/A	N/A 0.0 0.0	0.0000	N/A			
NMeFOSE	(616.0 / 59.0) 1412136	(10.33 , 1.00) (0.01 , N/A , 0.0)	2350.5	N/A 0.0 0.0	9.7020	N/A			
NEtFOSE	(630.0 / 59.0) 1696212	(10.49 , 1.00) (0.01 , N/A , 0.0)	1295.1	N/A 0.0 0.0	9.8230	N/A			
HFPO-DA	(285.0 / 169.0) N/A (285.0 / 185.0) N/A	(N/A , N/A) (N/A , N/A , N/A)	N/A N/A	N/A 0.0 0.0	0.0000	N/A			
ADONA	(377.0 / 85.0) N/A (377.0 / 251.0) N/A	(N/A , N/A) (N/A , N/A , N/A)	N/A N/A	N/A 0.0 0.0	0.0000	N/A			
9Cl-Pf3ONS	(531.0 / 351.0) N/A (533.0 / 353.0) N/A	(N/A , N/A) (N/A , N/A , N/A)	N/A N/A	N/A 0.0 0.0	0.0000	N/A			
11Cl-Pf3OUDS	(631.0 / 451.0) N/A (633.0 / 453.0) N/A	(N/A , N/A) (N/A , N/A , N/A)	N/A N/A	N/A 0.0 0.0	0.0000	N/A			



Chemist: HGH
 Instrument: Saphira
 Type: Sciex Q3 5500

Sample I.D.: SC01240-PEM1
 DF, IV: 1, 10.0µL
 Acquisition Method: 1633 2023-03-28.dam

Quant Method: 1633 - S2023-03-28B
 Path: S2023-03-29B (4)
 Acquired: 2023/03/30 - 02:09

Analyte	(Q1 / Q3) Area Counts*min	R.T. (R.T [min], R.R.T.) (ΔRT-I[min], ΔRT-CV[min], ΔRT ion[s])	S / N	Ion Ratio IR Vs MP% IR Vs CV%	Concentration [True] ng/mL	Q.C. Rec. {Area%CV}	Primary Transition	Confirmation Transition	Flag
3:3FTCA	(241.0 / 177.0) N/A (241.0 / 117.0) N/A	(N/A, N/A) (N/A, N/A, N/A)	N/A N/A	N/A 0.0 0.0	0.0000	N/A			
5:3FTCA	(341.0 / 236.7) N/A (341.0 / 217.0) N/A	(N/A, N/A) (N/A, N/A, N/A)	N/A N/A	N/A 0.0 0.0	0.0000	N/A			
7:3FTCA	(441.0 / 317.0) N/A (441.0 / 337.0) N/A	(N/A, N/A) (N/A, N/A, N/A)	N/A N/A	N/A 0.0 0.0	0.0000	N/A			
PFEESA	(315.0 / 135.0) N/A (315.0 / 83.0) N/A	(N/A, N/A) (N/A, N/A, N/A)	N/A N/A	N/A 0.0 0.0	0.0000	N/A			
PFMPA	(229.0 / 85.0) N/A	(N/A, N/A) (N/A, N/A, N/A)	N/A	N/A 0.0 0.0	0.0000	N/A			
PFMBA	(279.0 / 85.0) N/A	(N/A, N/A) (N/A, N/A, N/A)	N/A	N/A 0.0 0.0	0.0000	N/A			
NFDHA	(295.0 / 201.0) N/A (295.0 / 85.0) N/A	(N/A, N/A) (N/A, N/A, N/A)	N/A N/A	N/A 0.0 0.0	0.0000	N/A			
TDCA	(499.0 / 80.0) N/A	(N/A, N/A) (N/A, N/A, N/A)	N/A	N/A 0.0 0.0	0.0000	N/A			
13C3_PFBA_IIS	(216.0 / 172.0) 156067	(3.42, N/A) (N/A, -0.01, N/A)	1546.8	N/A	0.8030 [1.0000]	80.3% { 102.2% }			
13C2_PFHxA_IIS	(315.0 / 270.0) 262774	(5.06, N/A) (N/A, 0.00, N/A)	249.5	N/A	0.9780 [1.0000]	97.8% { 104.9% }			
13C4_PFOA_IIS	(417.0 / 372.0) 364271	(6.41, N/A) (N/A, 0.00, N/A)	5362.4	N/A	0.8100 [1.0000]	81.0% { 99.1% }			



Chemist: HGH
 Instrument: Saphira
 Type: Sciex Q3 5500

Sample I.D.: SC01240-PEM1
 DF, IV: 1, 10.0µL
 Acquisition Method: 1633 2023-03-28.dam

Quant Method: 1633 - S2023-03-28B
 Path: S2023-03-29B (4)
 Acquired: 2023/03/30 - 02:09

Analyte	(Q1 / Q3) Area Counts*min	R.T. (R.T [min], R.R.T.) (ΔRT-I[min], ΔRT-CV[min], ΔRT ion[s])	S / N	Ion Ratio IR Vs MP% IR Vs CV%	Concentration [True] ng/mL	Q.C. Rec. {Area%CV}	Primary Transition	Confirmation Transition	Flag
13C5_PFNA_IIS	(468.0 / 423.0) 326569	(7.02, N/A) (N/A, 0.00, N/A)	3823.9	N/A	0.8120 [1.0000]	81.2% { 96.6% }			
13C2_PFDA_IIS	(515.0 / 470.1) 329192	(7.61, N/A) (N/A, -0.01, N/A)	1649.4	N/A	0.8130 [1.0000]	81.3% { 94.5% }			
18O2_PFHxS_IIS	(403.0 / 83.9) 517425	(6.51, N/A) (N/A, 0.00, N/A)	7398.3	N/A	0.8050 [1.0000]	80.5% { 105.6% }			
13C4_PFOS_IIS	(503.0 / 79.9) 774381	(7.79, N/A) (N/A, -0.01, N/A)	1761.3	N/A	0.9800 [1.0000]	98.0% { 97.9% }			
13C4_PFBA_EIS	(217.0 / 172.0) 1355111	(3.42, N/A) (N/A, -0.01, N/A)	6966.9	N/A	8.3120 [8.0000]	103.9% { 103.9% }			
13C5_PFPeA_EIS	(268.0 / 223.0) 1162439	(4.28, N/A) (N/A, 0.00, N/A)	3150.5	N/A	3.7610 [4.0000]	94.0% { 101.1% }			
13C5_PFHxA_EIS	(318.0 / 273.0) 676274	(5.06, N/A) (N/A, 0.01, N/A)	5460.7	N/A	1.7990 [2.0000]	90.0% { 104.6% }			
13C4_PFHpA_EIS	(367.0 / 322.0) 600779	(5.76, N/A) (N/A, 0.00, N/A)	7215.7	N/A	1.9230 [2.0000]	96.1% { 107.0% }			
13C8_PFOA_EIS	(421.0 / 376.0) 703855	(6.41, N/A) (N/A, 0.00, N/A)	1929.9	N/A	2.1110 [2.0000]	105.6% { 100.3% }			
13C9_PFNA_EIS	(472.0 / 427.0) 314646	(7.03, N/A) (N/A, 0.00, N/A)	2753119.8	N/A	1.0520 [1.0000]	105.2% { 95.5% }			
13C6_PFDA_EIS	(519.0 / 474.0) 365771	(7.61, N/A) (N/A, 0.00, N/A)	4306.4	N/A	1.0330 [1.0000]	103.3% { 101.2% }			



Chemist: HGH
 Instrument: Saphira
 Type: Sciex Q3 5500

Sample I.D.: SC01240-PEM1
 DF, IV: 1, 10.0µL
 Acquisition Method: 1633 2023-03-28.dam

Quant Method: 1633 - S2023-03-28B
 Path: S2023-03-29B (4)
 Acquired: 2023/03/30 - 02:09

Analyte	(Q1 / Q3) Area Counts*min	R.T. (R.T [min], R.R.T.) (ΔRT-I[min], ΔRT-CV[min], ΔRT ion[s])	S / N	Ion Ratio IR Vs MP% IR Vs CV%	Concentration [True] ng/mL	Q.C. Rec. {Area%CV}	Primary Transition	Confirmation Transition	Flag
13C7_PFUa_EIS	(570.0 / 525.0) 380673	(8.17, N/A) (N/A, 0.00, N/A)	8201.4	N/A	1.0320 [1.0000]	103.2% { 102.5% }			
13C2_PFDa_EIS	(615.0 / 570.0) 326800	(8.62, N/A) (N/A, 0.00, N/A)	3336.5	N/A	0.9380 [1.0000]	93.8% { 101.7% }			
13C2_PFTeDA_EIS	(715.0 / 670.0) 336114	(9.08, N/A) (N/A, 0.00, N/A)	1257.1	N/A	0.9820 [1.0000]	98.2% { 109.6% }			
13C3_PFBs_EIS	(302.0 / 80.0) 1631148	(5.01, N/A) (N/A, 0.00, N/A)	4024.4	N/A	2.1360 [2.0000]	106.8% { 96.2% }			
13C3_PFHxS_EIS	(402.0 / 80.0) 908988	(6.51, N/A) (N/A, 0.00, N/A)	1901.3	N/A	2.0980 [2.0000]	104.9% { 103.3% }			
13C8_PFOS_EIS	(507.0 / 80.0) 1848469	(7.79, N/A) (N/A, 0.00, N/A)	2521.1	N/A	2.0190 [2.0000]	101.0% { 106.3% }			
13C2_4:2FTS_EIS	(329.0 / 81.0) 330310	(4.85, N/A) (N/A, 0.00, N/A)	707.2	N/A	4.2660 [4.0000]	106.7% { 94.2% }			
13C2_6:2FTS_EIS	(429.0 / 81.0) 354867	(6.18, N/A) (N/A, 0.00, N/A)	761.7	N/A	3.9430 [4.0000]	98.6% { 100.9% }			
13C2_8:2FTS_EIS	(529.0 / 81.0) 403073	(7.35, N/A) (N/A, 0.00, N/A)	841.1	N/A	3.9700 [4.0000]	99.2% { 88.5% }			
13C8_PFOsa_EIS	(506.0 / 78.0) 3191369	(9.79, N/A) (N/A, 0.00, N/A)	3986.8	N/A	1.8950 [2.0000]	94.8% { 101.0% }			
D3_NMeFOsa_EIS	(515.0 / 169.0) 745587	(10.39, N/A) (N/A, 0.00, N/A)	2687.7	N/A	1.9960 [2.0000]	99.8% { 100.6% }			

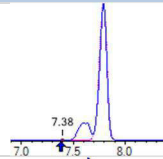
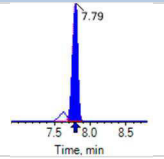
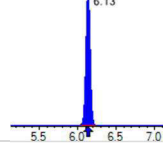


Chemist: HGH
 Instrument: Saphira
 Type: Sciex Q3 5500

Sample I.D.: SC01240-PEM1
 DF, IV: 1, 10.0µL
 Acquisition Method: 1633 2023-03-28.dam

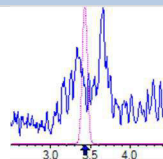
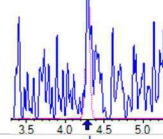
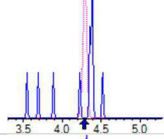
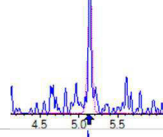
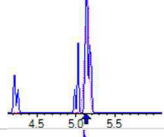
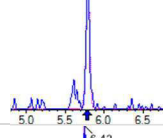
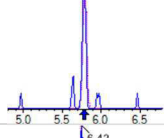
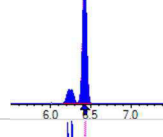
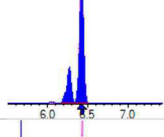
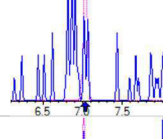
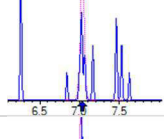
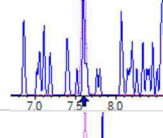
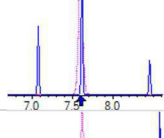
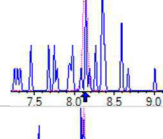
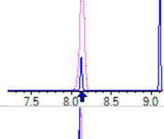
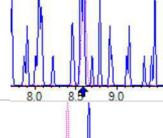
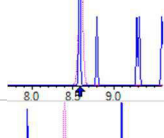
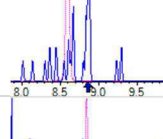
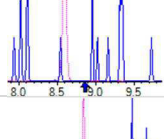
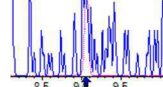
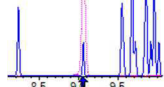
Quant Method: 1633 - S2023-03-28B
 Path: S2023-03-29B (4)
 Acquired: 2023/03/30 - 02:09

Analyte	(Q1 / Q3) Area Counts*min	R.T. (R.T [min], R.R.T.) (ΔRT-I[min], ΔRT- CV[min], ΔRT ion[s])	S / N	Ion Ratio IR Vs MP% IR Vs CV%	Concentration [True] ng/mL	Q.C. Rec. {Area%CV}	Primary Transition	Confirmation Transition	Flag
D5_NEiFOSA_EIS	(531.0 / 169.0) 698946	(10.55 , N/A) (N/A , 0.00 , N/A)	3274.1	N/A	2.1600 [2.0000]	108.0% { 109.3% }			
D3_MeFOSAA_EIS	(573.0 / 419.0) 882469	(7.76 , N/A) (N/A , -0.01 , N/A)	2366.7	N/A	4.2720 [4.0000]	106.8% { 97.7% }			
D5_EiFOSAA_EIS	(589.0 / 419.0) 657207	(8.04 , N/A) (N/A , 0.00 , N/A)	12833.3	N/A	4.0100 [4.0000]	100.2% { 100.1% }			
D7_NMeFOSE_EIS	(623.0 / 58.9) 2666293	(10.32 , N/A) (N/A , 0.00 , N/A)	2733.9	N/A	23.1960 [20.0000]	116.0% { 102.9% }			
D9_NEiFOSE_EIS	(639.0 / 58.9) 3422824	(10.48 , N/A) (N/A , 0.00 , N/A)	1596.4	N/A	22.5840 [20.0000]	112.9% { 103.7% }			
13C3_HFPODA_EIS	(287.0 / 169.0) 1550412	(5.30 , N/A) (N/A , 0.00 , N/A)	2538.9	N/A	8.6470 [8.0000]	108.1% { 101.7% }			

Analyte	(Q1 / Q3) Area Counts*min	R.T. (R.T [min] , R.R.T.) (ΔRT-I[min], ΔRT-CV[min], ΔRT ion[s])	S / N	Ion Ratio IR Vs MP% IR Vs CV%	Concentration [True] ng/mL	Q.C. Rec. {Area%CV}	Primary Transition	Confirmation Transition	Flag
PFOS	(499.0 / 80.0) 31279 (499.0 / 99.0) 1845460	(7.38 , 0.95) (-0.40 , N/A , -24.5)	10.0	58.9999 25879.0 26961.5	0.0320	N/A			
TDCA	(499.0 / 80.0) 7043219	(6.13 , 0.79) (N/A , #Value! , 0.0)	147968.6	N/A 0.0 0.0	7.6910	N/A			

R.T.PFOS – R.T.TDCA > 1 minute

7.38 - 6.13 = 1.25 Pass

Analyte	(Q1 / Q3) Area Counts*min	R.T. (R.T [min], R.R.T.) (ΔRT-[min], ΔRT-CV[min], ΔRT ion[s])	S / N	Ion Ratio IR Vs MP% IR Vs CV%	Concentration [True] ng/mL	Q.C. Rec. {Area%CV}	Primary Transition	Confirmation Transition	Flag
PFBA	(213.0 / 169.0) N/A	(N/A, N/A) (N/A, N/A, N/A)	N/A	N/A 0.0 0.0	0.0000	N/A			
PFPeA	(263.0 / 219.0) N/A (263.0 / 69.0) N/A	(N/A, N/A) (N/A, N/A, N/A)	N/A N/A	N/A 0.0 0.0	0.0000	N/A			
PFHxA	(313.0 / 269.0) N/A (313.0 / 119.0) N/A	(N/A, N/A) (N/A, N/A, N/A)	N/A N/A	N/A 0.0 0.0	0.0000	N/A			
PFHpA	(363.0 / 319.0) N/A (363.0 / 169.0) N/A	(N/A, N/A) (N/A, N/A, N/A)	N/A N/A	N/A 0.0 0.0	0.0000	N/A			
PFOA	(413.0 / 369.0) 2599428 (413.0 / 169.0) 887506	(6.42, 1.00) (0.00, N/A, 0.0)	2008.0 3681.8	0.3414 101.5 106.9	8.2433	N/A			
PFNA	(463.0 / 419.0) N/A (463.0 / 169.0) N/A	(N/A, N/A) (N/A, N/A, N/A)	N/A N/A	N/A 0.0 0.0	0.0000	N/A			
PFDA	(513.0 / 469.0) N/A (513.0 / 169.0) N/A	(N/A, N/A) (N/A, N/A, N/A)	N/A N/A	N/A 0.0 0.0	0.0000	N/A			
PFUnA	(563.0 / 519.0) N/A (563.0 / 169.0) N/A	(N/A, N/A) (N/A, N/A, N/A)	N/A N/A	N/A 0.0 0.0	0.0000	N/A			
PFDoA	(613.0 / 569.0) N/A (613.0 / 169.0) N/A	(N/A, N/A) (N/A, N/A, N/A)	N/A N/A	N/A 0.0 0.0	0.0000	N/A			
PFTrDA	(663.0 / 619.0) N/A (663.0 / 169.0) N/A	(N/A, N/A) (N/A, N/A, N/A)	N/A N/A	N/A 0.0 0.0	0.0000	N/A			
PFTeDA	(713.0 / 669.0) N/A (713.0 / 169.0) N/A	(N/A, N/A) (N/A, N/A, N/A)	N/A N/A	N/A 0.0 0.0	0.0000	N/A			



Chemist: ABK
 Instrument: Saphira
 Type: Sciex Q3 5500

Sample I.D.: SC01368-PEM1
 DF, IV: 1, 10.0µL
 Acquisition Method: 1633 2023-03-28.dam

Quant Method: 1633 - S2023-04-07A
 Path: S2023-04-07B (4)
 Acquired: 2023/04/07 - 16:56

Analyte	(Q1 / Q3) Area Counts*min	R.T. (R.T [min], R.R.T.) (ΔRT-[min], ΔRT-CV[min], ΔRT ion[s])	S / N	Ion Ratio IR Vs MP% IR Vs CV%	Concentration [True] ng/mL	Q.C. Rec. {Area%CV}	Primary Transition	Confirmation Transition	Flag
PFBS	(299.0 / 80.0) N/A (299.0 / 99.0) N/A	(N/A, N/A) (N/A, N/A, N/A)	N/A N/A	N/A 0.0 0.0	0.0000	N/A			
PFPeS	(349.0 / 80.0) N/A (349.0 / 99.0) N/A	(N/A, N/A) (N/A, N/A, N/A)	N/A N/A	N/A 0.0 0.0	0.0000	N/A			
PFHxS	(399.0 / 80.0) N/A (399.0 / 99.0) N/A	(N/A, N/A) (N/A, N/A, N/A)	N/A N/A	N/A 0.0 0.0	0.0000	N/A			
PFHpS	(449.0 / 80.0) N/A (449.0 / 99.0) N/A	(N/A, N/A) (N/A, N/A, N/A)	N/A N/A	N/A 0.0 0.0	0.0000	N/A			
PFOS	(499.0 / 80.0) N/A (499.0 / 99.0) N/A	(N/A, N/A) (N/A, N/A, N/A)	N/A N/A	N/A 0.0 0.0	0.0000	N/A			
PFNS	(549.0 / 80.0) N/A (549.0 / 99.0) N/A	(N/A, N/A) (N/A, N/A, N/A)	N/A N/A	N/A 0.0 0.0	0.0000	N/A			
PFDS	(599.0 / 80.0) N/A (599.0 / 99.0) N/A	(N/A, N/A) (N/A, N/A, N/A)	N/A N/A	N/A 0.0 0.0	0.0000	N/A			
PFDoS	(699.0 / 80.0) N/A (699.0 / 99.0) N/A	(N/A, N/A) (N/A, N/A, N/A)	N/A N/A	N/A 0.0 0.0	0.0000	N/A			
4:2FTS	(327.0 / 307.0) N/A (327.0 / 81.0) N/A	(N/A, N/A) (N/A, N/A, N/A)	N/A N/A	N/A 0.0 0.0	0.0000	N/A			
6:2FTS	(427.0 / 407.0) N/A (427.0 / 81.0) N/A	(N/A, N/A) (N/A, N/A, N/A)	N/A N/A	N/A 0.0 0.0	0.0000	N/A			
8:2FTS	(527.0 / 507.0) N/A (527.0 / 81.0) N/A	(N/A, N/A) (N/A, N/A, N/A)	N/A N/A	N/A 0.0 0.0	0.0000	N/A			

Analyte	(Q1 / Q3) Area Counts*min	R.T. (R.T [min], R.R.T.) (ΔRT-I[min], ΔRT-CV[min], ΔRT ion[s])	S / N	Ion Ratio IR Vs MP% IR Vs CV%	Concentration [True] ng/mL	Q.C. Rec. {Area%CV}	Primary Transition	Confirmation Transition	Flag
PFOSA	(498.0 / 78.0) 13029124 (498.0 / 478.0) 315426	(9.75 , 1.00) (0.00 , N/A , 0.0)	3373.6 1345.1	0.0242 99.1 104.2	10.1335	N/A			
NMeFOSA	(512.0 / 219.0) 2701971 (512.0 / 169.0) 2282737	(10.41 , 1.00) (0.00 , N/A , 1.4)	4370.8 5712.3	0.8448 99.5 99.2	9.6705	N/A			
NEtFOSA	(526.0 / 219.0) 2958777 (526.0 / 169.0) 3730047	(10.58 , 1.00) (-0.01 , N/A , 0.8)	4419.7 6486.7	1.2607 100.1 98.2	8.8419	N/A			
NMeFOSAA	(570.0 / 419.0) N/A (570.0 / 483.0) N/A	(N/A , N/A) (N/A , N/A , N/A)	N/A N/A	N/A 0.0 0.0	0.0000	N/A			
NEtFOSAA	(584.0 / 419.0) N/A (584.0 / 526.0) N/A	(N/A , N/A) (N/A , N/A , N/A)	N/A N/A	N/A 0.0 0.0	0.0000	N/A			
NMeFOSE	(616.0 / 59.0) 1235453	(10.35 , 1.00) (0.01 , N/A , 0.0)	1807.5	N/A 0.0 0.0	9.9613	N/A			
NEtFOSE	(630.0 / 59.0) 1528301	(10.53 , 1.00) (0.01 , N/A , 0.0)	1122.0	N/A 0.0 0.0	9.6613	N/A			
HFPO-DA	(285.0 / 169.0) N/A (285.0 / 185.0) N/A	(N/A , N/A) (N/A , N/A , N/A)	N/A N/A	N/A 0.0 0.0	0.0000	N/A			
ADONA	(377.0 / 85.0) N/A (377.0 / 251.0) N/A	(N/A , N/A) (N/A , N/A , N/A)	N/A N/A	N/A 0.0 0.0	0.0000	N/A			
9CI-Pf3ONS	(531.0 / 351.0) N/A (533.0 / 353.0) N/A	(N/A , N/A) (N/A , N/A , N/A)	N/A N/A	N/A 0.0 0.0	0.0000	N/A			
11CI-PF3OUDS	(631.0 / 451.0) N/A (633.0 / 453.0) N/A	(N/A , N/A) (N/A , N/A , N/A)	N/A N/A	N/A 0.0 0.0	0.0000	N/A			

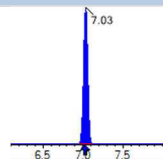
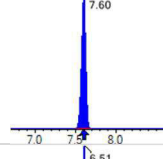
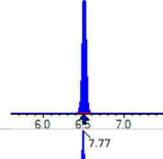
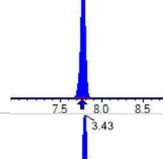
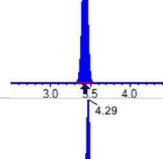
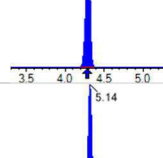
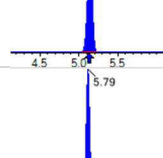
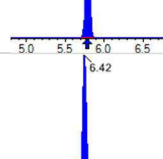
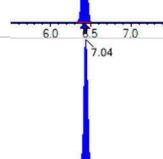
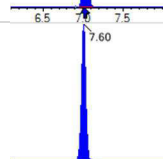



Chemist: ABK
 Instrument: Saphira
 Type: Sciex Q3 5500

Sample I.D.: SC01368-PEM1
 DF, IV: 1, 10.0µL
 Acquisition Method: 1633 2023-03-28.dam

Quant Method: 1633 - S2023-04-07A
 Path: S2023-04-07B (4)
 Acquired: 2023/04/07 - 16:56

Analyte	(Q1 / Q3) Area Counts*min	R.T. (R.T [min], R.R.T.) (ΔRT-[min], ΔRT-CV[min], ΔRT ion[s])	S / N	Ion Ratio IR Vs MP% IR Vs CV%	Concentration [True] ng/mL	Q.C. Rec. {Area%CV}	Primary Transition	Confirmation Transition	Flag
3:3FTCA	(241.0 / 177.0) N/A (241.0 / 117.0) N/A	(N/A, N/A) (N/A, N/A, N/A)	N/A N/A	N/A 0.0 0.0	0.0000	N/A			
5:3FTCA	(341.0 / 236.7) N/A (341.0 / 217.0) N/A	(N/A, N/A) (N/A, N/A, N/A)	N/A N/A	N/A 0.0 0.0	0.0000	N/A			
7:3FTCA	(441.0 / 317.0) N/A (441.0 / 337.0) N/A	(N/A, N/A) (N/A, N/A, N/A)	N/A N/A	N/A 0.0 0.0	0.0000	N/A			
PFEESA	(315.0 / 135.0) N/A (315.0 / 83.0) N/A	(N/A, N/A) (N/A, N/A, N/A)	N/A N/A	N/A 0.0 0.0	0.0000	N/A			
PFMPA	(229.0 / 85.0) N/A	(N/A, N/A) (N/A, N/A, N/A)	N/A	N/A 0.0 0.0	0.0000	N/A			
PFMBA	(279.0 / 85.0) N/A	(N/A, N/A) (N/A, N/A, N/A)	N/A	N/A 0.0 0.0	0.0000	N/A			
NFDHA	(295.0 / 201.0) N/A (295.0 / 85.0) N/A	(N/A, N/A) (N/A, N/A, N/A)	N/A N/A	N/A 0.0 0.0	0.0000	N/A			
TDCA	(499.0 / 80.0) N/A	(N/A, N/A) (N/A, N/A, N/A)	N/A	N/A 0.0 0.0	0.0000	N/A			
13C3_PFBA_IIS	(216.0 / 172.0) 128037	(3.43, N/A) (N/A, 0.00, N/A)	1766.1	N/A	1.1231 [1.0000]	112.3% { 120.6% }			
13C2_PFHxA_IIS	(315.0 / 270.0) 128768	(5.15, N/A) (N/A, 0.01, N/A)	3248.8	N/A	0.9331 [1.0000]	93.3% { 105.4% }			
13C4_PFOA_IIS	(417.0 / 372.0) 309884	(6.42, N/A) (N/A, 0.01, N/A)	2620.6	N/A	0.9977 [1.0000]	99.8% { 115.0% }			

Analyte	(Q1 / Q3) Area Counts*min	R.T. (R.T [min], R.R.T.) (Δ RT-[min], Δ RT- CV[min], Δ RT ion[s])	S / N	Ion Ratio IR Vs MP% IR Vs CV%	Concentration [True] ng/mL	Q.C. Rec. {Area%CV}	Primary Transition	Confirmation Transition	Flag
13C5_PFNA_IIS	(468.0 / 423.0) 326432	(7.03, N/A) (N/A, 0.01, N/A)	2574.1	N/A	1.1073 [1.0000]	110.7% { 113.1% }			
13C2_PFDA_IIS	(515.0 / 470.1) 325694	(7.60, N/A) (N/A, 0.01, N/A)	31877.6	N/A	1.0506 [1.0000]	105.1% { 108.1% }			
18O2_PFHxS_IIS	(403.0 / 83.9) 453924	(6.51, N/A) (N/A, 0.01, N/A)	1807.4	N/A	1.0119 [1.0000]	101.2% { 105.6% }			
13C4_PFOS_IIS	(503.0 / 79.9) 707870	(7.77, N/A) (N/A, 0.01, N/A)	2197.2	N/A	1.0172 [1.0000]	101.7% { 109.9% }			
13C4_PFBA_EIS	(217.0 / 172.0) 1117251	(3.43, N/A) (N/A, 0.00, N/A)	4542.7	N/A	8.1364 [8.0000]	101.7% { 113.6% }			
13C5_PFPeA_EIS	(268.0 / 223.0) 959475	(4.29, N/A) (N/A, 0.01, N/A)	3157.2	N/A	4.7196 [4.0000]	118.0% { 115.0% }			
13C5_PFHxA_EIS	(318.0 / 273.0) 539729	(5.14, N/A) (N/A, 0.01, N/A)	2504.7	N/A	2.1908 [2.0000]	109.5% { 113.4% }			
13C4_PFHpA_EIS	(367.0 / 322.0) 586967	(5.79, N/A) (N/A, 0.01, N/A)	1738.8	N/A	2.3792 [2.0000]	119.0% { 116.4% }			
13C8_PFOA_EIS	(421.0 / 376.0) 634980	(6.42, N/A) (N/A, 0.01, N/A)	3814.4	N/A	1.9906 [2.0000]	99.5% { 103.9% }			
13C9_PFNA_EIS	(472.0 / 427.0) 314865	(7.04, N/A) (N/A, 0.01, N/A)	27490.2	N/A	0.9901 [1.0000]	99.0% { 106.5% }			
13C6_PFDA_EIS	(519.0 / 474.0) 362911	(7.60, N/A) (N/A, 0.01, N/A)	2560.0	N/A	1.0201 [1.0000]	102.0% { 102.9% }			



Chemist: ABK
 Instrument: Saphira
 Type: Sciex Q3 5500

Sample I.D.: SC01368-PEM1
 DF, IV: 1, 10.0µL
 Acquisition Method: 1633 2023-03-28.dam

Quant Method: 1633 - S2023-04-07A
 Path: S2023-04-07B (4)
 Acquired: 2023/04/07 - 16:56

Analyte	(Q1 / Q3) Area Counts*min	R.T. (R.T [min], R.R.T.) (ΔRT-I[min], ΔRT-CV[min], ΔRT ion[s])	S / N	Ion Ratio IR Vs MP% IR Vs CV%	Concentration [True] ng/mL	Q.C. Rec. {Area%CV}	Primary Transition	Confirmation Transition	Flag
13C7_PFUa_EIS	(570.0 / 525.0) 378921	(8.13, N/A) (N/A, 0.01, N/A)	52387.5	N/A	1.1048 [1.0000]	110.5% { 121.7% }			
13C2_PFDa_EIS	(615.0 / 570.0) 290238	(8.60, N/A) (N/A, 0.01, N/A)	1530.9	N/A	0.9358 [1.0000]	93.6% { 104.0% }			
13C2_PFTeDA_EIS	(715.0 / 670.0) 321592	(9.06, N/A) (N/A, 0.01, N/A)	1272.9	N/A	1.0826 [1.0000]	108.3% { 121.2% }			
13C3_PFBs_EIS	(302.0 / 80.0) 1269608	(5.09, N/A) (N/A, 0.01, N/A)	2699.7	N/A	2.1415 [2.0000]	107.1% { 107.4% }			
13C3_PFHxS_EIS	(402.0 / 80.0) 841693	(6.51, N/A) (N/A, 0.01, N/A)	3054.1	N/A	1.9835 [2.0000]	99.2% { 108.0% }			
13C8_PFOS_EIS	(507.0 / 80.0) 1784772	(7.77, N/A) (N/A, 0.01, N/A)	2966.5	N/A	2.0710 [2.0000]	103.6% { 113.4% }			
13C2_4:2FTS_EIS	(329.0 / 81.0) 241922	(4.92, N/A) (N/A, 0.01, N/A)	1330.2	N/A	4.4576 [4.0000]	111.4% { 119.4% }			
13C2_6:2FTS_EIS	(429.0 / 81.0) 288476	(6.19, N/A) (N/A, 0.00, N/A)	29583.1	N/A	4.0043 [4.0000]	100.1% { 115.2% }			
13C2_8:2FTS_EIS	(529.0 / 81.0) 328266	(7.36, N/A) (N/A, 0.01, N/A)	2528.2	N/A	3.7015 [4.0000]	92.5% { 101.8% }			
13C8_PFOsa_EIS	(506.0 / 78.0) 3028144	(9.75, N/A) (N/A, 0.01, N/A)	5063.7	N/A	2.0768 [2.0000]	103.8% { 106.5% }			
D3_NMeFOsa_EIS	(515.0 / 169.0) 681831	(10.41, N/A) (N/A, 0.01, N/A)	2578.7	N/A	2.0618 [2.0000]	103.1% { 110.8% }			



Chemist: ABK
 Instrument: Saphira
 Type: Sciex Q3 5500

Sample I.D.: SC01368-PEM1
 DF, IV: 1, 10.0µL
 Acquisition Method: 1633 2023-03-28.dam

Quant Method: 1633 - S2023-04-07A
 Path: S2023-04-07B (4)
 Acquired: 2023/04/07 - 16:56

Analyte	(Q1 / Q3) Area Counts*min	R.T. (R.T [min], R.R.T.) (ΔRT-I[min], ΔRT-CV[min], ΔRT ion[s])	S / N	Ion Ratio IR Vs MP% IR Vs CV%	Concentration [True] ng/mL	Q.C. Rec. {Area%CV}	Primary Transition	Confirmation Transition	Flag
D5_NEiFOSA_EIS	(531.0 / 169.0) 617787	(10.58 , N/A) (N/A , 0.01 , N/A)	3129.4	N/A	2.2816 [2.0000]	114.1% { 113.0% }			
D3_MeFOSAA_EIS	(573.0 / 419.0) 765165	(7.74 , N/A) (N/A , 0.01 , N/A)	2944.6	N/A	4.2315 [4.0000]	105.8% { 113.8% }			
D5_EiFOSAA_EIS	(589.0 / 419.0) 607336	(7.99 , N/A) (N/A , 0.01 , N/A)	4694.5	N/A	4.0898 [4.0000]	102.2% { 109.5% }			
D7_NMeFOSE_EIS	(623.0 / 58.9) 2390630	(10.34 , N/A) (N/A , 0.01 , N/A)	2477.4	N/A	22.5009 [20.0000]	112.5% { 116.2% }			
D9_NEiFOSE_EIS	(639.0 / 58.9) 3232690	(10.52 , N/A) (N/A , 0.01 , N/A)	2244.5	N/A	22.9940 [20.0000]	115.0% { 119.3% }			
13C3_HFPODA_EIS	(287.0 / 169.0) 1127650	(5.39 , N/A) (N/A , 0.01 , N/A)	2971.8	N/A	8.9197 [8.0000]	111.5% { 114.4% }			

Analyte	(Q1 / Q3) Area Counts*min	R.T. (R.T [min], R.R.T.) (ΔRT-I[min], ΔRT-CV[min], ΔRT ion[s])	S / N	Ion Ratio IR Vs MP% IR Vs CV%	Concentration [True] ng/mL	Q.C. Rec. {Area%CV}	Primary Transition	Confirmation Transition	Flag
PFOS	(499.0 / 80.0) 29384 (499.0 / 99.0) N/A	(7.40 , 0.95) (-0.37 , N/A , #Value!)	21.6	N/A 0.0 0.0	0.0284	N/A			
TDCA	(499.0 / 80.0) 7178984	(6.16 , 0.79) (N/A , #Value! , 0.0)	16495.8	N/A 0.0 0.0	8.2508	N/A			

R.T.PFOS – R.T.TDCA > 1 minute

7.40 - 6.16 = 1.24 Pass

QUALITY CONTROL RAW DATA

ANALYSIS DATA SHEET

Blank

Laboratory:	APPL, LLC	Work Order:	23C0204
Client:	AECOM	Project:	Red Hill AFFF Assessment Sampling / 60697810
Matrix:	Water	Laboratory ID:	BCD0035-BLK1
Sampled:		Prepared:	04/04/23 12:20
Solids:		Preparation:	EPA 1633
Batch:	BCD0035	Sequence:	SC01368
Column:	1	Calibration:	2315001
		Instrument:	Saphira
		File ID:	S2023-04-07B (7)
		Analyzed:	04/07/23 17:34
		Dilution:	1

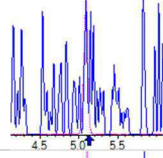
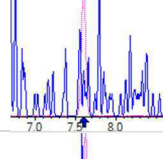
COMPOUND	CONC. (ng/L)	LOQ	LOD	DL	Q
PFBA	0.80 U	1.6	0.80	0.21	U
PFPEA	0.40 U	0.80	0.40	0.065	U
PFHXA	0.20 U	0.40	0.20	0.055	U
PFHPA	0.20 U	0.40	0.20	0.041	U
PFOA	0.30 U	0.40	0.30	0.15	U
PFNA	0.20 U	0.40	0.20	0.082	U
PFDA	0.20 U	0.40	0.20	0.10	U
PFUnA	0.30 U	0.40	0.30	0.16	U
PFDOA	0.20 U	0.40	0.20	0.11	U
PFTRDA	0.30 U	0.40	0.30	0.20	U
PFTEDA	0.30 U	0.40	0.30	0.20	U
PFBS	0.20 U	0.40	0.20	0.037	U
PFPEs	0.20 U	0.40	0.20	0.063	U
PFHXS	0.20 U	0.40	0.20	0.032	U
PFHPS	0.20 U	0.40	0.20	0.051	U
PFOS	0.20 U	0.40	0.20	0.064	U
PFNS	0.20 U	0.40	0.20	0.12	U
PFDS	0.30 U	0.40	0.30	0.15	U
PFDOS	0.20 U	0.40	0.20	0.12	U
4:2FTS	0.80 U	1.6	0.80	0.29	U
6:2FTS	0.80 U	1.6	0.80	0.31	U
8:2FTS	0.80 U	1.6	0.80	0.082	U
PFOSA	0.20 U	0.40	0.20	0.10	U
NMeFOSA	0.80 U	1.6	0.80	0.47	U
NEtFOSA	0.80 U	1.6	0.80	0.41	U
NMeFOSAA	0.20 U	0.40	0.20	0.11	U
NEtFOSAA	0.20 U	0.40	0.20	0.11	U
NMeFOSE	1.2 U	1.6	1.2	1.0	U
NEtFOSE	1.2 U	1.6	1.2	1.0	U
HFPO-DA	0.40 U	0.80	0.40	0.17	U

ANALYSIS DATA SHEET

Blank

Laboratory:	APPL, LLC	Work Order:	23C0204
Client:	AECOM	Project:	Red Hill AFFF Assessment Sampling / 60697810
Matrix:	Water	Laboratory ID:	BCD0035-BLK1
Sampled:		Prepared:	04/04/23 12:20
Solids:		Preparation:	EPA 1633
Batch:	BCD0035	Sequence:	SC01368
Column:	1	Calibration:	2315001
			Instrument: Saphira
			File ID: S2023-04-07B (7)
			Analyzed: 04/07/23 17:34
			Dilution: 1

COMPOUND	CONC. (ng/L)	LOQ	LOD	DL	Q
ADONA	0.40 U	0.80	0.40	0.12	U
PFEESA	0.40 U	0.80	0.40	0.11	U
PFMPA	0.40 U	0.80	0.40	0.054	U
PFMBA	0.40 U	0.80	0.40	0.091	U
NFDHA	0.40 U	0.80	0.40	0.30	U
9CL-PF3ONS	0.40 U	0.80	0.40	0.21	U
11CL-PF3OUDS	0.40 U	0.80	0.40	0.21	U
3:3FTCA	0.80 U	1.6	0.80	0.57	U
5:3FTCA	0.80 U	1.6	0.80	0.44	U
7:3FTCA	0.80 U	1.6	0.80	0.55	U

Analyte	(Q1 / Q3) Area Counts*min	R.T. (R.T [min], R.R.T.) (ΔRT-[min], ΔRT-CV[min], ΔRT ion[s])	S / N	Ion Ratio IR Vs MP% IR Vs CV%	Concentration [True] ng/mL	Q.C. Rec. {Area%CV}	Primary Transition	Confirmation Transition	Flag
PFBA	(213.0 / 169.0) N/A	(N/A, N/A) (N/A, N/A, N/A)	N/A	N/A 0.0 0.0	0.0000	N/A			
PFPeA	(263.0 / 219.0) N/A (263.0 / 69.0) N/A	(N/A, N/A) (N/A, N/A, N/A)	N/A N/A	N/A 0.0 0.0	0.0000	N/A			
PFHxA	(313.0 / 269.0) N/A (313.0 / 119.0) N/A	(N/A, N/A) (N/A, N/A, N/A)	N/A N/A	N/A 0.0 0.0	0.0000	N/A			
PFHpA	(363.0 / 319.0) N/A (363.0 / 169.0) N/A	(N/A, N/A) (N/A, N/A, N/A)	N/A N/A	N/A 0.0 0.0	0.0000	N/A			
PFOA	(413.0 / 369.0) N/A (413.0 / 169.0) N/A	(N/A, N/A) (N/A, N/A, N/A)	N/A N/A	N/A 0.0 0.0	0.0000	N/A			
PFNA	(463.0 / 419.0) N/A (463.0 / 169.0) N/A	(N/A, N/A) (N/A, N/A, N/A)	N/A N/A	N/A 0.0 0.0	0.0000	N/A			
PFDA	(513.0 / 469.0) N/A (513.0 / 169.0) N/A	(N/A, N/A) (N/A, N/A, N/A)	N/A N/A	N/A 0.0 0.0	0.0000	N/A			
PFUnA	(563.0 / 519.0) N/A (563.0 / 169.0) N/A	(N/A, N/A) (N/A, N/A, N/A)	N/A N/A	N/A 0.0 0.0	0.0000	N/A			
PFDoA	(613.0 / 569.0) N/A (613.0 / 169.0) N/A	(N/A, N/A) (N/A, N/A, N/A)	N/A N/A	N/A 0.0 0.0	0.0000	N/A			
PFTrDA	(663.0 / 619.0) N/A (663.0 / 169.0) N/A	(N/A, N/A) (N/A, N/A, N/A)	N/A N/A	N/A 0.0 0.0	0.0000	N/A			
PFTeDA	(713.0 / 669.0) N/A (713.0 / 169.0) N/A	(N/A, N/A) (N/A, N/A, N/A)	N/A N/A	N/A 0.0 0.0	0.0000	N/A			



Chemist: ABK
 Instrument: Saphira
 Type: Sciex Q3 5500

Sample I.D.: BCD0035-BLK1
 DF, IV: 1, 10.0µL
 Acquisition Method: 1633 2023-03-28.dam

Quant Method: 1633 - S2023-04-07A
 Path: S2023-04-07B (7)
 Acquired: 2023/04/07 - 17:34

Analyte	(Q1 / Q3) Area Counts*min	R.T. (R.T [min], R.R.T.) (ΔRT-[min], ΔRT-CV[min], ΔRT ion[s])	S / N	Ion Ratio IR Vs MP% IR Vs CV%	Concentration [True] ng/mL	Q.C. Rec. {Area%CV}	Primary Transition	Confirmation Transition	Flag
PFBS	(299.0 / 80.0) N/A (299.0 / 99.0) N/A	(N/A, N/A) (N/A, N/A, N/A)	N/A N/A	N/A 0.0 0.0	0.0000	N/A			
PFPeS	(349.0 / 80.0) N/A (349.0 / 99.0) N/A	(N/A, N/A) (N/A, N/A, N/A)	N/A N/A	N/A 0.0 0.0	0.0000	N/A			
PFHxS	(399.0 / 80.0) N/A (399.0 / 99.0) N/A	(N/A, N/A) (N/A, N/A, N/A)	N/A N/A	N/A 0.0 0.0	0.0000	N/A			
PFHpS	(449.0 / 80.0) N/A (449.0 / 99.0) N/A	(N/A, N/A) (N/A, N/A, N/A)	N/A N/A	N/A 0.0 0.0	0.0000	N/A			
PFOS	(499.0 / 80.0) N/A (499.0 / 99.0) N/A	(N/A, N/A) (N/A, N/A, N/A)	N/A N/A	N/A 0.0 0.0	0.0000	N/A			
PFNS	(549.0 / 80.0) N/A (549.0 / 99.0) N/A	(N/A, N/A) (N/A, N/A, N/A)	N/A N/A	N/A 0.0 0.0	0.0000	N/A			
PFDS	(599.0 / 80.0) N/A (599.0 / 99.0) N/A	(N/A, N/A) (N/A, N/A, N/A)	N/A N/A	N/A 0.0 0.0	0.0000	N/A			
PFDoS	(699.0 / 80.0) N/A (699.0 / 99.0) N/A	(N/A, N/A) (N/A, N/A, N/A)	N/A N/A	N/A 0.0 0.0	0.0000	N/A			
4:2FTS	(327.0 / 307.0) N/A (327.0 / 81.0) N/A	(N/A, N/A) (N/A, N/A, N/A)	N/A N/A	N/A 0.0 0.0	0.0000	N/A			
6:2FTS	(427.0 / 407.0) N/A (427.0 / 81.0) N/A	(N/A, N/A) (N/A, N/A, N/A)	N/A N/A	N/A 0.0 0.0	0.0000	N/A			
8:2FTS	(527.0 / 507.0) N/A (527.0 / 81.0) N/A	(N/A, N/A) (N/A, N/A, N/A)	N/A N/A	N/A 0.0 0.0	0.0000	N/A			

Analyte	(Q1 / Q3) Area Counts*min	R.T. (R.T [min], R.R.T.) (ΔRT-I[min], ΔRT-CV[min], ΔRT ion[s])	S / N	Ion Ratio IR Vs MP% IR Vs CV%	Concentration [True] ng/mL	Q.C. Rec. {Area%CV}	Primary Transition	Confirmation Transition	Flag
PFOSA	(498.0 / 78.0) N/A (498.0 / 478.0) N/A	(N/A, N/A) (N/A, N/A, N/A)	N/A N/A	N/A 0.0 0.0	0.0000	N/A			
NMeFOSA	(512.0 / 219.0) N/A (512.0 / 169.0) N/A	(N/A, N/A) (N/A, N/A, N/A)	N/A N/A	N/A 0.0 0.0	0.0000	N/A			
NEtFOSA	(526.0 / 219.0) N/A (526.0 / 169.0) N/A	(N/A, N/A) (N/A, N/A, N/A)	N/A N/A	N/A 0.0 0.0	0.0000	N/A			
NMeFOSAA	(570.0 / 419.0) N/A (570.0 / 483.0) N/A	(N/A, N/A) (N/A, N/A, N/A)	N/A N/A	N/A 0.0 0.0	0.0000	N/A			
NEtFOSAA	(584.0 / 419.0) N/A (584.0 / 526.0) N/A	(N/A, N/A) (N/A, N/A, N/A)	N/A N/A	N/A 0.0 0.0	0.0000	N/A			
NMeFOSE	(616.0 / 59.0) N/A	(N/A, N/A) (N/A, N/A, N/A)	N/A	N/A 0.0 0.0	0.0000	N/A			
NEtFOSE	(630.0 / 59.0) N/A	(N/A, N/A) (N/A, N/A, N/A)	N/A	N/A 0.0 0.0	0.0000	N/A			
HFPO-DA	(285.0 / 169.0) N/A (285.0 / 185.0) N/A	(N/A, N/A) (N/A, N/A, N/A)	N/A N/A	N/A 0.0 0.0	0.0000	N/A			
ADONA	(377.0 / 85.0) N/A (377.0 / 251.0) N/A	(N/A, N/A) (N/A, N/A, N/A)	N/A N/A	N/A 0.0 0.0	0.0000	N/A			
9CI-Pf3ONS	(531.0 / 351.0) N/A (533.0 / 353.0) N/A	(N/A, N/A) (N/A, N/A, N/A)	N/A N/A	N/A 0.0 0.0	0.0000	N/A			
11CI-PF3OUDS	(631.0 / 451.0) N/A (633.0 / 453.0) N/A	(N/A, N/A) (N/A, N/A, N/A)	N/A N/A	N/A 0.0 0.0	0.0000	N/A			



Chemist: ABK
 Instrument: Saphira
 Type: Sciex Q3 5500

Sample I.D.: BCD0035-BLK1
 DF, IV: 1, 10.0µL
 Acquisition Method: 1633 2023-03-28.dam

Quant Method: 1633 - S2023-04-07A
 Path: S2023-04-07B (7)
 Acquired: 2023/04/07 - 17:34

Analyte	(Q1 / Q3) Area Counts*min	R.T. (R.T [min], R.R.T.) (Δ RT-[min], Δ RT- CV[min], Δ RT ion[s])	S / N	Ion Ratio IR Vs MP% IR Vs CV%	Concentration [True] ng/mL	Q.C. Rec. {Area%CV}	Primary Transition	Confirmation Transition	Flag
3:3FTCA	(241.0 / 177.0) N/A (241.0 / 117.0) N/A	(N/A, N/A) (N/A, N/A, N/A)	N/A N/A	N/A 0.0 0.0	0.0000	N/A			
5:3FTCA	(341.0 / 236.7) N/A (341.0 / 217.0) N/A	(N/A, N/A) (N/A, N/A, N/A)	N/A N/A	N/A 0.0 0.0	0.0000	N/A			
7:3FTCA	(441.0 / 317.0) N/A (441.0 / 337.0) N/A	(N/A, N/A) (N/A, N/A, N/A)	N/A N/A	N/A 0.0 0.0	0.0000	N/A			
PFEESA	(315.0 / 135.0) N/A (315.0 / 83.0) N/A	(N/A, N/A) (N/A, N/A, N/A)	N/A N/A	N/A 0.0 0.0	0.0000	N/A			
PFMPA	(229.0 / 85.0) N/A	(N/A, N/A) (N/A, N/A, N/A)	N/A	N/A 0.0 0.0	0.0000	N/A			
PFMBA	(279.0 / 85.0) N/A	(N/A, N/A) (N/A, N/A, N/A)	N/A	N/A 0.0 0.0	0.0000	N/A			
NFDHA	(295.0 / 201.0) N/A (295.0 / 85.0) N/A	(N/A, N/A) (N/A, N/A, N/A)	N/A N/A	N/A 0.0 0.0	0.0000	N/A			
TDCA	(499.0 / 80.0) N/A	(N/A, N/A) (N/A, N/A, N/A)	N/A	N/A 0.0 0.0	0.0000	N/A			
13C3_PFBA_IIS	(216.0 / 172.0) 125507	(3.42, N/A) (N/A, 0.00, N/A)	1760.5	N/A	1.1009 [1.0000]	110.1% { 118.2% }			
13C2_PFHxA_IIS	(315.0 / 270.0) 126337	(5.09, N/A) (N/A, -0.05, N/A)	1222.7	N/A	0.9155 [1.0000]	91.5% { 103.4% }			
13C4_PFOA_IIS	(417.0 / 372.0) 306953	(6.42, N/A) (N/A, 0.01, N/A)	2673.6	N/A	0.9882 [1.0000]	98.8% { 113.9% }			

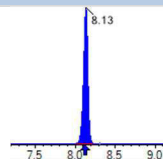
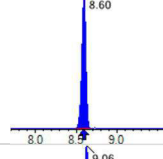
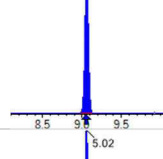
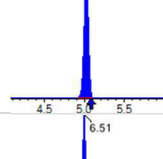
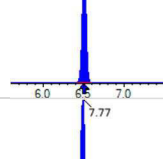
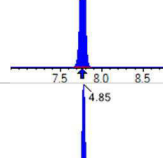
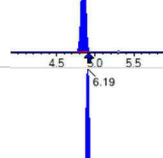
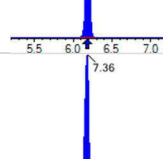
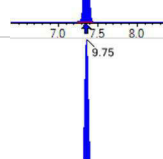
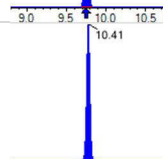



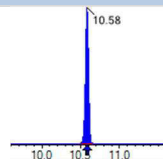
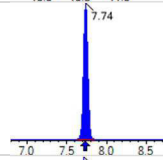
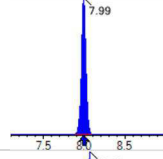
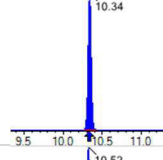
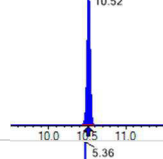
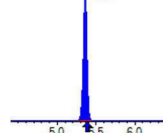
Chemist: ABK
 Instrument: Saphira
 Type: Sciex Q3 5500

Sample I.D.: BCD0035-BLK1
 DF, IV: 1, 10.0µL
 Acquisition Method: 1633 2023-03-28.dam

Quant Method: 1633 - S2023-04-07A
 Path: S2023-04-07B (7)
 Acquired: 2023/04/07 - 17:34

Analyte	(Q1 / Q3) Area Counts*min	R.T. (R.T [min], R.R.T.) (ΔRT-[min], ΔRT-CV[min], ΔRT ion[s])	S / N	Ion Ratio IR Vs MP% IR Vs CV%	Concentration [True] ng/mL	Q.C. Rec. {Area%CV}	Primary Transition	Confirmation Transition	Flag
13C5_PFNA_IIS	(468.0 / 423.0) 280910	(7.04, N/A) (N/A, 0.01, N/A)	4373276.9	N/A	0.9529 [1.0000]	95.3% { 97.3% }			
13C2_PFDA_IIS	(515.0 / 470.1) 324082	(7.60, N/A) (N/A, 0.00, N/A)	3905.0	N/A	1.0454 [1.0000]	104.5% { 107.6% }			
18O2_PFHxS_IIS	(403.0 / 83.9) 471385	(6.51, N/A) (N/A, 0.01, N/A)	3013.2	N/A	1.0509 [1.0000]	105.1% { 109.6% }			
13C4_PFOS_IIS	(503.0 / 79.9) 771634	(7.77, N/A) (N/A, 0.01, N/A)	1843.6	N/A	1.1088 [1.0000]	110.9% { 119.8% }			
13C4_PFBA_EIS	(217.0 / 172.0) 1149090	(3.42, N/A) (N/A, 0.00, N/A)	4459.7	N/A	8.5369 [8.0000]	106.7% { 116.9% }			
13C5_PFPeA_EIS	(268.0 / 223.0) 1020911	(4.21, N/A) (N/A, -0.07, N/A)	3441.0	N/A	5.1184 [4.0000]	128.0% { 122.3% }			
13C5_PFHxA_EIS	(318.0 / 273.0) 599056	(5.09, N/A) (N/A, -0.04, N/A)	3165.9	N/A	2.4783 [2.0000]	123.9% { 125.9% }			
13C4_PFHpA_EIS	(367.0 / 322.0) 595394	(5.78, N/A) (N/A, 0.00, N/A)	2943.3	N/A	2.4598 [2.0000]	123.0% { 118.1% }			
13C8_PFOA_EIS	(421.0 / 376.0) 675872	(6.42, N/A) (N/A, 0.01, N/A)	3879.5	N/A	2.1390 [2.0000]	106.9% { 110.6% }			
13C9_PFNA_EIS	(472.0 / 427.0) 330364	(7.04, N/A) (N/A, 0.01, N/A)	519.9	N/A	1.2072 [1.0000]	120.7% { 111.7% }			
13C6_PFDA_EIS	(519.0 / 474.0) 381819	(7.60, N/A) (N/A, 0.00, N/A)	2536.6	N/A	1.0786 [1.0000]	107.9% { 108.2% }			

Analyte	(Q1 / Q3) Area Counts*min	R.T. (R.T [min], R.R.T.) (Δ RT-[min], Δ RT- CV[min], Δ RT ion[s])	S / N	Ion Ratio IR Vs MP% IR Vs CV%	Concentration [True] ng/mL	Q.C. Rec. {Area%CV}	Primary Transition	Confirmation Transition	Flag
13C7_PFUa_EIS	(570.0 / 525.0) 382688	(8.13, N/A) (N/A, 0.01, N/A)	2778.1	N/A	1.1214 [1.0000]	112.1% { 122.9% }			
13C2_PFDa_EIS	(615.0 / 570.0) 313598	(8.60, N/A) (N/A, 0.01, N/A)	394243.8	N/A	1.0162 [1.0000]	101.6% { 112.4% }			
13C2_PFTeDA_EIS	(715.0 / 670.0) 305294	(9.06, N/A) (N/A, 0.01, N/A)	1327.8	N/A	1.0328 [1.0000]	103.3% { 115.1% }			
13C3_PFBs_EIS	(302.0 / 80.0) 1301301	(5.02, N/A) (N/A, -0.05, N/A)	4035.1	N/A	2.1137 [2.0000]	105.7% { 110.0% }			
13C3_PFHxS_EIS	(402.0 / 80.0) 921745	(6.51, N/A) (N/A, 0.01, N/A)	2076.8	N/A	2.0917 [2.0000]	104.6% { 118.3% }			
13C8_PFOS_EIS	(507.0 / 80.0) 1839591	(7.77, N/A) (N/A, 0.01, N/A)	2879.6	N/A	1.9583 [2.0000]	97.9% { 116.8% }			
13C2_4:2FTS_EIS	(329.0 / 81.0) 258656	(4.85, N/A) (N/A, -0.06, N/A)	2011.5	N/A	4.5895 [4.0000]	114.7% { 127.6% }			
13C2_6:2FTS_EIS	(429.0 / 81.0) 334907	(6.19, N/A) (N/A, 0.01, N/A)	1783.1	N/A	4.4766 [4.0000]	111.9% { 133.8% }			
13C2_8:2FTS_EIS	(529.0 / 81.0) 404917	(7.36, N/A) (N/A, 0.01, N/A)	1651.3	N/A	4.3967 [4.0000]	109.9% { 125.5% }			
13C8_PFOsa_EIS	(506.0 / 78.0) 3056869	(9.75, N/A) (N/A, 0.01, N/A)	2905.6	N/A	1.9233 [2.0000]	96.2% { 107.5% }			
D3_NMeFOsa_EIS	(515.0 / 169.0) 409936	(10.41, N/A) (N/A, 0.01, N/A)	1857.7	N/A	1.1372 [2.0000]	56.9% { 66.6% }			

Analyte	(Q1 / Q3) Area Counts*min	R.T. (R.T [min], R.R.T.) (ΔRT-I[min], ΔRT-CV[min], ΔRT ion[s])	S / N	Ion Ratio IR Vs MP% IR Vs CV%	Concentration [True] ng/mL	Q.C. Rec. {Area%CV}	Primary Transition	Confirmation Transition	Flag
D5_NEiFOSA_EIS	(531.0 / 169.0) 358746	(10.58 , N/A) (N/A , 0.00 , N/A)	2284.9	N/A	1.2155 [2.0000]	60.8% { 65.6% }			
D3_MeFOSAA_EIS	(573.0 / 419.0) 788185	(7.74 , N/A) (N/A , 0.00 , N/A)	2052.3	N/A	3.9986 [4.0000]	100.0% { 117.2% }			
D5_EiFOSAA_EIS	(589.0 / 419.0) 619086	(7.99 , N/A) (N/A , 0.01 , N/A)	15033.2	N/A	3.8245 [4.0000]	95.6% { 111.7% }			
D7_NMeFOSE_EIS	(623.0 / 58.9) 1686121	(10.34 , N/A) (N/A , 0.01 , N/A)	1506.6	N/A	14.5585 [20.0000]	72.8% { 82.0% }			
D9_NEiFOSE_EIS	(639.0 / 58.9) 2581102	(10.52 , N/A) (N/A , 0.01 , N/A)	2433.4	N/A	16.8421 [20.0000]	84.2% { 95.2% }			
13C3_HFPODA_EIS	(287.0 / 169.0) 1220862	(5.36 , N/A) (N/A , -0.03 , N/A)	2716.6	N/A	9.8427 [8.0000]	123.0% { 123.8% }			

ANALYSIS DATA SHEET

LCS

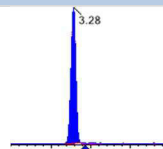
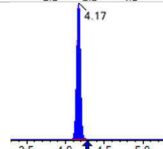
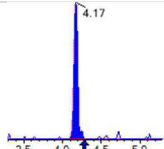
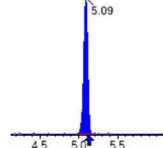
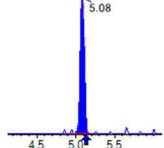
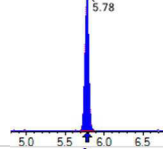
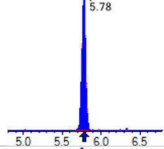
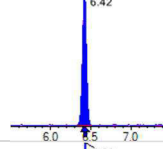
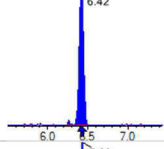
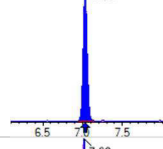
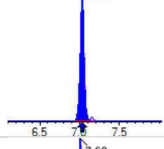
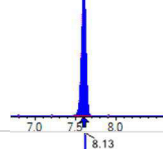
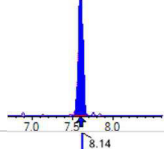
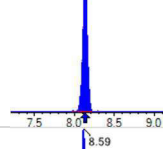
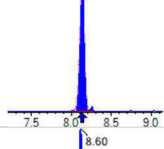
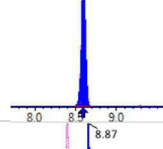
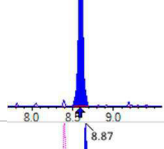
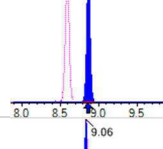
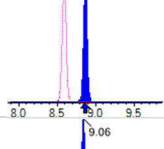
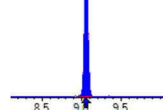
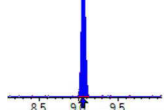
Laboratory:	APPL, LLC	Work Order:	23C0204
Client:	AECOM	Project:	Red Hill AFFF Assessment Sampling / 60697810
Matrix:	Water	Laboratory ID:	BCD0035-BS1
Sampled:		Prepared:	04/04/23 12:20
Solids:		Preparation:	EPA 1633
Batch:	BCD0035	Sequence:	SC01368
Column:	1	Calibration:	2315001
		Instrument:	Saphira
		File ID:	S2023-04-07B (8)
		Analyzed:	04/07/23 17:47
		Dilution:	1

COMPOUND	CONC. (ng/L)	LOQ	DL	Q
PFBA	16.7	1.6	0.21	
PFPEA	7.86	0.80	0.065	
PFHXA	4.39	0.40	0.055	
PFHPA	4.41	0.40	0.041	
PFOA	3.99	0.40	0.15	
PFNA	4.44	0.40	0.082	
PFDA	3.74	0.40	0.10	
PFUnA	3.83	0.40	0.16	
PFDOA	4.66	0.40	0.11	
PFTRDA	4.40	0.40	0.20	
PFTEDA	4.22	0.40	0.20	
PFBS	3.65	0.40	0.037	
PFPEs	3.88	0.40	0.063	
PFHXS	3.55	0.40	0.032	
PFHPS	3.61	0.40	0.051	
PFOS	3.54	0.40	0.064	
PFNS	3.80	0.40	0.12	
PFDS	3.83	0.40	0.15	
PFDOS	3.78	0.40	0.12	
4:2FTS	14.1	1.6	0.29	
6:2FTS	16.4	1.6	0.31	
8:2FTS	17.3	1.6	0.082	
PFOSA	4.20	0.40	0.10	
NMeFOSA	17.7	1.6	0.47	
NEtFOSA	16.7	1.6	0.41	
NMeFOSAA	3.95	0.40	0.11	
NEtFOSAA	4.20	0.40	0.11	
NMeFOSE	15.9	1.6	1.0	
NEtFOSE	15.4	1.6	1.0	
HFPO-DA	8.10	1.6	1.0	

ANALYSIS DATA SHEET**LCS**

Laboratory:	APPL, LLC	Work Order:	23C0204
Client:	AECOM	Project:	Red Hill AFFF Assessment Sampling / 60697810
Matrix:	Water	Laboratory ID:	BCD0035-BS1
Sampled:		File ID:	S2023-04-07B (8)
Solids:		Prepared:	04/04/23 12:20
Batch:	BCD0035	Analyzed:	04/07/23 17:47
Column:	1	Preparation:	EPA 1633
		Dilution:	1
		Sequence:	SC01368
		Calibration:	2315001
		Instrument:	Saphira

COMPOUND	CONC. (ng/L)	LOQ	DL	Q
ADONA	8.22	0.80	0.12	
PFEESA	7.19	0.80	0.11	
PFMPA	7.40	0.80	0.054	
PFMBA	7.36	0.80	0.091	
NFDHA	8.02	0.80	0.30	
9CL-PF3ONS	7.72	0.80	0.21	
11CL-PF3OUDS	7.22	0.80	0.21	
3:3FTCA	13.9	1.6	0.57	
5:3FTCA	17.0	1.6	0.44	
7:3FTCA	14.6	1.6	0.55	

Analyte	(Q1 / Q3) Area Counts*min	R.T. (R.T [min], R.R.T.) (Δ RT-[min], Δ RT- CV[min], Δ RT ion[s])	S / N	Ion Ratio IR Vs MP% IR Vs CV%	Concentration [True] ng/mL	Q.C. Rec. {Area%CV}	Primary Transition	Confirmation Transition	Flag
PFBA	(213.0 / 169.0) 470592	(3.28, 1.00) (0.00, N/A, 0.0)	174.4	N/A 0.0 0.0	4.1737 [4.0000]	104.3%			
PFPeA	(263.0 / 219.0) 472335 (263.0 / 69.0) 7230	(4.17, 1.00) (0.00, N/A, -0.3)	1886.9 10591.0	0.0153 124.3 124.5	1.9644 [2.0000]	98.2%			
PFHxA	(313.0 / 269.0) 313981 (313.0 / 119.0) 26910	(5.09, 1.00) (0.00, N/A, 0.5)	1181.9 502.4	0.0857 84.8 90.7	1.0980 [1.0000]	109.8%			
PFHpA	(363.0 / 319.0) 272732 (363.0 / 169.0) 75404	(5.78, 1.00) (0.00, N/A, 0.1)	2037.0 13469.8	0.2765 93.2 83.1	1.1020 [1.0000]	110.2%			
PFOA	(413.0 / 369.0) 355733 (413.0 / 169.0) 109526	(6.42, 1.00) (0.00, N/A, 0.1)	886.7 242812.9	0.3079 91.5 96.4	0.9986 [1.0000]	99.9%			
PFNA	(463.0 / 419.0) 318468 (463.0 / 169.0) 72973	(7.03, 1.00) (0.00, N/A, -0.1)	2191.8 399.8	0.2291 101.9 107.8	1.1091 [1.0000]	110.9%			
PFDA	(513.0 / 469.0) 361995 (513.0 / 169.0) 39877	(7.60, 1.00) (0.00, N/A, 0.2)	861.3 1019.3	0.1102 91.5 103.7	0.9341 [1.0000]	93.4%			
PFUnA	(563.0 / 519.0) 350073 (563.0 / 169.0) 37404	(8.13, 1.00) (0.00, N/A, -0.1)	1143.7 2847.6	0.1068 103.5 86.5	0.9583 [1.0000]	95.8%			
PFDoA	(613.0 / 569.0) 327444 (613.0 / 169.0) 44942	(8.59, 1.00) (0.00, N/A, -0.2)	1074.8 361.9	0.1372 91.8 83.5	1.1642 [1.0000]	116.4%			
PFTrDA	(663.0 / 619.0) 286480 (663.0 / 169.0) 78755	(8.87, 1.03) (N/A, 0.00, 0.0)	1536.3 181165.2	0.2749 107.2 109.9	1.1001 [1.0000]	110.0%			
PFTeDA	(713.0 / 669.0) 293217 (713.0 / 169.0) 62772	(9.06, 1.00) (0.00, N/A, -0.2)	1262.7 666.3	0.2141 107.4 98.7	1.0546 [1.0000]	105.5%			

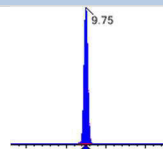
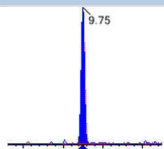
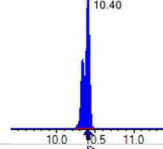
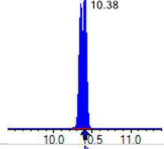
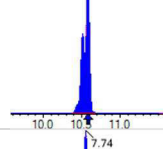
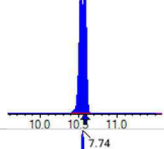
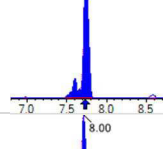
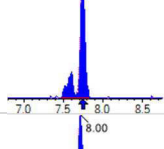
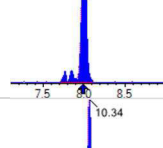
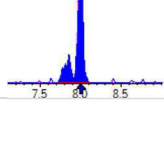
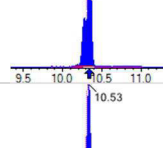
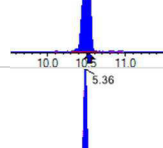
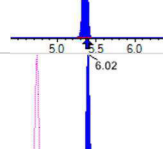
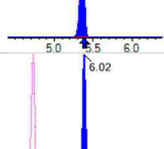
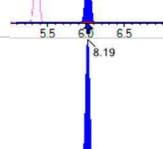
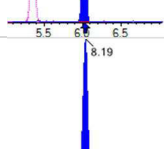
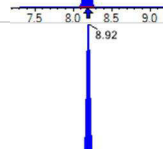
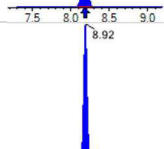

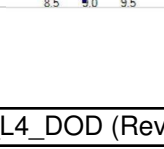


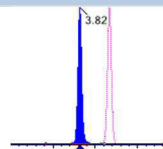
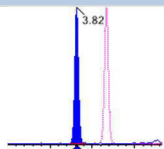
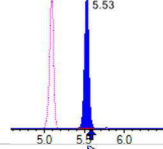
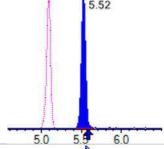
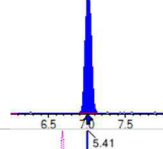
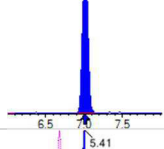
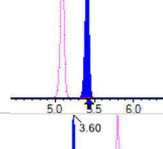
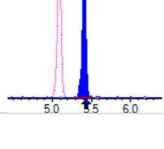
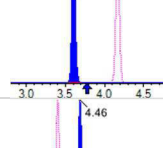
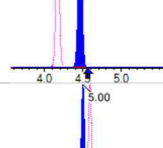
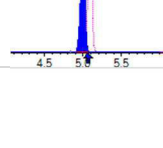
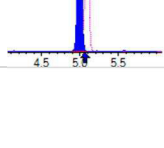
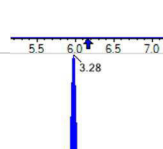
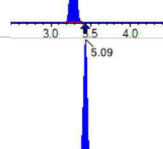
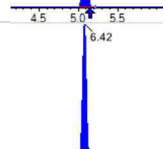
Chemist: ABK
 Instrument: Saphira
 Type: Sciex Q3 5500

Sample I.D.: BCD0035-BS1
 DF, IV: 1, 10.0µL
 Acquisition Method: 1633 2023-03-28.dam

Quant Method: 1633 - S2023-04-07A
 Path: S2023-04-07B (8)
 Acquired: 2023/04/07 - 17:47

Analyte	(Q1 / Q3) Area Counts*min	R.T. (R.T [min], R.R.T.) (ΔRT-[min], ΔRT-CV[min], ΔRT ion[s])	S / N	Ion Ratio IR Vs MP% IR Vs CV%	Concentration [True] ng/mL	Q.C. Rec. {Area%CV}	Primary Transition	Confirmation Transition	Flag
PFBS	(299.0 / 80.0) 430769 (299.0 / 99.0) 276609	(5.02, 1.00) (0.00, N/A, -0.1)	7037.3 3556.7	0.6421 97.9 97.3	0.9113 [0.8847]	103.0%			
PFPeS	(349.0 / 80.0) 811801 (349.0 / 99.0) 307029	(5.80, 0.89) (N/A, 0.00, 0.0)	2969.9 2949.1	0.3782 111.3 100.6	0.9710 [0.9384]	103.5%			
PFHxS	(399.0 / 80.0) 608435 (399.0 / 99.0) 251214	(6.51, 1.00) (0.00, N/A, 0.2)	394954.7 1517.0	0.4129 115.4 114.7	0.8879 [0.9110]	97.5%			
PFHpS	(449.0 / 80.0) 738322 (449.0 / 99.0) 196364	(7.17, 0.92) (N/A, 0.00, -0.1)	5201.0 2374.7	0.2660 94.6 90.0	0.9017 [0.9514]	94.8%			
PFOS	(499.0 / 80.0) 988260 (499.0 / 99.0) 223741	(7.77, 1.00) (0.00, N/A, -0.1)	10529.7 1162.0	0.2264 104.3 97.3	0.8853 [0.9275]	95.5%			
PFNS	(549.0 / 80.0) 934454 (549.0 / 99.0) 227782	(8.32, 1.07) (N/A, 0.01, 0.0)	6866.1 394785.6	0.2438 95.8 98.3	0.9496 [0.9599]	98.9%			
PFDS	(599.0 / 80.0) 1142399 (599.0 / 99.0) 269223	(8.73, 1.12) (N/A, 0.01, 0.0)	9416.9 3523.2	0.2357 98.6 102.7	0.9584 [0.9631]	99.5%			
PFDoS	(699.0 / 80.0) 908048 (699.0 / 99.0) 204714	(9.13, 1.18) (N/A, 0.00, 0.0)	3046.8 1145.0	0.2254 100.7 99.4	0.9453 [0.9696]	97.5%			
4:2FTS	(327.0 / 307.0) 682564 (327.0 / 81.0) 460241	(4.84, 1.00) (0.00, N/A, 0.0)	2964.3 1343.0	0.6743 111.8 116.9	3.5337 [3.7381]	94.5%			
6:2FTS	(427.0 / 407.0) 518513 (427.0 / 81.0) 353981	(6.18, 1.00) (0.00, N/A, 0.1)	3615.2 3024.2	0.6827 96.2 94.4	4.1056 [3.7962]	108.2%			
8:2FTS	(527.0 / 507.0) 582782 (527.0 / 81.0) 410388	(7.36, 1.00) (0.00, N/A, -0.1)	2568.8 1360.3	0.7042 92.1 96.1	4.3176 [3.8332]	112.6%			

Analyte	(Q1 / Q3) Area Counts*min	R.T. (R.T [min], R.R.T.) (Δ RT-[min], Δ RT- CV[min], Δ RT ion[s])	S / N	Ion Ratio IR Vs MP% IR Vs CV%	Concentration [True] ng/mL	Q.C. Rec. {Area%CV}	Primary Transition	Confirmation Transition	Flag
PFOSA	(498.0 / 78.0) 1352994 (498.0 / 478.0) 28158	(9.75, 1.00) (0.00, N/A, 0.1)	3235.2 313.0	0.0208 85.2 89.6	1.0507 [1.0000]	105.1%			
NMeFOSA	(512.0 / 219.0) 643456 (512.0 / 169.0) 545420	(10.40, 1.00) (0.00, N/A, 1.4)	2898.2 2560.8	0.8476 99.8 99.6	4.4332 [4.0000]	110.8%			
NEtFOSA	(526.0 / 219.0) 678506 (526.0 / 169.0) 809345	(10.58, 1.00) (0.00, N/A, 1.1)	3268.6 3926.7	1.1928 94.7 92.9	4.1755 [4.0000]	104.4%			
NMeFOSAA	(570.0 / 419.0) 159184 (570.0 / 483.0) 80006	(7.74, 1.00) (0.00, N/A, -0.1)	6096.5 256.4	0.5026 97.8 112.8	0.9885 [1.0000]	98.9%			
NEtFOSAA	(584.0 / 419.0) 146187 (584.0 / 526.0) 76976	(8.00, 1.00) (0.01, N/A, 0.0)	3109.3 10588.2	0.5266 86.2 86.8	1.0504 [1.0000]	105.0%			
NMeFOSE	(616.0 / 59.0) 352242	(10.34, 1.00) (0.01, N/A, 0.0)	717.6	N/A 0.0 0.0	3.9742 [4.0000]	99.4%			
NEtFOSE	(630.0 / 59.0) 477133	(10.53, 1.00) (0.01, N/A, 0.0)	717.0	N/A 0.0 0.0	3.8472 [4.0000]	96.2%			
HFPO-DA	(285.0 / 169.0) 297965 (285.0 / 185.0) 681194	(5.36, 1.00) (0.00, N/A, 0.1)	1814.3 2205.5	2.2862 78.0 83.5	2.0259 [2.0000]	101.3%			
ADONA	(377.0 / 85.0) 1105493 (377.0 / 251.0) 101294	(6.02, 1.12) (N/A, 0.00, 0.0)	2693.4 1226.0	0.0916 88.3 96.5	2.0561 [1.8854]	109.1%			
9CI-Pf3ONS	(531.0 / 351.0) 3075698 (533.0 / 353.0) 924409	(8.19, 1.53) (N/A, 0.01, 0.1)	4624.0 1864.3	0.3006 93.2 94.4	1.9296 [1.8665]	103.4%			
11CI-PF3OUDS	(631.0 / 451.0) 1897077 (633.0 / 453.0) 718410	(8.92, 1.66) (N/A, 0.01, 0.0)	3845.1 3388.9	0.3787 110.9 108.7	1.8061 [1.8864]	95.7%			

Analyte	(Q1 / Q3) Area Counts*min	R.T. (R.T [min], R.R.T.) (Δ RT-[min], Δ RT- CV[min], Δ RT ion[s])	S / N	Ion Ratio IR Vs MP% IR Vs CV%	Concentration [True] ng/mL	Q.C. Rec. {Area%CV}	Primary Transition	Confirmation Transition	Flag
3:3FTCA	(241.0 / 177.0) 35808 (241.0 / 117.0) 49652	(3.82, 0.92) (N/A, -0.19, 0.1)	986.7 455.2	1.3866 90.1 94.8	3.4813 [4.0000]	87.0%			
5:3FTCA	(341.0 / 236.7) 210478 (341.0 / 217.0) 318241	(5.53, 1.09) (N/A, -0.04, 0.2)	1134.9 837.1	1.5120 80.8 89.1	4.2538 [4.0000]	106.3%			
7:3FTCA	(441.0 / 317.0) 329396 (441.0 / 337.0) 296525	(7.02, 1.38) (N/A, -0.01, 0.0)	938.3 935.0	0.9002 109.3 111.7	3.6555 [4.0000]	91.4%			
PFEESA	(315.0 / 135.0) 674642 (315.0 / 83.0) 154541	(5.41, 1.06) (N/A, -0.03, 0.0)	3059.2 484.0	0.2291 95.8 99.5	1.7974 [1.7849]	100.7%			
PFMPA	(229.0 / 85.0) 99273	(3.60, 0.86) (N/A, -0.16, 0.0)	2715.6	N/A 0.0 0.0	1.8503 [2.0000]	92.5%			
PFMBA	(279.0 / 85.0) 309112	(4.46, 1.07) (N/A, -0.10, 0.0)	2067.3	N/A 0.0 0.0	1.8409 [2.0000]	92.0%			
NFDHA	(295.0 / 201.0) 289499 (295.0 / 85.0) 298784	(5.00, 0.98) (N/A, -0.05, 0.1)	1194.9 1413.8	1.0321 105.7 113.5	2.0061 [2.0000]	100.3%			
TDCA	(499.0 / 80.0) N/A	(N/A, N/A) (N/A, N/A, N/A)	N/A	N/A 0.0 0.0	0.0000 [1.0000]	N/A%			BS2,
13C3_PFBA_IIS	(216.0 / 172.0) 117411	(3.28, N/A) (N/A, -0.14, N/A)	1897.9	N/A	1.0299 [1.0000]	103.0% { 110.5% }			
13C2_PFHxA_IIS	(315.0 / 270.0) 128739	(5.09, N/A) (N/A, -0.05, N/A)	1972.2	N/A	0.9329 [1.0000]	93.3% { 105.4% }			
13C4_PFOA_IIS	(417.0 / 372.0) 327706	(6.42, N/A) (N/A, 0.00, N/A)	291079.2	N/A	1.0551 [1.0000]	105.5% { 121.6% }			



Chemist: ABK
 Instrument: Saphira
 Type: Sciex Q3 5500

Sample I.D.: BCD0035-BS1
 DF, IV: 1, 10.0µL
 Acquisition Method: 1633 2023-03-28.dam

Quant Method: 1633 - S2023-04-07A
 Path: S2023-04-07B (8)
 Acquired: 2023/04/07 - 17:47

Analyte	(Q1 / Q3) Area Counts*min	R.T. (R.T [min], R.R.T.) (ΔRT-I[min], ΔRT-CV[min], ΔRT ion[s])	S / N	Ion Ratio IR Vs MP% IR Vs CV%	Concentration [True] ng/mL	Q.C. Rec. {Area%CV}	Primary Transition	Confirmation Transition	Flag
13C5_PFNA_IIS	(468.0 / 423.0) 318089	(7.03, N/A) (N/A, 0.01, N/A)	11449.3	N/A	1.0790 [1.0000]	107.9% { 110.2% }			
13C2_PFDA_IIS	(515.0 / 470.1) 310845	(7.60, N/A) (N/A, 0.01, N/A)	1739.8	N/A	1.0027 [1.0000]	100.3% { 103.2% }			
18O2_PFHxS_IIS	(403.0 / 83.9) 483071	(6.51, N/A) (N/A, 0.01, N/A)	5312.9	N/A	1.0769 [1.0000]	107.7% { 112.4% }			
13C4_PFOS_IIS	(503.0 / 79.9) 800103	(7.77, N/A) (N/A, 0.01, N/A)	2190.5	N/A	1.1497 [1.0000]	115.0% { 124.2% }			
13C4_PFBA_EIS	(217.0 / 172.0) 1037532	(3.28, N/A) (N/A, -0.14, N/A)	4862.3	N/A	8.2397 [8.0000]	103.0% { 105.5% }			
13C5_PFPeA_EIS	(268.0 / 223.0) 1023638	(4.17, N/A) (N/A, -0.12, N/A)	4445.0	N/A	5.0364 [4.0000]	125.9% { 122.6% }			
13C5_PFHxA_EIS	(318.0 / 273.0) 594240	(5.09, N/A) (N/A, -0.05, N/A)	2989.9	N/A	2.4126 [2.0000]	120.6% { 124.9% }			
13C4_PFHpA_EIS	(367.0 / 322.0) 576978	(5.78, N/A) (N/A, -0.01, N/A)	4133.4	N/A	2.3392 [2.0000]	117.0% { 114.4% }			
13C8_PFOA_EIS	(421.0 / 376.0) 717329	(6.42, N/A) (N/A, 0.00, N/A)	2483.2	N/A	2.1264 [2.0000]	106.3% { 117.4% }			
13C9_PFNA_EIS	(472.0 / 427.0) 317758	(7.03, N/A) (N/A, 0.01, N/A)	3911.0	N/A	1.0254 [1.0000]	102.5% { 107.5% }			
13C6_PFDA_EIS	(519.0 / 474.0) 391283	(7.60, N/A) (N/A, 0.00, N/A)	246.0	N/A	1.1524 [1.0000]	115.2% { 110.9% }			



Chemist: ABK
 Instrument: Saphira
 Type: Sciex Q3 5500

Sample I.D.: BCD0035-BS1
 DF, IV: 1, 10.0µL
 Acquisition Method: 1633 2023-03-28.dam

Quant Method: 1633 - S2023-04-07A
 Path: S2023-04-07B (8)
 Acquired: 2023/04/07 - 17:47

Analyte	(Q1 / Q3) Area Counts*min	R.T. (R.T [min], R.R.T.) (ΔRT-I[min], ΔRT-CV[min], ΔRT ion[s])	S / N	Ion Ratio IR Vs MP% IR Vs CV%	Concentration [True] ng/mL	Q.C. Rec. {Area%CV}	Primary Transition	Confirmation Transition	Flag
13C7_PFUa_EIS	(570.0 / 525.0) 407727	(8.13, N/A) (N/A, 0.01, N/A)	3151.4	N/A	1.2456 [1.0000]	124.6% { 130.9% }			
13C2_PFDa_EIS	(615.0 / 570.0) 323663	(8.59, N/A) (N/A, 0.01, N/A)	1705.8	N/A	1.0934 [1.0000]	109.3% { 116.0% }			
13C2_PFTeDA_EIS	(715.0 / 670.0) 310058	(9.06, N/A) (N/A, 0.01, N/A)	2496.6	N/A	1.0936 [1.0000]	109.4% { 116.9% }			
13C3_PFBs_EIS	(302.0 / 80.0) 1323915	(5.02, N/A) (N/A, -0.06, N/A)	2908.0	N/A	2.0984 [2.0000]	104.9% { 112.0% }			
13C3_PFHxS_EIS	(402.0 / 80.0) 935331	(6.51, N/A) (N/A, 0.00, N/A)	3024.7	N/A	2.0712 [2.0000]	103.6% { 120.0% }			
13C8_PFOS_EIS	(507.0 / 80.0) 1962852	(7.77, N/A) (N/A, 0.01, N/A)	2308.4	N/A	2.0151 [2.0000]	100.8% { 124.7% }			
13C2_4:2FTS_EIS	(329.0 / 81.0) 251797	(4.84, N/A) (N/A, -0.06, N/A)	1439.2	N/A	4.3597 [4.0000]	109.0% { 124.2% }			
13C2_6:2FTS_EIS	(429.0 / 81.0) 327605	(6.18, N/A) (N/A, 0.00, N/A)	1637.0	N/A	4.2730 [4.0000]	106.8% { 130.9% }			
13C2_8:2FTS_EIS	(529.0 / 81.0) 381405	(7.36, N/A) (N/A, 0.00, N/A)	3261.9	N/A	4.0412 [4.0000]	101.0% { 118.2% }			
13C8_PFOsa_EIS	(506.0 / 78.0) 3032896	(9.75, N/A) (N/A, 0.01, N/A)	2973.0	N/A	1.8403 [2.0000]	92.0% { 106.6% }			
D3_NMeFOsa_EIS	(515.0 / 169.0) 354196	(10.40, N/A) (N/A, 0.00, N/A)	1594.7	N/A	0.9476 [2.0000]	47.4% { 57.5% }			



Chemist: ABK
 Instrument: Saphira
 Type: Sciex Q3 5500

Sample I.D.: BCD0035-BS1
 DF, IV: 1, 10.0µL
 Acquisition Method: 1633 2023-03-28.dam

Quant Method: 1633 - S2023-04-07A
 Path: S2023-04-07B (8)
 Acquired: 2023/04/07 - 17:47

Analyte	(Q1 / Q3) Area Counts*min	R.T. (R.T [min], R.R.T.) (ΔRT-I[min], ΔRT-CV[min], ΔRT ion[s])	S / N	Ion Ratio IR Vs MP% IR Vs CV%	Concentration [True] ng/mL	Q.C. Rec. {Area%CV}	Primary Transition	Confirmation Transition	Flag
D5_NEiFOSA_EIS	(531.0 / 169.0) 299996	(10.58 , N/A) (N/A , 0.00 , N/A)	2003.7	N/A	0.9802 [2.0000]	49.0% { 54.9% }			
D3_MeFOSAA_EIS	(573.0 / 419.0) 779338	(7.74 , N/A) (N/A , 0.01 , N/A)	2347.1	N/A	3.8130 [4.0000]	95.3% { 115.9% }			
D5_EiFOSAA_EIS	(589.0 / 419.0) 632446	(7.99 , N/A) (N/A , 0.01 , N/A)	3410.4	N/A	3.7680 [4.0000]	94.2% { 114.1% }			
D7_NMeFOSE_EIS	(623.0 / 58.9) 1708418	(10.33 , N/A) (N/A , 0.01 , N/A)	1570.7	N/A	14.2262 [20.0000]	71.1% { 83.1% }			
D9_NEiFOSE_EIS	(639.0 / 58.9) 2534496	(10.51 , N/A) (N/A , 0.00 , N/A)	2303.6	N/A	15.9496 [20.0000]	79.7% { 93.5% }			
13C3_HFPODA_EIS	(287.0 / 169.0) 1235446	(5.36 , N/A) (N/A , -0.03 , N/A)	3211.5	N/A	9.7745 [8.0000]	122.2% { 125.3% }			

ANALYSIS DATA SHEET

MRL Check

Laboratory:	APPL, LLC	Work Order:	23C0204
Client:	AECOM	Project:	Red Hill AFFF Assessment Sampling / 60697810
Matrix:	Water	Laboratory ID:	BCD0035-MRL1
Sampled:		File ID:	S2023-04-07B (9)
		Prepared:	04/04/23 12:20
		Analyzed:	04/07/23 18:00
Solids:		Preparation:	EPA 1633
		Dilution:	1
Batch:	BCD0035	Sequence:	SC01368
		Calibration:	2315001
		Instrument:	Saphira
Column:	1		

COMPOUND	CONC. (ng/L)	LOQ	DL	Q
PFBA	1.61	1.6	0.21	
PFPEA	0.770	0.80	0.065	J
PFHXA	0.458	0.40	0.055	
PFHPA	0.413	0.40	0.041	
PFOA	0.416	0.40	0.15	
PFNA	0.433	0.40	0.082	
PFDA	0.456	0.40	0.10	
PFUnA	0.418	0.40	0.16	
PFDOA	0.512	0.40	0.11	
PFTRDA	0.428	0.40	0.20	
PFTEDA	0.368	0.40	0.20	J
PFBS	0.425	0.40	0.037	
PFPEs	0.352	0.40	0.063	J
PFHXS	0.574	0.40	0.032	
PFHPS	0.417	0.40	0.051	
PFOS	1.20	0.40	0.064	BS2, MI4
PFNS	0.341	0.40	0.12	J
PFDS	0.330	0.40	0.15	J
PFDOS	0.344	0.40	0.12	J
4:2FTS	1.49	1.6	0.29	J
6:2FTS	1.49	1.6	0.31	J
8:2FTS	1.30	1.6	0.082	J
PFOSA	0.455	0.40	0.10	
NMeFOSA	1.83	1.6	0.47	
NEtFOSA	1.64	1.6	0.41	
NMeFOSAA	0.423	0.40	0.11	
NEtFOSAA	0.432	0.40	0.11	
NMeFOSE	1.68	1.6	1.0	
NEtFOSE	1.55	1.6	1.0	J
HFPO-DA	0.775	1.6	1.0	J

ANALYSIS DATA SHEET**MRL Check**

Laboratory:	APPL, LLC	Work Order:	23C0204
Client:	AECOM	Project:	Red Hill AFFF Assessment Sampling / 60697810
Matrix:	Water	Laboratory ID:	BCD0035-MRL1
Sampled:		File ID:	S2023-04-07B (9)
Solids:		Prepared:	04/04/23 12:20
Batch:	BCD0035	Analyzed:	04/07/23 18:00
Column:	1	Preparation:	EPA 1633
		Dilution:	1
		Calibration:	2315001
		Instrument:	Saphira
		Sequence:	SC01368

COMPOUND	CONC. (ng/L)	LOQ	DL	Q
ADONA	0.843	0.80	0.12	
PFEESA	0.661	0.80	0.11	J
PFMPA	0.742	0.80	0.054	J
PFMBA	0.834	0.80	0.091	
NFDHA	0.772	0.80	0.30	J
9CL-PF3ONS	0.799	0.80	0.21	J
11CL-PF3OUDS	0.732	0.80	0.21	J
3:3FTCA	1.50	1.6	0.57	J
5:3FTCA	1.32	1.6	0.44	IR2, J
7:3FTCA	1.58	1.6	0.55	J



Chemist: ABK
 Instrument: Saphira
 Type: Sciex Q3 5500

Sample I.D.: BCD0035-MRL1
 DF, IV: 1, 10.0µL
 Acquisition Method: 1633 2023-03-28.dam

Quant Method: 1633 - S2023-04-07A
 Path: S2023-04-07B (9)
 Acquired: 2023/04/07 - 18:00

Analyte	(Q1 / Q3) Area Counts*min	R.T. (R.T [min], R.R.T.) (ΔRT-[min], ΔRT-CV[min], ΔRT ion[s])	S / N	Ion Ratio IR Vs MP% IR Vs CV%	Concentration [True] ng/mL	Q.C. Rec. {Area%CV}	Primary Transition	Confirmation Transition	Flag
PFBA	(213.0 / 169.0) 48667	(3.44, 1.00) (0.00, N/A, 0.0)	106.5	N/A 0.0 0.0	0.4017 [0.4000]	100.4%			
PFPeA	(263.0 / 219.0) 42647 (263.0 / 69.0) 175	(4.30, 1.00) (0.00, N/A, 2.0)	219.7 68.2	0.0041 33.3 33.4	0.1924 [0.2000]	96.2%			
PFHxA	(313.0 / 269.0) 30953 (313.0 / 119.0) 3325	(5.14, 1.00) (0.00, N/A, 0.8)	165.6 204.1	0.1074 106.3 113.7	0.1144 [0.1000]	114.4%			
PFHpA	(363.0 / 319.0) 25504 (363.0 / 169.0) 8066	(5.80, 1.00) (0.01, N/A, 0.6)	680.9 36759.2	0.3162 106.6 95.1	0.1032 [0.1000]	103.2%			
PFOA	(413.0 / 369.0) 35213 (413.0 / 169.0) 12597	(6.42, 1.00) (-0.01, N/A, -0.3)	90.0 4475.6	0.3577 106.3 112.0	0.1041 [0.1000]	104.1%			
PFNA	(463.0 / 419.0) 29015 (463.0 / 169.0) 7130	(7.05, 1.00) (0.00, N/A, 0.4)	1115.8 34431.7	0.2458 109.3 115.6	0.1082 [0.1000]	108.2%			
PFDA	(513.0 / 469.0) 41735 (513.0 / 169.0) 3838	(7.62, 1.00) (0.01, N/A, 0.0)	140.7 260480.0	0.0920 76.4 86.5	0.1141 [0.1000]	114.1%			
PFUnA	(563.0 / 519.0) 34201 (563.0 / 169.0) 5132	(8.14, 1.00) (0.00, N/A, -0.5)	166.9 16641.2	0.1501 145.3 121.5	0.1045 [0.1000]	104.5%			
PFDoA	(613.0 / 569.0) 31546 (613.0 / 169.0) 3811	(8.61, 1.00) (0.00, N/A, 0.5)	177.2 159.3	0.1208 80.8 73.5	0.1279 [0.1000]	127.9%			
PFTrDA	(663.0 / 619.0) 24411 (663.0 / 169.0) 4556	(8.88, 1.03) (N/A, 0.02, 0.6)	146.0 192.2	0.1866 72.8 74.6	0.1069 [0.1000]	106.9%			
PFTeDA	(713.0 / 669.0) 25377 (713.0 / 169.0) 5450	(9.06, 1.00) (0.00, N/A, -0.1)	176.5 82.0	0.2148 107.7 99.0	0.0919 [0.1000]	91.9%			

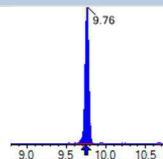
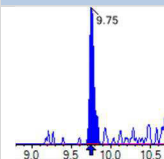
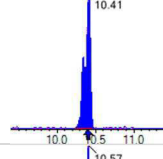
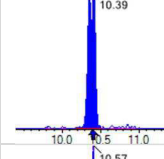
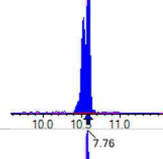
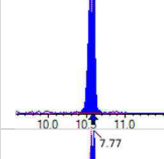
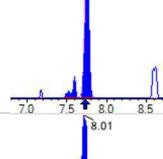
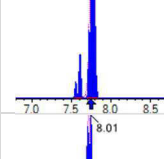
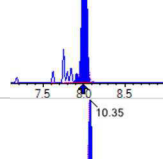
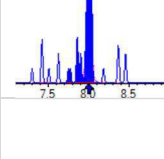
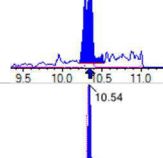
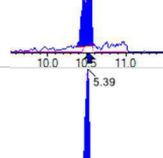
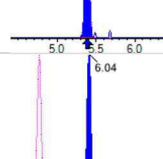
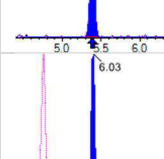
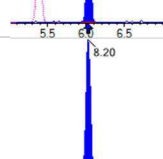
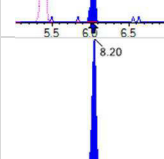
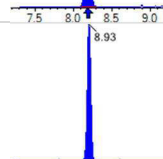
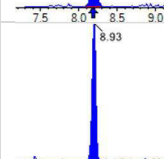

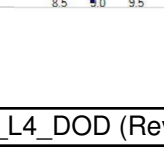


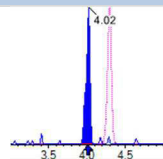
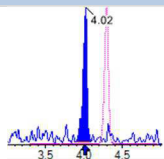
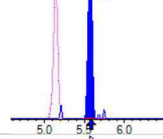
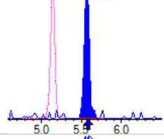
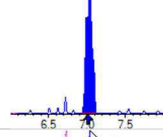
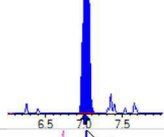
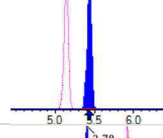
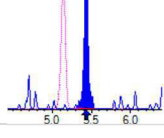
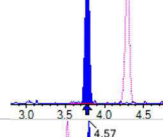
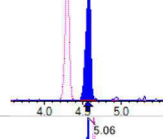
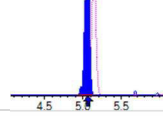
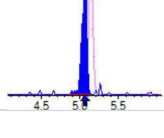
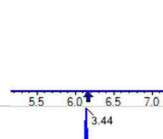
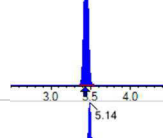
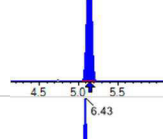
Chemist: ABK
Instrument: Saphira
Type: Sciex Q3 5500

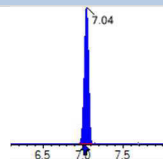
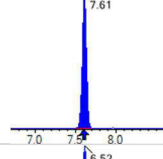
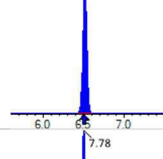
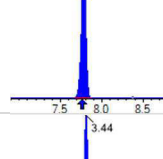
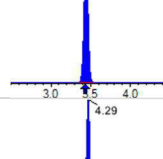
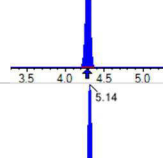
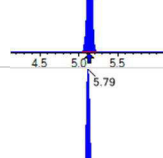
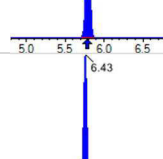
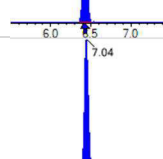
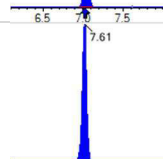

Sample I.D.: BCD0035-MRL1
DF, IV: 1, 10.0µL
Acquisition Method: 1633 2023-03-28.dam

Quant Method: 1633 - S2023-04-07A
Path: S2023-04-07(B)
Acquired: 2023/04/07 - 18:00

Analyte	(Q1 / Q3) Area Counts*min	R.T. (R.T [min], R.R.T.) (Δ RT-[min], Δ RT-CV[min], Δ RT ion[s])	S / N	Ion Ratio IR Vs MP% IR Vs CV%	Concentration [True] ng/mL	Q.C. Rec. {Area%CV}	Primary Transition	Confirmation Transition	Flag
PFBS	(299.0 / 80.0) 46687 (299.0 / 99.0) 23794	(5.09, 1.00) (0.00, N/A, 0.1)	2858.2 1914.1	0.5097 77.7 77.2	0.1062 [0.0885]	120.0%			
PFPeS	(349.0 / 80.0) 69977 (349.0 / 99.0) 27953	(5.81, 0.89) (N/A, 0.01, -0.1)	593.9 419.4	0.3995 117.6 106.3	0.0880 [0.0938]	93.8%			
PFHxS	(399.0 / 80.0) 93545 (399.0 / 99.0) 40974	(6.52, 1.00) (0.00, N/A, 0.0)	451.8 9693.0	0.4380 122.4 121.6	0.1435 [0.0911]	157.5%			
PFHpS	(449.0 / 80.0) 80050 (449.0 / 99.0) 23668	(7.17, 0.92) (N/A, 0.01, -0.1)	4429.5 406678.9	0.2957 105.2 100.1	0.1042 [0.0951]	109.5%			
PFOS	(499.0 / 80.0) 314908 (499.0 / 99.0) 78827	(7.78, 1.00) (0.00, N/A, 0.1)	4141.1 592.6	0.2503 115.3 107.5	0.3007 [0.0927]	324.2%			BS2,M14 ABK 4/10/23
PFNS	(549.0 / 80.0) 78745 (549.0 / 99.0) 21866	(8.33, 1.07) (N/A, 0.01, 0.2)	3178505.0 1156.2	0.2777 109.1 112.0	0.0853 [0.0960]	88.8%			
PFDS	(599.0 / 80.0) 92235 (599.0 / 99.0) 24587	(8.74, 1.12) (N/A, 0.02, 0.0)	3950.5 432.5	0.2666 111.5 116.1	0.0825 [0.0963]	85.6%			
PFDoS	(699.0 / 80.0) 77588 (699.0 / 99.0) 19875	(9.14, 1.18) (N/A, 0.02, -0.3)	591.6 164.4	0.2562 114.4 112.9	0.0861 [0.0970]	88.8%			
4:2FTS	(327.0 / 307.0) 78510 (327.0 / 81.0) 46249	(4.91, 1.00) (0.00, N/A, -0.1)	760.7 217.0	0.5891 97.7 102.1	0.3714 [0.3738]	99.4%			
6:2FTS	(427.0 / 407.0) 45915 (427.0 / 81.0) 33261	(6.19, 1.00) (0.00, N/A, -0.2)	1017.9 437.9	0.7244 102.1 100.2	0.3719 [0.3796]	98.0%			
8:2FTS	(527.0 / 507.0) 41782 (527.0 / 81.0) 43097	(7.37, 1.00) (0.00, N/A, 0.2)	299.3 305.0	1.0315 134.9 140.7	0.3243 [0.3833]	84.6%			

Analyte	(Q1 / Q3) Area Counts*min	R.T. (R.T [min], R.R.T.) (Δ RT-[min], Δ RT- CV[min], Δ RT ion[s])	S / N	Ion Ratio IR Vs MP% IR Vs CV%	Concentration [True] ng/mL	Q.C. Rec. {Area%CV}	Primary Transition	Confirmation Transition	Flag
PFOSA	(498.0 / 78.0) 142394 (498.0 / 478.0) 3910	(9.76, 1.00) (0.00, N/A, 0.3)	891.4 42.3	0.0275 112.4 118.2	0.1136 [0.1000]	113.6%			
NMeFOSA	(512.0 / 219.0) 66148 (512.0 / 169.0) 52247	(10.41, 1.00) (0.00, N/A, 1.6)	568.3 411.2	0.7898 93.0 92.8	0.4564 [0.4000]	114.1%			
NEtFOSA	(526.0 / 219.0) 69192 (526.0 / 169.0) 79441	(10.57, 1.00) (-0.01, N/A, 0.2)	566.6 485.1	1.1481 91.1 89.4	0.4108 [0.4000]	102.7%			
NMeFOSAA	(570.0 / 419.0) 16114 (570.0 / 483.0) 5216	(7.76, 1.00) (0.01, N/A, -0.8)	598073.1 101423.6	0.3237 63.0 72.6	0.1058 [0.1000]	105.8%			
NEtFOSAA	(584.0 / 419.0) 14457 (584.0 / 526.0) 6685	(8.01, 1.00) (0.00, N/A, -0.2)	106.9 1653.0	0.4624 75.7 76.2	0.1080 [0.1000]	108.0%			
NMeFOSE	(616.0 / 59.0) 32441	(10.35, 1.00) (0.01, N/A, 0.0)	113.1	N/A 0.0 0.0	0.4188 [0.4000]	104.7%			
NEtFOSE	(630.0 / 59.0) 41410	(10.54, 1.00) (0.01, N/A, 0.0)	125.6	N/A 0.0 0.0	0.3870 [0.4000]	96.8%			
HFPO-DA	(285.0 / 169.0) 26455 (285.0 / 185.0) 84877	(5.39, 1.00) (0.00, N/A, -0.3)	733806.4 401.7	3.2083 109.5 117.2	0.1937 [0.2000]	96.8%			
ADONA	(377.0 / 85.0) 105270 (377.0 / 251.0) 10152	(6.04, 1.12) (N/A, 0.01, 0.2)	570.4 4628.6	0.0964 92.9 101.6	0.2108 [0.1885]	111.8%			
9CI-Pf3ONS	(531.0 / 351.0) 295784 (533.0 / 353.0) 70399	(8.20, 1.52) (N/A, 0.01, 0.0)	643.6 307.1	0.2380 73.8 74.7	0.1998 [0.1867]	107.0%			
11CI-PF3OUDS	(631.0 / 451.0) 178479 (633.0 / 453.0) 59032	(8.93, 1.66) (N/A, 0.02, 0.0)	1099.1 548.2	0.3308 96.9 94.9	0.1829 [0.1886]	97.0%			

Analyte	(Q1 / Q3) Area Counts*min	R.T. (R.T [min], R.R.T.) (Δ RT-[min], Δ RT- CV[min], Δ RT ion[s])	S / N	Ion Ratio IR Vs MP% IR Vs CV%	Concentration [True] ng/mL	Q.C. Rec. {Area%CV}	Primary Transition	Confirmation Transition	Flag
3:3FTCA	(241.0 / 177.0) 3544 (241.0 / 117.0) 6597	(4.02, 0.94) (N/A, 0.01, 0.2)	270.0 50.7	1.8615 121.0 127.3	0.3738 [0.4000]	93.4%			
5:3FTCA	(341.0 / 236.7) 15438 (341.0 / 217.0) 39716	(5.57, 1.08) (N/A, 0.00, 0.2)	44110.9 120.4	2.5726 137.5 151.6	0.3299 [0.4000]	82.5%			IR2,
7:3FTCA	(441.0 / 317.0) 33650 (441.0 / 337.0) 21899	(7.03, 1.37) (N/A, 0.02, -0.3)	193.2 140.4	0.6508 79.0 80.7	0.3948 [0.4000]	98.7%			
PFEESA	(315.0 / 135.0) 58629 (315.0 / 83.0) 15891	(5.44, 1.06) (N/A, 0.00, 0.2)	629.7 76.0	0.2710 113.3 117.8	0.1651 [0.1785]	92.5%			
PFMPA	(229.0 / 85.0) 9173	(3.78, 0.88) (N/A, 0.01, 0.0)	246.8	N/A 0.0 0.0	0.1855 [0.2000]	92.7%			
PFMBA	(279.0 / 85.0) 32274	(4.57, 1.06) (N/A, 0.01, 0.0)	384.8	N/A 0.0 0.0	0.2085 [0.2000]	104.3%			
NFDHA	(295.0 / 201.0) 26359 (295.0 / 85.0) 25766	(5.06, 0.98) (N/A, 0.01, -0.5)	10859.8 180.8	0.9775 100.1 107.5	0.1931 [0.2000]	96.6%			
TDCA	(499.0 / 80.0) N/A	(N/A, N/A) (N/A, N/A, N/A)	N/A	N/A 0.0 0.0	0.0000 [0.1000]	N/A%			BS2,
13C3_PFBA_IIS	(216.0 / 172.0) 120878	(3.44, N/A) (N/A, 0.02, N/A)	1698.0	N/A	1.0603 [1.0000]	106.0% {113.8%}			
13C2_PFHxA_IIS	(315.0 / 270.0) 119457	(5.14, N/A) (N/A, 0.00, N/A)	7080.9	N/A	0.8656 [1.0000]	86.6% {97.8%}			
13C4_PFOA_IIS	(417.0 / 372.0) 313233	(6.43, N/A) (N/A, 0.01, N/A)	11105.2	N/A	1.0085 [1.0000]	100.8% {116.3%}			

Analyte	(Q1 / Q3) Area Counts*min	R.T. (R.T [min], R.R.T.) (Δ RT-[min], Δ RT- CV[min], Δ RT ion[s])	S / N	Ion Ratio IR Vs MP% IR Vs CV%	Concentration [True] ng/mL	Q.C. Rec. {Area%CV}	Primary Transition	Confirmation Transition	Flag
13C5_PFNA_IIS	(468.0 / 423.0) 293383	(7.04, N/A) (N/A, 0.02, N/A)	4825.8	N/A	0.9952 [1.0000]	99.5% { 101.7% }			
13C2_PFDA_IIS	(515.0 / 470.1) 314615	(7.61, N/A) (N/A, 0.01, N/A)	1744.6	N/A	1.0149 [1.0000]	101.5% { 104.4% }			
18O2_PFHxS_IIS	(403.0 / 83.9) 420919	(6.52, N/A) (N/A, 0.02, N/A)	5080.2	N/A	0.9383 [1.0000]	93.8% { 97.9% }			
13C4_PFOS_IIS	(503.0 / 79.9) 741320	(7.78, N/A) (N/A, 0.02, N/A)	1754.2	N/A	1.0652 [1.0000]	106.5% { 115.1% }			
13C4_PFBA_EIS	(217.0 / 172.0) 1114900	(3.44, N/A) (N/A, 0.02, N/A)	5480.9	N/A	8.6002 [8.0000]	107.5% { 113.4% }			
13C5_PFPeA_EIS	(268.0 / 223.0) 943655	(4.29, N/A) (N/A, 0.01, N/A)	3242.4	N/A	5.0036 [4.0000]	125.1% { 113.1% }			
13C5_PFHxA_EIS	(318.0 / 273.0) 562067	(5.14, N/A) (N/A, 0.00, N/A)	2409.4	N/A	2.4592 [2.0000]	123.0% { 118.1% }			
13C4_PFHpA_EIS	(367.0 / 322.0) 576313	(5.79, N/A) (N/A, 0.01, N/A)	2309.1	N/A	2.5180 [2.0000]	125.9% { 114.3% }			
13C8_PFOA_EIS	(421.0 / 376.0) 681207	(6.43, N/A) (N/A, 0.01, N/A)	5713.6	N/A	2.1127 [2.0000]	105.6% { 111.5% }			
13C9_PFNA_EIS	(472.0 / 427.0) 296766	(7.04, N/A) (N/A, 0.01, N/A)	7117.6	N/A	1.0383 [1.0000]	103.8% { 100.4% }			
13C6_PFDA_EIS	(519.0 / 474.0) 369303	(7.61, N/A) (N/A, 0.01, N/A)	2324.8	N/A	1.0746 [1.0000]	107.5% { 104.7% }			



Chemist: ABK
 Instrument: Saphira
 Type: Sciex Q3 5500

Sample I.D.: BCD0035-MRL1
 DF, IV: 1, 10.0µL
 Acquisition Method: 1633 2023-03-28.dam

Quant Method: 1633 - S2023-04-07A
 Path: S2023-04-07B (9)
 Acquired: 2023/04/07 - 18:00

Analyte	(Q1 / Q3) Area Counts*min	R.T. (R.T [min], R.R.T.) (Δ RT-[min], Δ RT- CV[min], Δ RT ion[s])	S / N	Ion Ratio IR Vs MP% IR Vs CV%	Concentration [True] ng/mL	Q.C. Rec. {Area%CV}	Primary Transition	Confirmation Transition	Flag
13C7_PFUa_EIS	(570.0 / 525.0) 365407	(8.14, N/A) (N/A, 0.02, N/A)	3352.5	N/A	1.1029 [1.0000]	110.3% { 117.3% }			
13C2_PFDa_EIS	(615.0 / 570.0) 283866	(8.60, N/A) (N/A, 0.02, N/A)	1650.7	N/A	0.9475 [1.0000]	94.7% { 101.7% }			
13C2_PFTeDA_EIS	(715.0 / 670.0) 307900	(9.07, N/A) (N/A, 0.02, N/A)	1418.1	N/A	1.0730 [1.0000]	107.3% { 116.1% }			
13C3_PFBs_EIS	(302.0 / 80.0) 1231483	(5.09, N/A) (N/A, 0.01, N/A)	3086.1	N/A	2.2401 [2.0000]	112.0% { 104.1% }			
13C3_PFHxS_EIS	(402.0 / 80.0) 889739	(6.51, N/A) (N/A, 0.01, N/A)	3274.1	N/A	2.2611 [2.0000]	113.1% { 114.2% }			
13C8_PFOS_EIS	(507.0 / 80.0) 1841716	(7.78, N/A) (N/A, 0.02, N/A)	2620.7	N/A	2.0407 [2.0000]	102.0% { 117.0% }			
13C2_4:2FTS_EIS	(329.0 / 81.0) 275566	(4.91, N/A) (N/A, 0.00, N/A)	1212.2	N/A	5.4757 [4.0000]	136.9% { 136.0% }			
13C2_6:2FTS_EIS	(429.0 / 81.0) 320226	(6.19, N/A) (N/A, 0.01, N/A)	13091.1	N/A	4.7935 [4.0000]	119.8% { 127.9% }			
13C2_8:2FTS_EIS	(529.0 / 81.0) 364021	(7.37, N/A) (N/A, 0.01, N/A)	2593.6	N/A	4.4265 [4.0000]	110.7% { 112.9% }			
13C8_PFOsa_EIS	(506.0 / 78.0) 2950898	(9.76, N/A) (N/A, 0.01, N/A)	4778.7	N/A	1.9325 [2.0000]	96.6% { 103.8% }			
D3_NMeFOsa_EIS	(515.0 / 169.0) 353658	(10.41, N/A) (N/A, 0.01, N/A)	1977.2	N/A	1.0212 [2.0000]	51.1% { 57.5% }			



Chemist: ABK
Instrument: Saphira

Sample I.D.: BCD0035-MRL1

DF, IV: 1, 10.0µL

Quant Method: 1633 - S2023-04-07A

Path: S2023-04-07B (9)

Type: Sciex Q3 5500

Acquisition Method: 1633 2023-03-28.dam

Acquired: 2023/04/07 - 18:00

Analyte	(Q1 / Q3) Area Counts*min	R.T. (R.T [min], R.R.T.) (ΔRT-I[min], ΔRT- CV[min], ΔRT ion[s])	S / N	Ion Ratio IR Vs MP% IR Vs CV%	Concentration [True] ng/mL	Q.C. Rec. {Area%CV}	Primary Transition	Confirmation Transition	Flag
D5_NEiFOSA_EIS	(531.0 / 169.0) 310987	(10.58 , N/A) (N/A , 0.01 , N/A)	2592.6	N/A	1.0967 [2.0000]	54.8% { 56.9% }			
D3_MeFOSAA_EIS	(573.0 / 419.0) 737278	(7.75 , N/A) (N/A , 0.02 , N/A)	2287.7	N/A	3.8933 [4.0000]	97.3% { 109.7% }			
D5_EiFOSAA_EIS	(589.0 / 419.0) 608459	(8.00 , N/A) (N/A , 0.02 , N/A)	667046.8	N/A	3.9125 [4.0000]	97.8% { 109.7% }			
D7_NMeFOSE_EIS	(623.0 / 58.9) 1493110	(10.34 , N/A) (N/A , 0.01 , N/A)	1432.2	N/A	13.4192 [20.0000]	67.1% { 72.6% }			
D9_NEiFOSE_EIS	(639.0 / 58.9) 2186486	(10.52 , N/A) (N/A , 0.01 , N/A)	1749.7	N/A	14.8506 [20.0000]	74.3% { 80.7% }			
13C3_HFPODA_EIS	(287.0 / 169.0) 1147540	(5.39 , N/A) (N/A , 0.00 , N/A)	2508.8	N/A	9.7844 [8.0000]	122.3% { 116.4% }			

PREPARATION BENCH SHEET

Organics

BCD0035

Print Date/Time: 04/11/2023 11:02 am

Matrix: Water

Prepared using: PFAS - EPA 1633

Lab Number	Sample and Source ID	Date Due	Extract by	Prepared	Initial (mL)	Final (mL)	ul Spike	ul Surrogate	Extraction Comments
23C0204-01RE2	AF-RHMW16-WGN01LF-2303W3	03/31/2023	04/17/2023	4/4/2023 12:20:00PM	562.11	2		200	Re-extract added 4/3/2023 by HGH
23C0204-01RE3	AF-RHMW16-WGN01LF-2303W3	03/31/2023	04/17/2023	4/4/2023 12:20:00PM	562.11	2		200	Re-extract added 4/3/2023 by HGH
23C0204-02RE2	AF-RHMW12A-WGN01LF-2303W3	03/31/2023	04/17/2023	4/4/2023 12:20:00PM	546.07	2		200	Re-extract added 4/3/2023 by HGH
23C0204-02RE3	AF-RHMW12A-WGN01LF-2303W3	03/31/2023	04/17/2023	4/4/2023 12:20:00PM	546.07	2		200	Re-extract added 4/3/2023 by HGH
23C0204-03RE2	AF-RHMW12A-WGFD01LF-2303W3	03/31/2023	04/17/2023	4/4/2023 12:20:00PM	500.72	2		200	Re-extract added 4/3/2023 by HGH
23C0204-03RE3	AF-RHMW12A-WGFD01LF-2303W3	03/31/2023	04/17/2023	4/4/2023 12:20:00PM	500.72	2		200	Re-extract added 4/3/2023 by HGH
23C0204-04RE2	AF-RHMW06-WGN01LF-2303W3	03/31/2023	04/17/2023	4/4/2023 12:20:00PM	578.08	2		200	Re-extract added 4/3/2023 by HGH
23C0204-04RE3	AF-RHMW06-WGN01LF-2303W3	03/31/2023	04/17/2023	4/4/2023 12:20:00PM	578.08	2		200	Re-extract added 4/3/2023 by HGH
23C0204-05RE2	AF-RHMW04-WGN01LF-2303W3	03/31/2023	04/17/2023	4/4/2023 12:20:00PM	575.77	2		200	Re-extract added 4/3/2023 by HGH
23C0204-05RE3	AF-RHMW04-WGN01LF-2303W3	03/31/2023	04/17/2023	4/4/2023 12:20:00PM	575.77	2		200	Re-extract added 4/3/2023 by HGH
23C0205-01RE2	AF-HDMW225303-WGN01LF-2303W3	03/31/2023	04/18/2023	4/4/2023 12:20:00PM	579.72	2		200	Re-extract added 4/3/2023 by HGH
23C0205-01RE3	AF-HDMW225303-WGN01LF-2303W3	03/31/2023	04/18/2023	4/4/2023 12:20:00PM	579.72	2		200	Re-extract added 4/3/2023 by HGH
23C0205-02RE2	AF-RHMW10-WGN01LF-2303W3	03/31/2023	04/18/2023	4/4/2023 12:20:00PM	537.15	2		200	Re-extract added 4/3/2023 by HGH
23C0205-02RE3	AF-RHMW10-WGN01LF-2303W3	03/31/2023	04/18/2023	4/4/2023 12:20:00PM	537.15	2		200	Re-extract added 4/3/2023 by HGH
23C0207-01RE2	AF-RHMW225401-WGN01B-2303W3	03/31/2023	04/19/2023	4/4/2023 12:20:00PM	568.31	2		200	Re-extract added 4/3/2023 by HGH
23C0207-01RE3	AF-RHMW225401-WGN01B-2303W3	03/31/2023	04/19/2023	4/4/2023 12:20:00PM	568.31	2		200	Re-extract added 4/3/2023 by HGH
23C0212-03RE1	RS001P-VAS-003-21	04/06/2023	04/19/2023	4/4/2023 12:20:00PM	498.24	2		200	2.5g soil
23C0212-03RE2	RS001P-VAS-003-21	04/06/2023	04/19/2023	4/4/2023 12:20:00PM	498.24	2		200	2.5g soil

Spiking Solution(s) 23C0548 PFAS - MIX 1633 10ng/mL	Surrogate Solution(s) 23C0562 MPFAC-HIF-ES 20.0ng/mL
---	--

Spiking Witnessed By _____ Date _____ Preparation Reviewed By _____ Date _____ Extracts Received By _____ Date _____

PREPARATION BENCH SHEET

Organics

BCD0035

(Continued)

Matrix: Water

Prepared using: PFAS - EPA 1633

Analyses		Spiking Solution(s)		Surrogate Solution(s)		
1633	23C0548	PFAS - MIX 1633 10ng/mL	23C0562	MPFAC-HIF-ES 20.0ng/mL	23C0562	
23C0212-03RE4	RS001P-VAS-003-21	04/06/2023	04/19/2023	4/4/2023 12:20:00PM	20000	2.5g soil
23C0212-03RE5	RS001P-VAS-003-21	04/06/2023	04/19/2023	4/4/2023 12:20:00PM	200000	2.5g soil
23C0222-01RE2	AF-RHMW03-WGN01LF-2303W3	03/31/2023	04/20/2023	4/4/2023 12:20:00PM	200	Re-extract added 4/3/2023 by HGH
23C0222-01RE3	AF-RHMW03-WGN01LF-2303W3	03/31/2023	04/20/2023	4/4/2023 12:20:00PM	200	Re-extract added 4/3/2023 by HGH
23C0229-04RE1	RS001P-EB-SOIL-03	04/10/2023	04/20/2023	4/4/2023 12:20:00PM	200	From BCD0012 by PAF on 04/04/23
23C0229-04RE2	RS001P-EB-SOIL-03	04/10/2023	04/20/2023	4/4/2023 12:20:00PM	200	Added 4/6/2023 by ABK
23D0008-01	AF-RHMW04-WGN01LF-2304W1	04/11/2023	05/01/2023	4/4/2023 12:20:00PM	200	"Report relevant surrogates"
23D0008-01RE1	AF-RHMW04-WGN01LF-2304W1	04/11/2023	05/01/2023	4/4/2023 12:20:00PM	200	"Report relevant surrogates"
23D0008-02	AF-RHMW06-WGN01LF-2304W1	04/11/2023	05/01/2023	4/4/2023 12:20:00PM	200	"Report relevant surrogates"
23D0008-02RE1	AF-RHMW06-WGN01LF-2304W1	04/11/2023	05/01/2023	4/4/2023 12:20:00PM	200	"Report relevant surrogates"
23D0008-03	AF-RHMW16-WGN01LF-2304W1	04/11/2023	05/01/2023	4/4/2023 12:20:00PM	200	"Report relevant surrogates"
23D0008-03RE1	AF-RHMW16-WGN01LF-2304W1	04/11/2023	05/01/2023	4/4/2023 12:20:00PM	200	"Report relevant surrogates"
23D0008-04	AF-RHMW12A-WGN01LF-2304W1	04/11/2023	05/01/2023	4/4/2023 12:20:00PM	200	"Report relevant surrogates"
23D0008-04RE1	AF-RHMW12A-WGN01LF-2304W1	04/11/2023	05/01/2023	4/4/2023 12:20:00PM	200	"Report relevant surrogates"
23D0008-05	AF-RHMW12A-WGFD01LF-2304W1	04/11/2023	05/01/2023	4/4/2023 12:20:00PM	200	"Report relevant surrogates"
23D0008-05RE1	AF-RHMW12A-WGFD01LF-2304W1	04/11/2023	05/01/2023	4/4/2023 12:20:00PM	200	"Report relevant surrogates"
BCD0035-BLK1	Blank		4/4/2023 12:20:00PM		200	
BCD0035-BS1	LCS		4/4/2023 12:20:00PM		200	
BCD0035-MRL1	MRL Check		4/4/2023 12:20:00PM		200	

Spiking Witnessed By	Preparation Reviewed By	Extracts Received By	Date

PREPARATION BENCH SHEET

Organics

Print Date/Time: 04/11/2023 11:02 am

BCD0035

(Continued)

Matrix: Water

Prepared using: PFAS - EPA 1633

Analyses
1633

Spiking Solution(s)
23C0548 PFAS - MIX 1633 10ng/mL

Start Date/Time _____

Stop Date/Time _____

Surrogate Solution(s)		
23C0562	MPFAC-HIF-ES	20.0ng/mL
Reagents		
Standard	Description	LotNum
22C0296	Envi-carb	122395
23C0006	Reagent - 0.05MFA wash	X
23C0130	Reagent - 1.0% Ammonia Hydroxide	219481
23C0468	Reagent - 0.3M Formic Acid	M13H051
23C0469	Am. Ac. preservative	*

Batch Comments:

Spiked by: PHF 04/04/23 12:20

Witness: DAG

Balance #:

Cartridge: Agilent

Concentration: 4/5/23 3:15-4:42

Spiking Witnessed By

Date

Preparation Reviewed By

Date

Extracts Received By

Date

INTENTIONALLY LEFT BLANK

INTENTIONALLY LEFT BLANK

INTENTIONALLY LEFT BLANK

INJECTION LOG - ANALYSIS SEQUENCE SUMMARY

EPA 1633

Laboratory:	APPL, LLC	SDG:	
Client:	AECOM	Project:	Red Hill AFFF Assessment Sampling / 60697810
Sequence:	SC01366	Instrument:	Saphira
Calibration:	2315001		

Sample Name	Lab Sample ID	Lab File ID	Analysis Date/Time
Cal Standard	SC01366-CAL1	S2023-04-07A (1)	04/07/23 12:38
Cal Standard	SC01366-CAL2	S2023-04-07A (2)	04/07/23 12:51
Cal Standard	SC01366-CAL3	S2023-04-07A (3)	04/07/23 13:04
Cal Standard	SC01366-CAL4	S2023-04-07A (4)	04/07/23 13:16
Cal Standard	SC01366-CAL5	S2023-04-07A (5)	04/07/23 13:29
Cal Standard	SC01366-CAL6	S2023-04-07A (6)	04/07/23 13:42
Cal Standard	SC01366-CAL7	S2023-04-07A (7)	04/07/23 13:55
Cal Standard	SC01366-CAL8	S2023-04-07A (8)	04/07/23 14:08
Initial Cal Blank	SC01366-ICB1	S2023-04-07A (9)	04/07/23 15:38
Secondary Cal Check	SC01366-SCV1	S2023-04-07A (10)	04/07/23 15:51

INJECTION LOG - ANALYSIS SEQUENCE SUMMARY

EPA 1633

Laboratory: APPL, LLC
 Client: AECOM
 Sequence: SC01368
 Calibration: 2315001

SDG:
 Project: Red Hill AFFF Assessment Sampling / 60697810
 Instrument: Saphira

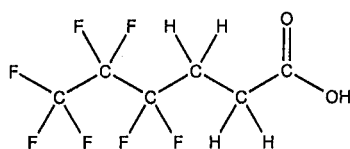
Sample Name	Lab Sample ID	Lab File ID	Analysis Date/Time
Calibration Blank	SC01368-CCB1	S2023-04-07B (1)	04/07/23 16:17
Low Cal Check	SC01368-LCV1	S2023-04-07B (2)	04/07/23 16:30
Calibration Check	SC01368-CCV1	S2023-04-07B (3)	04/07/23 16:43
Performance Mix	SC01368-PEM1	S2023-04-07B (4)	04/07/23 16:56
Performance Mix	SC01368-PEM2	S2023-04-07B (5)	04/07/23 17:09
Calibration Blank	SC01368-CCB2	S2023-04-07B (6)	04/07/23 17:21
Blank	BCD0035-BLK1	S2023-04-07B (7)	04/07/23 17:34
LCS	BCD0035-BS1	S2023-04-07B (8)	04/07/23 17:47
MRL Check	BCD0035-MRL1	S2023-04-07B (9)	04/07/23 18:00
AF-RHMW16-WGN01LF-2303W3	23C0204-01RE2	S2023-04-07B (10)	04/07/23 18:13
AF-RHMW12A-WGN01LF-2303W3	23C0204-02RE2	S2023-04-07B (12)	04/07/23 18:39
AF-RHMW12A-WGFD01LF-2303W3	23C0204-03RE2	S2023-04-07B (14)	04/07/23 19:04
AF-RHMW06-WGN01LF-2303W3	23C0204-04RE2	S2023-04-07B (16)	04/07/23 19:30
AF-RHMW04-WGN01LF-2303W3	23C0204-05RE2	S2023-04-07B (18)	04/07/23 19:56
Calibration Check	SC01368-CCV2	S2023-04-07B (26)	04/07/23 21:39
Calibration Blank	SC01368-CCB3	S2023-04-07B (27)	04/07/23 21:52
Calibration Check	SC01368-CCV3	S2023-04-07B (45)	04/08/23 01:44
Calibration Blank	SC01368-CCB4	S2023-04-07B (46)	04/08/23 01:57



WELLINGTON LABORATORIES

CERTIFICATE OF ANALYSIS DOCUMENTATION

PRODUCT CODE: FPrPA **LOT NUMBER:** FPrPA1020
COMPOUND: 3-Perfluoropropyl propanoic acid
STRUCTURE: **CAS #:** 356-02-5



MOLECULAR FORMULA: $C_8H_5F_7O_2$ **MOLECULAR WEIGHT:** 242.09
CONCENTRATION: $50.0 \pm 2.5 \mu\text{g/mL}$ **SOLVENT(S):** Methanol
CHEMICAL PURITY: >98%
LAST TESTED: (mm/dd/yyyy) 11/12/2020
EXPIRY DATE: (mm/dd/yyyy) 11/12/2025
RECOMMENDED STORAGE: Refrigerate ampoule

DOCUMENTATION/ DATA ATTACHED:

Figure 1: LC/MS Data (TIC and Mass Spectrum)
 Figure 2: LC/MS/MS Data (Selected MRM Transitions)

ADDITIONAL INFORMATION:

- See page 2 for further details.
- Contains <1% of the unsaturated 3:3 telomer acid ($C_8H_3F_7O_2$) as an impurity determined by ^{19}F NMR.

FOR LABORATORY USE ONLY: NOT FOR HUMAN OR DRUG USE

Certified By: 
 B.G. Chittim, General Manager

Date: 11/27/2020
 (mm/dd/yyyy)

Wellington Laboratories Inc., 345 Southgate Dr. Guelph ON N1G 3M5 CANADA
 519-822-2436 • Fax: 519-822-2849 • info@well-labs.com

INTENDED USE:

The products prepared by Wellington Laboratories Inc. are for laboratory use only. This certified reference material (CRM) was designed to be used as a standard for the identification and/or quantification of the specific chemical compound it contains.

HANDLING:

This product should only be used by qualified personnel familiar with its potential hazards and trained in the handling of hazardous chemicals. Due care should be exercised to prevent unnecessary human contact or ingestion. All procedures should be carried out in a well-functioning fume hood and suitable gloves, eye protection, and clothing should be worn at all times. Waste should be disposed of according to national and regional regulations. Safety Data Sheets (SDSs) are available upon request.

SYNTHESIS / CHARACTERIZATION:

Our products are synthesized using single-product unambiguous routes whenever possible. They are then characterized, and their structures and purities confirmed, using a combination of the most relevant techniques, such as NMR, GC/MS, LC/MS/MS, SFC/UV/MS/MS, x-ray crystallography, and melting point. Isotopic purities of mass-labelled compounds are also confirmed using HRGC/HRMS and/or LC/MS/MS.

HOMOGENEITY:

Prior to solution preparation, crystalline material is tested for homogeneity using a variety of techniques (as stated above) and its solubility in a given diluent is taken into consideration. Duplicate solutions of a new product are prepared from the same crystalline lot and, after the addition of an appropriate internal standard, they are compared by GC/MS, LC/MS/MS, and/or SFC/UV/MS/MS. The relative response factors of the analyte of interest in each solution are required to be <5% RSD. New solution lots of existing products are compared to older lots in the same manner, which further confirms the homogeneity of the crystalline material as well as the stability and homogeneity of the solutions in the storage containers. In order to maintain the integrity of the assigned value(s), and associated uncertainty, the dilution or injection of a subsample of this product should be performed using calibrated measuring equipment.

UNCERTAINTY:

The maximum combined relative standard uncertainty of our reference standard solutions is calculated using the following equation:

The combined relative standard uncertainty, $u_c(y)$, of a value y and the uncertainty of the independent parameters

x_1, x_2, \dots, x_n on which it depends is:

$$u_c(y(x_1, x_2, \dots, x_n)) = \sqrt{\sum_{i=1}^n u(y, x_i)^2}$$

where x is expressed as a relative standard uncertainty of the individual parameter.

The individual uncertainties taken into account include those associated with weights (calibration of the balance) and volumes (calibration of the volumetric glassware). An expanded maximum combined percent relative uncertainty of $\pm 5\%$ (calculated with a coverage factor of 2 and a level of confidence of 95%) is stated on the Certificate of Analysis for all of our products.

TRACEABILITY:

All reference standard solutions are traceable to specific crystalline lots. The microbalances used for solution preparation are regularly calibrated by an external ISO/IEC 17025 accredited laboratory. In addition, their calibration is verified prior to each weighing using calibrated external weights traceable to an ISO/IEC 17025 accredited laboratory. All volumetric glassware used is calibrated, of Class A tolerance, and traceable to an ISO/IEC 17025 accredited laboratory. For certain products, traceability to international interlaboratory studies has also been established.

EXPIRY DATE / PERIOD OF VALIDITY:

Ongoing stability studies of this product have demonstrated stability in its composition and concentration, until the specified expiry date, in the unopened ampoule. Monitoring for any degradation or change in concentration of the listed analyte(s) is performed on a routine basis.

LIMITED WARRANTY:

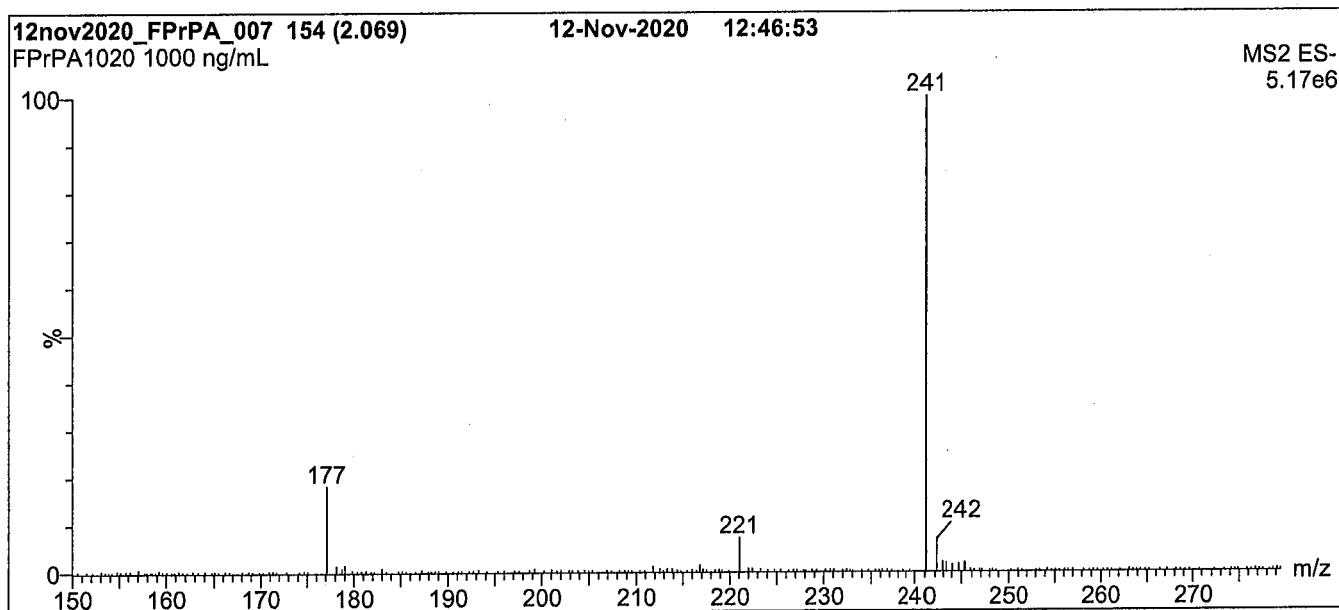
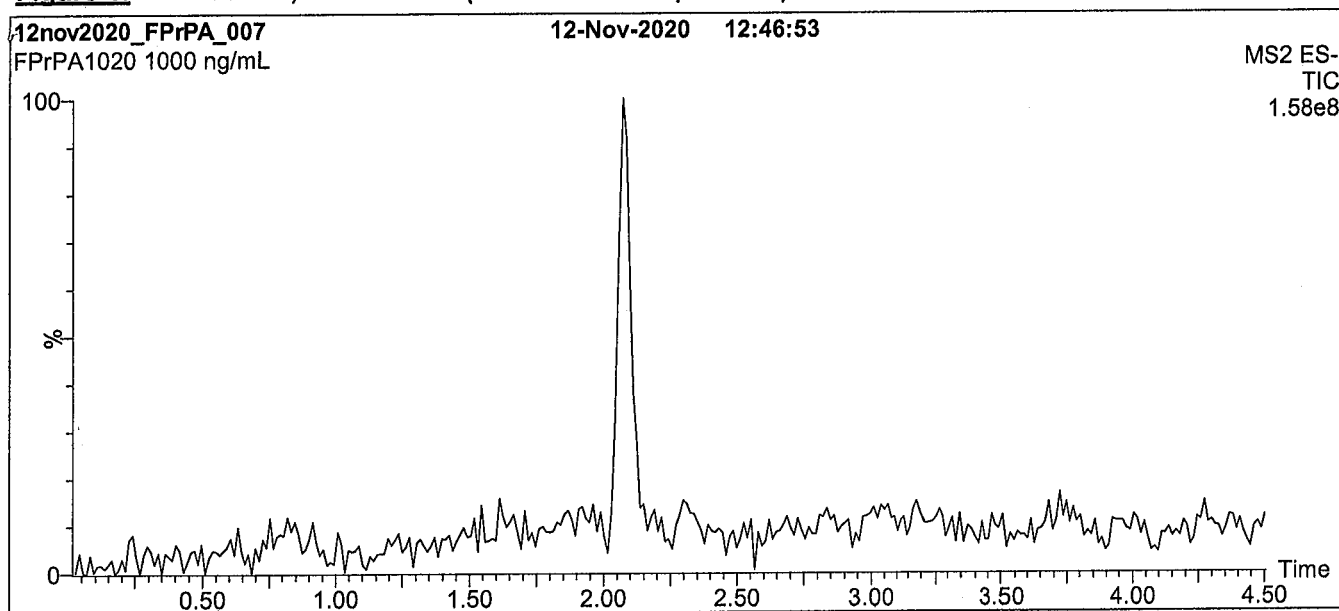
At the time of shipment, all products are warranted to be free of defects in material and workmanship and to conform to the stated technical and purity specifications.

QUALITY MANAGEMENT:

This product was produced using a Quality Management System registered to the latest versions of ISO 9001 by SAI Global, ISO/IEC 17025 by the Canadian Association for Laboratory Accreditation Inc. (CALA; A1226), and ISO 17034 by ANSI-ASQ National Accreditation Board (ANAB; AR-1523).



For additional information or assistance concerning this or any other products from Wellington Laboratories Inc., please visit our website at www.well-labs.com or contact us directly at info@well-labs.com

Figure 1: FPrPA; LC/MS Data (TIC and Mass Spectrum)**Conditions for Figure 1:**

Waters Acquity Ultra Performance LC
Waters Xevo TQ-S micro MS

Chromatographic Conditions:

Column: Acquity UPLC BEH Shield RP₁₈
1.7 μ m, 2.1 x 100 mm

Mobile phase: Gradient

Start: 60% H₂O / 40% (80:20 MeOH:ACN)
(both with 10 mM NH₄OAc buffer)
Ramp to 90% organic over 8 min and hold for 2 min
before returning to initial conditions in 0.75 min.
Time: 12 min

Flow: 300 μ L/min

MS Parameters:

Experiment: Full Scan (150 - 850 amu)

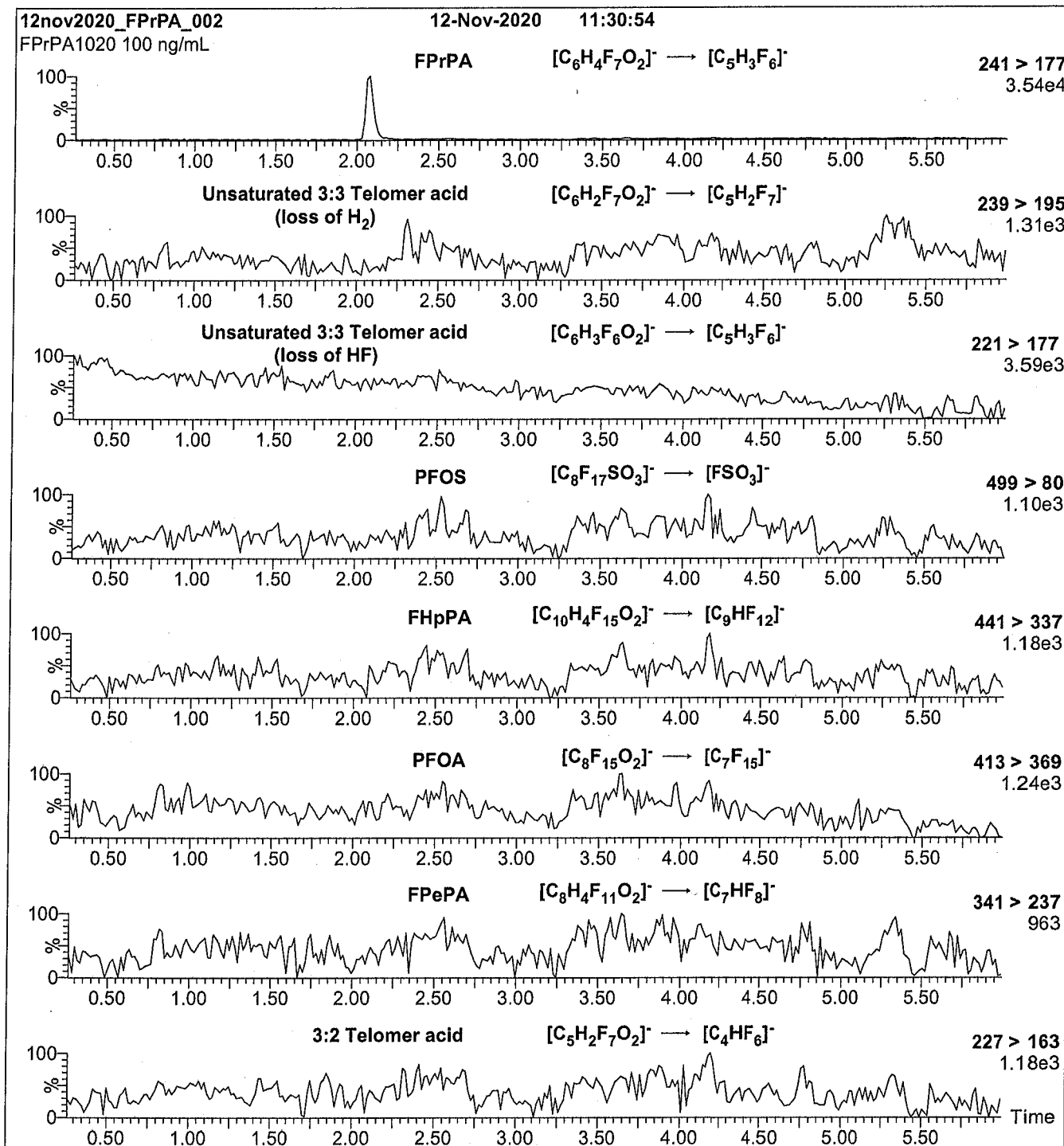
Source: Electrospray (negative)

Capillary Voltage (kV) = 0.50

Cone Voltage (V) = 18.50

Desolvation Temperature ($^{\circ}$ C) = 500

Desolvation Gas Flow (L/hr) = 1000

Figure 2: FPrPA; LC/MS/MS Data (Selected MRM Transitions)**Conditions for Figure 2:**

Injection: On-column (FPrPA)

Mobile phase: Same as Figure 1

Flow: 300 μ L/min**MS Parameters:**

Collision Gas (mbar) = 3.49e-3

Collision Energy (eV) = 10

Analytical Standard Record

21L0004

Description:	PFAS - SAS 3:3FTA 50ug/mL	Expires:	06/05/2022
Standard Type:	Analyte Spike	Prepared:	12/07/2021
Solvent:	MeOH	Prepared By:	Hart Hedgpeth
Final Volume (mls):	1	Department:	PFAS
Vials:	1	Last Edit:	12/07/2021 16:03 by HGH
Comments:	3:3 FTCA 50.0ug/mL		

Analyte	Parent	CAS Number	Concentration	Units
3:3 FTA		113507-82-7	50	ug/mL

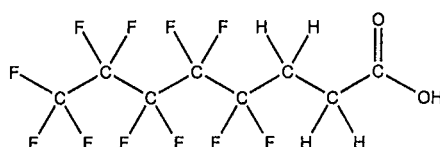


WELLINGTON LABORATORIES

CERTIFICATE OF ANALYSIS DOCUMENTATION

PRODUCT CODE: FPePA **LOT NUMBER:** FPePA1120
COMPOUND: 3-Perfluoropentyl propanoic acid

STRUCTURE: **CAS #:** 914637-49-3



MOLECULAR FORMULA: $C_8H_5F_{11}O_2$ **MOLECULAR WEIGHT:** 342.11
CONCENTRATION: $50.0 \pm 2.5 \mu\text{g/mL}$ **SOLVENT(S):** Methanol
CHEMICAL PURITY: >98%
LAST TESTED: (mm/dd/yyyy) 11/11/2020
EXPIRY DATE: (mm/dd/yyyy) 11/11/2025
RECOMMENDED STORAGE: Refrigerate ampoule

DOCUMENTATION/ DATA ATTACHED:

Figure 1: LC/MS Data (TIC and Mass Spectrum)
 Figure 2: LC/MS/MS Data (Selected MRM Transitions)

ADDITIONAL INFORMATION:

- See page 2 for further details.
- Contains <1% of the unsaturated 5:3 telomer acid ($C_8H_3F_{11}O_2$) as an impurity determined by ^{19}F NMR.

FOR LABORATORY USE ONLY: NOT FOR HUMAN OR DRUG USE

Certified By: 
 B.G. Chittim, General Manager

Date: 11/27/2020
 (mm/dd/yyyy)

Wellington Laboratories Inc., 345 Southgate Dr. Guelph ON N1G 3M5 CANADA
 519-822-2436 • Fax: 519-822-2849 • info@well-labs.com

INTENDED USE:

The products prepared by Wellington Laboratories Inc. are for laboratory use only. This certified reference material (CRM) was designed to be used as a standard for the identification and/or quantification of the specific chemical compound it contains.

HANDLING:

This product should only be used by qualified personnel familiar with its potential hazards and trained in the handling of hazardous chemicals. Due care should be exercised to prevent unnecessary human contact or ingestion. All procedures should be carried out in a well-functioning fume hood and suitable gloves, eye protection, and clothing should be worn at all times. Waste should be disposed of according to national and regional regulations. Safety Data Sheets (SDSs) are available upon request.

SYNTHESIS / CHARACTERIZATION:

Our products are synthesized using single-product unambiguous routes whenever possible. They are then characterized, and their structures and purities confirmed, using a combination of the most relevant techniques, such as NMR, GC/MS, LC/MS/MS, SFC/UV/MS/MS, x-ray crystallography, and melting point. Isotopic purities of mass-labelled compounds are also confirmed using HRGC/HRMS and/or LC/MS/MS.

HOMOGENEITY:

Prior to solution preparation, crystalline material is tested for homogeneity using a variety of techniques (as stated above) and its solubility in a given diluent is taken into consideration. Duplicate solutions of a new product are prepared from the same crystalline lot and, after the addition of an appropriate internal standard, they are compared by GC/MS, LC/MS/MS, and/or SFC/UV/MS/MS. The relative response factors of the analyte of interest in each solution are required to be <5% RSD. New solution lots of existing products are compared to older lots in the same manner, which further confirms the homogeneity of the crystalline material as well as the stability and homogeneity of the solutions in the storage containers. In order to maintain the integrity of the assigned value(s), and associated uncertainty, the dilution or injection of a subsample of this product should be performed using calibrated measuring equipment.

UNCERTAINTY:

The maximum combined relative standard uncertainty of our reference standard solutions is calculated using the following equation:

The combined relative standard uncertainty, $u_c(y)$, of a value y and the uncertainty of the independent parameters

x_1, x_2, \dots, x_n on which it depends is:

$$u_c(y(x_1, x_2, \dots, x_n)) = \sqrt{\sum_{i=1}^n u(y, x_i)^2}$$

where x is expressed as a relative standard uncertainty of the individual parameter.

The individual uncertainties taken into account include those associated with weights (calibration of the balance) and volumes (calibration of the volumetric glassware). An expanded maximum combined percent relative uncertainty of $\pm 5\%$ (calculated with a coverage factor of 2 and a level of confidence of 95%) is stated on the Certificate of Analysis for all of our products.

TRACEABILITY:

All reference standard solutions are traceable to specific crystalline lots. The microbalances used for solution preparation are regularly calibrated by an external ISO/IEC 17025 accredited laboratory. In addition, their calibration is verified prior to each weighing using calibrated external weights traceable to an ISO/IEC 17025 accredited laboratory. All volumetric glassware used is calibrated, of Class A tolerance, and traceable to an ISO/IEC 17025 accredited laboratory. For certain products, traceability to international interlaboratory studies has also been established.

EXPIRY DATE / PERIOD OF VALIDITY:

Ongoing stability studies of this product have demonstrated stability in its composition and concentration, until the specified expiry date, in the unopened ampoule. Monitoring for any degradation or change in concentration of the listed analyte(s) is performed on a routine basis.

LIMITED WARRANTY:

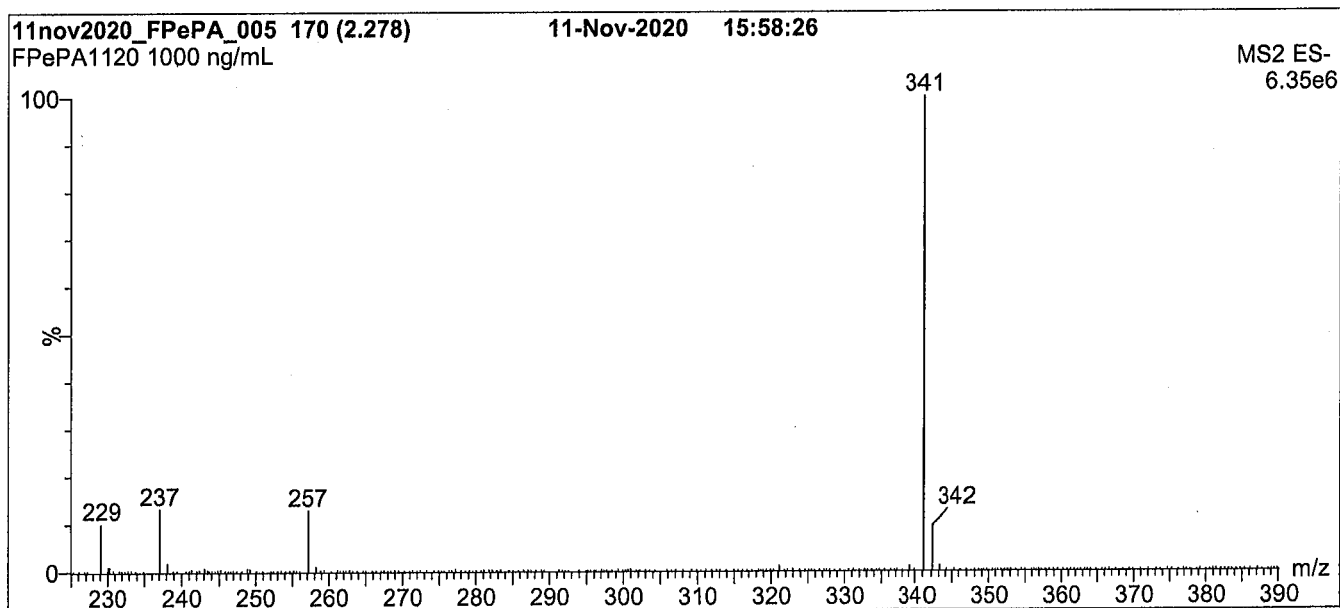
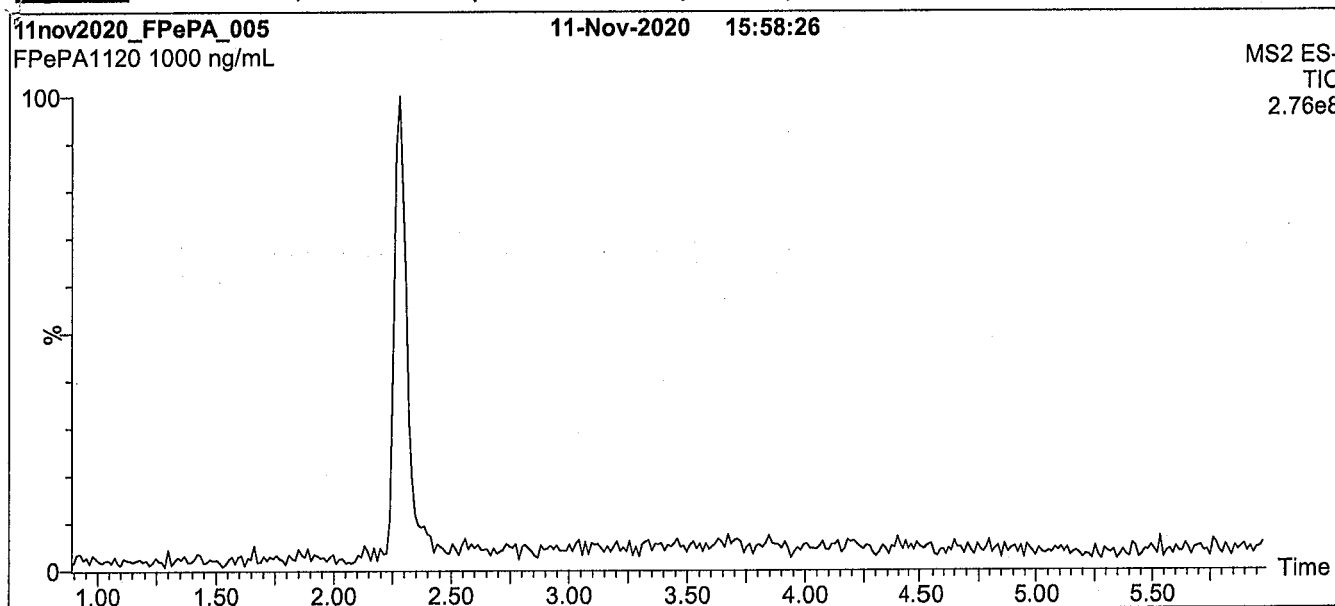
At the time of shipment, all products are warranted to be free of defects in material and workmanship and to conform to the stated technical and purity specifications.

QUALITY MANAGEMENT:

This product was produced using a Quality Management System registered to the latest versions of ISO 9001 by SAI Global, ISO/IEC 17025 by the Canadian Association for Laboratory Accreditation Inc. (CALA; A1226), and ISO 17034 by ANSI-ASQ National Accreditation Board (ANAB; AR-1523).



For additional information or assistance concerning this or any other products from Wellington Laboratories Inc., please visit our website at www.well-labs.com or contact us directly at info@well-labs.com

Figure 1: FPePA; LC/MS Data (TIC and Mass Spectrum)**Conditions for Figure 1:**

Waters Acquity Ultra Performance LC
Waters Xevo TQ-S micro MS

Chromatographic Conditions:

Column: Acquity UPLC BEH Shield RP₁₈
1.7 μ m, 2.1 x 100 mm

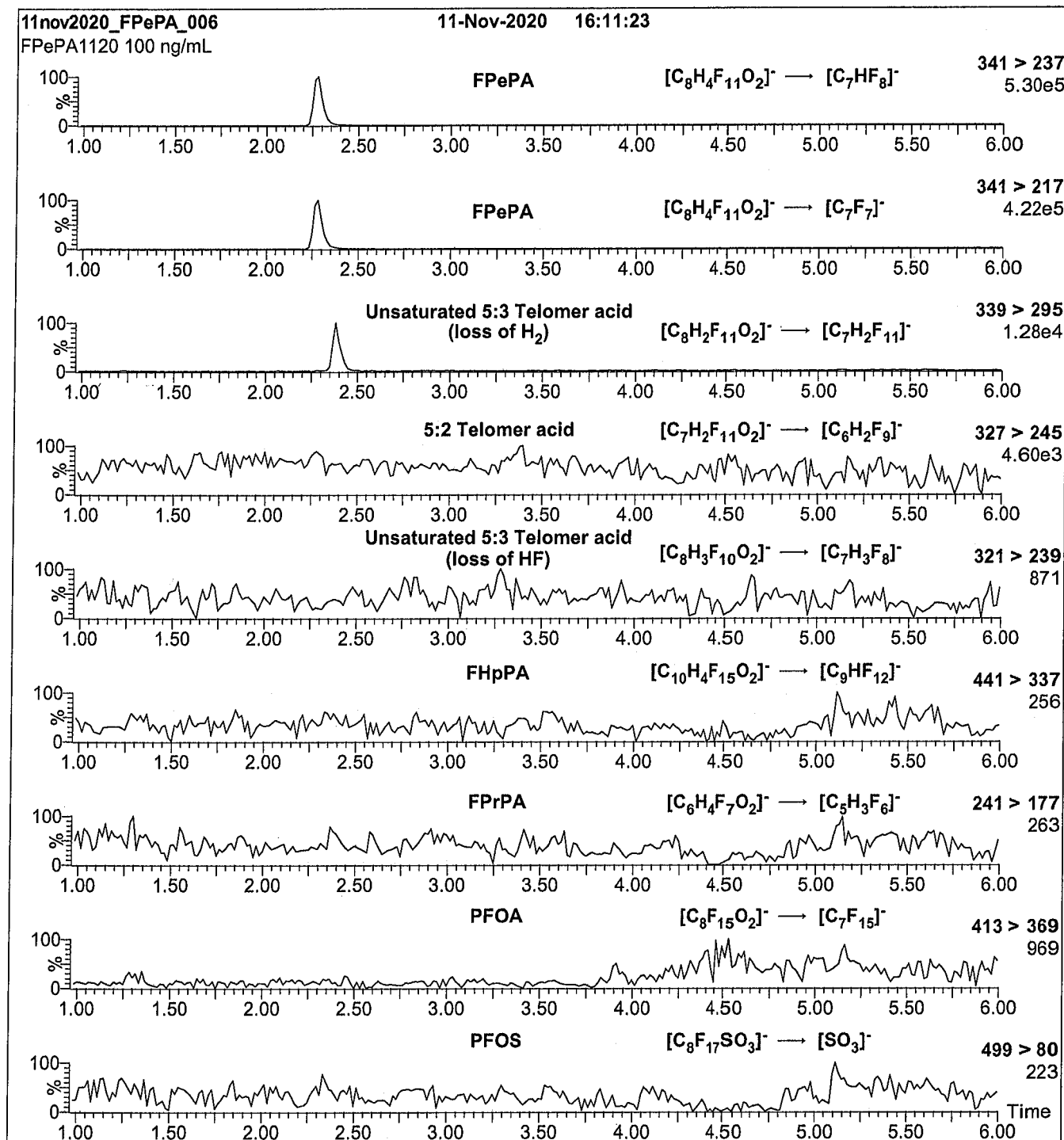
Mobile phase: Gradient
Start: 45% H₂O / 55% (80:20 MeOH:ACN)
(both with 10 mM NH₄OAc buffer)
Ramp to 90% organic over 8 min and hold for
2 min before returning to initial conditions in 0.75 min.
Time: 12 min

Flow: 300 μ L/min

MS Parameters:

Experiment: Full Scan (225 - 850 amu)

Source: Electrospray (negative)
Capillary Voltage (kV) = 0.50
Cone Voltage (V) = 18.50
Desolvation Temperature (°C) = 500
Desolvation Gas Flow (L/hr) = 1000

Figure 2: FPePA; LC/MS/MS Data (Selected MRM Transitions)**Conditions for Figure 2:**

Injection: On-column (FPePA)

Mobile phase: Same as Figure 1

Flow: 300 μ L/min**MS Parameters:**

Collision Gas (mbar) = 3.24e-3

Collision Energy (eV) = 10

Analytical Standard Record

21L0005

Description:	PFAS - SAS 5:3FTA 50ug/mL	Expires:	06/05/2022
Standard Type:	Analyte Spike	Prepared:	12/07/2021
Solvent:	MeOH	Prepared By:	Hart Hedgpeth
Final Volume (mls):	1.2	Department:	PFAS
Vials:	1	Last Edit:	12/07/2021 16:03 by HGH
Comments:	5:3 FTCA 50.0ug/mL		

Analyte	Parent	CAS Number	Concentration	Units
5:3 FTA		914637-49-3	50	ug/mL

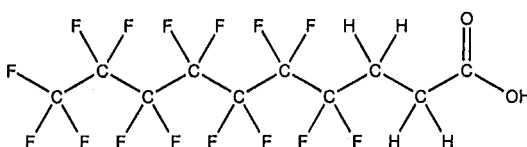


WELLINGTON LABORATORIES

CERTIFICATE OF ANALYSIS DOCUMENTATION

PRODUCT CODE: FHpPA **LOT NUMBER:** FHpPA1020
COMPOUND: 3-Perfluoroheptyl propanoic acid

STRUCTURE: **CAS #:** 812-70-4



MOLECULAR FORMULA: $C_{10}H_6F_{16}O_2$ **MOLECULAR WEIGHT:** 442.12
CONCENTRATION: $50.0 \pm 2.5 \mu\text{g/mL}$ **SOLVENT(S):** Methanol
CHEMICAL PURITY: >98%
LAST TESTED: (mm/dd/yyyy) 11/12/2020
EXPIRY DATE: (mm/dd/yyyy) 11/12/2025
RECOMMENDED STORAGE: Refrigerate ampoule

DOCUMENTATION/ DATA ATTACHED:

Figure 1: LC/MS Data (TIC and Mass Spectrum)
 Figure 2: LC/MS/MS Data (Selected MRM Transitions)

ADDITIONAL INFORMATION:

- See page 2 for further details.

FOR LABORATORY USE ONLY: NOT FOR HUMAN OR DRUG USE

Certified By: 
 B.G. Chittim, General Manager

Date: 11/27/2020
 (mm/dd/yyyy)

Wellington Laboratories Inc., 345 Southgate Dr. Guelph ON N1G 3M5 CANADA
 519-822-2436 • Fax: 519-822-2849 • info@well-labs.com

INTENDED USE:

The products prepared by Wellington Laboratories Inc. are for laboratory use only. This certified reference material (CRM) was designed to be used as a standard for the identification and/or quantification of the specific chemical compound it contains.

HANDLING:

This product should only be used by qualified personnel familiar with its potential hazards and trained in the handling of hazardous chemicals. Due care should be exercised to prevent unnecessary human contact or ingestion. All procedures should be carried out in a well-functioning fume hood and suitable gloves, eye protection, and clothing should be worn at all times. Waste should be disposed of according to national and regional regulations. Safety Data Sheets (SDSs) are available upon request.

SYNTHESIS / CHARACTERIZATION:

Our products are synthesized using single-product unambiguous routes whenever possible. They are then characterized, and their structures and purities confirmed, using a combination of the most relevant techniques, such as NMR, GC/MS, LC/MS/MS, SFC/UV/MS/MS, x-ray crystallography, and melting point. Isotopic purities of mass-labelled compounds are also confirmed using HRGC/HRMS and/or LC/MS/MS.

HOMOGENEITY:

Prior to solution preparation, crystalline material is tested for homogeneity using a variety of techniques (as stated above) and its solubility in a given diluent is taken into consideration. Duplicate solutions of a new product are prepared from the same crystalline lot and, after the addition of an appropriate internal standard, they are compared by GC/MS, LC/MS/MS, and/or SFC/UV/MS/MS. The relative response factors of the analyte of interest in each solution are required to be <5% RSD. New solution lots of existing products are compared to older lots in the same manner, which further confirms the homogeneity of the crystalline material as well as the stability and homogeneity of the solutions in the storage containers. In order to maintain the integrity of the assigned value(s), and associated uncertainty, the dilution or injection of a subsample of this product should be performed using calibrated measuring equipment.

UNCERTAINTY:

The maximum combined relative standard uncertainty of our reference standard solutions is calculated using the following equation:

The combined relative standard uncertainty, $u_c(y)$, of a value y and the uncertainty of the independent parameters

x_1, x_2, \dots, x_n on which it depends is:

$$u_c(y(x_1, x_2, \dots, x_n)) = \sqrt{\sum_{i=1}^n u(y, x_i)^2}$$

where x is expressed as a relative standard uncertainty of the individual parameter.

The individual uncertainties taken into account include those associated with weights (calibration of the balance) and volumes (calibration of the volumetric glassware). An expanded maximum combined percent relative uncertainty of $\pm 5\%$ (calculated with a coverage factor of 2 and a level of confidence of 95%) is stated on the Certificate of Analysis for all of our products.

TRACEABILITY:

All reference standard solutions are traceable to specific crystalline lots. The microbalances used for solution preparation are regularly calibrated by an external ISO/IEC 17025 accredited laboratory. In addition, their calibration is verified prior to each weighing using calibrated external weights traceable to an ISO/IEC 17025 accredited laboratory. All volumetric glassware used is calibrated, of Class A tolerance, and traceable to an ISO/IEC 17025 accredited laboratory. For certain products, traceability to international interlaboratory studies has also been established.

EXPIRY DATE / PERIOD OF VALIDITY:

Ongoing stability studies of this product have demonstrated stability in its composition and concentration, until the specified expiry date, in the unopened ampoule. Monitoring for any degradation or change in concentration of the listed analyte(s) is performed on a routine basis.

LIMITED WARRANTY:

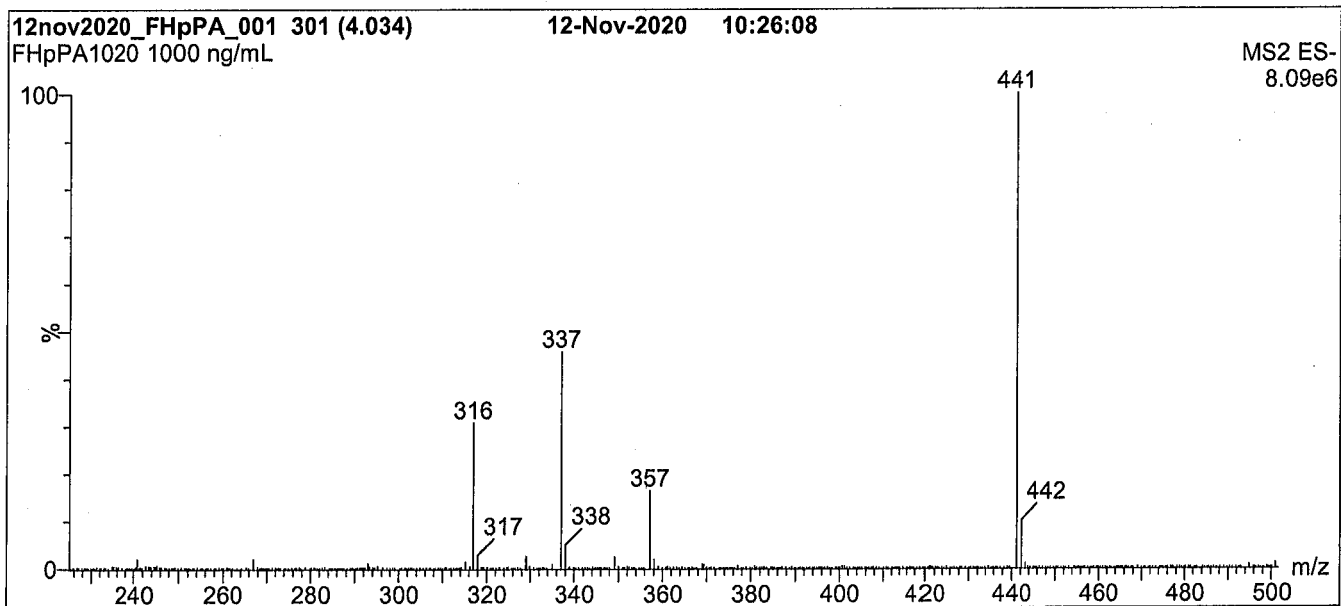
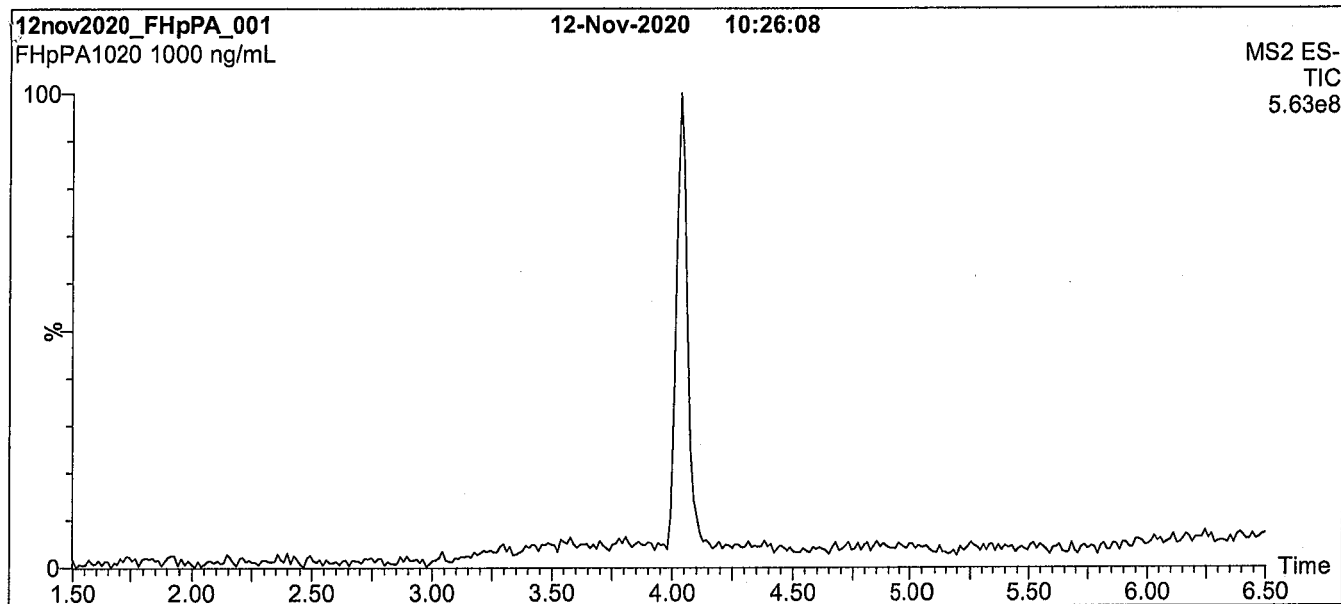
At the time of shipment, all products are warranted to be free of defects in material and workmanship and to conform to the stated technical and purity specifications.

QUALITY MANAGEMENT:

This product was produced using a Quality Management System registered to the latest versions of ISO 9001 by SAI Global, ISO/IEC 17025 by the Canadian Association for Laboratory Accreditation Inc. (CALA; A1226), and ISO 17034 by ANSI-ASQ National Accreditation Board (ANAB; AR-1523).



For additional information or assistance concerning this or any other products from Wellington Laboratories Inc., please visit our website at www.well-labs.com or contact us directly at info@well-labs.com

Figure 1: FHpPA; LC/MS Data (TIC and Mass Spectrum)**Conditions for Figure 1:**

Waters Acquity Ultra Performance LC
Waters Xevo TQ-S micro MS

Chromatographic Conditions:

Column: Acquity UPLC BEH Shield RP₁₈
1.7 μ m, 2.1 x 100 mm


Mobile phase: Gradient
Start: 45% H₂O / 55% (80:20 MeOH:ACN)
(both with 10 mM NH₄OAc buffer)
Ramp to 90% organic over 8 min and hold for
2 min before returning to initial conditions in 0.75 min.
Time: 12 min

Flow: 300 μ L/min

MS Parameters:

Experiment: Full Scan (225 - 850 amu)

Source: Electrospray (negative)
Capillary Voltage (kV) = 0.50
Cone Voltage (V) = 28.50
Desolvation Temperature (°C) = 500
Desolvation Gas Flow (L/hr) = 1000

Figure 2: FHpPA; LC/MS/MS Data (Selected MRM Transitions)**Conditions for Figure 2:**

Injection: On-column (FHpPA)

Mobile phase: Same as Figure 1

Flow: 300 μ L/min**MS Parameters:**

Collision Gas (mbar) = 3.41e-3

Collision Energy (eV) = 8

Analytical Standard Record

21L0007

Description:	PFAS - SAS 7:3FTA 50ug/mL	Expires:	06/05/2022
Standard Type:	Analyte Spike	Prepared:	12/07/2021
Solvent:	MeOH	Prepared By:	Hart Hedgpeth
Final Volume (mls):	1.2	Department:	PFAS
Vials:	1	Last Edit:	12/07/2021 16:16 by HGH
Comments:	7:3 FTCA 50.0ug/mL		

Analyte	Parent	CAS Number	Concentration	Units
7:3 FTA		812-70-4	50	ug/mL

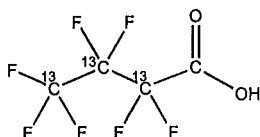


WELLINGTON LABORATORIES

CERTIFICATE OF ANALYSIS DOCUMENTATION

PRODUCT CODE: M3PFBA **LOT NUMBER:** M3PFBA0721
COMPOUND: Perfluoro-n-(2,3,4-¹³C₃)butanoic acid

STRUCTURE: **CAS #:** Not available



MOLECULAR FORMULA: ¹³C₃¹²CHF₇O₂ **MOLECULAR WEIGHT:** 217.02
CONCENTRATION: 50.0 ± 2.5 µg/mL **SOLVENT(S):** Methanol
 Water (<1%)
CHEMICAL PURITY: >98% **ISOTOPIC PURITY:** ≥99%¹³C
 (2,3,4-¹³C₃)
LAST TESTED: (mm/dd/yyyy) 08/19/2021
EXPIRY DATE: (mm/dd/yyyy) 08/19/2026
RECOMMENDED STORAGE: Store ampoule in a cool, dark place

DOCUMENTATION/ DATA ATTACHED:

Figure 1: LC/MS Data (Full Scan and Mass Spectrum)
 Figure 2: LC/MS/MS Data (Selected MRM Transitions)

ADDITIONAL INFORMATION:

- See page 2 for further details.
- Contains 4 mole eq. of NaOH to prevent conversion of the carboxylic acid to the methyl ester.
- Contains ~0.2% of perfluoro-n-(¹³C₃)propanoic acid and also contains ~1.0% of perfluoro-n-(1,2,3,4-¹³C₄)butanoic acid due to the naturally occurring isotopic abundance of ¹³C in the unlabelled carbon atom.

FOR LABORATORY USE ONLY: NOT FOR HUMAN OR DRUG USE

Certified By: 
 B.G. Chittim, General Manager

Date: 08/25/2021
 (mm/dd/yyyy)

Wellington Laboratories Inc., 345 Southgate Dr. Guelph ON N1G 3M5 CANADA
 519-822-2436 • Fax: 519-822-2849 • info@well-labs.com

INTENDED USE:

The products prepared by Wellington Laboratories Inc. are for laboratory use only. This certified reference material (CRM) was designed to be used as a standard for the identification and/or quantification of the specific chemical compound it contains.

HANDLING:

This product should only be used by qualified personnel familiar with its potential hazards and trained in the handling of hazardous chemicals. Due care should be exercised to prevent unnecessary human contact or ingestion. All procedures should be carried out in a well-functioning fume hood and suitable gloves, eye protection, and clothing should be worn at all times. Waste should be disposed of according to national and regional regulations. Safety Data Sheets (SDSs) are available upon request.

SYNTHESIS / CHARACTERIZATION:

Our products are synthesized using single-product unambiguous routes whenever possible. They are then characterized, and their structures and purities confirmed, using a combination of the most relevant techniques, such as NMR, GC/MS, LC/MS/MS, SFC/UV/MS/MS, x-ray crystallography, and melting point. Isotopic purities of mass-labelled compounds are also confirmed using HRGC/HRMS and/or LC/MS/MS.

HOMOGENEITY:

Prior to solution preparation, crystalline material is tested for homogeneity using a variety of techniques (as stated above) and its solubility in a given diluent is taken into consideration. Duplicate solutions of a new product are prepared from the same crystalline lot and, after the addition of an appropriate internal standard, they are compared by GC/MS, LC/MS/MS, and/or SFC/UV/MS/MS. The relative response factors of the analyte of interest in each solution are required to be <5% RSD. New solution lots of existing products are compared to older lots in the same manner, which further confirms the homogeneity of the crystalline material as well as the stability and homogeneity of the solutions in the storage containers. In order to maintain the integrity of the assigned value(s), and associated uncertainty, the dilution or injection of a subsample of this product should be performed using calibrated measuring equipment.

UNCERTAINTY:

The maximum combined relative standard uncertainty of our reference standard solutions is calculated using the following equation:

The combined relative standard uncertainty, $u_c(y)$, of a value y and the uncertainty of the independent parameters

x_1, x_2, \dots, x_n on which it depends is:

$$u_c(y(x_1, x_2, \dots, x_n)) = \sqrt{\sum_{i=1}^n u(y, x_i)^2}$$

where x is expressed as a relative standard uncertainty of the individual parameter.

The individual uncertainties taken into account include those associated with weights (calibration of the balance) and volumes (calibration of the volumetric glassware). An expanded maximum combined percent relative uncertainty of $\pm 5\%$ (calculated with a coverage factor of 2 and a level of confidence of 95%) is stated on the Certificate of Analysis for all of our products.

TRACEABILITY:

All reference standard solutions are traceable to specific crystalline lots. The microbalances used for solution preparation are regularly calibrated by an external ISO/IEC 17025 accredited laboratory. In addition, their calibration is verified prior to each weighing using calibrated external weights traceable to an ISO/IEC 17025 accredited laboratory. All volumetric glassware used is calibrated, of Class A tolerance, and traceable to an ISO/IEC 17025 accredited laboratory. For certain products, traceability to international interlaboratory studies has also been established.

EXPIRY DATE / PERIOD OF VALIDITY:

Ongoing stability studies of this product have demonstrated stability in its composition and concentration, until the specified expiry date, in the unopened ampoule. Monitoring for any degradation or change in concentration of the listed analyte(s) is performed on a routine basis.

LIMITED WARRANTY:

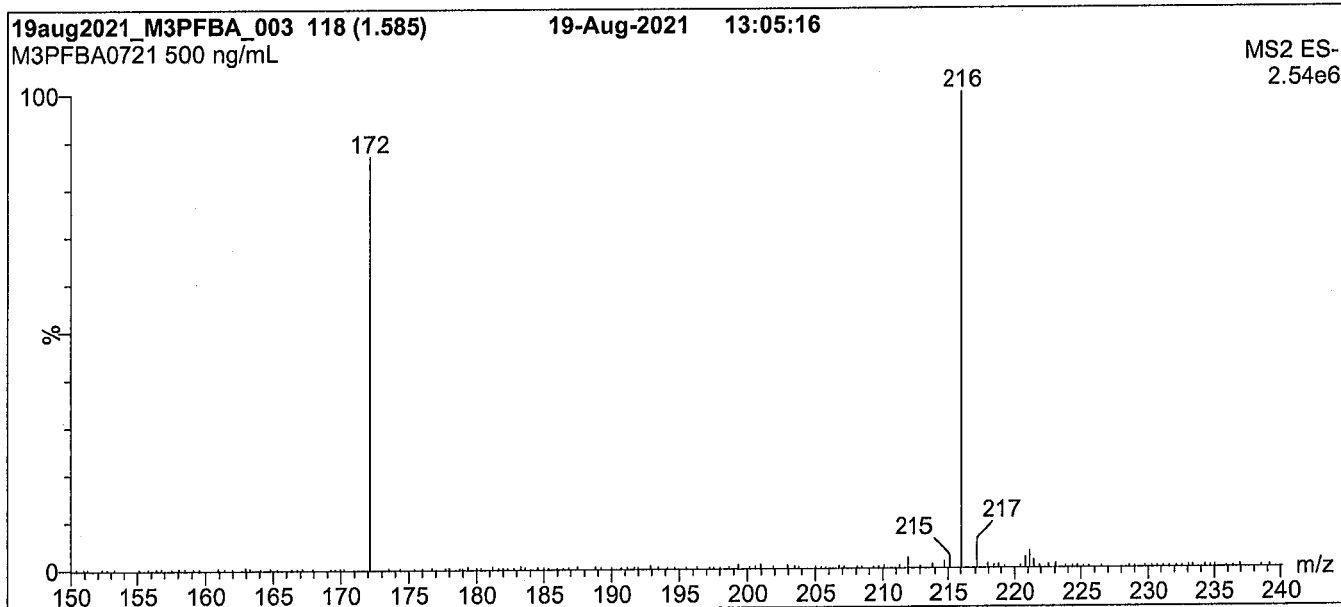
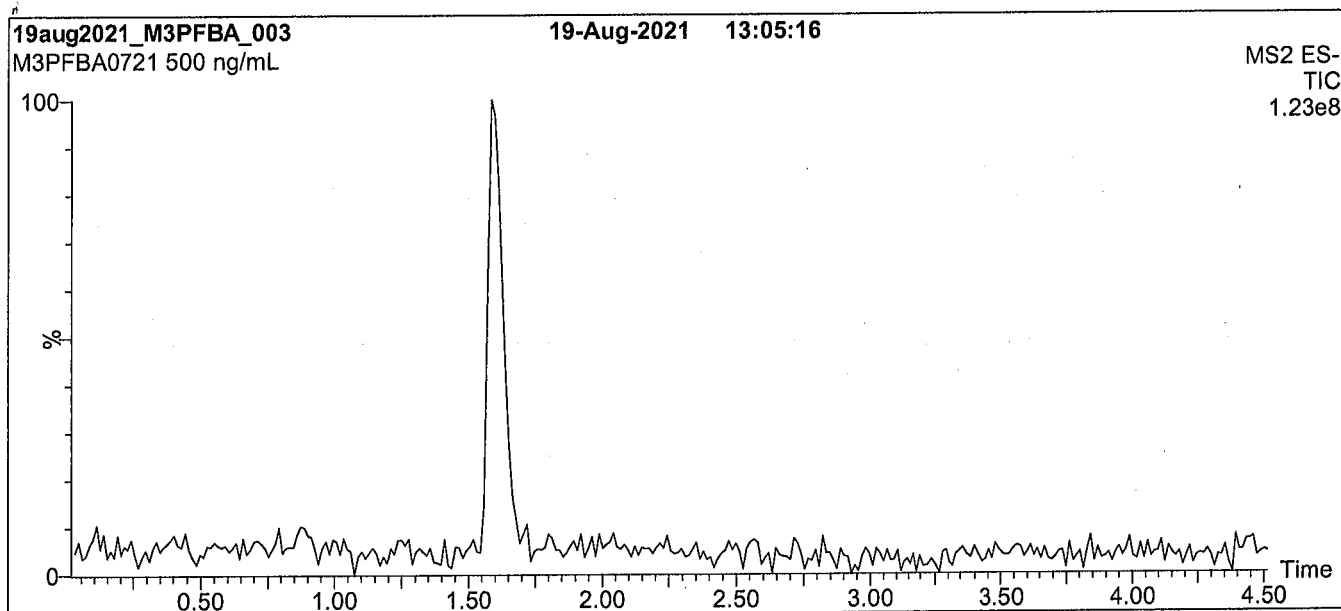
At the time of shipment, all products are warranted to be free of defects in material and workmanship and to conform to the stated technical and purity specifications.

QUALITY MANAGEMENT:

This product was produced using a Quality Management System registered to the latest versions of ISO 9001 by SAI Global, ISO/IEC 17025 by the Canadian Association for Laboratory Accreditation Inc. (CALA; A1226), and ISO 17034 by ANSI National Accreditation Board (ANAB; AR-1523).



For additional information or assistance concerning this or any other products from Wellington Laboratories Inc., please visit our website at www.well-labs.com or contact us directly at info@well-labs.com

Figure 1: M3PFBA; LC/MS Data (Full Scan and Mass Spectrum)**Conditions for Figure 1:**

Waters Acquity Ultra Performance LC
Waters Xevo TQ-S micro MS

Chromatographic Conditions:

Column: Acquity UPLC BEH Shield RP₁₈
1.7 μ m, 2.1 x 100 mm

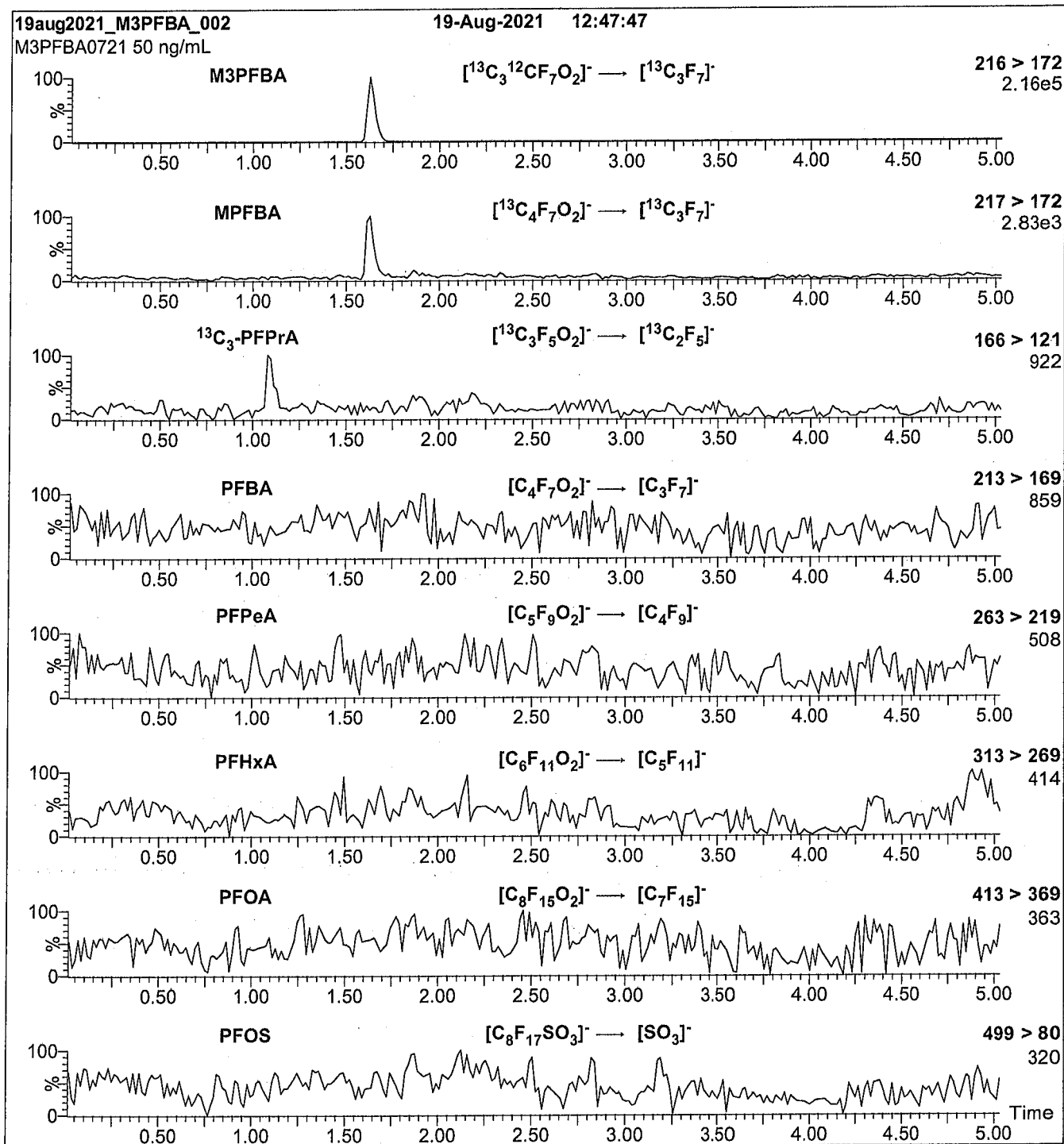
Mobile phase: Gradient
Start: 60% H₂O / 40% (80:20 MeOH:ACN)
(both with 10 mM NH₄OAc buffer)
Ramp to 90% organic over 8 min and hold for
2 min before returning to initial conditions in 0.5 min.
Time: 12 min

Flow: 300 μ L/min

MS Parameters:

Experiment: Full Scan (150 - 850 amu)

Source: Electrospray (negative)
Capillary Voltage (kV) = 2.00
Cone Voltage (V) = 10.00
Desolvation Temperature ($^{\circ}$ C) = 500
Desolvation Gas Flow (L/hr) = 1000

Figure 2: M3PFBA; LC/MS/MS Data (Selected MRM Transitions)**Conditions for Figure 2:**

Injection: On-column (M3PFBA)

Mobile phase: Same as Figure 1

Flow: 300 $\mu\text{L}/\text{min}$ **MS Parameters:**

Collision Gas (mbar) = 3.45e-3

Collision Energy (eV) = 8

Analytical Standard Record

22A0116

Description:	PFAS - IIS M3PFBA 50ug/mL	Expires:	08/19/2026
Standard Type:	Analyte Spike	Prepared:	08/19/2021
Solvent:	MeOH	Prepared By:	Dipti Gokal
Final Volume (mls):	1.2	Department:	PFAS
Vials:	1	Last Edit:	01/20/2022 15:48 by HGH

Analyte	Parent	CAS Number	Concentration	Units
13C3-PFBA		13C3-PFBA	50	ug/mL

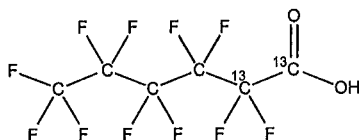


WELLINGTON LABORATORIES

CERTIFICATE OF ANALYSIS DOCUMENTATION

PRODUCT CODE: MPFHxA **LOT NUMBER:** MPFHxA0921
COMPOUND: Perfluoro-n-(1,2-¹³C₂)hexanoic acid

STRUCTURE: **CAS #:** 960315-47-3



MOLECULAR FORMULA: ¹³C₂¹²C₄HF₁₁O₂ **MOLECULAR WEIGHT:** 316.04
CONCENTRATION: 50.0 ± 2.5 µg/mL **SOLVENT(S):** Methanol
 Water (<1%)
CHEMICAL PURITY: >98% **ISOTOPIC PURITY:** ≥99% ¹³C
 (1,2-¹³C₂)
LAST TESTED: (mm/dd/yyyy) 10/04/2021
EXPIRY DATE: (mm/dd/yyyy) 10/04/2026
RECOMMENDED STORAGE: Store ampoule in a cool, dark place


DOCUMENTATION/ DATA ATTACHED:

Figure 1: LC/MS Data (Full Scan and Mass Spectrum)
 Figure 2: LC/MS/MS Data (Selected MRM Transitions)

ADDITIONAL INFORMATION:

- See page 2 for further details.
- Contains 4 mole eq. of NaOH to prevent conversion of the carboxylic acid to the methyl ester.

FOR LABORATORY USE ONLY: NOT FOR HUMAN OR DRUG USE

Certified By: 
 B.G. Chittim, General Manager **Date:** 10/22/2021
 (mm/dd/yyyy)

Wellington Laboratories Inc., 345 Southgate Dr. Guelph ON N1G 3M5 CANADA
 519-822-2436 • Fax: 519-822-2849 • info@well-labs.com

INTENDED USE:

The products prepared by Wellington Laboratories Inc. are for laboratory use only. This certified reference material (CRM) was designed to be used as a standard for the identification and/or quantification of the specific chemical compound it contains.

HANDLING:

This product should only be used by qualified personnel familiar with its potential hazards and trained in the handling of hazardous chemicals. Due care should be exercised to prevent unnecessary human contact or ingestion. All procedures should be carried out in a well-functioning fume hood and suitable gloves, eye protection, and clothing should be worn at all times. Waste should be disposed of according to national and regional regulations. Safety Data Sheets (SDSs) are available upon request.

SYNTHESIS / CHARACTERIZATION:

Our products are synthesized using single-product unambiguous routes whenever possible. They are then characterized, and their structures and purities confirmed, using a combination of the most relevant techniques, such as NMR, GC/MS, LC/MS/MS, SFC/UV/MS/MS, x-ray crystallography, and melting point. Isotopic purities of mass-labelled compounds are also confirmed using HRGC/HRMS and/or LC/MS/MS.

HOMOGENEITY:

Prior to solution preparation, crystalline material is tested for homogeneity using a variety of techniques (as stated above) and its solubility in a given diluent is taken into consideration. Duplicate solutions of a new product are prepared from the same crystalline lot and, after the addition of an appropriate internal standard, they are compared by GC/MS, LC/MS/MS, and/or SFC/UV/MS/MS. The relative response factors of the analyte of interest in each solution are required to be <5% RSD. New solution lots of existing products are compared to older lots in the same manner, which further confirms the homogeneity of the crystalline material as well as the stability and homogeneity of the solutions in the storage containers. In order to maintain the integrity of the assigned value(s), and associated uncertainty, the dilution or injection of a subsample of this product should be performed using calibrated measuring equipment.

UNCERTAINTY:

The maximum combined relative standard uncertainty of our reference standard solutions is calculated using the following equation:

The combined relative standard uncertainty, $u_c(y)$, of a value y and the uncertainty of the independent parameters x_1, x_2, \dots, x_n on which it depends is:

$$u_c(y(x_1, x_2, \dots, x_n)) = \sqrt{\sum_{i=1}^n u(y, x_i)^2}$$

where x is expressed as a relative standard uncertainty of the individual parameter.

The individual uncertainties taken into account include those associated with weights (calibration of the balance) and volumes (calibration of the volumetric glassware). An expanded maximum combined percent relative uncertainty of $\pm 5\%$ (calculated with a coverage factor of 2 and a level of confidence of 95%) is stated on the Certificate of Analysis for all of our products.

TRACEABILITY:

All reference standard solutions are traceable to specific crystalline lots. The microbalances used for solution preparation are regularly calibrated by an external ISO/IEC 17025 accredited laboratory. In addition, their calibration is verified prior to each weighing using calibrated external weights traceable to an ISO/IEC 17025 accredited laboratory. All volumetric glassware used is calibrated, of Class A tolerance, and traceable to an ISO/IEC 17025 accredited laboratory. For certain products, traceability to international interlaboratory studies has also been established.

EXPIRY DATE / PERIOD OF VALIDITY:

Ongoing stability studies of this product have demonstrated stability in its composition and concentration, until the specified expiry date, in the unopened ampoule. Monitoring for any degradation or change in concentration of the listed analyte(s) is performed on a routine basis.

LIMITED WARRANTY:

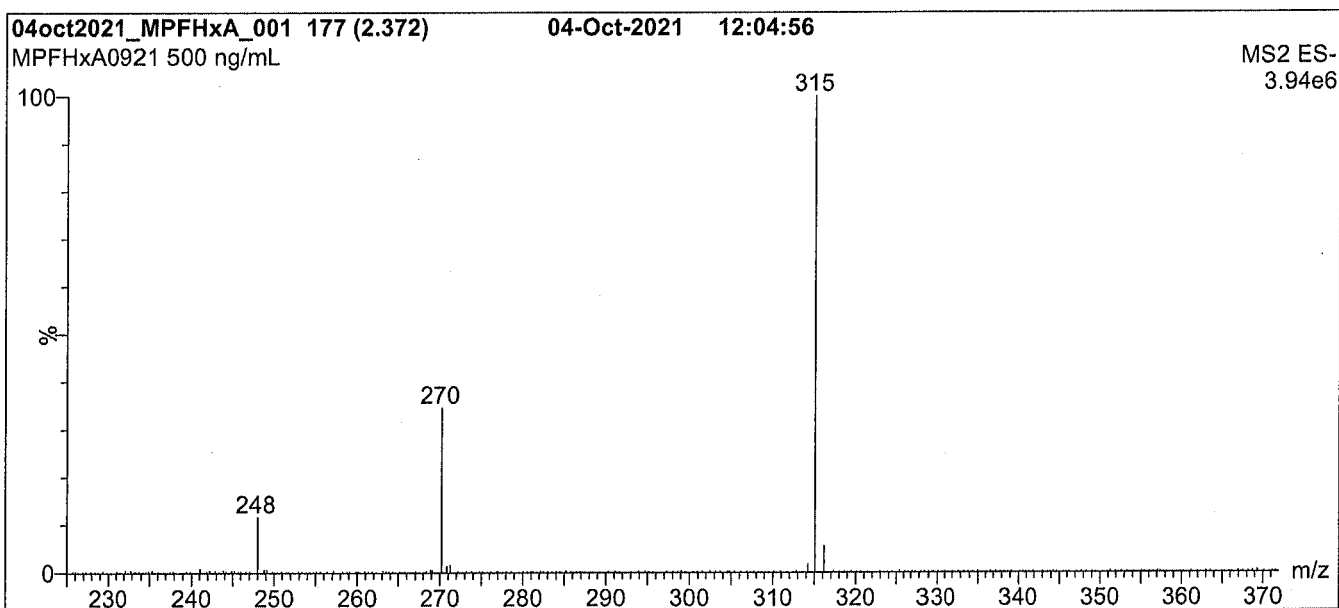
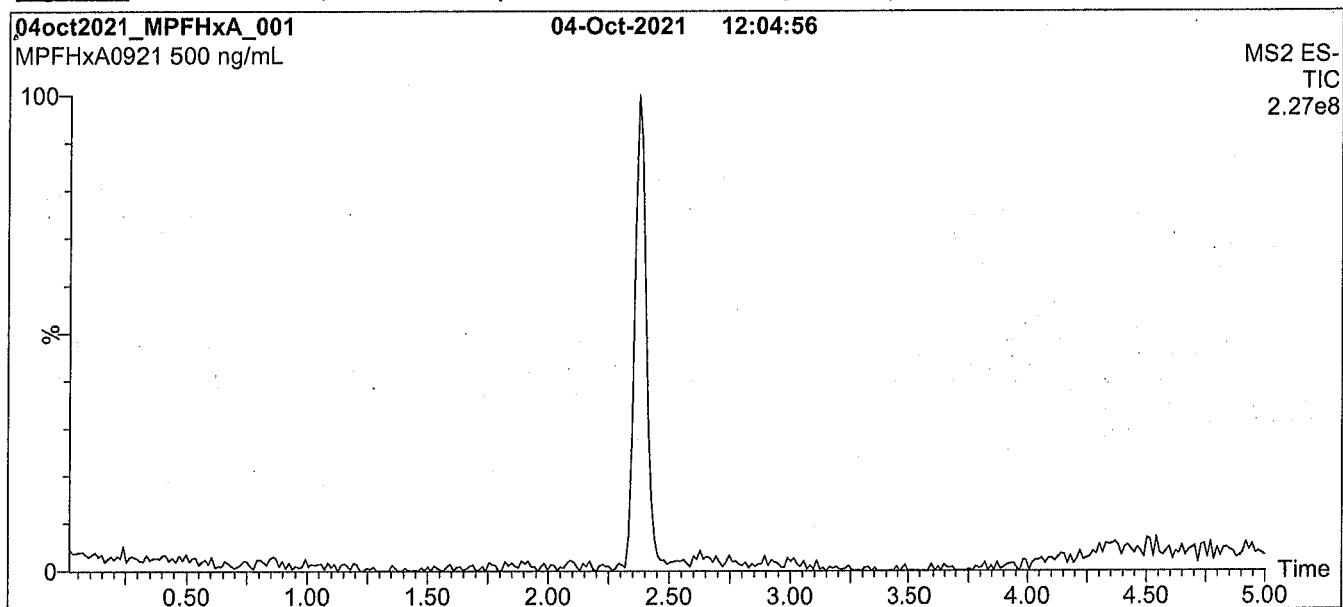
At the time of shipment, all products are warranted to be free of defects in material and workmanship and to conform to the stated technical and purity specifications.

QUALITY MANAGEMENT:

This product was produced using a Quality Management System registered to the latest versions of ISO 9001 by SAI Global, ISO/IEC 17025 by the Canadian Association for Laboratory Accreditation Inc. (CALA; A1226), and ISO 17034 by ANSI National Accreditation Board (ANAB; AR-1523).



For additional information or assistance concerning this or any other products from Wellington Laboratories Inc., please visit our website at www.well-labs.com or contact us directly at info@well-labs.com

Figure 1: MPFHxA; LC/MS Data (Full Scan and Mass Spectrum)**Conditions for Figure 1:**

Waters Acquity Ultra Performance LC
Waters Xevo TQ-S micro MS

Chromatographic Conditions:

Column: Acquity UPLC BEH Shield RP₁₈
1.7 μ m, 2.1 x 100 mm

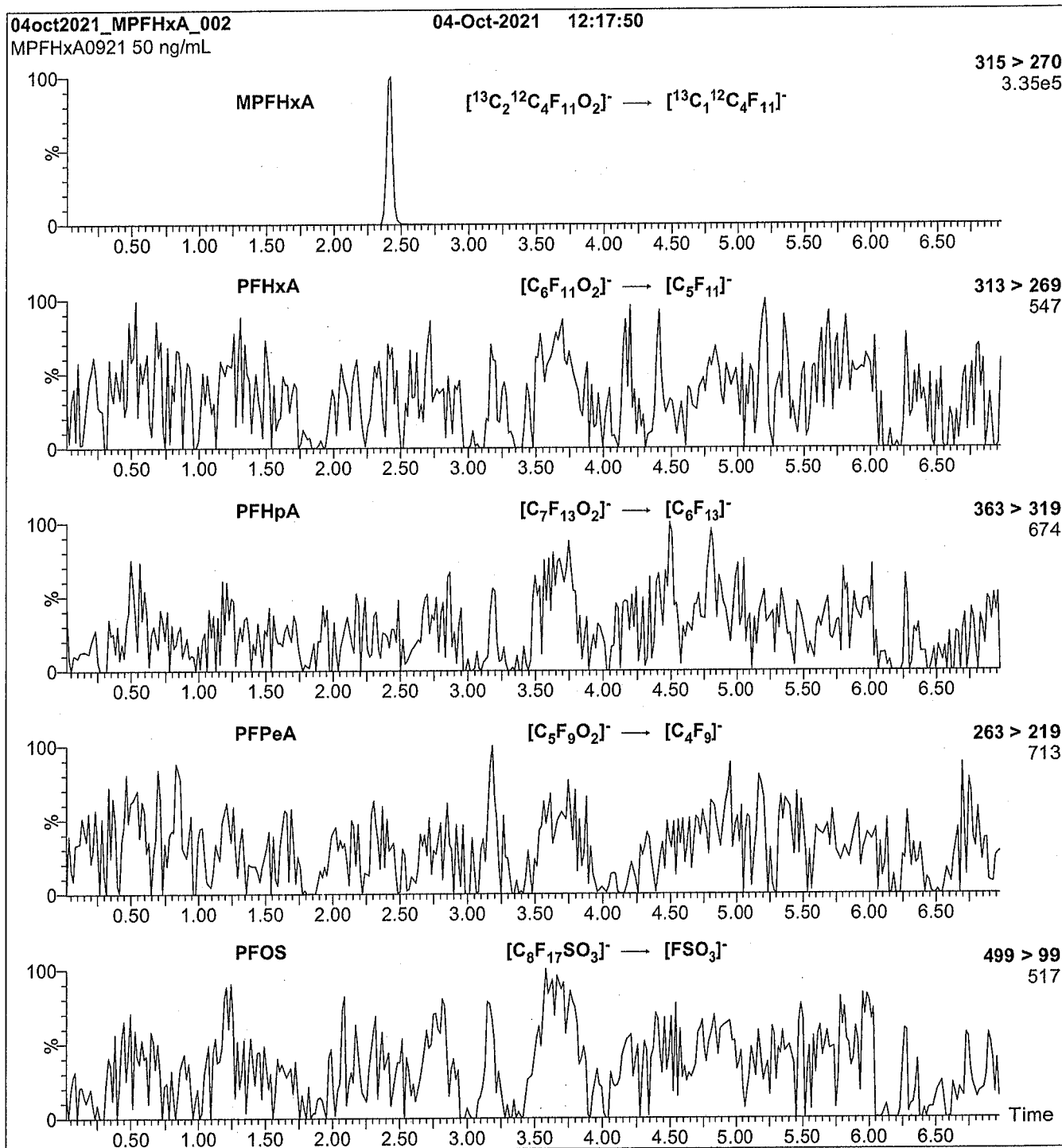
Mobile phase: Gradient
Start: 50% H₂O / 50% (80:20 MeOH:ACN)
(both with 10 mM NH₄OAc buffer)
Ramp to 90% organic over 7 min and hold for
2 min before returning to initial conditions in 1 min.
Time: 12 min

Flow: 300 μ L/min

MS Parameters:

Experiment: Full Scan (225 - 850 amu)

Source: Electrospray (negative)
Capillary Voltage (kV) = 2.00
Cone Voltage (V) = 10.00
Desolvation Temperature ($^{\circ}$ C) = 500
Desolvation Gas Flow (L/hr) = 1000

Figure 2: MPFHxA; LC/MS/MS Data (Selected MRM Transitions)**Conditions for Figure 2:**

Injection: On-column (MPFHxA)

Mobile phase: Same as Figure 1

Flow: 300 $\mu\text{L}/\text{min}$ **MS Parameters:**

Collision Gas (mbar) = 3.31e-3

Collision Energy (eV) = 8

Analytical Standard Record

22A0117

Description:	PFAS - IIS MPFHxA 50ug/mL	Expires:	10/04/2026
Standard Type:	Analyte Spike	Prepared:	10/04/2021
Solvent:	MeOH	Prepared By:	Dipti Gokal
Final Volume (mls):	1.2	Department:	PFAS
Vials:	1	Last Edit:	01/20/2022 15:48 by HGH

Analyte	Parent	CAS Number	Concentration	Units
13C2-PFHxA		13C2-PFHxA	50	ug/mL

Analytical Standard Record

22A0117

Description:	PFAS - IIS MPFHxA 50ug/mL	Expires:	10/04/2026
Standard Type:	Analyte Spike	Prepared:	10/04/2021
Solvent:	MeOH	Prepared By:	Dipti Gokal
Final Volume (mls):	1.2	Department:	PFAS
Vials:	1	Last Edit:	01/20/2022 15:48 by HGH

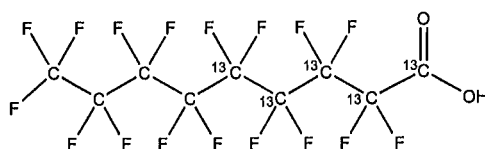
Analyte	Parent	CAS Number	Concentration	Units
13C2-PFHxA		13C2-PFHxA	50	ug/mL



WELLINGTON LABORATORIES

CERTIFICATE OF ANALYSIS DOCUMENTATION

PRODUCT CODE: MPFNA **LOT NUMBER:** MPFNA1021
COMPOUND: Perfluoro-n-(1,2,3,4,5-¹³C₅)nonanoic acid
STRUCTURE: **CAS #:** 960315-49-5



MOLECULAR FORMULA: $^{13}\text{C}_5^{12}\text{C}_4\text{HF}_{17}\text{O}_2$ **MOLECULAR WEIGHT:** 469.04
CONCENTRATION: 50.0 ± 2.5 µg/mL **SOLVENT(S):** Methanol
 Water (<1%)
CHEMICAL PURITY: >98% **ISOTOPIC PURITY:** ≥99% ¹³C
 (1,2,3,4,5-¹³C₅)
LAST TESTED: (mm/dd/yyyy) 10/29/2021
EXPIRY DATE: (mm/dd/yyyy) 10/29/2026
RECOMMENDED STORAGE: Store ampoule in a cool, dark place

DOCUMENTATION/ DATA ATTACHED:

Figure 1: LC/MS Data (Full Scan and Mass Spectrum)
 Figure 2: LC/MS/MS Data (Selected MRM Transitions)

ADDITIONAL INFORMATION:

- See page 2 for further details.
- Contains 4 mole eq. of NaOH to prevent conversion of the carboxylic acid to the methyl ester.

FOR LABORATORY USE ONLY: NOT FOR HUMAN OR DRUG USE

Certified By: 
 B.G. Chittim, General Manager

Date: 11/01/2021
 (mm/dd/yyyy)

Wellington Laboratories Inc., 345 Southgate Dr. Guelph ON N1G 3M5 CANADA
 519-822-2436 • Fax: 519-822-2849 • info@well-labs.com

INTENDED USE:

The products prepared by Wellington Laboratories Inc. are for laboratory use only. This certified reference material (CRM) was designed to be used as a standard for the identification and/or quantification of the specific chemical compound it contains.

HANDLING:

This product should only be used by qualified personnel familiar with its potential hazards and trained in the handling of hazardous chemicals. Due care should be exercised to prevent unnecessary human contact or ingestion. All procedures should be carried out in a well-functioning fume hood and suitable gloves, eye protection, and clothing should be worn at all times. Waste should be disposed of according to national and regional regulations. Safety Data Sheets (SDSs) are available upon request.

SYNTHESIS / CHARACTERIZATION:

Our products are synthesized using single-product unambiguous routes whenever possible. They are then characterized, and their structures and purities confirmed, using a combination of the most relevant techniques, such as NMR, GC/MS, LC/MS/MS, SFC/UV/MS/MS, x-ray crystallography, and melting point. Isotopic purities of mass-labelled compounds are also confirmed using HRGC/HRMS and/or LC/MS/MS.

HOMOGENEITY:

Prior to solution preparation, crystalline material is tested for homogeneity using a variety of techniques (as stated above) and its solubility in a given diluent is taken into consideration. Duplicate solutions of a new product are prepared from the same crystalline lot and, after the addition of an appropriate internal standard, they are compared by GC/MS, LC/MS/MS, and/or SFC/UV/MS/MS. The relative response factors of the analyte of interest in each solution are required to be <5% RSD. New solution lots of existing products are compared to older lots in the same manner, which further confirms the homogeneity of the crystalline material as well as the stability and homogeneity of the solutions in the storage containers. In order to maintain the integrity of the assigned value(s), and associated uncertainty, the dilution or injection of a subsample of this product should be performed using calibrated measuring equipment.

UNCERTAINTY:

The maximum combined relative standard uncertainty of our reference standard solutions is calculated using the following equation:

The combined relative standard uncertainty, $u_c(y)$, of a value y and the uncertainty of the independent parameters x_1, x_2, \dots, x_n on which it depends is:

$$u_c(y(x_1, x_2, \dots, x_n)) = \sqrt{\sum_{i=1}^n u(y, x_i)^2}$$

where x is expressed as a relative standard uncertainty of the individual parameter.

The individual uncertainties taken into account include those associated with weights (calibration of the balance) and volumes (calibration of the volumetric glassware). An expanded maximum combined percent relative uncertainty of $\pm 5\%$ (calculated with a coverage factor of 2 and a level of confidence of 95%) is stated on the Certificate of Analysis for all of our products.

TRACEABILITY:

All reference standard solutions are traceable to specific crystalline lots. The microbalances used for solution preparation are regularly calibrated by an external ISO/IEC 17025 accredited laboratory. In addition, their calibration is verified prior to each weighing using calibrated external weights traceable to an ISO/IEC 17025 accredited laboratory. All volumetric glassware used is calibrated, of Class A tolerance, and traceable to an ISO/IEC 17025 accredited laboratory. For certain products, traceability to international interlaboratory studies has also been established.

EXPIRY DATE / PERIOD OF VALIDITY:

Ongoing stability studies of this product have demonstrated stability in its composition and concentration, until the specified expiry date, in the unopened ampoule. Monitoring for any degradation or change in concentration of the listed analyte(s) is performed on a routine basis.

LIMITED WARRANTY:

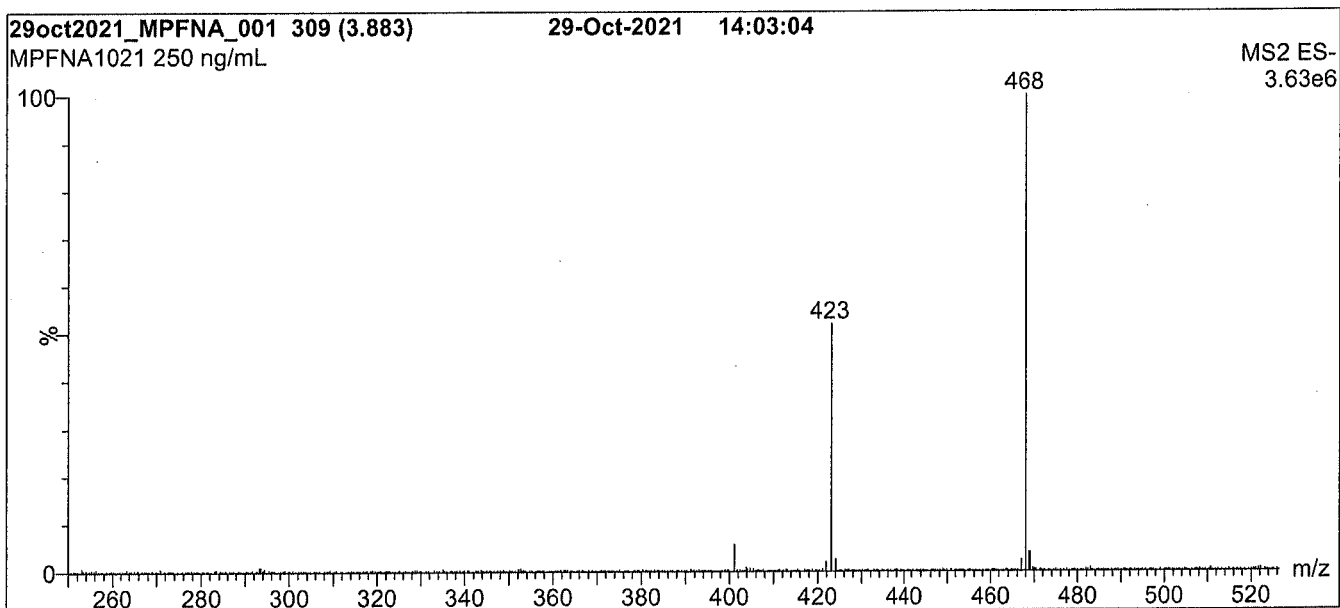
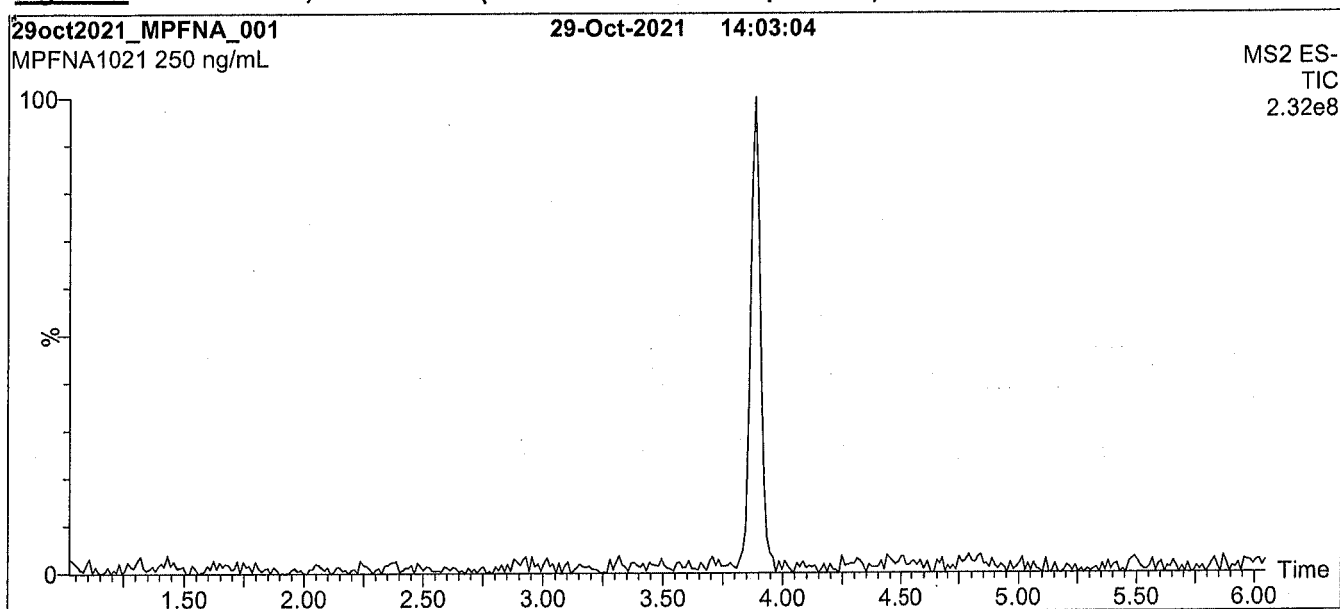
At the time of shipment, all products are warranted to be free of defects in material and workmanship and to conform to the stated technical and purity specifications.

QUALITY MANAGEMENT:

This product was produced using a Quality Management System registered to the latest versions of ISO 9001 by SAI Global, ISO/IEC 17025 by the Canadian Association for Laboratory Accreditation Inc. (CALA; A1226), and ISO 17034 by ANSI National Accreditation Board (ANAB; AR-1523).



For additional information or assistance concerning this or any other products from Wellington Laboratories Inc., please visit our website at www.well-labs.com or contact us directly at info@well-labs.com

Figure 1: MPFNA; LC/MS Data (Full Scan and Mass Spectrum)**Conditions for Figure 1:**

Waters Acquity Ultra Performance LC
Waters Xevo TQ-S micro MS

Chromatographic Conditions:

Column: Acquity UPLC BEH Shield RP₁₈
1.7 μ m, 2.1 x 100 mm

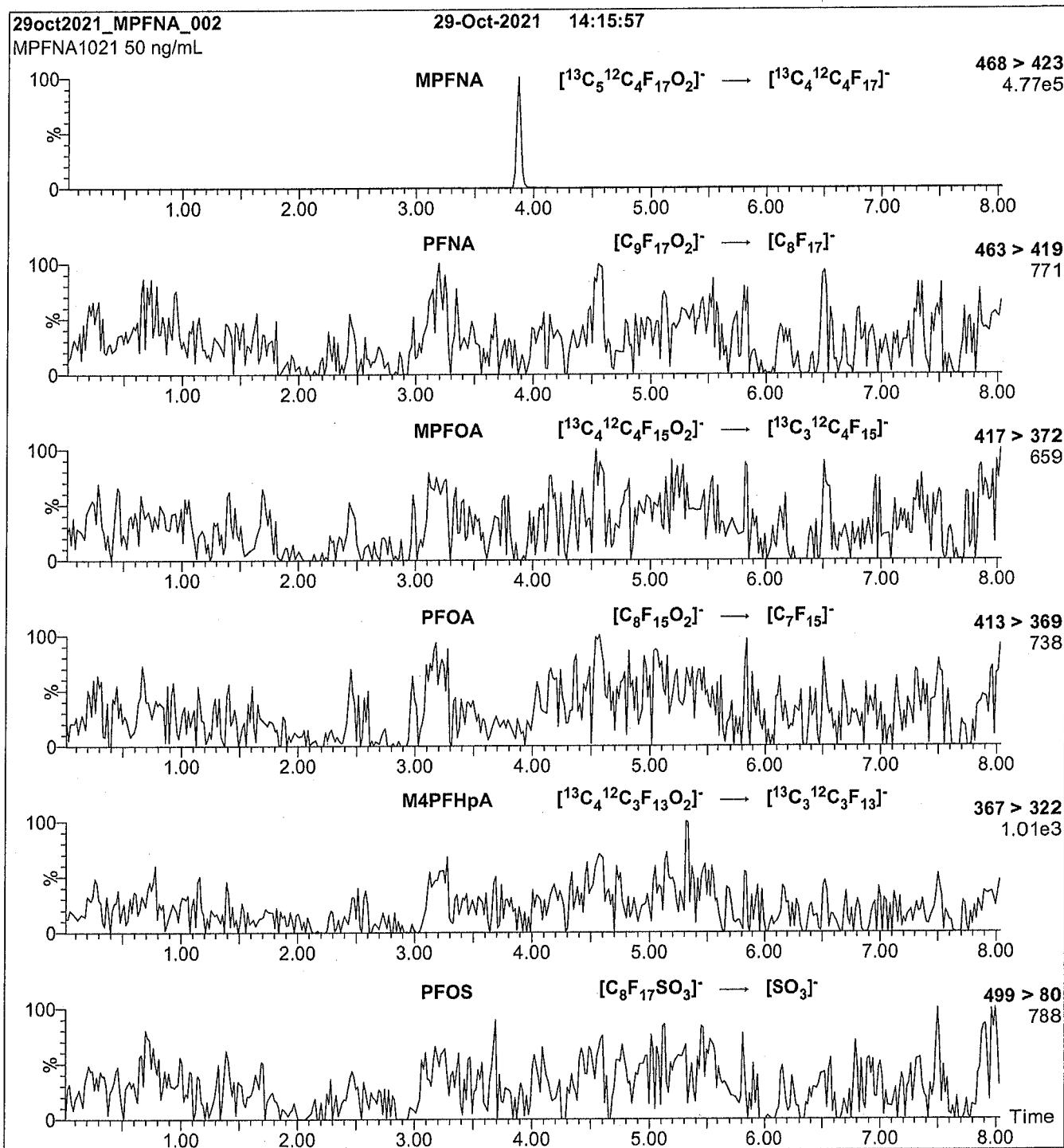
Mobile phase: Gradient
Start: 40% H₂O / 60% (80:20 MeOH:ACN)
(both with 10 mM NH₄OAc buffer)
Ramp to 90% organic over 8 min and hold for
2 min before returning to initial conditions in 0.75 min.
Time: 12 min

Flow: 300 μ L/min

MS Parameters:

Experiment: Full Scan (250 - 850 amu)

Source: Electrospray (negative)
Capillary Voltage (kV) = 2.00
Cone Voltage (V) = 10.00
Desolvation Temperature ($^{\circ}$ C) = 500
Desolvation Gas Flow (L/hr) = 1000

Figure 2: MPFNA; LC/MS/MS Data (Selected MRM Transitions)**Conditions for Figure 2:**

Injection: On-column (MPFNA)

Mobile phase: Same as Figure 1

Flow: 300 $\mu\text{L}/\text{min}$ **MS Parameters:**

Collision Gas (mbar) = 3.16e-3

Collision Energy (eV) = 10

Analytical Standard Record

22A0118

Description:	PFAS - IIS MPFNA 50ug/mL	Expires:	10/29/2026
Standard Type:	Analyte Spike	Prepared:	10/29/2021
Solvent:	MeOH	Prepared By:	Dipti Gokal
Final Volume (mls):	1.2	Department:	PFAS
Vials:	1	Last Edit:	01/20/2022 15:48 by HGH

Analyte	Parent	CAS Number	Concentration	Units
13C5-PFNA		13C5-PFNA	50	ug/mL

Analytical Standard Record

22A0118

Description:	PFAS - IIS MPFNA 50ug/mL	Expires:	10/29/2026
Standard Type:	Analyte Spike	Prepared:	10/29/2021
Solvent:	MeOH	Prepared By:	Dipti Gokal
Final Volume (mls):	1.2	Department:	PFAS
Vials:	1	Last Edit:	01/20/2022 15:48 by HGH

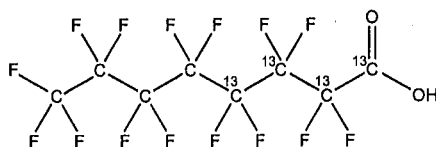
Analyte	Parent	CAS Number	Concentration	Units
13C5-PFNA		13C5-PFNA	50	ug/mL



WELLINGTON LABORATORIES

CERTIFICATE OF ANALYSIS DOCUMENTATION

PRODUCT CODE: MPFOA **LOT NUMBER:** MPFOA1121
COMPOUND: Perfluoro-n-(1,2,3,4-¹³C₄)octanoic acid
STRUCTURE: **CAS #:** 960315-48-4



MOLECULAR FORMULA: ¹³C₄¹²C₄HF₁₅O₂ **MOLECULAR WEIGHT:** 418.04
CONCENTRATION: 50.0 ± 2.5 µg/mL **SOLVENT(S):** Methanol
Water (<1%)
CHEMICAL PURITY: >98% **ISOTOPIC PURITY:** ≥99% ¹³C
(1,2,3,4-¹³C₄)
LAST TESTED: (mm/dd/yyyy) 12/07/2021
EXPIRY DATE: (mm/dd/yyyy) 12/07/2026
RECOMMENDED STORAGE: Store ampoule in a cool, dark place


DOCUMENTATION/ DATA ATTACHED:

Figure 1: LC/MS Data (Full Scan and Mass Spectrum)
Figure 2: LC/MS/MS Data (Selected MRM Transitions)

ADDITIONAL INFORMATION:

- See page 2 for further details.
- Contains 4 mole eq. of NaOH to prevent conversion of the carboxylic acid to the methyl ester.

FOR LABORATORY USE ONLY: NOT FOR HUMAN OR DRUG USE

Certified By:  **Date:** 12/20/2021
B.G. Chittim, General Manager (mm/dd/yyyy)

Wellington Laboratories Inc., 345 Southgate Dr. Guelph ON N1G 3M5 CANADA
519-822-2436 • Fax: 519-822-2849 • info@well-labs.com

INTENDED USE:

The products prepared by Wellington Laboratories Inc. are for laboratory use only. This certified reference material (CRM) was designed to be used as a standard for the identification and/or quantification of the specific chemical compound it contains.

HANDLING:

This product should only be used by qualified personnel familiar with its potential hazards and trained in the handling of hazardous chemicals. Due care should be exercised to prevent unnecessary human contact or ingestion. All procedures should be carried out in a well-functioning fume hood and suitable gloves, eye protection, and clothing should be worn at all times. Waste should be disposed of according to national and regional regulations. Safety Data Sheets (SDSs) are available upon request.

SYNTHESIS / CHARACTERIZATION:

Our products are synthesized using single-product unambiguous routes whenever possible. They are then characterized, and their structures and purities confirmed, using a combination of the most relevant techniques, such as NMR, GC/MS, LC/MS/MS, SFC/UV/MS/MS, x-ray crystallography, and melting point. Isotopic purities of mass-labelled compounds are also confirmed using HRGC/HRMS and/or LC/MS/MS.

HOMOGENEITY:

Prior to solution preparation, crystalline material is tested for homogeneity using a variety of techniques (as stated above) and its solubility in a given diluent is taken into consideration. Duplicate solutions of a new product are prepared from the same crystalline lot and, after the addition of an appropriate internal standard, they are compared by GC/MS, LC/MS/MS, and/or SFC/UV/MS/MS. The relative response factors of the analyte of interest in each solution are required to be <5% RSD. New solution lots of existing products are compared to older lots in the same manner, which further confirms the homogeneity of the crystalline material as well as the stability and homogeneity of the solutions in the storage containers. In order to maintain the integrity of the assigned value(s), and associated uncertainty, the dilution or injection of a subsample of this product should be performed using calibrated measuring equipment.

UNCERTAINTY:

The maximum combined relative standard uncertainty of our reference standard solutions is calculated using the following equation:

The combined relative standard uncertainty, $u_c(y)$, of a value y and the uncertainty of the independent parameters x_1, x_2, \dots, x_n on which it depends is:

$$u_c(y(x_1, x_2, \dots, x_n)) = \sqrt{\sum_{i=1}^n u(y, x_i)^2}$$

where x is expressed as a relative standard uncertainty of the individual parameter.

The individual uncertainties taken into account include those associated with weights (calibration of the balance) and volumes (calibration of the volumetric glassware). An expanded maximum combined percent relative uncertainty of $\pm 5\%$ (calculated with a coverage factor of 2 and a level of confidence of 95%) is stated on the Certificate of Analysis for all of our products.

TRACEABILITY:

All reference standard solutions are traceable to specific crystalline lots. The microbalances used for solution preparation are regularly calibrated by an external ISO/IEC 17025 accredited laboratory. In addition, their calibration is verified prior to each weighing using calibrated external weights traceable to an ISO/IEC 17025 accredited laboratory. All volumetric glassware used is calibrated, of Class A tolerance, and traceable to an ISO/IEC 17025 accredited laboratory. For certain products, traceability to international interlaboratory studies has also been established.

EXPIRY DATE / PERIOD OF VALIDITY:

Ongoing stability studies of this product have demonstrated stability in its composition and concentration, until the specified expiry date, in the unopened ampoule. Monitoring for any degradation or change in concentration of the listed analyte(s) is performed on a routine basis.

LIMITED WARRANTY:

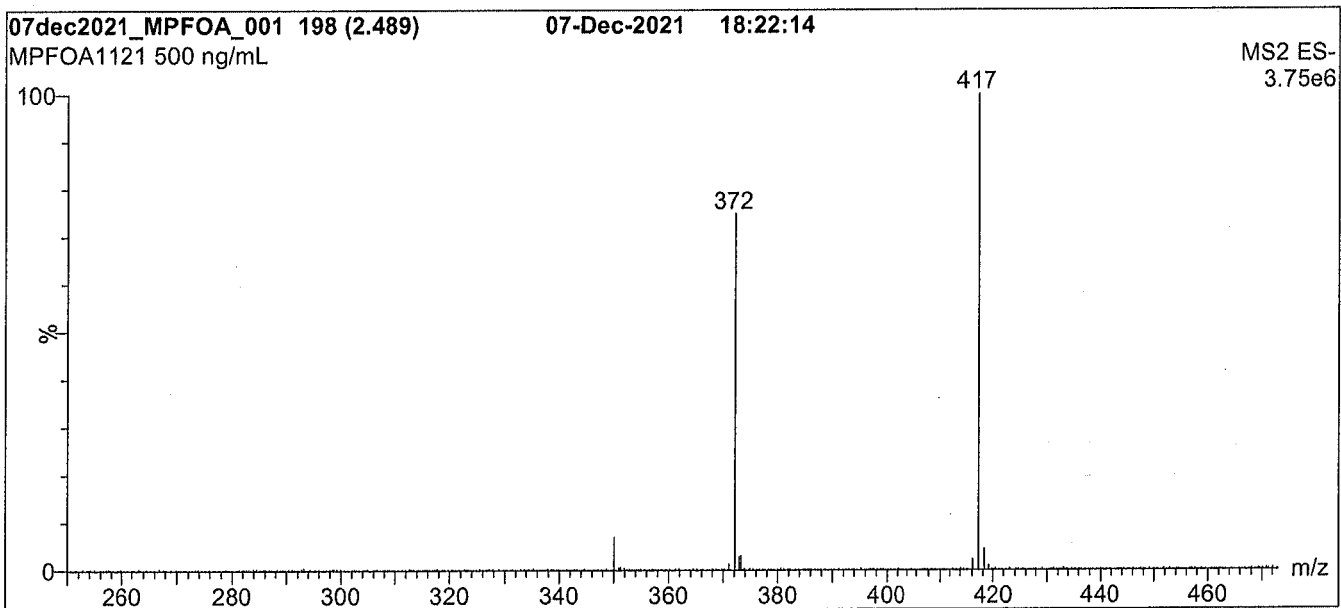
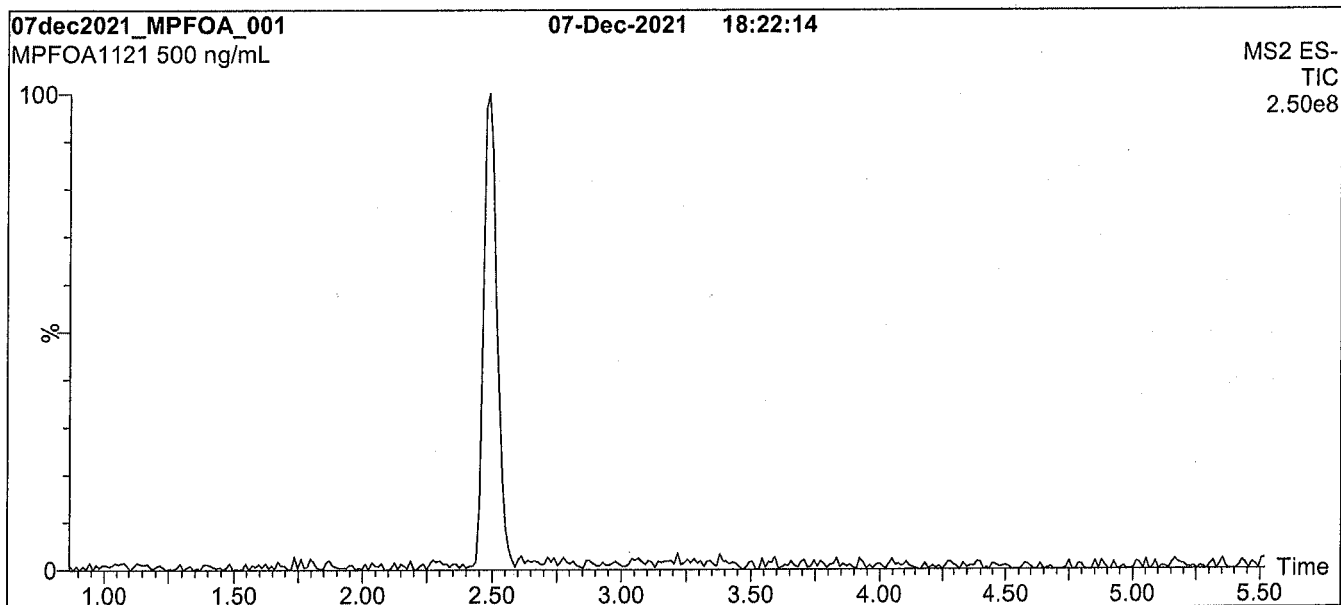
At the time of shipment, all products are warranted to be free of defects in material and workmanship and to conform to the stated technical and purity specifications.

QUALITY MANAGEMENT:

This product was produced using a Quality Management System registered to the latest versions of ISO 9001 by SAI Global, ISO/IEC 17025 by the Canadian Association for Laboratory Accreditation Inc. (CALA; A1226), and ISO 17034 by ANSI National Accreditation Board (ANAB; AR-1523).



For additional information or assistance concerning this or any other products from Wellington Laboratories Inc., please visit our website at www.well-labs.com or contact us directly at info@well-labs.com

Figure 1: MPFOA; LC/MS Data (Full Scan and Mass Spectrum)**Conditions for Figure 1:**

Waters Acquity Ultra Performance LC
Waters Xevo TQ-S micro MS

Chromatographic Conditions:

Column: Acquity UPLC BEH Shield RP₁₈
1.7 μ m, 2.1 x 100 mm

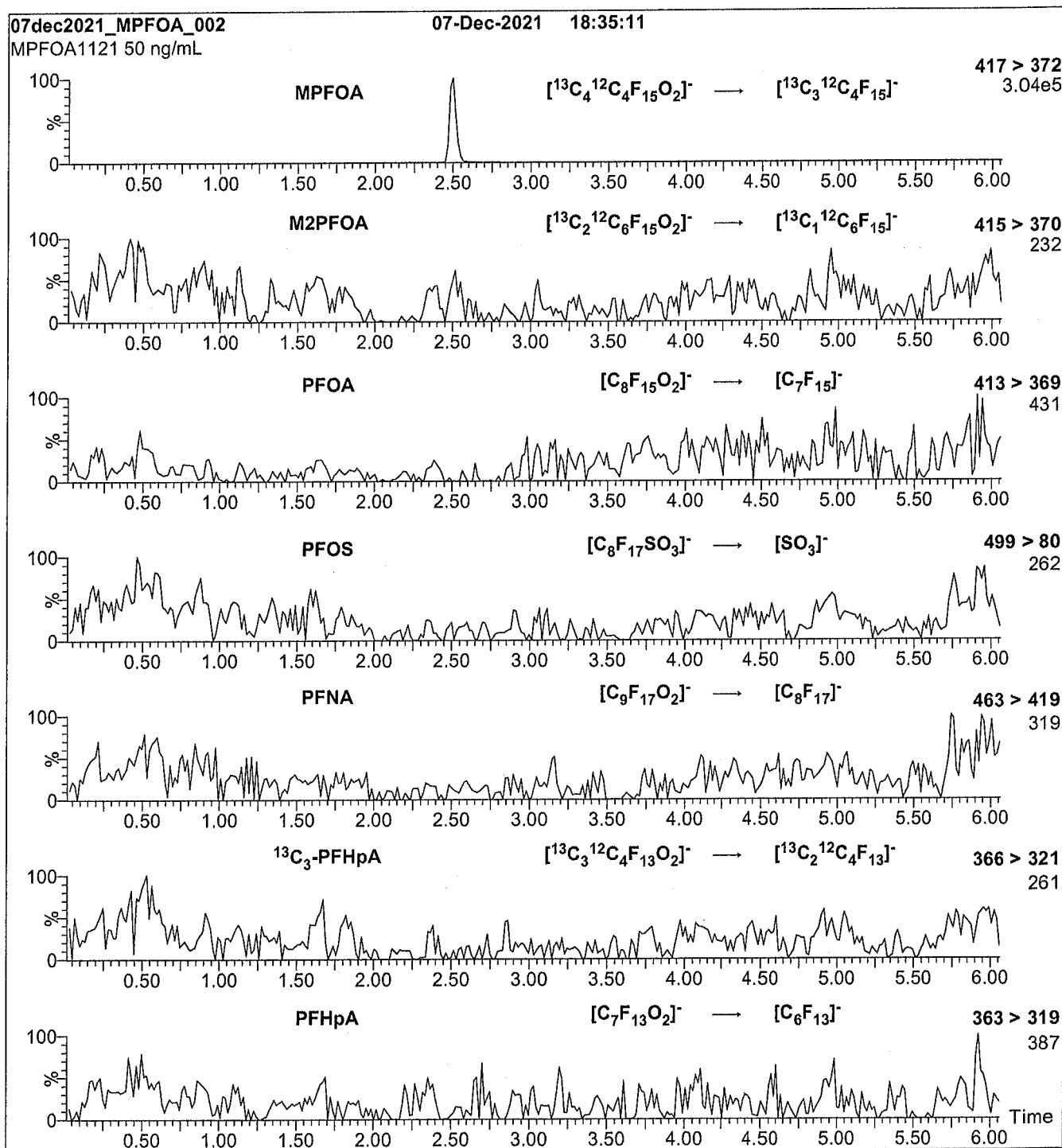
Mobile phase: Gradient
Start: 40% H₂O / 60% (80:20 MeOH:ACN)
(both with 10 mM NH₄OAc buffer)
Ramp to 90% organic over 8 min and hold for 2 min
before returning to initial conditions in 0.75 min.
Time: 12 min

Flow: 300 μ L/min

MS Parameters:

Experiment: Full Scan (250 - 850 amu)

Source: Electrospray (negative)
Capillary Voltage (kV) = 2.00
Cone Voltage (V) = 10.00
Desolvation Temperature (°C) = 500
Desolvation Gas Flow (L/hr) = 1000

Figure 2: MPFOA; LC/MS/MS Data (Selected MRM Transitions)**Conditions for Figure 2:**

Injection: On-column (MPFOA)

Mobile phase: Same as Figure 1

Flow: 300 $\mu\text{L}/\text{min}$ **MS Parameters:**

Collision Gas (mbar) = 3.39e-3

Collision Energy (eV) = 8

Analytical Standard Record

22A0119

Description:	PFAS - IIS MPFOA 50ug/mL	Expires:	12/07/2026
Standard Type:	Analyte Spike	Prepared:	12/07/2021
Solvent:	MeOH	Prepared By:	Dipti Gokal
Final Volume (mls):	1.2	Department:	PFAS
Vials:	1	Last Edit:	01/20/2022 15:48 by HGH

Analyte	Parent	CAS Number	Concentration	Units
13C4-PFOA		13C4-PFOA	50	ug/mL

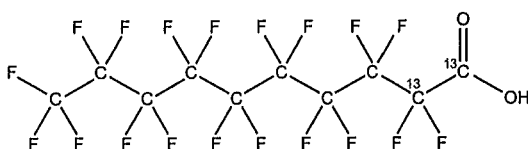


WELLINGTON LABORATORIES

CERTIFICATE OF ANALYSIS DOCUMENTATION

PRODUCT CODE: MPFDA **LOT NUMBER:** MPFDA1221
COMPOUND: Perfluoro-n-(1,2-¹³C₂)decanoic acid

STRUCTURE: **CAS #:** 960315-50-8



MOLECULAR FORMULA: ¹³C₂¹²C₈HF₁₉O₂ **MOLECULAR WEIGHT:** 516.07
CONCENTRATION: 50.0 ± 2.5 µg/mL **SOLVENT(S):** Methanol
 Water (<1%)
CHEMICAL PURITY: >98% **ISOTOPIC PURITY:** ≥99% ¹³C
 (1,2-¹³C₂)
LAST TESTED: (mm/dd/yyyy) 12/08/2021
EXPIRY DATE: (mm/dd/yyyy) 12/08/2026
RECOMMENDED STORAGE: Store ampoule in a cool, dark place

DOCUMENTATION/ DATA ATTACHED:

Figure 1: LC/MS Data (Full Scan and Mass Spectrum)
 Figure 2: LC/MS/MS Data (Selected MRM Transitions)

ADDITIONAL INFORMATION:

- See page 2 for further details.
- Contains 4 mole eq. of NaOH to prevent conversion of the carboxylic acid to the methyl ester.

FOR LABORATORY USE ONLY: NOT FOR HUMAN OR DRUG USE

Certified By: 
 B.G. Chittim, General Manager

Date: 12/13/2021
 (mm/dd/yyyy)

Wellington Laboratories Inc., 345 Southgate Dr. Guelph ON N1G 3M5 CANADA
 519-822-2436 • Fax: 519-822-2849 • info@well-labs.com

INTENDED USE:

The products prepared by Wellington Laboratories Inc. are for laboratory use only. This certified reference material (CRM) was designed to be used as a standard for the identification and/or quantification of the specific chemical compound it contains.

HANDLING:

This product should only be used by qualified personnel familiar with its potential hazards and trained in the handling of hazardous chemicals. Due care should be exercised to prevent unnecessary human contact or ingestion. All procedures should be carried out in a well-functioning fume hood and suitable gloves, eye protection, and clothing should be worn at all times. Waste should be disposed of according to national and regional regulations. Safety Data Sheets (SDSs) are available upon request.

SYNTHESIS / CHARACTERIZATION:

Our products are synthesized using single-product unambiguous routes whenever possible. They are then characterized, and their structures and purities confirmed, using a combination of the most relevant techniques, such as NMR, GC/MS, LC/MS/MS, SFC/UV/MS/MS, x-ray crystallography, and melting point. Isotopic purities of mass-labelled compounds are also confirmed using HRGC/HRMS and/or LC/MS/MS.

HOMOGENEITY:

Prior to solution preparation, crystalline material is tested for homogeneity using a variety of techniques (as stated above) and its solubility in a given diluent is taken into consideration. Duplicate solutions of a new product are prepared from the same crystalline lot and, after the addition of an appropriate internal standard, they are compared by GC/MS, LC/MS/MS, and/or SFC/UV/MS/MS. The relative response factors of the analyte of interest in each solution are required to be <5% RSD. New solution lots of existing products are compared to older lots in the same manner, which further confirms the homogeneity of the crystalline material as well as the stability and homogeneity of the solutions in the storage containers. In order to maintain the integrity of the assigned value(s), and associated uncertainty, the dilution or injection of a subsample of this product should be performed using calibrated measuring equipment.

UNCERTAINTY:

The maximum combined relative standard uncertainty of our reference standard solutions is calculated using the following equation:

The combined relative standard uncertainty, $u_c(y)$, of a value y and the uncertainty of the independent parameters x_1, x_2, \dots, x_n on which it depends is:

$$u_c(y(x_1, x_2, \dots, x_n)) = \sqrt{\sum_{i=1}^n u(y, x_i)^2}$$

where x is expressed as a relative standard uncertainty of the individual parameter.

The individual uncertainties taken into account include those associated with weights (calibration of the balance) and volumes (calibration of the volumetric glassware). An expanded maximum combined percent relative uncertainty of $\pm 5\%$ (calculated with a coverage factor of 2 and a level of confidence of 95%) is stated on the Certificate of Analysis for all of our products.

TRACEABILITY:

All reference standard solutions are traceable to specific crystalline lots. The microbalances used for solution preparation are regularly calibrated by an external ISO/IEC 17025 accredited laboratory. In addition, their calibration is verified prior to each weighing using calibrated external weights traceable to an ISO/IEC 17025 accredited laboratory. All volumetric glassware used is calibrated, of Class A tolerance, and traceable to an ISO/IEC 17025 accredited laboratory. For certain products, traceability to international interlaboratory studies has also been established.

EXPIRY DATE / PERIOD OF VALIDITY:

Ongoing stability studies of this product have demonstrated stability in its composition and concentration, until the specified expiry date, in the unopened ampoule. Monitoring for any degradation or change in concentration of the listed analyte(s) is performed on a routine basis.

LIMITED WARRANTY:

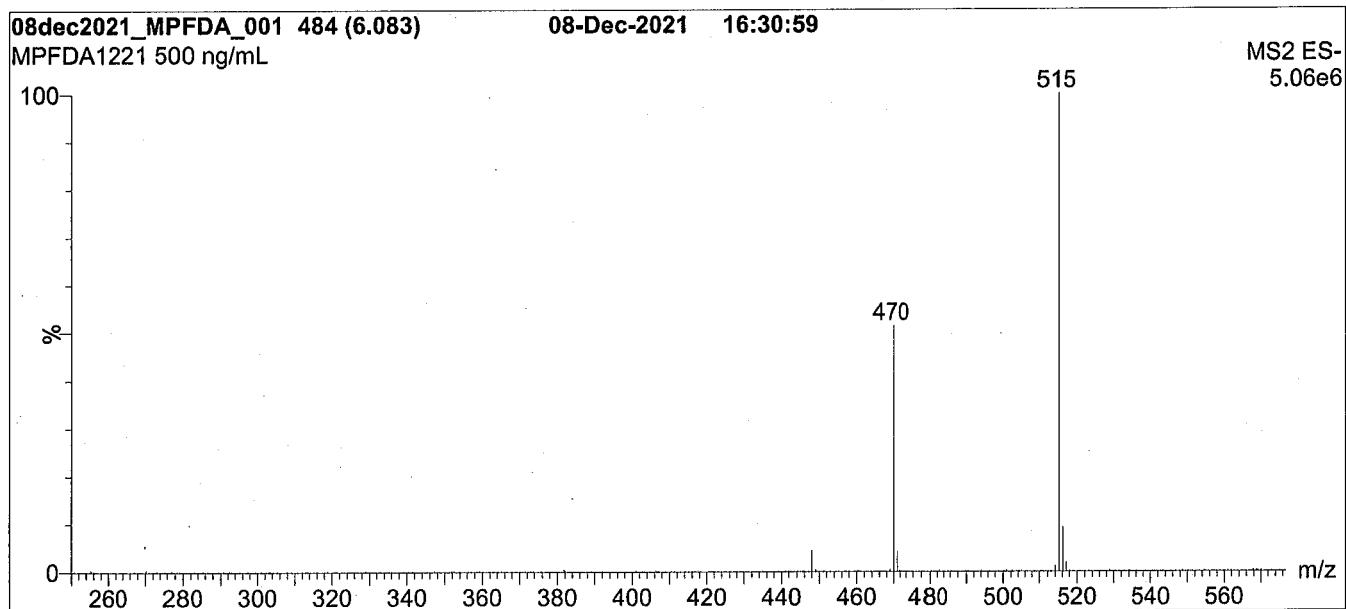
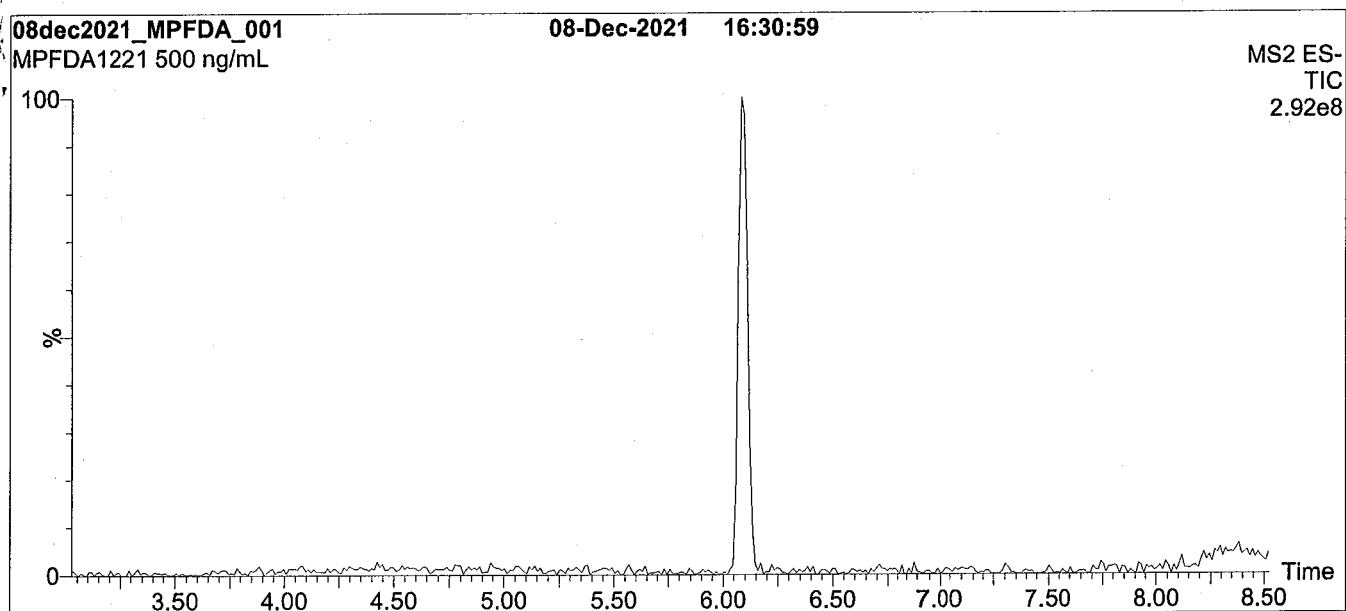
At the time of shipment, all products are warranted to be free of defects in material and workmanship and to conform to the stated technical and purity specifications.

QUALITY MANAGEMENT:

This product was produced using a Quality Management System registered to the latest versions of ISO 9001 by SAI Global, ISO/IEC 17025 by the Canadian Association for Laboratory Accreditation Inc. (CALA; A1226), and ISO 17034 by ANSI National Accreditation Board (ANAB; AR-1523).



For additional information or assistance concerning this or any other products from Wellington Laboratories Inc., please visit our website at www.well-labs.com or contact us directly at info@well-labs.com

Figure 1: MPFDA; LC/MS Data (Full Scan and Mass Spectrum)**Conditions for Figure 1:**

Waters Acquity Ultra Performance LC
Waters Xevo TQ-S micro MS

Chromatographic Conditions:

Column: Acquity UPLC BEH Shield RP₁₈
1.7 μ m, 2.1 x 100 mm

Mobile phase: Gradient

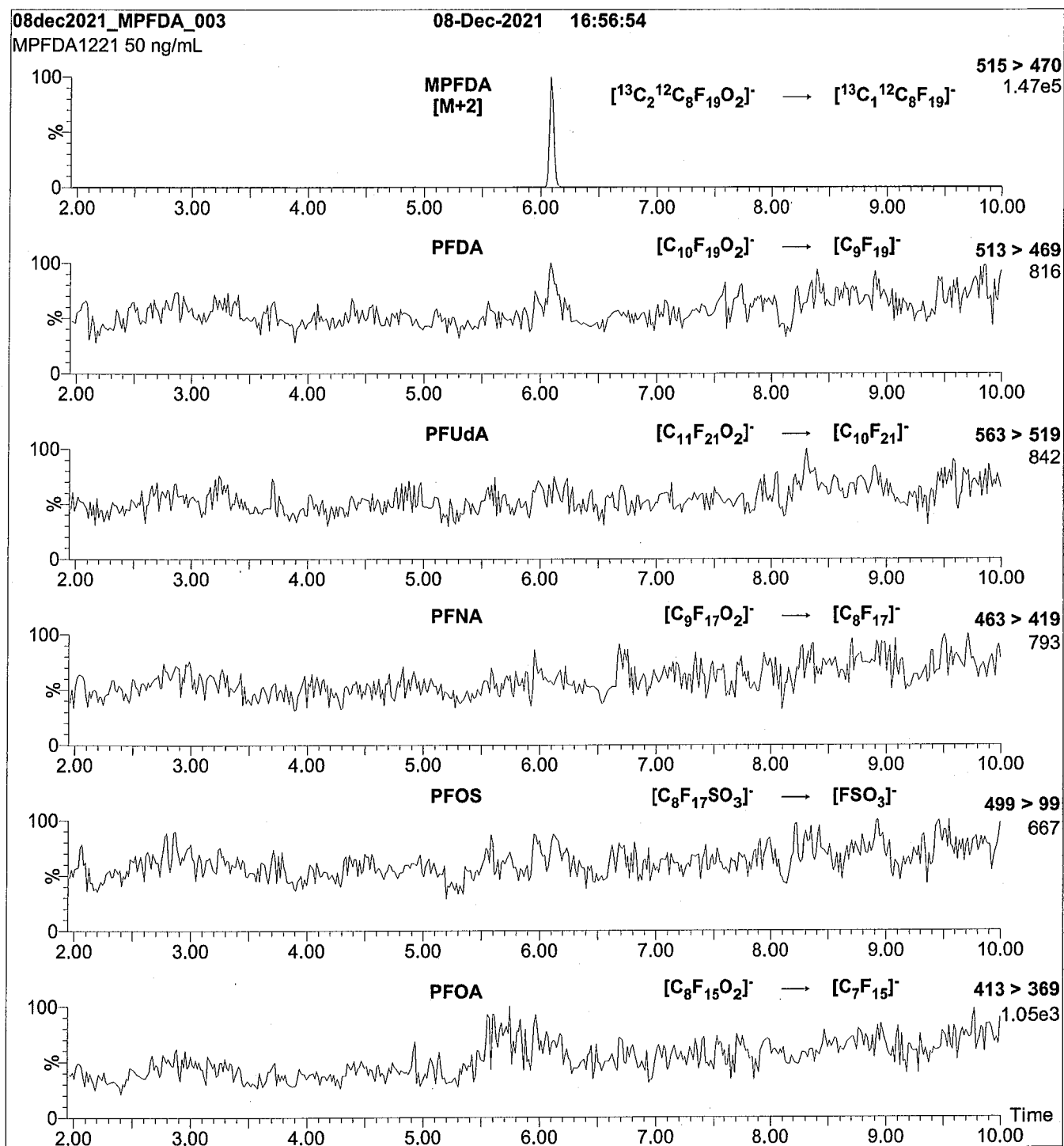
Start: 50% H₂O / 50% (80:20 MeOH:ACN)
(both with 10 mM NH₄OAc buffer)
Ramp to 90% organic over 9 min and hold for
1 min before returning to initial conditions in 0.75 min.
Time: 12 min

Flow: 300 μ L/min

MS Parameters:

Experiment: Full Scan (250 - 850 amu)

Source: Electrospray (negative)
Capillary Voltage (kV) = 2.00
Cone Voltage (V) = 10.00
Desolvation Temperature ($^{\circ}$ C) = 500
Desolvation Gas Flow (L/hr) = 1000

Figure 2: MPFDA; LC/MS/MS Data (Selected MRM Transitions)**Conditions for Figure 2:**

Injection: On-column (MPFDA)

Mobile phase: Same as Figure 1

Flow: 300 μ L/min**MS Parameters:**

Collision Gas (mbar) = 3.39e-3

Collision Energy (eV) = 10

Analytical Standard Record

22A0120

Description:	PFAS - IIS MPFDA 50ug/mL	Expires:	12/08/2026
Standard Type:	Analyte Spike	Prepared:	12/08/2021
Solvent:	MeOH	Prepared By:	Dipti Gokal
Final Volume (mls):	1.2	Department:	PFAS
Vials:	1	Last Edit:	01/20/2022 15:49 by HGH

Analyte	Parent	CAS Number	Concentration	Units
13C2-PFDA		13C2-PFDA	50	ug/mL

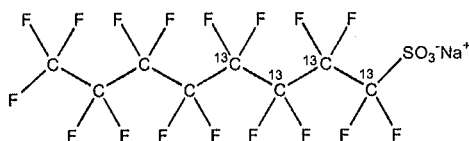


WELLINGTON LABORATORIES

CERTIFICATE OF ANALYSIS DOCUMENTATION

PRODUCT CODE: MPFOS **LOT NUMBER:** MPFOS0821
COMPOUND: Sodium perfluoro-1-(1,2,3,4-¹³C₄)octanesulfonate

STRUCTURE: **CAS #:** 960315-53-1



MOLECULAR FORMULA: ¹³C₄¹²C₄F₁₇SO₃Na **MOLECULAR WEIGHT:** 526.08
CONCENTRATION: 50.0 ± 2.5 µg/mL (Na salt) **SOLVENT(S):** Methanol
 47.9 ± 2.4 µg/mL (MPFOS acid)
 47.8 ± 2.4 µg/mL (MPFOS anion)
CHEMICAL PURITY: >98% **ISOTOPIC PURITY:** ≥99% ¹³C
LAST TESTED: (mm/dd/yyyy) 08/18/2021 (1,2,3,4-¹³C₄)
EXPIRY DATE: (mm/dd/yyyy) 08/18/2026
RECOMMENDED STORAGE: Store ampoule in a cool, dark place


DOCUMENTATION/ DATA ATTACHED:

Figure 1: LC/MS Data (Full Scan and Mass Spectrum)
 Figure 2: LC/MS/MS Data (Selected MRM Transitions)

ADDITIONAL INFORMATION:

- See page 2 for further details.
- Contains ~0.4% sodium perfluoro-1-(¹³C₃)heptanesulfonate.

FOR LABORATORY USE ONLY: NOT FOR HUMAN OR DRUG USE

Certified By: 
 B.G. Chittim, General Manager **Date:** 08/19/2021
 (mm/dd/yyyy)

Wellington Laboratories Inc., 345 Southgate Dr. Guelph ON N1G 3M5 CANADA
 519-822-2436 • Fax: 519-822-2849 • info@well-labs.com

INTENDED USE:

The products prepared by Wellington Laboratories Inc. are for laboratory use only. This certified reference material (CRM) was designed to be used as a standard for the identification and/or quantification of the specific chemical compound it contains.

HANDLING:

This product should only be used by qualified personnel familiar with its potential hazards and trained in the handling of hazardous chemicals. Due care should be exercised to prevent unnecessary human contact or ingestion. All procedures should be carried out in a well-functioning fume hood and suitable gloves, eye protection, and clothing should be worn at all times. Waste should be disposed of according to national and regional regulations. Safety Data Sheets (SDSs) are available upon request.

SYNTHESIS / CHARACTERIZATION:

Our products are synthesized using single-product unambiguous routes whenever possible. They are then characterized, and their structures and purities confirmed, using a combination of the most relevant techniques, such as NMR, GC/MS, LC/MS/MS, SFC/UV/MS/MS, x-ray crystallography, and melting point. Isotopic purities of mass-labelled compounds are also confirmed using HRGC/HRMS and/or LC/MS/MS.

HOMOGENEITY:

Prior to solution preparation, crystalline material is tested for homogeneity using a variety of techniques (as stated above) and its solubility in a given diluent is taken into consideration. Duplicate solutions of a new product are prepared from the same crystalline lot and, after the addition of an appropriate internal standard, they are compared by GC/MS, LC/MS/MS, and/or SFC/UV/MS/MS. The relative response factors of the analyte of interest in each solution are required to be <5% RSD. New solution lots of existing products are compared to older lots in the same manner, which further confirms the homogeneity of the crystalline material as well as the stability and homogeneity of the solutions in the storage containers. In order to maintain the integrity of the assigned value(s), and associated uncertainty, the dilution or injection of a subsample of this product should be performed using calibrated measuring equipment.

UNCERTAINTY:

The maximum combined relative standard uncertainty of our reference standard solutions is calculated using the following equation:

The combined relative standard uncertainty, $u_c(y)$, of a value y and the uncertainty of the independent parameters x_1, x_2, \dots, x_n on which it depends is:

$$u_c(y(x_1, x_2, \dots, x_n)) = \sqrt{\sum_{i=1}^n u(y, x_i)^2}$$

where x is expressed as a relative standard uncertainty of the individual parameter.

The individual uncertainties taken into account include those associated with weights (calibration of the balance) and volumes (calibration of the volumetric glassware). An expanded maximum combined percent relative uncertainty of $\pm 5\%$ (calculated with a coverage factor of 2 and a level of confidence of 95%) is stated on the Certificate of Analysis for all of our products.

TRACEABILITY:

All reference standard solutions are traceable to specific crystalline lots. The microbalances used for solution preparation are regularly calibrated by an external ISO/IEC 17025 accredited laboratory. In addition, their calibration is verified prior to each weighing using calibrated external weights traceable to an ISO/IEC 17025 accredited laboratory. All volumetric glassware used is calibrated, of Class A tolerance, and traceable to an ISO/IEC 17025 accredited laboratory. For certain products, traceability to international interlaboratory studies has also been established.

EXPIRY DATE / PERIOD OF VALIDITY:

Ongoing stability studies of this product have demonstrated stability in its composition and concentration, until the specified expiry date, in the unopened ampoule. Monitoring for any degradation or change in concentration of the listed analyte(s) is performed on a routine basis.

LIMITED WARRANTY:

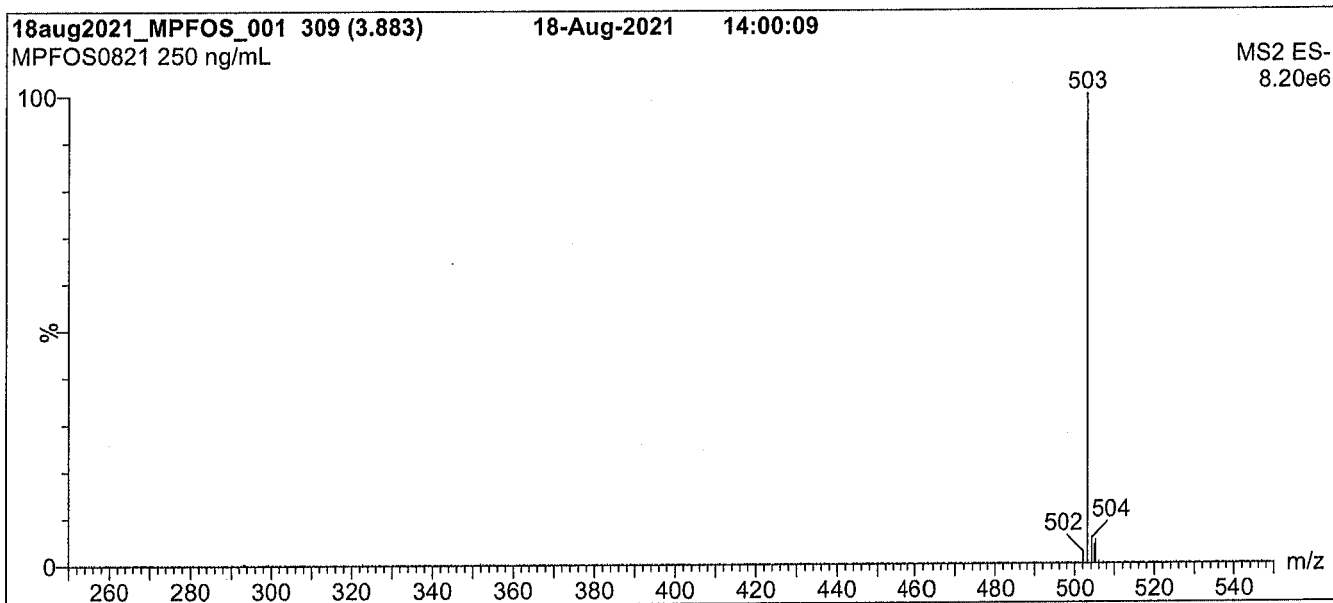
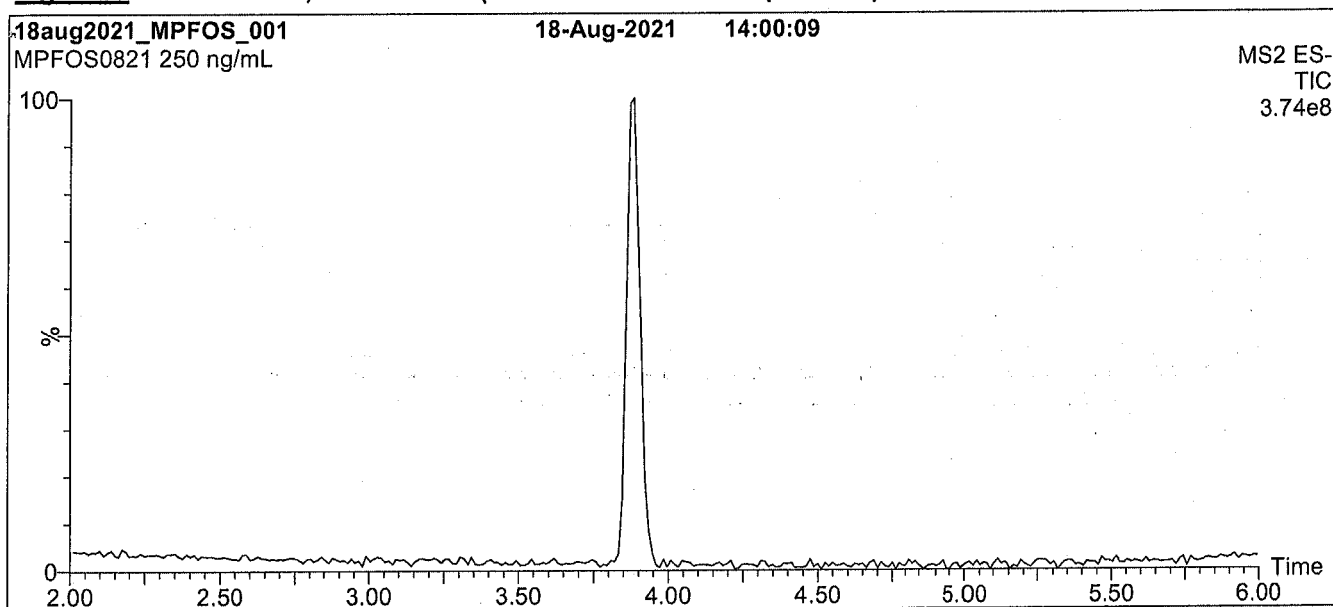
At the time of shipment, all products are warranted to be free of defects in material and workmanship and to conform to the stated technical and purity specifications.

QUALITY MANAGEMENT:

This product was produced using a Quality Management System registered to the latest versions of ISO 9001 by SAI Global, ISO/IEC 17025 by the Canadian Association for Laboratory Accreditation Inc. (CALA; A1226), and ISO 17034 by ANSI National Accreditation Board (ANAB; AR-1523).



For additional information or assistance concerning this or any other products from Wellington Laboratories Inc., please visit our website at www.well-labs.com or contact us directly at info@well-labs.com

Figure 1: MPFOS; LC/MS Data (Full Scan and Mass Spectrum)**Conditions for Figure 1:**

Waters Acquity Ultra Performance LC
Waters Xevo TQ-S micro MS

Chromatographic Conditions:

Column: Acquity UPLC BEH Shield RP₁₈
1.7 μ m, 2.1 x 100 mm

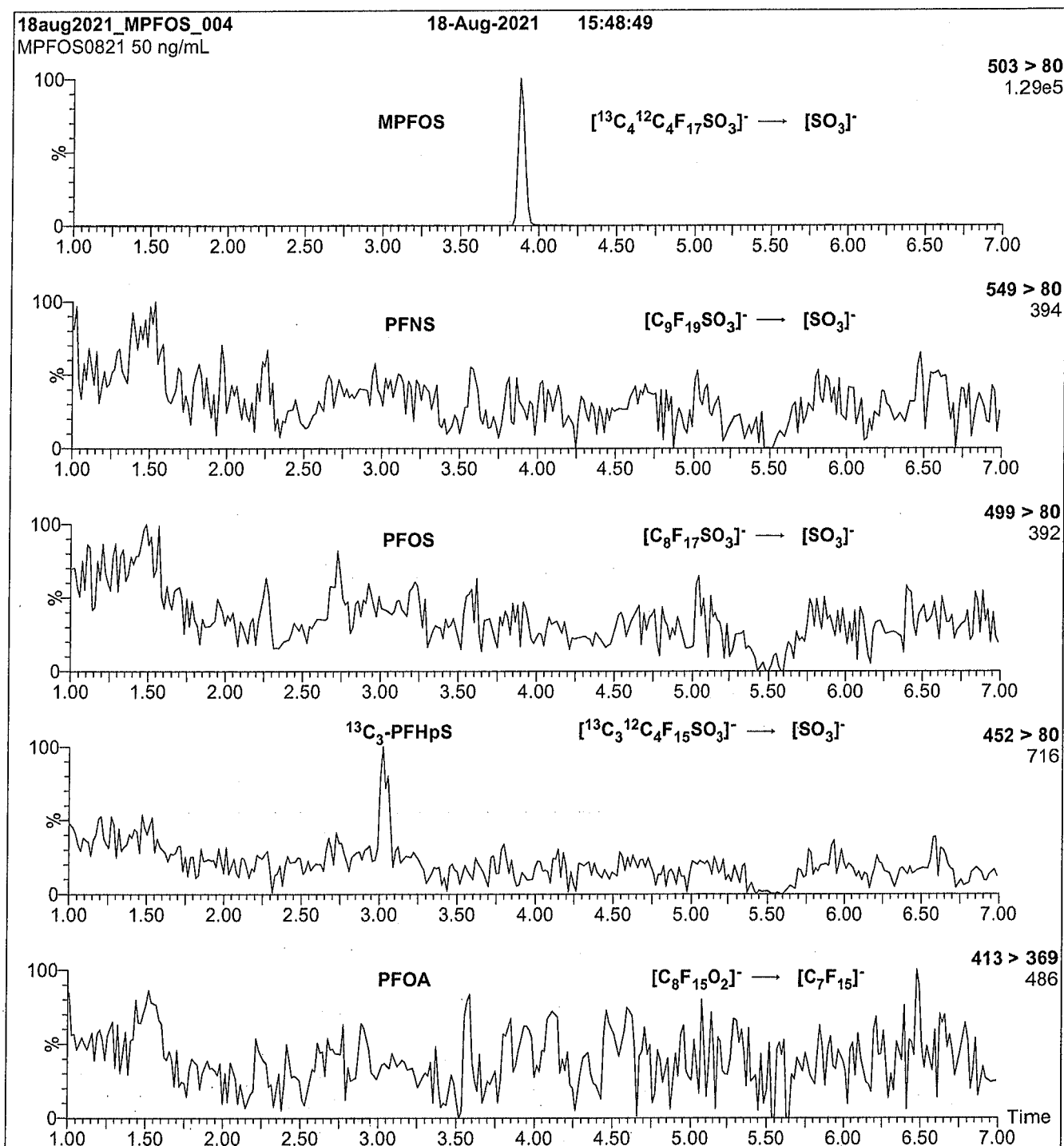
Mobile phase: Gradient
Start: 40% H₂O / 60% (80:20 MeOH:ACN)
(both with 10 mM NH₄OAc buffer)
Ramp to 90% organic over 8 min and hold for
2 min before returning to initial conditions in 0.75 min.
Time: 12 min

Flow: 300 μ L/min

MS Parameters:

Experiment: Full Scan (250 - 850 amu)

Source: Electrospray (negative)
Capillary Voltage (kV) = 2.00
Cone Voltage (V) = 10.00
Desolvation Temperature (°C) = 500
Desolvation Gas Flow (L/hr) = 1000

Figure 2: MPFOS; LC/MS/MS Data (Selected MRM Transitions)**Conditions for Figure 2:**

Injection: On-column (MPFOS)

Mobile phase: Same as Figure 1

Flow: 300 $\mu\text{L}/\text{min}$ **MS Parameters:**

Collision Gas (mbar) = 3.39e-3

Collision Energy (eV) = 42

Analytical Standard Record

22A0121

Description:	PFAS - IIS MPFOS 50ug/mL	Expires:	08/18/2026
Standard Type:	Analyte Spike	Prepared:	08/18/2021
Solvent:	MeOH	Prepared By:	Dipti Gokal
Final Volume (mls):	1.2	Department:	PFAS
Vials:	1	Last Edit:	01/20/2022 15:49 by HGH

Analyte	Parent	CAS Number	Concentration	Units
13C4-PFOS		13C4-PFOS	50	ug/mL

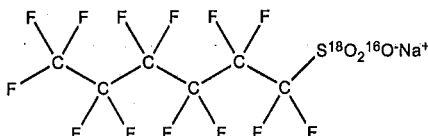


WELLINGTON LABORATORIES

CERTIFICATE OF ANALYSIS DOCUMENTATION

PRODUCT CODE: MPFHxS **LOT NUMBER:** MPFHxS1021
COMPOUND: Sodium perfluoro-1-hexane(¹⁸O₂)sulfonate

STRUCTURE: **CAS #:** 1585941-14-5



MOLECULAR FORMULA: C₆F₁₃S¹⁸O₂¹⁶ONa **MOLECULAR WEIGHT:** 426.10
CONCENTRATION: 50.0 ± 2.5 µg/mL (Na salt) **SOLVENT(S):** Methanol
 47.4 ± 2.4 µg/mL (MPFHxS acid)
 47.3 ± 2.4 µg/mL (MPFHxS anion)
CHEMICAL PURITY: >98% **ISOTOPIC PURITY:** >94% (¹⁸O₂)
LAST TESTED: (mm/dd/yyyy) 10/29/2021
EXPIRY DATE: (mm/dd/yyyy) 10/29/2026
RECOMMENDED STORAGE: Store ampoule in a cool, dark place

DOCUMENTATION/ DATA ATTACHED:

Figure 1: LC/MS Data (Full Scan and Mass Spectrum)

Figure 2: LC/MS/MS Data (Selected MRM Transitions)

ADDITIONAL INFORMATION:

- See page 2 for further details.
- The response factor for MPFHxS (C₆F₁₃S¹⁸O₂¹⁶O) has been observed to be up to 10% lower than for PFHxS (C₆F₁₃S¹⁶O₃) when both compounds are injected together. This difference may vary between instruments.
- Contains ~0.6% of sodium perfluoro-1-octane(¹⁸O₂)sulfonate (¹⁸O₂-PFOS) and ~0.3% of sodium perfluoro-1-heptane(¹⁸O₂)sulfonate (¹⁸O₂-PFHpS).
- Due to the isotopic purity of the starting material (¹⁸O₂ >94%), MPFHxS contains ~0.3% of PFHxS. This value agrees with the theoretical percent relative abundance that is expected based on the stated isotopic purity.

FOR LABORATORY USE ONLY: NOT FOR HUMAN OR DRUG USE

Certified By: 
 B.G. Chittim, General Manager

Date: 11/05/2021
 (mm/dd/yyyy)

Wellington Laboratories Inc., 345 Southgate Dr. Guelph ON N1G 3M5 CANADA
 519-822-2436 • Fax: 519-822-2849 • info@well-labs.com

INTENDED USE:

The products prepared by Wellington Laboratories Inc. are for laboratory use only. This certified reference material (CRM) was designed to be used as a standard for the identification and/or quantification of the specific chemical compound it contains.

HANDLING:

This product should only be used by qualified personnel familiar with its potential hazards and trained in the handling of hazardous chemicals. Due care should be exercised to prevent unnecessary human contact or ingestion. All procedures should be carried out in a well-functioning fume hood and suitable gloves, eye protection, and clothing should be worn at all times. Waste should be disposed of according to national and regional regulations. Safety Data Sheets (SDSs) are available upon request.

SYNTHESIS / CHARACTERIZATION:

Our products are synthesized using single-product unambiguous routes whenever possible. They are then characterized, and their structures and purities confirmed, using a combination of the most relevant techniques, such as NMR, GC/MS, LC/MS/MS, SFC/UV/MS/MS, x-ray crystallography, and melting point. Isotopic purities of mass-labelled compounds are also confirmed using HRGC/HRMS and/or LC/MS/MS.

HOMOGENEITY:

Prior to solution preparation, crystalline material is tested for homogeneity using a variety of techniques (as stated above) and its solubility in a given diluent is taken into consideration. Duplicate solutions of a new product are prepared from the same crystalline lot and, after the addition of an appropriate internal standard, they are compared by GC/MS, LC/MS/MS, and/or SFC/UV/MS/MS. The relative response factors of the analyte of interest in each solution are required to be <5% RSD. New solution lots of existing products are compared to older lots in the same manner, which further confirms the homogeneity of the crystalline material as well as the stability and homogeneity of the solutions in the storage containers. In order to maintain the integrity of the assigned value(s), and associated uncertainty, the dilution or injection of a subsample of this product should be performed using calibrated measuring equipment.

UNCERTAINTY:

The maximum combined relative standard uncertainty of our reference standard solutions is calculated using the following equation:

The combined relative standard uncertainty, $u_c(y)$, of a value y and the uncertainty of the independent parameters x_1, x_2, \dots, x_n on which it depends is:

$$u_c(y(x_1, x_2, \dots, x_n)) = \sqrt{\sum_{i=1}^n u(y, x_i)^2}$$

where x is expressed as a relative standard uncertainty of the individual parameter.

The individual uncertainties taken into account include those associated with weights (calibration of the balance) and volumes (calibration of the volumetric glassware). An expanded maximum combined percent relative uncertainty of $\pm 5\%$ (calculated with a coverage factor of 2 and a level of confidence of 95%) is stated on the Certificate of Analysis for all of our products.

TRACEABILITY:

All reference standard solutions are traceable to specific crystalline lots. The microbalances used for solution preparation are regularly calibrated by an external ISO/IEC 17025 accredited laboratory. In addition, their calibration is verified prior to each weighing using calibrated external weights traceable to an ISO/IEC 17025 accredited laboratory. All volumetric glassware used is calibrated, of Class A tolerance, and traceable to an ISO/IEC 17025 accredited laboratory. For certain products, traceability to international interlaboratory studies has also been established.

EXPIRY DATE / PERIOD OF VALIDITY:

Ongoing stability studies of this product have demonstrated stability in its composition and concentration, until the specified expiry date, in the unopened ampoule. Monitoring for any degradation or change in concentration of the listed analyte(s) is performed on a routine basis.

LIMITED WARRANTY:

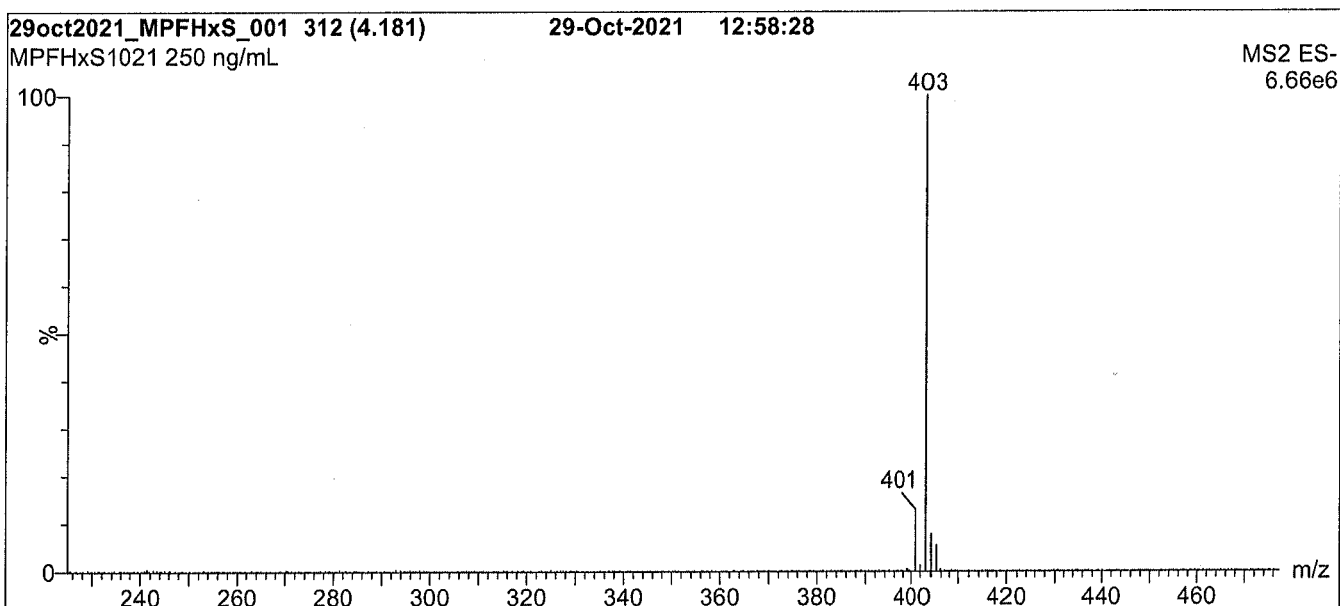
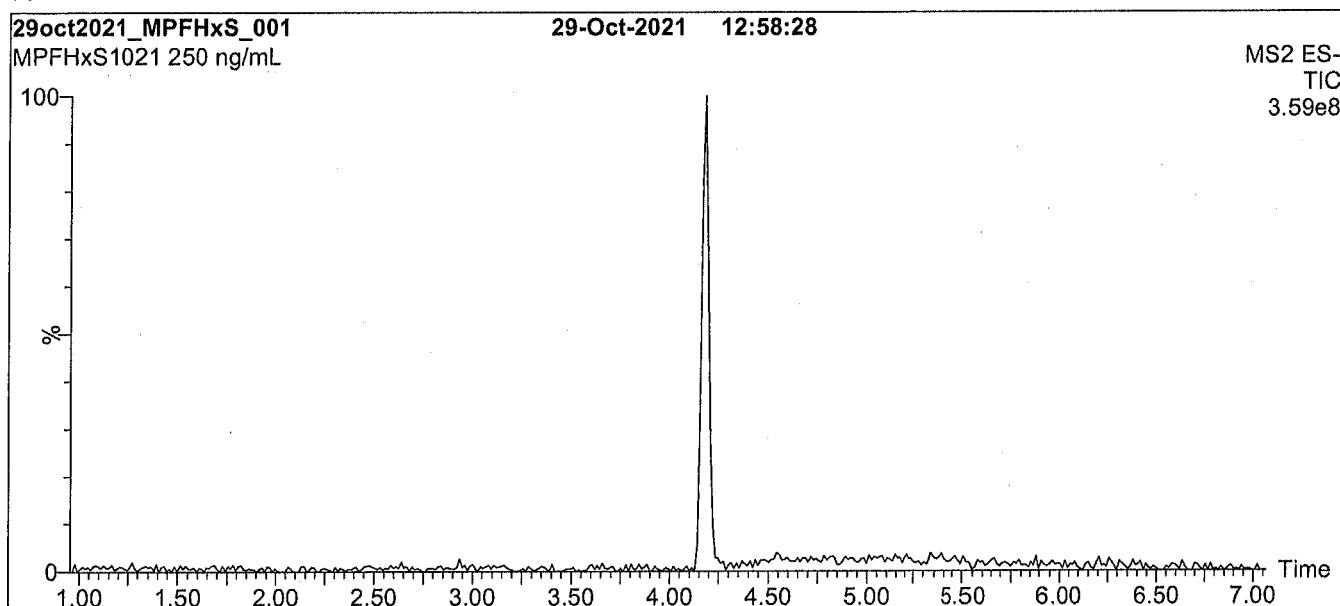
At the time of shipment, all products are warranted to be free of defects in material and workmanship and to conform to the stated technical and purity specifications.

QUALITY MANAGEMENT:

This product was produced using a Quality Management System registered to the latest versions of ISO 9001 by SAI Global, ISO/IEC 17025 by the Canadian Association for Laboratory Accreditation Inc. (CALA; A1226), and ISO 17034 by ANSI National Accreditation Board (ANAB; AR-1523).



For additional information or assistance concerning this or any other products from Wellington Laboratories Inc., please visit our website at www.well-labs.com or contact us directly at info@well-labs.com

Figure 1: MPFHxS; LC/MS Data (Full Scan and Mass Spectrum)**Conditions for Figure 1:**

Waters Acquity Ultra Performance LC
Waters Xevo TQ-S micro MS

Chromatographic Conditions:

Column: Acquity UPLC BEH Shield RP₁₈
1.7 μ m, 2.1 x 100 mm

Mobile phase: Gradient

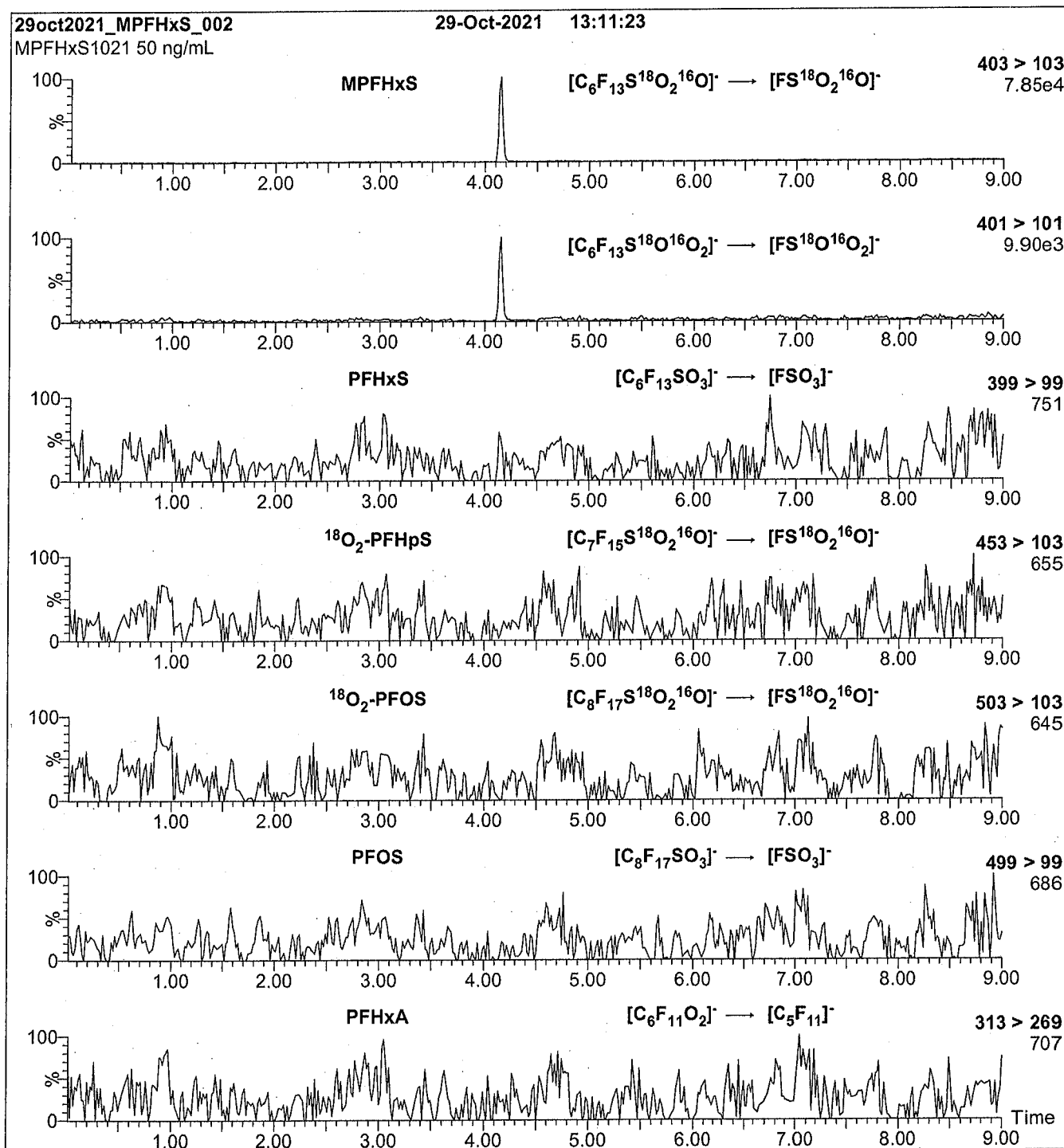
Start: 50% H₂O / 50% (80:20 MeOH:ACN)
(both with 10 mM NH₄OAc buffer)
Ramp to 90% organic over 9 min and hold for
1 min before returning to initial conditions in 0.75 min.
Time: 12 min

Flow: 300 μ L/min

MS Parameters:

Experiment: Full Scan (225 - 850 amu)

Source: Electrospray (negative)
Capillary Voltage (kV) = 2.00
Cone Voltage (V) = 10.00
Desolvation Temperature (°C) = 500
Desolvation Gas Flow (L/hr) = 1000

Figure 2: MPFHxS; LC/MS/MS Data (Selected MRM Transitions)**Conditions for Figure 2:**

Injection: On-column (MPFHxS)

Mobile phase: Same as Figure 1

Flow: 300 μ L/min**MS Parameters:**

Collision Gas (mbar) = 3.16e-3

Collision Energy (eV) = 32

Analytical Standard Record

22A0122

Description:	PFAS - IIS MPFHxS 50ug/mL	Expires:	10/29/2026
Standard Type:	Analyte Spike	Prepared:	10/29/2021
Solvent:	MeOH	Prepared By:	Dipti Gokal
Final Volume (mls):	1.2	Department:	PFAS
Vials:	1	Last Edit:	01/20/2022 15:49 by HGH

Analyte	Parent	CAS Number	Concentration	Units
1802-PFHXS		1802-PFHXS	50	ug/mL

Analytical Standard Record

22A0122

Description:	PFAS - IIS MPFHxS 50ug/mL	Expires:	10/29/2026
Standard Type:	Analyte Spike	Prepared:	10/29/2021
Solvent:	MeOH	Prepared By:	Dipti Gokal
Final Volume (mls):	1.2	Department:	PFAS
Vials:	1	Last Edit:	01/20/2022 15:49 by HGH

Analyte	Parent	CAS Number	Concentration	Units
1802-PFHXS		1802-PFHXS	50	ug/mL

Calbiochem[®]



Certificate of Analysis

Taurodeoxycholic Acid, Sodium Salt - CAS 1180-95-6 - Calbiochem

Batch Number: 3761825
Material Number: 580221-5GM
Molecular Formula: C₂₆H₄₄NO₆S · Na
Molecular Weight: 521.7
CAS Number: 1180-95-6

Quality Release Date: 05 OCT 2021
Recommended Retest Date: 30 SEP 2023

Analytical Data

Test	Tolerance	Result
Solubility:		H ₂ O (100 mg/ml)
Chloride:		<0.01%
Loss on drying:	≤5.0 %	0.1%
Color:		White
Form:		Powder
TLC:	≥95.0 %	≥95.00%
IR:		Conforms to reference
Optical rotation:	35.0 ° - 39.0 °	+36.38°
Water by Karl Fischer:	≤5.0 %	2.86%
Carbon:	≥0.00 %	57.78%
Hydrogen:	≥0.00 %	8.32 %
Nitrogen:	≥0.00 %	2.77 %

Storage and Handling: +15°C to +30°C

This lot conforms to specifications established by EMD Millipore Corporation for this product.

Issued by **Jamie Thomas**

This document has been electronically produced and is valid without a signature

Quality Control/ Assurance Signature

05 OCT 2021

Date

Prices and availability are subject to change. ©Copyright 2021 EMD Millipore Corporation, an affiliate of Merck KGaA, Darmstadt, Germany. All rights reserved. Each product is sold with a limited warranty, which is provided with each purchase. Each product is intended to be used for research purposes only. It is not to be used for drug or diagnostic purposes, nor is it intended for human use. EMD Millipore products may not be resold, modified for resale, or used to manufacture commercial products without written approval of EMD Millipore.

EMD Millipore Corporation | 28820 Single Oak Dr., Temecula, CA 92590

Technical Support NA +1-800-221-1975 | email: www.millipore.com/techservices | www.calbiochem.com

Technical Support All Other Countries - Contact Your Local Office

FOR RESEARCH USE ONLY.

Not for use in diagnostic procedures. Not for human or animal consumption. Purchase of this product does not include any right to resell or transfer, either as a stand-alone product or as a component of another product. Any use of this Product for purpose other than research is strictly prohibited.

Calbiochem and all other trademarks, unless specifically identified as belonging to a third party, are owned by Merck KGaA,
Darmstadt, Germany

580221-5GM/09-MAY-2018/EA

Analytical Standard Record

22A0123

Description:	PFAS Taurodeoxycholic Acid, Sodium Salt	Expires:	09/30/2023
Standard Type:	Other	Prepared:	10/05/2021
Solvent:	n/a	Prepared By:	Dipti Gokal
Final Volume (mls):	1	Department:	PFAS
Vials:	1	Last Edit:	01/20/2022 15:54 by DAG

Analyte	Parent	CAS Number	Concentration	Units
TAURODEOXYCHOLIC ACID		516-50-7	1	ug/mL

Analytical Standard Record

22A0123

Description:	PFAS Taurodeoxycholic Acid, Sodium Salt	Expires:	09/30/2023
Standard Type:	Other	Prepared:	10/05/2021
Solvent:	n/a	Prepared By:	Dipti Gokal
Final Volume (mls):	1	Department:	PFAS
Vials:	1	Last Edit:	01/20/2022 15:54 by DAG

Analyte	Parent	CAS Number	Concentration	Units
TAURODEOXYCHOLIC ACID		516-50-7	1	ug/mL

Analytical Standard Record

22A0234

Description:	PFAS IIS 7C 5ug/mL	Expires:	01/20/2023
Standard Type:	Internal Standard	Prepared:	01/20/2022
Solvent:	MeOH/61252	Prepared By:	Dipti Gokal
Final Volume (mL):	12	Department:	PFAS
Vials:	1	Last Edit:	01/20/2022 15:49 by HGH
Comments:	mpfna had more left over than others.		

Analyte	Parent	CAS Number	Concentration	Units
13C3-PFBA	22A0116	13C3-PFBA	5	ug/mL
13C2-PFHxA	22A0117	13C2-PFHxA	5	ug/mL
13C5-PFNA	22A0118	13C5-PFNA	5	ug/mL
13C4-PFOA	22A0119	13C4-PFOA	5	ug/mL
13C2-PFDA	22A0120	13C2-PFDA	5	ug/mL
13C4-PFOS	22A0121	13C4-PFOS	5	ug/mL
18O2-PFHXS	22A0122	18O2-PFHXS	5	ug/mL

Parent Standards used:

Standard	Description	Prepared	Prepared By	Lot Nbr	Expires	Last Edit		(mL)
22A0116	PFAS - IIS M3PFBA 50ug/mL	08/19/2021	Wellington Laboratories	M3PFBA0721	08/19/2026	01/20/2022 15:48	by HGH	1.2
22A0117	PFAS - IIS MPFHxA 50ug/mL	10/04/2021	Wellington Laboratories	MPFHxA0921	10/04/2026	01/20/2022 15:48	by HGH	1.2
22A0118	PFAS - IIS MPFNA 50ug/mL	10/29/2021	Wellington Laboratories	MPFNA1021	10/29/2026	01/20/2022 15:48	by HGH	1.2
22A0119	PFAS - IIS MPFOA 50ug/mL	12/07/2021	Wellington Laboratories	MPFOA1121	12/07/2026	01/20/2022 15:48	by HGH	1.2
22A0120	PFAS - IIS MPFDA 50ug/mL	12/08/2021	Wellington Laboratories	MPFDA1221	12/08/2026	01/20/2022 15:49	by HGH	1.2
22A0121	PFAS - IIS MPFOS 50ug/mL	08/18/2021	Wellington Laboratories	MPFOS0821	08/18/2026	01/20/2022 15:49	by HGH	1.2
22A0122	PFAS - IIS MPFHxS 50ug/mL	10/29/2021	Wellington Laboratories	MPFHxS1021	10/29/2026	01/20/2022 15:49	by HGH	1.2

Analytical Standard Record

22A0234

Description:	PFAS IIS 7C 5ug/mL	Expires:	01/20/2023
Standard Type:	Internal Standard	Prepared:	01/20/2022
Solvent:	MeOH/61252	Prepared By:	Dipti Gokal
Final Volume (mL):	12	Department:	PFAS
Vials:	1	Last Edit:	01/20/2022 15:49 by HGH
Comments:	mpfna had more left over than others.		

Analyte	Parent	CAS Number	Concentration	Units
13C3-PFBA	22A0116	13C3-PFBA	5	ug/mL
13C2-PFHxA	22A0117	13C2-PFHxA	5	ug/mL
13C5-PFNA	22A0118	13C5-PFNA	5	ug/mL
13C4-PFOA	22A0119	13C4-PFOA	5	ug/mL
13C2-PFDA	22A0120	13C2-PFDA	5	ug/mL
13C4-PFOS	22A0121	13C4-PFOS	5	ug/mL
18O2-PFHxS	22A0122	18O2-PFHxS	5	ug/mL

Parent Standards used:

Standard	Description	Prepared	Prepared By	Lot Nbr	Expires	Last Edit	(mLs)
22A0116	PFAS - IIS M3PFBA 50ug/mL	08/19/2021	Wellington Laboratories	M3PFBA0721	08/19/2026	01/20/2022 15:48 by HGH	1.2
22A0117	PFAS - IIS MPFHxA 50ug/mL	10/04/2021	Wellington Laboratories	MPFHxA0921	10/04/2026	01/20/2022 15:48 by HGH	1.2
22A0118	PFAS - IIS MPFNA 50ug/mL	10/29/2021	Wellington Laboratories	MPFNA1021	10/29/2026	01/20/2022 15:48 by HGH	1.2
22A0119	PFAS - IIS MPFOA 50ug/mL	12/07/2021	Wellington Laboratories	MPFOA1121	12/07/2026	01/20/2022 15:48 by HGH	1.2
22A0120	PFAS - IIS MPFDA 50ug/mL	12/08/2021	Wellington Laboratories	MPFDA1221	12/08/2026	01/20/2022 15:49 by HGH	1.2
22A0121	PFAS - IIS MPFOS 50ug/mL	08/18/2021	Wellington Laboratories	MPFOS0821	08/18/2026	01/20/2022 15:49 by HGH	1.2
22A0122	PFAS - IIS MPFHxS 50ug/mL	10/29/2021	Wellington Laboratories	MPFHxS1021	10/29/2026	01/20/2022 15:49 by HGH	1.2

Analytical Standard Record

22A0234

Description:	PFAS IIS 7C 5ug/mL	Expires:	01/20/2023
Standard Type:	Internal Standard	Prepared:	01/20/2022
Solvent:	MeOH/61252	Prepared By:	Dipti Gokal
Final Volume (mL):	12	Department:	PFAS
Vials:	1	Last Edit:	01/20/2022 15:49 by HGH
Comments:	mpfna had more left over than others.		

Analyte	Parent	CAS Number	Concentration	Units
13C3-PFBA	22A0116	13C3-PFBA	5	ug/mL
13C2-PFHxA	22A0117	13C2-PFHxA	5	ug/mL
13C5-PFNA	22A0118	13C5-PFNA	5	ug/mL
13C4-PFOA	22A0119	13C4-PFOA	5	ug/mL
13C2-PFDA	22A0120	13C2-PFDA	5	ug/mL
13C4-PFOS	22A0121	13C4-PFOS	5	ug/mL
18O2-PFHxS	22A0122	18O2-PFHxS	5	ug/mL

Parent Standards used:

Standard	Description	Prepared	Prepared By	Lot Nbr	Expires	Last Edit		(mL)
22A0116	PFAS - IIS M3PFBA 50ug/mL	08/19/2021	Wellington Laboratories	M3PFBA0721	08/19/2026	01/20/2022 15:48	by HGH	1.2
22A0117	PFAS - IIS MPFHxA 50ug/mL	10/04/2021	Wellington Laboratories	MPFHxA0921	10/04/2026	01/20/2022 15:48	by HGH	1.2
22A0118	PFAS - IIS MPFNA 50ug/mL	10/29/2021	Wellington Laboratories	MPFNA1021	10/29/2026	01/20/2022 15:48	by HGH	1.2
22A0119	PFAS - IIS MPFOA 50ug/mL	12/07/2021	Wellington Laboratories	MPFOA1121	12/07/2026	01/20/2022 15:48	by HGH	1.2
22A0120	PFAS - IIS MPFDA 50ug/mL	12/08/2021	Wellington Laboratories	MPFDA1221	12/08/2026	01/20/2022 15:49	by HGH	1.2
22A0121	PFAS - IIS MPFOS 50ug/mL	08/18/2021	Wellington Laboratories	MPFOS0821	08/18/2026	01/20/2022 15:49	by HGH	1.2
22A0122	PFAS - IIS MPFHxS 50ug/mL	10/29/2021	Wellington Laboratories	MPFHxS1021	10/29/2026	01/20/2022 15:49	by HGH	1.2

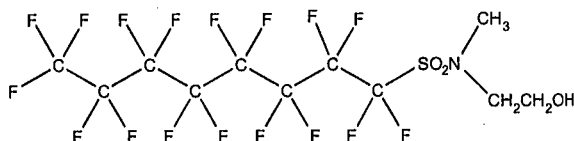


WELLINGTON LABORATORIES

CERTIFICATE OF ANALYSIS DOCUMENTATION

PRODUCT CODE: N-MeFOSE-M **LOT NUMBER:** NMeFOSE0921M
COMPOUND: 2-(N-methylperfluoro-1-octanesulfonamido)-ethanol **22C0307**

STRUCTURE: **CAS #:** 24448-09-7



MOLECULAR FORMULA: C₁₁H₈F₁₇NO₃S **MOLECULAR WEIGHT:** 557.22
CONCENTRATION: 50.0 ± 2.5 µg/mL **SOLVENT(S):** Methanol
CHEMICAL PURITY: >98%
LAST TESTED: (mm/dd/yyyy) 09/22/2021 (HRGC/LRMS)
 09/23/2021 (LC/MS)
EXPIRY DATE: (mm/dd/yyyy) 09/23/2026
RECOMMENDED STORAGE: Store ampoule in a cool, dark place

DOCUMENTATION/ DATA ATTACHED:

Figure 1: HRGC/LRMS Data (Full Scan and Mass Spectrum)
 Figure 2: LC/MS Data (Full Scan and Mass Spectrum)
 Figure 3: LC/MS/MS Data (Selected MRM Transitions)

ADDITIONAL INFORMATION:

- See page 2 for further details.
- In order to see the molecular ion (adduct free), the LC mobile phase should be free of ammonium acetate buffer.

FOR LABORATORY USE ONLY: NOT FOR HUMAN OR DRUG USE

Certified By: 
 B.G. Chittim, General Manager

Date: 09/28/2021
 (mm/dd/yyyy)

Wellington Laboratories Inc., 345 Southgate Dr. Guelph ON N1G 3M5 CANADA
 519-822-2436 • Fax: 519-822-2849 • info@well-labs.com

INTENDED USE:

The products prepared by Wellington Laboratories Inc. are for laboratory use only. This certified reference material (CRM) was designed to be used as a standard for the identification and/or quantification of the specific chemical compound it contains.

HANDLING:

This product should only be used by qualified personnel familiar with its potential hazards and trained in the handling of hazardous chemicals. Due care should be exercised to prevent unnecessary human contact or ingestion. All procedures should be carried out in a well-functioning fume hood and suitable gloves, eye protection, and clothing should be worn at all times. Waste should be disposed of according to national and regional regulations. Safety Data Sheets (SDSs) are available upon request.

SYNTHESIS / CHARACTERIZATION:

Our products are synthesized using single-product unambiguous routes whenever possible. They are then characterized, and their structures and purities confirmed, using a combination of the most relevant techniques, such as NMR, GC/MS, LC/MS/MS, SFC/UV/MS/MS, x-ray crystallography, and melting point. Isotopic purities of mass-labelled compounds are also confirmed using HRGC/HRMS and/or LC/MS/MS.

HOMOGENEITY:

Prior to solution preparation, crystalline material is tested for homogeneity using a variety of techniques (as stated above) and its solubility in a given diluent is taken into consideration. Duplicate solutions of a new product are prepared from the same crystalline lot and, after the addition of an appropriate internal standard, they are compared by GC/MS, LC/MS/MS, and/or SFC/UV/MS/MS. The relative response factors of the analyte of interest in each solution are required to be <5% RSD. New solution lots of existing products are compared to older lots in the same manner, which further confirms the homogeneity of the crystalline material as well as the stability and homogeneity of the solutions in the storage containers. In order to maintain the integrity of the assigned value(s), and associated uncertainty, the dilution or injection of a subsample of this product should be performed using calibrated measuring equipment.

UNCERTAINTY:

The maximum combined relative standard uncertainty of our reference standard solutions is calculated using the following equation:

The combined relative standard uncertainty, $u_c(y)$, of a value y and the uncertainty of the independent parameters

x_1, x_2, \dots, x_n on which it depends is:

$$u_c(y(x_1, x_2, \dots, x_n)) = \sqrt{\sum_{i=1}^n u(y, x_i)^2}$$

where x is expressed as a relative standard uncertainty of the individual parameter.

The individual uncertainties taken into account include those associated with weights (calibration of the balance) and volumes (calibration of the volumetric glassware). An expanded maximum combined percent relative uncertainty of $\pm 5\%$ (calculated with a coverage factor of 2 and a level of confidence of 95%) is stated on the Certificate of Analysis for all of our products.

TRACEABILITY:

All reference standard solutions are traceable to specific crystalline lots. The microbalances used for solution preparation are regularly calibrated by an external ISO/IEC 17025 accredited laboratory. In addition, their calibration is verified prior to each weighing using calibrated external weights traceable to an ISO/IEC 17025 accredited laboratory. All volumetric glassware used is calibrated, of Class A tolerance, and traceable to an ISO/IEC 17025 accredited laboratory. For certain products, traceability to international interlaboratory studies has also been established.

EXPIRY DATE / PERIOD OF VALIDITY:

Ongoing stability studies of this product have demonstrated stability in its composition and concentration, until the specified expiry date, in the unopened ampoule. Monitoring for any degradation or change in concentration of the listed analyte(s) is performed on a routine basis.

LIMITED WARRANTY:

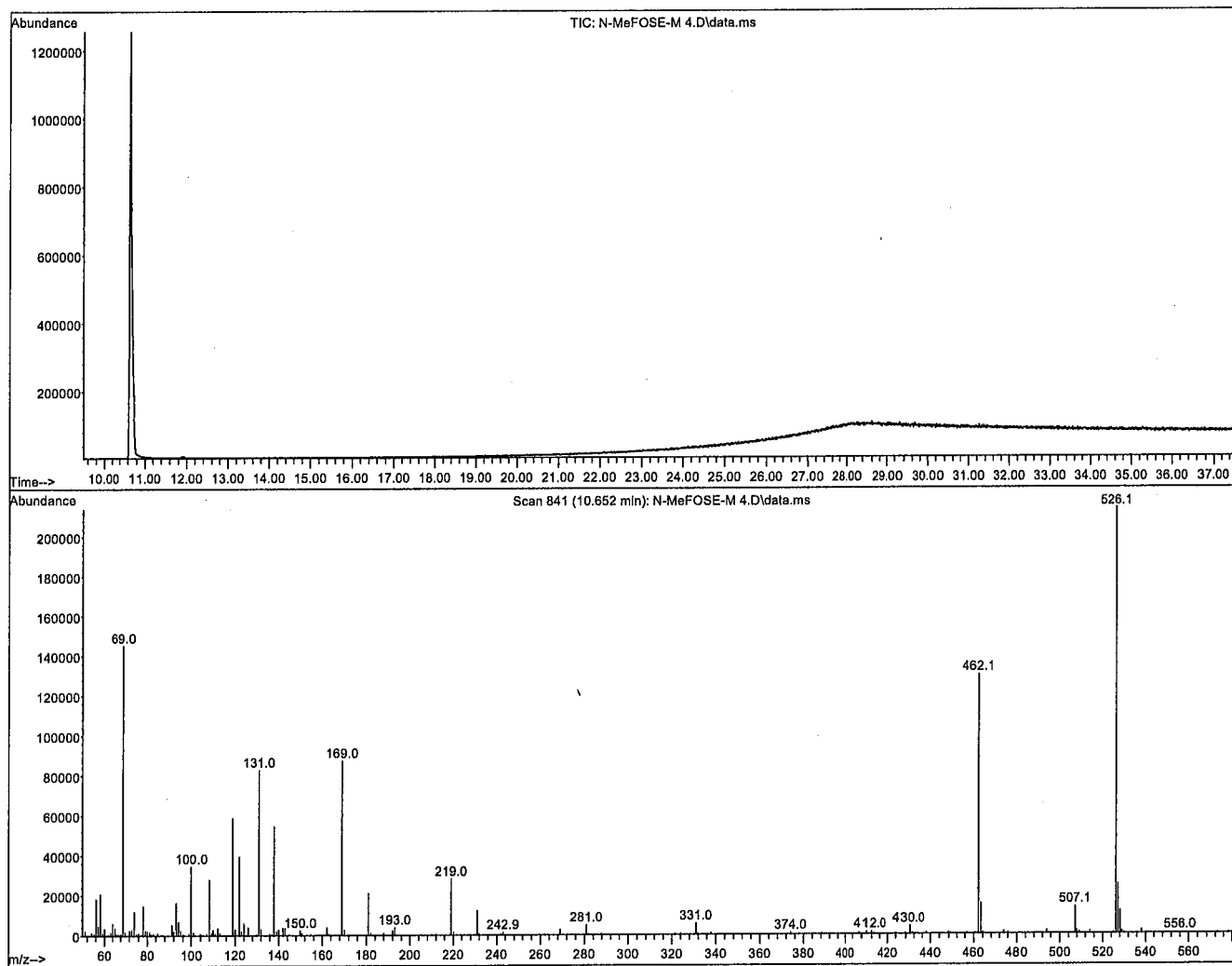
At the time of shipment, all products are warranted to be free of defects in material and workmanship and to conform to the stated technical and purity specifications.

QUALITY MANAGEMENT:

This product was produced using a Quality Management System registered to the latest versions of ISO 9001 by SAI Global, ISO/IEC 17025 by the Canadian Association for Laboratory Accreditation Inc. (CALA; A1226), and ISO 17034 by ANSI National Accreditation Board (ANAB; AR-1523).



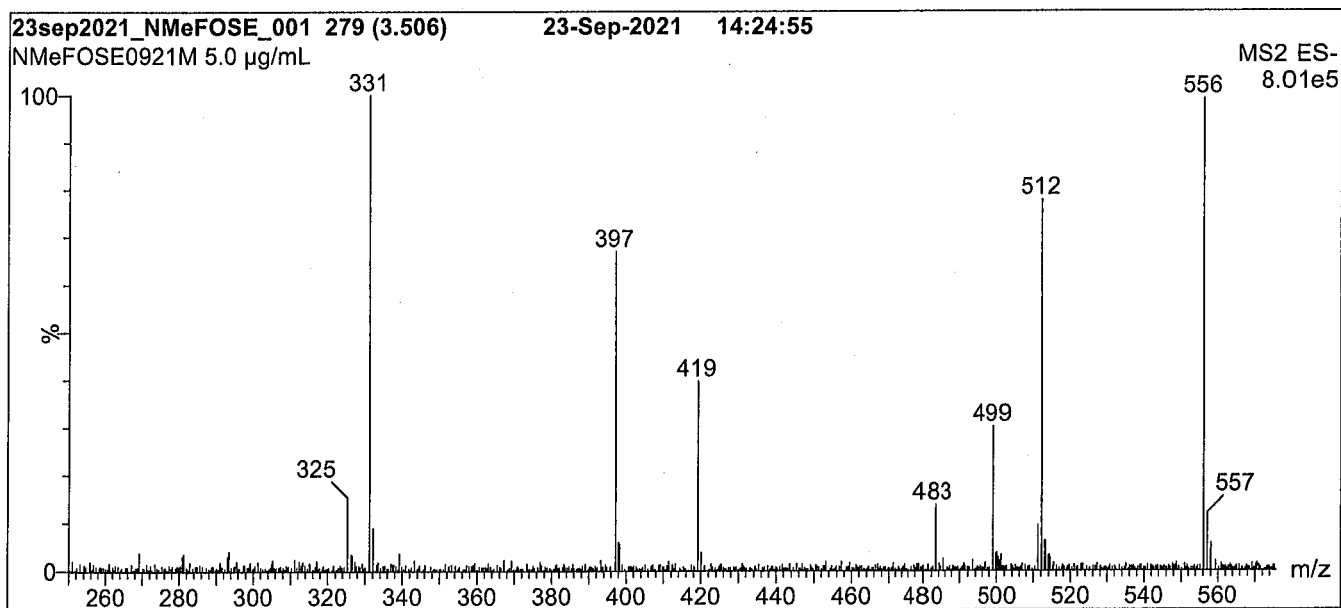
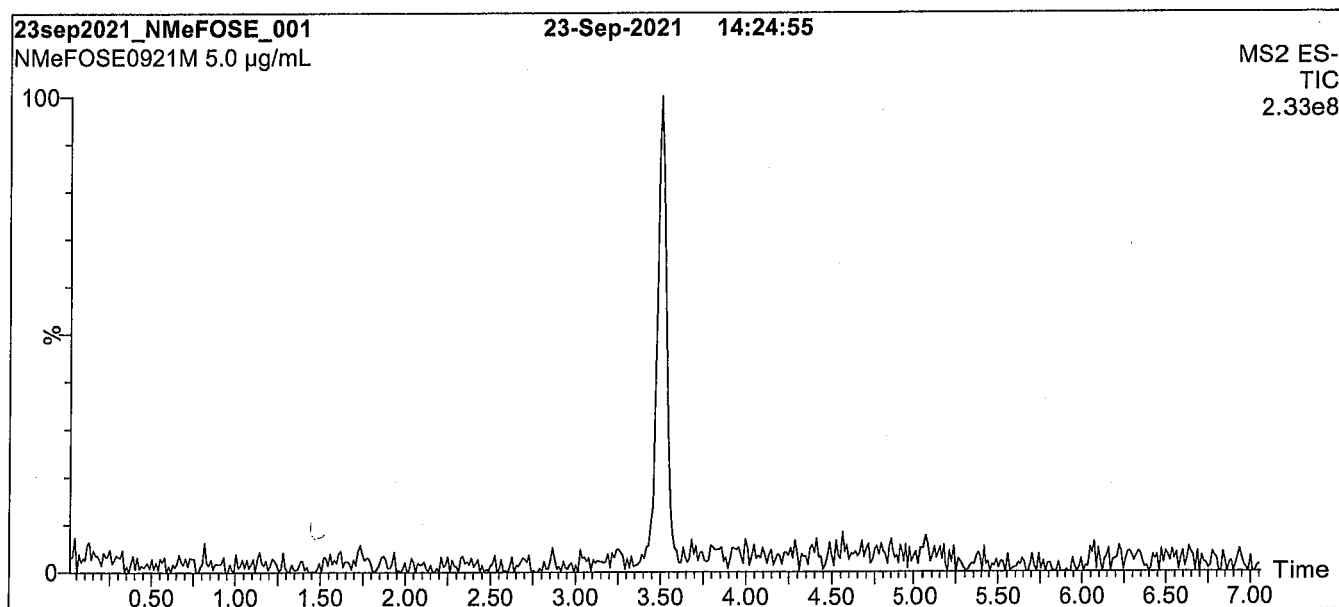
For additional information or assistance concerning this or any other products from Wellington Laboratories Inc., please visit our website at www.well-labs.com or contact us directly at info@well-labs.com

Figure 1: N-MeFOSE-M; HRGC/LRMS Data (Full Scan and Mass Spectrum)**Conditions for Figure 1:**

Agilent 7890A HRGC
 Agilent 5975C MSD

Chromatographic Conditions:

Column: 30 m DB-5 (0.25 mm id, 0.25 μ m film thickness) Agilent J&W
 Flow: Constant at 1 mL/min
 Injector: 250°C (Splitless Injection)
 Oven: 100°C (5 min)
 10°C/min to 310°C
 310°C (10 min)
 Ionization: EI+
 Detector: 230°C
 Full Scan (50-1000 amu)

Figure 2: N-MeFOSE-M; LC/MS Data (Full Scan and Mass Spectrum)**Conditions for Figure 2:**

Waters Acquity Ultra Performance LC
Waters Xevo TQ-S micro MS

Chromatographic Conditions:

Column: Acquity UPLC BEH Shield RP₁₈
1.7 µm, 2.1 x 100 mm

Mobile phase: Gradient

Start: 30% H₂O / 70% MeOH

Ramp to 90% organic over 8 min and hold for
1.5 min before returning to initial conditions in 1 min.

Time: 12 min

Flow: 300 µL/min

MS Parameters:

Experiment: Full Scan (250 - 850 amu)

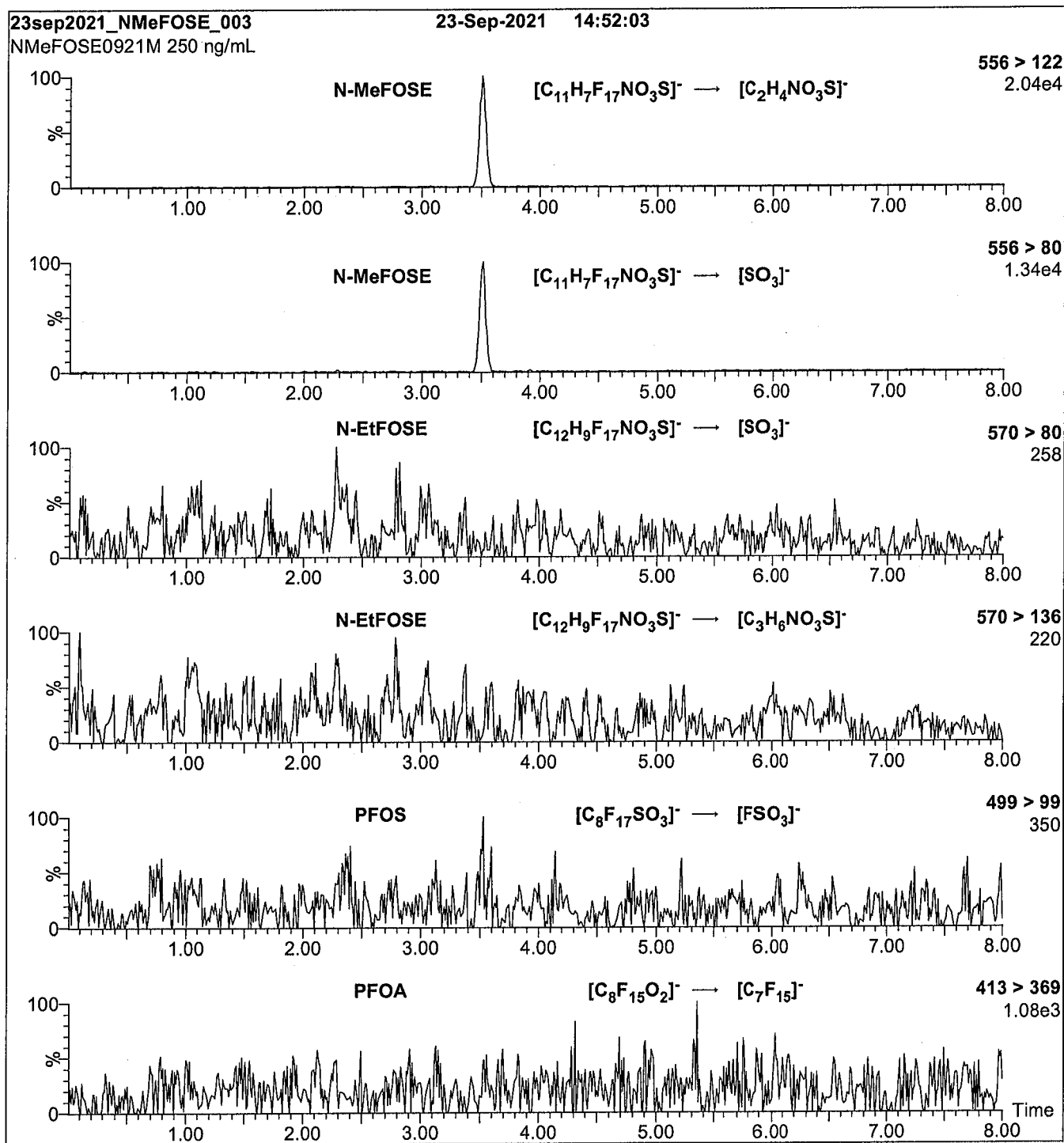
Source: Electrospray (negative)

Capillary Voltage (kV) = 2.00

Cone Voltage (V) = 65.00

Desolvation Temperature (°C) = 450

Desolvation Gas Flow (L/hr) = 1000

Figure 3: N-MeFOSE-M; LC/MS/MS Data (Selected MRM Transitions)**Conditions for Figure 3:**

Injection: On-column (N-MeFOSE-M)

Mobile phase: Same as Figure 2

Flow: 300 μ L/min**MS Parameters:**

Collision Gas (mbar) = 3.14e-3

Collision Energy (eV) = 36

•

•

Analytical Standard Record

22C0307

Description:	PFAS - SAS N-MeFOSE 50ug/mL	Expires:	09/23/2026
Standard Type:	Analyte Spike	Prepared:	03/15/2022
Solvent:	Methanol	Prepared By:	Wellington Laboratories (Lot#: NMeFOSE0921M)
Final Volume (mls):	1	Department:	PFAS
Vials:	1	Last Edit:	03/15/2022 15:59 by DAG

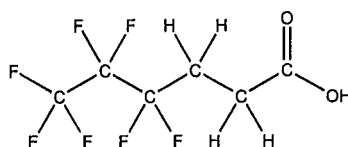
Analyte	Parent	CAS Number	Concentration	Units
NMeFOSE		24448-09-7	50	ug/mL



WELLINGTON LABORATORIES

CERTIFICATE OF ANALYSIS DOCUMENTATION

PRODUCT CODE: FPrPA **LOT NUMBER:** FPrPA0122
COMPOUND: 3-Perfluoropropyl propanoic acid **22C0308**
STRUCTURE: **CAS #:** 356-02-5



MOLECULAR FORMULA: $C_6H_5F_7O_2$ **MOLECULAR WEIGHT:** 242.09
CONCENTRATION: $50.0 \pm 2.5 \mu\text{g/mL}$ **SOLVENT(S):** Methanol
CHEMICAL PURITY: >98%
LAST TESTED: (mm/dd/yyyy) 02/03/2022
EXPIRY DATE: (mm/dd/yyyy) 02/03/2027
RECOMMENDED STORAGE: Refrigerate ampoule

DOCUMENTATION/ DATA ATTACHED:

Figure 1: LC/MS Data (Full Scan and Mass Spectrum)
 Figure 2: LC/MS/MS Data (Selected MRM Transitions)

ADDITIONAL INFORMATION:

- See page 2 for further details.
- Contains <1% of the unsaturated 3:3 telomer acid ($C_6H_3F_7O_2$) as an impurity determined by ^{19}F NMR.

FOR LABORATORY USE ONLY: NOT FOR HUMAN OR DRUG USE

Certified By: 
 B.G. Chittim, General Manager

Date: 02/04/2022
 (mm/dd/yyyy)

Wellington Laboratories Inc., 345 Southgate Dr. Guelph ON N1G 3M5 CANADA
 519-822-2436 • Fax: 519-822-2849 • info@well-labs.com

INTENDED USE:

The products prepared by Wellington Laboratories Inc. are for laboratory use only. This certified reference material (CRM) was designed to be used as a standard for the identification and/or quantification of the specific chemical compound it contains.

HANDLING:

This product should only be used by qualified personnel familiar with its potential hazards and trained in the handling of hazardous chemicals. Due care should be exercised to prevent unnecessary human contact or ingestion. All procedures should be carried out in a well-functioning fume hood and suitable gloves, eye protection, and clothing should be worn at all times. Waste should be disposed of according to national and regional regulations. Safety Data Sheets (SDSs) are available upon request.

SYNTHESIS / CHARACTERIZATION:

Our products are synthesized using single-product unambiguous routes whenever possible. They are then characterized, and their structures and purities confirmed, using a combination of the most relevant techniques, such as NMR, GC/MS, LC/MS/MS, SFC/UV/MS/MS, x-ray crystallography, and melting point. Isotopic purities of mass-labelled compounds are also confirmed using HRGC/HRMS and/or LC/MS/MS.

HOMOGENEITY:

Prior to solution preparation, crystalline material is tested for homogeneity using a variety of techniques (as stated above) and its solubility in a given diluent is taken into consideration. Duplicate solutions of a new product are prepared from the same crystalline lot and, after the addition of an appropriate internal standard, they are compared by GC/MS, LC/MS/MS, and/or SFC/UV/MS/MS. The relative response factors of the analyte of interest in each solution are required to be <5% RSD. New solution lots of existing products are compared to older lots in the same manner, which further confirms the homogeneity of the crystalline material as well as the stability and homogeneity of the solutions in the storage containers. In order to maintain the integrity of the assigned value(s), and associated uncertainty, the dilution or injection of a subsample of this product should be performed using calibrated measuring equipment.

UNCERTAINTY:

The maximum combined relative standard uncertainty of our reference standard solutions is calculated using the following equation:

The combined relative standard uncertainty, $u_c(y)$, of a value y and the uncertainty of the independent parameters

x_1, x_2, \dots, x_n on which it depends is:

$$u_c(y(x_1, x_2, \dots, x_n)) = \sqrt{\sum_{i=1}^n u(y, x_i)^2}$$

where x is expressed as a relative standard uncertainty of the individual parameter.

The individual uncertainties taken into account include those associated with weights (calibration of the balance) and volumes (calibration of the volumetric glassware). An expanded maximum combined percent relative uncertainty of $\pm 5\%$ (calculated with a coverage factor of 2 and a level of confidence of 95%) is stated on the Certificate of Analysis for all of our products.

TRACEABILITY:

All reference standard solutions are traceable to specific crystalline lots. The microbalances used for solution preparation are regularly calibrated by an external ISO/IEC 17025 accredited laboratory. In addition, their calibration is verified prior to each weighing using calibrated external weights traceable to an ISO/IEC 17025 accredited laboratory. All volumetric glassware used is calibrated, of Class A tolerance, and traceable to an ISO/IEC 17025 accredited laboratory. For certain products, traceability to international interlaboratory studies has also been established.

EXPIRY DATE / PERIOD OF VALIDITY:

Ongoing stability studies of this product have demonstrated stability in its composition and concentration, until the specified expiry date, in the unopened ampoule. Monitoring for any degradation or change in concentration of the listed analyte(s) is performed on a routine basis.

LIMITED WARRANTY:

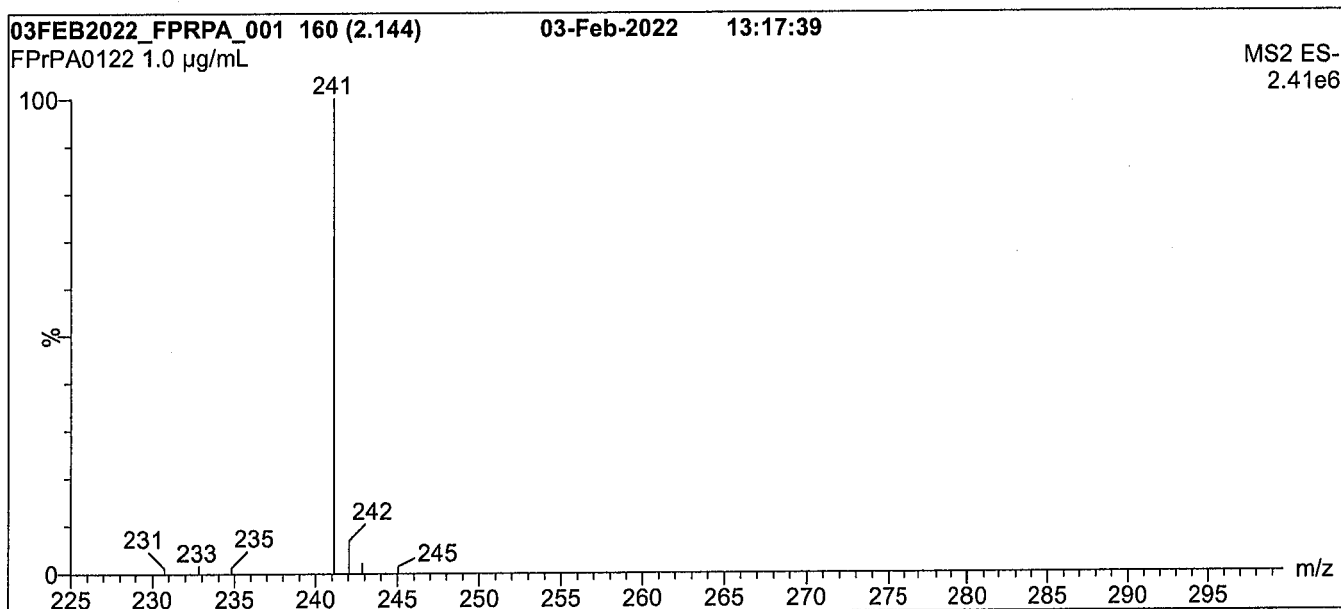
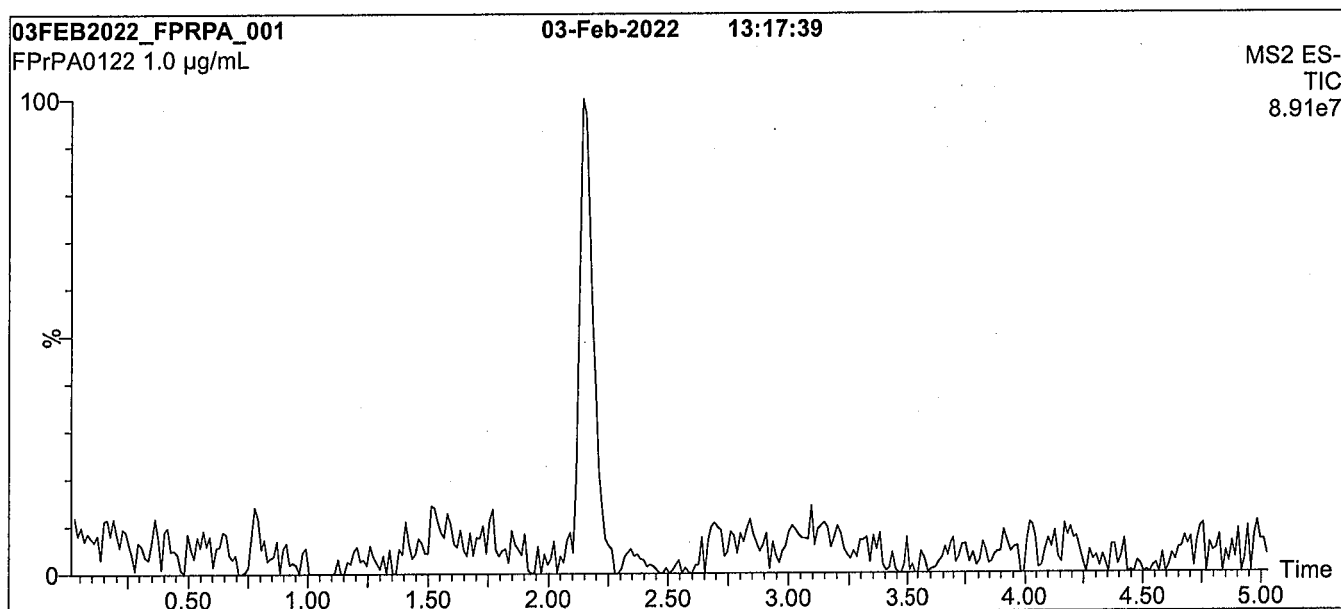
At the time of shipment, all products are warranted to be free of defects in material and workmanship and to conform to the stated technical and purity specifications.

QUALITY MANAGEMENT:

This product was produced using a Quality Management System registered to the latest versions of ISO 9001 by SAI Global, ISO/IEC 17025 by the Canadian Association for Laboratory Accreditation Inc. (CALA; A1226), and ISO 17034 by ANSI National Accreditation Board (ANAB; AR-1523).



For additional information or assistance concerning this or any other products from Wellington Laboratories Inc., please visit our website at www.well-labs.com or contact us directly at info@well-labs.com

Figure 1: FPrPA; LC/MS Data (Full Scan and Mass Spectrum)**Conditions for Figure 1:**

Waters Acquity Ultra Performance LC
Waters Xevo TQ-S micro MS

Chromatographic Conditions:

Column: Acquity UPLC BEH Shield RP₁₈
1.7 µm, 2.1 x 100 mm

Mobile phase: Gradient

Start: 60% H₂O / 40% (80:20 MeOH:ACN)
(both with 10 mM NH₄OAc buffer)
Ramp to 90% organic over 8 min and hold for 2 min
before returning to initial conditions in 0.75 min.
Time: 12 min

Flow: 300 µL/min

MS Parameters:

Experiment: Full Scan (225 - 850 amu)

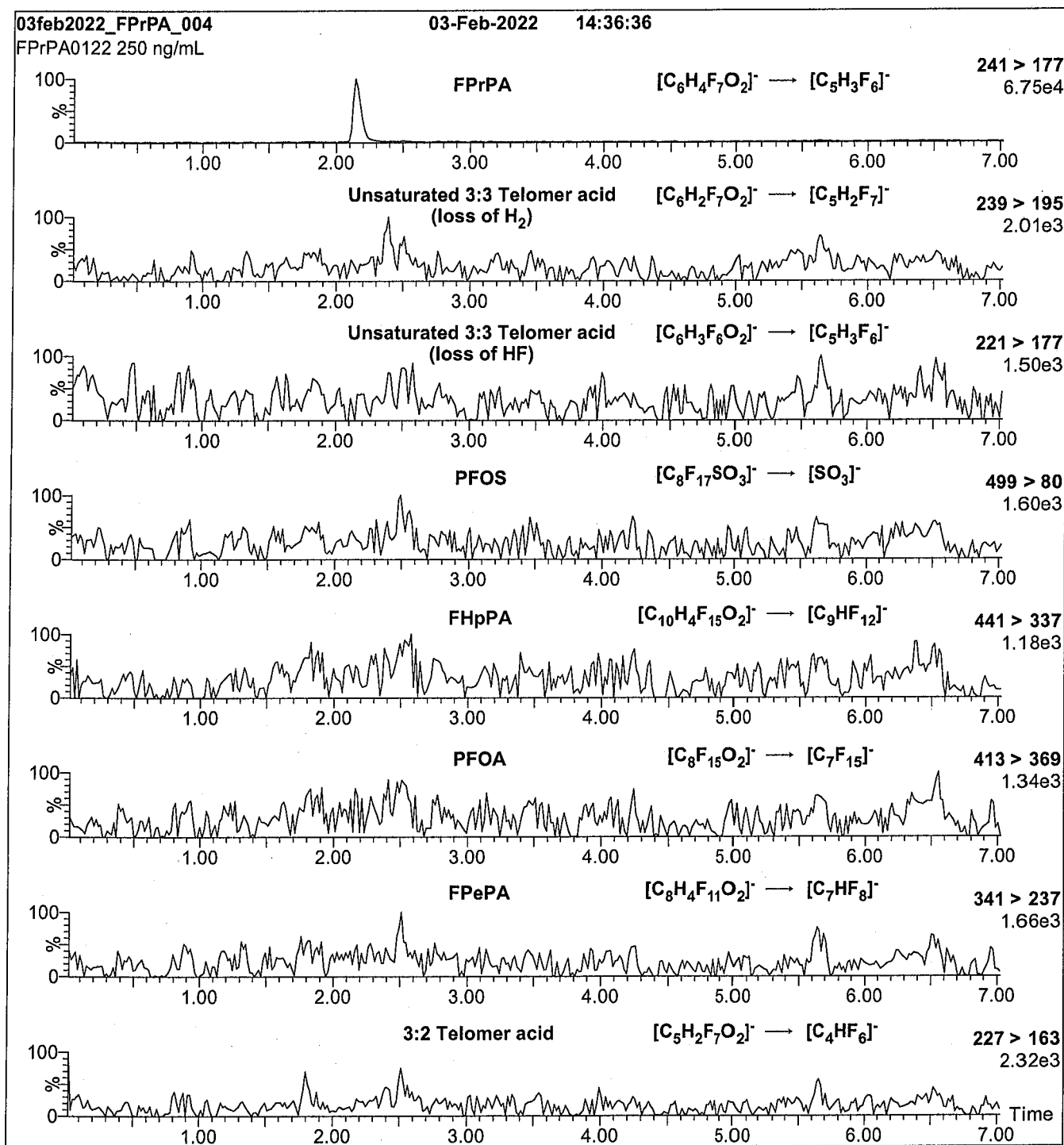
Source: Electrospray (negative)

Capillary Voltage (kV) = 2.00

Cone Voltage (V) = 10.00

Desolvation Temperature (°C) = 500

Desolvation Gas Flow (L/hr) = 1000

Figure 2: FPrPA; LC/MS/MS Data (Selected MRM Transitions)**Conditions for Figure 2:**

Injection: On-column (FPrPA)

MS Parameters:

Mobile phase: Same as Figure 1

Collision Gas (mbar) = 3.33e-3

Flow: 300 μ L/min

Collision Energy (eV) = 10

Analytical Standard Record

22C0308

Description:	PFAS - SAS FPrPA 50ug/mL	Expires:	02/03/2027
Standard Type:	Analyte Spike	Prepared:	03/15/2022
Solvent:	Methanol	Prepared By:	Wellington Laboratories (Lot#: FPrPA0122)
Final Volume (mls):	1	Department:	PFAS
Vials:	1	Last Edit:	03/15/2022 15:59 by DAG

Analyte	Parent	CAS Number	Concentration	Units
3:3FTCA		113507-82-7	50	ug/mL

INTENDED USE:

The products prepared by Wellington Laboratories Inc. are for laboratory use only. This certified reference material (CRM) was designed to be used as a standard for the identification and/or quantification of the specific chemical compound it contains.

HANDLING:

This product should only be used by qualified personnel familiar with its potential hazards and trained in the handling of hazardous chemicals. Due care should be exercised to prevent unnecessary human contact or ingestion. All procedures should be carried out in a well-functioning fume hood and suitable gloves, eye protection, and clothing should be worn at all times. Waste should be disposed of according to national and regional regulations. Safety Data Sheets (SDSs) are available upon request.

SYNTHESIS / CHARACTERIZATION:

Our products are synthesized using single-product unambiguous routes whenever possible. They are then characterized, and their structures and purities confirmed, using a combination of the most relevant techniques, such as NMR, GC/MS, LC/MS/MS, SFC/UV/MS/MS, x-ray crystallography, and melting point. Isotopic purities of mass-labelled compounds are also confirmed using HRGC/HRMS and/or LC/MS/MS.

HOMOGENEITY:

Prior to solution preparation, crystalline material is tested for homogeneity using a variety of techniques (as stated above) and its solubility in a given diluent is taken into consideration. Duplicate solutions of a new product are prepared from the same crystalline lot and, after the addition of an appropriate internal standard, they are compared by GC/MS, LC/MS/MS, and/or SFC/UV/MS/MS. The relative response factors of the analyte of interest in each solution are required to be <5% RSD. New solution lots of existing products are compared to older lots in the same manner, which further confirms the homogeneity of the crystalline material as well as the stability and homogeneity of the solutions in the storage containers. In order to maintain the integrity of the assigned value(s), and associated uncertainty, the dilution or injection of a subsample of this product should be performed using calibrated measuring equipment.

UNCERTAINTY:

The maximum combined relative standard uncertainty of our reference standard solutions is calculated using the following equation:

The combined relative standard uncertainty, $u_c(y)$, of a value y and the uncertainty of the independent parameters

x_1, x_2, \dots, x_n on which it depends is:

$$u_c(y(x_1, x_2, \dots, x_n)) = \sqrt{\sum_{i=1}^n u(y, x_i)^2}$$

where x is expressed as a relative standard uncertainty of the individual parameter.

The individual uncertainties taken into account include those associated with weights (calibration of the balance) and volumes (calibration of the volumetric glassware). An expanded maximum combined percent relative uncertainty of $\pm 5\%$ (calculated with a coverage factor of 2 and a level of confidence of 95%) is stated on the Certificate of Analysis for all of our products.

TRACEABILITY:

All reference standard solutions are traceable to specific crystalline lots. The microbalances used for solution preparation are regularly calibrated by an external ISO/IEC 17025 accredited laboratory. In addition, their calibration is verified prior to each weighing using calibrated external weights traceable to an ISO/IEC 17025 accredited laboratory. All volumetric glassware used is calibrated, of Class A tolerance, and traceable to an ISO/IEC 17025 accredited laboratory. For certain products, traceability to international interlaboratory studies has also been established.

EXPIRY DATE / PERIOD OF VALIDITY:

Ongoing stability studies of this product have demonstrated stability in its composition and concentration, until the specified expiry date, in the unopened ampoule. Monitoring for any degradation or change in concentration of the listed analyte(s) is performed on a routine basis.

LIMITED WARRANTY:

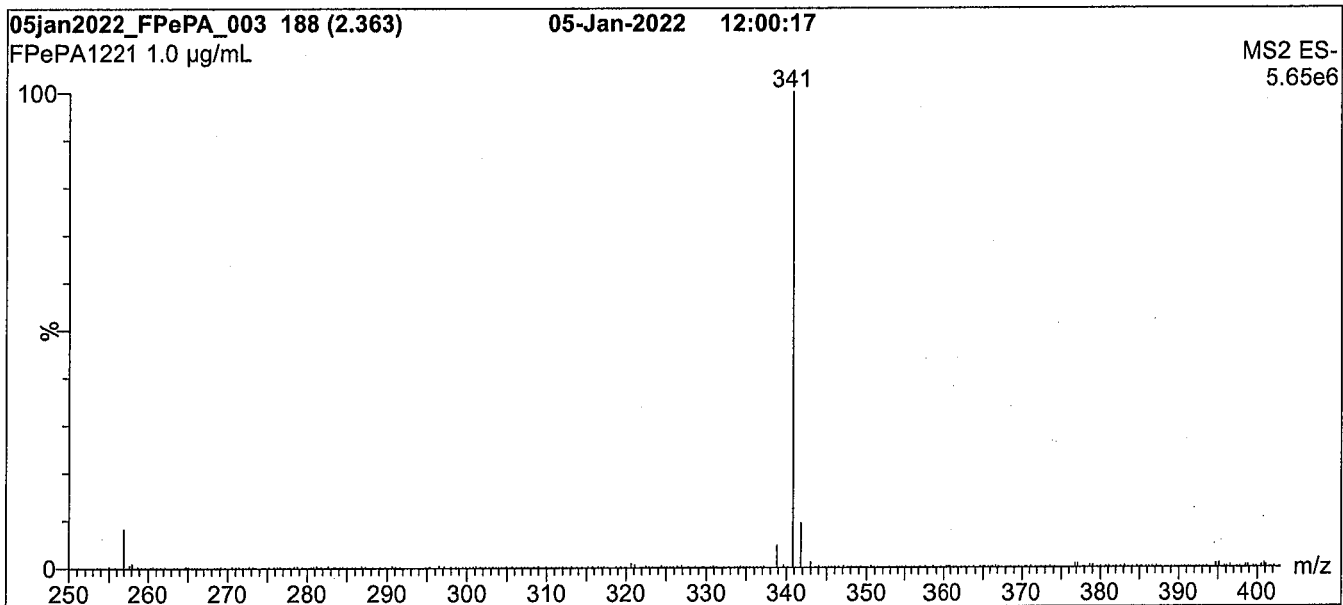
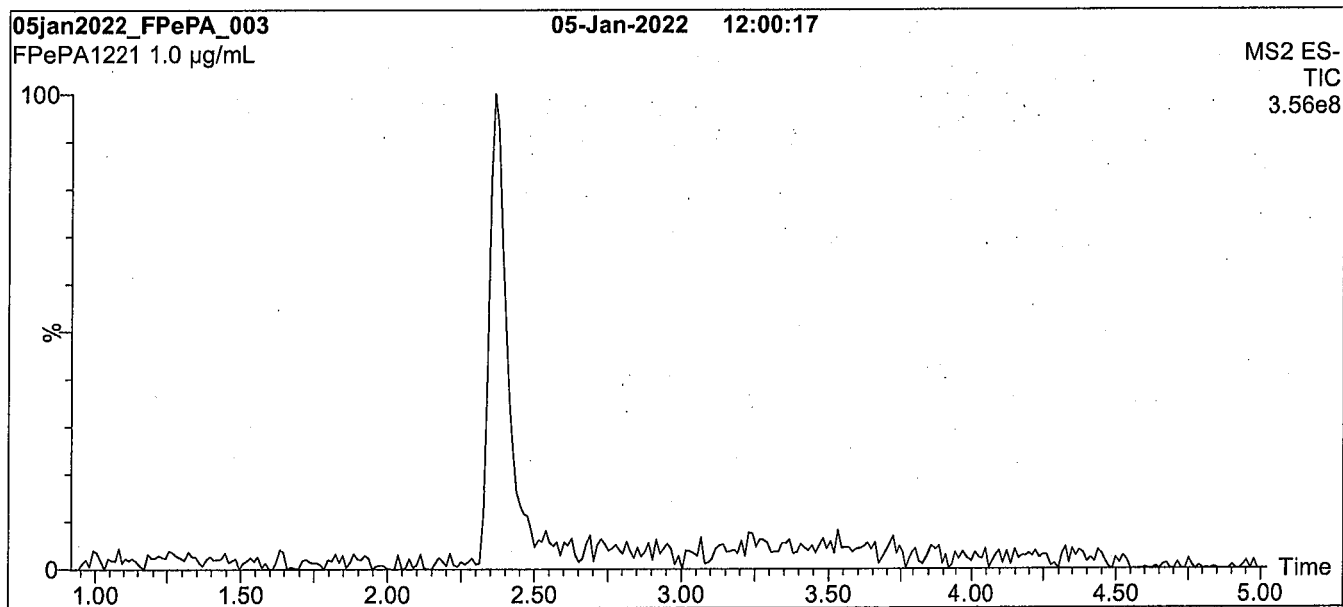
At the time of shipment, all products are warranted to be free of defects in material and workmanship and to conform to the stated technical and purity specifications.

QUALITY MANAGEMENT:

This product was produced using a Quality Management System registered to the latest versions of ISO 9001 by SAI Global, ISO/IEC 17025 by the Canadian Association for Laboratory Accreditation Inc. (CALA; A1226), and ISO 17034 by ANSI National Accreditation Board (ANAB; AR-1523).



For additional information or assistance concerning this or any other products from Wellington Laboratories Inc., please visit our website at www.well-labs.com or contact us directly at info@well-labs.com

Figure 1: FPePA; LC/MS Data (Full Scan and Mass Spectrum)**Conditions for Figure 1:**

Waters Acquity Ultra Performance LC
 Waters Xevo TQ-S micro MS

Chromatographic Conditions:

Column: Acquity UPLC BEH Shield RP₁₈
 1.7 µm, 2.1 x 100 mm

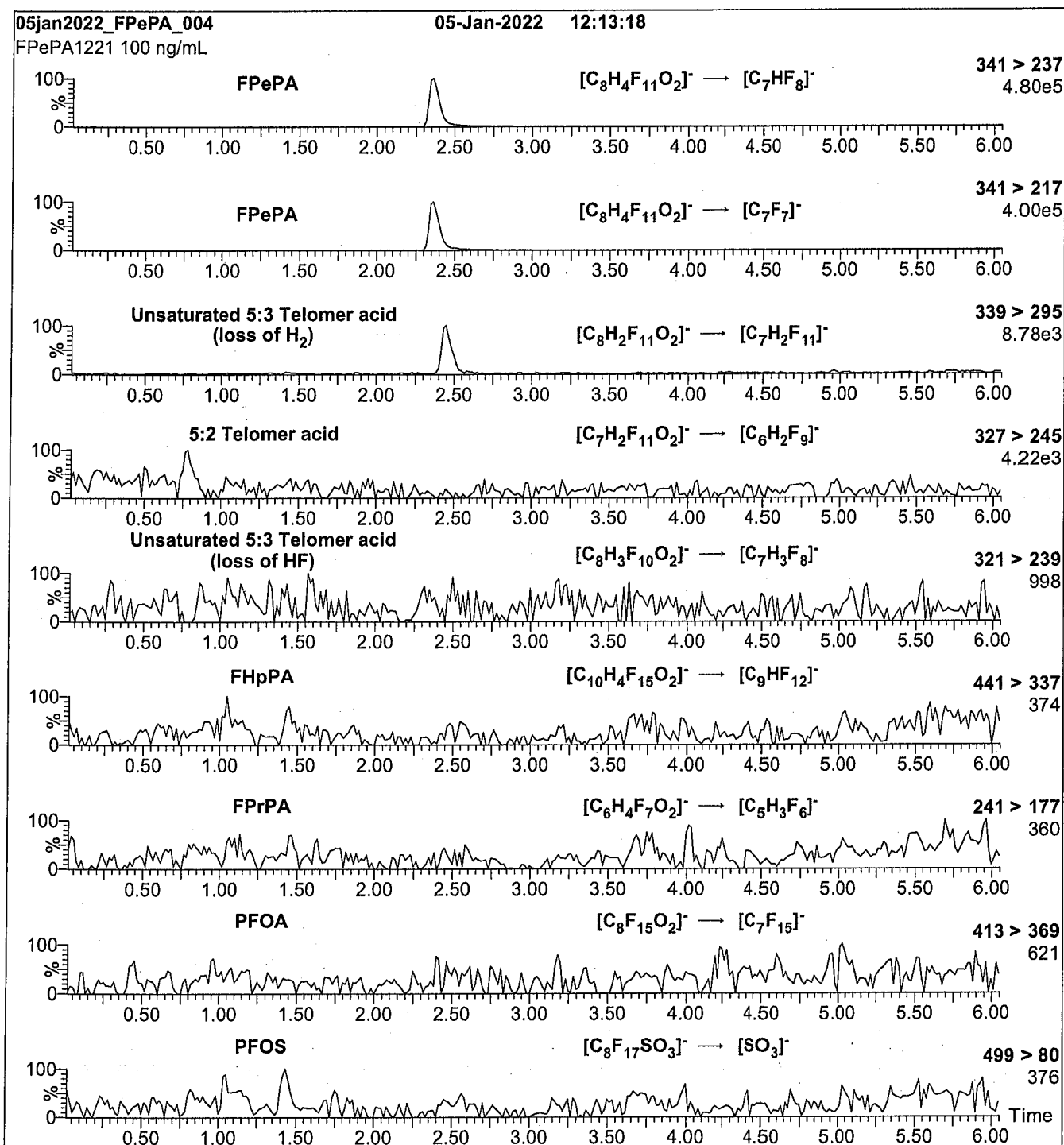
Mobile phase: Gradient
 Start: 45% H₂O / 55% (80:20 MeOH:ACN)
 (both with 10 mM NH₄OAc buffer)
 Ramp to 90% organic over 7 min and hold for
 3 min before returning to initial conditions in 0.75 min.
 Time: 12 min

Flow: 300 µL/min

MS Parameters:

Experiment: Full Scan (250 - 850 amu)

Source: Electrospray (negative)
 Capillary Voltage (kV) = 0.50
 Cone Voltage (V) = 18.50
 Desolvation Temperature (°C) = 500
 Desolvation Gas Flow (L/hr) = 1000

Figure 2: FPePA; LC/MS/MS Data (Selected MRM Transitions)**Conditions for Figure 2:**

Injection: On-column (FPePA)
Mobile phase: Same as Figure 1
Flow: 300 μ L/min

MS Parameters:

Collision Gas (mbar) = 3.09e-3
Collision Energy (eV) = 10

Analytical Standard Record

22C0309

Description:	PFAS - SAS FPePA 50ug/mL	Expires:	01/05/2027
Standard Type:	Analyte Spike	Prepared:	03/15/2022
Solvent:	Methanol	Prepared By:	Wellington Laboratories (Lot#:
Final Volume (mls):	1	Department:	PFAS1221)
Vials:	1	Last Edit:	03/15/2022 15:59 by DAG

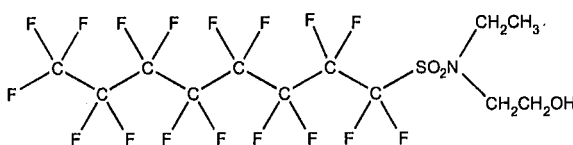
Analyte	Parent	CAS Number	Concentration	Units
5:3FTCA		914637-49-3	50	ug/mL



WELLINGTON LABORATORIES

CERTIFICATE OF ANALYSIS DOCUMENTATION

PRODUCT CODE: N-EtFOSE-M **LOT NUMBER:** NEtFOSE0921M
COMPOUND: 2-(N-ethylperfluoro-1-octanesulfonamido)-ethanol **22C0310**
STRUCTURE: **CAS #:** 1691-99-2



MOLECULAR FORMULA: C₁₂H₁₀F₁₇NO₃S **MOLECULAR WEIGHT:** 571.25
CONCENTRATION: 50.0 ± 2.5 µg/mL **SOLVENT(S):** Methanol
CHEMICAL PURITY: >98%
LAST TESTED: (mm/dd/yyyy) 09/22/2021 (HRGC/LRMS)
 09/23/2021 (LC/MS)
EXPIRY DATE: (mm/dd/yyyy) 09/23/2026
RECOMMENDED STORAGE: Store ampoule in a cool, dark place

DOCUMENTATION/ DATA ATTACHED:

Figure 1: HRGC/LRMS Data (Full Scan and Mass Spectrum)
 Figure 2: LC/MS Data (Full Scan and Mass Spectrum)
 Figure 3: LC/MS/MS Data (Selected MRM Transitions)

ADDITIONAL INFORMATION:

- See page 2 for further details.
- In order to see the molecular ion (adduct free), the LC mobile phase should be free of ammonium acetate buffer.

FOR LABORATORY USE ONLY: NOT FOR HUMAN OR DRUG USE

Certified By: 
 B.G. Chittim, General Manager

Date: 10/20/2021
 (mm/dd/yyyy)

Wellington Laboratories Inc., 345 Southgate Dr. Guelph ON N1G 3M5 CANADA
 519-822-2436 • Fax: 519-822-2849 • info@well-labs.com

INTENDED USE:

The products prepared by Wellington Laboratories Inc. are for laboratory use only. This certified reference material (CRM) was designed to be used as a standard for the identification and/or quantification of the specific chemical compound it contains.

HANDLING:

This product should only be used by qualified personnel familiar with its potential hazards and trained in the handling of hazardous chemicals. Due care should be exercised to prevent unnecessary human contact or ingestion. All procedures should be carried out in a well-functioning fume hood and suitable gloves, eye protection, and clothing should be worn at all times. Waste should be disposed of according to national and regional regulations. Safety Data Sheets (SDSs) are available upon request.

SYNTHESIS / CHARACTERIZATION:

Our products are synthesized using single-product unambiguous routes whenever possible. They are then characterized, and their structures and purities confirmed, using a combination of the most relevant techniques, such as NMR, GC/MS, LC/MS/MS, SFC/UV/MS/MS, x-ray crystallography, and melting point. Isotopic purities of mass-labelled compounds are also confirmed using HRGC/HRMS and/or LC/MS/MS.

HOMOGENEITY:

Prior to solution preparation, crystalline material is tested for homogeneity using a variety of techniques (as stated above) and its solubility in a given diluent is taken into consideration. Duplicate solutions of a new product are prepared from the same crystalline lot and, after the addition of an appropriate internal standard, they are compared by GC/MS, LC/MS/MS, and/or SFC/UV/MS/MS. The relative response factors of the analyte of interest in each solution are required to be <5% RSD. New solution lots of existing products are compared to older lots in the same manner, which further confirms the homogeneity of the crystalline material as well as the stability and homogeneity of the solutions in the storage containers. In order to maintain the integrity of the assigned value(s), and associated uncertainty, the dilution or injection of a subsample of this product should be performed using calibrated measuring equipment.

UNCERTAINTY:

The maximum combined relative standard uncertainty of our reference standard solutions is calculated using the following equation:

The combined relative standard uncertainty, $u_c(y)$, of a value y and the uncertainty of the independent parameters x_1, x_2, \dots, x_n on which it depends is:

$$u_c(y(x_1, x_2, \dots, x_n)) = \sqrt{\sum_{i=1}^n u(y, x_i)^2}$$

where x is expressed as a relative standard uncertainty of the individual parameter.

The individual uncertainties taken into account include those associated with weights (calibration of the balance) and volumes (calibration of the volumetric glassware). An expanded maximum combined percent relative uncertainty of $\pm 5\%$ (calculated with a coverage factor of 2 and a level of confidence of 95%) is stated on the Certificate of Analysis for all of our products.

TRACEABILITY:

All reference standard solutions are traceable to specific crystalline lots. The microbalances used for solution preparation are regularly calibrated by an external ISO/IEC 17025 accredited laboratory. In addition, their calibration is verified prior to each weighing using calibrated external weights traceable to an ISO/IEC 17025 accredited laboratory. All volumetric glassware used is calibrated, of Class A tolerance, and traceable to an ISO/IEC 17025 accredited laboratory. For certain products, traceability to international interlaboratory studies has also been established.

EXPIRY DATE / PERIOD OF VALIDITY:

Ongoing stability studies of this product have demonstrated stability in its composition and concentration, until the specified expiry date, in the unopened ampoule. Monitoring for any degradation or change in concentration of the listed analyte(s) is performed on a routine basis.

LIMITED WARRANTY:

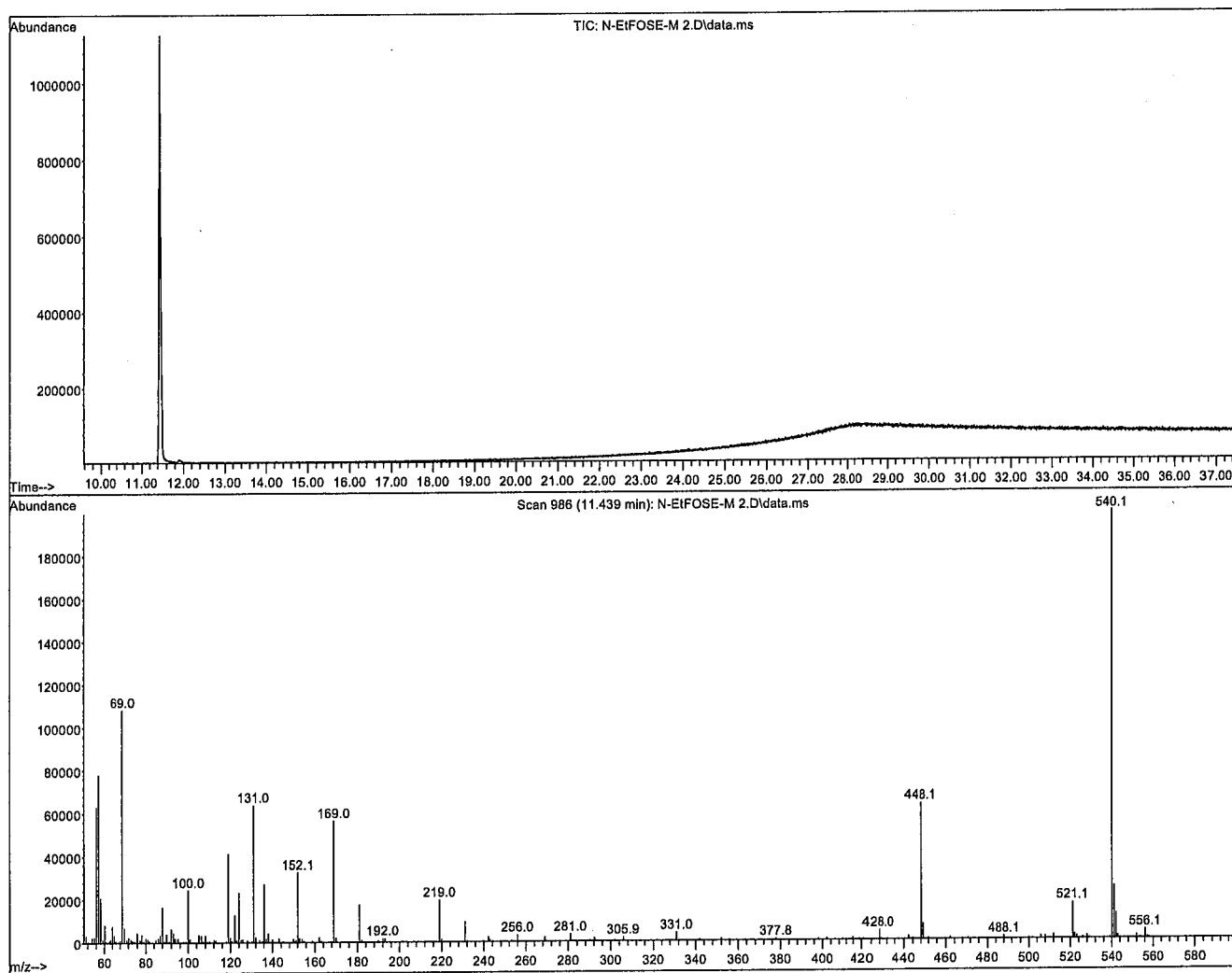
At the time of shipment, all products are warranted to be free of defects in material and workmanship and to conform to the stated technical and purity specifications.

QUALITY MANAGEMENT:

This product was produced using a Quality Management System registered to the latest versions of ISO 9001 by SAI Global, ISO/IEC 17025 by the Canadian Association for Laboratory Accreditation Inc. (CALA; A1226), and ISO 17034 by ANSI National Accreditation Board (ANAB; AR-1523).



For additional information or assistance concerning this or any other products from Wellington Laboratories Inc., please visit our website at www.well-labs.com or contact us directly at info@well-labs.com

Figure 1: N-EtFOSE-M; HRGC/LRMS Data (Full Scan and Mass Spectrum)**Conditions for Figure 1:**

Agilent 7890A HRGC
 Agilent 5975C MSD

Chromatographic Conditions:

Column: 30 m DB-5 (0.25 mm id, 0.25 μ m film thickness) Agilent J&W

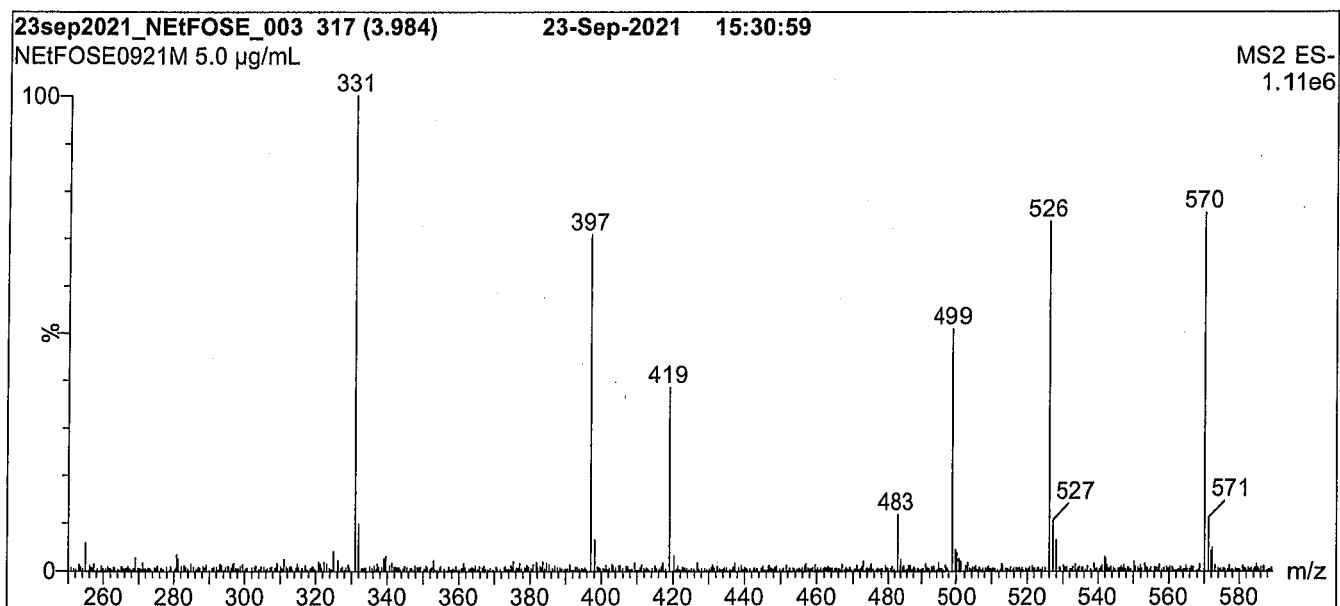
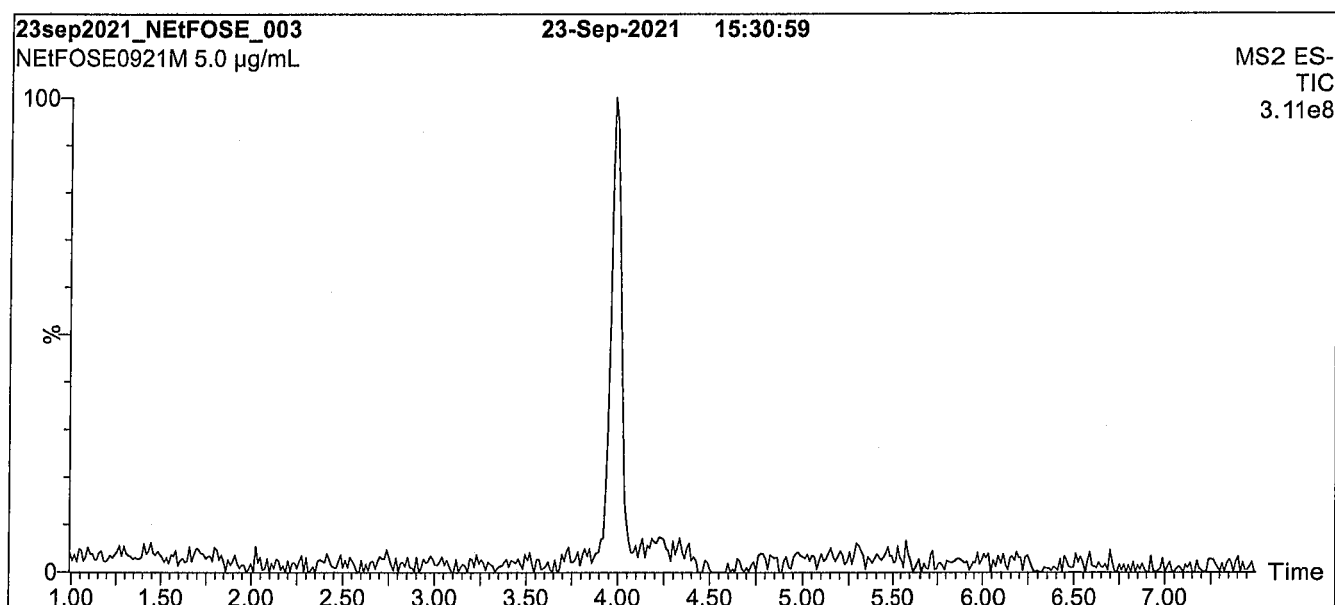
Flow: Constant at 1 mL/min

Injector: 250°C (Splitless Injection)

Oven: 100°C (5 min)
 10°C/min to 325°C
 325°C (10 min)

Ionization: EI+

Detector: 230°C
 Full Scan (50-1000 amu)

Figure 2: N-EtFOSE-M; LC/MS Data (Full Scan and Mass Spectrum)**Conditions for Figure 2:**

Waters Acquity Ultra Performance LC
Waters Xevo TQ-S micro MS

Chromatographic Conditions:

Column: Acquity UPLC BEH Shield RP₁₈
1.7 µm, 2.1 x 100 mm

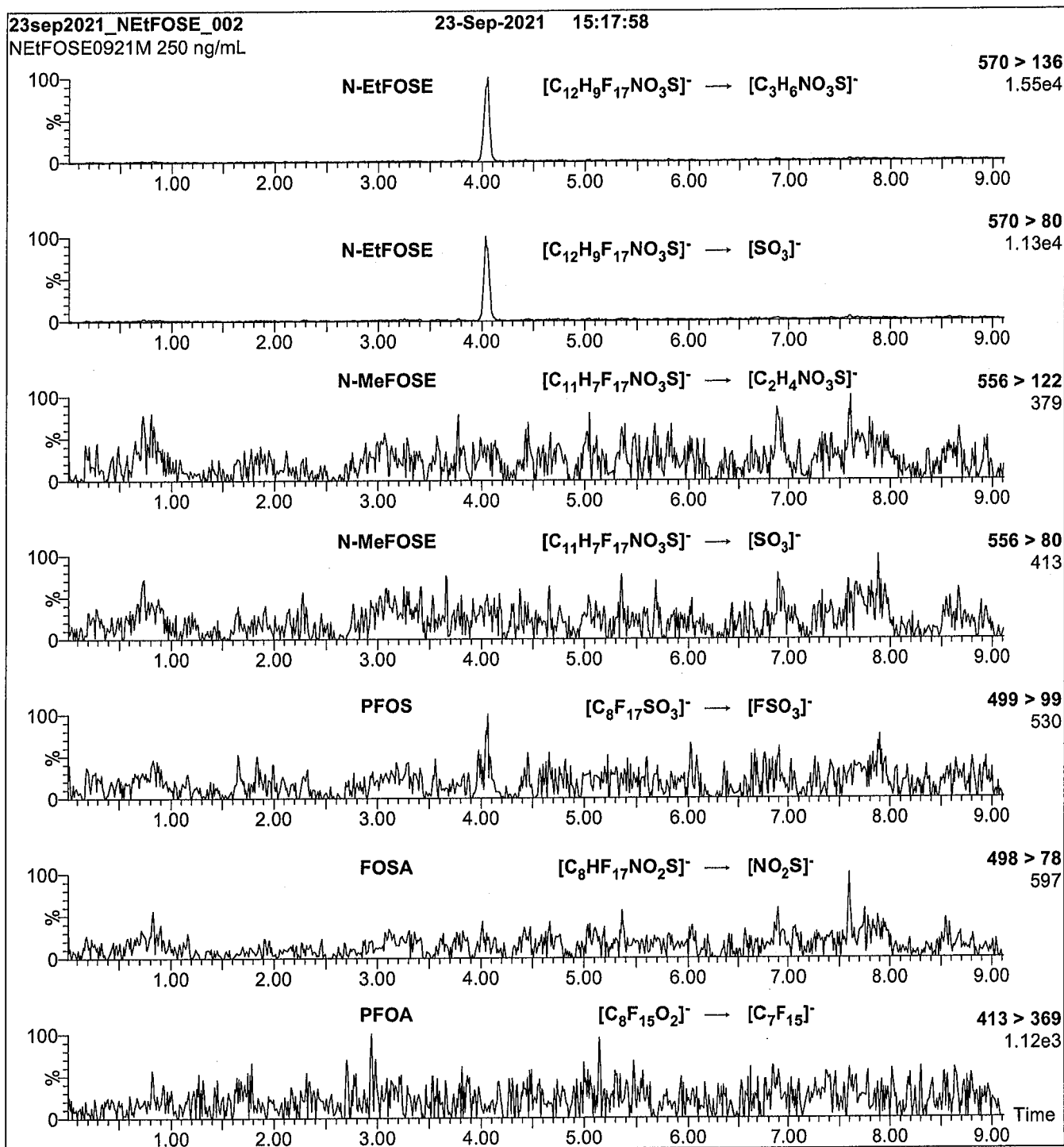
Mobile phase: Gradient
Start: 30% H₂O / 70% MeOH
Ramp to 90% organic over 8 min and hold for
1.5 min before returning to initial conditions in 1 min.
Time: 12 min

Flow: 300 µL/min

MS Parameters:

Experiment: Full Scan (250 - 850 amu)

Source: Electrospray (negative)
Capillary Voltage (kV) = 2.00
Cone Voltage (V) = 65.00
Desolvation Temperature (°C) = 450
Desolvation Gas Flow (L/hr) = 1000

Figure 3: N-EtFOSE-M; LC/MS/MS Data (Selected MRM Transitions)**Conditions for Figure 3:**

Injection: On-column (N-EtFOSE-M)

Mobile phase: Same as Figure 2

Flow: 300 μ L/min**MS Parameters:**

Collision Gas (mbar) = 3.14e-3

Collision Energy (eV) = 32

Analytical Standard Record

22C0310

Description:	PFAS - SAS NETFOSE 50ug/mL	Expires:	09/23/2026
Standard Type:	Analyte Spike	Prepared:	03/15/2022
Solvent:	Methanol	Prepared By:	Wellington Laboratories (Lot#: NETFOSE0921M)
Final Volume (mls):	1	Department:	NETFOSE0921M)
Vials:	1	Last Edit:	03/15/2022 15:59 by DAG

Analyte	Parent	CAS Number	Concentration	Units
NETFOSE		1691-99-2	50	ug/mL

INTENDED USE:

The products prepared by Wellington Laboratories Inc. are for laboratory use only. This certified reference material (CRM) was designed to be used as a standard for the identification and/or quantification of the specific chemical compound it contains.

HANDLING:

This product should only be used by qualified personnel familiar with its potential hazards and trained in the handling of hazardous chemicals. Due care should be exercised to prevent unnecessary human contact or ingestion. All procedures should be carried out in a well-functioning fume hood and suitable gloves, eye protection, and clothing should be worn at all times. Waste should be disposed of according to national and regional regulations. Safety Data Sheets (SDSs) are available upon request.

SYNTHESIS / CHARACTERIZATION:

Our products are synthesized using single-product unambiguous routes whenever possible. They are then characterized, and their structures and purities confirmed, using a combination of the most relevant techniques, such as NMR, GC/MS, LC/MS/MS, SFC/UV/MS/MS, x-ray crystallography, and melting point. Isotopic purities of mass-labelled compounds are also confirmed using HRGC/HRMS and/or LC/MS/MS.

HOMOGENEITY:

Prior to solution preparation, crystalline material is tested for homogeneity using a variety of techniques (as stated above) and its solubility in a given diluent is taken into consideration. Duplicate solutions of a new product are prepared from the same crystalline lot and, after the addition of an appropriate internal standard, they are compared by GC/MS, LC/MS/MS, and/or SFC/UV/MS/MS. The relative response factors of the analyte of interest in each solution are required to be <5% RSD. New solution lots of existing products are compared to older lots in the same manner, which further confirms the homogeneity of the crystalline material as well as the stability and homogeneity of the solutions in the storage containers. In order to maintain the integrity of the assigned value(s), and associated uncertainty, the dilution or injection of a subsample of this product should be performed using calibrated measuring equipment.

UNCERTAINTY:

The maximum combined relative standard uncertainty of our reference standard solutions is calculated using the following equation:

The combined relative standard uncertainty, $u_c(y)$, of a value y and the uncertainty of the independent parameters x_1, x_2, \dots, x_n on which it depends is:

$$u_c(y(x_1, x_2, \dots, x_n)) = \sqrt{\sum_{i=1}^n u(y, x_i)^2}$$

where x is expressed as a relative standard uncertainty of the individual parameter.

The individual uncertainties taken into account include those associated with weights (calibration of the balance) and volumes (calibration of the volumetric glassware). An expanded maximum combined percent relative uncertainty of $\pm 5\%$ (calculated with a coverage factor of 2 and a level of confidence of 95%) is stated on the Certificate of Analysis for all of our products.

TRACEABILITY:

All reference standard solutions are traceable to specific crystalline lots. The microbalances used for solution preparation are regularly calibrated by an external ISO/IEC 17025 accredited laboratory. In addition, their calibration is verified prior to each weighing using calibrated external weights traceable to an ISO/IEC 17025 accredited laboratory. All volumetric glassware used is calibrated, of Class A tolerance, and traceable to an ISO/IEC 17025 accredited laboratory. For certain products, traceability to international interlaboratory studies has also been established.

EXPIRY DATE / PERIOD OF VALIDITY:

Ongoing stability studies of this product have demonstrated stability in its composition and concentration, until the specified expiry date, in the unopened ampoule. Monitoring for any degradation or change in concentration of the listed analyte(s) is performed on a routine basis.

LIMITED WARRANTY:

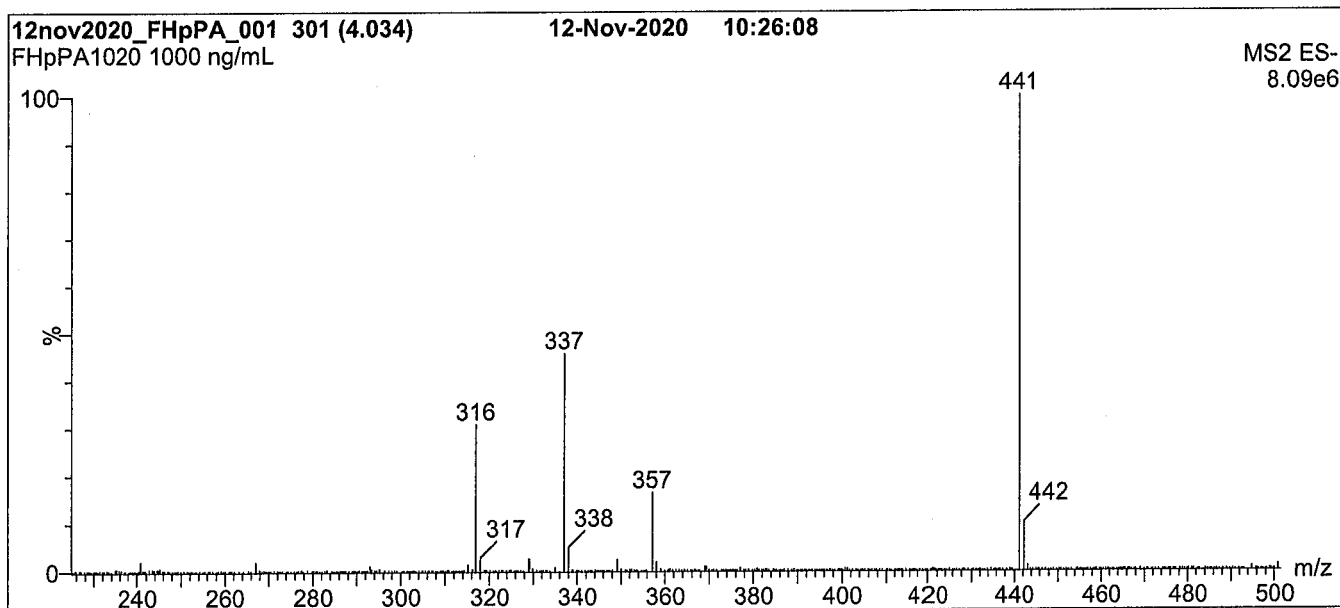
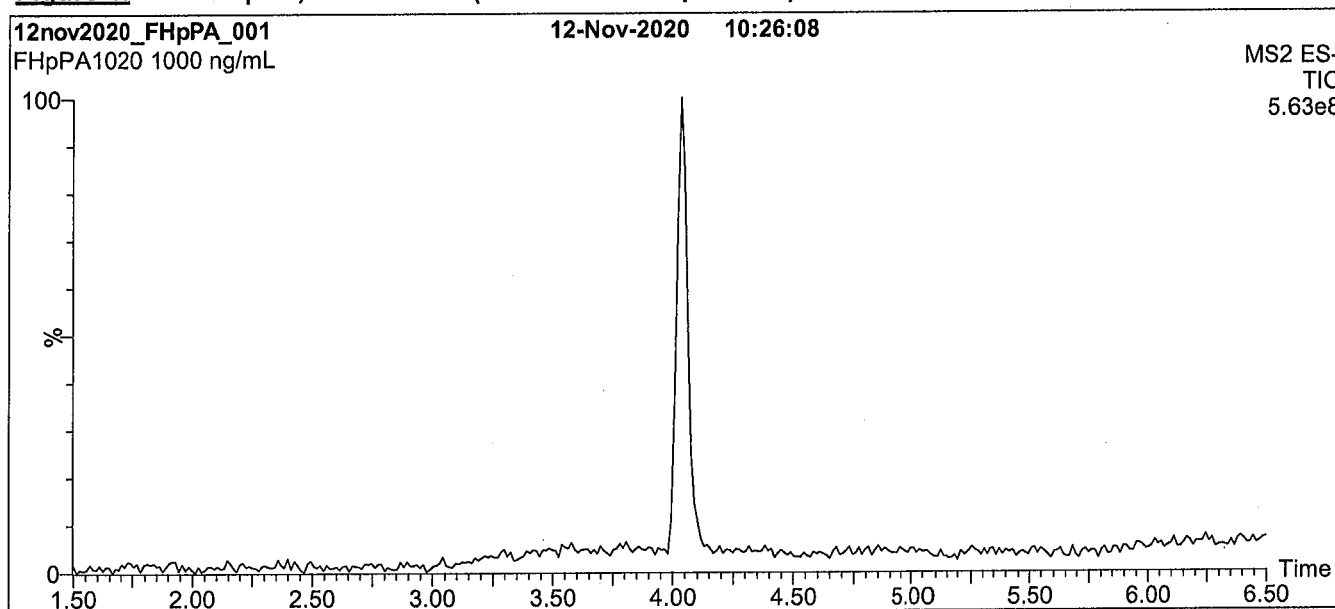
At the time of shipment, all products are warranted to be free of defects in material and workmanship and to conform to the stated technical and purity specifications.

QUALITY MANAGEMENT:

This product was produced using a Quality Management System registered to the latest versions of ISO 9001 by SAI Global, ISO/IEC 17025 by the Canadian Association for Laboratory Accreditation Inc. (CALA; A1226), and ISO 17034 by ANSI-ASQ National Accreditation Board (ANAB; AR-1523).



For additional information or assistance concerning this or any other products from Wellington Laboratories Inc., please visit our website at www.well-labs.com or contact us directly at info@well-labs.com

Figure 1: FHpPA; LC/MS Data (TIC and Mass Spectrum)**Conditions for Figure 1:**

Waters Acquity Ultra Performance LC
Waters Xevo TQ-S micro MS

Chromatographic Conditions:

Column: Acquity UPLC BEH Shield RP₁₈
1.7 μ m, 2.1 x 100 mm

Mobile phase: Gradient

Start: 45% H₂O / 55% (80:20 MeOH:ACN)
(both with 10 mM NH₄OAc buffer)
Ramp to 90% organic over 8 min and hold for
2 min before returning to initial conditions in 0.75 min.
Time: 12 min

Flow: 300 μ L/min

MS Parameters:

Experiment: Full Scan (225 - 850 amu)


Source: Electrospray (negative)

Capillary Voltage (kV) = 0.50

Cone Voltage (V) = 28.50

Desolvation Temperature ($^{\circ}$ C) = 500

Desolvation Gas Flow (L/hr) = 1000

Figure 2: FHpPA; LC/MS/MS Data (Selected MRM Transitions)**Conditions for Figure 2:**

Injection: On-column (FHpPA)

Mobile phase: Same as Figure 1

Flow: 300 μ L/min**MS Parameters:**

Collision Gas (mbar) = 3.41e-3

Collision Energy (eV) = 8

Analytical Standard Record

22C0311

Description:	PFAS - SAS FHpPA 50ug/mL	Expires:	11/12/2025
Standard Type:	Analyte Spike	Prepared:	03/15/2022
Solvent:	Methanol	Prepared By:	Wellington Laboratories (Lot#: FHpPA1020)
Final Volume (mls):	1	Department:	PFAS
Vials:	1	Last Edit:	03/15/2022 16:00 by DAG

Analyte	Parent	CAS Number	Concentration	Units
7:3FTCA		812-70-4	50	ug/mL

Analytical Standard Record

22C0311

Description:	PFAS - SAS FHpPA 50ug/mL	Expires:	11/12/2025
Standard Type:	Analyte Spike	Prepared:	03/15/2022
Solvent:	Methanol	Prepared By:	Wellington Laboratories (Lot#: FHpPA1020)
Final Volume (mls):	1	Department:	PFAS
Vials:	1	Last Edit:	03/15/2022 16:00 by DAG

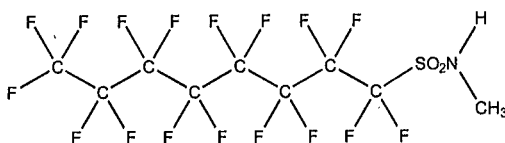
Analyte	Parent	CAS Number	Concentration	Units
7:3FTCA		812-70-4	50	ug/mL



WELLINGTON LABORATORIES

CERTIFICATE OF ANALYSIS DOCUMENTATION

PRODUCT CODE: N-MeFOSA-M **LOT NUMBER:** NMeFOSA0721M
COMPOUND: N-methylperfluoro-1-octanesulfonamide **22C0312**
STRUCTURE: **CAS #:** 31506-32-8



MOLECULAR FORMULA: C₉H₄F₁₇NO₂S **MOLECULAR WEIGHT:** 513.17
CONCENTRATION: 50.0 ± 2.5 µg/mL **SOLVENT(S):** Methanol
CHEMICAL PURITY: >98%
LAST TESTED: (mm/dd/yyyy) 08/03/2021
EXPIRY DATE: (mm/dd/yyyy) 08/03/2026
RECOMMENDED STORAGE: Store ampoule in a cool, dark place

DOCUMENTATION/ DATA ATTACHED:

Figure 1: LC/MS Data (Full Scan and Mass Spectrum)
 Figure 2: LC/MS/MS Data (Selected MRM Transitions)

ADDITIONAL INFORMATION:

- See page 2 for further details.

FOR LABORATORY USE ONLY: NOT FOR HUMAN OR DRUG USE

Certified By: _____


 B.G. Chittim, General Manager

Date: 08/04/2021
 (mm/dd/yyyy)

Wellington Laboratories Inc., 345 Southgate Dr. Guelph ON N1G 3M5 CANADA
 519-822-2436 • Fax: 519-822-2849 • info@well-labs.com

INTENDED USE:

The products prepared by Wellington Laboratories Inc. are for laboratory use only. This certified reference material (CRM) was designed to be used as a standard for the identification and/or quantification of the specific chemical compound it contains.

HANDLING:

This product should only be used by qualified personnel familiar with its potential hazards and trained in the handling of hazardous chemicals. Due care should be exercised to prevent unnecessary human contact or ingestion. All procedures should be carried out in a well-functioning fume hood and suitable gloves, eye protection, and clothing should be worn at all times. Waste should be disposed of according to national and regional regulations. Safety Data Sheets (SDSs) are available upon request.

SYNTHESIS / CHARACTERIZATION:

Our products are synthesized using single-product unambiguous routes whenever possible. They are then characterized, and their structures and purities confirmed, using a combination of the most relevant techniques, such as NMR, GC/MS, LC/MS/MS, SFC/UV/MS/MS, x-ray crystallography, and melting point. Isotopic purities of mass-labelled compounds are also confirmed using HRGC/HRMS and/or LC/MS/MS.

HOMOGENEITY:

Prior to solution preparation, crystalline material is tested for homogeneity using a variety of techniques (as stated above) and its solubility in a given diluent is taken into consideration. Duplicate solutions of a new product are prepared from the same crystalline lot and, after the addition of an appropriate internal standard, they are compared by GC/MS, LC/MS/MS, and/or SFC/UV/MS/MS. The relative response factors of the analyte of interest in each solution are required to be <5% RSD. New solution lots of existing products are compared to older lots in the same manner, which further confirms the homogeneity of the crystalline material as well as the stability and homogeneity of the solutions in the storage containers. In order to maintain the integrity of the assigned value(s), and associated uncertainty, the dilution or injection of a subsample of this product should be performed using calibrated measuring equipment.

UNCERTAINTY:

The maximum combined relative standard uncertainty of our reference standard solutions is calculated using the following equation:

The combined relative standard uncertainty, $u_c(y)$, of a value y and the uncertainty of the independent parameters x_1, x_2, \dots, x_n on which it depends is:

$$u_c(y(x_1, x_2, \dots, x_n)) = \sqrt{\sum_{i=1}^n u(y, x_i)^2}$$

where x is expressed as a relative standard uncertainty of the individual parameter.

The individual uncertainties taken into account include those associated with weights (calibration of the balance) and volumes (calibration of the volumetric glassware). An expanded maximum combined percent relative uncertainty of $\pm 5\%$ (calculated with a coverage factor of 2 and a level of confidence of 95%) is stated on the Certificate of Analysis for all of our products.

TRACEABILITY:

All reference standard solutions are traceable to specific crystalline lots. The microbalances used for solution preparation are regularly calibrated by an external ISO/IEC 17025 accredited laboratory. In addition, their calibration is verified prior to each weighing using calibrated external weights traceable to an ISO/IEC 17025 accredited laboratory. All volumetric glassware used is calibrated, of Class A tolerance, and traceable to an ISO/IEC 17025 accredited laboratory. For certain products, traceability to international interlaboratory studies has also been established.

EXPIRY DATE / PERIOD OF VALIDITY:

Ongoing stability studies of this product have demonstrated stability in its composition and concentration, until the specified expiry date, in the unopened ampoule. Monitoring for any degradation or change in concentration of the listed analyte(s) is performed on a routine basis.

LIMITED WARRANTY:

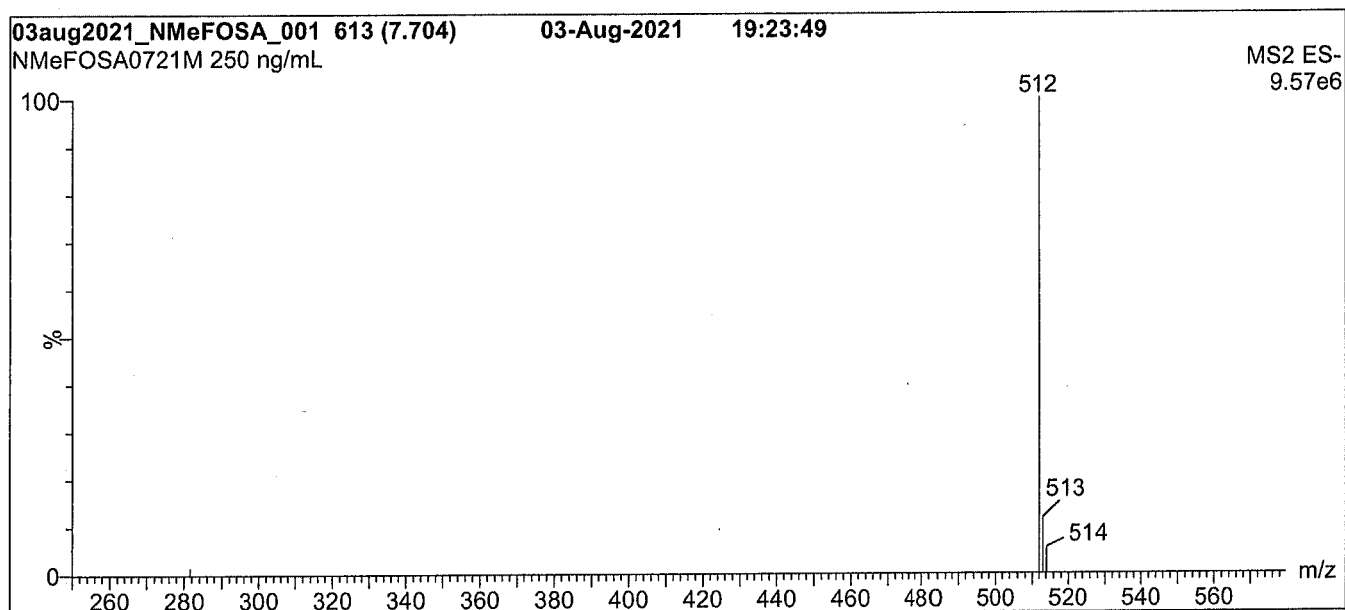
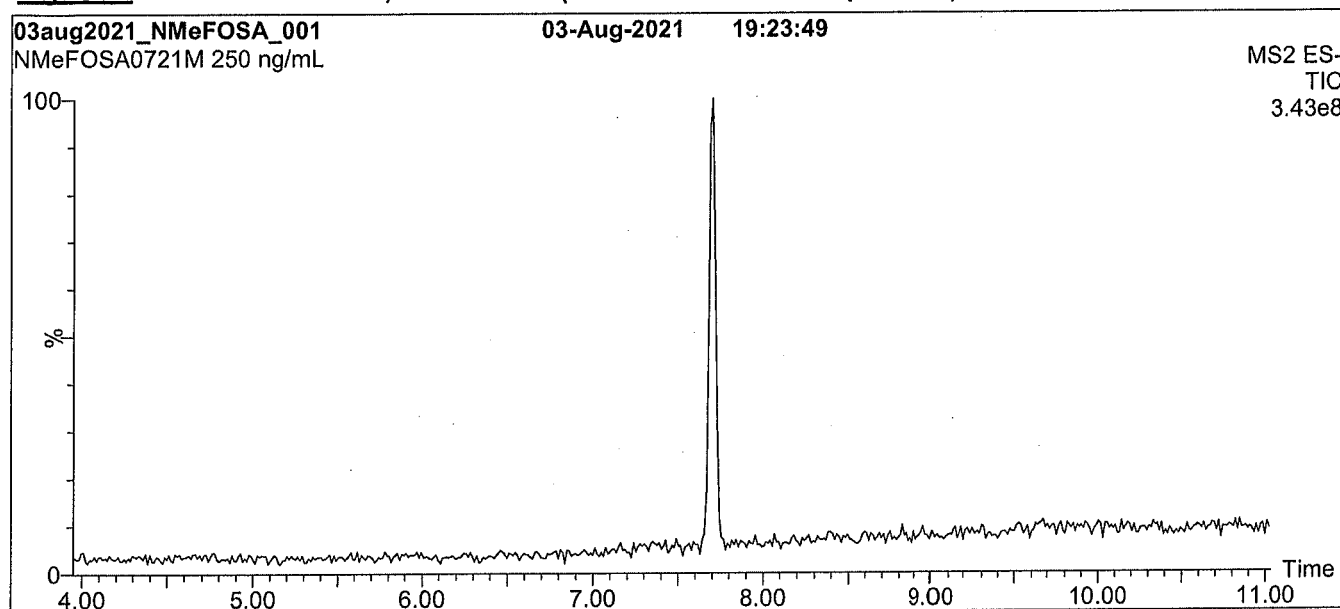
At the time of shipment, all products are warranted to be free of defects in material and workmanship and to conform to the stated technical and purity specifications.

QUALITY MANAGEMENT:

This product was produced using a Quality Management System registered to the latest versions of ISO 9001 by SAI Global, ISO/IEC 17025 by the Canadian Association for Laboratory Accreditation Inc. (CALA; A1226), and ISO 17034 by ANSI National Accreditation Board (ANAB; AR-1523).



For additional information or assistance concerning this or any other products from Wellington Laboratories Inc., please visit our website at www.well-labs.com or contact us directly at info@well-labs.com

Figure 1: N-MeFOSA-M; LC/MS Data (Full Scan and Mass Spectrum)**Conditions for Figure 1:**

Waters Acquity Ultra Performance LC
Waters Xevo TQ-S micro MS

Chromatographic Conditions:

Column: Acquity UPLC BEH Shield RP₁₈
1.7 μ m, 2.1 x 100 mm

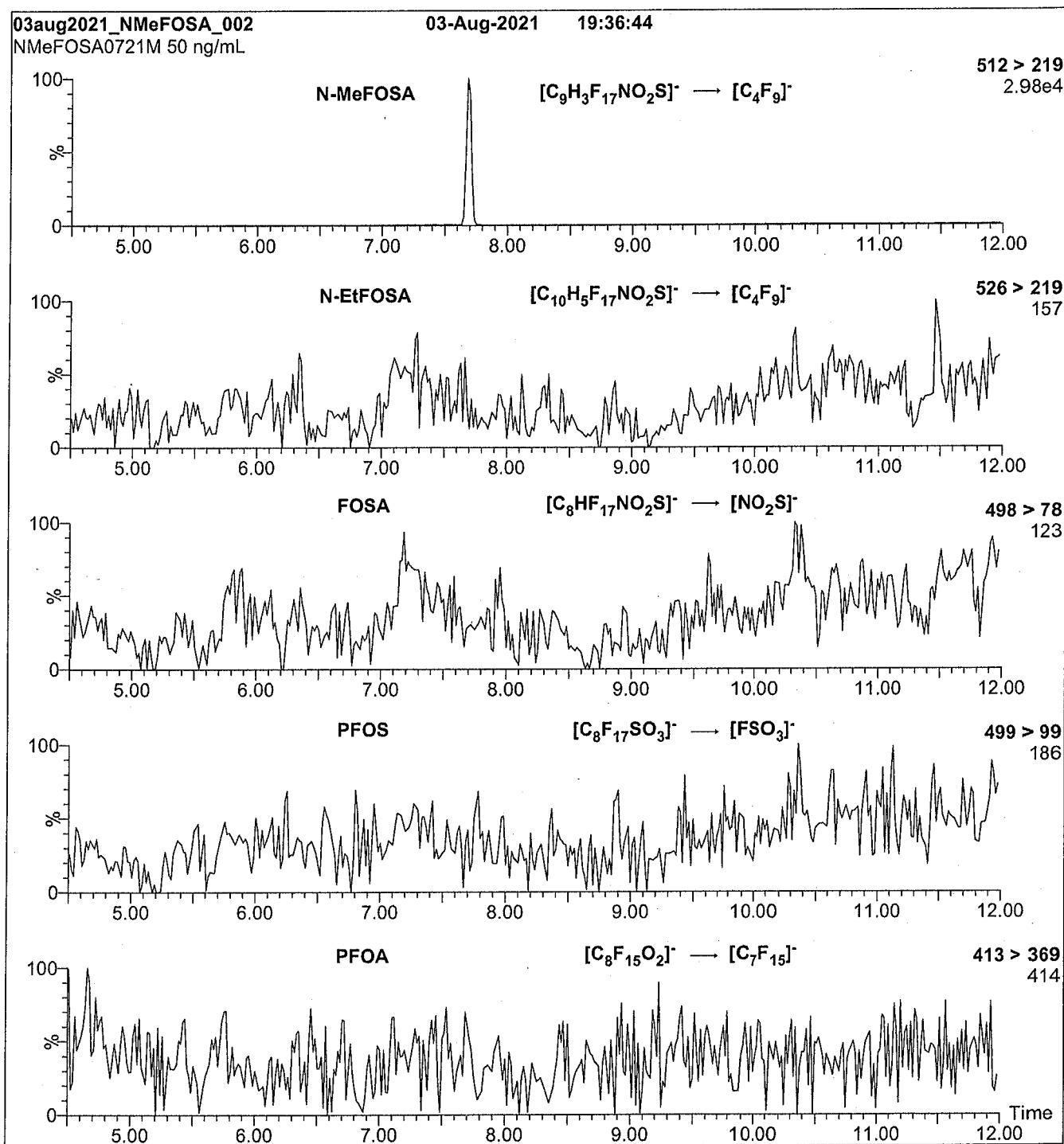
Mobile phase: Gradient
Start: 40% H₂O / 60% (80:20 MeOH:ACN)
(both with 10 mM NH₄OAc buffer)
Ramp to 90% organic over 8 min and hold for
2 min before returning to initial conditions in 0.75 min.
Time: 12 min

Flow: 300 μ L/min

MS Parameters:

Experiment: Full Scan (250 - 850 amu)

Source: Electrospray (negative)
Capillary Voltage (kV) = 1.00
Cone Voltage (V) = 44.00
Desolvation Temperature (°C) = 500
Desolvation Gas Flow (L/hr) = 1000

Figure 2: N-MeFOSA-M; LC/MS/MS Data (Selected MRM Transitions)**Conditions for Figure 2:**

Injection: On-column (N-MeFOSA-M)

Mobile phase: Same as Figure 1

Flow: 300 μ L/min**MS Parameters:**

Collision Gas (mbar) = 3.41e-3

Collision Energy (eV) = 24

Analytical Standard Record

22C0312

Description:	PFAS - SAS NMeFOSA 50ug/mL	Expires:	08/03/2026
Standard Type:	Analyte Spike	Prepared:	03/15/2022
Solvent:	Methanol	Prepared By:	Dipti Gokal
Final Volume (mls):	1	Department:	PFAS
Vials:	1	Last Edit:	03/15/2022 16:00 by DAG

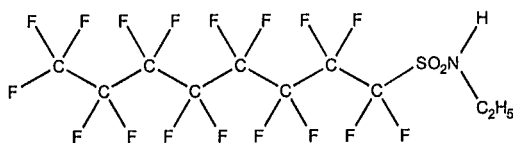
Analyte	Parent	CAS Number	Concentration	Units
NMeFOSA		31506-32-8	50	ug/mL



WELLINGTON LABORATORIES

CERTIFICATE OF ANALYSIS DOCUMENTATION

PRODUCT CODE: N-EtFOSA-M **LOT NUMBER:** NEtFOSA0821M
COMPOUND: N-ethylperfluoro-1-octanesulfonamide **22C0313**
STRUCTURE: **CAS #:** 4151-50-2



MOLECULAR FORMULA: $C_{10}H_{17}F_{17}NO_2S$ **MOLECULAR WEIGHT:** 527.20
CONCENTRATION: $50.0 \pm 2.5 \mu\text{g/mL}$ **SOLVENT(S):** Methanol
CHEMICAL PURITY: >98%
LAST TESTED: (mm/dd/yyyy) 08/12/2021
EXPIRY DATE: (mm/dd/yyyy) 08/12/2026
RECOMMENDED STORAGE: Store ampoule in a cool, dark place

DOCUMENTATION/ DATA ATTACHED:

Figure 1: LC/MS Data (Full Scan and Mass Spectrum)
Figure 2: LC/MS/MS Data (Selected MRM Transitions)

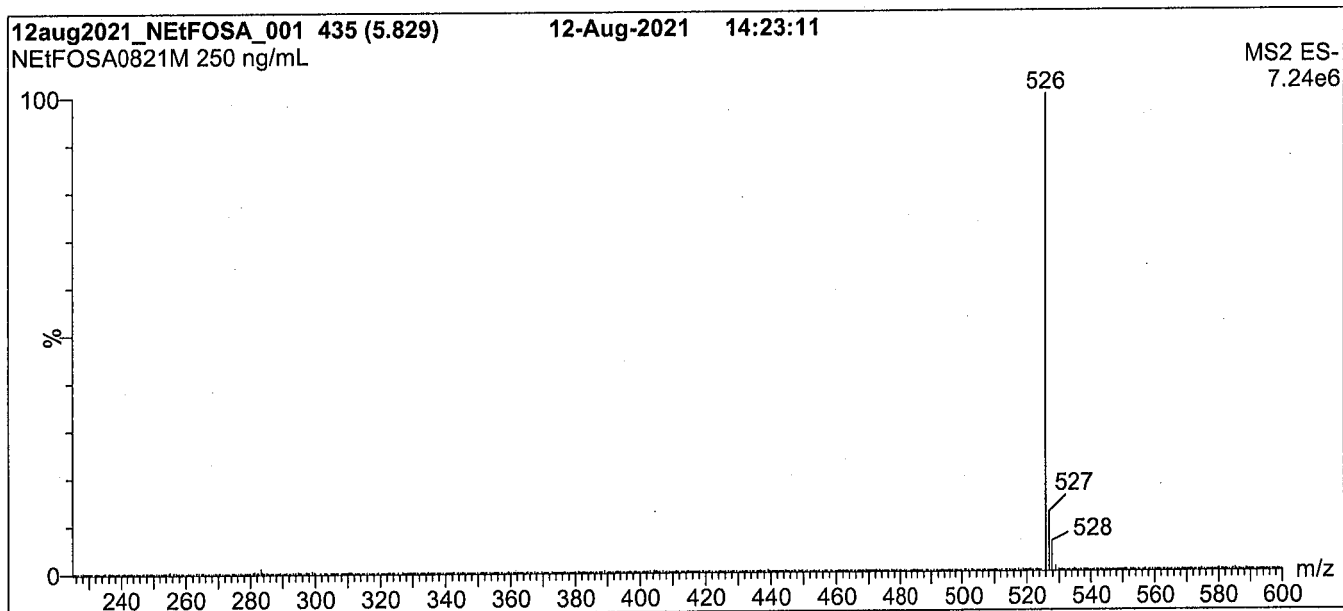
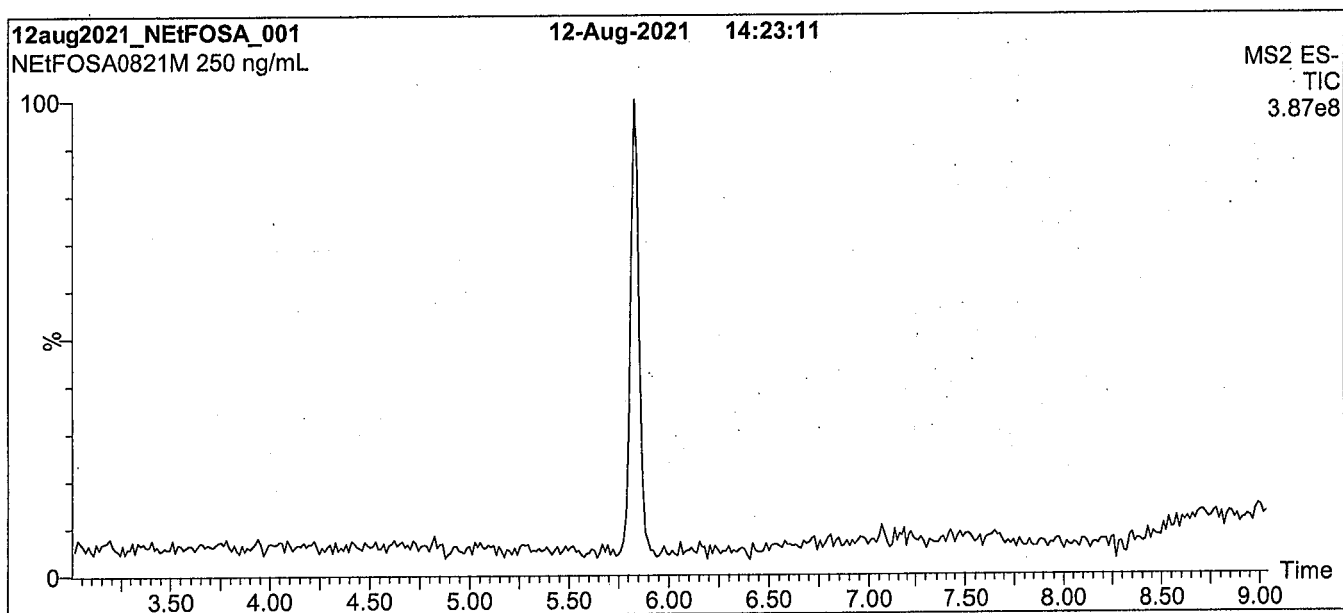
ADDITIONAL INFORMATION:

- See page 2 for further details.

FOR LABORATORY USE ONLY: NOT FOR HUMAN OR DRUG USE

Certified By:  **Date:** 08/16/2021
(mm/dd/yyyy)
B.G. Chittim, General Manager

Wellington Laboratories Inc., 345 Southgate Dr. Guelph ON N1G 3M5 CANADA
519-822-2436 • Fax: 519-822-2849 • info@well-labs.com

Figure 1: N-EtFOSA-M; LC/MS Data (Full Scan and Mass Spectrum)**Conditions for Figure 1:**

Waters Acquity Ultra Performance LC
Waters Xevo TQ-S micro MS

Chromatographic Conditions:

Column: Acquity UPLC BEH Shield RP₁₈
1.7 μ m, 2.1 x 100 mm

Mobile phase: Gradient

Start: 30% H₂O / 70% (80:20 MeOH:ACN)
(both with 10 mM NH₄OAc buffer)
Ramp to 90% organic over 8 min and hold for
2 min before returning to initial conditions in 0.75 min.
Time: 12 min

Flow: 300 μ L/min

MS Parameters:

Experiment: Full Scan (225 - 850 amu)

Source: Electrospray (negative)
Capillary Voltage (kV) = 1.00
Cone Voltage (V) = 44.00
Desolvation Temperature ($^{\circ}$ C) = 500
Desolvation Gas Flow (L/hr) = 1000

Analytical Standard Record

22C0313

Description:	PFAS - SAS NETFOSA 50ug/mL	Expires:	08/12/2026
Standard Type:	Other	Prepared:	03/15/2022
Solvent:	Methanol	Prepared By:	Wellington Laboratories (Lot#: NETFOSA0821M)
Final Volume (mls):	1	Department:	NETFOSA
Vials:	1	Last Edit:	08/17/2022 10:49 by LYA

Analyte	Parent	CAS Number	Concentration	Units
NETFOSA		4151-50-2	50	ug/mL



WELLINGTON LABORATORIES

CERTIFICATE OF ANALYSIS DOCUMENTATION

PFAC-MXF 22F0058

**Native Replacement PFAS
Solution/Mixture**

PRODUCT CODE: PFAC-MXF
LOT NUMBER: PFACMXF0122
SOLVENT(S): Methanol / Water (<1%)
DATE PREPARED: (mm/dd/yyyy) 01/10/2022
LAST TESTED: (mm/dd/yyyy) 01/11/2022
EXPIRY DATE: (mm/dd/yyyy) 01/11/2025
RECOMMENDED STORAGE: Refrigerate ampoule

DESCRIPTION:

PFAC-MXF is a solution/mixture of sodium dodecafluoro-3H-4,8-dioxanonanoate (NaDONA), the major and minor components of F-53B (9Cl-PF3ONS and 11Cl-PF3OUdS), and GenX (HFPO-DA). The components and their concentrations are given in Table A.

The individual native components of this mixture all have chemical purities of >98%.

DOCUMENTATION/ DATA ATTACHED:

Table A: Components and Concentrations of the Solution/Mixture
 Figure 1: LC/MS Data (SIR)
 Figure 2: LC/MS/MS Data (Selected MRM Transitions)

ADDITIONAL INFORMATION:

- See page 2 for further details.
- Contains 4 mole eq. of NaOH to prevent conversion of the carboxylic acid to the methyl ester.

FOR LABORATORY USE ONLY: NOT FOR HUMAN OR DRUG USE

Wellington Laboratories Inc., 345 Southgate Dr. Guelph ON N1G 3M5 CANADA
 519-822-2436 • Fax: 519-822-2849 • info@well-labs.com

INTENDED USE:

The products prepared by Wellington Laboratories Inc. are for laboratory use only. This certified reference material (CRM) was designed to be used as a standard for the identification and/or quantification of the specific chemical compounds it contains.

HANDLING:

This product should only be used by qualified personnel familiar with its potential hazards and trained in the handling of hazardous chemicals. Due care should be exercised to prevent unnecessary human contact or ingestion. All procedures should be carried out in a well-functioning fume hood and suitable gloves, eye protection, and clothing should be worn at all times. Waste should be disposed of according to national and regional regulations. Safety Data Sheets (SDSs) are available upon request.

SYNTHESIS / CHARACTERIZATION:

Our products are synthesized using single-product unambiguous routes whenever possible. They are then characterized, and their structures and purities confirmed, using a combination of the most relevant techniques, such as NMR, GC/MS, LC/MS/MS, SFC/UV/MS/MS, x-ray crystallography, and melting point. Isotopic purities of mass-labelled compounds are also confirmed using HRGC/HRMS and/or LC/MS/MS.

HOMOGENEITY:

Prior to solution preparation, crystalline material is tested for homogeneity using a variety of techniques (as stated above) and its solubility in a given diluent is taken into consideration. Duplicate solutions of a new product are prepared from the same crystalline lot and, after the addition of an appropriate internal standard, they are compared by GC/MS, LC/MS/MS, and/or SFC/UV/MS/MS. The relative response factors of the analyte of interest in each solution are required to be <5% RSD. New solution lots of existing products, as well as mixtures and calibration solutions, are compared to older lots in a similar manner. This further confirms the homogeneity of the crystalline material as well as the stability and homogeneity of the solutions in the storage containers. In order to maintain the integrity of the assigned value(s), and associated uncertainty, the dilution or injection of a subsample of this product should be performed using calibrated measuring equipment.

UNCERTAINTY:

The maximum combined relative standard uncertainty of our reference standard solutions is calculated using the following equation:

The combined relative standard uncertainty, $u_c(y)$, of a value y and the uncertainty of the independent parameters x_1, x_2, \dots, x_n on which it depends is:

$$u_c(y(x_1, x_2, \dots, x_n)) = \sqrt{\sum_{i=1}^n u(y, x_i)^2}$$

where x is expressed as a relative standard uncertainty of the individual parameter.

The individual uncertainties taken into account include those associated with weights (calibration of the balance) and volumes (calibration of the volumetric glassware). An expanded maximum combined percent relative uncertainty of $\pm 5\%$ (calculated with a coverage factor of 2 and a level of confidence of 95%) is stated on the Certificate of Analysis for all of our products.

TRACEABILITY:

All reference standard solutions are traceable to specific crystalline lots. The microbalances used for solution preparation are regularly calibrated by an external ISO/IEC 17025 accredited laboratory. In addition, their calibration is verified prior to each weighing using calibrated external weights traceable to an ISO/IEC 17025 accredited laboratory. All volumetric glassware used is calibrated, of Class A tolerance, and traceable to an ISO/IEC 17025 accredited laboratory. For certain products, traceability to international interlaboratory studies has also been established.

EXPIRY DATE / PERIOD OF VALIDITY:

Ongoing stability studies of this product have demonstrated stability in its composition and concentration, until the specified expiry date, in the unopened ampoule. Monitoring for any degradation or change in concentration of the listed analyte(s) is performed on a routine basis.

LIMITED WARRANTY:

At the time of shipment, all products are warranted to be free of defects in material and workmanship and to conform to the stated technical and purity specifications.

QUALITY MANAGEMENT:

This product was produced using a Quality Management System registered to the latest versions of ISO 9001 by SAI Global, ISO/IEC 17025 by the Canadian Association for Laboratory Accreditation Inc. (CALA; A1226), and ISO 17034 by ANSI National Accreditation Board (ANAB; AR-1523).



For additional information or assistance concerning this or any other products from Wellington Laboratories Inc., please visit our website at www.well-labs.com or contact us directly at info@well-labs.com

Table A: PFAC-MXF; Components and Concentrations (ng/mL; \pm 5% in Methanol/Water (<1%))

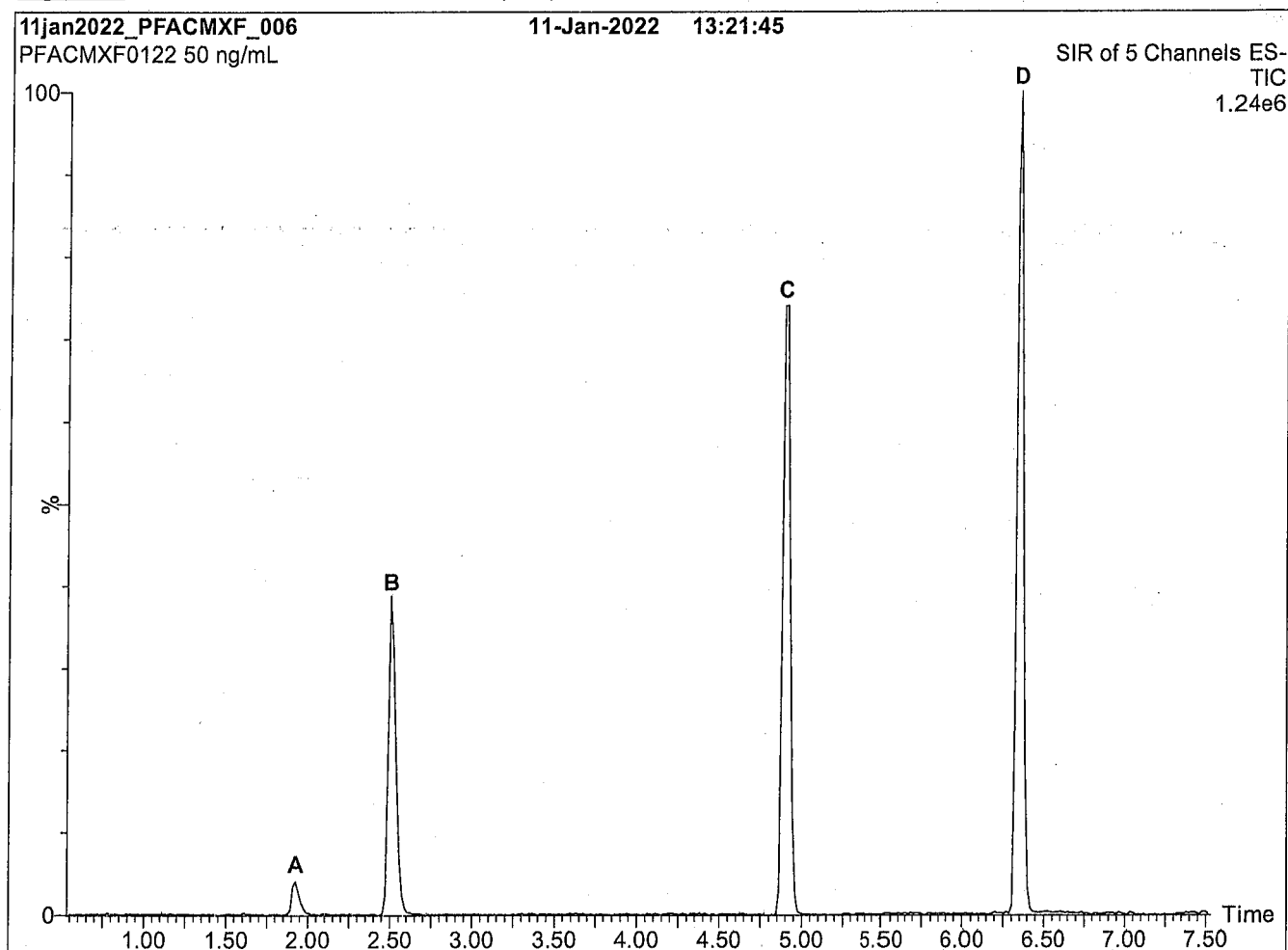
Compound	Acronym	Concentration* (ng/mL)		Peak Assignment in Figure 1
		as the salt	as the acid	
2,3,3,3-Tetrafluoro-2-(1,1,2,2,3,3,3-heptafluoropropoxy)-propanoic acid	HFPO-DA	2000		A
Sodium dodecafluoro-3H-4,8-dioxanonanoate	NaDONA	2000	1890	B
Potassium 9-chlorohexadecafluoro-3-oxanonane-1-sulfonate	9Cl-PF3ONS	2000	1870	C
Potassium 11-chloroeicosafluoro-3-oxaundecane-1-sulfonate	11Cl-PF3OUdS	2000	1890	D

* Concentrations have been rounded to three significant figures.

Certified By: 

B.G. Chittim, General Manager

Date: 01/12/2022
(mm/dd/yyyy)

Figure 1: PFAC-MXF; LC/MS Data (SIR)**Conditions for Figure 1:**

Waters Acquity Ultra Performance LC
 Waters Xevo TQ-S micro MS

Chromatographic Conditions:

Column: Acquity UPLC BEH Shield RP₁₈
 1.7 μ m, 2.1 x 100 mm

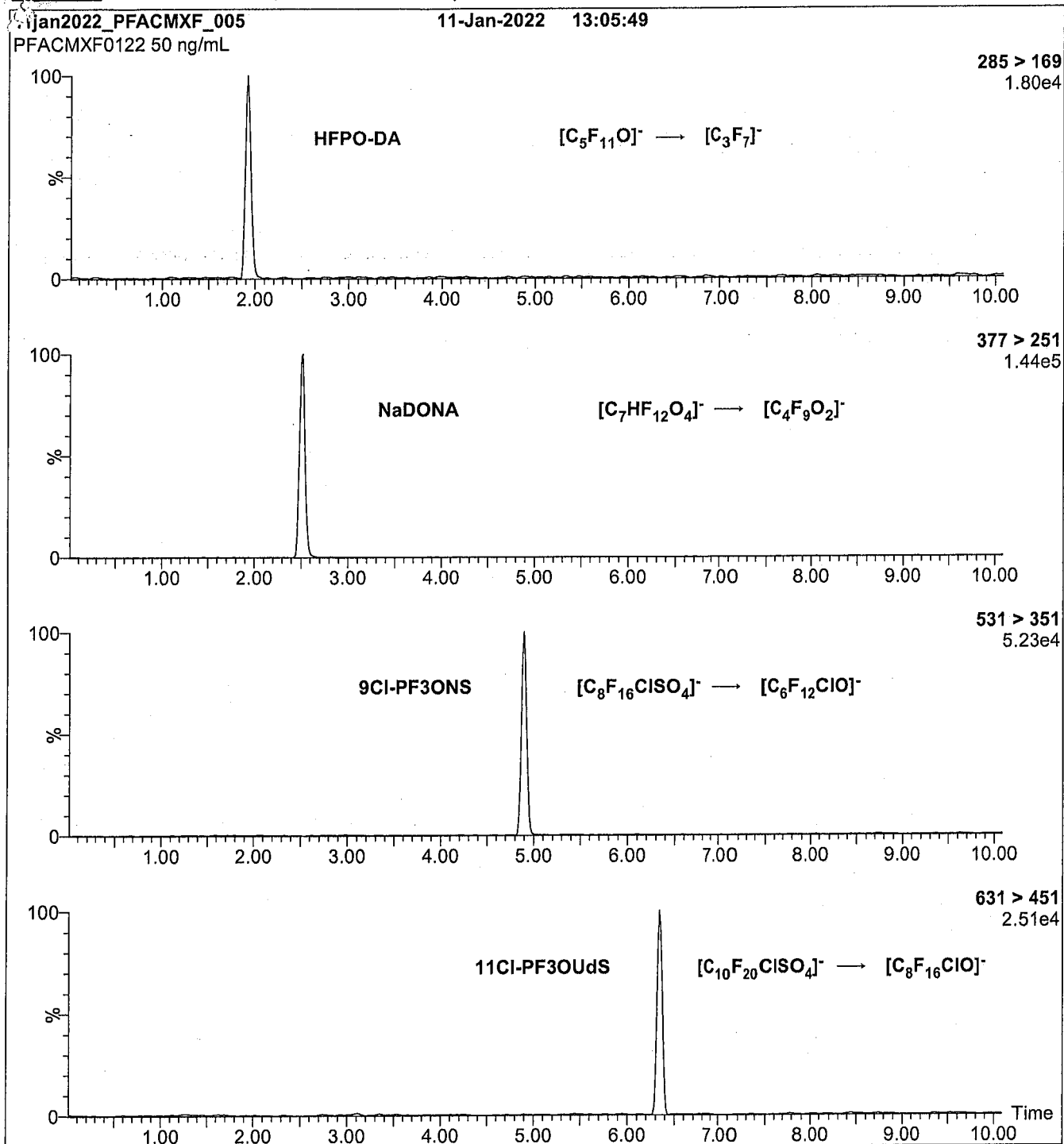
Mobile phase: Gradient
 Start: 45% H₂O / 55% (80:20 MeOH:ACN)
 (both with 10 mM NH₄OAc buffer)
 Ramp to 90% organic over 8 min and hold for 2 min
 before returning to initial conditions in 0.75 min.
 Time: 12 min

Flow: 300 μ L/min

MS Parameters:

Experiment: SIR

Source: Electrospray (negative)
 Capillary Voltage (kV) = 2.00
 Cone Voltage (V) = variable (15-74)
 Desolvation Temperature ($^{\circ}$ C) = 325
 Desolvation Gas Flow (L/hr) = 1000

Figure 2: PFAC-MXF; LC/MS/MS Data (Selected MRM Transitions)**Conditions for Figure 2:**

Injection: On-column (PFAC-MXF)

Mobile phase: Same as Figure 1

Flow: 300 μ L/min**MS Parameters:**

Collision Gas (mbar) = 3.43e-3

Collision Energy (eV) = 6-60 (variable)

Analytical Standard Record

22F0058

Description:	PFAS - MIX MXF 2ug/mL	Expires:	01/11/2025
Standard Type:	Other	Prepared:	01/10/2022
Solvent:	MeOH	Prepared By:	Lizbeth Andres
Final Volume (mls):	1.2	Department:	PFAS
Vials:	1	Last Edit:	09/15/2022 09:32 by DAG

Analyte	Parent	CAS Number	Concentration	Units
11CL-PF3OUDS		763051-92-9	1.89	ug/mL
9CL-PF3ONS		756426-58-1	1.87	ug/mL
ADONA		919005-14-4	1.89	ug/mL
HFPO-DA		13252-13-6	2	ug/mL



WELLINGTON LABORATORIES

CERTIFICATE OF ANALYSIS DOCUMENTATION

PFAC-MXH 22F0059

**Native Per- and Poly-fluoroalkyl Substance
Solution/Mixture**

PRODUCT CODE: PFAC-MXH
LOT NUMBER: PFACMXH0921
SOLVENT(S): Methanol / Isopropanol (2%) / Water (<1%)
DATE PREPARED: (mm/dd/yyyy) 09/09/2021
LAST TESTED: (mm/dd/yyyy) 09/14/2021
EXPIRY DATE: (mm/dd/yyyy) 09/14/2026
RECOMMENDED STORAGE: Refrigerate ampoule

DESCRIPTION:

PFAC-MXH is a solution/mixture of eleven native linear perfluoroalkylcarboxylic acids (C₄-C₁₄), eight native perfluoroalkanesulfonates (C₄, C₅, C₇, C₉, C₁₀ and C₁₂ linear; C₆ and C₈ linear and branched), three native fluorotelomer sulfonates (4:2, 6:2, and 8:2), two native linear and branched perfluorooctanesulfonamidoacetic acids, and perfluoro-1-octanesulfonamide (FOSA). The components and their concentrations are given in Table A.

The individual components of this mixture all have chemical purities of >98%.

DOCUMENTATION/ DATA ATTACHED:

Table A: Components and Concentrations of the Solution/Mixture
 Table B: Isomeric Components and Percent Composition of br-NMeFOSAA
 Table C: Isomeric Components and Percent Composition of br-NEtFOSAA
 Table D: Isomeric Components and Percent Composition of PFHxSK
 Table E: Isomeric Components and Percent Composition of PFOSK
 Figure 1: LC/MS Data (SIR)
 Figure 2: LC/MS/MS Data (Selected MRM Transitions)

ADDITIONAL INFORMATION:

- See page 2 for further details.
- Contains 4 mole eq. of NaOH to prevent conversion of the carboxylic acids to their respective methyl esters.

FOR LABORATORY USE ONLY: NOT FOR HUMAN OR DRUG USE

Wellington Laboratories Inc., 345 Southgate Dr. Guelph ON N1G 3M5 CANADA
 519-822-2436 • Fax: 519-822-2849 • info@well-labs.com

INTENDED USE:

The products prepared by Wellington Laboratories Inc. are for laboratory use only. This certified reference material (CRM) was designed to be used as a standard for the identification and/or quantification of the specific chemical compounds it contains.

HANDLING:

This product should only be used by qualified personnel familiar with its potential hazards and trained in the handling of hazardous chemicals. Due care should be exercised to prevent unnecessary human contact or ingestion. All procedures should be carried out in a well-functioning fume hood and suitable gloves, eye protection, and clothing should be worn at all times. Waste should be disposed of according to national and regional regulations. Safety Data Sheets (SDSs) are available upon request.

SYNTHESIS / CHARACTERIZATION:

Our products are synthesized using single-product unambiguous routes whenever possible. They are then characterized, and their structures and purities confirmed, using a combination of the most relevant techniques, such as NMR, GC/MS, LC/MS/MS, SFC/UV/MS/MS, x-ray crystallography, and melting point. Isotopic purities of mass-labelled compounds are also confirmed using HRGC/HRMS and/or LC/MS/MS.

HOMOGENEITY:

Prior to solution preparation, crystalline material is tested for homogeneity using a variety of techniques (as stated above) and its solubility in a given diluent is taken into consideration. Duplicate solutions of a new product are prepared from the same crystalline lot and, after the addition of an appropriate internal standard, they are compared by GC/MS, LC/MS/MS, and/or SFC/UV/MS/MS. The relative response factors of the analyte of interest in each solution are required to be <5% RSD. New solution lots of existing products, as well as mixtures and calibration solutions, are compared to older lots in a similar manner. This further confirms the homogeneity of the crystalline material as well as the stability and homogeneity of the solutions in the storage containers. In order to maintain the integrity of the assigned value(s), and associated uncertainty, the dilution or injection of a subsample of this product should be performed using calibrated measuring equipment.

UNCERTAINTY:

The maximum combined relative standard uncertainty of our reference standard solutions is calculated using the following equation:

The combined relative standard uncertainty, $u_c(y)$, of a value y and the uncertainty of the independent parameters

x_1, x_2, \dots, x_n on which it depends is:

$$u_c(y(x_1, x_2, \dots, x_n)) = \sqrt{\sum_{i=1}^n u(y, x_i)^2}$$

where x is expressed as a relative standard uncertainty of the individual parameter.

The individual uncertainties taken into account include those associated with weights (calibration of the balance) and volumes (calibration of the volumetric glassware). An expanded maximum combined percent relative uncertainty of $\pm 5\%$ (calculated with a coverage factor of 2 and a level of confidence of 95%) is stated on the Certificate of Analysis for all of our products.

TRACEABILITY:

All reference standard solutions are traceable to specific crystalline lots. The microbalances used for solution preparation are regularly calibrated by an external ISO/IEC 17025 accredited laboratory. In addition, their calibration is verified prior to each weighing using calibrated external weights traceable to an ISO/IEC 17025 accredited laboratory. All volumetric glassware used is calibrated, of Class A tolerance, and traceable to an ISO/IEC 17025 accredited laboratory. For certain products, traceability to international interlaboratory studies has also been established.

EXPIRY DATE / PERIOD OF VALIDITY:

Ongoing stability studies of this product have demonstrated stability in its composition and concentration, until the specified expiry date, in the unopened ampoule. Monitoring for any degradation or change in concentration of the listed analyte(s) is performed on a routine basis.

LIMITED WARRANTY:

At the time of shipment, all products are warranted to be free of defects in material and workmanship and to conform to the stated technical and purity specifications.

QUALITY MANAGEMENT:

This product was produced using a Quality Management System registered to the latest versions of ISO 9001 by SAI Global, ISO/IEC 17025 by the Canadian Association for Laboratory Accreditation Inc. (CALA; A1226), and ISO 17034 by ANSI National Accreditation Board (ANAB; AR-1523).



For additional information or assistance concerning this or any other products from Wellington Laboratories Inc., please visit our website at www.well-labs.com or contact us directly at info@well-labs.com

Table A: PFAC-MXH; Components and Concentrations
($\mu\text{g/mL}$, $\pm 5\%$ in methanol / isopropanol (2%) / water (<1%))

Compound	Acronym	Concentration* ($\mu\text{g/mL}$)		Peak Assignment in Figure 1
		as the salt	as the acid	
Perfluoro-n-butanoic acid	PFBA	4.00		1
Perfluoro-n-pentanoic acid	PFPeA	2.00		2
Perfluoro-n-hexanoic acid	PFHxA	1.00		5
Perfluoro-n-heptanoic acid	PFHpA	1.00		7
Perfluoro-n-octanoic acid	PFOA	1.00		11
Perfluoro-n-nonanoic acid	PFNA	1.00		14
Perfluoro-n-decanoic acid	PFDA	1.00		18
Perfluoro-n-undecanoic acid	PFUdA	1.00		23
Perfluoro-n-dodecanoic acid	PFDoA	1.00		26
Perfluoro-n-tridecanoic acid	PFTrDA	1.00		27
Perfluoro-n-tetradecanoic acid	PFTeDA	1.00		29
Perfluoro-1-octanesulfonamide	FOSA	1.00		25
N-methylperfluorooctanesulfonamidoacetic acid ^a	N-MeFOSAA: linear isomer	0.760		20
	N-MeFOSAA: Σ branched isomers	0.240		17
N-ethylperfluorooctanesulfonamidoacetic acid ^b	N-EtFOSAA: linear isomer	0.775		22
	N-EtFOSAA: Σ branched isomers	0.225		21
Compound	Acronym	Concentration* ($\mu\text{g/mL}$)		Peak Assignment in Figure 1
		as the salt	as the acid	
Potassium perfluoro-1-butanedisulfonate	L-PFBS	1.00	0.887	3
Sodium perfluoro-1-pentadisulfonate	L-PFPeS	1.00	0.941	6
Potassium perfluorohexanedisulfonate ^c	PFHxSK: linear isomer	0.811	0.741	9
	PFHxSK: Σ branched isomers	0.189	0.173	8
Sodium perfluoro-1-heptadisulfonate	L-PFHpS	1.00	0.953	12
Potassium perfluorooctanedisulfonate ^d	PFOSK: linear isomer	0.788	0.732	15
	PFOSK: Σ branched isomers	0.211	0.196	13
Sodium perfluoro-1-nonanedisulfonate	L-PFNS	1.00	0.962	19
Sodium perfluoro-1-decanedisulfonate	L-PFDS	1.00	0.965	24
Sodium perfluoro-1-dodecanedisulfonate	L-PFDoS	1.00	0.970	28
Sodium 1H,1H,2H,2H-perfluorohexanesulfonate	4:2FTS	4.00	3.75	4
Sodium 1H,1H,2H,2H-perfluorooctanesulfonate	6:2FTS	4.00	3.80	10
Sodium 1H,1H,2H,2H-perfluorodecanedisulfonate	8:2FTS	4.00	3.84	16

^a See Table B for percent composition of linear and branched N-MeFOSAA isomers.


^b See Table C for percent composition of linear and branched N-EtFOSAA isomers.

^c See Table D for percent composition of linear and branched PFHxSK isomers.

^d See Table E for percent composition of linear and branched PFOSK isomers.

* Concentrations have been rounded to three significant figures.

Certified By: _____


B.G. Chittim, General Manager

Date: 09/23/2021

(mm/dd/yyyy)

Table B: br-NMeFOSAA; Isomeric Components and Percent Composition (by ¹⁹F-NMR)*

Isomer	Compound	Structure	Percent Composition by ¹⁹ F-NMR	
1	N-methylperfluoro-1-octanesulfonamidoacetic acid	$\text{CF}_3(\text{CF}_2)_7\text{SO}_2\text{NCH}_2\text{CO}_2\text{H}$	76.0	76.0
2	N-methylperfluoro-3-methylheptanesulfonamidoacetic acid	$\text{CF}_3(\text{CF}_2)_3\text{CF}(\text{CF}_2)_2\text{SO}_2\text{NCH}_2\text{CO}_2\text{H}$	0.7	24.0
3	N-methylperfluoro-4-methylheptanesulfonamidoacetic acid	$\text{CF}_3(\text{CF}_2)_2\text{CF}(\text{CF}_2)_3\text{SO}_2\text{NCH}_2\text{CO}_2\text{H}$	2.0	
4	N-methylperfluoro-5-methylheptanesulfonamidoacetic acid	$\text{CF}_3\text{CF}_2\text{CF}(\text{CF}_2)_4\text{SO}_2\text{NCH}_2\text{CO}_2\text{H}$	6.0	
5	N-methylperfluoro-6-methylheptanesulfonamidoacetic acid	$\text{CF}_3\text{CF}(\text{CF}_2)_5\text{SO}_2\text{NCH}_2\text{CO}_2\text{H}$	14.0	
6	N-methylperfluoro-5,5-dimethylhexanesulfonamidoacetic acid	$\text{CF}_3\text{C}(\text{CF}_2)_4\text{SO}_2\text{NCH}_2\text{CO}_2\text{H}$	0.2	
7	Other Unidentified Isomers		1.1	

* Percent of total N-methylperfluorooctanesulfonamidoacetic acid isomers only.

Table C: br-NEtFOSAA; Isomeric Components and Percent Composition (by ¹⁹F-NMR)*

Isomer	Compound	Structure	Percent Composition by ¹⁹ F-NMR	
1	N-ethylperfluoro-1-octanesulfonamidoacetic acid	$\text{CF}_3(\text{CF}_2)_7\text{SO}_2\text{NCH}_2\text{CO}_2\text{H}$ $\quad \quad \quad $ $\quad \quad \quad \text{C}_2\text{H}_5$	77.5	77.5
2	N-ethylperfluoro-3-methylheptanesulfonamidoacetic acid	$\text{CF}_3(\text{CF}_2)_3\text{CF}(\text{CF}_2)_2\text{SO}_2\text{NCH}_2\text{CO}_2\text{H}$ $\quad \quad \quad \quad \quad \quad $ $\quad \quad \quad \text{CF}_3 \quad \quad \quad \text{C}_2\text{H}_5$	2.3	22.5
3	N-ethylperfluoro-4-methylheptanesulfonamidoacetic acid	$\text{CF}_3(\text{CF}_2)_2\text{CF}(\text{CF}_2)_3\text{SO}_2\text{NCH}_2\text{CO}_2\text{H}$ $\quad \quad \quad \quad \quad \quad $ $\quad \quad \quad \text{CF}_3 \quad \quad \quad \text{C}_2\text{H}_5$	2.2	
4	N-ethylperfluoro-5-methylheptanesulfonamidoacetic acid	$\text{CF}_3\text{CF}_2\text{CF}(\text{CF}_2)_4\text{SO}_2\text{NCH}_2\text{CO}_2\text{H}$ $\quad \quad \quad \quad \quad \quad $ $\quad \quad \quad \text{CF}_3 \quad \quad \quad \text{C}_2\text{H}_5$	5.4	
5	N-ethylperfluoro-6-methylheptanesulfonamidoacetic acid	$\text{CF}_3\text{CF}(\text{CF}_2)_5\text{SO}_2\text{NCH}_2\text{CO}_2\text{H}$ $\quad \quad \quad \quad \quad \quad $ $\quad \quad \quad \text{CF}_3 \quad \quad \quad \text{C}_2\text{H}_5$	10.4	
6	N-ethylperfluoro-5,5-dimethylhexanesulfonamidoacetic acid	$\quad \quad \quad \text{CF}_3$ $\text{CF}_3\text{C}(\text{CF}_2)_4\text{SO}_2\text{NCH}_2\text{CO}_2\text{H}$ $\quad \quad \quad \quad \quad \quad $ $\quad \quad \quad \text{CF}_3 \quad \quad \quad \text{C}_2\text{H}_5$	0.3	
7	N-ethylperfluoro-4,5-dimethylhexanesulfonamidoacetic acid	$\quad \quad \quad \text{CF}_3$ $\text{CF}_3\text{CFCF}(\text{CF}_2)_3\text{SO}_2\text{NCH}_2\text{CO}_2\text{H}$ $\quad \quad \quad \quad \quad \quad $ $\quad \quad \quad \text{CF}_3 \quad \quad \quad \text{C}_2\text{H}_5$	0.3	
8	N-ethylperfluoro-3,5-dimethylhexanesulfonamidoacetic acid	$\quad \quad \quad \text{CF}_3$ $\text{CF}_3\text{CFCF}_2\text{CF}(\text{CF}_2)_2\text{SO}_2\text{NCH}_2\text{CO}_2\text{H}$ $\quad \quad \quad \quad \quad \quad $ $\quad \quad \quad \text{CF}_3 \quad \quad \quad \text{C}_2\text{H}_5$	0.3	
9	Other Unidentified Isomers		1.3	

* Percent of total N-ethylperfluorooctanesulfonamidoacetic acid isomers only.

Table D: PFHxSK; Isomeric Components and Percent Composition (by ¹⁹F-NMR)*

Isomer	Compound	Structure	Percent Composition by ¹⁹ F-NMR	
1	Potassium perfluoro-1-hexanesulfonate	$\text{CF}_3\text{CF}_2\text{CF}_2\text{CF}_2\text{CF}_2\text{CF}_2\text{SO}_3^-\text{K}^+$	81.1	81.1
2	Potassium 1-trifluoromethylperfluoropentanesulfonate**	$\begin{array}{c} \text{CF}_3\text{CF}_2\text{CF}_2\text{CF}_2\text{CF}(\text{SO}_3^-\text{K}^+) \\ \\ \text{CF}_3 \end{array}$	2.9	18.9
3	Potassium 2-trifluoromethylperfluoropentanesulfonate	$\begin{array}{c} \text{CF}_3\text{CF}_2\text{CF}_2\text{CF}(\text{CF}_3)\text{CF}_2\text{SO}_3^-\text{K}^+ \\ \\ \text{CF}_3 \end{array}$	1.4	
4	Potassium 3-trifluoromethylperfluoropentanesulfonate	$\begin{array}{c} \text{CF}_3\text{CF}_2\text{CF}(\text{CF}_3)\text{CF}_2\text{CF}_2\text{SO}_3^-\text{K}^+ \\ \\ \text{CF}_3 \end{array}$	5.0	
5	Potassium 4-trifluoromethylperfluoropentanesulfonate	$\begin{array}{c} \text{CF}_3\text{CF}(\text{CF}_3)\text{CF}_2\text{CF}_2\text{CF}_2\text{SO}_3^-\text{K}^+ \\ \\ \text{CF}_3 \end{array}$	8.9	
6	Potassium 3,3-di(trifluoromethyl)perfluorobutanesulfonate	$\begin{array}{c} \text{CF}_3 \\ \\ \text{CF}_3\text{C}(\text{CF}_3)\text{CF}_2\text{CF}_2\text{SO}_3^-\text{K}^+ \\ \\ \text{CF}_3 \end{array}$	0.2	
7	Other Unidentified Isomers		0.5	

* Percent of total perfluorohexanesulfonate isomers only.

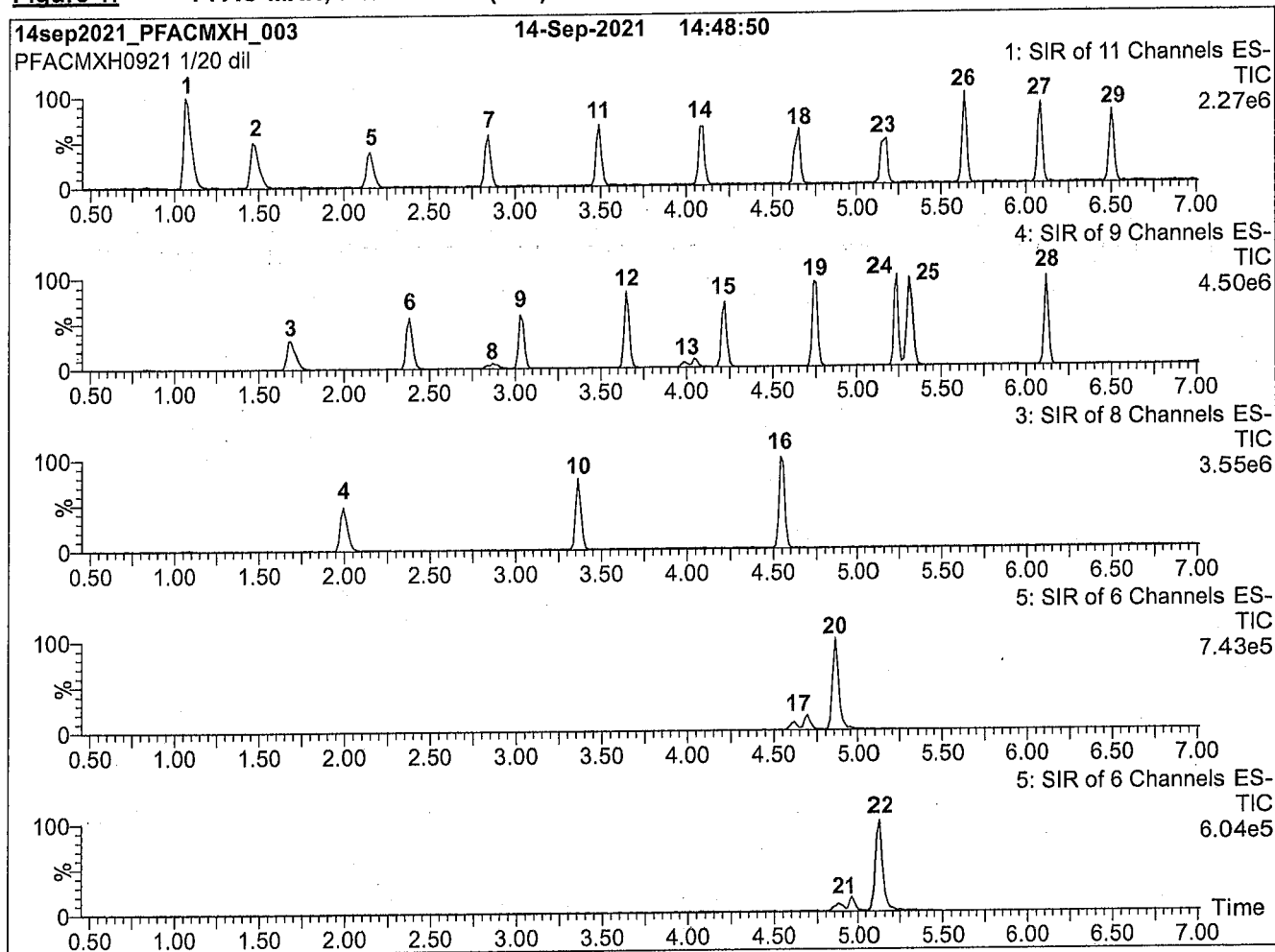
** Systematic Name: Potassium perfluorohexane-2-sulfonate.

Table E: PFOSK; Isomeric Components and Percent Composition (by ¹⁹F-NMR)*

Isomer	Compound	Structure	Percent Composition by ¹⁹ F-NMR	
1	Potassium perfluoro-1-octanesulfonate	CF ₃ CF ₂ CF ₂ CF ₂ CF ₂ CF ₂ CF ₂ CF ₂ SO ₃ ⁻ K ⁺	78.8	78.8
2	Potassium 1-trifluoromethylperfluoroheptanesulfonate**	CF ₃ CF ₂ CF ₂ CF ₂ CF ₂ CF ₂ CF(SO ₃ ⁻)K ⁺ CF ₃	1.2	21.1
3	Potassium 2-trifluoromethylperfluoroheptanesulfonate	CF ₃ CF ₂ CF ₂ CF ₂ CF ₂ CF(CF ₃)SO ₃ ⁻ K ⁺ CF ₃	0.6	
4	Potassium 3-trifluoromethylperfluoroheptanesulfonate	CF ₃ CF ₂ CF ₂ CF ₂ CF(CF ₃)CF ₂ SO ₃ ⁻ K ⁺ CF ₃	1.9	
5	Potassium 4-trifluoromethylperfluoroheptanesulfonate	CF ₃ CF ₂ CF ₂ CF(CF ₃)CF ₂ CF ₂ SO ₃ ⁻ K ⁺ CF ₃	2.2	
6	Potassium 5-trifluoromethylperfluoroheptanesulfonate	CF ₃ CF ₂ CF(CF ₃)CF ₂ CF ₂ CF ₂ SO ₃ ⁻ K ⁺ CF ₃	4.5	
7	Potassium 6-trifluoromethylperfluoroheptanesulfonate	CF ₃ CF(CF ₃)CF ₂ CF ₂ CF ₂ CF ₂ SO ₃ ⁻ K ⁺ CF ₃	10.0	
8	Potassium 5,5-di(trifluoromethyl)perfluorohexanesulfonate	CF ₃ CF ₃ CCF ₂ CF ₂ CF ₂ CF ₂ SO ₃ ⁻ K ⁺ CF ₃	0.2	
9	Potassium 4,4-di(trifluoromethyl)perfluorohexanesulfonate	CF ₃ CF ₃ CF ₂ CCF ₂ CF ₂ CF ₂ SO ₃ ⁻ K ⁺ CF ₃	0.03	
10	Potassium 4,5-di(trifluoromethyl)perfluorohexanesulfonate	CF ₃ CF ₃ CF(CF ₃)CF ₂ CF ₂ CF ₂ SO ₃ ⁻ K ⁺ CF ₃	0.4	
11	Potassium 3,5-di(trifluoromethyl)perfluorohexanesulfonate	CF ₃ CF ₃ CF(CF ₃)CF ₂ CF(CF ₃)CF ₂ SO ₃ ⁻ K ⁺ CF ₃	0.07	

* Percent of total perfluorooctanesulfonate isomers only.

** Systematic Name: Potassium perfluorooctane-2-sulfonate.

Figure 1: PFAC-MXH; LC/MS Data (SIR)**Conditions for Figure 1:**

Waters Acquity Ultra Performance LC
Waters Xevo TQ-S micro MS

Chromatographic Conditions:

Column: Acquity UPLC BEH Shield RP₁₈
1.7 μ m, 2.1 x 100 mm

Mobile phase: Gradient

Start: 50% H₂O / 50% (80:20 MeOH:ACN)
(both with 10 mM NH₄OAc buffer)
Ramp to 90% organic over 9 min and hold for 2 min
before returning to initial conditions in 1 min.
Time: 15 min

Flow: 300 μ L/min

MS Parameters:

Experiment: SIR

Source: Electrospray (negative)
Capillary Voltage (kV) = 2.50
Cone Voltage (V) = variable (2-74)
Desolvation Temperature ($^{\circ}$ C) = 350
Desolvation Gas Flow (L/hr) = 1000


Figure 2: PFAC-MXH; LC/MS/MS Data (Selected MRM Transitions)


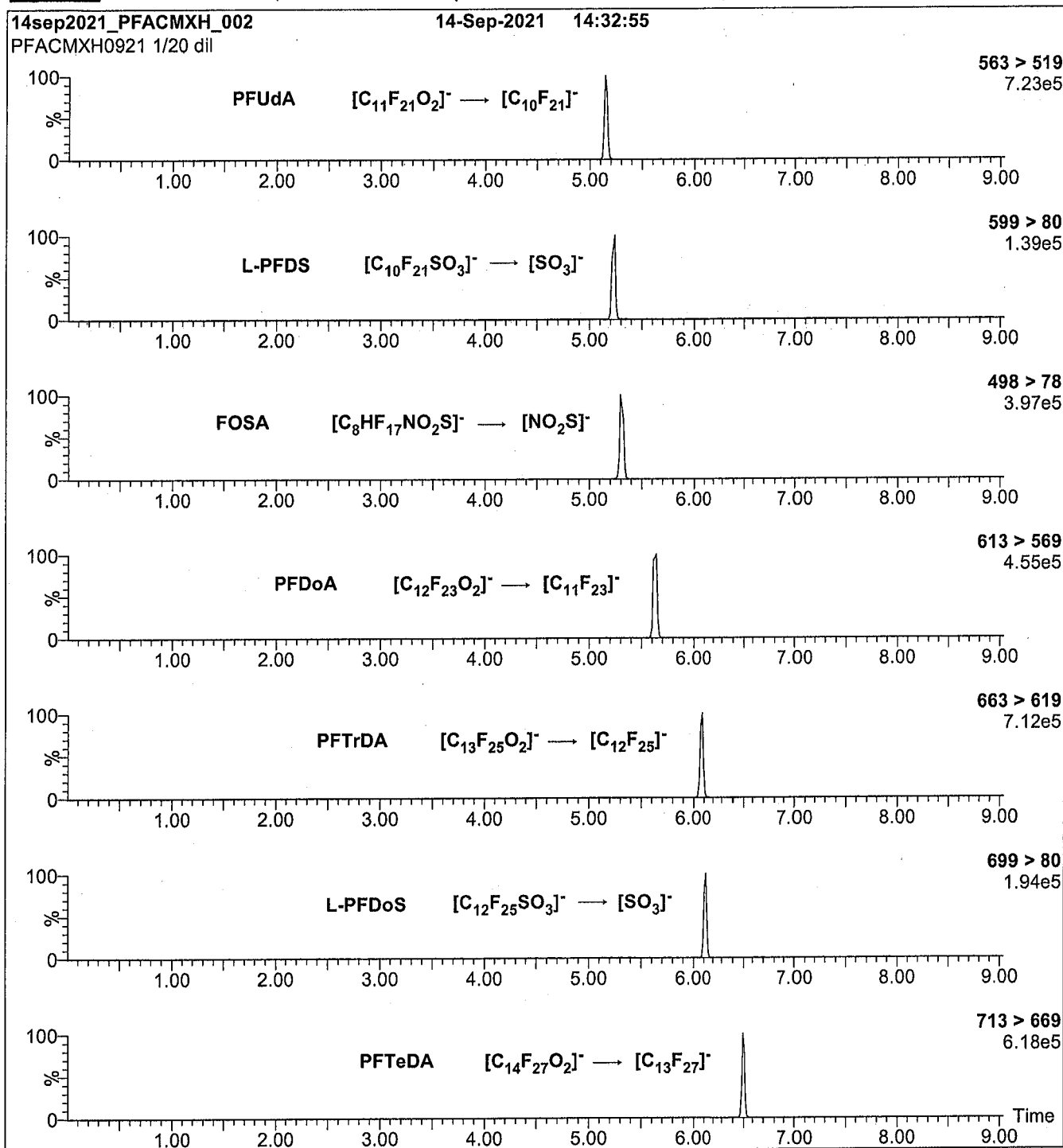
Figure 2: PFAC-MXH; LC/MS/MS Data (Selected MRM Transitions)

Figure 2: PFAC-MXH; LC/MS/MS Data (Selected MRM Transitions)**Conditions for Figure 2:**

Injection: On-column (PFAC-MXH)

Mobile phase: Same as Figure 1

Flow: 300 μ L/min**MS Parameters:**

Collision Gas (mbar) = 3.31e-3

Collision Energy (eV) = 6-60 (variable)

Analytical Standard Record

22F0059

Description:	PFAS - MIX MXH 2ug/mL	Expires:	09/14/2026
Standard Type:	Other	Prepared:	09/09/2021
Solvent:	MeOH	Prepared By:	Lizabeth Andres
Final Volume (mls):	1.2	Department:	PFAS
Vials:	1	Last Edit:	09/15/2022 09:33 by DAG

Analyte	Parent	CAS Number	Concentration	Units
4:2FTS		757124-72-4	3.75	ug/mL
6:2FTS		27619-97-2	3.8	ug/mL
8:2FTS		39108-34-4	3.84	ug/mL
NETFOSAA		2991-50-6	1	ug/mL
NMeFOSAA		2355-31-9	1	ug/mL
PFBA		375-22-4	4	ug/mL
PFBS		375-73-5	0.887	ug/mL
PFDA		335-76-2	1	ug/mL
PFDOA		307-55-1	1	ug/mL
PFDOS		79780-39-5	0.97	ug/mL
PFDS		335-77-3	0.965	ug/mL
PFHPA		375-85-9	1	ug/mL
PFHPS		375-92-8	0.953	ug/mL
PFHXA		307-24-4	1	ug/mL
PFHXS		355-46-4	0.914	ug/mL
PFNA		375-95-1	1	ug/mL
PFNS		68259-12-1	0.962	ug/mL
PFOA		335-67-1	1	ug/mL
PFOS		1763-23-1	0.928	ug/mL
PFOSA		754-91-6	1	ug/mL
PFPEA		2706-90-3	2	ug/mL
PFPEs		630402-22-1	0.941	ug/mL
PFTEDA		376-06-7	1	ug/mL
PFTRDA		72629-94-8	1	ug/mL
PFUnA		2058-94-8	1	ug/mL

**WELLINGTON**
LABORATORIES**CERTIFICATE OF ANALYSIS**
DOCUMENTATION**PFAC-MXG** 22F0061**Native Perfluoroalkyl Ether Carboxylic
Acids and Sulfonate Solution/Mixture**

PRODUCT CODE: PFAC-MXG
LOT NUMBER: PFACMXG0222
SOLVENT(S): Methanol/Water (<1%)
DATE PREPARED: (mm/dd/yyyy) 02/07/2022
LAST TESTED: (mm/dd/yyyy) 02/22/2022
EXPIRY DATE: (mm/dd/yyyy) 02/22/2027
RECOMMENDED STORAGE: Store ampoule in a cool, dark place

DESCRIPTION:

PFAC-MXG is a solution/mixture of three native perfluoroalkyl ether carboxylic acids and a native perfluoroalkyl ether sulfonate. The components and their concentrations are given in Table A.

The individual components all have chemical purities of >98%.

DOCUMENTATION/ DATA ATTACHED:

Table A: Components and Concentrations of the Solution/Mixture
Figure 1: LC/MS Data (SIR)
Figure 2: LC/MS/MS Data (Selected MRM Transitions)

ADDITIONAL INFORMATION:

- See page 2 for further details.
- Contains 4 mole eq. of NaOH to prevent conversion of the carboxylic acids to their respective methyl esters.

FOR LABORATORY USE ONLY: NOT FOR HUMAN OR DRUG USE

Wellington Laboratories Inc., 345 Southgate Dr. Guelph ON N1G 3M5 CANADA
519-822-2436 • Fax: 519-822-2849 • info@well-labs.com

INTENDED USE:

The products prepared by Wellington Laboratories Inc. are for laboratory use only. This certified reference material (CRM) was designed to be used as a standard for the identification and/or quantification of the specific chemical compounds it contains.

HANDLING:

This product should only be used by qualified personnel familiar with its potential hazards and trained in the handling of hazardous chemicals. Due care should be exercised to prevent unnecessary human contact or ingestion. All procedures should be carried out in a well-functioning fume hood and suitable gloves, eye protection, and clothing should be worn at all times. Waste should be disposed of according to national and regional regulations. Safety Data Sheets (SDSs) are available upon request.

SYNTHESIS / CHARACTERIZATION:

Our products are synthesized using single-product unambiguous routes whenever possible. They are then characterized, and their structures and purities confirmed, using a combination of the most relevant techniques, such as NMR, GC/MS, LC/MS/MS, SFC/UV/MS/MS, x-ray crystallography, and melting point. Isotopic purities of mass-labelled compounds are also confirmed using HRGC/HRMS and/or LC/MS/MS.

HOMOGENEITY:

Prior to solution preparation, crystalline material is tested for homogeneity using a variety of techniques (as stated above) and its solubility in a given diluent is taken into consideration. Duplicate solutions of a new product are prepared from the same crystalline lot and, after the addition of an appropriate internal standard, they are compared by GC/MS, LC/MS/MS, and/or SFC/UV/MS/MS. The relative response factors of the analyte of interest in each solution are required to be <5% RSD. New solution lots of existing products, as well as mixtures and calibration solutions, are compared to older lots in a similar manner. This further confirms the homogeneity of the crystalline material as well as the stability and homogeneity of the solutions in the storage containers. In order to maintain the integrity of the assigned value(s), and associated uncertainty, the dilution or injection of a subsample of this product should be performed using calibrated measuring equipment.

UNCERTAINTY:

The maximum combined relative standard uncertainty of our reference standard solutions is calculated using the following equation:

The combined relative standard uncertainty, $u_c(y)$, of a value y and the uncertainty of the independent parameters x_1, x_2, \dots, x_n on which it depends is:

$$u_c(y(x_1, x_2, \dots, x_n)) = \sqrt{\sum_{i=1}^n u(y, x_i)^2}$$

where x is expressed as a relative standard uncertainty of the individual parameter.

The individual uncertainties taken into account include those associated with weights (calibration of the balance) and volumes (calibration of the volumetric glassware). An expanded maximum combined percent relative uncertainty of $\pm 5\%$ (calculated with a coverage factor of 2 and a level of confidence of 95%) is stated on the Certificate of Analysis for all of our products.

TRACEABILITY:

All reference standard solutions are traceable to specific crystalline lots. The microbalances used for solution preparation are regularly calibrated by an external ISO/IEC 17025 accredited laboratory. In addition, their calibration is verified prior to each weighing using calibrated external weights traceable to an ISO/IEC 17025 accredited laboratory. All volumetric glassware used is calibrated, of Class A tolerance, and traceable to an ISO/IEC 17025 accredited laboratory. For certain products, traceability to international interlaboratory studies has also been established.

EXPIRY DATE / PERIOD OF VALIDITY:

Ongoing stability studies of this product have demonstrated stability in its composition and concentration, until the specified expiry date, in the unopened ampoule. Monitoring for any degradation or change in concentration of the listed analyte(s) is performed on a routine basis.

LIMITED WARRANTY:

At the time of shipment, all products are warranted to be free of defects in material and workmanship and to conform to the stated technical and purity specifications.

QUALITY MANAGEMENT:

This product was produced using a Quality Management System registered to the latest versions of ISO 9001 by SAI Global, ISO/IEC 17025 by the Canadian Association for Laboratory Accreditation Inc. (CALA; A1226), and ISO 17034 by ANSI National Accreditation Board (ANAB; AR-1523).




For additional information or assistance concerning this or any other products from Wellington Laboratories Inc., please visit our website at www.well-labs.com or contact us directly at info@well-labs.com

Table A: PFAC-MXG; Components and Concentrations (ng/mL; \pm 5% in methanol/water (<1%))

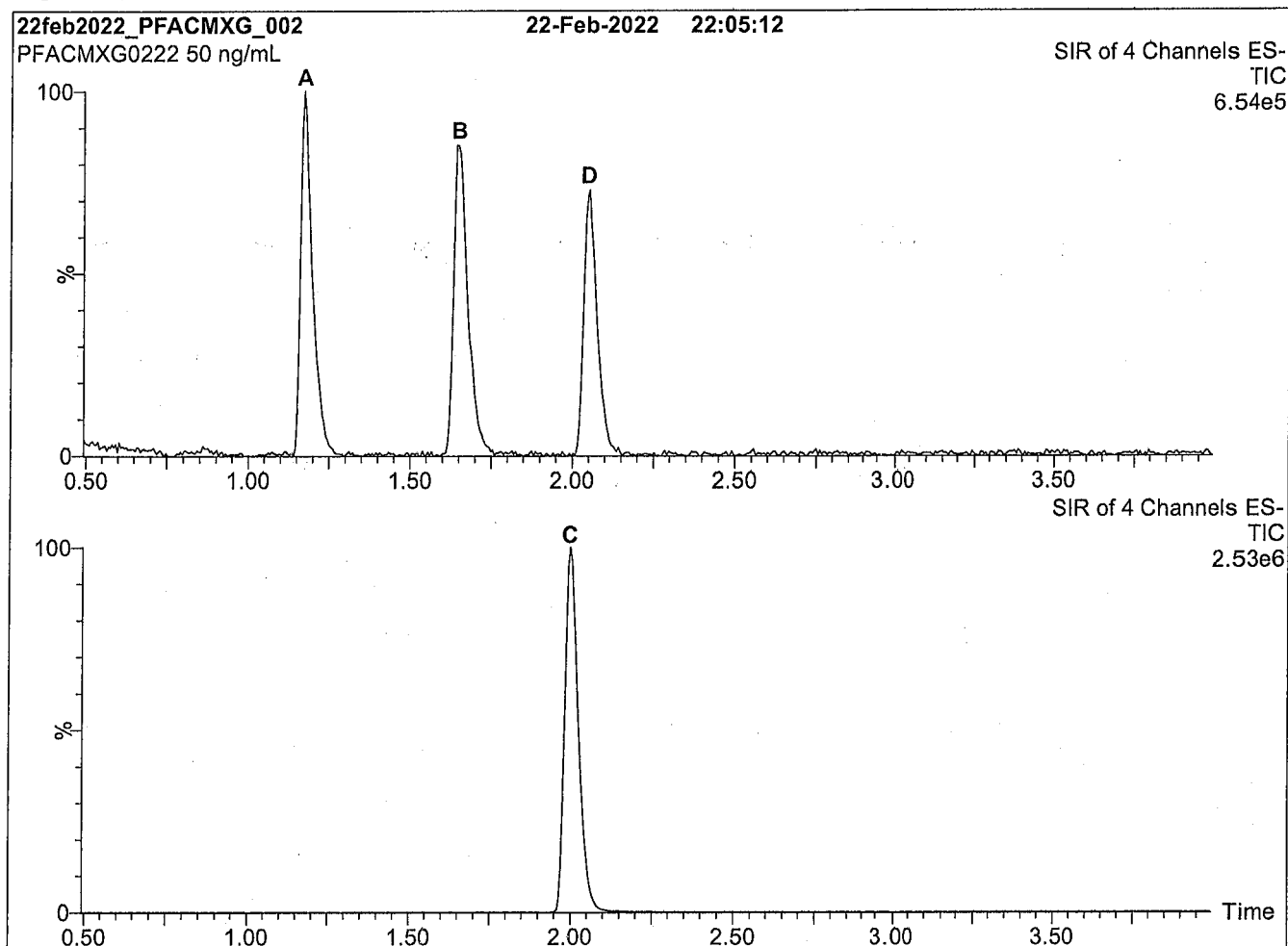
Compound	Acronym	Concentration (ng/mL)		Peak Assignment in Figure 1
		as the salt	as the acid	
Perfluoro-4-oxapentanoic acid	PF4OPeA	2000		A
Perfluoro-5-oxahexanoic acid	PF5OHxA	2000		B
Perfluoro-3,6-dioxaheptanoic acid	3,6-OPFHpA	2000		D
Compound	Acronym	Concentration* (ng/mL)		Peak Assignment in Figure 1
		as the salt	as the acid	
Potassium perfluoro(2-ethoxyethane)sulfonate	PFEESA	2000	1780	C

* Concentrations have been rounded to three significant figures.

Certified By: _____


B.G. Chittim, General Manager

Date: 03/03/2022
(mm/dd/yyyy)

Figure 1: PFAC-MXG; LC/MS Data (SIR)**Conditions for Figure 1:**

Waters Acquity Ultra Performance LC
Waters Xevo TQ-S micro MS

Chromatographic Conditions:

Column: Acquity UPLC BEH Shield RP₁₈
1.7 μ m, 2.1 x 100 mm

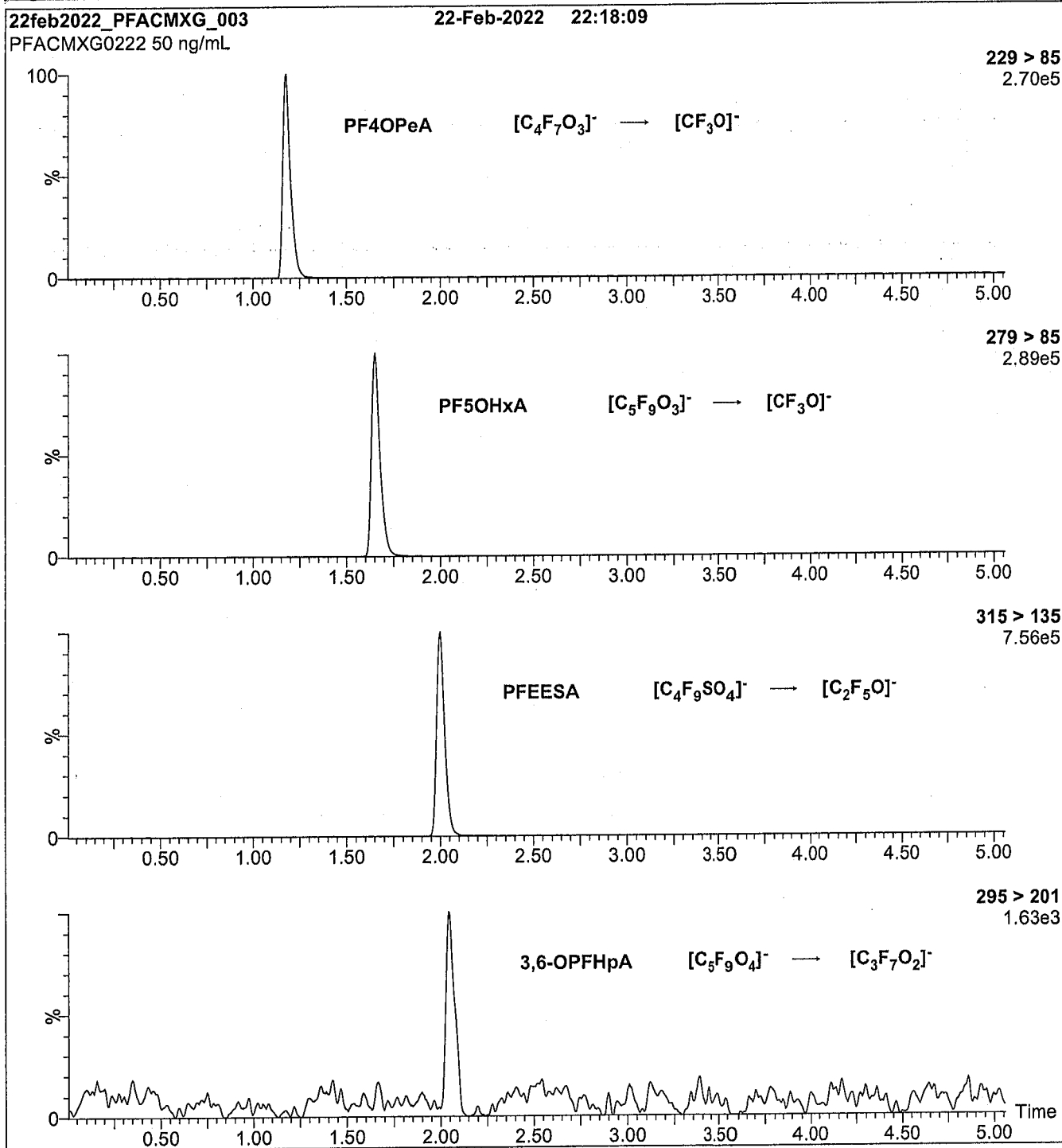
Mobile phase: Gradient
Start: 50% H₂O / 50% (80:20 MeOH:ACN)
(both with 10 mM NH₄OAc buffer)
Ramp to 90% organic over 8 min and hold for 2 min
before returning to initial conditions in 0.75 min.
Time: 12 min

Flow: 300 μ L/min

MS Parameters:

Experiment: SIR

Source: Electrospray (negative)
Capillary Voltage (kV) = 1.00
Cone Voltage (V) = variable (15-35)
Desolvation Temperature ($^{\circ}$ C) = 500
Desolvation Gas Flow (L/hr) = 1000

Figure 2: PFAC-MXG; LC/MS/MS Data (Selected MRM Transitions)**Conditions for Figure 2:**

Injection: On-column (PFAC-MXG)

Mobile phase: Same as Figure 1

Flow: 300 μ L/min**MS Parameters:**

Collision Gas (mbar) = 3.33e-3

Collision Energy (eV) = 8-48 (variable)

Analytical Standard Record

22F0061

Description:	PFAS - MIX MXG 2ug/mL	Expires:	02/22/2027
Standard Type:	Other	Prepared:	02/07/2022
Solvent:	MeOH	Prepared By:	Lizbeth Andres
Final Volume (mls):	1	Department:	PFAS
Vials:	1	Last Edit:	09/15/2022 09:34 by DAG
Comments:	contains NFDHA PFMBA PFMPA PFEESA @ 2ug/mL		

Analyte	Parent	CAS Number	Concentration	Units
NFDHA		151772-58-6	2	ug/mL
PFEESA		113507-82-7	1.78	ug/mL
PFMBA		863090-89-5	2	ug/mL
PFMPA		377-73-1	2	ug/mL

Analytical Standard Record

22F0445

Description:	TDCA 1000ug/mL	Expires:	09/19/2023
Standard Type:	Other	Prepared:	01/12/2022
Solvent:	62097	Prepared By:	Dipti Gokal
Final Volume (mls):	25	Department:	PFAS
Vials:	1	Last Edit:	11/14/2022 14:31 by DAG

Analyte	Parent	CAS Number	Concentration	Units
TAURODEOXYCHOLIC ACID	22A0123	516-50-7	1000	ug/mL

Parent Standards used:

Standard	Description	Prepared	Prepared By	Lot Nbr	Expires	Last Edit	(mls)
22A0123	PFAS Taurodeoxycholic Acid, Sodium Salt neat	10/09/2021	Calbiochem	3761825	09/30/2023	06/22/2022 13:01 by DAG	25000

Analytical Standard Record

22F0446

Description:	TCDA 100ug/mL	Expires:	09/19/2023
Standard Type:	Other	Prepared:	01/13/2022
Solvent:	62097	Prepared By:	Dipti Gokal
Final Volume (mls):	3	Department:	PFAS
Vials:	1	Last Edit:	06/22/2022 13:05 by DAG

Analyte	Parent	CAS Number	Concentration	Units
TAURODEOXYCHOLIC ACID	22F0445	516-50-7	100	ug/mL

Parent Standards used:

Standard	Description	Prepared	Prepared By	Lot Nbr	Expires	Last Edit	(mls)
22F0445	TCDA 1000ug/mL	01/12/2022	Calbiochem	3761825	09/19/2023	06/22/2022 13:05 by DAG	0.3

Analytical Standard Record

22I0153

Description:	PFAS - MIX 1633 200ng/mL	Expires:	01/11/2025
Standard Type:	Analyte Spike	Prepared:	09/13/2022
Solvent:	MeOH	Prepared By:	Dipti Gokal
Final Volume (mls):	6	Department:	PFAS
Vials:	1	Last Edit:	09/15/2022 09:34 by DAG

Analyte	Parent	CAS Number	Concentration	Units
NMeFOSE	22C0307	24448-09-7	0.8	ug/mL
3:3FTCA	22C0308	113507-82-7	0.8	ug/mL
5:3FTCA	22C0309	914637-49-3	0.8	ug/mL
NEtFOSE	22C0310	1691-99-2	0.8	ug/mL
7:3FTCA	22C0311	812-70-4	0.8	ug/mL
NMeFOSA	22C0312	31506-32-8	0.8	ug/mL
NEtFOSA	22C0313	4151-50-2	0.8	ug/mL
11CL-PF3OUDS	22F0058	763051-92-9	0.378	ug/mL
9CL-PF3ONS	22F0058	756426-58-1	0.374	ug/mL
ADONA	22F0058	919005-14-4	0.378	ug/mL
HFPO-DA	22F0058	13252-13-6	0.4	ug/mL
4:2FTS	22F0059	757124-72-4	0.75	ug/mL
6:2FTS	22F0059	27619-97-2	0.76	ug/mL
8:2FTS	22F0059	39108-34-4	0.768	ug/mL
NEtFOSAA	22F0059	2991-50-6	0.2	ug/mL
NMeFOSAA	22F0059	2355-31-9	0.2	ug/mL
PFBA	22F0059	375-22-4	0.8	ug/mL
PFBS	22F0059	375-73-5	0.177	ug/mL
PFDA	22F0059	335-76-2	0.2	ug/mL
PFDOA	22F0059	307-55-1	0.2	ug/mL
PFDOS	22F0059	79780-39-5	0.194	ug/mL
PFDS	22F0059	335-77-3	0.193	ug/mL
PFHPA	22F0059	375-85-9	0.2	ug/mL
PFHPS	22F0059	375-92-8	0.191	ug/mL
PFHXA	22F0059	307-24-4	0.2	ug/mL
PFHXS	22F0059	355-46-4	0.183	ug/mL
PFNA	22F0059	375-95-1	0.2	ug/mL
PFNS	22F0059	68259-12-1	0.192	ug/mL
PFOA	22F0059	335-67-1	0.2	ug/mL
PFOS	22F0059	1763-23-1	0.186	ug/mL
PFOSA	22F0059	754-91-6	0.2	ug/mL
PFPEA	22F0059	2706-90-3	0.4	ug/mL
PFPEs	22F0059	630402-22-1	0.188	ug/mL
PFTEDA	22F0059	376-06-7	0.2	ug/mL
PFTRDA	22F0059	72629-94-8	0.2	ug/mL
PFUnA	22F0059	2058-94-8	0.2	ug/mL
NFDHA	22F0061	151772-58-6	0.4	ug/mL
PFEESA	22F0061	113507-82-7	0.356	ug/mL
PFMBA	22F0061	863090-89-5	0.4	ug/mL
PFMPA	22F0061	377-73-1	0.4	ug/mL

Analytical Standard Record

22I0153

Parent Standards used:

Standard	Description	Prepared	Prepared By	Lot Nbr	Expires	Last Edit		(mls)
22C0307	PFAS - SAS N-MeFOSE 50ug/mL	03/15/2022	Wellington Laboratories	NMeFOSE0921M	09/23/2026	03/15/2022 15:59	by DAG	0.096
22C0308	PFAS - SAS FPrPA 50ug/mL	03/15/2022	Wellington Laboratories	FPrPA0122	02/03/2027	03/15/2022 15:59	by DAG	0.096
22C0309	PFAS - SAS FPePA 50ug/mL	03/15/2022	Wellington Laboratories	FPePA1221	01/05/2027	03/15/2022 15:59	by DAG	0.096
22C0310	PFAS - SAS NEtFOSE 50ug/mL	03/15/2022	Wellington Laboratories	NEtFOSE0921M	09/23/2026	03/15/2022 15:59	by DAG	0.096
22C0311	PFAS - SAS FHpPA 50ug/mL	03/15/2022	Wellington Laboratories	HHpPA1020	11/12/2025	03/15/2022 16:00	by DAG	0.096
22C0312	PFAS - SAS NMeFOSA 50ug/mL	03/15/2022	Wellington Laboratories	NMeFOSA0721M	08/03/2026	03/15/2022 16:00	by DAG	0.096
22C0313	PFAS - SAS NEtFOSA 50ug/mL	03/15/2022	Wellington Laboratories	NEtFOSA0821M	08/12/2026	08/17/2022 10:49	by LYA	0.096
22F0058	PFAS - MIX MXF 2ug/mL	01/10/2022	Wellington Laboratories	PFACMXF0122	01/11/2025	09/15/2022 09:32	by DAG	1.2
22F0059	PFAS - MIX MXH 2ug/mL	09/09/2021	Wellington Laboratories	PFACMXH0921	09/14/2026	09/15/2022 09:33	by DAG	1.2
22F0061	PFAS - MIX MXG 2ug/mL	02/07/2022	Wellington Laboratories	PFACMXG0222	02/22/2027	09/15/2022 09:34	by DAG	1.2

Analytical Standard Record

22J0297

Description:	T-PFOA	Expires:	01/27/2027
Standard Type:	Other	Prepared:	01/27/2022
Solvent:	MeOH	Prepared By:	Wellington Laboratories (Lot#:
Final Volume (mls):	1	Department:	PFOA0122)
Vials:	1	Last Edit:	10/18/2022 12:59 by HGH

Analyte	Parent	CAS Number	Concentration	Units
PFOA		335-67-1	50	ug/mL



WELLINGTON LABORATORIES

CERTIFICATE OF ANALYSIS DOCUMENTATION

PRODUCT CODE: T-PFOA **LOT NUMBER:** TPFOA0122
COMPOUND: Ammonium perfluorooctanoate (Technical Grade)
STRUCTURE: (see Table A) **CAS #:** 3825-26-1
 (for linear ammonium perfluorooctanoate)
MOLECULAR FORMULA: $C_8F_{15}O_2NH_4$
CONCENTRATION: $50.0 \pm 2.5 \mu\text{g/mL}$ (gravimetric)
CHEMICAL PURITY: Technical material
SOLVENT(S): Methanol/Water (<1%)
LAST TESTED: (mm/dd/yyyy) 01/27/2022
EXPIRY DATE: (mm/dd/yyyy) 01/27/2027
RECOMMENDED STORAGE: Store ampoule in a cool, dark place

DOCUMENTATION/ DATA ATTACHED:

Table A: Isomeric Components and Percent Composition
 Figure 1: LC/MS Data (Full Scan and Mass Spectrum)
 Figure 2: LC/MS Data (SIR)
 Figure 3: LC/MS/MS Data (Selected MRM Transitions)
 Figure 4: LC/MS Elution Profile of the Perfluorooctanoic Acid Isomers

ADDITIONAL INFORMATION:

- See page 2 for further details.
- This technical mixture is >97% ammonium perfluorooctanoate (branched and linear isomers). The remaining 3% consists of common impurities such as the perfluoroheptanoic and perfluorohexanoic acids.
- It is recommended that this solution be used as a *qualitative or semi-quantitative standard only*.
- Contains 4 mole eq. of NaOH to prevent conversion of any carboxylic acids to their corresponding methyl esters.
- The molecular weight of perfluoro-n-octanoic acid is 414.07 g/mol.

FOR LABORATORY USE ONLY: NOT FOR HUMAN OR DRUG USE

Certified By: 
 B.G. Chittim, General Manager **Date:** 01/27/2022
 (mm/dd/yyyy)

Wellington Laboratories Inc., 345 Southgate Dr. Guelph ON N1G 3M5 CANADA
 519-822-2436 • Fax: 519-822-2849 • info@well-labs.com

Table A: T-PFOA; Isomeric Components and Percent Composition (by ¹⁹F-NMR)*

Isomer	Compound	Structure	Percent Composition by ¹⁹ F-NMR
1	Ammonium perfluoro-n-octanoate		79
2	Ammonium 6-trifluoromethylperfluoroheptanoate		9.0
3	Ammonium 5-trifluoromethylperfluoroheptanoate		4.5
4	Ammonium 4-trifluoromethylperfluoroheptanoate		4.0
5	Ammonium 3-trifluoromethylperfluoroheptanoate		3.0
6	Ammonium 2-trifluoromethylperfluoroheptanoate		
7	Ammonium 5,5-bis(trifluoromethyl)perfluorohexanoate		
8	Ammonium 4,4-bis(trifluoromethyl)perfluorohexanoate		0.50
9	Ammonium 4,5-bis(trifluoromethyl)perfluorohexanoate		
10	Ammonium 3,5-bis(trifluoromethyl)perfluorohexanoate		

* Percent Composition was determined by ¹⁹F-NMR. The percentages displayed are of total ammonium perfluorooctanoate isomers only (isomers are labelled in Figure 4).

Analytical Standard Record

22J0298

Description:	br-FOSA	Expires:	10/07/2027
Standard Type:	Other	Prepared:	09/14/2022
Solvent:	Isopropanol	Prepared By:	Wellington Laboratories (Lot#: PFOSA0922)
Final Volume (mls):	1	Department:	PFOSA
Vials:	1	Last Edit:	10/18/2022 13:03 by HGH

Analyte	Parent	CAS Number	Concentration	Units
PFOSA		754-91-6	50	ug/mL

**WELLINGTON
LABORATORIES****CERTIFICATE OF ANALYSIS
DOCUMENTATION****br-FOSA****Perfluorooctanesulfonamide
Isomeric Mix**

PRODUCT CODE: br-FOSA
LOT NUMBER: brFOSA0922
CONCENTRATION: 50.0 ± 2.5 µg/mL
SOLVENT(S): Isopropanol
DATE PREPARED: (mm/dd/yyyy) 09/14/2022
LAST TESTED: (mm/dd/yyyy) 10/07/2022
EXPIRY DATE: (mm/dd/yyyy) 10/07/2027
RECOMMENDED STORAGE: Refrigerate ampoule

DESCRIPTION:

The chemical purity has been determined to be ≥98% perfluorooctanesulfonamide (linear and branched isomers). The full name, structure, and percent composition for each of the identified isomeric components are given in Table A.

DOCUMENTATION/ DATA ATTACHED:

Table A: Isomeric Components and Percent Composition by ¹⁹F-NMR
Figure 1: LC/MS Data (Full Scan and Mass Spectrum)
Figure 2: LC/MS Data (SIR)
Figure 3: LC/MS/MS Data (Selected MRM Transitions)

ADDITIONAL INFORMATION:

- See page 2 for further details.
- CAS #: 754-91-6 (for linear isomer).

FOR LABORATORY USE ONLY: NOT FOR HUMAN OR DRUG USE

**Wellington Laboratories Inc., 345 Southgate Dr. Guelph ON N1G 3M5 CANADA
519-822-2436 • Fax: 519-822-2849 • info@well-labs.com**

Table A: br-FOSA; Isomeric Components and Percent Composition (by ¹⁹F-NMR)*

Isomer	Compound	Structure	Percent Composition by ¹⁹ F-NMR
1	Perfluoro-1-octanesulfonamide	CF ₃ (CF ₂) ₇ SO ₂ NH ₂	66.6
2	Perfluoro-1-methyl-1-heptanesulfonamide**	CF ₃ (CF ₂) ₅ CF(SO ₂ NH ₂) CF ₃	0.8
3	Perfluoro-2-methyl-1-heptanesulfonamide	CF ₃ (CF ₂) ₄ CF(CF ₃)SO ₂ NH ₂ CF ₃	0.3
4	Perfluoro-3-methyl-1-heptanesulfonamide	CF ₃ (CF ₂) ₃ CF(CF ₃) ₂ SO ₂ NH ₂ CF ₃	4.2
5	Perfluoro-4-methyl-1-heptanesulfonamide	CF ₃ (CF ₂) ₂ CF(CF ₃) ₂ SO ₂ NH ₂ CF ₃	3.5
6	Perfluoro-5-methyl-1-heptanesulfonamide	CF ₃ CF ₂ CF(CF ₃) ₄ SO ₂ NH ₂ CF ₃	7.8
7	Perfluoro-6-methyl-1-heptanesulfonamide	CF ₃ CF(CF ₃) ₅ SO ₂ NH ₂ CF ₃	16.8
8	Perfluoro-5,5-dimethyl-1-hexanesulfonamide	CF ₃ CF ₃ C(CF ₃) ₄ SO ₂ NH ₂ CF ₃	0.2

* Percent of total perfluorooctanesulfonamide isomers only.

** Systematic Name: Perfluoro-2-octanesulfonamide.

Certified By: 
B.G. Chittim, General Manager

Date: 11/15/2022
(mm/dd/yyyy)

Analytical Standard Record

22J0298

Description:	br-FOSA	Expires:	10/07/2027
Standard Type:	Other	Prepared:	09/14/2022
Solvent:	Isopropanol	Prepared By:	Wellington Laboratories (Lot#: PFOSA0922)
Final Volume (mls):	1	Department:	PFOSA
Vials:	1	Last Edit:	10/18/2022 13:03 by HGH

Analyte	Parent	CAS Number	Concentration	Units
PFOSA		754-91-6	50	ug/mL

Analytical Standard Record

22J0301

Description:	br-NMeFOSA	Expires:	08/23/2027
Standard Type:	Other	Prepared:	08/23/2022
Solvent:	MeOH	Prepared By:	Wellington Laboratories (Lot#: br-NMeFOSA0822)
Final Volume (mls):	1	Department:	
Vials:	1	Last Edit:	10/18/2022 13:37 by HGH

Analyte	Parent	CAS Number	Concentration	Units
NMeFOSA		31506-32-8	50	ug/mL



WELLINGTON
LABORATORIES

CERTIFICATE OF ANALYSIS
DOCUMENTATION

br-NMeFOSA

N-Methylperfluorooctanesulfonamide
Isomeric Mix

<u>PRODUCT CODE:</u>	br-NMeFOSA
<u>LOT NUMBER:</u>	brNMeFOSA0822
<u>CONCENTRATION:</u>	50.0 ± 2.5 µg/mL
<u>SOLVENT(S):</u>	Methanol
<u>DATE PREPARED:</u> (mm/dd/yyyy)	08/18/2022
<u>LAST TESTED:</u> (mm/dd/yyyy)	08/23/2022
<u>EXPIRY DATE:</u> (mm/dd/yyyy)	08/23/2027
<u>RECOMMENDED STORAGE:</u>	Store ampoule in a cool, dark place

DESCRIPTION:

The chemical purity has been determined to be ≥98% N-methylperfluorooctanesulfonamide (linear and branched isomers). The full name, structure, and percent composition for each of the identified isomeric components are given in Table A.

DOCUMENTATION/ DATA ATTACHED:

Table A: Isomeric Components and Percent Composition by ¹⁹F-NMR
Figure 1: LC/MS Data (Full Scan and Mass Spectrum)
Figure 2: LC/MS Data (SIR)
Figure 3: LC/MS/MS Data (Selected MRM Transitions)

ADDITIONAL INFORMATION:

- See page 2 for further details.
- CAS #: 31506-32-8 (for linear isomer).

FOR LABORATORY USE ONLY: NOT FOR HUMAN OR DRUG USE

Wellington Laboratories Inc., 345 Southgate Dr. Guelph ON N1G 3M5 CANADA
519-822-2436 • Fax: 519-822-2849 • info@well-labs.com

Table A: br-NMeFOSA; Isomeric Components and Percent Composition (by ¹⁹F-NMR)*

Isomer	Compound	Structure	Percent Composition by ¹⁹ F-NMR
1	N-Methylperfluoro-1-octanesulfonamide	$\text{CF}_3(\text{CF}_2)_7\text{SO}_2\text{NHCH}_3$	72.3
2	N-Methylperfluoro-3-methyl-1-heptanesulfonamide	$\text{CF}_3(\text{CF}_2)_3\text{CF}(\text{CF}_2)_2\text{SO}_2\text{NHCH}_3$	2.1
3	N-Methylperfluoro-4-methyl-1-heptanesulfonamide	$\text{CF}_3(\text{CF}_2)_2\text{CF}(\text{CF}_2)_3\text{SO}_2\text{NHCH}_3$	2.6
4	N-Methylperfluoro-5-methyl-1-heptanesulfonamide	$\text{CF}_3\text{CF}_2\text{CF}(\text{CF}_2)_4\text{SO}_2\text{NHCH}_3$	6.7
5	N-Methylperfluoro-6-methyl-1-heptanesulfonamide	$\text{CF}_3\text{CF}(\text{CF}_2)_5\text{SO}_2\text{NHCH}_3$	16.2
6	N-Methylperfluoro-5,5-dimethyl-1-hexanesulfonamide	$\begin{array}{c} \text{CF}_3 \\ \\ \text{CF}_3\text{C}(\text{CF}_2)_4\text{SO}_2\text{NHCH}_3 \\ \\ \text{CF}_3 \end{array}$	0.04

* Percent of total N-methylperfluorooctanesulfonamide isomers only.

Certified By: _____


B.G. Chittim, General Manager

Date: 11/15/2022
(mm/dd/yyyy)

Analytical Standard Record

22J0301

Description:	br-NMeFOSA	Expires:	08/23/2027
Standard Type:	Other	Prepared:	08/23/2022
Solvent:	MeOH	Prepared By:	Wellington Laboratories (Lot#: br-NMeFOSA0822)
Final Volume (mls):	1	Department:	
Vials:	1	Last Edit:	10/18/2022 13:37 by HGH

Analyte	Parent	CAS Number	Concentration	Units
NMeFOSA		31506-32-8	50	ug/mL

Analytical Standard Record

22J0302

Description:	br-NETFOSA	Expires:	10/07/2027
Standard Type:	Other	Prepared:	10/07/2022
Solvent:	MeOH	Prepared By:	Wellington Laboratories (Lot#: NETFOSA0922)
Final Volume (mls):	1	Department:	PPAS
Vials:	1	Last Edit:	10/18/2022 13:38 by HGH

Analyte	Parent	CAS Number	Concentration	Units
NETFOSA		4151-50-2	50	ug/mL



WELLINGTON
LABORATORIES

CERTIFICATE OF ANALYSIS
DOCUMENTATION

br-NEtFOSA

N-Ethylperfluorooctanesulfonamide
Isomeric Mix

<u>PRODUCT CODE:</u>	br-NEtFOSA
<u>LOT NUMBER:</u>	brNEtFOSA0922
<u>CONCENTRATION:</u>	50.0 ± 2.5 µg/mL
<u>SOLVENT(S):</u>	Methanol
<u>DATE PREPARED:</u> (mm/dd/yyyy)	08/23/2022
<u>LAST TESTED:</u> (mm/dd/yyyy)	10/07/2022
<u>EXPIRY DATE:</u> (mm/dd/yyyy)	10/07/2027
<u>RECOMMENDED STORAGE:</u>	Store ampoule in a cool, dark place

DESCRIPTION:

The chemical purity has been determined to be ≥98% N-ethylperfluorooctanesulfonamide (linear and branched isomers). The full name, structure, and percent composition for each of the identified isomeric components are given in Table A.

DOCUMENTATION/ DATA ATTACHED:

Table A: Isomeric Components and Percent Composition by ¹⁹F-NMR
Figure 1: LC/MS Data (Full Scan and Mass Spectrum)
Figure 2: LC/MS Data (SIR)
Figure 3: LC/MS/MS Data (Selected MRM Transitions)

ADDITIONAL INFORMATION:

- See page 2 for further details.
- CAS #: 4151-50-2 (for linear isomer).

FOR LABORATORY USE ONLY: NOT FOR HUMAN OR DRUG USE

Wellington Laboratories Inc., 345 Southgate Dr. Guelph ON N1G 3M5 CANADA
519-822-2436 • Fax: 519-822-2849 • info@well-labs.com

Table A: br-NEtFOSA; Isomeric Components and Percent Composition (by ¹⁹F-NMR)*

Isomer	Compound	Structure	Percent Composition by ¹⁹ F-NMR
1	N-Ethylperfluoro-1-octanesulfonamide	$\begin{array}{c} \text{CF}_3(\text{CF}_2)_7\text{SO}_2\text{NH} \\ \\ \text{CH}_2\text{CH}_3 \end{array}$	73.8
2	N-Ethylperfluoro-1-methyl-1-heptanesulfonamide**	$\begin{array}{c} \text{CF}_3(\text{CF}_2)_5\text{CF}\text{SO}_2\text{NH} \\ \quad \\ \text{CF}_3 \quad \text{CH}_2\text{CH}_3 \end{array}$	0.1
3	N-Ethylperfluoro-3-methyl-1-heptanesulfonamide	$\begin{array}{c} \text{CF}_3(\text{CF}_2)_3\text{CF}(\text{CF}_2)_2\text{SO}_2\text{NH} \\ \quad \\ \text{CF}_3 \quad \text{CH}_2\text{CH}_3 \end{array}$	2.3
4	N-Ethylperfluoro-4-methyl-1-heptanesulfonamide	$\begin{array}{c} \text{CF}_3(\text{CF}_2)_2\text{CF}(\text{CF}_2)_3\text{SO}_2\text{NH} \\ \quad \\ \text{CF}_3 \quad \text{CH}_2\text{CH}_3 \end{array}$	2.6
5	N-Ethylperfluoro-5-methyl-1-heptanesulfonamide	$\begin{array}{c} \text{CF}_3\text{CF}_2\text{CF}(\text{CF}_2)_4\text{SO}_2\text{NH} \\ \quad \\ \text{CF}_3 \quad \text{CH}_2\text{CH}_3 \end{array}$	6.2
6	N-Ethylperfluoro-6-methyl-1-heptanesulfonamide	$\begin{array}{c} \text{CF}_3\text{CF}(\text{CF}_2)_5\text{SO}_2\text{NH} \\ \quad \\ \text{CF}_3 \quad \text{CH}_2\text{CH}_3 \end{array}$	14.8
7	N-Ethylperfluoro-5,5-dimethyl-1-hexanesulfonamide	$\begin{array}{c} \text{CF}_3 \\ \\ \text{CF}_3\text{C}(\text{CF}_2)_4\text{SO}_2\text{NH} \\ \quad \\ \text{CF}_3 \quad \text{CH}_2\text{CH}_3 \end{array}$	0.2

* Percent of total N-ethylperfluorooctanesulfonamide isomers only.

** Systematic Name: N-Ethylperfluoro-2-octanesulfonamide.

Certified By: 
B.G. Chittim, General Manager

Date: 11/15/2022
(mm/dd/yyyy)

Analytical Standard Record

22J0303

Description:	br-NMeFOSE	Expires:	10/07/2027
Standard Type:	Other	Prepared:	10/07/2022
Solvent:	MeOH	Prepared By:	Wellington Laboratories (Lot#: br-NMeFOSE0922)
Final Volume (mls):	1	Department:	
Vials:	1	Last Edit:	10/18/2022 13:41 by HGH

Analyte	Parent	CAS Number	Concentration	Units
NETFOSE		1691-99-2	50	ug/mL



WELLINGTON
LABORATORIES

CERTIFICATE OF ANALYSIS
DOCUMENTATION

br-NMeFOSE

**2-(N-Methylperfluorooctanesulfonamido)ethanol
Isomeric Mix**

<u>PRODUCT CODE:</u>	br-NMeFOSE
<u>LOT NUMBER:</u>	brNMeFOSE0922
<u>CONCENTRATION:</u>	50.0 ± 2.5 µg/mL
<u>SOLVENT(S):</u>	Methanol
<u>DATE PREPARED:</u> (mm/dd/yyyy)	09/02/2022
<u>LAST TESTED:</u> (mm/dd/yyyy)	09/07/2022 (HRGC/LRMS) 10/07/2022 (LC/MS)
<u>EXPIRY DATE:</u> (mm/dd/yyyy)	10/07/2027
<u>RECOMMENDED STORAGE:</u>	Store ampoule in a cool, dark place

DESCRIPTION:

The chemical purity has been determined to be ≥98% 2-(N-methylperfluorooctanesulfonamido)ethanol linear and branched isomers. The full name, structure, and percent composition for each of the isomeric components are given in Table A.

DOCUMENTATION/ DATA ATTACHED:

Table A: Isomeric Components and Percent Composition by ¹⁹F-NMR
 Figure 1: HRGC/LRMS Data (Full Scan and Mass Spectrum)
 Figure 2: LC/MS Data (Full Scan and Mass Spectrum)
 Figure 3: LC/MS Data (SIR)
 Figure 4: LC/MS/MS Data (Selected MRM Transitions)

ADDITIONAL INFORMATION:

- See page 2 for further details.
- CAS #: 24448-09-7 (for linear isomer).

FOR LABORATORY USE ONLY: NOT FOR HUMAN OR DRUG USE

Wellington Laboratories Inc., 345 Southgate Dr. Guelph ON N1G 3M5 CANADA
519-822-2436 • Fax: 519-822-2849 • info@well-labs.com

Table A: br-NMeFOSE; Isomeric Components and Percent Composition (by ¹⁹F-NMR)*

Isomer	Compound	Structure	Percent Composition by ¹⁹ F-NMR
1	2-(N-Methylperfluoro-1-octanesulfonamido)ethanol	$\text{CF}_3(\text{CF}_2)_7\text{SO}_2\text{NCH}_2\text{CH}_2\text{OH}$ $\quad \quad \quad $ $\quad \quad \quad \text{CH}_3$	67.6
2	2-(N-Methylperfluoro-3-methyl-1-heptanesulfonamido)ethanol	$\text{CF}_3(\text{CF}_2)_3\text{CF}(\text{CF}_2)_2\text{SO}_2\text{NCH}_2\text{CH}_2\text{OH}$ $\quad \quad \quad \quad \quad \quad $ $\quad \quad \quad \text{CF}_3 \quad \quad \quad \text{CH}_3$	3.9
3	2-(N-Methylperfluoro-4-methyl-1-heptanesulfonamido)ethanol	$\text{CF}_3(\text{CF}_2)_2\text{CF}(\text{CF}_2)_3\text{SO}_2\text{NCH}_2\text{CH}_2\text{OH}$ $\quad \quad \quad \quad \quad \quad $ $\quad \quad \quad \text{CF}_3 \quad \quad \quad \text{CH}_3$	3.2
4	2-(N-Methylperfluoro-5-methyl-1-heptanesulfonamido)ethanol	$\text{CF}_3\text{CF}_2\text{CF}(\text{CF}_2)_4\text{SO}_2\text{NCH}_2\text{CH}_2\text{OH}$ $\quad \quad \quad \quad \quad \quad $ $\quad \quad \quad \text{CF}_3 \quad \quad \quad \text{CH}_3$	7.7
5	2-(N-Methylperfluoro-6-methyl-1-heptanesulfonamido)ethanol	$\text{CF}_3\text{CF}(\text{CF}_2)_5\text{SO}_2\text{NCH}_2\text{CH}_2\text{OH}$ $\quad \quad \quad \quad \quad \quad $ $\quad \quad \quad \text{CF}_3 \quad \quad \quad \text{CH}_3$	17.5
6	2-(N-Methylperfluoro-5,5-dimethyl-1-hexanesulfonamido)ethanol	CF_3 $ $ $\text{CF}_3\text{C}(\text{CF}_2)_4\text{SO}_2\text{NCH}_2\text{CH}_2\text{OH}$ $ \quad \quad \quad $ $\text{CF}_3 \quad \quad \quad \text{CH}_3$	0.2

* Percent of total 2-(N-methylperfluorooctanesulfonamido)ethanol isomers only.

Certified By: _____

B.G. Chittim, General Manager

Date: 11/14/2022

(mm/dd/yyyy)

Analytical Standard Record

22J0304

Description:	br-NETFOSE	Expires:	10/07/2027
Standard Type:	Other	Prepared:	10/07/2022
Solvent:	MeOH	Prepared By:	Wellington Laboratories (Lot#: NETFOSE1022)
Final Volume (mls):	1	Department:	NETFOSE
Vials:	1	Last Edit:	10/18/2022 13:43 by HGH

Analyte	Parent	CAS Number	Concentration	Units
NETFOSE		1691-99-2	50	ug/mL



WELLINGTON
LABORATORIES

CERTIFICATE OF ANALYSIS
DOCUMENTATION

br-NEtFOSE

2-(N-Ethylperfluorooctanesulfonamido)ethanol
Isomeric Mix

<u>PRODUCT CODE:</u>	br-NEtFOSE
<u>LOT NUMBER:</u>	brNEtFOSE1022
<u>CONCENTRATION:</u>	50.0 ± 2.5 µg/mL
<u>SOLVENT(S):</u>	Methanol
<u>DATE PREPARED:</u> (mm/dd/yyyy)	09/12/2022
<u>LAST TESTED:</u> (mm/dd/yyyy)	09/12/2022 (HRGC/LRMS) 10/07/2022 (LC/MS)
<u>EXPIRY DATE:</u> (mm/dd/yyyy)	10/07/2027
<u>RECOMMENDED STORAGE:</u>	Store ampoule in a cool, dark place

DESCRIPTION:

The chemical purity has been determined to be ≥98% 2-(N-ethylperfluorooctanesulfonamido)ethanol linear and branched isomers. The full name, structure, and percent composition for each of the isomeric components are given in Table A.

DOCUMENTATION/ DATA ATTACHED:

Table A: Isomeric Components and Percent Composition by ¹⁹F-NMR
 Figure 1: HRGC/LRMS Data (Full Scan and Mass Spectrum)
 Figure 2: LC/MS Data (Full Scan and Mass Spectrum)
 Figure 3: LC/MS Data (SIR)
 Figure 4: LC/MS/MS Data (Selected MRM Transitions)

ADDITIONAL INFORMATION:

- See page 2 for further details.
- CAS #: 1691-99-2 (for linear isomer).

FOR LABORATORY USE ONLY: NOT FOR HUMAN OR DRUG USE

Wellington Laboratories Inc., 345 Southgate Dr. Guelph ON N1G 3M5 CANADA
519-822-2436 • Fax: 519-822-2849 • info@well-labs.com

Table A: br-NEtFOSE; Isomeric Components and Percent Composition (by ¹⁹F-NMR)*

Isomer	Compound	Structure	Percent Composition by ¹⁹ F-NMR
1	2-(N-Ethylperfluoro-1-octanesulfonamido)ethanol	$\text{CF}_3(\text{CF}_2)_7\text{SO}_2\text{NCH}_2\text{CH}_2\text{OH}$ $\quad \quad \quad $ $\quad \quad \quad \text{CH}_2\text{CH}_3$	64.6
2	2-(N-Ethylperfluoro-2-methyl-1-heptanesulfonamido)ethanol	$\text{CF}_3(\text{CF}_2)_4\text{CF}(\text{CF}_2)\text{SO}_2\text{NCH}_2\text{CH}_2\text{OH}$ $\quad \quad \quad \quad \quad \quad $ $\quad \quad \quad \text{CF}_3 \quad \quad \quad \text{CH}_2\text{CH}_3$	0.2
3	2-(N-Ethylperfluoro-3-methyl-1-heptanesulfonamido)ethanol	$\text{CF}_3(\text{CF}_2)_3\text{CF}(\text{CF}_2)_2\text{SO}_2\text{NCH}_2\text{CH}_2\text{OH}$ $\quad \quad \quad \quad \quad \quad $ $\quad \quad \quad \text{CF}_3 \quad \quad \quad \text{CH}_2\text{CH}_3$	4.1
4	2-(N-Ethylperfluoro-4-methyl-1-heptanesulfonamido)ethanol	$\text{CF}_3(\text{CF}_2)_2\text{CF}(\text{CF}_2)_3\text{SO}_2\text{NCH}_2\text{CH}_2\text{OH}$ $\quad \quad \quad \quad \quad \quad $ $\quad \quad \quad \text{CF}_3 \quad \quad \quad \text{CH}_2\text{CH}_3$	4.3
5	2-(N-Ethylperfluoro-5-methyl-1-heptanesulfonamido)ethanol	$\text{CF}_3\text{CF}_2\text{CF}(\text{CF}_2)_4\text{SO}_2\text{NCH}_2\text{CH}_2\text{OH}$ $\quad \quad \quad \quad \quad \quad $ $\quad \quad \quad \text{CF}_3 \quad \quad \quad \text{CH}_2\text{CH}_3$	8.8
6	2-(N-Ethylperfluoro-6-methyl-1-heptanesulfonamido)ethanol	$\text{CF}_3\text{CF}(\text{CF}_2)_5\text{SO}_2\text{NCH}_2\text{CH}_2\text{OH}$ $\quad \quad \quad \quad \quad \quad $ $\quad \quad \quad \text{CF}_3 \quad \quad \quad \text{CH}_2\text{CH}_3$	17.8
7	2-(N-Ethylperfluoro-5,5-dimethyl-1-hexanesulfonamido)ethanol	CF_3 $ $ $\text{CF}_3\text{C}(\text{CF}_2)_4\text{SO}_2\text{NCH}_2\text{CH}_2\text{OH}$ $ \quad \quad \quad $ $\text{CF}_3 \quad \quad \quad \text{CH}_2\text{CH}_3$	0.3

* Percent of total 2-(N-ethylperfluorooctanesulfonamido)ethanol isomers only.

Certified By: _____

B.G. Chittim, General Manager

Date: 11/14/2022

(mm/dd/yyyy)

Analytical Standard Record

22J0420

Description:	PFAS RES-MIX 1000ng/mL	Expires:	04/24/2023
Standard Type:	Other	Prepared:	10/26/2022
Solvent:	MeOH	Prepared By:	Dipti Gokal
Final Volume (mLs):	1	Department:	PFAS
Vials:	1	Last Edit:	10/26/2022 10:16 by HGH

Analyte	Parent	CAS Number	Concentration	Units
PFOA	22J0297	335-67-1	1	ug/mL
PFOSA	22J0298	754-91-6	1	ug/mL
NMeFOSA	22J0301	31506-32-8	1	ug/mL
NEtFOSA	22J0302	4151-50-2	1	ug/mL
NMeFOSE	22J0303	24448-09-7	1	ug/mL
NEtFOSE	22J0304	1691-99-2	1	ug/mL

Parent Standards used:

Standard	Description	Prepared	Prepared By	Lot Nbr	Expires	Last Edit	(mLs)
22J0297	T-PFOA	01/27/2022	Wellington Laboratories	TPFOA0122	01/27/2027	10/18/2022 12:59	by HGH 0.02
22J0298	br-FOSA	09/14/2022	Wellington Laboratories	br-FOSA0922	10/07/2027	10/18/2022 13:03	by HGH 0.02
22J0301	br-NMeFOSA	08/23/2022	Wellington Laboratories	beNMeFOSA0822	08/23/2027	10/18/2022 13:37	by HGH 0.02
22J0302	br-NEtFOSA	10/07/2022	Wellington Laboratories	beNEtFOSA0922	10/07/2027	10/18/2022 13:38	by HGH 0.02
22J0303	br-NMeFOSE	10/07/2022	Wellington Laboratories	beNMeFOSE0922	10/07/2027	10/26/2022 10:16	by HGH 0.02
22J0304	br-NEtFOSE	10/07/2022	Wellington Laboratories	beNEtFOSE1022	10/07/2027	10/18/2022 13:43	by HGH 0.02

Analytical Standard Record

22J0448

Description:	PFAS - MIX 1633 20ng/mL	Expires:	04/25/2023
Standard Type:	Analyte Spike	Prepared:	10/27/2022
Solvent:	MeOH	Prepared By:	Dipti Gokal
Final Volume (mls):	10	Department:	PFAS
Vials:	1	Last Edit:	10/27/2022 08:51 by DAG

Analyte	Parent	CAS Number	Concentration	Units
11CL-PF3OUDS	22I0153	763051-92-9	0.0378	ug/mL
3:3FTCA	22I0153	113507-82-7	0.08	ug/mL
4:2FTS	22I0153	757124-72-4	0.075	ug/mL
5:3FTCA	22I0153	914637-49-3	0.08	ug/mL
6:2FTS	22I0153	27619-97-2	0.076	ug/mL
7:3FTCA	22I0153	812-70-4	0.08	ug/mL
8:2FTS	22I0153	39108-34-4	0.0768	ug/mL
9CL-PF3ONS	22I0153	756426-58-1	0.0374	ug/mL
ADONA	22I0153	919005-14-4	0.0378	ug/mL
HFPO-DA	22I0153	13252-13-6	0.04	ug/mL
NETFOSA	22I0153	4151-50-2	0.08	ug/mL
NETFOSAA	22I0153	2991-50-6	0.02	ug/mL
NETFOSE	22I0153	1691-99-2	0.08	ug/mL
NFDHA	22I0153	151772-58-6	0.04	ug/mL
NMeFOSA	22I0153	31506-32-8	0.08	ug/mL
NMeFOSAA	22I0153	2355-31-9	0.02	ug/mL
NMeFOSE	22I0153	24448-09-7	0.08	ug/mL
PFBA	22I0153	375-22-4	0.08	ug/mL
PFBS	22I0153	375-73-5	0.0177	ug/mL
PFDA	22I0153	335-76-2	0.02	ug/mL
PFDOA	22I0153	307-55-1	0.02	ug/mL
PFDOS	22I0153	79780-39-5	0.0194	ug/mL
PFDS	22I0153	335-77-3	0.0193	ug/mL
PFEESA	22I0153	113507-82-7	0.0356	ug/mL
PFHPA	22I0153	375-85-9	0.02	ug/mL
PFHPS	22I0153	375-92-8	0.0191	ug/mL
PFHXA	22I0153	307-24-4	0.02	ug/mL
PFHXS	22I0153	355-46-4	0.0183	ug/mL
PFMBA	22I0153	863090-89-5	0.04	ug/mL
PFMPA	22I0153	377-73-1	0.04	ug/mL
PFNA	22I0153	375-95-1	0.02	ug/mL
PFNS	22I0153	68259-12-1	0.0192	ug/mL
PFOA	22I0153	335-67-1	0.02	ug/mL
PFOS	22I0153	1763-23-1	0.0186	ug/mL
PFOSA	22I0153	754-91-6	0.02	ug/mL
PFPEA	22I0153	2706-90-3	0.04	ug/mL
PFPEs	22I0153	630402-22-1	0.0188	ug/mL
PFTEDA	22I0153	376-06-7	0.02	ug/mL
PFTRDA	22I0153	72629-94-8	0.02	ug/mL
PFUnA	22I0153	2058-94-8	0.02	ug/mL

Analytical Standard Record

22J0448**Parent Standards used:**

Standard	Description	Prepared	Prepared By	Lot Nbr	Expires	Last Edit	(mls)
22I0153	PFAS - MIX 1633 200ng/mL	09/13/2022	In house	x	01/11/2025	09/15/2022 09:34 by DAG	1

Analytical Standard Record

22K0180

Description:	PFAS - MIX MXF 2 ug/mL	Expires:	01/11/2025
Standard Type:	Analyte Spike	Prepared:	01/10/2022
Solvent:	MeOH	Prepared By:	Wellington Laboratories (Lot#:
Final Volume (mls):	1.2	Department:	PFASMXF0122)
Vials:	1	Last Edit:	11/08/2022 13:30 by ABK

Analyte	Parent	CAS Number	Concentration	Units
11CL-PF3OUDS		763051-92-9	1.89	ug/mL
9CL-PF3ONS		756426-58-1	1.87	ug/mL
ADONA		919005-14-4	1.89	ug/mL
HFPO-DA		13252-13-6	2	ug/mL

Analytical Standard Record

22K0181

Description:	PFAS - MIX MXG 2 ug/mL	Expires:	02/22/2027
Standard Type:	Analyte Spike	Prepared:	02/07/2022
Solvent:	MeOH	Prepared By:	Wellington Laboratories (Lot#:
Final Volume (mls):	1.2	Department:	PFAS MXG0222)
Vials:	1	Last Edit:	11/08/2022 13:31 by ABK

Analyte	Parent	CAS Number	Concentration	Units
NFDHA		151772-58-6	2	ug/mL
PFEESA		113507-82-7	1.78	ug/mL
PFMBA		863090-89-5	2	ug/mL
PFMPA		377-73-1	2	ug/mL

Analytical Standard Record

22K0182

Description:	PFAS - MIX MXH 1 ug/mL	Expires:	08/08/2027
Standard Type:	Analyte Spike	Prepared:	08/05/2022
Solvent:	MeOH	Prepared By:	Wellington Laboratories (Lot#:
Final Volume (mls):	1.2	Department:	PFAS ^{CMXH0822})
Vials:	1	Last Edit:	11/08/2022 13:35 by ABK

Analyte	Parent	CAS Number	Concentration	Units
4:2FTS		757124-72-4	3.75	ug/mL
6:2FTS		27619-97-2	3.8	ug/mL
8:2FTS		39108-34-4	3.84	ug/mL
NETFOSAA		2991-50-6	1	ug/mL
NMeFOSAA		2355-31-9	1	ug/mL
PFBA		375-22-4	4	ug/mL
PFBS		375-73-5	0.887	ug/mL
PFDA		335-76-2	1	ug/mL
PFDOA		307-55-1	1	ug/mL
PFDOS		79780-39-5	0.97	ug/mL
PFDS		335-77-3	0.965	ug/mL
PFHPA		375-85-9	1	ug/mL
PFHPS		375-92-8	0.953	ug/mL
PFHXA		307-24-4	1	ug/mL
PFHXS		355-46-4	0.914	ug/mL
PFNA		375-95-1	1	ug/mL
PFNS		68259-12-1	0.962	ug/mL
PFOA		335-67-1	1	ug/mL
PFOS		1763-23-1	0.928	ug/mL
PFOSA		754-91-6	1	ug/mL
PFPEA		2706-90-3	2	ug/mL
PFPEs		630402-22-1	0.941	ug/mL
PFTEDA		376-06-7	1	ug/mL
PFTRDA		72629-94-8	1	ug/mL
PFUnA		2058-94-8	1	ug/mL

Analytical Standard Record

23A0022

Description:	PFOS 0.4mg/ml	Expires:	07/03/2023
Standard Type:	Other	Prepared:	01/04/2023
Solvent:	62097	Prepared By:	Dipti Gokal
Final Volume (mls):	40	Department:	PFAS
Vials:	1	Last Edit:	01/04/2023 11:14 by DAG

Analyte	Parent	CAS Number	Concentration	Units
PFOS	23A0024	1763-23-1	400	ug/mL

Parent Standards used:

Standard	Description	Prepared	Prepared By	Lot Nbr	Expires	Last Edit	(mls)
23A0024	PFOS 40%	01/04/2023	Sigma-Aldrich	0000100807	11/10/2023	01/04/2023 11:14 by DAG	0.04

Analytical Standard Record

23A0024

Description:	PFOS 40%	Expires:	11/10/2023
Standard Type:	Other	Prepared:	01/04/2023
Solvent:	methanol 77283	Prepared By:	Dipti Gokal
Final Volume (mls):	1	Department:	PFAS
Vials:	1	Last Edit:	01/04/2023 11:14 by DAG
Comments:	neat-77283		

Analyte	Parent	CAS Number	Concentration	Units
PFOS		1763-23-1	400000	ug/g

Analytical Standard Record

23A0025

Description:	PFOS 0.4ug/ml	Expires:	07/03/2023
Standard Type:	Other	Prepared:	01/04/2023
Solvent:	62097	Prepared By:	Dipti Gokal
Final Volume (mls):	40	Department:	PFAS
Vials:	1	Last Edit:	01/04/2023 11:18 by DAG

Analyte	Parent	CAS Number	Concentration	Units
PFOS	23A0022	1763-23-1	0.4	ug/mL

Parent Standards used:

Standard	Description	Prepared	Prepared By	Lot Nbr	Expires	Last Edit	(mls)
23A0022	PFOS 0.4mg/ml	01/04/2023	In house	3761825	07/03/2023	01/04/2023 11:14 by DAG	0.04

Analytical Standard Record

23A0025

Description:	PFOS 0.4ug/ml	Expires:	07/03/2023
Standard Type:	Other	Prepared:	01/04/2023
Solvent:	62097	Prepared By:	Dipti Gokal
Final Volume (mls):	40	Department:	PFAS
Vials:	1	Last Edit:	01/04/2023 11:18 by DAG

Analyte	Parent	CAS Number	Concentration	Units
PFOS	23A0022	1763-23-1	0.4	ug/mL

Parent Standards used:

Standard	Description	Prepared	Prepared By	Lot Nbr	Expires	Last Edit	(mls)
23A0022	PFOS 0.4mg/ml	01/04/2023	In house	3761825	07/03/2023	01/04/2023 11:14 by DAG	0.04

Analytical Standard Record

23A0201

Description:	PFAS - MIX MXG 2 ug/mL	Expires:	12/01/2027
Standard Type:	Other	Prepared:	11/30/2022
Solvent:	MeOH	Prepared By:	Wellington Laboratories (Lot#:
Final Volume (mls):	1.2	Department:	PFASMXG1122)
Vials:	1	Last Edit:	01/11/2023 14:56 by PAF
Lot Number:	PFACMXG1122		

Analyte	Parent	CAS Number	Concentration	Units
NFDHA		151772-58-6	2	ug/mL
PFEESA		113507-82-7	1.78	ug/mL
PFMBA		863090-89-5	2	ug/mL
PFMPA		377-73-1	2	ug/mL



WELLINGTON LABORATORIES

CERTIFICATE OF ANALYSIS DOCUMENTATION

PFAC-MXG

Native Perfluoroalkyl Ether Carboxylic Acids and Sulfonate Solution/Mixture

<u>PRODUCT CODE:</u>	PFAC-MXG
<u>LOT NUMBER:</u>	PFACMXG1122
<u>SOLVENT(S):</u>	Methanol/Water (<1%)
<u>DATE PREPARED:</u> (mm/dd/yyyy)	11/30/2022
<u>LAST TESTED:</u> (mm/dd/yyyy)	12/01/2022
<u>EXPIRY DATE:</u> (mm/dd/yyyy)	12/01/2027
<u>RECOMMENDED STORAGE:</u>	Store ampoule in a cool, dark place

DESCRIPTION:

PFAC-MXG is a solution/mixture of three native perfluoroalkyl ether carboxylic acids and a native perfluoroalkyl ether sulfonate. The components and their concentrations are given in Table A.

The individual components all have chemical purities of >98%.

DOCUMENTATION/ DATA ATTACHED:

Table A: Components and Concentrations of the Solution/Mixture
Figure 1: LC/MS Data (SIR)
Figure 2: LC/MS/MS Data (Selected MRM Transitions)

ADDITIONAL INFORMATION:

- See page 2 for further details.
- Contains 4 mole eq. of NaOH to prevent conversion of the carboxylic acids to their respective methyl esters.

FOR LABORATORY USE ONLY: NOT FOR HUMAN OR DRUG USE

Wellington Laboratories Inc., 345 Southgate Dr. Guelph ON N1G 3M5 CANADA
519-822-2436 • Fax: 519-822-2849 • info@well-labs.com

Table A: PFAC-MXG; Components and Concentrations (ng/mL; \pm 5% in methanol/water (<1%))

Compound	Acronym	Concentration (ng/mL)		Peak Assignment in Figure 1
		as the salt	as the acid	
Perfluoro-4-oxapentanoic acid	PF4OPeA	2000		A
Perfluoro-5-oxahexanoic acid	PF5OHxA	2000		B
Perfluoro-3,6-dioxaheptanoic acid	3,6-OPFHpA	2000		D
Compound	Acronym	Concentration* (ng/mL)		Peak Assignment in Figure 1
		as the salt	as the acid	
Potassium perfluoro(2-ethoxyethane)sulfonate	PFEESA	2000	1780	C

* Concentrations have been rounded to three significant figures.

Certified By: 
B.G. Chittim, General Manager

Date: 12/09/2022
(mm/dd/yyyy)

Analytical Standard Record

23A0205

Description:	PFAS - MIX MXF 2 ug/mL	Expires:	01/11/2025
Standard Type:	Other	Prepared:	01/10/2022
Solvent:	MeOH	Prepared By:	Wellington Laboratories (Lot#:
Final Volume (mls):	1.2	Department:	PFASMXF0122)
Vials:	1	Last Edit:	01/11/2023 14:59 by PAF
Lot Number:	PFACMXF0122		

Analyte	Parent	CAS Number	Concentration	Units
11CL-PF3OUDS		763051-92-9	1.89	ug/mL
9CL-PF3ONS		756426-58-1	1.87	ug/mL
ADONA		919005-14-4	1.89	ug/mL
HFPO-DA		13252-13-6	2	ug/mL



WELLINGTON
LABORATORIES

CERTIFICATE OF ANALYSIS
DOCUMENTATION

PFAC-MXF

**Native Replacement PFAS
Solution/Mixture**

PRODUCT CODE: PFAC-MXF
LOT NUMBER: PFACMXF0122
SOLVENT(S): Methanol / Water (<1%)
DATE PREPARED: (mm/dd/yyyy) 01/10/2022
LAST TESTED: (mm/dd/yyyy) 01/11/2022
EXPIRY DATE: (mm/dd/yyyy) 01/11/2025
RECOMMENDED STORAGE: Refrigerate ampoule

DESCRIPTION:

PFAC-MXF is a solution/mixture of sodium dodecafluoro-3H-4,8-dioxanonanoate (NaDONA), the major and minor components of F-53B (9Cl-PF3ONS and 11Cl-PF3OUdS), and GenX (HFPO-DA). The components and their concentrations are given in Table A.

The individual native components of this mixture all have chemical purities of >98%.

DOCUMENTATION/ DATA ATTACHED:

Table A: Components and Concentrations of the Solution/Mixture
 Figure 1: LC/MS Data (SIR)
 Figure 2: LC/MS/MS Data (Selected MRM Transitions)

ADDITIONAL INFORMATION:

- See page 2 for further details.
- Contains 4 mole eq. of NaOH to prevent conversion of the carboxylic acid to the methyl ester.

FOR LABORATORY USE ONLY: NOT FOR HUMAN OR DRUG USE


Wellington Laboratories Inc., 345 Southgate Dr. Guelph ON N1G 3M5 CANADA
519-822-2436 • Fax: 519-822-2849 • info@well-labs.com

Table A: PFAC-MXF; Components and Concentrations (ng/mL; \pm 5% in Methanol/Water (<1%))

Compound	Acronym	Concentration* (ng/ml)		Peak Assignment in Figure 1
		as the salt	as the acid	
2,3,3,3-Tetrafluoro-2-(1,1,2,2,3,3,3-heptafluoropropoxy)-propanoic acid	HFPO-DA	2000		A
Sodium dodecafluoro-3H-4,8-dioxanonanoate	NaDONA	2000	1890	B
Potassium 9-chlorohexadecafluoro-3-oxanonane-1-sulfonate	9Cl-PF3ONS	2000	1870	C
Potassium 11-chloroeicosafluoro-3-oxaundecane-1-sulfonate	11Cl-PF3OUdS	2000	1890	D

* Concentrations have been rounded to three significant figures.

Certified By: _____


B.G. Chittim, General Manager

Date: 01/12/2022
(mm/dd/yyyy)

Analytical Standard Record

23A0207

Description:	PFAS - MIX MXH 1 ug/mL	Expires:	08/08/2027
Standard Type:	Other	Prepared:	08/05/2022
Solvent:	MeOH	Prepared By:	Wellington Laboratories (Lot#:
Final Volume (mls):	1.2	Department:	PFACMXH0822)
Vials:	1	Last Edit:	01/11/2023 15:06 by PAF
Lot Number:	PFACMXH0822		

Analyte	Parent	CAS Number	Concentration	Units
4:2FTS		757124-72-4	3.75	ug/mL
6:2FTS		27619-97-2	3.8	ug/mL
8:2FTS		39108-34-4	3.84	ug/mL
NETFOSAA		2991-50-6	1	ug/mL
NMeFOSAA		2355-31-9	1	ug/mL
PFBA		375-22-4	4	ug/mL
PFBS		375-73-5	0.887	ug/mL
PFDA		335-76-2	1	ug/mL
PFDOA		307-55-1	1	ug/mL
PFDOS		79780-39-5	0.97	ug/mL
PFDS		335-77-3	0.965	ug/mL
PFHPA		375-85-9	1	ug/mL
PFHPS		375-92-8	0.953	ug/mL
PFHXA		307-24-4	1	ug/mL
PFHXS		355-46-4	0.914	ug/mL
PFNA		375-95-1	1	ug/mL
PFNS		68259-12-1	0.962	ug/mL
PFOA		335-67-1	1	ug/mL
PFOS		1763-23-1	0.928	ug/mL
PFOSA		754-91-6	1	ug/mL
PFPEA		2706-90-3	2	ug/mL
PFPEs		630402-22-1	0.941	ug/mL
PFTEDA		376-06-7	1	ug/mL
PFTRDA		72629-94-8	1	ug/mL
PFUnA		2058-94-8	1	ug/mL



WELLINGTON LABORATORIES

CERTIFICATE OF ANALYSIS DOCUMENTATION

PFAC-MXH

Native PFAS Solution/Mixture

<u>PRODUCT CODE:</u>	PFAC-MXH
<u>LOT NUMBER:</u>	PFACMXH0822
<u>SOLVENT(S):</u>	Methanol/Isopropanol (2%)/Water (<1%)
<u>DATE PREPARED:</u> (mm/dd/yyyy)	08/05/2022
<u>LAST TESTED:</u> (mm/dd/yyyy)	08/08/2022
<u>EXPIRY DATE:</u> (mm/dd/yyyy)	08/08/2027
<u>RECOMMENDED STORAGE:</u>	Refrigerate ampoule

DESCRIPTION:

PFAC-MXH is a solution/mixture of 11 native linear perfluoroalkylcarboxylic acids (C₄-C₁₄), eight native perfluoroalkanesulfonates (C₄, C₅, C₇, C₉, C₁₀ and C₁₂ linear; C₆ and C₈ linear and branched), three native fluorotelomer sulfonates (4:2, 6:2, and 8:2), two native linear and branched perfluorooctanesulfonamidoacetic acids, and perfluoro-1-octanesulfonamide (FOSA). The components and their concentrations are given in Table A.

The individual components of this mixture all have chemical purities of >98%.

DOCUMENTATION/ DATA ATTACHED:

Table A: Components and Concentrations of the Solution/Mixture
 Table B: Isomeric Components and Percent Composition of N-MeFOSAA
 Table C: Isomeric Components and Percent Composition of N-EtFOSAA
 Table D: Isomeric Components and Percent Composition of PFHxSK
 Table E: Isomeric Components and Percent Composition of PFOSK
 Figure 1: LC/MS Data (SIR)
 Figure 2: LC/MS/MS Data (Selected MRM Transitions)

ADDITIONAL INFORMATION:

- See page 2 for further details.
- Contains 4 mole eq. of NaOH to prevent conversion of the carboxylic acids to their respective methyl esters.

FOR LABORATORY USE ONLY: NOT FOR HUMAN OR DRUG USE

Wellington Laboratories Inc., 345 Southgate Dr. Guelph ON N1G 3M5 CANADA
 519-822-2436 • Fax: 519-822-2849 • info@well-labs.com

Table A: PFAC-MXH; Components and Concentrations
(ng/mL, \pm 5% in methanol/isopropanol (2%)/water (<1%))

Compound	Acronym	Concentration* (ng/mL)		Peak Assignment in Figure 1
		as the salt	as the acid	
Perfluoro-n-butanoic acid	PFBA	4000		1
Perfluoro-n-pentanoic acid	PFPeA	2000		2
Perfluoro-n-hexanoic acid	PFHxA	1000		5
Perfluoro-n-heptanoic acid	PFHpA	1000		7
Perfluoro-n-octanoic acid	PFOA	1000		11
Perfluoro-n-nonanoic acid	PFNA	1000		14
Perfluoro-n-decanoic acid	PFDA	1000		18
Perfluoro-n-undecanoic acid	PFUdA	1000		24
Perfluoro-n-dodecanoic acid	PFDoA	1000		26
Perfluoro-n-tridecanoic acid	PFTTrDA	1000		27
Perfluoro-n-tetradecanoic acid	PFTeDA	1000		29
Perfluoro-1-octanesulfonamide	FOSA	1000		23
N-methylperfluorooctanesulfonamidoacetic acid ^a	N-MeFOSAA: linear isomer	760		20
	N-MeFOSAA: Σ branched isomers	240		17
N-ethylperfluorooctanesulfonamidoacetic acid ^b	N-EtFOSAA: linear isomer	775		22
	N-EtFOSAA: Σ branched isomers	225		21
Compound	Acronym	Concentration* (ng/mL)		Peak Assignment in Figure 1
		as the salt	as the acid	
Potassium perfluoro-1-butanesulfonate	L-PFBS	1000	887	3
Sodium perfluoro-1-pentanesulfonate	L-PFPeS	1000	941	6
Potassium perfluorohexanesulfonate ^c	PFHxSK: linear isomer	811	741	9
	PFHxSK: Σ branched isomers	189	173	8
Sodium perfluoro-1-heptanesulfonate	L-PFHpS	1000	953	12
Potassium perfluorooctanesulfonate ^d	PFOSK: linear isomer	788	732	15
	PFOSK: Σ branched isomers	211	196	13
Sodium perfluoro-1-nonanesulfonate	L-PFNS	1000	962	19
Sodium perfluoro-1-decanesulfonate	L-PFDS	1000	965	25
Sodium perfluoro-1-dodecanesulfonate	L-PFDoS	1000	970	28
Sodium 1H,1H,2H,2H-perfluorohexanesulfonate	4:2FTS	4000	3750	4
Sodium 1H,1H,2H,2H-perfluorooctanesulfonate	6:2FTS	4000	3800	10
Sodium 1H,1H,2H,2H-perfluorodecanesulfonate	8:2FTS	4000	3840	16

^a See Table B for percent composition of linear and branched N-MeFOSAA isomers.


^b See Table C for percent composition of linear and branched N-EtFOSAA isomers.

^c See Table D for percent composition of linear and branched PFHxSK isomers.

^d See Table E for percent composition of linear and branched PFOSK isomers.

* Concentrations have been rounded to three significant figures.

Certified By: _____


B.G. Chittim, General Manager

Date: 08/09/2022

(mm/dd/yyyy)

Analytical Standard Record

23A0371

Description: PFAS - MIX 1633 200ng/mL
 Standard Type: Analyte Spike
 Solvent: MeOH 62244
 Final Volume (mL): 5
 Vials: 1

Expires: 07/18/2023
 Prepared: 01/19/2023
 Prepared By: Dipti Gokal
 Department: PFAS
 Last Edit: 01/19/2023 14:21 by HGH

Analyte	Parent	CAS Number	Concentration	Units
3:3FTCA	21L0004	113507-82-7	0.8	ug/mL
5:3FTCA	21L0005	914637-49-3	0.8	ug/mL
7:3FTCA	21L0007	812-70-4	0.8	ug/mL
NMeFOSA	22J0301	31506-32-8	0.8	ug/mL
NEtFOSA	22J0302	4151-50-2	0.8	ug/mL
NMeFOSE	22J0303	24448-09-7	0.8	ug/mL
NEtFOSE	22J0304	1691-99-2	0.8	ug/mL
11CL-PF3OUDS	22K0180	763051-92-9	0.378	ug/mL
9CL-PF3ONS	22K0180	756426-58-1	0.374	ug/mL
ADONA	22K0180	919005-14-4	0.378	ug/mL
HFPO-DA	22K0180	13252-13-6	0.4	ug/mL
NFDHA	22K0181	151772-58-6	0.4	ug/mL
PFEESA	22K0181	113507-82-7	0.356	ug/mL
PFMBA	22K0181	863090-89-5	0.4	ug/mL
PFMPA	22K0181	377-73-1	0.4	ug/mL
4:2FTS	22K0182	757124-72-4	0.75	ug/mL
6:2FTS	22K0182	27619-97-2	0.76	ug/mL
8:2FTS	22K0182	39108-34-4	0.768	ug/mL
NEtFOSAA	22K0182	2991-50-6	0.2	ug/mL
NMeFOSAA	22K0182	2355-31-9	0.2	ug/mL
PFBA	22K0182	375-22-4	0.8	ug/mL
PFBS	22K0182	375-73-5	0.177	ug/mL
PFDA	22K0182	335-76-2	0.2	ug/mL
PFDOA	22K0182	307-55-1	0.2	ug/mL
PFDOS	22K0182	79780-39-5	0.194	ug/mL
PFDS	22K0182	335-77-3	0.193	ug/mL
PFHPA	22K0182	375-85-9	0.2	ug/mL
PFHPS	22K0182	375-92-8	0.191	ug/mL
PFHXA	22K0182	307-24-4	0.2	ug/mL
PFHXS	22K0182	355-46-4	0.183	ug/mL
PFNA	22K0182	375-95-1	0.2	ug/mL
PFNS	22K0182	68259-12-1	0.192	ug/mL
PFOA	22K0182	335-67-1	0.2	ug/mL
PFOS	22K0182	1763-23-1	0.186	ug/mL
PFOSA	22K0182	754-91-6	0.2	ug/mL
PFPEA	22K0182	2706-90-3	0.4	ug/mL
PFPEs	22K0182	630402-22-1	0.188	ug/mL
PFTEDA	22K0182	376-06-7	0.2	ug/mL
PFTRDA	22K0182	72629-94-8	0.2	ug/mL
PFUnA	22K0182	2058-94-8	0.2	ug/mL

Analytical Standard Record

23A0371

Parent Standards used:

Standard	Description	Prepared	Prepared By	Lot Nbr	Expires	Last Edit		(mls)
21L0004	PFAS - SAS 3:3FTA 50ug/mL	12/07/2021	Wellington Laboratories	FPrPA1020	11/12/2025	10/31/2022 14:39	by DAG	0.08
21L0005	PFAS - SAS 5:3FTA 50ug/mL	12/07/2021	Wellington Laboratories	FPePA1120	11/11/2025	10/31/2022 14:41	by DAG	0.08
21L0007	PFAS - SAS 7:3FTA 50ug/mL	12/07/2021	Wellington Laboratories	FHpPA1020	11/12/2025	10/31/2022 14:42	by DAG	0.08
22J0301	br-NMeFOSA	08/23/2022	Wellington Laboratories	beNMeFOSA0822	08/23/2027	10/18/2022 13:37	by HGH	0.08
22J0302	br-NEtFOSA	10/07/2022	Wellington Laboratories	beNEtFOSA0922	10/07/2027	10/18/2022 13:38	by HGH	0.08
22J0303	br-NMeFOSE	10/07/2022	Wellington Laboratories	beNMeFOSE0922	10/07/2027	10/26/2022 10:16	by HGH	0.08
22J0304	br-NEtFOSE	10/07/2022	Wellington Laboratories	beNEtFOSE1022	10/07/2027	10/18/2022 13:43	by HGH	0.08
22K0180	PFAS - MIX MXF 2 ug/mL	01/10/2022	Wellington Laboratories	PFACMXF0122	01/11/2025	11/08/2022 16:39	by DAG	1
22K0181	PFAS - MIX MXG 2 ug/mL	02/07/2022	Wellington Laboratories	PFACMXG0222	02/22/2027	11/08/2022 16:39	by DAG	1
22K0182	PFAS - MIX MXH 1 ug/mL	08/05/2022	Wellington Laboratories	PFACMXH0822	08/08/2027	11/08/2022 16:38	by DAG	1

Analytical Standard Record

23A0390

Description:	MPFAC-HIF-ES-EIS	Expires:	11/23/2025
Standard Type:	Other	Prepared:	10/28/2022
Solvent:	MeOH	Prepared By:	Wellington Laboratories (Lot#: MPFACHIFES1022)
Final Volume (mls):	1.2	Department:	MPFACHIFES1022
Vials:	1	Last Edit:	01/23/2023 15:26 by ABK
Lot Number:	MPFACHIFES1022		

Analyte	Parent	CAS Number	Concentration	Units
13C2-4:2FTS		13C2-4:2FTS	1	ug/mL
13C2-6:2FTS		13C2-6:2FTS	1	ug/mL
13C2-8:2FTS		13C2-8:2FTS	1	ug/mL
13C2-PFDOA		13C2-PFDOA	0.25	ug/mL
13C2-PFTEDA		13C2-PFTEDA	0.25	ug/mL
13C3-HFPO-DA		13C3-HFPO-DA	2	ug/mL
13C3-PFBS		13C3-PFBS	0.5	ug/mL
13C3-PFHXS		13C3-PFHXS	0.5	ug/mL
13C4-PFBA		13C4-PFBA	2	ug/mL
13C4-PFHPA		13C4-PFHPA	0.5	ug/mL
13C5-PFHXA		13C5-PFHXA	0.5	ug/mL
13C5-PFPEA		13C5-PFPEA	1	ug/mL
13C6-PFDA		13C6-PFDA	0.25	ug/mL
13C7-PFUnA		13C7-PFUDA	0.25	ug/mL
13C8-PFOA		13C8-PFOA	0.5	ug/mL
13C8-PFOS		13C8-PFOS	0.5	ug/mL
13C8-PFOSA		13C8-PFOSA	0.5	ug/mL
13C9-PFNA		13C9-PFNA	0.25	ug/mL
D3-NMEFOSA		D3-NMEFOSA	0.5	ug/mL
D3-NMEFOSAA		D3-NMEFOSAA	1	ug/mL
D5-NETFOSA		D5-NETFOSA	0.5	ug/mL
D5-NETFOSAA		D5-NETFOSAA	1	ug/mL
D7-NMEFOSE		D7-NMEFOSE	5	ug/mL
D9-NETFOSSE		D9-NETFOSSE	5	ug/mL



WELLINGTON LABORATORIES

CERTIFICATE OF ANALYSIS DOCUMENTATION

MPFAC-HIF-ES

Mass-Labelled PFAS Extraction Standard Solution/Mixture

<u>PRODUCT CODE:</u>	MPFAC-HIF-ES
<u>LOT NUMBER:</u>	MPFACHIFES1022
<u>SOLVENT(S):</u>	Methanol/Isopropanol (1%)/Water (<1%)
<u>DATE PREPARED:</u> (mm/dd/yyyy)	10/28/2022
<u>LAST TESTED:</u> (mm/dd/yyyy)	11/23/2022
<u>EXPIRY DATE:</u> (mm/dd/yyyy)	11/23/2025
<u>RECOMMENDED STORAGE:</u>	Refrigerate ampoule

DESCRIPTION:

MPFAC-HIF-ES is a solution/mixture of ten mass-labelled (^{13}C) perfluoroalkylcarboxylic acids (C_4 - C_{12} , C_{14}), three mass-labelled (^{13}C) perfluoroalkanesulfonates (C_4 , C_6 , and C_8), three mass-labelled (one ^{13}C and two ^2H) perfluoro-1-octanesulfonamides, three mass-labelled (^{13}C) fluorotelomer sulfonates (4:2, 6:2, and 8:2), two mass-labelled (^2H) perfluorooctanesulfonamidoacetic acids, two mass-labelled (^2H) perfluorooctanesulfonamidoethanols, and mass-labelled (^{13}C) hexafluoropropylene oxide dimer acid (GenX, M3HFPO-DA). The components and their concentrations are given in Table A.

The individual ^{13}C -labelled components all have chemical purities >98% and isotopic purities of $\geq 99\%$. The individual ^2H -labelled components all have chemical purities >98% and isotopic purities of $\geq 98\%$.

DOCUMENTATION/ DATA ATTACHED:

Table A: Components and Concentrations of the Solution/Mixture
Figure 1: LC/MS Data (SIR)
Figure 2: LC/MS/MS Data (Selected MRM Transitions)

ADDITIONAL INFORMATION:

- See page 2 for further details.
- Contains 4 mole eq. of NaOH to prevent conversion of the carboxylic acids to their respective methyl esters.

FOR LABORATORY USE ONLY: NOT FOR HUMAN OR DRUG USE

Wellington Laboratories Inc., 345 Southgate Dr. Guelph ON N1G 3M5 CANADA
519-822-2436 • Fax: 519-822-2849 • info@well-labs.com

Table A: MPFAC-HIF-ES; Components and Concentrations
(ng/mL, ± 5% in methanol/isopropanol (1%)/water (<1%))

Compound	Acronym	Concentration (ng/mL)		Peak Assignment in Figure 1
		as the salt	as the acid	
Perfluoro-n-(¹³ C ₄)butanoic acid	MPFBA	2000		1
Perfluoro-n-(¹³ C ₅)pentanoic acid	M5PFPeA	1000		2
Perfluoro-n-(1,2,3,4,6- ¹³ C ₅)hexanoic acid	M5PFHxA	500		5
Perfluoro-n-(1,2,3,4- ¹³ C ₄)heptanoic acid	M4PFHpA	500		7
Perfluoro-n-(¹³ C ₈)octanoic acid	M8PFOA	500		10
Perfluoro-n-(¹³ C ₉)nonanoic acid	M9PFNA	250		11
Perfluoro-n-(1,2,3,4,5,6- ¹³ C ₆)decanoic acid	M6PFDA	250		14
Perfluoro-n-(1,2,3,4,5,6,7- ¹³ C ₇)undecanoic acid	M7PFUdA	250		18
Perfluoro-n-(1,2- ¹³ C ₂)dodecanoic acid	MPFDoA	250		19
Perfluoro-n-(1,2- ¹³ C ₂)tetradecanoic acid	M2PFTeDA	250		22
Perfluoro-1-(¹³ C ₈)octanesulfonamide	M8FOSA	500		17
N-methyl-d ₃ -perfluoro-1-octanesulfonamide	d-N-MeFOSA	500		21
N-ethyl-d ₅ -perfluoro-1-octanesulfonamide	d-N-EtFOSA	500		24
N-methyl-d ₃ -perfluoro-1-octanesulfonamidoacetic acid	d3-N-MeFOSAA	1000		15
N-ethyl-d ₅ -perfluoro-1-octanesulfonamidoacetic acid	d5-N-EtFOSAA	1000		16
2-(N-methyl-d ₃ -perfluoro-1-octanesulfonamido)ethan-d ₄ -ol	d7-N-MeFOSE	5000		20
2-(N-ethyl-d ₅ -perfluoro-1-octanesulfonamido)ethan-d ₄ -ol	d9-N-EtFOSE	5000		23
2,3,3,3-Tetrafluoro-2-(1,1,2,2,3,3,3-heptafluoropropoxy)(¹³ C ₃)propanoic acid	M3HFPO-DA	2000		6
Compound	Acronym	Concentration* (ng/mL)		Peak Assignment in Figure 1
		as the salt	as the acid	
Sodium perfluoro-1-(2,3,4- ¹³ C ₃)butanesulfonate	M3PFBS	500	466	3
Sodium perfluoro-1-(1,2,3- ¹³ C ₃)hexanesulfonate	M3PFHxS	500	474	8
Sodium perfluoro-1-(¹³ C ₈)octanesulfonate	M8PFOS	500	479	12
Sodium 1H,1H,2H,2H-perfluoro-(1,2- ¹³ C ₂)hexanesulfonate	M2-4:2FTS	1000	938	4
Sodium 1H,1H,2H,2H-perfluoro-(1,2- ¹³ C ₂)octanesulfonate	M2-6:2FTS	1000	951	9
Sodium 1H,1H,2H,2H-perfluoro-(1,2- ¹³ C ₂)decanesulfonate	M2-8:2FTS	1000	960	13

* Concentrations have been rounded to three significant figures.

Certified By: 
B.G. Chittim, General Manager

Date: 11/24/2022
(mm/dd/yyyy)

Analytical Standard Record

23C0075

Description:	MPFAC-HIF-ES-EIS	Expires:	11/23/2025
Standard Type:	Other	Prepared:	10/28/2022
Solvent:	MeOH	Prepared By:	Wellington Laboratories (Lot#: MPFACHIFES1022)
Final Volume (mls):	1.2	Department:	MPFACHIFES1022
Vials:	1	Last Edit:	03/05/2023 10:17 by ABK
Lot Number:	MPFACHIFES1022		

Analyte	Parent	CAS Number	Concentration	Units
13C2-4:2FTS		13C2-4:2FTS	1	ug/mL
13C2-6:2FTS		13C2-6:2FTS	1	ug/mL
13C2-8:2FTS		13C2-8:2FTS	1	ug/mL
13C2-PFDOA		13C2-PFDOA	0.25	ug/mL
13C2-PFTEDA		13C2-PFTEDA	0.25	ug/mL
13C3-HFPO-DA		13C3-HFPO-DA	2	ug/mL
13C3-PFBS		13C3-PFBS	0.5	ug/mL
13C3-PFHXS		13C3-PFHXS	0.5	ug/mL
13C4-PFBA		13C4-PFBA	2	ug/mL
13C4-PFHHPA		13C4-PFHHPA	0.5	ug/mL
13C5-PFHXA		13C5-PFHXA	0.5	ug/mL
13C5-PFPEA		13C5-PFPEA	1	ug/mL
13C6-PFDA		13C6-PFDA	0.25	ug/mL
13C7-PFUnA		13C7-PFUDA	0.25	ug/mL
13C8-PFOA		13C8-PFOA	0.5	ug/mL
13C8-PFOS		13C8-PFOS	0.5	ug/mL
13C8-PFOSA		13C8-PFOSA	0.5	ug/mL
13C9-PFNA		13C9-PFNA	0.25	ug/mL
D3-NMEFOSA		D3-NMEFOSA	0.5	ug/mL
D3-NMEFOSAA		D3-NMEFOSAA	1	ug/mL
D5-NETFOSA		D5-NETFOSA	0.5	ug/mL
D5-NETFOSAA		D5-NETFOSAA	1	ug/mL
D7-NMEFOSE		D7-NMEFOSE	5	ug/mL
D9-NETFOSSE		D9-NETFOSSE	5	ug/mL



WELLINGTON LABORATORIES

CERTIFICATE OF ANALYSIS DOCUMENTATION

MPFAC-HIF-ES

Mass-Labelled PFAS Extraction Standard Solution/Mixture

<u>PRODUCT CODE:</u>	MPFAC-HIF-ES
<u>LOT NUMBER:</u>	MPFACHIFES1022
<u>SOLVENT(S):</u>	Methanol/Isopropanol (1%)/Water (<1%)
<u>DATE PREPARED:</u> (mm/dd/yyyy)	10/28/2022
<u>LAST TESTED:</u> (mm/dd/yyyy)	11/23/2022
<u>EXPIRY DATE:</u> (mm/dd/yyyy)	11/23/2025
<u>RECOMMENDED STORAGE:</u>	Refrigerate ampoule

DESCRIPTION:

MPFAC-HIF-ES is a solution/mixture of ten mass-labelled (^{13}C) perfluoroalkylcarboxylic acids (C_4 - C_{12} , C_{14}), three mass-labelled (^{13}C) perfluoroalkanesulfonates (C_4 , C_6 , and C_8), three mass-labelled (one ^{13}C and two ^2H) perfluoro-1-octanesulfonamides, three mass-labelled (^{13}C) fluorotelomer sulfonates (4:2, 6:2, and 8:2), two mass-labelled (^2H) perfluorooctanesulfonamidoacetic acids, two mass-labelled (^2H) perfluorooctanesulfonamidoethanols, and mass-labelled (^{13}C) hexafluoropropylene oxide dimer acid (GenX, M3HFPO-DA). The components and their concentrations are given in Table A.

The individual ^{13}C -labelled components all have chemical purities >98% and isotopic purities of $\geq 99\%$. The individual ^2H -labelled components all have chemical purities >98% and isotopic purities of $\geq 98\%$.

DOCUMENTATION/ DATA ATTACHED:

Table A: Components and Concentrations of the Solution/Mixture
 Figure 1: LC/MS Data (SIR)
 Figure 2: LC/MS/MS Data (Selected MRM Transitions)

ADDITIONAL INFORMATION:

- See page 2 for further details.
- Contains 4 mole eq. of NaOH to prevent conversion of the carboxylic acids to their respective methyl esters.

FOR LABORATORY USE ONLY: NOT FOR HUMAN OR DRUG USE

Wellington Laboratories Inc., 345 Southgate Dr. Guelph ON N1G 3M5 CANADA
 519-822-2436 • Fax: 519-822-2849 • info@well-labs.com

Table A: MPFAC-HIF-ES; Components and Concentrations
(ng/mL, ± 5% in methanol/isopropanol (1%)/water (<1%))

Compound	Acronym	Concentration (ng/mL)		Peak Assignment in Figure 1
		as the salt	as the acid	
Perfluoro-n-(¹³ C ₄)butanoic acid	MPFBA	2000		1
Perfluoro-n-(¹³ C ₅)pentanoic acid	M5PFPeA	1000		2
Perfluoro-n-(1,2,3,4,6- ¹³ C ₅)hexanoic acid	M5PFHxA	500		5
Perfluoro-n-(1,2,3,4- ¹³ C ₄)heptanoic acid	M4PFHpA	500		7
Perfluoro-n-(¹³ C ₈)octanoic acid	M8PFOA	500		10
Perfluoro-n-(¹³ C ₉)nonanoic acid	M9PFNA	250		11
Perfluoro-n-(1,2,3,4,5,6- ¹³ C ₆)decanoic acid	M6PFDA	250		14
Perfluoro-n-(1,2,3,4,5,6,7- ¹³ C ₇)undecanoic acid	M7PFUdA	250		18
Perfluoro-n-(1,2- ¹³ C ₂)dodecanoic acid	MPFDoA	250		19
Perfluoro-n-(1,2- ¹³ C ₂)tetradecanoic acid	M2PFTeDA	250		22
Perfluoro-1-(¹³ C ₈)octanesulfonamide	M8FOSA	500		17
N-methyl-d ₃ -perfluoro-1-octanesulfonamide	d-N-MeFOSA	500		21
N-ethyl-d ₅ -perfluoro-1-octanesulfonamide	d-N-EtFOSA	500		24
N-methyl-d ₃ -perfluoro-1-octanesulfonamidoacetic acid	d3-N-MeFOSAA	1000		15
N-ethyl-d ₅ -perfluoro-1-octanesulfonamidoacetic acid	d5-N-EtFOSAA	1000		16
2-(N-methyl-d ₃ -perfluoro-1-octanesulfonamido)ethan-d ₄ -ol	d7-N-MeFOSE	5000		20
2-(N-ethyl-d ₅ -perfluoro-1-octanesulfonamido)ethan-d ₄ -ol	d9-N-EtFOSE	5000		23
2,3,3,3-Tetrafluoro-2-(1,1,2,2,3,3,3-heptafluoropropoxy)(¹³ C ₃)propanoic acid	M3HFPO-DA	2000		6
Compound	Acronym	Concentration* (ng/mL)		Peak Assignment in Figure 1
		as the salt	as the acid	
Sodium perfluoro-1-(2,3,4- ¹³ C ₃)butanesulfonate	M3PFBS	500	466	3
Sodium perfluoro-1-(1,2,3- ¹³ C ₃)hexanesulfonate	M3PFHxS	500	474	8
Sodium perfluoro-1-(¹³ C ₈)octanesulfonate	M8PFOS	500	479	12
Sodium 1H,1H,2H,2H-perfluoro-(1,2- ¹³ C ₂)hexanesulfonate	M2-4:2FTS	1000	938	4
Sodium 1H,1H,2H,2H-perfluoro-(1,2- ¹³ C ₂)octanesulfonate	M2-6:2FTS	1000	951	9
Sodium 1H,1H,2H,2H-perfluoro-(1,2- ¹³ C ₂)decanesulfonate	M2-8:2FTS	1000	960	13

* Concentrations have been rounded to three significant figures.

Certified By: 
B.G. Chittim, General Manager

Date: 11/24/2022
(mm/dd/yyyy)

Analytical Standard Record

23C0076

Description:	MPFAC-HIF-ES-EIS	Expires:	11/23/2025
Standard Type:	Other	Prepared:	10/28/2022
Solvent:	MeOH	Prepared By:	Wellington Laboratories (Lot#: MPFACHIFES1022)
Final Volume (mls):	1.2	Department:	MPFACHIFES1022
Vials:	1	Last Edit:	03/05/2023 10:18 by ABK
Lot Number:	MPFACHIFES1022		

Analyte	Parent	CAS Number	Concentration	Units
13C2-4:2FTS		13C2-4:2FTS	1	ug/mL
13C2-6:2FTS		13C2-6:2FTS	1	ug/mL
13C2-8:2FTS		13C2-8:2FTS	1	ug/mL
13C2-PFDOA		13C2-PFDOA	0.25	ug/mL
13C2-PFTEDA		13C2-PFTEDA	0.25	ug/mL
13C3-HFPO-DA		13C3-HFPO-DA	2	ug/mL
13C3-PFBS		13C3-PFBS	0.5	ug/mL
13C3-PFHXS		13C3-PFHXS	0.5	ug/mL
13C4-PFBA		13C4-PFBA	2	ug/mL
13C4-PFHHPA		13C4-PFHHPA	0.5	ug/mL
13C5-PFHXA		13C5-PFHXA	0.5	ug/mL
13C5-PFPEA		13C5-PFPEA	1	ug/mL
13C6-PFDA		13C6-PFDA	0.25	ug/mL
13C7-PFUnA		13C7-PFUDA	0.25	ug/mL
13C8-PFOA		13C8-PFOA	0.5	ug/mL
13C8-PFOS		13C8-PFOS	0.5	ug/mL
13C8-PFOSA		13C8-PFOSA	0.5	ug/mL
13C9-PFNA		13C9-PFNA	0.25	ug/mL
D3-NMEFOSA		D3-NMEFOSA	0.5	ug/mL
D3-NMEFOSAA		D3-NMEFOSAA	1	ug/mL
D5-NETFOSA		D5-NETFOSA	0.5	ug/mL
D5-NETFOSAA		D5-NETFOSAA	1	ug/mL
D7-NMEFOSE		D7-NMEFOSE	5	ug/mL
D9-NETFOSSE		D9-NETFOSSE	5	ug/mL



WELLINGTON LABORATORIES

CERTIFICATE OF ANALYSIS DOCUMENTATION

MPFAC-HIF-ES

Mass-Labelled PFAS Extraction Standard Solution/Mixture

<u>PRODUCT CODE:</u>	MPFAC-HIF-ES
<u>LOT NUMBER:</u>	MPFACHIFES1022
<u>SOLVENT(S):</u>	Methanol/Isopropanol (1%)/Water (<1%)
<u>DATE PREPARED:</u> (mm/dd/yyyy)	10/28/2022
<u>LAST TESTED:</u> (mm/dd/yyyy)	11/23/2022
<u>EXPIRY DATE:</u> (mm/dd/yyyy)	11/23/2025
<u>RECOMMENDED STORAGE:</u>	Refrigerate ampoule

DESCRIPTION:

MPFAC-HIF-ES is a solution/mixture of ten mass-labelled (^{13}C) perfluoroalkylcarboxylic acids (C_4 - C_{12} , C_{14}), three mass-labelled (^{13}C) perfluoroalkanesulfonates (C_4 , C_6 , and C_8), three mass-labelled (one ^{13}C and two ^2H) perfluoro-1-octanesulfonamides, three mass-labelled (^{13}C) fluorotelomer sulfonates (4:2, 6:2, and 8:2), two mass-labelled (^2H) perfluorooctanesulfonamidoacetic acids, two mass-labelled (^2H) perfluorooctanesulfonamidoethanols, and mass-labelled (^{13}C) hexafluoropropylene oxide dimer acid (GenX, M3HFPO-DA). The components and their concentrations are given in Table A.

The individual ^{13}C -labelled components all have chemical purities >98% and isotopic purities of $\geq 99\%$. The individual ^2H -labelled components all have chemical purities >98% and isotopic purities of $\geq 98\%$.

DOCUMENTATION/ DATA ATTACHED:

Table A: Components and Concentrations of the Solution/Mixture
Figure 1: LC/MS Data (SIR)
Figure 2: LC/MS/MS Data (Selected MRM Transitions)

ADDITIONAL INFORMATION:

- See page 2 for further details.
- Contains 4 mole eq. of NaOH to prevent conversion of the carboxylic acids to their respective methyl esters.

FOR LABORATORY USE ONLY: NOT FOR HUMAN OR DRUG USE

Wellington Laboratories Inc., 345 Southgate Dr. Guelph ON N1G 3M5 CANADA
519-822-2436 • Fax: 519-822-2849 • info@well-labs.com

Table A: MPFAC-HIF-ES; Components and Concentrations
(ng/mL, ± 5% in methanol/isopropanol (1%)/water (<1%))

Compound	Acronym	Concentration (ng/mL)		Peak Assignment in Figure 1
		as the salt	as the acid	
Perfluoro-n-(¹³ C ₄)butanoic acid	MPFBA	2000		1
Perfluoro-n-(¹³ C ₅)pentanoic acid	M5PFPeA	1000		2
Perfluoro-n-(1,2,3,4,6- ¹³ C ₅)hexanoic acid	M5PFHxA	500		5
Perfluoro-n-(1,2,3,4- ¹³ C ₄)heptanoic acid	M4PFHpA	500		7
Perfluoro-n-(¹³ C ₈)octanoic acid	M8PFOA	500		10
Perfluoro-n-(¹³ C ₉)nonanoic acid	M9PFNA	250		11
Perfluoro-n-(1,2,3,4,5,6- ¹³ C ₆)decanoic acid	M6PFDA	250		14
Perfluoro-n-(1,2,3,4,5,6,7- ¹³ C ₇)undecanoic acid	M7PFUdA	250		18
Perfluoro-n-(1,2- ¹³ C ₂)dodecanoic acid	MPFDoA	250		19
Perfluoro-n-(1,2- ¹³ C ₂)tetradecanoic acid	M2PFTeDA	250		22
Perfluoro-1-(¹³ C ₈)octanesulfonamide	M8FOSA	500		17
N-methyl-d ₃ -perfluoro-1-octanesulfonamide	d-N-MeFOSA	500		21
N-ethyl-d ₅ -perfluoro-1-octanesulfonamide	d-N-EtFOSA	500		24
N-methyl-d ₃ -perfluoro-1-octanesulfonamidoacetic acid	d3-N-MeFOSAA	1000		15
N-ethyl-d ₅ -perfluoro-1-octanesulfonamidoacetic acid	d5-N-EtFOSAA	1000		16
2-(N-methyl-d ₃ -perfluoro-1-octanesulfonamido)ethan-d ₄ -ol	d7-N-MeFOSE	5000		20
2-(N-ethyl-d ₅ -perfluoro-1-octanesulfonamido)ethan-d ₄ -ol	d9-N-EtFOSE	5000		23
2,3,3,3-Tetrafluoro-2-(1,1,2,2,3,3,3-heptafluoropropoxy)(¹³ C ₃)propanoic acid	M3HFPO-DA	2000		6
Compound	Acronym	Concentration* (ng/mL)		Peak Assignment in Figure 1
		as the salt	as the acid	
Sodium perfluoro-1-(2,3,4- ¹³ C ₃)butanesulfonate	M3PFBS	500	466	3
Sodium perfluoro-1-(1,2,3- ¹³ C ₃)hexanesulfonate	M3PFHxS	500	474	8
Sodium perfluoro-1-(¹³ C ₈)octanesulfonate	M8PFOS	500	479	12
Sodium 1H,1H,2H,2H-perfluoro-(1,2- ¹³ C ₂)hexanesulfonate	M2-4:2FTS	1000	938	4
Sodium 1H,1H,2H,2H-perfluoro-(1,2- ¹³ C ₂)octanesulfonate	M2-6:2FTS	1000	951	9
Sodium 1H,1H,2H,2H-perfluoro-(1,2- ¹³ C ₂)decanesulfonate	M2-8:2FTS	1000	960	13

* Concentrations have been rounded to three significant figures.

Certified By: 
B.G. Chittim, General Manager

Date: 11/24/2022
(mm/dd/yyyy)

Analytical Standard Record

23C0078

Description:	MPFAC-HIF-ES-EIS	Expires:	11/23/2025
Standard Type:	Other	Prepared:	10/28/2022
Solvent:	MeOH	Prepared By:	Wellington Laboratories (Lot#: MPFACHIFES1022)
Final Volume (mls):	1.2	Department:	MPFACHIFES1022
Vials:	1	Last Edit:	03/05/2023 10:19 by ABK
Lot Number:	MPFACHIFES1022		

Analyte	Parent	CAS Number	Concentration	Units
13C2-4:2FTS		13C2-4:2FTS	1	ug/mL
13C2-6:2FTS		13C2-6:2FTS	1	ug/mL
13C2-8:2FTS		13C2-8:2FTS	1	ug/mL
13C2-PFDOA		13C2-PFDOA	0.25	ug/mL
13C2-PFTEDA		13C2-PFTEDA	0.25	ug/mL
13C3-HFPO-DA		13C3-HFPO-DA	2	ug/mL
13C3-PFBS		13C3-PFBS	0.5	ug/mL
13C3-PFHXS		13C3-PFHXS	0.5	ug/mL
13C4-PFBA		13C4-PFBA	2	ug/mL
13C4-PFHHPA		13C4-PFHHPA	0.5	ug/mL
13C5-PFHXA		13C5-PFHXA	0.5	ug/mL
13C5-PFPEA		13C5-PFPEA	1	ug/mL
13C6-PFDA		13C6-PFDA	0.25	ug/mL
13C7-PFUnA		13C7-PFUDA	0.25	ug/mL
13C8-PFOA		13C8-PFOA	0.5	ug/mL
13C8-PFOS		13C8-PFOS	0.5	ug/mL
13C8-PFOSA		13C8-PFOSA	0.5	ug/mL
13C9-PFNA		13C9-PFNA	0.25	ug/mL
D3-NMEFOSA		D3-NMEFOSA	0.5	ug/mL
D3-NMEFOSAA		D3-NMEFOSAA	1	ug/mL
D5-NETFOSA		D5-NETFOSA	0.5	ug/mL
D5-NETFOSAA		D5-NETFOSAA	1	ug/mL
D7-NMEFOSE		D7-NMEFOSE	5	ug/mL
D9-NETFOSSE		D9-NETFOSSE	5	ug/mL



WELLINGTON LABORATORIES

CERTIFICATE OF ANALYSIS DOCUMENTATION

MPFAC-HIF-ES

Mass-Labelled PFAS Extraction Standard Solution/Mixture

<u>PRODUCT CODE:</u>	MPFAC-HIF-ES
<u>LOT NUMBER:</u>	MPFACHIFES1022
<u>SOLVENT(S):</u>	Methanol/Isopropanol (1%)/Water (<1%)
<u>DATE PREPARED:</u> (mm/dd/yyyy)	10/28/2022
<u>LAST TESTED:</u> (mm/dd/yyyy)	11/23/2022
<u>EXPIRY DATE:</u> (mm/dd/yyyy)	11/23/2025
<u>RECOMMENDED STORAGE:</u>	Refrigerate ampoule

DESCRIPTION:

MPFAC-HIF-ES is a solution/mixture of ten mass-labelled (^{13}C) perfluoroalkylcarboxylic acids (C_4 - C_{12} , C_{14}), three mass-labelled (^{13}C) perfluoroalkanesulfonates (C_4 , C_6 , and C_8), three mass-labelled (one ^{13}C and two ^2H) perfluoro-1-octanesulfonamides, three mass-labelled (^{13}C) fluorotelomer sulfonates (4:2, 6:2, and 8:2), two mass-labelled (^2H) perfluorooctanesulfonamidoacetic acids, two mass-labelled (^2H) perfluorooctanesulfonamidoethanols, and mass-labelled (^{13}C) hexafluoropropylene oxide dimer acid (GenX, M3HFPO-DA). The components and their concentrations are given in Table A.

The individual ^{13}C -labelled components all have chemical purities >98% and isotopic purities of $\geq 99\%$. The individual ^2H -labelled components all have chemical purities >98% and isotopic purities of $\geq 98\%$.

DOCUMENTATION/ DATA ATTACHED:

Table A: Components and Concentrations of the Solution/Mixture
Figure 1: LC/MS Data (SIR)
Figure 2: LC/MS/MS Data (Selected MRM Transitions)

ADDITIONAL INFORMATION:

- See page 2 for further details.
- Contains 4 mole eq. of NaOH to prevent conversion of the carboxylic acids to their respective methyl esters.

FOR LABORATORY USE ONLY: NOT FOR HUMAN OR DRUG USE

Wellington Laboratories Inc., 345 Southgate Dr. Guelph ON N1G 3M5 CANADA
519-822-2436 • Fax: 519-822-2849 • info@well-labs.com

Table A: MPFAC-HIF-ES; Components and Concentrations
(ng/mL, ± 5% in methanol/isopropanol (1%)/water (<1%))

Compound	Acronym	Concentration (ng/mL)		Peak Assignment in Figure 1
		as the salt	as the acid	
Perfluoro-n-(¹³ C ₄)butanoic acid	MPFBA	2000		1
Perfluoro-n-(¹³ C ₅)pentanoic acid	M5PFPeA	1000		2
Perfluoro-n-(1,2,3,4,6- ¹³ C ₅)hexanoic acid	M5PFHxA	500		5
Perfluoro-n-(1,2,3,4- ¹³ C ₄)heptanoic acid	M4PFHpA	500		7
Perfluoro-n-(¹³ C ₈)octanoic acid	M8PFOA	500		10
Perfluoro-n-(¹³ C ₉)nonanoic acid	M9PFNA	250		11
Perfluoro-n-(1,2,3,4,5,6- ¹³ C ₆)decanoic acid	M6PFDA	250		14
Perfluoro-n-(1,2,3,4,5,6,7- ¹³ C ₇)undecanoic acid	M7PFUdA	250		18
Perfluoro-n-(1,2- ¹³ C ₂)dodecanoic acid	MPFDoA	250		19
Perfluoro-n-(1,2- ¹³ C ₂)tetradecanoic acid	M2PFTeDA	250		22
Perfluoro-1-(¹³ C ₈)octanesulfonamide	M8FOSA	500		17
N-methyl-d ₃ -perfluoro-1-octanesulfonamide	d-N-MeFOSA	500		21
N-ethyl-d ₅ -perfluoro-1-octanesulfonamide	d-N-EtFOSA	500		24
N-methyl-d ₃ -perfluoro-1-octanesulfonamidoacetic acid	d3-N-MeFOSAA	1000		15
N-ethyl-d ₅ -perfluoro-1-octanesulfonamidoacetic acid	d5-N-EtFOSAA	1000		16
2-(N-methyl-d ₃ -perfluoro-1-octanesulfonamido)ethan-d ₄ -ol	d7-N-MeFOSE	5000		20
2-(N-ethyl-d ₅ -perfluoro-1-octanesulfonamido)ethan-d ₄ -ol	d9-N-EtFOSE	5000		23
2,3,3,3-Tetrafluoro-2-(1,1,2,2,3,3,3-heptafluoropropoxy)(¹³ C ₃)propanoic acid	M3HFPO-DA	2000		6
Compound	Acronym	Concentration* (ng/mL)		Peak Assignment in Figure 1
		as the salt	as the acid	
Sodium perfluoro-1-(2,3,4- ¹³ C ₃)butanesulfonate	M3PFBS	500	466	3
Sodium perfluoro-1-(1,2,3- ¹³ C ₃)hexanesulfonate	M3PFHxS	500	474	8
Sodium perfluoro-1-(¹³ C ₈)octanesulfonate	M8PFOS	500	479	12
Sodium 1H,1H,2H,2H-perfluoro-(1,2- ¹³ C ₂)hexanesulfonate	M2-4:2FTS	1000	938	4
Sodium 1H,1H,2H,2H-perfluoro-(1,2- ¹³ C ₂)octanesulfonate	M2-6:2FTS	1000	951	9
Sodium 1H,1H,2H,2H-perfluoro-(1,2- ¹³ C ₂)decanesulfonate	M2-8:2FTS	1000	960	13

* Concentrations have been rounded to three significant figures.

Certified By: 
B.G. Chittim, General Manager

Date: 11/24/2022
(mm/dd/yyyy)