

DATA VALIDATION REPORT

**Red Hill Bulk Fuel Storage Facility
Joint Base Pearl Harbor-Hickam
CV 23F0104**

**SDG: 23A0002
APPL, INC.**

Prepared by
ENVIRONMENTAL DATA SERVICES, LTD.

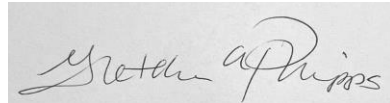
Prepared for
AECOM Environmental

FYj %Released: 01/3%/23


Data Validators and Peer Reviewers:




Diane Waldschmidt



Gretchen Phipps



Dina Manov



Larry Lewis



Paloma Hoelzle

EXECUTIVE NARRATIVE

Sample Delivery Group: 23A0002

Laboratory: APPL, Inc.

Site: Red Hill Bulk Storage Facility, CV 23F0104

Sampling dates: 12/29/2022

Number of Samples: 3

Test Method: USEPA Method 1633

Analysis: per- and polyfluoroalkyl substances (PFAS)

Quality Assurance Project Plan: Sampling and Analysis Plan, Investigation and Remediation of Releases and Groundwater Protection and Evaluation, Red Hill Bulk Fuel Storage Facility, Joint Base Pearl Harbor-Hickam, O'ahu, Hawai'i (Revision 01, April 2017); PFAS-Specific Sampling and Analysis plan, Red Hill Bulk Fuel Storage Facility, Adit 6, Joint Base Pearl Harbor-Hickam, O'Ahū, Hawai'i (November 30, 2022) (SAP).

Validation Guidelines: United States Department of Defense Data Validation Guidelines Module 6: Data Validation Procedure for Per- and Polyfluoroalkyl Substances analysis by QSM Table B-24, Environmental Data Quality Workgroup, October 18, 2022; United States Department of Defense (DOD) Environmental Data Quality Workgroup (EDQW), General Validation Guidelines, November 2019.

Client Sample Identification	Laboratory Sample Identification	Matrix	Validation Stage
AF-RHMW225401-WGN01B-2212W4	23A0002-01	groundwater	S2BVEM
AF-RHMW04-WGN01LF-2212W4	23A0002-02	groundwater	S2BVEM
AF-RHMW06-WGN01LF-2212W4	23A0002-03	groundwater	S2BVEM

Table 1 provides a summary of the major and minor data quality issues identified in this data set. All data are acceptable except those results which have been qualified with "X", rejected. Data validation qualifiers along with associated descriptions are provided in Table 2. All data qualification related to this group of samples is detailed on the attached sheets.

All data users should note two facts. First, an "X" flag means that the associated value is unusable due to significant quality control (QC) problems, the data is invalid and provides no information as to whether the compound is present or not. "X" values should not appear on any data tables even as a last resort. Second, no analyte concentration, even if it passed all QC tests, is guaranteed to be accurate. Strict QC serves to increase confidence in data, but any value potentially contains error.

DATA ASSESSMENT

1. NARRATIVE AND COMPLETENESS REVIEW

The case narrative was reviewed, and the data package was checked for completeness. No discrepancies were noted.

2. SAMPLE DELIVERY AND CONDITION

The samples arrived at the laboratory in acceptable condition with the following exception. All samples were received at 17.7°C, greater than the method required temperature of 6°C. All results have been qualified "J" or "UJ" as appropriate on this basis.

Proper custody was documented.

3. HOLDING TIME

The amount of an analyte in a sample can change with time due to chemical instability, degradation, volatilization, etc. If the specified holding time is exceeded, the data may not be valid. Proper sample handling and preservation also play a role in the chemical stability of analytes in the sample matrix. If samples are not collected and stored using proper containers and/or preservatives, data may not be valid.

No problems were found for this criterion.

4. CALIBRATION

Satisfactory instrument calibration is established to ensure that the instrument can produce acceptable quantitative data. An initial calibration demonstrates that the instrument can give acceptable performance at the beginning of an experimental sequence. The continuing calibration checks document that the instrument is giving satisfactory daily performance. Additionally, a continuing calibration is analyzed at the end of each 12-hour analytical sequence, denoted as a "closing" calibration verification and ascertains acceptable performance at the conclusion of the analytical sequence.

A) Initial Calibration

Percent relative standard deviation (%RSD) is calculated from the initial calibration and is used to indicate stability of a specific compound over the calibration range.

An RSD value outside the initial calibration limit indicates the potential for quantitation errors. For this reason, all positive and non-detected results are qualified as estimated. Severe performance failures (RSD >30%) requires rejection of all results. The following QC criteria have been applied for this project: The %RSD of initial calibration must be <20%.

No problems were found for this criterion.

B) Continuing Calibration

The Percent Recovery (%R) for all target analytes in the continuing calibration must be within 70-130%. All initial calibration verification (ICV) and continuing calibration verification (CCV) %Rs were with acceptance limits with the following exceptions.

No problems were found for this criterion with the following exceptions.

The observed recoveries for PFDoS and 11CL-PF3OUDS were outside of acceptance limits for two CCVs associated with all samples in this sample delivery group (SDG). The results reported for the impacted analytes in the associated samples have been qualified estimated "UJ" on this basis.

C) Instrument Sensitivity Check

Prior to analysis an instrument sensitivity check (ISC) must be performed. The ISC must be at the limit of quantitation (LOQ). All analyte concentrations must be within $\pm 30\%$. Note: the laboratory reports refer to the ISC as Low-Concentration Calibration Verification (LCCV). The validator has determined that the LCCV in the laboratory's report is equivalent to the method required ISC.

No problems were found for this criterion with the following exceptions.

The observed recoveries for the analytes listed in the table below were outside of acceptance limits for the ISC associated with all samples in this SDG. The results reported for the impacted analytes in the associated samples have been qualified estimated "UJ" as appropriate on this basis.

PFTeDA	PFDoS	11CL-PF3OUDS	7:3FTCA
--------	-------	--------------	---------

5. BLANK CONTAMINATION

Quality assurance (QA) blanks, i.e., method, field, or rinse blanks are prepared to identify any contamination which may have been introduced into the samples during sample preparation or field activity. Method blanks measure laboratory contamination. Field and rinse blanks measure cross-contamination of samples during field operations. When an equipment blank, or lab blank has an analyte detection, then all associated field samples are qualified per validation guidance as appropriate.

A) Method blank contamination:

No problems were found for this criterion.

B) Instrument blank contamination:

No problems were found for this criterion.

B) Field/Equipment blank contamination:

No samples were submitted as equipment/field blanks in association with the samples in this SDG.

6. EXTRACTED INTERNAL STANDARDS

All samples are spiked with labeled standard compounds prior to sample preparation and analyses to evaluate overall laboratory performance and efficiency of the analytical technique. The reported project samples had observed surrogate recoveries within the established limits in all cases with the following exceptions.

No problems requiring result qualification were found for this criterion.

7. NON-EXTRACTED INTERNAL STANDARDS

Non-extracted internal standard peak areas are used to quantify extracted internal standard recoveries. The reported project samples had non-extracted internal standard area counts within the established limits in all cases with the following exceptions.

No problems were found for this criterion.

8. COMPOUND IDENTIFICATION

The project target analyte compounds are identified on the LC/MS/MS by using the analytes retention time (RT). The retention time of each target analyte should be within ± 0.4 minutes of the predicted retention. Target analyte detections should display a signal-to-noise of $\geq 3:1$, have proper peak integration, and display all ions at the correct retention times.

Target analyte detections should have passing ion ratios (50 - 150% of theoretical). Ion ratio failures could be caused by matrix interference and/or be the result of the presence of isomers in the sample at different ratios than the ratio of isomers present in the calibration standards.

Target compound identification was verified. No anomalies were identified with the following exception.

The transition mass ratio for PFHXA in sample AF-RHMW06-WGN01LF-2212W4 was outside the established ratio limit indicating some degree of uncertainty in the qualitative identification of the analyte. The result reported for the impacted analyte in the aforementioned sample has been qualified as estimated, "J" on this basis.

9. COMPOUND QUANTIFICATION

Target compound quantitation was not verified as part of the Level 2B data validation.

Manual integrations were not reviewed at the Stage 2B level.

10. MATRIX SPIKE/MATRIX SPIKE DUPLICATE RECOVERY

Matrix spike/matrix spike duplicate (MS/MSD) data are generated to determine the long-term precision and accuracy of the analytical method in various matrices. The MS/MSD data may be used in conjunction with other quality control criteria for additional qualification of data.

No samples were submitted for MS/MSD and/or matrix duplicate evaluation in association with this SDG.

11. FIELD DUPLICATES/ TRIPLICATES

Field duplicates may be taken and analyzed as an indication of overall precision. These analyses measure both field and laboratory precision. A control limit of $\leq 30\%$ for the Relative Percent Difference (RPD) for water samples and $\leq 50\%$ RPD for solid samples, shall be used when original and duplicate sample values are greater than or equal to the sample specific LOQ. For field duplicate analyses that do not meet the technical criteria, the action was applied to only the parent sample and its duplicate. A control limit of $\leq 35\%$ RSD was applied for field triplicate samples when original and triplicate sample values are greater than the sample specific LOQ. For field triplicate analyses that do not meet the technical criteria, the action was applied to only the parent sample, duplicate and triplicate.

No samples were submitted as field duplicates or triplicates in association with this SDG.

12. LABORATORY CONTROL SAMPLES

The Laboratory Control Sample (LCS) serves as a monitor of the overall performance of each step during the analysis, including the sample preparation. The LCS results are used to verify that the laboratory can perform the analysis in a clean matrix. Note: in addition to the standard LCS the laboratory has also provided a second LCS referred to as the MRL check in the laboratory report. The validator has determined that the MRL check in the laboratory's report is equivalent to the required low level LCS.

No problems requiring result qualification were found for this criterion.

13. DILUTIONS, RE-EXTRACTIONS & REANALYSIS

Samples may be re-analyzed for dilution, re-extraction and for other QC reasons. In such cases, the best result values are used.

Samples were re-extracted and/or reanalyzed in several cases to confirm quality control results or bring analytes into calibration range. Upon review, the laboratory reported the best and final result.

14. SYSTEM PERFORMANCE AND OVERALL ASSESSMENT

Overall, the laboratory data generated met the project goals and quality control criteria, with the exceptions identified in this report and as summarized in Table 1.

**Table 1
Review Elements Summary**

	Were acceptance criteria met?		
	Yes	No	
		Major	Minor
Per-fluorinated Compounds			
Holding Time/Sample Handling			x
Method Blanks	x		
Instrument Blanks	x		
Field Blanks	NA		
Calibration Percent Relative Standard Deviation and Percent Difference			x
Instrument Sensitivity Check			x
Extracted Internal Standards	x		
Non-Extracted Internal Standards	x		
Compound Identification			x
Matrix Spike/Matrix Spike Duplicate	NA		
Laboratory Control Sample	x		
Other Quality Control Data out of Specification	x		
Field Duplicate / Triplicate	NA		

Major= Major data quality issue identified resulting in rejection of data.

Minor= Minor data quality issue identified resulting in the qualification of data. Data qualification should be used to inform the data users of data limitations.

NA = Not applicable

**Table 2
Data Validation Qualifiers**

Data Qualifier	Definition
U	The analyte was analyzed for but was not detected above the level of the reported sample quantitation limit.
J	The result is an estimated quantity. The associated numerical value is the approximate concentration of the analyte in the sample.
J+	The result is an estimated quantity, but the result may be biased high.
J-	The result is an estimated quantity, but the result may be biased low.
UJ	The analyte was analyzed for but was not detected. The reported quantitation limit is approximate and may be inaccurate or imprecise.
X	The sample results (including non-detects) were affected by serious deficiencies in the ability to analyze the sample and to meet published method and project quality control criteria. The presence or absence of the analyte cannot be substantiated by the data provided.
R	The data are unusable. The sample results are rejected due to serious deficiencies in meeting QC criteria. The analyte may or may not be present in the sample.

**Table 3
PFAS Definitions Table**

NO	CAS #	Target Name	Target Abbreviation
1	763051-92-9	11-Chloroeicosafluoro-3-oxaundecane-1-sulfonic acid	11Cl-PF3OUdS
2	914637-49-3	2H,2H,3H,3H-Perfluorooctanoic acid	5:3FTCA
3	812-70-4	3-Perfluoroheptyl propanoic acid	7:3FTCA
4	356-02-5	3-Perfluoropropyl propanoic acid	3:3FTCA
5	919005-14-4	4,8-Dioxa-3H-perfluorononanoic acid	ADONA
6	757124-72-4	4:2 Fluorotelomer sulfonic acid	4:2 FTS
7	27619-97-2	6:2 Fluorotelomer sulfonic acid	6:2 FTS
8	39108-34-4	8:2 Fluorotelomer sulfonic acid	8:2 FTS
9	756426-58-1	9-Chlorohexadecafluoro-3-oxanone-1-sulfonic acid	9Cl-PF3ONS
10	13252-13-6	Hexafluoropropylene oxide dimer acid	HFPO-DA
11	4151-50-2	N-Ethyl perfluorooctanesulfonamide	NEtFOSA
12	2991-50-6	N-Ethyl perfluorooctanesulfonamidoacetic acid	NEtFOSAA
13	1691-99-2	N-Ethyl perfluorooctanesulfonamidoethanol	NEtFOSE
14	31506-32-8	N-Methyl heptadecafluorooctanesulfonamide	NMeFOSA
15	2355-31-9	N-Methyl perfluorooctanesulfonamidoacetic acid	NMeFOSAA
16	24448-09-7	N-Methyl perfluorooctanesulfonamidoethanol	NMeFOSE
17	151772-58-6	Nonafluoro-3,6-dioxaheptanoic acid	NFDHA
18	113507-82-7	Perfluoro(2-ethoxyethane)sulfonic acid	PFEESA
19	377-73-1	Perfluoro-3-methoxypropanoic acid	PFMPA
20	863090-89-5	Perfluoro-4-methoxybutanoic acid	PFMBA
21	375-73-5	Perfluorobutanesulfonic acid	PFBASA
22	375-22-4	Perfluorobutanoic acid	PFBA
23	335-77-3	Perfluorodecanesulfonic acid	PFDS
24	335-76-2	Perfluorodecanoic acid	PFDA
25	79780-39-5	Perfluorododecanesulfonic acid	PFDoS
26	307-55-1	Perfluorododecanoic acid	PFDoA
27	375-92-8	Perfluoroheptanesulfonic acid	PFHpS
28	375-85-9	Perfluoroheptanoic acid	PFHpA
29	355-46-4	Perfluorohexanesulfonic acid	PFHXSA
30	307-24-4	Perfluorohexanoic acid	PFHxA
31	68259-12-1	Perfluorononanesulfonic acid	PFNS
32	375-95-1	Perfluorononanoic acid	PFNA
33	754-91-6	Perfluorooctanesulfonamide	PFOSA
34	1763-23-1	Perfluorooctanesulfonic acid	PFOS
35	335-67-1	Perfluorooctanoic acid	PFOA
36	2706-91-4	Perfluoropentanesulfonic acid	PFPeS
37	2706-90-3	Perfluoropentanoic acid	PFPeA
38	376-06-7	Perfluorotetradecanoic acid	PFTeDA
39	72629-94-8	Perfluorotridecanoic acid	PFTTrDA
40	2058-94-8	Perfluoroundecanoic acid	PFUnA

Data Qualification Reason Codes	
Reason Code	Reason Code Description
A	Serial dilution
A1	Ambient Blank
B	The analyte was found in an associated blank as well as in the sample.
B2	CCB
B3	CCB - Neg
B4	Grinding Blank
C	LCS Recovery
C1	Reference Recovery
C2	Reference Recovery RPD
D	MS RPD
D1	Lab Replicate RPD
D2	No precision available
D3	Field Duplicate RPD
D4	Field Triplicate RSD
D5	Laboratory Triplicate RSD
F	Field Blank
F1	Hydrocarbon pattern does not match standard
G1	Initial Calibration RRF
G2	Initial Calibration RSD/r²/r
G3	ICV RRF
H1	Test Hold Time
H2	Prep Hold Time
I	Surrogate recovery outside project limits.
J	CRA/CRI Recovery
K	An analyte (non-common laboratory artifact) was detected in the sample at a concentration less than 5X the concentration detected in the associated method blank.
L	Lab Blank
L1	Lab Blank - Neg
M	MS Recovery
M2	Post Spike
N	Blank - No Action
O	ICS
P	Sample preservation/collection requirement not met.
P1	Column RPD
P2	Improper preparation/extraction
Q	Encore sample holding time exceeded by more than 2X.
Q1	Material Blank

Q2	Encore sample holding time exceeded by less than 2X.
R	Exceeds Linear Calibration Range
S	Internal standard
T	Trip Blank
TI	Tentatively Identified Compound
TR	Trace Level Detect
U	Receipt Temperature
V	Equipment Blank
V1	ICV
V2	CCV
V3	CCV RRF
V4	Sample Receipt Condition
V5	Ending Continuing Calibration Verification
V6	Low Level Calibration Verification
V7	Interference Check Sample A
V8	Interference Check Sample AB
V9	Interference Check Sample A - Negative
W	Column breakdown (pesticides/8270)
X	Raised reporting limit
Y	Cooler temperature greater than 10 degreeec C.
Y1	False Positive
Y2	Data rejected due to radiological anomolies
Y3	Non-accredited analyte/compound. Accreditation not offered at time of analyses for the analyte/compound by the stated method and matrix.
Y4	Performance Check - Degradation of DDT
Y5	Extracted Internal Standard
Y6	Analyte not confirmed on second column.
Y7	Signal to Noise Ratio not met
Z	LCS RPD
Z1	Non-accredited analyte/compound
Z1	Data rejected, more valid data available.
Z2	Detection Level not met uncertainty greater than DL
Z4	MDA Greater than RDL.
Z5	Ion Ratio
Z6	Samples were analyzed past the 12 hour time period from the Tune or opening CCV.

Data Validation Worksheet

DATA VALIDATION PFAS

Module 6; PFAS by QSM Table 5-24; October 18, 2022

Validator: GAP

Reviewer: DM

Date Validated: 1/30/2023

Reviewed: 1/30/2023

Project: Red Hill

SDG: 23A0002

LAB: APPL

Samples Collected: 12/28/2023

3 GW

SAMPLE RECEIPT AND CASE NARRATIVE REVIEW

- ✓ Traffic reports, chain-of-custody forms or SDG narrative do not indicate any problems with sample receipt, condition of the samples, analytical problems or special circumstances affecting the quality of the data.
- ✓ AFFF samples are to be shipped in HDPE containers with an unlined cap
- ✓ Shipment temp 0-6°C: recommended to freeze tissue samples upon receipt
- ✓ If temp upon receipt is greater than 6°C J/UJ all

Received on 1/3 all cooler at 17.7C should be 6C per method 1633. J/UJ all results

HOLDING TIMES

- ✓ Recommended storage temp is $\leq -20^{\circ}\text{C}$
- ✓ Per method 1633: aqueous samples may be held in the lab for up to 90 days when stored at recommended temp and protected from light; when stored at 0-6 °C and protected from light samples can be held for up to 28 days (see method for additional details)
- ✓ Per method 1633: solid samples may be held in the lab for up to 90 days when stored at recommended temp or 0-6 °C (see method for additional details)
- ✓ Per method 1633: biosolid samples may be held in the lab for up to 90 days when stored at recommended temp or 0-6 °C; however, freezing is recommended (see method for additional details)
- ✓ Samples extracts should be stored at 0-4°C protected from light and analyzed within 90 days

- ✓ If hold time is exceeded qualify J/UJ
- ✓ If hold time is grossly exceeded (2X hold time) J/X

244 **Table II. Sample Storage and Holding Time Requirements**

Matrix Type	Stored at 0 - 6°C, protected from light		Stored at ≤ -20°C, protected from light	
	Holding Time	Caveat	Holding Time	Caveat
Aqueous	28 days	Precursor degradation occurs after 7 days	90 days	None
Solid and Tissue	90 days	Should be prepared as soon as possible if NFDHA is a target analyte	90 days	Should be prepared as soon as possible if NFDHA is a target analyte
Biosolid	90 days	Not recommended due to the production of gases due to microbiological activity	90 days	None

Samples collected 12/29/23

Extracted 1/9

Analyzed 1/11

All ok

Extracted Internal STANDARDS

- ✓ Added to all QC and field samples
- ✓ Recoveries are within the limits as defined in QAPP; otherwise QSM criteria (20-150%) should be used
- ✓ Detected for analytes qualified using an EIS percent recovery >200% should be qualified J-. Non-detects should not be qualified.
- ✓ If EIS recovery is <10%; associated detected and non-detects should be qualified X
- ✓ EIS retention times should be within 0.4 minutes of standard; use professional judgment to qualify

For Red Hill project(see Kristin's email on file in project folder 12/14/22 at 3:25pm)

For EIS %Rs >150% J- positive results, no action on non-detects

For EIS %Rs between lab limit of 20-150%; no action

For EIS %Rs <20% but >10%; J+ positive results, UJ non-detects

For EIS %Rs <10% X positive and non-detected (and recommend R of non-detected, J+ of positive results)

AF-RHMW225401-WGN01B-2212W4 (23A0002-01RE2)

13C2-4:2FTS 170↑ associated with 4:2 FTS ND no Q

AF-RHMW04-WGN01LF-2212W4 (23A0002-02RE2)

13C2-4:2FTS 179 ↑ associated with 4:2 FTS ND no Q

D5-NETFOSAA 162 ↑ associated with NETFOSAA 154↑ ND no Q

AF-RHMW06-WGN01LF-2212W4 (23A0002-03RE2)

13C2-4:2FTS 156↑ associated with 4:2 FTS ND no Q

D5-NETFOSAA 174 ↑ associated with NETFOSAA 154↑ ND no Q

NO ACTION TAKEN FOR %Rs OUT IN LCS OR BLANK

Non-Extracted Internal STANDARDS

- ✓ Used to quantify EIS
- ✓ If low are counts are reported (<30%) detected and non-detected should be qualified X

Laboratory Control Sample (LCS) and Low-Level Laboratory Control Sample (LLCS)

(MRL in APPL data package)

- ✓ LCMS Lab Control Recovery (Form III), Form I, prep log, run log
- ✓ LCS prepared, extracted, analyzed, and reported once for every 20 field samples of a similar matrix, per SDG.
- ✓ Laboratory Control Samples were analyzed for all the target analytes that the samples are analyzed for.
- ✓ Use limits as defined in QAPP; otherwise lab limits or QSM criteria of 40-150%.
- ✓ If LCS or LLLCS %R is > upper limit; qualify detects J+; no action on non-detected
- ✓ If LCS or LLLCS %R is < lower limit; qualify detected J- and non-detected X

Use lab limits (40-150) to evaluate
All 40 compounds included.

LCS ((BCA0118-BS1)	PFDoS ↑	213	ALL ND; NO ACTION
	11CL-PF3OUDS ↑	165	ALL ND; NO ACTION
MRL Check (BCA0118-MRL1)	PFDoS ↑	244	ALL ND; NO ACTION
	NETFOSE ↑	172	ALL ND; NO ACTION
	11CL-PF3OUDS	158	ALL ND; NO ACTION

MS/MSD and Matrix Duplicate

- ✓ LCMS Matrix Spike Recovery (Form III)
- ✓ The Matrix Spike Samples were spiked and analyzed for all the target analytes that the samples are analyzed for (Same analytes as LCS).
- ✓ Per module 6: MS and MSD are applicable where the spike concentration is a least 3 times greater than the native analyte concentration (**3X rule**)
- ✓ Use limits as defined in QAPP; otherwise lab limits or QSM criteria of 40-150%.
- ✓ If MS or MSD %R is > upper limit; qualify detects J+; no action on non-detected
- ✓ If MS or MSD %R is < lower limit but >10%; qualify detected J- and non-detected UJ
- ✓ If MS or MSD %R is < 10%; qualify detected J- and non-detected X
- ✓ If MS/MSD RPD is out; qualify detected J and non-detected UJ
- ✓ For matrix duplicate; for concentrations of analytes that are equal to or greater than the LOQ, the RPD must be ≤30%; if out qualified detected J; no action on non-detects

Use lab limits to evaluate
Sample: **None**

BLANKS

- ✓ LCMS Method Blank Summary (Form IV), method blank Form I, prep log, run log
- ✓ Frequency of Analysis: method blank has been analyzed for every 20 (or less) samples of similar matrix or concentration or each extraction batch.
- ✓ Continuing Calibration Blanks (Form I) and run log
- ✓ Frequency of Analysis: immediately following the highest standard analyzed and daily prior to sample analysis.
- ✓ Field/rinse blanks are non-detected for all analytes

312 **Table III: Sample Qualification in the Presence of Blank Contamination**

Row Number	Sample		
	Result	Validated Result	Validation Qualifier
1	Non-detect or detect \leq LOD	Report at LOD	U
2	> LOQ but \leq 5x blank	Report at Sample Result	J+
3	> LOQ and > 5x blank	Report at Sample Result	None

313 LOD = Limit of Detection

FB/EBs
NONE

Blank (BCA0118-BLK1) all ND

ICBs/CCBs see below

MASS CALIBRATION

- ✓ Verified to be ± 0.2 amu of true value

Bile Salt Interference Check and Qualitative Identification Standard

- ✓ Provided and requirements met
- ✓ See Module 6

acceptable

ICAL

- ✓ Initial Calibration Data Curve Evaluation (Form VI) and run log

- ✓ Lowest standard should be at or below LOQ
- ✓ %RSD <20% or relative standard error (RSE) <20%
- ✓ If %RSD > 20% but <30% J/UJ
- ✓ If %RSD >30% J/R

See below

INSTRUMENT PERFORMANCE CHECK PER DRAFT METHOD 1633 [LCV in APPL data package]

- ✓ Concentration equal to LOQ
- ✓ Analyzed after ICAL and daily before samples
- ✓ If not analyzed all associated data should be qualified X
- ✓ The %R for ICV and CCV 30%; if out >130% qualify positive J+ and nondetected UJ; if out <70% qualify positives J- and nondetects UJ
- ✓ Per module if gross exceedances of recoveries <50% or >150%; qualify all associate data X

CCAL

- ✓ Continuing Calibration Data (Form VII) and run log
- ✓ Continuing calibration standard analyzed on each working day, prior to sample analyses.
- ✓ Calibration verification/continuing calibration standard been analyzed after every 10 samples and at the end of each analytical sequence
- ✓ If not analyzed all associated data should be qualified X
- ✓ The %R for ICV and CCV 30%; if out >130% qualify positive J+ and nondetected UJ; if out <70% qualify positives J- and nondetects UJ
- ✓ Per module if gross exceedances of recoveries <50% or >150%; qualify all associate data X

LCV is the method required ISC

Instrument Saphira

1/9/2023 all %RSE <20%

Initial Cal Blank SC00101-ICB1 S2023-01-09B (9) 01/09/23 16:46 ALL ND
 Secondary Cal Check SC00101-SCV1 S2023-01-09B (10) 01/09/23 16:59 ALL OK

Calibration Blank SC00125-CCB1 S2023-01-11A (1) 01/11/23 10:51 ALL ND
 Low Cal Check SC00125-LCV1 S2023-01-11A (2) 01/11/23 11:04

PFTEDA	128%	%D>130%	FLAG UJ
PFDoS	210%	%D>130%	FLAG UJ
11CL-PF3OUDS	161%	%D>130%	FLAG UJ
7:3FTCA	65%	%R<70% but>50%	FLAG UJ

Calibration Check SC00125-CCV1 S2023-01-11A (3) 01/11/23 11:17 does not bracket samples
 PFDoS 241% %D>130%

11CL-PF3OUDS 173% %D>130%

Calibration Blank SC00125-CCB2 S2023-01-11A (4) 01/11/23 11:55 ALL ND

Calibration Check SC00125-CCV2 S2023-01-11A (29) 01/11/23 17:18
PFDoS 272% %D>130% FLAG UJ
11CL-PF3OUDS 197% %D>130% FLAG UJ

Calibration Blank SC00125-CCB3 S2023-01-11A (30) 01/11/23 17:30 ALL ND

All samples

Calibration Check SC00125-CCV3 S2023-01-11A (51) 01/11/23 22:01
PFDoS 276% %D>130% FLAG UJ
11CL-PF3OUDS 184% %D>130% FLAG UJ

Calibration Blank SC00125-CCB4 S2023-01-11A (52) 01/11/23 22:14 ALL ND

COMPOUND IDENTIFICATION

- ✓ RT within ± 0.4 RRT units (review for Level 4)
- ✓ S/N ration 3:1 (review for Level 4)
- ✓ Ion response ratio with $\pm 50\%$ (review for Level 2B)
- ✓ If ion ratio is outside limit; qualify J

Use J flag for module 6

Reason Code: Z5

AF-RHMW06-WGN01LF-2212W4
PFHXA OUT FLAG J

FIELD DUPLICATES

- ✓ Use QAPP defined criteria
- ✓ If outside acceptance criteria qualify J/UJ (MODULE FLAGS NONDETECTS TOO)

For field triplicates use 35% RSD per Kristin's email on file from 12/14/22

NONE

SEE FIELD DUPLICATE WORKSHEET

Data Validation Report for 23A0002

Facility: RH Fire Suppression System
Event: AFFF Assessment Sampling GW 2022 December
SDG: 23A0002
Guidance Document: RHS PFAS UFP-QAPP
Prime Contractor: AECOM, Honolulu, HI
Project Manager:
Contract Laboratory(ies): Agriculture & Priority Pollutants Laboratories, Inc.
Data Review Contractor:
Data Review Level:
Primary Data Reviewer: ,
Date Submitted:

Field Sample ID	Lab Sample ID	Matrix	Type/Type Code	E1633DR
AF-RHMW04-WGN01LF-2212W4	23A0002-02	Water	Field Sample/N	X
AF-RHMW06-WGN01LF-2212W4	23A0002-03	Water	Field Sample/N	X
AF-RHMW225401-WGN01B-2212W4	23A0002-01	Water	Field Sample/N	X

Data Validation Report for 23A0002

This report assesses the analytical data quality associated with the analyses listed on the preceding cover page at data validation level. This assessment has been made through a combination of automated data review (ADR) and supplemental manual review, the details of which are described below. The approach taken in the review of this data set is consistent with the requirements contained in the RHS PFAS UFP-QAPP and the additional guidance documents incorporated by reference to the extent possible. Where definitive guidance is not provided, results have been evaluated in a conservative manner using professional judgment.

Sample collection was managed and directed by AECOM, Honolulu, HI; analyses were performed by Agriculture & Priority Pollutants Laboratories, Inc. and were reported under sample delivery group (SDG) 23A0002. Data have been evaluated electronically based on electronic data deliverables (EDDs) provided by the laboratory, and hard copy data summary forms have also been reviewed during this effort and compared to the automated review output by the reviewers whose signatures appear on the following page. Findings based on the automated data submission and manual data verification processes are detailed in the ADR narrative and throughout this report.

All quality control (QC) elements associated with this SDG have been reviewed by a project chemist in accordance with the requirements defined for the project. This review is documented in the attached Data Review Checklists. The QC elements listed below were supported by the electronic deliverable and were evaluated using ADR processes.

- Extracted Internal Standard
- Lab Blank
- LCS Recovery
- Prep Hold Time
- Test Hold Time

Results of the ADR process were subsequently reviewed and updated as applicable by the data review chemists identified on the signature page. Quality control elements that were not included in the electronic deliverable were reviewed manually and findings are documented within this report. Summaries of findings and associated qualified results are documented throughout this report.

A total of 120 results (100.00%) out of the 120 results (sample and field QC samples) reported are qualified based on review and 0 results (0.00%) have been rejected or deemed a serious deficiency (X qualifier). Trace values, defined as results that are qualified as estimated because they fall between the detection limit and the reporting limit/limit of quantitation, are not counted as qualified results in the above count. The qualified results are detailed throughout this report and discussed in the narrative below, where appropriate.

Data Validation Report for 23A0002

Narrative Comments

Analytical Method	Data Reviewer Comment
-------------------	-----------------------

Reviewed by , ,

As the Reviewer, I certify that I have performed a data review process in accordance with the requirements of the project guidance document, and have compared the electronic data to the laboratory's hard copy report and have verified the consistency of the reported sample results and method quality control data between the two deliverables.

Data Validation Report for 23A0002

Quality Control Outliers for test method E1633DR, Extracted Internal Standard

Method performance for individual samples is demonstrated through spiking activities. All samples are spiked with internal standards compounds prior to sample preparation (EIS). The sample itself may produce effects due to such factors as interferences and high concentrations of analytes. Summary forms were evaluated and compared to electronic data deliverables. EIS results that were outside of the acceptance criteria are listed below.

Sample ID/ Lab Sample ID	Analyte	Result	Warning Limits	Control Limits	Units	Qualifier	Reason Code	Comment
AF-RHMW04-WGN01LF-2212W4 (N)	13C2-4:2 Fluorotelomer sulfonate (13C2-4:2 FTS)	179	20 - 150	10 - 150	percent	J/None	Y5	
AF-RHMW04-WGN01LF-2212W4 (N)	d5-N- Ethylperfluoro-1- octanesulfonamido acetic acid	161	20 - 150	10 - 150	percent	J/None	Y5	
AF-RHMW06-WGN01LF-2212W4 (N)	13C2-4:2 Fluorotelomer sulfonate (13C2-4:2 FTS)	156	20 - 150	10 - 150	percent	J/None	Y5	
AF-RHMW06-WGN01LF-2212W4 (N)	d5-N- Ethylperfluoro-1- octanesulfonamido acetic acid	174	20 - 150	10 - 150	percent	J/None	Y5	
AF-RHMW225401-WGN01B-2212W4 (N)	13C2-4:2 Fluorotelomer sulfonate (13C2-4:2 FTS)	170	20 - 150	10 - 150	percent	J/None	Y5	

Where two qualifiers are listed, such as 'J/UJ', the first applies to positive results, and the second to non-detect results. Upper and Lower Warning and Control Limits are abbreviated UWL, LWL, UCL, and LCL in the Comment field.

No results associated with this QC element required qualification.

Data Validation Report for 23A0002

Quality Control Outliers for test method E1633DR, LCS Recovery

The laboratory control sample/laboratory control sample duplicate (LCS/LCSD) serves as a monitor of the overall performance of each step during the analysis, including the sample preparation. Reported results were evaluated to determine compliance with the required acceptance criteria, and summary forms were evaluated and compared to electronic data deliverables. Findings of this review, and any associated qualified results, are listed below.

Sample ID/ Lab Sample ID	Analyte	Result	Warning Limits	Control Limits	Units	Qualifier	Reason Code	Comment
BCA0118-BS1 (BS)	11- Chloroeicosafluoro -3-oxaundecane-1- sulfonic acid (11Cl-PF3OUdS)	165	40 - 150	40 - 150	percent	J/None	C	
BCA0118-BS1 (BS)	Perfluorododecane sulfonic acid (PFDoS)	213	40 - 150	40 - 150	percent	J/None	C	

Where two qualifiers are listed, such as 'J/UJ', the first applies to positive results, and the second to non-detect results. Upper and Lower Warning and Control Limits are abbreviated UWL, LWL, UCL, and LCL in the Comment field.

No results associated with this QC element required qualification.

Data Validation Report for 23A0002

Quality Control Outliers for test method E1633DR, Prep Hold Time

Hold times are ascertained based on project requirements. Holding times were determined by comparing the chain of custody records with the dates of extraction found in the electronic data deliverable and laboratory summary forms. Findings of this review, and any associated qualified results, are listed below.

Sample ID/ Lab Sample ID	Analyte	Result	Warning Limits	Control Limits	Units	Qualifier	Reason Code	Comment
AF-RHMW04-WGN01LF-2212W4 (N)	N-Ethyl perfluorooctanesul fonamidoacetic acid (NEtFOSAA)	11.2	< 7	< 14	days	J/UJ	H2	Prep Exceeds UWL
AF-RHMW04-WGN01LF-2212W4 (N)	N-Ethyl perfluorooctanesul fonamidoethanol (NEtFOSE)	11.2	< 7	< 14	days	J/UJ	H2	Prep Exceeds UWL
AF-RHMW04-WGN01LF-2212W4 (N)	N-Methyl perfluorooctanesul fonamidoacetic acid (NMeFOSAA)	11.2	< 7	< 14	days	J/UJ	H2	Prep Exceeds UWL
AF-RHMW04-WGN01LF-2212W4 (N)	N-Methyl perfluorooctanesul fonamidoethanol (NMeFOSE)	11.2	< 7	< 14	days	J/UJ	H2	Prep Exceeds UWL
AF-RHMW06-WGN01LF-2212W4 (N)	N-Ethyl perfluorooctanesul fonamidoacetic acid (NEtFOSAA)	11.2	< 7	< 14	days	J/UJ	H2	Prep Exceeds UWL
AF-RHMW06-WGN01LF-2212W4 (N)	N-Ethyl perfluorooctanesul fonamidoethanol (NEtFOSE)	11.2	< 7	< 14	days	J/UJ	H2	Prep Exceeds UWL
AF-RHMW06-WGN01LF-2212W4 (N)	N-Methyl perfluorooctanesul fonamidoacetic acid (NMeFOSAA)	11.2	< 7	< 14	days	J/UJ	H2	Prep Exceeds UWL
AF-RHMW06-WGN01LF-2212W4 (N)	N-Methyl perfluorooctanesul fonamidoethanol (NMeFOSE)	11.2	< 7	< 14	days	J/UJ	H2	Prep Exceeds UWL
AF-RHMW225401-WGN01B-2212W4 (N)	N-Ethyl perfluorooctanesul fonamidoacetic acid (NEtFOSAA)	11.2	< 7	< 14	days	J/UJ	H2	Prep Exceeds UWL
AF-RHMW225401-WGN01B-2212W4 (N)	N-Ethyl perfluorooctanesul fonamidoethanol (NEtFOSE)	11.2	< 7	< 14	days	J/UJ	H2	Prep Exceeds UWL
AF-RHMW225401-WGN01B-2212W4 (N)	N-Methyl perfluorooctanesul fonamidoacetic acid (NMeFOSAA)	11.2	< 7	< 14	days	J/UJ	H2	Prep Exceeds UWL
AF-RHMW225401-WGN01B-2212W4 (N)	N-Methyl perfluorooctanesul fonamidoethanol (NMeFOSE)	11.2	< 7	< 14	days	J/UJ	H2	Prep Exceeds UWL

Where two qualifiers are listed, such as 'J/UJ', the first applies to positive results, and the second to non-detect results. Upper and Lower Warning and Control Limits are abbreviated UWL, LWL, UCL, and LCL in the Comment field.

Data Validation Report for 23A0002

No results associated with this QC element required qualification.

Data Validation Report for 23A0002

Table of All Qualified Results

Test Method: E1633DR		Extraction Method: METHOD						
FieldSample ID / LabSample ID	Type	Analyte	LOQ	Lab Result	Qualified Result	Bias	Units	Reason
AF-RHMW04-WGN01LF-2212W4 23A0002-02	N	11-Chloroeicosafluoro-3-oxaundecane-1-sulfonic acid (11Cl-PF3OUdS)	0.770	0.380 U	0.380 UJ		ng/l	U/V2/V6
AF-RHMW04-WGN01LF-2212W4 23A0002-02	N	2H,2H,3H,3H-Perfluorooctanoic acid (5:3FTCA)	1.50	0.770 U	0.770 UJ		ng/l	U
AF-RHMW04-WGN01LF-2212W4 23A0002-02	N	3-Perfluoroheptyl propanoic acid (7:3FTCA)	1.50	0.770 U	0.770 UJ		ng/l	U/V6
AF-RHMW04-WGN01LF-2212W4 23A0002-02	N	3-Perfluoropropyl propanoic acid (3:3FTCA)	1.50	0.770 U	0.770 UJ		ng/l	U
AF-RHMW04-WGN01LF-2212W4 23A0002-02	N	4,8-Dioxa-3H-perfluorononanoic acid (ADONA)	0.770	0.380 U	0.380 UJ		ng/l	U
AF-RHMW04-WGN01LF-2212W4 23A0002-02	N	4:2 Fluorotelomer sulfonic acid (4:2 FTS)	1.50	0.770 U	0.770 UJ		ng/l	U
AF-RHMW04-WGN01LF-2212W4 23A0002-02	N	6:2 Fluorotelomer sulfonic acid (6:2 FTS)	1.50	0.770 U	0.770 UJ		ng/l	U
AF-RHMW04-WGN01LF-2212W4 23A0002-02	N	8:2 Fluorotelomer sulfonic acid (8:2 FTS)	1.50	0.770 U	0.770 UJ		ng/l	U
AF-RHMW04-WGN01LF-2212W4 23A0002-02	N	9-Chlorohexadecafluoro-3-oxanone-1-sulfonic acid (9Cl-PF3ONS)	0.770	0.380 U	0.380 UJ		ng/l	U
AF-RHMW04-WGN01LF-2212W4 23A0002-02	N	Hexafluoropropylene oxide dimer acid (HFPO-DA)	0.770	0.380 U	0.380 UJ		ng/l	U
AF-RHMW04-WGN01LF-2212W4 23A0002-02	N	N-Ethyl perfluorooctanesulfonamide (NEtFOSA)	1.50	0.770 U	0.770 UJ		ng/l	U
AF-RHMW04-WGN01LF-2212W4 23A0002-02	N	N-Ethyl perfluorooctanesulfonamide acetic acid (NEtFOSAA)	0.380	0.190 U	0.190 UJ		ng/l	U
AF-RHMW04-WGN01LF-2212W4 23A0002-02	N	N-Ethyl perfluorooctanesulfonamide ethanol (NEtFOSE)	1.50	1.20 U	1.20 UJ		ng/l	U
AF-RHMW04-WGN01LF-2212W4 23A0002-02	N	N-Methyl heptadecafluorooctanesulfonamide (NMeFOSA)	1.50	0.770 U	0.770 UJ		ng/l	U
AF-RHMW04-WGN01LF-2212W4 23A0002-02	N	N-Methyl perfluorooctanesulfonamide acetic acid (NMeFOSAA)	0.380	0.190 U	0.190 UJ		ng/l	U
AF-RHMW04-WGN01LF-2212W4 23A0002-02	N	N-Methyl perfluorooctanesulfonamide ethanol (NMeFOSE)	1.50	1.20 U	1.20 UJ		ng/l	U
AF-RHMW04-WGN01LF-2212W4 23A0002-02	N	Nonafluoro-3,6-dioxaheptanoic acid (NFDHA)	0.770	0.380 U	0.380 UJ		ng/l	U
AF-RHMW04-WGN01LF-2212W4 23A0002-02	N	Perfluoro(2-ethoxyethane)sulfonic acid (PFEESA)	0.770	0.380 U	0.380 UJ		ng/l	U

Data Validation Report for 23A0002

Table of All Qualified Results

Test Method: E1633DR		Extraction Method: METHOD						
FieldSample ID / LabSample ID	Type	Analyte	LOQ	Lab Result	Qualified Result	Bias	Units	Reason
AF-RHMW04-WGN01LF-2212W4 23A0002-02	N	Perfluoro-3-methoxypropanoic acid (PFMPA)	0.770	0.380 U	0.380 UJ		ng/l	U
AF-RHMW04-WGN01LF-2212W4 23A0002-02	N	Perfluoro-4-methoxybutanoic acid (PFMBA)	0.770	0.380 U	0.380 UJ		ng/l	U
AF-RHMW04-WGN01LF-2212W4 23A0002-02	N	Perfluorobutanesulfonic acid	0.380	0.190 U	0.190 UJ		ng/l	U
AF-RHMW04-WGN01LF-2212W4 23A0002-02	N	Perfluorobutanoic acid (PFBA)	1.50	0.770 U	0.770 UJ		ng/l	U
AF-RHMW04-WGN01LF-2212W4 23A0002-02	N	Perfluorodecanesulfonic acid (PFDS)	0.380	0.190 U	0.190 UJ		ng/l	U
AF-RHMW04-WGN01LF-2212W4 23A0002-02	N	Perfluorodecanoic acid (PFDA)	0.380	0.190 U	0.190 UJ		ng/l	U
AF-RHMW04-WGN01LF-2212W4 23A0002-02	N	Perfluorododecanesulfonic acid (PFDoS)	0.380	0.190 U	0.190 UJ		ng/l	U/V2/V6
AF-RHMW04-WGN01LF-2212W4 23A0002-02	N	Perfluorododecanoic acid (PFDoA)	0.380	0.190 U	0.190 UJ		ng/l	U
AF-RHMW04-WGN01LF-2212W4 23A0002-02	N	Perfluoroheptanesulfonic acid (PFHpS)	0.380	0.190 U	0.190 UJ		ng/l	U
AF-RHMW04-WGN01LF-2212W4 23A0002-02	N	Perfluoroheptanoic acid (PFHpA)	0.380	0.190 U	0.190 UJ		ng/l	U
AF-RHMW04-WGN01LF-2212W4 23A0002-02	N	Perfluorohexanesulfonic acid	0.380	0.190 U	0.190 UJ		ng/l	U
AF-RHMW04-WGN01LF-2212W4 23A0002-02	N	Perfluorohexanoic acid (PFHxA)	0.380	0.190 U	0.190 UJ		ng/l	U
AF-RHMW04-WGN01LF-2212W4 23A0002-02	N	Perfluorononanesulfonic acid (PFNS)	0.380	0.190 U	0.190 UJ		ng/l	U
AF-RHMW04-WGN01LF-2212W4 23A0002-02	N	Perfluorononanoic acid (PFNA)	0.380	0.190 U	0.190 UJ		ng/l	U
AF-RHMW04-WGN01LF-2212W4 23A0002-02	N	Perfluorooctanesulfonamide (PFOSA)	0.380	0.190 U	0.190 UJ		ng/l	U
AF-RHMW04-WGN01LF-2212W4 23A0002-02	N	Perfluorooctanesulfonic acid (PFOS)	0.380	0.190 U	0.190 UJ		ng/l	U
AF-RHMW04-WGN01LF-2212W4 23A0002-02	N	Perfluorooctanoic acid (PFOA)	0.380	0.200 FJ	0.200 J		ng/l	TR/U
AF-RHMW04-WGN01LF-2212W4 23A0002-02	N	Perfluoropentanesulfonic acid (PFPeS)	0.380	0.190 U	0.190 UJ		ng/l	U
AF-RHMW04-WGN01LF-2212W4 23A0002-02	N	Perfluoropentanoic acid (PFPeA)	0.770	0.380 U	0.380 UJ		ng/l	U

Data Validation Report for 23A0002

Table of All Qualified Results

Test Method: E1633DR		Extraction Method: METHOD						
FieldSample ID / LabSample ID	Type	Analyte	LOQ	Lab Result	Qualified Result	Bias	Units	Reason
AF-RHMW04-WGN01LF-2212W4 23A0002-02	N	Perfluorotetradecanoic acid (PFTeDA)	0.380	0.190 U	0.190 UJ		ng/l	U/V6
AF-RHMW04-WGN01LF-2212W4 23A0002-02	N	Perfluorotridecanoic acid (PFTrDA)	0.380	0.290 U	0.290 UJ		ng/l	U
AF-RHMW04-WGN01LF-2212W4 23A0002-02	N	Perfluoroundecanoic acid (PFUnA)	0.380	0.190 U	0.190 UJ		ng/l	U
AF-RHMW06-WGN01LF-2212W4 23A0002-03	N	11-Chloroeicosafuoro-3-oxaundecane-1-sulfonic acid (11Cl-PF3OUdS)	0.700	0.350 U	0.350 UJ		ng/l	U/V2/V6
AF-RHMW06-WGN01LF-2212W4 23A0002-03	N	2H,2H,3H,3H-Perfluorooctanoic acid (5:3FTCA)	1.40	0.700 U	0.700 UJ		ng/l	U
AF-RHMW06-WGN01LF-2212W4 23A0002-03	N	3-Perfluoroheptyl propanoic acid (7:3FTCA)	1.40	0.700 U	0.700 UJ		ng/l	U/V6
AF-RHMW06-WGN01LF-2212W4 23A0002-03	N	3-Perfluoropropyl propanoic acid (3:3FTCA)	1.40	0.700 U	0.700 UJ		ng/l	U
AF-RHMW06-WGN01LF-2212W4 23A0002-03	N	4,8-Dioxa-3H-perfluorononanoic acid (ADONA)	0.700	0.350 U	0.350 UJ		ng/l	U
AF-RHMW06-WGN01LF-2212W4 23A0002-03	N	4:2 Fluorotelomer sulfonic acid (4:2 FTS)	1.40	0.700 U	0.700 UJ		ng/l	U
AF-RHMW06-WGN01LF-2212W4 23A0002-03	N	6:2 Fluorotelomer sulfonic acid (6:2 FTS)	1.40	0.600 FJ	0.600 J		ng/l	TR/U
AF-RHMW06-WGN01LF-2212W4 23A0002-03	N	8:2 Fluorotelomer sulfonic acid (8:2 FTS)	1.40	0.700 U	0.700 UJ		ng/l	U
AF-RHMW06-WGN01LF-2212W4 23A0002-03	N	9-Chlorohexadecafluoro-3-oxanone-1-sulfonic acid (9Cl-PF3ONS)	0.700	0.350 U	0.350 UJ		ng/l	U
AF-RHMW06-WGN01LF-2212W4 23A0002-03	N	Hexafluoropropylene oxide dimer acid (HFPO-DA)	0.700	0.350 U	0.350 UJ		ng/l	U
AF-RHMW06-WGN01LF-2212W4 23A0002-03	N	N-Ethyl perfluorooctanesulfonamide (NEtFOSA)	1.40	0.700 U	0.700 UJ		ng/l	U
AF-RHMW06-WGN01LF-2212W4 23A0002-03	N	N-Ethyl perfluorooctanesulfonamide acetic acid (NEtFOSAA)	0.350	0.180 U	0.180 UJ		ng/l	U
AF-RHMW06-WGN01LF-2212W4 23A0002-03	N	N-Ethyl perfluorooctanesulfonamide ethanol (NEtFOSE)	1.40	1.10 U	1.10 UJ		ng/l	U
AF-RHMW06-WGN01LF-2212W4 23A0002-03	N	N-Methyl heptadecafluorooctanesulfonamide (NMeFOSA)	1.40	0.700 U	0.700 UJ		ng/l	U
AF-RHMW06-WGN01LF-2212W4 23A0002-03	N	N-Methyl perfluorooctanesulfonamide acetic acid (NMeFOSAA)	0.350	0.180 U	0.180 UJ		ng/l	U
AF-RHMW06-WGN01LF-2212W4 23A0002-03	N	N-Methyl perfluorooctanesulfonamide ethanol (NMeFOSE)	1.40	1.10 U	1.10 UJ		ng/l	U

Data Validation Report for 23A0002

Table of All Qualified Results

Test Method: E1633DR		Extraction Method: METHOD						
FieldSample ID / LabSample ID	Type	Analyte	LOQ	Lab Result	Qualified Result	Bias	Units	Reason
AF-RHMW06-WGN01LF-2212W4 23A0002-03	N	Nonafluoro-3,6-dioxaheptanoic acid (NFDHA)	0.700	0.350 U	0.350 UJ		ng/l	U
AF-RHMW06-WGN01LF-2212W4 23A0002-03	N	Perfluoro(2-ethoxyethane)sulfonic acid (PFEESA)	0.700	0.350 U	0.350 UJ		ng/l	U
AF-RHMW06-WGN01LF-2212W4 23A0002-03	N	Perfluoro-3-methoxypropanoic acid (PFMPA)	0.700	0.350 U	0.350 UJ		ng/l	U
AF-RHMW06-WGN01LF-2212W4 23A0002-03	N	Perfluoro-4-methoxybutanoic acid (PFMBA)	0.700	0.350 U	0.350 UJ		ng/l	U
AF-RHMW06-WGN01LF-2212W4 23A0002-03	N	Perfluorobutanesulfonic acid	0.350	0.180 U	0.180 UJ		ng/l	U
AF-RHMW06-WGN01LF-2212W4 23A0002-03	N	Perfluorobutanoic acid (PFBA)	1.40	0.700 U	0.700 UJ		ng/l	U
AF-RHMW06-WGN01LF-2212W4 23A0002-03	N	Perfluorodecanesulfonic acid (PFDS)	0.350	0.180 U	0.180 UJ		ng/l	U
AF-RHMW06-WGN01LF-2212W4 23A0002-03	N	Perfluorodecanoic acid (PFDA)	0.350	0.180 U	0.180 UJ		ng/l	U
AF-RHMW06-WGN01LF-2212W4 23A0002-03	N	Perfluorododecanesulfonic acid (PFDoS)	0.350	0.180 U	0.180 UJ		ng/l	U/V2/V6
AF-RHMW06-WGN01LF-2212W4 23A0002-03	N	Perfluorododecanoic acid (PFDoA)	0.350	0.180 U	0.180 UJ		ng/l	U
AF-RHMW06-WGN01LF-2212W4 23A0002-03	N	Perfluoroheptanesulfonic acid (PFHpS)	0.350	0.180 U	0.180 UJ		ng/l	U
AF-RHMW06-WGN01LF-2212W4 23A0002-03	N	Perfluoroheptanoic acid (PFHpA)	0.350	0.540	0.540 J		ng/l	U
AF-RHMW06-WGN01LF-2212W4 23A0002-03	N	Perfluorohexanesulfonic acid	0.350	0.180 U	0.180 UJ		ng/l	U
AF-RHMW06-WGN01LF-2212W4 23A0002-03	N	Perfluorohexanoic acid (PFHxA)	0.350	0.200 FI J	0.200 J		ng/l	TR/U/Z5
AF-RHMW06-WGN01LF-2212W4 23A0002-03	N	Perfluorononanesulfonic acid (PFNS)	0.350	0.180 U	0.180 UJ		ng/l	U
AF-RHMW06-WGN01LF-2212W4 23A0002-03	N	Perfluorononanoic acid (PFNA)	0.350	0.180 U	0.180 UJ		ng/l	U
AF-RHMW06-WGN01LF-2212W4 23A0002-03	N	Perfluorooctanesulfonamide (PFOSA)	0.350	0.180 U	0.180 UJ		ng/l	U
AF-RHMW06-WGN01LF-2212W4 23A0002-03	N	Perfluorooctanesulfonic acid (PFOS)	0.350	0.180 U	0.180 UJ		ng/l	U
AF-RHMW06-WGN01LF-2212W4 23A0002-03	N	Perfluorooctanoic acid (PFOA)	0.350	0.130 UFJ	0.130 J		ng/l	TR/U

Data Validation Report for 23A0002

Table of All Qualified Results

Test Method: E1633DR		Extraction Method: METHOD						
FieldSample ID / LabSample ID	Type	Analyte	LOQ	Lab Result	Qualified Result	Bias	Units	Reason
AF-RHMW06-WGN01LF-2212W4 23A0002-03	N	Perfluoropentanesulfonic acid (PFPeS)	0.350	0.180 U	0.180 UJ		ng/l	U
AF-RHMW06-WGN01LF-2212W4 23A0002-03	N	Perfluoropentanoic acid (PFPeA)	0.700	0.320 FJ	0.320 J		ng/l	TR/U
AF-RHMW06-WGN01LF-2212W4 23A0002-03	N	Perfluorotetradecanoic acid (PFTeDA)	0.350	0.180 U	0.180 UJ		ng/l	U/V6
AF-RHMW06-WGN01LF-2212W4 23A0002-03	N	Perfluorotridecanoic acid (PFTrDA)	0.350	0.260 U	0.260 UJ		ng/l	U
AF-RHMW06-WGN01LF-2212W4 23A0002-03	N	Perfluoroundecanoic acid (PFUnA)	0.350	0.180 U	0.180 UJ		ng/l	U
AF-RHMW225401-WGN01B-2212W4 23A0002-01	N	11-Chloroeicosafluoro-3-oxaundecane-1-sulfonic acid (11Cl-PF3OUdS)	0.710	0.360 U	0.360 UJ		ng/l	U/V2/V6
AF-RHMW225401-WGN01B-2212W4 23A0002-01	N	2H,2H,3H,3H-Perfluorooctanoic acid (5:3FTCA)	1.40	0.710 U	0.710 UJ		ng/l	U
AF-RHMW225401-WGN01B-2212W4 23A0002-01	N	3-Perfluoroheptyl propanoic acid (7:3FTCA)	1.40	0.710 U	0.710 UJ		ng/l	U/V6
AF-RHMW225401-WGN01B-2212W4 23A0002-01	N	3-Perfluoropropyl propanoic acid (3:3FTCA)	1.40	0.710 U	0.710 UJ		ng/l	U
AF-RHMW225401-WGN01B-2212W4 23A0002-01	N	4,8-Dioxa-3H-perfluorononanoic acid (ADONA)	0.710	0.360 U	0.360 UJ		ng/l	U
AF-RHMW225401-WGN01B-2212W4 23A0002-01	N	4:2 Fluorotelomer sulfonic acid (4:2 FTS)	1.40	0.710 U	0.710 UJ		ng/l	U
AF-RHMW225401-WGN01B-2212W4 23A0002-01	N	6:2 Fluorotelomer sulfonic acid (6:2 FTS)	1.40	0.710 U	0.710 UJ		ng/l	U
AF-RHMW225401-WGN01B-2212W4 23A0002-01	N	8:2 Fluorotelomer sulfonic acid (8:2 FTS)	1.40	0.710 U	0.710 UJ		ng/l	U
AF-RHMW225401-WGN01B-2212W4 23A0002-01	N	9-Chlorohexadecafluoro-3-oxanone-1-sulfonic acid (9Cl-PF3ONS)	0.710	0.360 U	0.360 UJ		ng/l	U
AF-RHMW225401-WGN01B-2212W4 23A0002-01	N	Hexafluoropropylene oxide dimer acid (HFPO-DA)	0.710	0.360 U	0.360 UJ		ng/l	U
AF-RHMW225401-WGN01B-2212W4 23A0002-01	N	N-Ethyl perfluorooctanesulfonamide (NEtFOSA)	1.40	0.710 U	0.710 UJ		ng/l	U
AF-RHMW225401-WGN01B-2212W4 23A0002-01	N	N-Ethyl perfluorooctanesulfonamide acetic acid (NEtFOSAA)	0.360	0.180 U	0.180 UJ		ng/l	U
AF-RHMW225401-WGN01B-2212W4 23A0002-01	N	N-Ethyl perfluorooctanesulfonamide ethanol (NEtFOSE)	1.40	1.10 U	1.10 UJ		ng/l	U
AF-RHMW225401-WGN01B-2212W4 23A0002-01	N	N-Methyl heptadecafluorooctanesulfonamide (NMeFOSA)	1.40	0.710 U	0.710 UJ		ng/l	U

Data Validation Report for 23A0002

Table of All Qualified Results

Test Method: E1633DR		Extraction Method: METHOD						
FieldSample ID / LabSample ID	Type	Analyte	LOQ	Lab Result	Qualified Result	Bias	Units	Reason
AF-RHMW225401-WGN01B-2212W4 23A0002-01	N	N-Methyl perfluorooctanesulfonamid oacetic acid (NMeFOSAA)	0.360	0.180 U	0.180 UJ		ng/l	U
AF-RHMW225401-WGN01B-2212W4 23A0002-01	N	N-Methyl perfluorooctanesulfonamid oethanol (NMeFOSE)	1.40	1.10 U	1.10 UJ		ng/l	U
AF-RHMW225401-WGN01B-2212W4 23A0002-01	N	Nonafluoro-3,6-dioxaheptanoic acid (NFDHA)	0.710	0.360 U	0.360 UJ		ng/l	U
AF-RHMW225401-WGN01B-2212W4 23A0002-01	N	Perfluoro(2-ethoxyethane)sulfonic acid (PFEESA)	0.710	0.360 U	0.360 UJ		ng/l	U
AF-RHMW225401-WGN01B-2212W4 23A0002-01	N	Perfluoro-3-methoxypropanoic acid (PFMPA)	0.710	0.360 U	0.360 UJ		ng/l	U
AF-RHMW225401-WGN01B-2212W4 23A0002-01	N	Perfluoro-4-methoxybutanoic acid (PFMBA)	0.710	0.360 U	0.360 UJ		ng/l	U
AF-RHMW225401-WGN01B-2212W4 23A0002-01	N	Perfluorobutanesulfonic acid	0.360	0.770	0.770 J		ng/l	U
AF-RHMW225401-WGN01B-2212W4 23A0002-01	N	Perfluorobutanoic acid (PFBA)	1.40	0.710 FJ	0.710 J		ng/l	TR/U
AF-RHMW225401-WGN01B-2212W4 23A0002-01	N	Perfluorodecanesulfonic acid (PFDS)	0.360	0.180 U	0.180 UJ		ng/l	U
AF-RHMW225401-WGN01B-2212W4 23A0002-01	N	Perfluorodecanoic acid (PFDA)	0.360	0.180 U	0.180 UJ		ng/l	U
AF-RHMW225401-WGN01B-2212W4 23A0002-01	N	Perfluorododecanesulfonic acid (PFDoS)	0.360	0.180 U	0.180 UJ		ng/l	U/V2/V6
AF-RHMW225401-WGN01B-2212W4 23A0002-01	N	Perfluorododecanoic acid (PFDoA)	0.360	0.180 U	0.180 UJ		ng/l	U
AF-RHMW225401-WGN01B-2212W4 23A0002-01	N	Perfluoroheptanesulfonic acid (PFHpS)	0.360	0.0610 FJ	0.0610 J		ng/l	TR/U
AF-RHMW225401-WGN01B-2212W4 23A0002-01	N	Perfluoroheptanoic acid (PFHpA)	0.360	1.10	1.10 J		ng/l	U
AF-RHMW225401-WGN01B-2212W4 23A0002-01	N	Perfluorohexanesulfonic acid	0.360	1.40	1.40 J		ng/l	U
AF-RHMW225401-WGN01B-2212W4 23A0002-01	N	Perfluorohexanoic acid (PFHxA)	0.360	1.20	1.20 J		ng/l	U
AF-RHMW225401-WGN01B-2212W4 23A0002-01	N	Perfluorononanesulfonic acid (PFNS)	0.360	0.180 U	0.180 UJ		ng/l	U
AF-RHMW225401-WGN01B-2212W4 23A0002-01	N	Perfluorononanoic acid (PFNA)	0.360	0.200 FJ	0.200 J		ng/l	TR/U
AF-RHMW225401-WGN01B-2212W4 23A0002-01	N	Perfluorooctanesulfonamide (PFOSA)	0.360	0.180 U	0.180 UJ		ng/l	U

Data Validation Report for 23A0002

Table of All Qualified Results

Test Method: E1633DR		Extraction Method: METHOD						
FieldSample ID / LabSample ID	Type	Analyte	LOQ	Lab Result	Qualified Result	Bias	Units	Reason
AF-RHMW225401-WGN01B-2212W4 23A0002-01	N	Perfluorooctanesulfonic acid (PFOS)	0.360	0.890 MI	0.890 J		ng/l	U
AF-RHMW225401-WGN01B-2212W4 23A0002-01	N	Perfluorooctanoic acid (PFOA)	0.360	1.20	1.20 J		ng/l	U
AF-RHMW225401-WGN01B-2212W4 23A0002-01	N	Perfluoropentanesulfonic acid (PFPeS)	0.360	0.230 FJ	0.230 J		ng/l	TR/U
AF-RHMW225401-WGN01B-2212W4 23A0002-01	N	Perfluoropentanoic acid (PFPeA)	0.710	1.50	1.50 J		ng/l	U
AF-RHMW225401-WGN01B-2212W4 23A0002-01	N	Perfluorotetradecanoic acid (PFTeDA)	0.360	0.180 U	0.180 UJ		ng/l	U/V6
AF-RHMW225401-WGN01B-2212W4 23A0002-01	N	Perfluorotridecanoic acid (PFTrDA)	0.360	0.270 U	0.270 UJ		ng/l	U
AF-RHMW225401-WGN01B-2212W4 23A0002-01	N	Perfluoroundecanoic acid (PFUnA)	0.360	0.180 U	0.180 UJ		ng/l	U

Analytes not found in project samples are reported as not detected at the limit of detection (LOD) unless blank contamination occurs and then the sample may be reported as not detected at the (LOQ) based on the sample concentration.

In instances where no LOD is provided, results are reported down to the LOQ.

Trace values are not included in the qualified results table unless additional reason codes are associated.

Data Validation Report for 23A0002

Table of Results with Modified Qualifiers

Modified Qualifiers for test method E1633DR							
FieldSample ID / LabSample ID	Type	Analyte	LOQ	Lab Result	ADR Result	Modified Result	Reason
AF-RHMW04-WGN01LF-2212W4 23A0002-02	N	11-Chloroeicosafluoro-3-oxaundecane-1-sulfonic acid (11Cl-PF3OUdS)	0.770	0.380 U	0.380 U	0.380 UJ	U/V2/V6
AF-RHMW04-WGN01LF-2212W4 23A0002-02	N	2H,2H,3H,3H-Perfluorooctanoic acid (5:3FTCA)	1.50	0.770 U	0.770 U	0.770 UJ	U
AF-RHMW04-WGN01LF-2212W4 23A0002-02	N	3-Perfluoroheptyl propanoic acid (7:3FTCA)	1.50	0.770 U	0.770 U	0.770 UJ	U/V6
AF-RHMW04-WGN01LF-2212W4 23A0002-02	N	3-Perfluoropropyl propanoic acid (3:3FTCA)	1.50	0.770 U	0.770 U	0.770 UJ	U
AF-RHMW04-WGN01LF-2212W4 23A0002-02	N	4,8-Dioxa-3H-perfluorononanoic acid (ADONA)	0.770	0.380 U	0.380 U	0.380 UJ	U
AF-RHMW04-WGN01LF-2212W4 23A0002-02	N	4:2 Fluorotelomer sulfonic acid (4:2 FTS)	1.50	0.770 U	0.770 U	0.770 UJ	U
AF-RHMW04-WGN01LF-2212W4 23A0002-02	N	6:2 Fluorotelomer sulfonic acid (6:2 FTS)	1.50	0.770 U	0.770 U	0.770 UJ	U
AF-RHMW04-WGN01LF-2212W4 23A0002-02	N	8:2 Fluorotelomer sulfonic acid (8:2 FTS)	1.50	0.770 U	0.770 U	0.770 UJ	U
AF-RHMW04-WGN01LF-2212W4 23A0002-02	N	9-Chlorohexadecafluoro-3-oxanone-1-sulfonic acid (9Cl-PF3ONS)	0.770	0.380 U	0.380 U	0.380 UJ	U
AF-RHMW04-WGN01LF-2212W4 23A0002-02	N	Hexafluoropropylene oxide dimer acid (HFPO-DA)	0.770	0.380 U	0.380 U	0.380 UJ	U
AF-RHMW04-WGN01LF-2212W4 23A0002-02	N	N-Ethyl perfluorooctanesulfonamide (NEtFOSA)	1.50	0.770 U	0.770 U	0.770 UJ	U
AF-RHMW04-WGN01LF-2212W4 23A0002-02	N	N-Ethyl perfluorooctanesulfonamide acetic acid (NEtFOSAA)	0.380	0.190 U	0.190 UJ	0.190 UJ	U
AF-RHMW04-WGN01LF-2212W4 23A0002-02	N	N-Ethyl perfluorooctanesulfonamide ethanol (NEtFOSE)	1.50	1.20 U	1.20 UJ	1.20 UJ	U
AF-RHMW04-WGN01LF-2212W4 23A0002-02	N	N-Methyl heptadecafluorooctanesulfonamide (NMeFOSA)	1.50	0.770 U	0.770 U	0.770 UJ	U
AF-RHMW04-WGN01LF-2212W4 23A0002-02	N	N-Methyl perfluorooctanesulfonamide acetic acid (NMeFOSAA)	0.380	0.190 U	0.190 UJ	0.190 UJ	U
AF-RHMW04-WGN01LF-2212W4 23A0002-02	N	N-Methyl perfluorooctanesulfonamide ethanol (NMeFOSE)	1.50	1.20 U	1.20 UJ	1.20 UJ	U
AF-RHMW04-WGN01LF-2212W4 23A0002-02	N	Nonafluoro-3,6-dioxaheptanoic acid (NFDHA)	0.770	0.380 U	0.380 U	0.380 UJ	U
AF-RHMW04-WGN01LF-2212W4 23A0002-02	N	Perfluoro(2-ethoxyethane)sulfonic acid (PFEESA)	0.770	0.380 U	0.380 U	0.380 UJ	U

Data Validation Report for 23A0002

Table of Results with Modified Qualifiers

Modified Qualifiers for test method E1633DR							
FieldSample ID / LabSample ID	Type	Analyte	LOQ	Lab Result	ADR Result	Modified Result	Reason
AF-RHMW04-WGN01LF-2212W4 23A0002-02	N	Perfluoro-3-methoxypropanoic acid (PFMPA)	0.770	0.380 U	0.380 U	0.380 UJ	U
AF-RHMW04-WGN01LF-2212W4 23A0002-02	N	Perfluoro-4-methoxybutanoic acid (PFMBA)	0.770	0.380 U	0.380 U	0.380 UJ	U
AF-RHMW04-WGN01LF-2212W4 23A0002-02	N	Perfluorobutanesulfonic acid	0.380	0.190 U	0.190 U	0.190 UJ	U
AF-RHMW04-WGN01LF-2212W4 23A0002-02	N	Perfluorobutanoic acid (PFBA)	1.50	0.770 U	0.770 U	0.770 UJ	U
AF-RHMW04-WGN01LF-2212W4 23A0002-02	N	Perfluorodecanesulfonic acid (PFDS)	0.380	0.190 U	0.190 U	0.190 UJ	U
AF-RHMW04-WGN01LF-2212W4 23A0002-02	N	Perfluorodecanoic acid (PFDA)	0.380	0.190 U	0.190 U	0.190 UJ	U
AF-RHMW04-WGN01LF-2212W4 23A0002-02	N	Perfluorododecanesulfonic acid (PFDoS)	0.380	0.190 U	0.190 U	0.190 UJ	U/V2/V6
AF-RHMW04-WGN01LF-2212W4 23A0002-02	N	Perfluorododecanoic acid (PFDoA)	0.380	0.190 U	0.190 U	0.190 UJ	U
AF-RHMW04-WGN01LF-2212W4 23A0002-02	N	Perfluoroheptanesulfonic acid (PFHpS)	0.380	0.190 U	0.190 U	0.190 UJ	U
AF-RHMW04-WGN01LF-2212W4 23A0002-02	N	Perfluoroheptanoic acid (PFHpA)	0.380	0.190 U	0.190 U	0.190 UJ	U
AF-RHMW04-WGN01LF-2212W4 23A0002-02	N	Perfluorohexanesulfonic acid	0.380	0.190 U	0.190 U	0.190 UJ	U
AF-RHMW04-WGN01LF-2212W4 23A0002-02	N	Perfluorohexanoic acid (PFHxA)	0.380	0.190 U	0.190 U	0.190 UJ	U
AF-RHMW04-WGN01LF-2212W4 23A0002-02	N	Perfluorononanesulfonic acid (PFNS)	0.380	0.190 U	0.190 U	0.190 UJ	U
AF-RHMW04-WGN01LF-2212W4 23A0002-02	N	Perfluorononanoic acid (PFNA)	0.380	0.190 U	0.190 U	0.190 UJ	U
AF-RHMW04-WGN01LF-2212W4 23A0002-02	N	Perfluorooctanesulfonamide (PFOSA)	0.380	0.190 U	0.190 U	0.190 UJ	U
AF-RHMW04-WGN01LF-2212W4 23A0002-02	N	Perfluorooctanesulfonic acid (PFOS)	0.380	0.190 U	0.190 U	0.190 UJ	U
AF-RHMW04-WGN01LF-2212W4 23A0002-02	N	Perfluorooctanoic acid (PFOA)	0.380	0.200 FJ	0.200 J	0.200 J	TR/U
AF-RHMW04-WGN01LF-2212W4 23A0002-02	N	Perfluoropentanesulfonic acid (PFPeS)	0.380	0.190 U	0.190 U	0.190 UJ	U
AF-RHMW04-WGN01LF-2212W4 23A0002-02	N	Perfluoropentanoic acid (PFPeA)	0.770	0.380 U	0.380 U	0.380 UJ	U

Data Validation Report for 23A0002

Table of Results with Modified Qualifiers

Modified Qualifiers for test method E1633DR							
FieldSample ID / LabSample ID	Type	Analyte	LOQ	Lab Result	ADR Result	Modified Result	Reason
AF-RHMW04-WGN01LF-2212W4 23A0002-02	N	Perfluorotetradecanoic acid (PFTeDA)	0.380	0.190 U	0.190 U	0.190 UJ	U/V6
AF-RHMW04-WGN01LF-2212W4 23A0002-02	N	Perfluorotridecanoic acid (PFTTrDA)	0.380	0.290 U	0.290 U	0.290 UJ	U
AF-RHMW04-WGN01LF-2212W4 23A0002-02	N	Perfluoroundecanoic acid (PFUnA)	0.380	0.190 U	0.190 U	0.190 UJ	U
AF-RHMW06-WGN01LF-2212W4 23A0002-03	N	11-Chloroeicosafuoro-3-oxaundecane-1-sulfonic acid (11Cl-PF3OUdS)	0.700	0.350 U	0.350 U	0.350 UJ	U/V2/V6
AF-RHMW06-WGN01LF-2212W4 23A0002-03	N	2H,2H,3H,3H-Perfluorooctanoic acid (5:3FTCA)	1.40	0.700 U	0.700 U	0.700 UJ	U
AF-RHMW06-WGN01LF-2212W4 23A0002-03	N	3-Perfluoroheptyl propanoic acid (7:3FTCA)	1.40	0.700 U	0.700 U	0.700 UJ	U/V6
AF-RHMW06-WGN01LF-2212W4 23A0002-03	N	3-Perfluoropropyl propanoic acid (3:3FTCA)	1.40	0.700 U	0.700 U	0.700 UJ	U
AF-RHMW06-WGN01LF-2212W4 23A0002-03	N	4,8-Dioxa-3H-perfluorononanoic acid (ADONA)	0.700	0.350 U	0.350 U	0.350 UJ	U
AF-RHMW06-WGN01LF-2212W4 23A0002-03	N	4:2 Fluorotelomer sulfonic acid (4:2 FTS)	1.40	0.700 U	0.700 U	0.700 UJ	U
AF-RHMW06-WGN01LF-2212W4 23A0002-03	N	6:2 Fluorotelomer sulfonic acid (6:2 FTS)	1.40	0.600 FJ	0.600 J	0.600 J	TR/U
AF-RHMW06-WGN01LF-2212W4 23A0002-03	N	8:2 Fluorotelomer sulfonic acid (8:2 FTS)	1.40	0.700 U	0.700 U	0.700 UJ	U
AF-RHMW06-WGN01LF-2212W4 23A0002-03	N	9-Chlorohexadecafluoro-3-oxanone-1-sulfonic acid (9Cl-PF3ONS)	0.700	0.350 U	0.350 U	0.350 UJ	U
AF-RHMW06-WGN01LF-2212W4 23A0002-03	N	Hexafluoropropylene oxide dimer acid (HFPO-DA)	0.700	0.350 U	0.350 U	0.350 UJ	U
AF-RHMW06-WGN01LF-2212W4 23A0002-03	N	N-Ethyl perfluorooctanesulfonamide (NEtFOSA)	1.40	0.700 U	0.700 U	0.700 UJ	U
AF-RHMW06-WGN01LF-2212W4 23A0002-03	N	N-Ethyl perfluorooctanesulfonamide acetic acid (NEtFOSAA)	0.350	0.180 U	0.180 UJ	0.180 UJ	U
AF-RHMW06-WGN01LF-2212W4 23A0002-03	N	N-Ethyl perfluorooctanesulfonamide ethanol (NEtFOSE)	1.40	1.10 U	1.10 UJ	1.10 UJ	U
AF-RHMW06-WGN01LF-2212W4 23A0002-03	N	N-Methyl heptadecafluorooctanesulfonamide (NMeFOSA)	1.40	0.700 U	0.700 U	0.700 UJ	U
AF-RHMW06-WGN01LF-2212W4 23A0002-03	N	N-Methyl perfluorooctanesulfonamide acetic acid (NMeFOSAA)	0.350	0.180 U	0.180 UJ	0.180 UJ	U
AF-RHMW06-WGN01LF-2212W4 23A0002-03	N	N-Methyl perfluorooctanesulfonamide ethanol (NMeFOSE)	1.40	1.10 U	1.10 UJ	1.10 UJ	U

Data Validation Report for 23A0002

Table of Results with Modified Qualifiers

Modified Qualifiers for test method E1633DR

FieldSample ID / LabSample ID	Type	Analyte	LOQ	Lab Result	ADR Result	Modified Result	Reason
AF-RHMW06-WGN01LF-2212W4 23A0002-03	N	Nonafluoro-3,6-dioxaheptanoic acid (NFDHA)	0.700	0.350 U	0.350 U	0.350 UJ	U
AF-RHMW06-WGN01LF-2212W4 23A0002-03	N	Perfluoro(2-ethoxyethane)sulfonic acid (PFEESA)	0.700	0.350 U	0.350 U	0.350 UJ	U
AF-RHMW06-WGN01LF-2212W4 23A0002-03	N	Perfluoro-3-methoxypropanoic acid (PFMPA)	0.700	0.350 U	0.350 U	0.350 UJ	U
AF-RHMW06-WGN01LF-2212W4 23A0002-03	N	Perfluoro-4-methoxybutanoic acid (PFMBA)	0.700	0.350 U	0.350 U	0.350 UJ	U
AF-RHMW06-WGN01LF-2212W4 23A0002-03	N	Perfluorobutanesulfonic acid	0.350	0.180 U	0.180 U	0.180 UJ	U
AF-RHMW06-WGN01LF-2212W4 23A0002-03	N	Perfluorobutanoic acid (PFBA)	1.40	0.700 U	0.700 U	0.700 UJ	U
AF-RHMW06-WGN01LF-2212W4 23A0002-03	N	Perfluorodecanesulfonic acid (PFDS)	0.350	0.180 U	0.180 U	0.180 UJ	U
AF-RHMW06-WGN01LF-2212W4 23A0002-03	N	Perfluorodecanoic acid (PFDA)	0.350	0.180 U	0.180 U	0.180 UJ	U
AF-RHMW06-WGN01LF-2212W4 23A0002-03	N	Perfluorododecanesulfonic acid (PFDoS)	0.350	0.180 U	0.180 U	0.180 UJ	U/V2/V6
AF-RHMW06-WGN01LF-2212W4 23A0002-03	N	Perfluorododecanoic acid (PFDoA)	0.350	0.180 U	0.180 U	0.180 UJ	U
AF-RHMW06-WGN01LF-2212W4 23A0002-03	N	Perfluoroheptanesulfonic acid (PFHpS)	0.350	0.180 U	0.180 U	0.180 UJ	U
AF-RHMW06-WGN01LF-2212W4 23A0002-03	N	Perfluoroheptanoic acid (PFHpA)	0.350	0.540	0.540	0.540 J	U
AF-RHMW06-WGN01LF-2212W4 23A0002-03	N	Perfluorohexanesulfonic acid	0.350	0.180 U	0.180 U	0.180 UJ	U
AF-RHMW06-WGN01LF-2212W4 23A0002-03	N	Perfluorohexanoic acid (PFHxA)	0.350	0.200 FI J	0.200 J	0.200 J	TR/U/Z5
AF-RHMW06-WGN01LF-2212W4 23A0002-03	N	Perfluorononanesulfonic acid (PFNS)	0.350	0.180 U	0.180 U	0.180 UJ	U
AF-RHMW06-WGN01LF-2212W4 23A0002-03	N	Perfluorononanoic acid (PFNA)	0.350	0.180 U	0.180 U	0.180 UJ	U
AF-RHMW06-WGN01LF-2212W4 23A0002-03	N	Perfluorooctanesulfonamide (PFOSA)	0.350	0.180 U	0.180 U	0.180 UJ	U
AF-RHMW06-WGN01LF-2212W4 23A0002-03	N	Perfluorooctanesulfonic acid (PFOS)	0.350	0.180 U	0.180 U	0.180 UJ	U
AF-RHMW06-WGN01LF-2212W4 23A0002-03	N	Perfluorooctanoic acid (PFOA)	0.350	0.130 UFJ	0.130 J	0.130 J	TR/U

Data Validation Report for 23A0002

Table of Results with Modified Qualifiers

Modified Qualifiers for test method E1633DR							
FieldSample ID / LabSample ID	Type	Analyte	LOQ	Lab Result	ADR Result	Modified Result	Reason
AF-RHMW06-WGN01LF-2212W4 23A0002-03	N	Perfluoropentanesulfonic acid (PFPeS)	0.350	0.180 U	0.180 U	0.180 UJ	U
AF-RHMW06-WGN01LF-2212W4 23A0002-03	N	Perfluoropentanoic acid (PFPeA)	0.700	0.320 FJ	0.320 J	0.320 J	TR/U
AF-RHMW06-WGN01LF-2212W4 23A0002-03	N	Perfluorotetradecanoic acid (PFTeDA)	0.350	0.180 U	0.180 U	0.180 UJ	U/V6
AF-RHMW06-WGN01LF-2212W4 23A0002-03	N	Perfluorotridecanoic acid (PFTrDA)	0.350	0.260 U	0.260 U	0.260 UJ	U
AF-RHMW06-WGN01LF-2212W4 23A0002-03	N	Perfluoroundecanoic acid (PFUnA)	0.350	0.180 U	0.180 U	0.180 UJ	U
AF-RHMW225401-WGN01B-2212W4 23A0002-01	N	11-Chloroeicosafluoro-3-oxaundecane-1-sulfonic acid (11Cl-PF3OUdS)	0.710	0.360 U	0.360 U	0.360 UJ	U/V2/V6
AF-RHMW225401-WGN01B-2212W4 23A0002-01	N	2H,2H,3H,3H-Perfluorooctanoic acid (5:3FTCA)	1.40	0.710 U	0.710 U	0.710 UJ	U
AF-RHMW225401-WGN01B-2212W4 23A0002-01	N	3-Perfluoroheptyl propanoic acid (7:3FTCA)	1.40	0.710 U	0.710 U	0.710 UJ	U/V6
AF-RHMW225401-WGN01B-2212W4 23A0002-01	N	3-Perfluoropropyl propanoic acid (3:3FTCA)	1.40	0.710 U	0.710 U	0.710 UJ	U
AF-RHMW225401-WGN01B-2212W4 23A0002-01	N	4,8-Dioxa-3H-perfluorononanoic acid (ADONA)	0.710	0.360 U	0.360 U	0.360 UJ	U
AF-RHMW225401-WGN01B-2212W4 23A0002-01	N	4:2 Fluorotelomer sulfonic acid (4:2 FTS)	1.40	0.710 U	0.710 U	0.710 UJ	U
AF-RHMW225401-WGN01B-2212W4 23A0002-01	N	6:2 Fluorotelomer sulfonic acid (6:2 FTS)	1.40	0.710 U	0.710 U	0.710 UJ	U
AF-RHMW225401-WGN01B-2212W4 23A0002-01	N	8:2 Fluorotelomer sulfonic acid (8:2 FTS)	1.40	0.710 U	0.710 U	0.710 UJ	U
AF-RHMW225401-WGN01B-2212W4 23A0002-01	N	9-Chlorohexadecafluoro-3-oxanone-1-sulfonic acid (9Cl-PF3ONS)	0.710	0.360 U	0.360 U	0.360 UJ	U
AF-RHMW225401-WGN01B-2212W4 23A0002-01	N	Hexafluoropropylene oxide dimer acid (HFPO-DA)	0.710	0.360 U	0.360 U	0.360 UJ	U
AF-RHMW225401-WGN01B-2212W4 23A0002-01	N	N-Ethyl perfluorooctanesulfonamide (NEtFOSA)	1.40	0.710 U	0.710 U	0.710 UJ	U
AF-RHMW225401-WGN01B-2212W4 23A0002-01	N	N-Ethyl perfluorooctanesulfonamide acetic acid (NEtFOSAA)	0.360	0.180 U	0.180 UJ	0.180 UJ	U
AF-RHMW225401-WGN01B-2212W4 23A0002-01	N	N-Ethyl perfluorooctanesulfonamide ethanol (NEtFOSE)	1.40	1.10 U	1.10 UJ	1.10 UJ	U
AF-RHMW225401-WGN01B-2212W4 23A0002-01	N	N-Methyl heptadecafluorooctanesulfonamide (NMeFOSA)	1.40	0.710 U	0.710 U	0.710 UJ	U

Data Validation Report for 23A0002

Table of Results with Modified Qualifiers

Modified Qualifiers for test method E1633DR							
FieldSample ID / LabSample ID	Type	Analyte	LOQ	Lab Result	ADR Result	Modified Result	Reason
AF-RHMW225401-WGN01B-2212W4 23A0002-01	N	N-Methyl perfluorooctanesulfonamid oacetic acid (NMeFOSAA)	0.360	0.180 U	0.180 UJ	0.180 UJ	U
AF-RHMW225401-WGN01B-2212W4 23A0002-01	N	N-Methyl perfluorooctanesulfonamid oethanol (NMeFOSE)	1.40	1.10 U	1.10 UJ	1.10 UJ	U
AF-RHMW225401-WGN01B-2212W4 23A0002-01	N	Nonafluoro-3,6-dioxaheptanoic acid (NFDHA)	0.710	0.360 U	0.360 U	0.360 UJ	U
AF-RHMW225401-WGN01B-2212W4 23A0002-01	N	Perfluoro(2-ethoxyethane)sulfonic acid (PFEEESA)	0.710	0.360 U	0.360 U	0.360 UJ	U
AF-RHMW225401-WGN01B-2212W4 23A0002-01	N	Perfluoro-3-methoxypropanoic acid (PFMPA)	0.710	0.360 U	0.360 U	0.360 UJ	U
AF-RHMW225401-WGN01B-2212W4 23A0002-01	N	Perfluoro-4-methoxybutanoic acid (PFMBA)	0.710	0.360 U	0.360 U	0.360 UJ	U
AF-RHMW225401-WGN01B-2212W4 23A0002-01	N	Perfluorobutanesulfonic acid	0.360	0.770	0.770	0.770 J	U
AF-RHMW225401-WGN01B-2212W4 23A0002-01	N	Perfluorobutanoic acid (PFBA)	1.40	0.710 FJ	0.710 J	0.710 J	TR/U
AF-RHMW225401-WGN01B-2212W4 23A0002-01	N	Perfluorodecanesulfonic acid (PFDS)	0.360	0.180 U	0.180 U	0.180 UJ	U
AF-RHMW225401-WGN01B-2212W4 23A0002-01	N	Perfluorodecanoic acid (PFDA)	0.360	0.180 U	0.180 U	0.180 UJ	U
AF-RHMW225401-WGN01B-2212W4 23A0002-01	N	Perfluorododecanesulfonic acid (PFDoS)	0.360	0.180 U	0.180 U	0.180 UJ	U/V2/V6
AF-RHMW225401-WGN01B-2212W4 23A0002-01	N	Perfluorododecanoic acid (PFDoA)	0.360	0.180 U	0.180 U	0.180 UJ	U
AF-RHMW225401-WGN01B-2212W4 23A0002-01	N	Perfluoroheptanesulfonic acid (PFHpS)	0.360	0.0610 FJ	0.0610 J	0.0610 J	TR/U
AF-RHMW225401-WGN01B-2212W4 23A0002-01	N	Perfluoroheptanoic acid (PFHpA)	0.360	1.10	1.10	1.10 J	U
AF-RHMW225401-WGN01B-2212W4 23A0002-01	N	Perfluorohexanesulfonic acid	0.360	1.40	1.40	1.40 J	U
AF-RHMW225401-WGN01B-2212W4 23A0002-01	N	Perfluorohexanoic acid (PFHxA)	0.360	1.20	1.20	1.20 J	U
AF-RHMW225401-WGN01B-2212W4 23A0002-01	N	Perfluoronanesulfonic acid (PFNS)	0.360	0.180 U	0.180 U	0.180 UJ	U
AF-RHMW225401-WGN01B-2212W4 23A0002-01	N	Perfluoronanoic acid (PFNA)	0.360	0.200 FJ	0.200 J	0.200 J	TR/U
AF-RHMW225401-WGN01B-2212W4 23A0002-01	N	Perfluorooctanesulfonamide (PFOSA)	0.360	0.180 U	0.180 U	0.180 UJ	U

Data Validation Report for 23A0002

Table of Results with Modified Qualifiers

Modified Qualifiers for test method E1633DR

FieldSample ID / LabSample ID	Type	Analyte	LOQ	Lab Result	ADR Result	Modified Result	Reason
AF-RHMW225401-WGN01B-2212W4 23A0002-01	N	Perfluorooctanesulfonic acid (PFOS)	0.360	0.890 MI	0.890	0.890 J	U
AF-RHMW225401-WGN01B-2212W4 23A0002-01	N	Perfluorooctanoic acid (PFOA)	0.360	1.20	1.20	1.20 J	U
AF-RHMW225401-WGN01B-2212W4 23A0002-01	N	Perfluoropentanesulfonic acid (PFPeS)	0.360	0.230 FJ	0.230 J	0.230 J	TR/U
AF-RHMW225401-WGN01B-2212W4 23A0002-01	N	Perfluoropentanoic acid (PFPeA)	0.710	1.50	1.50	1.50 J	U
AF-RHMW225401-WGN01B-2212W4 23A0002-01	N	Perfluorotetradecanoic acid (PFTeDA)	0.360	0.180 U	0.180 U	0.180 UJ	U/V6
AF-RHMW225401-WGN01B-2212W4 23A0002-01	N	Perfluorotridecanoic acid (PFTrDA)	0.360	0.270 U	0.270 U	0.270 UJ	U
AF-RHMW225401-WGN01B-2212W4 23A0002-01	N	Perfluoroundecanoic acid (PFUnA)	0.360	0.180 U	0.180 U	0.180 UJ	U

Analytes not found in project samples are reported as not detected at the limit of detection (LOD) unless blank contamination occurs and then the sample may be reported as not detected at the (LOQ) based on the sample concentration. In instances where no LOD is provided, results are reported down to the LOQ. Trace values are not included in the qualified results table unless additional reason codes are associated.

Reason Code Definitions

Code	Definition
C	LCS Recovery
H2	Prep Hold Time
TR	Trace Level Detect
U	Receipt Temperature
V2	CCV
V6	Low Level Calibration Verification
Y5	Extracted Internal Standard
Z5	Ion Ratio

Flag Code and Definitions

Flag	Definition
J	Estimated Value
N	The analysis indicates the presence of an analyte for which there was presumptive evidence to make a tentative identification.
NJ	The analyte has been tentatively identified or presumptively as present and the associated numerical value was the estimated concentration in the sample.
R	The data are rejected due to deficiencies in meeting QC criteria and may not be used for decision making.
U	Undetected: The analyte was analyzed for, but not detected.
UJ	The analyte was not detected; however, the result is estimated due to discrepancies in meeting certain analyte-specific quality control criteria.
X	Result may require rejection; PDT attention required

Data Validation Report for 23A0002

Bias

-
- | | |
|---|-------------------------------|
| - | The result may be biased low |
| + | The result may be biased high |
-

Note - The bias field is a separate field; however, it is an integral part of the final flag (qualifier) on the sample result
